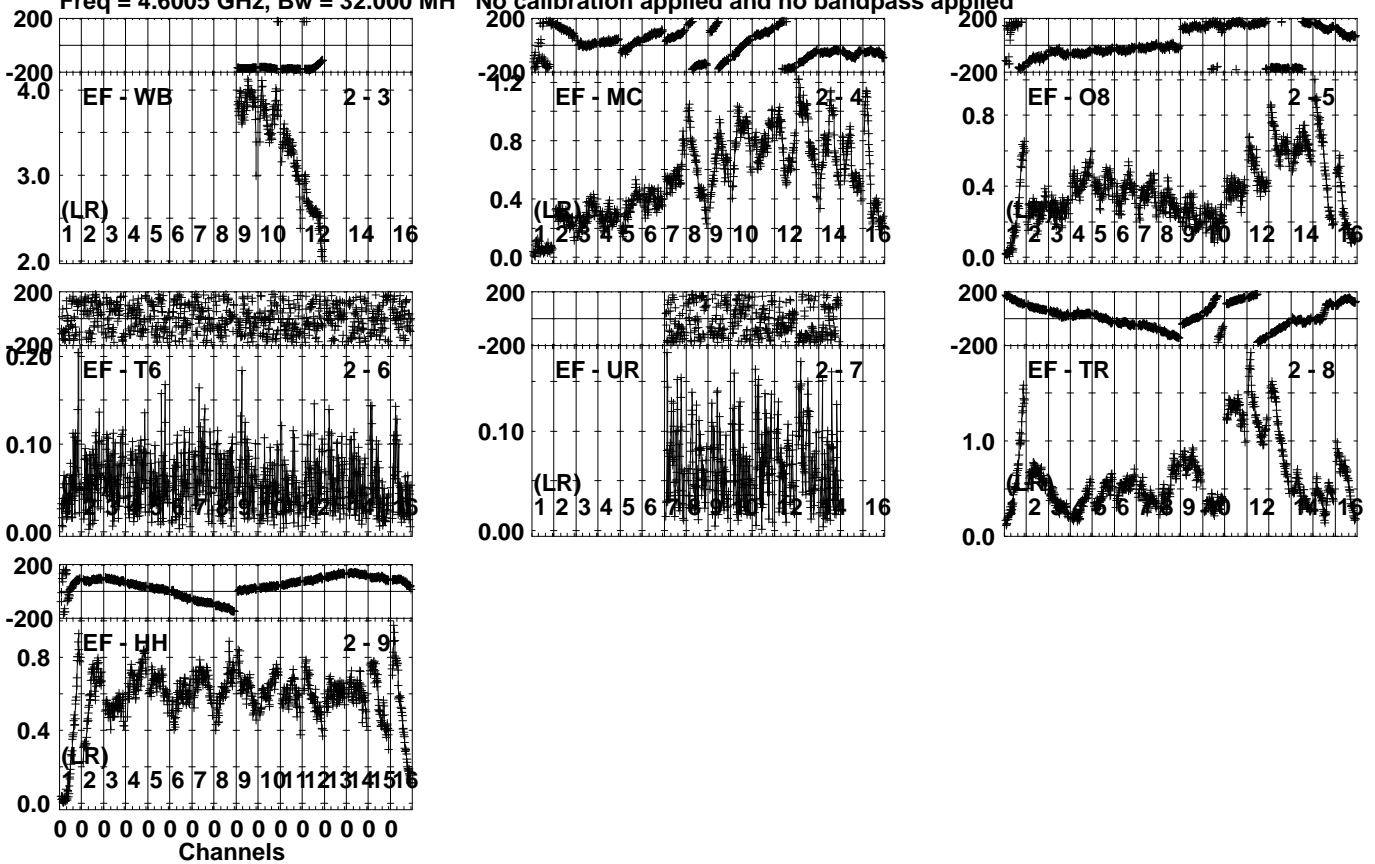


Plot file version 1 created 23-APR-2024 16:04:05

0234+285 EB100D 1.UVDATA.1

Freq = 4.6005 GHz, Bw = 32.000 MH No calibration applied and no bandpass applied

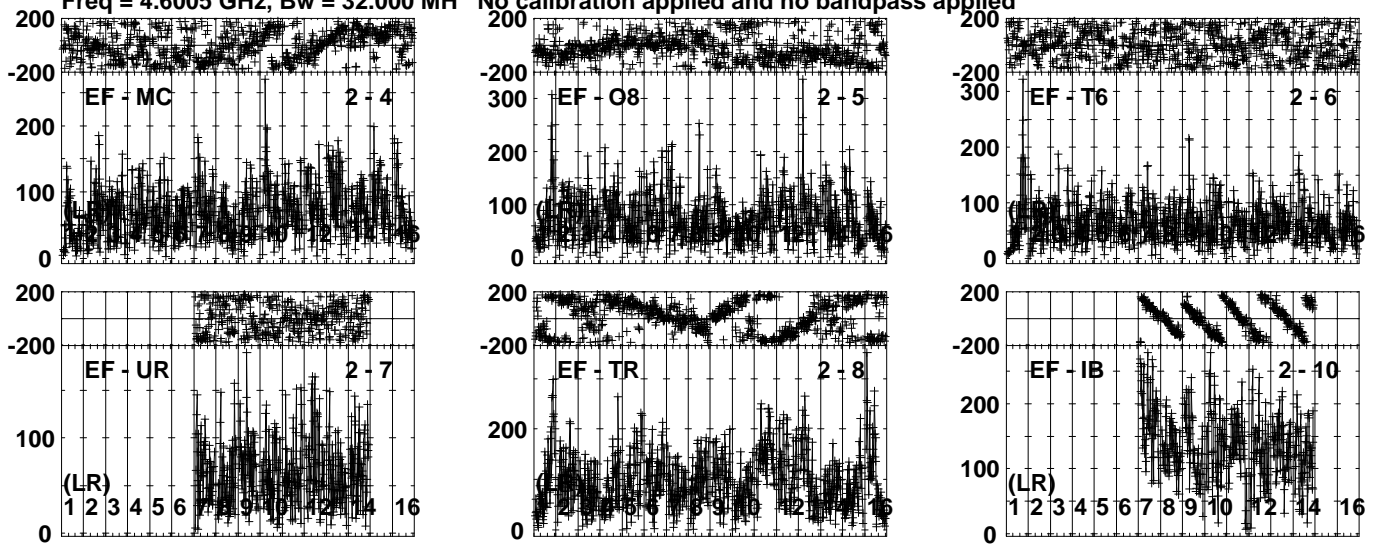


Lower frame: Milli Ampl Jy Top frame: Phas deg
Vector averaged cross-power spectrum Several baselines displayed
Timerange: 00/18:30:03 to 00/18:33:59

Plot file version 2 created 23-APR-2024 16:04:11

J0518+3306 EB100D 1.UVDATA.1

Freq = 4.6005 GHz, Bw = 32.000 MH No calibration applied and no bandpass applied



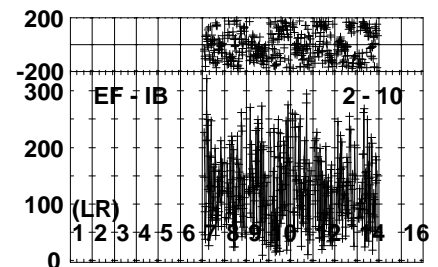
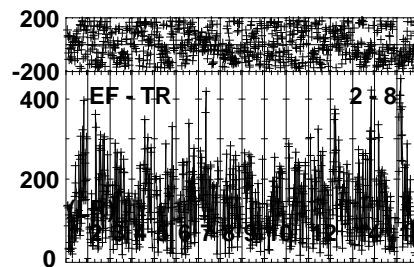
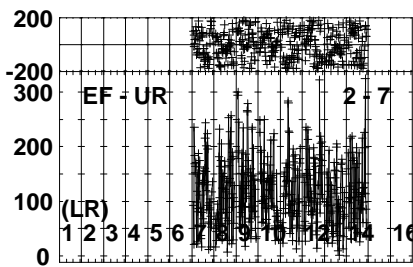
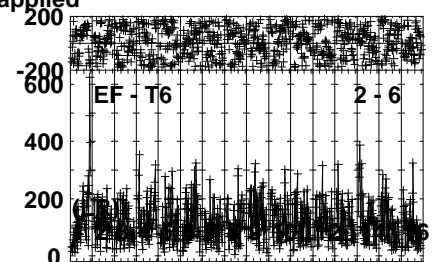
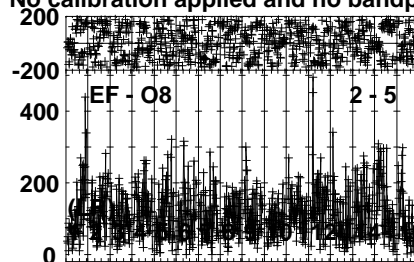
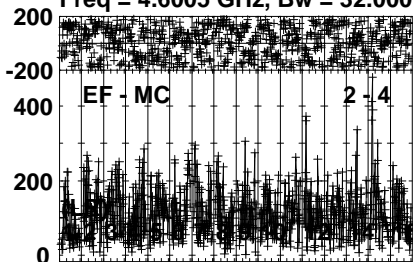
Lower frame: Micro Ampl Jy Top frame: Phas deg
Vector averaged cross-power spectrum Several baselines displayed
Timerange: 00/19:23:43 to 00/19:26:39

Plot file version 3 created 23-APR-2024 16:04:14

J0529+3209 EB100D 1.UVDATA.1

Freq = 4.6005 GHz, Bw = 32.000 MH

No calibration applied and no bandpass applied

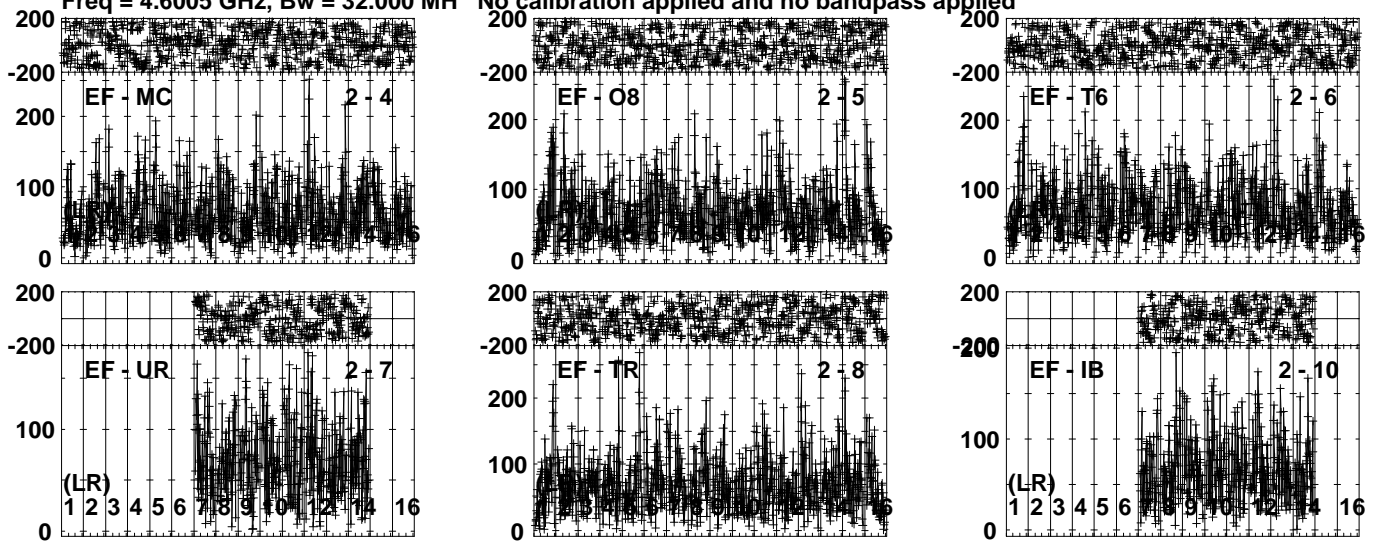


Lower frame: Micro Ampl Jy Top frame: Phas deg
Vector averaged cross-power spectrum Several baselines displayed
Timerange: 00/19:37:13 to 00/19:38:09

Plot file version 4 created 23-APR-2024 16:04:14

FRB EB100D 1.UVDATA.1

Freq = 4.6005 GHz, Bw = 32.000 MH No calibration applied and no bandpass applied

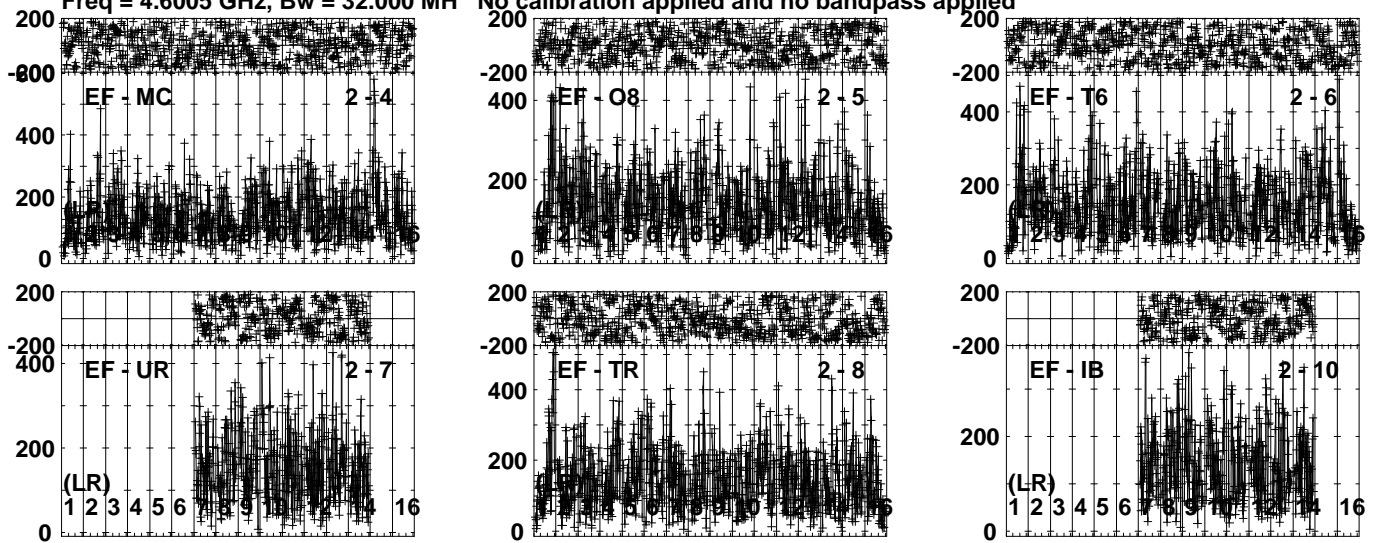


Lower frame: Micro Ampl Jy Top frame: Phas deg
Vector averaged cross-power spectrum Several baselines displayed
Timerange: 00/19:38:11 to 00/19:41:39

Plot file version 5 created 23-APR-2024 16:04:15

J0529+3209 EB100D 1.UVDATA.1

Freq = 4.6005 GHz, Bw = 32.000 MH No calibration applied and no bandpass applied

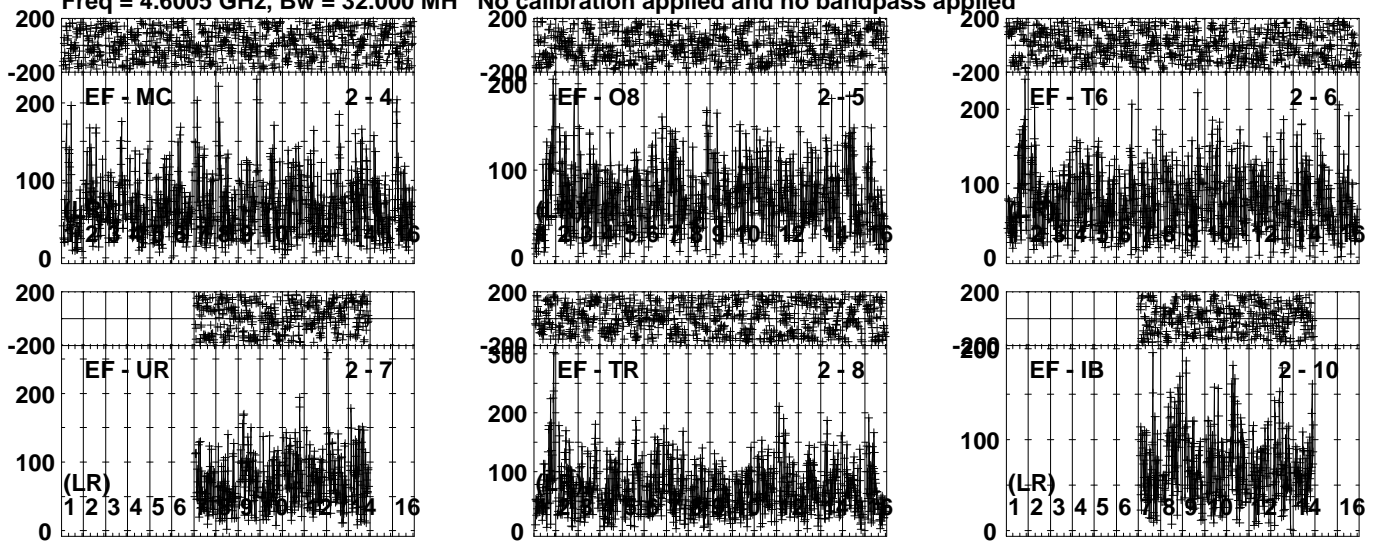


Lower frame: Micro Ampl Jy Top frame: Phas deg
Vector averaged cross-power spectrum Several baselines displayed
Timerange: 00/19:41:41 to 00/19:43:09

Plot file version 6 created 23-APR-2024 16:04:15

FRB EB100D 1.UVDATA.1

Freq = 4.6005 GHz, Bw = 32.000 MH No calibration applied and no bandpass applied

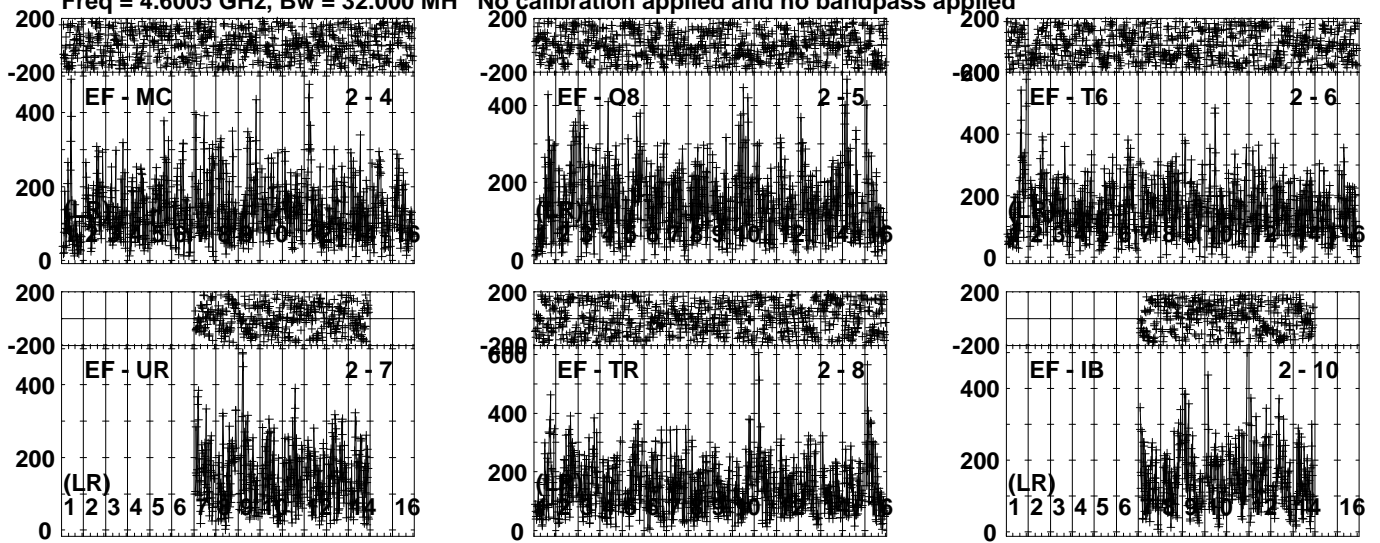


Lower frame: Micro Ampl Jy Top frame: Phas deg
Vector averaged cross-power spectrum Several baselines displayed
Timerange: 00/19:43:13 to 00/19:46:39

Plot file version 7 created 23-APR-2024 16:04:16

J0529+3209 EB100D 1.UVDATA.1

Freq = 4.6005 GHz, Bw = 32.000 MH No calibration applied and no bandpass applied

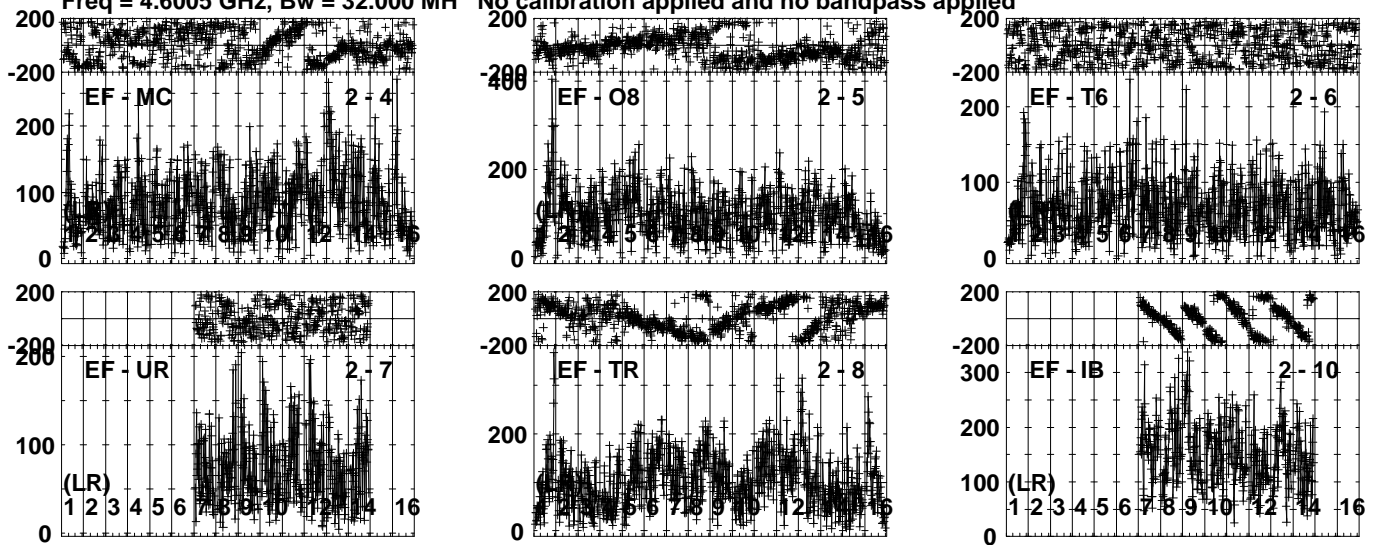


Lower frame: Micro Ampl Jy Top frame: Phas deg
Vector averaged cross-power spectrum Several baselines displayed
Timerange: 00/19:47:13 to 00/19:48:09

Plot file version 8 created 23-APR-2024 16:04:16

J0518+3306 EB100D 1.UVDATA.1

Freq = 4.6005 GHz, Bw = 32.000 MH No calibration applied and no bandpass applied



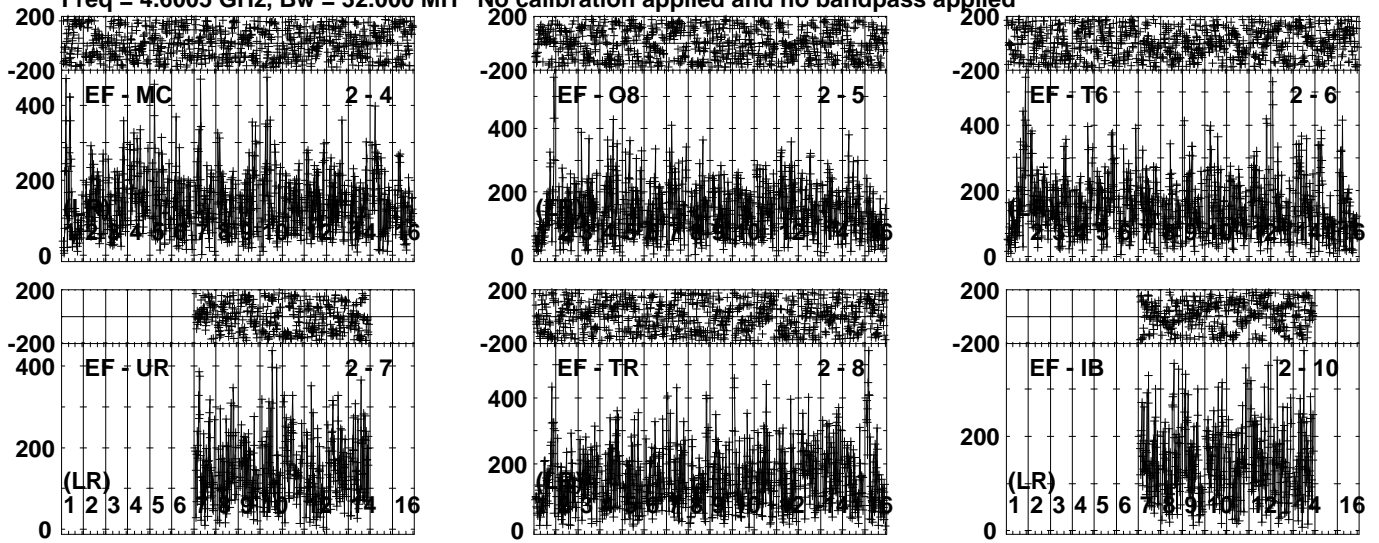
Lower frame: Micro Ampl Jy Top frame: Phas deg
Vector averaged cross-power spectrum Several baselines displayed
Timerange: 00/19:48:43 to 00/19:51:39

Plot file version 9 created 23-APR-2024 16:04:17

J0529+3209 EB100D 1.UVDATA.1

Freq = 4.6005 GHz, Bw = 32.000 MH

No calibration applied and no bandpass applied

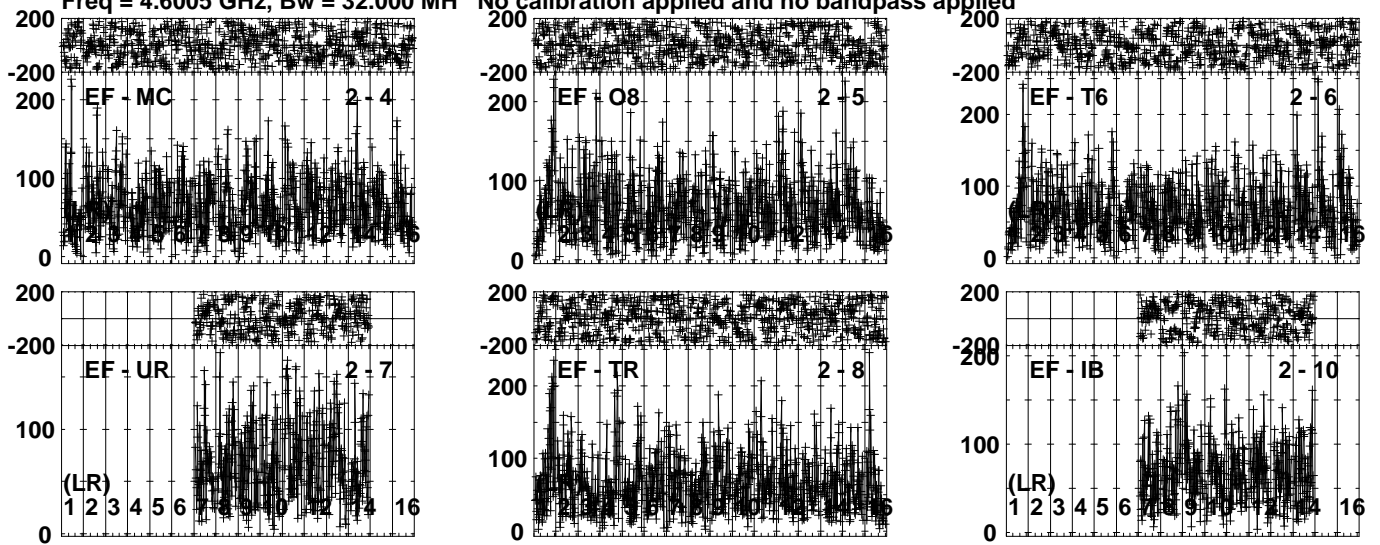


Lower frame: Micro Ampl Jy Top frame: Phas deg
Vector averaged cross-power spectrum Several baselines displayed
Timerange: 00/19:51:43 to 00/19:53:09

Plot file version 10 created 23-APR-2024 16:04:17

FRB EB100D 1.UVDATA.1

Freq = 4.6005 GHz, Bw = 32.000 MH No calibration applied and no bandpass applied



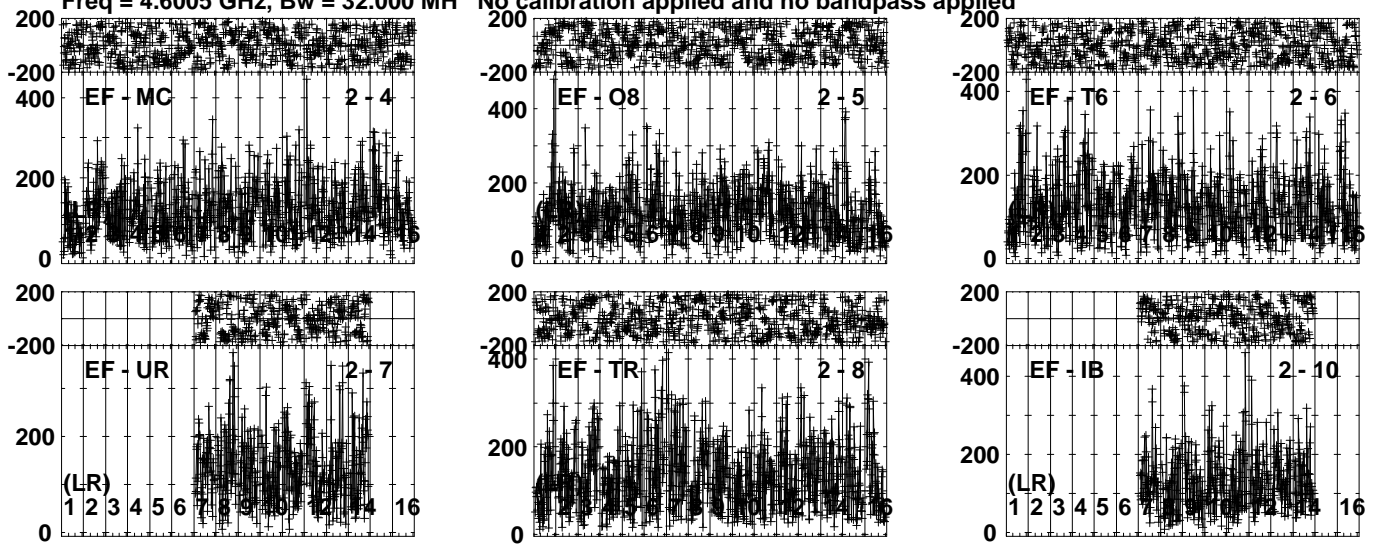
Lower frame: Micro Ampl Jy Top frame: Phas deg
Vector averaged cross-power spectrum Several baselines displayed
Timerange: 00/19:53:11 to 00/19:56:39

Plot file version 11 created 23-APR-2024 16:04:18

J0529+3209 EB100D 1.UVDATA.1

Freq = 4.6005 GHz, Bw = 32.000 MH

No calibration applied and no bandpass applied

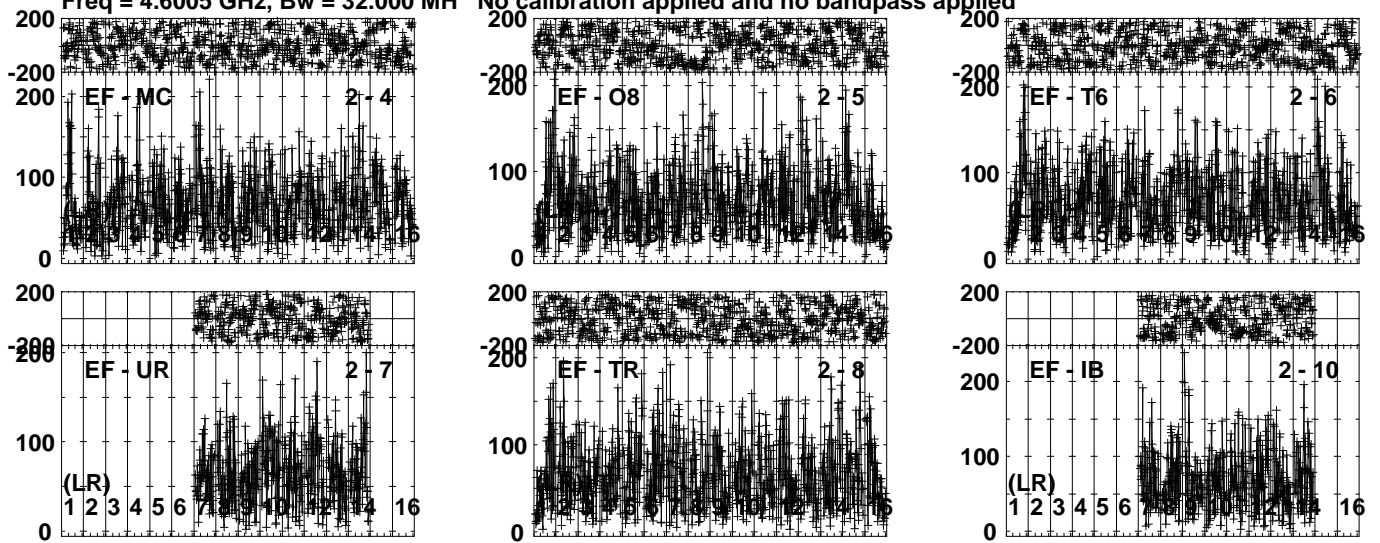


Lower frame: Micro Ampl Jy Top frame: Phas deg
Vector averaged cross-power spectrum Several baselines displayed
Timerange: 00/19:57:13 to 00/19:58:09

Plot file version 12 created 23-APR-2024 16:04:19

FRB EB100D 1.UVDATA.1

Freq = 4.6005 GHz, Bw = 32.000 MH No calibration applied and no bandpass applied



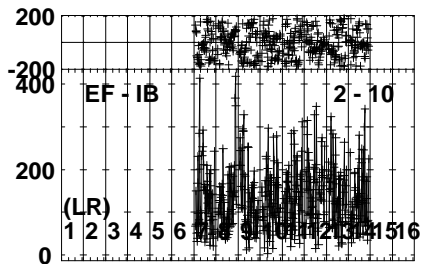
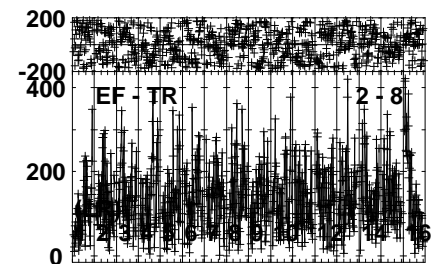
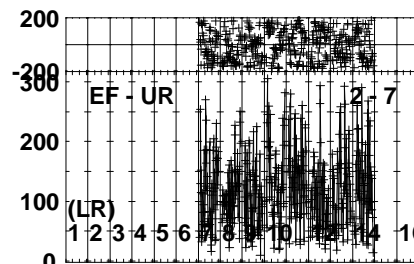
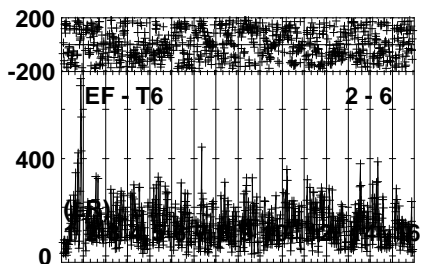
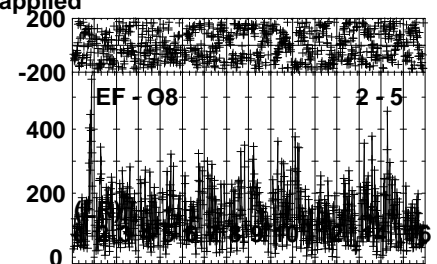
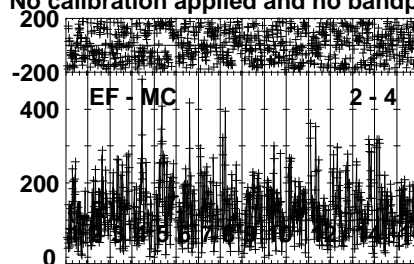
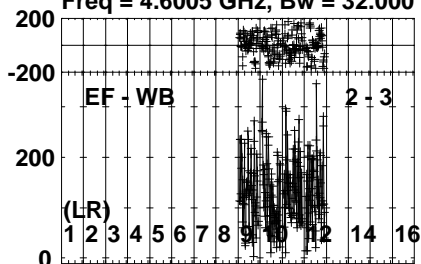
Lower frame: Micro Ampl Jy Top frame: Phas deg
Vector averaged cross-power spectrum Several baselines displayed
Timerange: 00/19:58:13 to 00/20:01:39

Plot file version 13 created 23-APR-2024 16:04:19

J0529+3209 EB100D 1.UVDATA.1

Freq = 4.6005 GHz, Bw = 32.000 MH

No calibration applied and no bandpass applied



0 0 0 0 0 0 0 0 0 0 0 0 0 0 0 0

Channels

Lower frame: Micro Ampl Jy Top frame: Phas deg

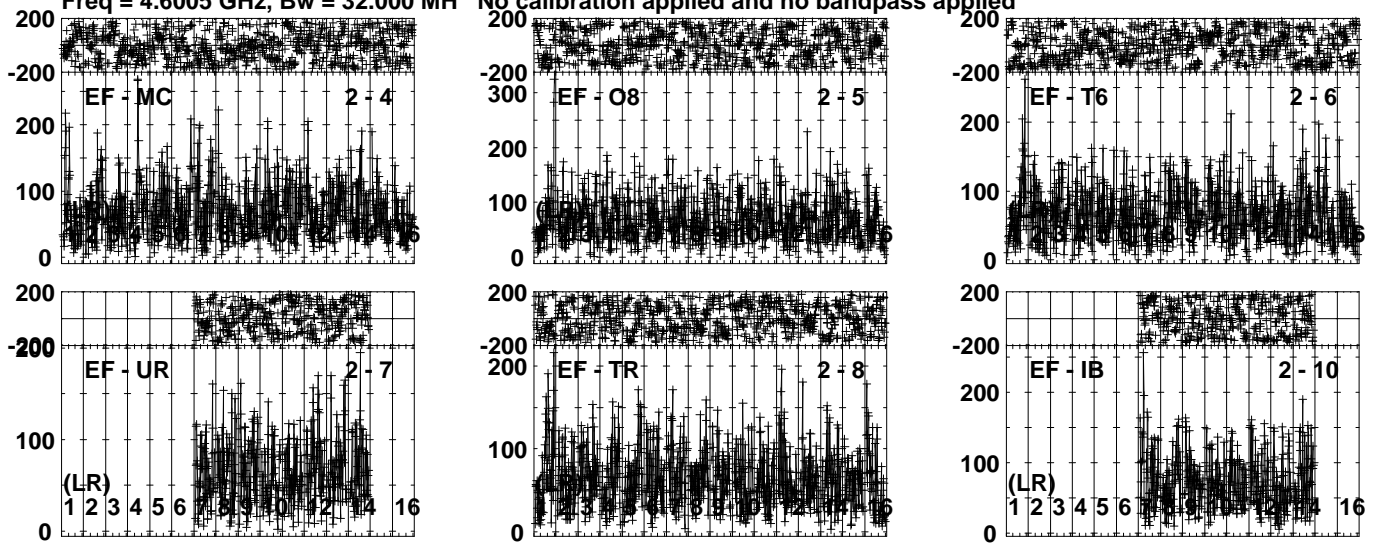
Vector averaged cross-power spectrum Several baselines displayed

Timerange: 00/20:02:13 to 00/20:03:09

Plot file version 14 created 23-APR-2024 16:04:20

FRB EB100D 1.UVDATA.1

Freq = 4.6005 GHz, Bw = 32.000 MH No calibration applied and no bandpass applied



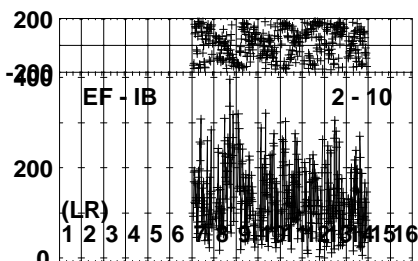
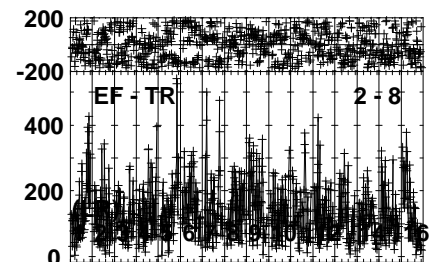
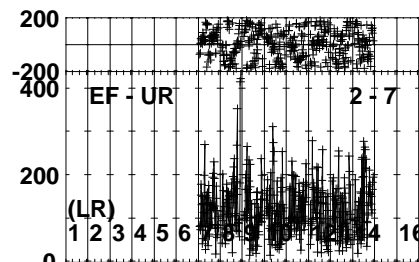
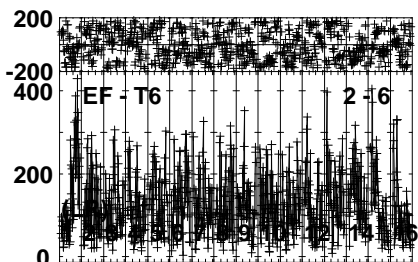
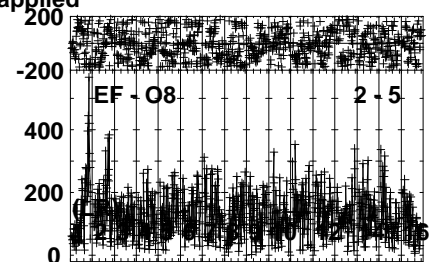
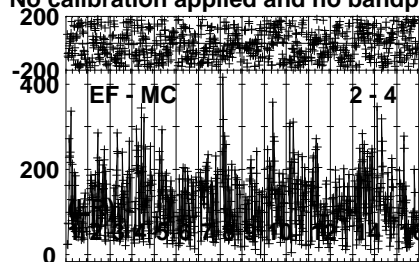
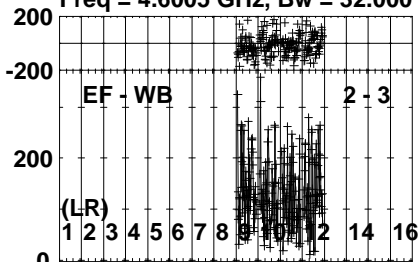
Lower frame: Micro Ampl Jy Top frame: Phas deg
Vector averaged cross-power spectrum Several baselines displayed
Timerange: 00/20:03:11 to 00/20:06:39

Plot file version 15 created 23-APR-2024 16:04:20

J0529+3209 EB100D 1.UVDATA.1

Freq = 4.6005 GHz, Bw = 32.000 MH

No calibration applied and no bandpass applied



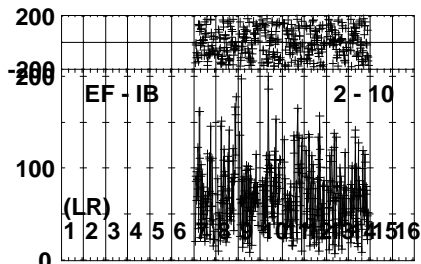
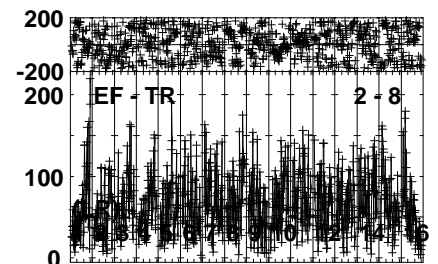
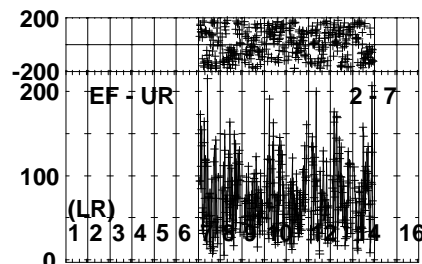
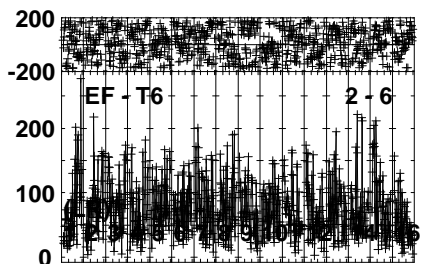
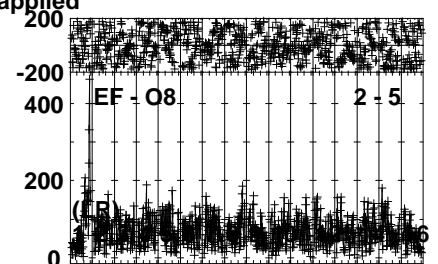
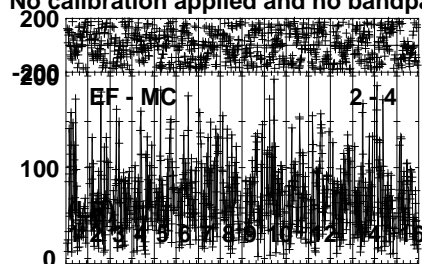
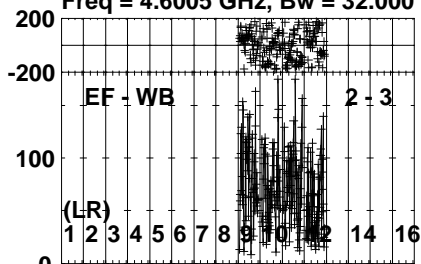
0 0 0 0 0 0 0 0 0 0 0 0 0 0 0 0
Channels

Lower frame: Micro Ampl Jy Top frame: Phas deg
Vector averaged cross-power spectrum Several baselines displayed
Timerange: 00/20:06:41 to 00/20:08:09

Plot file version 16 created 23-APR-2024 16:04:21

FRB EB100D 1.UVDATA.1

Freq = 4.6005 GHz, Bw = 32.000 MH No calibration applied and no bandpass applied



0 0 0 0 0 0 0 0 0 0 0 0 0 0 0 0
Channels

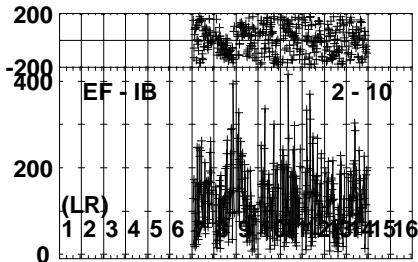
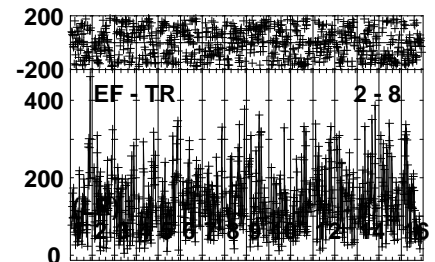
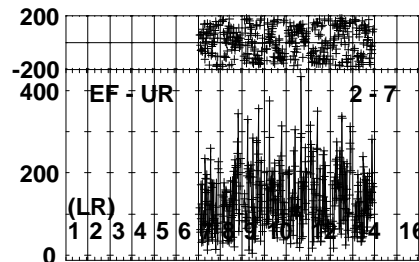
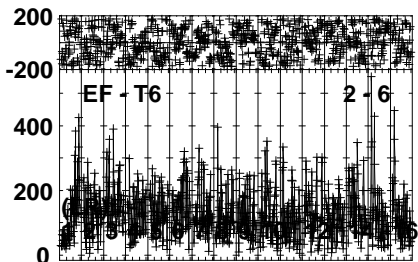
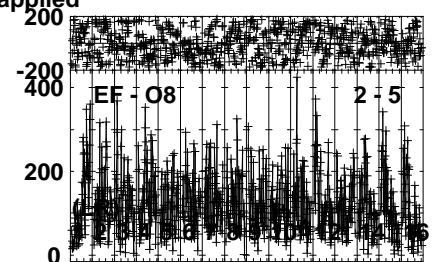
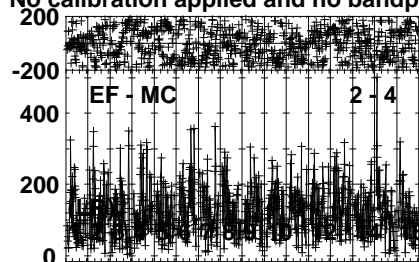
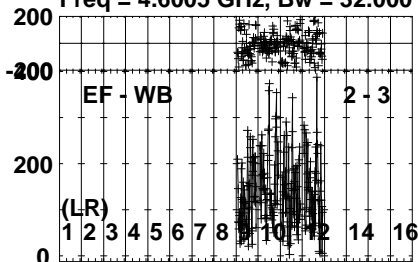
Lower frame: Micro Ampl Jy Top frame: Phas deg
Vector averaged cross-power spectrum Several baselines displayed
Timerange: 00/20:08:13 to 00/20:11:39

Plot file version 17 created 23-APR-2024 16:04:22

J0529+3209 EB100D 1.UVDATA.1

Freq = 4.6005 GHz, Bw = 32.000 MH

No calibration applied and no bandpass applied



0 0 0 0 0 0 0 0 0 0 0 0 0 0 0 0
Channels

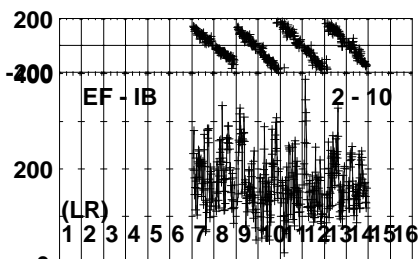
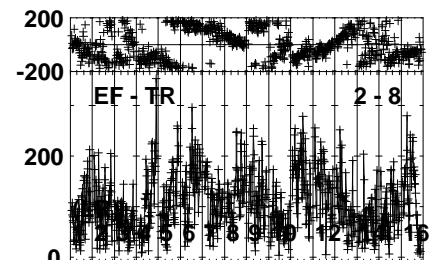
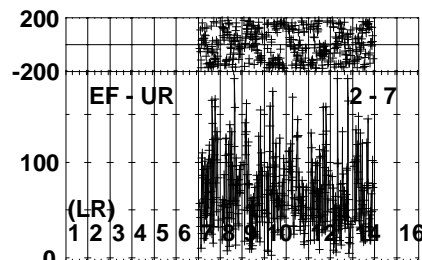
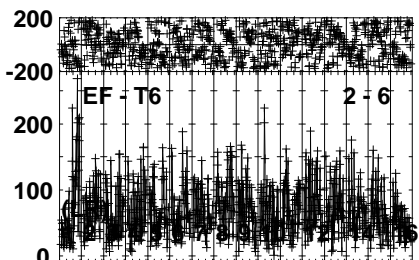
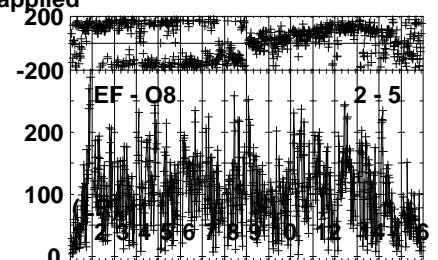
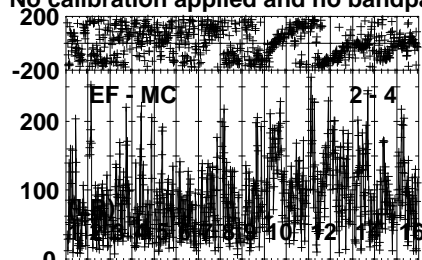
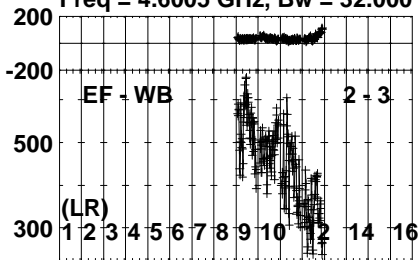
Lower frame: Micro Ampl Jy Top frame: Phas deg
Vector averaged cross-power spectrum Several baselines displayed
Timerange: 00/20:12:13 to 00/20:13:09

Plot file version 18 created 23-APR-2024 16:04:22

J0518+3306 EB100D 1.UVDATA.1

Freq = 4.6005 GHz, Bw = 32.000 MH

No calibration applied and no bandpass applied



0 0 0 0 0 0 0 0 0 0 0 0 0 0 0 0
Channels

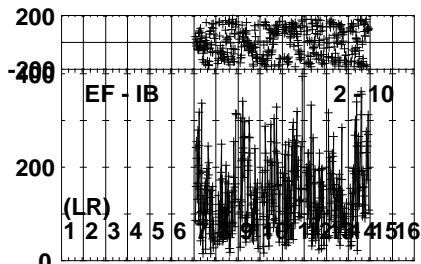
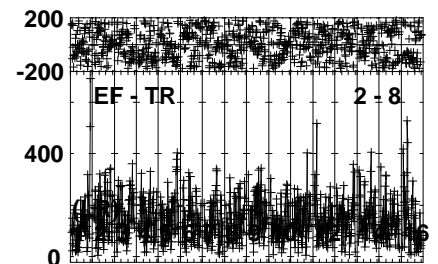
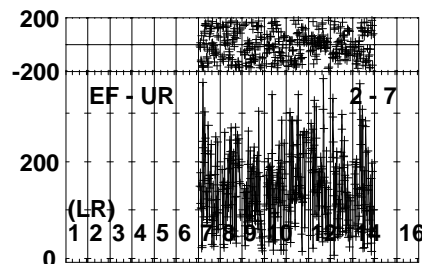
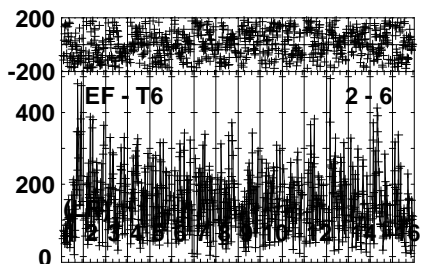
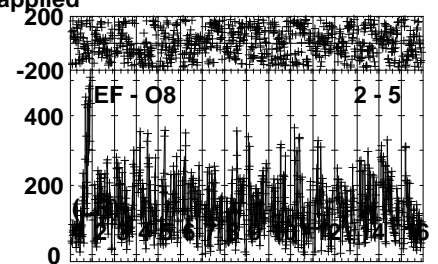
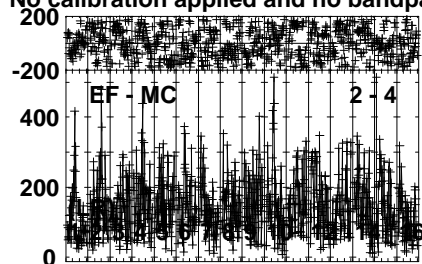
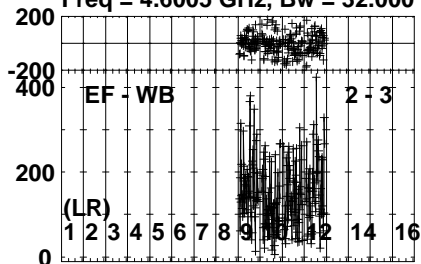
Lower frame: Micro Ampl Jy Top frame: Phas deg
Vector averaged cross-power spectrum Several baselines displayed
Timerange: 00/20:13:43 to 00/20:16:39

Plot file version 19 created 23-APR-2024 16:04:23

J0529+3209 EB100D 1.UVDATA.1

Freq = 4.6005 GHz, Bw = 32.000 MH

No calibration applied and no bandpass applied



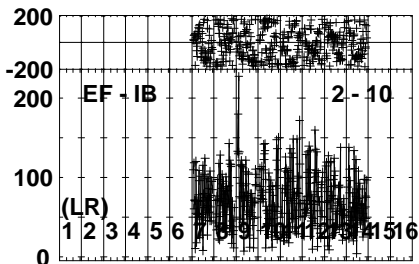
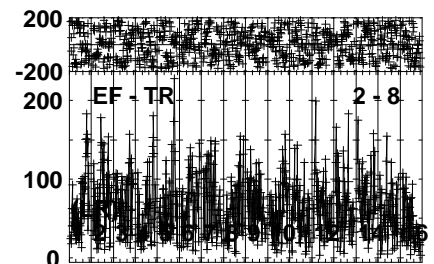
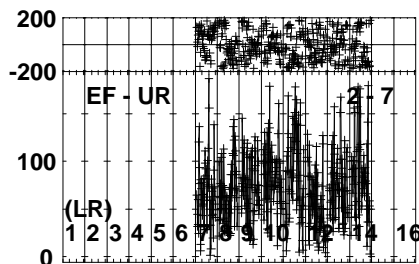
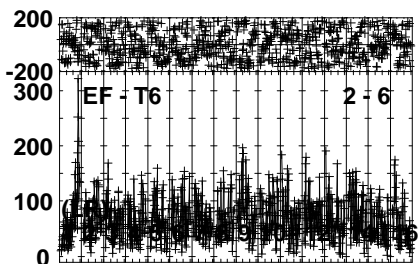
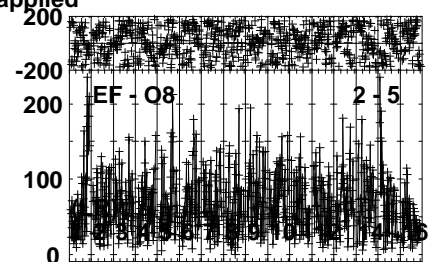
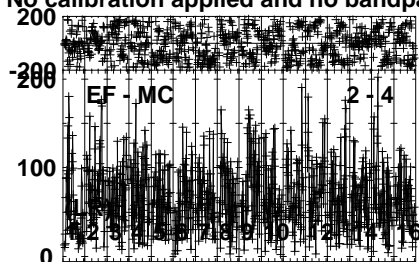
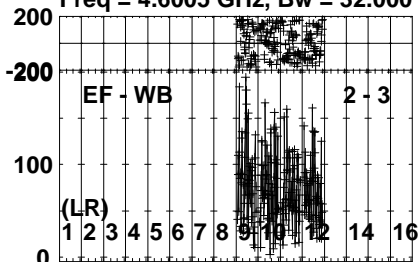
0 0 0 0 0 0 0 0 0 0 0 0 0 0 0 0
Channels

Lower frame: Micro Ampl Jy Top frame: Phas deg
Vector averaged cross-power spectrum Several baselines displayed
Timerange: 00/20:16:41 to 00/20:18:09

Plot file version 20 created 23-APR-2024 16:04:25

FRB EB100D 1.UVDATA.1

Freq = 4.6005 GHz, Bw = 32.000 MH No calibration applied and no bandpass applied



0 0 0 0 0 0 0 0 0 0 0 0 0 0 0 0

Channels

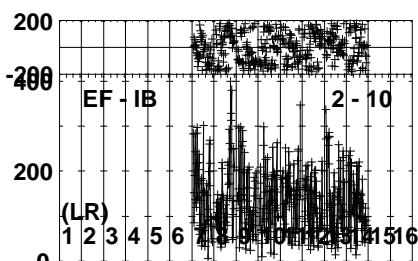
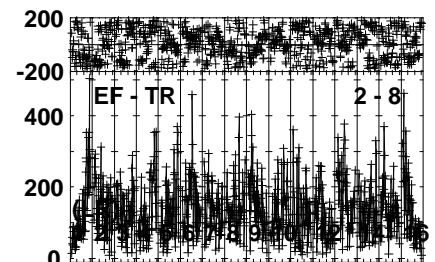
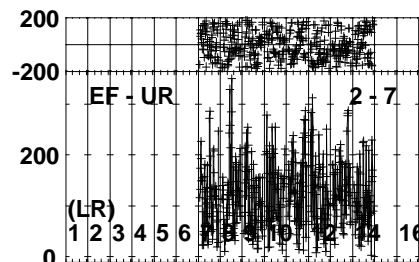
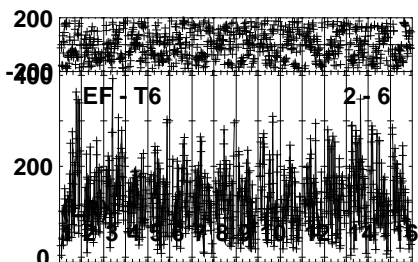
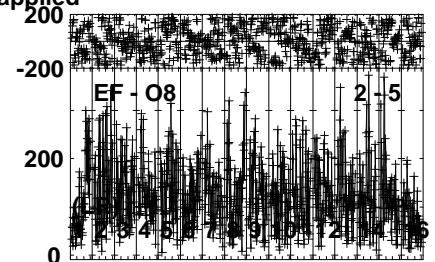
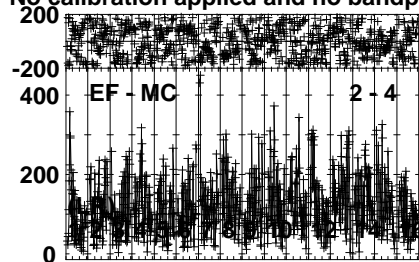
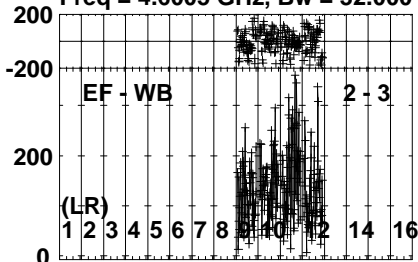
Lower frame: Micro Ampl Jy Top frame: Phas deg
Vector averaged cross-power spectrum Several baselines displayed
Timerange: 00/20:18:11 to 00/20:21:39

Plot file version 21 created 23-APR-2024 16:04:26

J0529+3209 EB100D 1.UVDATA.1

Freq = 4.6005 GHz, Bw = 32.000 MH

No calibration applied and no bandpass applied



0 0 0 0 0 0 0 0 0 0 0 0 0 0 0 0

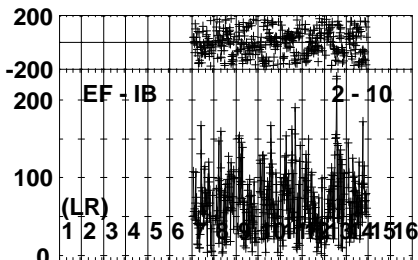
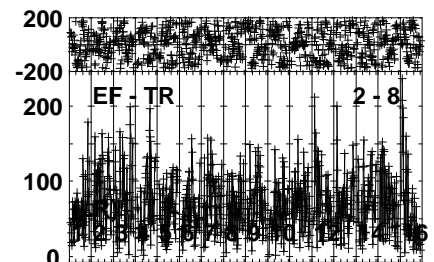
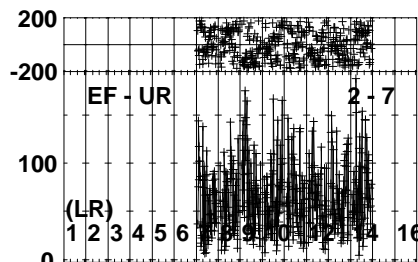
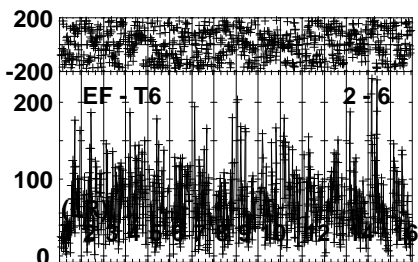
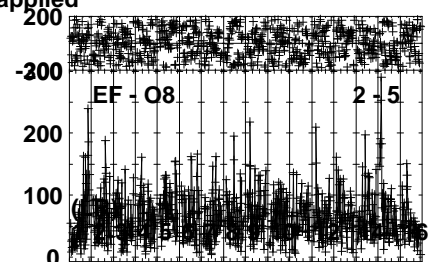
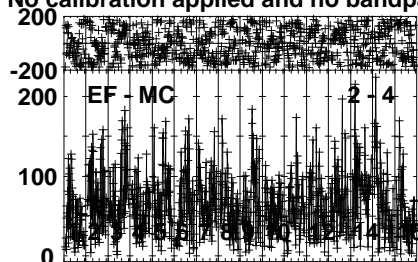
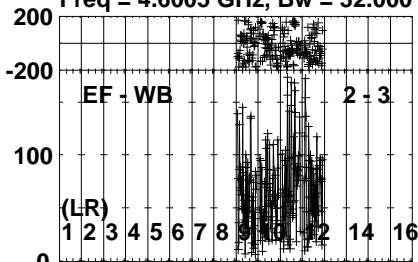
Channels

Lower frame: Micro Ampl Jy Top frame: Phas deg
Vector averaged cross-power spectrum Several baselines displayed
Timerange: 00/20:22:13 to 00/20:23:09

Plot file version 22 created 23-APR-2024 16:04:27

FRB EB100D 1.UVDATA.1

Freq = 4.6005 GHz, Bw = 32.000 MH No calibration applied and no bandpass applied



0 0 0 0 0 0 0 0 0 0 0 0 0 0 0 0
Channels

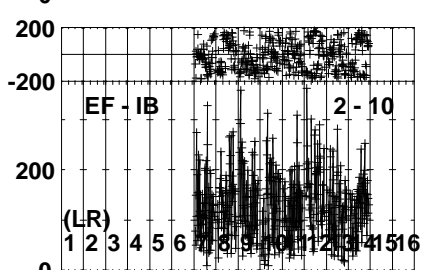
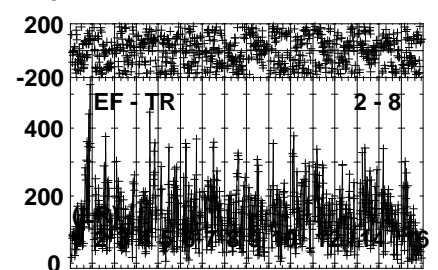
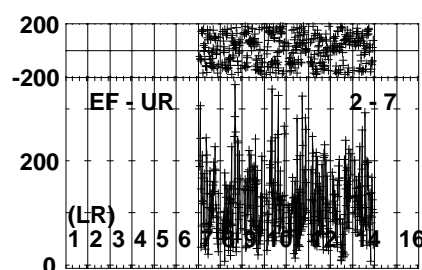
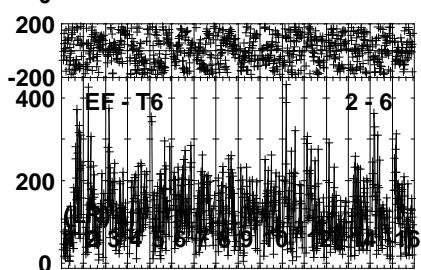
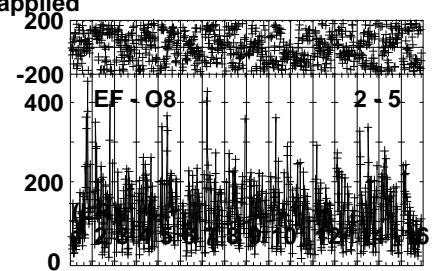
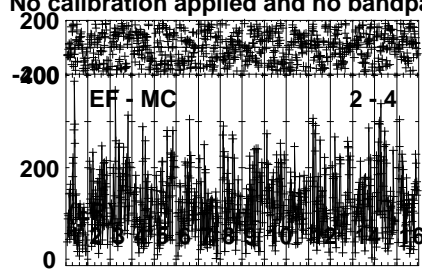
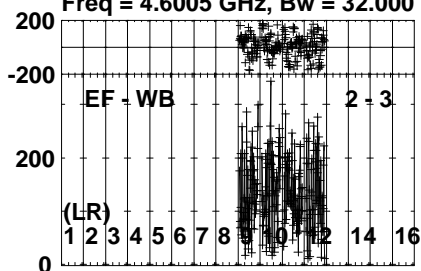
Lower frame: Micro Ampl Jy Top frame: Phas deg
Vector averaged cross-power spectrum Several baselines displayed
Timerange: 00/20:23:13 to 00/20:26:39

Plot file version 23 created 23-APR-2024 16:04:27

J0529+3209 EB100D 1.UVDATA.1

Freq = 4.6005 GHz, Bw = 32.000 MH

No calibration applied and no bandpass applied



0 0 0 0 0 0 0 0 0 0 0 0 0 0 0 0

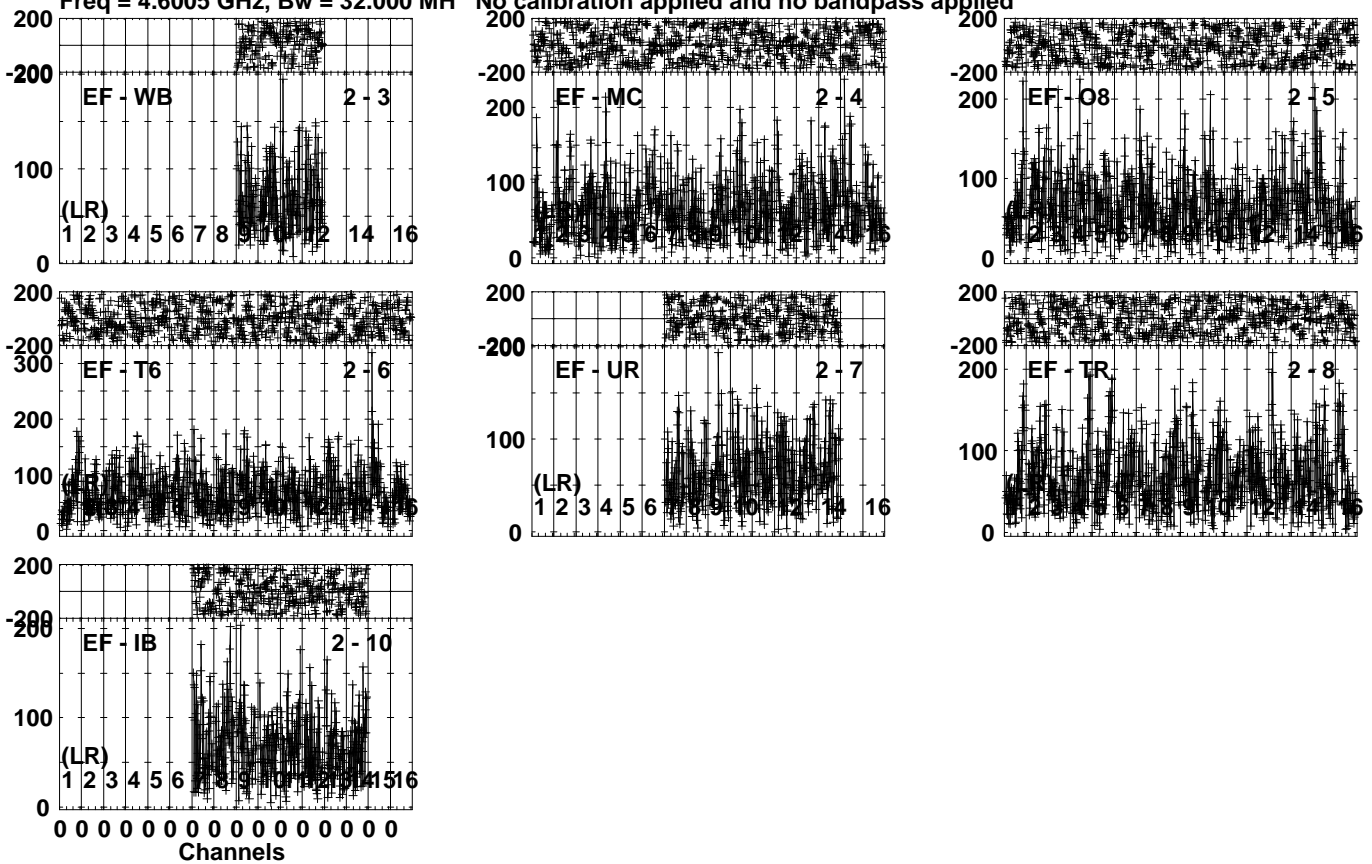
Channels

Lower frame: Micro Ampl Jy Top frame: Phas deg
Vector averaged cross-power spectrum Several baselines displayed
Timerange: 00/20:27:13 to 00/20:28:09

Plot file version 24 created 23-APR-2024 16:04:28

FRB EB100D 1.UVDATA.1

Freq = 4.6005 GHz, Bw = 32.000 MH No calibration applied and no bandpass applied



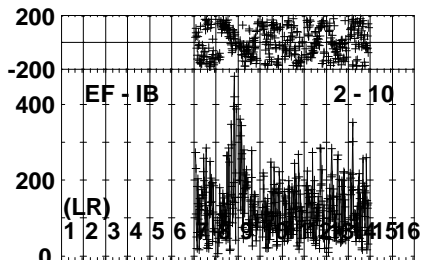
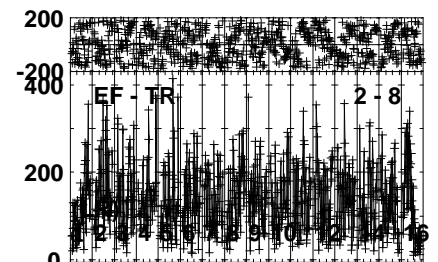
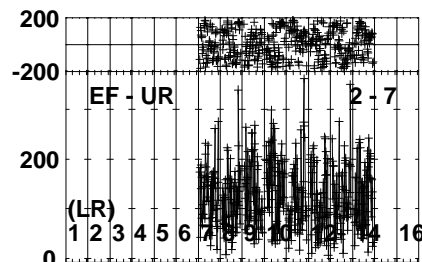
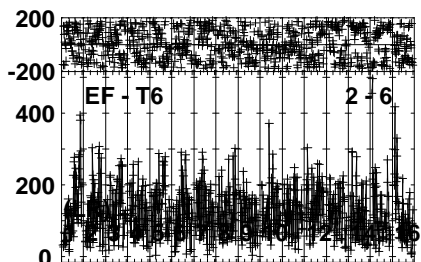
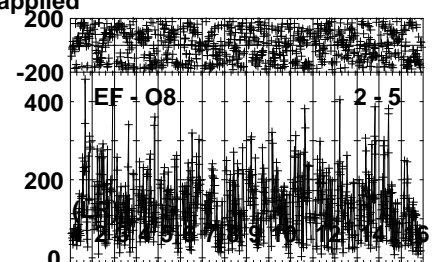
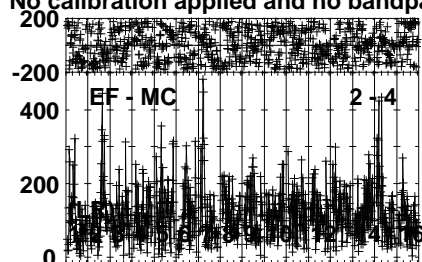
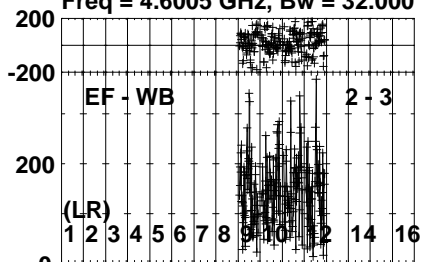
Lower frame: Micro Ampl Jy Top frame: Phas deg
Vector averaged cross-power spectrum Several baselines displayed
Timerange: 00/20:28:11 to 00/20:31:39

Plot file version 25 created 23-APR-2024 16:04:29

J0529+3209 EB100D 1.UVDATA.1

Freq = 4.6005 GHz, Bw = 32.000 MH

No calibration applied and no bandpass applied



0 0 0 0 0 0 0 0 0 0 0 0 0 0 0 0

Channels

Lower frame: Micro Ampl Jy Top frame: Phas deg

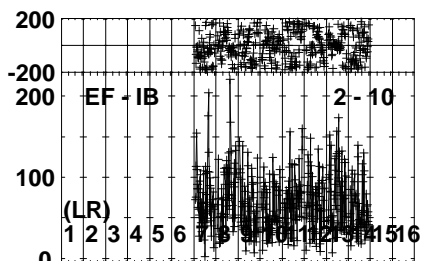
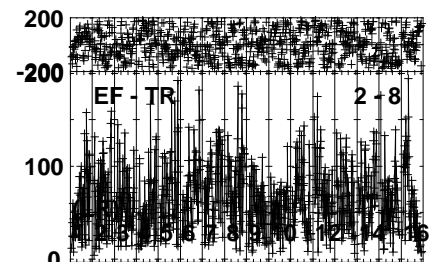
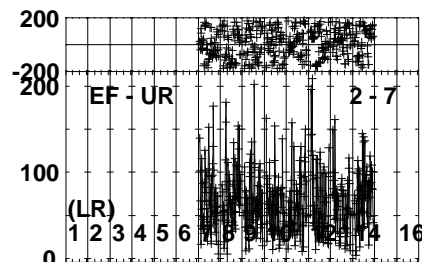
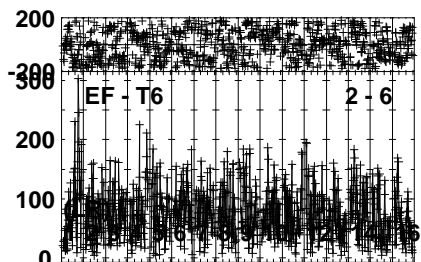
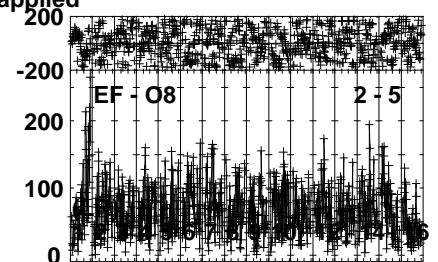
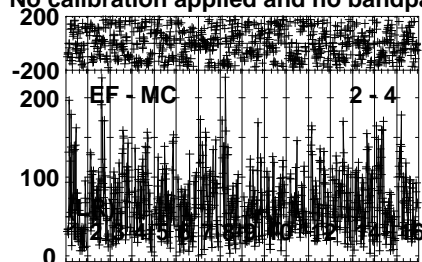
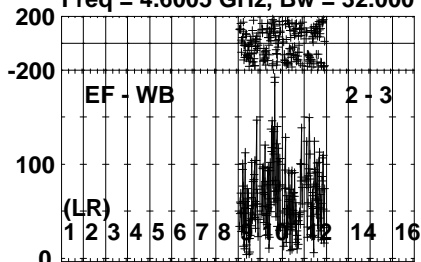
Vector averaged cross-power spectrum Several baselines displayed

Timerange: 00/20:31:41 to 00/20:33:09

Plot file version 26 created 23-APR-2024 16:04:29

FRB EB100D 1.UVDATA.1

Freq = 4.6005 GHz, Bw = 32.000 MH No calibration applied and no bandpass applied



0 0 0 0 0 0 0 0 0 0 0 0 0 0 0 0
Channels

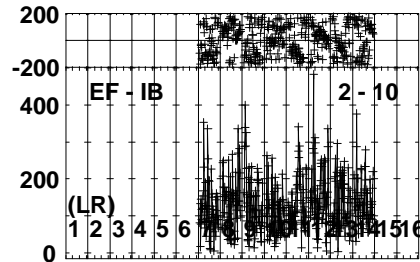
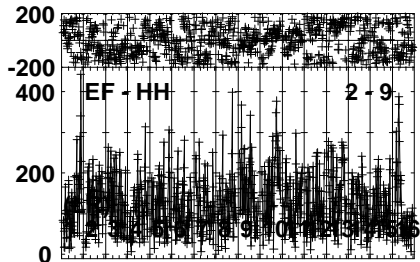
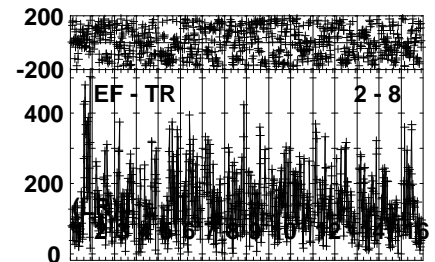
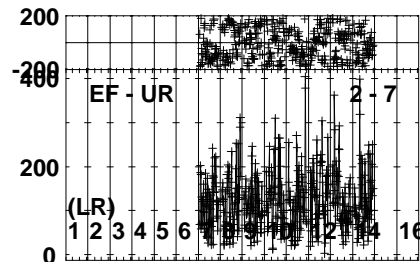
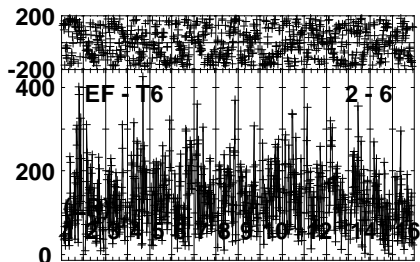
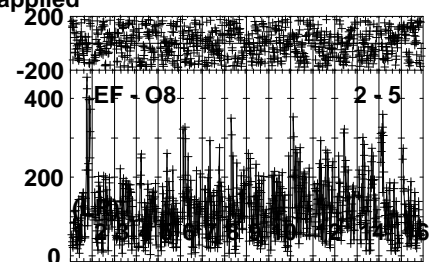
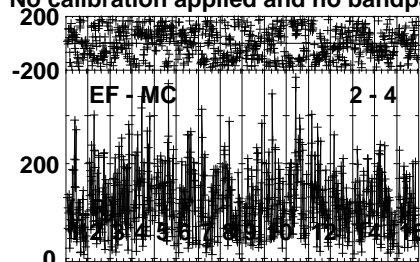
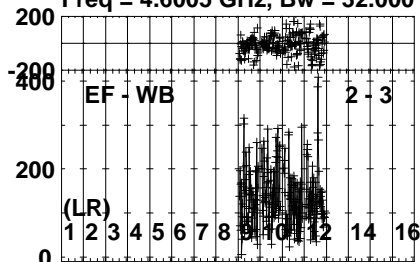
Lower frame: Micro Ampl Jy Top frame: Phas deg
Vector averaged cross-power spectrum Several baselines displayed
Timerange: 00/20:33:11 to 00/20:36:39

Plot file version 27 created 23-APR-2024 16:04:30

J0529+3209 EB100D 1.UVDATA.1

Freq = 4.6005 GHz, Bw = 32.000 MH

No calibration applied and no bandpass applied



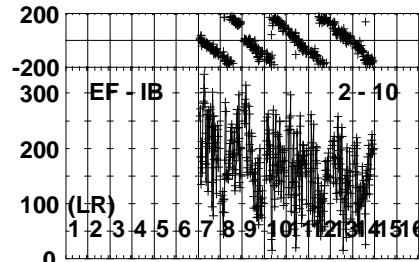
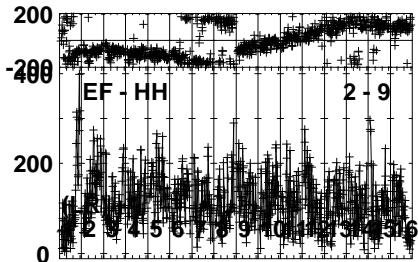
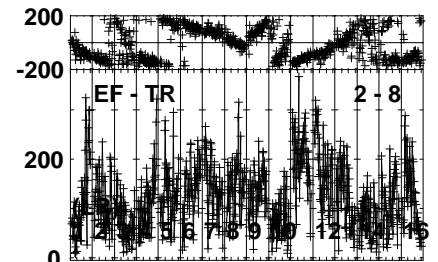
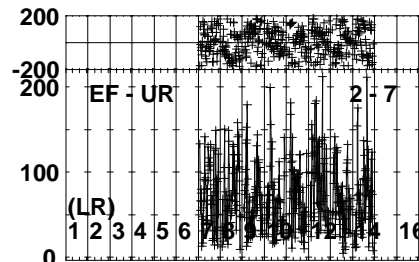
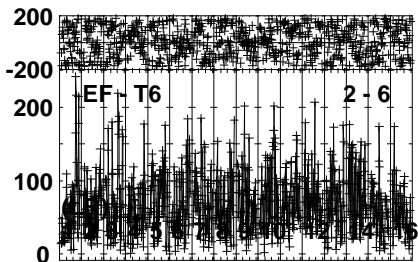
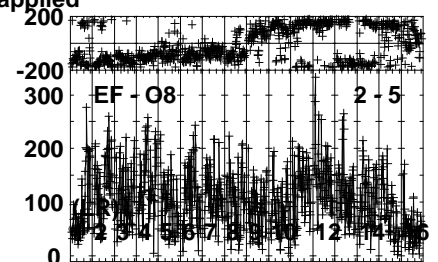
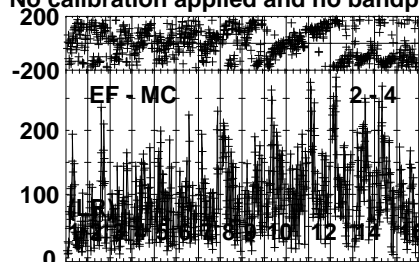
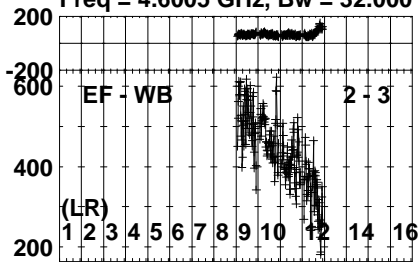
Lower frame: Micro Ampl Jy Top frame: Phas deg
Vector averaged cross-power spectrum Several baselines displayed
Timerange: 00/20:37:13 to 00/20:38:09

Plot file version 28 created 23-APR-2024 16:04:30

J0518+3306 EB100D 1.UVDATA.1

Freq = 4.6005 GHz, Bw = 32.000 MH

No calibration applied and no bandpass applied



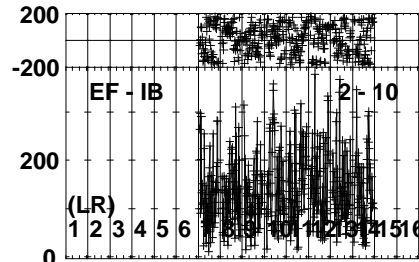
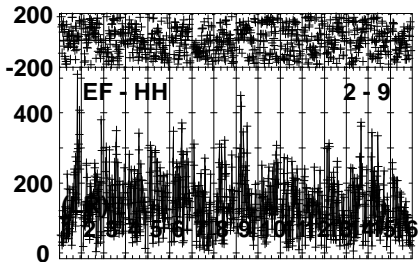
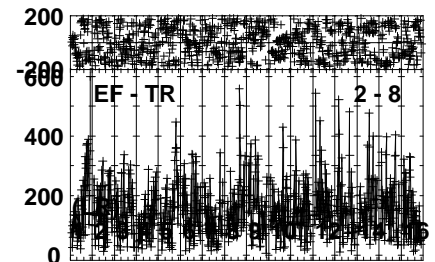
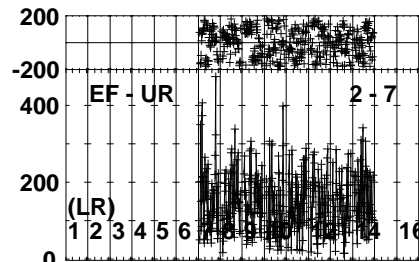
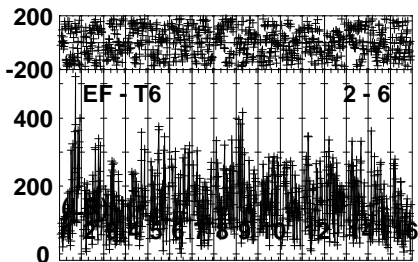
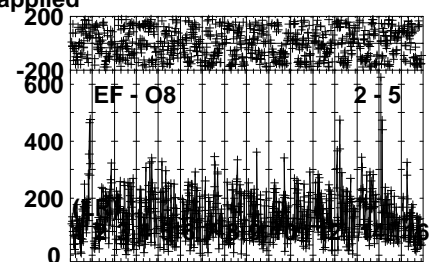
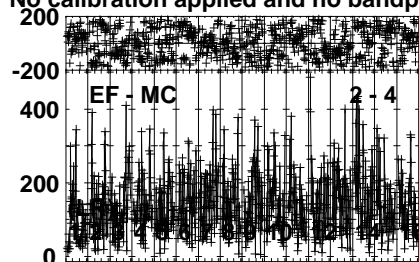
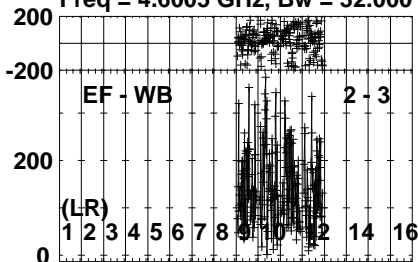
Lower frame: Micro Ampl Jy Top frame: Phas deg
Vector averaged cross-power spectrum Several baselines displayed
Timerange: 00/20:38:43 to 00/20:41:39

Plot file version 29 created 23-APR-2024 16:04:31

J0529+3209 EB100D 1.UVDATA.1

Freq = 4.6005 GHz, Bw = 32.000 MH

No calibration applied and no bandpass applied



0 0 0 0 0 0 0 0 0 0 0 0 0 0 0 0
Channels

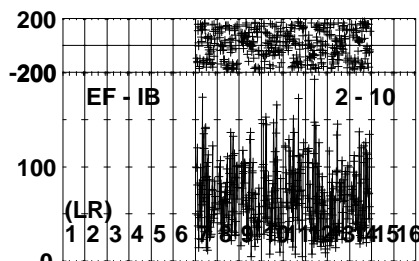
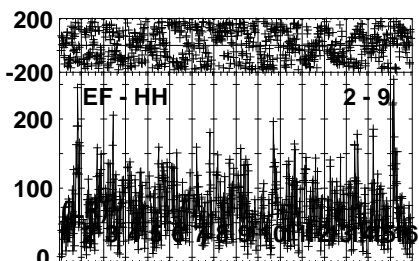
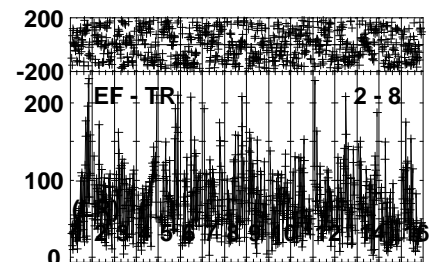
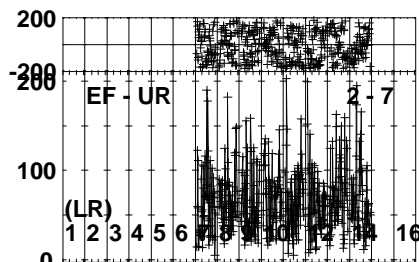
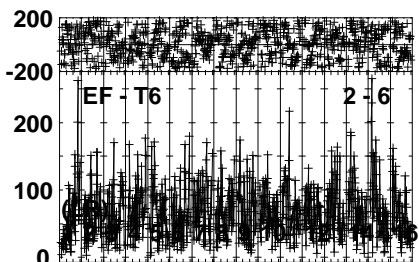
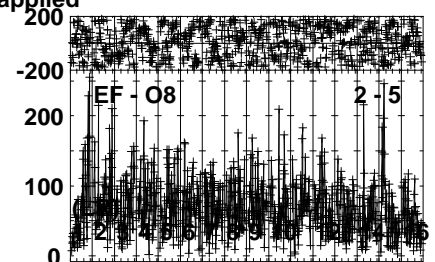
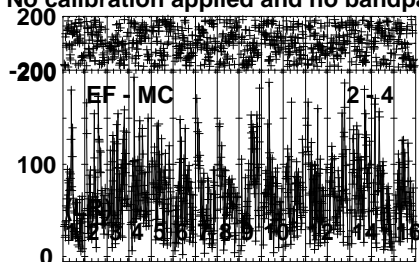
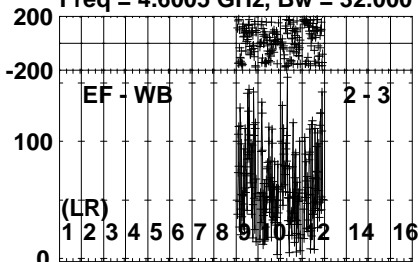
0 0 0 0 0 0 0 0 0 0 0 0 0 0 0 0
Channels

Lower frame: Micro Ampl Jy Top frame: Phas deg
Vector averaged cross-power spectrum Several baselines displayed
Timerange: 00/20:41:43 to 00/20:43:09

Plot file version 30 created 23-APR-2024 16:04:32

FRB EB100D 1.UVDATA.1

Freq = 4.6005 GHz, Bw = 32.000 MH No calibration applied and no bandpass applied



0 0 0 0 0 0 0 0 0 0 0 0 0 0 0 0
Channels

0 0 0 0 0 0 0 0 0 0 0 0 0 0 0 0
Channels

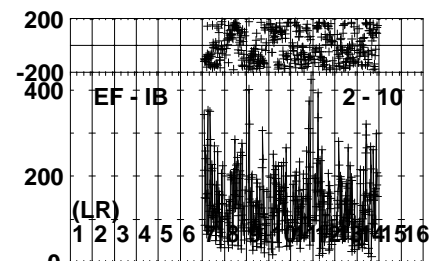
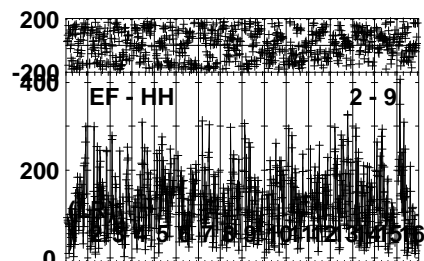
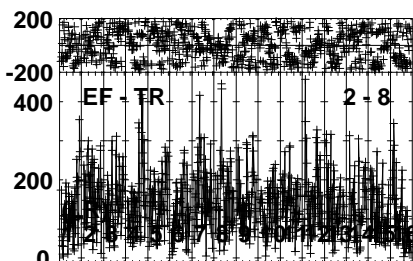
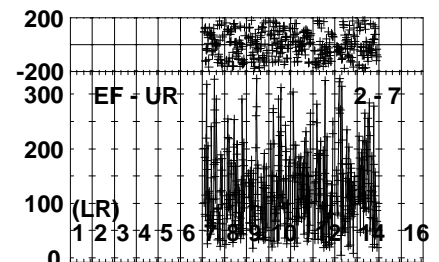
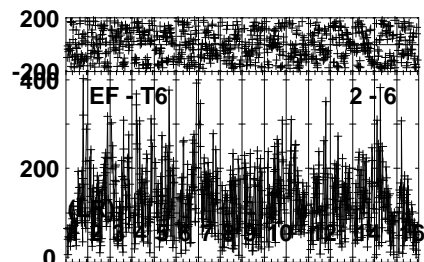
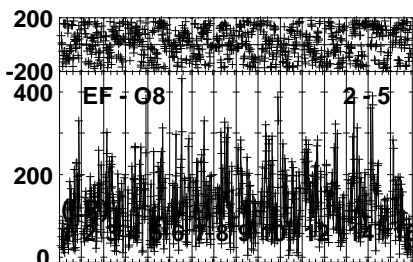
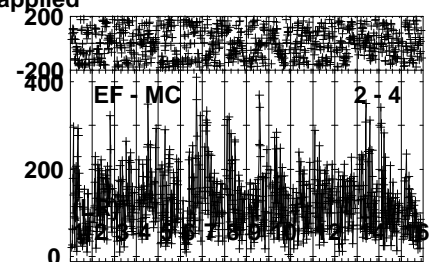
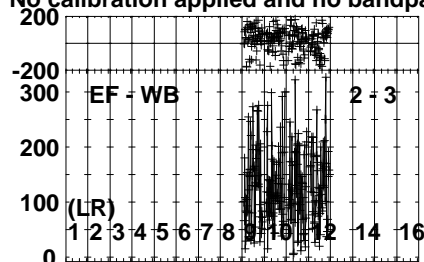
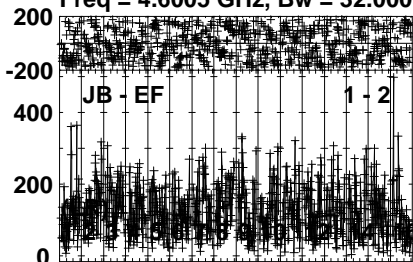
Lower frame: Micro Ampl Jy Top frame: Phas deg
Vector averaged cross-power spectrum Several baselines displayed
Timerange: 00/20:43:11 to 00/20:46:39

Plot file version 31 created 23-APR-2024 16:04:33

J0529+3209 EB100D 1.UVDATA.1

Freq = 4.6005 GHz, Bw = 32.000 MH

No calibration applied and no bandpass applied

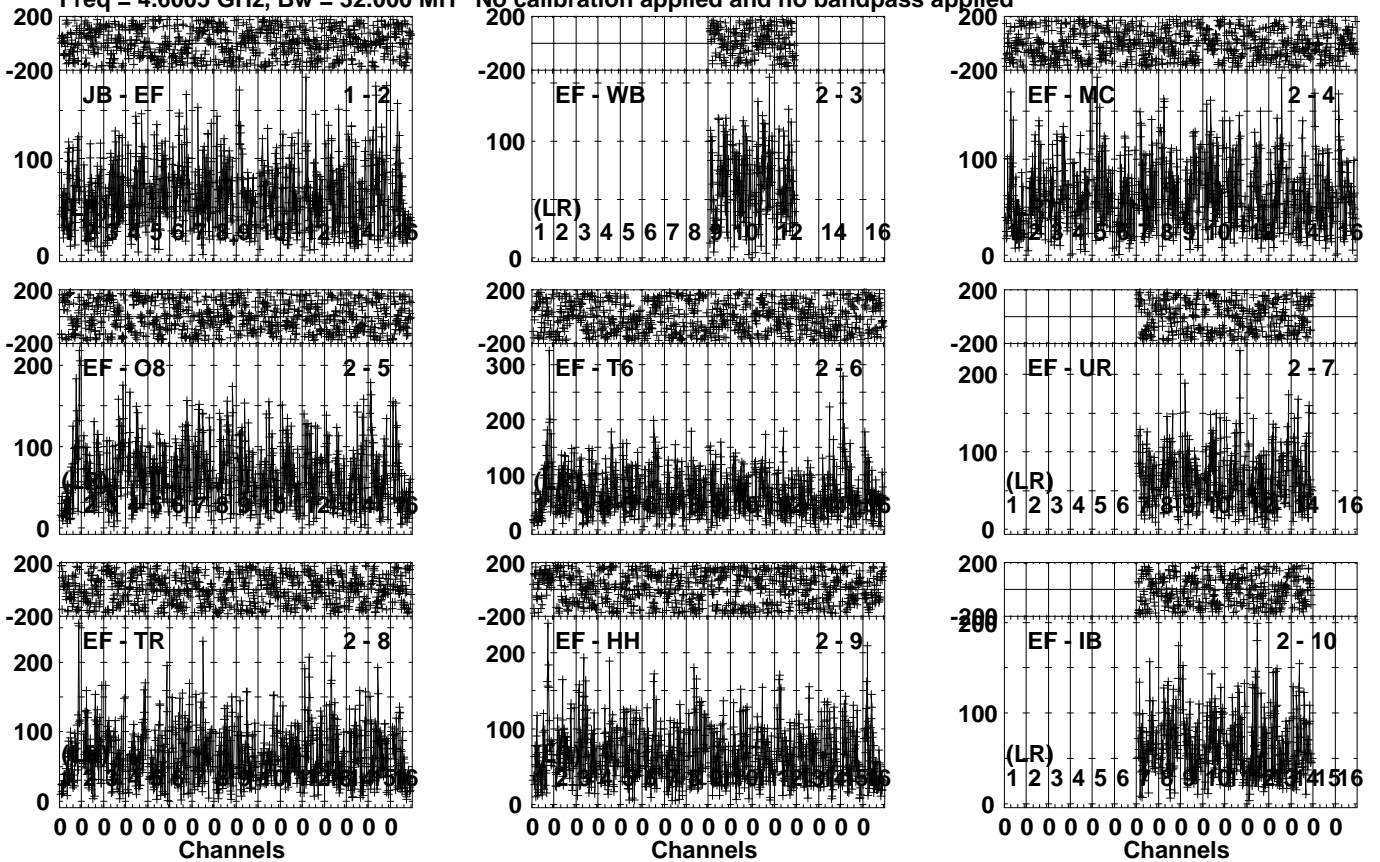


Lower frame: Micro Ampl Jy Top frame: Phas deg
Vector averaged cross-power spectrum Several baselines displayed
Timerange: 00/20:47:13 to 00/20:48:09

Plot file version 32 created 23-APR-2024 16:04:34

FRB EB100D 1.UVDATA.1

Freq = 4.6005 GHz, Bw = 32.000 MH No calibration applied and no bandpass applied



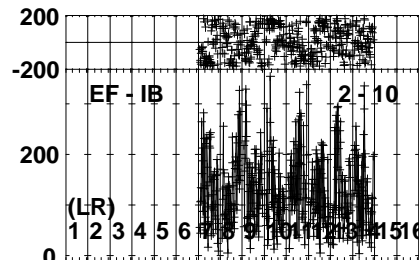
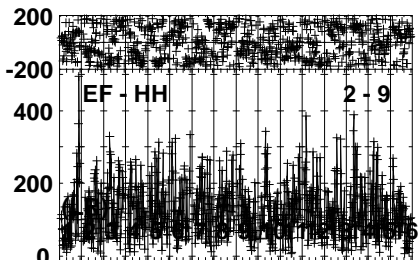
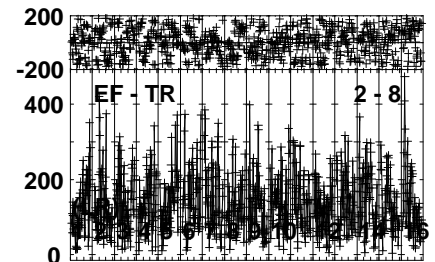
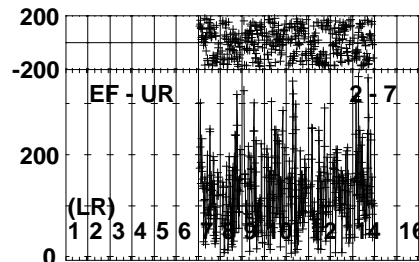
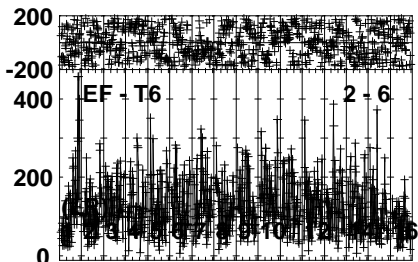
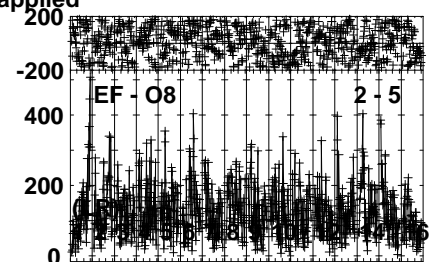
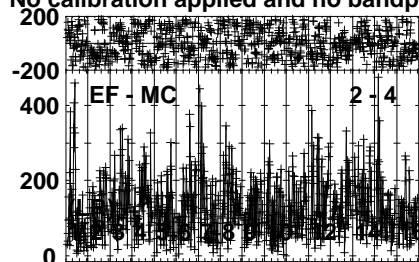
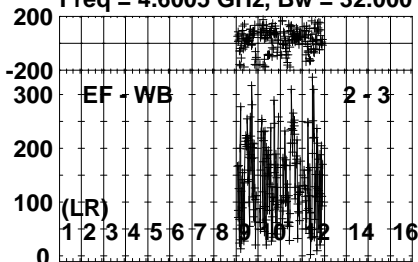
Lower frame: Micro Ampl Jy Top frame: Phas deg
Vector averaged cross-power spectrum Several baselines displayed
Timerange: 00/20:48:13 to 00/20:51:39

Plot file version 33 created 23-APR-2024 16:04:35

J0529+3209 EB100D 1.UVDATA.1

Freq = 4.6005 GHz, Bw = 32.000 MH

No calibration applied and no bandpass applied

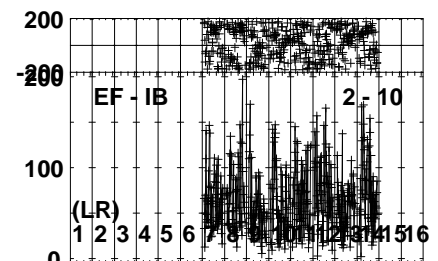
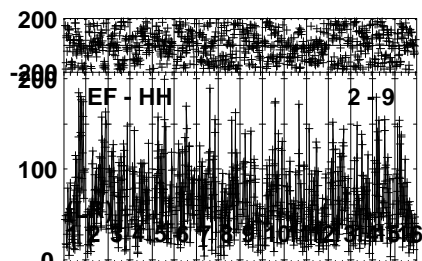
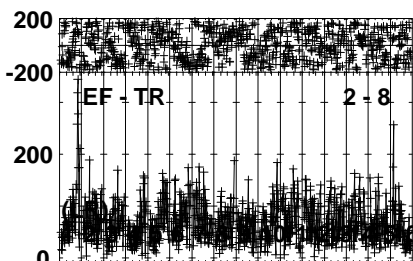
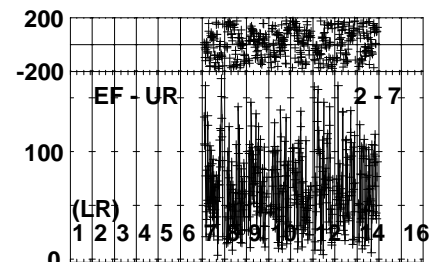
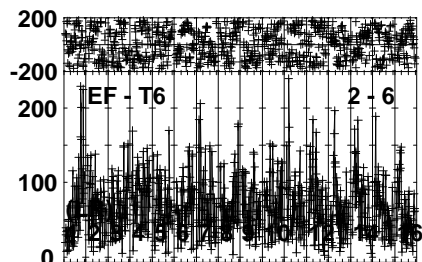
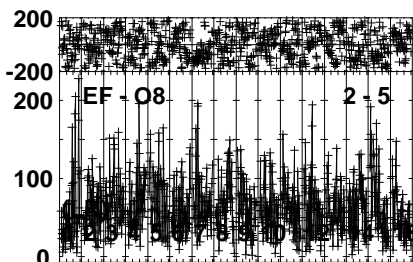
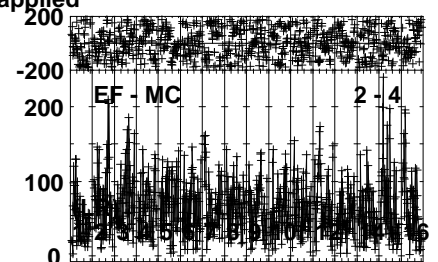
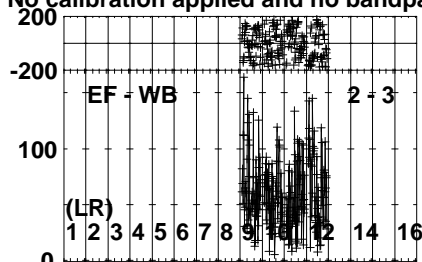
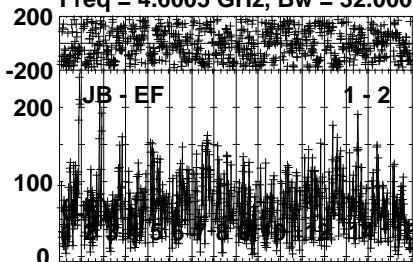


Lower frame: Micro Ampl Jy Top frame: Phas deg
Vector averaged cross-power spectrum Several baselines displayed
Timerange: 00/20:52:13 to 00/20:53:09

Plot file version 34 created 23-APR-2024 16:04:35

FRB EB100D 1.UVDATA.1

Freq = 4.6005 GHz, Bw = 32.000 MH No calibration applied and no bandpass applied



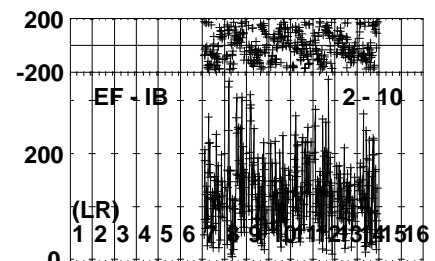
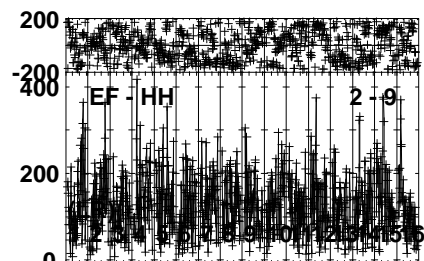
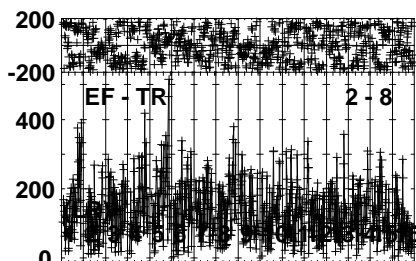
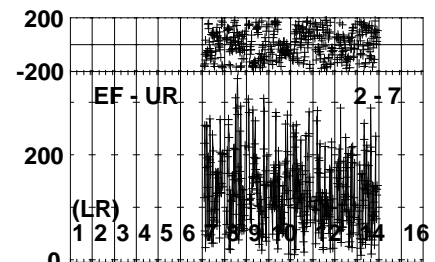
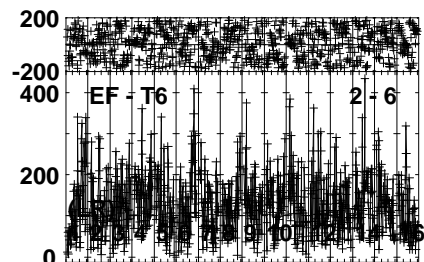
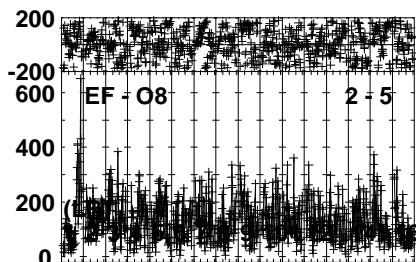
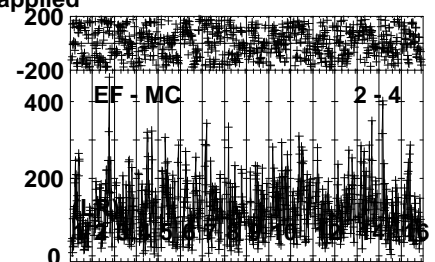
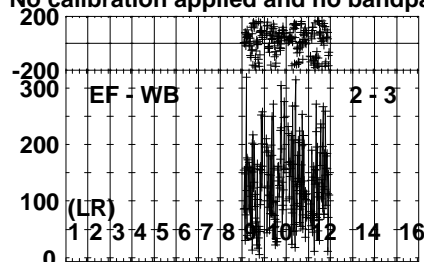
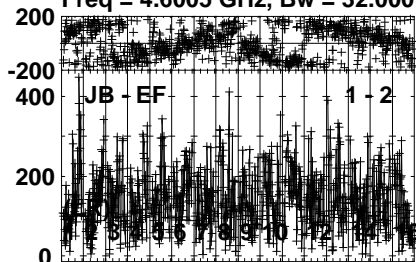
Lower frame: Micro Ampl Jy Top frame: Phas deg
Vector averaged cross-power spectrum Several baselines displayed
Timerange: 00/20:53:11 to 00/20:56:39

Plot file version 35 created 23-APR-2024 16:04:37

J0529+3209 EB100D 1.UVDATA.1

Freq = 4.6005 GHz, Bw = 32.000 MH

No calibration applied and no bandpass applied

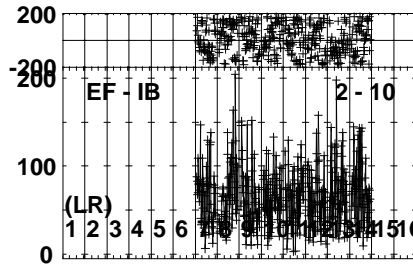
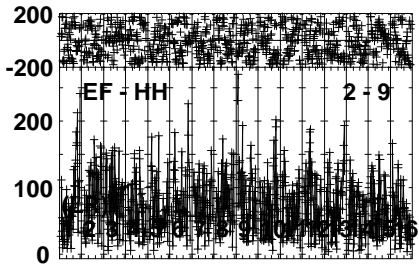
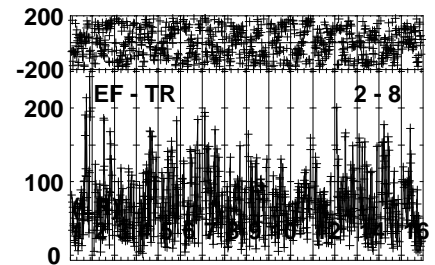
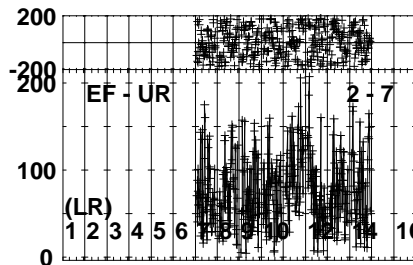
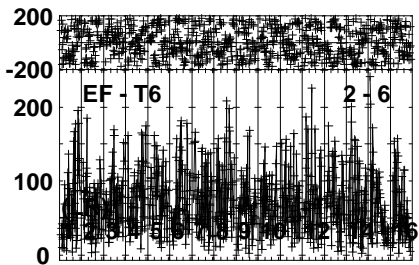
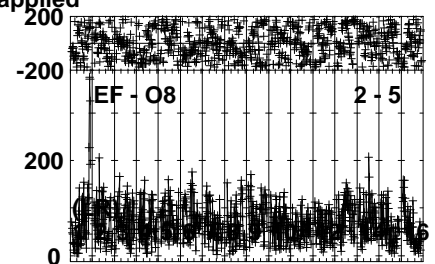
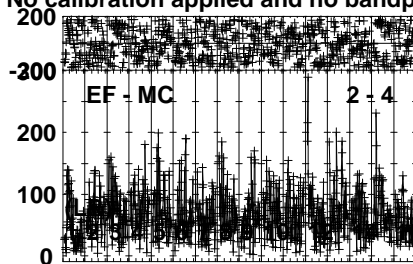
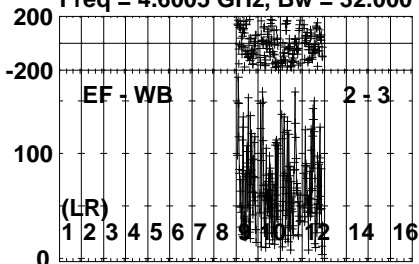


Lower frame: Micro Ampl Jy Top frame: Phas deg
Vector averaged cross-power spectrum Several baselines displayed
Timerange: 00/20:56:41 to 00/20:58:09

Plot file version 36 created 23-APR-2024 16:04:37

FRB EB100D 1.UVDATA.1

Freq = 4.6005 GHz, Bw = 32.000 MH No calibration applied and no bandpass applied



0 0 0 0 0 0 0 0 0 0 0 0 0 0 0 0
Channels

0 0 0 0 0 0 0 0 0 0 0 0 0 0 0 0
Channels

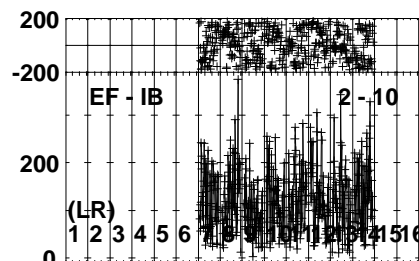
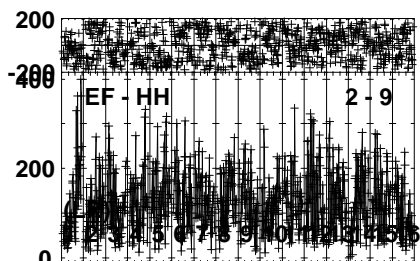
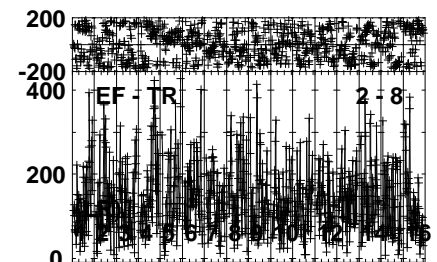
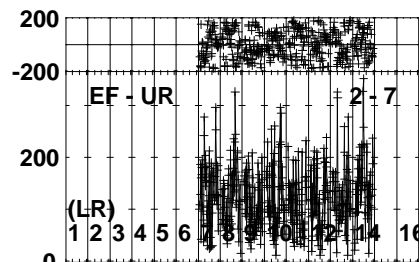
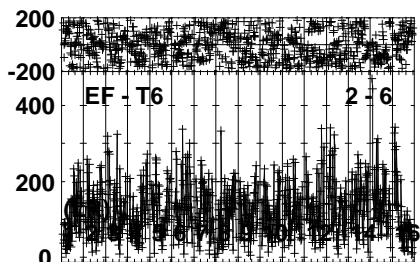
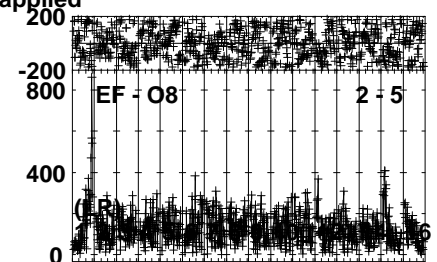
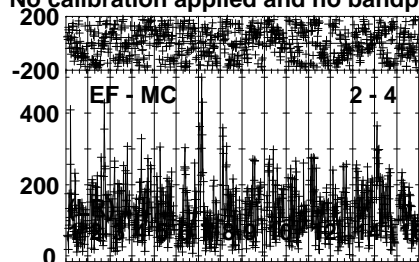
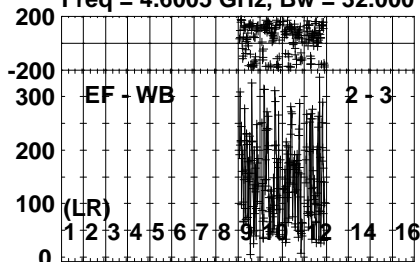
Lower frame: Micro Ampl Jy Top frame: Phas deg
Vector averaged cross-power spectrum Several baselines displayed
Timerange: 00/20:58:11 to 00/21:01:39

Plot file version 37 created 23-APR-2024 16:04:38

J0529+3209 EB100D 1.UVDATA.1

Freq = 4.6005 GHz, Bw = 32.000 MH

No calibration applied and no bandpass applied



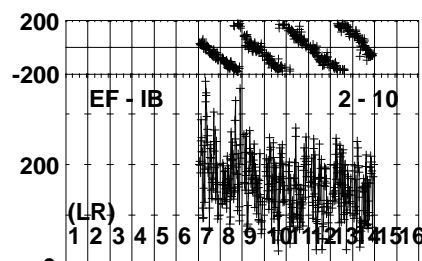
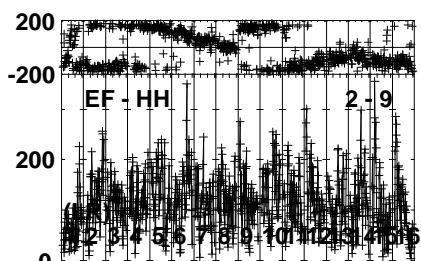
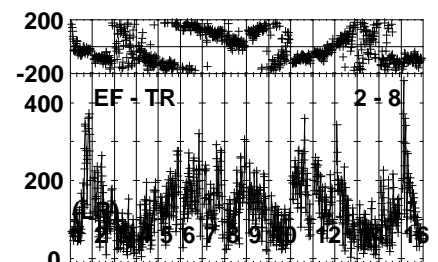
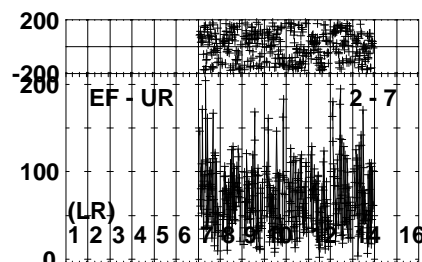
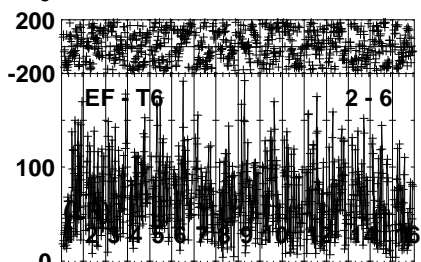
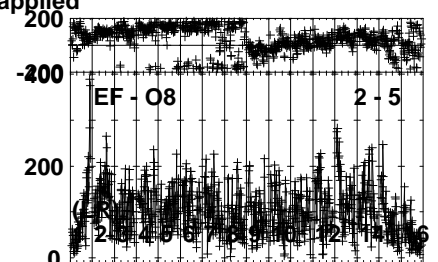
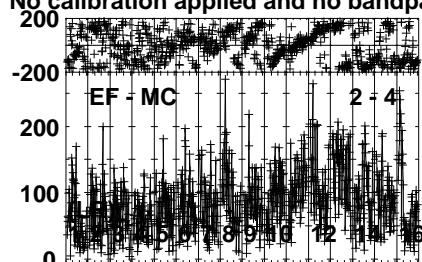
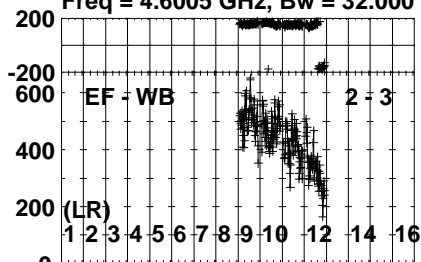
Lower frame: Micro Ampl Jy Top frame: Phas deg
Vector averaged cross-power spectrum Several baselines displayed
Timerange: 00/21:02:13 to 00/21:03:09

Plot file version 38 created 23-APR-2024 16:04:38

J0518+3306 EB100D 1.UVDATA.1

Freq = 4.6005 GHz, Bw = 32.000 MH

No calibration applied and no bandpass applied



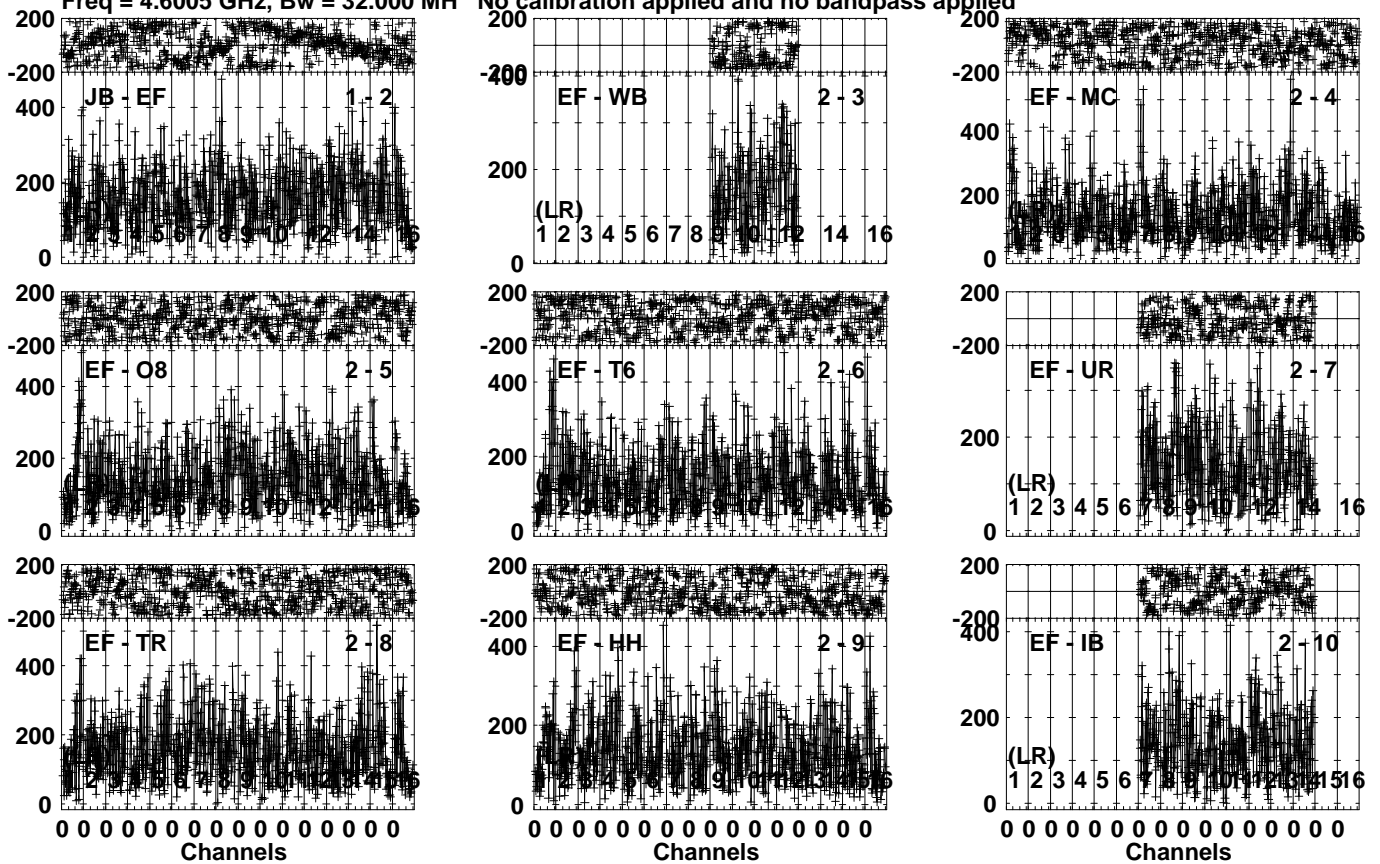
Lower frame: Micro Ampl Jy Top frame: Phas deg
Vector averaged cross-power spectrum Several baselines displayed
Timerange: 00/21:03:43 to 00/21:06:39

Plot file version 39 created 23-APR-2024 16:04:39

J0529+3209 EB100D 1.UVDATA.1

Freq = 4.6005 GHz, Bw = 32.000 MH

No calibration applied and no bandpass applied

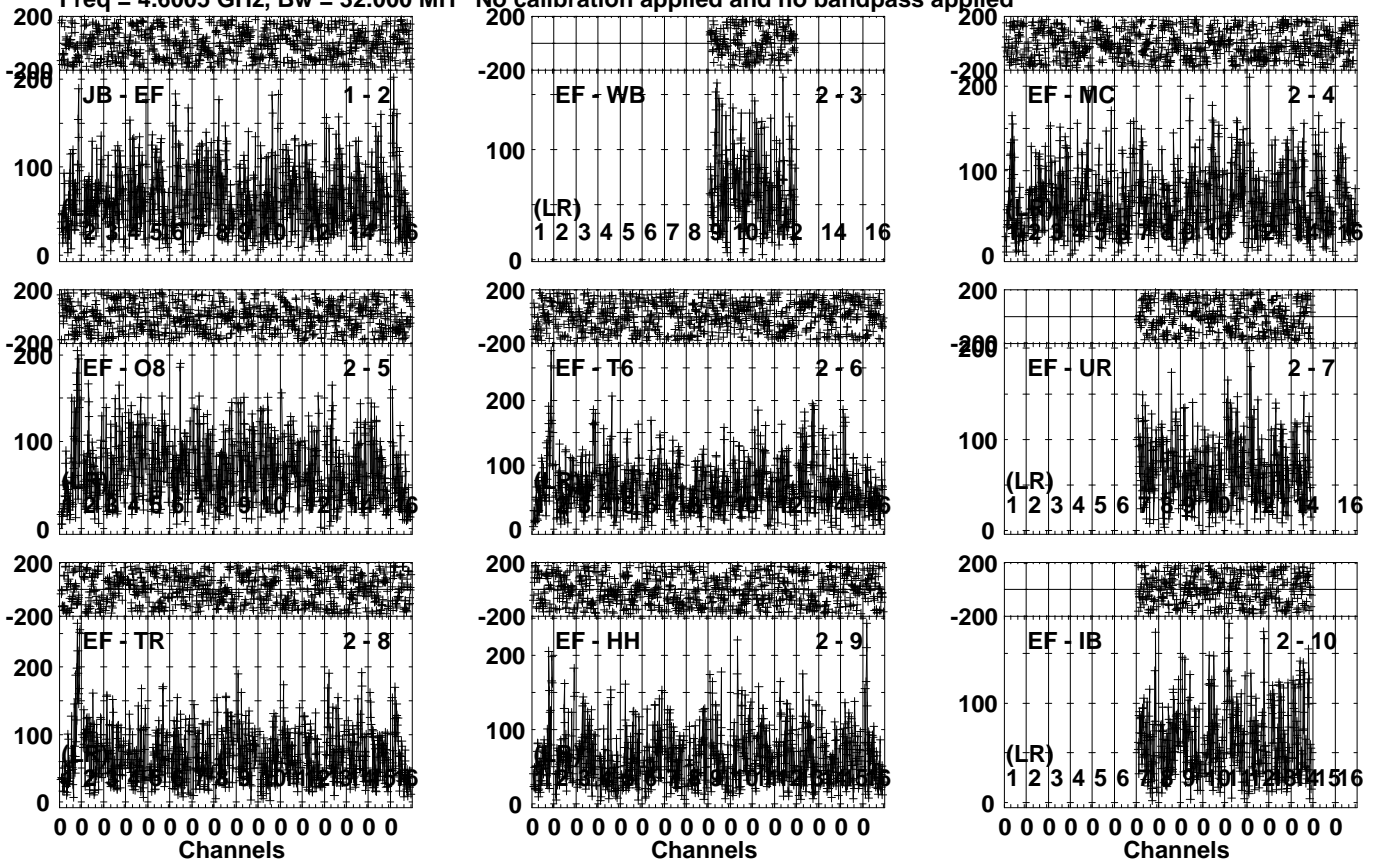


Lower frame: Micro Ampl Jy Top frame: Phas deg
Vector averaged cross-power spectrum Several baselines displayed
Timerange: 00/21:06:41 to 00/21:08:09

Plot file version 40 created 23-APR-2024 16:04:40

FRB EB100D 1.UVDATA.1

Freq = 4.6005 GHz, Bw = 32.000 MH No calibration applied and no bandpass applied



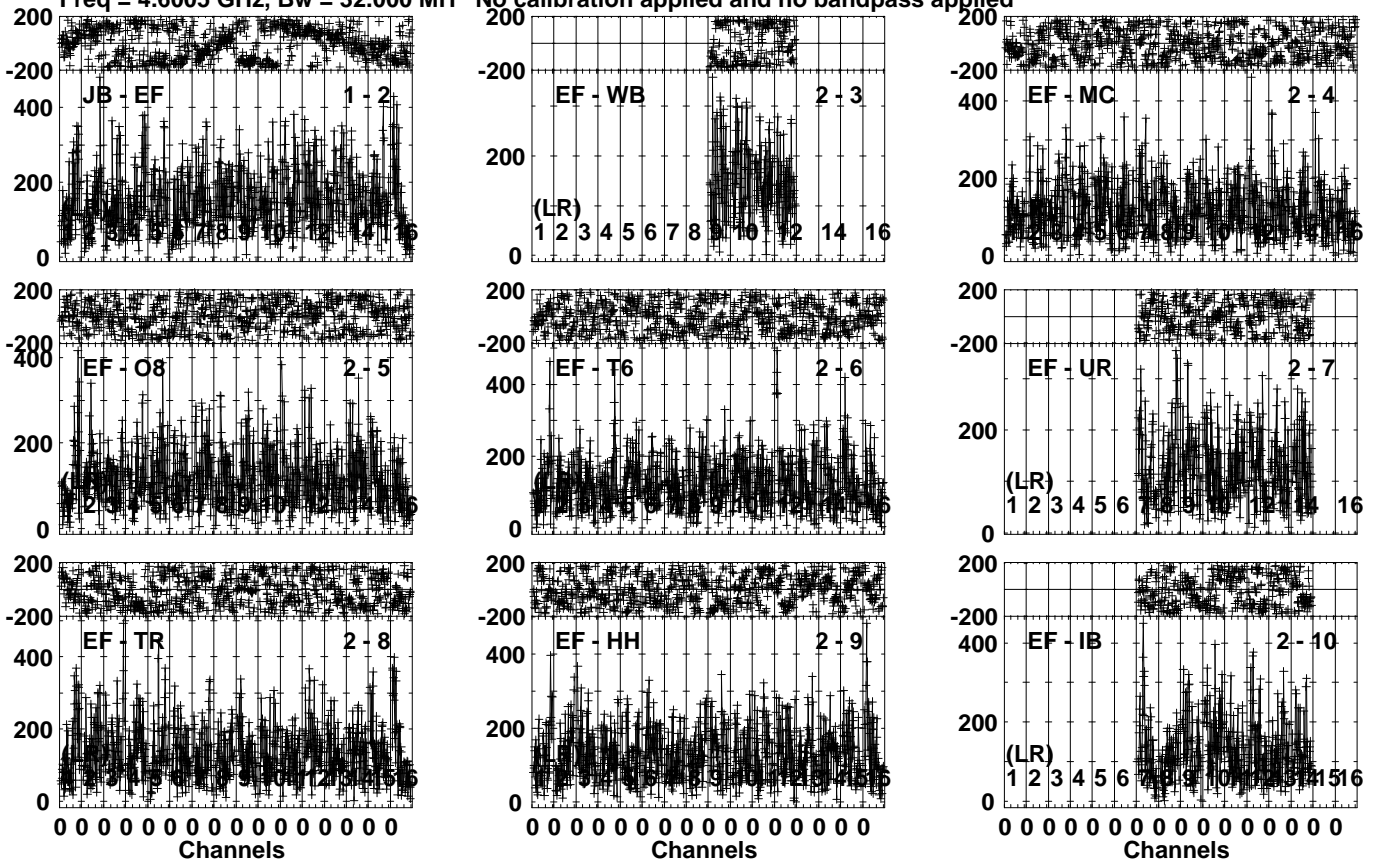
Lower frame: Micro Ampl Jy Top frame: Phas deg
Vector averaged cross-power spectrum Several baselines displayed
Timerange: 00/21:08:11 to 00/21:11:39

Plot file version 41 created 23-APR-2024 16:04:41

J0529+3209 EB100D 1.UVDATA.1

Freq = 4.6005 GHz, Bw = 32.000 MH

No calibration applied and no bandpass applied

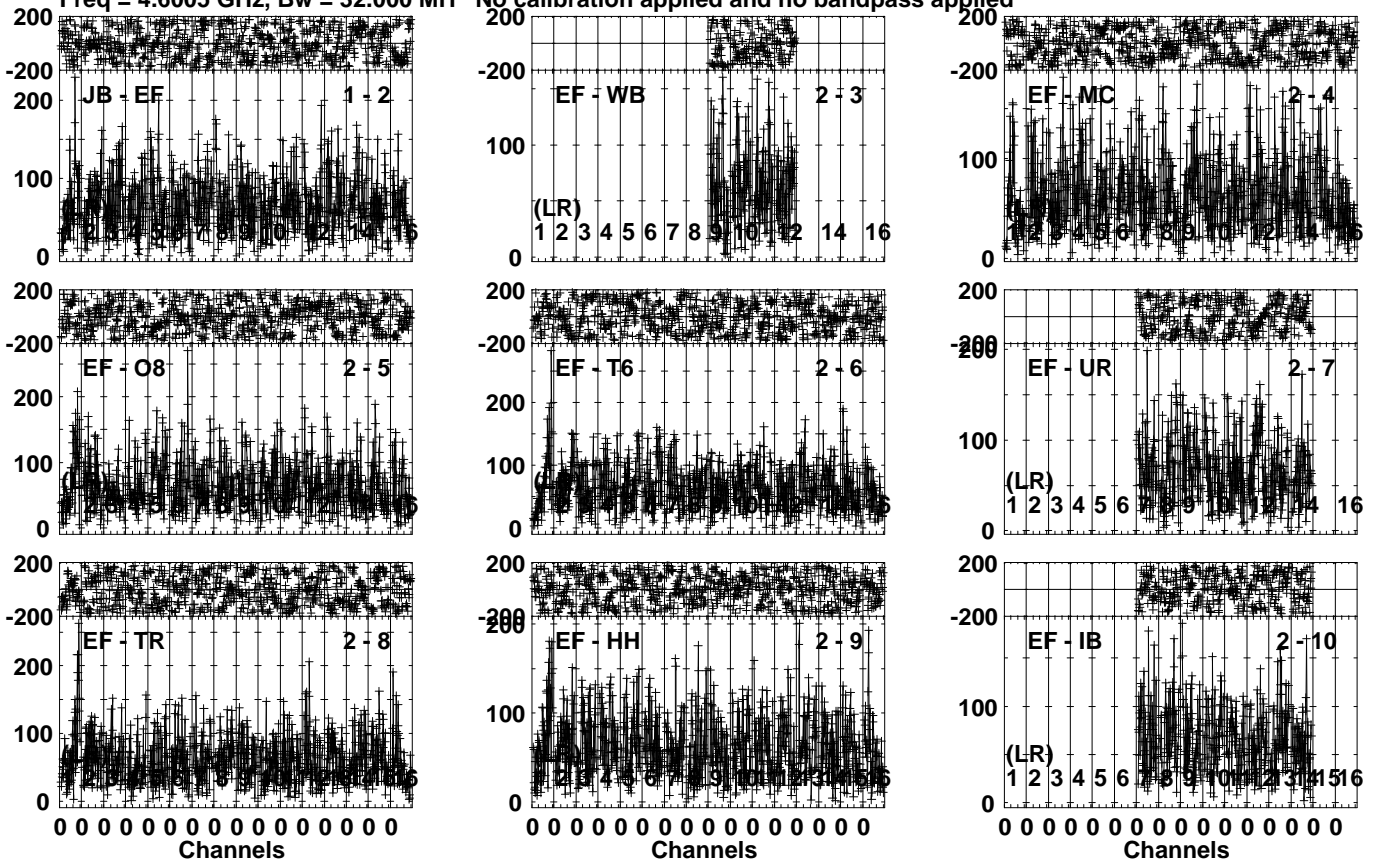


Lower frame: Micro Ampl Jy Top frame: Phas deg
Vector averaged cross-power spectrum Several baselines displayed
Timerange: 00/21:12:13 to 00/21:13:09

Plot file version 42 created 23-APR-2024 16:04:42

FRB EB100D 1.UVDATA.1

Freq = 4.6005 GHz, Bw = 32.000 MH No calibration applied and no bandpass applied



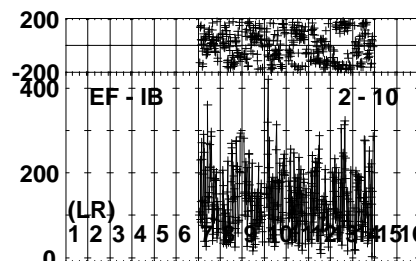
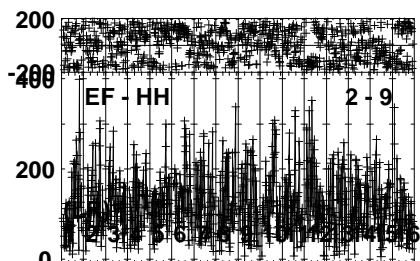
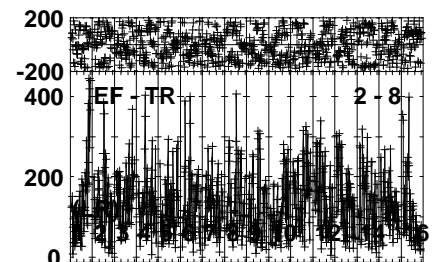
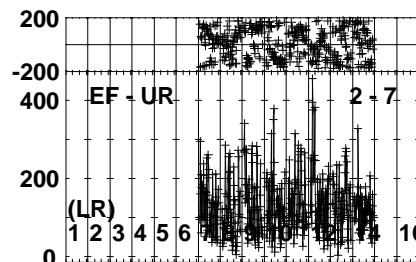
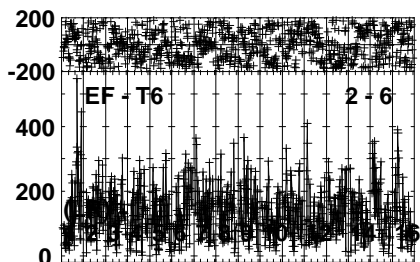
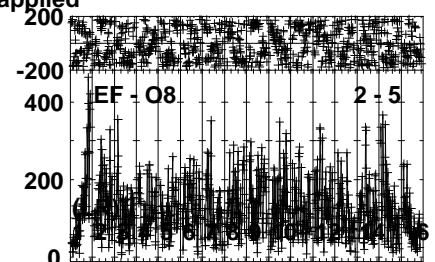
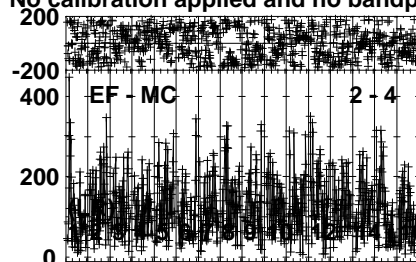
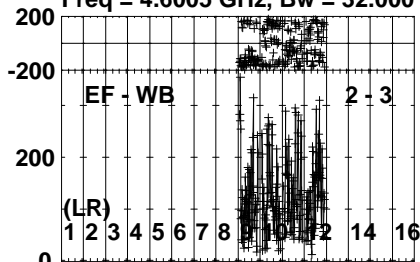
Lower frame: Micro Ampl Jy Top frame: Phas deg
Vector averaged cross-power spectrum Several baselines displayed
Timerange: 00/21:13:11 to 00/21:16:39

Plot file version 43 created 23-APR-2024 16:04:43

J0529+3209 EB100D 1.UVDATA.1

Freq = 4.6005 GHz, Bw = 32.000 MH

No calibration applied and no bandpass applied



0 0 0 0 0 0 0 0 0 0 0 0 0 0 0 0
Channels

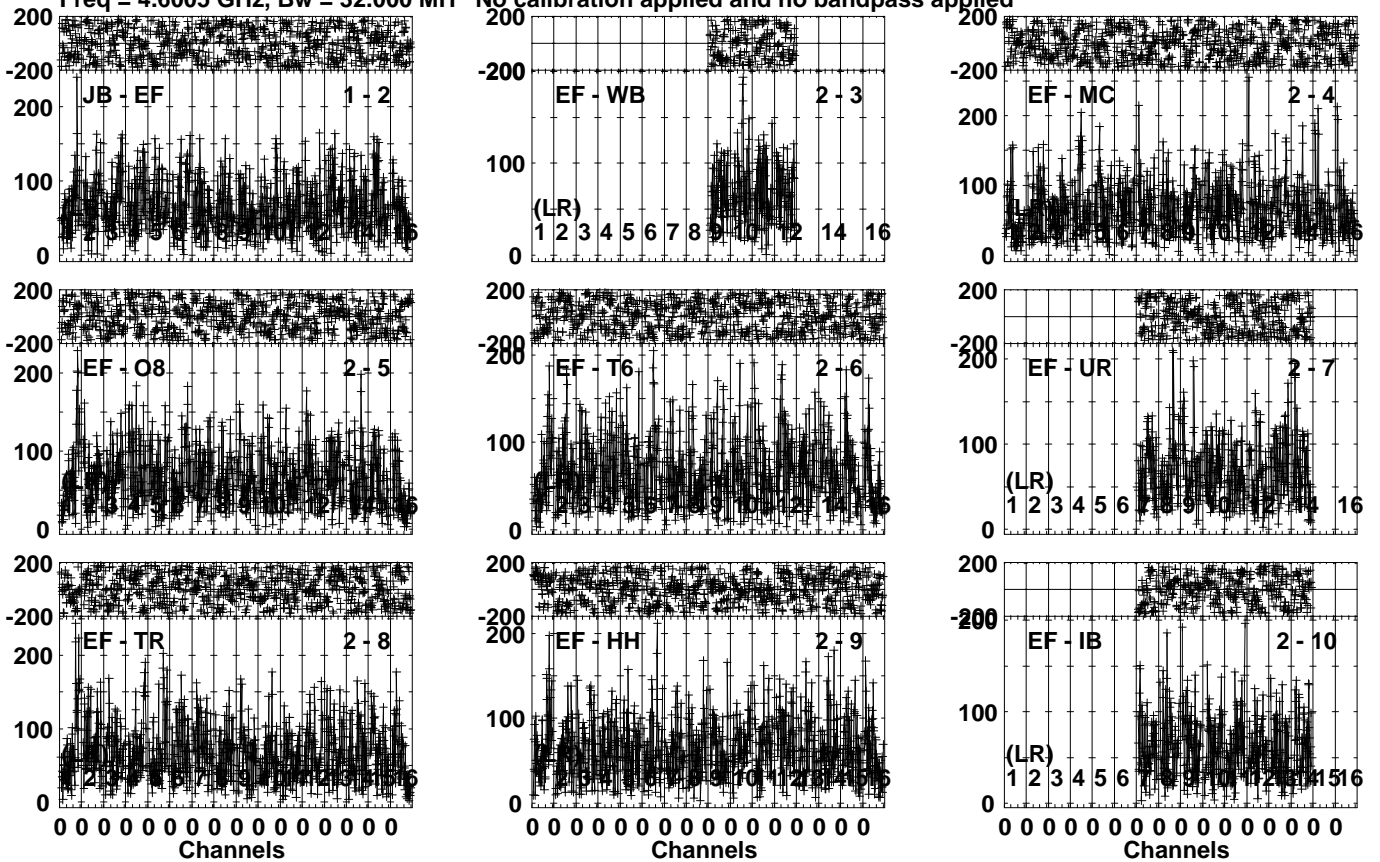
0 0 0 0 0 0 0 0 0 0 0 0 0 0 0 0
Channels

Lower frame: Micro Ampl Jy Top frame: Phas deg
Vector averaged cross-power spectrum Several baselines displayed
Timerange: 00/21:17:13 to 00/21:18:09

Plot file version 44 created 23-APR-2024 16:04:44

FRB EB100D 1.UVDATA.1

Freq = 4.6005 GHz, Bw = 32.000 MH No calibration applied and no bandpass applied



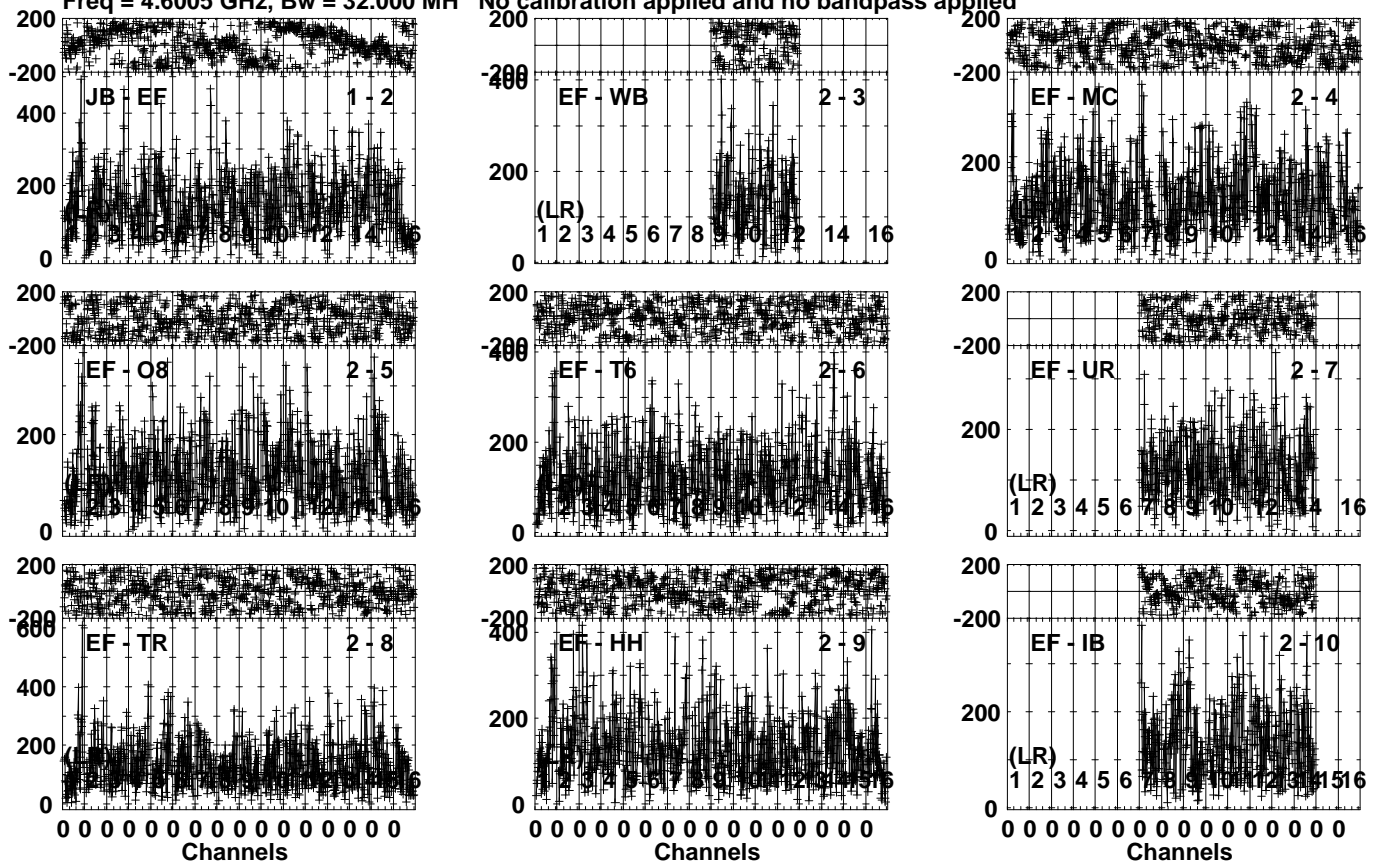
Lower frame: Micro Ampl Jy Top frame: Phas deg
Vector averaged cross-power spectrum Several baselines displayed
Timerange: 00/21:18:11 to 00/21:21:39

Plot file version 45 created 23-APR-2024 16:04:45

J0529+3209 EB100D 1.UVDATA.1

Freq = 4.6005 GHz, Bw = 32.000 MH

No calibration applied and no bandpass applied

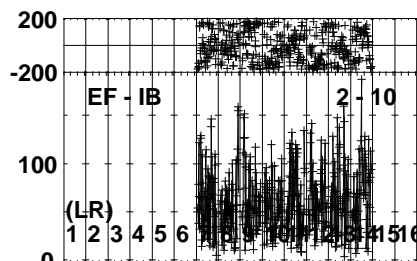
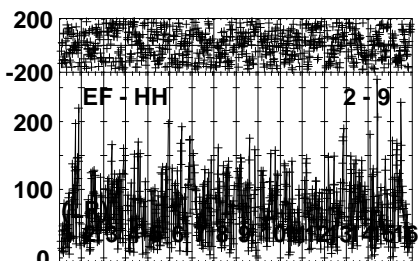
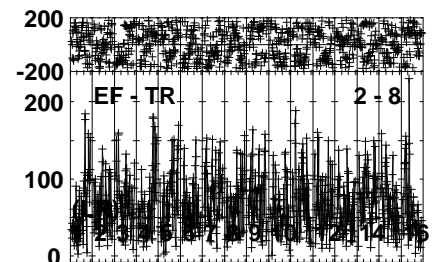
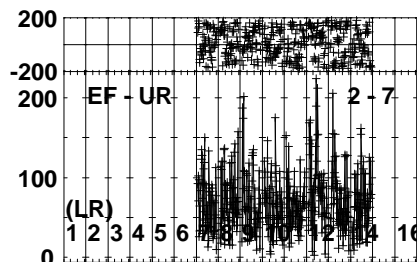
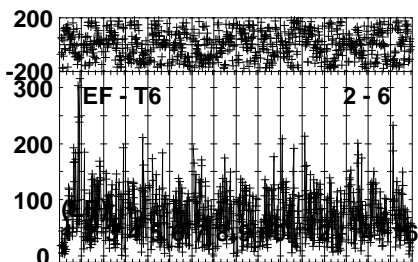
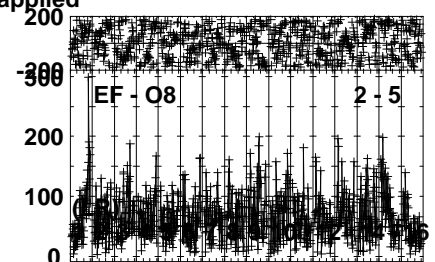
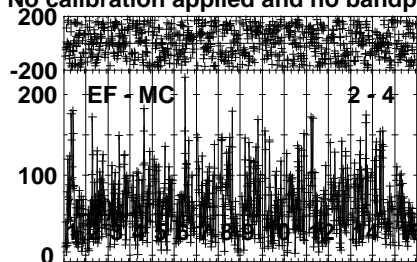
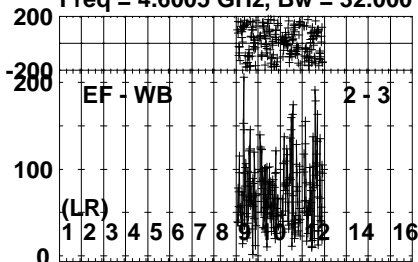


Lower frame: Micro Ampl Jy Top frame: Phas deg
Vector averaged cross-power spectrum Several baselines displayed
Timerange: 00/21:21:41 to 00/21:23:09

Plot file version 46 created 23-APR-2024 16:04:45

FRB EB100D 1.UVDATA.1

Freq = 4.6005 GHz, Bw = 32.000 MH No calibration applied and no bandpass applied



0 0 0 0 0 0 0 0 0 0 0 0 0 0 0 0
Channels

0 0 0 0 0 0 0 0 0 0 0 0 0 0 0 0
Channels

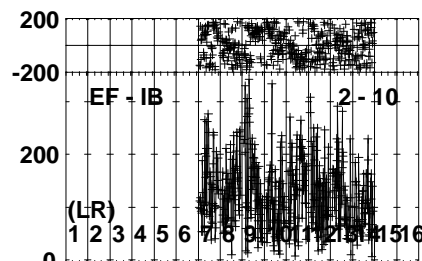
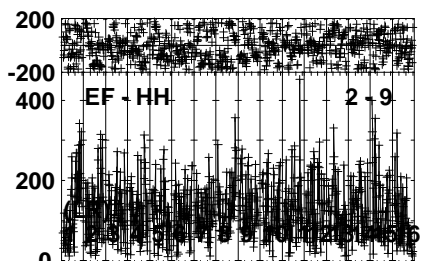
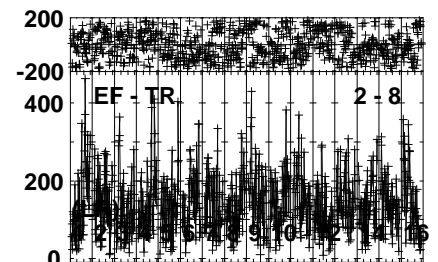
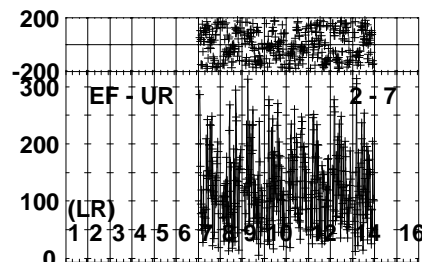
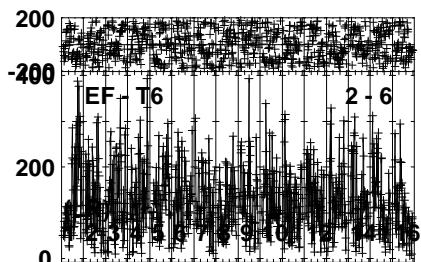
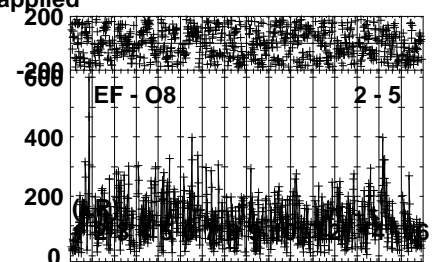
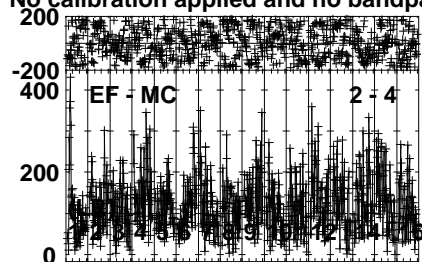
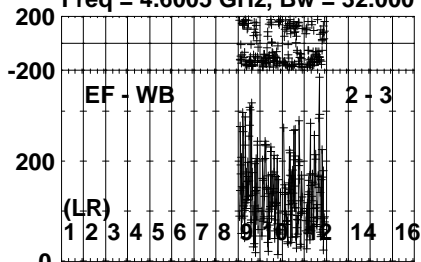
Lower frame: Micro Ampl Jy Top frame: Phas deg
Vector averaged cross-power spectrum Several baselines displayed
Timerange: 00/21:23:11 to 00/21:26:39

Plot file version 47 created 23-APR-2024 16:04:46

J0529+3209 EB100D 1.UVDATA.1

Freq = 4.6005 GHz, Bw = 32.000 MH

No calibration applied and no bandpass applied



0 0 0 0 0 0 0 0 0 0 0 0 0 0 0 0
Channels

0 0 0 0 0 0 0 0 0 0 0 0 0 0 0 0
Channels

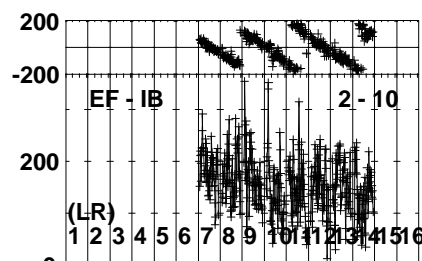
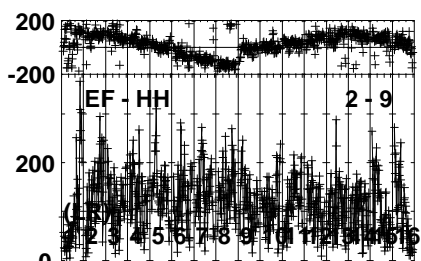
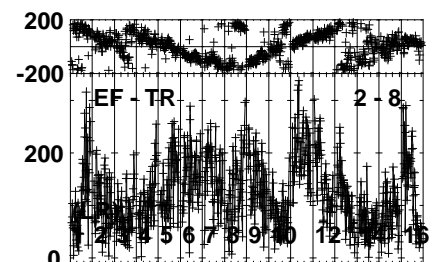
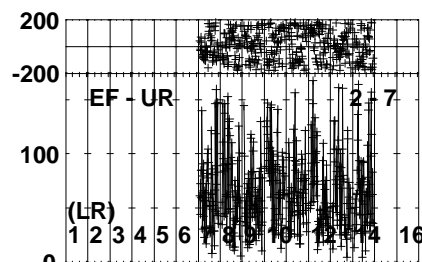
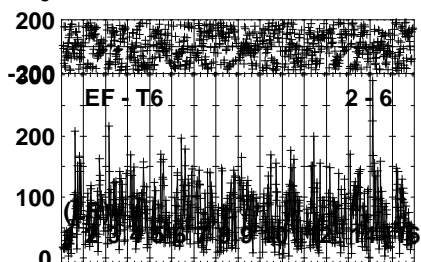
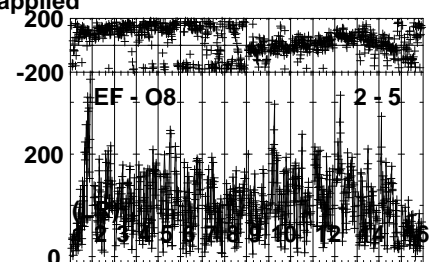
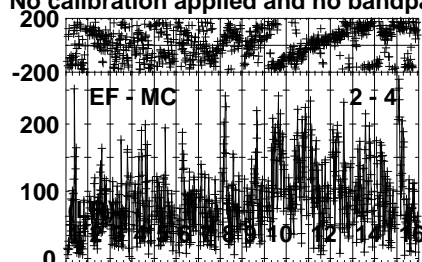
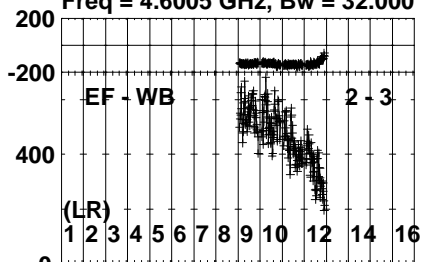
Lower frame: Micro Ampl Jy Top frame: Phas deg
Vector averaged cross-power spectrum Several baselines displayed
Timerange: 00/21:27:13 to 00/21:28:09

Plot file version 48 created 23-APR-2024 16:04:47

J0518+3306 EB100D 1.UVDATA.1

Freq = 4.6005 GHz, Bw = 32.000 MH

No calibration applied and no bandpass applied



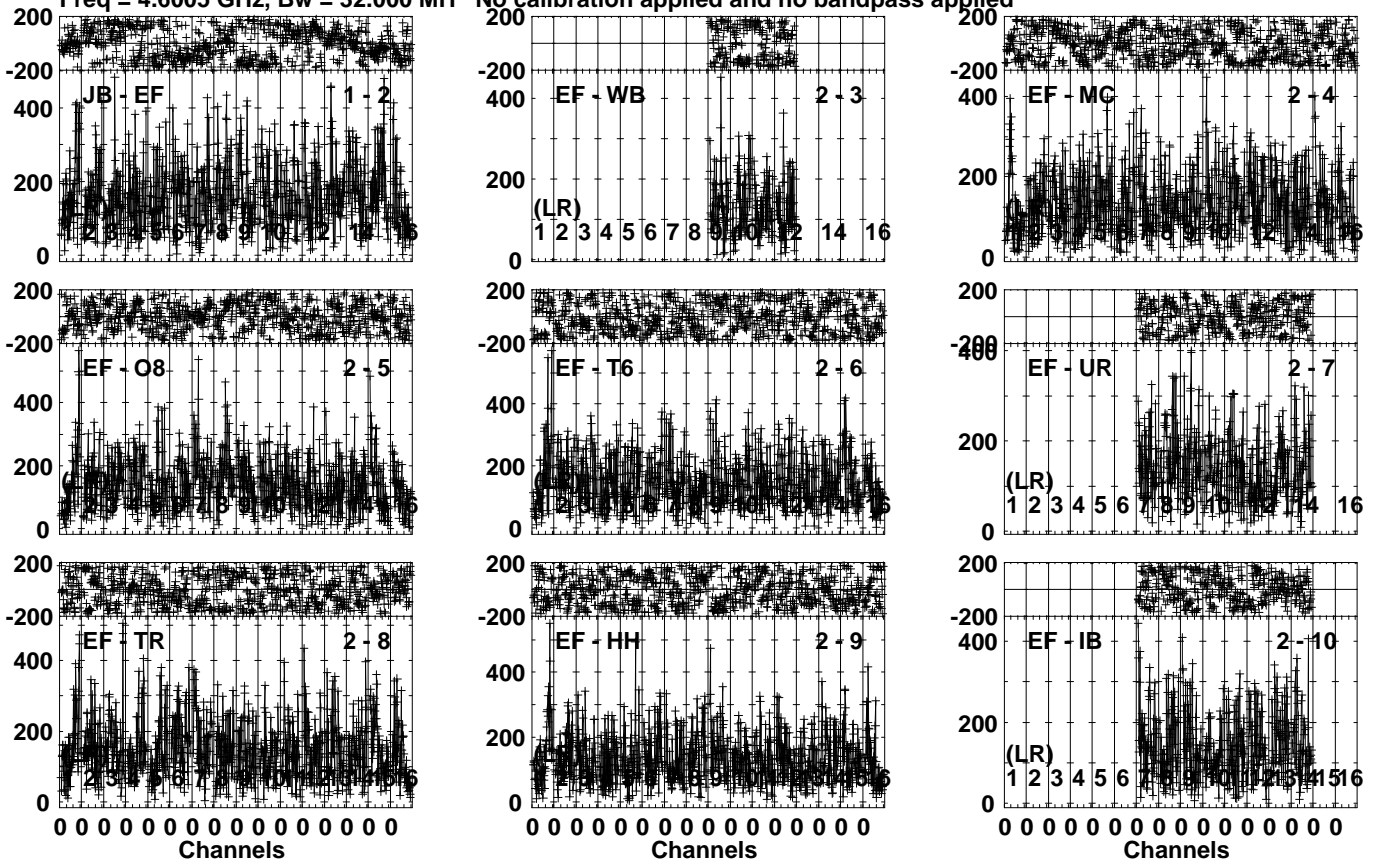
Lower frame: Micro Ampl Jy Top frame: Phas deg
Vector averaged cross-power spectrum Several baselines displayed
Timerange: 00/21:28:43 to 00/21:31:39

Plot file version 49 created 23-APR-2024 16:04:48

J0529+3209 EB100D 1.UVDATA.1

Freq = 4.6005 GHz, Bw = 32.000 MH

No calibration applied and no bandpass applied

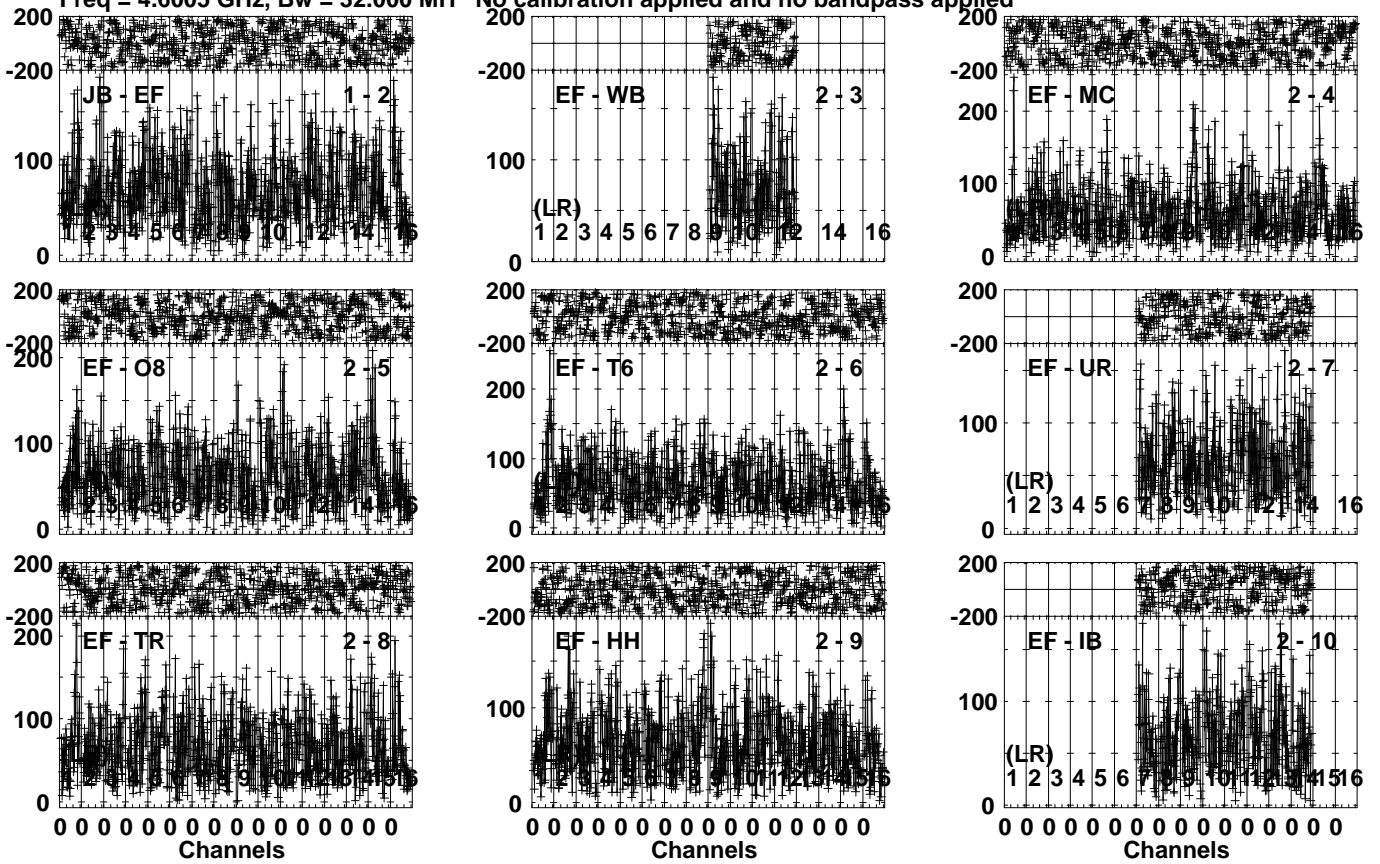


Lower frame: Micro Ampl Jy Top frame: Phas deg
Vector averaged cross-power spectrum Several baselines displayed
Timerange: 00/21:31:41 to 00/21:33:09

Plot file version 50 created 23-APR-2024 16:04:48

FRB EB100D 1.UVDATA.1

Freq = 4.6005 GHz, Bw = 32.000 MH No calibration applied and no bandpass applied



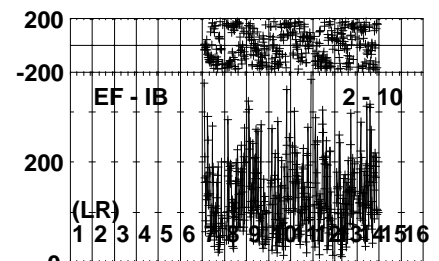
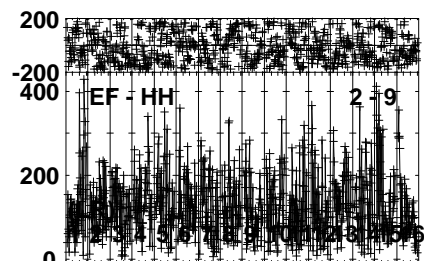
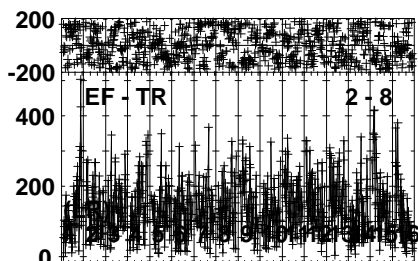
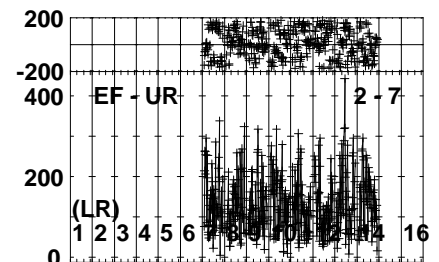
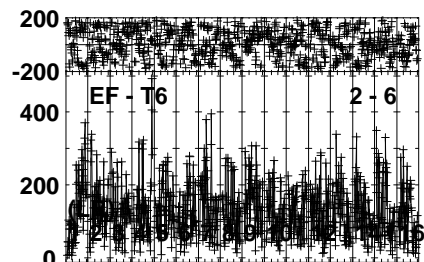
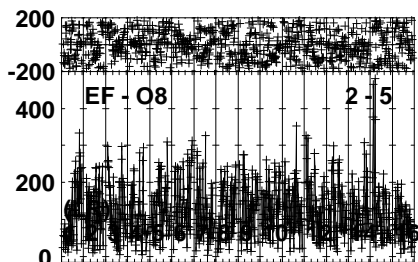
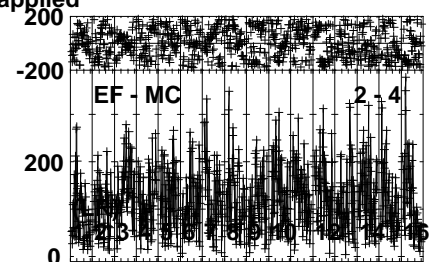
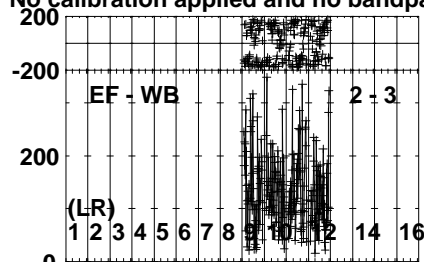
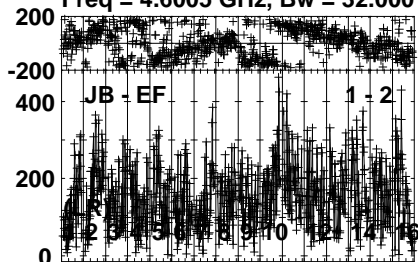
Lower frame: Micro Ampl Jy Top frame: Phas deg
Vector averaged cross-power spectrum Several baselines displayed
Timerange: 00/21:33:11 to 00/21:36:39

Plot file version 51 created 23-APR-2024 16:04:50

J0529+3209 EB100D 1.UVDATA.1

Freq = 4.6005 GHz, Bw = 32.000 MH

No calibration applied and no bandpass applied



0 0 0 0 0 0 0 0 0 0 0 0 0 0 0 0
Channels

0 0 0 0 0 0 0 0 0 0 0 0 0 0 0 0
Channels

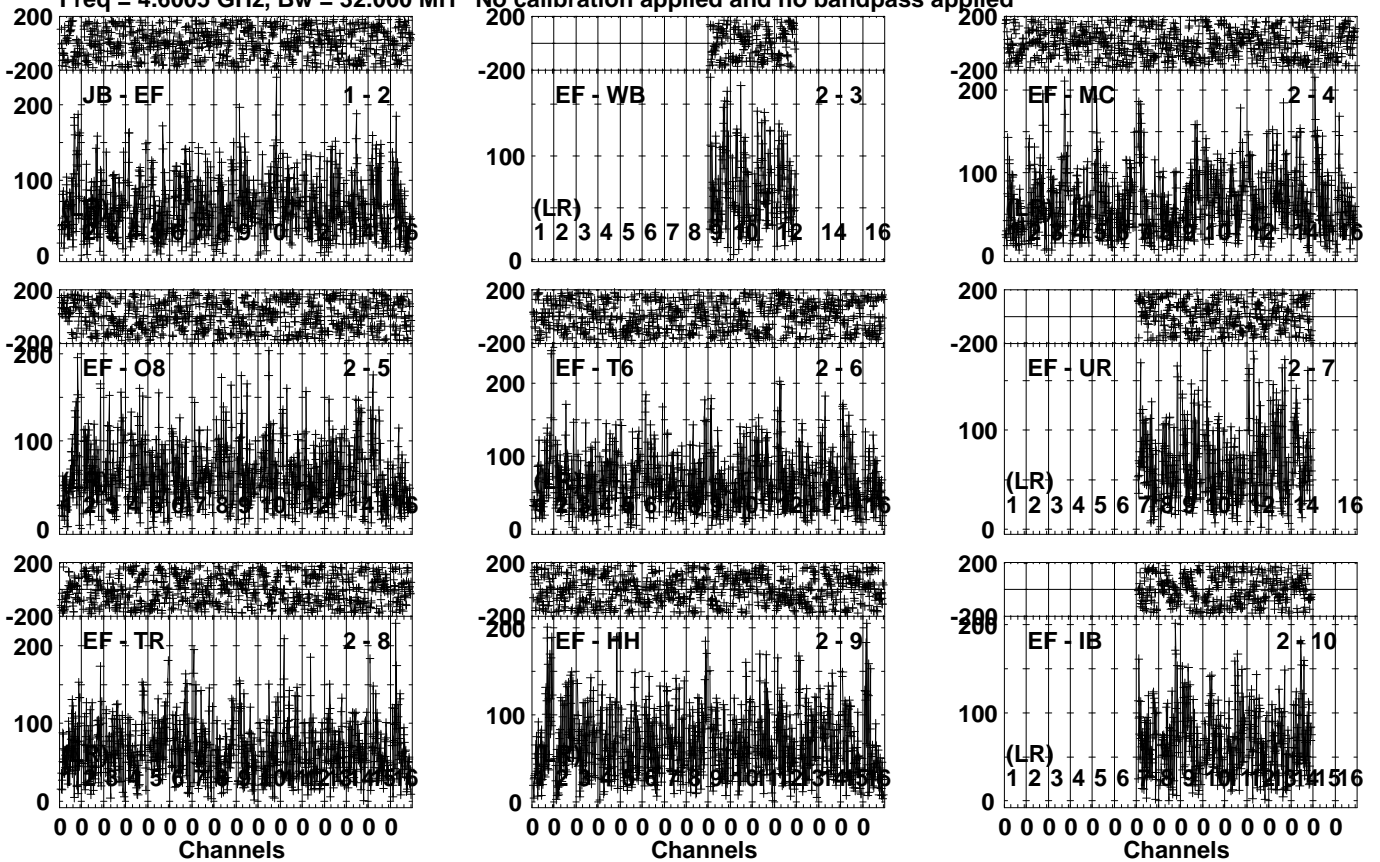
0 0 0 0 0 0 0 0 0 0 0 0 0 0 0 0
Channels

Lower frame: Micro Ampl Jy Top frame: Phas deg
Vector averaged cross-power spectrum Several baselines displayed
Timerange: 00/21:37:13 to 00/21:38:09

Plot file version 52 created 23-APR-2024 16:04:50

FRB EB100D 1.UVDATA.1

Freq = 4.6005 GHz, Bw = 32.000 MH No calibration applied and no bandpass applied



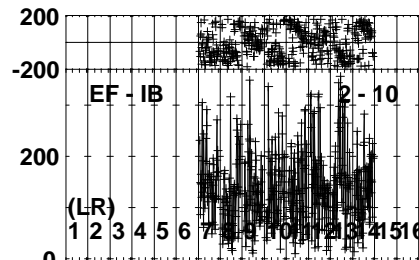
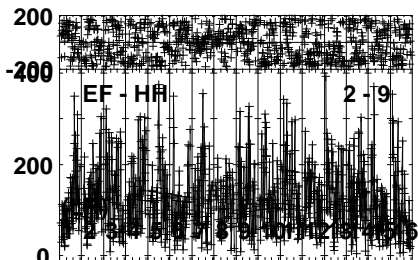
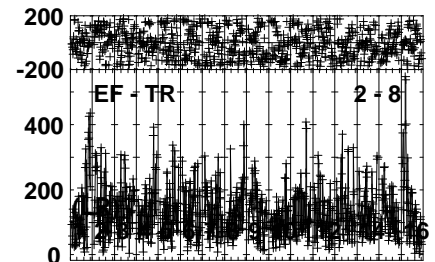
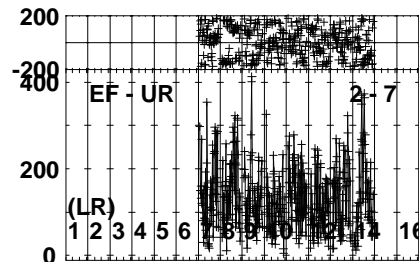
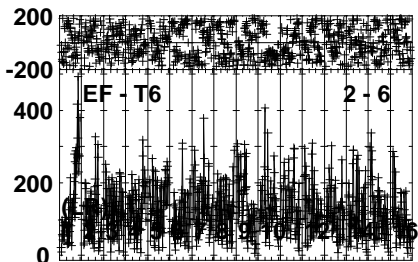
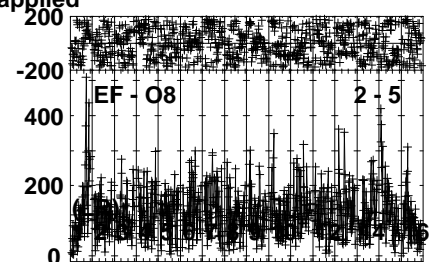
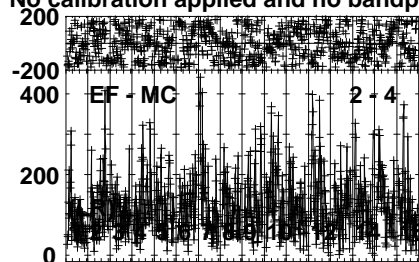
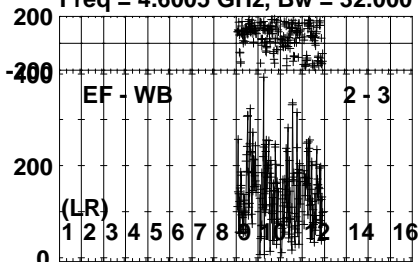
Lower frame: Micro Ampl Jy Top frame: Phas deg
Vector averaged cross-power spectrum Several baselines displayed
Timerange: 00/21:38:13 to 00/21:41:39

Plot file version 53 created 23-APR-2024 16:04:51

J0529+3209 EB100D 1.UVDATA.1

Freq = 4.6005 GHz, Bw = 32.000 MH

No calibration applied and no bandpass applied

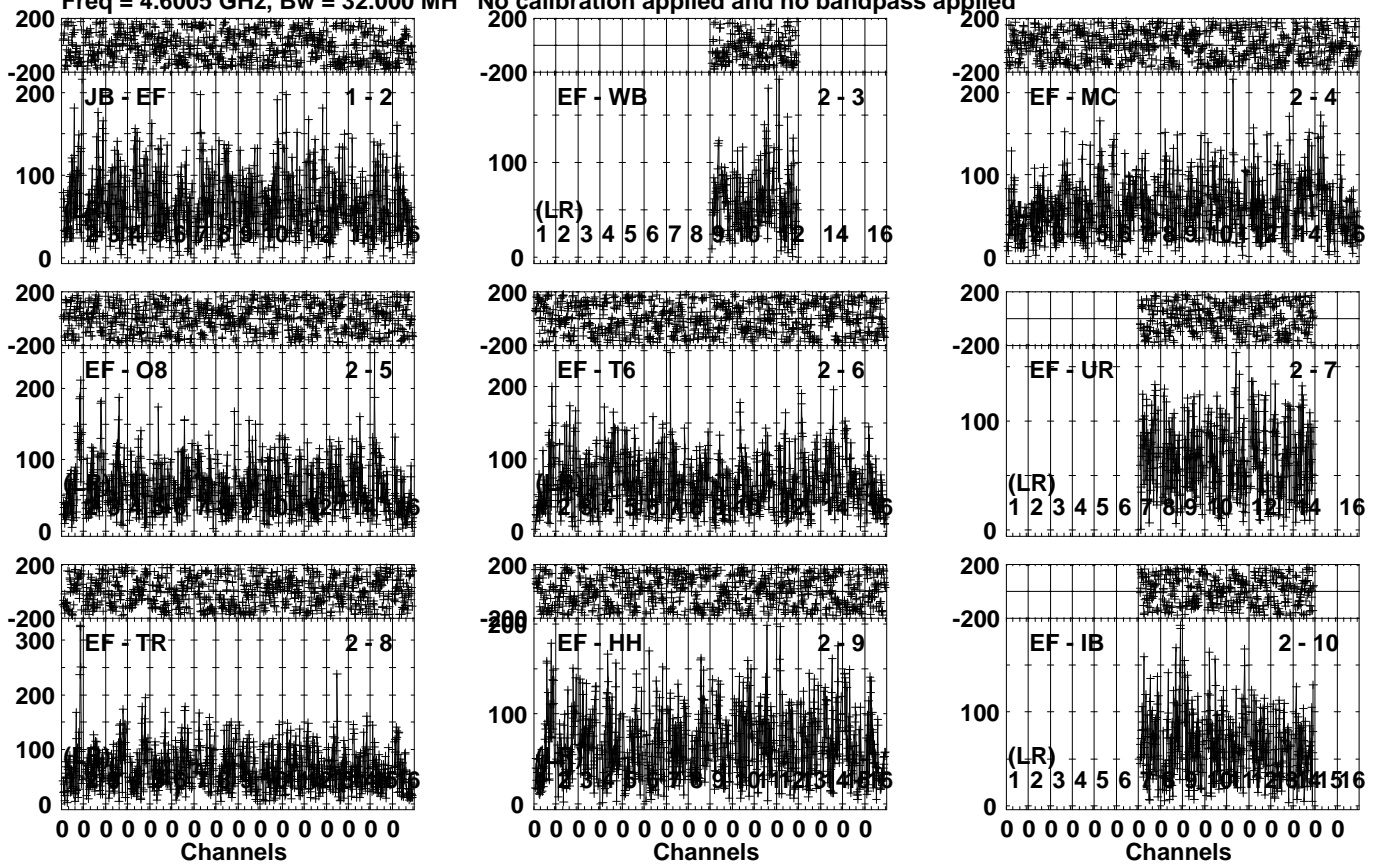


Lower frame: Micro Ampl Jy Top frame: Phas deg
Vector averaged cross-power spectrum Several baselines displayed
Timerange: 00/21:42:13 to 00/21:43:09

Plot file version 54 created 23-APR-2024 16:04:52

FRB EB100D 1.UVDATA.1

Freq = 4.6005 GHz, Bw = 32.000 MH No calibration applied and no bandpass applied



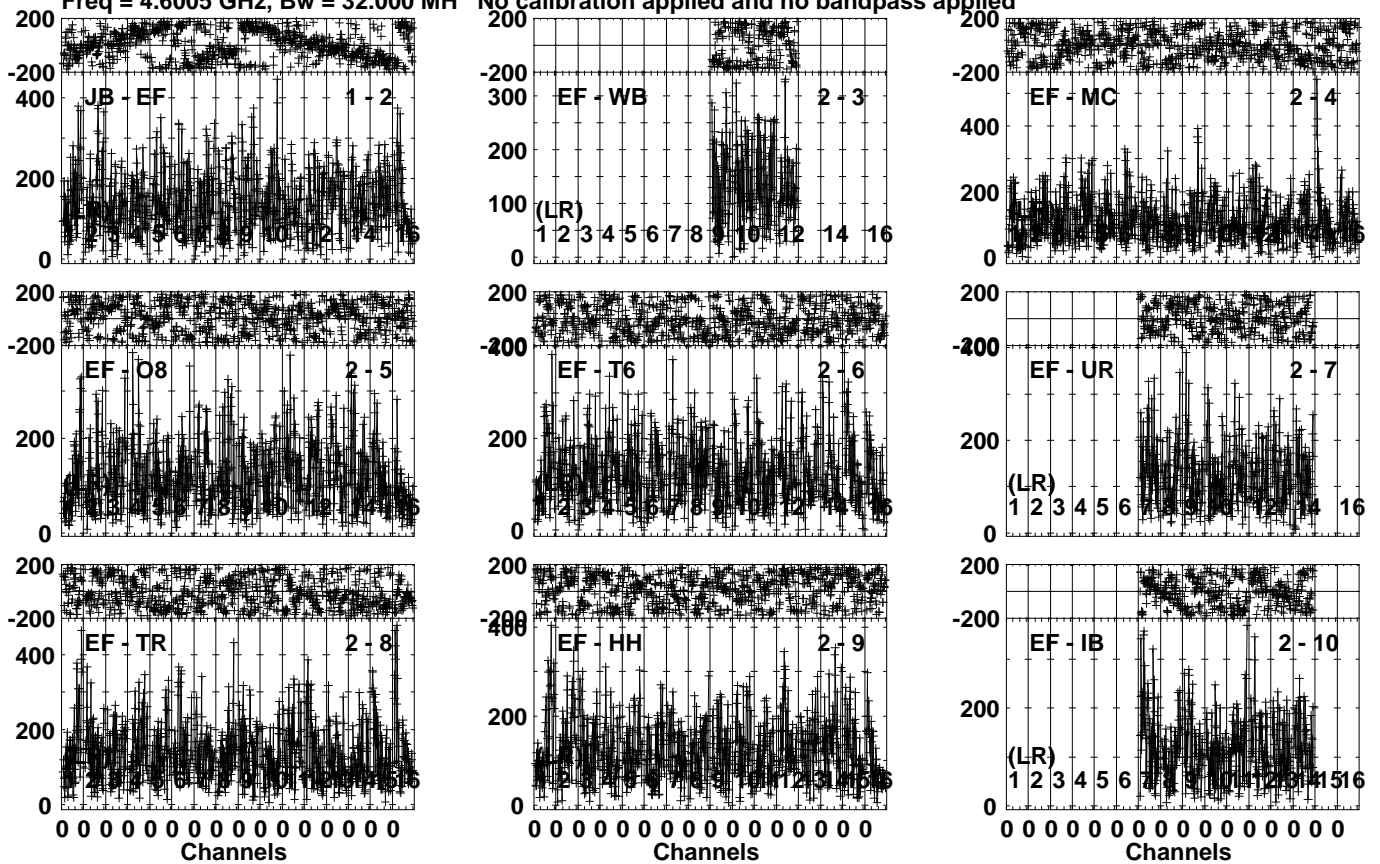
Lower frame: Micro Ampl Jy Top frame: Phas deg
Vector averaged cross-power spectrum Several baselines displayed
Timerange: 00/21:43:11 to 00/21:46:39

Plot file version 55 created 23-APR-2024 16:04:53

J0529+3209 EB100D 1.UVDATA.1

Freq = 4.6005 GHz, Bw = 32.000 MH

No calibration applied and no bandpass applied



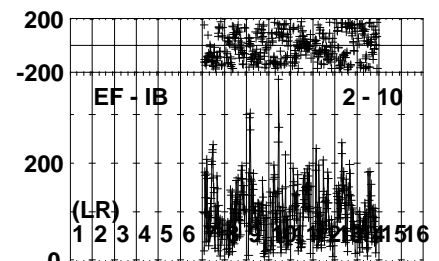
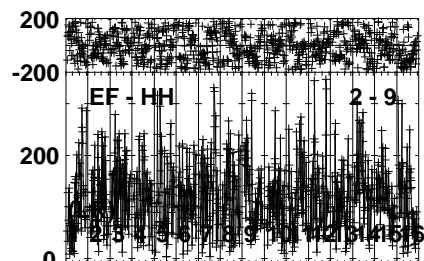
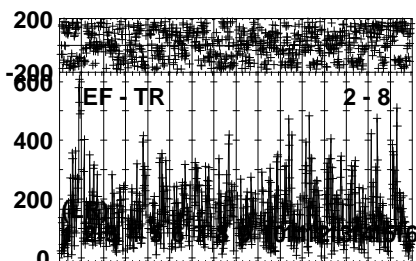
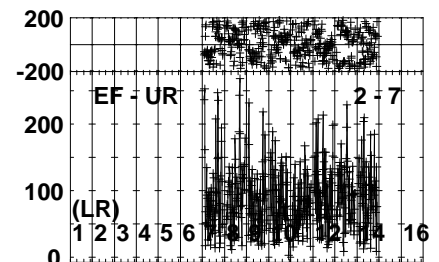
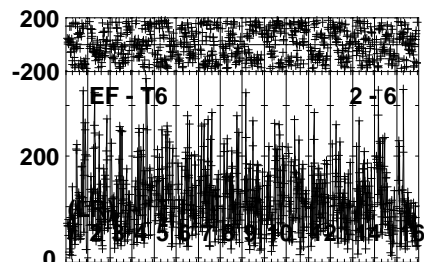
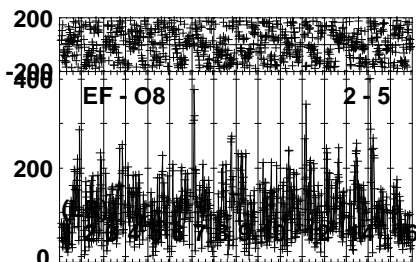
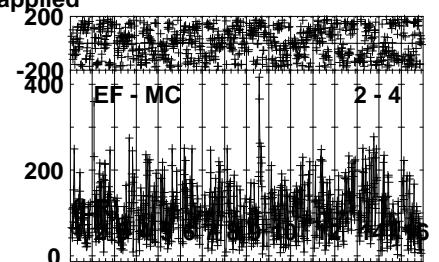
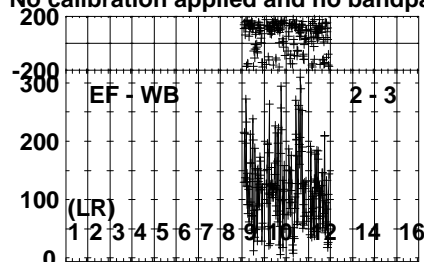
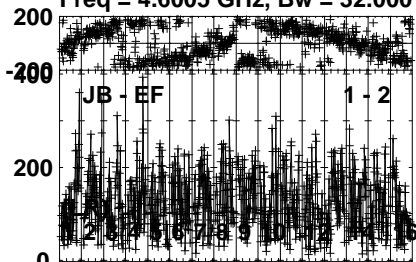
Lower frame: Micro Ampl Jy Top frame: Phas deg
Vector averaged cross-power spectrum Several baselines displayed
Timerange: 00/21:46:41 to 00/21:48:09

Plot file version 56 created 23-APR-2024 16:04:55

J0529+3209 EB100D 1.UVDATA.1

Freq = 4.6005 GHz, Bw = 32.000 MH

No calibration applied and no bandpass applied



0 0 0 0 0 0 0 0 0 0 0 0 0 0 0 0
Channels

0 0 0 0 0 0 0 0 0 0 0 0 0 0 0 0
Channels

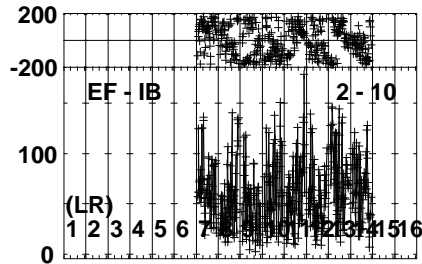
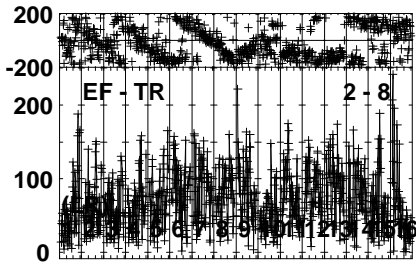
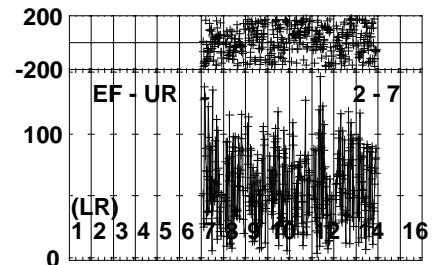
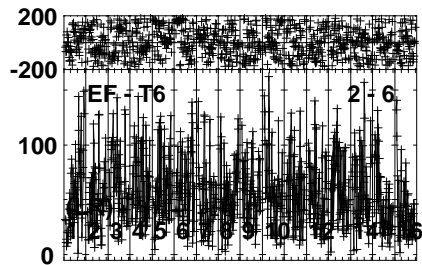
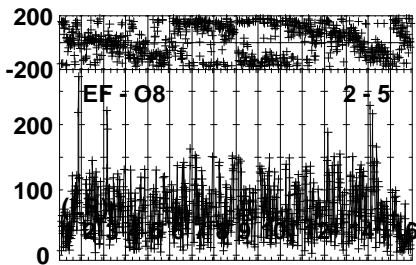
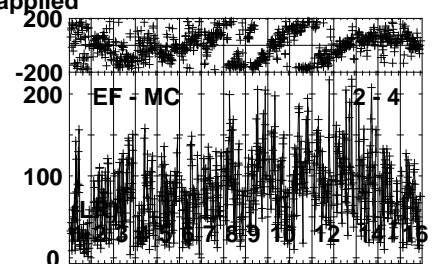
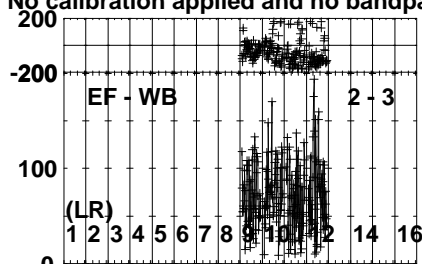
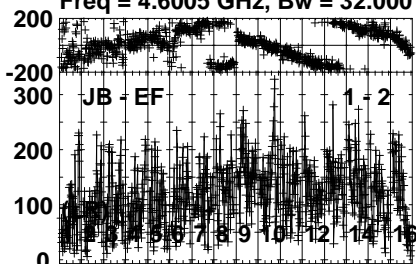
0 0 0 0 0 0 0 0 0 0 0 0 0 0 0 0
Channels

Lower frame: Micro Ampl Jy Top frame: Phas deg
Vector averaged cross-power spectrum Several baselines displayed
Timerange: 00/21:56:41 to 00/21:58:09

Plot file version 57 created 23-APR-2024 16:04:56

J0358+54 EB100D 1.UVDATA.1

Freq = 4.6005 GHz, Bw = 32.000 MH No calibration applied and no bandpass applied

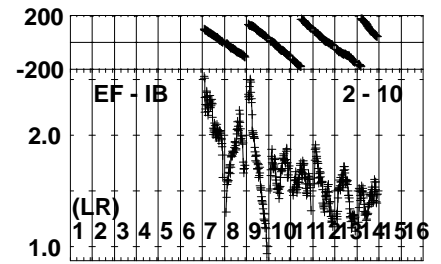
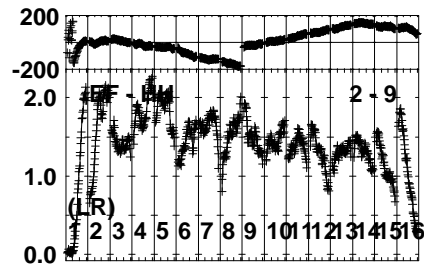
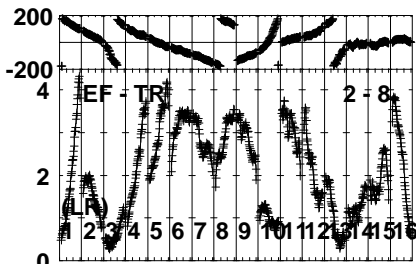
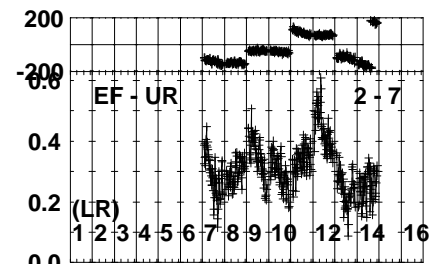
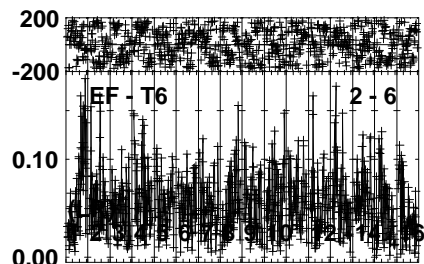
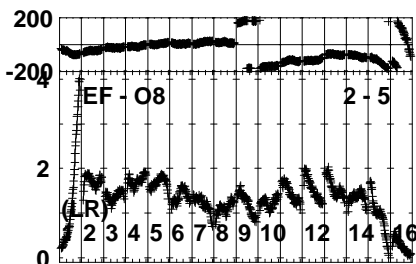
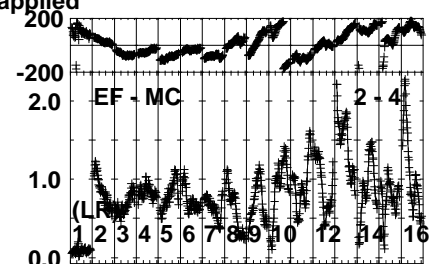
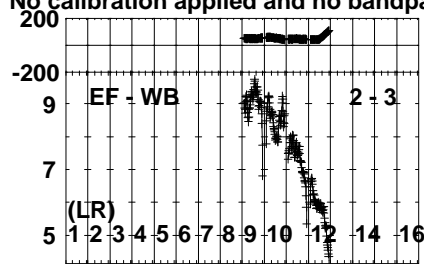
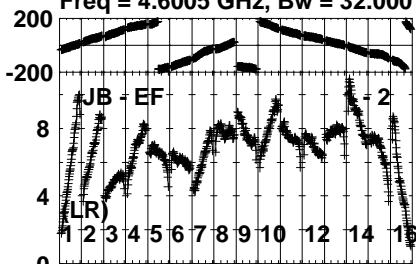


Lower frame: Micro Ampl Jy Top frame: Phas deg
Vector averaged cross-power spectrum Several baselines displayed
Timerange: 00/22:00:23 to 00/22:04:19

Plot file version 58 created 23-APR-2024 16:04:57

DA193 EB100D 1.UVDATA.1

Freq = 4.6005 GHz, Bw = 32.000 MH No calibration applied and no bandpass applied



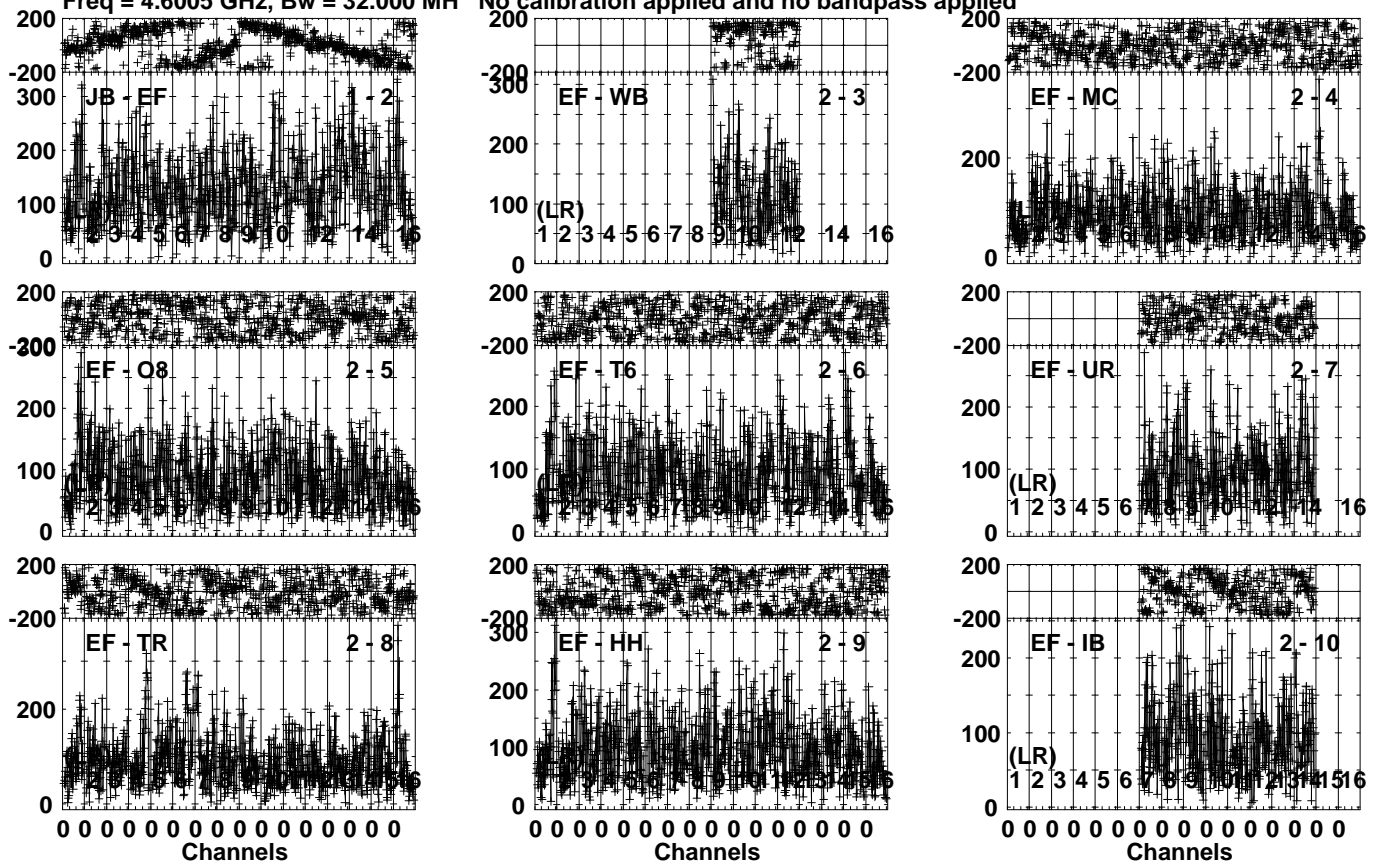
Lower frame: Milli Ampl Jy Top frame: Phas deg
Vector averaged cross-power spectrum Several baselines displayed
Timerange: 00/22:06:33 to 00/22:10:29

Plot file version 59 created 23-APR-2024 16:04:59

J0529+3209 EB100D 1.UVDATA.1

Freq = 4.6005 GHz, Bw = 32.000 MH

No calibration applied and no bandpass applied

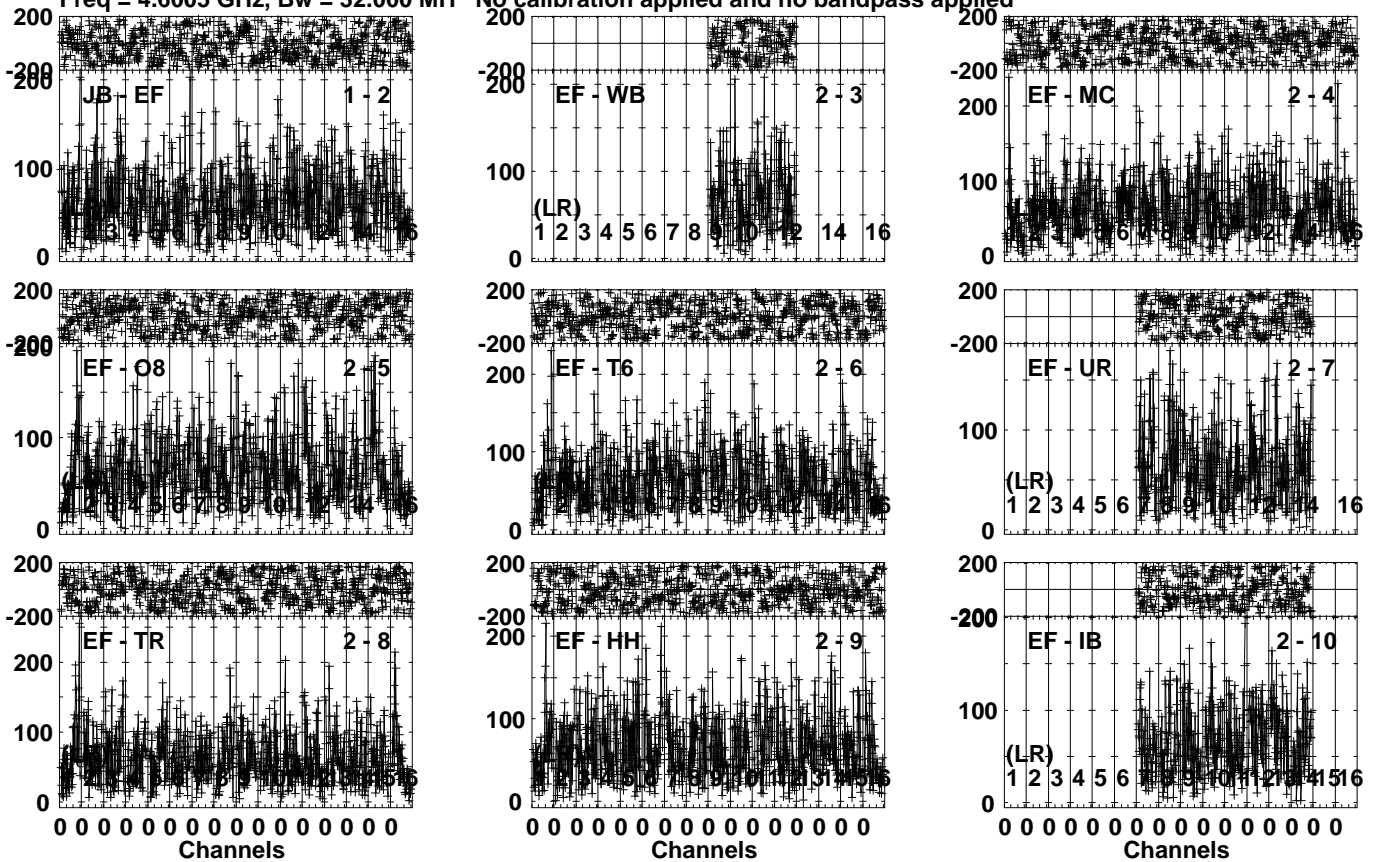


Lower frame: Micro Ampl Jy Top frame: Phas deg
Vector averaged cross-power spectrum Several baselines displayed
Timerange: 00/22:11:33 to 00/22:13:29

Plot file version 60 created 23-APR-2024 16:04:59

FRB EB100D 1.UVDATA.1

Freq = 4.6005 GHz, Bw = 32.000 MH No calibration applied and no bandpass applied



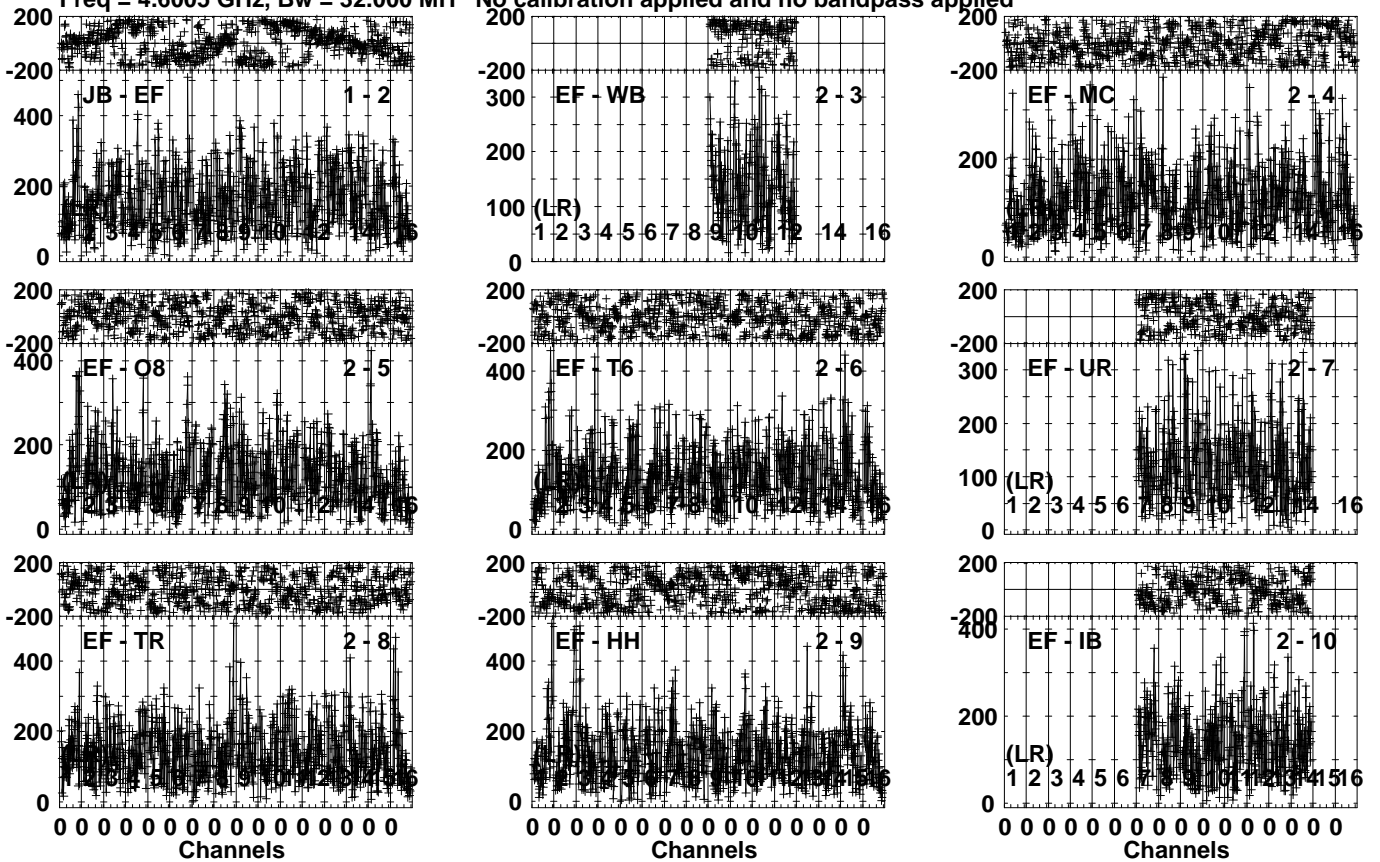
Lower frame: Micro Ampl Jy Top frame: Phas deg
Vector averaged cross-power spectrum Several baselines displayed
Timerange: 00/22:13:33 to 00/22:16:59

Plot file version 61 created 23-APR-2024 16:05:01

J0529+3209 EB100D 1.UVDATA.1

Freq = 4.6005 GHz, Bw = 32.000 MH

No calibration applied and no bandpass applied

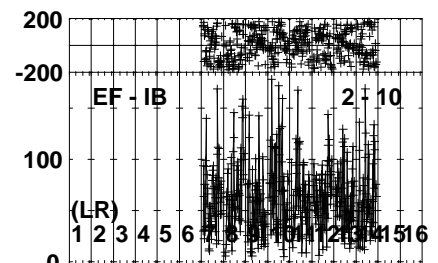
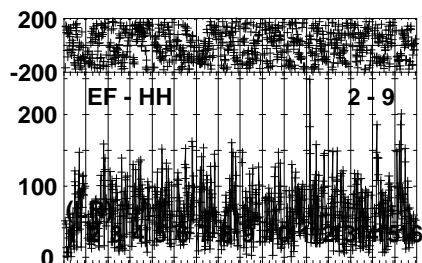
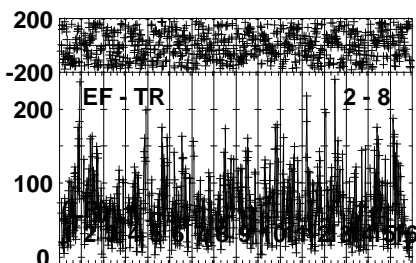
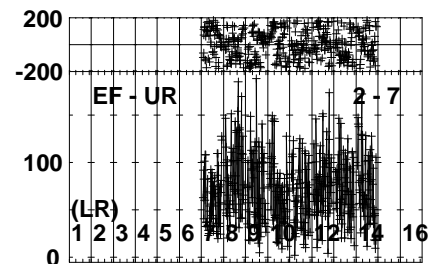
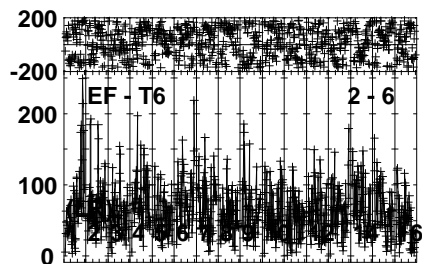
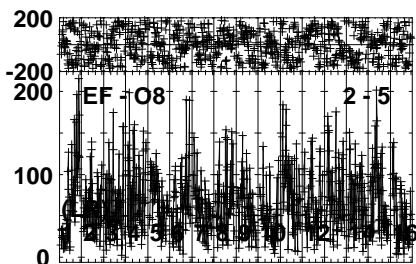
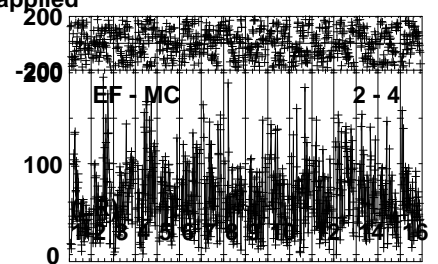
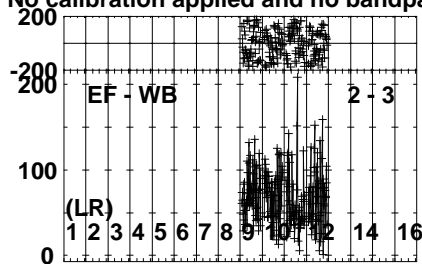
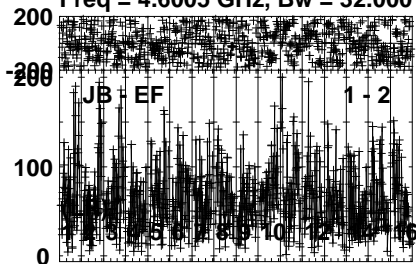


Lower frame: Micro Ampl Jy Top frame: Phas deg
Vector averaged cross-power spectrum Several baselines displayed
Timerange: 00/22:17:33 to 00/22:18:29

Plot file version 62 created 23-APR-2024 16:05:01

FRB EB100D 1.UVDATA.1

Freq = 4.6005 GHz, Bw = 32.000 MH No calibration applied and no bandpass applied



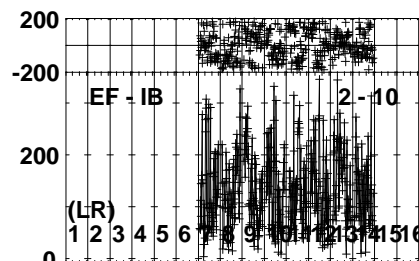
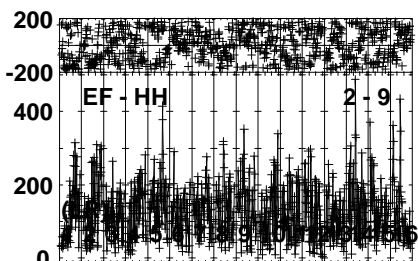
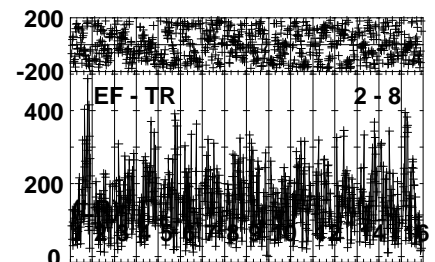
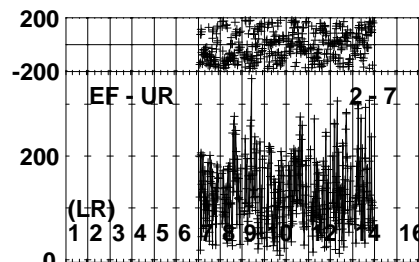
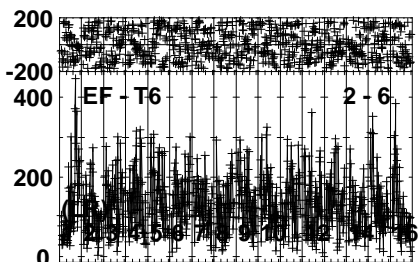
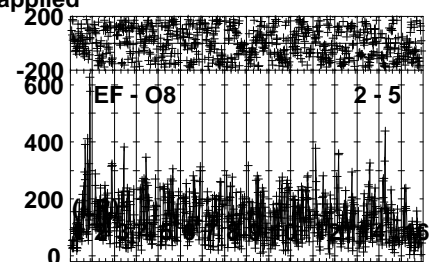
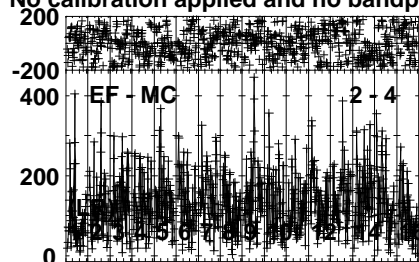
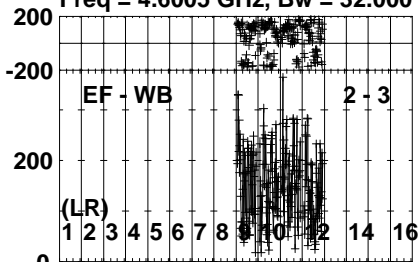
Lower frame: Micro Ampl Jy Top frame: Phas deg
Vector averaged cross-power spectrum Several baselines displayed
Timerange: 00/22:18:33 to 00/22:21:59

Plot file version 63 created 23-APR-2024 16:05:02

J0529+3209 EB100D 1.UVDATA.1

Freq = 4.6005 GHz, Bw = 32.000 MH

No calibration applied and no bandpass applied

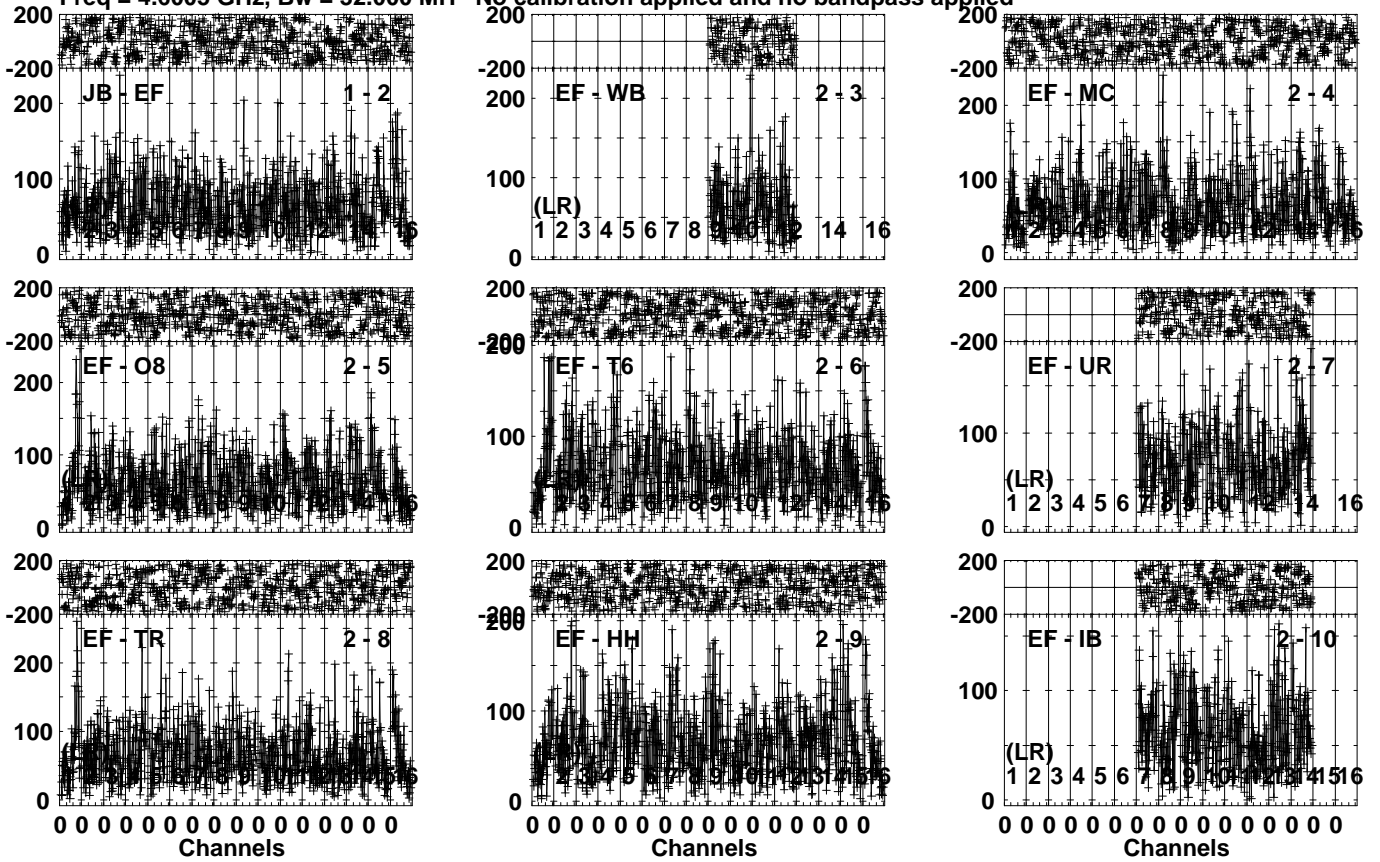


Lower frame: Micro Ampl Jy Top frame: Phas deg
Vector averaged cross-power spectrum Several baselines displayed
Timerange: 00/22:22:33 to 00/22:23:29

Plot file version 64 created 23-APR-2024 16:05:03

FRB EB100D 1.UVDATA.1

Freq = 4.6005 GHz, Bw = 32.000 MH No calibration applied and no bandpass applied



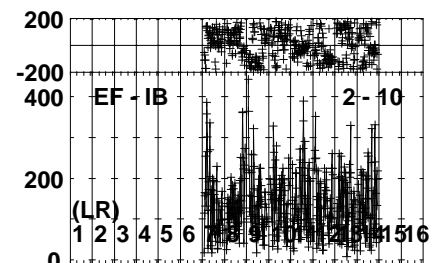
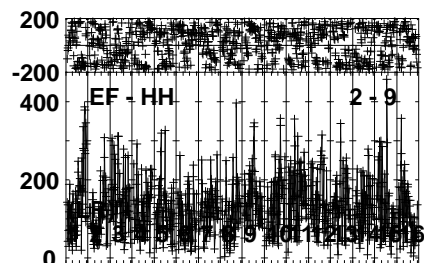
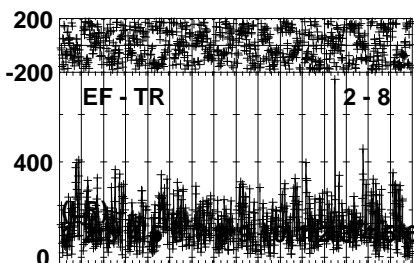
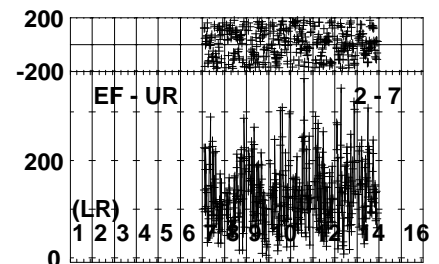
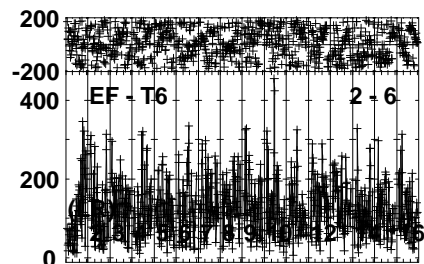
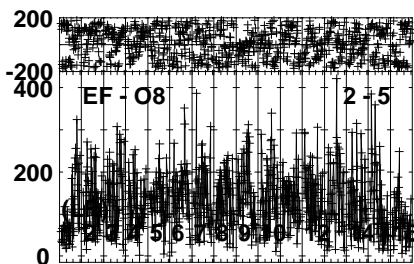
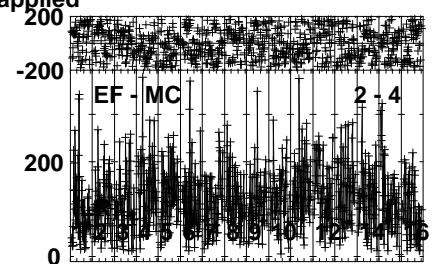
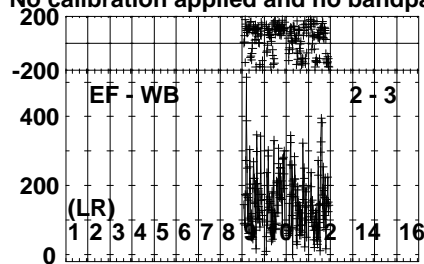
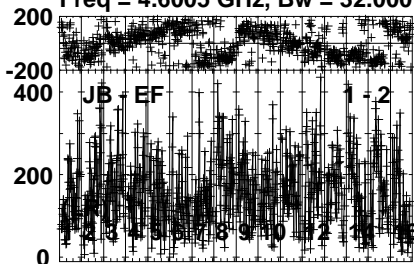
Lower frame: Micro Ampl Jy Top frame: Phas deg
Vector averaged cross-power spectrum Several baselines displayed
Timerange: 00/22:23:31 to 00/22:26:59

Plot file version 65 created 23-APR-2024 16:05:04

J0529+3209 EB100D 1.UVDATA.1

Freq = 4.6005 GHz, Bw = 32.000 MH

No calibration applied and no bandpass applied



0 0 0 0 0 0 0 0 0 0 0 0 0 0 0 0
Channels

0 0 0 0 0 0 0 0 0 0 0 0 0 0 0 0
Channels

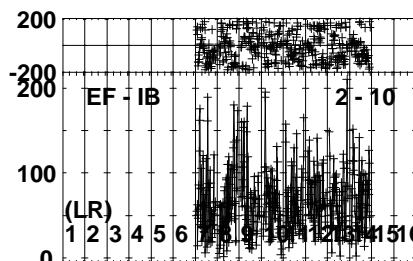
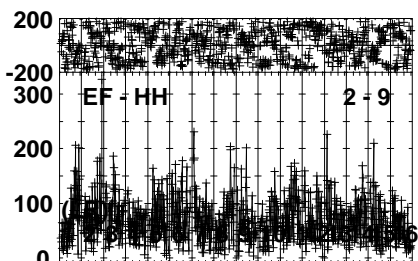
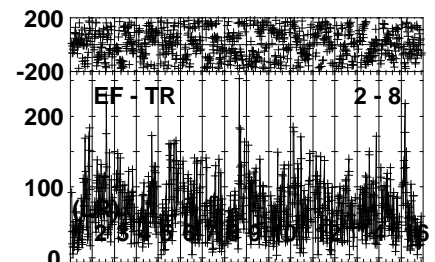
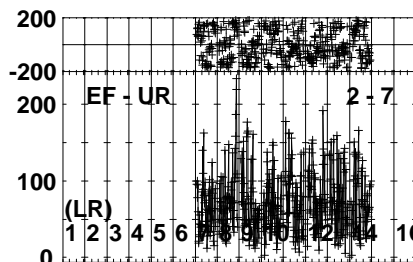
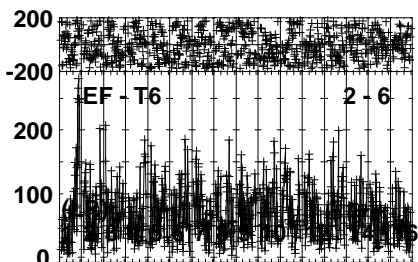
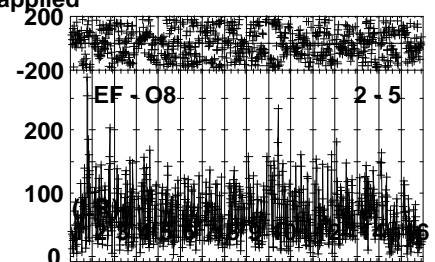
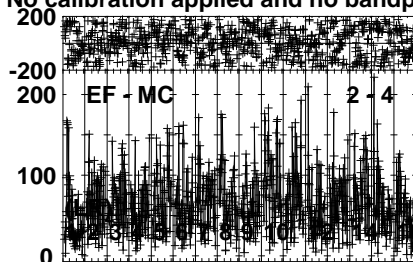
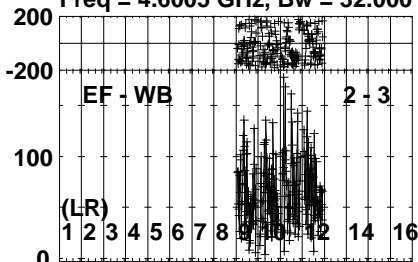
0 0 0 0 0 0 0 0 0 0 0 0 0 0 0 0
Channels

Lower frame: Micro Ampl Jy Top frame: Phas deg
Vector averaged cross-power spectrum Several baselines displayed
Timerange: 00/22:27:01 to 00/22:28:29

Plot file version 66 created 23-APR-2024 16:05:05

FRB EB100D 1.UVDATA.1

Freq = 4.6005 GHz, Bw = 32.000 MH No calibration applied and no bandpass applied



0 0 0 0 0 0 0 0 0 0 0 0 0 0 0 0
Channels

0 0 0 0 0 0 0 0 0 0 0 0 0 0 0 0
Channels

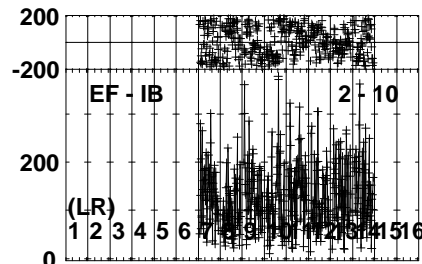
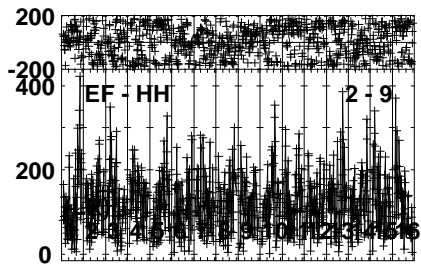
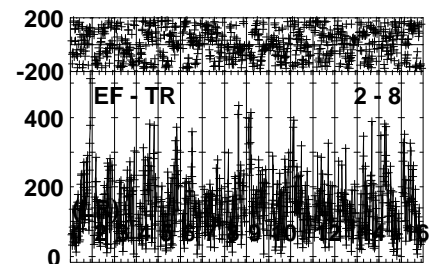
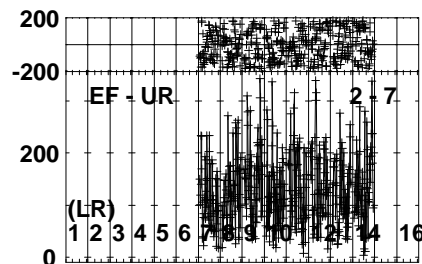
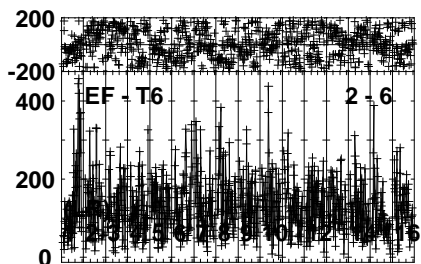
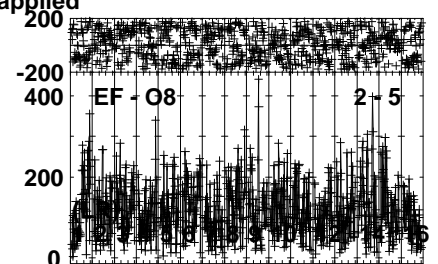
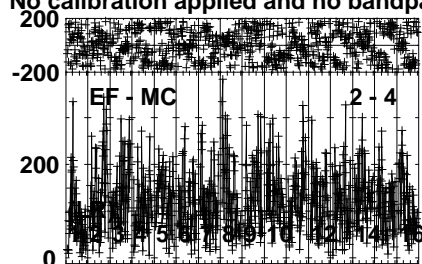
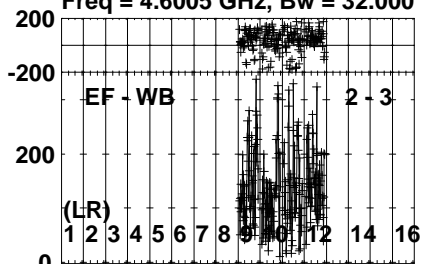
Lower frame: Micro Ampl Jy Top frame: Phas deg
Vector averaged cross-power spectrum Several baselines displayed
Timerange: 00/22:28:31 to 00/22:31:59

Plot file version 67 created 23-APR-2024 16:05:05

J0529+3209 EB100D 1.UVDATA.1

Freq = 4.6005 GHz, Bw = 32.000 MH

No calibration applied and no bandpass applied



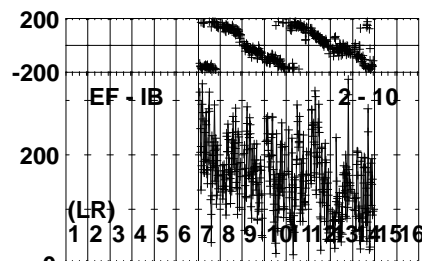
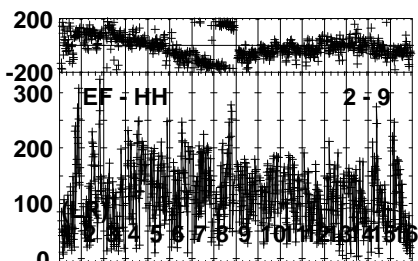
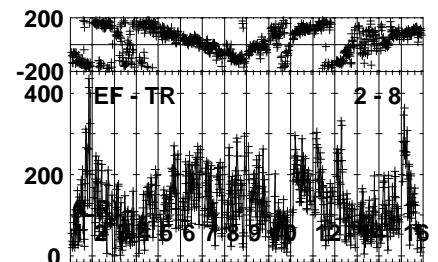
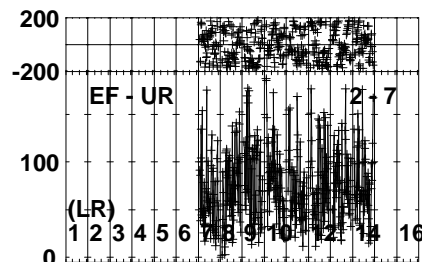
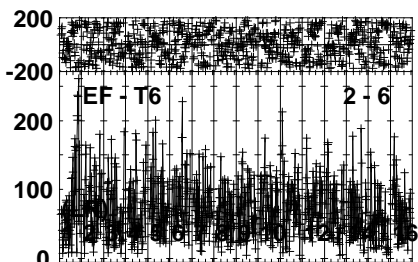
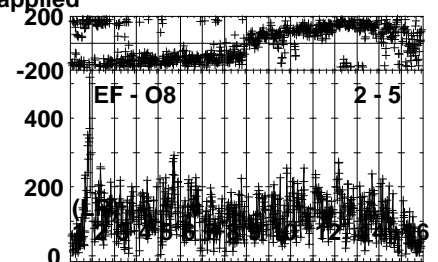
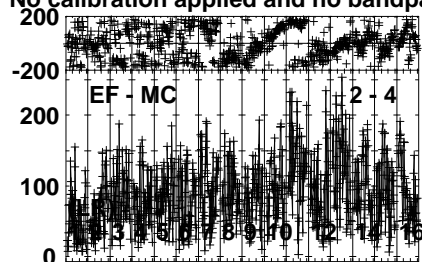
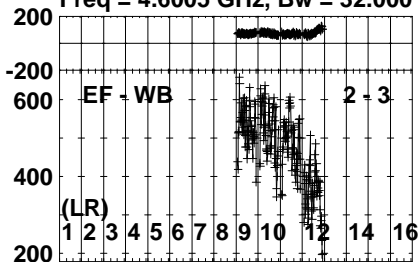
Lower frame: Micro Ampl Jy Top frame: Phas deg
Vector averaged cross-power spectrum Several baselines displayed
Timerange: 00/22:32:33 to 00/22:33:29

Plot file version 68 created 23-APR-2024 16:05:06

J0518+3306 EB100D 1.UVDATA.1

Freq = 4.6005 GHz, Bw = 32.000 MH

No calibration applied and no bandpass applied



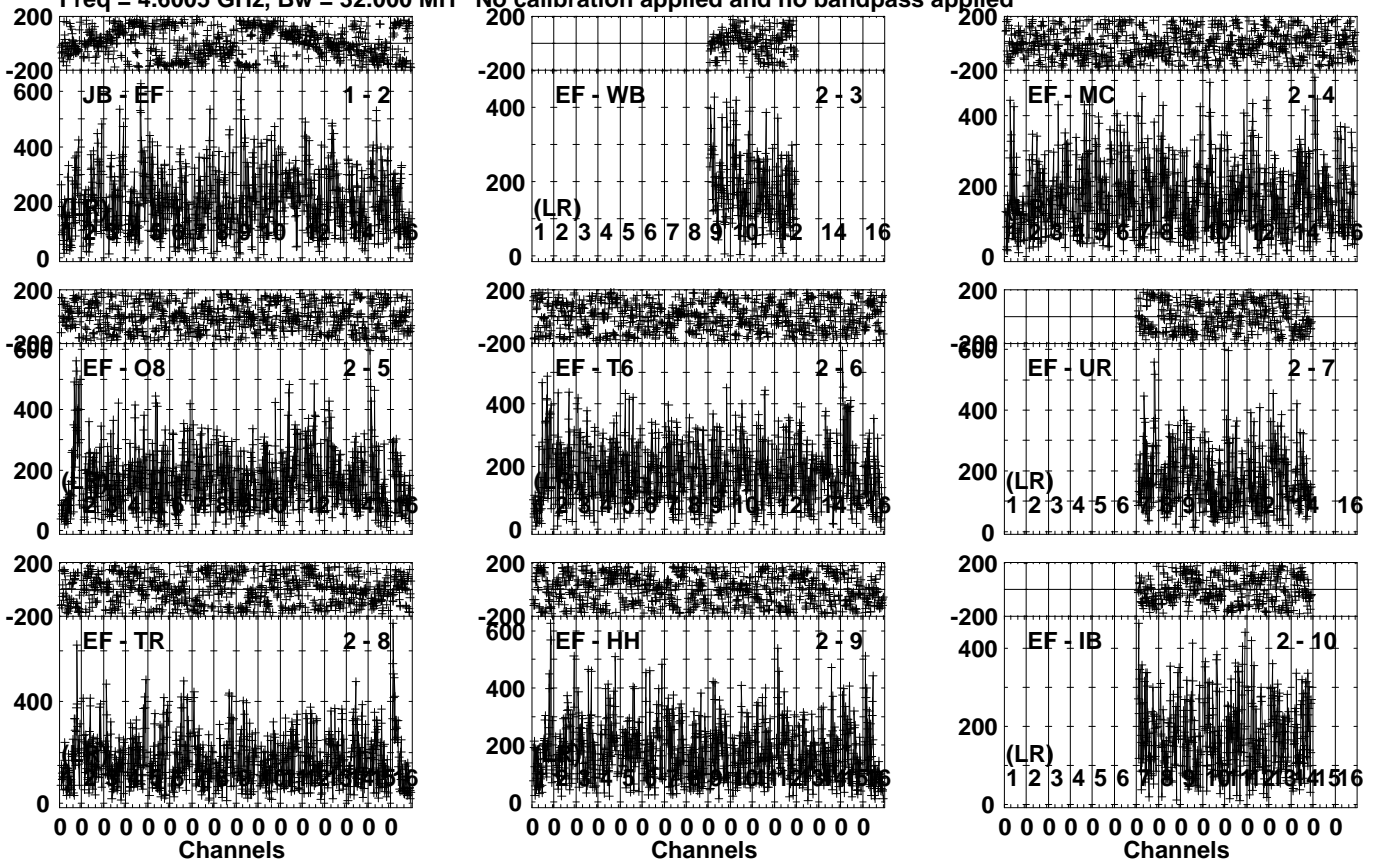
Lower frame: Micro Ampl Jy Top frame: Phas deg
Vector averaged cross-power spectrum Several baselines displayed
Timerange: 00/22:34:03 to 00/22:36:59

Plot file version 69 created 23-APR-2024 16:05:07

J0529+3209 EB100D 1.UVDATA.1

Freq = 4.6005 GHz, Bw = 32.000 MH

No calibration applied and no bandpass applied

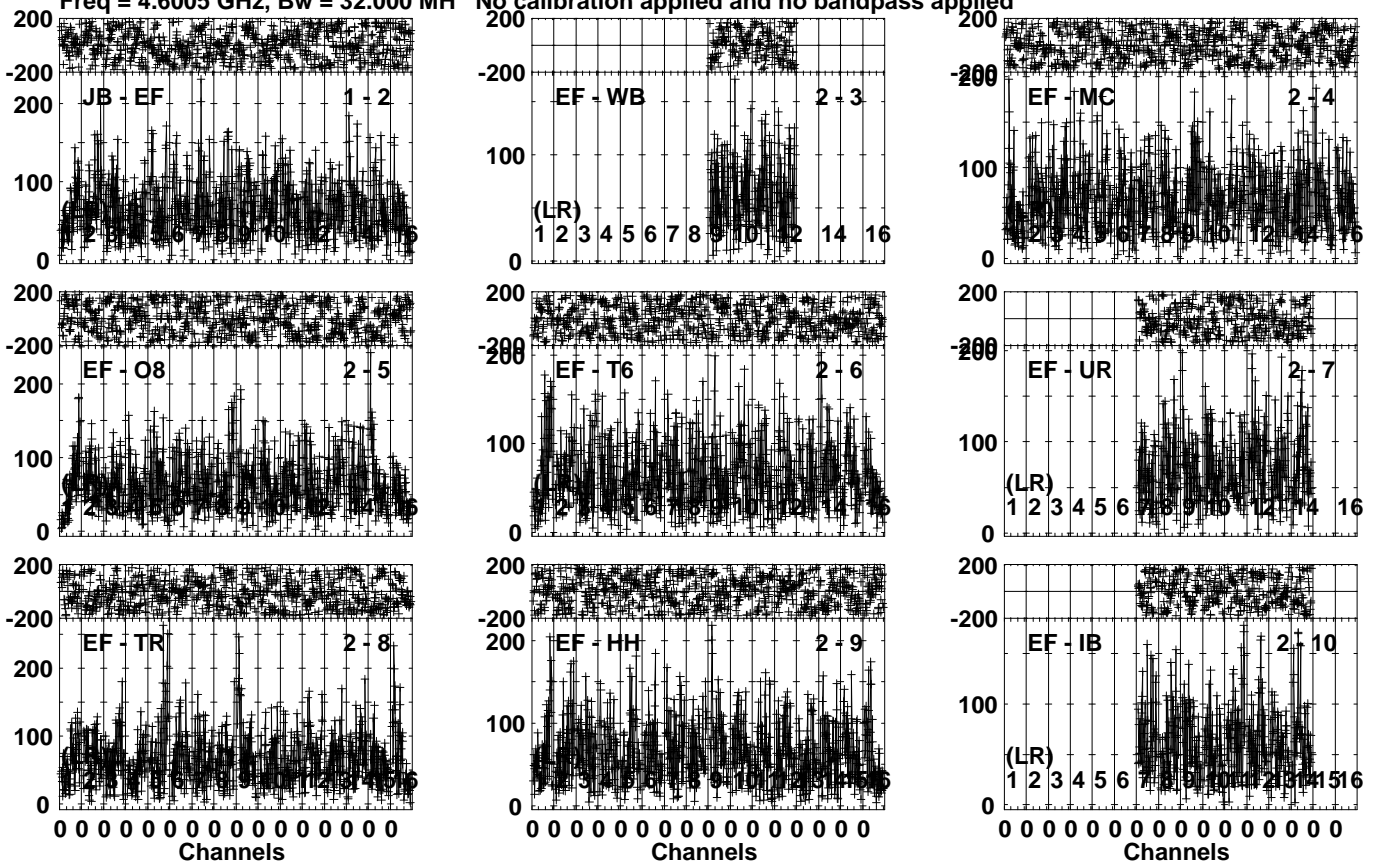


Lower frame: Micro Ampl Jy Top frame: Phas deg
Vector averaged cross-power spectrum Several baselines displayed
Timerange: 00/22:37:01 to 00/22:38:29

Plot file version 70 created 23-APR-2024 16:05:08

FRB EB100D 1.UVDATA.1

Freq = 4.6005 GHz, Bw = 32.000 MH No calibration applied and no bandpass applied



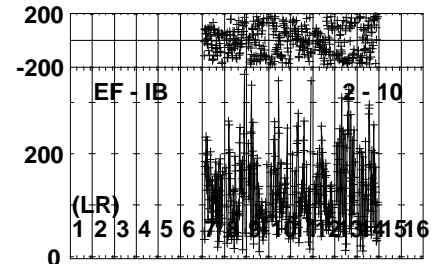
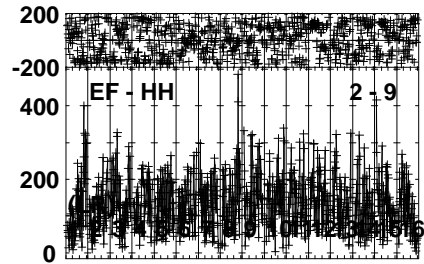
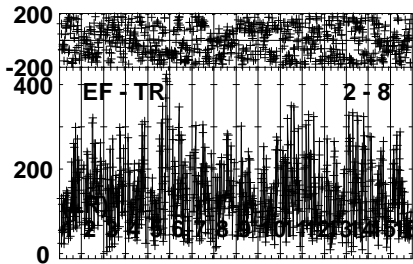
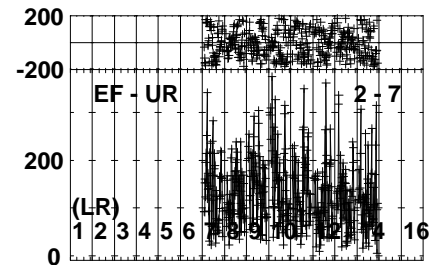
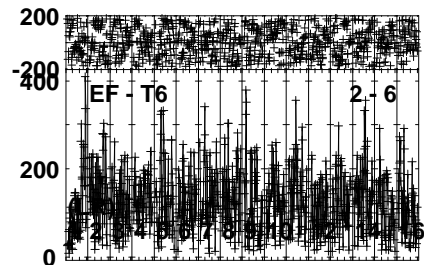
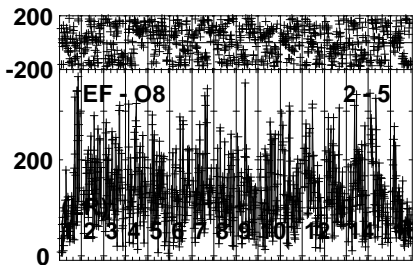
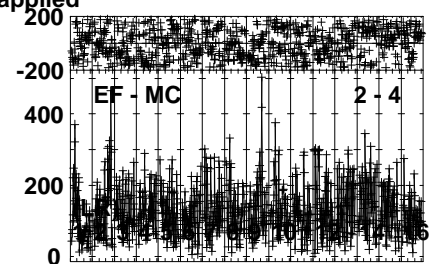
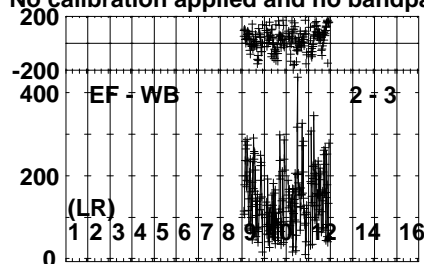
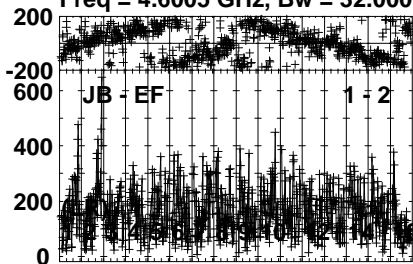
Lower frame: Micro Ampl Jy Top frame: Phas deg
Vector averaged cross-power spectrum Several baselines displayed
Timerange: 00/22:38:31 to 00/22:41:59

Plot file version 71 created 23-APR-2024 16:05:09

J0529+3209 EB100D 1.UVDATA.1

Freq = 4.6005 GHz, Bw = 32.000 MH

No calibration applied and no bandpass applied

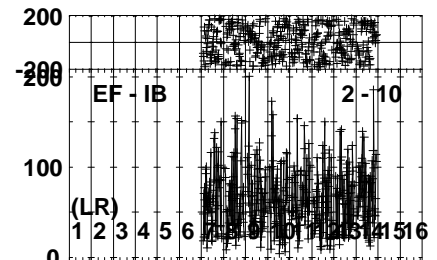
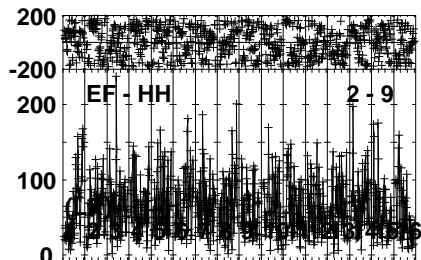
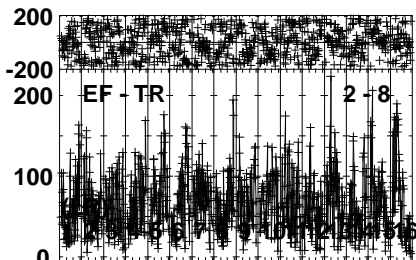
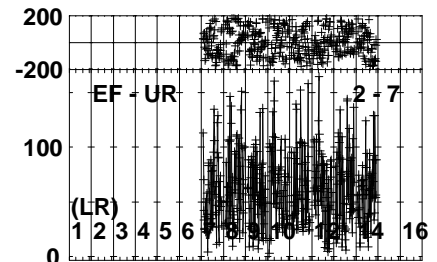
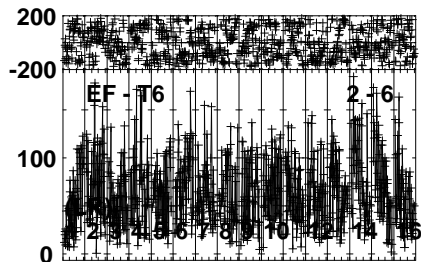
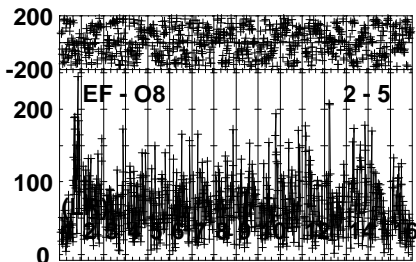
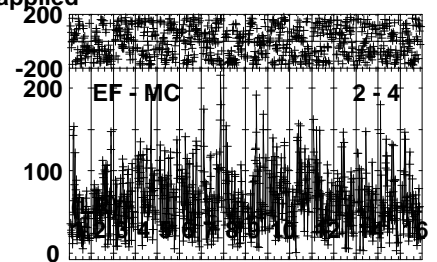
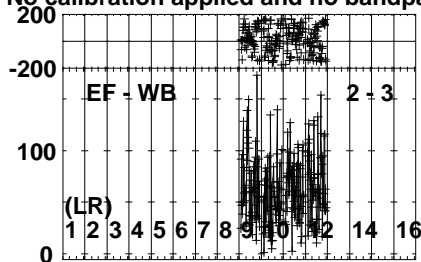
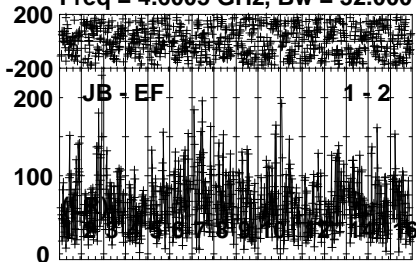


Lower frame: Micro Ampl Jy Top frame: Phas deg
Vector averaged cross-power spectrum Several baselines displayed
Timerange: 00/22:42:33 to 00/22:43:29

Plot file version 72 created 23-APR-2024 16:05:09

FRB EB100D 1.UVDATA.1

Freq = 4.6005 GHz, Bw = 32.000 MH No calibration applied and no bandpass applied



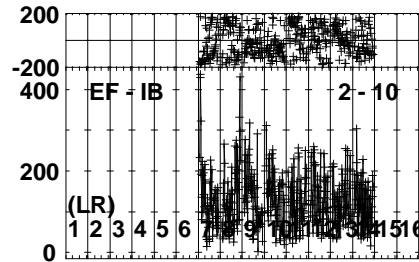
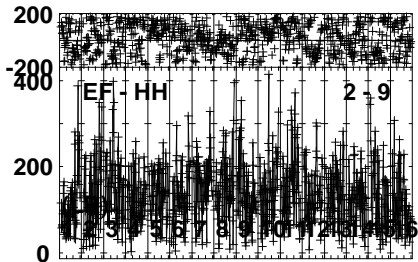
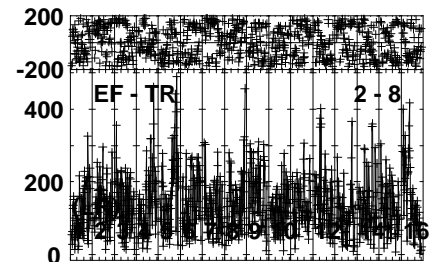
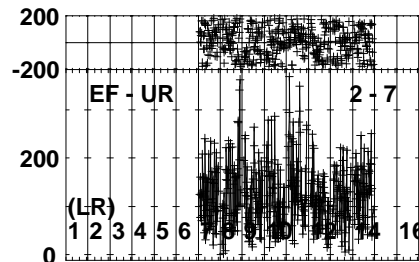
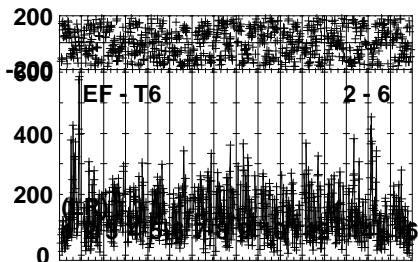
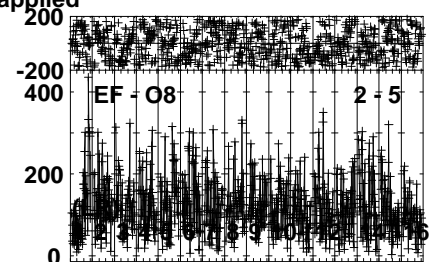
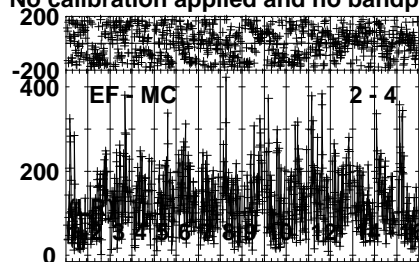
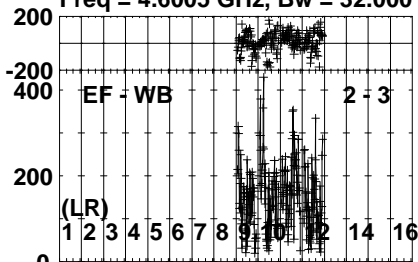
Lower frame: Micro Ampl Jy Top frame: Phas deg
Vector averaged cross-power spectrum Several baselines displayed
Timerange: 00/22:43:33 to 00/22:46:59

Plot file version 73 created 23-APR-2024 16:05:11

J0529+3209 EB100D 1.UVDATA.1

Freq = 4.6005 GHz, Bw = 32.000 MH

No calibration applied and no bandpass applied

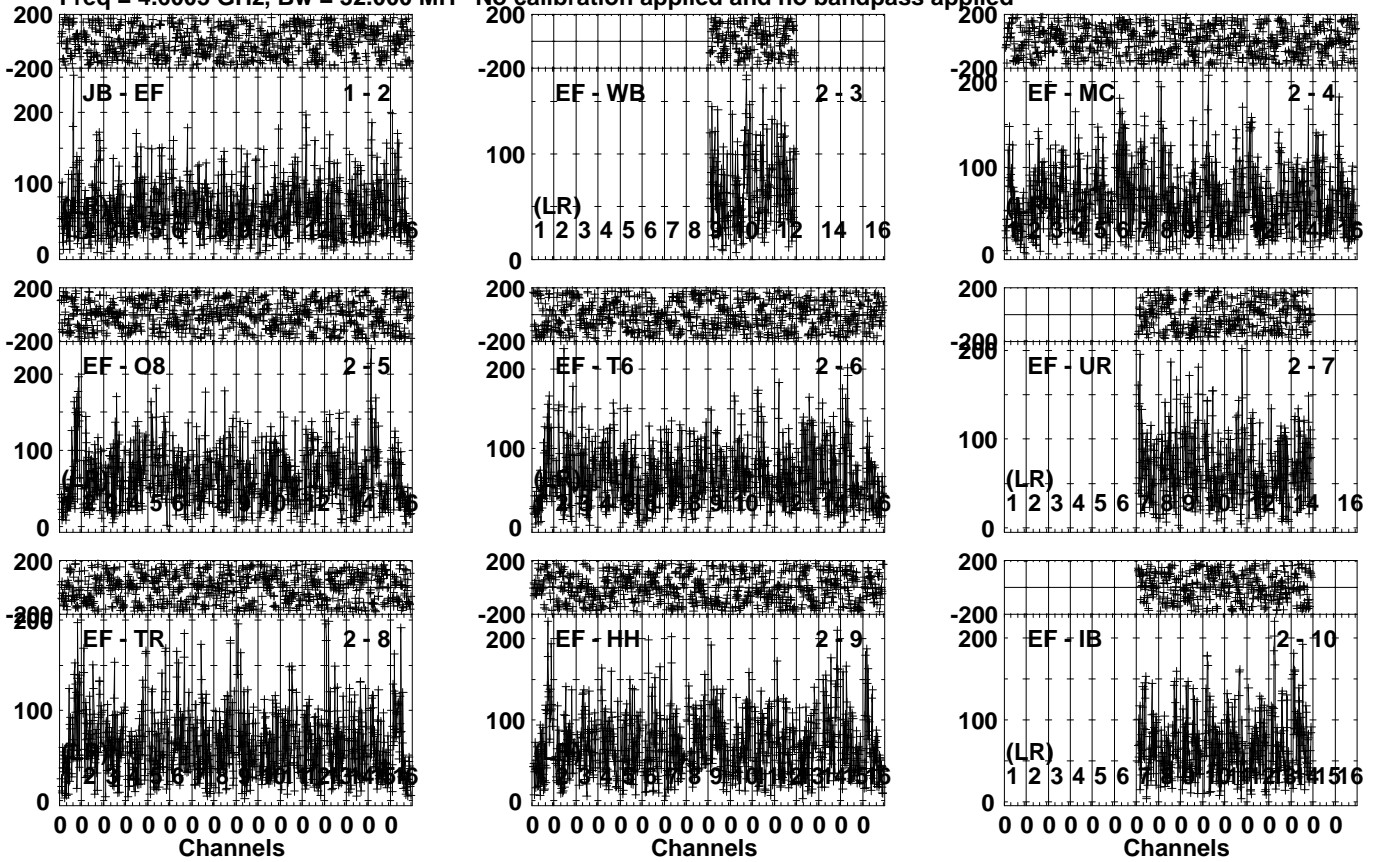


Lower frame: Micro Ampl Jy Top frame: Phas deg
Vector averaged cross-power spectrum Several baselines displayed
Timerange: 00/22:47:33 to 00/22:48:29

Plot file version 74 created 23-APR-2024 16:05:11

FRB EB100D 1.UVDATA.1

Freq = 4.6005 GHz, Bw = 32.000 MH No calibration applied and no bandpass applied



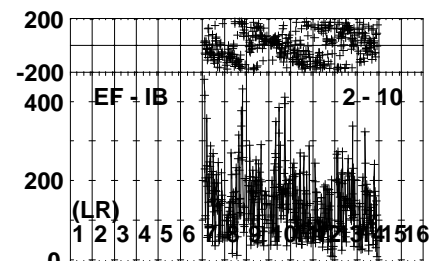
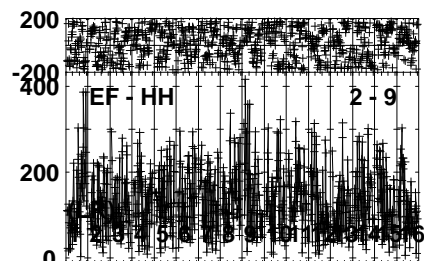
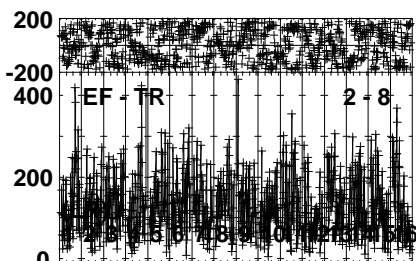
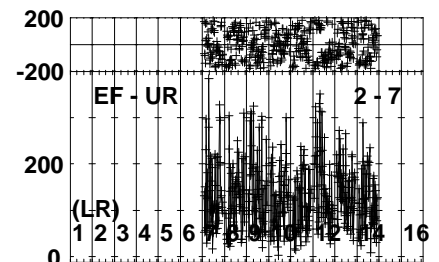
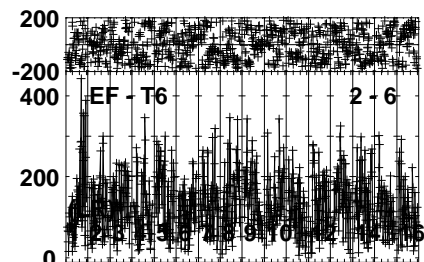
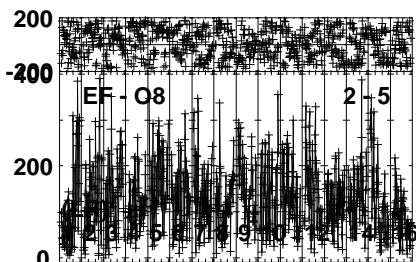
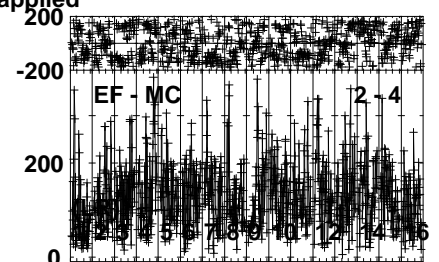
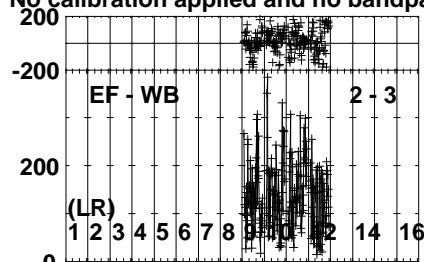
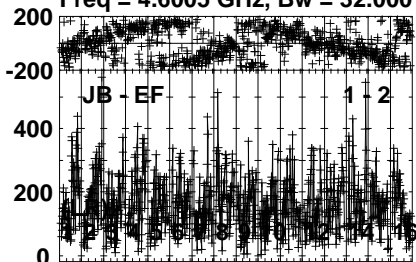
Lower frame: Micro Ampl Jy Top frame: Phas deg
Vector averaged cross-power spectrum Several baselines displayed
Timerange: 00/22:48:31 to 00/22:51:59

Plot file version 75 created 23-APR-2024 16:05:12

J0529+3209 EB100D 1.UVDATA.1

Freq = 4.6005 GHz, Bw = 32.000 MH

No calibration applied and no bandpass applied



0 0 0 0 0 0 0 0 0 0 0 0 0 0 0 0
Channels

0 0 0 0 0 0 0 0 0 0 0 0 0 0 0 0
Channels

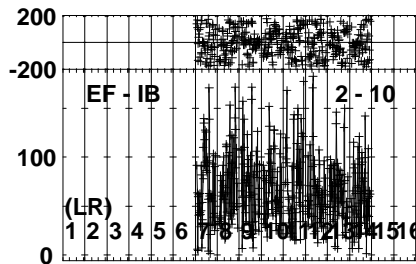
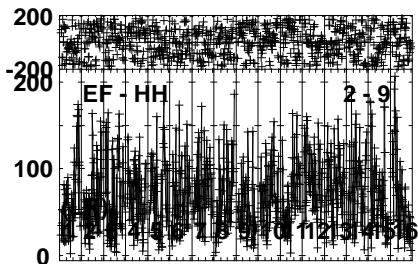
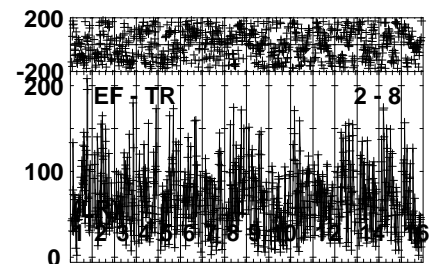
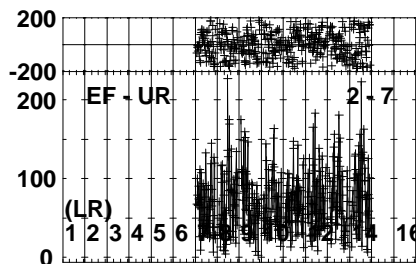
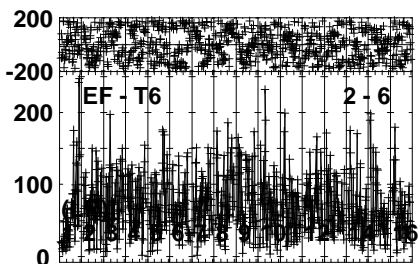
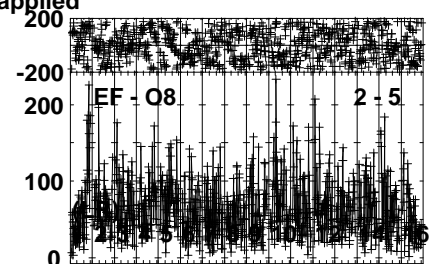
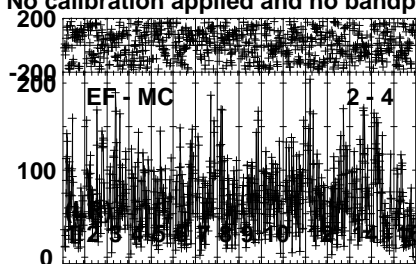
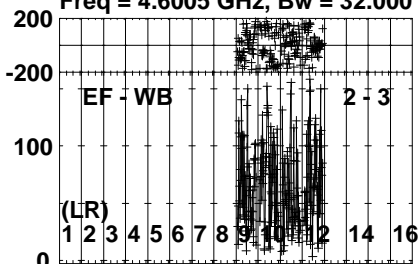
0 0 0 0 0 0 0 0 0 0 0 0 0 0 0 0
Channels

Lower frame: Micro Ampl Jy Top frame: Phas deg
Vector averaged cross-power spectrum Several baselines displayed
Timerange: 00/22:52:01 to 00/22:53:29

Plot file version 76 created 23-APR-2024 16:05:13

FRB EB100D 1.UVDATA.1

Freq = 4.6005 GHz, Bw = 32.000 MH No calibration applied and no bandpass applied



0 0 0 0 0 0 0 0 0 0 0 0 0 0 0 0
Channels

0 0 0 0 0 0 0 0 0 0 0 0 0 0 0 0
Channels

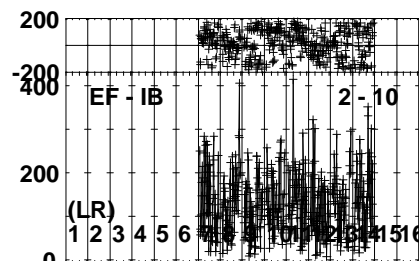
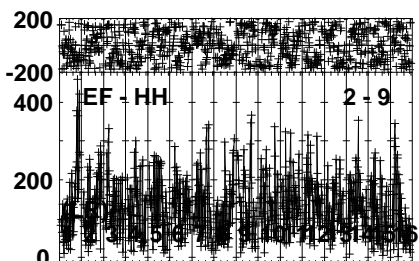
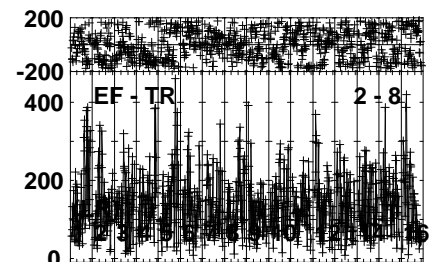
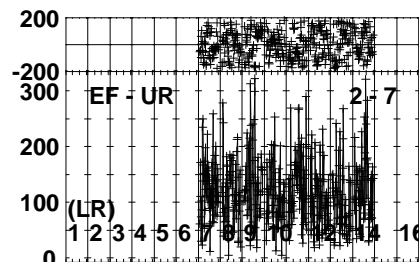
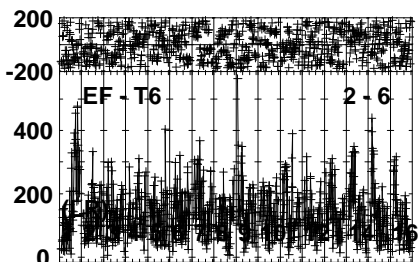
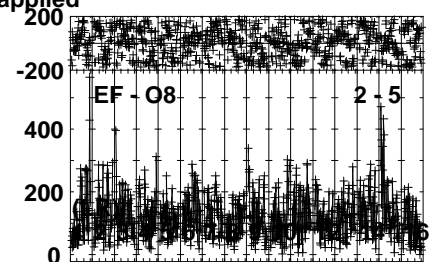
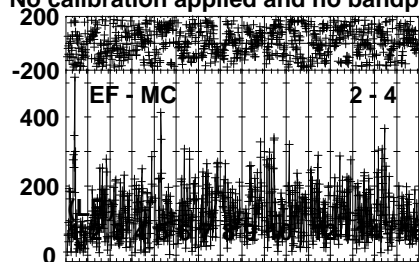
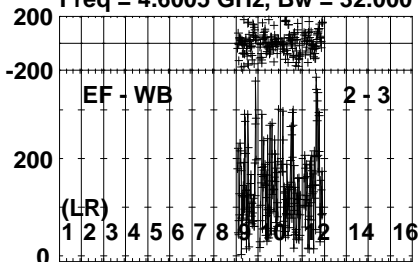
Lower frame: Micro Ampl Jy Top frame: Phas deg
Vector averaged cross-power spectrum Several baselines displayed
Timerange: 00/22:53:31 to 00/22:56:59

Plot file version 77 created 23-APR-2024 16:05:14

J0529+3209 EB100D 1.UVDATA.1

Freq = 4.6005 GHz, Bw = 32.000 MH

No calibration applied and no bandpass applied



0 0 0 0 0 0 0 0 0 0 0 0 0 0 0 0
Channels

0 0 0 0 0 0 0 0 0 0 0 0 0 0 0 0
Channels

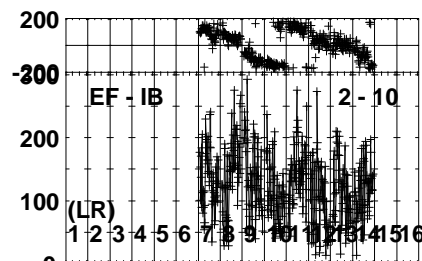
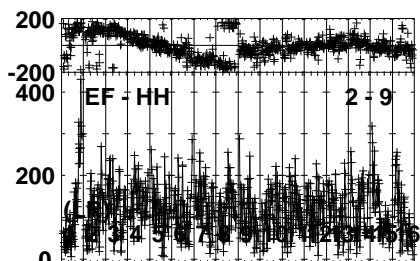
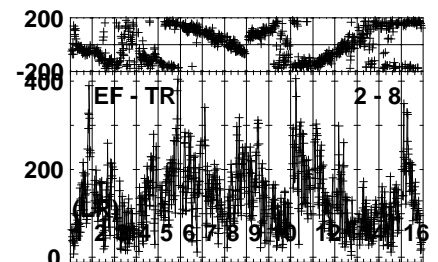
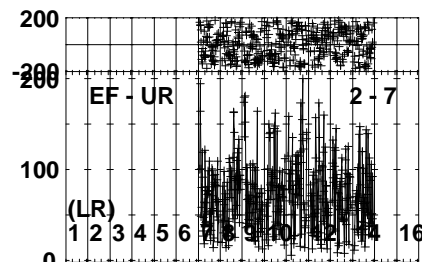
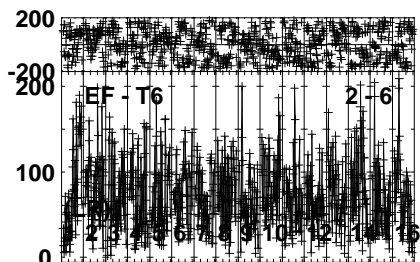
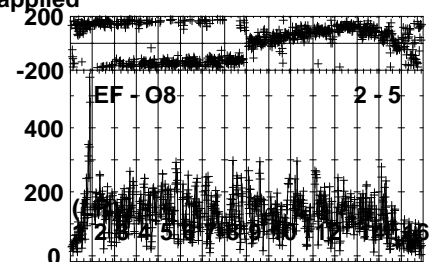
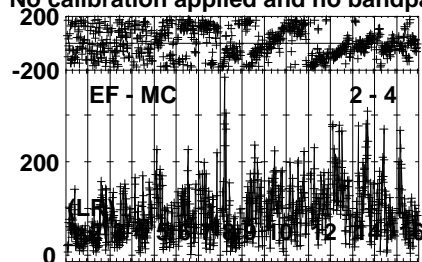
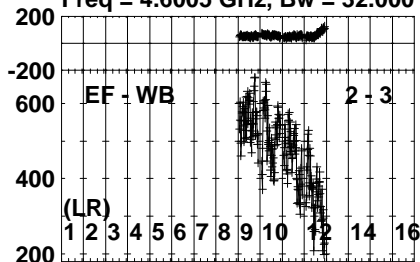
Lower frame: Micro Ampl Jy Top frame: Phas deg
Vector averaged cross-power spectrum Several baselines displayed
Timerange: 00/22:57:33 to 00/22:58:29

Plot file version 78 created 23-APR-2024 16:05:14

J0518+3306 EB100D 1.UVDATA.1

Freq = 4.6005 GHz, Bw = 32.000 MH

No calibration applied and no bandpass applied



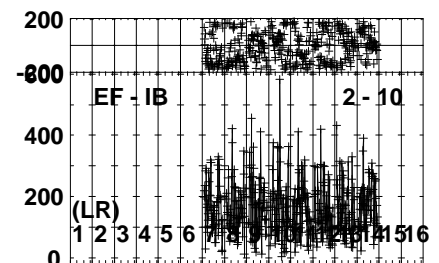
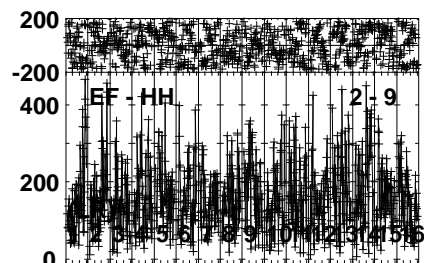
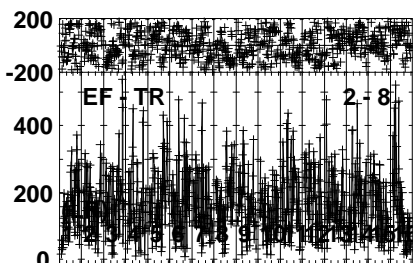
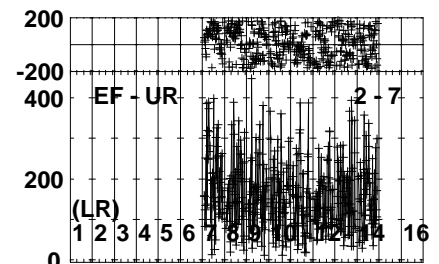
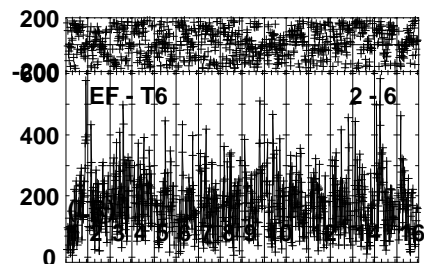
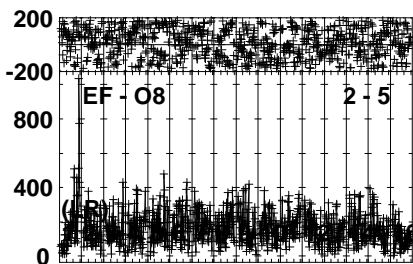
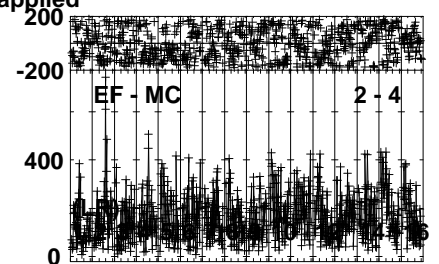
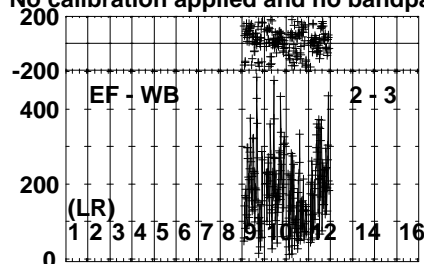
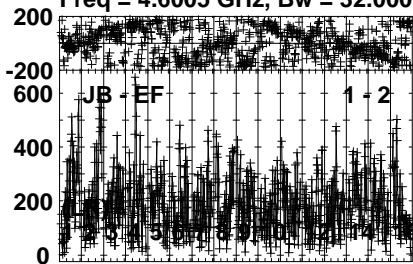
Lower frame: Micro Ampl Jy Top frame: Phas deg
Vector averaged cross-power spectrum Several baselines displayed
Timerange: 00/22:59:03 to 00/23:01:59

Plot file version 79 created 23-APR-2024 16:05:15

J0529+3209 EB100D 1.UVDATA.1

Freq = 4.6005 GHz, Bw = 32.000 MH

No calibration applied and no bandpass applied



0 0 0 0 0 0 0 0 0 0 0 0 0 0 0 0
Channels

0 0 0 0 0 0 0 0 0 0 0 0 0 0 0 0
Channels

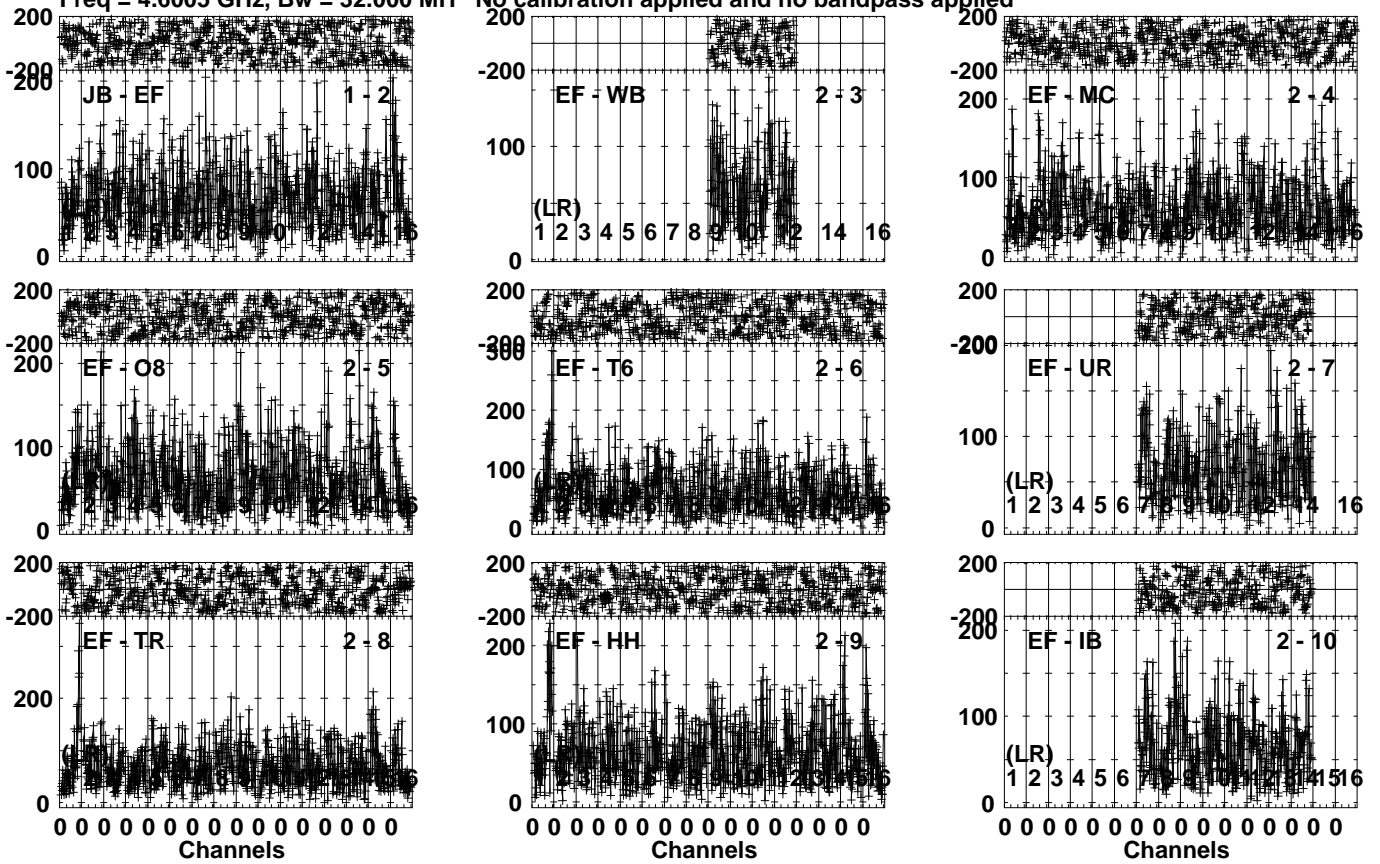
0 0 0 0 0 0 0 0 0 0 0 0 0 0 0 0
Channels

Lower frame: Micro Ampl Jy Top frame: Phas deg
Vector averaged cross-power spectrum Several baselines displayed
Timerange: 00/23:02:01 to 00/23:03:29

Plot file version 80 created 23-APR-2024 16:05:16

FRB EB100D 1.UVDATA.1

Freq = 4.6005 GHz, Bw = 32.000 MH No calibration applied and no bandpass applied



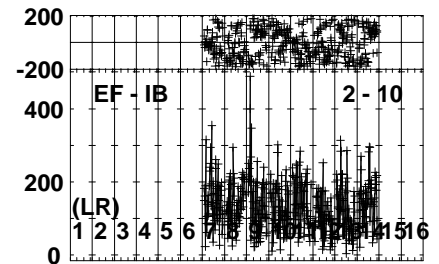
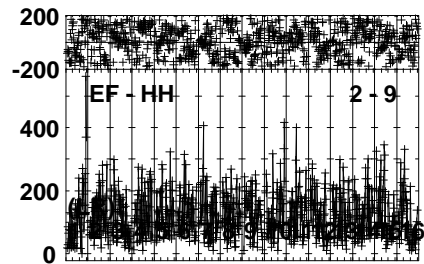
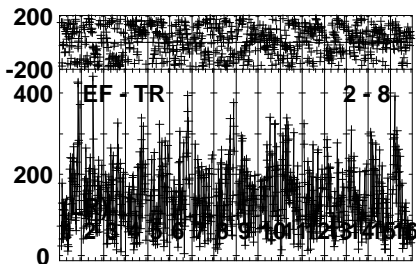
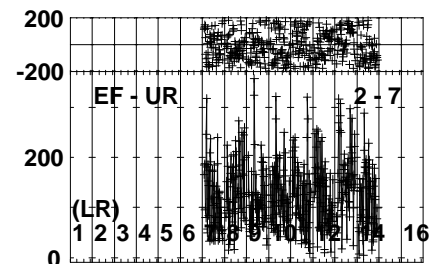
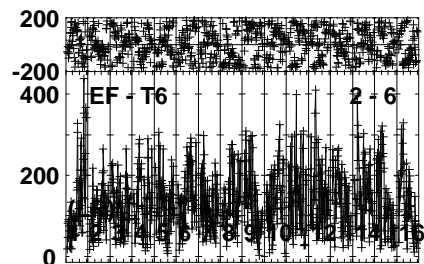
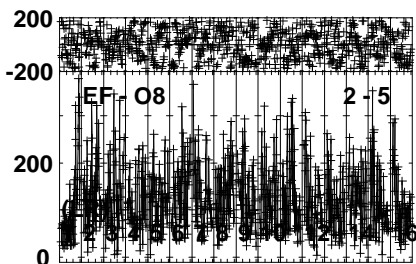
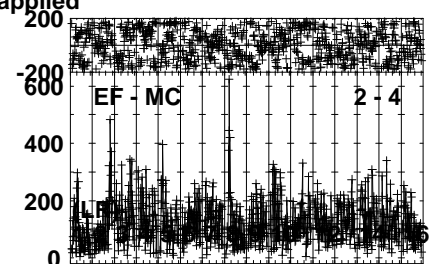
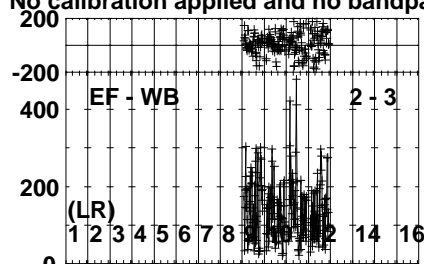
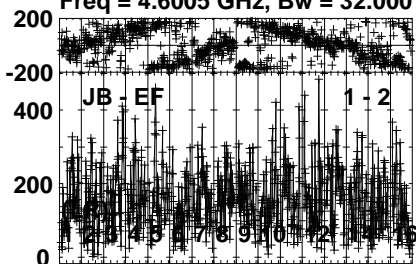
Lower frame: Micro Ampl Jy Top frame: Phas deg
Vector averaged cross-power spectrum Several baselines displayed
Timerange: 00/23:03:31 to 00/23:06:59

Plot file version 81 created 23-APR-2024 16:05:17

J0529+3209 EB100D 1.UVDATA.1

Freq = 4.6005 GHz, Bw = 32.000 MH

No calibration applied and no bandpass applied



0 0 0 0 0 0 0 0 0 0 0 0 0 0 0 0
Channels

0 0 0 0 0 0 0 0 0 0 0 0 0 0 0 0
Channels

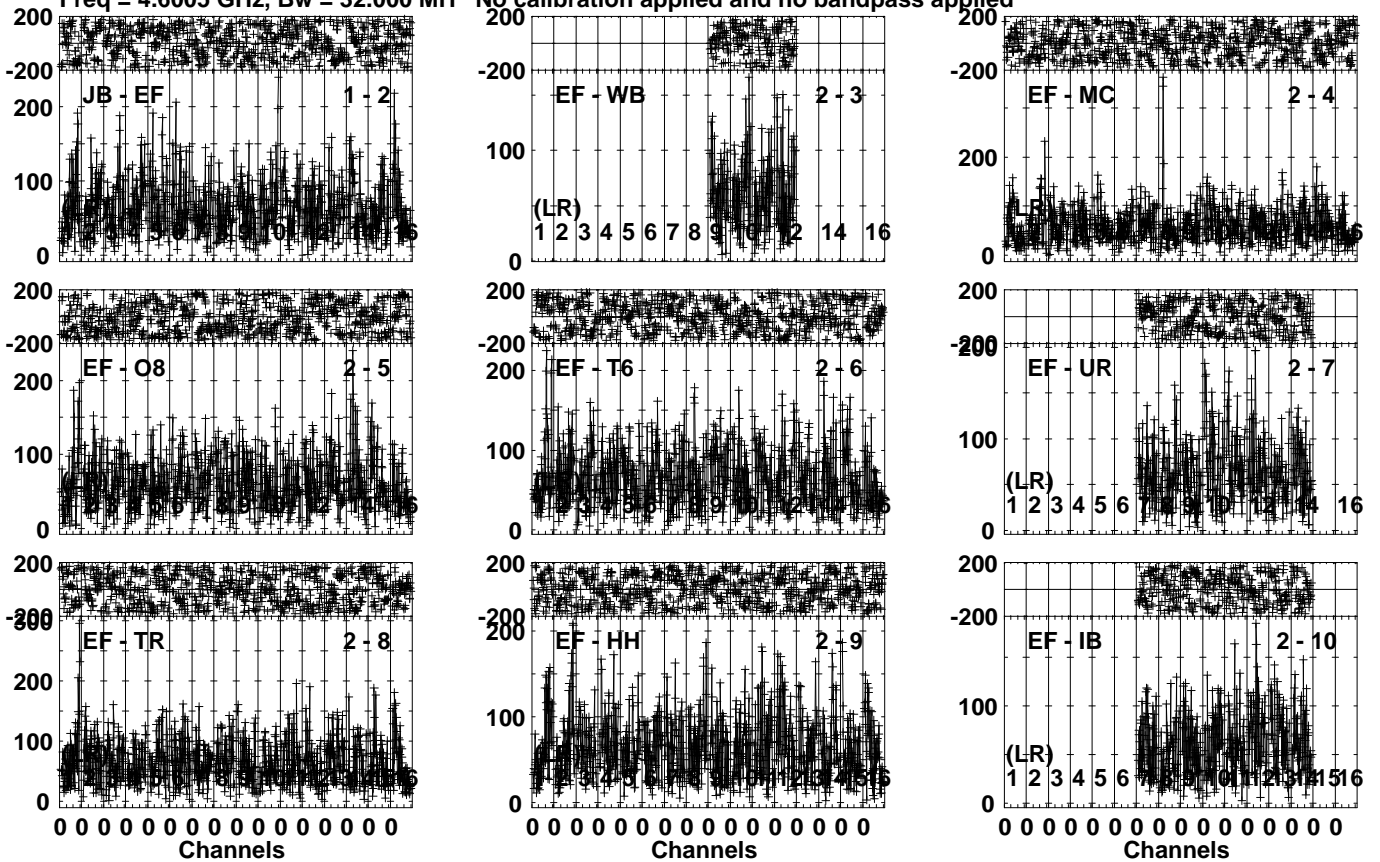
0 0 0 0 0 0 0 0 0 0 0 0 0 0 0 0
Channels

Lower frame: Micro Ampl Jy Top frame: Phas deg
Vector averaged cross-power spectrum Several baselines displayed
Timerange: 00/23:07:33 to 00/23:08:29

Plot file version 82 created 23-APR-2024 16:05:18

FRB EB100D 1.UVDATA.1

Freq = 4.6005 GHz, Bw = 32.000 MH No calibration applied and no bandpass applied



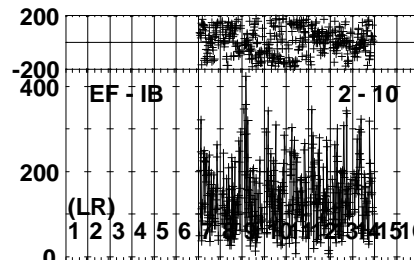
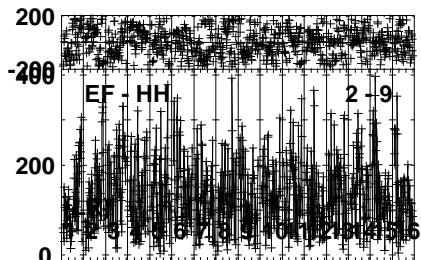
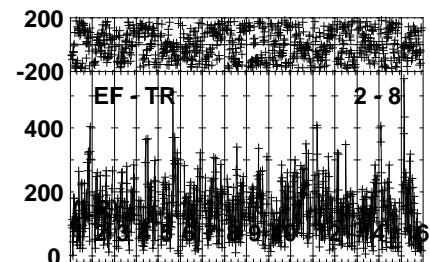
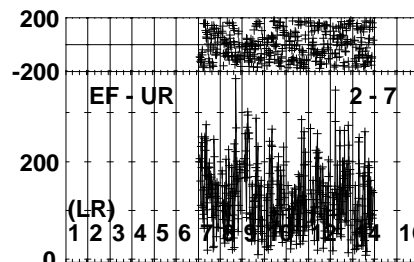
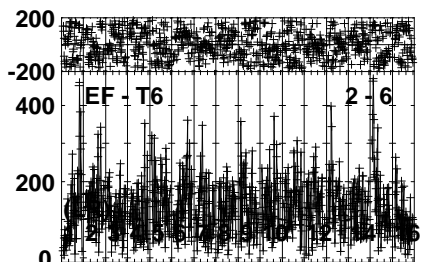
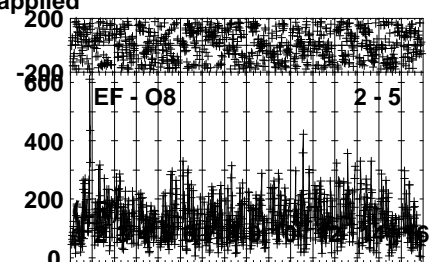
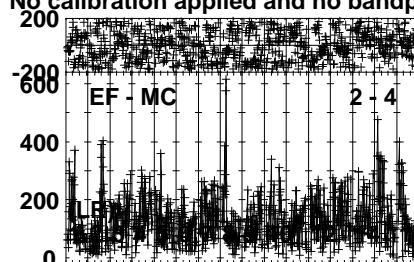
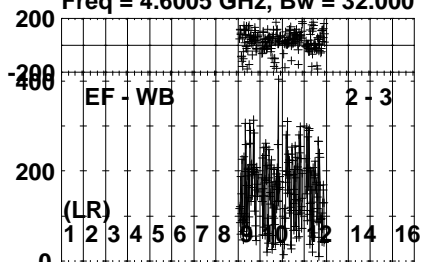
Lower frame: Micro Ampl Jy Top frame: Phas deg
Vector averaged cross-power spectrum Several baselines displayed
Timerange: 00/23:08:33 to 00/23:11:59

Plot file version 83 created 23-APR-2024 16:05:19

J0529+3209 EB100D 1.UVDATA.1

Freq = 4.6005 GHz, Bw = 32.000 MH

No calibration applied and no bandpass applied



0 0 0 0 0 0 0 0 0 0 0 0 0 0 0 0
Channels

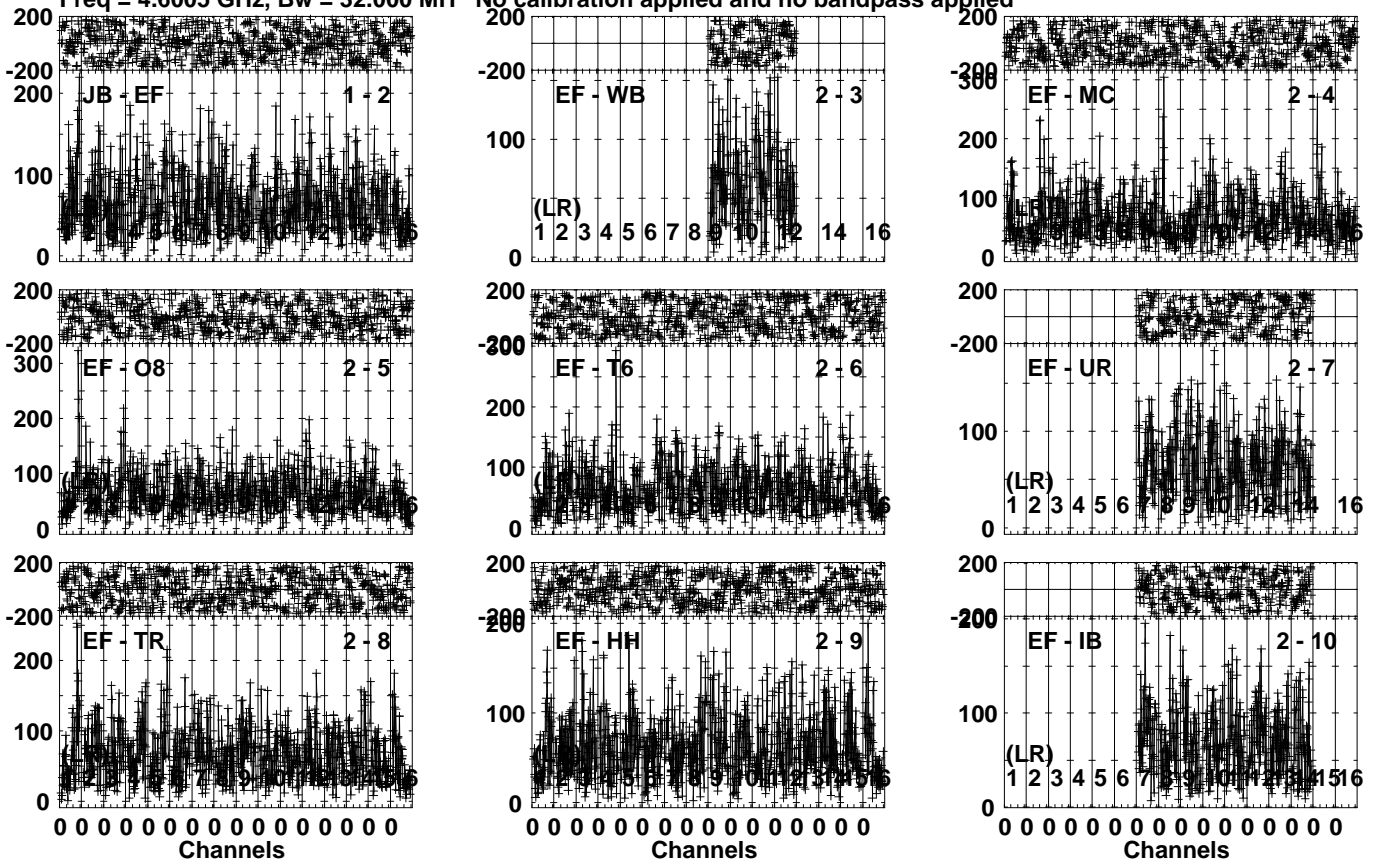
0 0 0 0 0 0 0 0 0 0 0 0 0 0 0 0
Channels

Lower frame: Micro Ampl Jy Top frame: Phas deg
Vector averaged cross-power spectrum Several baselines displayed
Timerange: 00/23:12:33 to 00/23:13:29

Plot file version 84 created 23-APR-2024 16:05:19

FRB EB100D 1.UVDATA.1

Freq = 4.6005 GHz, Bw = 32.000 MH No calibration applied and no bandpass applied



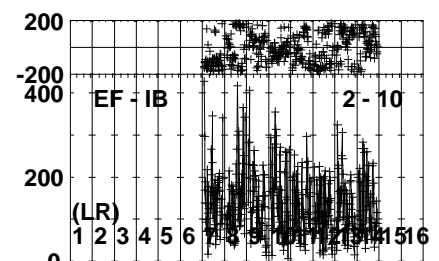
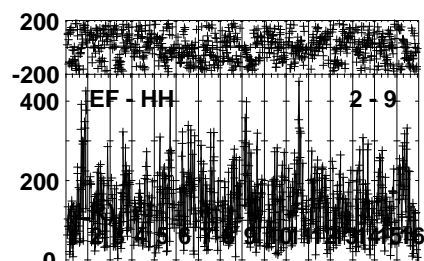
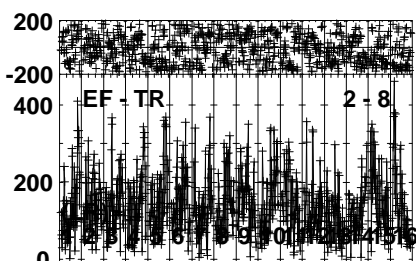
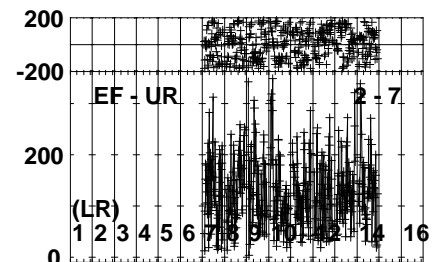
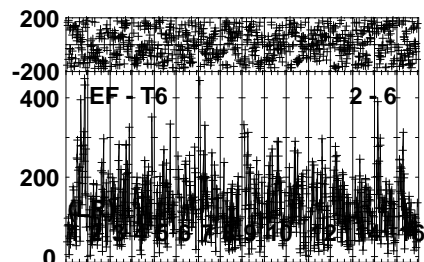
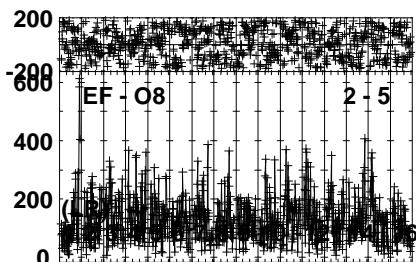
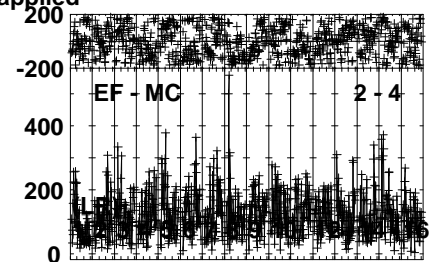
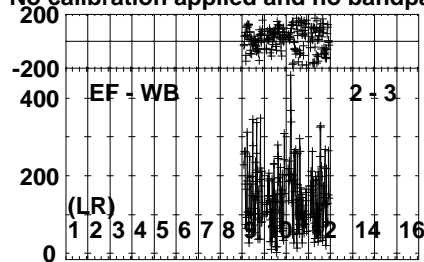
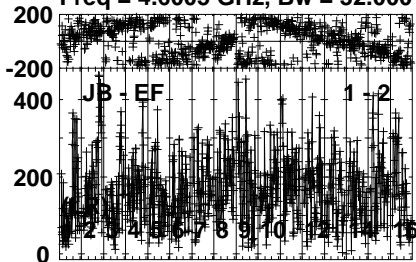
Lower frame: Micro Ampl Jy Top frame: Phas deg
Vector averaged cross-power spectrum Several baselines displayed
Timerange: 00/23:13:31 to 00/23:16:59

Plot file version 85 created 23-APR-2024 16:05:20

J0529+3209 EB100D 1.UVDATA.1

Freq = 4.6005 GHz, Bw = 32.000 MH

No calibration applied and no bandpass applied



0 0 0 0 0 0 0 0 0 0 0 0 0 0 0 0
Channels

0 0 0 0 0 0 0 0 0 0 0 0 0 0 0 0
Channels

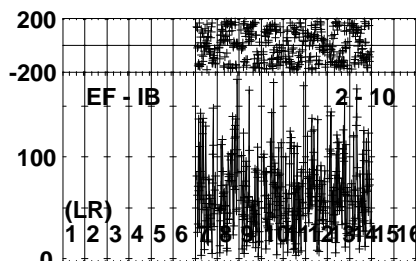
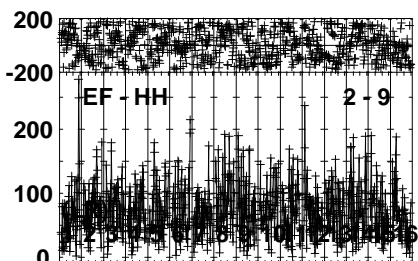
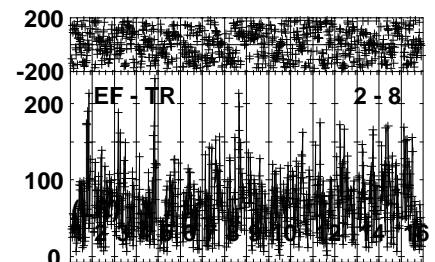
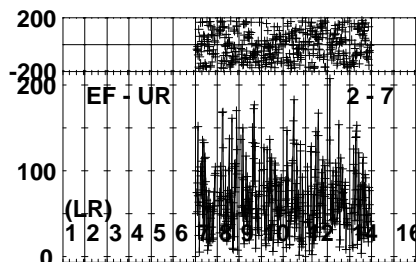
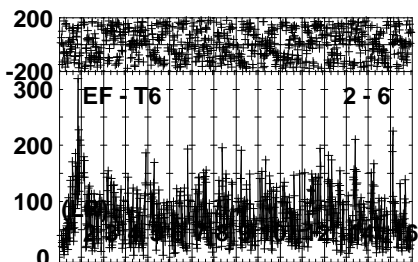
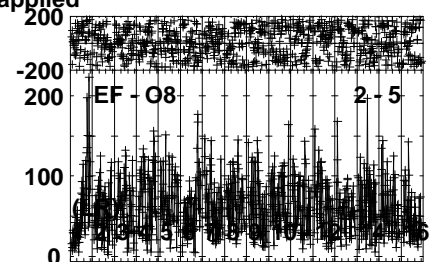
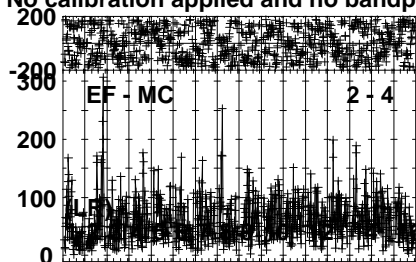
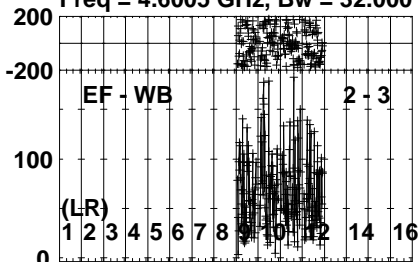
0 0 0 0 0 0 0 0 0 0 0 0 0 0 0 0
Channels

Lower frame: Micro Ampl Jy Top frame: Phas deg
Vector averaged cross-power spectrum Several baselines displayed
Timerange: 00/23:17:01 to 00/23:18:29

Plot file version 86 created 23-APR-2024 16:05:21

FRB EB100D 1.UVDATA.1

Freq = 4.6005 GHz, Bw = 32.000 MH No calibration applied and no bandpass applied



0 0 0 0 0 0 0 0 0 0 0 0 0 0 0 0
Channels

0 0 0 0 0 0 0 0 0 0 0 0 0 0 0 0
Channels

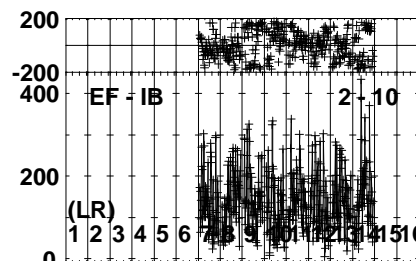
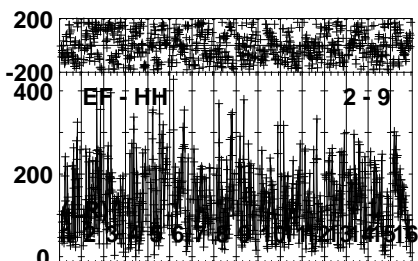
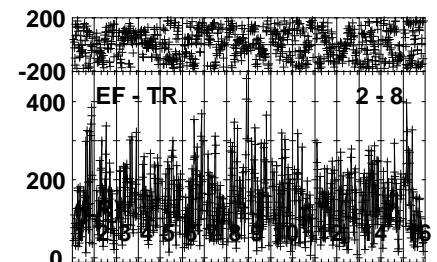
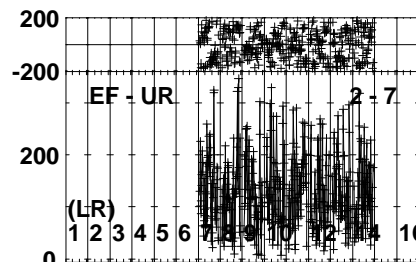
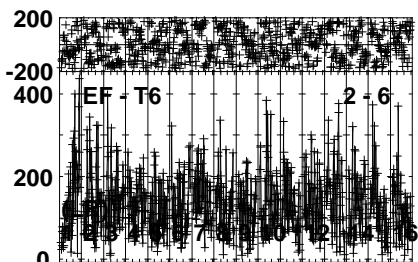
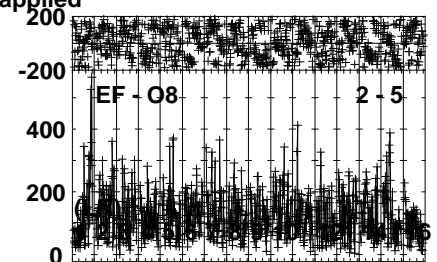
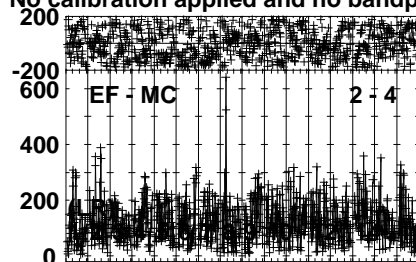
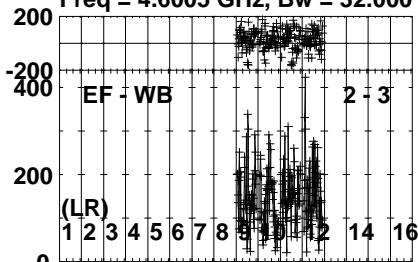
Lower frame: Micro Ampl Jy Top frame: Phas deg
Vector averaged cross-power spectrum Several baselines displayed
Timerange: 00/23:18:31 to 00/23:21:59

Plot file version 87 created 23-APR-2024 16:05:22

J0529+3209 EB100D 1.UVDATA.1

Freq = 4.6005 GHz, Bw = 32.000 MH

No calibration applied and no bandpass applied



0 0 0 0 0 0 0 0 0 0 0 0 0 0 0 0
Channels

0 0 0 0 0 0 0 0 0 0 0 0 0 0 0 0
Channels

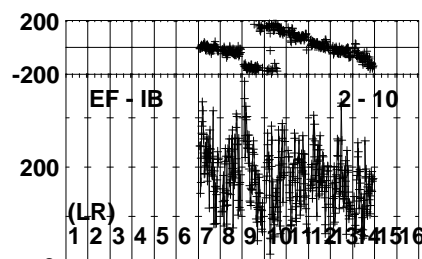
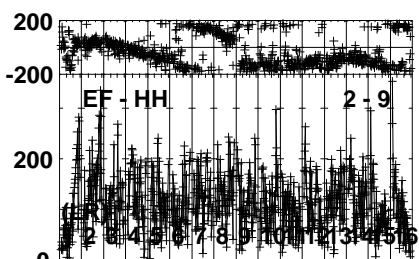
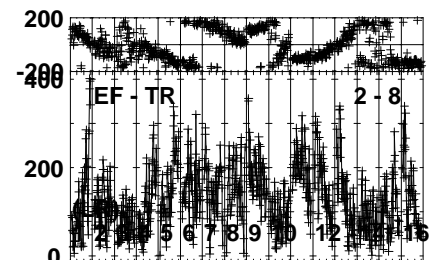
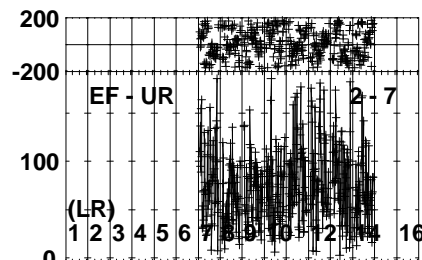
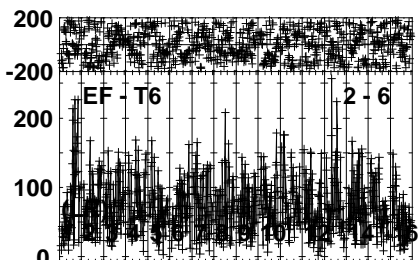
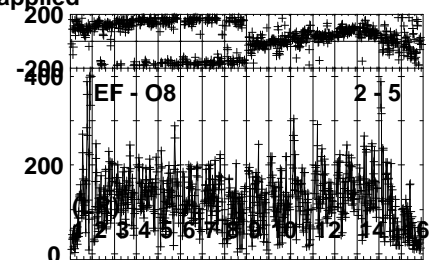
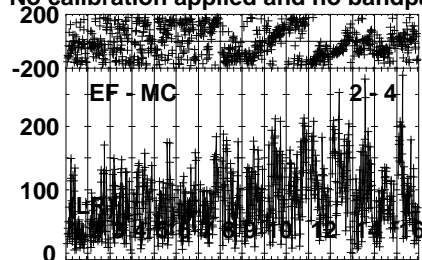
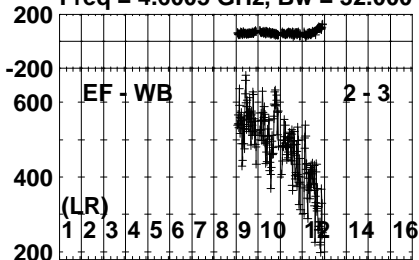
Lower frame: Micro Ampl Jy Top frame: Phas deg
Vector averaged cross-power spectrum Several baselines displayed
Timerange: 00/23:22:33 to 00/23:23:29

Plot file version 88 created 23-APR-2024 16:05:22

J0518+3306 EB100D 1.UVDATA.1

Freq = 4.6005 GHz, Bw = 32.000 MH

No calibration applied and no bandpass applied



0 0 0 0 0 0 0 0 0 0 0 0 0 0 0 0
Channels

0 0 0 0 0 0 0 0 0 0 0 0 0 0 0 0
Channels

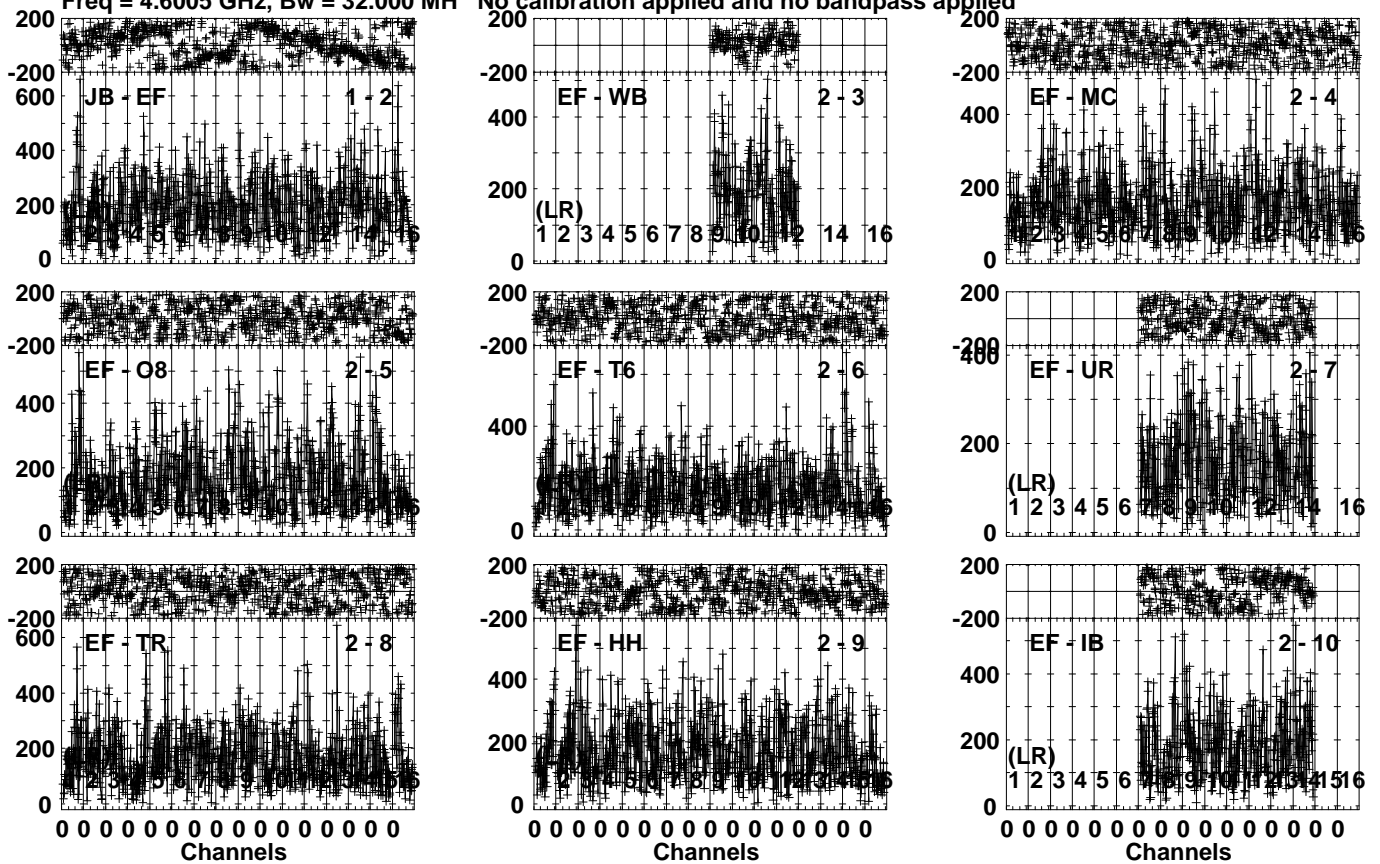
Lower frame: Micro Ampl Jy Top frame: Phas deg
Vector averaged cross-power spectrum Several baselines displayed
Timerange: 00/23:24:03 to 00/23:26:59

Plot file version 89 created 23-APR-2024 16:05:23

J0529+3209 EB100D 1.UVDATA.1

Freq = 4.6005 GHz, Bw = 32.000 MH

No calibration applied and no bandpass applied

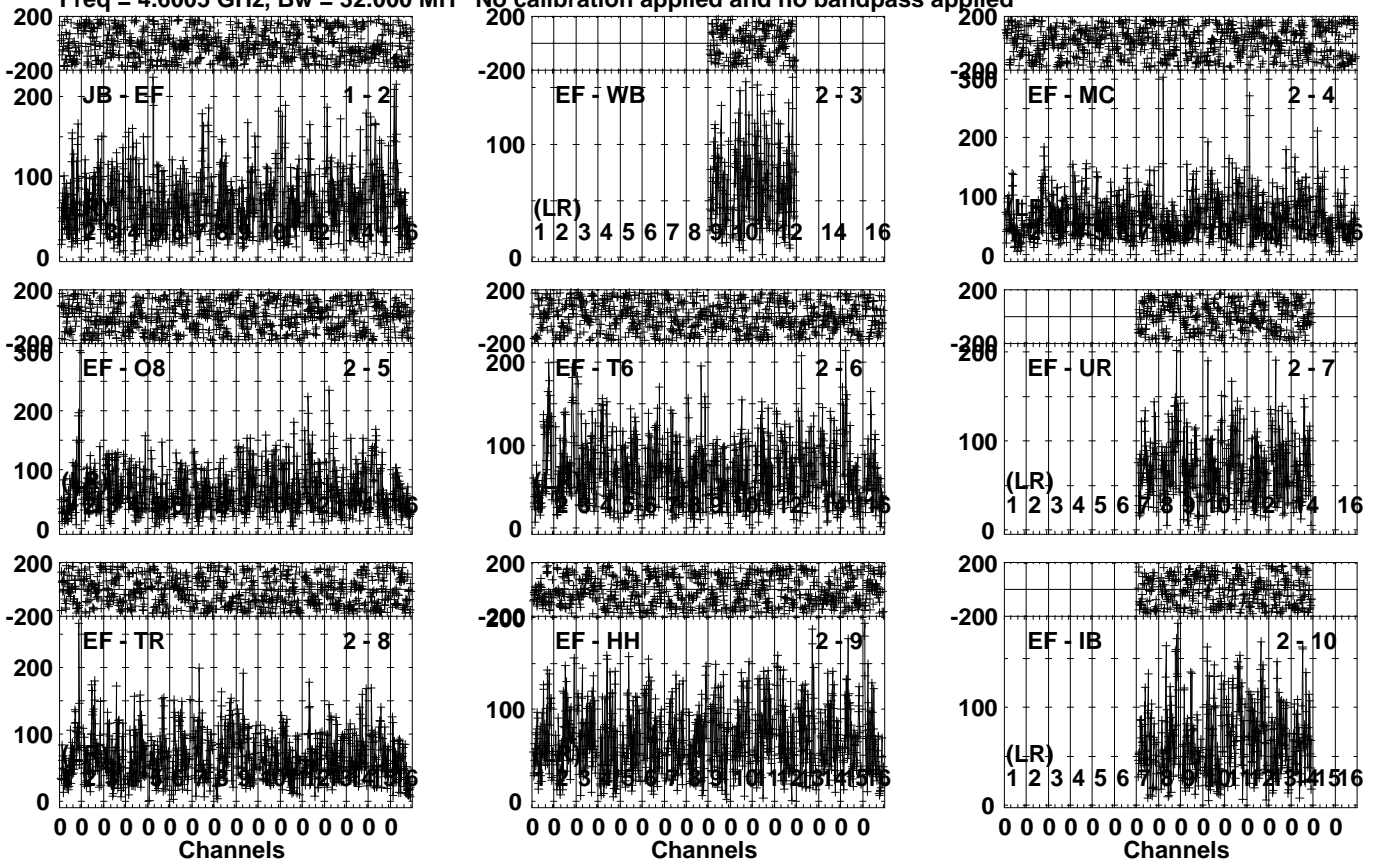


Lower frame: Micro Ampl Jy Top frame: Phas deg
Vector averaged cross-power spectrum Several baselines displayed
Timerange: 00/23:27:01 to 00/23:28:29

Plot file version 90 created 23-APR-2024 16:05:24

FRB EB100D 1.UVDATA.1

Freq = 4.6005 GHz, Bw = 32.000 MH No calibration applied and no bandpass applied



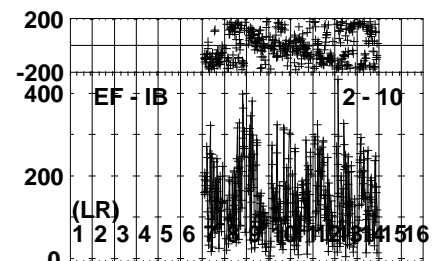
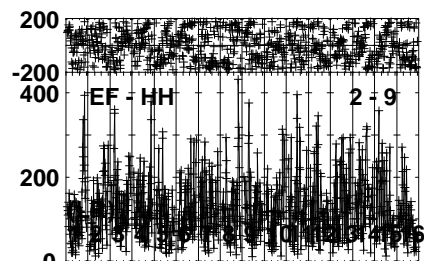
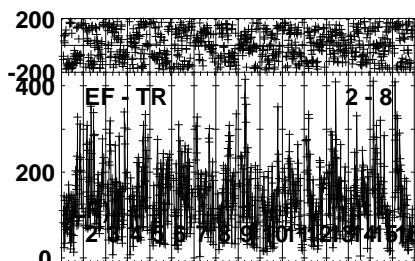
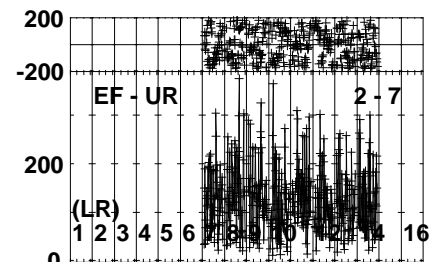
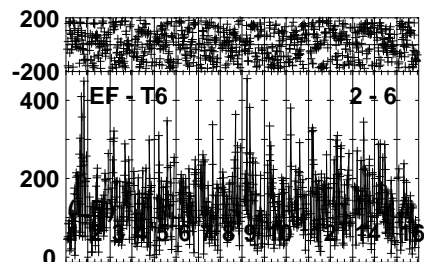
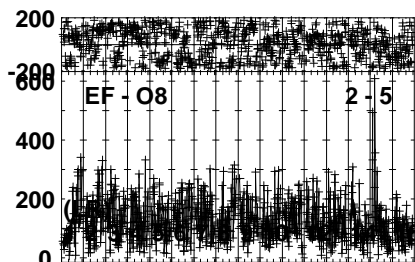
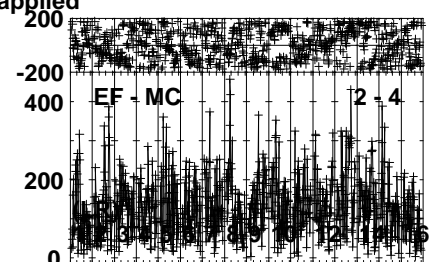
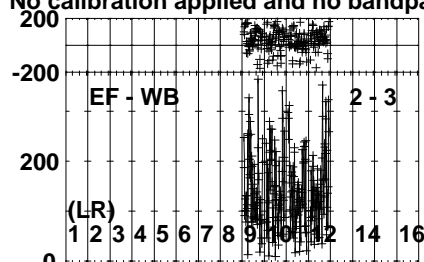
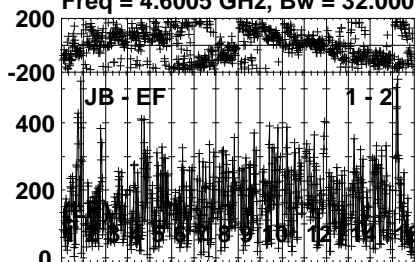
Lower frame: Micro Ampl Jy Top frame: Phas deg
Vector averaged cross-power spectrum Several baselines displayed
Timerange: 00/23:28:31 to 00/23:31:59

Plot file version 91 created 23-APR-2024 16:05:25

J0529+3209 EB100D 1.UVDATA.1

Freq = 4.6005 GHz, Bw = 32.000 MH

No calibration applied and no bandpass applied

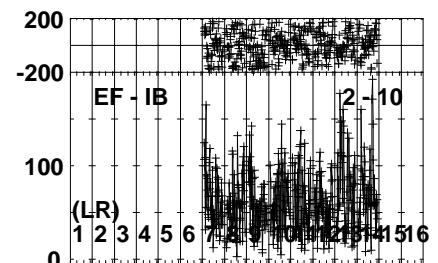
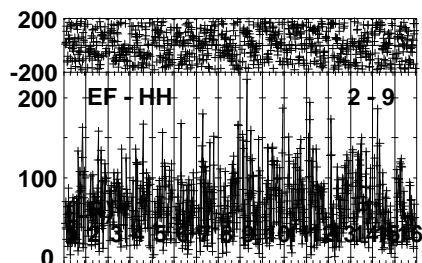
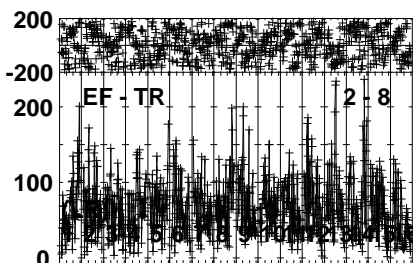
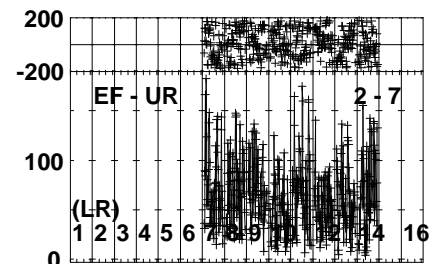
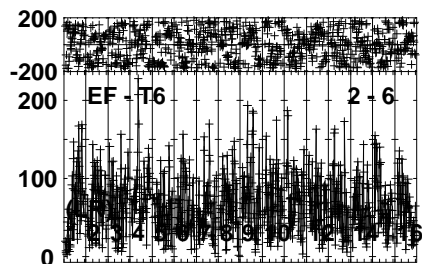
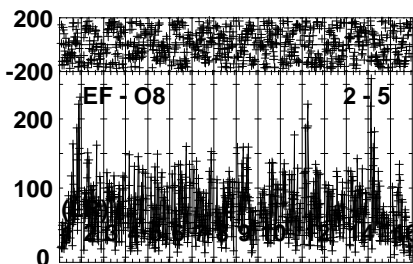
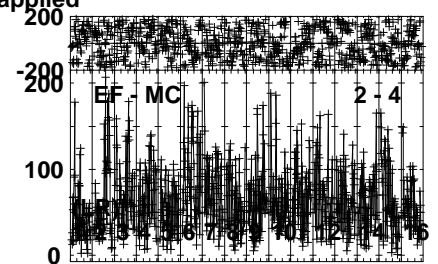
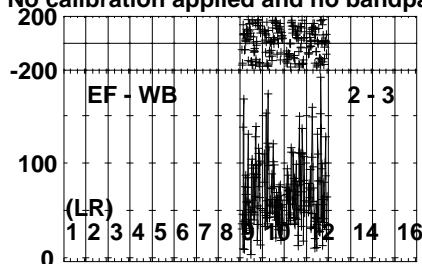
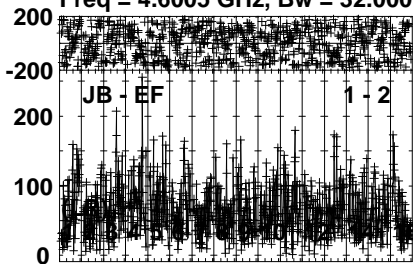


Lower frame: Micro Ampl Jy Top frame: Phas deg
Vector averaged cross-power spectrum Several baselines displayed
Timerange: 00/23:32:33 to 00/23:33:29

Plot file version 92 created 23-APR-2024 16:05:25

FRB EB100D 1.UVDATA.1

Freq = 4.6005 GHz, Bw = 32.000 MH No calibration applied and no bandpass applied



0 0 0 0 0 0 0 0 0 0 0 0 0 0 0 0
Channels

0 0 0 0 0 0 0 0 0 0 0 0 0 0 0 0
Channels

0 0 0 0 0 0 0 0 0 0 0 0 0 0 0 0
Channels

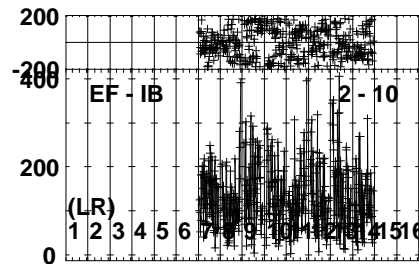
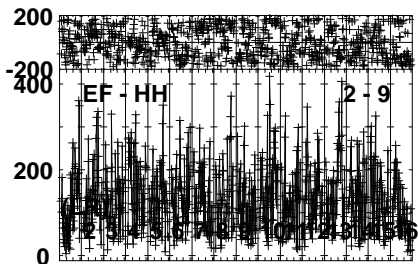
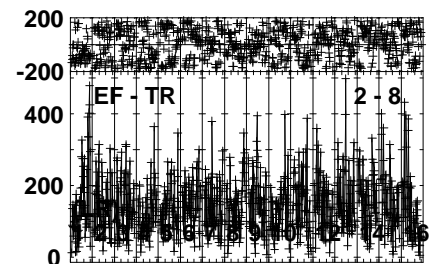
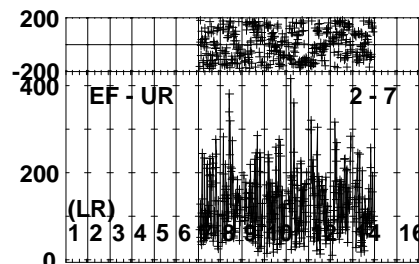
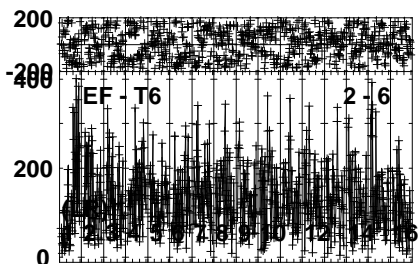
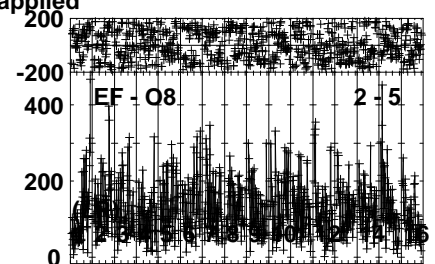
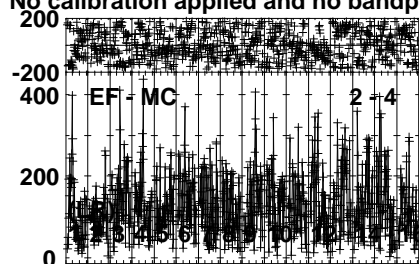
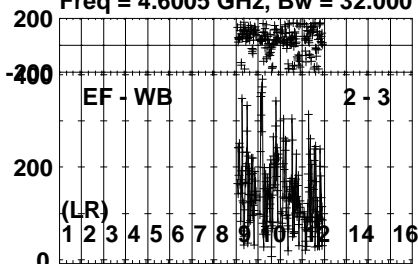
Lower frame: Micro Ampl Jy Top frame: Phas deg
Vector averaged cross-power spectrum Several baselines displayed
Timerange: 00/23:33:33 to 00/23:36:59

Plot file version 93 created 23-APR-2024 16:05:26

J0529+3209 EB100D 1.UVDATA.1

Freq = 4.6005 GHz, Bw = 32.000 MH

No calibration applied and no bandpass applied

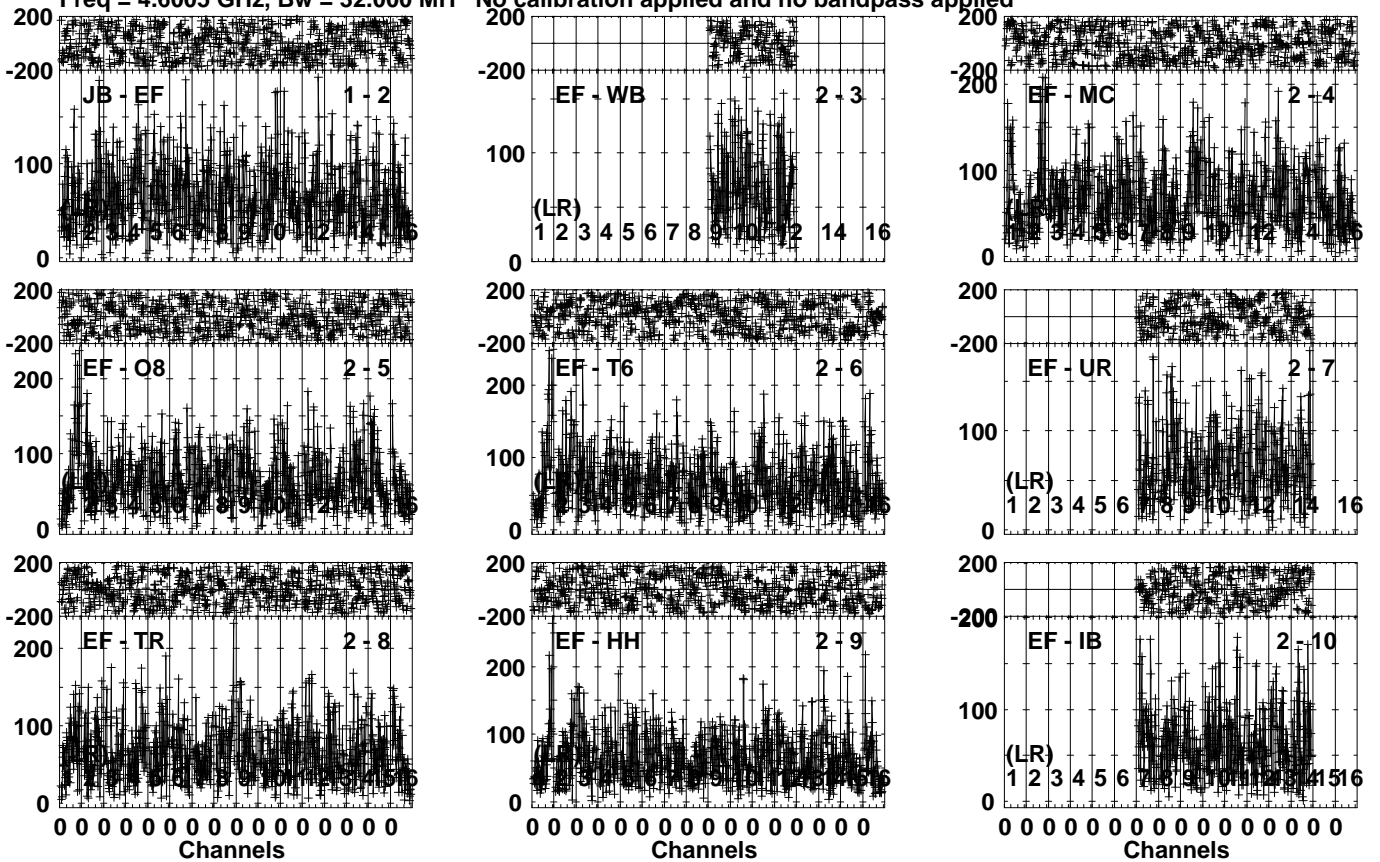


Lower frame: Micro Ampl Jy Top frame: Phas deg
Vector averaged cross-power spectrum Several baselines displayed
Timerange: 00/23:37:33 to 00/23:38:29

Plot file version 94 created 23-APR-2024 16:05:27

FRB EB100D 1.UVDATA.1

Freq = 4.6005 GHz, Bw = 32.000 MH No calibration applied and no bandpass applied



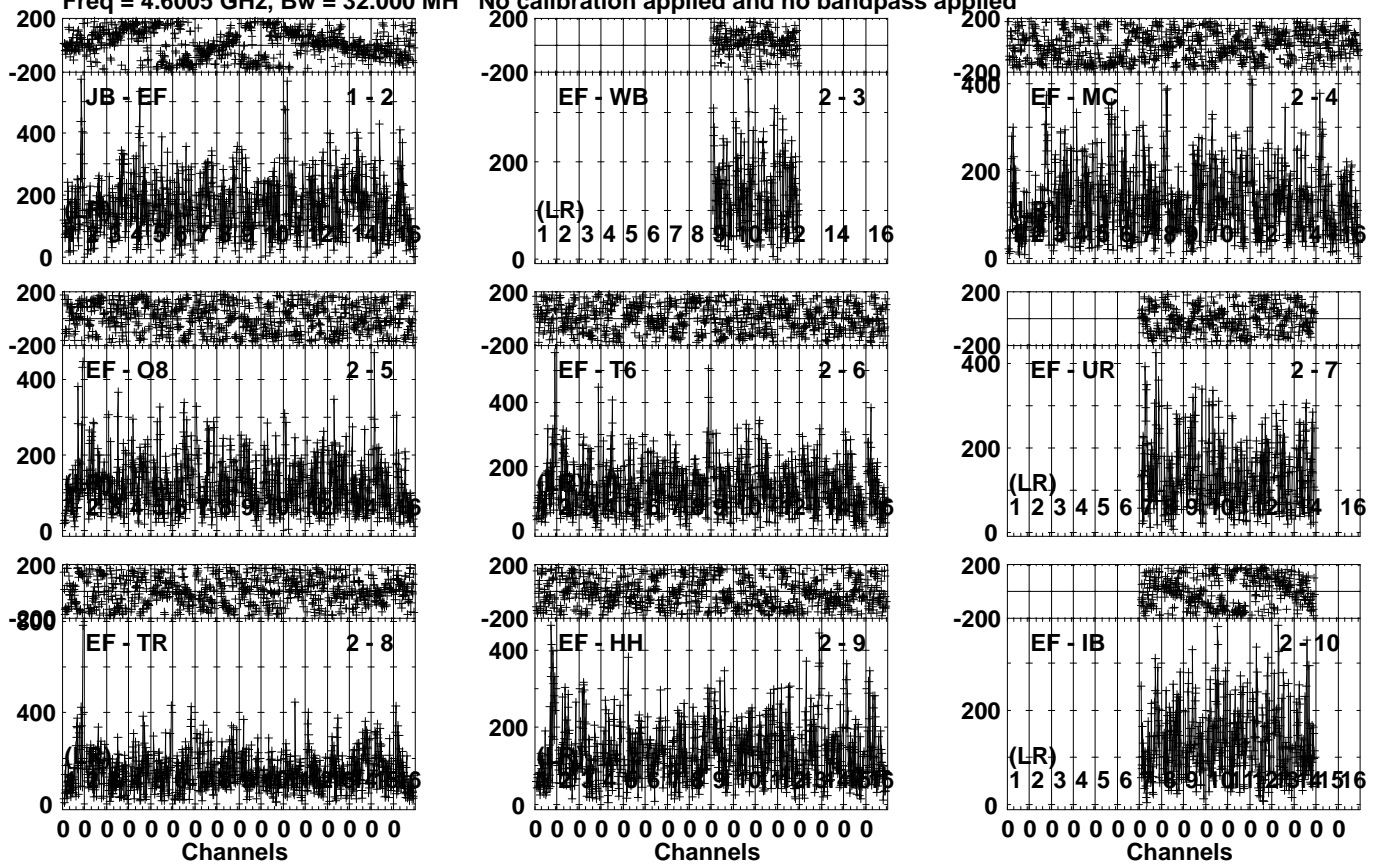
Lower frame: Micro Ampl Jy Top frame: Phas deg
Vector averaged cross-power spectrum Several baselines displayed
Timerange: 00/23:38:31 to 00/23:41:59

Plot file version 95 created 23-APR-2024 16:05:28

J0529+3209 EB100D 1.UVDATA.1

Freq = 4.6005 GHz, Bw = 32.000 MH

No calibration applied and no bandpass applied

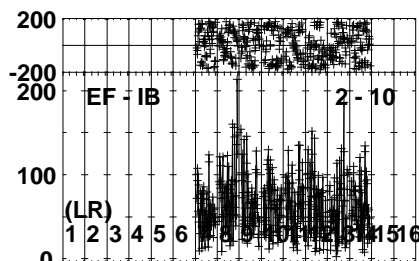
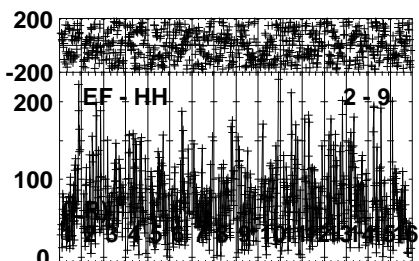
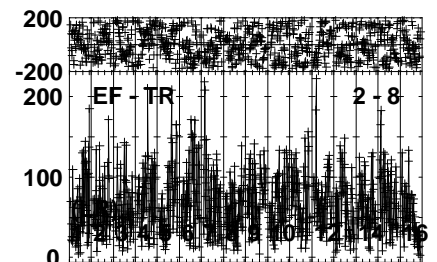
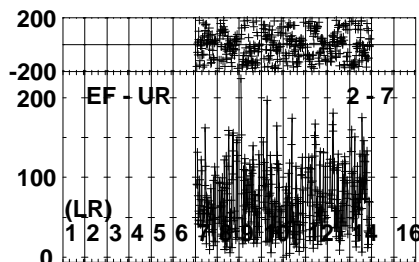
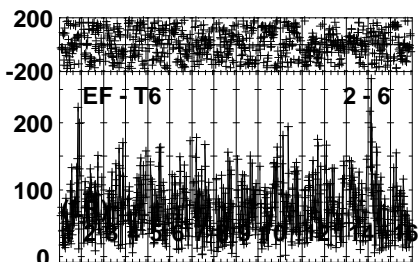
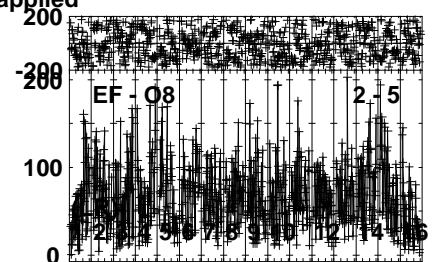
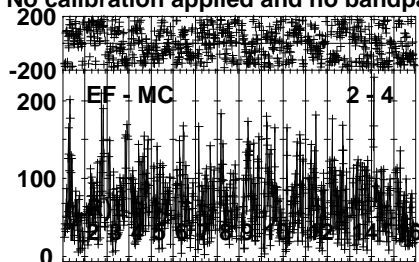
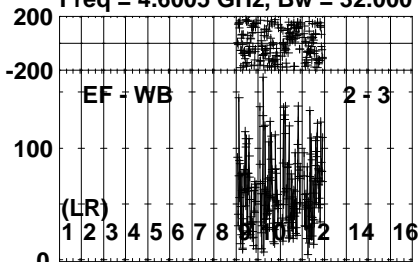


Lower frame: Micro Ampl Jy Top frame: Phas deg
Vector averaged cross-power spectrum Several baselines displayed
Timerange: 00/23:42:01 to 00/23:43:29

Plot file version 96 created 23-APR-2024 16:05:28

FRB EB100D 1.UVDATA.1

Freq = 4.6005 GHz, Bw = 32.000 MH No calibration applied and no bandpass applied



0 0 0 0 0 0 0 0 0 0 0 0 0 0 0 0
Channels

0 0 0 0 0 0 0 0 0 0 0 0 0 0 0 0
Channels

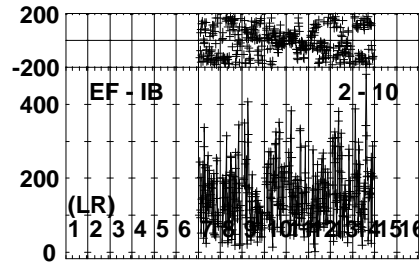
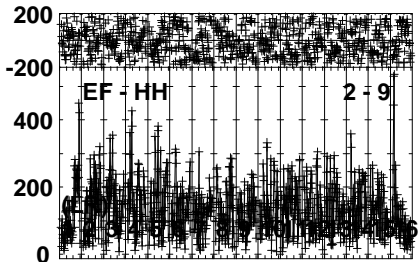
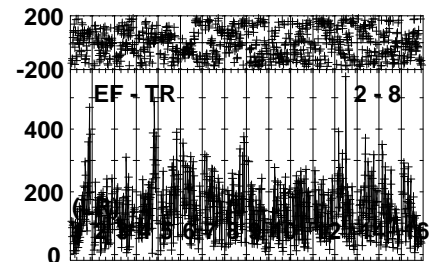
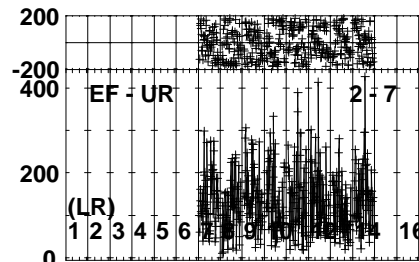
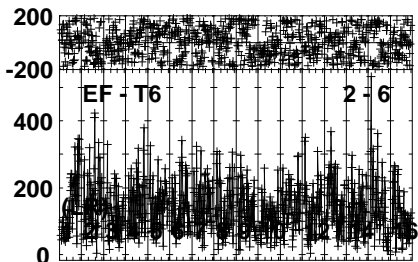
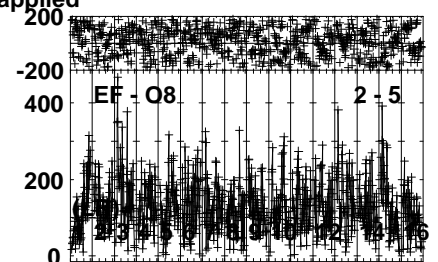
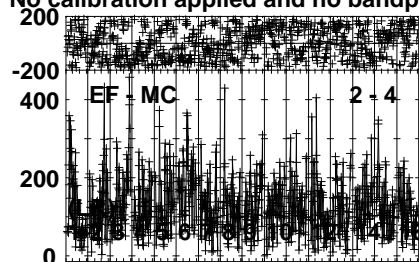
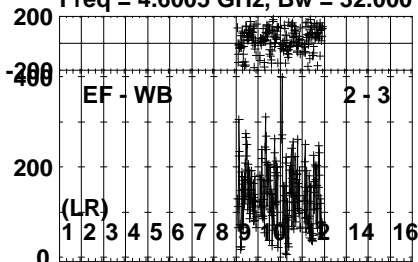
Lower frame: Micro Ampl Jy Top frame: Phas deg
Vector averaged cross-power spectrum Several baselines displayed
Timerange: 00/23:43:31 to 00/23:46:59

Plot file version 97 created 23-APR-2024 16:05:29

J0529+3209 EB100D 1.UVDATA.1

Freq = 4.6005 GHz, Bw = 32.000 MH

No calibration applied and no bandpass applied



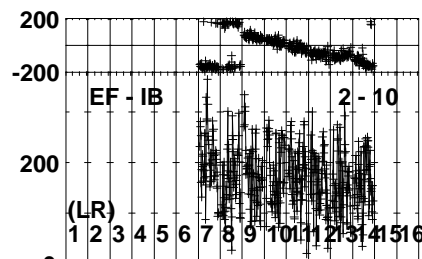
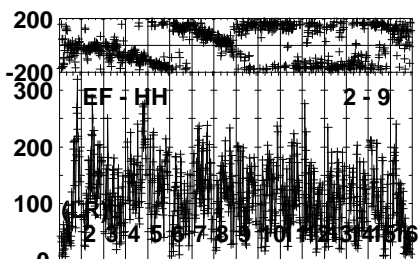
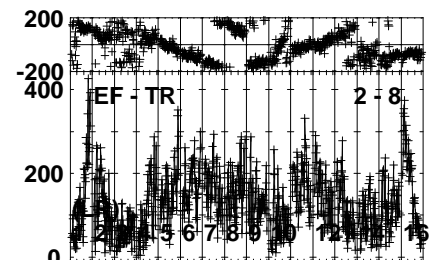
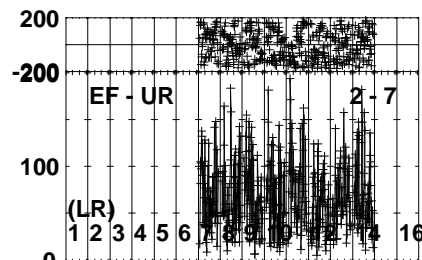
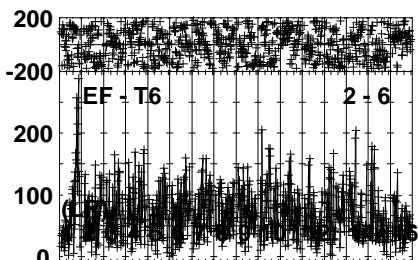
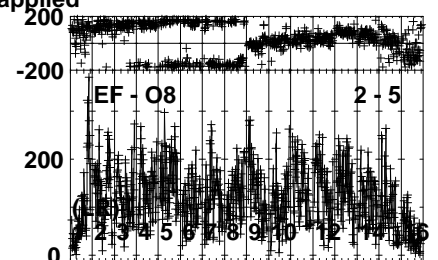
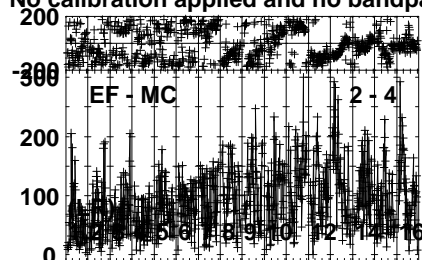
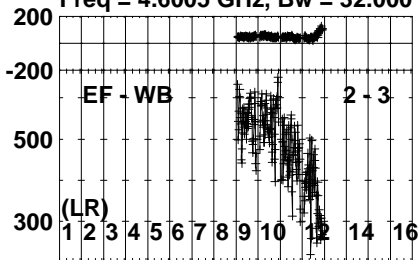
Lower frame: Micro Ampl Jy Top frame: Phas deg
Vector averaged cross-power spectrum Several baselines displayed
Timerange: 00/23:47:33 to 00/23:48:29

Plot file version 98 created 23-APR-2024 16:05:30

J0518+3306 EB100D 1.UVDATA.1

Freq = 4.6005 GHz, Bw = 32.000 MH

No calibration applied and no bandpass applied



0 0 0 0 0 0 0 0 0 0 0 0 0 0 0 0
Channels

0 0 0 0 0 0 0 0 0 0 0 0 0 0 0 0
Channels

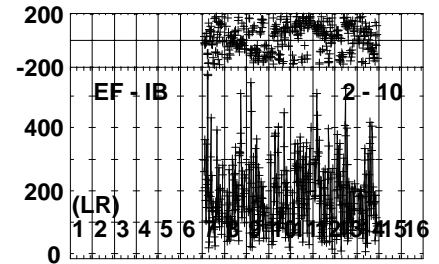
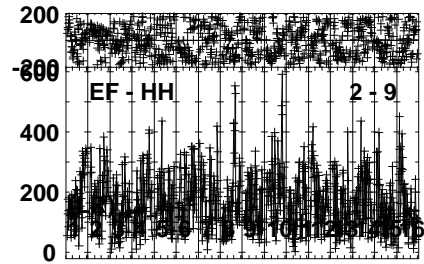
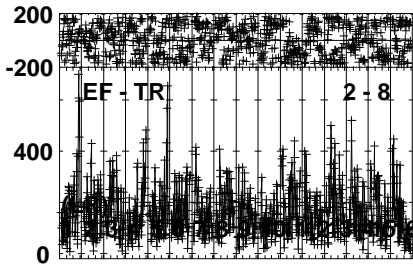
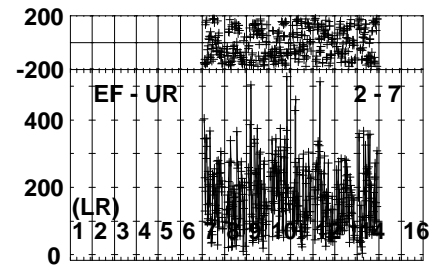
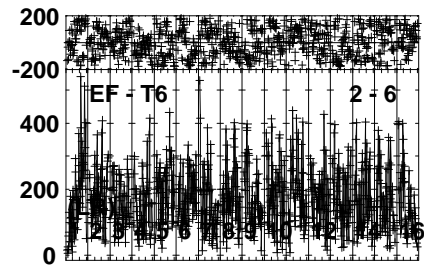
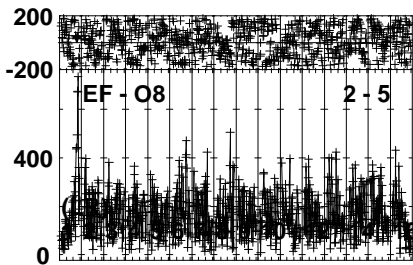
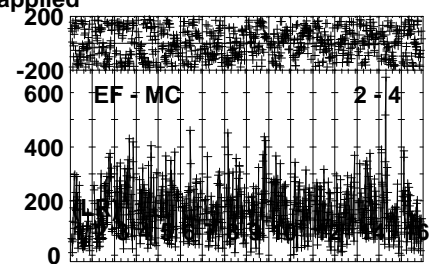
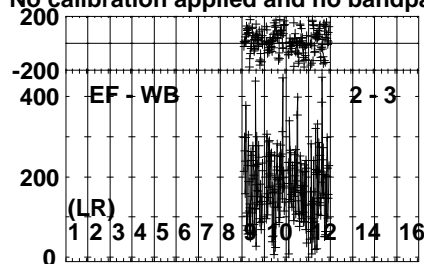
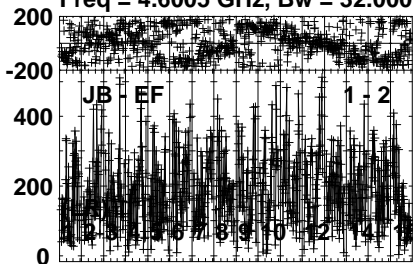
Lower frame: Micro Ampl Jy Top frame: Phas deg
Vector averaged cross-power spectrum Several baselines displayed
Timerange: 00/23:49:03 to 00/23:51:59

Plot file version 99 created 23-APR-2024 16:05:30

J0529+3209 EB100D 1.UVDATA.1

Freq = 4.6005 GHz, Bw = 32.000 MH

No calibration applied and no bandpass applied

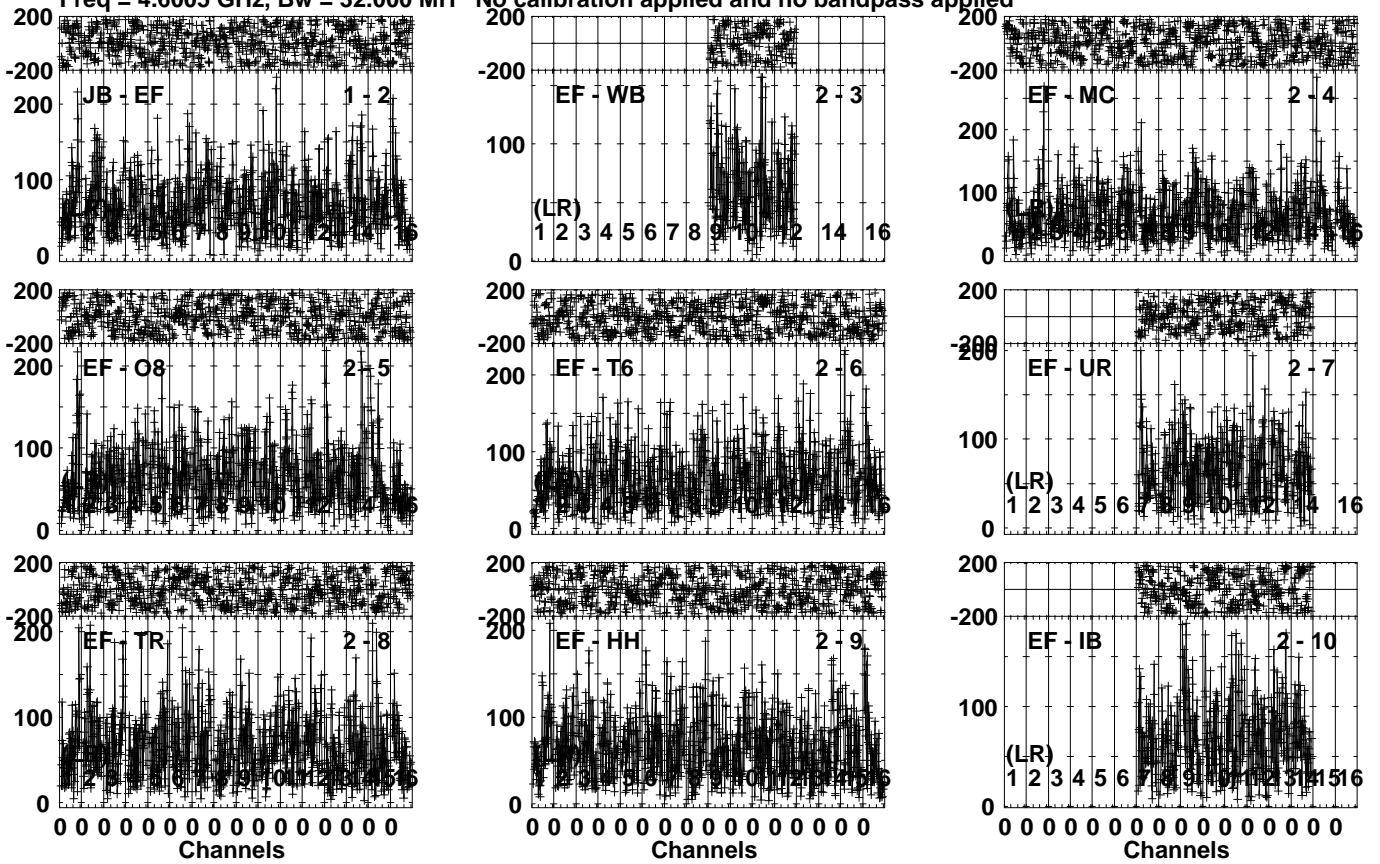


Lower frame: Micro Ampl Jy Top frame: Phas deg
Vector averaged cross-power spectrum Several baselines displayed
Timerange: 00/23:52:01 to 00/23:53:29

Plot file version 100 created 23-APR-2024 16:05:31

FRB EB100D 1.UVDATA.1

Freq = 4.6005 GHz, Bw = 32.000 MH No calibration applied and no bandpass applied



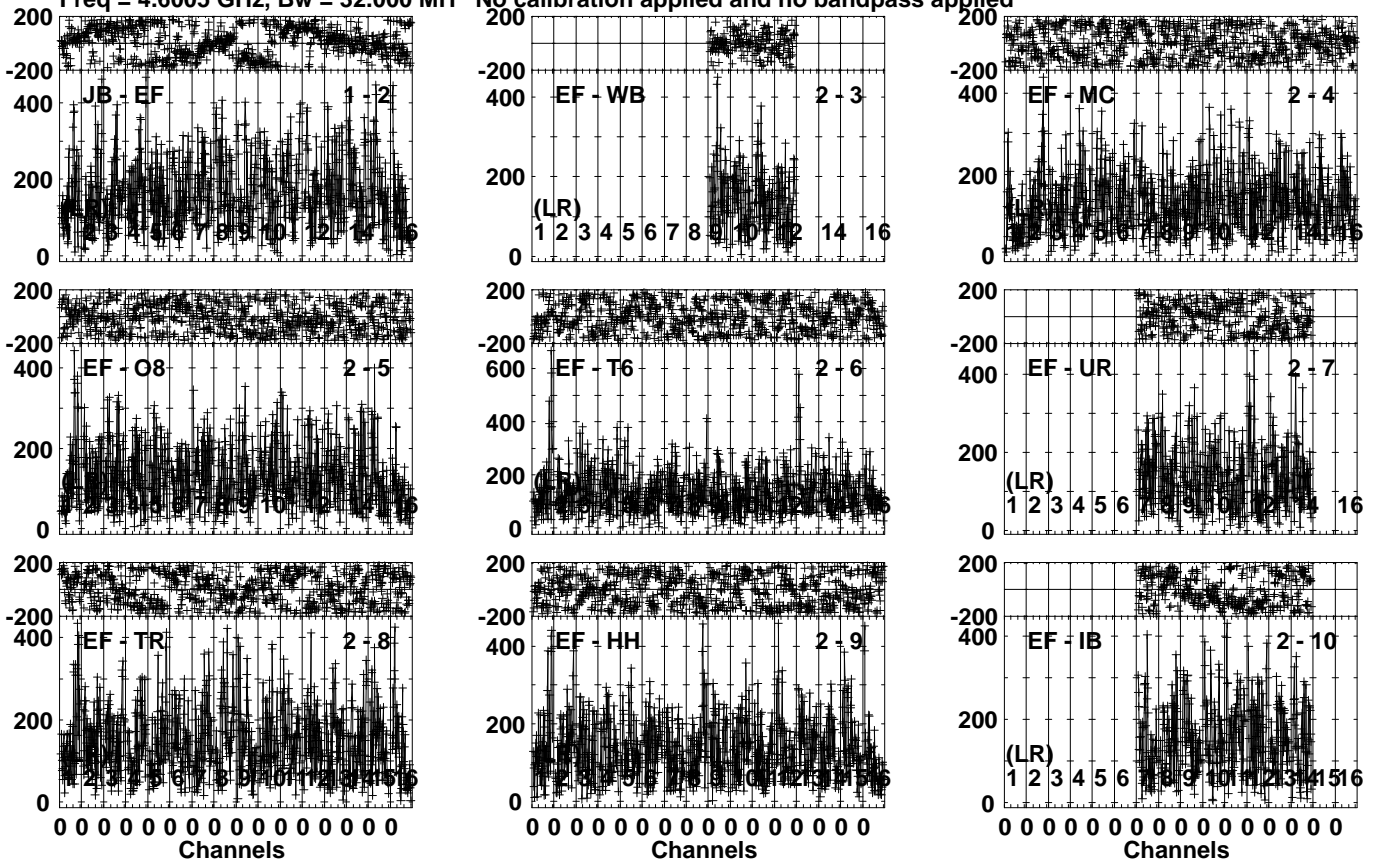
Lower frame: Micro Ampl Jy Top frame: Phas deg
Vector averaged cross-power spectrum Several baselines displayed
Timerange: 00/23:53:31 to 00/23:56:59

Plot file version 101 created 23-APR-2024 16:05:32

J0529+3209 EB100D 1.UVDATA.1

Freq = 4.6005 GHz, Bw = 32.000 MH

No calibration applied and no bandpass applied

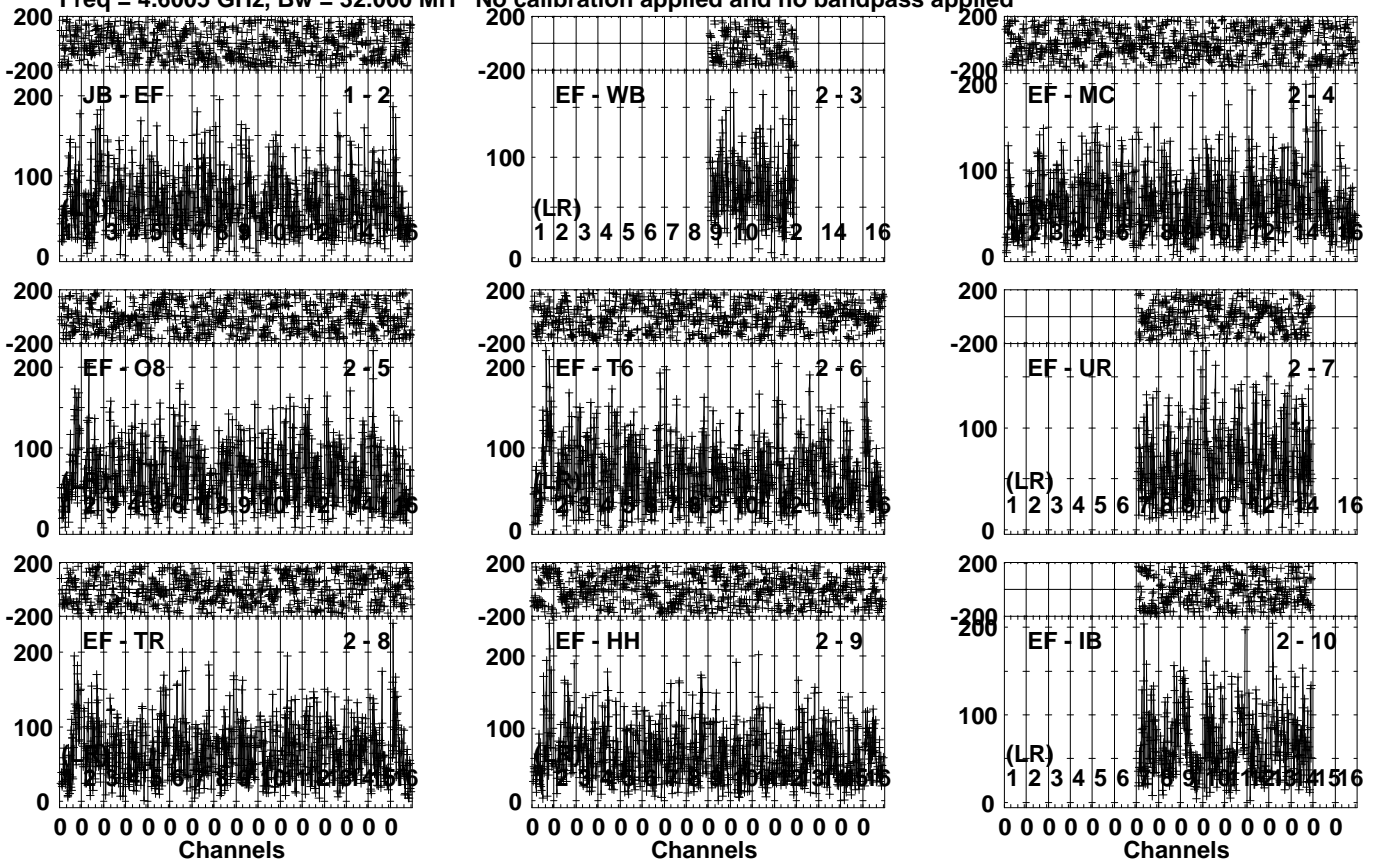


Lower frame: Micro Ampl Jy Top frame: Phas deg
Vector averaged cross-power spectrum Several baselines displayed
Timerange: 00/23:57:33 to 00/23:58:29

Plot file version 102 created 23-APR-2024 16:05:32

FRB EB100D 1.UVDATA.1

Freq = 4.6005 GHz, Bw = 32.000 MH No calibration applied and no bandpass applied

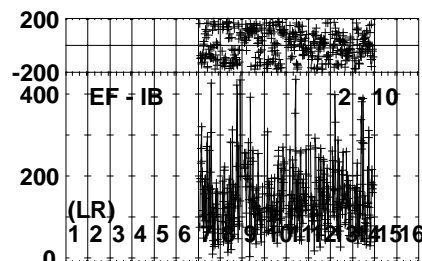
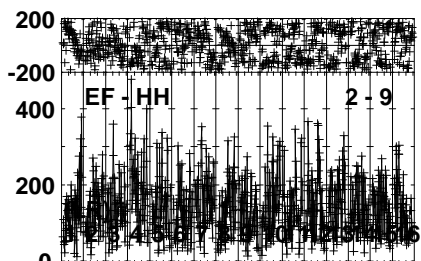
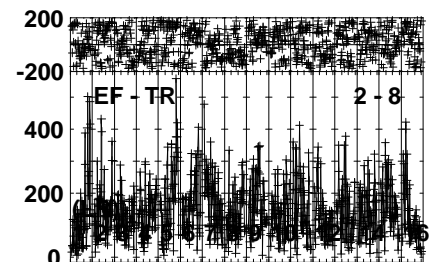
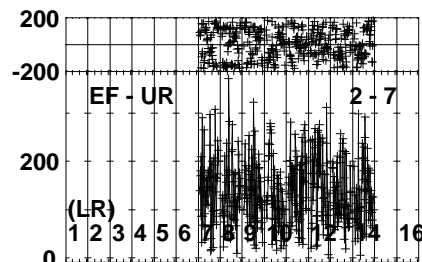
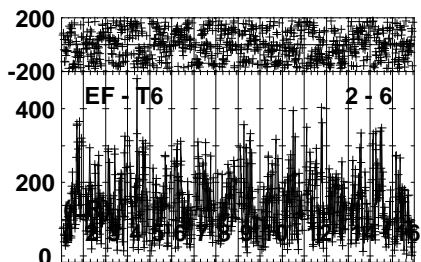
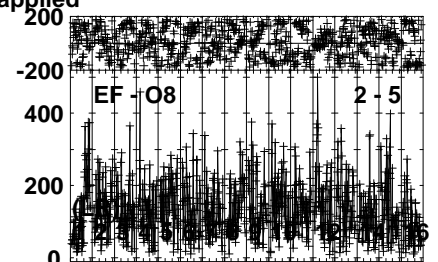
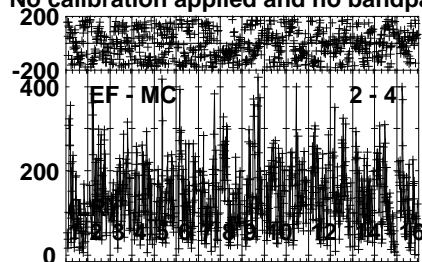
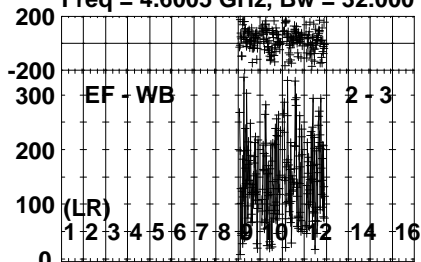


Lower frame: Micro Ampl Jy Top frame: Phas deg
Vector averaged cross-power spectrum Several baselines displayed
Timerange: 00/23:58:33 to 01/00:01:59

Plot file version 103 created 23-APR-2024 16:05:33

J0529+3209 EB100D 1.UVDATA.1

Freq = 4.6005 GHz, Bw = 32.000 MH No calibration applied and no bandpass applied



0 0 0 0 0 0 0 0 0 0 0 0 0 0 0 0
Channels

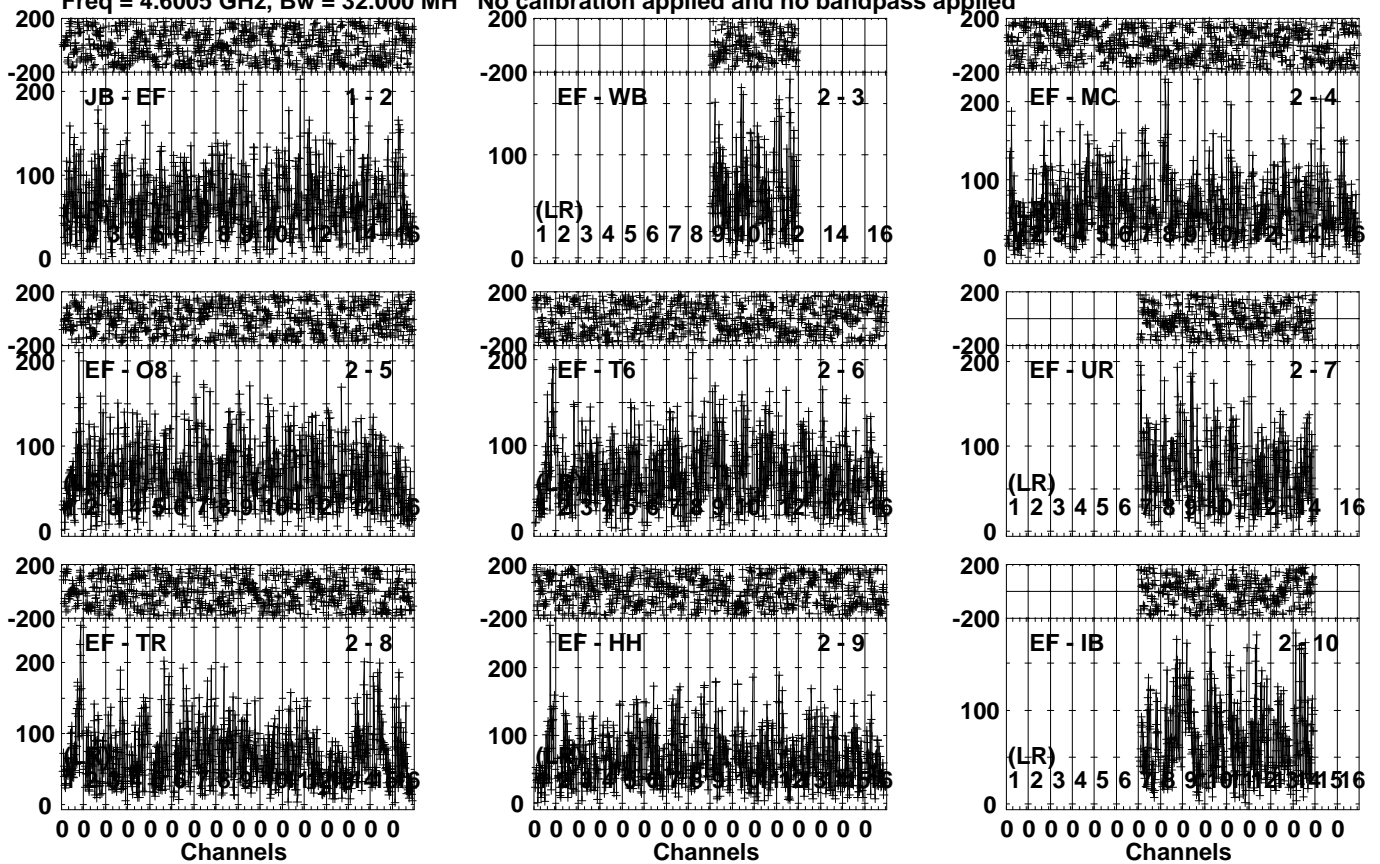
0 0 0 0 0 0 0 0 0 0 0 0 0 0 0 0
Channels

Lower frame: Micro Ampl Jy Top frame: Phas deg
Vector averaged cross-power spectrum Several baselines displayed
Timerange: 01/00:02:33 to 01/00:03:29

Plot file version 104 created 23-APR-2024 16:05:34

FRB EB100D 1.UVDATA.1

Freq = 4.6005 GHz, Bw = 32.000 MH No calibration applied and no bandpass applied



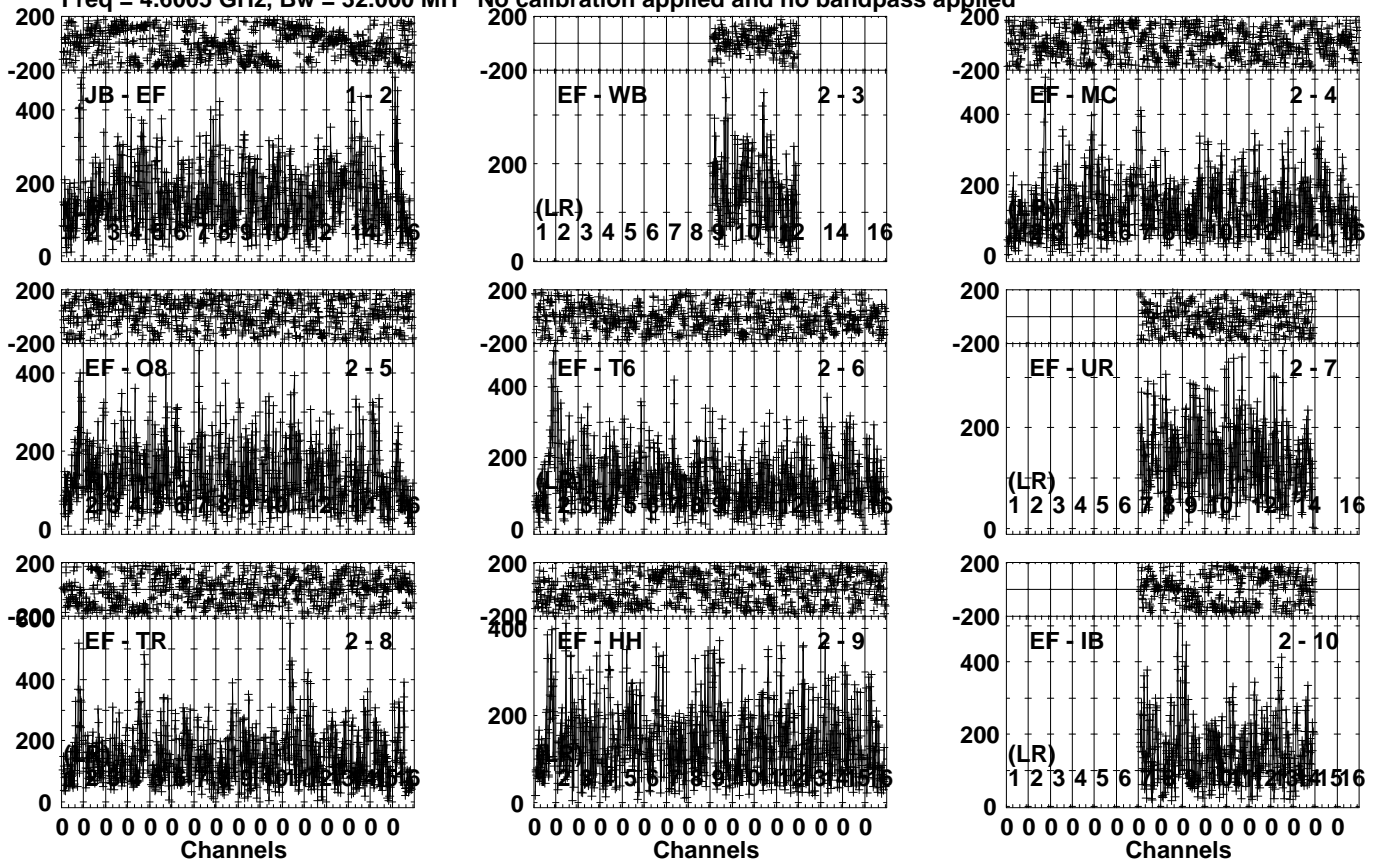
Lower frame: Micro Ampl Jy Top frame: Phas deg
Vector averaged cross-power spectrum Several baselines displayed
Timerange: 01/00:03:31 to 01/00:06:59

Plot file version 105 created 23-APR-2024 16:05:35

J0529+3209 EB100D 1.UVDATA.1

Freq = 4.6005 GHz, Bw = 32.000 MH

No calibration applied and no bandpass applied

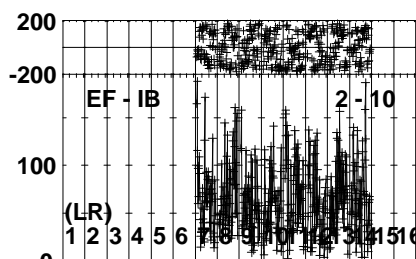
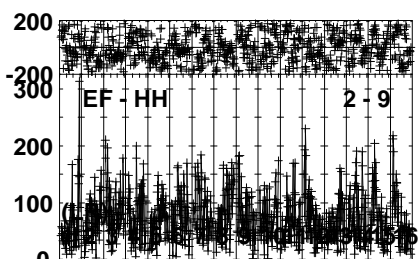
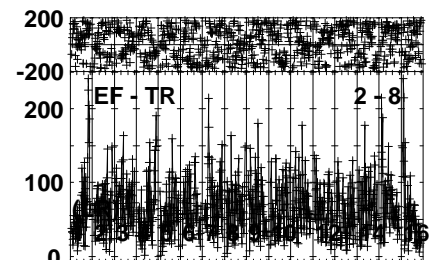
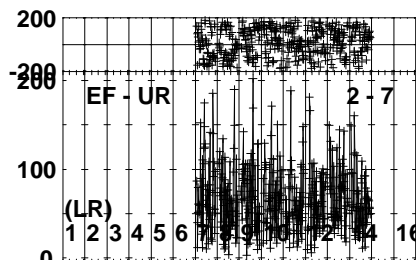
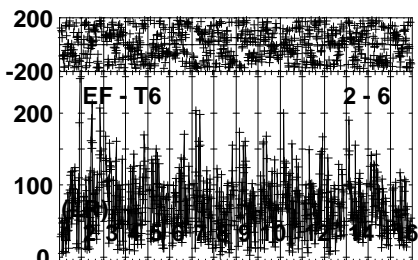
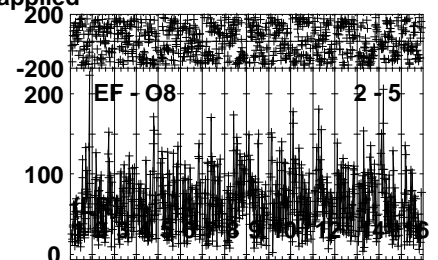
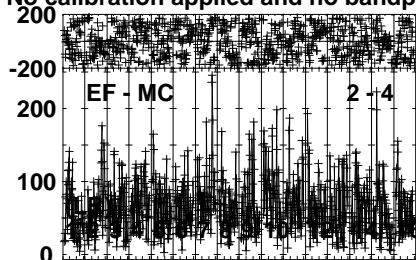
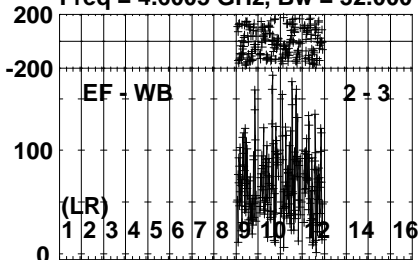


Lower frame: Micro Ampl Jy Top frame: Phas deg
Vector averaged cross-power spectrum Several baselines displayed
Timerange: 01/00:07:01 to 01/00:08:29

Plot file version 106 created 23-APR-2024 16:05:36

FRB EB100D 1.UVDATA.1

Freq = 4.6005 GHz, Bw = 32.000 MH No calibration applied and no bandpass applied



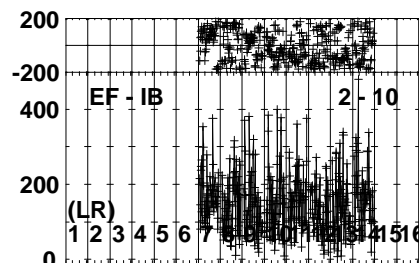
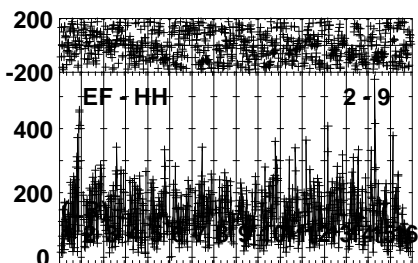
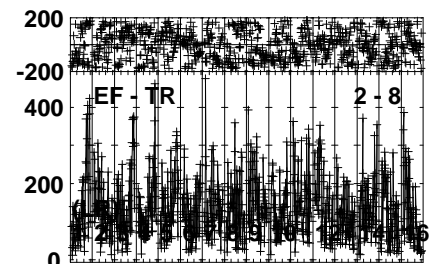
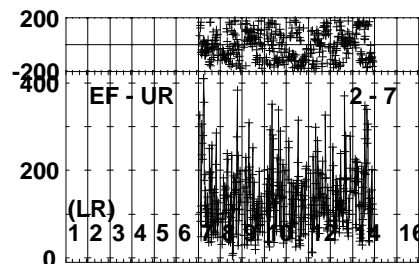
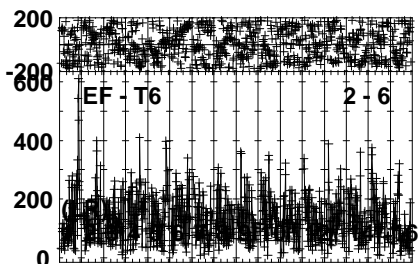
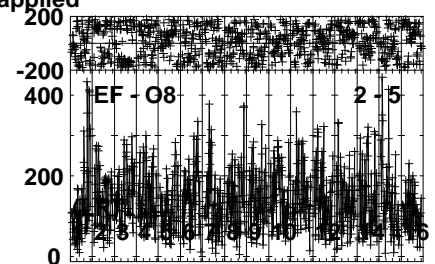
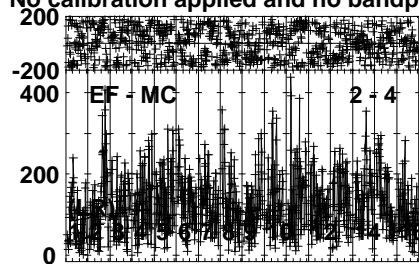
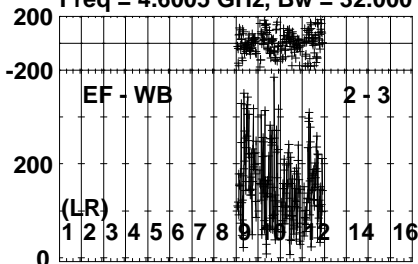
Lower frame: Micro Ampl Jy Top frame: Phas deg
Vector averaged cross-power spectrum Several baselines displayed
Timerange: 01/00:08:31 to 01/00:11:59

Plot file version 107 created 23-APR-2024 16:05:36

J0529+3209 EB100D 1.UVDATA.1

Freq = 4.6005 GHz, Bw = 32.000 MH

No calibration applied and no bandpass applied



0 0 0 0 0 0 0 0 0 0 0 0 0 0 0 0
Channels

0 0 0 0 0 0 0 0 0 0 0 0 0 0 0 0
Channels

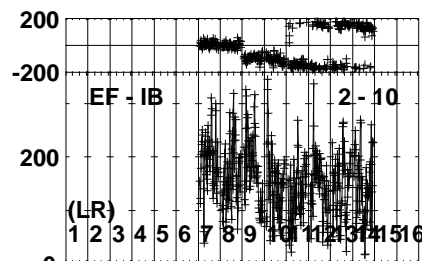
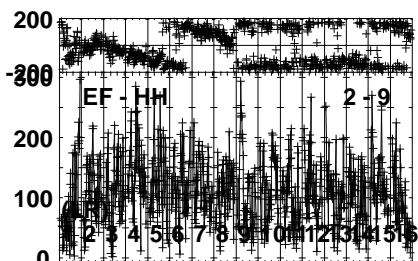
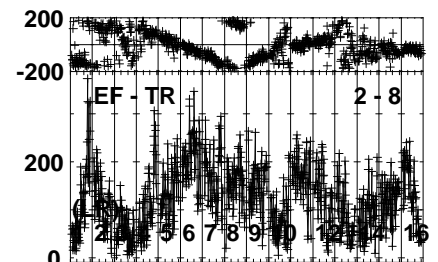
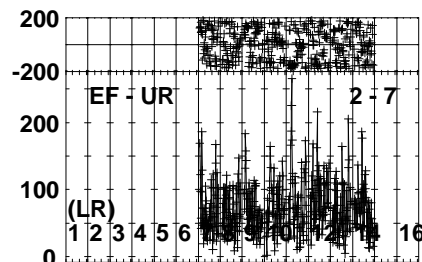
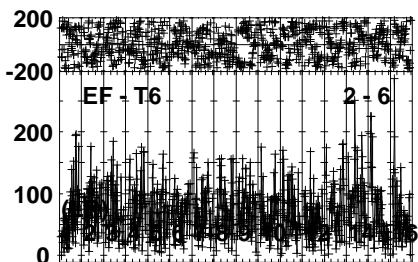
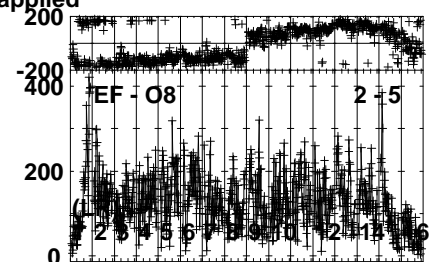
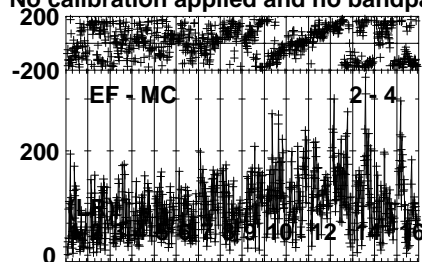
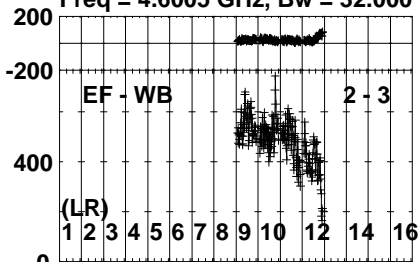
Lower frame: Micro Ampl Jy Top frame: Phas deg
Vector averaged cross-power spectrum Several baselines displayed
Timerange: 01/00:12:33 to 01/00:13:29

Plot file version 108 created 23-APR-2024 16:05:37

J0518+3306 EB100D 1.UVDATA.1

Freq = 4.6005 GHz, Bw = 32.000 MH

No calibration applied and no bandpass applied



0 0 0 0 0 0 0 0 0 0 0 0 0 0 0 0
Channels

0 0 0 0 0 0 0 0 0 0 0 0 0 0 0 0
Channels

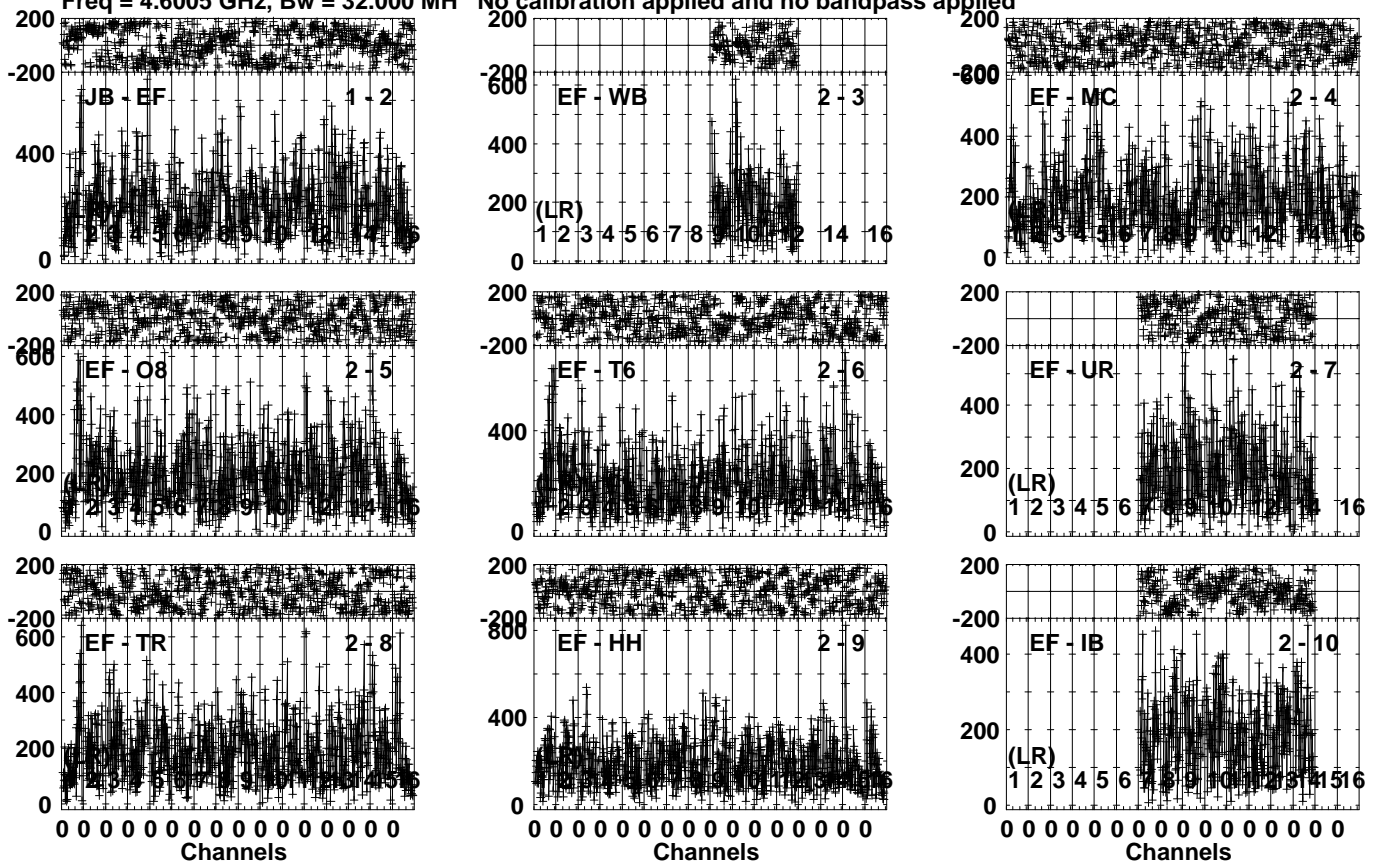
Lower frame: Micro Ampl Jy Top frame: Phas deg
Vector averaged cross-power spectrum Several baselines displayed
Timerange: 01/00:14:03 to 01/00:16:59

Plot file version 109 created 23-APR-2024 16:05:38

J0529+3209 EB100D 1.UVDATA.1

Freq = 4.6005 GHz, Bw = 32.000 MH

No calibration applied and no bandpass applied

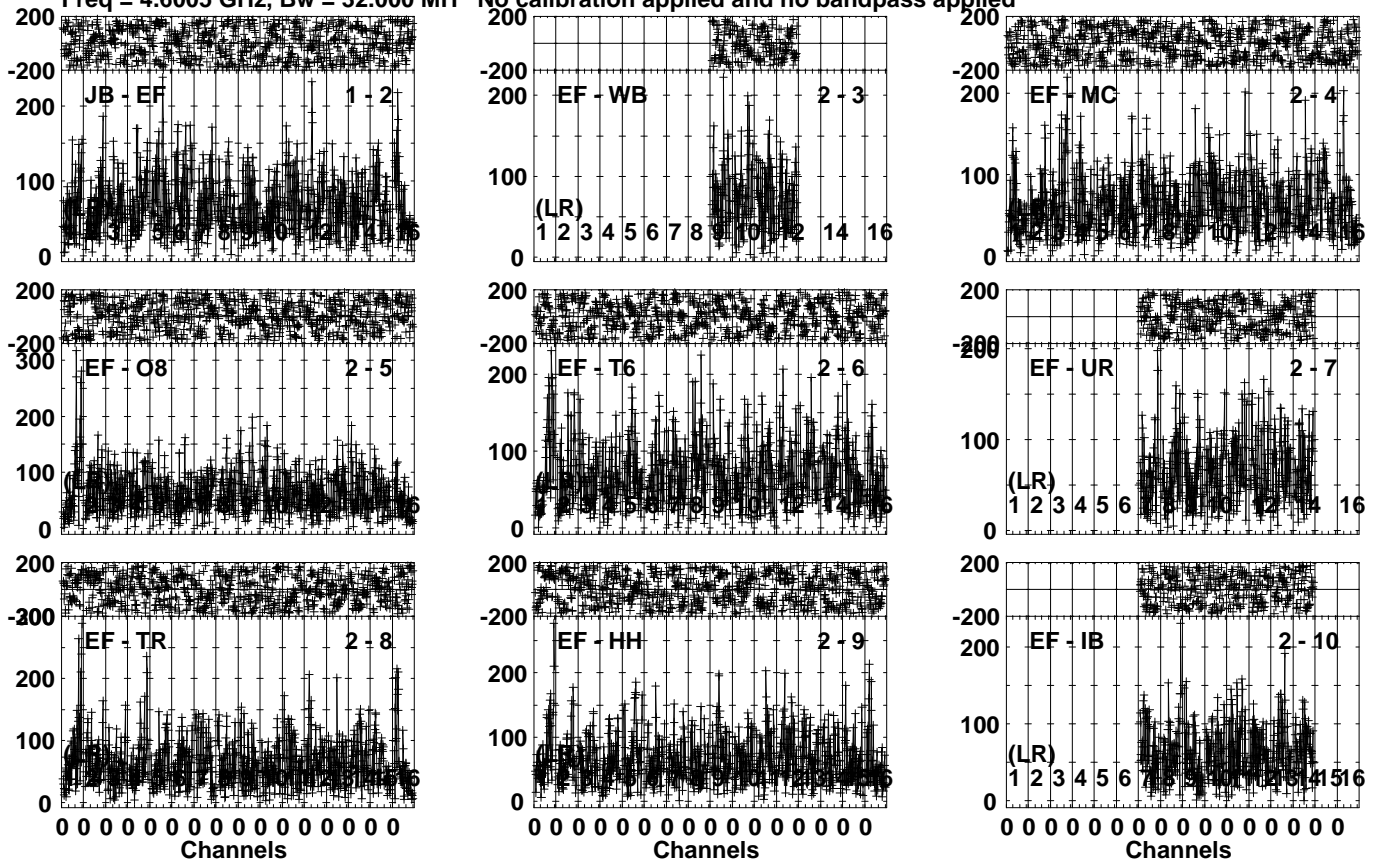


Lower frame: Micro Ampl Jy Top frame: Phas deg
Vector averaged cross-power spectrum Several baselines displayed
Timerange: 01/00:17:03 to 01/00:18:29

Plot file version 110 created 23-APR-2024 16:05:38

FRB EB100D 1.UVDATA.1

Freq = 4.6005 GHz, Bw = 32.000 MH No calibration applied and no bandpass applied



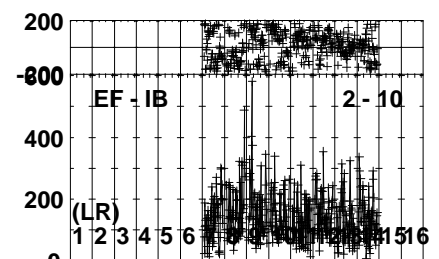
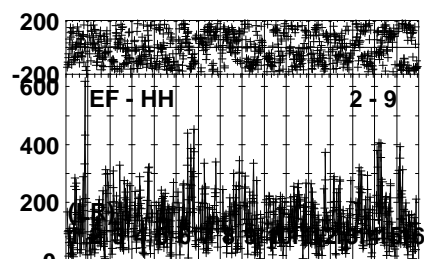
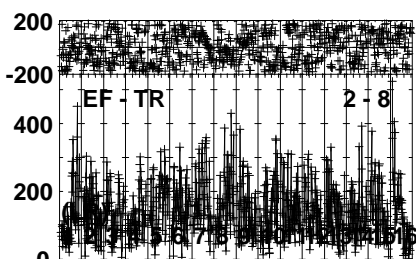
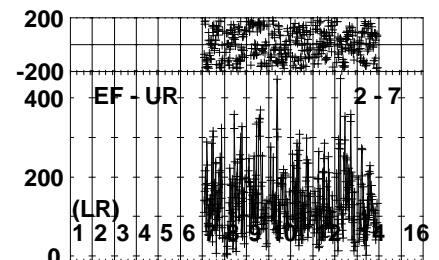
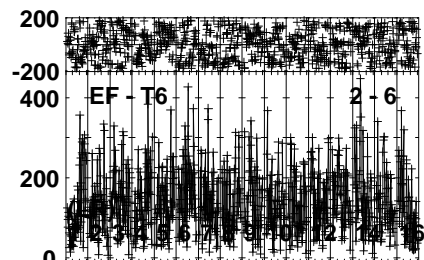
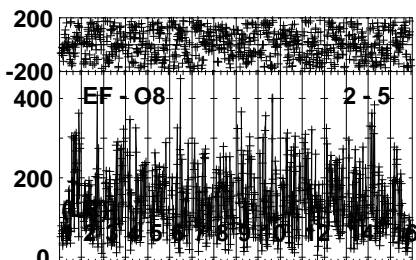
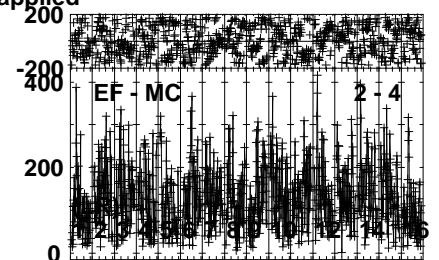
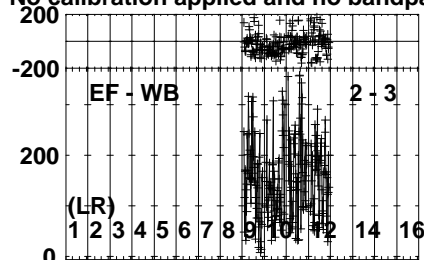
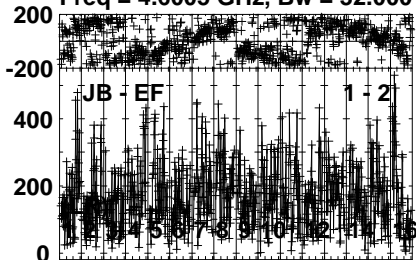
Lower frame: Micro Ampl Jy Top frame: Phas deg
Vector averaged cross-power spectrum Several baselines displayed
Timerange: 01/00:18:31 to 01/00:21:59

Plot file version 111 created 23-APR-2024 16:05:39

J0529+3209 EB100D 1.UVDATA.1

Freq = 4.6005 GHz, Bw = 32.000 MH

No calibration applied and no bandpass applied

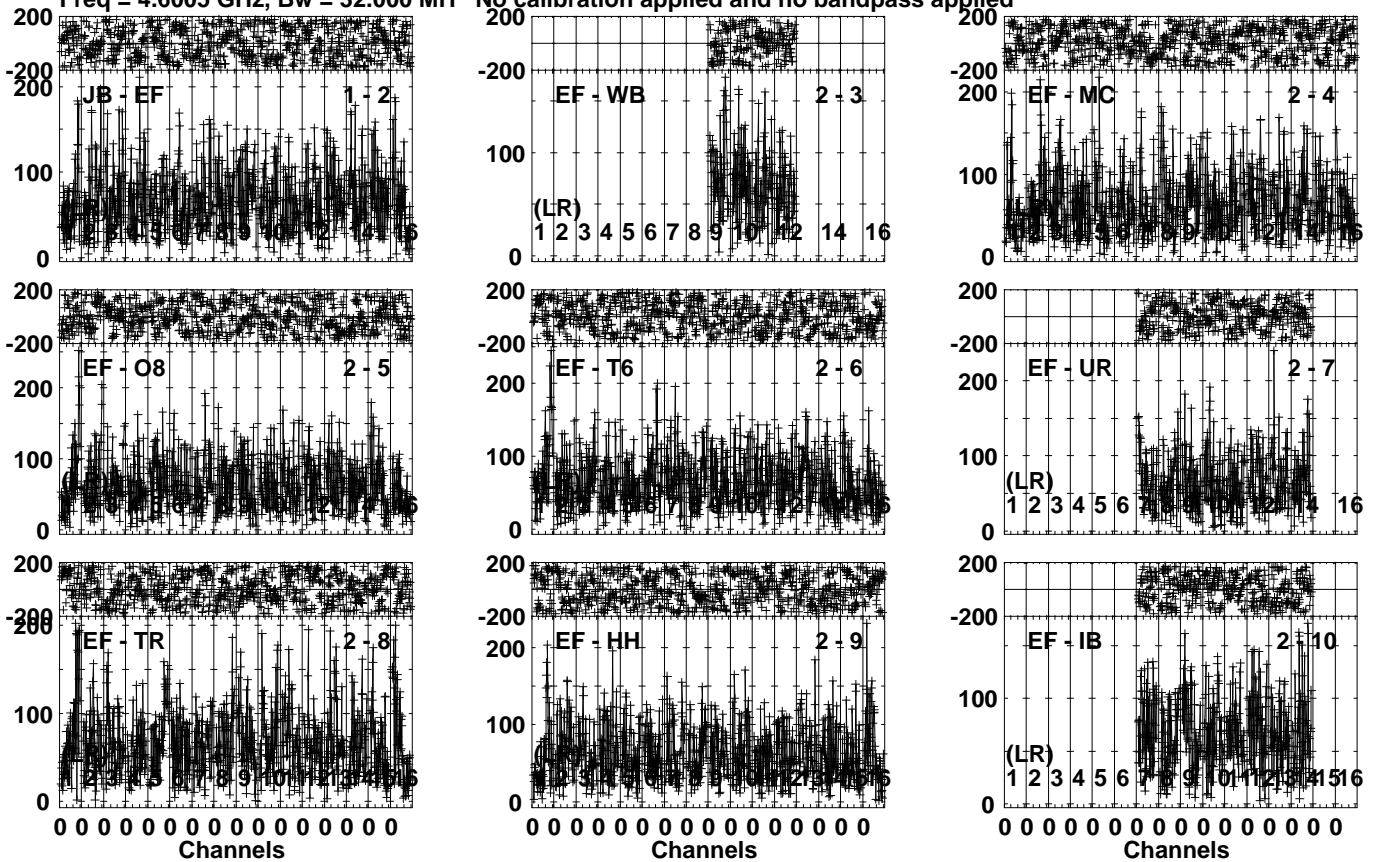


Lower frame: Micro Ampl Jy Top frame: Phas deg
Vector averaged cross-power spectrum Several baselines displayed
Timerange: 01/00:22:33 to 01/00:23:29

Plot file version 112 created 23-APR-2024 16:05:40

FRB EB100D 1.UVDATA.1

Freq = 4.6005 GHz, Bw = 32.000 MH No calibration applied and no bandpass applied



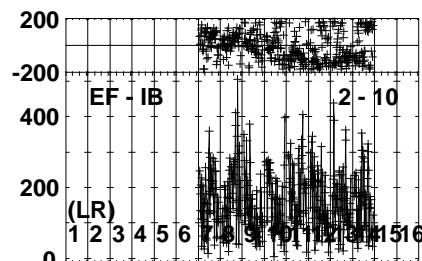
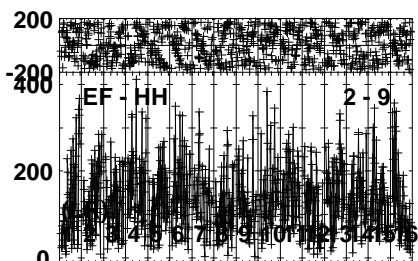
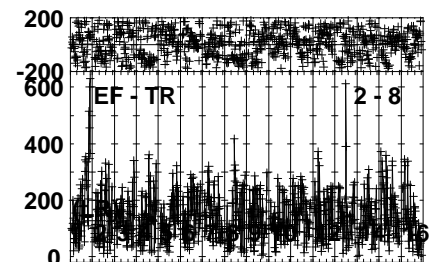
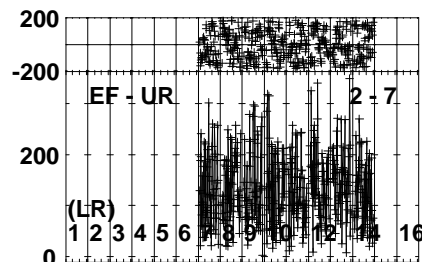
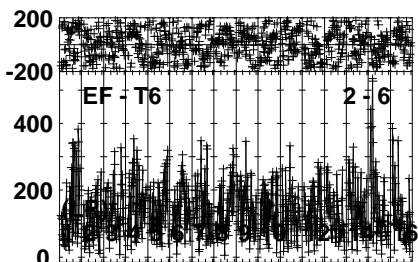
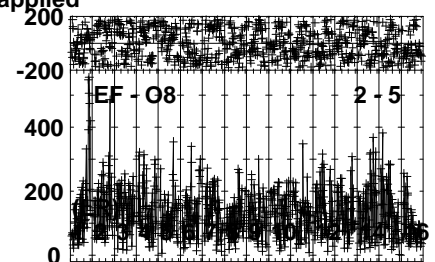
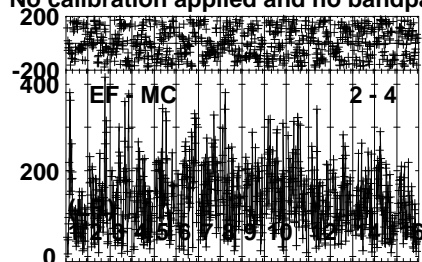
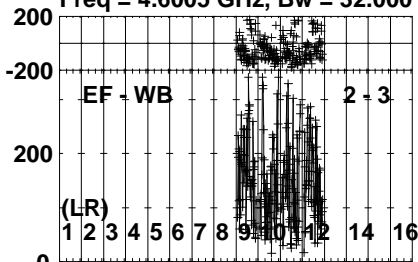
Lower frame: Micro Ampl Jy Top frame: Phas deg
Vector averaged cross-power spectrum Several baselines displayed
Timerange: 01/00:23:33 to 01/00:26:59

Plot file version 113 created 23-APR-2024 16:05:41

J0529+3209 EB100D 1.UVDATA.1

Freq = 4.6005 GHz, Bw = 32.000 MH

No calibration applied and no bandpass applied



0 0 0 0 0 0 0 0 0 0 0 0 0 0 0 0
Channels

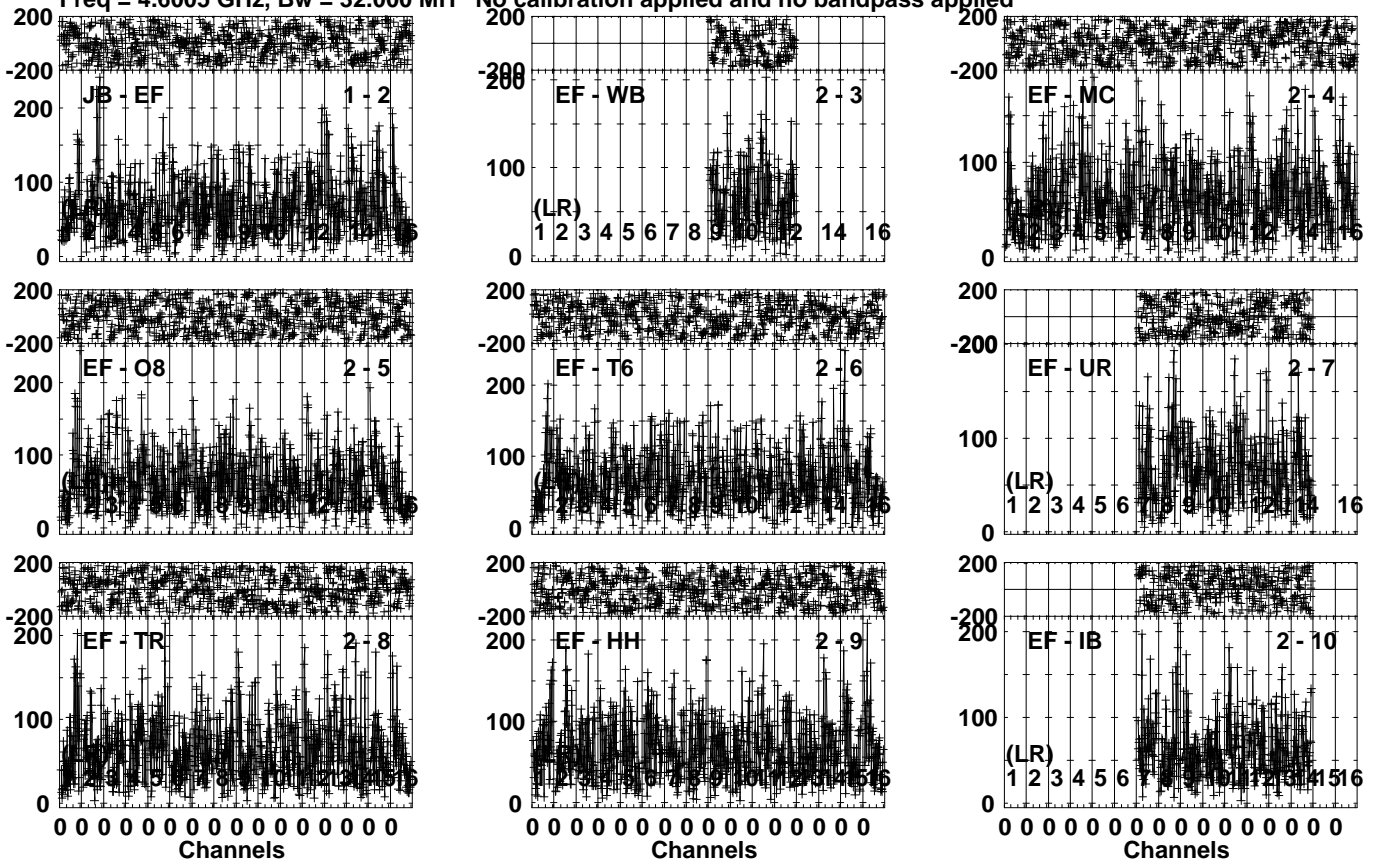
0 0 0 0 0 0 0 0 0 0 0 0 0 0 0 0
Channels

Lower frame: Micro Ampl Jy Top frame: Phas deg
Vector averaged cross-power spectrum Several baselines displayed
Timerange: 01/00:27:33 to 01/00:28:29

Plot file version 114 created 23-APR-2024 16:05:41

FRB EB100D 1.UVDATA.1

Freq = 4.6005 GHz, Bw = 32.000 MH No calibration applied and no bandpass applied



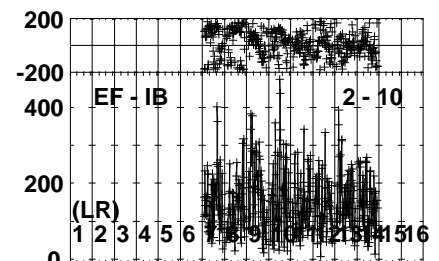
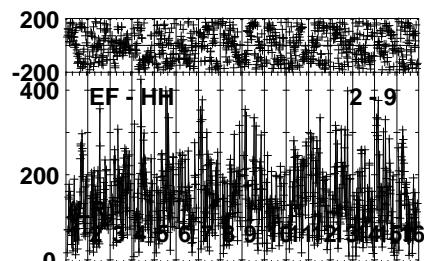
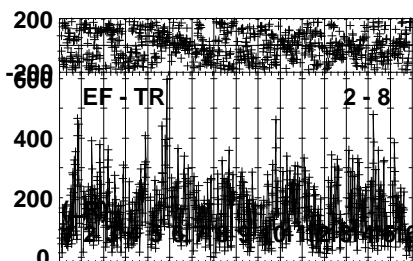
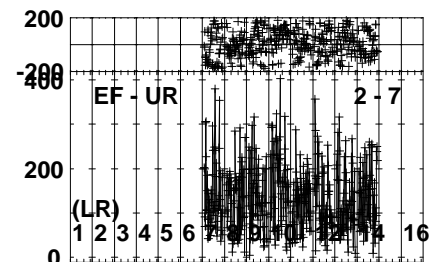
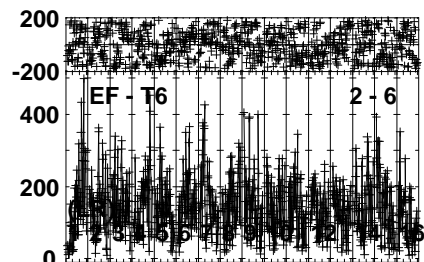
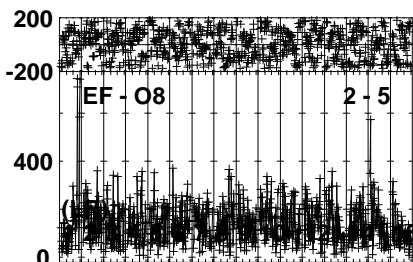
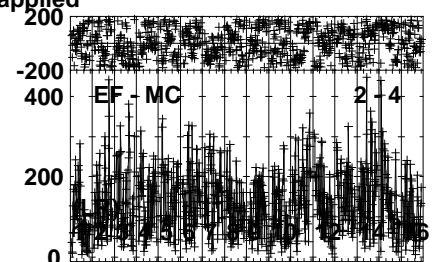
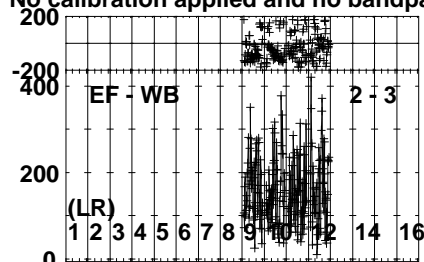
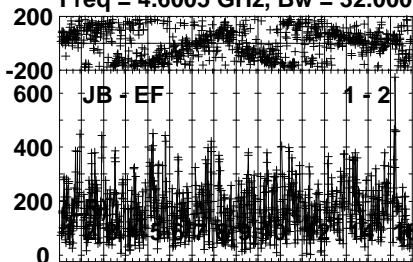
Lower frame: Micro Ampl Jy Top frame: Phas deg
Vector averaged cross-power spectrum Several baselines displayed
Timerange: 01/00:28:31 to 01/00:31:59

Plot file version 115 created 23-APR-2024 16:05:43

J0529+3209 EB100D 1.UVDATA.1

Freq = 4.6005 GHz, Bw = 32.000 MH

No calibration applied and no bandpass applied

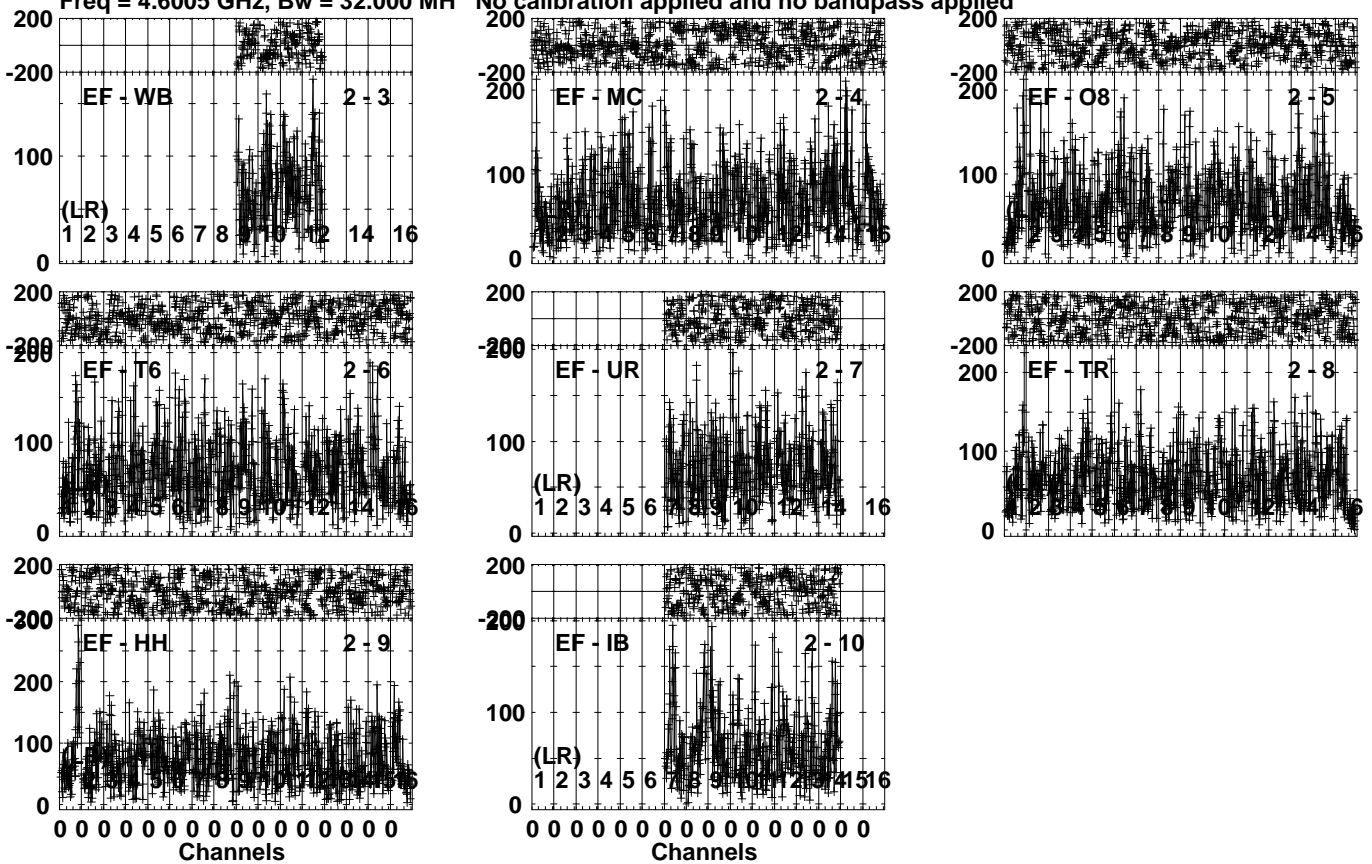


Lower frame: Micro Ampl Jy Top frame: Phas deg
Vector averaged cross-power spectrum Several baselines displayed
Timerange: 01/00:32:01 to 01/00:33:29

Plot file version 116 created 23-APR-2024 16:05:43

FRB EB100D 1.UVDATA.1

Freq = 4.6005 GHz, Bw = 32.000 MH No calibration applied and no bandpass applied



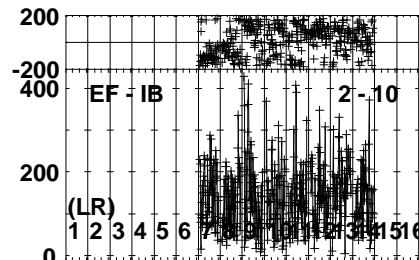
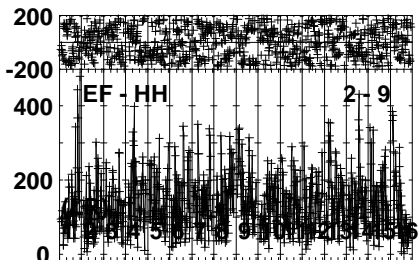
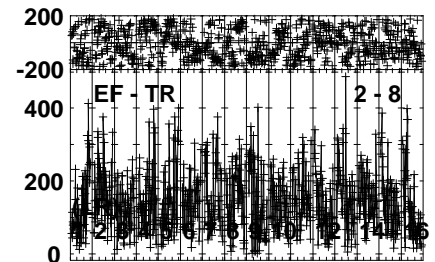
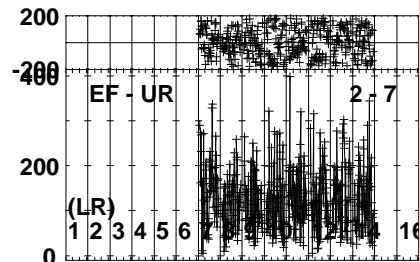
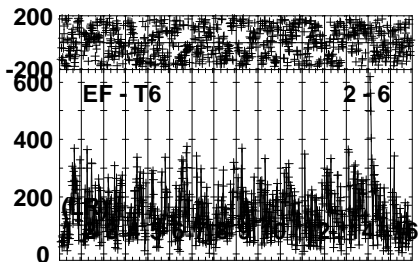
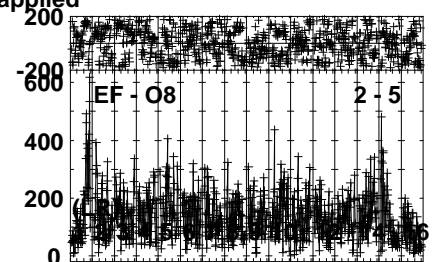
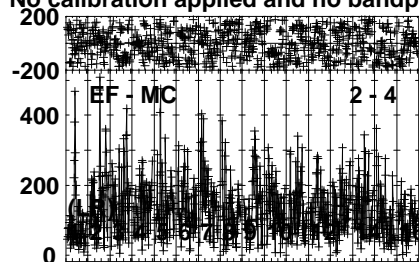
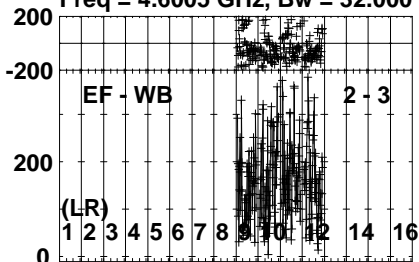
Lower frame: Micro Ampl Jy Top frame: Phas deg
Vector averaged cross-power spectrum Several baselines displayed
Timerange: 01/00:33:31 to 01/00:36:59

Plot file version 117 created 23-APR-2024 16:05:44

J0529+3209 EB100D 1.UVDATA.1

Freq = 4.6005 GHz, Bw = 32.000 MH

No calibration applied and no bandpass applied



0 0 0 0 0 0 0 0 0 0 0 0 0 0 0 0

Channels

0 0 0 0 0 0 0 0 0 0 0 0 0 0 0 0

Channels

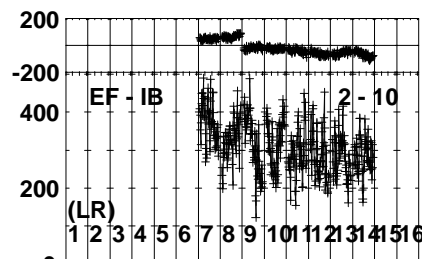
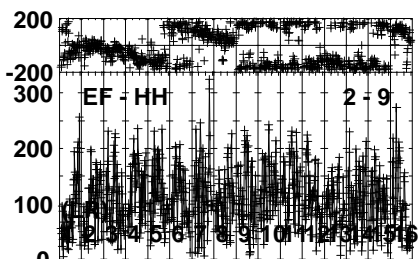
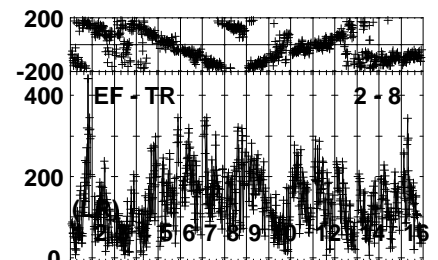
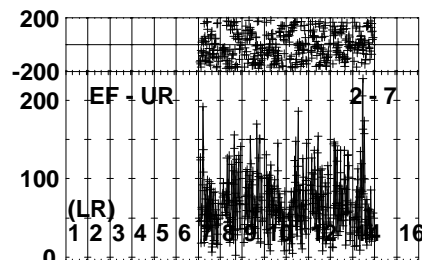
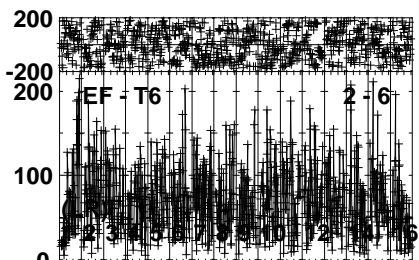
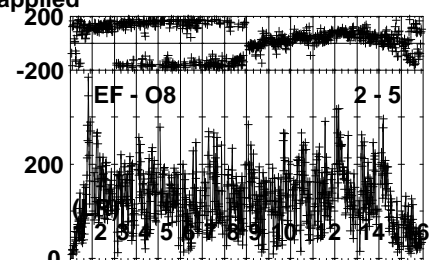
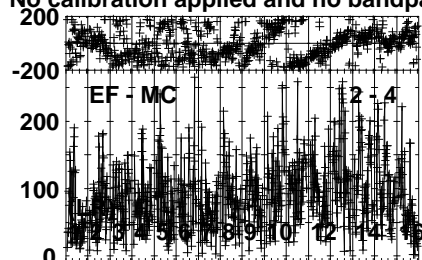
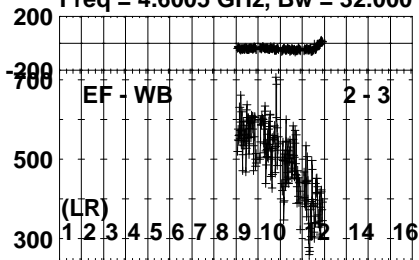
Lower frame: Micro Ampl Jy Top frame: Phas deg
Vector averaged cross-power spectrum Several baselines displayed
Timerange: 01/00:37:33 to 01/00:38:29

Plot file version 118 created 23-APR-2024 16:05:44

J0518+3306 EB100D 1.UVDATA.1

Freq = 4.6005 GHz, Bw = 32.000 MH

No calibration applied and no bandpass applied



0 0 0 0 0 0 0 0 0 0 0 0 0 0 0 0
Channels

0 0 0 0 0 0 0 0 0 0 0 0 0 0 0 0
Channels

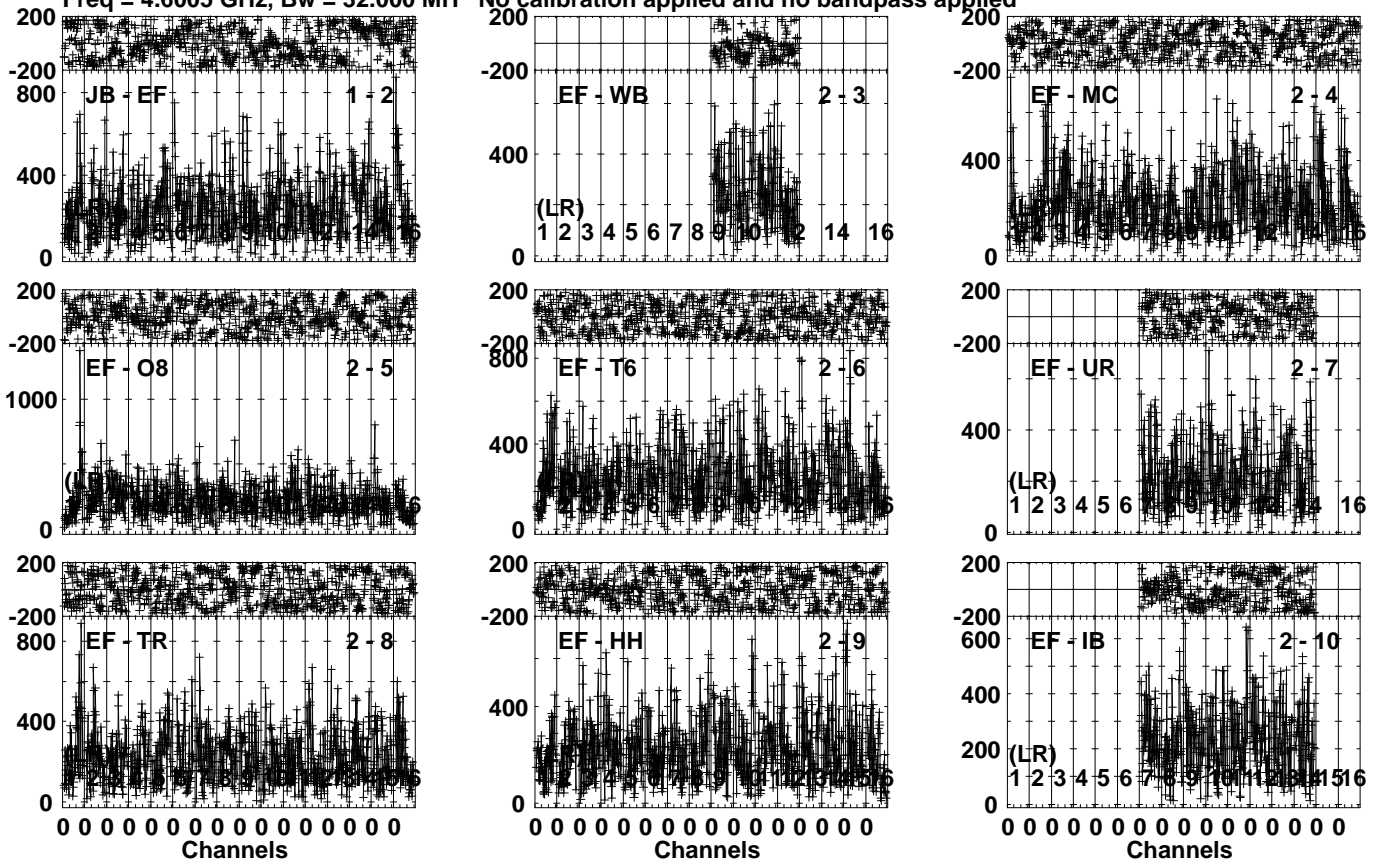
Lower frame: Micro Ampl Jy Top frame: Phas deg
Vector averaged cross-power spectrum Several baselines displayed
Timerange: 01/00:39:03 to 01/00:41:59

Plot file version 119 created 23-APR-2024 16:05:45

J0529+3209 EB100D 1.UVDATA.1

Freq = 4.6005 GHz, Bw = 32.000 MH

No calibration applied and no bandpass applied

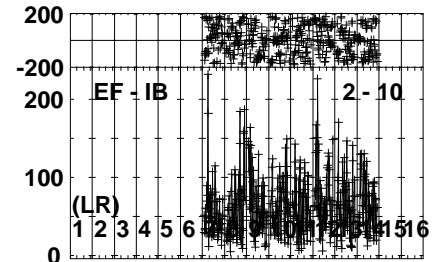
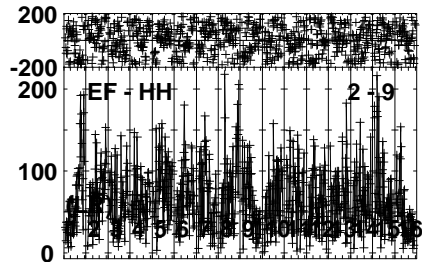
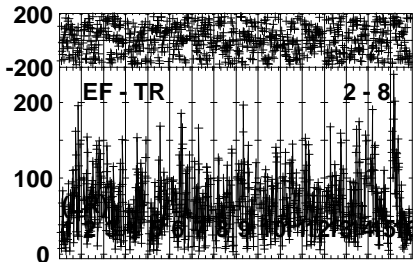
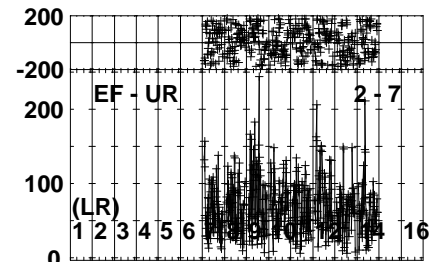
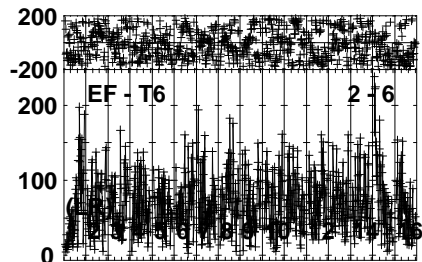
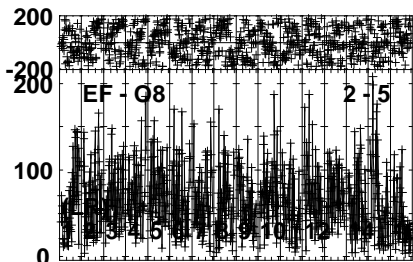
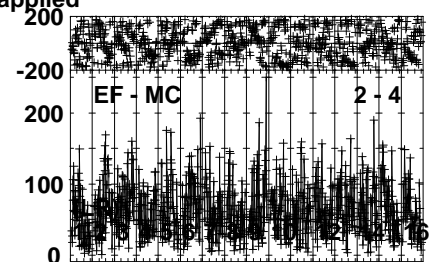
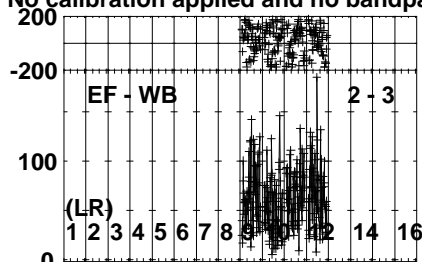
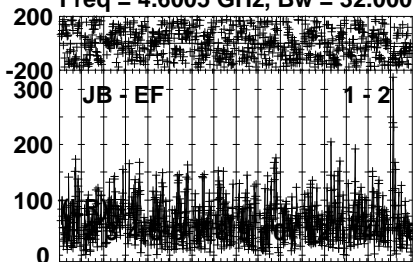


Lower frame: Micro Ampl Jy Top frame: Phas deg
Vector averaged cross-power spectrum Several baselines displayed
Timerange: 01/00:42:01 to 01/00:43:29

Plot file version 120 created 23-APR-2024 16:05:45

FRB EB100D 1.UVDATA.1

Freq = 4.6005 GHz, Bw = 32.000 MH No calibration applied and no bandpass applied



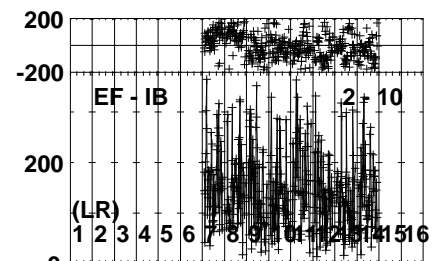
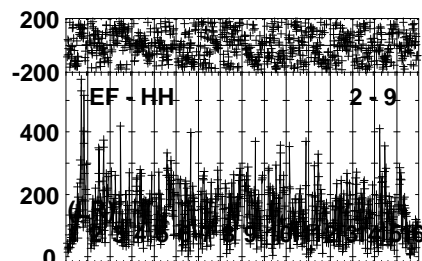
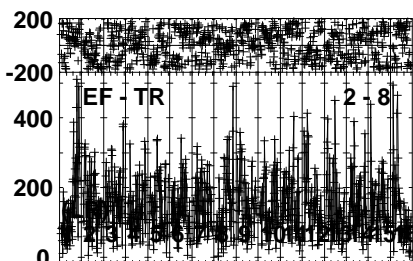
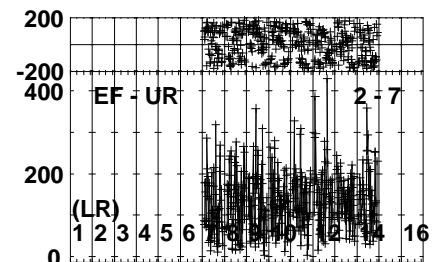
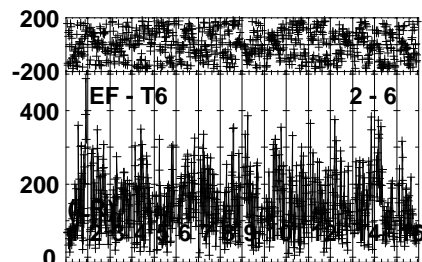
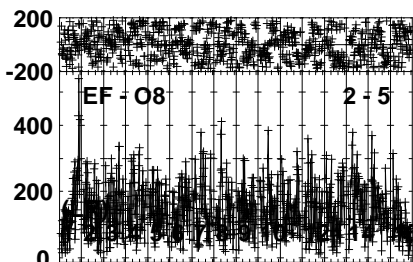
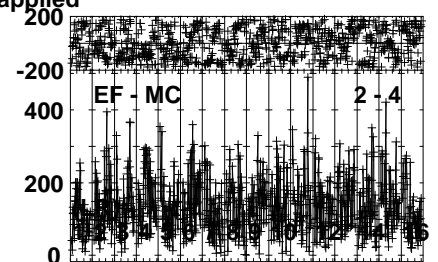
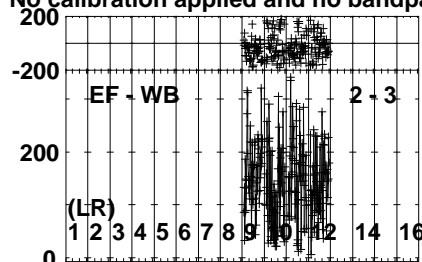
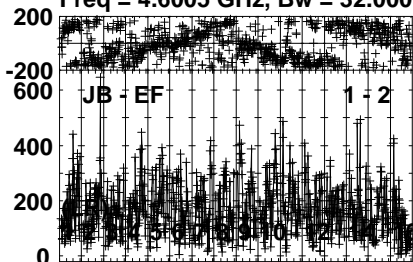
Lower frame: Micro Ampl Jy Top frame: Phas deg
Vector averaged cross-power spectrum Several baselines displayed
Timerange: 01/00:43:31 to 01/00:46:59

Plot file version 121 created 23-APR-2024 16:05:46

J0529+3209 EB100D 1.UVDATA.1

Freq = 4.6005 GHz, Bw = 32.000 MH

No calibration applied and no bandpass applied



0 0 0 0 0 0 0 0 0 0 0 0 0 0 0 0
Channels

0 0 0 0 0 0 0 0 0 0 0 0 0 0 0 0
Channels

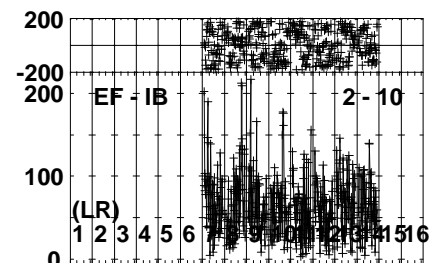
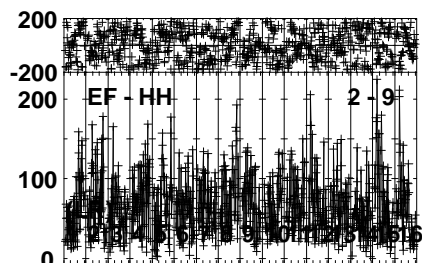
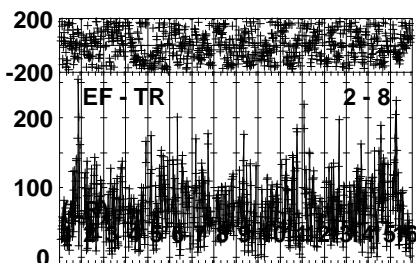
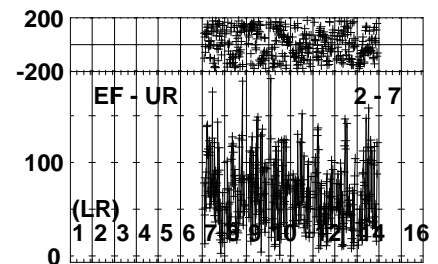
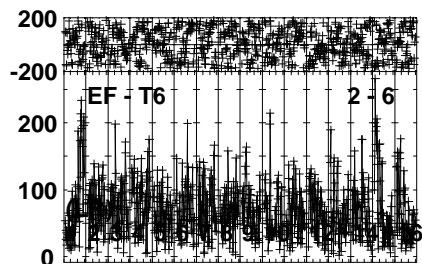
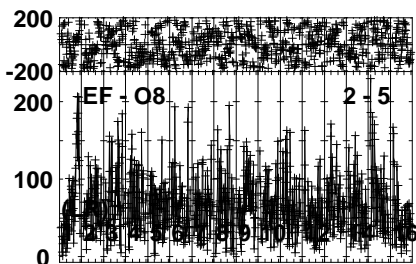
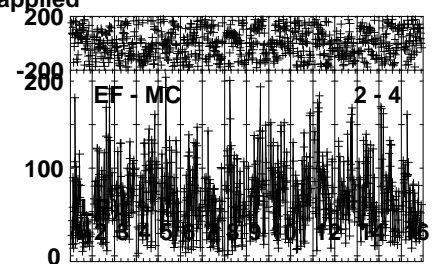
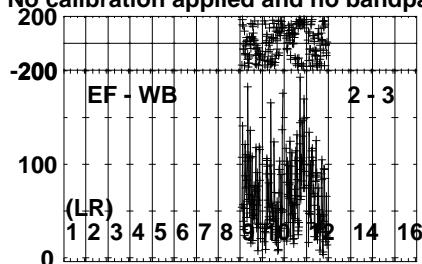
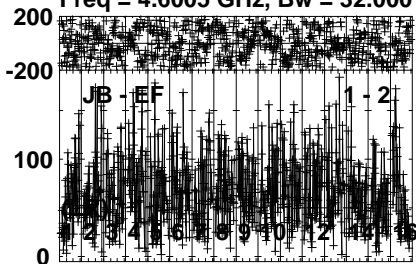
0 0 0 0 0 0 0 0 0 0 0 0 0 0 0 0
Channels

Lower frame: Micro Ampl Jy Top frame: Phas deg
Vector averaged cross-power spectrum Several baselines displayed
Timerange: 01/00:47:33 to 01/00:48:29

Plot file version 122 created 23-APR-2024 16:05:47

FRB EB100D 1.UVDATA.1

Freq = 4.6005 GHz, Bw = 32.000 MH No calibration applied and no bandpass applied



0 0 0 0 0 0 0 0 0 0 0 0 0 0 0 0
Channels

0 0 0 0 0 0 0 0 0 0 0 0 0 0 0 0
Channels

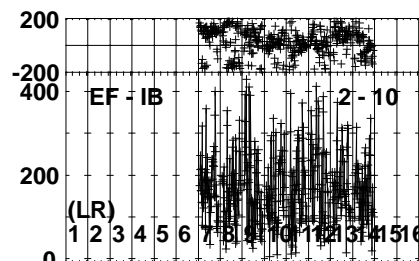
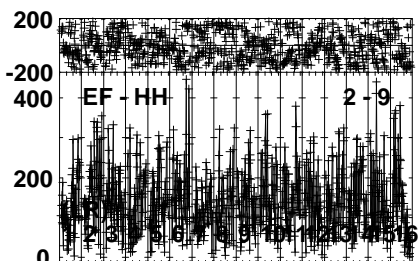
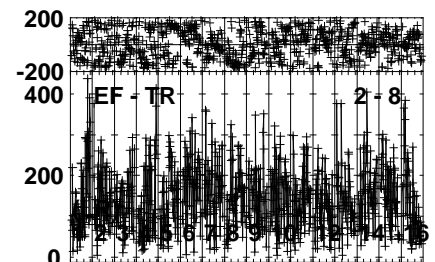
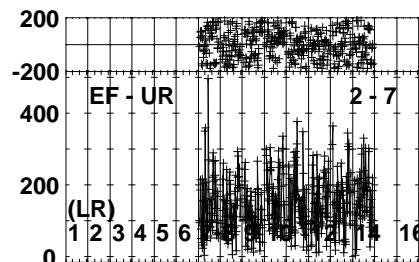
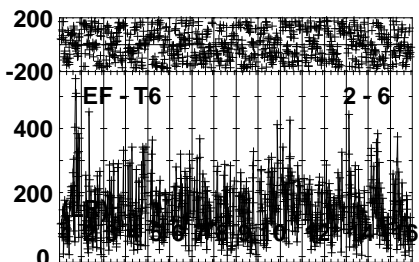
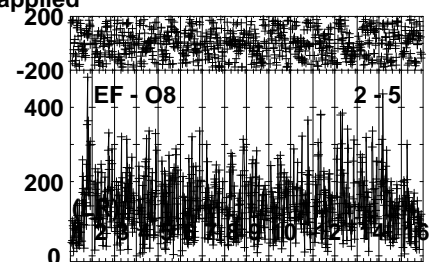
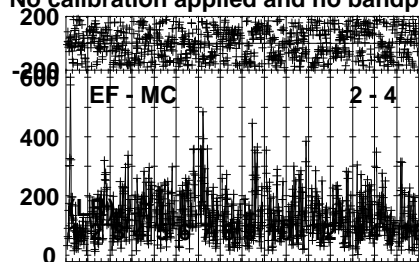
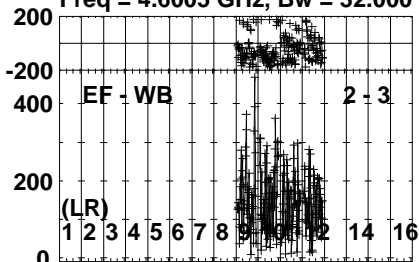
0 0 0 0 0 0 0 0 0 0 0 0 0 0 0 0
Channels

Lower frame: Micro Ampl Jy Top frame: Phas deg
Vector averaged cross-power spectrum Several baselines displayed
Timerange: 01/00:48:33 to 01/00:51:59

Plot file version 123 created 23-APR-2024 16:05:48

J0529+3209 EB100D 1.UVDATA.1

Freq = 4.6005 GHz, Bw = 32.000 MH No calibration applied and no bandpass applied



0 0 0 0 0 0 0 0 0 0 0 0 0 0 0 0
Channels

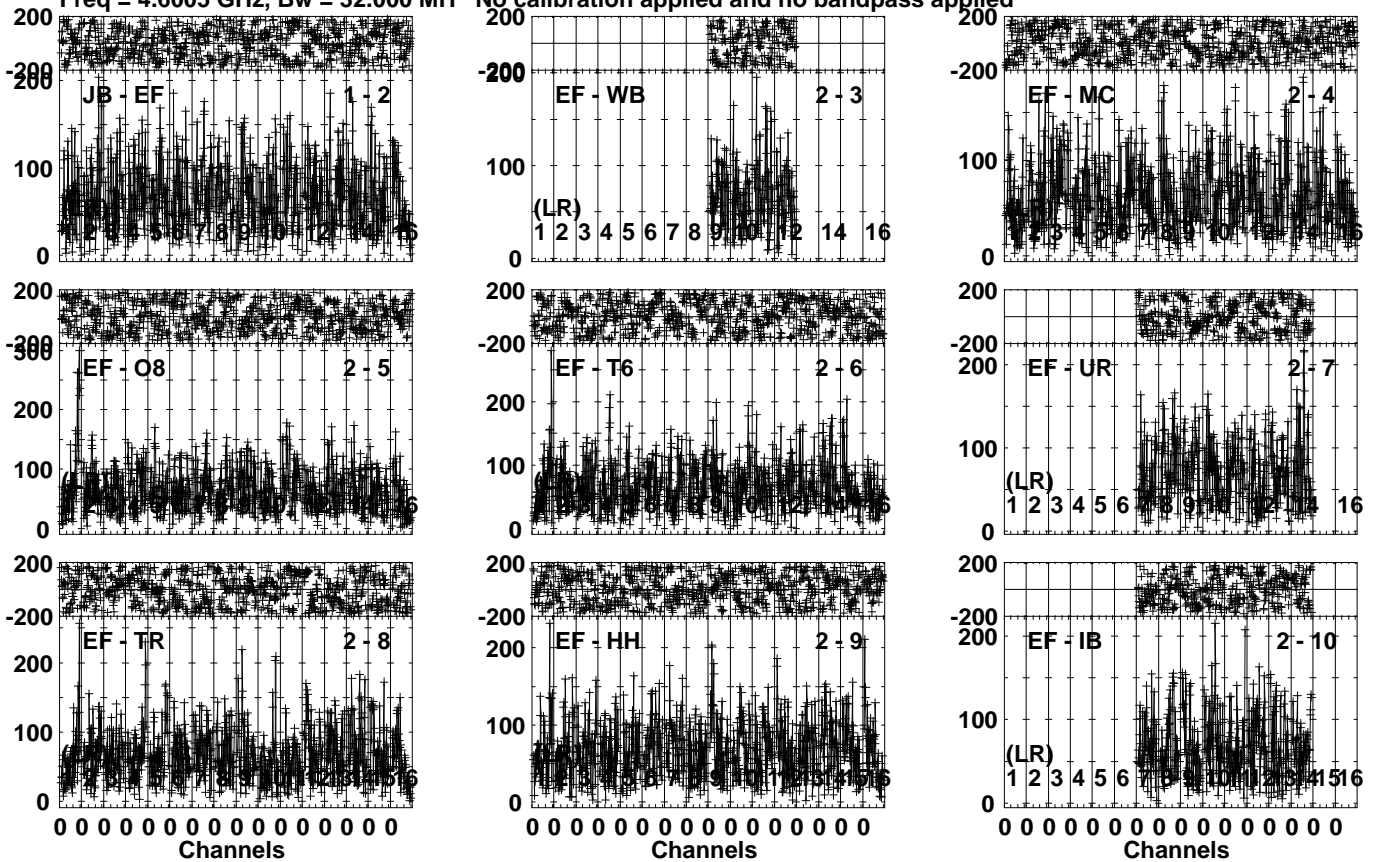
0 0 0 0 0 0 0 0 0 0 0 0 0 0 0 0
Channels

Lower frame: Micro Ampl Jy Top frame: Phas deg
Vector averaged cross-power spectrum Several baselines displayed
Timerange: 01/00:52:33 to 01/00:53:29

Plot file version 124 created 23-APR-2024 16:05:48

FRB EB100D 1.UVDATA.1

Freq = 4.6005 GHz, Bw = 32.000 MH No calibration applied and no bandpass applied

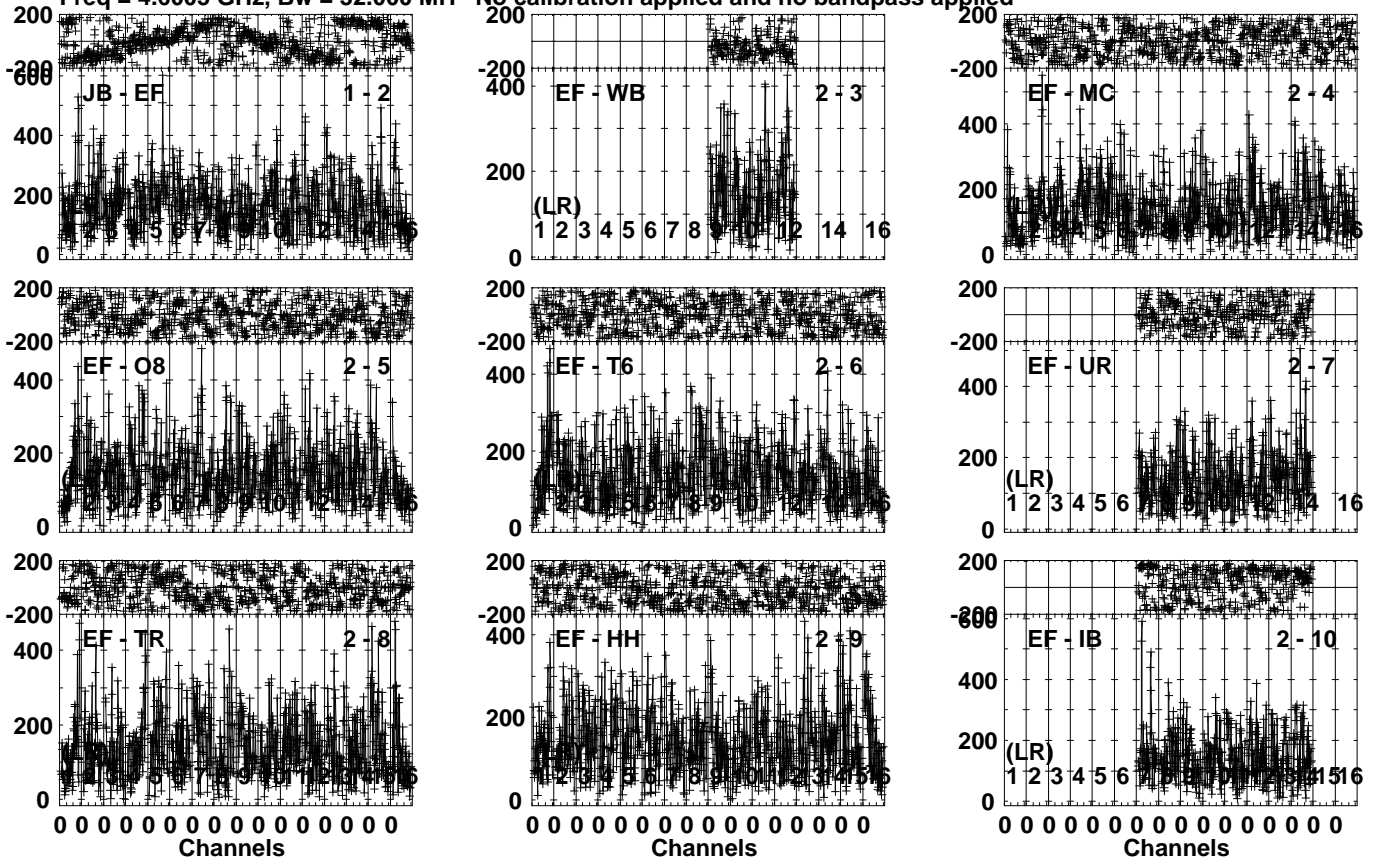


Lower frame: Micro Ampl Jy Top frame: Phas deg
Vector averaged cross-power spectrum Several baselines displayed
Timerange: 01/00:53:31 to 01/00:56:59

Plot file version 125 created 23-APR-2024 16:05:49

J0529+3209 EB100D 1.UVDATA.1

Freq = 4.6005 GHz, Bw = 32.000 MH No calibration applied and no bandpass applied

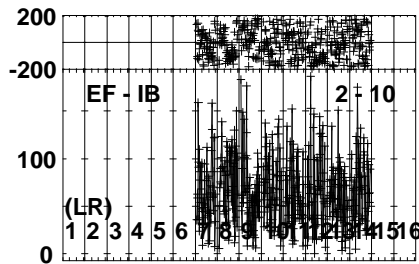
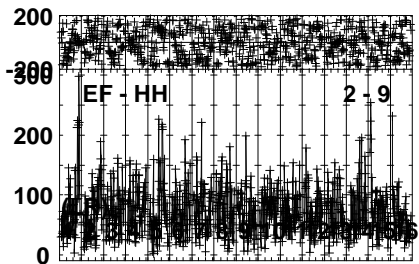
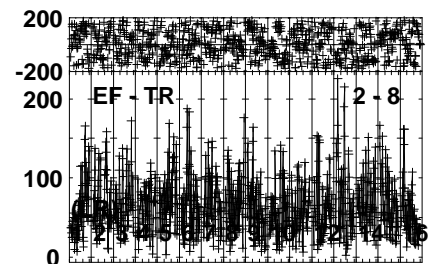
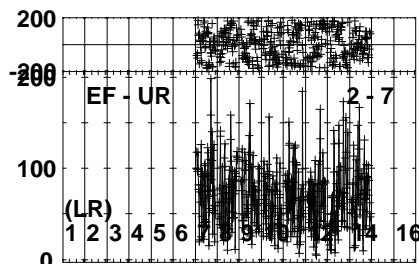
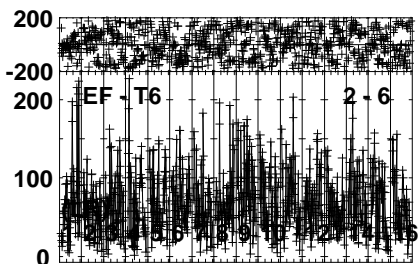
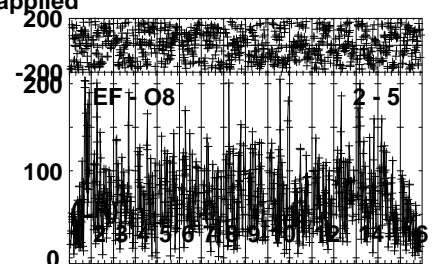
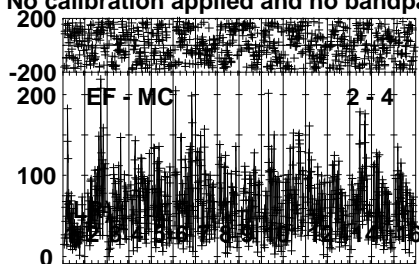
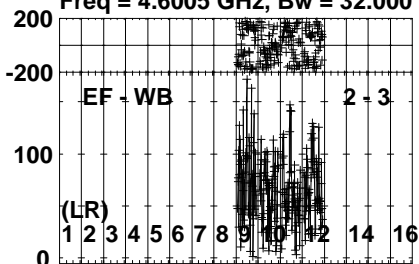


Lower frame: Micro Ampl Jy Top frame: Phas deg
Vector averaged cross-power spectrum Several baselines displayed
Timerange: 01/00:57:01 to 01/00:58:29

Plot file version 126 created 23-APR-2024 16:05:50

FRB EB100D 1.UVDATA.1

Freq = 4.6005 GHz, Bw = 32.000 MH No calibration applied and no bandpass applied



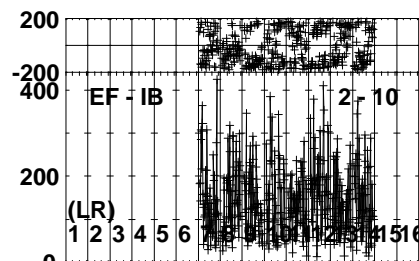
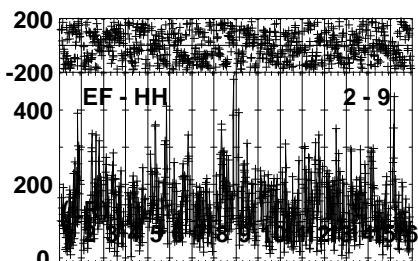
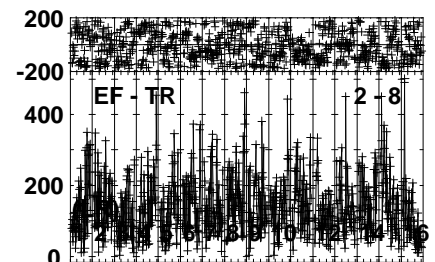
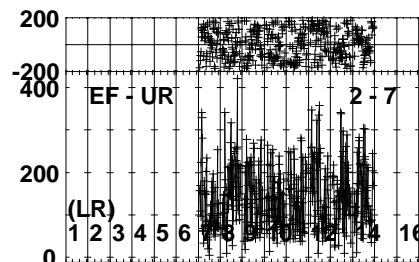
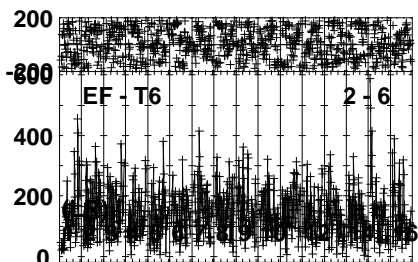
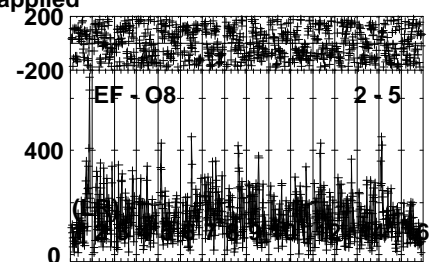
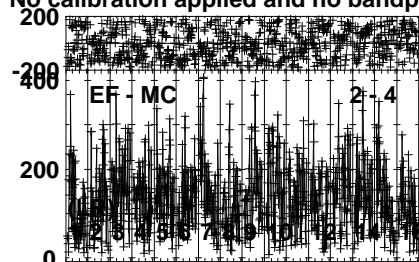
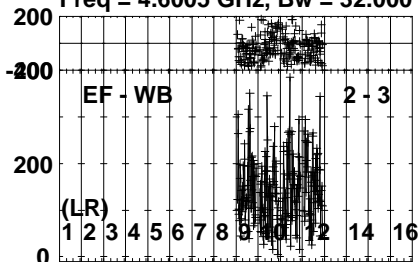
Lower frame: Micro Ampl Jy Top frame: Phas deg
Vector averaged cross-power spectrum Several baselines displayed
Timerange: 01/00:58:31 to 01/01:01:59

Plot file version 127 created 23-APR-2024 16:05:50

J0529+3209 EB100D 1.UVDATA.1

Freq = 4.6005 GHz, Bw = 32.000 MH

No calibration applied and no bandpass applied



0 0 0 0 0 0 0 0 0 0 0 0 0 0 0 0
Channels

0 0 0 0 0 0 0 0 0 0 0 0 0 0 0 0
Channels

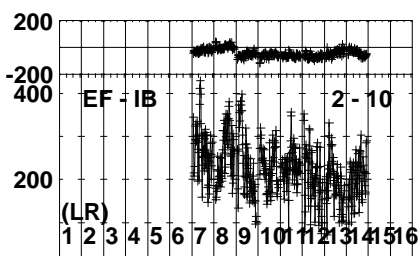
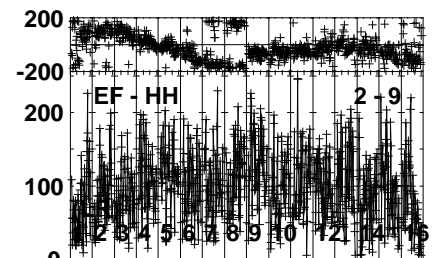
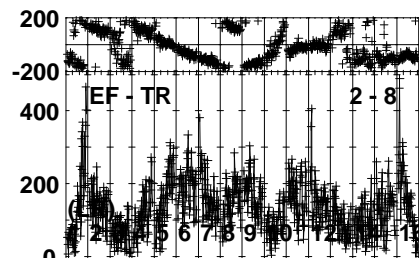
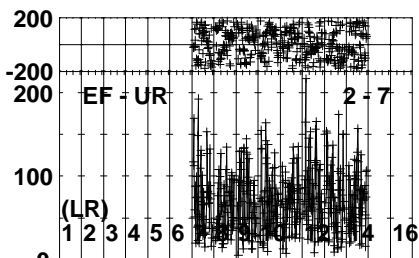
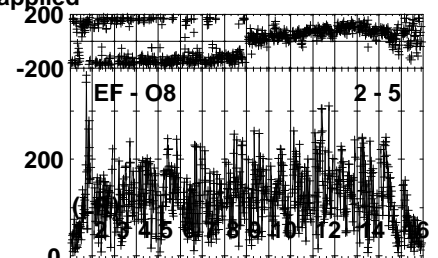
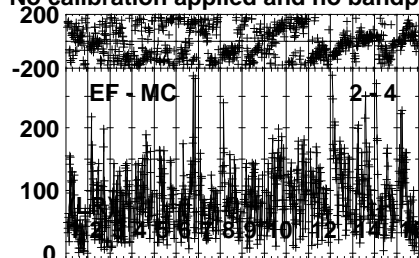
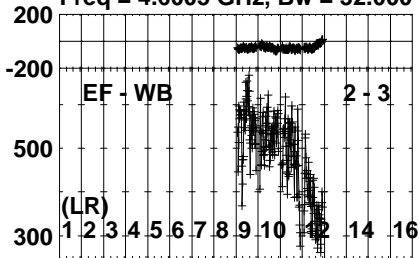
Lower frame: Micro Ampl Jy Top frame: Phas deg
Vector averaged cross-power spectrum Several baselines displayed
Timerange: 01/01:02:33 to 01/01:03:29

Plot file version 128 created 23-APR-2024 16:05:51

J0518+3306 EB100D 1.UVDATA.1

Freq = 4.6005 GHz, Bw = 32.000 MH

No calibration applied and no bandpass applied



0 0 0 0 0 0 0 0 0 0 0 0 0 0 0 0

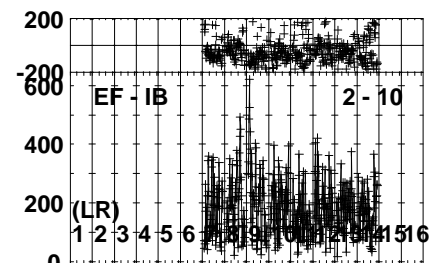
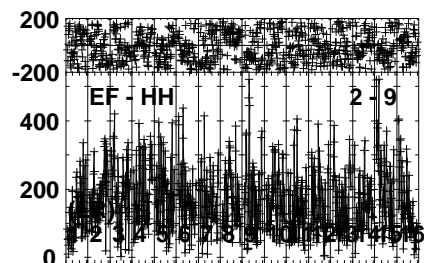
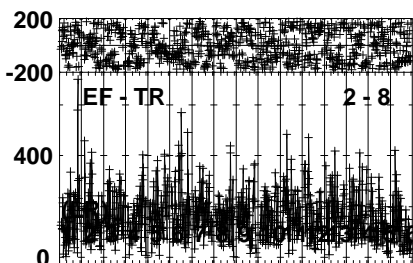
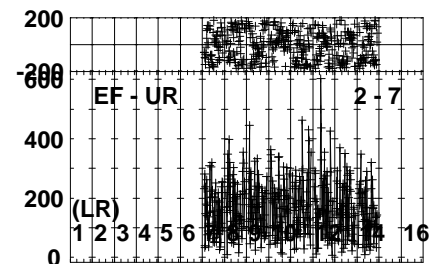
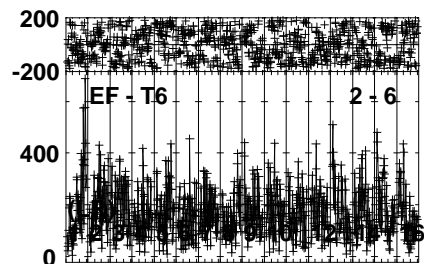
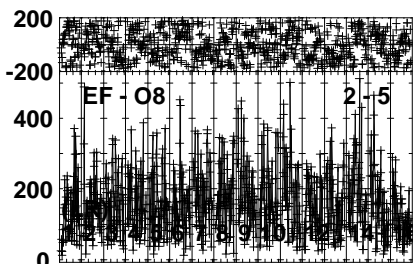
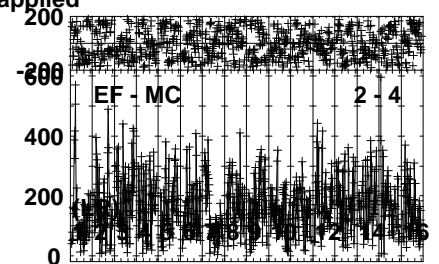
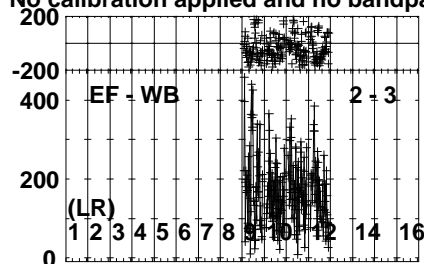
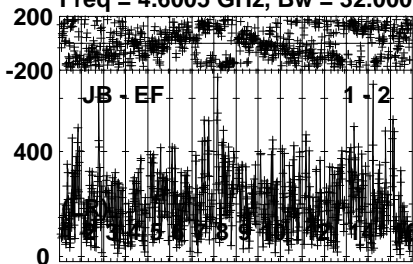
Channels
Lower frame: Micro Ampl Jy Top frame: Phas deg
Vector averaged cross-power spectrum Several baselines displayed
Timerange: 01/01:04:03 to 01/01:06:59

Plot file version 129 created 23-APR-2024 16:05:51

J0529+3209 EB100D 1.UVDATA.1

Freq = 4.6005 GHz, Bw = 32.000 MH

No calibration applied and no bandpass applied

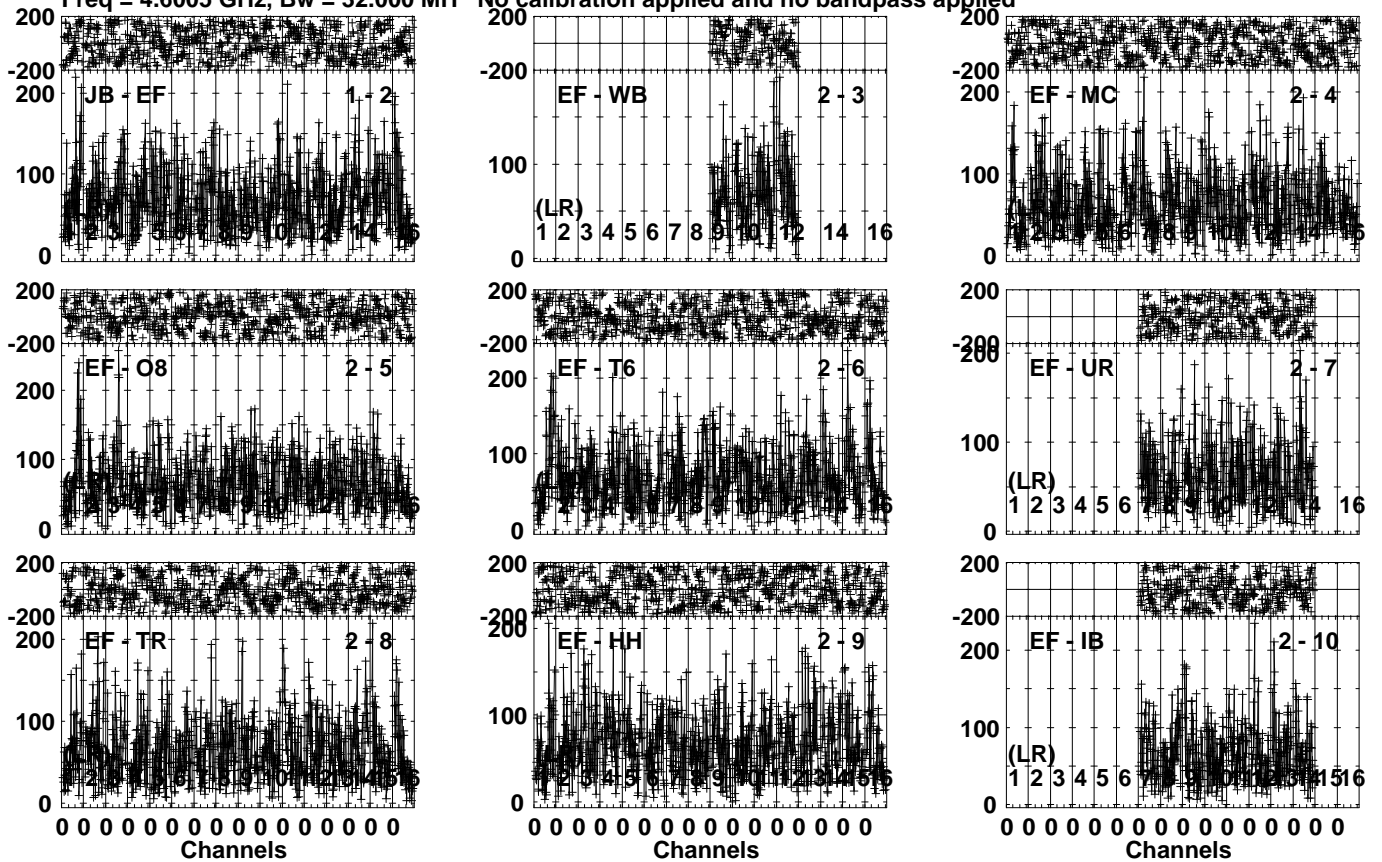


Lower frame: Micro Ampl Jy Top frame: Phas deg
Vector averaged cross-power spectrum Several baselines displayed
Timerange: 01/01:07:01 to 01/01:08:29

Plot file version 130 created 23-APR-2024 16:05:52

FRB EB100D 1.UVDATA.1

Freq = 4.6005 GHz, Bw = 32.000 MH No calibration applied and no bandpass applied

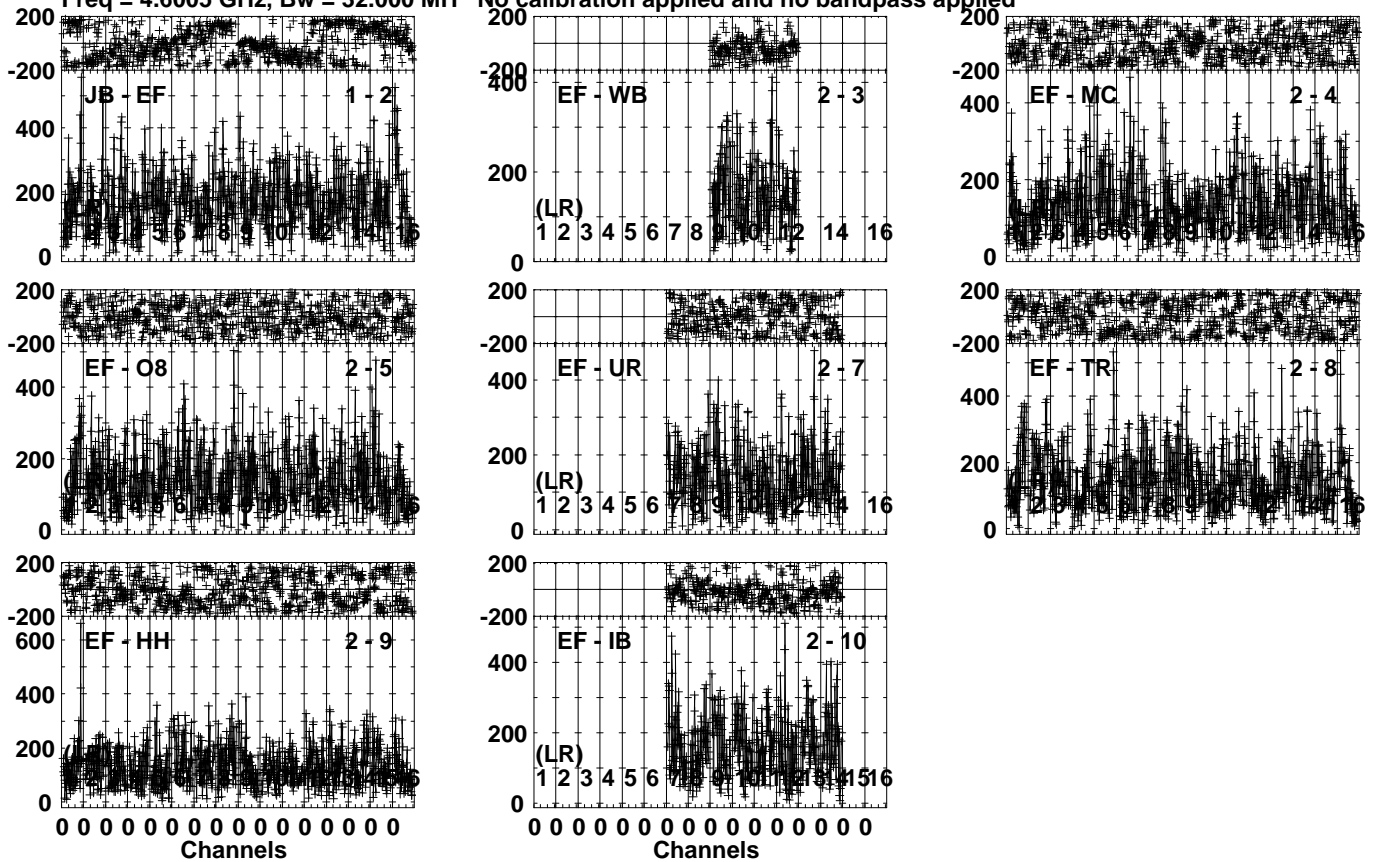


Lower frame: Micro Ampl Jy Top frame: Phas deg
Vector averaged cross-power spectrum Several baselines displayed
Timerange: 01/01:08:31 to 01/01:11:59

Plot file version 131 created 23-APR-2024 16:05:53

J0529+3209 EB100D 1.UVDATA.1

Freq = 4.6005 GHz, Bw = 32.000 MH No calibration applied and no bandpass applied

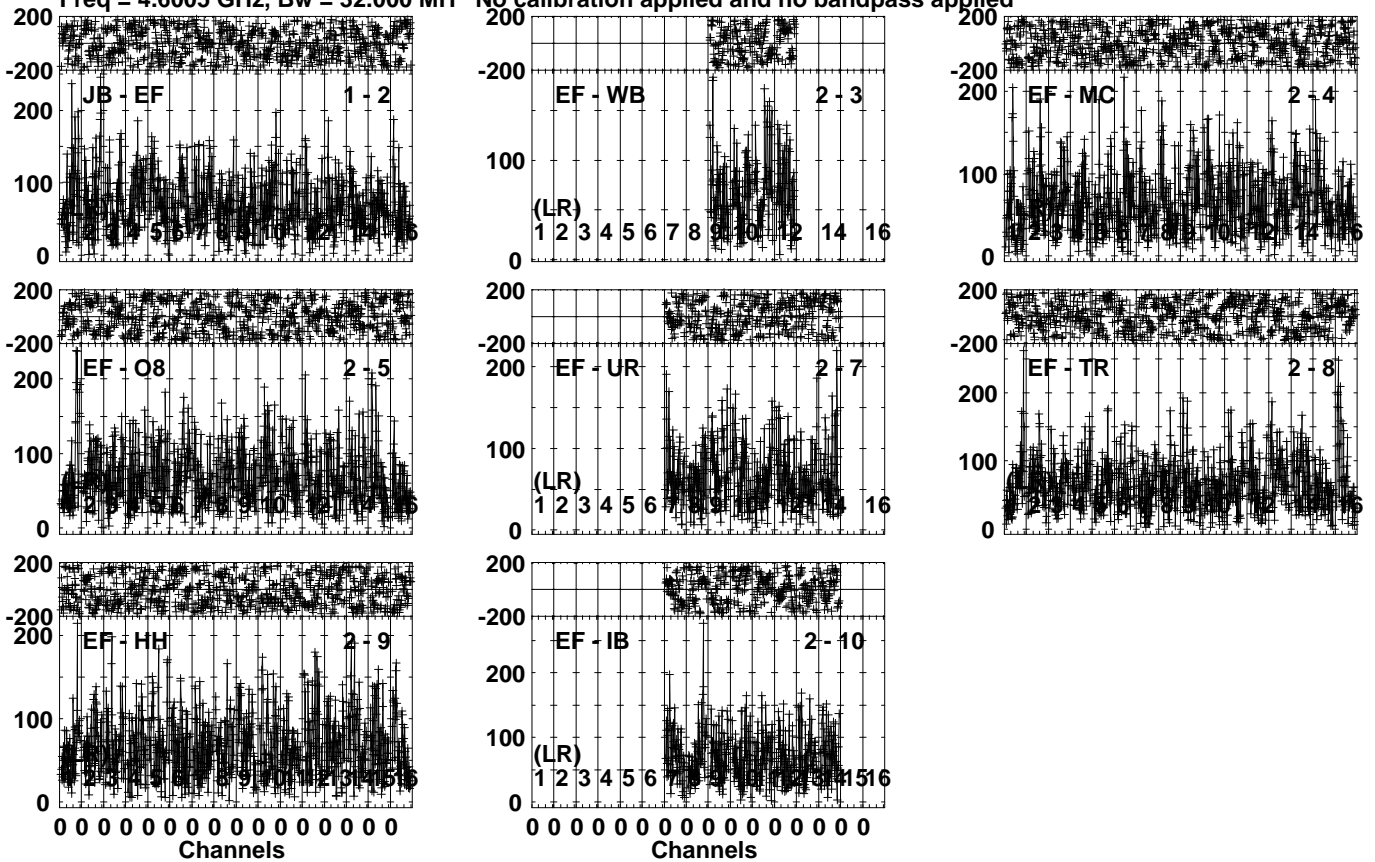


Lower frame: Micro Ampl Jy Top frame: Phas deg
Vector averaged cross-power spectrum Several baselines displayed
Timerange: 01/01:12:33 to 01/01:13:29

Plot file version 132 created 23-APR-2024 16:05:53

FRB EB100D 1.UVDATA.1

Freq = 4.6005 GHz, Bw = 32.000 MH No calibration applied and no bandpass applied



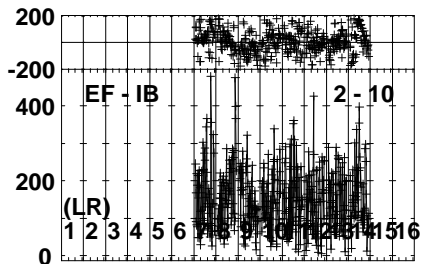
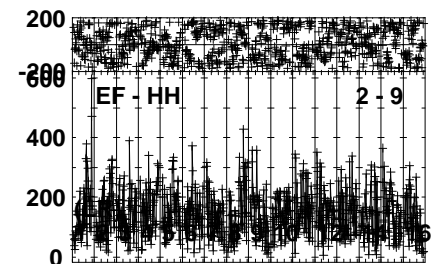
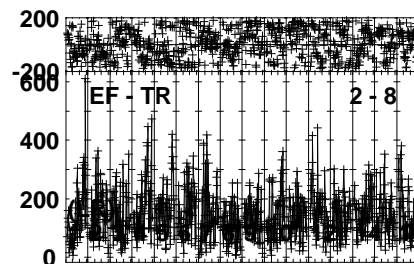
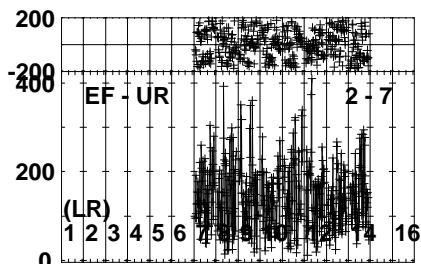
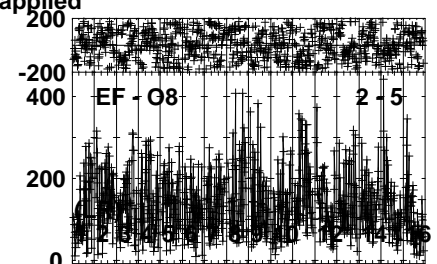
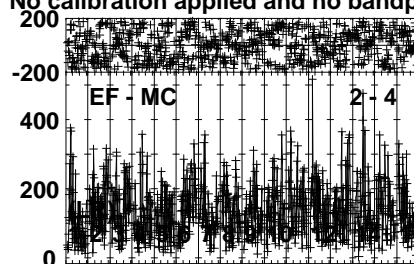
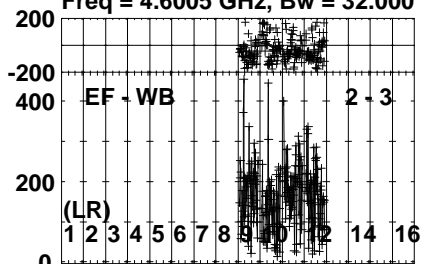
Lower frame: Micro Ampl Jy Top frame: Phas deg
Vector averaged cross-power spectrum Several baselines displayed
Timerange: 01/01:13:33 to 01/01:16:59

Plot file version 133 created 23-APR-2024 16:05:54

J0529+3209 EB100D 1.UVDATA.1

Freq = 4.6005 GHz, Bw = 32.000 MH

No calibration applied and no bandpass applied



0 0 0 0 0 0 0 0 0 0 0 0 0 0 0 0

Channels

Lower frame: Micro Ampl Jy Top frame: Phas deg

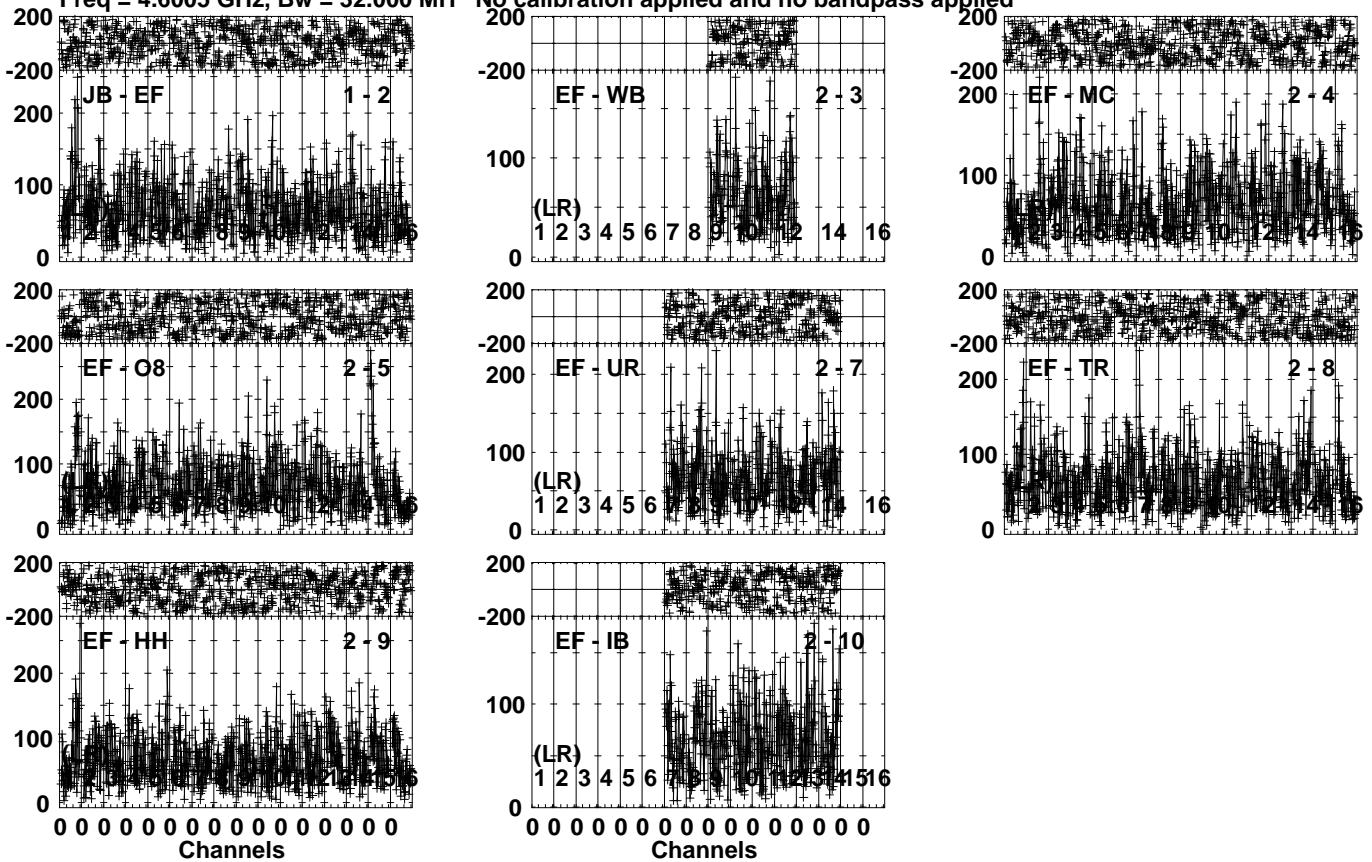
Vector averaged cross-power spectrum Several baselines displayed

Timerange: 01/01:17:33 to 01/01:18:29

Plot file version 134 created 23-APR-2024 16:05:54

FRB EB100D 1.UVDATA.1

Freq = 4.6005 GHz, Bw = 32.000 MH No calibration applied and no bandpass applied

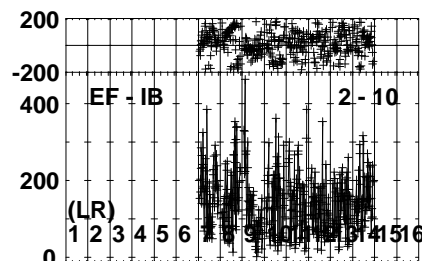
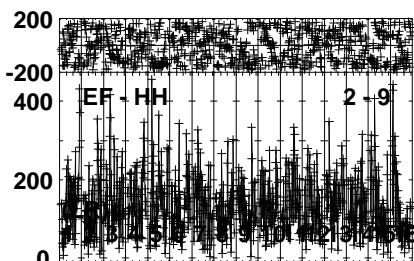
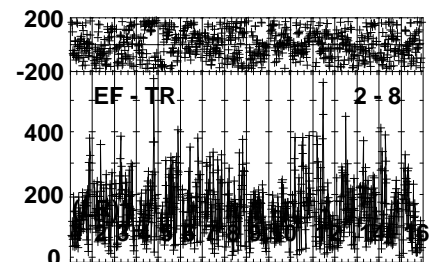
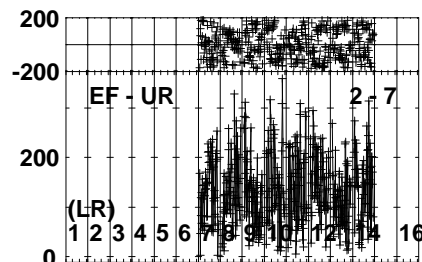
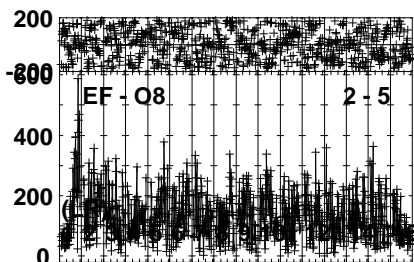
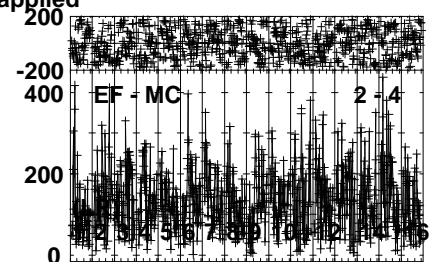
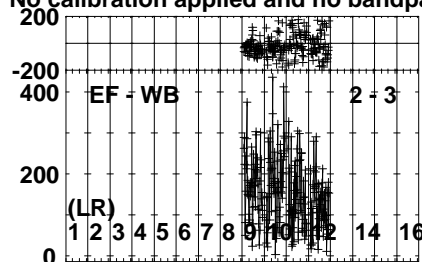
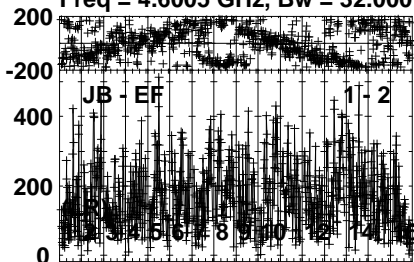


Lower frame: Micro Ampl Jy Top frame: Phas deg
Vector averaged cross-power spectrum Several baselines displayed
Timerange: 01/01:18:31 to 01/01:21:59

Plot file version 135 created 23-APR-2024 16:05:55

J0529+3209 EB100D 1.UVDATA.1

Freq = 4.6005 GHz, Bw = 32.000 MH No calibration applied and no bandpass applied



0 0 0 0 0 0 0 0 0 0 0 0 0 0 0 0
Channels

0 0 0 0 0 0 0 0 0 0 0 0 0 0 0 0
Channels

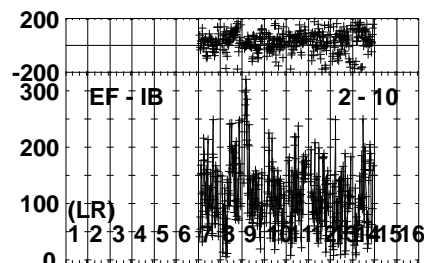
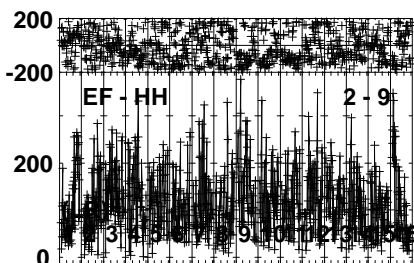
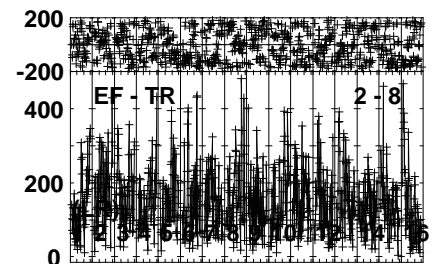
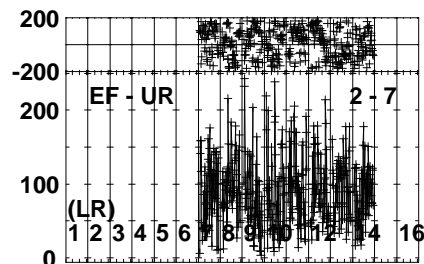
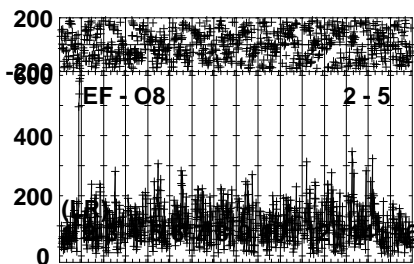
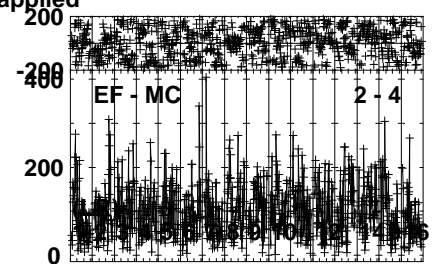
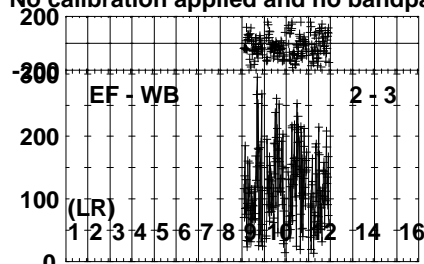
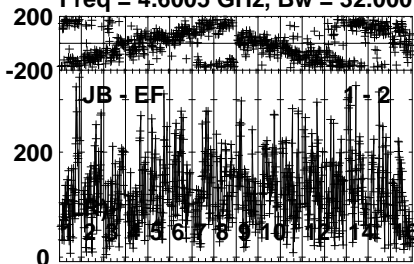
Lower frame: Micro Ampl Jy Top frame: Phas deg
Vector averaged cross-power spectrum Several baselines displayed
Timerange: 01/01:22:01 to 01/01:23:29

Plot file version 136 created 23-APR-2024 16:05:57

J0529+3209 EB100D 1.UVDATA.1

Freq = 4.6005 GHz, Bw = 32.000 MH

No calibration applied and no bandpass applied



0 0 0 0 0 0 0 0 0 0 0 0 0 0 0 0
Channels

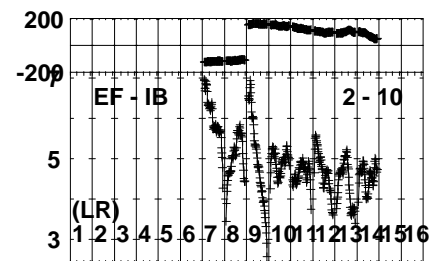
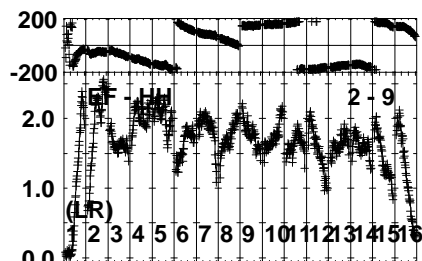
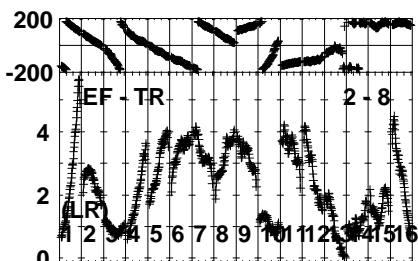
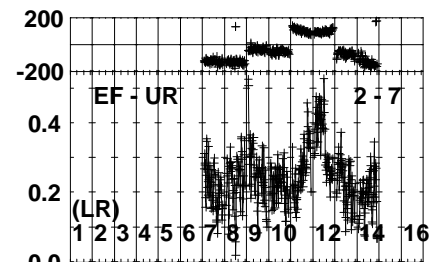
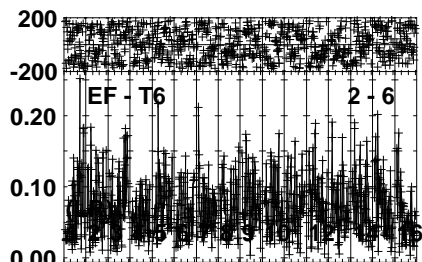
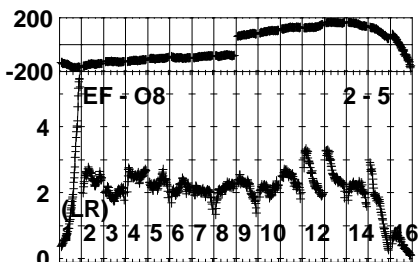
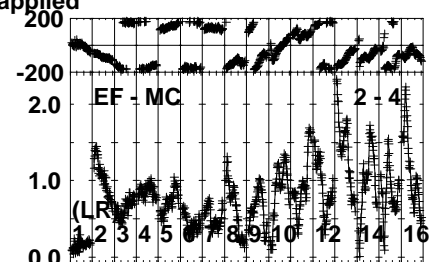
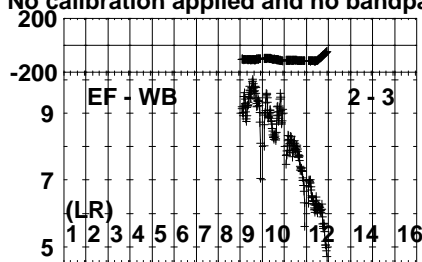
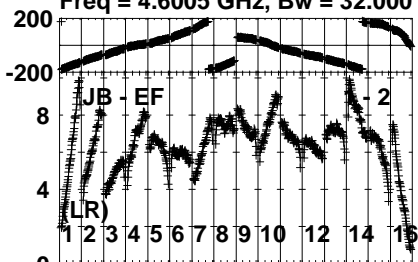
0 0 0 0 0 0 0 0 0 0 0 0 0 0 0 0
Channels

Lower frame: Micro Ampl Jy Top frame: Phas deg
Vector averaged cross-power spectrum Several baselines displayed
Timerange: 01/01:32:03 to 01/01:33:29

Plot file version 137 created 23-APR-2024 16:05:58

DA193 EB100D 1.UVDATA.1

Freq = 4.6005 GHz, Bw = 32.000 MH No calibration applied and no bandpass applied

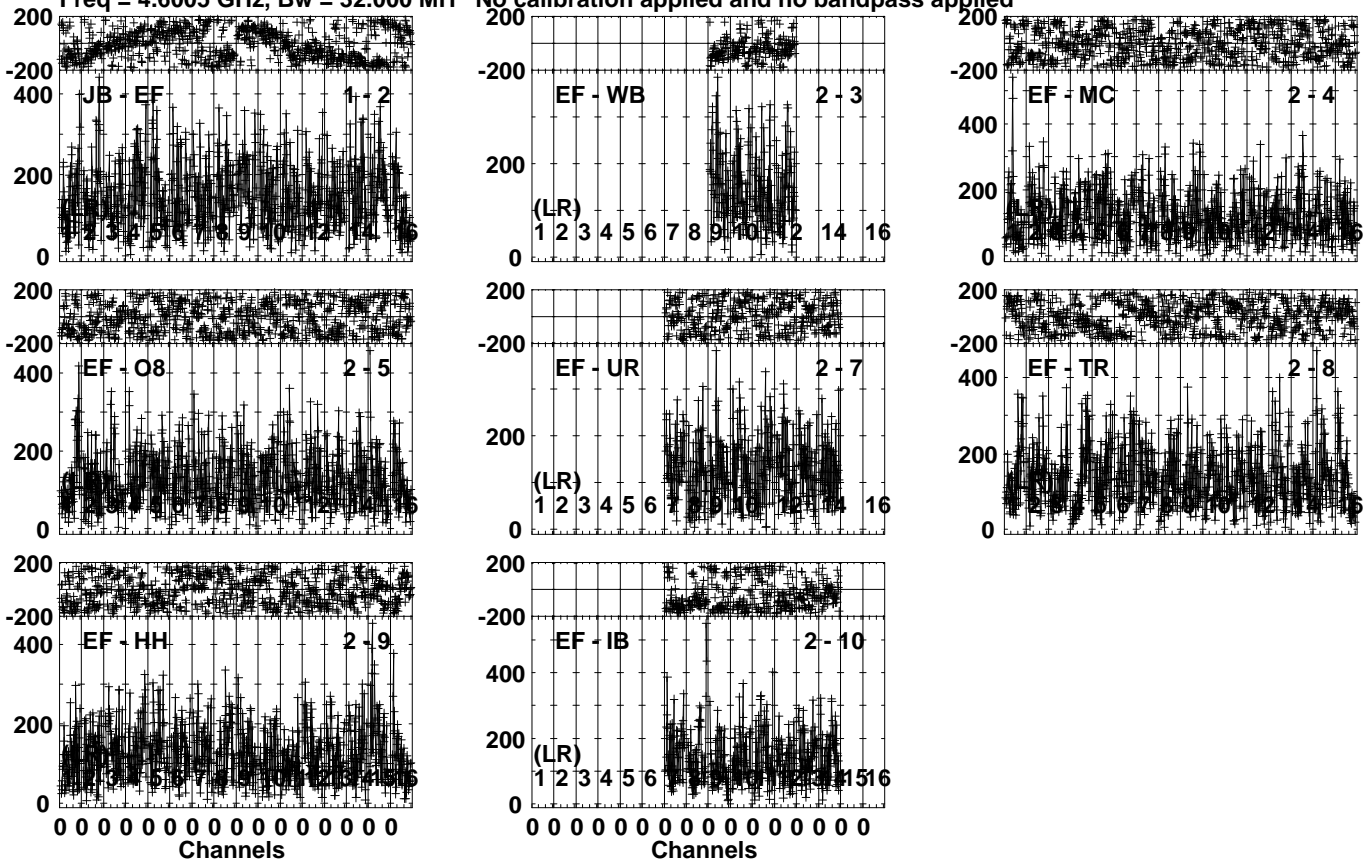


Lower frame: Milli Ampl Jy Top frame: Phas deg
Vector averaged cross-power spectrum Several baselines displayed
Timerange: 01/01:34:53 to 01/01:37:49

Plot file version 138 created 23-APR-2024 16:05:59

J0529+3209 EB100D 1.UVDATA.1

Freq = 4.6005 GHz, Bw = 32.000 MH No calibration applied and no bandpass applied

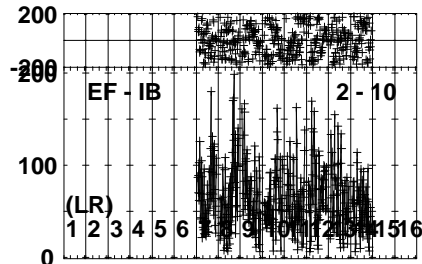
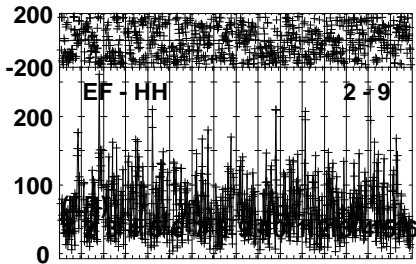
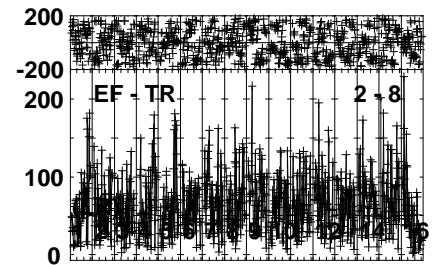
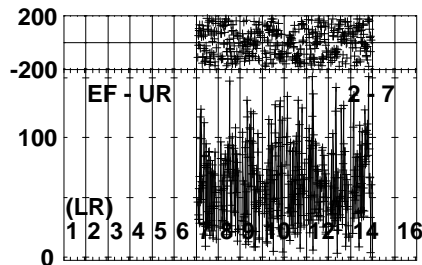
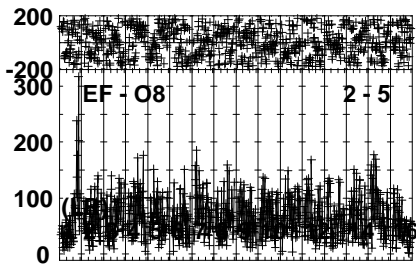
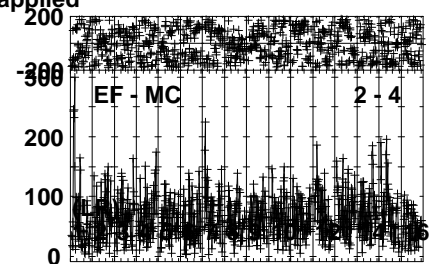
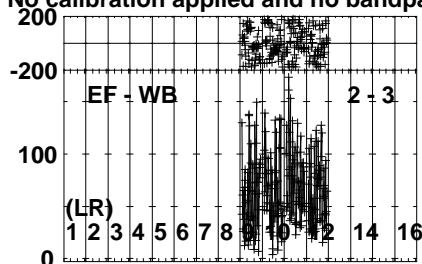
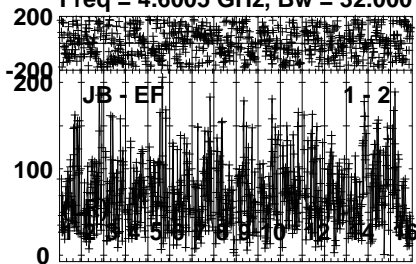


Lower frame: Micro Ampl Jy Top frame: Phas deg
Vector averaged cross-power spectrum Several baselines displayed
Timerange: 01/01:39:03 to 01/01:40:59

Plot file version 139 created 23-APR-2024 16:06:00

FRB EB100D 1.UVDATA.1

Freq = 4.6005 GHz, Bw = 32.000 MH No calibration applied and no bandpass applied

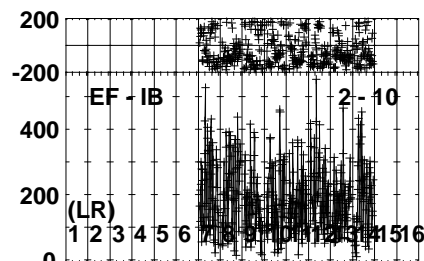
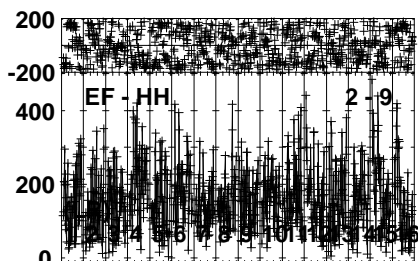
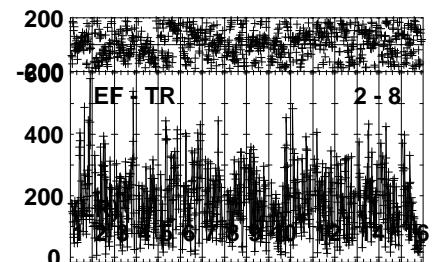
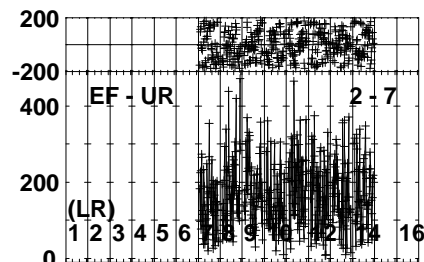
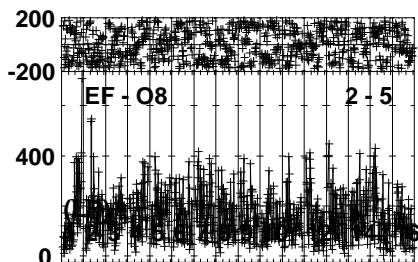
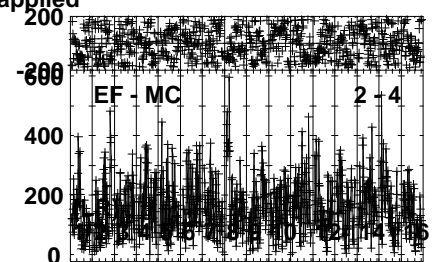
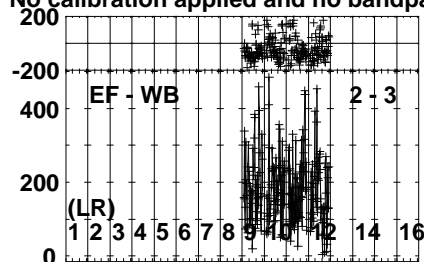
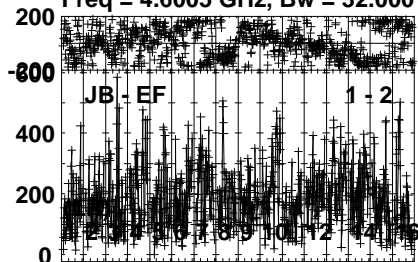


Lower frame: Micro Ampl Jy Top frame: Phas deg
Vector averaged cross-power spectrum Several baselines displayed
Timerange: 01/01:41:03 to 01/01:44:29

Plot file version 140 created 23-APR-2024 16:06:01

J0529+3209 EB100D 1.UVDATA.1

Freq = 4.6005 GHz, Bw = 32.000 MH No calibration applied and no bandpass applied



0 0 0 0 0 0 0 0 0 0 0 0 0 0 0 0
Channels

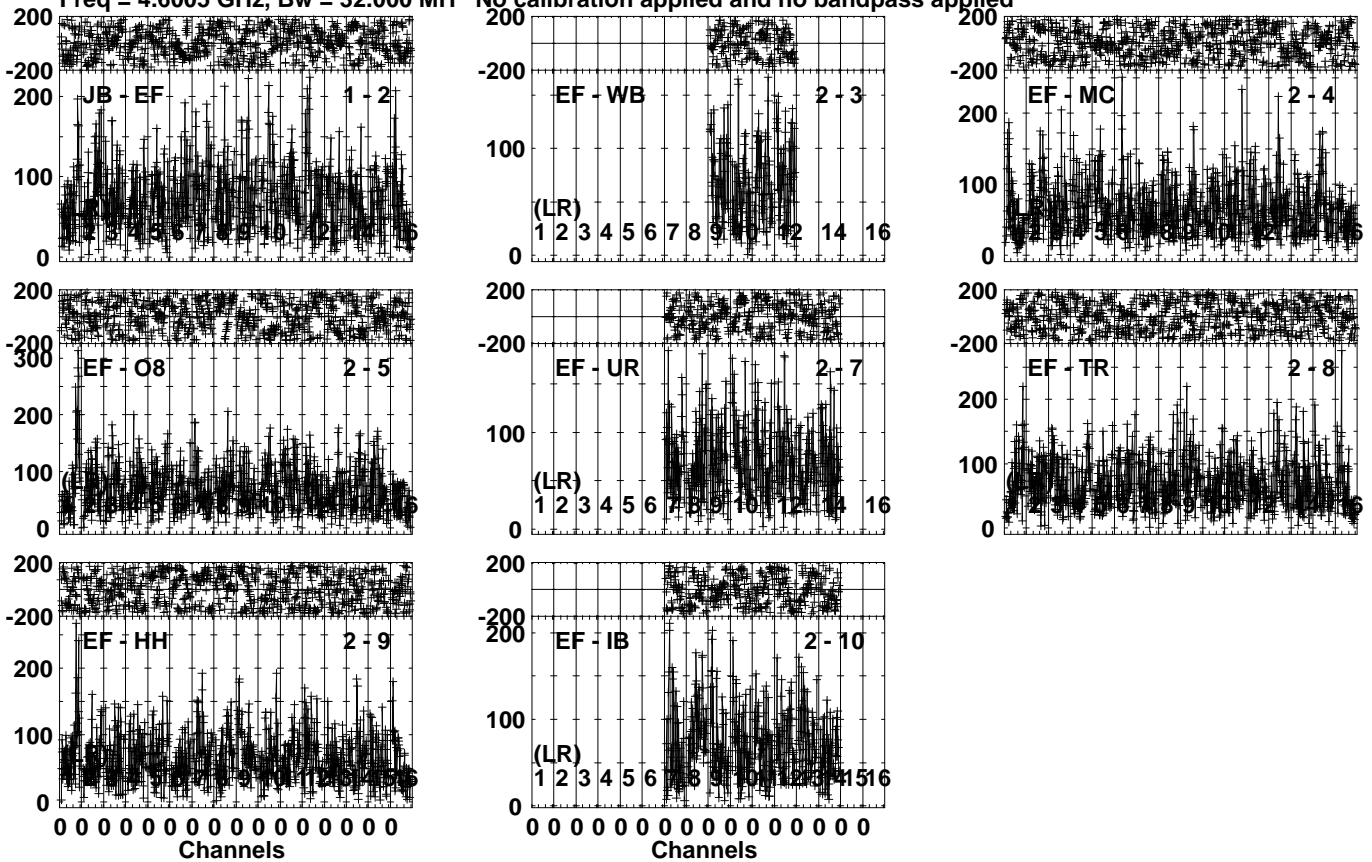
0 0 0 0 0 0 0 0 0 0 0 0 0 0 0 0
Channels

Lower frame: Micro Ampl Jy Top frame: Phas deg
Vector averaged cross-power spectrum Several baselines displayed
Timerange: 01/01:45:03 to 01/01:45:59

Plot file version 141 created 23-APR-2024 16:06:01

FRB EB100D 1.UVDATA.1

Freq = 4.6005 GHz, Bw = 32.000 MH No calibration applied and no bandpass applied



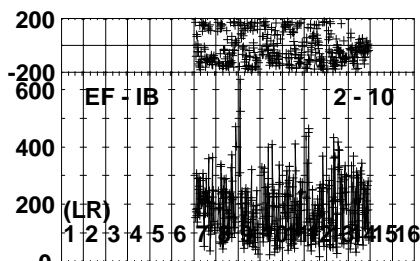
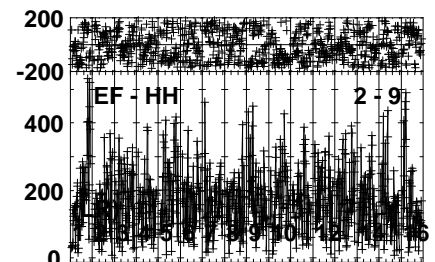
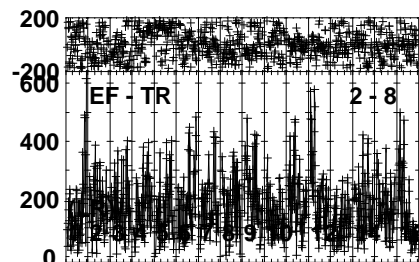
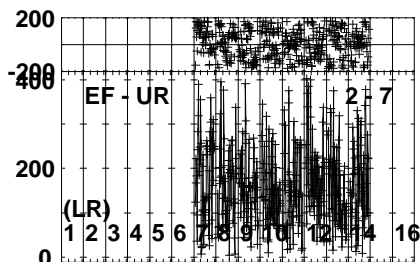
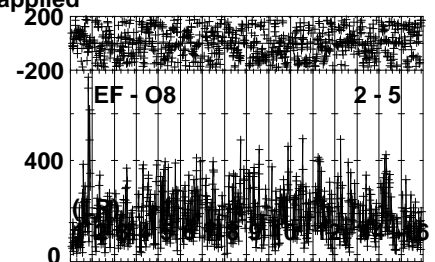
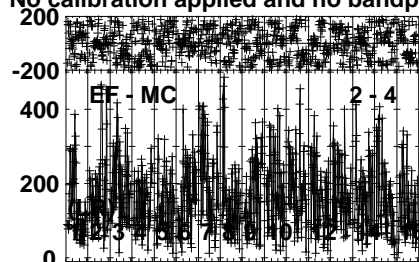
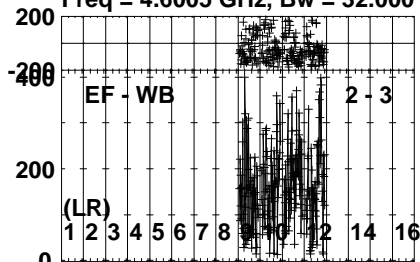
Lower frame: Micro Ampl Jy Top frame: Phas deg
Vector averaged cross-power spectrum Several baselines displayed
Timerange: 01/01:46:03 to 01/01:49:29

Plot file version 142 created 23-APR-2024 16:06:02

J0529+3209 EB100D 1.UVDATA.1

Freq = 4.6005 GHz, Bw = 32.000 MH

No calibration applied and no bandpass applied



0 0 0 0 0 0 0 0 0 0 0 0 0 0 0 0

Channels

Lower frame: Micro Ampl Jy Top frame: Phas deg

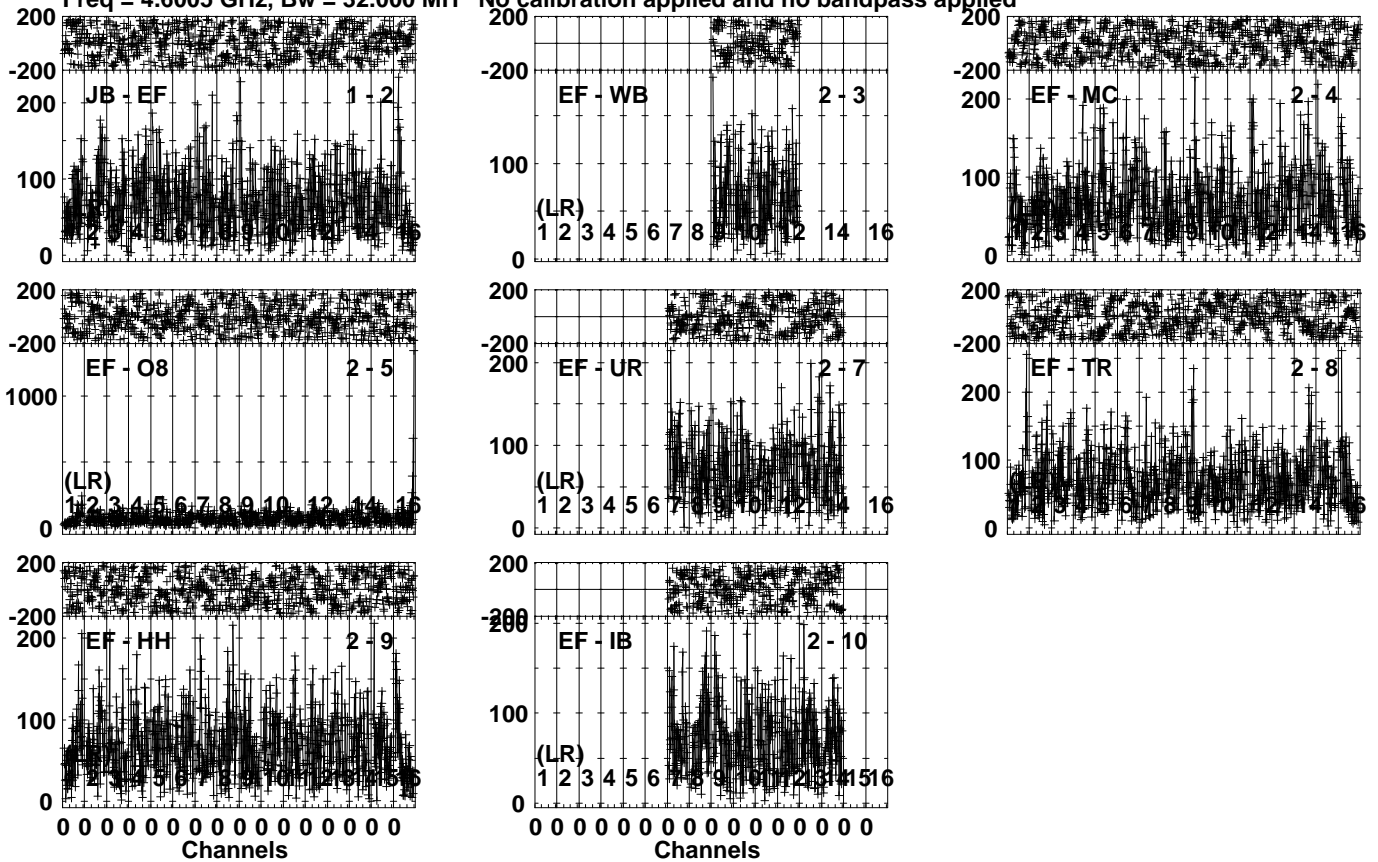
Vector averaged cross-power spectrum Several baselines displayed

Timerange: 01/01:50:03 to 01/01:50:59

Plot file version 143 created 23-APR-2024 16:06:03

FRB EB100D 1.UVDATA.1

Freq = 4.6005 GHz, Bw = 32.000 MH No calibration applied and no bandpass applied

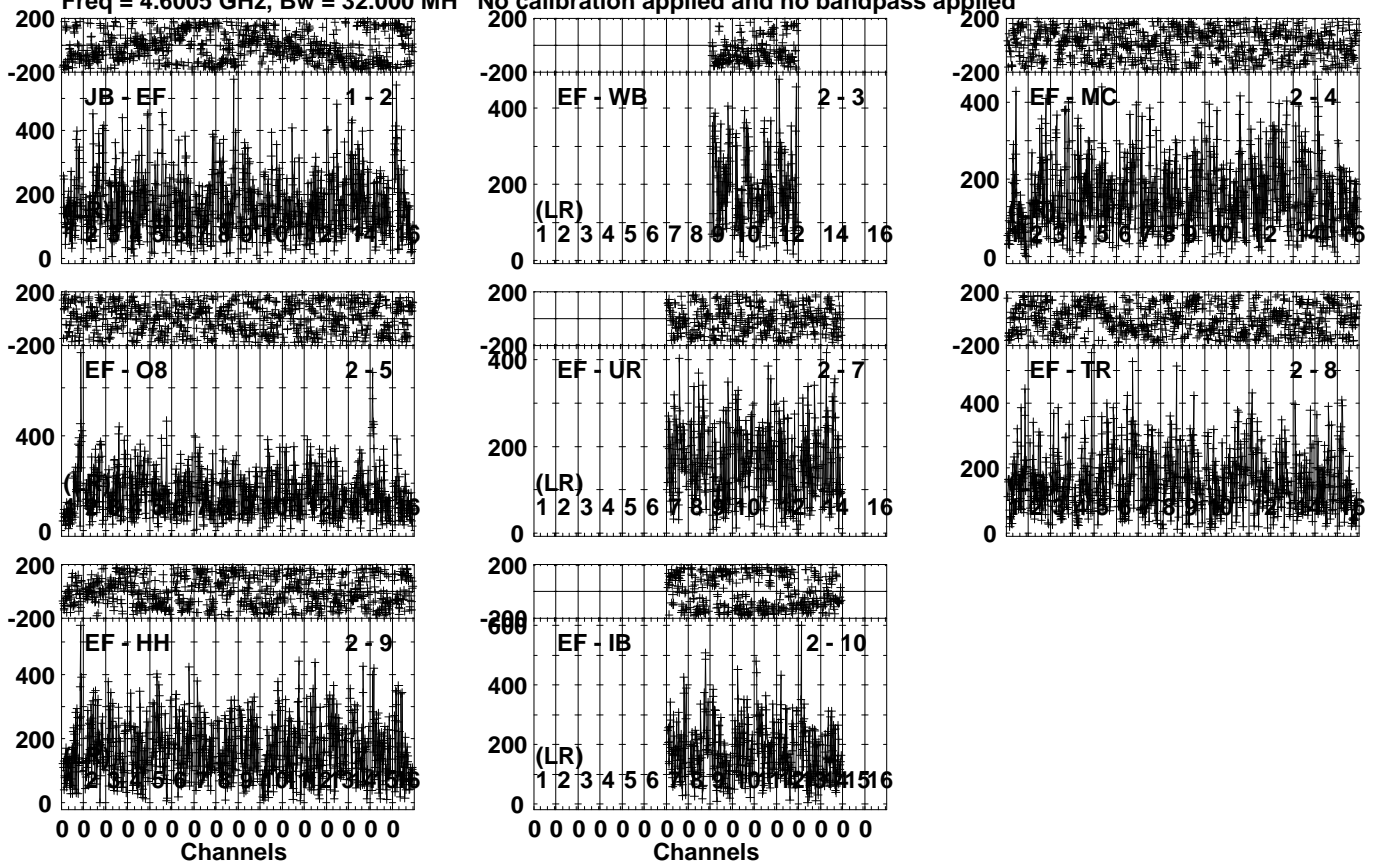


Lower frame: Micro Ampl Jy Top frame: Phas deg
Vector averaged cross-power spectrum Several baselines displayed
Timerange: 01/01:51:01 to 01/01:54:29

Plot file version 144 created 23-APR-2024 16:06:03

J0529+3209 EB100D 1.UVDATA.1

Freq = 4.6005 GHz, Bw = 32.000 MH No calibration applied and no bandpass applied

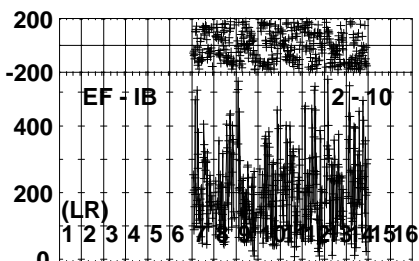
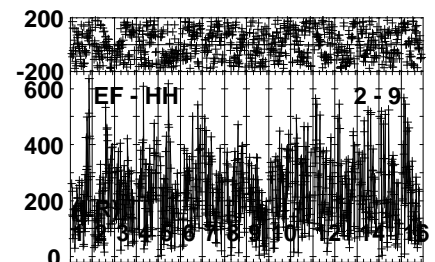
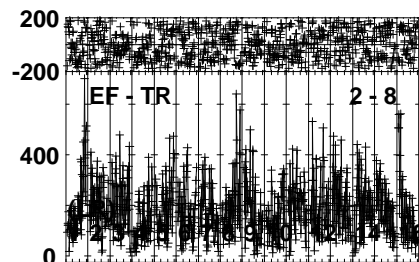
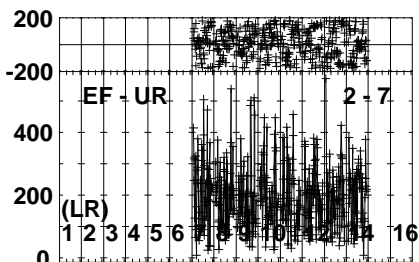
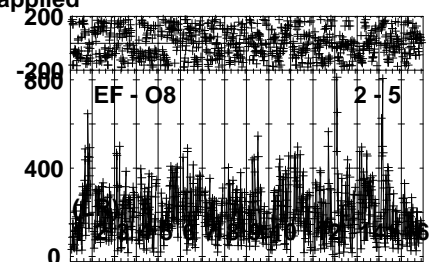
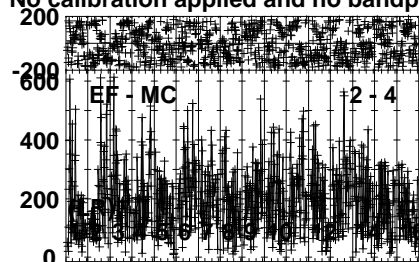
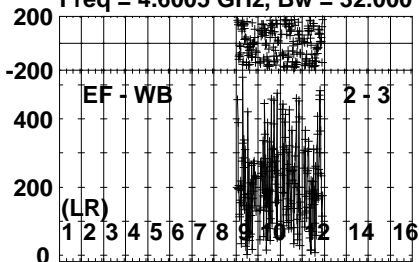


Lower frame: Micro Ampl Jy Top frame: Phas deg
Vector averaged cross-power spectrum Several baselines displayed
Timerange: 01/01:54:31 to 01/01:55:59

Plot file version 145 created 23-APR-2024 16:06:04

FRB EB100D 1.UVDATA.1

Freq = 4.6005 GHz, Bw = 32.000 MH No calibration applied and no bandpass applied



0 0 0 0 0 0 0 0 0 0 0 0 0 0 0 0

Channels

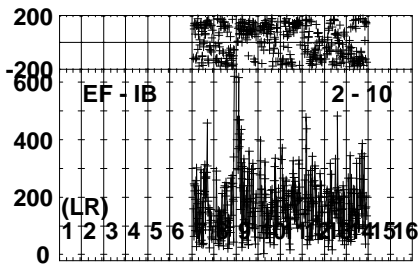
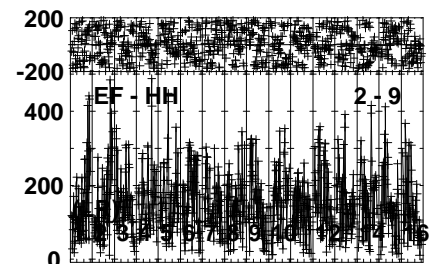
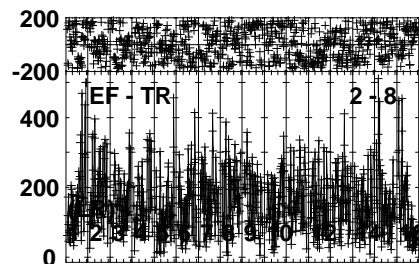
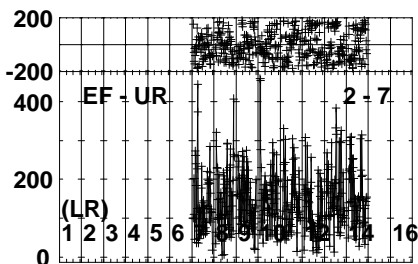
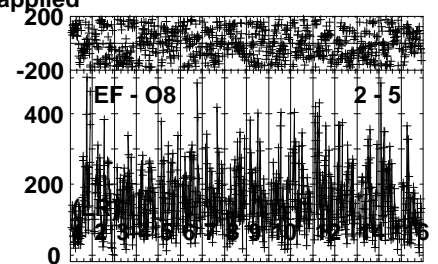
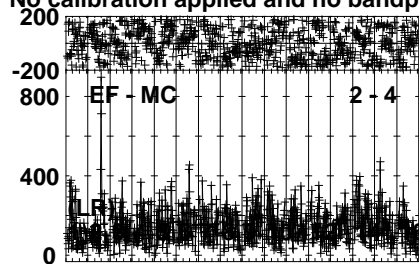
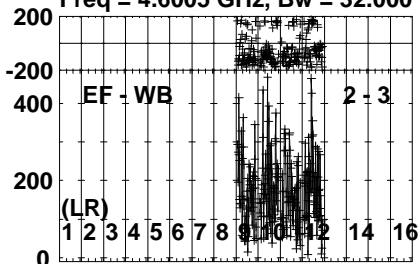
Lower frame: Micro Ampl Jy Top frame: Phas deg
Vector averaged cross-power spectrum Several baselines displayed
Timerange: 01/01:56:01 to 01/01:59:29

Plot file version 146 created 23-APR-2024 16:06:05

J0529+3209 EB100D 1.UVDATA.1

Freq = 4.6005 GHz, Bw = 32.000 MH

No calibration applied and no bandpass applied



0 0 0 0 0 0 0 0 0 0 0 0 0 0 0 0

Channels

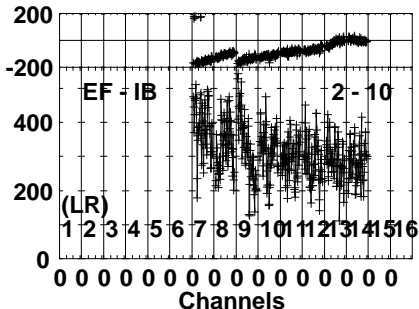
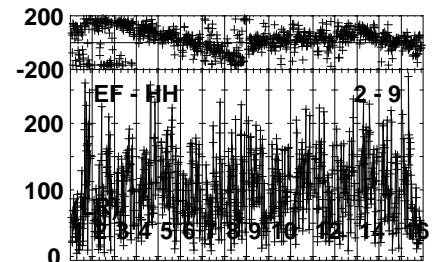
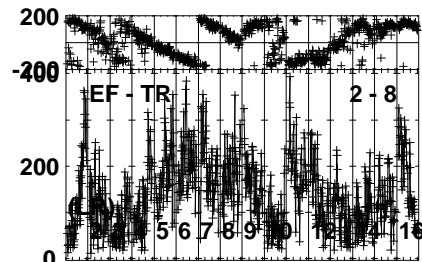
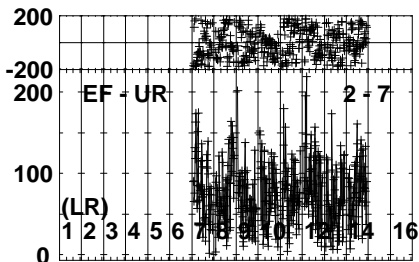
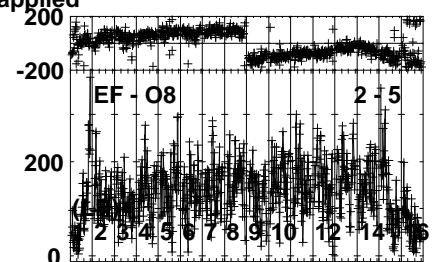
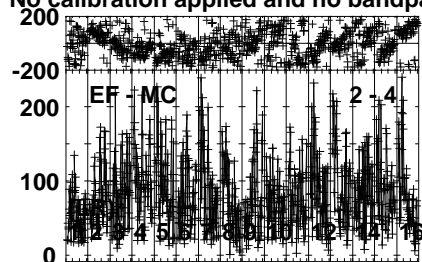
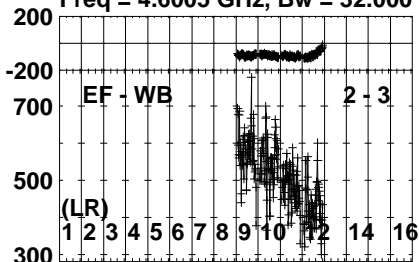
Lower frame: Micro Ampl Jy Top frame: Phas deg
Vector averaged cross-power spectrum Several baselines displayed
Timerange: 01/02:00:03 to 01/02:00:59

Plot file version 147 created 23-APR-2024 16:06:05

J0518+3306 EB100D 1.UVDATA.1

Freq = 4.6005 GHz, Bw = 32.000 MH

No calibration applied and no bandpass applied



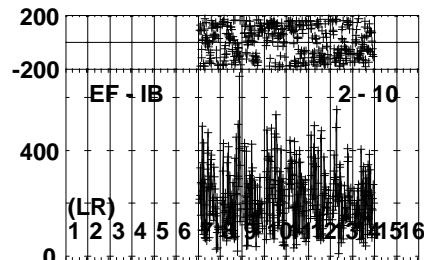
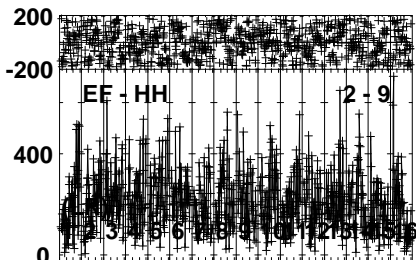
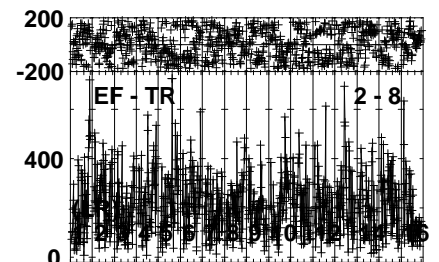
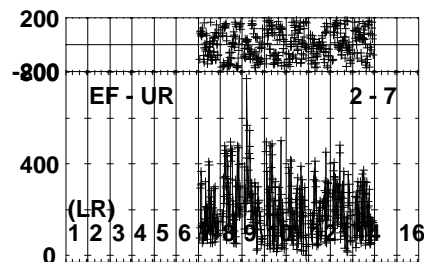
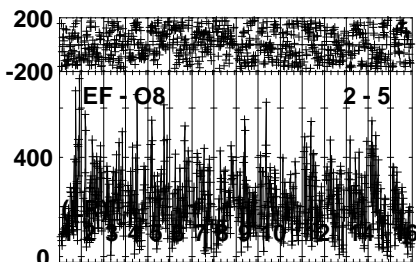
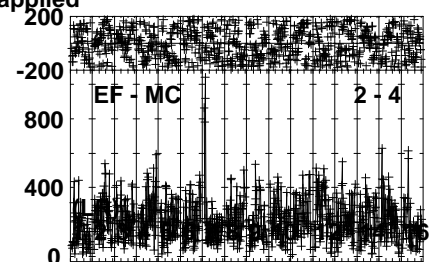
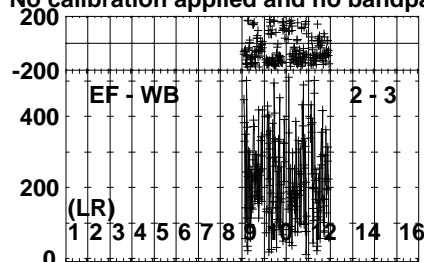
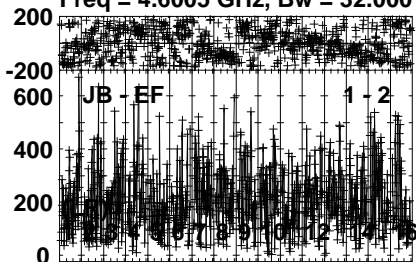
Lower frame: Micro Ampl Jy Top frame: Phas deg
Vector averaged cross-power spectrum Several baselines displayed
Timerange: 01/02:01:33 to 01/02:04:29

Plot file version 148 created 23-APR-2024 16:06:06

J0529+3209 EB100D 1.UVDATA.1

Freq = 4.6005 GHz, Bw = 32.000 MH

No calibration applied and no bandpass applied

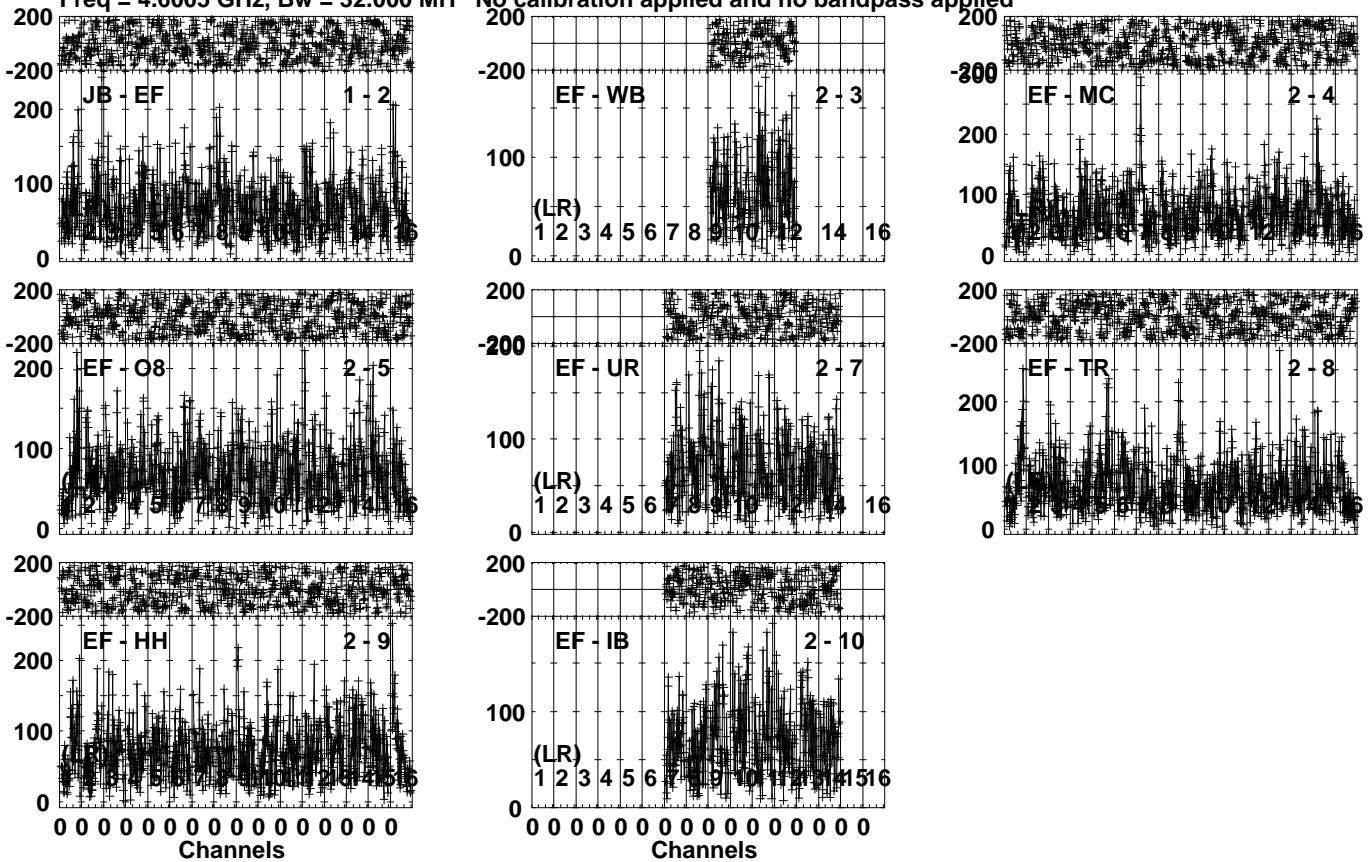


Lower frame: Micro Ampl Jy Top frame: Phas deg
Vector averaged cross-power spectrum Several baselines displayed
Timerange: 01/02:04:31 to 01/02:05:59

Plot file version 149 created 23-APR-2024 16:06:07

FRB EB100D 1.UVDATA.1

Freq = 4.6005 GHz, Bw = 32.000 MH No calibration applied and no bandpass applied

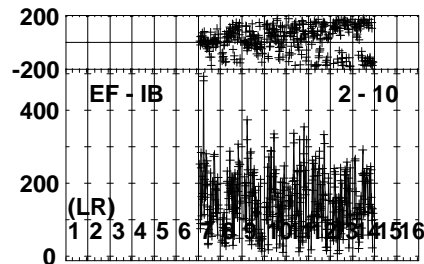
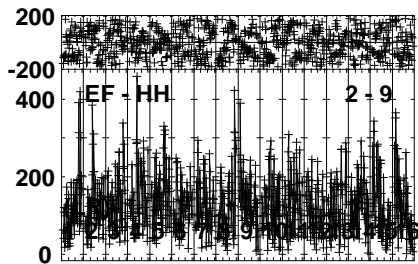
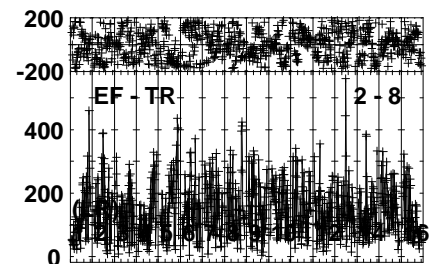
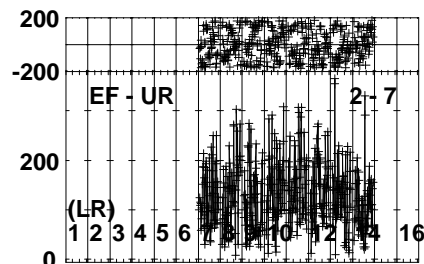
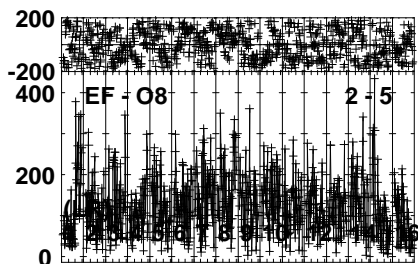
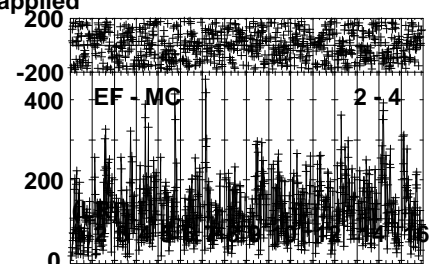
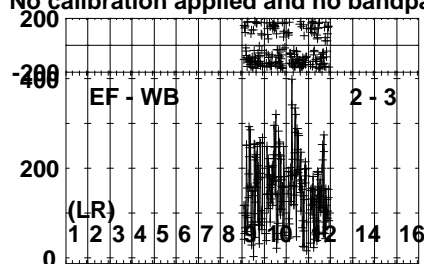
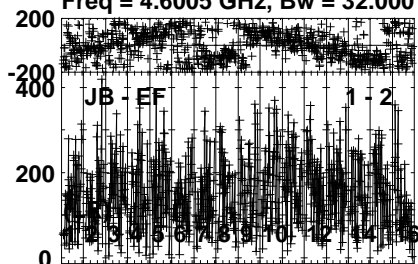


Lower frame: Micro Ampl Jy Top frame: Phas deg
Vector averaged cross-power spectrum Several baselines displayed
Timerange: 01/02:06:01 to 01/02:09:29

Plot file version 150 created 23-APR-2024 16:06:08

J0529+3209 EB100D 1.UVDATA.1

Freq = 4.6005 GHz, Bw = 32.000 MH No calibration applied and no bandpass applied



0 0 0 0 0 0 0 0 0 0 0 0 0 0 0 0
Channels

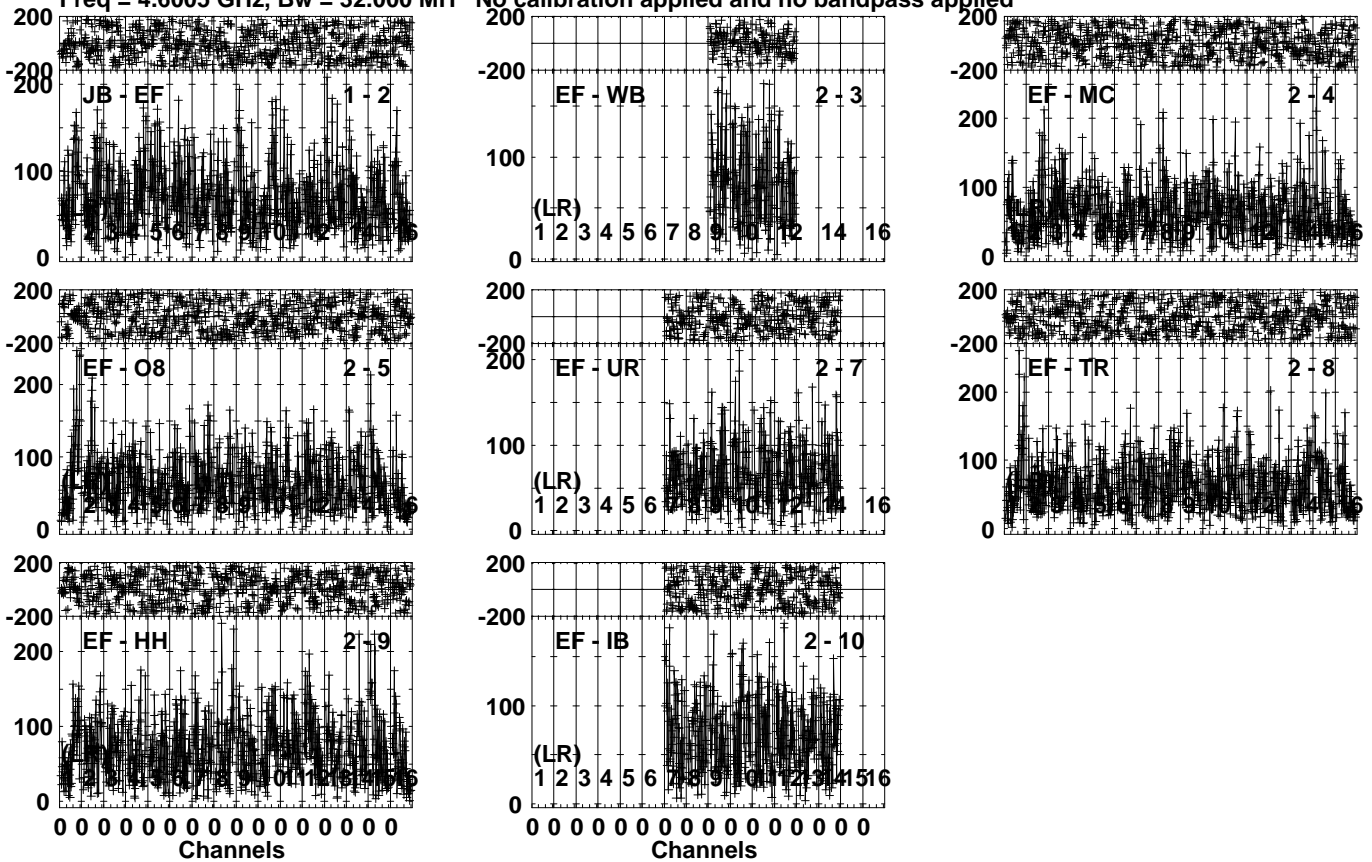
0 0 0 0 0 0 0 0 0 0 0 0 0 0 0 0
Channels

Lower frame: Micro Ampl Jy Top frame: Phas deg
Vector averaged cross-power spectrum Several baselines displayed
Timerange: 01/02:10:03 to 01/02:10:59

Plot file version 151 created 23-APR-2024 16:06:08

FRB EB100D 1.UVDATA.1

Freq = 4.6005 GHz, Bw = 32.000 MH No calibration applied and no bandpass applied

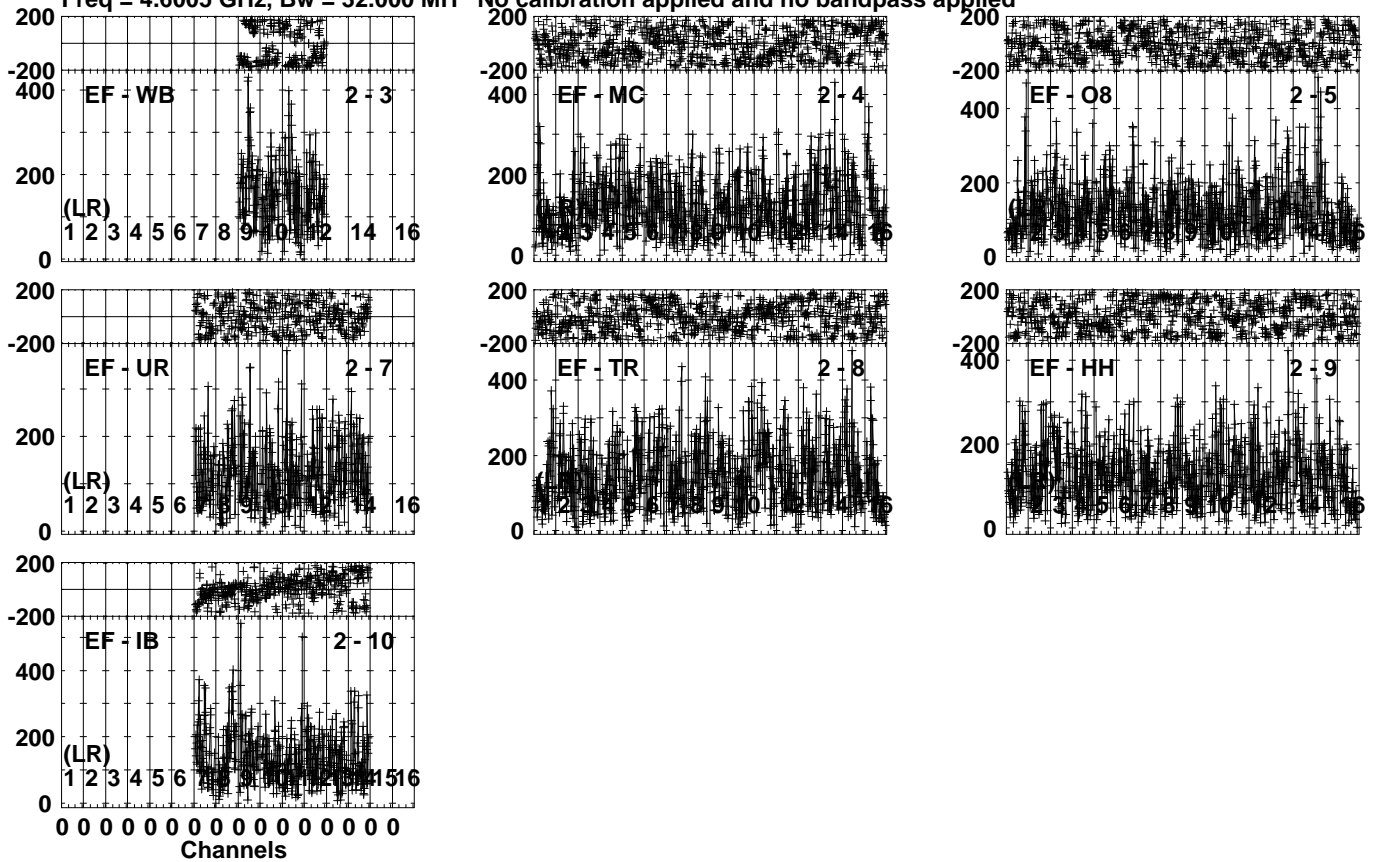


Lower frame: Micro Ampl Jy Top frame: Phas deg
Vector averaged cross-power spectrum Several baselines displayed
Timerange: 01/02:11:03 to 01/02:14:29

Plot file version 152 created 23-APR-2024 16:06:09

J0529+3209 EB100D 1.UVDATA.1

Freq = 4.6005 GHz, Bw = 32.000 MH No calibration applied and no bandpass applied

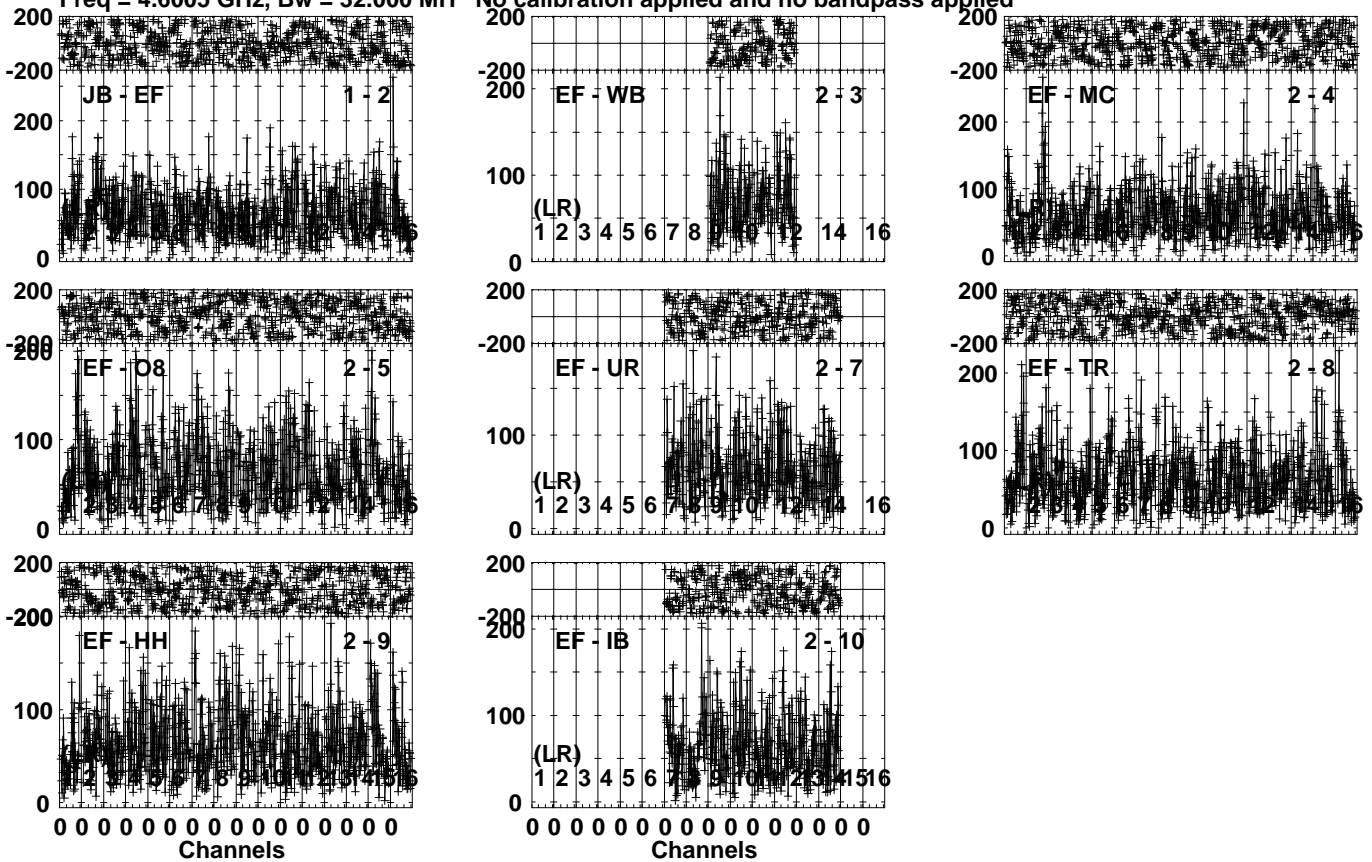


Lower frame: Micro Ampl Jy Top frame: Phas deg
Vector averaged cross-power spectrum Several baselines displayed
Timerange: 01/02:15:03 to 01/02:15:59

Plot file version 153 created 23-APR-2024 16:06:10

FRB EB100D 1.UVDATA.1

Freq = 4.6005 GHz, Bw = 32.000 MH No calibration applied and no bandpass applied

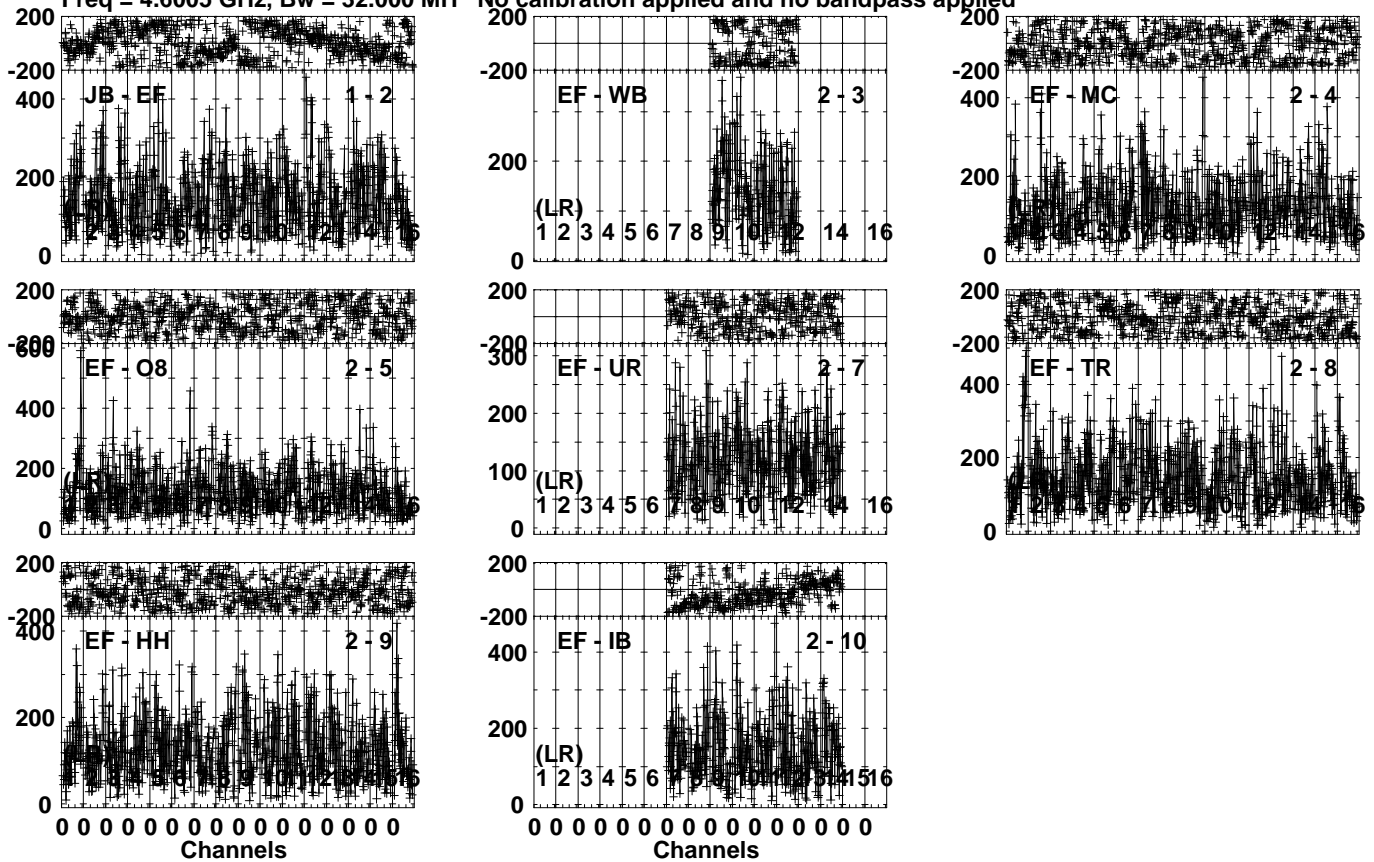


Lower frame: Micro Ampl Jy Top frame: Phas deg
Vector averaged cross-power spectrum Several baselines displayed
Timerange: 01/02:16:01 to 01/02:19:29

Plot file version 154 created 23-APR-2024 16:06:10

J0529+3209 EB100D 1.UVDATA.1

Freq = 4.6005 GHz, Bw = 32.000 MH No calibration applied and no bandpass applied

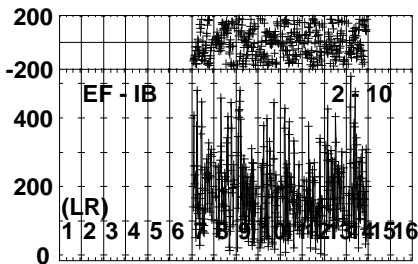
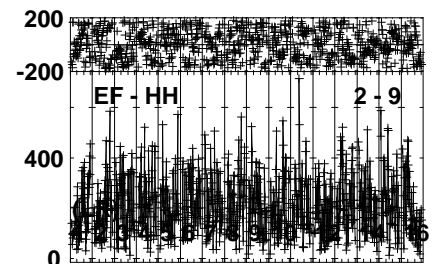
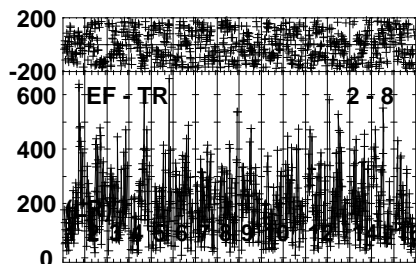
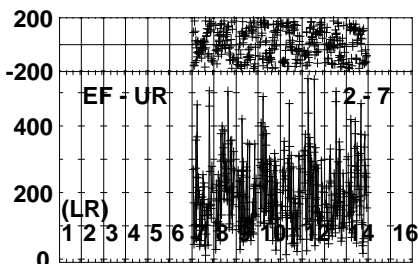
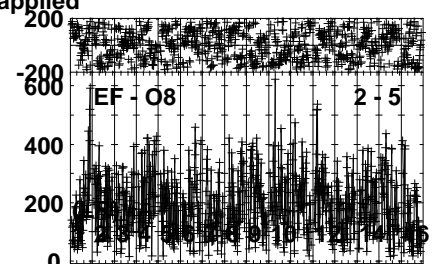
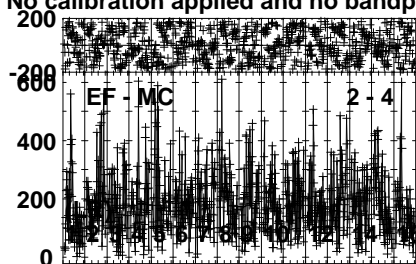
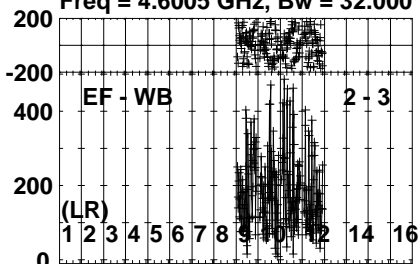


Lower frame: Micro Ampl Jy Top frame: Phas deg
Vector averaged cross-power spectrum Several baselines displayed
Timerange: 01/02:19:31 to 01/02:20:59

Plot file version 155 created 23-APR-2024 16:06:11

FRB EB100D 1.UVDATA.1

Freq = 4.6005 GHz, Bw = 32.000 MH No calibration applied and no bandpass applied



0 0 0 0 0 0 0 0 0 0 0 0 0 0 0 0
Channels

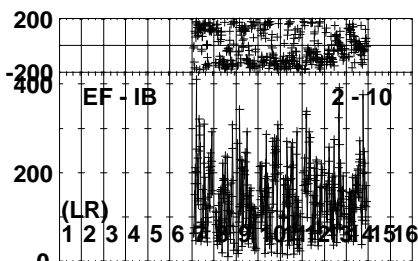
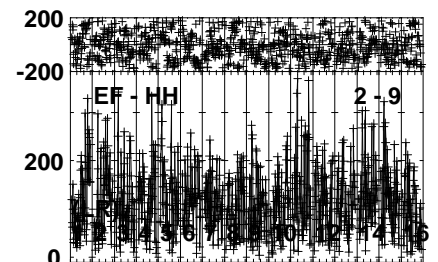
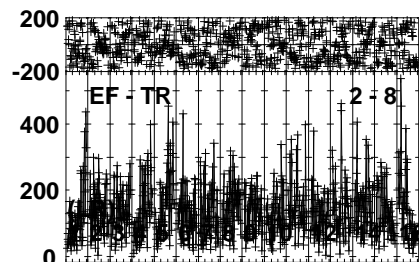
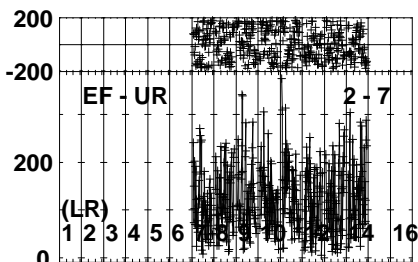
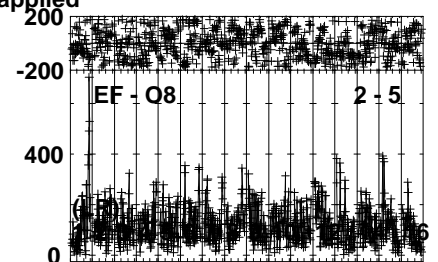
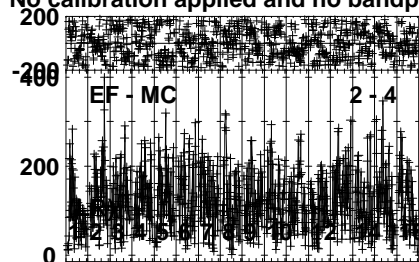
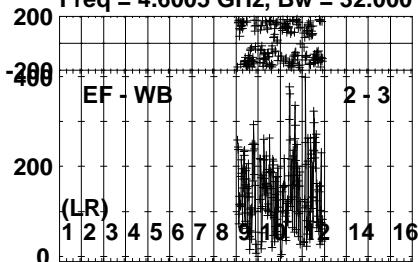
Lower frame: Micro Ampl Jy Top frame: Phas deg
Vector averaged cross-power spectrum Several baselines displayed
Timerange: 01/02:21:01 to 01/02:24:29

Plot file version 156 created 23-APR-2024 16:06:12

J0529+3209 EB100D 1.UVDATA.1

Freq = 4.6005 GHz, Bw = 32.000 MH

No calibration applied and no bandpass applied



0 0 0 0 0 0 0 0 0 0 0 0 0 0 0 0
Channels

Lower frame: Micro Ampl Jy Top frame: Phas deg

Vector averaged cross-power spectrum Several baselines displayed

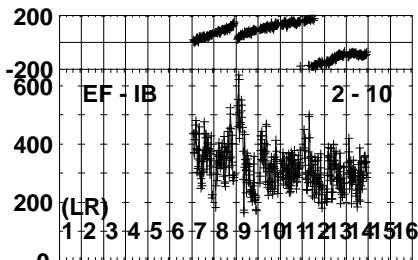
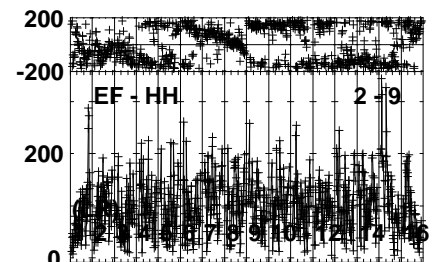
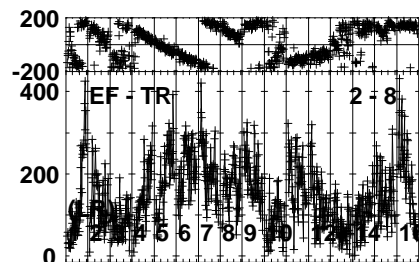
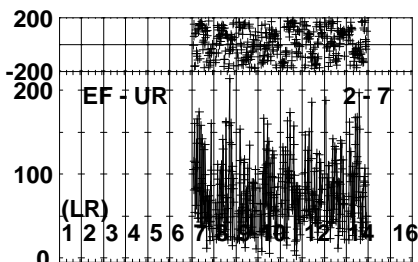
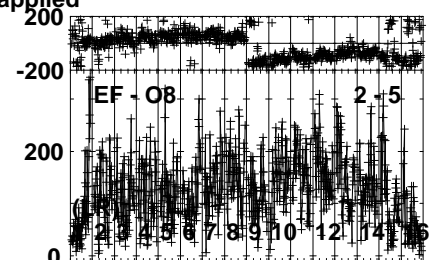
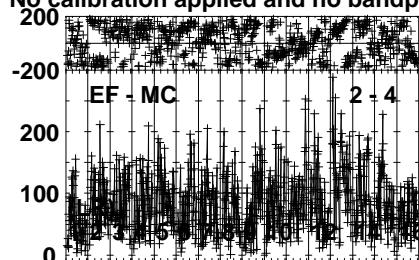
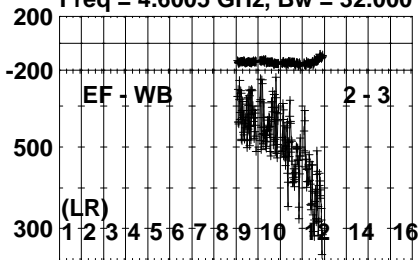
Timerange: 01/02:25:03 to 01/02:25:59

Plot file version 157 created 23-APR-2024 16:06:12

J0518+3306 EB100D 1.UVDATA.1

Freq = 4.6005 GHz, Bw = 32.000 MH

No calibration applied and no bandpass applied



0 0 0 0 0 0 0 0 0 0 0 0 0 0 0 0

Channels

Lower frame: Micro Ampl Jy Top frame: Phas deg

Vector averaged cross-power spectrum Several baselines displayed

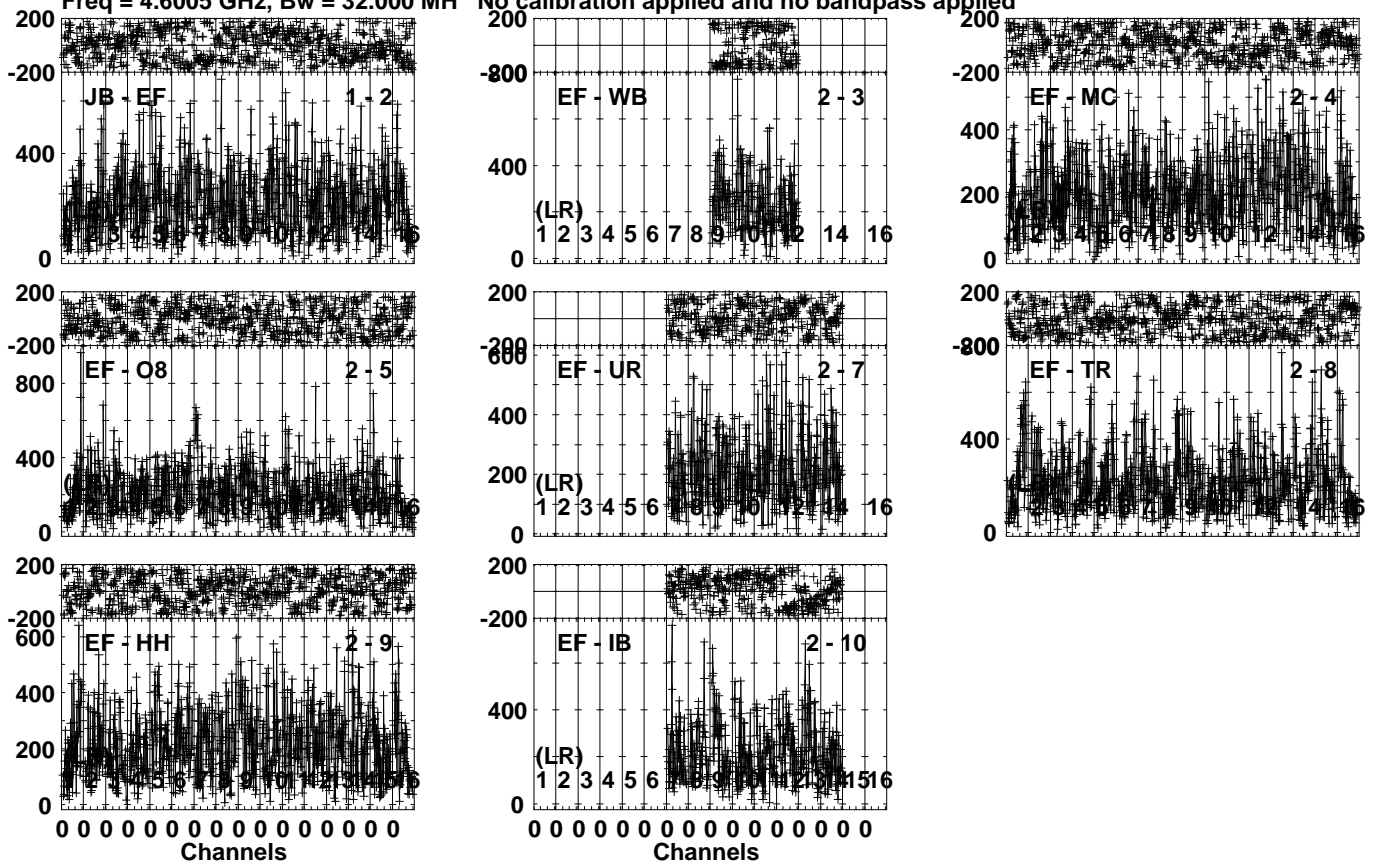
Timerange: 01/02:26:33 to 01/02:29:29

Plot file version 158 created 23-APR-2024 16:06:13

J0529+3209 EB100D 1.UVDATA.1

Freq = 4.6005 GHz, Bw = 32.000 MH

No calibration applied and no bandpass applied

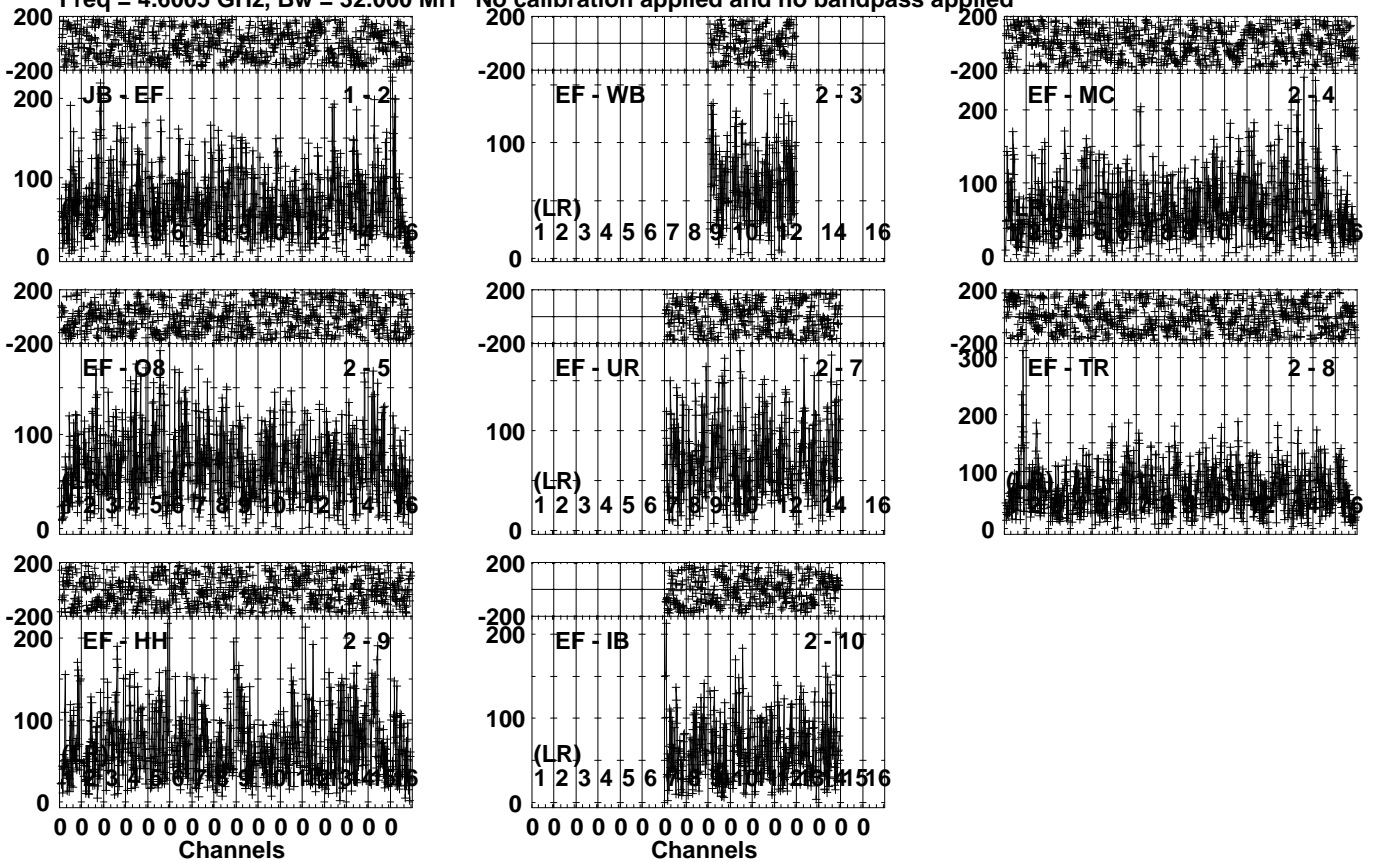


Lower frame: Micro Ampl Jy Top frame: Phas deg
Vector averaged cross-power spectrum Several baselines displayed
Timerange: 01/02:29:31 to 01/02:30:59

Plot file version 159 created 23-APR-2024 16:06:13

FRB EB100D 1.UVDATA.1

Freq = 4.6005 GHz, Bw = 32.000 MH No calibration applied and no bandpass applied

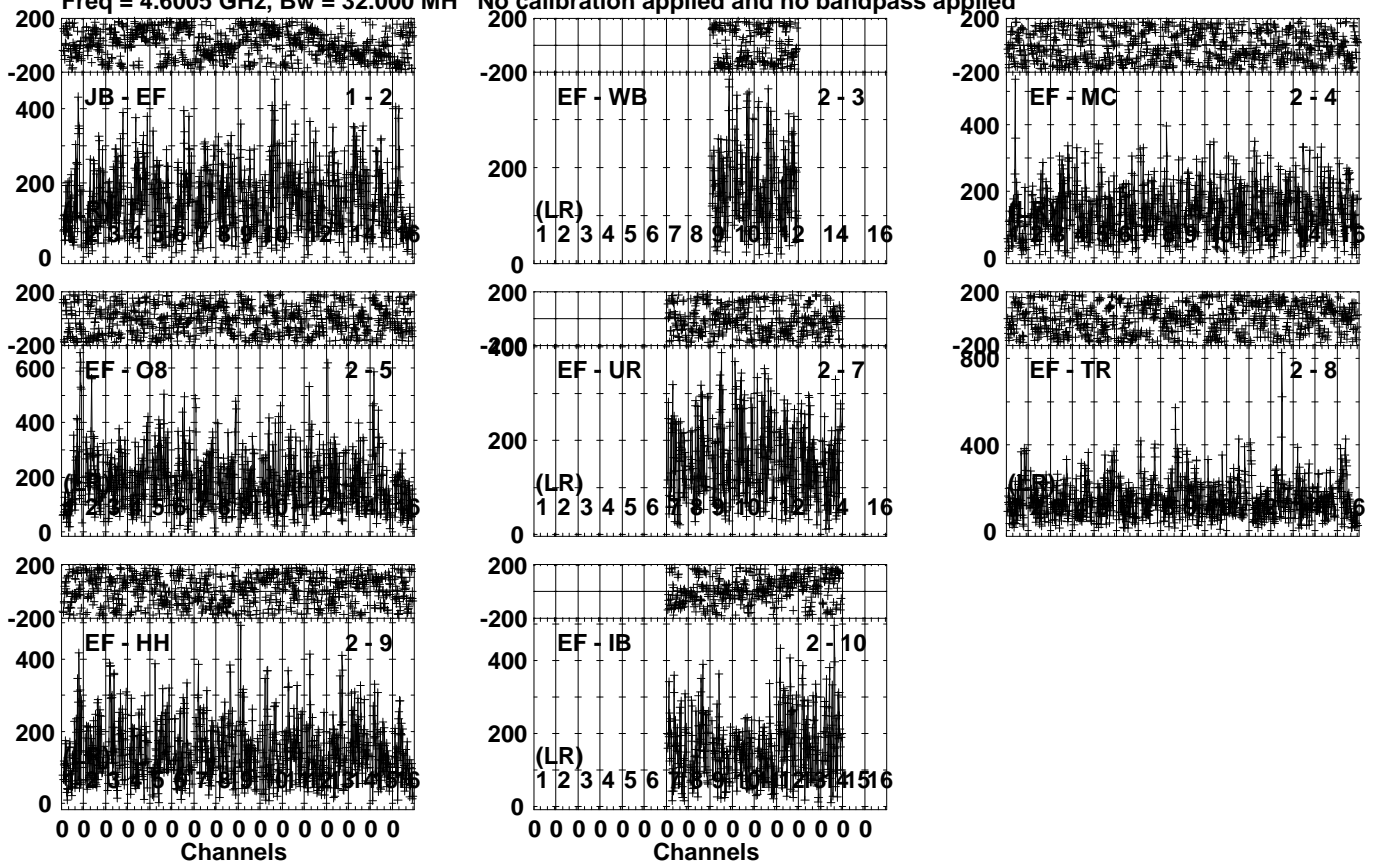


Lower frame: Micro Ampl Jy Top frame: Phas deg
Vector averaged cross-power spectrum Several baselines displayed
Timerange: 01/02:31:01 to 01/02:34:29

Plot file version 160 created 23-APR-2024 16:06:14

J0529+3209 EB100D 1.UVDATA.1

Freq = 4.6005 GHz, Bw = 32.000 MH No calibration applied and no bandpass applied

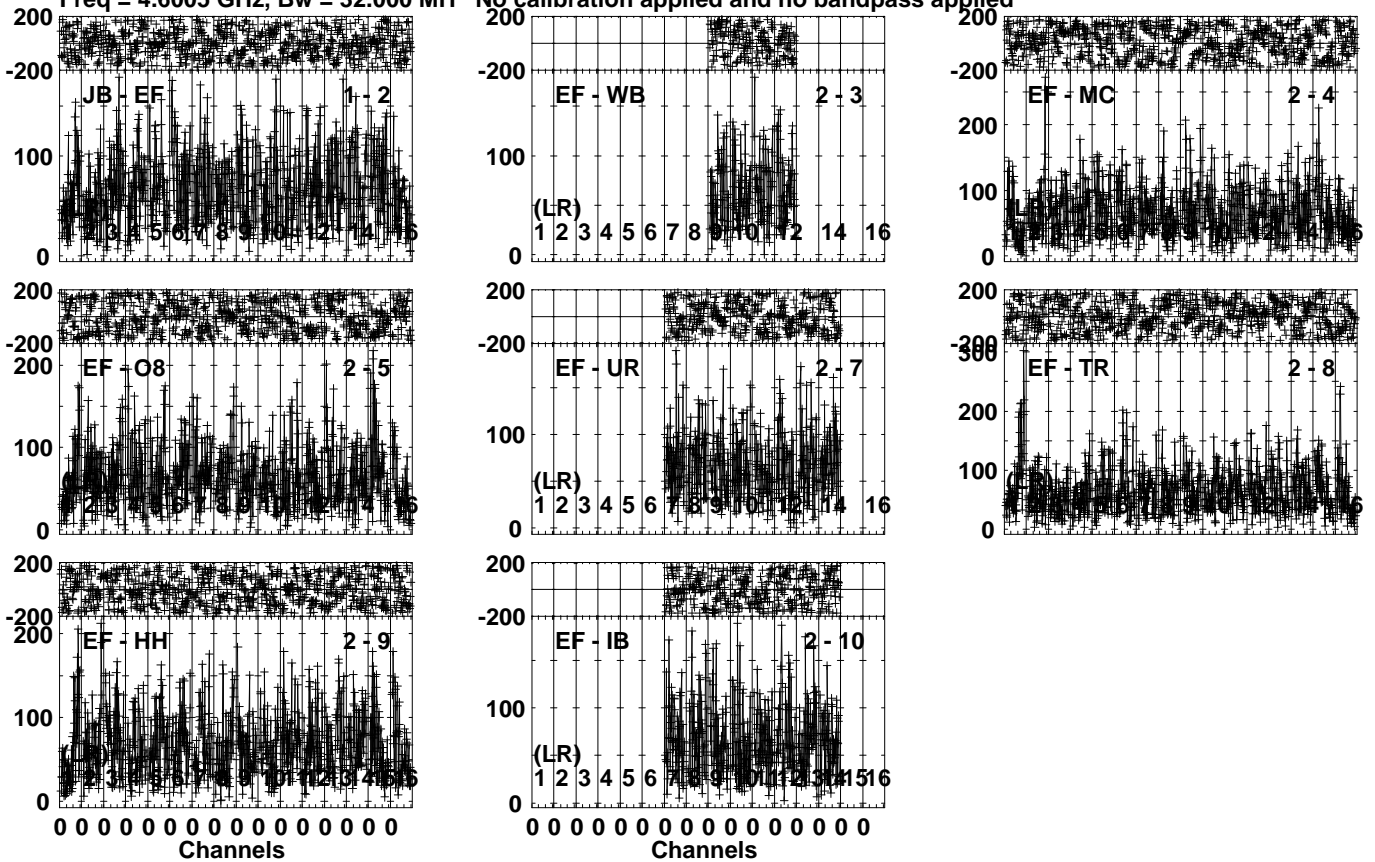


Lower frame: Micro Ampl Jy Top frame: Phas deg
Vector averaged cross-power spectrum Several baselines displayed
Timerange: 01/02:35:03 to 01/02:35:59

Plot file version 161 created 23-APR-2024 16:06:15

FRB EB100D 1.UVDATA.1

Freq = 4.6005 GHz, Bw = 32.000 MH No calibration applied and no bandpass applied



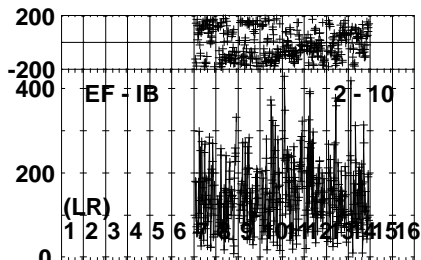
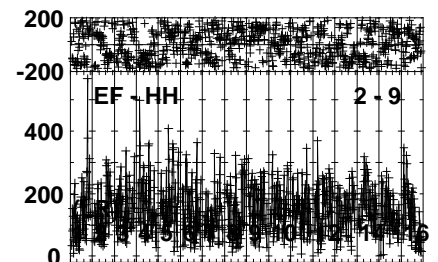
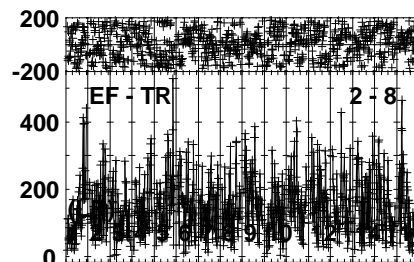
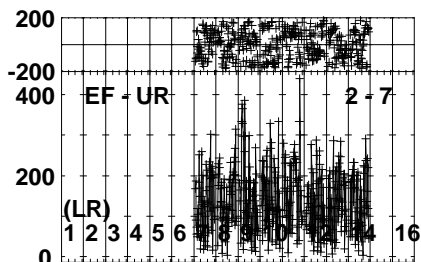
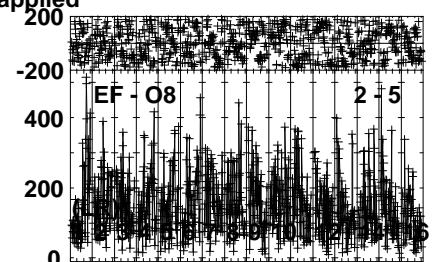
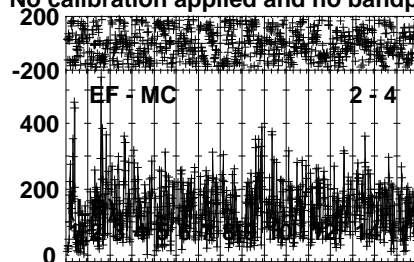
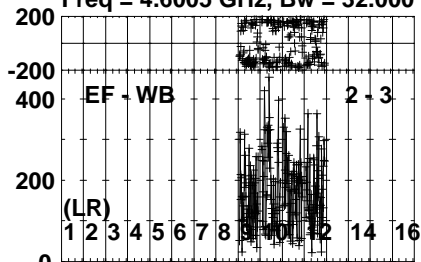
Lower frame: Micro Ampl Jy Top frame: Phas deg
Vector averaged cross-power spectrum Several baselines displayed
Timerange: 01/02:36:01 to 01/02:39:29

Plot file version 162 created 23-APR-2024 16:06:16

J0529+3209 EB100D 1.UVDATA.1

Freq = 4.6005 GHz, Bw = 32.000 MH

No calibration applied and no bandpass applied



0 0 0 0 0 0 0 0 0 0 0 0 0 0 0 0

Channels

Lower frame: Micro Ampl Jy Top frame: Phas deg

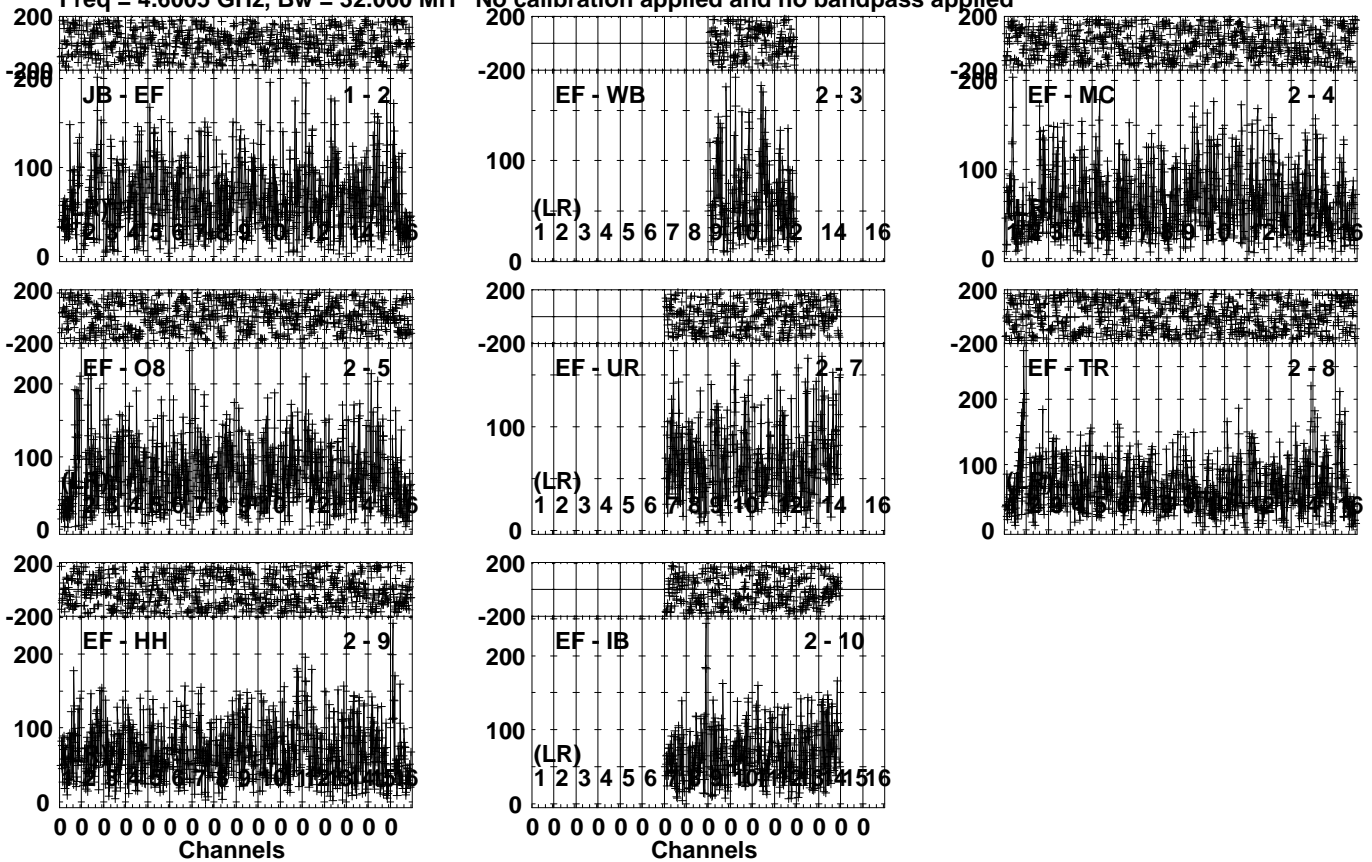
Vector averaged cross-power spectrum Several baselines displayed

Timerange: 01/02:40:03 to 01/02:40:59

Plot file version 163 created 23-APR-2024 16:06:16

FRB EB100D 1.UVDATA.1

Freq = 4.6005 GHz, Bw = 32.000 MH No calibration applied and no bandpass applied

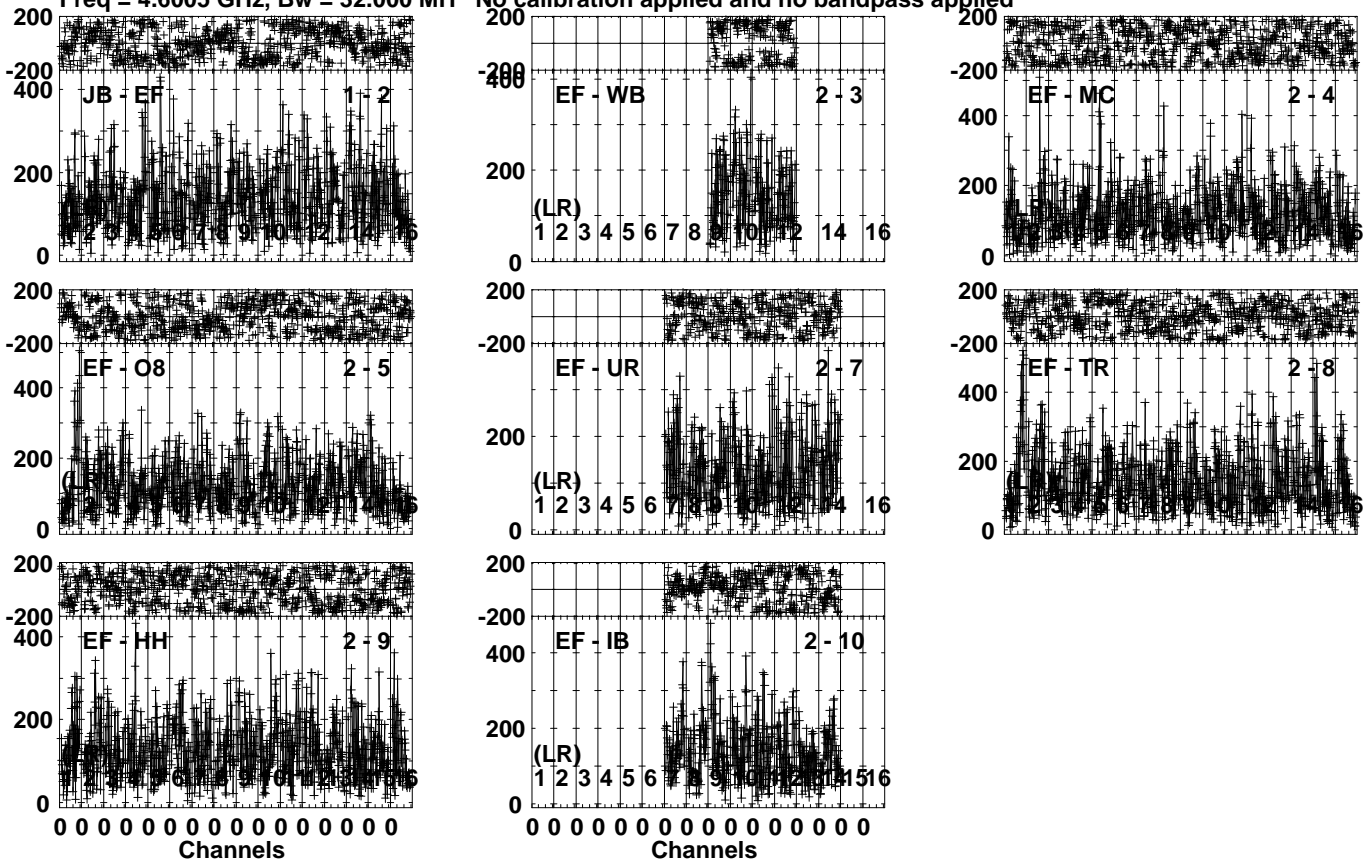


Lower frame: Micro Ampl Jy Top frame: Phas deg
Vector averaged cross-power spectrum Several baselines displayed
Timerange: 01/02:41:01 to 01/02:44:29

Plot file version 164 created 23-APR-2024 16:06:17

J0529+3209 EB100D 1.UVDATA.1

Freq = 4.6005 GHz, Bw = 32.000 MH No calibration applied and no bandpass applied

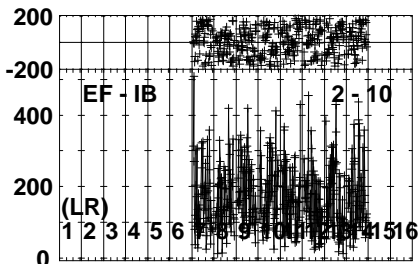
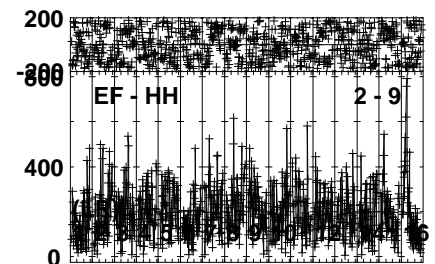
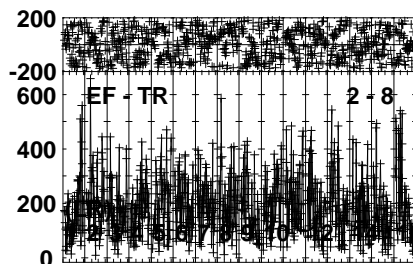
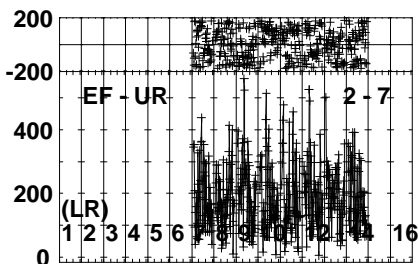
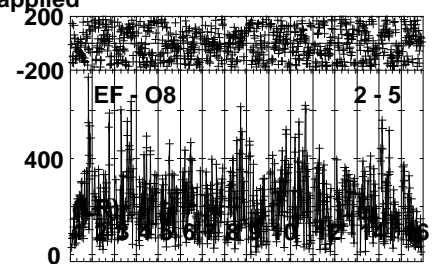
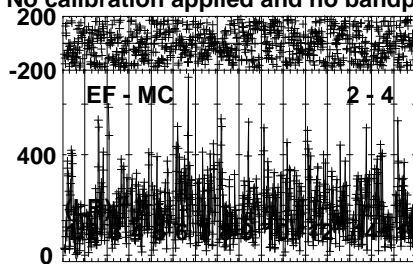
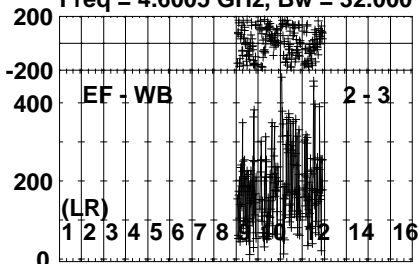


Lower frame: Micro Ampl Jy Top frame: Phas deg
Vector averaged cross-power spectrum Several baselines displayed
Timerange: 01/02:44:31 to 01/02:45:59

Plot file version 165 created 23-APR-2024 16:06:18

FRB EB100D 1.UVDATA.1

Freq = 4.6005 GHz, Bw = 32.000 MH No calibration applied and no bandpass applied



0 0 0 0 0 0 0 0 0 0 0 0 0 0 0 0

Channels

Lower frame: Micro Ampl Jy Top frame: Phas deg

Vector averaged cross-power spectrum Several baselines displayed

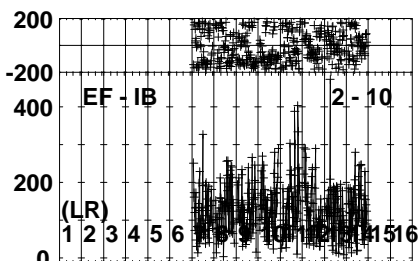
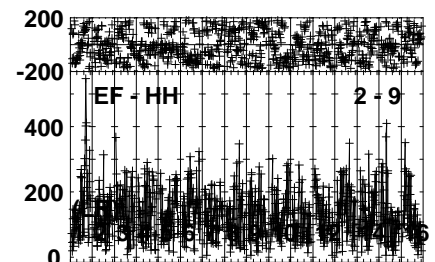
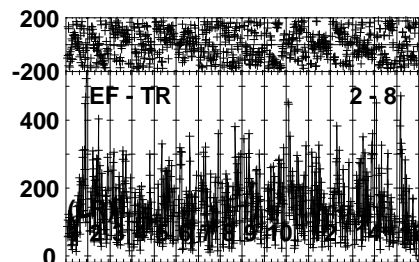
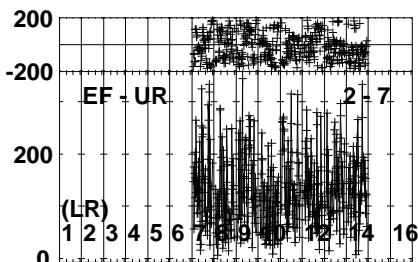
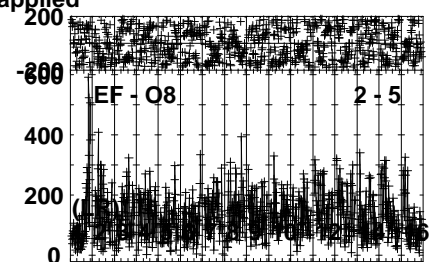
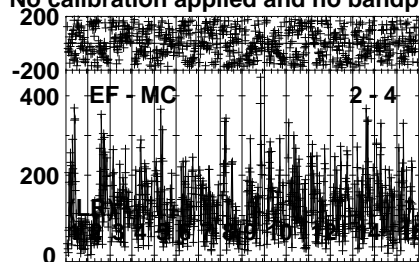
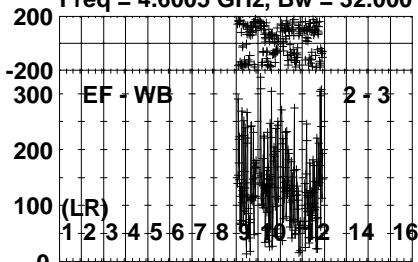
Timerange: 01/02:46:01 to 01/02:49:29

Plot file version 166 created 23-APR-2024 16:06:19

J0529+3209 EB100D 1.UVDATA.1

Freq = 4.6005 GHz, Bw = 32.000 MH

No calibration applied and no bandpass applied



0 0 0 0 0 0 0 0 0 0 0 0 0 0 0 0

Channels

Lower frame: Micro Ampl Jy Top frame: Phas deg

Vector averaged cross-power spectrum Several baselines displayed

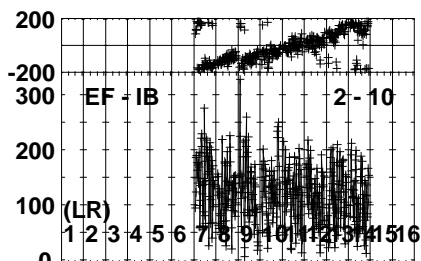
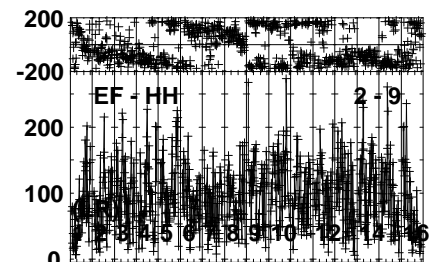
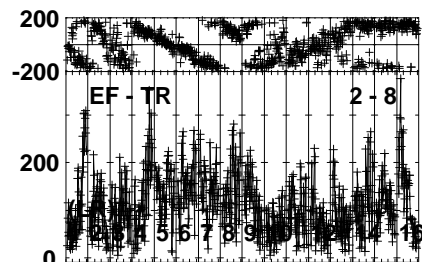
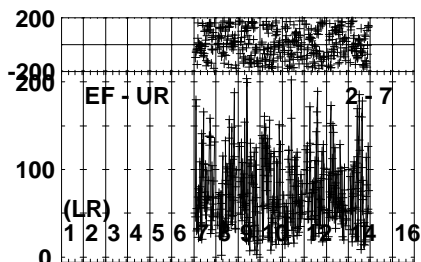
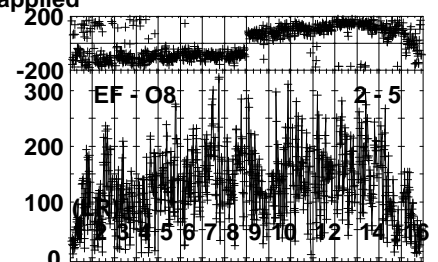
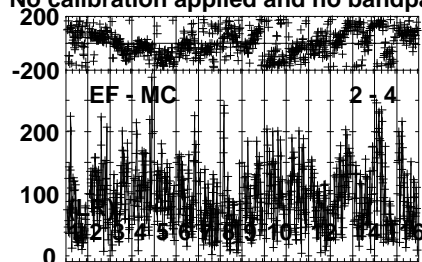
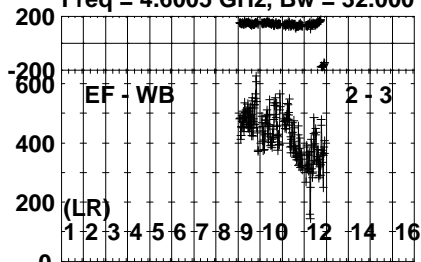
Timerange: 01/02:50:03 to 01/02:50:59

Plot file version 167 created 23-APR-2024 16:06:19

J0518+3306 EB100D 1.UVDATA.1

Freq = 4.6005 GHz, Bw = 32.000 MH

No calibration applied and no bandpass applied



0 0 0 0 0 0 0 0 0 0 0 0 0 0 0 0

Channels

Lower frame: Micro Ampl Jy Top frame: Phas deg

Vector averaged cross-power spectrum Several baselines displayed

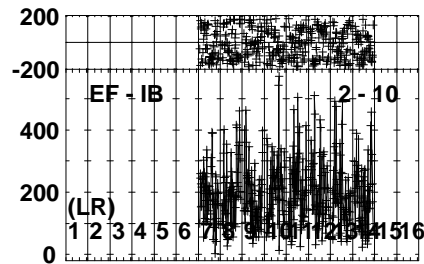
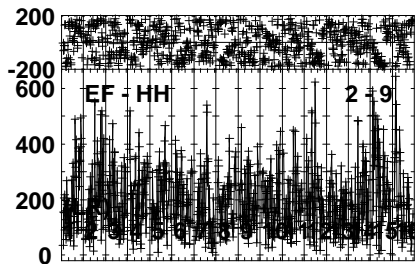
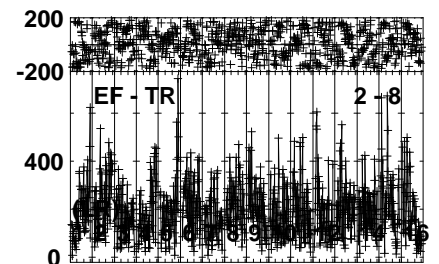
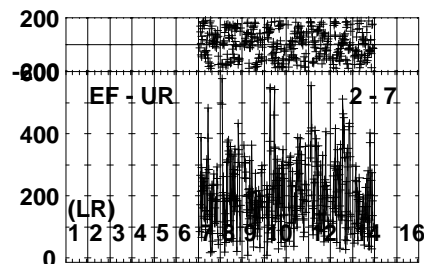
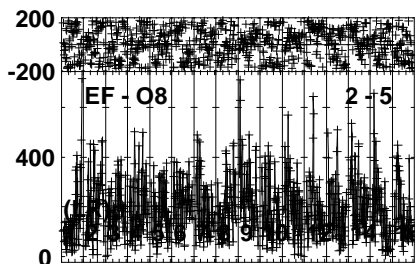
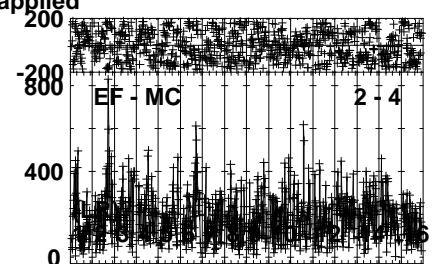
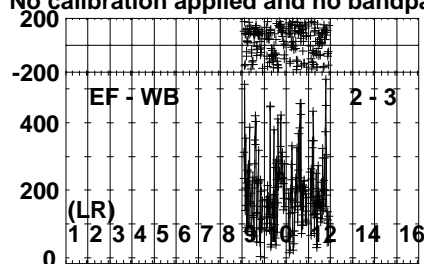
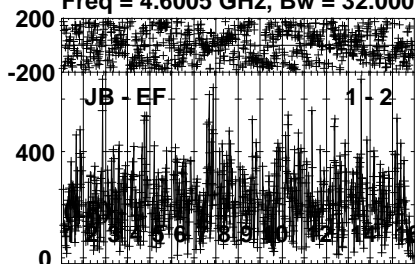
Timerange: 01/02:51:33 to 01/02:54:29

Plot file version 168 created 23-APR-2024 16:06:20

J0529+3209 EB100D 1.UVDATA.1

Freq = 4.6005 GHz, Bw = 32.000 MH

No calibration applied and no bandpass applied



0 0 0 0 0 0 0 0 0 0 0 0 0 0 0 0
Channels

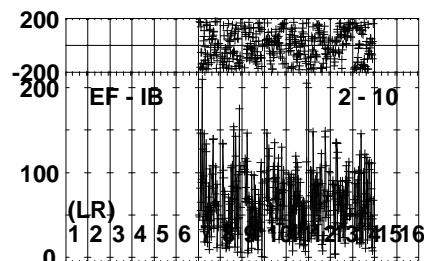
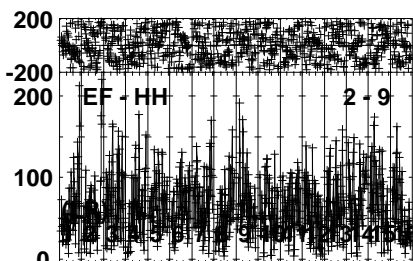
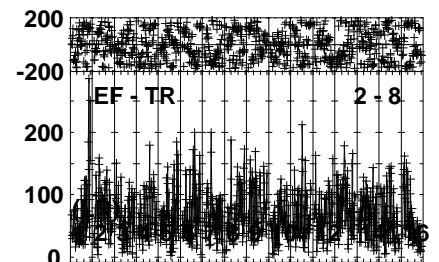
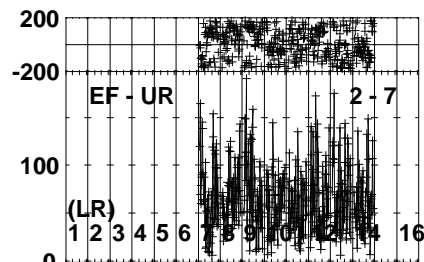
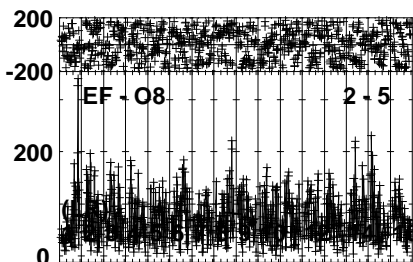
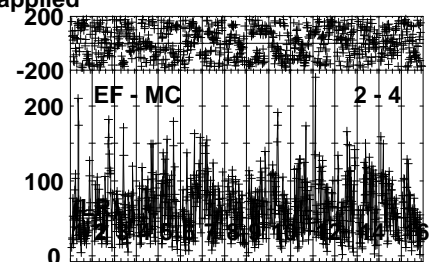
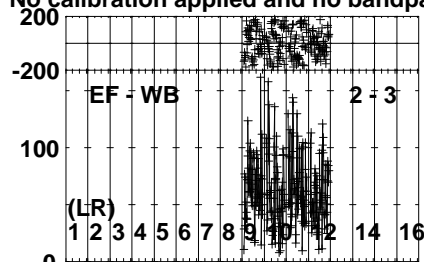
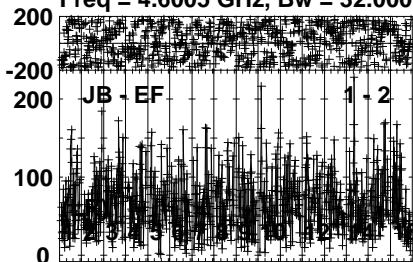
0 0 0 0 0 0 0 0 0 0 0 0 0 0 0 0
Channels

Lower frame: Micro Ampl Jy Top frame: Phas deg
Vector averaged cross-power spectrum Several baselines displayed
Timerange: 01/02:54:31 to 01/02:55:59

Plot file version 169 created 23-APR-2024 16:06:20

FRB EB100D 1.UVDATA.1

Freq = 4.6005 GHz, Bw = 32.000 MH No calibration applied and no bandpass applied



0 0 0 0 0 0 0 0 0 0 0 0 0 0 0 0
Channels

0 0 0 0 0 0 0 0 0 0 0 0 0 0 0 0
Channels

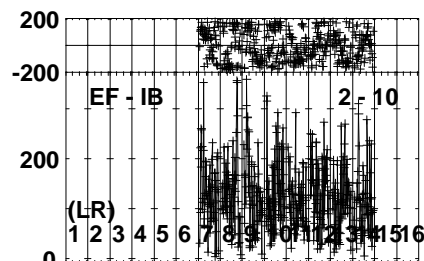
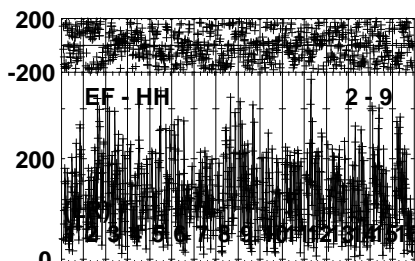
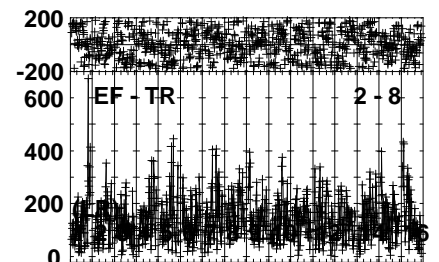
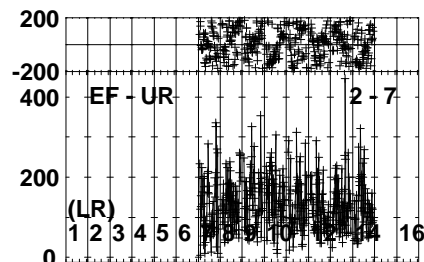
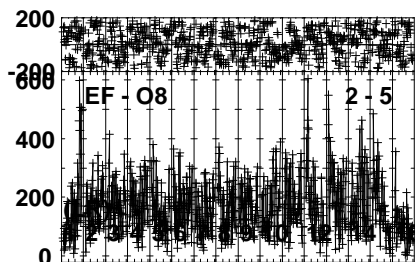
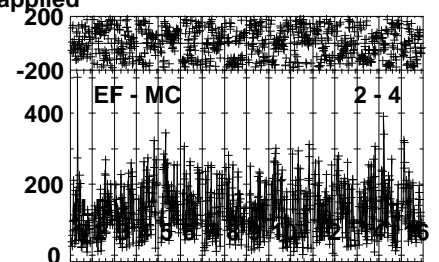
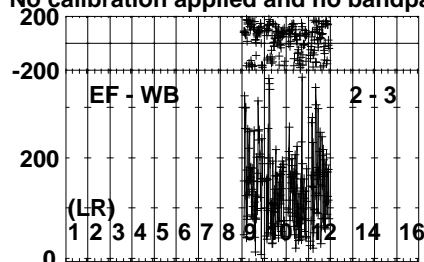
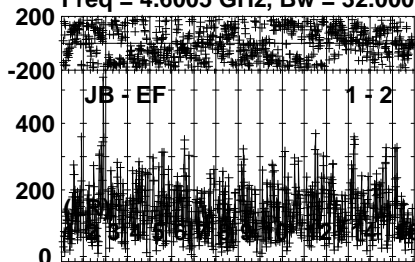
Lower frame: Micro Ampl Jy Top frame: Phas deg
Vector averaged cross-power spectrum Several baselines displayed
Timerange: 01/02:56:01 to 01/02:59:29

Plot file version 170 created 23-APR-2024 16:06:21

J0529+3209 EB100D 1.UVDATA.1

Freq = 4.6005 GHz, Bw = 32.000 MH

No calibration applied and no bandpass applied



0 0 0 0 0 0 0 0 0 0 0 0 0 0 0 0
Channels

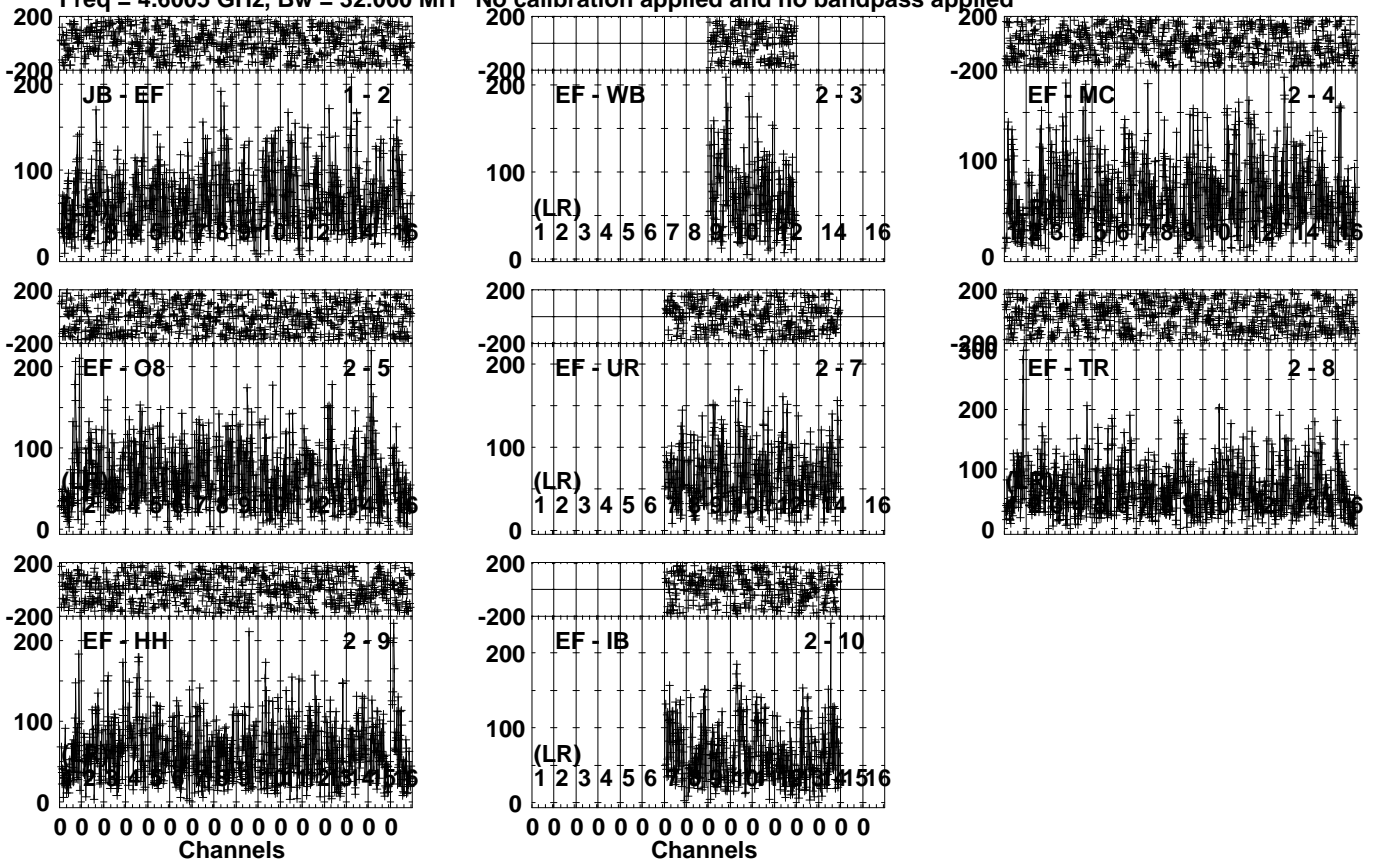
0 0 0 0 0 0 0 0 0 0 0 0 0 0 0 0
Channels

Lower frame: Micro Ampl Jy Top frame: Phas deg
Vector averaged cross-power spectrum Several baselines displayed
Timerange: 01/03:00:03 to 01/03:00:59

Plot file version 171 created 23-APR-2024 16:06:22

FRB EB100D 1.UVDATA.1

Freq = 4.6005 GHz, Bw = 32.000 MH No calibration applied and no bandpass applied

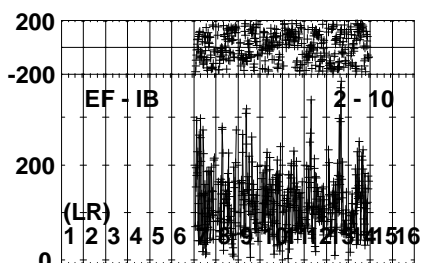
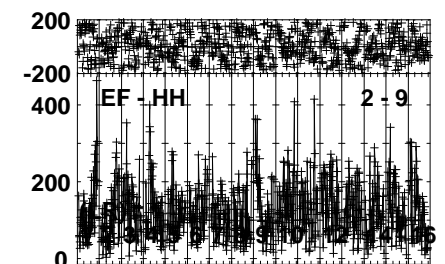
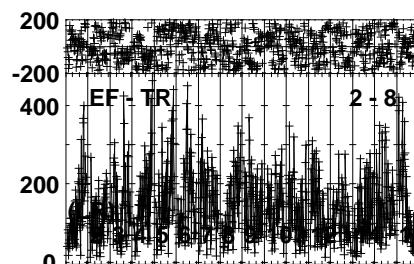
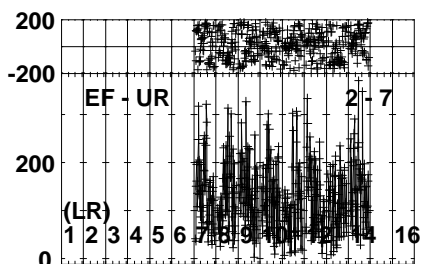
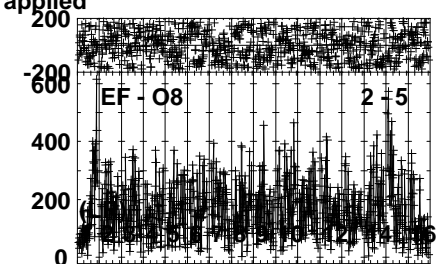
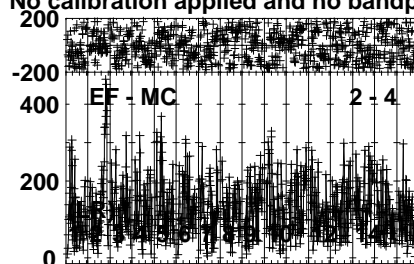
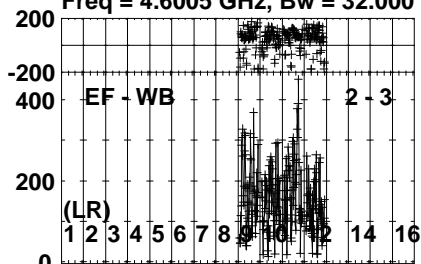


Lower frame: Micro Ampl Jy Top frame: Phas deg
Vector averaged cross-power spectrum Several baselines displayed
Timerange: 01/03:01:03 to 01/03:04:29

Plot file version 172 created 23-APR-2024 16:06:23

J0529+3209 EB100D 1.UVDATA.1

Freq = 4.6005 GHz, Bw = 32.000 MH No calibration applied and no bandpass applied



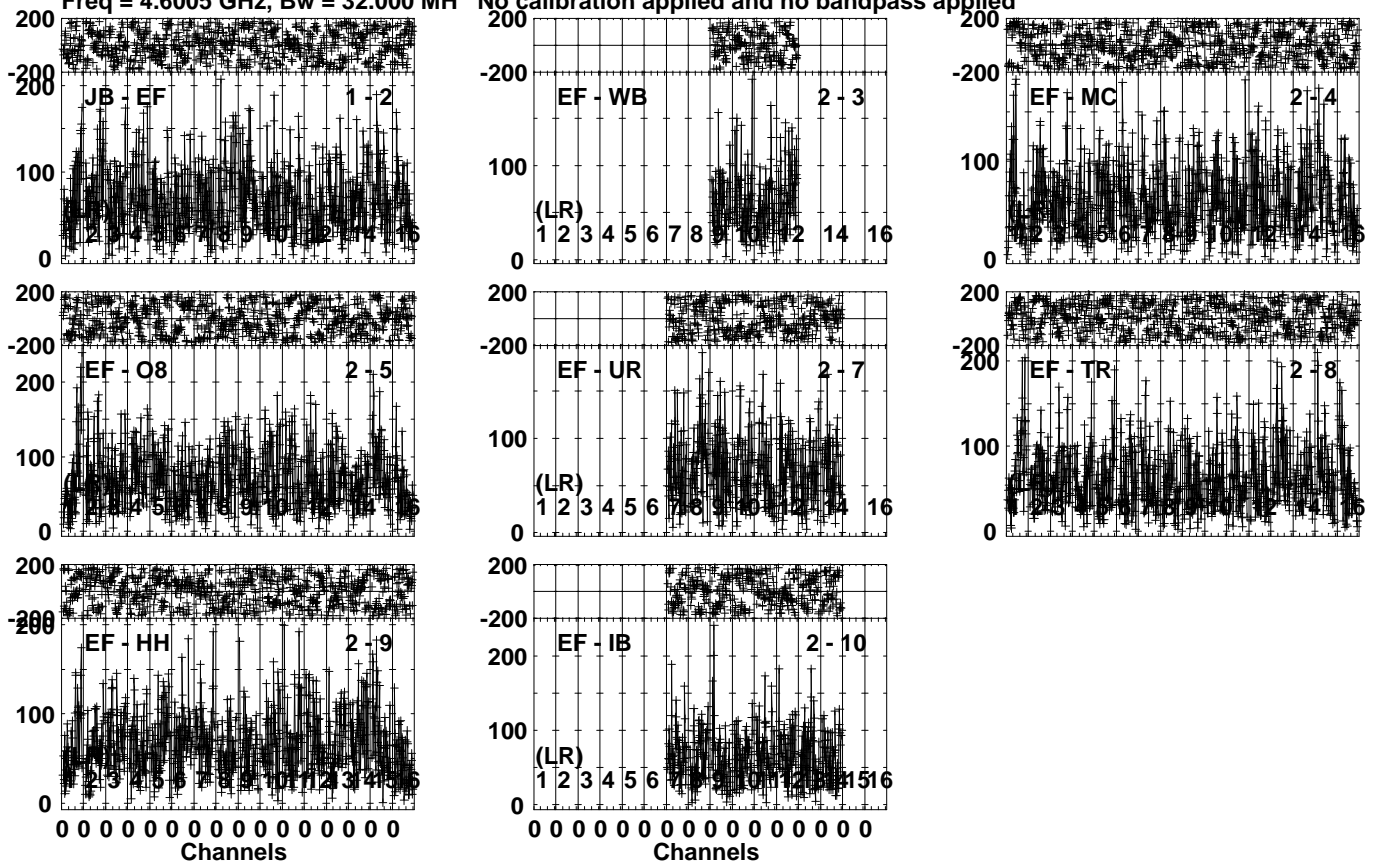
0 0 0 0 0 0 0 0 0 0 0 0 0 0 0 0
Channels

Lower frame: Micro Ampl Jy Top frame: Phas deg
Vector averaged cross-power spectrum Several baselines displayed
Timerange: 01/03:05:03 to 01/03:05:59

Plot file version 173 created 23-APR-2024 16:06:23

FRB EB100D 1.UVDATA.1

Freq = 4.6005 GHz, Bw = 32.000 MH No calibration applied and no bandpass applied

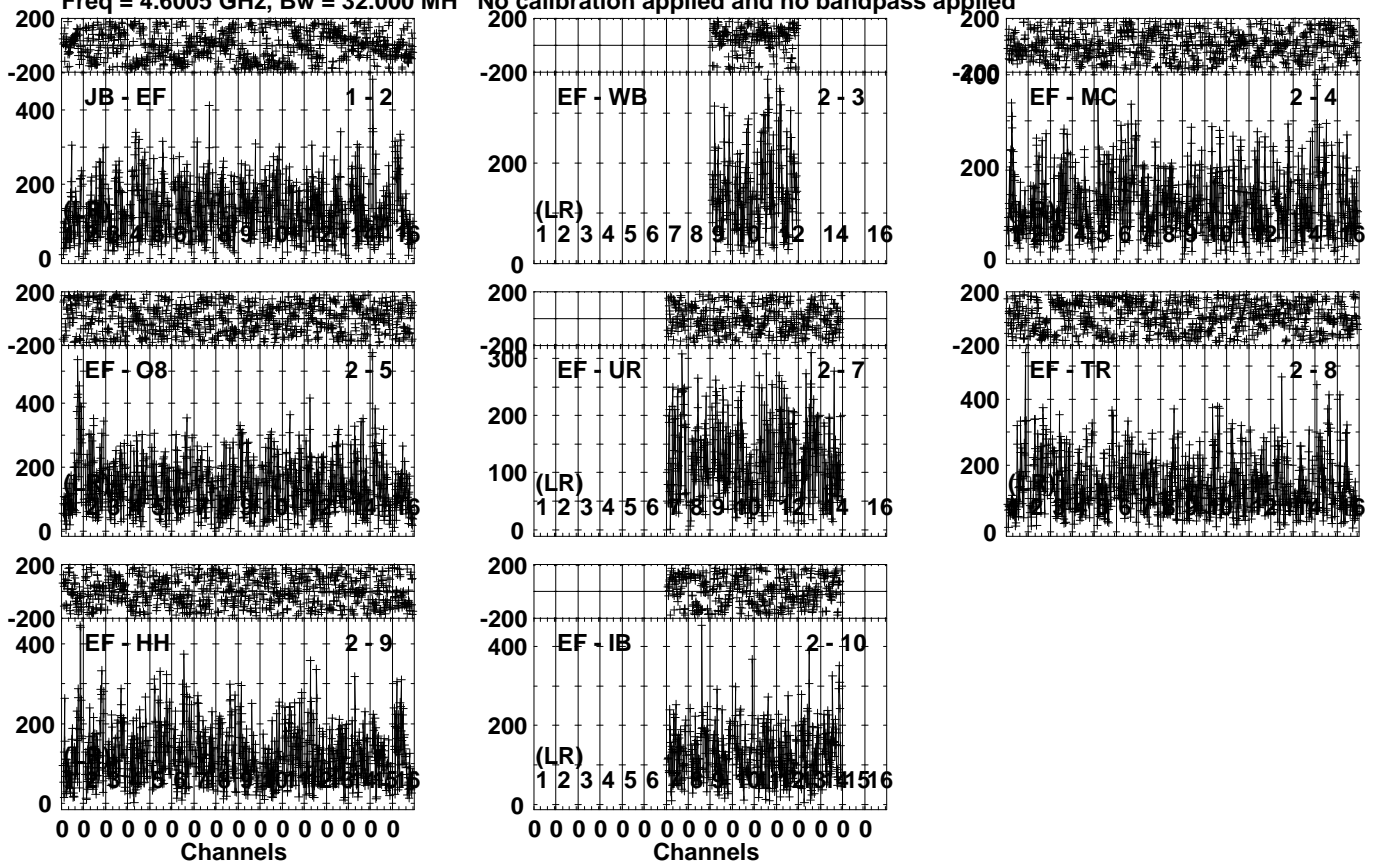


Lower frame: Micro Ampl Jy Top frame: Phas deg
Vector averaged cross-power spectrum Several baselines displayed
Timerange: 01/03:06:01 to 01/03:09:29

Plot file version 174 created 23-APR-2024 16:06:24

J0529+3209 EB100D 1.UVDATA.1

Freq = 4.6005 GHz, Bw = 32.000 MH No calibration applied and no bandpass applied

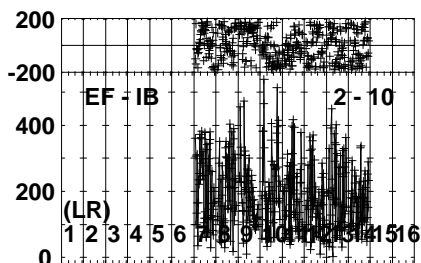
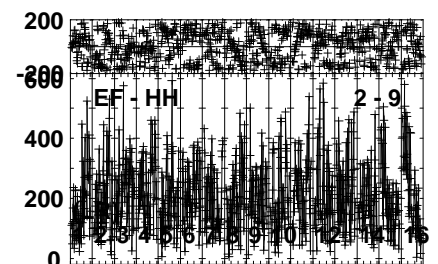
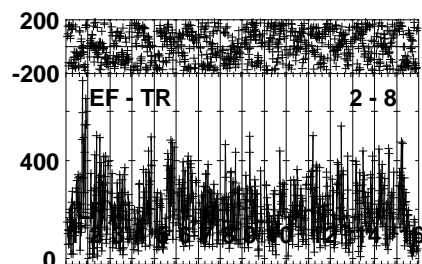
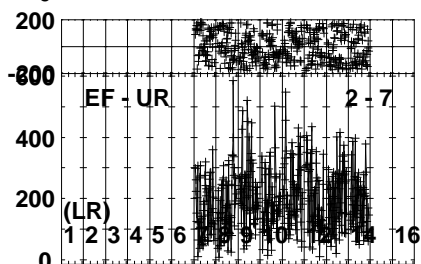
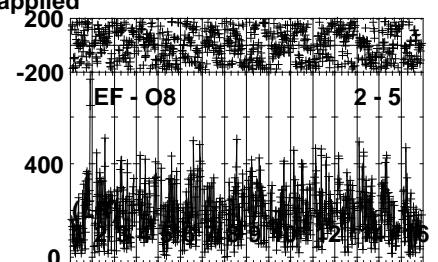
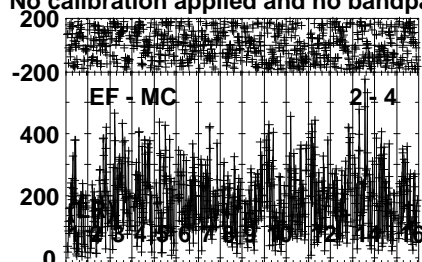
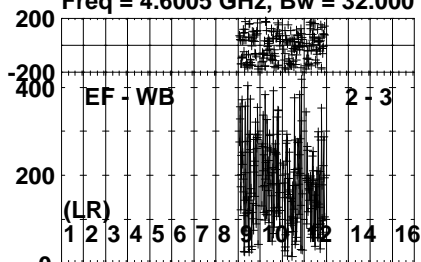


Lower frame: Micro Ampl Jy Top frame: Phas deg
Vector averaged cross-power spectrum Several baselines displayed
Timerange: 01/03:09:31 to 01/03:10:59

Plot file version 175 created 23-APR-2024 16:06:25

FRB EB100D 1.UVDATA.1

Freq = 4.6005 GHz, Bw = 32.000 MH No calibration applied and no bandpass applied



0 0 0 0 0 0 0 0 0 0 0 0 0 0 0 0
Channels

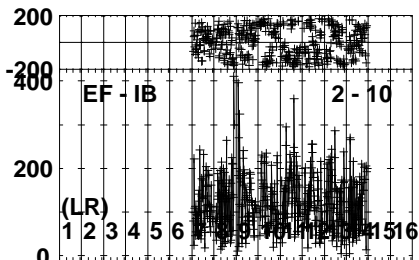
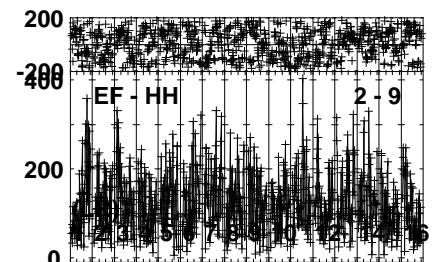
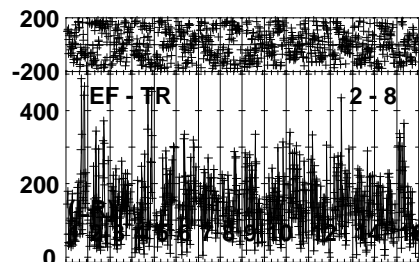
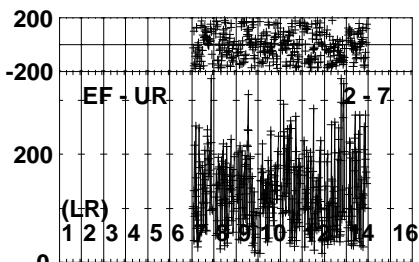
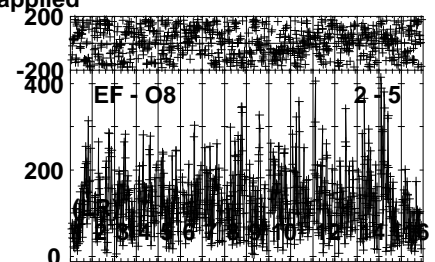
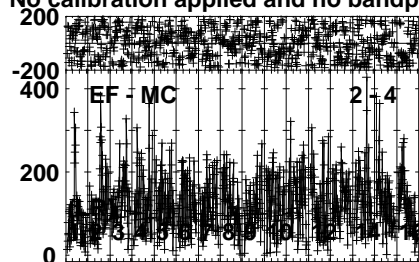
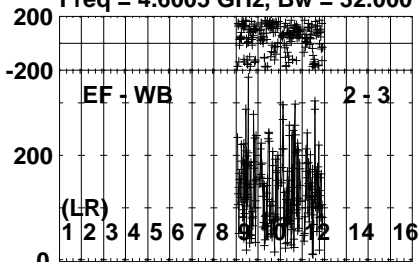
Lower frame: Micro Ampl Jy Top frame: Phas deg
Vector averaged cross-power spectrum Several baselines displayed
Timerange: 01/03:11:01 to 01/03:14:29

Plot file version 176 created 23-APR-2024 16:06:26

J0529+3209 EB100D 1.UVDATA.1

Freq = 4.6005 GHz, Bw = 32.000 MH

No calibration applied and no bandpass applied



0 0 0 0 0 0 0 0 0 0 0 0 0 0 0 0
Channels

Lower frame: Micro Ampl Jy Top frame: Phas deg

Vector averaged cross-power spectrum Several baselines displayed

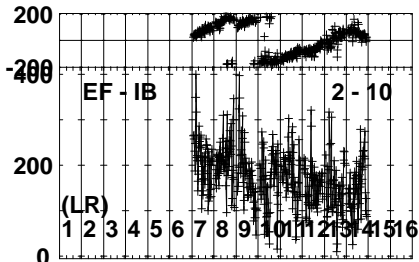
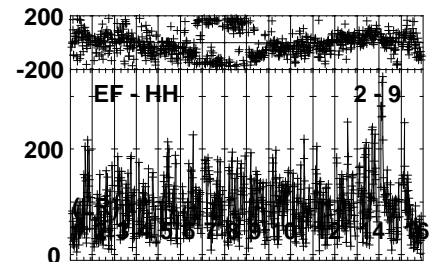
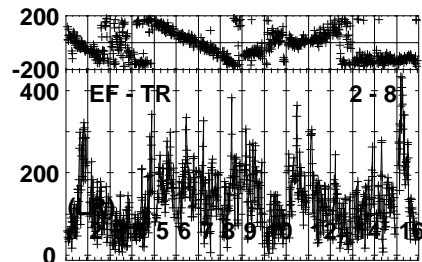
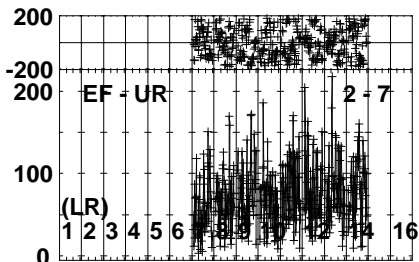
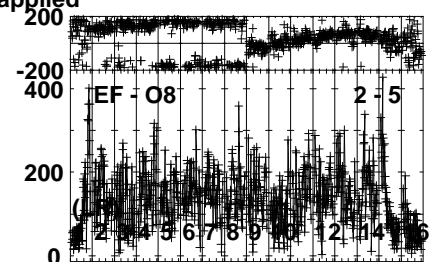
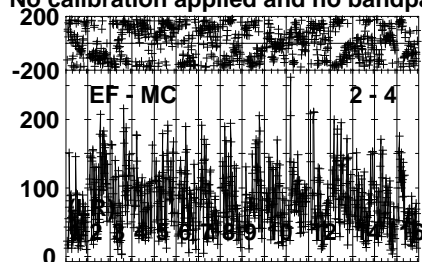
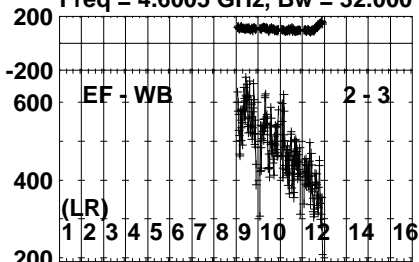
Timerange: 01/03:15:03 to 01/03:15:59

Plot file version 177 created 23-APR-2024 16:06:26

J0518+3306 EB100D 1.UVDATA.1

Freq = 4.6005 GHz, Bw = 32.000 MH

No calibration applied and no bandpass applied



0 0 0 0 0 0 0 0 0 0 0 0 0 0 0 0

Channels

Lower frame: Micro Ampl Jy Top frame: Phas deg

Vector averaged cross-power spectrum Several baselines displayed

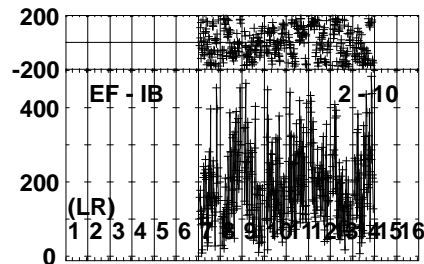
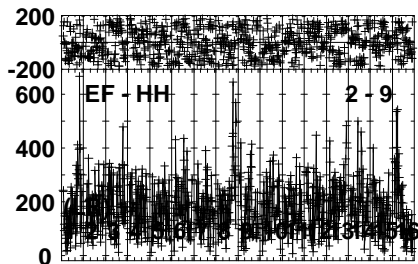
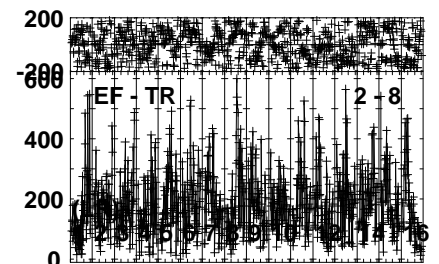
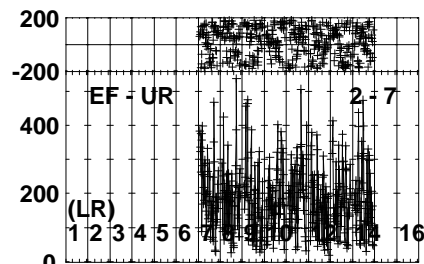
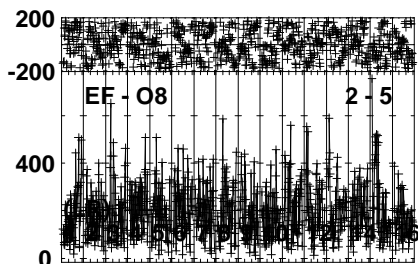
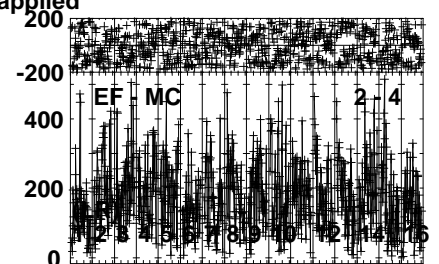
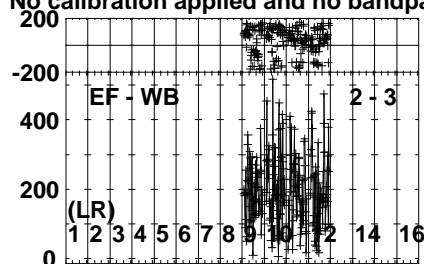
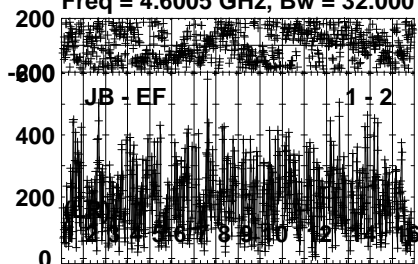
Timerange: 01/03:16:33 to 01/03:19:29

Plot file version 178 created 23-APR-2024 16:06:27

J0529+3209 EB100D 1.UVDATA.1

Freq = 4.6005 GHz, Bw = 32.000 MH

No calibration applied and no bandpass applied



0 0 0 0 0 0 0 0 0 0 0 0 0 0 0 0
Channels

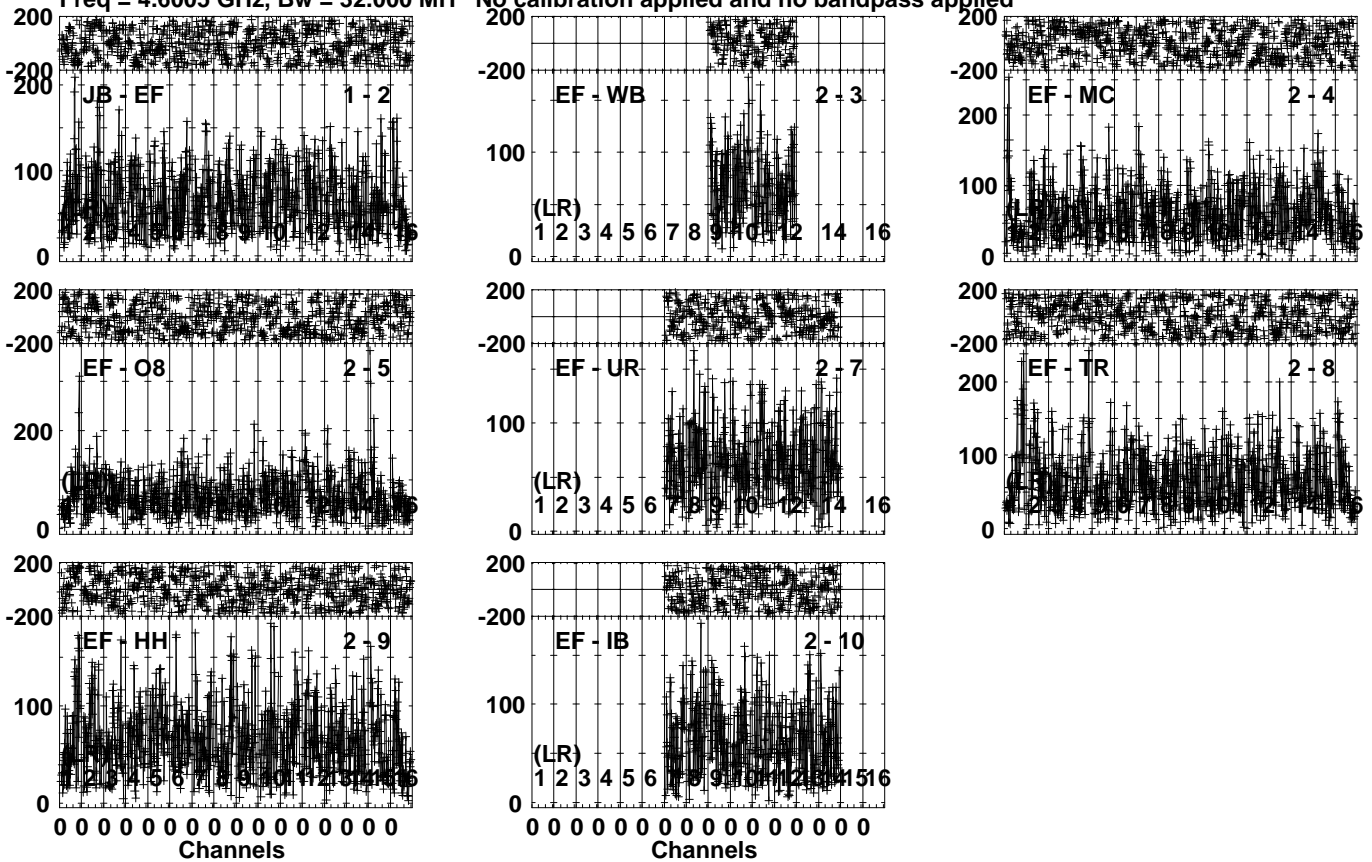
0 0 0 0 0 0 0 0 0 0 0 0 0 0 0 0
Channels

Lower frame: Micro Ampl Jy Top frame: Phas deg
Vector averaged cross-power spectrum Several baselines displayed
Timerange: 01/03:19:31 to 01/03:20:59

Plot file version 179 created 23-APR-2024 16:06:27

FRB EB100D 1.UVDATA.1

Freq = 4.6005 GHz, Bw = 32.000 MH No calibration applied and no bandpass applied

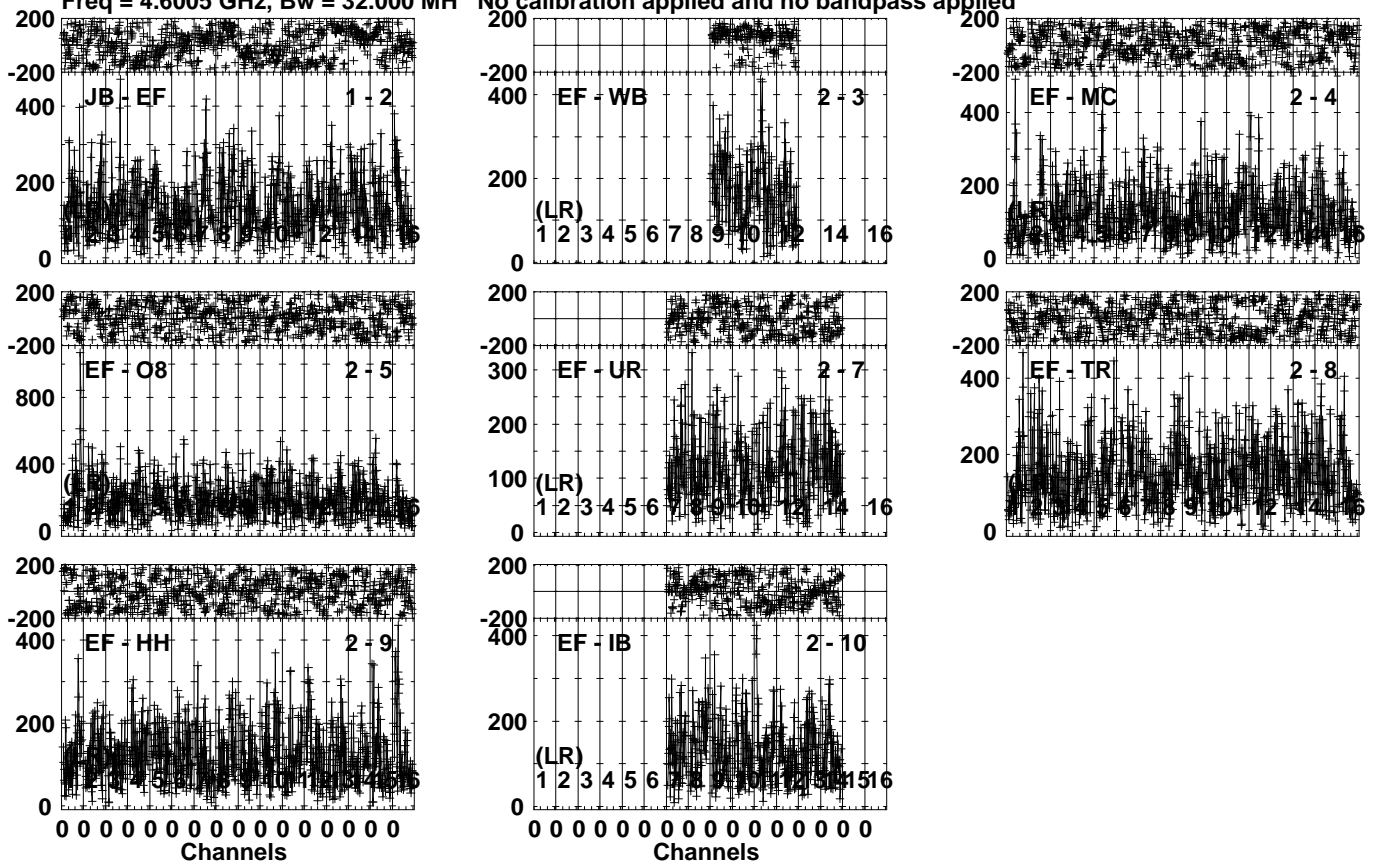


Lower frame: Micro Ampl Jy Top frame: Phas deg
Vector averaged cross-power spectrum Several baselines displayed
Timerange: 01/03:21:01 to 01/03:24:29

Plot file version 180 created 23-APR-2024 16:06:28

J0529+3209 EB100D 1.UVDATA.1

Freq = 4.6005 GHz, Bw = 32.000 MH No calibration applied and no bandpass applied

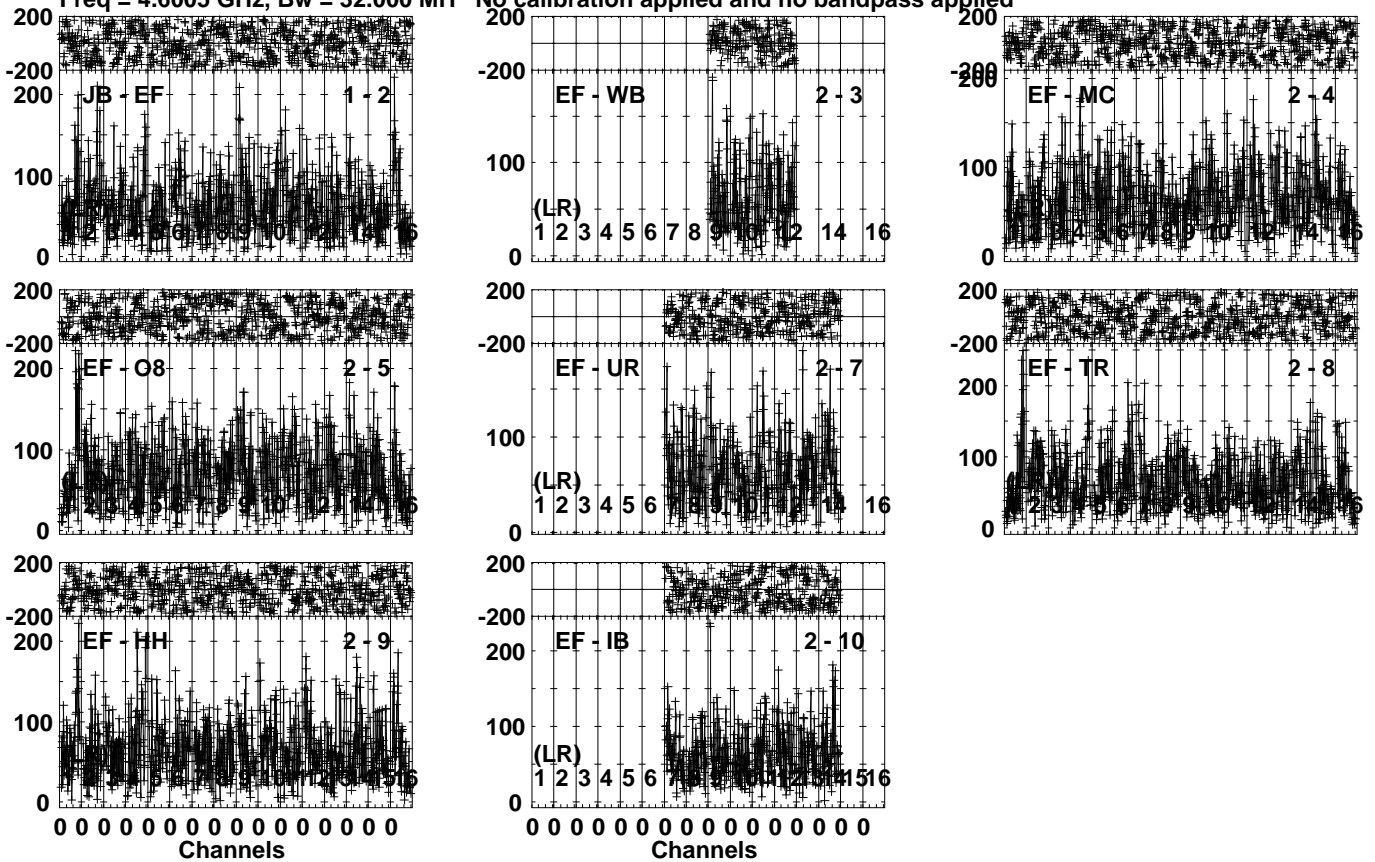


Lower frame: Micro Ampl Jy Top frame: Phas deg
Vector averaged cross-power spectrum Several baselines displayed
Timerange: 01/03:25:03 to 01/03:25:59

Plot file version 181 created 23-APR-2024 16:06:29

FRB EB100D 1.UVDATA.1

Freq = 4.6005 GHz, Bw = 32.000 MH No calibration applied and no bandpass applied



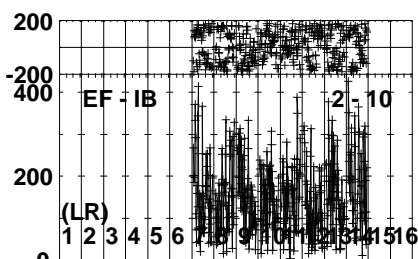
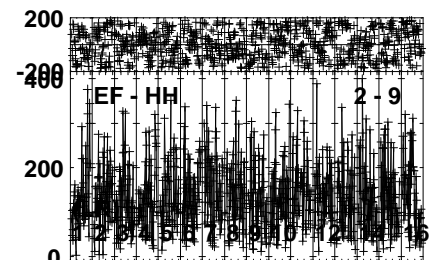
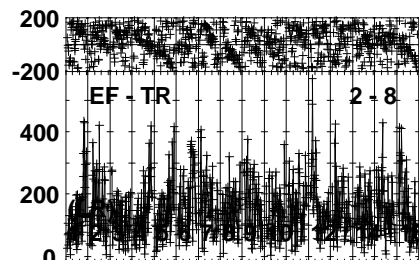
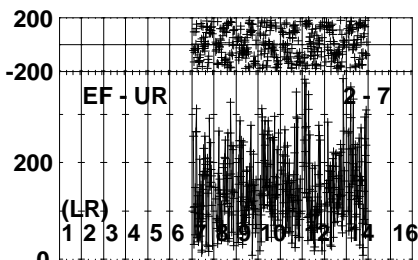
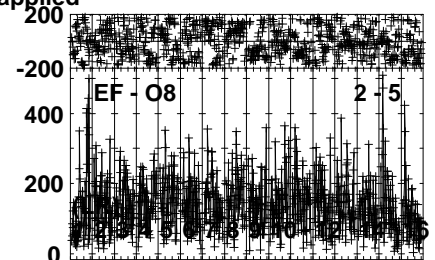
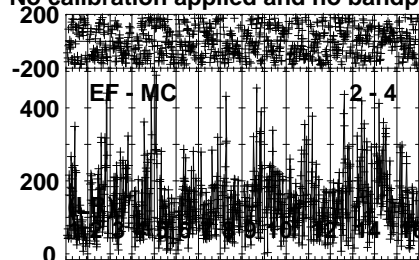
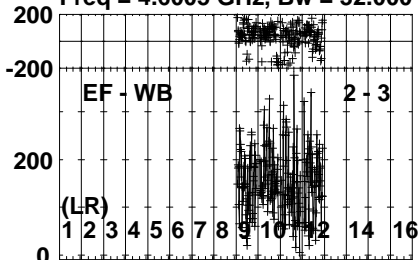
Lower frame: Micro Ampl Jy Top frame: Phas deg
Vector averaged cross-power spectrum Several baselines displayed
Timerange: 01/03:26:01 to 01/03:29:29

Plot file version 182 created 23-APR-2024 16:06:30

J0529+3209 EB100D 1.UVDATA.1

Freq = 4.6005 GHz, Bw = 32.000 MH

No calibration applied and no bandpass applied



0 0 0 0 0 0 0 0 0 0 0 0 0 0 0 0

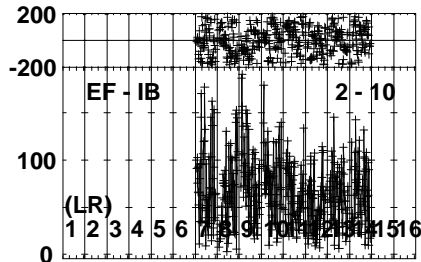
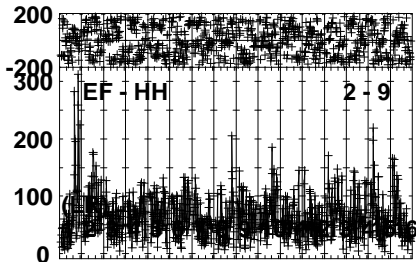
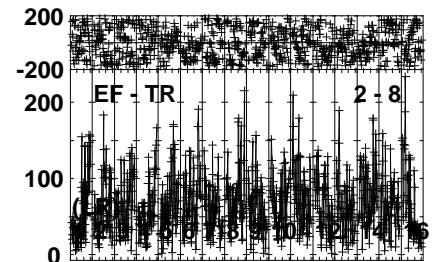
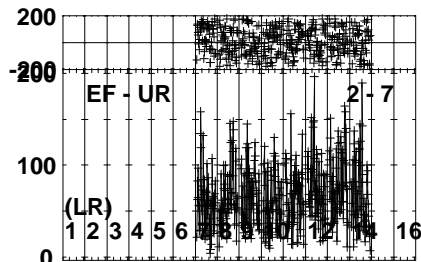
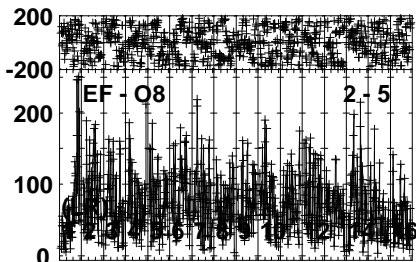
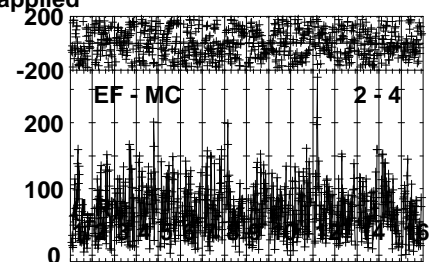
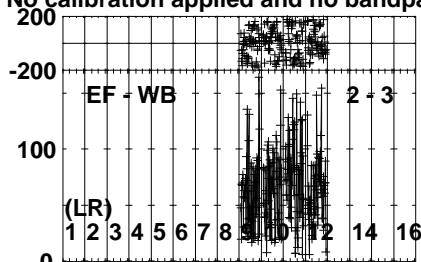
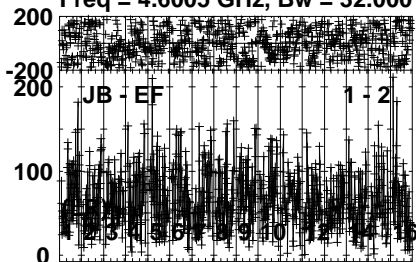
Channels

Lower frame: Micro Ampl Jy Top frame: Phas deg
Vector averaged cross-power spectrum Several baselines displayed
Timerange: 01/03:30:03 to 01/03:30:59

Plot file version 183 created 23-APR-2024 16:06:30

FRB EB100D 1.UVDATA.1

Freq = 4.6005 GHz, Bw = 32.000 MH No calibration applied and no bandpass applied



0 0 0 0 0 0 0 0 0 0 0 0 0 0 0 0
Channels

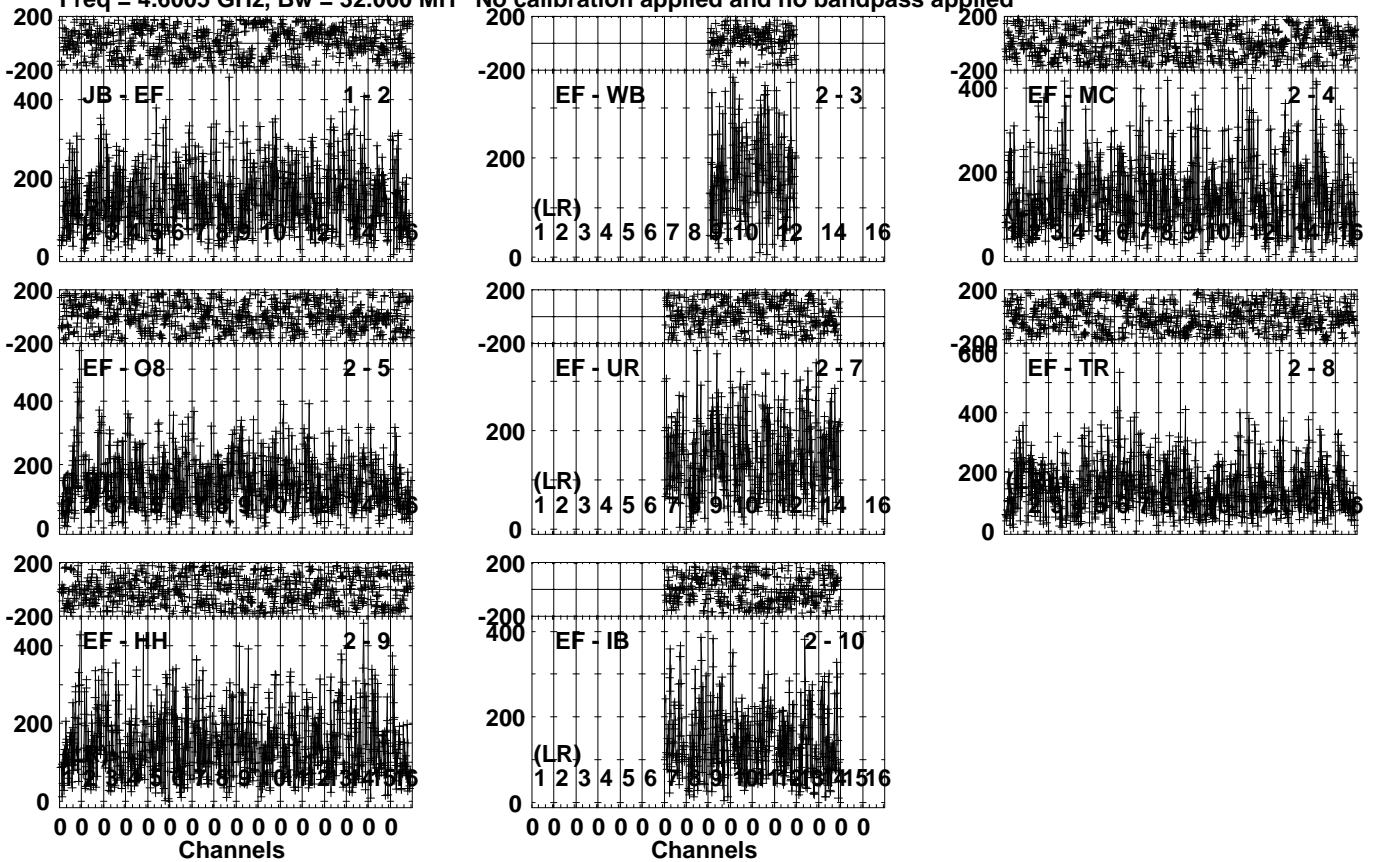
0 0 0 0 0 0 0 0 0 0 0 0 0 0 0 0
Channels

Lower frame: Micro Ampl Jy Top frame: Phas deg
Vector averaged cross-power spectrum Several baselines displayed
Timerange: 01/03:31:01 to 01/03:34:29

Plot file version 184 created 23-APR-2024 16:06:31

J0529+3209 EB100D 1.UVDATA.1

Freq = 4.6005 GHz, Bw = 32.000 MH No calibration applied and no bandpass applied

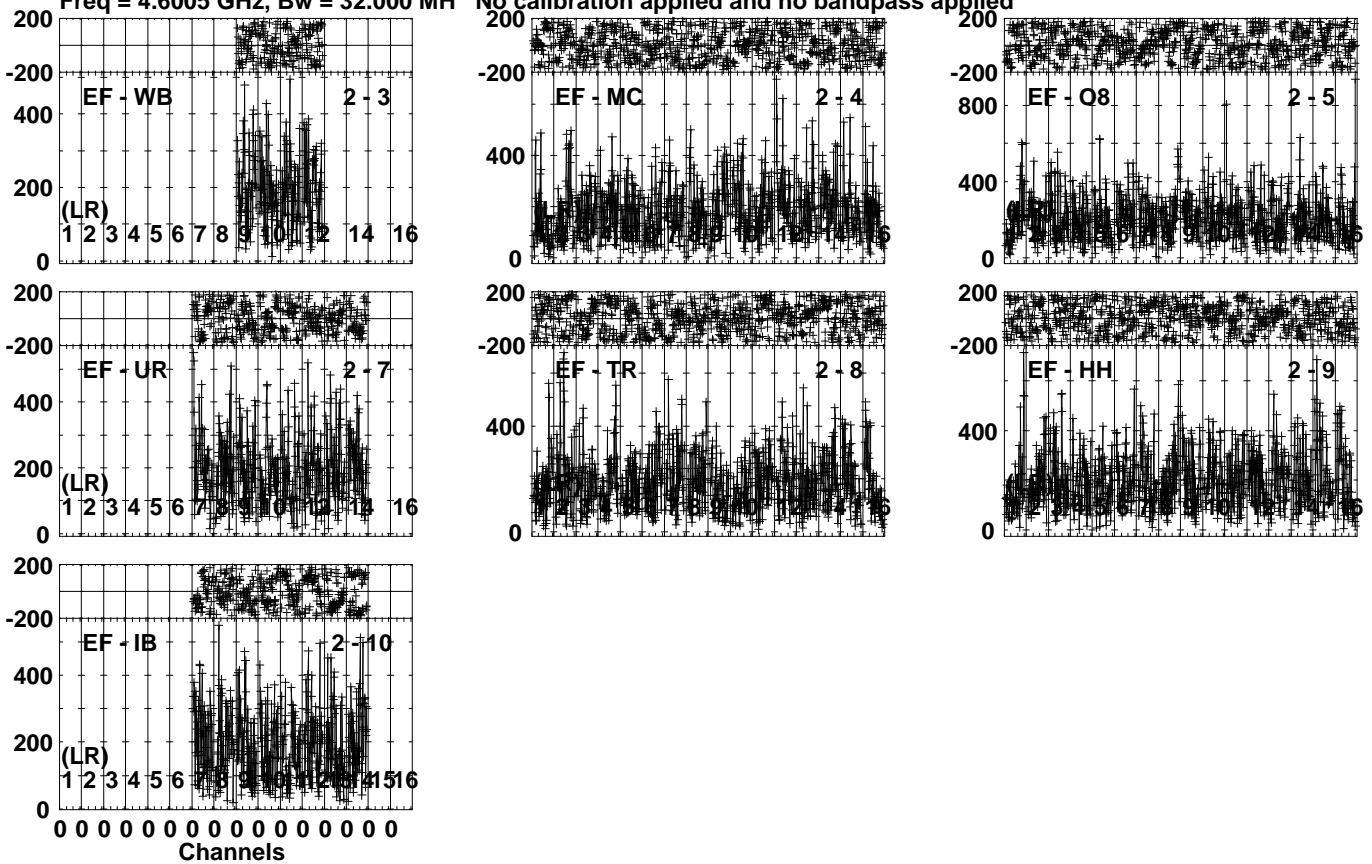


Lower frame: Micro Ampl Jy Top frame: Phas deg
Vector averaged cross-power spectrum Several baselines displayed
Timerange: 01/03:34:31 to 01/03:35:59

Plot file version 185 created 23-APR-2024 16:06:32

FRB EB100D 1.UVDATA.1

Freq = 4.6005 GHz, Bw = 32.000 MH No calibration applied and no bandpass applied



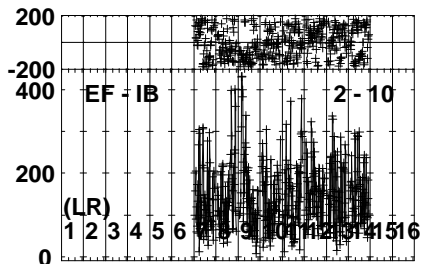
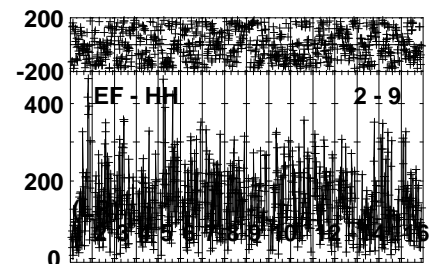
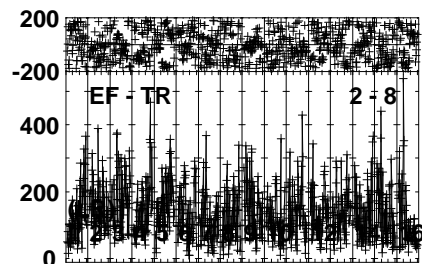
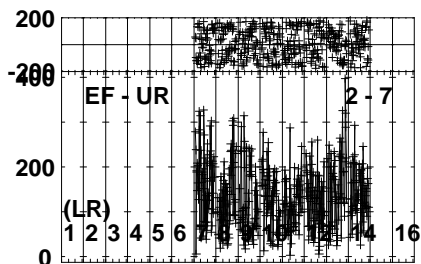
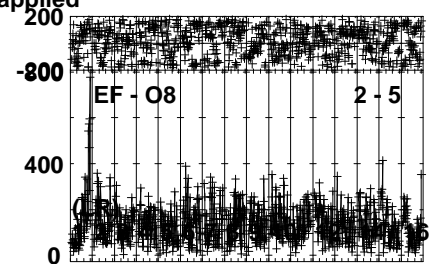
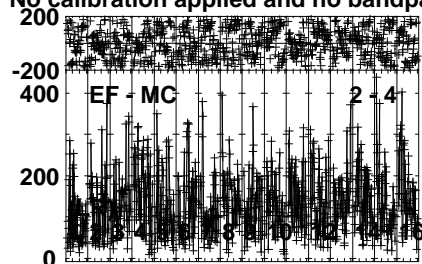
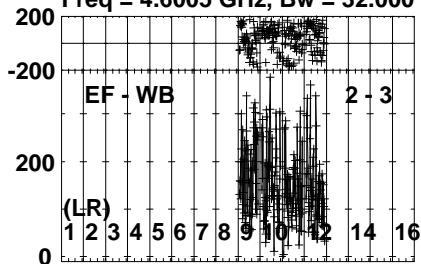
Lower frame: Micro Ampl Jy Top frame: Phas deg
Vector averaged cross-power spectrum Several baselines displayed
Timerange: 01/03:36:01 to 01/03:39:29

Plot file version 186 created 23-APR-2024 16:06:33

J0529+3209 EB100D 1.UVDATA.1

Freq = 4.6005 GHz, Bw = 32.000 MH

No calibration applied and no bandpass applied



0 0 0 0 0 0 0 0 0 0 0 0 0 0 0 0

Channels

Lower frame: Micro Ampl Jy Top frame: Phas deg

Vector averaged cross-power spectrum Several baselines displayed

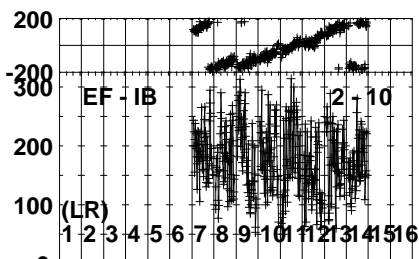
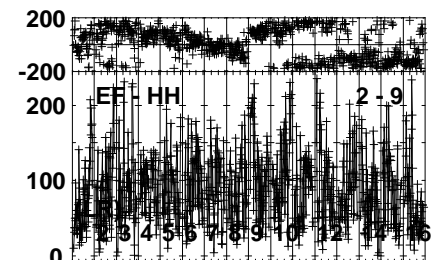
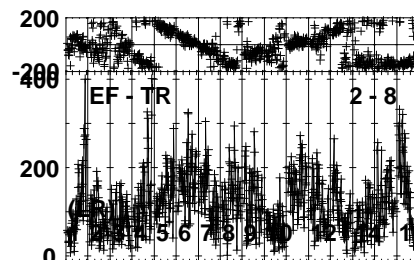
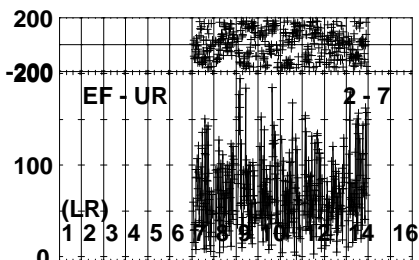
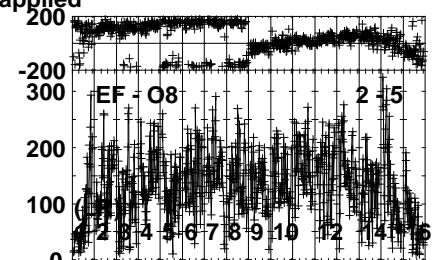
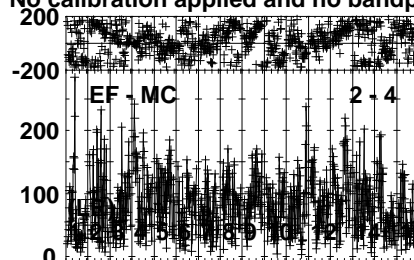
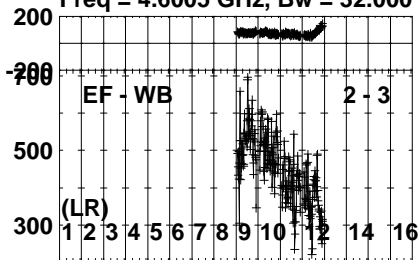
Timerange: 01/03:40:03 to 01/03:40:59

Plot file version 187 created 23-APR-2024 16:06:33

J0518+3306 EB100D 1.UVDATA.1

Freq = 4.6005 GHz, Bw = 32.000 MH

No calibration applied and no bandpass applied



0 0 0 0 0 0 0 0 0 0 0 0 0 0 0 0
Channels

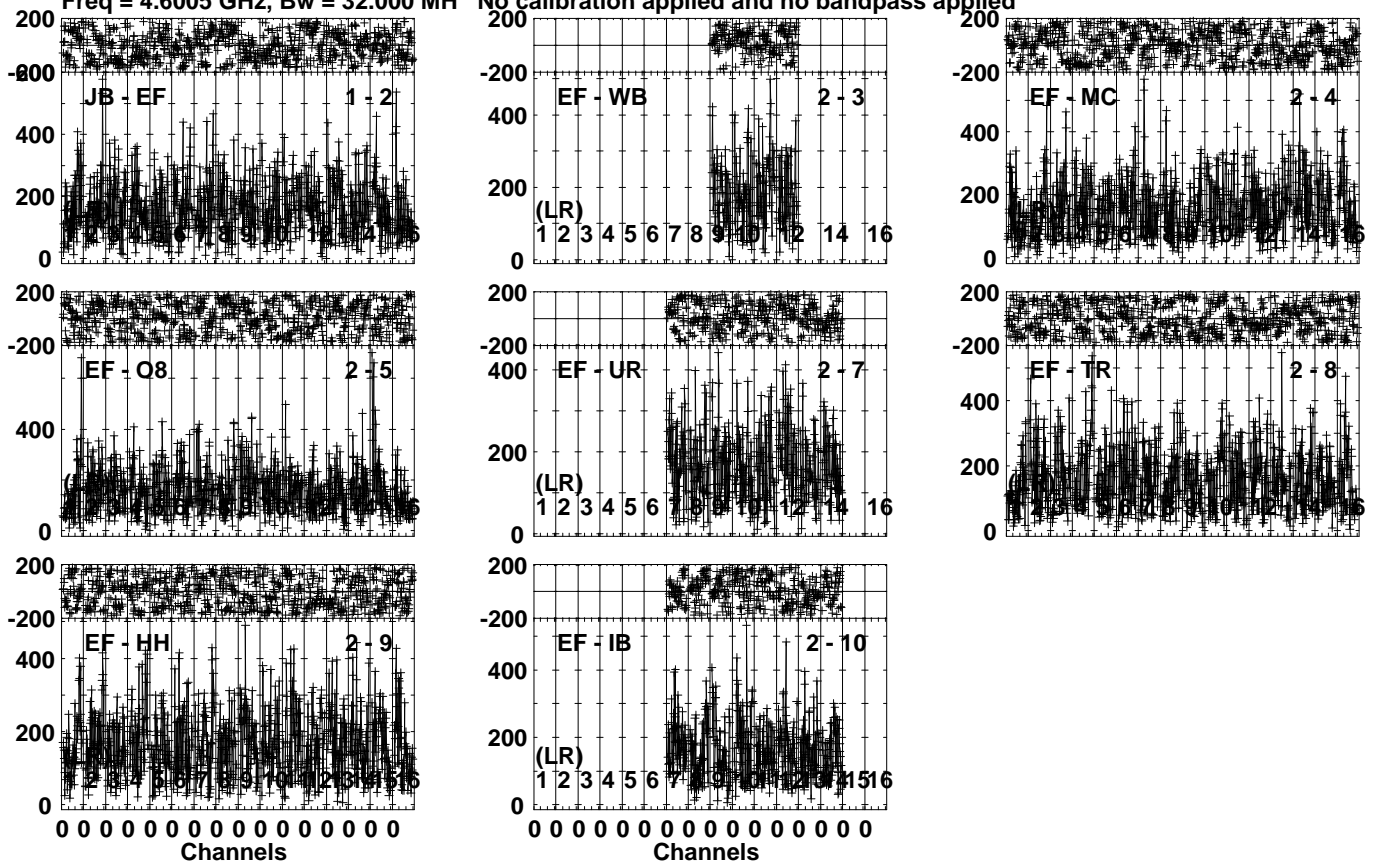
Lower frame: Micro Ampl Jy Top frame: Phas deg
Vector averaged cross-power spectrum Several baselines displayed
Timerange: 01/03:41:33 to 01/03:44:29

Plot file version 188 created 23-APR-2024 16:06:34

J0529+3209 EB100D 1.UVDATA.1

Freq = 4.6005 GHz, Bw = 32.000 MH

No calibration applied and no bandpass applied

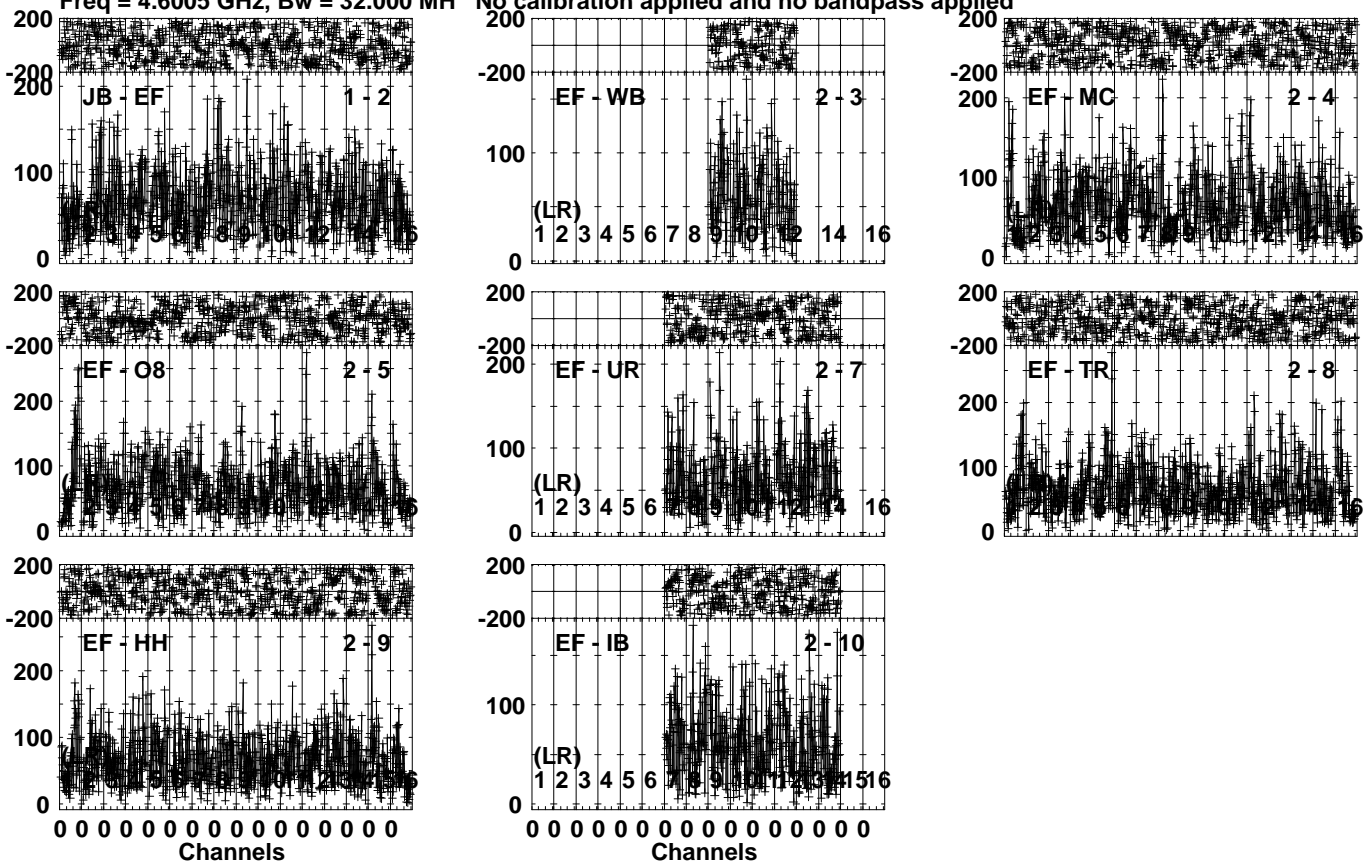


Lower frame: Micro Ampl Jy Top frame: Phas deg
Vector averaged cross-power spectrum Several baselines displayed
Timerange: 01/03:44:31 to 01/03:45:59

Plot file version 189 created 23-APR-2024 16:06:34

FRB EB100D 1.UVDATA.1

Freq = 4.6005 GHz, Bw = 32.000 MH No calibration applied and no bandpass applied



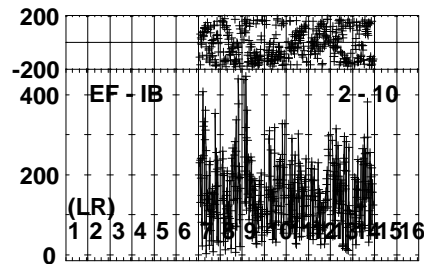
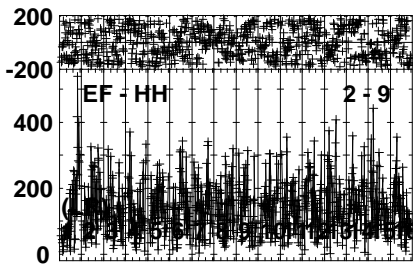
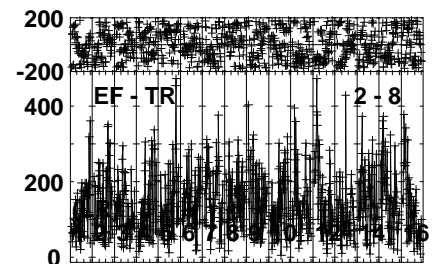
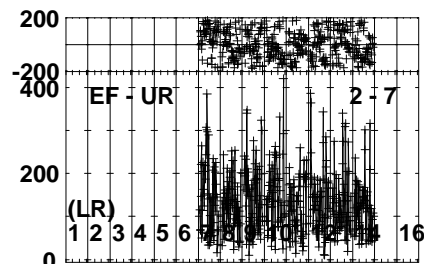
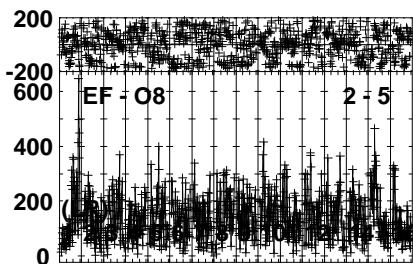
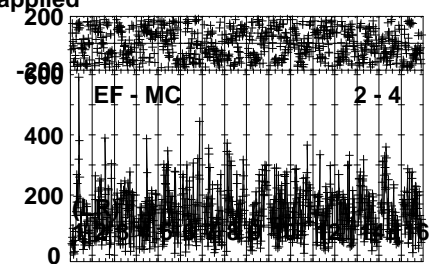
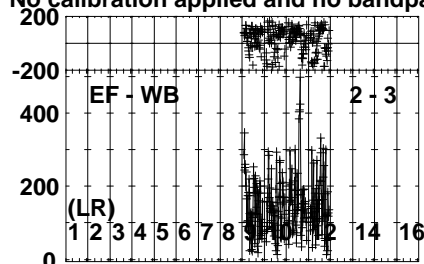
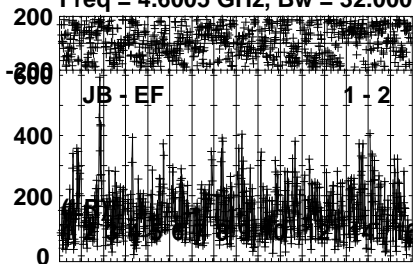
Lower frame: Micro Ampl Jy Top frame: Phas deg
Vector averaged cross-power spectrum Several baselines displayed
Timerange: 01/03:46:01 to 01/03:49:29

Plot file version 190 created 23-APR-2024 16:06:35

J0529+3209 EB100D 1.UVDATA.1

Freq = 4.6005 GHz, Bw = 32.000 MH

No calibration applied and no bandpass applied



0 0 0 0 0 0 0 0 0 0 0 0 0 0 0 0
Channels

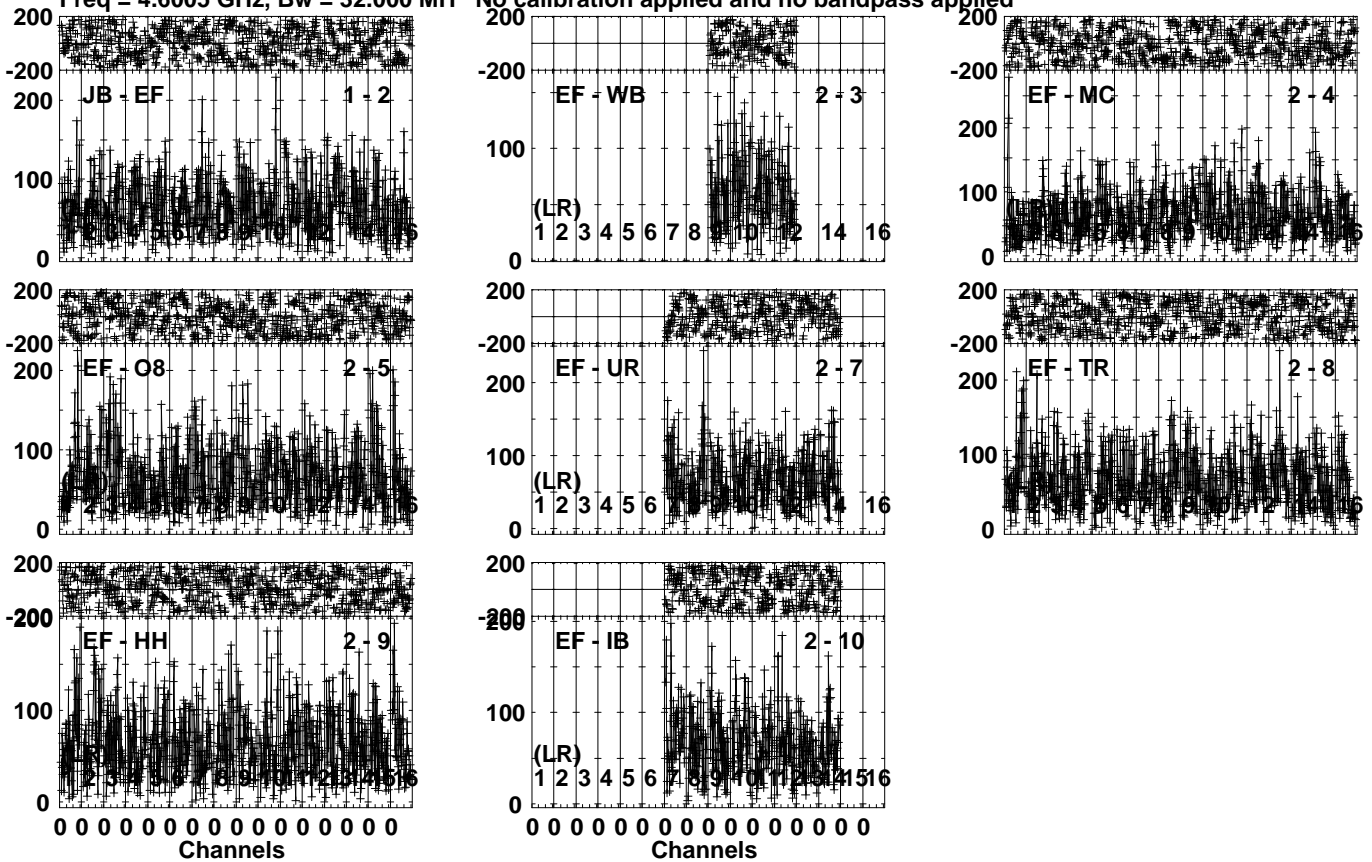
0 0 0 0 0 0 0 0 0 0 0 0 0 0 0 0
Channels

Lower frame: Micro Ampl Jy Top frame: Phas deg
Vector averaged cross-power spectrum Several baselines displayed
Timerange: 01/03:50:03 to 01/03:50:59

Plot file version 191 created 23-APR-2024 16:06:36

FRB EB100D 1.UVDATA.1

Freq = 4.6005 GHz, Bw = 32.000 MH No calibration applied and no bandpass applied

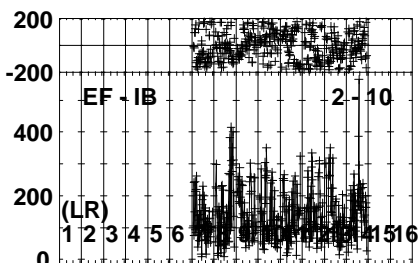
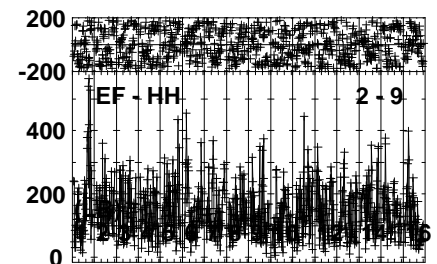
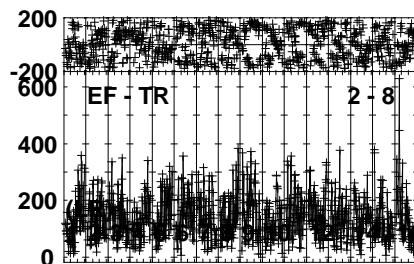
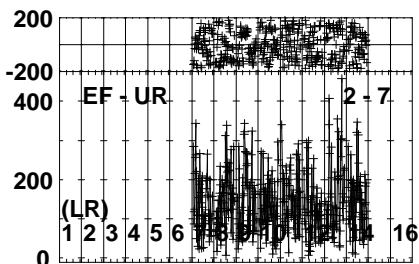
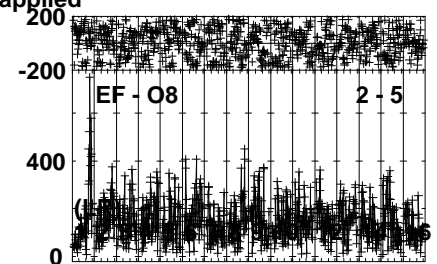
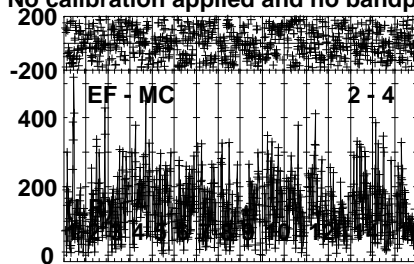
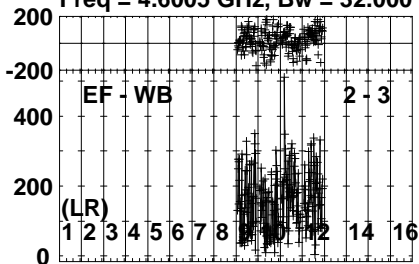


Lower frame: Micro Ampl Jy Top frame: Phas deg
Vector averaged cross-power spectrum Several baselines displayed
Timerange: 01/03:51:03 to 01/03:54:29

Plot file version 192 created 23-APR-2024 16:06:38

J0529+3209 EB100D 1.UVDATA.1

Freq = 4.6005 GHz, Bw = 32.000 MH No calibration applied and no bandpass applied



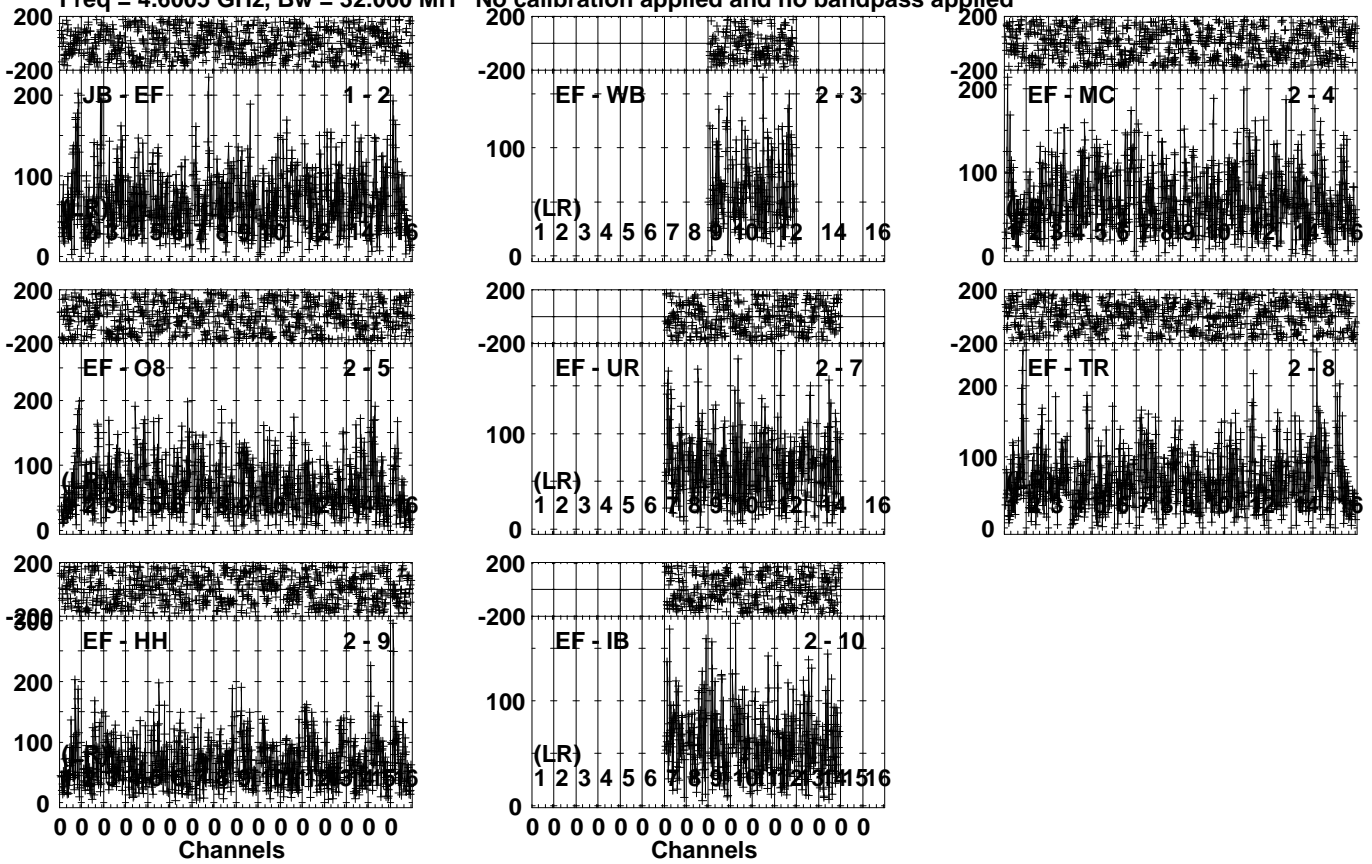
0 0 0 0 0 0 0 0 0 0 0 0 0 0 0 0
Channels

Lower frame: Micro Ampl Jy Top frame: Phas deg
Vector averaged cross-power spectrum Several baselines displayed
Timerange: 01/03:55:03 to 01/03:55:59

Plot file version 193 created 23-APR-2024 16:06:39

FRB EB100D 1.UVDATA.1

Freq = 4.6005 GHz, Bw = 32.000 MH No calibration applied and no bandpass applied



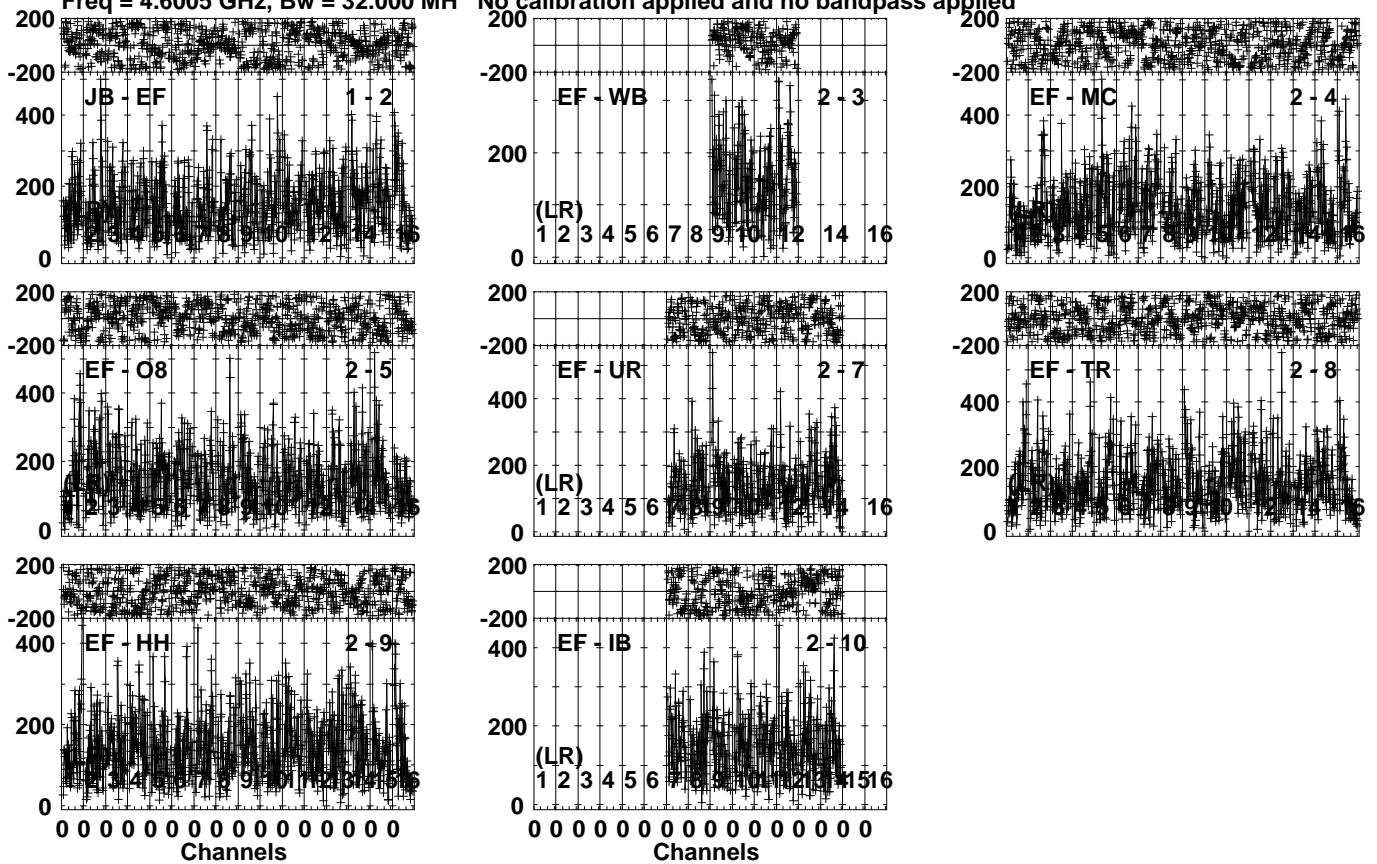
Lower frame: Micro Ampl Jy Top frame: Phas deg
Vector averaged cross-power spectrum Several baselines displayed
Timerange: 01/03:56:01 to 01/03:59:29

Plot file version 194 created 23-APR-2024 16:06:40

J0529+3209 EB100D 1.UVDATA.1

Freq = 4.6005 GHz, Bw = 32.000 MH

No calibration applied and no bandpass applied

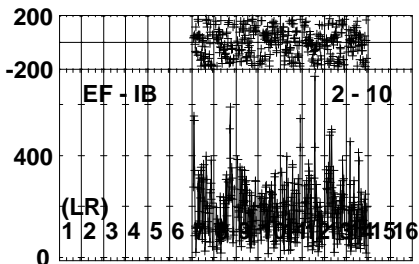
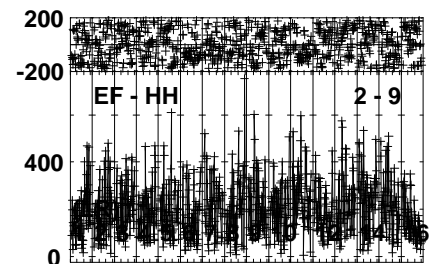
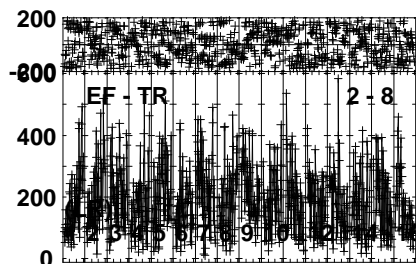
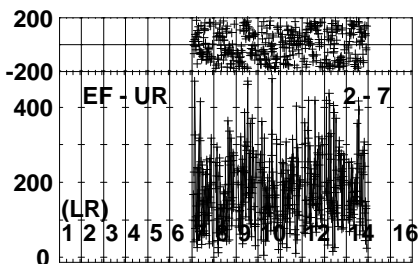
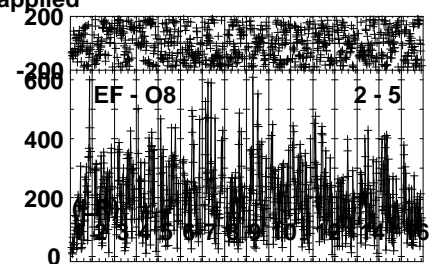
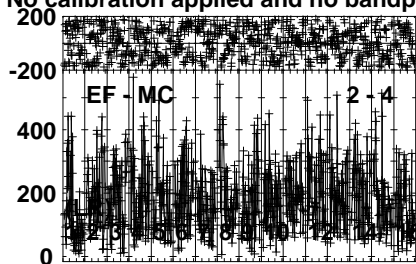
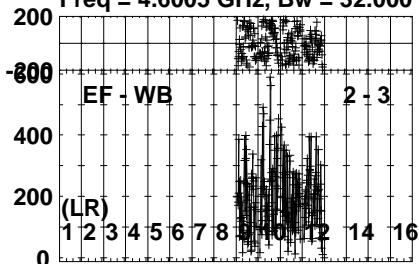


Lower frame: Micro Ampl Jy Top frame: Phas deg
Vector averaged cross-power spectrum Several baselines displayed
Timerange: 01/03:59:31 to 01/04:00:59

Plot file version 195 created 23-APR-2024 16:06:40

FRB EB100D 1.UVDATA.1

Freq = 4.6005 GHz, Bw = 32.000 MH No calibration applied and no bandpass applied



0 0 0 0 0 0 0 0 0 0 0 0 0 0 0 0

Channels

Lower frame: Micro Ampl Jy Top frame: Phas deg

Vector averaged cross-power spectrum Several baselines displayed

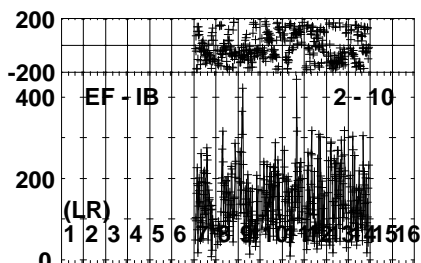
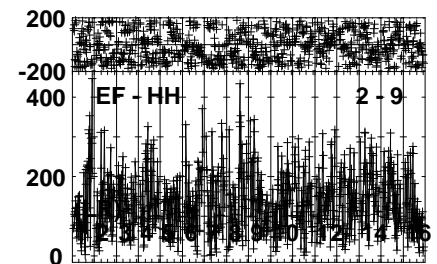
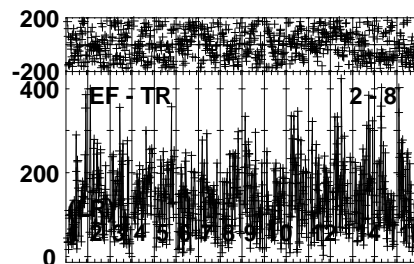
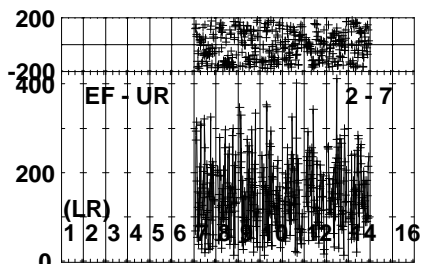
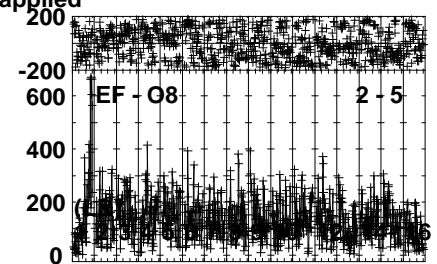
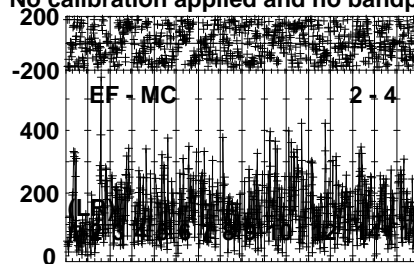
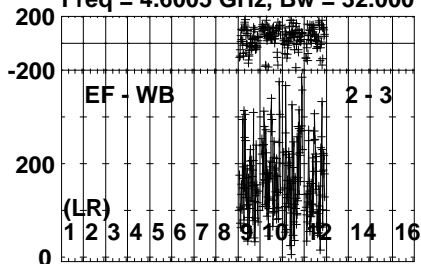
Timerange: 01/04:01:01 to 01/04:04:29

Plot file version 196 created 23-APR-2024 16:06:41

J0529+3209 EB100D 1.UVDATA.1

Freq = 4.6005 GHz, Bw = 32.000 MH

No calibration applied and no bandpass applied



0 0 0 0 0 0 0 0 0 0 0 0 0 0 0 0

Channels

Lower frame: Micro Ampl Jy Top frame: Phas deg

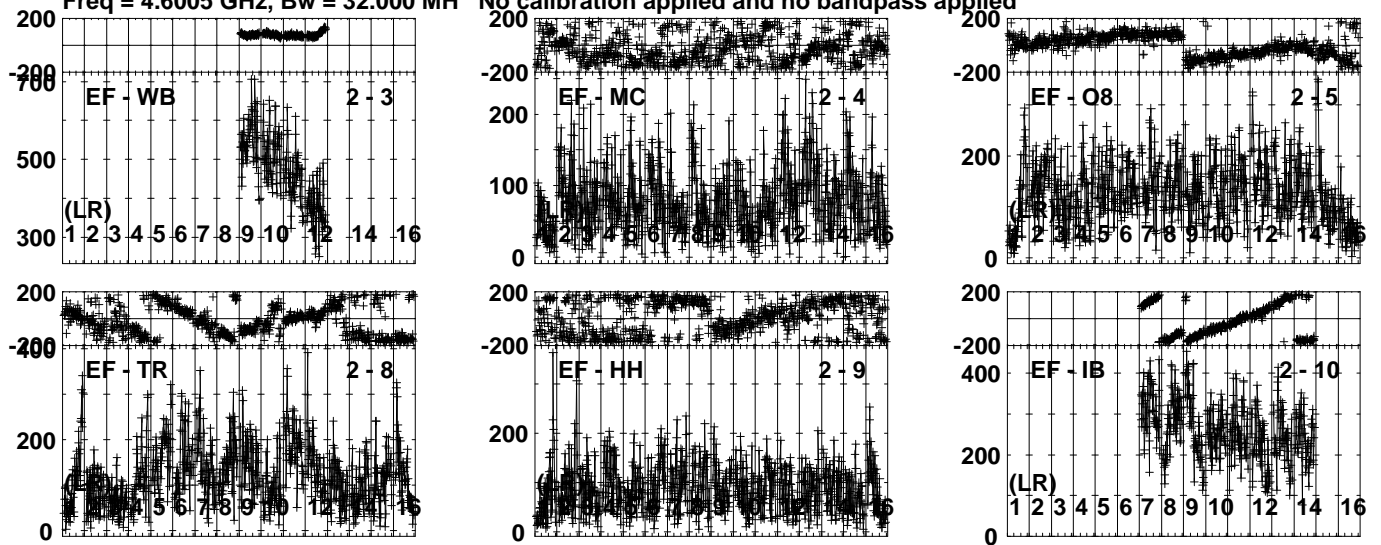
Vector averaged cross-power spectrum Several baselines displayed

Timerange: 01/04:05:03 to 01/04:05:59

Plot file version 197 created 23-APR-2024 16:06:41

J0518+3306 EB100D 1.UVDATA.1

Freq = 4.6005 GHz, Bw = 32.000 MH No calibration applied and no bandpass applied

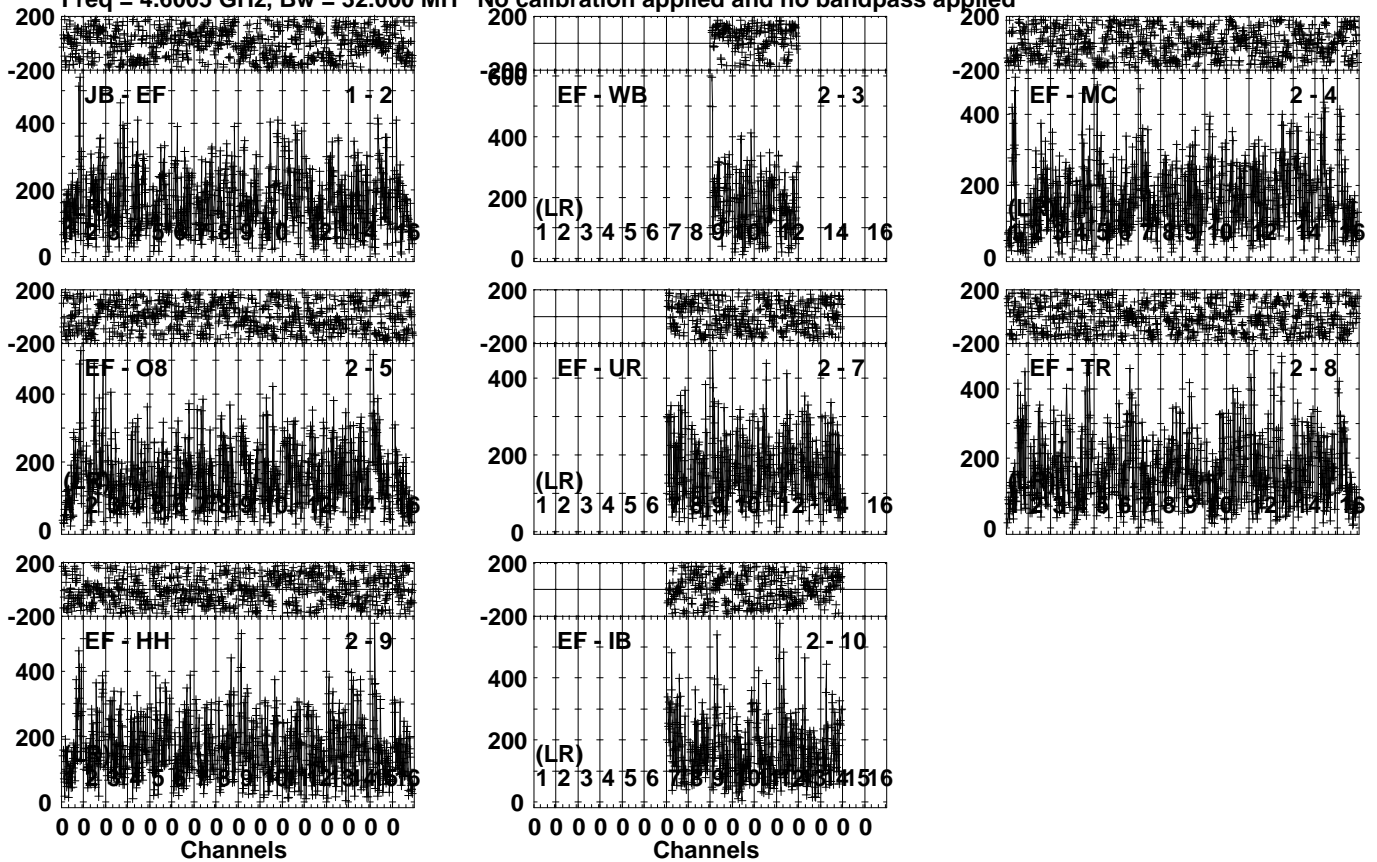


Lower frame: Micro Ampl Jy Top frame: Phas deg
Vector averaged cross-power spectrum Several baselines displayed
Timerange: 01/04:06:33 to 01/04:09:29

Plot file version 198 created 23-APR-2024 16:06:42

J0529+3209 EB100D 1.UVDATA.1

Freq = 4.6005 GHz, Bw = 32.000 MH No calibration applied and no bandpass applied

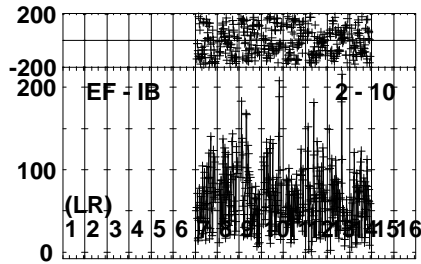
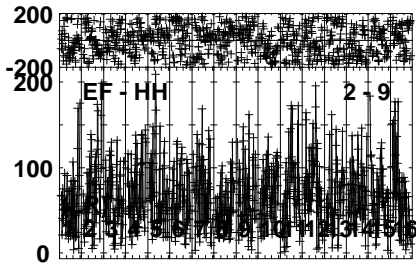
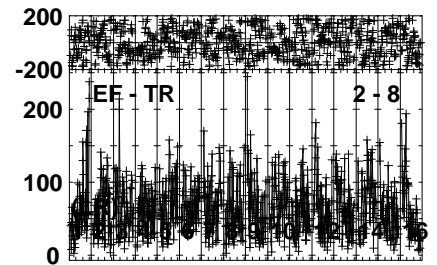
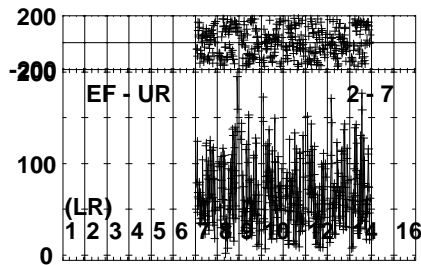
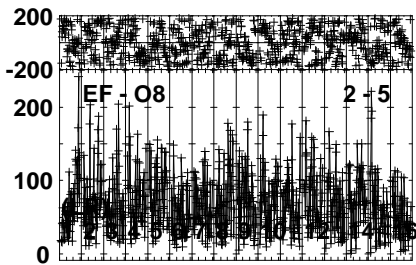
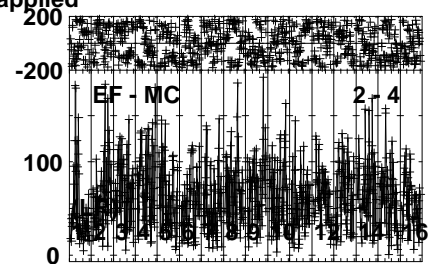
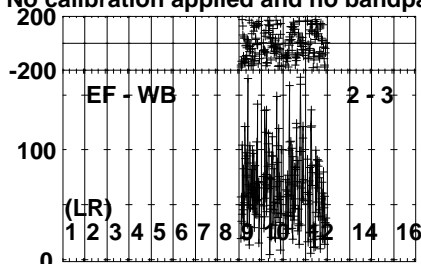
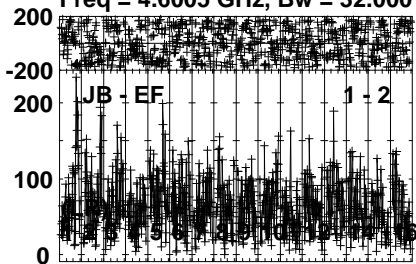


Lower frame: Micro Ampl Jy Top frame: Phas deg
Vector averaged cross-power spectrum Several baselines displayed
Timerange: 01/04:09:31 to 01/04:10:59

Plot file version 199 created 23-APR-2024 16:06:42

FRB EB100D 1.UVDATA.1

Freq = 4.6005 GHz, Bw = 32.000 MH No calibration applied and no bandpass applied



0 0 0 0 0 0 0 0 0 0 0 0 0 0 0 0
Channels

0 0 0 0 0 0 0 0 0 0 0 0 0 0 0 0
Channels

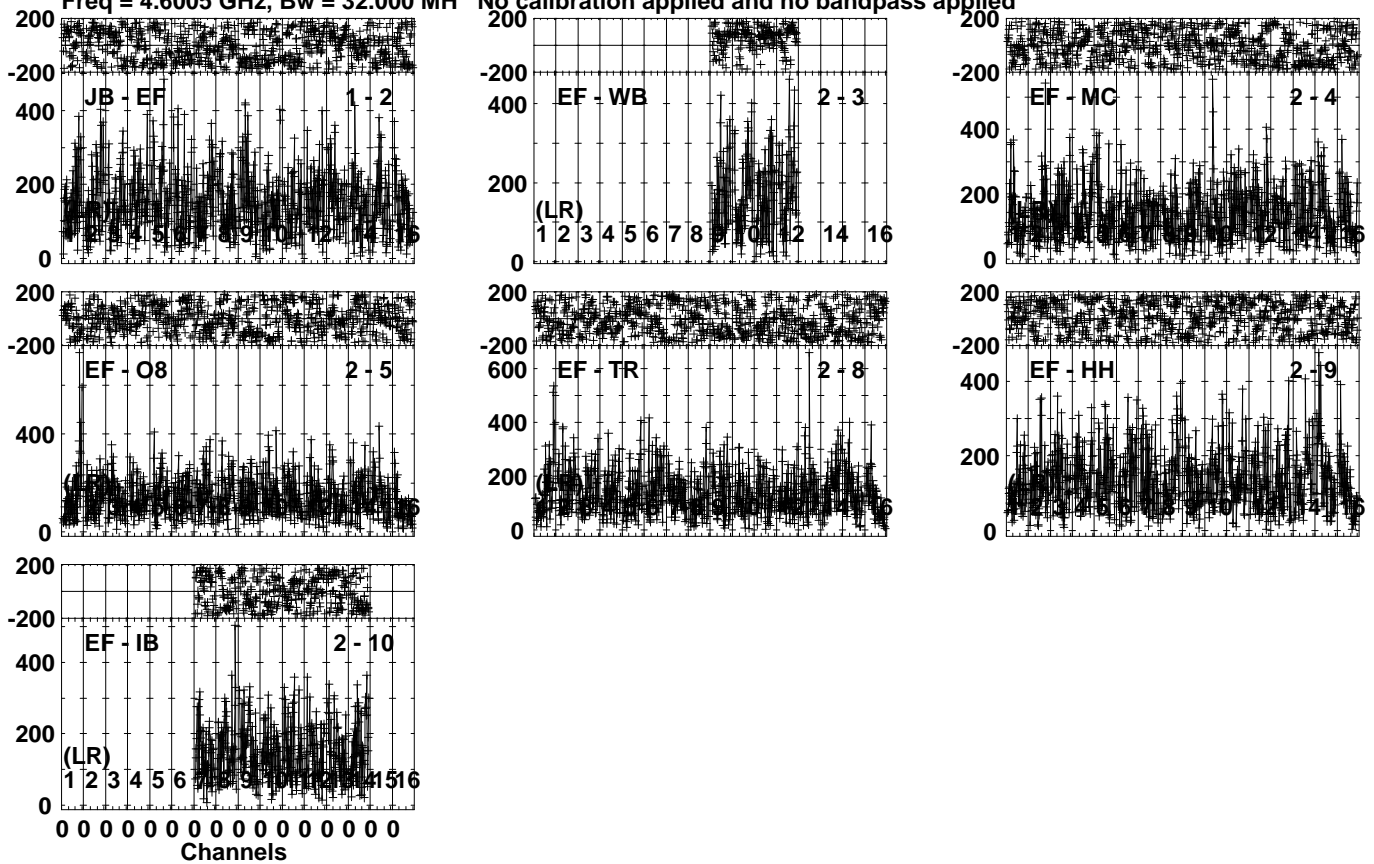
Lower frame: Micro Ampl Jy Top frame: Phas deg
Vector averaged cross-power spectrum Several baselines displayed
Timerange: 01/04:11:01 to 01/04:14:29

Plot file version 200 created 23-APR-2024 16:06:43

J0529+3209 EB100D 1.UVDATA.1

Freq = 4.6005 GHz, Bw = 32.000 MH

No calibration applied and no bandpass applied

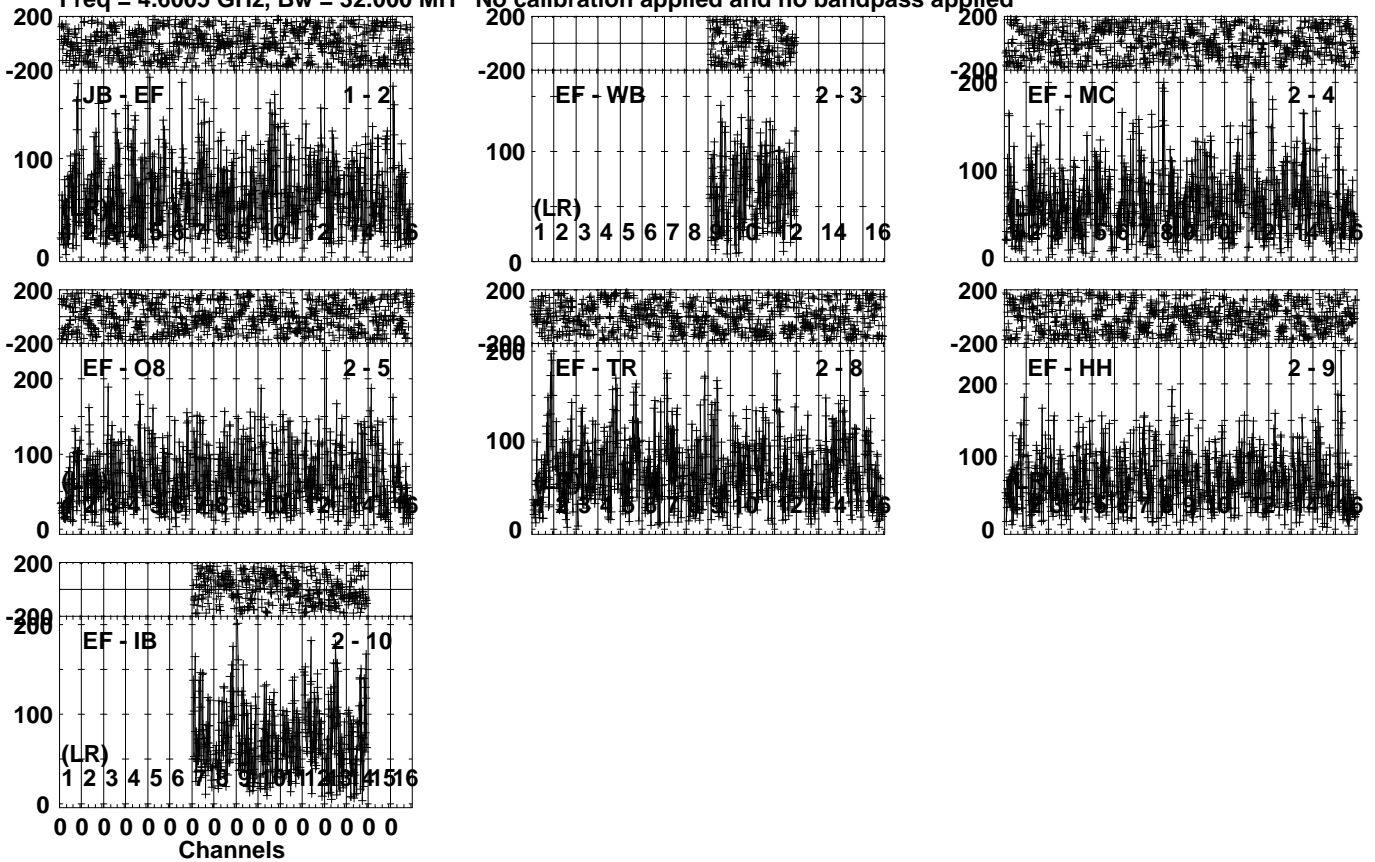


Lower frame: Micro Ampl Jy Top frame: Phas deg
Vector averaged cross-power spectrum Several baselines displayed
Timerange: 01/04:15:03 to 01/04:15:59

Plot file version 201 created 23-APR-2024 16:06:44

FRB EB100D 1.UVDATA.1

Freq = 4.6005 GHz, Bw = 32.000 MH No calibration applied and no bandpass applied

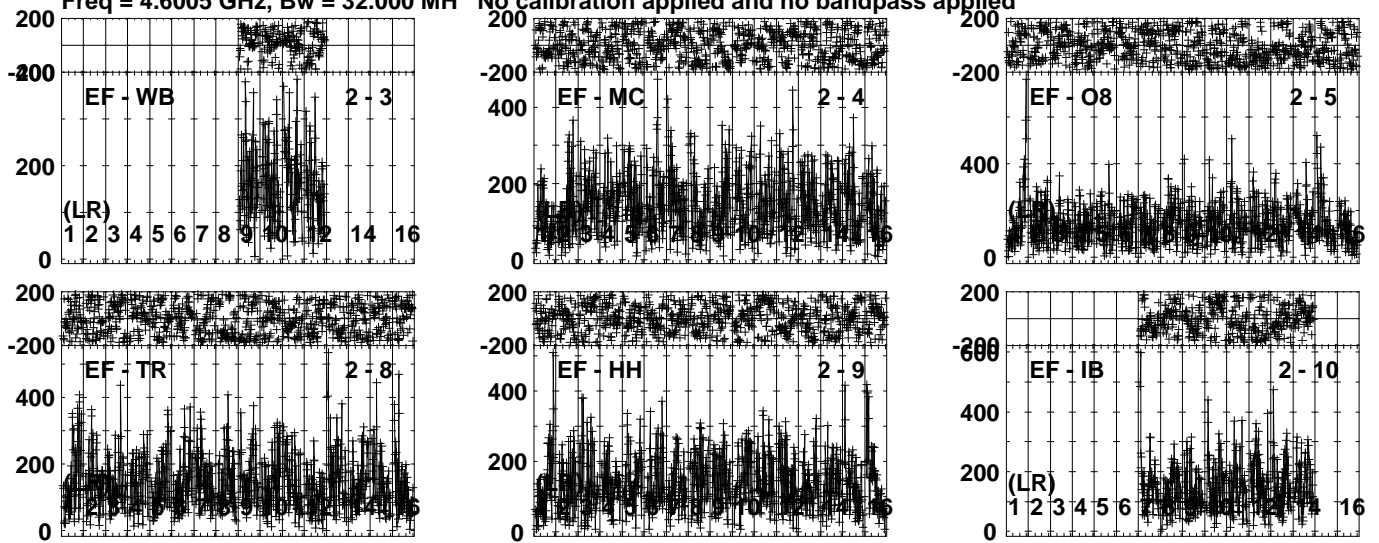


Lower frame: Micro Ampl Jy Top frame: Phas deg
Vector averaged cross-power spectrum Several baselines displayed
Timerange: 01/04:16:03 to 01/04:19:29

Plot file version 202 created 23-APR-2024 16:06:44

J0529+3209 EB100D 1.UVDATA.1

Freq = 4.6005 GHz, Bw = 32.000 MH No calibration applied and no bandpass applied

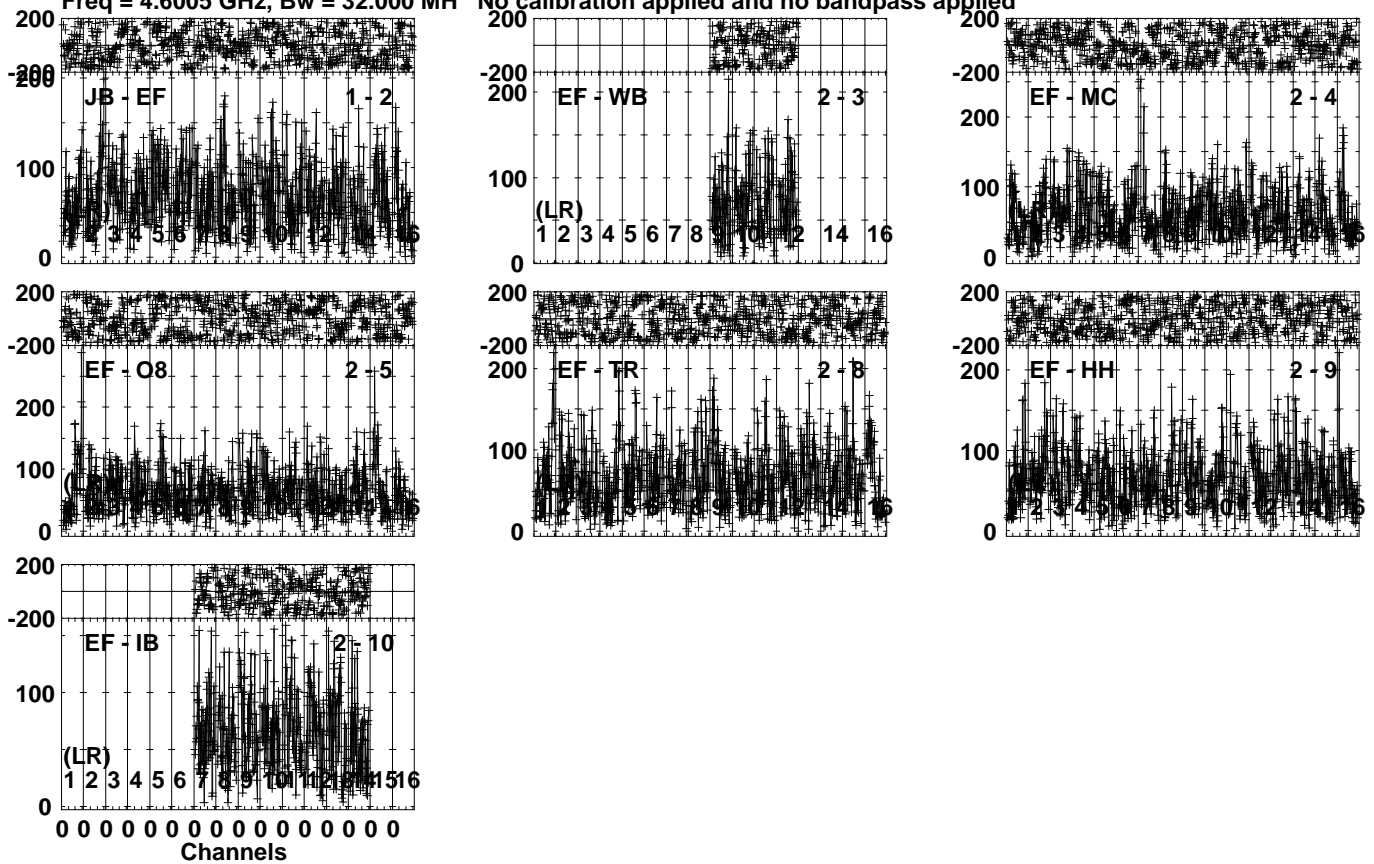


Lower frame: Micro Ampl Jy Top frame: Phas deg
Vector averaged cross-power spectrum Several baselines displayed
Timerange: 01/04:20:03 to 01/04:20:59

Plot file version 203 created 23-APR-2024 16:06:45

FRB EB100D 1.UVDATA.1

Freq = 4.6005 GHz, Bw = 32.000 MH No calibration applied and no bandpass applied

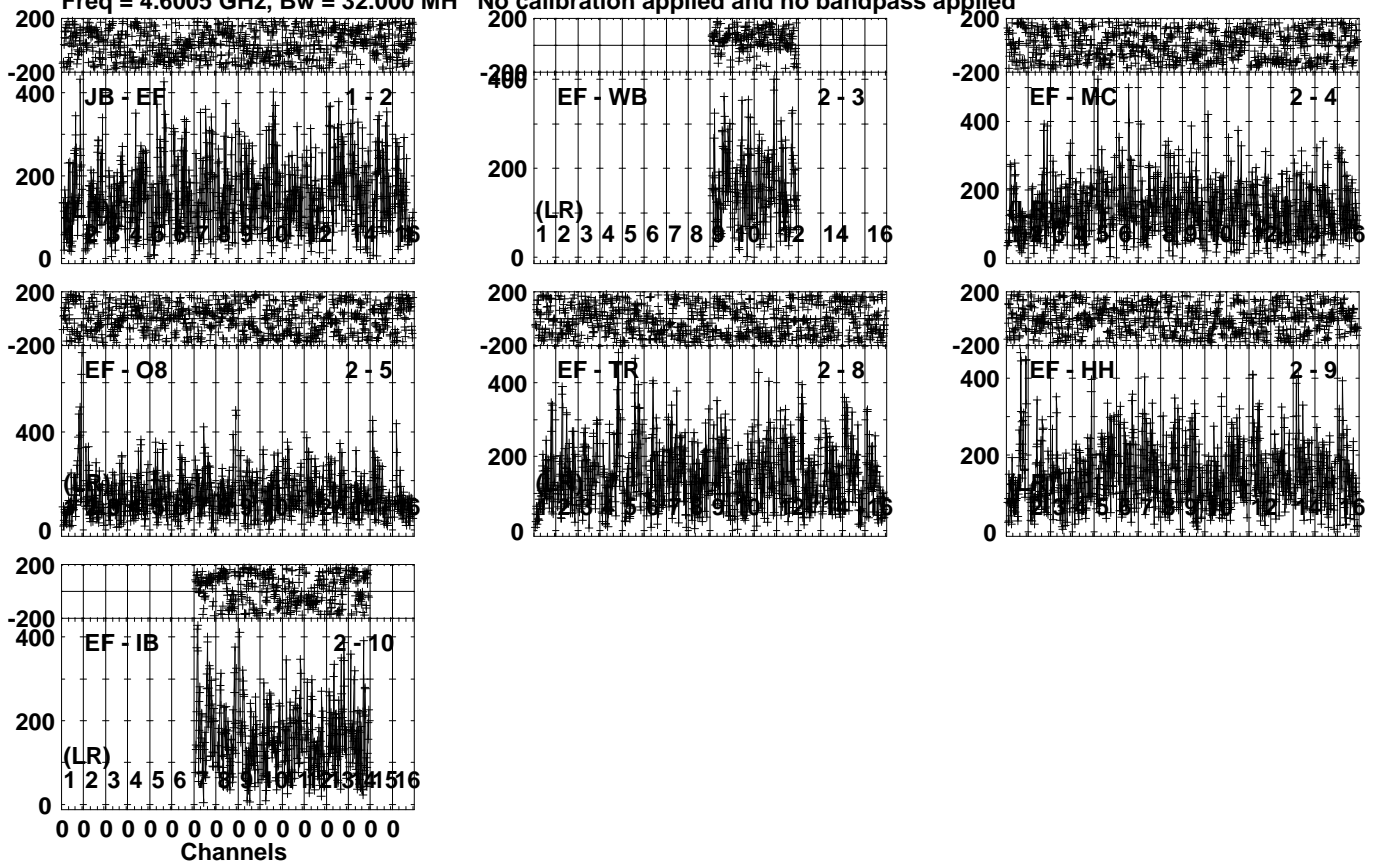


Lower frame: Micro Ampl Jy Top frame: Phas deg
Vector averaged cross-power spectrum Several baselines displayed
Timerange: 01/04:21:03 to 01/04:24:29

Plot file version 204 created 23-APR-2024 16:06:46

J0529+3209 EB100D 1.UVDATA.1

Freq = 4.6005 GHz, Bw = 32.000 MH No calibration applied and no bandpass applied

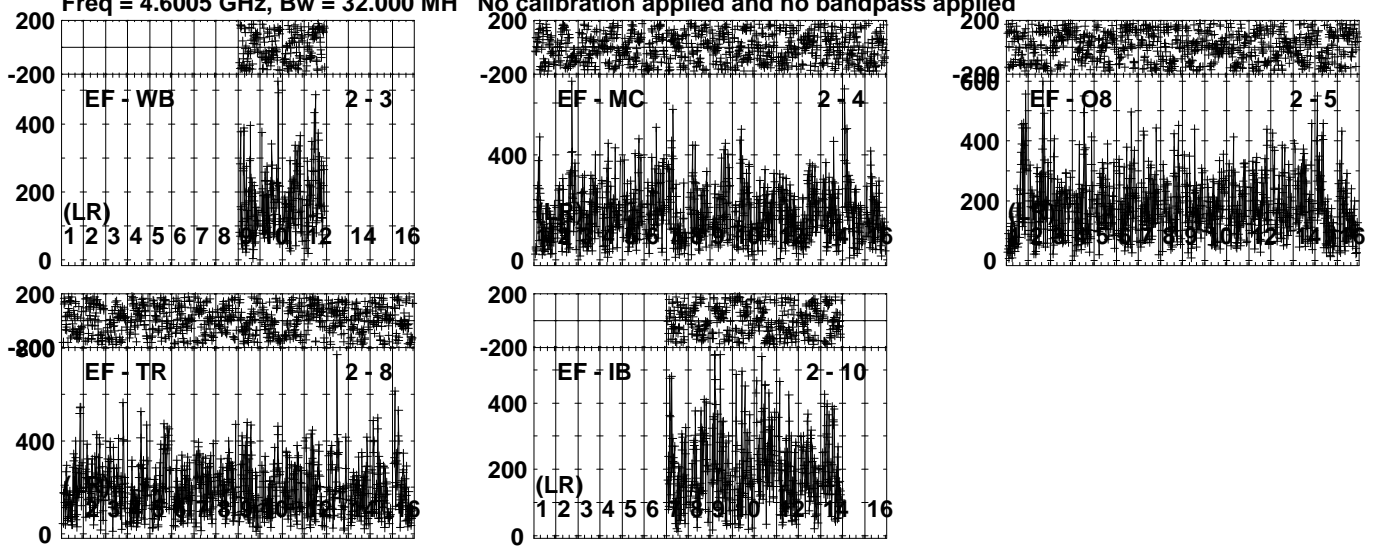


Lower frame: Micro Ampl Jy Top frame: Phas deg
Vector averaged cross-power spectrum Several baselines displayed
Timerange: 01/04:24:31 to 01/04:25:59

Plot file version 205 created 23-APR-2024 16:06:46

FRB EB100D 1.UVDATA.1

Freq = 4.6005 GHz, Bw = 32.000 MH No calibration applied and no bandpass applied

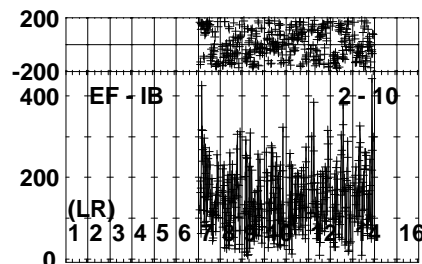
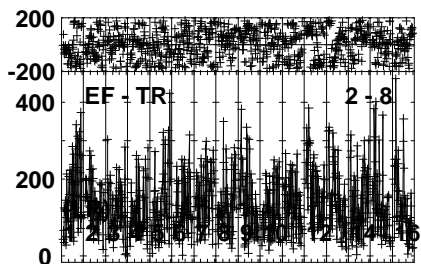
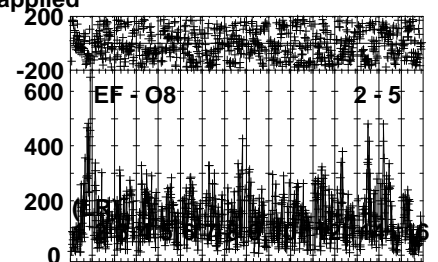
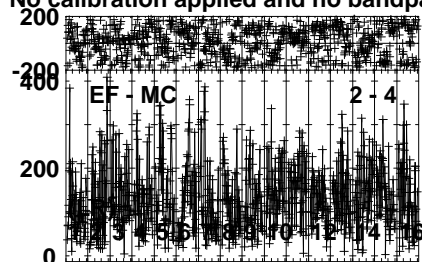
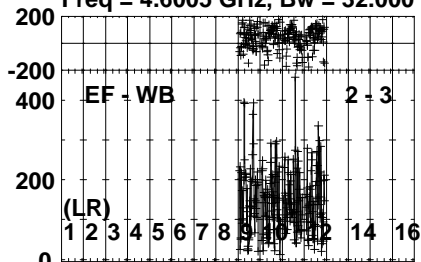


Lower frame: Micro Ampl Jy Top frame: Phas deg
Vector averaged cross-power spectrum Several baselines displayed
Timerange: 01/04:26:01 to 01/04:29:29

Plot file version 206 created 23-APR-2024 16:06:46

J0529+3209 EB100D 1.UVDATA.1

Freq = 4.6005 GHz, Bw = 32.000 MH No calibration applied and no bandpass applied



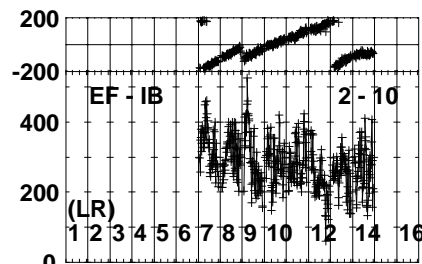
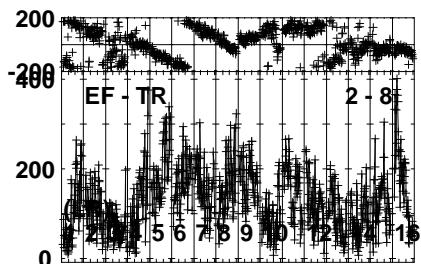
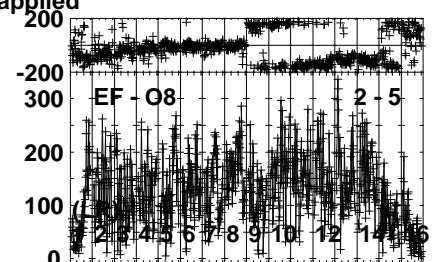
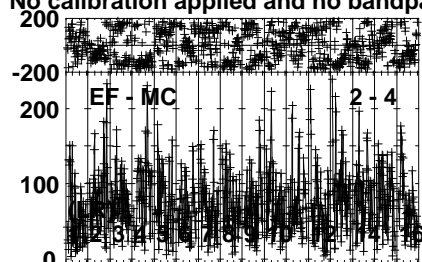
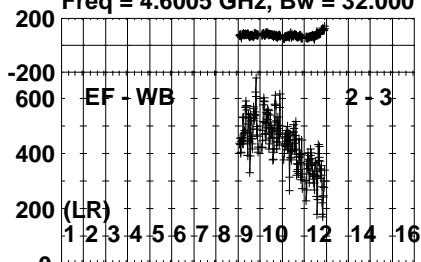
Lower frame: Micro Ampl Jy Top frame: Phas deg
Vector averaged cross-power spectrum Several baselines displayed
Timerange: 01/04:30:03 to 01/04:30:59

Plot file version 207 created 23-APR-2024 16:06:47

J0518+3306 EB100D 1.UVDATA.1

Freq = 4.6005 GHz, Bw = 32.000 MH

No calibration applied and no bandpass applied



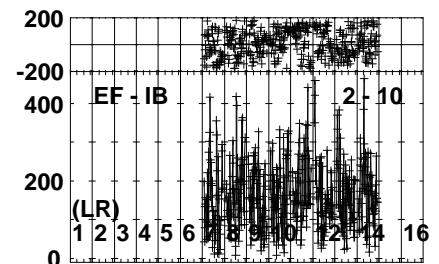
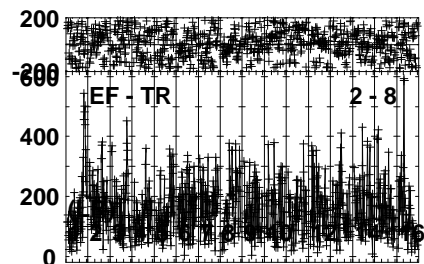
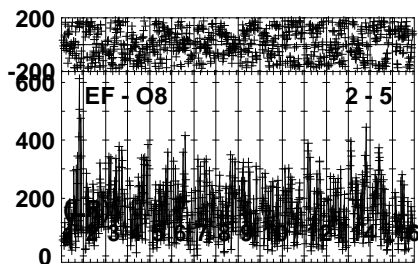
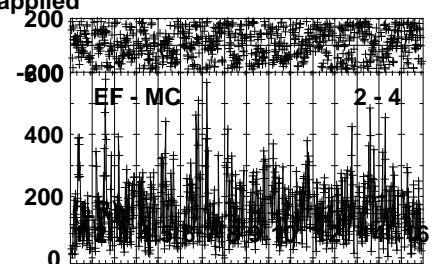
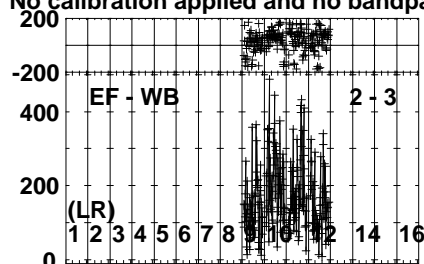
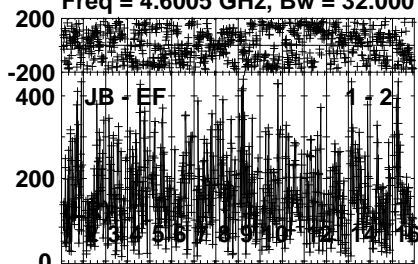
Lower frame: Micro Ampl Jy Top frame: Phas deg
Vector averaged cross-power spectrum Several baselines displayed
Timerange: 01/04:31:33 to 01/04:34:29

Plot file version 208 created 23-APR-2024 16:06:47

J0529+3209 EB100D 1.UVDATA.1

Freq = 4.6005 GHz, Bw = 32.000 MH

No calibration applied and no bandpass applied

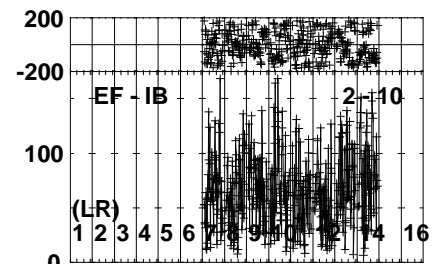
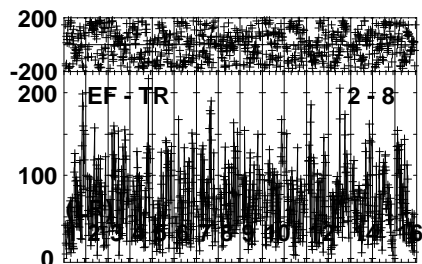
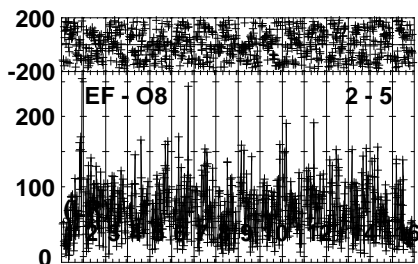
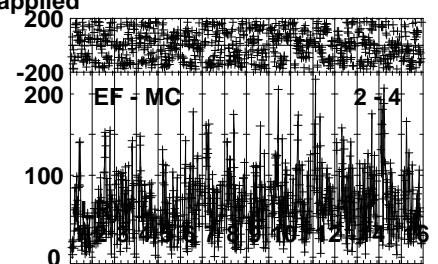
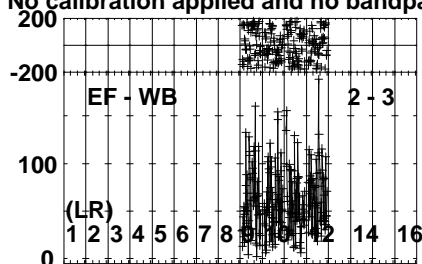
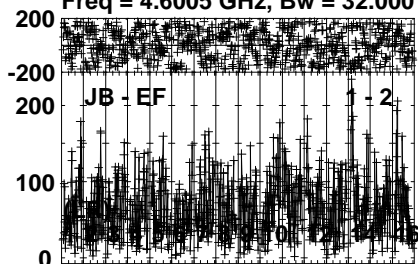


Lower frame: Micro Ampl Jy Top frame: Phas deg
Vector averaged cross-power spectrum Several baselines displayed
Timerange: 01/04:34:31 to 01/04:35:59

Plot file version 209 created 23-APR-2024 16:06:48

FRB EB100D 1.UVDATA.1

Freq = 4.6005 GHz, Bw = 32.000 MH No calibration applied and no bandpass applied

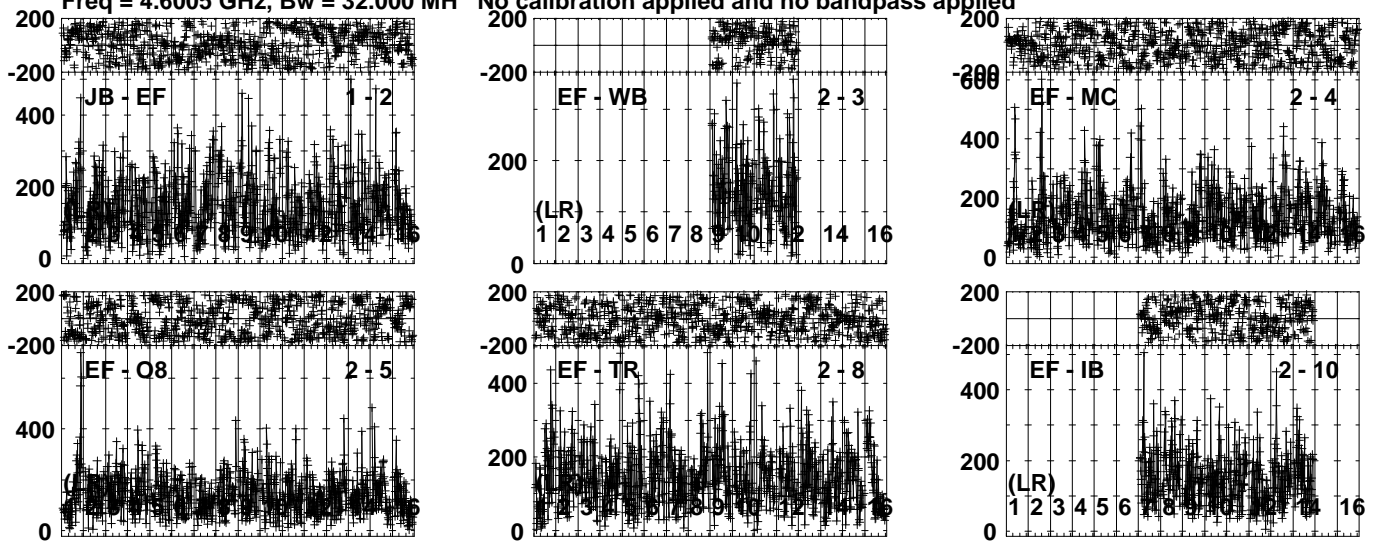


Lower frame: Micro Ampl Jy Top frame: Phas deg
Vector averaged cross-power spectrum Several baselines displayed
Timerange: 01/04:36:01 to 01/04:39:29

Plot file version 210 created 23-APR-2024 16:06:49

J0529+3209 EB100D 1.UVDATA.1

Freq = 4.6005 GHz, Bw = 32.000 MH No calibration applied and no bandpass applied

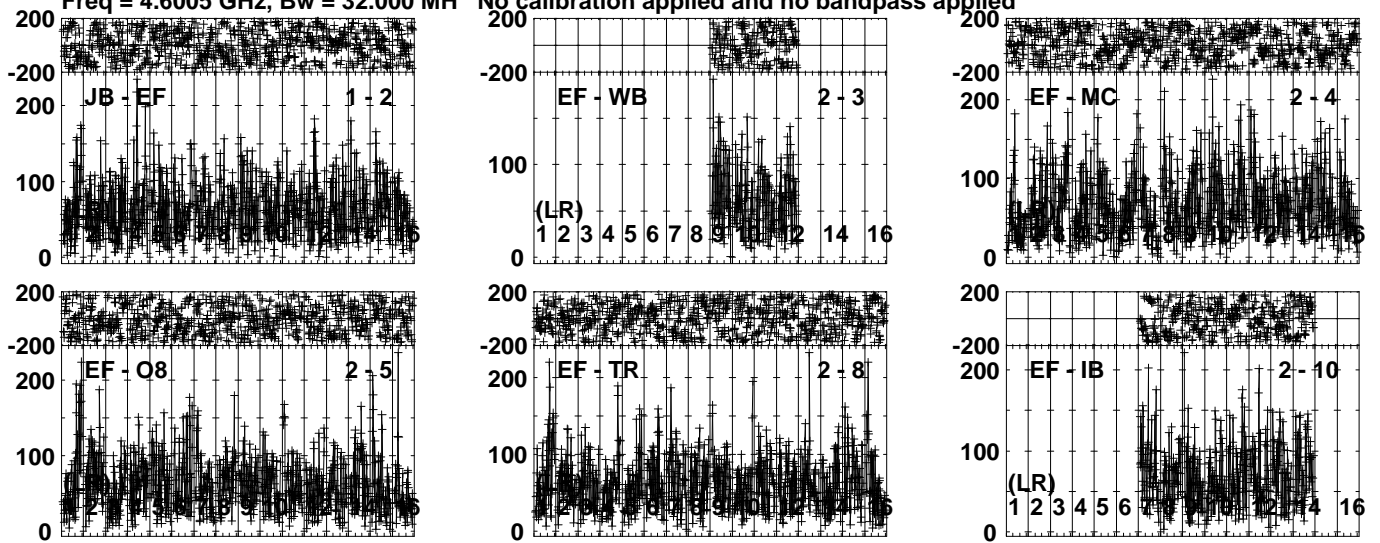


Lower frame: Micro Ampl Jy Top frame: Phas deg
Vector averaged cross-power spectrum Several baselines displayed
Timerange: 01/04:40:03 to 01/04:40:59

Plot file version 211 created 23-APR-2024 16:06:49

FRB EB100D 1.UVDATA.1

Freq = 4.6005 GHz, Bw = 32.000 MH No calibration applied and no bandpass applied

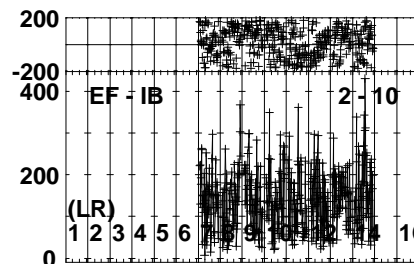
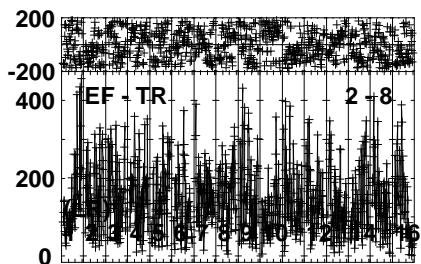
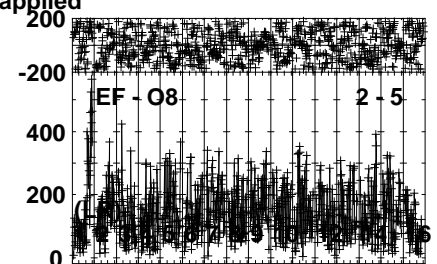
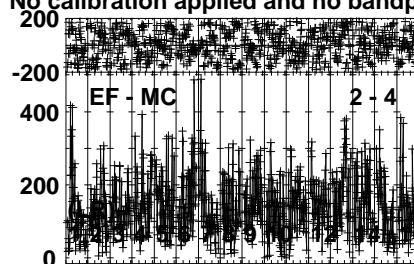
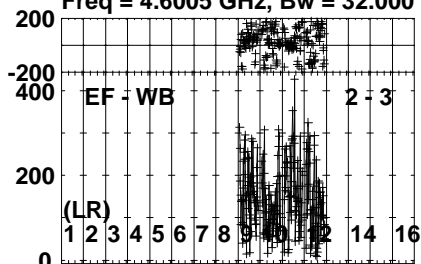


Lower frame: Micro Ampl Jy Top frame: Phas deg
Vector averaged cross-power spectrum Several baselines displayed
Timerange: 01/04:41:03 to 01/04:44:29

Plot file version 212 created 23-APR-2024 16:06:49

J0529+3209 EB100D 1.UVDATA.1

Freq = 4.6005 GHz, Bw = 32.000 MH No calibration applied and no bandpass applied

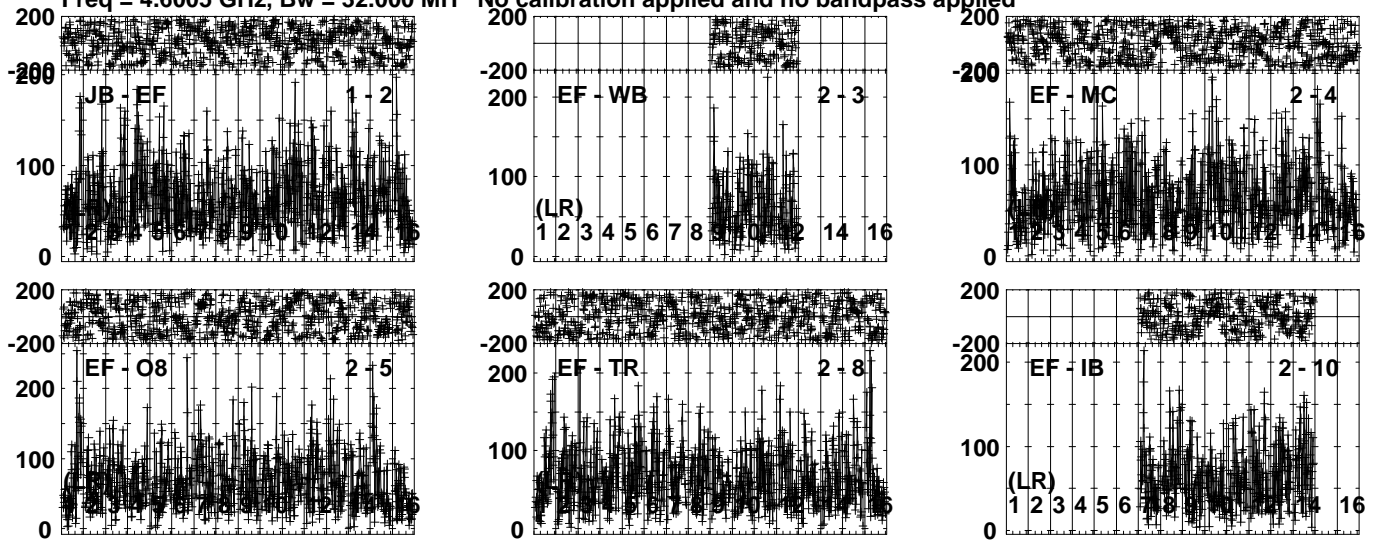


Lower frame: Micro Ampl Jy Top frame: Phas deg
Vector averaged cross-power spectrum Several baselines displayed
Timerange: 01/04:45:03 to 01/04:45:59

Plot file version 213 created 23-APR-2024 16:06:50

FRB EB100D 1.UVDATA.1

Freq = 4.6005 GHz, Bw = 32.000 MH No calibration applied and no bandpass applied



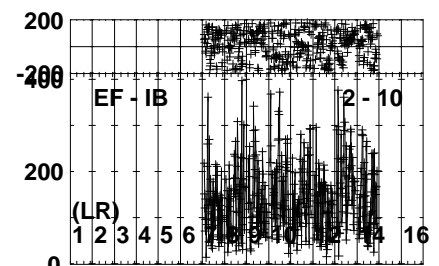
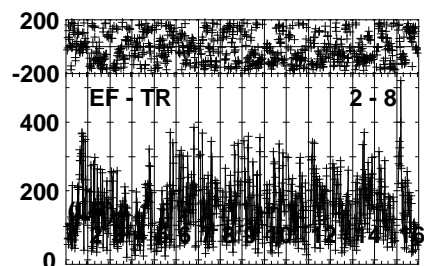
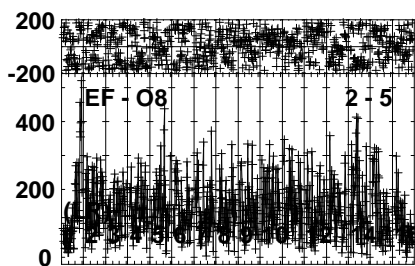
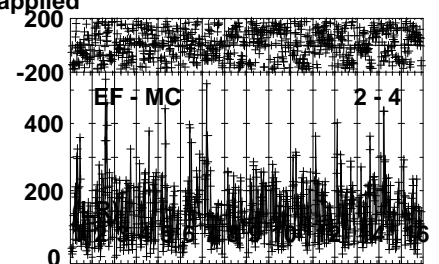
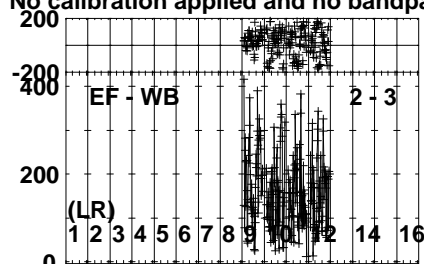
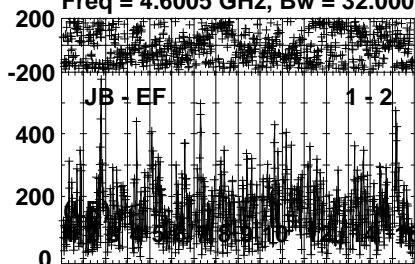
Lower frame: Micro Ampl Jy Top frame: Phas deg
Vector averaged cross-power spectrum Several baselines displayed
Timerange: 01/04:46:03 to 01/04:49:29

Plot file version 214 created 23-APR-2024 16:06:50

J0529+3209 EB100D 1.UVDATA.1

Freq = 4.6005 GHz, Bw = 32.000 MH

No calibration applied and no bandpass applied

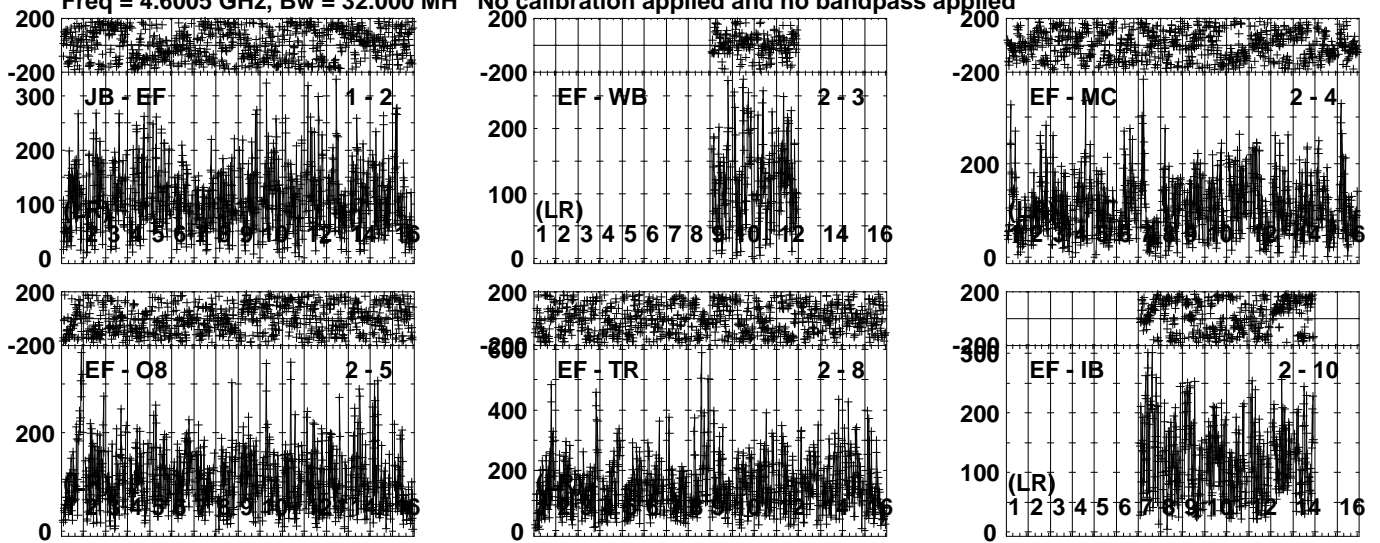


Lower frame: Micro Ampl Jy Top frame: Phas deg
Vector averaged cross-power spectrum Several baselines displayed
Timerange: 01/04:49:31 to 01/04:50:59

Plot file version 215 created 23-APR-2024 16:06:52

J0529+3209 EB100D 1.UVDATA.1

Freq = 4.6005 GHz, Bw = 32.000 MH No calibration applied and no bandpass applied

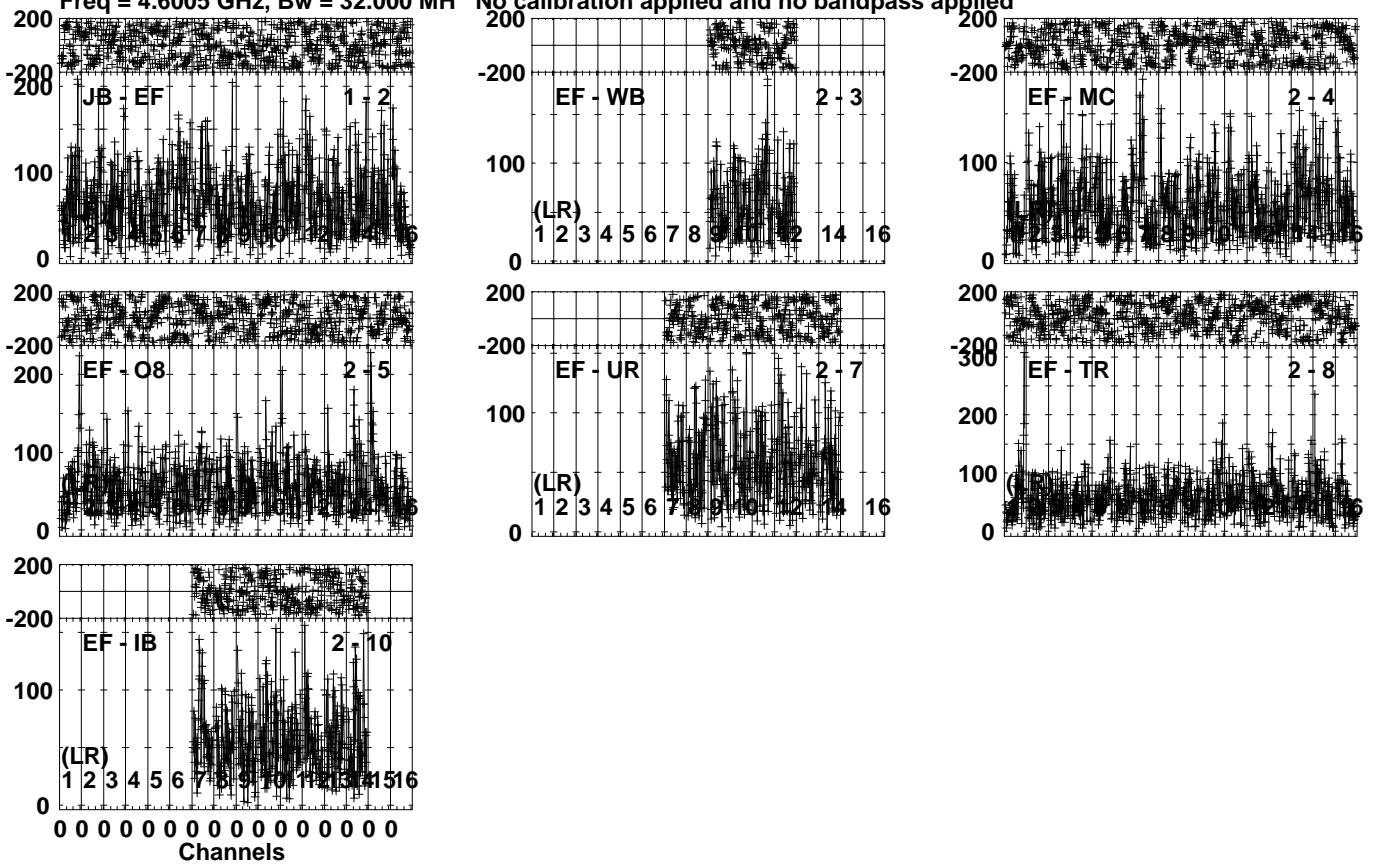


Lower frame: Micro Ampl Jy Top frame: Phas deg
Vector averaged cross-power spectrum Several baselines displayed
Timerange: 01/04:59:33 to 01/05:00:59

Plot file version 216 created 23-APR-2024 16:06:52

J0358+54 EB100D 1.UVDATA.1

Freq = 4.6005 GHz, Bw = 32.000 MH No calibration applied and no bandpass applied

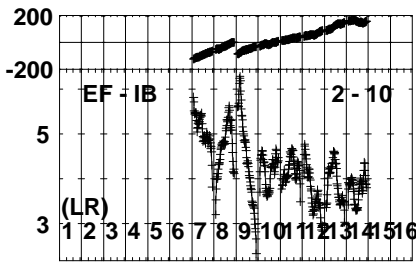
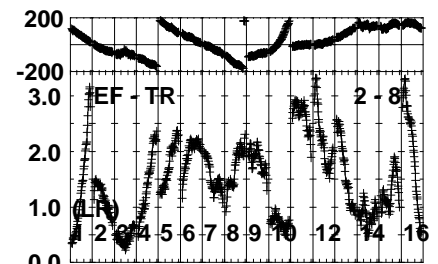
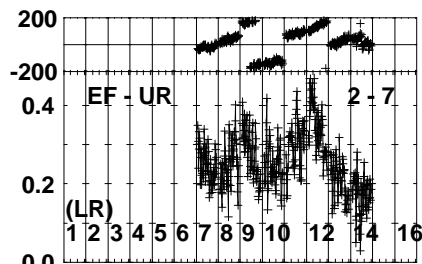
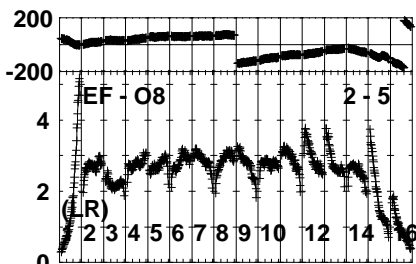
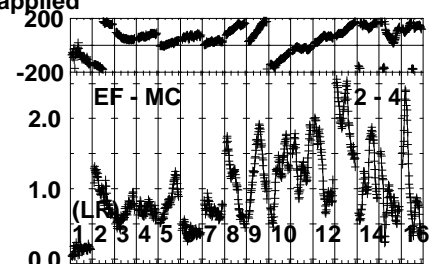
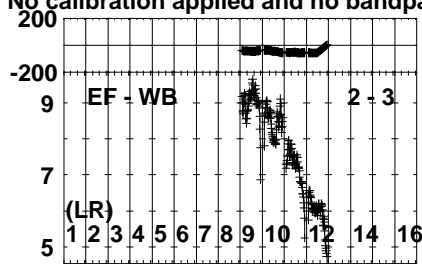
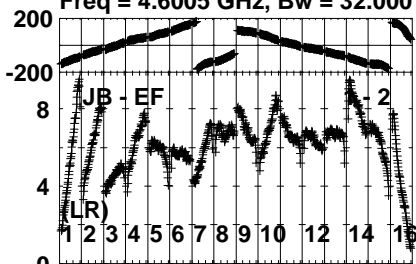


Lower frame: Micro Ampl Jy Top frame: Phas deg
Vector averaged cross-power spectrum Several baselines displayed
Timerange: 01/05:03:33 to 01/05:07:29

Plot file version 217 created 23-APR-2024 16:06:53

DA193 EB100D 1.UVDATA.1

Freq = 4.6005 GHz, Bw = 32.000 MH No calibration applied and no bandpass applied



0 0 0 0 0 0 0 0 0 0 0 0 0 0 0 0

Channels

Lower frame: Milli Ampl Jy Top frame: Phas deg

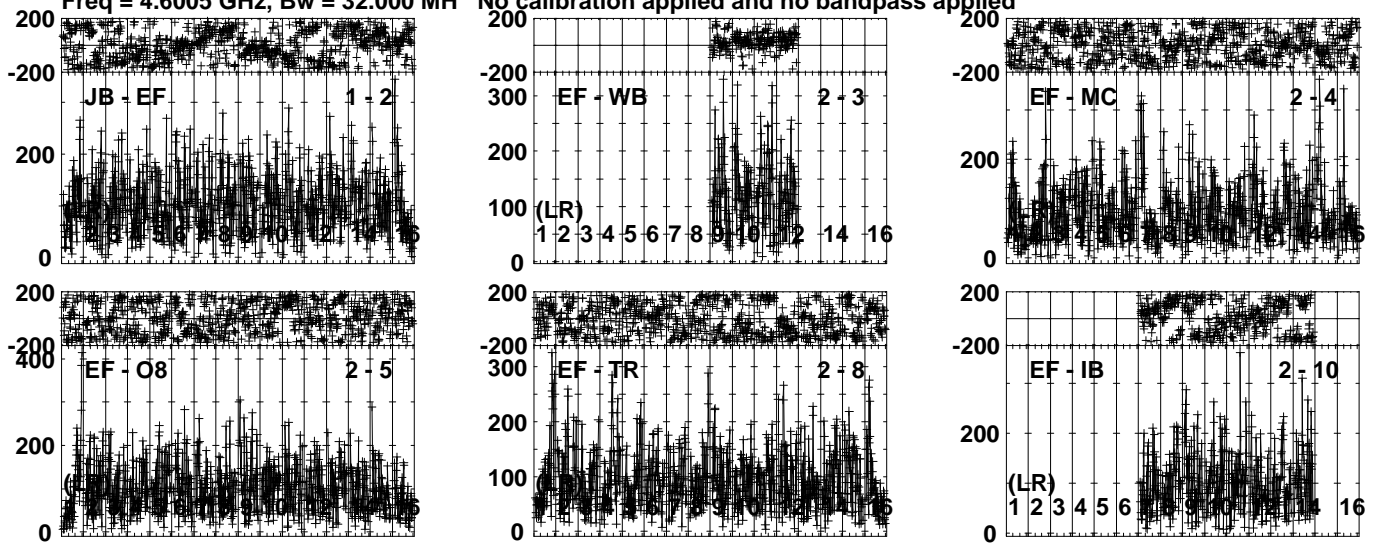
Vector averaged cross-power spectrum Several baselines displayed

Timerange: 01/05:09:03 to 01/05:12:59

Plot file version 218 created 23-APR-2024 16:06:54

J0529+3209 EB100D 1.UVDATA.1

Freq = 4.6005 GHz, Bw = 32.000 MH No calibration applied and no bandpass applied

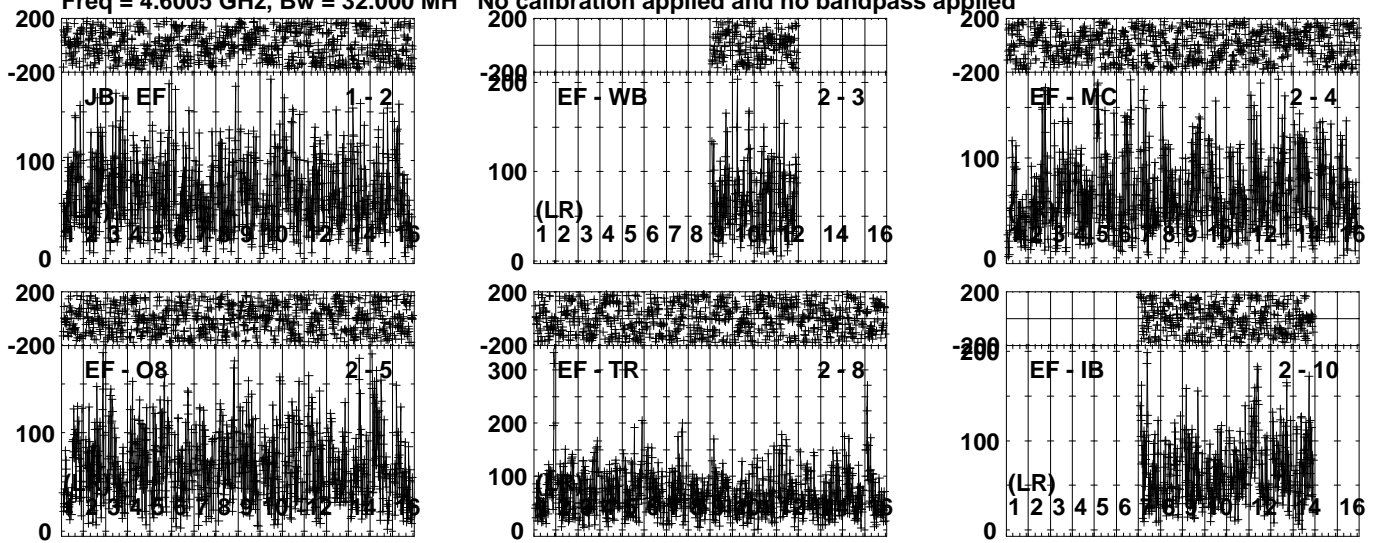


Lower frame: Micro Ampl Jy Top frame: Phas deg
Vector averaged cross-power spectrum Several baselines displayed
Timerange: 01/05:14:03 to 01/05:15:59

Plot file version 219 created 23-APR-2024 16:06:54

FRB EB100D 1.UVDATA.1

Freq = 4.6005 GHz, Bw = 32.000 MH No calibration applied and no bandpass applied



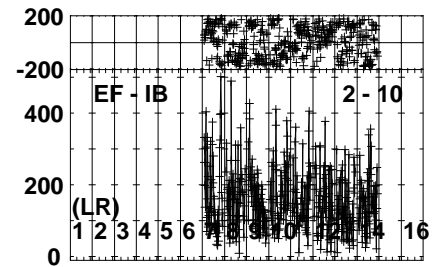
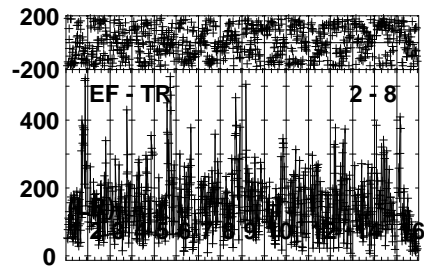
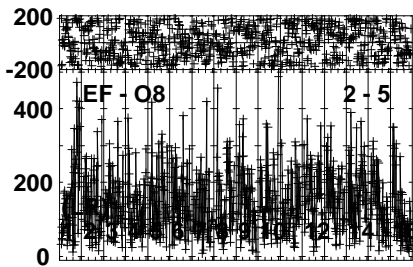
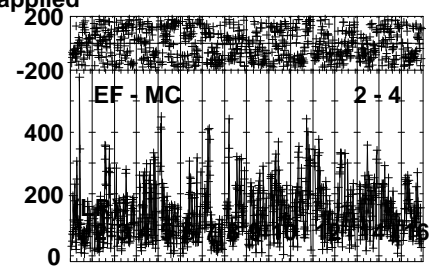
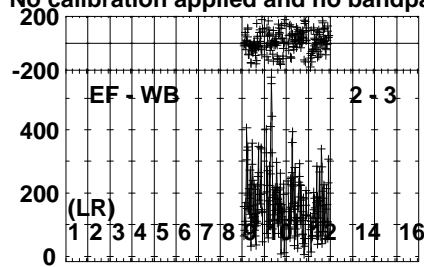
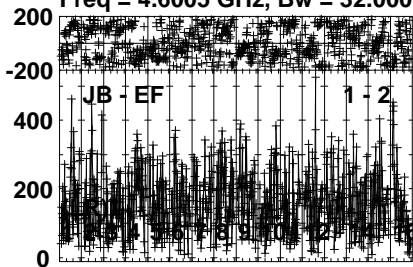
Lower frame: Micro Ampl Jy Top frame: Phas deg
Vector averaged cross-power spectrum Several baselines displayed
Timerange: 01/05:16:03 to 01/05:19:29

Plot file version 220 created 23-APR-2024 16:06:55

J0529+3209 EB100D 1.UVDATA.1

Freq = 4.6005 GHz, Bw = 32.000 MH

No calibration applied and no bandpass applied

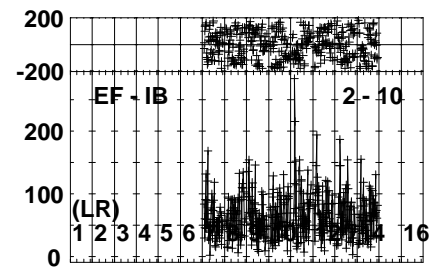
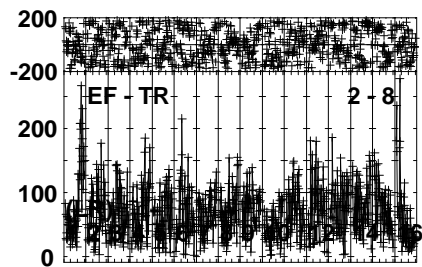
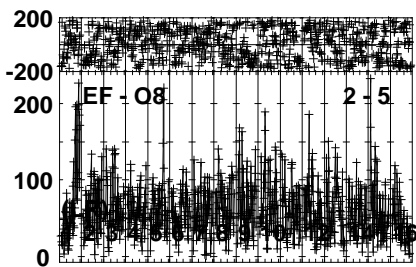
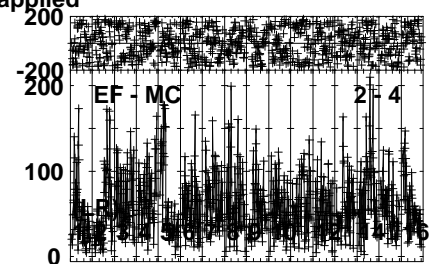
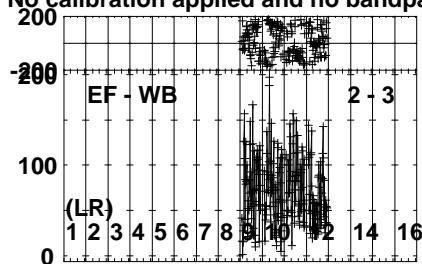
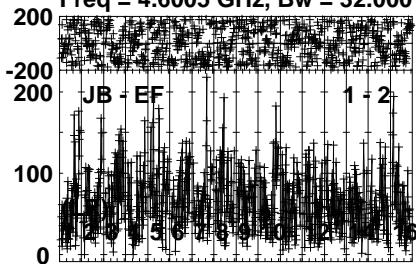


Lower frame: Micro Ampl Jy Top frame: Phas deg
Vector averaged cross-power spectrum Several baselines displayed
Timerange: 01/05:20:03 to 01/05:20:59

Plot file version 221 created 23-APR-2024 16:06:55

FRB EB100D 1.UVDATA.1

Freq = 4.6005 GHz, Bw = 32.000 MH No calibration applied and no bandpass applied



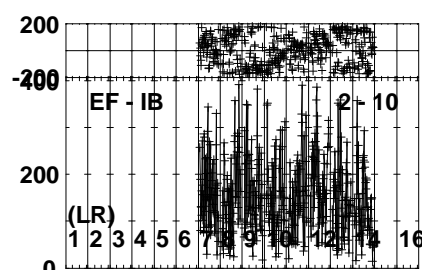
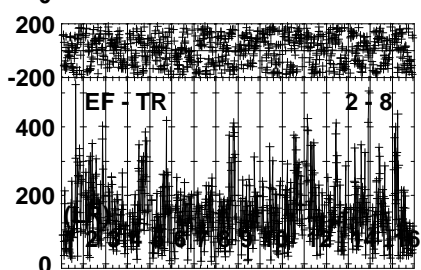
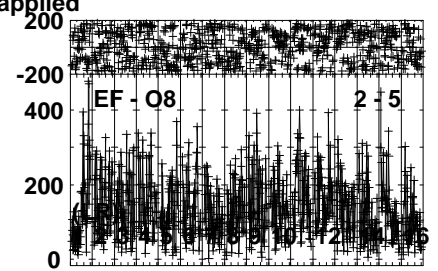
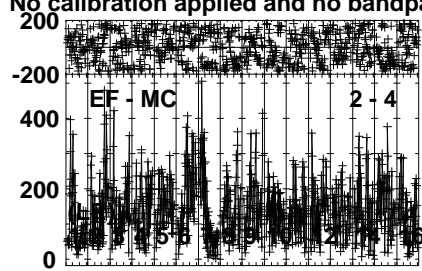
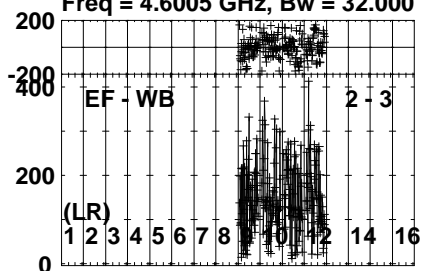
Lower frame: Micro Ampl Jy Top frame: Phas deg
Vector averaged cross-power spectrum Several baselines displayed
Timerange: 01/05:21:01 to 01/05:24:29

Plot file version 222 created 23-APR-2024 16:06:56

J0529+3209 EB100D 1.UVDATA.1

Freq = 4.6005 GHz, Bw = 32.000 MH

No calibration applied and no bandpass applied

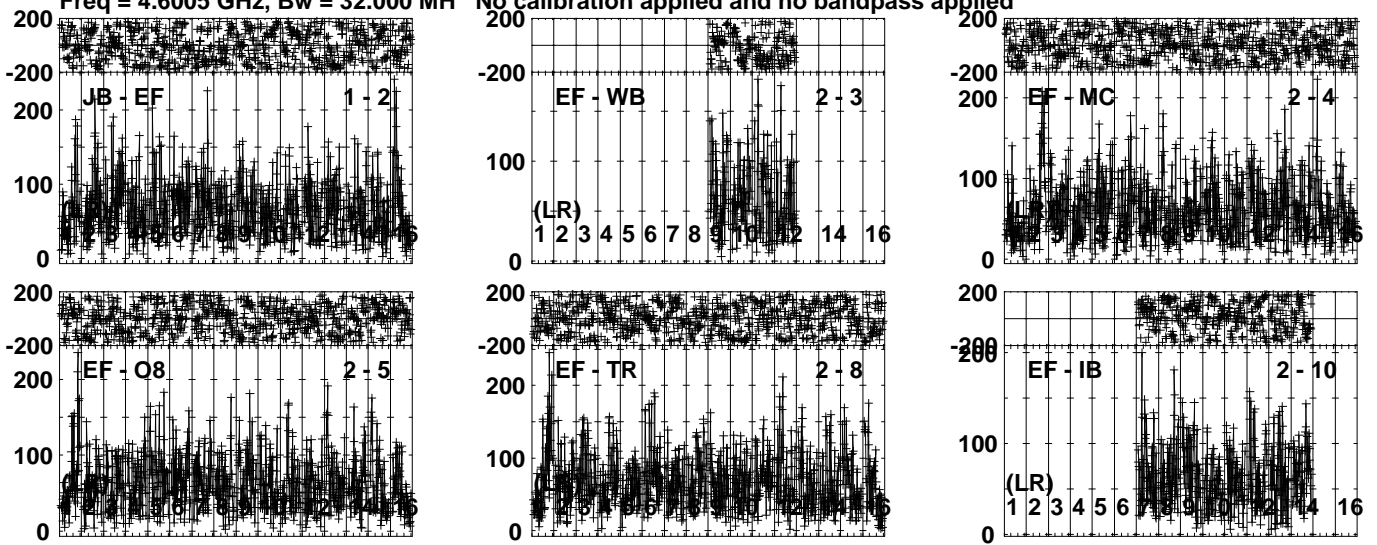


Lower frame: Micro Ampl Jy Top frame: Phas deg
Vector averaged cross-power spectrum Several baselines displayed
Timerange: 01/05:25:03 to 01/05:25:59

Plot file version 223 created 23-APR-2024 16:06:56

FRB EB100D 1.UVDATA.1

Freq = 4.6005 GHz, Bw = 32.000 MH No calibration applied and no bandpass applied

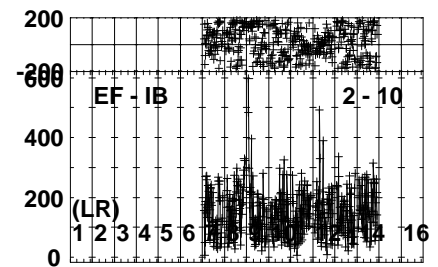
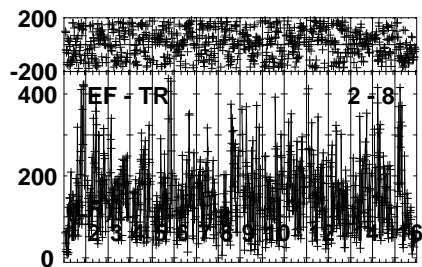
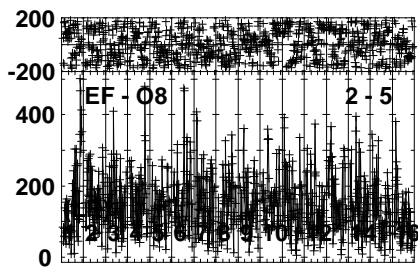
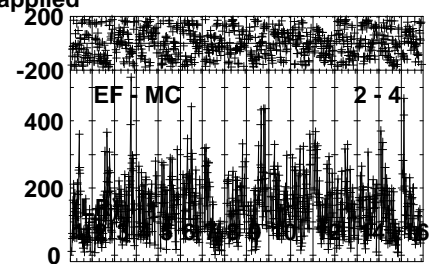
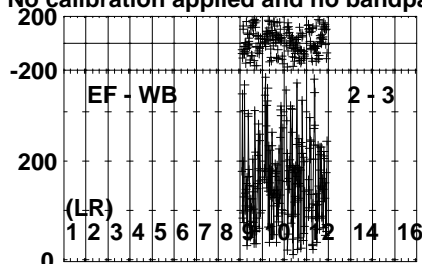
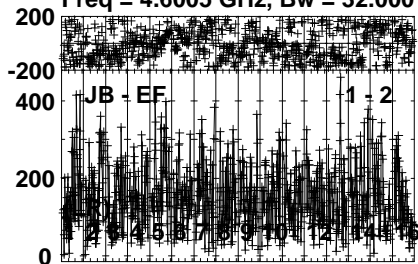


Lower frame: Micro Ampl Jy Top frame: Phas deg
Vector averaged cross-power spectrum Several baselines displayed
Timerange: 01/05:26:03 to 01/05:29:29

Plot file version 224 created 23-APR-2024 16:06:57

J0529+3209 EB100D 1.UVDATA.1

Freq = 4.6005 GHz, Bw = 32.000 MH No calibration applied and no bandpass applied

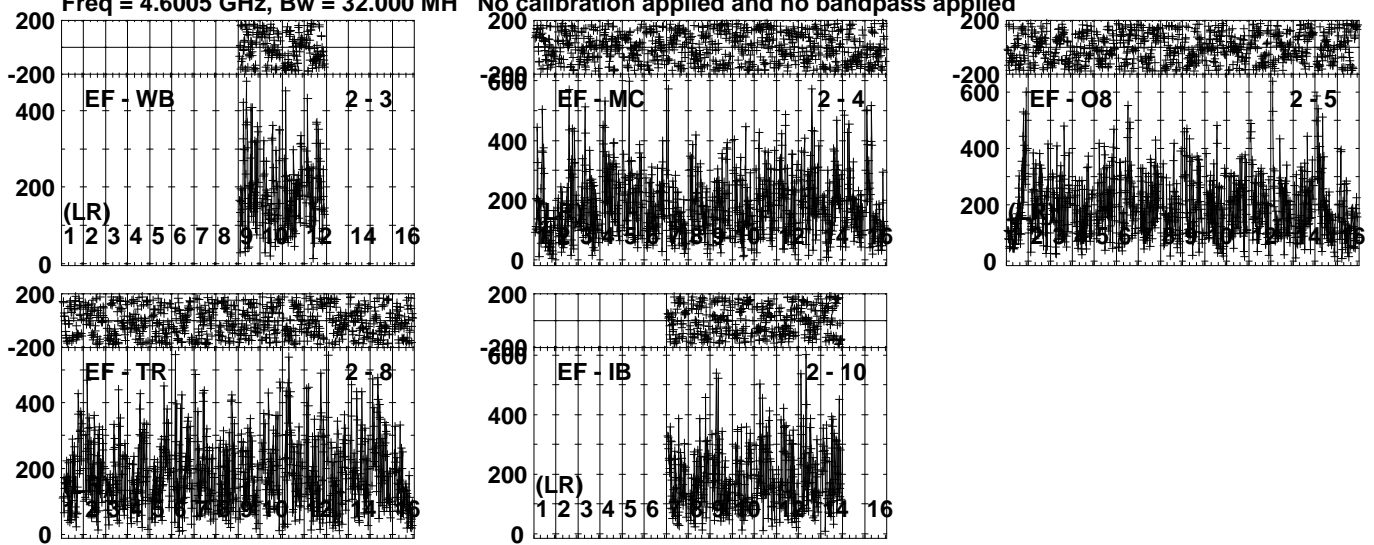


Lower frame: Micro Ampl Jy Top frame: Phas deg
Vector averaged cross-power spectrum Several baselines displayed
Timerange: 01/05:29:31 to 01/05:30:59

Plot file version 225 created 23-APR-2024 16:06:57

FRB EB100D 1.UVDATA.1

Freq = 4.6005 GHz, Bw = 32.000 MH No calibration applied and no bandpass applied



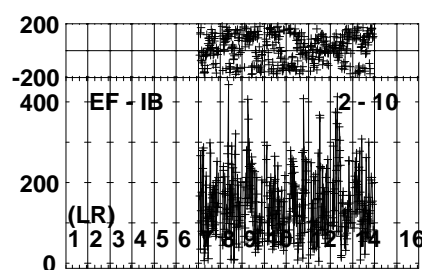
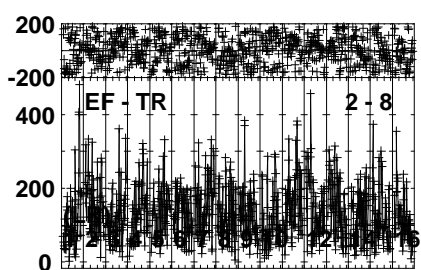
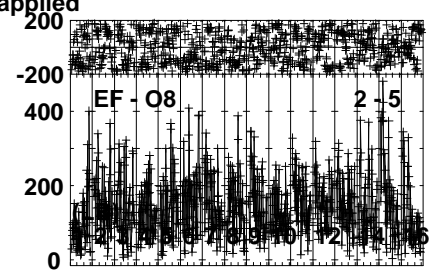
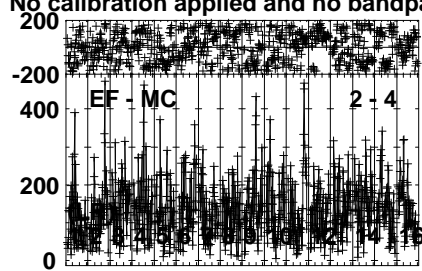
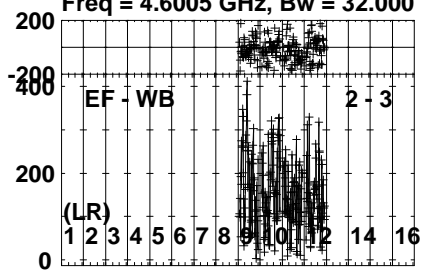
Lower frame: Micro Ampl Jy Top frame: Phas deg
Vector averaged cross-power spectrum Several baselines displayed
Timerange: 01/05:31:01 to 01/05:34:29

Plot file version 226 created 23-APR-2024 16:06:57

J0529+3209 EB100D 1.UVDATA.1

Freq = 4.6005 GHz, Bw = 32.000 MH

No calibration applied and no bandpass applied



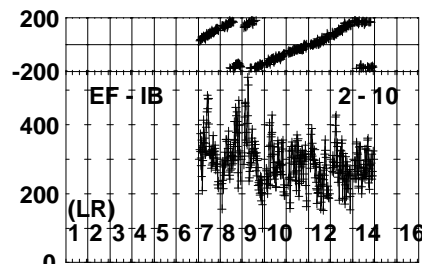
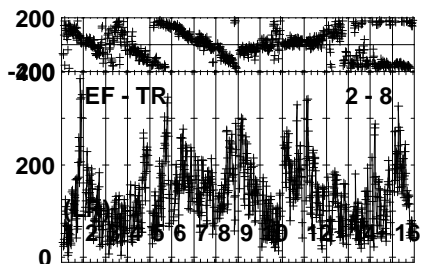
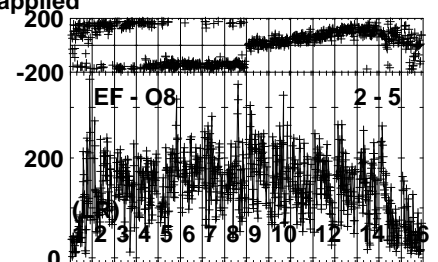
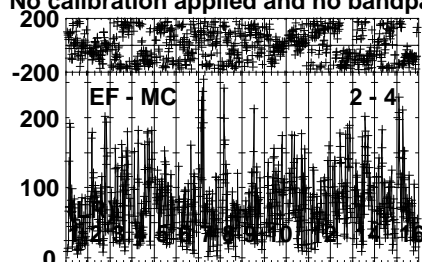
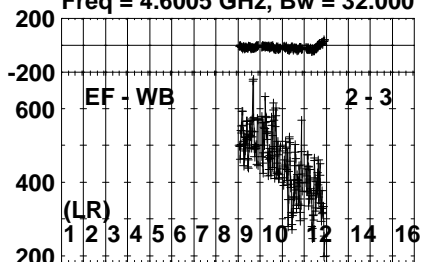
Lower frame: Micro Ampl Jy Top frame: Phas deg
Vector averaged cross-power spectrum Several baselines displayed
Timerange: 01/05:35:03 to 01/05:35:59

Plot file version 227 created 23-APR-2024 16:06:58

J0518+3306 EB100D 1.UVDATA.1

Freq = 4.6005 GHz, Bw = 32.000 MH

No calibration applied and no bandpass applied

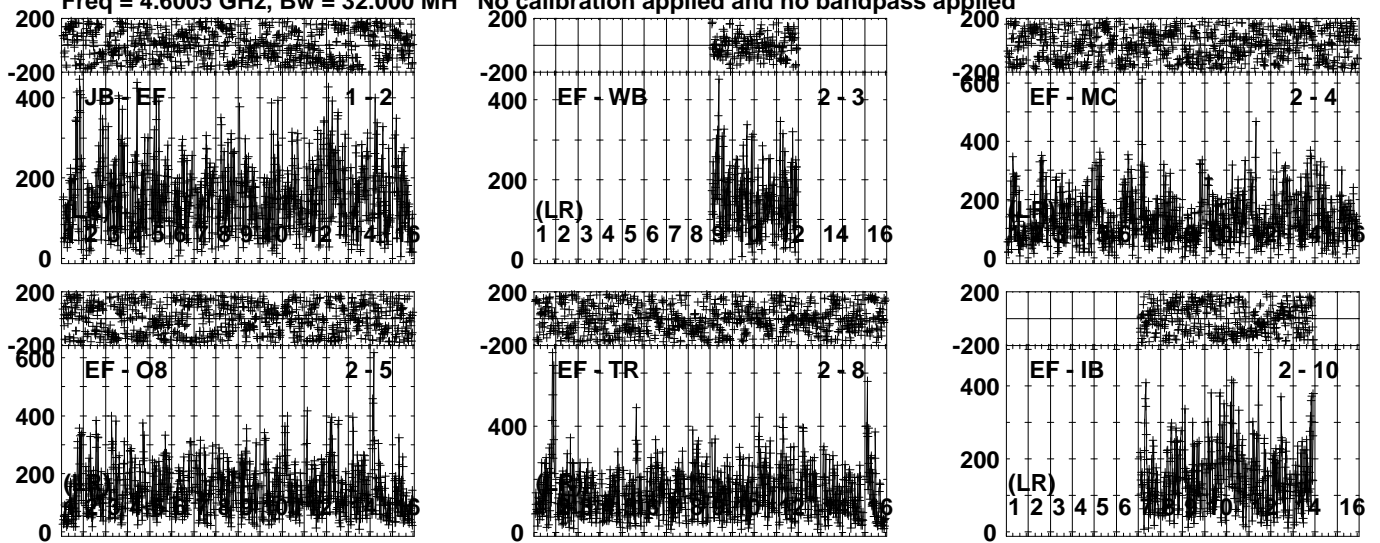


Lower frame: Micro Ampl Jy Top frame: Phas deg
Vector averaged cross-power spectrum Several baselines displayed
Timerange: 01/05:36:33 to 01/05:39:29

Plot file version 228 created 23-APR-2024 16:06:59

J0529+3209 EB100D 1.UVDATA.1

Freq = 4.6005 GHz, Bw = 32.000 MH No calibration applied and no bandpass applied

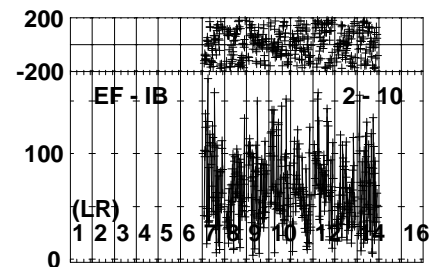
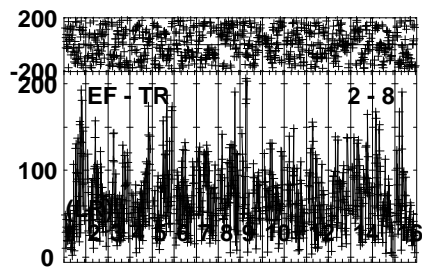
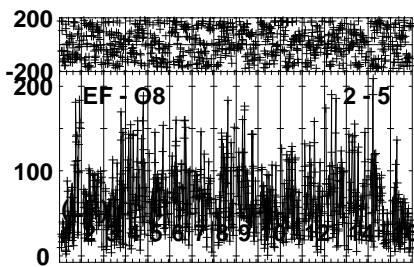
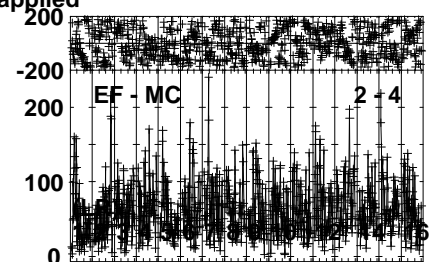
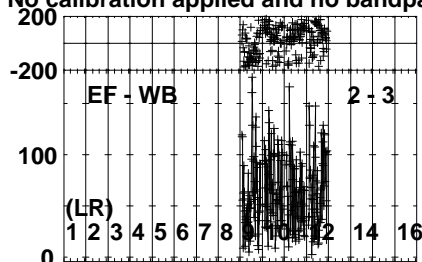
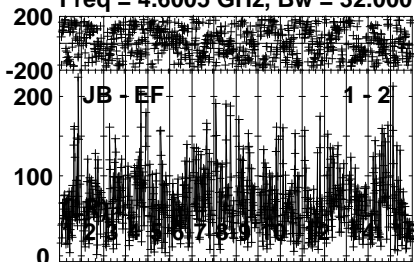


Lower frame: Micro Ampl Jy Top frame: Phas deg
Vector averaged cross-power spectrum Several baselines displayed
Timerange: 01/05:39:31 to 01/05:40:59

Plot file version 229 created 23-APR-2024 16:06:59

FRB EB100D 1.UVDATA.1

Freq = 4.6005 GHz, Bw = 32.000 MH No calibration applied and no bandpass applied



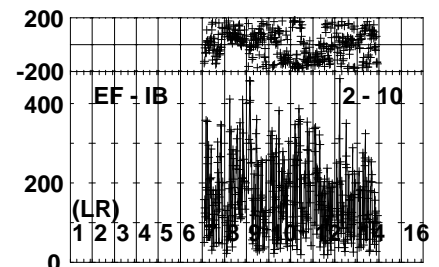
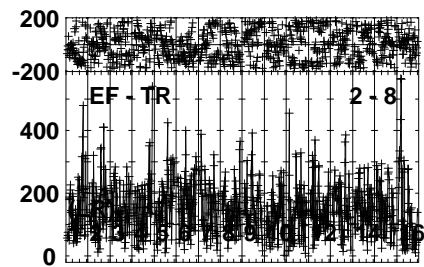
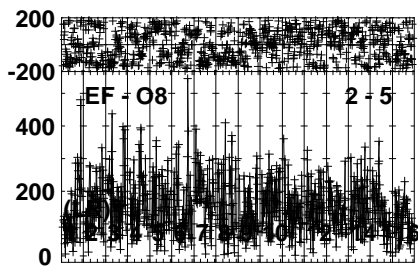
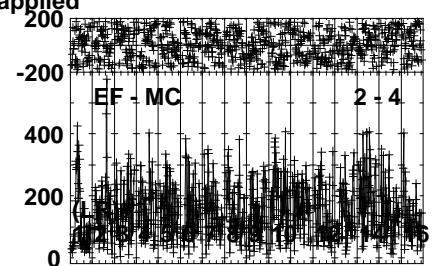
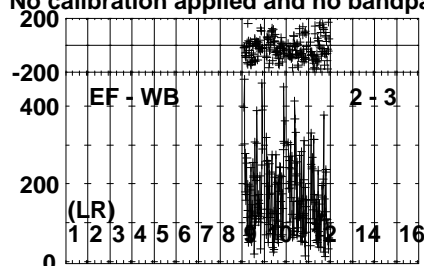
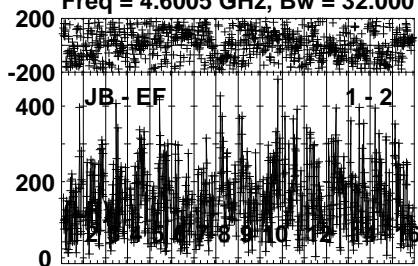
Lower frame: Micro Ampl Jy Top frame: Phas deg
Vector averaged cross-power spectrum Several baselines displayed
Timerange: 01/05:41:01 to 01/05:44:29

Plot file version 230 created 23-APR-2024 16:07:00

J0529+3209 EB100D 1.UVDATA.1

Freq = 4.6005 GHz, Bw = 32.000 MH

No calibration applied and no bandpass applied

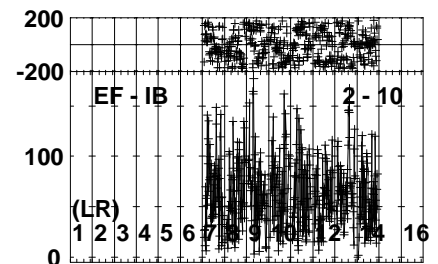
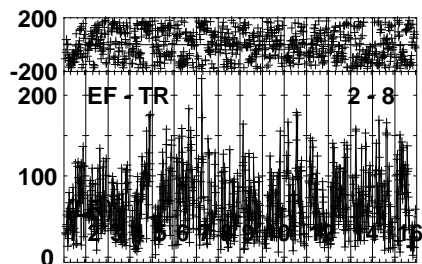
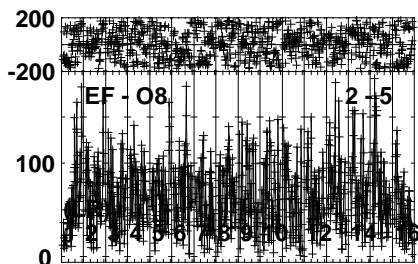
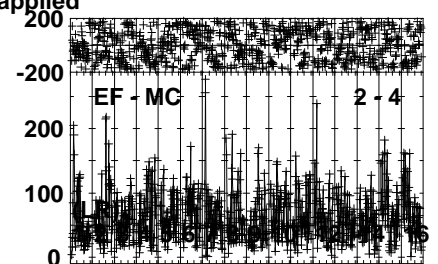
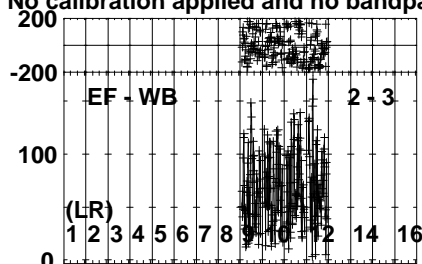
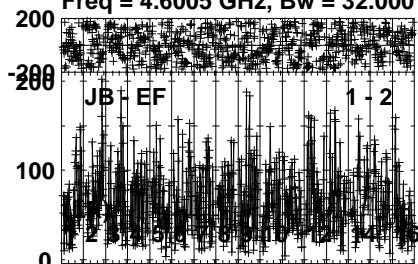


Lower frame: Micro Ampl Jy Top frame: Phas deg
Vector averaged cross-power spectrum Several baselines displayed
Timerange: 01/05:45:03 to 01/05:45:59

Plot file version 231 created 23-APR-2024 16:07:00

FRB EB100D 1.UVDATA.1

Freq = 4.6005 GHz, Bw = 32.000 MH No calibration applied and no bandpass applied

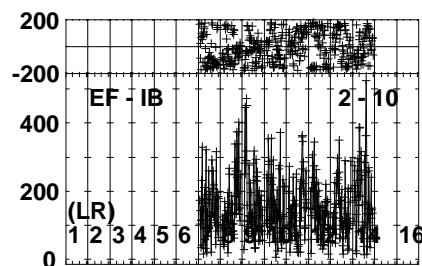
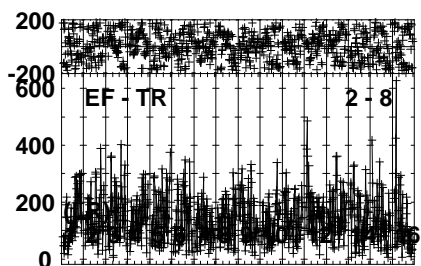
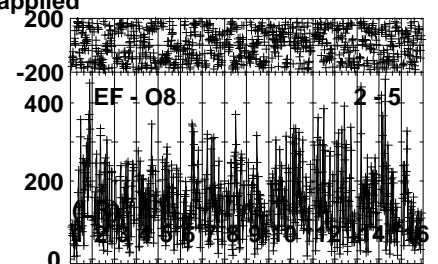
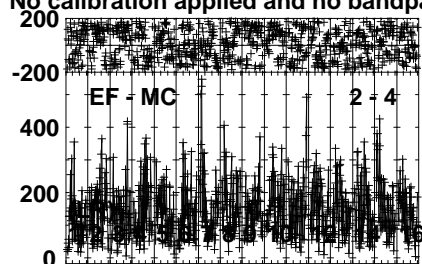
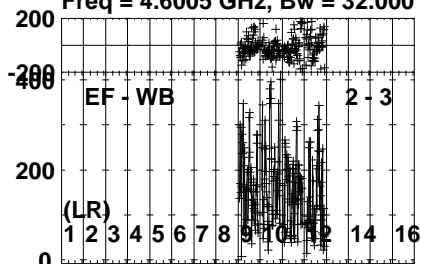


Lower frame: Micro Ampl Jy Top frame: Phas deg
Vector averaged cross-power spectrum Several baselines displayed
Timerange: 01/05:46:03 to 01/05:49:29

Plot file version 232 created 23-APR-2024 16:07:01

J0529+3209 EB100D 1.UVDATA.1

Freq = 4.6005 GHz, Bw = 32.000 MH No calibration applied and no bandpass applied

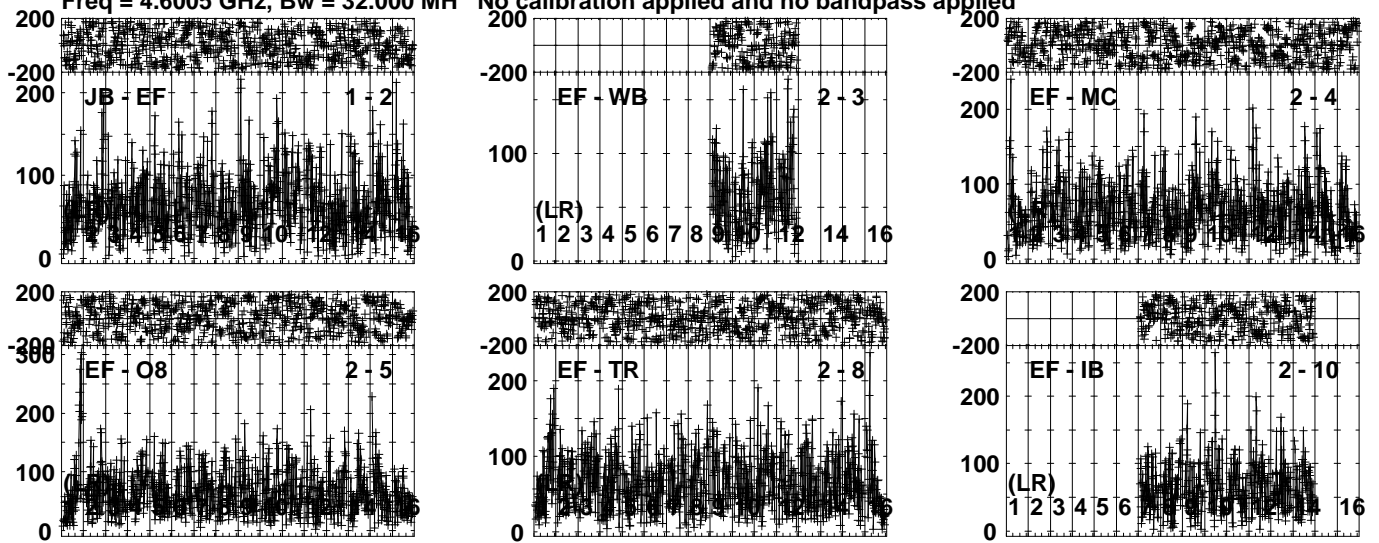


Lower frame: Micro Ampl Jy Top frame: Phas deg
Vector averaged cross-power spectrum Several baselines displayed
Timerange: 01/05:50:03 to 01/05:50:59

Plot file version 233 created 23-APR-2024 16:07:01

FRB EB100D 1.UVDATA.1

Freq = 4.6005 GHz, Bw = 32.000 MH No calibration applied and no bandpass applied



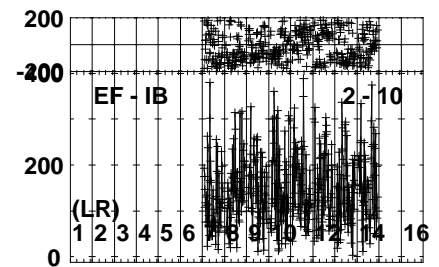
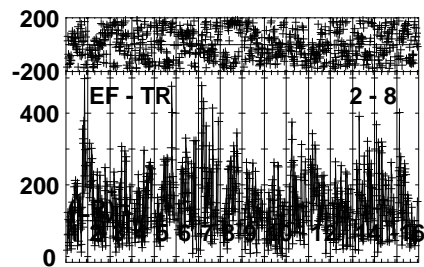
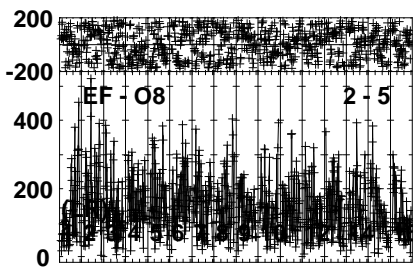
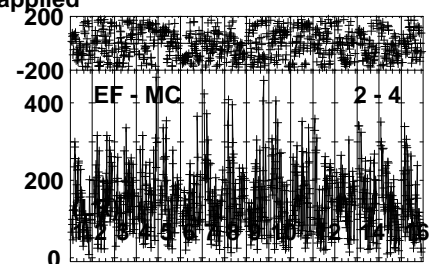
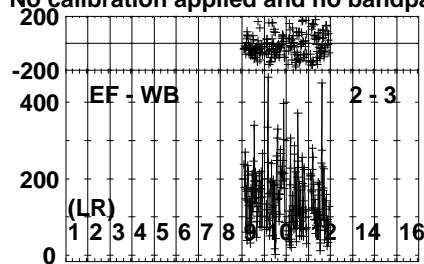
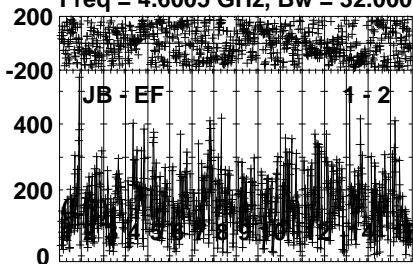
Lower frame: Micro Ampl Jy Top frame: Phas deg
Vector averaged cross-power spectrum Several baselines displayed
Timerange: 01/05:51:01 to 01/05:54:29

Plot file version 234 created 23-APR-2024 16:07:01

J0529+3209 EB100D 1.UVDATA.1

Freq = 4.6005 GHz, Bw = 32.000 MH

No calibration applied and no bandpass applied

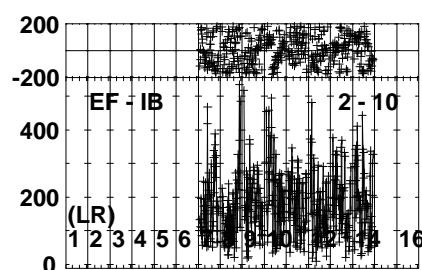
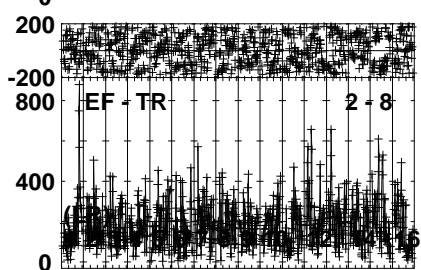
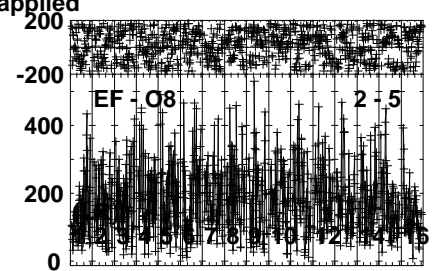
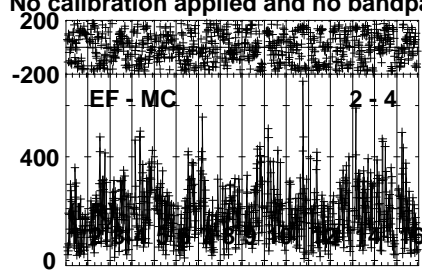
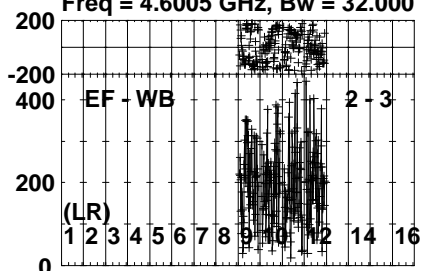


Lower frame: Micro Ampl Jy Top frame: Phas deg
Vector averaged cross-power spectrum Several baselines displayed
Timerange: 01/05:54:31 to 01/05:55:59

Plot file version 235 created 23-APR-2024 16:07:02

FRB EB100D 1.UVDATA.1

Freq = 4.6005 GHz, Bw = 32.000 MH No calibration applied and no bandpass applied

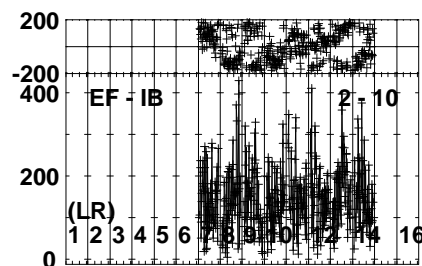
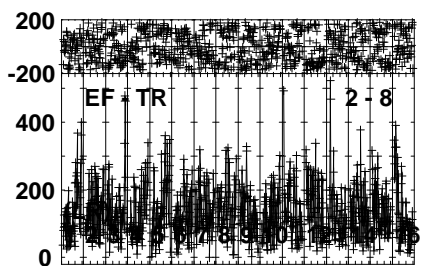
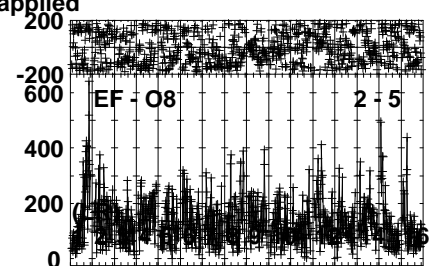
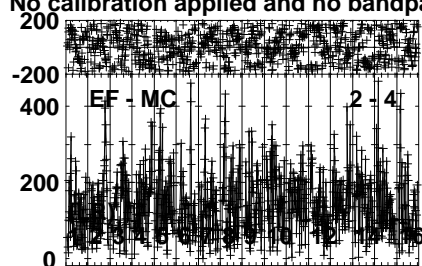
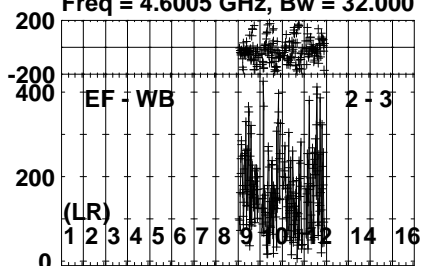


Lower frame: Micro Ampl Jy Top frame: Phas deg
Vector averaged cross-power spectrum Several baselines displayed
Timerange: 01/05:56:01 to 01/05:59:29

Plot file version 236 created 23-APR-2024 16:07:02

J0529+3209 EB100D 1.UVDATA.1

Freq = 4.6005 GHz, Bw = 32.000 MH No calibration applied and no bandpass applied



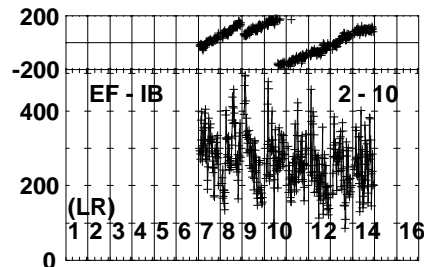
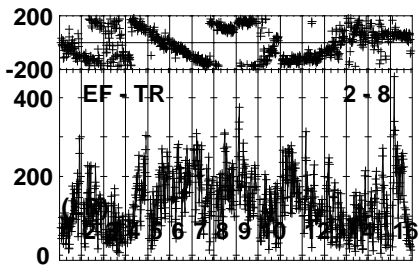
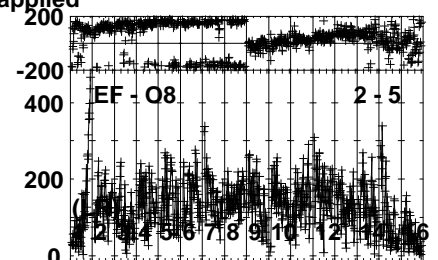
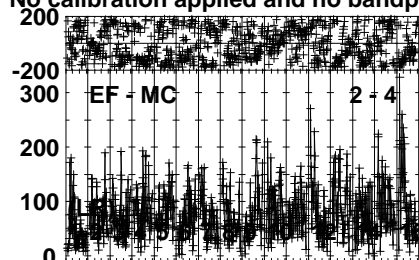
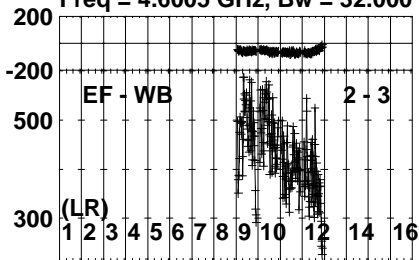
Lower frame: Micro Ampl Jy Top frame: Phas deg
Vector averaged cross-power spectrum Several baselines displayed
Timerange: 01/06:00:03 to 01/06:00:59

Plot file version 237 created 23-APR-2024 16:07:02

J0518+3306 EB100D 1.UVDATA.1

Freq = 4.6005 GHz, Bw = 32.000 MH

No calibration applied and no bandpass applied



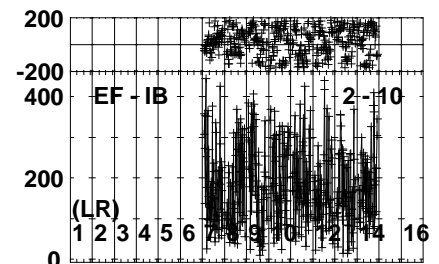
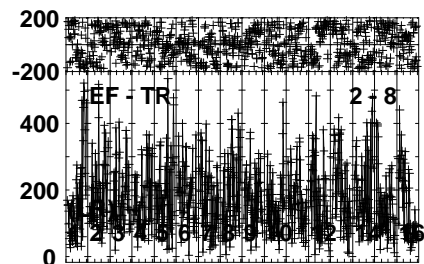
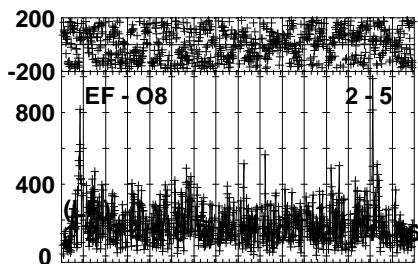
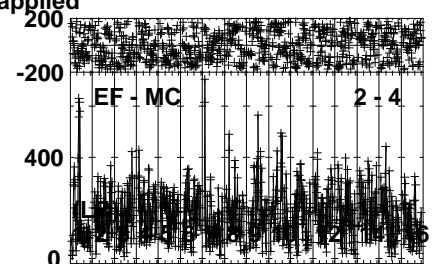
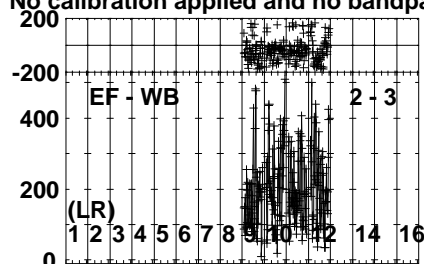
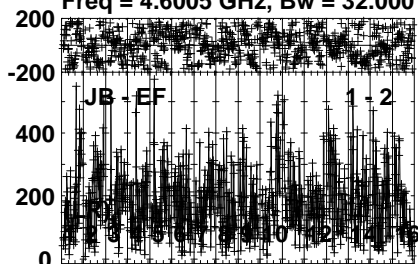
Lower frame: Micro Ampl Jy Top frame: Phas deg
Vector averaged cross-power spectrum Several baselines displayed
Timerange: 01/06:01:33 to 01/06:04:29

Plot file version 238 created 23-APR-2024 16:07:03

J0529+3209 EB100D 1.UVDATA.1

Freq = 4.6005 GHz, Bw = 32.000 MH

No calibration applied and no bandpass applied

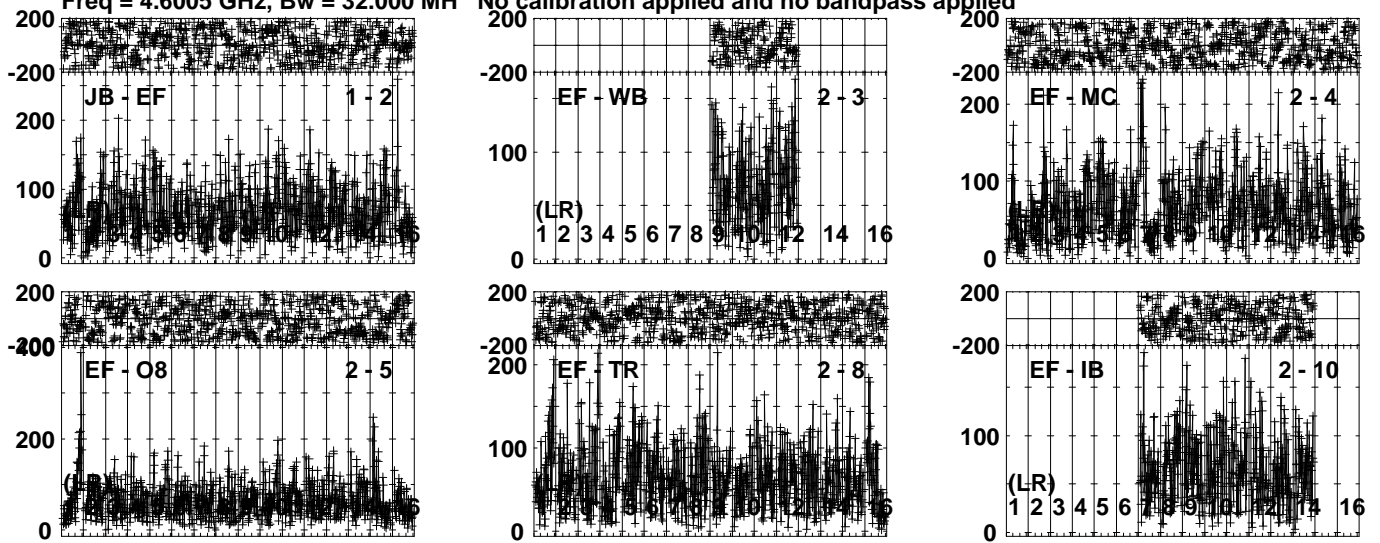


Lower frame: Micro Ampl Jy Top frame: Phas deg
Vector averaged cross-power spectrum Several baselines displayed
Timerange: 01/06:04:31 to 01/06:05:59

Plot file version 239 created 23-APR-2024 16:07:03

FRB EB100D 1.UVDATA.1

Freq = 4.6005 GHz, Bw = 32.000 MH No calibration applied and no bandpass applied



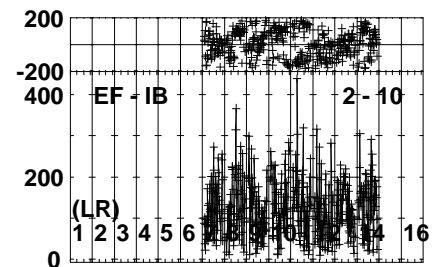
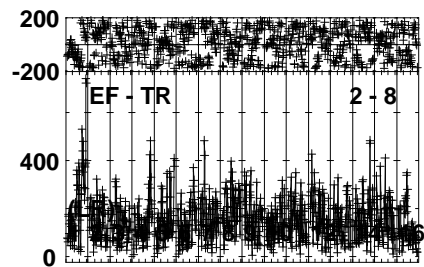
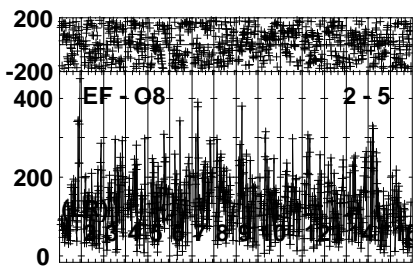
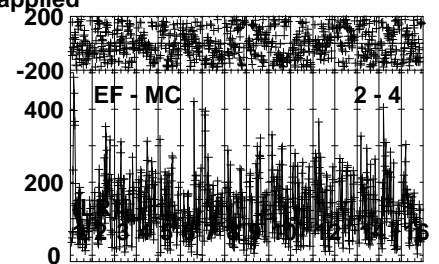
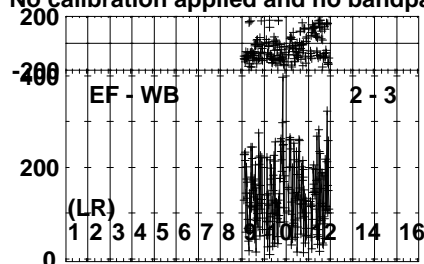
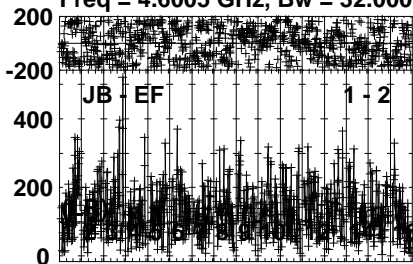
Lower frame: Micro Ampl Jy Top frame: Phas deg
Vector averaged cross-power spectrum Several baselines displayed
Timerange: 01/06:06:01 to 01/06:09:29

Plot file version 240 created 23-APR-2024 16:07:04

J0529+3209 EB100D 1.UVDATA.1

Freq = 4.6005 GHz, Bw = 32.000 MH

No calibration applied and no bandpass applied

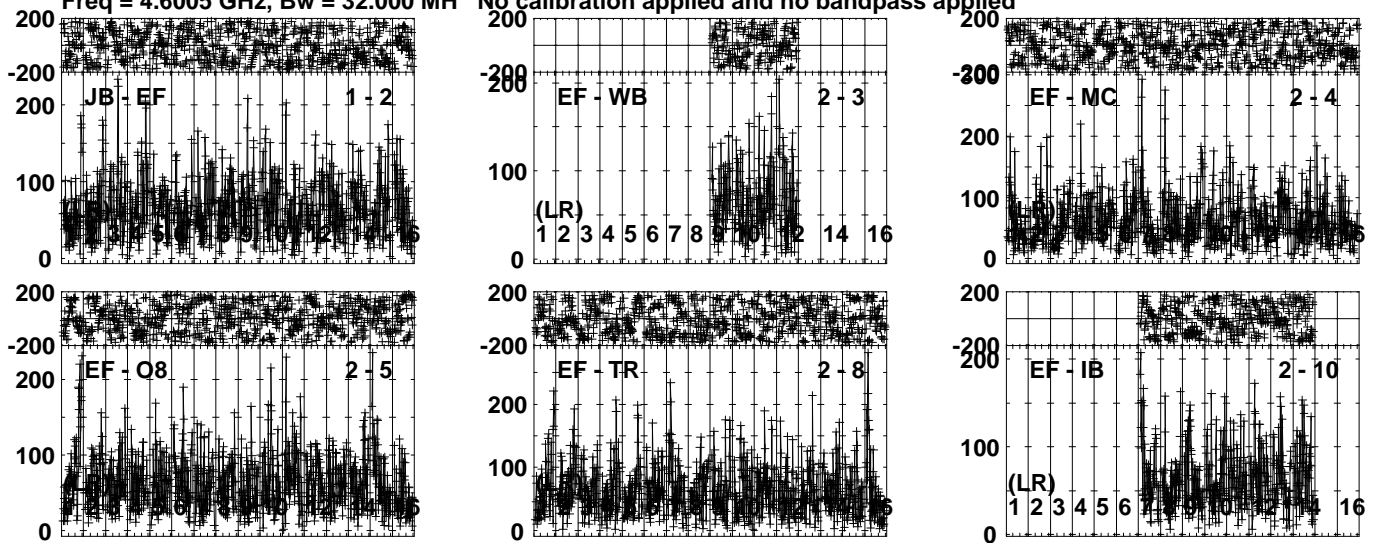


Lower frame: Micro Ampl Jy Top frame: Phas deg
Vector averaged cross-power spectrum Several baselines displayed
Timerange: 01/06:10:03 to 01/06:10:59

Plot file version 241 created 23-APR-2024 16:07:04

FRB EB100D 1.UVDATA.1

Freq = 4.6005 GHz, Bw = 32.000 MH No calibration applied and no bandpass applied

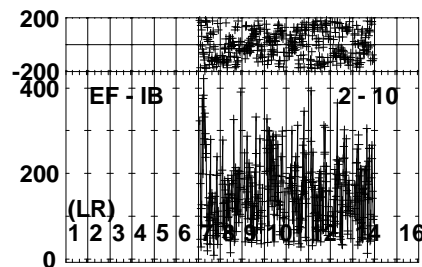
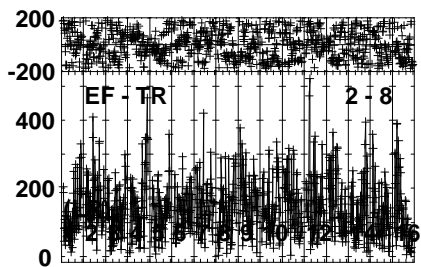
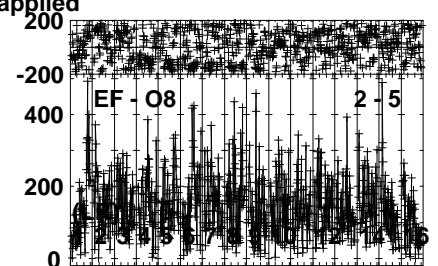
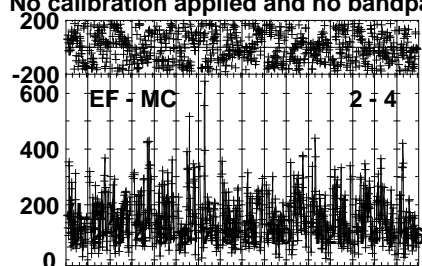
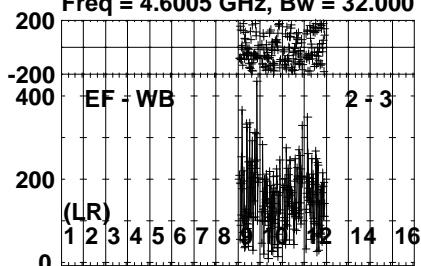


Lower frame: Micro Ampl Jy Top frame: Phas deg
Vector averaged cross-power spectrum Several baselines displayed
Timerange: 01/06:11:03 to 01/06:14:29

Plot file version 242 created 23-APR-2024 16:07:05

J0529+3209 EB100D 1.UVDATA.1

Freq = 4.6005 GHz, Bw = 32.000 MH No calibration applied and no bandpass applied

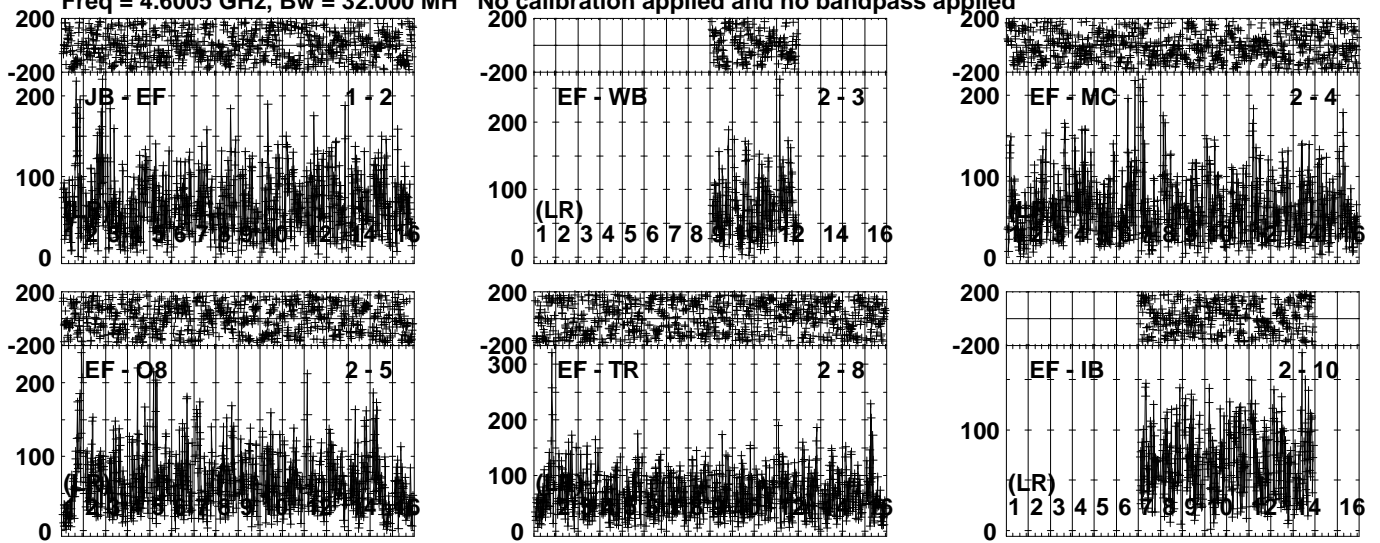


Lower frame: Micro Ampl Jy Top frame: Phas deg
Vector averaged cross-power spectrum Several baselines displayed
Timerange: 01/06:15:03 to 01/06:15:59

Plot file version 243 created 23-APR-2024 16:07:05

FRB EB100D 1.UVDATA.1

Freq = 4.6005 GHz, Bw = 32.000 MH No calibration applied and no bandpass applied



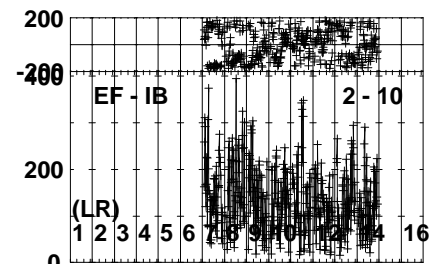
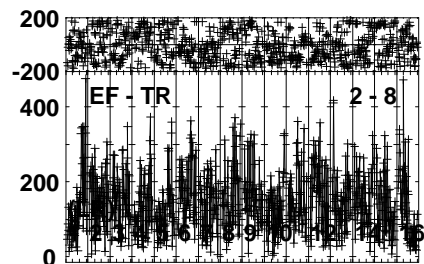
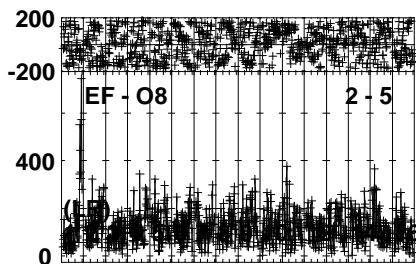
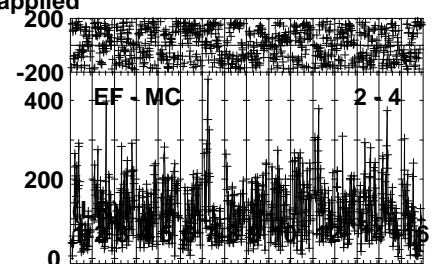
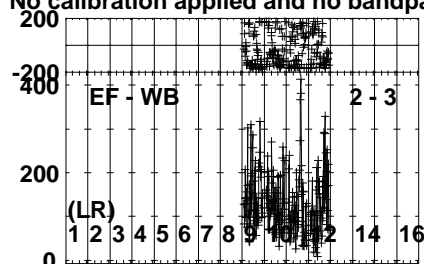
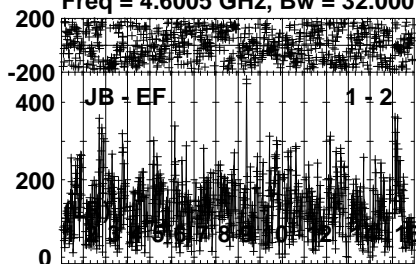
Lower frame: Micro Ampl Jy Top frame: Phas deg
Vector averaged cross-power spectrum Several baselines displayed
Timerange: 01/06:16:03 to 01/06:19:29

Plot file version 244 created 23-APR-2024 16:07:06

J0529+3209 EB100D 1.UVDATA.1

Freq = 4.6005 GHz, Bw = 32.000 MH

No calibration applied and no bandpass applied

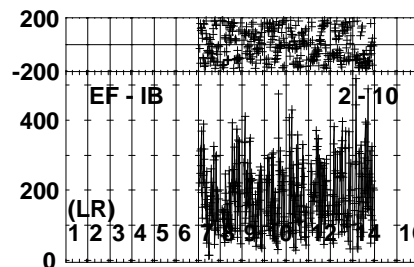
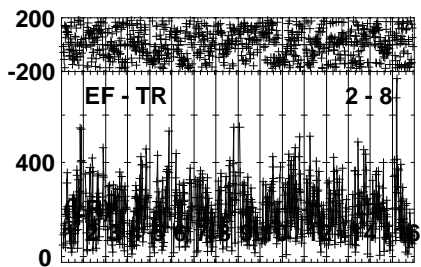
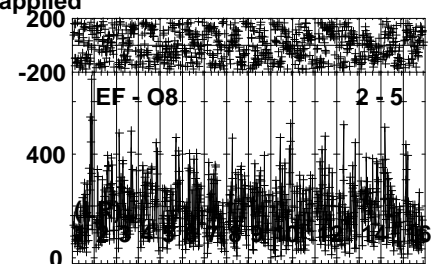
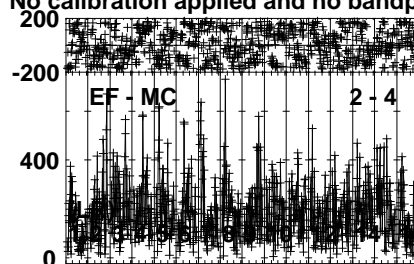
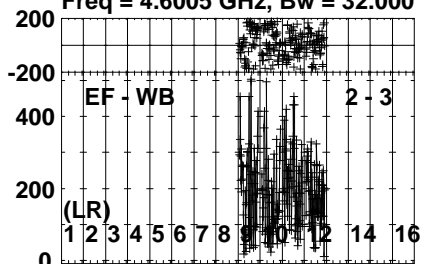


Lower frame: Micro Ampl Jy Top frame: Phas deg
Vector averaged cross-power spectrum Several baselines displayed
Timerange: 01/06:19:31 to 01/06:20:59

Plot file version 245 created 23-APR-2024 16:07:06

FRB EB100D 1.UVDATA.1

Freq = 4.6005 GHz, Bw = 32.000 MH No calibration applied and no bandpass applied

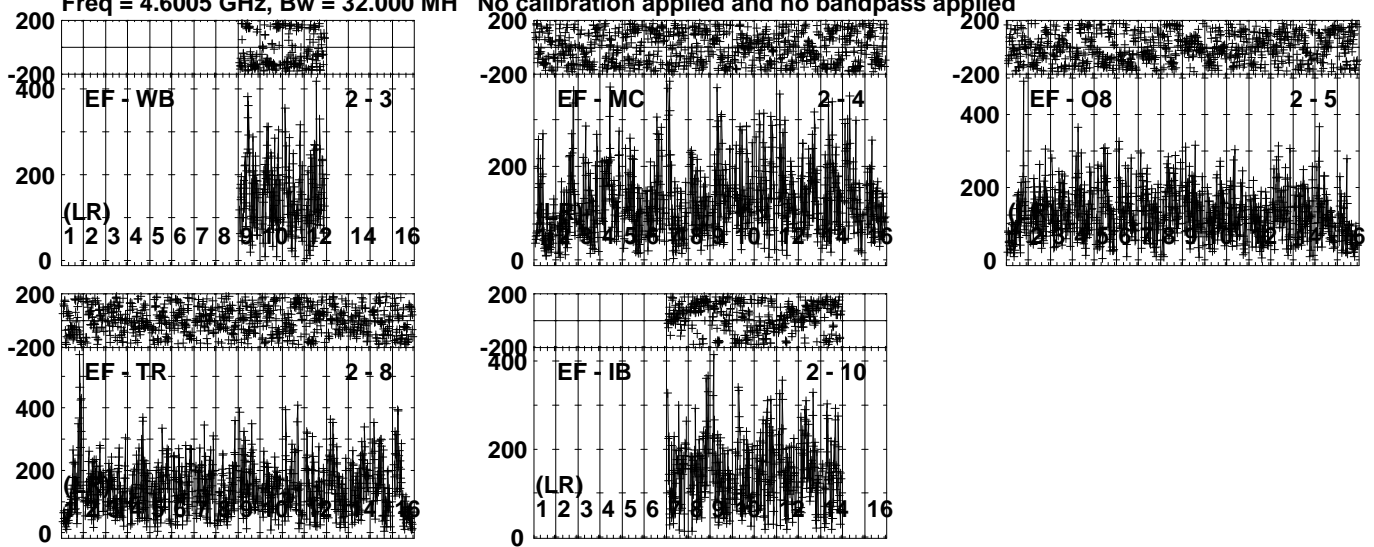


Lower frame: Micro Ampl Jy Top frame: Phas deg
Vector averaged cross-power spectrum Several baselines displayed
Timerange: 01/06:21:01 to 01/06:24:29

Plot file version 246 created 23-APR-2024 16:07:07

J0529+3209 EB100D 1.UVDATA.1

Freq = 4.6005 GHz, Bw = 32.000 MH No calibration applied and no bandpass applied

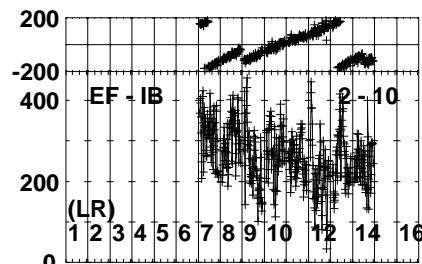
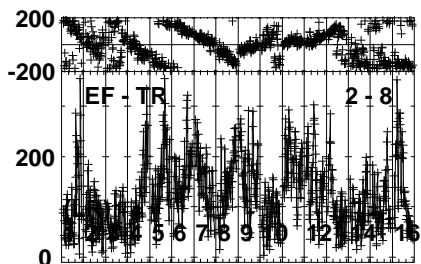
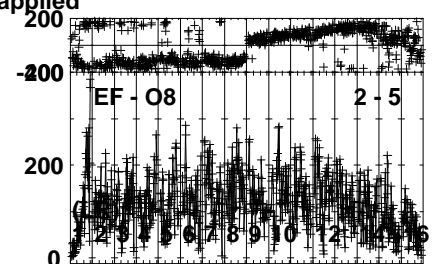
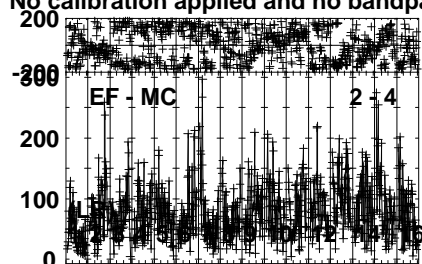
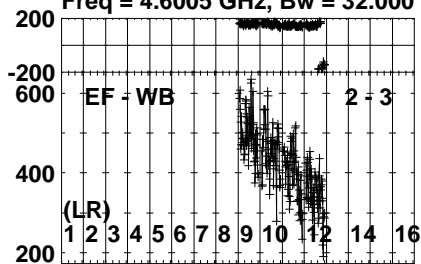


Lower frame: Micro Ampl Jy Top frame: Phas deg
Vector averaged cross-power spectrum Several baselines displayed
Timerange: 01/06:25:03 to 01/06:25:59

Plot file version 247 created 23-APR-2024 16:07:07

J0518+3306 EB100D 1.UVDATA.1

Freq = 4.6005 GHz, Bw = 32.000 MH No calibration applied and no bandpass applied



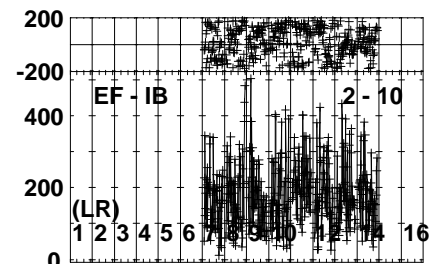
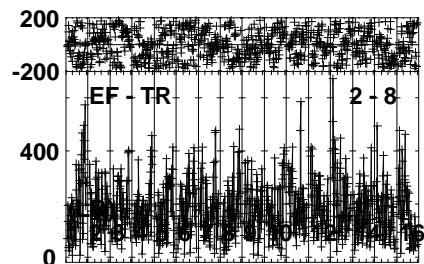
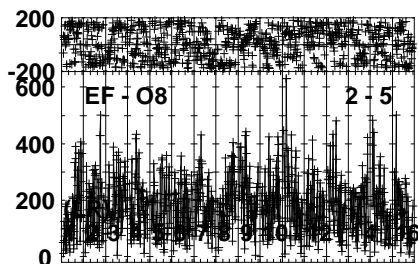
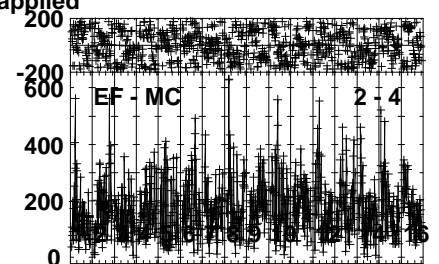
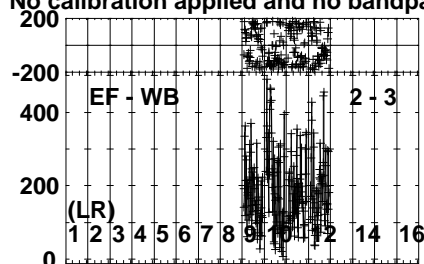
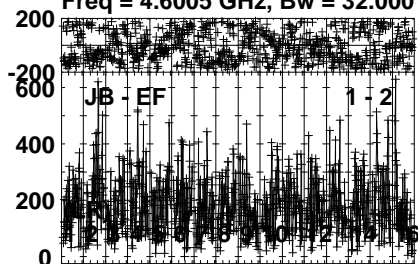
Lower frame: Micro Ampl Jy Top frame: Phas deg
Vector averaged cross-power spectrum Several baselines displayed
Timerange: 01/06:26:33 to 01/06:29:29

Plot file version 248 created 23-APR-2024 16:07:07

J0529+3209 EB100D 1.UVDATA.1

Freq = 4.6005 GHz, Bw = 32.000 MH

No calibration applied and no bandpass applied

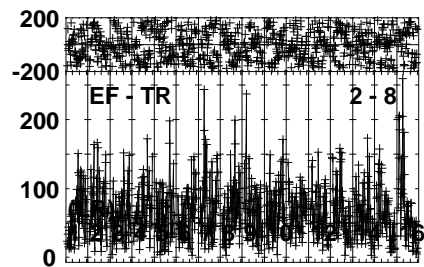
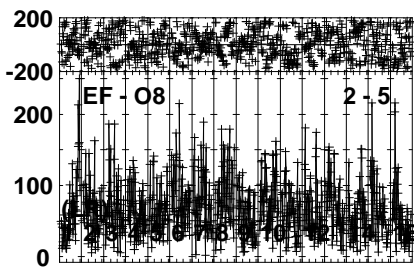
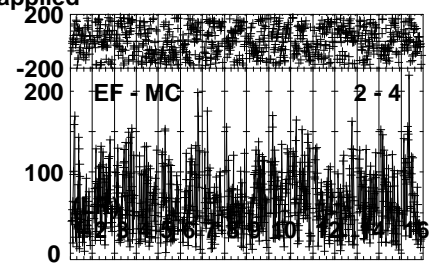
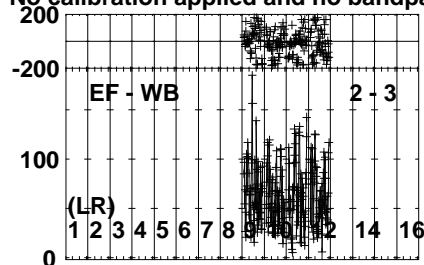
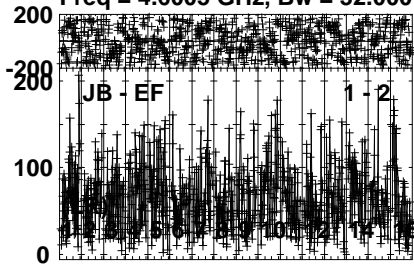


Lower frame: Micro Ampl Jy Top frame: Phas deg
Vector averaged cross-power spectrum Several baselines displayed
Timerange: 01/06:29:33 to 01/06:30:59

Plot file version 249 created 23-APR-2024 16:07:08

FRB EB100D 1.UVDATA.1

Freq = 4.6005 GHz, Bw = 32.000 MH No calibration applied and no bandpass applied

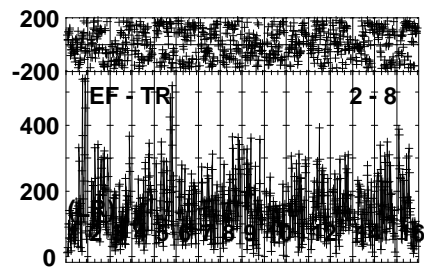
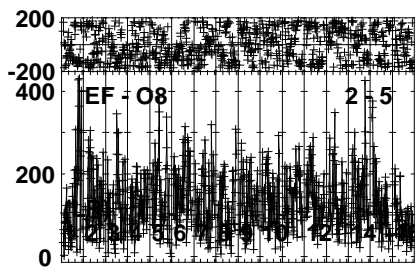
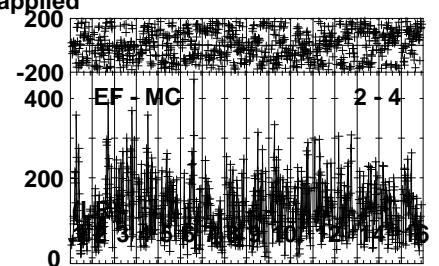
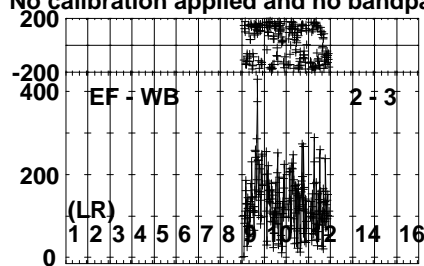
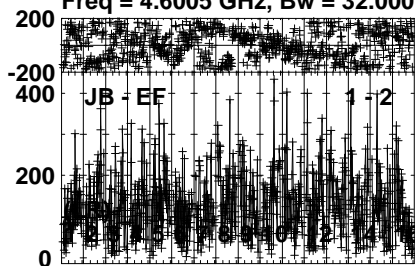


Lower frame: Micro Ampl Jy Top frame: Phas deg
Vector averaged cross-power spectrum Several baselines displayed
Timerange: 01/06:31:01 to 01/06:34:29

Plot file version 250 created 23-APR-2024 16:07:08

J0529+3209 EB100D 1.UVDATA.1

Freq = 4.6005 GHz, Bw = 32.000 MH No calibration applied and no bandpass applied

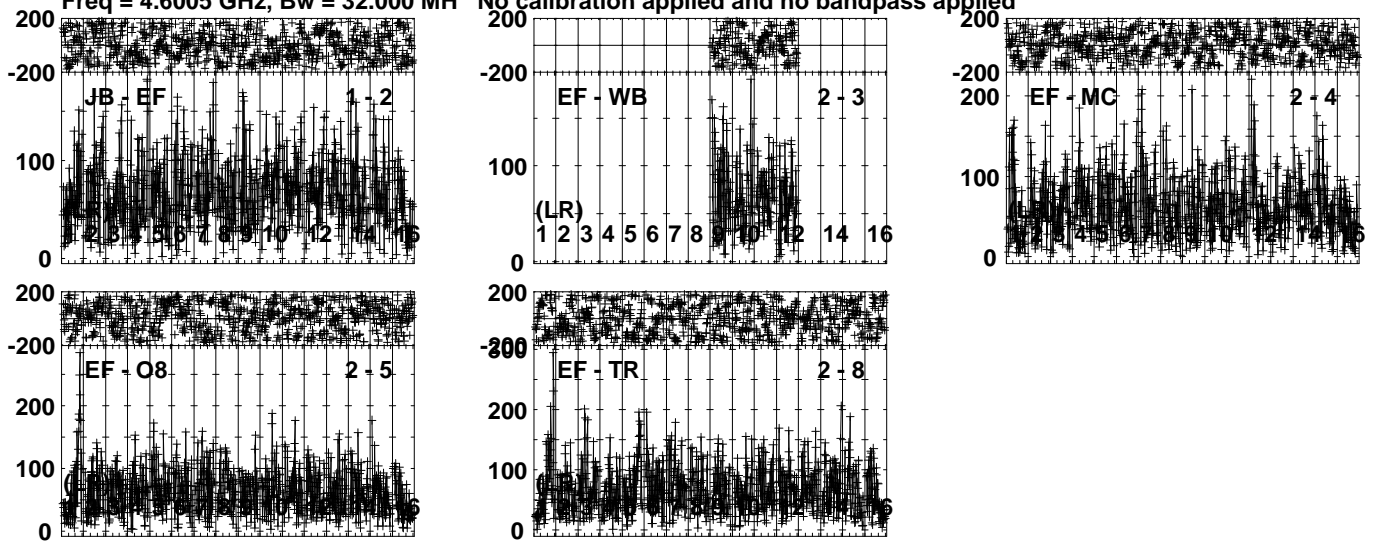


Lower frame: Micro Ampl Jy Top frame: Phas deg
Vector averaged cross-power spectrum Several baselines displayed
Timerange: 01/06:35:03 to 01/06:35:59

Plot file version 251 created 23-APR-2024 16:07:08

FRB EB100D 1.UVDATA.1

Freq = 4.6005 GHz, Bw = 32.000 MH No calibration applied and no bandpass applied



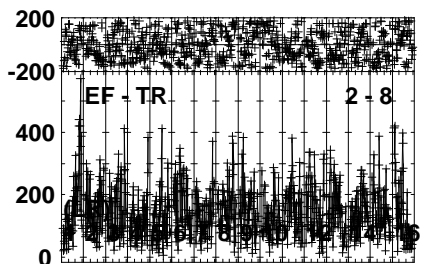
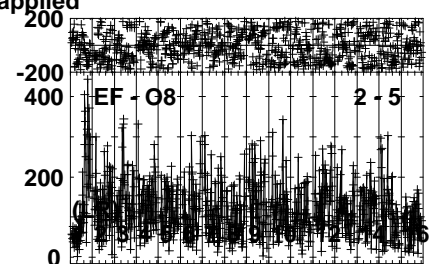
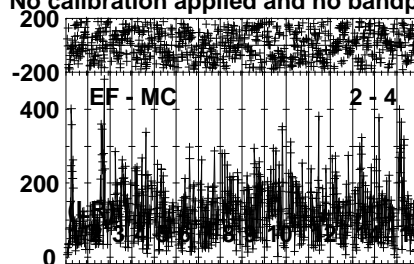
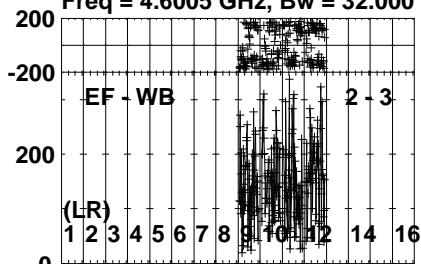
Lower frame: Micro Ampl Jy Top frame: Phas deg
Vector averaged cross-power spectrum Several baselines displayed
Timerange: 01/06:36:03 to 01/06:39:29

Plot file version 252 created 23-APR-2024 16:07:09

J0529+3209 EB100D 1.UVDATA.1

Freq = 4.6005 GHz, Bw = 32.000 MH

No calibration applied and no bandpass applied

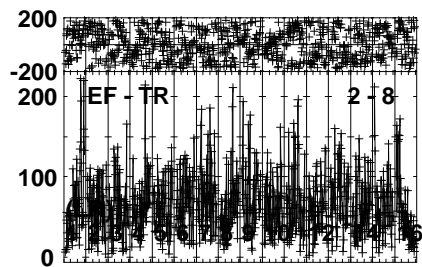
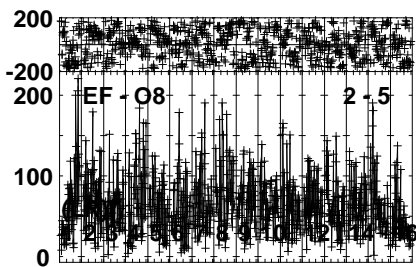
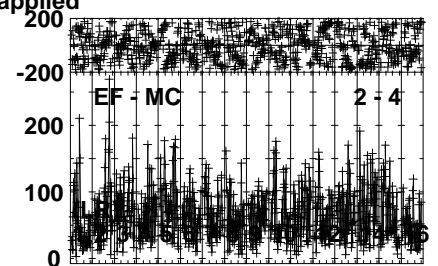
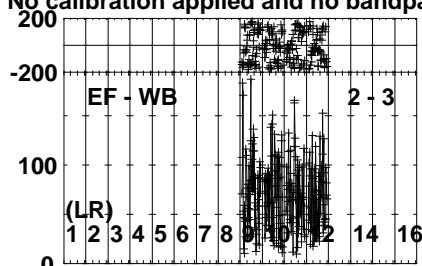
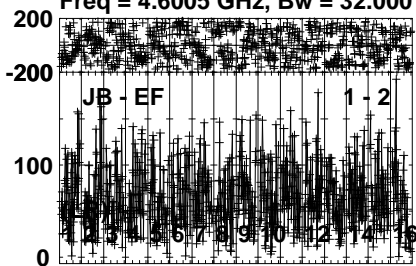


Lower frame: Micro Ampl Jy Top frame: Phas deg
Vector averaged cross-power spectrum Several baselines displayed
Timerange: 01/06:40:03 to 01/06:40:59

Plot file version 253 created 23-APR-2024 16:07:09

FRB EB100D 1.UVDATA.1

Freq = 4.6005 GHz, Bw = 32.000 MH No calibration applied and no bandpass applied



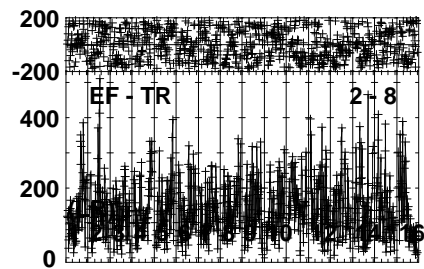
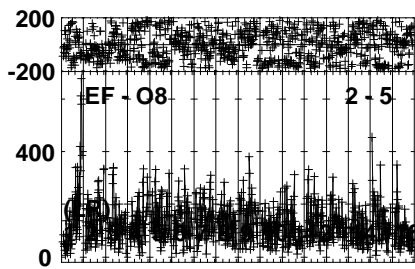
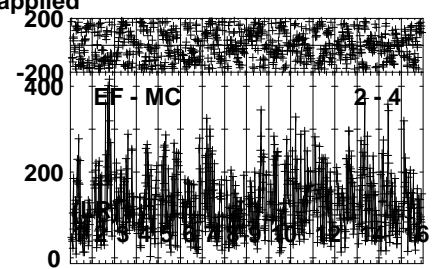
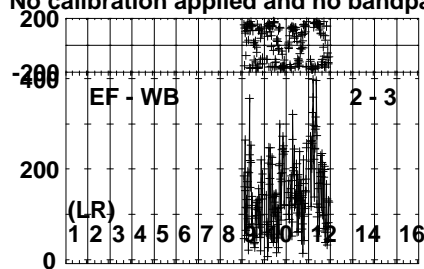
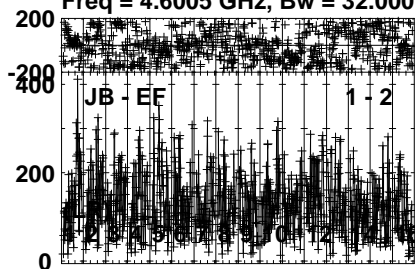
Lower frame: Micro Ampl Jy Top frame: Phas deg
Vector averaged cross-power spectrum Several baselines displayed
Timerange: 01/06:41:03 to 01/06:44:29

Plot file version 254 created 23-APR-2024 16:07:09

J0529+3209 EB100D 1.UVDATA.1

Freq = 4.6005 GHz, Bw = 32.000 MH

No calibration applied and no bandpass applied

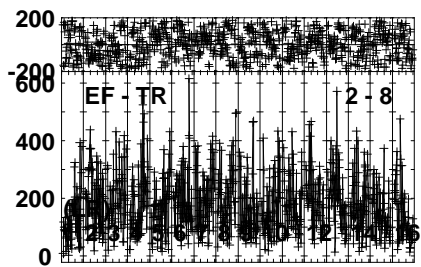
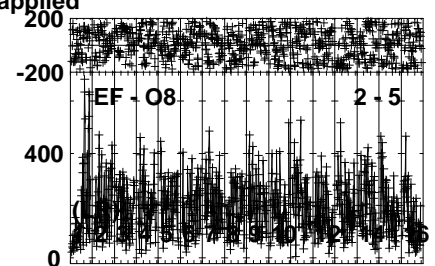
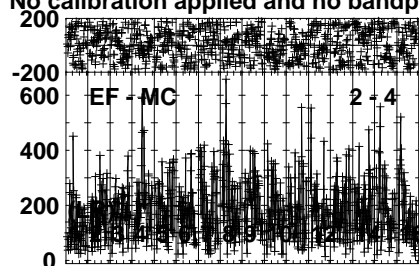
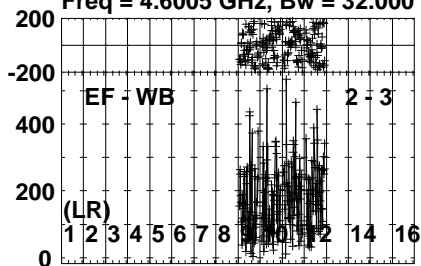


Lower frame: Micro Ampl Jy Top frame: Phas deg
Vector averaged cross-power spectrum Several baselines displayed
Timerange: 01/06:44:31 to 01/06:45:59

Plot file version 255 created 23-APR-2024 16:07:10

FRB EB100D 1.UVDATA.1

Freq = 4.6005 GHz, Bw = 32.000 MH No calibration applied and no bandpass applied



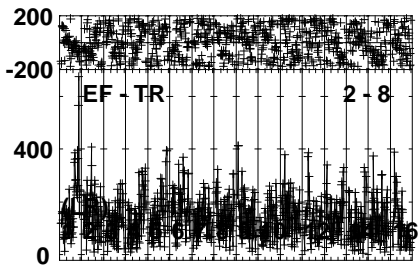
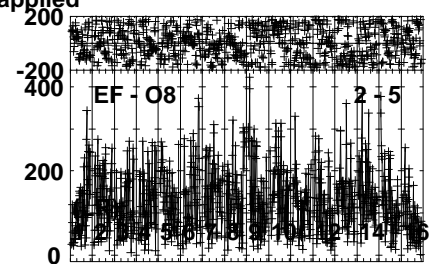
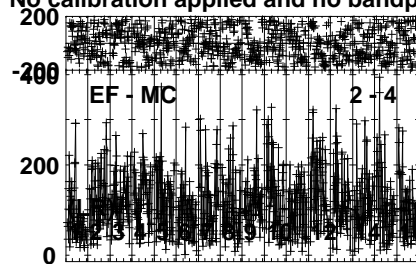
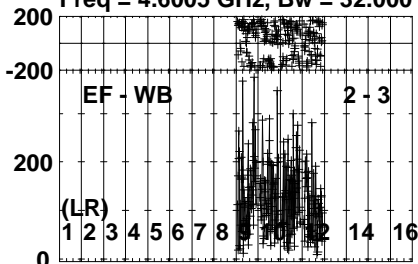
Lower frame: Micro Ampl Jy Top frame: Phas deg
Vector averaged cross-power spectrum Several baselines displayed
Timerange: 01/06:46:01 to 01/06:49:29

Plot file version 256 created 23-APR-2024 16:07:10

J0529+3209 EB100D 1.UVDATA.1

Freq = 4.6005 GHz, Bw = 32.000 MH

No calibration applied and no bandpass applied

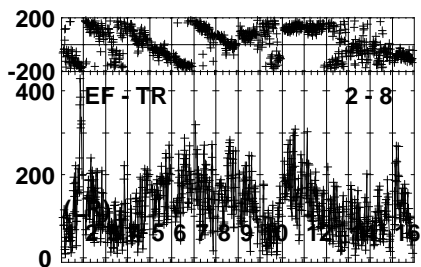
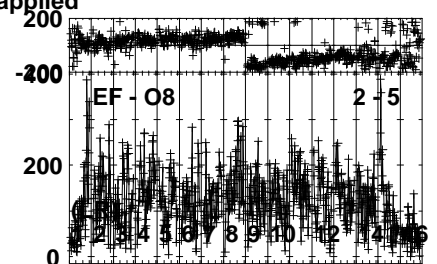
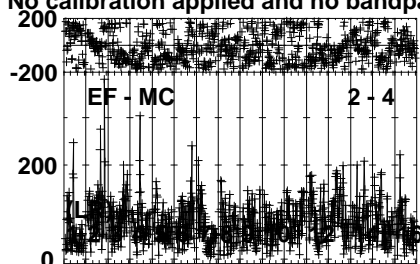
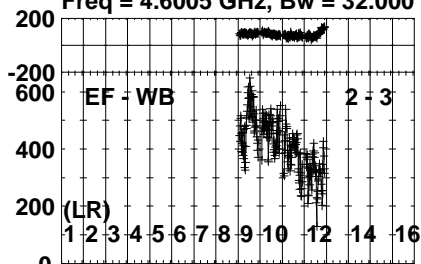


Lower frame: Micro Ampl Jy Top frame: Phas deg
Vector averaged cross-power spectrum Several baselines displayed
Timerange: 01/06:50:03 to 01/06:50:59

Plot file version 257 created 23-APR-2024 16:07:10

J0518+3306 EB100D 1.UVDATA.1

Freq = 4.6005 GHz, Bw = 32.000 MH No calibration applied and no bandpass applied

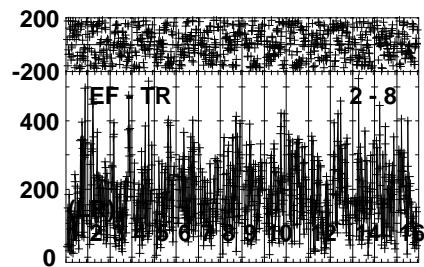
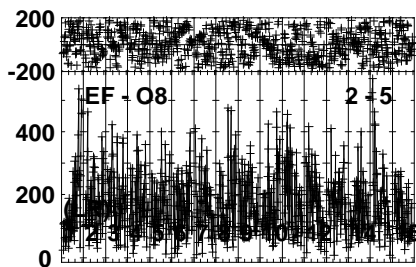
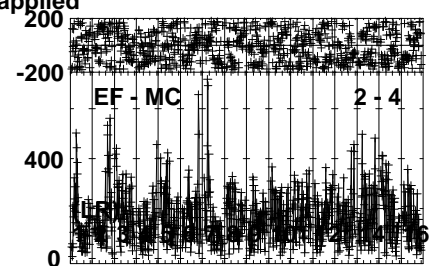
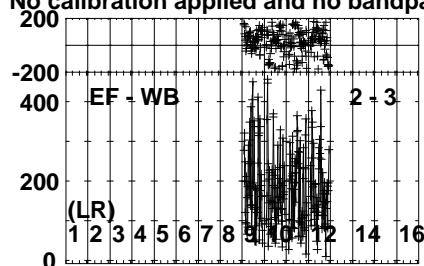
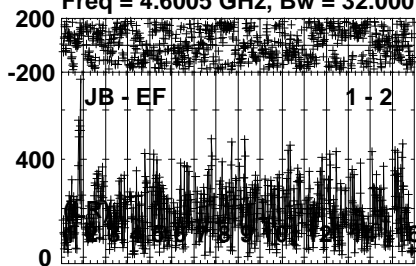


Lower frame: Micro Ampl Jy Top frame: Phas deg
Vector averaged cross-power spectrum Several baselines displayed
Timerange: 01/06:51:33 to 01/06:54:29

Plot file version 258 created 23-APR-2024 16:07:11

J0529+3209 EB100D 1.UVDATA.1

Freq = 4.6005 GHz, Bw = 32.000 MH No calibration applied and no bandpass applied

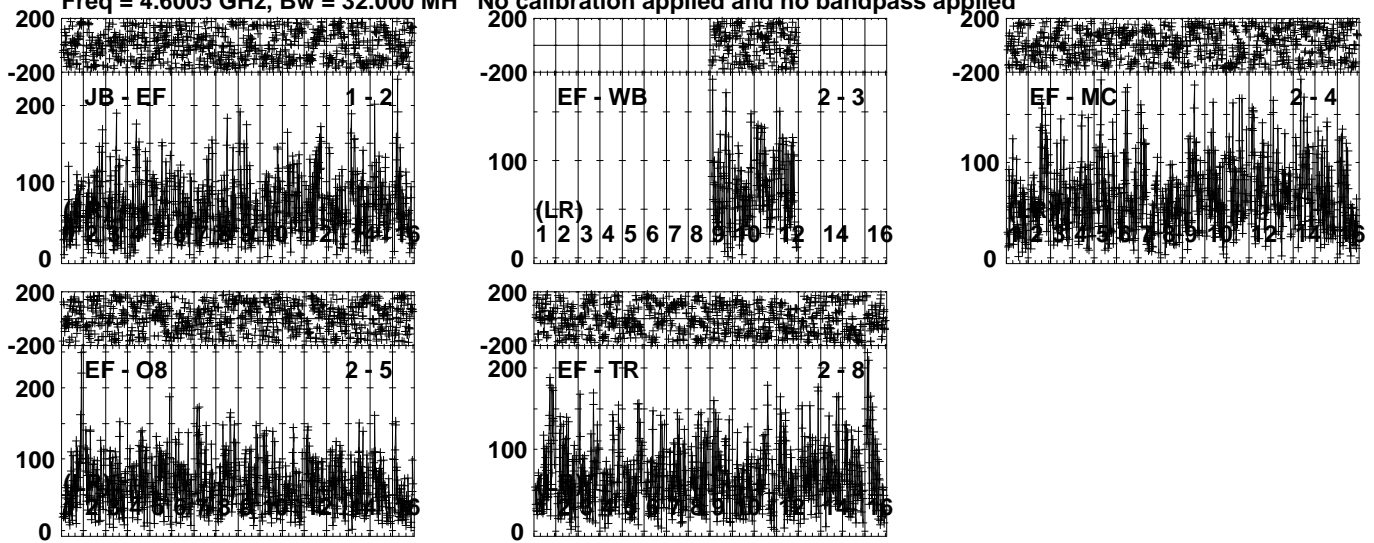


Lower frame: Micro Ampl Jy Top frame: Phas deg
Vector averaged cross-power spectrum Several baselines displayed
Timerange: 01/06:54:33 to 01/06:55:59

Plot file version 259 created 23-APR-2024 16:07:11

FRB EB100D 1.UVDATA.1

Freq = 4.6005 GHz, Bw = 32.000 MH No calibration applied and no bandpass applied

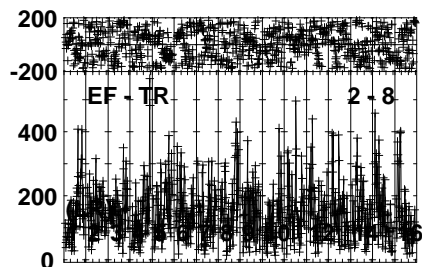
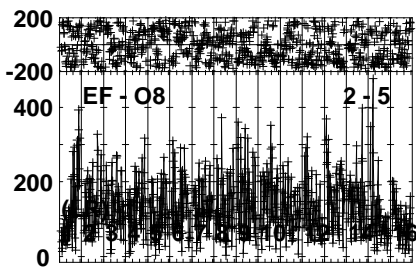
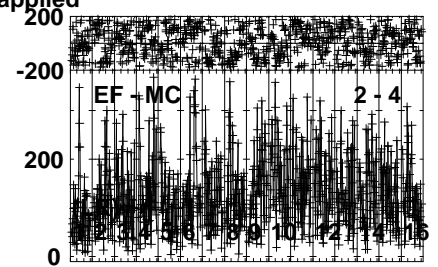
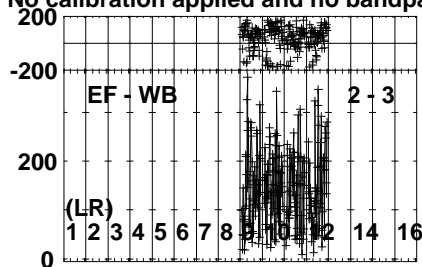
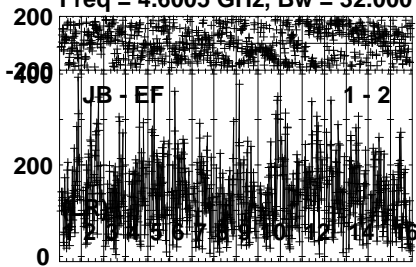


Lower frame: Micro Ampl Jy Top frame: Phas deg
Vector averaged cross-power spectrum Several baselines displayed
Timerange: 01/06:56:01 to 01/06:59:29

Plot file version 260 created 23-APR-2024 16:07:12

J0529+3209 EB100D 1.UVDATA.1

Freq = 4.6005 GHz, Bw = 32.000 MH No calibration applied and no bandpass applied

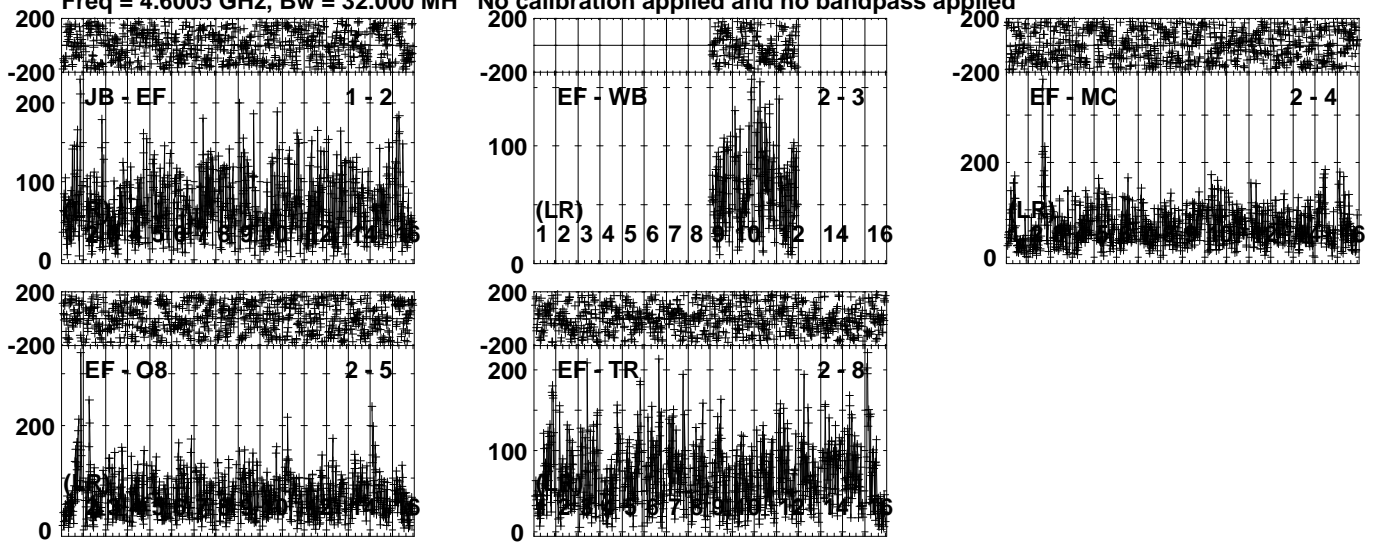


Lower frame: Micro Ampl Jy Top frame: Phas deg
Vector averaged cross-power spectrum Several baselines displayed
Timerange: 01/07:00:03 to 01/07:00:59

Plot file version 261 created 23-APR-2024 16:07:12

FRB EB100D 1.UVDATA.1

Freq = 4.6005 GHz, Bw = 32.000 MH No calibration applied and no bandpass applied

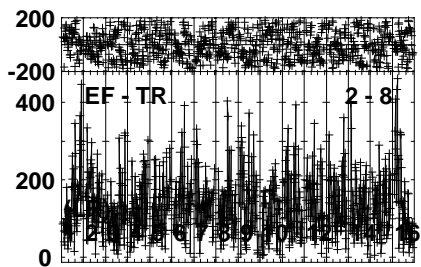
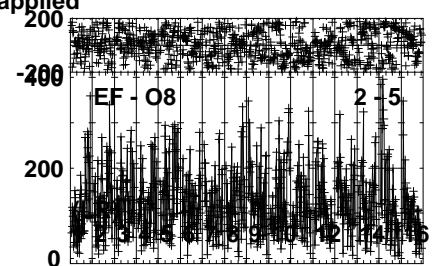
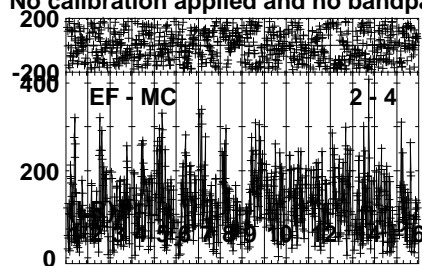
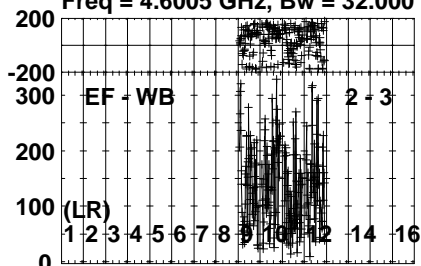


Lower frame: Micro Ampl Jy Top frame: Phas deg
Vector averaged cross-power spectrum Several baselines displayed
Timerange: 01/07:01:03 to 01/07:04:29

Plot file version 262 created 23-APR-2024 16:07:12

J0529+3209 EB100D 1.UVDATA.1

Freq = 4.6005 GHz, Bw = 32.000 MH No calibration applied and no bandpass applied

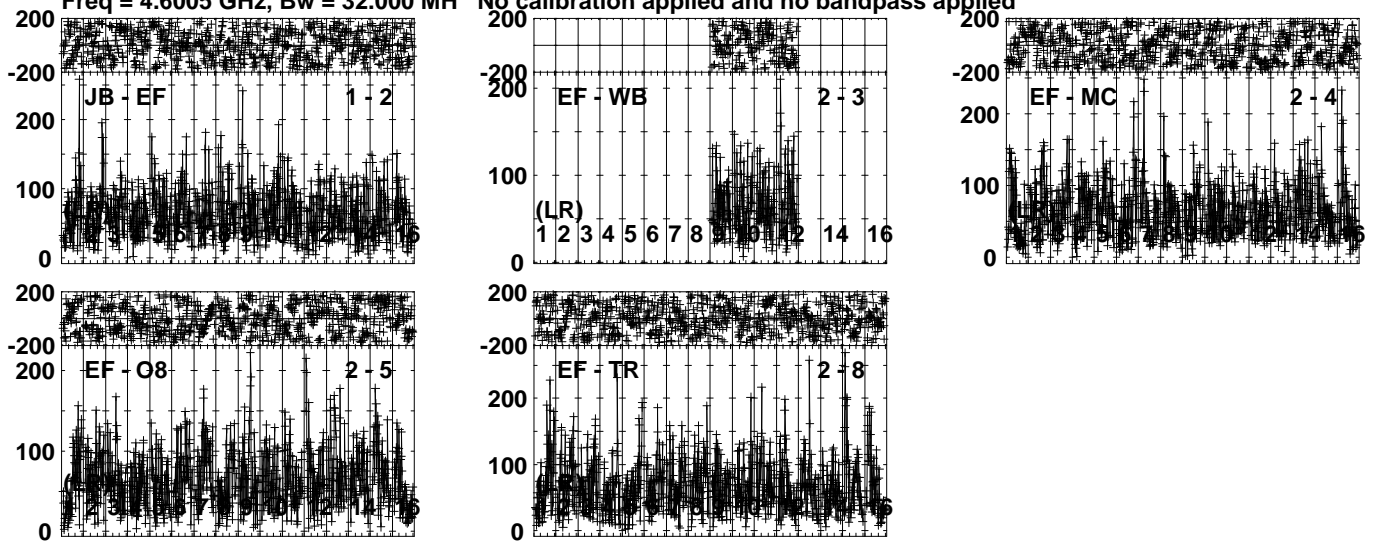


Lower frame: Micro Ampl Jy Top frame: Phas deg
Vector averaged cross-power spectrum Several baselines displayed
Timerange: 01/07:05:03 to 01/07:05:59

Plot file version 263 created 23-APR-2024 16:07:13

FRB EB100D 1.UVDATA.1

Freq = 4.6005 GHz, Bw = 32.000 MH No calibration applied and no bandpass applied

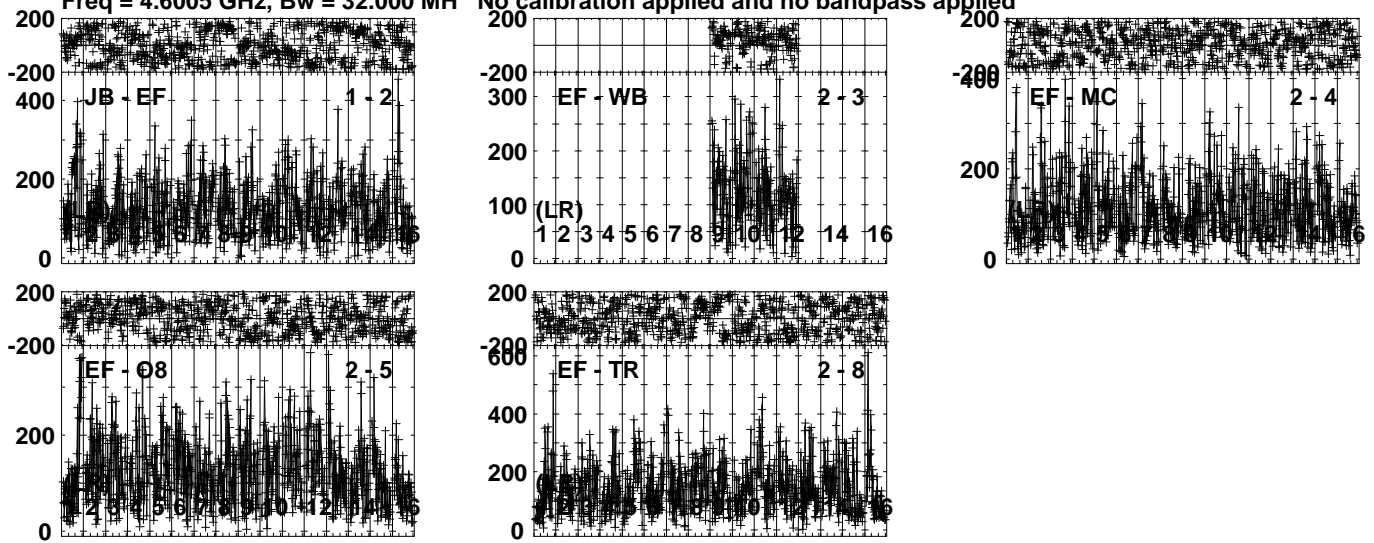


Lower frame: Micro Ampl Jy Top frame: Phas deg
Vector averaged cross-power spectrum Several baselines displayed
Timerange: 01/07:06:03 to 01/07:09:29

Plot file version 264 created 23-APR-2024 16:07:13

J0529+3209 EB100D 1.UVDATA.1

Freq = 4.6005 GHz, Bw = 32.000 MH No calibration applied and no bandpass applied

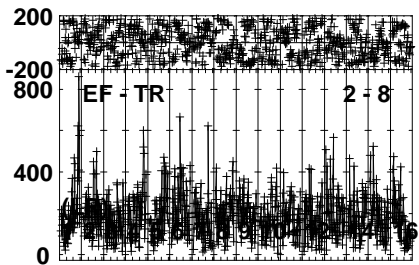
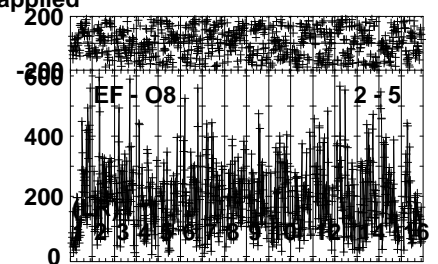
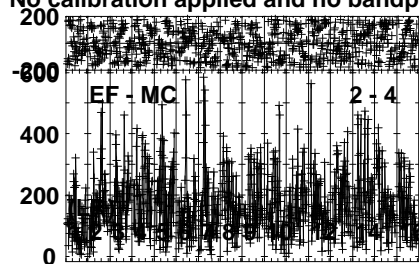
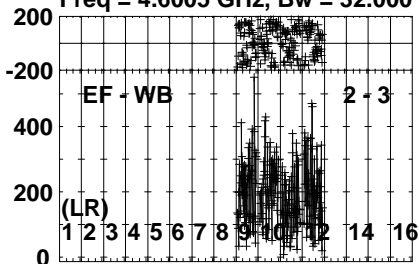


Lower frame: Micro Ampl Jy Top frame: Phas deg
Vector averaged cross-power spectrum Several baselines displayed
Timerange: 01/07:09:31 to 01/07:10:59

Plot file version 265 created 23-APR-2024 16:07:13

FRB EB100D 1.UVDATA.1

Freq = 4.6005 GHz, Bw = 32.000 MH No calibration applied and no bandpass applied

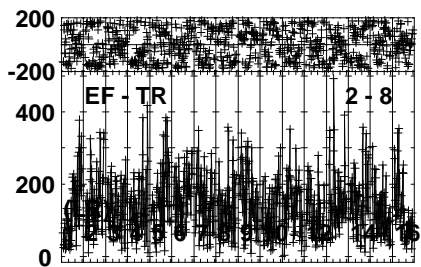
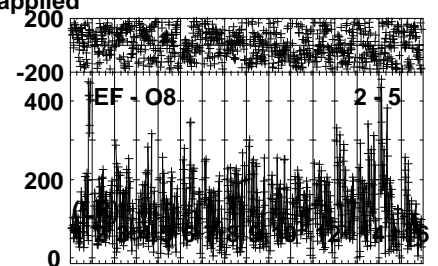
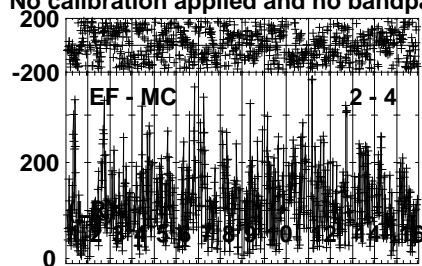
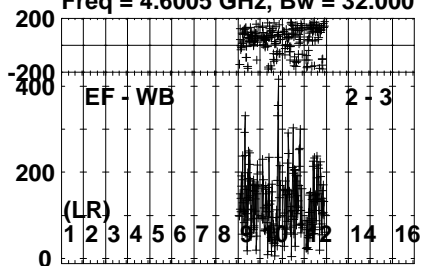


Lower frame: Micro Ampl Jy Top frame: Phas deg
Vector averaged cross-power spectrum Several baselines displayed
Timerange: 01/07:11:01 to 01/07:14:29

Plot file version 266 created 23-APR-2024 16:07:14

J0529+3209 EB100D 1.UVDATA.1

Freq = 4.6005 GHz, Bw = 32.000 MH No calibration applied and no bandpass applied



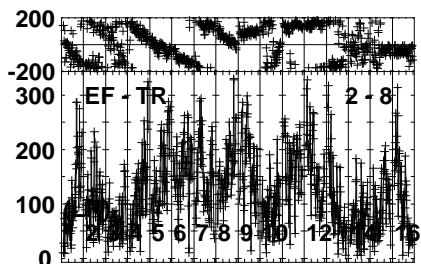
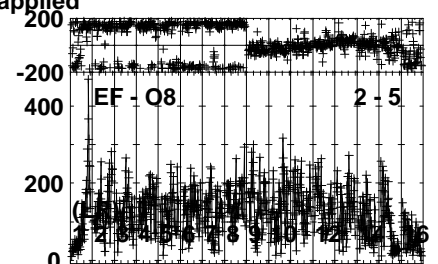
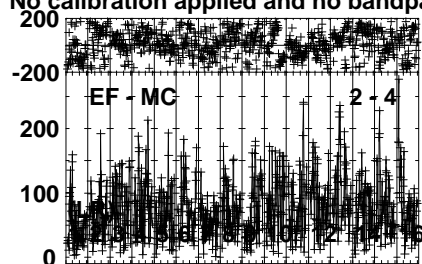
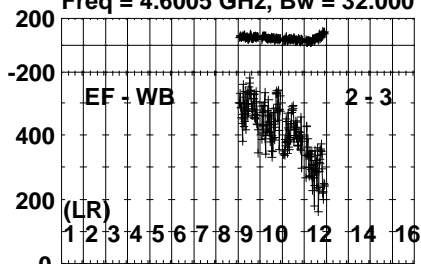
Lower frame: Micro Ampl Jy Top frame: Phas deg
Vector averaged cross-power spectrum Several baselines displayed
Timerange: 01/07:15:03 to 01/07:15:59

Plot file version 267 created 23-APR-2024 16:07:14

J0518+3306 EB100D 1.UVDATA.1

Freq = 4.6005 GHz, Bw = 32.000 MH

No calibration applied and no bandpass applied



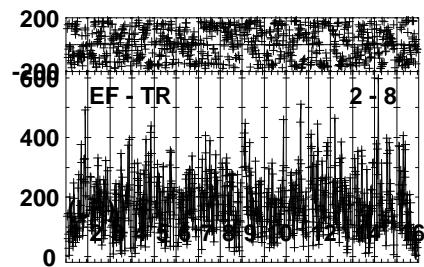
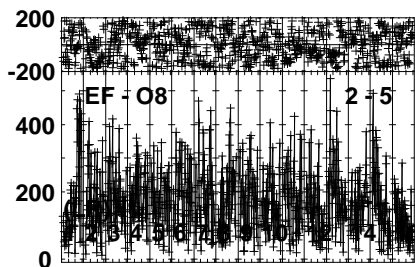
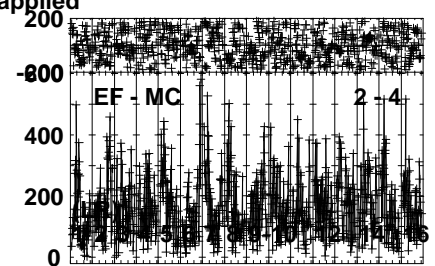
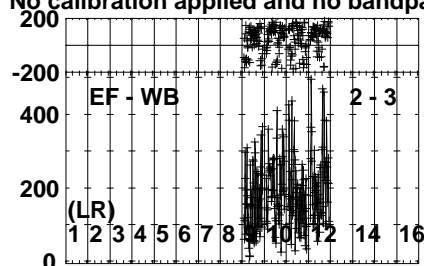
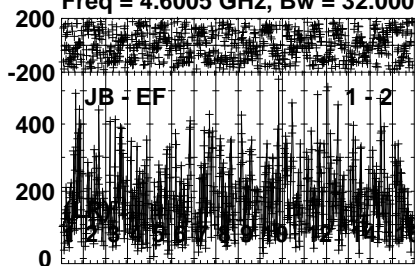
Lower frame: Micro Ampl Jy Top frame: Phas deg
Vector averaged cross-power spectrum Several baselines displayed
Timerange: 01/07:16:33 to 01/07:19:29

Plot file version 268 created 23-APR-2024 16:07:14

J0529+3209 EB100D 1.UVDATA.1

Freq = 4.6005 GHz, Bw = 32.000 MH

No calibration applied and no bandpass applied

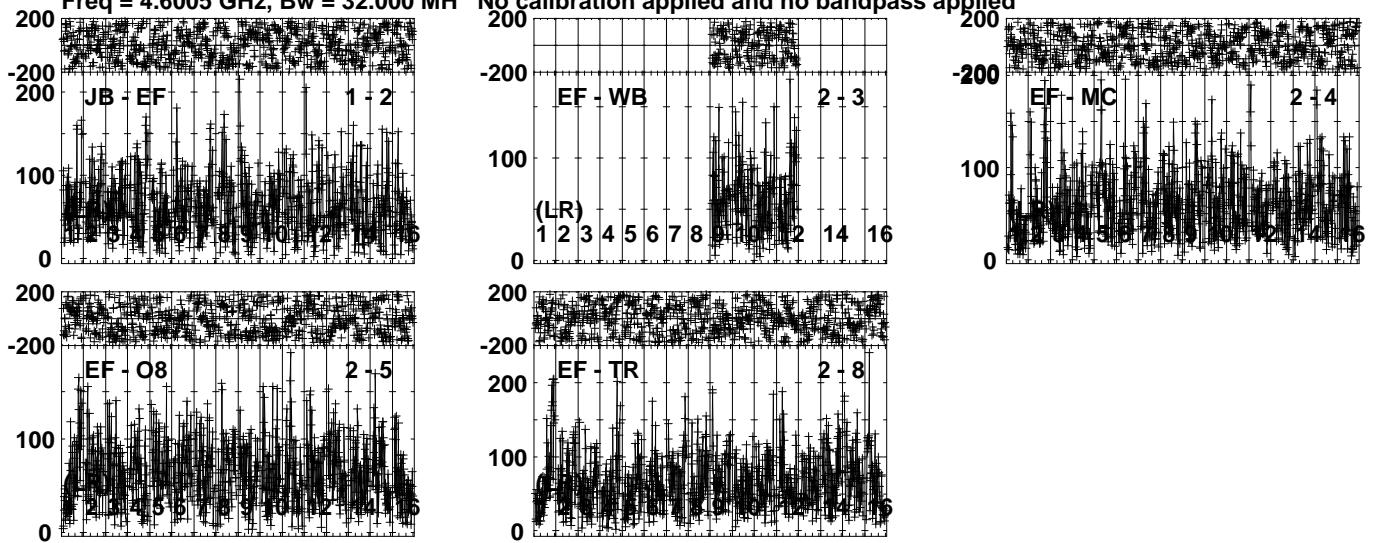


Lower frame: Micro Ampl Jy Top frame: Phas deg
Vector averaged cross-power spectrum Several baselines displayed
Timerange: 01/07:19:33 to 01/07:20:59

Plot file version 269 created 23-APR-2024 16:07:15

FRB EB100D 1.UVDATA.1

Freq = 4.6005 GHz, Bw = 32.000 MH No calibration applied and no bandpass applied



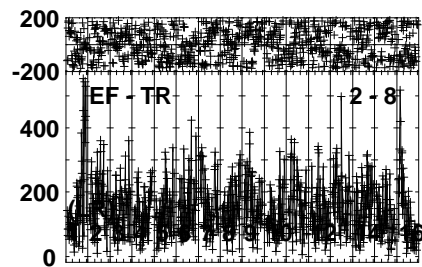
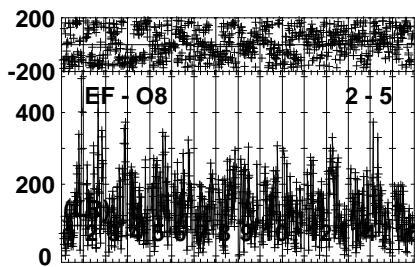
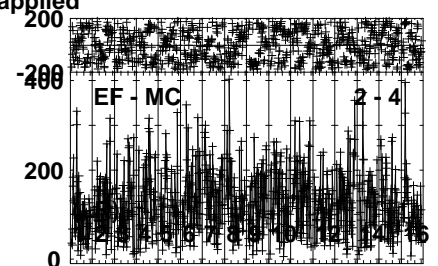
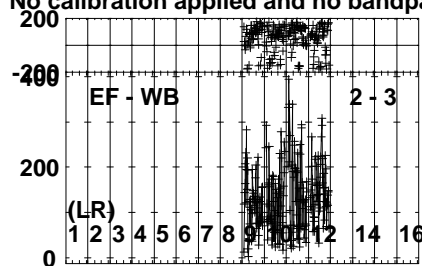
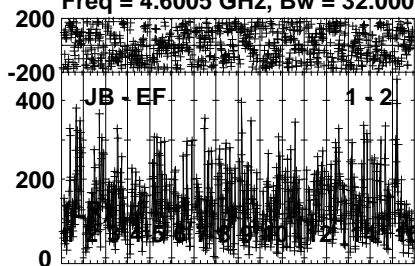
Lower frame: Micro Ampl Jy Top frame: Phas deg
Vector averaged cross-power spectrum Several baselines displayed
Timerange: 01/07:21:01 to 01/07:24:29

Plot file version 270 created 23-APR-2024 16:07:15

J0529+3209 EB100D 1.UVDATA.1

Freq = 4.6005 GHz, Bw = 32.000 MH

No calibration applied and no bandpass applied

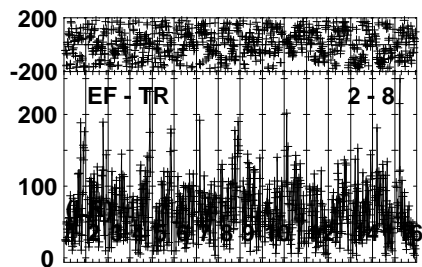
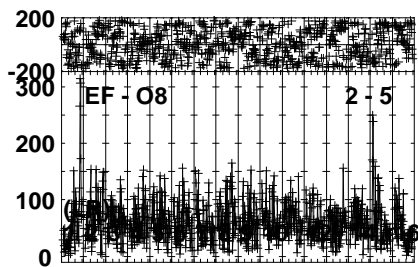
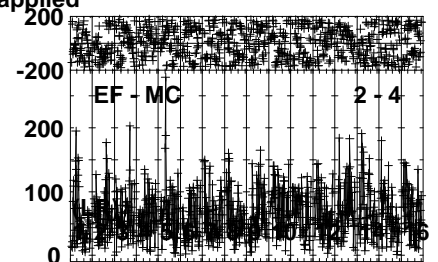
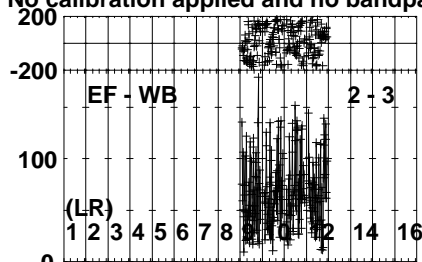
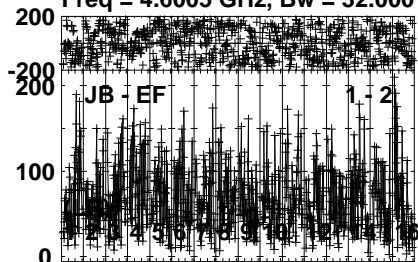


Lower frame: Micro Ampl Jy Top frame: Phas deg
Vector averaged cross-power spectrum Several baselines displayed
Timerange: 01/07:25:03 to 01/07:25:59

Plot file version 271 created 23-APR-2024 16:07:15

FRB EB100D 1.UVDATA.1

Freq = 4.6005 GHz, Bw = 32.000 MH No calibration applied and no bandpass applied

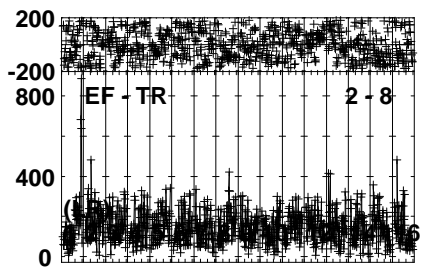
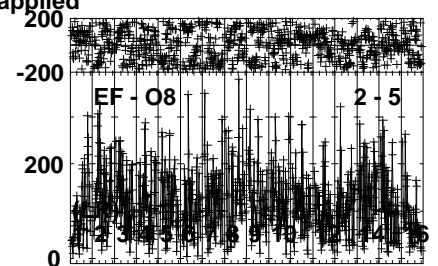
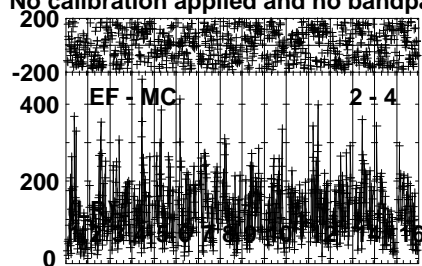
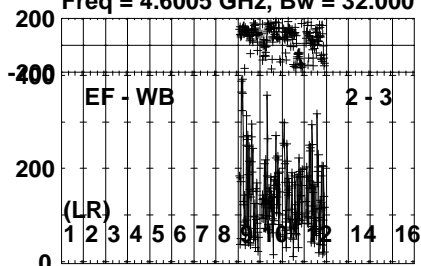


Lower frame: Micro Ampl Jy Top frame: Phas deg
Vector averaged cross-power spectrum Several baselines displayed
Timerange: 01/07:26:01 to 01/07:29:29

Plot file version 272 created 23-APR-2024 16:07:15

J0529+3209 EB100D 1.UVDATA.1

Freq = 4.6005 GHz, Bw = 32.000 MH No calibration applied and no bandpass applied

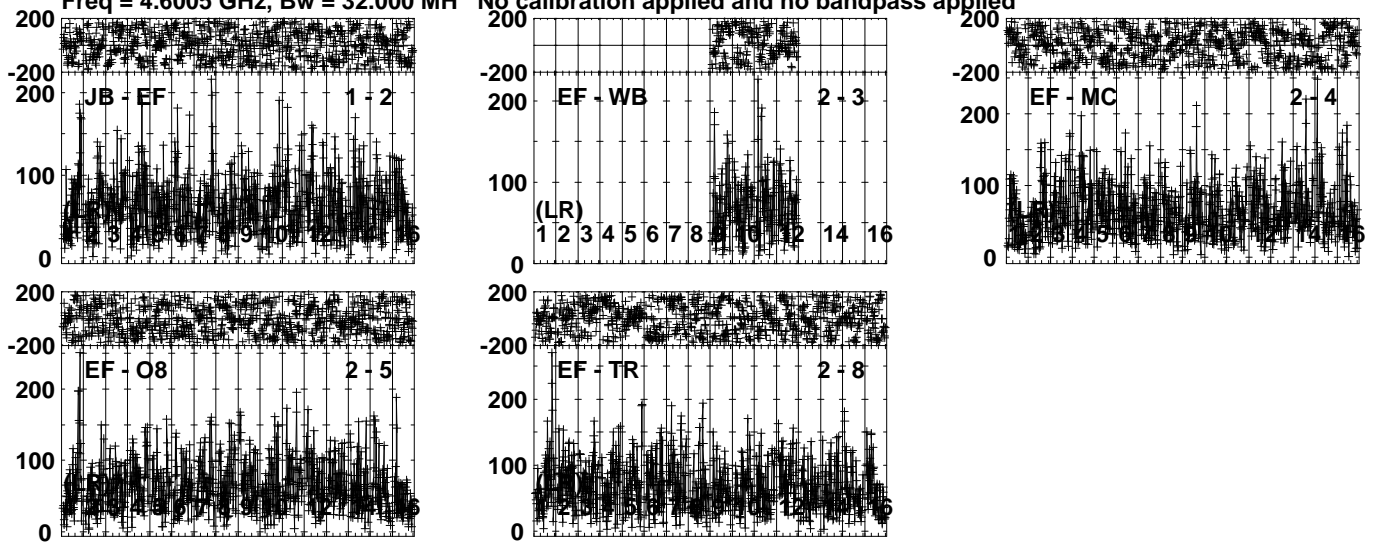


Lower frame: Micro Ampl Jy Top frame: Phas deg
Vector averaged cross-power spectrum Several baselines displayed
Timerange: 01/07:30:03 to 01/07:30:59

Plot file version 273 created 23-APR-2024 16:07:16

FRB EB100D 1.UVDATA.1

Freq = 4.6005 GHz, Bw = 32.000 MH No calibration applied and no bandpass applied

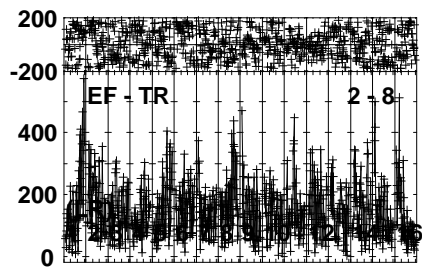
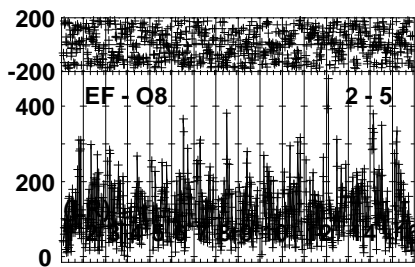
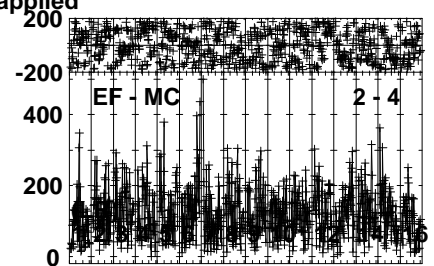
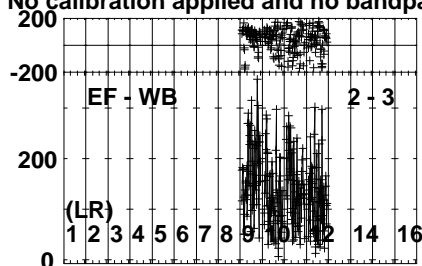
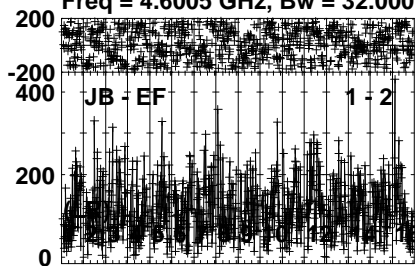


Lower frame: Micro Ampl Jy Top frame: Phas deg
Vector averaged cross-power spectrum Several baselines displayed
Timerange: 01/07:31:03 to 01/07:34:29

Plot file version 274 created 23-APR-2024 16:07:16

J0529+3209 EB100D 1.UVDATA.1

Freq = 4.6005 GHz, Bw = 32.000 MH No calibration applied and no bandpass applied

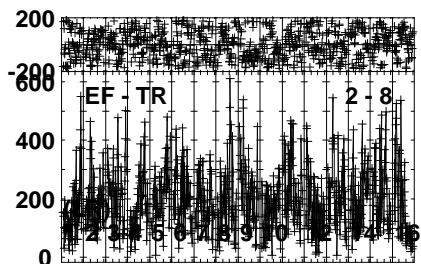
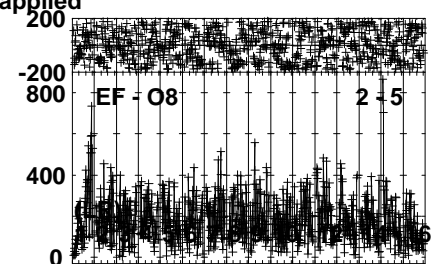
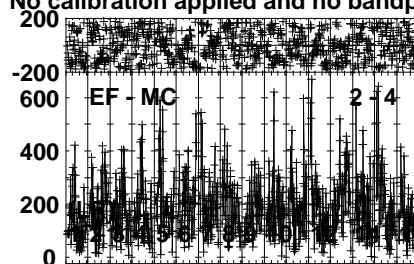
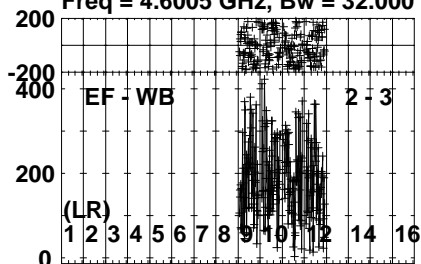


Lower frame: Micro Ampl Jy Top frame: Phas deg
Vector averaged cross-power spectrum Several baselines displayed
Timerange: 01/07:34:31 to 01/07:35:59

Plot file version 275 created 23-APR-2024 16:07:16

FRB EB100D 1.UVDATA.1

Freq = 4.6005 GHz, Bw = 32.000 MH No calibration applied and no bandpass applied



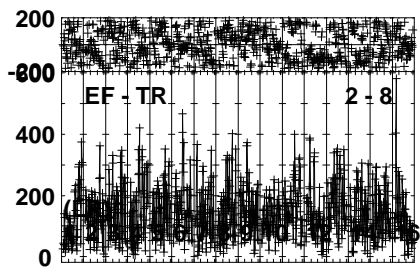
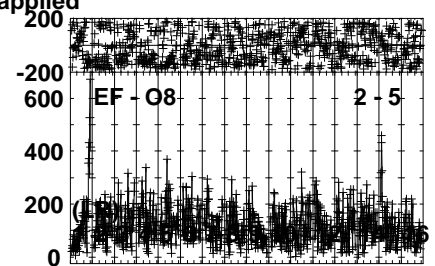
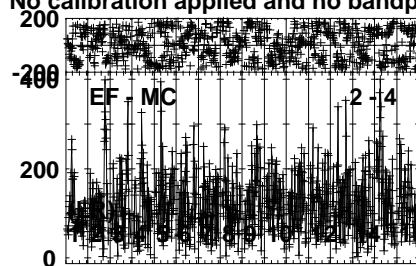
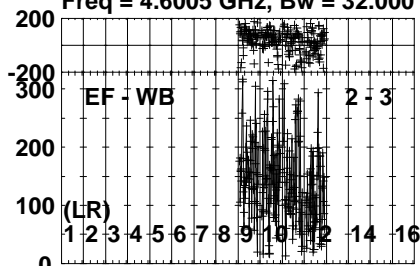
Lower frame: Micro Ampl Jy Top frame: Phas deg
Vector averaged cross-power spectrum Several baselines displayed
Timerange: 01/07:36:01 to 01/07:39:29

Plot file version 276 created 23-APR-2024 16:07:17

J0529+3209 EB100D 1.UVDATA.1

Freq = 4.6005 GHz, Bw = 32.000 MH

No calibration applied and no bandpass applied



Lower frame: Micro Ampl Jy Top frame: Phas deg

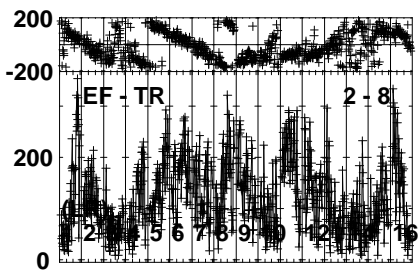
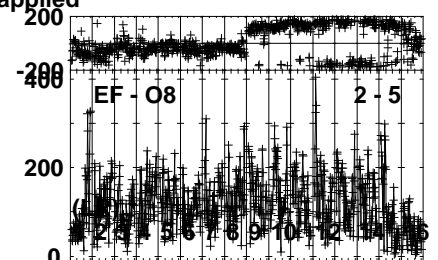
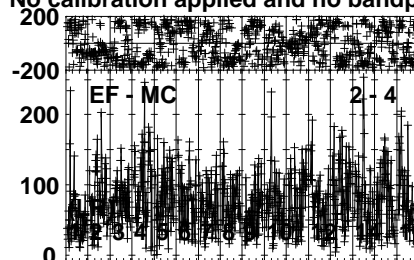
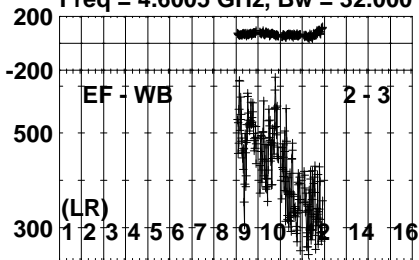
Vector averaged cross-power spectrum Several baselines displayed

Timerange: 01/07:40:03 to 01/07:40:59

Plot file version 277 created 23-APR-2024 16:07:17

J0518+3306 EB100D 1.UVDATA.1

Freq = 4.6005 GHz, Bw = 32.000 MH No calibration applied and no bandpass applied



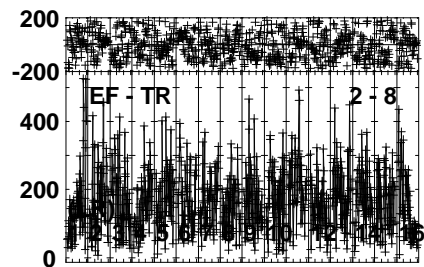
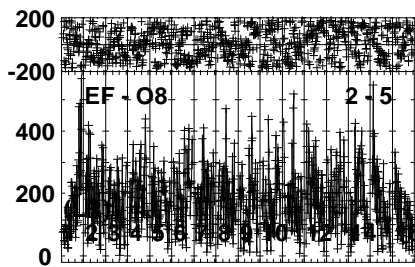
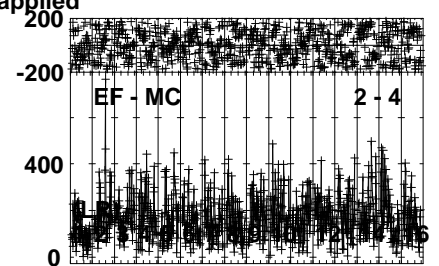
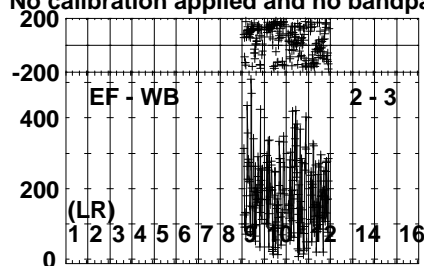
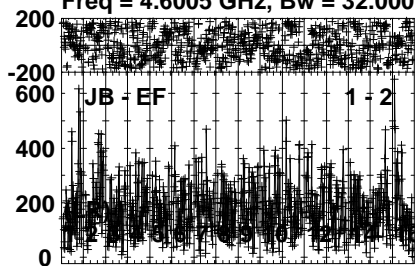
Lower frame: Micro Ampl Jy Top frame: Phas deg
Vector averaged cross-power spectrum Several baselines displayed
Timerange: 01/07:41:33 to 01/07:44:29

Plot file version 278 created 23-APR-2024 16:07:18

J0529+3209 EB100D 1.UVDATA.1

Freq = 4.6005 GHz, Bw = 32.000 MH

No calibration applied and no bandpass applied

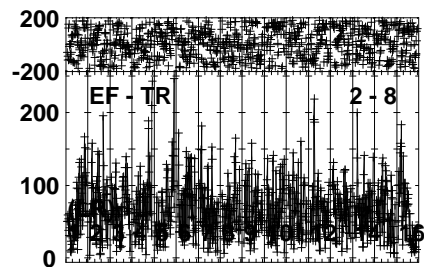
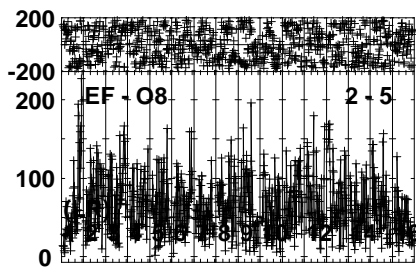
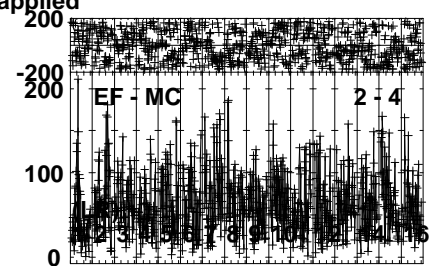
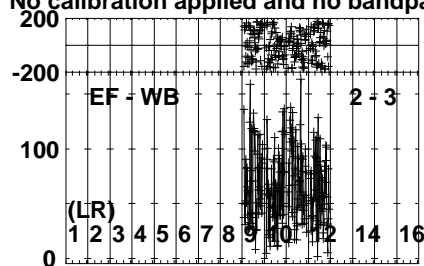
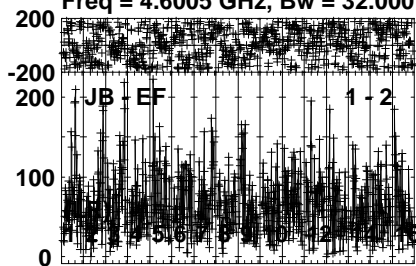


Lower frame: Micro Ampl Jy Top frame: Phas deg
Vector averaged cross-power spectrum Several baselines displayed
Timerange: 01/07:44:33 to 01/07:45:59

Plot file version 279 created 23-APR-2024 16:07:18

FRB EB100D 1.UVDATA.1

Freq = 4.6005 GHz, Bw = 32.000 MH No calibration applied and no bandpass applied



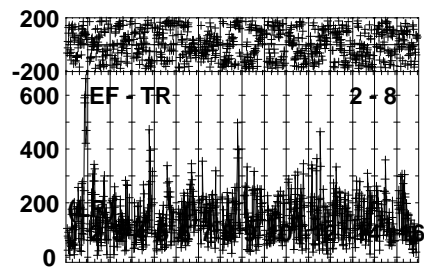
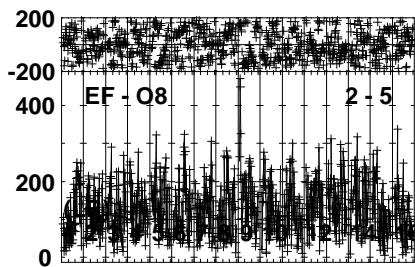
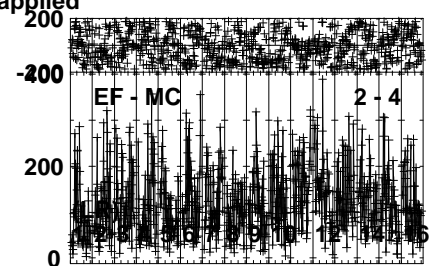
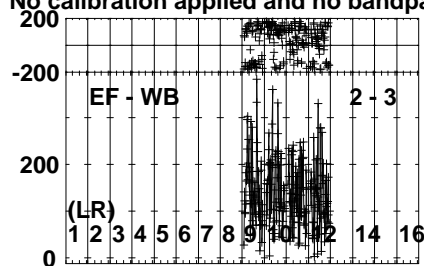
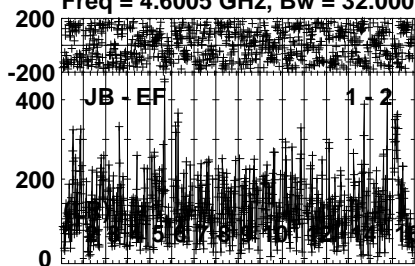
Lower frame: Micro Ampl Jy Top frame: Phas deg
Vector averaged cross-power spectrum Several baselines displayed
Timerange: 01/07:46:01 to 01/07:49:29

Plot file version 280 created 23-APR-2024 16:07:18

J0529+3209 EB100D 1.UVDATA.1

Freq = 4.6005 GHz, Bw = 32.000 MH

No calibration applied and no bandpass applied

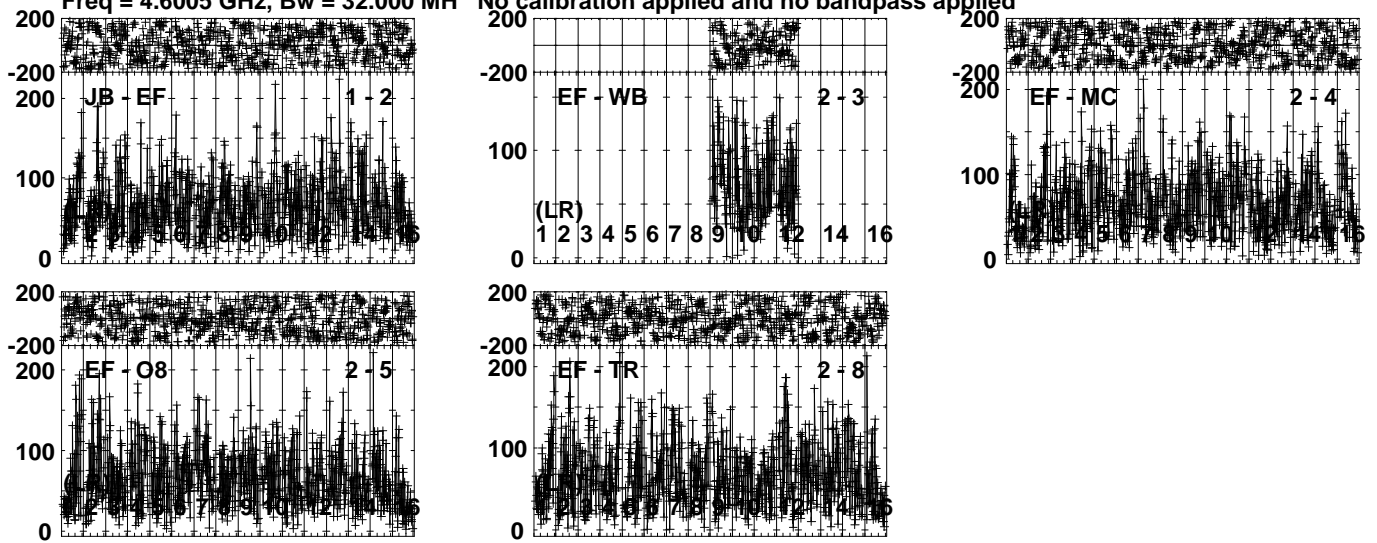


Lower frame: Micro Ampl Jy Top frame: Phas deg
Vector averaged cross-power spectrum Several baselines displayed
Timerange: 01/07:50:03 to 01/07:50:59

Plot file version 281 created 23-APR-2024 16:07:18

FRB EB100D 1.UVDATA.1

Freq = 4.6005 GHz, Bw = 32.000 MH No calibration applied and no bandpass applied



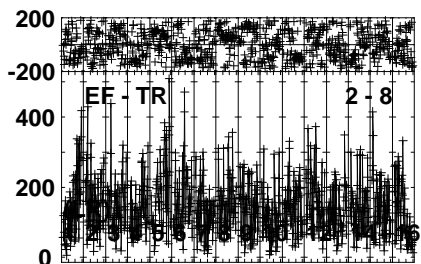
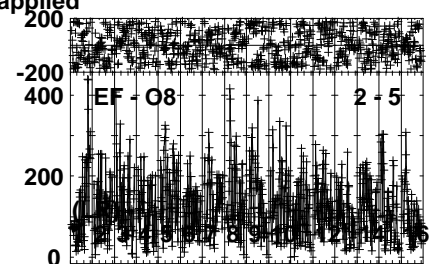
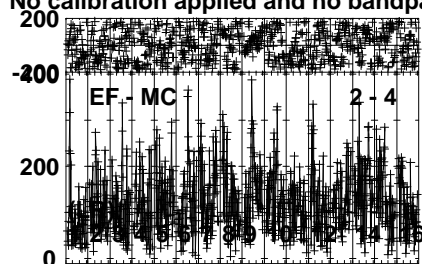
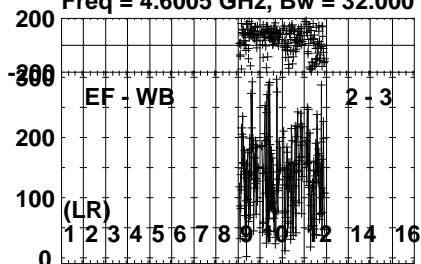
Lower frame: Micro Ampl Jy Top frame: Phas deg
Vector averaged cross-power spectrum Several baselines displayed
Timerange: 01/07:51:01 to 01/07:54:29

Plot file version 282 created 23-APR-2024 16:07:19

J0529+3209 EB100D 1.UVDATA.1

Freq = 4.6005 GHz, Bw = 32.000 MH

No calibration applied and no bandpass applied

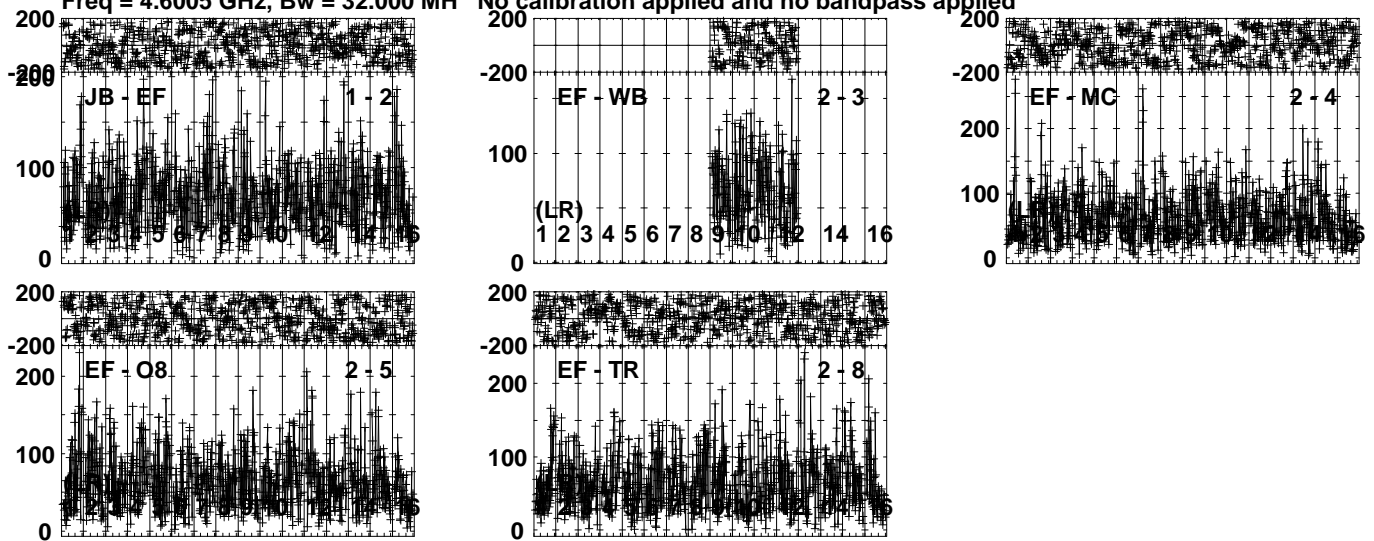


Lower frame: Micro Ampl Jy Top frame: Phas deg
Vector averaged cross-power spectrum Several baselines displayed
Timerange: 01/07:55:03 to 01/07:55:59

Plot file version 283 created 23-APR-2024 16:07:19

FRB EB100D 1.UVDATA.1

Freq = 4.6005 GHz, Bw = 32.000 MH No calibration applied and no bandpass applied

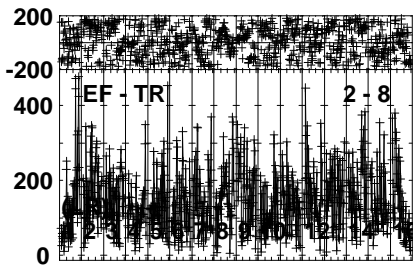
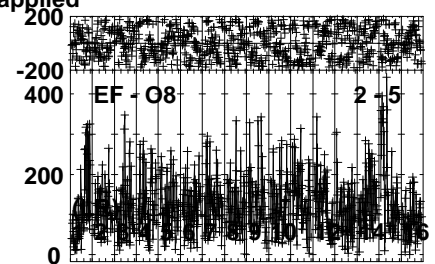
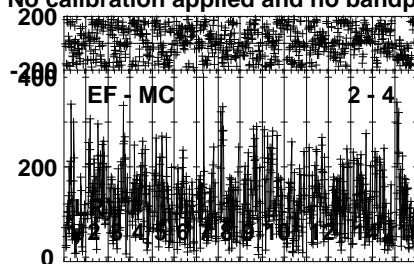
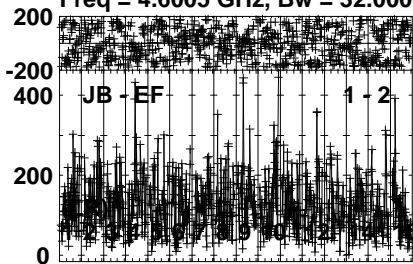


Lower frame: Micro Ampl Jy Top frame: Phas deg
Vector averaged cross-power spectrum Several baselines displayed
Timerange: 01/07:56:03 to 01/07:59:29

Plot file version 284 created 23-APR-2024 16:07:19

J0529+3209 EB100D 1.UVDATA.1

Freq = 4.6005 GHz, Bw = 32.000 MH No calibration applied and no bandpass applied

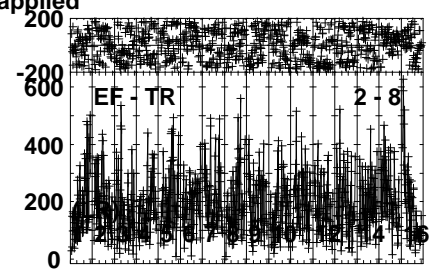
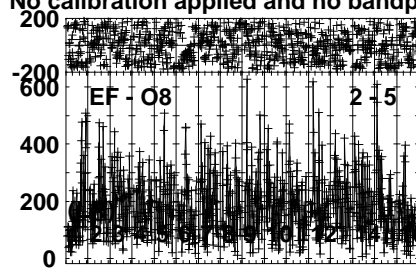
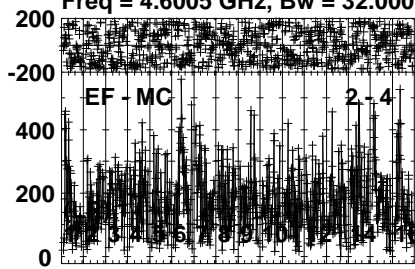


Lower frame: Micro Ampl Jy Top frame: Phas deg
Vector averaged cross-power spectrum Several baselines displayed
Timerange: 01/07:59:33 to 01/08:00:59

Plot file version 285 created 23-APR-2024 16:07:19

FRB EB100D 1.UVDATA.1

Freq = 4.6005 GHz, Bw = 32.000 MH No calibration applied and no bandpass applied

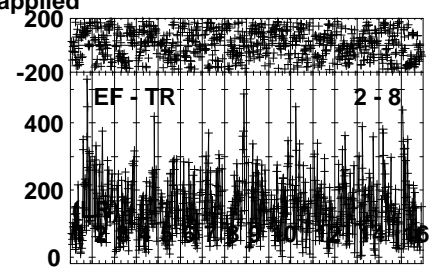
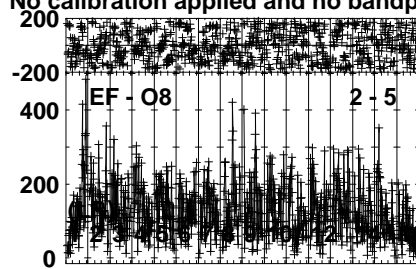
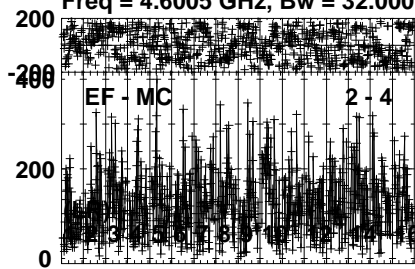


Lower frame: Micro Ampl Jy Top frame: Phas deg
Vector averaged cross-power spectrum Several baselines displayed
Timerange: 01/08:01:03 to 01/08:04:29

Plot file version 286 created 23-APR-2024 16:07:20

J0529+3209 EB100D 1.UVDATA.1

Freq = 4.6005 GHz, Bw = 32.000 MH No calibration applied and no bandpass applied

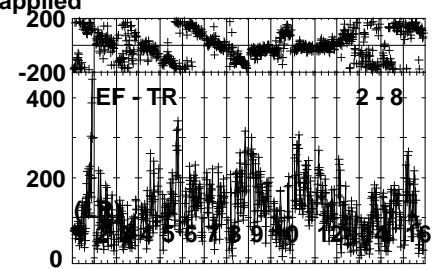
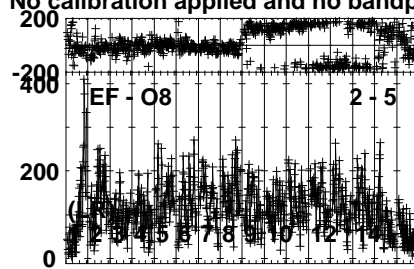
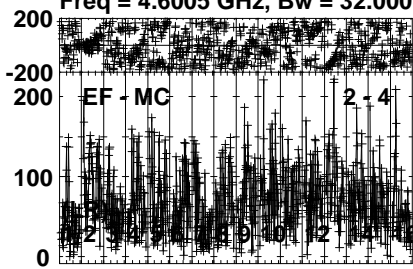


Lower frame: Micro Ampl Jy Top frame: Phas deg
Vector averaged cross-power spectrum Several baselines displayed
Timerange: 01/08:05:03 to 01/08:05:59

Plot file version 287 created 23-APR-2024 16:07:20

J0518+3306 EB100D 1.UVDATA.1

Freq = 4.6005 GHz, Bw = 32.000 MH No calibration applied and no bandpass applied

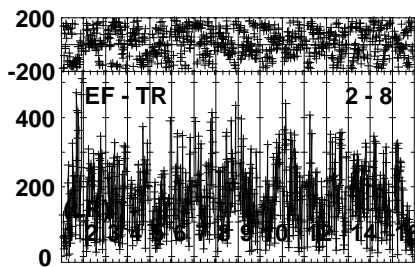
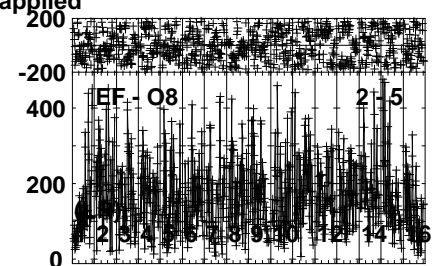
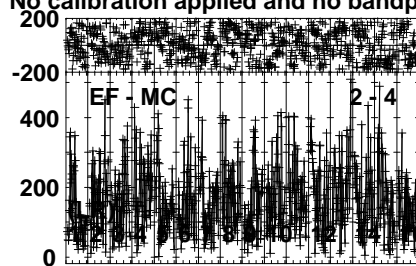
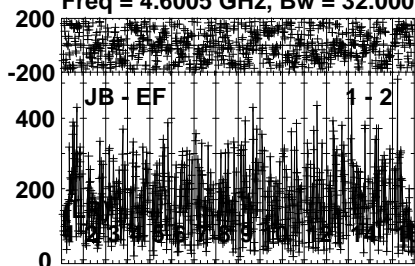


Lower frame: Micro Ampl Jy Top frame: Phas deg
Vector averaged cross-power spectrum Several baselines displayed
Timerange: 01/08:06:33 to 01/08:09:29

Plot file version 288 created 23-APR-2024 16:07:20

J0529+3209 EB100D 1.UVDATA.1

Freq = 4.6005 GHz, Bw = 32.000 MH No calibration applied and no bandpass applied

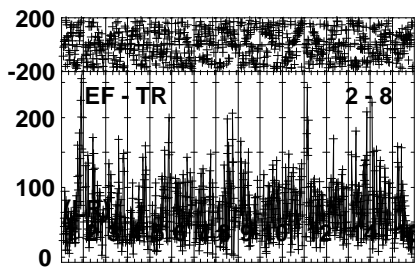
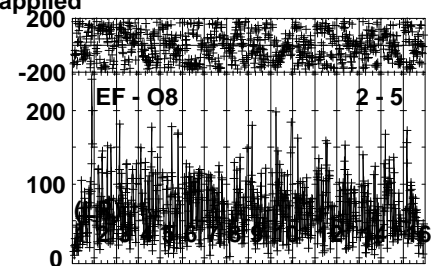
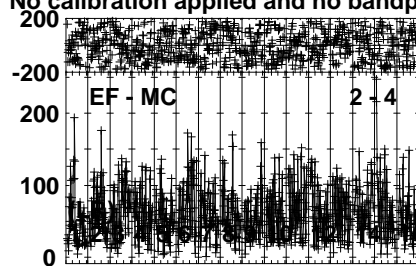
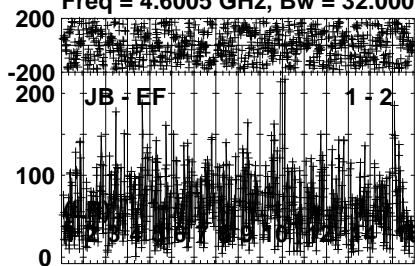


Lower frame: Micro Ampl Jy Top frame: Phas deg
Vector averaged cross-power spectrum Several baselines displayed
Timerange: 01/08:09:33 to 01/08:10:59

Plot file version 289 created 23-APR-2024 16:07:20

FRB EB100D 1.UVDATA.1

Freq = 4.6005 GHz, Bw = 32.000 MH No calibration applied and no bandpass applied

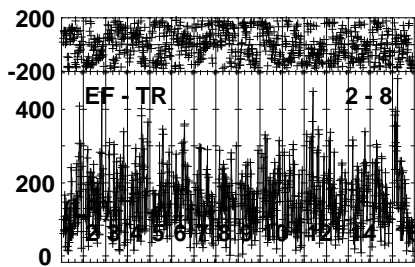
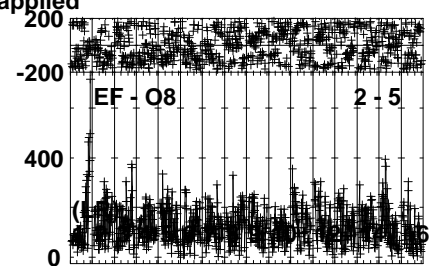
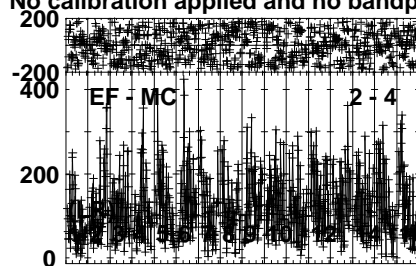
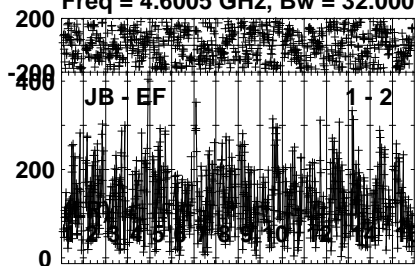


Lower frame: Micro Ampl Jy Top frame: Phas deg
Vector averaged cross-power spectrum Several baselines displayed
Timerange: 01/08:11:03 to 01/08:14:29

Plot file version 290 created 23-APR-2024 16:07:21

J0529+3209 EB100D 1.UVDATA.1

Freq = 4.6005 GHz, Bw = 32.000 MH No calibration applied and no bandpass applied

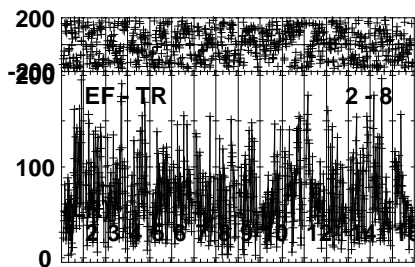
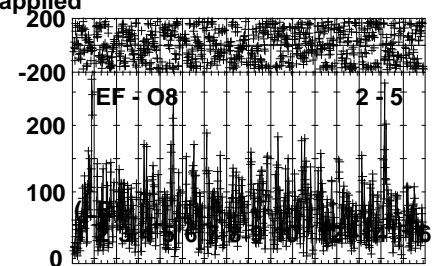
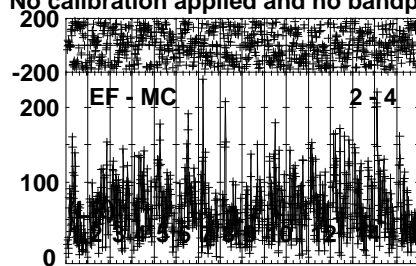
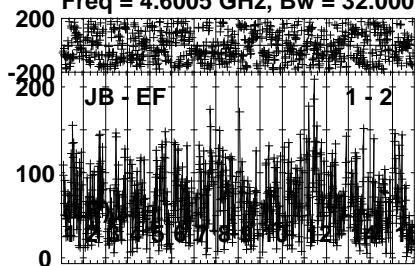


Lower frame: Micro Ampl Jy Top frame: Phas deg
Vector averaged cross-power spectrum Several baselines displayed
Timerange: 01/08:15:03 to 01/08:15:59

Plot file version 291 created 23-APR-2024 16:07:21

FRB EB100D 1.UVDATA.1

Freq = 4.6005 GHz, Bw = 32.000 MH No calibration applied and no bandpass applied



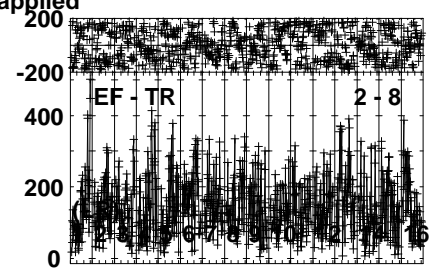
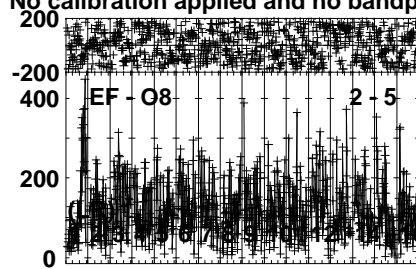
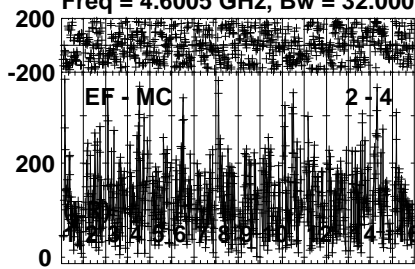
Lower frame: Micro Ampl Jy Top frame: Phas deg
Vector averaged cross-power spectrum Several baselines displayed
Timerange: 01/08:16:03 to 01/08:19:29

Plot file version 292 created 23-APR-2024 16:07:21

J0529+3209 EB100D 1.UVDATA.1

Freq = 4.6005 GHz, Bw = 32.000 MH

No calibration applied and no bandpass applied

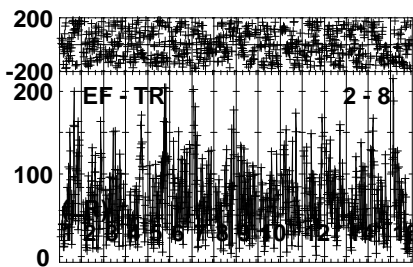
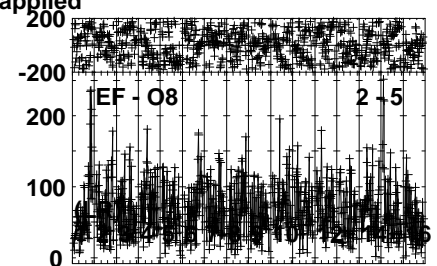
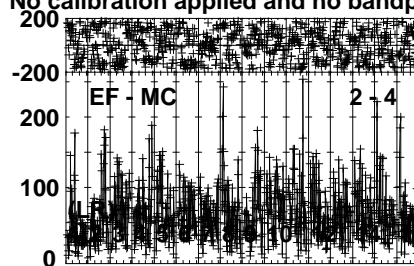
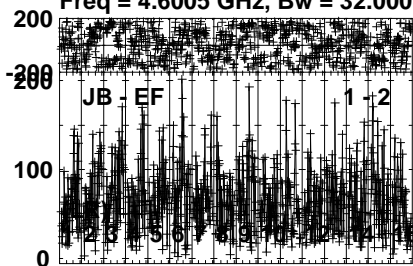


Lower frame: Micro Ampl Jy Top frame: Phas deg
Vector averaged cross-power spectrum Several baselines displayed
Timerange: 01/08:20:03 to 01/08:20:59

Plot file version 293 created 23-APR-2024 16:07:21

FRB EB100D 1.UVDATA.1

Freq = 4.6005 GHz, Bw = 32.000 MH No calibration applied and no bandpass applied



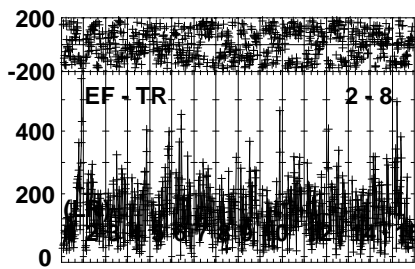
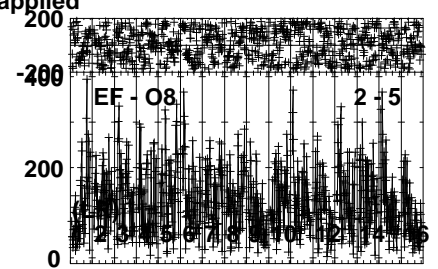
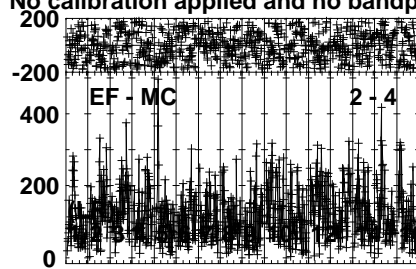
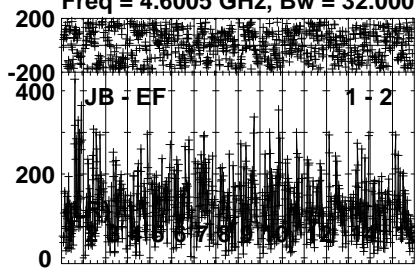
Lower frame: Micro Ampl Jy Top frame: Phas deg
Vector averaged cross-power spectrum Several baselines displayed
Timerange: 01/08:21:03 to 01/08:24:29

Plot file version 294 created 23-APR-2024 16:07:22

J0529+3209 EB100D 1.UVDATA.1

Freq = 4.6005 GHz, Bw = 32.000 MH

No calibration applied and no bandpass applied

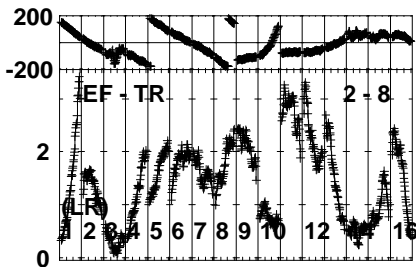
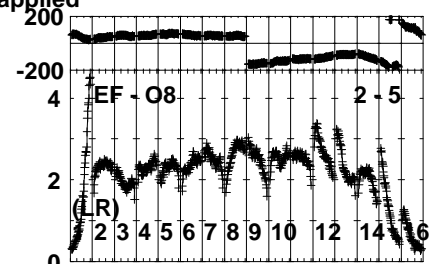
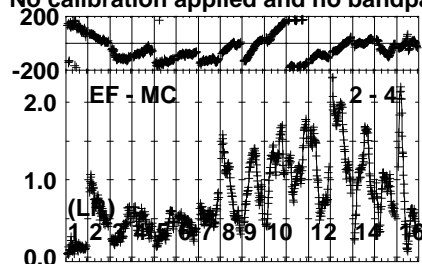
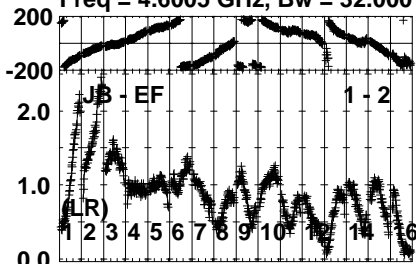


Lower frame: Micro Ampl Jy Top frame: Phas deg
Vector averaged cross-power spectrum Several baselines displayed
Timerange: 01/08:24:33 to 01/08:25:59

Plot file version 295 created 23-APR-2024 16:07:22

DA193 EB100D 1.UVDATA.1

Freq = 4.6005 GHz, Bw = 32.000 MH No calibration applied and no bandpass applied



Lower frame: Milli Ampl Jy Top frame: Phas deg
Vector averaged cross-power spectrum Several baselines displayed
Timerange: 01/08:27:03 to 01/08:29:59