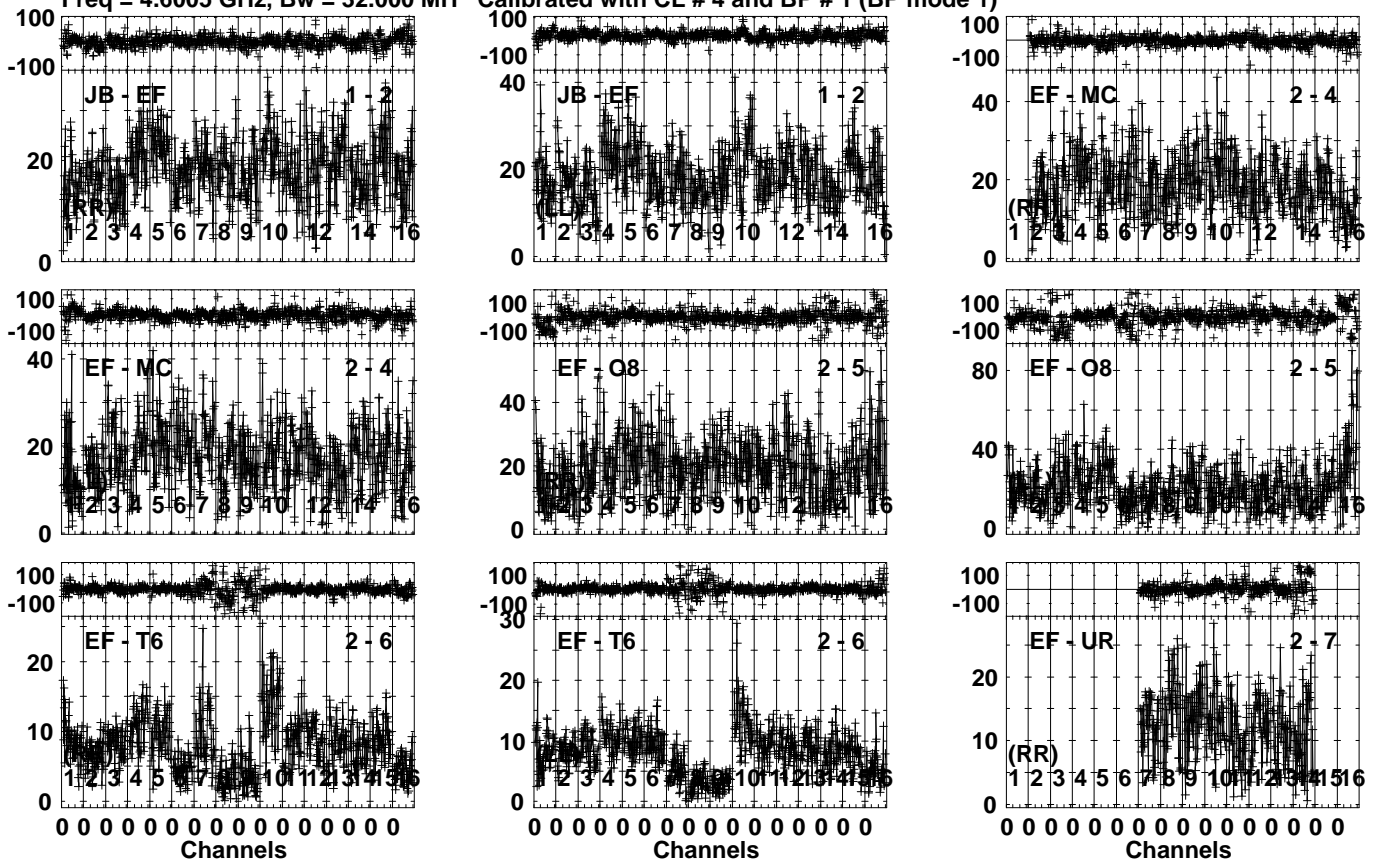


Plot file version 1 created 23-APR-2024 17:19:04

J0529+3209 EB100E 1.UVDATA.1

Freq = 4.6005 GHz, Bw = 32.000 MH

Calibrated with CL # 4 and BP # 1 (BP mode 1)

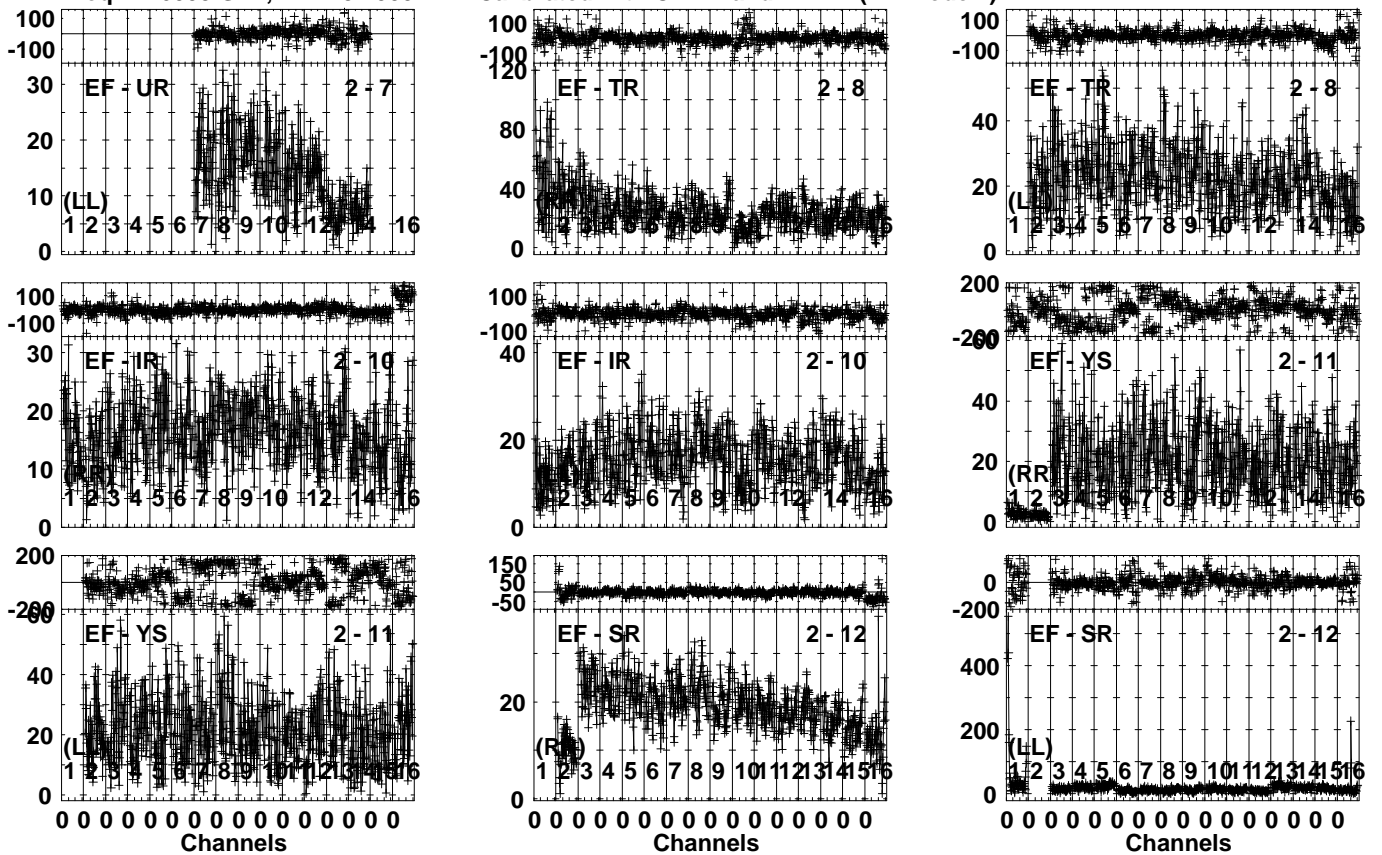


Lower frame: Milli Ampl Jy Top frame: Phas deg
Vector averaged cross-power spectrum Several baselines displayed
Timerange: 00/12:11:43 to 00/12:13:09

Plot file version 2 created 23-APR-2024 17:19:04

J0529+3209 EB100E 1.UVDATA.1

Freq = 4.6005 GHz, Bw = 32.000 MH Calibrated with CL # 4 and BP # 1 (BP mode 1)

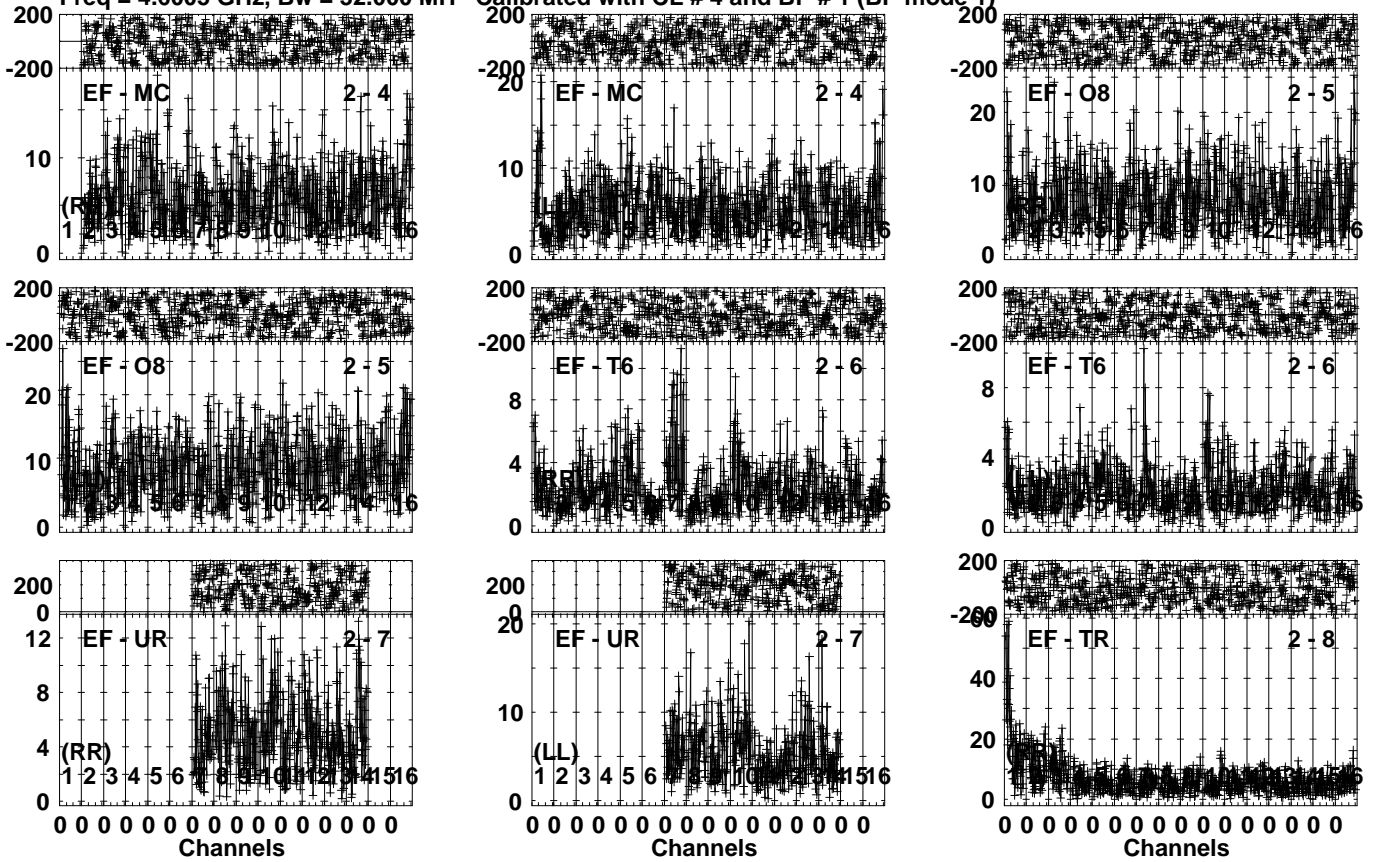


Lower frame: Milli Ampl Jy Top frame: Phas deg
Vector averaged cross-power spectrum Several baselines displayed
Timerange: 00/12:11:43 to 00/12:13:09

Plot file version 3 created 23-APR-2024 17:19:06

FRB EB100E 1.UVDATA.1

Freq = 4.6005 GHz, Bw = 32.000 MH Calibrated with CL # 4 and BP # 1 (BP mode 1)

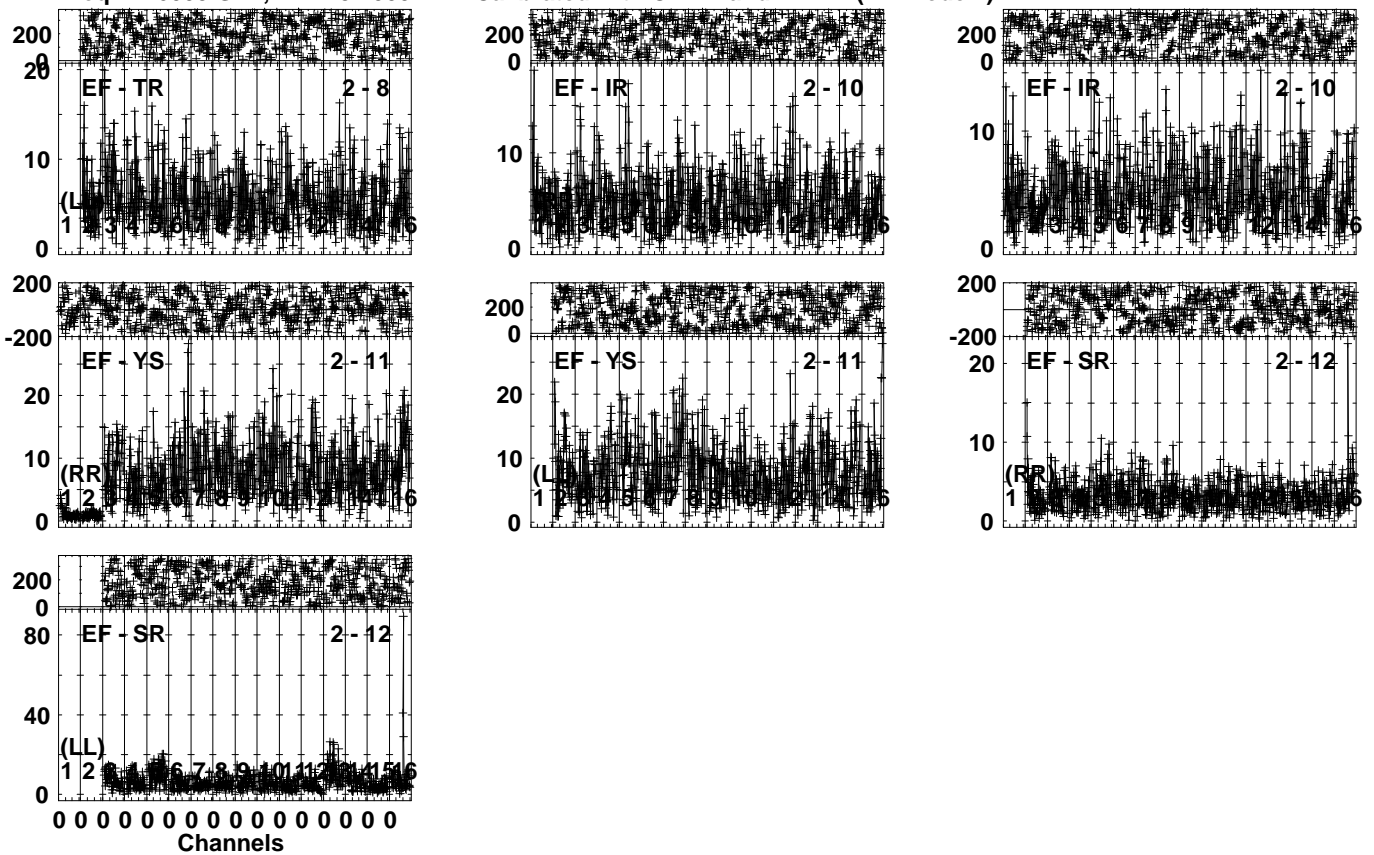


Lower frame: Milli Ampl Jy Top frame: Phas deg
Vector averaged cross-power spectrum Several baselines displayed
Timerange: 00/12:13:13 to 00/12:16:39

Plot file version 4 created 23-APR-2024 17:19:06

FRB EB100E 1.UVDATA.1

Freq = 4.6005 GHz, Bw = 32.000 MH Calibrated with CL # 4 and BP # 1 (BP mode 1)

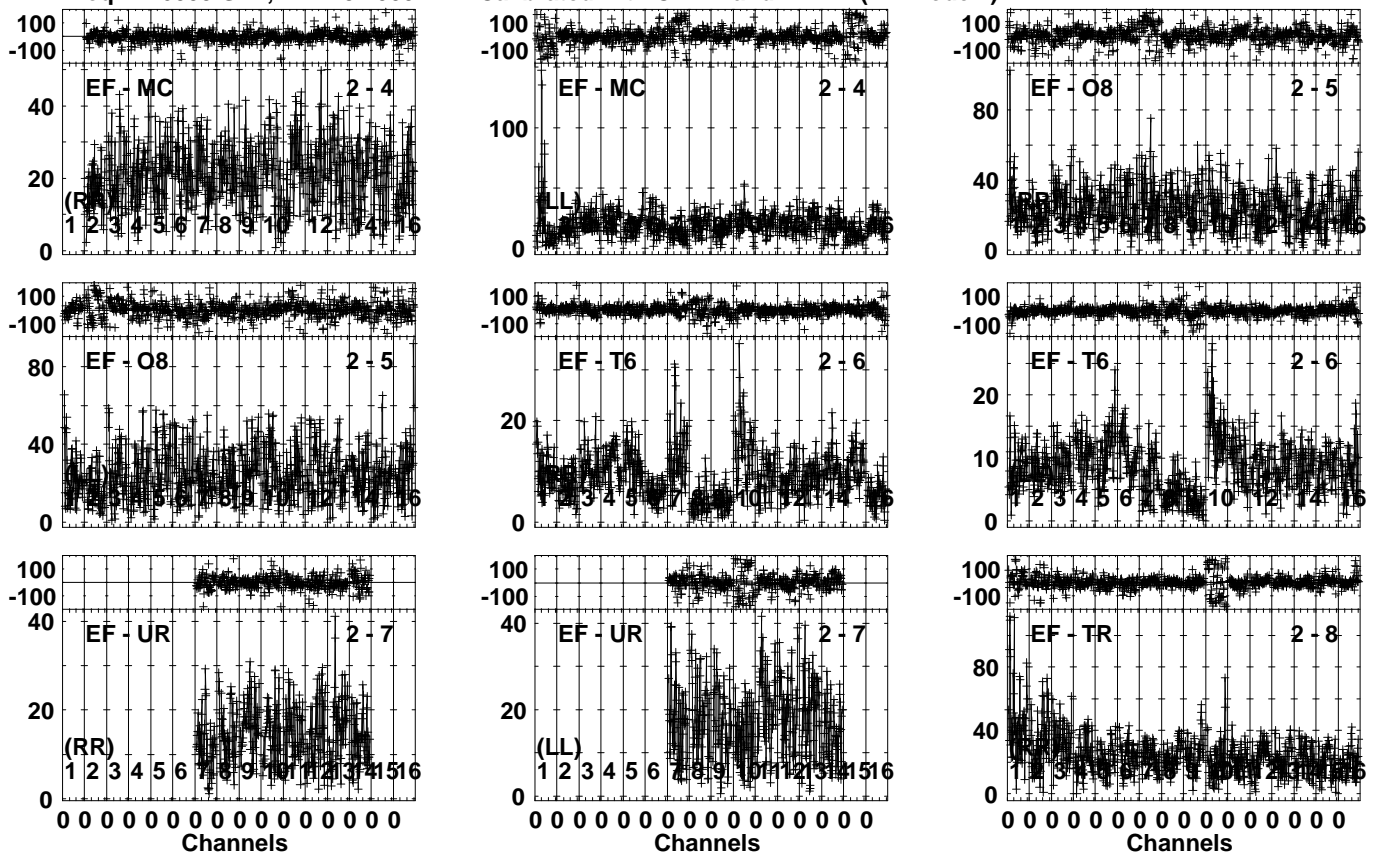


Lower frame: Milli Ampl Jy Top frame: Phas deg
Vector averaged cross-power spectrum Several baselines displayed
Timerange: 00/12:13:13 to 00/12:16:39

Plot file version 5 created 23-APR-2024 17:19:07

J0529+3209 EB100E 1.UVDATA.1

Freq = 4.6005 GHz, Bw = 32.000 MH Calibrated with CL # 4 and BP # 1 (BP mode 1)

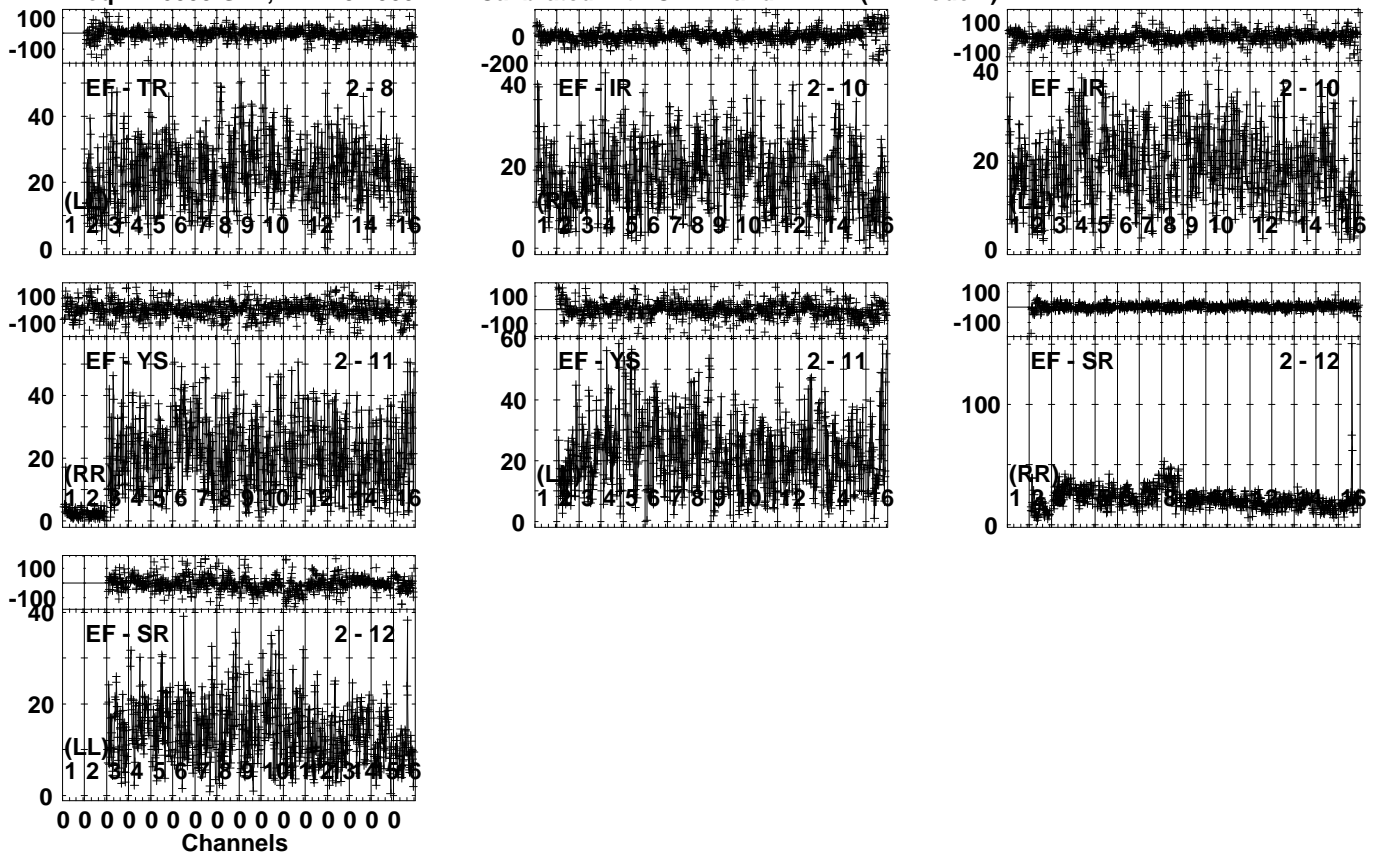


Lower frame: Milli Ampl Jy Top frame: Phas deg
Vector averaged cross-power spectrum Several baselines displayed
Timerange: 00/12:17:13 to 00/12:18:09

Plot file version 6 created 23-APR-2024 17:19:07

J0529+3209 EB100E 1.UVDATA.1

Freq = 4.6005 GHz, Bw = 32.000 MH Calibrated with CL # 4 and BP # 1 (BP mode 1)

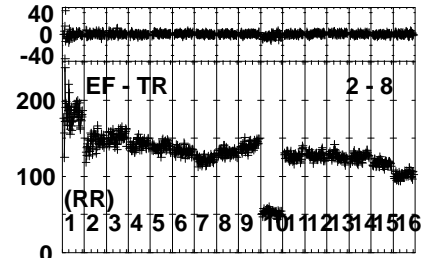
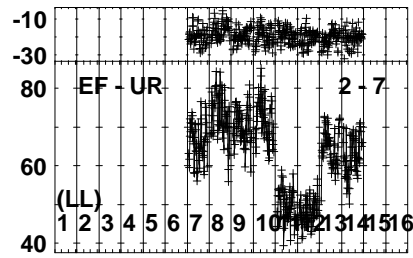
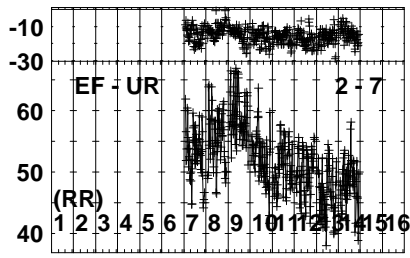
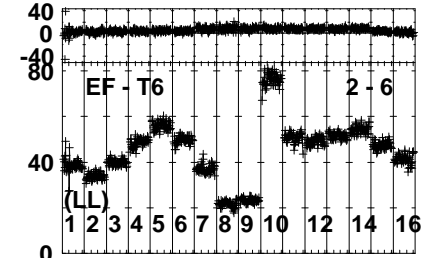
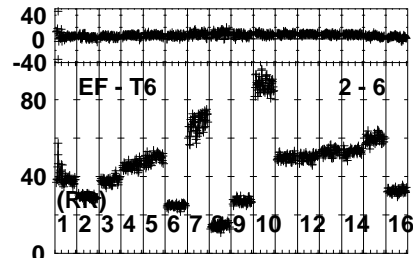
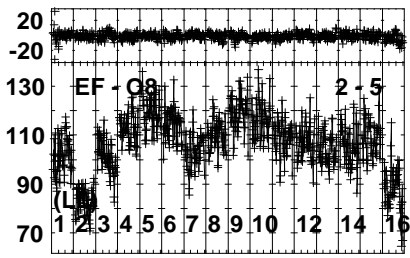
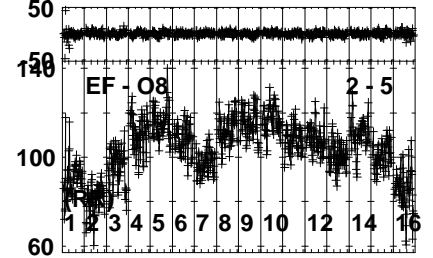
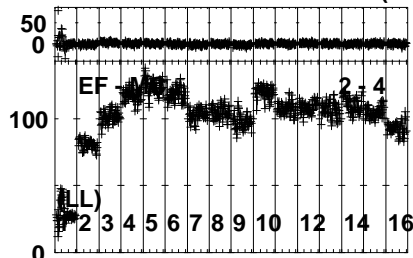
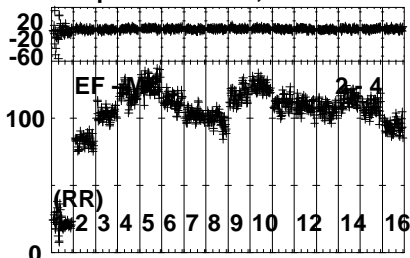


Lower frame: Milli Ampl Jy Top frame: Phas deg
Vector averaged cross-power spectrum Several baselines displayed
Timerange: 00/12:17:13 to 00/12:18:09

Plot file version 7 created 23-APR-2024 17:19:08

J0518+3306 EB100E 1.UVDATA.1

Freq = 4.6005 GHz, Bw = 32.000 MH Calibrated with CL # 4 and BP # 1 (BP mode 1)

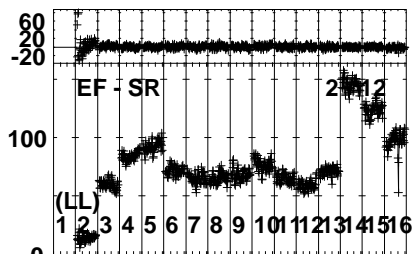
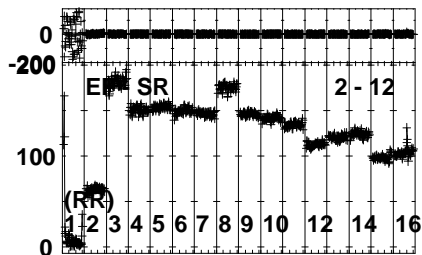
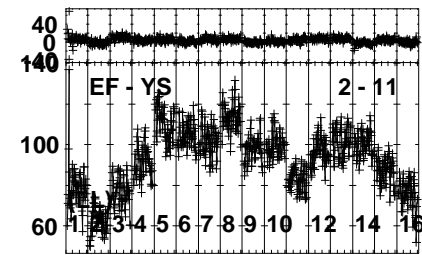
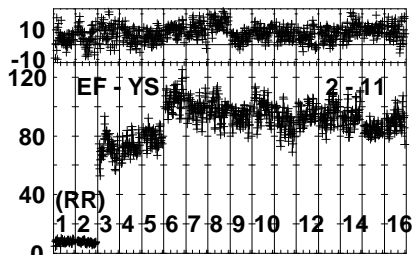
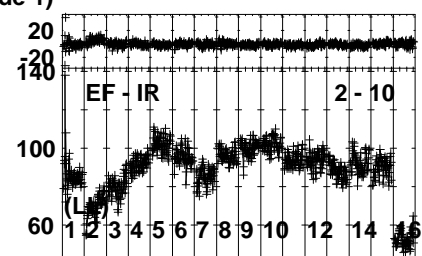
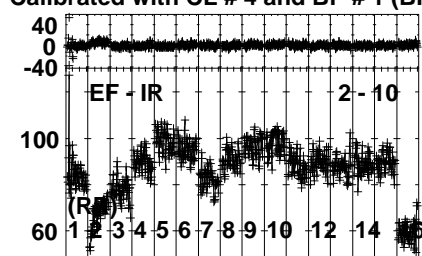
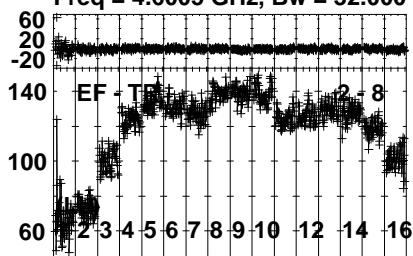


Lower frame: Milli Ampl Jy Top frame: Phas deg
Vector averaged cross-power spectrum Several baselines displayed
Timerange: 00/12:18:43 to 00/12:21:39

Plot file version 8 created 23-APR-2024 17:19:08

J0518+3306 EB100E 1.UVDATA.1

Freq = 4.6005 GHz, Bw = 32.000 MH Calibrated with CL # 4 and BP # 1 (BP mode 1)



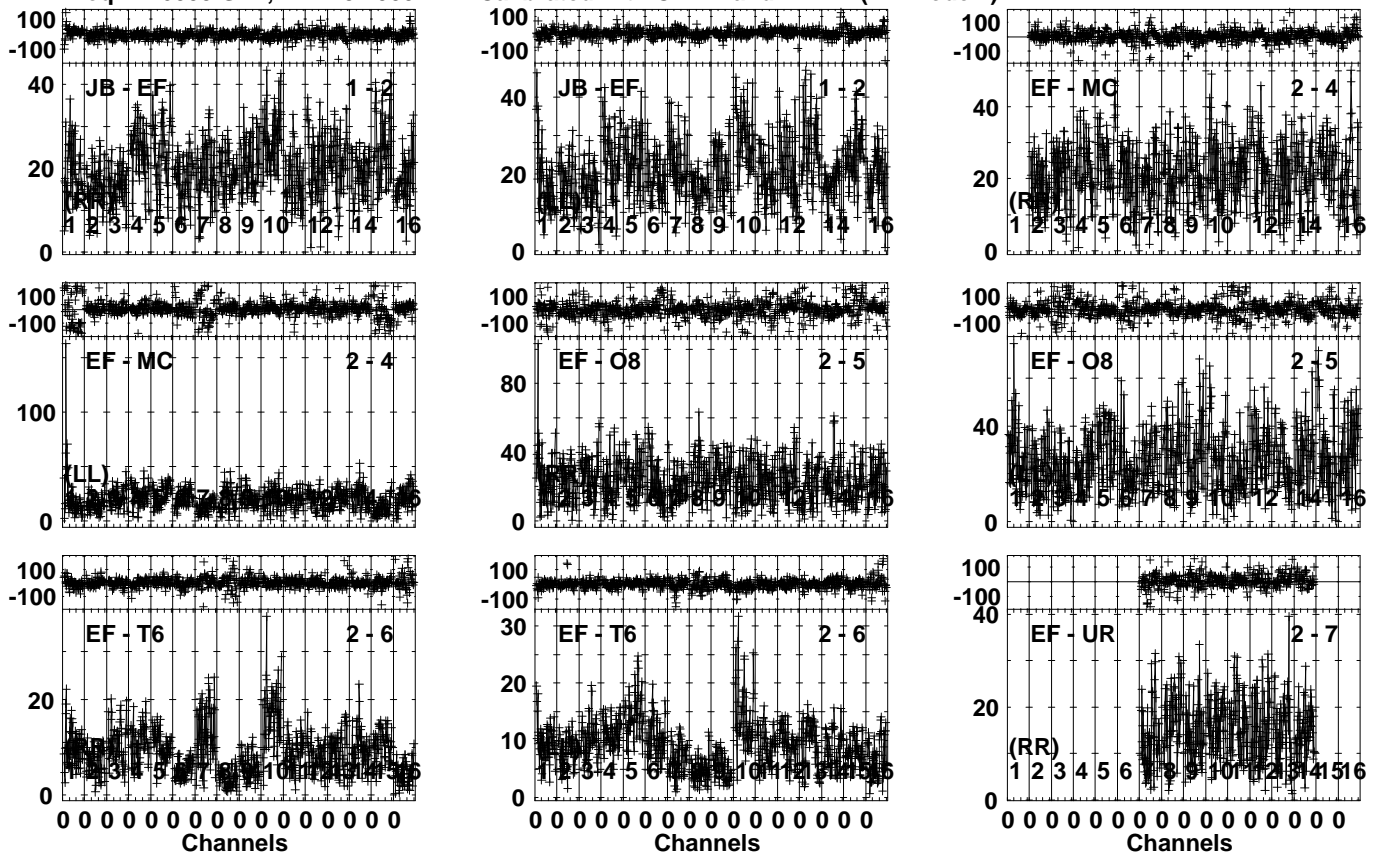
0 0 0 0 0 0 0 0 0 0 0 0 0 0 0 0
Channels

Lower frame: Milli Ampl Jy Top frame: Phas deg
Vector averaged cross-power spectrum Several baselines displayed
Timerange: 00/12:18:43 to 00/12:21:39

Plot file version 9 created 23-APR-2024 17:19:09

J0529+3209 EB100E 1.UVDATA.1

Freq = 4.6005 GHz, Bw = 32.000 MH Calibrated with CL # 4 and BP # 1 (BP mode 1)

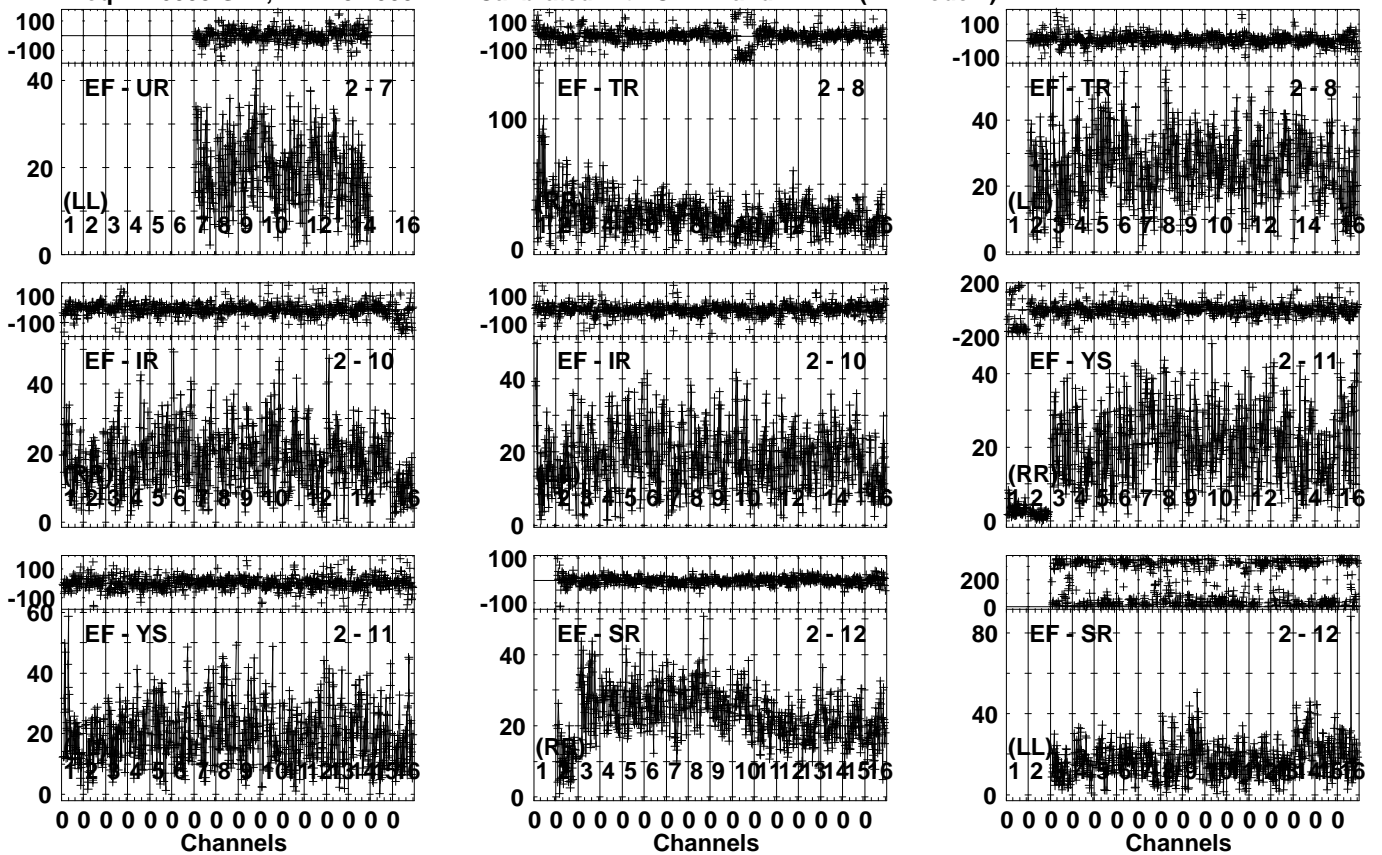


Lower frame: Milli Ampl Jy Top frame: Phas deg
Vector averaged cross-power spectrum Several baselines displayed
Timerange: 00/12:21:43 to 00/12:23:09

Plot file version 10 created 23-APR-2024 17:19:10

J0529+3209 EB100E 1.UVDATA.1

Freq = 4.6005 GHz, Bw = 32.000 MH Calibrated with CL # 4 and BP # 1 (BP mode 1)

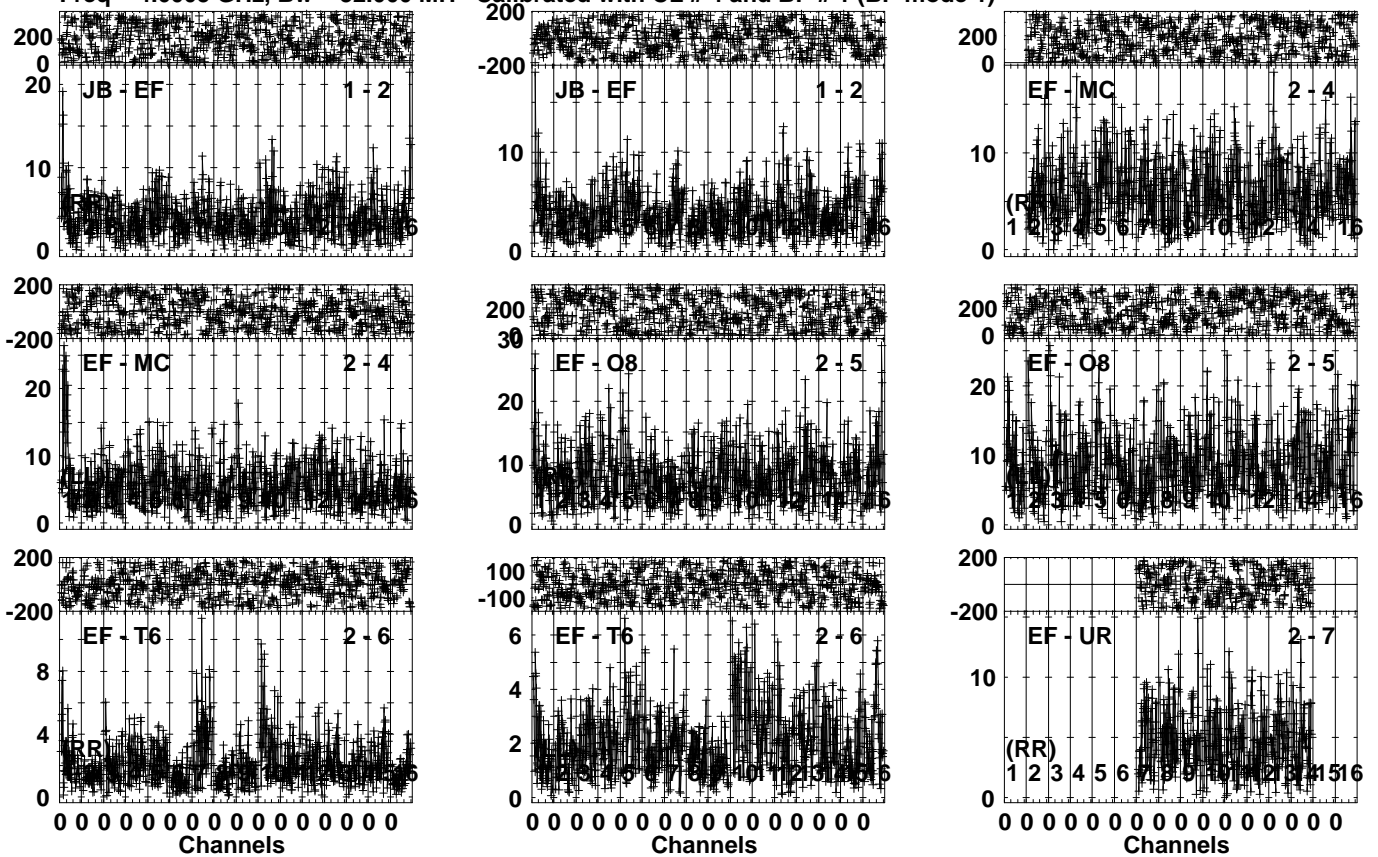


Lower frame: Milli Ampl Jy Top frame: Phas deg
Vector averaged cross-power spectrum Several baselines displayed
Timerange: 00/12:21:43 to 00/12:23:09

Plot file version 11 created 23-APR-2024 17:19:10

FRB EB100E 1.UVDATA.1

Freq = 4.6005 GHz, Bw = 32.000 MH Calibrated with CL # 4 and BP # 1 (BP mode 1)

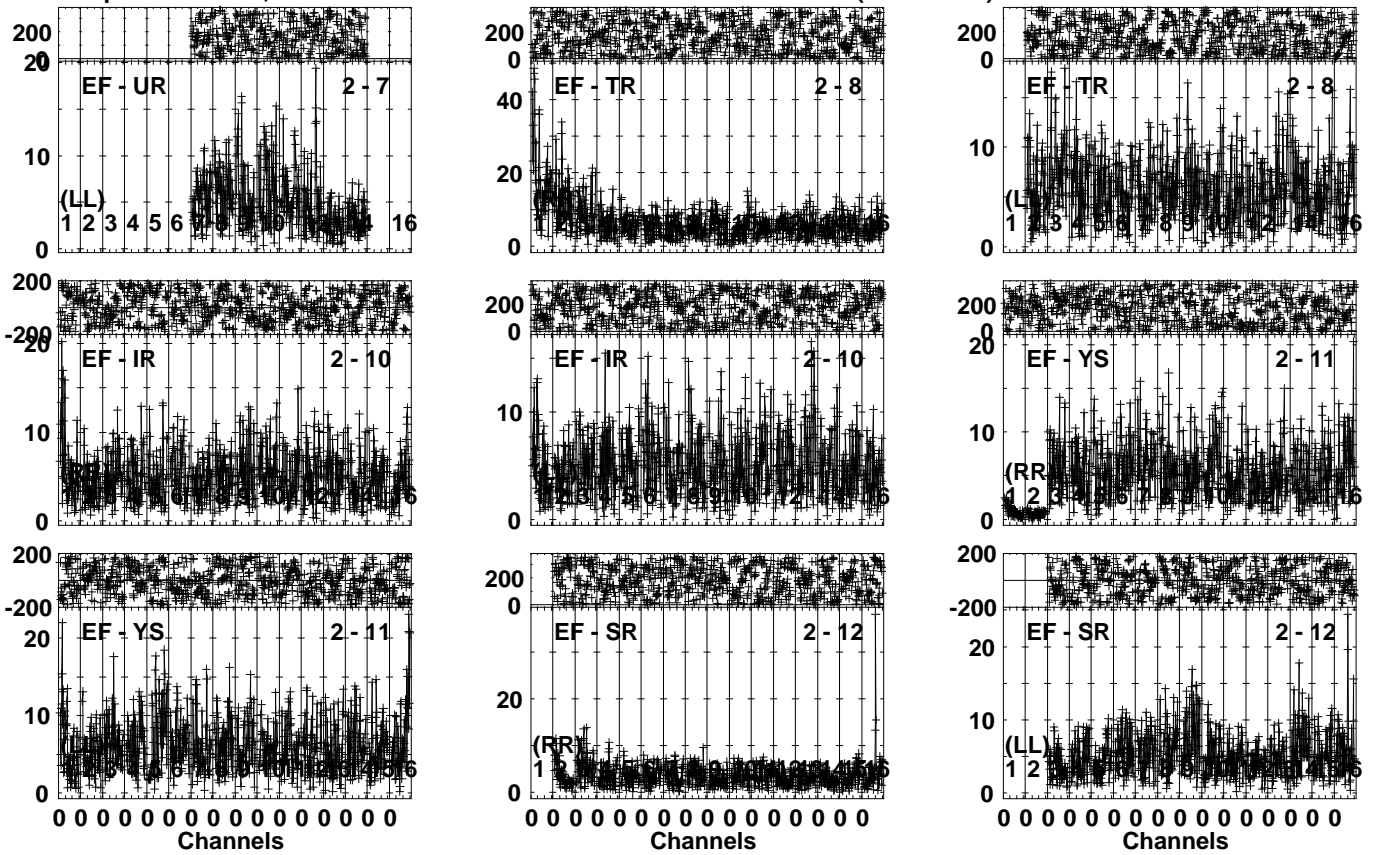


Lower frame: Milli Ampl Jy Top frame: Phas deg
Vector averaged cross-power spectrum Several baselines displayed
Timerange: 00/12:23:13 to 00/12:26:39

Plot file version 12 created 23-APR-2024 17:19:11

FRB EB100E 1.UVDATA.1

Freq = 4.6005 GHz, Bw = 32.000 MH Calibrated with CL # 4 and BP # 1 (BP mode 1)

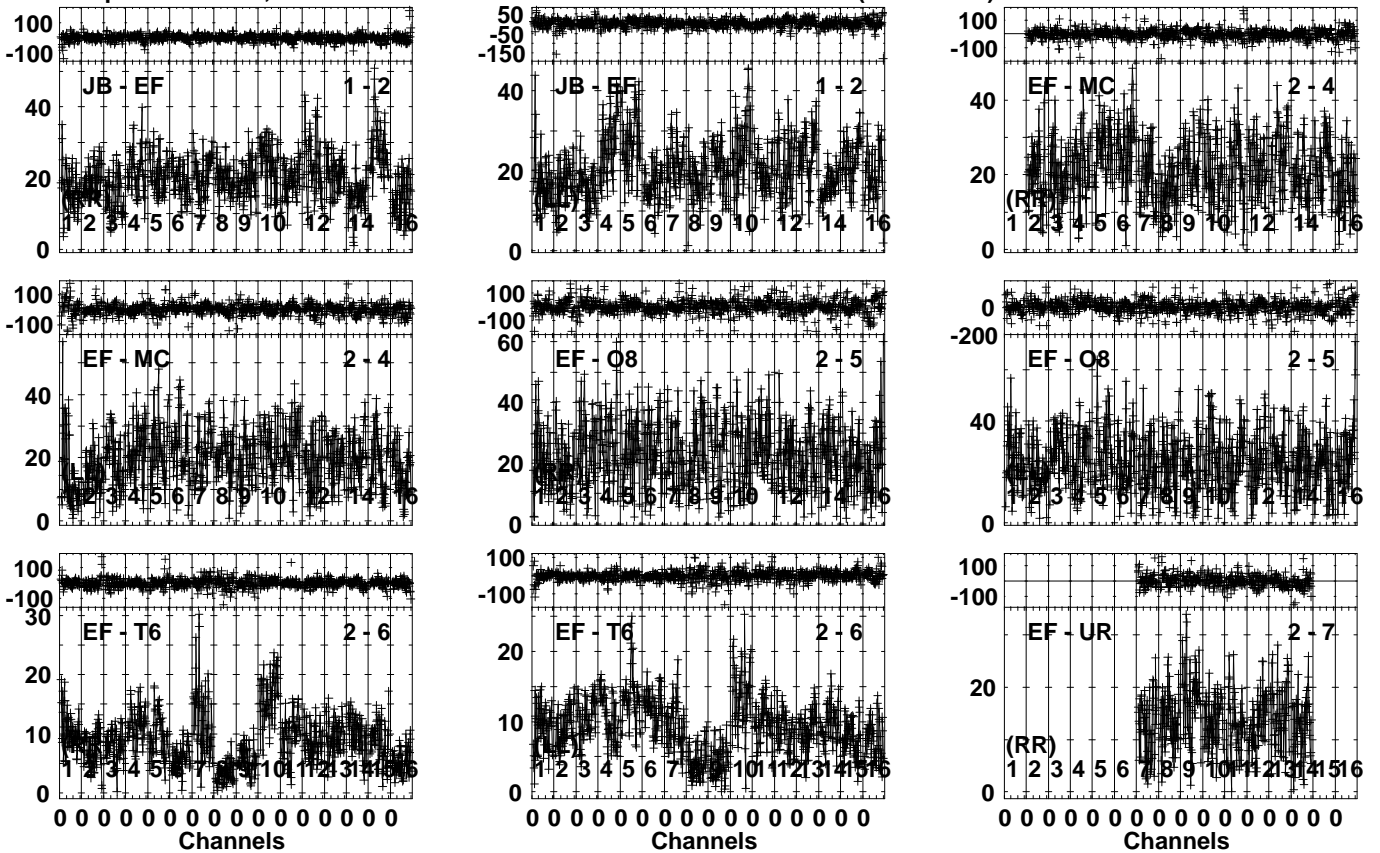


Lower frame: Milli Ampl Jy Top frame: Phas deg
Vector averaged cross-power spectrum Several baselines displayed
Timerange: 00/12:23:13 to 00/12:26:39

Plot file version 13 created 23-APR-2024 17:19:12

J0529+3209 EB100E 1.UVDATA.1

Freq = 4.6005 GHz, Bw = 32.000 MH Calibrated with CL # 4 and BP # 1 (BP mode 1)

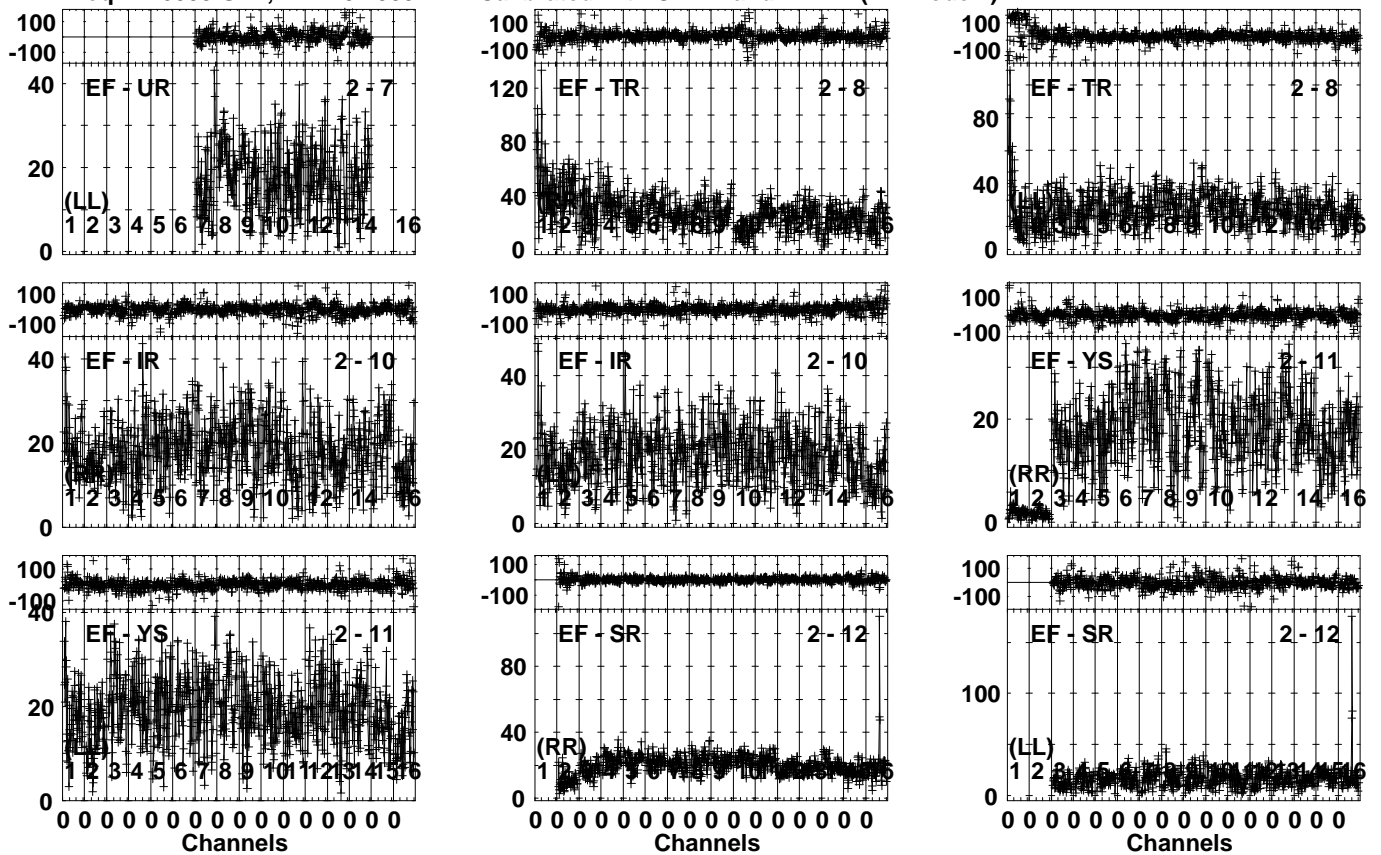


Lower frame: Milli Ampl Jy Top frame: Phas deg
Vector averaged cross-power spectrum Several baselines displayed
Timerange: 00/12:27:13 to 00/12:28:09

Plot file version 14 created 23-APR-2024 17:19:12

J0529+3209 EB100E 1.UVDATA.1

Freq = 4.6005 GHz, Bw = 32.000 MH Calibrated with CL # 4 and BP # 1 (BP mode 1)

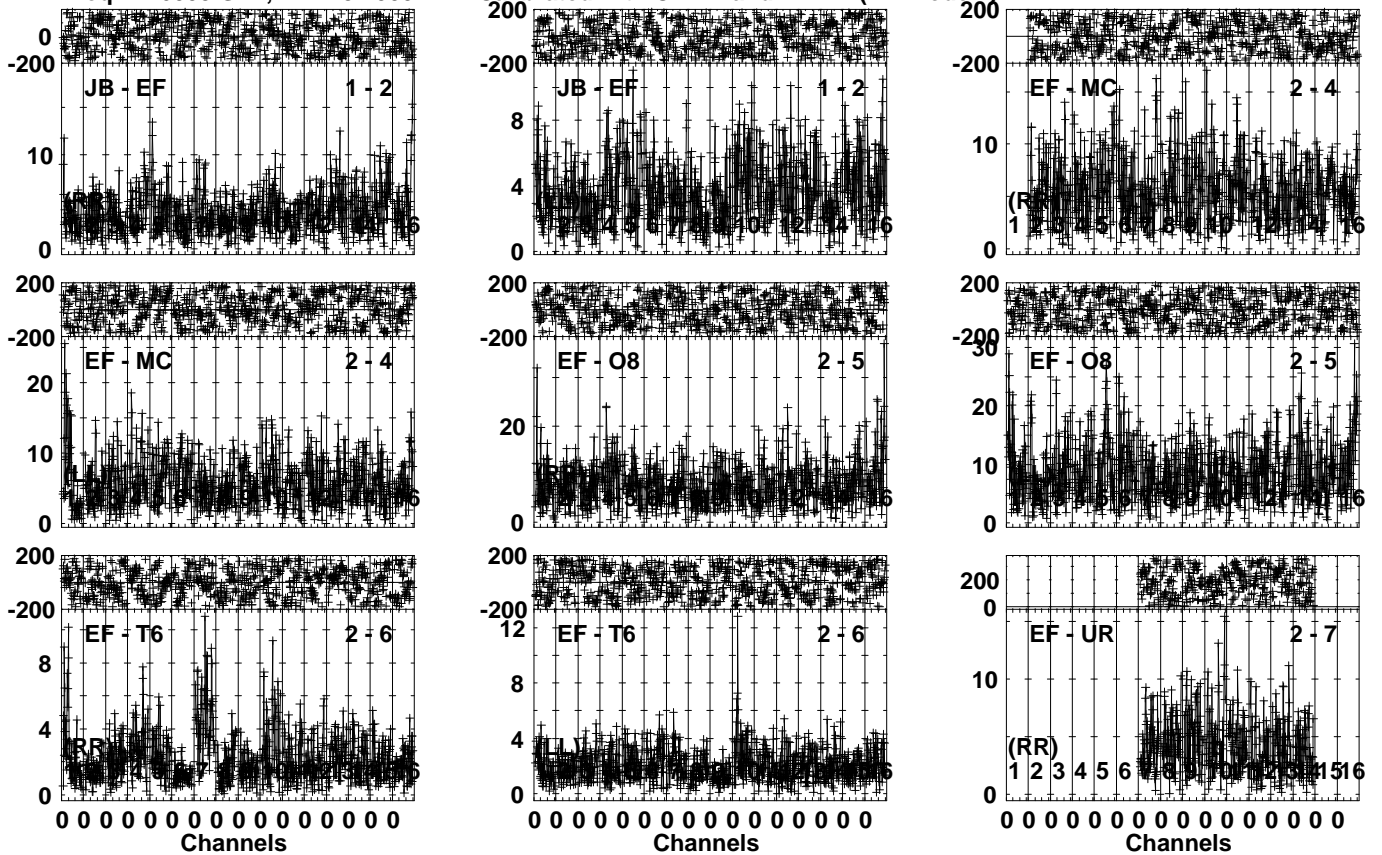


Lower frame: Milli Ampl Jy Top frame: Phas deg
Vector averaged cross-power spectrum Several baselines displayed
Timerange: 00/12:27:13 to 00/12:28:09

Plot file version 15 created 23-APR-2024 17:19:13

FRB EB100E 1.UVDATA.1

Freq = 4.6005 GHz, Bw = 32.000 MH Calibrated with CL # 4 and BP # 1 (BP mode 1)

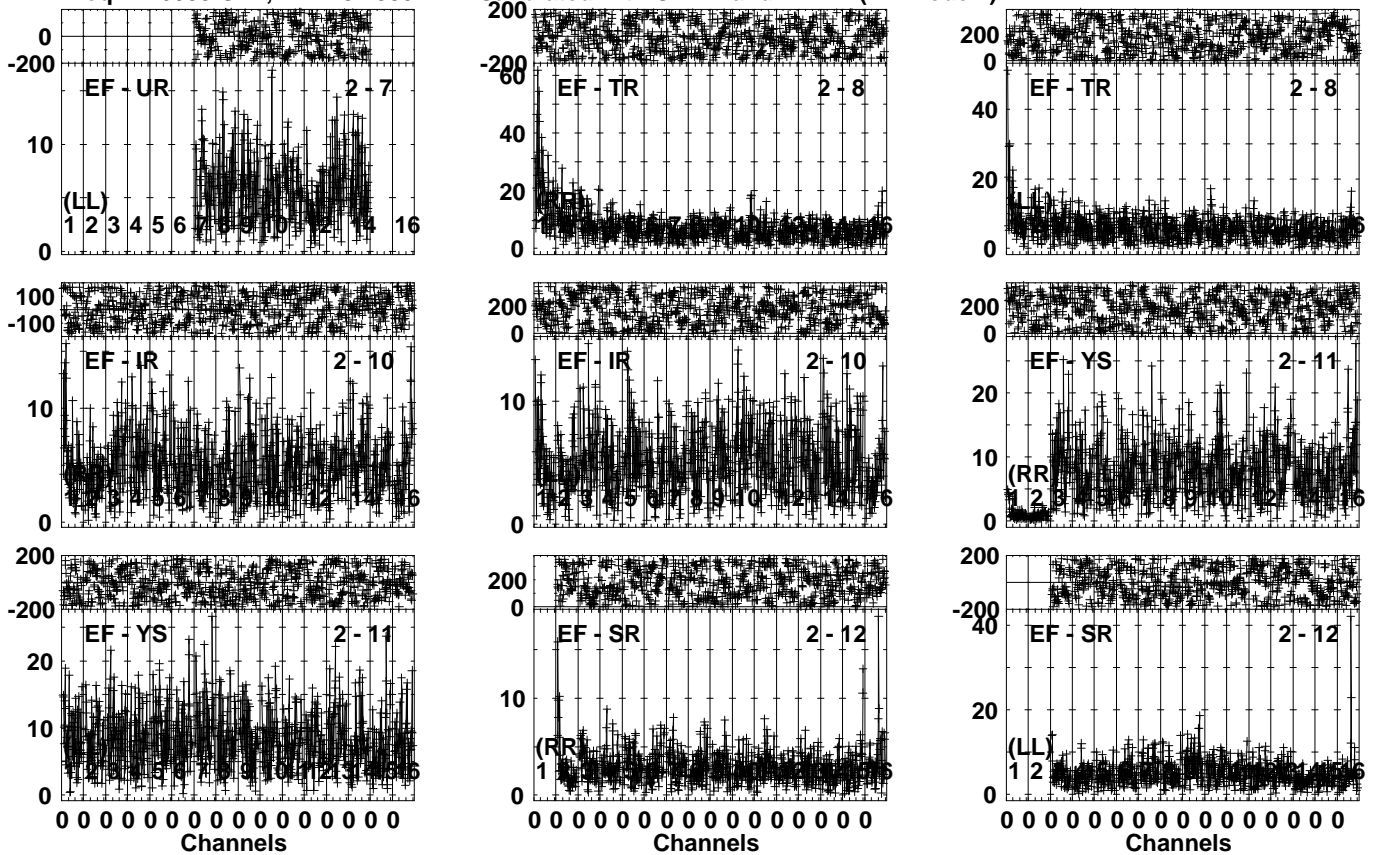


Lower frame: Milli Ampl Jy Top frame: Phas deg
Vector averaged cross-power spectrum Several baselines displayed
Timerange: 00/12:28:13 to 00/12:31:39

Plot file version 16 created 23-APR-2024 17:19:14

FRB EB100E 1.UVDATA.1

Freq = 4.6005 GHz, Bw = 32.000 MH Calibrated with CL # 4 and BP # 1 (BP mode 1)

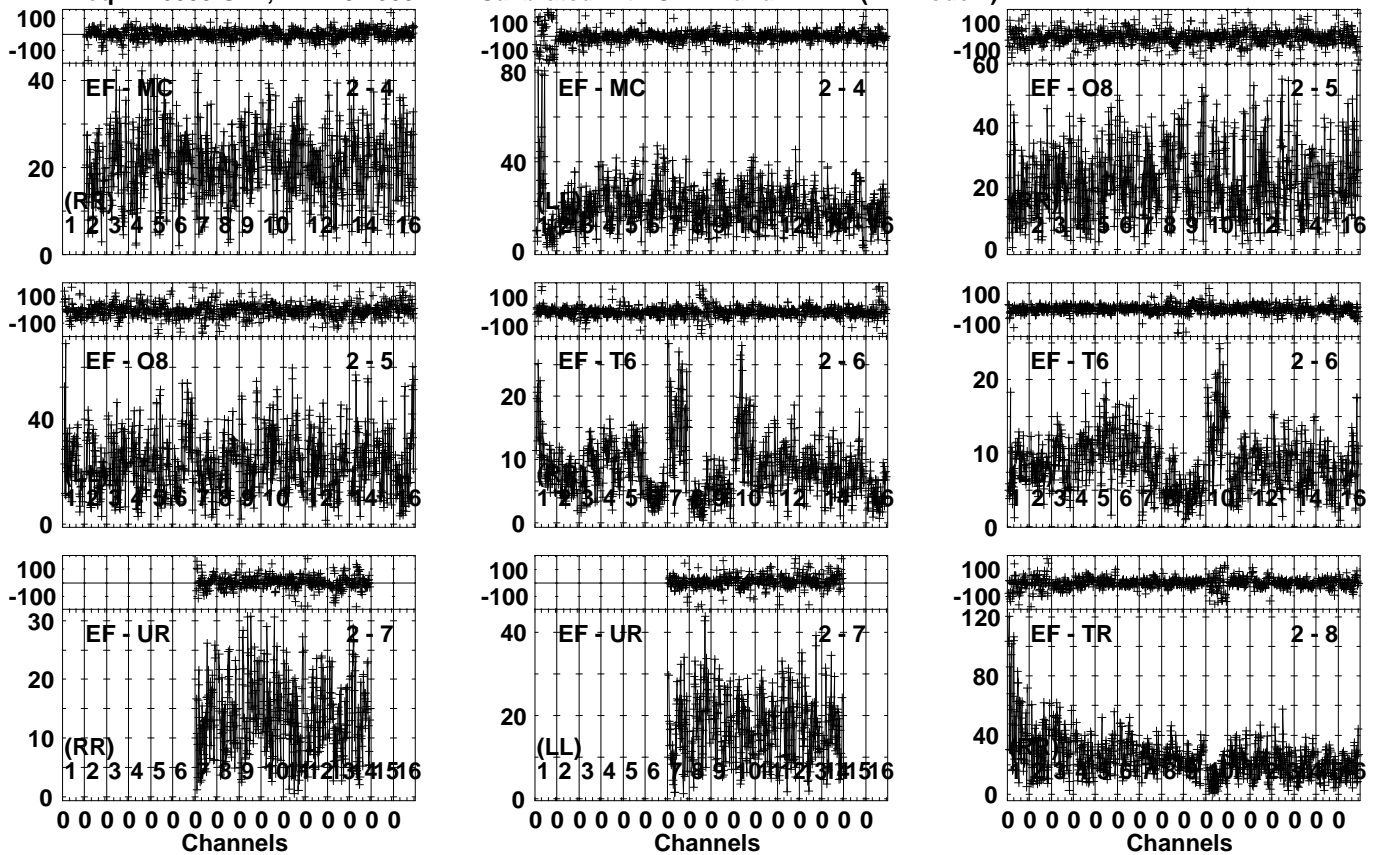


Lower frame: Milli Ampl Jy Top frame: Phas deg
Vector averaged cross-power spectrum Several baselines displayed
Timerange: 00/12:28:13 to 00/12:31:39

Plot file version 17 created 23-APR-2024 17:19:15

J0529+3209 EB100E 1.UVDATA.1

Freq = 4.6005 GHz, Bw = 32.000 MH Calibrated with CL # 4 and BP # 1 (BP mode 1)

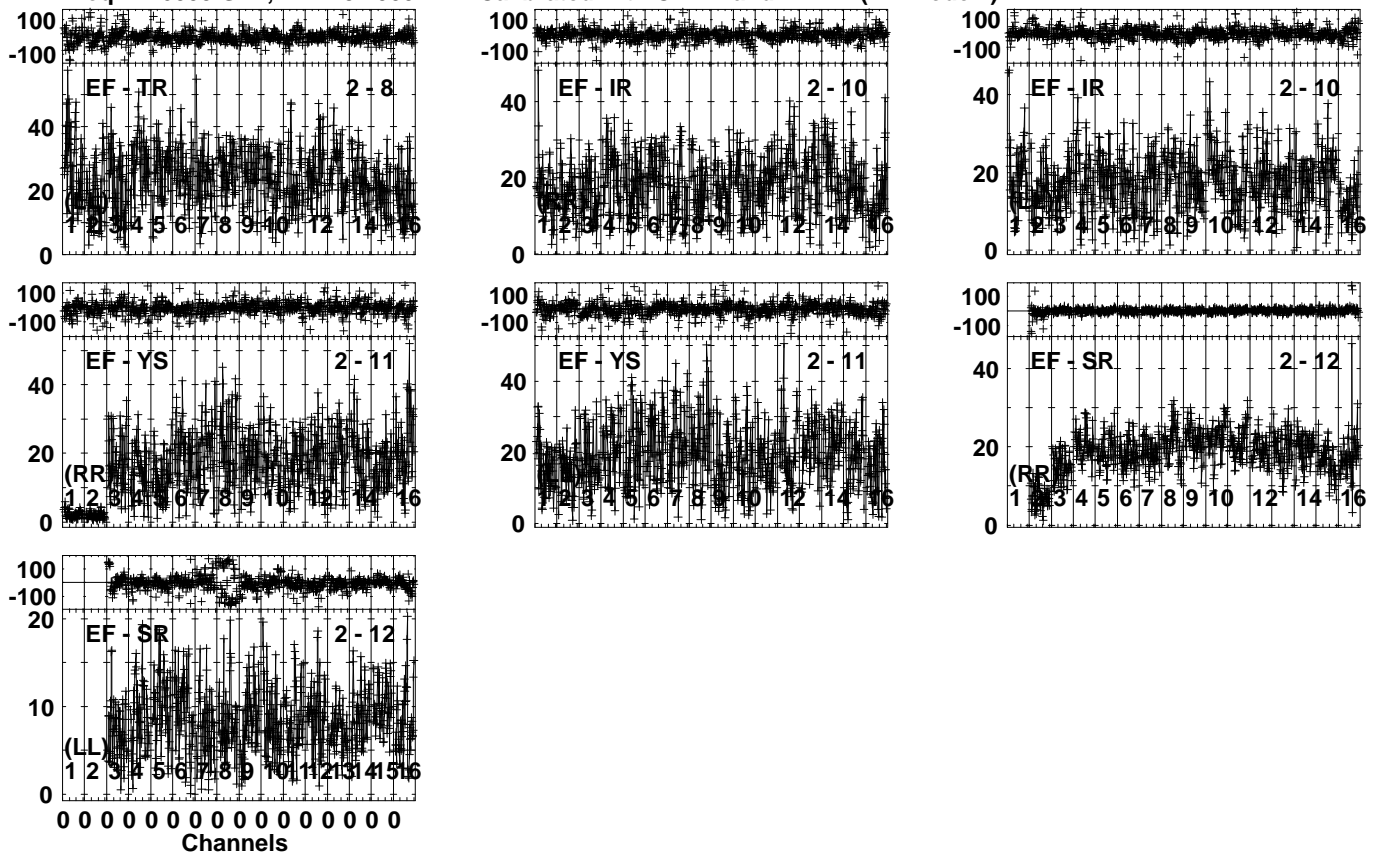


Lower frame: Milli Ampl Jy Top frame: Phas deg
Vector averaged cross-power spectrum Several baselines displayed
Timerange: 00/12:32:13 to 00/12:33:09

Plot file version 18 created 23-APR-2024 17:19:15

J0529+3209 EB100E 1.UVDATA.1

Freq = 4.6005 GHz, Bw = 32.000 MH Calibrated with CL # 4 and BP # 1 (BP mode 1)

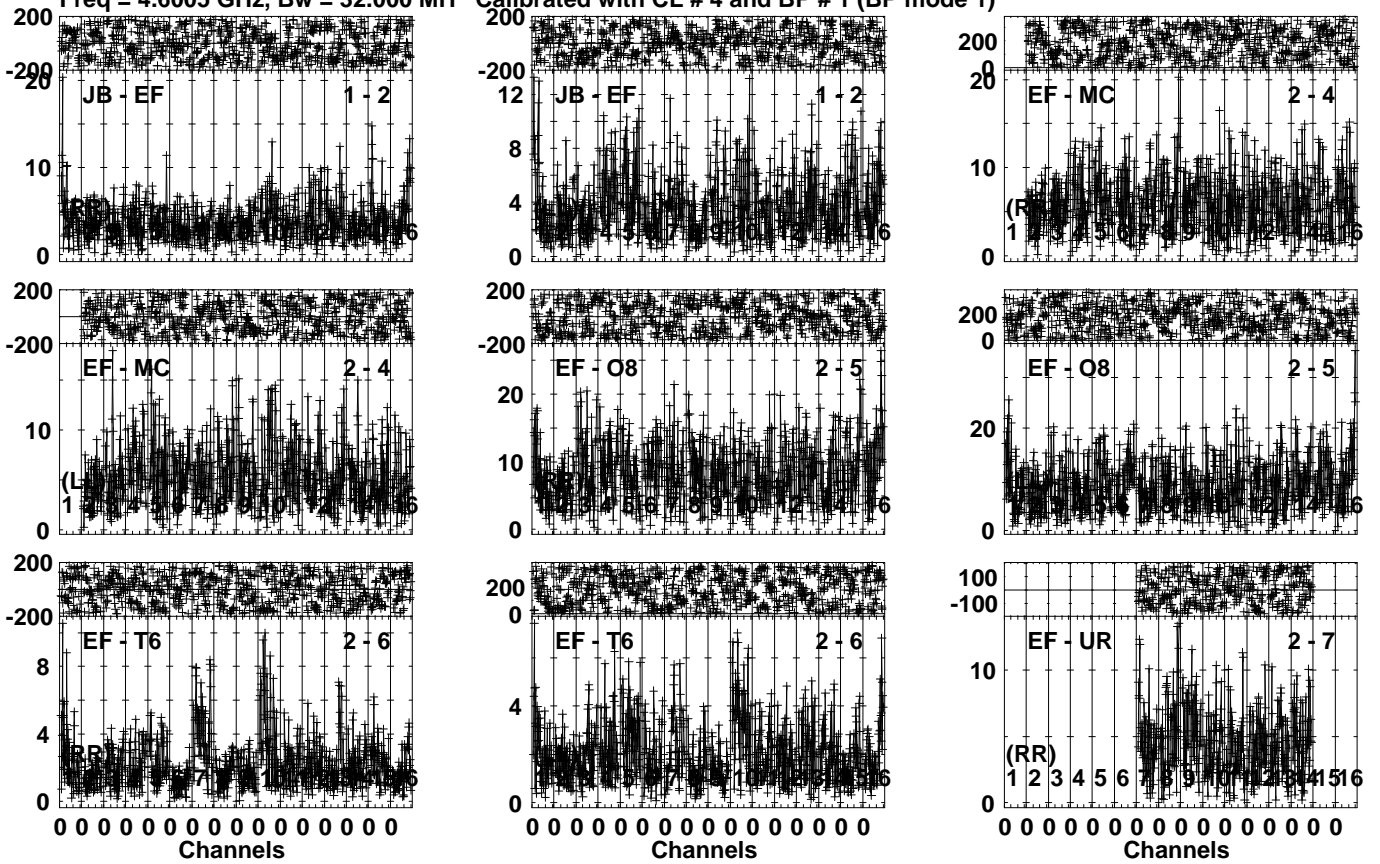


Lower frame: Milli Ampl Jy Top frame: Phas deg
Vector averaged cross-power spectrum Several baselines displayed
Timerange: 00/12:32:13 to 00/12:33:09

Plot file version 19 created 23-APR-2024 17:19:16

FRB EB100E 1.UVDATA.1

Freq = 4.6005 GHz, Bw = 32.000 MH Calibrated with CL # 4 and BP # 1 (BP mode 1)

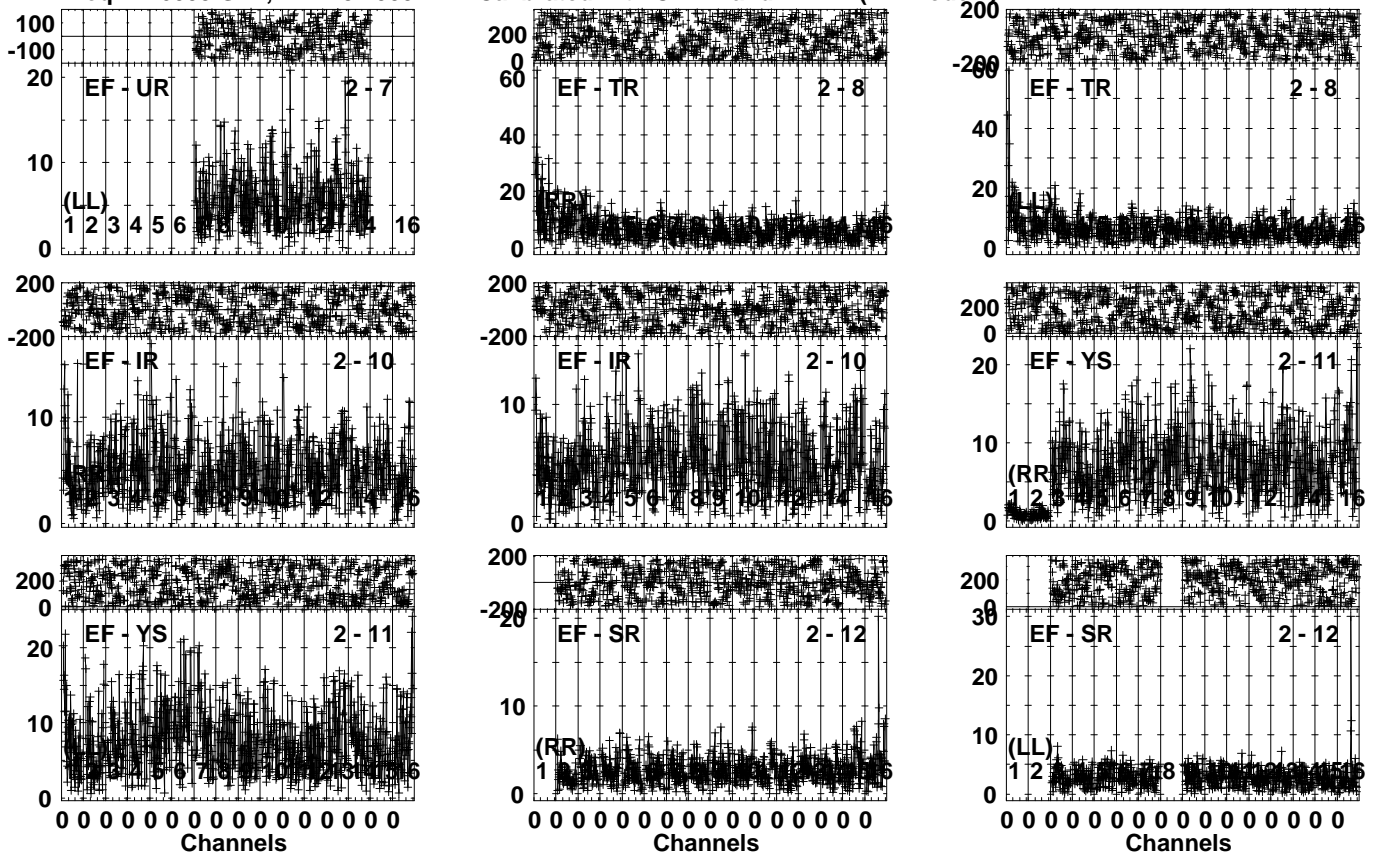


Lower frame: Milli Ampl Jy Top frame: Phas deg
Vector averaged cross-power spectrum Several baselines displayed
Timerange: 00/12:33:11 to 00/12:36:39

Plot file version 20 created 23-APR-2024 17:19:16

FRB EB100E 1.UVDATA.1

Freq = 4.6005 GHz, Bw = 32.000 MH Calibrated with CL # 4 and BP # 1 (BP mode 1)

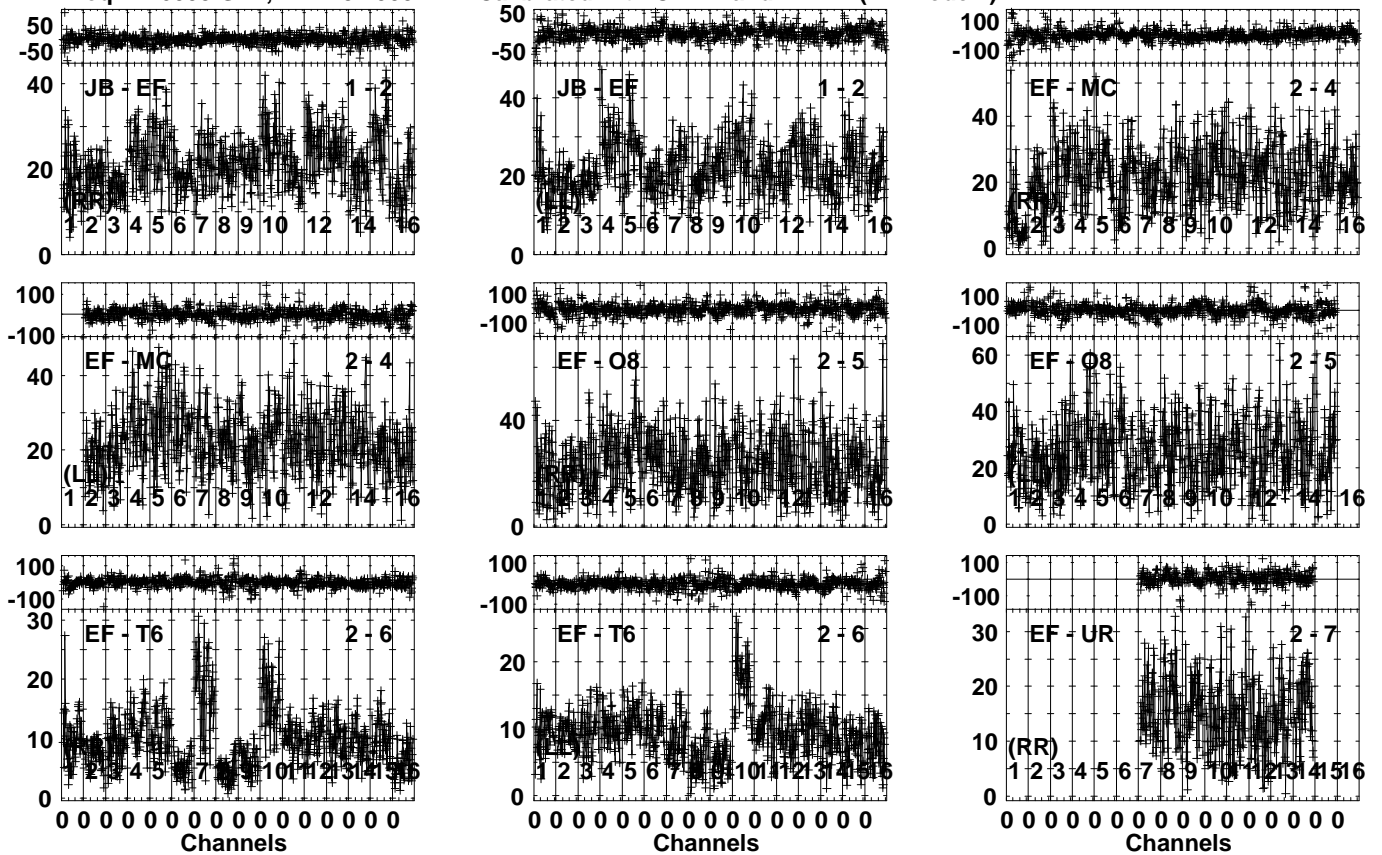


Lower frame: Milli Ampl Jy Top frame: Phas deg
Vector averaged cross-power spectrum Several baselines displayed
Timerange: 00/12:33:11 to 00/12:36:39

Plot file version 21 created 23-APR-2024 17:19:17

J0529+3209 EB100E 1.UVDATA.1

Freq = 4.6005 GHz, Bw = 32.000 MH Calibrated with CL # 4 and BP # 1 (BP mode 1)

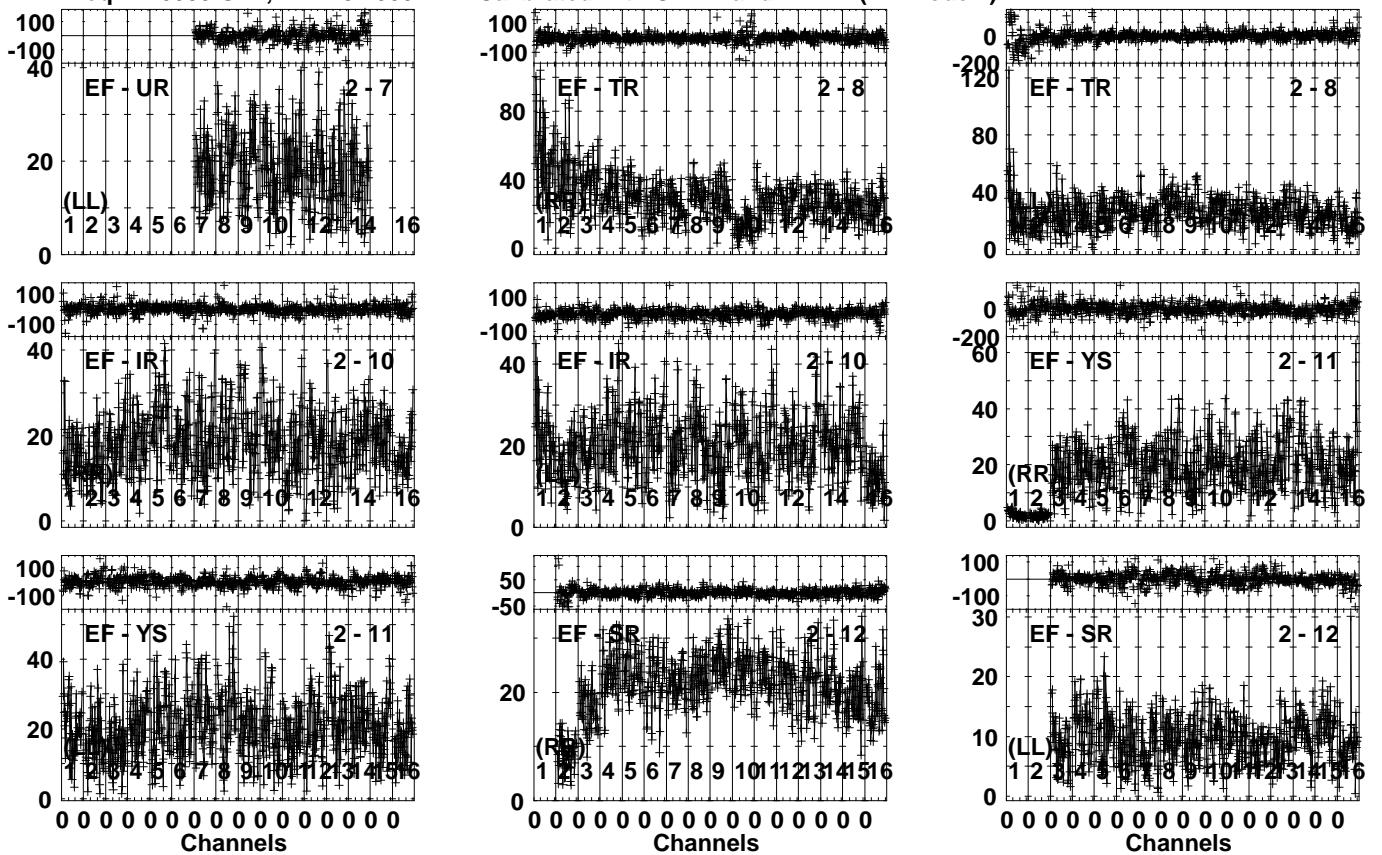


Lower frame: Milli Ampl Jy Top frame: Phas deg
Vector averaged cross-power spectrum Several baselines displayed
Timerange: 00/12:36:43 to 00/12:38:09

Plot file version 22 created 23-APR-2024 17:19:18

J0529+3209 EB100E 1.UVDATA.1

Freq = 4.6005 GHz, Bw = 32.000 MH Calibrated with CL # 4 and BP # 1 (BP mode 1)

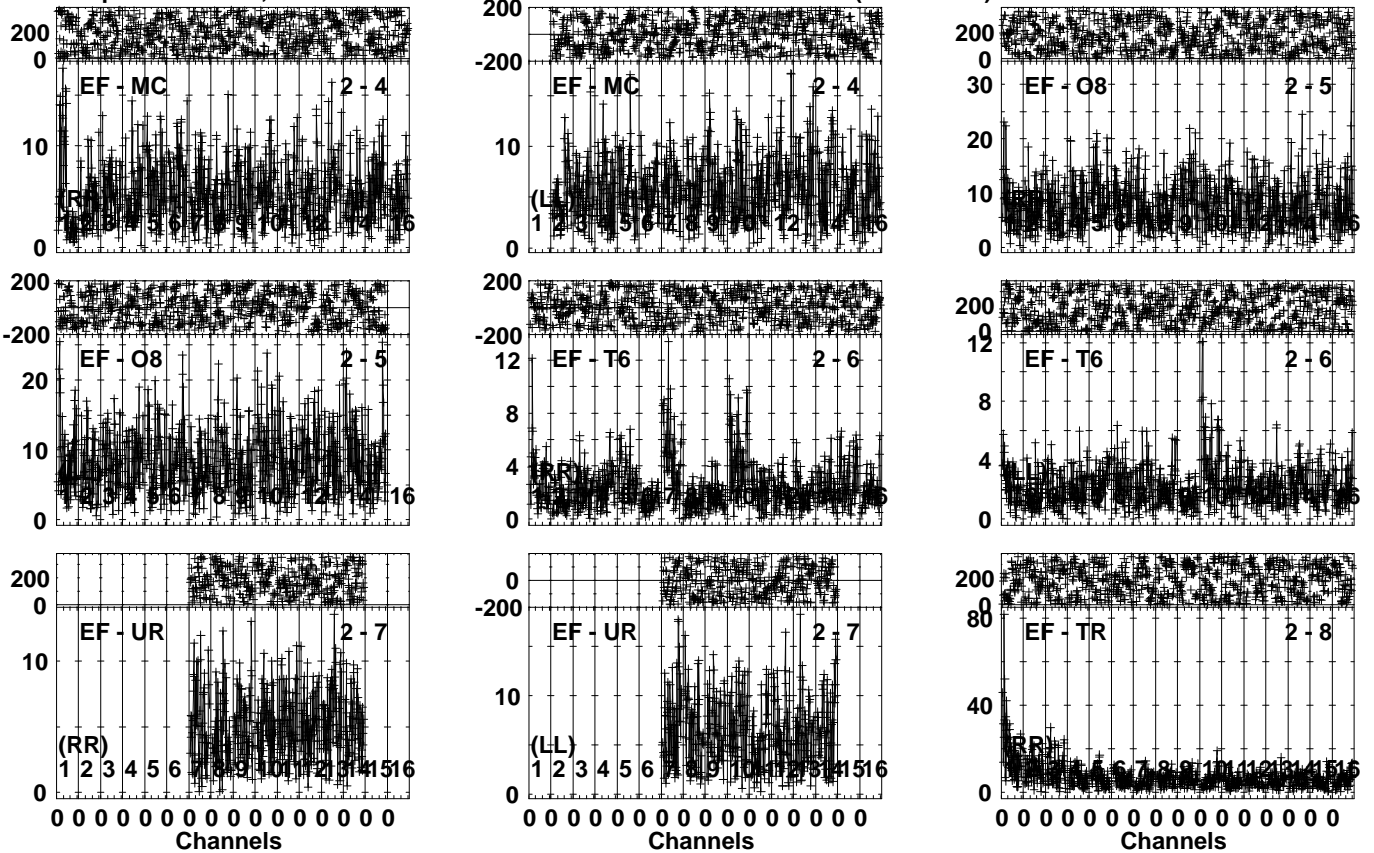


Lower frame: Milli Ampl Jy Top frame: Phas deg
Vector averaged cross-power spectrum Several baselines displayed
Timerange: 00/12:36:43 to 00/12:38:09

Plot file version 23 created 23-APR-2024 17:19:19

FRB EB100E 1.UVDATA.1

Freq = 4.6005 GHz, Bw = 32.000 MH Calibrated with CL # 4 and BP # 1 (BP mode 1)

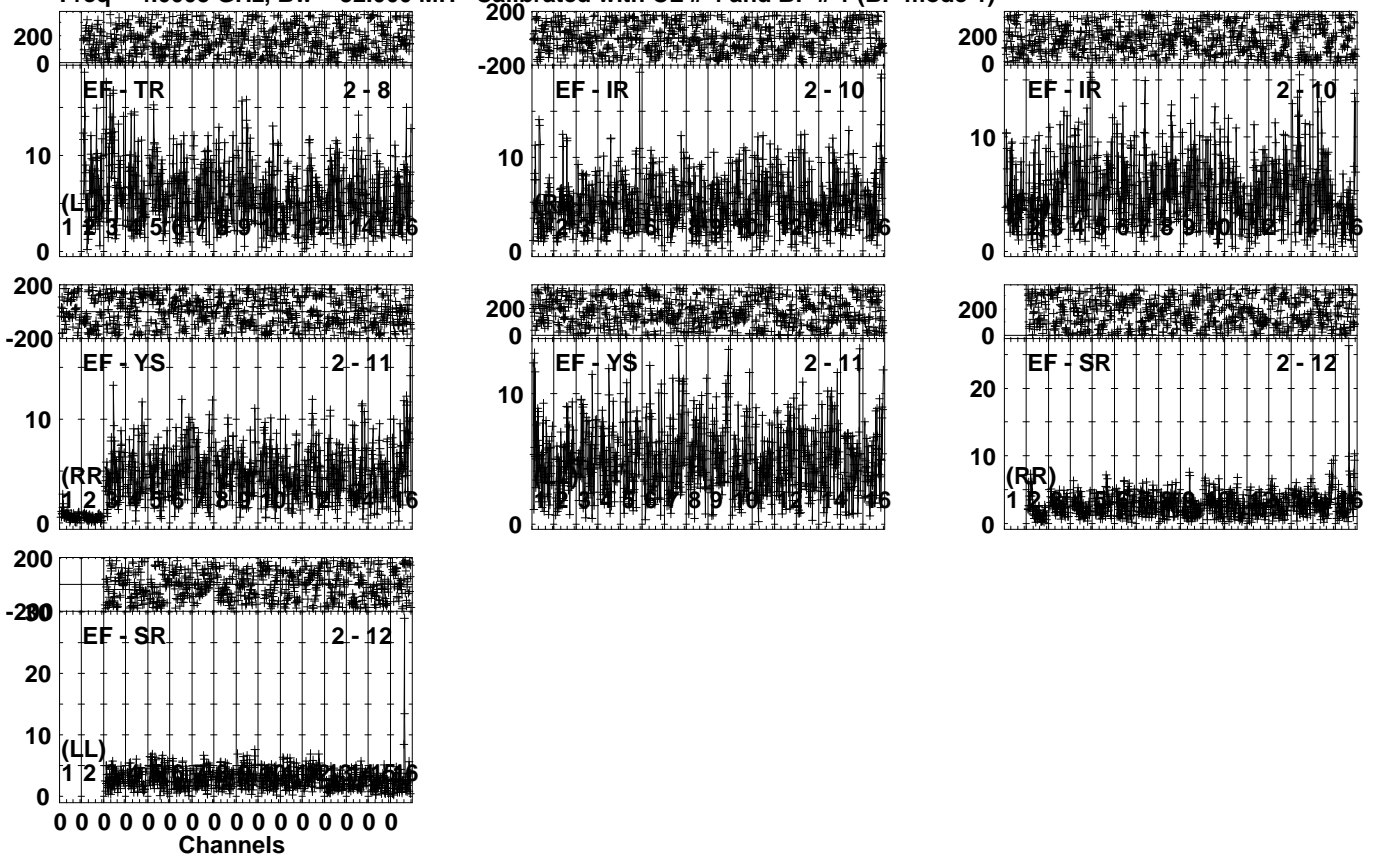


Lower frame: Milli Ampl Jy Top frame: Phas deg
Vector averaged cross-power spectrum Several baselines displayed
Timerange: 00/12:38:13 to 00/12:41:39

Plot file version 24 created 23-APR-2024 17:19:19

FRB EB100E 1.UVDATA.1

Freq = 4.6005 GHz, Bw = 32.000 MH Calibrated with CL # 4 and BP # 1 (BP mode 1)



Lower frame: Milli Ampl Jy Top frame: Phas deg

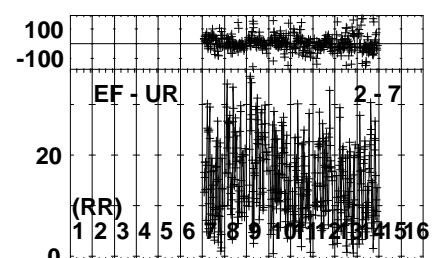
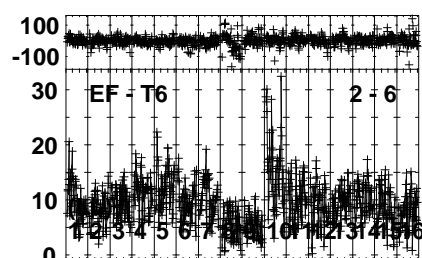
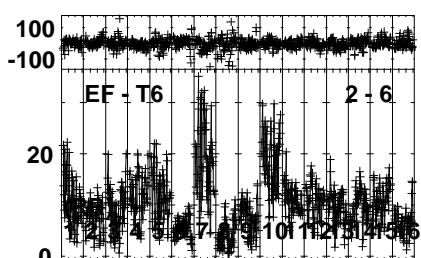
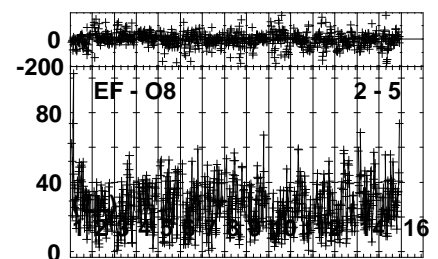
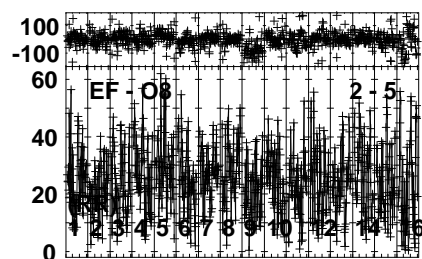
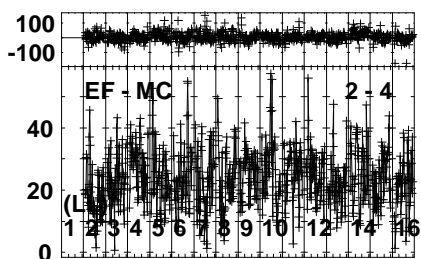
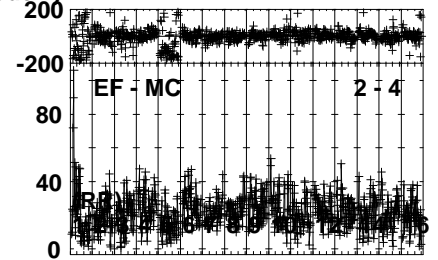
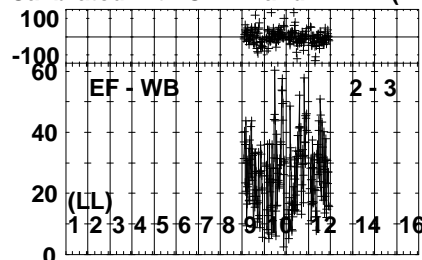
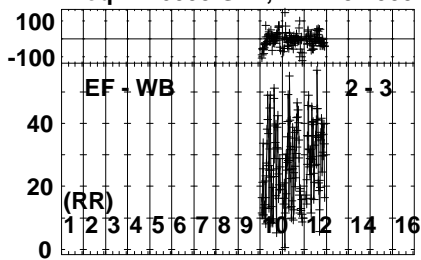
Vector averaged cross-power spectrum Several baselines displayed

Timerange: 00/12:38:13 to 00/12:41:39

Plot file version 25 created 23-APR-2024 17:19:20

J0529+3209 EB100E 1.UVDATA.1

Freq = 4.6005 GHz, Bw = 32.000 MH Calibrated with CL # 4 and BP # 1 (BP mode 1)

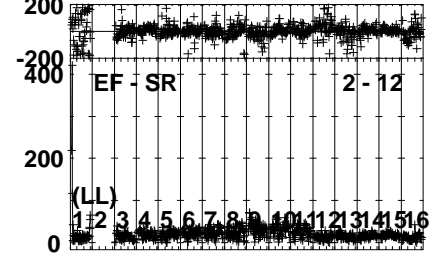
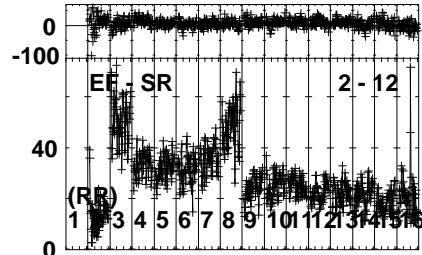
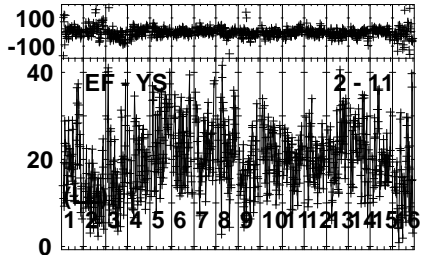
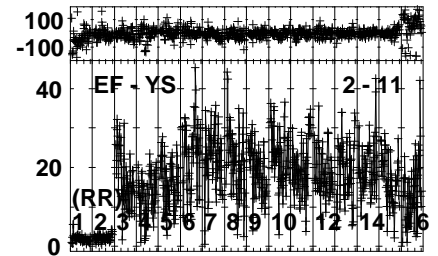
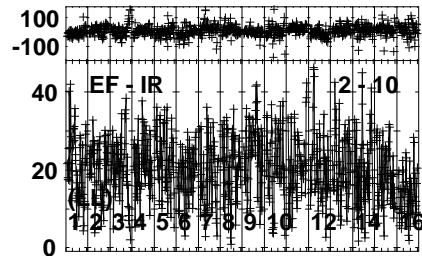
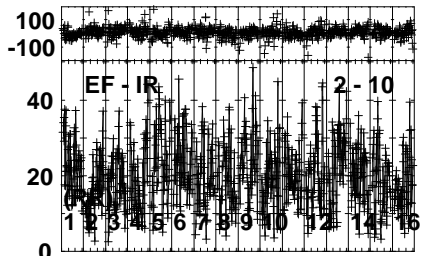
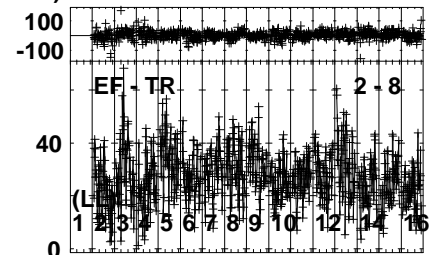
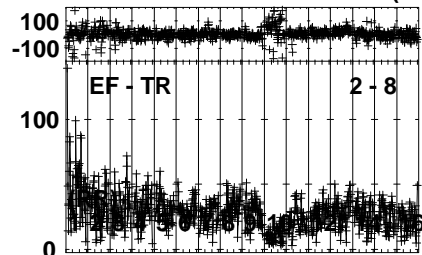
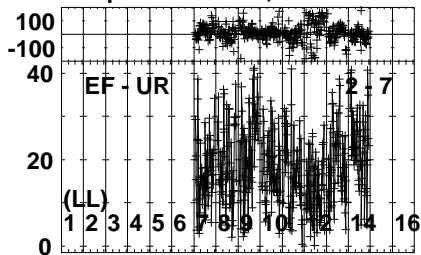


Lower frame: Milli Ampl Jy Top frame: Phas deg
Vector averaged cross-power spectrum Several baselines displayed
Timerange: 00/12:42:13 to 00/12:43:09

Plot file version 26 created 23-APR-2024 17:19:20

J0529+3209 EB100E 1.UVDATA.1

Freq = 4.6005 GHz, Bw = 32.000 MH Calibrated with CL # 4 and BP # 1 (BP mode 1)

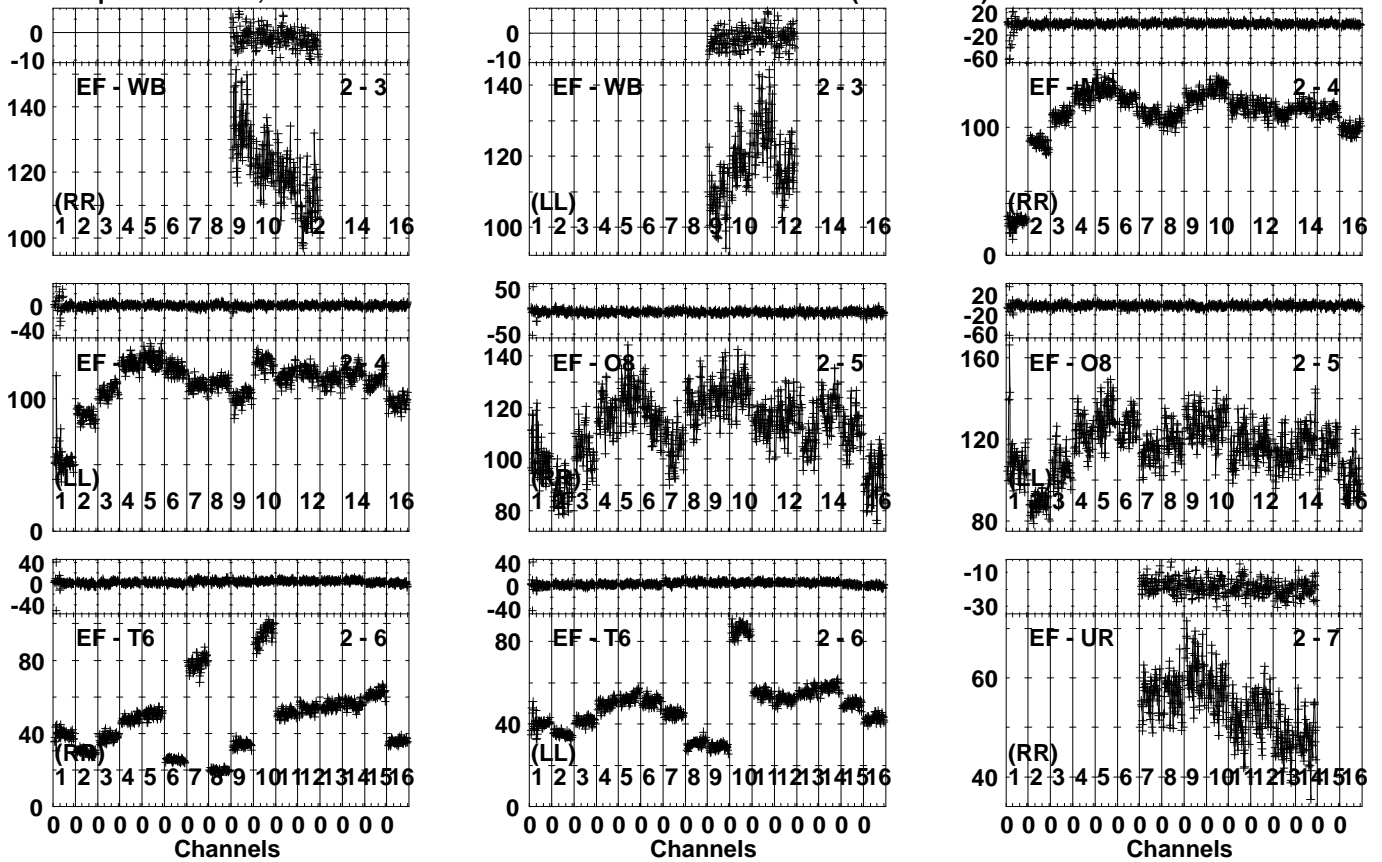


Lower frame: Milli Ampl Jy Top frame: Phas deg
Vector averaged cross-power spectrum Several baselines displayed
Timerange: 00/12:42:13 to 00/12:43:09

Plot file version 27 created 23-APR-2024 17:19:21

J0518+3306 EB100E 1.UVDATA.1

Freq = 4.6005 GHz, Bw = 32.000 MH Calibrated with CL # 4 and BP # 1 (BP mode 1)

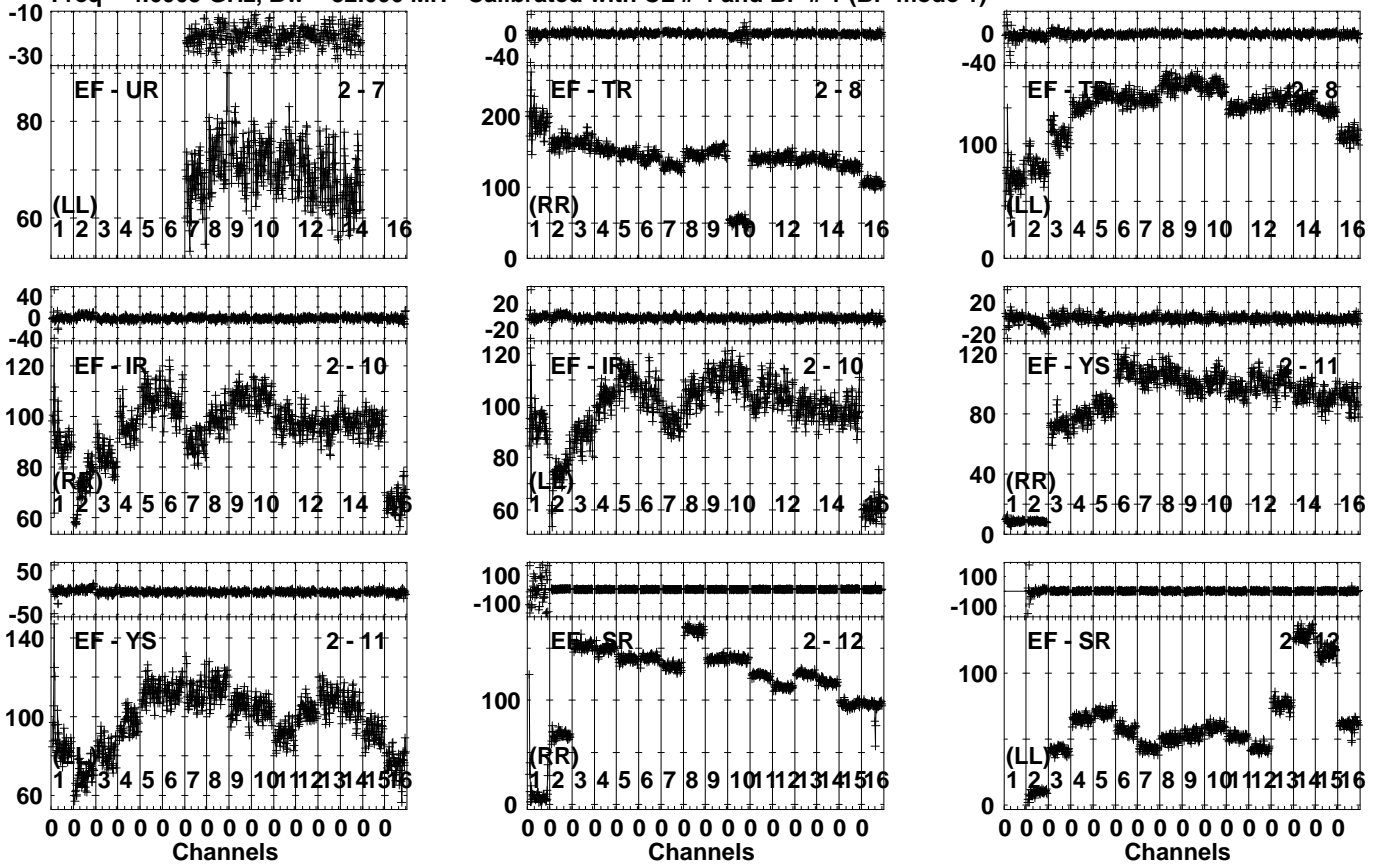


Lower frame: Milli Ampl Jy Top frame: Phas deg
Vector averaged cross-power spectrum Several baselines displayed
Timerange: 00/12:43:43 to 00/12:46:39

Plot file version 28 created 23-APR-2024 17:19:21

J0518+3306 EB100E 1.UVDATA.1

Freq = 4.6005 GHz, Bw = 32.000 MH Calibrated with CL # 4 and BP # 1 (BP mode 1)

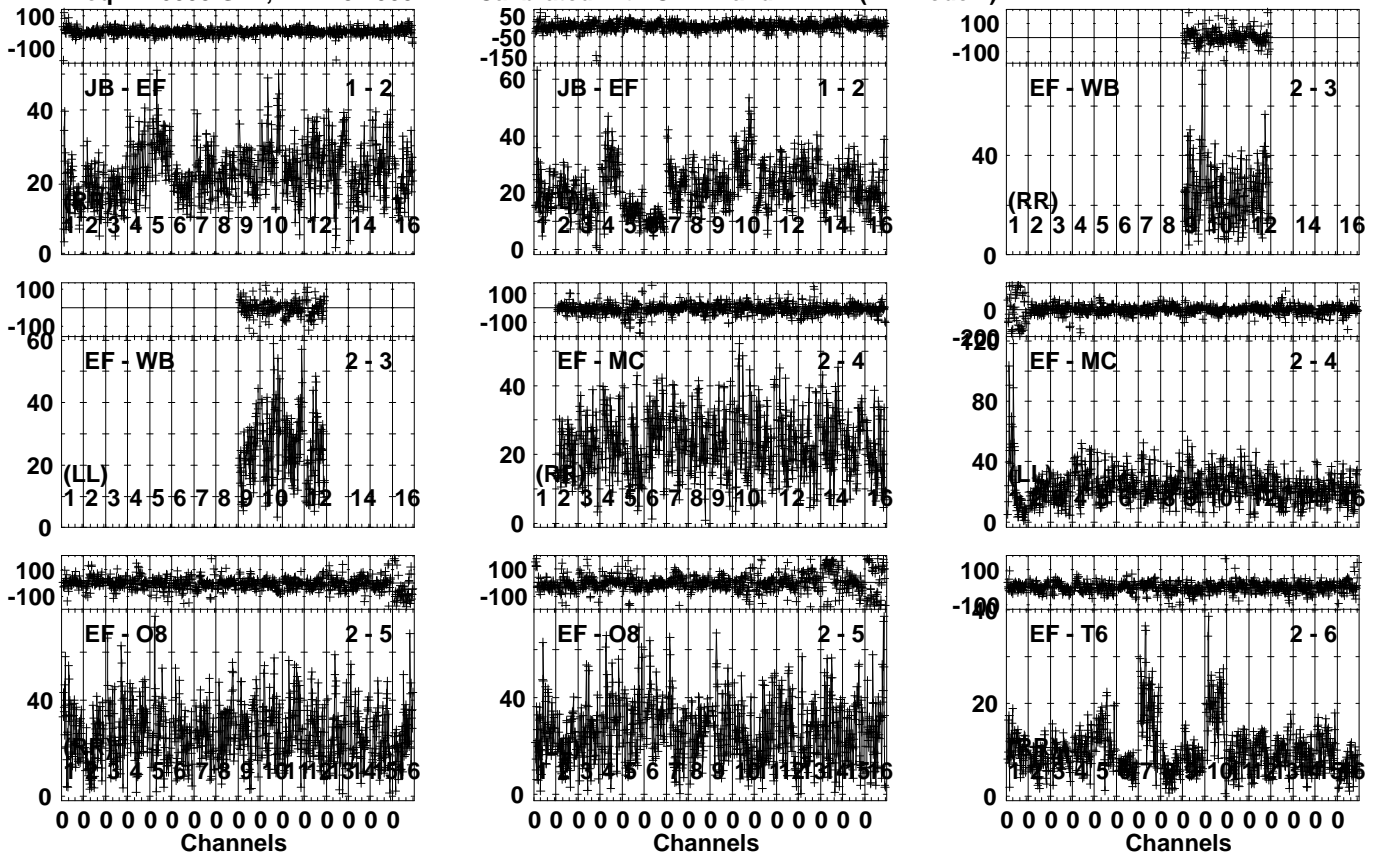


Lower frame: Milli Ampl Jy Top frame: Phas deg
 Vector averaged cross-power spectrum Several baselines displayed
 Timerange: 00/12:43:43 to 00/12:46:39

Plot file version 29 created 23-APR-2024 17:19:22

J0529+3209 EB100E 1.UVDATA.1

Freq = 4.6005 GHz, Bw = 32.000 MH Calibrated with CL # 4 and BP # 1 (BP mode 1)

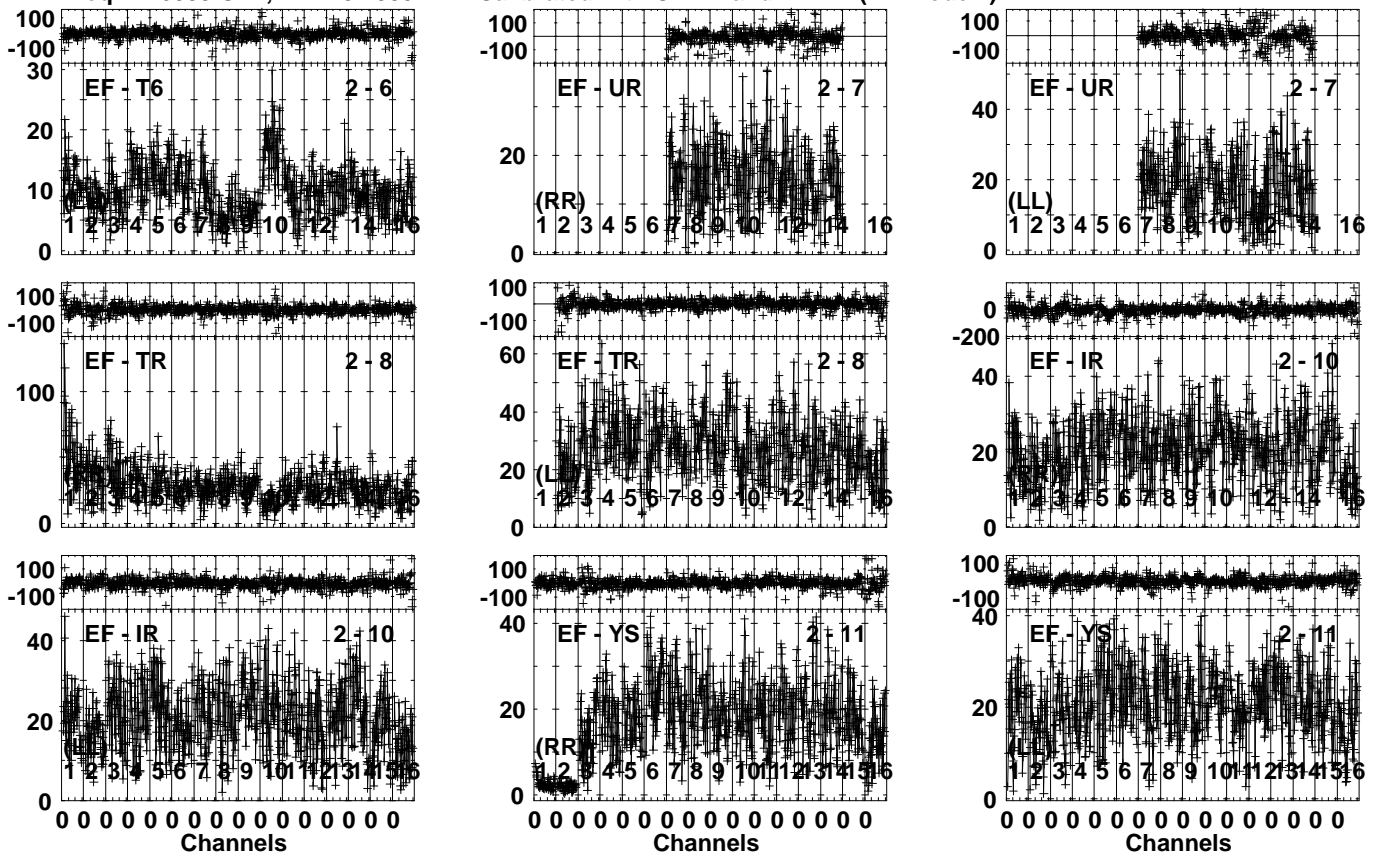


Lower frame: Milli Ampl Jy Top frame: Phas deg
Vector averaged cross-power spectrum Several baselines displayed
Timerange: 00/12:46:41 to 00/12:48:09

Plot file version 30 created 23-APR-2024 17:19:23

J0529+3209 EB100E 1.UVDATA.1

Freq = 4.6005 GHz, Bw = 32.000 MH Calibrated with CL # 4 and BP # 1 (BP mode 1)

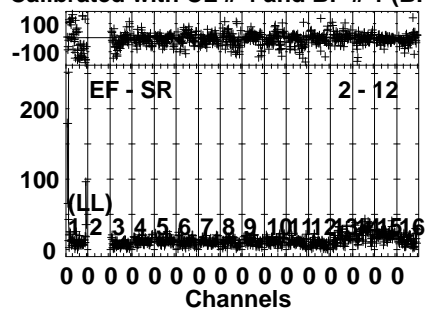
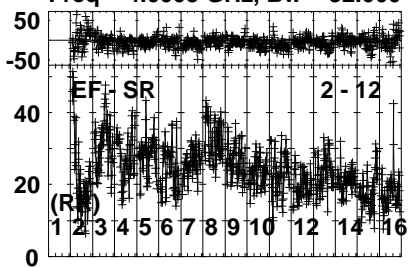


Lower frame: Milli Ampl Jy Top frame: Phas deg
Vector averaged cross-power spectrum Several baselines displayed
Timerange: 00/12:46:41 to 00/12:48:09

Plot file version 31 created 23-APR-2024 17:19:23

J0529+3209 EB100E 1.UVDATA.1

Freq = 4.6005 GHz, Bw = 32.000 MH Calibrated with CL # 4 and BP # 1 (BP mode 1)

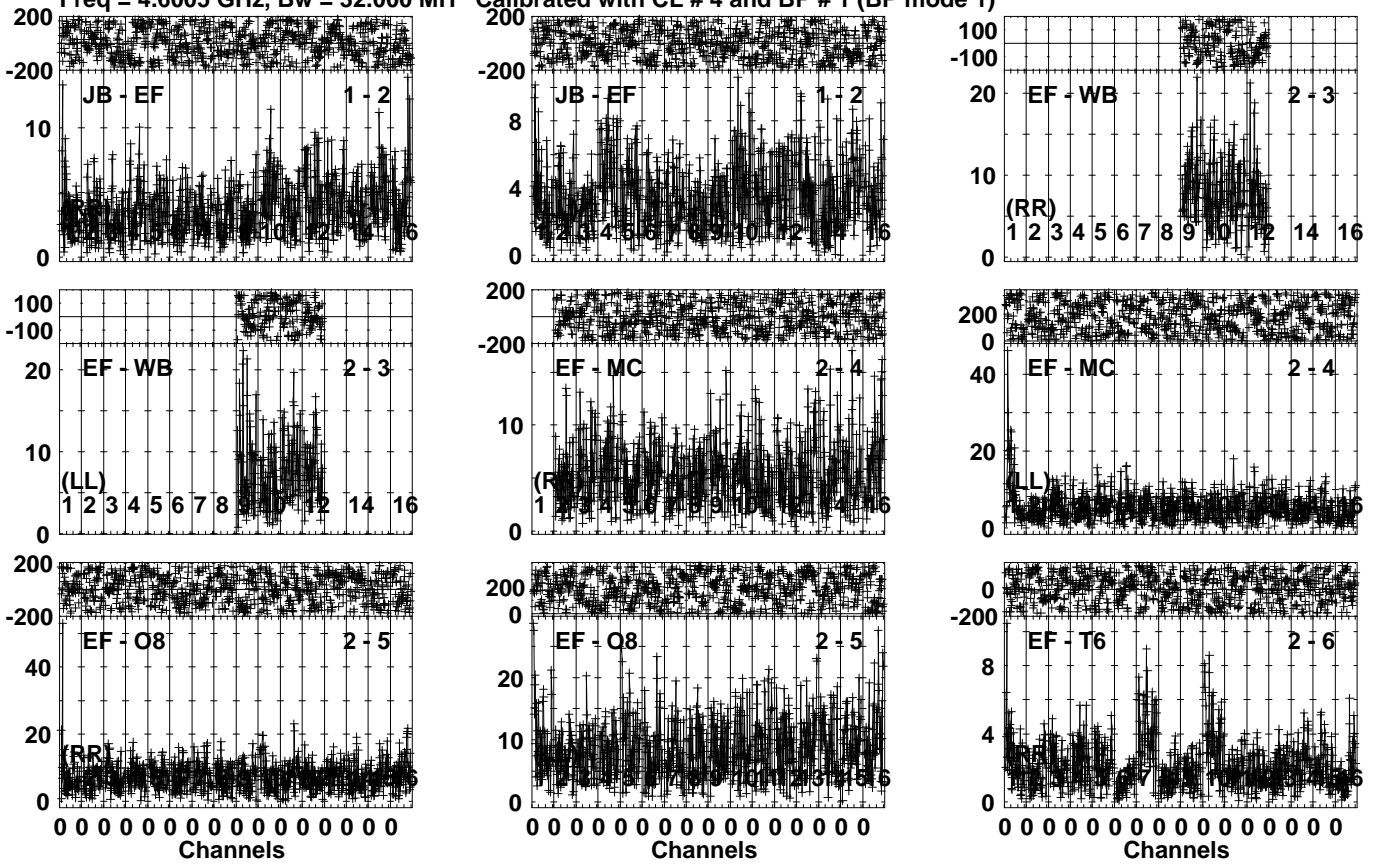


Lower frame: Milli Ampl Jy Top frame: Phas deg
Vector averaged cross-power spectrum Several baselines displayed
Timerange: 00/12:46:41 to 00/12:48:09

Plot file version 32 created 23-APR-2024 17:19:24

FRB EB100E 1.UVDATA.1

Freq = 4.6005 GHz, Bw = 32.000 MH Calibrated with CL # 4 and BP # 1 (BP mode 1)

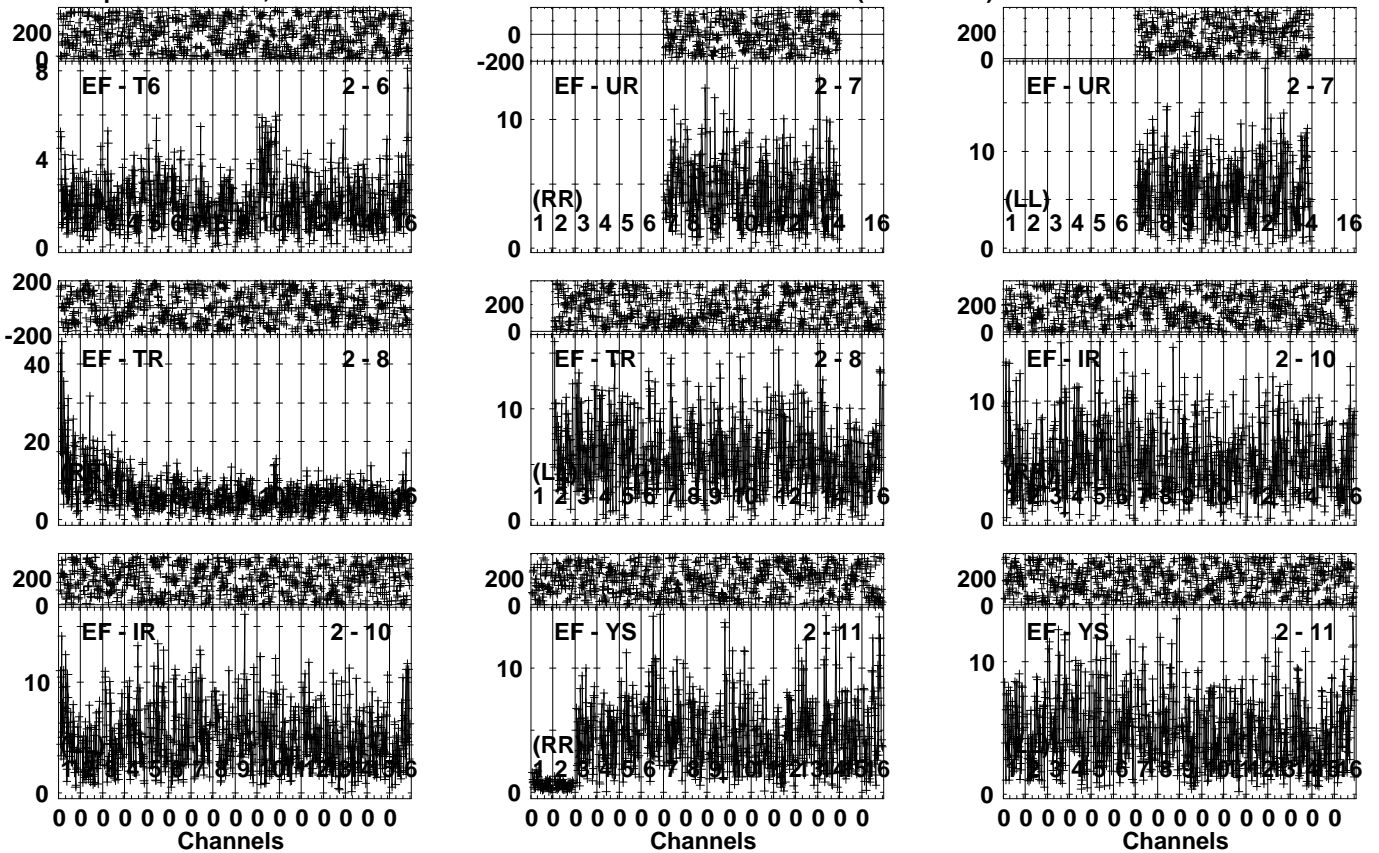


Lower frame: Milli Ampl Jy Top frame: Phas deg
Vector averaged cross-power spectrum Several baselines displayed
Timerange: 00/12:48:11 to 00/12:51:39

Plot file version 33 created 23-APR-2024 17:19:24

FRB EB100E 1.UVDATA.1

Freq = 4.6005 GHz, Bw = 32.000 MH Calibrated with CL # 4 and BP # 1 (BP mode 1)

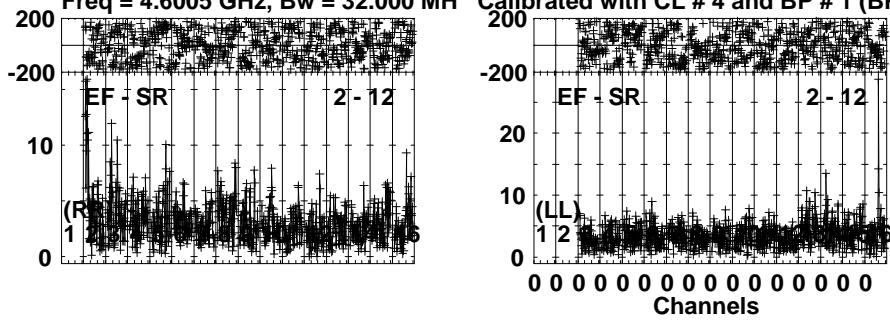


Lower frame: Milli Ampl Jy Top frame: Phas deg
Vector averaged cross-power spectrum Several baselines displayed
Timerange: 00/12:48:11 to 00/12:51:39

Plot file version 34 created 23-APR-2024 17:19:25

FRB EB100E 1.UVDATA.1

Freq = 4.6005 GHz, Bw = 32.000 MH Calibrated with CL # 4 and BP # 1 (BP mode 1)

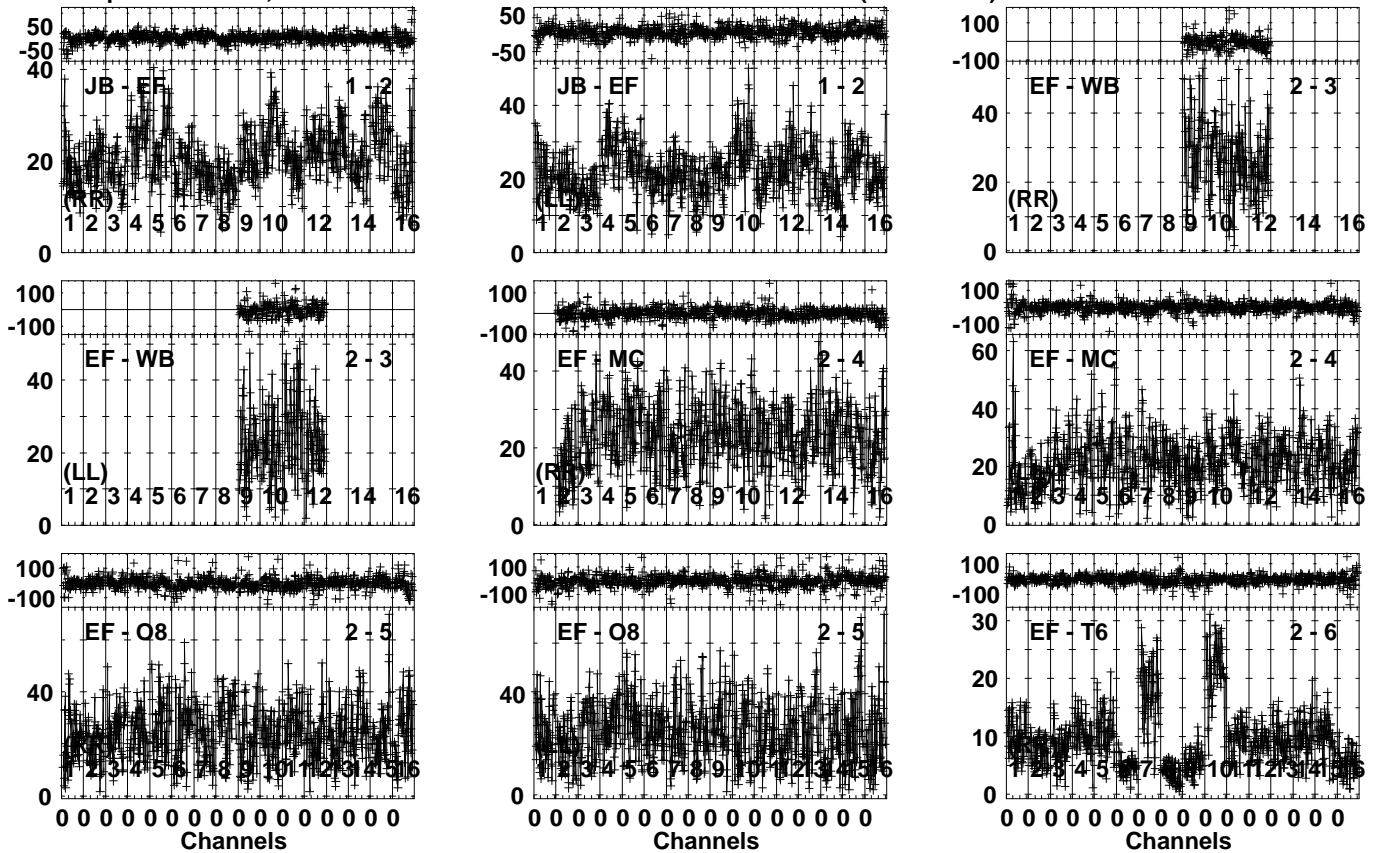


Lower frame: Milli Ampl Jy Top frame: Phas deg
Vector averaged cross-power spectrum Several baselines displayed
Timerange: 00/12:48:11 to 00/12:51:39

Plot file version 35 created 23-APR-2024 17:19:25

J0529+3209 EB100E 1.UVDATA.1

Freq = 4.6005 GHz, Bw = 32.000 MH Calibrated with CL # 4 and BP # 1 (BP mode 1)



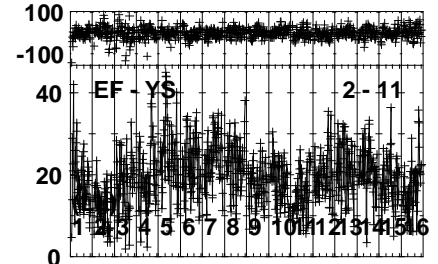
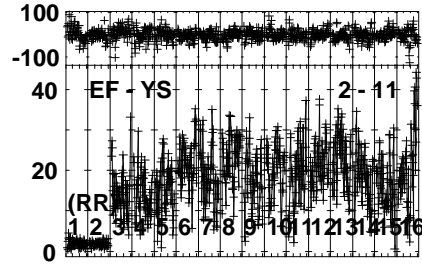
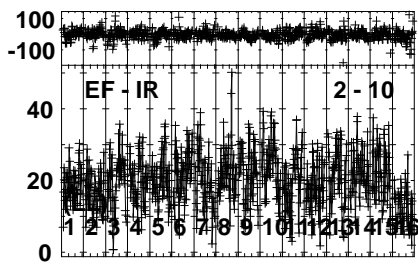
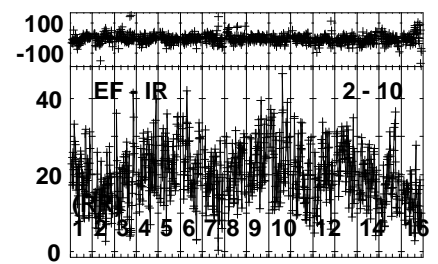
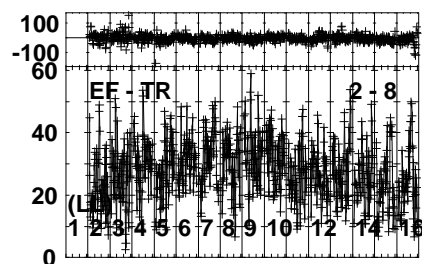
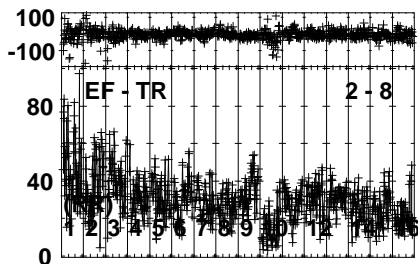
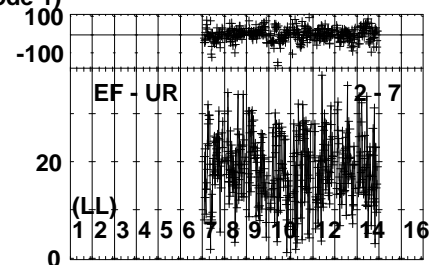
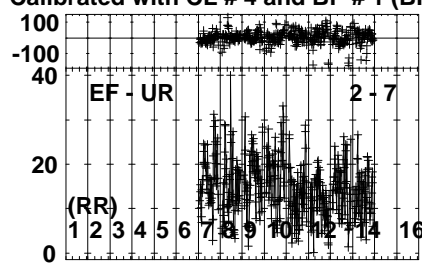
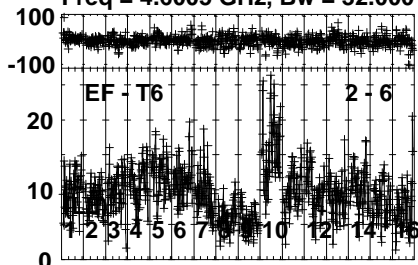
Lower frame: Milli Ampl Jy Top frame: Phas deg
Vector averaged cross-power spectrum Several baselines displayed
Timerange: 00:12:52:13 to 00:12:53:09

Plot file version 36 created 23-APR-2024 17:19:26

J0529+3209 EB100E 1.UVDATA.1

Freq = 4.6005 GHz, Bw = 32.000 MH

Calibrated with CL # 4 and BP # 1 (BP mode 1)

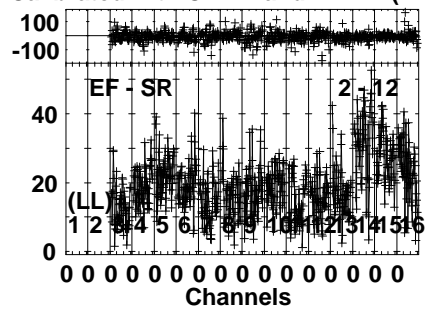
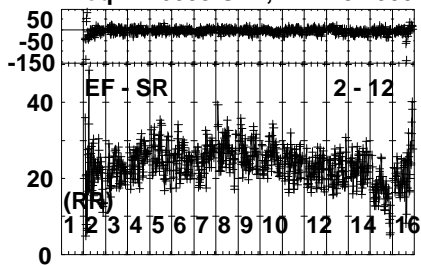


Lower frame: Milli Ampl Jy Top frame: Phas deg
Vector averaged cross-power spectrum Several baselines displayed
Timerange: 00/12:52:13 to 00/12:53:09

Plot file version 37 created 23-APR-2024 17:19:26

J0529+3209 EB100E 1.UVDATA.1

Freq = 4.6005 GHz, Bw = 32.000 MH Calibrated with CL # 4 and BP # 1 (BP mode 1)

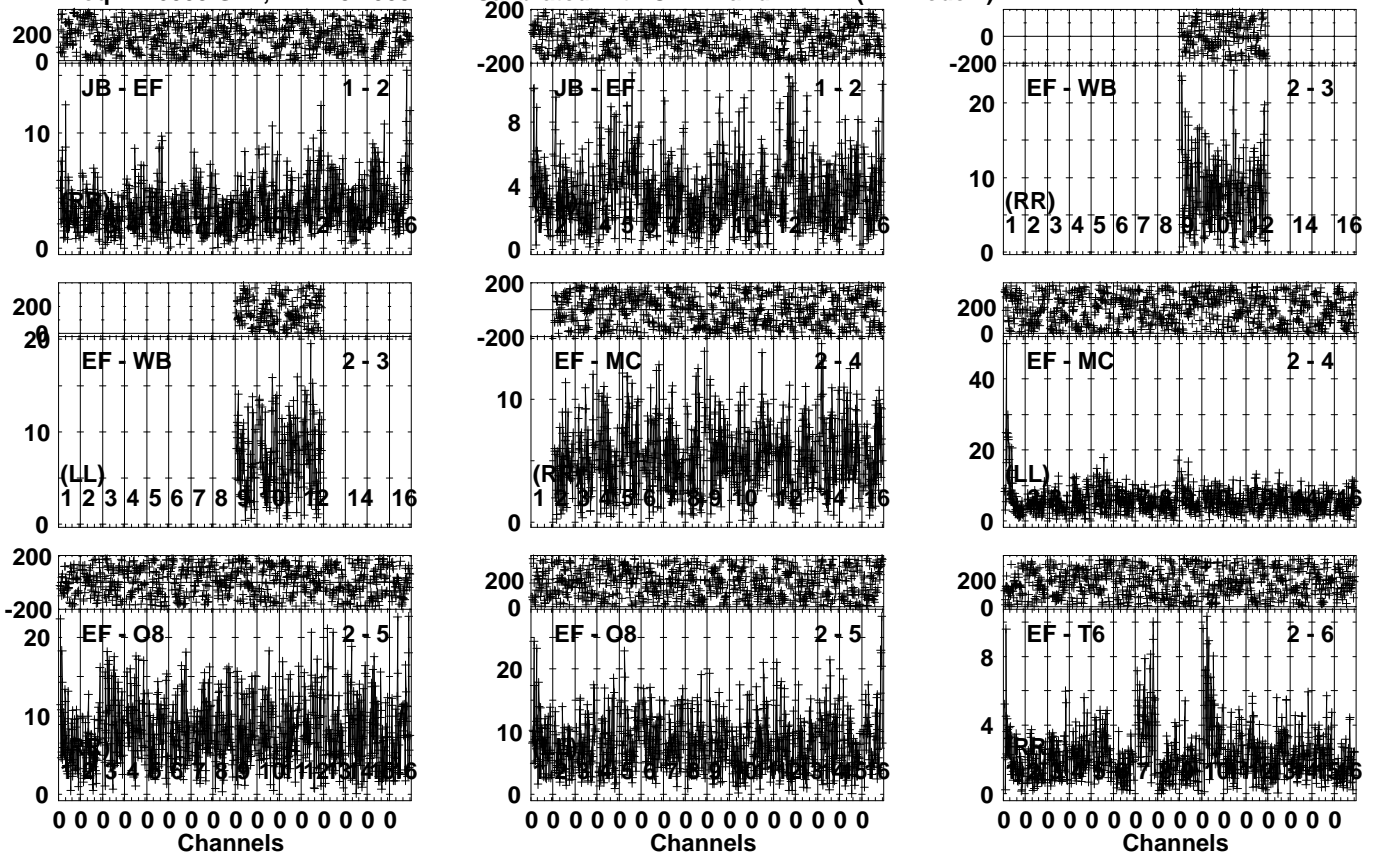


Lower frame: Milli Ampl Jy Top frame: Phas deg
Vector averaged cross-power spectrum Several baselines displayed
Timerange: 00/12:52:13 to 00/12:53:09

Plot file version 38 created 23-APR-2024 17:19:27

FRB EB100E 1.UVDATA.1

Freq = 4.6005 GHz, Bw = 32.000 MH Calibrated with CL # 4 and BP # 1 (BP mode 1)

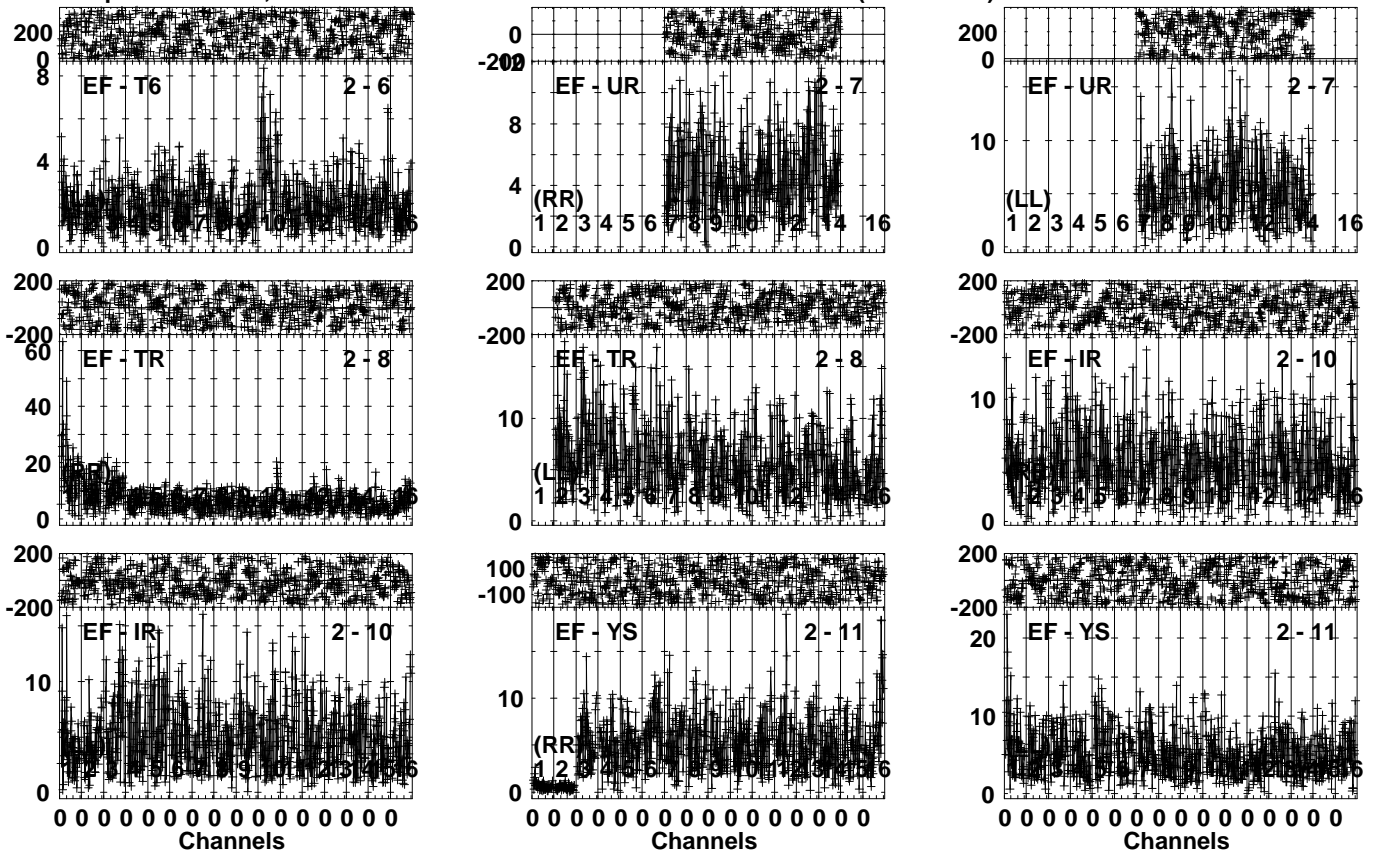


Lower frame: Milli Ampl Jy Top frame: Phas deg
Vector averaged cross-power spectrum Several baselines displayed
Timerange: 00/12:53:13 to 00/12:56:39

Plot file version 39 created 23-APR-2024 17:19:27

FRB EB100E 1.UVDATA.1

Freq = 4.6005 GHz, Bw = 32.000 MH Calibrated with CL # 4 and BP # 1 (BP mode 1)

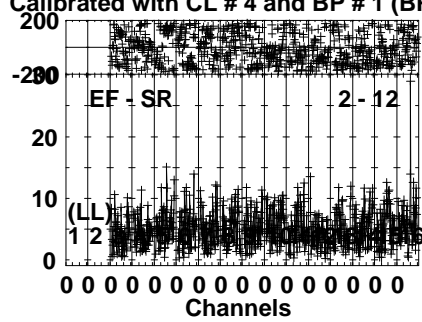
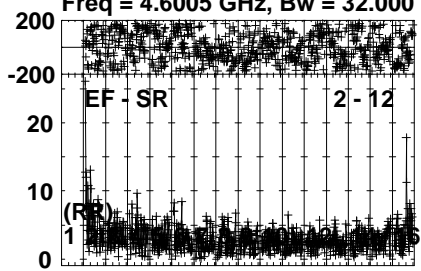


Lower frame: Milli Ampl Jy Top frame: Phas deg
Vector averaged cross-power spectrum Several baselines displayed
Timerange: 00/12:53:13 to 00/12:56:39

Plot file version 40 created 23-APR-2024 17:19:28

FRB EB100E 1.UVDATA.1

Freq = 4.6005 GHz, Bw = 32.000 MH Calibrated with CL # 4 and BP # 1 (BP mode 1)

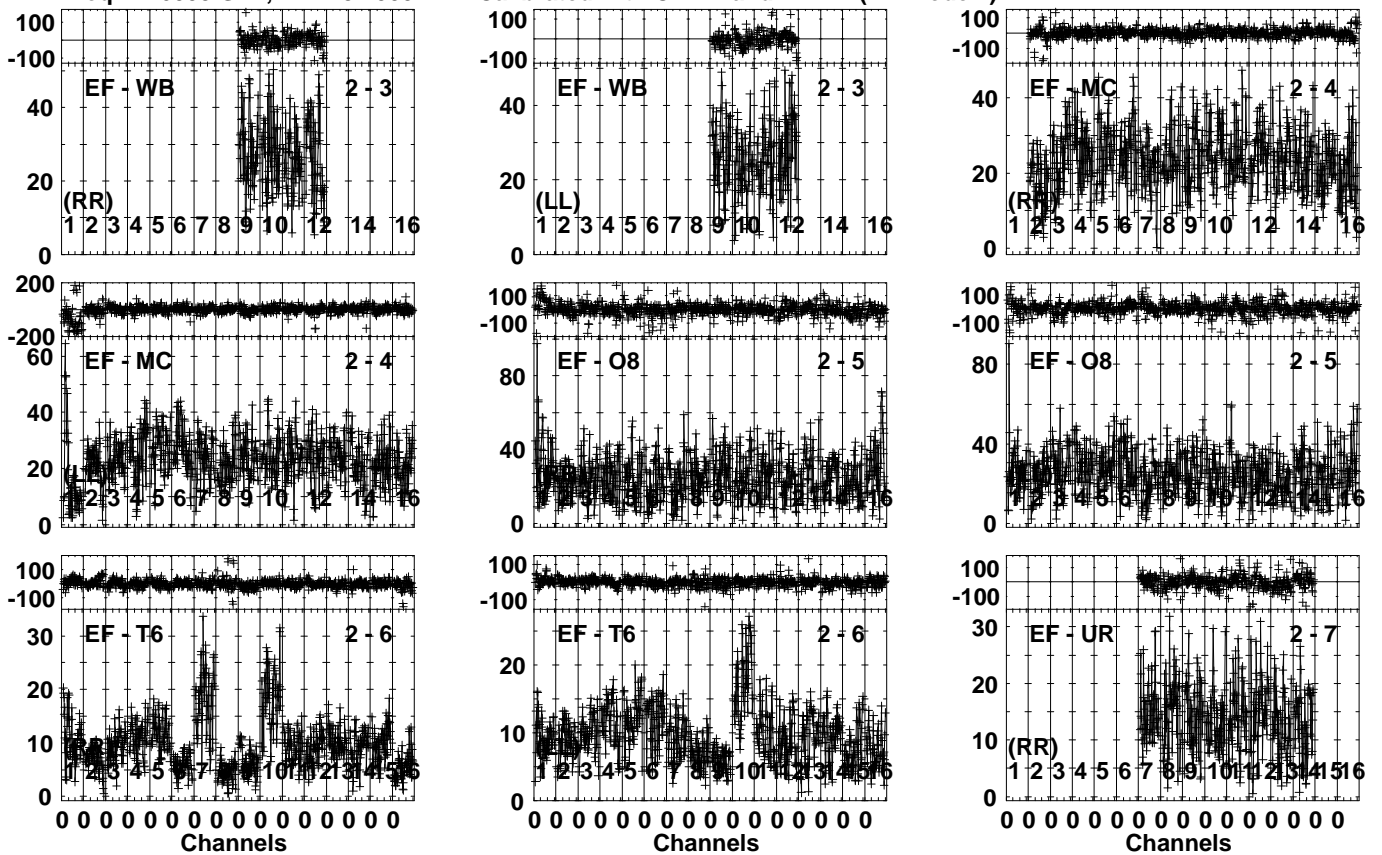


Lower frame: Milli Ampl Jy Top frame: Phas deg
Vector averaged cross-power spectrum Several baselines displayed
Timerange: 00/12:53:13 to 00/12:56:39

Plot file version 41 created 23-APR-2024 17:19:28

J0529+3209 EB100E 1.UVDATA.1

Freq = 4.6005 GHz, Bw = 32.000 MH Calibrated with CL # 4 and BP # 1 (BP mode 1)

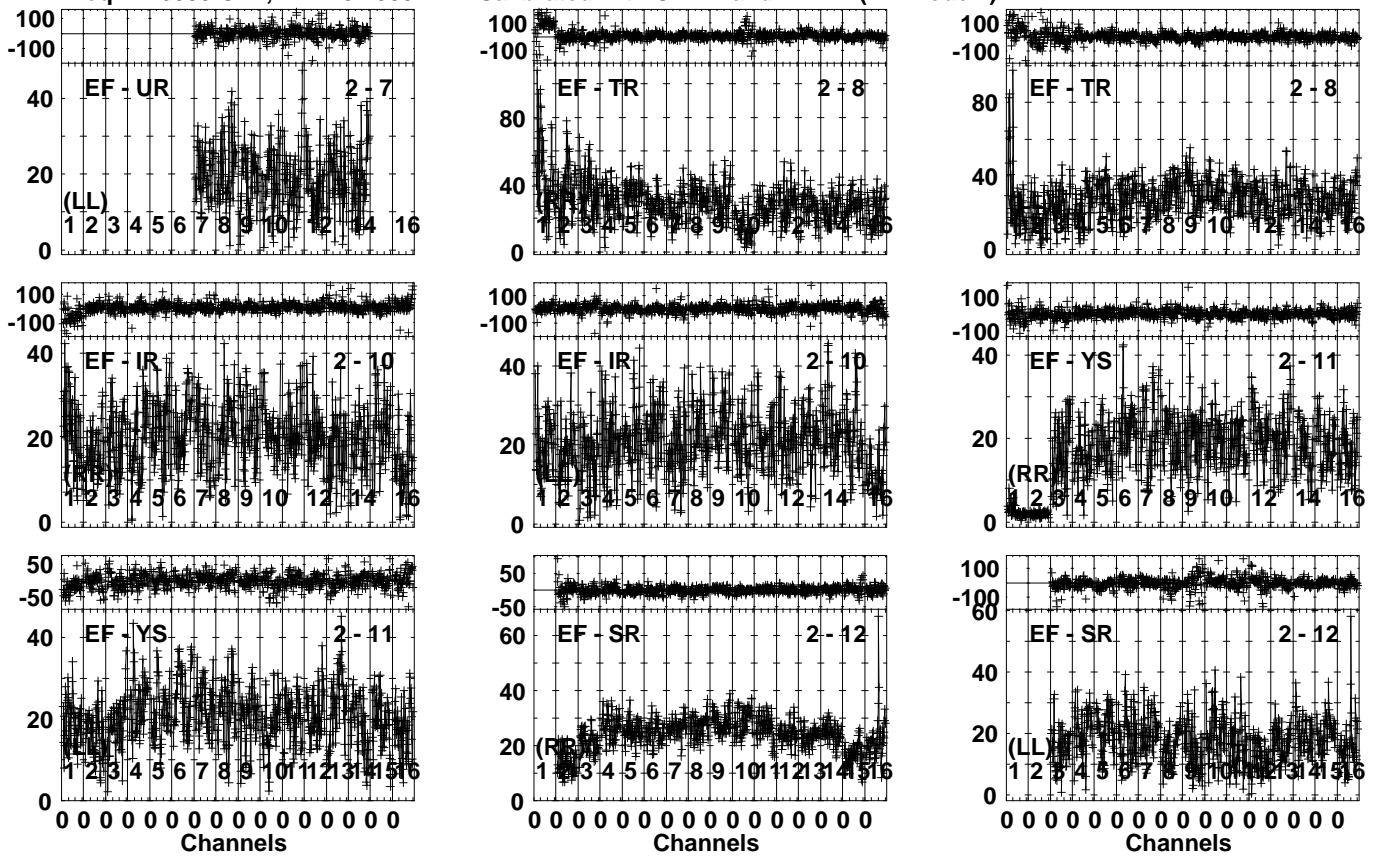


Lower frame: Milli Ampl Jy Top frame: Phas deg
Vector averaged cross-power spectrum Several baselines displayed
Timerange: 00/12:57:13 to 00/12:58:09

Plot file version 42 created 23-APR-2024 17:19:29

J0529+3209 EB100E 1.UVDATA.1

Freq = 4.6005 GHz, Bw = 32.000 MH Calibrated with CL # 4 and BP # 1 (BP mode 1)

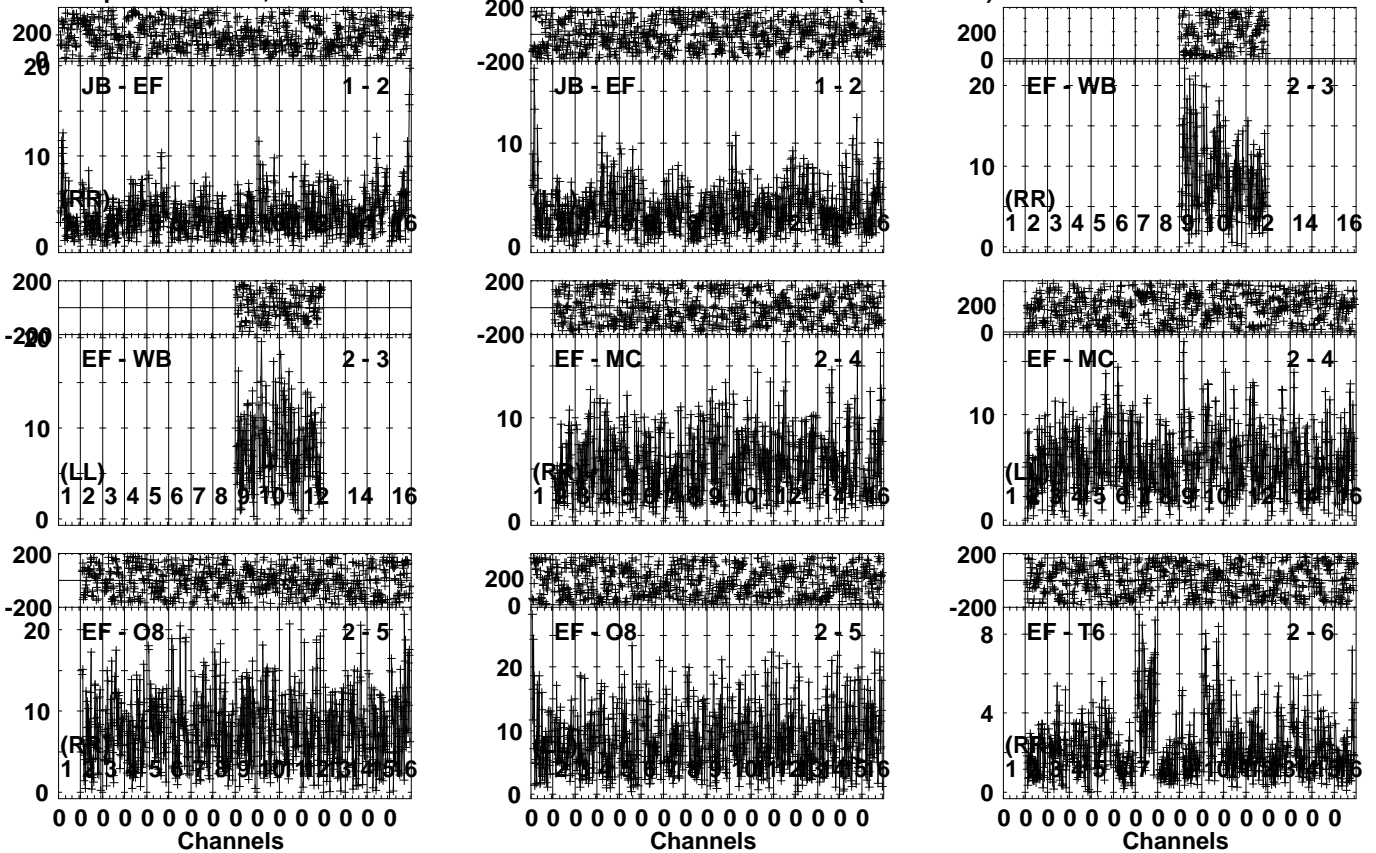


Lower frame: Milli Ampl Jy Top frame: Phas deg
Vector averaged cross-power spectrum Several baselines displayed
Timerange: 00/12:57:13 to 00/12:58:09

Plot file version 43 created 23-APR-2024 17:19:30

FRB EB100E 1.UVDATA.1

Freq = 4.6005 GHz, Bw = 32.000 MH Calibrated with CL # 4 and BP # 1 (BP mode 1)

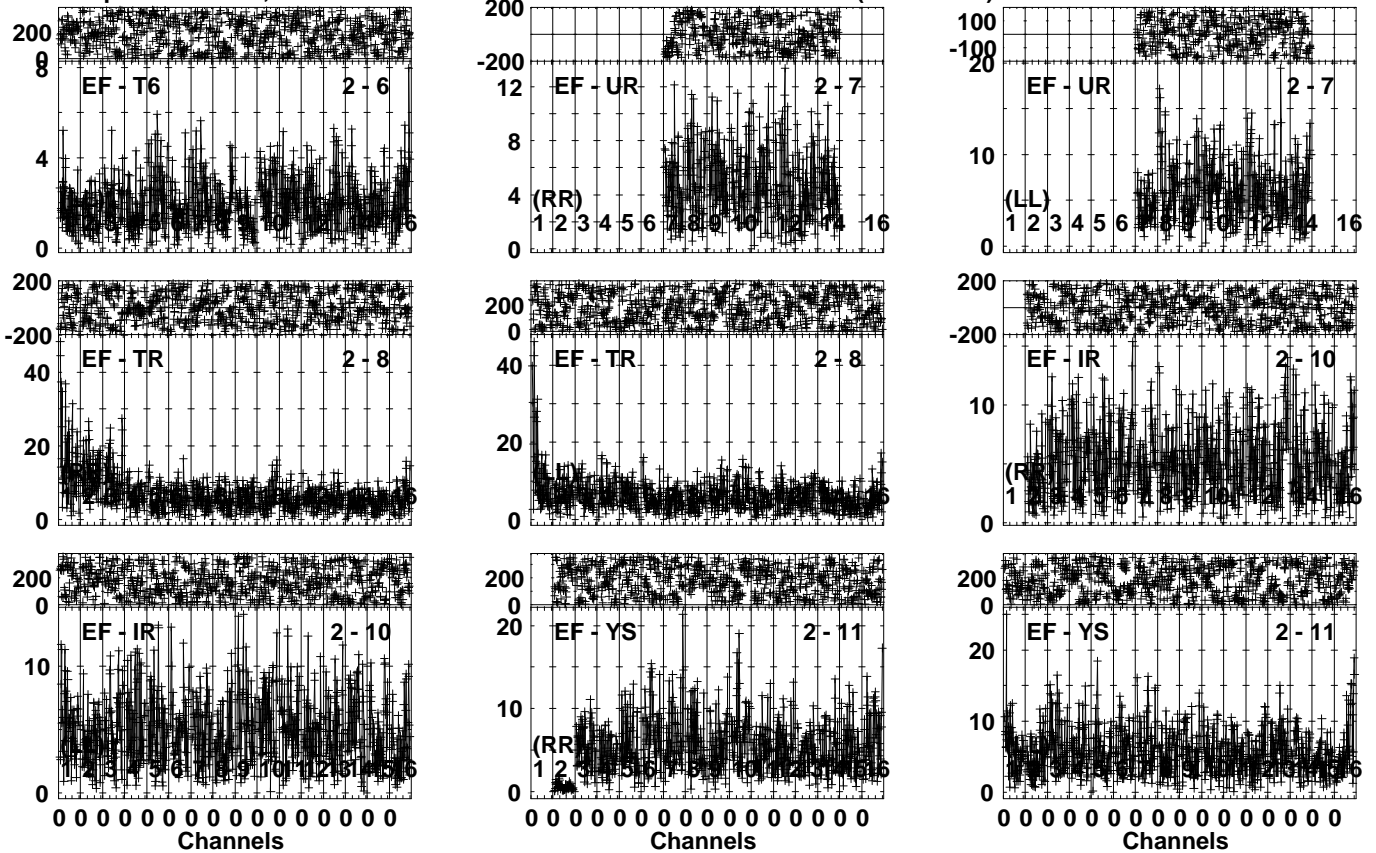


Lower frame: Milli Ampl Jy Top frame: Phas deg
Vector averaged cross-power spectrum Several baselines displayed
Timerange: 00/12:58:11 to 00/13:01:39

Plot file version 44 created 23-APR-2024 17:19:30

FRB EB100E 1.UVDATA.1

Freq = 4.6005 GHz, Bw = 32.000 MH Calibrated with CL # 4 and BP # 1 (BP mode 1)

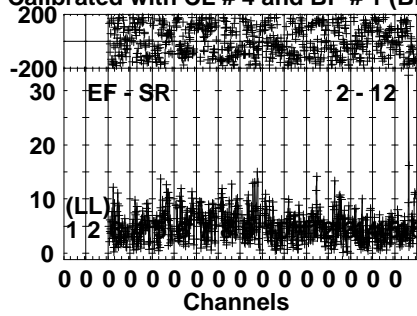
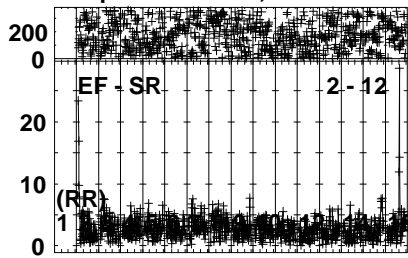


Lower frame: Milli Ampl Jy Top frame: Phas deg
Vector averaged cross-power spectrum Several baselines displayed
Timerange: 00/12:58:11 to 00/13:01:39

Plot file version 45 created 23-APR-2024 17:19:31

FRB EB100E 1.UVDATA.1

Freq = 4.6005 GHz, Bw = 32.000 MH Calibrated with CL # 4 and BP # 1 (BP mode 1)

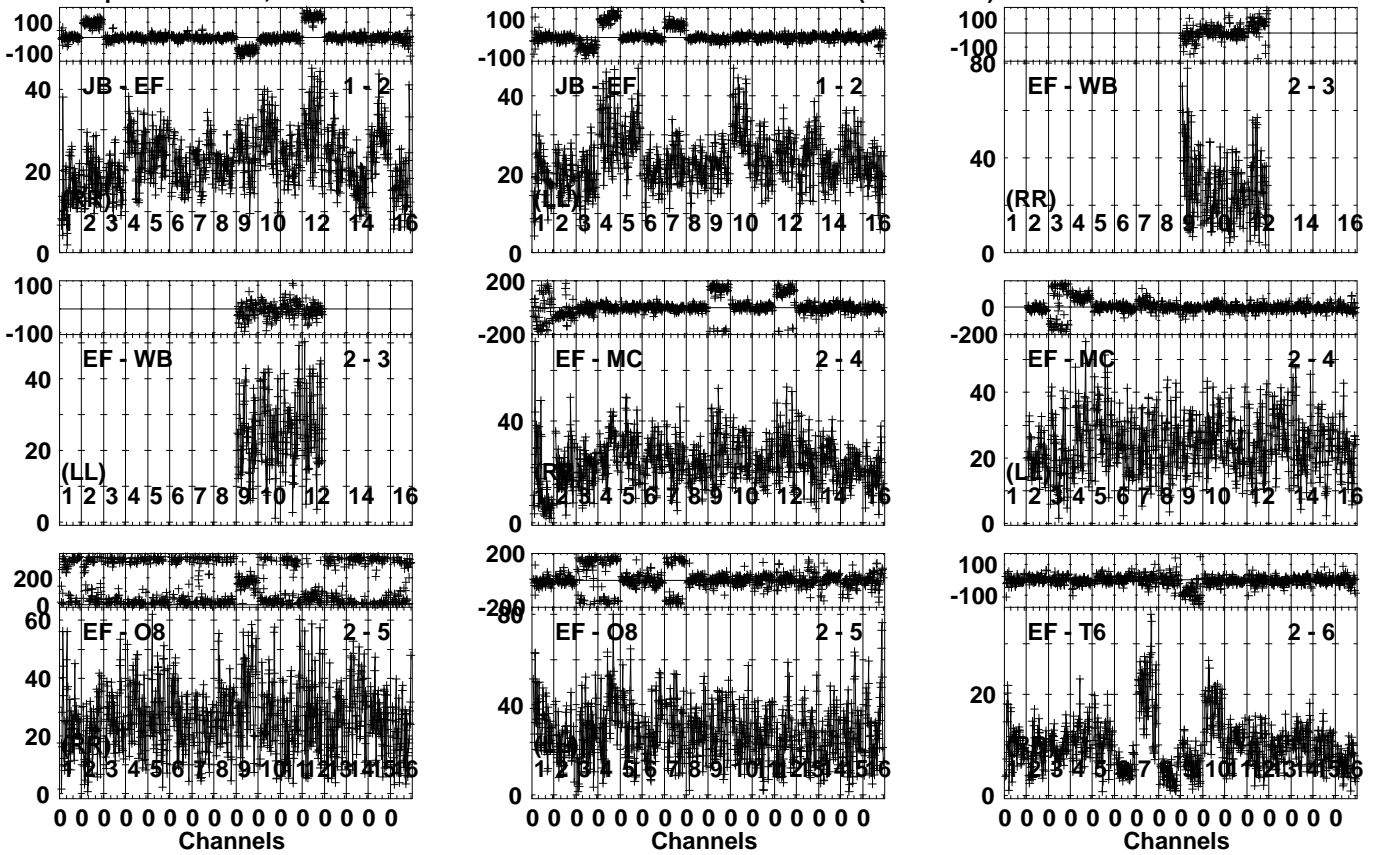


Lower frame: Milli Ampl Jy Top frame: Phas deg
Vector averaged cross-power spectrum Several baselines displayed
Timerange: 00/12:58:11 to 00/13:01:39

Plot file version 46 created 23-APR-2024 17:19:31

J0529+3209 EB100E 1.UVDATA.1

Freq = 4.6005 GHz, Bw = 32.000 MH Calibrated with CL # 4 and BP # 1 (BP mode 1)

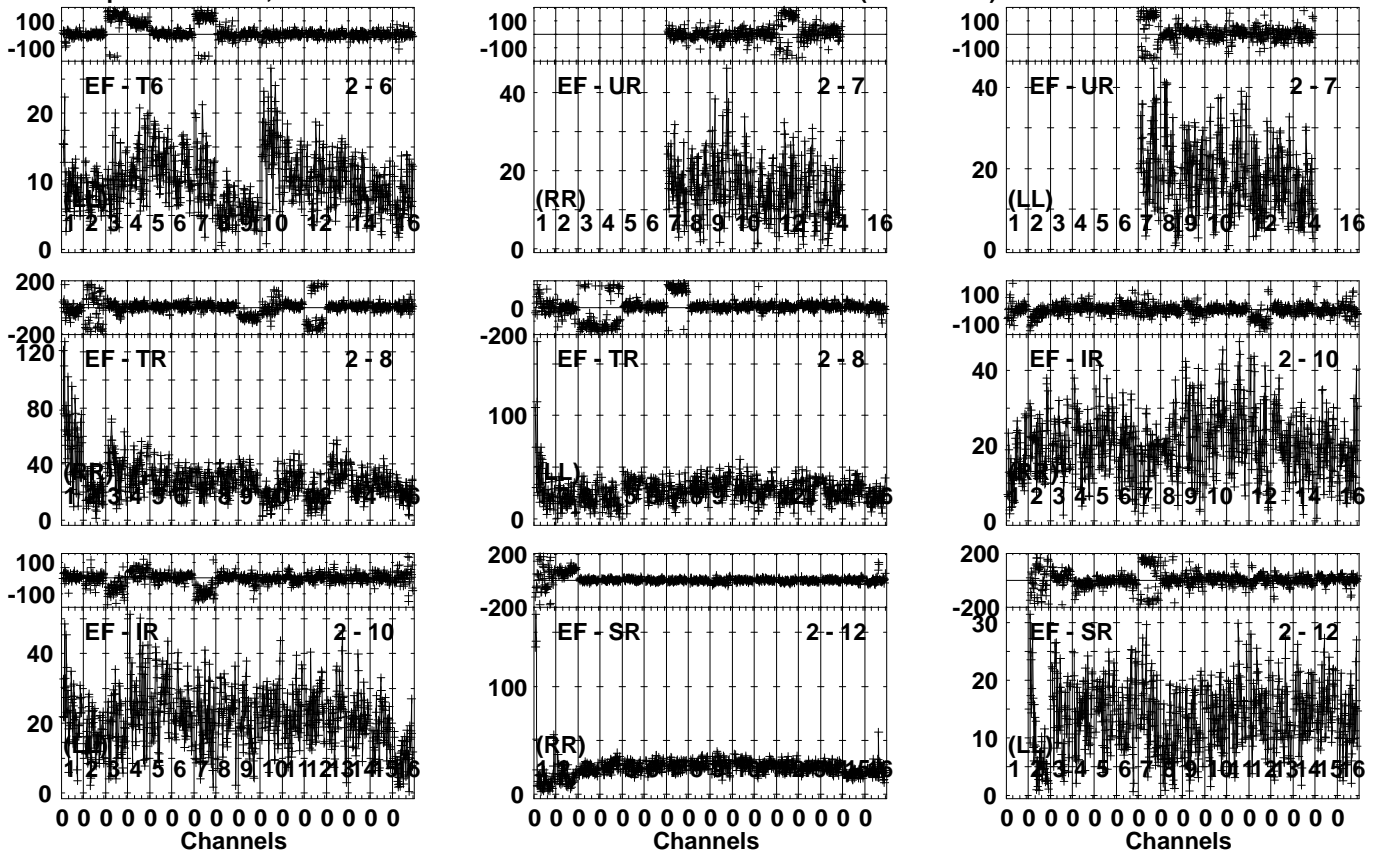


Lower frame: Milli Ampl Jy Top frame: Phas deg
Vector averaged cross-power spectrum Several baselines displayed
Timerange: 00/13:01:41 to 00/13:03:09

Plot file version 47 created 23-APR-2024 17:19:32

J0529+3209 EB100E 1.UVDATA.1

Freq = 4.6005 GHz, Bw = 32.000 MH Calibrated with CL # 4 and BP # 1 (BP mode 1)

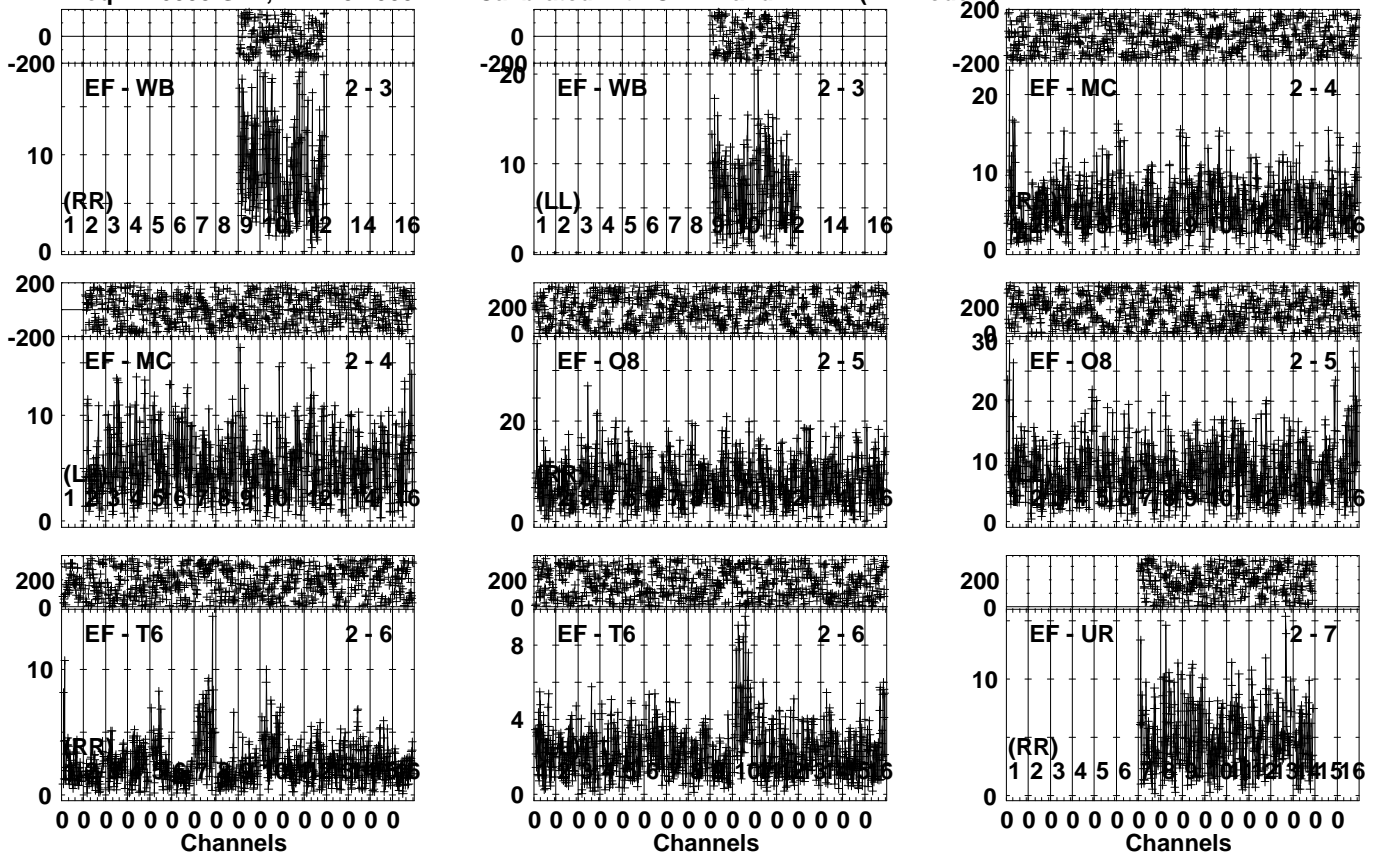


Lower frame: Milli Ampl Jy Top frame: Phas deg
Vector averaged cross-power spectrum Several baselines displayed
Timerange: 00/13:01:41 to 00/13:03:09

Plot file version 48 created 23-APR-2024 17:19:33

FRB EB100E 1.UVDATA.1

Freq = 4.6005 GHz, Bw = 32.000 MH Calibrated with CL # 4 and BP # 1 (BP mode 1)

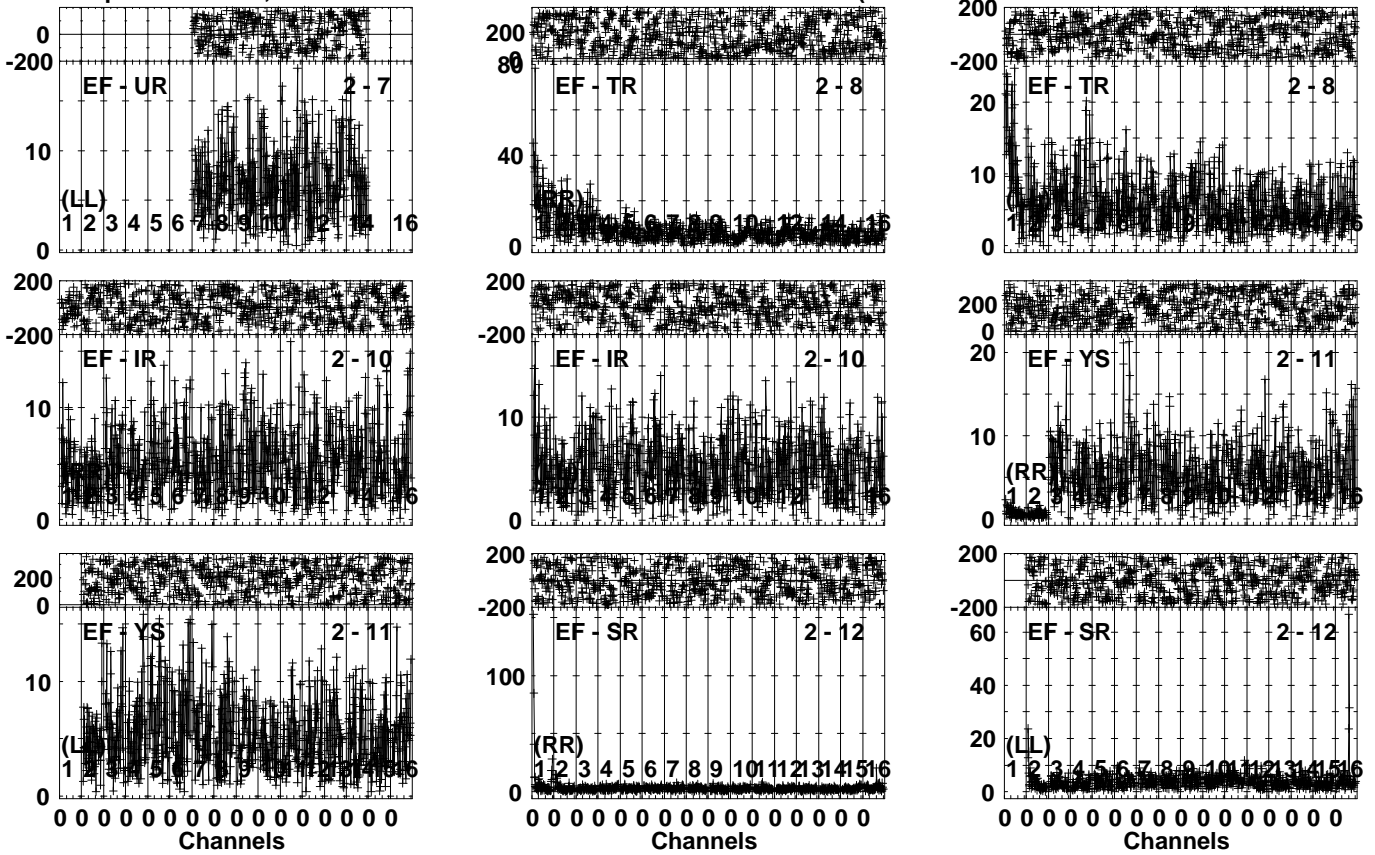


Lower frame: Milli Ampl Jy Top frame: Phas deg
Vector averaged cross-power spectrum Several baselines displayed
Timerange: 00/13:03:11 to 00/13:06:39

Plot file version 49 created 23-APR-2024 17:19:33

FRB EB100E 1.UVDATA.1

Freq = 4.6005 GHz, Bw = 32.000 MH Calibrated with CL # 4 and BP # 1 (BP mode 1)

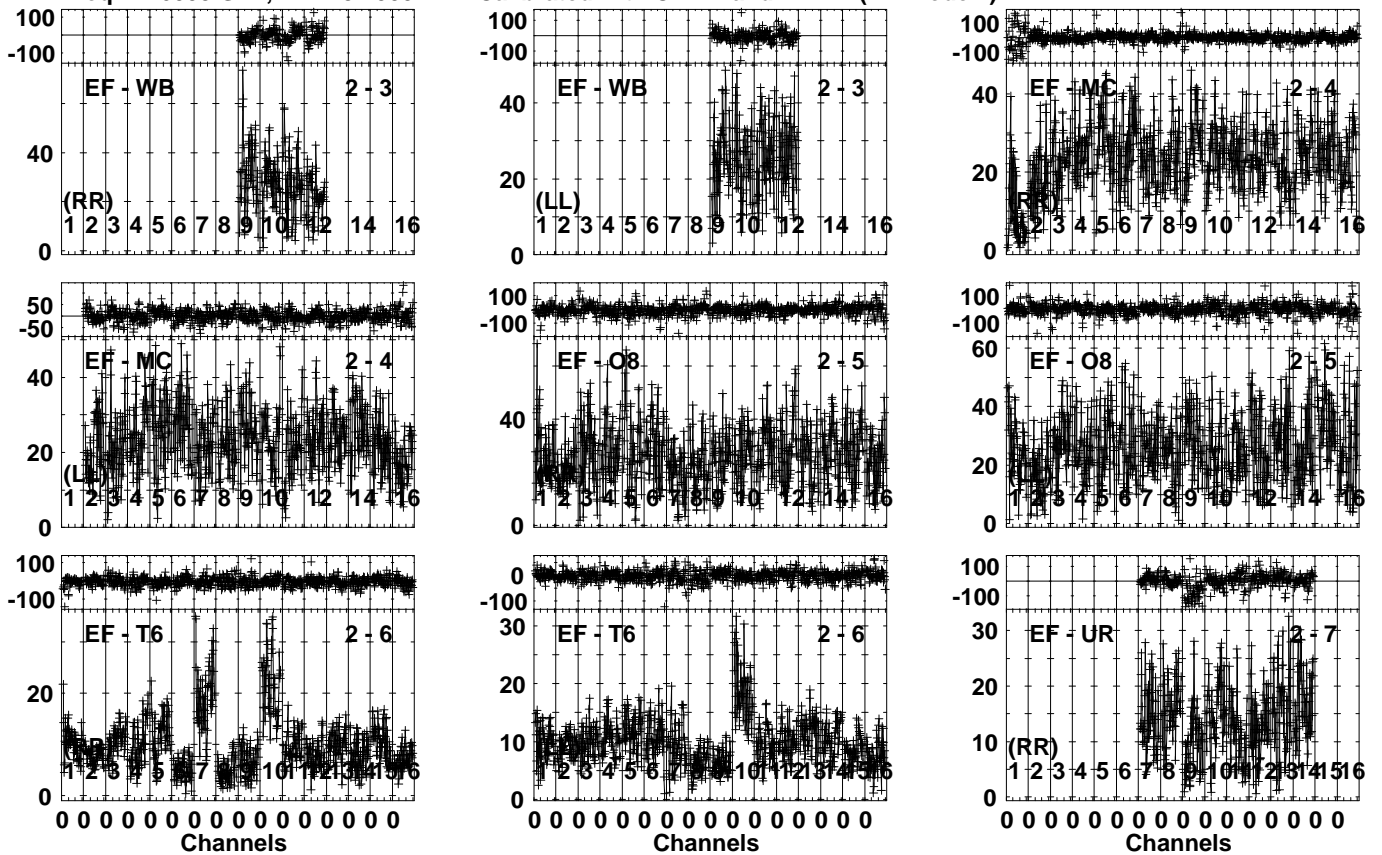


Lower frame: Milli Ampl Jy Top frame: Phas deg
 Vector averaged cross-power spectrum Several baselines displayed
 Timerange: 00/13:03:11 to 00/13:06:39

Plot file version 50 created 23-APR-2024 17:19:34

J0529+3209 EB100E 1.UVDATA.1

Freq = 4.6005 GHz, Bw = 32.000 MH Calibrated with CL # 4 and BP # 1 (BP mode 1)

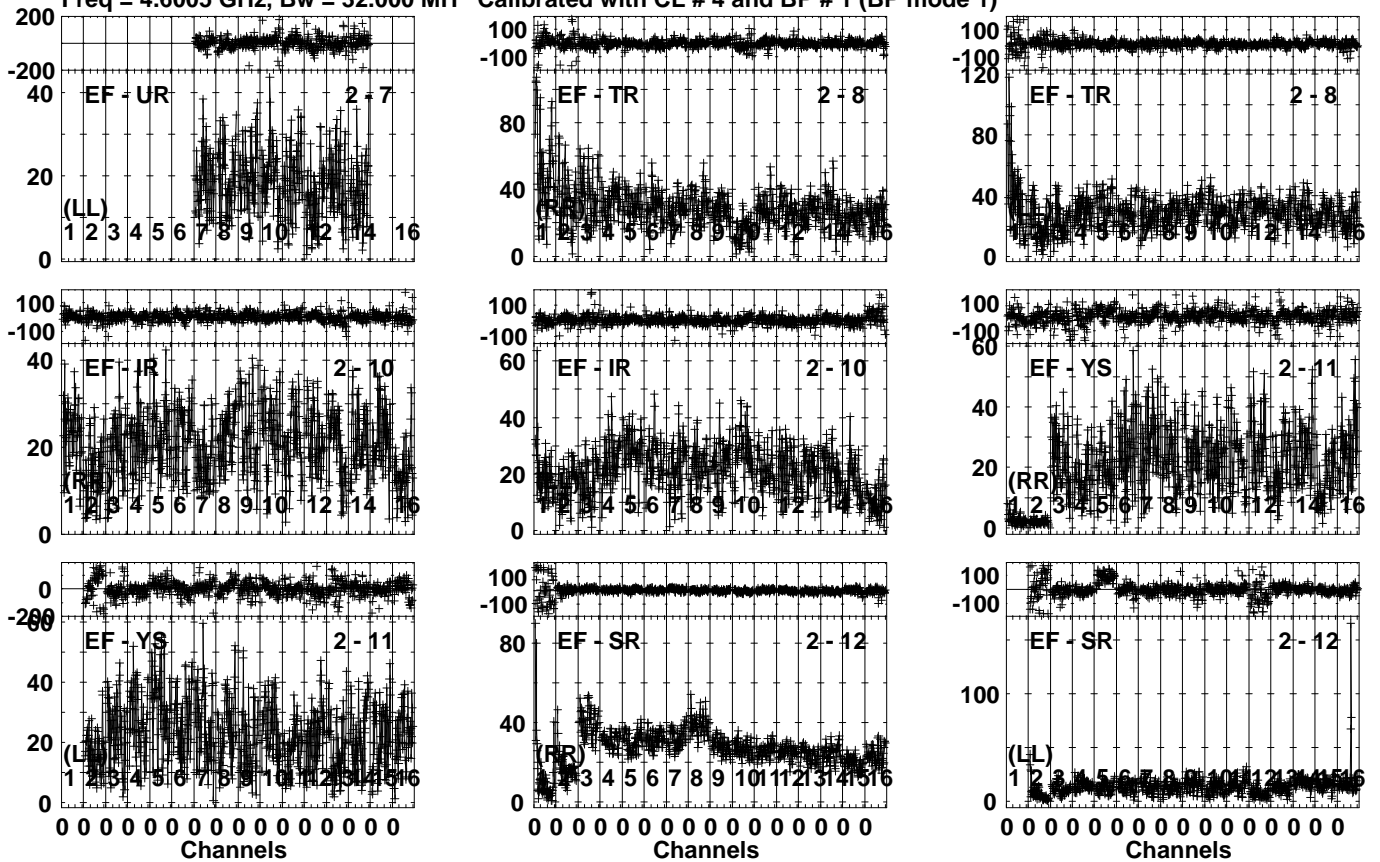


Lower frame: Milli Ampl Jy Top frame: Phas deg
Vector averaged cross-power spectrum Several baselines displayed
Timerange: 00/13:07:13 to 00/13:08:09

Plot file version 51 created 23-APR-2024 17:19:34

J0529+3209 EB100E 1.UVDATA.1

Freq = 4.6005 GHz, Bw = 32.000 MH Calibrated with CL # 4 and BP # 1 (BP mode 1)

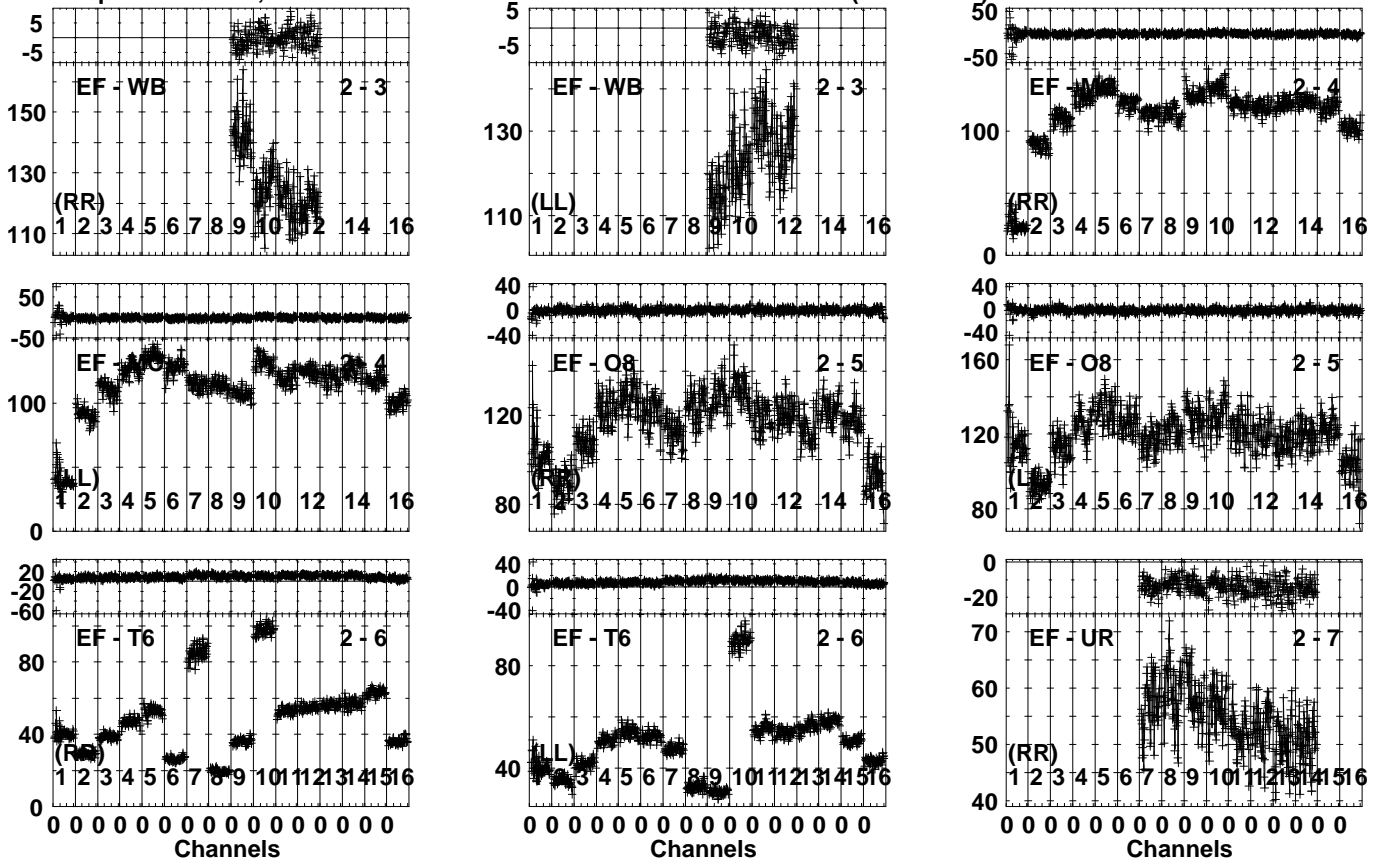


Lower frame: Milli Ampl Jy Top frame: Phas deg
Vector averaged cross-power spectrum Several baselines displayed
Timerange: 00/13:07:13 to 00/13:08:09

Plot file version 52 created 23-APR-2024 17:19:35

J0518+3306 EB100E 1.UVDATA.1

Freq = 4.6005 GHz, Bw = 32.000 MH Calibrated with CL # 4 and BP # 1 (BP mode 1)

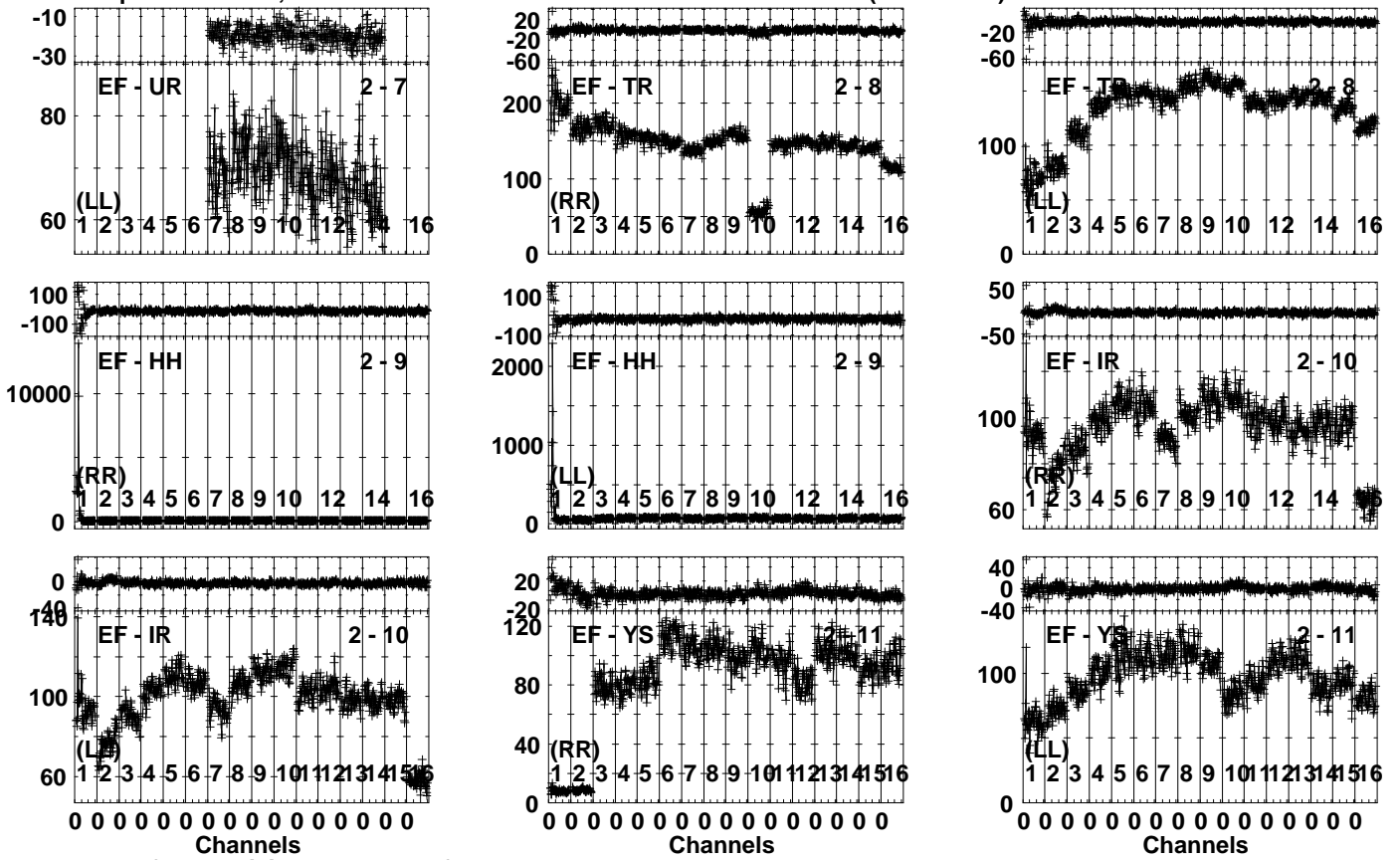


Lower frame: Milli Ampl Jy Top frame: Phas deg
Vector averaged cross-power spectrum Several baselines displayed
Timerange: 00/13:08:43 to 00/13:11:39

Plot file version 53 created 23-APR-2024 17:19:36

J0518+3306 EB100E 1.UVDATA.1

Freq = 4.6005 GHz, Bw = 32.000 MH Calibrated with CL # 4 and BP # 1 (BP mode 1)



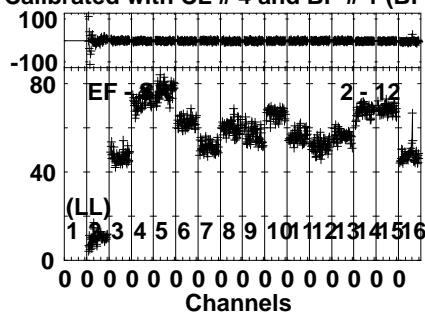
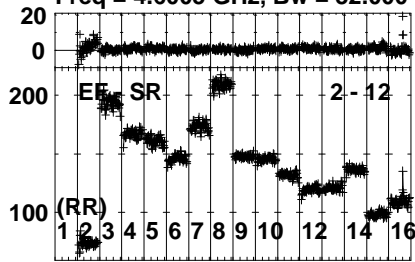
Lower frame: Milli Ampl Jy Top frame: Phas deg
Vector averaged cross-power spectrum Several baselines displayed
Timerange: 00/13:08:43 to 00/13:11:39

Plot file version 54 created 23-APR-2024 17:19:36

J0518+3306 EB100E 1.UVDATA.1

Freq = 4.6005 GHz, Bw = 32.000 MH

Calibrated with CL # 4 and BP # 1 (BP mode 1)

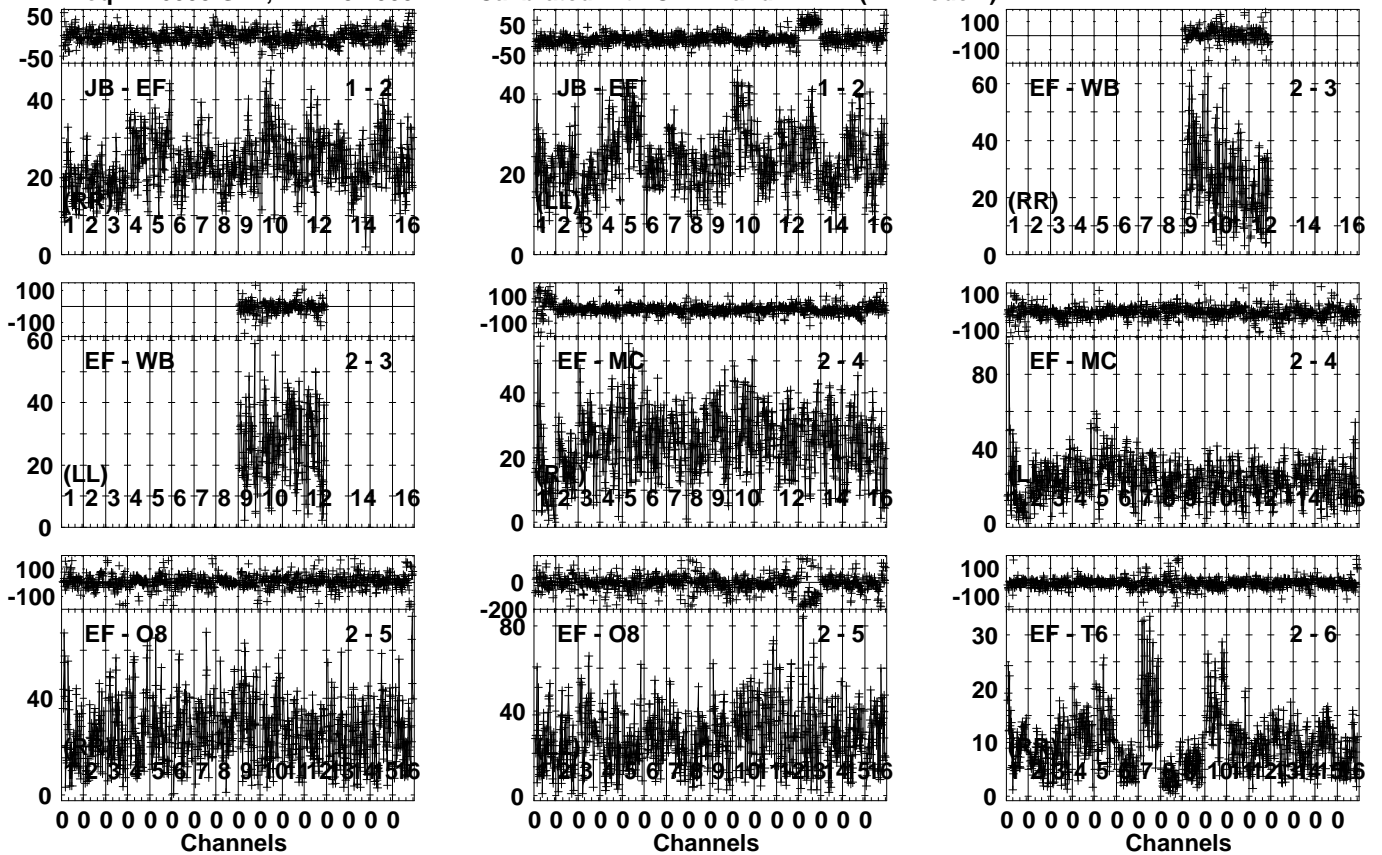


Lower frame: Milli Ampl Jy Top frame: Phas deg
Vector averaged cross-power spectrum Several baselines displayed
Timerange: 00/13:08:43 to 00/13:11:39

Plot file version 55 created 23-APR-2024 17:19:37

J0529+3209 EB100E 1.UVDATA.1

Freq = 4.6005 GHz, Bw = 32.000 MH Calibrated with CL # 4 and BP # 1 (BP mode 1)

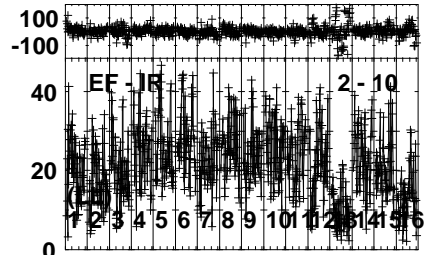
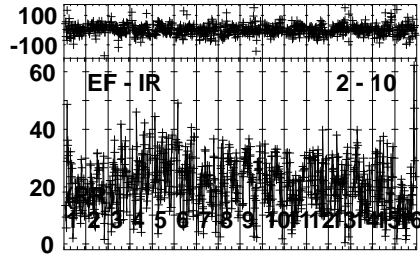
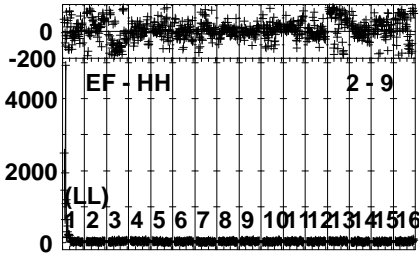
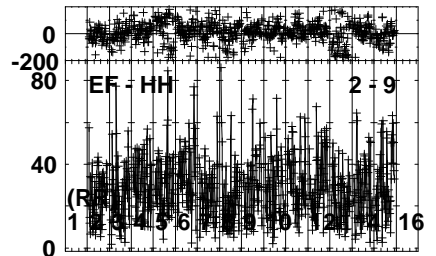
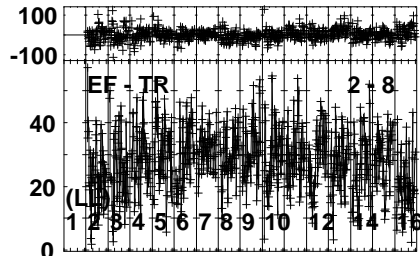
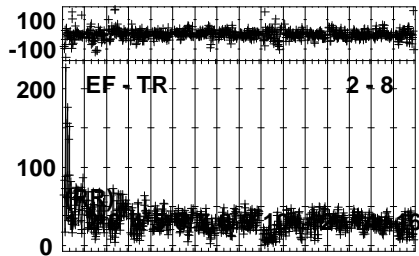
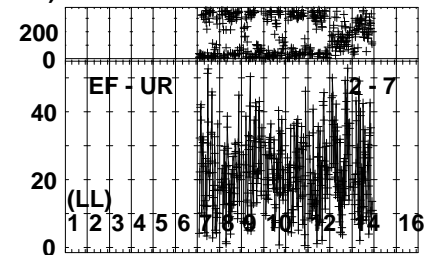
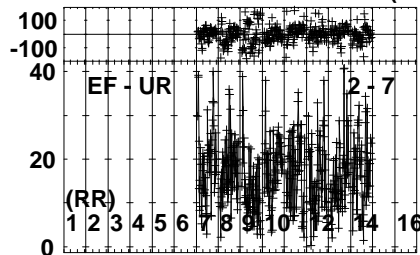
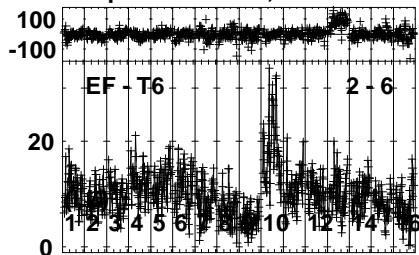


Lower frame: Milli Ampl Jy Top frame: Phas deg
 Vector averaged cross-power spectrum Several baselines displayed
 Timerange: 00/13:11:41 to 00/13:13:09

Plot file version 56 created 23-APR-2024 17:19:37

J0529+3209 EB100E 1.UVDATA.1

Freq = 4.6005 GHz, Bw = 32.000 MH Calibrated with CL # 4 and BP # 1 (BP mode 1)

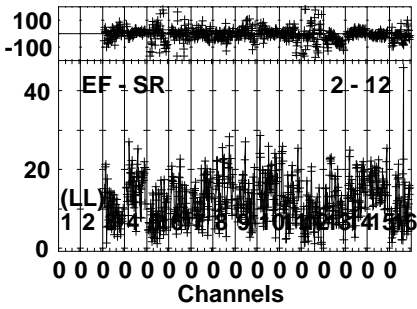
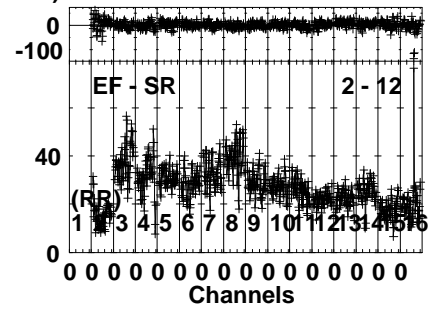
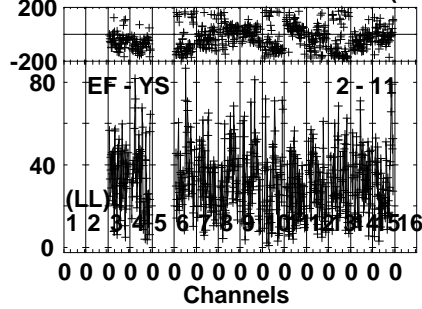
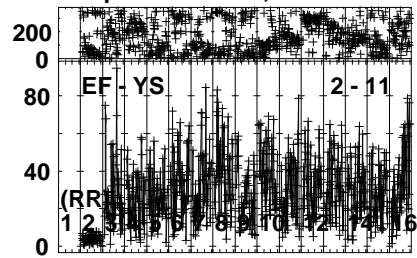


Lower frame: Milli Ampl Jy Top frame: Phas deg
Vector averaged cross-power spectrum Several baselines displayed
Timerange: 00/13:11:41 to 00/13:13:09

Plot file version 57 created 23-APR-2024 17:19:38

J0529+3209 EB100E 1.UVDATA.1

Freq = 4.6005 GHz, Bw = 32.000 MH Calibrated with CL # 4 and BP # 1 (BP mode 1)

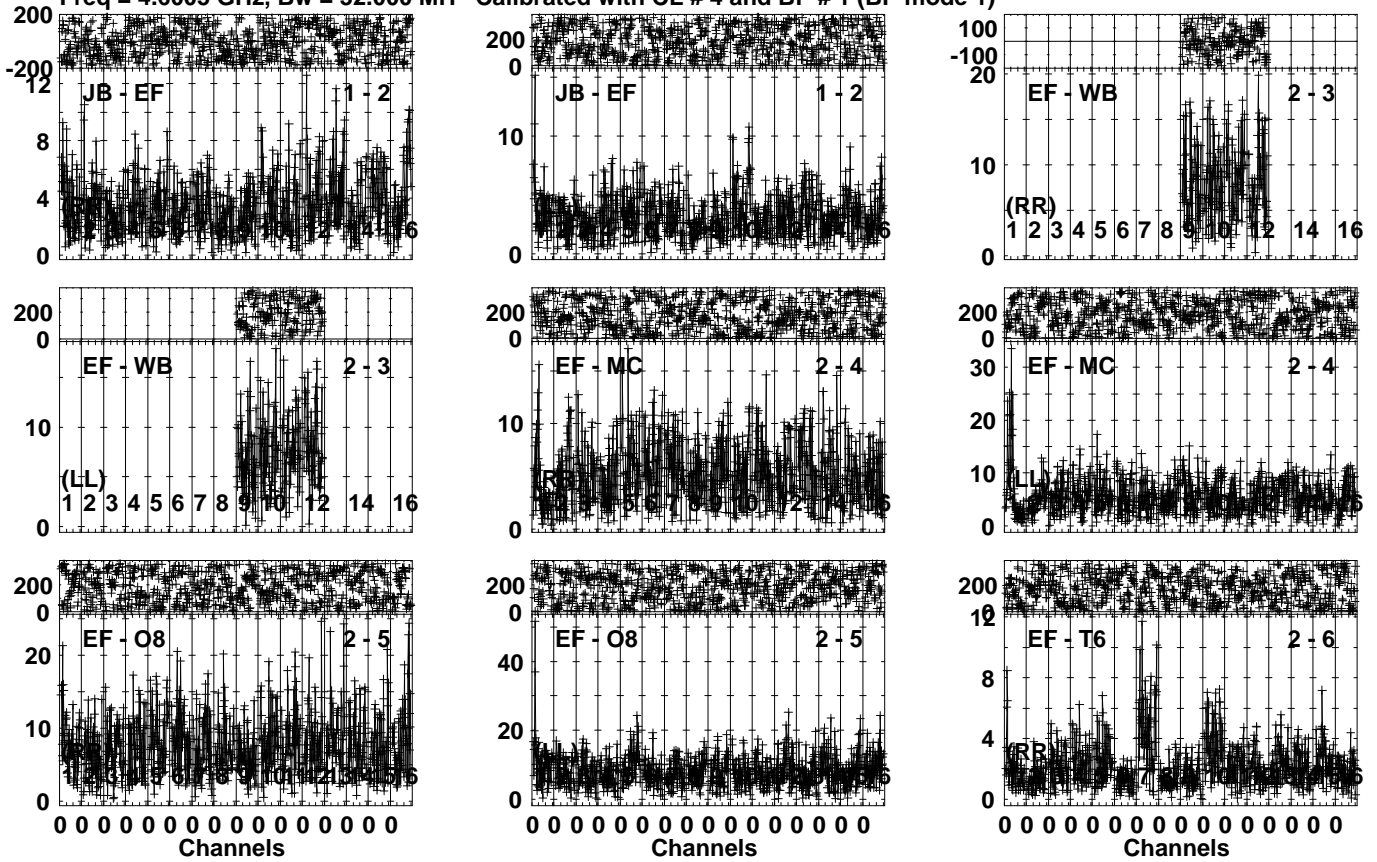


Lower frame: Milli Ampl Jy Top frame: Phas deg
Vector averaged cross-power spectrum Several baselines displayed
Timerange: 00/13:11:41 to 00/13:13:09

Plot file version 58 created 23-APR-2024 17:19:38

FRB EB100E 1.UVDATA.1

Freq = 4.6005 GHz, Bw = 32.000 MH Calibrated with CL # 4 and BP # 1 (BP mode 1)

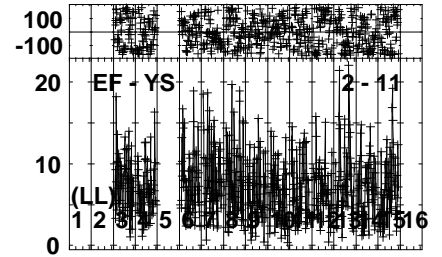
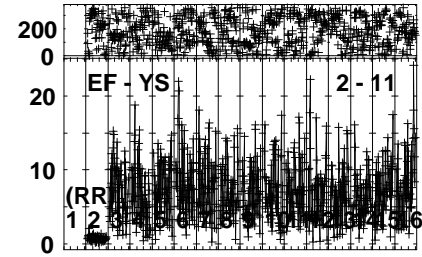
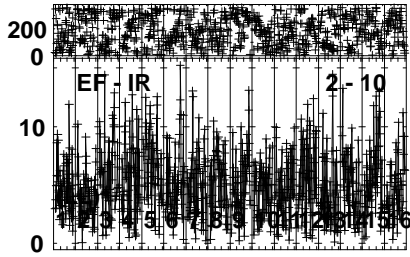
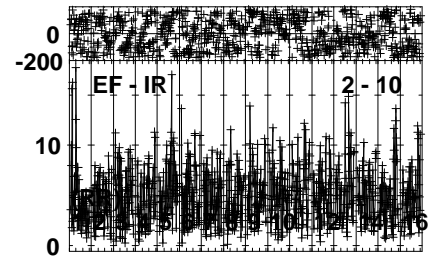
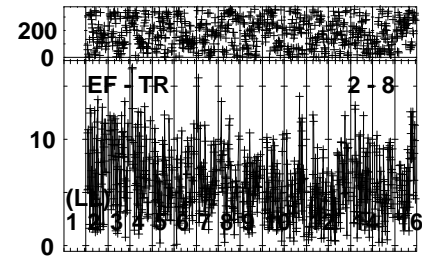
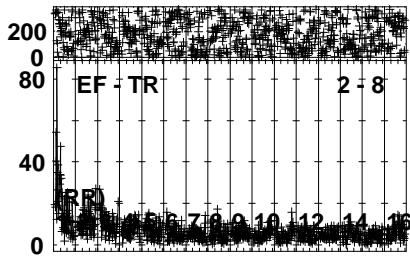
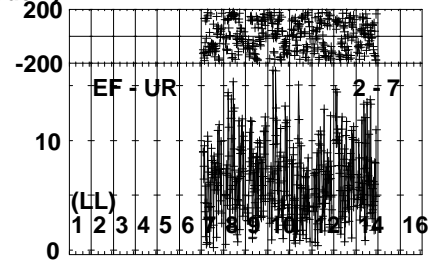
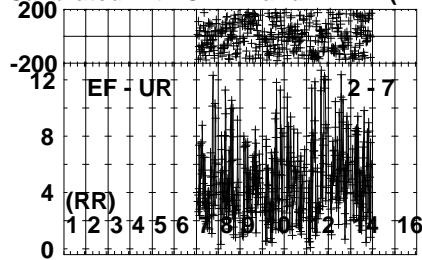
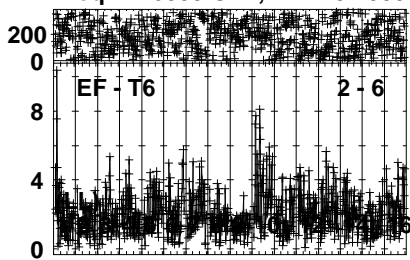


Lower frame: Milli Ampl Jy Top frame: Phas deg
Vector averaged cross-power spectrum Several baselines displayed
Timerange: 00/13:13:11 to 00/13:16:39

Plot file version 59 created 23-APR-2024 17:19:38

FRB EB100E 1.UVDATA.1

Freq = 4.6005 GHz, Bw = 32.000 MH Calibrated with CL # 4 and BP # 1 (BP mode 1)

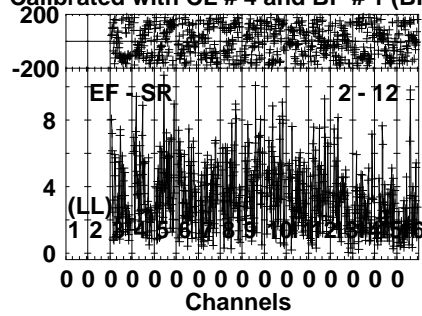
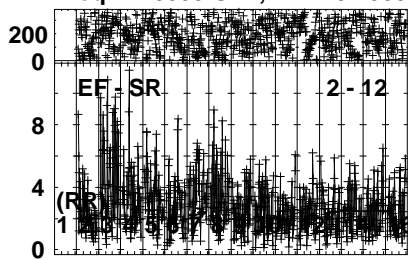


Lower frame: Milli Ampl Jy Top frame: Phas deg
Vector averaged cross-power spectrum Several baselines displayed
Timerange: 00/13:13:11 to 00/13:16:39

Plot file version 60 created 23-APR-2024 17:19:39

FRB EB100E 1.UVDATA.1

Freq = 4.6005 GHz, Bw = 32.000 MH Calibrated with CL # 4 and BP # 1 (BP mode 1)

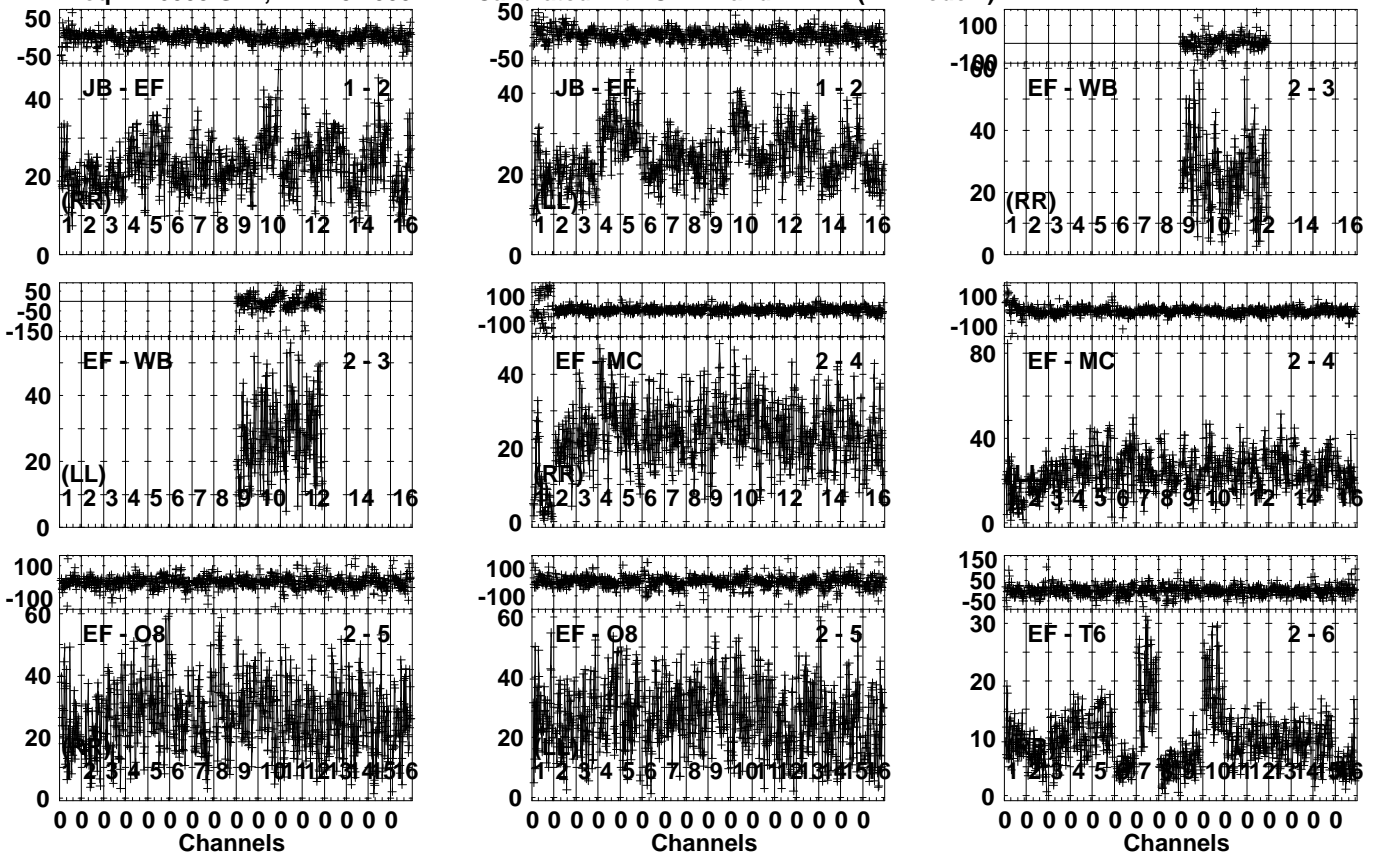


Lower frame: Milli Ampl Jy Top frame: Phas deg
Vector averaged cross-power spectrum Several baselines displayed
Timerange: 00/13:13:11 to 00/13:16:39

Plot file version 61 created 23-APR-2024 17:19:40

J0529+3209 EB100E 1.UVDATA.1

Freq = 4.6005 GHz, Bw = 32.000 MH Calibrated with CL # 4 and BP # 1 (BP mode 1)

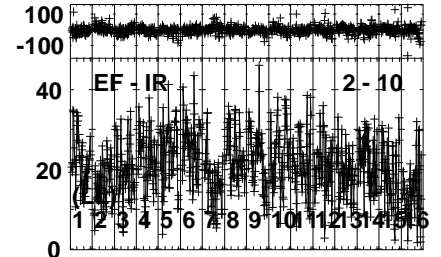
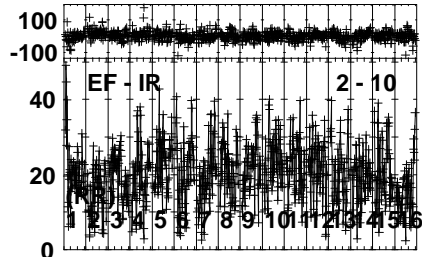
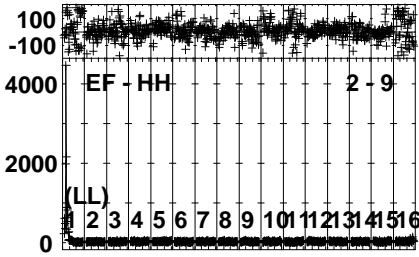
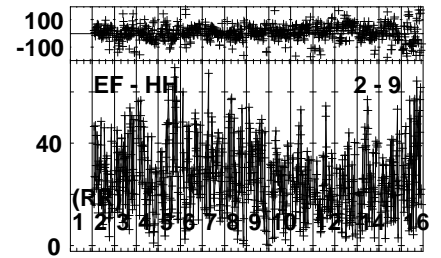
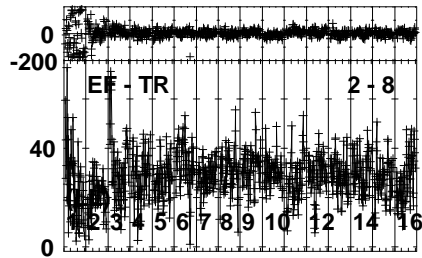
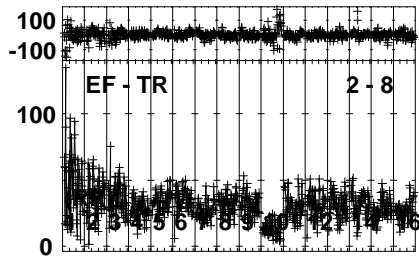
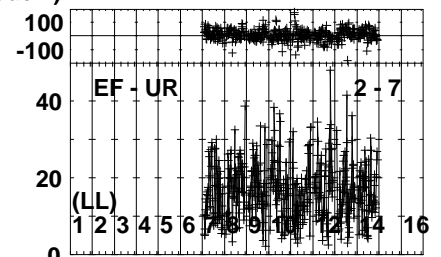
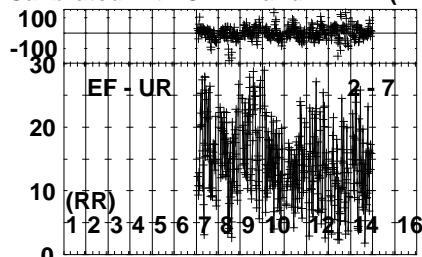
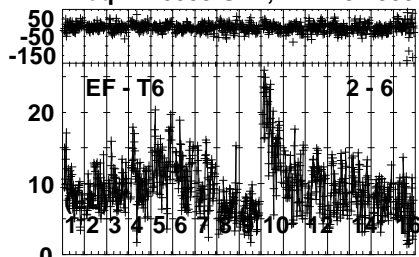


Lower frame: Milli Ampl Jy Top frame: Phas deg
Vector averaged cross-power spectrum Several baselines displayed
Timerange: 00/13:17:13 to 00/13:18:09

Plot file version 62 created 23-APR-2024 17:19:40

J0529+3209 EB100E 1.UVDATA.1

Freq = 4.6005 GHz, Bw = 32.000 MH Calibrated with CL # 4 and BP # 1 (BP mode 1)

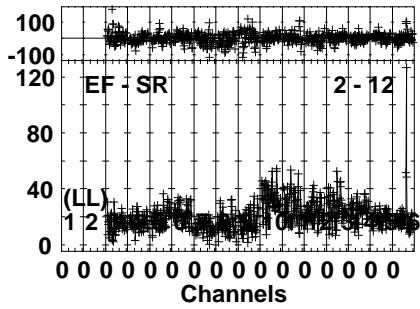
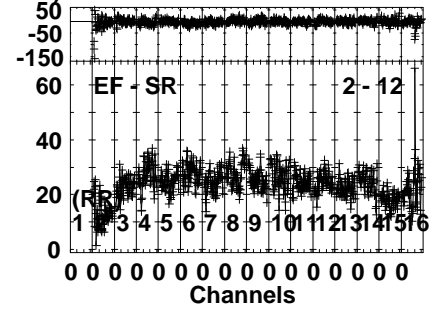
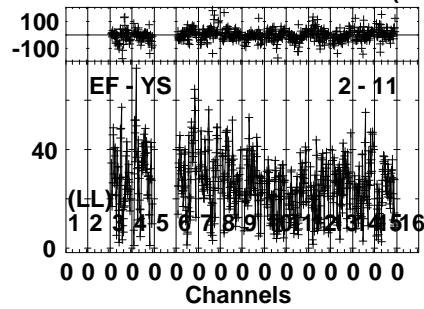
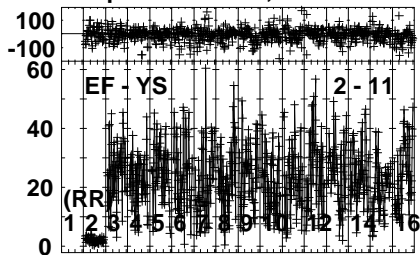


Lower frame: Milli Ampl Jy Top frame: Phas deg
Vector averaged cross-power spectrum Several baselines displayed
Timerange: 00/13:17:13 to 00/13:18:09

Plot file version 63 created 23-APR-2024 17:19:41

J0529+3209 EB100E 1.UVDATA.1

Freq = 4.6005 GHz, Bw = 32.000 MH Calibrated with CL # 4 and BP # 1 (BP mode 1)

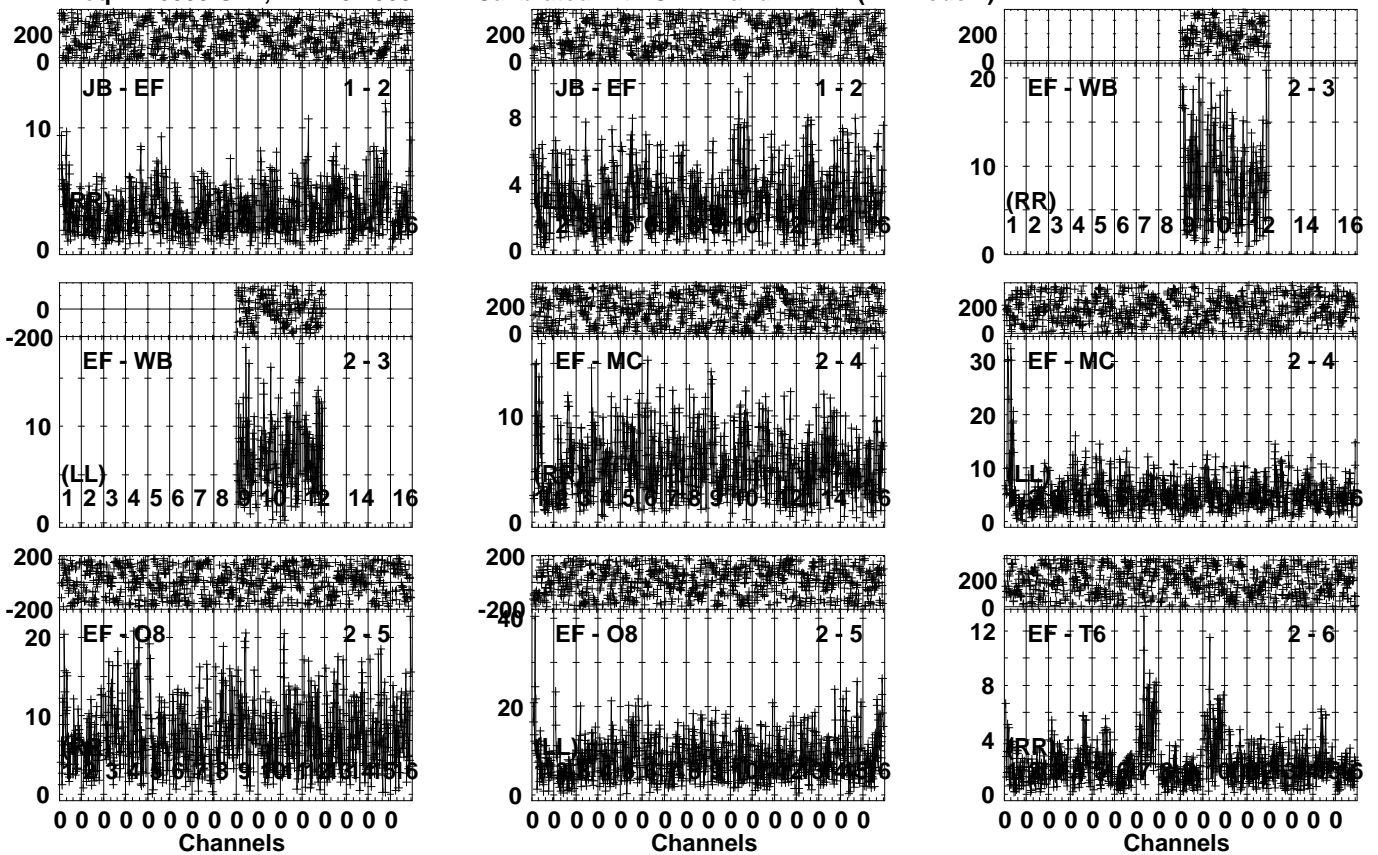


Lower frame: Milli Ampl Jy Top frame: Phas deg
Vector averaged cross-power spectrum Several baselines displayed
Timerange: 00/13:17:13 to 00/13:18:09

Plot file version 64 created 23-APR-2024 17:19:41

FRB EB100E 1.UVDATA.1

Freq = 4.6005 GHz, Bw = 32.000 MH Calibrated with CL # 4 and BP # 1 (BP mode 1)

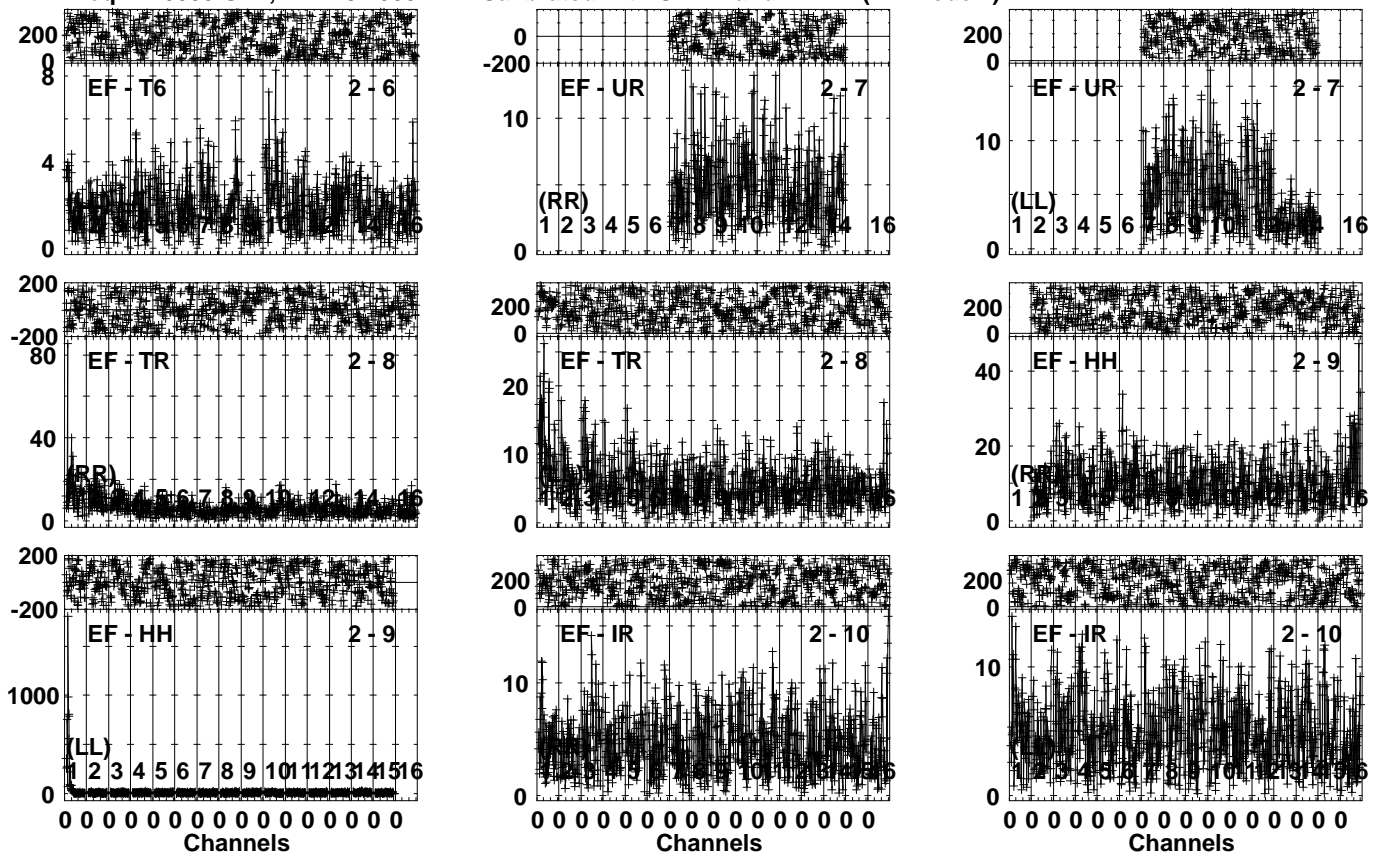


Lower frame: Milli Ampl Jy Top frame: Phas deg
Vector averaged cross-power spectrum Several baselines displayed
Timerange: 00/13:18:13 to 00/13:21:39

Plot file version 65 created 23-APR-2024 17:19:42

FRB EB100E 1.UVDATA.1

Freq = 4.6005 GHz, Bw = 32.000 MH Calibrated with CL # 4 and BP # 1 (BP mode 1)

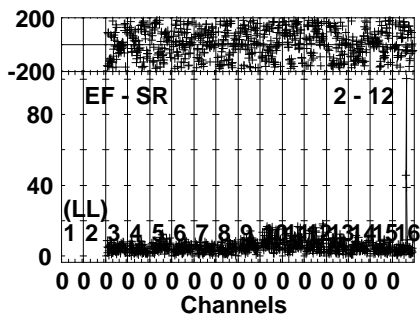
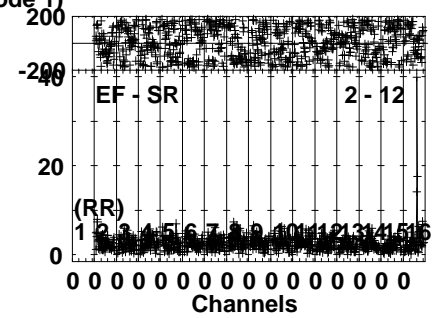
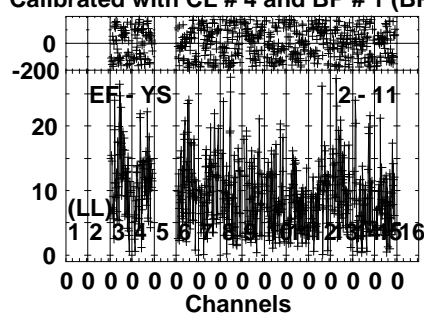
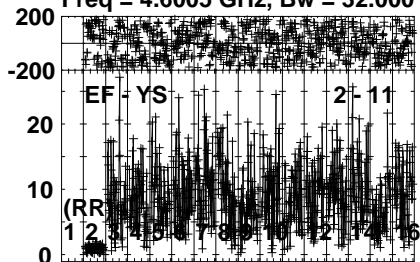


Lower frame: Milli Ampl Jy Top frame: Phas deg
Vector averaged cross-power spectrum Several baselines displayed
Timerange: 00/13:18:13 to 00/13:21:39

Plot file version 66 created 23-APR-2024 17:19:42

FRB EB100E 1.UVDATA.1

Freq = 4.6005 GHz, Bw = 32.000 MH Calibrated with CL # 4 and BP # 1 (BP mode 1)

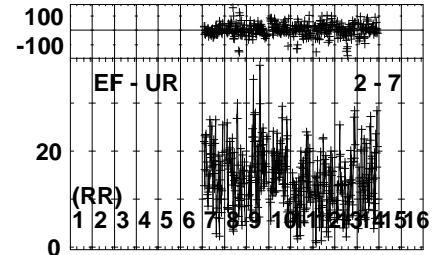
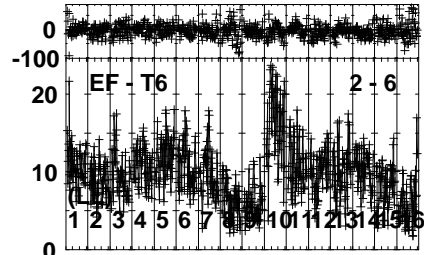
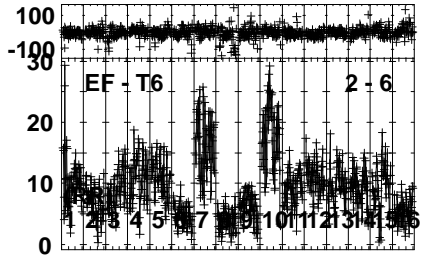
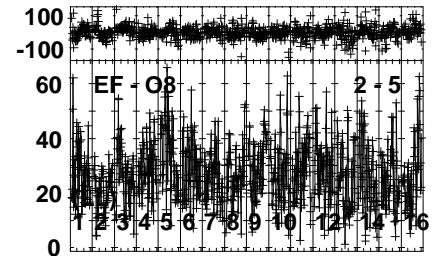
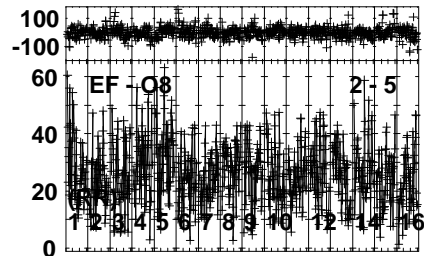
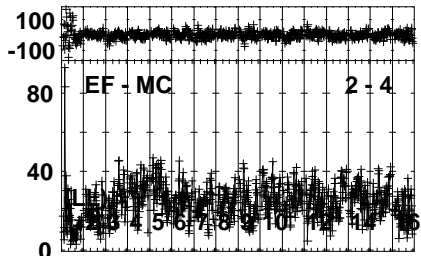
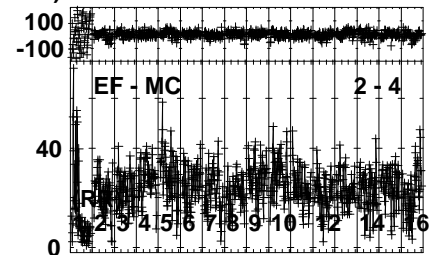
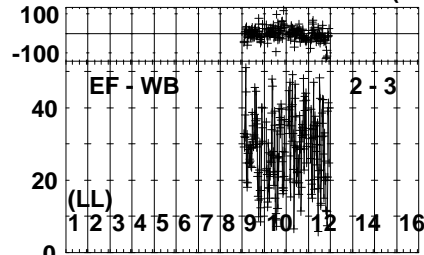
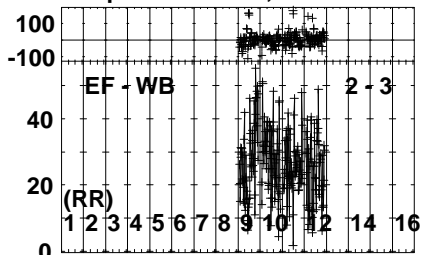


Lower frame: Milli Ampl Jy Top frame: Phas deg
Vector averaged cross-power spectrum Several baselines displayed
Timerange: 00/13:18:13 to 00/13:21:39

Plot file version 67 created 23-APR-2024 17:19:43

J0529+3209 EB100E 1.UVDATA.1

Freq = 4.6005 GHz, Bw = 32.000 MH Calibrated with CL # 4 and BP # 1 (BP mode 1)



0 0 0 0 0 0 0 0 0 0 0 0 0 0 0 0
Channels

0 0 0 0 0 0 0 0 0 0 0 0 0 0 0 0
Channels

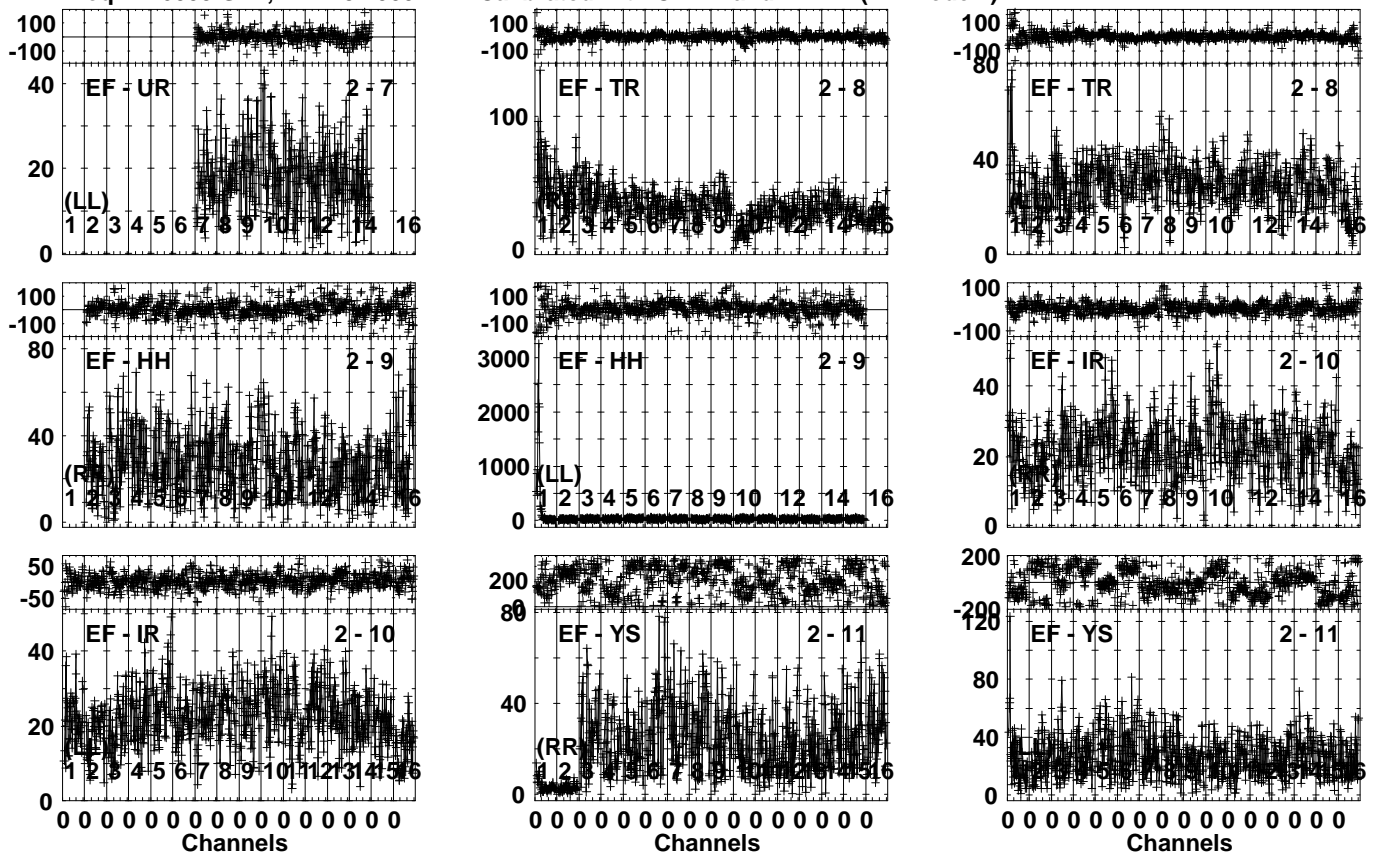
0 0 0 0 0 0 0 0 0 0 0 0 0 0 0 0
Channels

Lower frame: Milli Ampl Jy Top frame: Phas deg
Vector averaged cross-power spectrum Several baselines displayed
Timerange: 00/13:22:13 to 00/13:23:09

Plot file version 68 created 23-APR-2024 17:19:43

J0529+3209 EB100E 1.UVDATA.1

Freq = 4.6005 GHz, Bw = 32.000 MH Calibrated with CL # 4 and BP # 1 (BP mode 1)

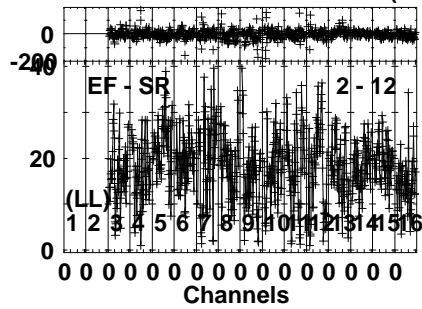
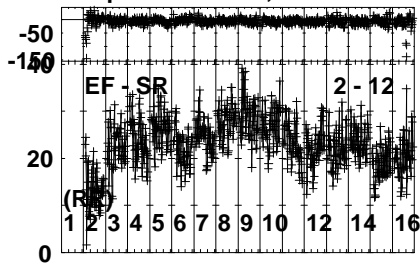


Lower frame: Milli Ampl Jy Top frame: Phas deg
Vector averaged cross-power spectrum Several baselines displayed
Timerange: 00/13:22:13 to 00/13:23:09

Plot file version 69 created 23-APR-2024 17:19:44

J0529+3209 EB100E 1.UVDATA.1

Freq = 4.6005 GHz, Bw = 32.000 MH Calibrated with CL # 4 and BP # 1 (BP mode 1)

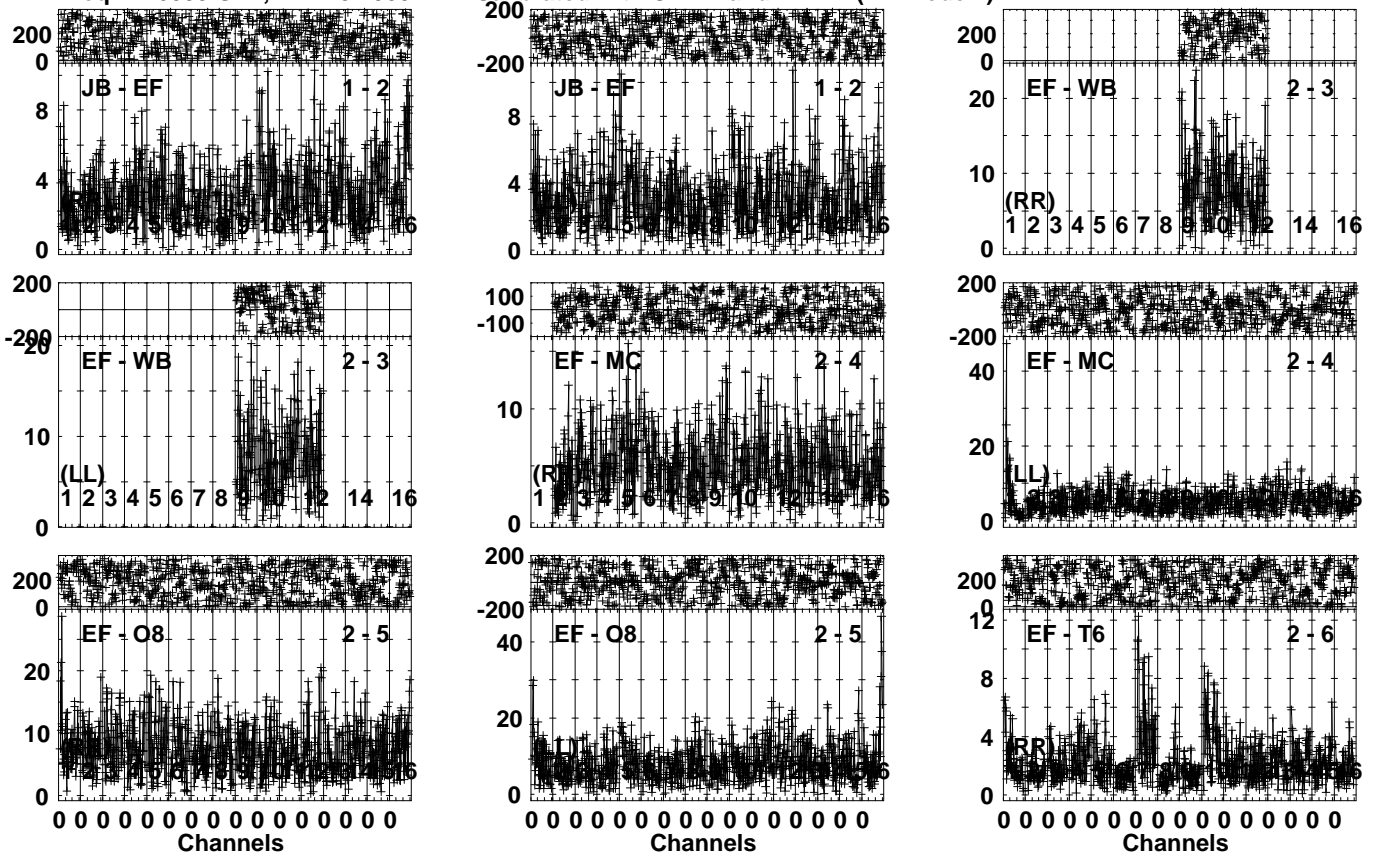


Lower frame: Milli Ampl Jy Top frame: Phas deg
Vector averaged cross-power spectrum Several baselines displayed
Timerange: 00/13:22:13 to 00/13:23:09

Plot file version 70 created 23-APR-2024 17:19:44

FRB EB100E 1.UVDATA.1

Freq = 4.6005 GHz, Bw = 32.000 MH Calibrated with CL # 4 and BP # 1 (BP mode 1)

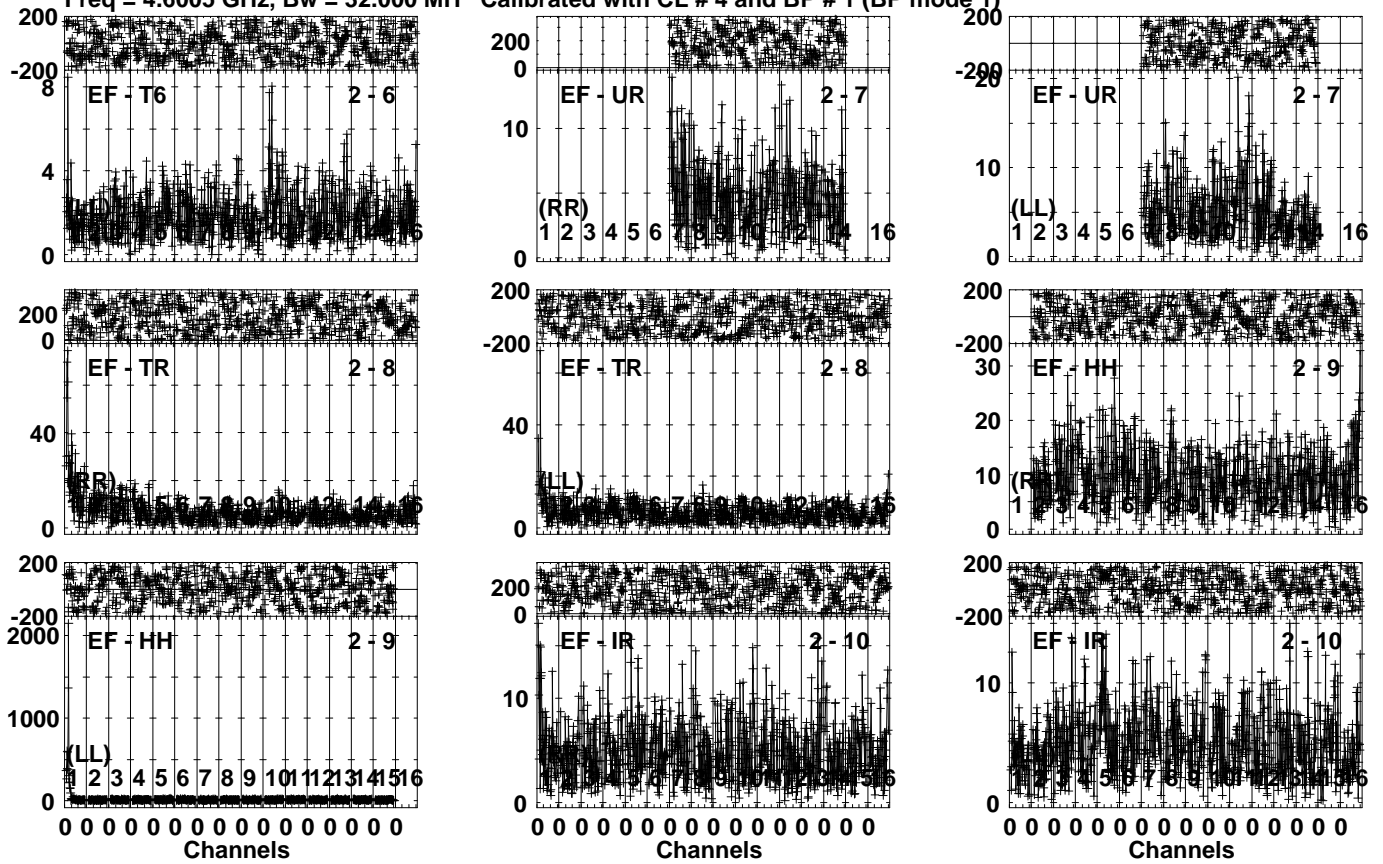


Lower frame: Milli Ampl Jy Top frame: Phas deg
Vector averaged cross-power spectrum Several baselines displayed
Timerange: 00/13:23:11 to 00/13:26:39

Plot file version 71 created 23-APR-2024 17:19:45

FRB EB100E 1.UVDATA.1

Freq = 4.6005 GHz, Bw = 32.000 MH Calibrated with CL # 4 and BP # 1 (BP mode 1)

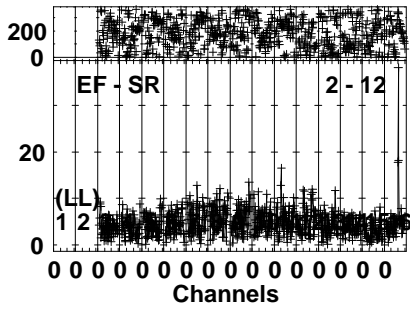
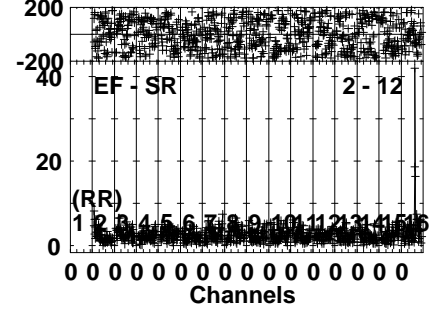
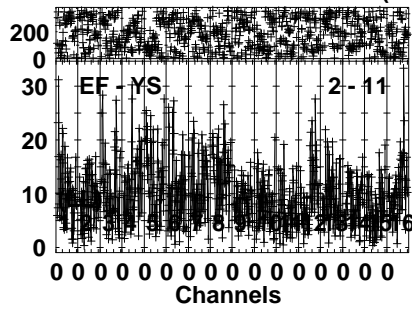
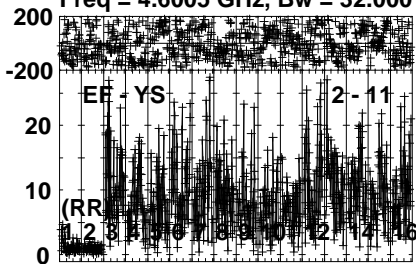


Lower frame: Milli Ampl Jy Top frame: Phas deg
Vector averaged cross-power spectrum Several baselines displayed
Timerange: 00/13:23:11 to 00/13:26:39

Plot file version 72 created 23-APR-2024 17:19:45

FRB EB100E 1.UVDATA.1

Freq = 4.6005 GHz, Bw = 32.000 MH Calibrated with CL # 4 and BP # 1 (BP mode 1)

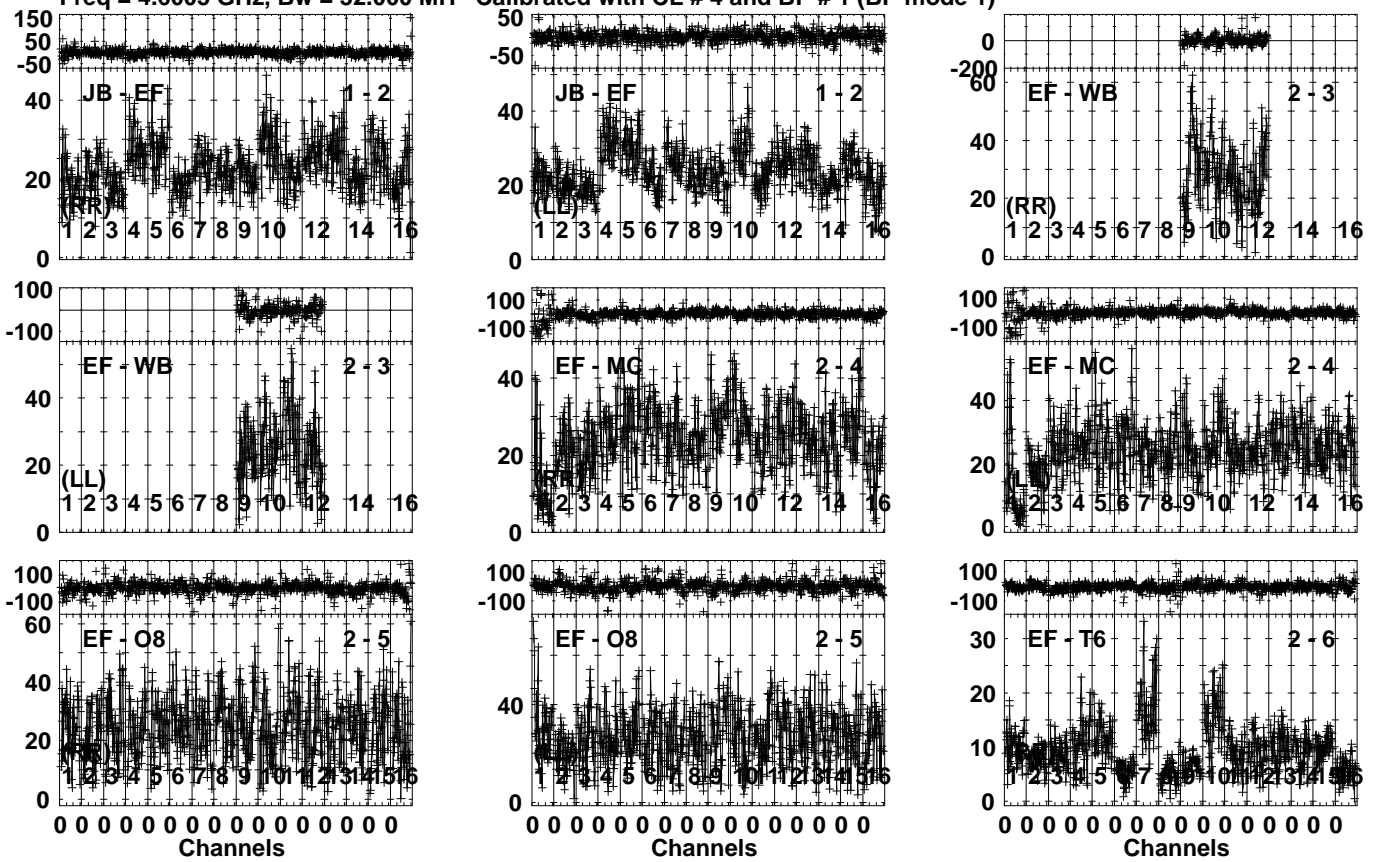


Lower frame: Milli Ampl Jy Top frame: Phas deg
Vector averaged cross-power spectrum Several baselines displayed
Timerange: 00/13:23:11 to 00/13:26:39

Plot file version 73 created 23-APR-2024 17:19:46

J0529+3209 EB100E 1.UVDATA.1

Freq = 4.6005 GHz, Bw = 32.000 MH Calibrated with CL # 4 and BP # 1 (BP mode 1)

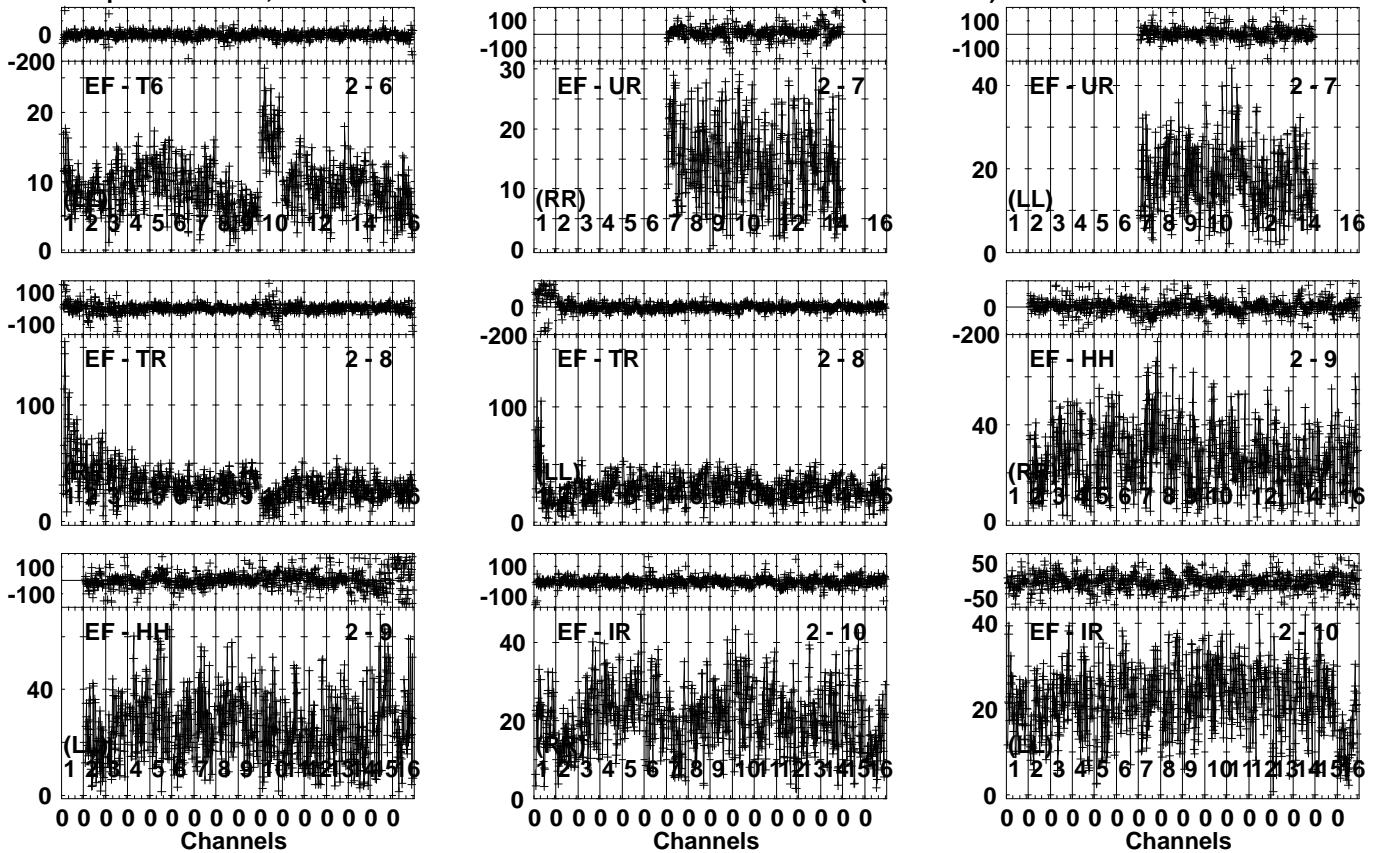


Lower frame: Milli Ampl Jy Top frame: Phas deg
Vector averaged cross-power spectrum Several baselines displayed
Timerange: 00/13:26:41 to 00/13:28:09

Plot file version 74 created 23-APR-2024 17:19:46

J0529+3209 EB100E 1.UVDATA.1

Freq = 4.6005 GHz, Bw = 32.000 MH Calibrated with CL # 4 and BP # 1 (BP mode 1)

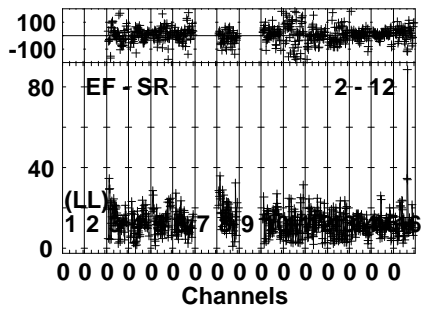
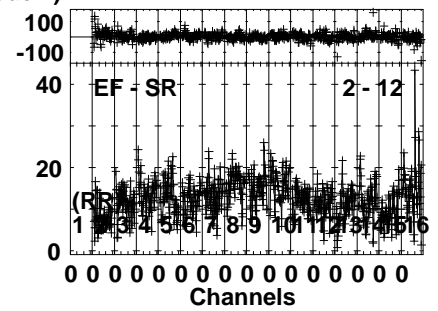
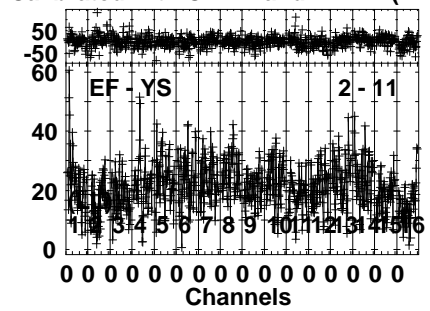
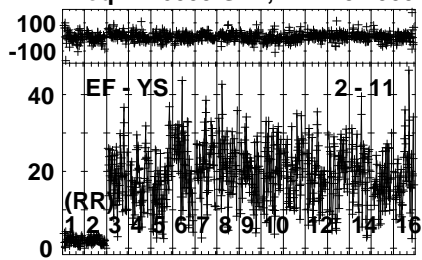


Lower frame: Milli Ampl Jy Top frame: Phas deg
Vector averaged cross-power spectrum Several baselines displayed
Timerange: 00/13:26:41 to 00/13:28:09

Plot file version 75 created 23-APR-2024 17:19:47

J0529+3209 EB100E 1.UVDATA.1

Freq = 4.6005 GHz, Bw = 32.000 MH Calibrated with CL # 4 and BP # 1 (BP mode 1)

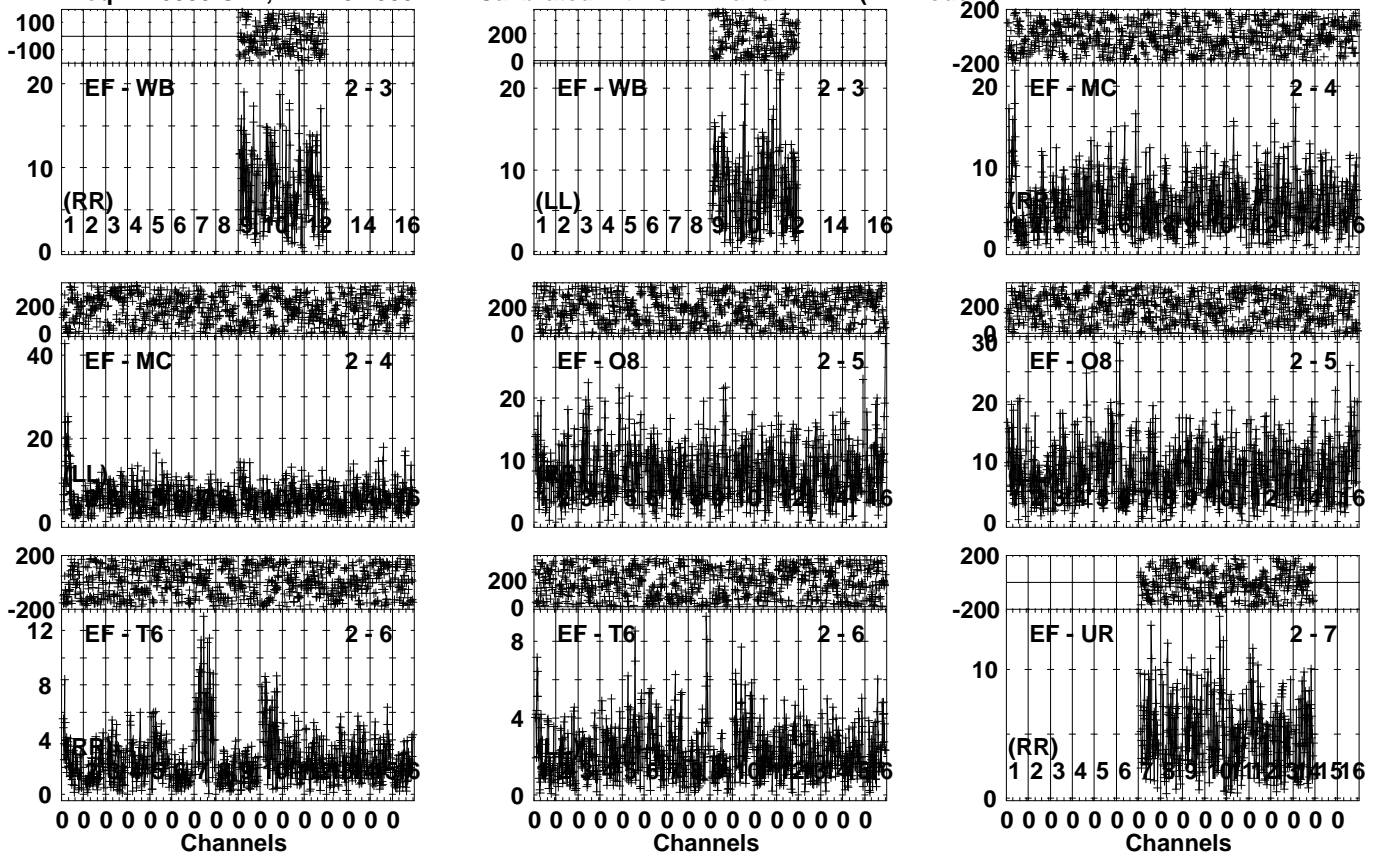


Lower frame: Milli Ampl Jy Top frame: Phas deg
Vector averaged cross-power spectrum Several baselines displayed
Timerange: 00/13:26:41 to 00/13:28:09

Plot file version 76 created 23-APR-2024 17:19:47

FRB EB100E 1.UVDATA.1

Freq = 4.6005 GHz, Bw = 32.000 MH Calibrated with CL # 4 and BP # 1 (BP mode 1)

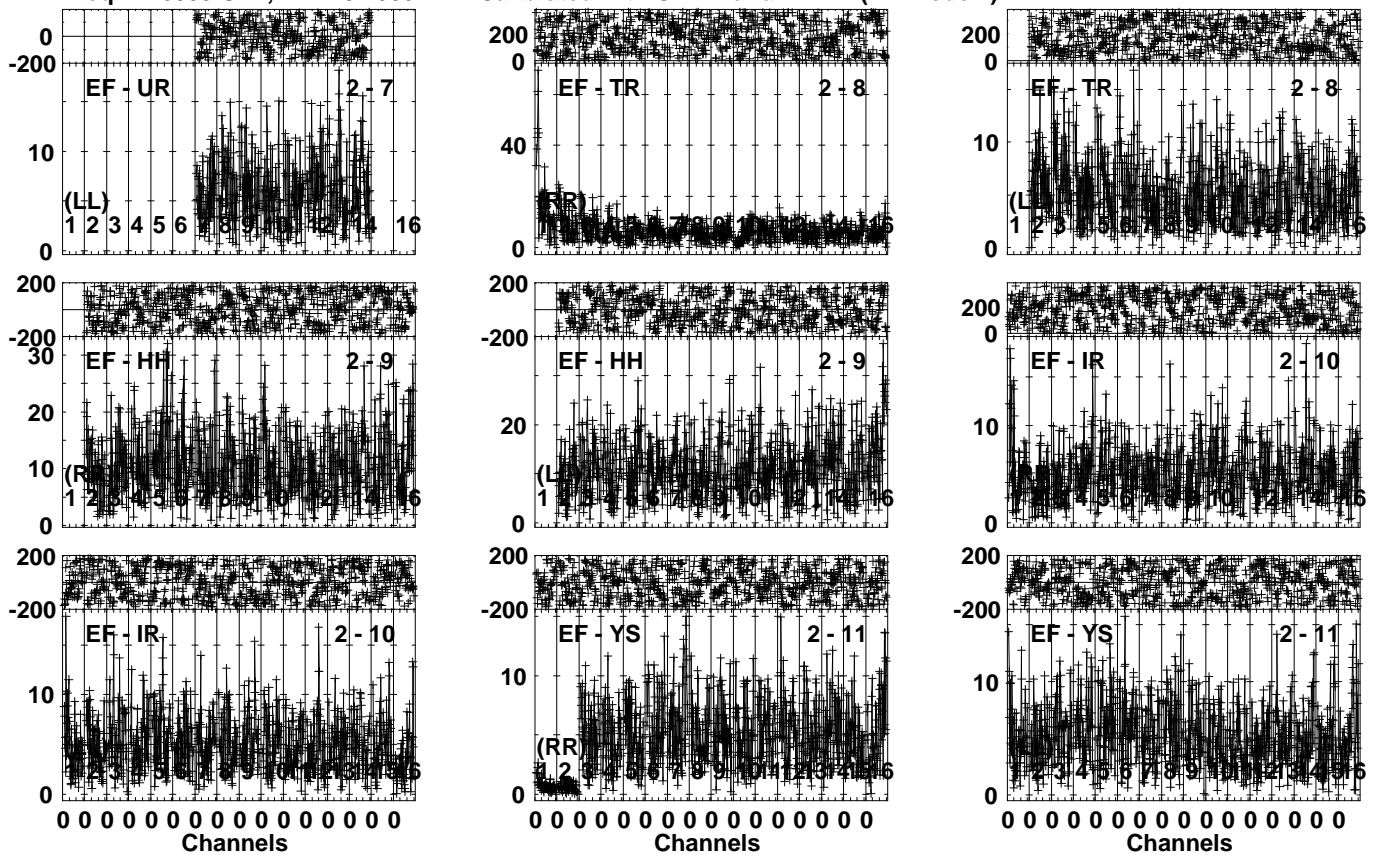


Lower frame: Milli Ampl Jy Top frame: Phas deg
Vector averaged cross-power spectrum Several baselines displayed
Timerange: 00/13:28:11 to 00/13:31:39

Plot file version 77 created 23-APR-2024 17:19:48

FRB EB100E 1.UVDATA.1

Freq = 4.6005 GHz, Bw = 32.000 MH Calibrated with CL # 4 and BP # 1 (BP mode 1)

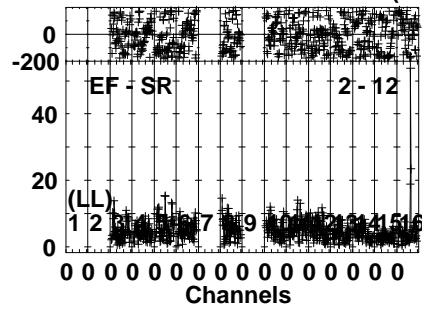
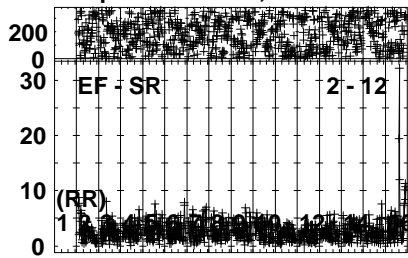


Lower frame: Milli Ampl Jy Top frame: Phas deg
Vector averaged cross-power spectrum Several baselines displayed
Timerange: 00/13:28:11 to 00/13:31:39

Plot file version 78 created 23-APR-2024 17:19:49

FRB EB100E 1.UVDATA.1

Freq = 4.6005 GHz, Bw = 32.000 MH Calibrated with CL # 4 and BP # 1 (BP mode 1)

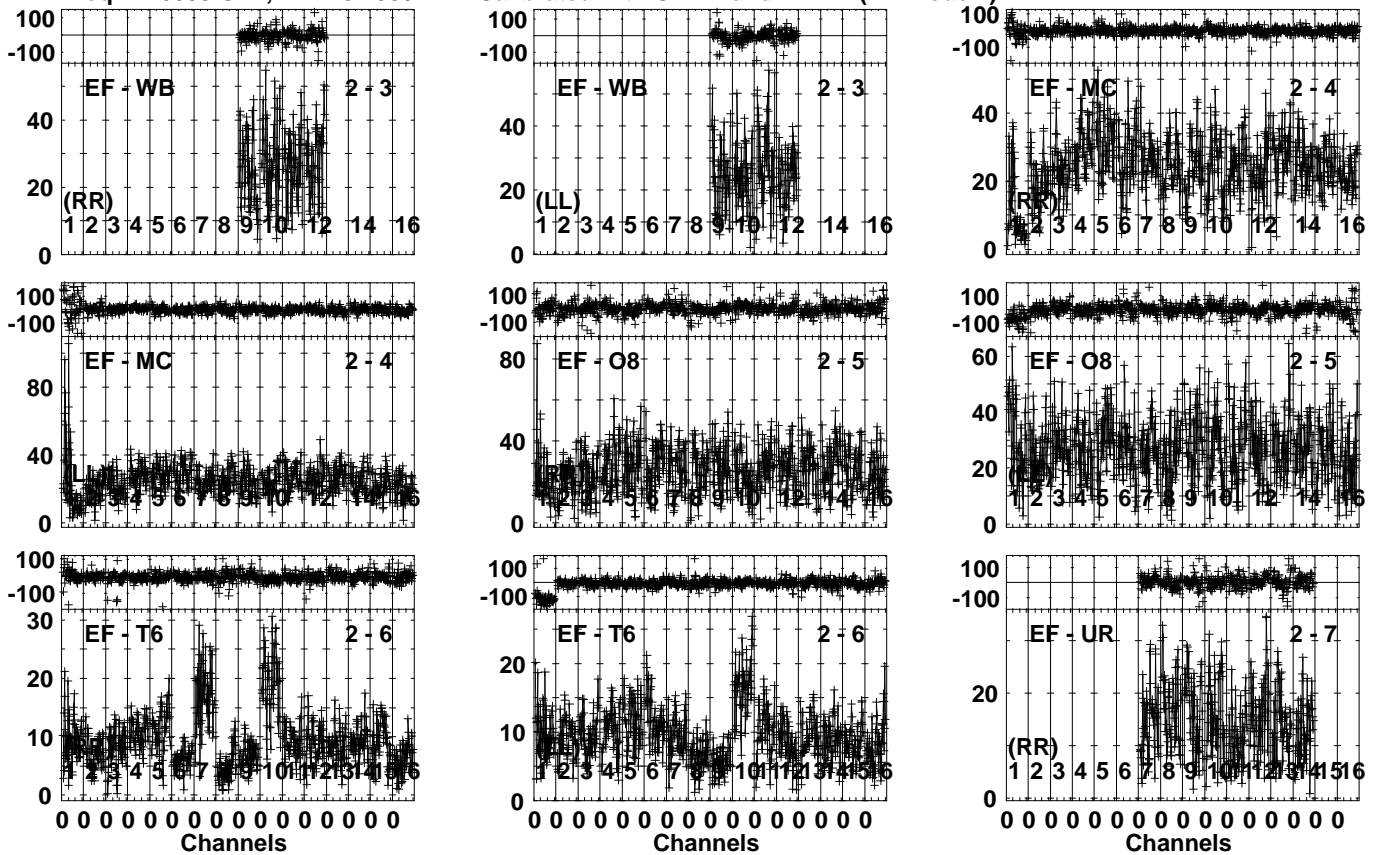


Lower frame: Milli Ampl Jy Top frame: Phas deg
Vector averaged cross-power spectrum Several baselines displayed
Timerange: 00/13:28:11 to 00/13:31:39

Plot file version 79 created 23-APR-2024 17:19:49

J0529+3209 EB100E 1.UVDATA.1

Freq = 4.6005 GHz, Bw = 32.000 MH Calibrated with CL # 4 and BP # 1 (BP mode 1)

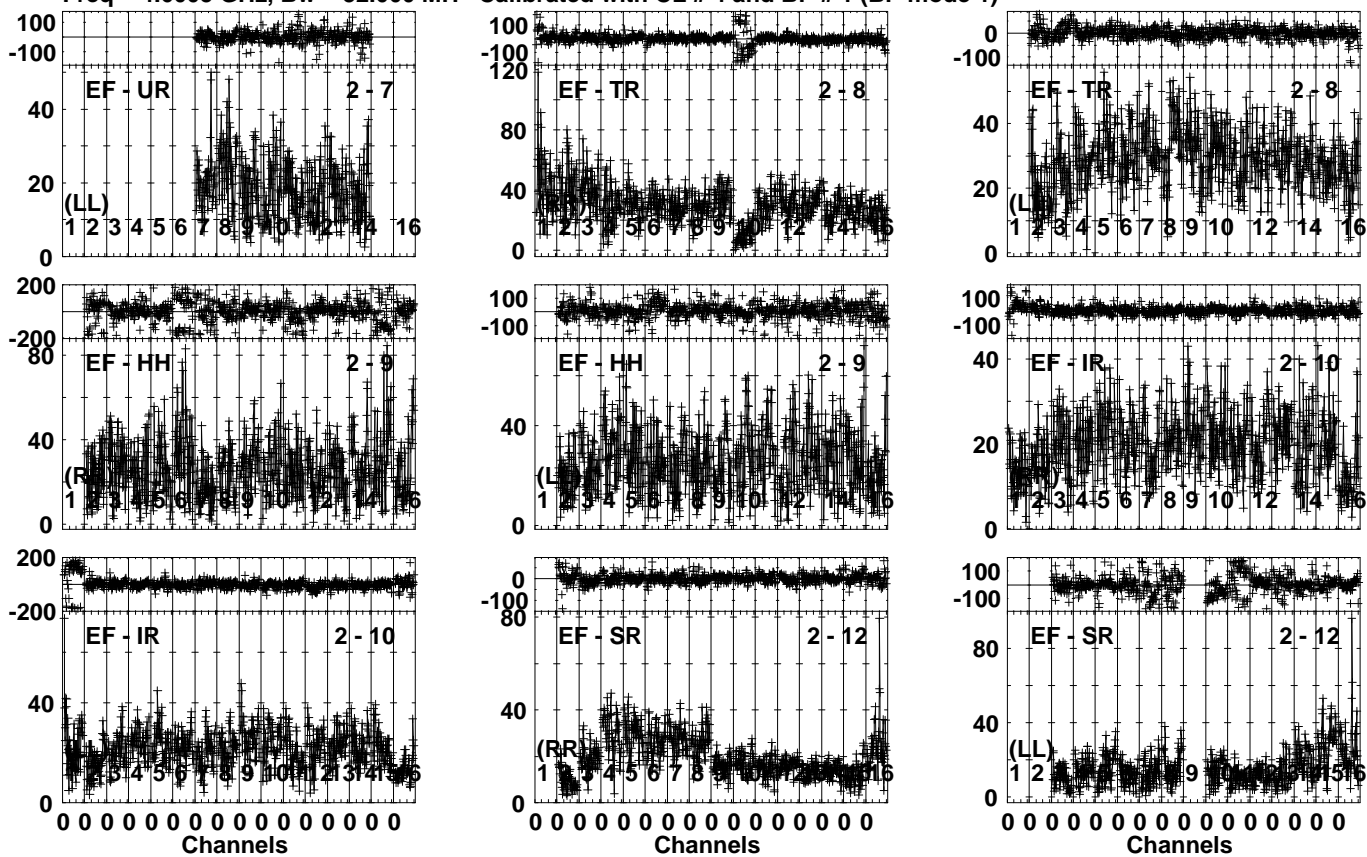


Lower frame: Milli Ampl Jy Top frame: Phas deg
Vector averaged cross-power spectrum Several baselines displayed
Timerange: 00/13:32:13 to 00/13:33:09

Plot file version 80 created 23-APR-2024 17:19:49

J0529+3209 EB100E 1.UVDATA.1

Freq = 4.6005 GHz, Bw = 32.000 MH Calibrated with CL # 4 and BP # 1 (BP mode 1)

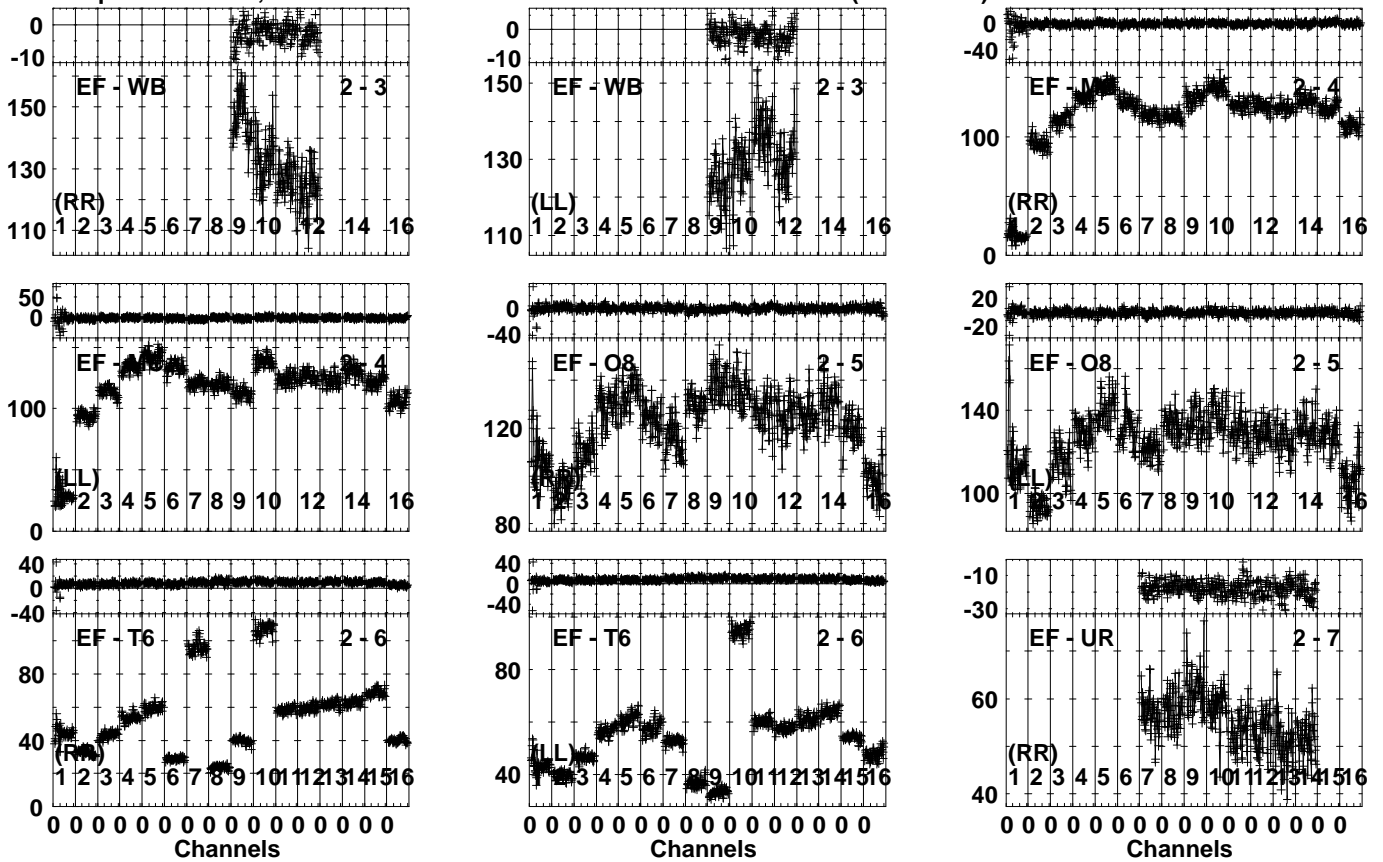


Lower frame: Milli Ampl Jy Top frame: Phas deg
Vector averaged cross-power spectrum Several baselines displayed
Timerange: 00/13:32:13 to 00/13:33:09

Plot file version 81 created 23-APR-2024 17:19:50

J0518+3306 EB100E 1.UVDATA.1

Freq = 4.6005 GHz, Bw = 32.000 MH Calibrated with CL # 4 and BP # 1 (BP mode 1)

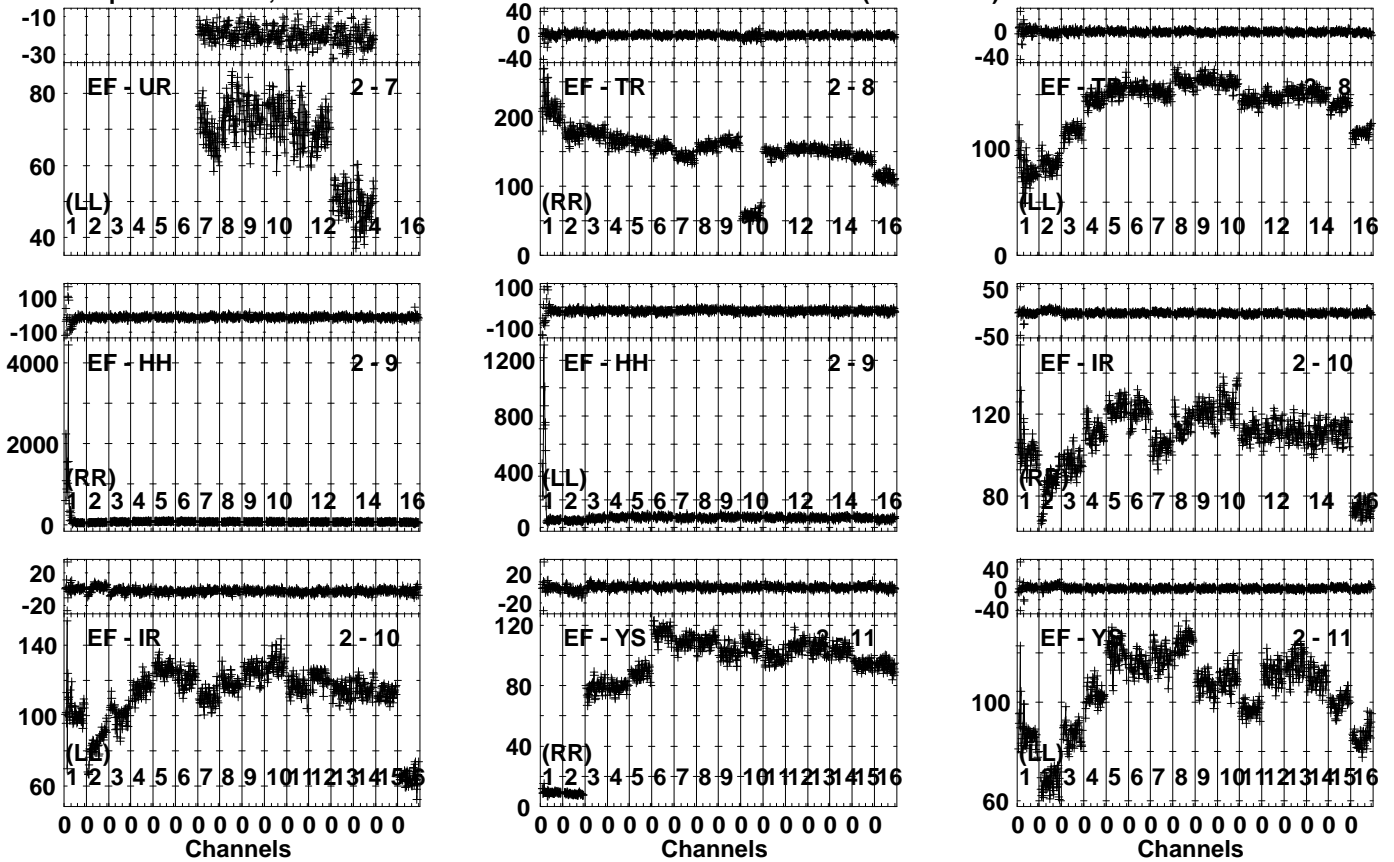


Lower frame: Milli Ampl Jy Top frame: Phas deg
 Vector averaged cross-power spectrum Several baselines displayed
 Timerange: 00/13:33:43 to 00/13:36:39

Plot file version 82 created 23-APR-2024 17:19:51

J0518+3306 EB100E 1.UVDATA.1

Freq = 4.6005 GHz, Bw = 32.000 MH Calibrated with CL # 4 and BP # 1 (BP mode 1)

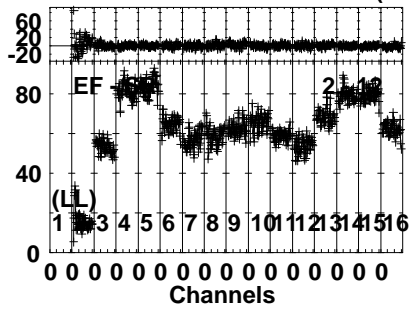
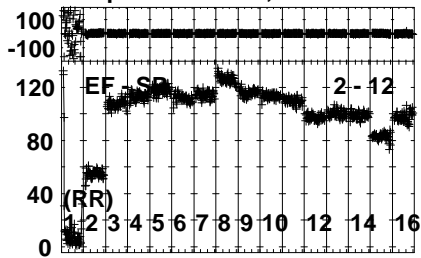


Lower frame: Milli Ampl Jy Top frame: Phas deg
Vector averaged cross-power spectrum Several baselines displayed
Timerange: 00/13:33:43 to 00/13:36:39

Plot file version 83 created 23-APR-2024 17:19:51

J0518+3306 EB100E 1.UVDATA.1

Freq = 4.6005 GHz, Bw = 32.000 MH Calibrated with CL # 4 and BP # 1 (BP mode 1)

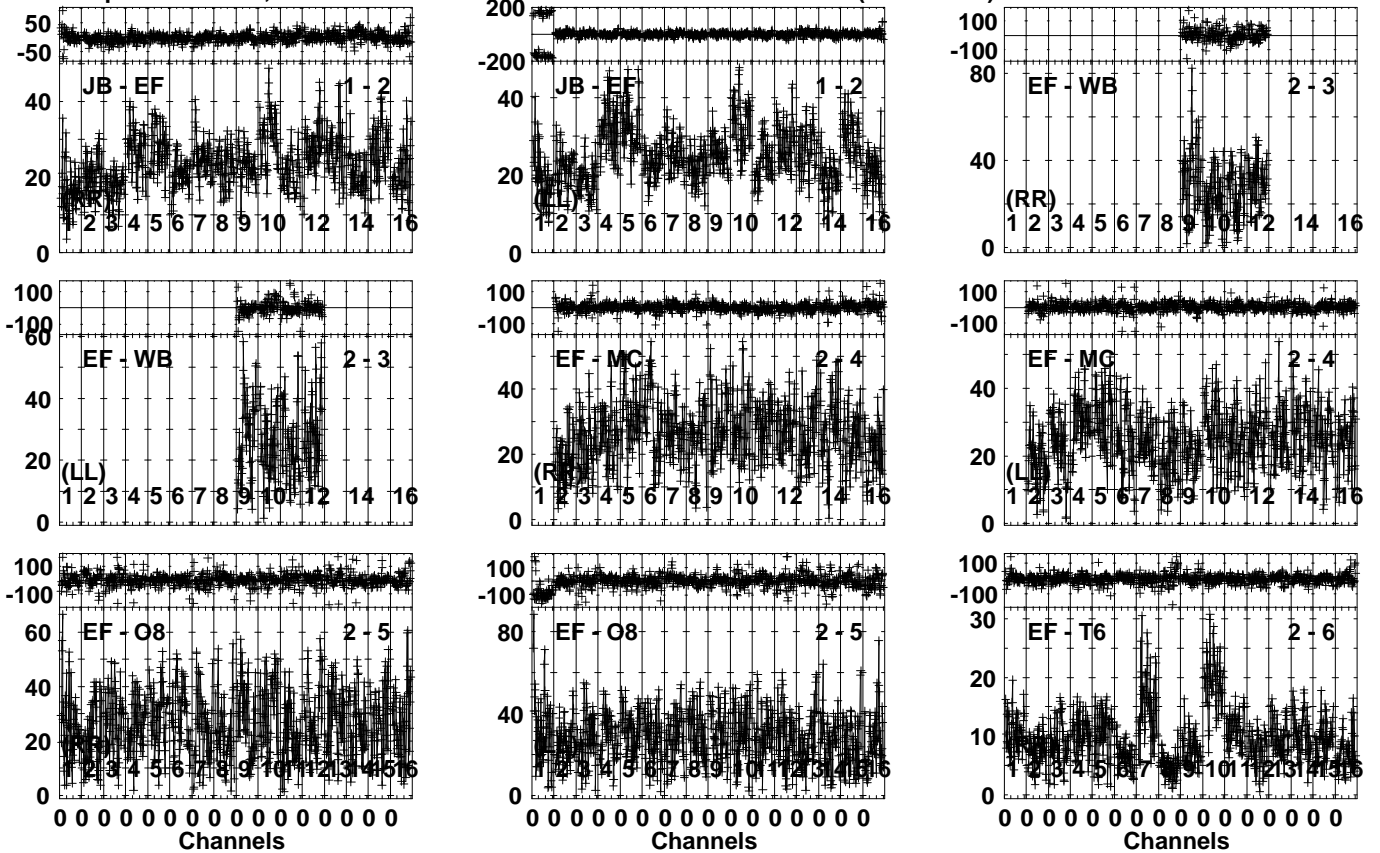


Lower frame: Milli Ampl Jy Top frame: Phas deg
Vector averaged cross-power spectrum Several baselines displayed
Timerange: 00/13:33:43 to 00/13:36:39

Plot file version 84 created 23-APR-2024 17:19:51

J0529+3209 EB100E 1.UVDATA.1

Freq = 4.6005 GHz, Bw = 32.000 MH Calibrated with CL # 4 and BP # 1 (BP mode 1)

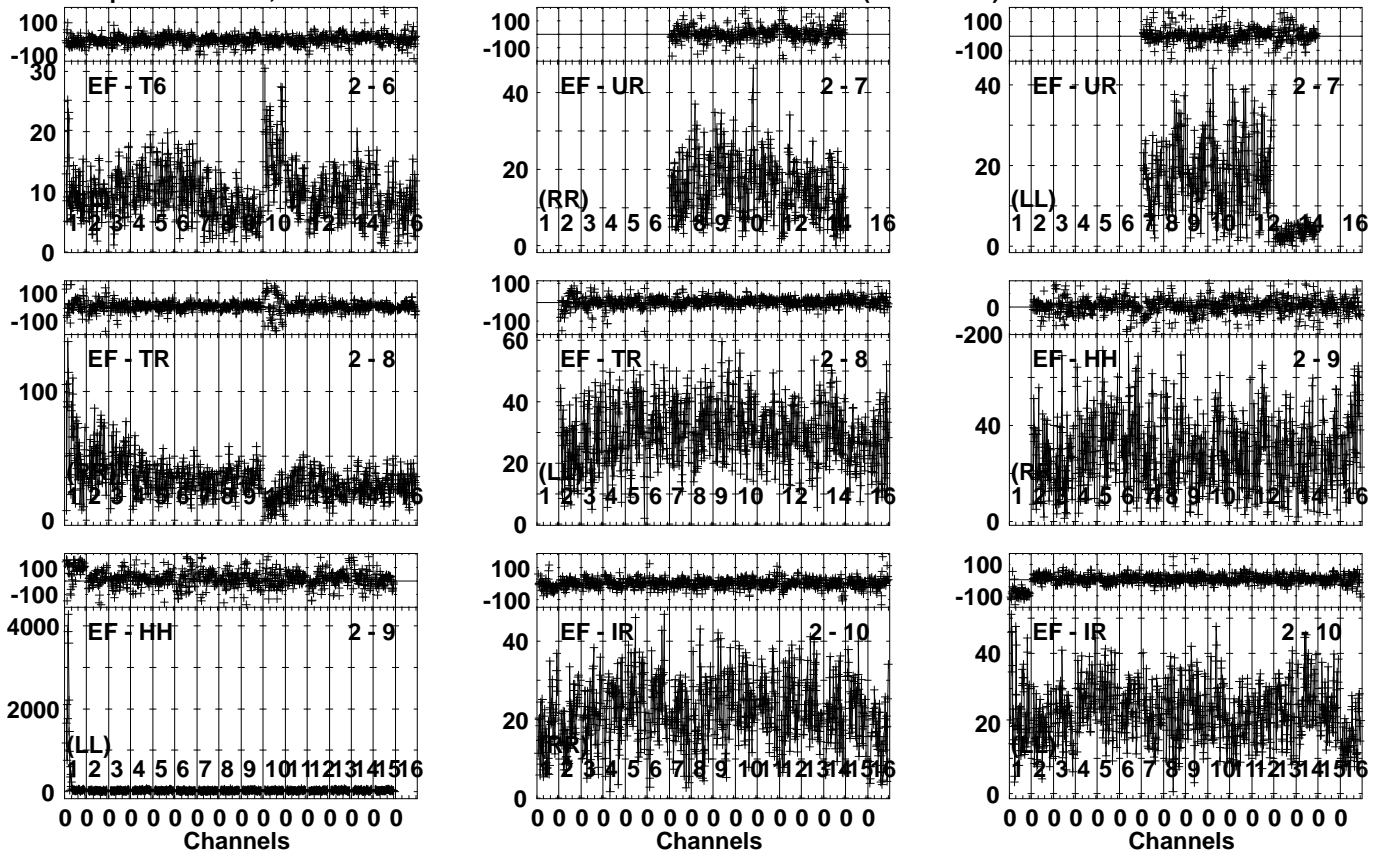


Lower frame: Milli Ampl Jy Top frame: Phas deg
Vector averaged cross-power spectrum Several baselines displayed
Timerange: 00/13:36:43 to 00/13:38:09

Plot file version 85 created 23-APR-2024 17:19:52

J0529+3209 EB100E 1.UVDATA.1

Freq = 4.6005 GHz, Bw = 32.000 MH Calibrated with CL # 4 and BP # 1 (BP mode 1)

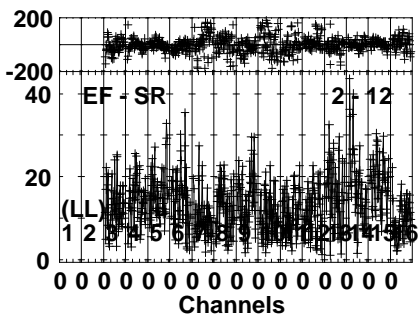
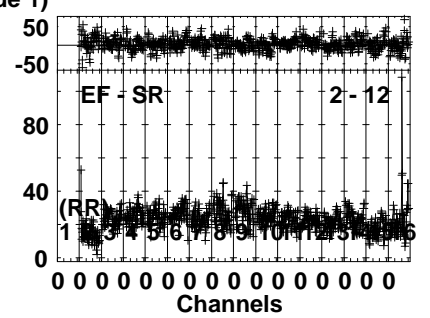
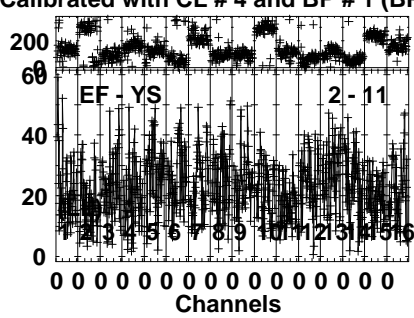
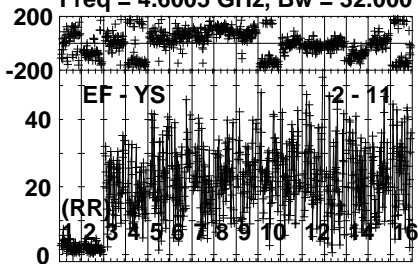


Lower frame: Milli Ampl Jy Top frame: Phas deg
Vector averaged cross-power spectrum Several baselines displayed
Timerange: 00/13:36:43 to 00/13:38:09

Plot file version 86 created 23-APR-2024 17:19:53

J0529+3209 EB100E 1.UVDATA.1

Freq = 4.6005 GHz, Bw = 32.000 MH Calibrated with CL # 4 and BP # 1 (BP mode 1)

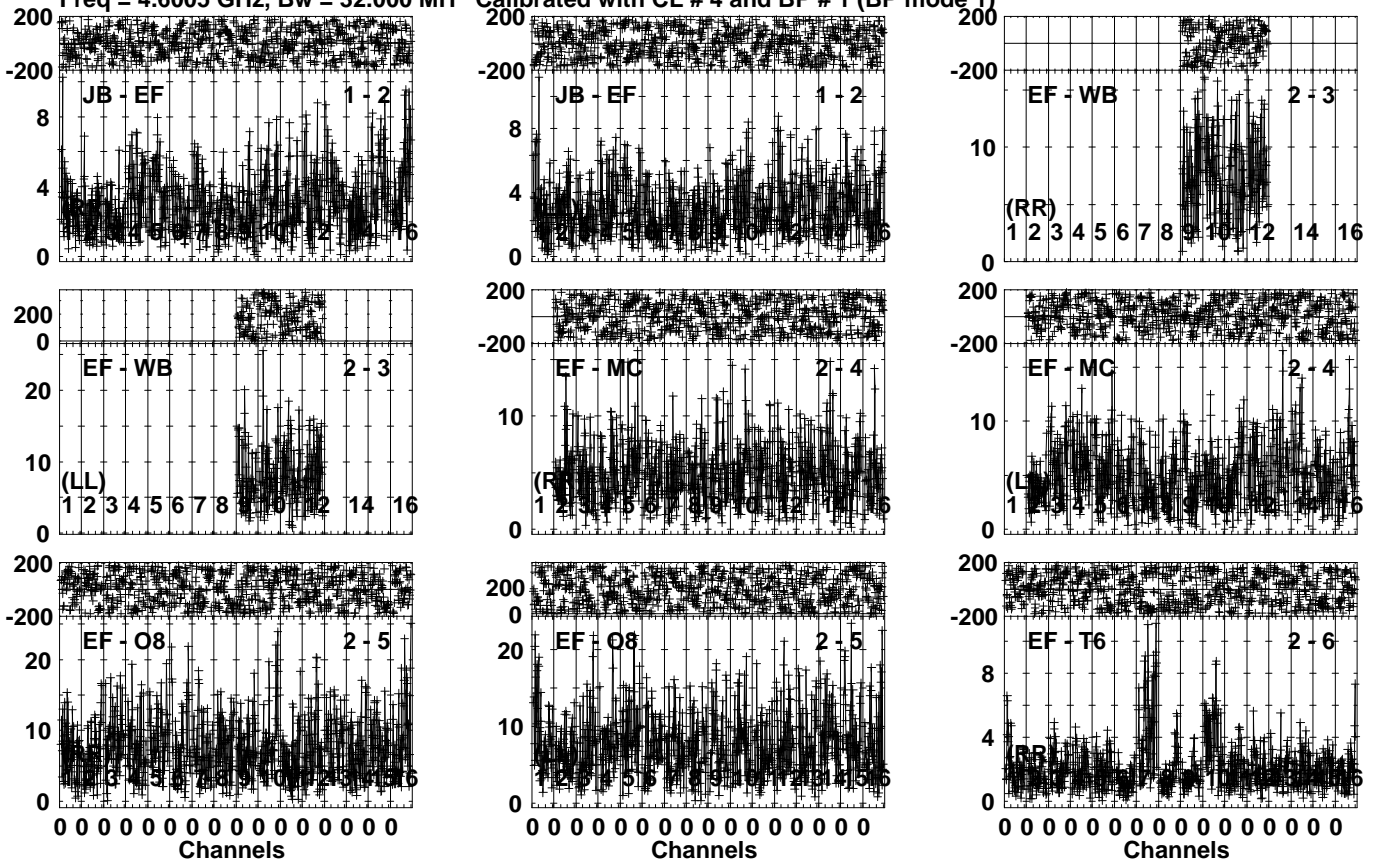


Lower frame: Milli Ampl Jy Top frame: Phas deg
Vector averaged cross-power spectrum Several baselines displayed
Timerange: 00/13:36:43 to 00/13:38:09

Plot file version 87 created 23-APR-2024 17:19:53

FRB EB100E 1.UVDATA.1

Freq = 4.6005 GHz, Bw = 32.000 MH Calibrated with CL # 4 and BP # 1 (BP mode 1)

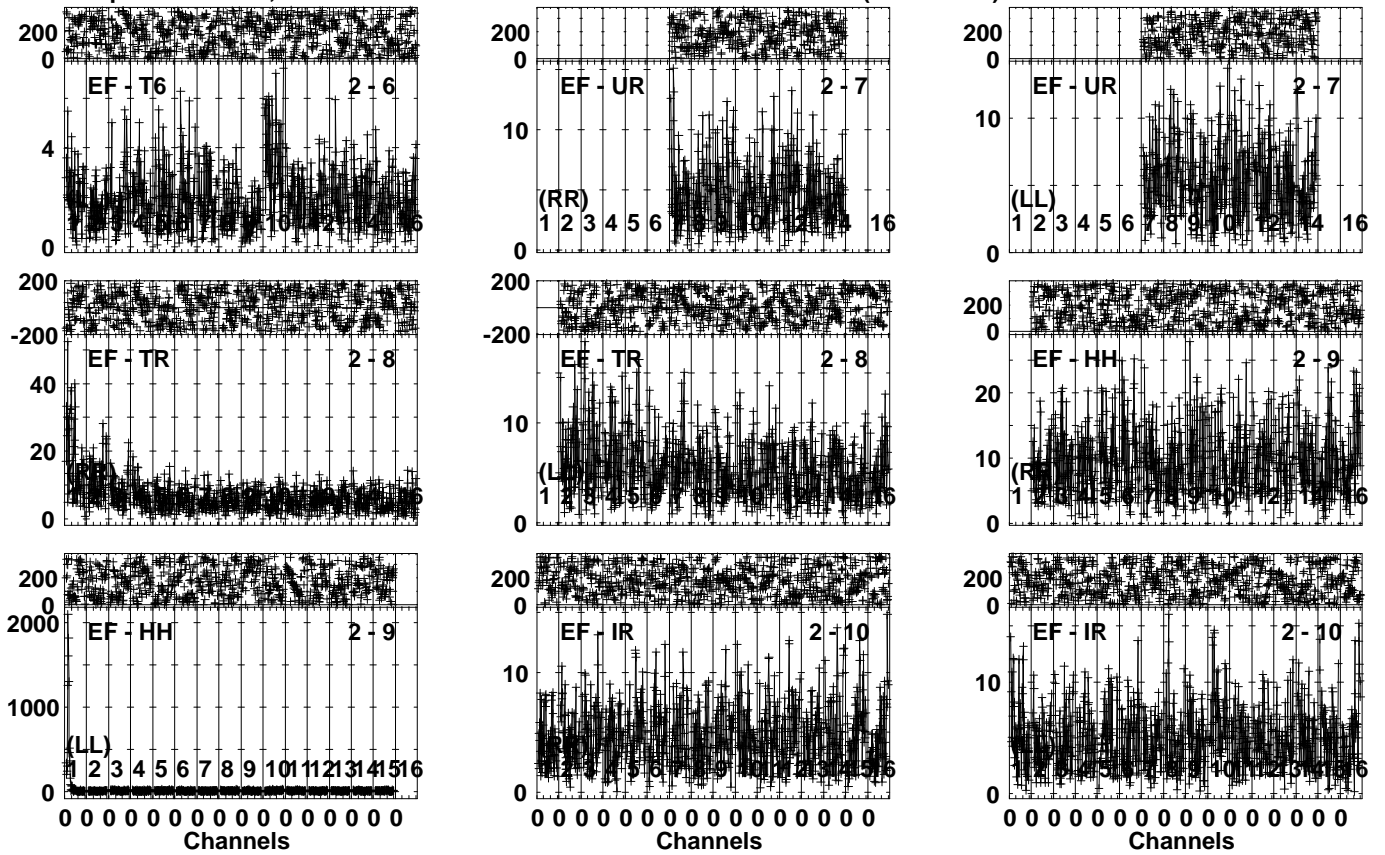


Lower frame: Milli Ampl Jy Top frame: Phas deg
Vector averaged cross-power spectrum Several baselines displayed
Timerange: 00/13:38:11 to 00/13:41:39

Plot file version 88 created 23-APR-2024 17:19:54

FRB EB100E 1.UVDATA.1

Freq = 4.6005 GHz, Bw = 32.000 MH Calibrated with CL # 4 and BP # 1 (BP mode 1)

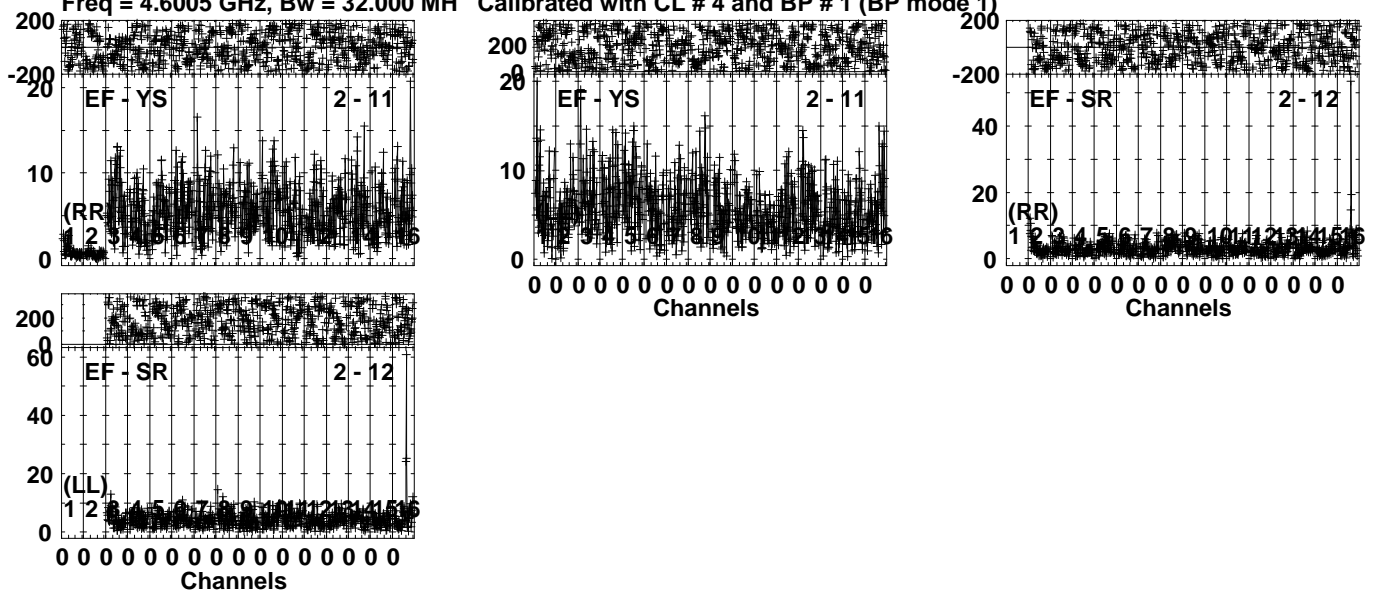


Lower frame: Milli Ampl Jy Top frame: Phas deg
Vector averaged cross-power spectrum Several baselines displayed
Timerange: 00/13:38:11 to 00/13:41:39

Plot file version 89 created 23-APR-2024 17:19:54

FRB EB100E 1.UVDATA.1

Freq = 4.6005 GHz, Bw = 32.000 MH Calibrated with CL # 4 and BP # 1 (BP mode 1)

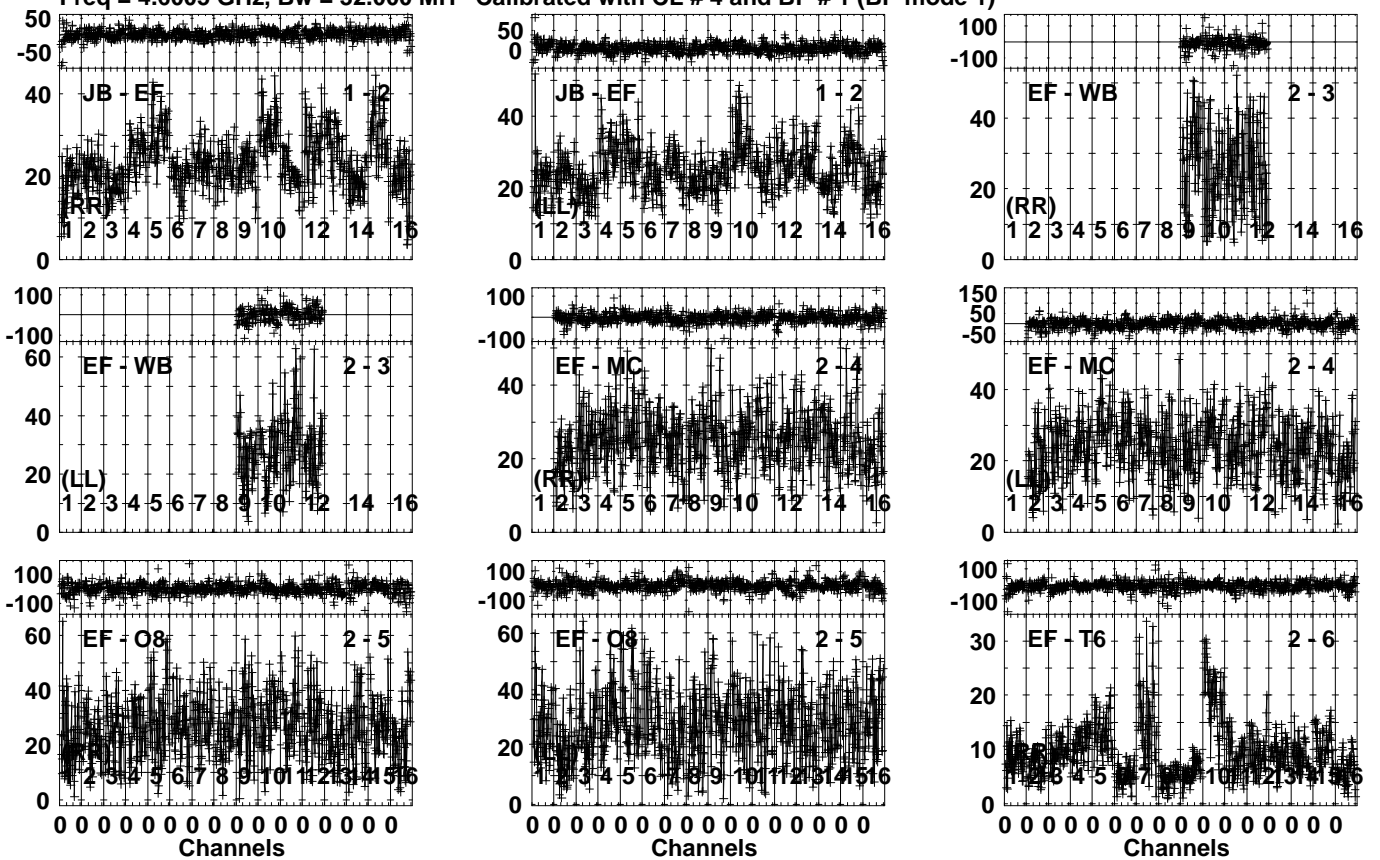


Lower frame: Milli Ampl Jy Top frame: Phas deg
Vector averaged cross-power spectrum Several baselines displayed
Timerange: 00/13:38:11 to 00/13:41:39

Plot file version 90 created 23-APR-2024 17:19:55

J0529+3209 EB100E 1.UVDATA.1

Freq = 4.6005 GHz, Bw = 32.000 MH Calibrated with CL # 4 and BP # 1 (BP mode 1)

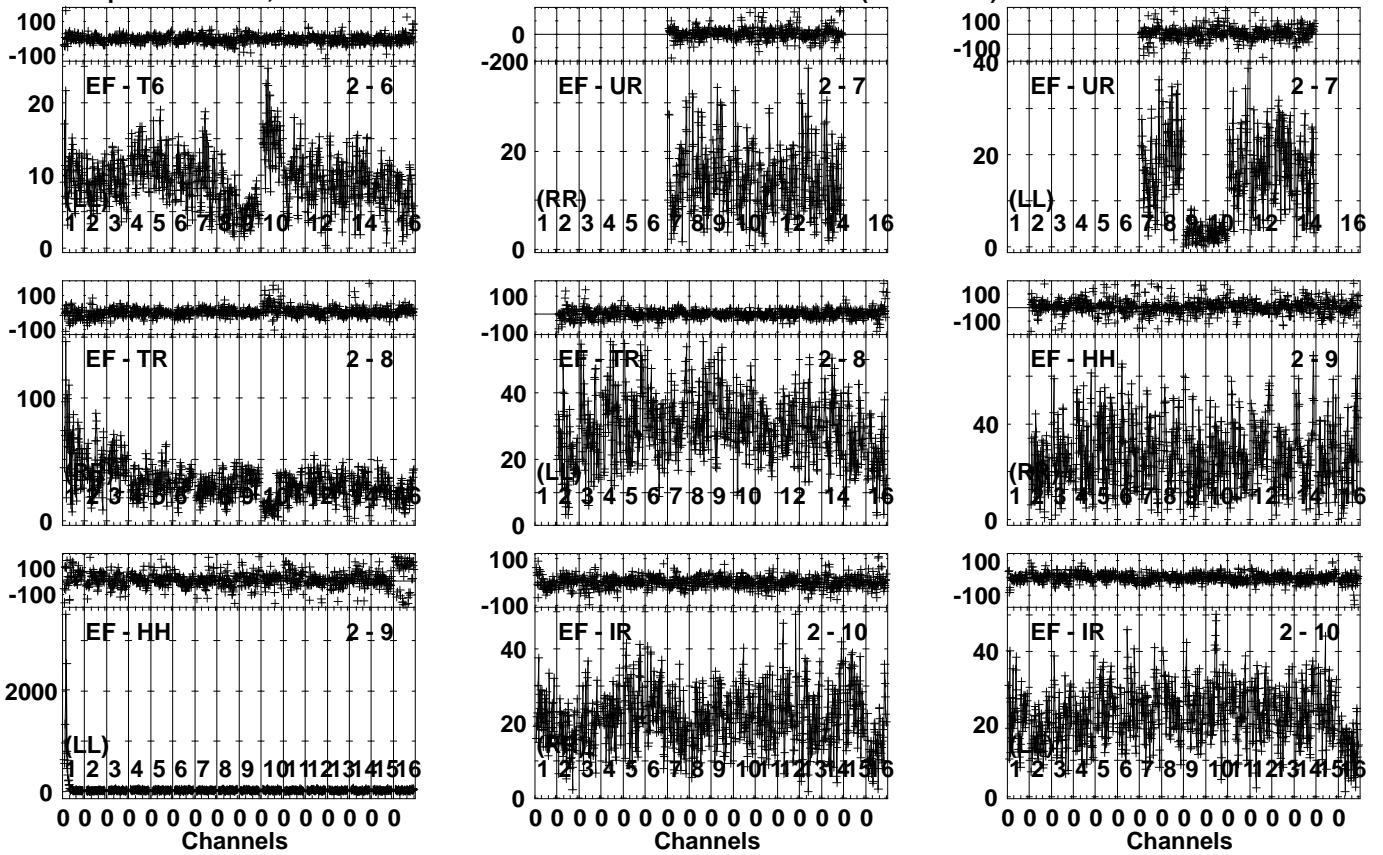


Lower frame: Milli Ampl Jy Top frame: Phas deg
Vector averaged cross-power spectrum Several baselines displayed
Timerange: 00/13:42:13 to 00/13:43:09

Plot file version 91 created 23-APR-2024 17:19:55

J0529+3209 EB100E 1.UVDATA.1

Freq = 4.6005 GHz, Bw = 32.000 MH Calibrated with CL # 4 and BP # 1 (BP mode 1)



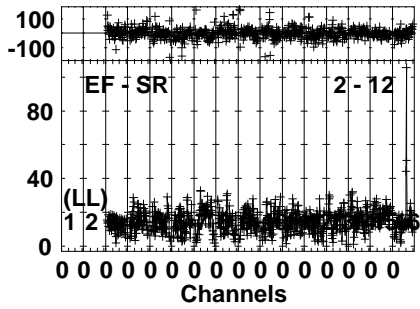
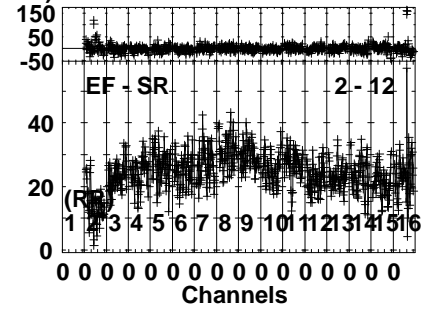
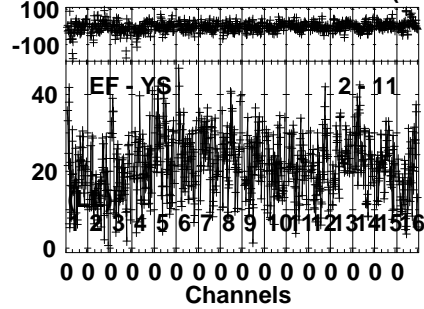
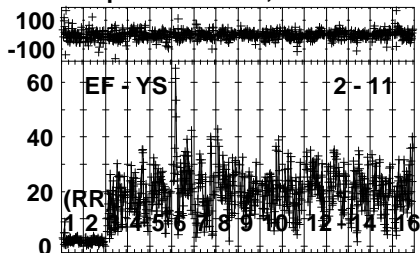
Lower frame: Milli Ampl Jy Top frame: Phas deg
Vector averaged cross-power spectrum Several baselines displayed
Timerange: 00/13:42:13 to 00/13:43:09

Plot file version 92 created 23-APR-2024 17:19:56

J0529+3209 EB100E 1.UVDATA.1

Freq = 4.6005 GHz, Bw = 32.000 MH

Calibrated with CL # 4 and BP # 1 (BP mode 1)

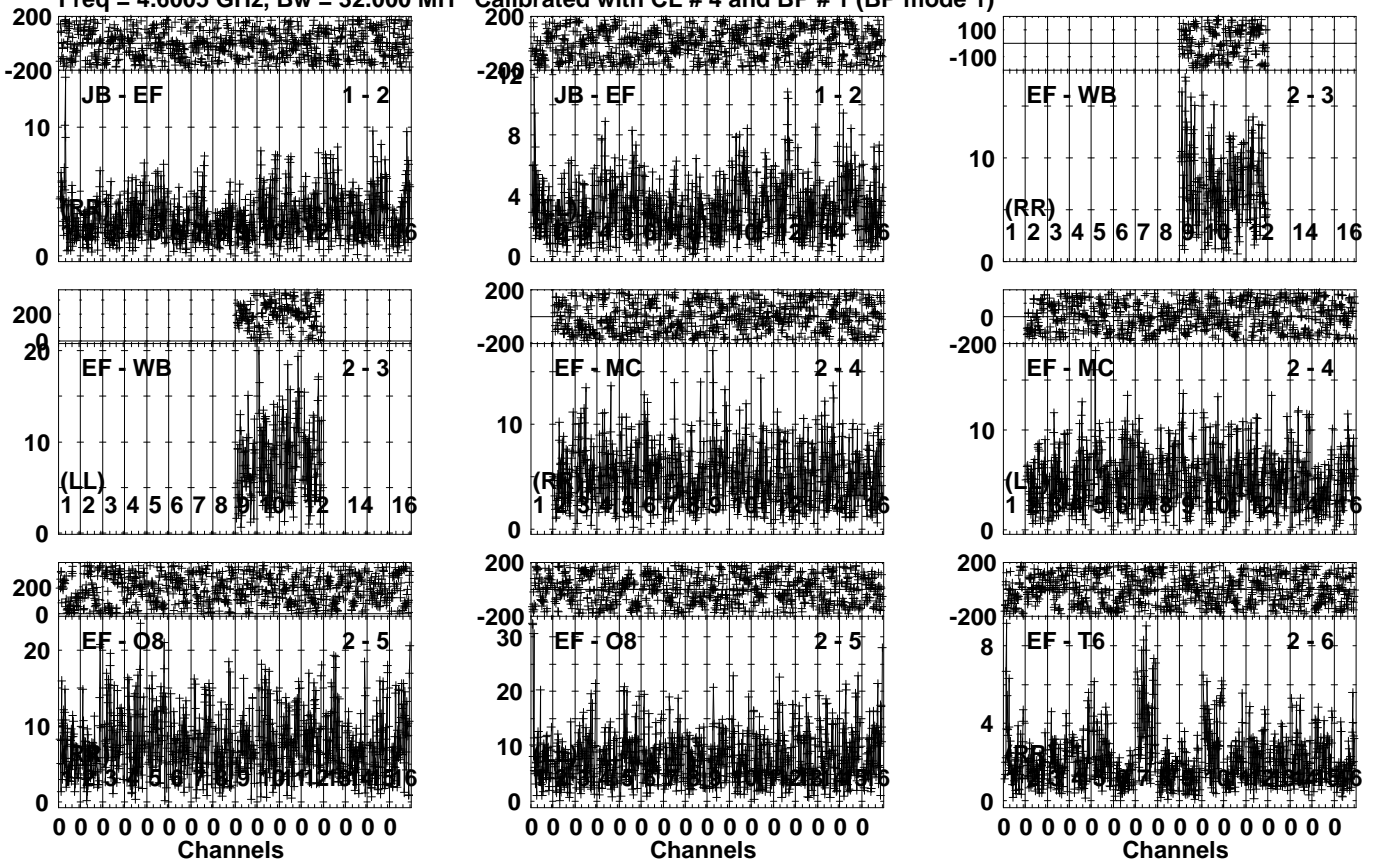


Lower frame: Milli Ampl Jy Top frame: Phas deg
Vector averaged cross-power spectrum Several baselines displayed
Timerange: 00/13:42:13 to 00/13:43:09

Plot file version 93 created 23-APR-2024 17:19:56

FRB EB100E 1.UVDATA.1

Freq = 4.6005 GHz, Bw = 32.000 MH Calibrated with CL # 4 and BP # 1 (BP mode 1)

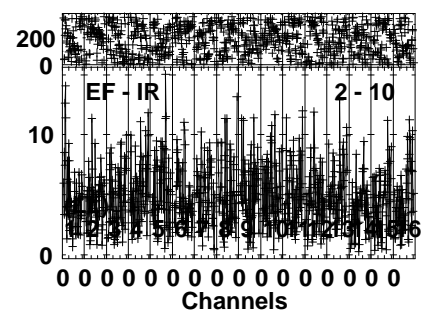
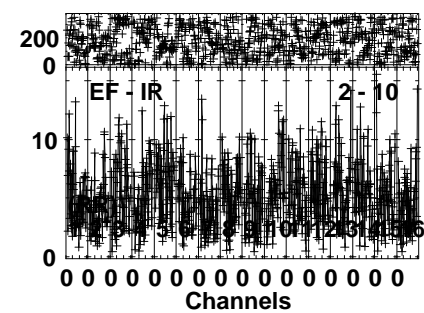
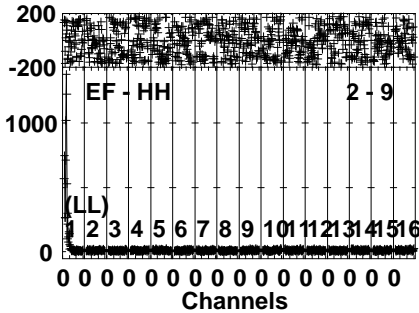
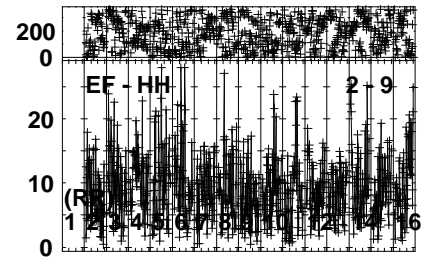
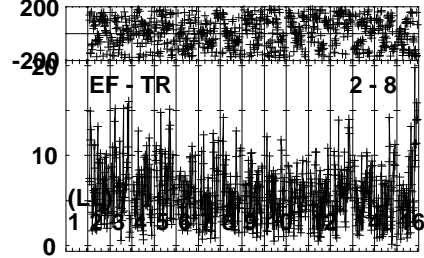
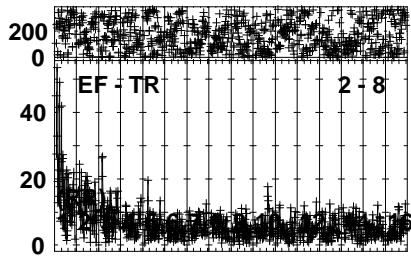
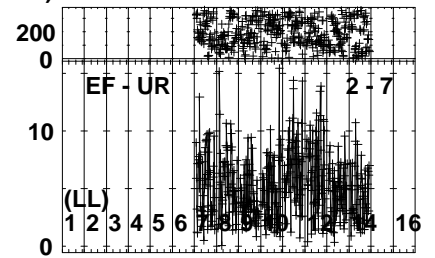
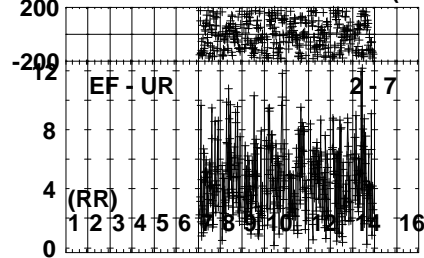
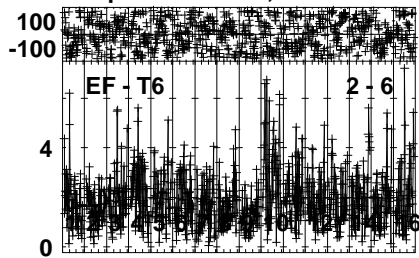


Lower frame: Milli Ampl Jy Top frame: Phas deg
Vector averaged cross-power spectrum Several baselines displayed
Timerange: 00/13:43:13 to 00/13:46:39

Plot file version 94 created 23-APR-2024 17:19:57

FRB EB100E 1.UVDATA.1

Freq = 4.6005 GHz, Bw = 32.000 MH Calibrated with CL # 4 and BP # 1 (BP mode 1)

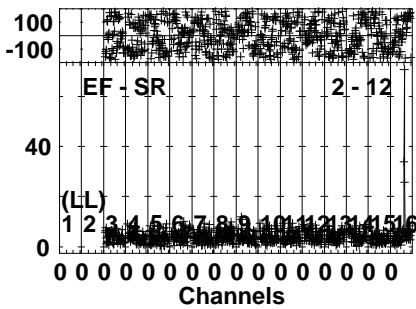
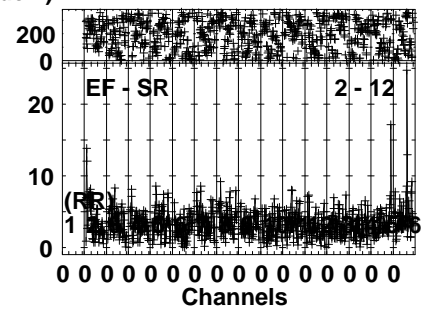
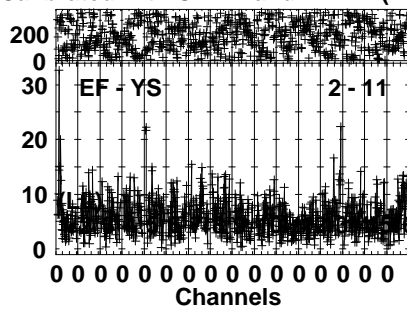
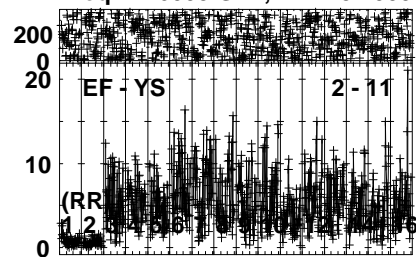


Lower frame: Milli Ampl Jy Top frame: Phas deg
Vector averaged cross-power spectrum Several baselines displayed
Timerange: 00/13:43:13 to 00/13:46:39

Plot file version 95 created 23-APR-2024 17:19:57

FRB EB100E 1.UVDATA.1

Freq = 4.6005 GHz, Bw = 32.000 MH Calibrated with CL # 4 and BP # 1 (BP mode 1)



Lower frame: Milli Ampl Jy Top frame: Phas deg

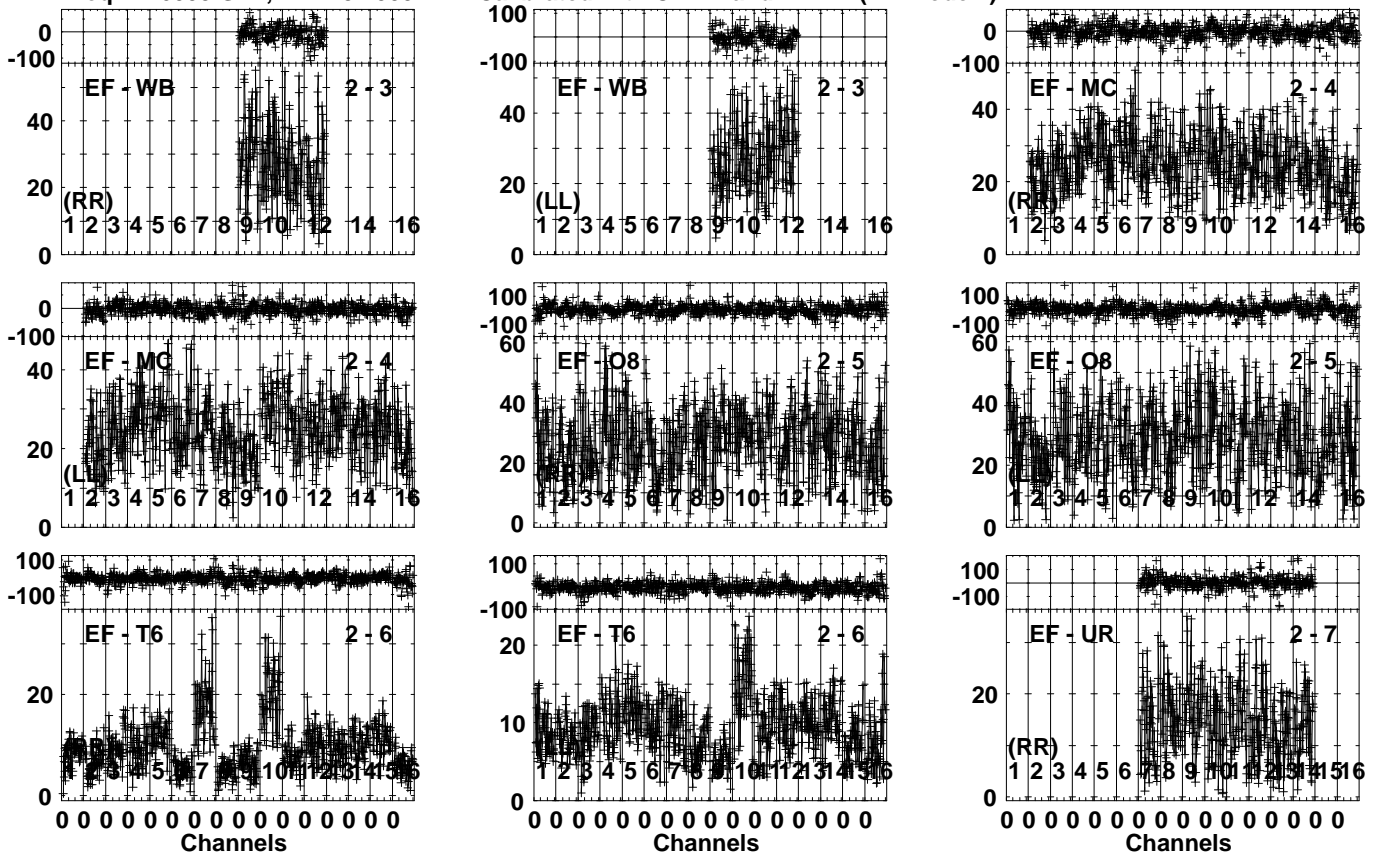
Vector averaged cross-power spectrum Several baselines displayed

Timerange: 00/13:43:13 to 00/13:46:39

Plot file version 96 created 23-APR-2024 17:19:58

J0529+3209 EB100E 1.UVDATA.1

Freq = 4.6005 GHz, Bw = 32.000 MH Calibrated with CL # 4 and BP # 1 (BP mode 1)

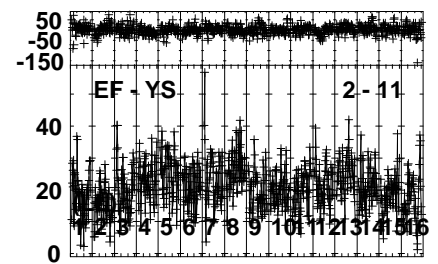
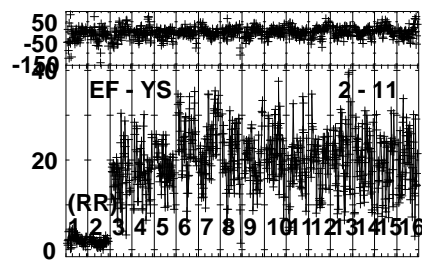
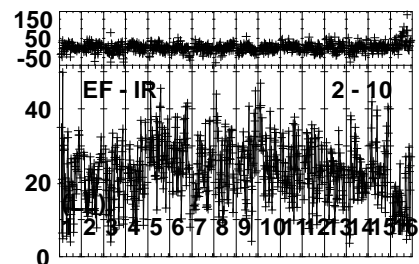
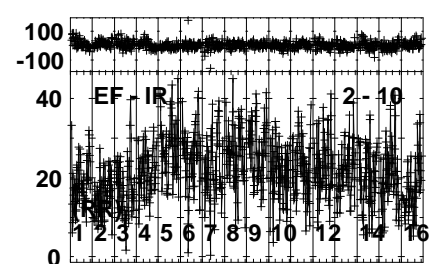
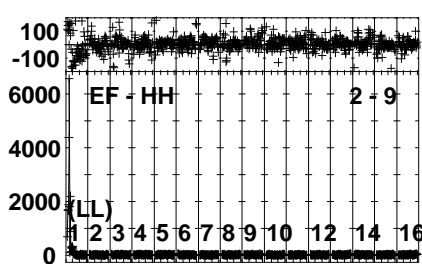
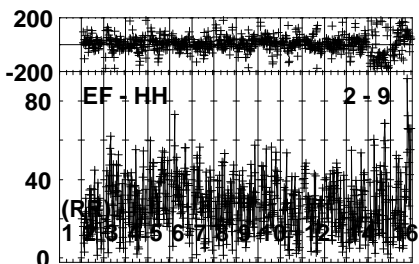
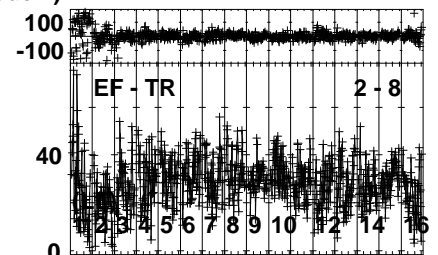
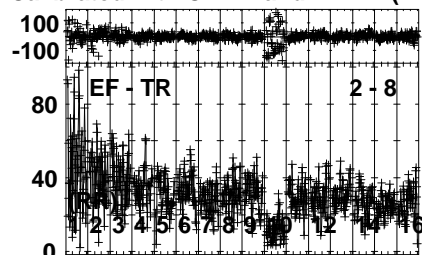
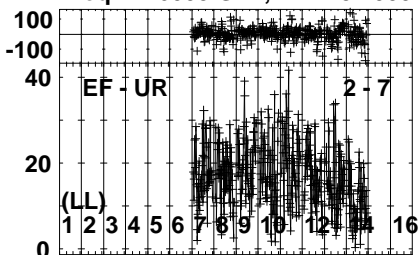


Lower frame: Milli Ampl Jy Top frame: Phas deg
Vector averaged cross-power spectrum Several baselines displayed
Timerange: 00/13:47:13 to 00/13:48:09

Plot file version 97 created 23-APR-2024 17:19:58

J0529+3209 EB100E 1.UVDATA.1

Freq = 4.6005 GHz, Bw = 32.000 MH Calibrated with CL # 4 and BP # 1 (BP mode 1)

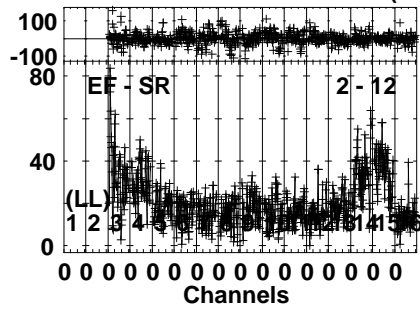
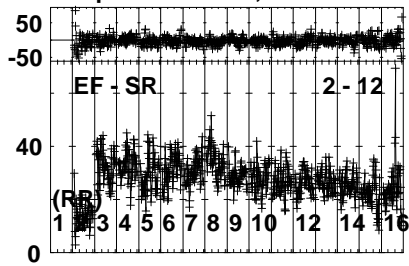


Lower frame: Milli Ampl Jy Top frame: Phas deg
Vector averaged cross-power spectrum Several baselines displayed
Timerange: 00/13:47:13 to 00/13:48:09

Plot file version 98 created 23-APR-2024 17:19:59

J0529+3209 EB100E 1.UVDATA.1

Freq = 4.6005 GHz, Bw = 32.000 MH Calibrated with CL # 4 and BP # 1 (BP mode 1)

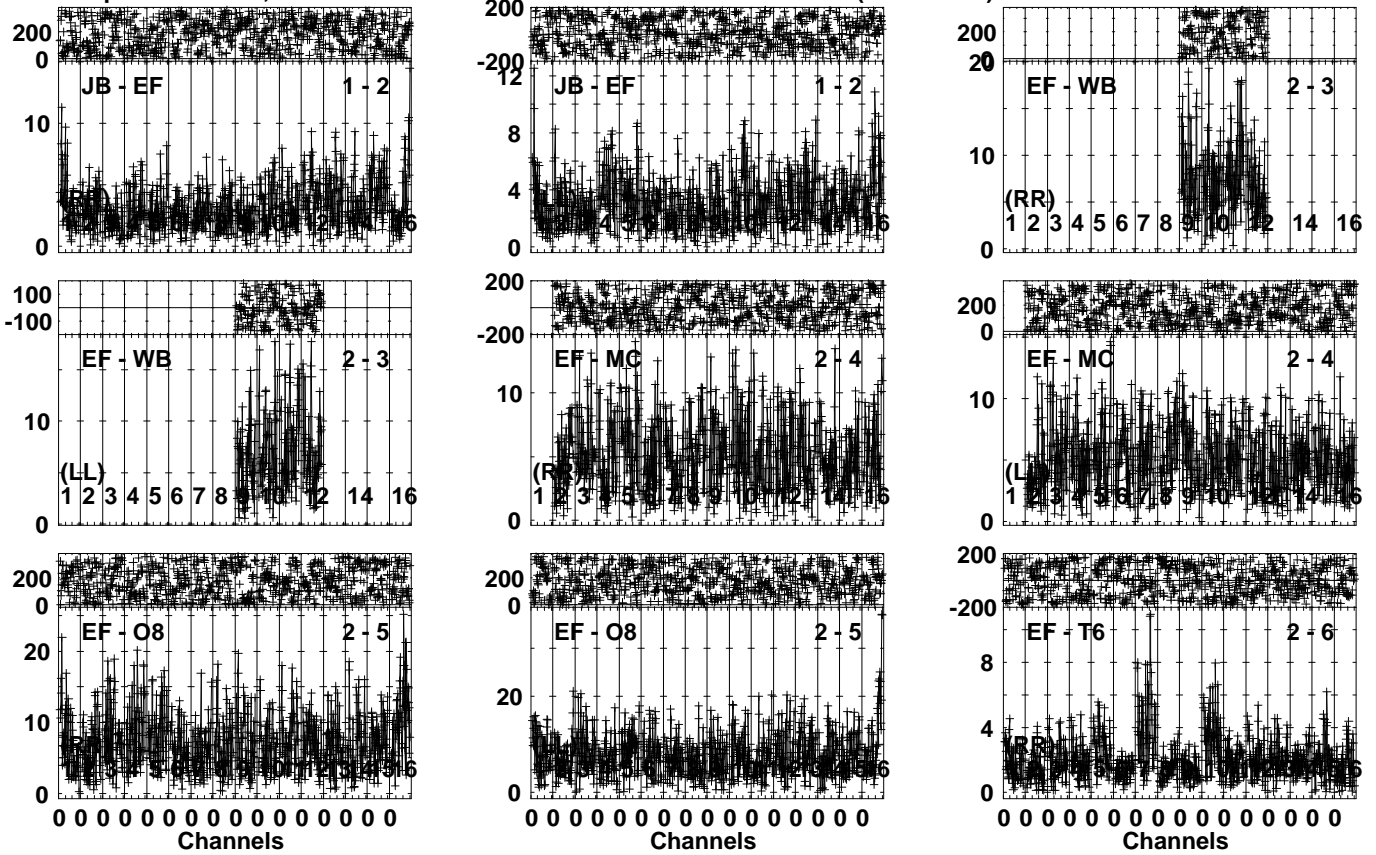


Lower frame: Milli Ampl Jy Top frame: Phas deg
Vector averaged cross-power spectrum Several baselines displayed
Timerange: 00/13:47:13 to 00/13:48:09

Plot file version 99 created 23-APR-2024 17:19:59

FRB EB100E 1.UVDATA.1

Freq = 4.6005 GHz, Bw = 32.000 MH Calibrated with CL # 4 and BP # 1 (BP mode 1)

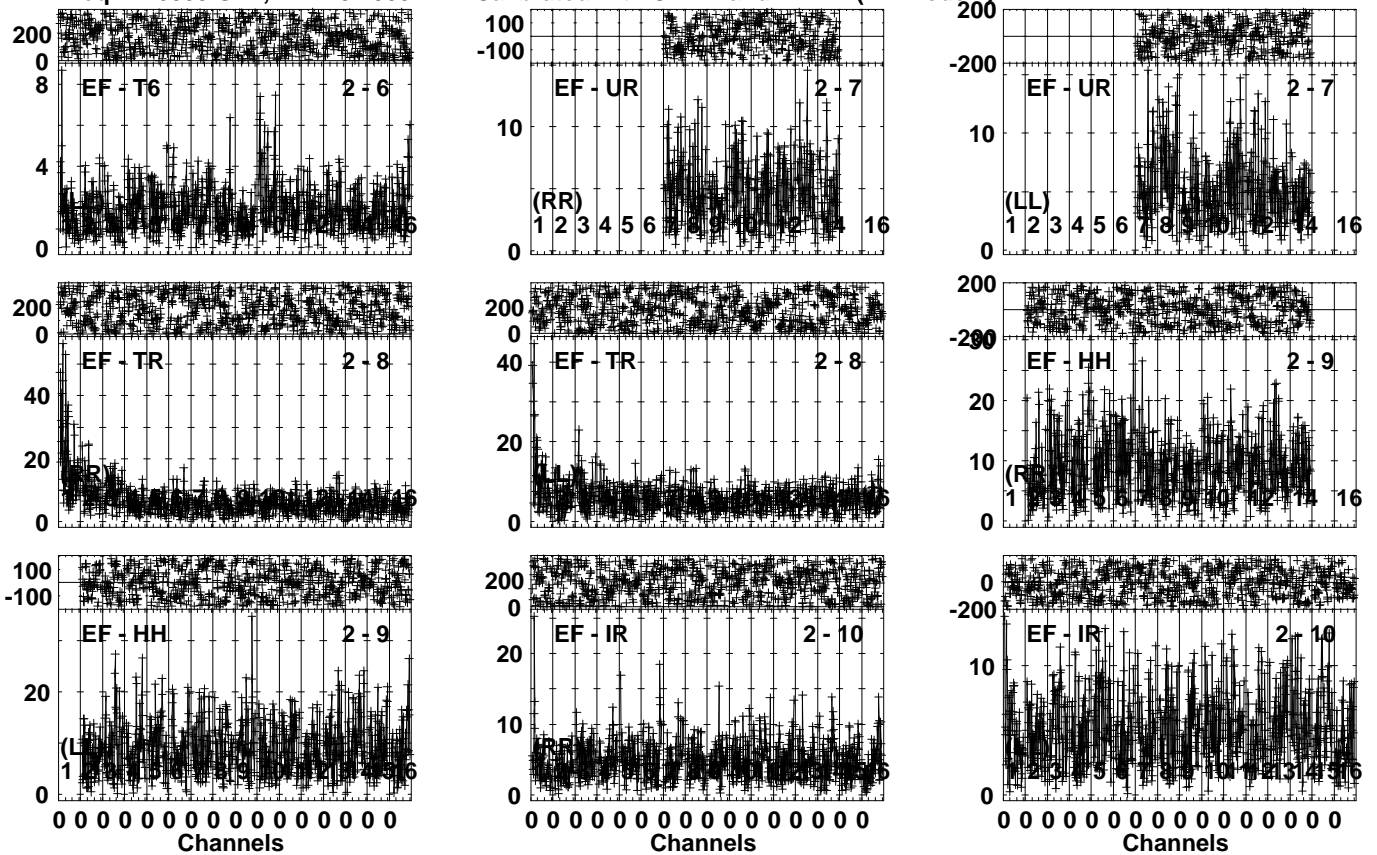


Lower frame: Milli Ampl Jy Top frame: Phas deg
Vector averaged cross-power spectrum Several baselines displayed
Timerange: 00/13:48:11 to 00/13:51:39

Plot file version 100 created 23-APR-2024 17:20:00

FRB EB100E 1.UVDATA.1

Freq = 4.6005 GHz, Bw = 32.000 MH Calibrated with CL # 4 and BP # 1 (BP mode 1)

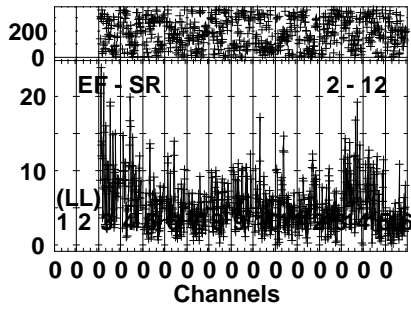
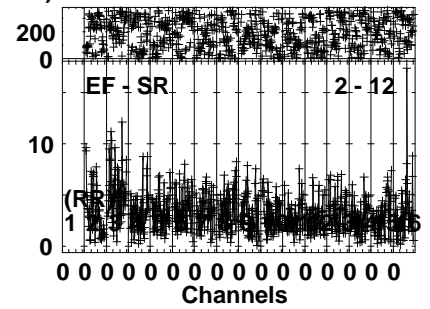
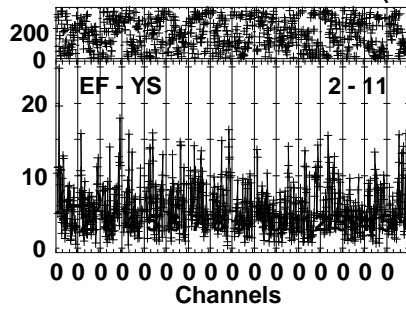
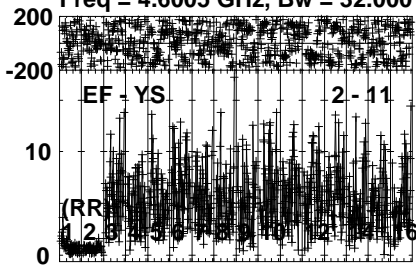


Lower frame: Milli Ampl Jy Top frame: Phas deg
Vector averaged cross-power spectrum Several baselines displayed
Timerange: 00/13:48:11 to 00/13:51:39

Plot file version 101 created 23-APR-2024 17:20:01

FRB EB100E 1.UVDATA.1

Freq = 4.6005 GHz, Bw = 32.000 MH Calibrated with CL # 4 and BP # 1 (BP mode 1)

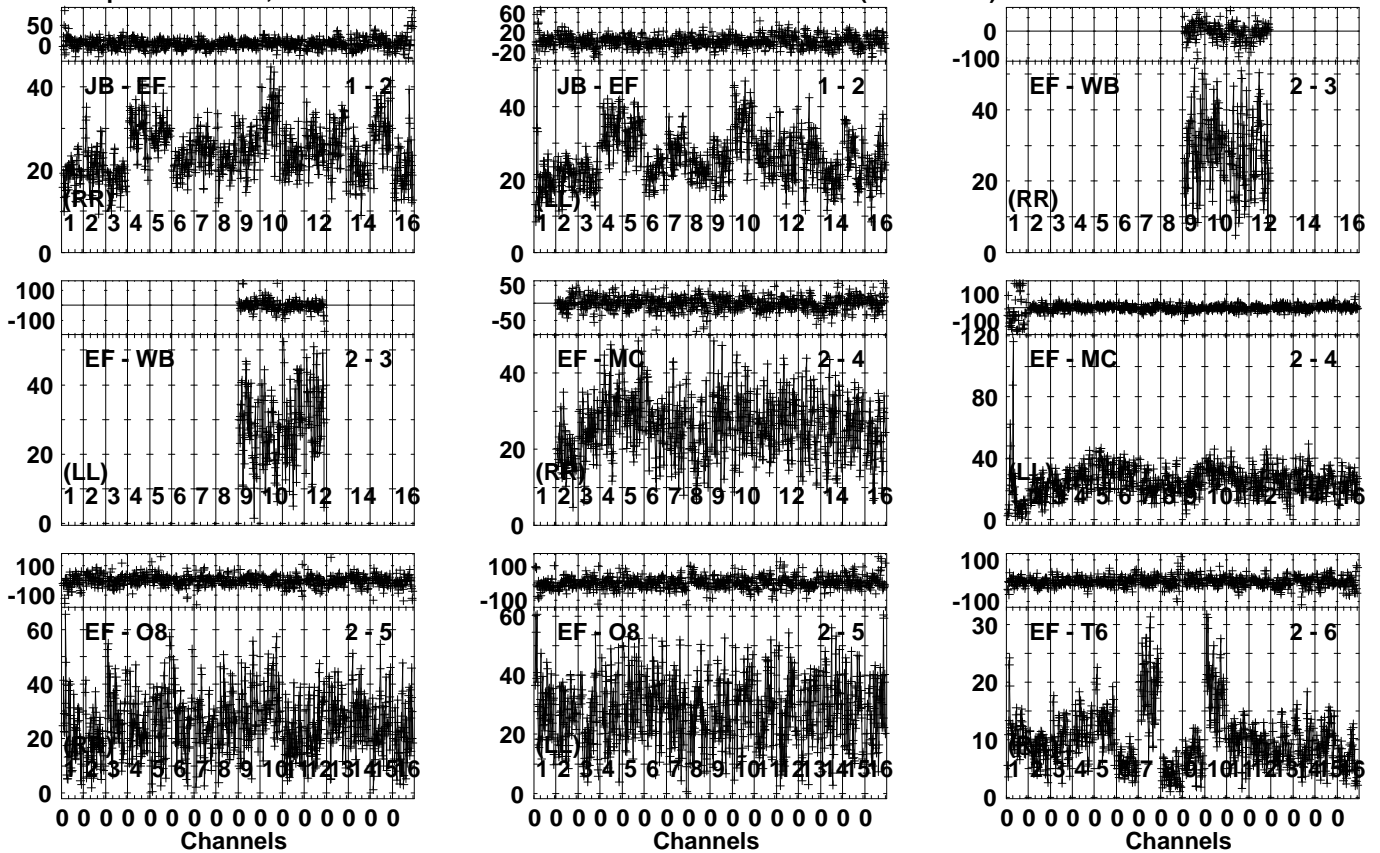


Lower frame: Milli Ampl Jy Top frame: Phas deg
Vector averaged cross-power spectrum Several baselines displayed
Timerange: 00/13:48:11 to 00/13:51:39

Plot file version 102 created 23-APR-2024 17:20:01

J0529+3209 EB100E 1.UVDATA.1

Freq = 4.6005 GHz, Bw = 32.000 MH Calibrated with CL # 4 and BP # 1 (BP mode 1)

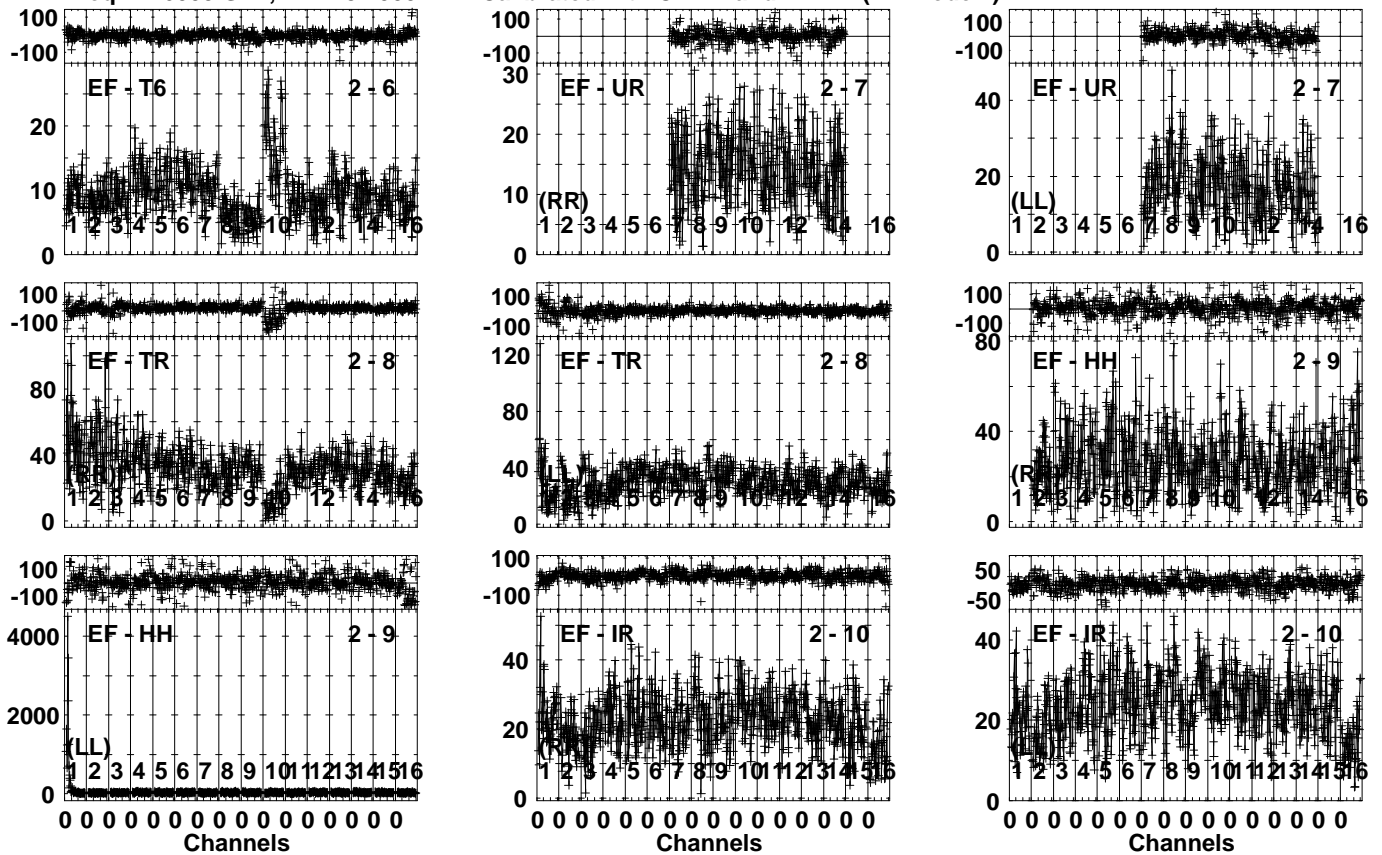


Lower frame: Milli Ampl Jy Top frame: Phas deg
Vector averaged cross-power spectrum Several baselines displayed
Timerange: 00/13:51:43 to 00/13:53:09

Plot file version 103 created 23-APR-2024 17:20:02

J0529+3209 EB100E 1.UVDATA.1

Freq = 4.6005 GHz, Bw = 32.000 MH Calibrated with CL # 4 and BP # 1 (BP mode 1)

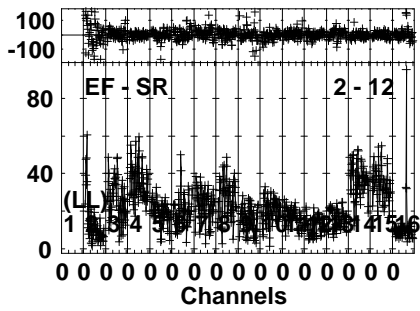
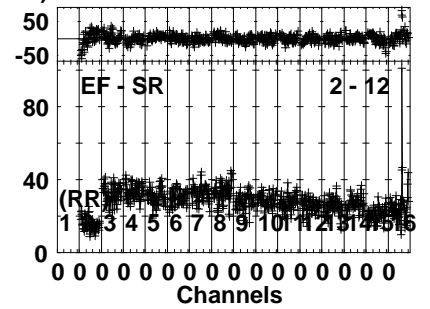
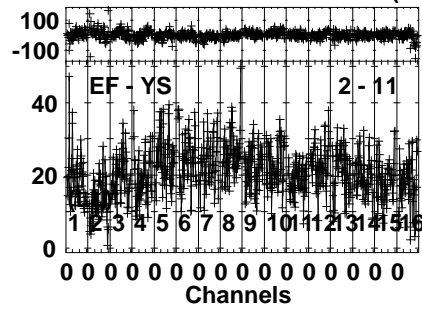
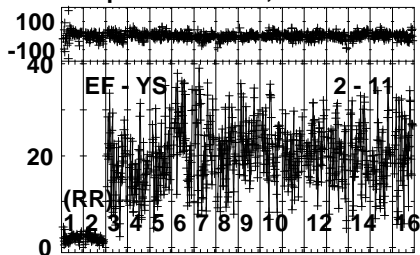


Lower frame: Milli Ampl Jy Top frame: Phas deg
Vector averaged cross-power spectrum Several baselines displayed
Timerange: 00/13:51:43 to 00/13:53:09

Plot file version 104 created 23-APR-2024 17:20:02

J0529+3209 EB100E 1.UVDATA.1

Freq = 4.6005 GHz, Bw = 32.000 MH Calibrated with CL # 4 and BP # 1 (BP mode 1)

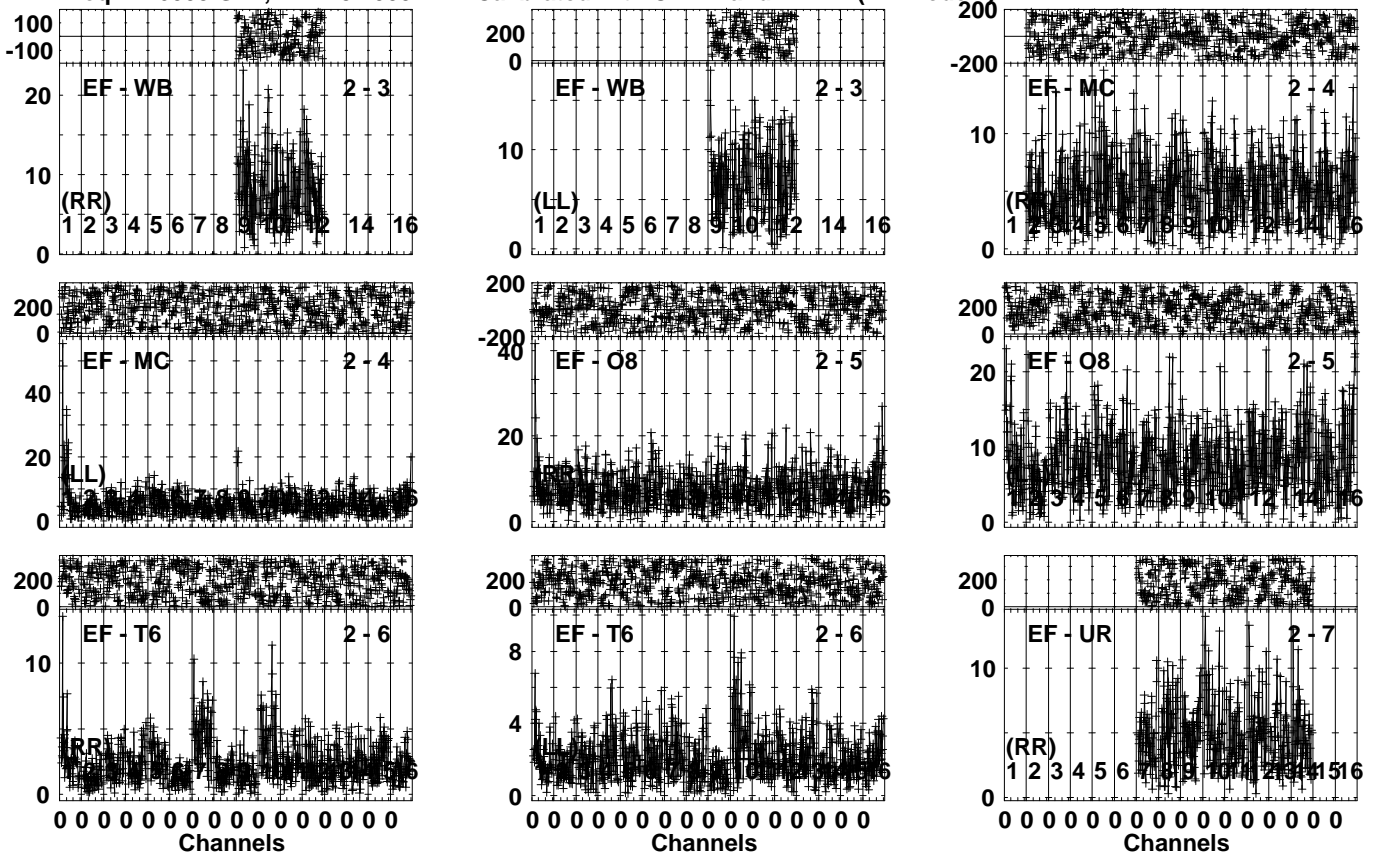


Lower frame: Milli Ampl Jy Top frame: Phas deg
Vector averaged cross-power spectrum Several baselines displayed
Timerange: 00/13:51:43 to 00/13:53:09

Plot file version 105 created 23-APR-2024 17:20:03

FRB EB100E 1.UVDATA.1

Freq = 4.6005 GHz, Bw = 32.000 MH Calibrated with CL # 4 and BP # 1 (BP mode 1)

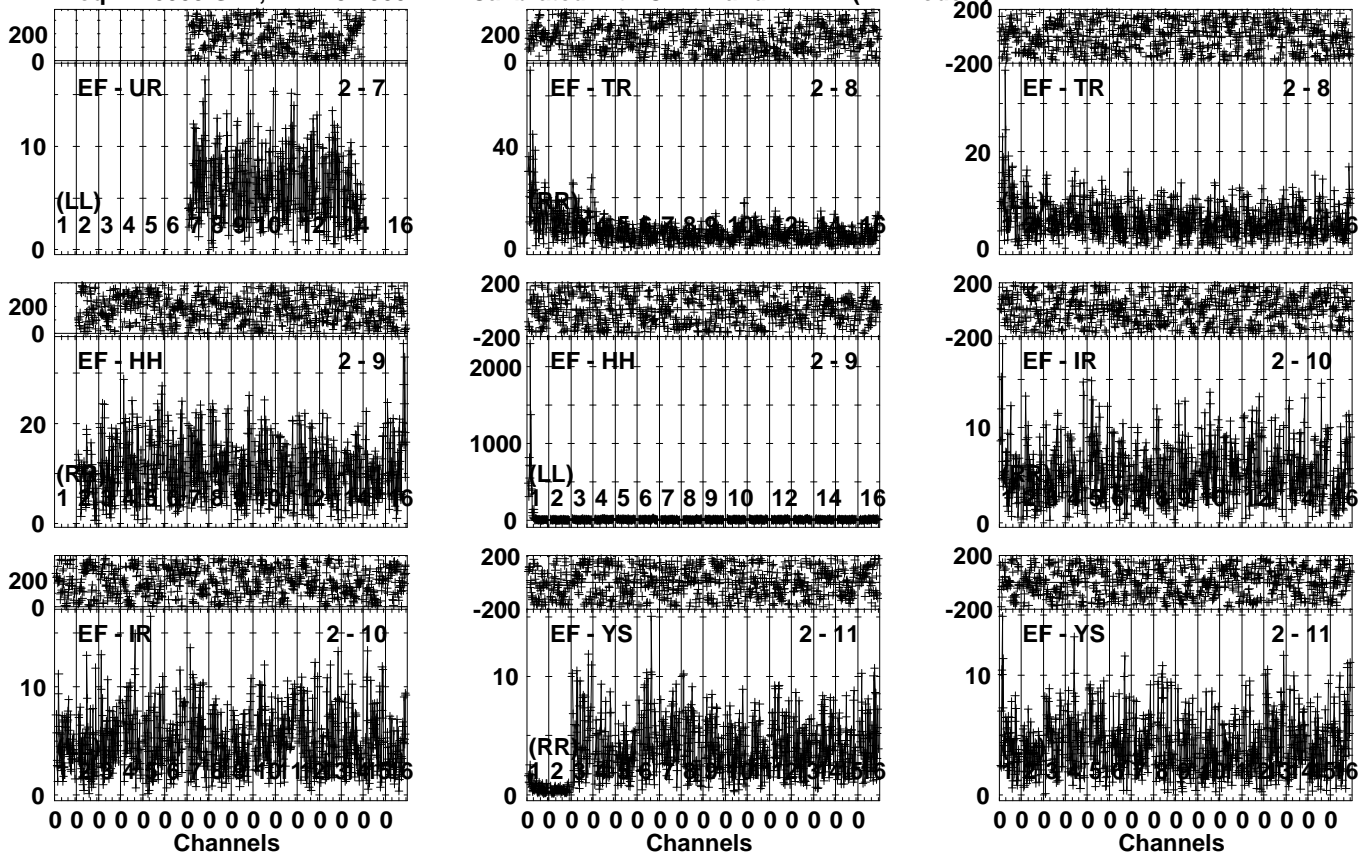


Lower frame: Milli Ampl Jy Top frame: Phas deg
Vector averaged cross-power spectrum Several baselines displayed
Timerange: 00/13:53:11 to 00/13:56:39

Plot file version 106 created 23-APR-2024 17:20:03

FRB EB100E 1.UVDATA.1

Freq = 4.6005 GHz, Bw = 32.000 MH Calibrated with CL # 4 and BP # 1 (BP mode 1)

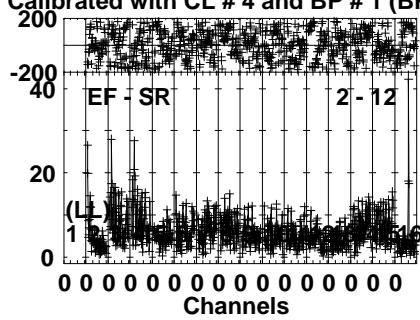
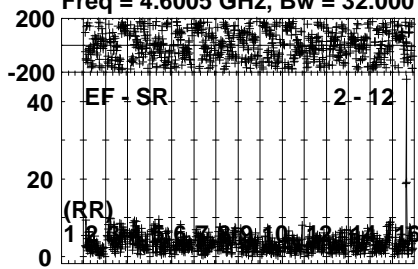


Lower frame: Milli Ampl Jy Top frame: Phas deg
Vector averaged cross-power spectrum Several baselines displayed
Timerange: 00/13:53:11 to 00/13:56:39

Plot file version 107 created 23-APR-2024 17:20:04

FRB EB100E 1.UVDATA.1

Freq = 4.6005 GHz, Bw = 32.000 MH Calibrated with CL # 4 and BP # 1 (BP mode 1)

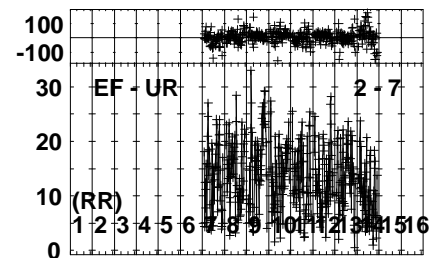
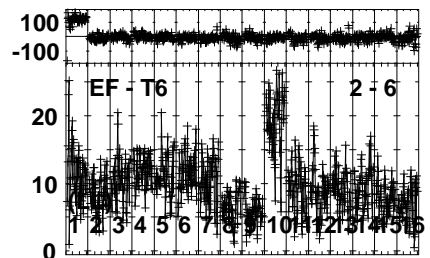
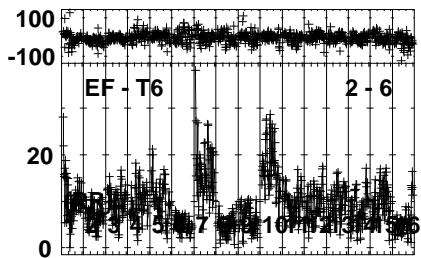
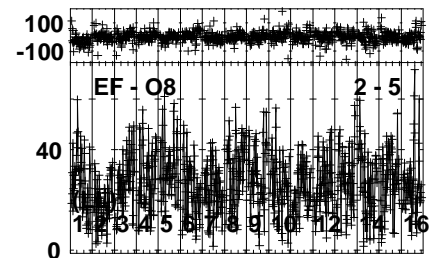
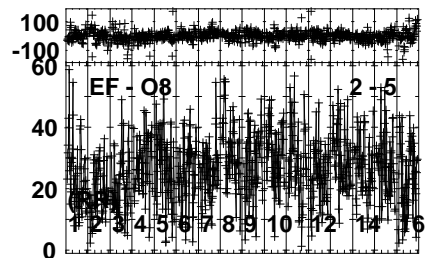
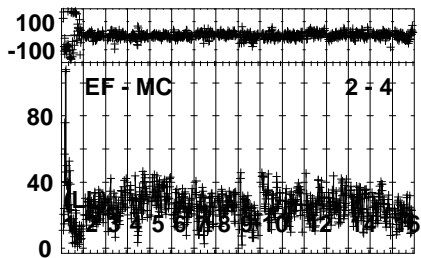
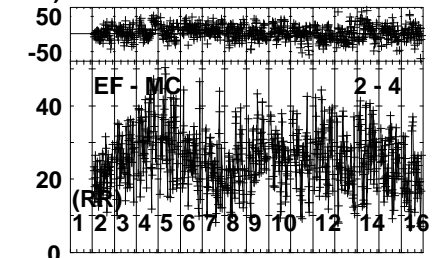
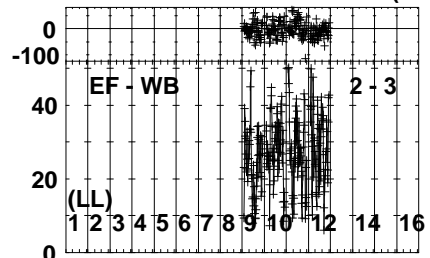
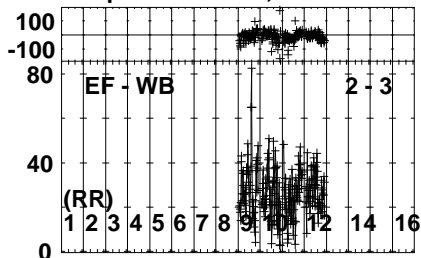


Lower frame: Milli Ampl Jy Top frame: Phas deg
Vector averaged cross-power spectrum Several baselines displayed
Timerange: 00/13:53:11 to 00/13:56:39

Plot file version 108 created 23-APR-2024 17:20:04

J0529+3209 EB100E 1.UVDATA.1

Freq = 4.6005 GHz, Bw = 32.000 MH Calibrated with CL # 4 and BP # 1 (BP mode 1)

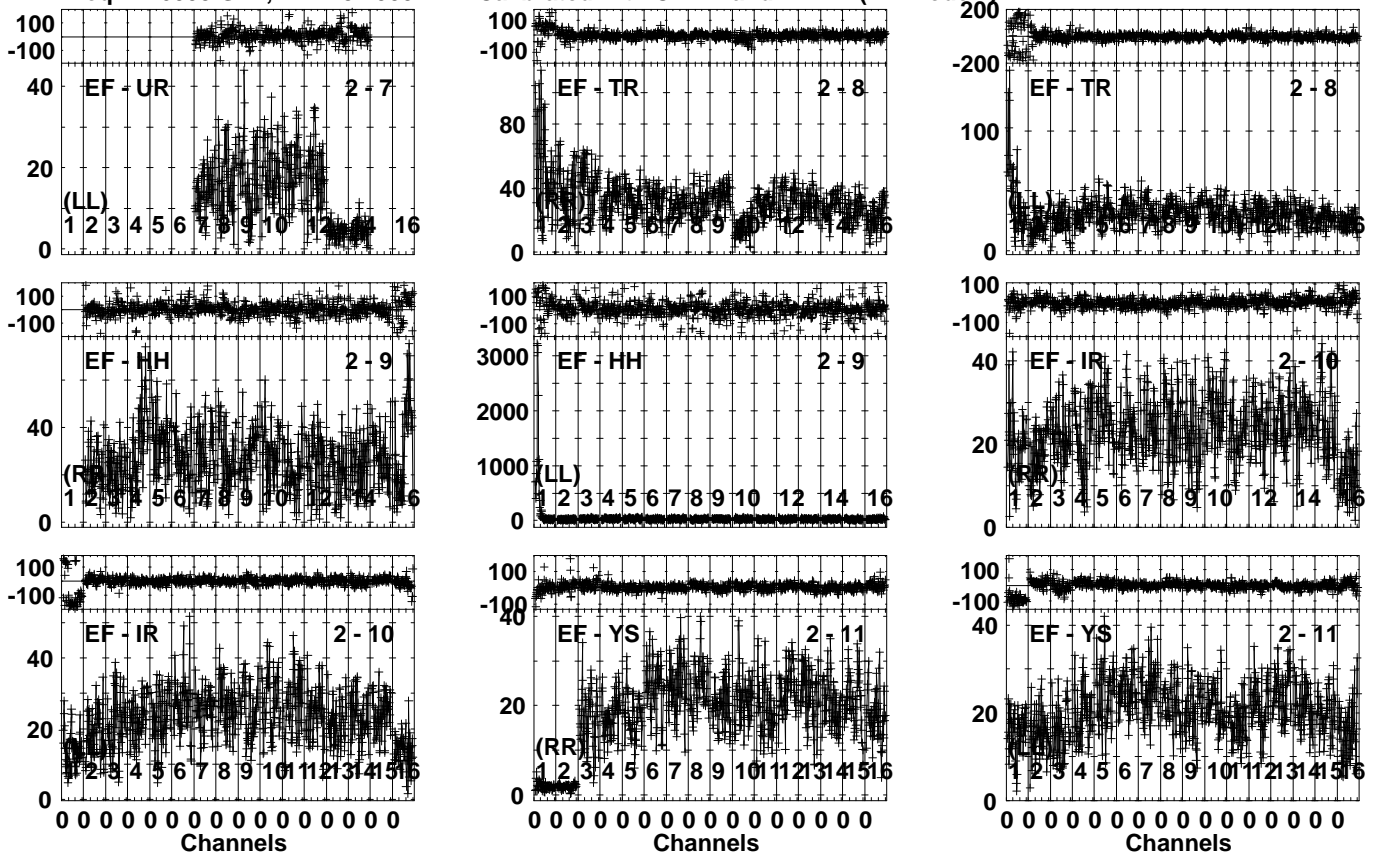


Lower frame: Milli Ampl Jy Top frame: Phas deg
Vector averaged cross-power spectrum Several baselines displayed
Timerange: 00/13:57:13 to 00/13:58:09

Plot file version 109 created 23-APR-2024 17:20:05

J0529+3209 EB100E 1.UVDATA.1

Freq = 4.6005 GHz, Bw = 32.000 MH Calibrated with CL # 4 and BP # 1 (BP mode 1)

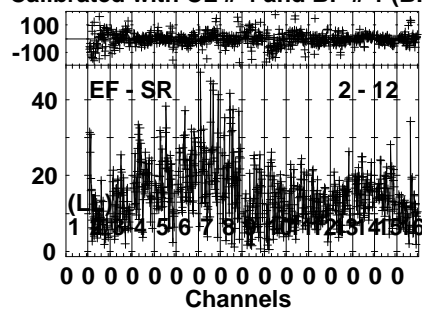
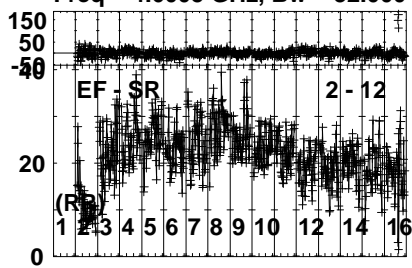


Lower frame: Milli Ampl Jy Top frame: Phas deg
Vector averaged cross-power spectrum Several baselines displayed
Timerange: 00/13:57:13 to 00/13:58:09

Plot file version 110 created 23-APR-2024 17:20:05

J0529+3209 EB100E 1.UVDATA.1

Freq = 4.6005 GHz, Bw = 32.000 MH Calibrated with CL # 4 and BP # 1 (BP mode 1)

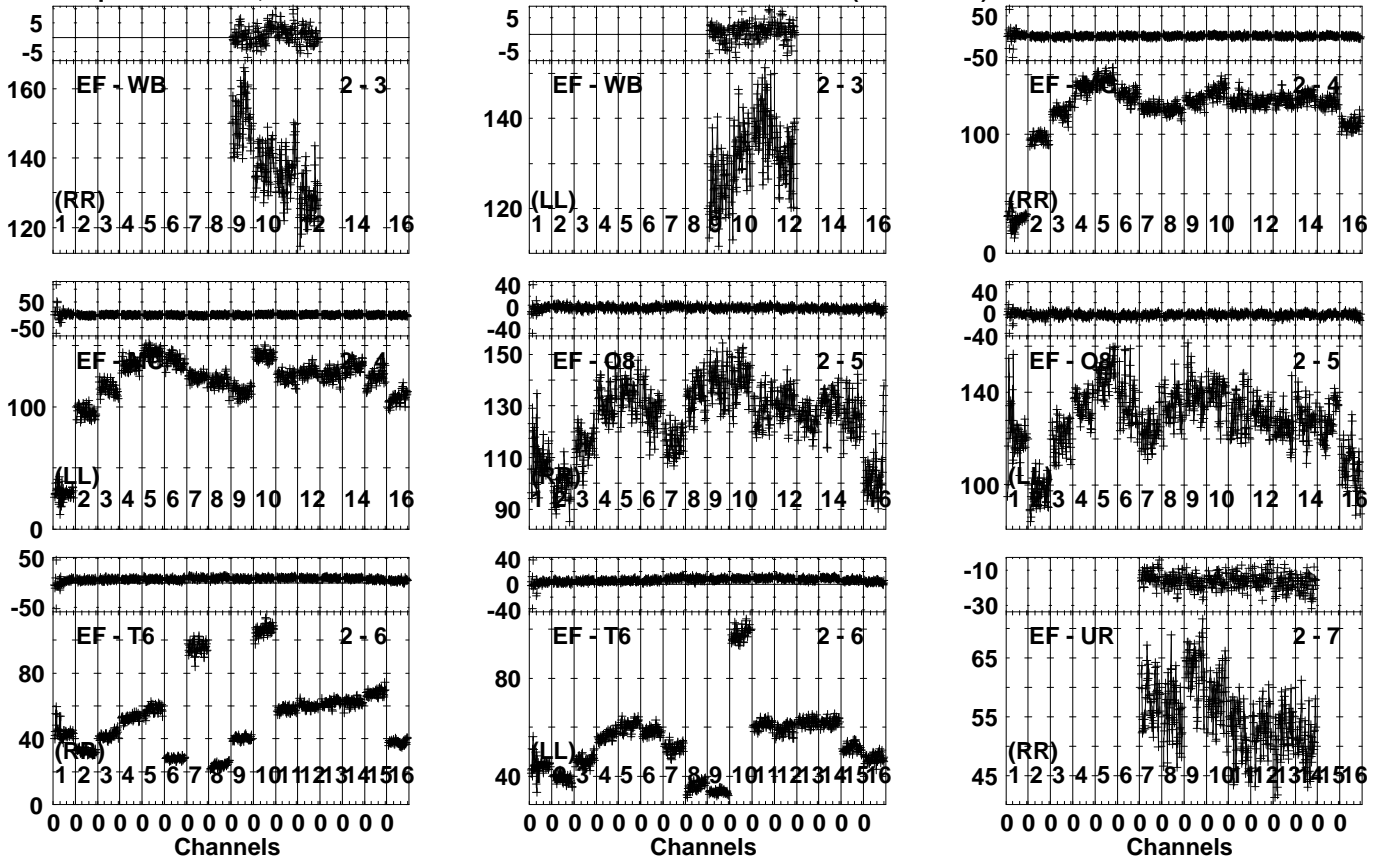


Lower frame: Milli Ampl Jy Top frame: Phas deg
Vector averaged cross-power spectrum Several baselines displayed
Timerange: 00/13:57:13 to 00/13:58:09

Plot file version 111 created 23-APR-2024 17:20:06

J0518+3306 EB100E 1.UVDATA.1

Freq = 4.6005 GHz, Bw = 32.000 MH Calibrated with CL # 4 and BP # 1 (BP mode 1)

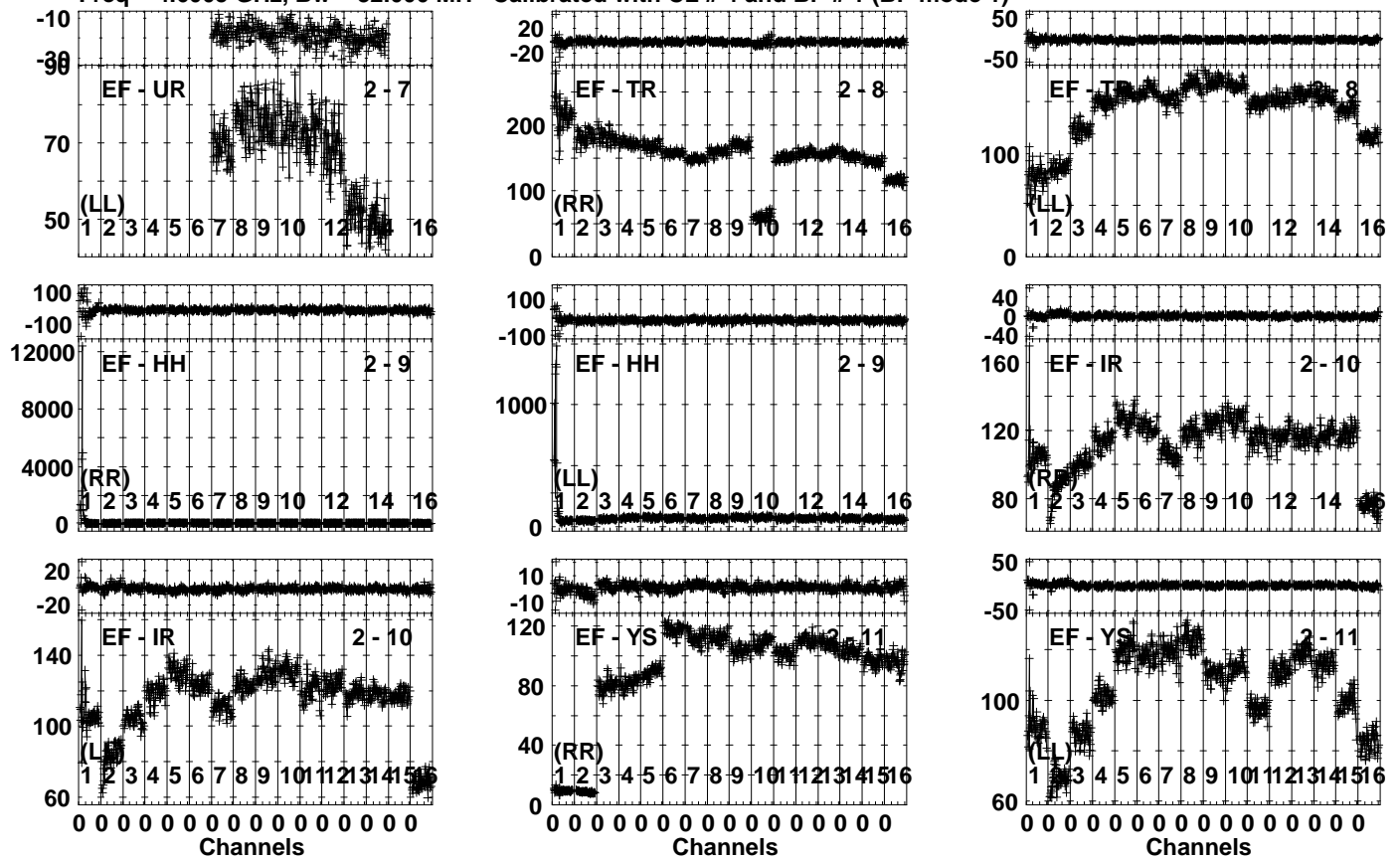


Lower frame: Milli Ampl Jy Top frame: Phas deg
Vector averaged cross-power spectrum Several baselines displayed
Timerange: 00/13:58:43 to 00/14:01:39

Plot file version 112 created 23-APR-2024 17:20:06

J0518+3306 EB100E 1.UVDATA.1

Freq = 4.6005 GHz, Bw = 32.000 MH Calibrated with CL # 4 and BP # 1 (BP mode 1)

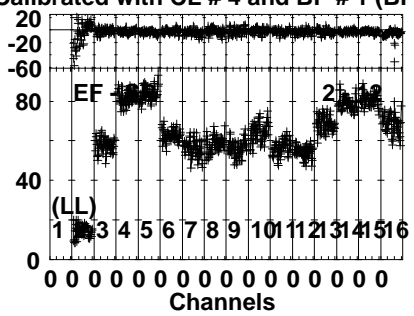
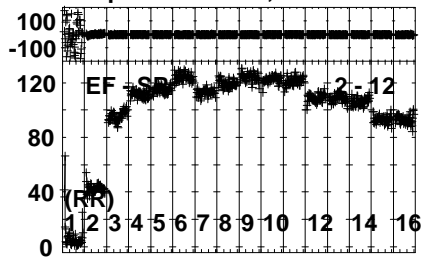


Lower frame: Milli Ampl Jy Top frame: Phas deg
Vector averaged cross-power spectrum Several baselines displayed
Timerange: 00/13:58:43 to 00/14:01:39

Plot file version 113 created 23-APR-2024 17:20:07

J0518+3306 EB100E 1.UVDATA.1

Freq = 4.6005 GHz, Bw = 32.000 MH Calibrated with CL # 4 and BP # 1 (BP mode 1)

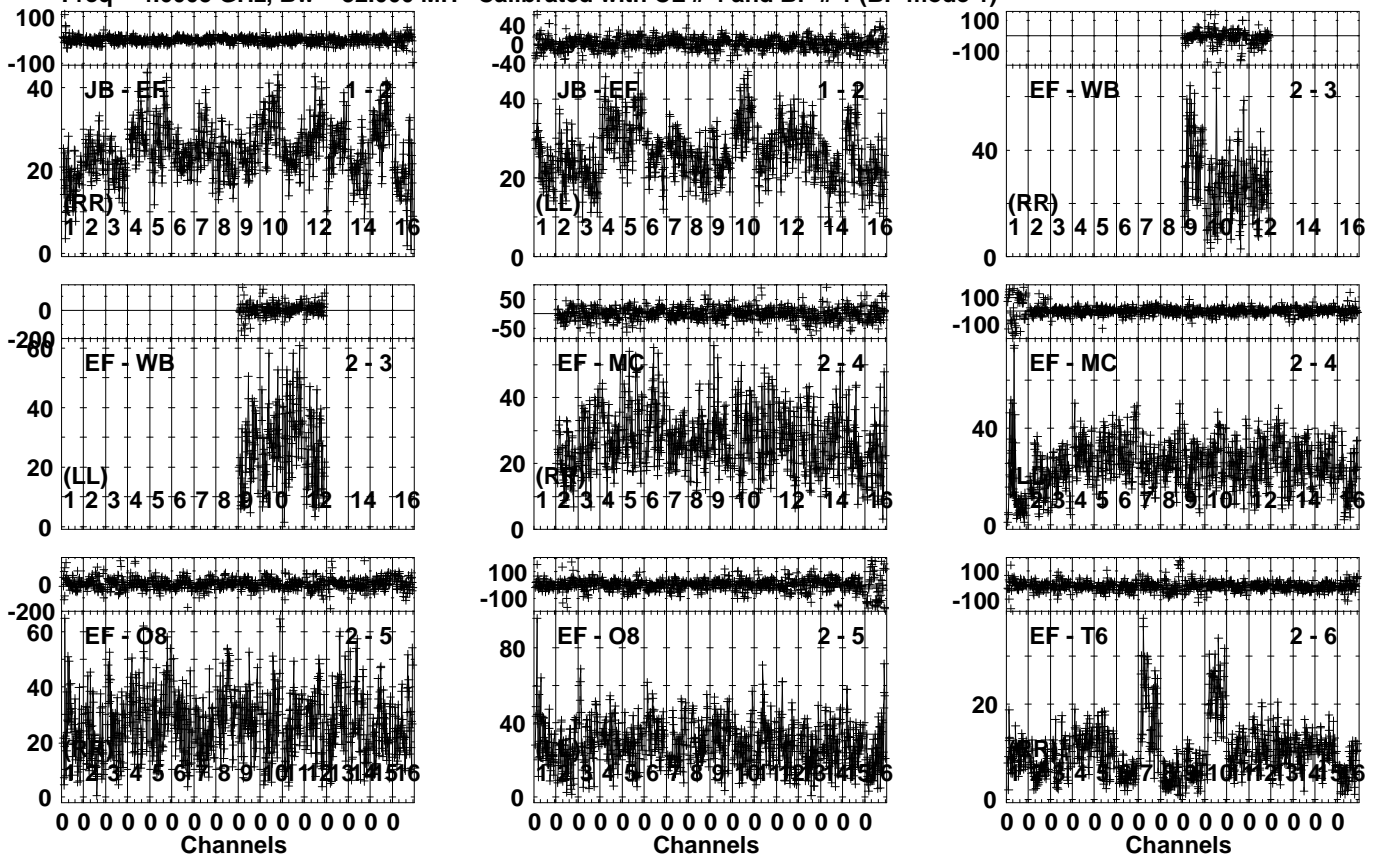


Lower frame: Milli Ampl Jy Top frame: Phas deg
Vector averaged cross-power spectrum Several baselines displayed
Timerange: 00/13:58:43 to 00/14:01:39

Plot file version 114 created 23-APR-2024 17:20:07

J0529+3209 EB100E 1.UVDATA.1

Freq = 4.6005 GHz, Bw = 32.000 MH Calibrated with CL # 4 and BP # 1 (BP mode 1)

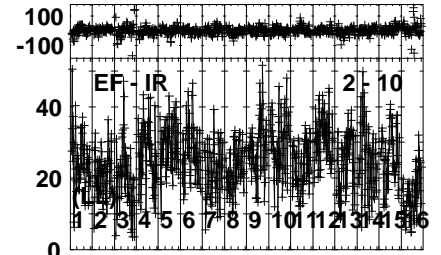
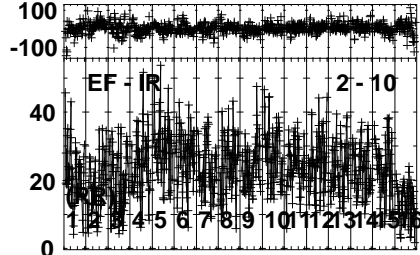
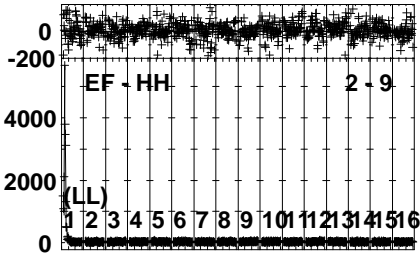
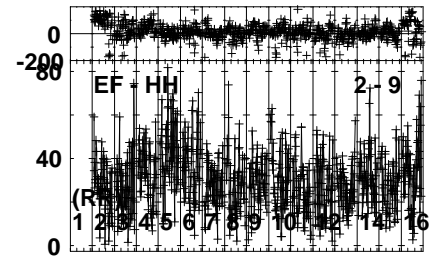
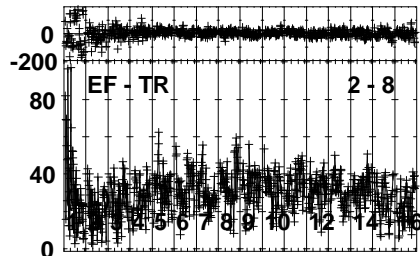
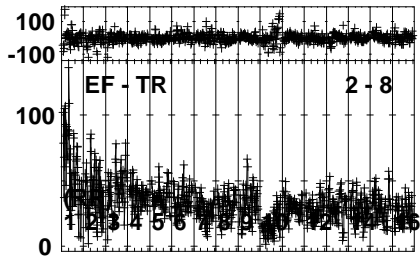
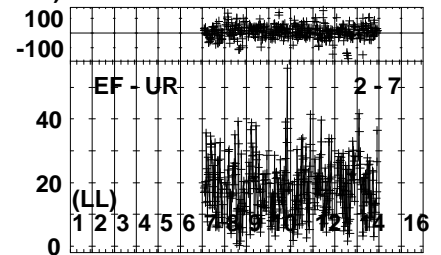
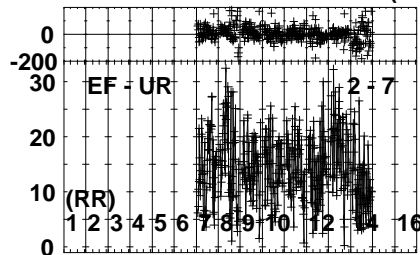
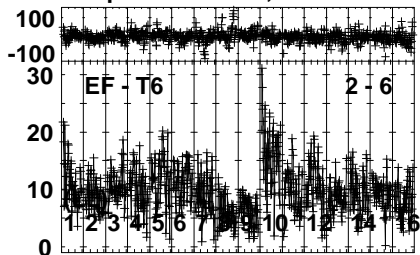


Lower frame: Milli Ampl Jy Top frame: Phas deg
Vector averaged cross-power spectrum Several baselines displayed
Timerange: 00/14:01:41 to 00/14:03:09

Plot file version 115 created 23-APR-2024 17:20:07

J0529+3209 EB100E 1.UVDATA.1

Freq = 4.6005 GHz, Bw = 32.000 MH Calibrated with CL # 4 and BP # 1 (BP mode 1)



0 0 0 0 0 0 0 0 0 0 0 0 0 0 0 0
Channels

0 0 0 0 0 0 0 0 0 0 0 0 0 0 0 0
Channels

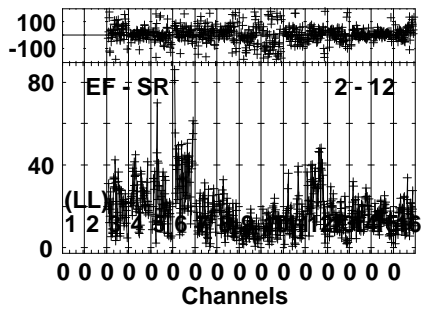
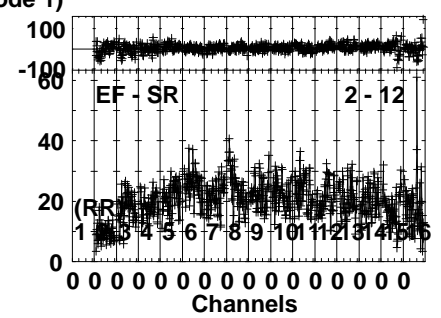
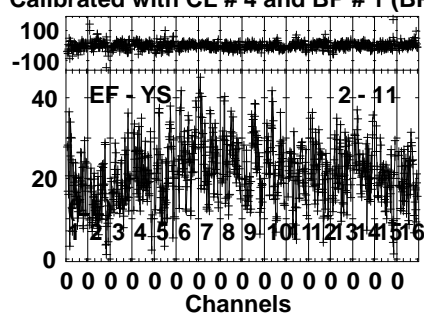
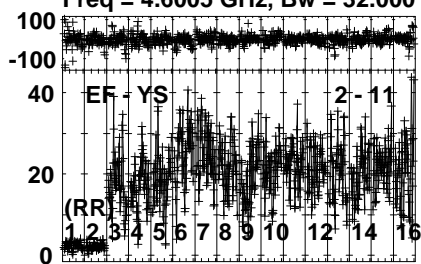
0 0 0 0 0 0 0 0 0 0 0 0 0 0 0 0
Channels

Lower frame: Milli Ampl Jy Top frame: Phas deg
Vector averaged cross-power spectrum Several baselines displayed
Timerange: 00/14:01:41 to 00/14:03:09

Plot file version 116 created 23-APR-2024 17:20:08

J0529+3209 EB100E 1.UVDATA.1

Freq = 4.6005 GHz, Bw = 32.000 MH Calibrated with CL # 4 and BP # 1 (BP mode 1)

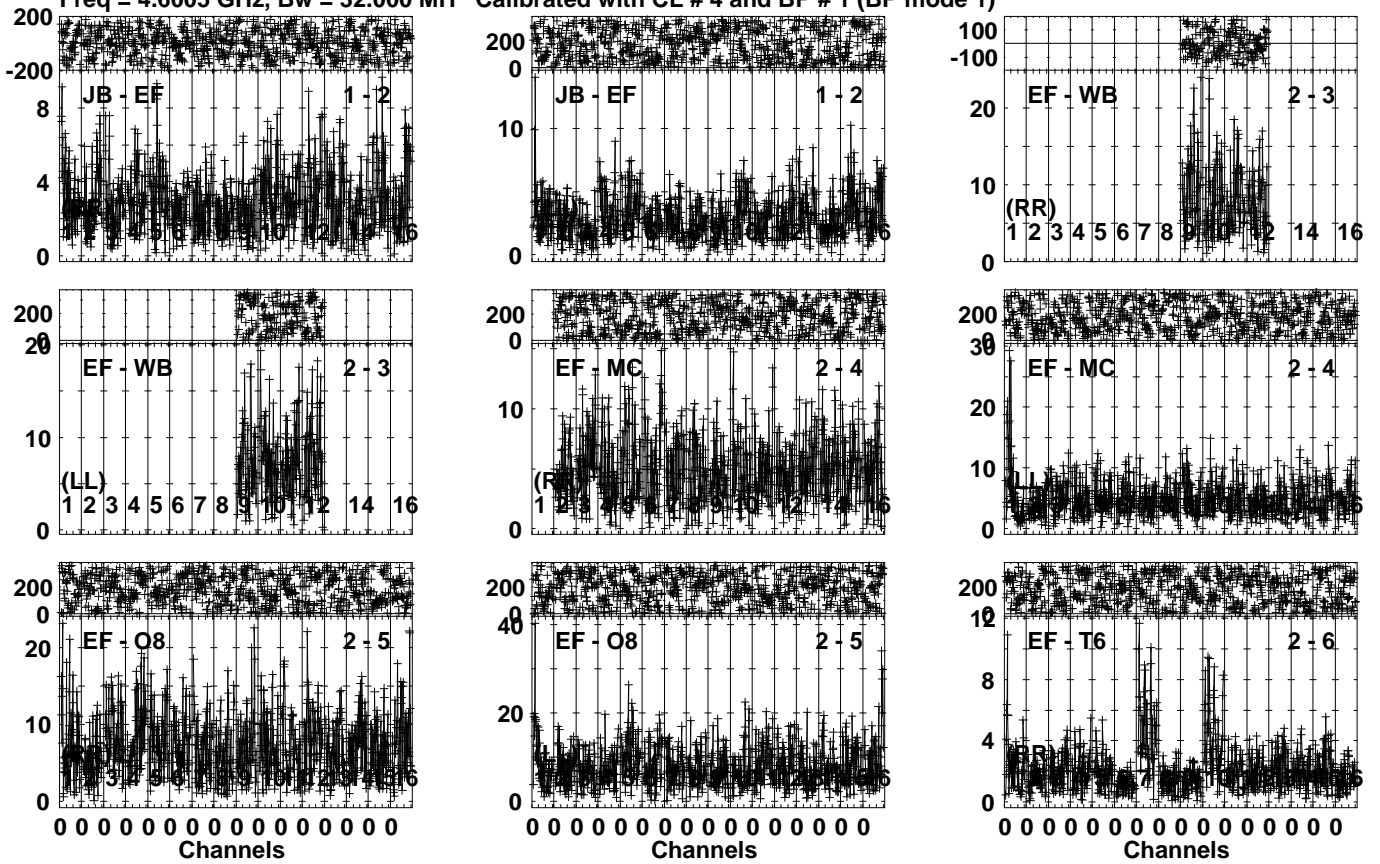


Lower frame: Milli Ampl Jy Top frame: Phas deg
Vector averaged cross-power spectrum Several baselines displayed
Timerange: 00/14:01:41 to 00/14:03:09

Plot file version 117 created 23-APR-2024 17:20:08

FRB EB100E 1.UVDATA.1

Freq = 4.6005 GHz, Bw = 32.000 MH Calibrated with CL # 4 and BP # 1 (BP mode 1)

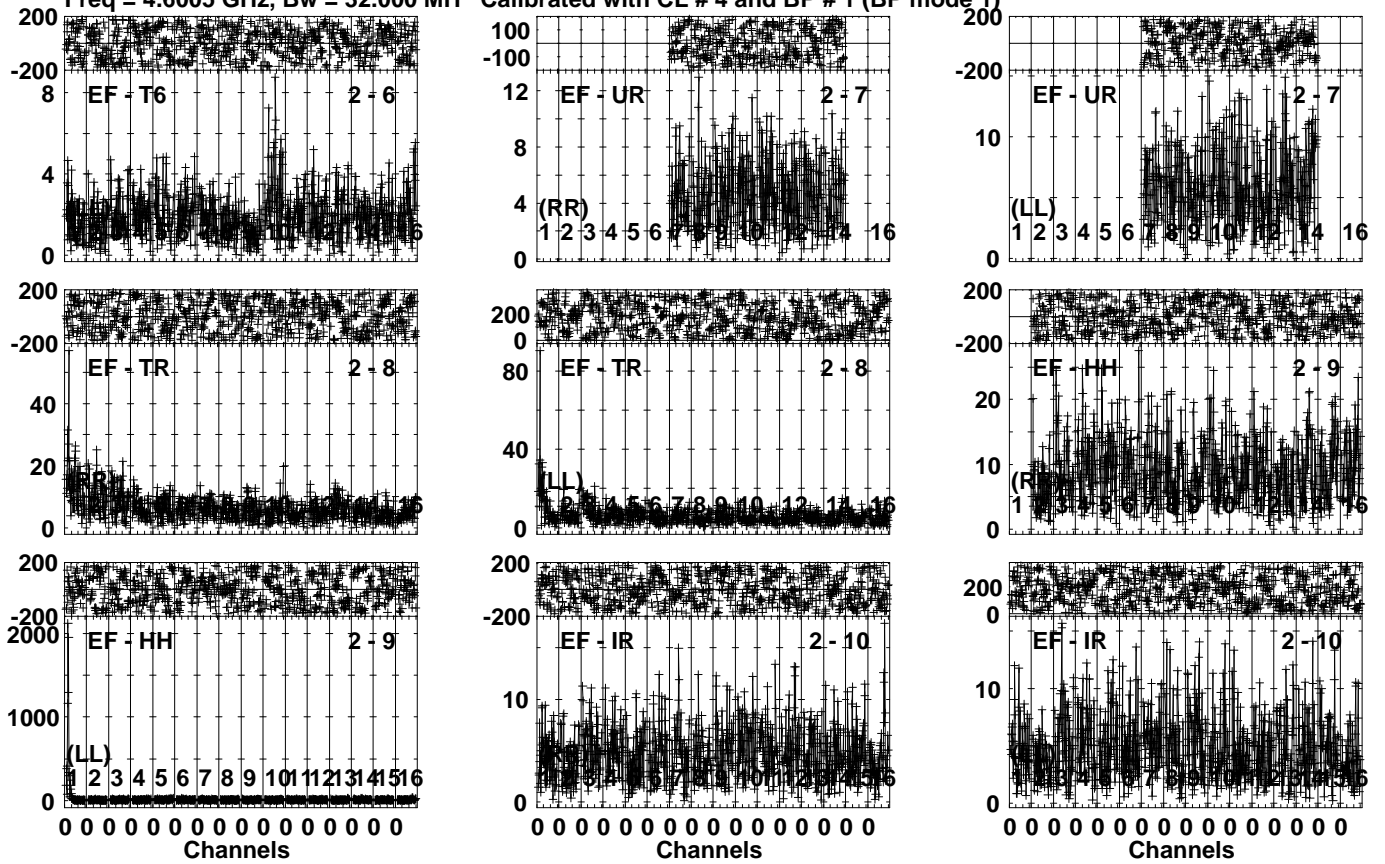


Lower frame: Milli Ampl Jy Top frame: Phas deg
Vector averaged cross-power spectrum Several baselines displayed
Timerange: 00/14:03:11 to 00/14:06:39

Plot file version 118 created 23-APR-2024 17:20:09

FRB EB100E 1.UVDATA.1

Freq = 4.6005 GHz, Bw = 32.000 MH Calibrated with CL # 4 and BP # 1 (BP mode 1)

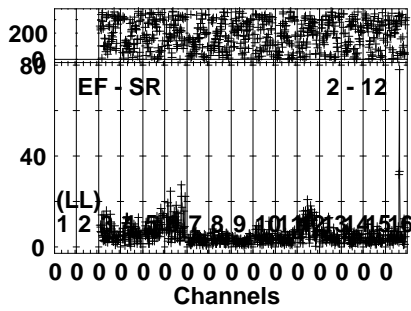
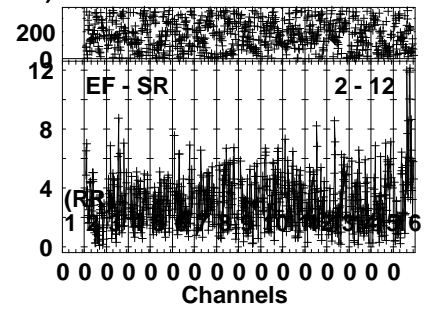
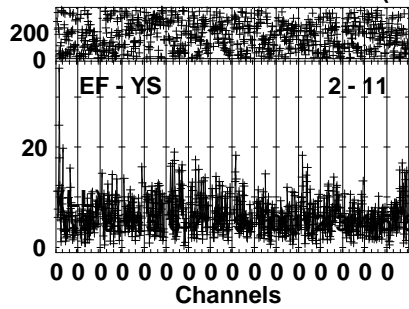
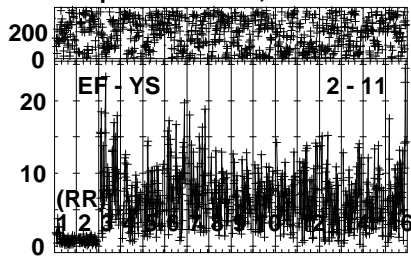


Lower frame: Milli Ampl Jy Top frame: Phas deg
Vector averaged cross-power spectrum Several baselines displayed
Timerange: 00/14:03:11 to 00/14:06:39

Plot file version 119 created 23-APR-2024 17:20:10

FRB EB100E 1.UVDATA.1

Freq = 4.6005 GHz, Bw = 32.000 MH Calibrated with CL # 4 and BP # 1 (BP mode 1)

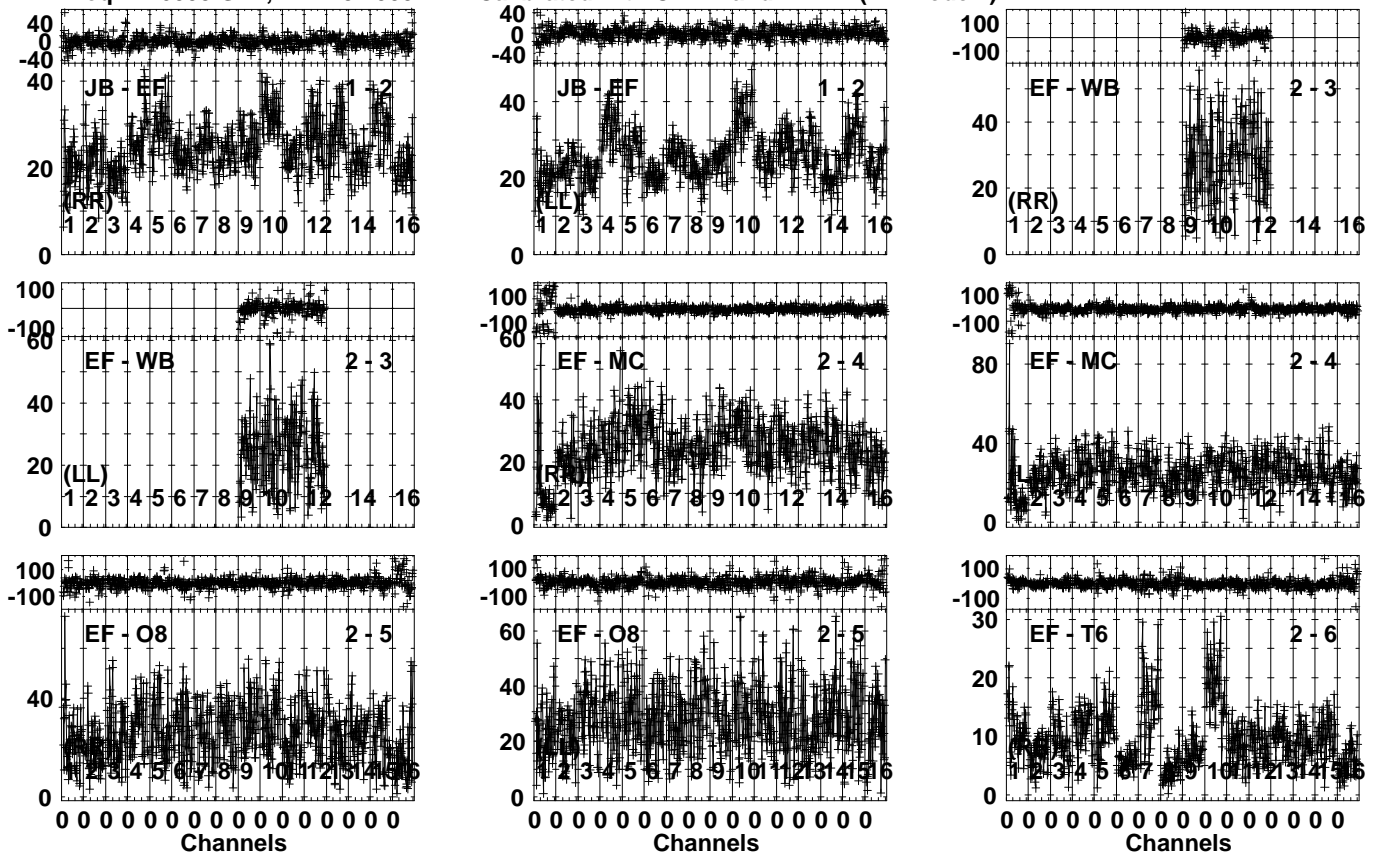


Lower frame: Milli Ampl Jy Top frame: Phas deg
Vector averaged cross-power spectrum Several baselines displayed
Timerange: 00/14:03:11 to 00/14:06:39

Plot file version 120 created 23-APR-2024 17:20:10

J0529+3209 EB100E 1.UVDATA.1

Freq = 4.6005 GHz, Bw = 32.000 MH Calibrated with CL # 4 and BP # 1 (BP mode 1)

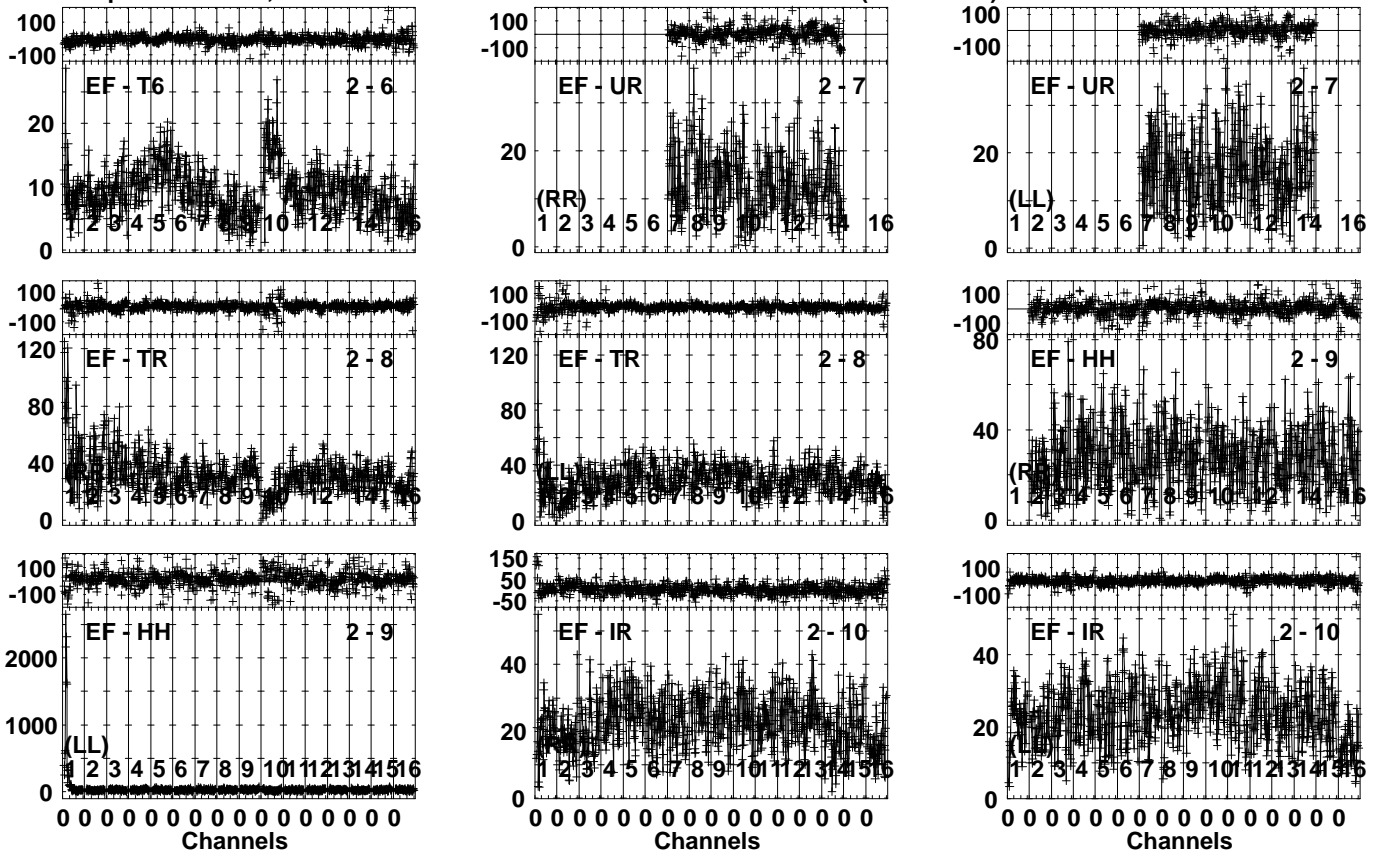


Lower frame: Milli Ampl Jy Top frame: Phas deg
Vector averaged cross-power spectrum Several baselines displayed
Timerange: 00/14:07:13 to 00/14:08:09

Plot file version 121 created 23-APR-2024 17:20:11

J0529+3209 EB100E 1.UVDATA.1

Freq = 4.6005 GHz, Bw = 32.000 MH Calibrated with CL # 4 and BP # 1 (BP mode 1)

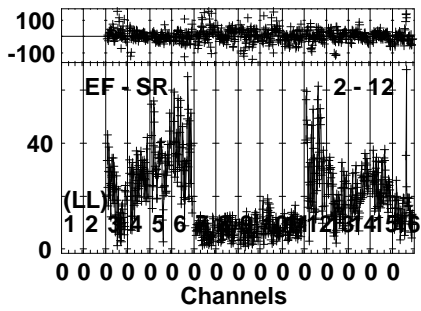
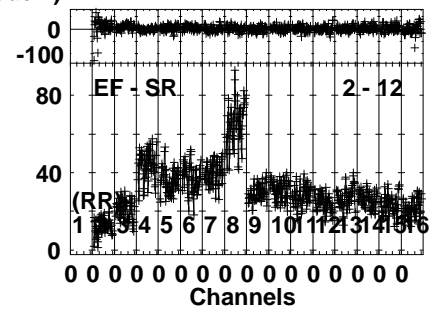
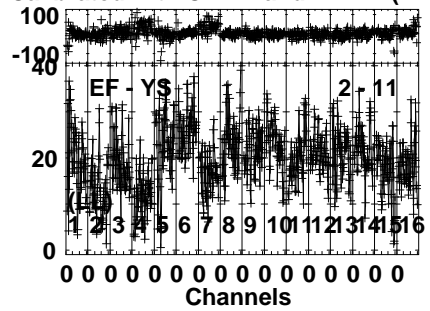
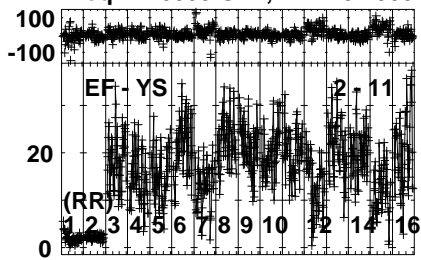


Lower frame: Milli Ampl Jy Top frame: Phas deg
Vector averaged cross-power spectrum Several baselines displayed
Timerange: 00/14:07:13 to 00/14:08:09

Plot file version 122 created 23-APR-2024 17:20:11

J0529+3209 EB100E 1.UVDATA.1

Freq = 4.6005 GHz, Bw = 32.000 MH Calibrated with CL # 4 and BP # 1 (BP mode 1)

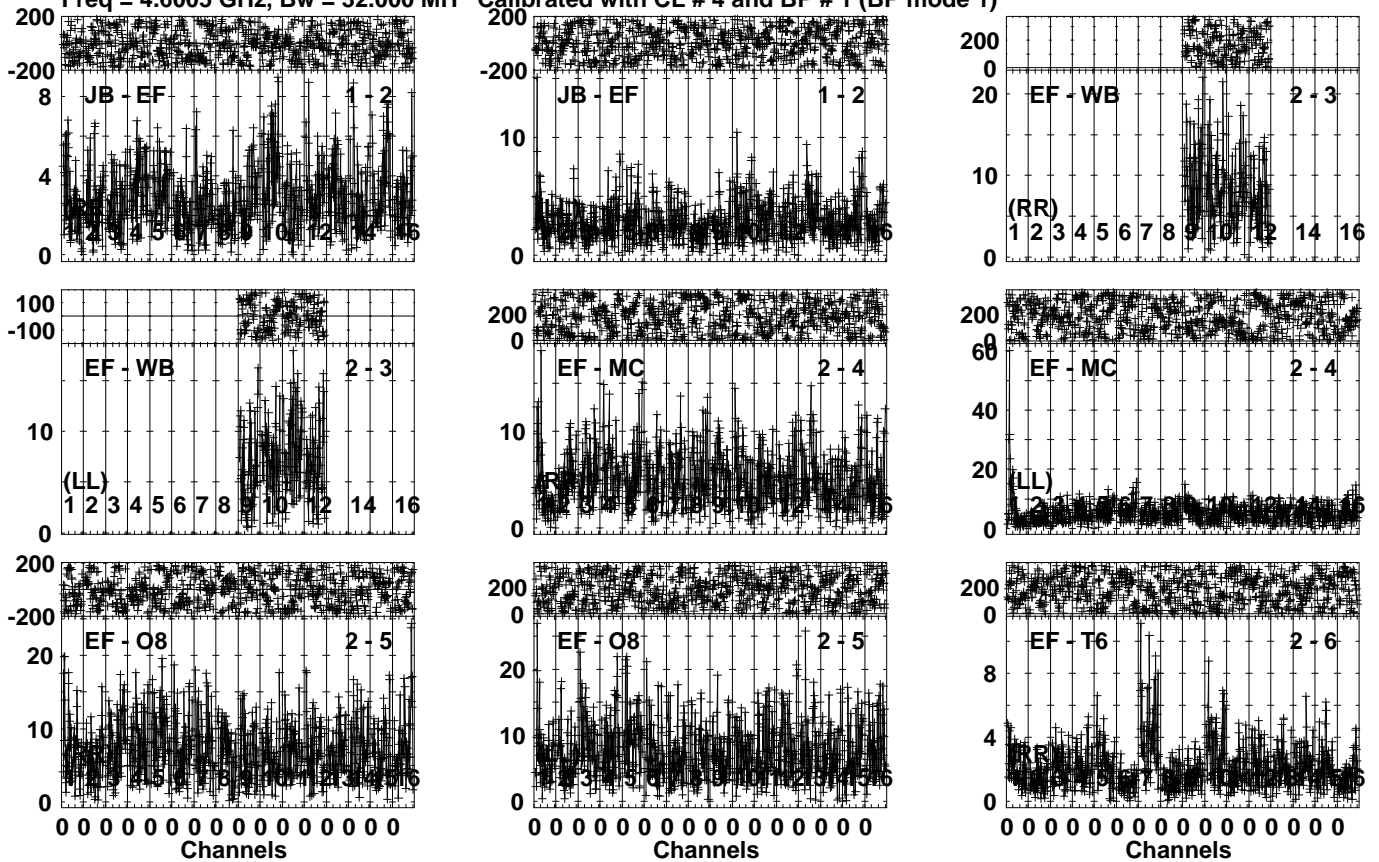


Lower frame: Milli Ampl Jy Top frame: Phas deg
Vector averaged cross-power spectrum Several baselines displayed
Timerange: 00/14:07:13 to 00/14:08:09

Plot file version 123 created 23-APR-2024 17:20:11

FRB EB100E 1.UVDATA.1

Freq = 4.6005 GHz, Bw = 32.000 MH Calibrated with CL # 4 and BP # 1 (BP mode 1)

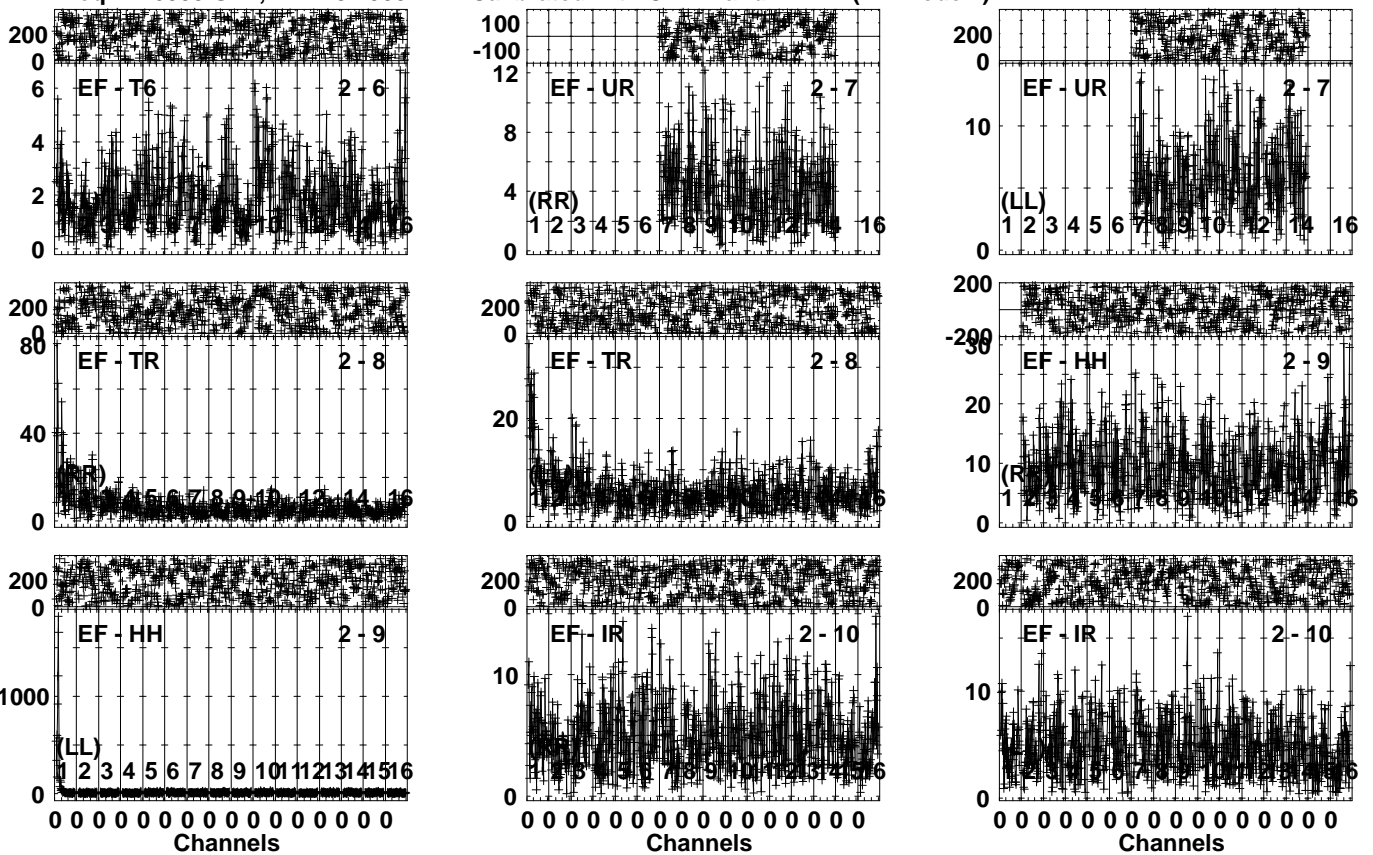


Lower frame: Milli Ampl Jy Top frame: Phas deg
Vector averaged cross-power spectrum Several baselines displayed
Timerange: 00/14:08:13 to 00/14:11:39

Plot file version 124 created 23-APR-2024 17:20:12

FRB EB100E 1.UVDATA.1

Freq = 4.6005 GHz, Bw = 32.000 MH Calibrated with CL # 4 and BP # 1 (BP mode 1)

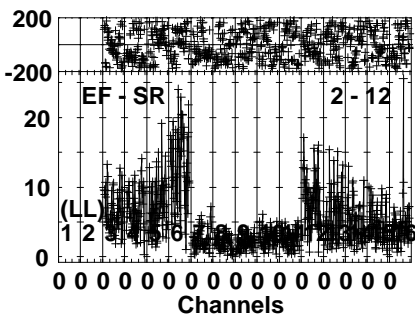
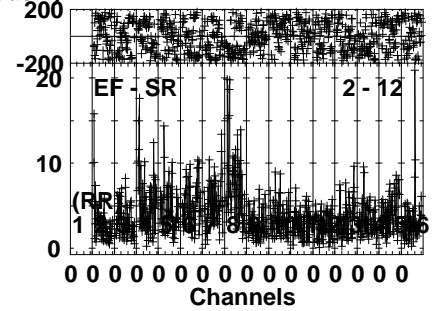
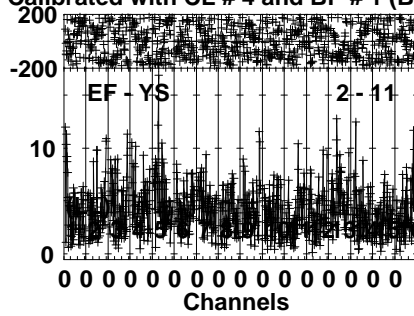
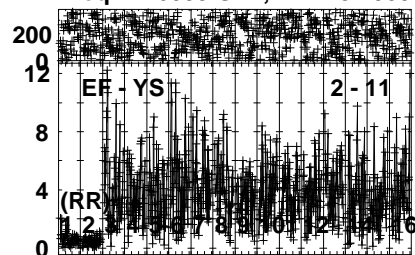


Lower frame: Milli Ampl Jy Top frame: Phas deg
Vector averaged cross-power spectrum Several baselines displayed
Timerange: 00/14:08:13 to 00/14:11:39

Plot file version 125 created 23-APR-2024 17:20:13

FRB EB100E 1.UVDATA.1

Freq = 4.6005 GHz, Bw = 32.000 MH Calibrated with CL # 4 and BP # 1 (BP mode 1)

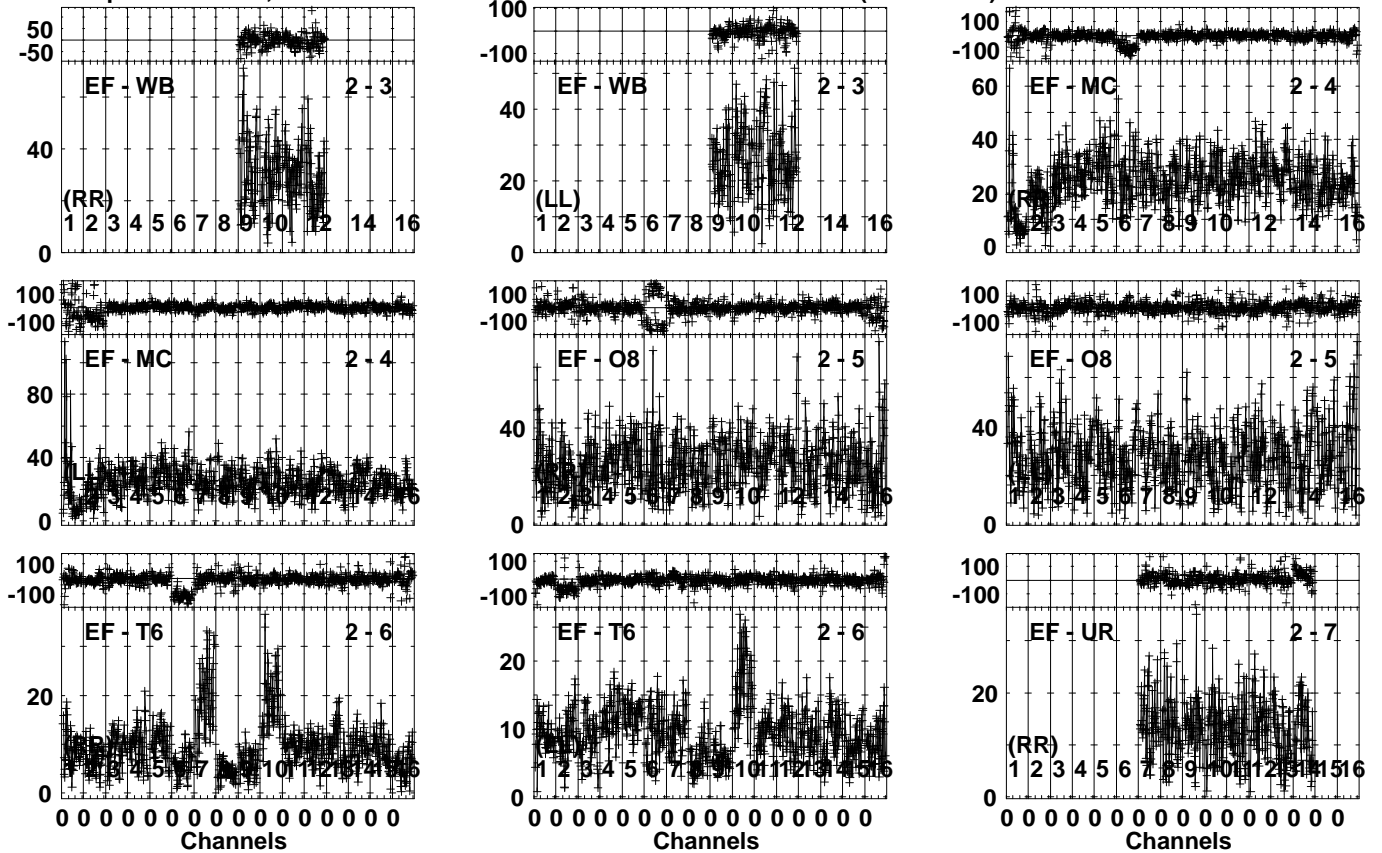


Lower frame: Milli Ampl Jy Top frame: Phas deg
Vector averaged cross-power spectrum Several baselines displayed
Timerange: 00/14:08:13 to 00/14:11:39

Plot file version 126 created 23-APR-2024 17:20:13

J0529+3209 EB100E 1.UVDATA.1

Freq = 4.6005 GHz, Bw = 32.000 MH Calibrated with CL # 4 and BP # 1 (BP mode 1)

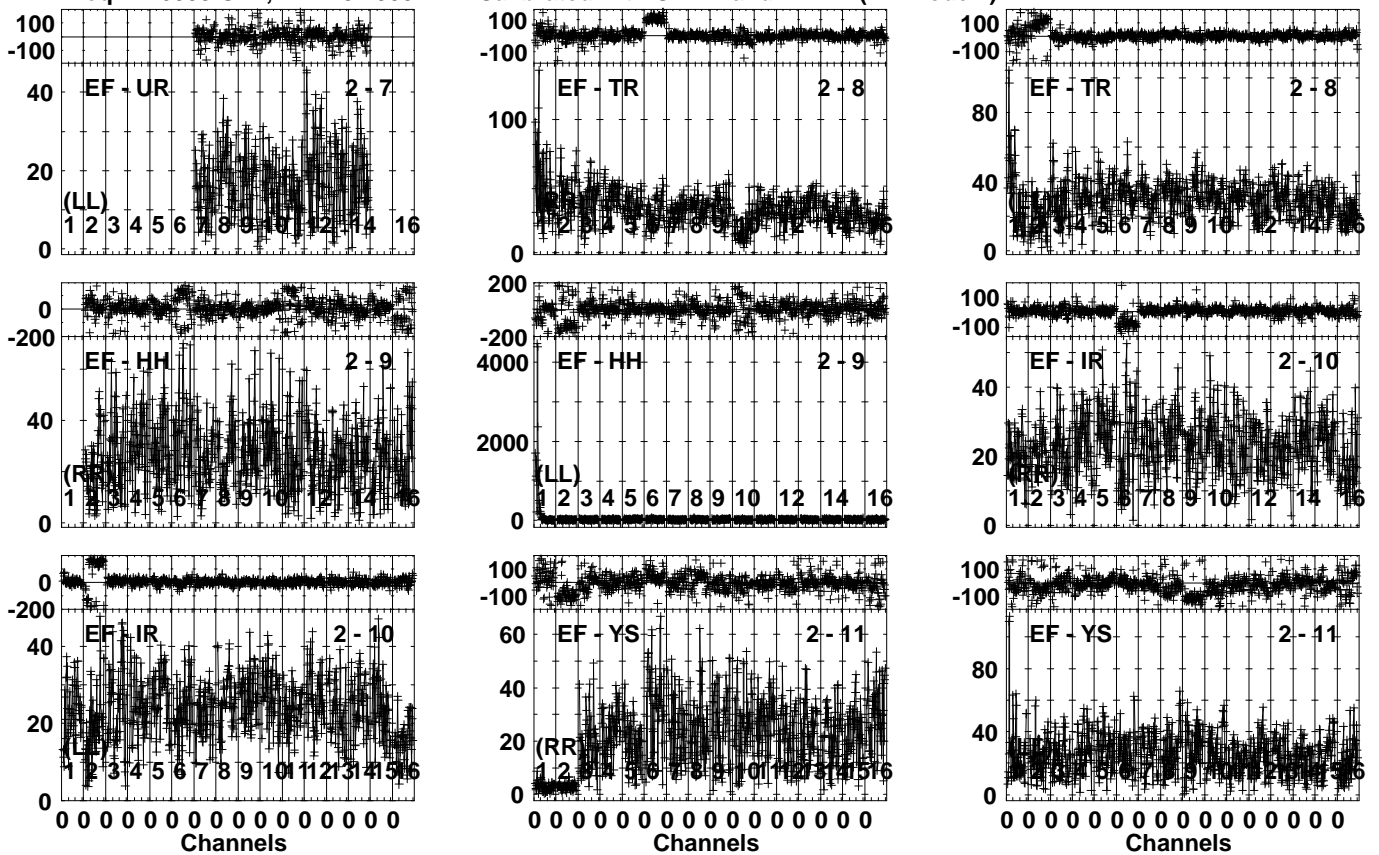


Lower frame: Milli Ampl Jy Top frame: Phas deg
Vector averaged cross-power spectrum Several baselines displayed
Timerange: 00/14:12:13 to 00/14:13:09

Plot file version 127 created 23-APR-2024 17:20:14

J0529+3209 EB100E 1.UVDATA.1

Freq = 4.6005 GHz, Bw = 32.000 MH Calibrated with CL # 4 and BP # 1 (BP mode 1)

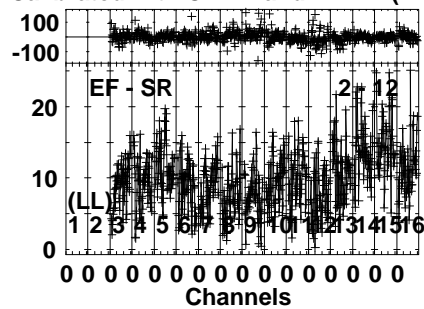
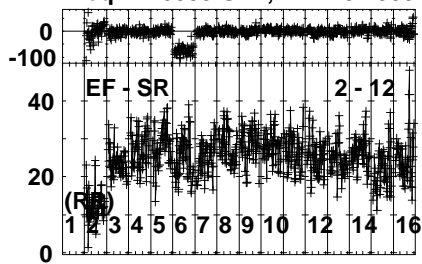


Lower frame: Milli Ampl Jy Top frame: Phas deg
Vector averaged cross-power spectrum Several baselines displayed
Timerange: 00/14:12:13 to 00/14:13:09

Plot file version 128 created 23-APR-2024 17:20:14

J0529+3209 EB100E 1.UVDATA.1

Freq = 4.6005 GHz, Bw = 32.000 MH Calibrated with CL # 4 and BP # 1 (BP mode 1)

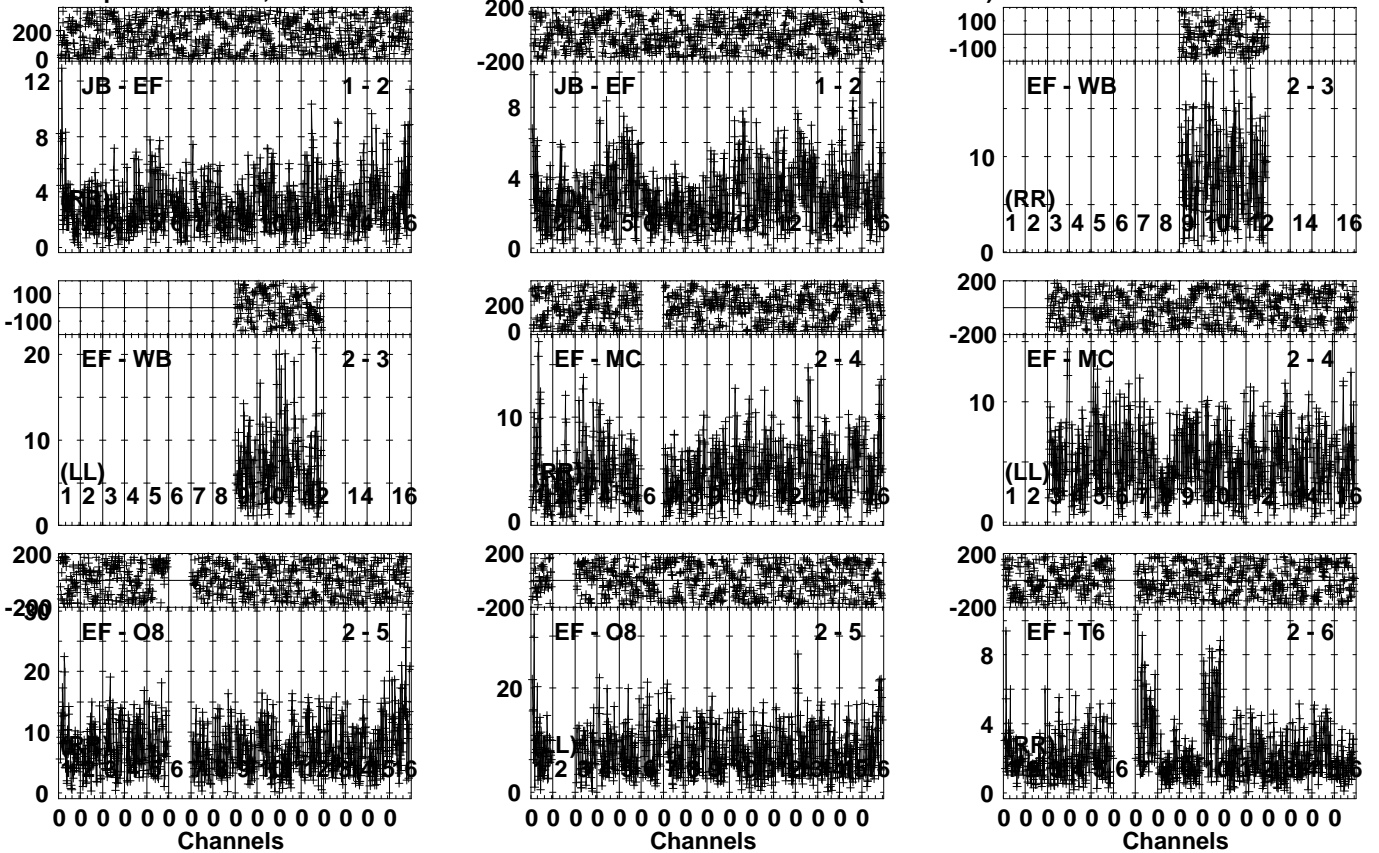


Lower frame: Milli Ampl Jy Top frame: Phas deg
Vector averaged cross-power spectrum Several baselines displayed
Timerange: 00/14:12:13 to 00/14:13:09

Plot file version 129 created 23-APR-2024 17:20:15

FRB EB100E 1.UVDATA.1

Freq = 4.6005 GHz, Bw = 32.000 MH Calibrated with CL # 4 and BP # 1 (BP mode 1)

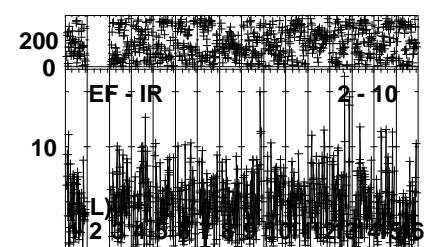
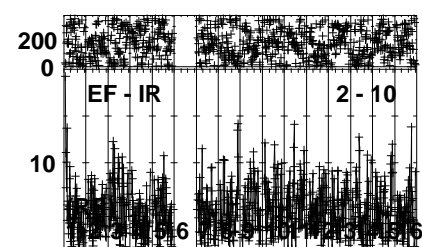
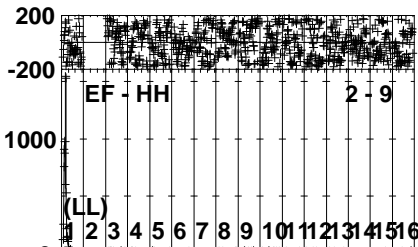
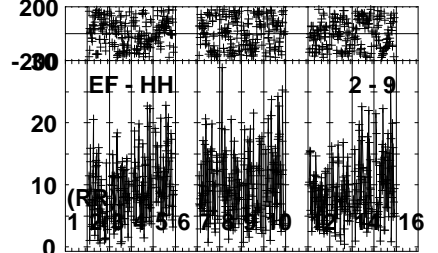
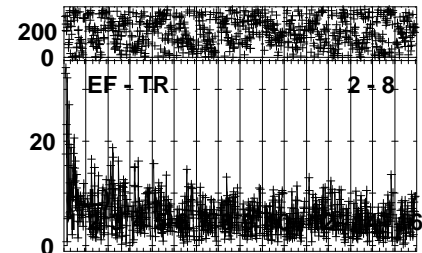
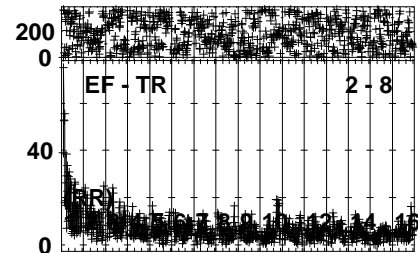
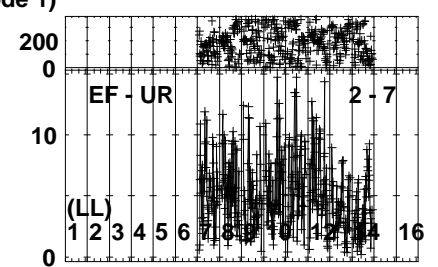
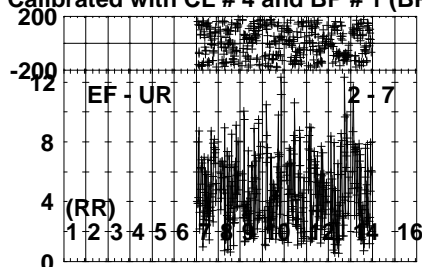
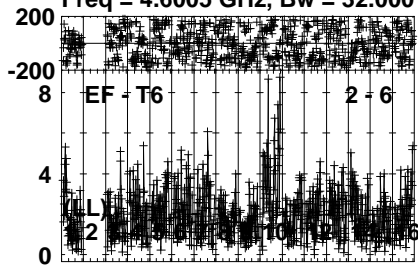


Lower frame: Milli Ampl Jy Top frame: Phas deg
Vector averaged cross-power spectrum Several baselines displayed
Timerange: 00/14:13:11 to 00/14:16:39

Plot file version 130 created 23-APR-2024 17:20:15

FRB EB100E 1.UVDATA.1

Freq = 4.6005 GHz, Bw = 32.000 MH Calibrated with CL # 4 and BP # 1 (BP mode 1)

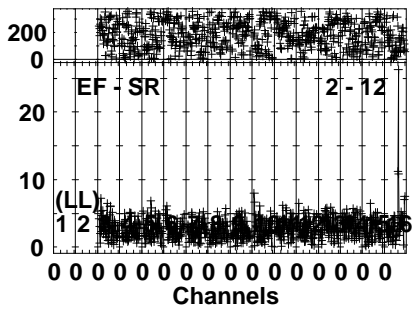
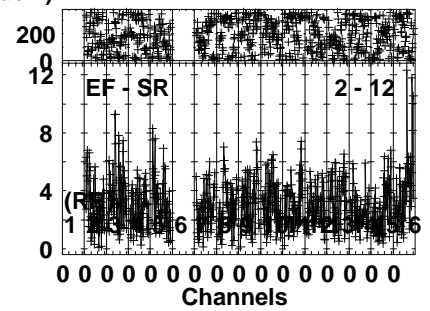
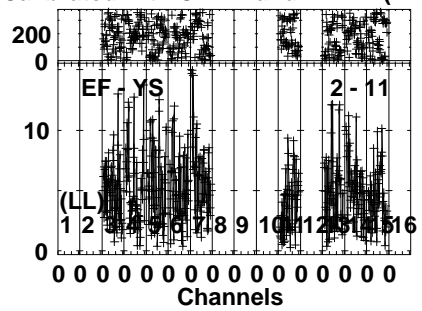
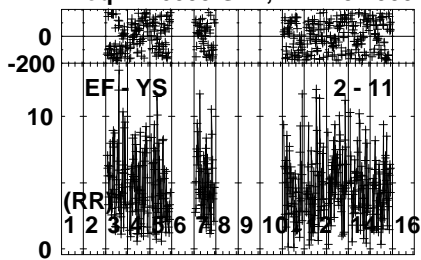


Lower frame: Milli Ampl Jy Top frame: Phas deg
Vector averaged cross-power spectrum Several baselines displayed
Timerange: 00/14:13:11 to 00/14:16:39

Plot file version 131 created 23-APR-2024 17:20:16

FRB EB100E 1.UVDATA.1

Freq = 4.6005 GHz, Bw = 32.000 MH Calibrated with CL # 4 and BP # 1 (BP mode 1)

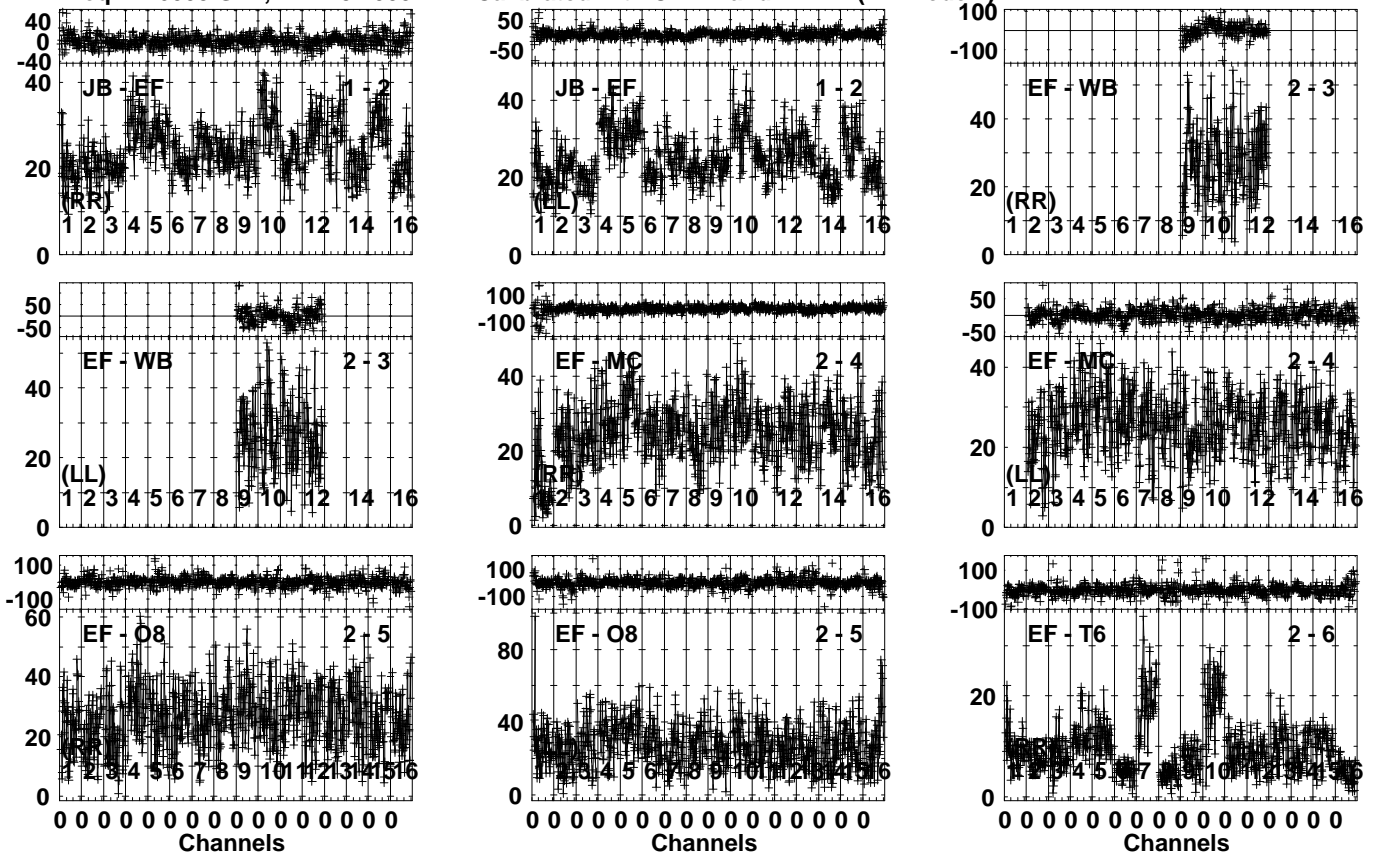


Lower frame: Milli Ampl Jy Top frame: Phas deg
Vector averaged cross-power spectrum Several baselines displayed
Timerange: 00/14:13:11 to 00/14:16:39

Plot file version 132 created 23-APR-2024 17:20:16

J0529+3209 EB100E 1.UVDATA.1

Freq = 4.6005 GHz, Bw = 32.000 MH Calibrated with CL # 4 and BP # 1 (BP mode 1)

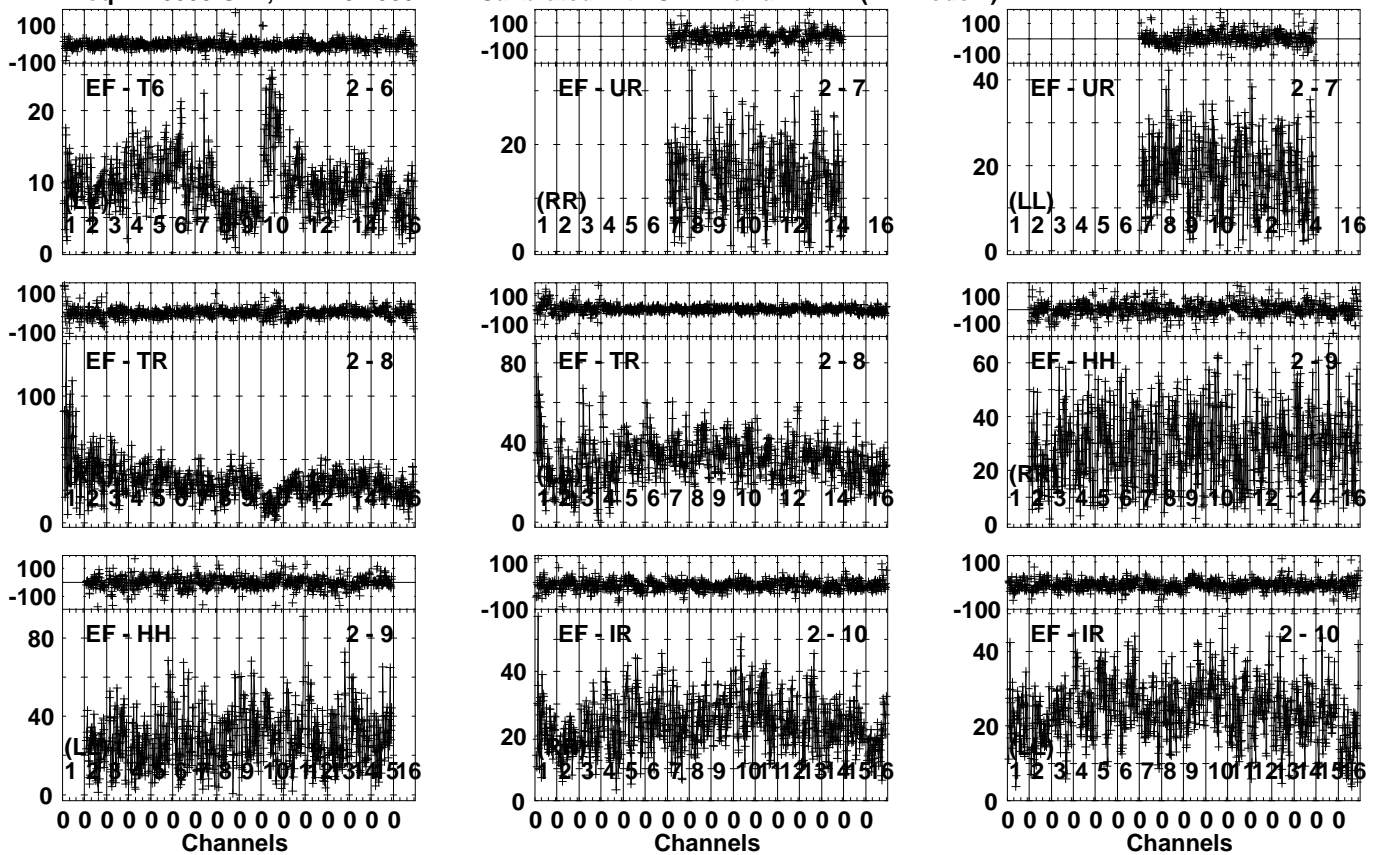


Lower frame: Milli Ampl Jy Top frame: Phas deg
Vector averaged cross-power spectrum Several baselines displayed
Timerange: 00/14:16:41 to 00/14:18:09

Plot file version 133 created 23-APR-2024 17:20:17

J0529+3209 EB100E 1.UVDATA.1

Freq = 4.6005 GHz, Bw = 32.000 MH Calibrated with CL # 4 and BP # 1 (BP mode 1)

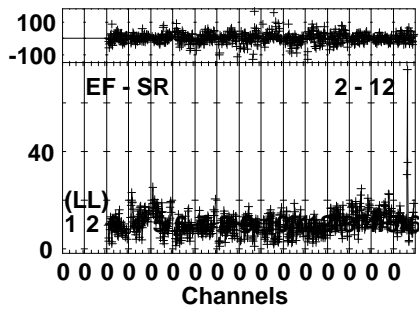
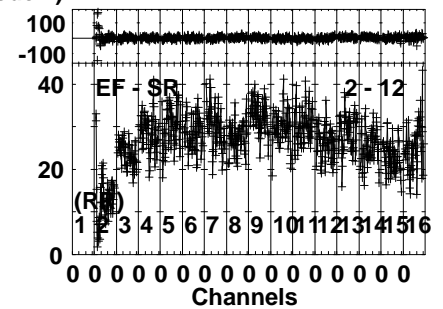
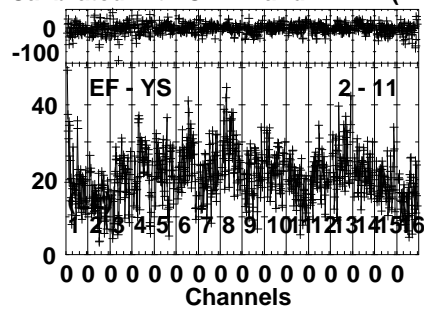
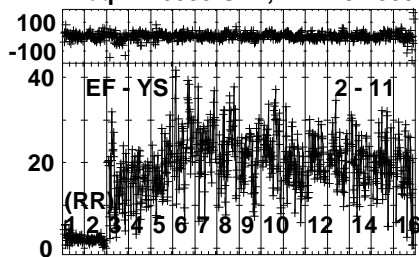


Lower frame: Milli Ampl Jy Top frame: Phas deg
Vector averaged cross-power spectrum Several baselines displayed
Timerange: 00/14:16:41 to 00/14:18:09

Plot file version 134 created 23-APR-2024 17:20:17

J0529+3209 EB100E 1.UVDATA.1

Freq = 4.6005 GHz, Bw = 32.000 MH Calibrated with CL # 4 and BP # 1 (BP mode 1)

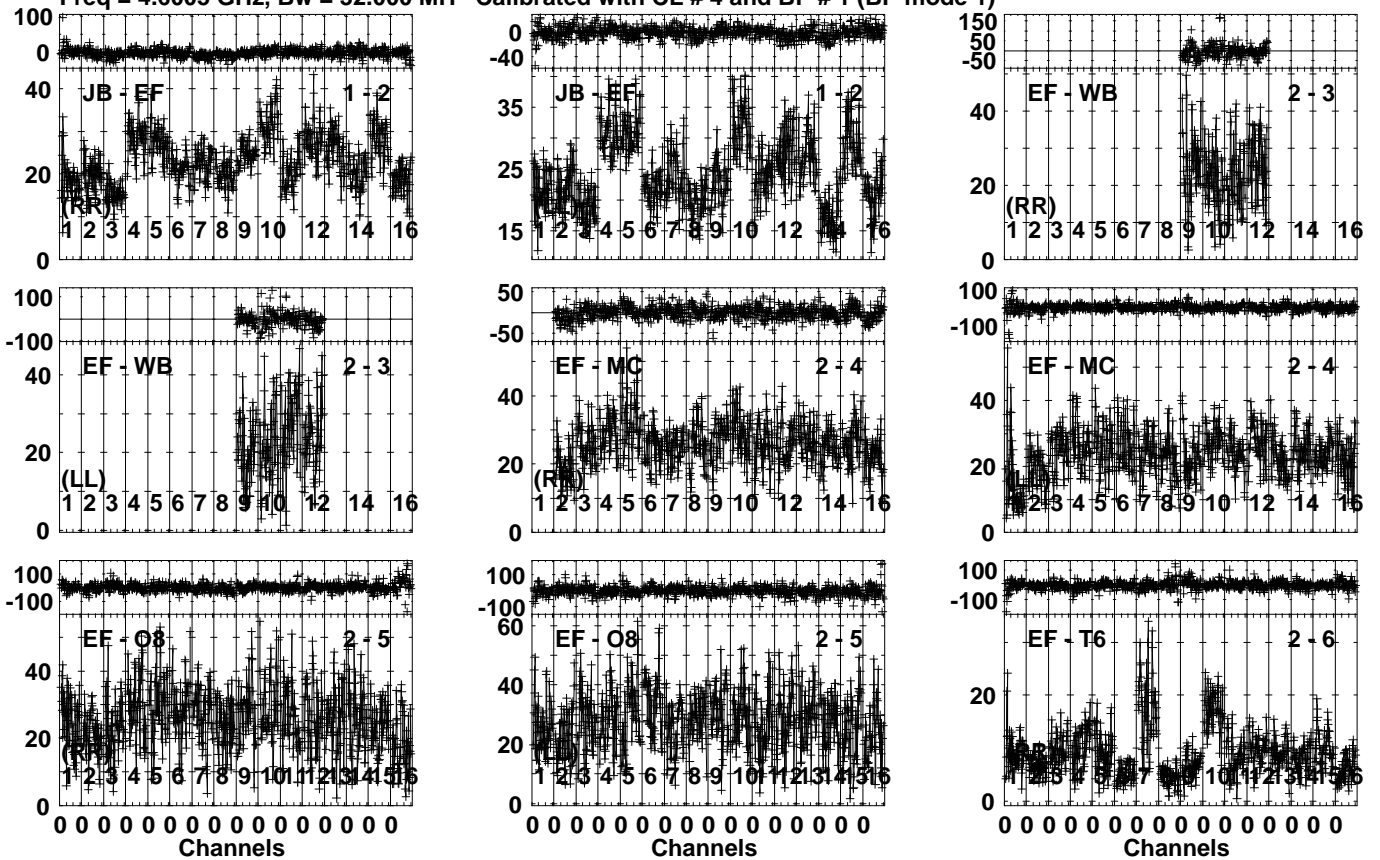


Lower frame: Milli Ampl Jy Top frame: Phas deg
Vector averaged cross-power spectrum Several baselines displayed
Timerange: 00/14:16:41 to 00/14:18:09

Plot file version 135 created 23-APR-2024 17:20:21

J0529+3209 EB100E 1.UVDATA.1

Freq = 4.6005 GHz, Bw = 32.000 MH Calibrated with CL # 4 and BP # 1 (BP mode 1)

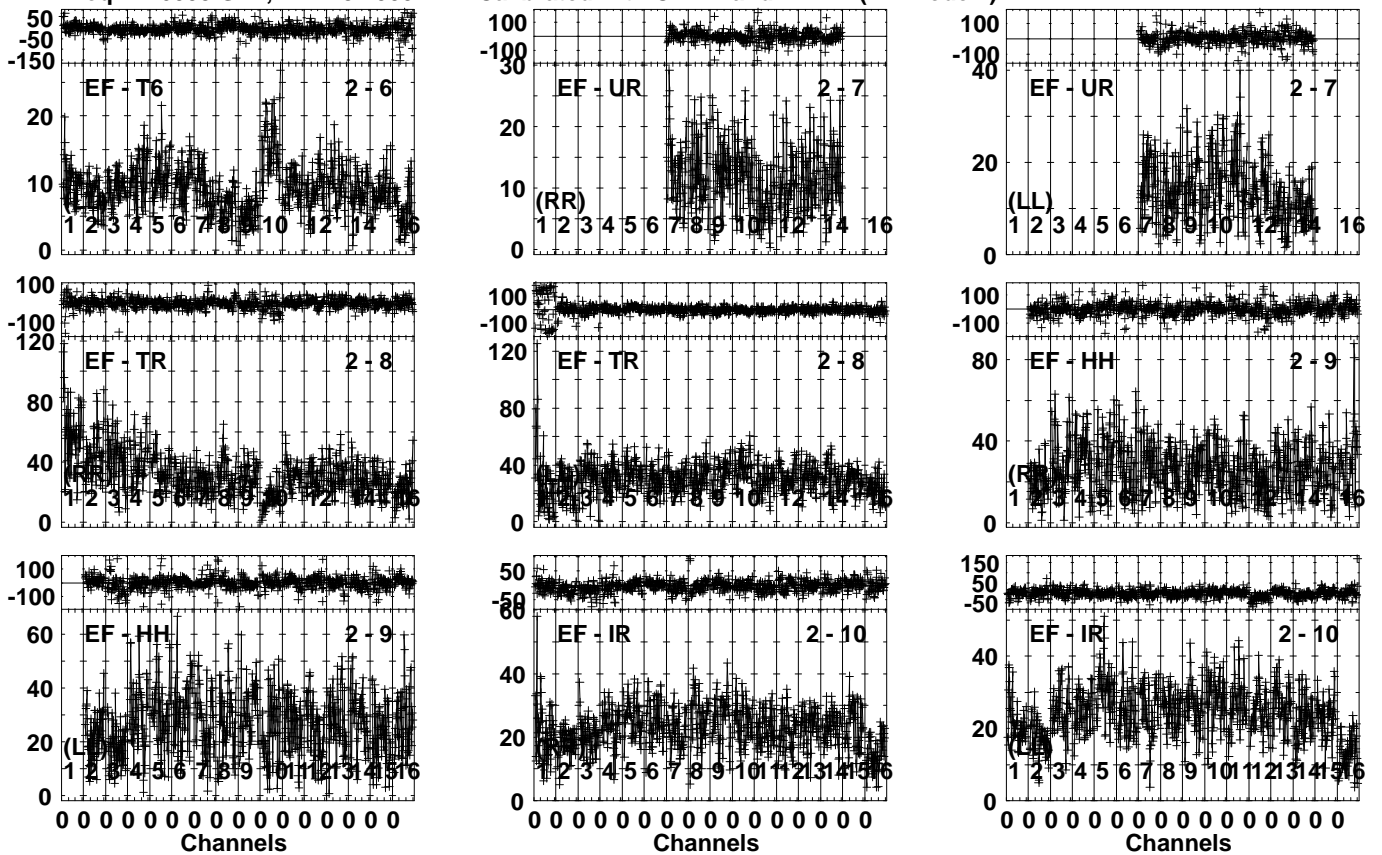


Lower frame: Milli Ampl Jy Top frame: Phas deg
Vector averaged cross-power spectrum Several baselines displayed
Timerange: 00/14:26:41 to 00/14:28:09

Plot file version 136 created 23-APR-2024 17:20:21

J0529+3209 EB100E 1.UVDATA.1

Freq = 4.6005 GHz, Bw = 32.000 MH Calibrated with CL # 4 and BP # 1 (BP mode 1)

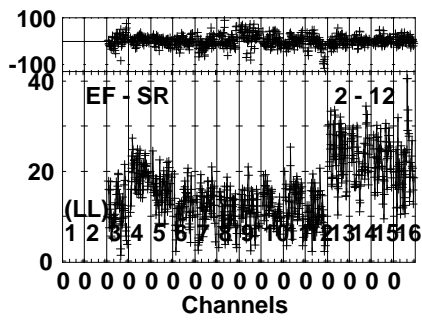
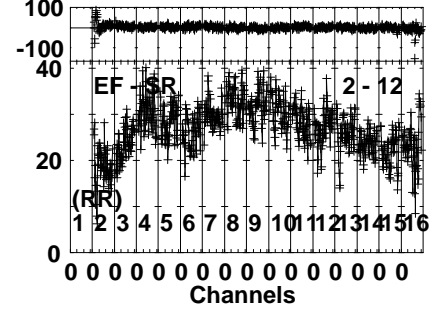
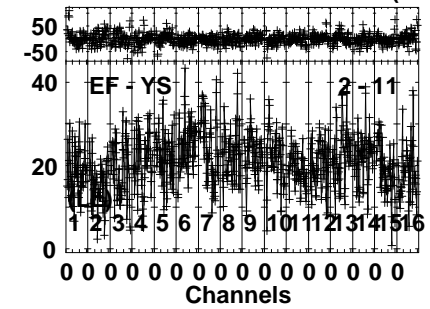
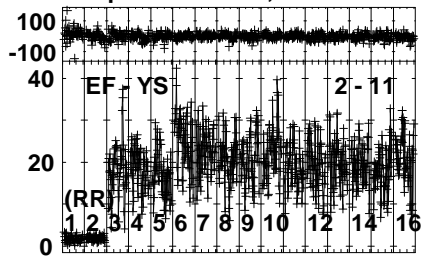


Lower frame: Milli Ampl Jy Top frame: Phas deg
Vector averaged cross-power spectrum Several baselines displayed
Timerange: 00/14:26:41 to 00/14:28:09

Plot file version 137 created 23-APR-2024 17:20:22

J0529+3209 EB100E 1.UVDATA.1

Freq = 4.6005 GHz, Bw = 32.000 MH Calibrated with CL # 4 and BP # 1 (BP mode 1)

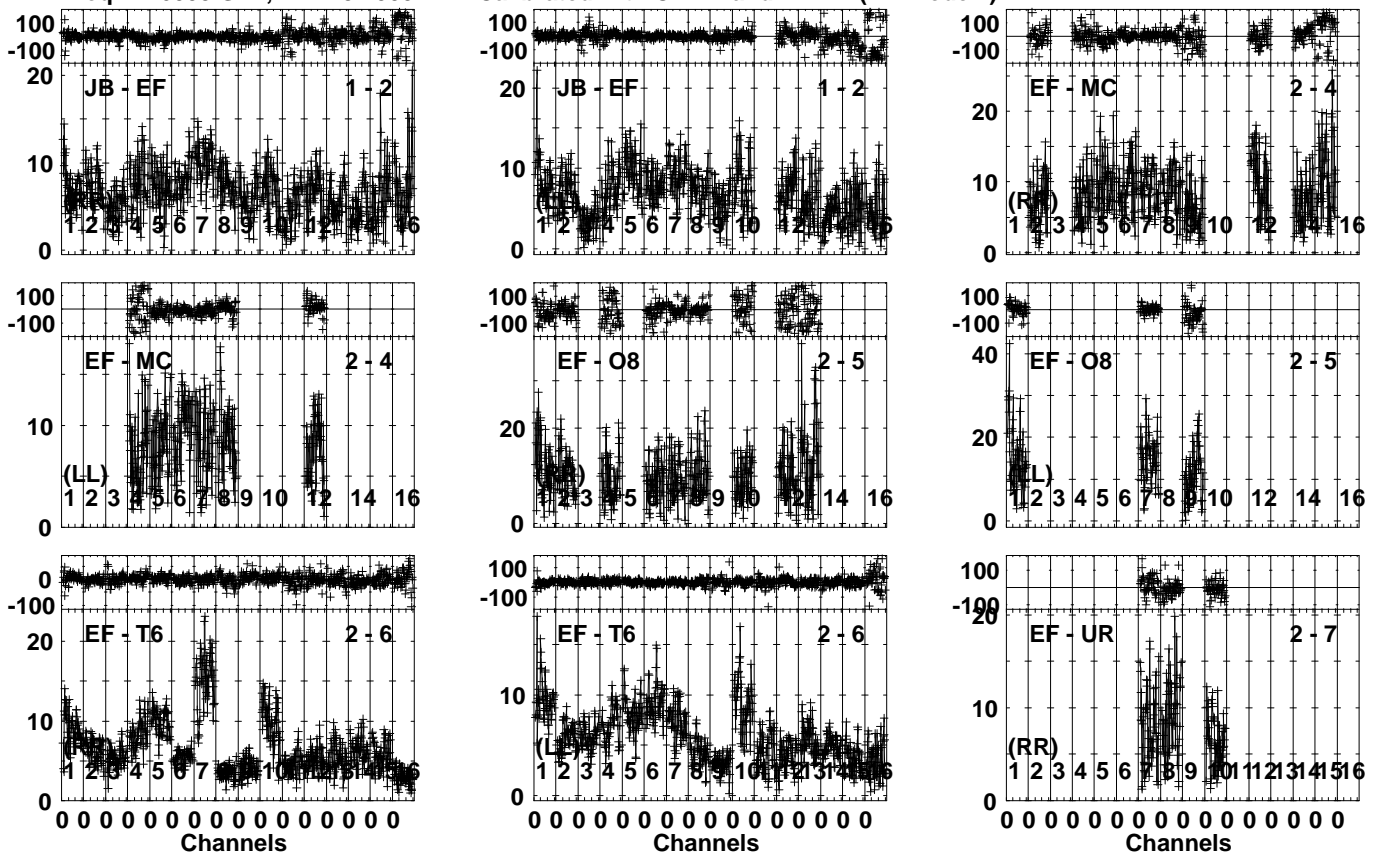


Lower frame: Milli Ampl Jy Top frame: Phas deg
Vector averaged cross-power spectrum Several baselines displayed
Timerange: 00/14:26:41 to 00/14:28:09

Plot file version 138 created 23-APR-2024 17:20:23

J0358+54 EB100E 1.UVDATA.1

Freq = 4.6005 GHz, Bw = 32.000 MH Calibrated with CL # 4 and BP # 1 (BP mode 1)

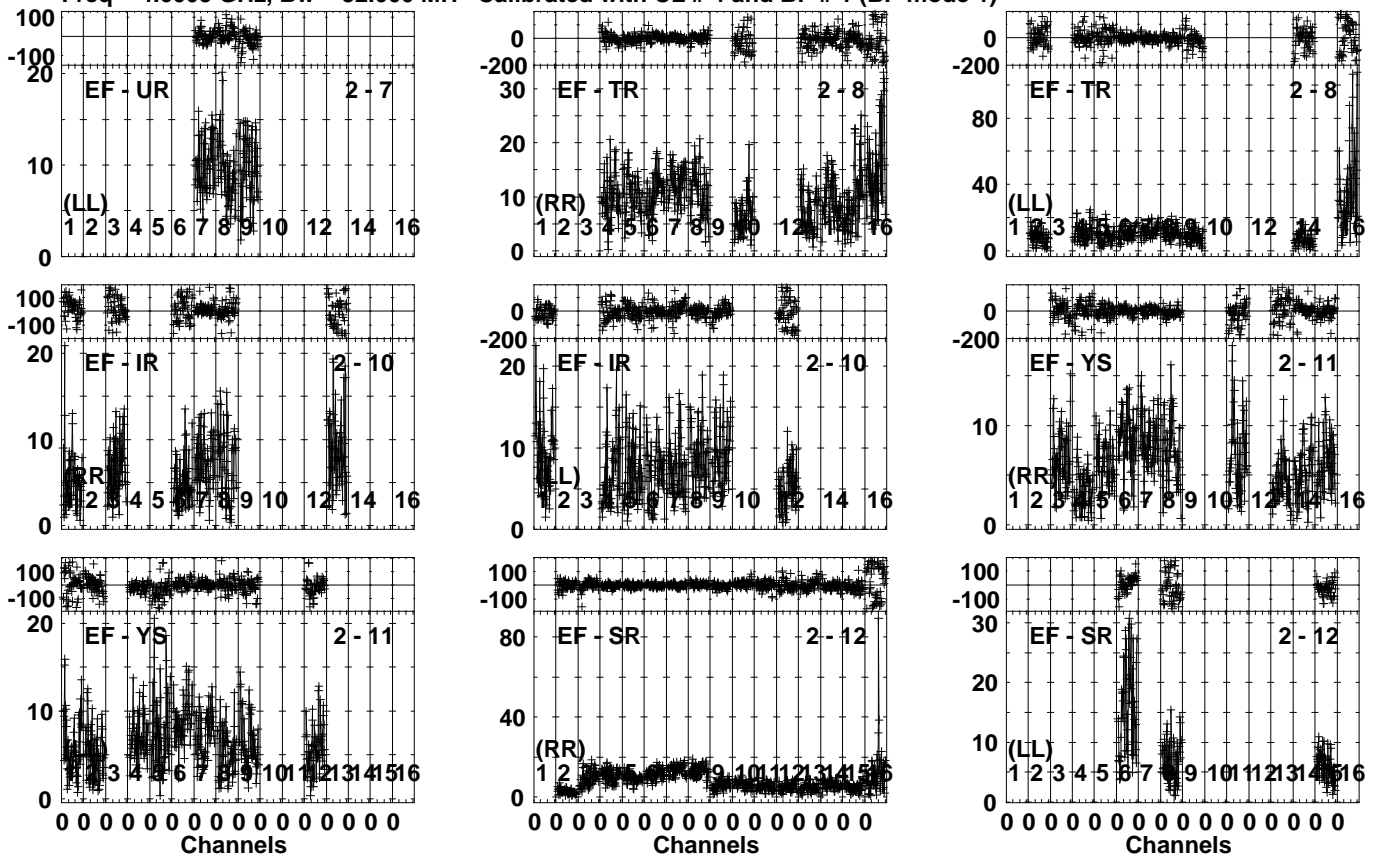


Lower frame: Milli Ampl Jy Top frame: Phas deg
Vector averaged cross-power spectrum Several baselines displayed
Timerange: 00/14:30:23 to 00/14:34:19

Plot file version 139 created 23-APR-2024 17:20:23

J0358+54 EB100E 1.UVDATA.1

Freq = 4.6005 GHz, Bw = 32.000 MH Calibrated with CL # 4 and BP # 1 (BP mode 1)

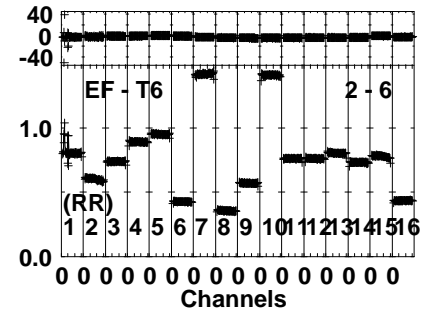
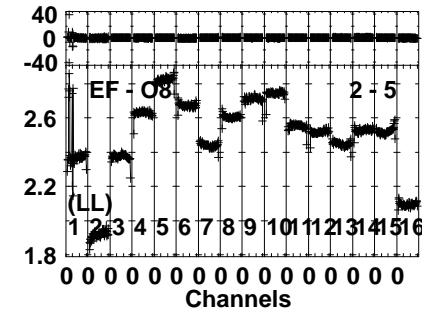
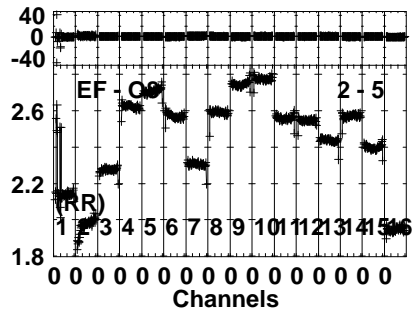
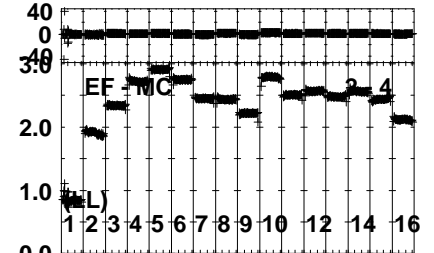
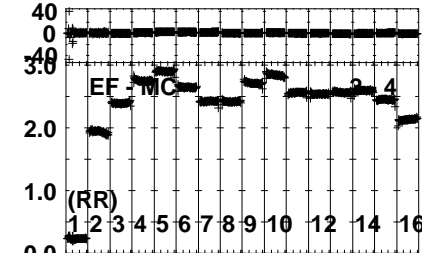
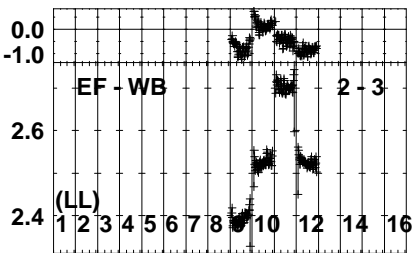
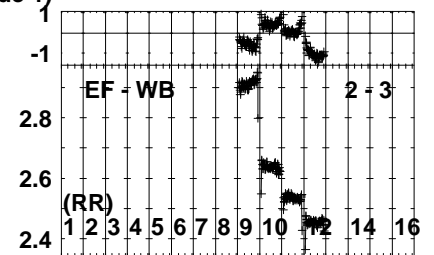
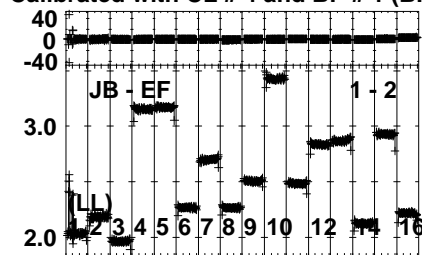
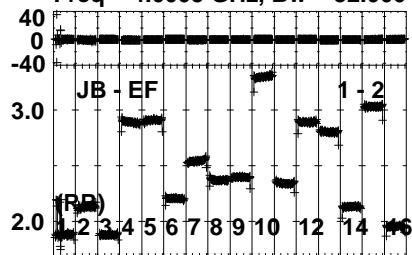


Lower frame: Milli Ampl Jy Top frame: Phas deg
Vector averaged cross-power spectrum Several baselines displayed
Timerange: 00/14:30:23 to 00/14:34:19

Plot file version 140 created 23-APR-2024 17:20:24

DA193 EB100E 1.UVDATA.1

Freq = 4.6005 GHz, Bw = 32.000 MH Calibrated with CL # 4 and BP # 1 (BP mode 1)

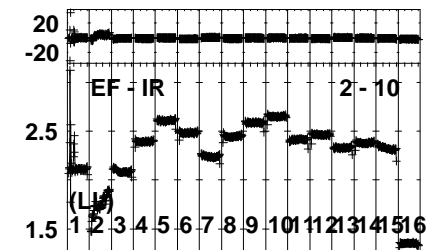
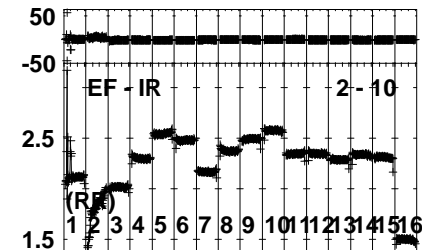
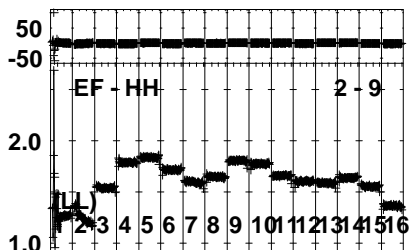
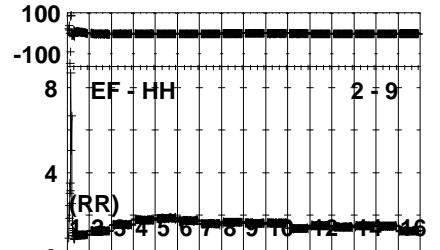
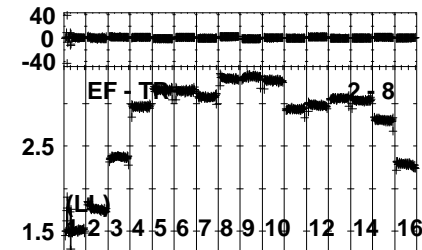
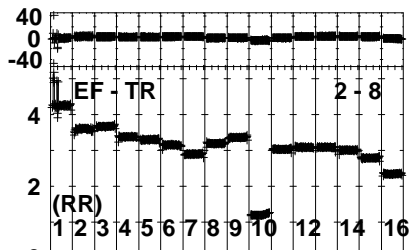
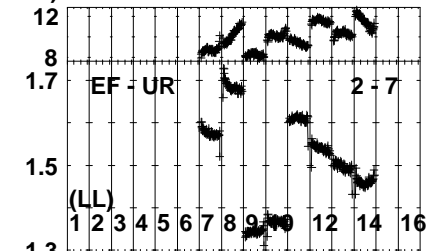
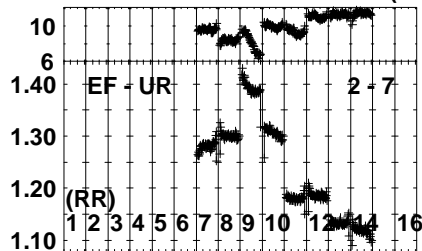
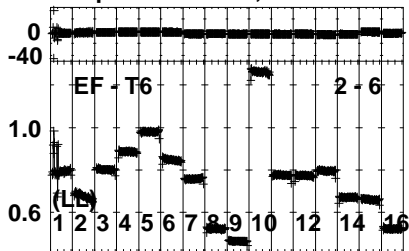


Lower frame: Ampl Jy Top frame: Phas deg
Vector averaged cross-power spectrum Several baselines displayed
Timerange: 00/14:36:33 to 00/14:40:29

Plot file version 141 created 23-APR-2024 17:20:25

DA193 EB100E 1.UVDATA.1

Freq = 4.6005 GHz, Bw = 32.000 MH Calibrated with CL # 4 and BP # 1 (BP mode 1)

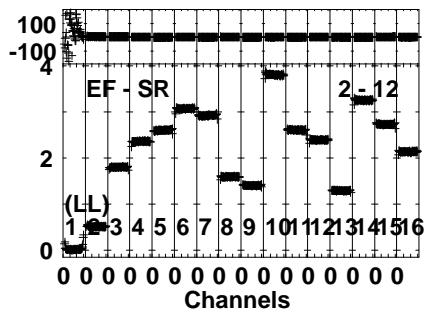
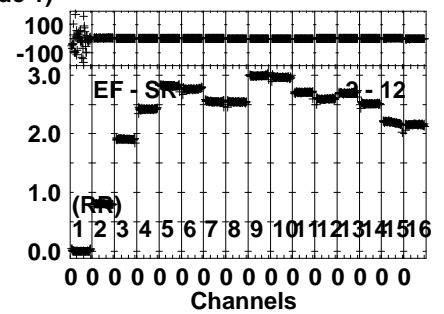
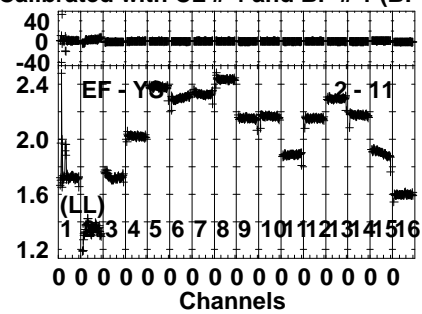
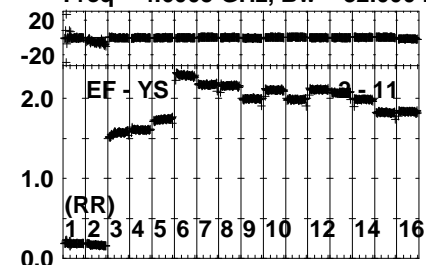


Lower frame: Ampl Jy Top frame: Phas deg
Vector averaged cross-power spectrum Several baselines displayed
Timerange: 00/14:36:33 to 00/14:40:29

Plot file version 142 created 23-APR-2024 17:20:26

DA193 EB100E 1.UVDATA.1

Freq = 4.6005 GHz, Bw = 32.000 MH Calibrated with CL # 4 and BP # 1 (BP mode 1)

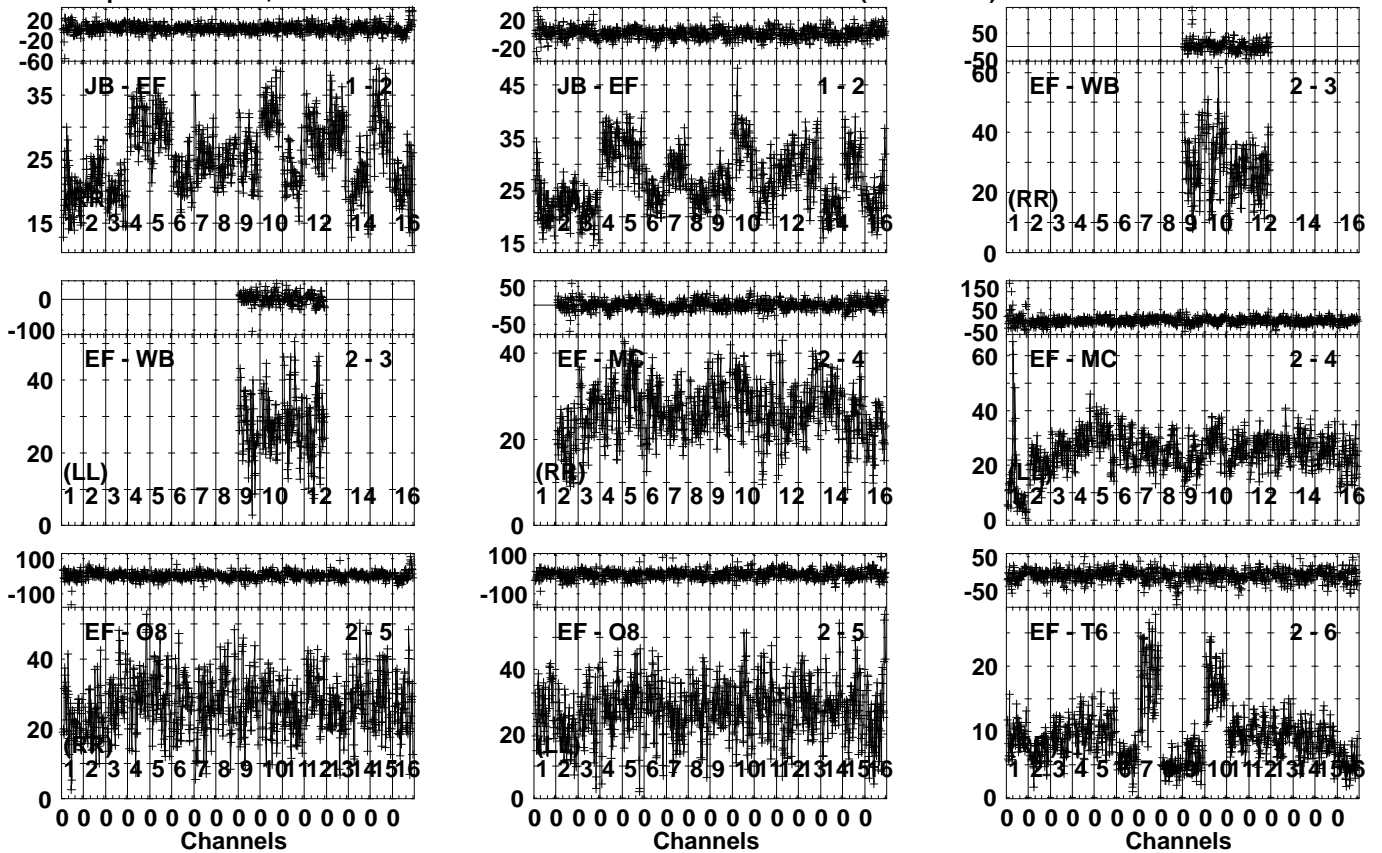


Lower frame: Ampl Jy Top frame: Phas deg
Vector averaged cross-power spectrum Several baselines displayed
Timerange: 00/14:36:33 to 00/14:40:29

Plot file version 143 created 23-APR-2024 17:20:27

J0529+3209 EB100E 1.UVDATA.1

Freq = 4.6005 GHz, Bw = 32.000 MH Calibrated with CL # 4 and BP # 1 (BP mode 1)

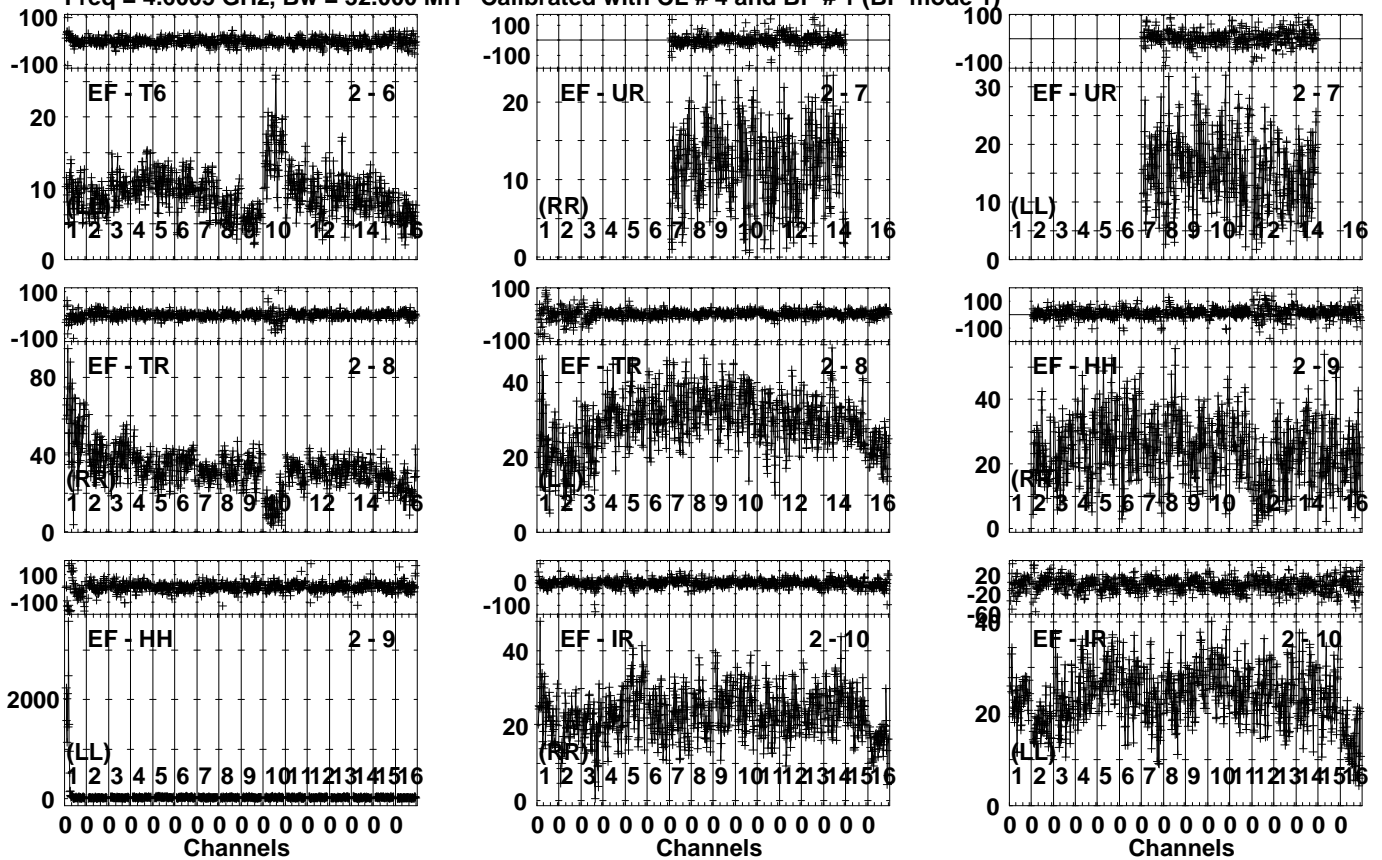


Lower frame: Milli Ampl Jy Top frame: Phas deg
Vector averaged cross-power spectrum Several baselines displayed
Timerange: 00/14:41:33 to 00/14:43:29

Plot file version 144 created 23-APR-2024 17:20:27

J0529+3209 EB100E 1.UVDATA.1

Freq = 4.6005 GHz, Bw = 32.000 MH Calibrated with CL # 4 and BP # 1 (BP mode 1)

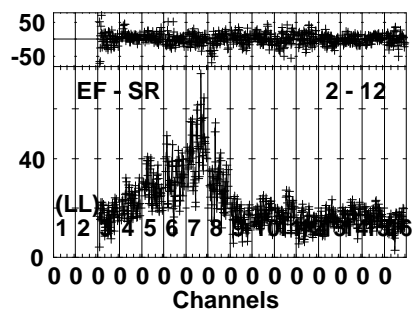
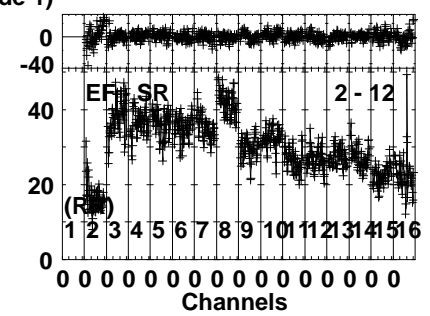
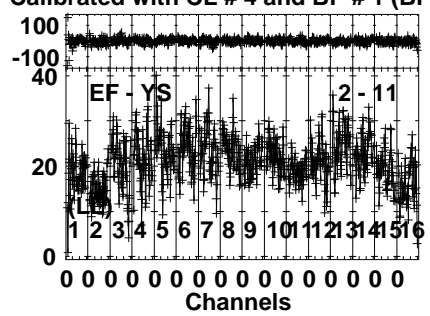
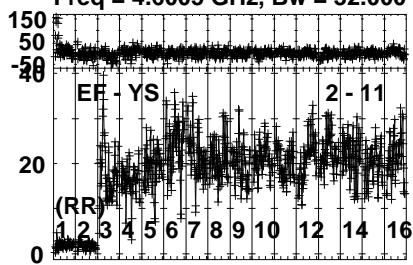


Lower frame: Milli Ampl Jy Top frame: Phas deg
Vector averaged cross-power spectrum Several baselines displayed
Timerange: 00/14:41:33 to 00/14:43:29

Plot file version 145 created 23-APR-2024 17:20:28

J0529+3209 EB100E 1.UVDATA.1

Freq = 4.6005 GHz, Bw = 32.000 MH Calibrated with CL # 4 and BP # 1 (BP mode 1)

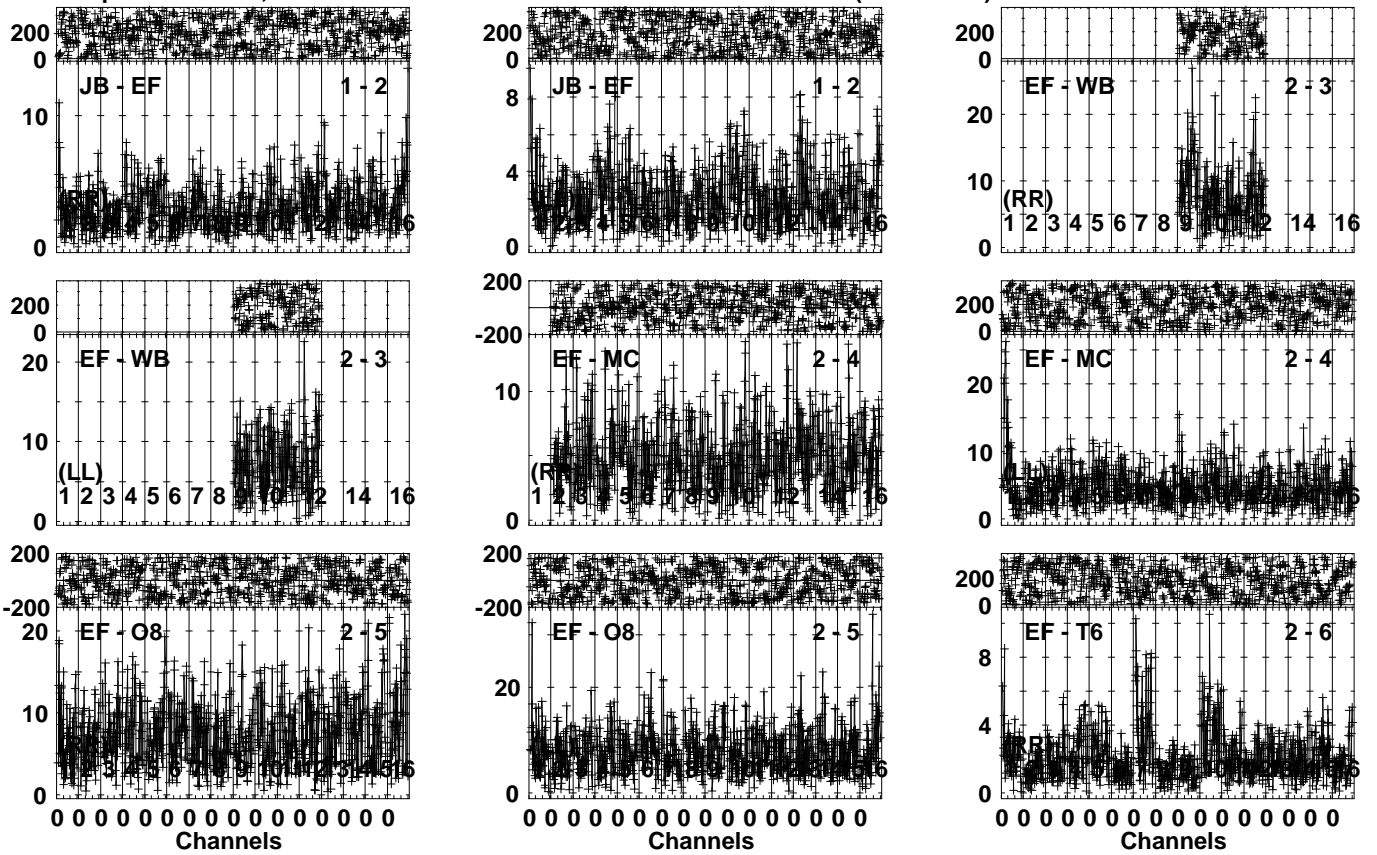


Lower frame: Milli Ampl Jy Top frame: Phas deg
Vector averaged cross-power spectrum Several baselines displayed
Timerange: 00/14:41:33 to 00/14:43:29

Plot file version 146 created 23-APR-2024 17:20:28

FRB EB100E 1.UVDATA.1

Freq = 4.6005 GHz, Bw = 32.000 MH Calibrated with CL # 4 and BP # 1 (BP mode 1)

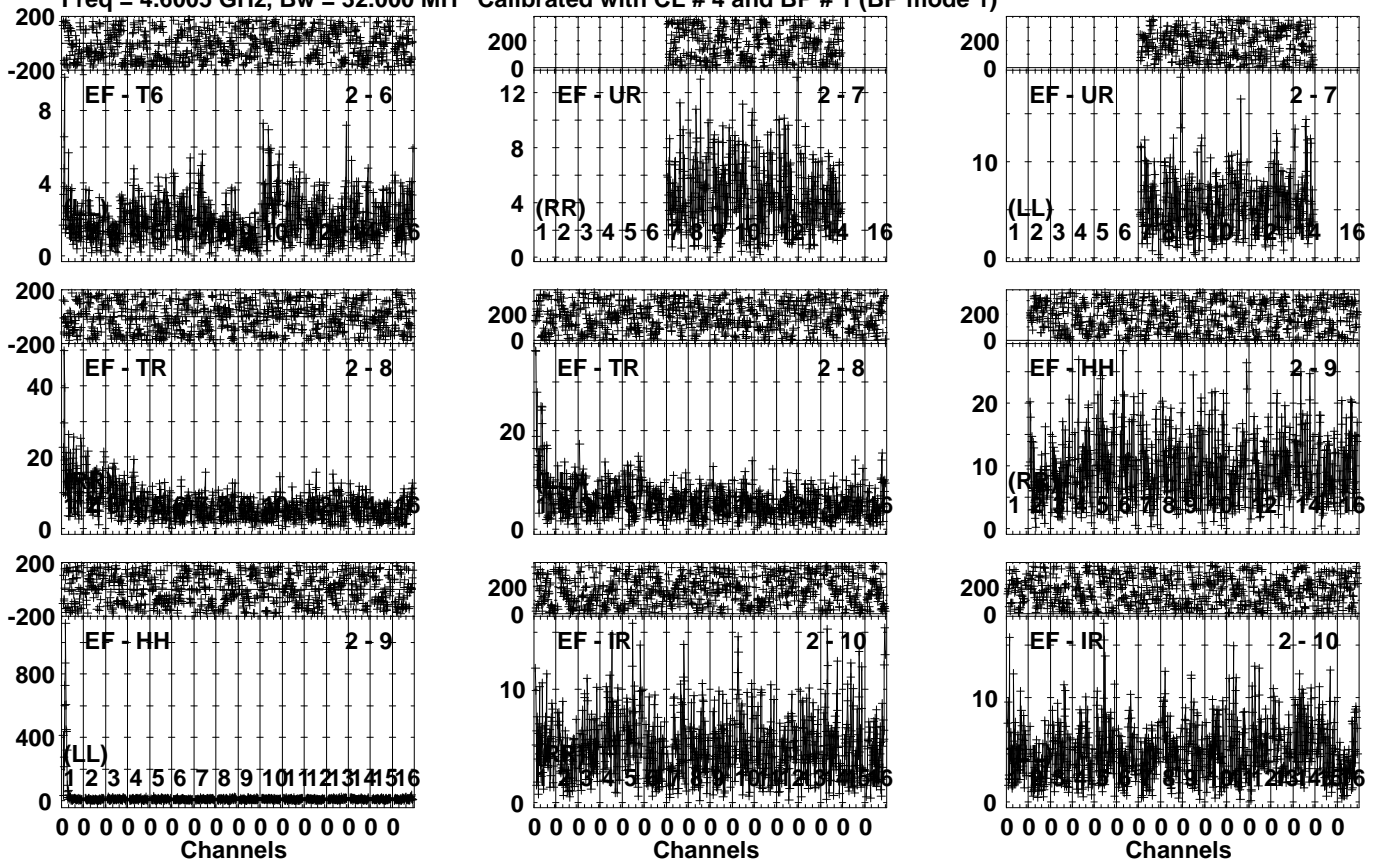


Lower frame: Milli Ampl Jy Top frame: Phas deg
Vector averaged cross-power spectrum Several baselines displayed
Timerange: 00/14:43:33 to 00/14:46:59

Plot file version 147 created 23-APR-2024 17:20:29

FRB EB100E 1.UVDATA.1

Freq = 4.6005 GHz, Bw = 32.000 MH Calibrated with CL # 4 and BP # 1 (BP mode 1)

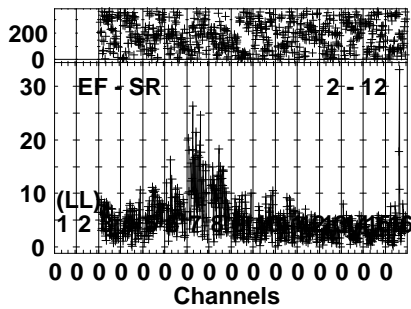
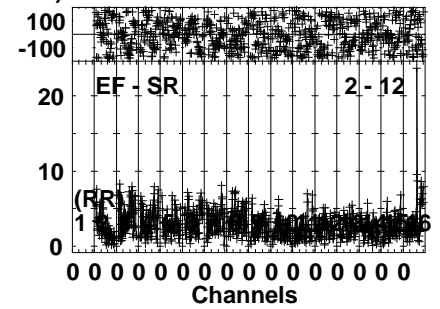
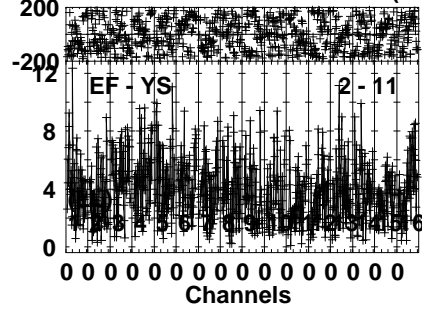
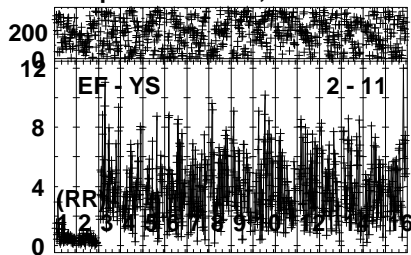


Lower frame: Milli Ampl Jy Top frame: Phas deg
Vector averaged cross-power spectrum Several baselines displayed
Timerange: 00/14:43:33 to 00/14:46:59

Plot file version 148 created 23-APR-2024 17:20:29

FRB EB100E 1.UVDATA.1

Freq = 4.6005 GHz, Bw = 32.000 MH Calibrated with CL # 4 and BP # 1 (BP mode 1)

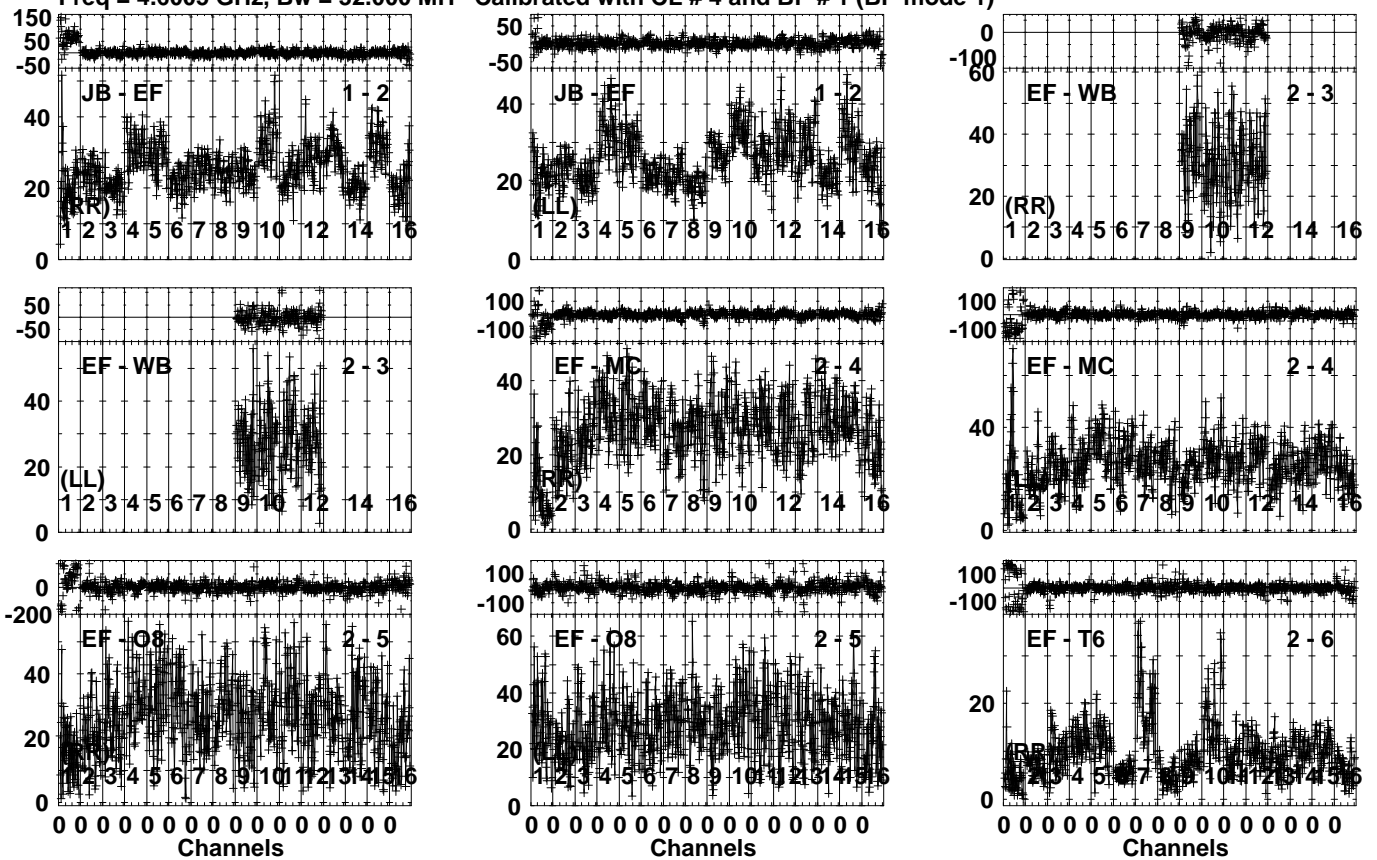


Lower frame: Milli Ampl Jy Top frame: Phas deg
Vector averaged cross-power spectrum Several baselines displayed
Timerange: 00/14:43:33 to 00/14:46:59

Plot file version 149 created 23-APR-2024 17:20:30

J0529+3209 EB100E 1.UVDATA.1

Freq = 4.6005 GHz, Bw = 32.000 MH Calibrated with CL # 4 and BP # 1 (BP mode 1)

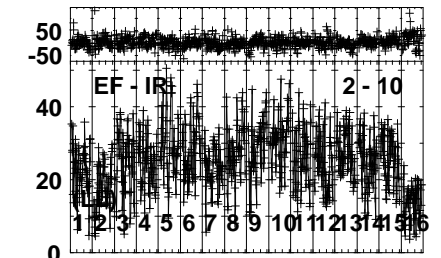
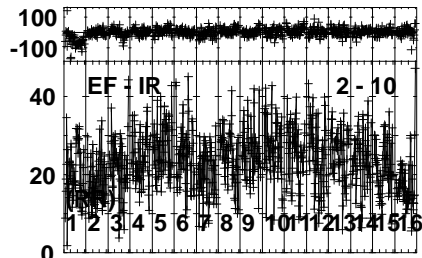
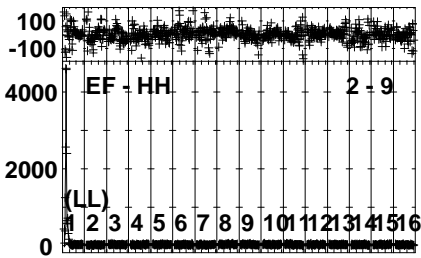
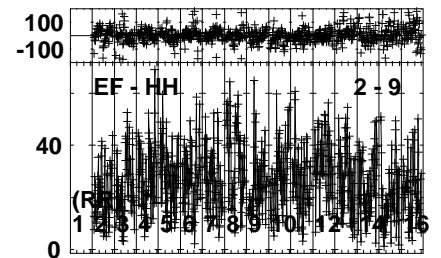
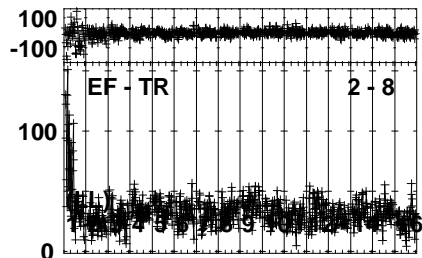
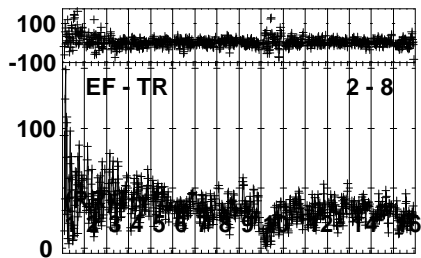
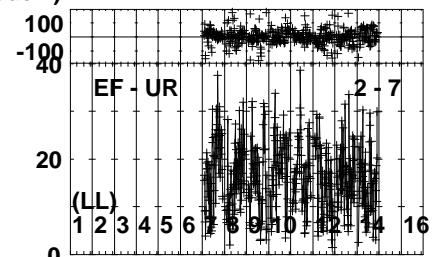
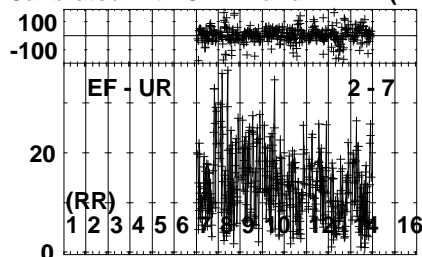
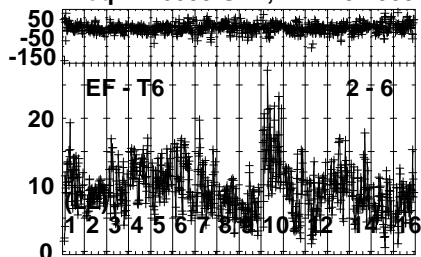


Lower frame: Milli Ampl Jy Top frame: Phas deg
Vector averaged cross-power spectrum Several baselines displayed
Timerange: 00/14:47:33 to 00/14:48:29

Plot file version 150 created 23-APR-2024 17:20:30

J0529+3209 EB100E 1.UVDATA.1

Freq = 4.6005 GHz, Bw = 32.000 MH Calibrated with CL # 4 and BP # 1 (BP mode 1)

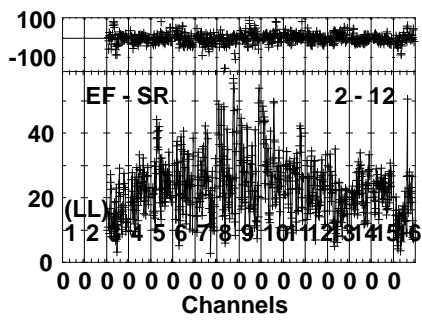
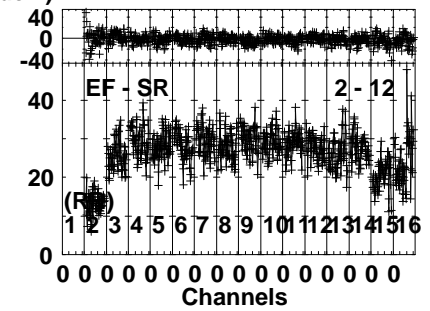
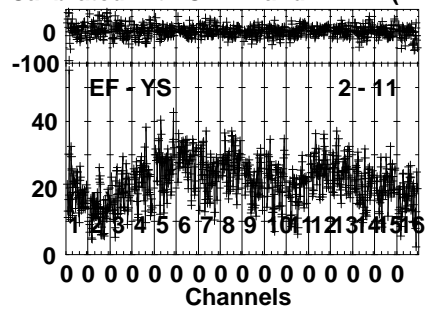
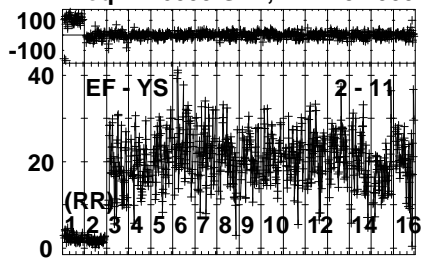


Lower frame: Milli Ampl Jy Top frame: Phas deg
Vector averaged cross-power spectrum Several baselines displayed
Timerange: 00/14:47:33 to 00/14:48:29

Plot file version 151 created 23-APR-2024 17:20:31

J0529+3209 EB100E 1.UVDATA.1

Freq = 4.6005 GHz, Bw = 32.000 MH Calibrated with CL # 4 and BP # 1 (BP mode 1)

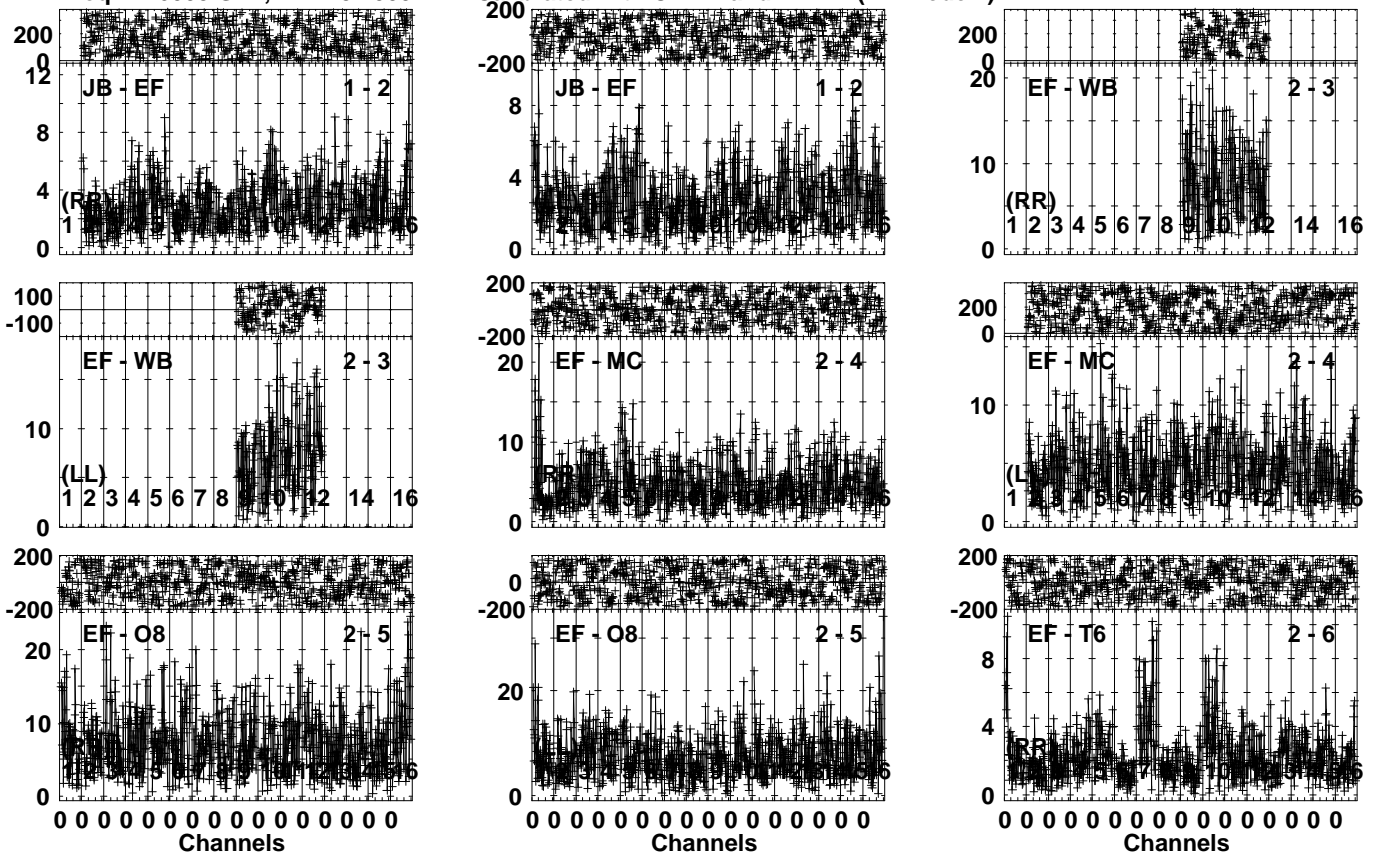


Lower frame: Milli Ampl Jy Top frame: Phas deg
Vector averaged cross-power spectrum Several baselines displayed
Timerange: 00/14:47:33 to 00/14:48:29

Plot file version 152 created 23-APR-2024 17:20:31

FRB EB100E 1.UVDATA.1

Freq = 4.6005 GHz, Bw = 32.000 MH Calibrated with CL # 4 and BP # 1 (BP mode 1)

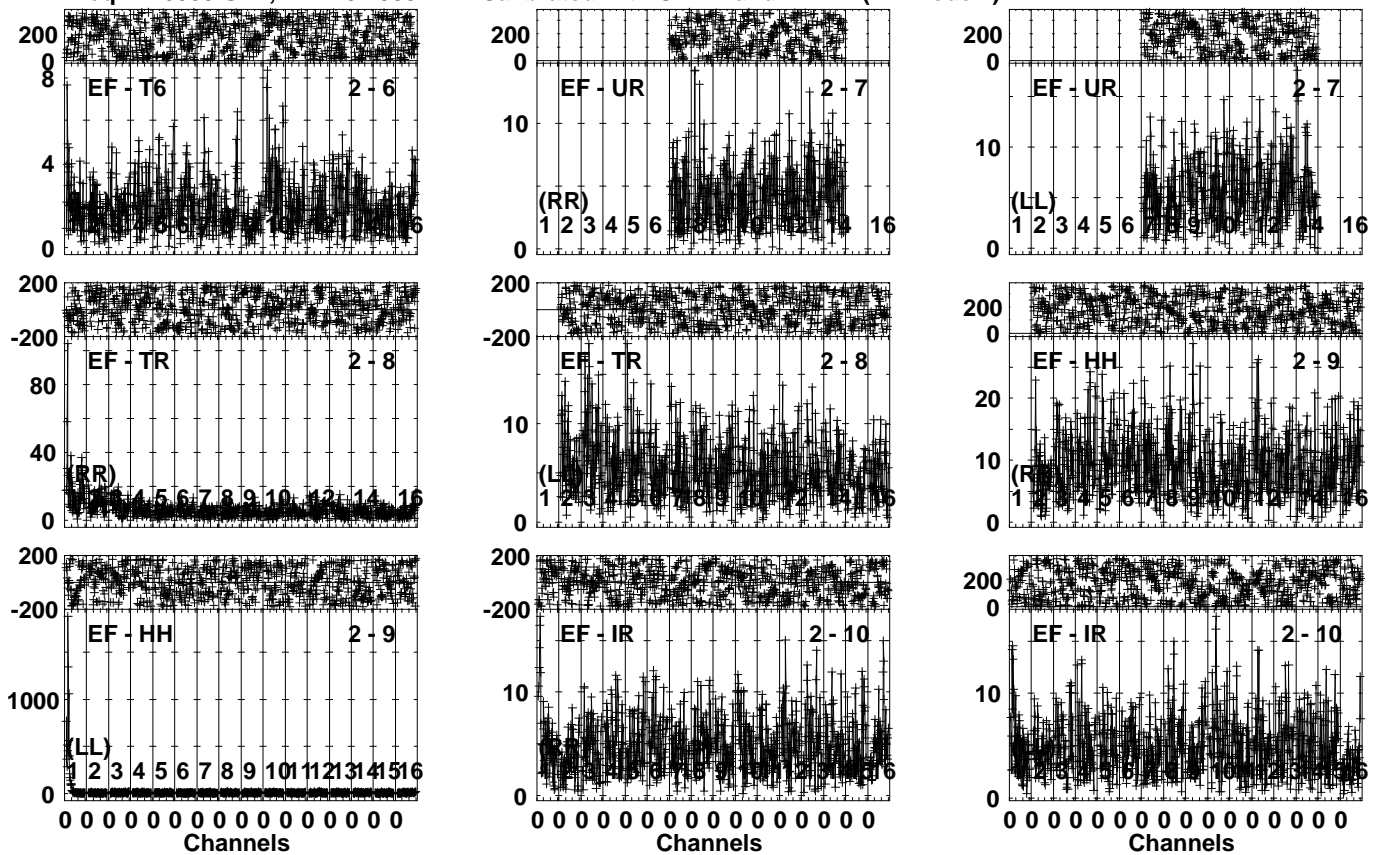


Lower frame: Milli Ampl Jy Top frame: Phas deg
Vector averaged cross-power spectrum Several baselines displayed
Timerange: 00/14:48:33 to 00/14:51:59

Plot file version 153 created 23-APR-2024 17:20:32

FRB EB100E 1.UVDATA.1

Freq = 4.6005 GHz, Bw = 32.000 MH Calibrated with CL # 4 and BP # 1 (BP mode 1)

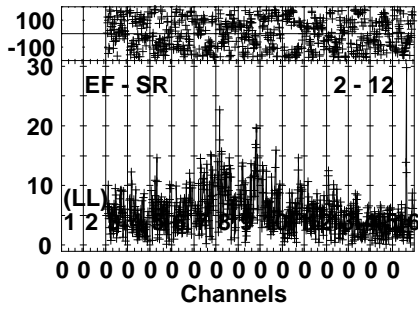
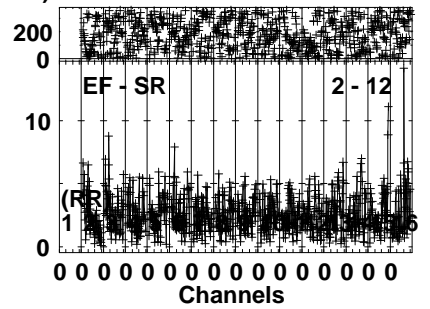
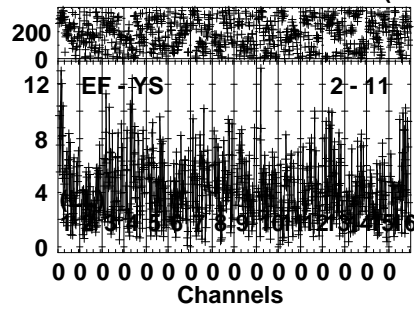
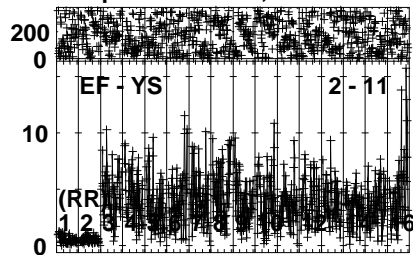


Lower frame: Milli Ampl Jy Top frame: Phas deg
Vector averaged cross-power spectrum Several baselines displayed
Timerange: 00/14:48:33 to 00/14:51:59

Plot file version 154 created 23-APR-2024 17:20:33

FRB EB100E 1.UVDATA.1

Freq = 4.6005 GHz, Bw = 32.000 MH Calibrated with CL # 4 and BP # 1 (BP mode 1)

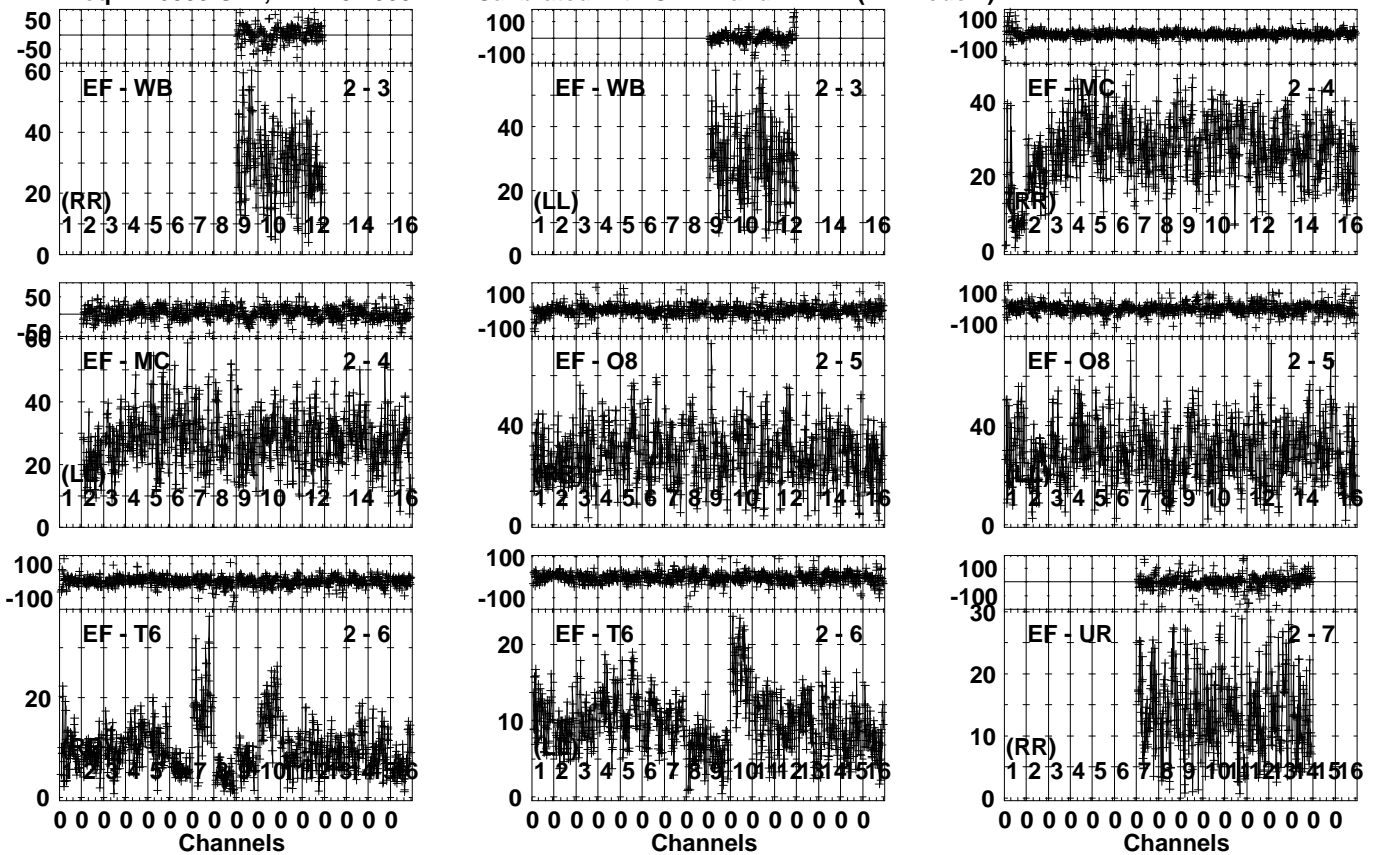


Lower frame: Milli Ampl Jy Top frame: Phas deg
Vector averaged cross-power spectrum Several baselines displayed
Timerange: 00/14:48:33 to 00/14:51:59

Plot file version 155 created 23-APR-2024 17:20:33

J0529+3209 EB100E 1.UVDATA.1

Freq = 4.6005 GHz, Bw = 32.000 MH Calibrated with CL # 4 and BP # 1 (BP mode 1)

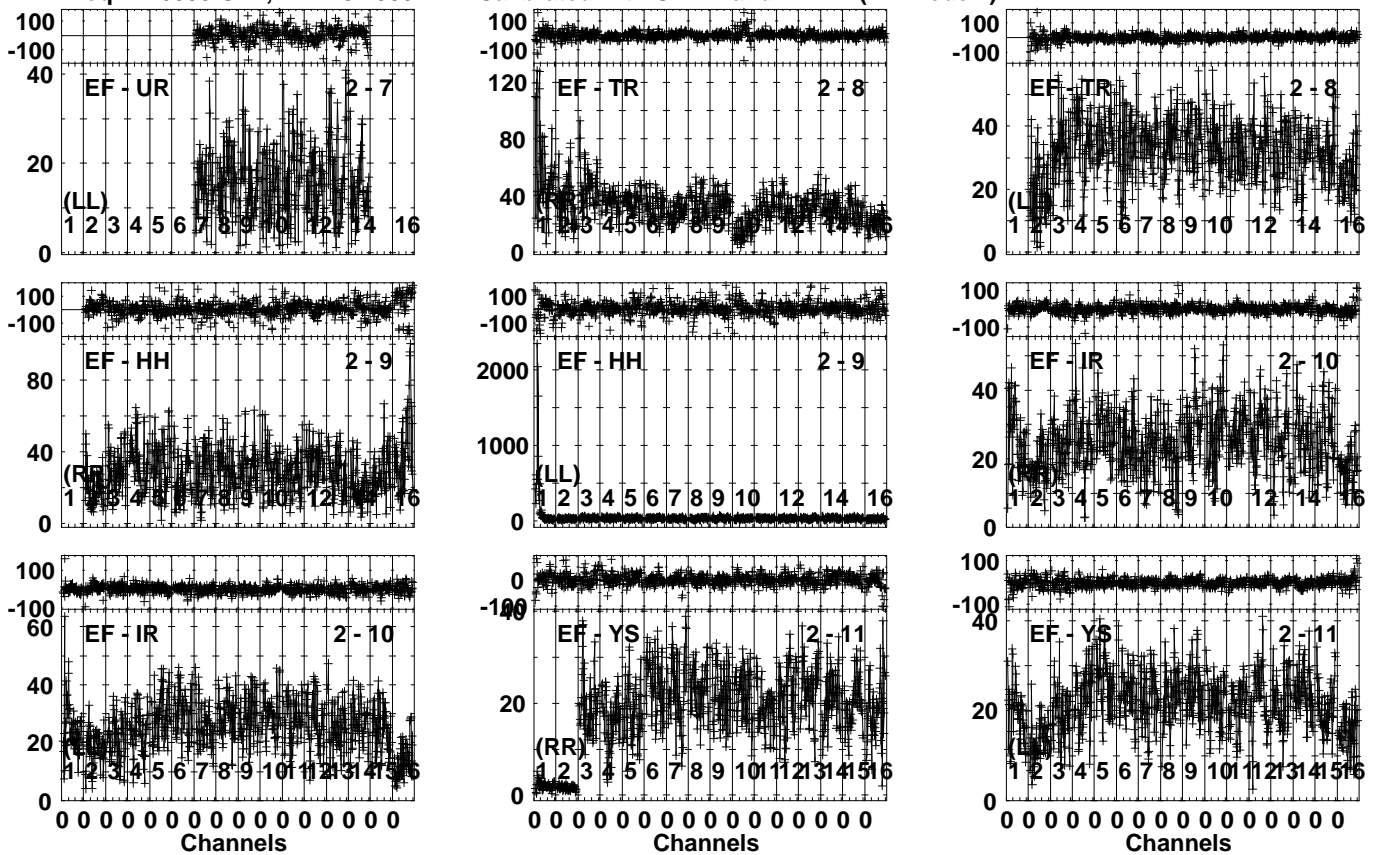


Lower frame: Milli Ampl Jy Top frame: Phas deg
Vector averaged cross-power spectrum Several baselines displayed
Timerange: 00/14:52:33 to 00/14:53:29

Plot file version 156 created 23-APR-2024 17:20:34

J0529+3209 EB100E 1.UVDATA.1

Freq = 4.6005 GHz, Bw = 32.000 MH Calibrated with CL # 4 and BP # 1 (BP mode 1)

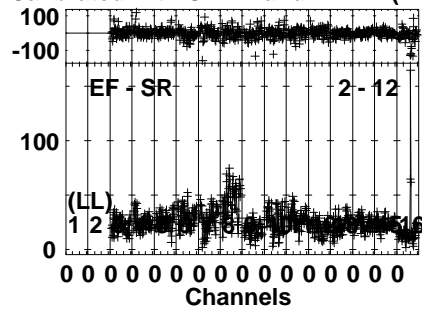
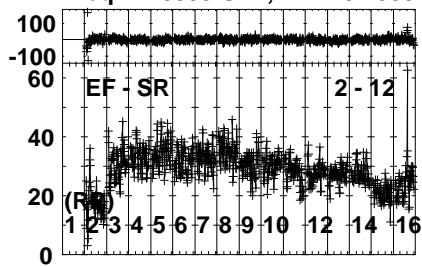


Lower frame: Milli Ampl Jy Top frame: Phas deg
Vector averaged cross-power spectrum Several baselines displayed
Timerange: 00/14:52:33 to 00/14:53:29

Plot file version 157 created 23-APR-2024 17:20:34

J0529+3209 EB100E 1.UVDATA.1

Freq = 4.6005 GHz, Bw = 32.000 MH Calibrated with CL # 4 and BP # 1 (BP mode 1)

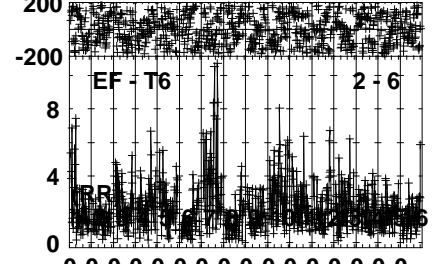
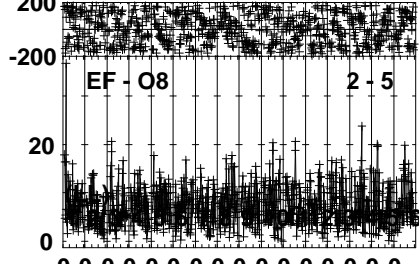
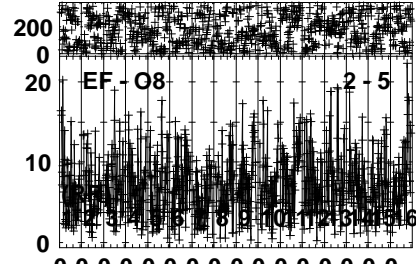
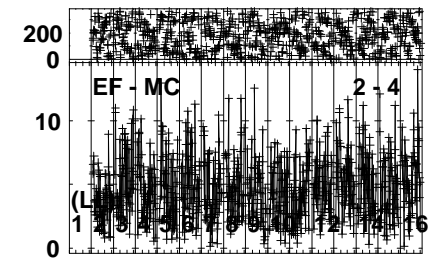
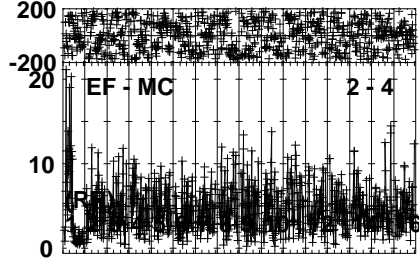
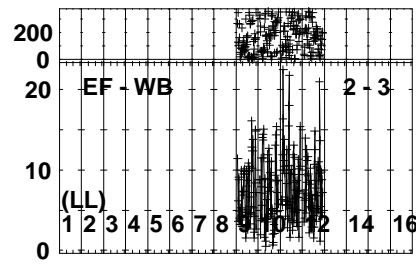
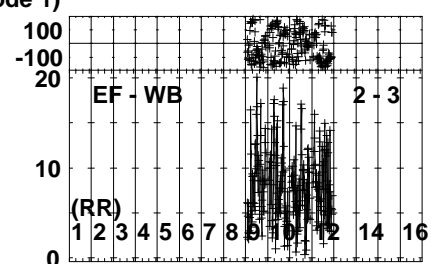
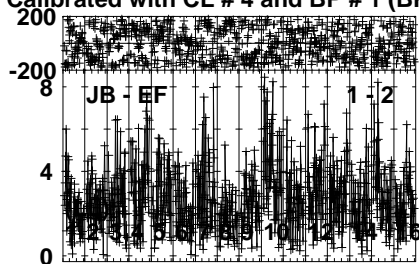
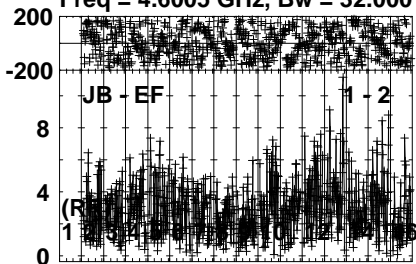


Lower frame: Milli Ampl Jy Top frame: Phas deg
Vector averaged cross-power spectrum Several baselines displayed
Timerange: 00/14:52:33 to 00/14:53:29

Plot file version 158 created 23-APR-2024 17:20:34

FRB EB100E 1.UVDATA.1

Freq = 4.6005 GHz, Bw = 32.000 MH Calibrated with CL # 4 and BP # 1 (BP mode 1)

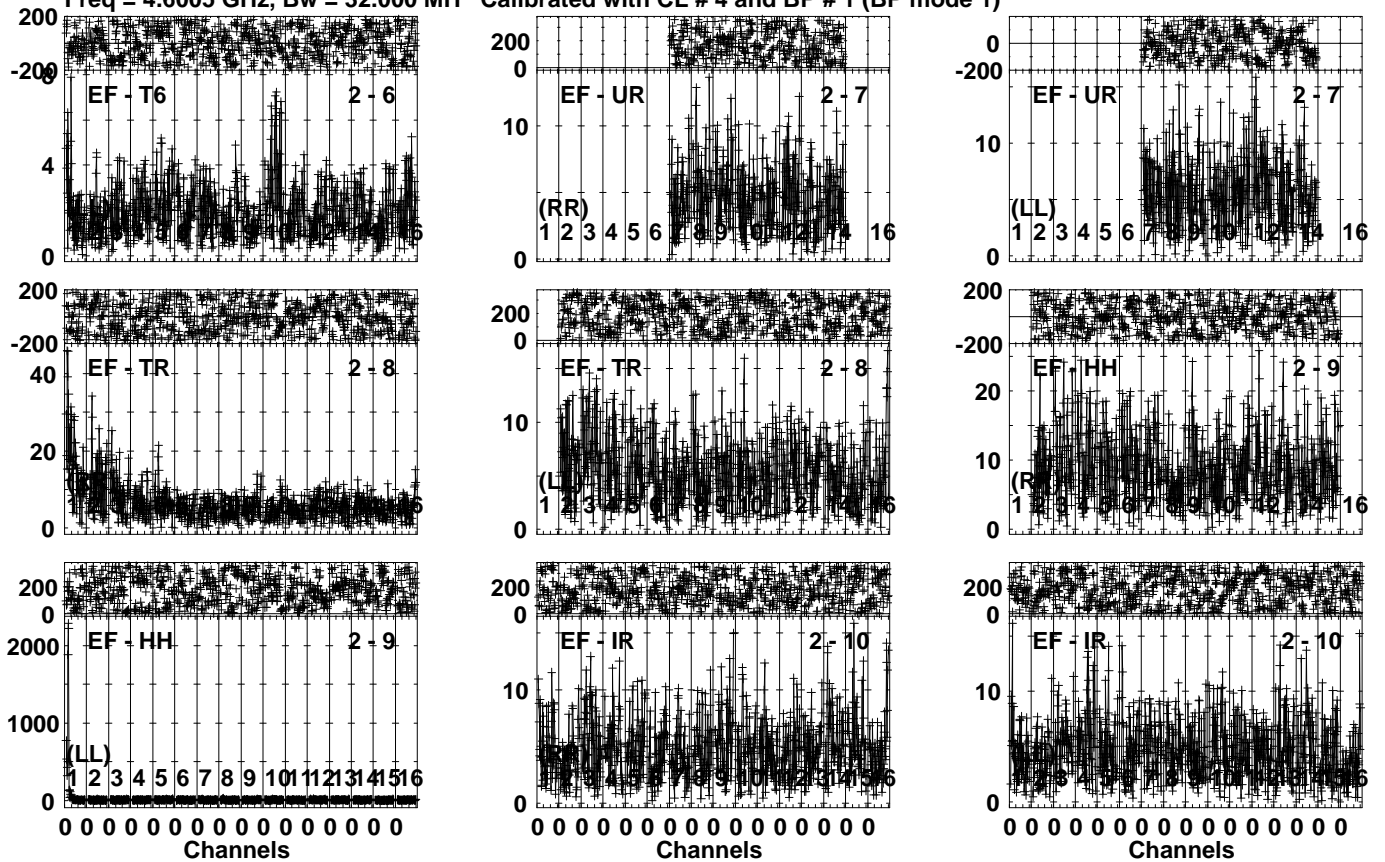


Lower frame: Milli Ampl Jy Top frame: Phas deg
Vector averaged cross-power spectrum Several baselines displayed
Timerange: 00/14:53:31 to 00/14:56:59

Plot file version 159 created 23-APR-2024 17:20:35

FRB EB100E 1.UVDATA.1

Freq = 4.6005 GHz, Bw = 32.000 MH Calibrated with CL # 4 and BP # 1 (BP mode 1)

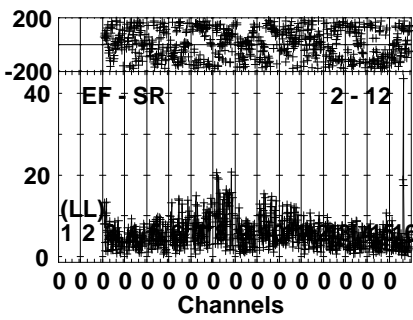
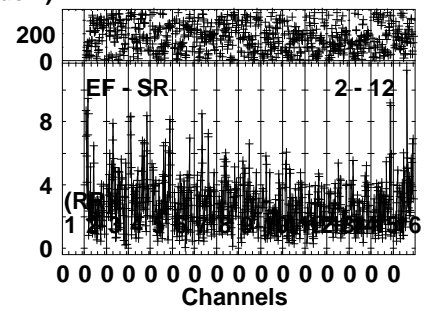
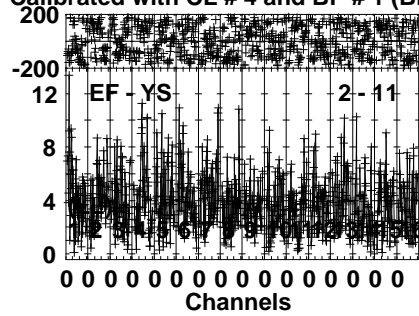
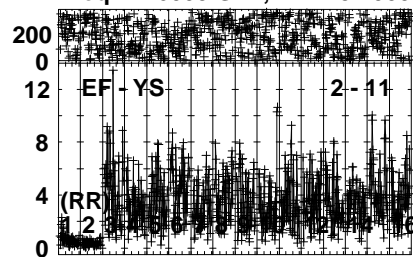


Lower frame: Milli Ampl Jy Top frame: Phas deg
Vector averaged cross-power spectrum Several baselines displayed
Timerange: 00/14:53:31 to 00/14:56:59

Plot file version 160 created 23-APR-2024 17:20:36

FRB EB100E 1.UVDATA.1

Freq = 4.6005 GHz, Bw = 32.000 MH Calibrated with CL # 4 and BP # 1 (BP mode 1)

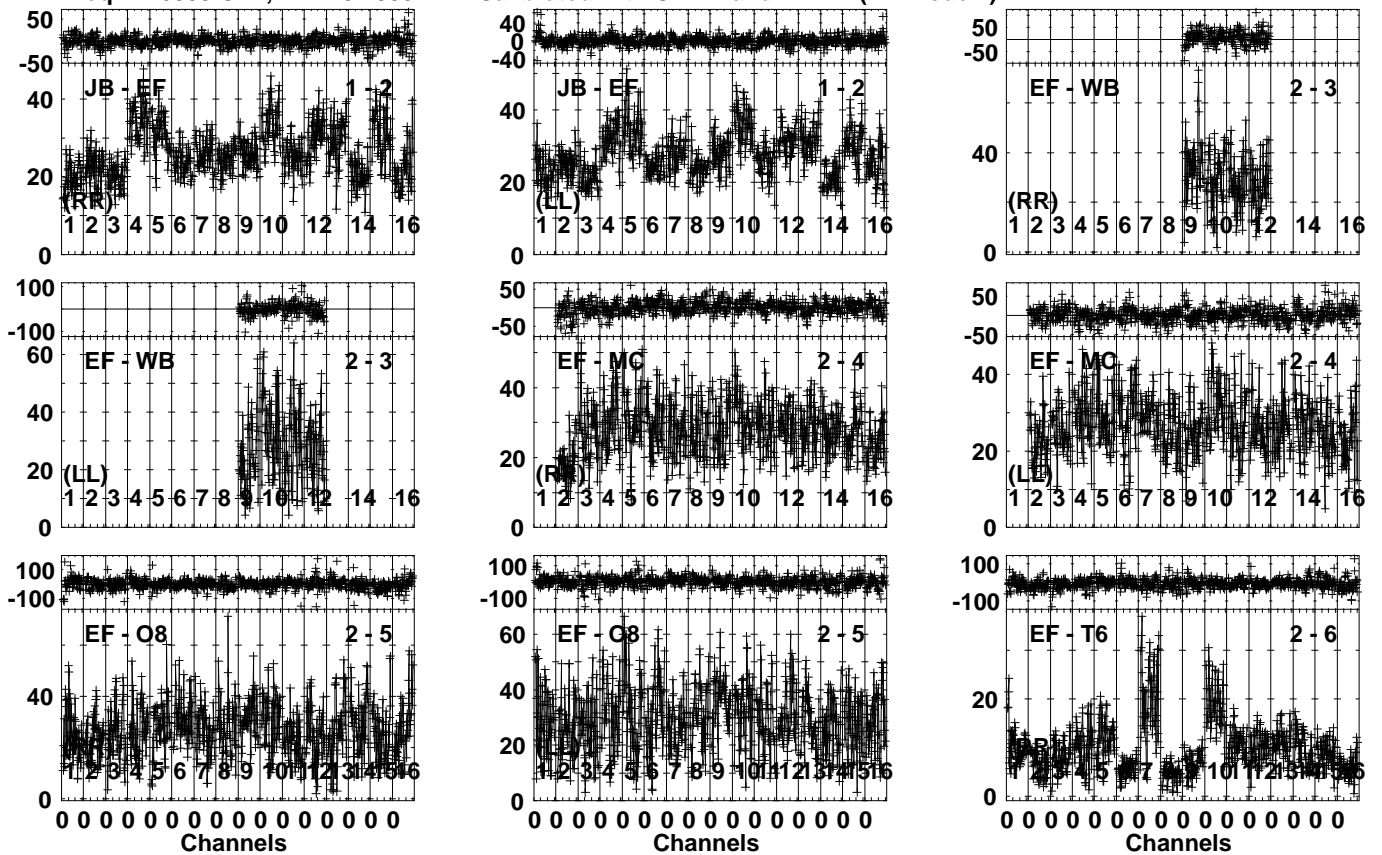


Lower frame: Milli Ampl Jy Top frame: Phas deg
Vector averaged cross-power spectrum Several baselines displayed
Timerange: 00/14:53:31 to 00/14:56:59

Plot file version 161 created 23-APR-2024 17:20:36

J0529+3209 EB100E 1.UVDATA.1

Freq = 4.6005 GHz, Bw = 32.000 MH Calibrated with CL # 4 and BP # 1 (BP mode 1)

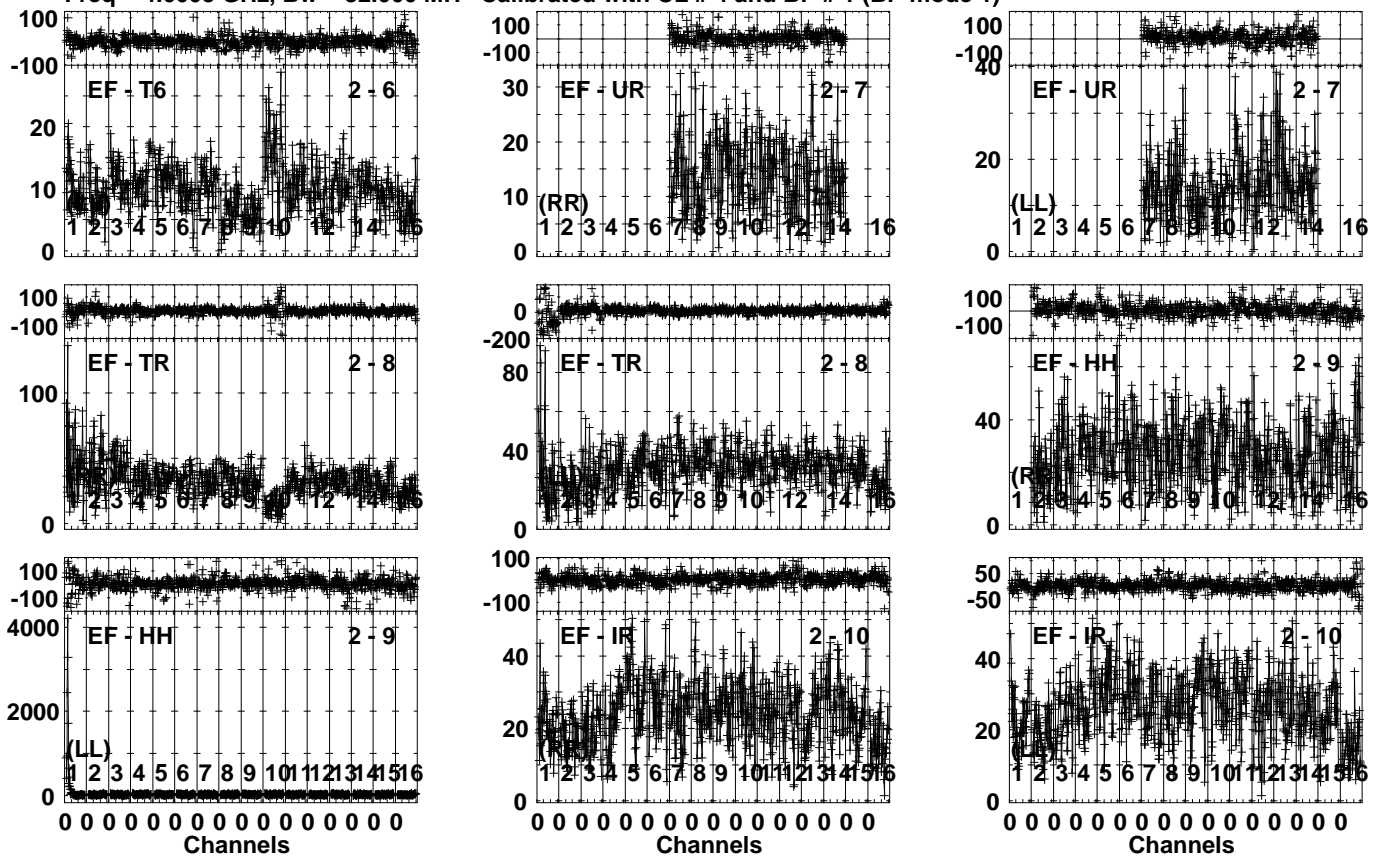


Lower frame: Milli Ampl Jy Top frame: Phas deg
Vector averaged cross-power spectrum Several baselines displayed
Timerange: 00/14:57:01 to 00/14:58:29

Plot file version 162 created 23-APR-2024 17:20:37

J0529+3209 EB100E 1.UVDATA.1

Freq = 4.6005 GHz, Bw = 32.000 MH Calibrated with CL # 4 and BP # 1 (BP mode 1)

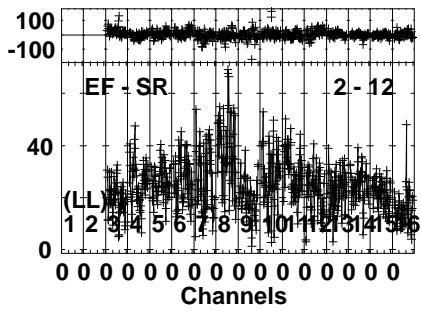
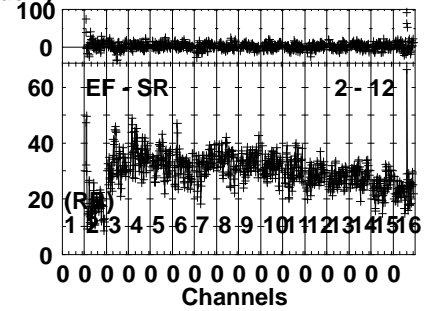
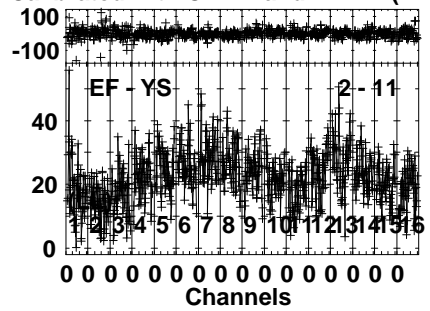
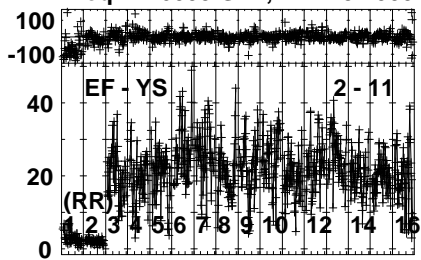


Lower frame: Milli Ampl Jy Top frame: Phas deg
Vector averaged cross-power spectrum Several baselines displayed
Timerange: 00/14:57:01 to 00/14:58:29

Plot file version 163 created 23-APR-2024 17:20:37

J0529+3209 EB100E 1.UVDATA.1

Freq = 4.6005 GHz, Bw = 32.000 MH Calibrated with CL # 4 and BP # 1 (BP mode 1)

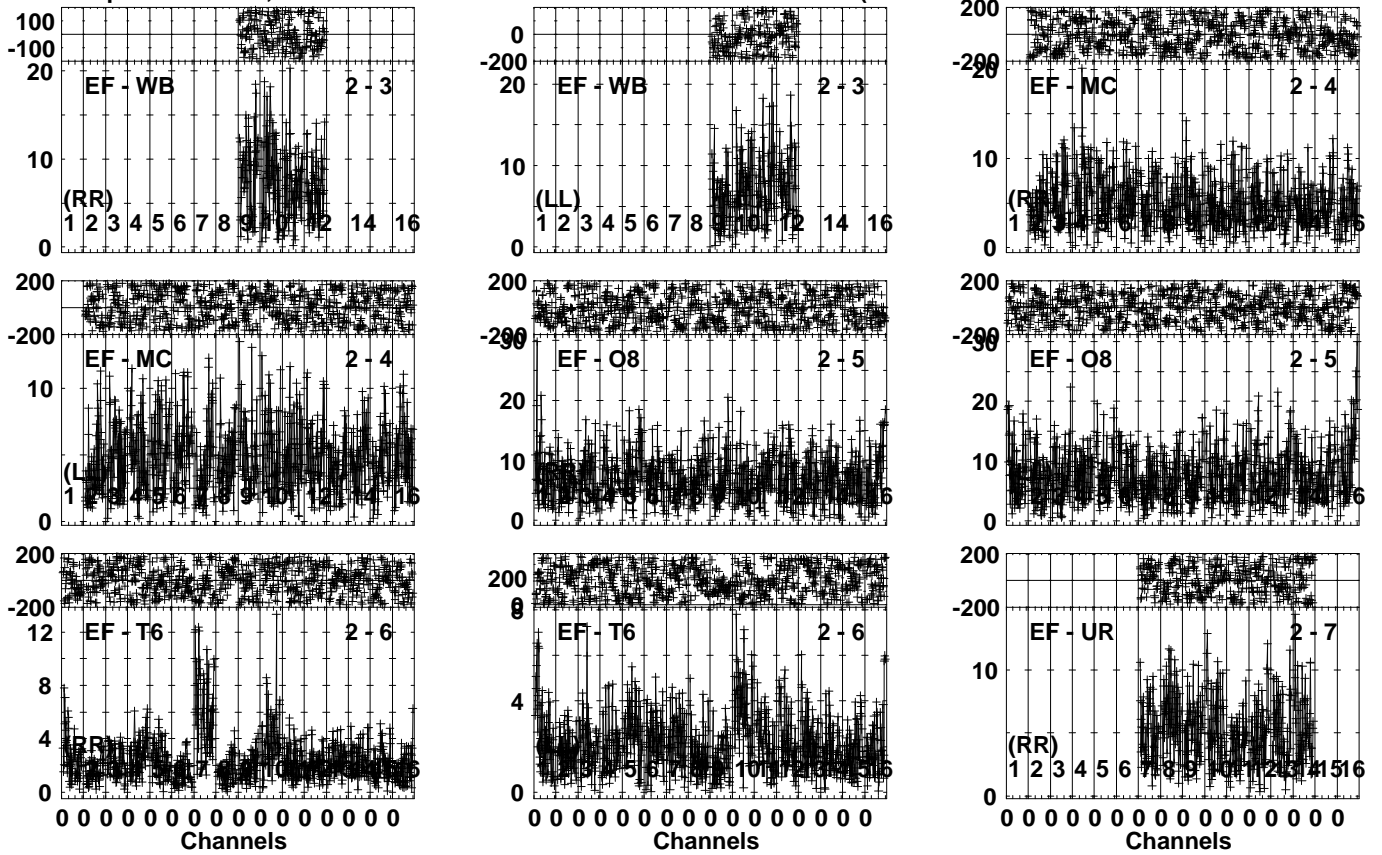


Lower frame: Milli Ampl Jy Top frame: Phas deg
Vector averaged cross-power spectrum Several baselines displayed
Timerange: 00/14:57:01 to 00/14:58:29

Plot file version 164 created 23-APR-2024 17:20:38

FRB EB100E 1.UVDATA.1

Freq = 4.6005 GHz, Bw = 32.000 MH Calibrated with CL # 4 and BP # 1 (BP mode 1)

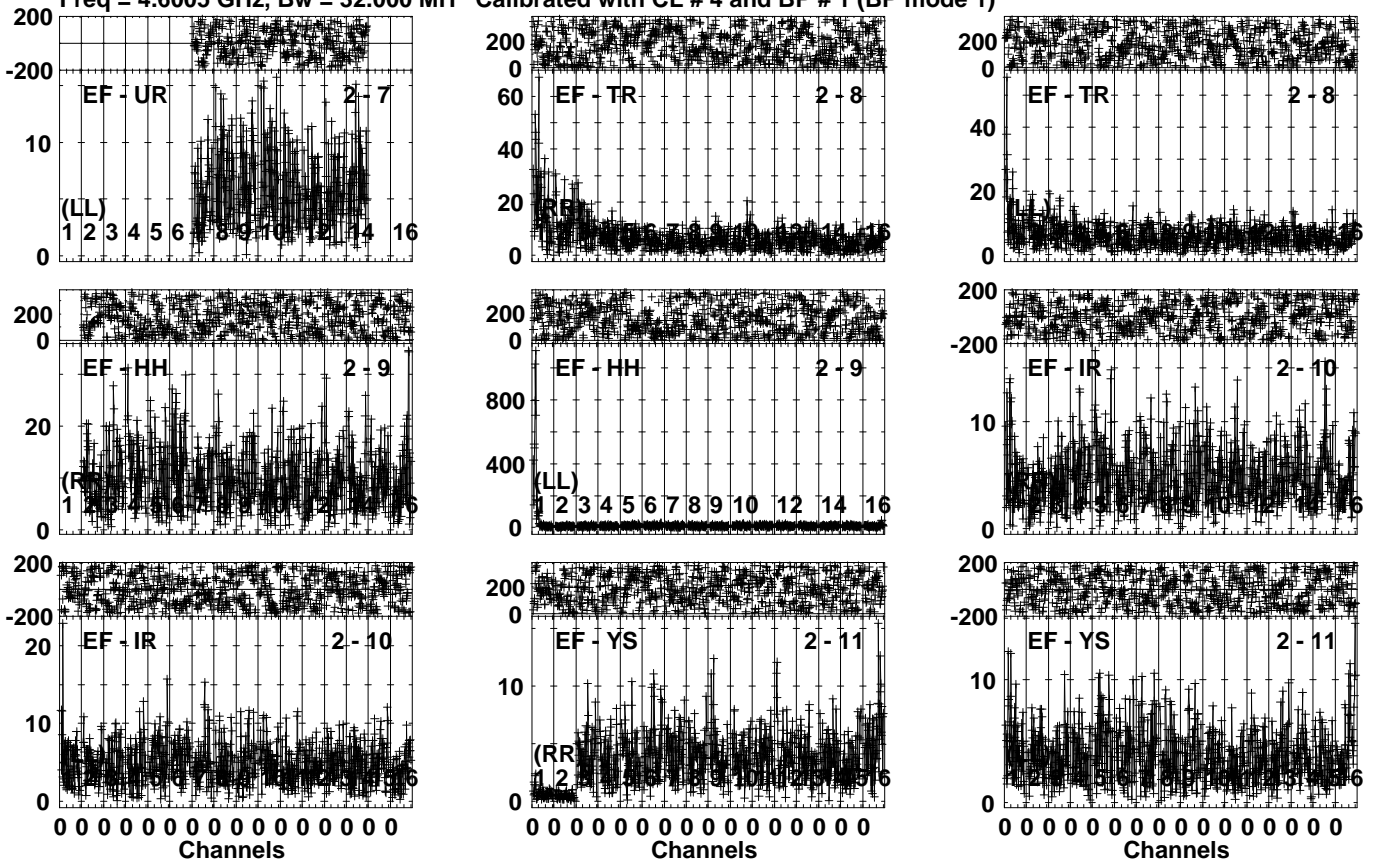


Lower frame: Milli Ampl Jy Top frame: Phas deg
Vector averaged cross-power spectrum Several baselines displayed
Timerange: 00/14:58:31 to 00/15:01:59

Plot file version 165 created 23-APR-2024 17:20:38

FRB EB100E 1.UVDATA.1

Freq = 4.6005 GHz, Bw = 32.000 MH Calibrated with CL # 4 and BP # 1 (BP mode 1)

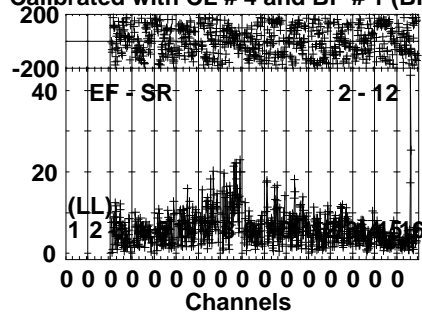
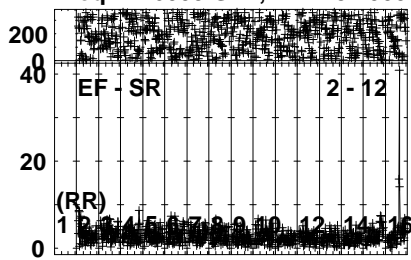


Lower frame: Milli Ampl Jy Top frame: Phas deg
Vector averaged cross-power spectrum Several baselines displayed
Timerange: 00/14:58:31 to 00/15:01:59

Plot file version 166 created 23-APR-2024 17:20:39

FRB EB100E 1.UVDATA.1

Freq = 4.6005 GHz, Bw = 32.000 MH Calibrated with CL # 4 and BP # 1 (BP mode 1)

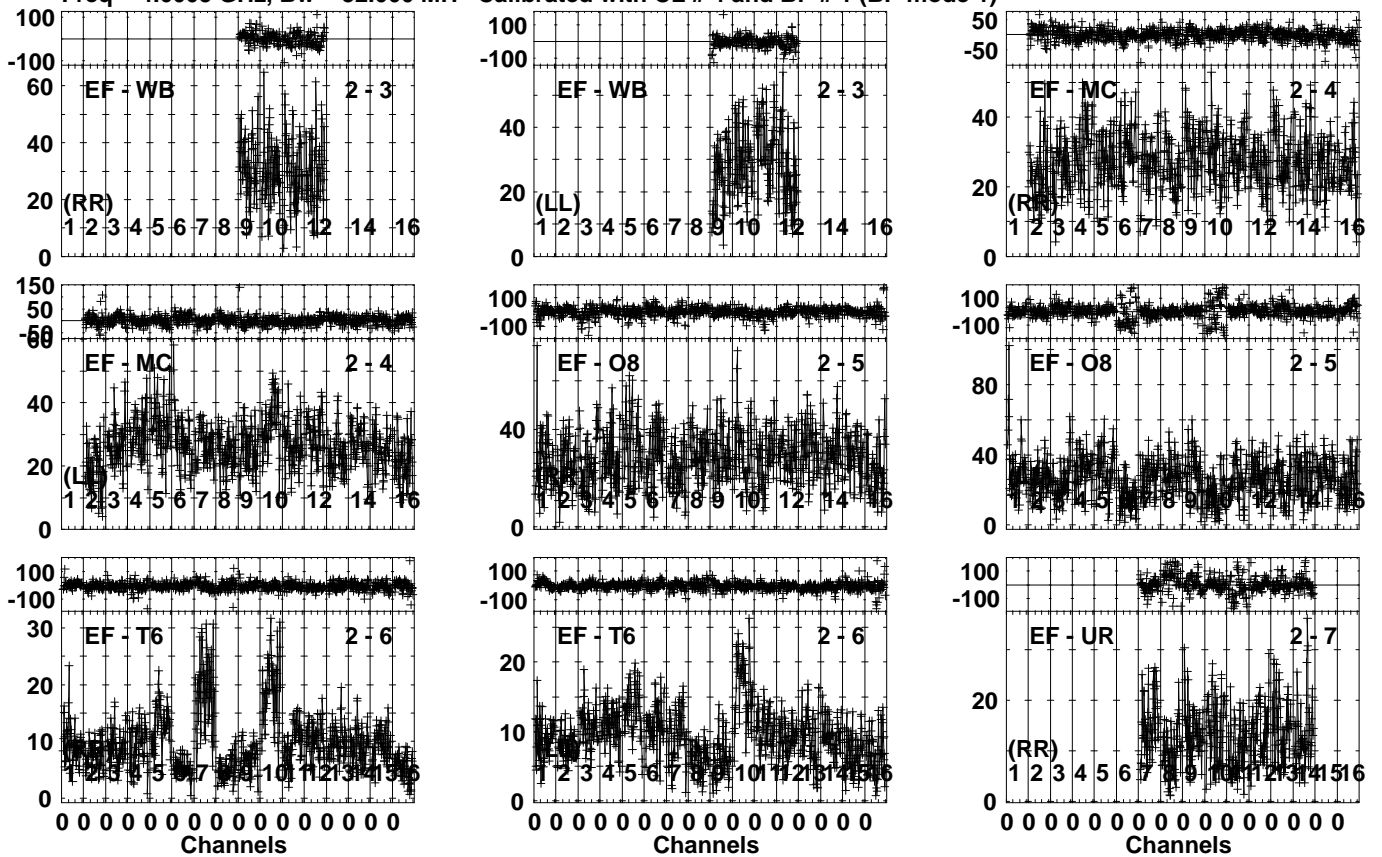


Lower frame: Milli Ampl Jy Top frame: Phas deg
Vector averaged cross-power spectrum Several baselines displayed
Timerange: 00/14:58:31 to 00/15:01:59

Plot file version 167 created 23-APR-2024 17:20:39

J0529+3209 EB100E 1.UVDATA.1

Freq = 4.6005 GHz, Bw = 32.000 MH Calibrated with CL # 4 and BP # 1 (BP mode 1)

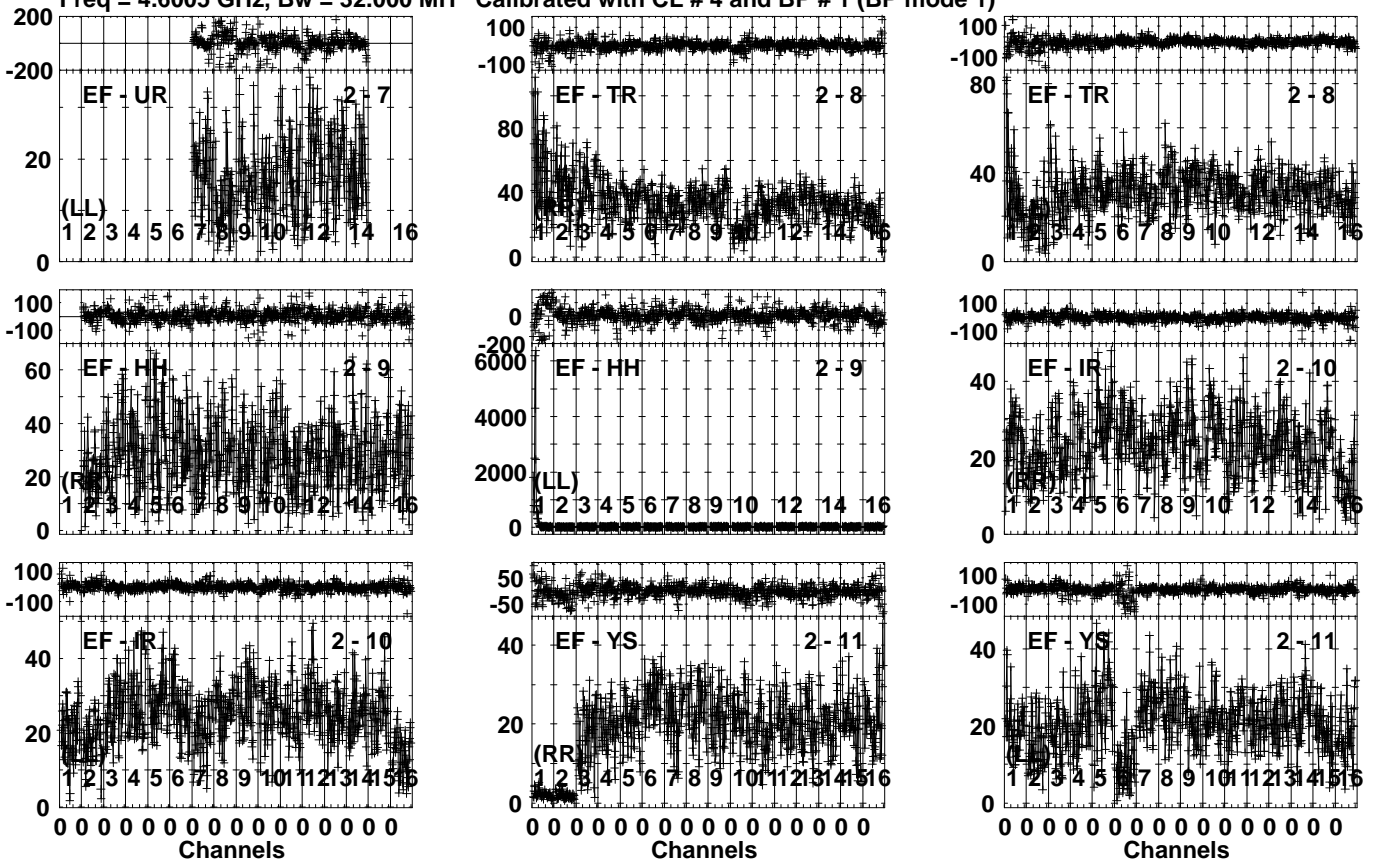


Lower frame: Milli Ampl Jy Top frame: Phas deg
Vector averaged cross-power spectrum Several baselines displayed
Timerange: 00/15:02:33 to 00/15:03:29

Plot file version 168 created 23-APR-2024 17:20:40

J0529+3209 EB100E 1.UVDATA.1

Freq = 4.6005 GHz, Bw = 32.000 MH Calibrated with CL # 4 and BP # 1 (BP mode 1)

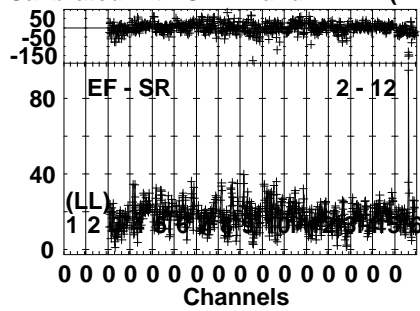
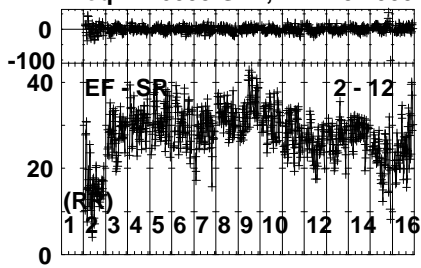


Lower frame: Milli Ampl Jy Top frame: Phas deg
Vector averaged cross-power spectrum Several baselines displayed
Timerange: 00/15:02:33 to 00/15:03:29

Plot file version 169 created 23-APR-2024 17:20:40

J0529+3209 EB100E 1.UVDATA.1

Freq = 4.6005 GHz, Bw = 32.000 MH Calibrated with CL # 4 and BP # 1 (BP mode 1)



Lower frame: Milli Ampl Jy Top frame: Phas deg

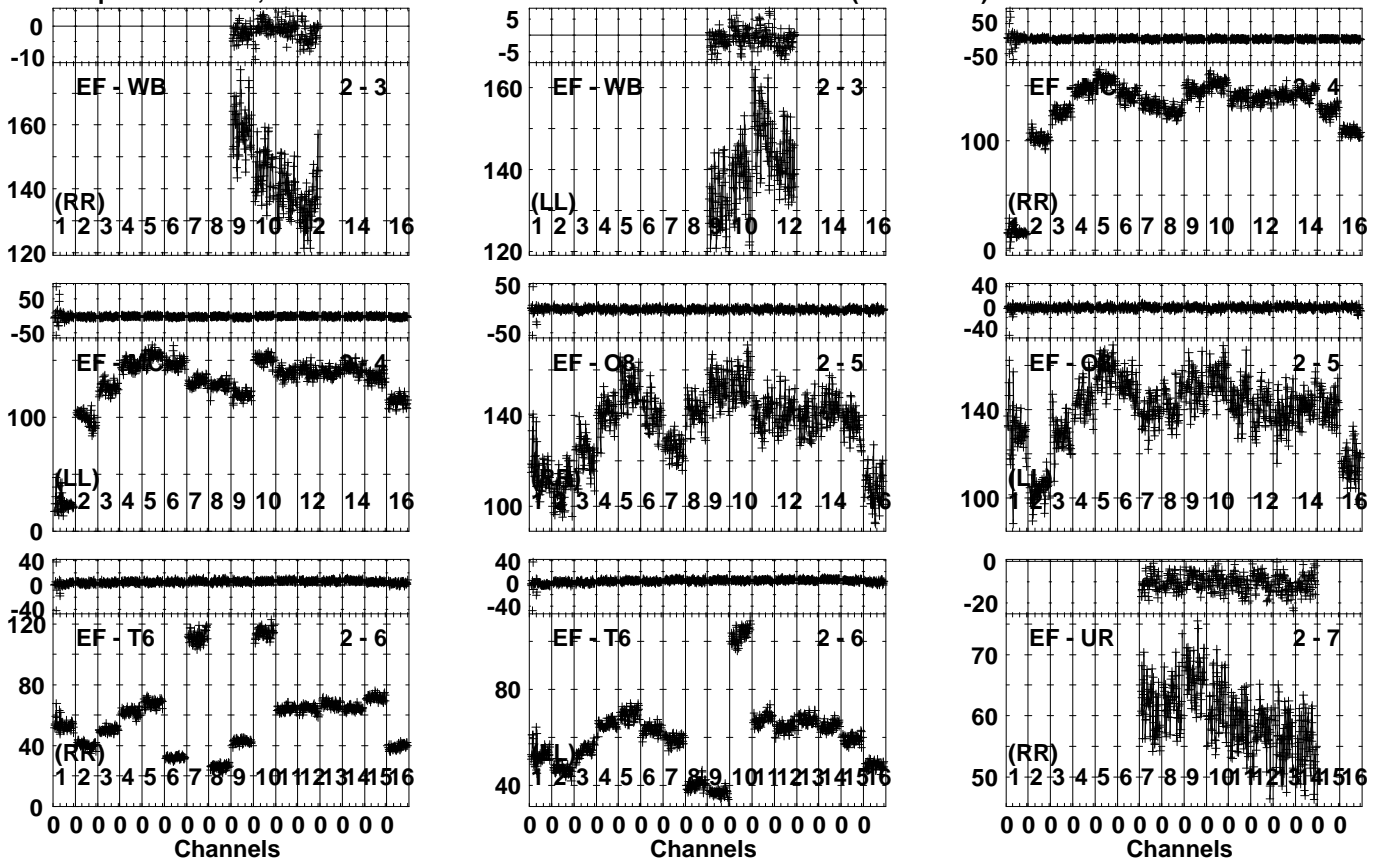
Vector averaged cross-power spectrum Several baselines displayed

Timerange: 00/15:02:33 to 00/15:03:29

Plot file version 170 created 23-APR-2024 17:20:40

J0518+3306 EB100E 1.UVDATA.1

Freq = 4.6005 GHz, Bw = 32.000 MH Calibrated with CL # 4 and BP # 1 (BP mode 1)

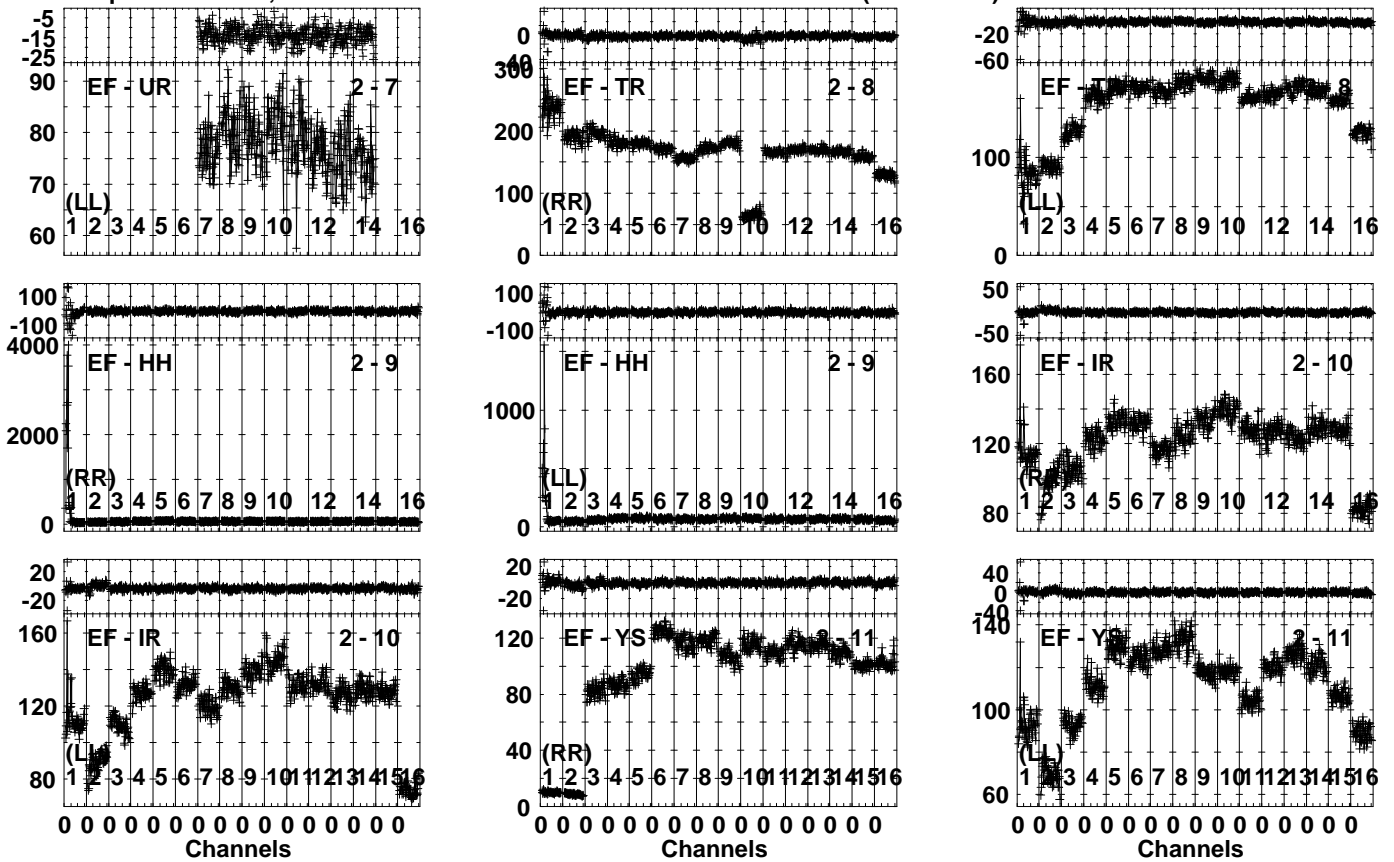


Lower frame: Milli Ampl Jy Top frame: Phas deg
Vector averaged cross-power spectrum Several baselines displayed
Timerange: 00/15:04:03 to 00/15:06:59

Plot file version 171 created 23-APR-2024 17:20:41

J0518+3306 EB100E 1.UVDATA.1

Freq = 4.6005 GHz, Bw = 32.000 MH Calibrated with CL # 4 and BP # 1 (BP mode 1)

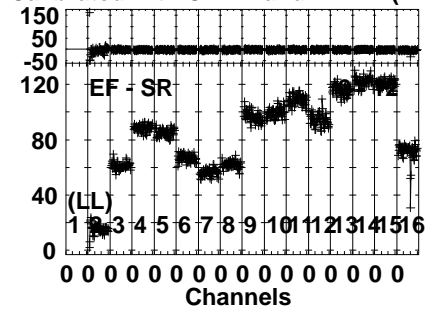
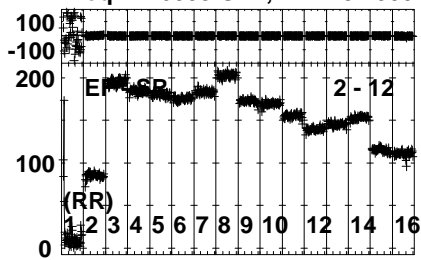


Lower frame: Milli Ampl Jy Top frame: Phas deg
Vector averaged cross-power spectrum Several baselines displayed
Timerange: 00/15:04:03 to 00/15:06:59

Plot file version 172 created 23-APR-2024 17:20:42

J0518+3306 EB100E 1.UVDATA.1

Freq = 4.6005 GHz, Bw = 32.000 MH Calibrated with CL # 4 and BP # 1 (BP mode 1)

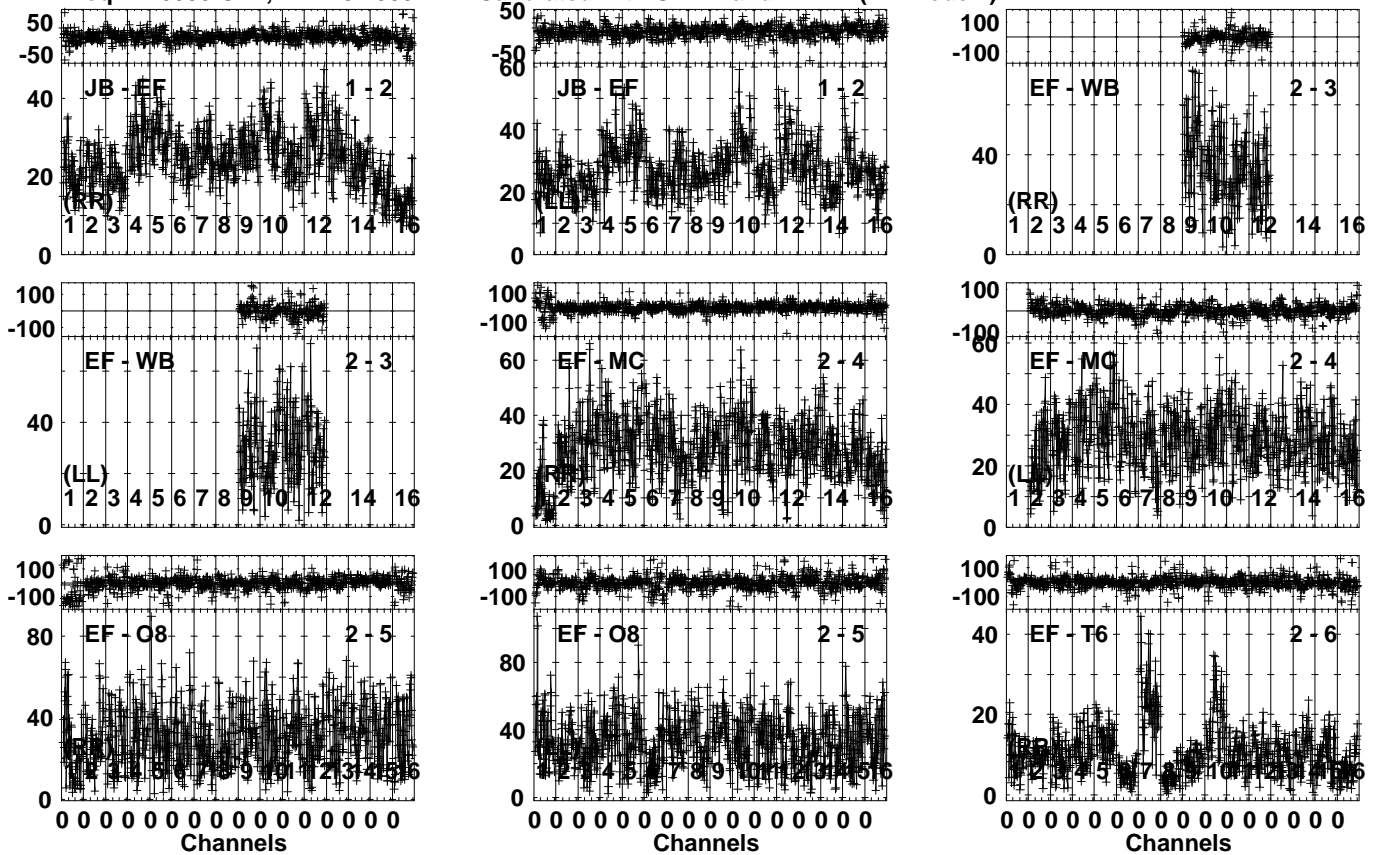


Lower frame: Milli Ampl Jy Top frame: Phas deg
Vector averaged cross-power spectrum Several baselines displayed
Timerange: 00/15:04:03 to 00/15:06:59

Plot file version 173 created 23-APR-2024 17:20:42

J0529+3209 EB100E 1.UVDATA.1

Freq = 4.6005 GHz, Bw = 32.000 MH Calibrated with CL # 4 and BP # 1 (BP mode 1)

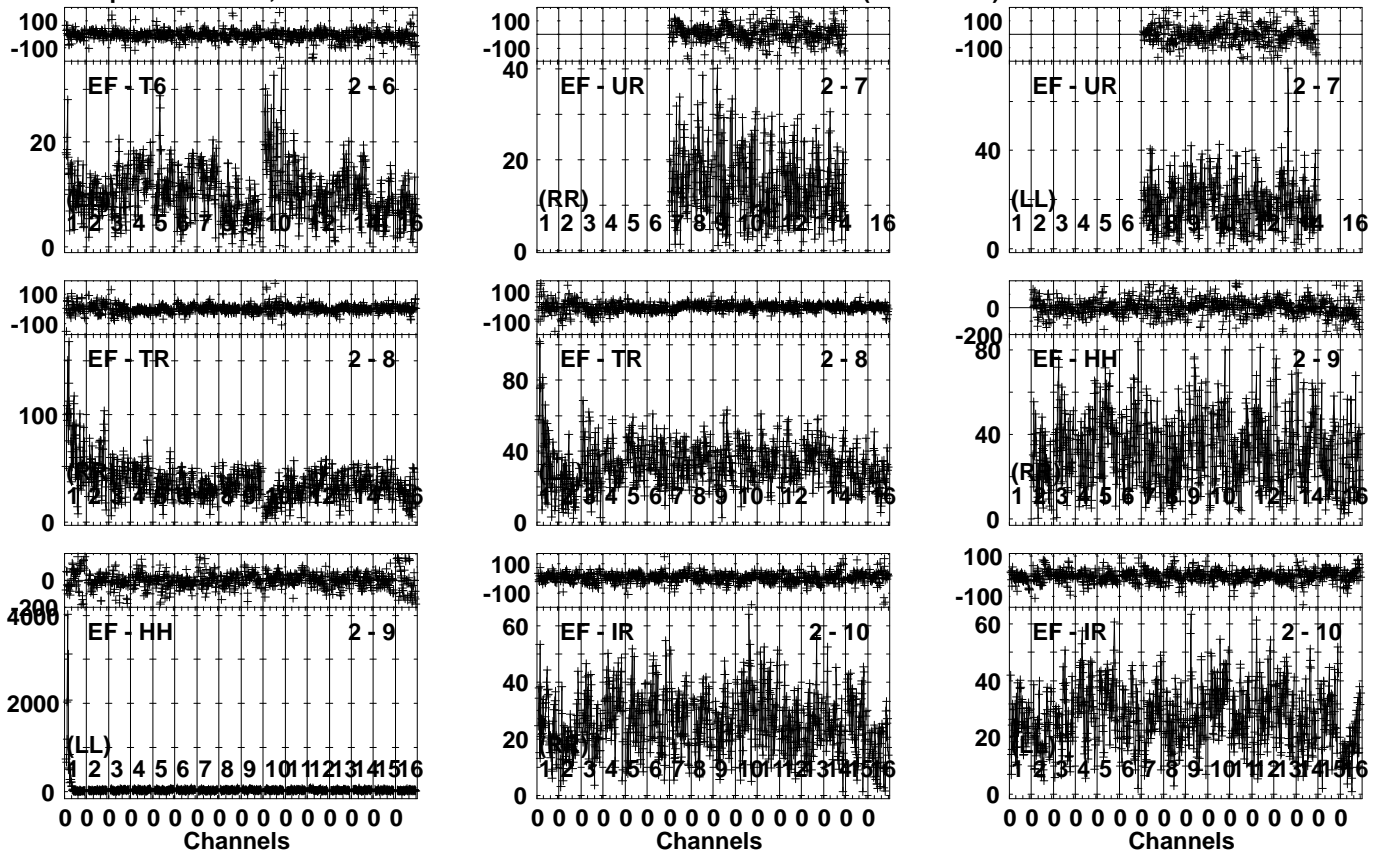


Lower frame: Milli Ampl Jy Top frame: Phas deg
Vector averaged cross-power spectrum Several baselines displayed
Timerange: 00/15:07:01 to 00/15:08:29

Plot file version 174 created 23-APR-2024 17:20:43

J0529+3209 EB100E 1.UVDATA.1

Freq = 4.6005 GHz, Bw = 32.000 MH Calibrated with CL # 4 and BP # 1 (BP mode 1)

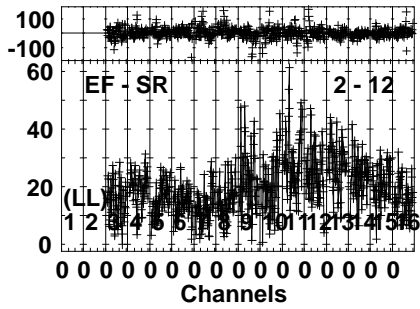
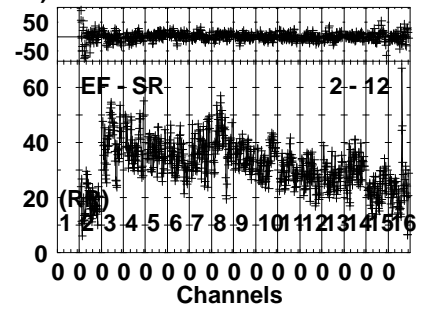
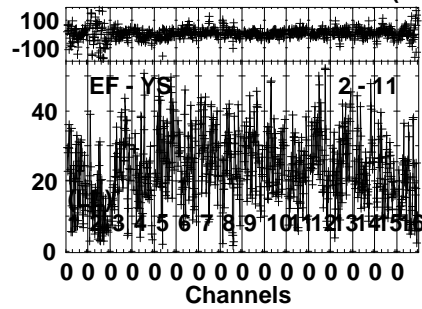
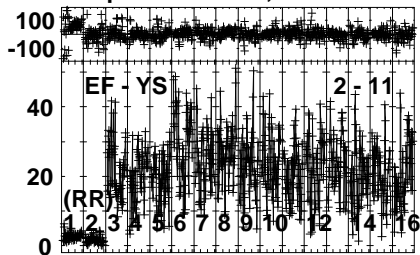


Lower frame: Milli Ampl Jy Top frame: Phas deg
Vector averaged cross-power spectrum Several baselines displayed
Timerange: 00/15:07:01 to 00/15:08:29

Plot file version 175 created 23-APR-2024 17:20:43

J0529+3209 EB100E 1.UVDATA.1

Freq = 4.6005 GHz, Bw = 32.000 MH Calibrated with CL # 4 and BP # 1 (BP mode 1)

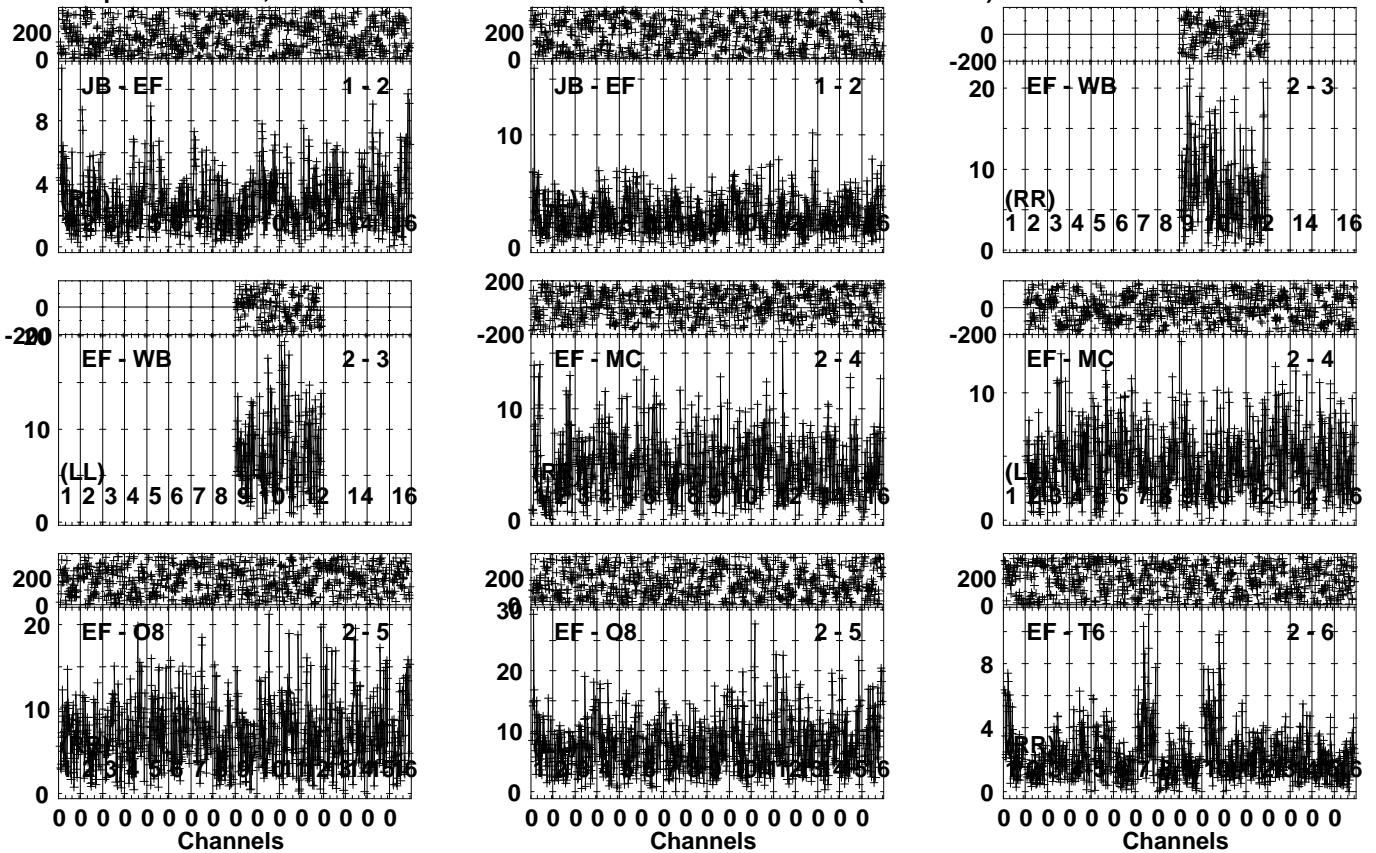


Lower frame: Milli Ampl Jy Top frame: Phas deg
Vector averaged cross-power spectrum Several baselines displayed
Timerange: 00/15:07:01 to 00/15:08:29

Plot file version 176 created 23-APR-2024 17:20:44

FRB EB100E 1.UVDATA.1

Freq = 4.6005 GHz, Bw = 32.000 MH Calibrated with CL # 4 and BP # 1 (BP mode 1)

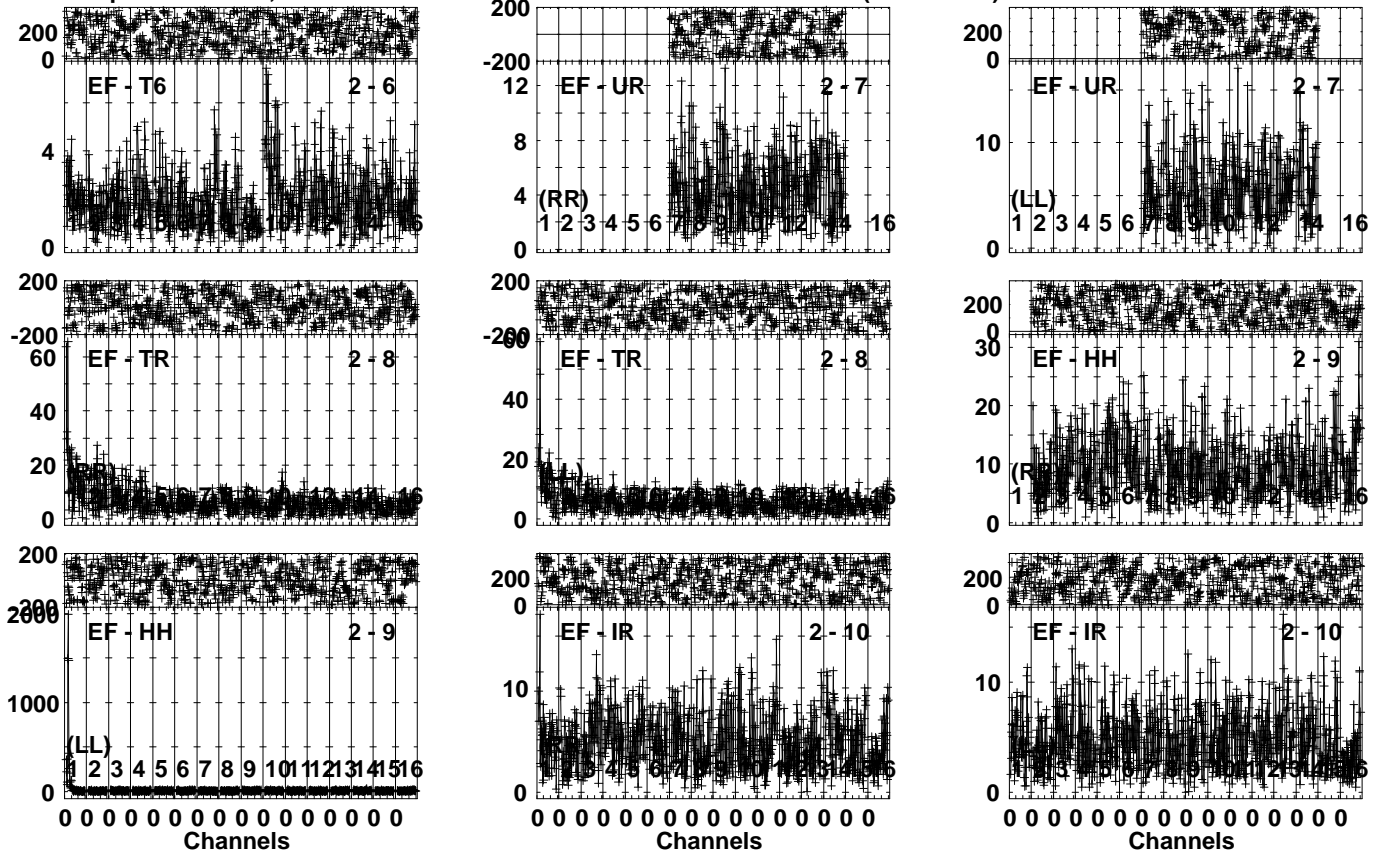


Lower frame: Milli Ampl Jy Top frame: Phas deg
Vector averaged cross-power spectrum Several baselines displayed
Timerange: 00/15:08:31 to 00/15:11:59

Plot file version 177 created 23-APR-2024 17:20:44

FRB EB100E 1.UVDATA.1

Freq = 4.6005 GHz, Bw = 32.000 MH Calibrated with CL # 4 and BP # 1 (BP mode 1)

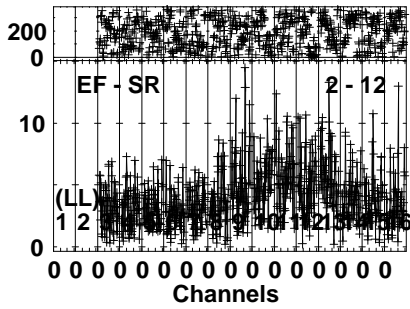
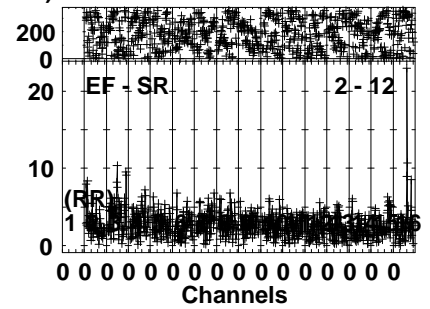
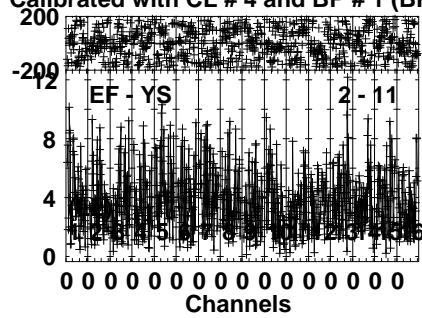
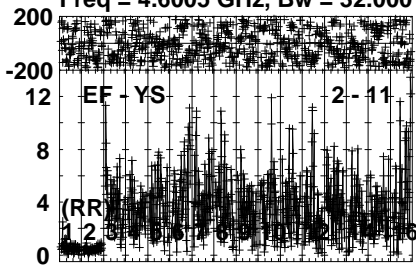


Lower frame: Milli Ampl Jy Top frame: Phas deg
Vector averaged cross-power spectrum Several baselines displayed
Timerange: 00/15:08:31 to 00/15:11:59

Plot file version 178 created 23-APR-2024 17:20:45

FRB EB100E 1.UVDATA.1

Freq = 4.6005 GHz, Bw = 32.000 MH Calibrated with CL # 4 and BP # 1 (BP mode 1)

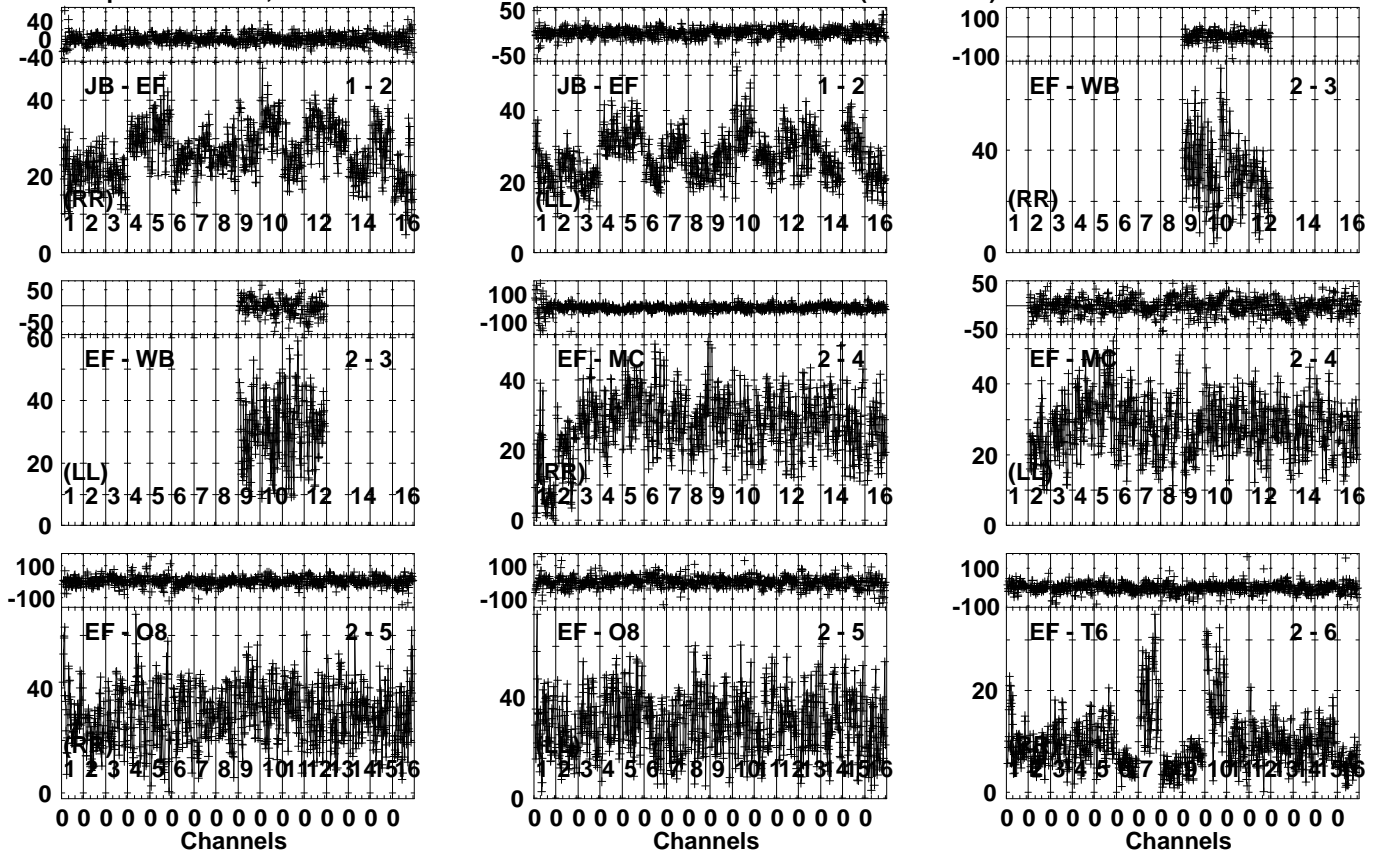


Lower frame: Milli Ampl Jy Top frame: Phas deg
Vector averaged cross-power spectrum Several baselines displayed
Timerange: 00/15:08:31 to 00/15:11:59

Plot file version 179 created 23-APR-2024 17:20:45

J0529+3209 EB100E 1.UVDATA.1

Freq = 4.6005 GHz, Bw = 32.000 MH Calibrated with CL # 4 and BP # 1 (BP mode 1)

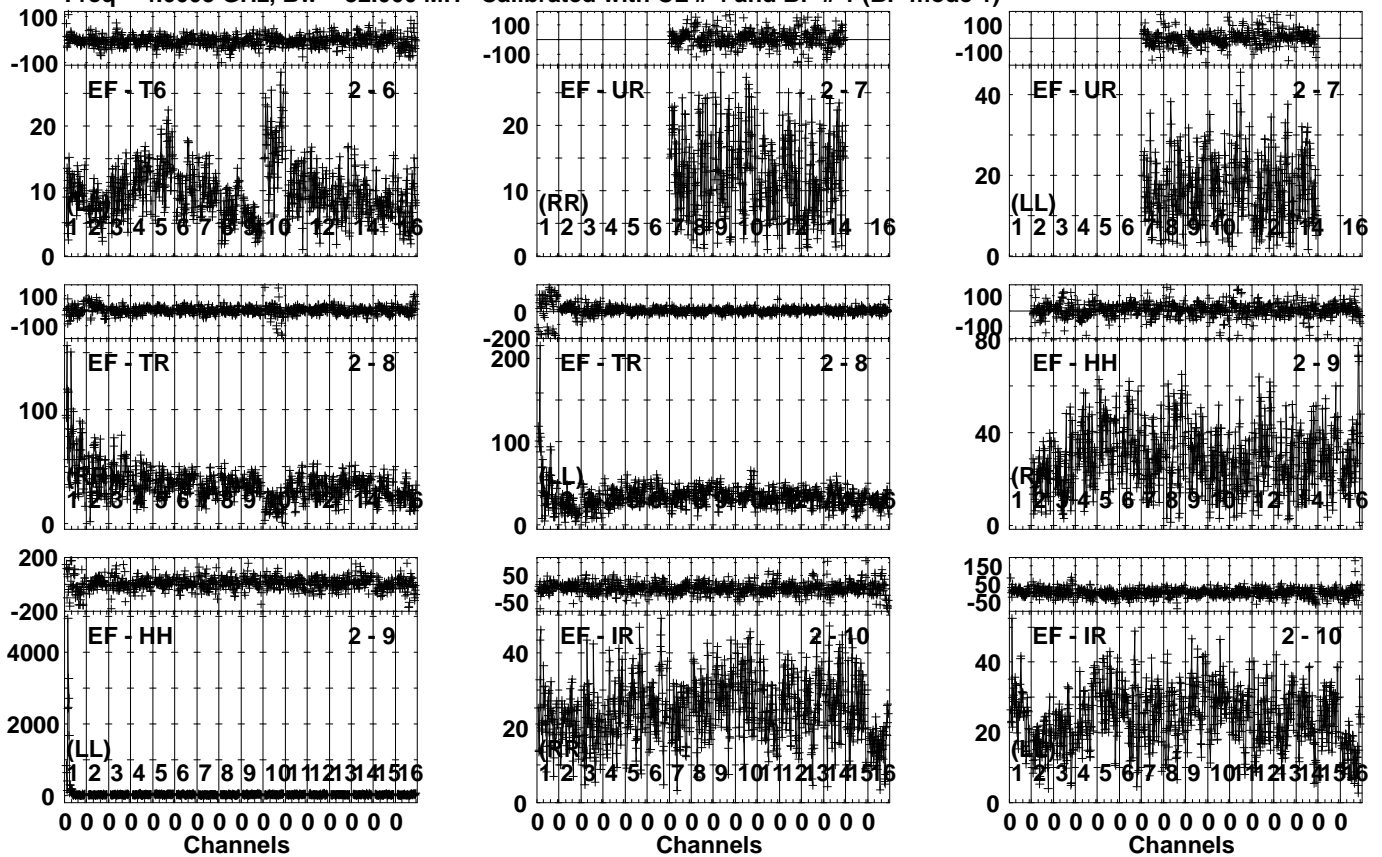


Lower frame: Milli Ampl Jy Top frame: Phas deg
Vector averaged cross-power spectrum Several baselines displayed
Timerange: 00/15:12:33 to 00/15:13:29

Plot file version 180 created 23-APR-2024 17:20:46

J0529+3209 EB100E 1.UVDATA.1

Freq = 4.6005 GHz, Bw = 32.000 MH Calibrated with CL # 4 and BP # 1 (BP mode 1)

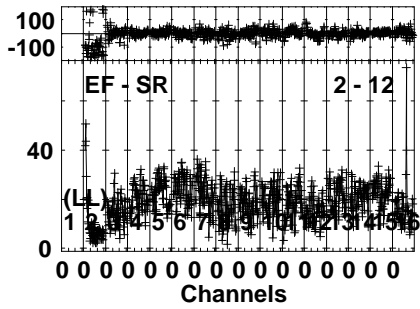
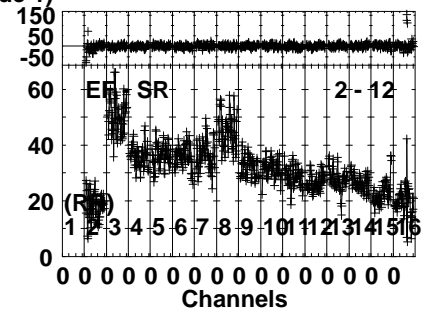
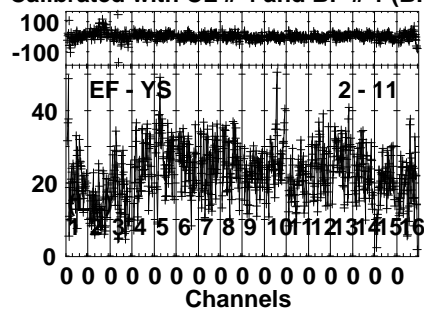
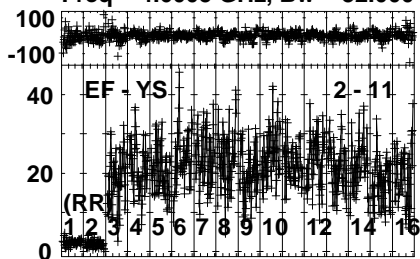


Lower frame: Milli Ampl Jy Top frame: Phas deg
Vector averaged cross-power spectrum Several baselines displayed
Timerange: 00/15:12:33 to 00/15:13:29

Plot file version 181 created 23-APR-2024 17:20:46

J0529+3209 EB100E 1.UVDATA.1

Freq = 4.6005 GHz, Bw = 32.000 MH Calibrated with CL # 4 and BP # 1 (BP mode 1)

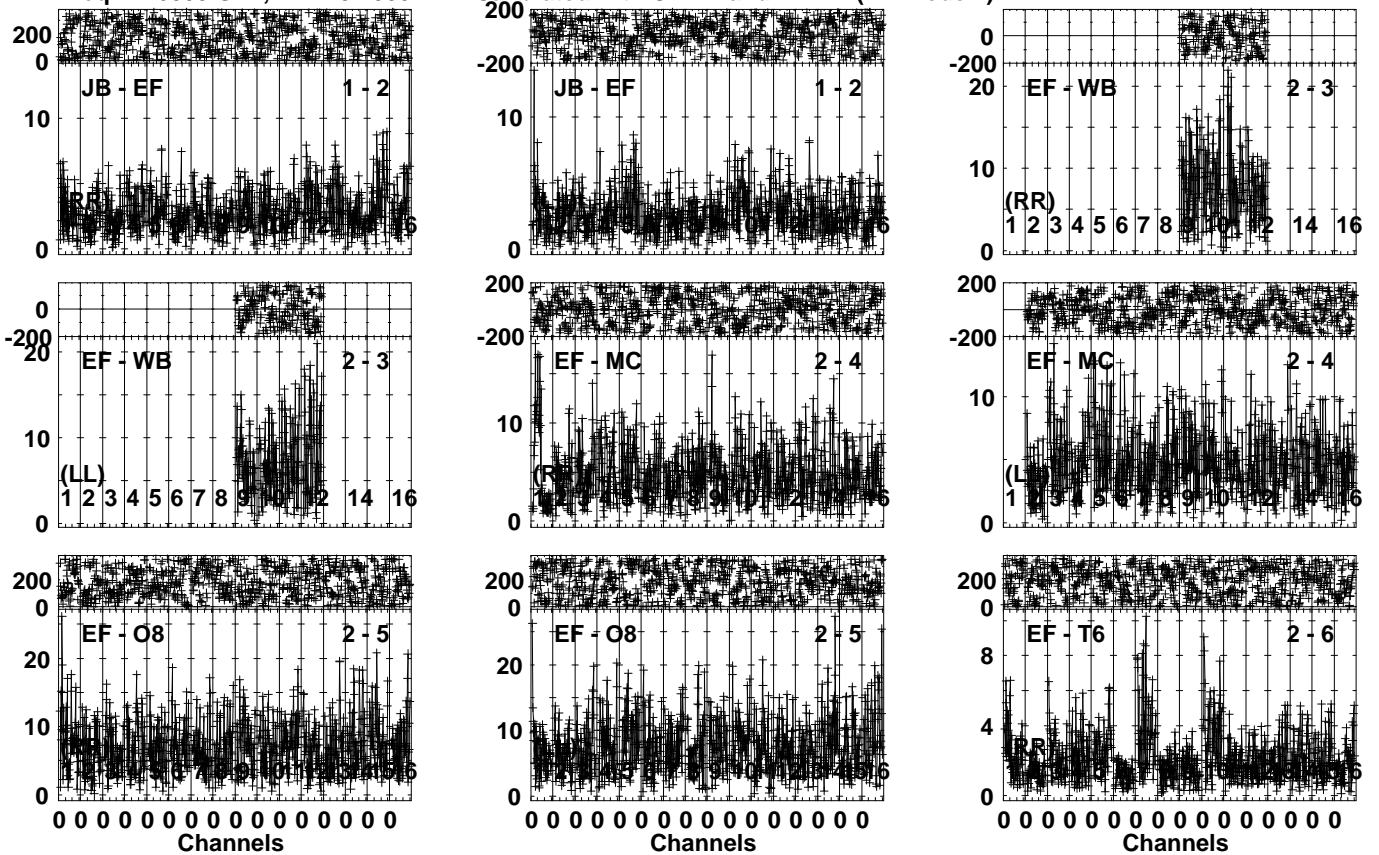


Lower frame: Milli Ampl Jy Top frame: Phas deg
Vector averaged cross-power spectrum Several baselines displayed
Timerange: 00/15:12:33 to 00/15:13:29

Plot file version 182 created 23-APR-2024 17:20:47

FRB EB100E 1.UVDATA.1

Freq = 4.6005 GHz, Bw = 32.000 MH Calibrated with CL # 4 and BP # 1 (BP mode 1)

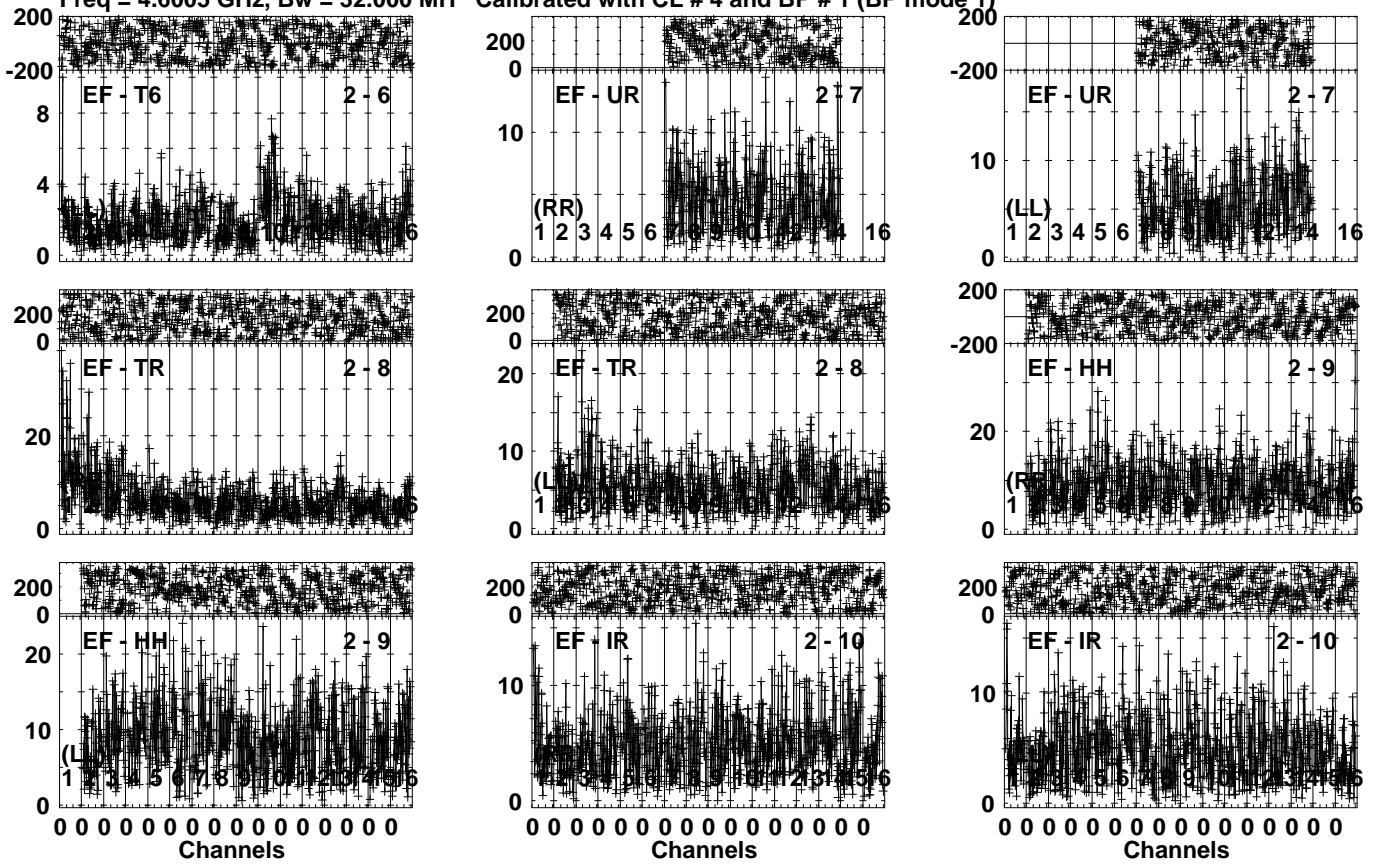


Lower frame: Milli Ampl Jy Top frame: Phas deg
Vector averaged cross-power spectrum Several baselines displayed
Timerange: 00/15:13:33 to 00/15:16:59

Plot file version 183 created 23-APR-2024 17:20:47

FRB EB100E 1.UVDATA.1

Freq = 4.6005 GHz, Bw = 32.000 MH Calibrated with CL # 4 and BP # 1 (BP mode 1)

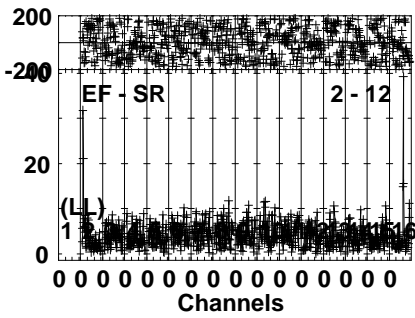
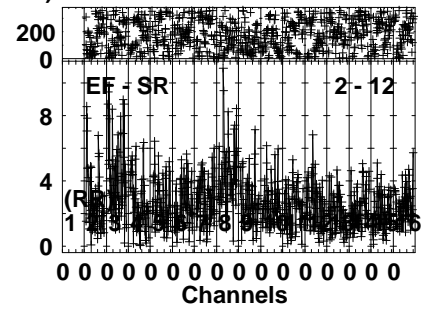
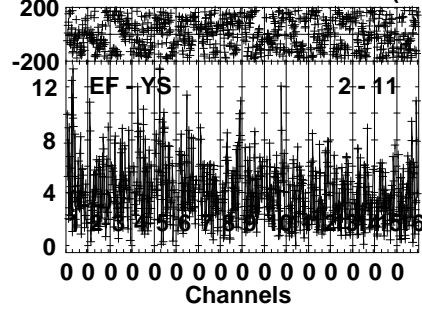
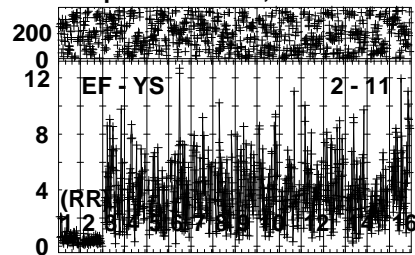


Lower frame: Milli Ampl Jy Top frame: Phas deg
Vector averaged cross-power spectrum Several baselines displayed
Timerange: 00/15:13:33 to 00/15:16:59

Plot file version 184 created 23-APR-2024 17:20:48

FRB EB100E 1.UVDATA.1

Freq = 4.6005 GHz, Bw = 32.000 MH Calibrated with CL # 4 and BP # 1 (BP mode 1)

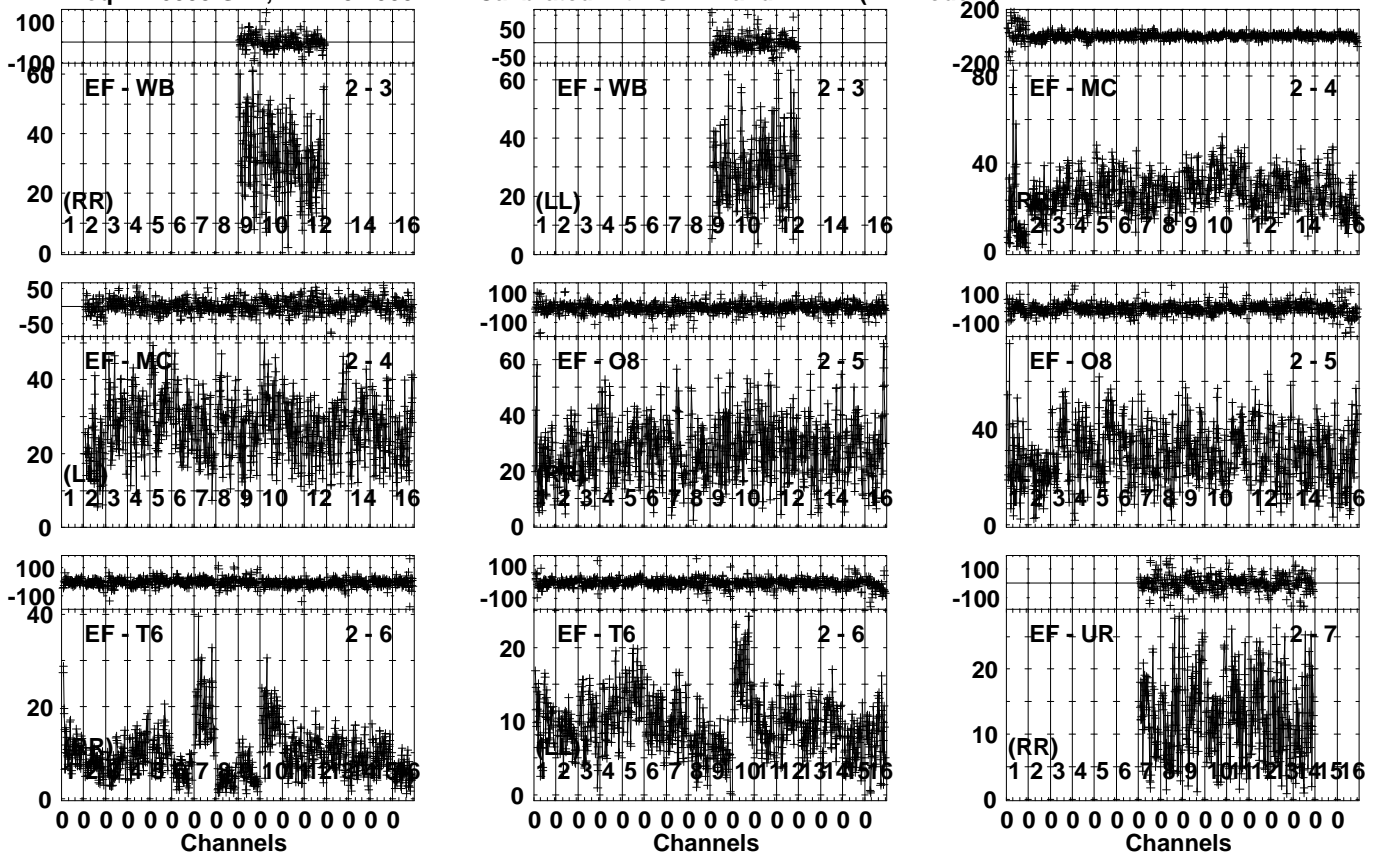


Lower frame: Milli Ampl Jy Top frame: Phas deg
Vector averaged cross-power spectrum Several baselines displayed
Timerange: 00/15:13:33 to 00/15:16:59

Plot file version 185 created 23-APR-2024 17:20:49

J0529+3209 EB100E 1.UVDATA.1

Freq = 4.6005 GHz, Bw = 32.000 MH Calibrated with CL # 4 and BP # 1 (BP mode 1)

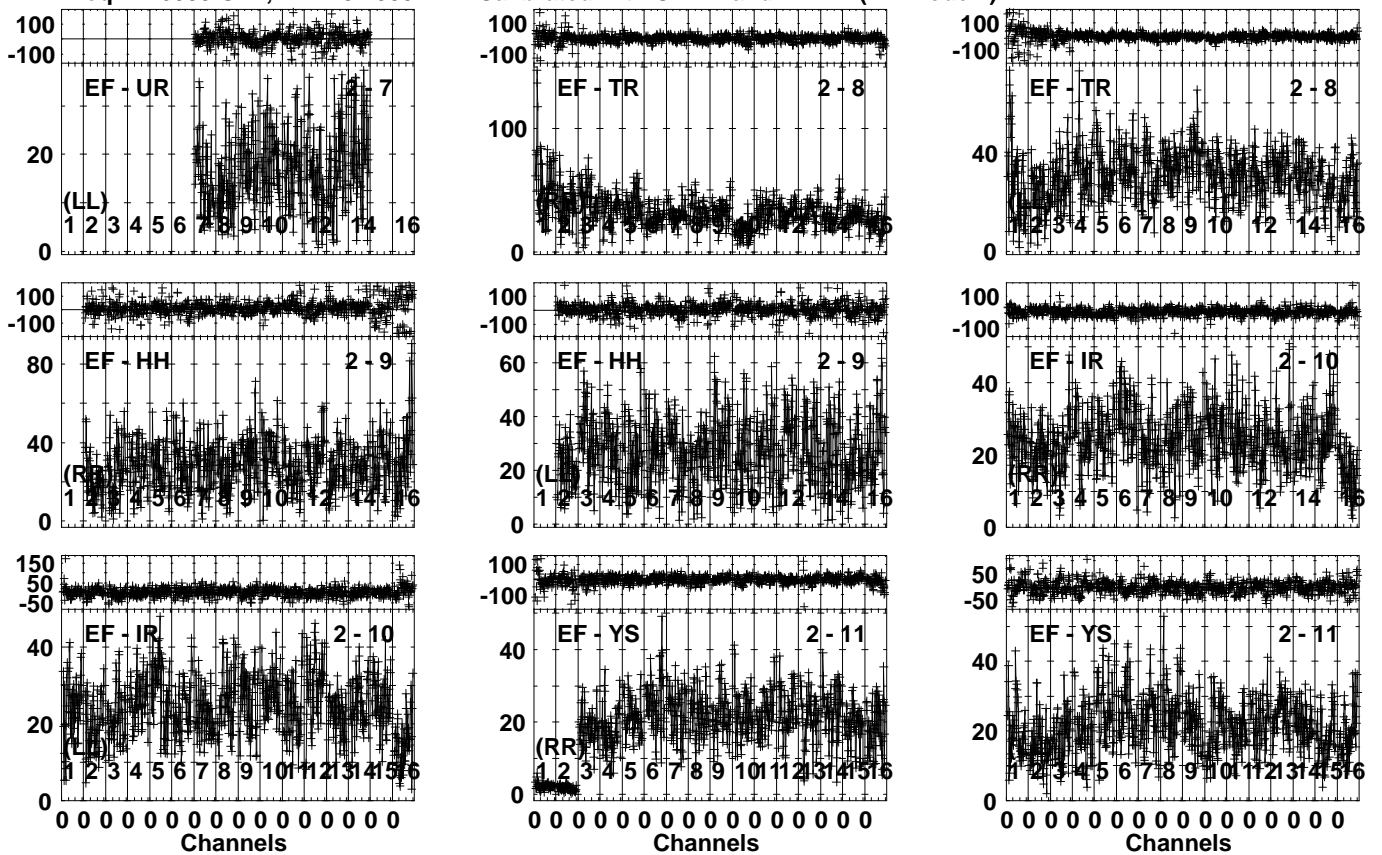


Lower frame: Milli Ampl Jy Top frame: Phas deg
Vector averaged cross-power spectrum Several baselines displayed
Timerange: 00/15:17:33 to 00/15:18:29

Plot file version 186 created 23-APR-2024 17:20:49

J0529+3209 EB100E 1.UVDATA.1

Freq = 4.6005 GHz, Bw = 32.000 MH Calibrated with CL # 4 and BP # 1 (BP mode 1)

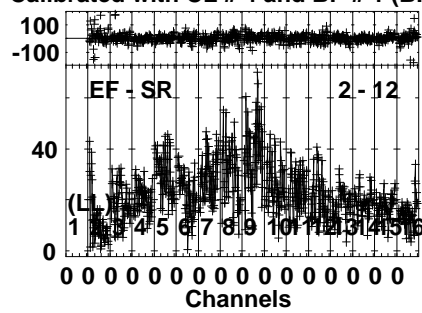
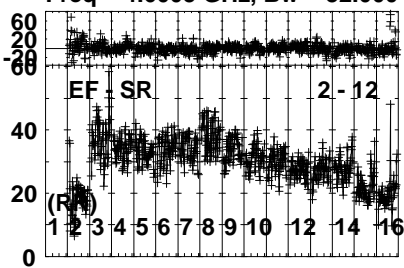


Lower frame: Milli Ampl Jy Top frame: Phas deg
Vector averaged cross-power spectrum Several baselines displayed
Timerange: 00/15:17:33 to 00/15:18:29

Plot file version 187 created 23-APR-2024 17:20:50

J0529+3209 EB100E 1.UVDATA.1

Freq = 4.6005 GHz, Bw = 32.000 MH Calibrated with CL # 4 and BP # 1 (BP mode 1)

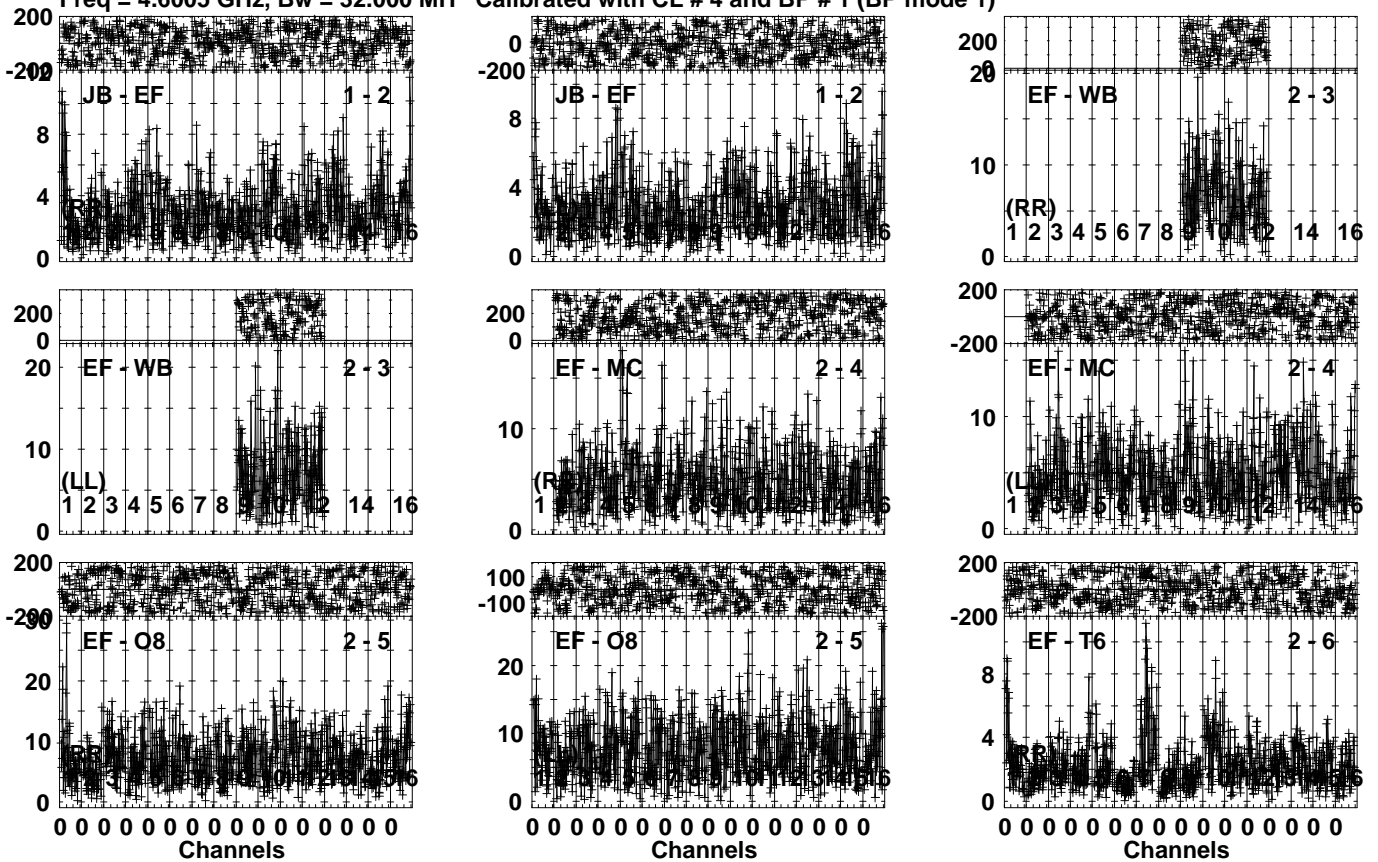


Lower frame: Milli Ampl Jy Top frame: Phas deg
Vector averaged cross-power spectrum Several baselines displayed
Timerange: 00/15:17:33 to 00/15:18:29

Plot file version 188 created 23-APR-2024 17:20:50

FRB EB100E 1.UVDATA.1

Freq = 4.6005 GHz, Bw = 32.000 MH Calibrated with CL # 4 and BP # 1 (BP mode 1)

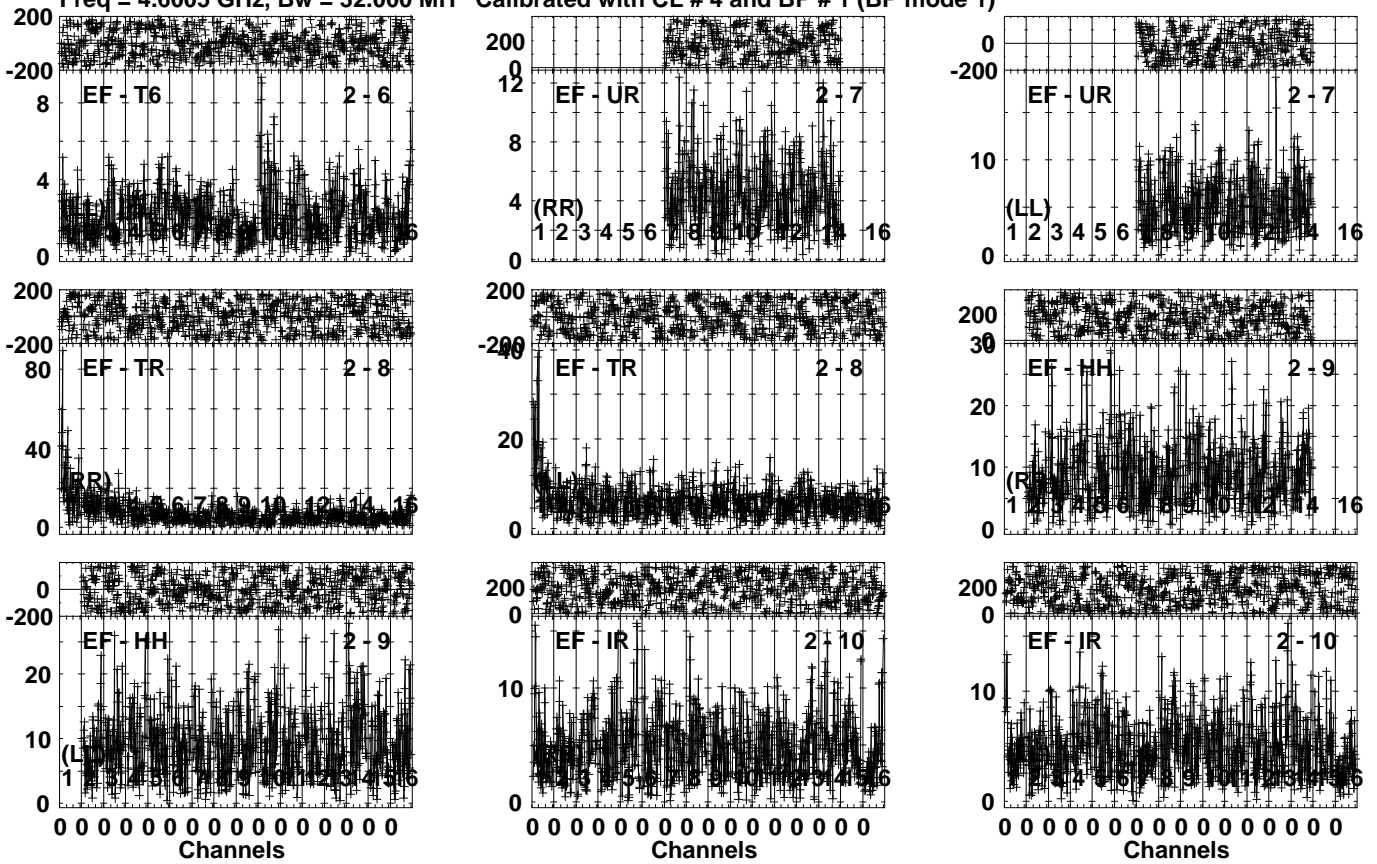


Lower frame: Milli Ampl Jy Top frame: Phas deg
Vector averaged cross-power spectrum Several baselines displayed
Timerange: 00/15:18:31 to 00/15:21:59

Plot file version 189 created 23-APR-2024 17:20:51

FRB EB100E 1.UVDATA.1

Freq = 4.6005 GHz, Bw = 32.000 MH Calibrated with CL # 4 and BP # 1 (BP mode 1)

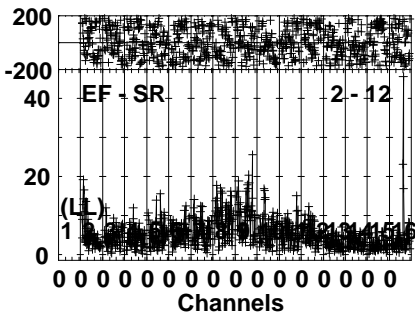
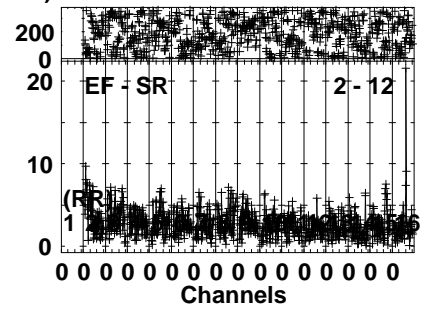
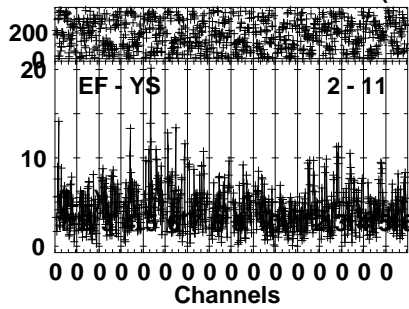
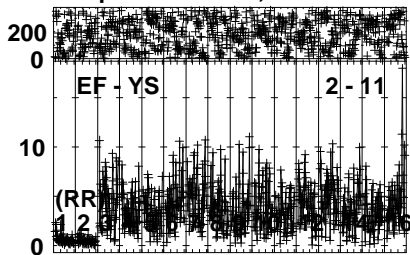


Lower frame: Milli Ampl Jy Top frame: Phas deg
Vector averaged cross-power spectrum Several baselines displayed
Timerange: 00/15:18:31 to 00/15:21:59

Plot file version 190 created 23-APR-2024 17:20:51

FRB EB100E 1.UVDATA.1

Freq = 4.6005 GHz, Bw = 32.000 MH Calibrated with CL # 4 and BP # 1 (BP mode 1)

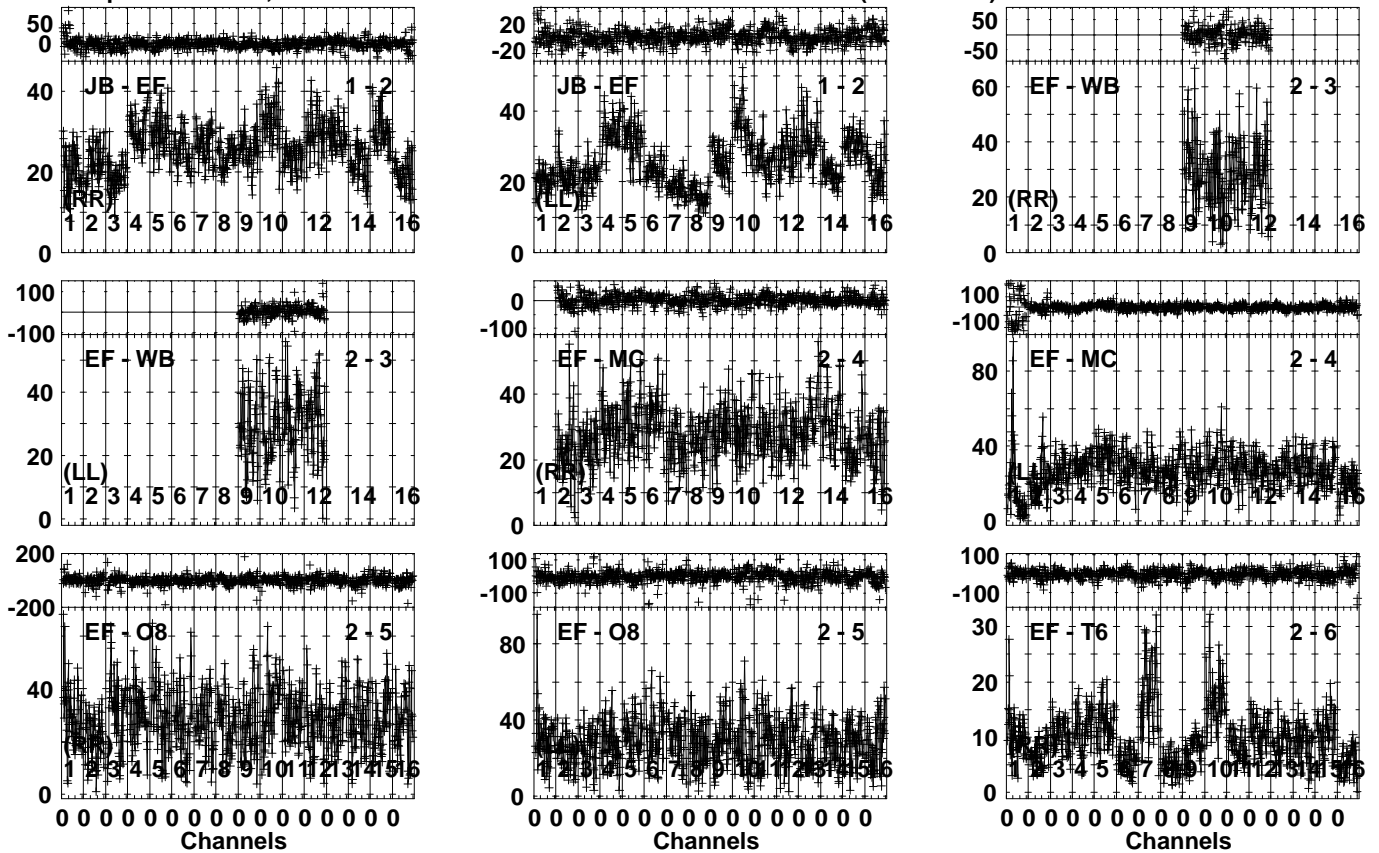


Lower frame: Milli Ampl Jy Top frame: Phas deg
Vector averaged cross-power spectrum Several baselines displayed
Timerange: 00/15:18:31 to 00/15:21:59

Plot file version 191 created 23-APR-2024 17:20:52

J0529+3209 EB100E 1.UVDATA.1

Freq = 4.6005 GHz, Bw = 32.000 MH Calibrated with CL # 4 and BP # 1 (BP mode 1)

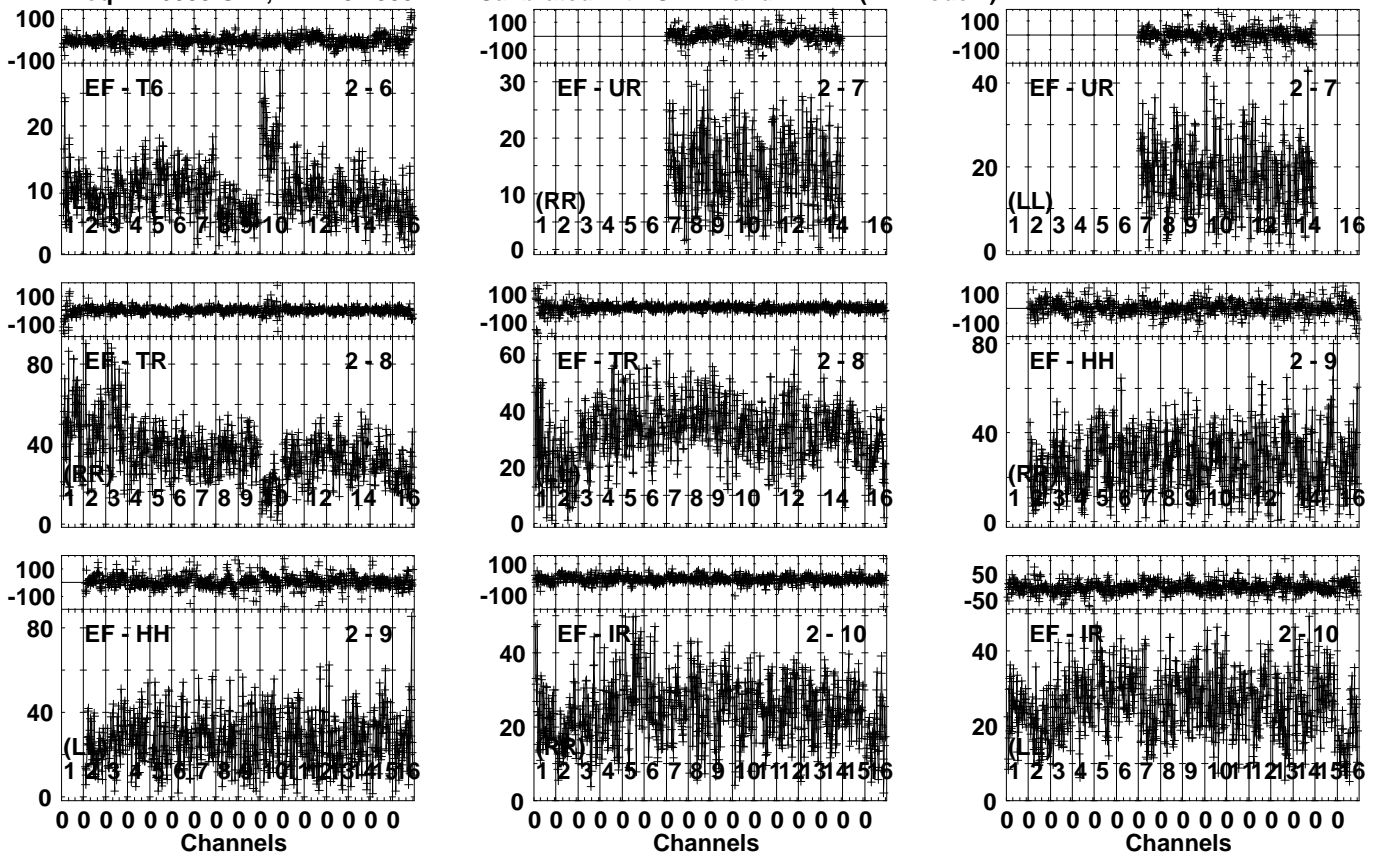


Lower frame: Milli Ampl Jy Top frame: Phas deg
Vector averaged cross-power spectrum Several baselines displayed
Timerange: 00/15:22:01 to 00/15:23:29

Plot file version 192 created 23-APR-2024 17:20:52

J0529+3209 EB100E 1.UVDATA.1

Freq = 4.6005 GHz, Bw = 32.000 MH Calibrated with CL # 4 and BP # 1 (BP mode 1)

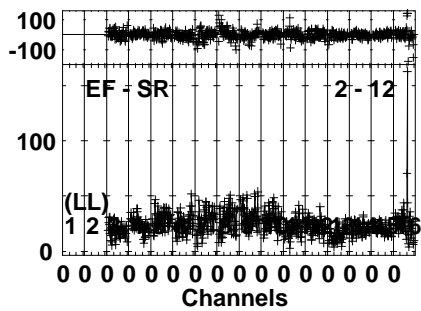
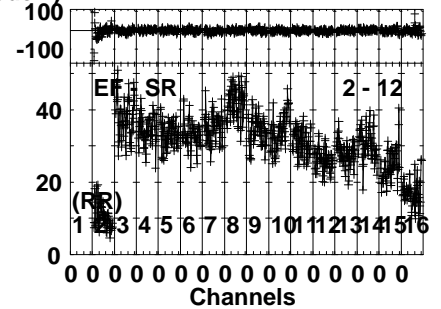
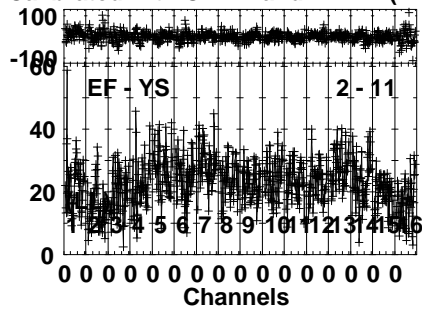
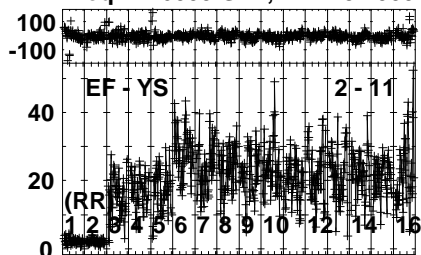


Lower frame: Milli Ampl Jy Top frame: Phas deg
Vector averaged cross-power spectrum Several baselines displayed
Timerange: 00/15:22:01 to 00/15:23:29

Plot file version 193 created 23-APR-2024 17:20:53

J0529+3209 EB100E 1.UVDATA.1

Freq = 4.6005 GHz, Bw = 32.000 MH Calibrated with CL # 4 and BP # 1 (BP mode 1)

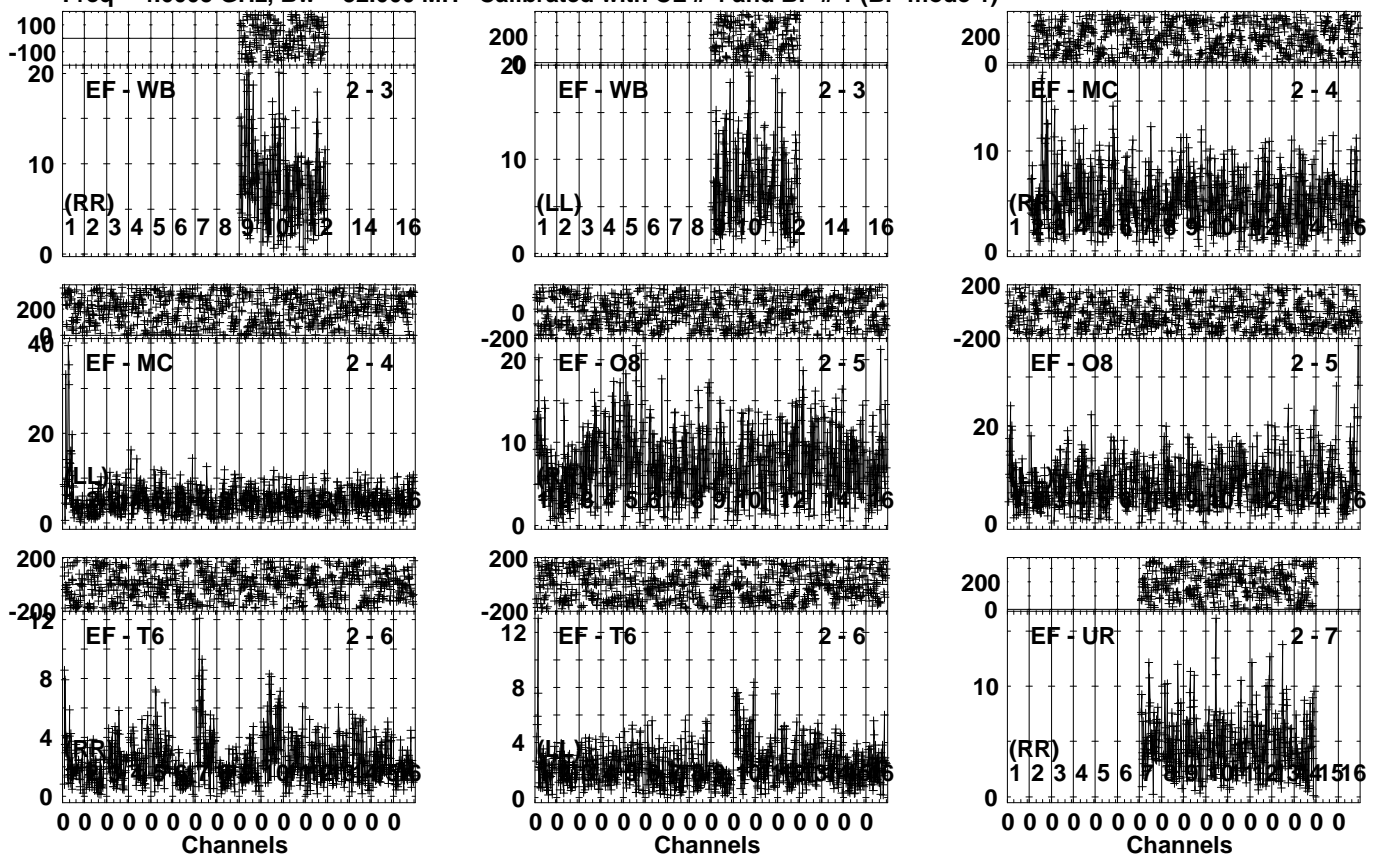


Lower frame: Milli Ampl Jy Top frame: Phas deg
Vector averaged cross-power spectrum Several baselines displayed
Timerange: 00/15:22:01 to 00/15:23:29

Plot file version 194 created 23-APR-2024 17:20:53

FRB EB100E 1.UVDATA.1

Freq = 4.6005 GHz, Bw = 32.000 MH Calibrated with CL # 4 and BP # 1 (BP mode 1)

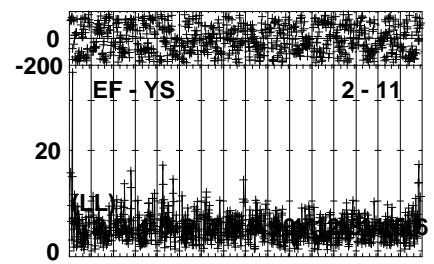
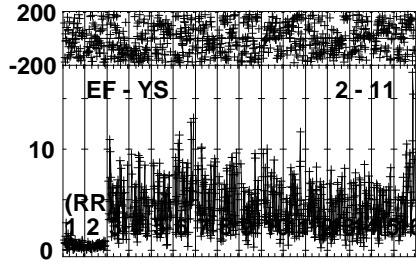
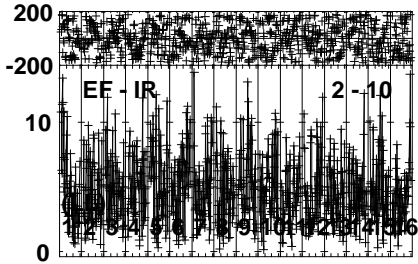
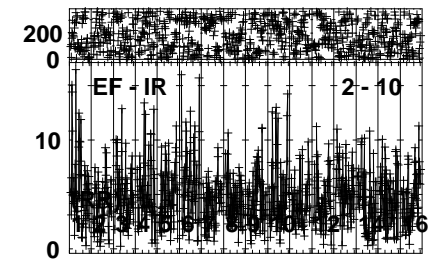
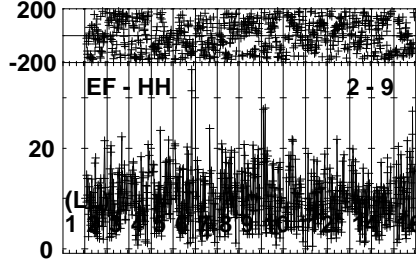
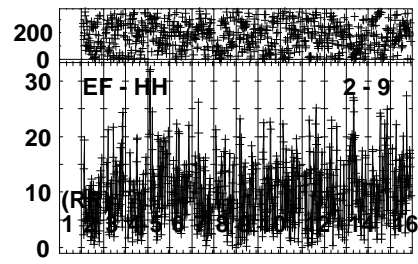
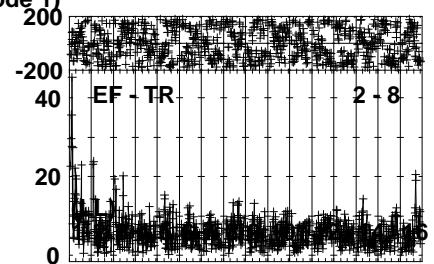
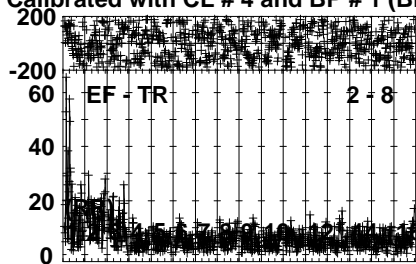
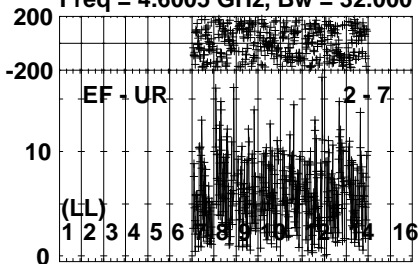


Lower frame: Milli Ampl Jy Top frame: Phas deg
Vector averaged cross-power spectrum Several baselines displayed
Timerange: 00/15:23:31 to 00/15:26:59

Plot file version 195 created 23-APR-2024 17:20:54

FRB EB100E 1.UVDATA.1

Freq = 4.6005 GHz, Bw = 32.000 MH Calibrated with CL # 4 and BP # 1 (BP mode 1)

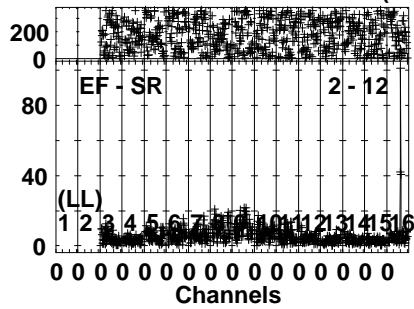
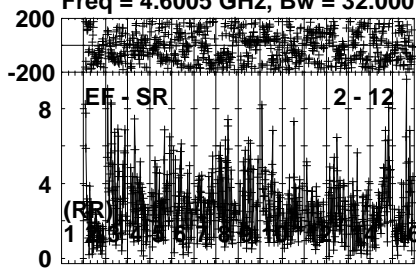


Lower frame: Milli Ampl Jy Top frame: Phas deg
Vector averaged cross-power spectrum Several baselines displayed
Timerange: 00/15:23:31 to 00/15:26:59

Plot file version 196 created 23-APR-2024 17:20:55

FRB EB100E 1.UVDATA.1

Freq = 4.6005 GHz, Bw = 32.000 MH Calibrated with CL # 4 and BP # 1 (BP mode 1)

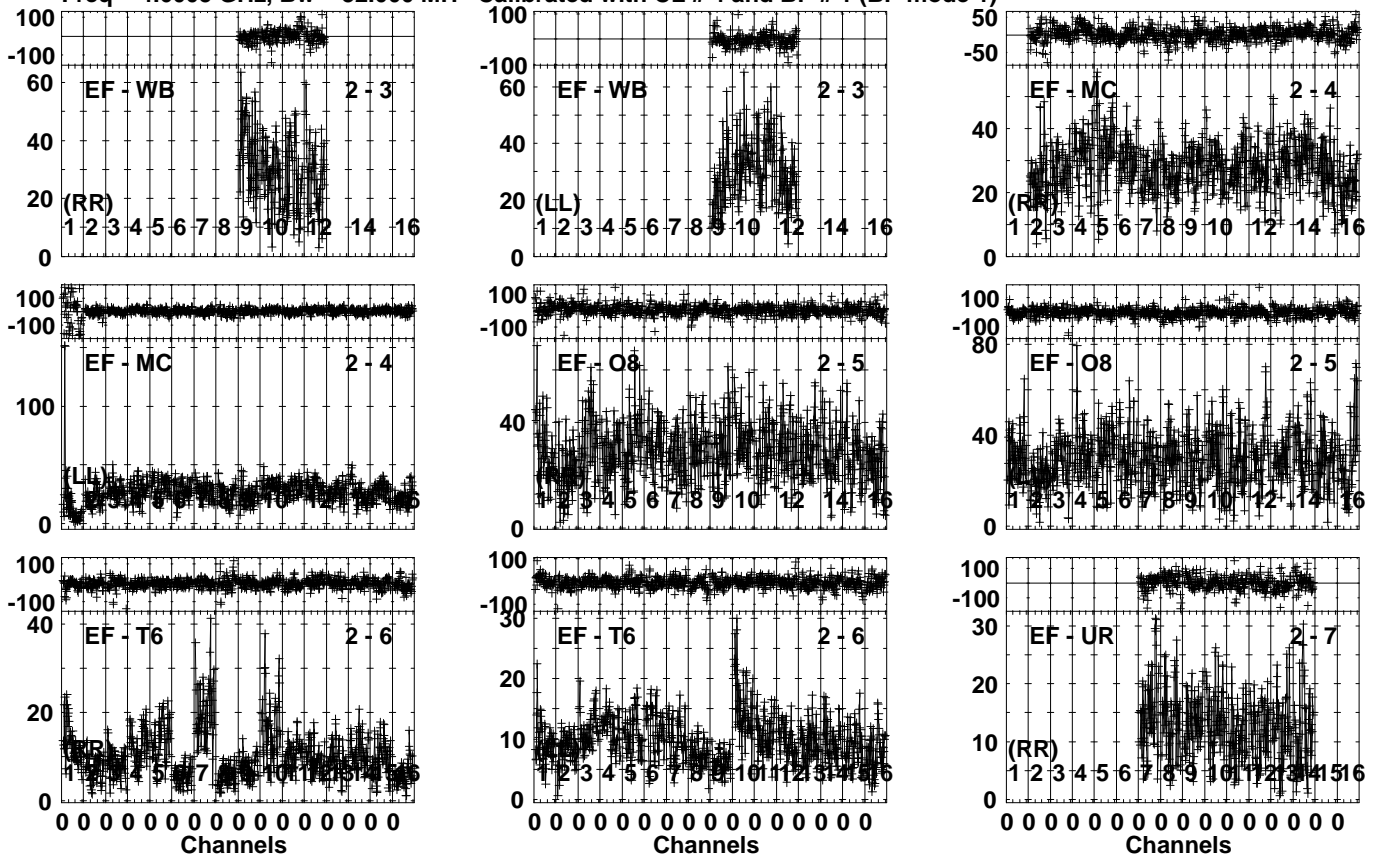


Lower frame: Milli Ampl Jy Top frame: Phas deg
Vector averaged cross-power spectrum Several baselines displayed
Timerange: 00/15:23:31 to 00/15:26:59

Plot file version 197 created 23-APR-2024 17:20:55

J0529+3209 EB100E 1.UVDATA.1

Freq = 4.6005 GHz, Bw = 32.000 MH Calibrated with CL # 4 and BP # 1 (BP mode 1)

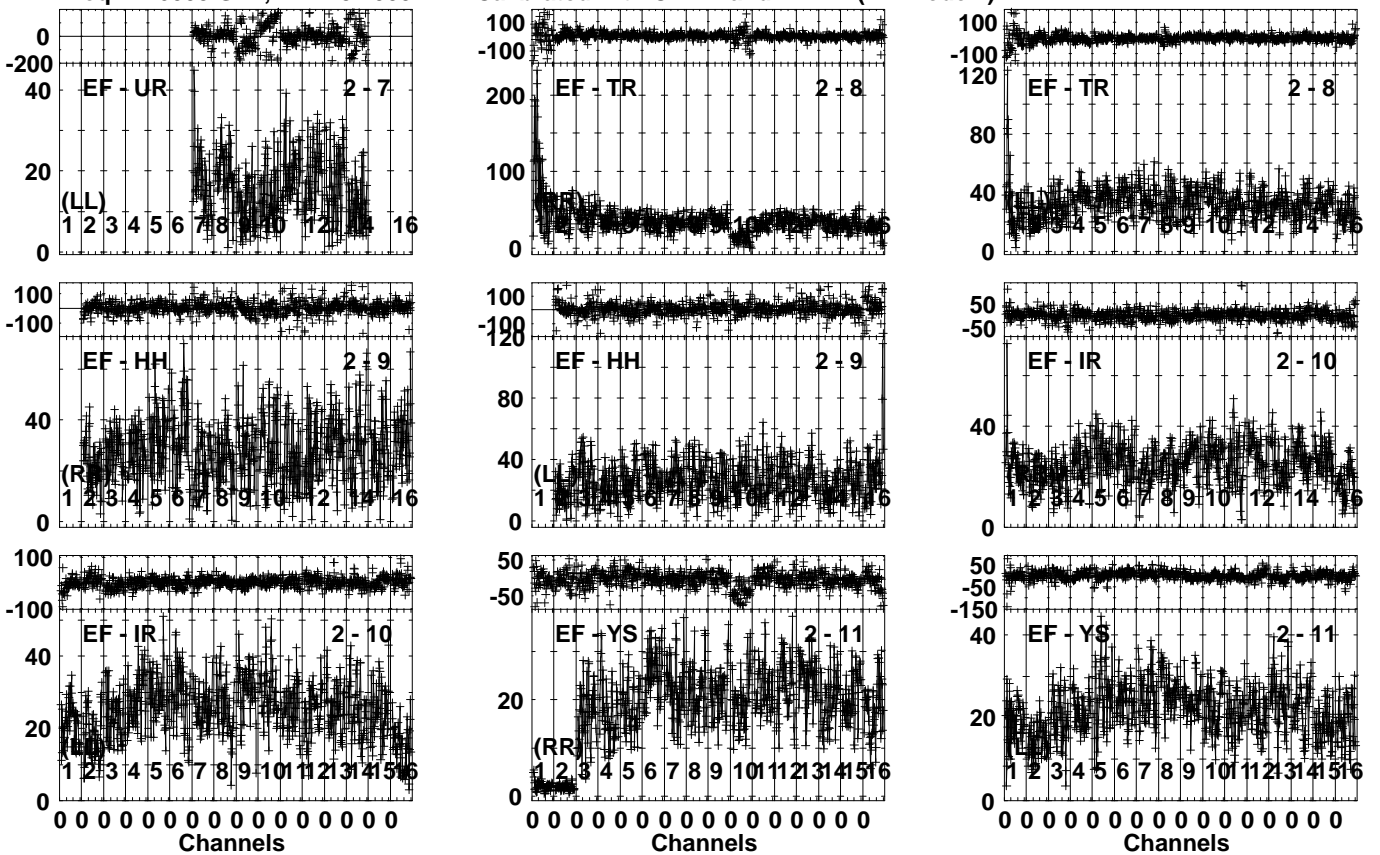


Lower frame: Milli Ampl Jy Top frame: Phas deg
Vector averaged cross-power spectrum Several baselines displayed
Timerange: 00/15:27:33 to 00/15:28:29

Plot file version 198 created 23-APR-2024 17:20:55

J0529+3209 EB100E 1.UVDATA.1

Freq = 4.6005 GHz, Bw = 32.000 MH Calibrated with CL # 4 and BP # 1 (BP mode 1)

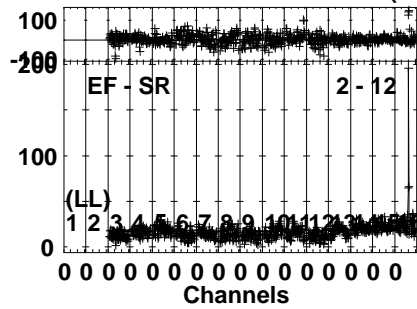
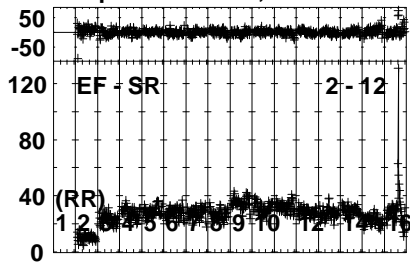


Lower frame: Milli Ampl Jy Top frame: Phas deg
Vector averaged cross-power spectrum Several baselines displayed
Timerange: 00/15:27:33 to 00/15:28:29

Plot file version 199 created 23-APR-2024 17:20:56

J0529+3209 EB100E 1.UVDATA.1

Freq = 4.6005 GHz, Bw = 32.000 MH Calibrated with CL # 4 and BP # 1 (BP mode 1)

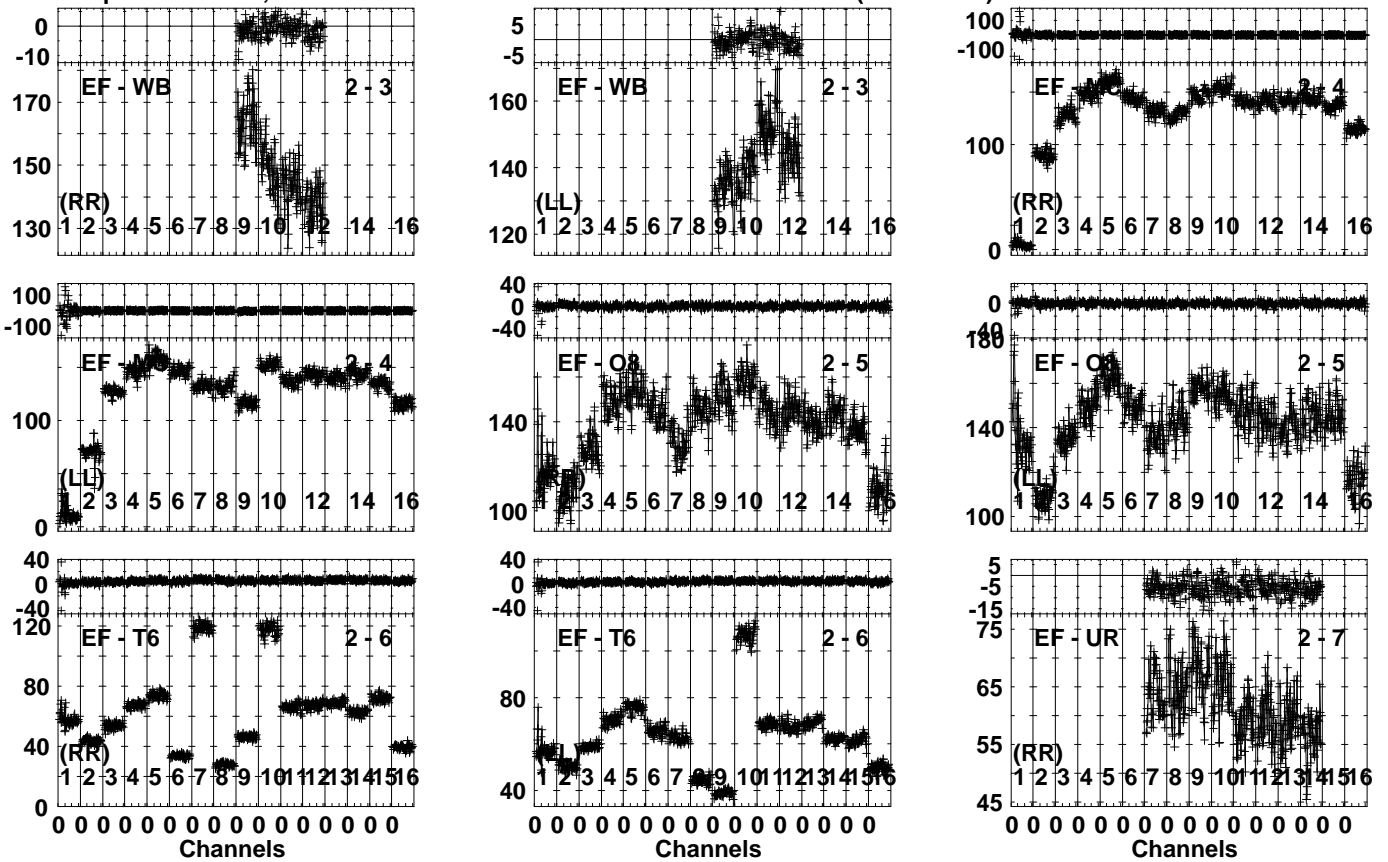


Lower frame: Milli Ampl Jy Top frame: Phas deg
Vector averaged cross-power spectrum Several baselines displayed
Timerange: 00/15:27:33 to 00/15:28:29

Plot file version 200 created 23-APR-2024 17:20:56

J0518+3306 EB100E 1.UVDATA.1

Freq = 4.6005 GHz, Bw = 32.000 MH Calibrated with CL # 4 and BP # 1 (BP mode 1)

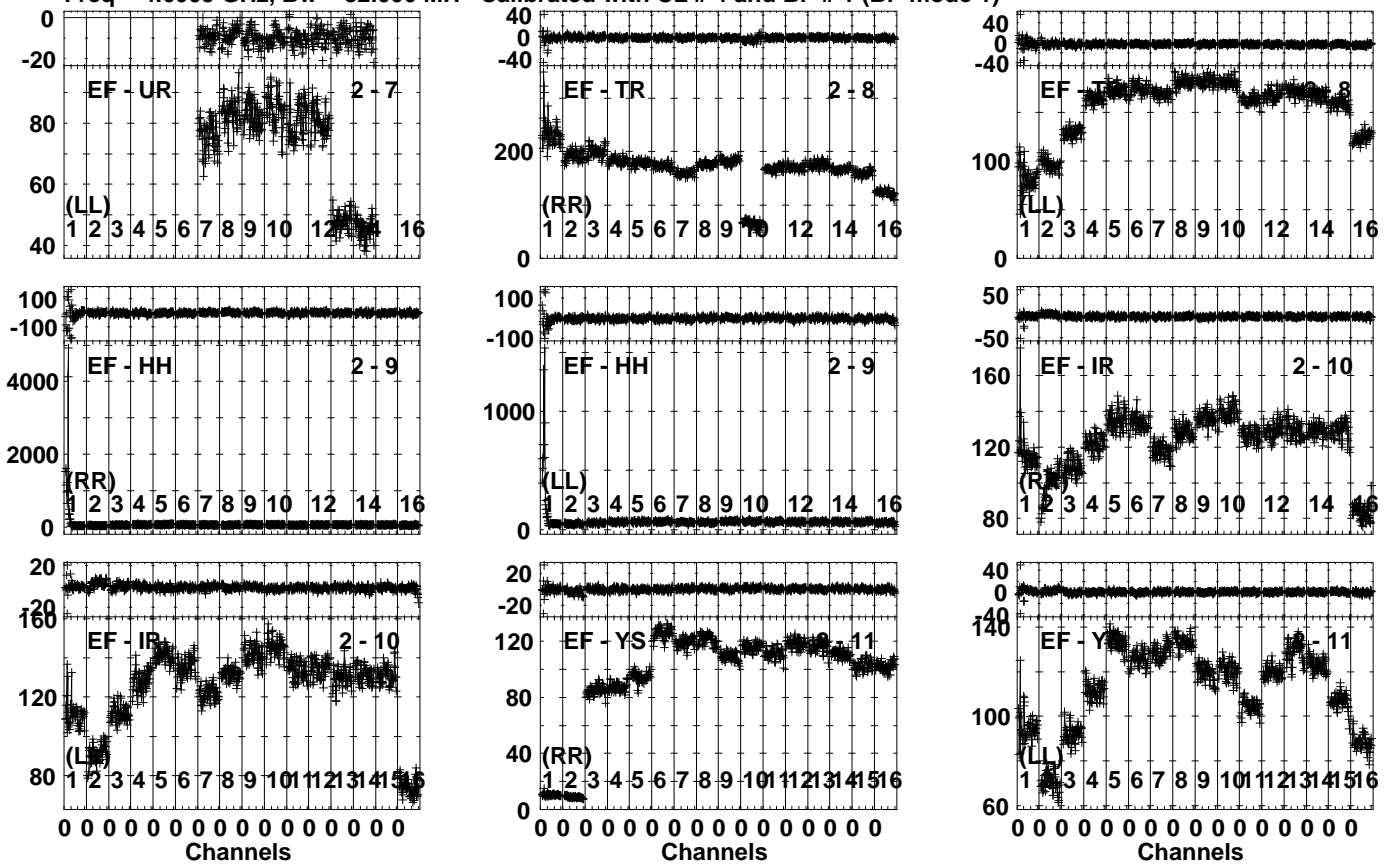


Lower frame: Milli Ampl Jy Top frame: Phas deg
Vector averaged cross-power spectrum Several baselines displayed
Timerange: 00/15:29:03 to 00/15:31:59

Plot file version 201 created 23-APR-2024 17:20:57

J0518+3306 EB100E 1.UVDATA.1

Freq = 4.6005 GHz, Bw = 32.000 MH Calibrated with CL # 4 and BP # 1 (BP mode 1)

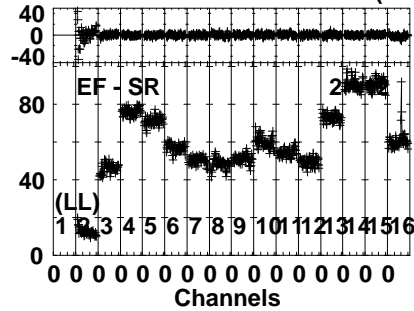
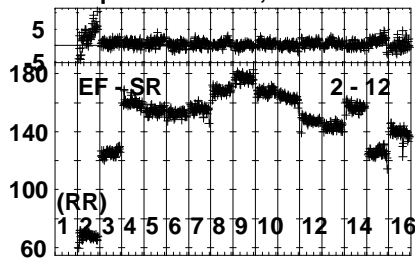


Lower frame: Milli Ampl Jy Top frame: Phas deg
Vector averaged cross-power spectrum Several baselines displayed
Timerange: 00/15:29:03 to 00/15:31:59

Plot file version 202 created 23-APR-2024 17:20:57

J0518+3306 EB100E 1.UVDATA.1

Freq = 4.6005 GHz, Bw = 32.000 MH Calibrated with CL # 4 and BP # 1 (BP mode 1)

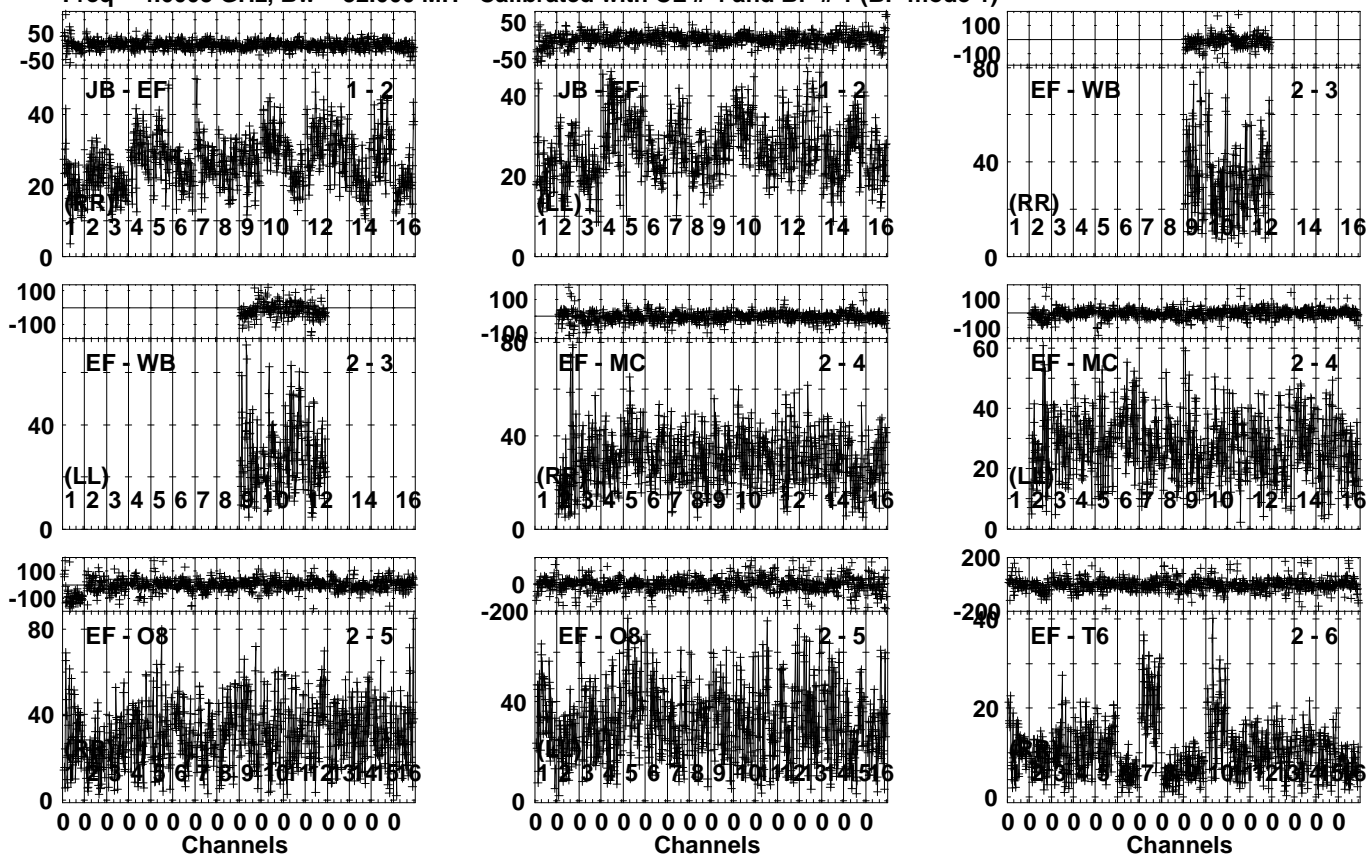


Lower frame: Milli Ampl Jy Top frame: Phas deg
Vector averaged cross-power spectrum Several baselines displayed
Timerange: 00/15:29:03 to 00/15:31:59

Plot file version 203 created 23-APR-2024 17:20:58

J0529+3209 EB100E 1.UVDATA.1

Freq = 4.6005 GHz, Bw = 32.000 MH Calibrated with CL # 4 and BP # 1 (BP mode 1)

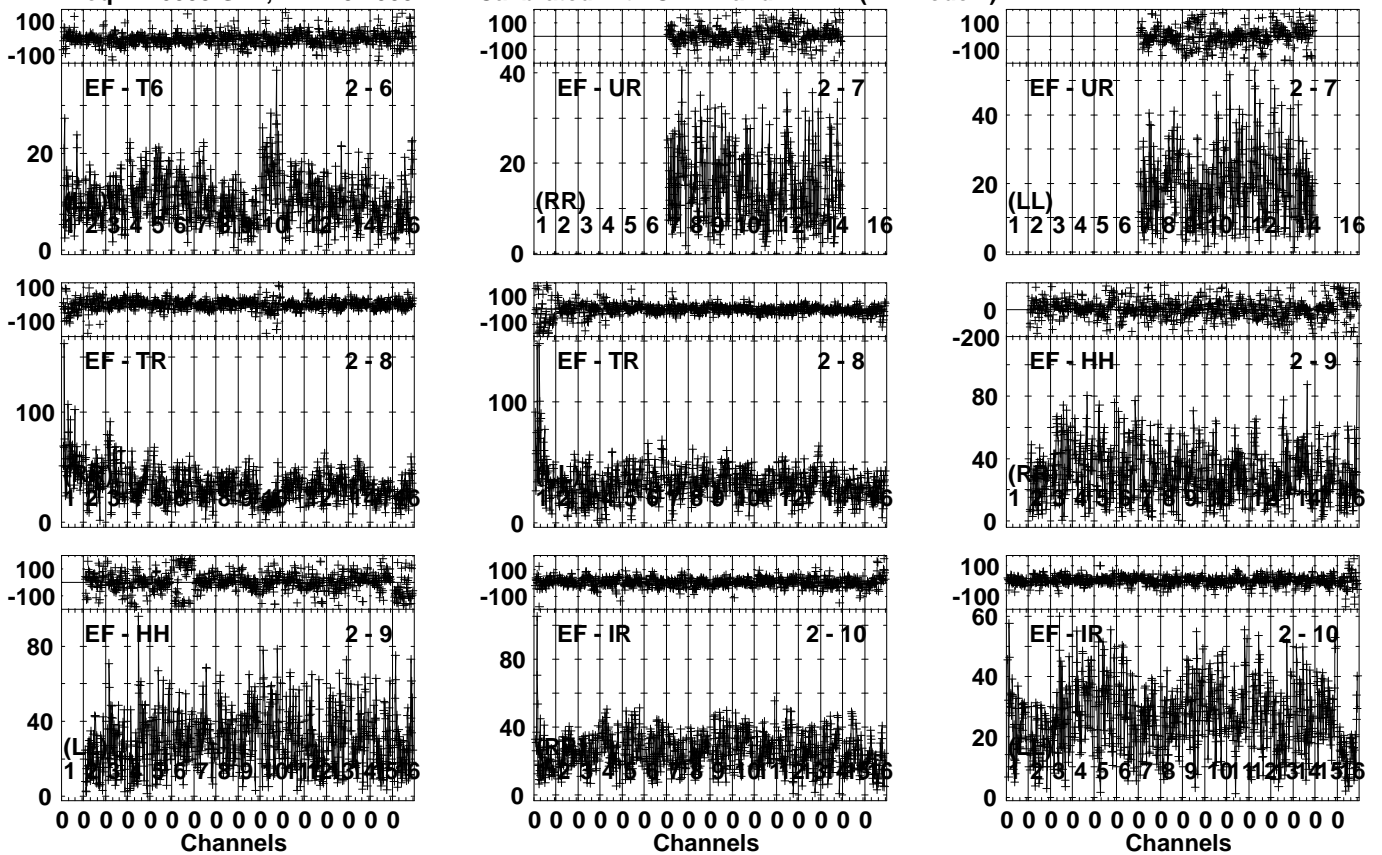


Lower frame: Milli Ampl Jy Top frame: Phas deg
Vector averaged cross-power spectrum Several baselines displayed
Timerange: 00/15:32:01 to 00/15:33:29

Plot file version 204 created 23-APR-2024 17:20:58

J0529+3209 EB100E 1.UVDATA.1

Freq = 4.6005 GHz, Bw = 32.000 MH Calibrated with CL # 4 and BP # 1 (BP mode 1)

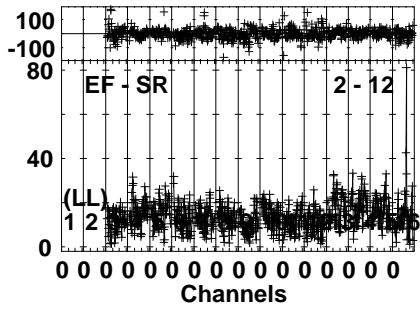
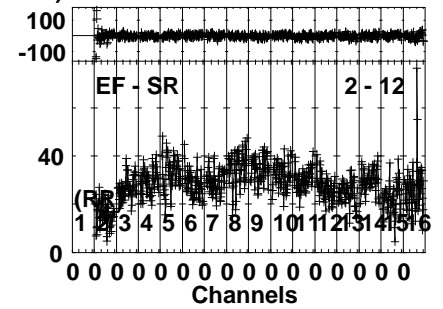
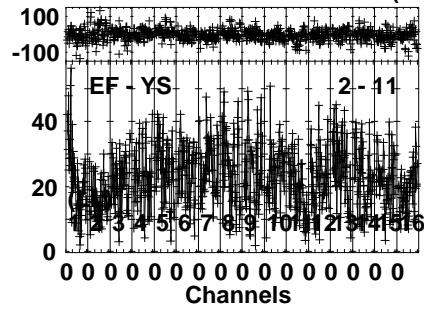
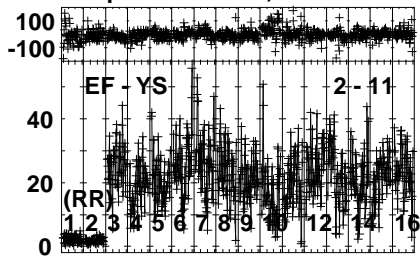


Lower frame: Milli Ampl Jy Top frame: Phas deg
Vector averaged cross-power spectrum Several baselines displayed
Timerange: 00/15:32:01 to 00/15:33:29

Plot file version 205 created 23-APR-2024 17:20:59

J0529+3209 EB100E 1.UVDATA.1

Freq = 4.6005 GHz, Bw = 32.000 MH Calibrated with CL # 4 and BP # 1 (BP mode 1)

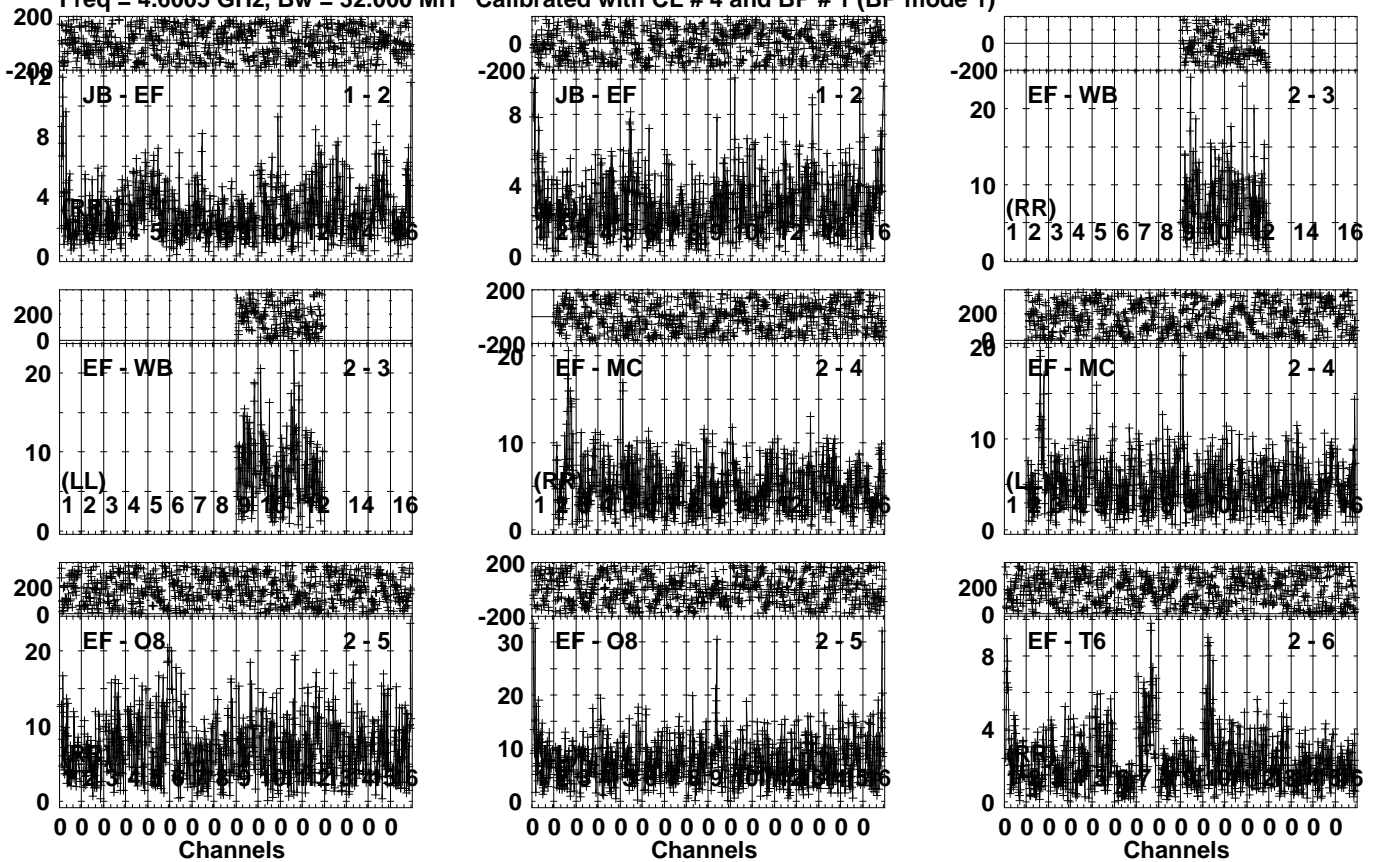


Lower frame: Milli Ampl Jy Top frame: Phas deg
Vector averaged cross-power spectrum Several baselines displayed
Timerange: 00/15:32:01 to 00/15:33:29

Plot file version 206 created 23-APR-2024 17:20:59

FRB EB100E 1.UVDATA.1

Freq = 4.6005 GHz, Bw = 32.000 MH Calibrated with CL # 4 and BP # 1 (BP mode 1)

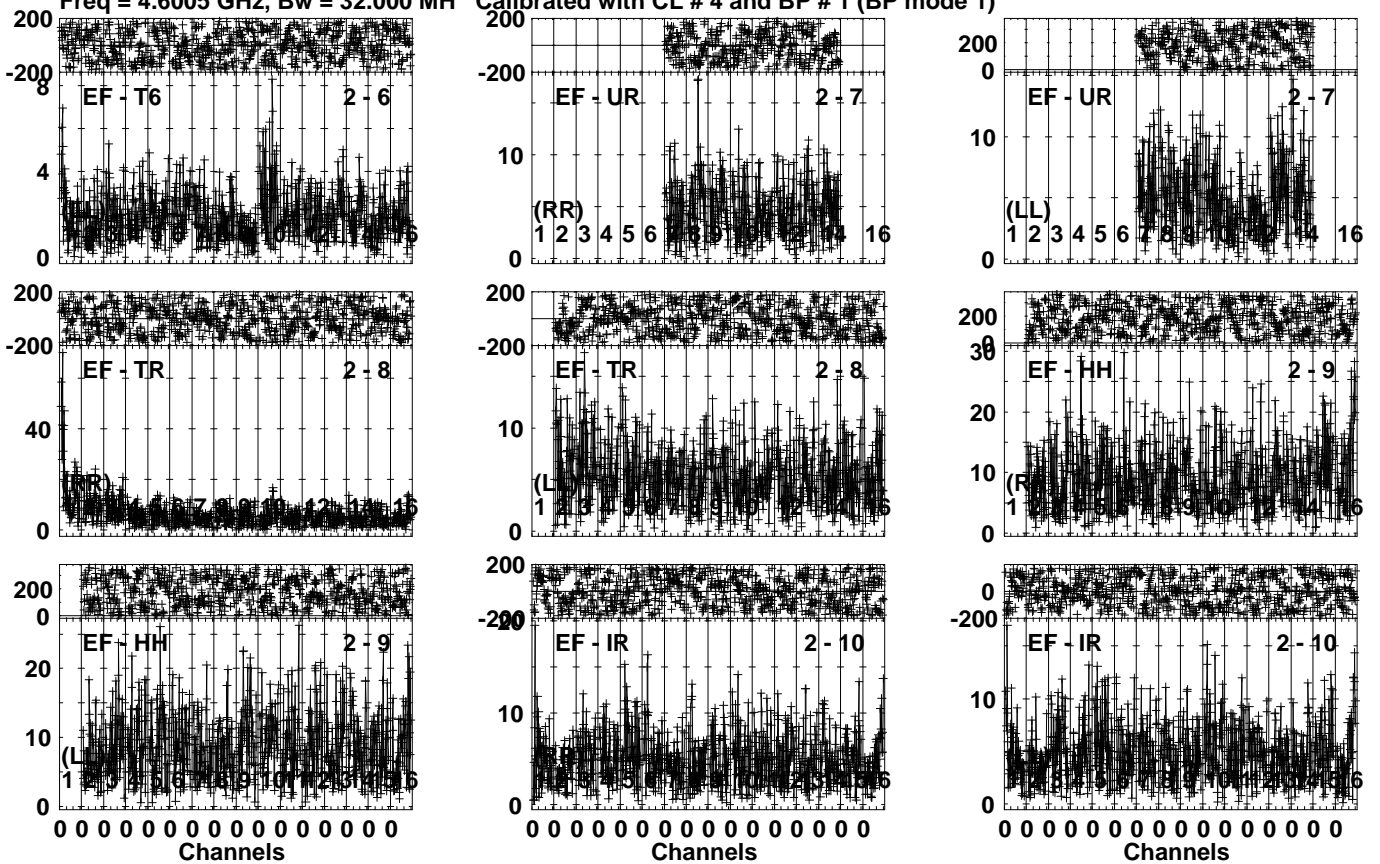


Lower frame: Milli Ampl Jy Top frame: Phas deg
Vector averaged cross-power spectrum Several baselines displayed
Timerange: 00/15:33:31 to 00/15:36:59

Plot file version 207 created 23-APR-2024 17:21:00

FRB EB100E 1.UVDATA.1

Freq = 4.6005 GHz, Bw = 32.000 MH Calibrated with CL # 4 and BP # 1 (BP mode 1)

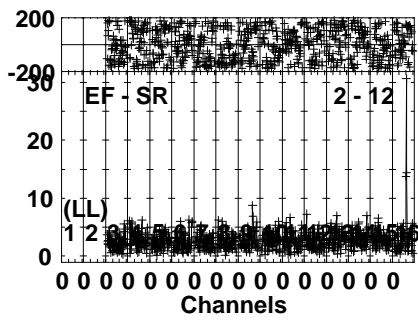
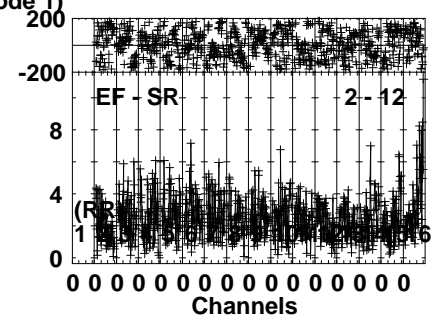
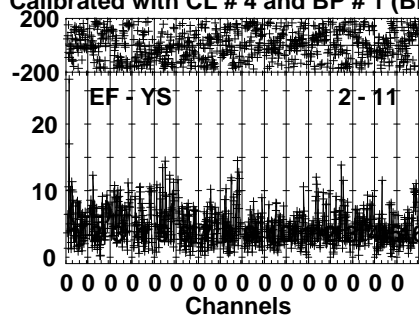
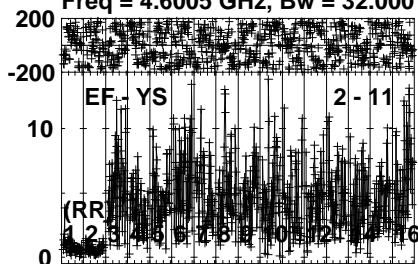


Lower frame: Milli Ampl Jy Top frame: Phas deg
Vector averaged cross-power spectrum Several baselines displayed
Timerange: 00/15:33:31 to 00/15:36:59

Plot file version 208 created 23-APR-2024 17:21:01

FRB EB100E 1.UVDATA.1

Freq = 4.6005 GHz, Bw = 32.000 MH Calibrated with CL # 4 and BP # 1 (BP mode 1)

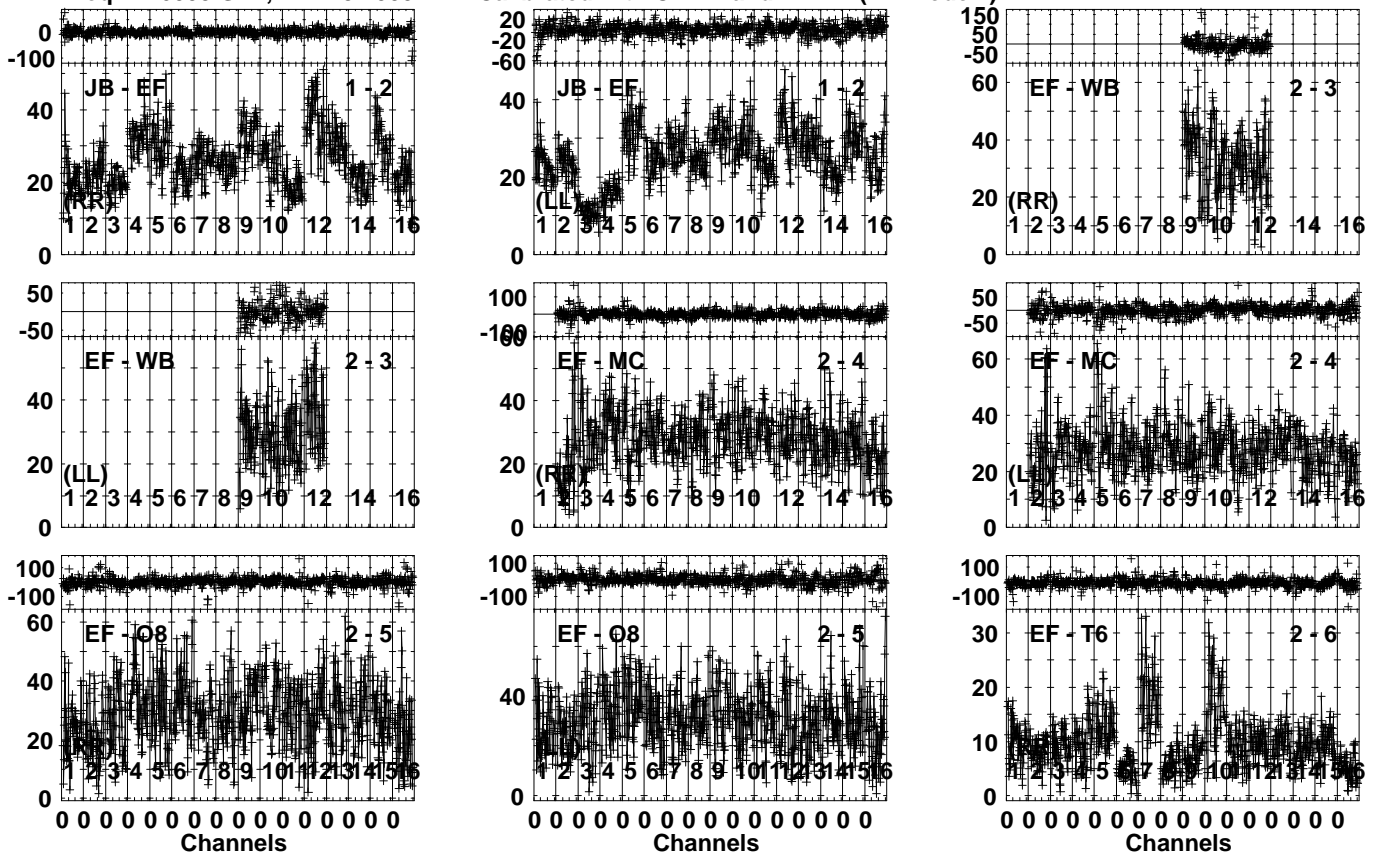


Lower frame: Milli Ampl Jy Top frame: Phas deg
Vector averaged cross-power spectrum Several baselines displayed
Timerange: 00/15:33:31 to 00/15:36:59

Plot file version 209 created 23-APR-2024 17:21:01

J0529+3209 EB100E 1.UVDATA.1

Freq = 4.6005 GHz, Bw = 32.000 MH Calibrated with CL # 4 and BP # 1 (BP mode 1)

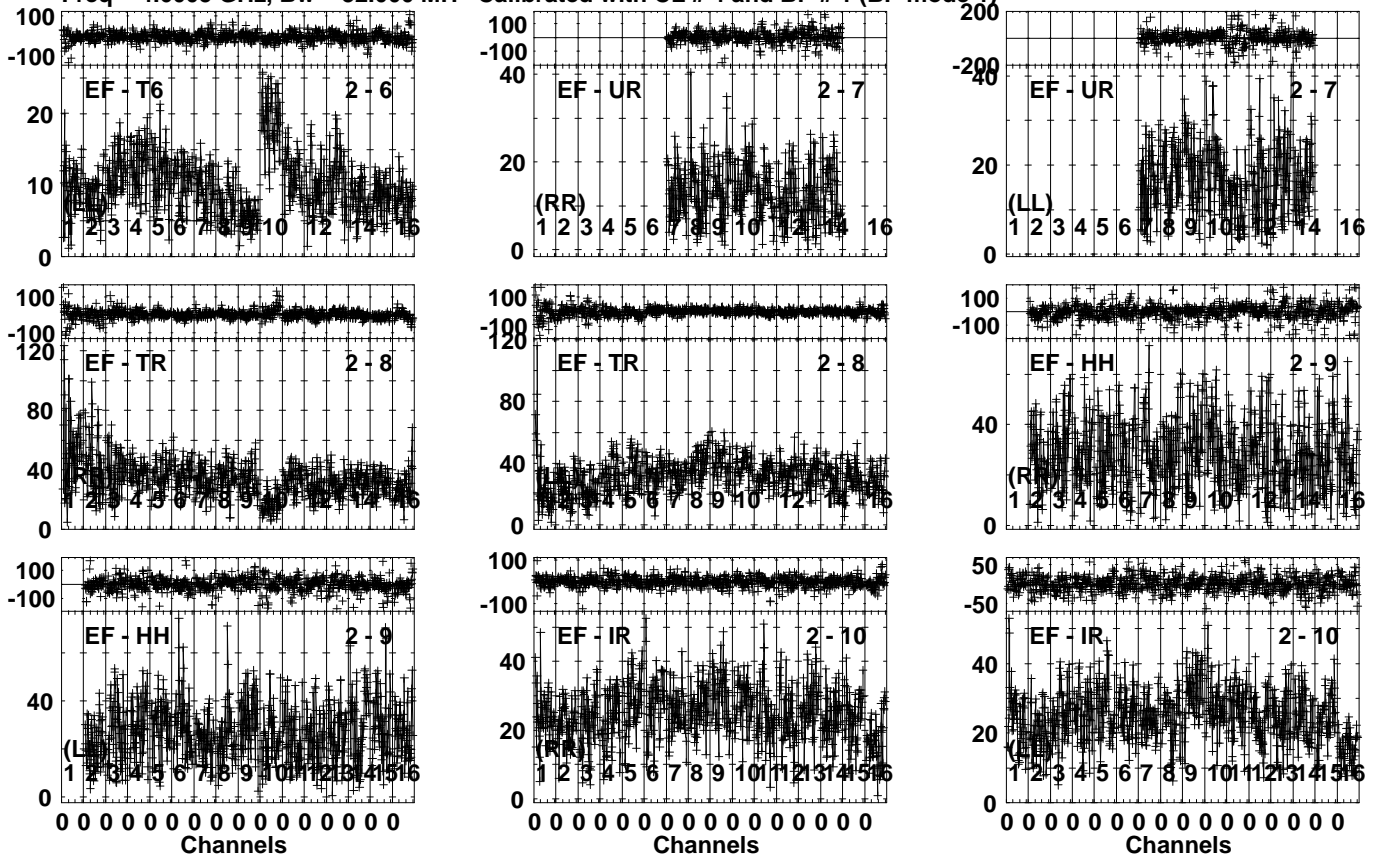


Lower frame: Milli Ampl Jy Top frame: Phas deg
Vector averaged cross-power spectrum Several baselines displayed
Timerange: 00/15:37:33 to 00/15:38:29

Plot file version 210 created 23-APR-2024 17:21:02

J0529+3209 EB100E 1.UVDATA.1

Freq = 4.6005 GHz, Bw = 32.000 MH Calibrated with CL # 4 and BP # 1 (BP mode 1)

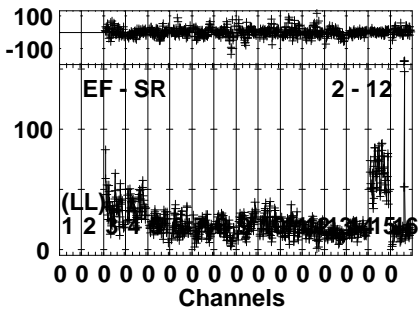
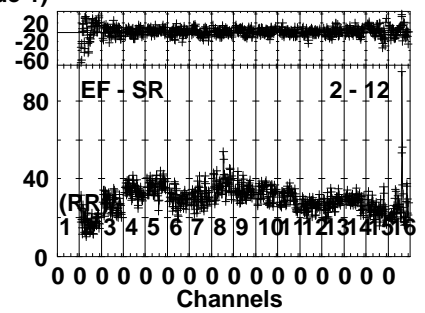
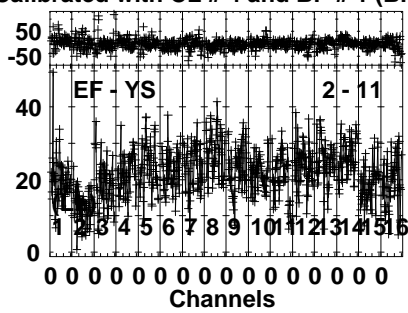
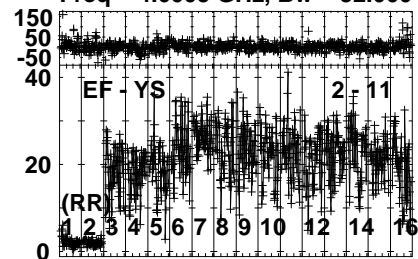


Lower frame: Milli Ampl Jy Top frame: Phas deg
Vector averaged cross-power spectrum Several baselines displayed
Timerange: 00/15:37:33 to 00/15:38:29

Plot file version 211 created 23-APR-2024 17:21:02

J0529+3209 EB100E 1.UVDATA.1

Freq = 4.6005 GHz, Bw = 32.000 MH Calibrated with CL # 4 and BP # 1 (BP mode 1)

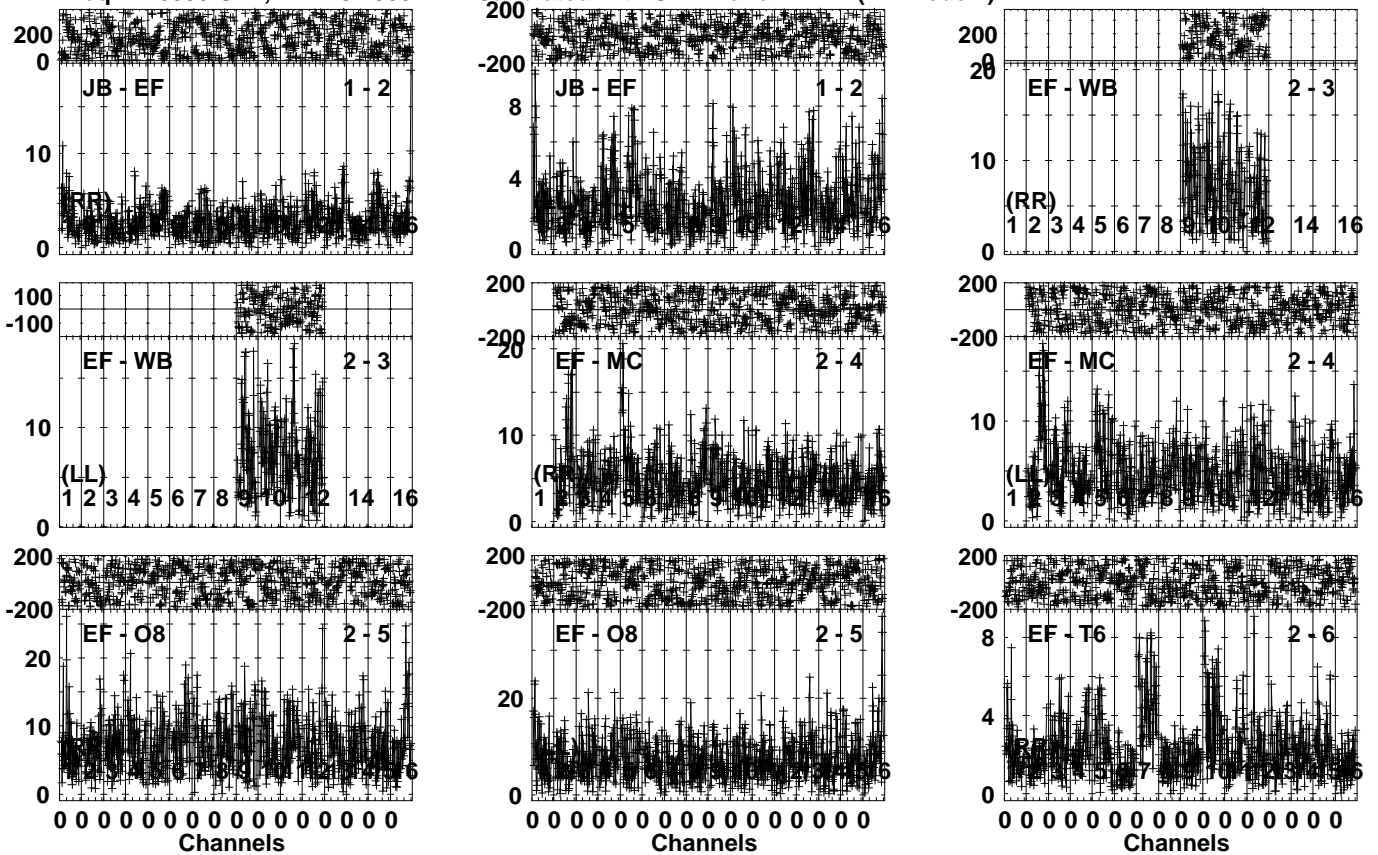


Lower frame: Milli Ampl Jy Top frame: Phas deg
Vector averaged cross-power spectrum Several baselines displayed
Timerange: 00/15:37:33 to 00/15:38:29

Plot file version 212 created 23-APR-2024 17:21:03

FRB EB100E 1.UVDATA.1

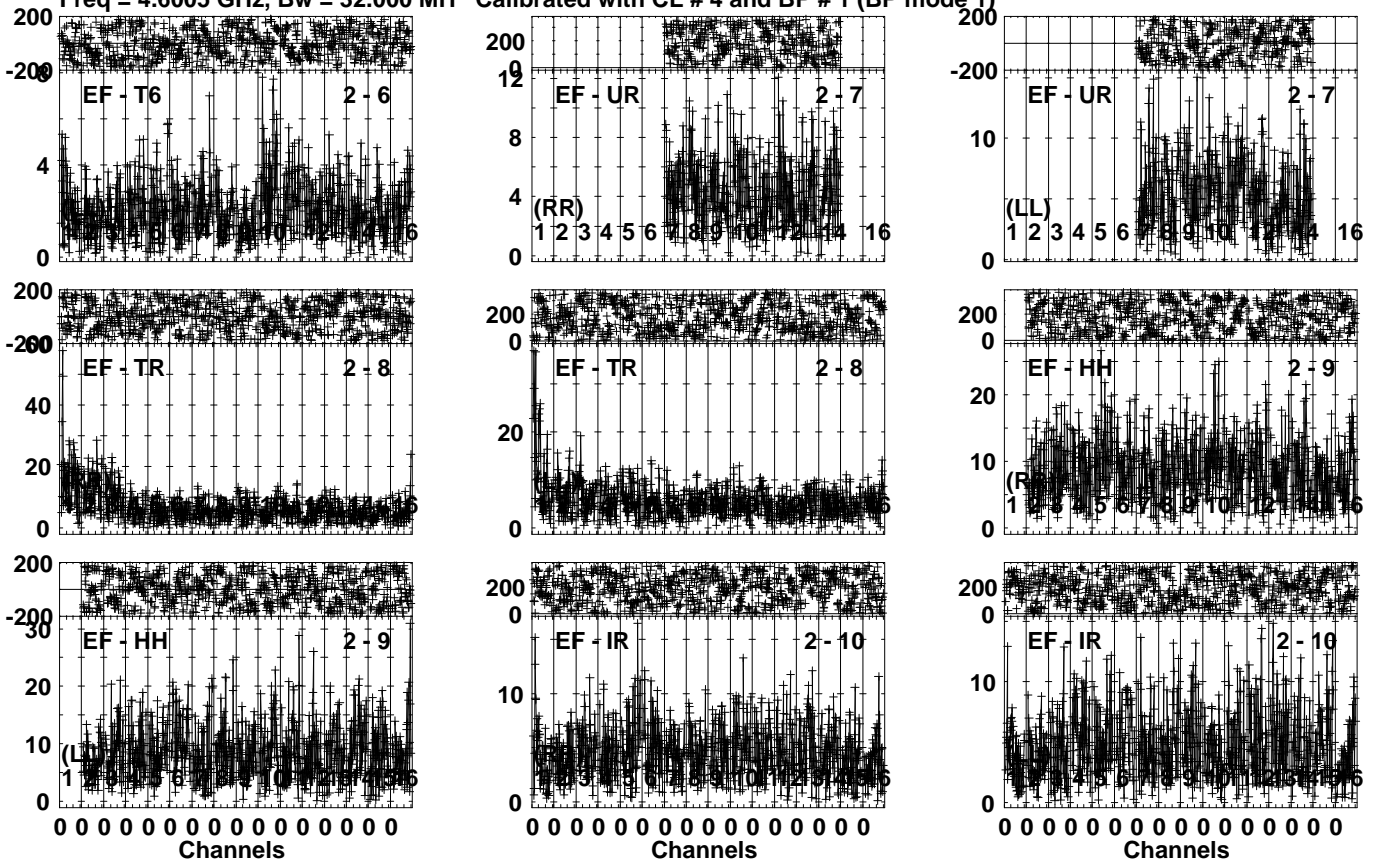
Freq = 4.6005 GHz, Bw = 32.000 MH Calibrated with CL # 4 and BP # 1 (BP mode 1)



Plot file version 213 created 23-APR-2024 17:21:03

FRB EB100E 1.UVDATA.1

Freq = 4.6005 GHz, Bw = 32.000 MH Calibrated with CL # 4 and BP # 1 (BP mode 1)

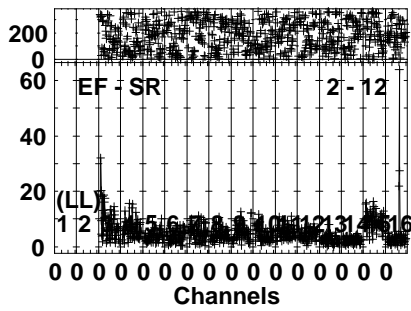
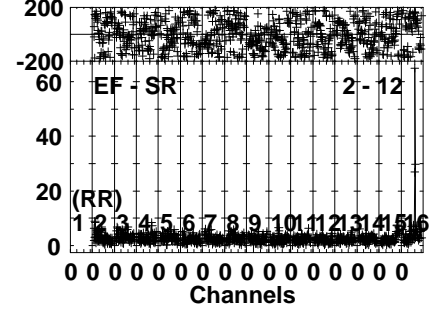
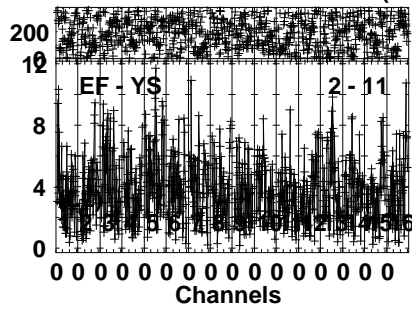
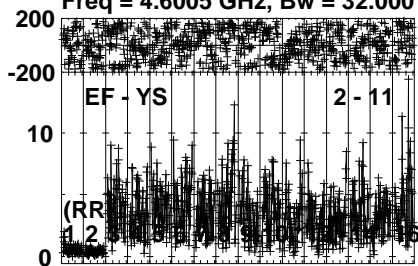


Lower frame: Milli Ampl Jy Top frame: Phas deg
Vector averaged cross-power spectrum Several baselines displayed
Timerange: 00/15:38:33 to 00/15:41:59

Plot file version 214 created 23-APR-2024 17:21:04

FRB EB100E 1.UVDATA.1

Freq = 4.6005 GHz, Bw = 32.000 MH Calibrated with CL # 4 and BP # 1 (BP mode 1)

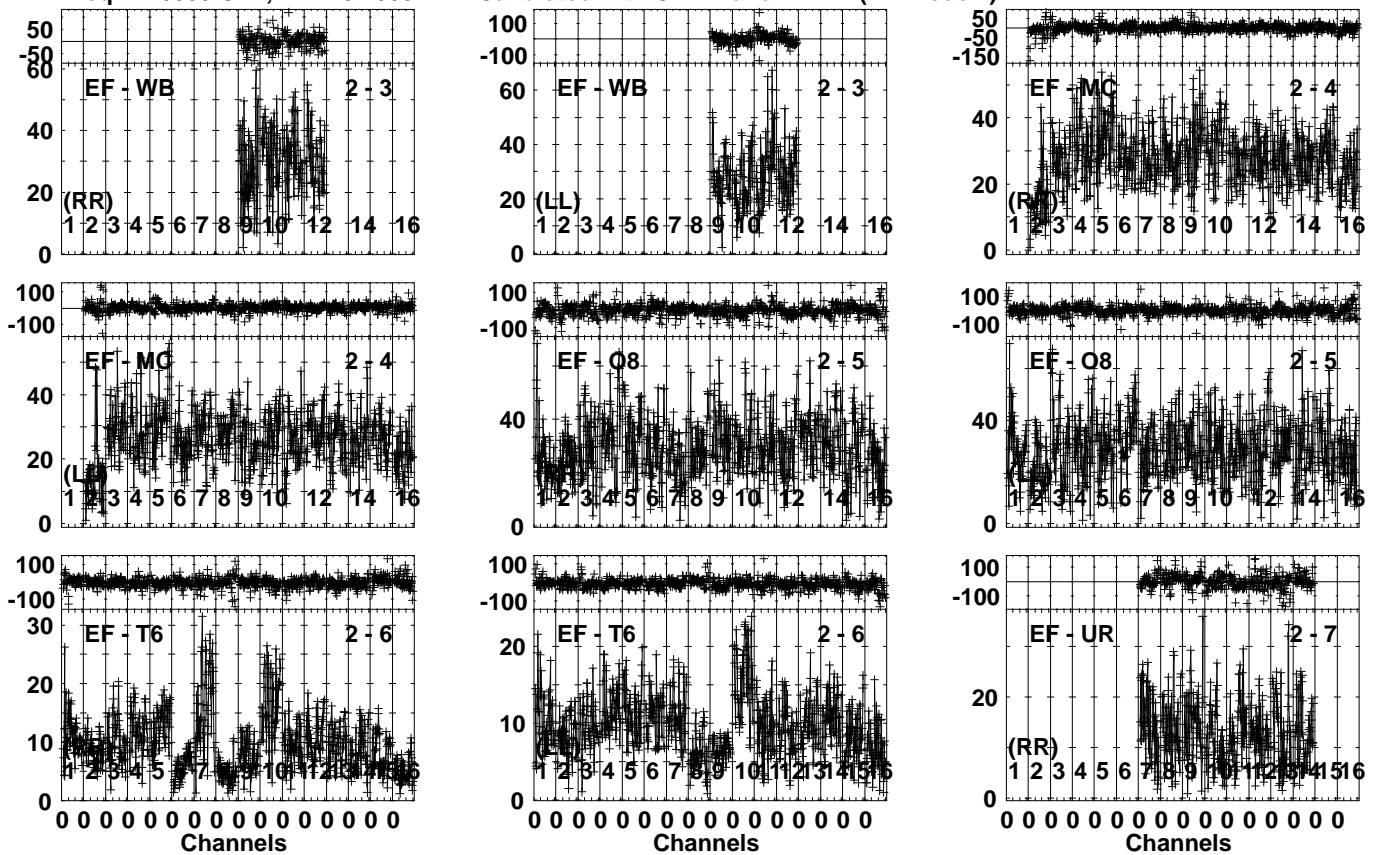


Lower frame: Milli Ampl Jy Top frame: Phas deg
Vector averaged cross-power spectrum Several baselines displayed
Timerange: 00/15:38:33 to 00/15:41:59

Plot file version 215 created 23-APR-2024 17:21:05

J0529+3209 EB100E 1.UVDATA.1

Freq = 4.6005 GHz, Bw = 32.000 MH Calibrated with CL # 4 and BP # 1 (BP mode 1)

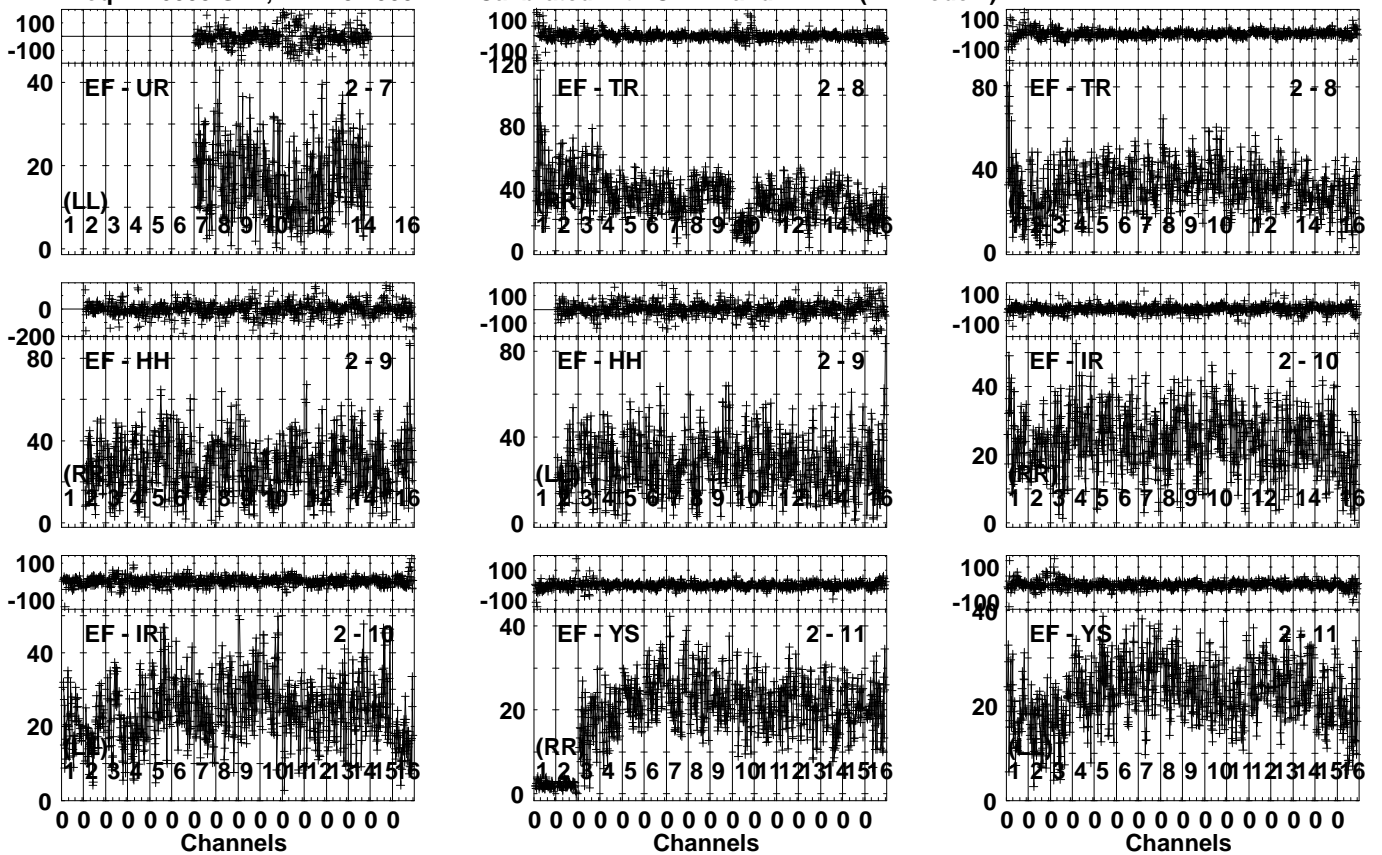


Lower frame: Milli Ampl Jy Top frame: Phas deg
Vector averaged cross-power spectrum Several baselines displayed
Timerange: 00/15:42:33 to 00/15:43:29

Plot file version 216 created 23-APR-2024 17:21:05

J0529+3209 EB100E 1.UVDATA.1

Freq = 4.6005 GHz, Bw = 32.000 MH Calibrated with CL # 4 and BP # 1 (BP mode 1)

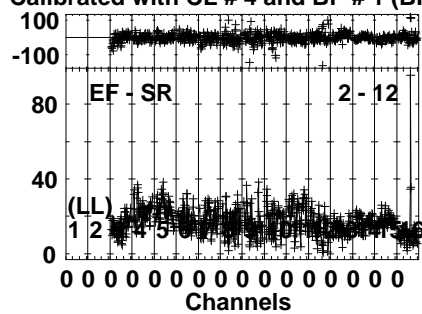
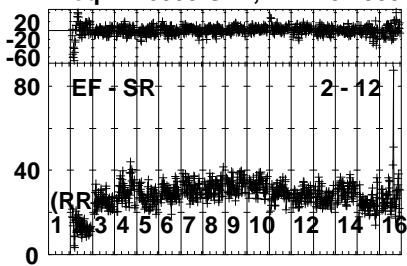


Lower frame: Milli Ampl Jy Top frame: Phas deg
Vector averaged cross-power spectrum Several baselines displayed
Timerange: 00/15:42:33 to 00/15:43:29

Plot file version 217 created 23-APR-2024 17:21:06

J0529+3209 EB100E 1.UVDATA.1

Freq = 4.6005 GHz, Bw = 32.000 MH Calibrated with CL # 4 and BP # 1 (BP mode 1)

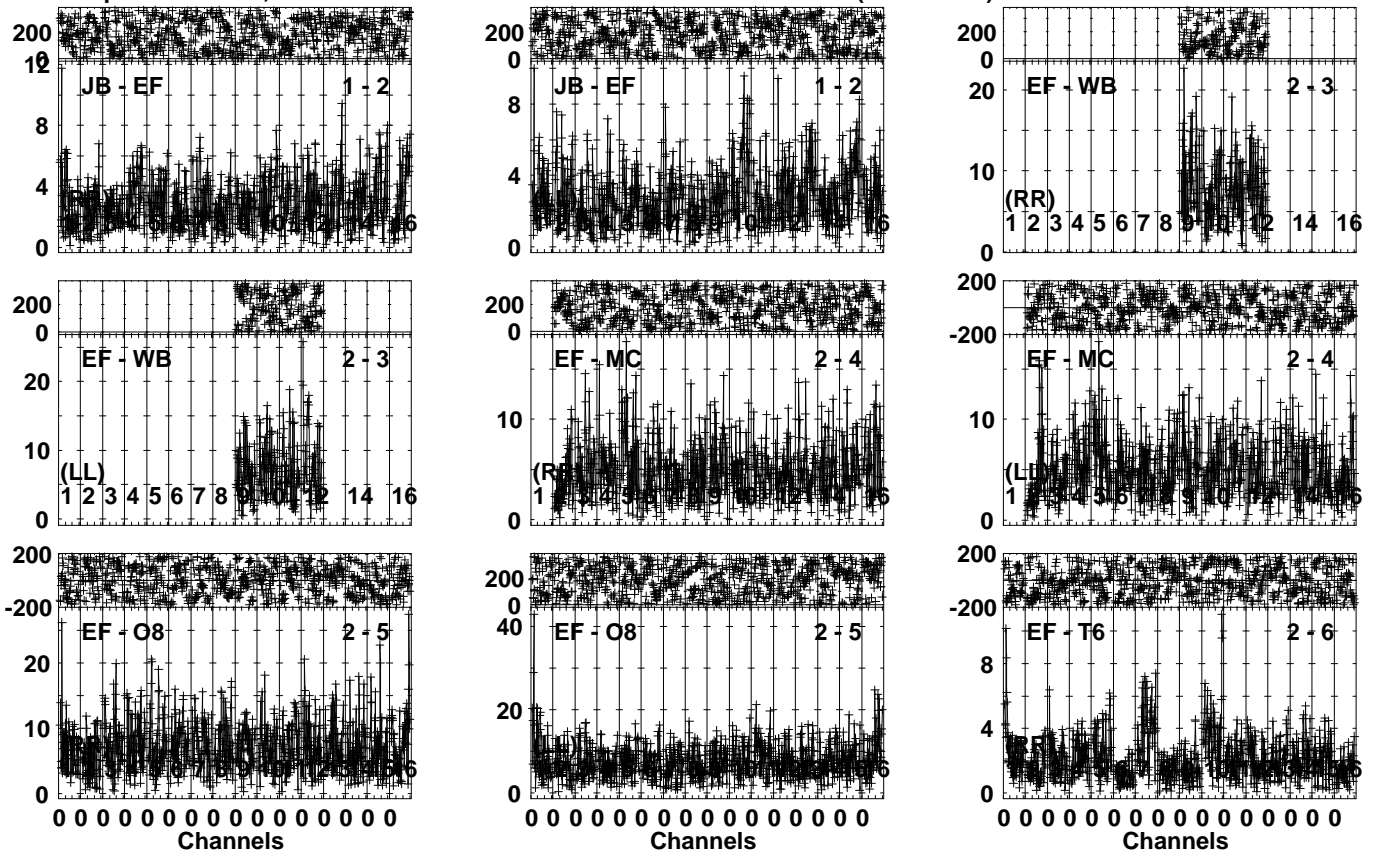


Lower frame: Milli Ampl Jy Top frame: Phas deg
Vector averaged cross-power spectrum Several baselines displayed
Timerange: 00/15:42:33 to 00/15:43:29

Plot file version 218 created 23-APR-2024 17:21:06

FRB EB100E 1.UVDATA.1

Freq = 4.6005 GHz, Bw = 32.000 MH Calibrated with CL # 4 and BP # 1 (BP mode 1)

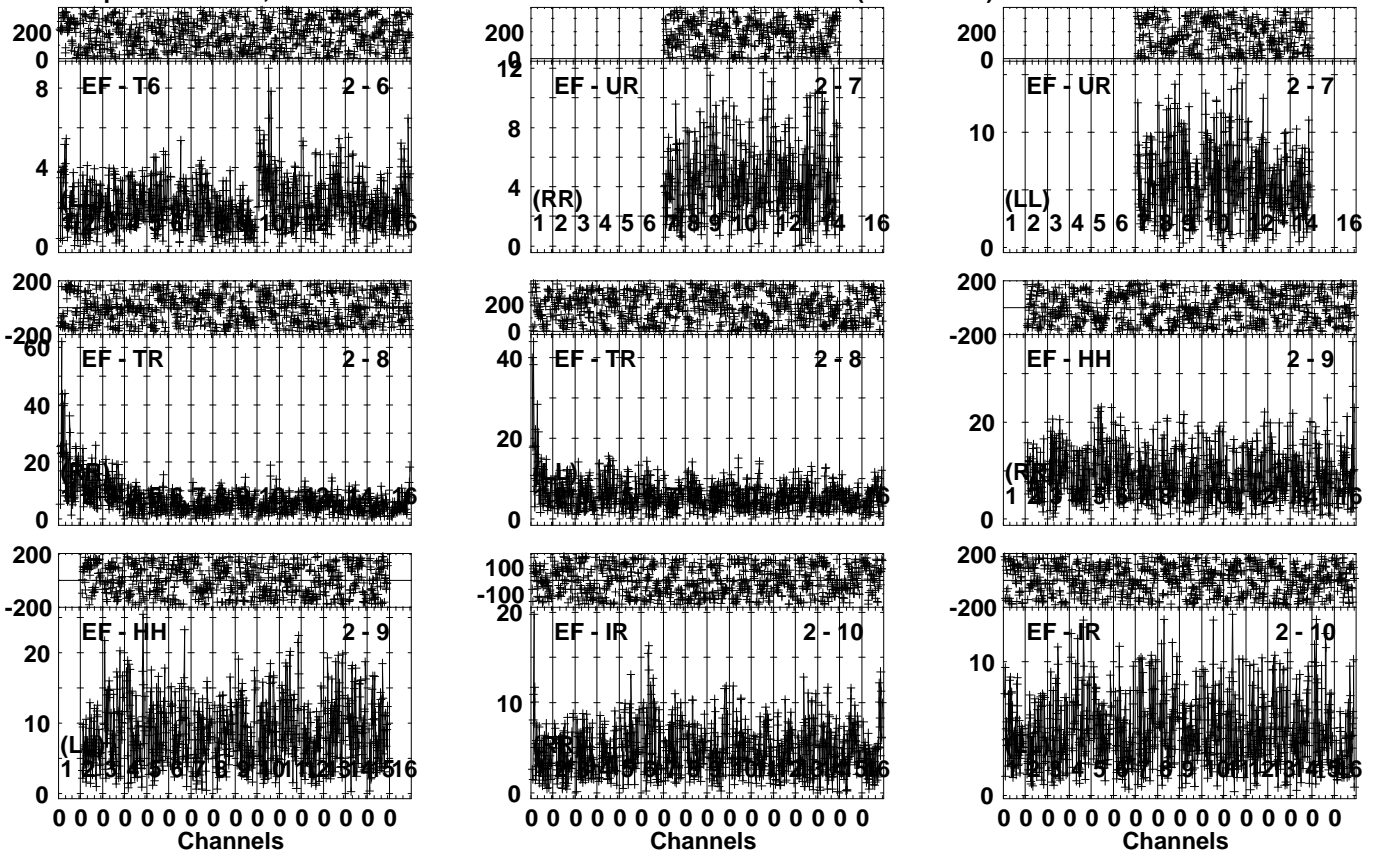


Lower frame: Milli Ampl Jy Top frame: Phas deg
Vector averaged cross-power spectrum Several baselines displayed
Timerange: 00/15:43:31 to 00/15:46:59

Plot file version 219 created 23-APR-2024 17:21:07

FRB EB100E 1.UVDATA.1

Freq = 4.6005 GHz, Bw = 32.000 MH Calibrated with CL # 4 and BP # 1 (BP mode 1)

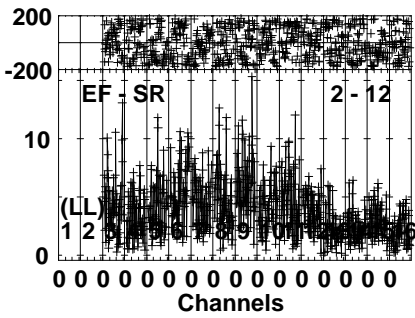
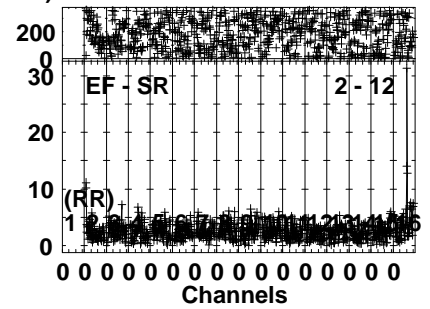
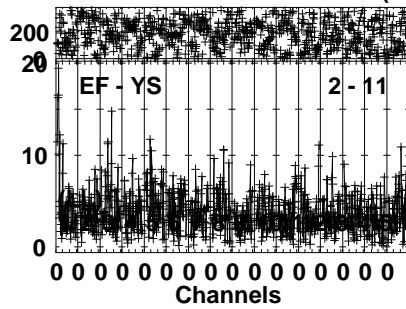
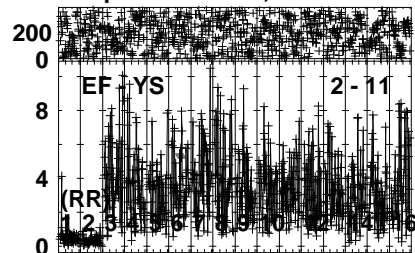


Lower frame: Milli Ampl Jy Top frame: Phas deg
Vector averaged cross-power spectrum Several baselines displayed
Timerange: 00/15:43:31 to 00/15:46:59

Plot file version 220 created 23-APR-2024 17:21:08

FRB EB100E 1.UVDATA.1

Freq = 4.6005 GHz, Bw = 32.000 MH Calibrated with CL # 4 and BP # 1 (BP mode 1)

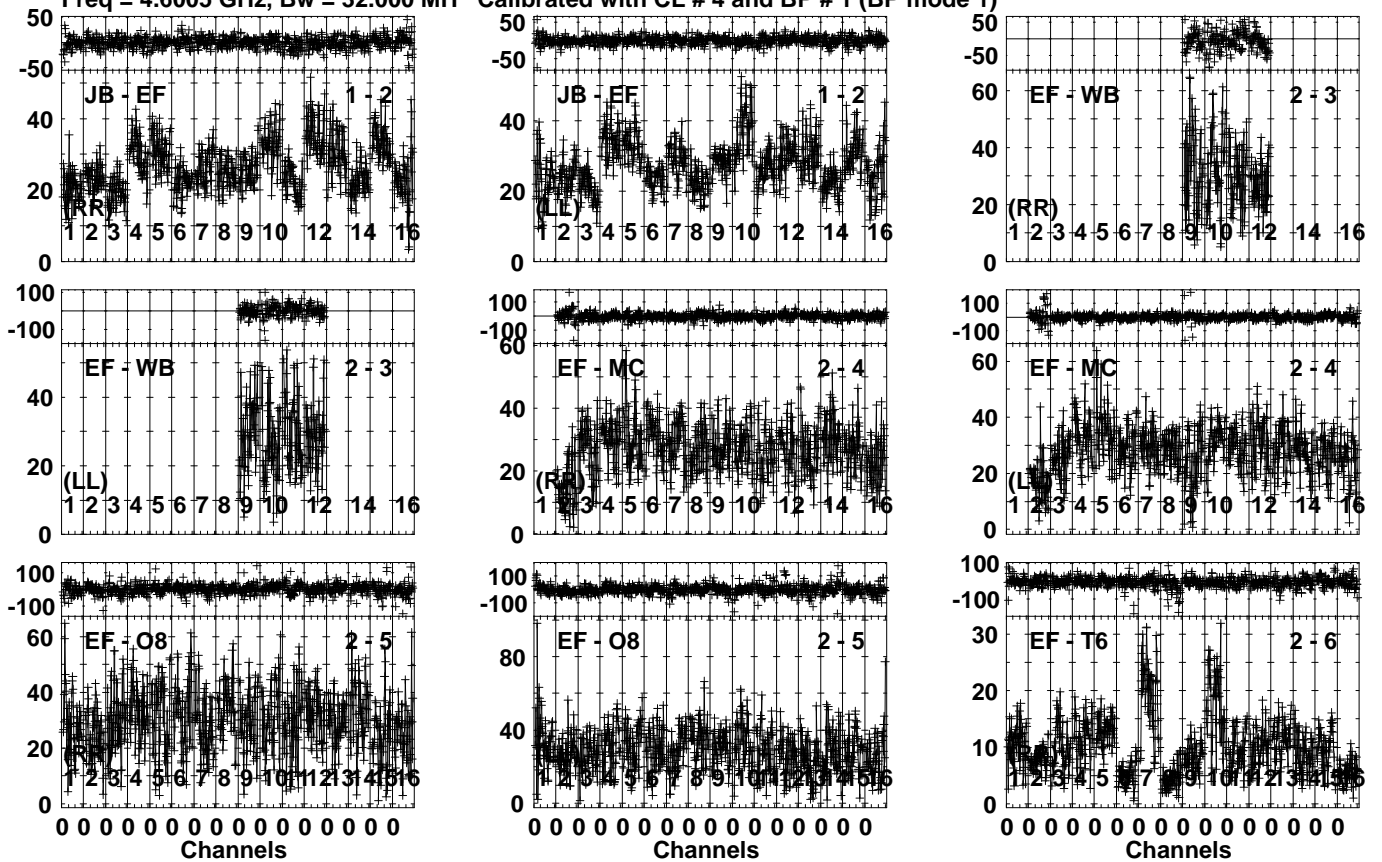


Lower frame: Milli Ampl Jy Top frame: Phas deg
Vector averaged cross-power spectrum Several baselines displayed
Timerange: 00/15:43:31 to 00/15:46:59

Plot file version 221 created 23-APR-2024 17:21:08

J0529+3209 EB100E 1.UVDATA.1

Freq = 4.6005 GHz, Bw = 32.000 MH Calibrated with CL # 4 and BP # 1 (BP mode 1)

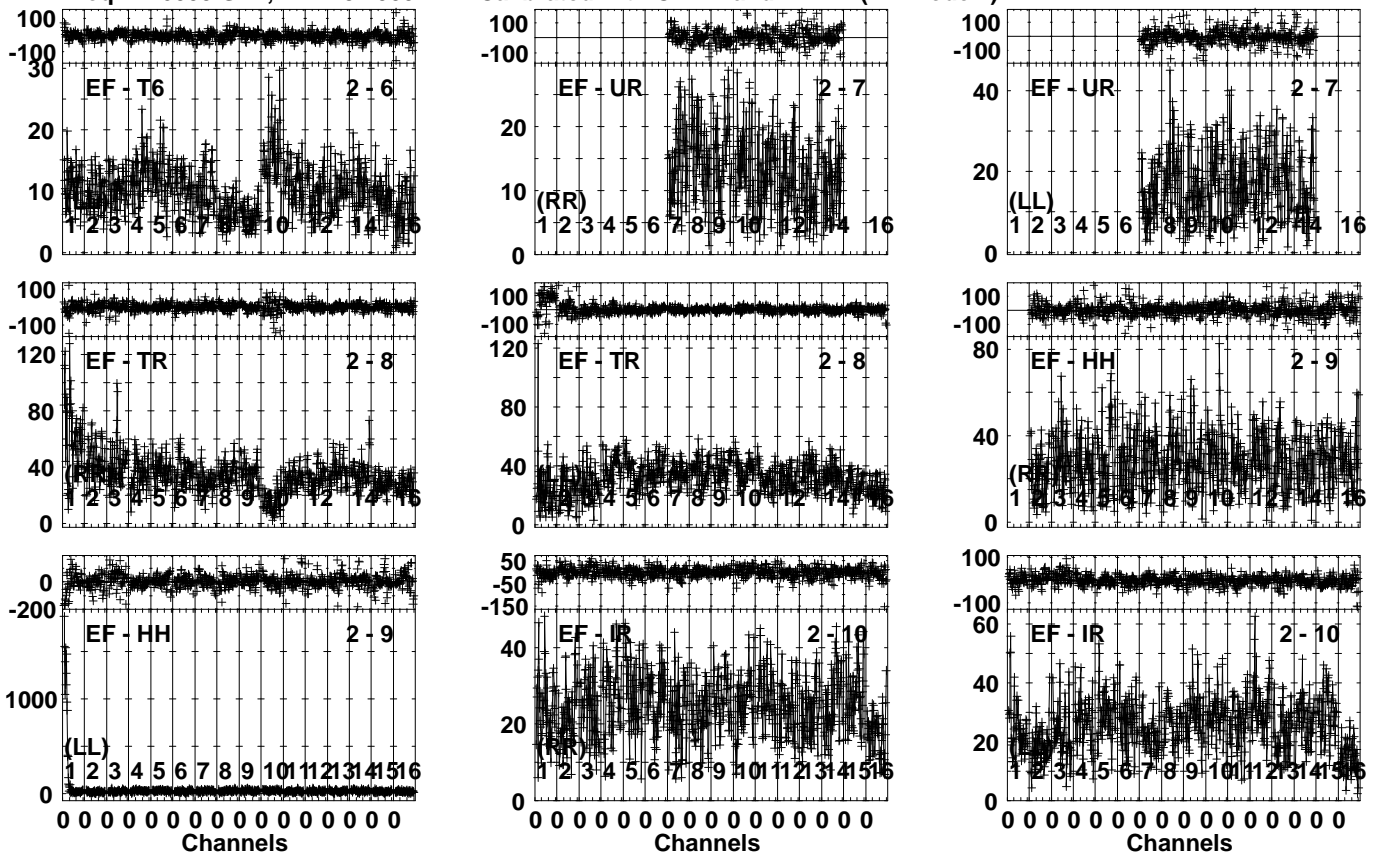


Lower frame: Milli Ampl Jy Top frame: Phas deg
Vector averaged cross-power spectrum Several baselines displayed
Timerange: 00/15:47:01 to 00/15:48:29

Plot file version 222 created 23-APR-2024 17:21:08

J0529+3209 EB100E 1.UVDATA.1

Freq = 4.6005 GHz, Bw = 32.000 MH Calibrated with CL # 4 and BP # 1 (BP mode 1)

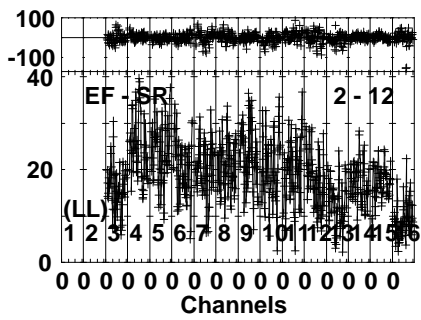
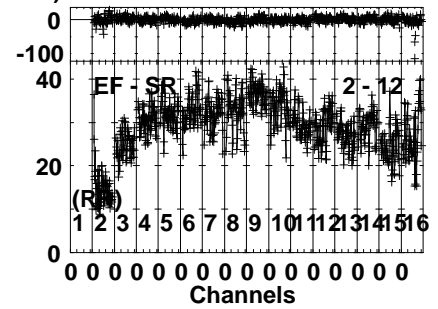
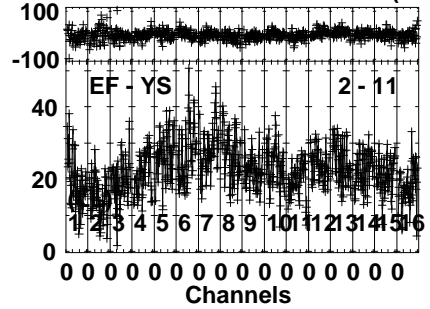
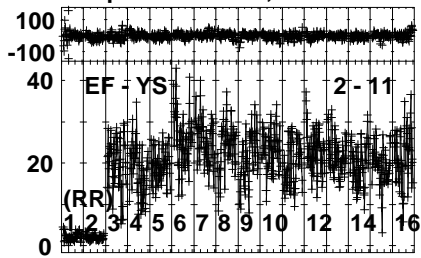


Lower frame: Milli Ampl Jy Top frame: Phas deg
Vector averaged cross-power spectrum Several baselines displayed
Timerange: 00/15:47:01 to 00/15:48:29

Plot file version 223 created 23-APR-2024 17:21:09

J0529+3209 EB100E 1.UVDATA.1

Freq = 4.6005 GHz, Bw = 32.000 MH Calibrated with CL # 4 and BP # 1 (BP mode 1)

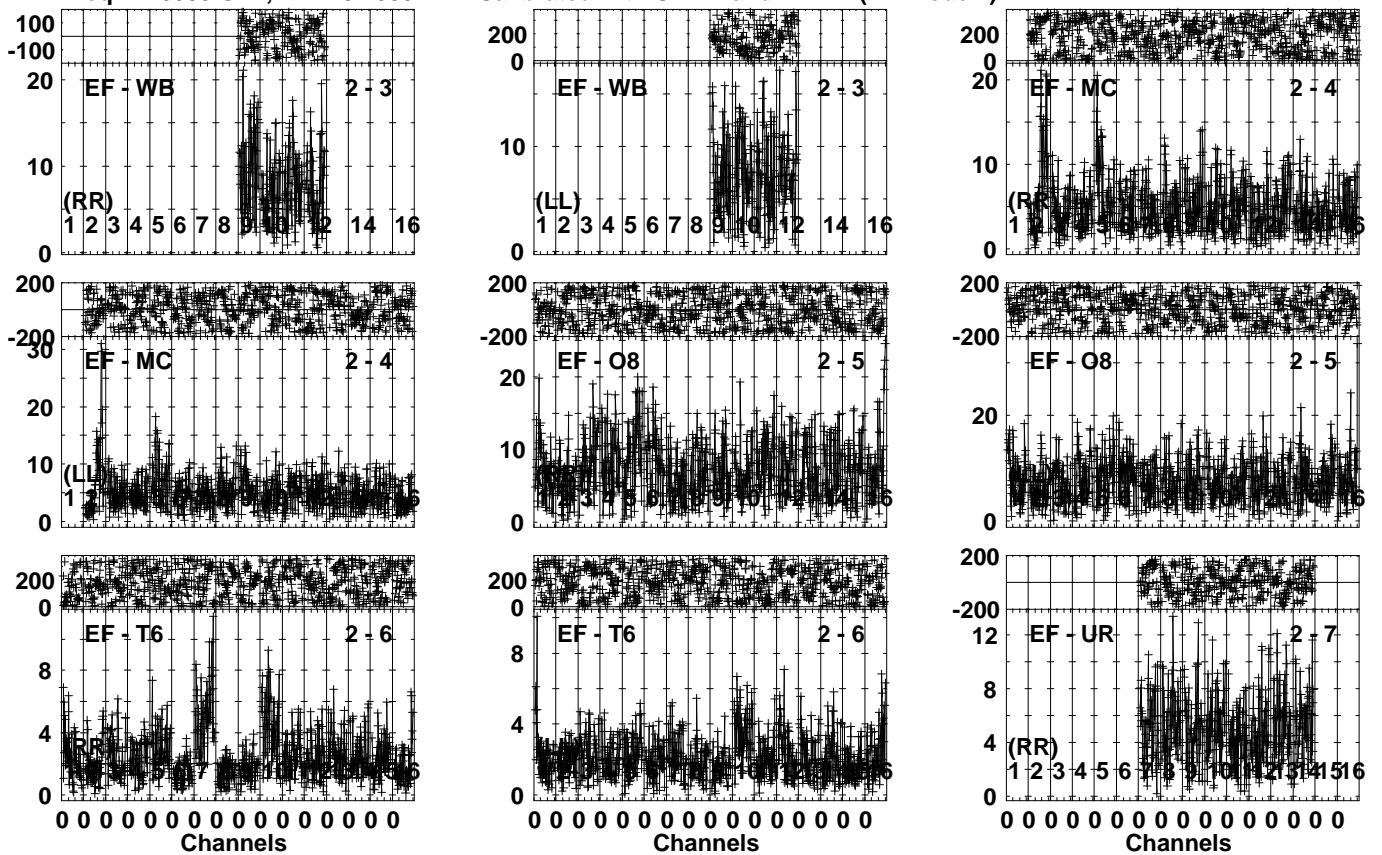


Lower frame: Milli Ampl Jy Top frame: Phas deg
Vector averaged cross-power spectrum Several baselines displayed
Timerange: 00/15:47:01 to 00/15:48:29

Plot file version 224 created 23-APR-2024 17:21:10

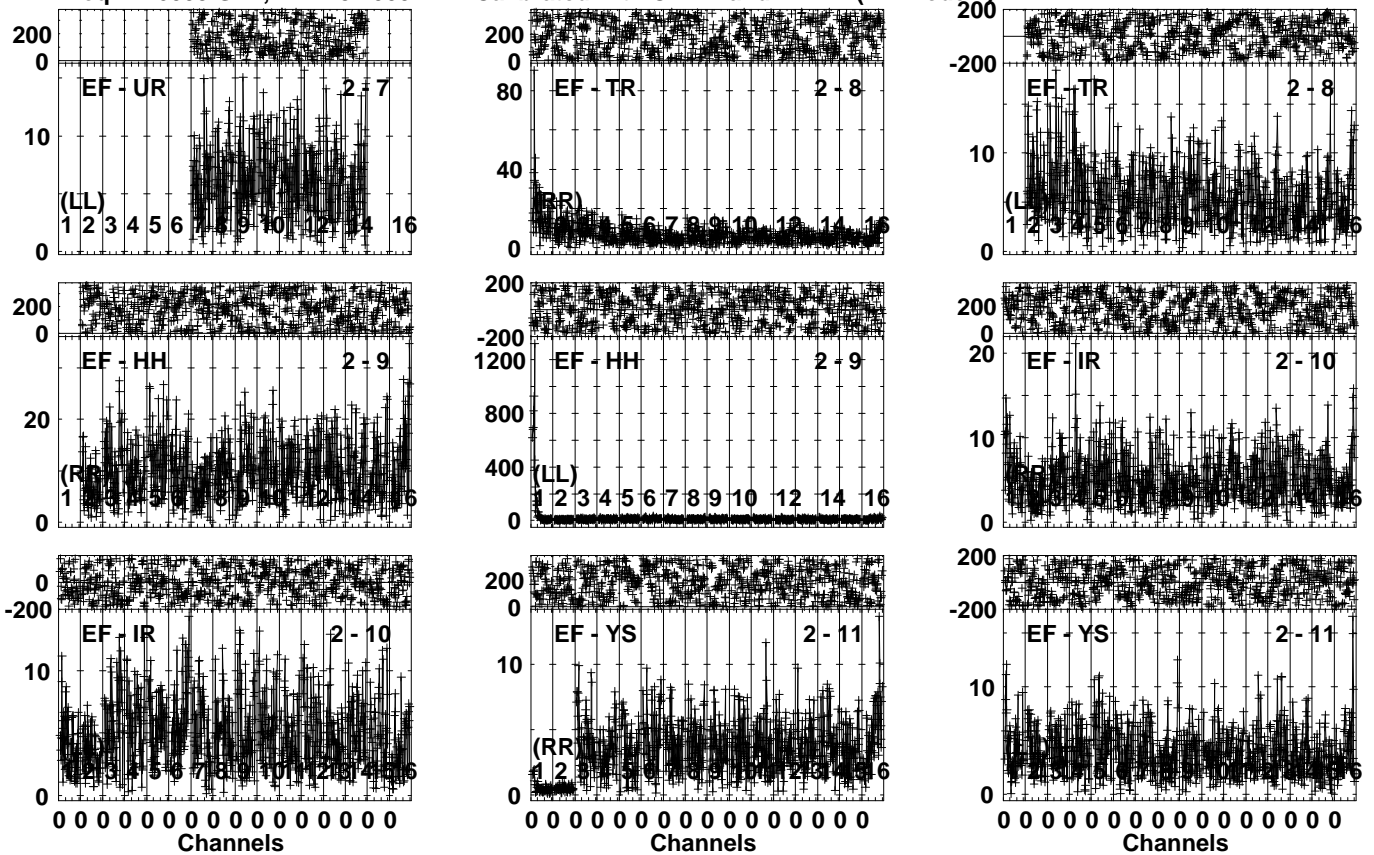
FRB EB100E 1.UVDATA.1

Freq = 4.6005 GHz, Bw = 32.000 MH Calibrated with CL # 4 and BP # 1 (BP mode 1)



Lower frame: Milli Ampl Jy Top frame: Phas deg
Vector averaged cross-power spectrum Several baselines displayed
Timerange: 00/15:48:31 to 00/15:51:59

Plot file version 225 created 23-APR-2024 17:21:10
 FRB EB100E 1.UVDATA.1
 Freq = 4.6005 GHz, Bw = 32.000 MH Calibrated with CL # 4 and BP # 1 (BP mode 1)

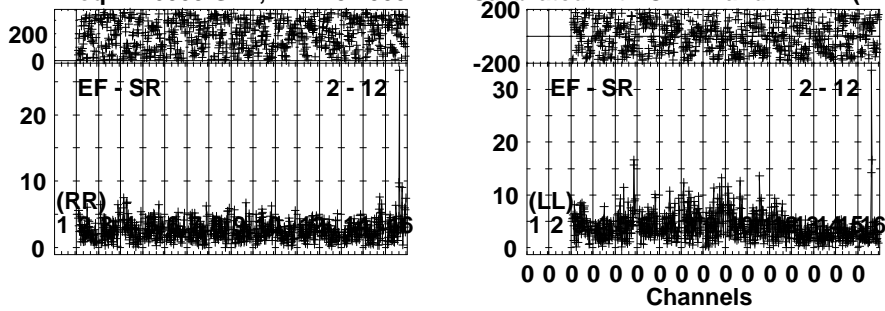


Lower frame: Milli Ampl Jy Top frame: Phas deg
 Vector averaged cross-power spectrum Several baselines displayed
 Timerange: 00/15:48:31 to 00/15:51:59

Plot file version 226 created 23-APR-2024 17:21:11

FRB EB100E 1.UVDATA.1

Freq = 4.6005 GHz, Bw = 32.000 MH Calibrated with CL # 4 and BP # 1 (BP mode 1)

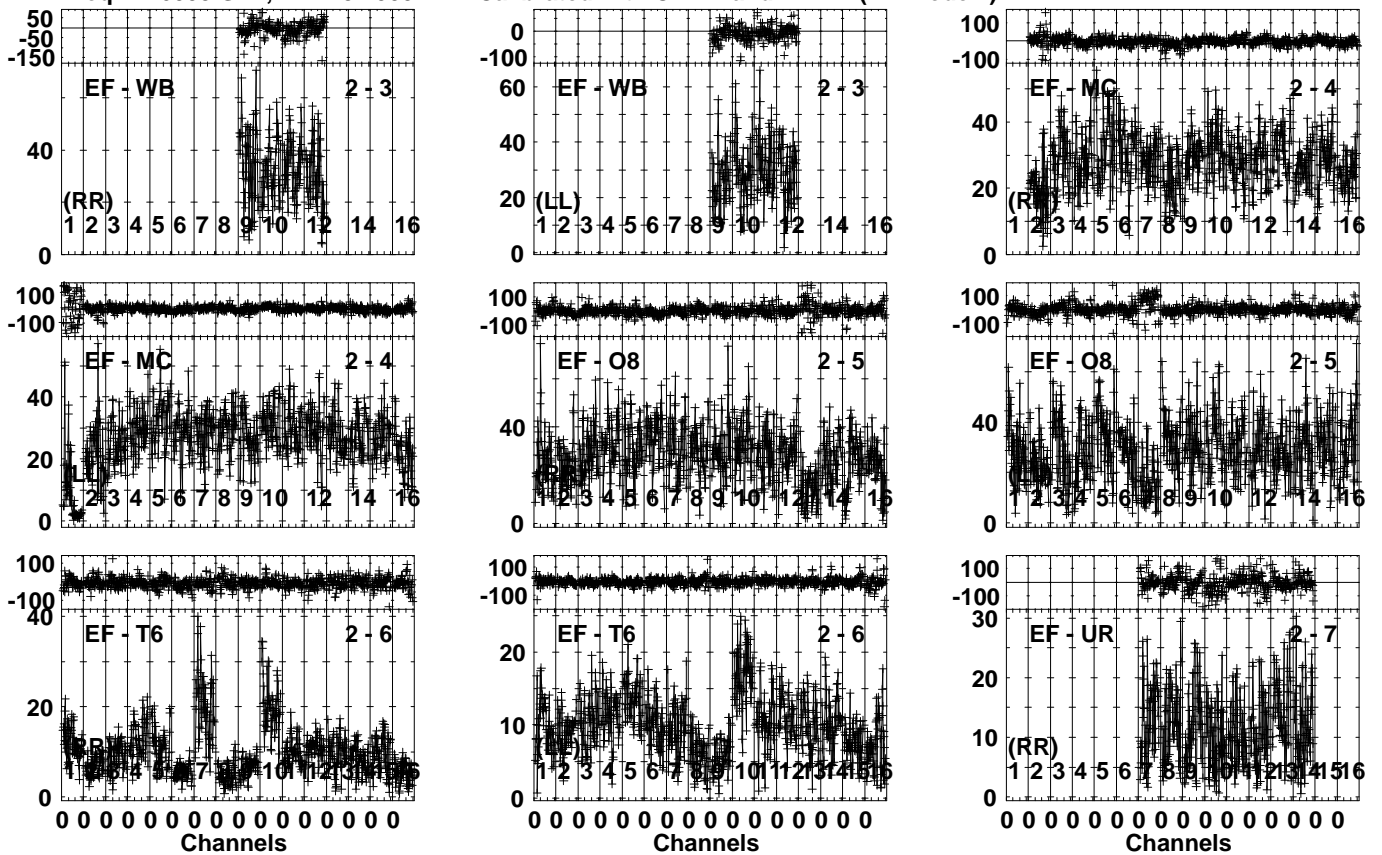


Lower frame: Milli Ampl Jy Top frame: Phas deg
Vector averaged cross-power spectrum Several baselines displayed
Timerange: 00/15:48:31 to 00/15:51:59

Plot file version 227 created 23-APR-2024 17:21:11

J0529+3209 EB100E 1.UVDATA.1

Freq = 4.6005 GHz, Bw = 32.000 MH Calibrated with CL # 4 and BP # 1 (BP mode 1)

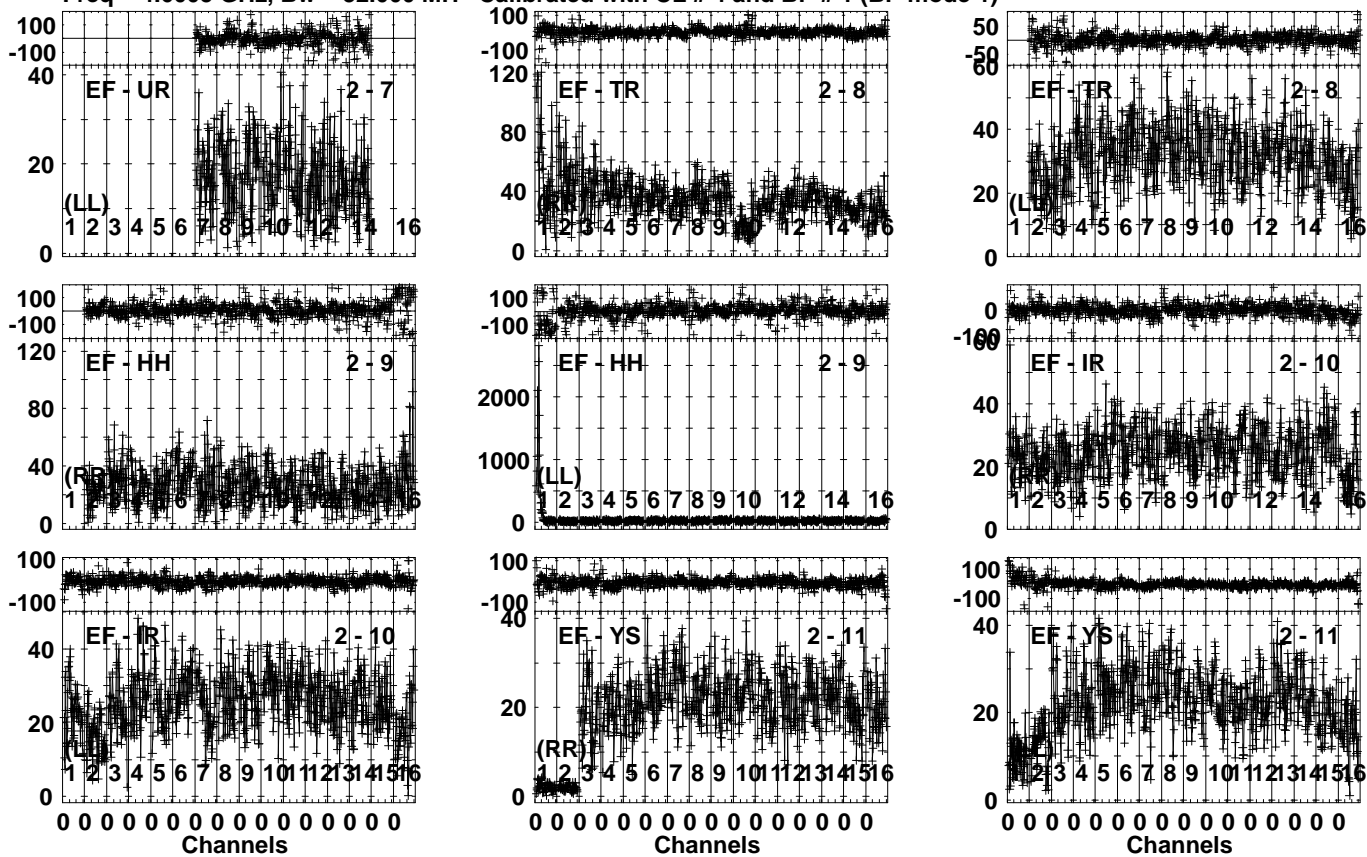


Lower frame: Milli Ampl Jy Top frame: Phas deg
Vector averaged cross-power spectrum Several baselines displayed
Timerange: 00/15:52:33 to 00/15:53:29

Plot file version 228 created 23-APR-2024 17:21:11

J0529+3209 EB100E 1.UVDATA.1

Freq = 4.6005 GHz, Bw = 32.000 MH Calibrated with CL # 4 and BP # 1 (BP mode 1)

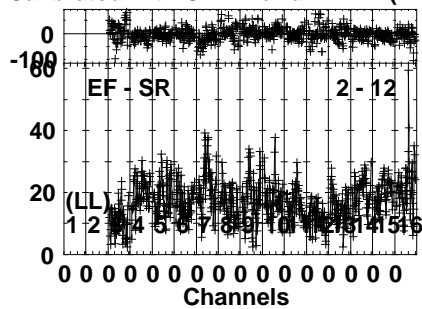
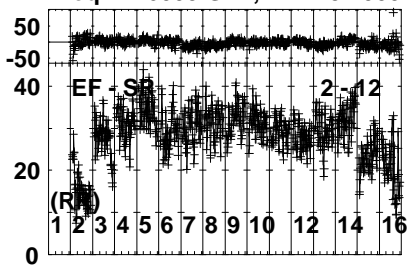


Lower frame: Milli Ampl Jy Top frame: Phas deg
Vector averaged cross-power spectrum Several baselines displayed
Timerange: 00/15:52:33 to 00/15:53:29

Plot file version 229 created 23-APR-2024 17:21:12

J0529+3209 EB100E 1.UVDATA.1

Freq = 4.6005 GHz, Bw = 32.000 MH Calibrated with CL # 4 and BP # 1 (BP mode 1)

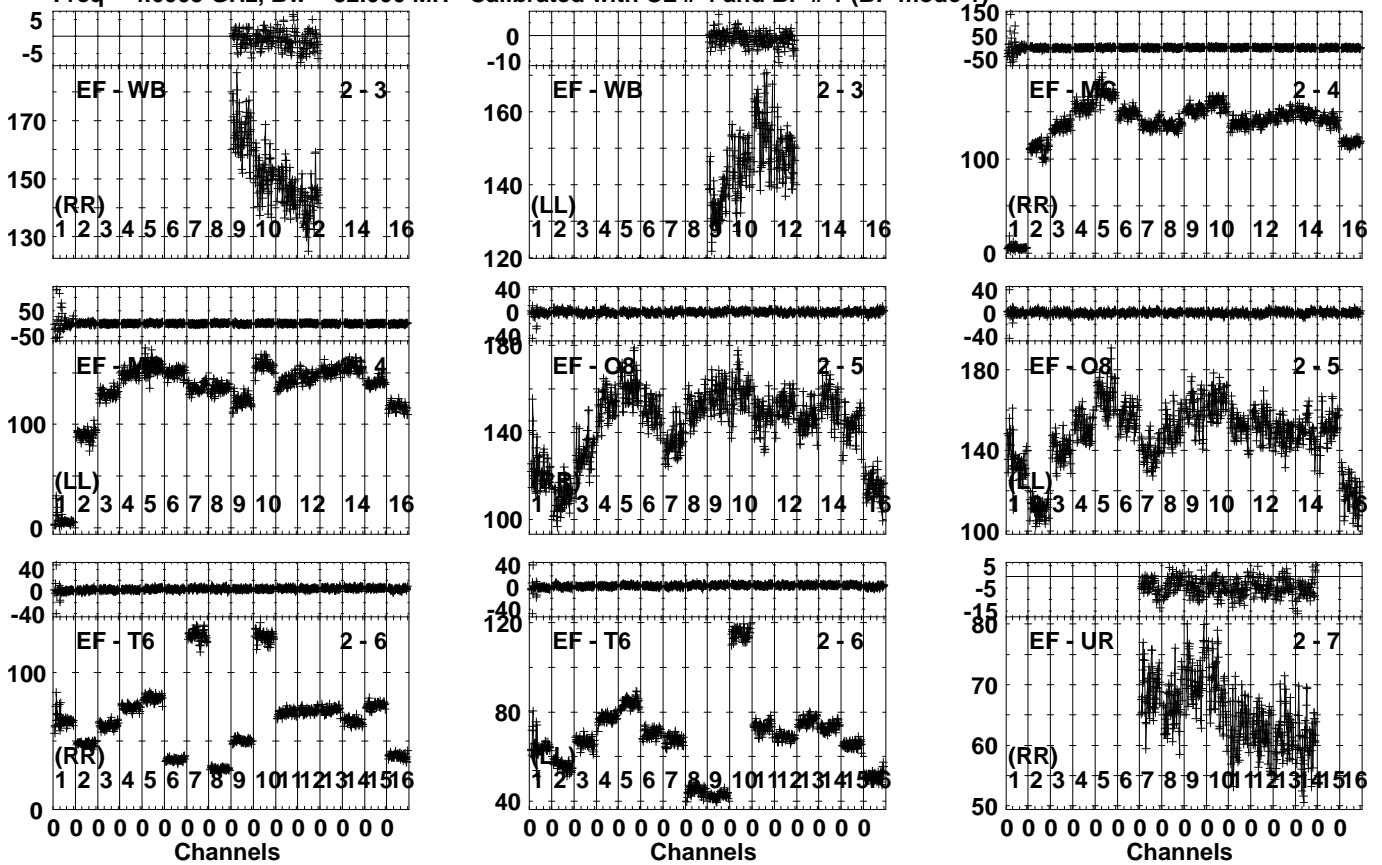


Lower frame: Milli Ampl Jy Top frame: Phas deg
Vector averaged cross-power spectrum Several baselines displayed
Timerange: 00/15:52:33 to 00/15:53:29

Plot file version 230 created 23-APR-2024 17:21:12

J0518+3306 EB100E 1.UVDATA.1

Freq = 4.6005 GHz, Bw = 32.000 MH Calibrated with CL # 4 and BP # 1 (BP mode 1)

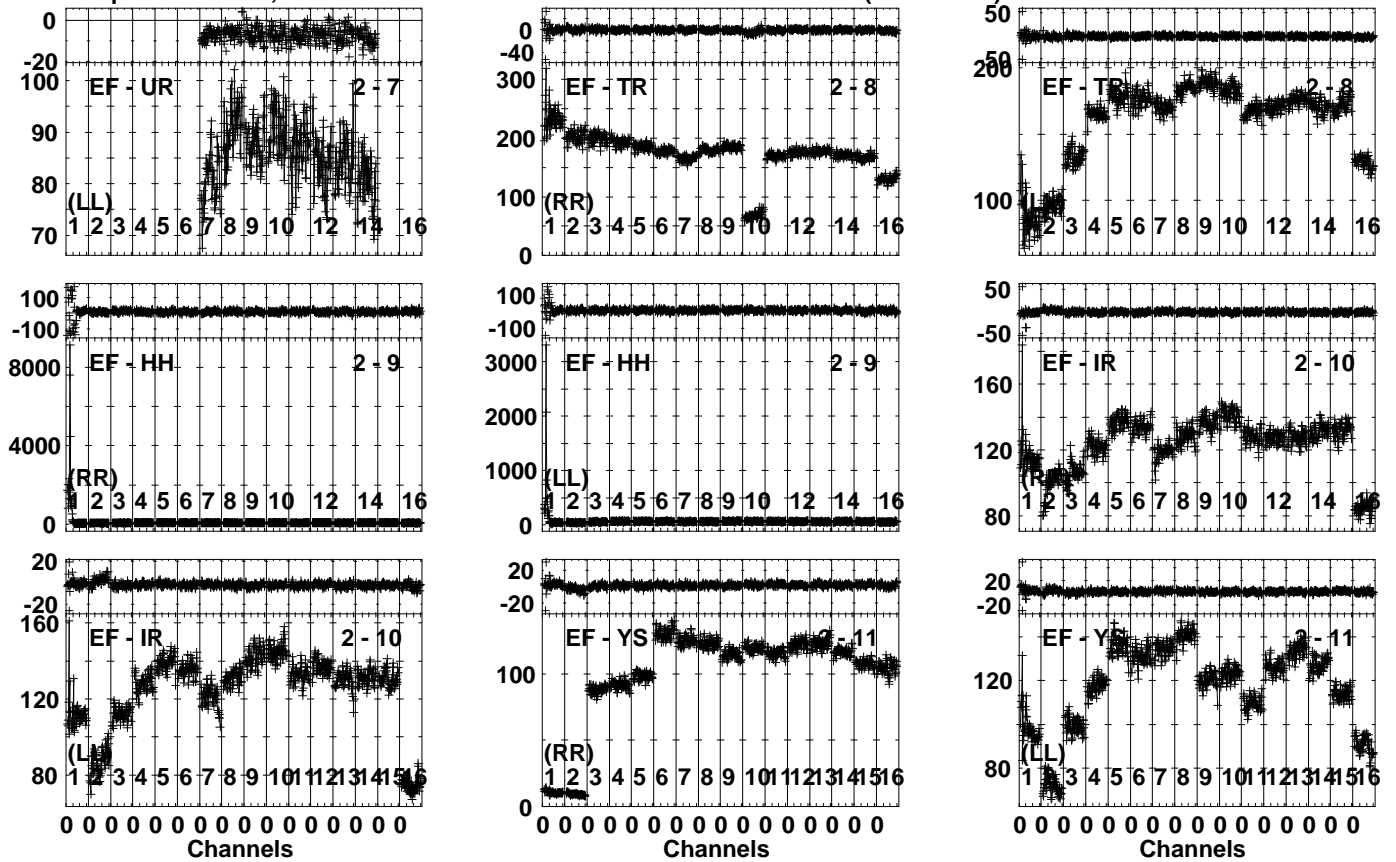


Lower frame: Milli Ampl Jy Top frame: Phas deg
 Vector averaged cross-power spectrum Several baselines displayed
 Timerange: 00/15:54:03 to 00/15:56:59

Plot file version 231 created 23-APR-2024 17:21:13

J0518+3306 EB100E 1.UVDATA.1

Freq = 4.6005 GHz, Bw = 32.000 MH Calibrated with CL # 4 and BP # 1 (BP mode 1)

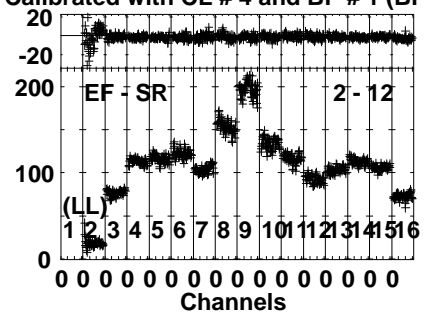
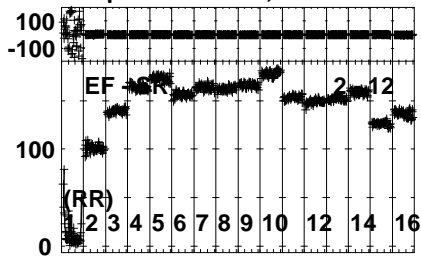


Lower frame: Milli Ampl Jy Top frame: Phas deg
 Vector averaged cross-power spectrum Several baselines displayed
 Timerange: 00/15:54:03 to 00/15:56:59

Plot file version 232 created 23-APR-2024 17:21:14

J0518+3306 EB100E 1.UVDATA.1

Freq = 4.6005 GHz, Bw = 32.000 MH Calibrated with CL # 4 and BP # 1 (BP mode 1)

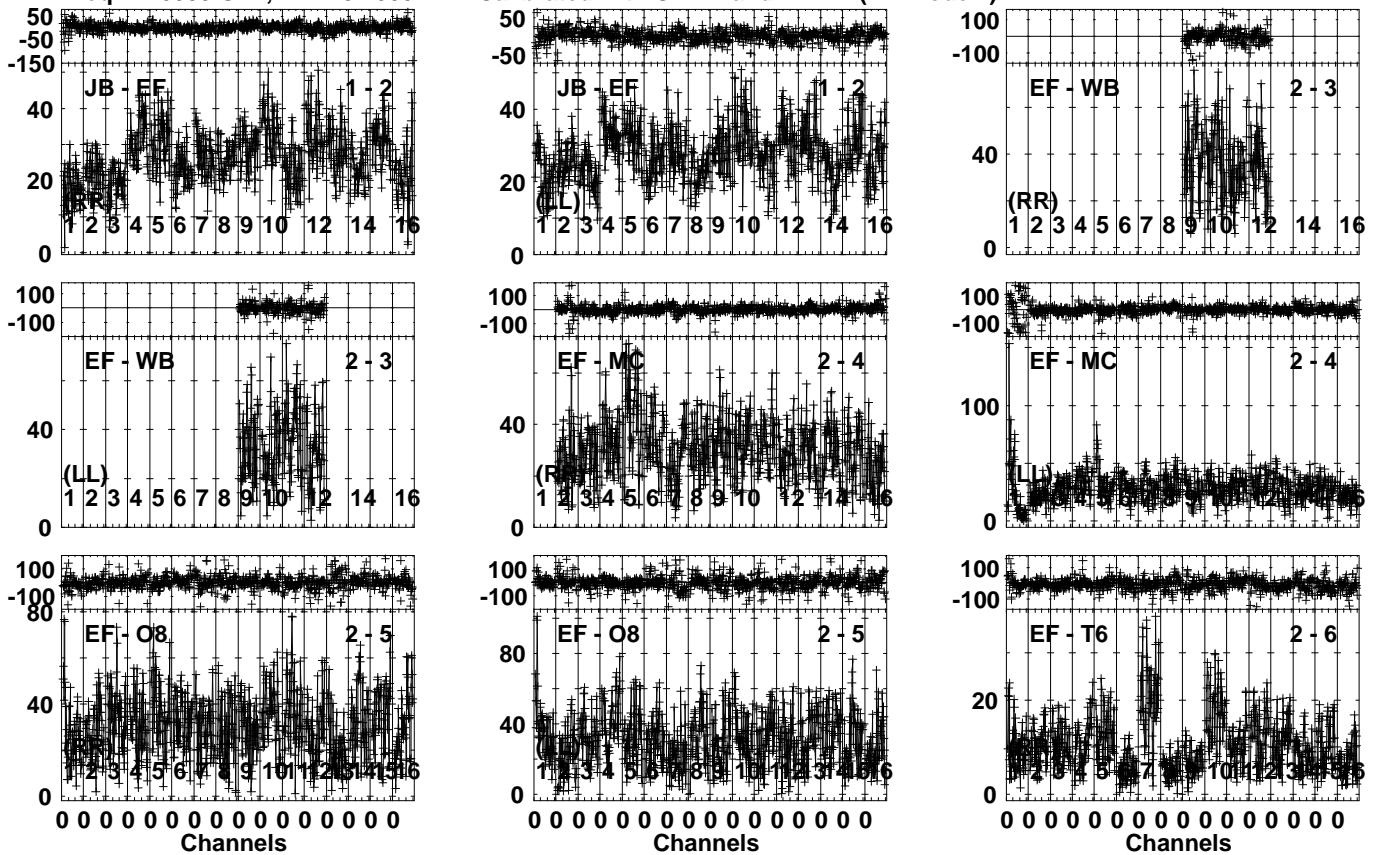


Lower frame: Milli Ampl Jy Top frame: Phas deg
Vector averaged cross-power spectrum Several baselines displayed
Timerange: 00/15:54:03 to 00/15:56:59

Plot file version 233 created 23-APR-2024 17:21:14

J0529+3209 EB100E 1.UVDATA.1

Freq = 4.6005 GHz, Bw = 32.000 MH Calibrated with CL # 4 and BP # 1 (BP mode 1)

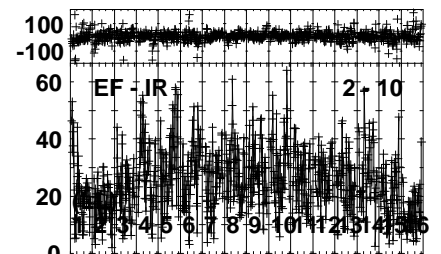
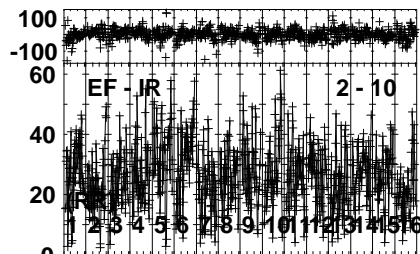
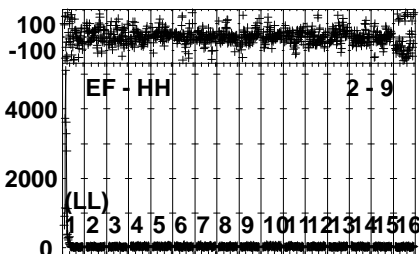
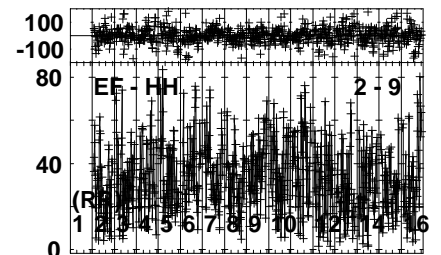
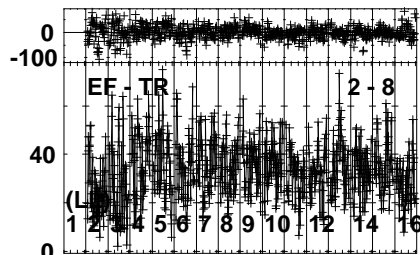
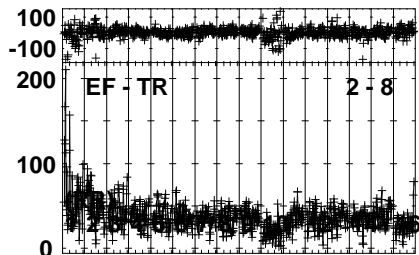
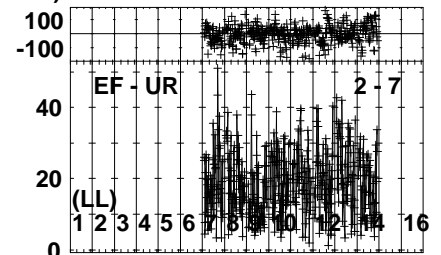
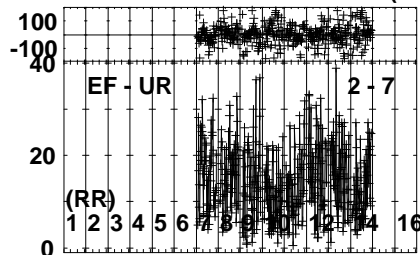
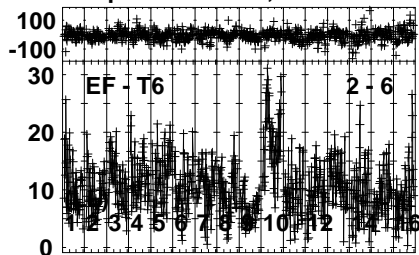


Lower frame: Milli Ampl Jy Top frame: Phas deg
Vector averaged cross-power spectrum Several baselines displayed
Timerange: 00/15:57:01 to 00/15:58:29

Plot file version 234 created 23-APR-2024 17:21:15

J0529+3209 EB100E 1.UVDATA.1

Freq = 4.6005 GHz, Bw = 32.000 MH Calibrated with CL # 4 and BP # 1 (BP mode 1)

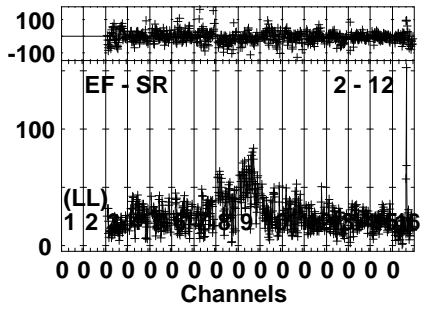
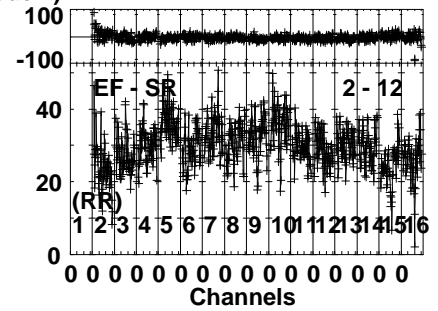
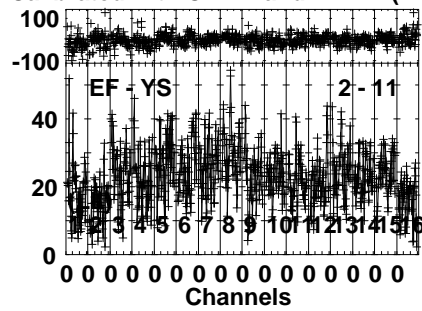
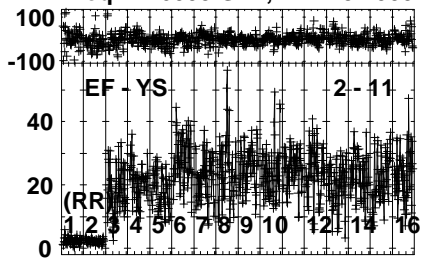


Lower frame: Milli Ampl Jy Top frame: Phas deg
Vector averaged cross-power spectrum Several baselines displayed
Timerange: 00/15:57:01 to 00/15:58:29

Plot file version 235 created 23-APR-2024 17:21:15

J0529+3209 EB100E 1.UVDATA.1

Freq = 4.6005 GHz, Bw = 32.000 MH Calibrated with CL # 4 and BP # 1 (BP mode 1)

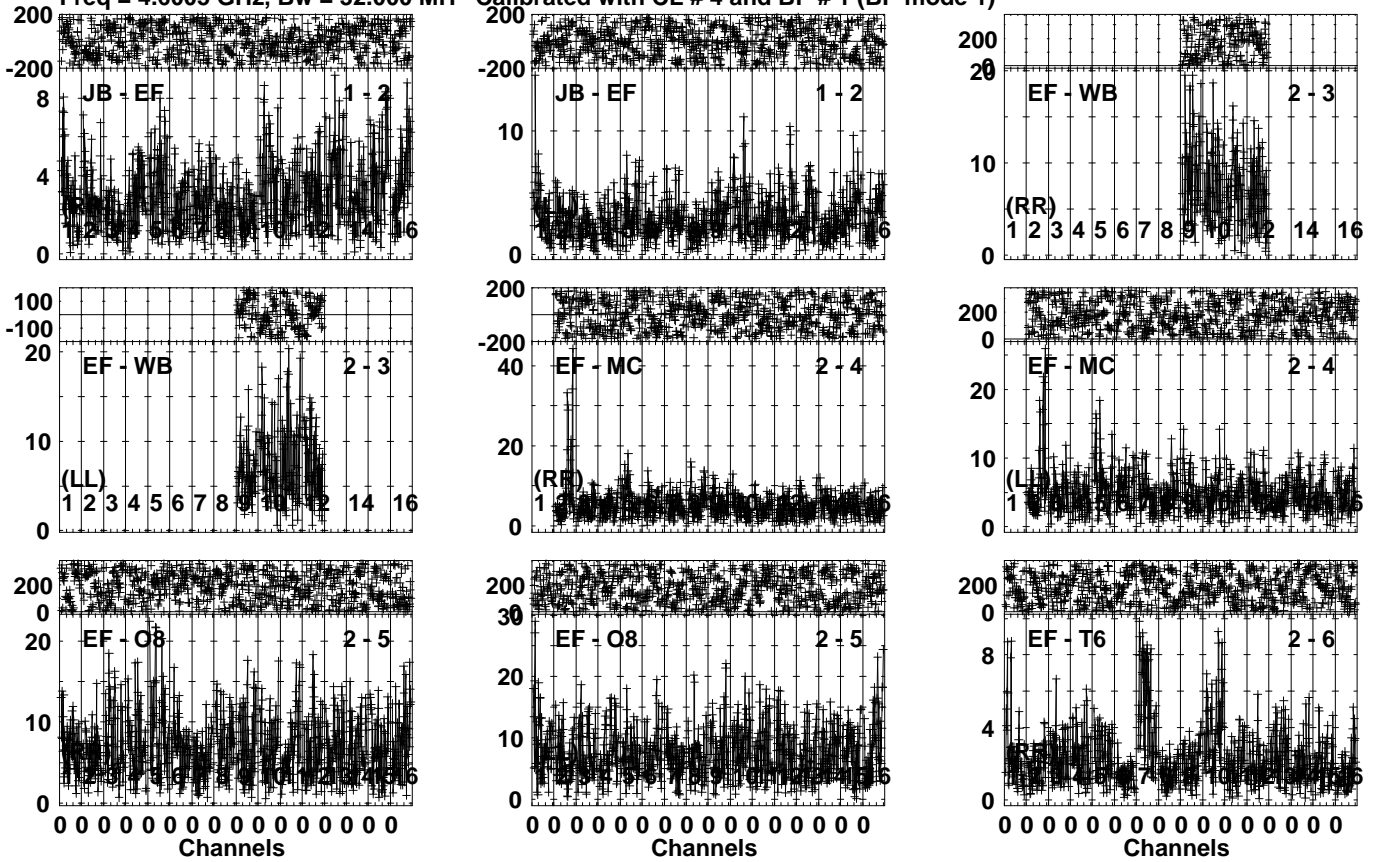


Lower frame: Milli Ampl Jy Top frame: Phas deg
Vector averaged cross-power spectrum Several baselines displayed
Timerange: 00/15:57:01 to 00/15:58:29

Plot file version 236 created 23-APR-2024 17:21:16

FRB EB100E 1.UVDATA.1

Freq = 4.6005 GHz, Bw = 32.000 MH Calibrated with CL # 4 and BP # 1 (BP mode 1)

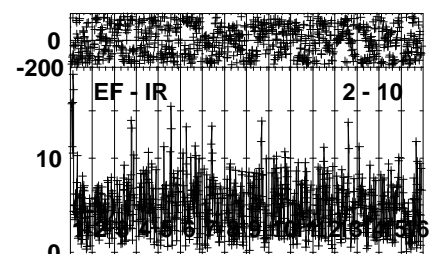
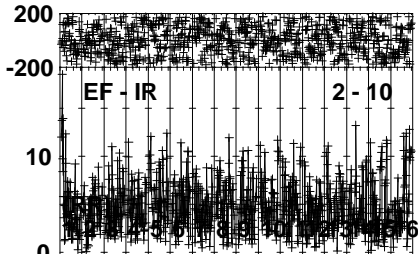
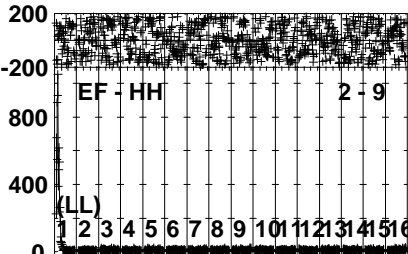
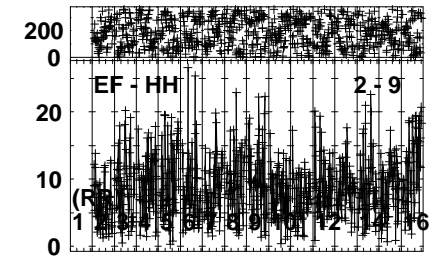
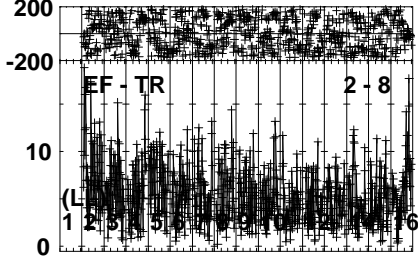
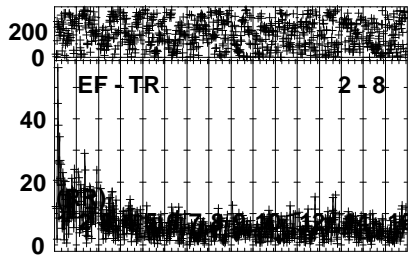
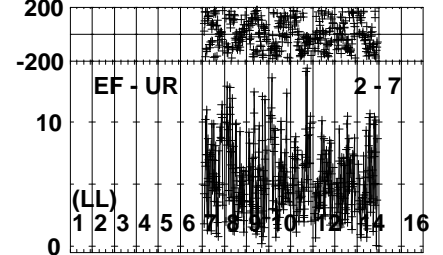
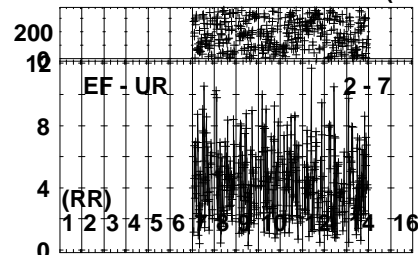
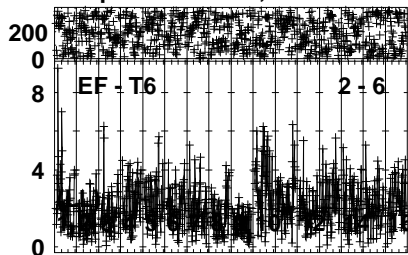


Lower frame: Milli Ampl Jy Top frame: Phas deg
 Vector averaged cross-power spectrum Several baselines displayed
 Timerange: 00/15:58:31 to 00/16:01:59

Plot file version 237 created 23-APR-2024 17:21:16

FRB EB100E 1.UVDATA.1

Freq = 4.6005 GHz, Bw = 32.000 MH Calibrated with CL # 4 and BP # 1 (BP mode 1)

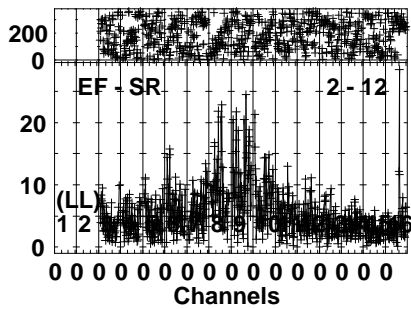
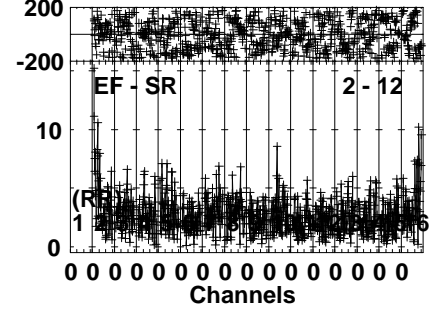
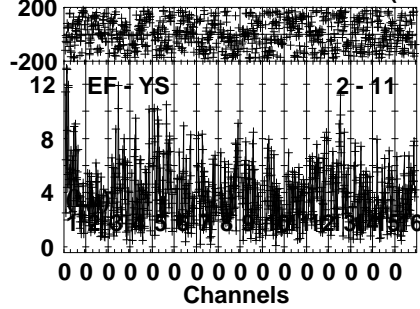
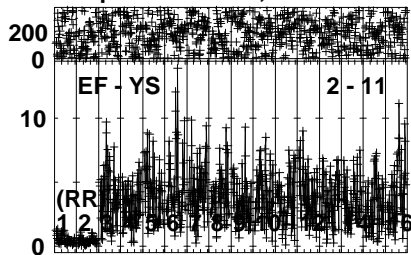


Lower frame: Milli Ampl Jy Top frame: Phas deg
Vector averaged cross-power spectrum Several baselines displayed
Timerange: 00/15:58:31 to 00/16:01:59

Plot file version 238 created 23-APR-2024 17:21:17

FRB EB100E 1.UVDATA.1

Freq = 4.6005 GHz, Bw = 32.000 MH Calibrated with CL # 4 and BP # 1 (BP mode 1)

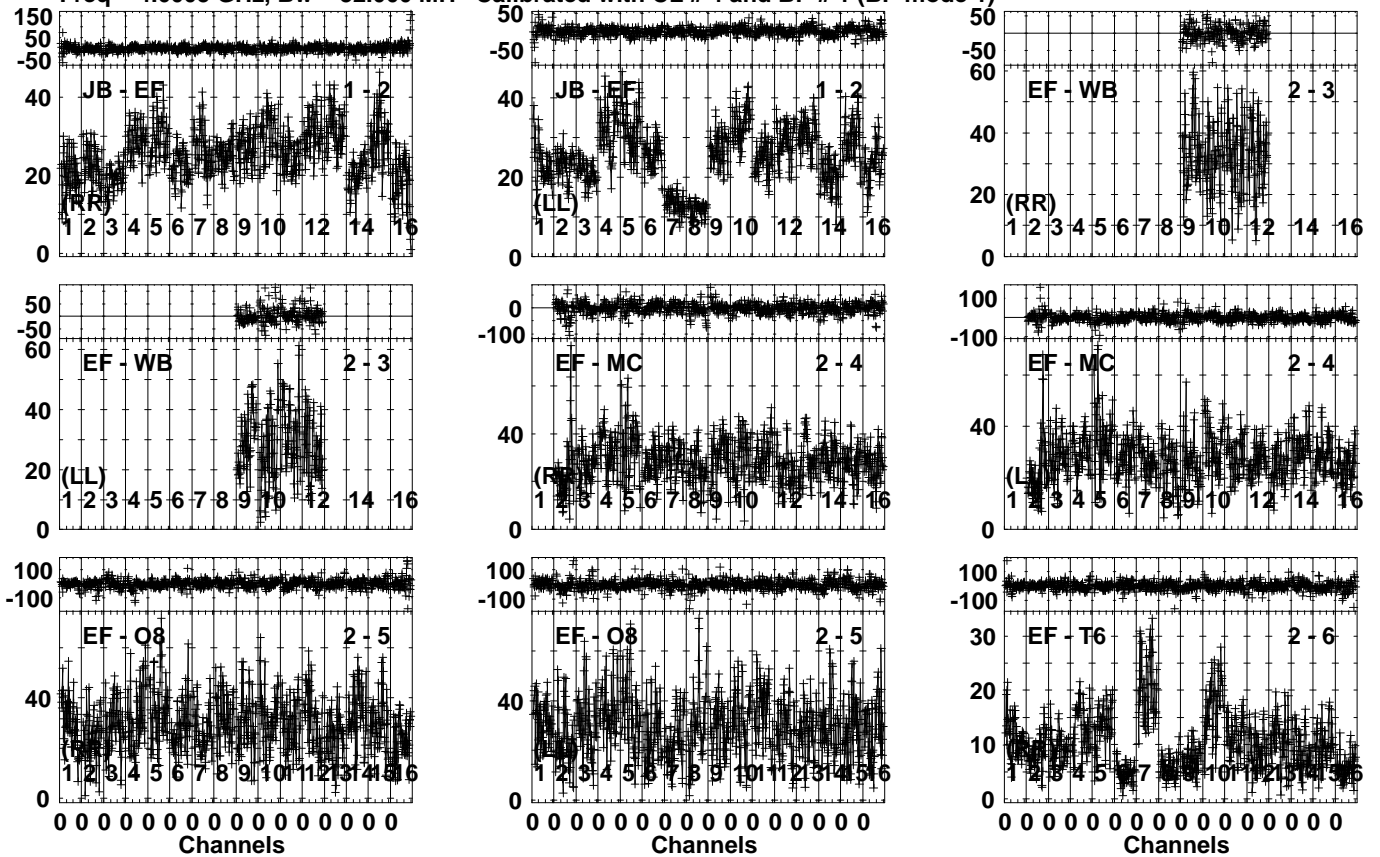


Lower frame: Milli Ampl Jy Top frame: Phas deg
Vector averaged cross-power spectrum Several baselines displayed
Timerange: 00/15:58:31 to 00/16:01:59

Plot file version 239 created 23-APR-2024 17:21:17

J0529+3209 EB100E 1.UVDATA.1

Freq = 4.6005 GHz, Bw = 32.000 MH Calibrated with CL # 4 and BP # 1 (BP mode 1)

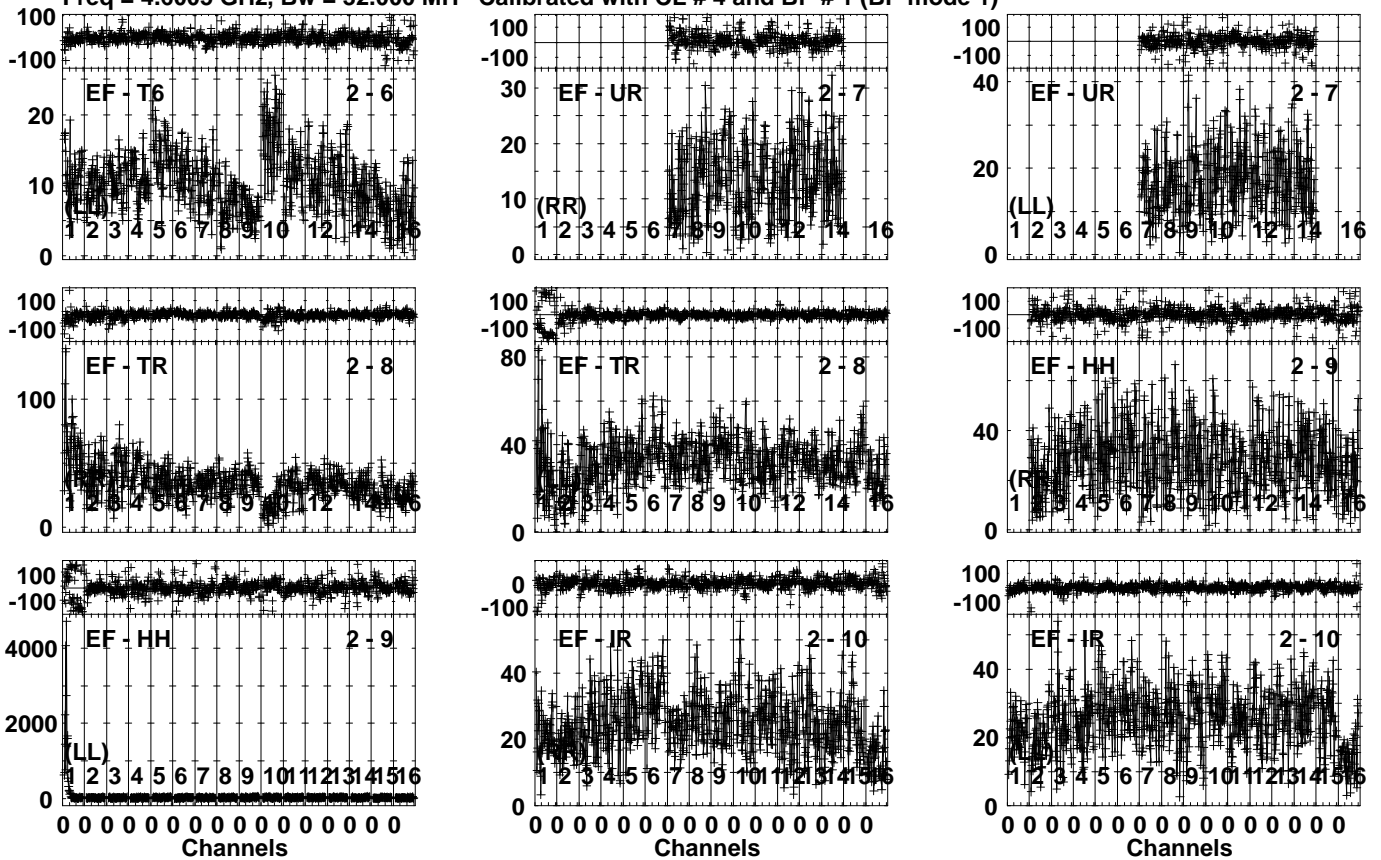


Lower frame: Milli Ampl Jy Top frame: Phas deg
Vector averaged cross-power spectrum Several baselines displayed
Timerange: 00/16:02:33 to 00/16:03:29

Plot file version 240 created 23-APR-2024 17:21:18

J0529+3209 EB100E 1.UVDATA.1

Freq = 4.6005 GHz, Bw = 32.000 MH Calibrated with CL # 4 and BP # 1 (BP mode 1)

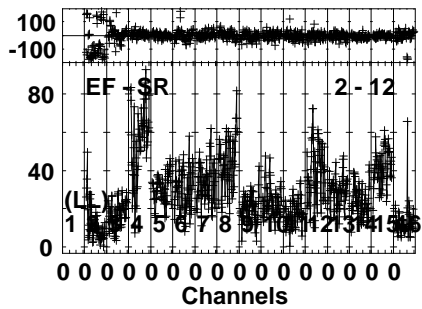
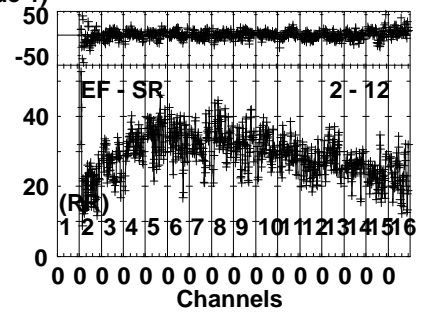
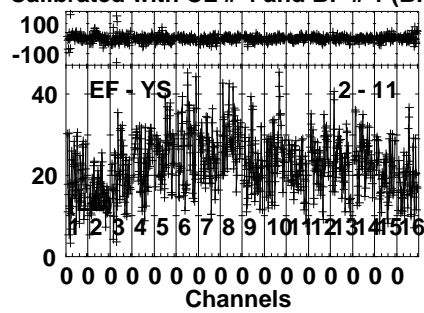
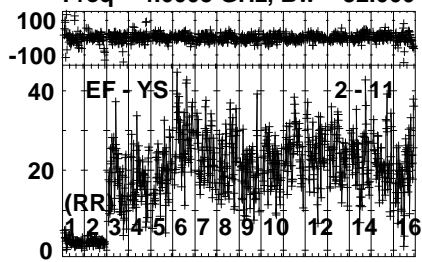


Lower frame: Milli Ampl Jy Top frame: Phas deg
Vector averaged cross-power spectrum Several baselines displayed
Timerange: 00/16:02:33 to 00/16:03:29

Plot file version 241 created 23-APR-2024 17:21:18

J0529+3209 EB100E 1.UVDATA.1

Freq = 4.6005 GHz, Bw = 32.000 MH Calibrated with CL # 4 and BP # 1 (BP mode 1)

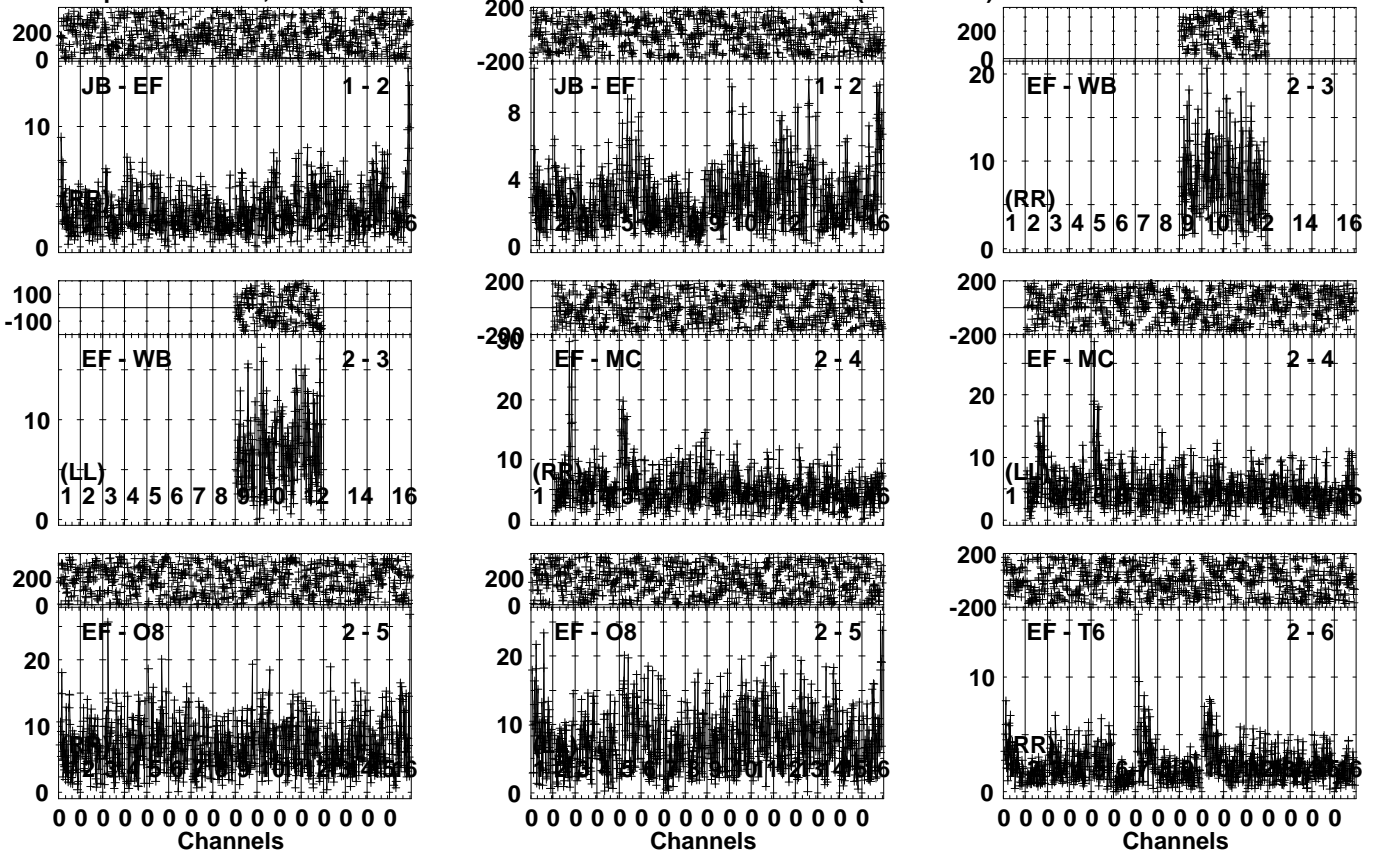


Lower frame: Milli Ampl Jy Top frame: Phas deg
Vector averaged cross-power spectrum Several baselines displayed
Timerange: 00/16:02:33 to 00/16:03:29

Plot file version 242 created 23-APR-2024 17:21:19

FRB EB100E 1.UVDATA.1

Freq = 4.6005 GHz, Bw = 32.000 MH Calibrated with CL # 4 and BP # 1 (BP mode 1)

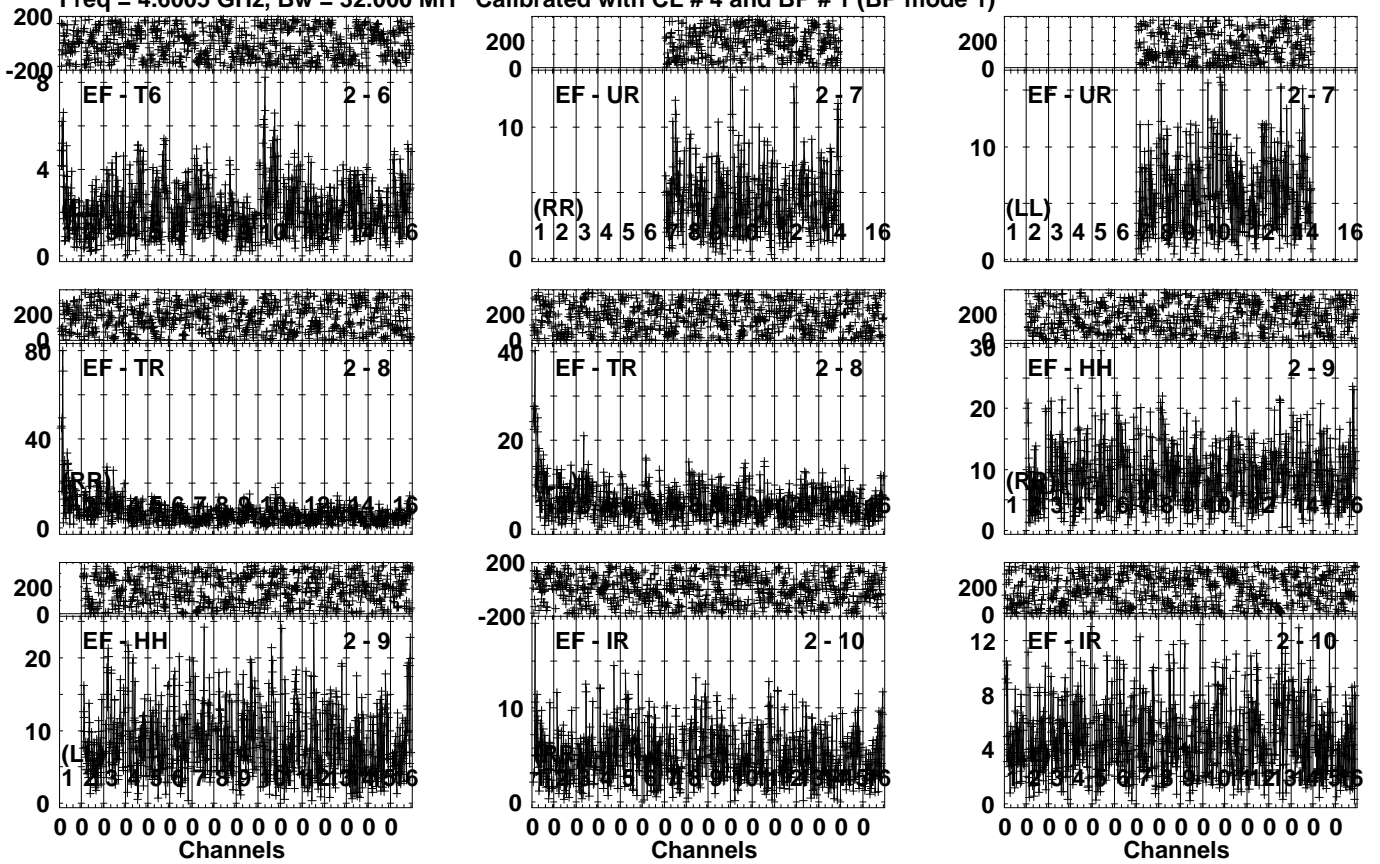


Lower frame: Milli Ampl Jy Top frame: Phas deg
Vector averaged cross-power spectrum Several baselines displayed
Timerange: 00/16:03:31 to 00/16:06:59

Plot file version 243 created 23-APR-2024 17:21:19

FRB EB100E 1.UVDATA.1

Freq = 4.6005 GHz, Bw = 32.000 MH Calibrated with CL # 4 and BP # 1 (BP mode 1)

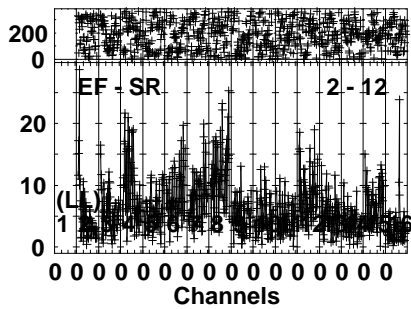
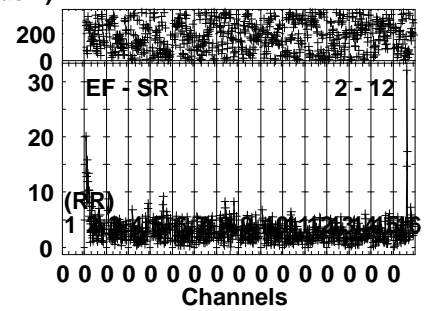
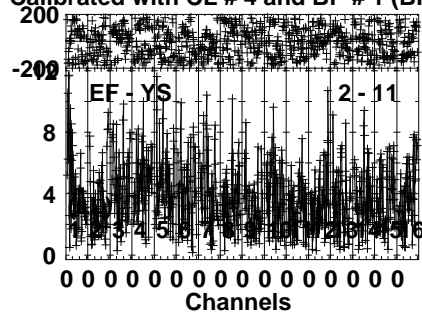
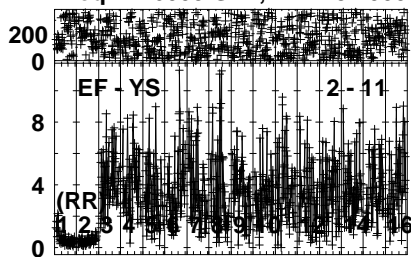


Lower frame: Milli Ampl Jy Top frame: Phas deg
Vector averaged cross-power spectrum Several baselines displayed
Timerange: 00/16:03:31 to 00/16:06:59

Plot file version 244 created 23-APR-2024 17:21:20

FRB EB100E 1.UVDATA.1

Freq = 4.6005 GHz, Bw = 32.000 MH Calibrated with CL # 4 and BP # 1 (BP mode 1)

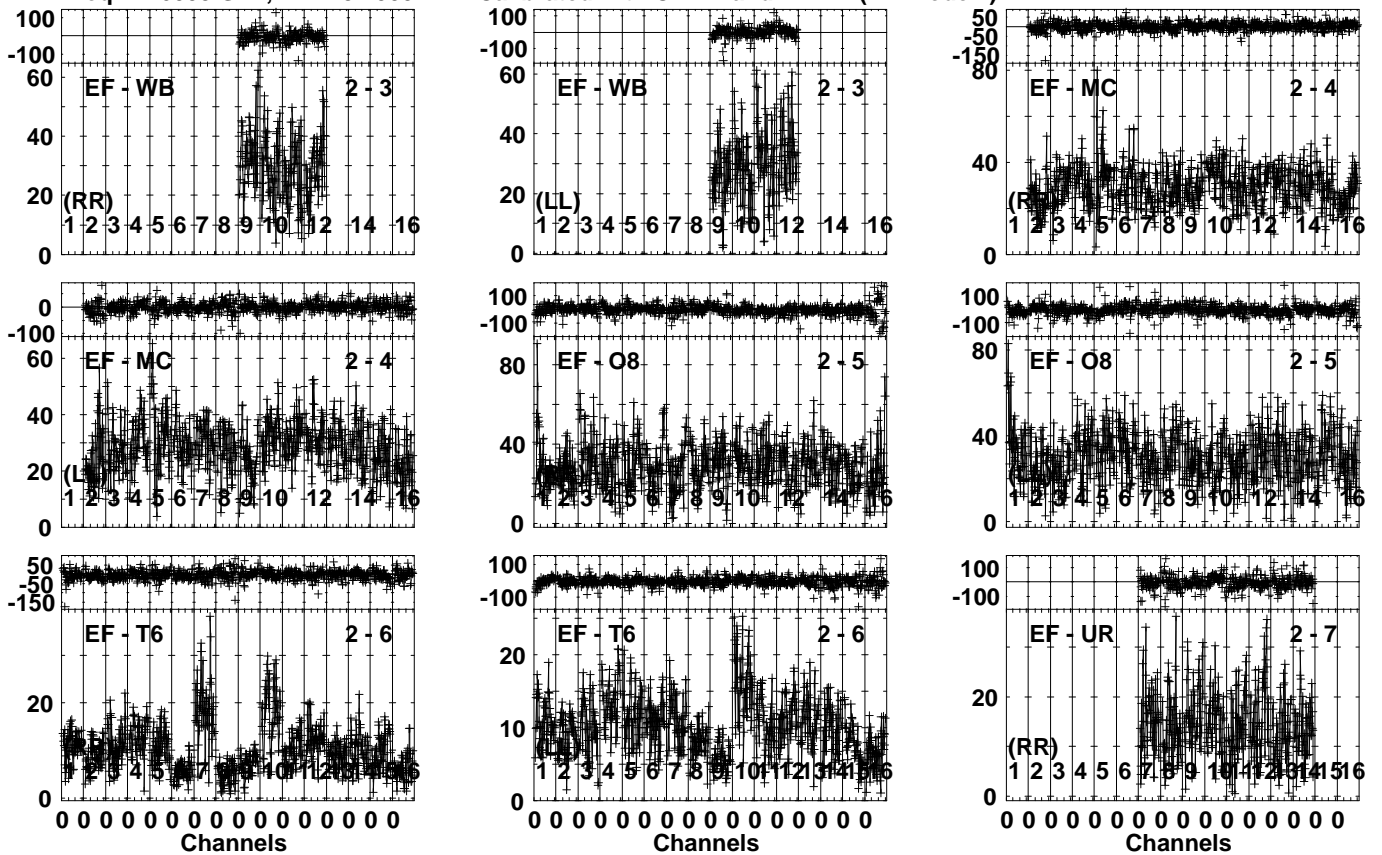


Lower frame: Milli Ampl Jy Top frame: Phas deg
Vector averaged cross-power spectrum Several baselines displayed
Timerange: 00/16:03:31 to 00/16:06:59

Plot file version 245 created 23-APR-2024 17:21:21

J0529+3209 EB100E 1.UVDATA.1

Freq = 4.6005 GHz, Bw = 32.000 MH Calibrated with CL # 4 and BP # 1 (BP mode 1)

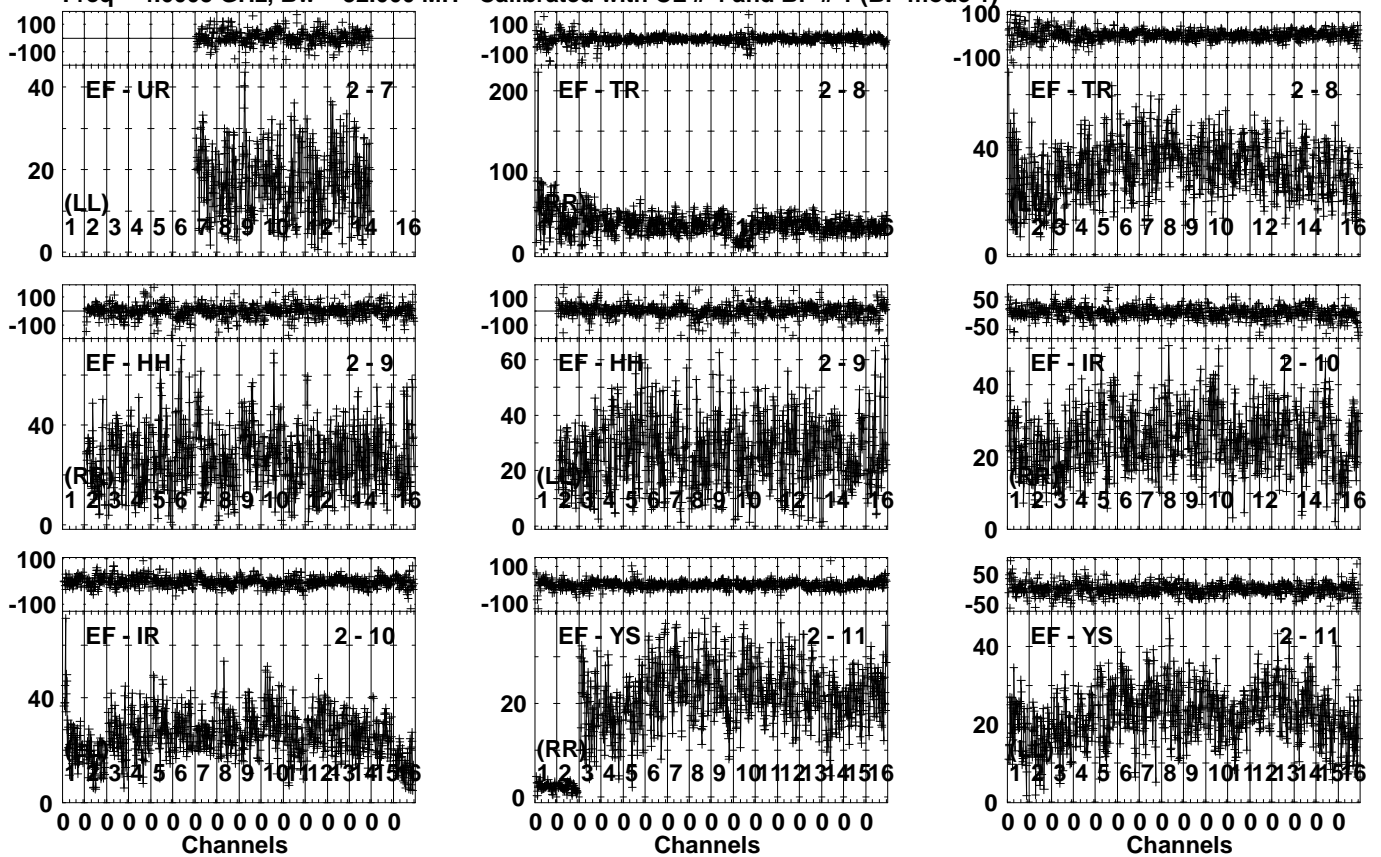


Lower frame: Milli Ampl Jy Top frame: Phas deg
Vector averaged cross-power spectrum Several baselines displayed
Timerange: 00/16:07:33 to 00/16:08:29

Plot file version 246 created 23-APR-2024 17:21:21

J0529+3209 EB100E 1.UVDATA.1

Freq = 4.6005 GHz, Bw = 32.000 MH Calibrated with CL # 4 and BP # 1 (BP mode 1)

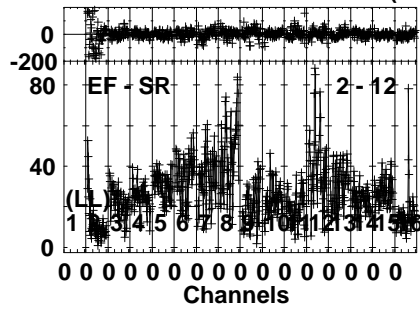
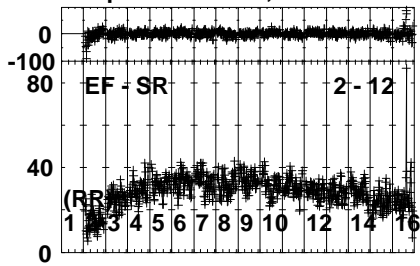


Lower frame: Milli Ampl Jy Top frame: Phas deg
Vector averaged cross-power spectrum Several baselines displayed
Timerange: 00/16:07:33 to 00/16:08:29

Plot file version 247 created 23-APR-2024 17:21:22

J0529+3209 EB100E 1.UVDATA.1

Freq = 4.6005 GHz, Bw = 32.000 MH Calibrated with CL # 4 and BP # 1 (BP mode 1)

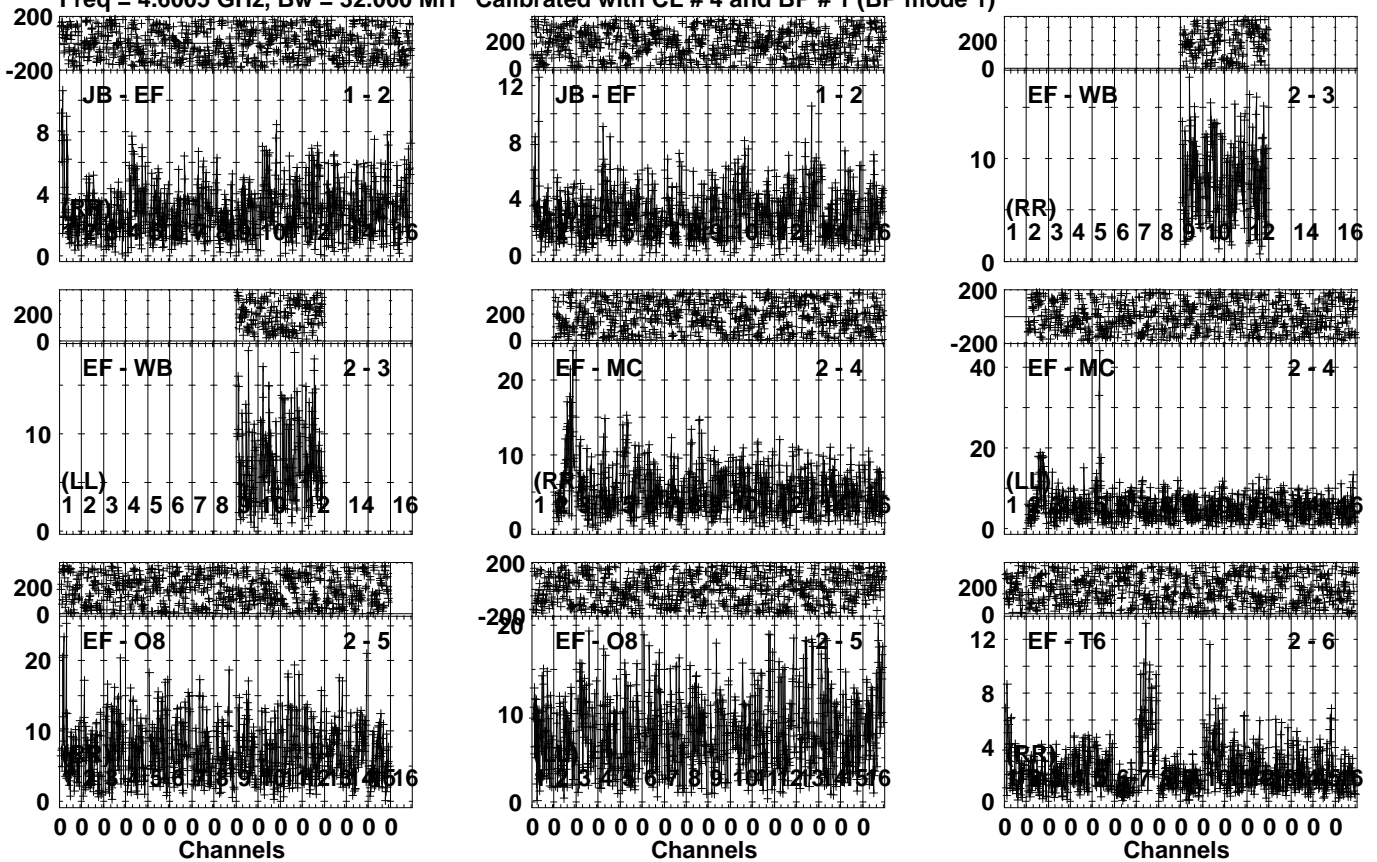


Lower frame: Milli Ampl Jy Top frame: Phas deg
Vector averaged cross-power spectrum Several baselines displayed
Timerange: 00/16:07:33 to 00/16:08:29

Plot file version 248 created 23-APR-2024 17:21:22

FRB EB100E 1.UVDATA.1

Freq = 4.6005 GHz, Bw = 32.000 MH Calibrated with CL # 4 and BP # 1 (BP mode 1)

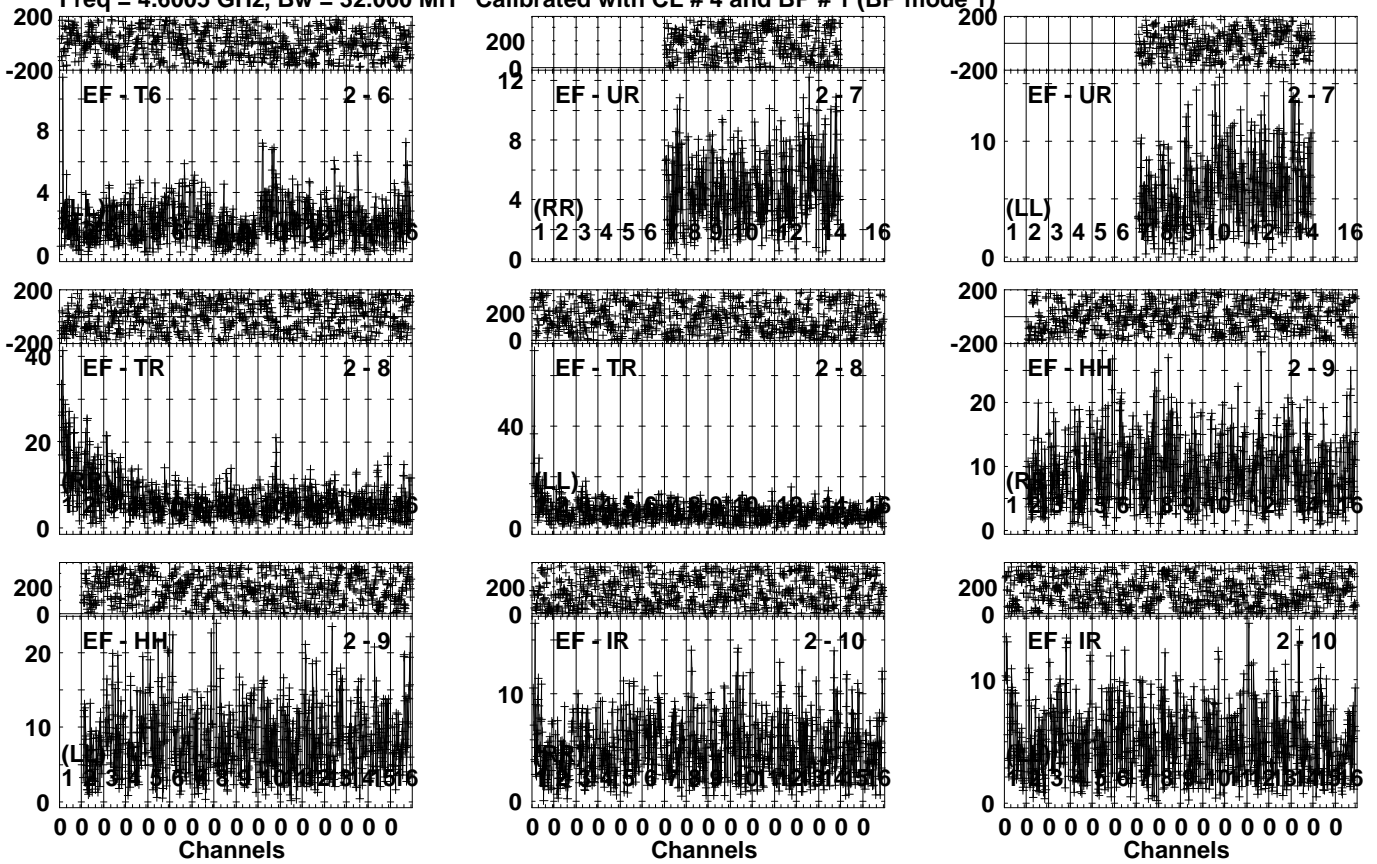


Lower frame: Milli Ampl Jy Top frame: Phas deg
Vector averaged cross-power spectrum Several baselines displayed
Timerange: 00/16:08:31 to 00/16:11:59

Plot file version 249 created 23-APR-2024 17:21:23

FRB EB100E 1.UVDATA.1

Freq = 4.6005 GHz, Bw = 32.000 MH Calibrated with CL # 4 and BP # 1 (BP mode 1)

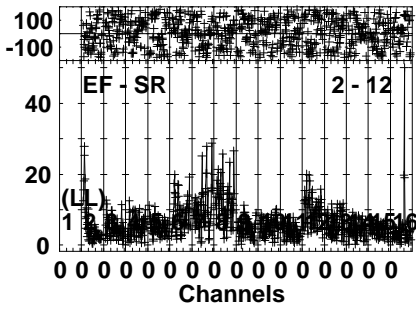
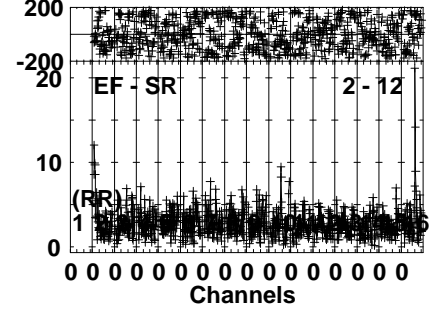
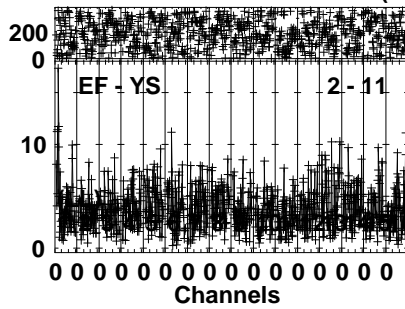
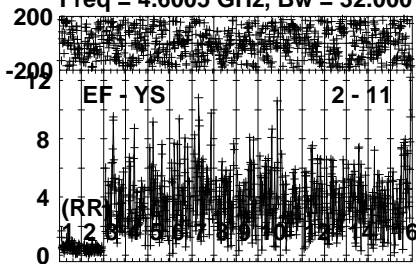


Lower frame: Milli Ampl Jy Top frame: Phas deg
Vector averaged cross-power spectrum Several baselines displayed
Timerange: 00/16:08:31 to 00/16:11:59

Plot file version 250 created 23-APR-2024 17:21:24

FRB EB100E 1.UVDATA.1

Freq = 4.6005 GHz, Bw = 32.000 MH Calibrated with CL # 4 and BP # 1 (BP mode 1)

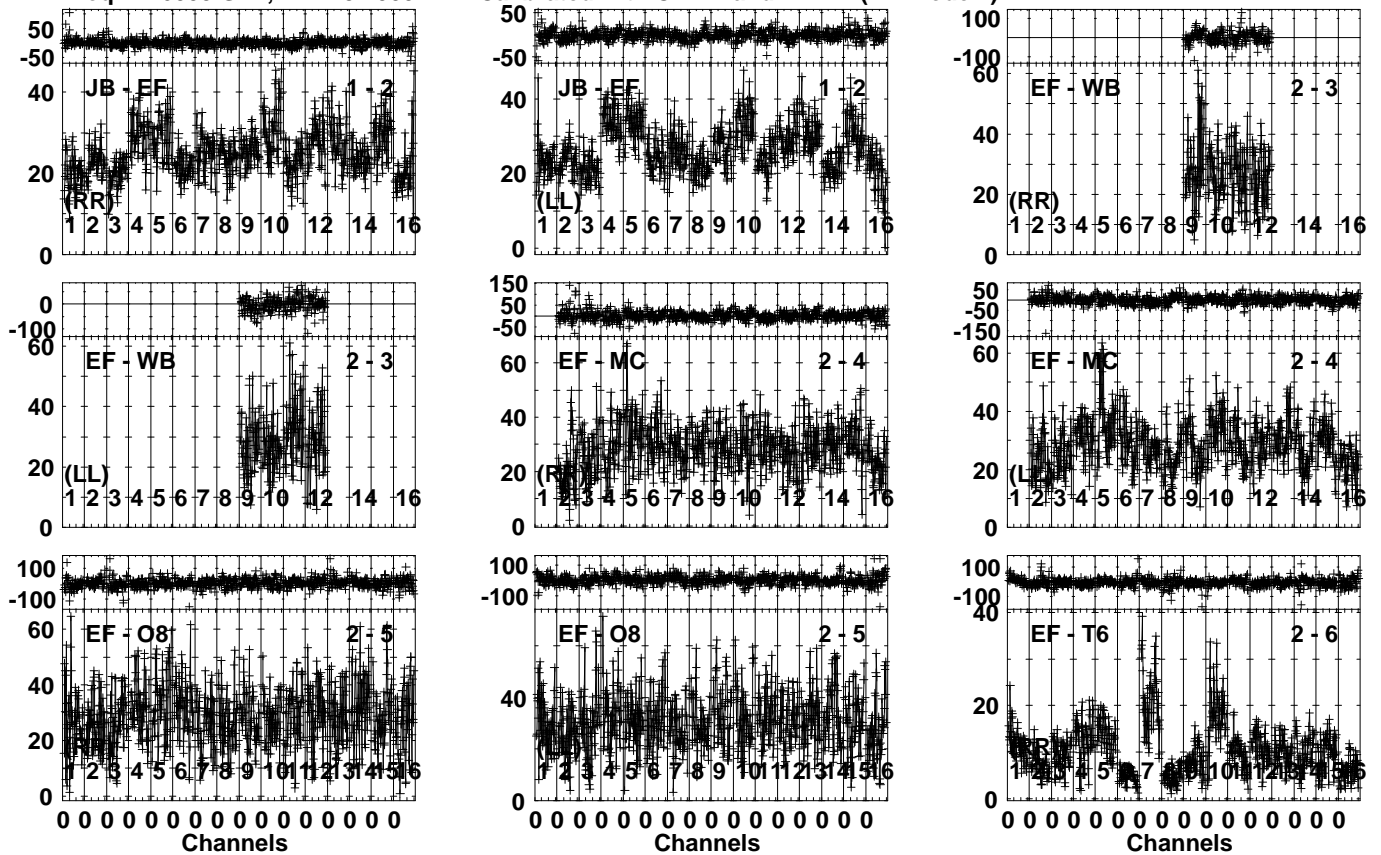


Lower frame: Milli Ampl Jy Top frame: Phas deg
Vector averaged cross-power spectrum Several baselines displayed
Timerange: 00/16:08:31 to 00/16:11:59

Plot file version 251 created 23-APR-2024 17:21:24

J0529+3209 EB100E 1.UVDATA.1

Freq = 4.6005 GHz, Bw = 32.000 MH Calibrated with CL # 4 and BP # 1 (BP mode 1)

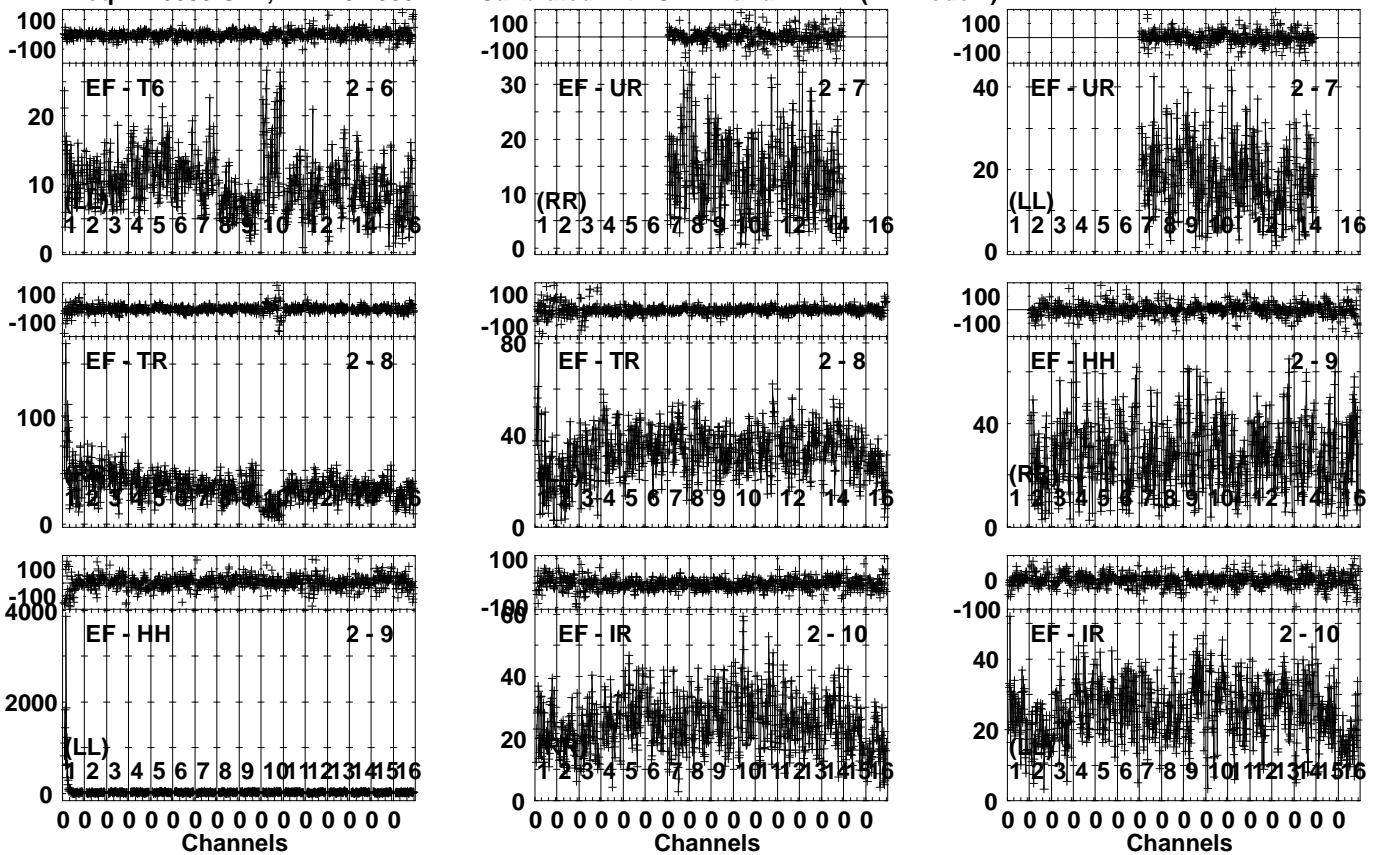


Lower frame: Milli Ampl Jy Top frame: Phas deg
Vector averaged cross-power spectrum Several baselines displayed
Timerange: 00/16:12:01 to 00/16:13:29

Plot file version 252 created 23-APR-2024 17:21:25

J0529+3209 EB100E 1.UVDATA.1

Freq = 4.6005 GHz, Bw = 32.000 MH Calibrated with CL # 4 and BP # 1 (BP mode 1)

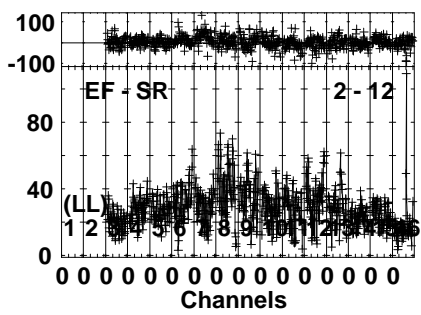
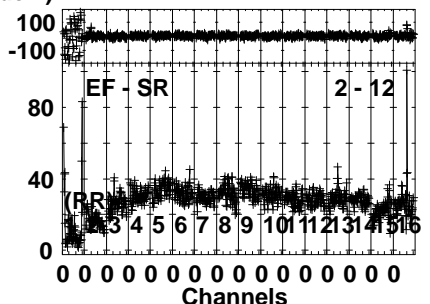
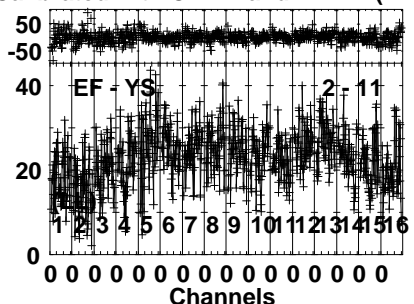
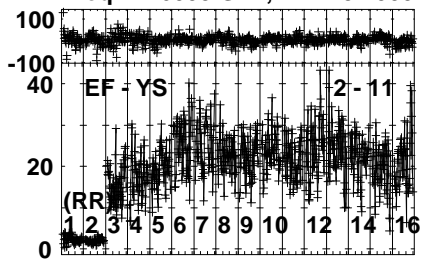


Lower frame: Milli Ampl Jy Top frame: Phas deg
Vector averaged cross-power spectrum Several baselines displayed
Timerange: 00/16:12:01 to 00/16:13:29

Plot file version 253 created 23-APR-2024 17:21:25

J0529+3209 EB100E 1.UVDATA.1

Freq = 4.6005 GHz, Bw = 32.000 MH Calibrated with CL # 4 and BP # 1 (BP mode 1)

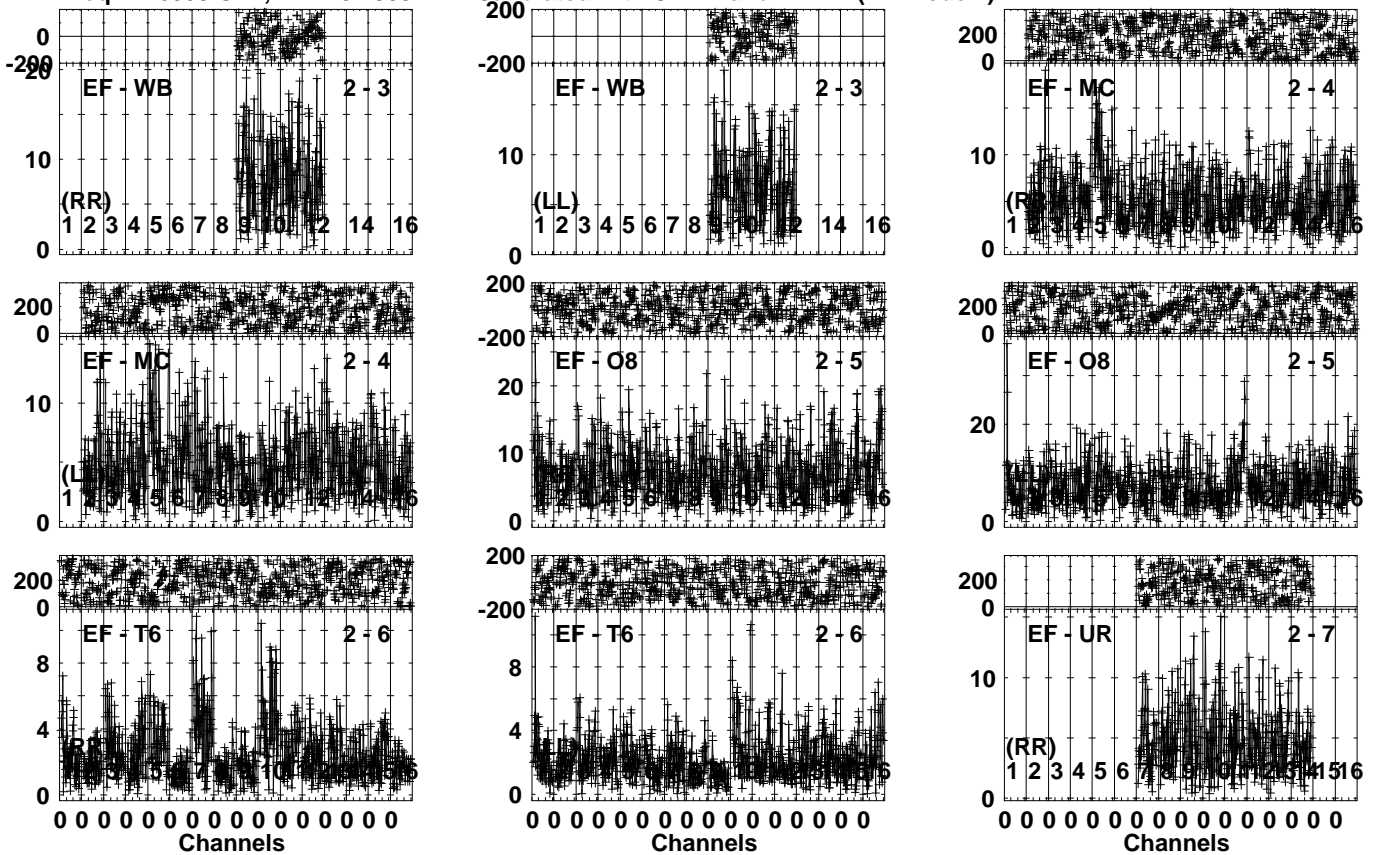


Lower frame: Milli Ampl Jy Top frame: Phas deg
Vector averaged cross-power spectrum Several baselines displayed
Timerange: 00/16:12:01 to 00/16:13:29

Plot file version 254 created 23-APR-2024 17:21:26

FRB EB100E 1.UVDATA.1

Freq = 4.6005 GHz, Bw = 32.000 MH Calibrated with CL # 4 and BP # 1 (BP mode 1)

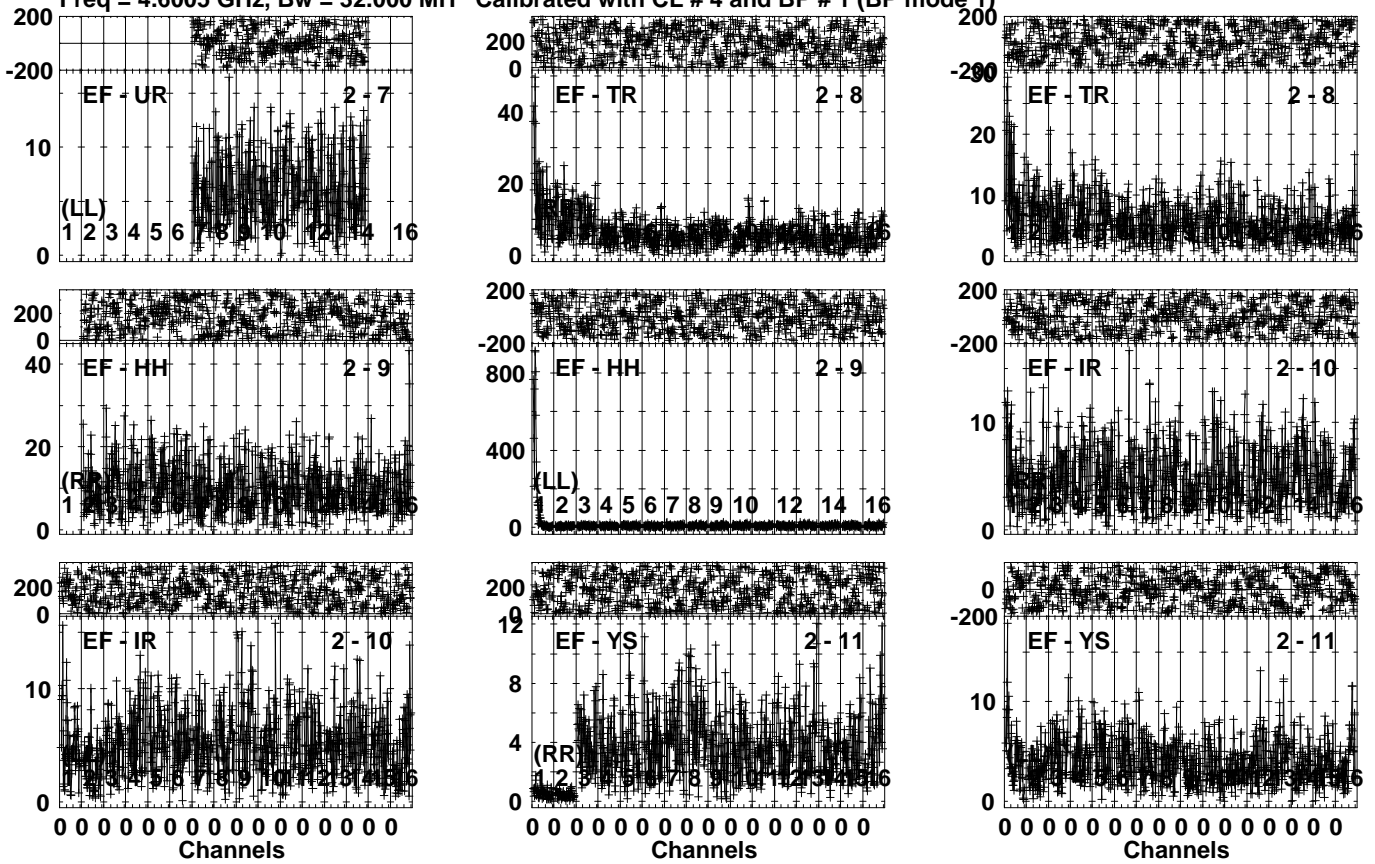


Lower frame: Milli Ampl Jy Top frame: Phas deg
Vector averaged cross-power spectrum Several baselines displayed
Timerange: 00/16:13:31 to 00/16:16:59

Plot file version 255 created 23-APR-2024 17:21:26

FRB EB100E 1.UVDATA.1

Freq = 4.6005 GHz, Bw = 32.000 MH Calibrated with CL # 4 and BP # 1 (BP mode 1)

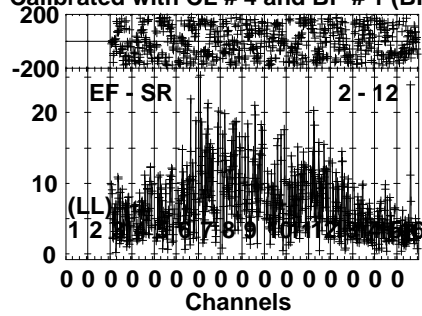
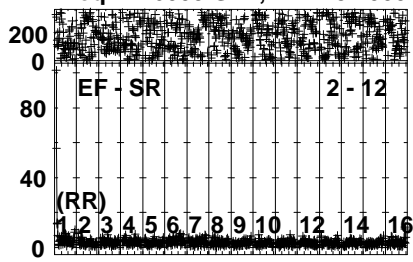


Lower frame: Milli Ampl Jy Top frame: Phas deg
Vector averaged cross-power spectrum Several baselines displayed
Timerange: 00/16:13:31 to 00/16:16:59

Plot file version 256 created 23-APR-2024 17:21:27

FRB EB100E 1.UVDATA.1

Freq = 4.6005 GHz, Bw = 32.000 MH Calibrated with CL # 4 and BP # 1 (BP mode 1)

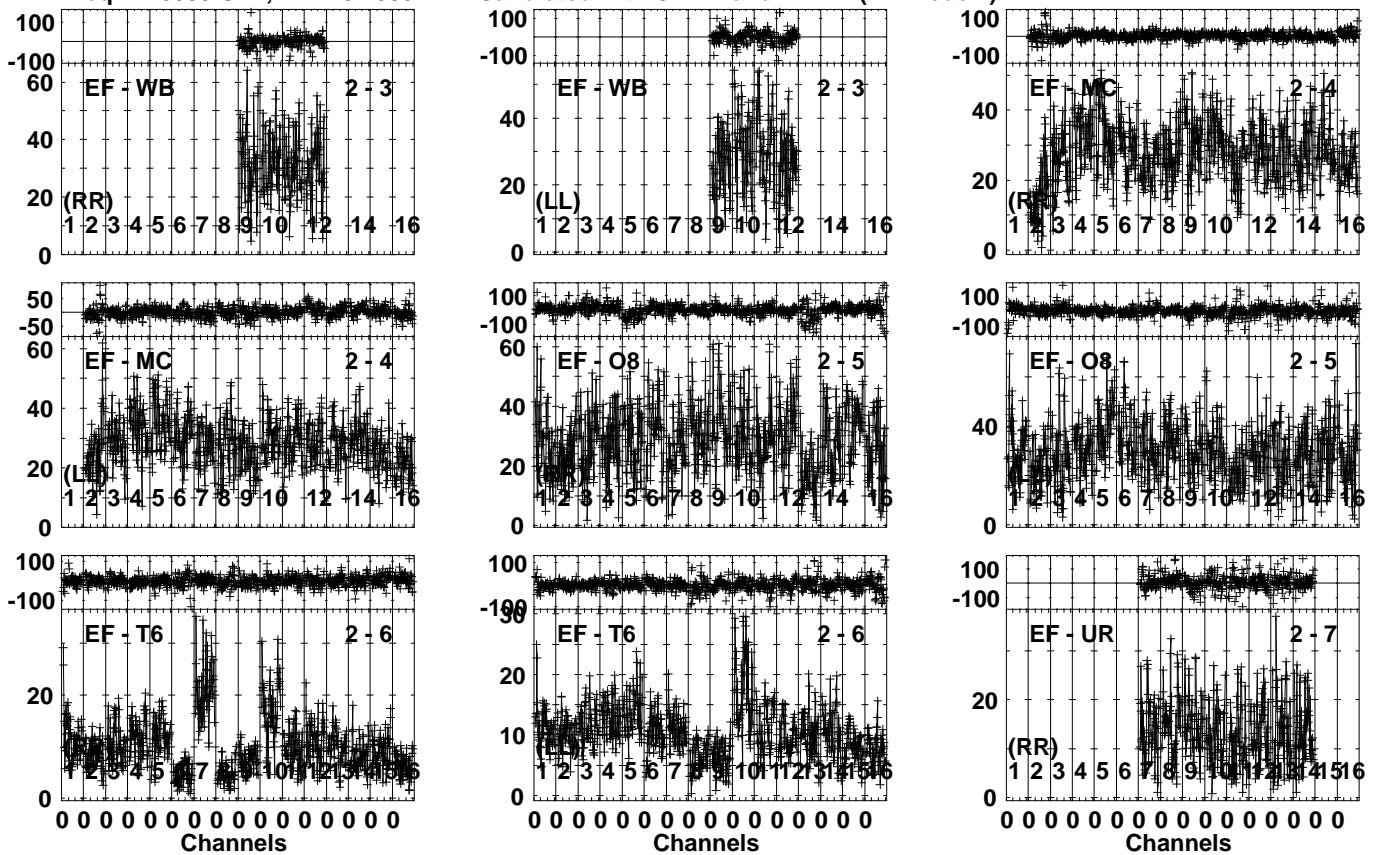


Lower frame: Milli Ampl Jy Top frame: Phas deg
Vector averaged cross-power spectrum Several baselines displayed
Timerange: 00/16:13:31 to 00/16:16:59

Plot file version 257 created 23-APR-2024 17:21:27

J0529+3209 EB100E 1.UVDATA.1

Freq = 4.6005 GHz, Bw = 32.000 MH Calibrated with CL # 4 and BP # 1 (BP mode 1)

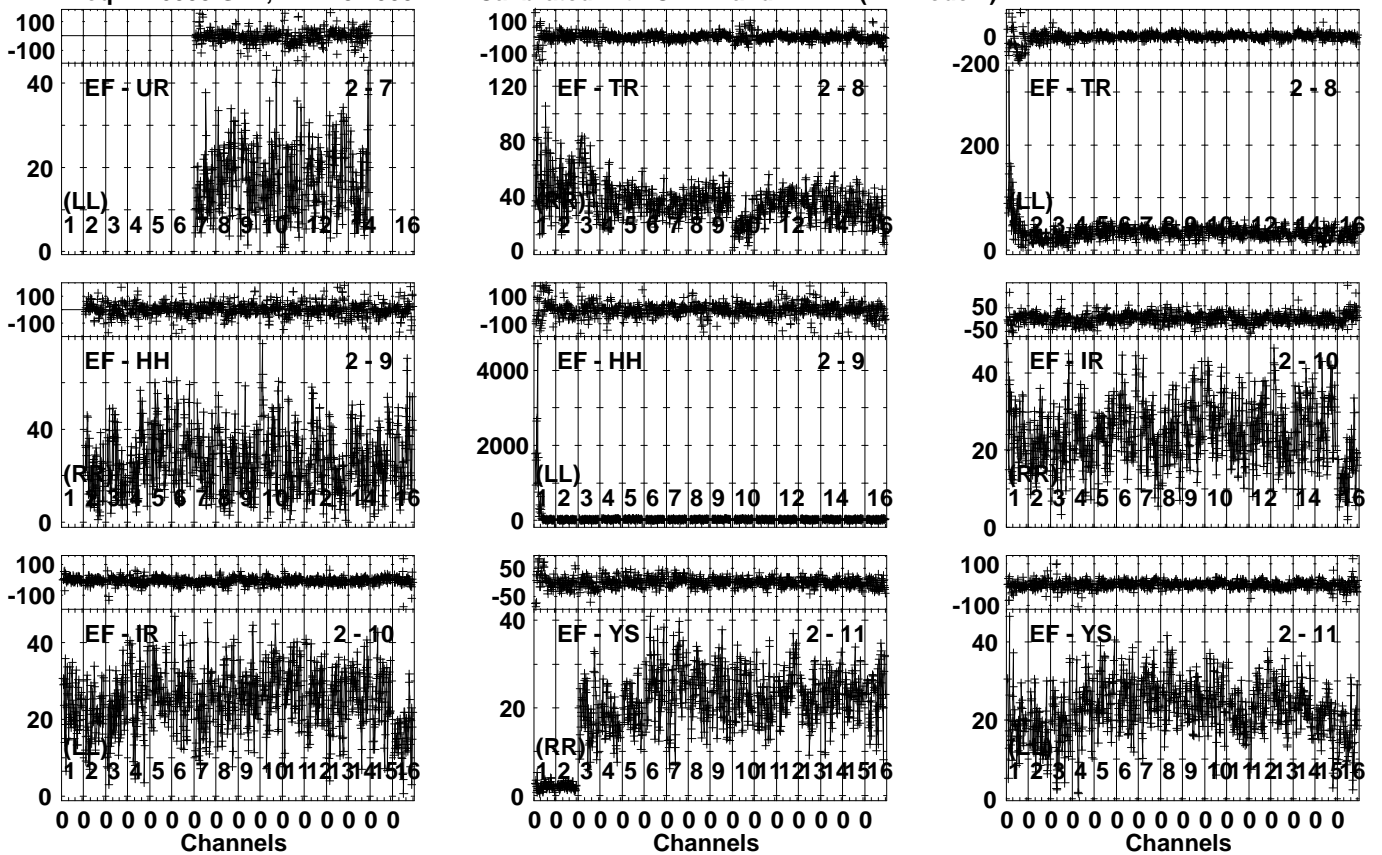


Lower frame: Milli Ampl Jy Top frame: Phas deg
Vector averaged cross-power spectrum Several baselines displayed
Timerange: 00/16:17:33 to 00/16:18:29

Plot file version 258 created 23-APR-2024 17:21:28

J0529+3209 EB100E 1.UVDATA.1

Freq = 4.6005 GHz, Bw = 32.000 MH Calibrated with CL # 4 and BP # 1 (BP mode 1)

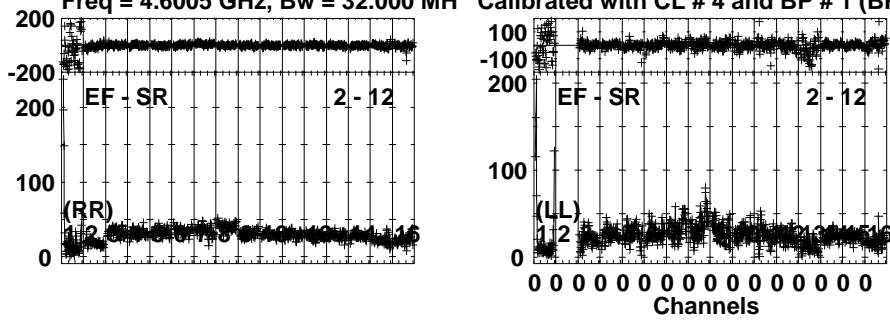


Lower frame: Milli Ampl Jy Top frame: Phas deg
Vector averaged cross-power spectrum Several baselines displayed
Timerange: 00/16:17:33 to 00/16:18:29

Plot file version 259 created 23-APR-2024 17:21:28

J0529+3209 EB100E 1.UVDATA.1

Freq = 4.6005 GHz, Bw = 32.000 MH Calibrated with CL # 4 and BP # 1 (BP mode 1)

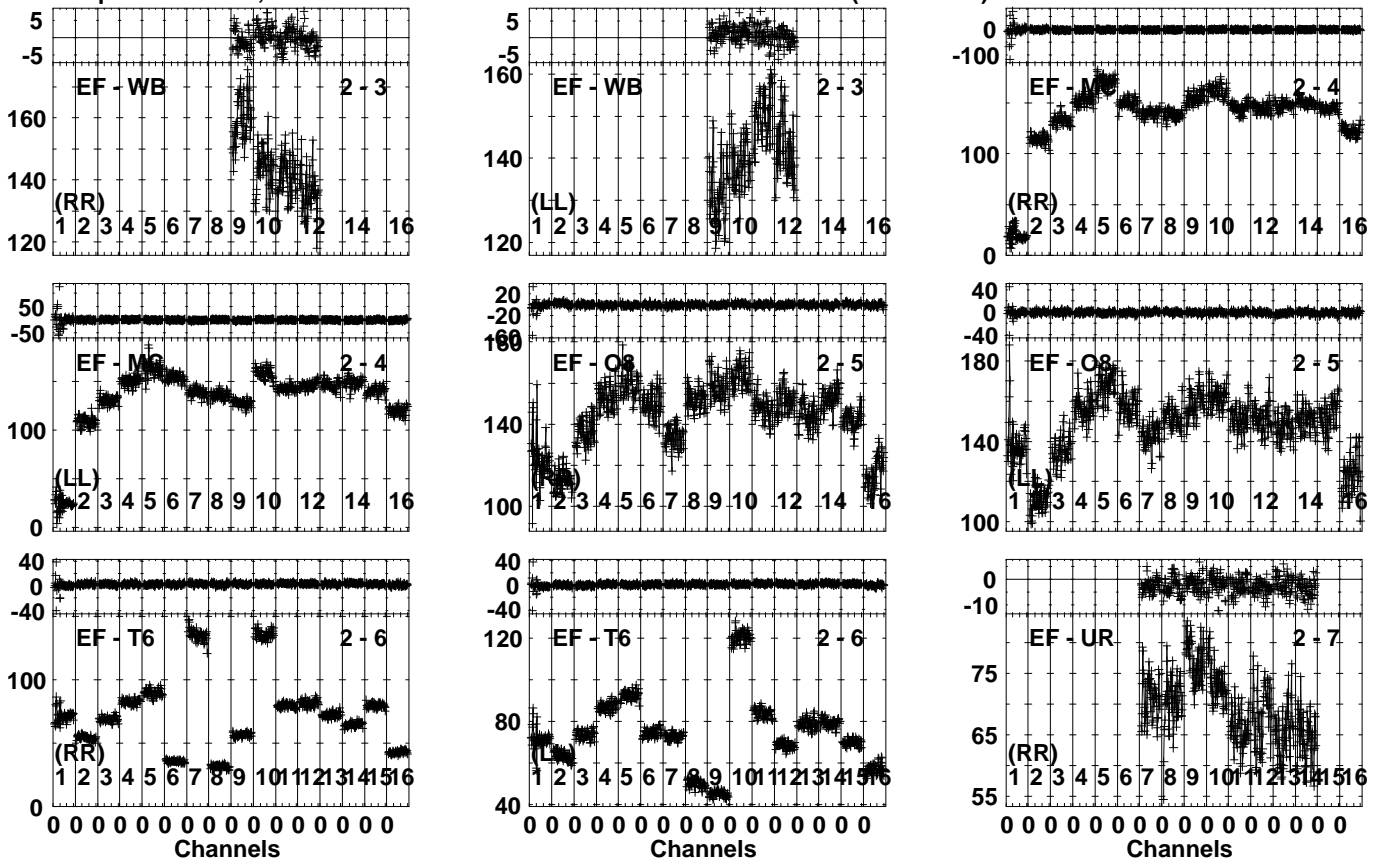


Lower frame: Milli Ampl Jy Top frame: Phas deg
Vector averaged cross-power spectrum Several baselines displayed
Timerange: 00/16:17:33 to 00/16:18:29

Plot file version 260 created 23-APR-2024 17:21:29

J0518+3306 EB100E 1.UVDATA.1

Freq = 4.6005 GHz, Bw = 32.000 MH Calibrated with CL # 4 and BP # 1 (BP mode 1)

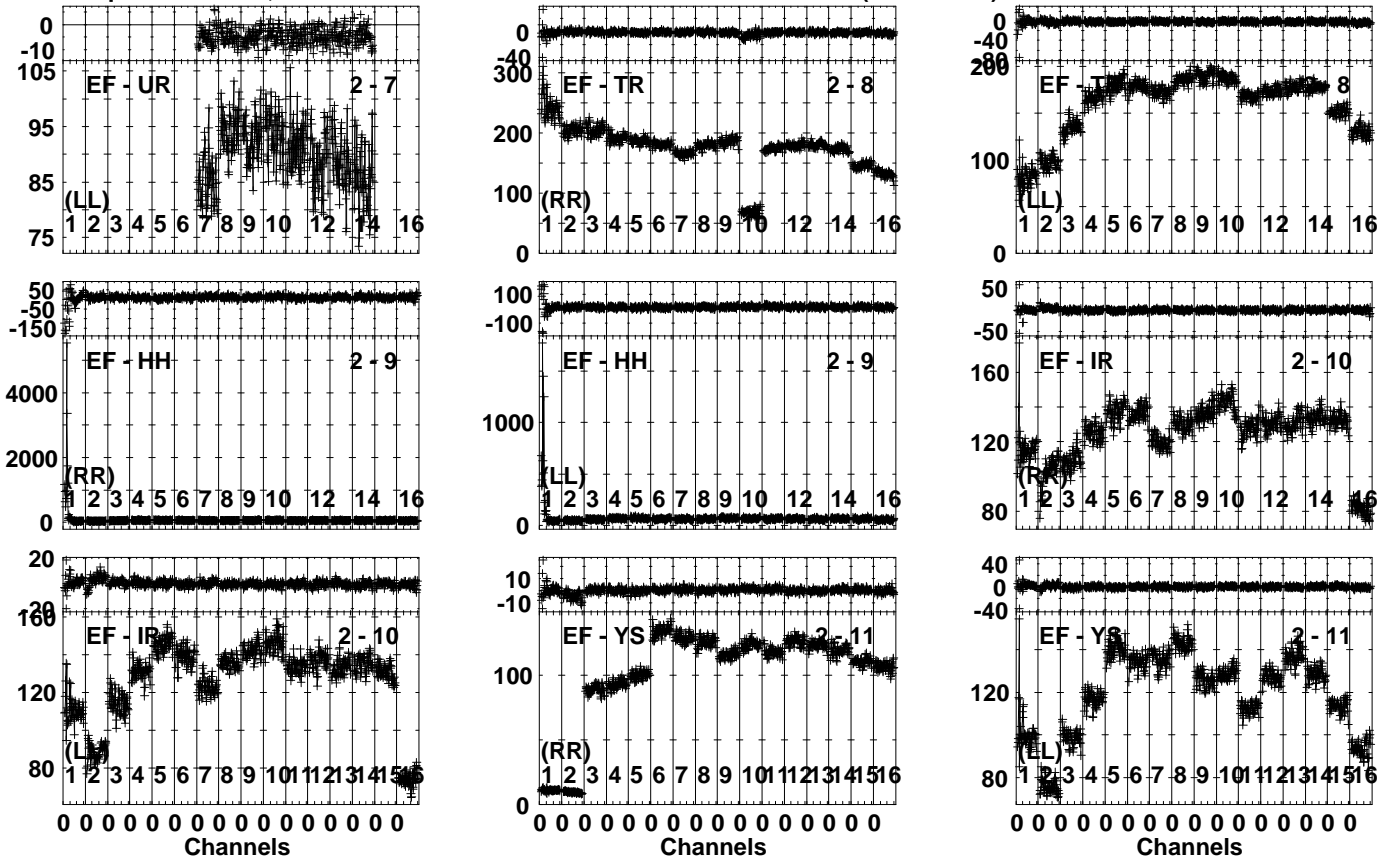


Lower frame: Milli Ampl Jy Top frame: Phas deg
 Vector averaged cross-power spectrum Several baselines displayed
 Timerange: 00/16:19:03 to 00/16:21:59

Plot file version 261 created 23-APR-2024 17:21:29

J0518+3306 EB100E 1.UVDATA.1

Freq = 4.6005 GHz, Bw = 32.000 MH Calibrated with CL # 4 and BP # 1 (BP mode 1)



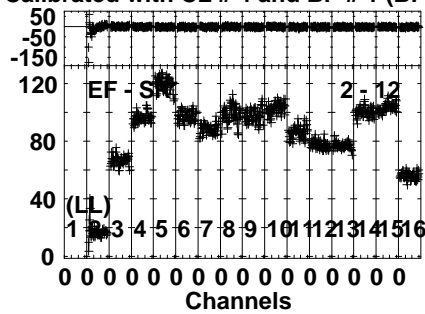
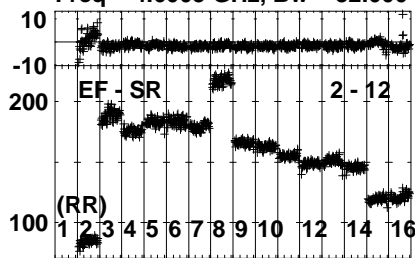
Lower frame: Milli Ampl Jy Top frame: Phas deg
 Vector averaged cross-power spectrum Several baselines displayed
 Timerange: 00/16:19:03 to 00/16:21:59

Plot file version 262 created 23-APR-2024 17:21:30

J0518+3306 EB100E 1.UVDATA.1

Freq = 4.6005 GHz, Bw = 32.000 MH

Calibrated with CL # 4 and BP # 1 (BP mode 1)

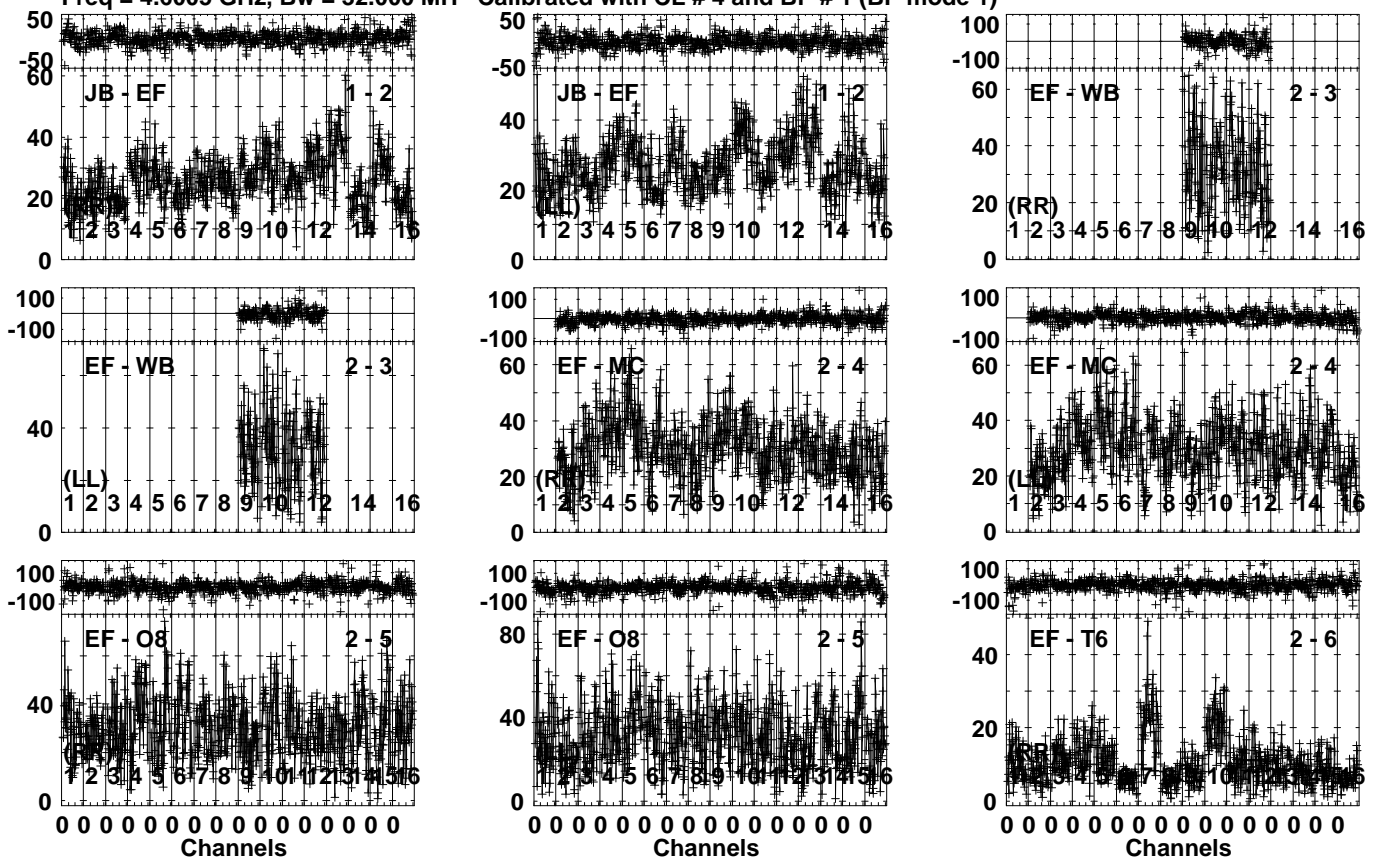


Lower frame: Milli Ampl Jy Top frame: Phas deg
Vector averaged cross-power spectrum Several baselines displayed
Timerange: 00/16:19:03 to 00/16:21:59

Plot file version 263 created 23-APR-2024 17:21:30

J0529+3209 EB100E 1.UVDATA.1

Freq = 4.6005 GHz, Bw = 32.000 MH Calibrated with CL # 4 and BP # 1 (BP mode 1)

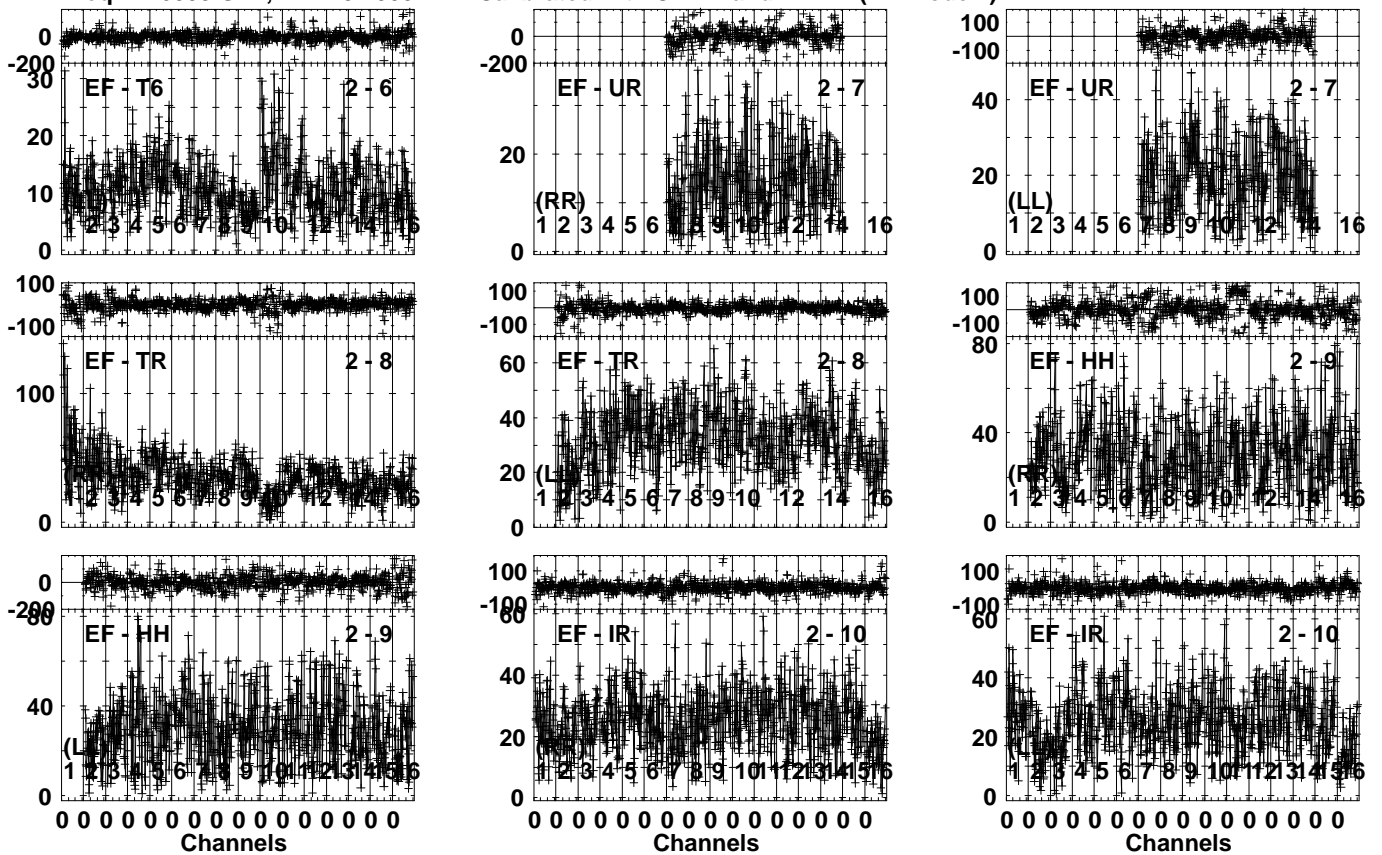


Lower frame: Milli Ampl Jy Top frame: Phas deg
Vector averaged cross-power spectrum Several baselines displayed
Timerange: 00/16:22:03 to 00/16:23:29

Plot file version 264 created 23-APR-2024 17:21:31

J0529+3209 EB100E 1.UVDATA.1

Freq = 4.6005 GHz, Bw = 32.000 MH Calibrated with CL # 4 and BP # 1 (BP mode 1)

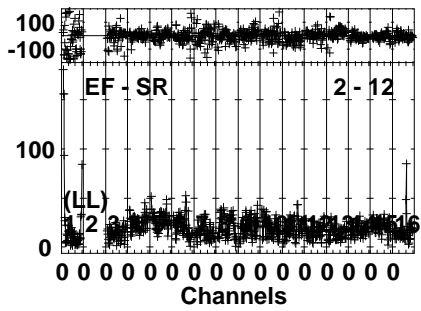
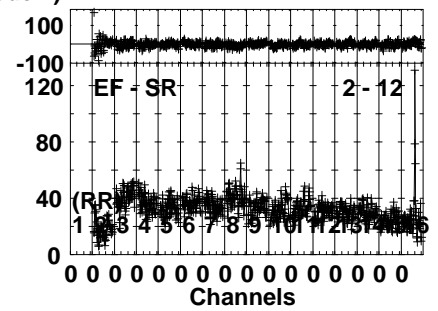
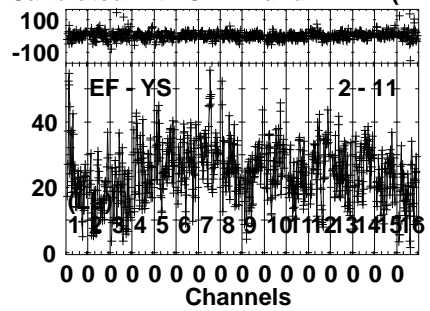
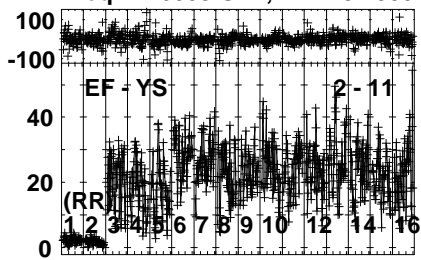


Lower frame: Milli Ampl Jy Top frame: Phas deg
Vector averaged cross-power spectrum Several baselines displayed
Timerange: 00/16:22:03 to 00/16:23:29

Plot file version 265 created 23-APR-2024 17:21:32

J0529+3209 EB100E 1.UVDATA.1

Freq = 4.6005 GHz, Bw = 32.000 MH Calibrated with CL # 4 and BP # 1 (BP mode 1)

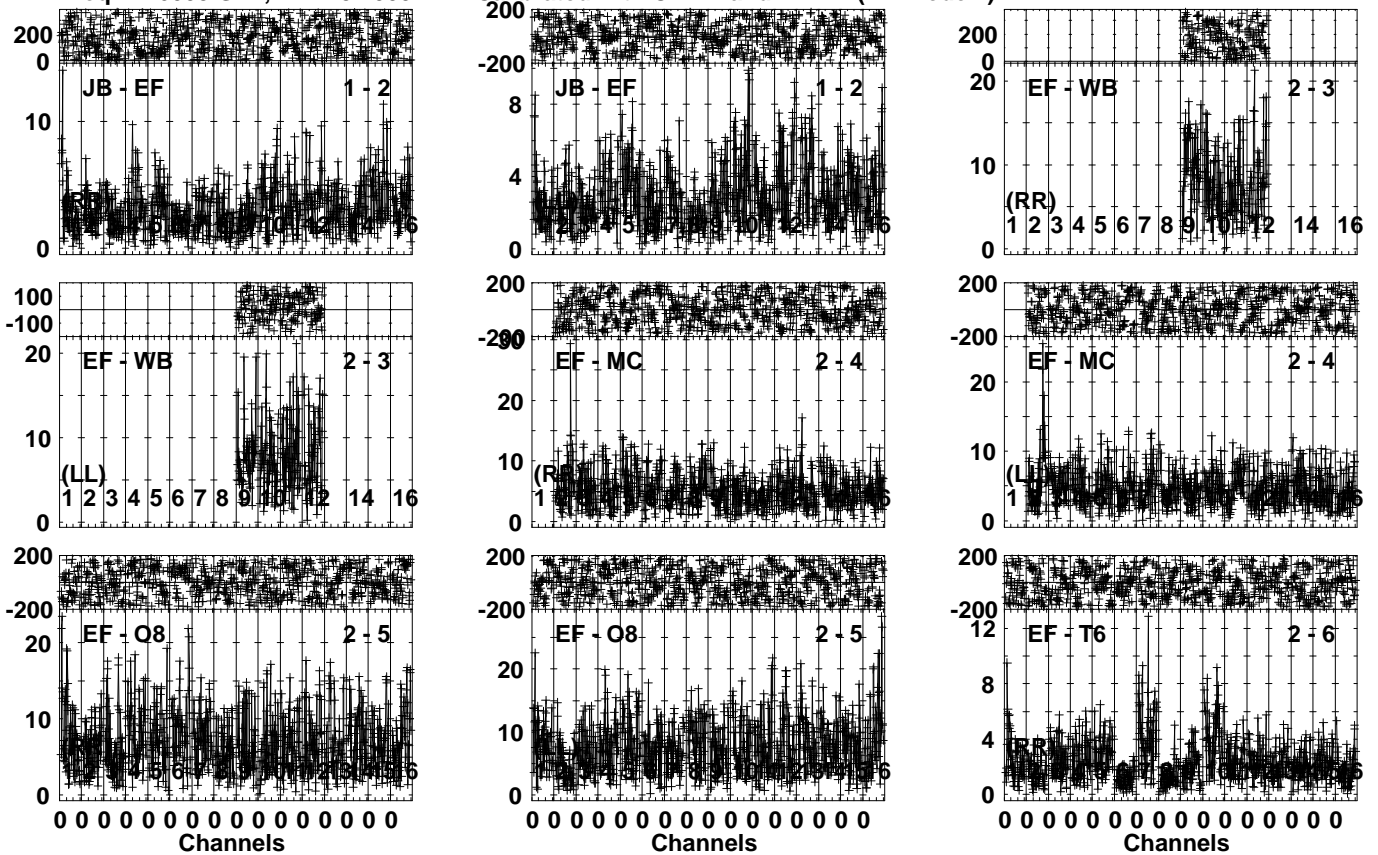


Lower frame: Milli Ampl Jy Top frame: Phas deg
Vector averaged cross-power spectrum Several baselines displayed
Timerange: 00/16:22:03 to 00/16:23:29

Plot file version 266 created 23-APR-2024 17:21:32

FRB EB100E 1.UVDATA.1

Freq = 4.6005 GHz, Bw = 32.000 MH Calibrated with CL # 4 and BP # 1 (BP mode 1)

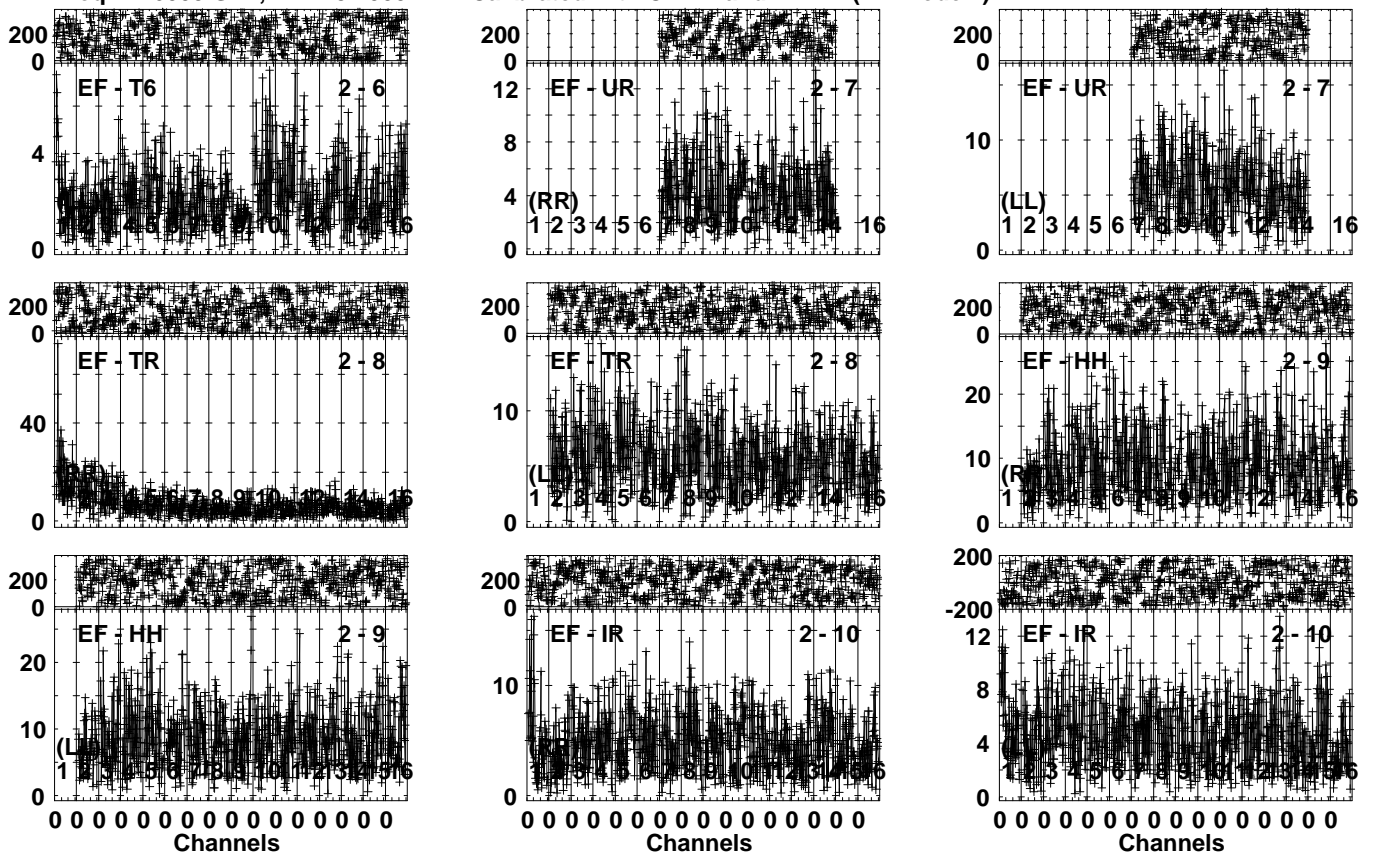


Lower frame: Milli Ampl Jy Top frame: Phas deg
Vector averaged cross-power spectrum Several baselines displayed
Timerange: 00/16:23:31 to 00/16:26:59

Plot file version 267 created 23-APR-2024 17:21:33

FRB EB100E 1.UVDATA.1

Freq = 4.6005 GHz, Bw = 32.000 MH Calibrated with CL # 4 and BP # 1 (BP mode 1)

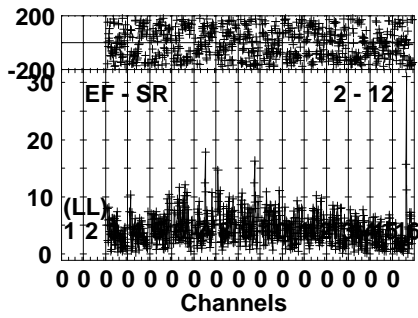
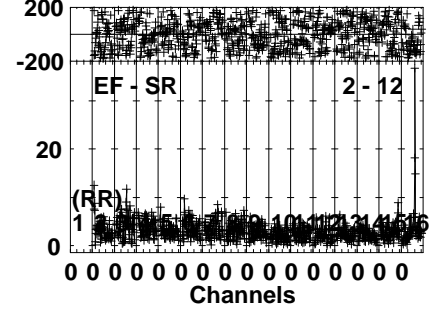
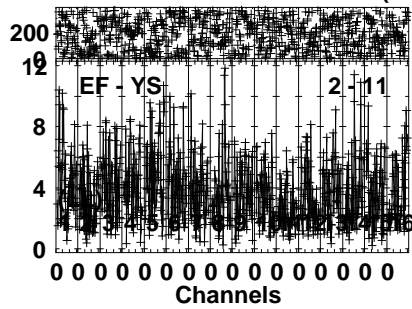
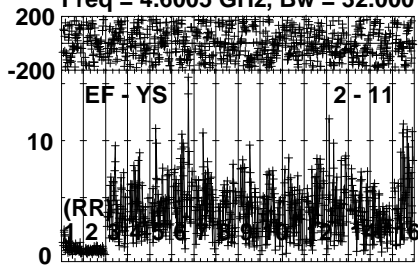


Lower frame: Milli Ampl Jy Top frame: Phas deg
Vector averaged cross-power spectrum Several baselines displayed
Timerange: 00/16:23:31 to 00/16:26:59

Plot file version 268 created 23-APR-2024 17:21:33

FRB EB100E 1.UVDATA.1

Freq = 4.6005 GHz, Bw = 32.000 MH Calibrated with CL # 4 and BP # 1 (BP mode 1)

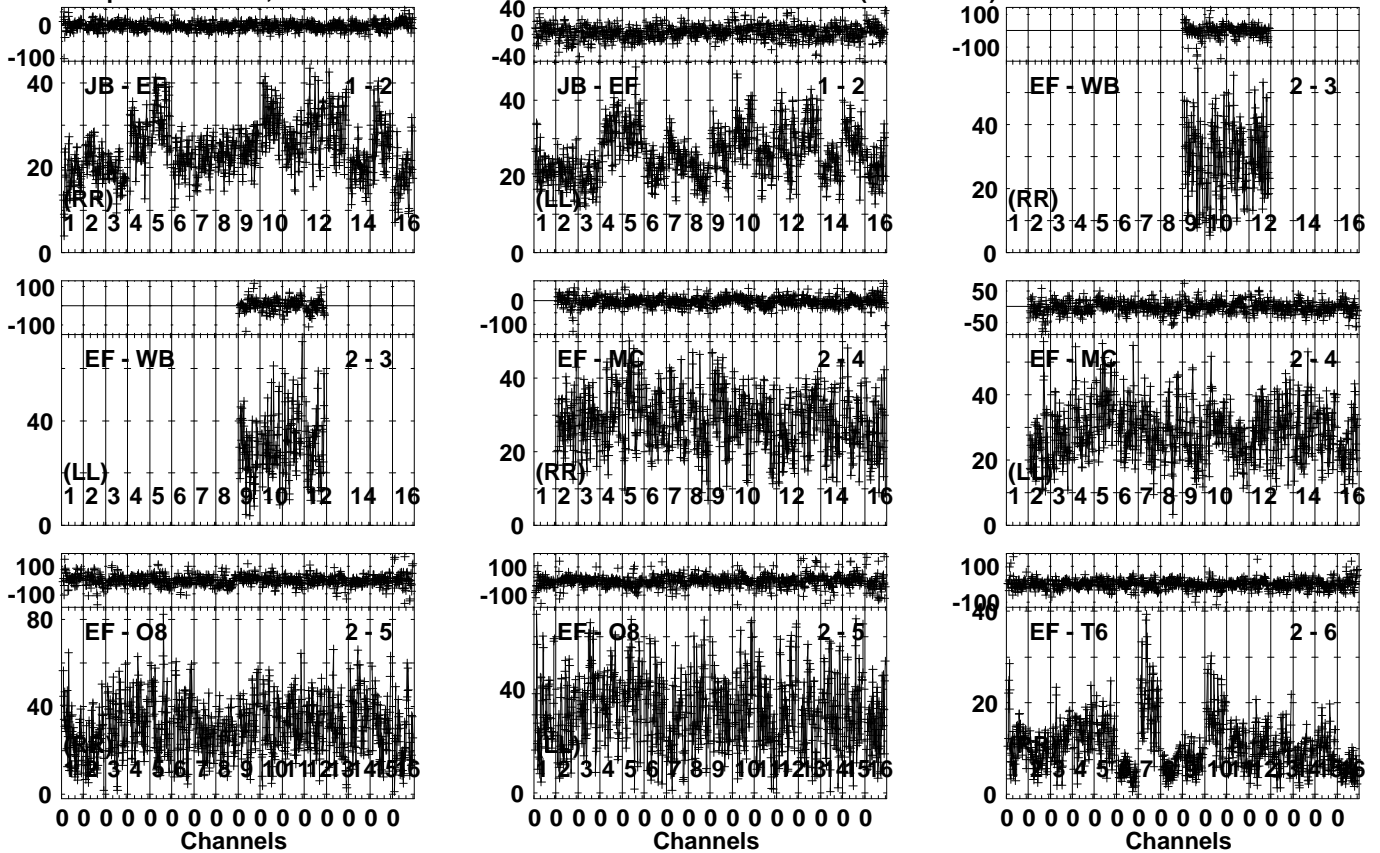


Lower frame: Milli Ampl Jy Top frame: Phas deg
Vector averaged cross-power spectrum Several baselines displayed
Timerange: 00/16:23:31 to 00/16:26:59

Plot file version 269 created 23-APR-2024 17:21:34

J0529+3209 EB100E 1.UVDATA.1

Freq = 4.6005 GHz, Bw = 32.000 MH Calibrated with CL # 4 and BP # 1 (BP mode 1)

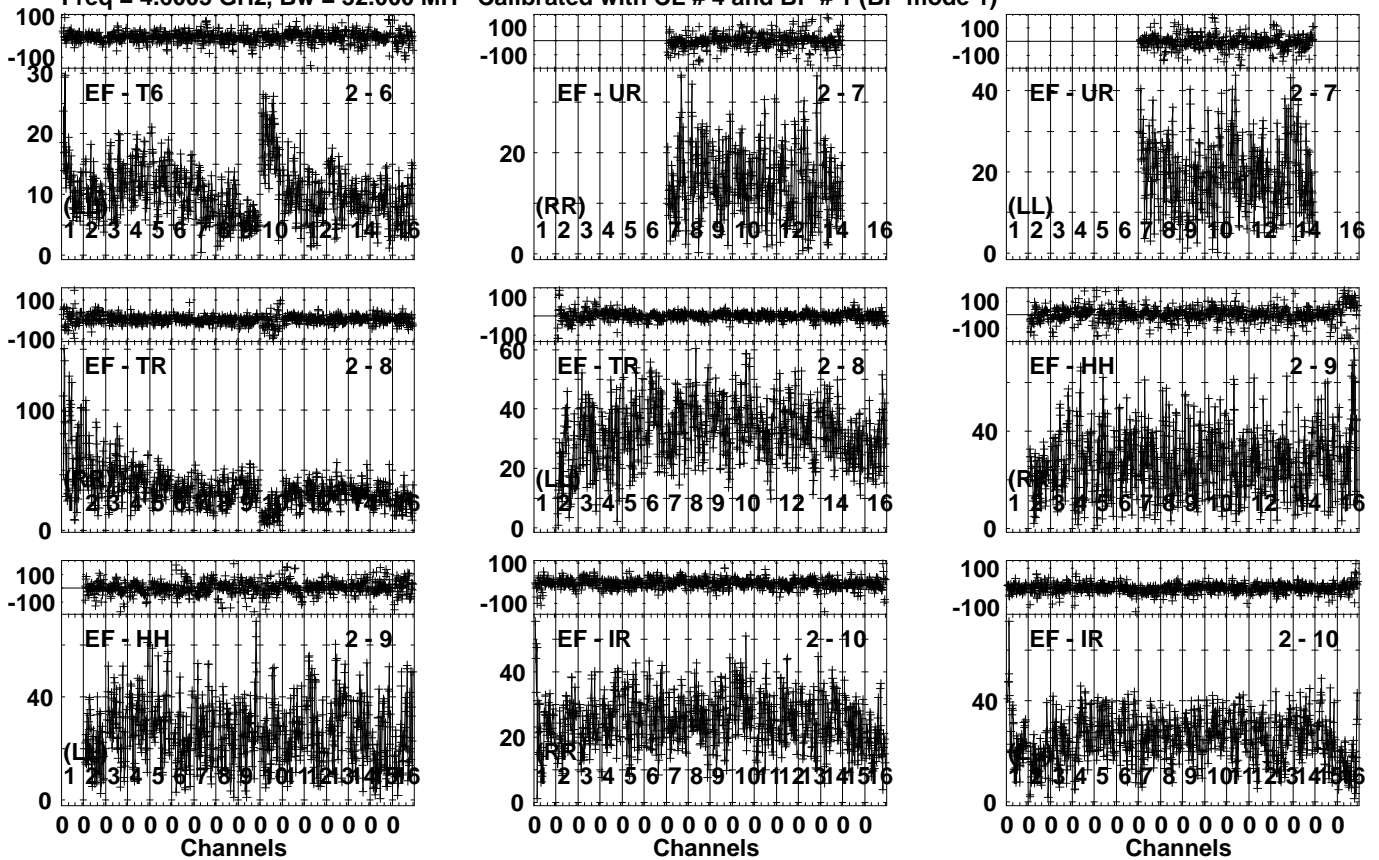


Lower frame: Milli Ampl Jy Top frame: Phas deg
Vector averaged cross-power spectrum Several baselines displayed
Timerange: 00/16:27:33 to 00/16:28:29

Plot file version 270 created 23-APR-2024 17:21:34

J0529+3209 EB100E 1.UVDATA.1

Freq = 4.6005 GHz, Bw = 32.000 MH Calibrated with CL # 4 and BP # 1 (BP mode 1)

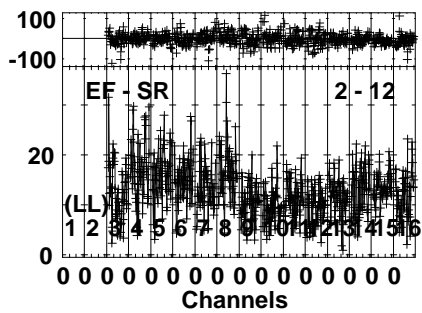
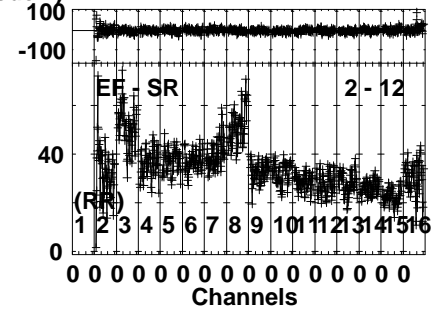
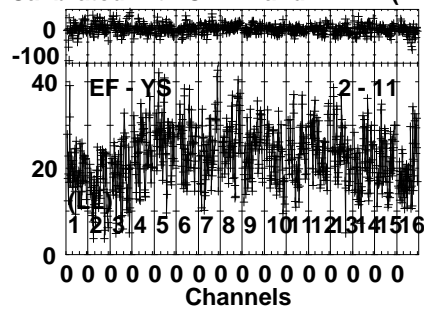
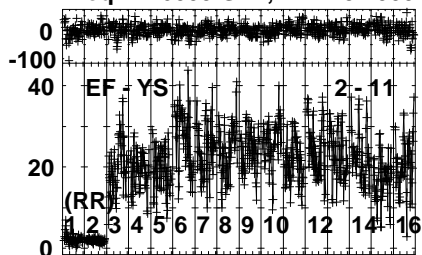


Lower frame: Milli Ampl Jy Top frame: Phas deg
Vector averaged cross-power spectrum Several baselines displayed
Timerange: 00/16:27:33 to 00/16:28:29

Plot file version 271 created 23-APR-2024 17:21:35

J0529+3209 EB100E 1.UVDATA.1

Freq = 4.6005 GHz, Bw = 32.000 MH Calibrated with CL # 4 and BP # 1 (BP mode 1)

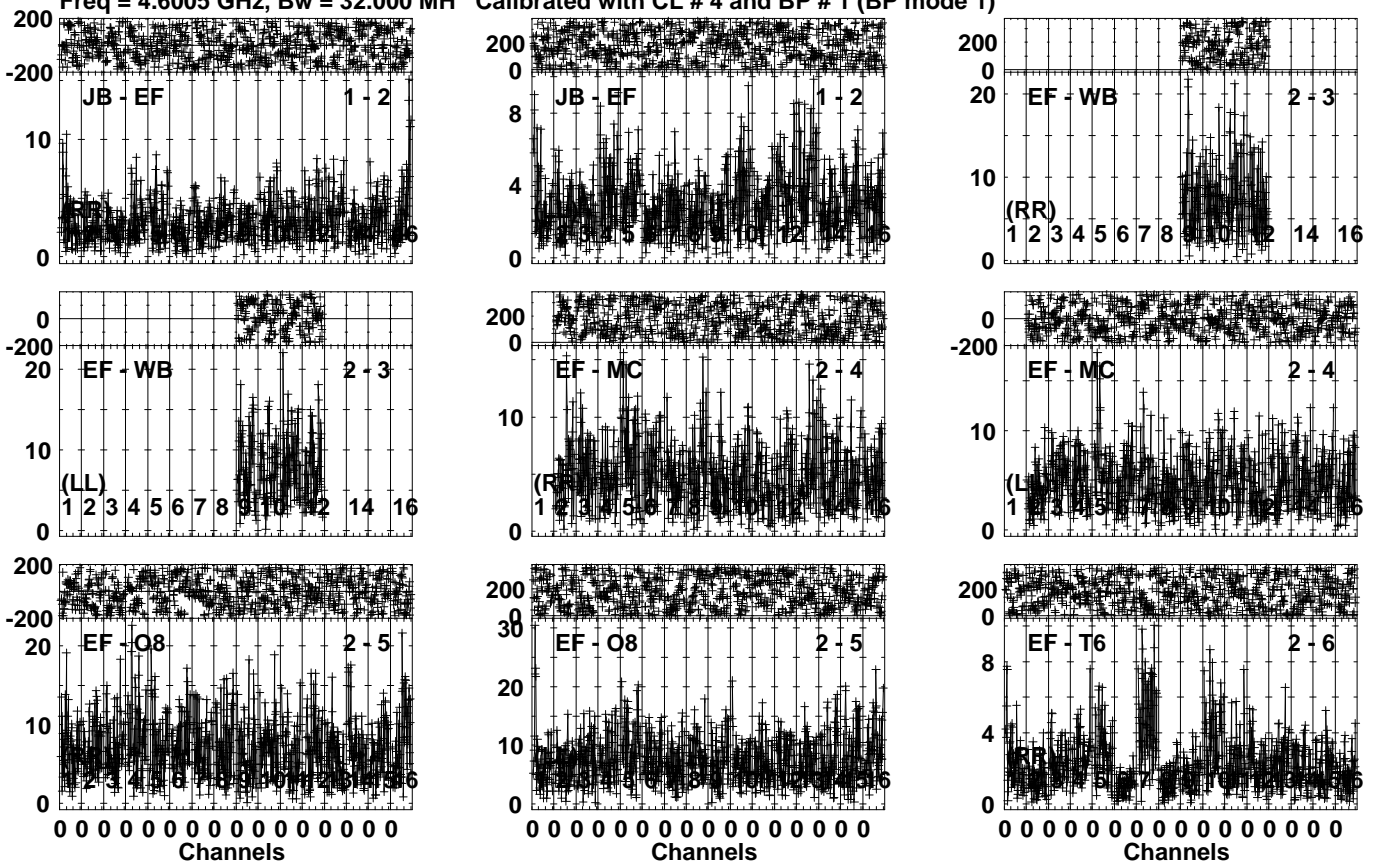


Lower frame: Milli Ampl Jy Top frame: Phas deg
Vector averaged cross-power spectrum Several baselines displayed
Timerange: 00/16:27:33 to 00/16:28:29

Plot file version 272 created 23-APR-2024 17:21:35

FRB EB100E 1.UVDATA.1

Freq = 4.6005 GHz, Bw = 32.000 MH Calibrated with CL # 4 and BP # 1 (BP mode 1)

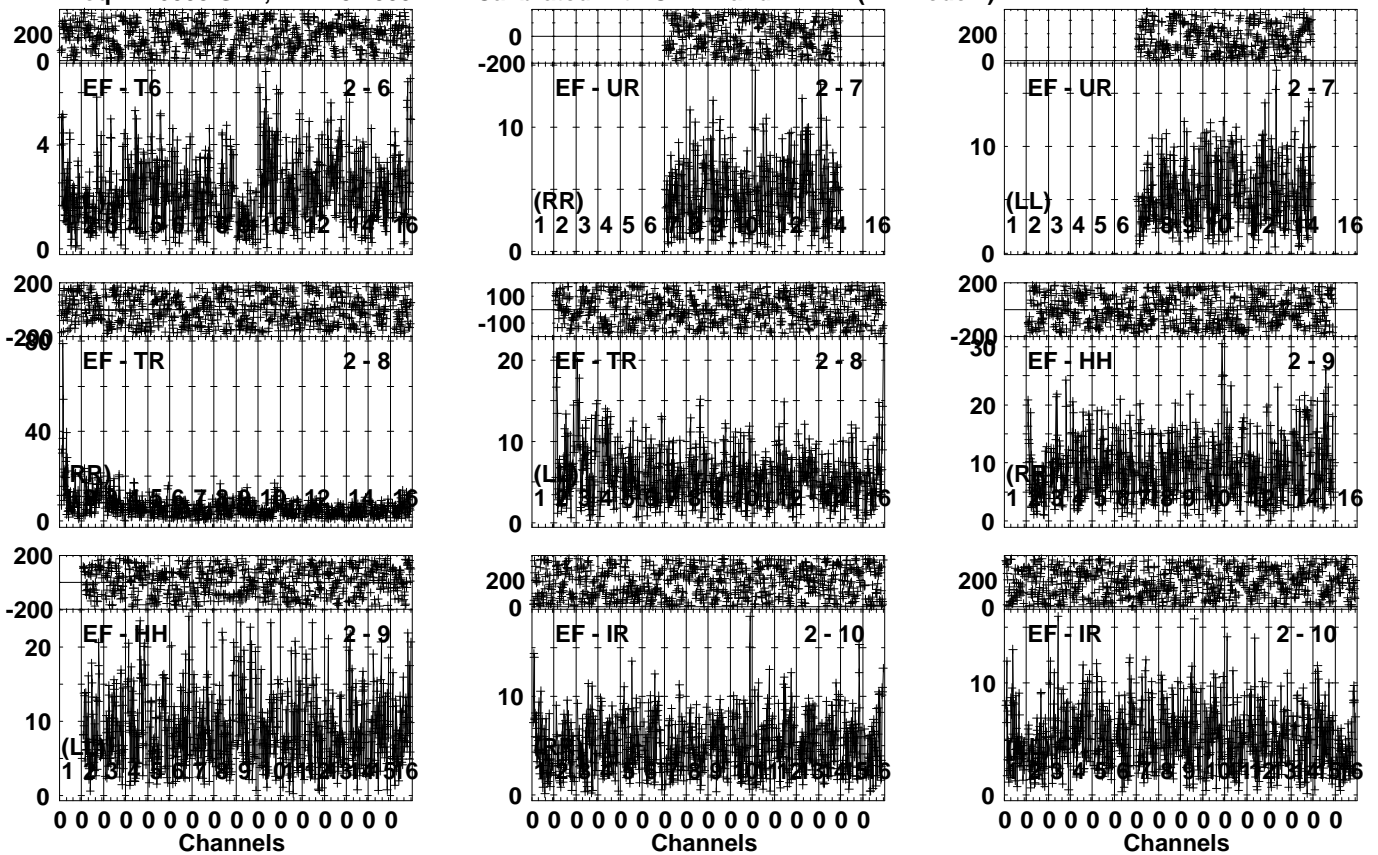


Lower frame: Milli Ampl Jy Top frame: Phas deg
Vector averaged cross-power spectrum Several baselines displayed
Timerange: 00/16:28:33 to 00/16:31:59

Plot file version 273 created 23-APR-2024 17:21:36

FRB EB100E 1.UVDATA.1

Freq = 4.6005 GHz, Bw = 32.000 MH Calibrated with CL # 4 and BP # 1 (BP mode 1)

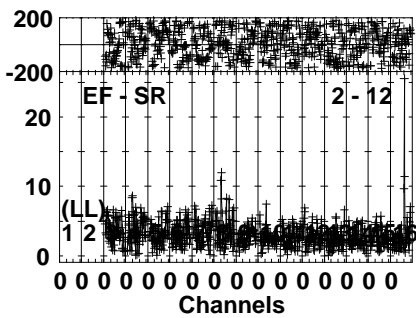
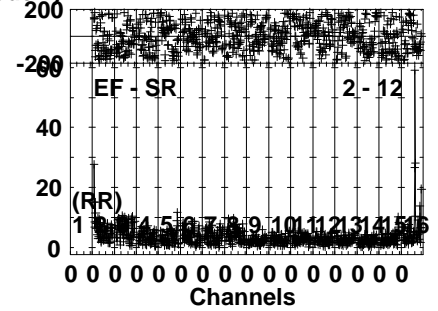
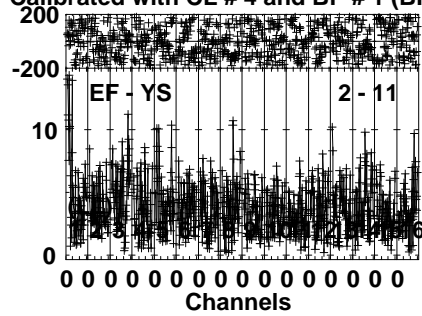
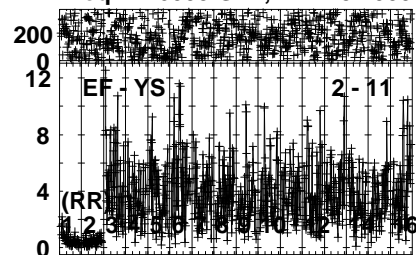


Lower frame: Milli Ampl Jy Top frame: Phas deg
Vector averaged cross-power spectrum Several baselines displayed
Timerange: 00/16:28:33 to 00/16:31:59

Plot file version 274 created 23-APR-2024 17:21:36

FRB EB100E 1.UVDATA.1

Freq = 4.6005 GHz, Bw = 32.000 MH Calibrated with CL # 4 and BP # 1 (BP mode 1)

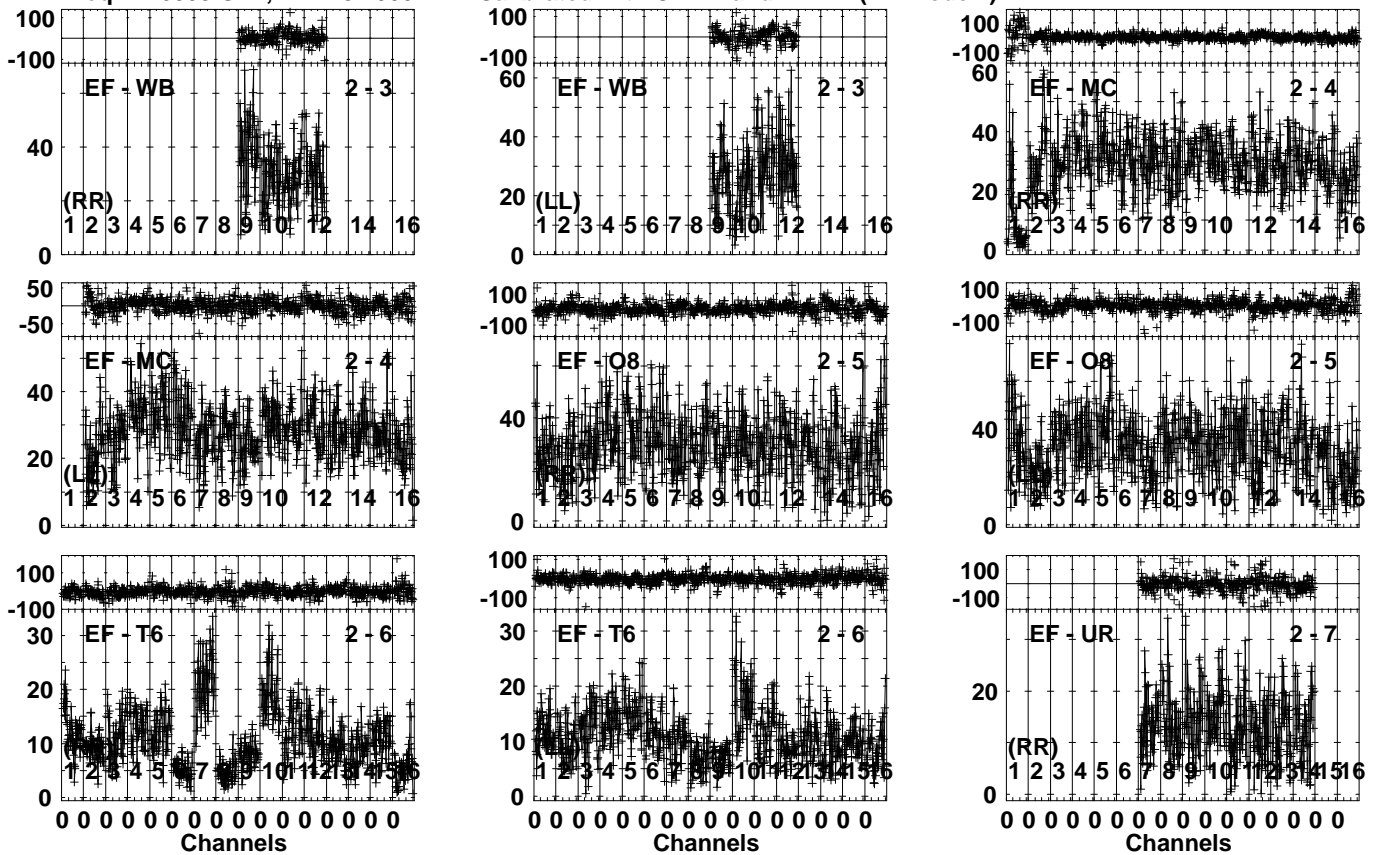


Lower frame: Milli Ampl Jy Top frame: Phas deg
Vector averaged cross-power spectrum Several baselines displayed
Timerange: 00/16:28:33 to 00/16:31:59

Plot file version 275 created 23-APR-2024 17:21:37

J0529+3209 EB100E 1.UVDATA.1

Freq = 4.6005 GHz, Bw = 32.000 MH Calibrated with CL # 4 and BP # 1 (BP mode 1)

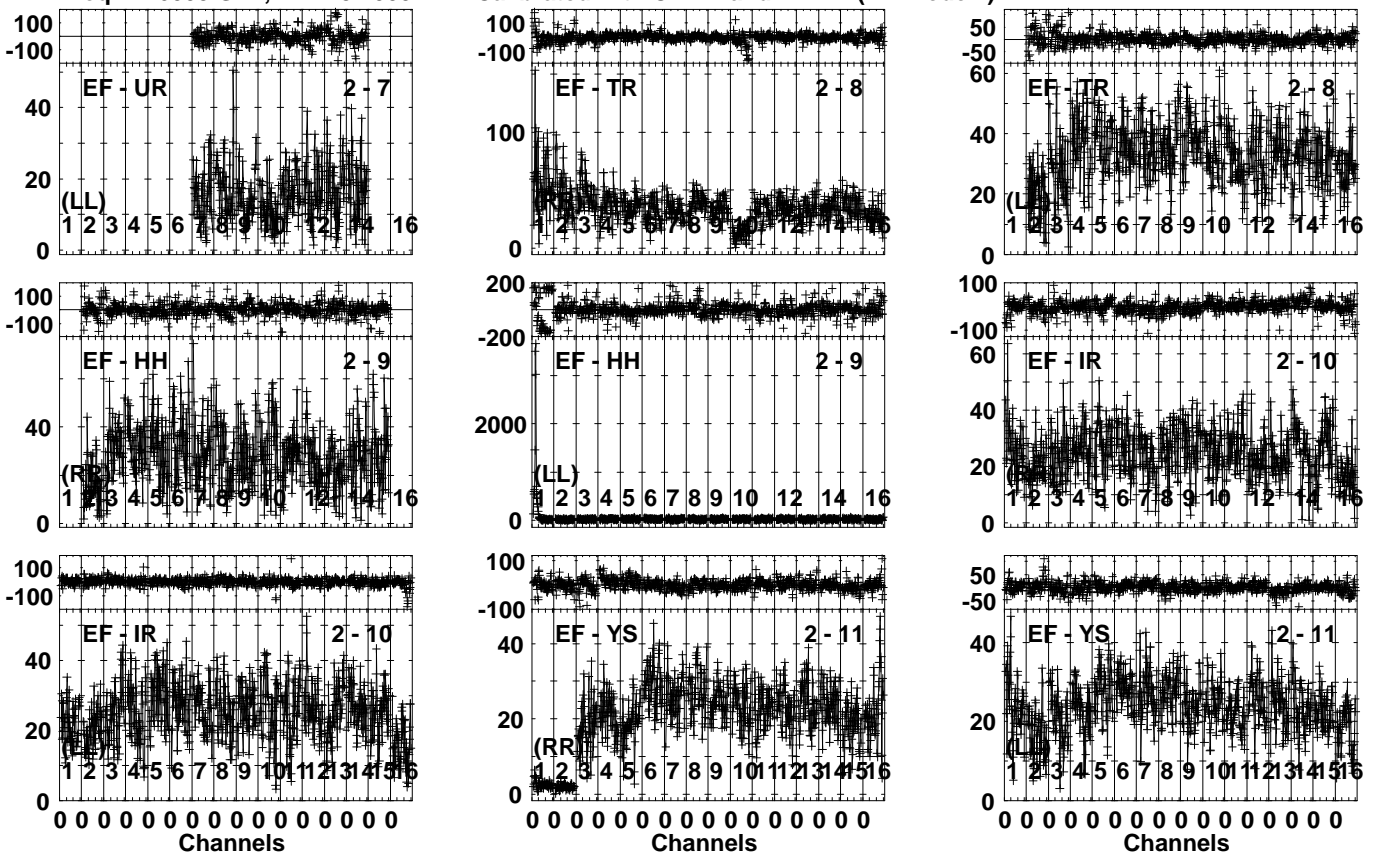


Lower frame: Milli Ampl Jy Top frame: Phas deg
Vector averaged cross-power spectrum Several baselines displayed
Timerange: 00/16:32:33 to 00/16:33:29

Plot file version 276 created 23-APR-2024 17:21:38

J0529+3209 EB100E 1.UVDATA.1

Freq = 4.6005 GHz, Bw = 32.000 MH Calibrated with CL # 4 and BP # 1 (BP mode 1)

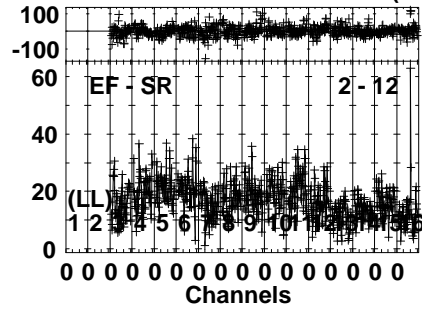
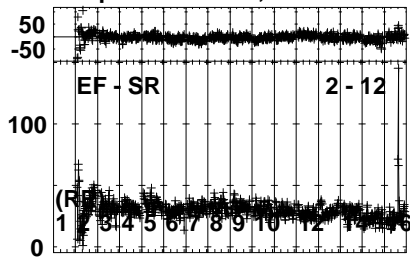


Lower frame: Milli Ampl Jy Top frame: Phas deg
 Vector averaged cross-power spectrum Several baselines displayed
 Timerange: 00/16:32:33 to 00/16:33:29

Plot file version 277 created 23-APR-2024 17:21:38

J0529+3209 EB100E 1.UVDATA.1

Freq = 4.6005 GHz, Bw = 32.000 MH Calibrated with CL # 4 and BP # 1 (BP mode 1)

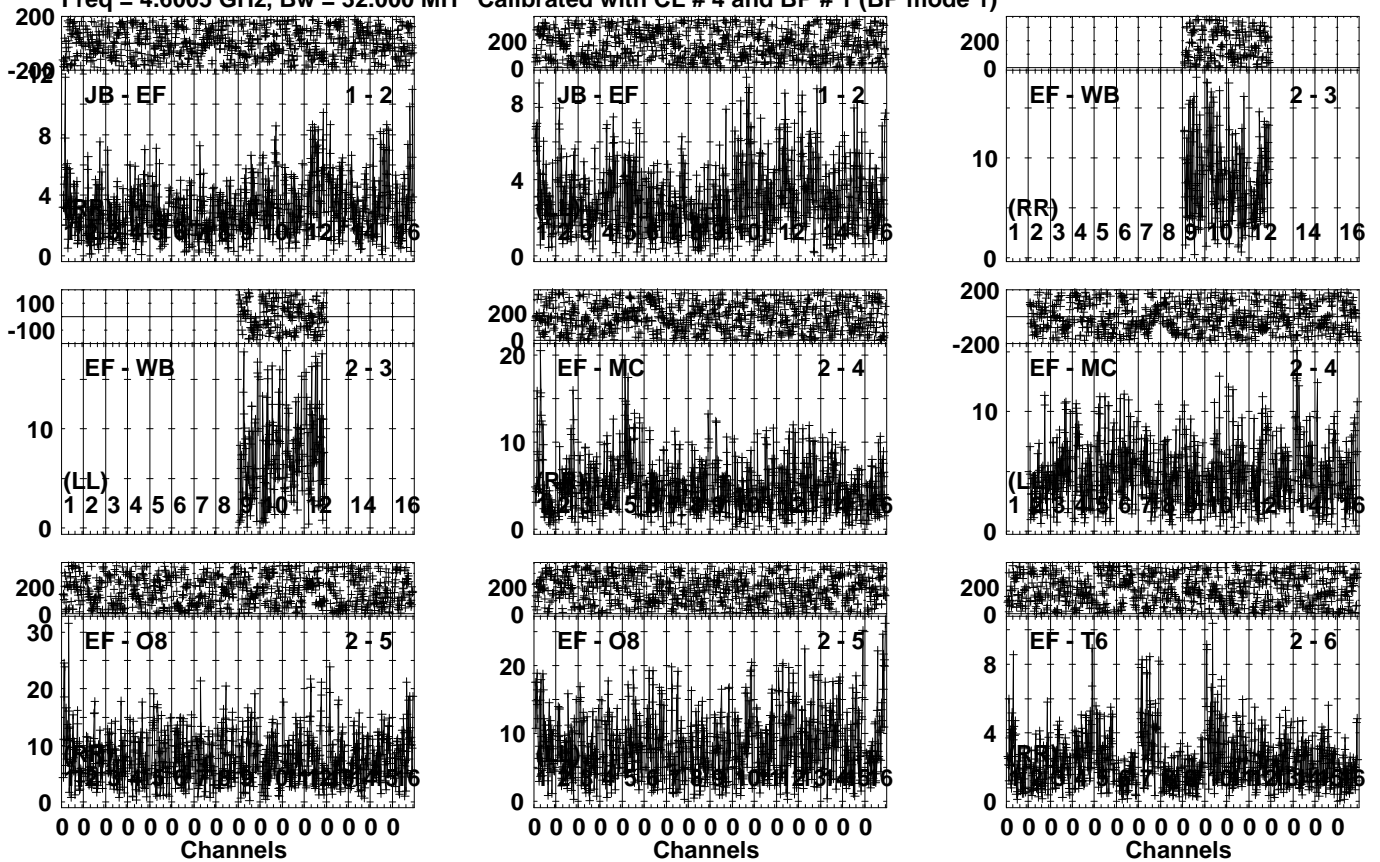


Lower frame: Milli Ampl Jy Top frame: Phas deg
Vector averaged cross-power spectrum Several baselines displayed
Timerange: 00/16:32:33 to 00/16:33:29

Plot file version 278 created 23-APR-2024 17:21:38

FRB EB100E 1.UVDATA.1

Freq = 4.6005 GHz, Bw = 32.000 MH Calibrated with CL # 4 and BP # 1 (BP mode 1)

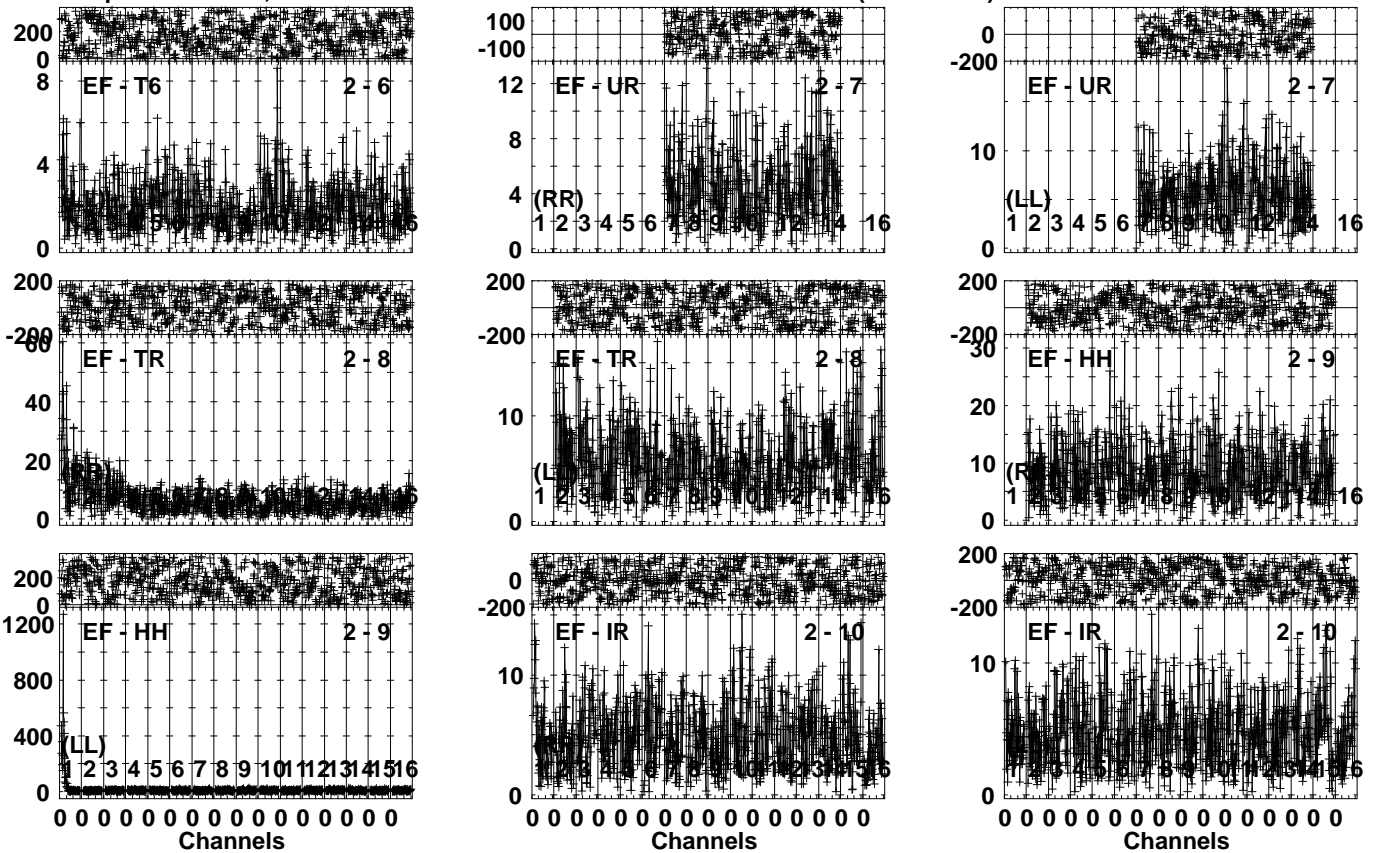


Lower frame: Milli Ampl Jy Top frame: Phas deg
Vector averaged cross-power spectrum Several baselines displayed
Timerange: 00/16:33:31 to 00/16:36:59

Plot file version 279 created 23-APR-2024 17:21:39

FRB EB100E 1.UVDATA.1

Freq = 4.6005 GHz, Bw = 32.000 MH Calibrated with CL # 4 and BP # 1 (BP mode 1)

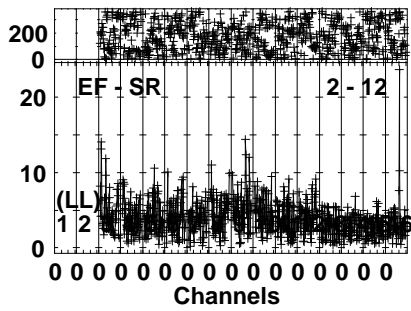
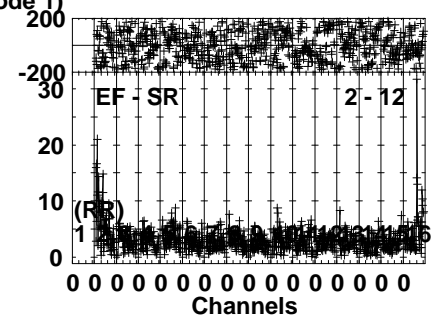
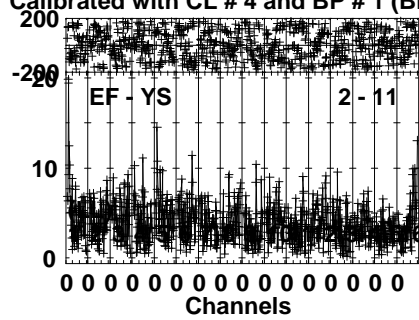
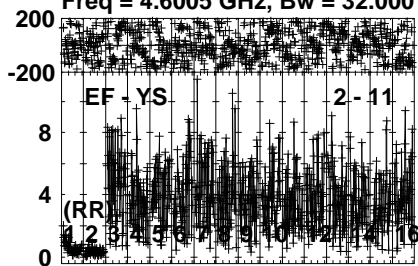


Lower frame: Milli Ampl Jy Top frame: Phas deg
Vector averaged cross-power spectrum Several baselines displayed
Timerange: 00/16:33:31 to 00/16:36:59

Plot file version 280 created 23-APR-2024 17:21:40

FRB EB100E 1.UVDATA.1

Freq = 4.6005 GHz, Bw = 32.000 MH Calibrated with CL # 4 and BP # 1 (BP mode 1)

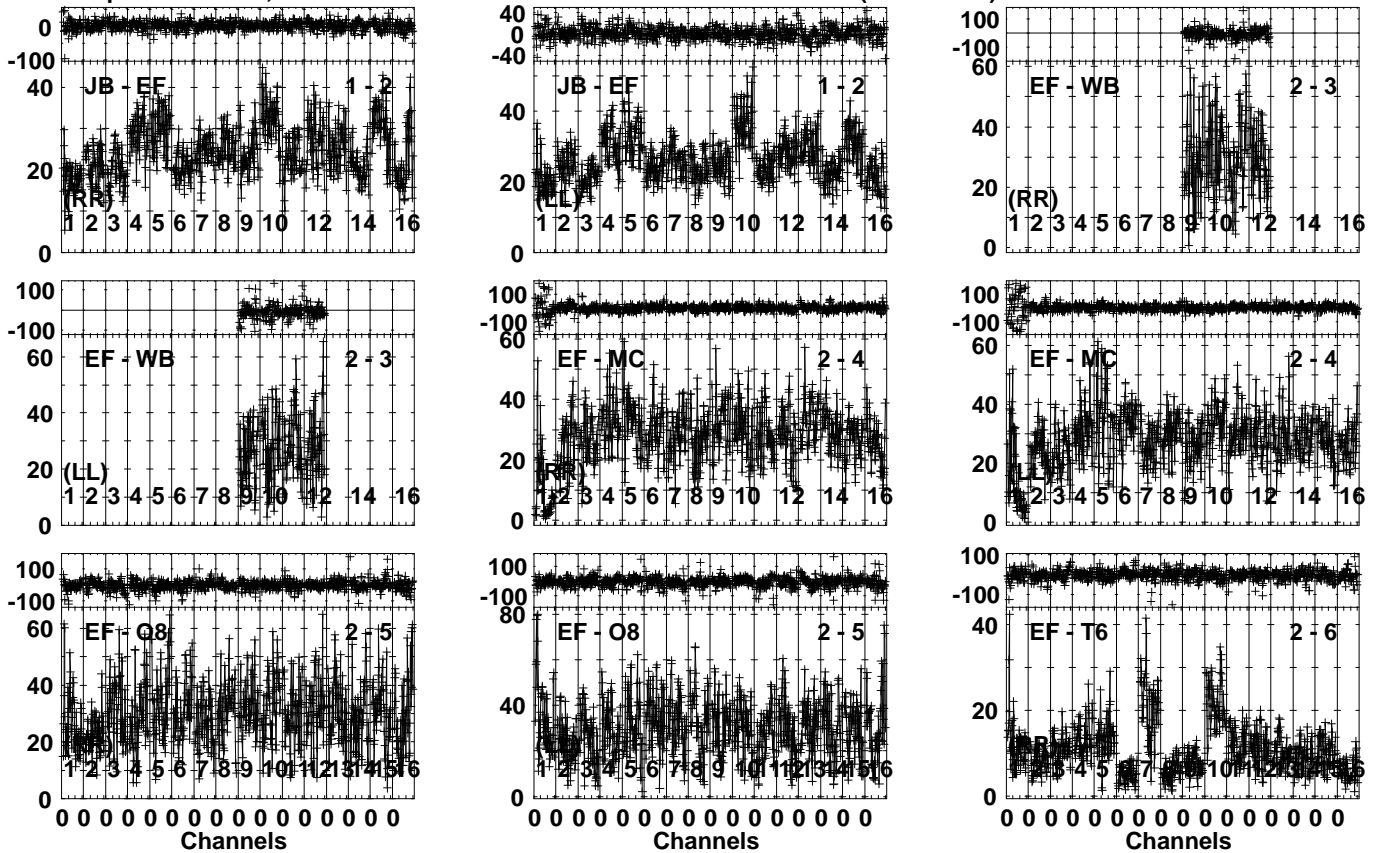


Lower frame: Milli Ampl Jy Top frame: Phas deg
Vector averaged cross-power spectrum Several baselines displayed
Timerange: 00/16:33:31 to 00/16:36:59

Plot file version 281 created 23-APR-2024 17:21:40

J0529+3209 EB100E 1.UVDATA.1

Freq = 4.6005 GHz, Bw = 32.000 MH Calibrated with CL # 4 and BP # 1 (BP mode 1)

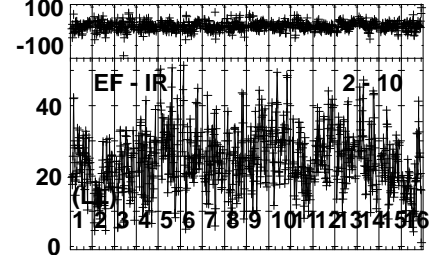
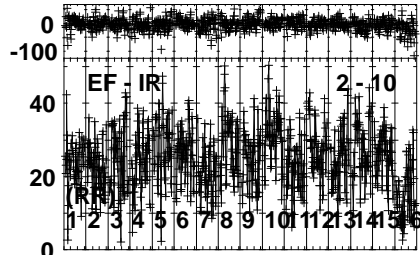
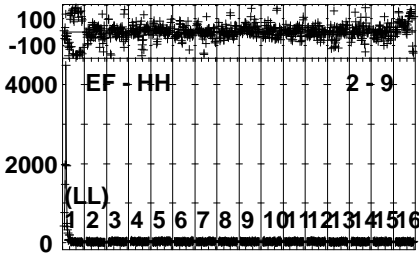
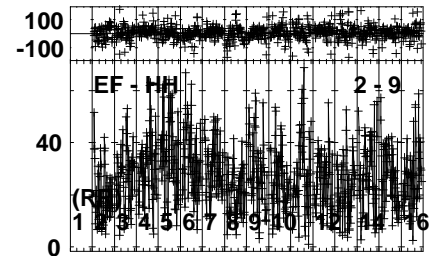
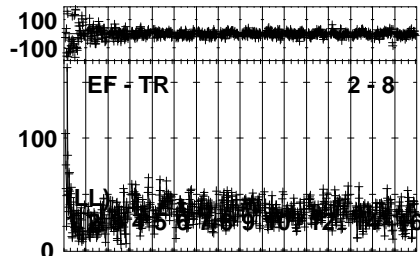
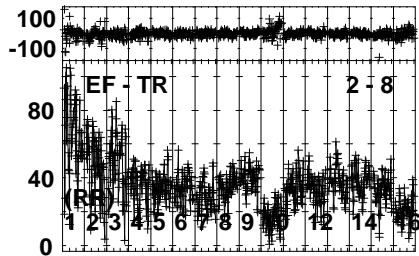
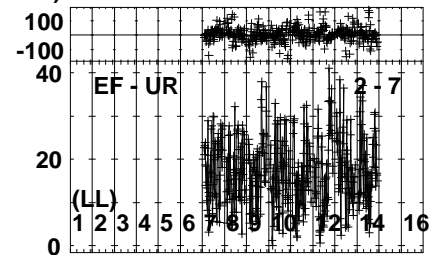
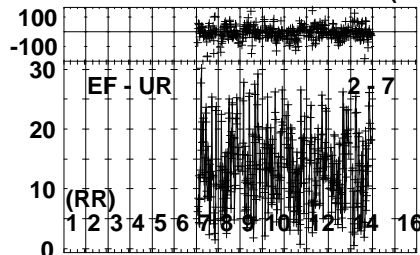
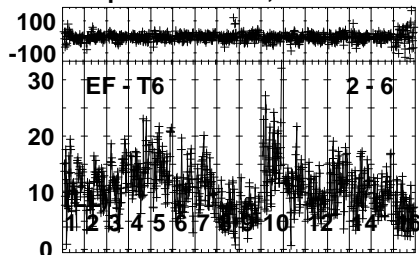


Lower frame: Milli Ampl Jy Top frame: Phas deg
Vector averaged cross-power spectrum Several baselines displayed
Timerange: 00/16:37:01 to 00/16:38:29

Plot file version 282 created 23-APR-2024 17:21:41

J0529+3209 EB100E 1.UVDATA.1

Freq = 4.6005 GHz, Bw = 32.000 MH Calibrated with CL # 4 and BP # 1 (BP mode 1)

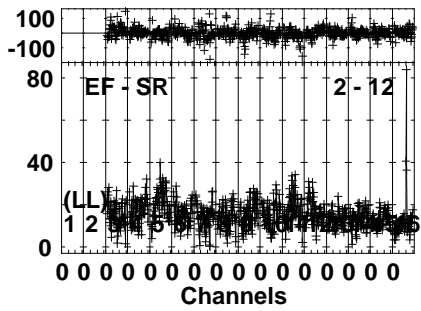
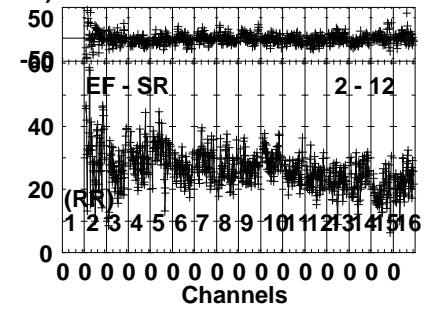
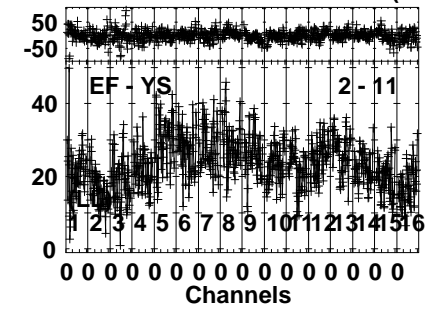
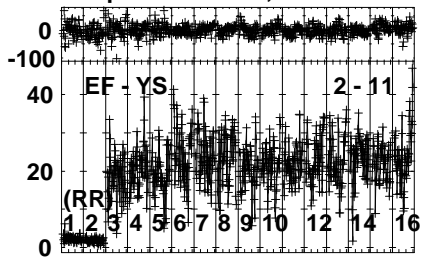


Lower frame: Milli Ampl Jy Top frame: Phas deg
Vector averaged cross-power spectrum Several baselines displayed
Timerange: 00/16:37:01 to 00/16:38:29

Plot file version 283 created 23-APR-2024 17:21:41

J0529+3209 EB100E 1.UVDATA.1

Freq = 4.6005 GHz, Bw = 32.000 MH Calibrated with CL # 4 and BP # 1 (BP mode 1)

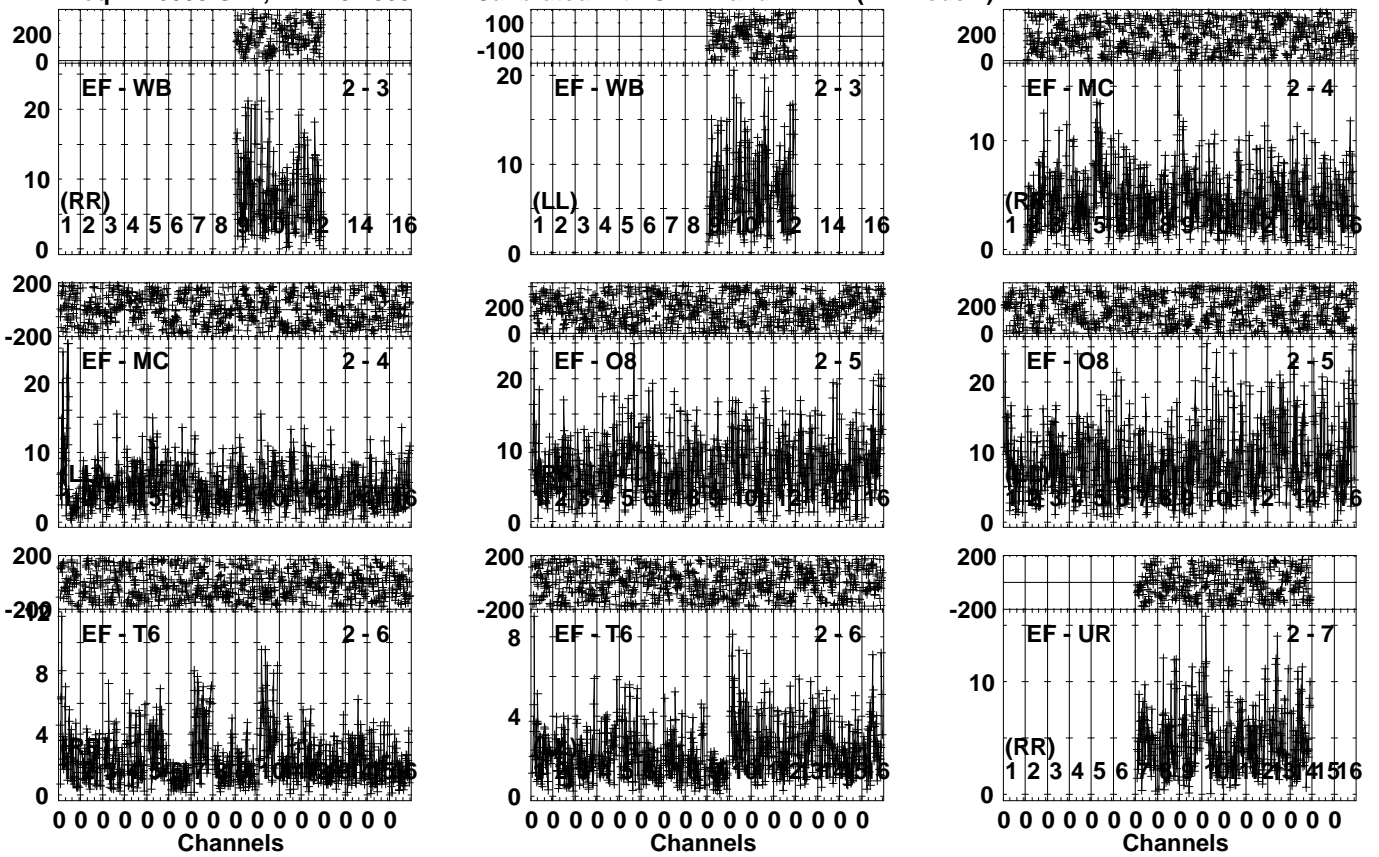


Lower frame: Milli Ampl Jy Top frame: Phas deg
Vector averaged cross-power spectrum Several baselines displayed
Timerange: 00/16:37:01 to 00/16:38:29

Plot file version 284 created 23-APR-2024 17:21:42

FRB EB100E 1.UVDATA.1

Freq = 4.6005 GHz, Bw = 32.000 MH Calibrated with CL # 4 and BP # 1 (BP mode 1)

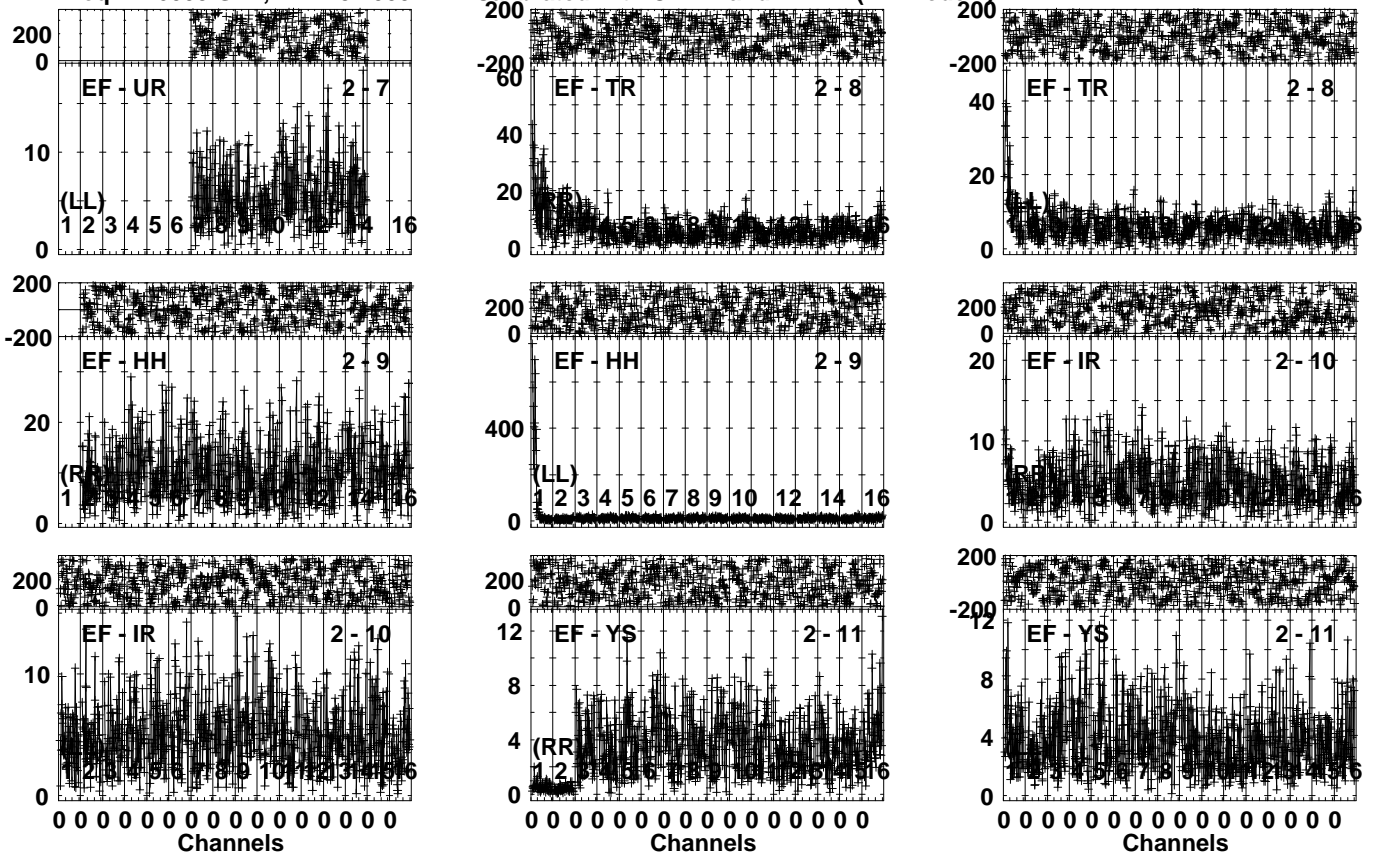


Lower frame: Milli Ampl Jy Top frame: Phas deg
Vector averaged cross-power spectrum Several baselines displayed
Timerange: 00/16:38:31 to 00/16:41:59

Plot file version 285 created 23-APR-2024 17:21:43

FRB EB100E 1.UVDATA.1

Freq = 4.6005 GHz, Bw = 32.000 MH Calibrated with CL # 4 and BP # 1 (BP mode 1)

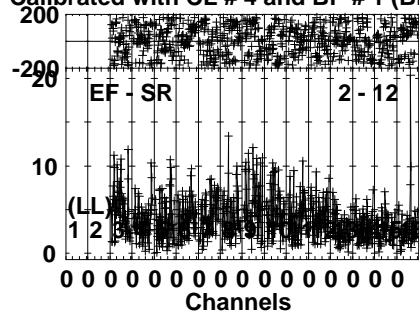
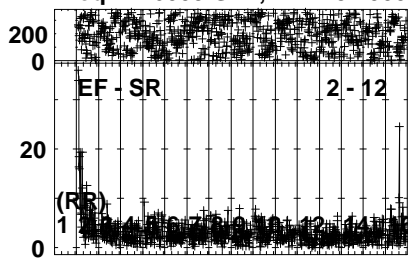


Lower frame: Milli Ampl Jy Top frame: Phas deg
Vector averaged cross-power spectrum Several baselines displayed
Timerange: 00/16:38:31 to 00/16:41:59

Plot file version 286 created 23-APR-2024 17:21:43

FRB EB100E 1.UVDATA.1

Freq = 4.6005 GHz, Bw = 32.000 MH Calibrated with CL # 4 and BP # 1 (BP mode 1)

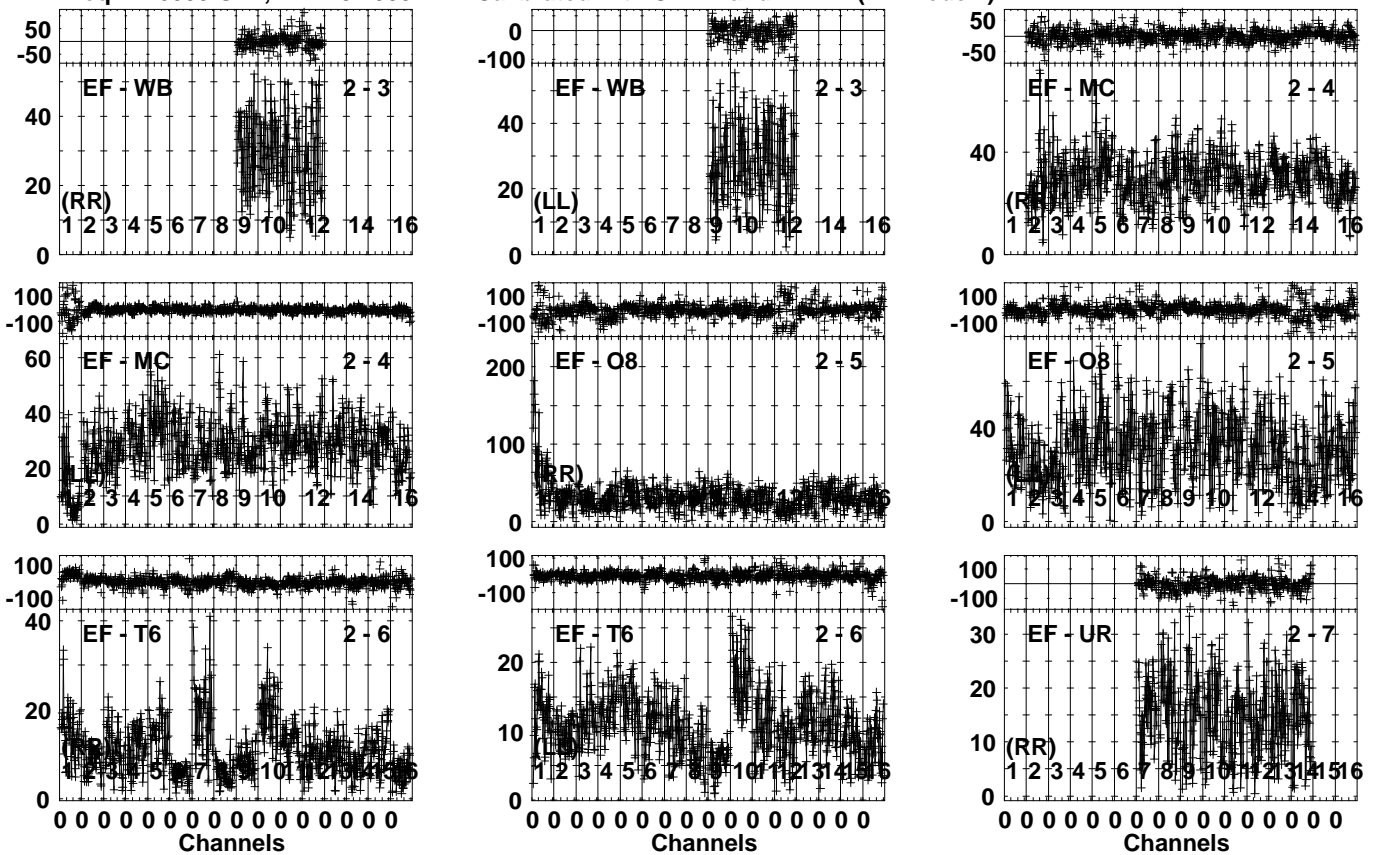


Lower frame: Milli Ampl Jy Top frame: Phas deg
Vector averaged cross-power spectrum Several baselines displayed
Timerange: 00/16:38:31 to 00/16:41:59

Plot file version 287 created 23-APR-2024 17:21:43

J0529+3209 EB100E 1.UVDATA.1

Freq = 4.6005 GHz, Bw = 32.000 MH Calibrated with CL # 4 and BP # 1 (BP mode 1)

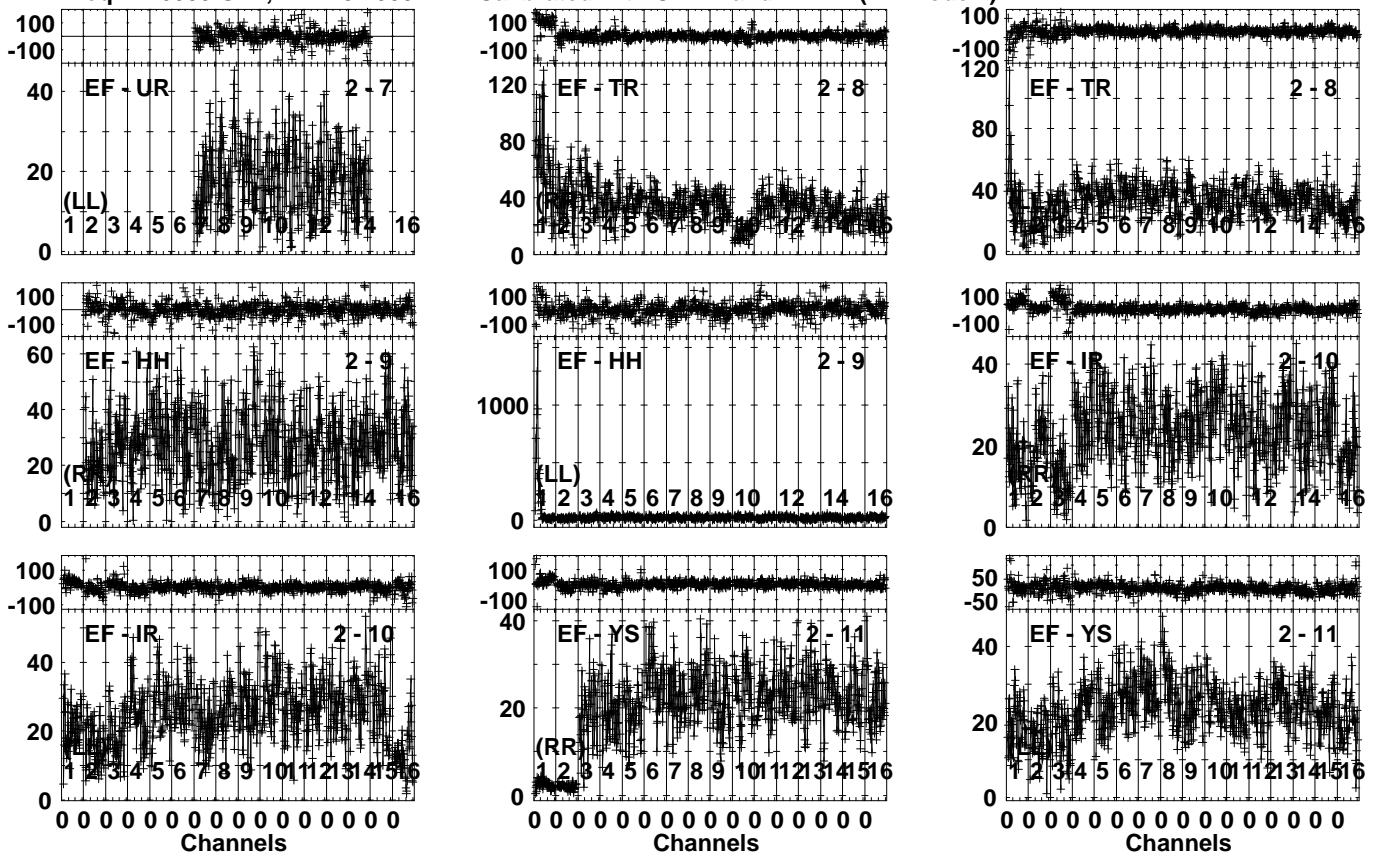


Lower frame: Milli Ampl Jy Top frame: Phas deg
Vector averaged cross-power spectrum Several baselines displayed
Timerange: 00/16:42:33 to 00/16:43:29

Plot file version 288 created 23-APR-2024 17:21:44

J0529+3209 EB100E 1.UVDATA.1

Freq = 4.6005 GHz, Bw = 32.000 MH Calibrated with CL # 4 and BP # 1 (BP mode 1)

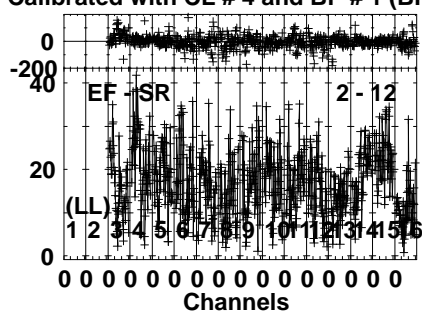
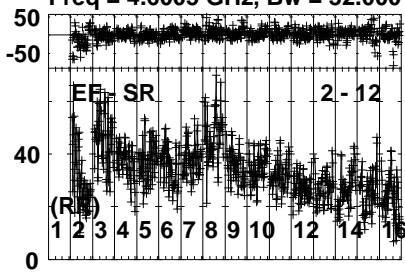


Lower frame: Milli Ampl Jy Top frame: Phas deg
Vector averaged cross-power spectrum Several baselines displayed
Timerange: 00/16:42:33 to 00/16:43:29

Plot file version 289 created 23-APR-2024 17:21:44

J0529+3209 EB100E 1.UVDATA.1

Freq = 4.6005 GHz, Bw = 32.000 MH Calibrated with CL # 4 and BP # 1 (BP mode 1)

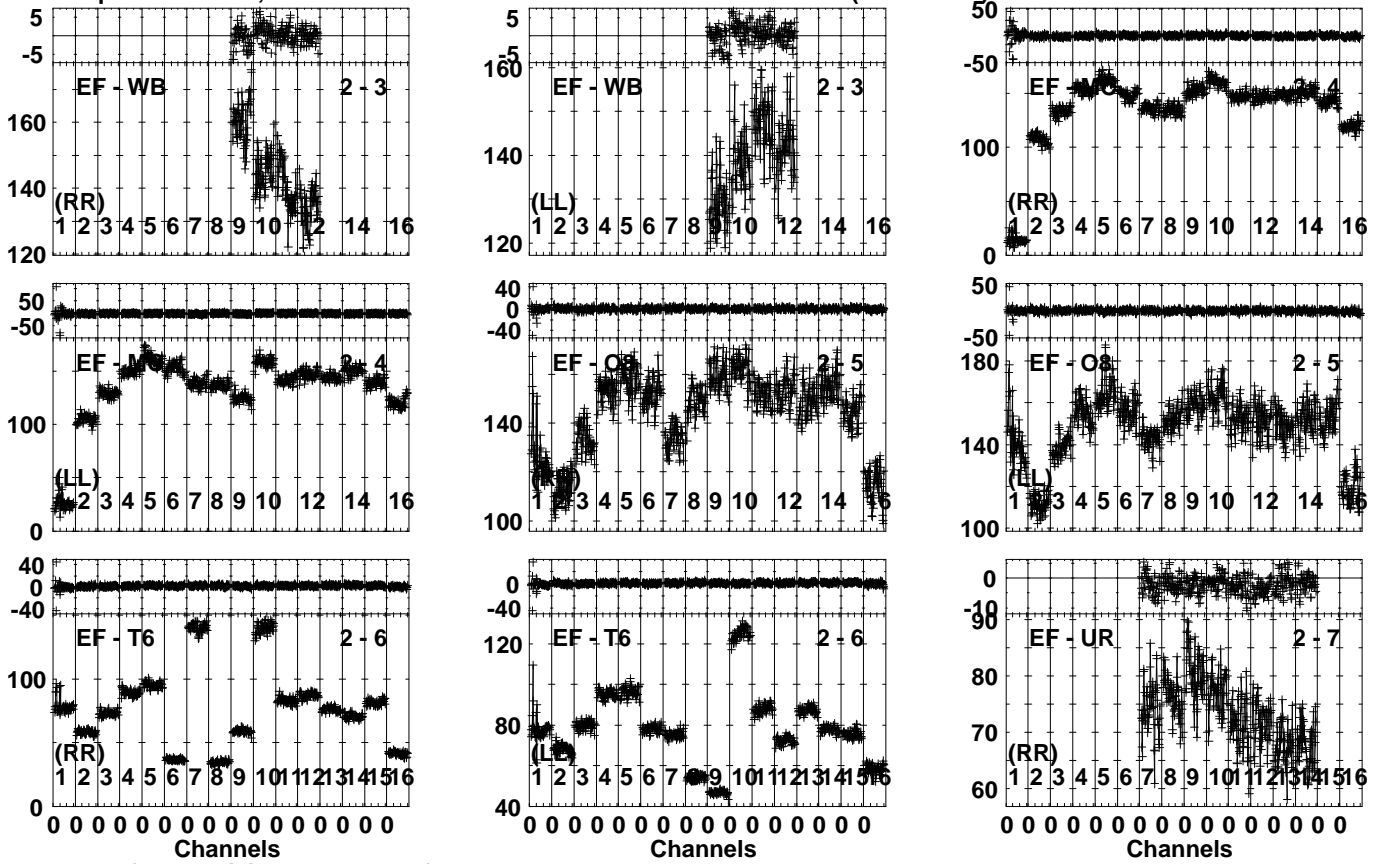


Lower frame: Milli Ampl Jy Top frame: Phas deg
Vector averaged cross-power spectrum Several baselines displayed
Timerange: 00/16:42:33 to 00/16:43:29

Plot file version 290 created 23-APR-2024 17:21:45

J0518+3306 EB100E 1.UVDATA.1

Freq = 4.6005 GHz, Bw = 32.000 MH Calibrated with CL # 4 and BP # 1 (BP mode 1)

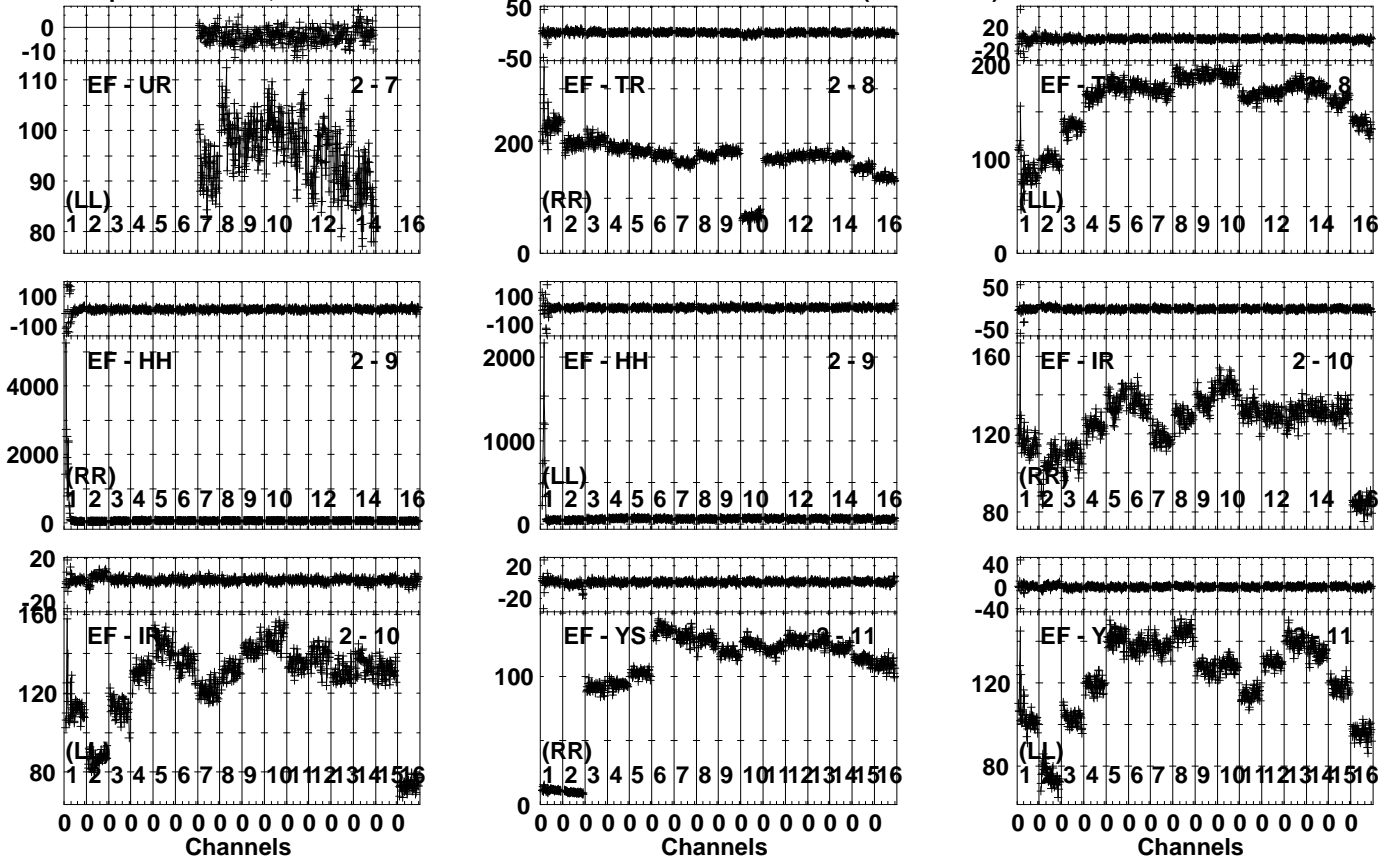


Lower frame: Milli Ampl Jy Top frame: Phas deg
Vector averaged cross-power spectrum Several baselines displayed
Timerange: 00/16:44:03 to 00/16:46:59

Plot file version 291 created 23-APR-2024 17:21:45

J0518+3306 EB100E 1.UVDATA.1

Freq = 4.6005 GHz, Bw = 32.000 MH Calibrated with CL # 4 and BP # 1 (BP mode 1)

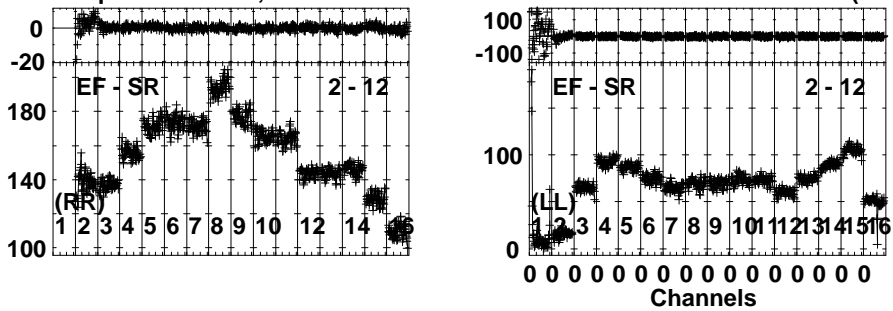


Lower frame: Milli Ampl Jy Top frame: Phas deg
Vector averaged cross-power spectrum Several baselines displayed
Timerange: 00/16:44:03 to 00/16:46:59

Plot file version 292 created 23-APR-2024 17:21:46

J0518+3306 EB100E 1.UVDATA.1

Freq = 4.6005 GHz, Bw = 32.000 MH Calibrated with CL # 4 and BP # 1 (BP mode 1)

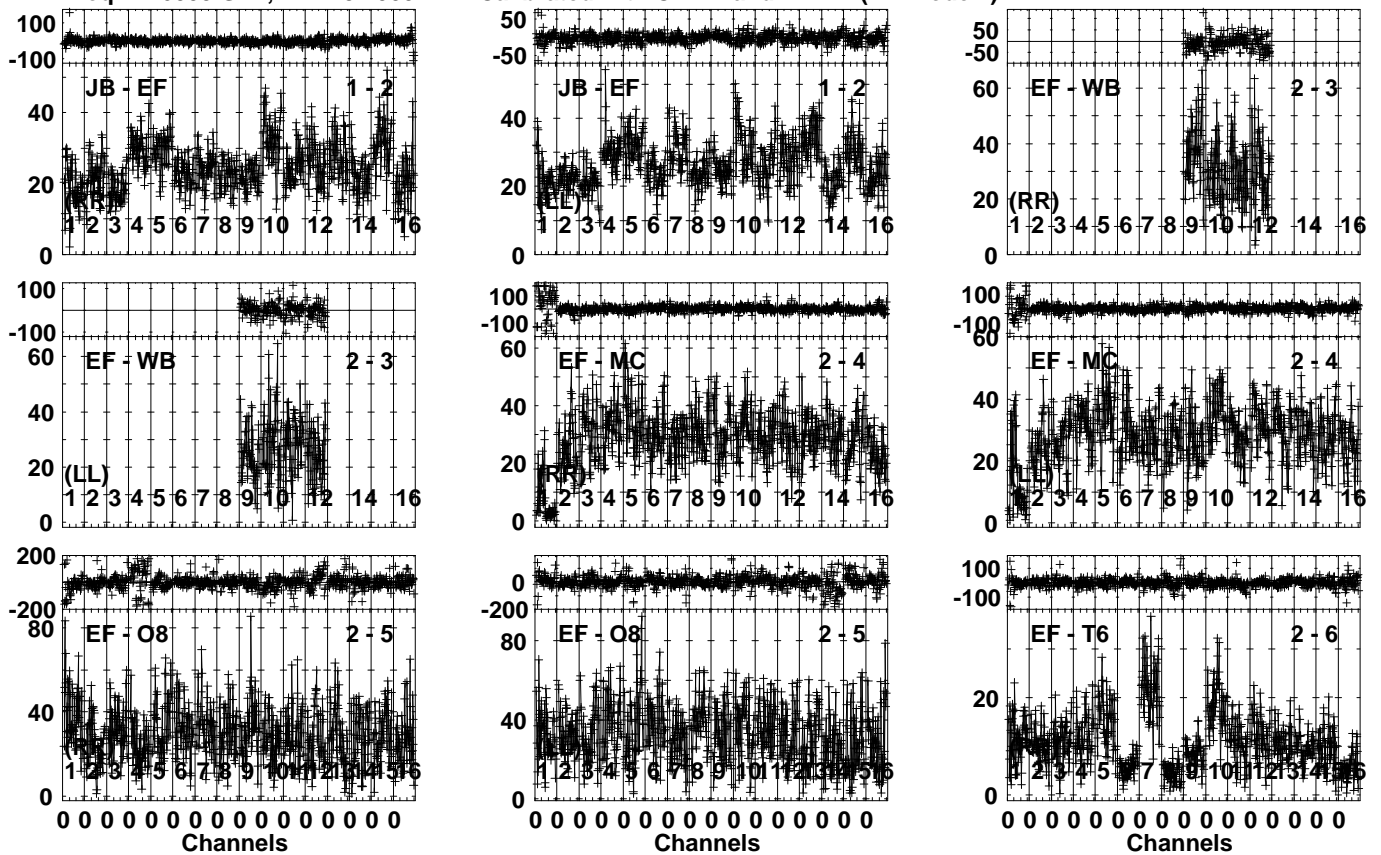


Lower frame: Milli Ampl Jy Top frame: Phas deg
Vector averaged cross-power spectrum Several baselines displayed
Timerange: 00/16:44:03 to 00/16:46:59

Plot file version 293 created 23-APR-2024 17:21:46

J0529+3209 EB100E 1.UVDATA.1

Freq = 4.6005 GHz, Bw = 32.000 MH Calibrated with CL # 4 and BP # 1 (BP mode 1)

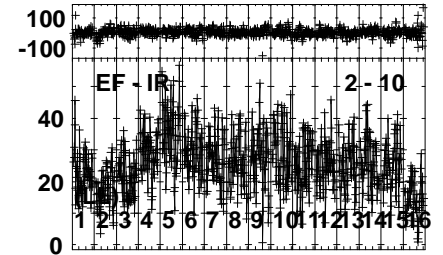
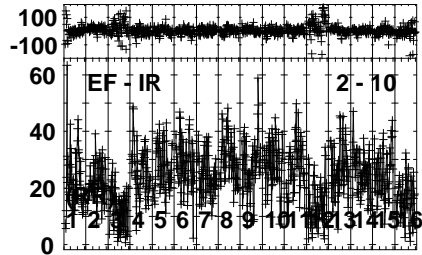
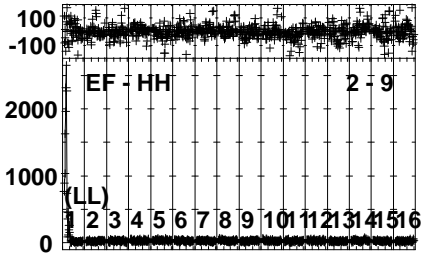
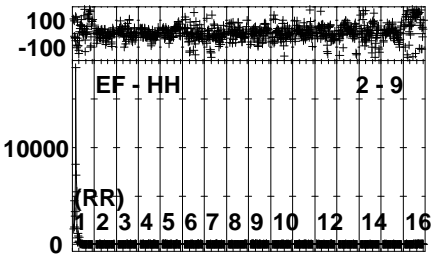
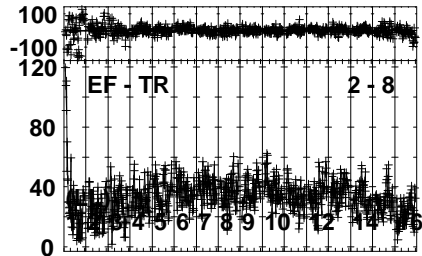
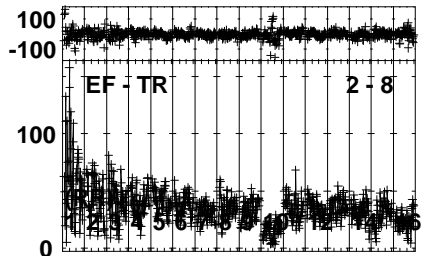
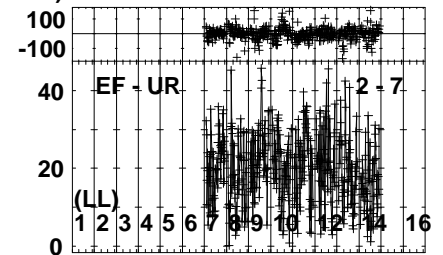
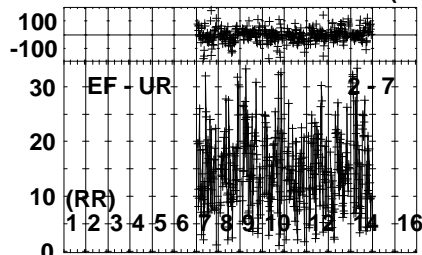
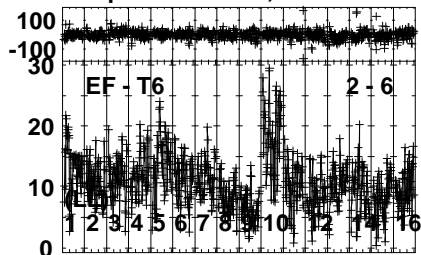


Lower frame: Milli Ampl Jy Top frame: Phas deg
Vector averaged cross-power spectrum Several baselines displayed
Timerange: 00/16:47:01 to 00/16:48:29

Plot file version 294 created 23-APR-2024 17:21:47

J0529+3209 EB100E 1.UVDATA.1

Freq = 4.6005 GHz, Bw = 32.000 MH Calibrated with CL # 4 and BP # 1 (BP mode 1)

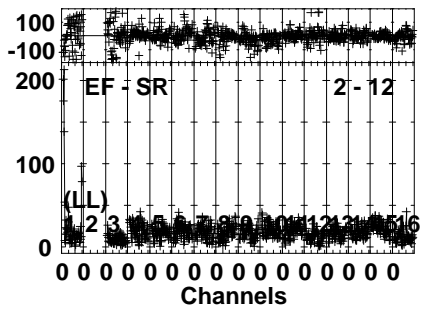
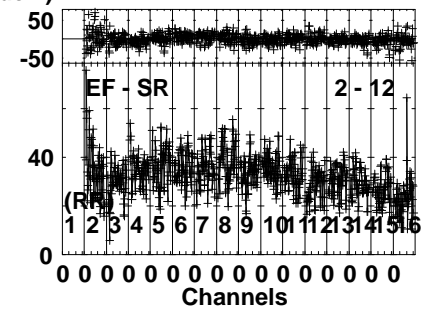
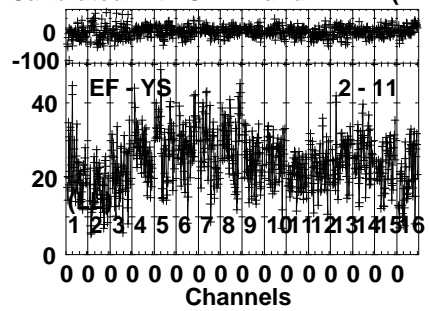
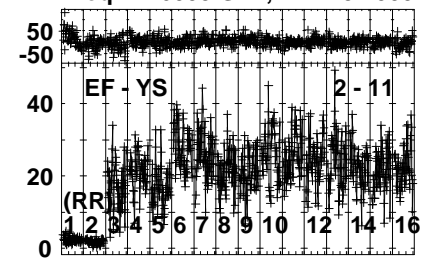


0 0 0 0 0 0 0 0 0 0 0 0 0 0 0 0
Channels Channels Channels
Lower frame: Milli Ampl Jy Top frame: Phas deg
Vector averaged cross-power spectrum Several baselines displayed
Timerange: 00/16:47:01 to 00/16:48:29

Plot file version 295 created 23-APR-2024 17:21:48

J0529+3209 EB100E 1.UVDATA.1

Freq = 4.6005 GHz, Bw = 32.000 MH Calibrated with CL # 4 and BP # 1 (BP mode 1)

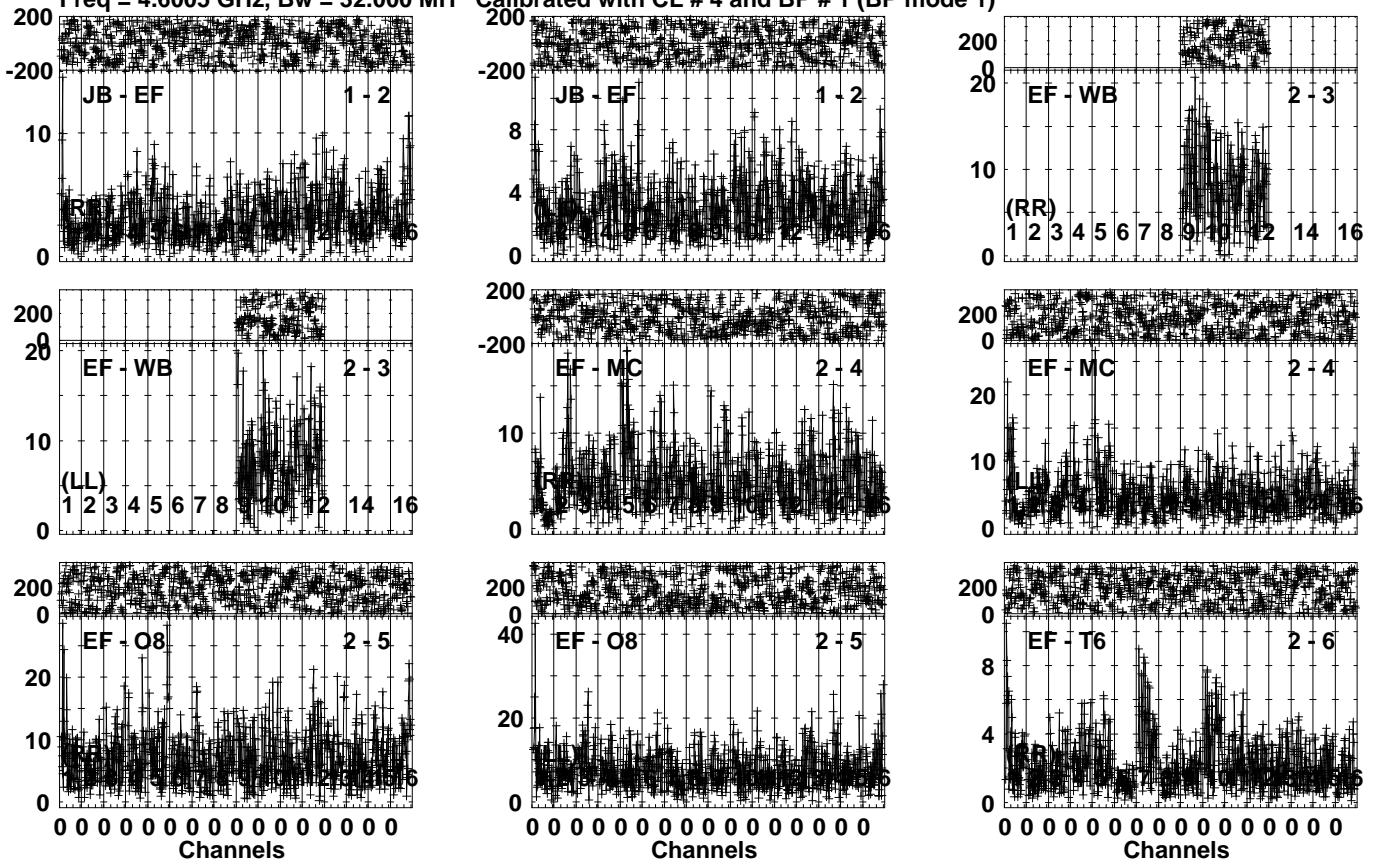


Lower frame: Milli Ampl Jy Top frame: Phas deg
Vector averaged cross-power spectrum Several baselines displayed
Timerange: 00/16:47:01 to 00/16:48:29

Plot file version 296 created 23-APR-2024 17:21:48

FRB EB100E 1.UVDATA.1

Freq = 4.6005 GHz, Bw = 32.000 MH Calibrated with CL # 4 and BP # 1 (BP mode 1)

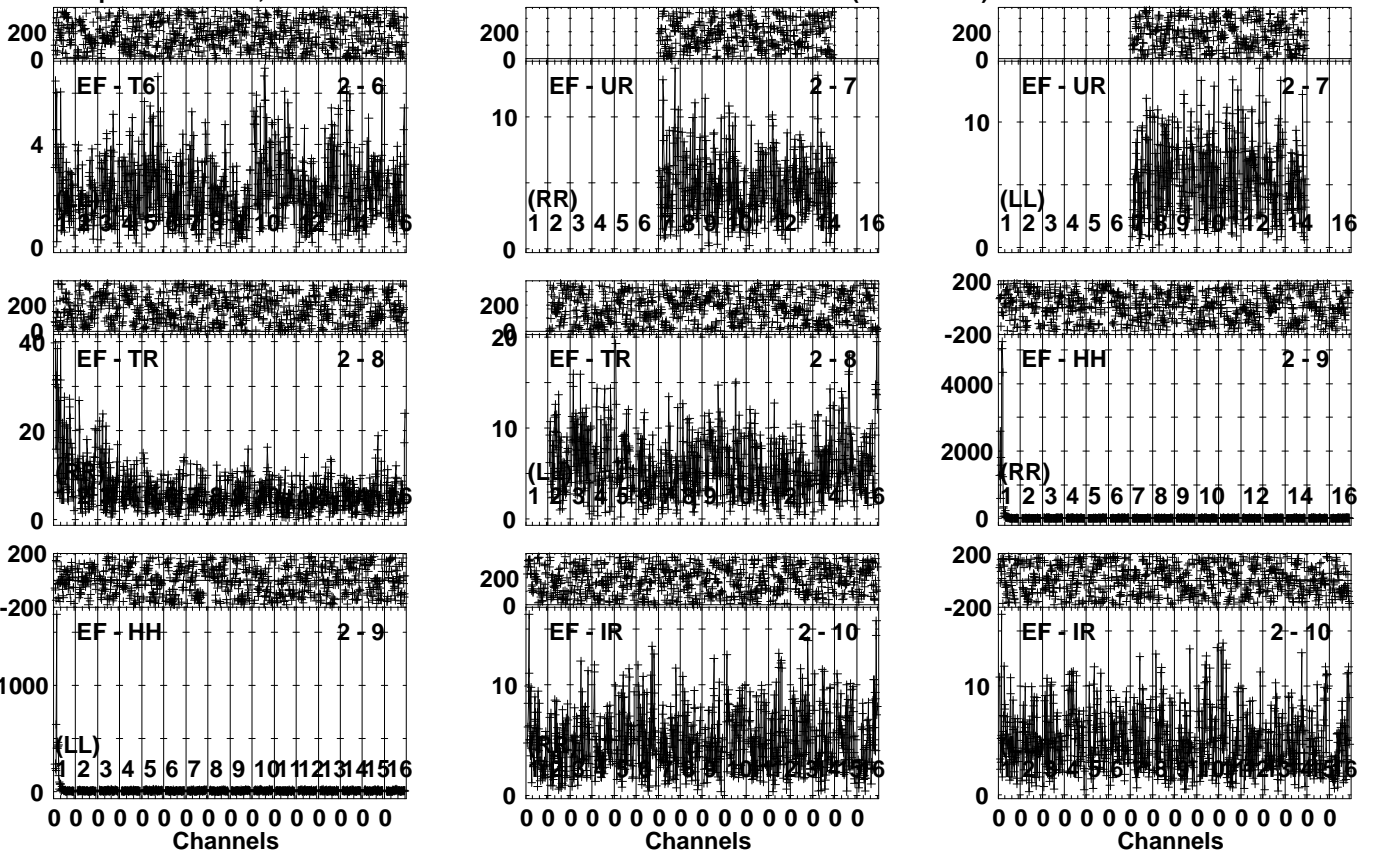


Lower frame: Milli Ampl Jy Top frame: Phas deg
Vector averaged cross-power spectrum Several baselines displayed
Timerange: 00/16:48:31 to 00/16:51:59

Plot file version 297 created 23-APR-2024 17:21:49

FRB EB100E 1.UVDATA.1

Freq = 4.6005 GHz, Bw = 32.000 MH Calibrated with CL # 4 and BP # 1 (BP mode 1)

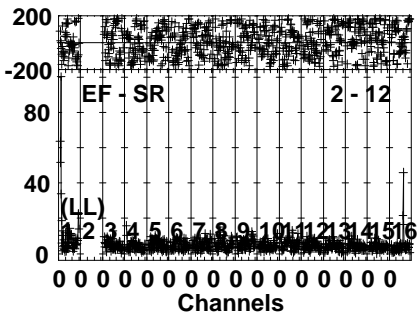
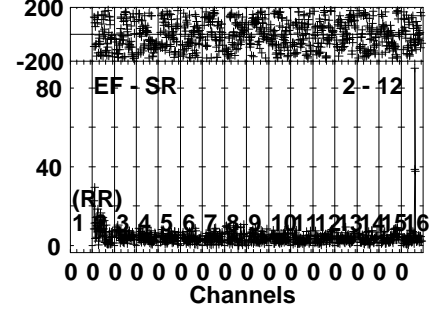
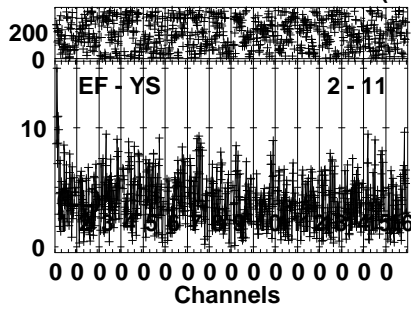
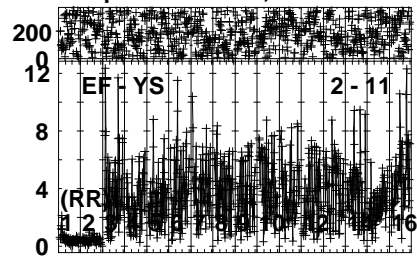


Lower frame: Milli Ampl Jy Top frame: Phas deg
Vector averaged cross-power spectrum Several baselines displayed
Timerange: 00/16:48:31 to 00/16:51:59

Plot file version 298 created 23-APR-2024 17:21:49

FRB EB100E 1.UVDATA.1

Freq = 4.6005 GHz, Bw = 32.000 MH Calibrated with CL # 4 and BP # 1 (BP mode 1)



Lower frame: Milli Ampl Jy Top frame: Phas deg

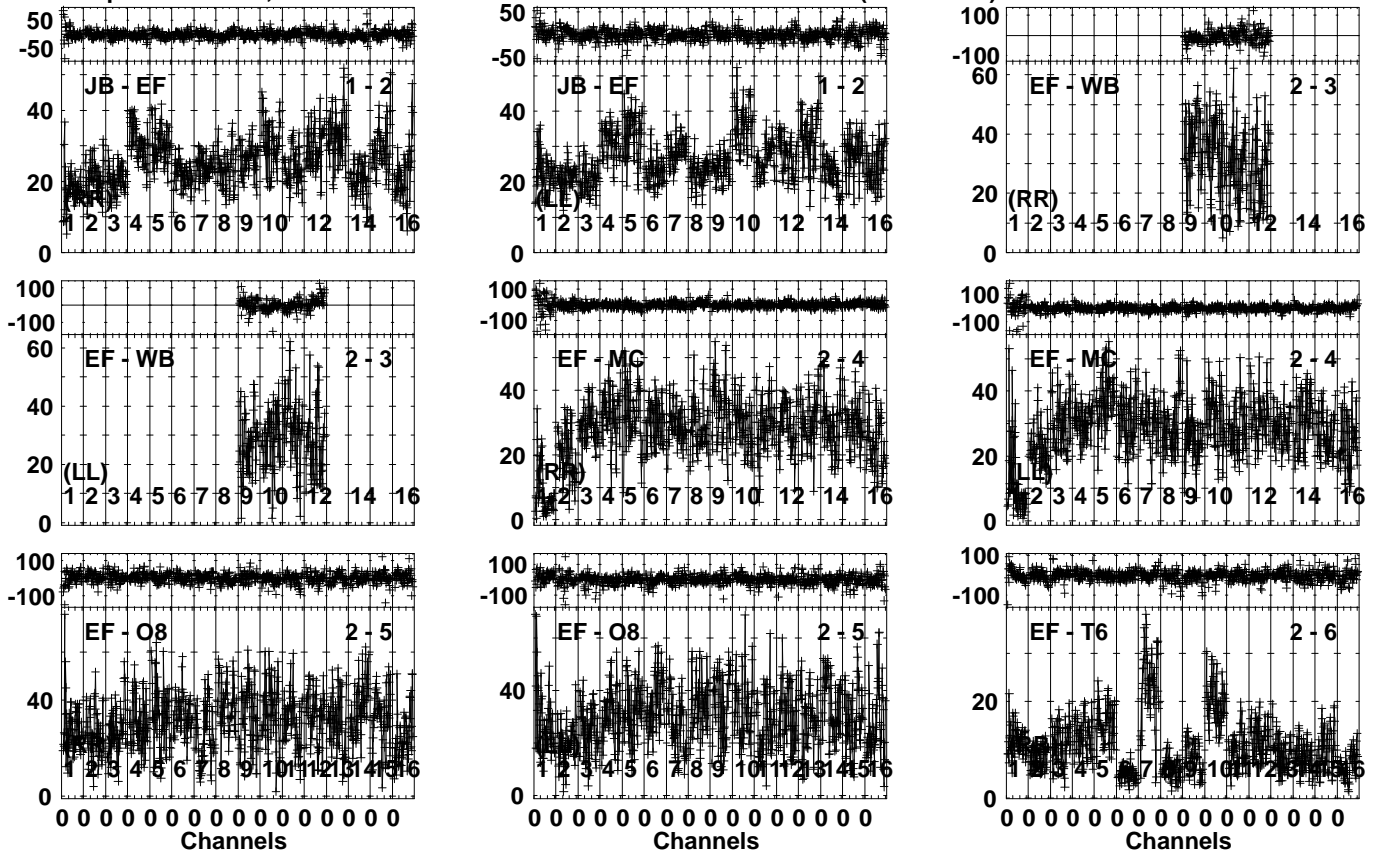
Vector averaged cross-power spectrum Several baselines displayed

Timerange: 00/16:48:31 to 00/16:51:59

Plot file version 299 created 23-APR-2024 17:21:50

J0529+3209 EB100E 1.UVDATA.1

Freq = 4.6005 GHz, Bw = 32.000 MH Calibrated with CL # 4 and BP # 1 (BP mode 1)

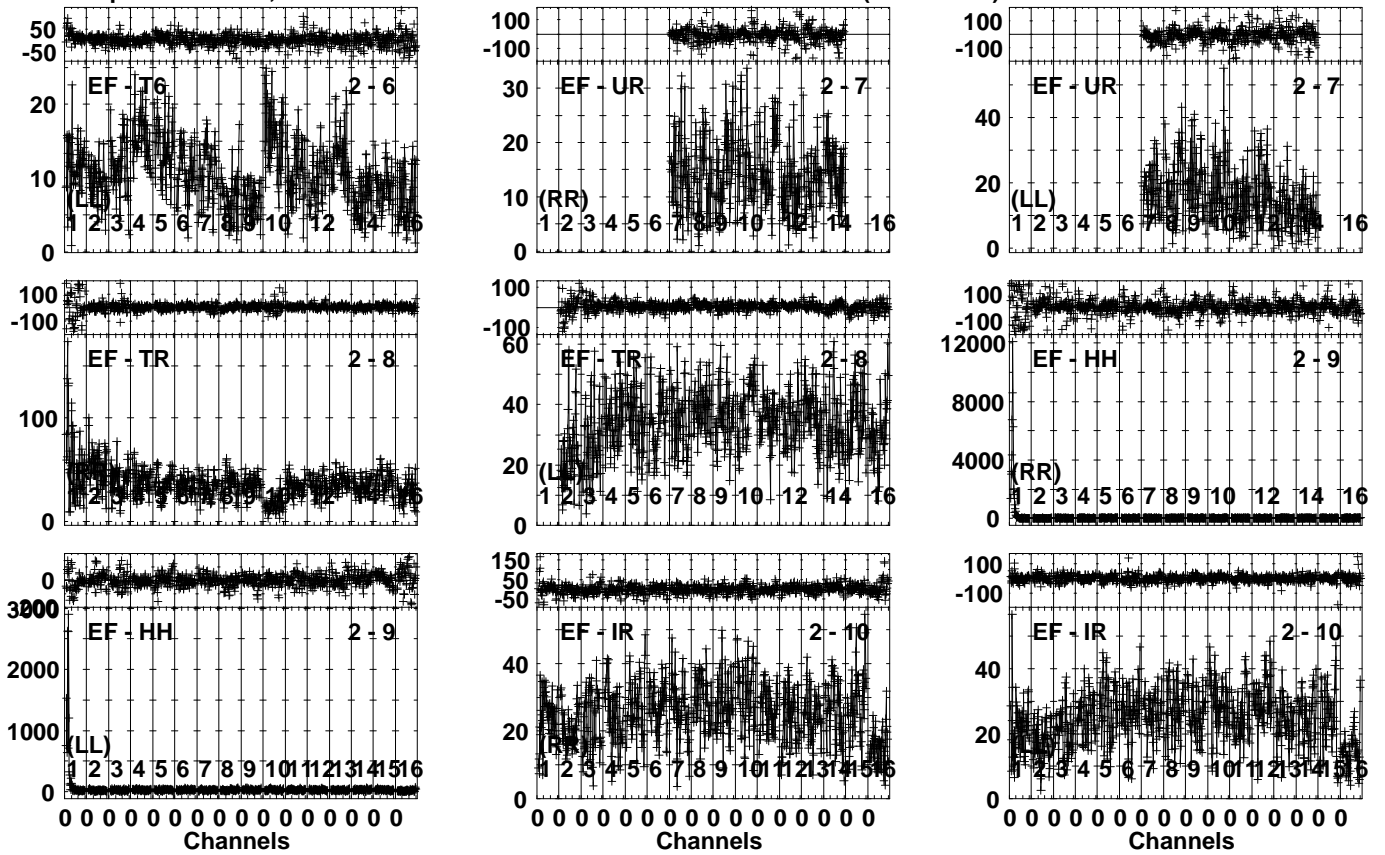


Lower frame: Milli Ampl Jy Top frame: Phas deg
Vector averaged cross-power spectrum Several baselines displayed
Timerange: 00/16:52:33 to 00/16:53:29

Plot file version 300 created 23-APR-2024 17:21:50

J0529+3209 EB100E 1.UVDATA.1

Freq = 4.6005 GHz, Bw = 32.000 MH Calibrated with CL # 4 and BP # 1 (BP mode 1)

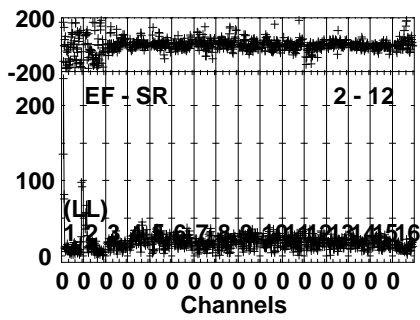
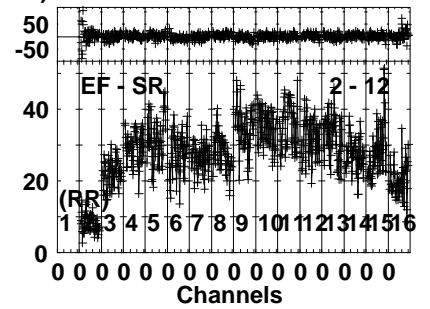
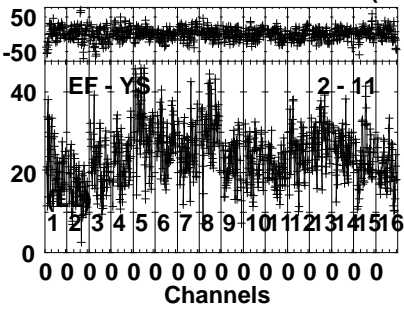
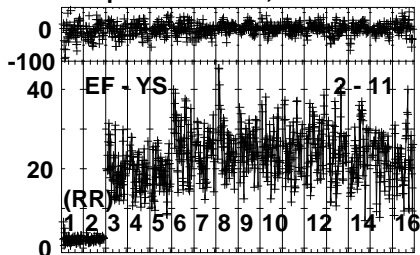


Lower frame: Milli Ampl Jy Top frame: Phas deg
Vector averaged cross-power spectrum Several baselines displayed
Timerange: 00/16:52:33 to 00/16:53:29

Plot file version 301 created 23-APR-2024 17:21:51

J0529+3209 EB100E 1.UVDATA.1

Freq = 4.6005 GHz, Bw = 32.000 MH Calibrated with CL # 4 and BP # 1 (BP mode 1)

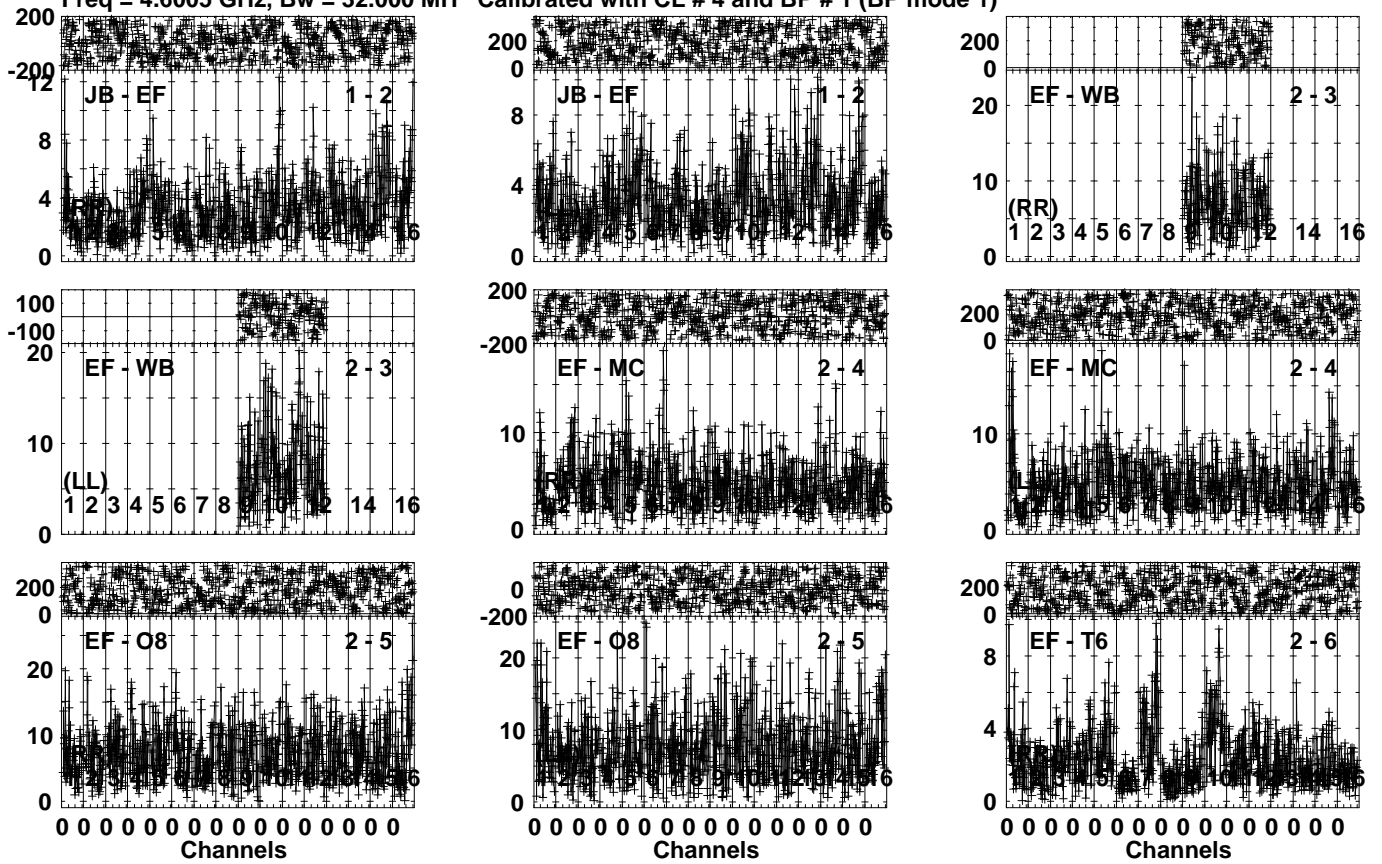


Lower frame: Milli Ampl Jy Top frame: Phas deg
Vector averaged cross-power spectrum Several baselines displayed
Timerange: 00/16:52:33 to 00/16:53:29

Plot file version 302 created 23-APR-2024 17:21:51

FRB EB100E 1.UVDATA.1

Freq = 4.6005 GHz, Bw = 32.000 MH Calibrated with CL # 4 and BP # 1 (BP mode 1)

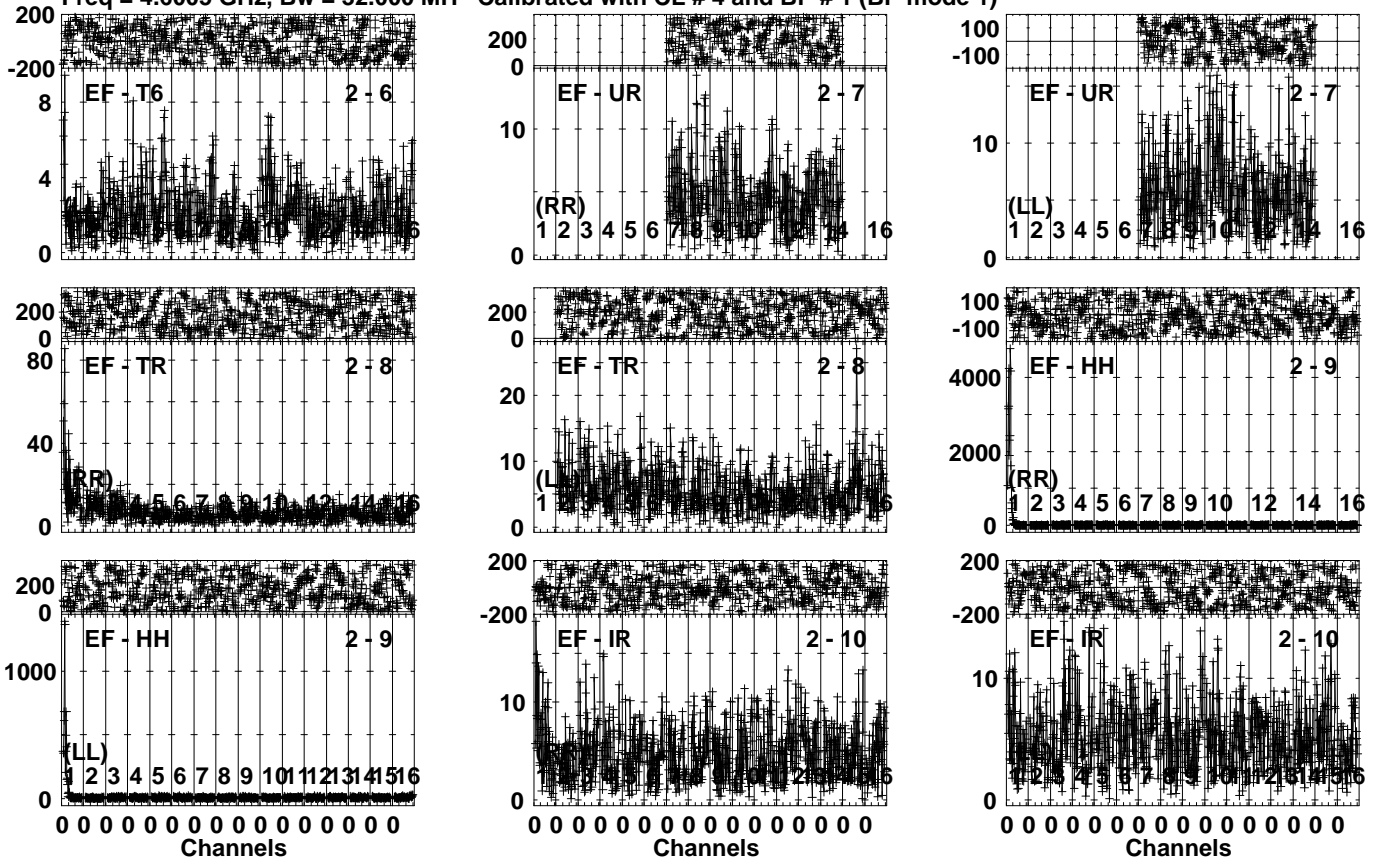


Lower frame: Milli Ampl Jy Top frame: Phas deg
Vector averaged cross-power spectrum Several baselines displayed
Timerange: 00/16:53:31 to 00/16:56:59

Plot file version 303 created 23-APR-2024 17:21:52

FRB EB100E 1.UVDATA.1

Freq = 4.6005 GHz, Bw = 32.000 MH Calibrated with CL # 4 and BP # 1 (BP mode 1)

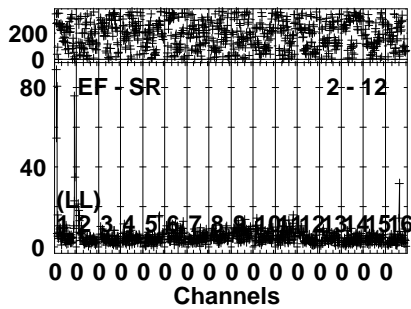
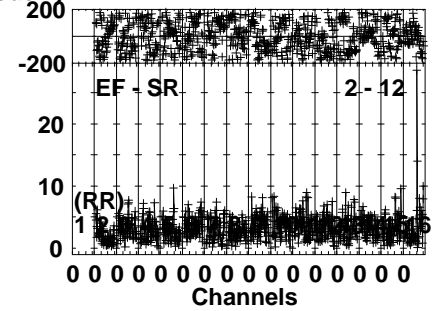
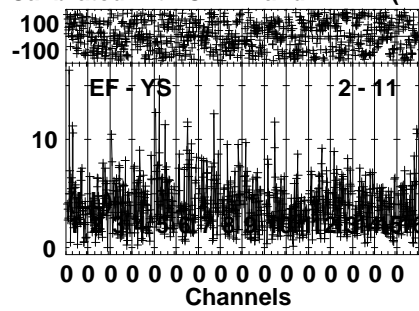
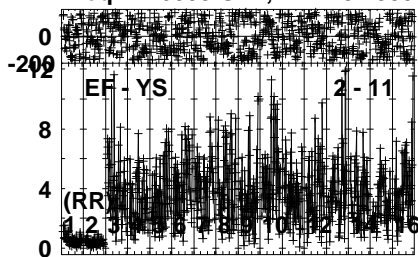


Lower frame: Milli Ampl Jy Top frame: Phas deg
Vector averaged cross-power spectrum Several baselines displayed
Timerange: 00/16:53:31 to 00/16:56:59

Plot file version 304 created 23-APR-2024 17:21:52

FRB EB100E 1.UVDATA.1

Freq = 4.6005 GHz, Bw = 32.000 MH Calibrated with CL # 4 and BP # 1 (BP mode 1)

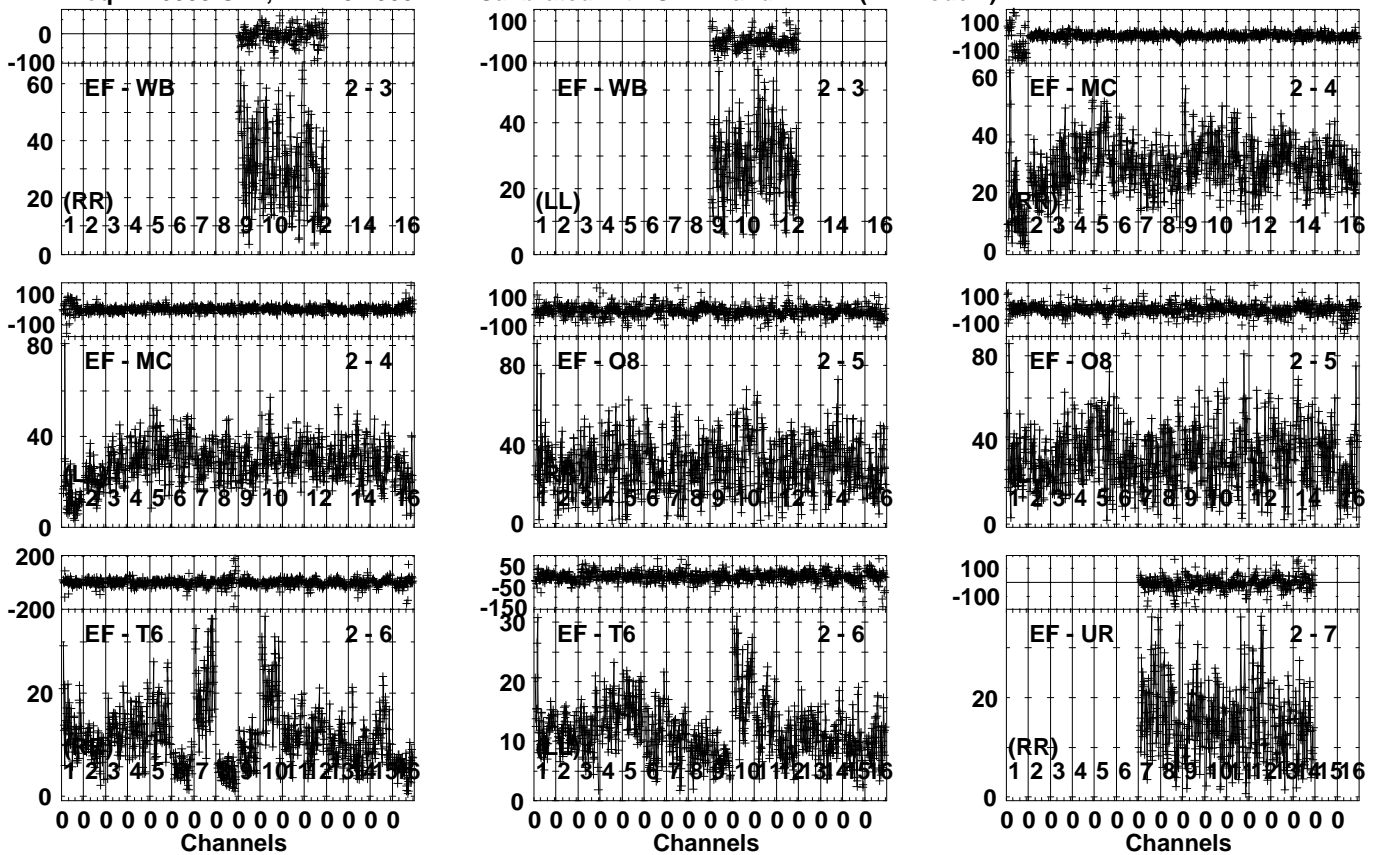


Lower frame: Milli Ampl Jy Top frame: Phas deg
Vector averaged cross-power spectrum Several baselines displayed
Timerange: 00/16:53:31 to 00/16:56:59

Plot file version 305 created 23-APR-2024 17:21:53

J0529+3209 EB100E 1.UVDATA.1

Freq = 4.6005 GHz, Bw = 32.000 MH Calibrated with CL # 4 and BP # 1 (BP mode 1)

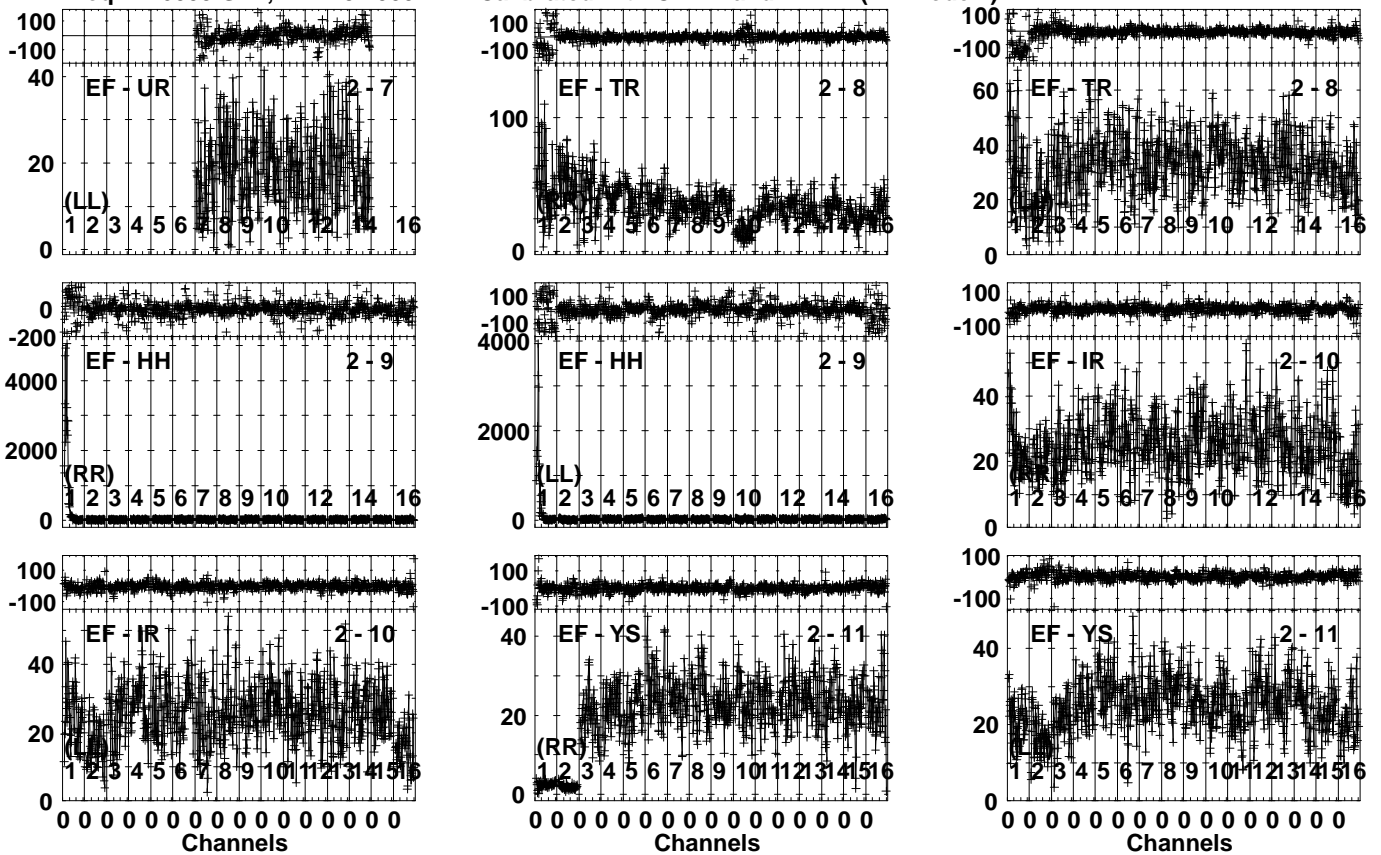


Lower frame: Milli Ampl Jy Top frame: Phas deg
Vector averaged cross-power spectrum Several baselines displayed
Timerange: 00/16:57:33 to 00/16:58:29

Plot file version 306 created 23-APR-2024 17:21:54

J0529+3209 EB100E 1.UVDATA.1

Freq = 4.6005 GHz, Bw = 32.000 MH Calibrated with CL # 4 and BP # 1 (BP mode 1)

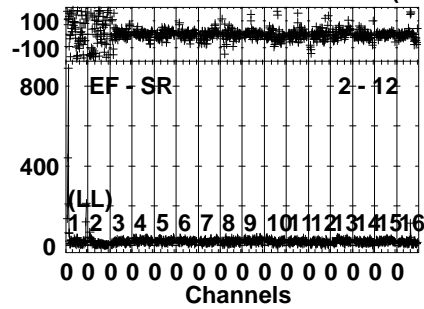
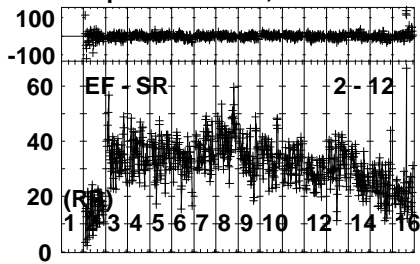


Lower frame: Milli Ampl Jy Top frame: Phas deg
Vector averaged cross-power spectrum Several baselines displayed
Timerange: 00/16:57:33 to 00/16:58:29

Plot file version 307 created 23-APR-2024 17:21:54

J0529+3209 EB100E 1.UVDATA.1

Freq = 4.6005 GHz, Bw = 32.000 MH Calibrated with CL # 4 and BP # 1 (BP mode 1)

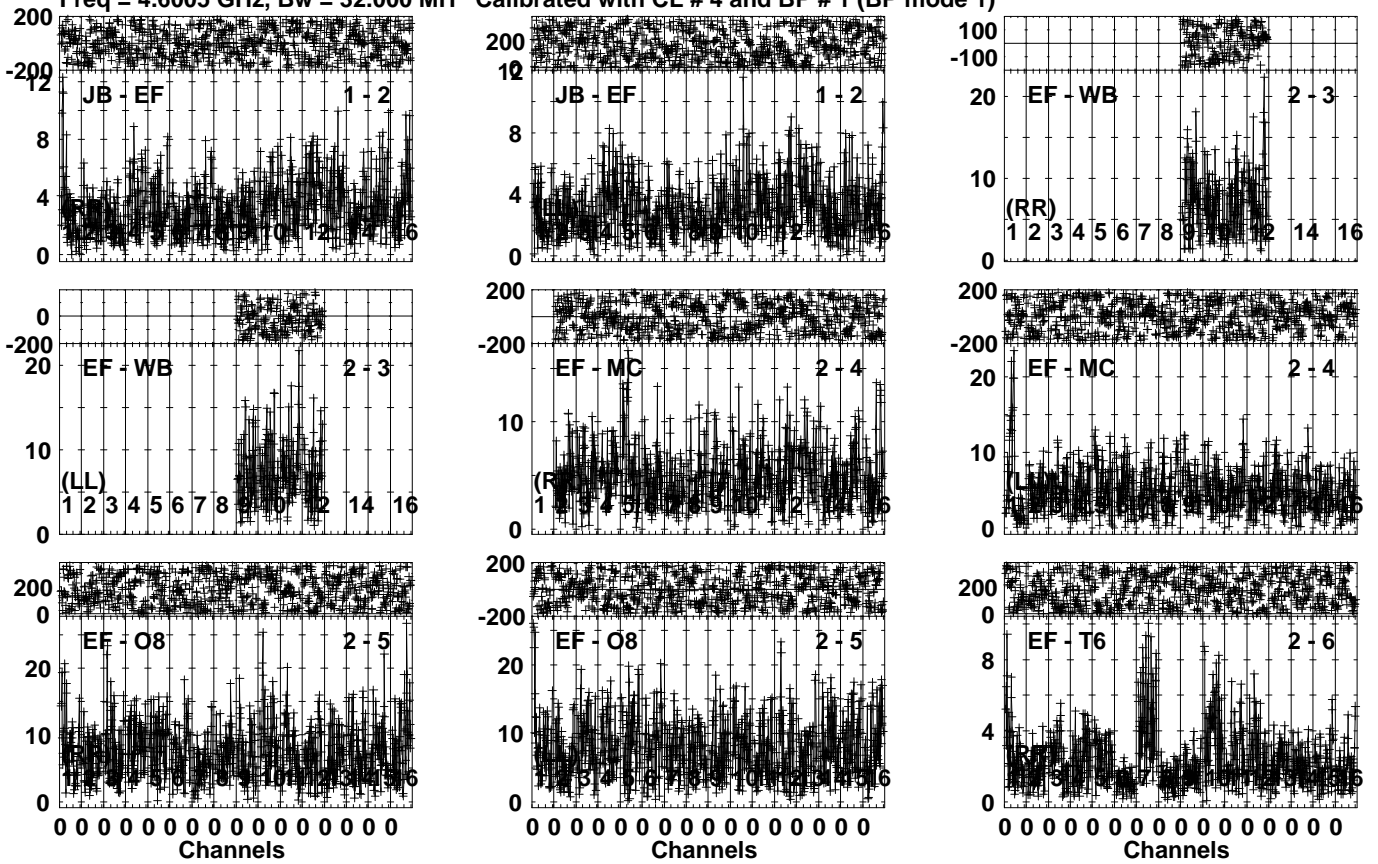


Lower frame: Milli Ampl Jy Top frame: Phas deg
Vector averaged cross-power spectrum Several baselines displayed
Timerange: 00/16:57:33 to 00/16:58:29

Plot file version 308 created 23-APR-2024 17:21:54

FRB EB100E 1.UVDATA.1

Freq = 4.6005 GHz, Bw = 32.000 MH Calibrated with CL # 4 and BP # 1 (BP mode 1)

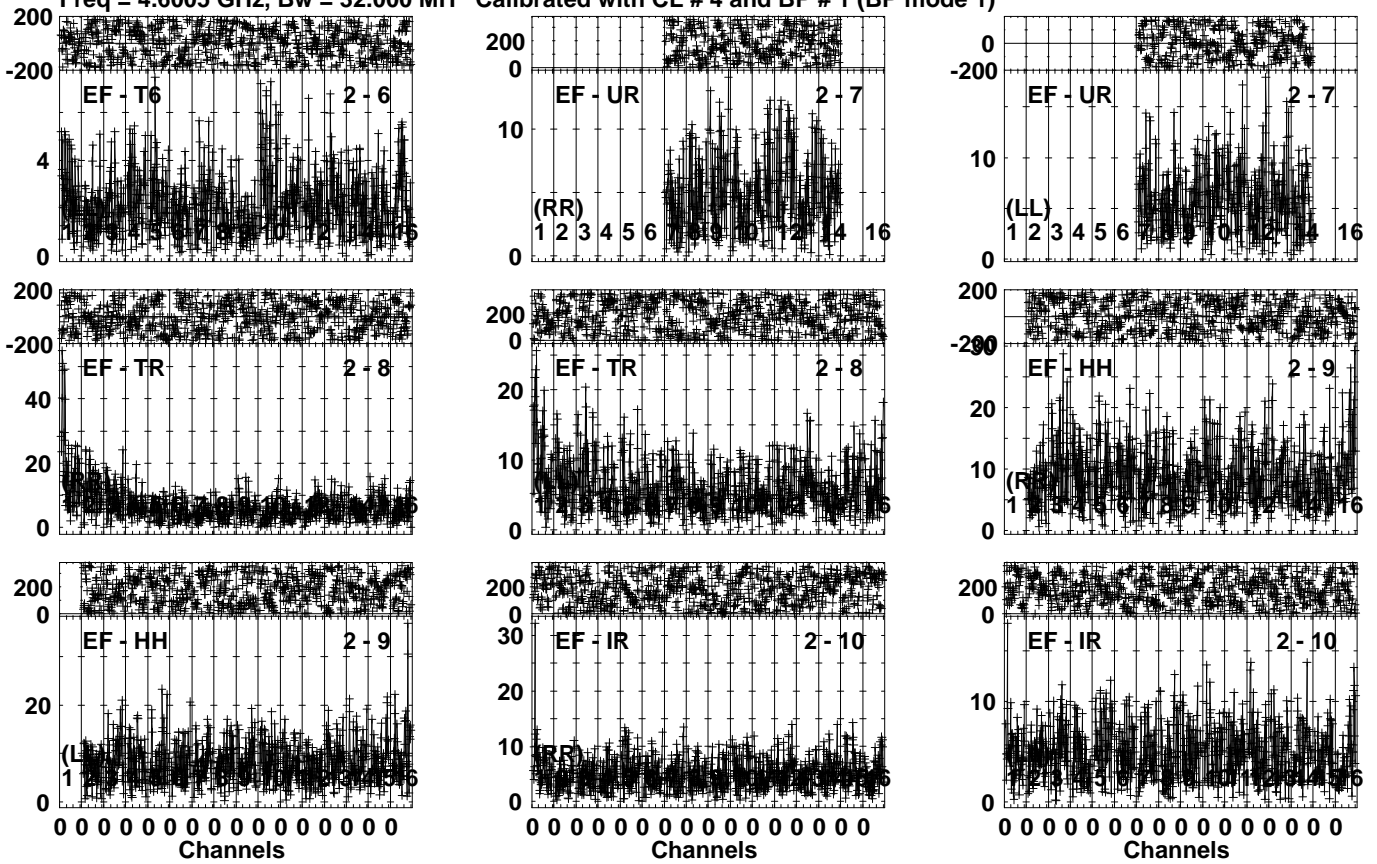


Lower frame: Milli Ampl Jy Top frame: Phas deg
Vector averaged cross-power spectrum Several baselines displayed
Timerange: 00/16:58:31 to 00/17:01:59

Plot file version 309 created 23-APR-2024 17:21:55

FRB EB100E 1.UVDATA.1

Freq = 4.6005 GHz, Bw = 32.000 MH Calibrated with CL # 4 and BP # 1 (BP mode 1)

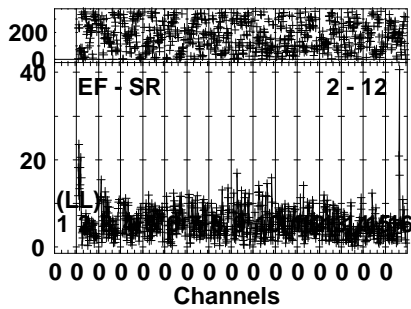
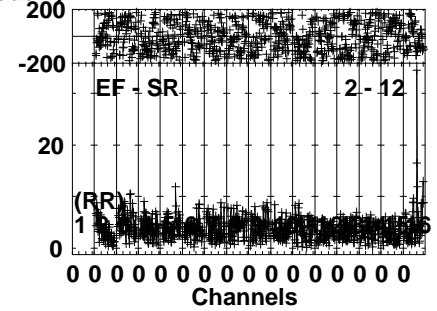
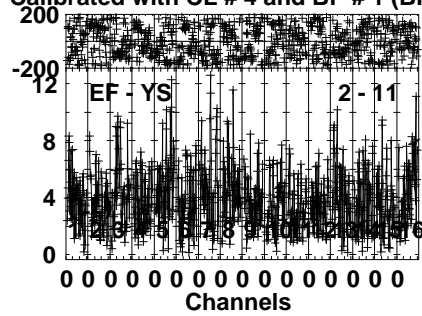
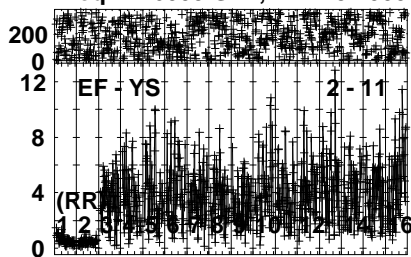


Lower frame: Milli Ampl Jy Top frame: Phas deg
Vector averaged cross-power spectrum Several baselines displayed
Timerange: 00/16:58:31 to 00/17:01:59

Plot file version 310 created 23-APR-2024 17:21:56

FRB EB100E 1.UVDATA.1

Freq = 4.6005 GHz, Bw = 32.000 MH Calibrated with CL # 4 and BP # 1 (BP mode 1)

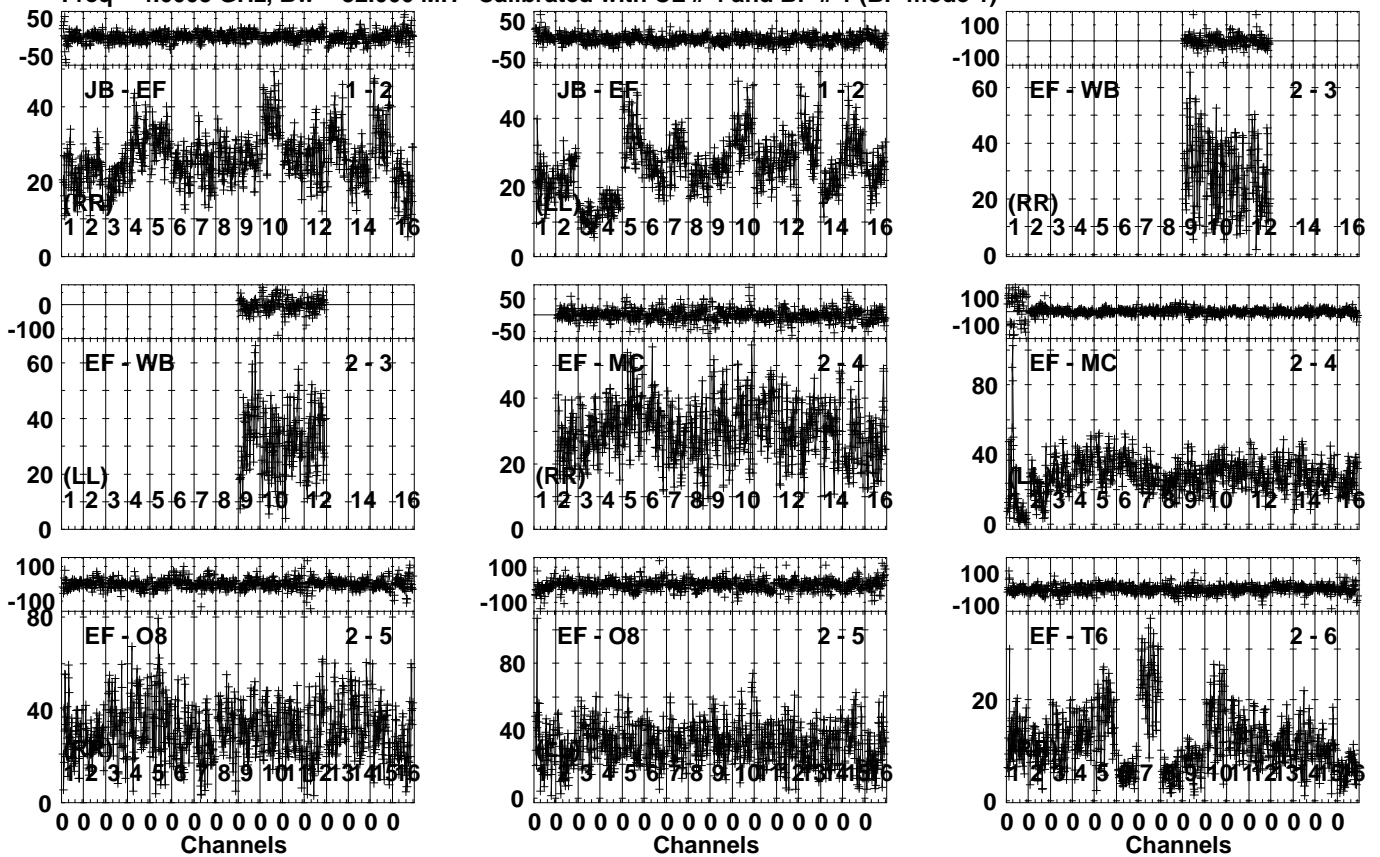


Lower frame: Milli Ampl Jy Top frame: Phas deg
Vector averaged cross-power spectrum Several baselines displayed
Timerange: 00/16:58:31 to 00/17:01:59

Plot file version 311 created 23-APR-2024 17:21:56

J0529+3209 EB100E 1.UVDATA.1

Freq = 4.6005 GHz, Bw = 32.000 MH Calibrated with CL # 4 and BP # 1 (BP mode 1)

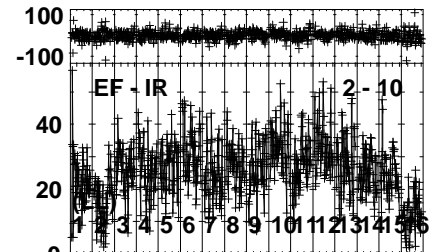
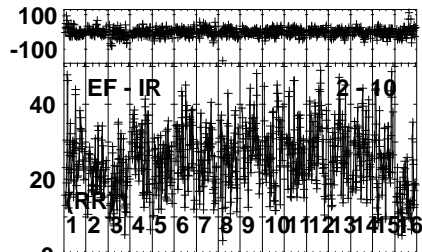
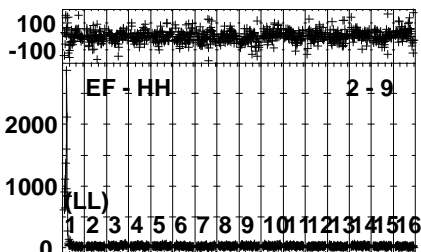
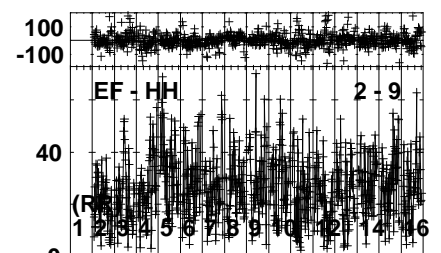
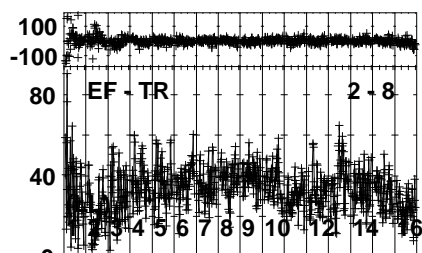
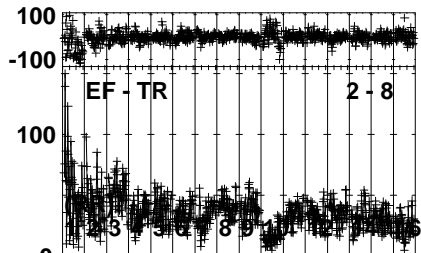
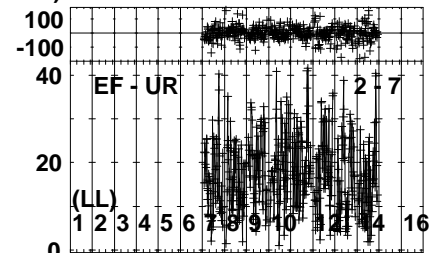
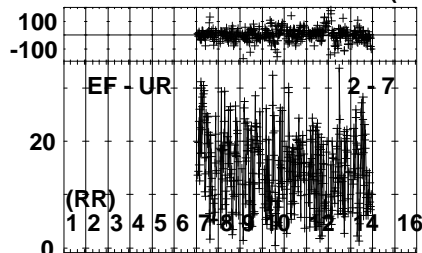
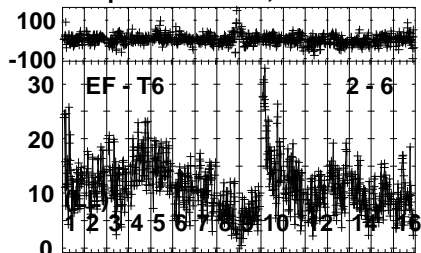


Lower frame: Milli Ampl Jy Top frame: Phas deg
Vector averaged cross-power spectrum Several baselines displayed
Timerange: 00/17:02:01 to 00/17:03:29

Plot file version 312 created 23-APR-2024 17:21:57

J0529+3209 EB100E 1.UVDATA.1

Freq = 4.6005 GHz, Bw = 32.000 MH Calibrated with CL # 4 and BP # 1 (BP mode 1)

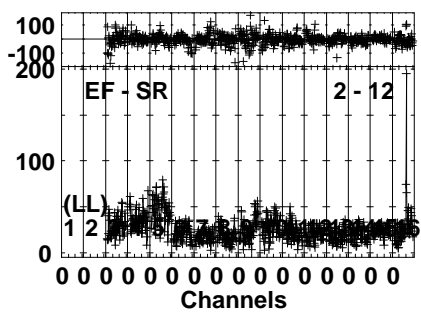
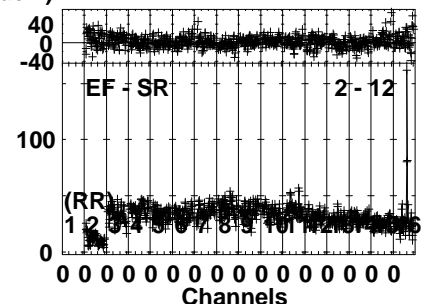
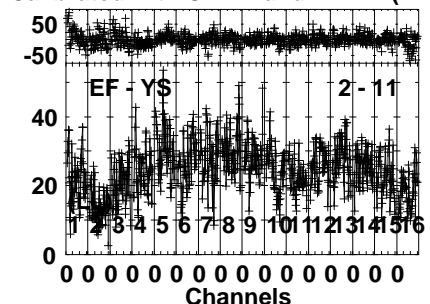
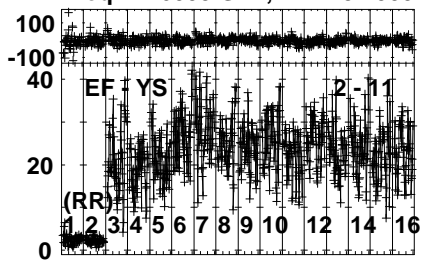


Lower frame: Milli Ampl Jy Top frame: Phas deg
Vector averaged cross-power spectrum Several baselines displayed
Timerange: 00/17:02:01 to 00/17:03:29

Plot file version 313 created 23-APR-2024 17:21:58

J0529+3209 EB100E 1.UVDATA.1

Freq = 4.6005 GHz, Bw = 32.000 MH Calibrated with CL # 4 and BP # 1 (BP mode 1)



Lower frame: Milli Ampl Jy Top frame: Phas deg

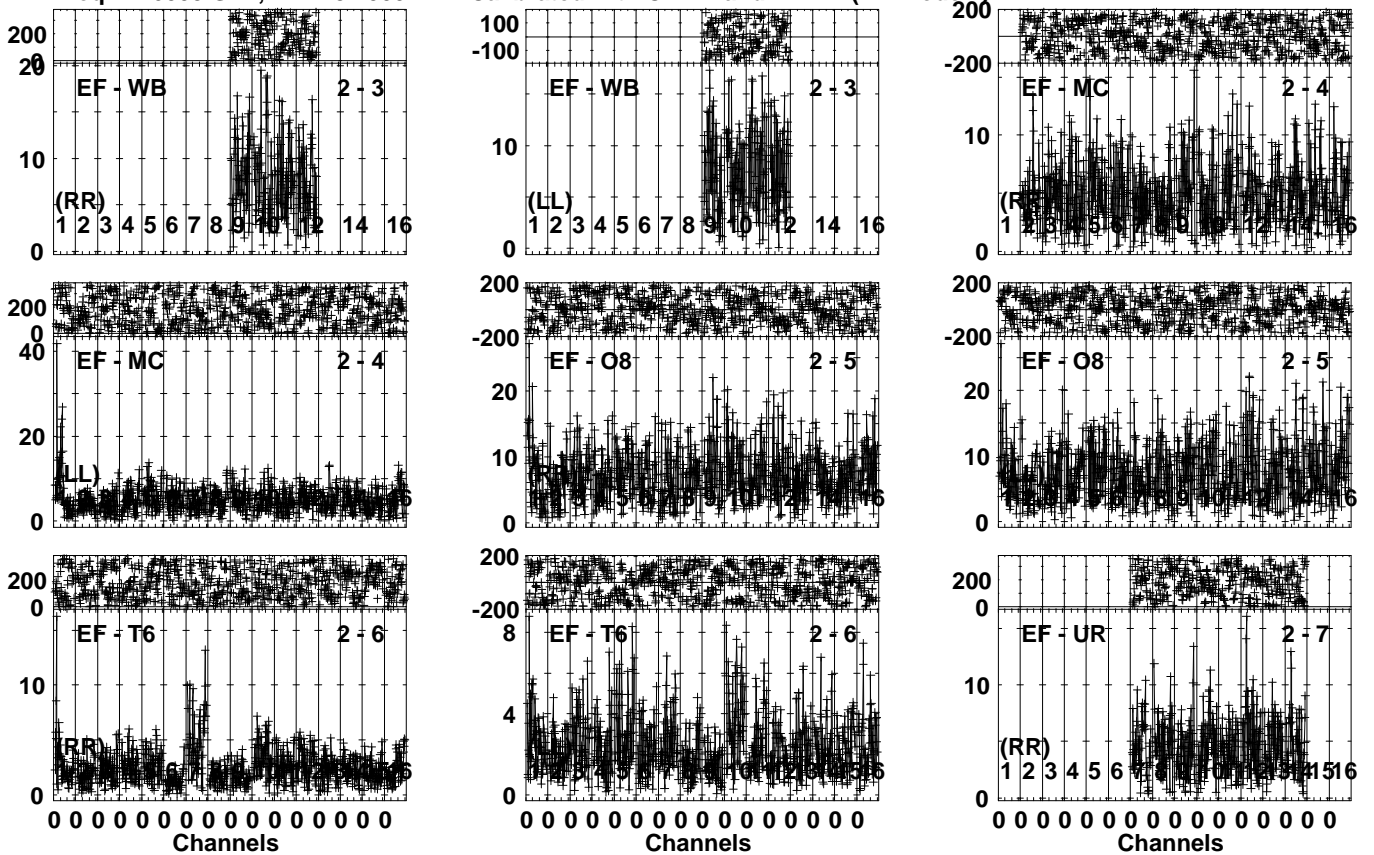
Vector averaged cross-power spectrum Several baselines displayed

Timerange: 00/17:02:01 to 00/17:03:29

Plot file version 314 created 23-APR-2024 17:21:58

FRB EB100E 1.UVDATA.1

Freq = 4.6005 GHz, Bw = 32.000 MH Calibrated with CL # 4 and BP # 1 (BP mode 1)

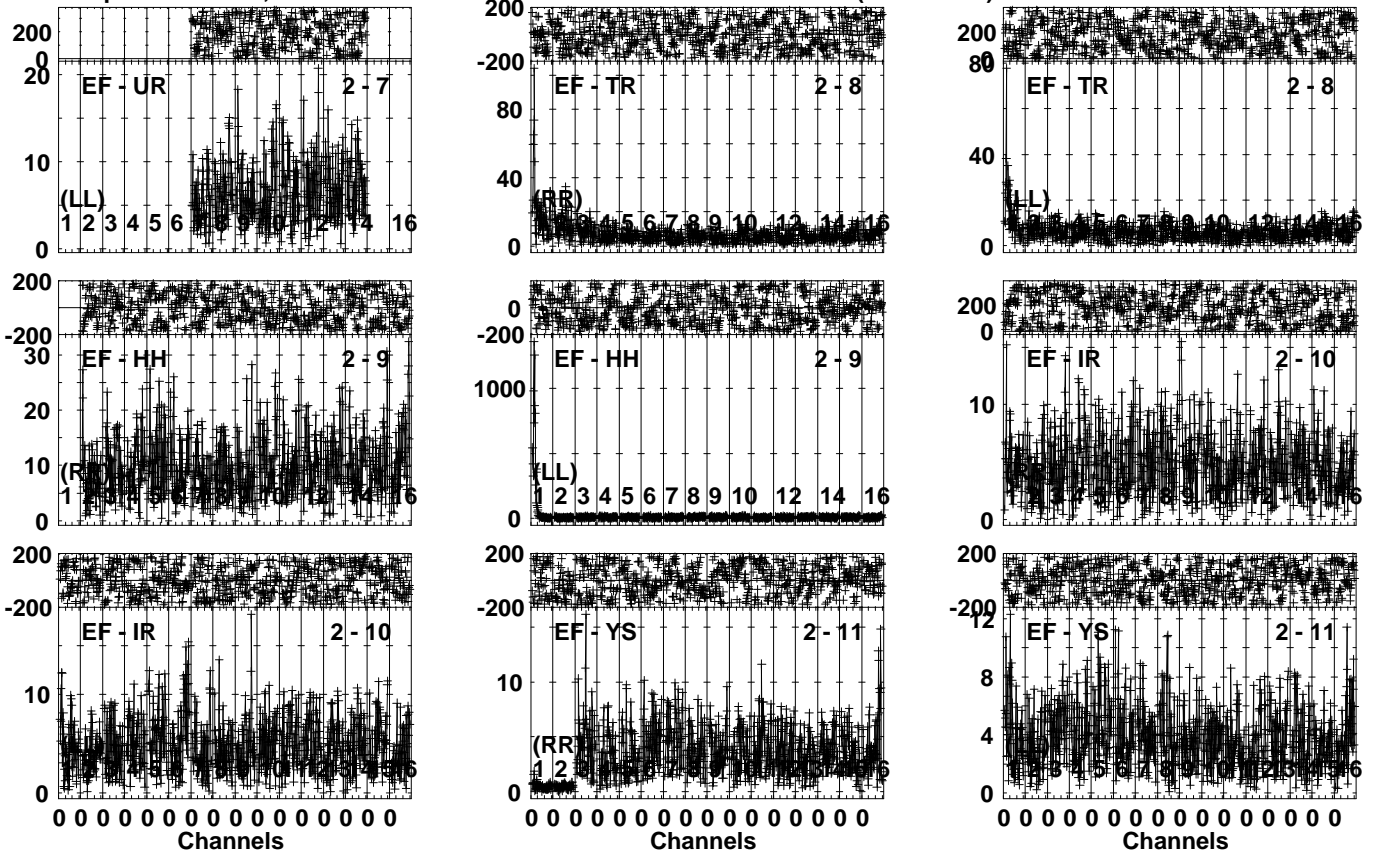


Lower frame: Milli Ampl Jy Top frame: Phas deg
Vector averaged cross-power spectrum Several baselines displayed
Timerange: 00/17:03:31 to 00/17:06:59

Plot file version 315 created 23-APR-2024 17:21:59

FRB EB100E 1.UVDATA.1

Freq = 4.6005 GHz, Bw = 32.000 MH Calibrated with CL # 4 and BP # 1 (BP mode 1)

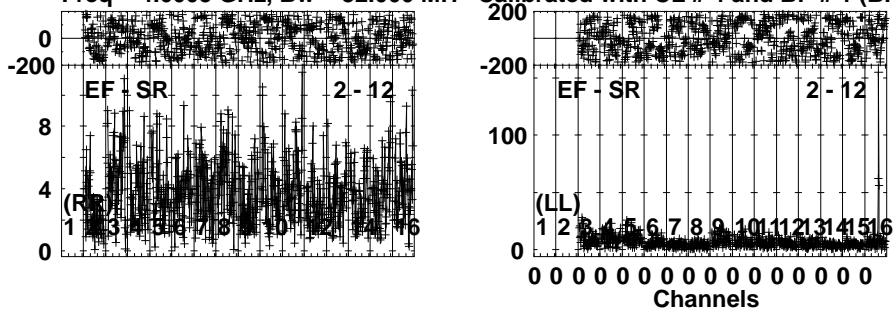


Lower frame: Milli Ampl Jy Top frame: Phas deg
Vector averaged cross-power spectrum Several baselines displayed
Timerange: 00/17:03:31 to 00/17:06:59

Plot file version 316 created 23-APR-2024 17:21:59

FRB EB100E 1.UVDATA.1

Freq = 4.6005 GHz, Bw = 32.000 MH Calibrated with CL # 4 and BP # 1 (BP mode 1)

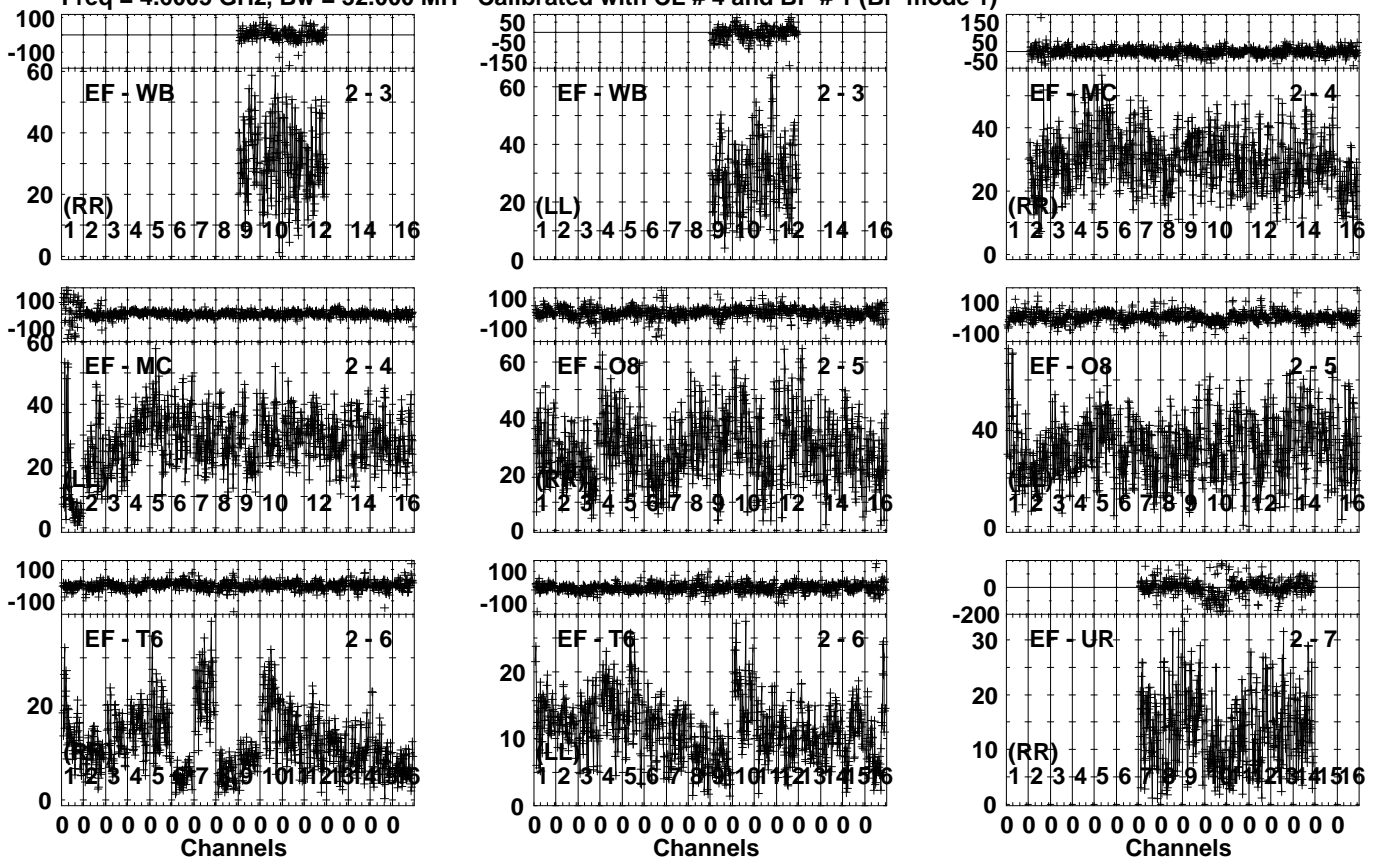


Lower frame: Milli Ampl Jy Top frame: Phas deg
Vector averaged cross-power spectrum Several baselines displayed
Timerange: 00/17:03:31 to 00/17:06:59

Plot file version 317 created 23-APR-2024 17:22:00

J0529+3209 EB100E 1.UVDATA.1

Freq = 4.6005 GHz, Bw = 32.000 MH Calibrated with CL # 4 and BP # 1 (BP mode 1)

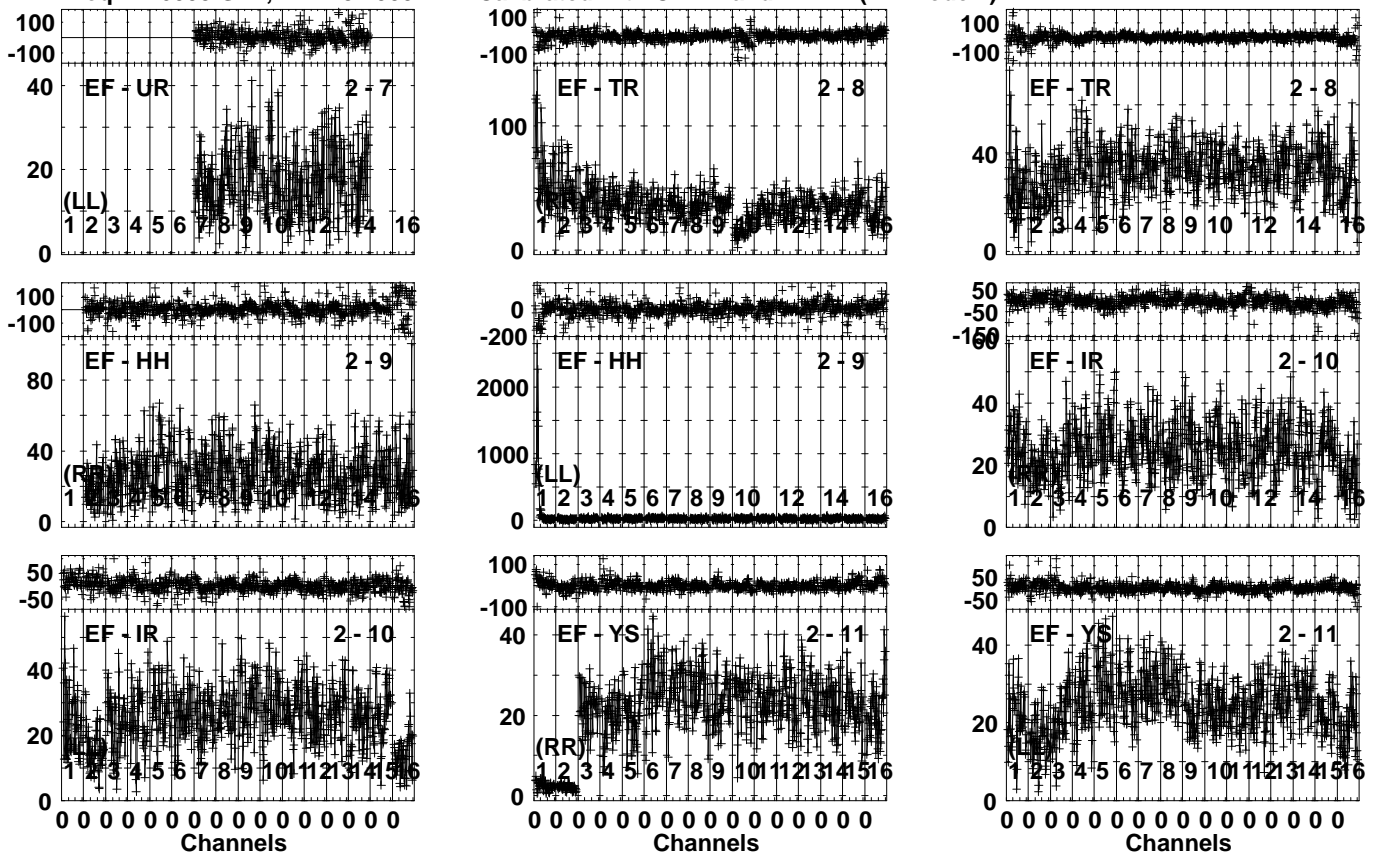


Lower frame: Milli Ampl Jy Top frame: Phas deg
Vector averaged cross-power spectrum Several baselines displayed
Timerange: 00/17:07:33 to 00/17:08:29

Plot file version 318 created 23-APR-2024 17:22:00

J0529+3209 EB100E 1.UVDATA.1

Freq = 4.6005 GHz, Bw = 32.000 MH Calibrated with CL # 4 and BP # 1 (BP mode 1)



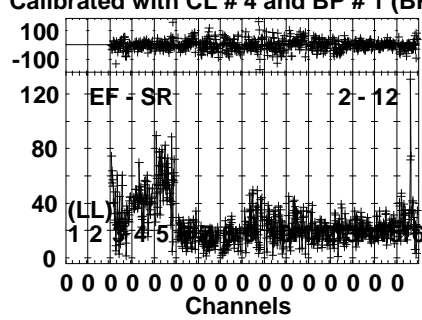
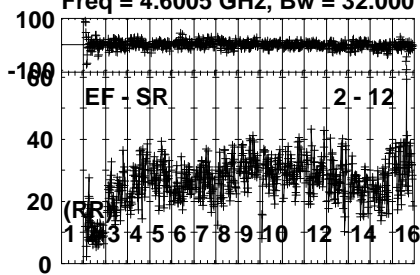
Lower frame: Milli Ampl Jy Top frame: Phas deg
Vector averaged cross-power spectrum Several baselines displayed
Timerange: 00/17:07:33 to 00/17:08:29

Plot file version 319 created 23-APR-2024 17:22:00

J0529+3209 EB100E 1.UVDATA.1

Freq = 4.6005 GHz, Bw = 32.000 MH

Calibrated with CL # 4 and BP # 1 (BP mode 1)

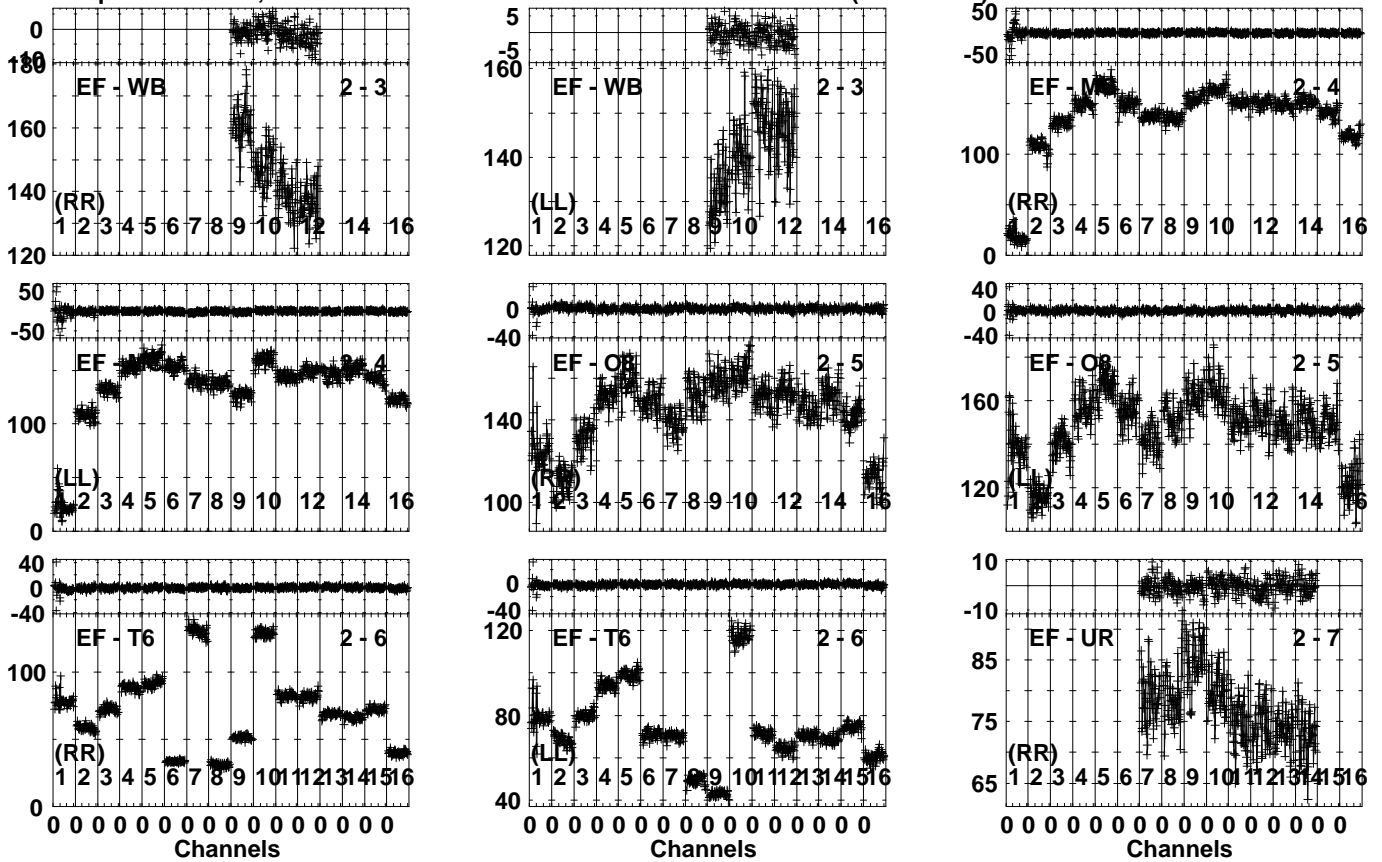


Lower frame: Milli Ampl Jy Top frame: Phas deg
Vector averaged cross-power spectrum Several baselines displayed
Timerange: 00/17:07:33 to 00/17:08:29

Plot file version 320 created 23-APR-2024 17:22:01

J0518+3306 EB100E 1.UVDATA.1

Freq = 4.6005 GHz, Bw = 32.000 MH Calibrated with CL # 4 and BP # 1 (BP mode 1)

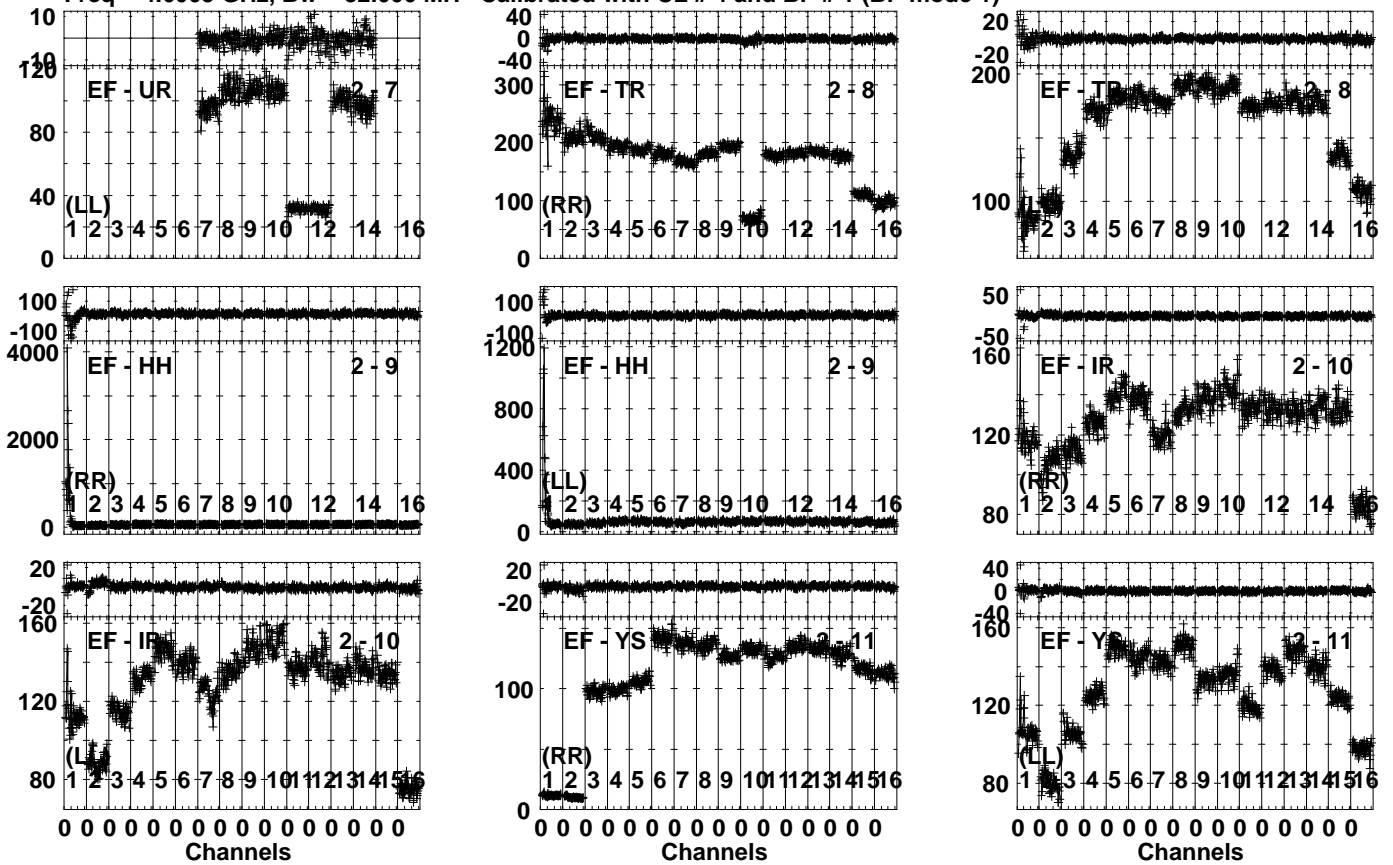


Lower frame: Milli Ampl Jy Top frame: Phas deg
Vector averaged cross-power spectrum Several baselines displayed
Timerange: 00/17:09:03 to 00/17:11:59

Plot file version 321 created 23-APR-2024 17:22:01

J0518+3306 EB100E 1.UVDATA.1

Freq = 4.6005 GHz, Bw = 32.000 MH Calibrated with CL # 4 and BP # 1 (BP mode 1)

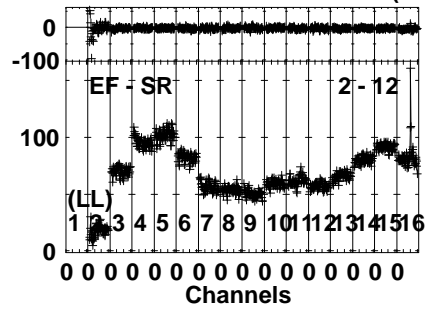
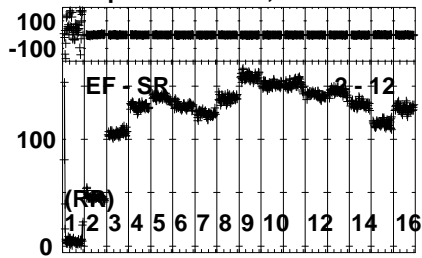


Lower frame: Milli Ampl Jy Top frame: Phas deg
Vector averaged cross-power spectrum Several baselines displayed
Timerange: 00/17:09:03 to 00/17:11:59

Plot file version 322 created 23-APR-2024 17:22:02

J0518+3306 EB100E 1.UVDATA.1

Freq = 4.6005 GHz, Bw = 32.000 MH Calibrated with CL # 4 and BP # 1 (BP mode 1)

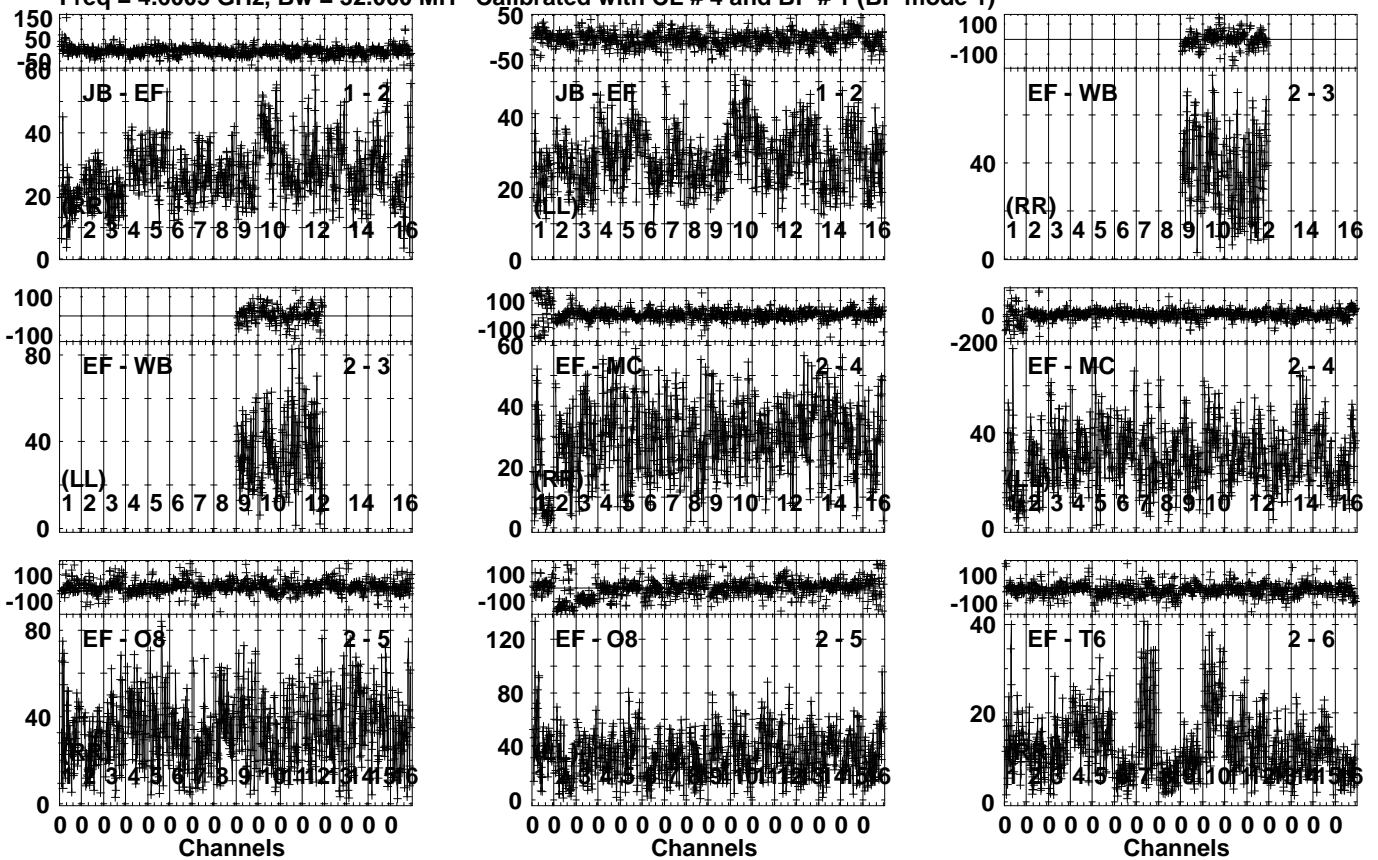


Lower frame: Milli Ampl Jy Top frame: Phas deg
Vector averaged cross-power spectrum Several baselines displayed
Timerange: 00/17:09:03 to 00/17:11:59

Plot file version 323 created 23-APR-2024 17:22:03

J0529+3209 EB100E 1.UVDATA.1

Freq = 4.6005 GHz, Bw = 32.000 MH Calibrated with CL # 4 and BP # 1 (BP mode 1)

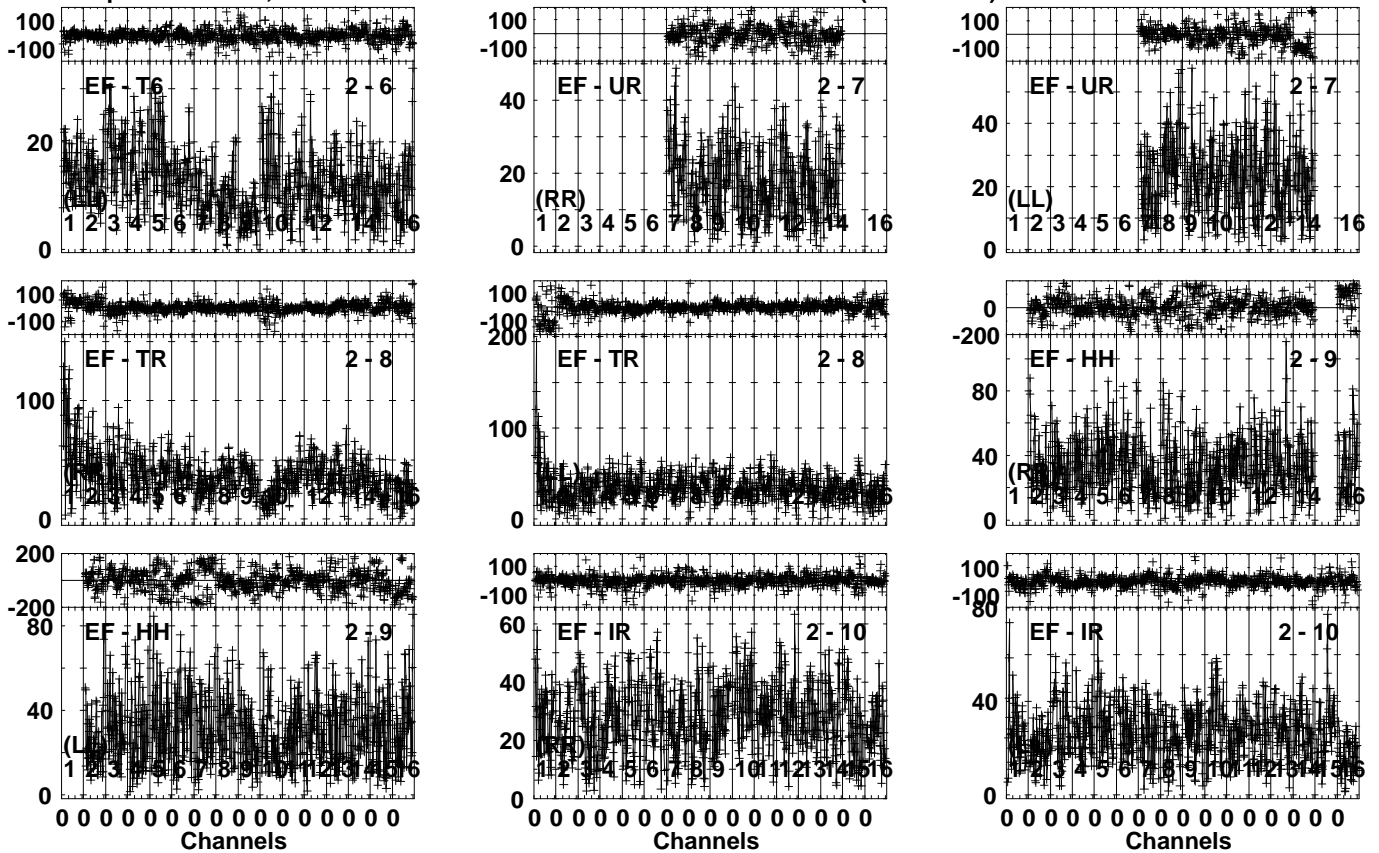


Lower frame: Milli Ampl Jy Top frame: Phas deg
Vector averaged cross-power spectrum Several baselines displayed
Timerange: 00/17:12:01 to 00/17:13:29

Plot file version 324 created 23-APR-2024 17:22:03

J0529+3209 EB100E 1.UVDATA.1

Freq = 4.6005 GHz, Bw = 32.000 MH Calibrated with CL # 4 and BP # 1 (BP mode 1)

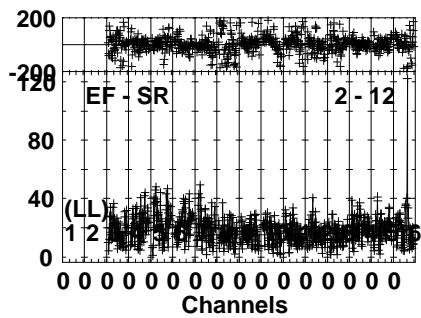
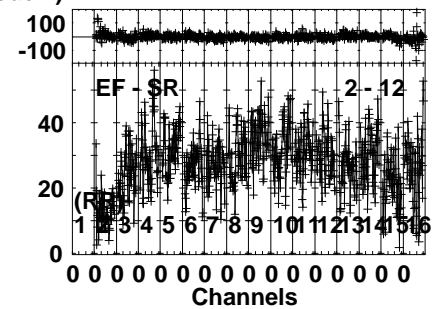
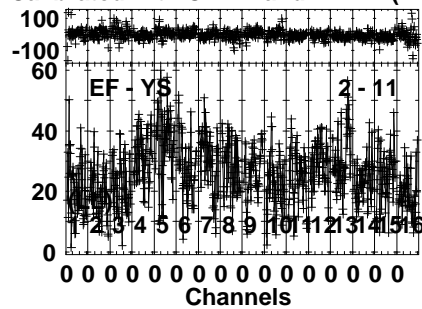
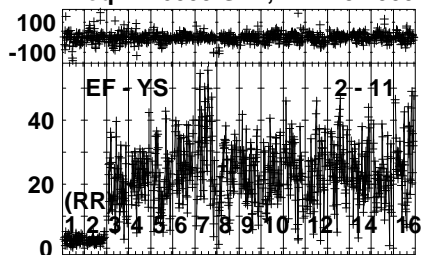


Lower frame: Milli Ampl Jy Top frame: Phas deg
Vector averaged cross-power spectrum Several baselines displayed
Timerange: 00/17:12:01 to 00/17:13:29

Plot file version 325 created 23-APR-2024 17:22:04

J0529+3209 EB100E 1.UVDATA.1

Freq = 4.6005 GHz, Bw = 32.000 MH Calibrated with CL # 4 and BP # 1 (BP mode 1)

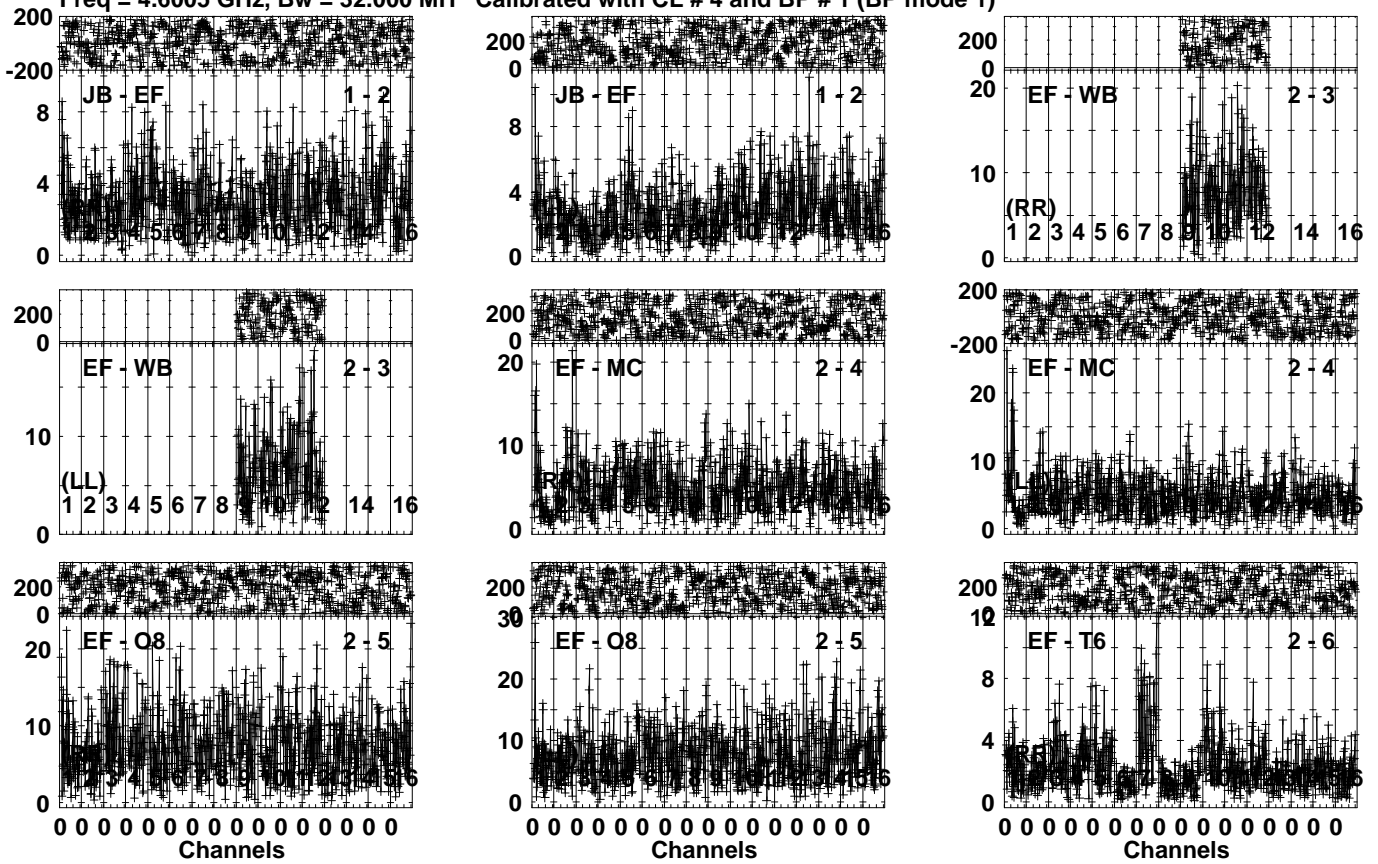


Lower frame: Milli Ampl Jy Top frame: Phas deg
Vector averaged cross-power spectrum Several baselines displayed
Timerange: 00/17:12:01 to 00/17:13:29

Plot file version 326 created 23-APR-2024 17:22:04

FRB EB100E 1.UVDATA.1

Freq = 4.6005 GHz, Bw = 32.000 MH Calibrated with CL # 4 and BP # 1 (BP mode 1)

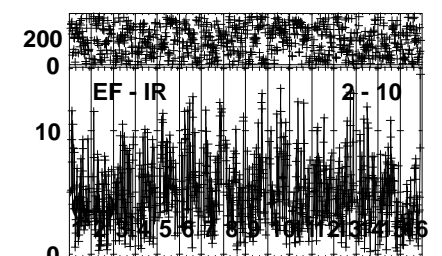
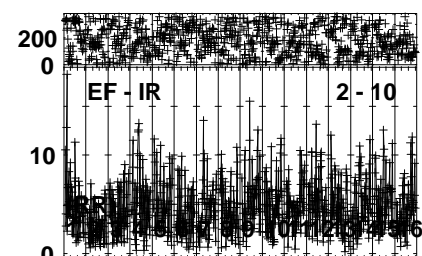
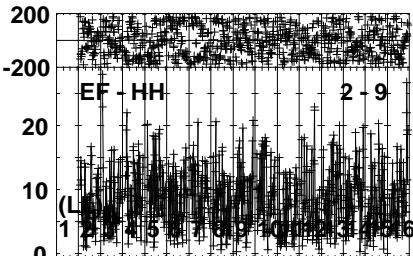
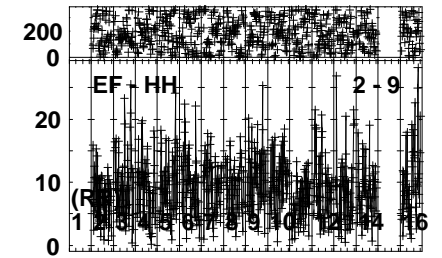
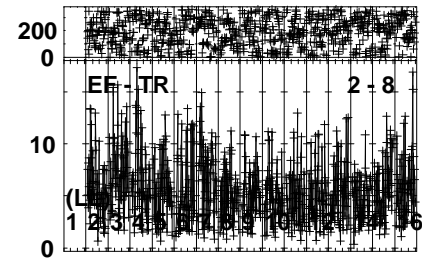

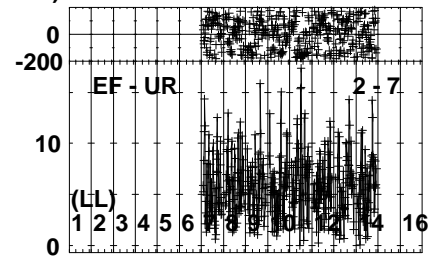
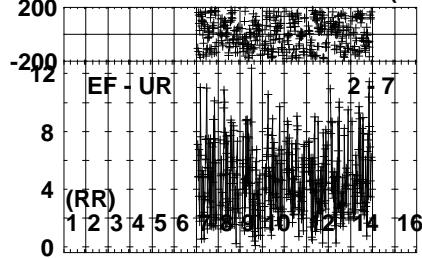
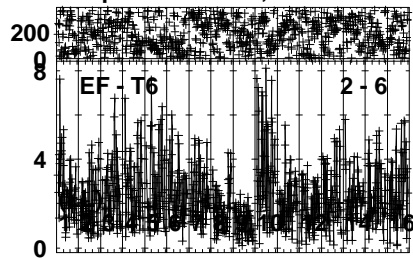


Lower frame: Milli Ampl Jy Top frame: Phas deg
Vector averaged cross-power spectrum Several baselines displayed
Timerange: 00/17:13:31 to 00/17:16:59

Plot file version 327 created 23-APR-2024 17:22:05

FRB EB100E 1.UVDATA.1

Freq = 4.6005 GHz, Bw = 32.000 MH Calibrated with CL # 4 and BP # 1 (BP mode 1)

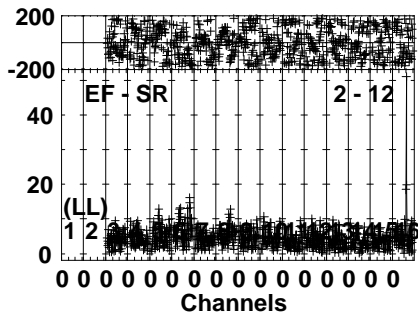
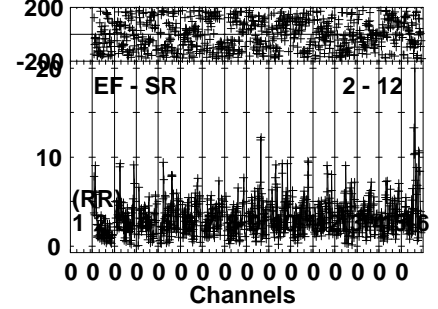
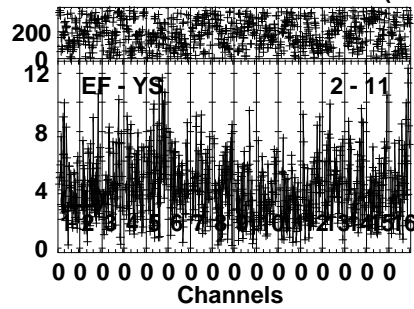
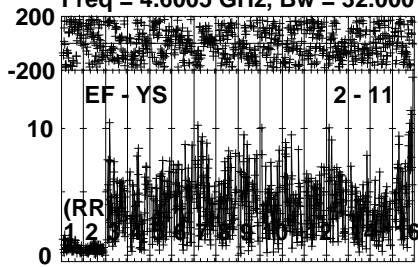


Lower frame: Milli Ampl Jy Top frame: Phas deg
Vector averaged cross-power spectrum Several baselines displayed
Timerange: 00/17:13:31 to 00/17:16:59

Plot file version 328 created 23-APR-2024 17:22:05

FRB EB100E 1.UVDATA.1

Freq = 4.6005 GHz, Bw = 32.000 MH Calibrated with CL # 4 and BP # 1 (BP mode 1)

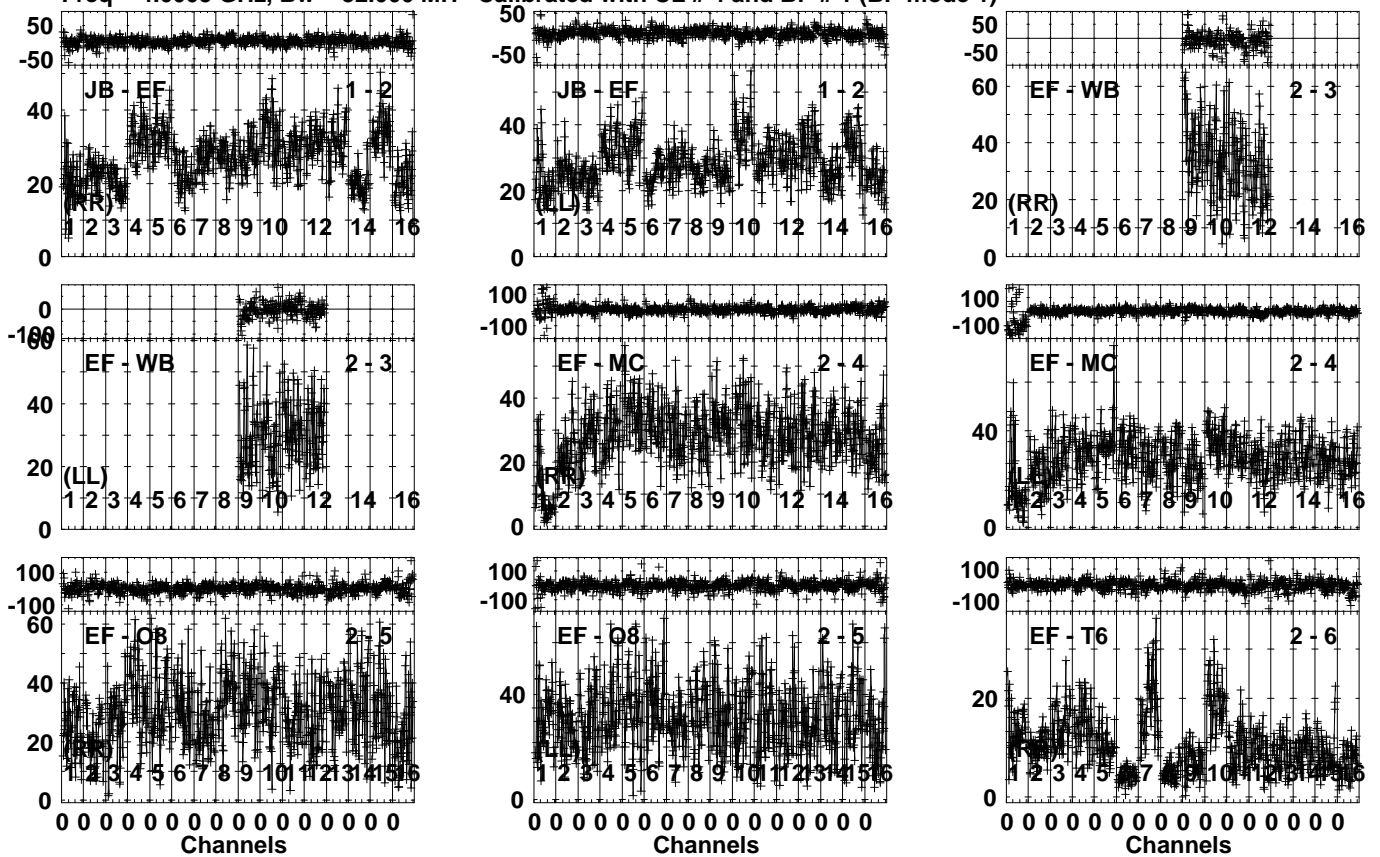


Lower frame: Milli Ampl Jy Top frame: Phas deg
Vector averaged cross-power spectrum Several baselines displayed
Timerange: 00/17:13:31 to 00/17:16:59

Plot file version 329 created 23-APR-2024 17:22:06

J0529+3209 EB100E 1.UVDATA.1

Freq = 4.6005 GHz, Bw = 32.000 MH Calibrated with CL # 4 and BP # 1 (BP mode 1)

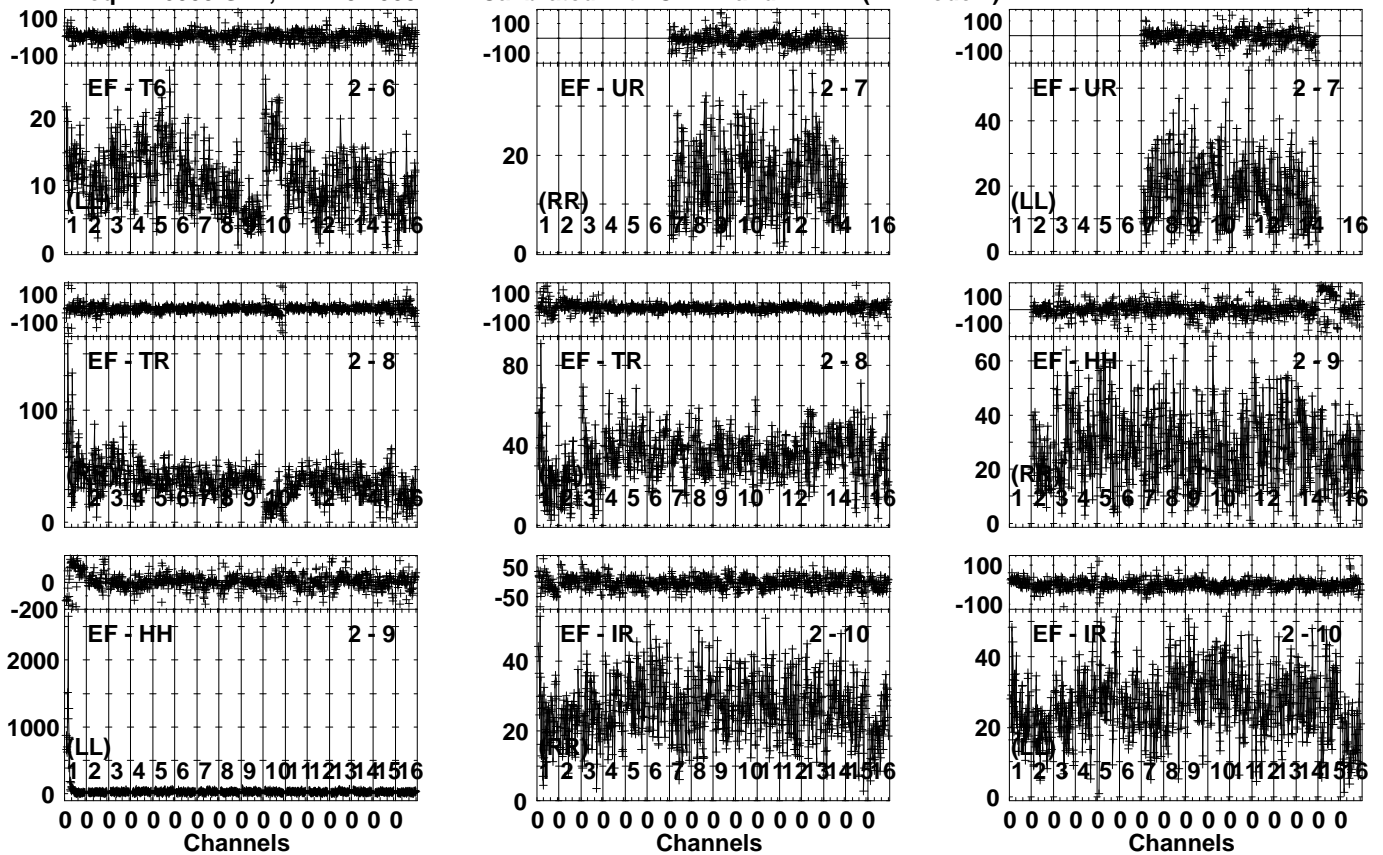


Lower frame: Milli Ampl Jy Top frame: Phas deg
Vector averaged cross-power spectrum Several baselines displayed
Timerange: 00/17:17:33 to 00/17:18:29

Plot file version 330 created 23-APR-2024 17:22:07

J0529+3209 EB100E 1.UVDATA.1

Freq = 4.6005 GHz, Bw = 32.000 MH Calibrated with CL # 4 and BP # 1 (BP mode 1)

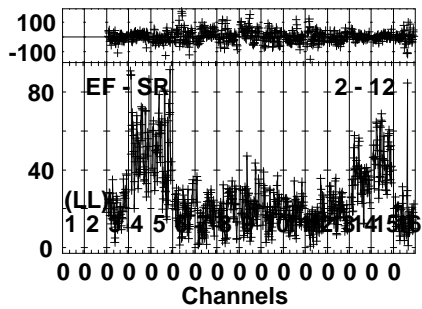
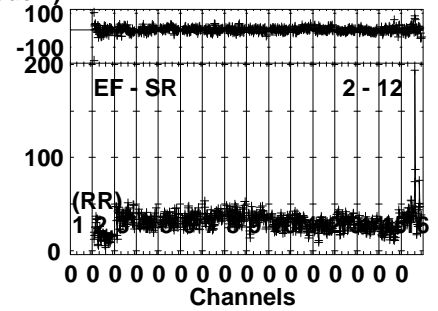
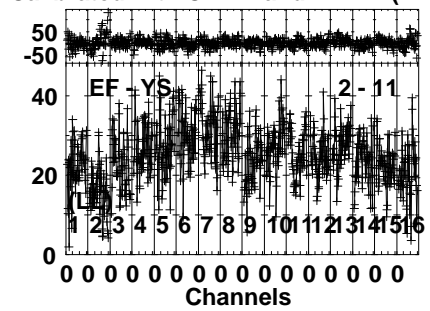
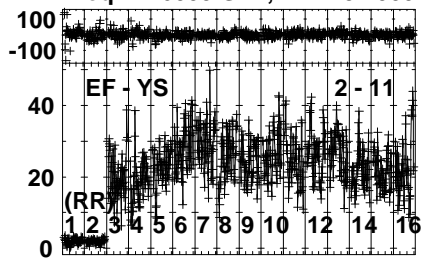


Lower frame: Milli Ampl Jy Top frame: Phas deg
Vector averaged cross-power spectrum Several baselines displayed
Timerange: 00/17:17:33 to 00/17:18:29

Plot file version 331 created 23-APR-2024 17:22:07

J0529+3209 EB100E 1.UVDATA.1

Freq = 4.6005 GHz, Bw = 32.000 MH Calibrated with CL # 4 and BP # 1 (BP mode 1)

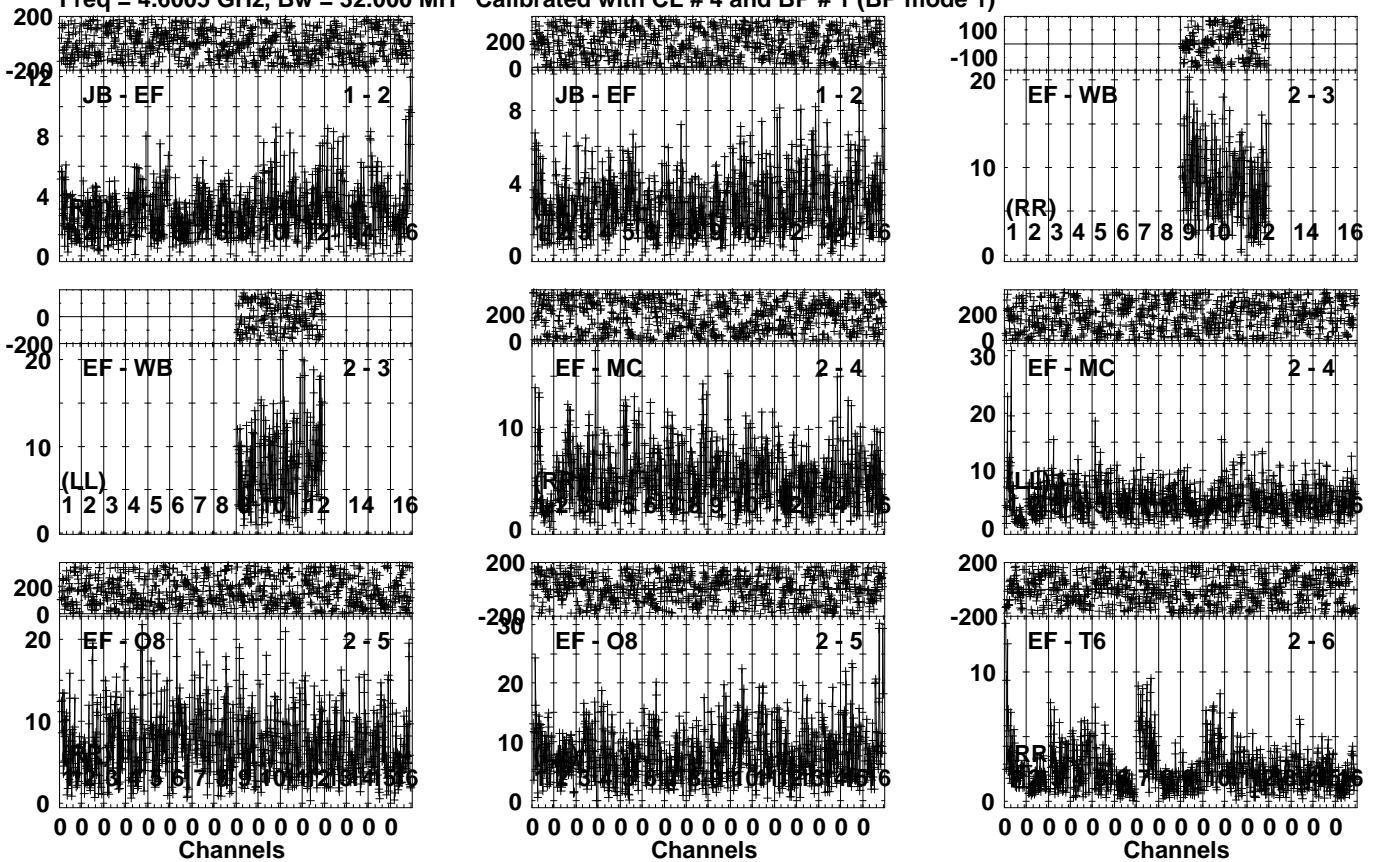


Lower frame: Milli Ampl Jy Top frame: Phas deg
Vector averaged cross-power spectrum Several baselines displayed
Timerange: 00/17:17:33 to 00/17:18:29

Plot file version 332 created 23-APR-2024 17:22:08

FRB EB100E 1.UVDATA.1

Freq = 4.6005 GHz, Bw = 32.000 MH Calibrated with CL # 4 and BP # 1 (BP mode 1)

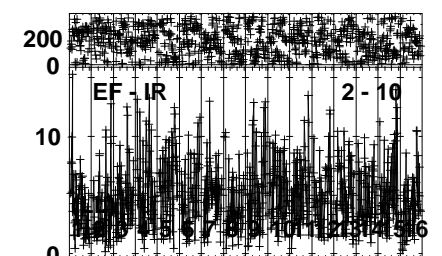
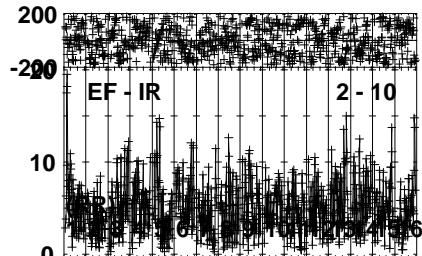
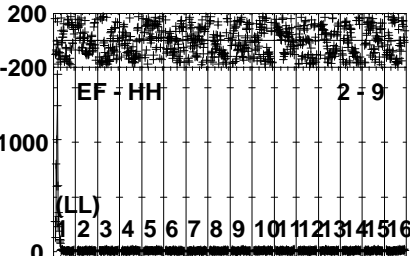
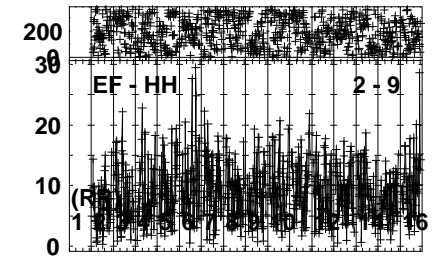
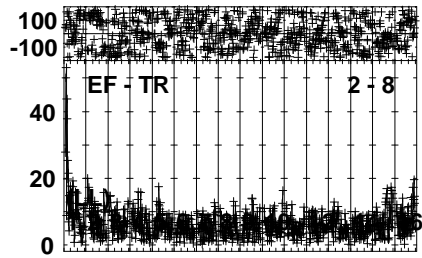
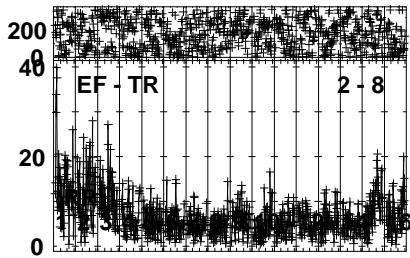
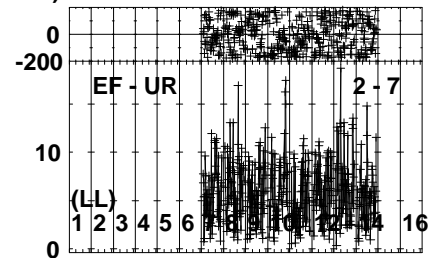
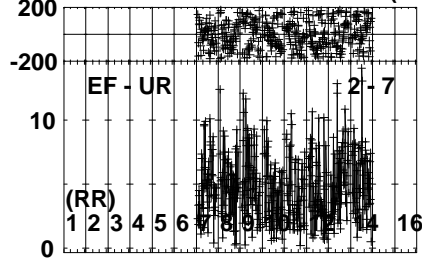
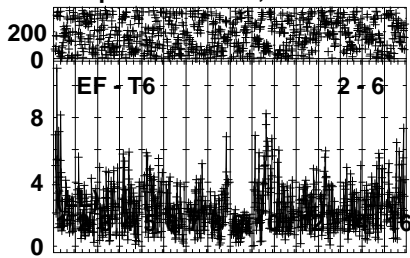


Lower frame: Milli Ampl Jy Top frame: Phas deg
Vector averaged cross-power spectrum Several baselines displayed
Timerange: 00/17:18:33 to 00/17:21:59

Plot file version 333 created 23-APR-2024 17:22:08

FRB EB100E 1.UVDATA.1

Freq = 4.6005 GHz, Bw = 32.000 MH Calibrated with CL # 4 and BP # 1 (BP mode 1)

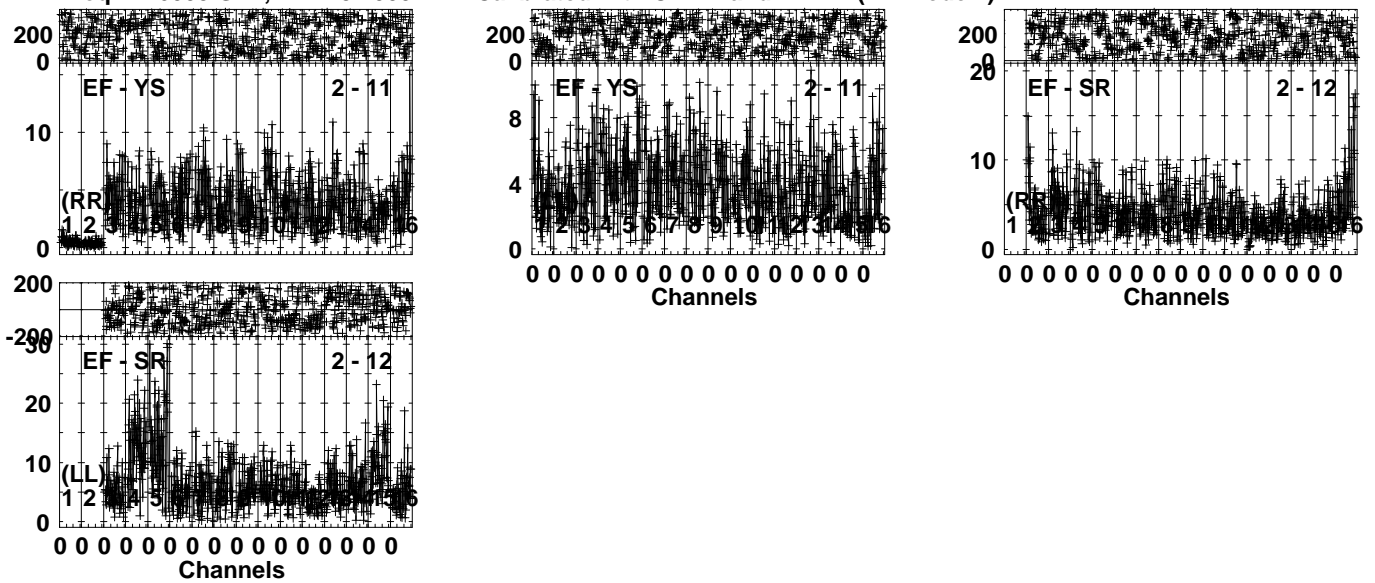


Lower frame: Milli Ampl Jy Top frame: Phas deg
Vector averaged cross-power spectrum Several baselines displayed
Timerange: 00/17:18:33 to 00/17:21:59

Plot file version 334 created 23-APR-2024 17:22:09

FRB EB100E 1.UVDATA.1

Freq = 4.6005 GHz, Bw = 32.000 MH Calibrated with CL # 4 and BP # 1 (BP mode 1)

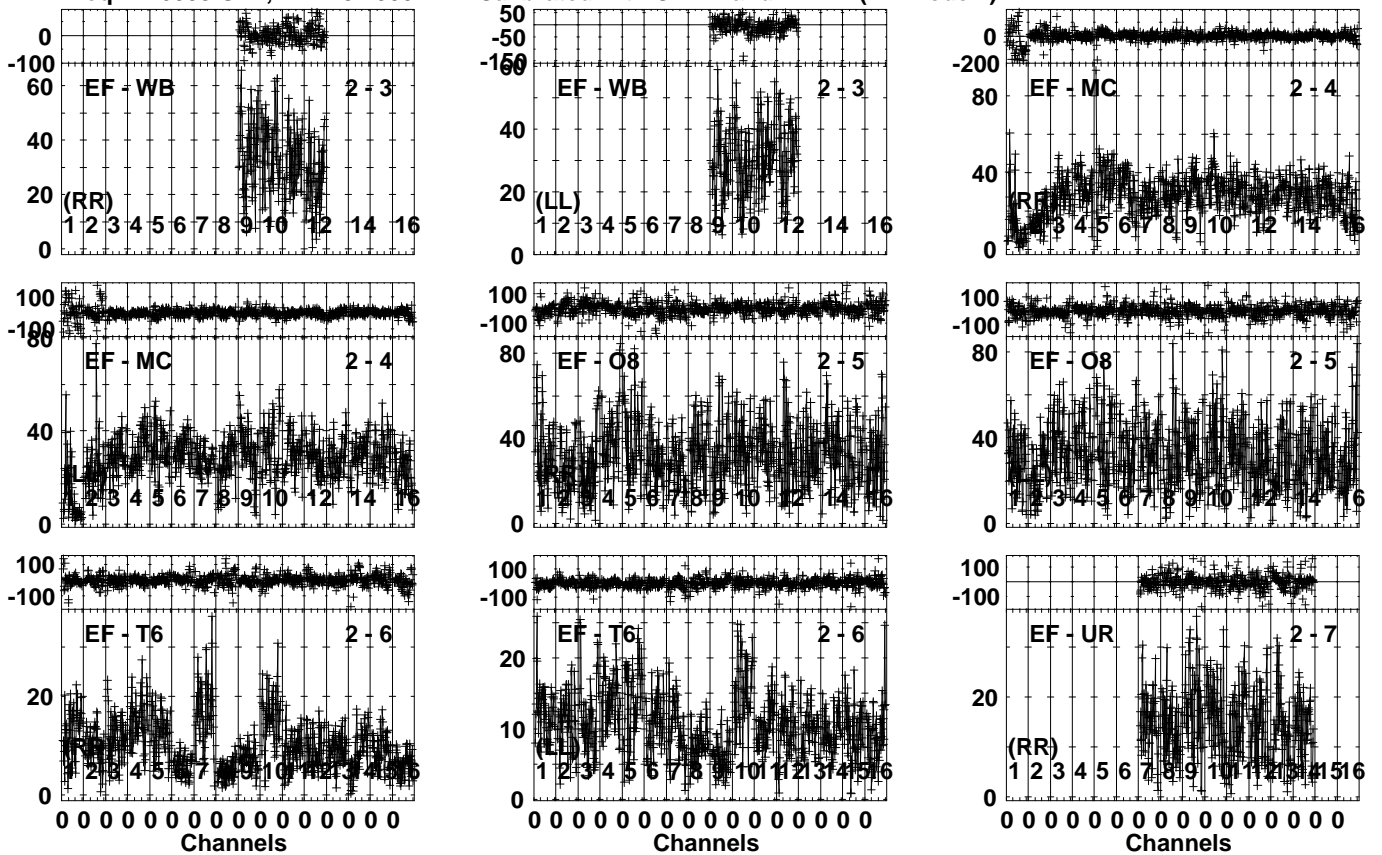


Lower frame: Milli Ampl Jy Top frame: Phas deg
Vector averaged cross-power spectrum Several baselines displayed
Timerange: 00/17:18:33 to 00/17:21:59

Plot file version 335 created 23-APR-2024 17:22:10

J0529+3209 EB100E 1.UVDATA.1

Freq = 4.6005 GHz, Bw = 32.000 MH Calibrated with CL # 4 and BP # 1 (BP mode 1)

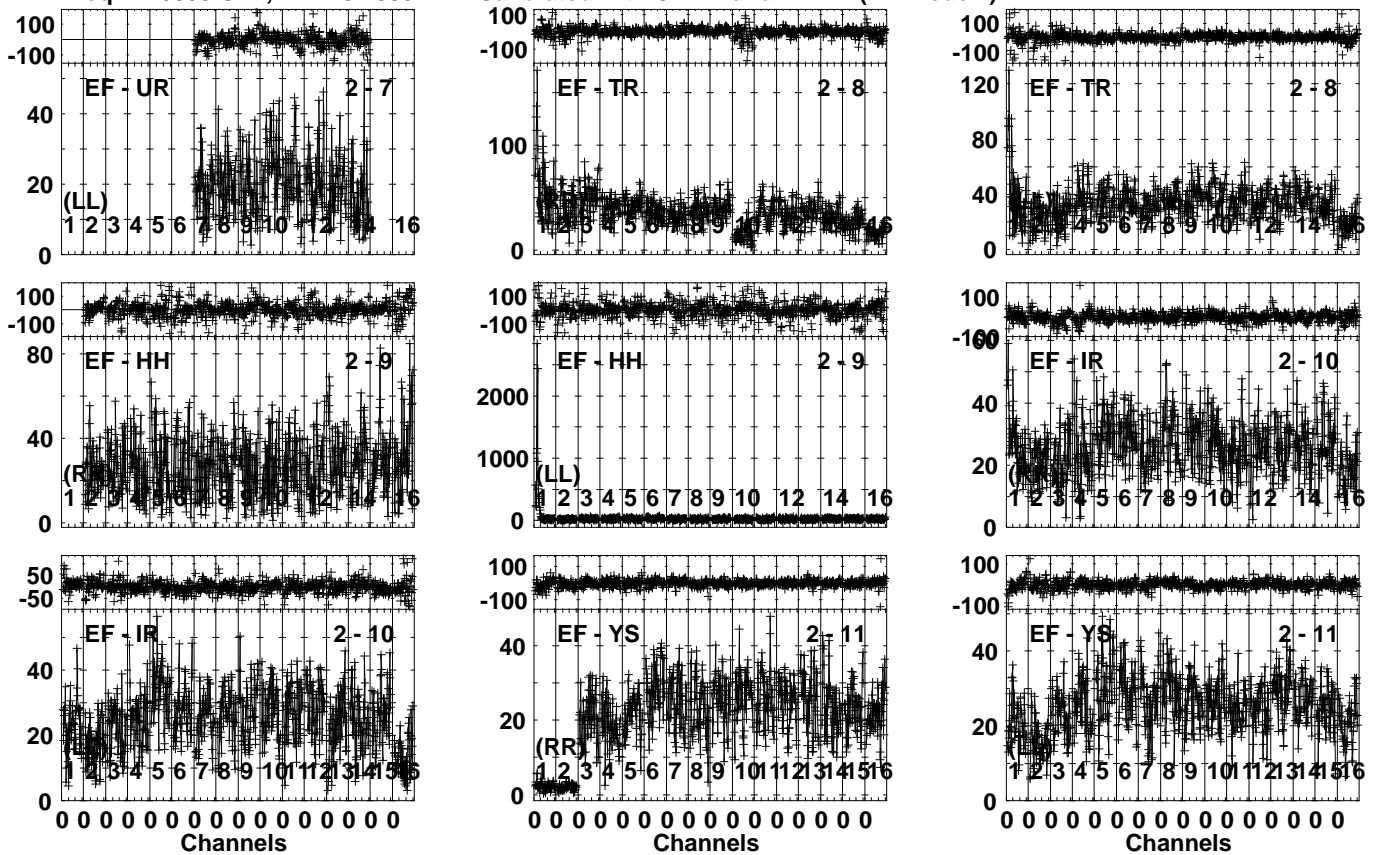


Lower frame: Milli Ampl Jy Top frame: Phas deg
Vector averaged cross-power spectrum Several baselines displayed
Timerange: 00/17:22:33 to 00/17:23:29

Plot file version 336 created 23-APR-2024 17:22:10

J0529+3209 EB100E 1.UVDATA.1

Freq = 4.6005 GHz, Bw = 32.000 MH Calibrated with CL # 4 and BP # 1 (BP mode 1)

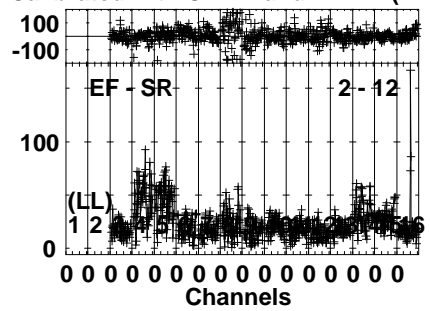
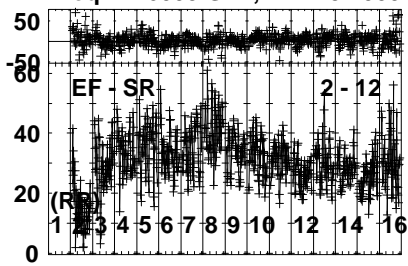


Lower frame: Milli Ampl Jy Top frame: Phas deg
Vector averaged cross-power spectrum Several baselines displayed
Timerange: 00/17:22:33 to 00/17:23:29

Plot file version 337 created 23-APR-2024 17:22:11

J0529+3209 EB100E 1.UVDATA.1

Freq = 4.6005 GHz, Bw = 32.000 MH Calibrated with CL # 4 and BP # 1 (BP mode 1)

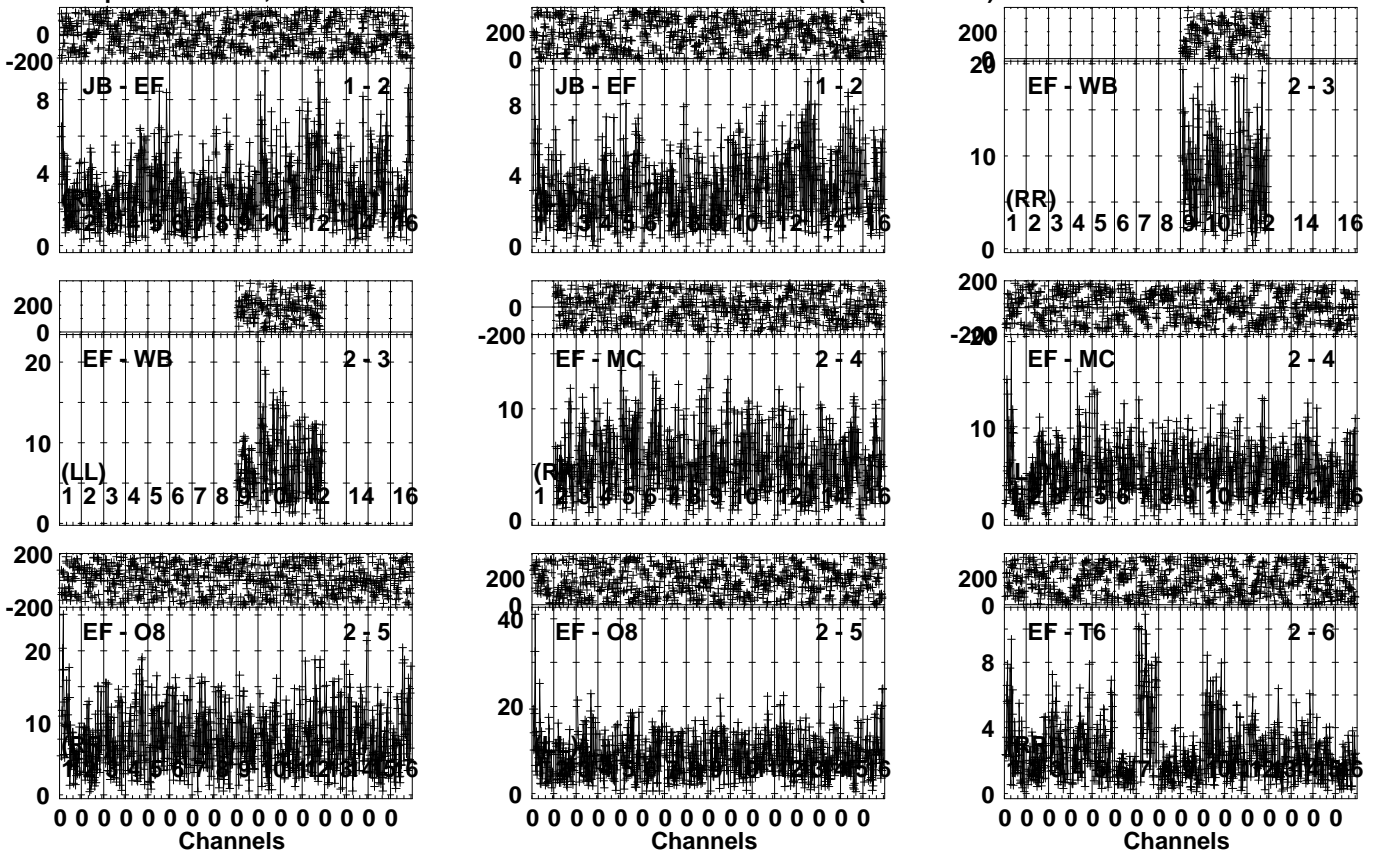


Lower frame: Milli Ampl Jy Top frame: Phas deg
Vector averaged cross-power spectrum Several baselines displayed
Timerange: 00/17:22:33 to 00/17:23:29

Plot file version 338 created 23-APR-2024 17:22:11

FRB EB100E 1.UVDATA.1

Freq = 4.6005 GHz, Bw = 32.000 MH Calibrated with CL # 4 and BP # 1 (BP mode 1)

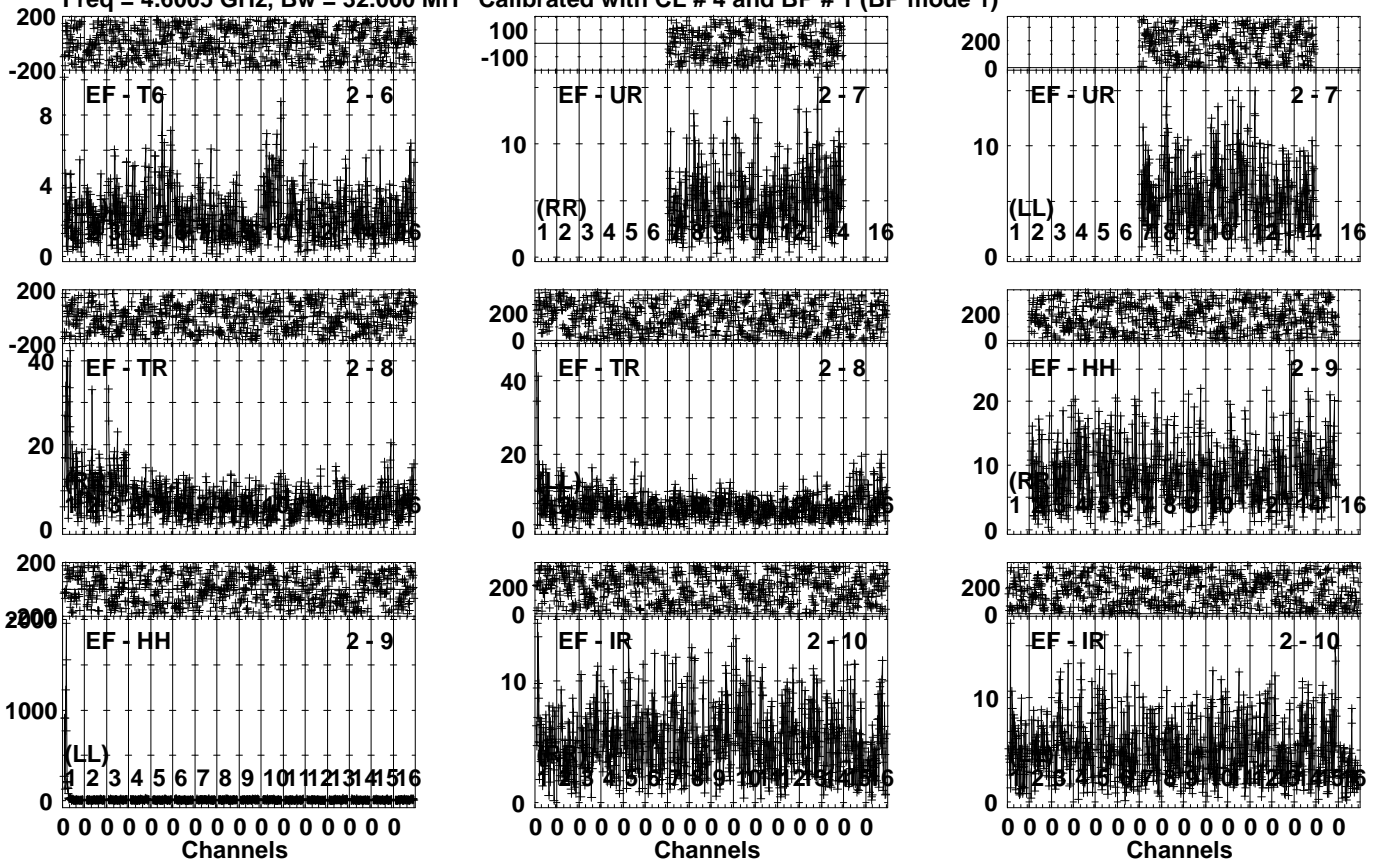


Lower frame: Milli Ampl Jy Top frame: Phas deg
Vector averaged cross-power spectrum Several baselines displayed
Timerange: 00/17:23:31 to 00/17:26:59

Plot file version 339 created 23-APR-2024 17:22:11

FRB EB100E 1.UVDATA.1

Freq = 4.6005 GHz, Bw = 32.000 MH Calibrated with CL # 4 and BP # 1 (BP mode 1)

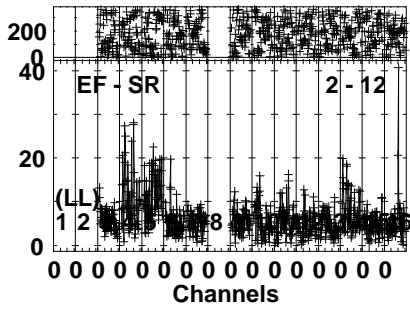
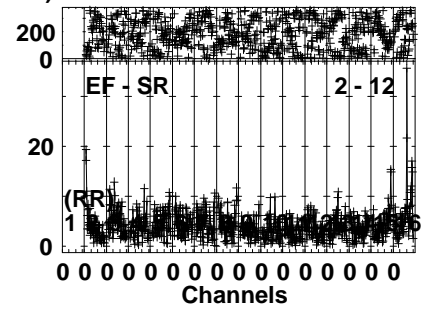
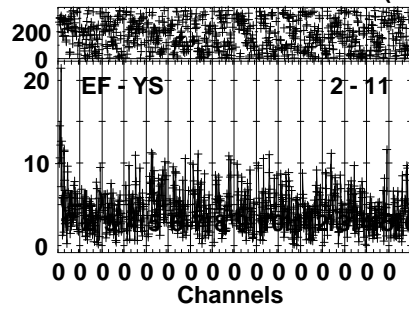
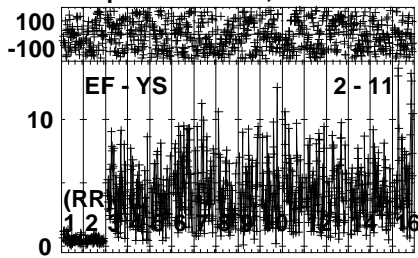


Lower frame: Milli Ampl Jy Top frame: Phas deg
Vector averaged cross-power spectrum Several baselines displayed
Timerange: 00/17:23:31 to 00/17:26:59

Plot file version 340 created 23-APR-2024 17:22:12

FRB EB100E 1.UVDATA.1

Freq = 4.6005 GHz, Bw = 32.000 MH Calibrated with CL # 4 and BP # 1 (BP mode 1)

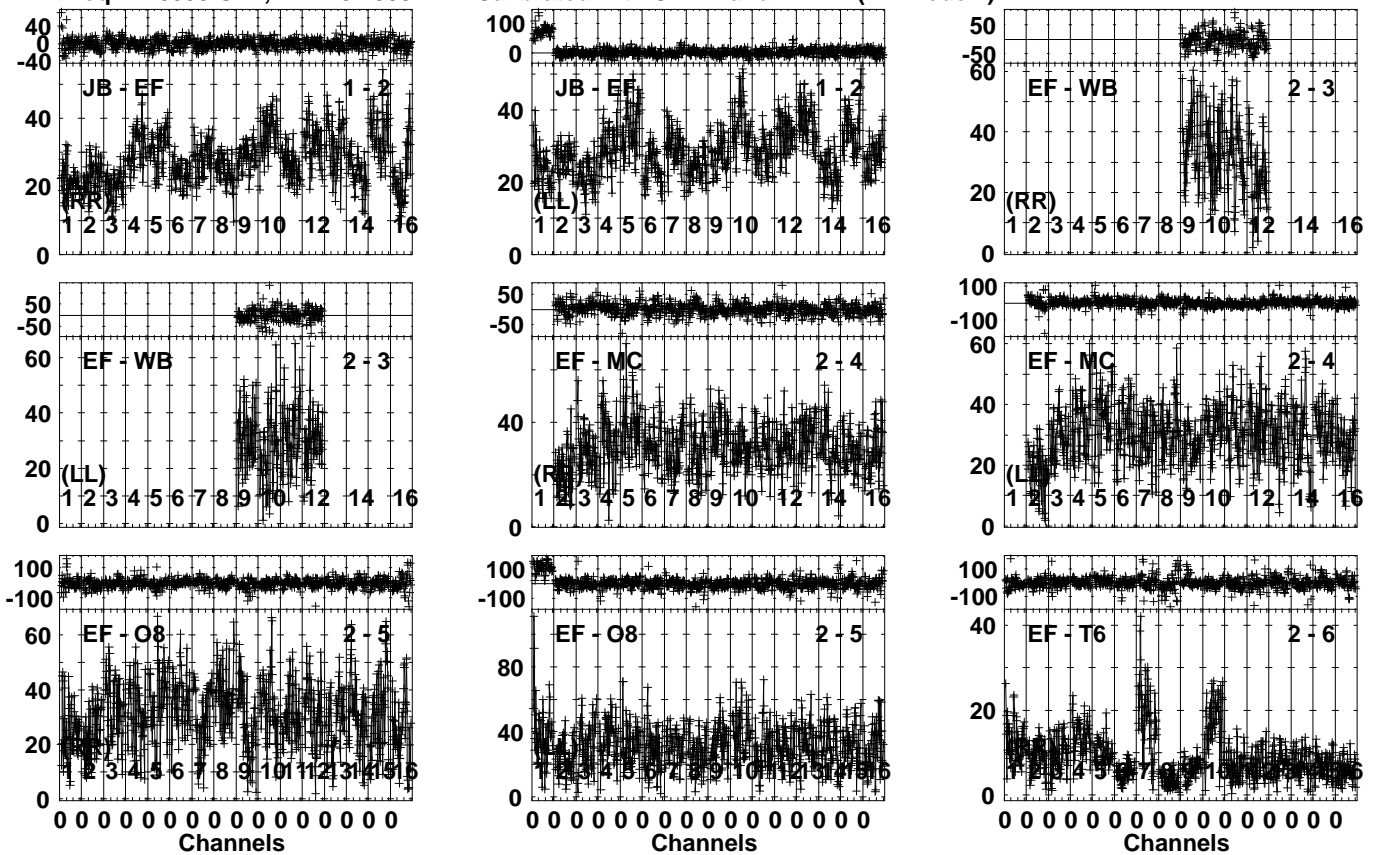


Lower frame: Milli Ampl Jy Top frame: Phas deg
Vector averaged cross-power spectrum Several baselines displayed
Timerange: 00/17:23:31 to 00/17:26:59

Plot file version 341 created 23-APR-2024 17:22:13

J0529+3209 EB100E 1.UVDATA.1

Freq = 4.6005 GHz, Bw = 32.000 MH Calibrated with CL # 4 and BP # 1 (BP mode 1)

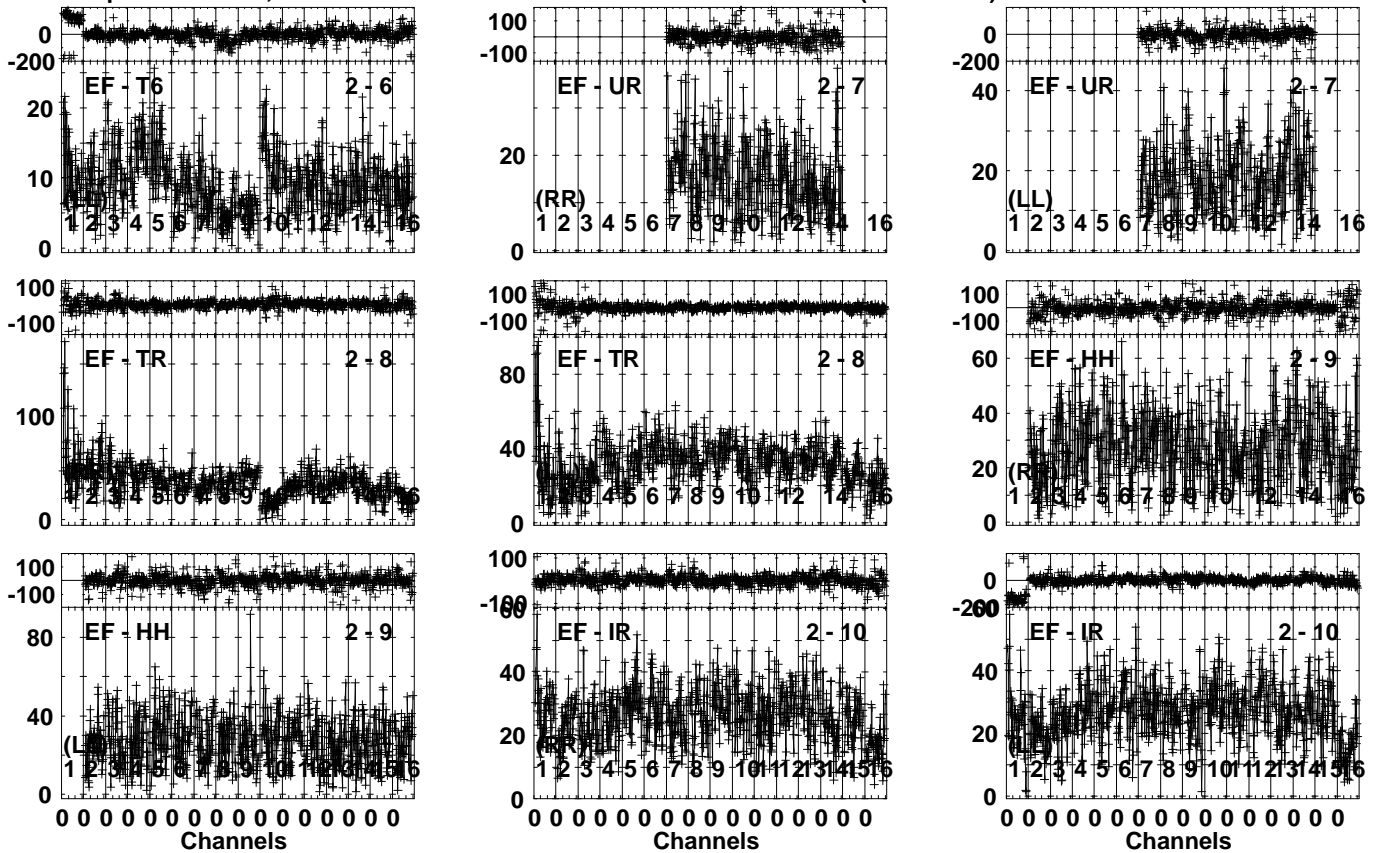


Lower frame: Milli Ampl Jy Top frame: Phas deg
Vector averaged cross-power spectrum Several baselines displayed
Timerange: 00/17:27:01 to 00/17:28:29

Plot file version 342 created 23-APR-2024 17:22:13

J0529+3209 EB100E 1.UVDATA.1

Freq = 4.6005 GHz, Bw = 32.000 MH Calibrated with CL # 4 and BP # 1 (BP mode 1)

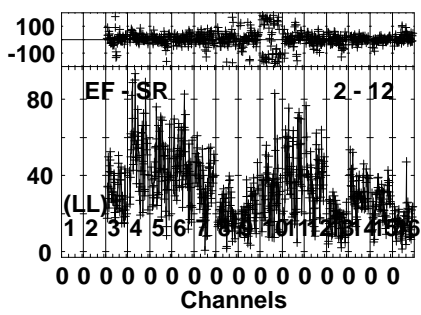
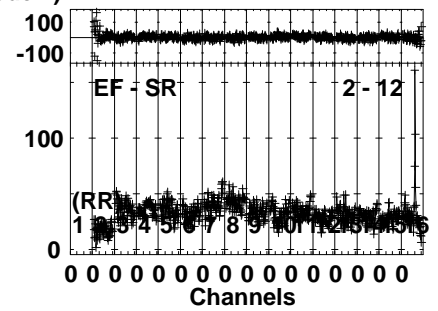
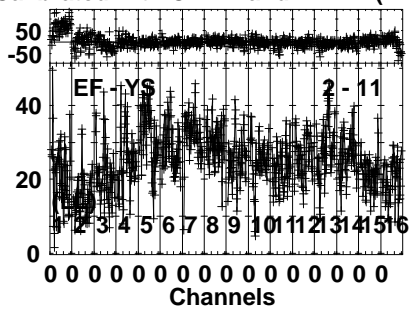
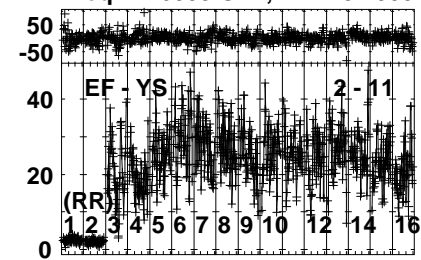


Lower frame: Milli Ampl Jy Top frame: Phas deg
Vector averaged cross-power spectrum Several baselines displayed
Timerange: 00/17:27:01 to 00/17:28:29

Plot file version 343 created 23-APR-2024 17:22:14

J0529+3209 EB100E 1.UVDATA.1

Freq = 4.6005 GHz, Bw = 32.000 MH Calibrated with CL # 4 and BP # 1 (BP mode 1)

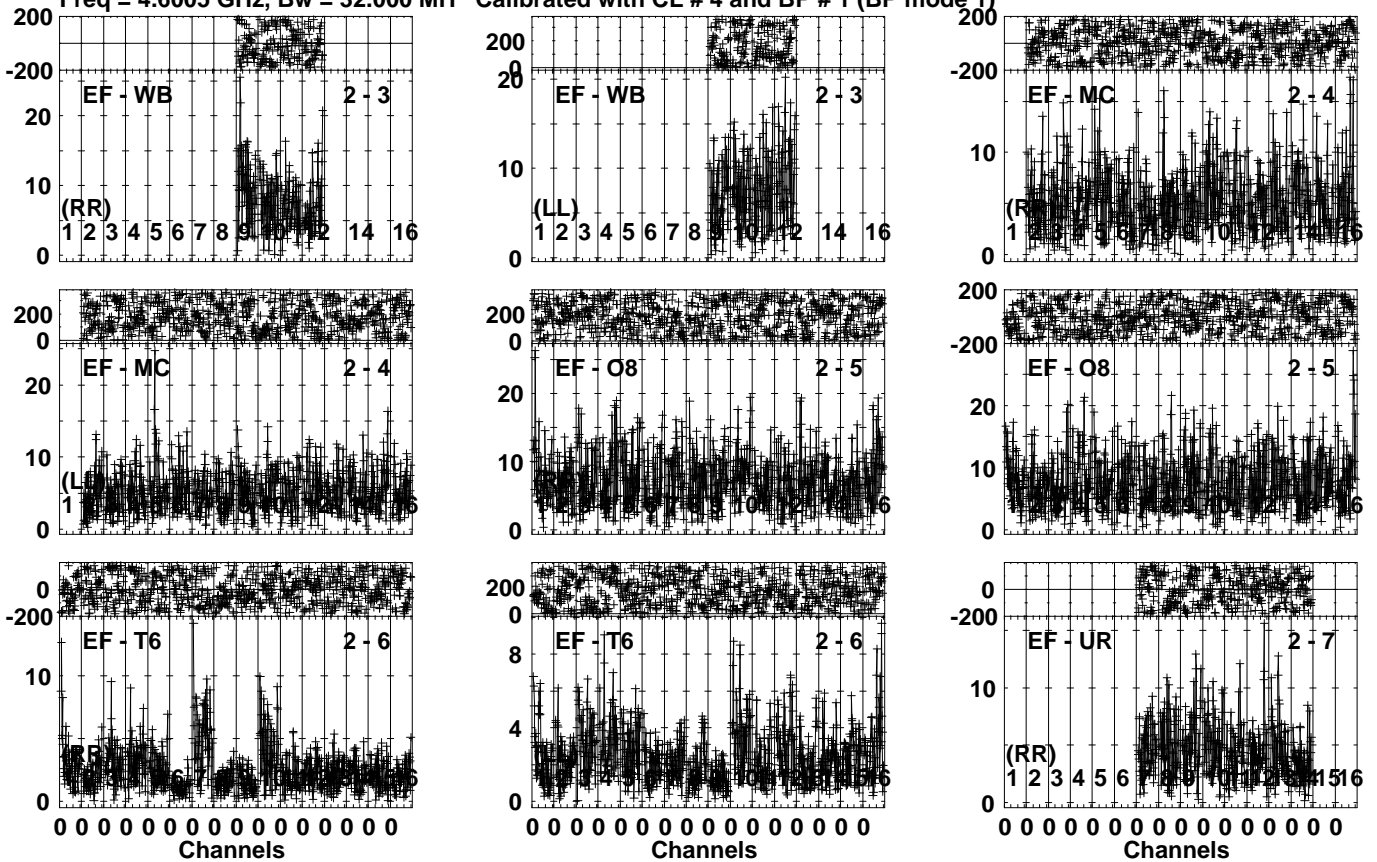


Lower frame: Milli Ampl Jy Top frame: Phas deg
Vector averaged cross-power spectrum Several baselines displayed
Timerange: 00/17:27:01 to 00/17:28:29

Plot file version 344 created 23-APR-2024 17:22:14

FRB EB100E 1.UVDATA.1

Freq = 4.6005 GHz, Bw = 32.000 MH Calibrated with CL # 4 and BP # 1 (BP mode 1)

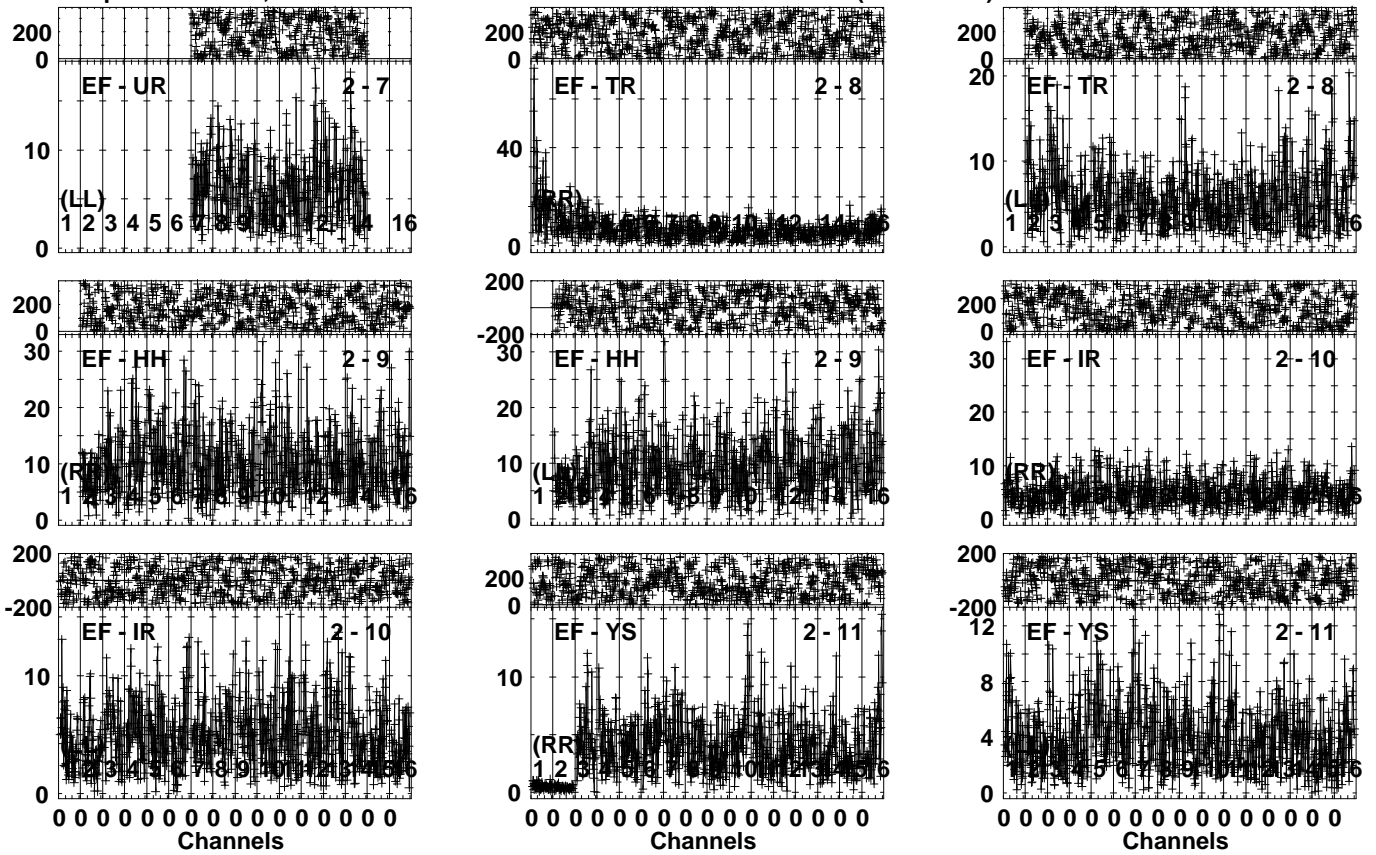


Lower frame: Milli Ampl Jy Top frame: Phas deg
Vector averaged cross-power spectrum Several baselines displayed
Timerange: 00/17:28:31 to 00/17:31:59

Plot file version 345 created 23-APR-2024 17:22:15

FRB EB100E 1.UVDATA.1

Freq = 4.6005 GHz, Bw = 32.000 MH Calibrated with CL # 4 and BP # 1 (BP mode 1)

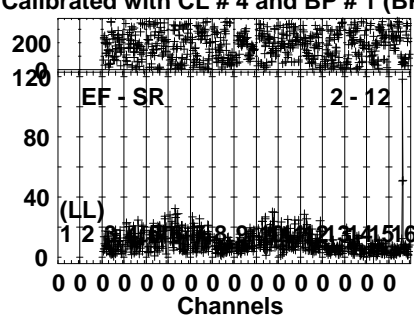
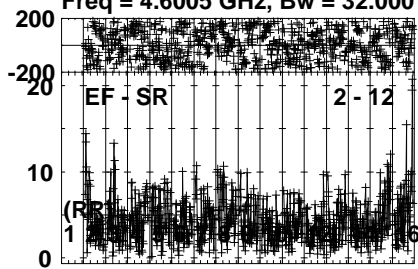


Lower frame: Milli Ampl Jy Top frame: Phas deg
Vector averaged cross-power spectrum Several baselines displayed
Timerange: 00/17:28:31 to 00/17:31:59

Plot file version 346 created 23-APR-2024 17:22:16

FRB EB100E 1.UVDATA.1

Freq = 4.6005 GHz, Bw = 32.000 MH Calibrated with CL # 4 and BP # 1 (BP mode 1)

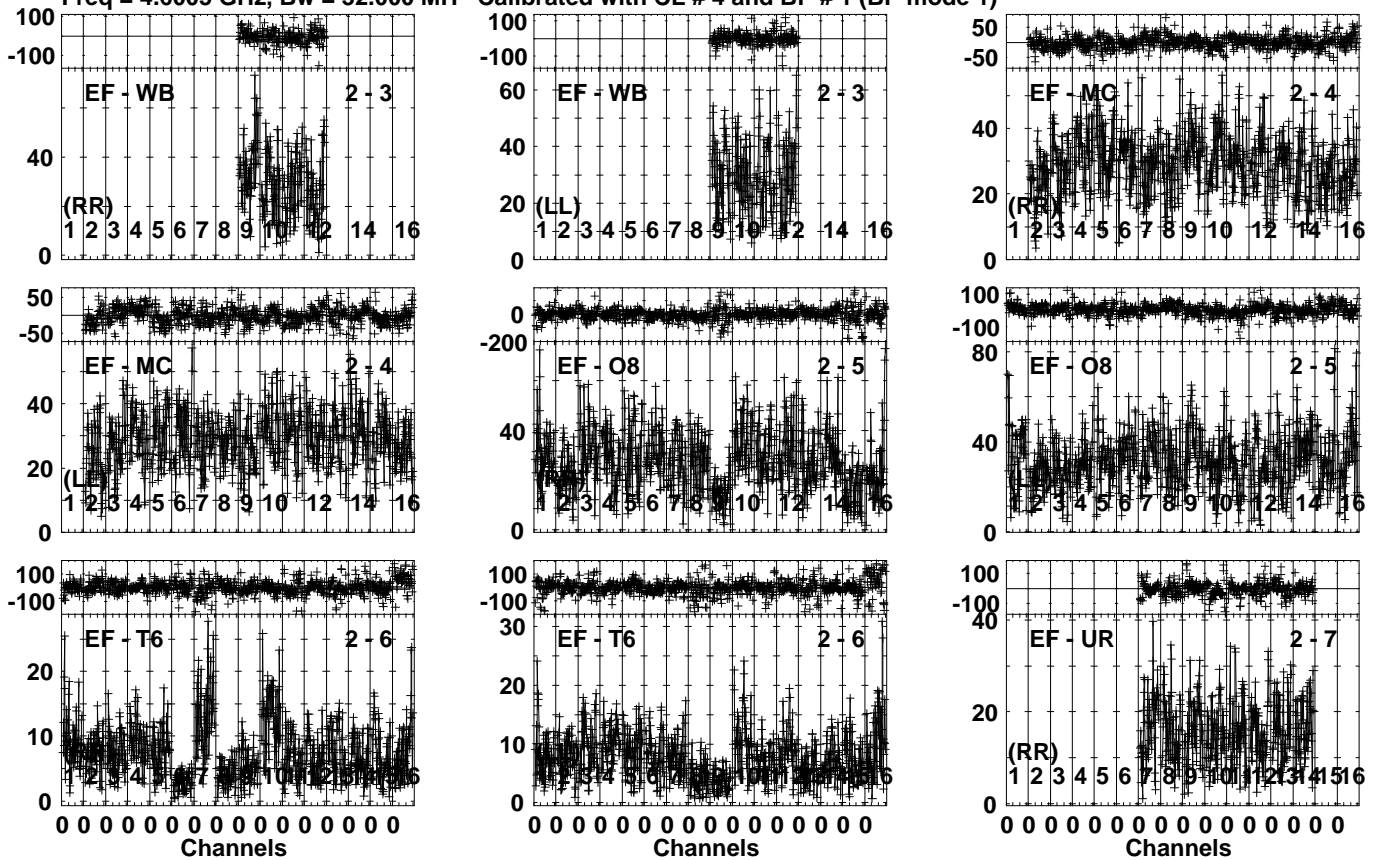


Lower frame: Milli Ampl Jy Top frame: Phas deg
Vector averaged cross-power spectrum Several baselines displayed
Timerange: 00/17:28:31 to 00/17:31:59

Plot file version 347 created 23-APR-2024 17:22:16

J0529+3209 EB100E 1.UVDATA.1

Freq = 4.6005 GHz, Bw = 32.000 MH Calibrated with CL # 4 and BP # 1 (BP mode 1)

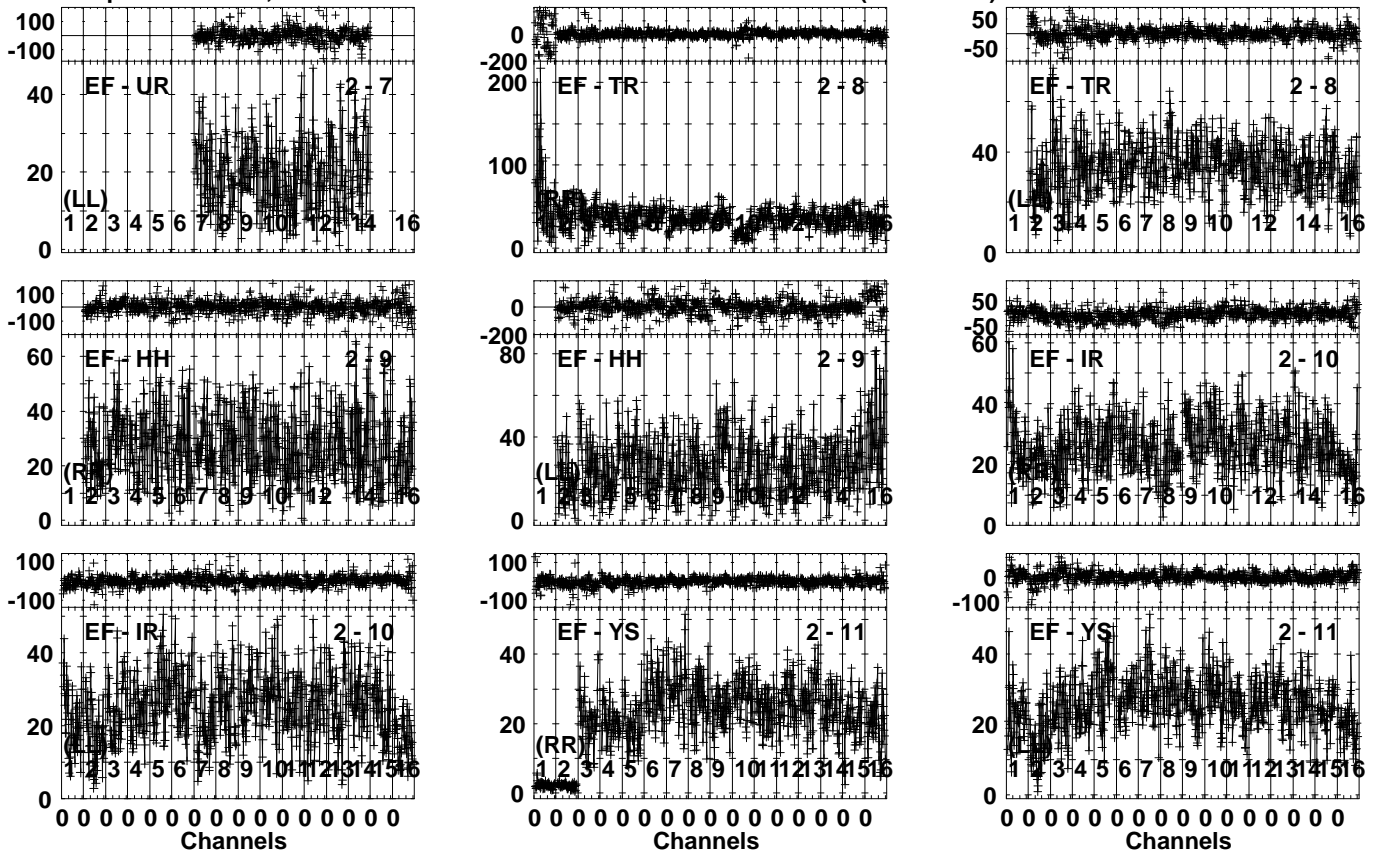


Lower frame: Milli Ampl Jy Top frame: Phas deg
Vector averaged cross-power spectrum Several baselines displayed
Timerange: 00/17:32:33 to 00/17:33:29

Plot file version 348 created 23-APR-2024 17:22:16

J0529+3209 EB100E 1.UVDATA.1

Freq = 4.6005 GHz, Bw = 32.000 MH Calibrated with CL # 4 and BP # 1 (BP mode 1)

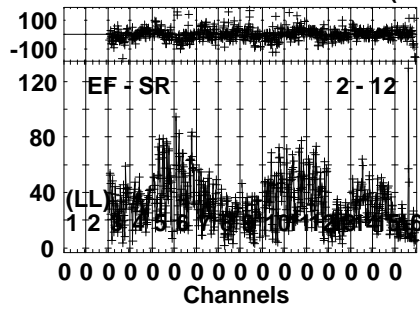
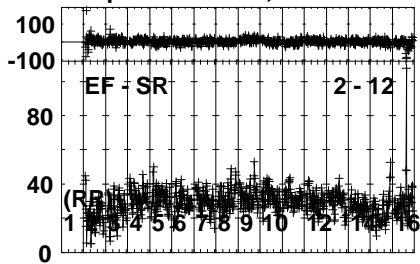


Lower frame: Milli Ampl Jy Top frame: Phas deg
Vector averaged cross-power spectrum Several baselines displayed
Timerange: 00/17:32:33 to 00/17:33:29

Plot file version 349 created 23-APR-2024 17:22:17

J0529+3209 EB100E 1.UVDATA.1

Freq = 4.6005 GHz, Bw = 32.000 MH Calibrated with CL # 4 and BP # 1 (BP mode 1)

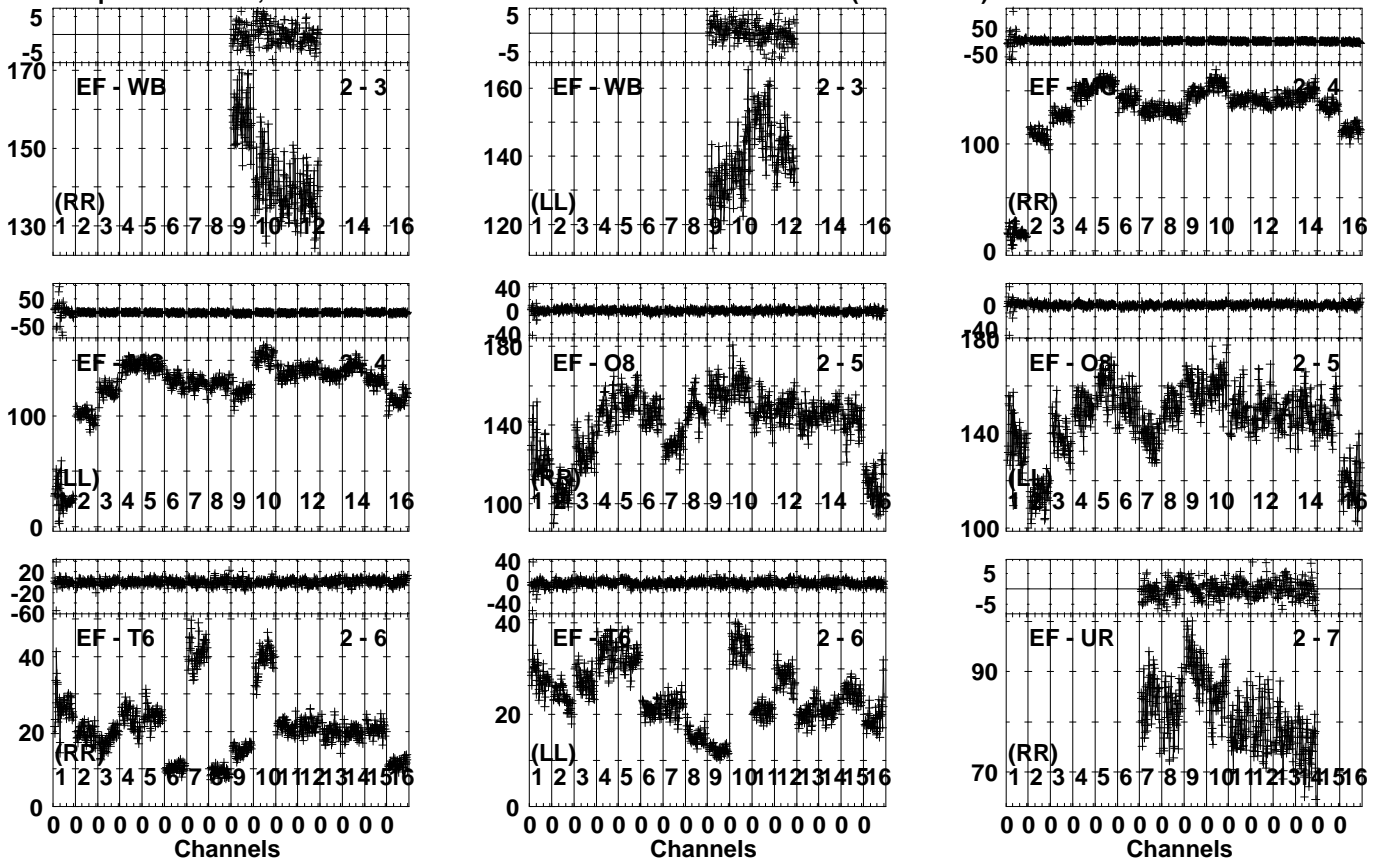


Lower frame: Milli Ampl Jy Top frame: Phas deg
Vector averaged cross-power spectrum Several baselines displayed
Timerange: 00/17:32:33 to 00/17:33:29

Plot file version 350 created 23-APR-2024 17:22:17

J0518+3306 EB100E 1.UVDATA.1

Freq = 4.6005 GHz, Bw = 32.000 MH Calibrated with CL # 4 and BP # 1 (BP mode 1)

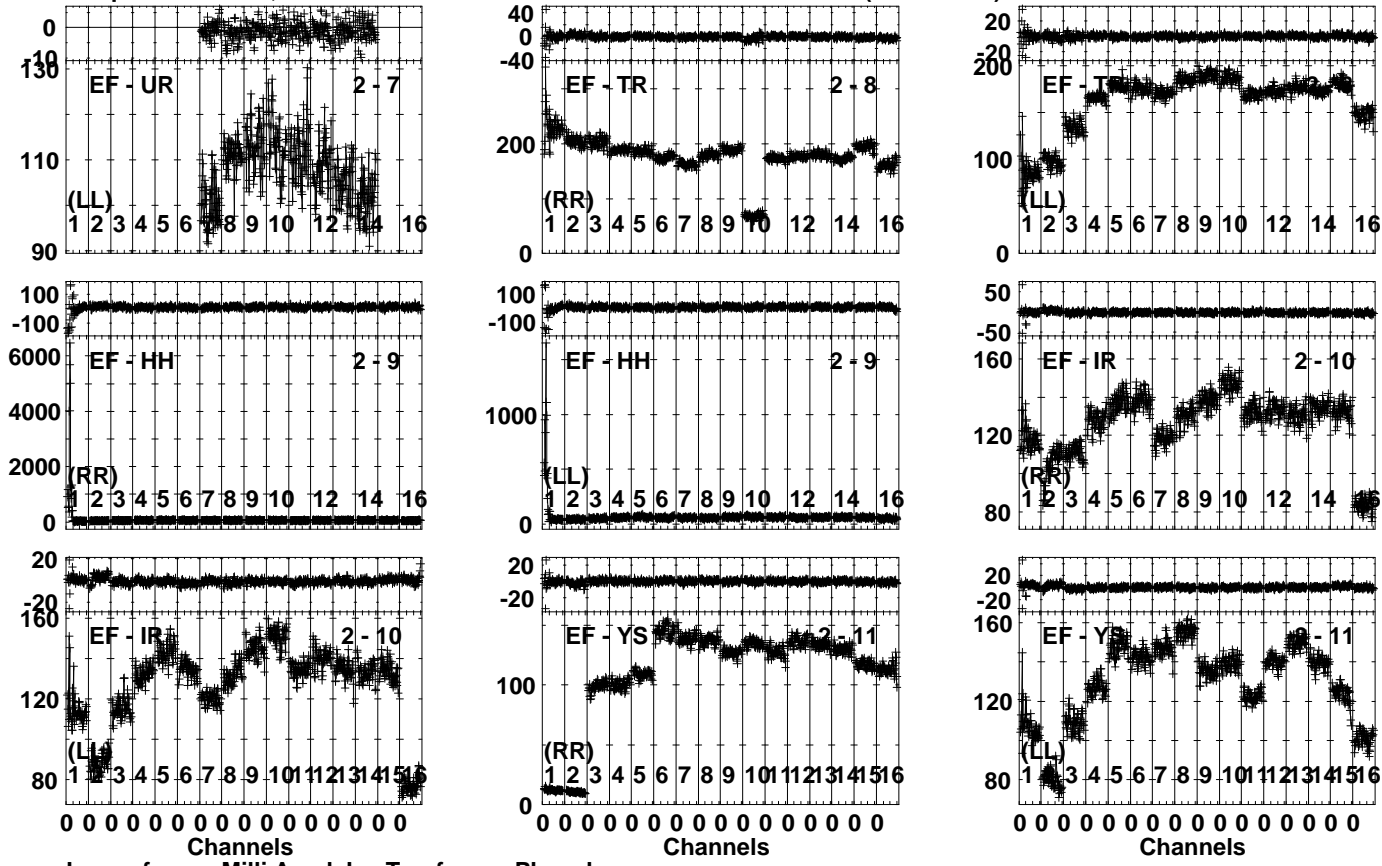


Lower frame: Milli Ampl Jy Top frame: Phas deg
Vector averaged cross-power spectrum Several baselines displayed
Timerange: 00/17:34:03 to 00/17:36:59

Plot file version 351 created 23-APR-2024 17:22:18

J0518+3306 EB100E 1.UVDATA.1

Freq = 4.6005 GHz, Bw = 32.000 MH Calibrated with CL # 4 and BP # 1 (BP mode 1)

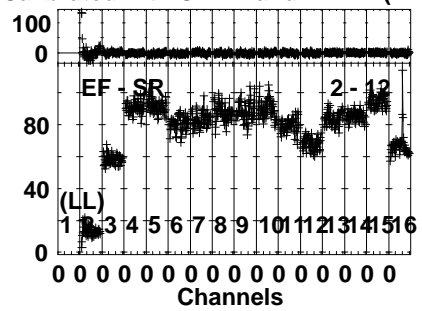
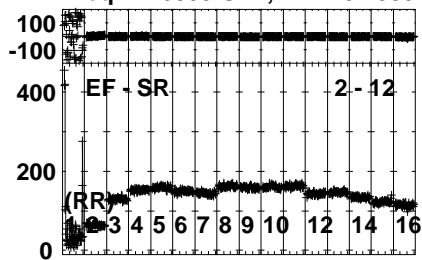


Lower frame: Milli Ampl Jy Top frame: Phas deg
Vector averaged cross-power spectrum Several baselines displayed
Timerange: 00/17:34:03 to 00/17:36:59

Plot file version 352 created 23-APR-2024 17:22:19

J0518+3306 EB100E 1.UVDATA.1

Freq = 4.6005 GHz, Bw = 32.000 MH Calibrated with CL # 4 and BP # 1 (BP mode 1)

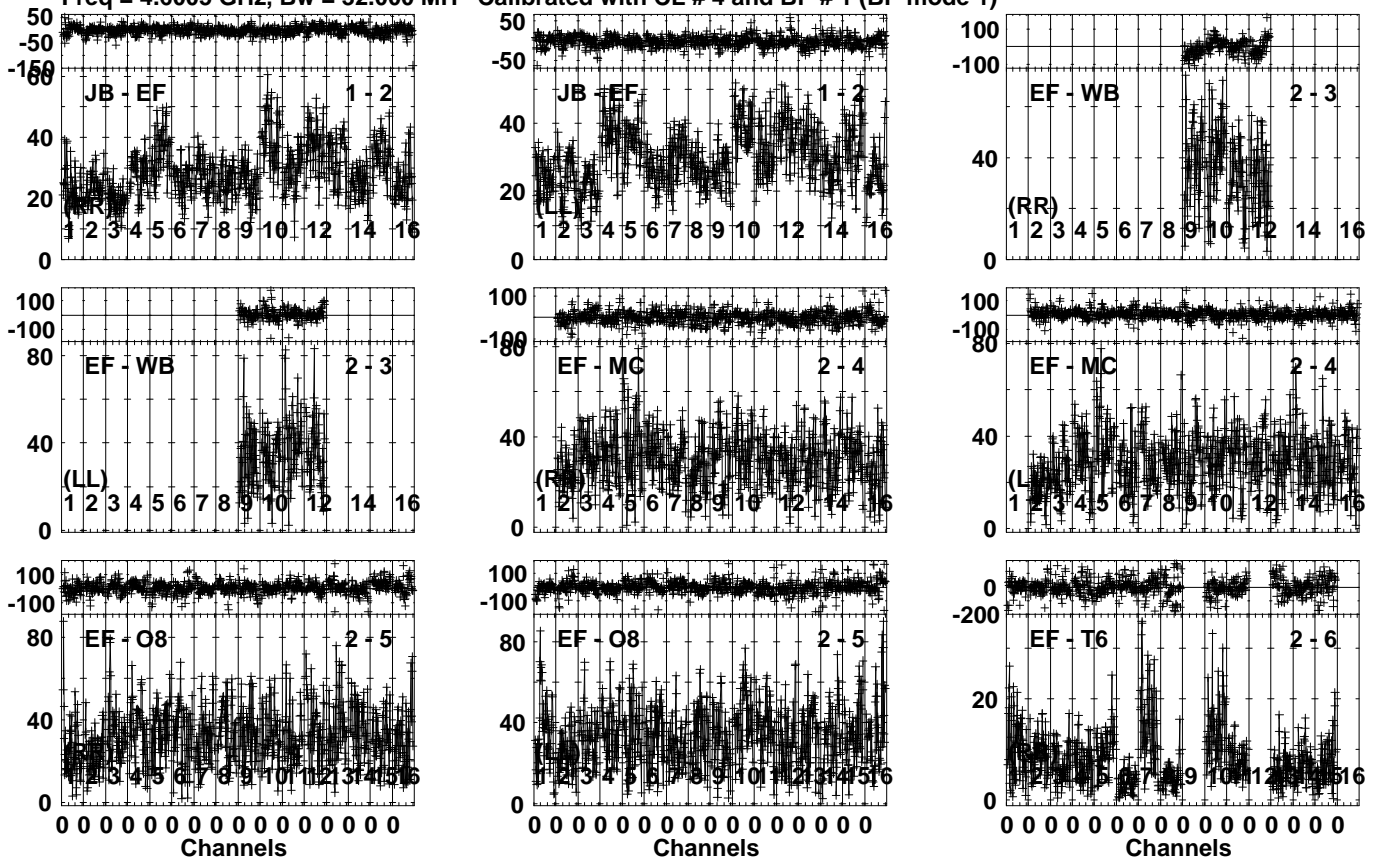


Lower frame: Milli Ampl Jy Top frame: Phas deg
Vector averaged cross-power spectrum Several baselines displayed
Timerange: 00/17:34:03 to 00/17:36:59

Plot file version 353 created 23-APR-2024 17:22:19

J0529+3209 EB100E 1.UVDATA.1

Freq = 4.6005 GHz, Bw = 32.000 MH Calibrated with CL # 4 and BP # 1 (BP mode 1)

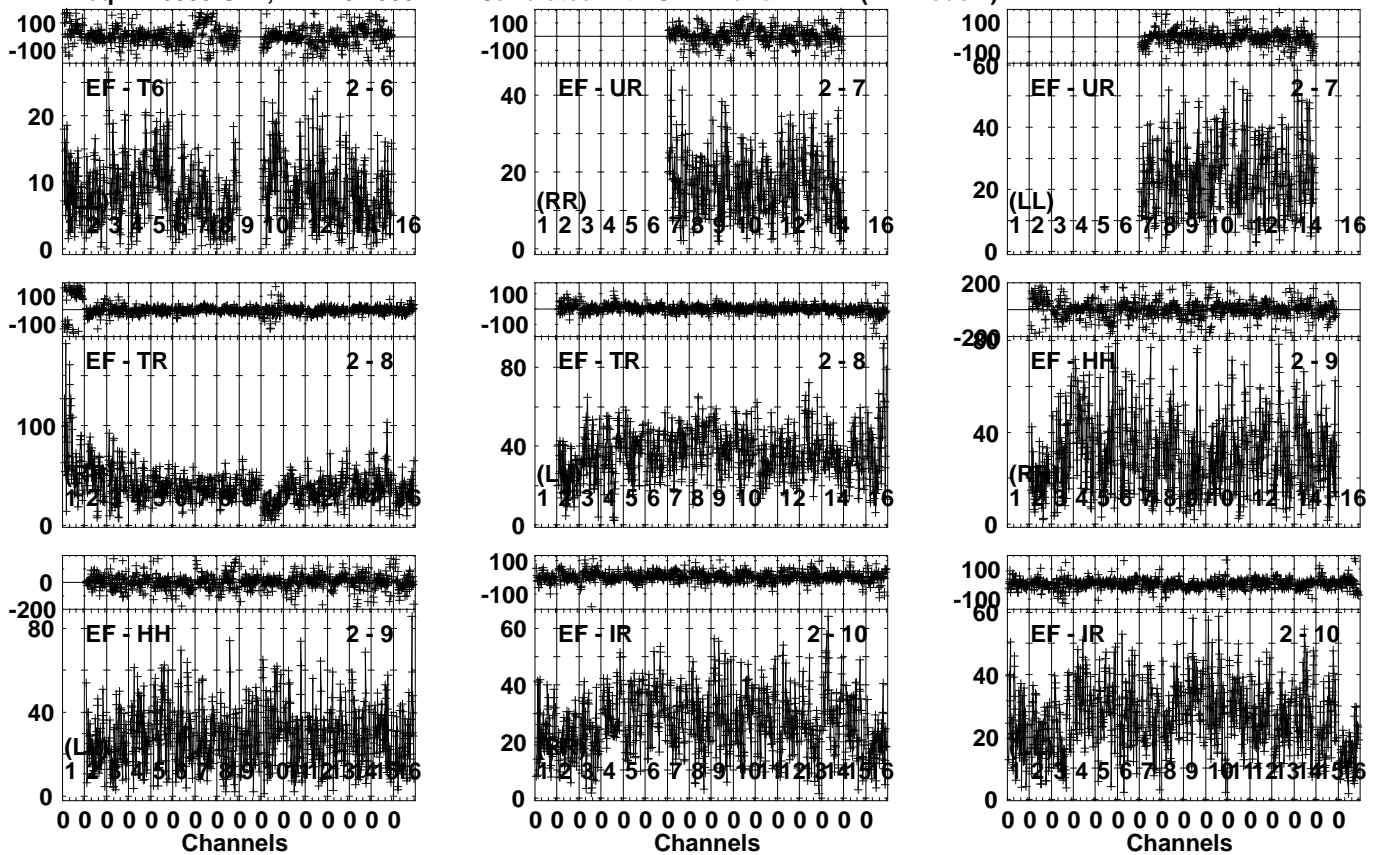


Lower frame: Milli Ampl Jy Top frame: Phas deg
Vector averaged cross-power spectrum Several baselines displayed
Timerange: 00/17:37:03 to 00/17:38:29

Plot file version 354 created 23-APR-2024 17:22:19

J0529+3209 EB100E 1.UVDATA.1

Freq = 4.6005 GHz, Bw = 32.000 MH Calibrated with CL # 4 and BP # 1 (BP mode 1)

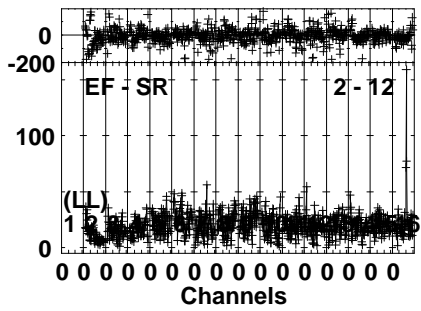
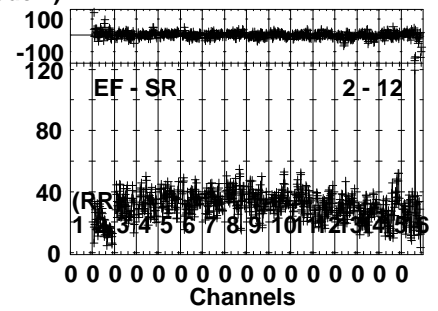
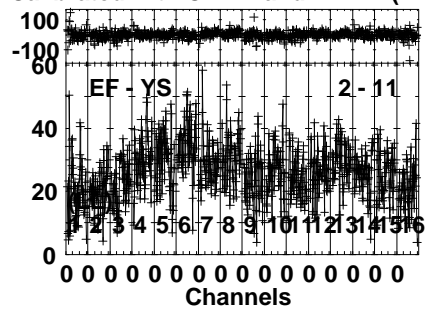
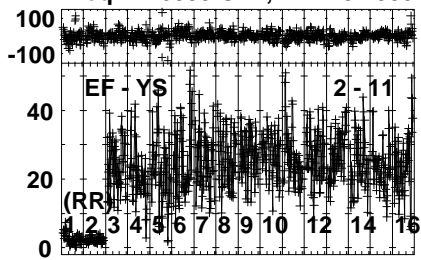


Lower frame: Milli Ampl Jy Top frame: Phas deg
Vector averaged cross-power spectrum Several baselines displayed
Timerange: 00/17:37:03 to 00/17:38:29

Plot file version 355 created 23-APR-2024 17:22:20

J0529+3209 EB100E 1.UVDATA.1

Freq = 4.6005 GHz, Bw = 32.000 MH Calibrated with CL # 4 and BP # 1 (BP mode 1)

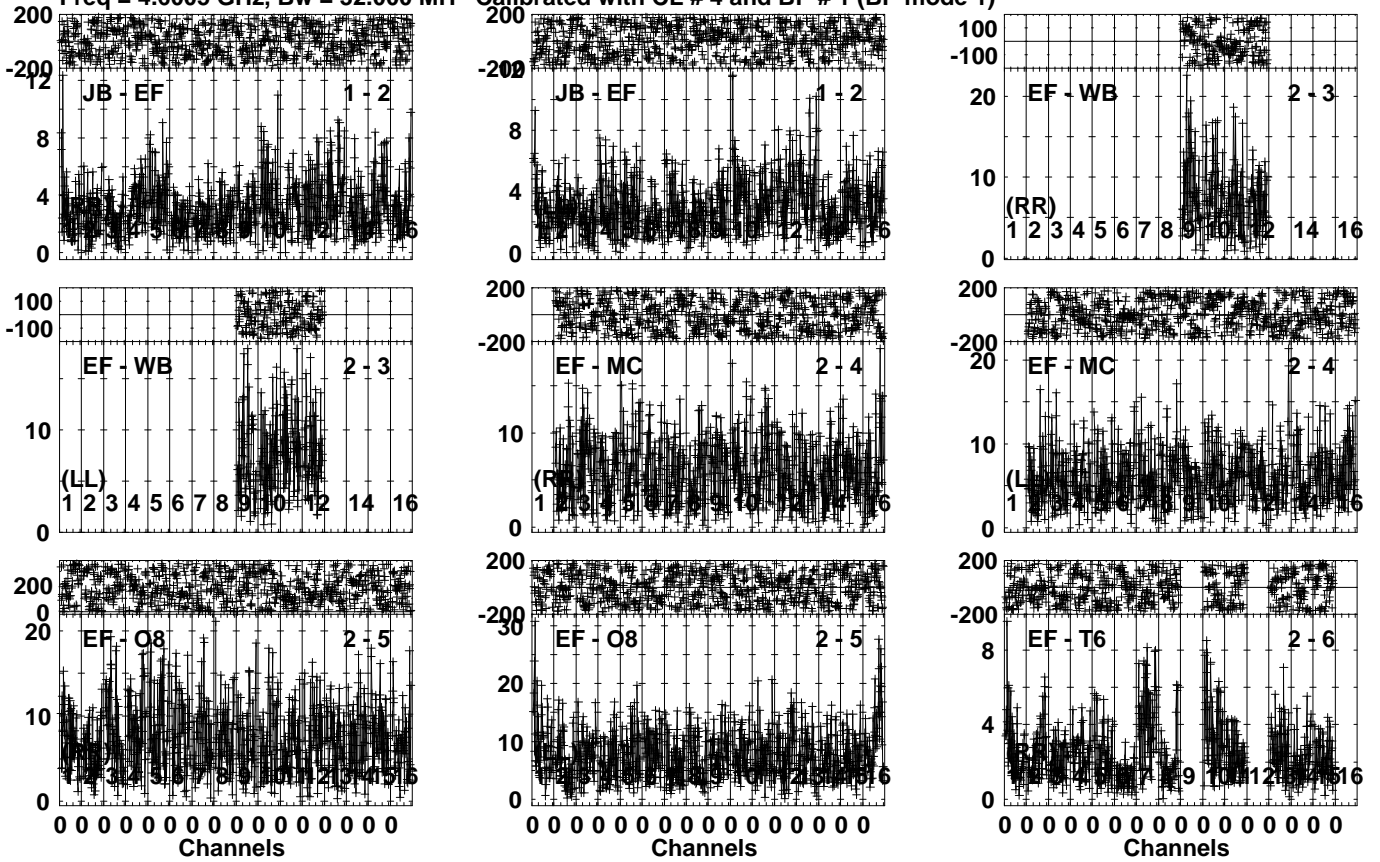


Lower frame: Milli Ampl Jy Top frame: Phas deg
Vector averaged cross-power spectrum Several baselines displayed
Timerange: 00/17:37:03 to 00/17:38:29

Plot file version 356 created 23-APR-2024 17:22:20

FRB EB100E 1.UVDATA.1

Freq = 4.6005 GHz, Bw = 32.000 MH Calibrated with CL # 4 and BP # 1 (BP mode 1)

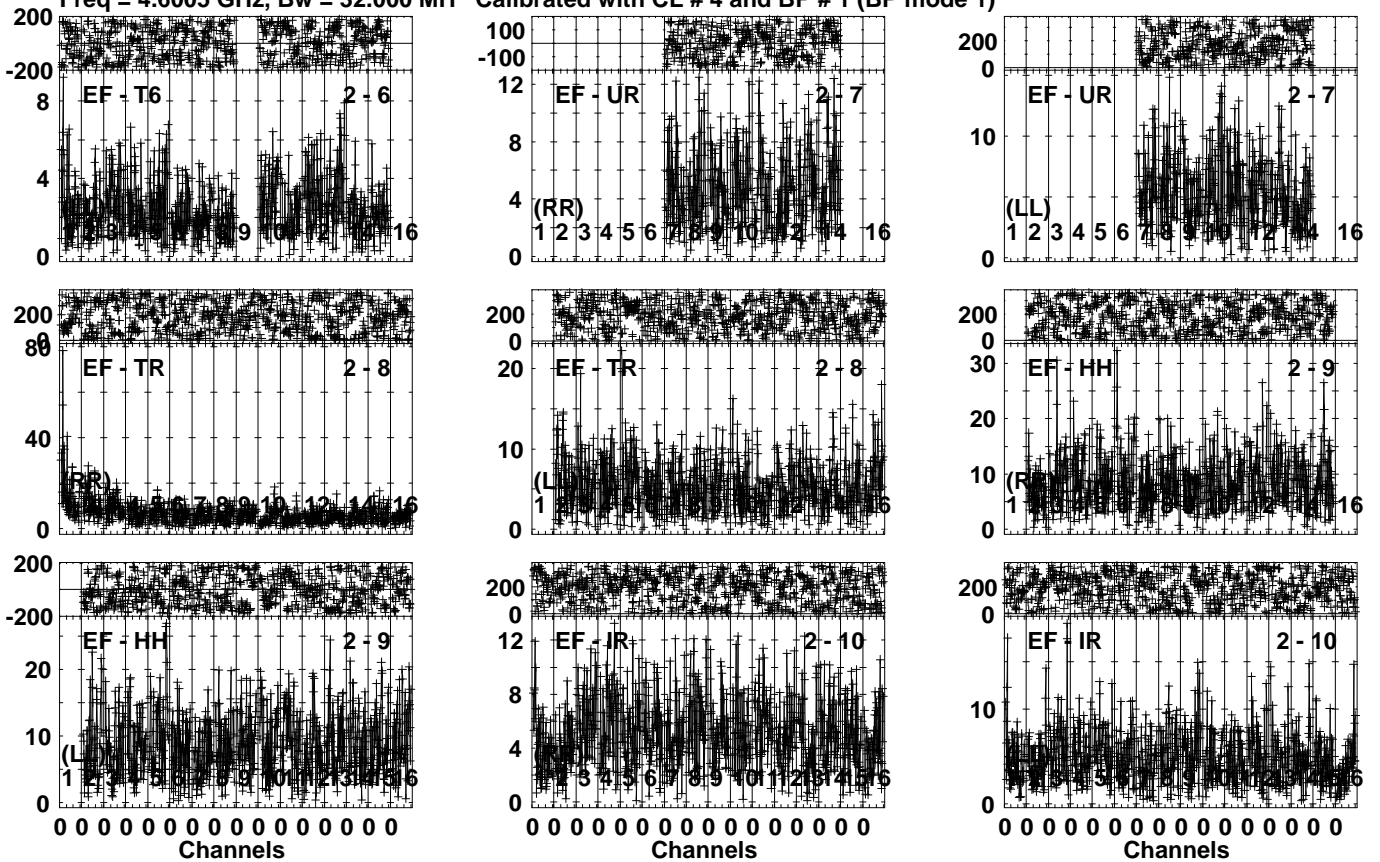


Lower frame: Milli Ampl Jy Top frame: Phas deg
Vector averaged cross-power spectrum Several baselines displayed
Timerange: 00/17:38:33 to 00/17:41:59

Plot file version 357 created 23-APR-2024 17:22:21

FRB EB100E 1.UVDATA.1

Freq = 4.6005 GHz, Bw = 32.000 MH Calibrated with CL # 4 and BP # 1 (BP mode 1)

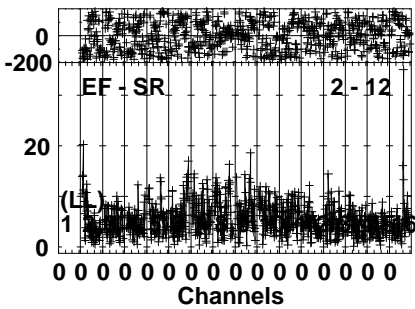
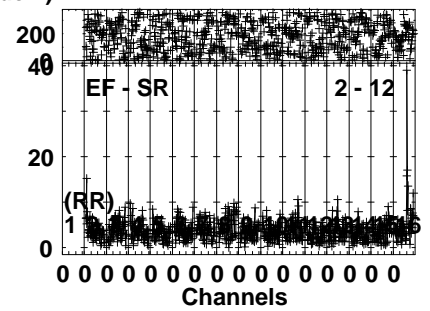
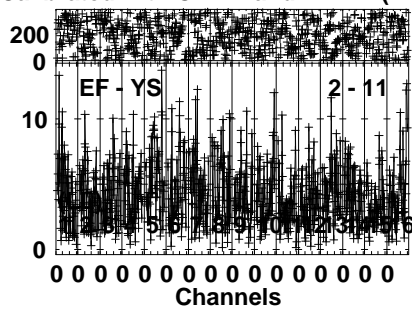
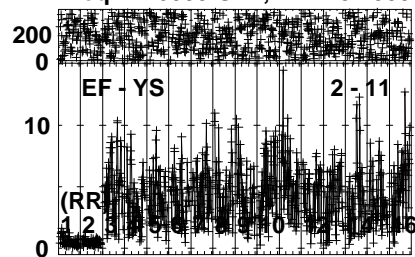


Lower frame: Milli Ampl Jy Top frame: Phas deg
Vector averaged cross-power spectrum Several baselines displayed
Timerange: 00/17:38:33 to 00/17:41:59

Plot file version 358 created 23-APR-2024 17:22:22

FRB EB100E 1.UVDATA.1

Freq = 4.6005 GHz, Bw = 32.000 MH Calibrated with CL # 4 and BP # 1 (BP mode 1)



Lower frame: Milli Ampl Jy Top frame: Phas deg

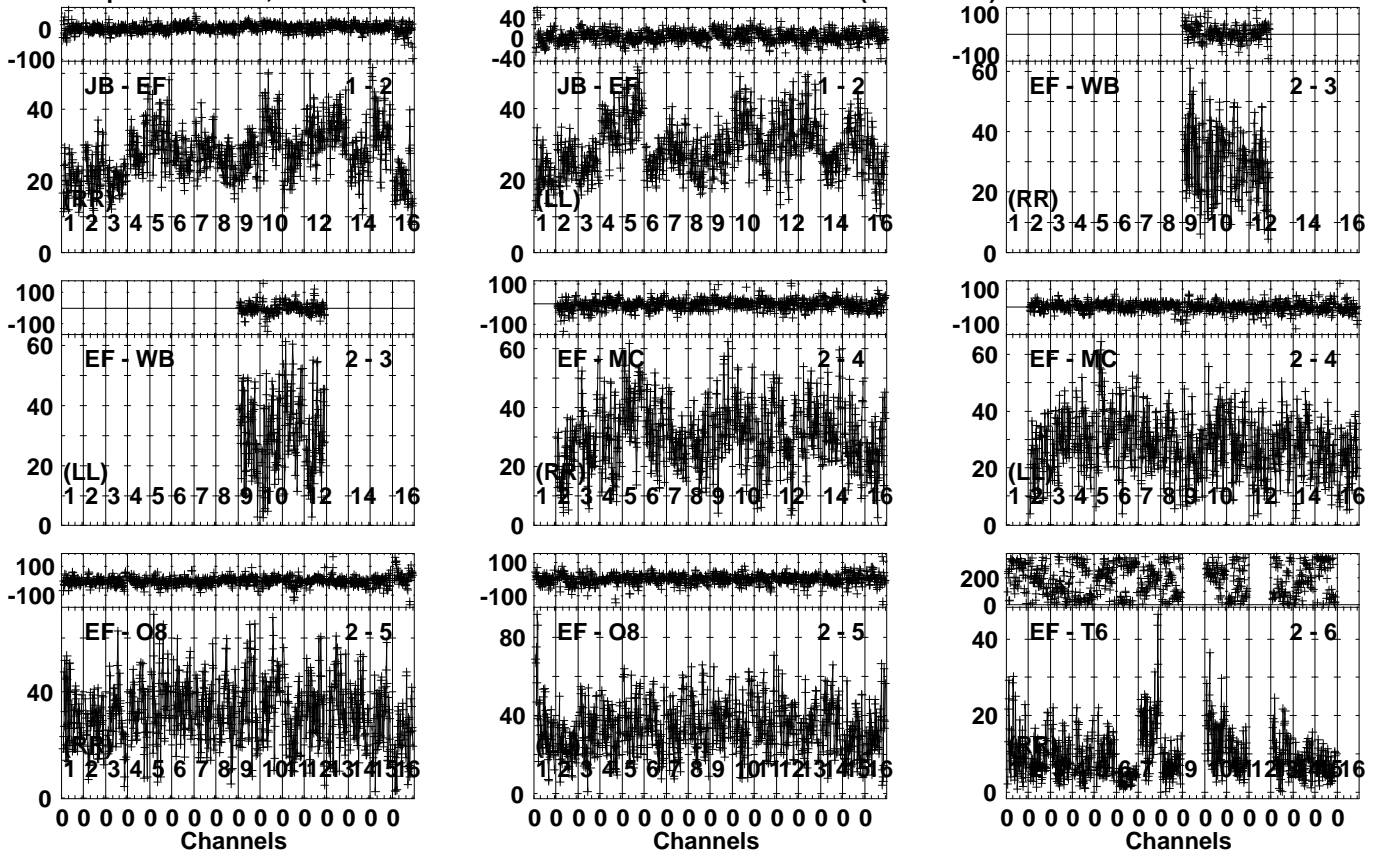
Vector averaged cross-power spectrum Several baselines displayed

Timerange: 00/17:38:33 to 00/17:41:59

Plot file version 359 created 23-APR-2024 17:22:22

J0529+3209 EB100E 1.UVDATA.1

Freq = 4.6005 GHz, Bw = 32.000 MH Calibrated with CL # 4 and BP # 1 (BP mode 1)

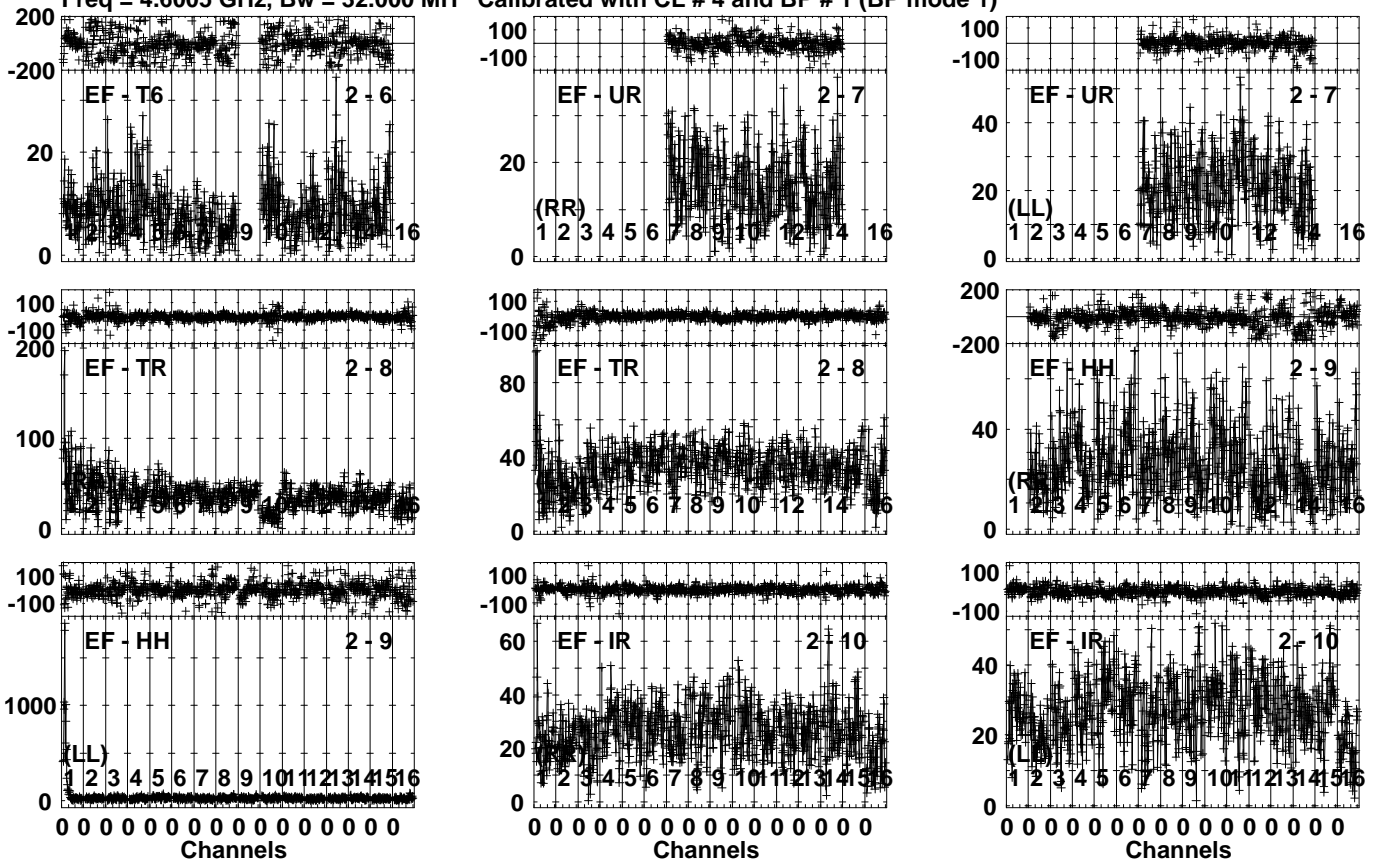


Lower frame: Milli Ampl Jy Top frame: Phas deg
Vector averaged cross-power spectrum Several baselines displayed
Timerange: 00/17:42:33 to 00/17:43:29

Plot file version 360 created 23-APR-2024 17:22:23

J0529+3209 EB100E 1.UVDATA.1

Freq = 4.6005 GHz, Bw = 32.000 MH Calibrated with CL # 4 and BP # 1 (BP mode 1)

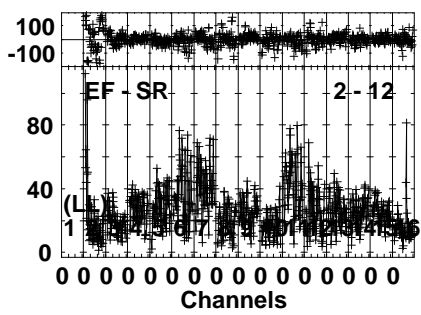
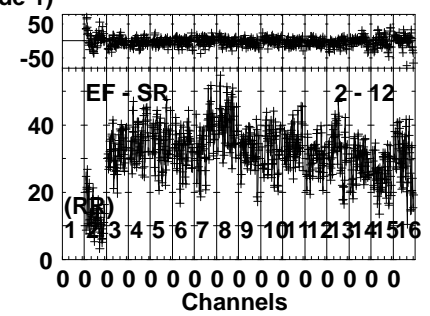
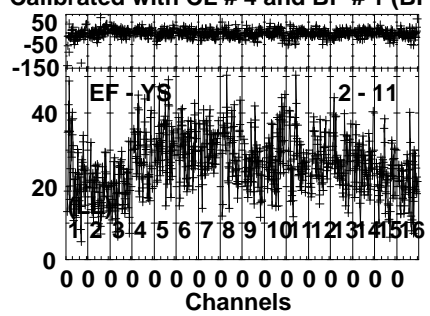
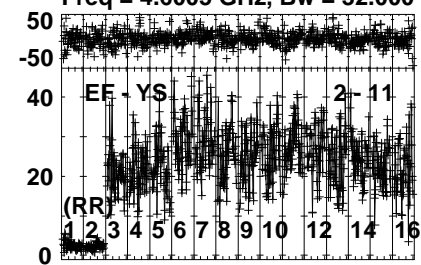


Lower frame: Milli Ampl Jy Top frame: Phas deg
Vector averaged cross-power spectrum Several baselines displayed
Timerange: 00/17:42:33 to 00/17:43:29

Plot file version 361 created 23-APR-2024 17:22:24

J0529+3209 EB100E 1.UVDATA.1

Freq = 4.6005 GHz, Bw = 32.000 MH Calibrated with CL # 4 and BP # 1 (BP mode 1)

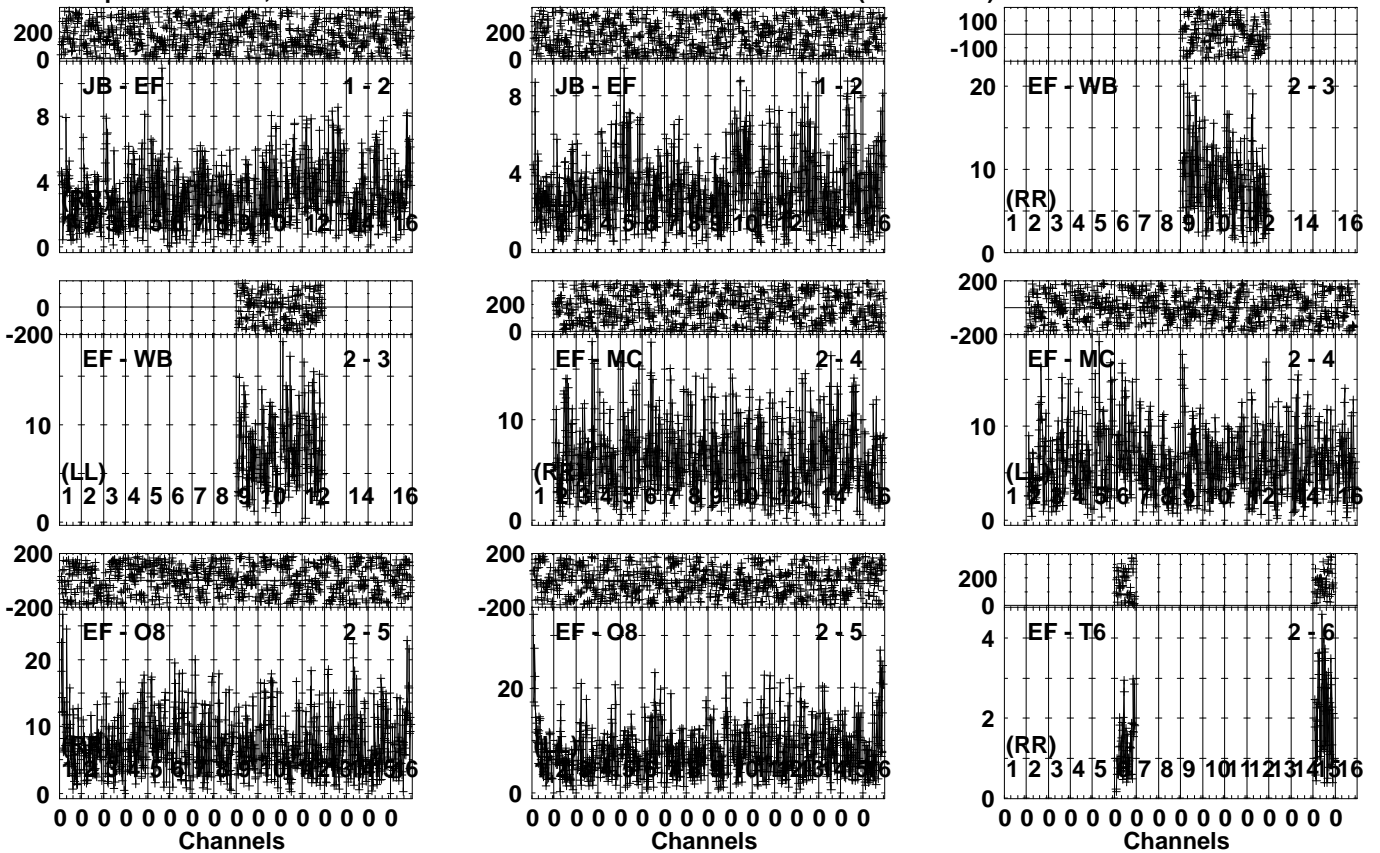


Lower frame: Milli Ampl Jy Top frame: Phas deg
Vector averaged cross-power spectrum Several baselines displayed
Timerange: 00/17:42:33 to 00/17:43:29

Plot file version 362 created 23-APR-2024 17:22:24

FRB EB100E 1.UVDATA.1

Freq = 4.6005 GHz, Bw = 32.000 MH Calibrated with CL # 4 and BP # 1 (BP mode 1)



Lower frame: Milli Ampl Jy Top frame: Phas deg

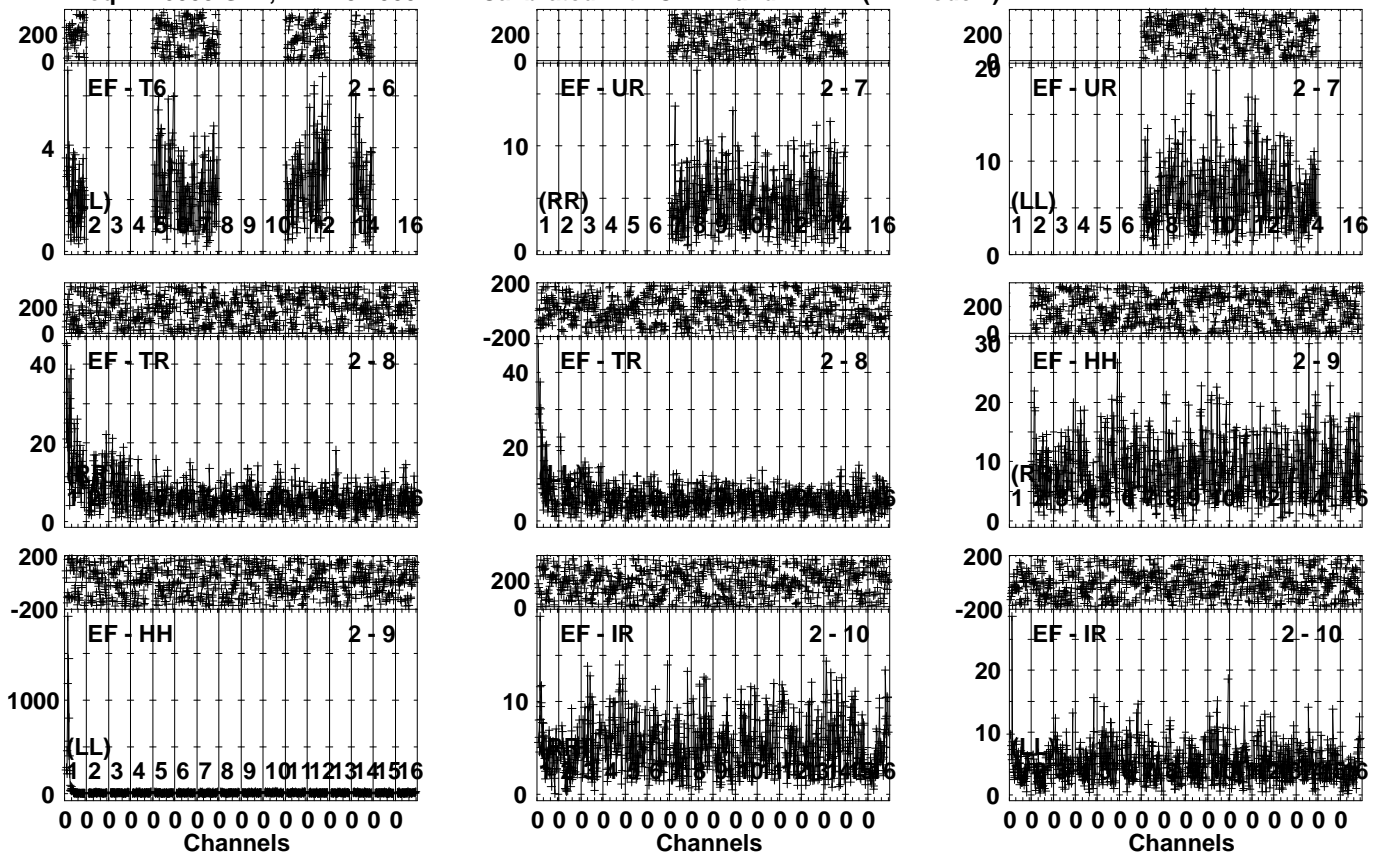
Vector averaged cross-power spectrum Several baselines displayed

Timerange: 00/17:43:33 to 00/17:46:59

Plot file version 363 created 23-APR-2024 17:22:25

FRB EB100E 1.UVDATA.1

Freq = 4.6005 GHz, Bw = 32.000 MH Calibrated with CL # 4 and BP # 1 (BP mode 1)

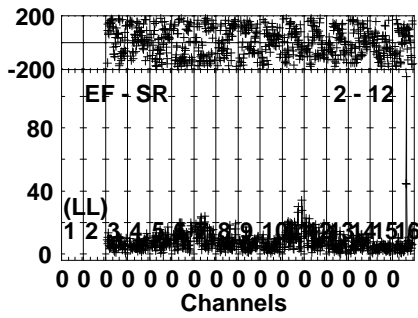
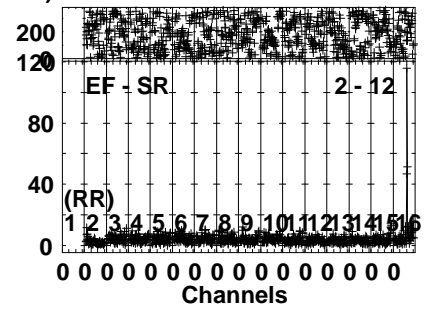
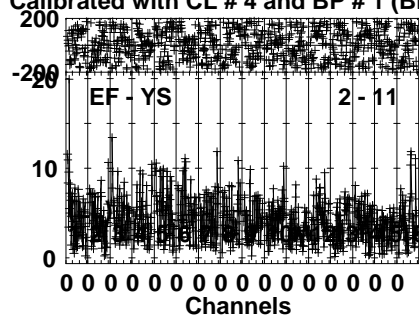
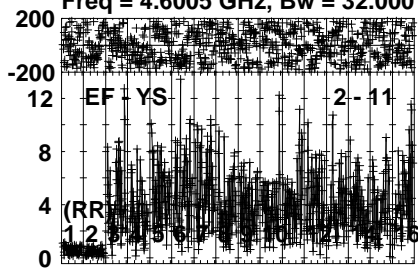


Lower frame: Milli Ampl Jy Top frame: Phas deg
Vector averaged cross-power spectrum Several baselines displayed
Timerange: 00/17:43:33 to 00/17:46:59

Plot file version 364 created 23-APR-2024 17:22:25

FRB EB100E 1.UVDATA.1

Freq = 4.6005 GHz, Bw = 32.000 MH Calibrated with CL # 4 and BP # 1 (BP mode 1)

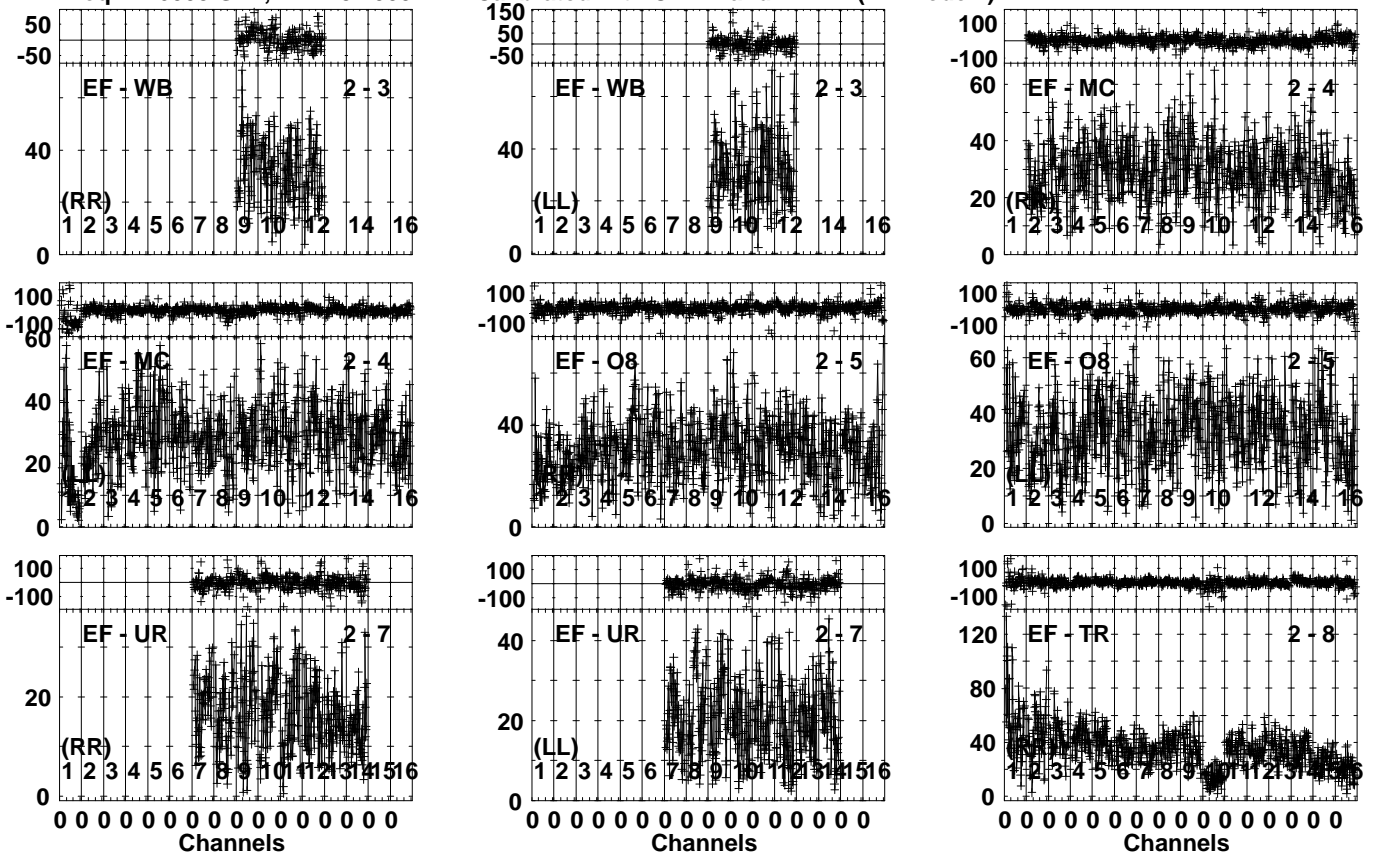


Lower frame: Milli Ampl Jy Top frame: Phas deg
Vector averaged cross-power spectrum Several baselines displayed
Timerange: 00/17:43:33 to 00/17:46:59

Plot file version 365 created 23-APR-2024 17:22:26

J0529+3209 EB100E 1.UVDATA.1

Freq = 4.6005 GHz, Bw = 32.000 MH Calibrated with CL # 4 and BP # 1 (BP mode 1)

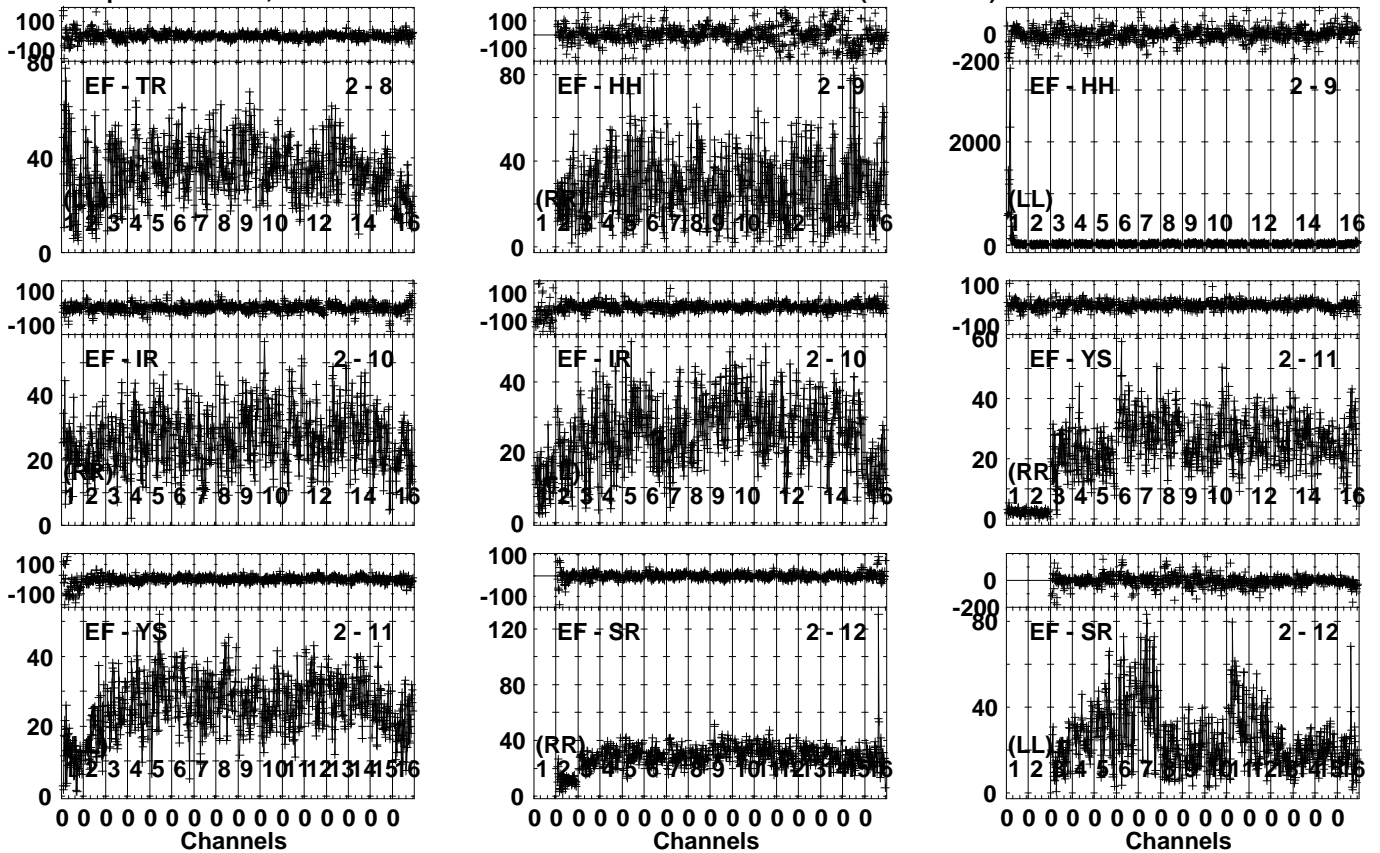


Lower frame: Milli Ampl Jy Top frame: Phas deg
Vector averaged cross-power spectrum Several baselines displayed
Timerange: 00/17:47:33 to 00/17:48:29

Plot file version 366 created 23-APR-2024 17:22:27

J0529+3209 EB100E 1.UVDATA.1

Freq = 4.6005 GHz, Bw = 32.000 MH Calibrated with CL # 4 and BP # 1 (BP mode 1)

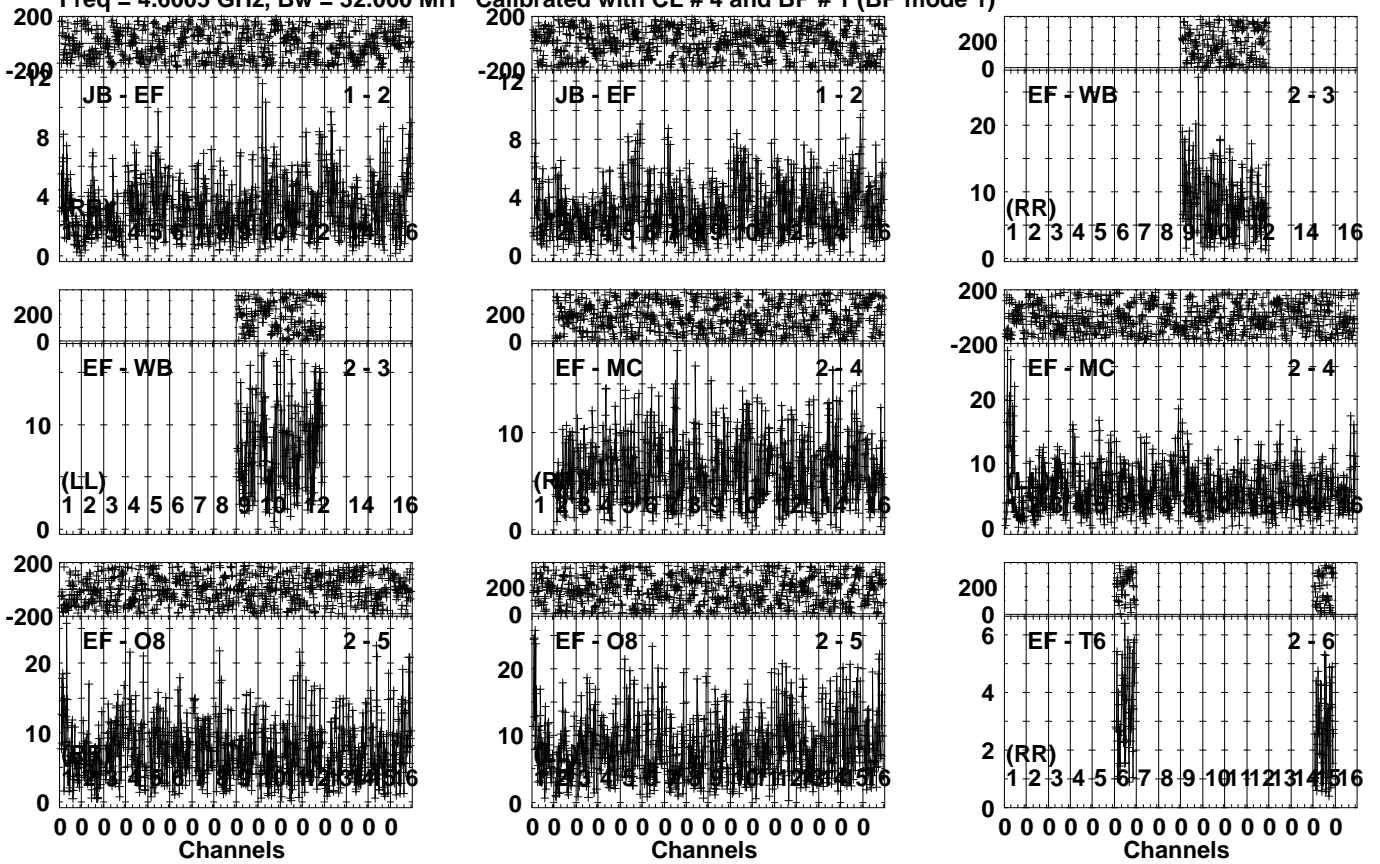


Lower frame: Milli Ampl Jy Top frame: Phas deg
Vector averaged cross-power spectrum Several baselines displayed
Timerange: 00/17:47:33 to 00/17:48:29

Plot file version 367 created 23-APR-2024 17:22:27

FRB EB100E 1.UVDATA.1

Freq = 4.6005 GHz, Bw = 32.000 MH Calibrated with CL # 4 and BP # 1 (BP mode 1)

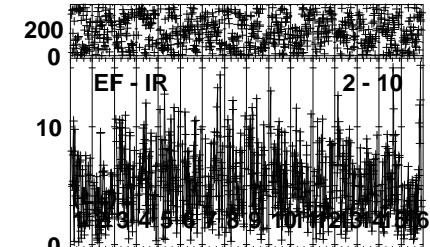
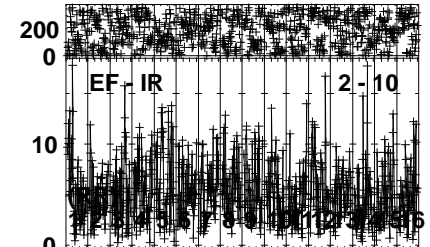
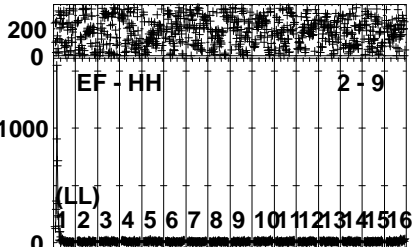
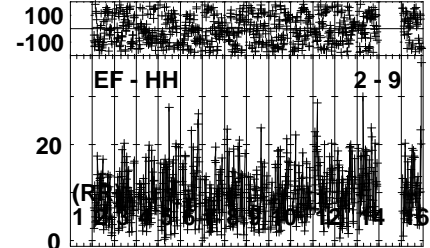
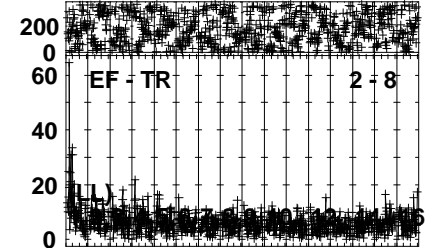
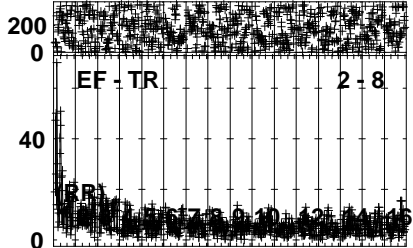
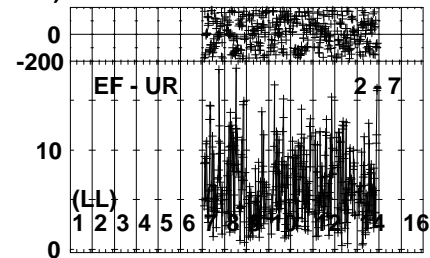
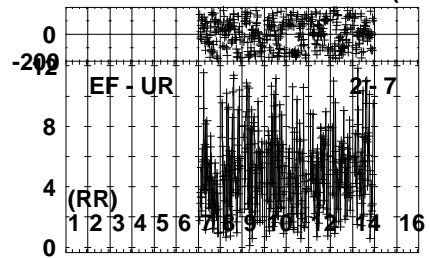
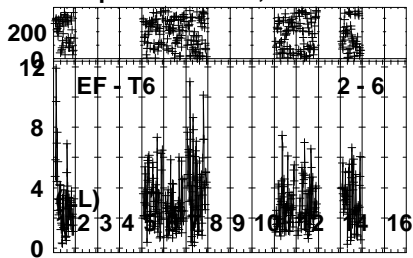


Lower frame: Milli Ampl Jy Top frame: Phas deg
Vector averaged cross-power spectrum Several baselines displayed
Timerange: 00/17:48:31 to 00/17:51:59

Plot file version 368 created 23-APR-2024 17:22:28

FRB EB100E 1.UVDATA.1

Freq = 4.6005 GHz, Bw = 32.000 MH Calibrated with CL # 4 and BP # 1 (BP mode 1)

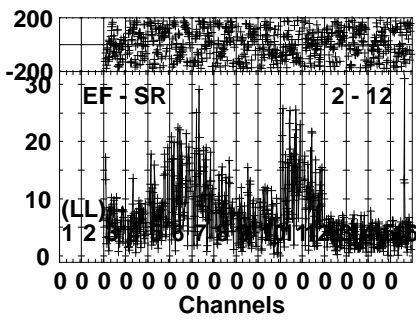
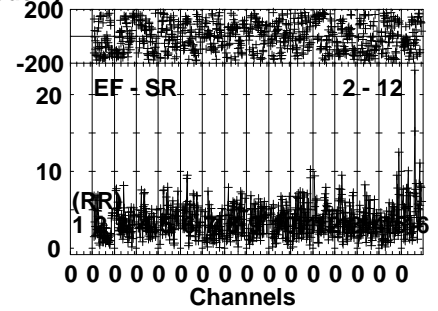
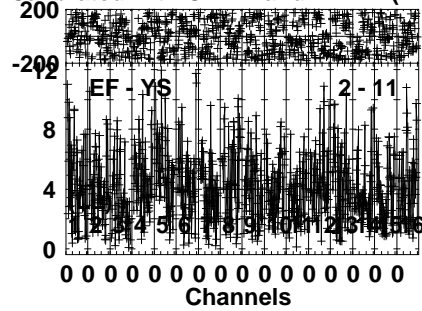
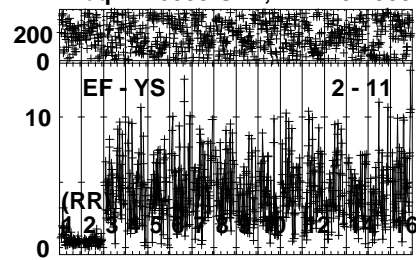


Lower frame: Milli Ampl Jy Top frame: Phas deg
Vector averaged cross-power spectrum Several baselines displayed
Timerange: 00/17:48:31 to 00/17:51:59

Plot file version 369 created 23-APR-2024 17:22:29

FRB EB100E 1.UVDATA.1

Freq = 4.6005 GHz, Bw = 32.000 MH Calibrated with CL # 4 and BP # 1 (BP mode 1)

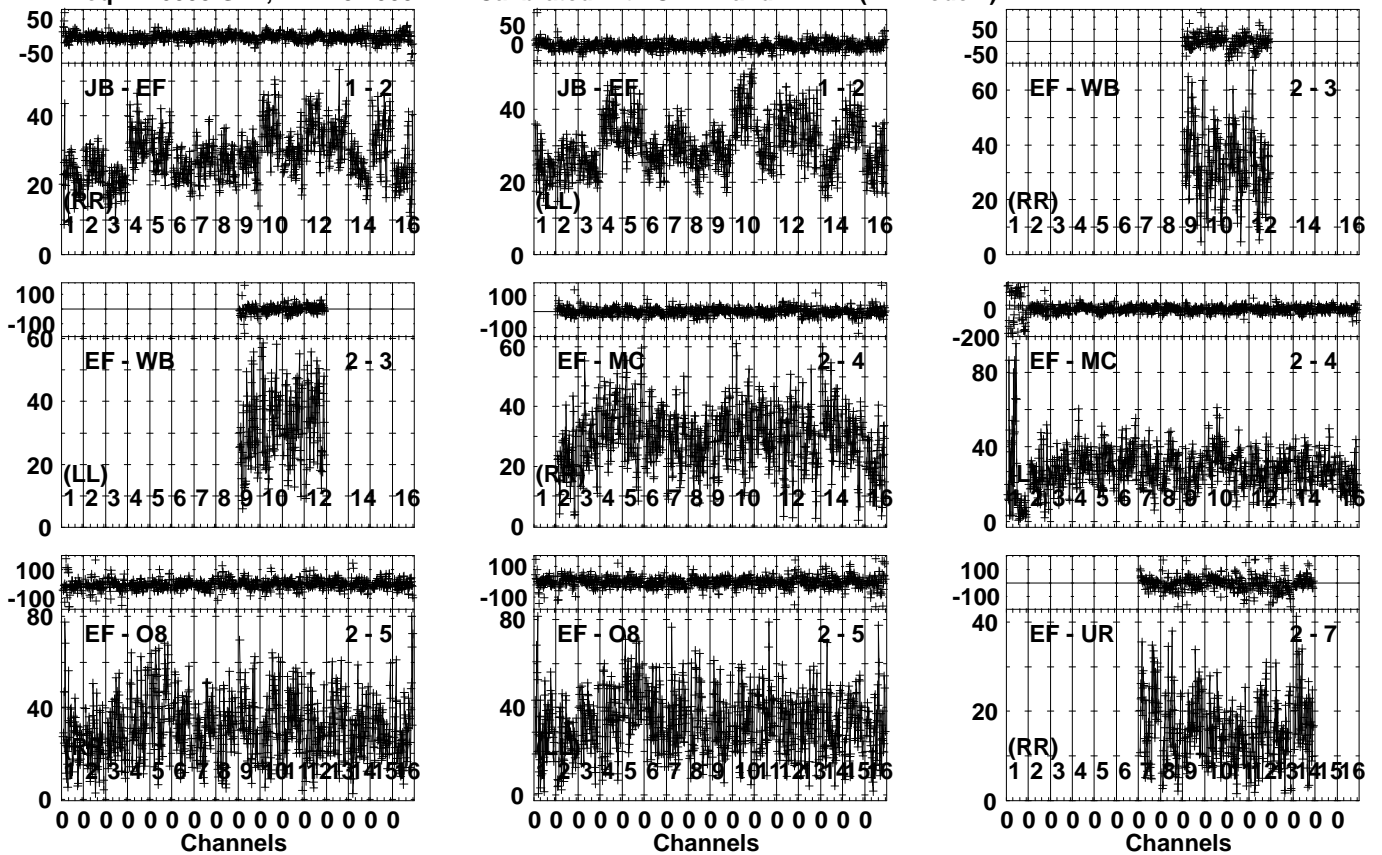


Lower frame: Milli Ampl Jy Top frame: Phas deg
Vector averaged cross-power spectrum Several baselines displayed
Timerange: 00/17:48:31 to 00/17:51:59

Plot file version 370 created 23-APR-2024 17:22:29

J0529+3209 EB100E 1.UVDATA.1

Freq = 4.6005 GHz, Bw = 32.000 MH Calibrated with CL # 4 and BP # 1 (BP mode 1)

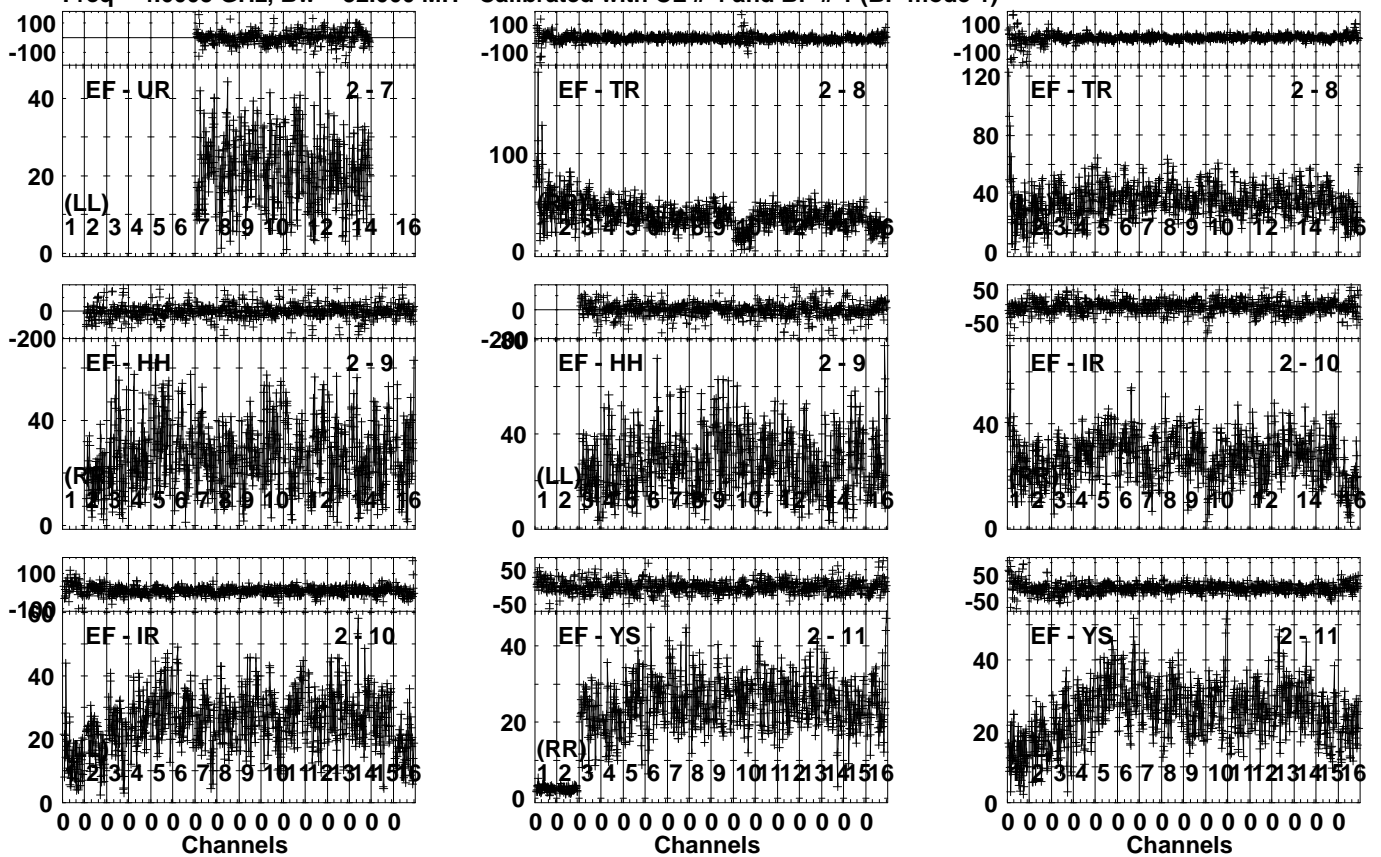


Lower frame: Milli Ampl Jy Top frame: Phas deg
Vector averaged cross-power spectrum Several baselines displayed
Timerange: 00/17:52:01 to 00/17:53:29

Plot file version 371 created 23-APR-2024 17:22:30

J0529+3209 EB100E 1.UVDATA.1

Freq = 4.6005 GHz, Bw = 32.000 MH Calibrated with CL # 4 and BP # 1 (BP mode 1)

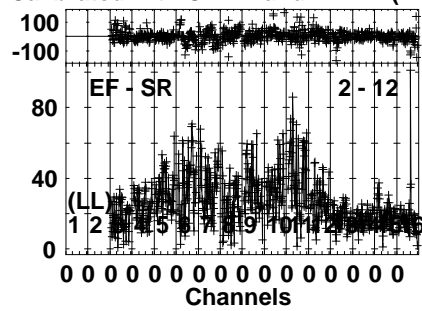
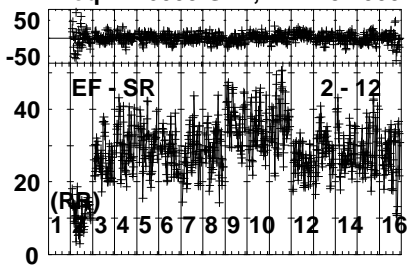


Lower frame: Milli Ampl Jy Top frame: Phas deg
Vector averaged cross-power spectrum Several baselines displayed
Timerange: 00/17:52:01 to 00/17:53:29

Plot file version 372 created 23-APR-2024 17:22:30

J0529+3209 EB100E 1.UVDATA.1

Freq = 4.6005 GHz, Bw = 32.000 MH Calibrated with CL # 4 and BP # 1 (BP mode 1)

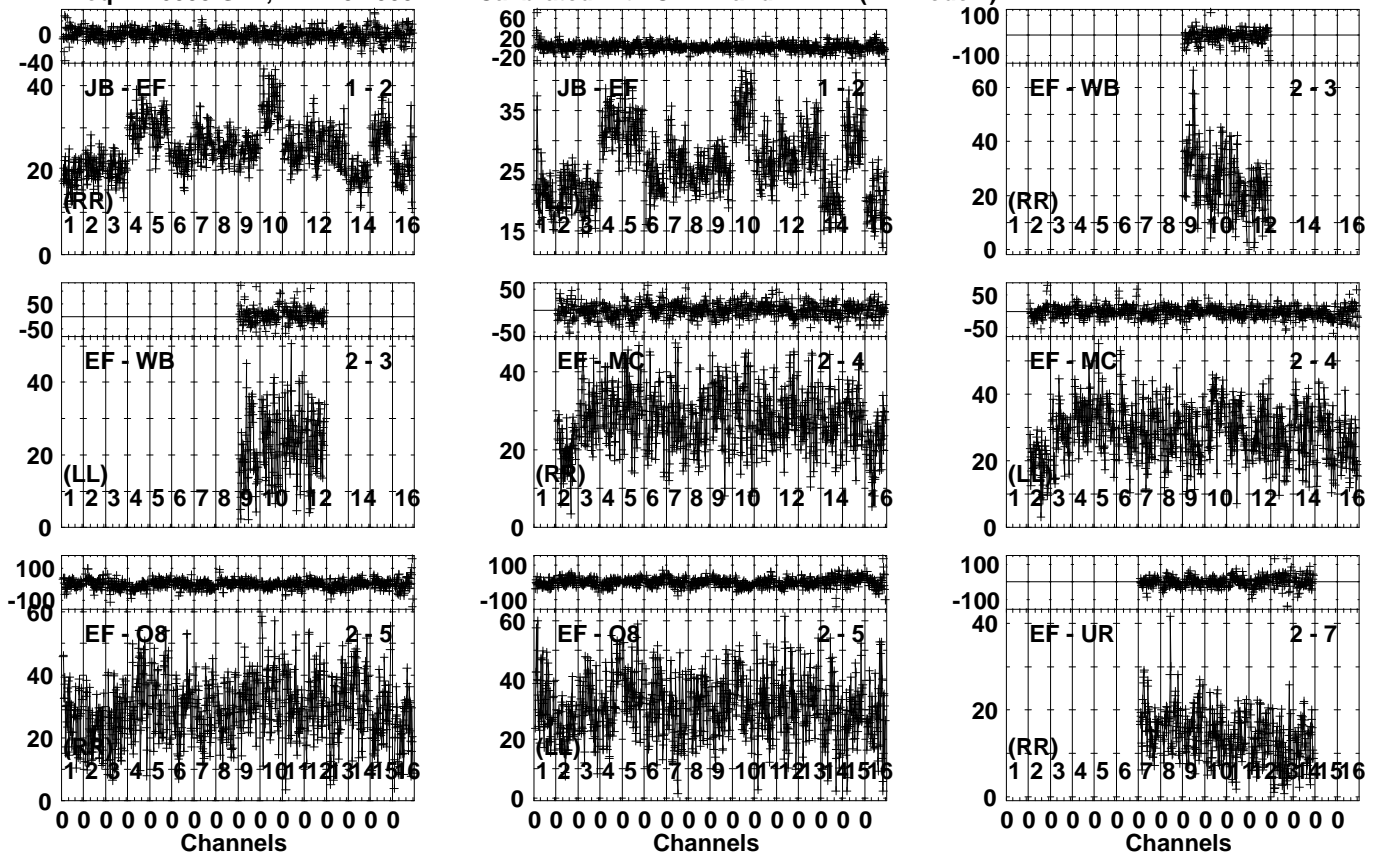


Lower frame: Milli Ampl Jy Top frame: Phas deg
Vector averaged cross-power spectrum Several baselines displayed
Timerange: 00/17:52:01 to 00/17:53:29

Plot file version 373 created 23-APR-2024 17:22:33

J0529+3209 EB100E 1.UVDATA.1

Freq = 4.6005 GHz, Bw = 32.000 MH Calibrated with CL # 4 and BP # 1 (BP mode 1)

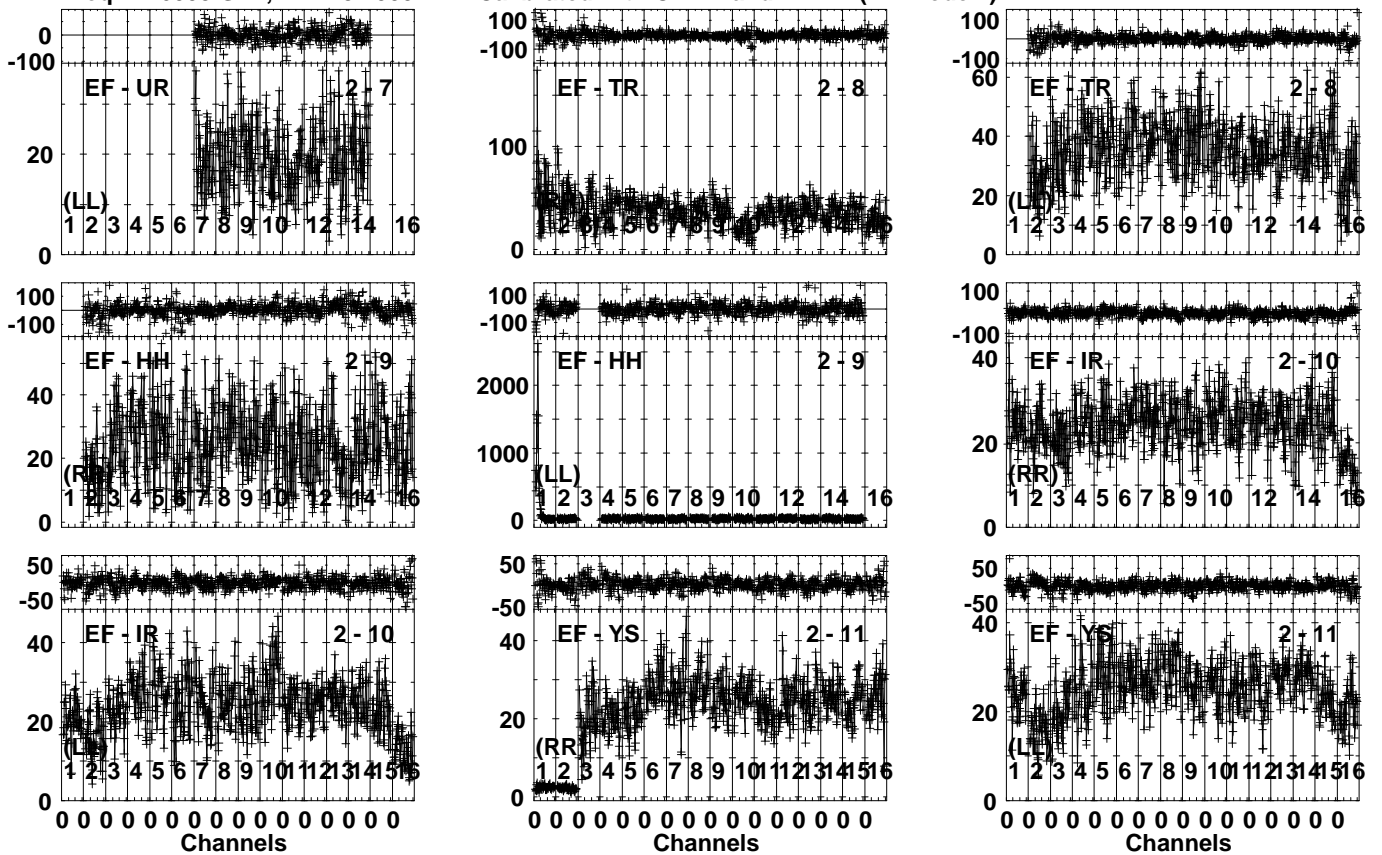


Lower frame: Milli Ampl Jy Top frame: Phas deg
Vector averaged cross-power spectrum Several baselines displayed
Timerange: 00/18:02:03 to 00/18:03:29

Plot file version 374 created 23-APR-2024 17:22:34

J0529+3209 EB100E 1.UVDATA.1

Freq = 4.6005 GHz, Bw = 32.000 MH Calibrated with CL # 4 and BP # 1 (BP mode 1)

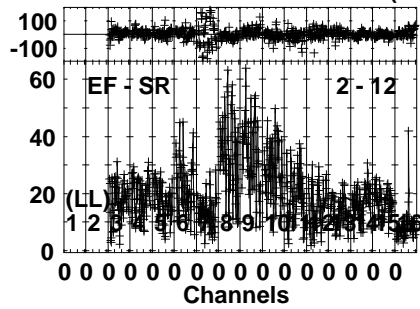
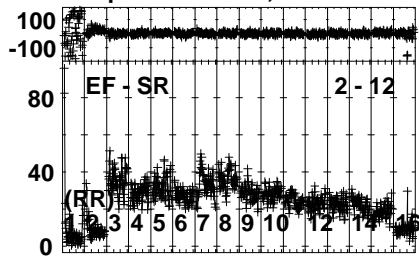


Lower frame: Milli Ampl Jy Top frame: Phas deg
Vector averaged cross-power spectrum Several baselines displayed
Timerange: 00/18:02:03 to 00/18:03:29

Plot file version 375 created 23-APR-2024 17:22:35

J0529+3209 EB100E 1.UVDATA.1

Freq = 4.6005 GHz, Bw = 32.000 MH Calibrated with CL # 4 and BP # 1 (BP mode 1)

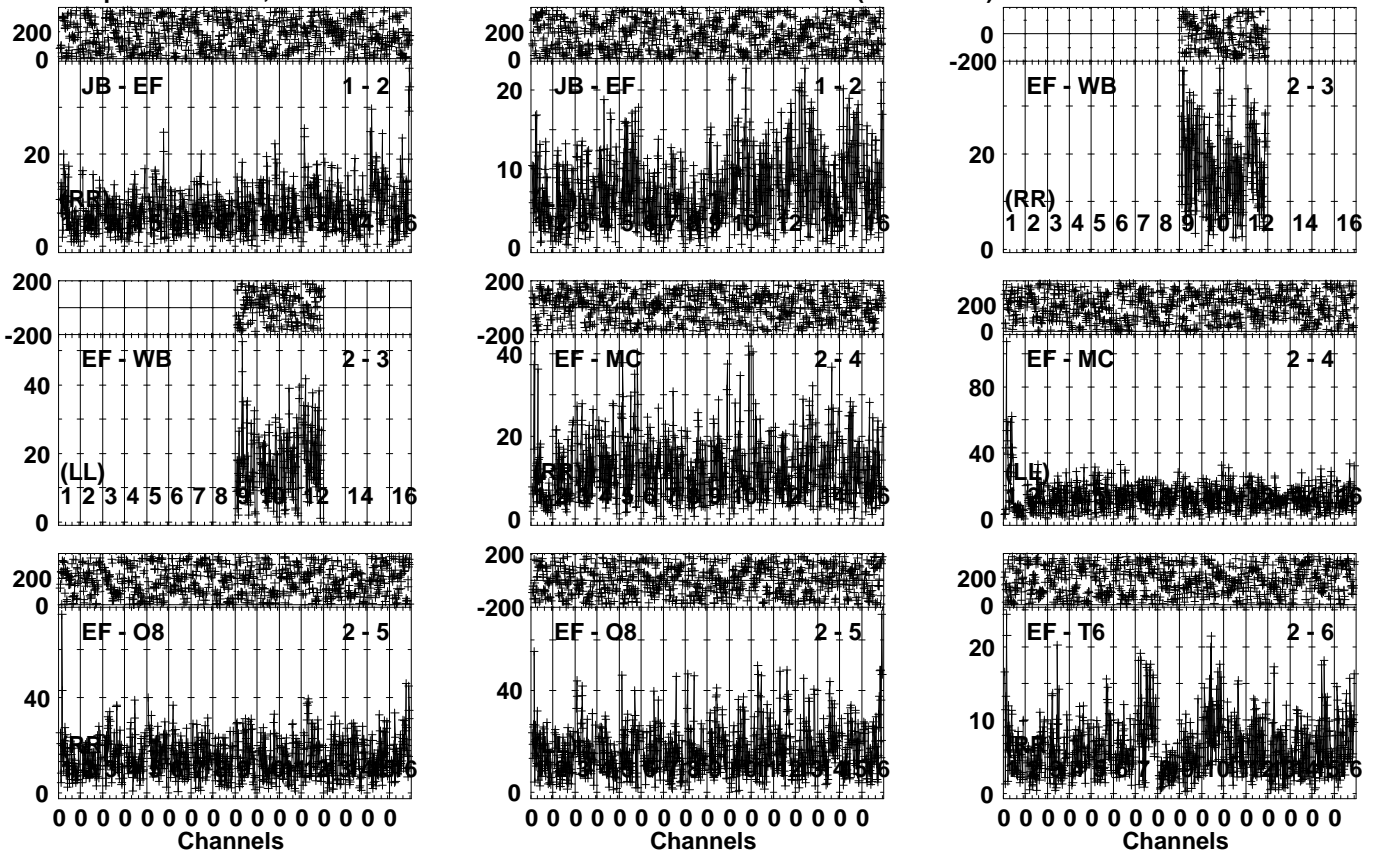


Lower frame: Milli Ampl Jy Top frame: Phas deg
Vector averaged cross-power spectrum Several baselines displayed
Timerange: 00/18:02:03 to 00/18:03:29

Plot file version 376 created 23-APR-2024 17:22:35

DA193 EB100E 1.UVDATA.1

Freq = 4.6005 GHz, Bw = 32.000 MH Calibrated with CL # 4 and BP # 1 (BP mode 1)

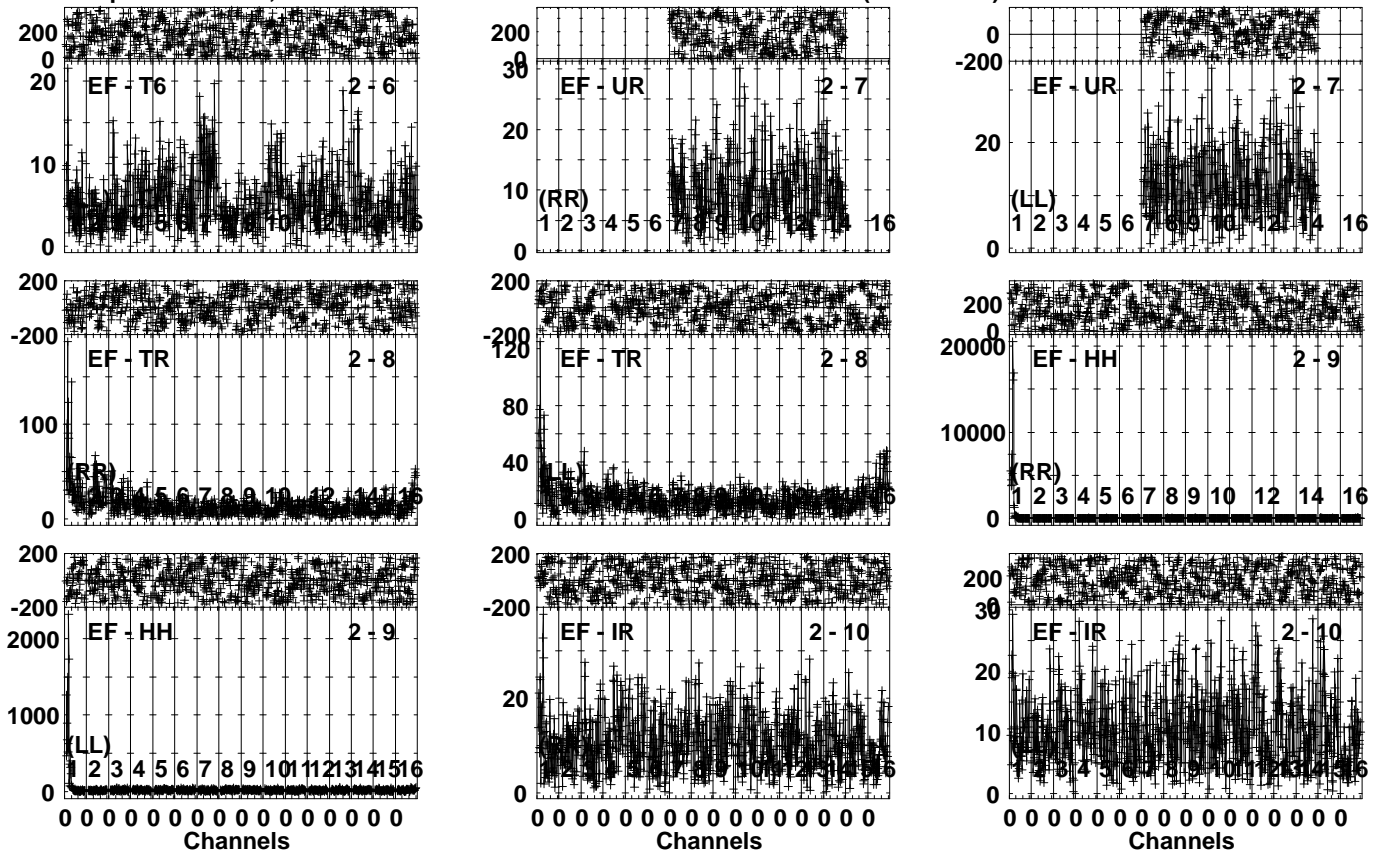


Lower frame: Milli Ampl Jy Top frame: Phas deg
Vector averaged cross-power spectrum Several baselines displayed
Timerange: 00/18:04:53 to 00/18:07:49

Plot file version 377 created 23-APR-2024 17:22:35

DA193 EB100E 1.UVDATA.1

Freq = 4.6005 GHz, Bw = 32.000 MH Calibrated with CL # 4 and BP # 1 (BP mode 1)

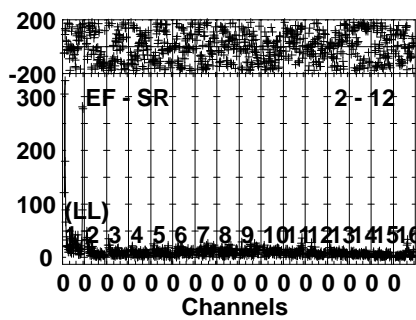
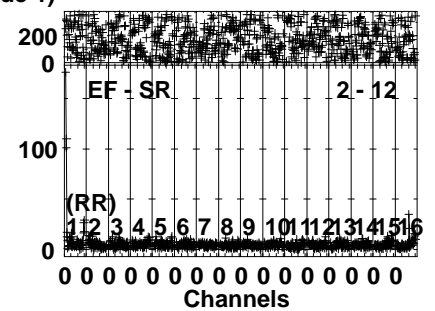
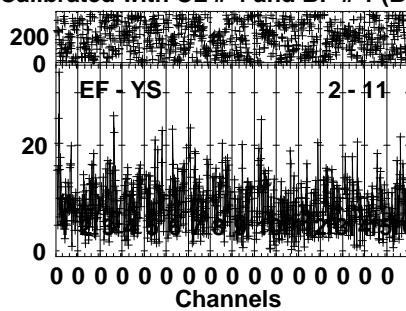
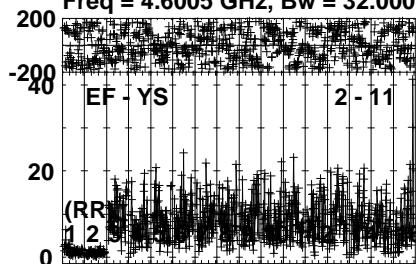


Lower frame: Milli Ampl Jy Top frame: Phas deg
Vector averaged cross-power spectrum Several baselines displayed
Timerange: 00/18:04:53 to 00/18:07:49

Plot file version 378 created 23-APR-2024 17:22:36

DA193 EB100E 1.UVDATA.1

Freq = 4.6005 GHz, Bw = 32.000 MH Calibrated with CL # 4 and BP # 1 (BP mode 1)

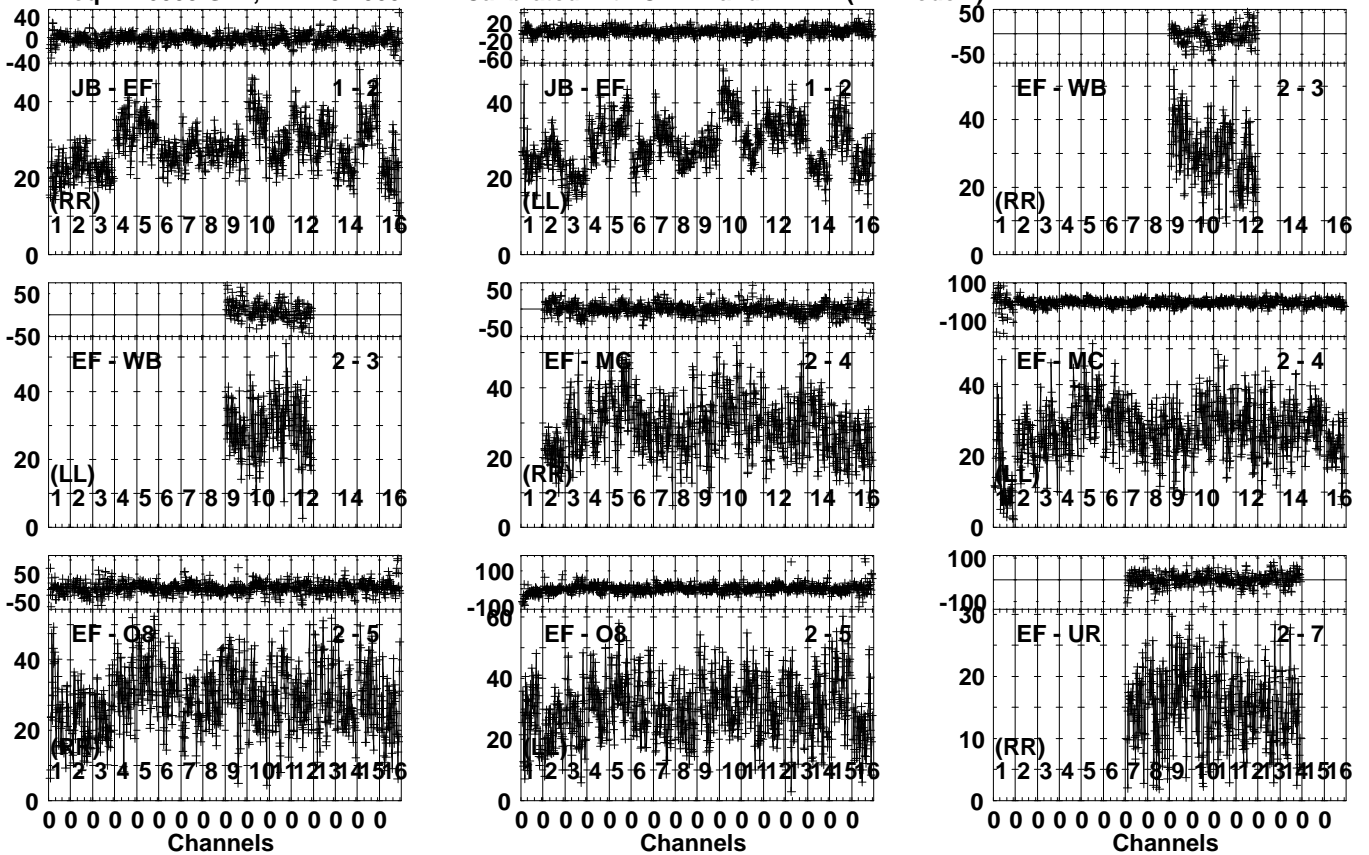


Lower frame: Milli Ampl Jy Top frame: Phas deg
Vector averaged cross-power spectrum Several baselines displayed
Timerange: 00/18:04:53 to 00/18:07:49

Plot file version 379 created 23-APR-2024 17:22:36

J0529+3209 EB100E 1.UVDATA.1

Freq = 4.6005 GHz, Bw = 32.000 MH Calibrated with CL # 4 and BP # 1 (BP mode 1)

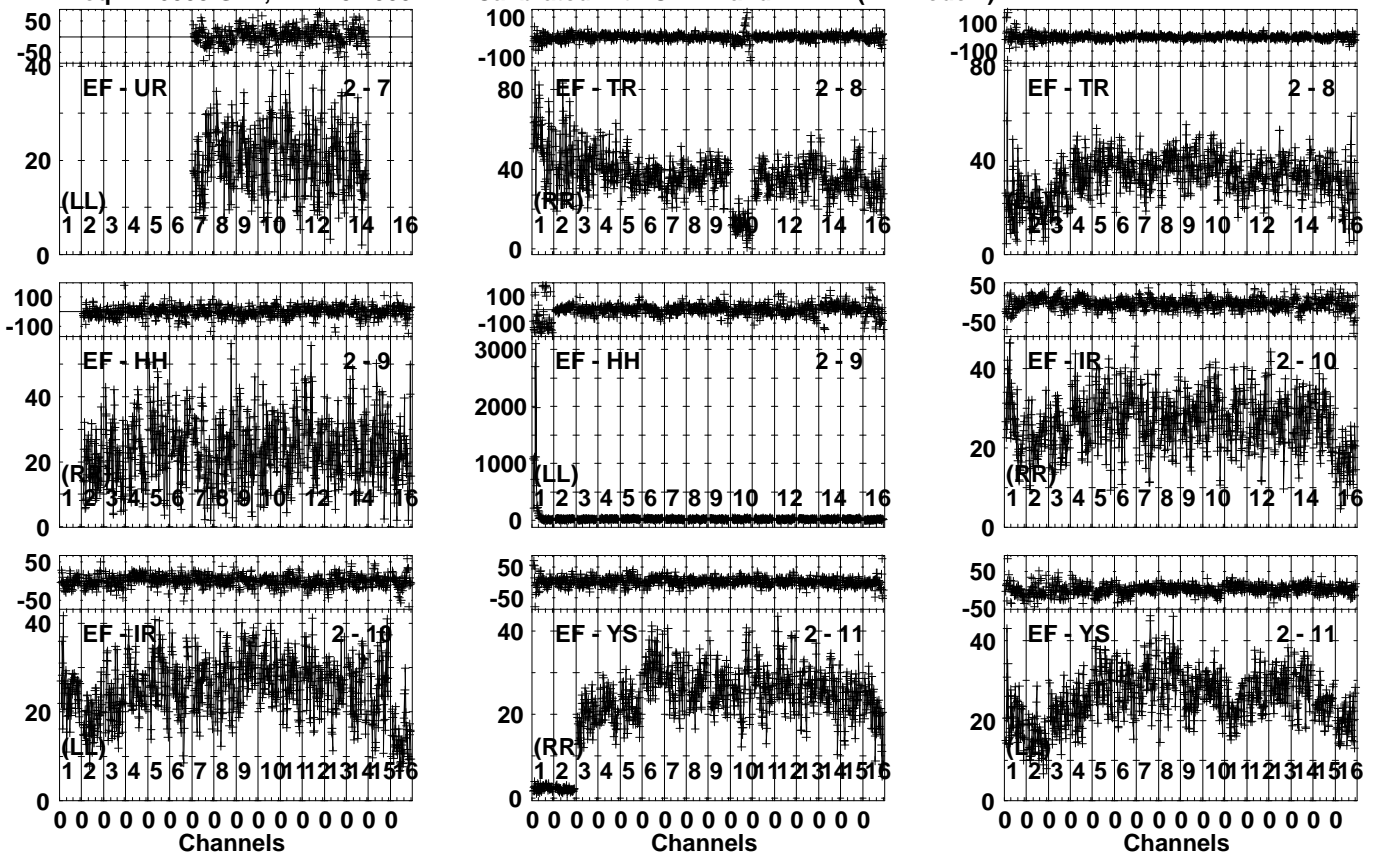


Lower frame: Milli Ampl Jy Top frame: Phas deg
Vector averaged cross-power spectrum Several baselines displayed
Timerange: 00/18:09:03 to 00/18:10:59

Plot file version 380 created 23-APR-2024 17:22:37

J0529+3209 EB100E 1.UVDATA.1

Freq = 4.6005 GHz, Bw = 32.000 MH Calibrated with CL # 4 and BP # 1 (BP mode 1)

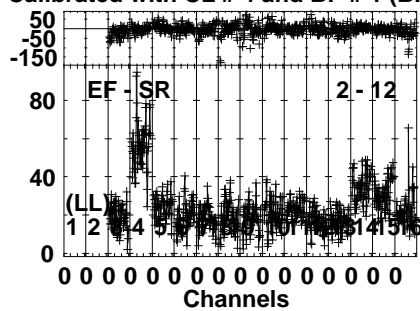
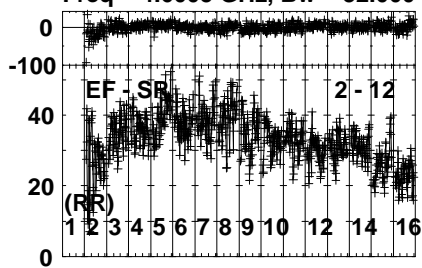


Lower frame: Milli Ampl Jy Top frame: Phas deg
Vector averaged cross-power spectrum Several baselines displayed
Timerange: 00/18:09:03 to 00/18:10:59

Plot file version 381 created 23-APR-2024 17:22:38

J0529+3209 EB100E 1.UVDATA.1

Freq = 4.6005 GHz, Bw = 32.000 MH Calibrated with CL # 4 and BP # 1 (BP mode 1)

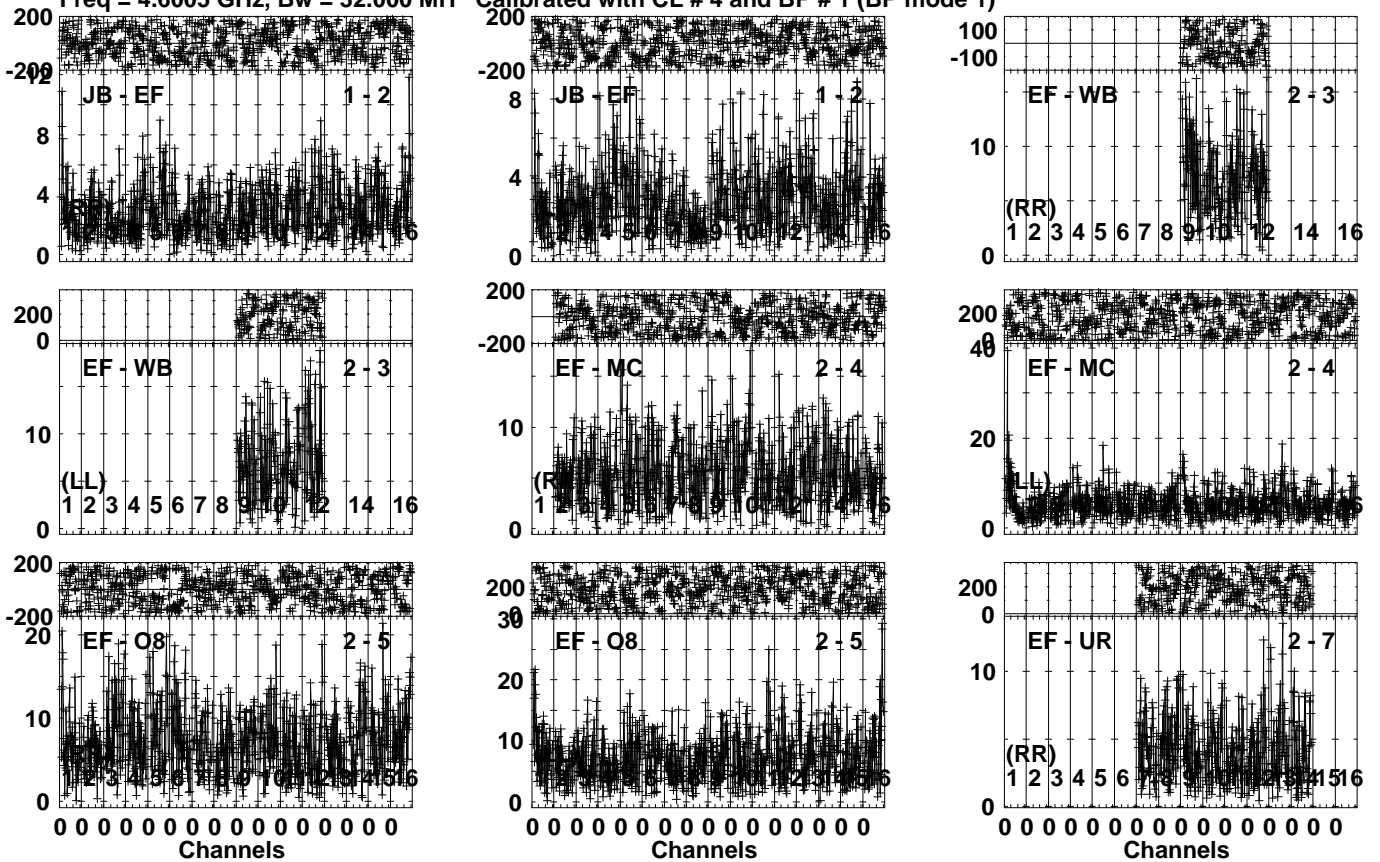


Lower frame: Milli Ampl Jy Top frame: Phas deg
Vector averaged cross-power spectrum Several baselines displayed
Timerange: 00/18:09:03 to 00/18:10:59

Plot file version 382 created 23-APR-2024 17:22:38

FRB EB100E 1.UVDATA.1

Freq = 4.6005 GHz, Bw = 32.000 MH Calibrated with CL # 4 and BP # 1 (BP mode 1)

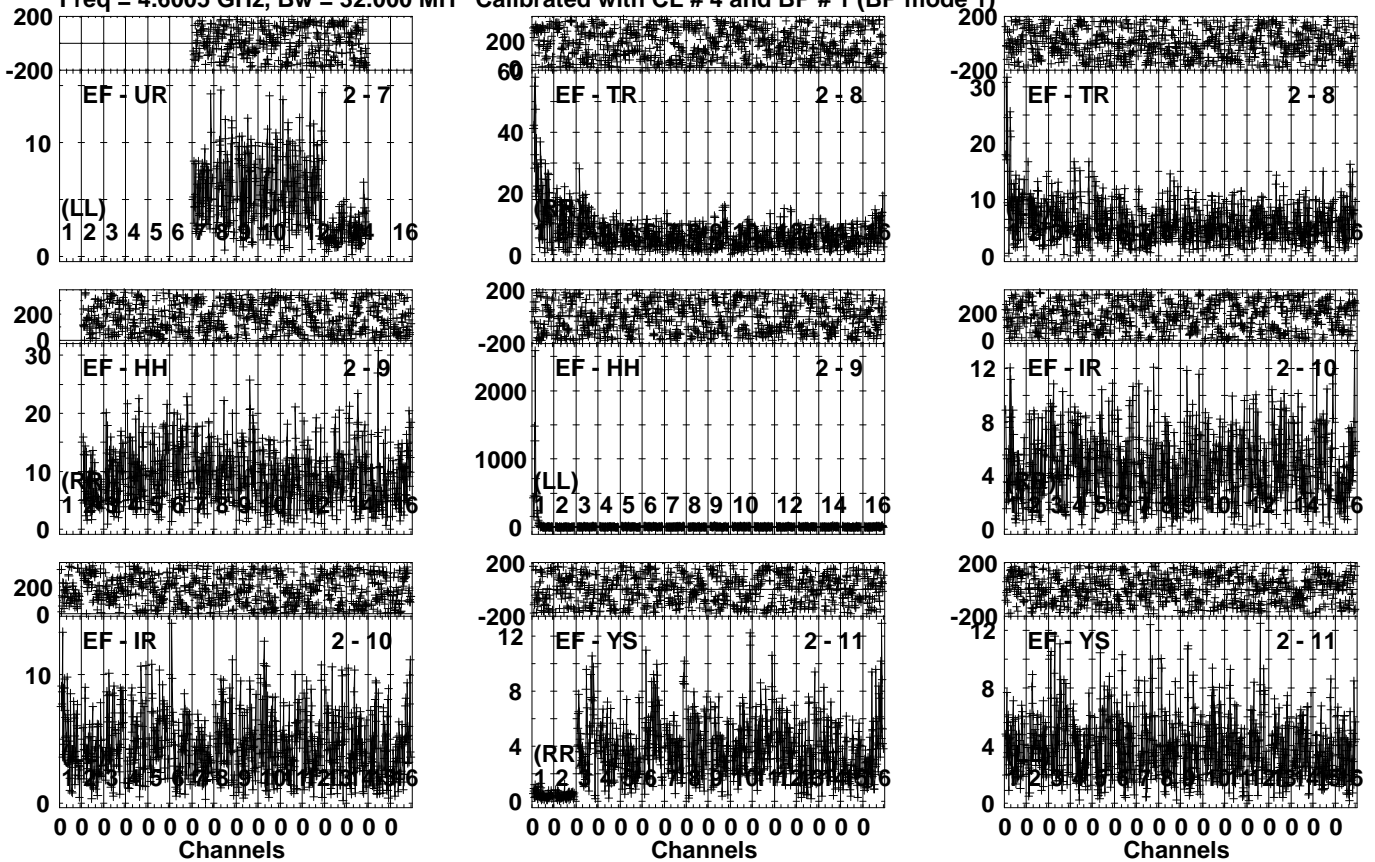


Lower frame: Milli Ampl Jy Top frame: Phas deg
Vector averaged cross-power spectrum Several baselines displayed
Timerange: 00/18:11:03 to 00/18:14:29

Plot file version 383 created 23-APR-2024 17:22:39

FRB EB100E 1.UVDATA.1

Freq = 4.6005 GHz, Bw = 32.000 MH Calibrated with CL # 4 and BP # 1 (BP mode 1)

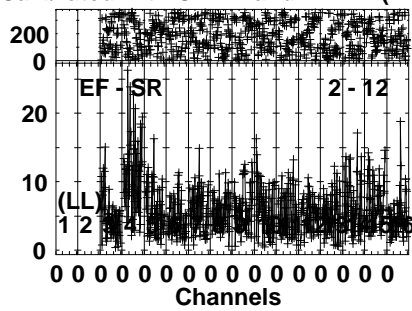
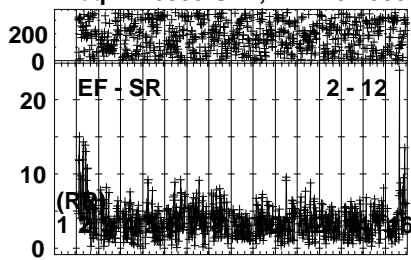


Lower frame: Milli Ampl Jy Top frame: Phas deg
Vector averaged cross-power spectrum Several baselines displayed
Timerange: 00/18:11:03 to 00/18:14:29

Plot file version 384 created 23-APR-2024 17:22:39

FRB EB100E 1.UVDATA.1

Freq = 4.6005 GHz, Bw = 32.000 MH Calibrated with CL # 4 and BP # 1 (BP mode 1)

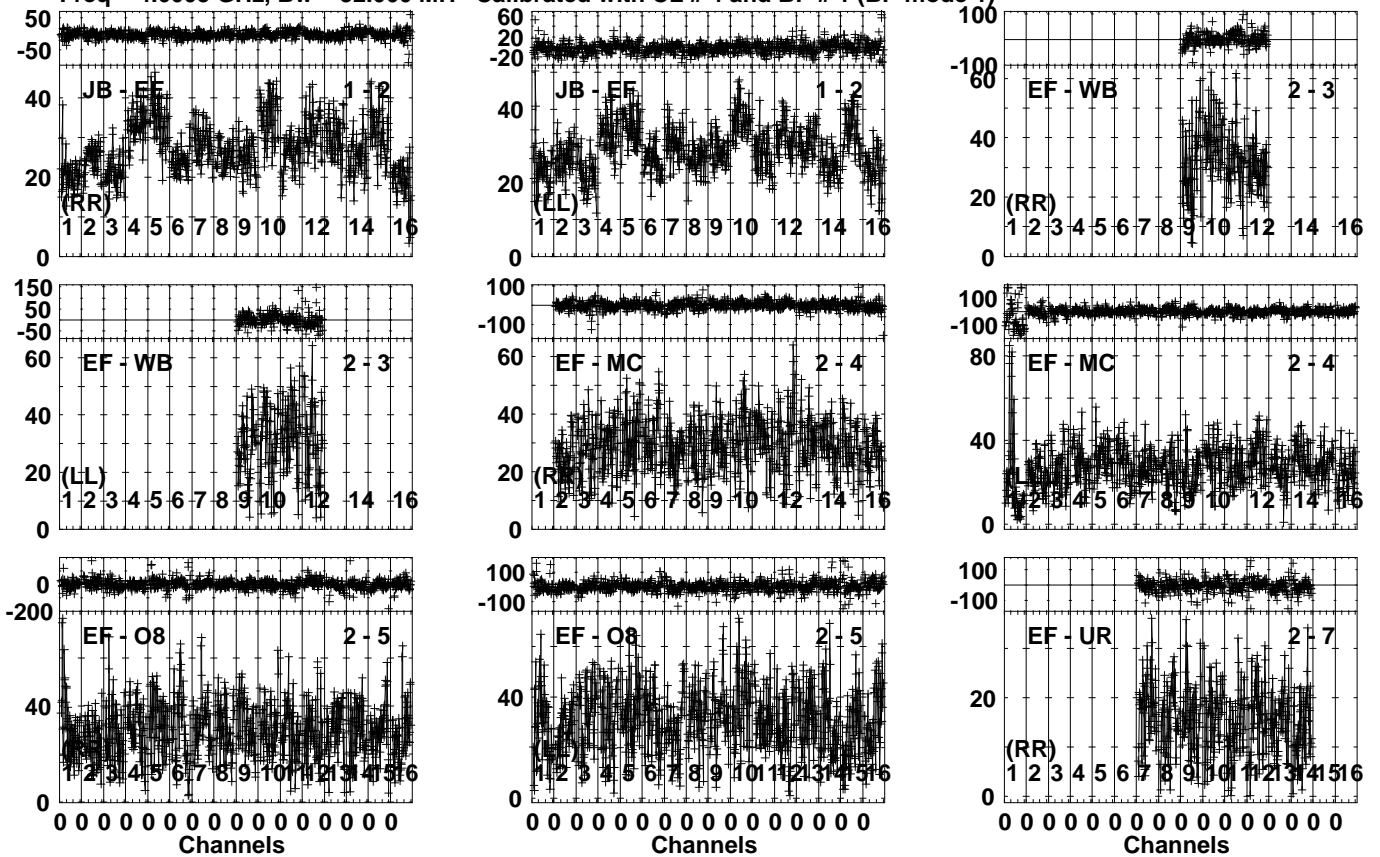


Lower frame: Milli Ampl Jy Top frame: Phas deg
Vector averaged cross-power spectrum Several baselines displayed
Timerange: 00/18:11:03 to 00/18:14:29

Plot file version 385 created 23-APR-2024 17:22:40

J0529+3209 EB100E 1.UVDATA.1

Freq = 4.6005 GHz, Bw = 32.000 MH Calibrated with CL # 4 and BP # 1 (BP mode 1)

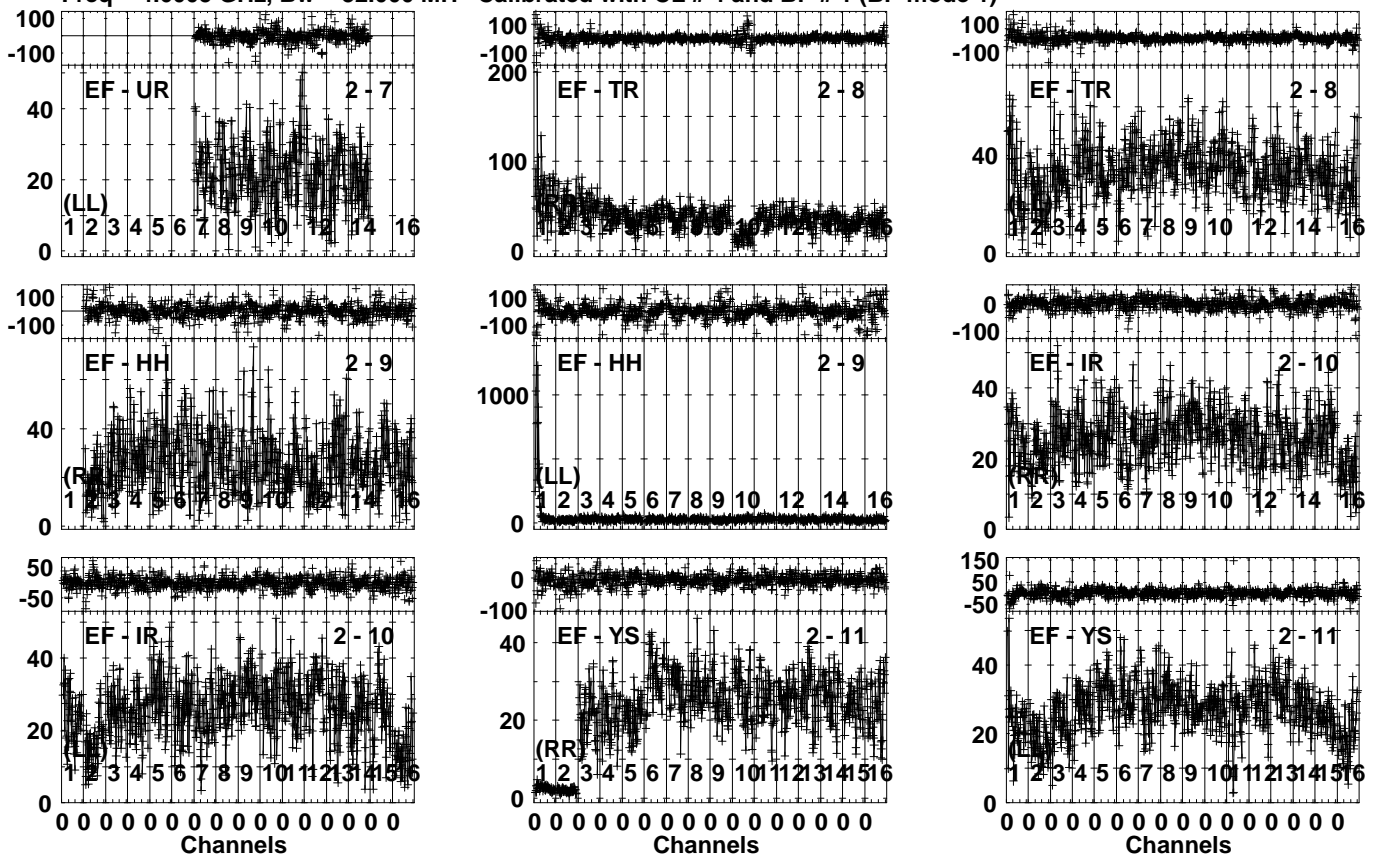


Lower frame: Milli Ampl Jy Top frame: Phas deg
Vector averaged cross-power spectrum Several baselines displayed
Timerange: 00/18:15:03 to 00/18:15:59

Plot file version 386 created 23-APR-2024 17:22:40

J0529+3209 EB100E 1.UVDATA.1

Freq = 4.6005 GHz, Bw = 32.000 MH Calibrated with CL # 4 and BP # 1 (BP mode 1)

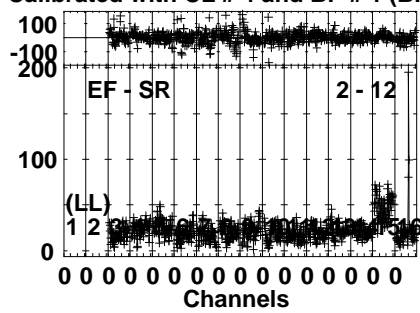
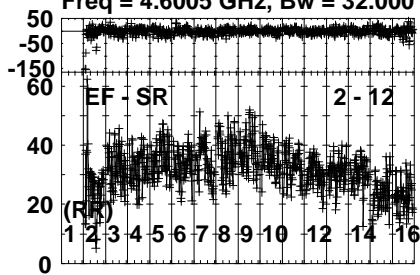


Lower frame: Milli Ampl Jy Top frame: Phas deg
Vector averaged cross-power spectrum Several baselines displayed
Timerange: 00/18:15:03 to 00/18:15:59

Plot file version 387 created 23-APR-2024 17:22:41

J0529+3209 EB100E 1.UVDATA.1

Freq = 4.6005 GHz, Bw = 32.000 MH Calibrated with CL # 4 and BP # 1 (BP mode 1)

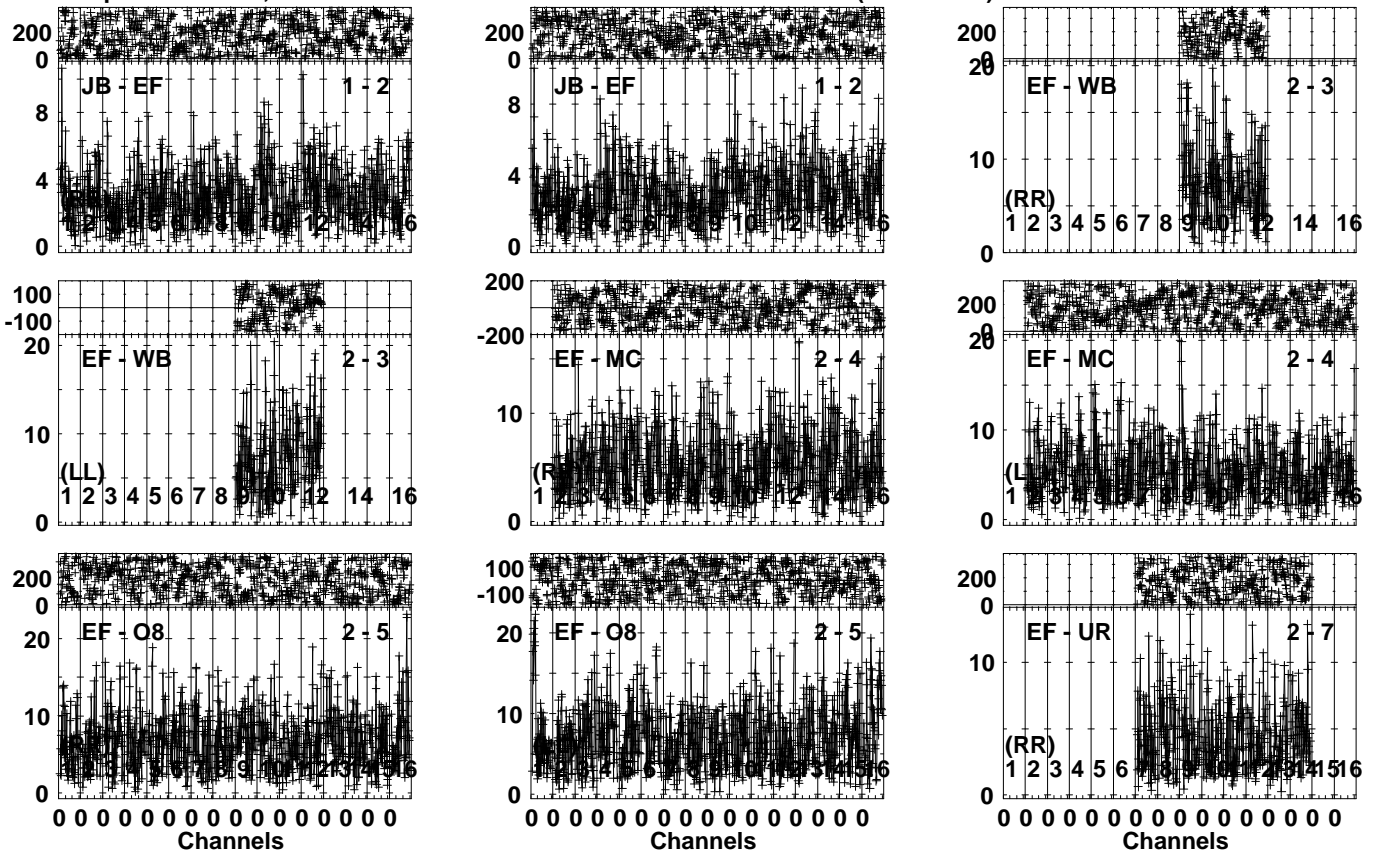


Lower frame: Milli Ampl Jy Top frame: Phas deg
Vector averaged cross-power spectrum Several baselines displayed
Timerange: 00/18:15:03 to 00/18:15:59

Plot file version 388 created 23-APR-2024 17:22:41

FRB EB100E 1.UVDATA.1

Freq = 4.6005 GHz, Bw = 32.000 MH Calibrated with CL # 4 and BP # 1 (BP mode 1)

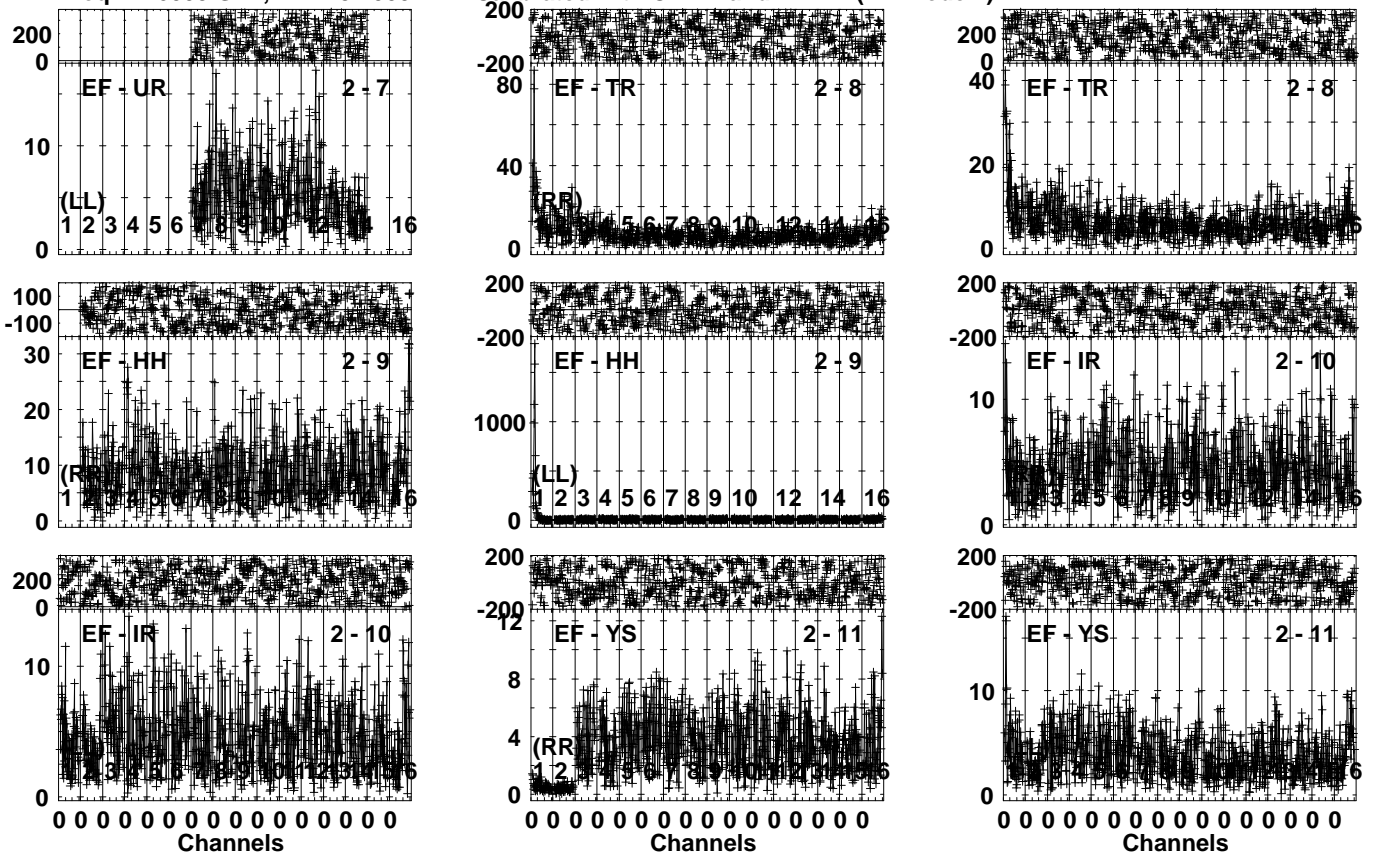


Lower frame: Milli Ampl Jy Top frame: Phas deg
Vector averaged cross-power spectrum Several baselines displayed
Timerange: 00/18:16:03 to 00/18:19:29

Plot file version 389 created 23-APR-2024 17:22:42

FRB EB100E 1.UVDATA.1

Freq = 4.6005 GHz, Bw = 32.000 MH Calibrated with CL # 4 and BP # 1 (BP mode 1)

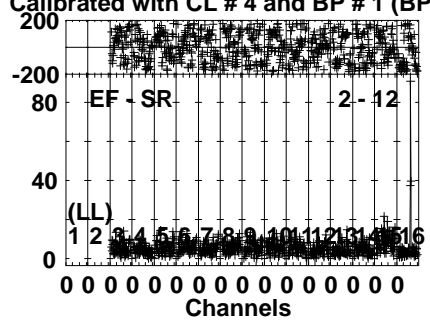
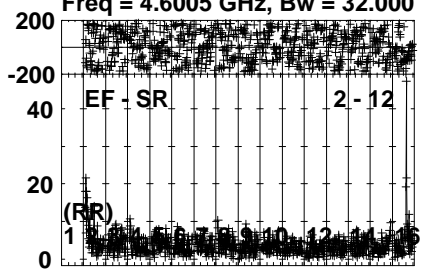


Lower frame: Milli Ampl Jy Top frame: Phas deg
Vector averaged cross-power spectrum Several baselines displayed
Timerange: 00/18:16:03 to 00/18:19:29

Plot file version 390 created 23-APR-2024 17:22:42

FRB EB100E 1.UVDATA.1

Freq = 4.6005 GHz, Bw = 32.000 MH Calibrated with CL # 4 and BP # 1 (BP mode 1)

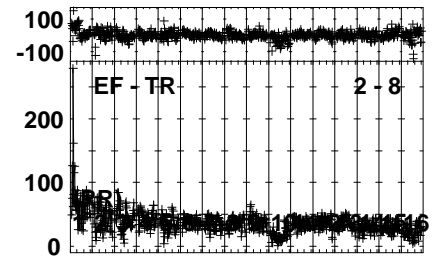
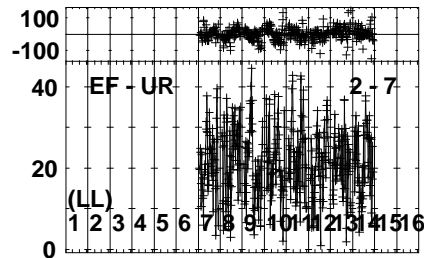
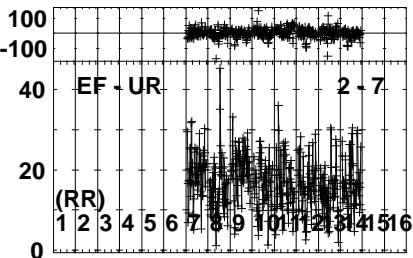
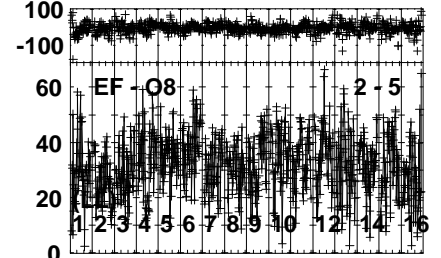
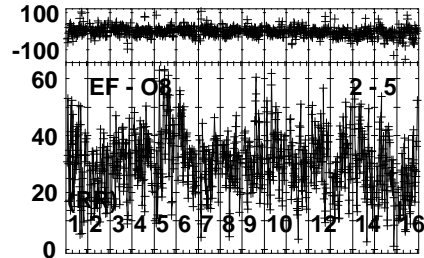
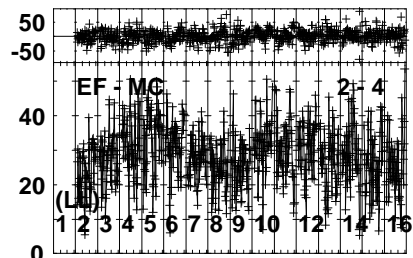
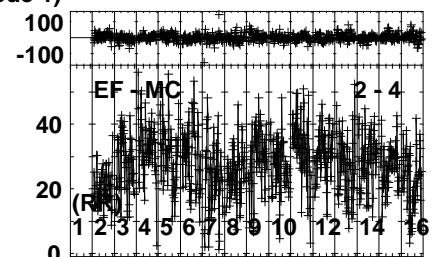
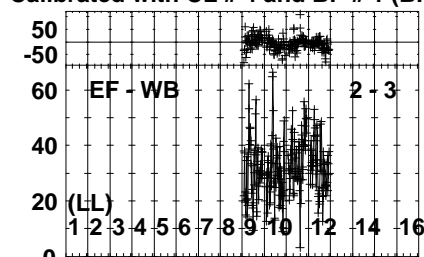
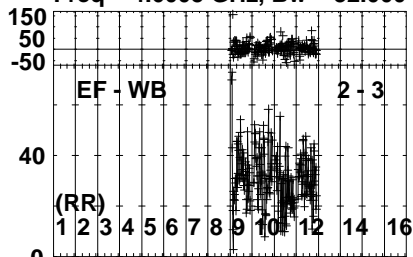


Lower frame: Milli Ampl Jy Top frame: Phas deg
Vector averaged cross-power spectrum Several baselines displayed
Timerange: 00/18:16:03 to 00/18:19:29

Plot file version 391 created 23-APR-2024 17:22:43

J0529+3209 EB100E 1.UVDATA.1

Freq = 4.6005 GHz, Bw = 32.000 MH Calibrated with CL # 4 and BP # 1 (BP mode 1)

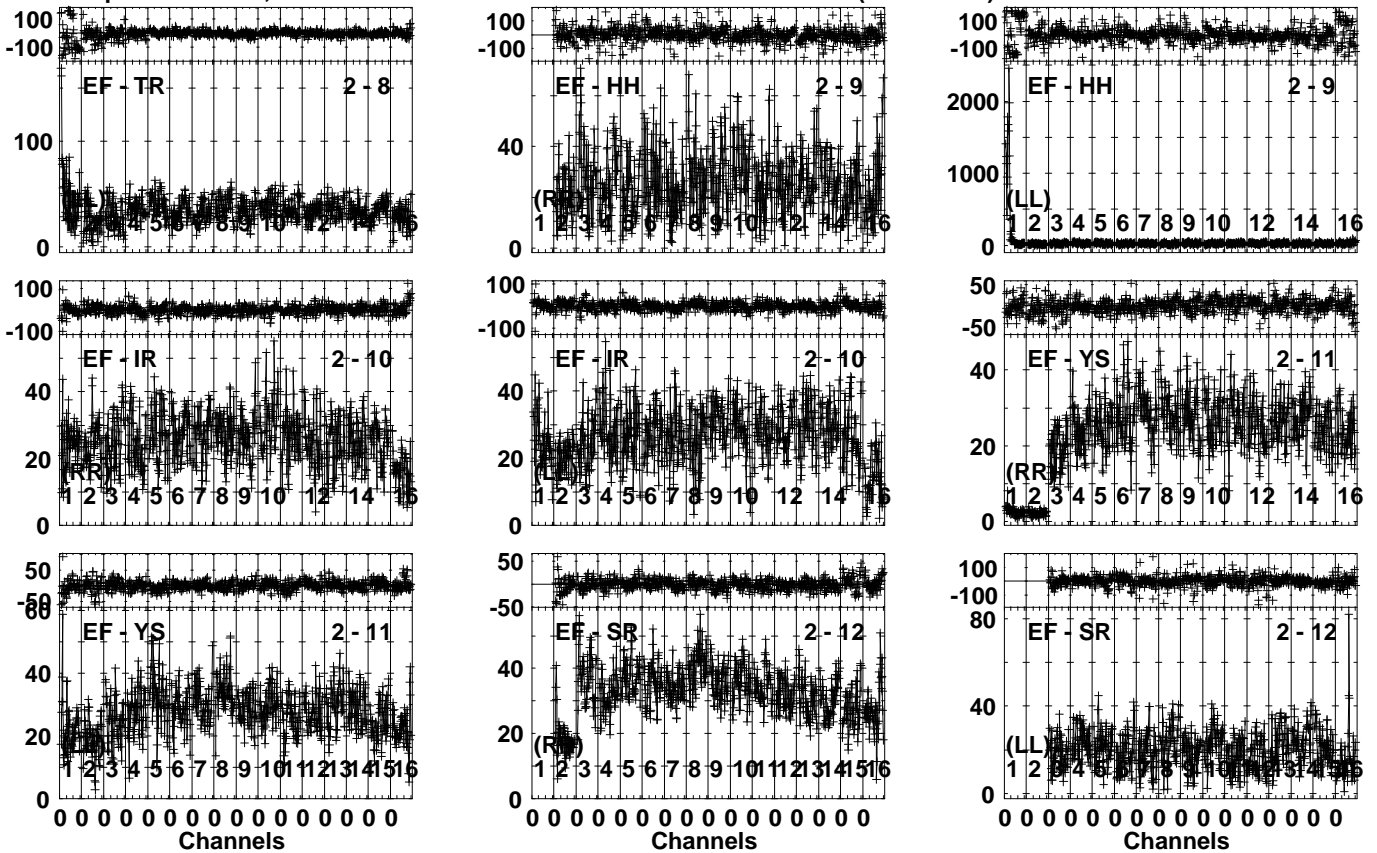


Lower frame: Milli Ampl Jy Top frame: Phas deg
Vector averaged cross-power spectrum Several baselines displayed
Timerange: 00:18:20:03 to 00:18:20:59

Plot file version 392 created 23-APR-2024 17:22:43

J0529+3209 EB100E 1.UVDATA.1

Freq = 4.6005 GHz, Bw = 32.000 MH Calibrated with CL # 4 and BP # 1 (BP mode 1)

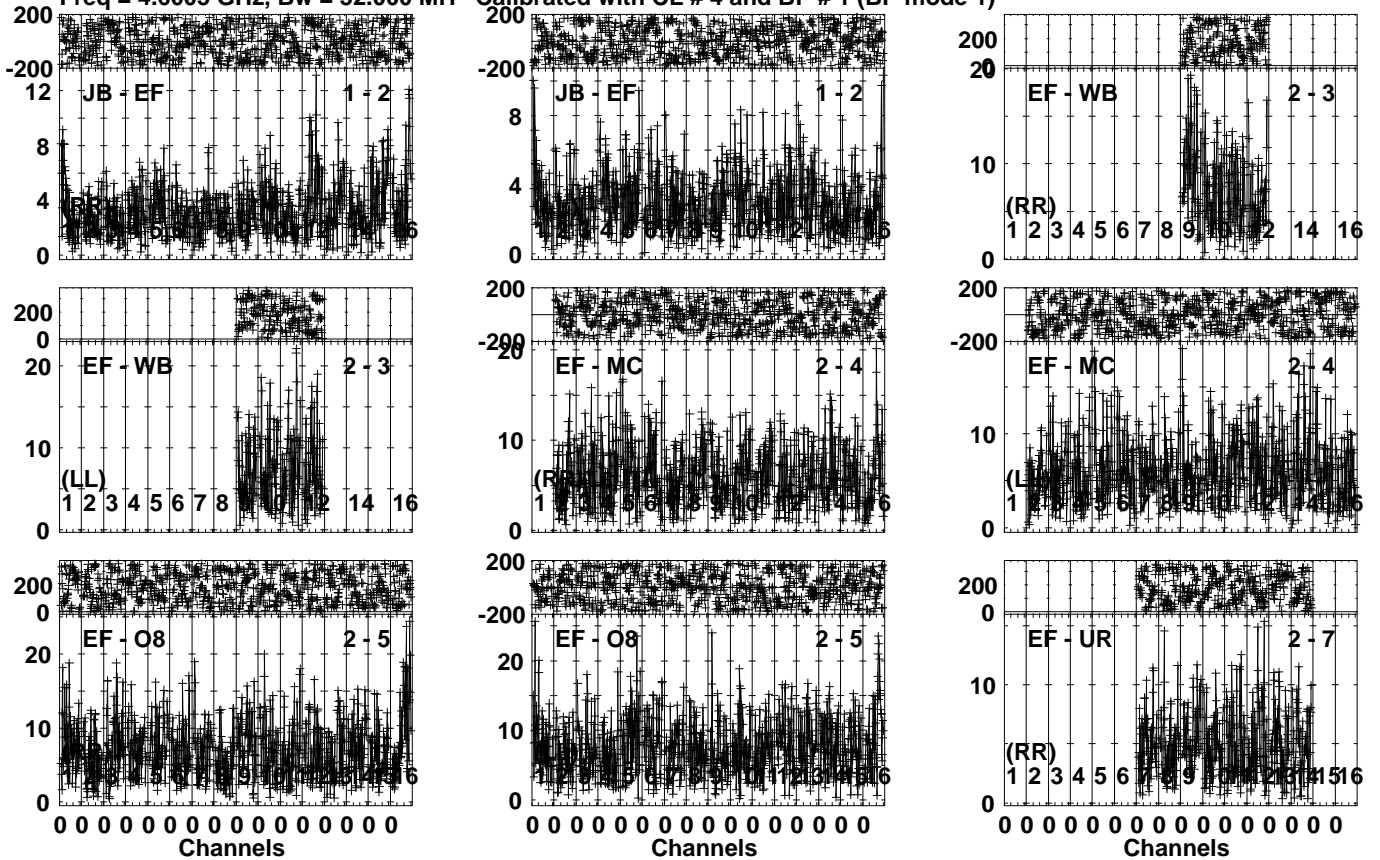


Lower frame: Milli Ampl Jy Top frame: Phas deg
Vector averaged cross-power spectrum Several baselines displayed
Timerange: 00/18:20:03 to 00/18:20:59

Plot file version 393 created 23-APR-2024 17:22:44

FRB EB100E 1.UVDATA.1

Freq = 4.6005 GHz, Bw = 32.000 MH Calibrated with CL # 4 and BP # 1 (BP mode 1)

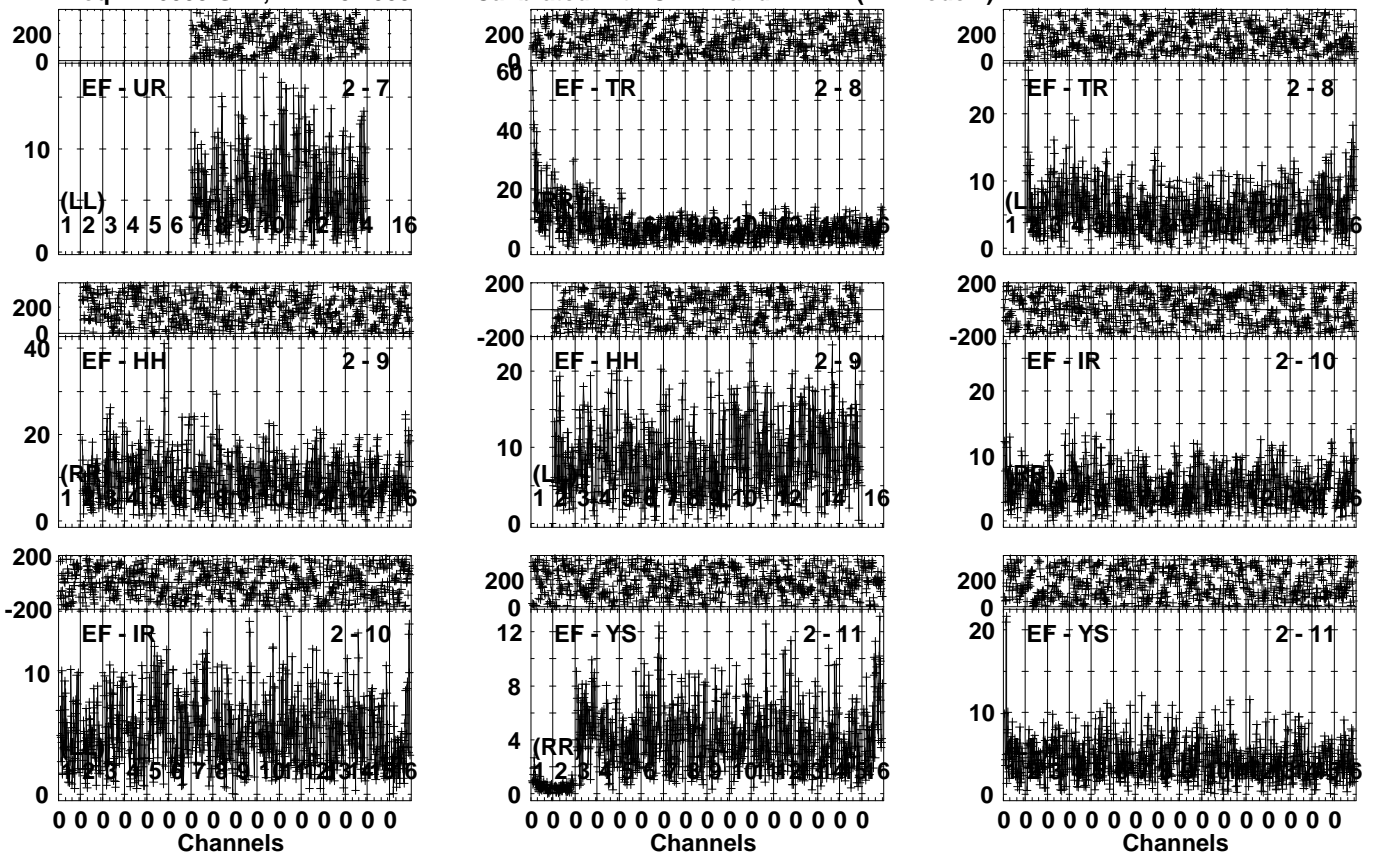


Lower frame: Milli Ampl Jy Top frame: Phas deg
Vector averaged cross-power spectrum Several baselines displayed
Timerange: 00/18:21:01 to 00/18:24:29

Plot file version 394 created 23-APR-2024 17:22:45

FRB EB100E 1.UVDATA.1

Freq = 4.6005 GHz, Bw = 32.000 MH Calibrated with CL # 4 and BP # 1 (BP mode 1)

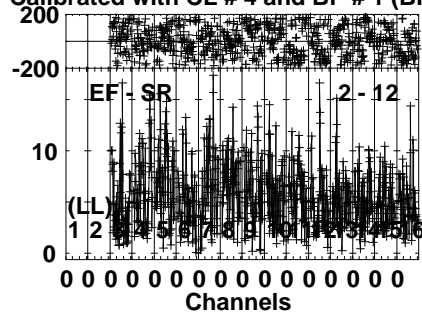
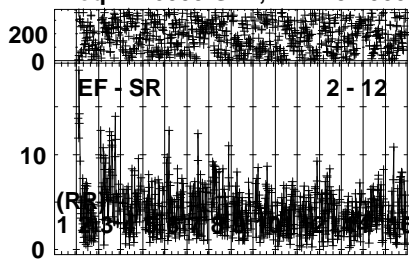


Lower frame: Milli Ampl Jy Top frame: Phas deg
Vector averaged cross-power spectrum Several baselines displayed
Timerange: 00/18:21:01 to 00/18:24:29

Plot file version 395 created 23-APR-2024 17:22:46

FRB EB100E 1.UVDATA.1

Freq = 4.6005 GHz, Bw = 32.000 MH Calibrated with CL # 4 and BP # 1 (BP mode 1)

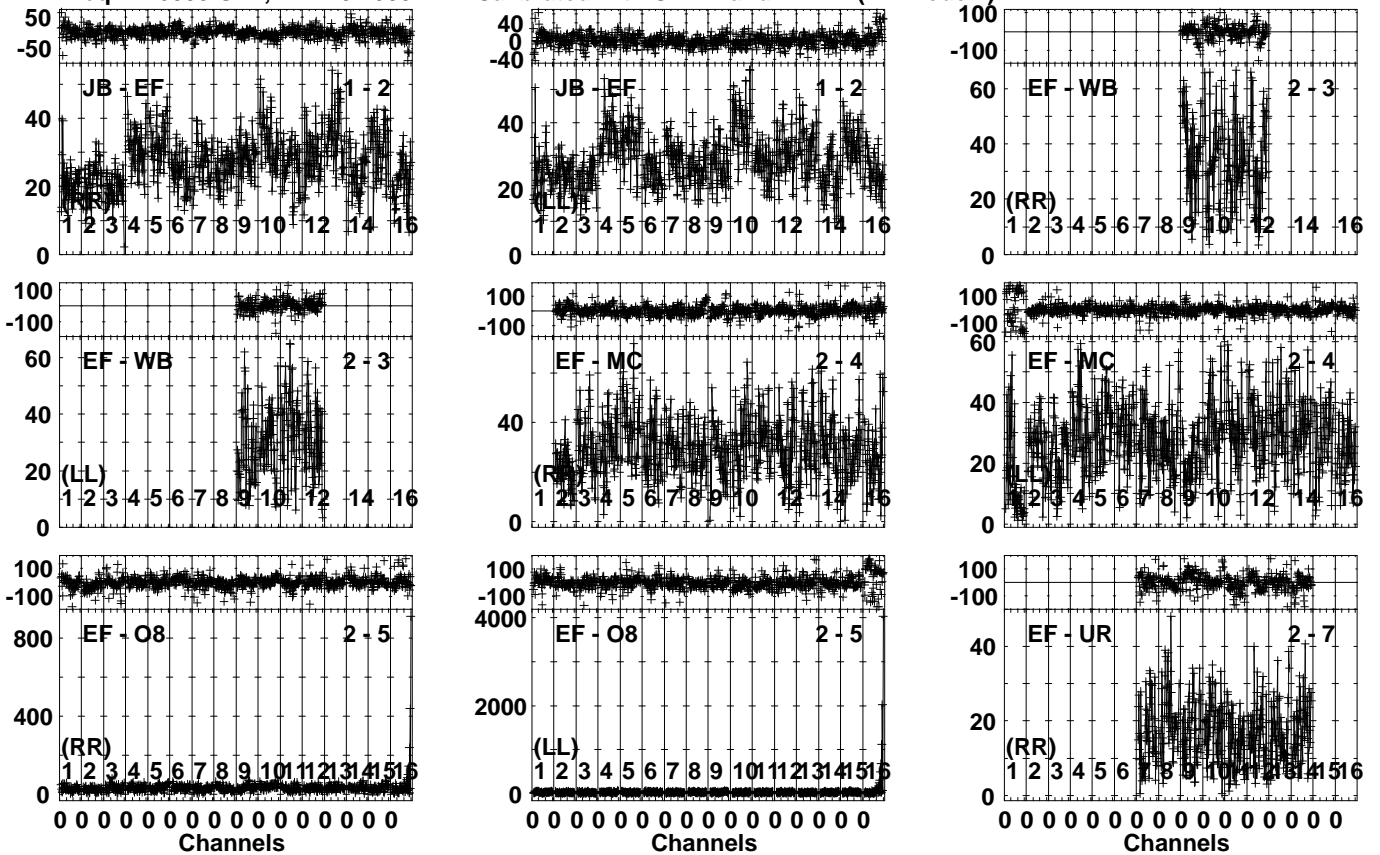


Lower frame: Milli Ampl Jy Top frame: Phas deg
Vector averaged cross-power spectrum Several baselines displayed
Timerange: 00/18:21:01 to 00/18:24:29

Plot file version 396 created 23-APR-2024 17:22:46

J0529+3209 EB100E 1.UVDATA.1

Freq = 4.6005 GHz, Bw = 32.000 MH Calibrated with CL # 4 and BP # 1 (BP mode 1)

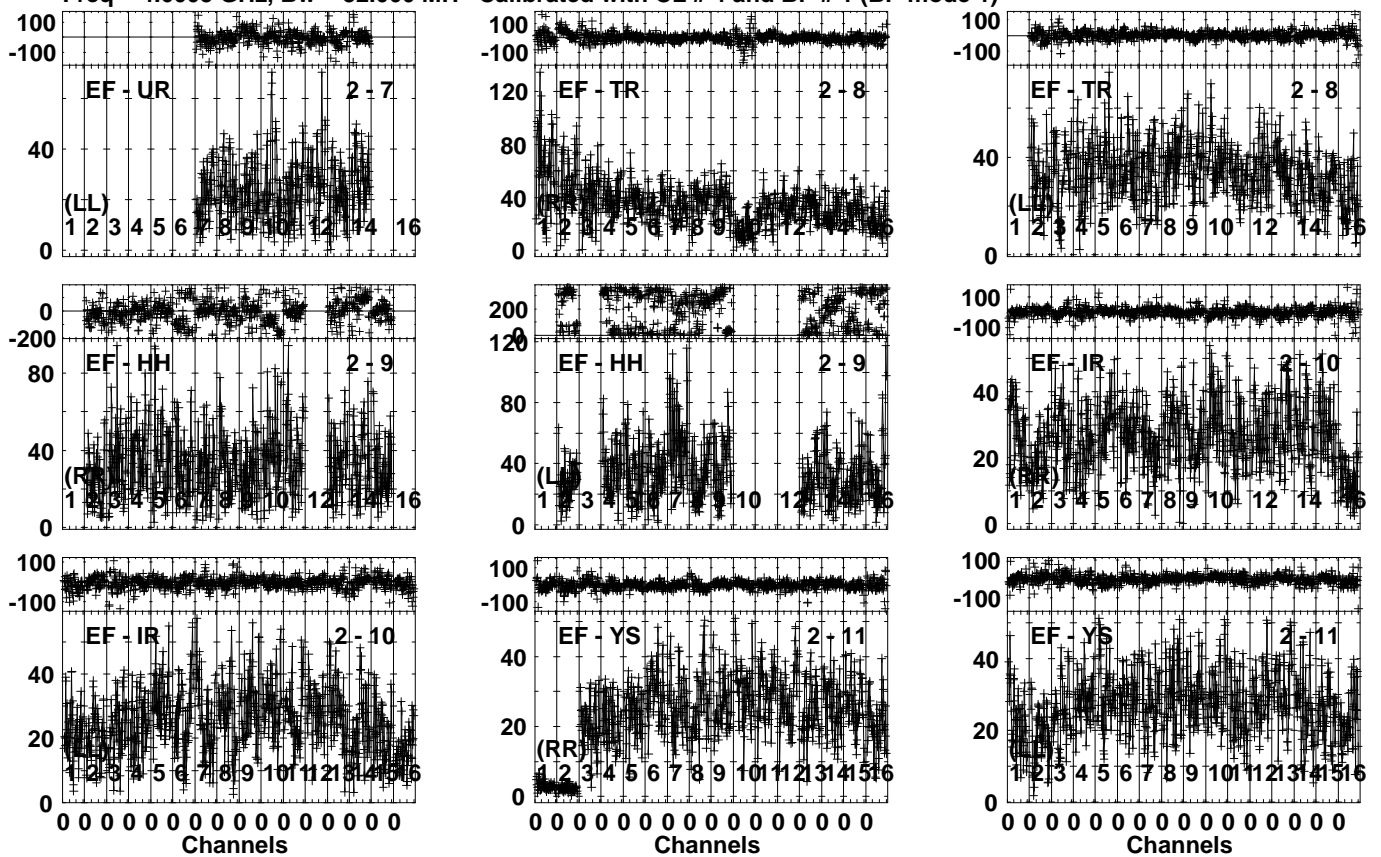


Lower frame: Milli Ampl Jy Top frame: Phas deg
Vector averaged cross-power spectrum Several baselines displayed
Timerange: 00/18:24:31 to 00/18:25:59

Plot file version 397 created 23-APR-2024 17:22:46

J0529+3209 EB100E 1.UVDATA.1

Freq = 4.6005 GHz, Bw = 32.000 MH Calibrated with CL # 4 and BP # 1 (BP mode 1)

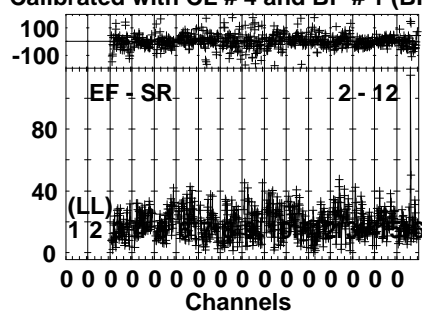
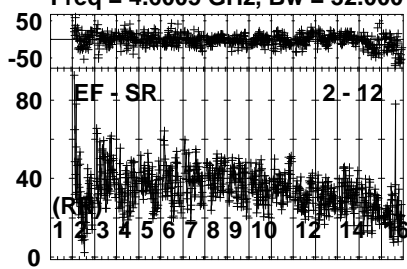


Lower frame: Milli Ampl Jy Top frame: Phas deg
Vector averaged cross-power spectrum Several baselines displayed
Timerange: 00/18:24:31 to 00/18:25:59

Plot file version 398 created 23-APR-2024 17:22:47

J0529+3209 EB100E 1.UVDATA.1

Freq = 4.6005 GHz, Bw = 32.000 MH Calibrated with CL # 4 and BP # 1 (BP mode 1)

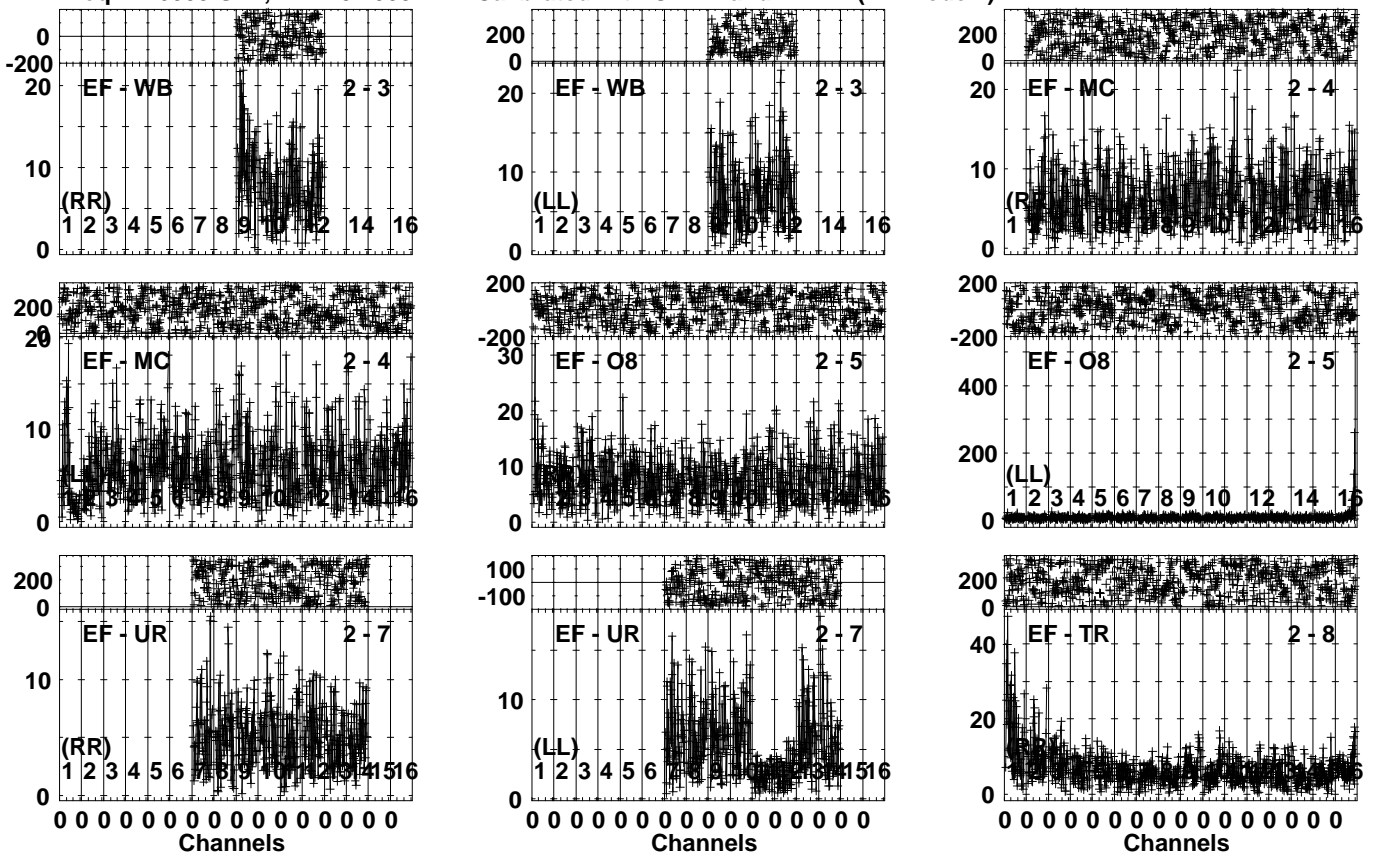


Lower frame: Milli Ampl Jy Top frame: Phas deg
Vector averaged cross-power spectrum Several baselines displayed
Timerange: 00/18:24:31 to 00/18:25:59

Plot file version 399 created 23-APR-2024 17:22:47

FRB EB100E 1.UVDATA.1

Freq = 4.6005 GHz, Bw = 32.000 MH Calibrated with CL # 4 and BP # 1 (BP mode 1)

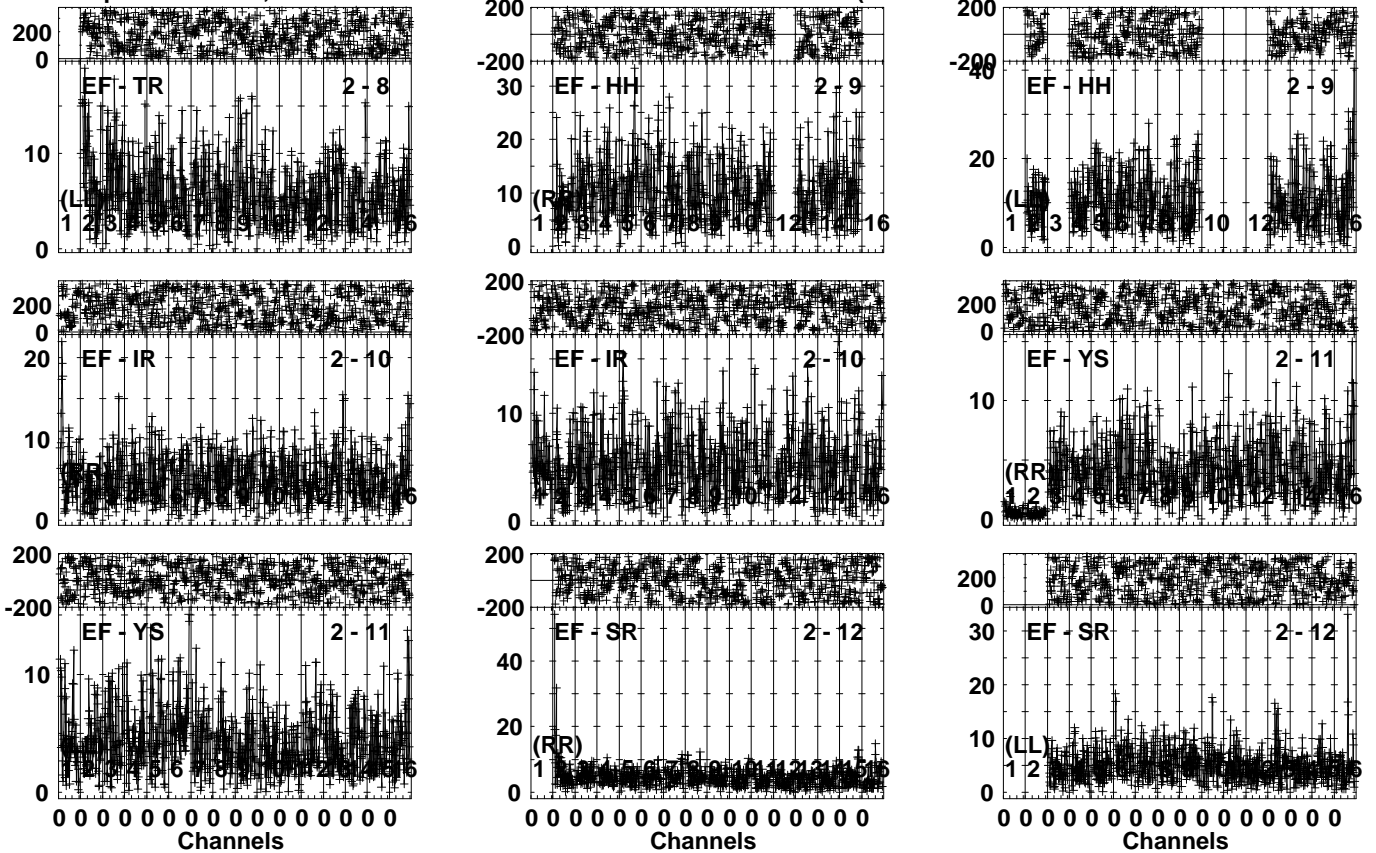


Lower frame: Milli Ampl Jy Top frame: Phas deg
Vector averaged cross-power spectrum Several baselines displayed
Timerange: 00/18:26:01 to 00/18:29:29

Plot file version 400 created 23-APR-2024 17:22:48

FRB EB100E 1.UVDATA.1

Freq = 4.6005 GHz, Bw = 32.000 MH Calibrated with CL # 4 and BP # 1 (BP mode 1)

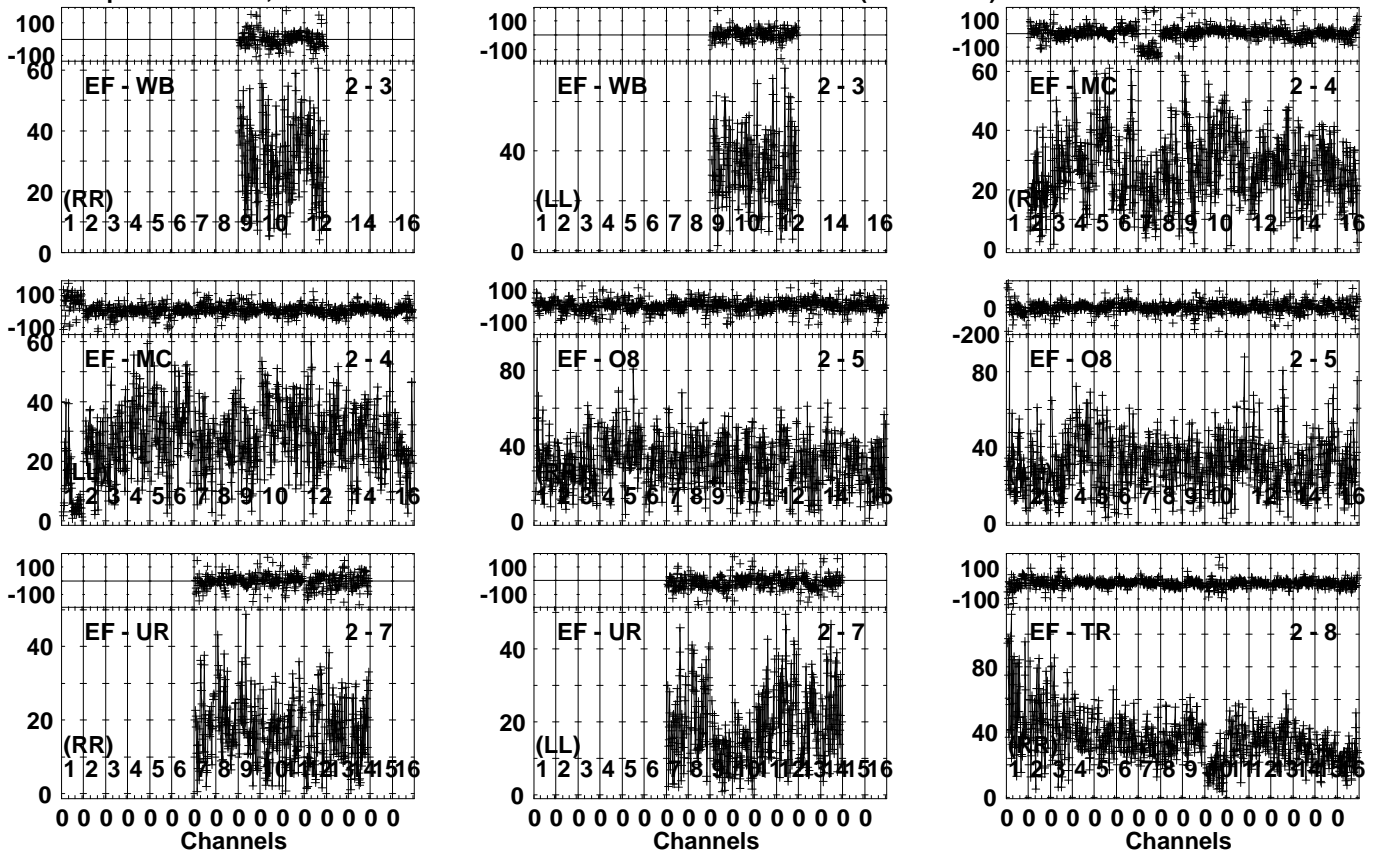


Lower frame: Milli Ampl Jy Top frame: Phas deg
Vector averaged cross-power spectrum Several baselines displayed
Timerange: 00/18:26:01 to 00/18:29:29

Plot file version 401 created 23-APR-2024 17:22:49

J0529+3209 EB100E 1.UVDATA.1

Freq = 4.6005 GHz, Bw = 32.000 MH Calibrated with CL # 4 and BP # 1 (BP mode 1)

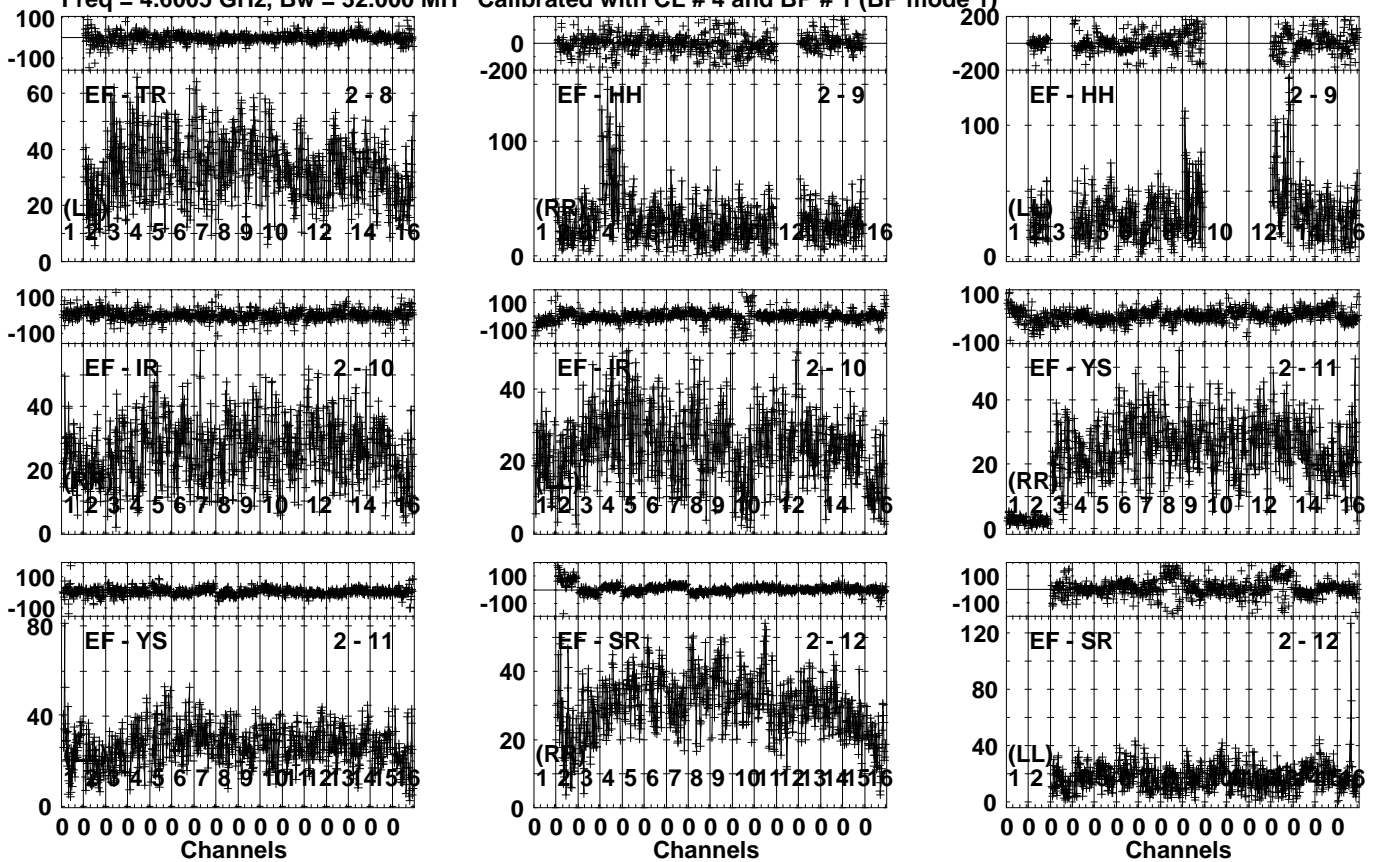


Lower frame: Milli Ampl Jy Top frame: Phas deg
Vector averaged cross-power spectrum Several baselines displayed
Timerange: 00:18:30:03 to 00:18:30:59

Plot file version 402 created 23-APR-2024 17:22:49

J0529+3209 EB100E 1.UVDATA.1

Freq = 4.6005 GHz, Bw = 32.000 MH Calibrated with CL # 4 and BP # 1 (BP mode 1)

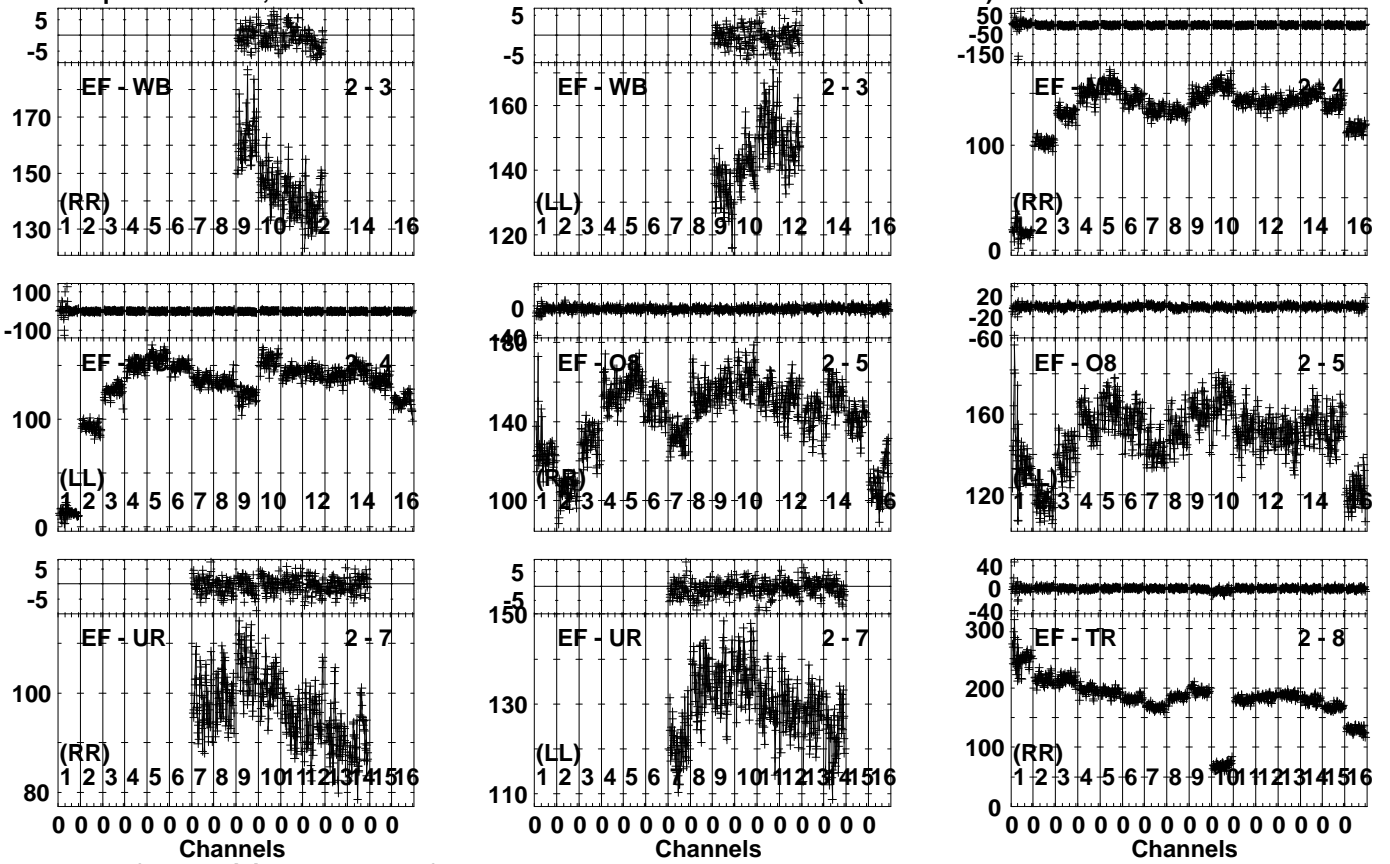


Lower frame: Milli Ampl Jy Top frame: Phas deg
Vector averaged cross-power spectrum Several baselines displayed
Timerange: 00/18:30:03 to 00/18:30:59

Plot file version 403 created 23-APR-2024 17:22:50

J0518+3306 EB100E 1.UVDATA.1

Freq = 4.6005 GHz, Bw = 32.000 MH Calibrated with CL # 4 and BP # 1 (BP mode 1)

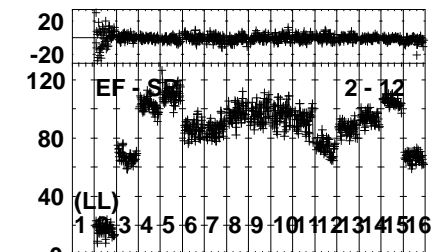
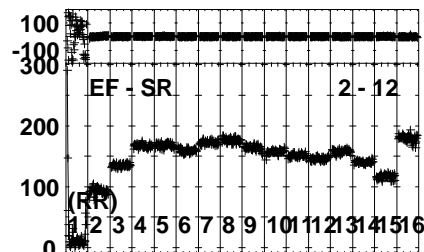
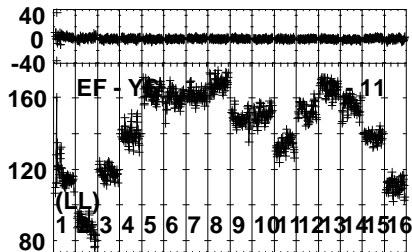
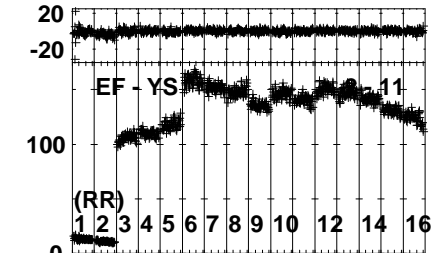
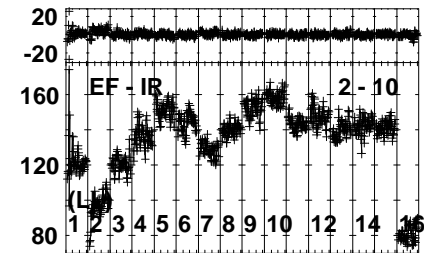
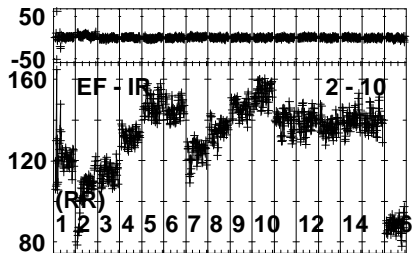
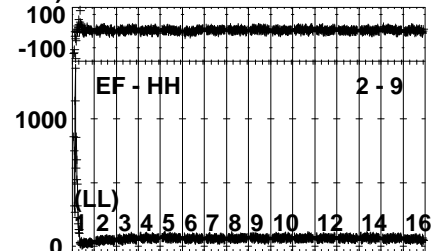
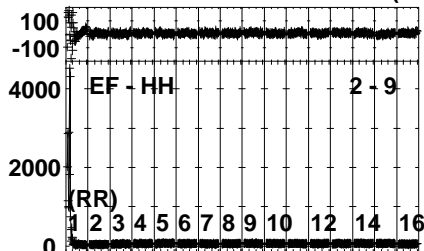
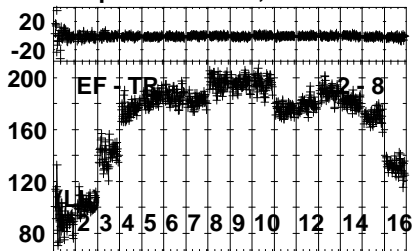


Lower frame: Milli Ampl Jy Top frame: Phas deg
 Vector averaged cross-power spectrum Several baselines displayed
 Timerange: 00/18:31:33 to 00/18:34:29

Plot file version 404 created 23-APR-2024 17:22:51

J0518+3306 EB100E 1.UVDATA.1

Freq = 4.6005 GHz, Bw = 32.000 MH Calibrated with CL # 4 and BP # 1 (BP mode 1)

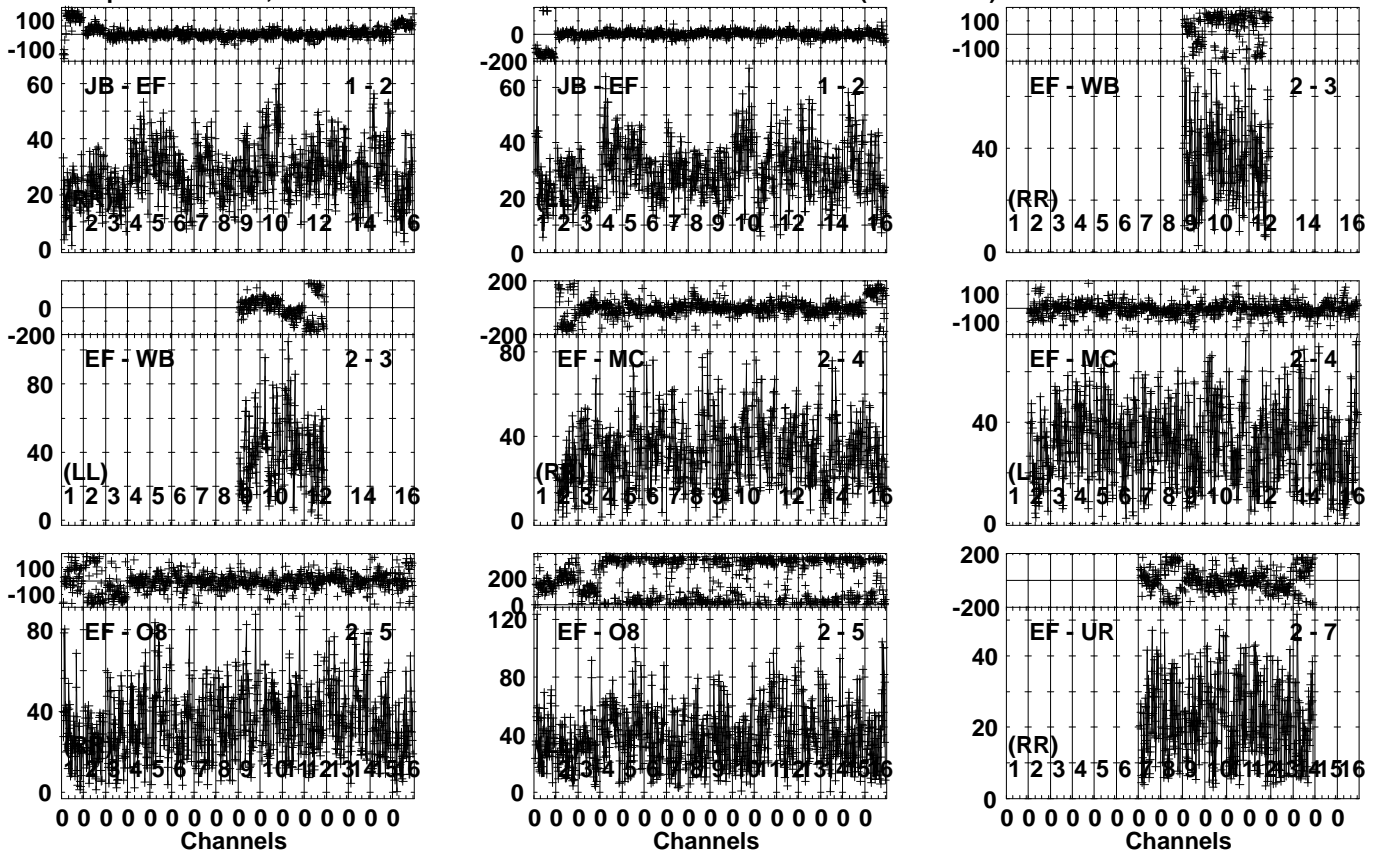


Lower frame: Milli Ampl Jy Top frame: Phas deg
Vector averaged cross-power spectrum Several baselines displayed
Timerange: 00/18:31:33 to 00/18:34:29

Plot file version 405 created 23-APR-2024 17:22:52

J0529+3209 EB100E 1.UVDATA.1

Freq = 4.6005 GHz, Bw = 32.000 MH Calibrated with CL # 4 and BP # 1 (BP mode 1)

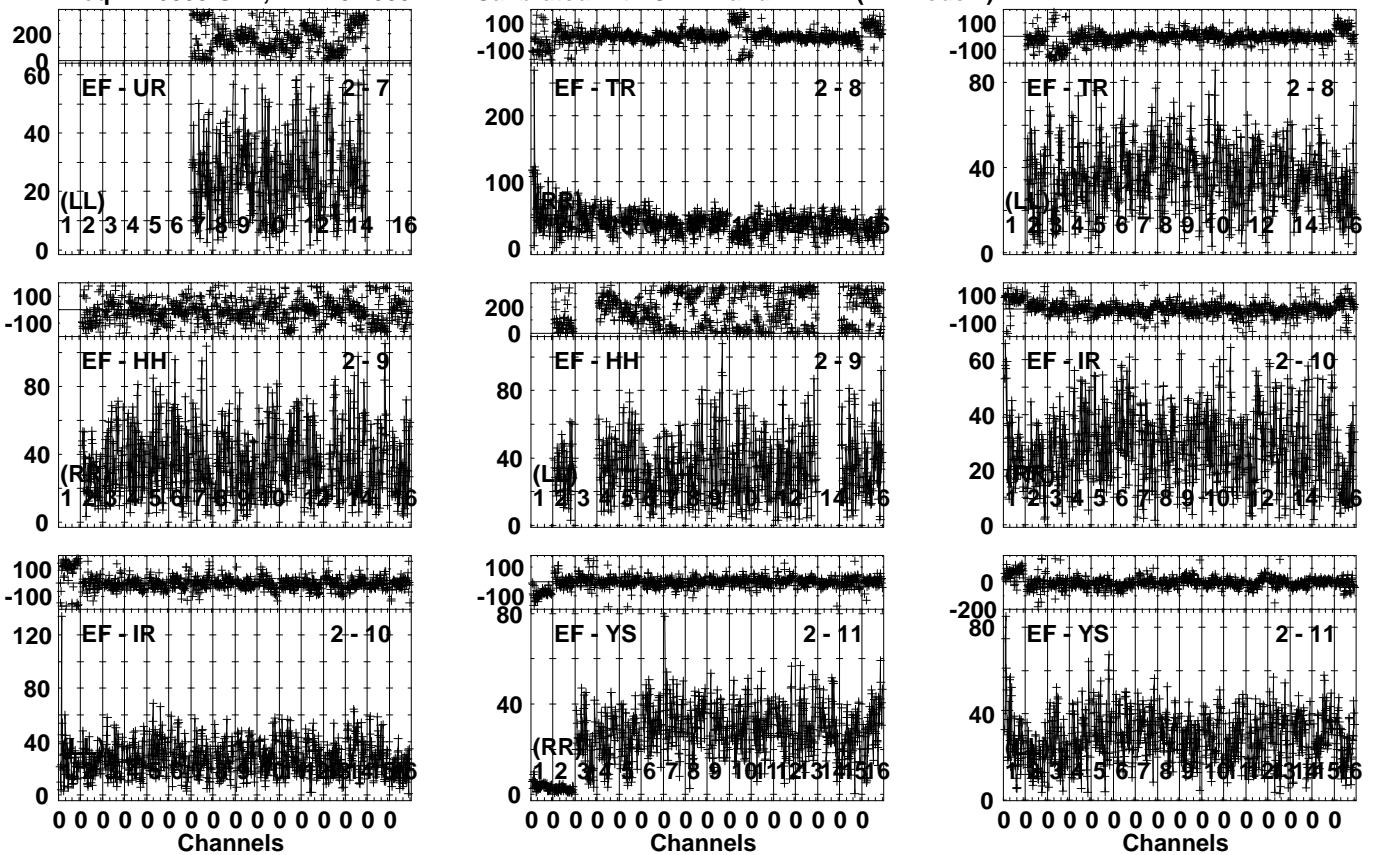


Lower frame: Milli Ampl Jy Top frame: Phas deg
Vector averaged cross-power spectrum Several baselines displayed
Timerange: 00/18:34:33 to 00/18:35:59

Plot file version 406 created 23-APR-2024 17:22:52

J0529+3209 EB100E 1.UVDATA.1

Freq = 4.6005 GHz, Bw = 32.000 MH Calibrated with CL # 4 and BP # 1 (BP mode 1)

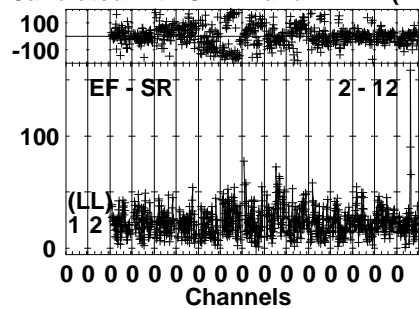
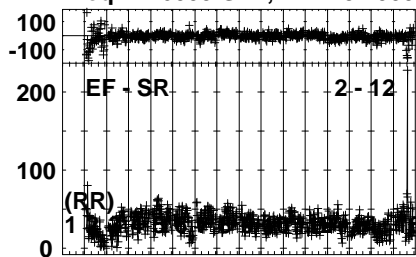


Lower frame: Milli Ampl Jy Top frame: Phas deg
Vector averaged cross-power spectrum Several baselines displayed
Timerange: 00/18:34:33 to 00/18:35:59

Plot file version 407 created 23-APR-2024 17:22:53

J0529+3209 EB100E 1.UVDATA.1

Freq = 4.6005 GHz, Bw = 32.000 MH Calibrated with CL # 4 and BP # 1 (BP mode 1)

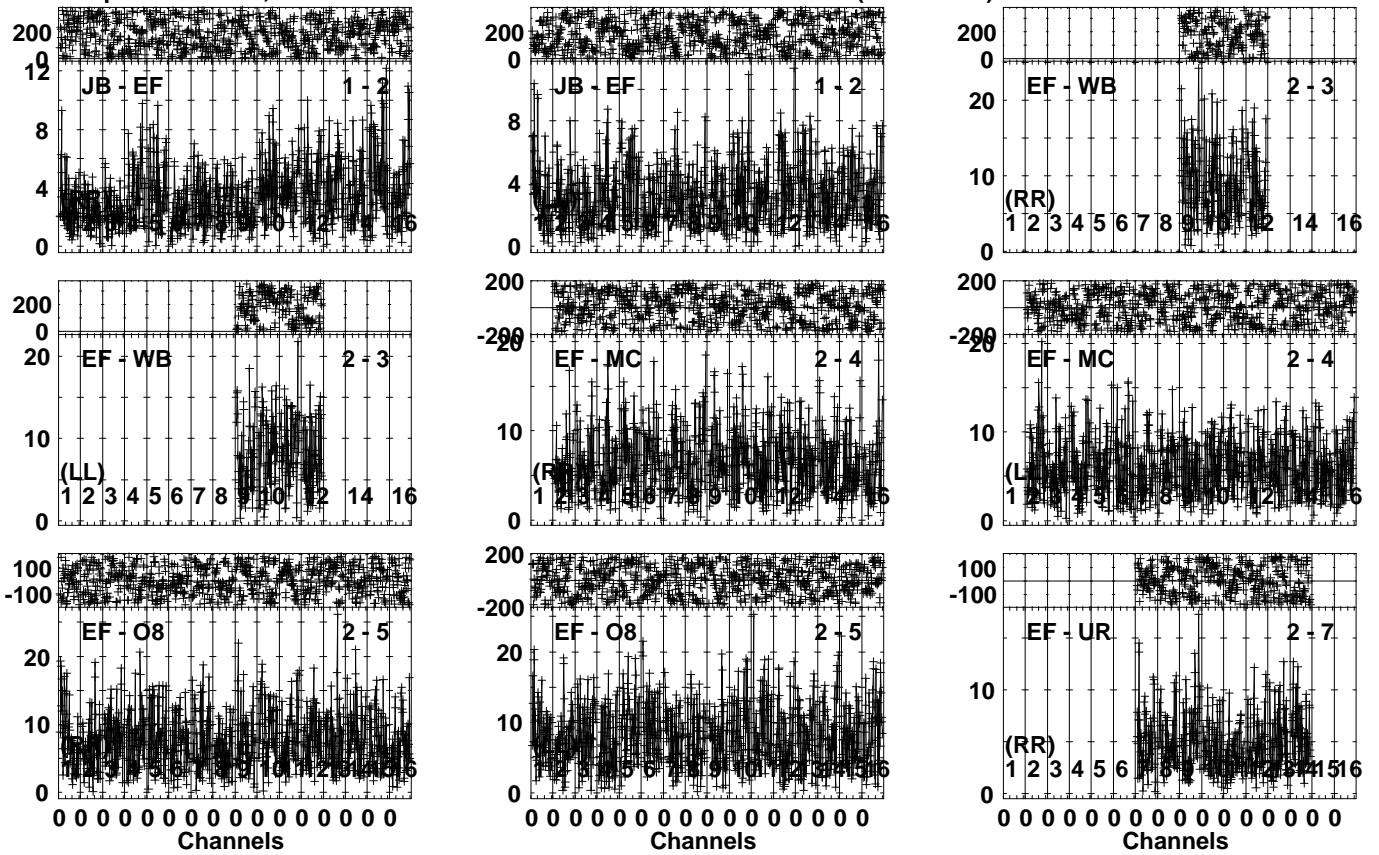


Lower frame: Milli Ampl Jy Top frame: Phas deg
Vector averaged cross-power spectrum Several baselines displayed
Timerange: 00/18:34:33 to 00/18:35:59

Plot file version 408 created 23-APR-2024 17:22:53

FRB EB100E 1.UVDATA.1

Freq = 4.6005 GHz, Bw = 32.000 MH Calibrated with CL # 4 and BP # 1 (BP mode 1)

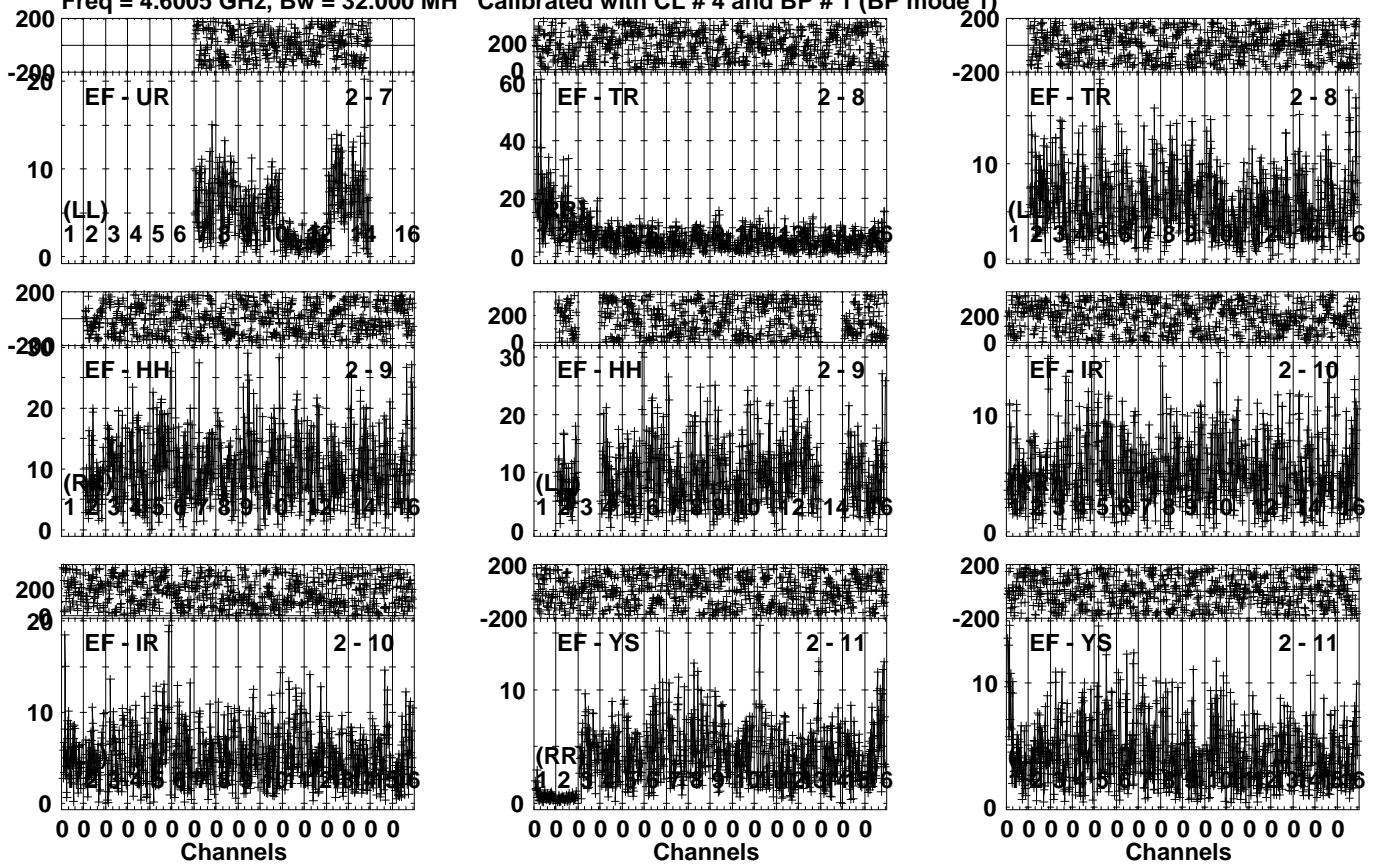


Lower frame: Milli Ampl Jy Top frame: Phas deg
Vector averaged cross-power spectrum Several baselines displayed
Timerange: 00/18:36:01 to 00/18:39:29

Plot file version 409 created 23-APR-2024 17:22:54

FRB EB100E 1.UVDATA.1

Freq = 4.6005 GHz, Bw = 32.000 MH Calibrated with CL # 4 and BP # 1 (BP mode 1)

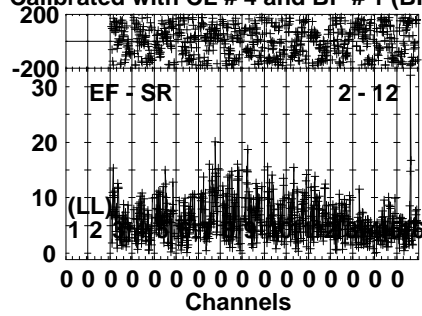
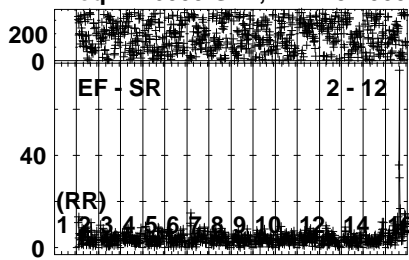


Lower frame: Milli Ampl Jy Top frame: Phas deg
Vector averaged cross-power spectrum Several baselines displayed
Timerange: 00/18:36:01 to 00/18:39:29

Plot file version 410 created 23-APR-2024 17:22:54

FRB EB100E 1.UVDATA.1

Freq = 4.6005 GHz, Bw = 32.000 MH Calibrated with CL # 4 and BP # 1 (BP mode 1)

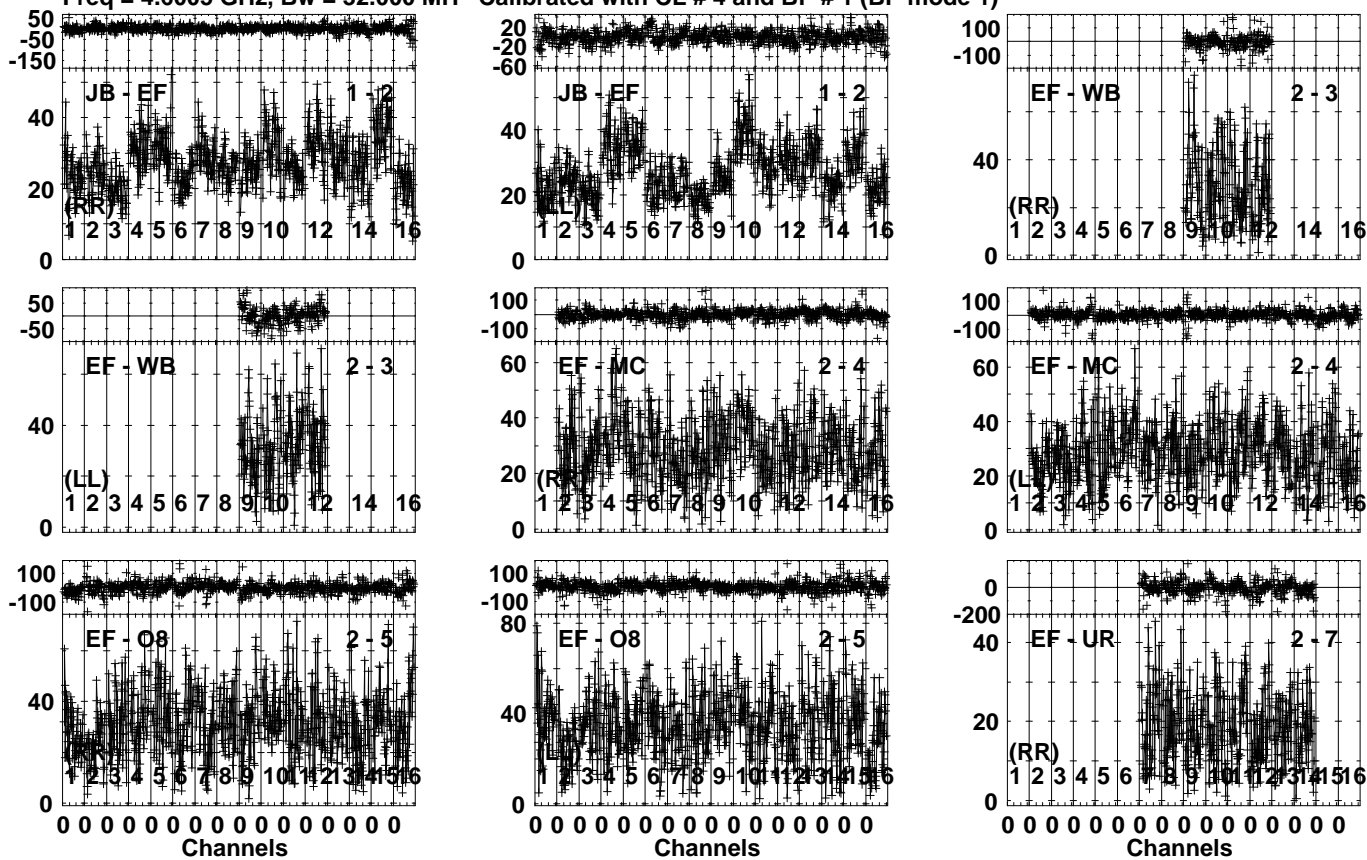


Lower frame: Milli Ampl Jy Top frame: Phas deg
Vector averaged cross-power spectrum Several baselines displayed
Timerange: 00/18:36:01 to 00/18:39:29

Plot file version 411 created 23-APR-2024 17:22:55

J0529+3209 EB100E 1.UVDATA.1

Freq = 4.6005 GHz, Bw = 32.000 MH Calibrated with CL # 4 and BP # 1 (BP mode 1)

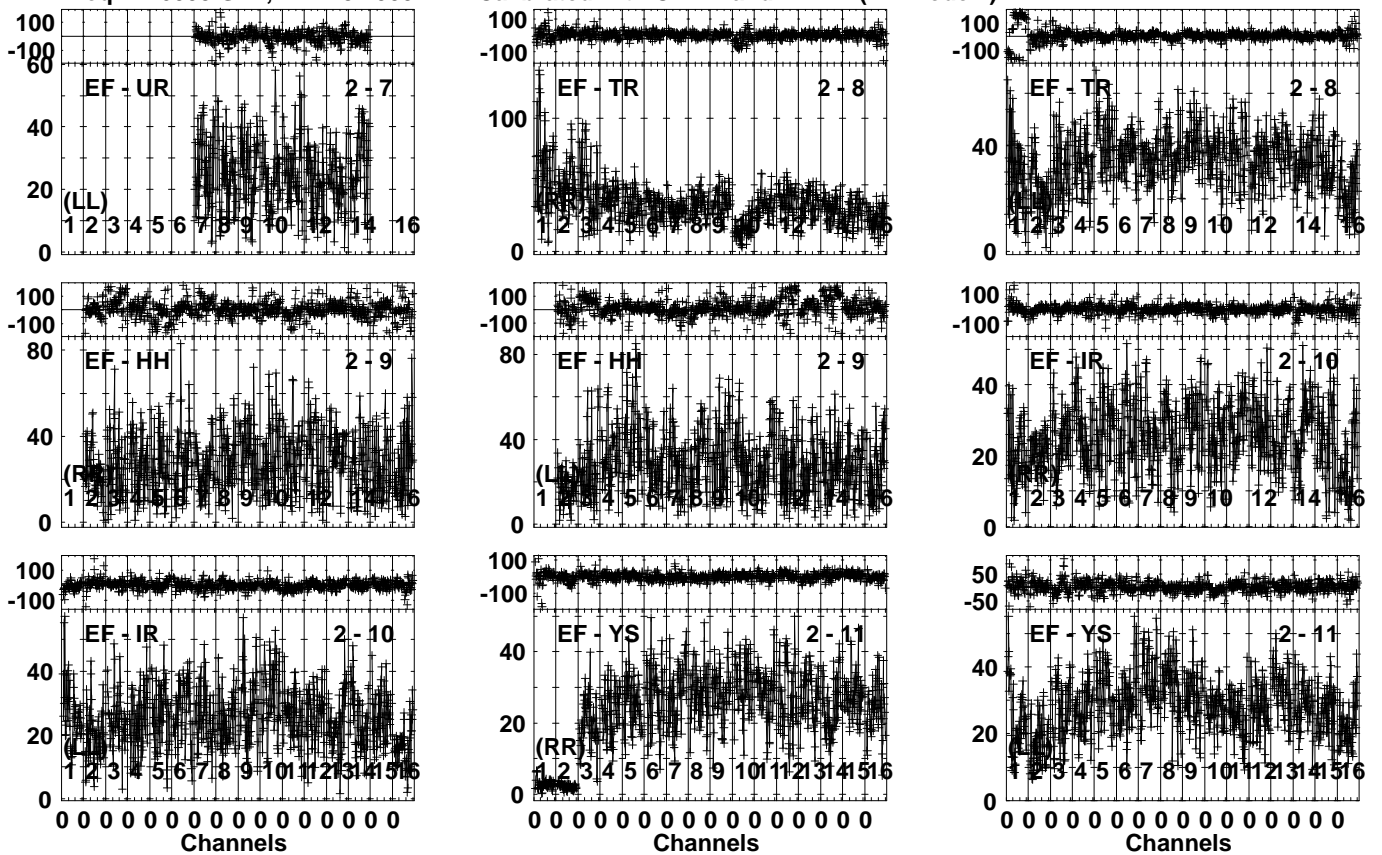


Lower frame: Milli Ampl Jy Top frame: Phas deg
Vector averaged cross-power spectrum Several baselines displayed
Timerange: 00/18:40:03 to 00/18:40:59

Plot file version 412 created 23-APR-2024 17:22:55

J0529+3209 EB100E 1.UVDATA.1

Freq = 4.6005 GHz, Bw = 32.000 MH Calibrated with CL # 4 and BP # 1 (BP mode 1)

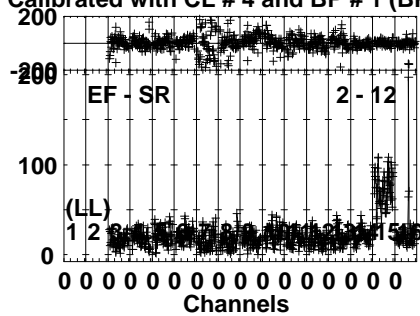
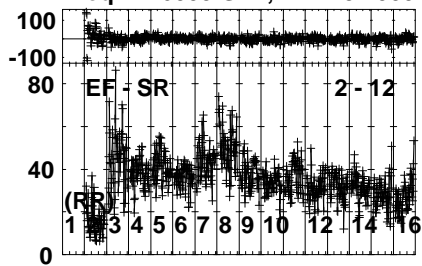


Lower frame: Milli Ampl Jy Top frame: Phas deg
Vector averaged cross-power spectrum Several baselines displayed
Timerange: 00/18:40:03 to 00/18:40:59

Plot file version 413 created 23-APR-2024 17:22:56

J0529+3209 EB100E 1.UVDATA.1

Freq = 4.6005 GHz, Bw = 32.000 MH Calibrated with CL # 4 and BP # 1 (BP mode 1)

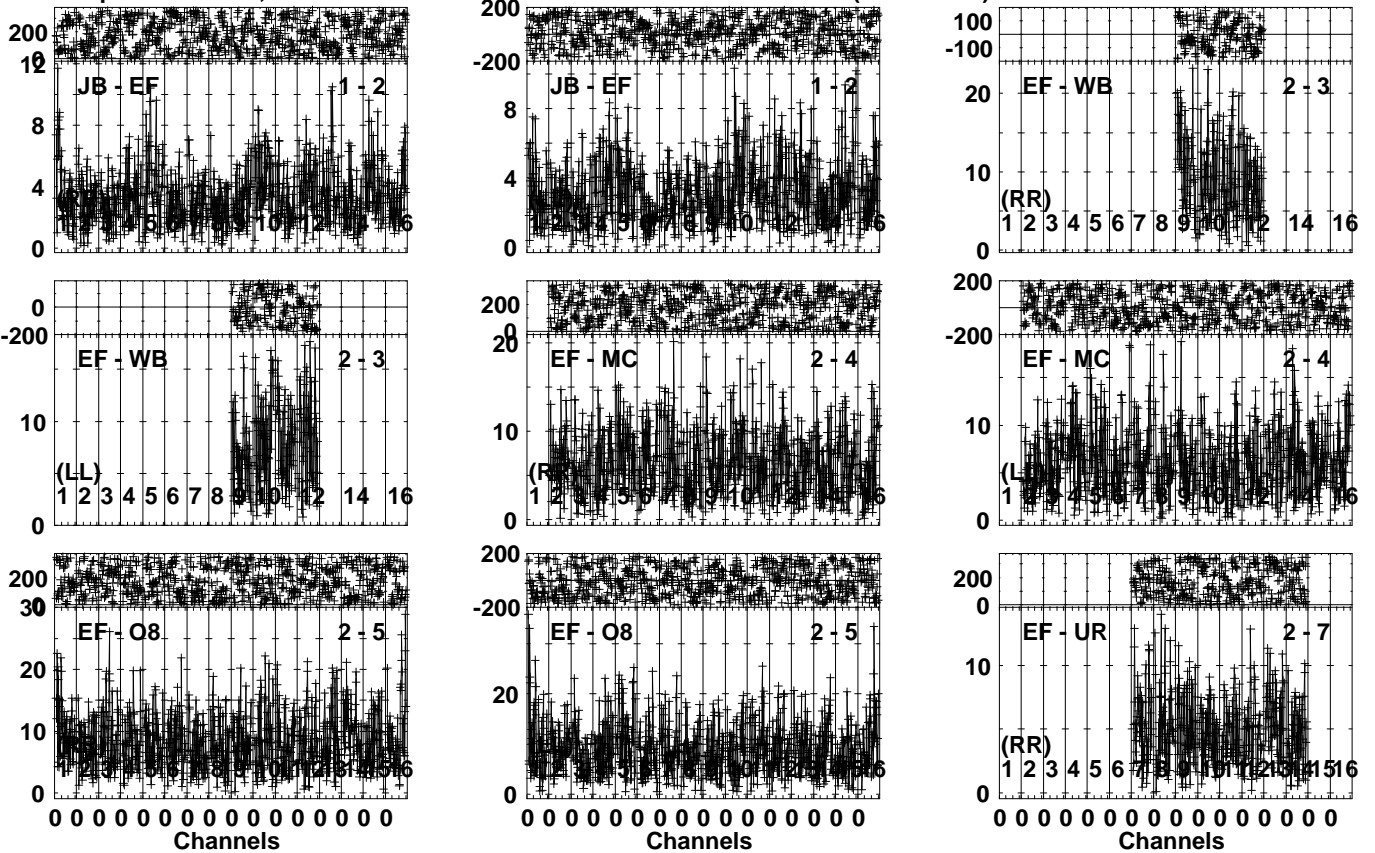


Lower frame: Milli Ampl Jy Top frame: Phas deg
Vector averaged cross-power spectrum Several baselines displayed
Timerange: 00/18:40:03 to 00/18:40:59

Plot file version 414 created 23-APR-2024 17:22:56

FRB EB100E 1.UVDATA.1

Freq = 4.6005 GHz, Bw = 32.000 MH Calibrated with CL # 4 and BP # 1 (BP mode 1)

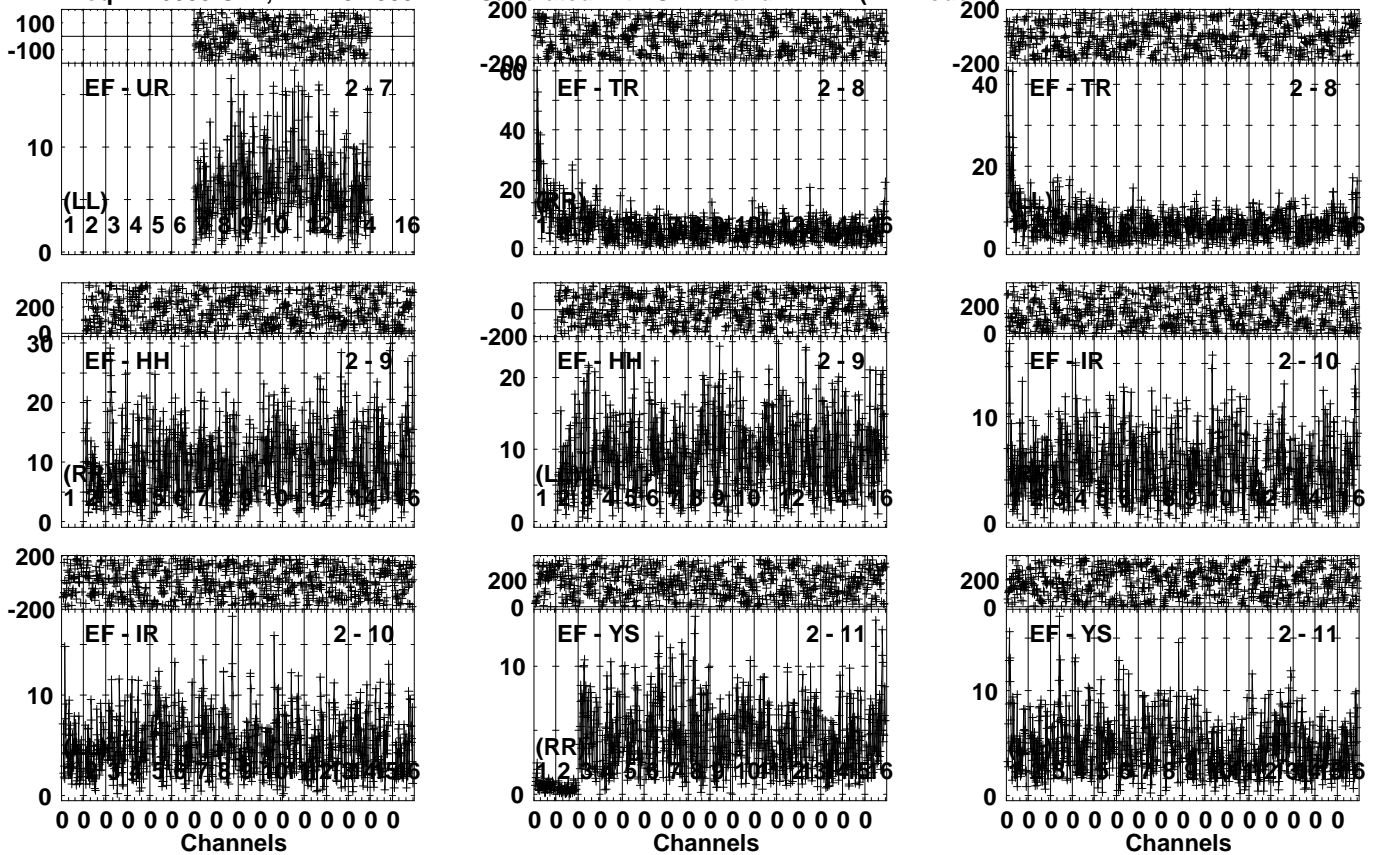


Lower frame: Milli Ampl Jy Top frame: Phas deg
Vector averaged cross-power spectrum Several baselines displayed
Timerange: 00/18:41:03 to 00/18:44:29

Plot file version 415 created 23-APR-2024 17:22:57

FRB EB100E 1.UVDATA.1

Freq = 4.6005 GHz, Bw = 32.000 MH Calibrated with CL # 4 and BP # 1 (BP mode 1)

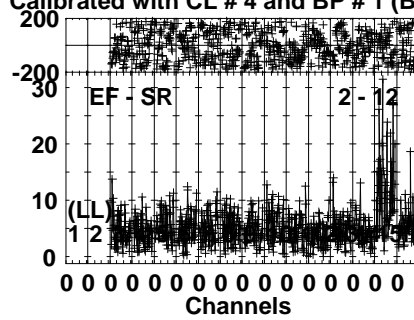
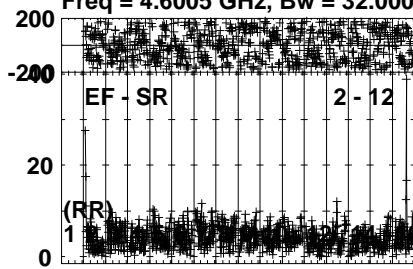


Lower frame: Milli Ampl Jy Top frame: Phas deg
Vector averaged cross-power spectrum Several baselines displayed
Timerange: 00/18:41:03 to 00/18:44:29

Plot file version 416 created 23-APR-2024 17:22:57

FRB EB100E 1.UVDATA.1

Freq = 4.6005 GHz, Bw = 32.000 MH Calibrated with CL # 4 and BP # 1 (BP mode 1)

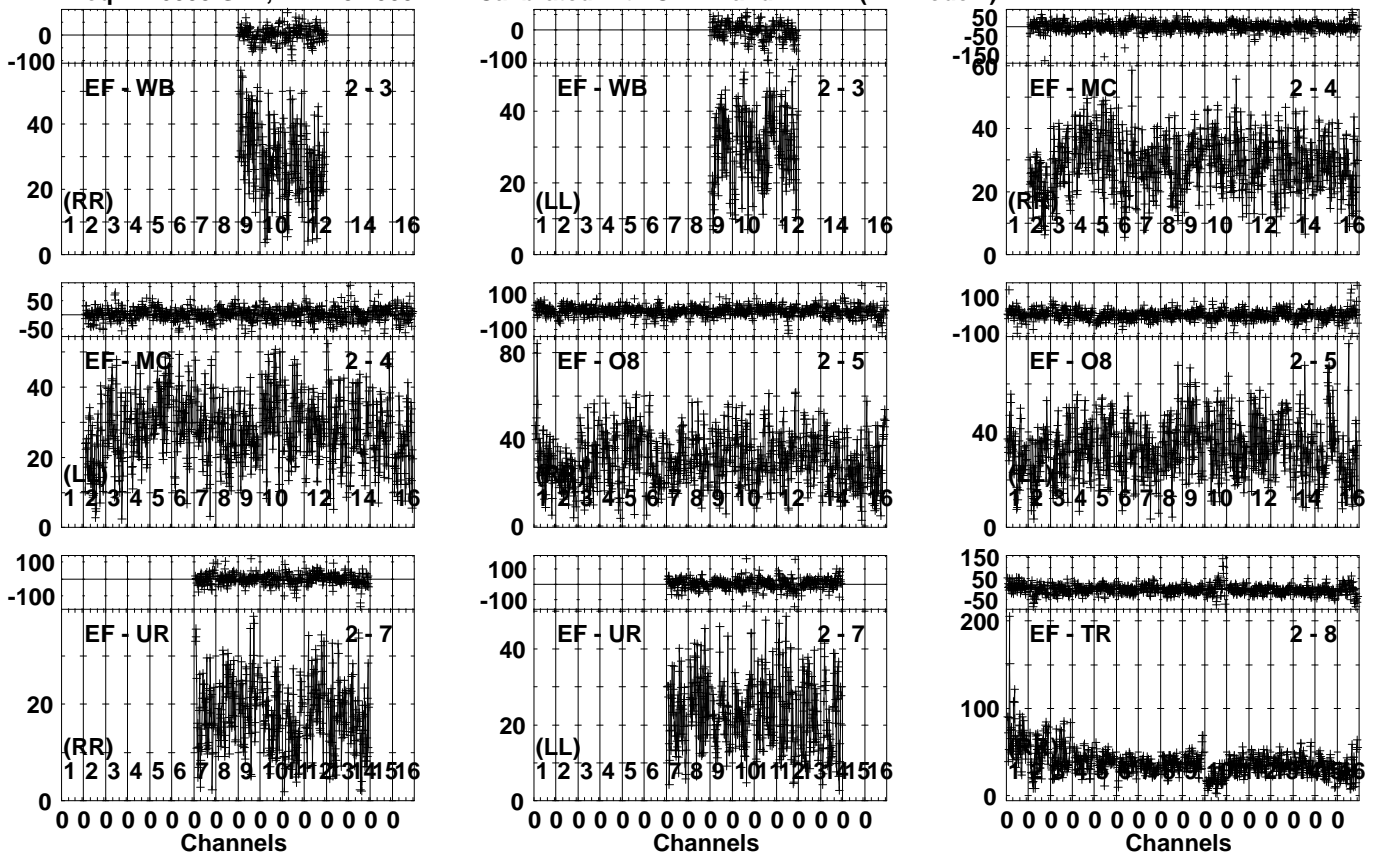


Lower frame: Milli Ampl Jy Top frame: Phas deg
Vector averaged cross-power spectrum Several baselines displayed
Timerange: 00/18:41:03 to 00/18:44:29

Plot file version 417 created 23-APR-2024 17:22:58

J0529+3209 EB100E 1.UVDATA.1

Freq = 4.6005 GHz, Bw = 32.000 MH Calibrated with CL # 4 and BP # 1 (BP mode 1)

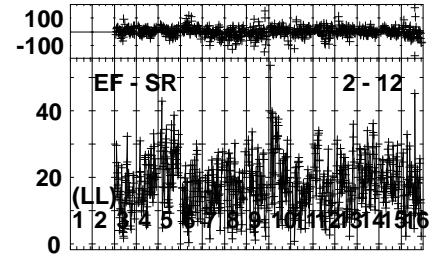
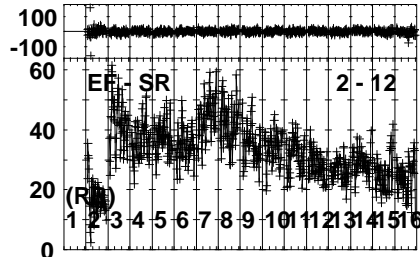
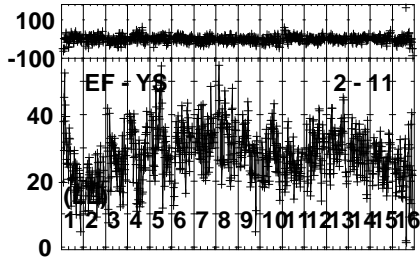
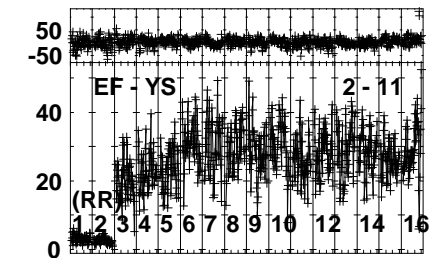
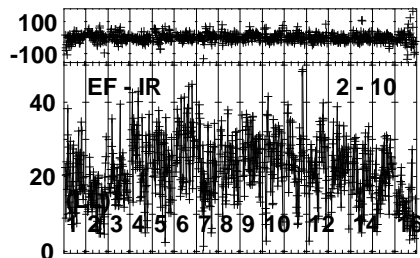
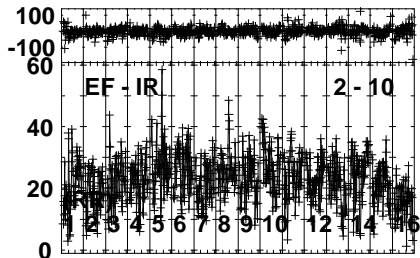
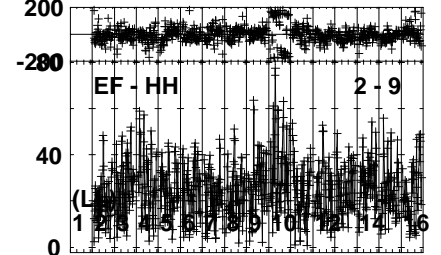
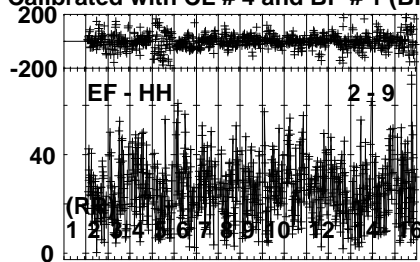
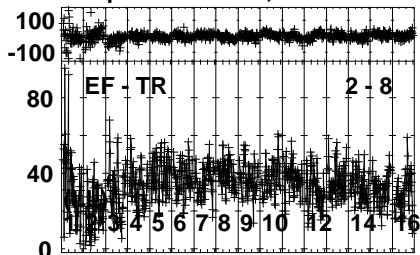


Lower frame: Milli Ampl Jy Top frame: Phas deg
Vector averaged cross-power spectrum Several baselines displayed
Timerange: 00/18:45:03 to 00/18:45:59

Plot file version 418 created 23-APR-2024 17:22:58

J0529+3209 EB100E 1.UVDATA.1

Freq = 4.6005 GHz, Bw = 32.000 MH Calibrated with CL # 4 and BP # 1 (BP mode 1)

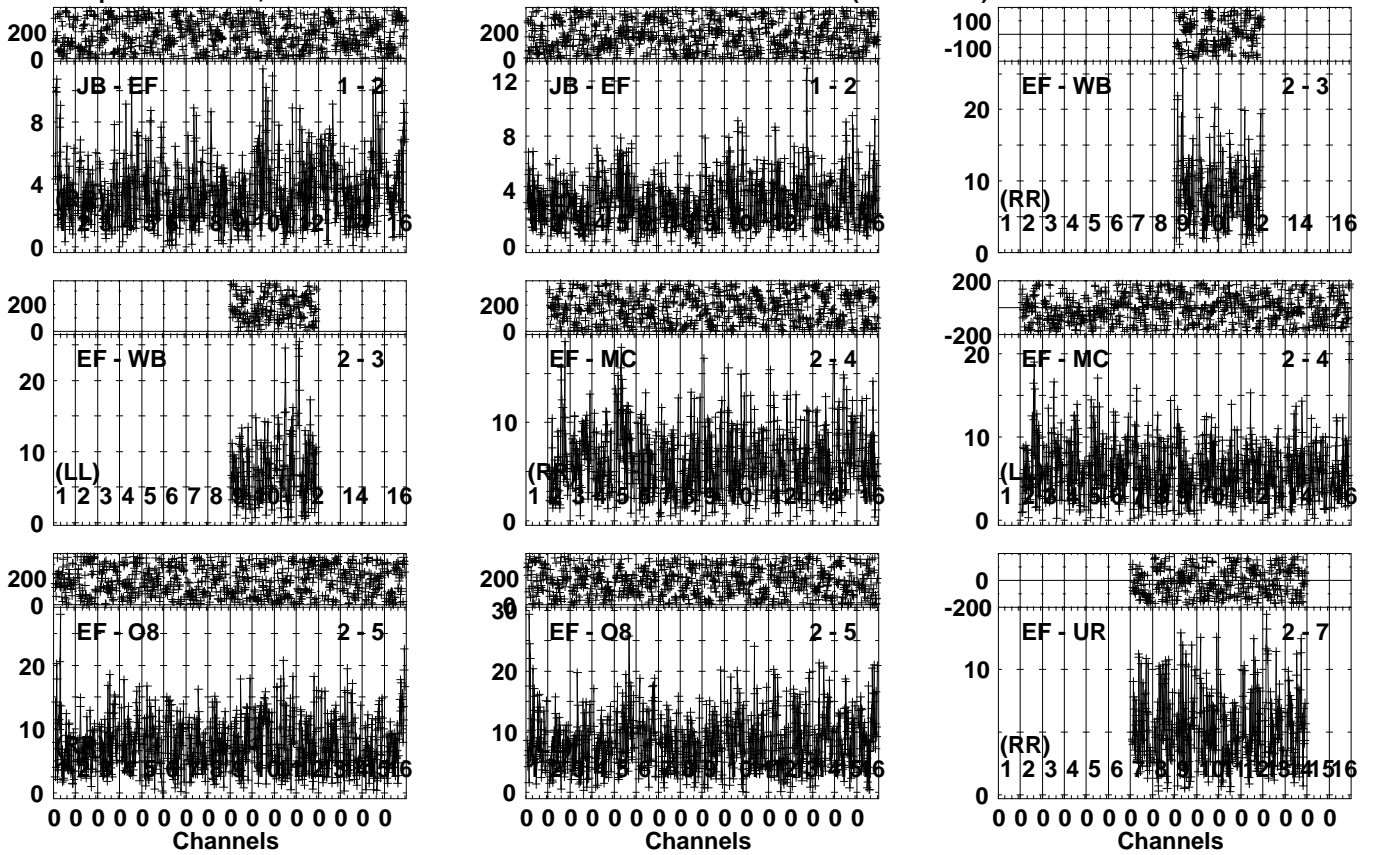


Lower frame: Milli Ampl Jy Top frame: Phas deg
Vector averaged cross-power spectrum Several baselines displayed
Timerange: 00/18:45:03 to 00/18:45:59

Plot file version 419 created 23-APR-2024 17:22:59

FRB EB100E 1.UVDATA.1

Freq = 4.6005 GHz, Bw = 32.000 MH Calibrated with CL # 4 and BP # 1 (BP mode 1)

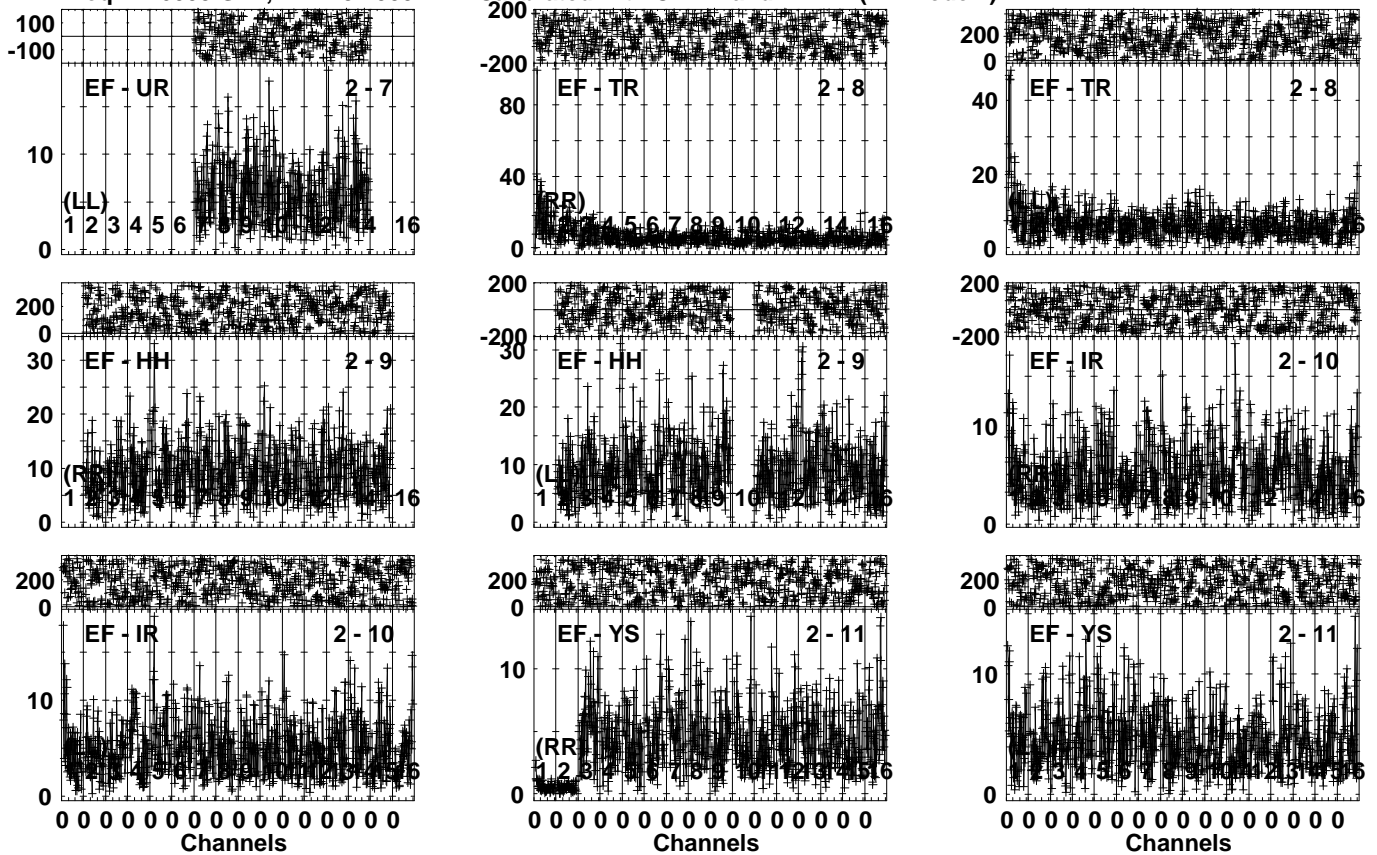


Lower frame: Milli Ampl Jy Top frame: Phas deg
Vector averaged cross-power spectrum Several baselines displayed
Timerange: 00/18:46:01 to 00/18:49:29

Plot file version 420 created 23-APR-2024 17:23:00

FRB EB100E 1.UVDATA.1

Freq = 4.6005 GHz, Bw = 32.000 MH Calibrated with CL # 4 and BP # 1 (BP mode 1)

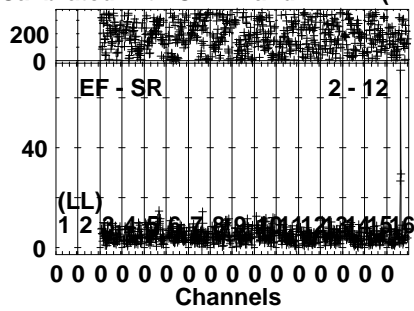
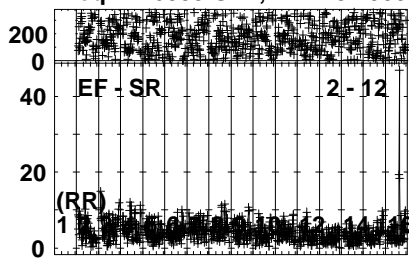


Lower frame: Milli Ampl Jy Top frame: Phas deg
Vector averaged cross-power spectrum Several baselines displayed
Timerange: 00/18:46:01 to 00/18:49:29

Plot file version 421 created 23-APR-2024 17:23:01

FRB EB100E 1.UVDATA.1

Freq = 4.6005 GHz, Bw = 32.000 MH Calibrated with CL # 4 and BP # 1 (BP mode 1)

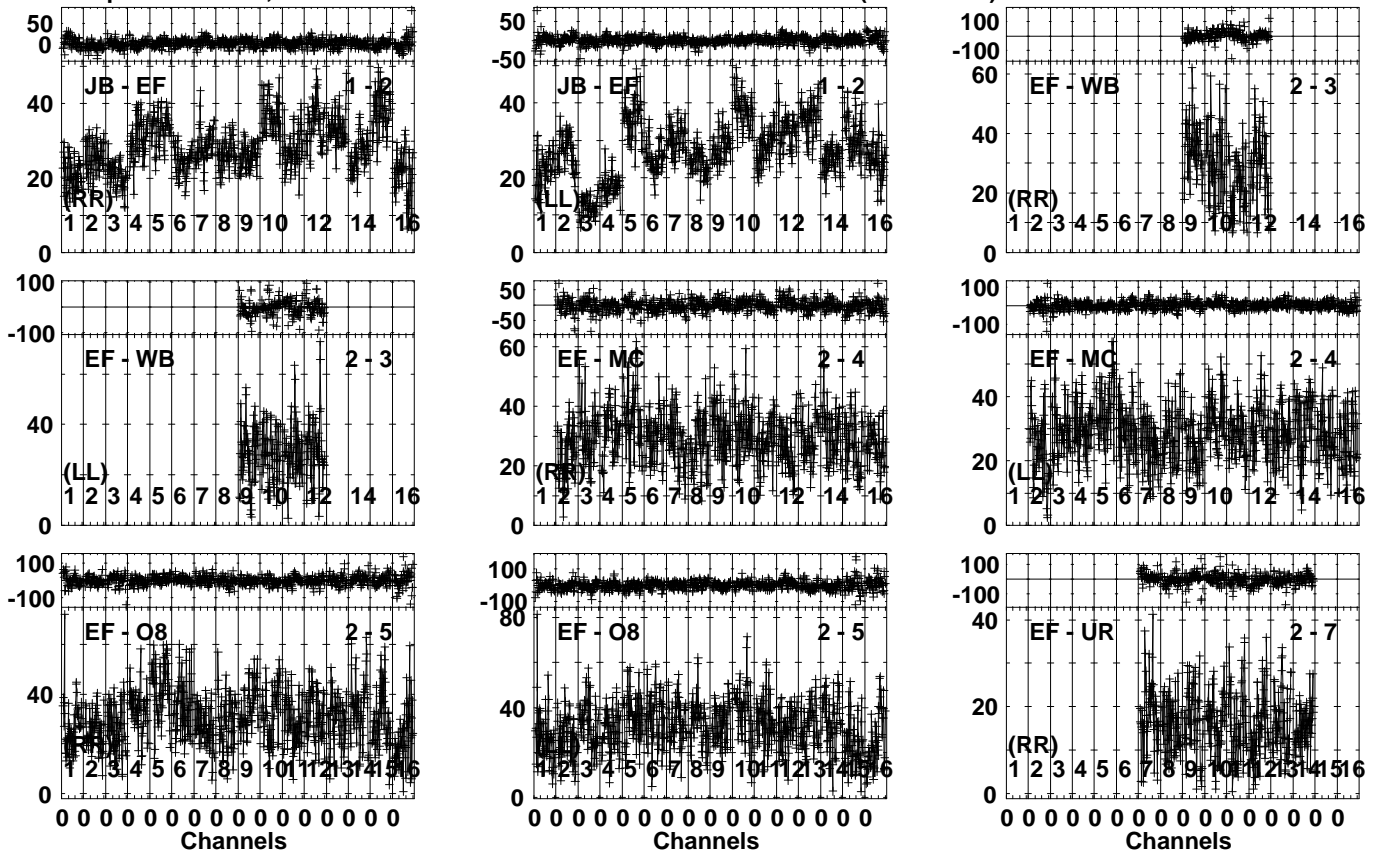


Lower frame: Milli Ampl Jy Top frame: Phas deg
Vector averaged cross-power spectrum Several baselines displayed
Timerange: 00/18:46:01 to 00/18:49:29

Plot file version 422 created 23-APR-2024 17:23:01

J0529+3209 EB100E 1.UVDATA.1

Freq = 4.6005 GHz, Bw = 32.000 MH Calibrated with CL # 4 and BP # 1 (BP mode 1)

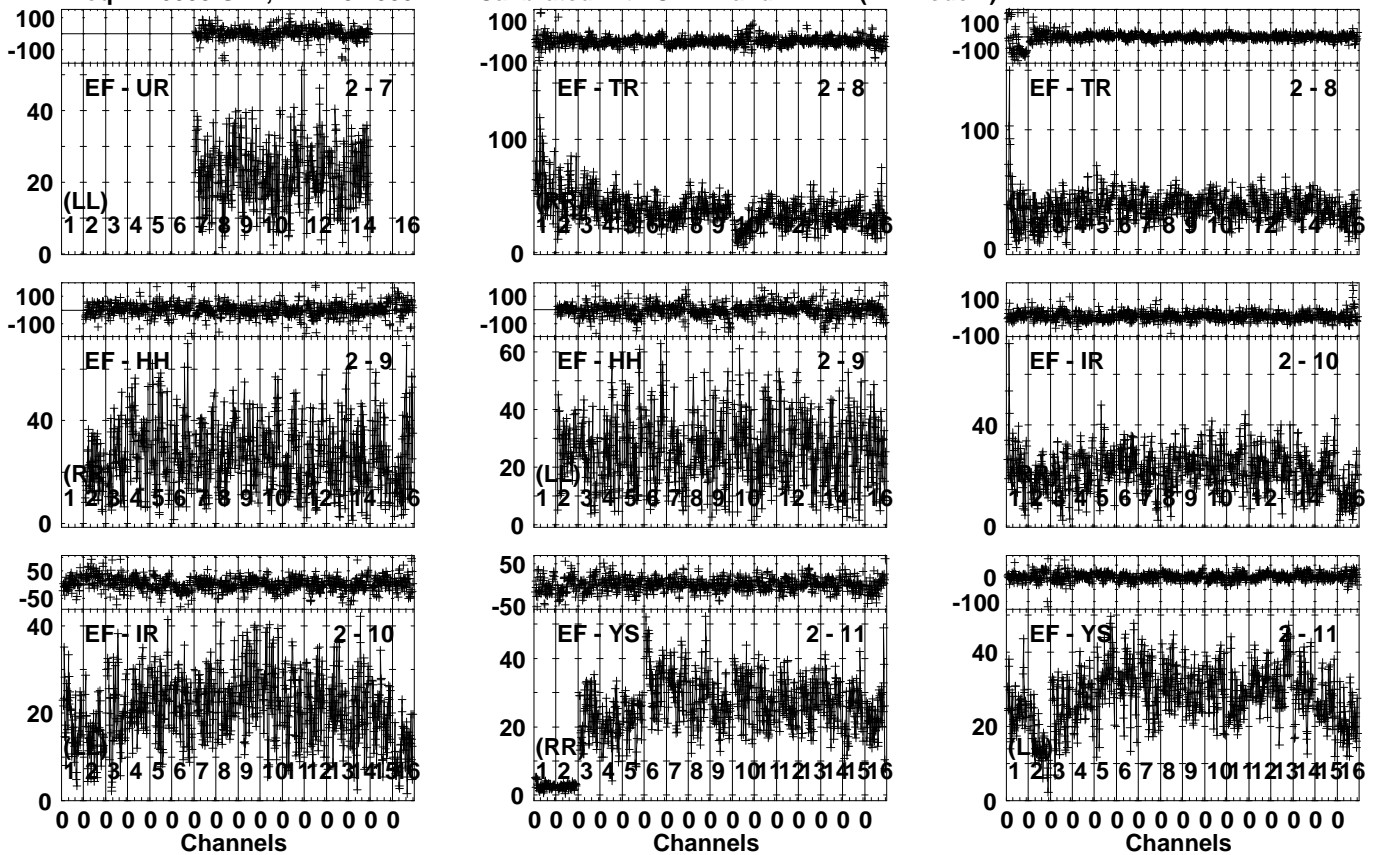


Lower frame: Milli Ampl Jy Top frame: Phas deg
Vector averaged cross-power spectrum Several baselines displayed
Timerange: 00/18:49:31 to 00/18:50:59

Plot file version 423 created 23-APR-2024 17:23:02

J0529+3209 EB100E 1.UVDATA.1

Freq = 4.6005 GHz, Bw = 32.000 MH Calibrated with CL # 4 and BP # 1 (BP mode 1)

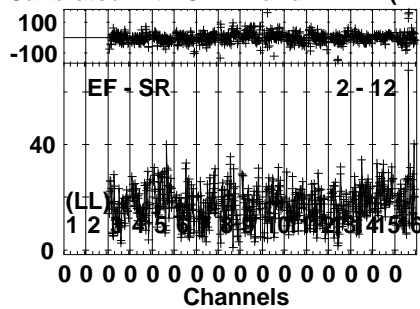
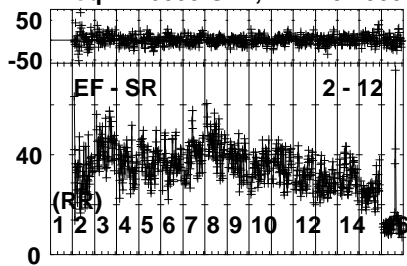


Lower frame: Milli Ampl Jy Top frame: Phas deg
Vector averaged cross-power spectrum Several baselines displayed
Timerange: 00/18:49:31 to 00/18:50:59

Plot file version 424 created 23-APR-2024 17:23:02

J0529+3209 EB100E 1.UVDATA.1

Freq = 4.6005 GHz, Bw = 32.000 MH Calibrated with CL # 4 and BP # 1 (BP mode 1)

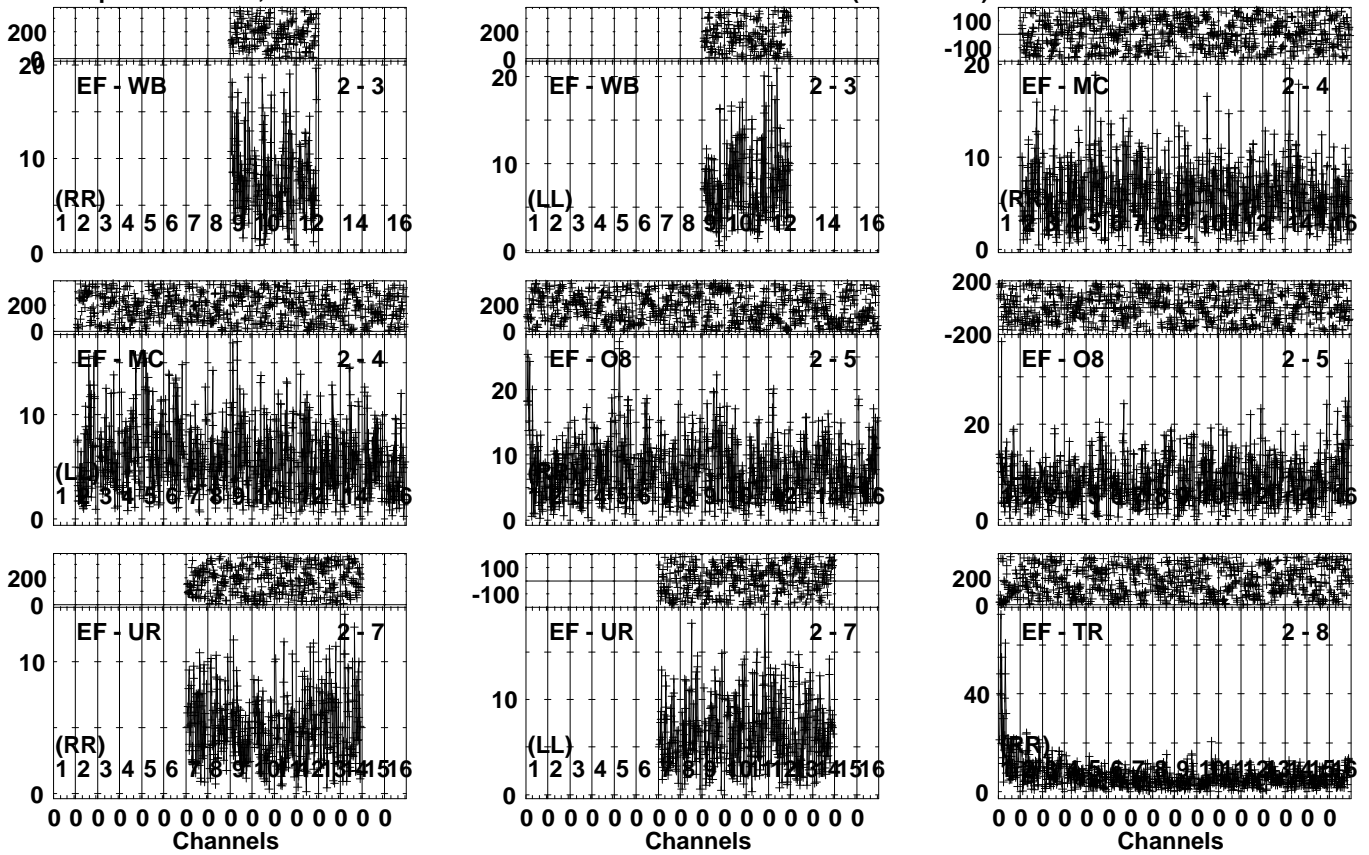


Lower frame: Milli Ampl Jy Top frame: Phas deg
Vector averaged cross-power spectrum Several baselines displayed
Timerange: 00/18:49:31 to 00/18:50:59

Plot file version 425 created 23-APR-2024 17:23:03

FRB EB100E 1.UVDATA.1

Freq = 4.6005 GHz, Bw = 32.000 MH Calibrated with CL # 4 and BP # 1 (BP mode 1)

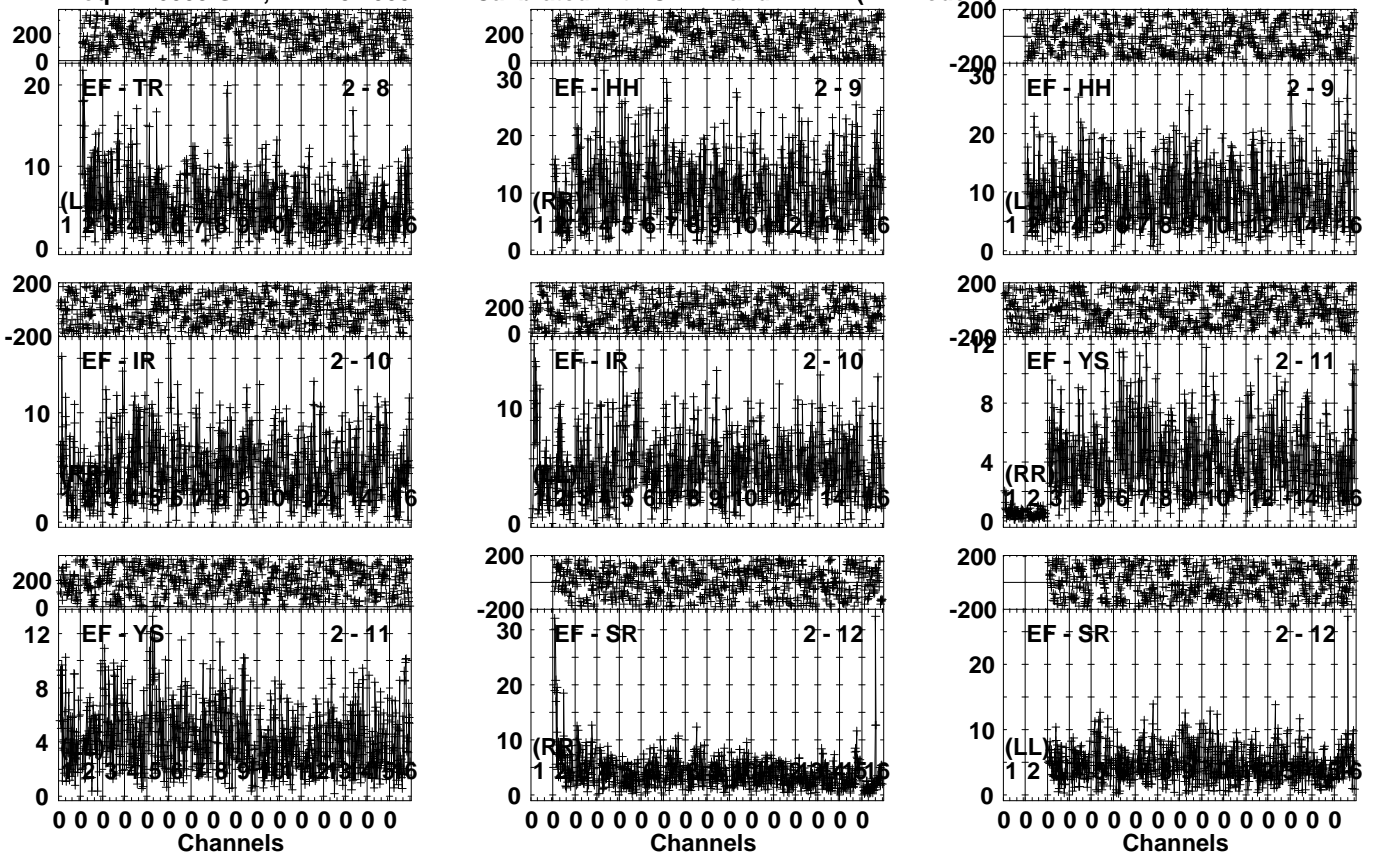


Lower frame: Milli Ampl Jy Top frame: Phas deg
Vector averaged cross-power spectrum Several baselines displayed
Timerange: 00/18:51:01 to 00/18:54:29

Plot file version 426 created 23-APR-2024 17:23:03

FRB EB100E 1.UVDATA.1

Freq = 4.6005 GHz, Bw = 32.000 MH Calibrated with CL # 4 and BP # 1 (BP mode 1)

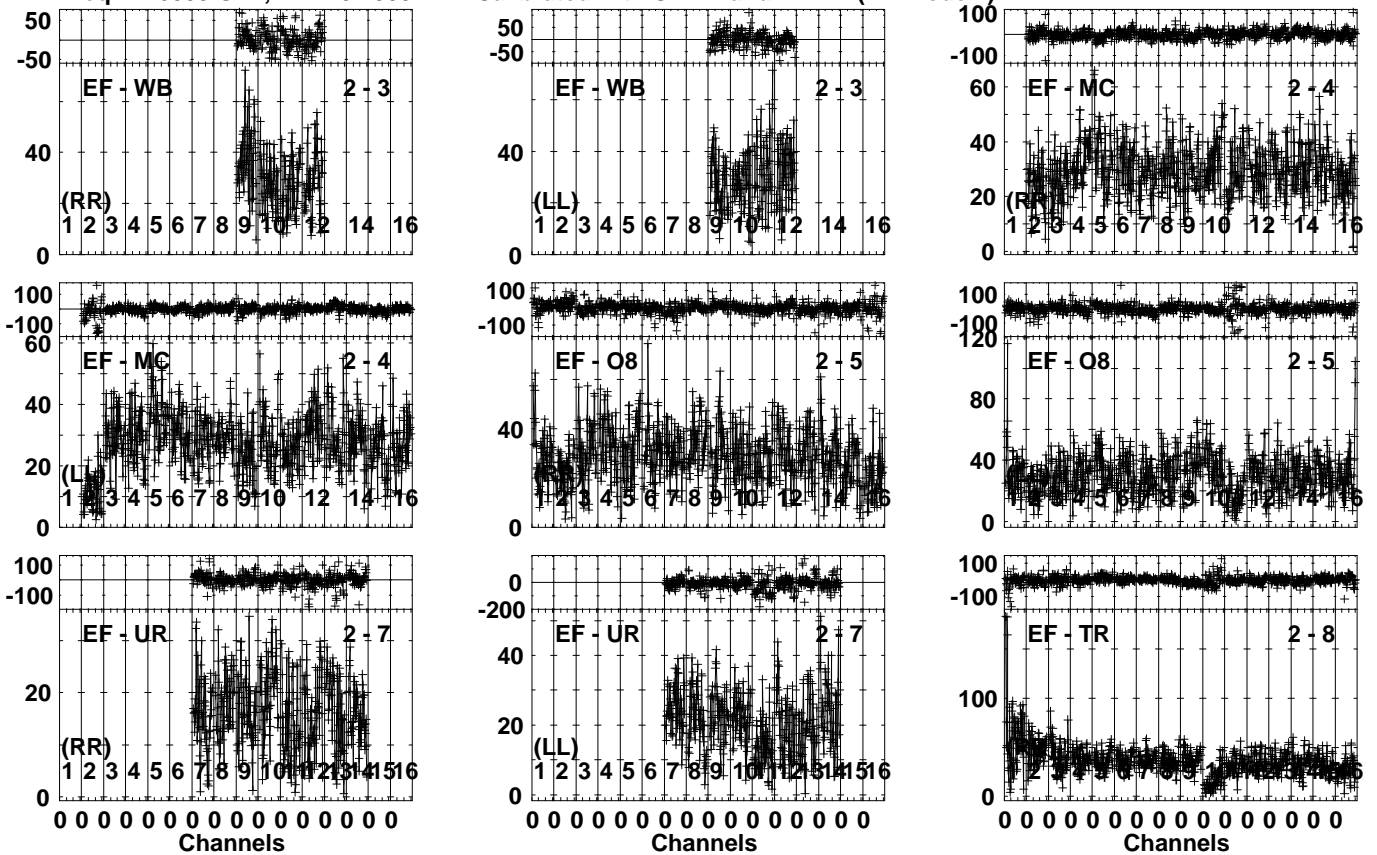


Lower frame: Milli Ampl Jy Top frame: Phas deg
Vector averaged cross-power spectrum Several baselines displayed
Timerange: 00/18:51:01 to 00/18:54:29

Plot file version 427 created 23-APR-2024 17:23:04

J0529+3209 EB100E 1.UVDATA.1

Freq = 4.6005 GHz, Bw = 32.000 MH Calibrated with CL # 4 and BP # 1 (BP mode 1)

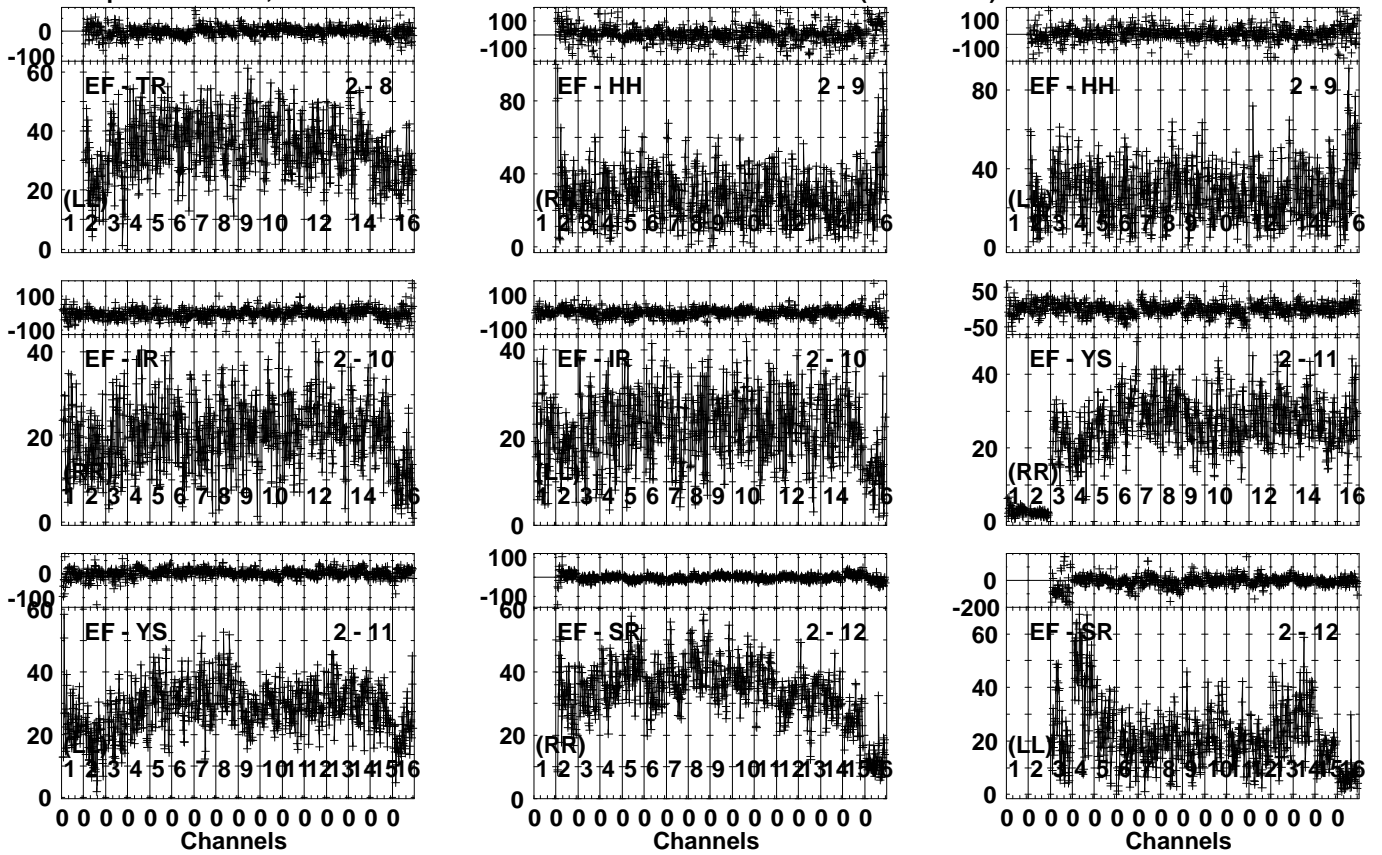


Lower frame: Milli Ampl Jy Top frame: Phas deg
Vector averaged cross-power spectrum Several baselines displayed
Timerange: 00/18:55:03 to 00/18:55:59

Plot file version 428 created 23-APR-2024 17:23:04

J0529+3209 EB100E 1.UVDATA.1

Freq = 4.6005 GHz, Bw = 32.000 MH Calibrated with CL # 4 and BP # 1 (BP mode 1)

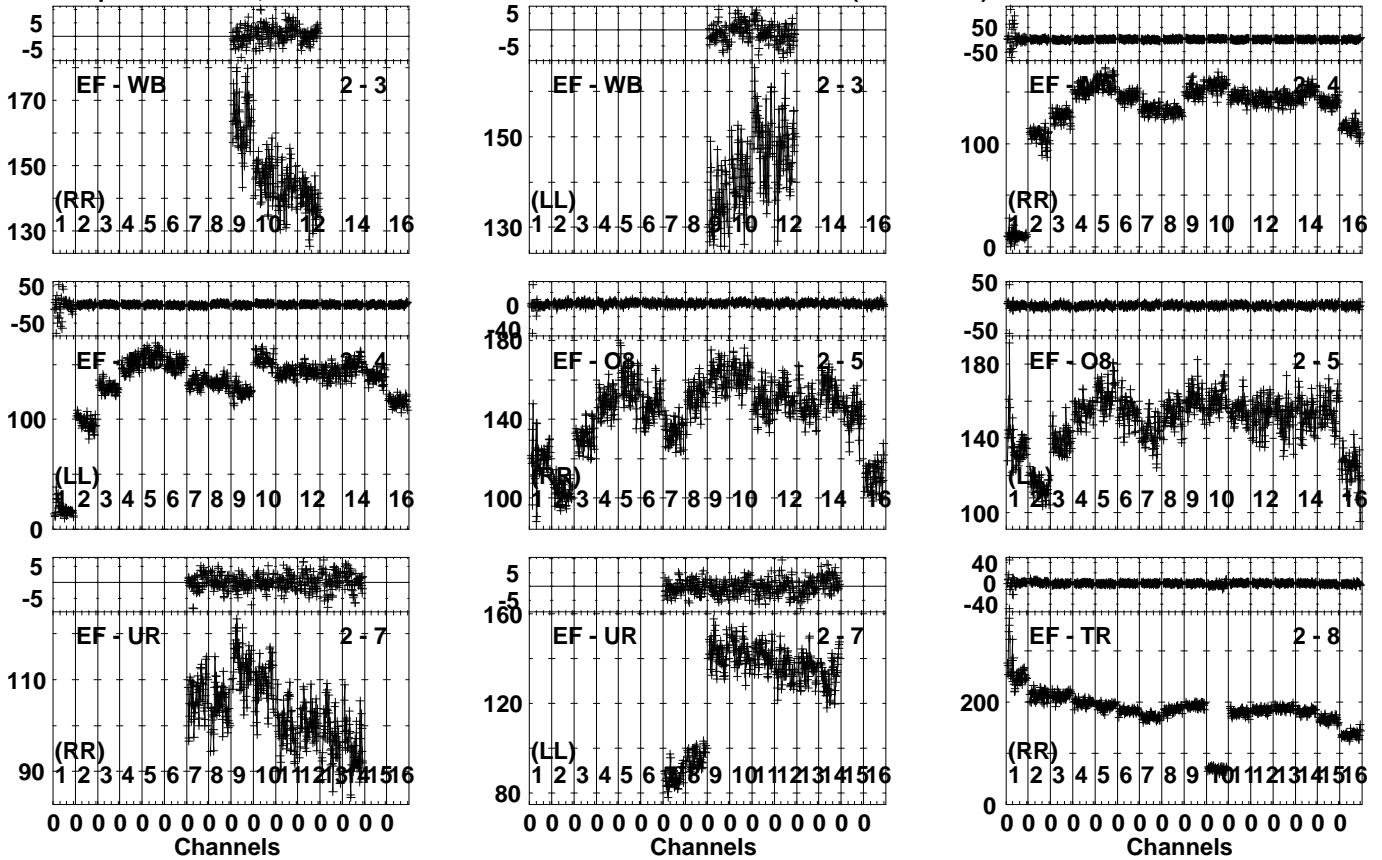


Lower frame: Milli Ampl Jy Top frame: Phas deg
Vector averaged cross-power spectrum Several baselines displayed
Timerange: 00/18:55:03 to 00/18:55:59

Plot file version 429 created 23-APR-2024 17:23:05

J0518+3306 EB100E 1.UVDATA.1

Freq = 4.6005 GHz, Bw = 32.000 MH Calibrated with CL # 4 and BP # 1 (BP mode 1)

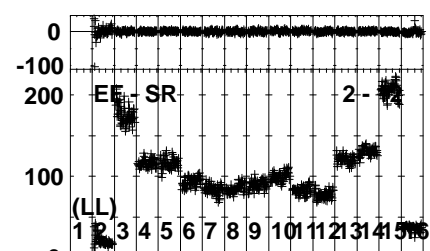
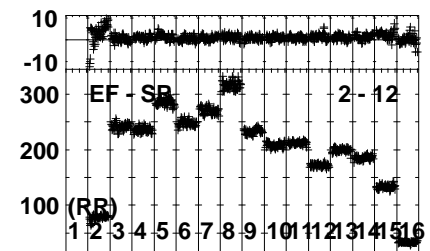
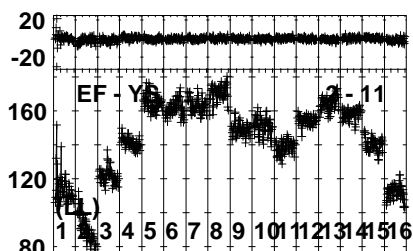
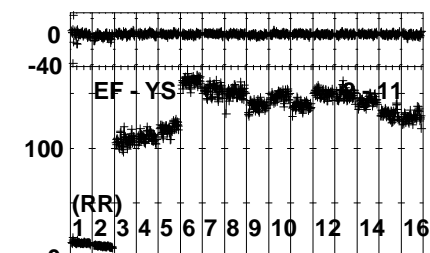
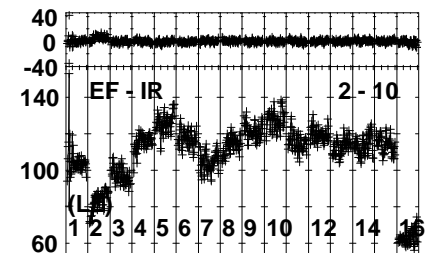
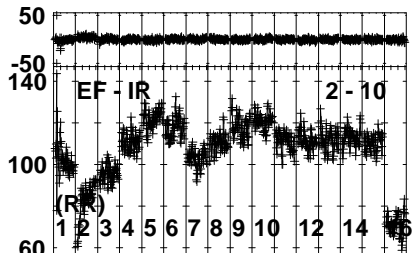
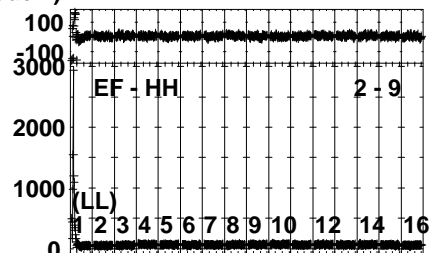
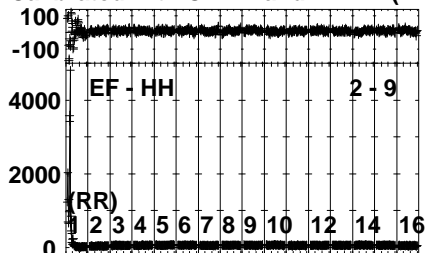
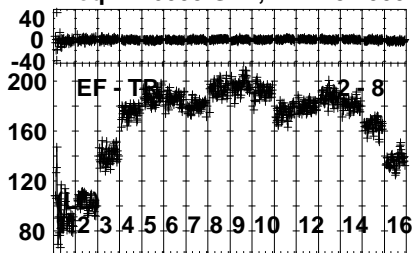


Lower frame: Milli Ampl Jy Top frame: Phas deg
Vector averaged cross-power spectrum Several baselines displayed
Timerange: 00:18:56:33 to 00:18:59:29

Plot file version 430 created 23-APR-2024 17:23:06

J0518+3306 EB100E 1.UVDATA.1

Freq = 4.6005 GHz, Bw = 32.000 MH Calibrated with CL # 4 and BP # 1 (BP mode 1)

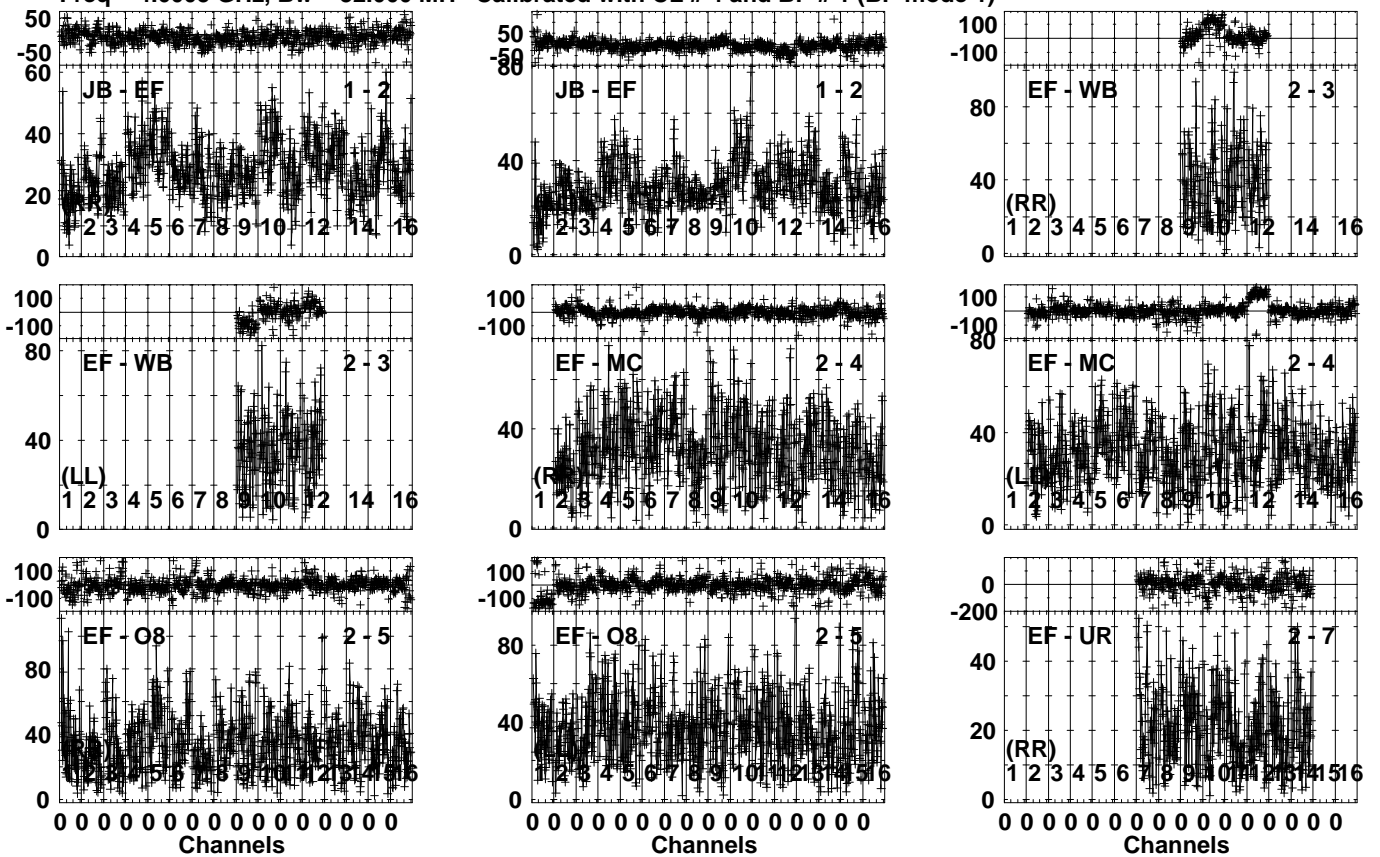


Lower frame: Milli Ampl Jy Top frame: Phas deg
Vector averaged cross-power spectrum Several baselines displayed
Timerange: 00/18:56:33 to 00/18:59:29

Plot file version 431 created 23-APR-2024 17:23:07

J0529+3209 EB100E 1.UVDATA.1

Freq = 4.6005 GHz, Bw = 32.000 MH Calibrated with CL # 4 and BP # 1 (BP mode 1)

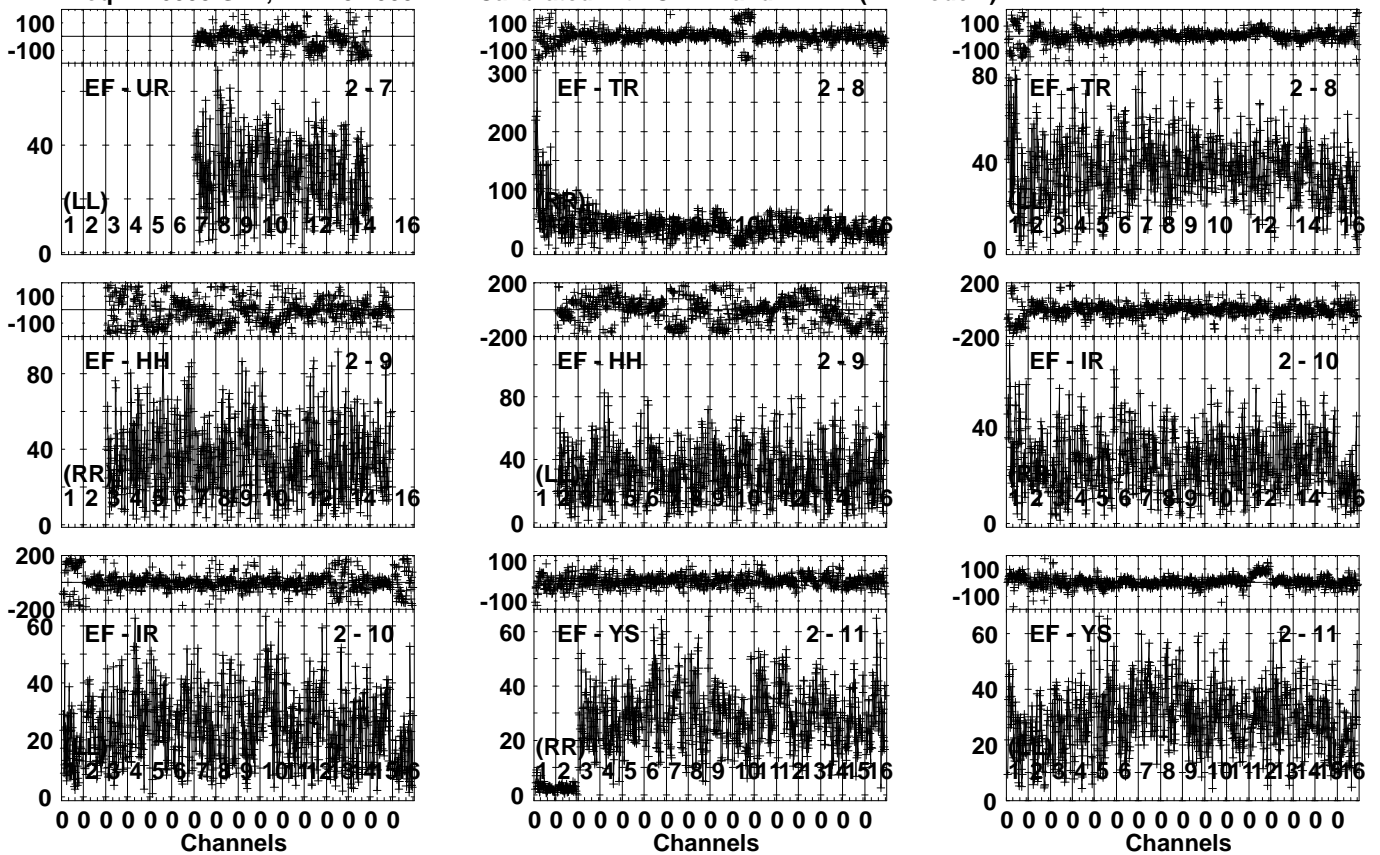


Lower frame: Milli Ampl Jy Top frame: Phas deg
Vector averaged cross-power spectrum Several baselines displayed
Timerange: 00/18:59:33 to 00/19:00:59

Plot file version 432 created 23-APR-2024 17:23:07

J0529+3209 EB100E 1.UVDATA.1

Freq = 4.6005 GHz, Bw = 32.000 MH Calibrated with CL # 4 and BP # 1 (BP mode 1)



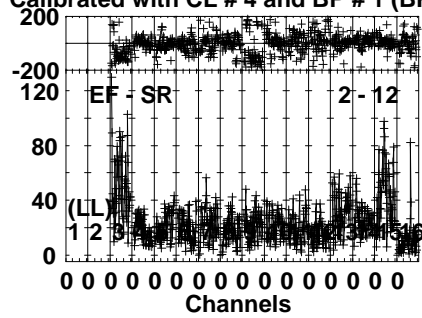
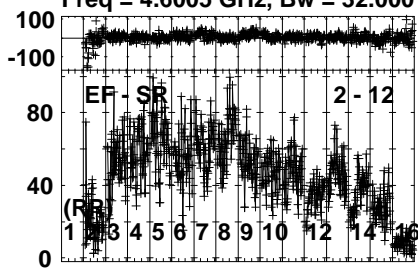
Lower frame: Milli Ampl Jy Top frame: Phas deg
Vector averaged cross-power spectrum Several baselines displayed
Timerange: 00/18:59:33 to 00/19:00:59

Plot file version 433 created 23-APR-2024 17:23:08

J0529+3209 EB100E 1.UVDATA.1

Freq = 4.6005 GHz, Bw = 32.000 MH

Calibrated with CL # 4 and BP # 1 (BP mode 1)

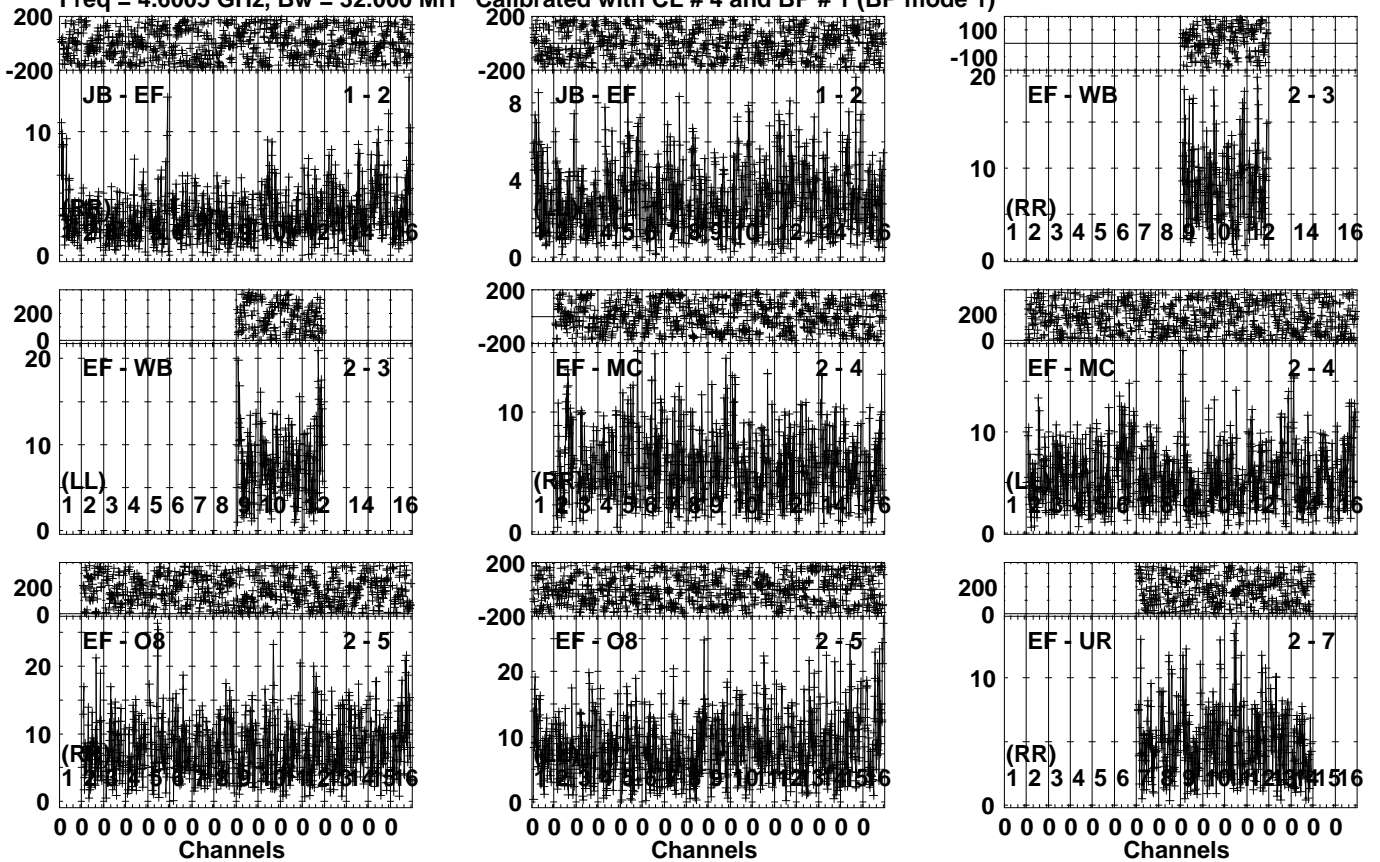


Lower frame: Milli Ampl Jy Top frame: Phas deg
Vector averaged cross-power spectrum Several baselines displayed
Timerange: 00/18:59:33 to 00/19:00:59

Plot file version 434 created 23-APR-2024 17:23:08

FRB EB100E 1.UVDATA.1

Freq = 4.6005 GHz, Bw = 32.000 MH Calibrated with CL # 4 and BP # 1 (BP mode 1)

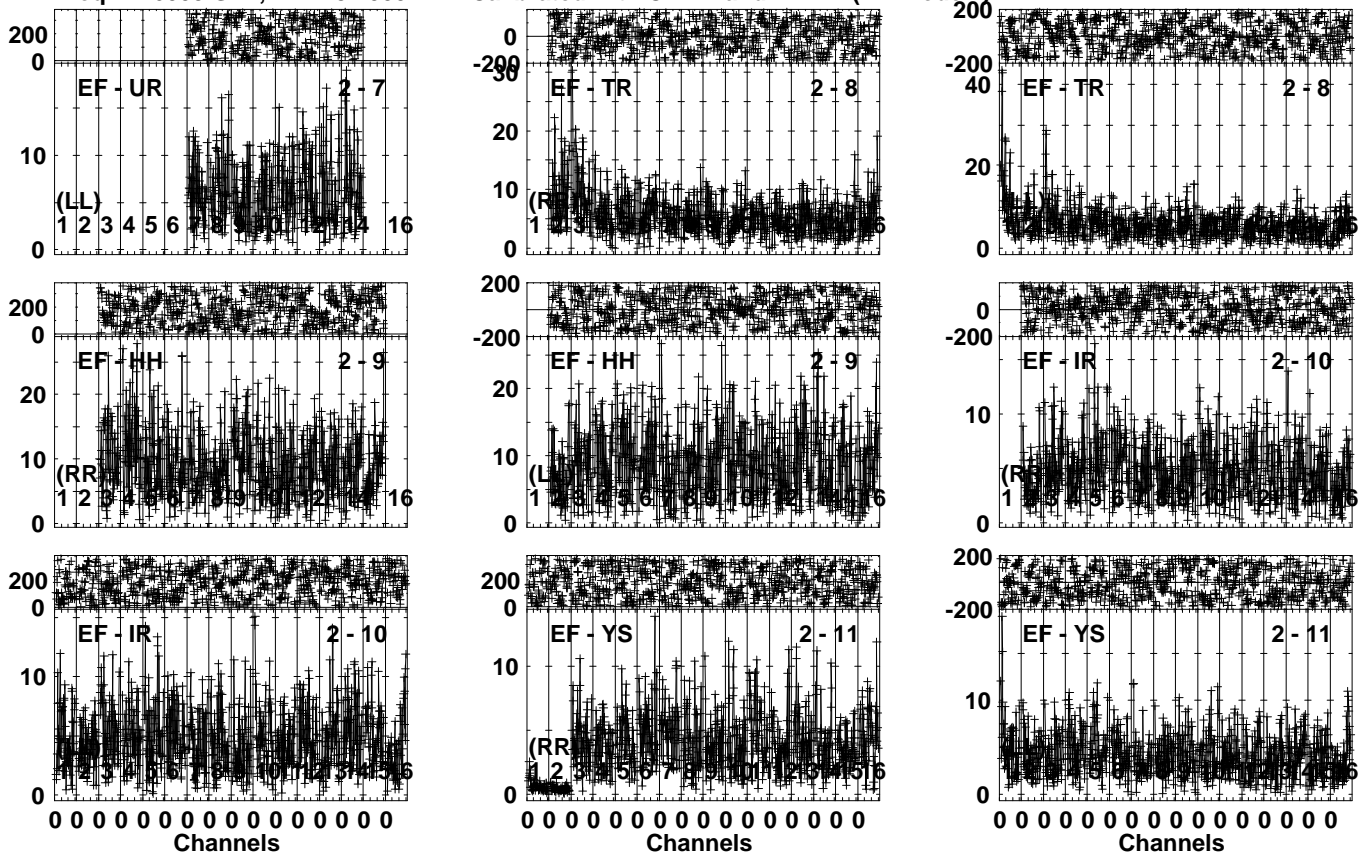


Lower frame: Milli Ampl Jy Top frame: Phas deg
Vector averaged cross-power spectrum Several baselines displayed
Timerange: 00/19:01:01 to 00/19:04:29

Plot file version 435 created 23-APR-2024 17:23:09

FRB EB100E 1.UVDATA.1

Freq = 4.6005 GHz, Bw = 32.000 MH Calibrated with CL # 4 and BP # 1 (BP mode 1)

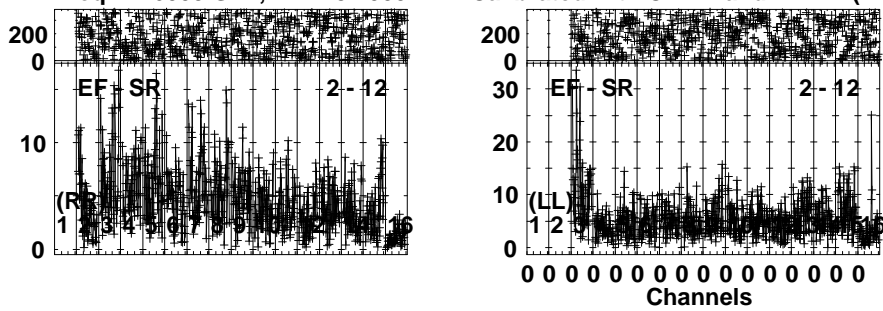


Lower frame: Milli Ampl Jy Top frame: Phas deg
Vector averaged cross-power spectrum Several baselines displayed
Timerange: 00/19:01:01 to 00/19:04:29

Plot file version 436 created 23-APR-2024 17:23:09

FRB EB100E 1.UVDATA.1

Freq = 4.6005 GHz, Bw = 32.000 MH Calibrated with CL # 4 and BP # 1 (BP mode 1)

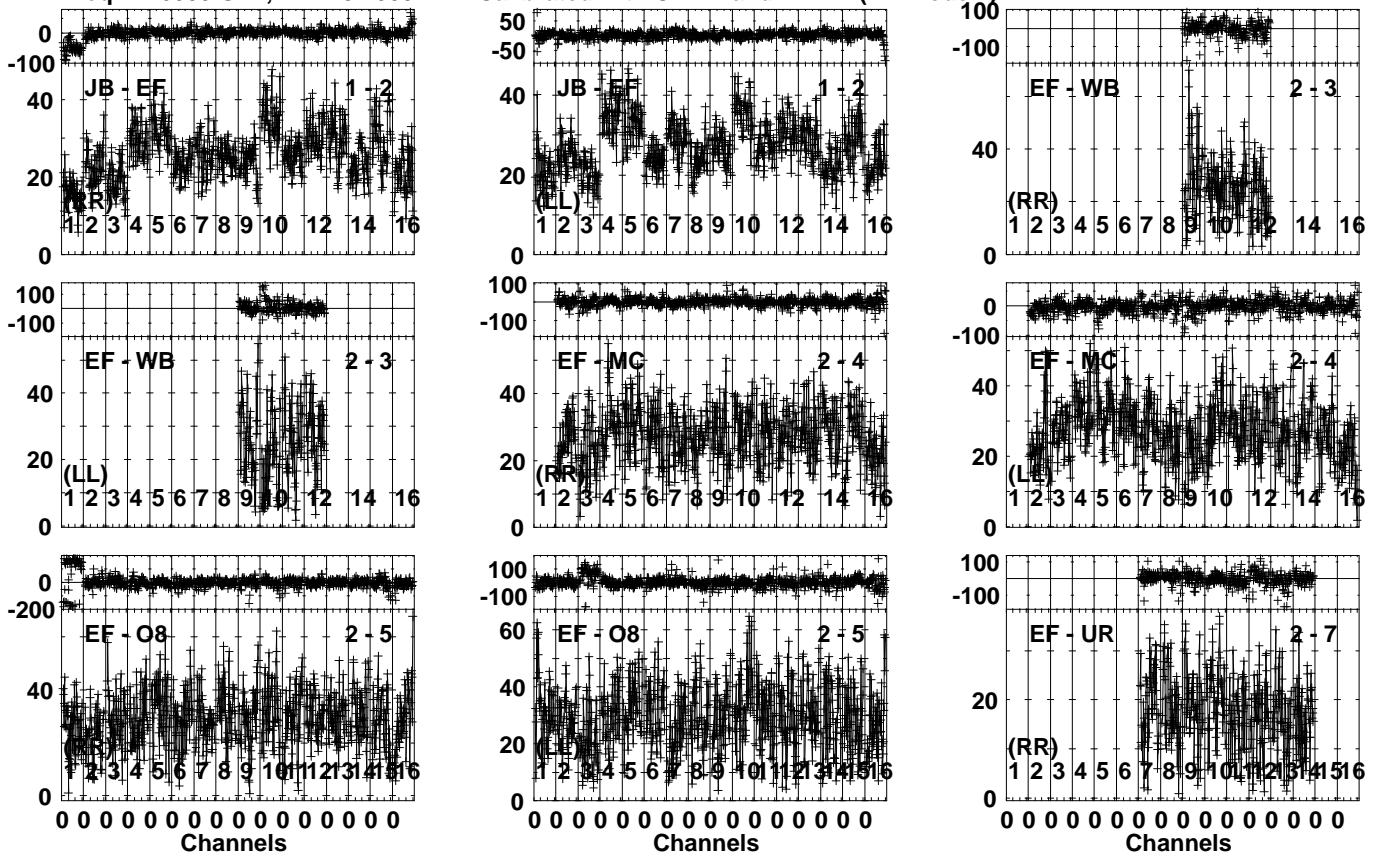


Lower frame: Milli Ampl Jy Top frame: Phas deg
Vector averaged cross-power spectrum Several baselines displayed
Timerange: 00/19:01:01 to 00/19:04:29

Plot file version 437 created 23-APR-2024 17:23:10

J0529+3209 EB100E 1.UVDATA.1

Freq = 4.6005 GHz, Bw = 32.000 MH Calibrated with CL # 4 and BP # 1 (BP mode 1)

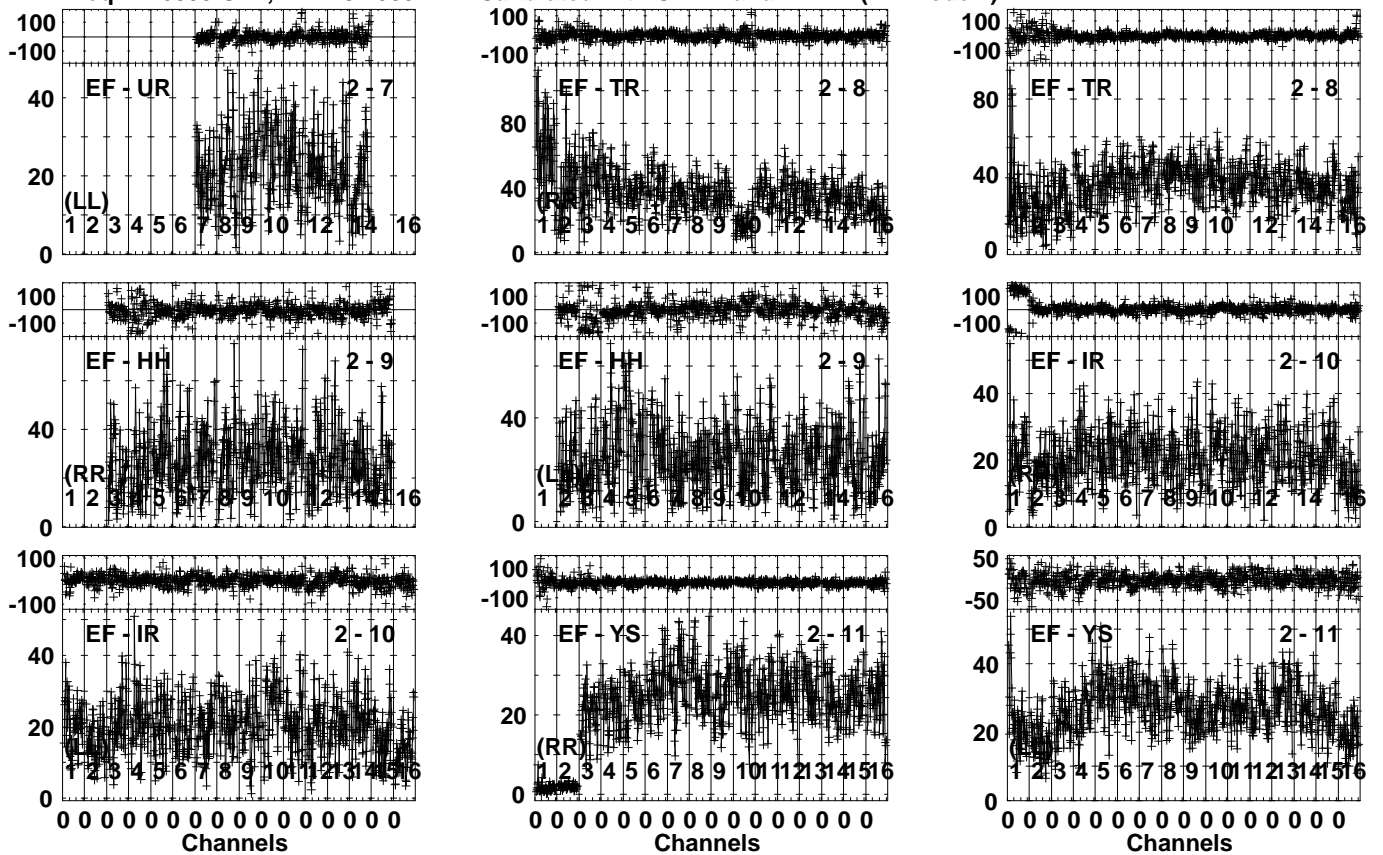


Lower frame: Milli Ampl Jy Top frame: Phas deg
Vector averaged cross-power spectrum Several baselines displayed
Timerange: 00/19:05:03 to 00/19:05:59

Plot file version 438 created 23-APR-2024 17:23:10

J0529+3209 EB100E 1.UVDATA.1

Freq = 4.6005 GHz, Bw = 32.000 MH Calibrated with CL # 4 and BP # 1 (BP mode 1)

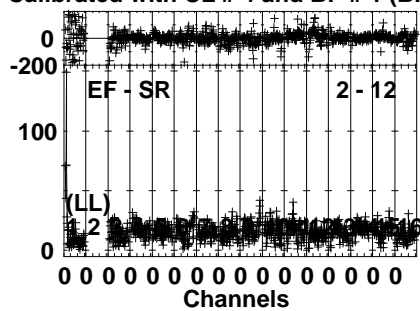
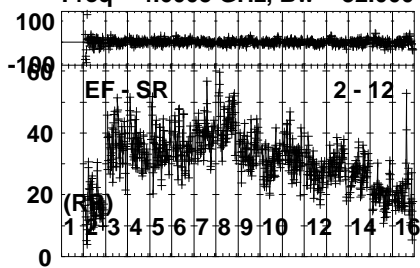


Lower frame: Milli Ampl Jy Top frame: Phas deg
Vector averaged cross-power spectrum Several baselines displayed
Timerange: 00/19:05:03 to 00/19:05:59

Plot file version 439 created 23-APR-2024 17:23:11

J0529+3209 EB100E 1.UVDATA.1

Freq = 4.6005 GHz, Bw = 32.000 MH Calibrated with CL # 4 and BP # 1 (BP mode 1)

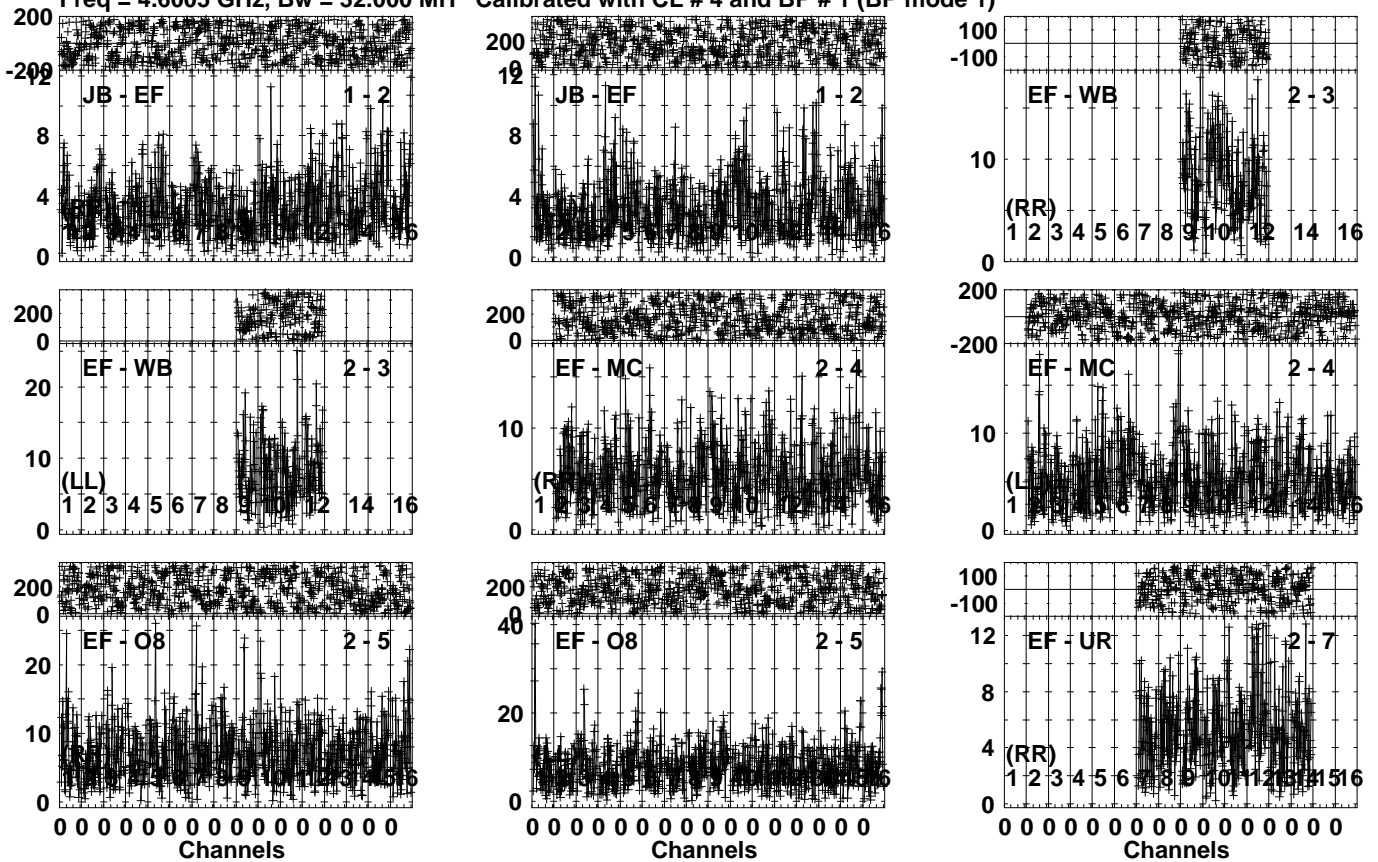


Lower frame: Milli Ampl Jy Top frame: Phas deg
Vector averaged cross-power spectrum Several baselines displayed
Timerange: 00/19:05:03 to 00/19:05:59

Plot file version 440 created 23-APR-2024 17:23:11

FRB EB100E 1.UVDATA.1

Freq = 4.6005 GHz, Bw = 32.000 MH Calibrated with CL # 4 and BP # 1 (BP mode 1)

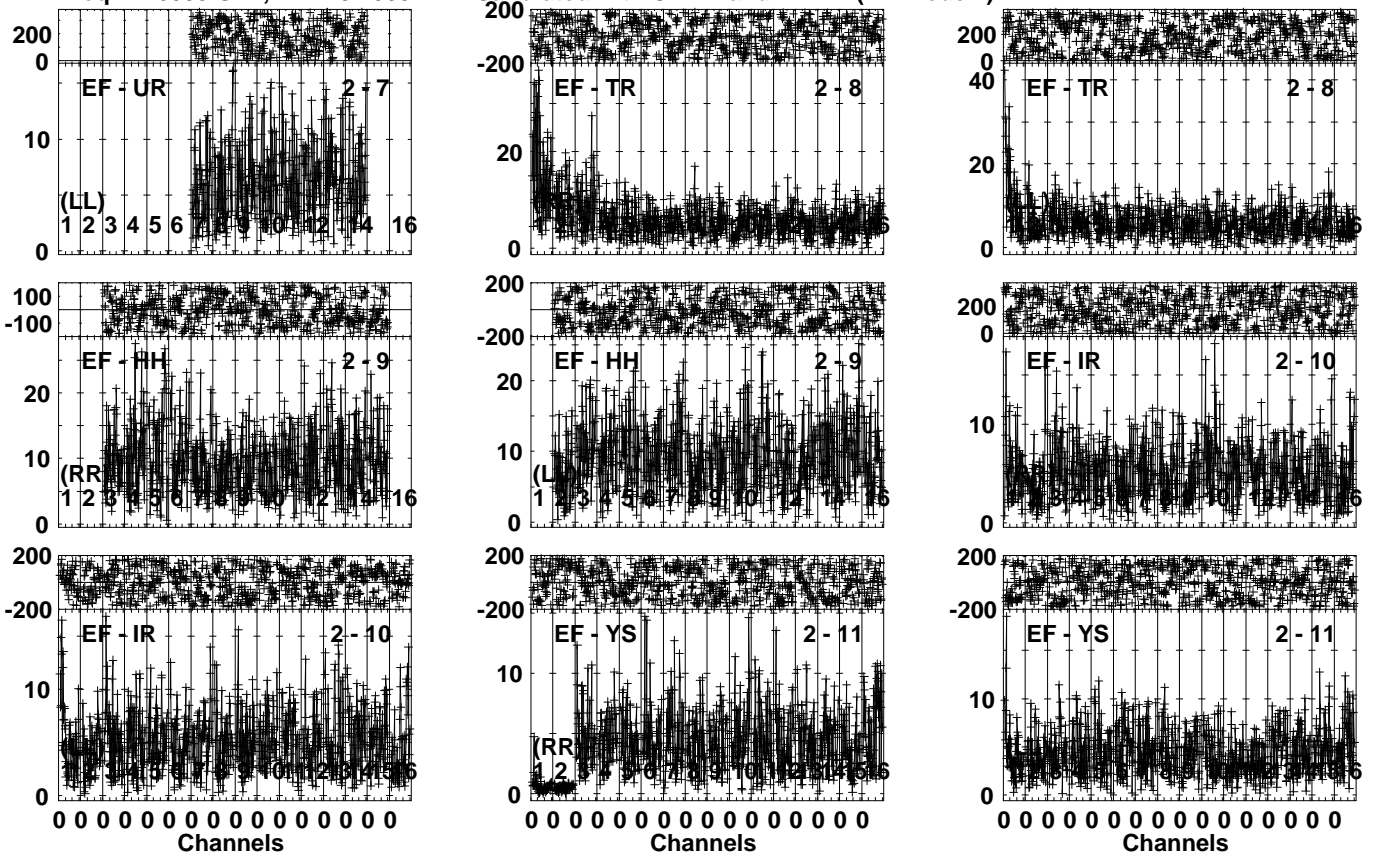


Lower frame: Milli Ampl Jy Top frame: Phas deg
Vector averaged cross-power spectrum Several baselines displayed
Timerange: 00/19:06:03 to 00/19:09:29

Plot file version 441 created 23-APR-2024 17:23:12

FRB EB100E 1.UVDATA.1

Freq = 4.6005 GHz, Bw = 32.000 MH Calibrated with CL # 4 and BP # 1 (BP mode 1)

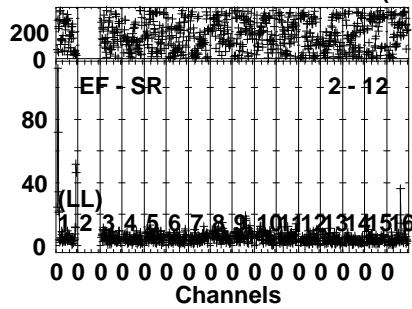
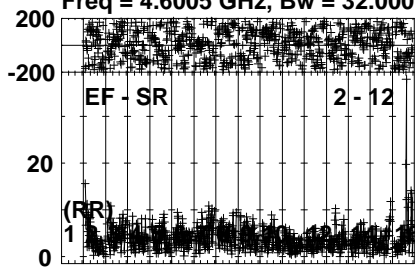


Lower frame: Milli Ampl Jy Top frame: Phas deg
Vector averaged cross-power spectrum Several baselines displayed
Timerange: 00/19:06:03 to 00/19:09:29

Plot file version 442 created 23-APR-2024 17:23:12

FRB EB100E 1.UVDATA.1

Freq = 4.6005 GHz, Bw = 32.000 MH Calibrated with CL # 4 and BP # 1 (BP mode 1)

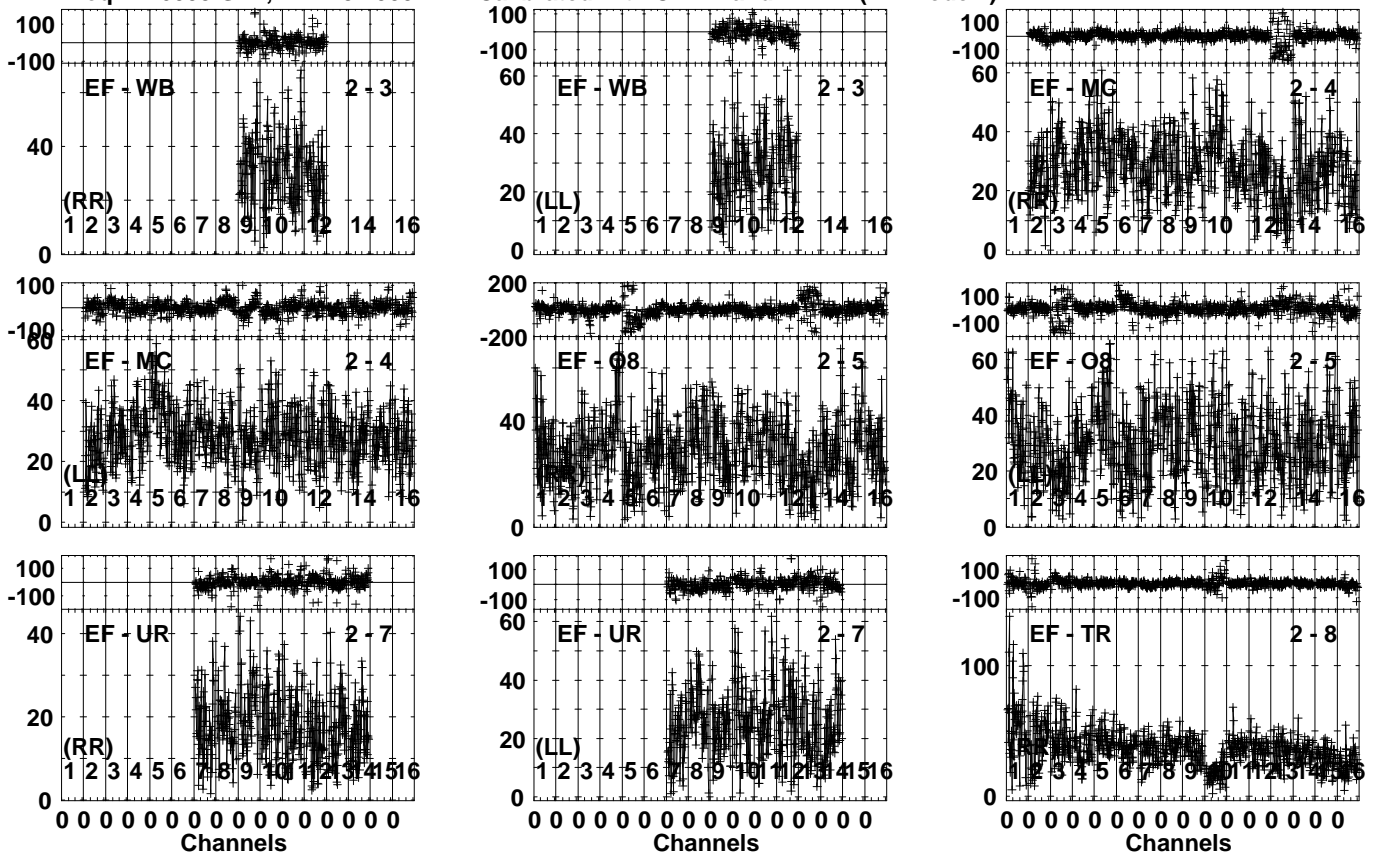


Lower frame: Milli Ampl Jy Top frame: Phas deg
Vector averaged cross-power spectrum Several baselines displayed
Timerange: 00/19:06:03 to 00/19:09:29

Plot file version 443 created 23-APR-2024 17:23:13

J0529+3209 EB100E 1.UVDATA.1

Freq = 4.6005 GHz, Bw = 32.000 MH Calibrated with CL # 4 and BP # 1 (BP mode 1)

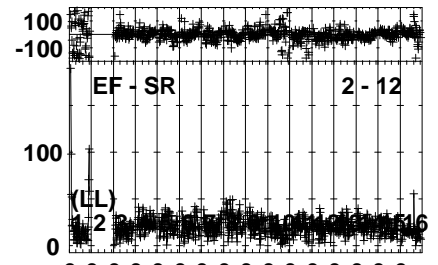
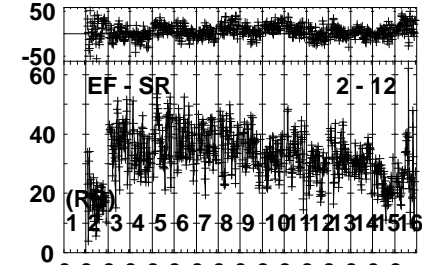
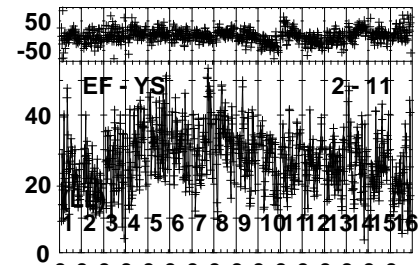
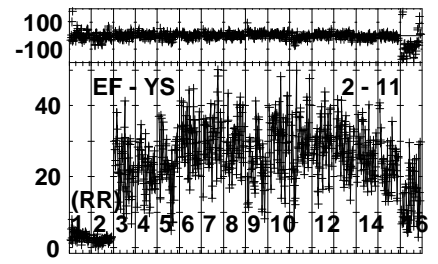
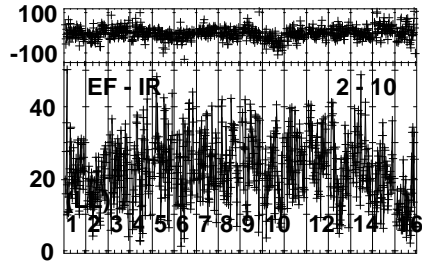
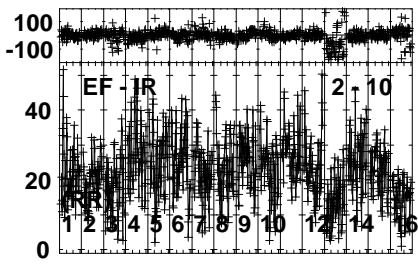
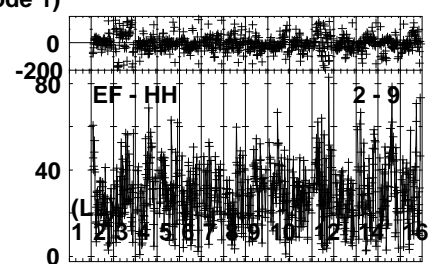
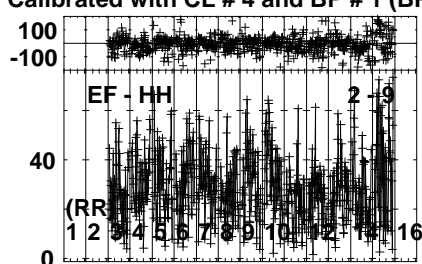
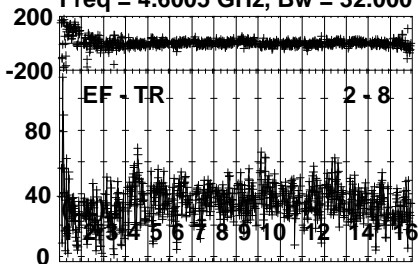


Lower frame: Milli Ampl Jy Top frame: Phas deg
Vector averaged cross-power spectrum Several baselines displayed
Timerange: 00/19:10:03 to 00/19:10:59

Plot file version 444 created 23-APR-2024 17:23:13

J0529+3209 EB100E 1.UVDATA.1

Freq = 4.6005 GHz, Bw = 32.000 MH Calibrated with CL # 4 and BP # 1 (BP mode 1)

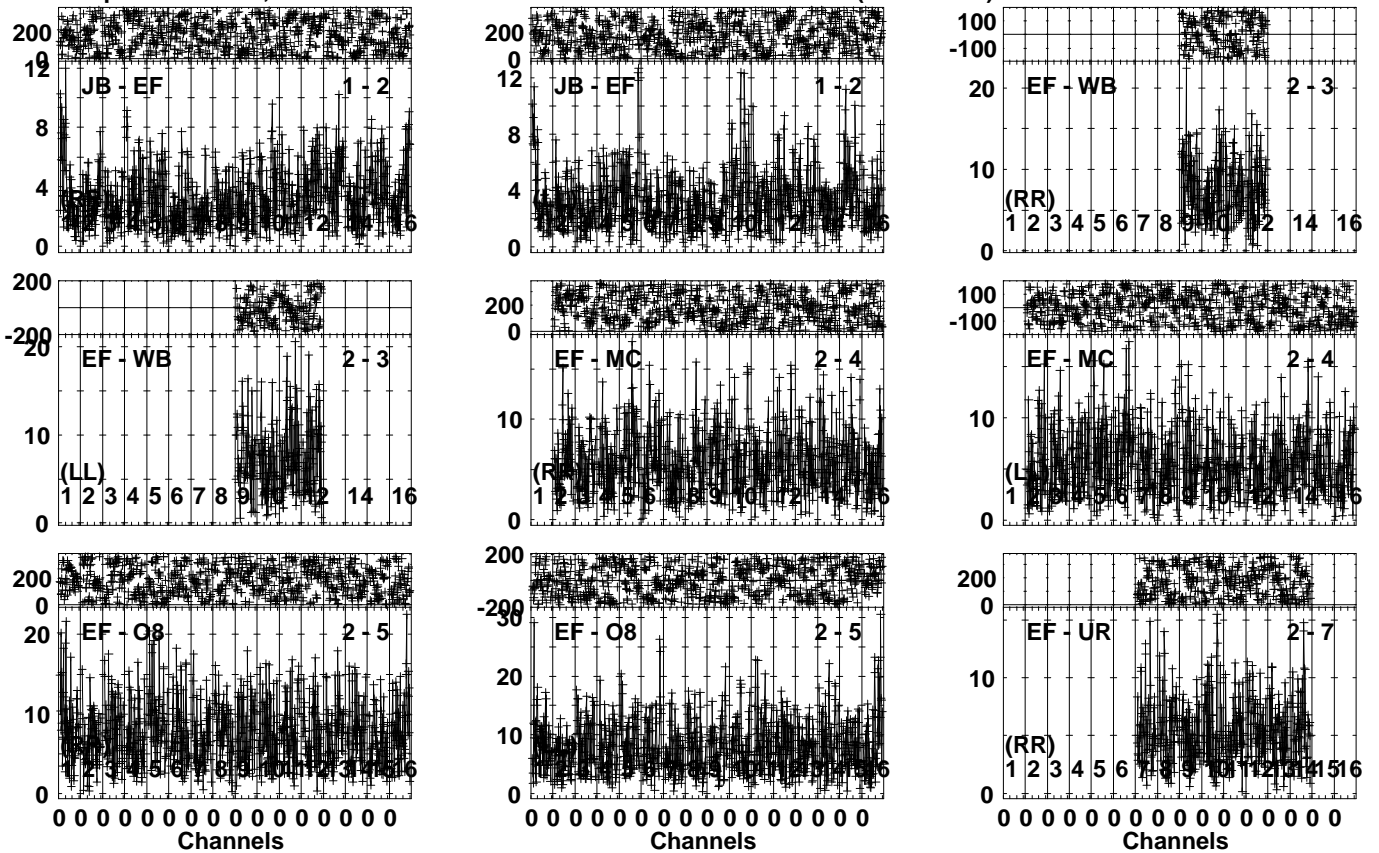


Lower frame: Milli Ampl Jy Top frame: Phas deg
Vector averaged cross-power spectrum Several baselines displayed
Timerange: 00/19:10:03 to 00/19:10:59

Plot file version 445 created 23-APR-2024 17:23:14

FRB EB100E 1.UVDATA.1

Freq = 4.6005 GHz, Bw = 32.000 MH Calibrated with CL # 4 and BP # 1 (BP mode 1)

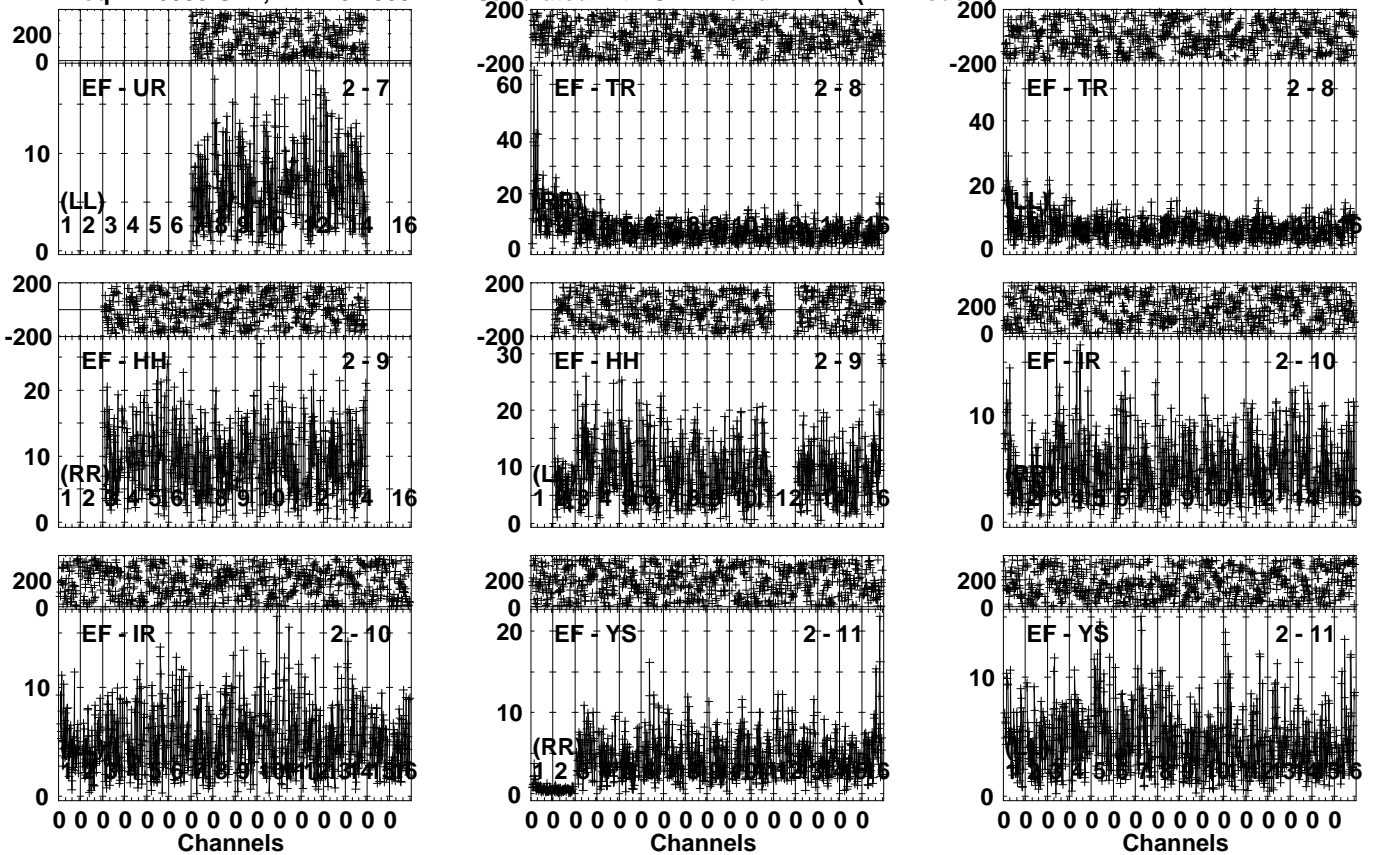


Lower frame: Milli Ampl Jy Top frame: Phas deg
Vector averaged cross-power spectrum Several baselines displayed
Timerange: 00/19:11:01 to 00/19:14:29

Plot file version 446 created 23-APR-2024 17:23:15

FRB EB100E 1.UVDATA.1

Freq = 4.6005 GHz, Bw = 32.000 MH Calibrated with CL # 4 and BP # 1 (BP mode 1)

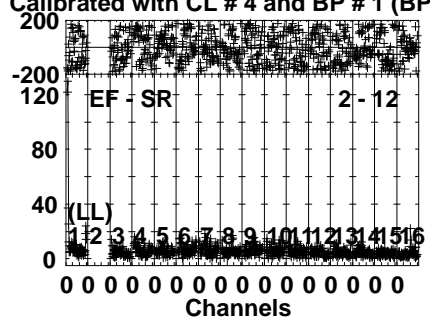
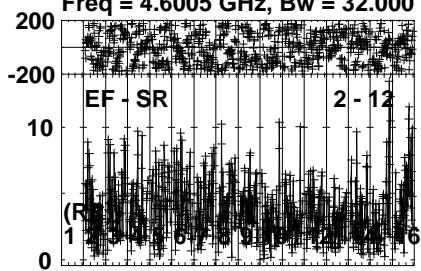


Lower frame: Milli Ampl Jy Top frame: Phas deg
Vector averaged cross-power spectrum Several baselines displayed
Timerange: 00/19:11:01 to 00/19:14:29

Plot file version 447 created 23-APR-2024 17:23:16

FRB EB100E 1.UVDATA.1

Freq = 4.6005 GHz, Bw = 32.000 MH Calibrated with CL # 4 and BP # 1 (BP mode 1)

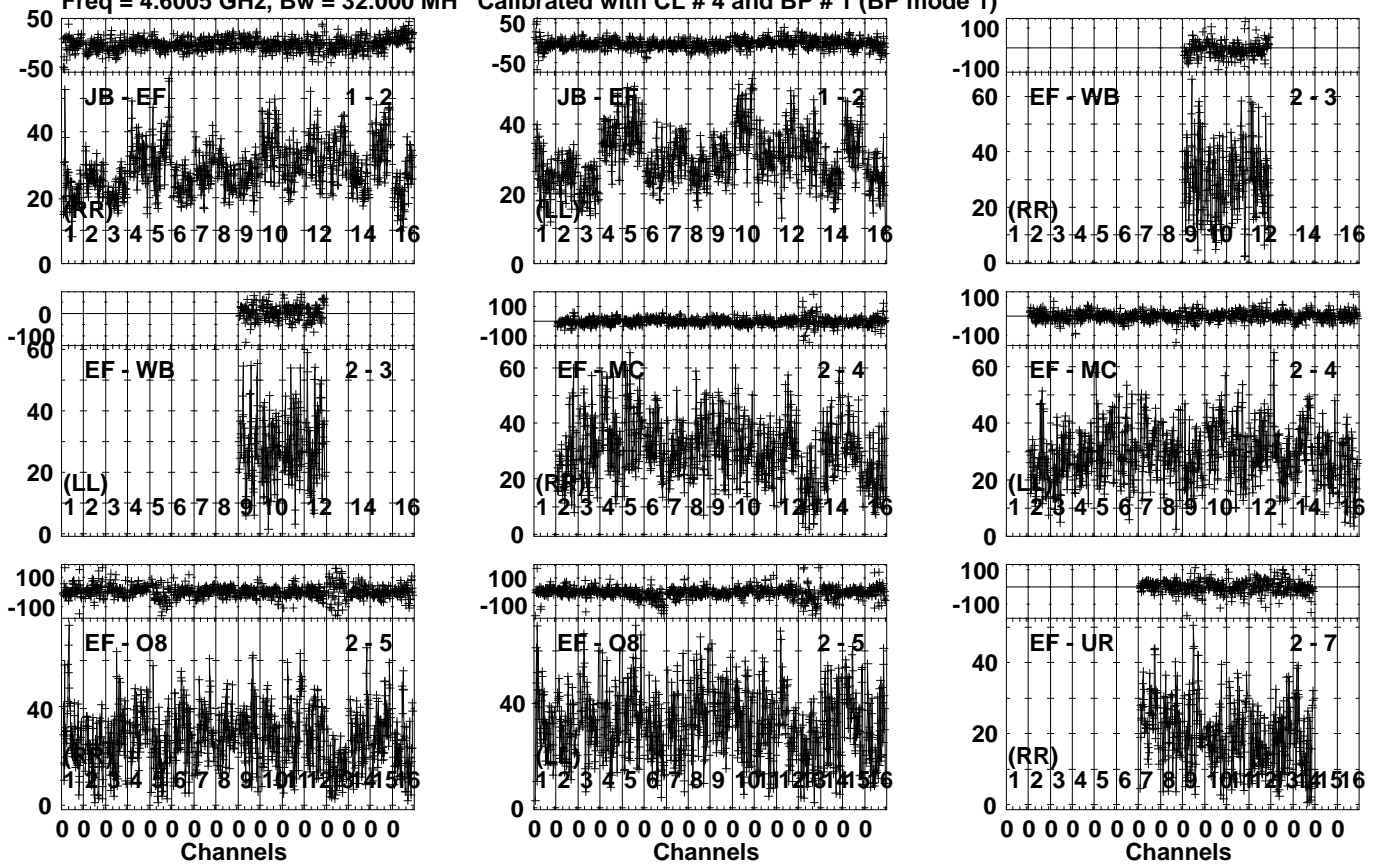


Lower frame: Milli Ampl Jy Top frame: Phas deg
Vector averaged cross-power spectrum Several baselines displayed
Timerange: 00/19:11:01 to 00/19:14:29

Plot file version 448 created 23-APR-2024 17:23:16

J0529+3209 EB100E 1.UVDATA.1

Freq = 4.6005 GHz, Bw = 32.000 MH Calibrated with CL # 4 and BP # 1 (BP mode 1)

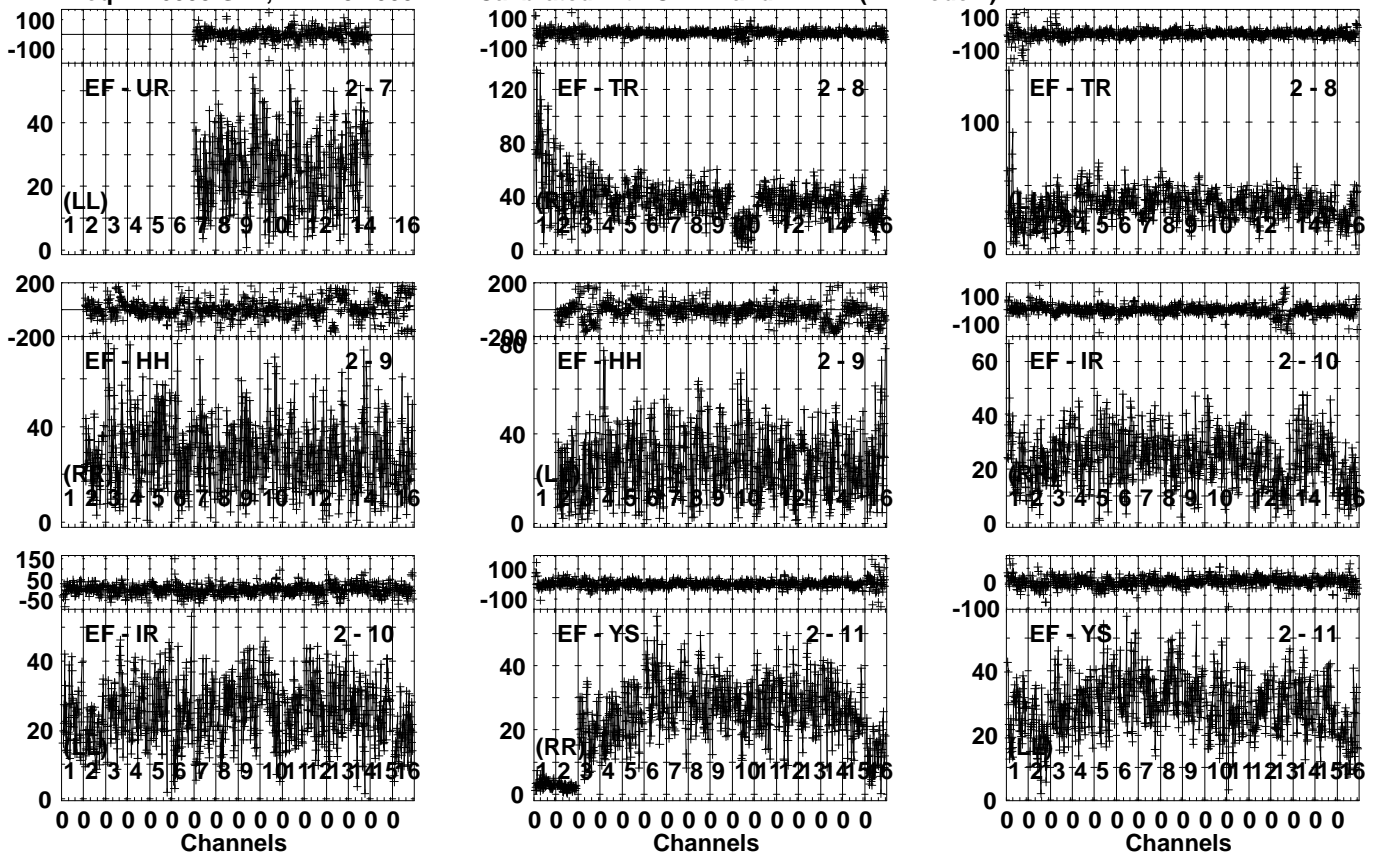


Lower frame: Milli Ampl Jy Top frame: Phas deg
Vector averaged cross-power spectrum Several baselines displayed
Timerange: 00/19:14:31 to 00/19:15:59

Plot file version 449 created 23-APR-2024 17:23:16

J0529+3209 EB100E 1.UVDATA.1

Freq = 4.6005 GHz, Bw = 32.000 MH Calibrated with CL # 4 and BP # 1 (BP mode 1)

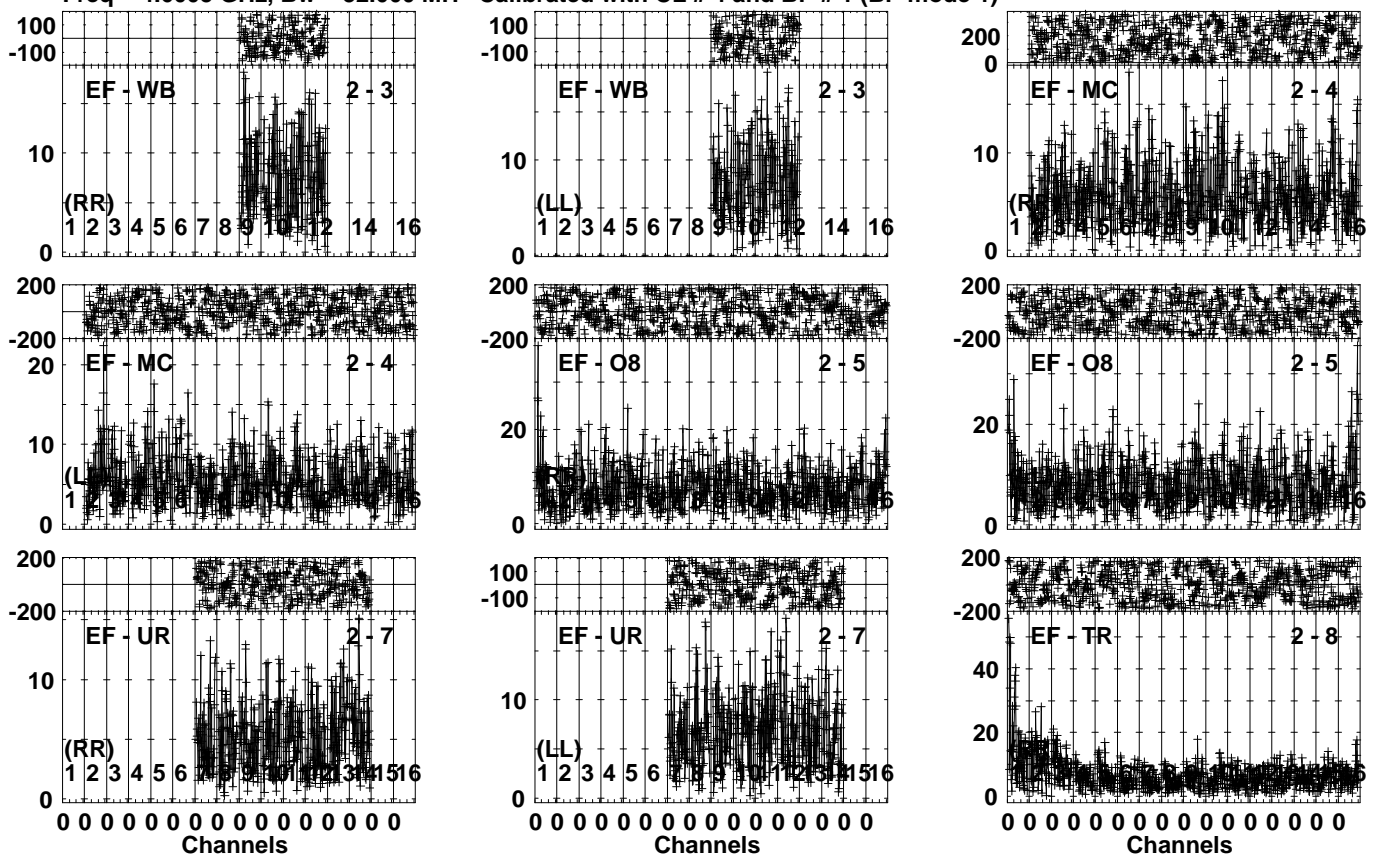


Lower frame: Milli Ampl Jy Top frame: Phas deg
Vector averaged cross-power spectrum Several baselines displayed
Timerange: 00/19:14:31 to 00/19:15:59

Plot file version 451 created 23-APR-2024 17:23:17

FRB EB100E 1.UVDATA.1

Freq = 4.6005 GHz, Bw = 32.000 MH Calibrated with CL # 4 and BP # 1 (BP mode 1)

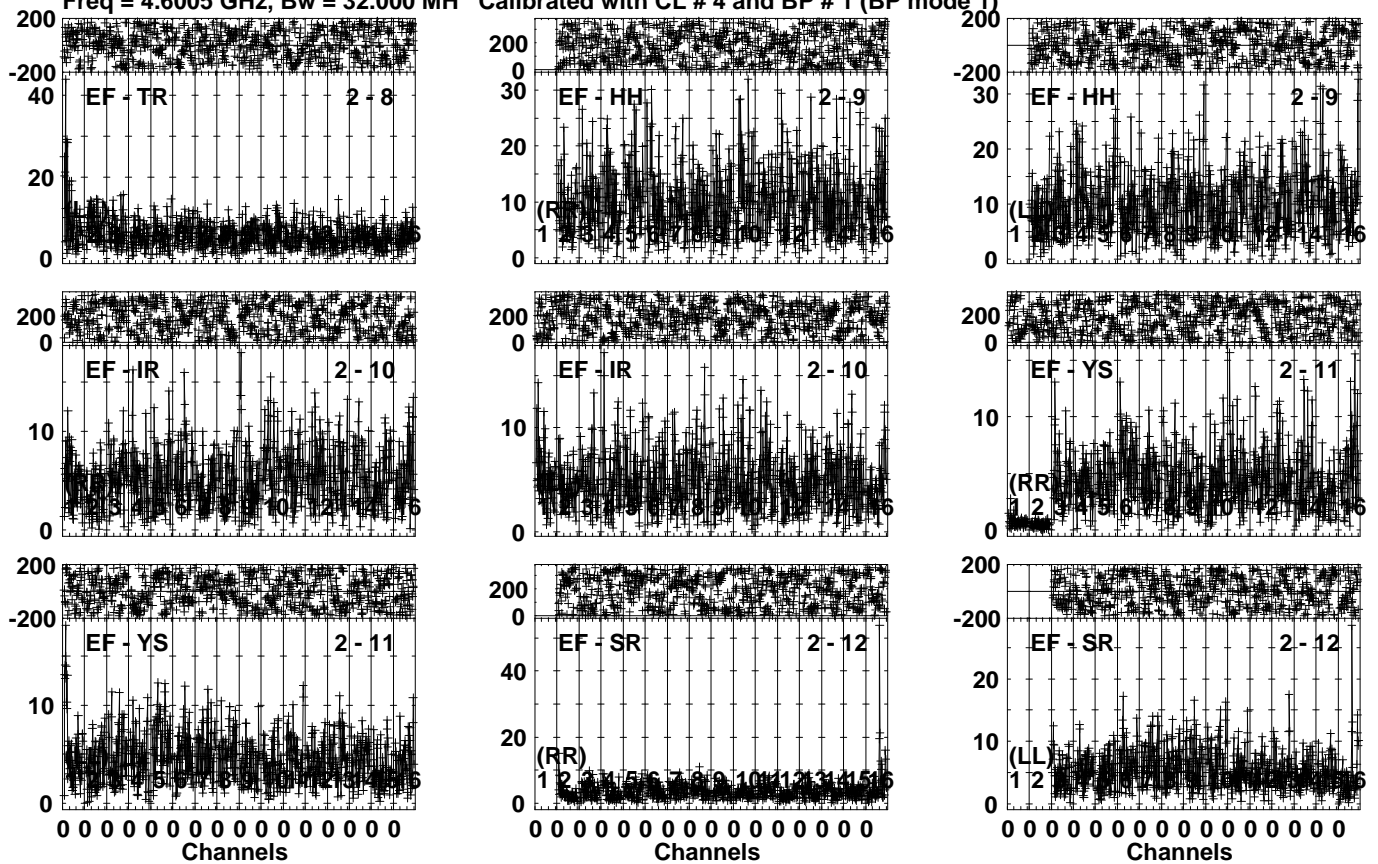


Lower frame: Milli Ampl Jy Top frame: Phas deg
Vector averaged cross-power spectrum Several baselines displayed
Timerange: 00/19:16:01 to 00/19:19:29

Plot file version 452 created 23-APR-2024 17:23:18

FRB EB100E 1.UVDATA.1

Freq = 4.6005 GHz, Bw = 32.000 MH Calibrated with CL # 4 and BP # 1 (BP mode 1)

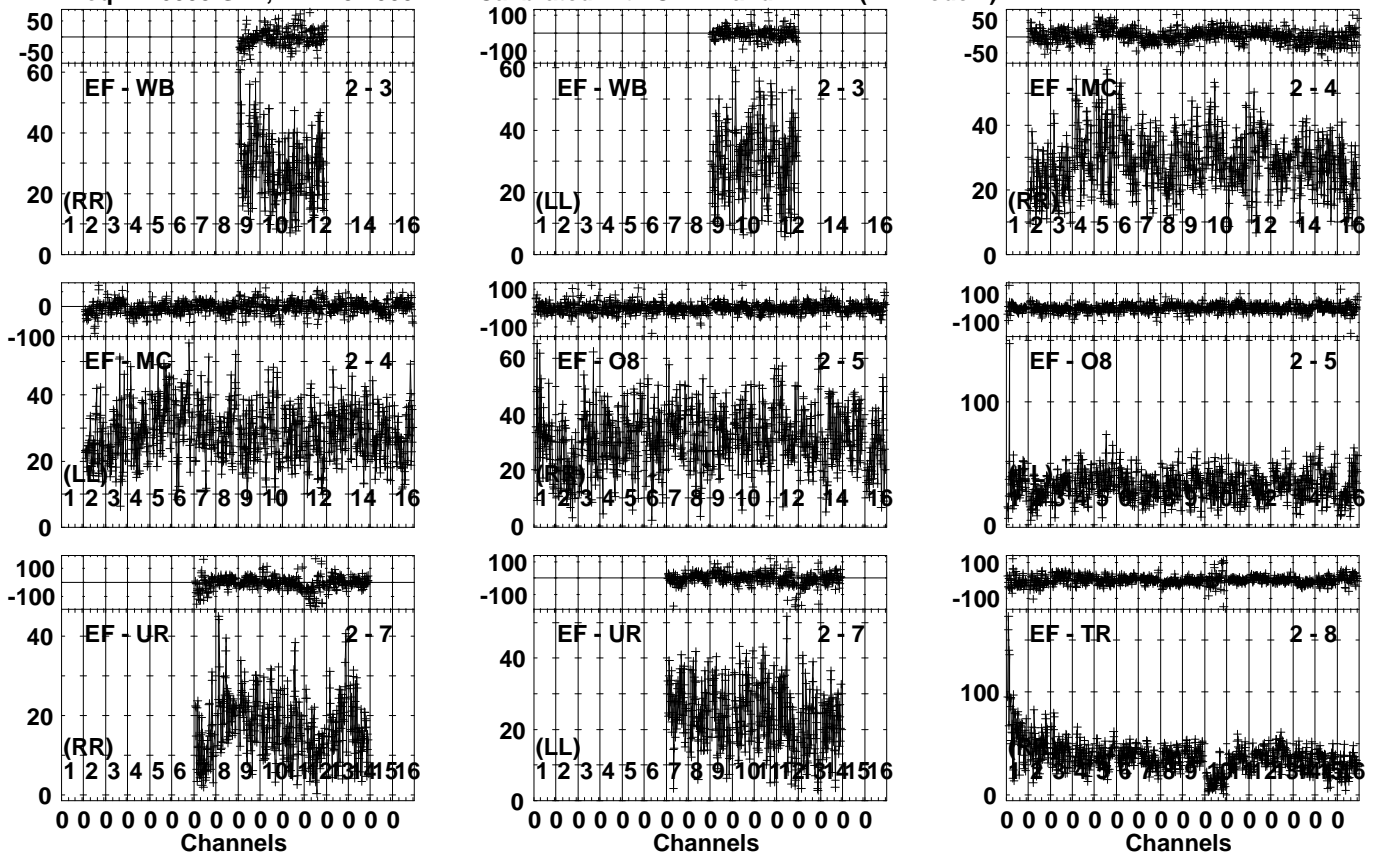


Lower frame: Milli Ampl Jy Top frame: Phas deg
Vector averaged cross-power spectrum Several baselines displayed
Timerange: 00/19:16:01 to 00/19:19:29

Plot file version 453 created 23-APR-2024 17:23:19

J0529+3209 EB100E 1.UVDATA.1

Freq = 4.6005 GHz, Bw = 32.000 MH Calibrated with CL # 4 and BP # 1 (BP mode 1)

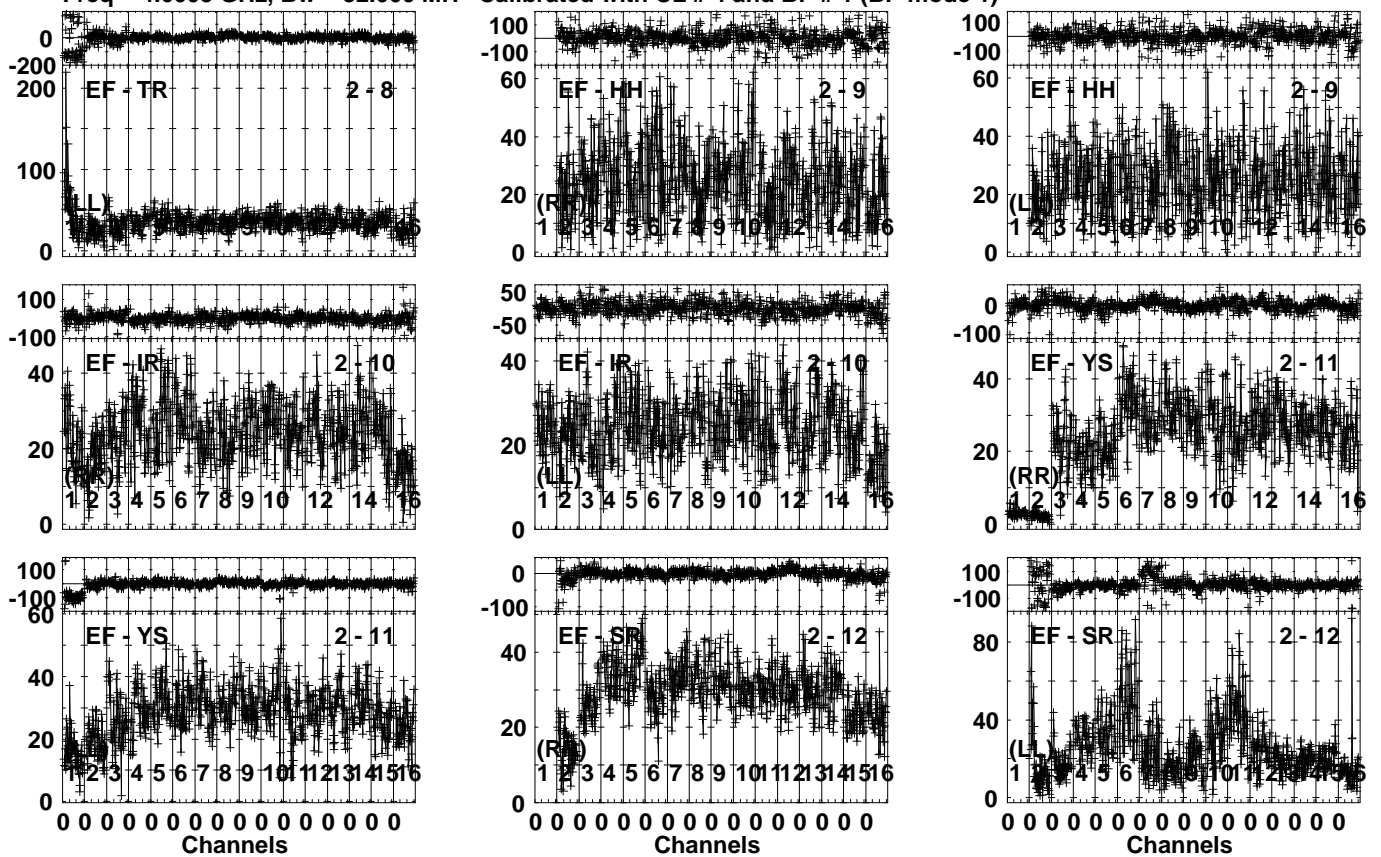


Lower frame: Milli Ampl Jy Top frame: Phas deg
Vector averaged cross-power spectrum Several baselines displayed
Timerange: 00/19:20:03 to 00/19:20:59

Plot file version 454 created 23-APR-2024 17:23:19

J0529+3209 EB100E 1.UVDATA.1

Freq = 4.6005 GHz, Bw = 32.000 MH Calibrated with CL # 4 and BP # 1 (BP mode 1)

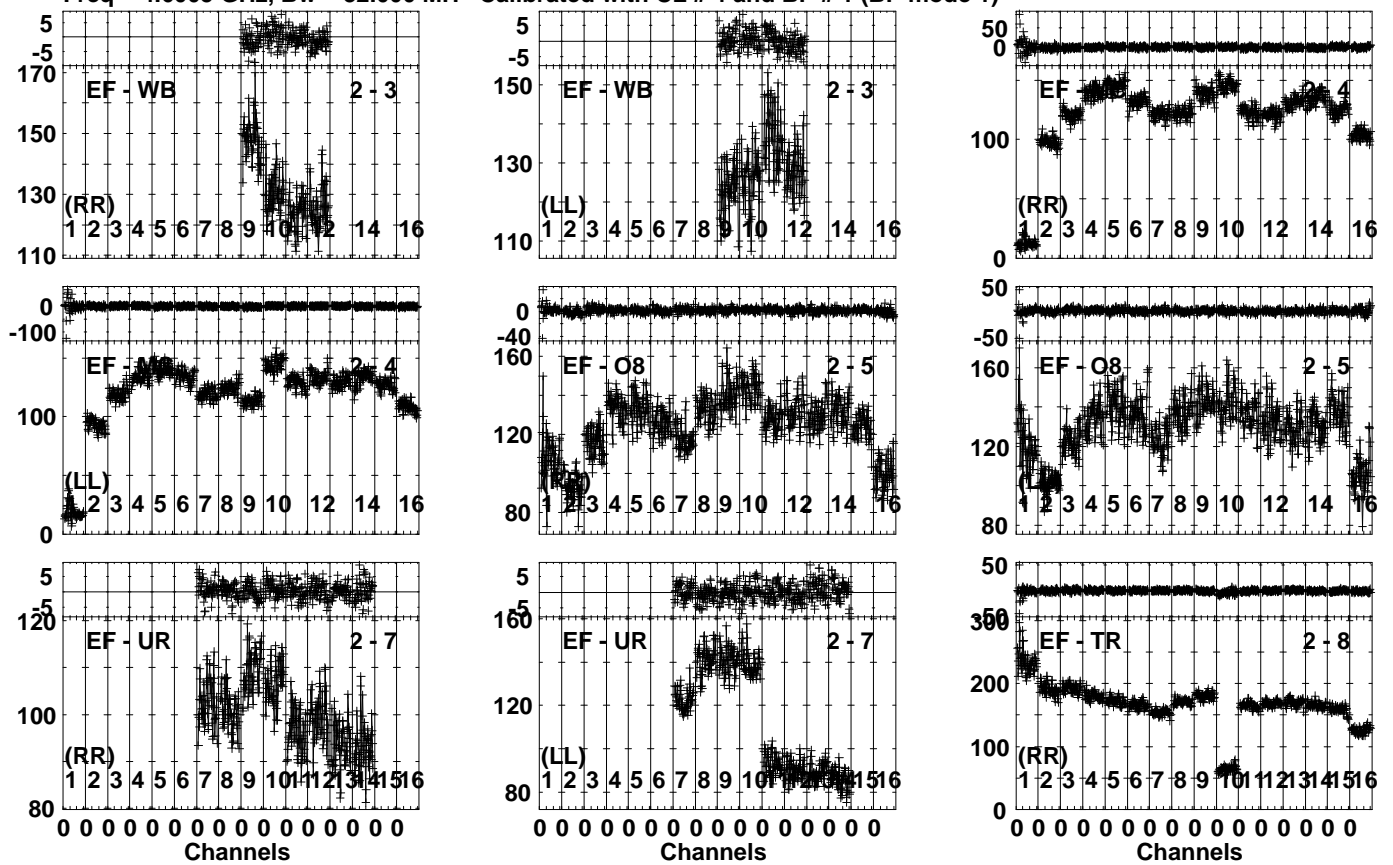


Lower frame: Milli Ampl Jy Top frame: Phas deg
Vector averaged cross-power spectrum Several baselines displayed
Timerange: 00/19:20:03 to 00/19:20:59

Plot file version 455 created 23-APR-2024 17:23:20

J0518+3306 EB100E 1.UVDATA.1

Freq = 4.6005 GHz, Bw = 32.000 MH Calibrated with CL # 4 and BP # 1 (BP mode 1)

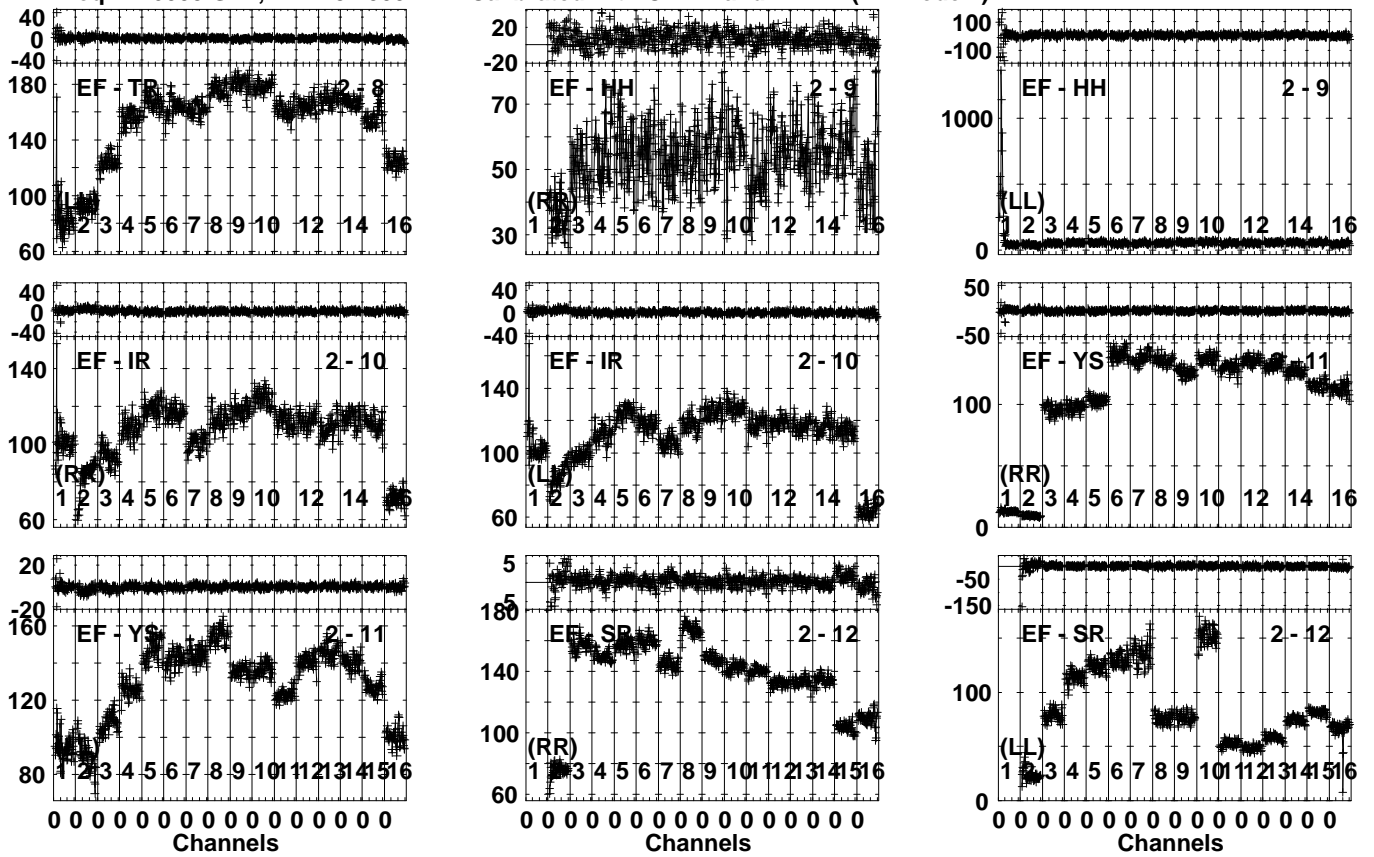


Lower frame: Milli Ampl Jy Top frame: Phas deg
 Vector averaged cross-power spectrum Several baselines displayed
 Timerange: 00/19:21:33 to 00/19:24:29

Plot file version 456 created 23-APR-2024 17:23:21

J0518+3306 EB100E 1.UVDATA.1

Freq = 4.6005 GHz, Bw = 32.000 MH Calibrated with CL # 4 and BP # 1 (BP mode 1)

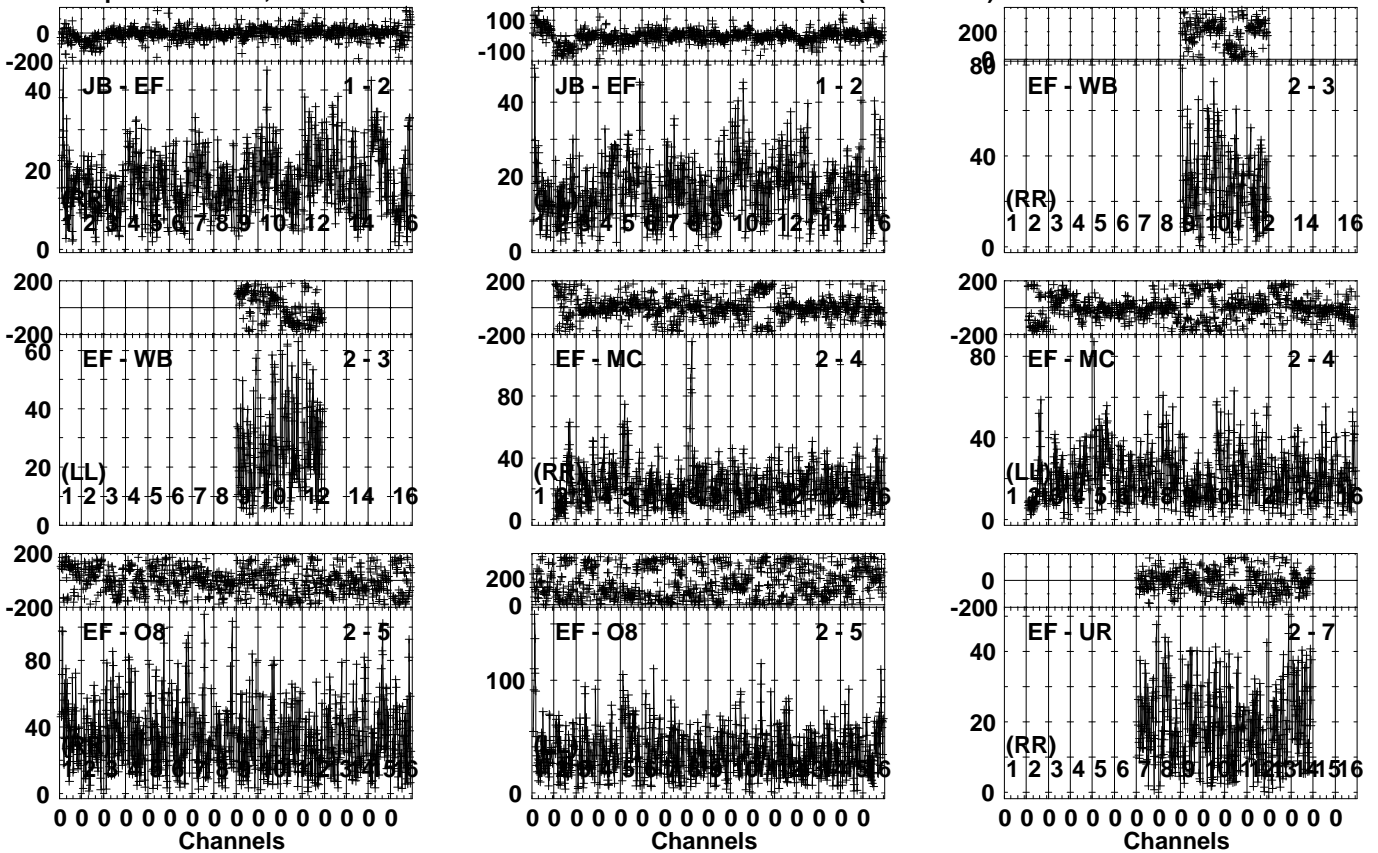


Lower frame: Milli Ampl Jy Top frame: Phas deg
Vector averaged cross-power spectrum Several baselines displayed
Timerange: 00/19:21:33 to 00/19:24:29

Plot file version 457 created 23-APR-2024 17:23:22

J0529+3209 EB100E 1.UVDATA.1

Freq = 4.6005 GHz, Bw = 32.000 MH Calibrated with CL # 4 and BP # 1 (BP mode 1)

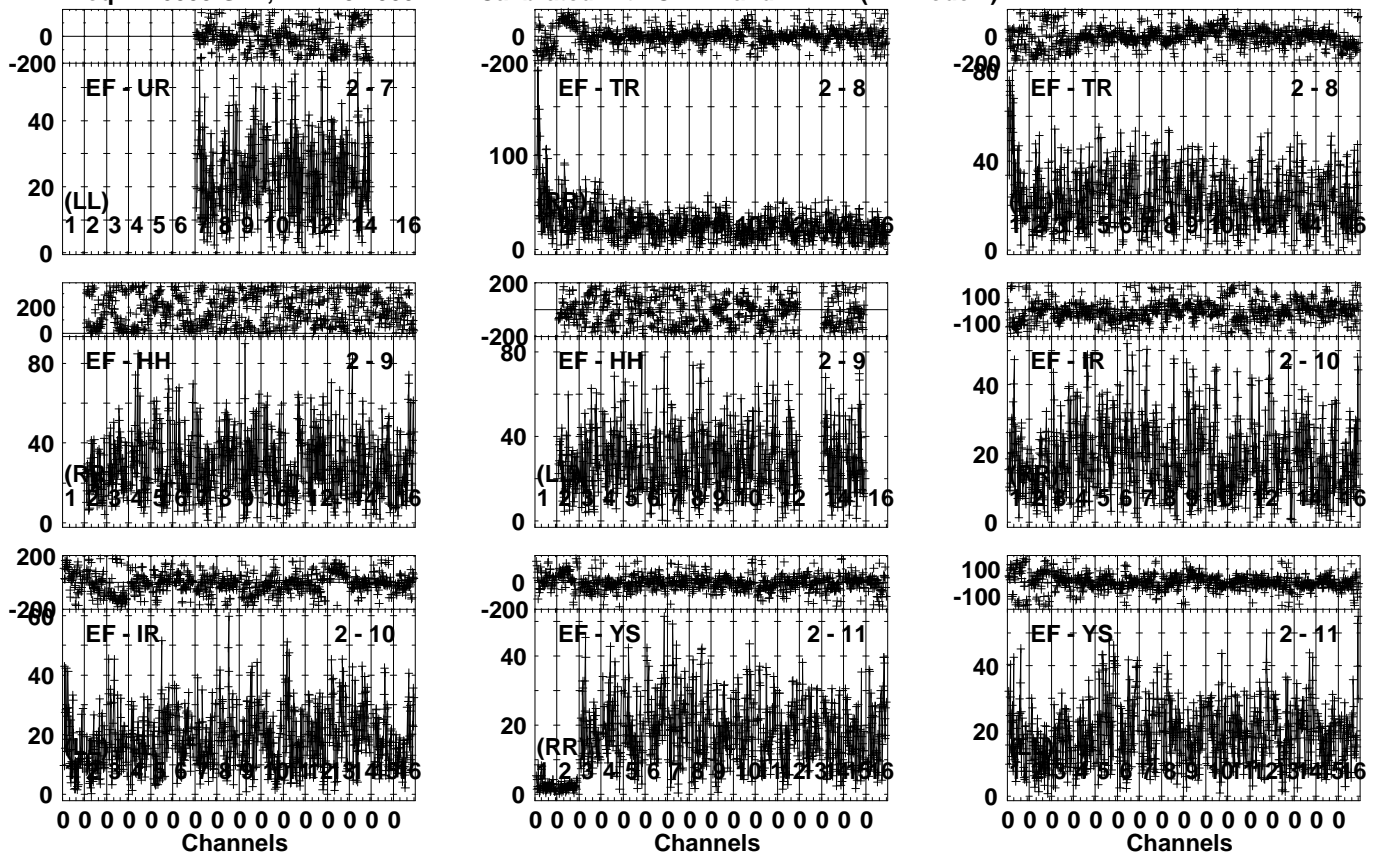


Lower frame: Milli Ampl Jy Top frame: Phas deg
Vector averaged cross-power spectrum Several baselines displayed
Timerange: 00/19:24:33 to 00/19:25:59

Plot file version 458 created 23-APR-2024 17:23:22

J0529+3209 EB100E 1.UVDATA.1

Freq = 4.6005 GHz, Bw = 32.000 MH Calibrated with CL # 4 and BP # 1 (BP mode 1)

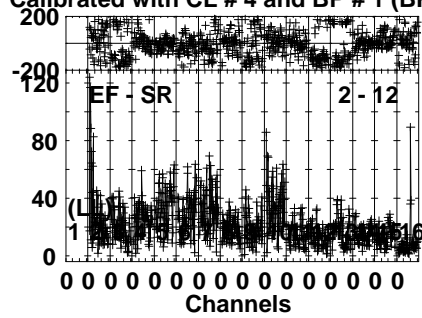
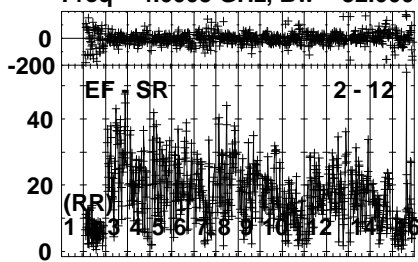


Lower frame: Milli Ampl Jy Top frame: Phas deg
Vector averaged cross-power spectrum Several baselines displayed
Timerange: 00/19:24:33 to 00/19:25:59

Plot file version 459 created 23-APR-2024 17:23:23

J0529+3209 EB100E 1.UVDATA.1

Freq = 4.6005 GHz, Bw = 32.000 MH Calibrated with CL # 4 and BP # 1 (BP mode 1)

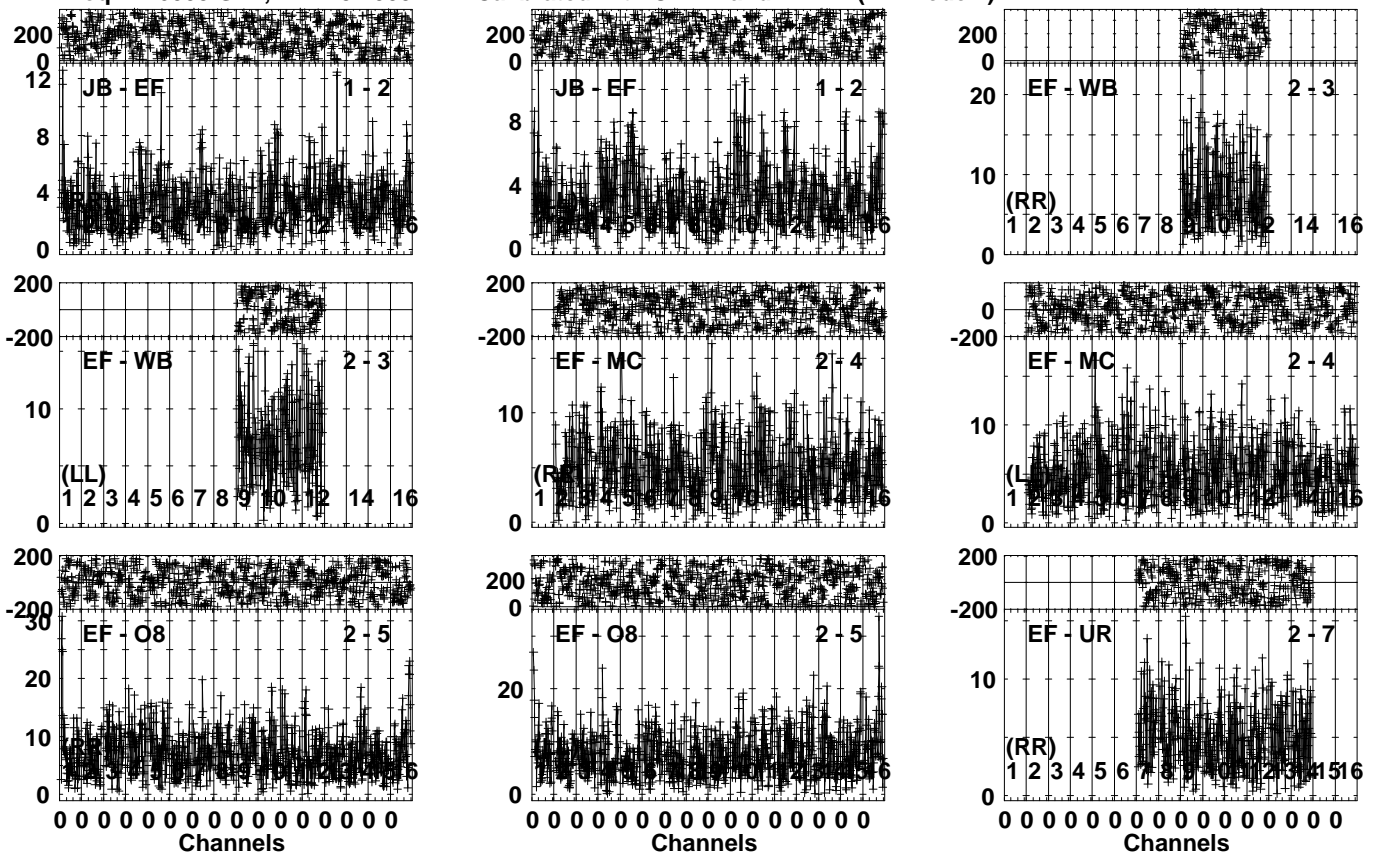


Lower frame: Milli Ampl Jy Top frame: Phas deg
Vector averaged cross-power spectrum Several baselines displayed
Timerange: 00/19:24:33 to 00/19:25:59

Plot file version 460 created 23-APR-2024 17:23:23

FRB EB100E 1.UVDATA.1

Freq = 4.6005 GHz, Bw = 32.000 MH Calibrated with CL # 4 and BP # 1 (BP mode 1)

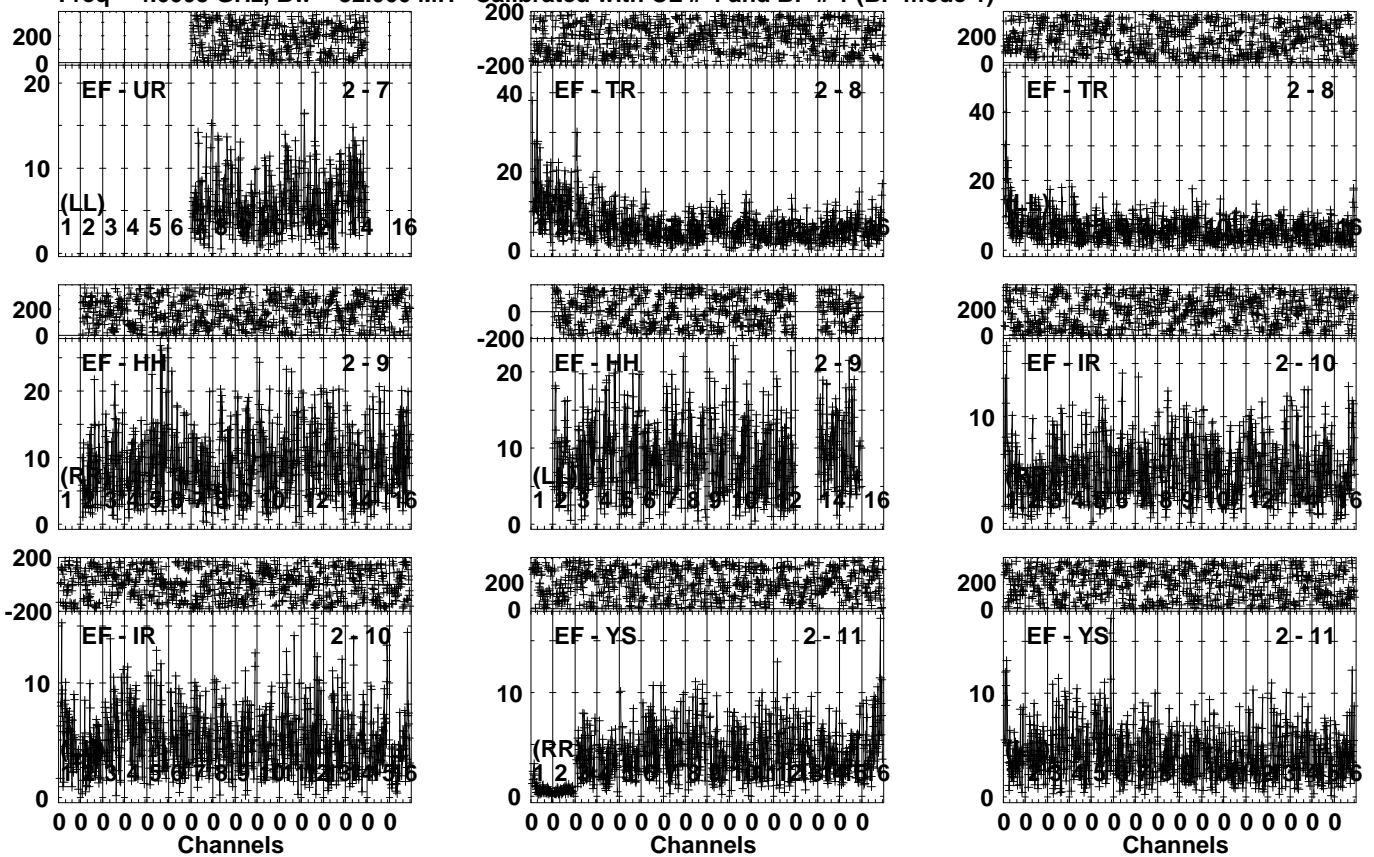


Lower frame: Milli Ampl Jy Top frame: Phas deg
Vector averaged cross-power spectrum Several baselines displayed
Timerange: 00/19:26:01 to 00/19:29:29

Plot file version 461 created 23-APR-2024 17:23:24

FRB EB100E 1.UVDATA.1

Freq = 4.6005 GHz, Bw = 32.000 MH Calibrated with CL # 4 and BP # 1 (BP mode 1)

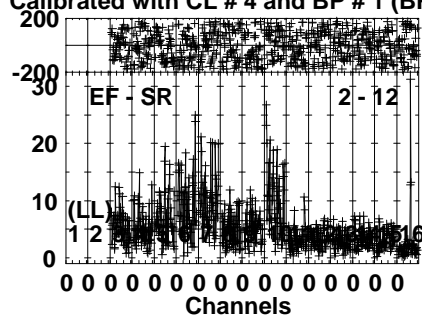
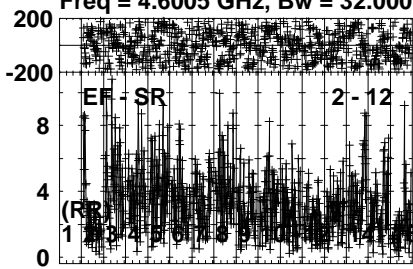


Lower frame: Milli Ampl Jy Top frame: Phas deg
Vector averaged cross-power spectrum Several baselines displayed
Timerange: 00/19:26:01 to 00/19:29:29

Plot file version 462 created 23-APR-2024 17:23:24

FRB EB100E 1.UVDATA.1

Freq = 4.6005 GHz, Bw = 32.000 MH Calibrated with CL # 4 and BP # 1 (BP mode 1)

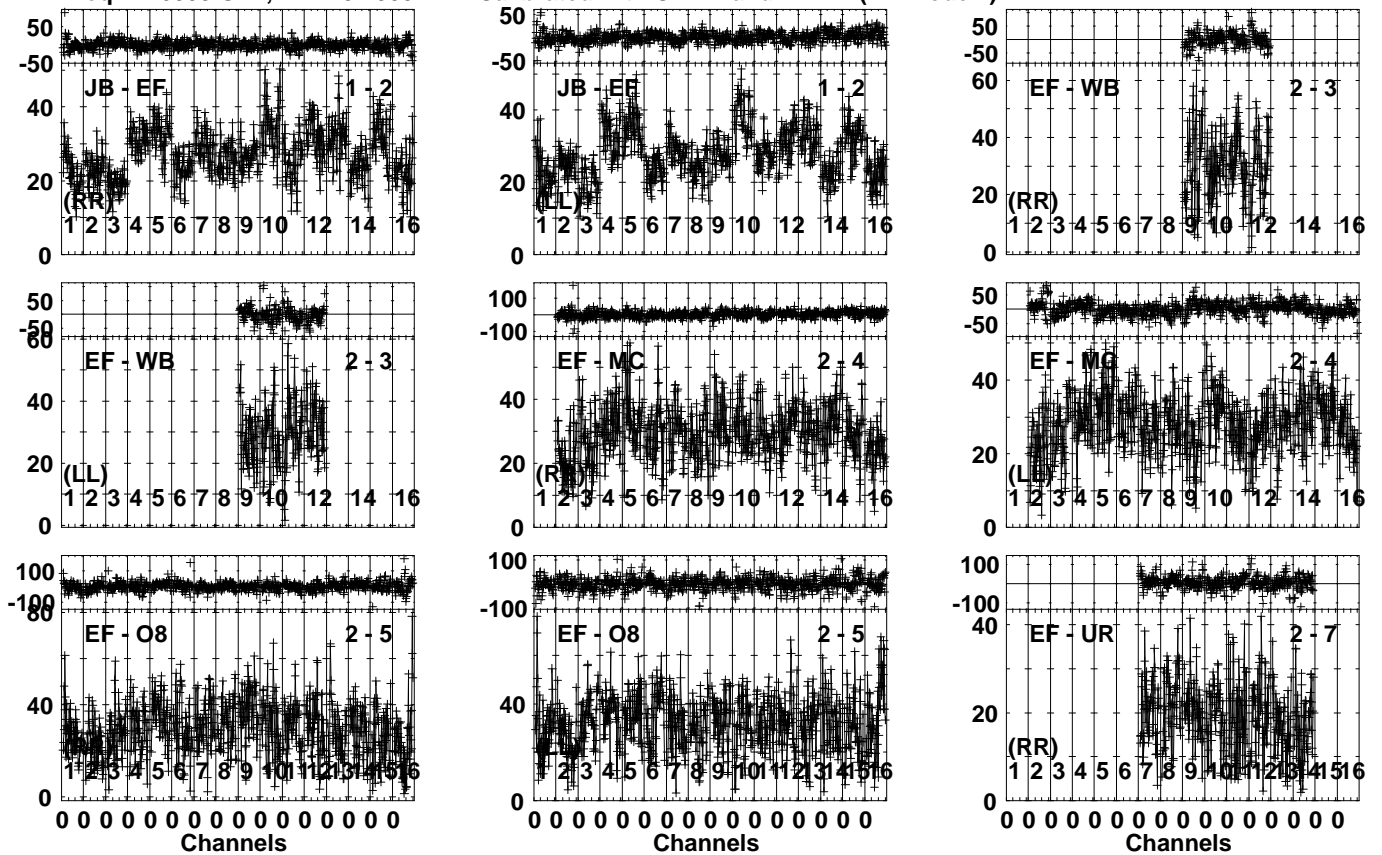


Lower frame: Milli Ampl Jy Top frame: Phas deg
Vector averaged cross-power spectrum Several baselines displayed
Timerange: 00/19:26:01 to 00/19:29:29

Plot file version 463 created 23-APR-2024 17:23:25

J0529+3209 EB100E 1.UVDATA.1

Freq = 4.6005 GHz, Bw = 32.000 MH Calibrated with CL # 4 and BP # 1 (BP mode 1)

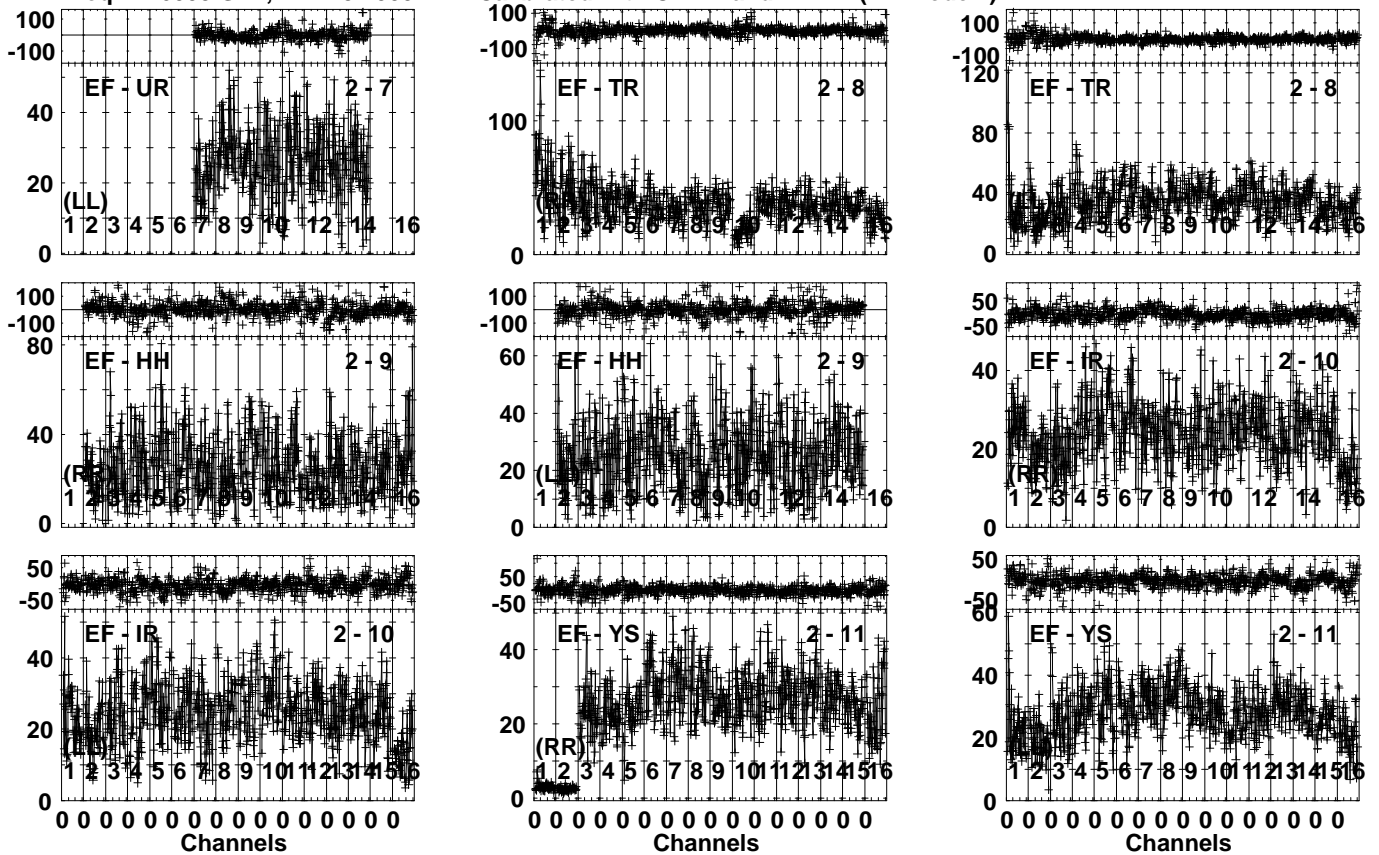


Lower frame: Milli Ampl Jy Top frame: Phas deg
Vector averaged cross-power spectrum Several baselines displayed
Timerange: 00/19:30:03 to 00/19:30:59

Plot file version 464 created 23-APR-2024 17:23:25

J0529+3209 EB100E 1.UVDATA.1

Freq = 4.6005 GHz, Bw = 32.000 MH Calibrated with CL # 4 and BP # 1 (BP mode 1)

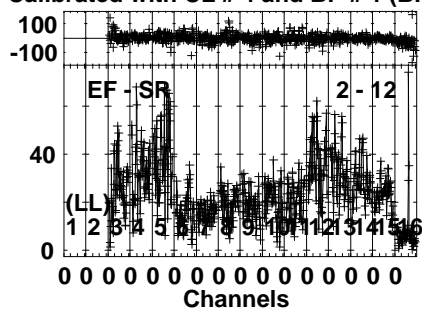
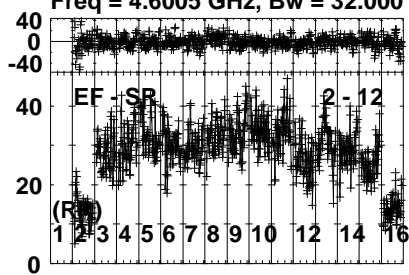


Lower frame: Milli Ampl Jy Top frame: Phas deg
Vector averaged cross-power spectrum Several baselines displayed
Timerange: 00/19:30:03 to 00/19:30:59

Plot file version 465 created 23-APR-2024 17:23:26

J0529+3209 EB100E 1.UVDATA.1

Freq = 4.6005 GHz, Bw = 32.000 MH Calibrated with CL # 4 and BP # 1 (BP mode 1)

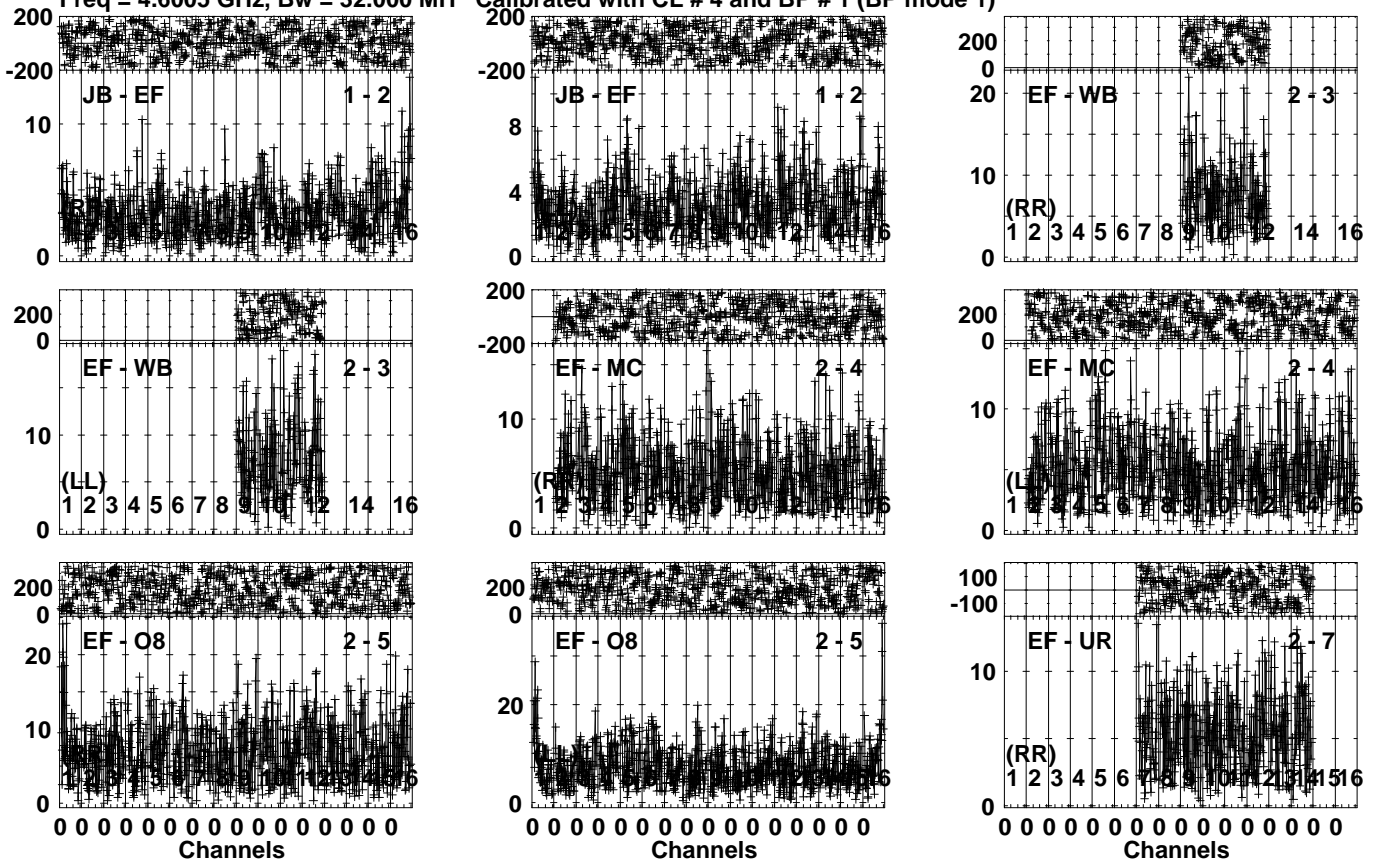


Lower frame: Milli Ampl Jy Top frame: Phas deg
Vector averaged cross-power spectrum Several baselines displayed
Timerange: 00/19:30:03 to 00/19:30:59

Plot file version 466 created 23-APR-2024 17:23:26

FRB EB100E 1.UVDATA.1

Freq = 4.6005 GHz, Bw = 32.000 MH Calibrated with CL # 4 and BP # 1 (BP mode 1)

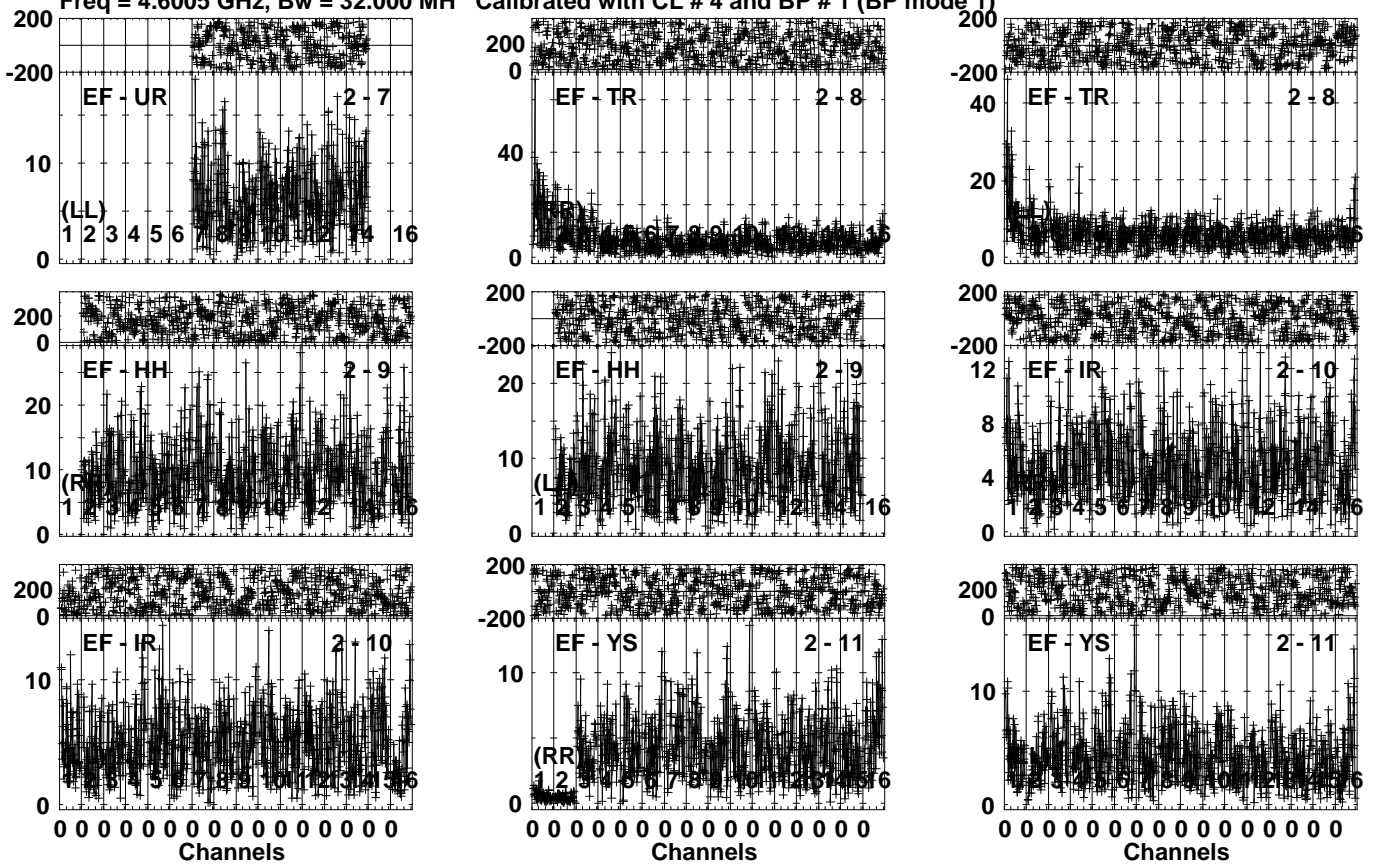


Lower frame: Milli Ampl Jy Top frame: Phas deg
Vector averaged cross-power spectrum Several baselines displayed
Timerange: 00/19:31:03 to 00/19:34:29

Plot file version 467 created 23-APR-2024 17:23:27

FRB EB100E 1.UVDATA.1

Freq = 4.6005 GHz, Bw = 32.000 MH Calibrated with CL # 4 and BP # 1 (BP mode 1)

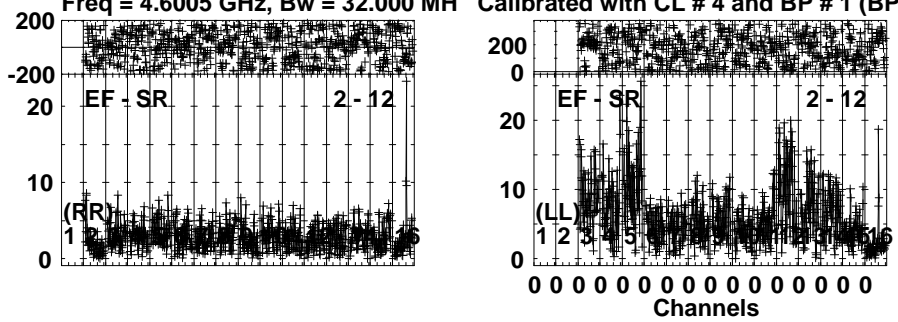


Lower frame: Milli Ampl Jy Top frame: Phas deg
Vector averaged cross-power spectrum Several baselines displayed
Timerange: 00/19:31:03 to 00/19:34:29

Plot file version 468 created 23-APR-2024 17:23:27

FRB EB100E 1.UVDATA.1

Freq = 4.6005 GHz, Bw = 32.000 MH Calibrated with CL # 4 and BP # 1 (BP mode 1)

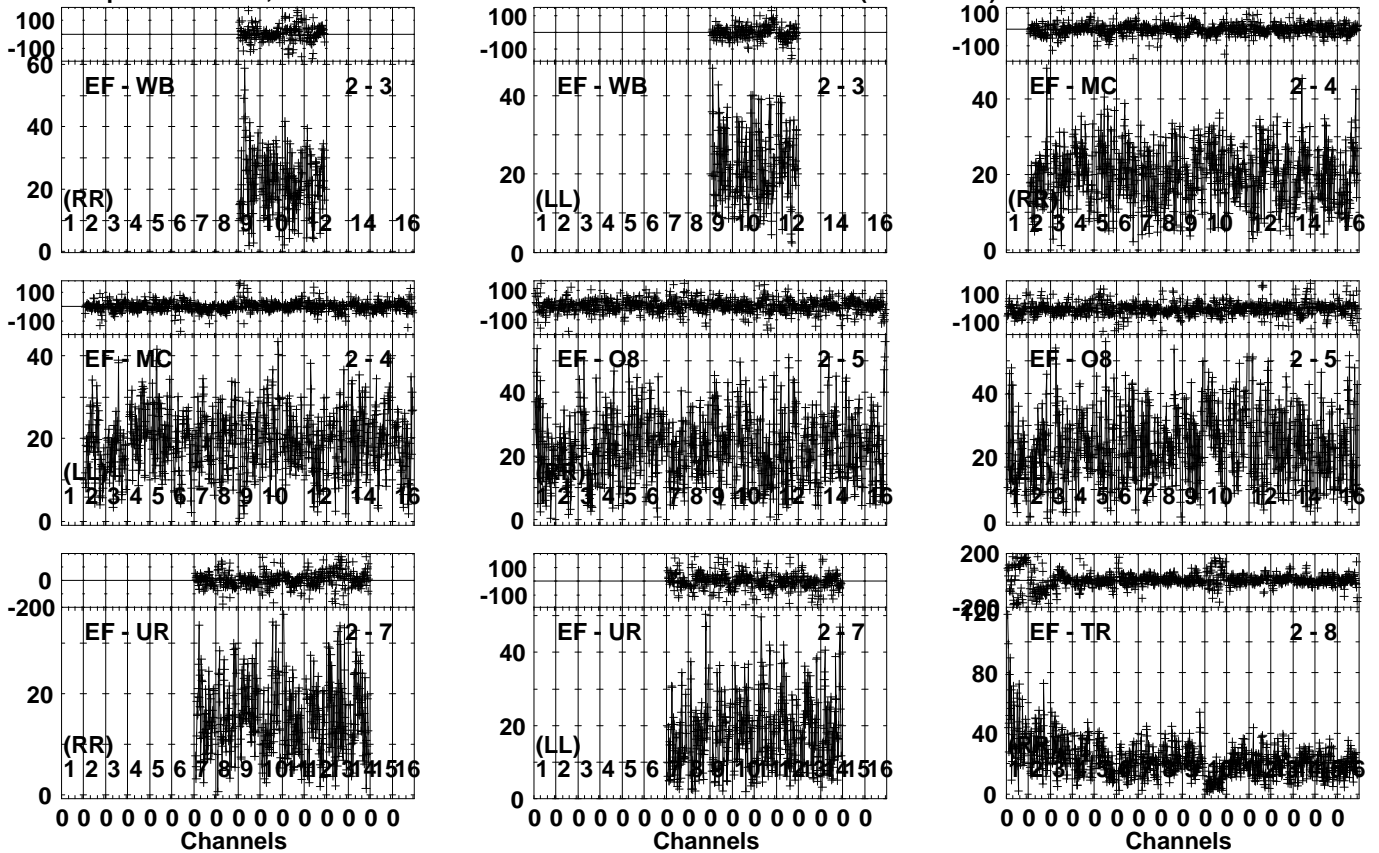


Lower frame: Milli Ampl Jy Top frame: Phas deg
Vector averaged cross-power spectrum Several baselines displayed
Timerange: 00/19:31:03 to 00/19:34:29

Plot file version 469 created 23-APR-2024 17:23:28

J0529+3209 EB100E 1.UVDATA.1

Freq = 4.6005 GHz, Bw = 32.000 MH Calibrated with CL # 4 and BP # 1 (BP mode 1)

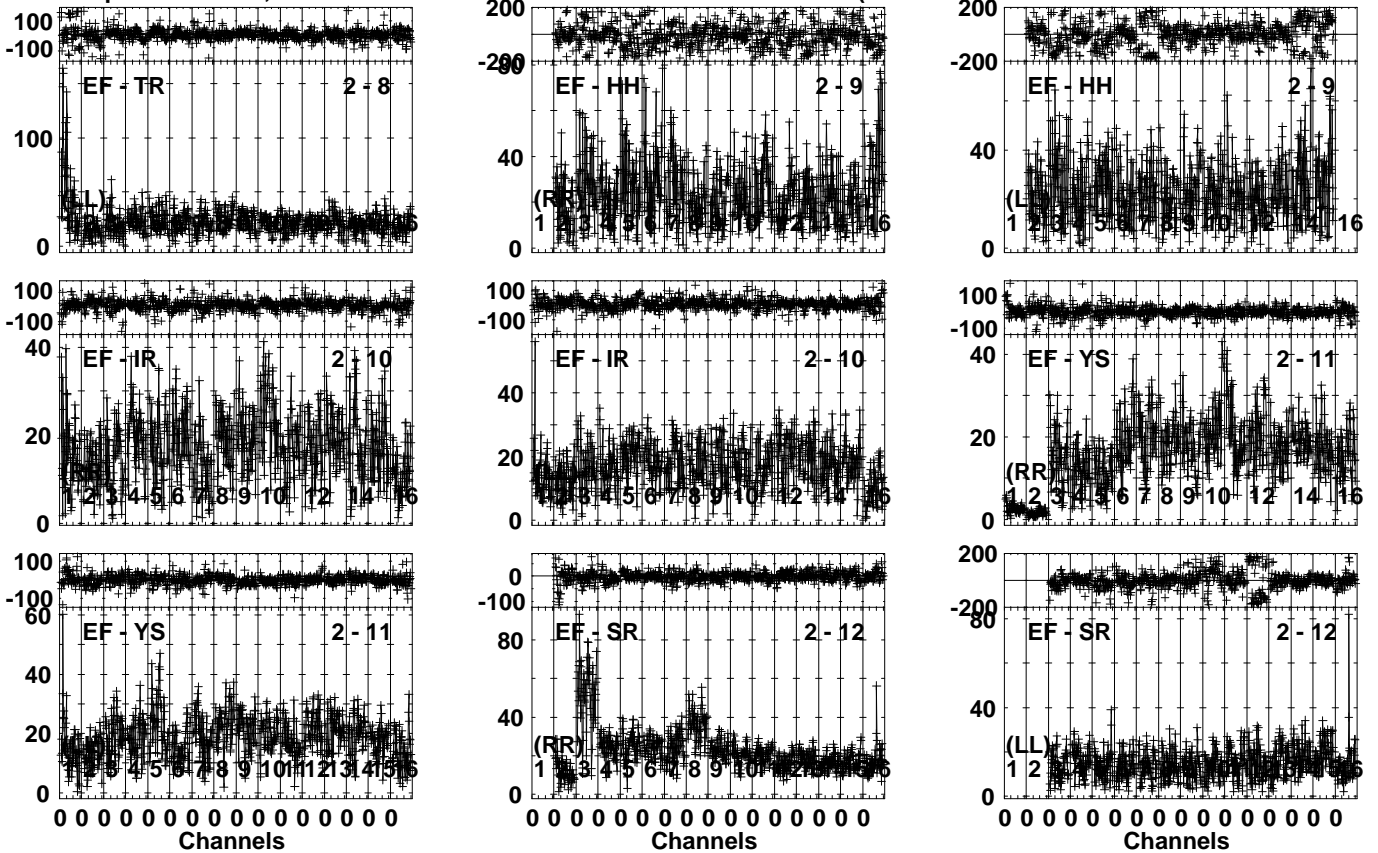


Lower frame: Milli Ampl Jy Top frame: Phas deg
Vector averaged cross-power spectrum Several baselines displayed
Timerange: 00/19:35:03 to 00/19:35:59

Plot file version 470 created 23-APR-2024 17:23:28

J0529+3209 EB100E 1.UVDATA.1

Freq = 4.6005 GHz, Bw = 32.000 MH Calibrated with CL # 4 and BP # 1 (BP mode 1)

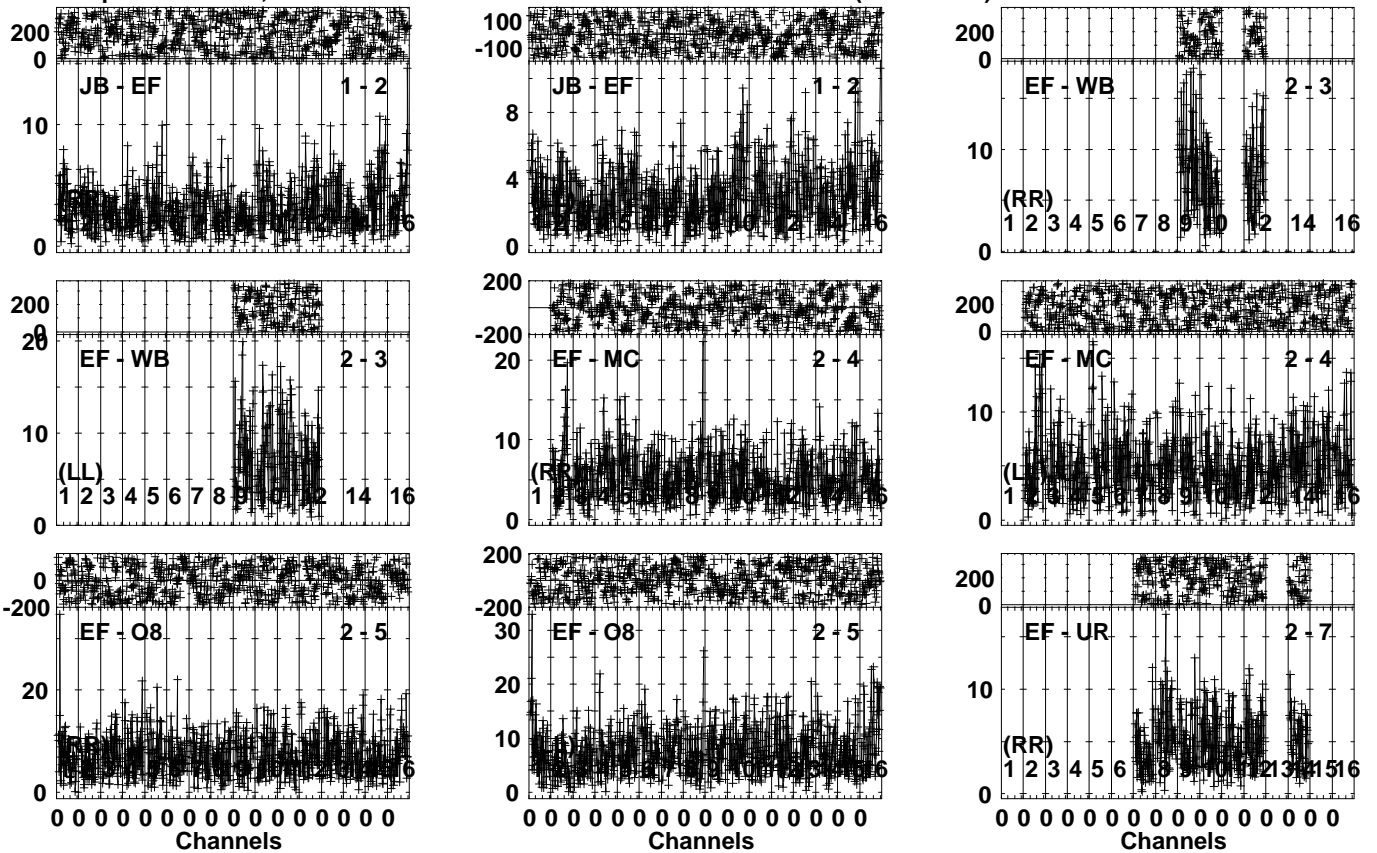


Lower frame: Milli Ampl Jy Top frame: Phas deg
Vector averaged cross-power spectrum Several baselines displayed
Timerange: 00/19:35:03 to 00/19:35:59

Plot file version 471 created 23-APR-2024 17:23:29

FRB EB100E 1.UVDATA.1

Freq = 4.6005 GHz, Bw = 32.000 MH Calibrated with CL # 4 and BP # 1 (BP mode 1)

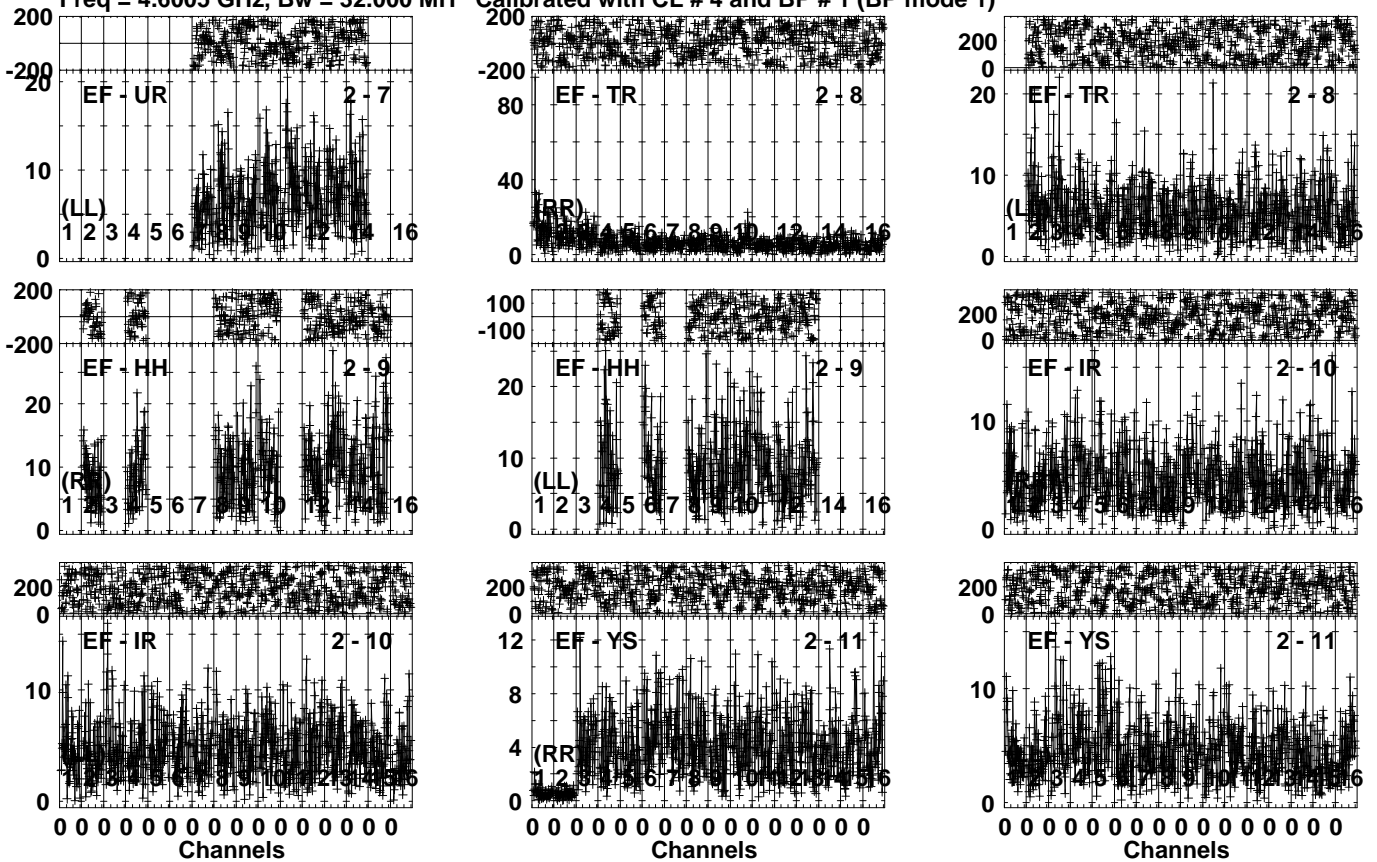


Lower frame: Milli Ampl Jy Top frame: Phas deg
Vector averaged cross-power spectrum Several baselines displayed
Timerange: 00/19:36:01 to 00/19:39:29

Plot file version 472 created 23-APR-2024 17:23:30

FRB EB100E 1.UVDATA.1

Freq = 4.6005 GHz, Bw = 32.000 MH Calibrated with CL # 4 and BP # 1 (BP mode 1)

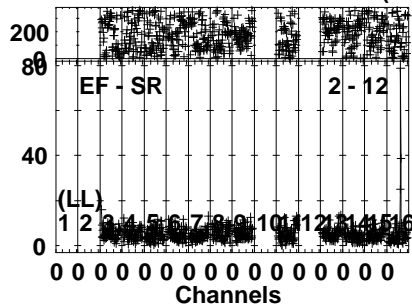
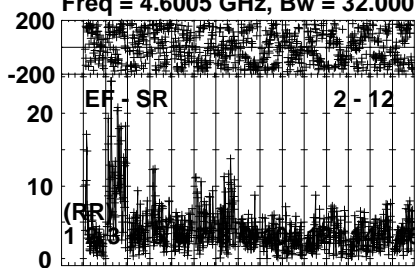


Lower frame: Milli Ampl Jy Top frame: Phas deg
Vector averaged cross-power spectrum Several baselines displayed
Timerange: 00/19:36:01 to 00/19:39:29

Plot file version 473 created 23-APR-2024 17:23:30

FRB EB100E 1.UVDATA.1

Freq = 4.6005 GHz, Bw = 32.000 MH Calibrated with CL # 4 and BP # 1 (BP mode 1)

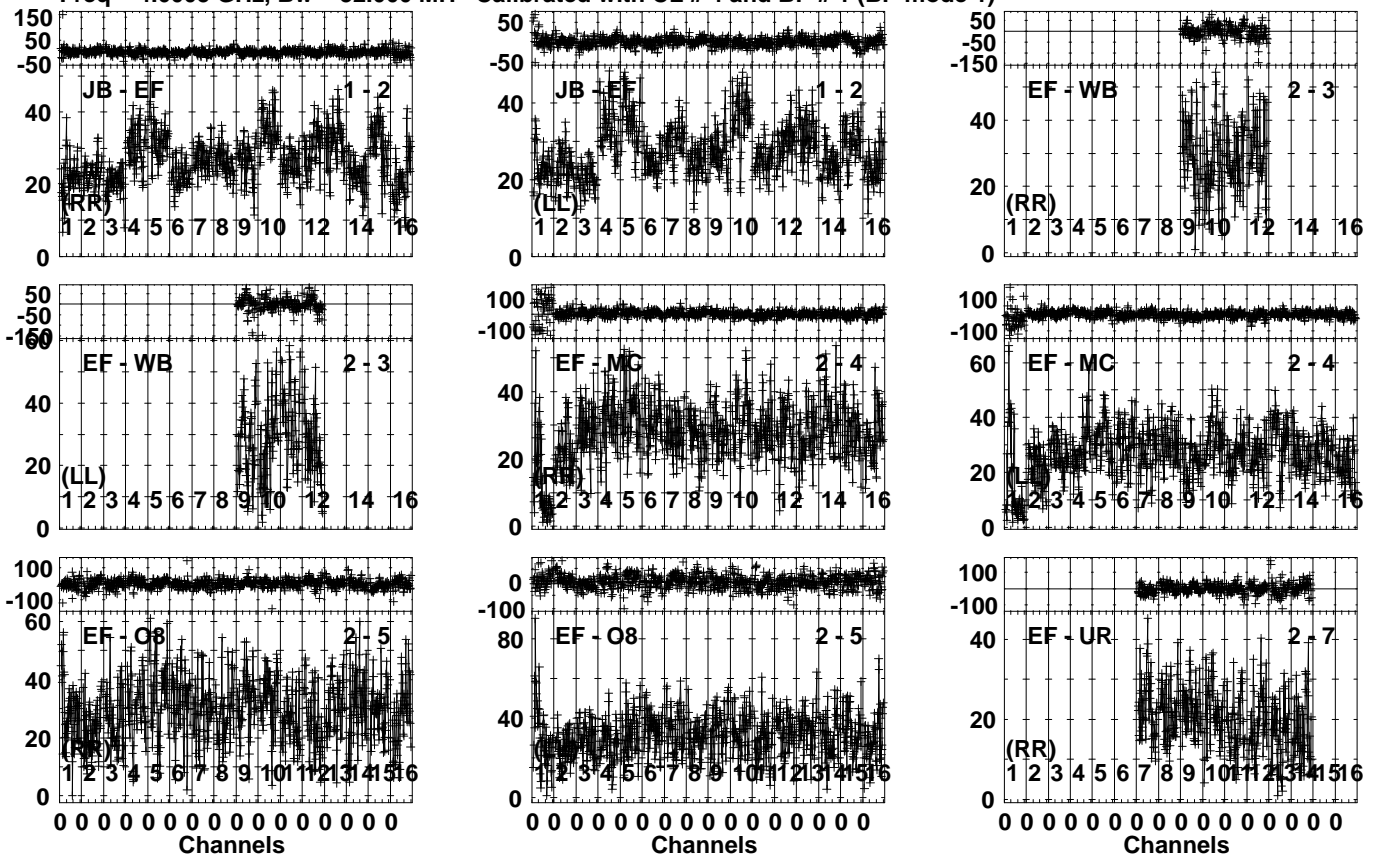


Lower frame: Milli Ampl Jy Top frame: Phas deg
Vector averaged cross-power spectrum Several baselines displayed
Timerange: 00/19:36:01 to 00/19:39:29

Plot file version 474 created 23-APR-2024 17:23:31

J0529+3209 EB100E 1.UVDATA.1

Freq = 4.6005 GHz, Bw = 32.000 MH Calibrated with CL # 4 and BP # 1 (BP mode 1)

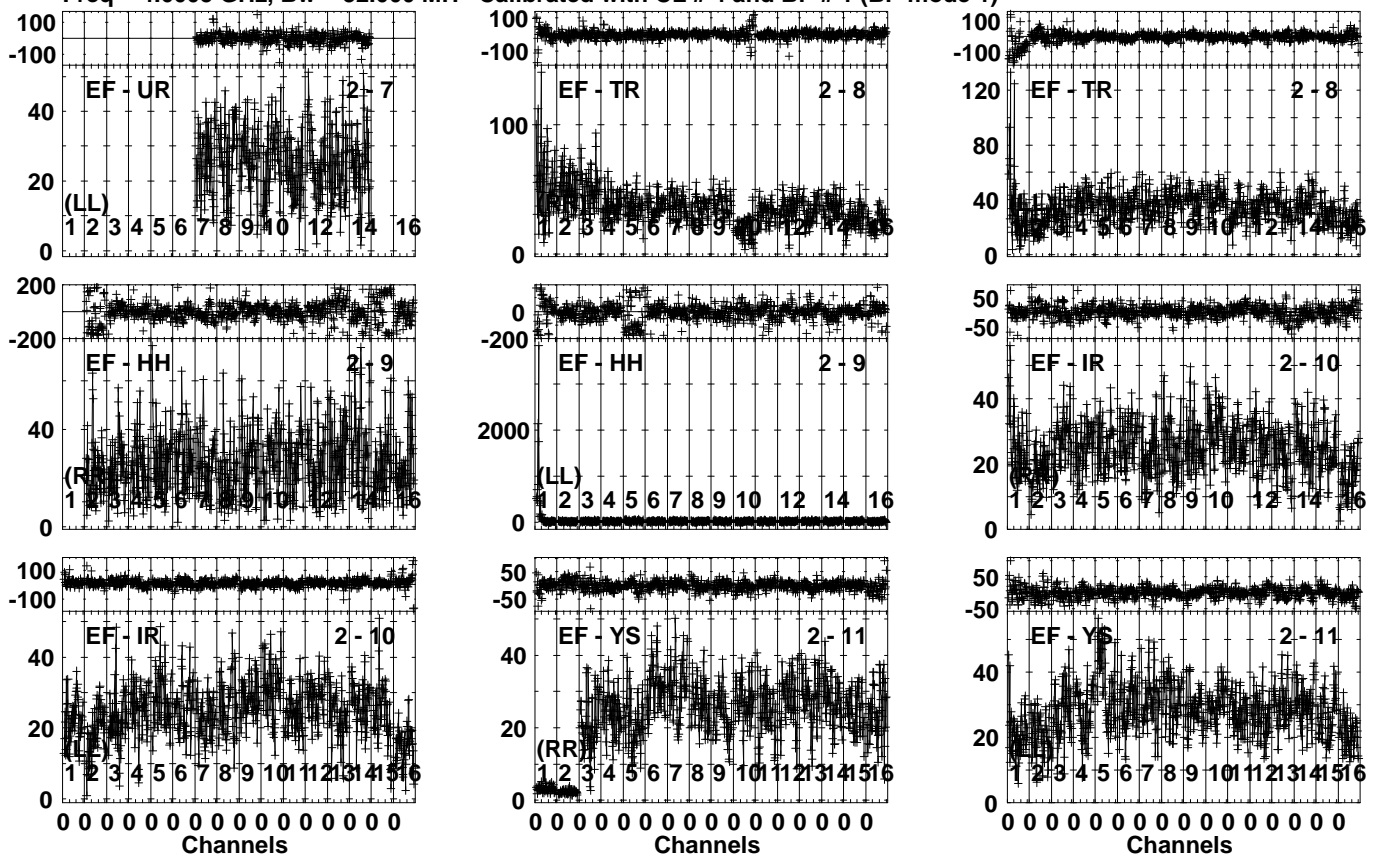


Lower frame: Milli Ampl Jy Top frame: Phas deg
 Vector averaged cross-power spectrum Several baselines displayed
 Timerange: 00/19:39:31 to 00/19:40:59

Plot file version 475 created 23-APR-2024 17:23:31

J0529+3209 EB100E 1.UVDATA.1

Freq = 4.6005 GHz, Bw = 32.000 MH Calibrated with CL # 4 and BP # 1 (BP mode 1)

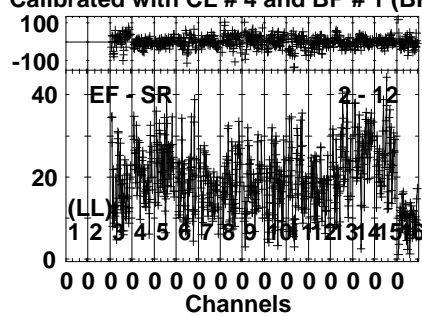
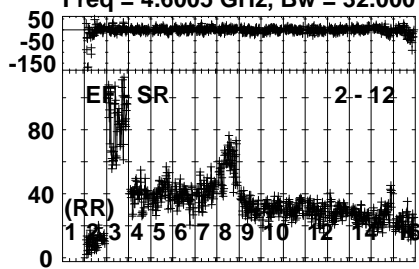


Lower frame: Milli Ampl Jy Top frame: Phas deg
Vector averaged cross-power spectrum Several baselines displayed
Timerange: 00/19:39:31 to 00/19:40:59

Plot file version 476 created 23-APR-2024 17:23:32

J0529+3209 EB100E 1.UVDATA.1

Freq = 4.6005 GHz, Bw = 32.000 MH Calibrated with CL # 4 and BP # 1 (BP mode 1)

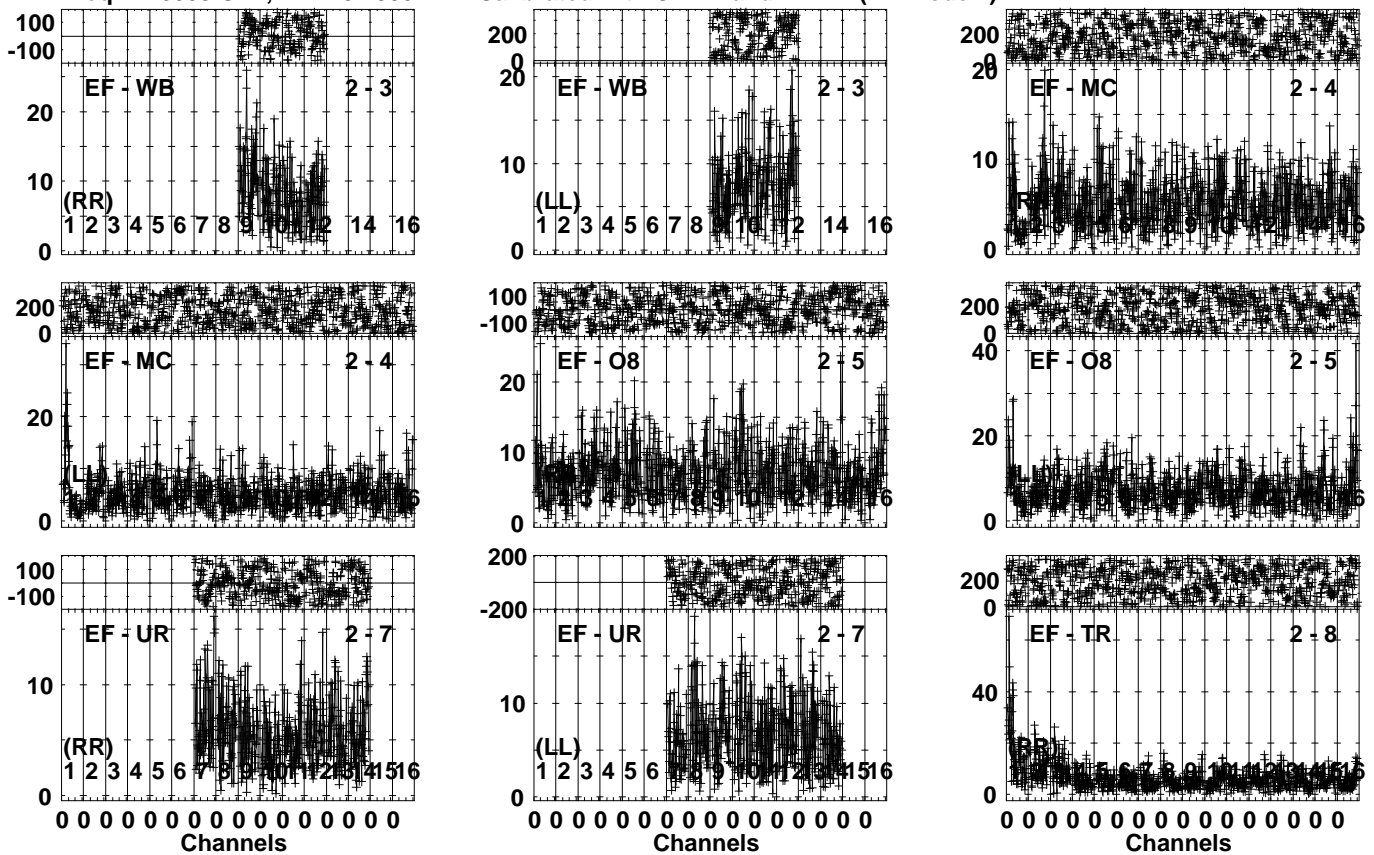


Lower frame: Milli Ampl Jy Top frame: Phas deg
Vector averaged cross-power spectrum Several baselines displayed
Timerange: 00/19:39:31 to 00/19:40:59

Plot file version 477 created 23-APR-2024 17:23:32

FRB EB100E 1.UVDATA.1

Freq = 4.6005 GHz, Bw = 32.000 MH Calibrated with CL # 4 and BP # 1 (BP mode 1)

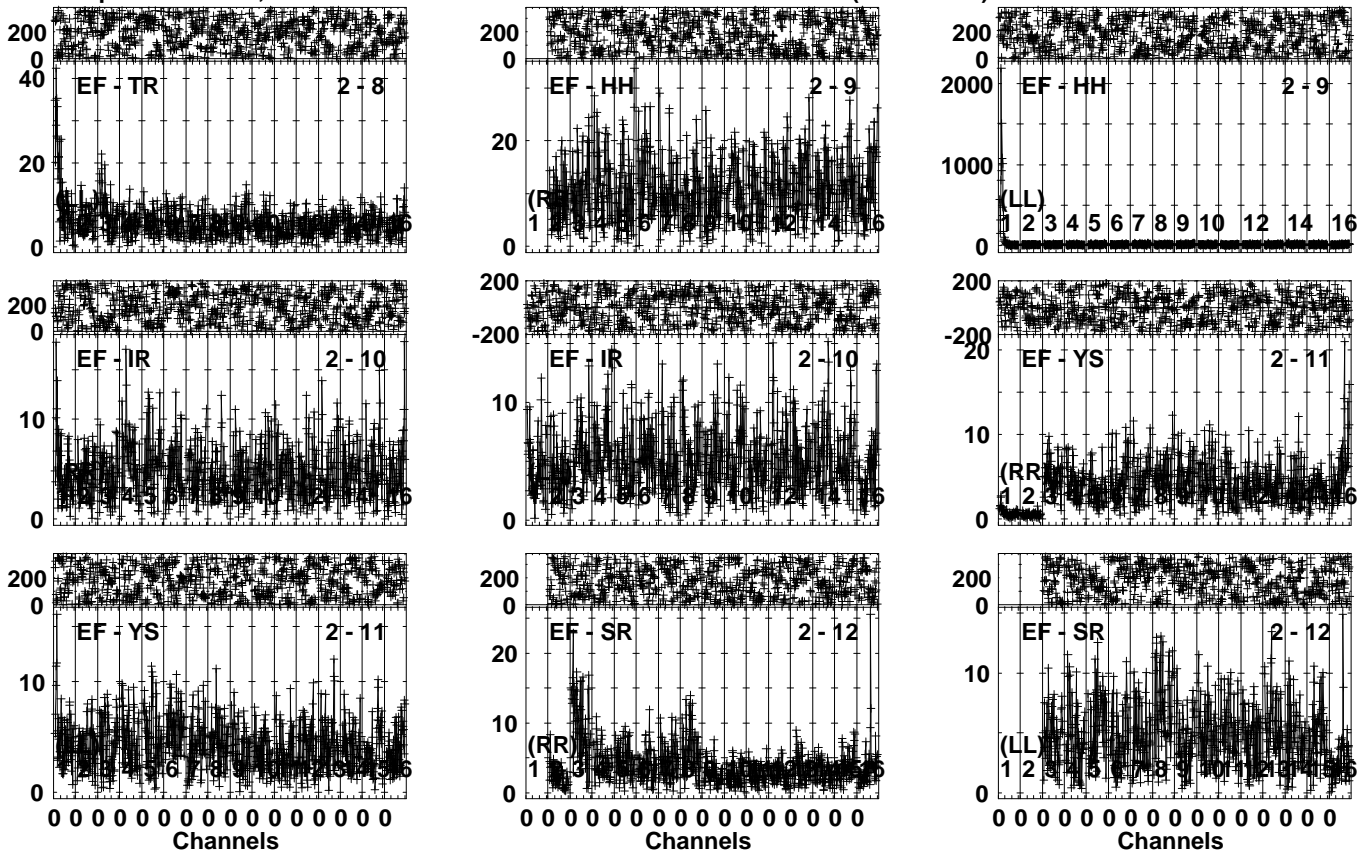


Lower frame: Milli Ampl Jy Top frame: Phas deg
Vector averaged cross-power spectrum Several baselines displayed
Timerange: 00/19:41:01 to 00/19:44:29

Plot file version 478 created 23-APR-2024 17:23:33

FRB EB100E 1.UVDATA.1

Freq = 4.6005 GHz, Bw = 32.000 MH Calibrated with CL # 4 and BP # 1 (BP mode 1)

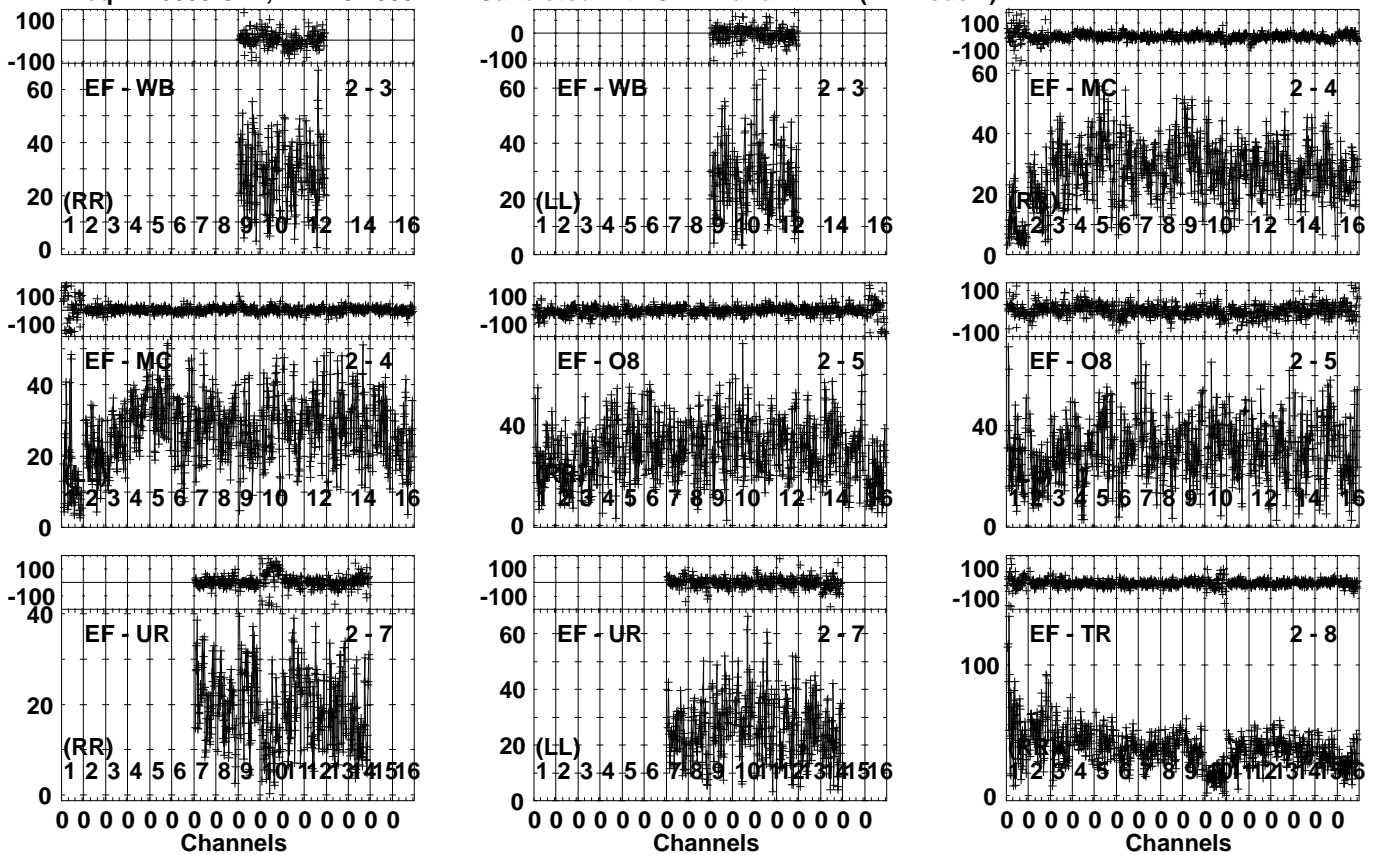


Lower frame: Milli Ampl Jy Top frame: Phas deg
Vector averaged cross-power spectrum Several baselines displayed
Timerange: 00/19:41:01 to 00/19:44:29

Plot file version 479 created 23-APR-2024 17:23:34

J0529+3209 EB100E 1.UVDATA.1

Freq = 4.6005 GHz, Bw = 32.000 MH Calibrated with CL # 4 and BP # 1 (BP mode 1)

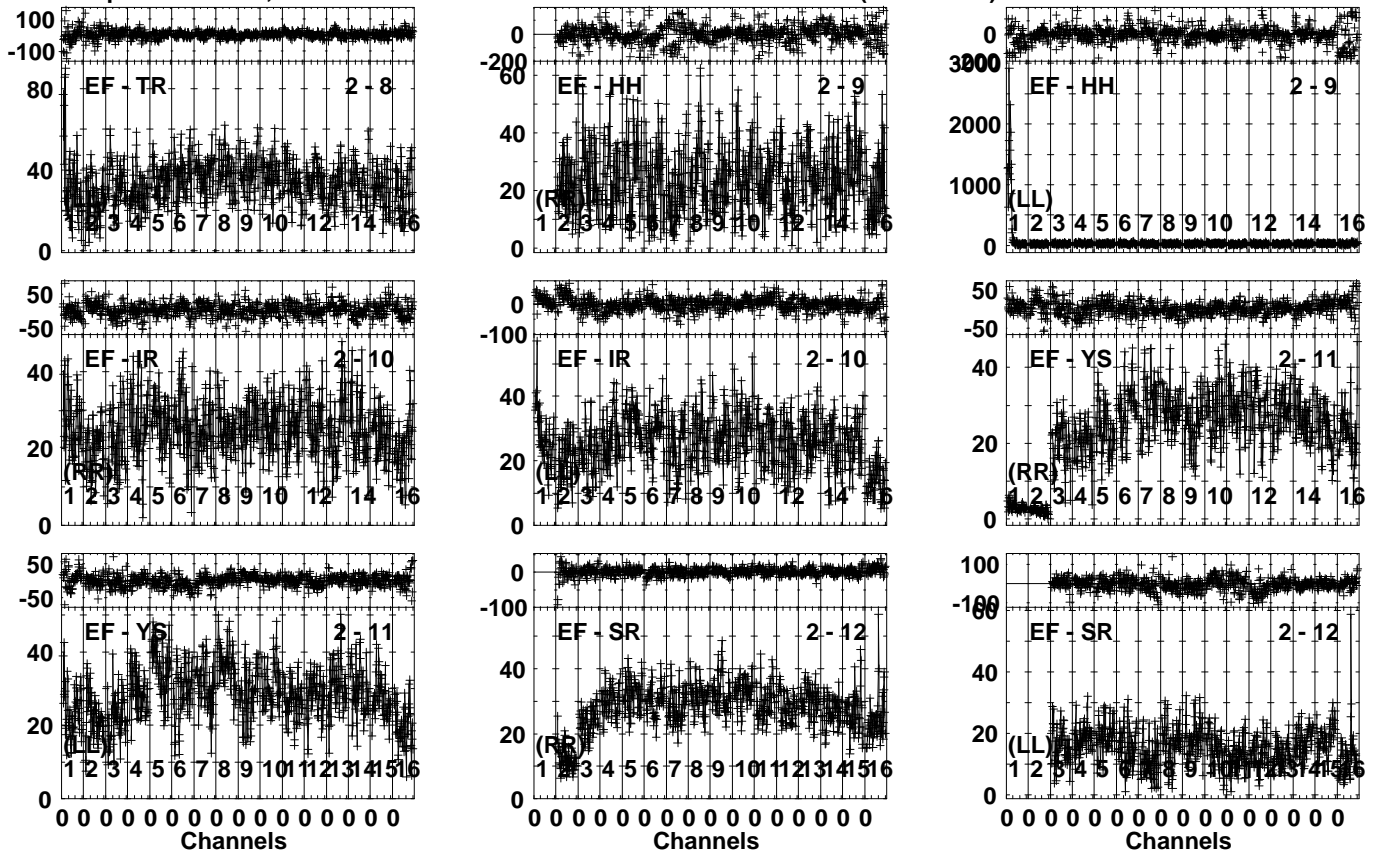


Lower frame: Milli Ampl Jy Top frame: Phas deg
Vector averaged cross-power spectrum Several baselines displayed
Timerange: 00/19:45:03 to 00/19:45:59

Plot file version 480 created 23-APR-2024 17:23:34

J0529+3209 EB100E 1.UVDATA.1

Freq = 4.6005 GHz, Bw = 32.000 MH Calibrated with CL # 4 and BP # 1 (BP mode 1)

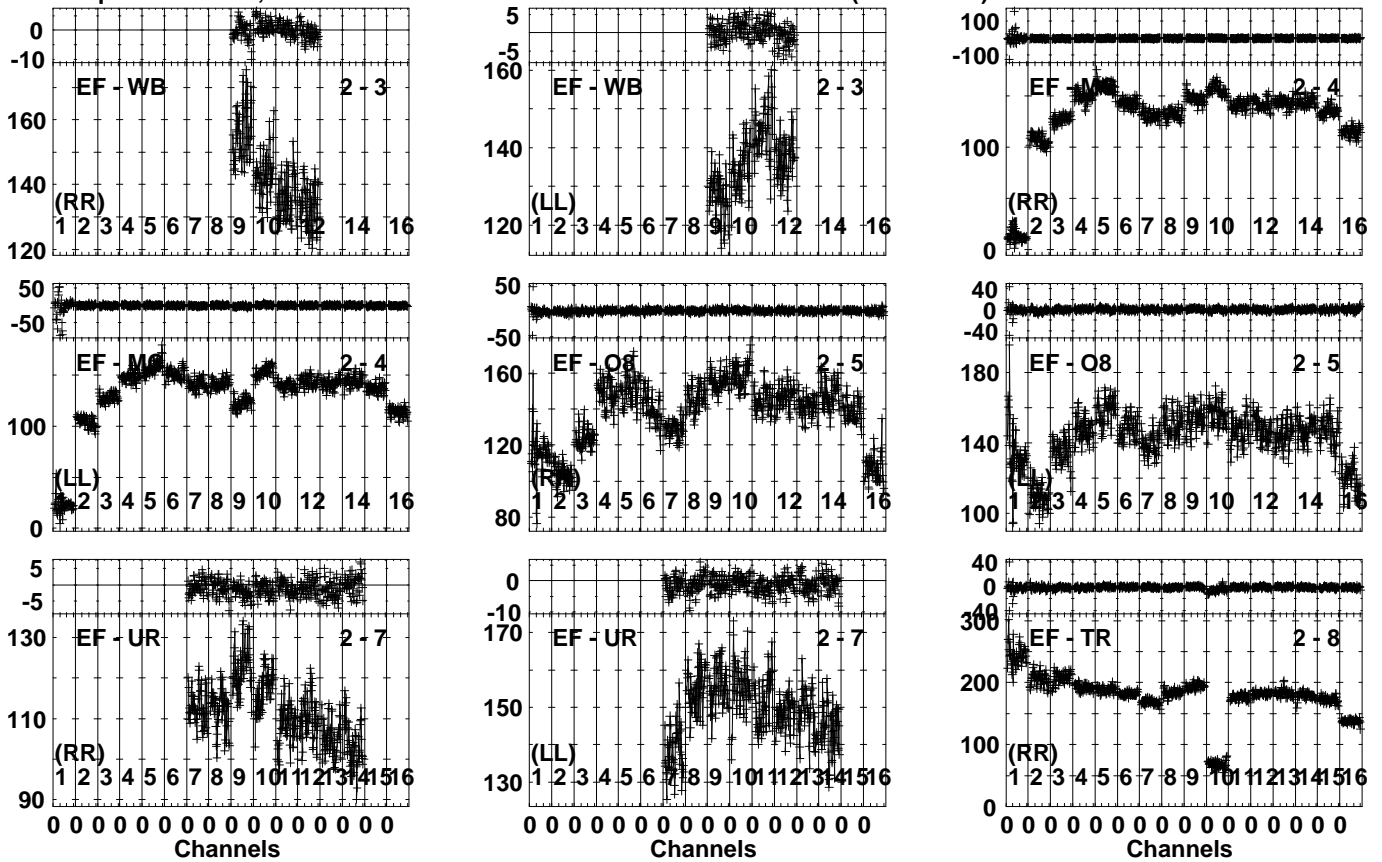


Lower frame: Milli Ampl Jy Top frame: Phas deg
Vector averaged cross-power spectrum Several baselines displayed
Timerange: 00/19:45:03 to 00/19:45:59

Plot file version 481 created 23-APR-2024 17:23:35

J0518+3306 EB100E 1.UVDATA.1

Freq = 4.6005 GHz, Bw = 32.000 MH Calibrated with CL # 4 and BP # 1 (BP mode 1)

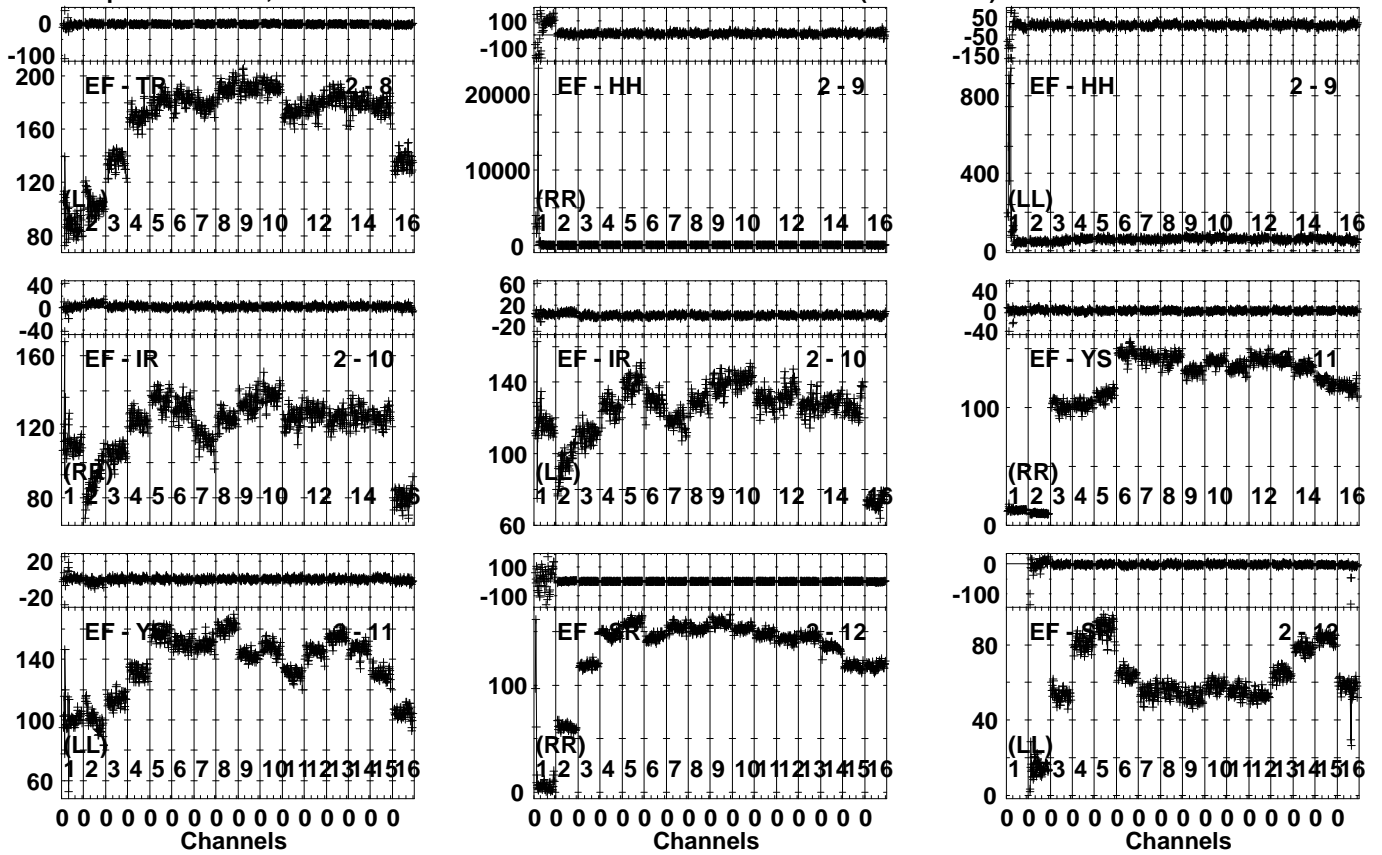


Lower frame: Milli Ampl Jy Top frame: Phas deg
Vector averaged cross-power spectrum Several baselines displayed
Timerange: 00:19:46:33 to 00:19:49:29

Plot file version 482 created 23-APR-2024 17:23:35

J0518+3306 EB100E 1.UVDATA.1

Freq = 4.6005 GHz, Bw = 32.000 MH Calibrated with CL # 4 and BP # 1 (BP mode 1)

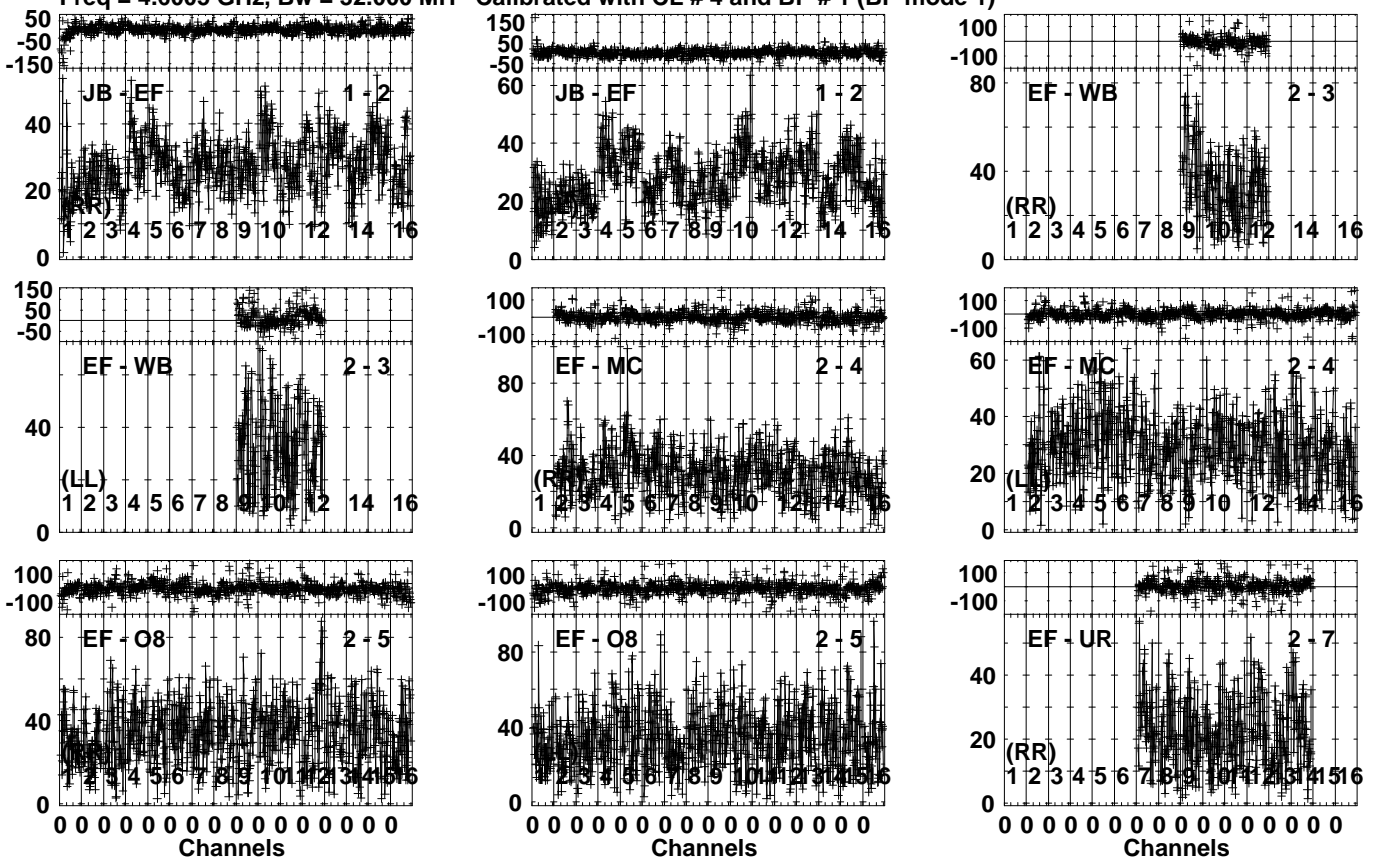


Lower frame: Milli Ampl Jy Top frame: Phas deg
Vector averaged cross-power spectrum Several baselines displayed
Timerange: 00/19:46:33 to 00/19:49:29

Plot file version 483 created 23-APR-2024 17:23:36

J0529+3209 EB100E 1.UVDATA.1

Freq = 4.6005 GHz, Bw = 32.000 MH Calibrated with CL # 4 and BP # 1 (BP mode 1)

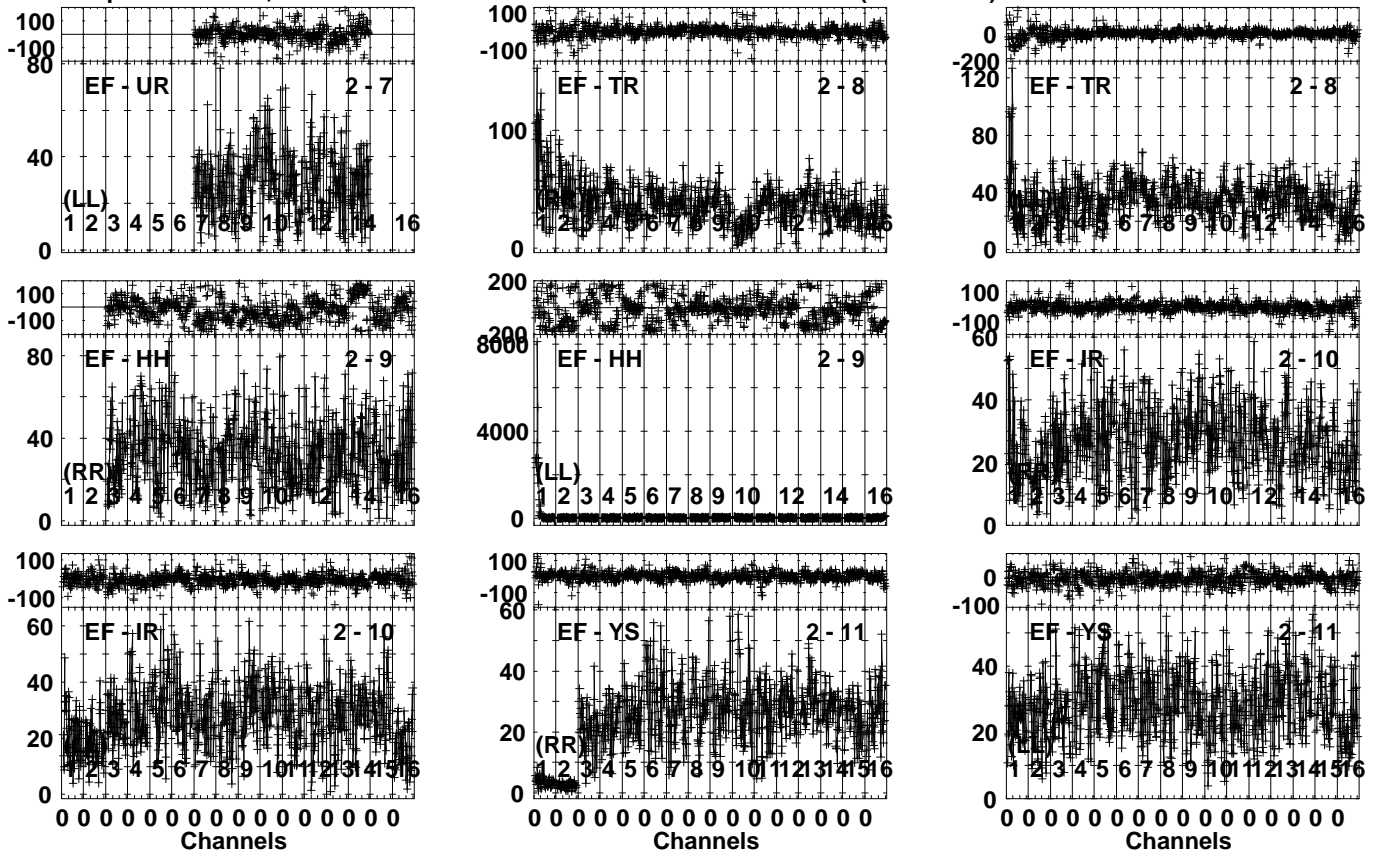


Lower frame: Milli Ampl Jy Top frame: Phas deg
Vector averaged cross-power spectrum Several baselines displayed
Timerange: 00/19:49:31 to 00/19:50:59

Plot file version 484 created 23-APR-2024 17:23:37

J0529+3209 EB100E 1.UVDATA.1

Freq = 4.6005 GHz, Bw = 32.000 MH Calibrated with CL # 4 and BP # 1 (BP mode 1)

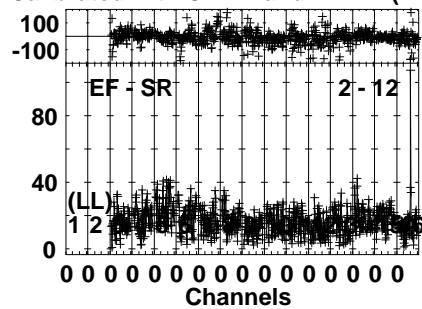
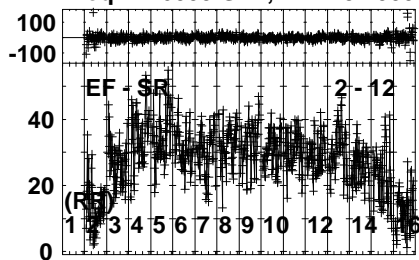


Lower frame: Milli Ampl Jy Top frame: Phas deg
Vector averaged cross-power spectrum Several baselines displayed
Timerange: 00/19:49:31 to 00/19:50:59

Plot file version 485 created 23-APR-2024 17:23:37

J0529+3209 EB100E 1.UVDATA.1

Freq = 4.6005 GHz, Bw = 32.000 MH Calibrated with CL # 4 and BP # 1 (BP mode 1)

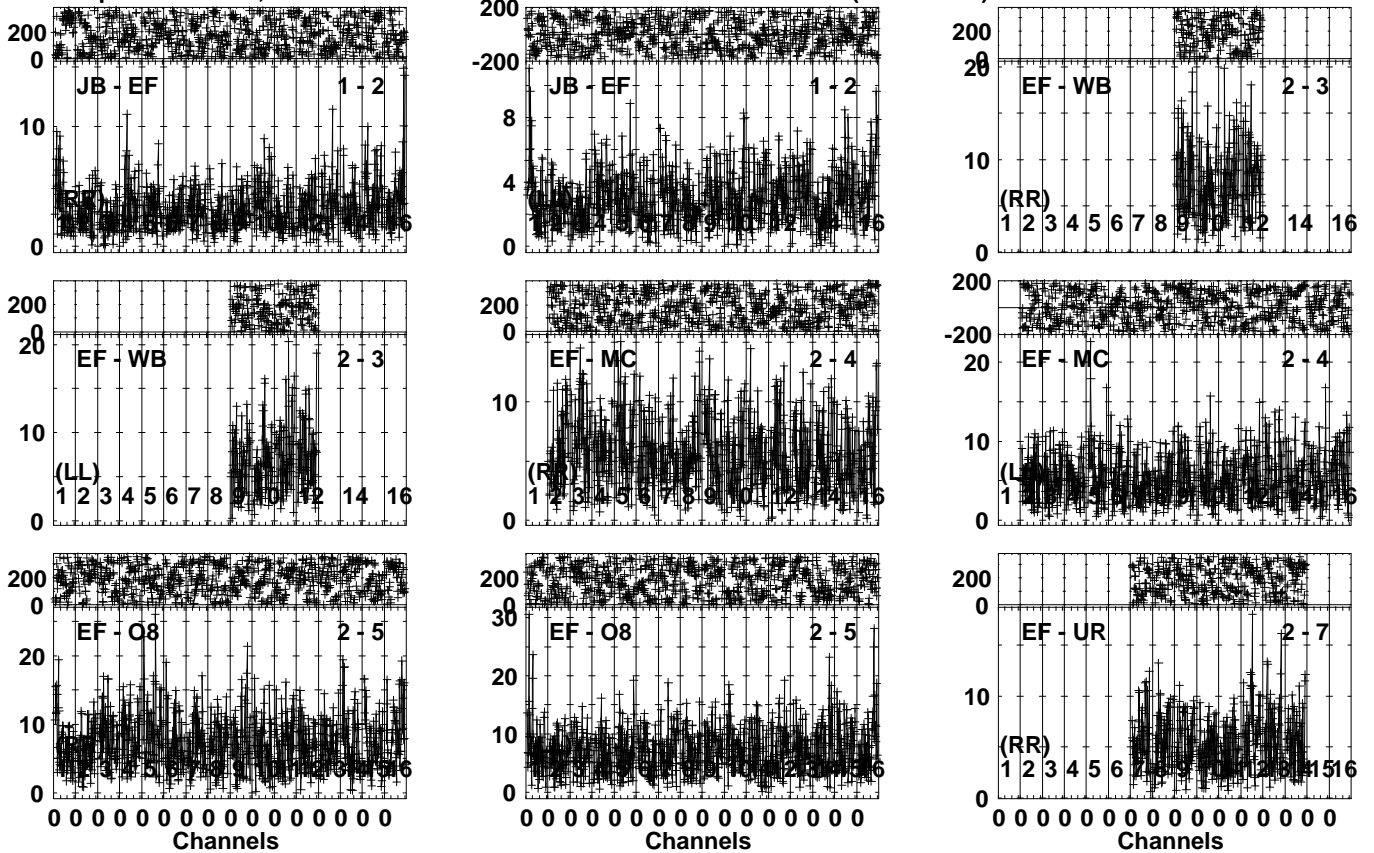


Lower frame: Milli Ampl Jy Top frame: Phas deg
Vector averaged cross-power spectrum Several baselines displayed
Timerange: 00/19:49:31 to 00/19:50:59

Plot file version 486 created 23-APR-2024 17:23:38

FRB EB100E 1.UVDATA.1

Freq = 4.6005 GHz, Bw = 32.000 MH Calibrated with CL # 4 and BP # 1 (BP mode 1)

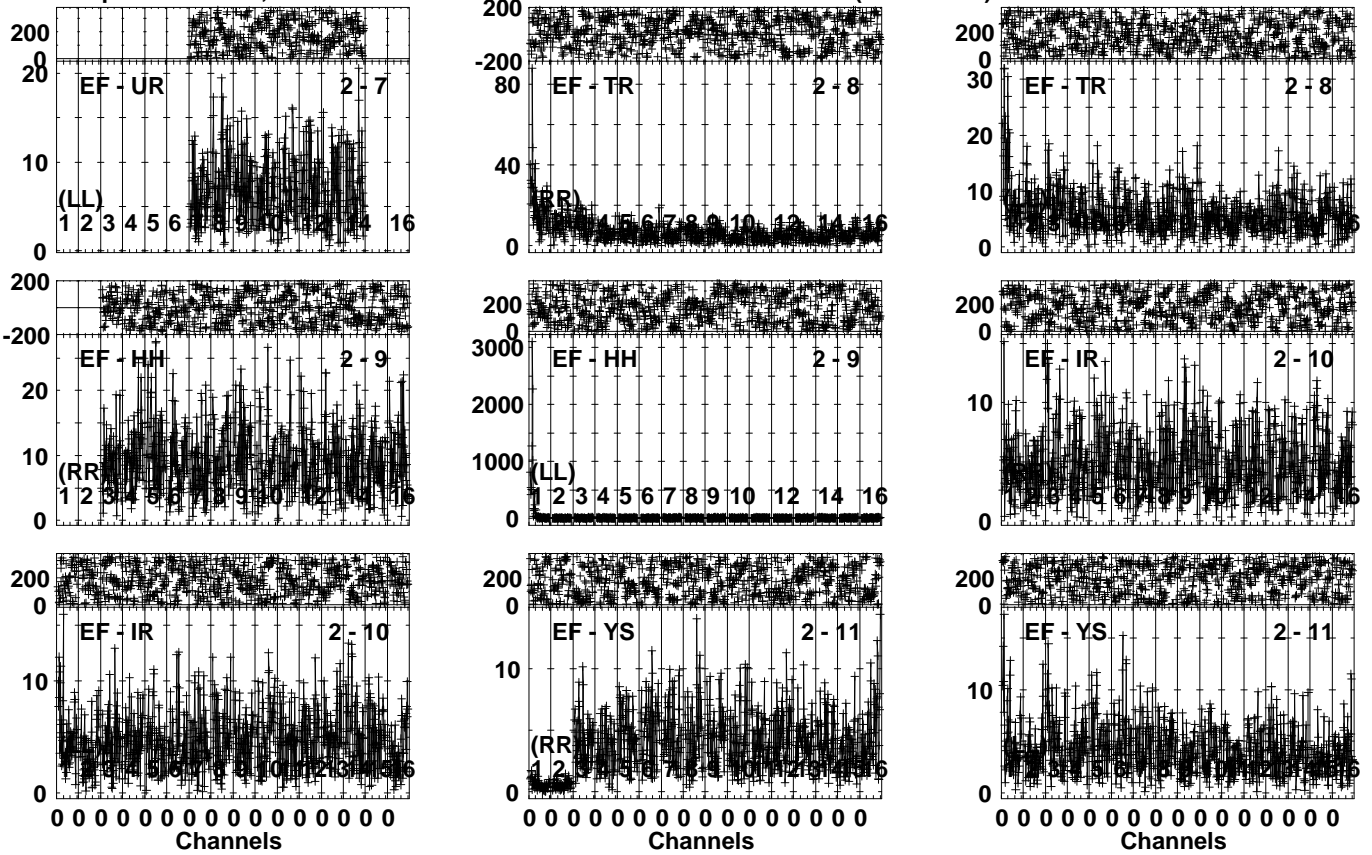


Lower frame: Milli Ampl Jy Top frame: Phas deg
Vector averaged cross-power spectrum Several baselines displayed
Timerange: 00/19:51:01 to 00/19:54:29

Plot file version 487 created 23-APR-2024 17:23:38

FRB EB100E 1.UVDATA.1

Freq = 4.6005 GHz, Bw = 32.000 MH Calibrated with CL # 4 and BP # 1 (BP mode 1)

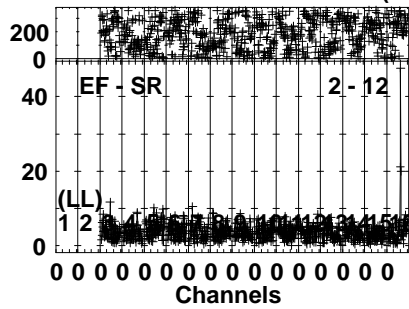
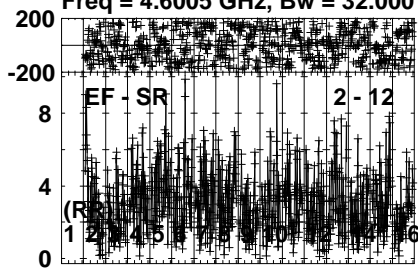


Lower frame: Milli Ampl Jy Top frame: Phas deg
Vector averaged cross-power spectrum Several baselines displayed
Timerange: 00/19:51:01 to 00/19:54:29

Plot file version 488 created 23-APR-2024 17:23:39

FRB EB100E 1.UVDATA.1

Freq = 4.6005 GHz, Bw = 32.000 MH Calibrated with CL # 4 and BP # 1 (BP mode 1)

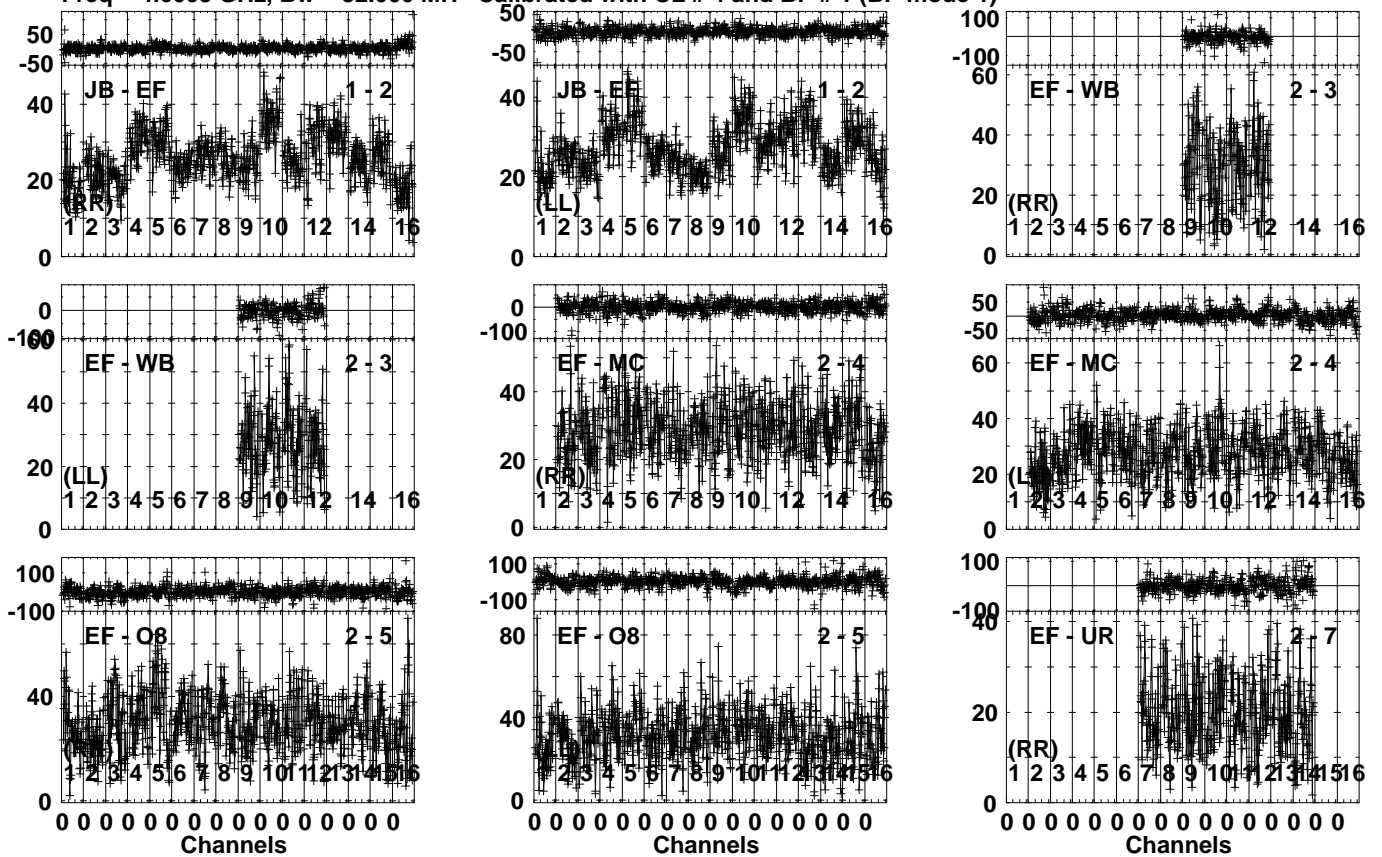


Lower frame: Milli Ampl Jy Top frame: Phas deg
Vector averaged cross-power spectrum Several baselines displayed
Timerange: 00/19:51:01 to 00/19:54:29

Plot file version 489 created 23-APR-2024 17:23:39

J0529+3209 EB100E 1.UVDATA.1

Freq = 4.6005 GHz, Bw = 32.000 MH Calibrated with CL # 4 and BP # 1 (BP mode 1)

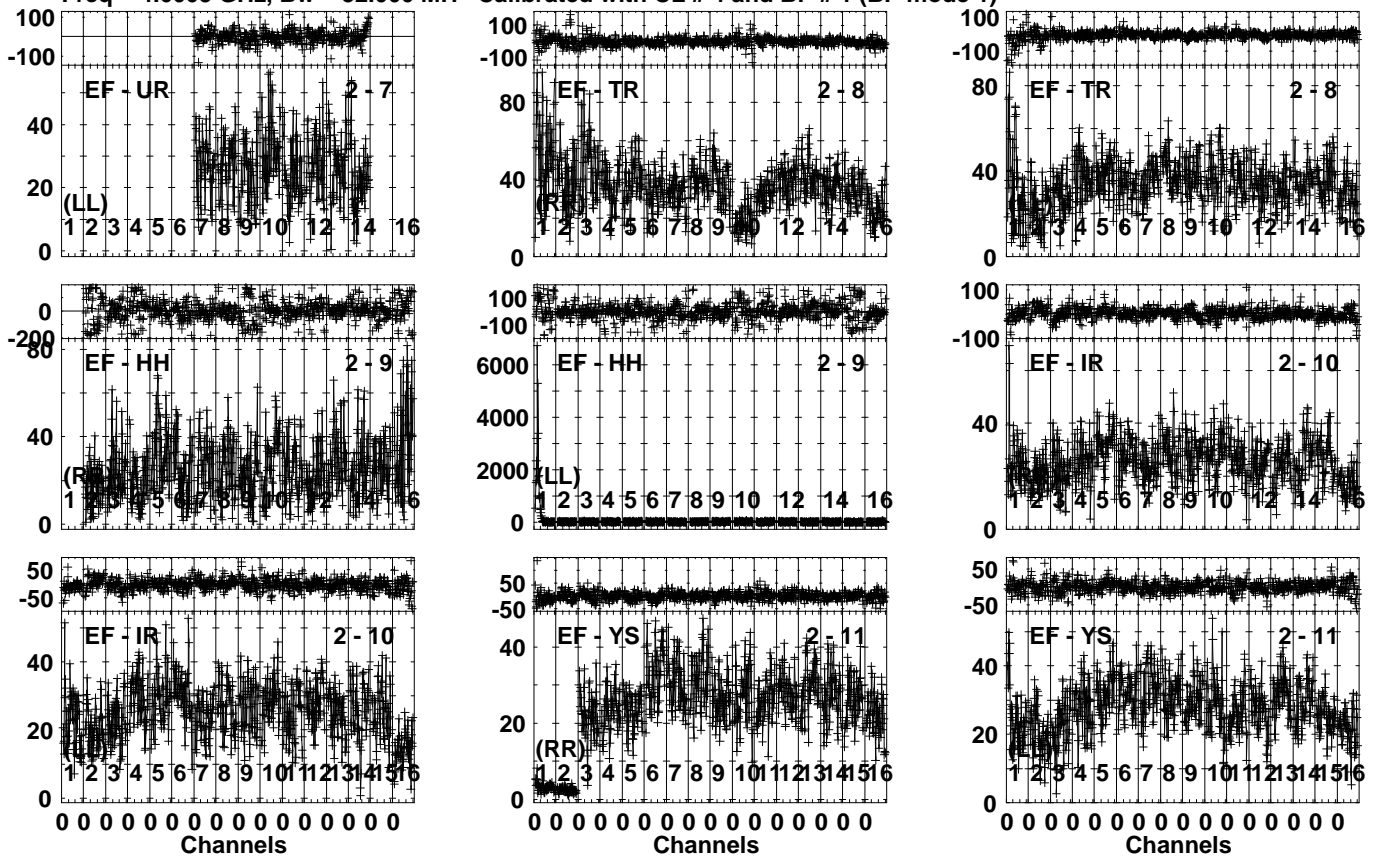


Lower frame: Milli Ampl Jy Top frame: Phas deg
Vector averaged cross-power spectrum Several baselines displayed
Timerange: 00/19:55:03 to 00/19:55:59

Plot file version 490 created 23-APR-2024 17:23:40

J0529+3209 EB100E 1.UVDATA.1

Freq = 4.6005 GHz, Bw = 32.000 MH Calibrated with CL # 4 and BP # 1 (BP mode 1)

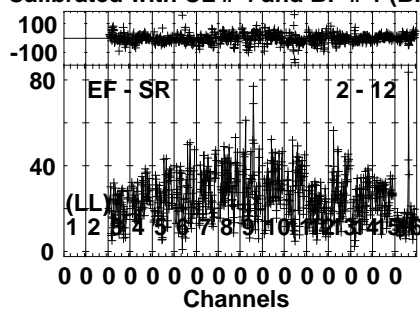
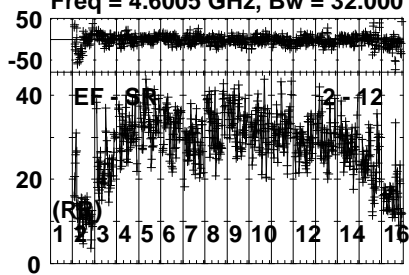


Lower frame: Milli Ampl Jy Top frame: Phas deg
Vector averaged cross-power spectrum Several baselines displayed
Timerange: 00/19:55:03 to 00/19:55:59

Plot file version 491 created 23-APR-2024 17:23:40

J0529+3209 EB100E 1.UVDATA.1

Freq = 4.6005 GHz, Bw = 32.000 MH Calibrated with CL # 4 and BP # 1 (BP mode 1)

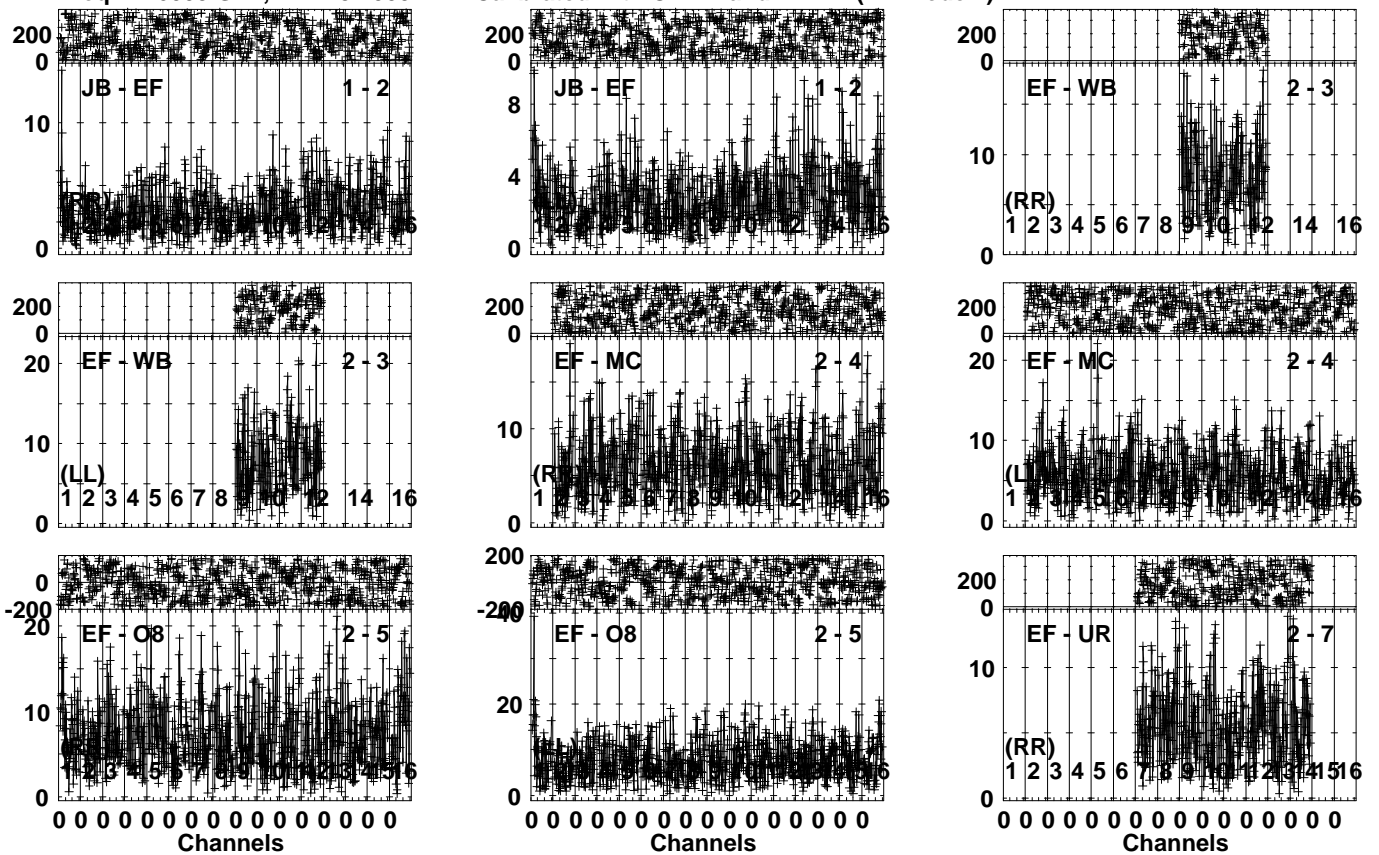


Lower frame: Milli Ampl Jy Top frame: Phas deg
Vector averaged cross-power spectrum Several baselines displayed
Timerange: 00/19:55:03 to 00/19:55:59

Plot file version 492 created 23-APR-2024 17:23:41

FRB EB100E 1.UVDATA.1

Freq = 4.6005 GHz, Bw = 32.000 MH Calibrated with CL # 4 and BP # 1 (BP mode 1)

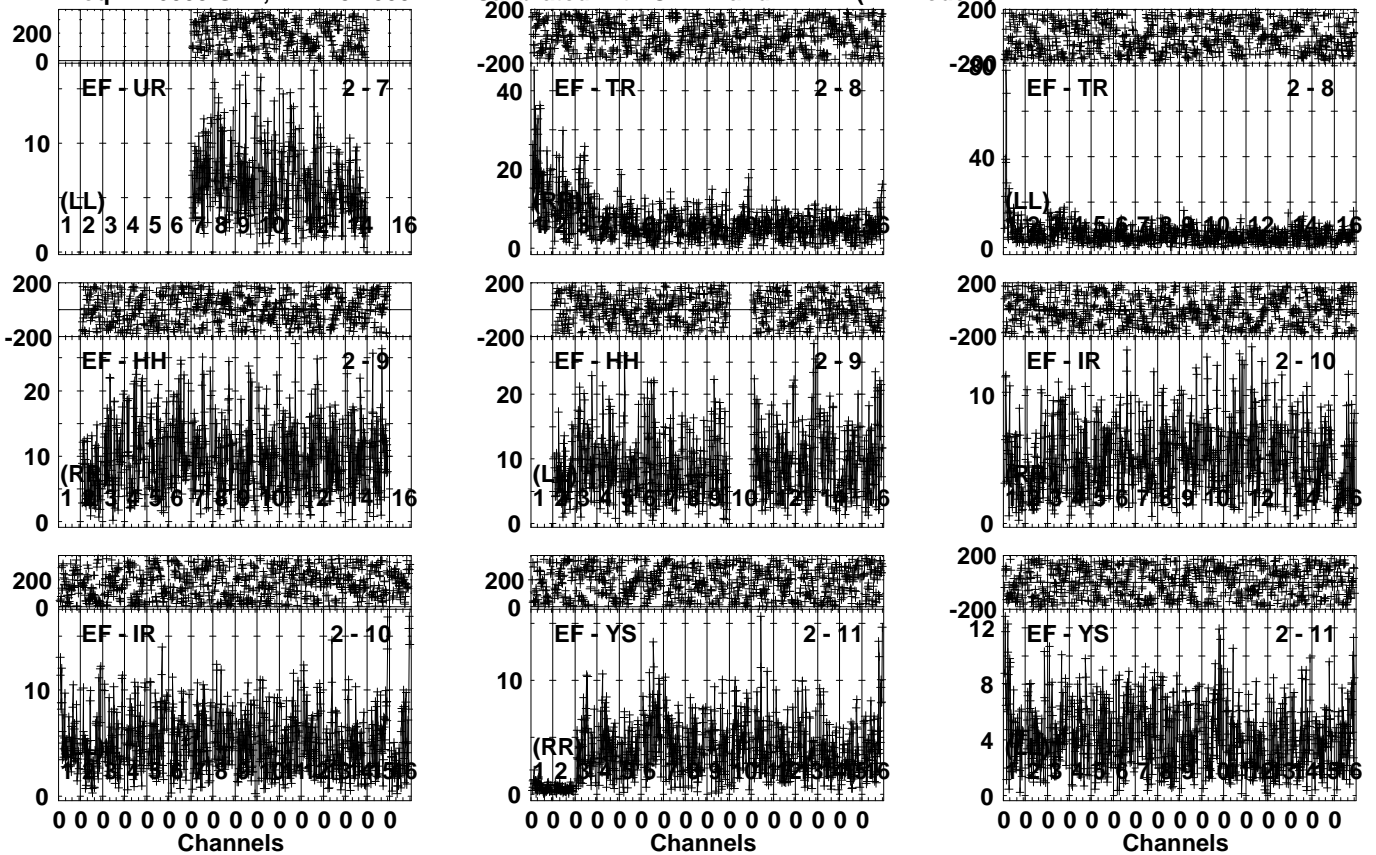


Lower frame: Milli Ampl Jy Top frame: Phas deg
Vector averaged cross-power spectrum Several baselines displayed
Timerange: 00/19:56:03 to 00/19:59:29

Plot file version 493 created 23-APR-2024 17:23:41

FRB EB100E 1.UVDATA.1

Freq = 4.6005 GHz, Bw = 32.000 MH Calibrated with CL # 4 and BP # 1 (BP mode 1)

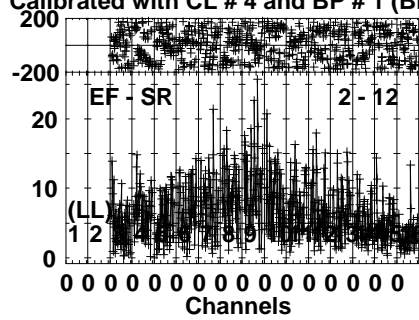
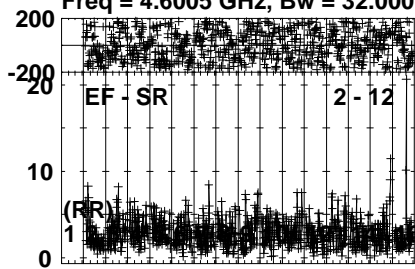


Lower frame: Milli Ampl Jy Top frame: Phas deg
Vector averaged cross-power spectrum Several baselines displayed
Timerange: 00/19:56:03 to 00/19:59:29

Plot file version 494 created 23-APR-2024 17:23:42

FRB EB100E 1.UVDATA.1

Freq = 4.6005 GHz, Bw = 32.000 MH Calibrated with CL # 4 and BP # 1 (BP mode 1)

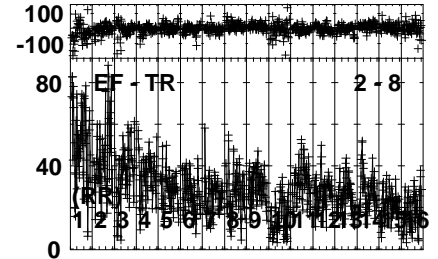
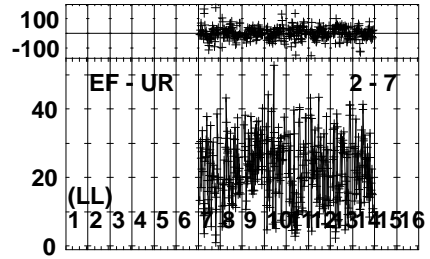
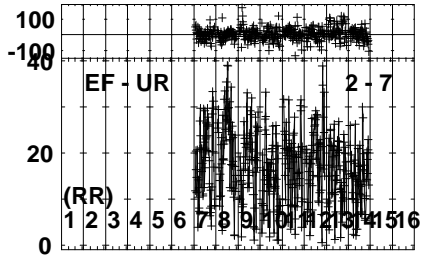
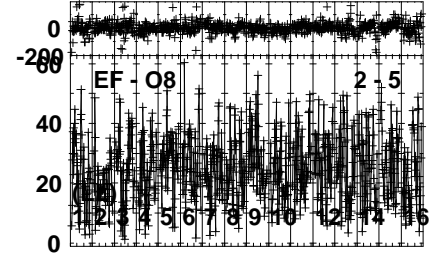
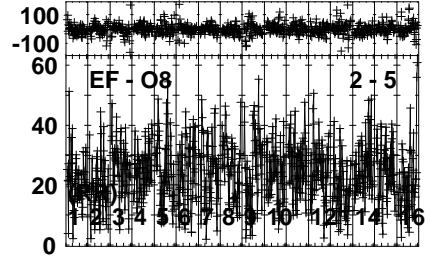
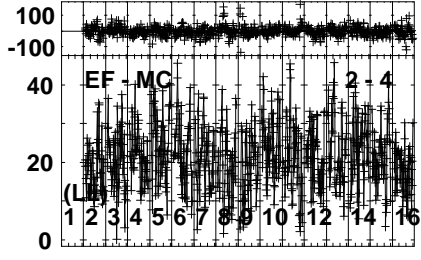
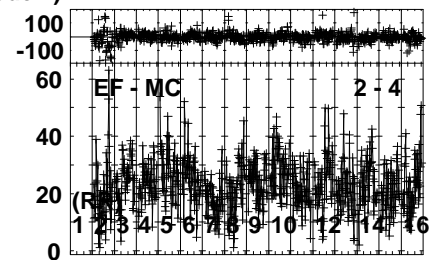
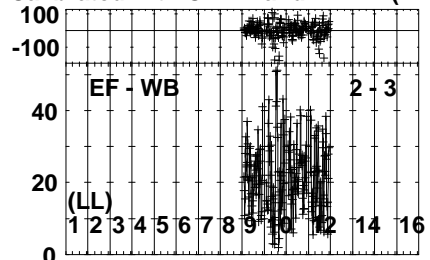
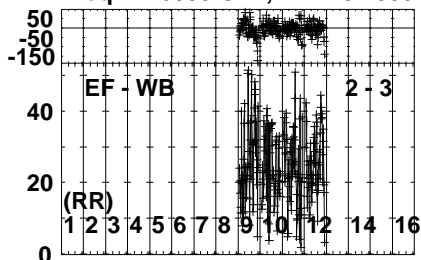


Lower frame: Milli Ampl Jy Top frame: Phas deg
Vector averaged cross-power spectrum Several baselines displayed
Timerange: 00/19:56:03 to 00/19:59:29

Plot file version 495 created 23-APR-2024 17:23:42

J0529+3209 EB100E 1.UVDATA.1

Freq = 4.6005 GHz, Bw = 32.000 MH Calibrated with CL # 4 and BP # 1 (BP mode 1)

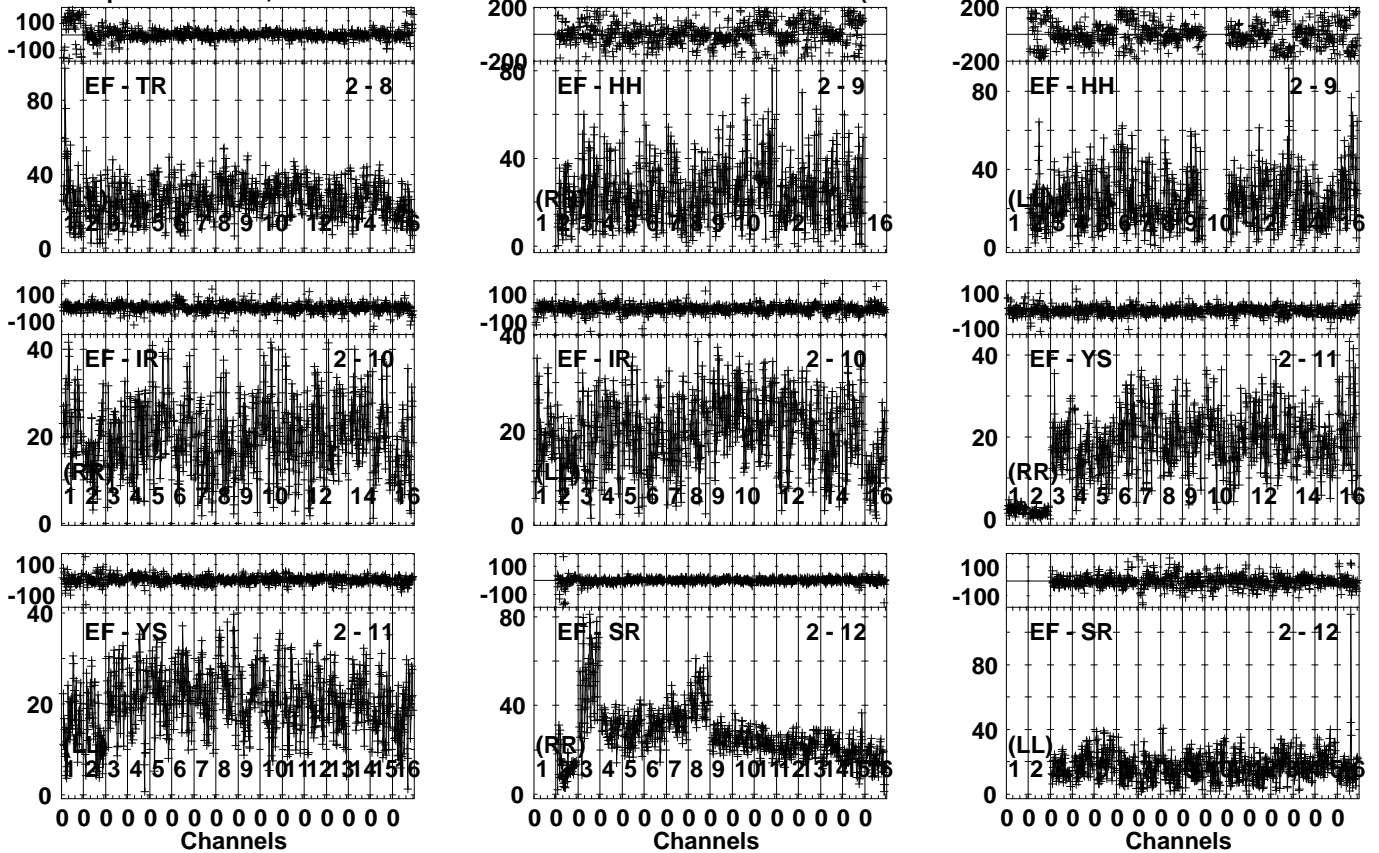


Lower frame: Milli Ampl Jy Top frame: Phas deg
Vector averaged cross-power spectrum Several baselines displayed
Timerange: 00/20:00:03 to 00/20:00:59

Plot file version 496 created 23-APR-2024 17:23:43

J0529+3209 EB100E 1.UVDATA.1

Freq = 4.6005 GHz, Bw = 32.000 MH Calibrated with CL # 4 and BP # 1 (BP mode 1)

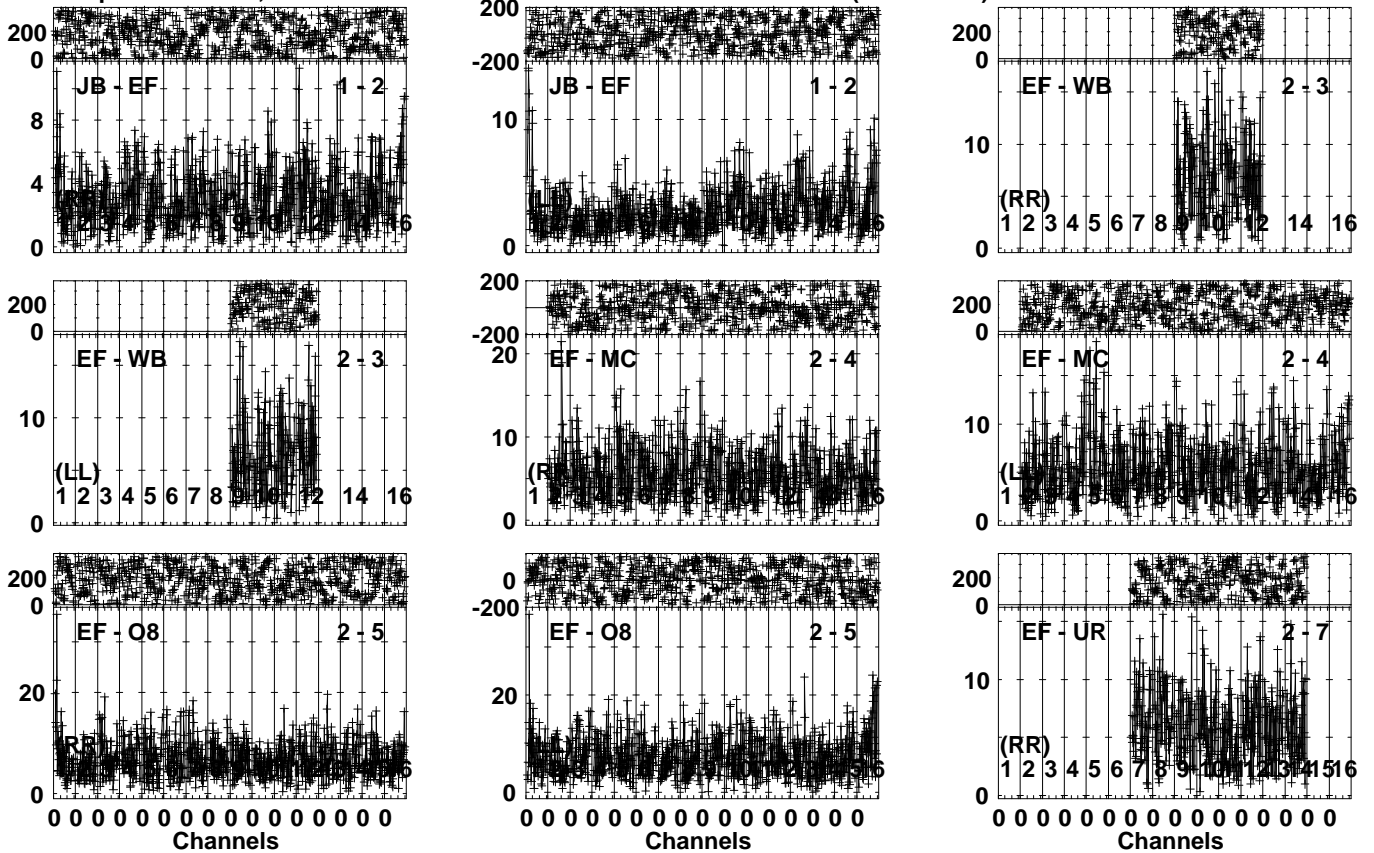


Lower frame: Milli Ampl Jy Top frame: Phas deg
Vector averaged cross-power spectrum Several baselines displayed
Timerange: 00/20:00:03 to 00/20:00:59

Plot file version 497 created 23-APR-2024 17:23:44

FRB EB100E 1.UVDATA.1

Freq = 4.6005 GHz, Bw = 32.000 MH Calibrated with CL # 4 and BP # 1 (BP mode 1)

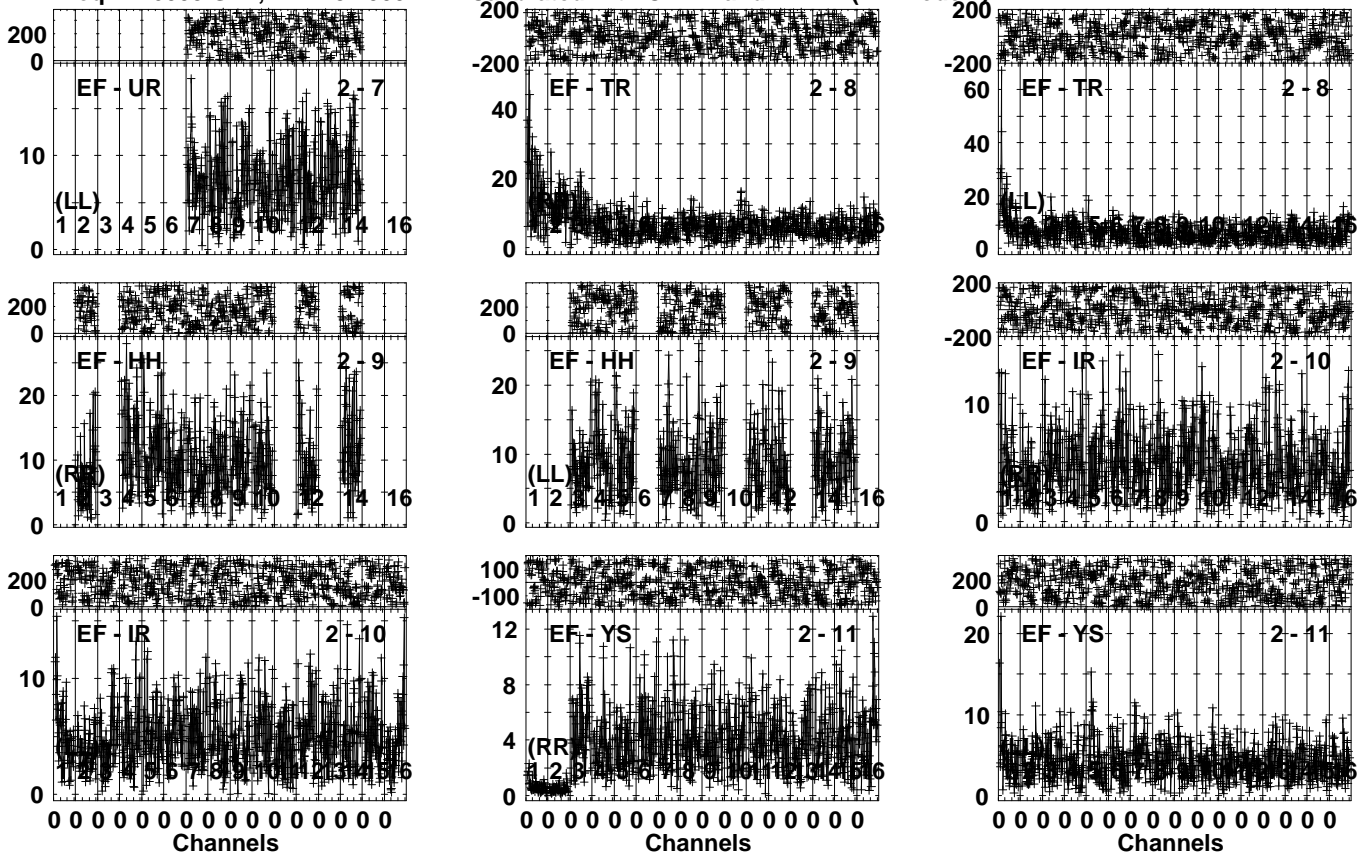


Lower frame: Milli Ampl Jy Top frame: Phas deg
Vector averaged cross-power spectrum Several baselines displayed
Timerange: 00/20:01:01 to 00/20:04:29

Plot file version 498 created 23-APR-2024 17:23:44

FRB EB100E 1.UVDATA.1

Freq = 4.6005 GHz, Bw = 32.000 MH Calibrated with CL # 4 and BP # 1 (BP mode 1)

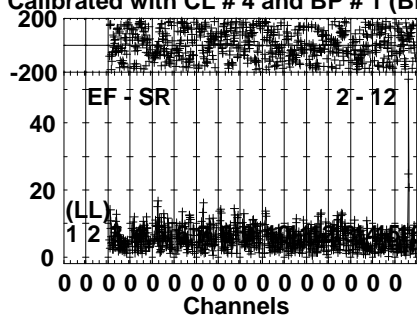
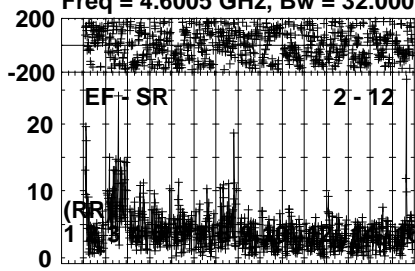


Lower frame: Milli Ampl Jy Top frame: Phas deg
Vector averaged cross-power spectrum Several baselines displayed
Timerange: 00/20:01:01 to 00/20:04:29

Plot file version 499 created 23-APR-2024 17:23:45

FRB EB100E 1.UVDATA.1

Freq = 4.6005 GHz, Bw = 32.000 MH Calibrated with CL # 4 and BP # 1 (BP mode 1)

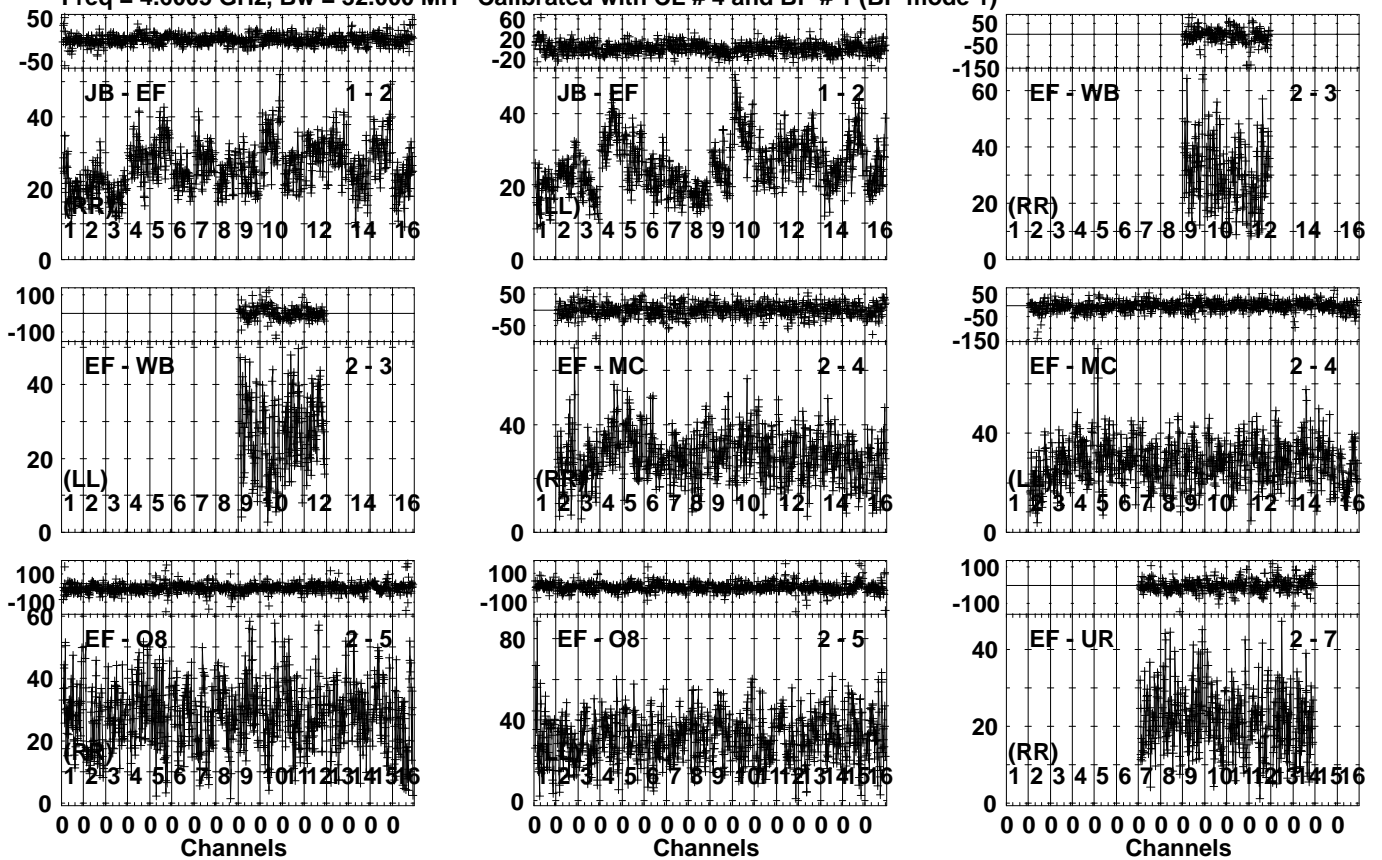


Lower frame: Milli Ampl Jy Top frame: Phas deg
Vector averaged cross-power spectrum Several baselines displayed
Timerange: 00/20:01:01 to 00/20:04:29

Plot file version 500 created 23-APR-2024 17:23:45

J0529+3209 EB100E 1.UVDATA.1

Freq = 4.6005 GHz, Bw = 32.000 MH Calibrated with CL # 4 and BP # 1 (BP mode 1)

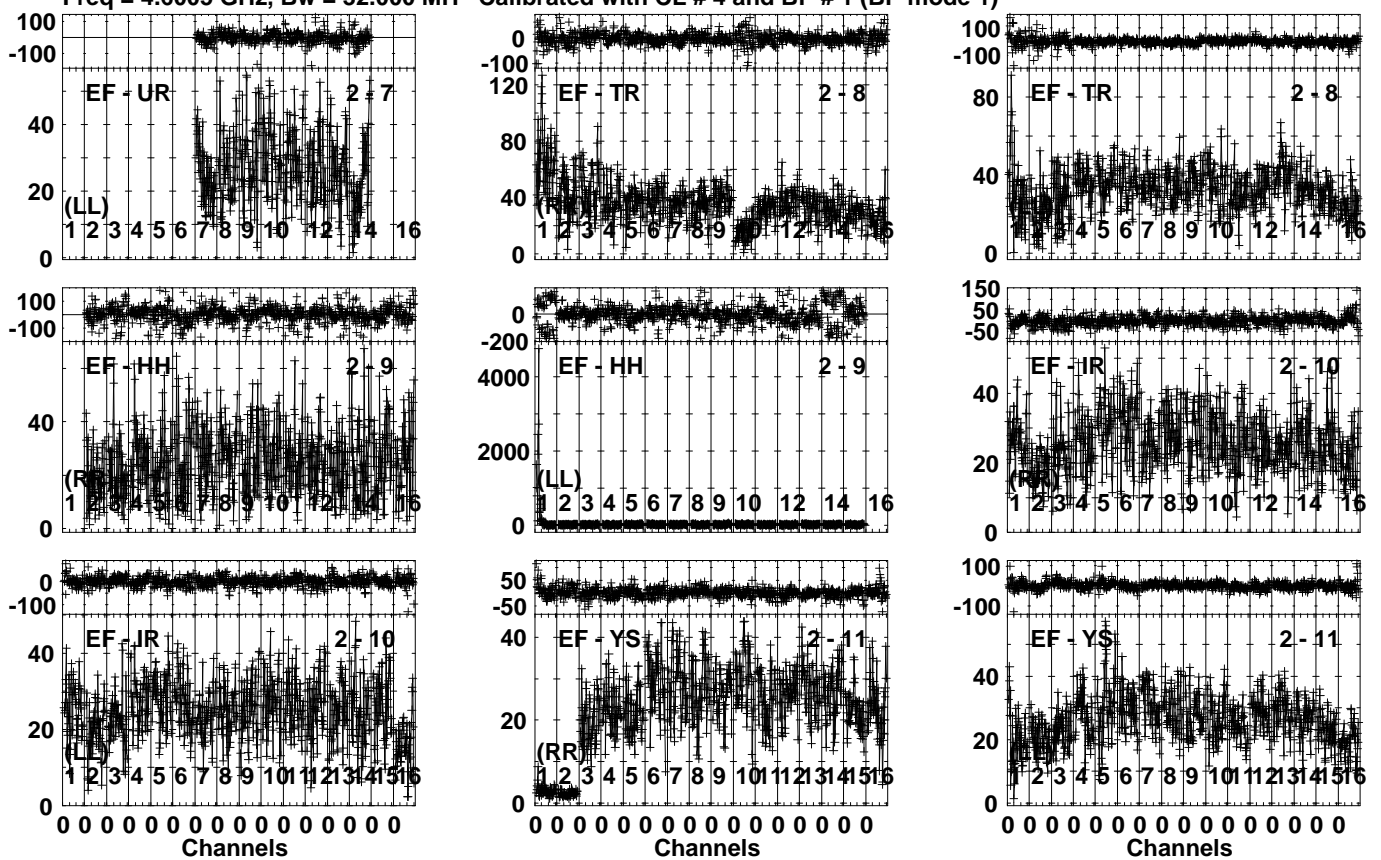


Lower frame: Milli Ampl Jy Top frame: Phas deg
Vector averaged cross-power spectrum Several baselines displayed
Timerange: 00/20:04:31 to 00/20:05:59

Plot file version 501 created 23-APR-2024 17:23:46

J0529+3209 EB100E 1.UVDATA.1

Freq = 4.6005 GHz, Bw = 32.000 MH Calibrated with CL # 4 and BP # 1 (BP mode 1)

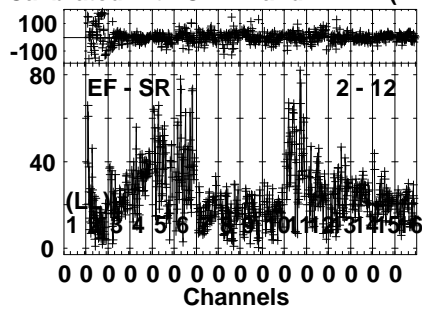
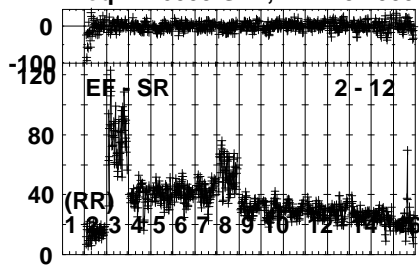


Lower frame: Milli Ampl Jy Top frame: Phas deg
Vector averaged cross-power spectrum Several baselines displayed
Timerange: 00/20:04:31 to 00/20:05:59

Plot file version 502 created 23-APR-2024 17:23:46

J0529+3209 EB100E 1.UVDATA.1

Freq = 4.6005 GHz, Bw = 32.000 MH Calibrated with CL # 4 and BP # 1 (BP mode 1)

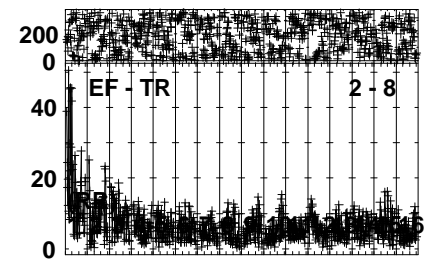
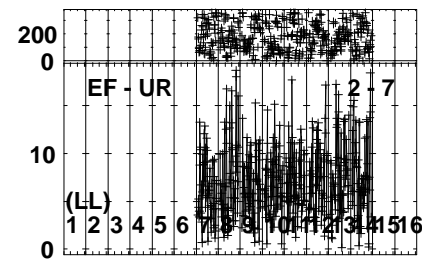
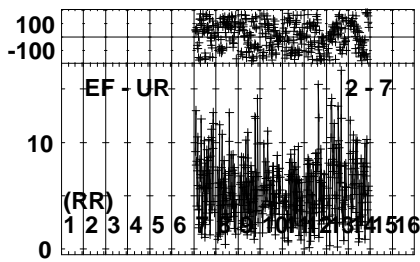
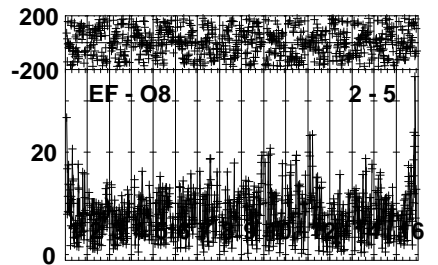
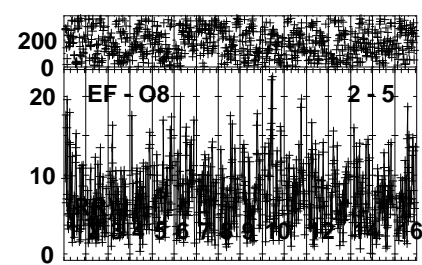
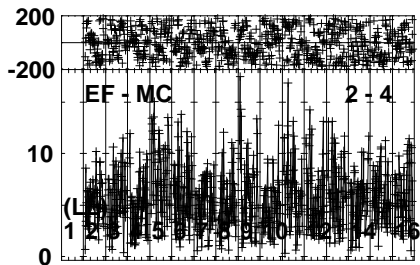
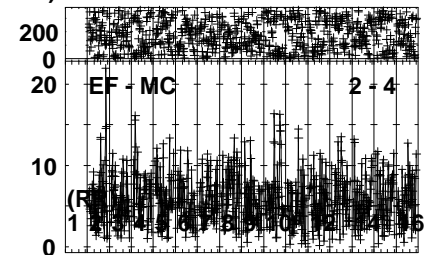
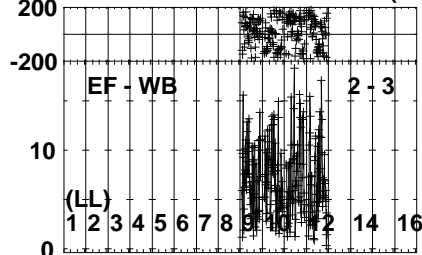
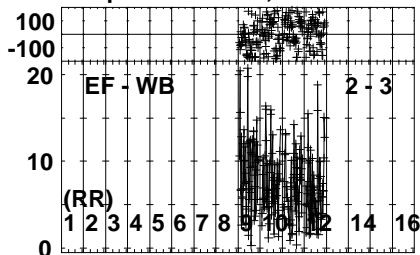


Lower frame: Milli Ampl Jy Top frame: Phas deg
Vector averaged cross-power spectrum Several baselines displayed
Timerange: 00/20:04:31 to 00/20:05:59

Plot file version 503 created 23-APR-2024 17:23:47

FRB EB100E 1.UVDATA.1

Freq = 4.6005 GHz, Bw = 32.000 MH Calibrated with CL # 4 and BP # 1 (BP mode 1)

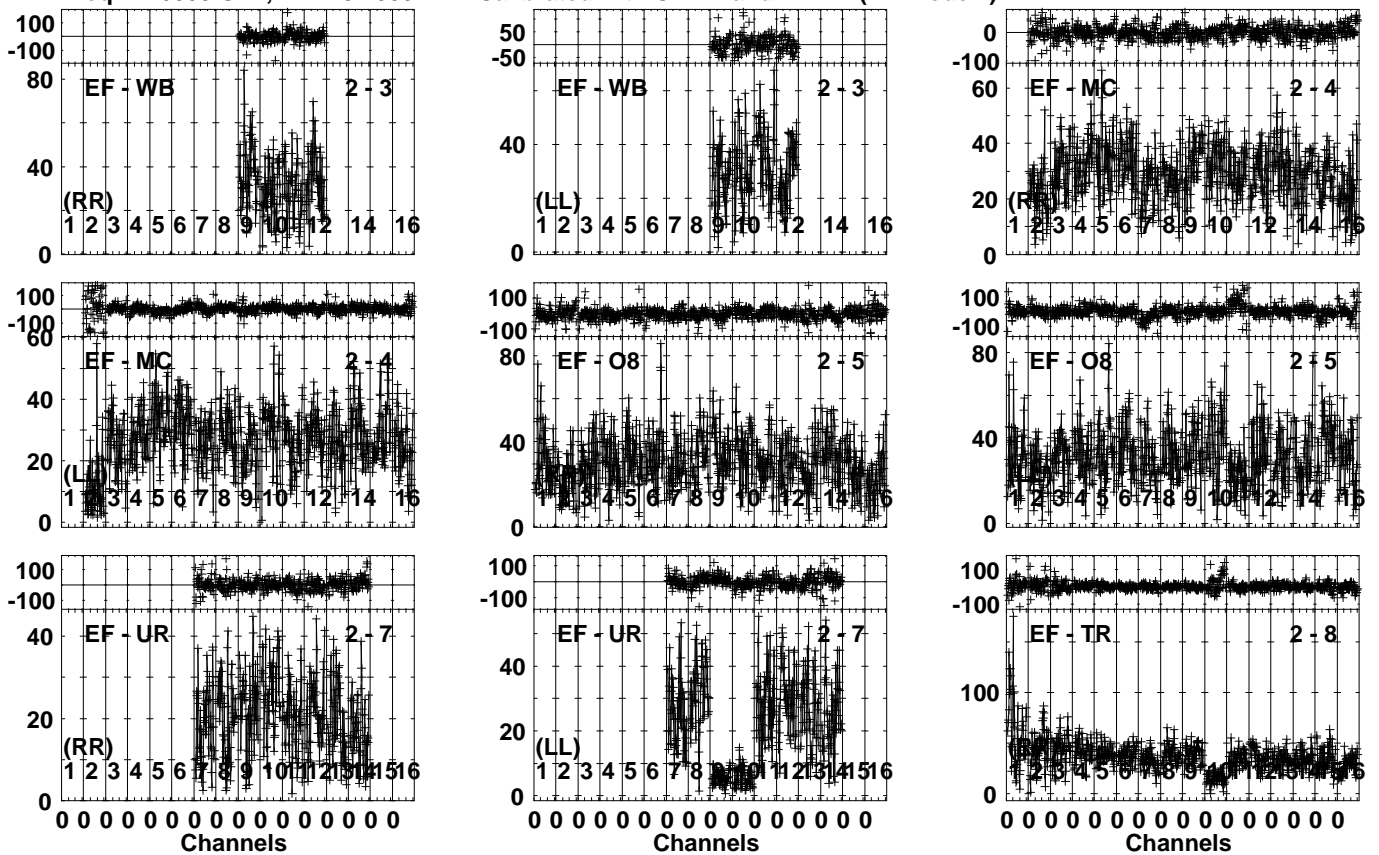


Lower frame: Milli Ampl Jy Top frame: Phas deg
Vector averaged cross-power spectrum Several baselines displayed
Timerange: 00/20:06:01 to 00/20:09:29

Plot file version 505 created 23-APR-2024 17:23:48

J0529+3209 EB100E 1.UVDATA.1

Freq = 4.6005 GHz, Bw = 32.000 MH Calibrated with CL # 4 and BP # 1 (BP mode 1)

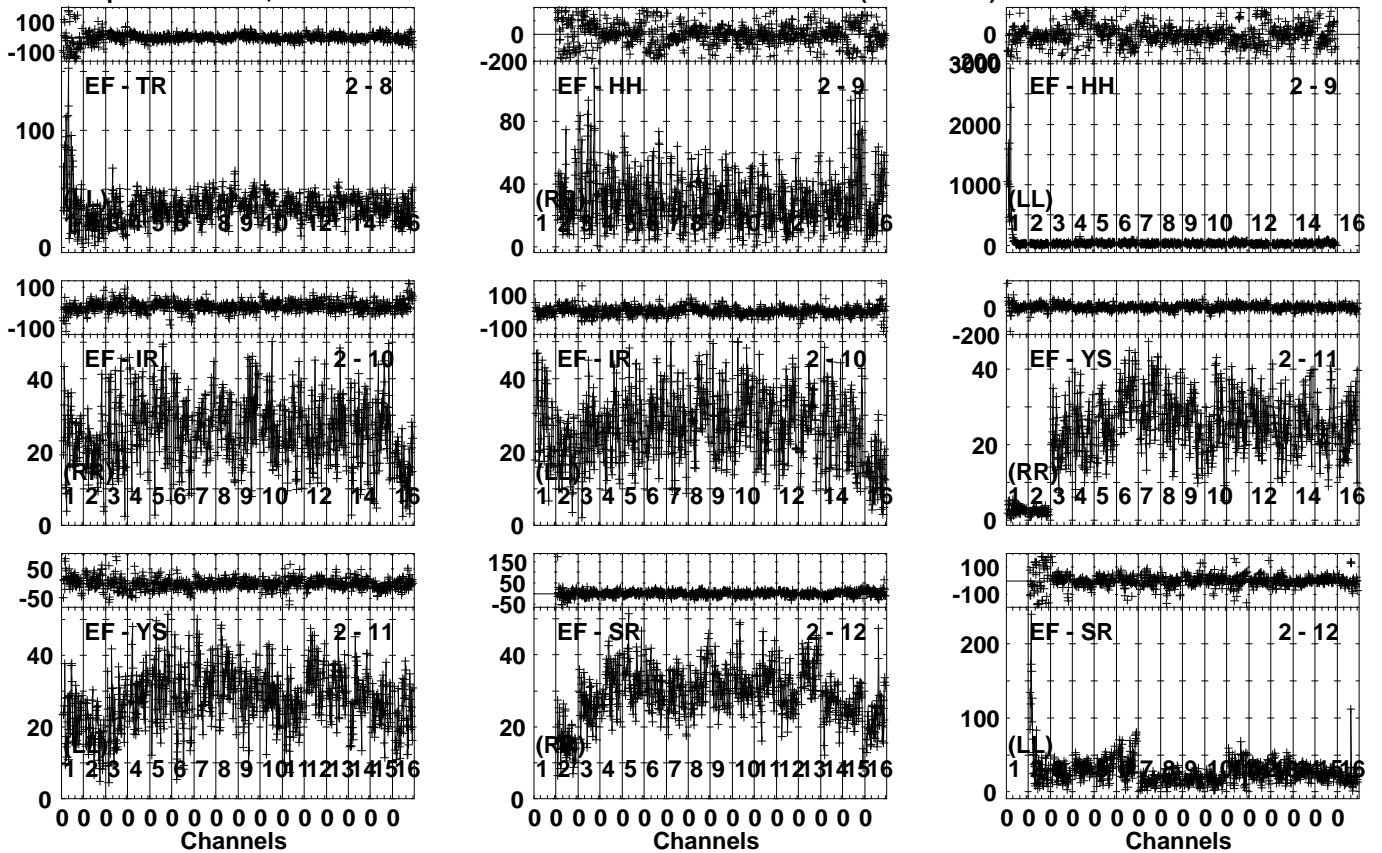


Lower frame: Milli Ampl Jy Top frame: Phas deg
Vector averaged cross-power spectrum Several baselines displayed
Timerange: 00/20:10:03 to 00/20:10:59

Plot file version 506 created 23-APR-2024 17:23:48

J0529+3209 EB100E 1.UVDATA.1

Freq = 4.6005 GHz, Bw = 32.000 MH Calibrated with CL # 4 and BP # 1 (BP mode 1)

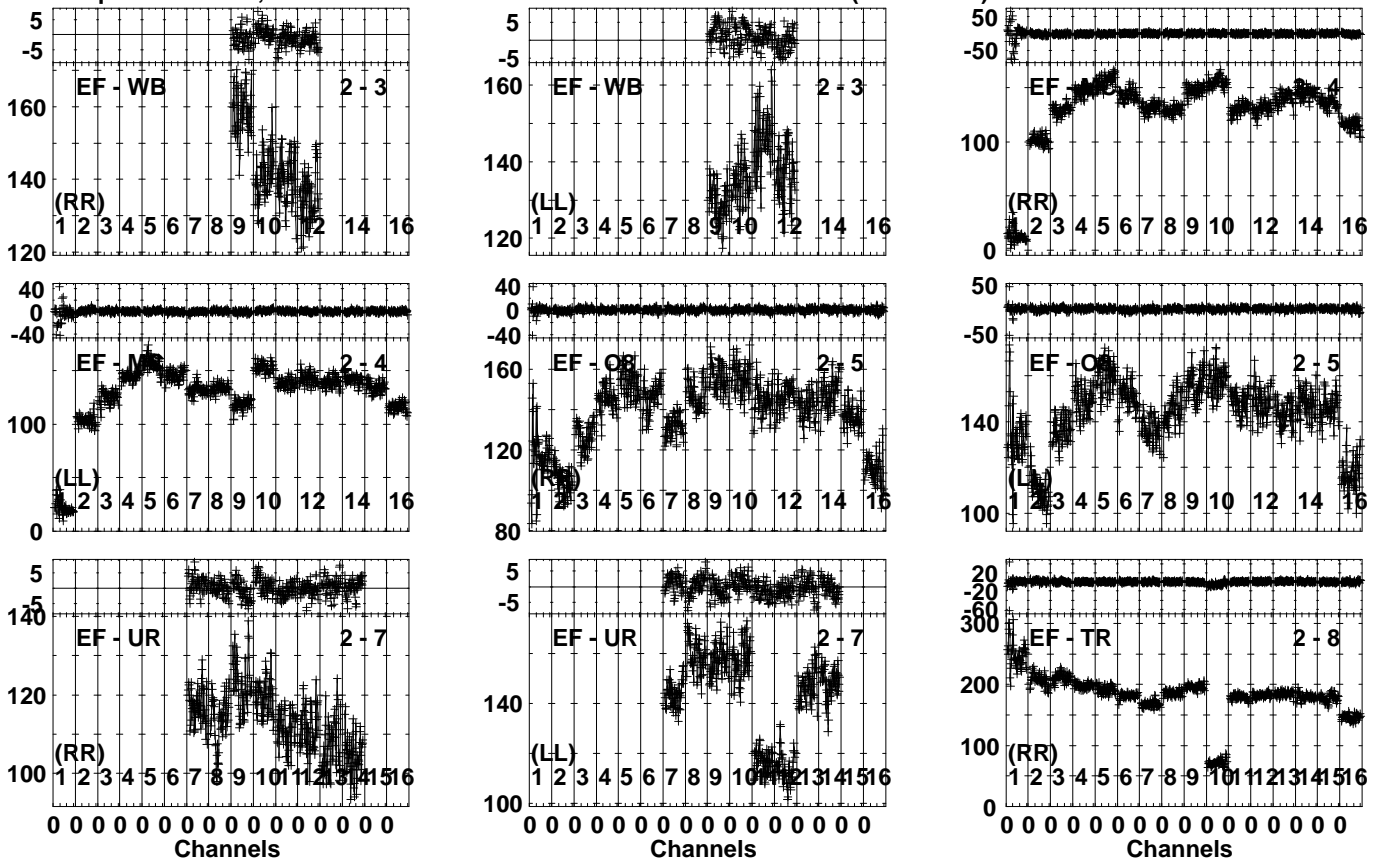


Lower frame: Milli Ampl Jy Top frame: Phas deg
Vector averaged cross-power spectrum Several baselines displayed
Timerange: 00/20:10:03 to 00/20:10:59

Plot file version 507 created 23-APR-2024 17:23:49

J0518+3306 EB100E 1.UVDATA.1

Freq = 4.6005 GHz, Bw = 32.000 MH Calibrated with CL # 4 and BP # 1 (BP mode 1)

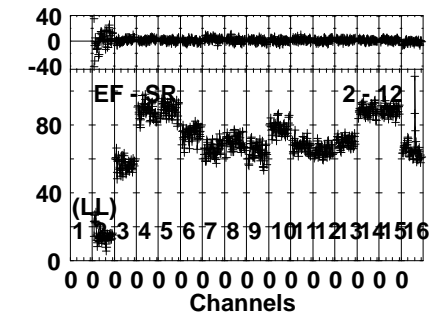
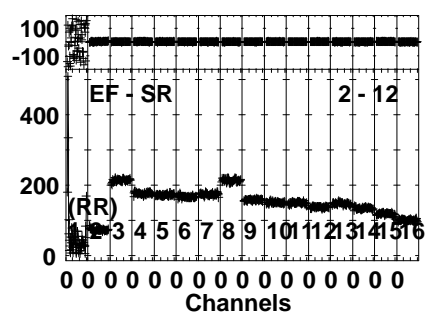
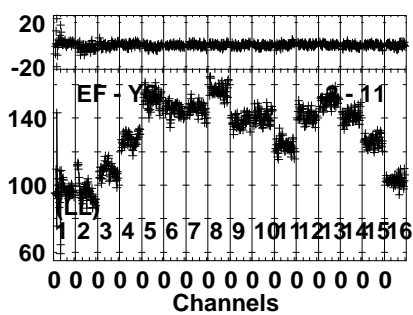
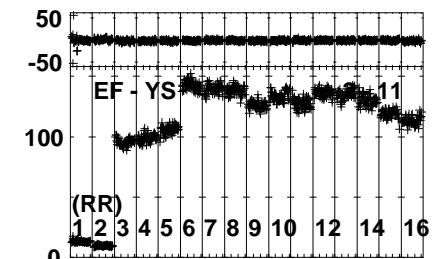
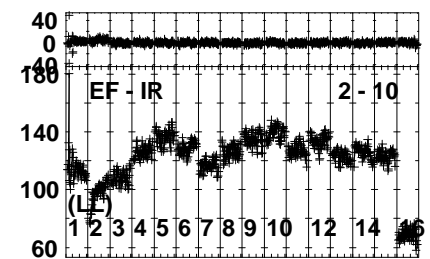
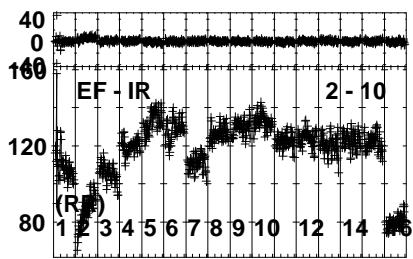
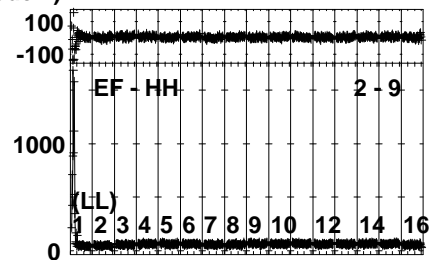
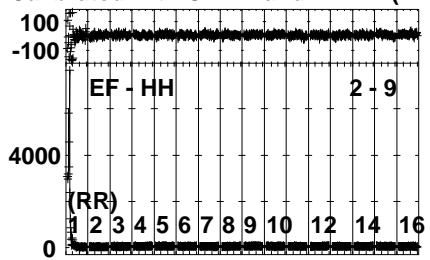
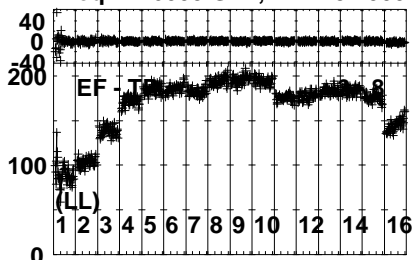


Lower frame: Milli Ampl Jy Top frame: Phas deg
Vector averaged cross-power spectrum Several baselines displayed
Timerange: 00/20:11:33 to 00/20:14:29

Plot file version 508 created 23-APR-2024 17:23:50

J0518+3306 EB100E 1.UVDATA.1

Freq = 4.6005 GHz, Bw = 32.000 MH Calibrated with CL # 4 and BP # 1 (BP mode 1)

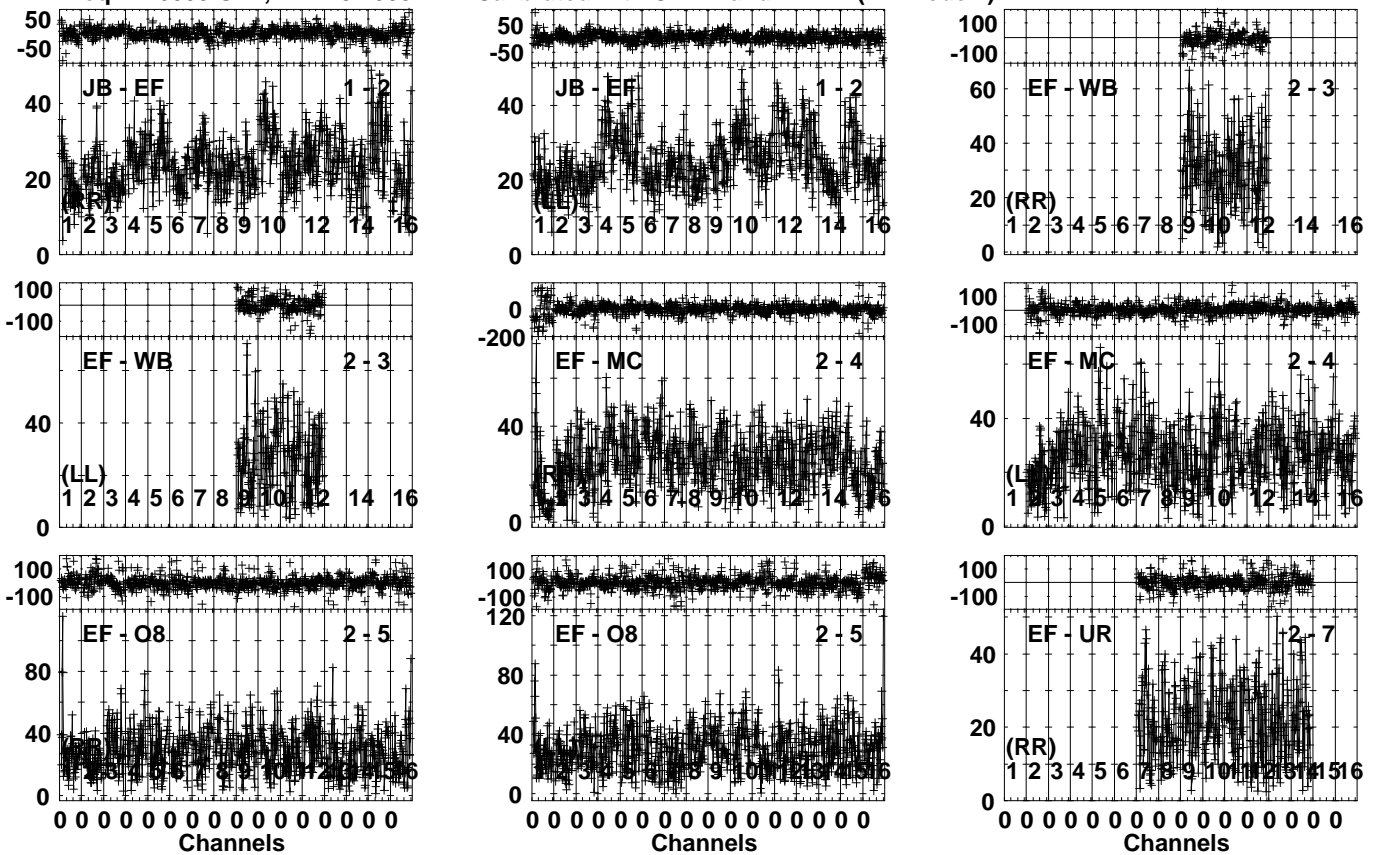


Lower frame: Milli Ampl Jy Top frame: Phas deg
Vector averaged cross-power spectrum Several baselines displayed
Timerange: 00/20:11:33 to 00/20:14:29

Plot file version 509 created 23-APR-2024 17:23:51

J0529+3209 EB100E 1.UVDATA.1

Freq = 4.6005 GHz, Bw = 32.000 MH Calibrated with CL # 4 and BP # 1 (BP mode 1)

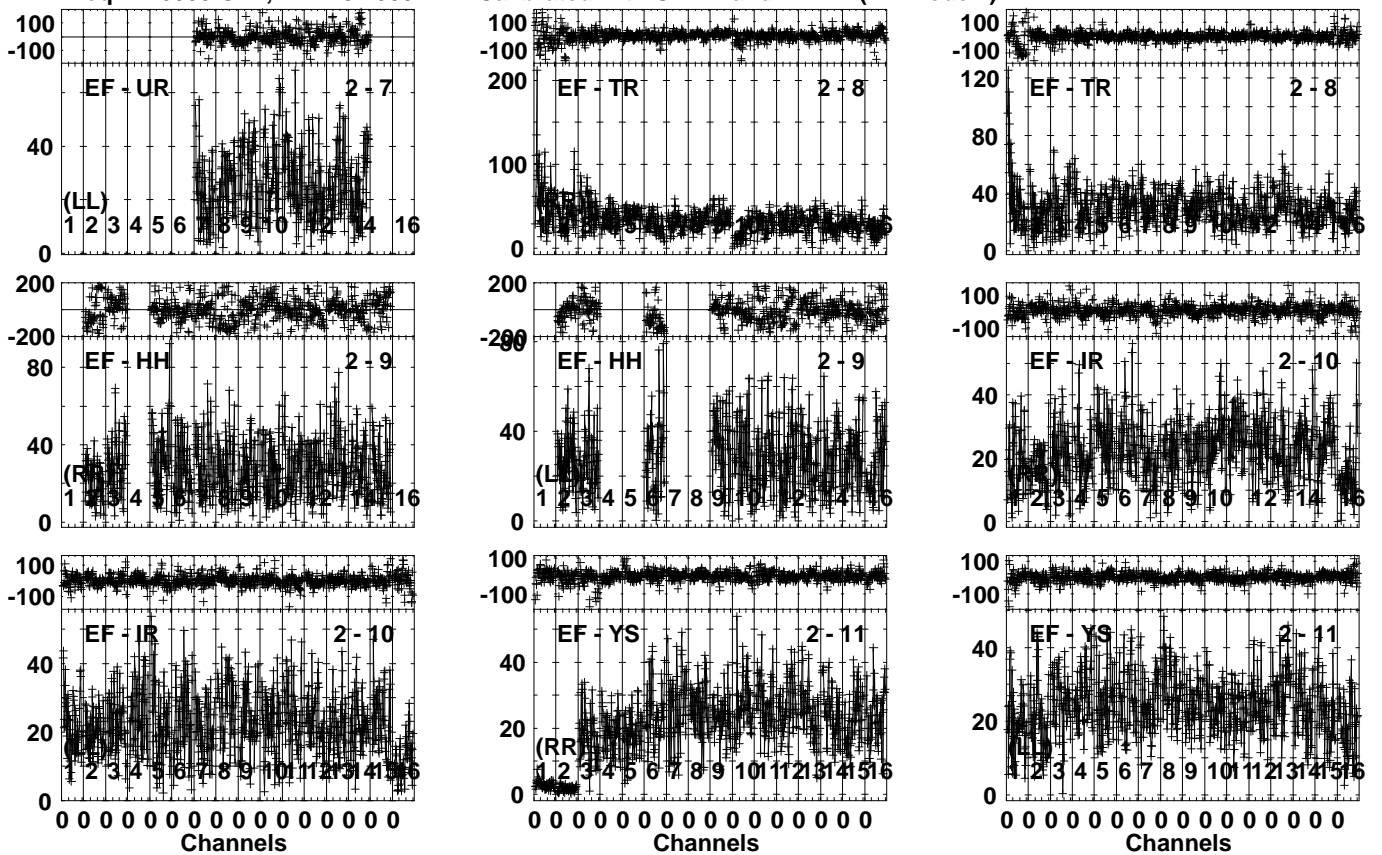


Lower frame: Milli Ampl Jy Top frame: Phas deg
Vector averaged cross-power spectrum Several baselines displayed
Timerange: 00/20:14:31 to 00/20:15:59

Plot file version 510 created 23-APR-2024 17:23:51

J0529+3209 EB100E 1.UVDATA.1

Freq = 4.6005 GHz, Bw = 32.000 MH Calibrated with CL # 4 and BP # 1 (BP mode 1)

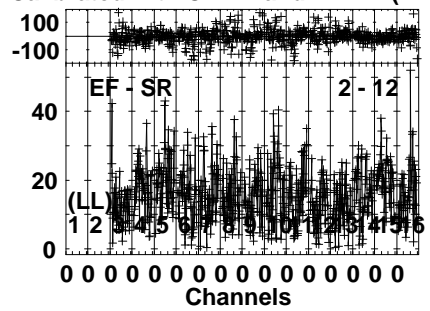
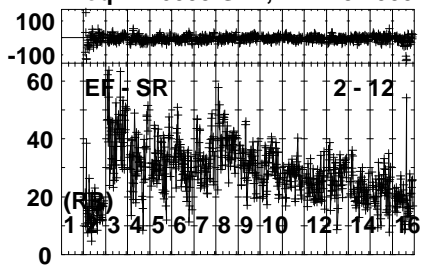


Lower frame: Milli Ampl Jy Top frame: Phas deg
Vector averaged cross-power spectrum Several baselines displayed
Timerange: 00/20:14:31 to 00/20:15:59

Plot file version 511 created 23-APR-2024 17:23:52

J0529+3209 EB100E 1.UVDATA.1

Freq = 4.6005 GHz, Bw = 32.000 MH Calibrated with CL # 4 and BP # 1 (BP mode 1)

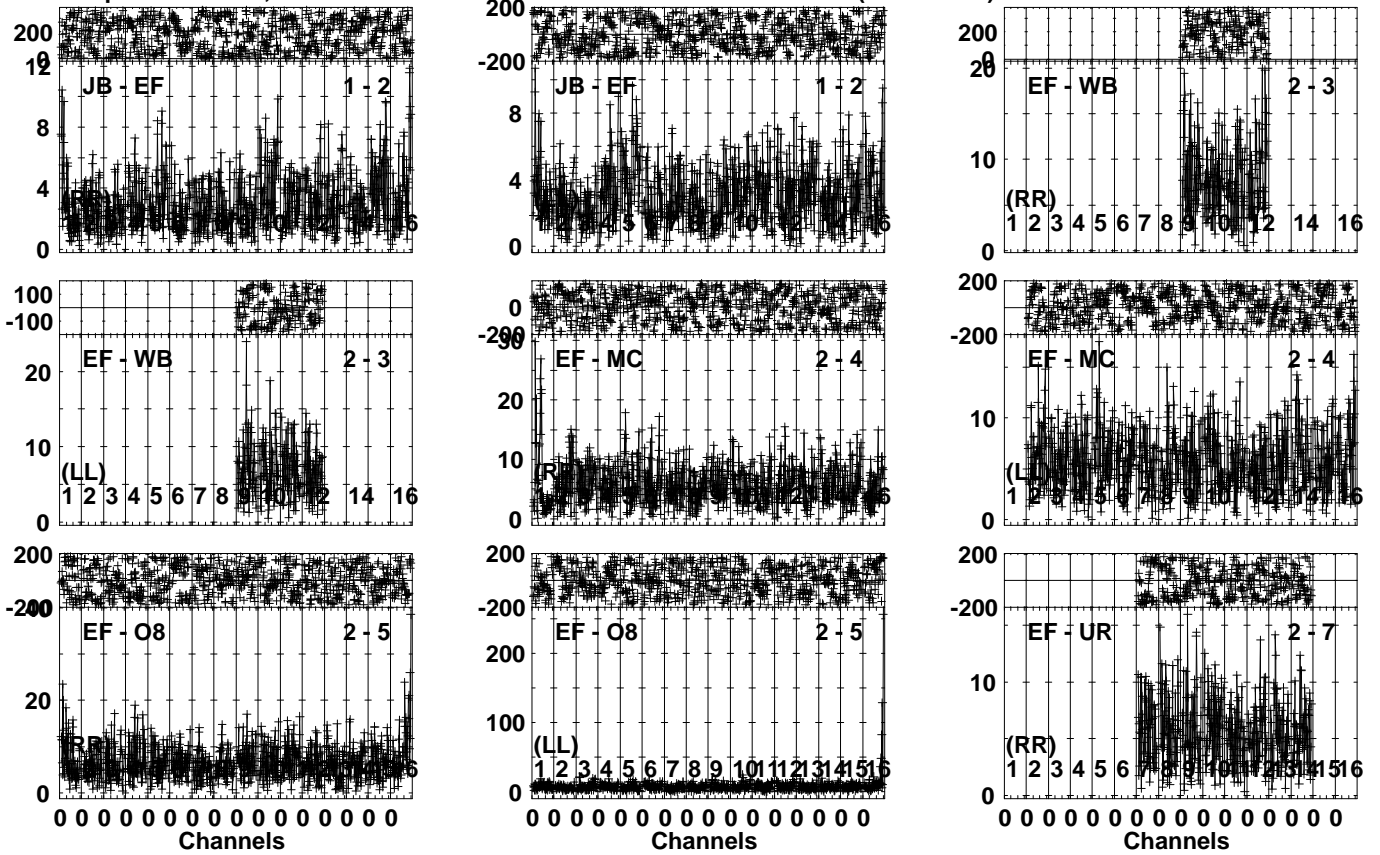


Lower frame: Milli Ampl Jy Top frame: Phas deg
Vector averaged cross-power spectrum Several baselines displayed
Timerange: 00/20:14:31 to 00/20:15:59

Plot file version 512 created 23-APR-2024 17:23:52

FRB EB100E 1.UVDATA.1

Freq = 4.6005 GHz, Bw = 32.000 MH Calibrated with CL # 4 and BP # 1 (BP mode 1)

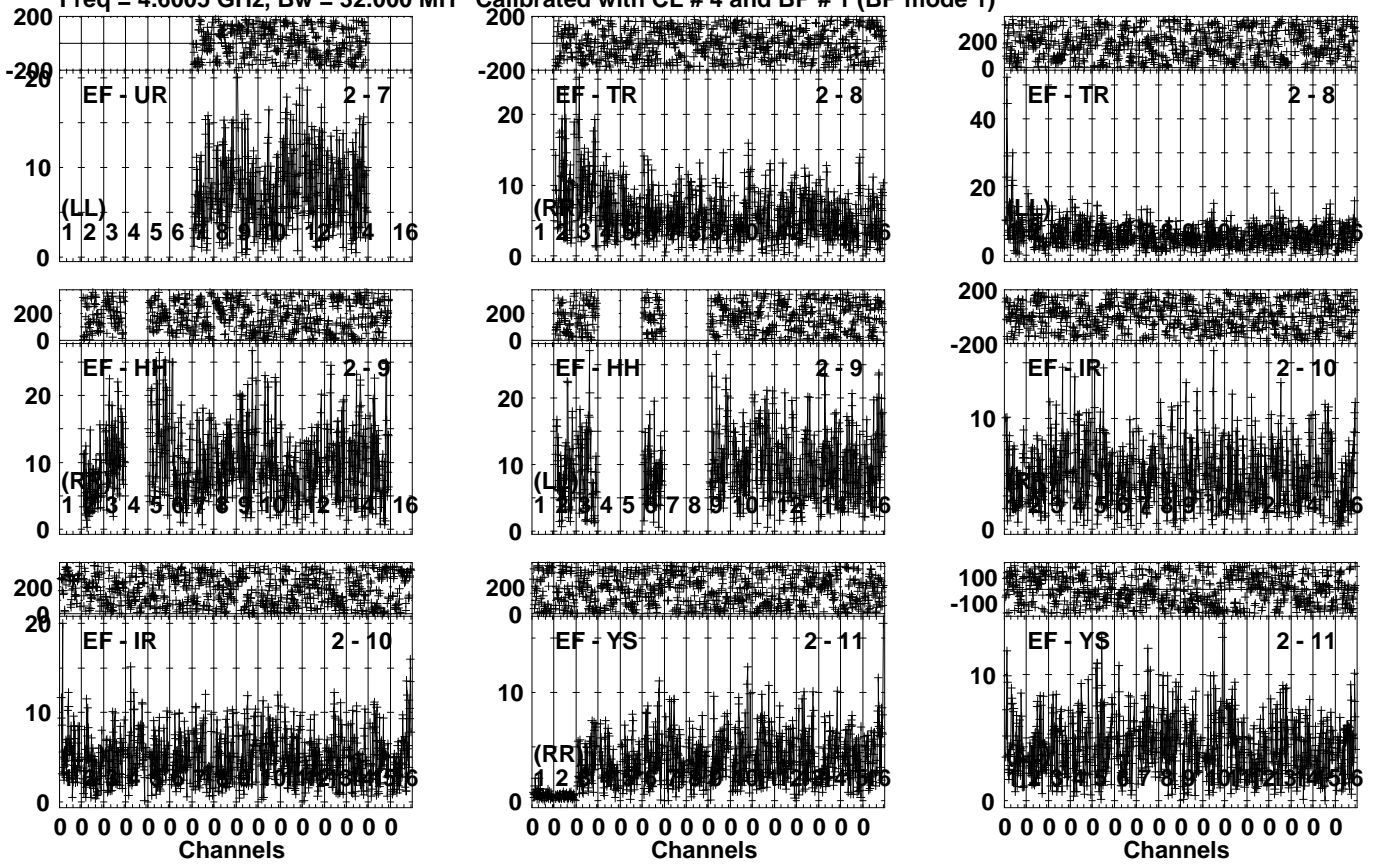


Lower frame: Milli Ampl Jy Top frame: Phas deg
Vector averaged cross-power spectrum Several baselines displayed
Timerange: 00/20:16:01 to 00/20:19:29

Plot file version 513 created 23-APR-2024 17:23:53

FRB EB100E 1.UVDATA.1

Freq = 4.6005 GHz, Bw = 32.000 MH Calibrated with CL # 4 and BP # 1 (BP mode 1)

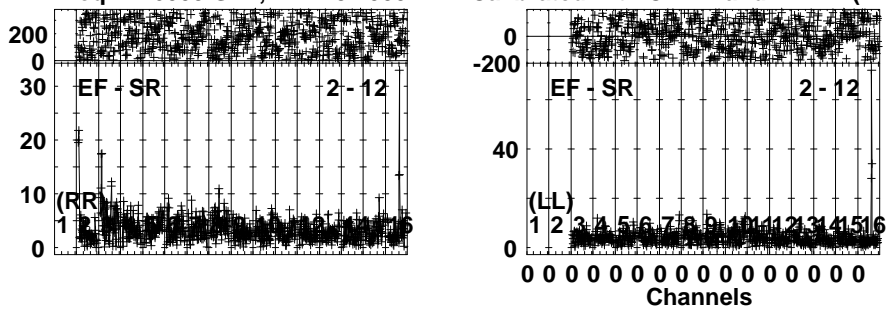


Lower frame: Milli Ampl Jy Top frame: Phas deg
 Vector averaged cross-power spectrum Several baselines displayed
 Timerange: 00/20:16:01 to 00/20:19:29

Plot file version 514 created 23-APR-2024 17:23:54

FRB EB100E 1.UVDATA.1

Freq = 4.6005 GHz, Bw = 32.000 MH Calibrated with CL # 4 and BP # 1 (BP mode 1)

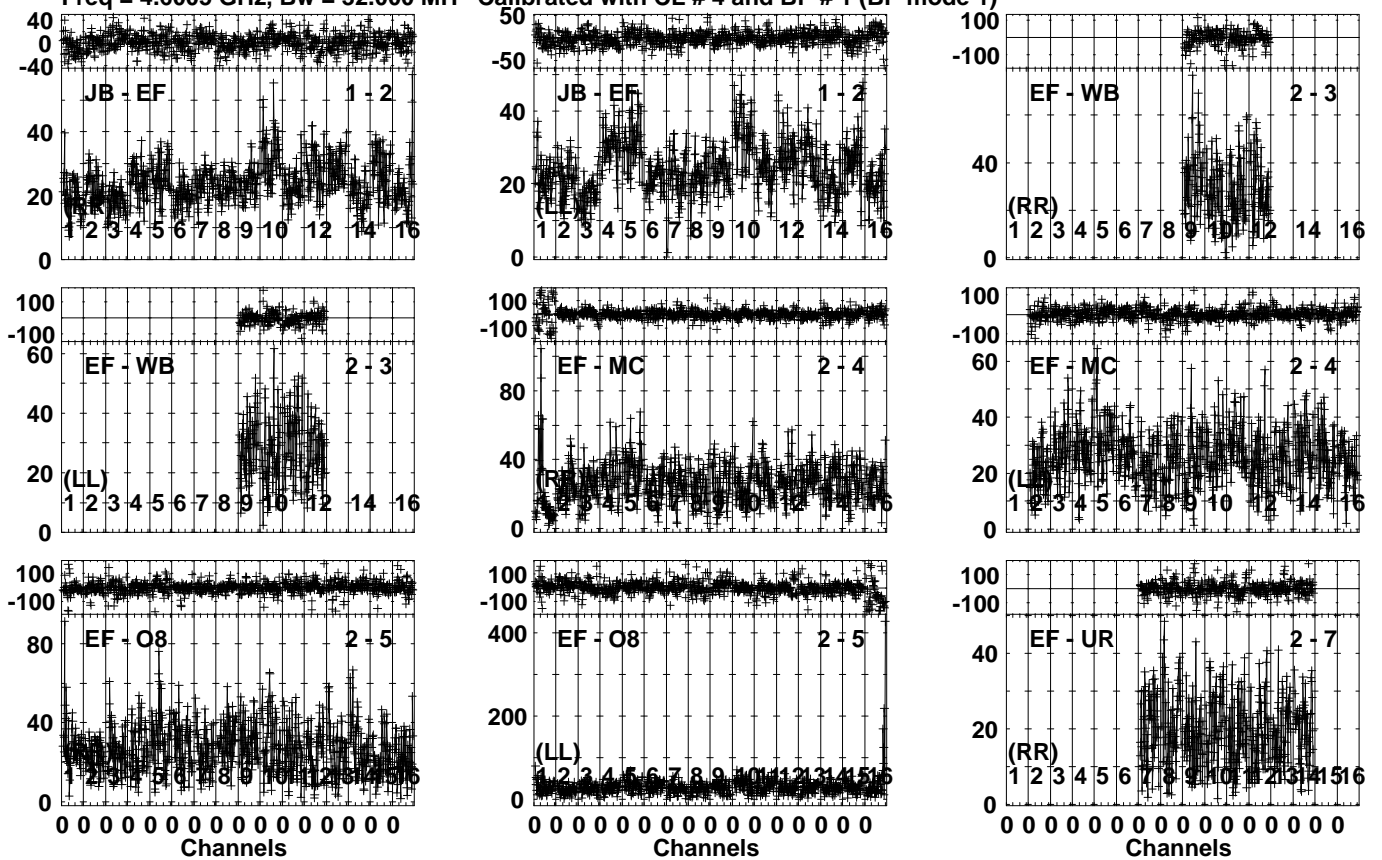


Lower frame: Milli Ampl Jy Top frame: Phas deg
Vector averaged cross-power spectrum Several baselines displayed
Timerange: 00/20:16:01 to 00/20:19:29

Plot file version 515 created 23-APR-2024 17:23:54

J0529+3209 EB100E 1.UVDATA.1

Freq = 4.6005 GHz, Bw = 32.000 MH Calibrated with CL # 4 and BP # 1 (BP mode 1)

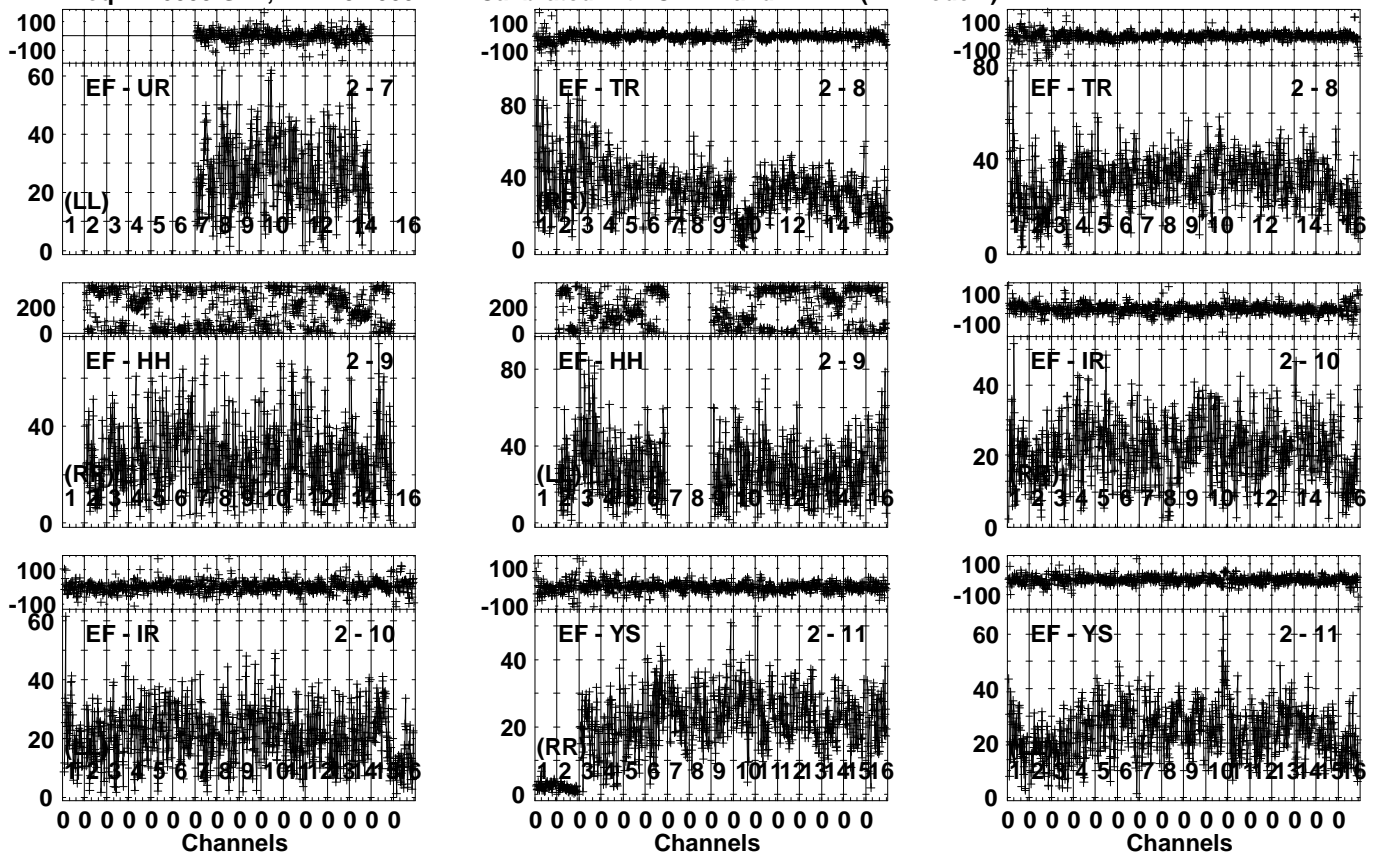


Lower frame: Milli Ampl Jy Top frame: Phas deg
Vector averaged cross-power spectrum Several baselines displayed
Timerange: 00/20:20:03 to 00/20:20:59

Plot file version 516 created 23-APR-2024 17:23:54

J0529+3209 EB100E 1.UVDATA.1

Freq = 4.6005 GHz, Bw = 32.000 MH Calibrated with CL # 4 and BP # 1 (BP mode 1)

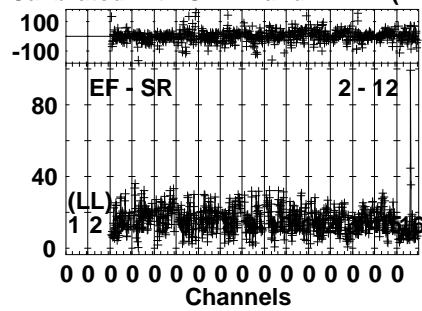
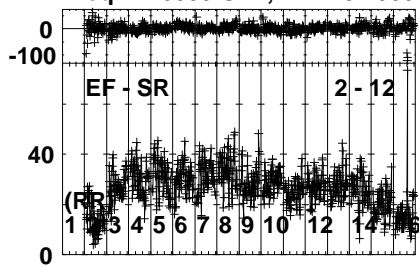


Lower frame: Milli Ampl Jy Top frame: Phas deg
Vector averaged cross-power spectrum Several baselines displayed
Timerange: 00/20:20:03 to 00/20:20:59

Plot file version 517 created 23-APR-2024 17:23:55

J0529+3209 EB100E 1.UVDATA.1

Freq = 4.6005 GHz, Bw = 32.000 MH Calibrated with CL # 4 and BP # 1 (BP mode 1)

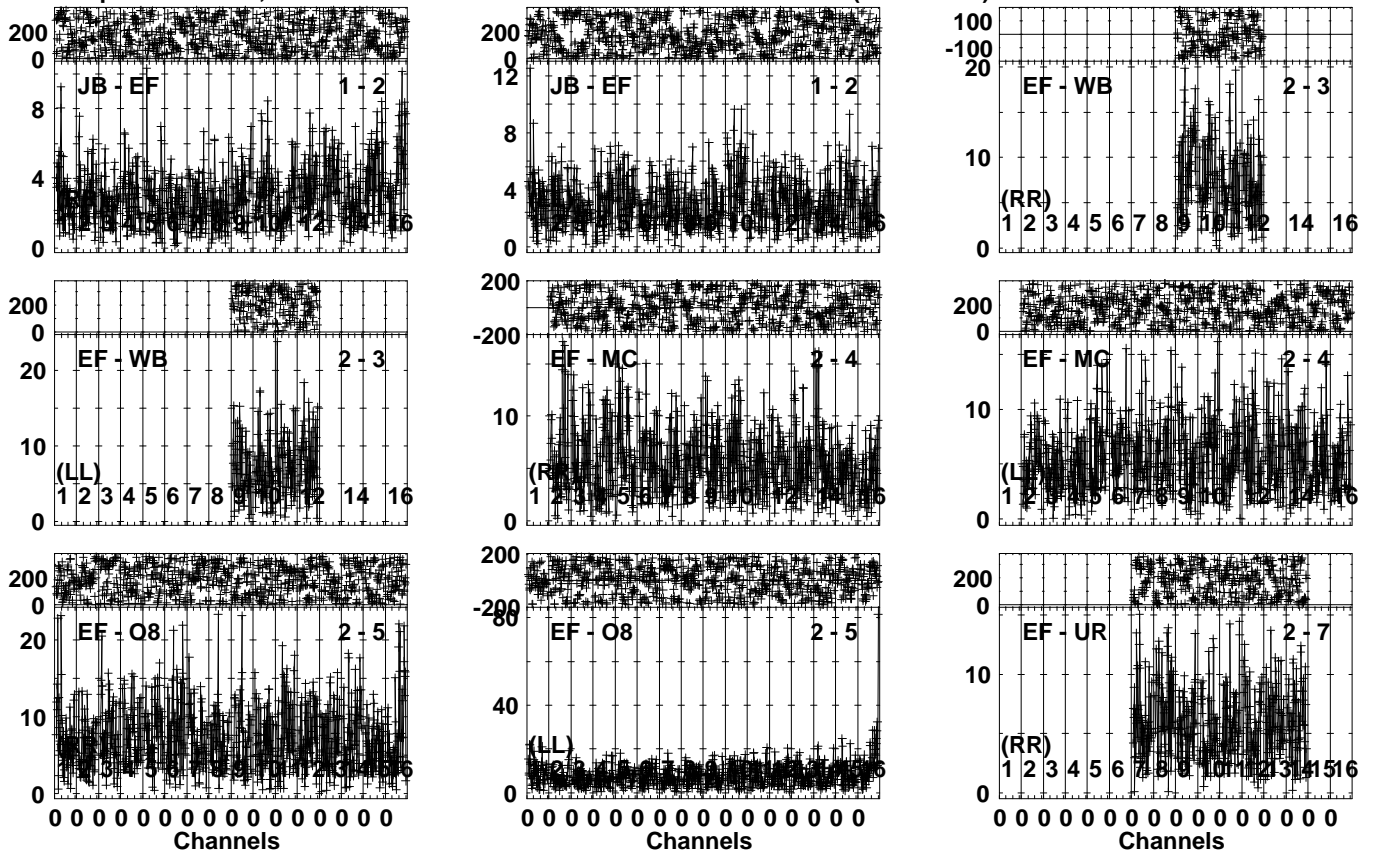


Lower frame: Milli Ampl Jy Top frame: Phas deg
Vector averaged cross-power spectrum Several baselines displayed
Timerange: 00/20:20:03 to 00/20:20:59

Plot file version 518 created 23-APR-2024 17:23:55

FRB EB100E 1.UVDATA.1

Freq = 4.6005 GHz, Bw = 32.000 MH Calibrated with CL # 4 and BP # 1 (BP mode 1)

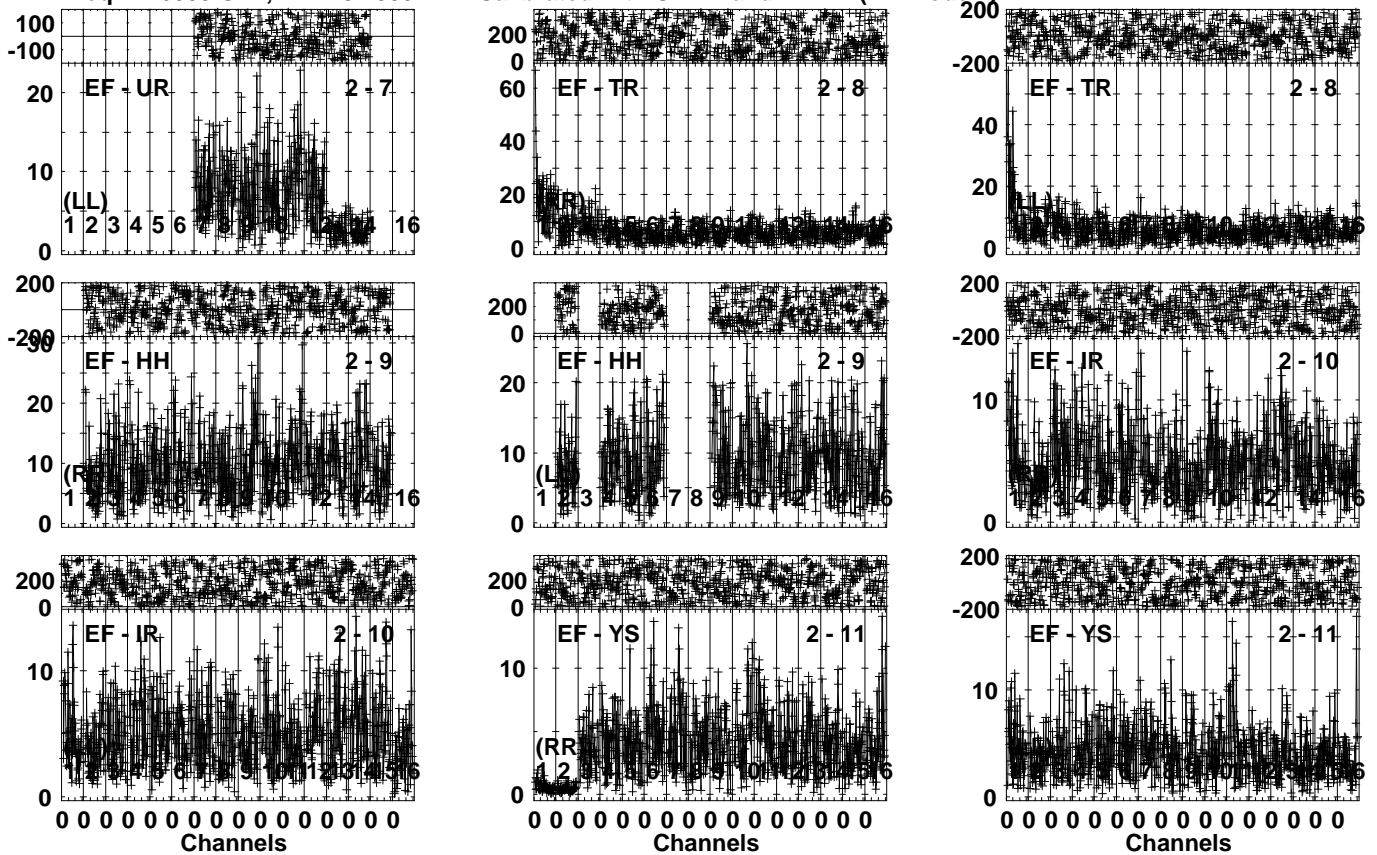


Lower frame: Milli Ampl Jy Top frame: Phas deg
Vector averaged cross-power spectrum Several baselines displayed
Timerange: 00/20:21:03 to 00/20:24:29

Plot file version 519 created 23-APR-2024 17:23:56

FRB EB100E 1.UVDATA.1

Freq = 4.6005 GHz, Bw = 32.000 MH Calibrated with CL # 4 and BP # 1 (BP mode 1)

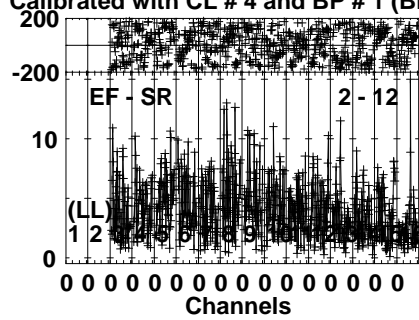
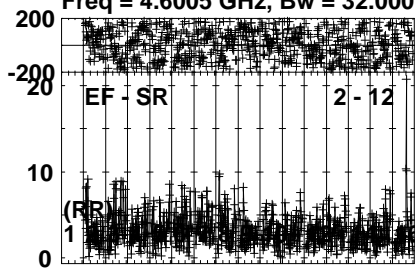


Lower frame: Milli Ampl Jy Top frame: Phas deg
Vector averaged cross-power spectrum Several baselines displayed
Timerange: 00/20:21:03 to 00/20:24:29

Plot file version 520 created 23-APR-2024 17:23:57

FRB EB100E 1.UVDATA.1

Freq = 4.6005 GHz, Bw = 32.000 MH Calibrated with CL # 4 and BP # 1 (BP mode 1)

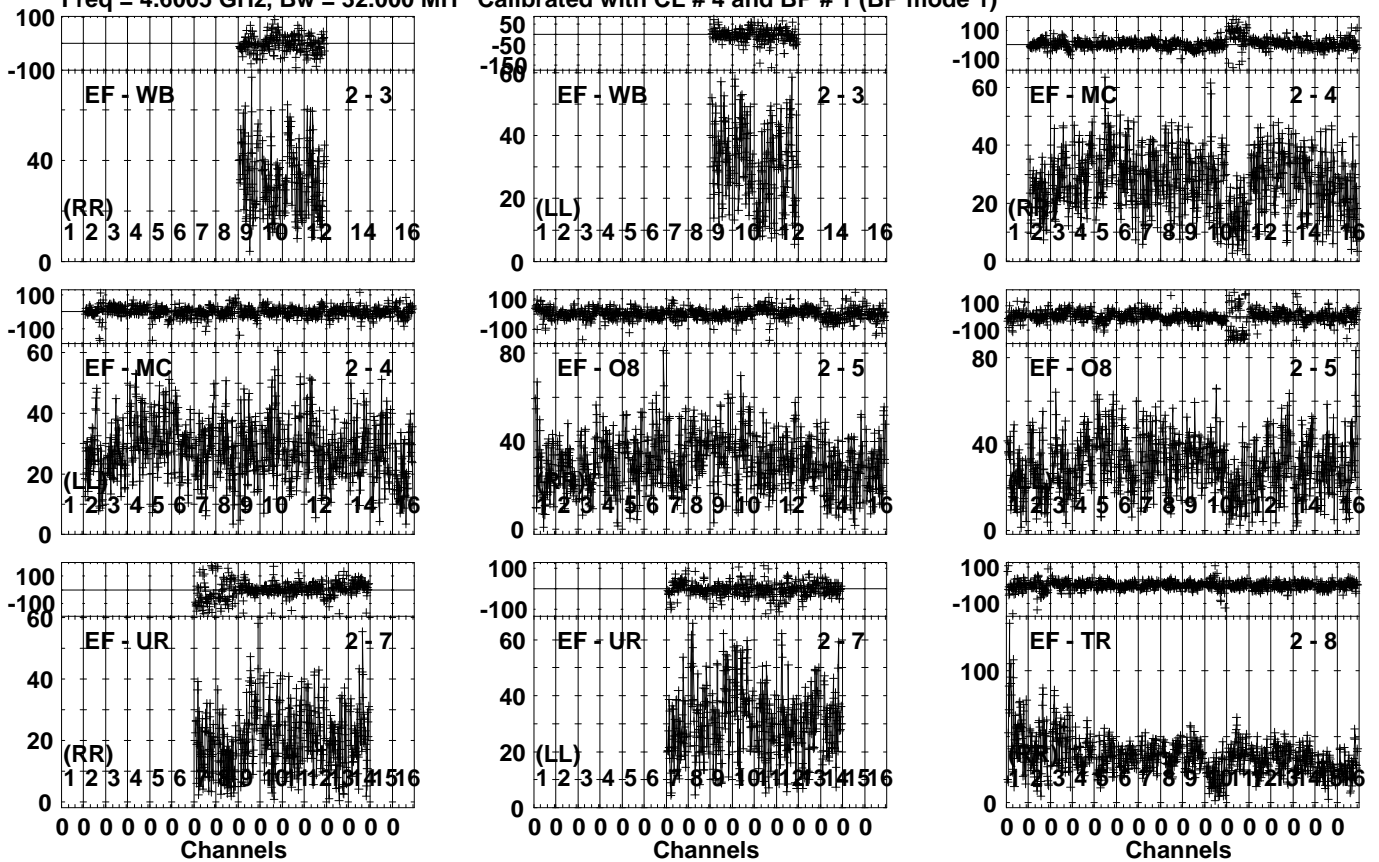


Lower frame: Milli Ampl Jy Top frame: Phas deg
Vector averaged cross-power spectrum Several baselines displayed
Timerange: 00/20:21:03 to 00/20:24:29

Plot file version 521 created 23-APR-2024 17:23:57

J0529+3209 EB100E 1.UVDATA.1

Freq = 4.6005 GHz, Bw = 32.000 MH Calibrated with CL # 4 and BP # 1 (BP mode 1)

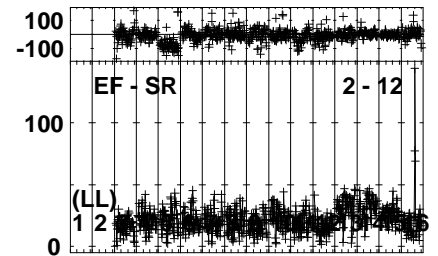
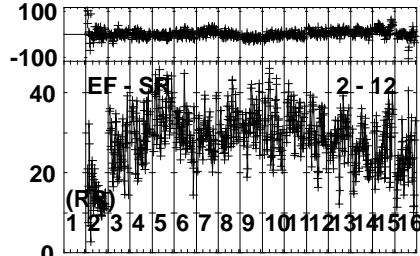
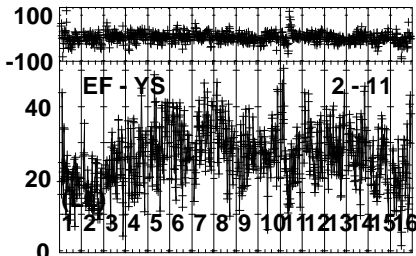
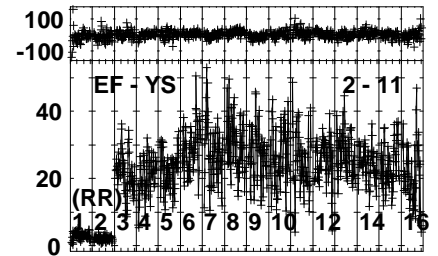
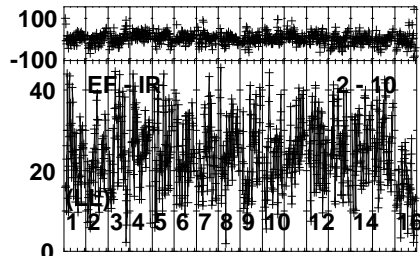
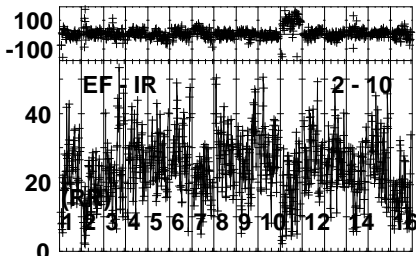
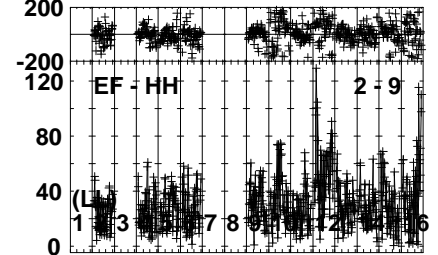
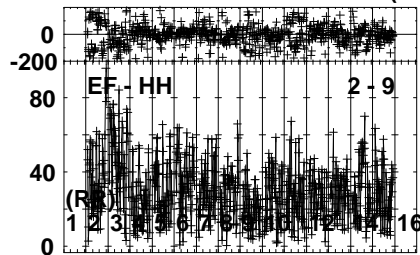
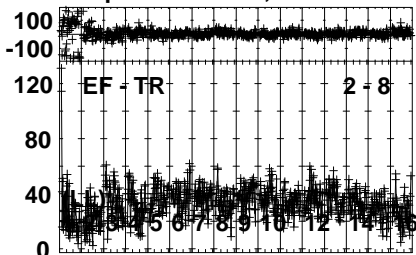


Lower frame: Milli Ampl Jy Top frame: Phas deg
Vector averaged cross-power spectrum Several baselines displayed
Timerange: 00/20:25:03 to 00/20:25:59

Plot file version 522 created 23-APR-2024 17:23:58

J0529+3209 EB100E 1.UVDATA.1

Freq = 4.6005 GHz, Bw = 32.000 MH Calibrated with CL # 4 and BP # 1 (BP mode 1)

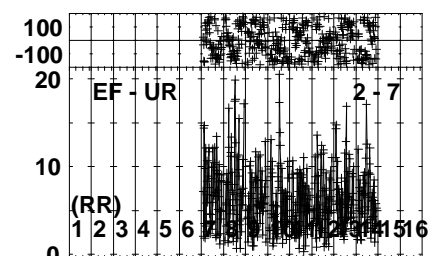
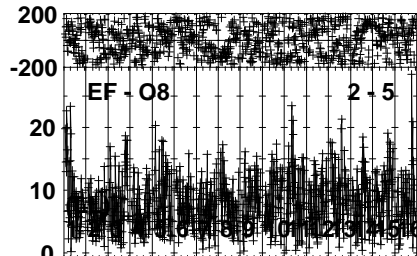
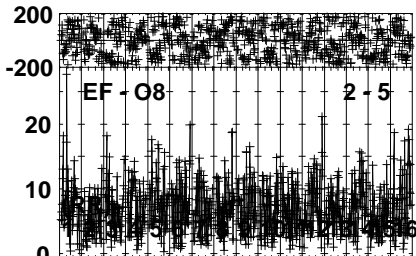
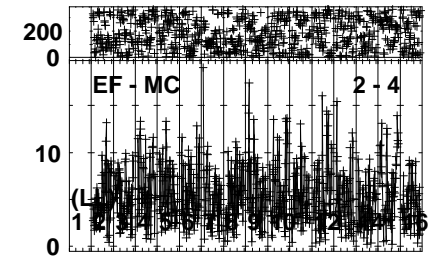
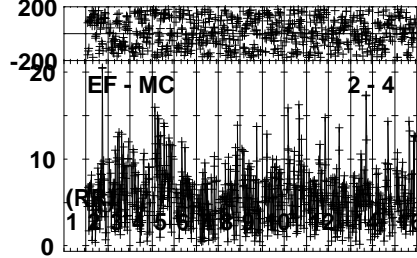
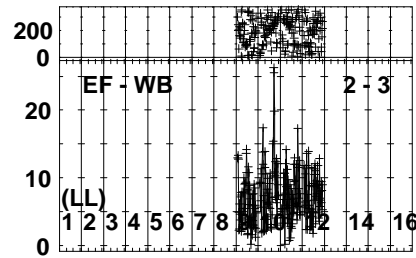
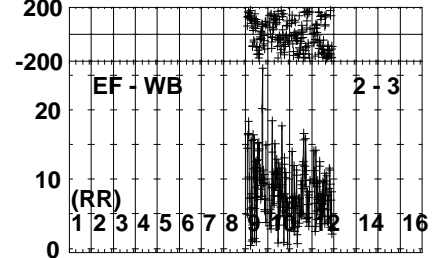
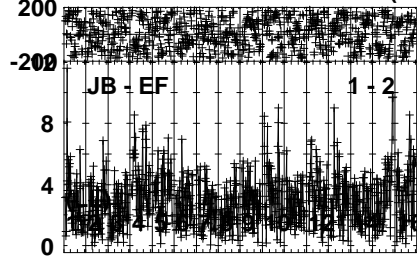
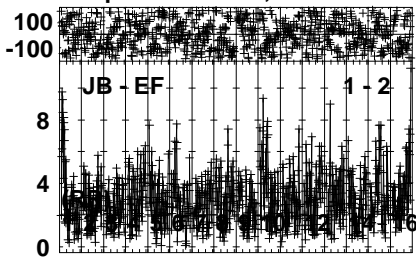


Lower frame: Milli Ampl Jy Top frame: Phas deg
Vector averaged cross-power spectrum Several baselines displayed
Timerange: 00/20:25:03 to 00/20:25:59

Plot file version 523 created 23-APR-2024 17:23:58

FRB EB100E 1.UVDATA.1

Freq = 4.6005 GHz, Bw = 32.000 MH Calibrated with CL # 4 and BP # 1 (BP mode 1)

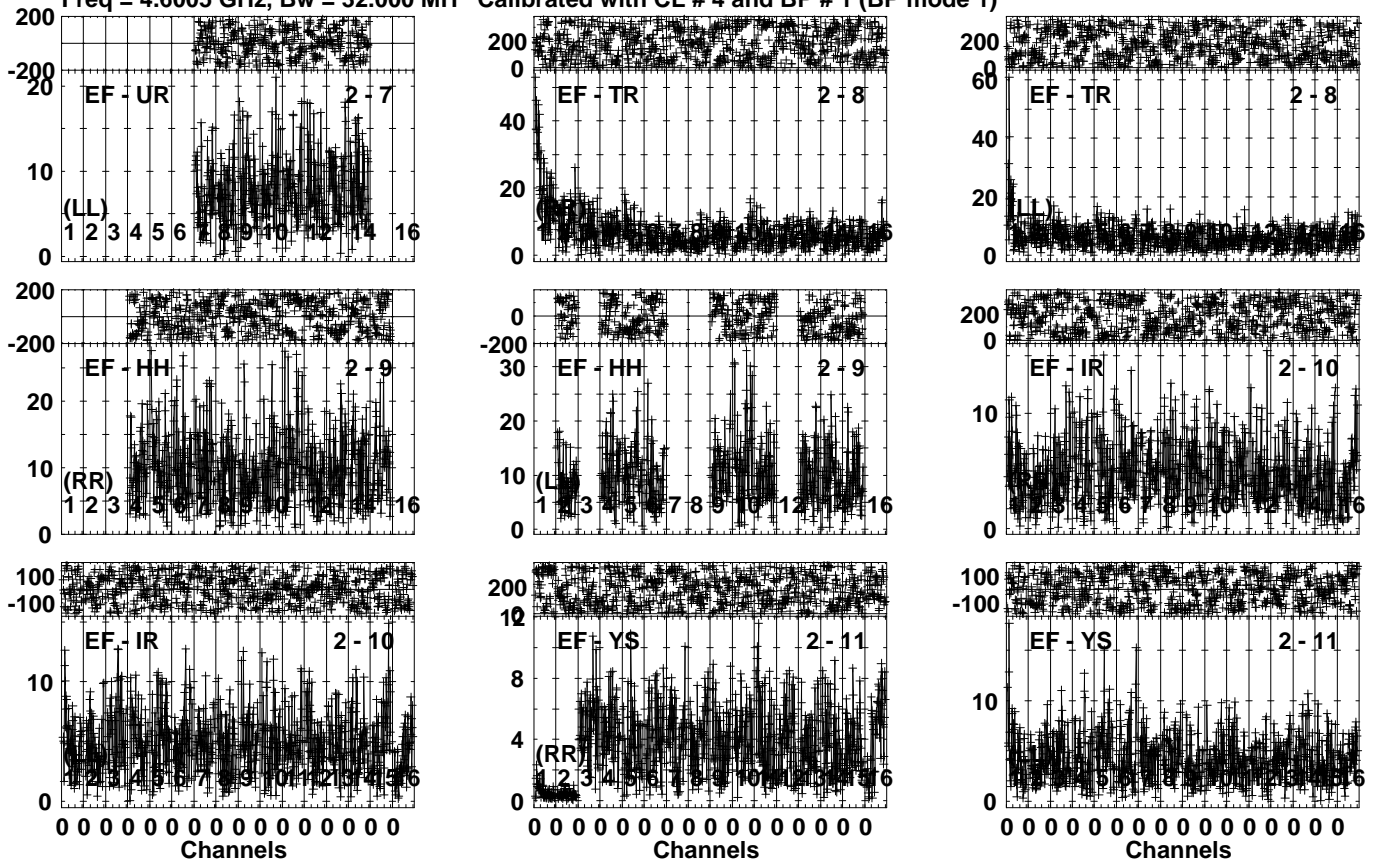


Lower frame: Milli Ampl Jy Top frame: Phas deg
Vector averaged cross-power spectrum Several baselines displayed
Timerange: 00/20:26:01 to 00/20:29:29

Plot file version 524 created 23-APR-2024 17:23:59

FRB EB100E 1.UVDATA.1

Freq = 4.6005 GHz, Bw = 32.000 MH Calibrated with CL # 4 and BP # 1 (BP mode 1)

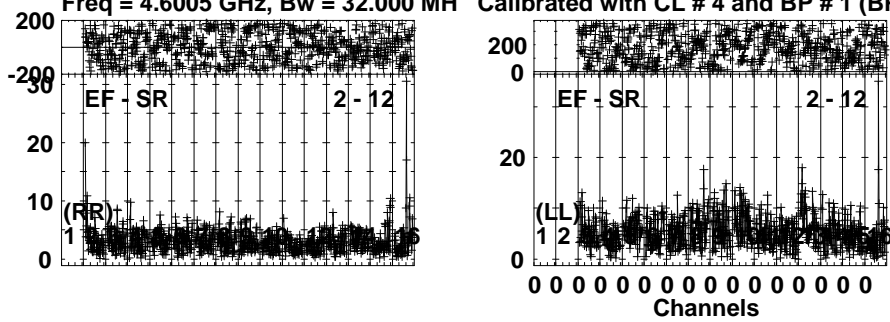


Lower frame: Milli Ampl Jy Top frame: Phas deg
Vector averaged cross-power spectrum Several baselines displayed
Timerange: 00/20:26:01 to 00/20:29:29

Plot file version 525 created 23-APR-2024 17:24:00

FRB EB100E 1.UVDATA.1

Freq = 4.6005 GHz, Bw = 32.000 MH Calibrated with CL # 4 and BP # 1 (BP mode 1)

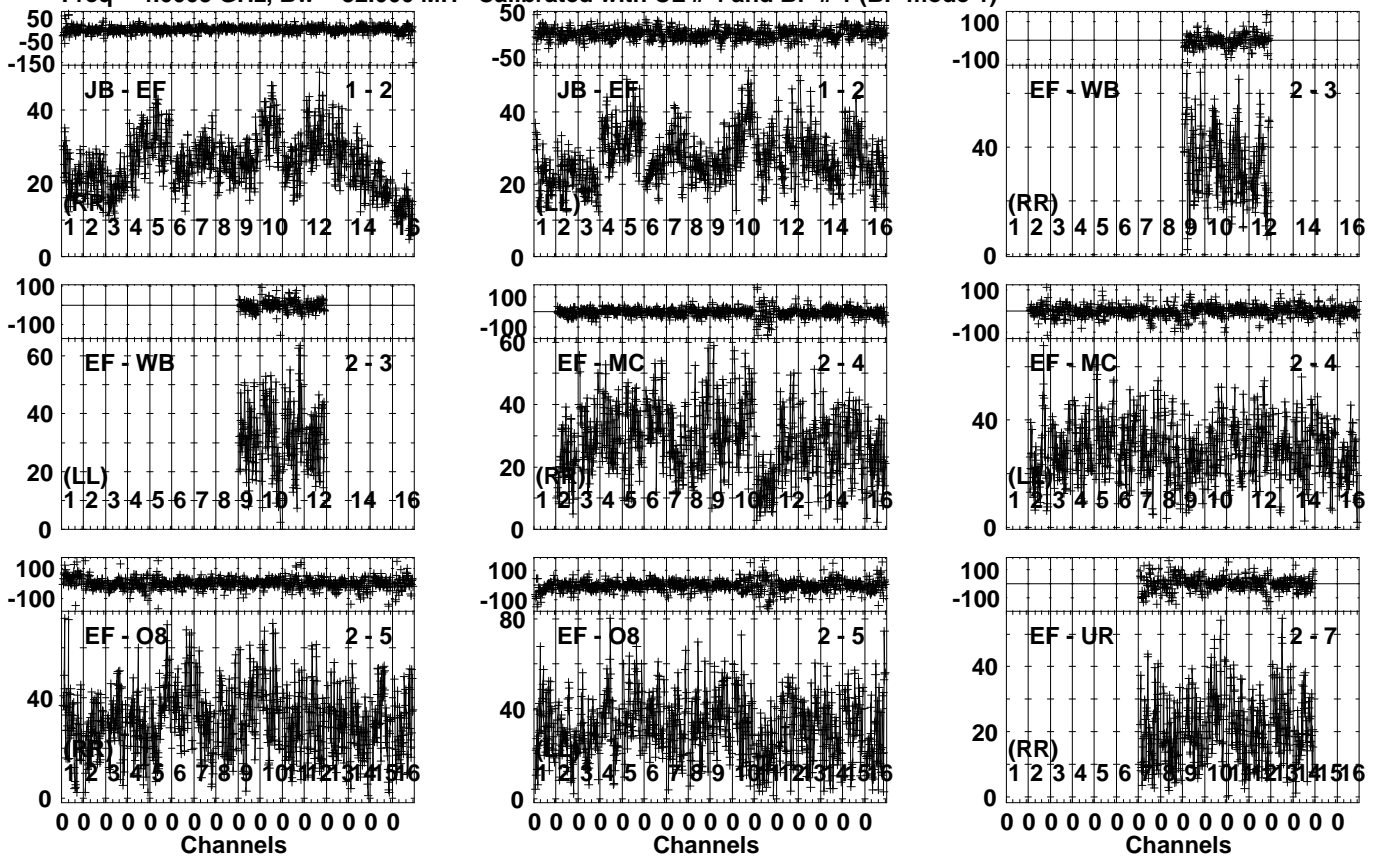


Lower frame: Milli Ampl Jy Top frame: Phas deg
Vector averaged cross-power spectrum Several baselines displayed
Timerange: 00/20:26:01 to 00/20:29:29

Plot file version 526 created 23-APR-2024 17:24:00

J0529+3209 EB100E 1.UVDATA.1

Freq = 4.6005 GHz, Bw = 32.000 MH Calibrated with CL # 4 and BP # 1 (BP mode 1)

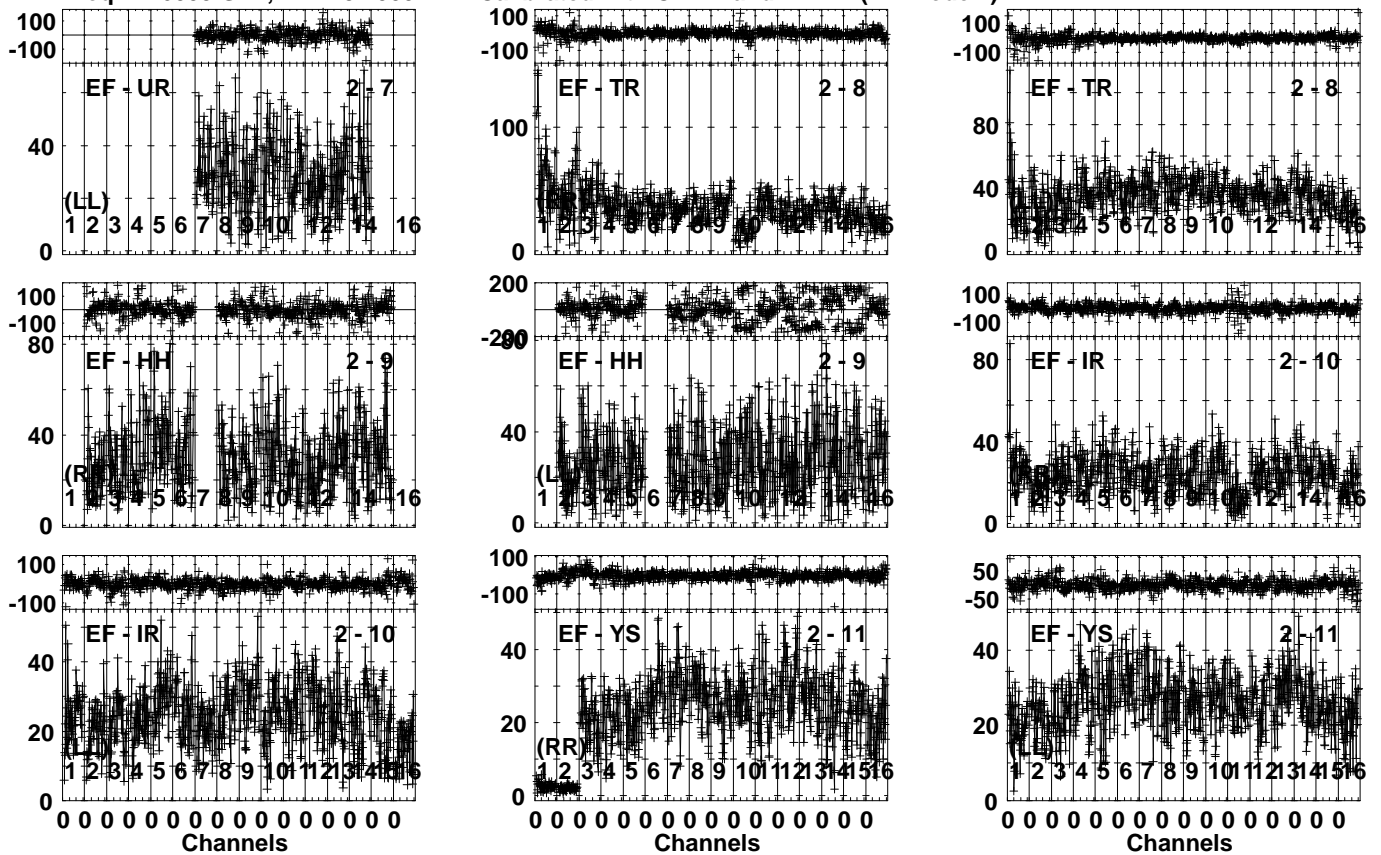


Lower frame: Milli Ampl Jy Top frame: Phas deg
Vector averaged cross-power spectrum Several baselines displayed
Timerange: 00/20:29:31 to 00/20:30:59

Plot file version 527 created 23-APR-2024 17:24:01

J0529+3209 EB100E 1.UVDATA.1

Freq = 4.6005 GHz, Bw = 32.000 MH Calibrated with CL # 4 and BP # 1 (BP mode 1)

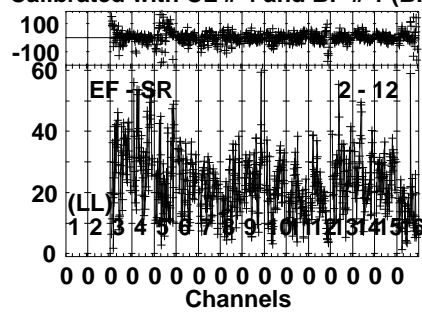
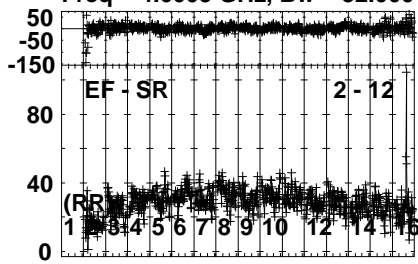


Lower frame: Milli Ampl Jy Top frame: Phas deg
Vector averaged cross-power spectrum Several baselines displayed
Timerange: 00/20:29:31 to 00/20:30:59

Plot file version 528 created 23-APR-2024 17:24:01

J0529+3209 EB100E 1.UVDATA.1

Freq = 4.6005 GHz, Bw = 32.000 MH Calibrated with CL # 4 and BP # 1 (BP mode 1)

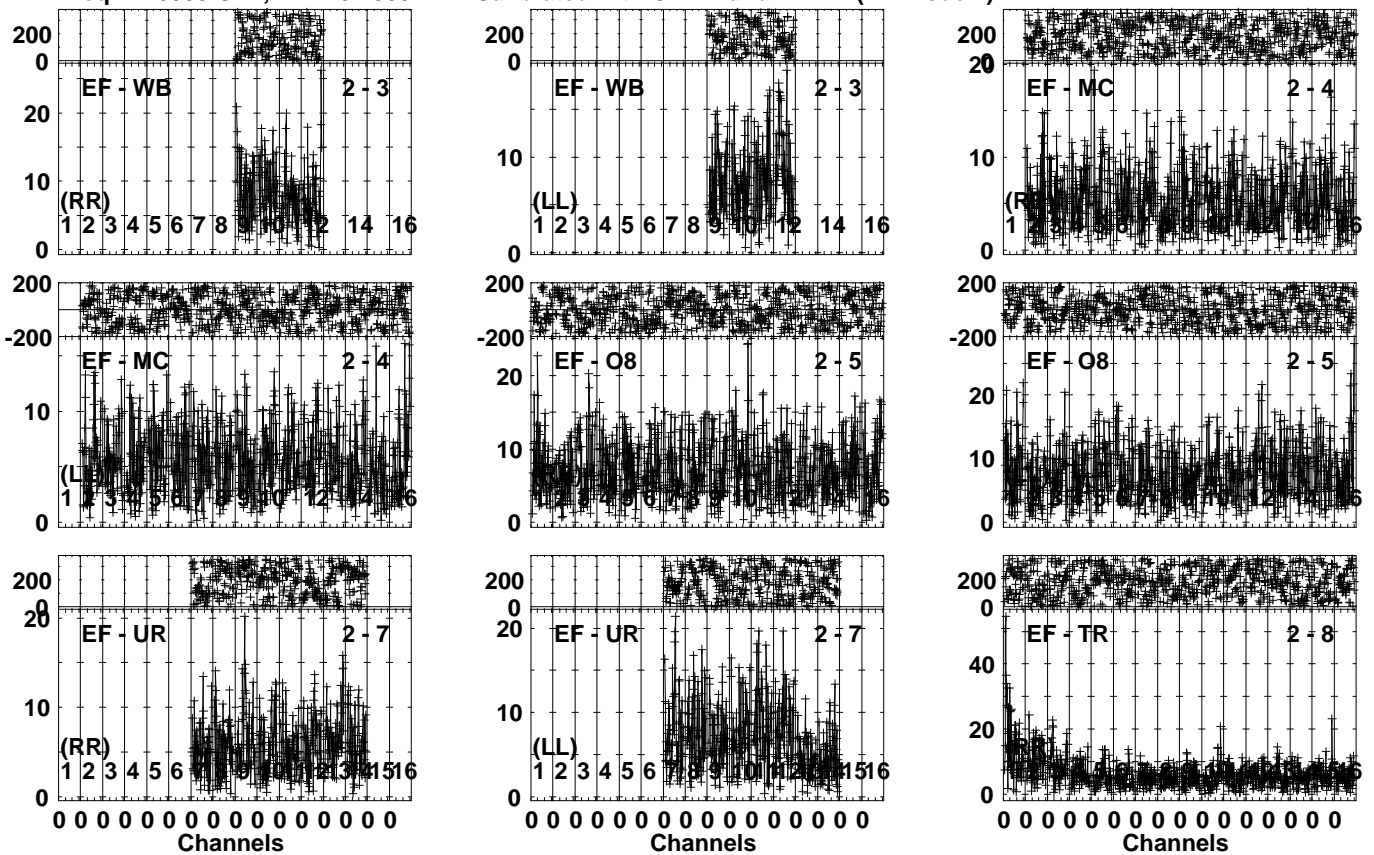


Lower frame: Milli Ampl Jy Top frame: Phas deg
Vector averaged cross-power spectrum Several baselines displayed
Timerange: 00/20:29:31 to 00/20:30:59

Plot file version 529 created 23-APR-2024 17:24:01

FRB EB100E 1.UVDATA.1

Freq = 4.6005 GHz, Bw = 32.000 MH Calibrated with CL # 4 and BP # 1 (BP mode 1)

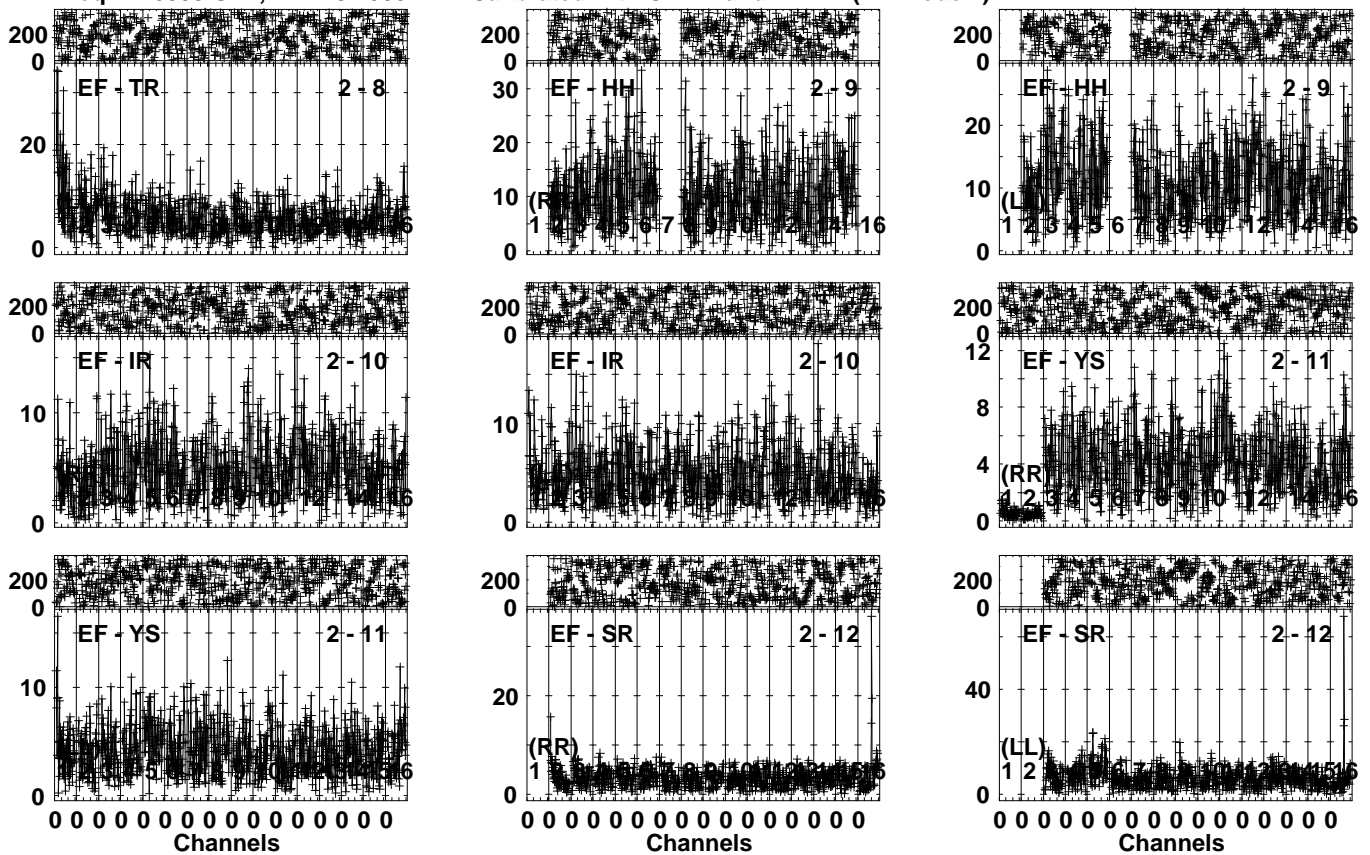


Lower frame: Milli Ampl Jy Top frame: Phas deg
Vector averaged cross-power spectrum Several baselines displayed
Timerange: 00/20:31:01 to 00/20:34:29

Plot file version 530 created 23-APR-2024 17:24:02

FRB EB100E 1.UVDATA.1

Freq = 4.6005 GHz, Bw = 32.000 MH Calibrated with CL # 4 and BP # 1 (BP mode 1)

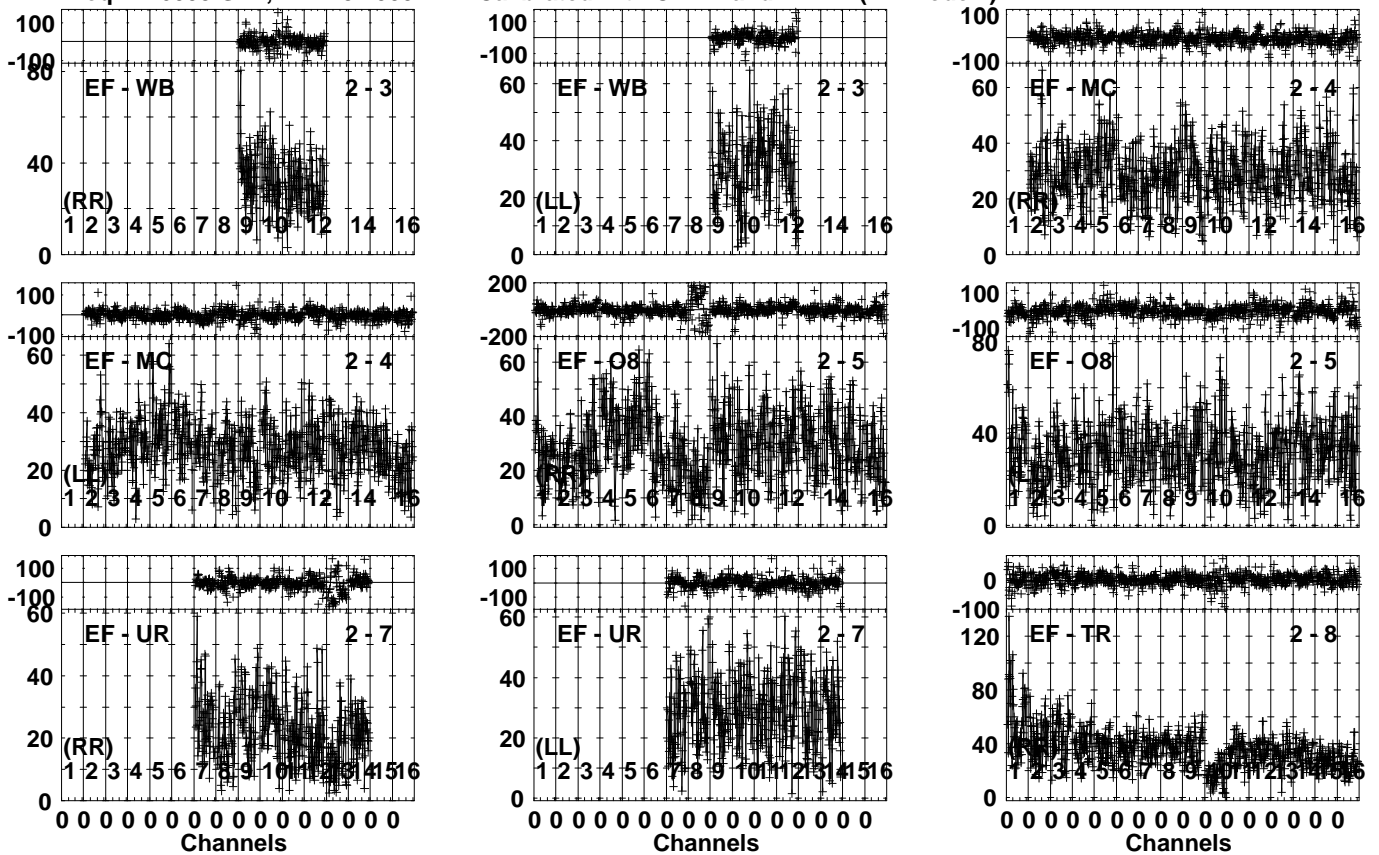


Lower frame: Milli Ampl Jy Top frame: Phas deg
Vector averaged cross-power spectrum Several baselines displayed
Timerange: 00/20:31:01 to 00/20:34:29

Plot file version 531 created 23-APR-2024 17:24:03

J0529+3209 EB100E 1.UVDATA.1

Freq = 4.6005 GHz, Bw = 32.000 MH Calibrated with CL # 4 and BP # 1 (BP mode 1)

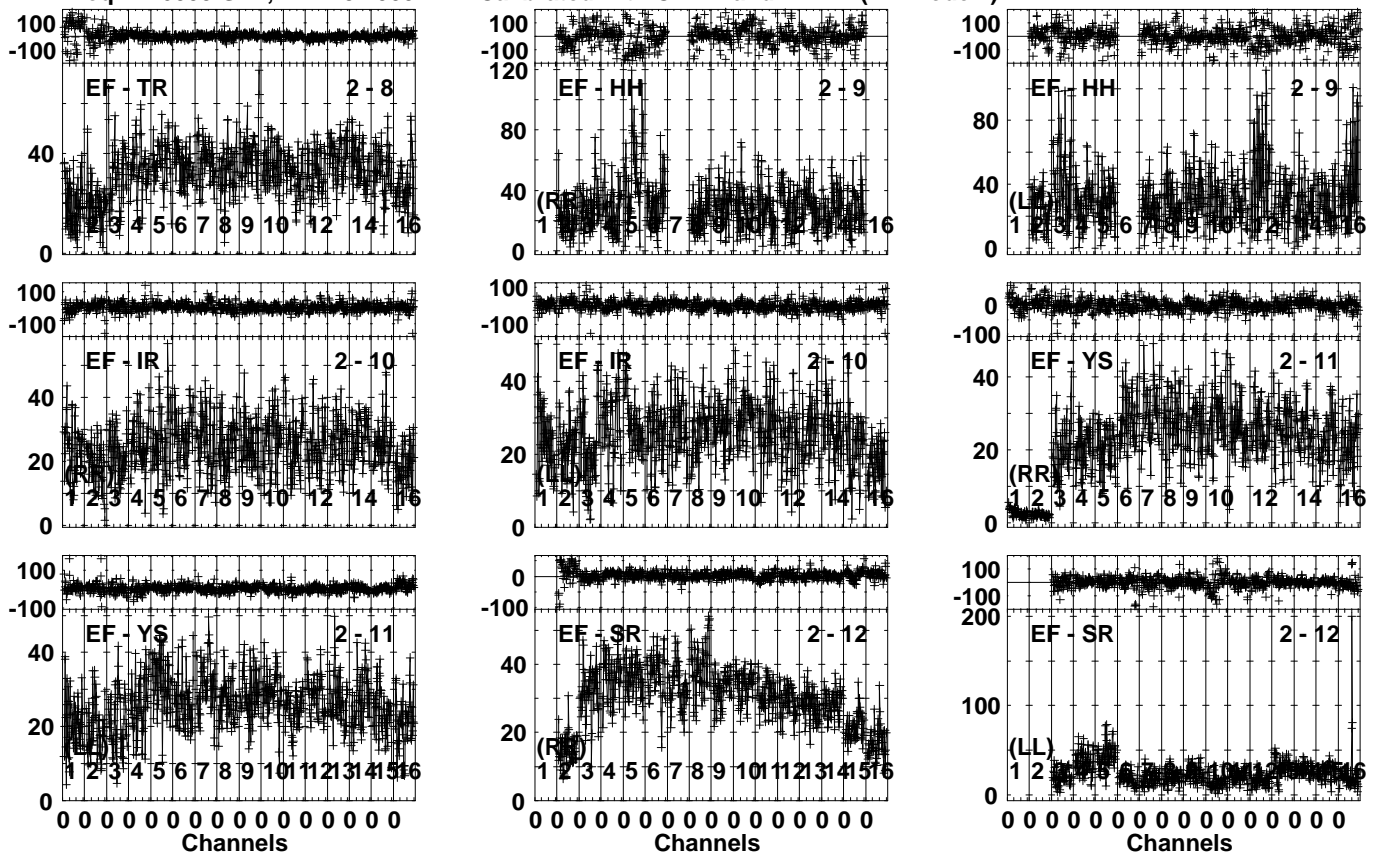


Lower frame: Milli Ampl Jy Top frame: Phas deg
Vector averaged cross-power spectrum Several baselines displayed
Timerange: 00/20:35:03 to 00/20:35:59

Plot file version 532 created 23-APR-2024 17:24:03

J0529+3209 EB100E 1.UVDATA.1

Freq = 4.6005 GHz, Bw = 32.000 MH Calibrated with CL # 4 and BP # 1 (BP mode 1)

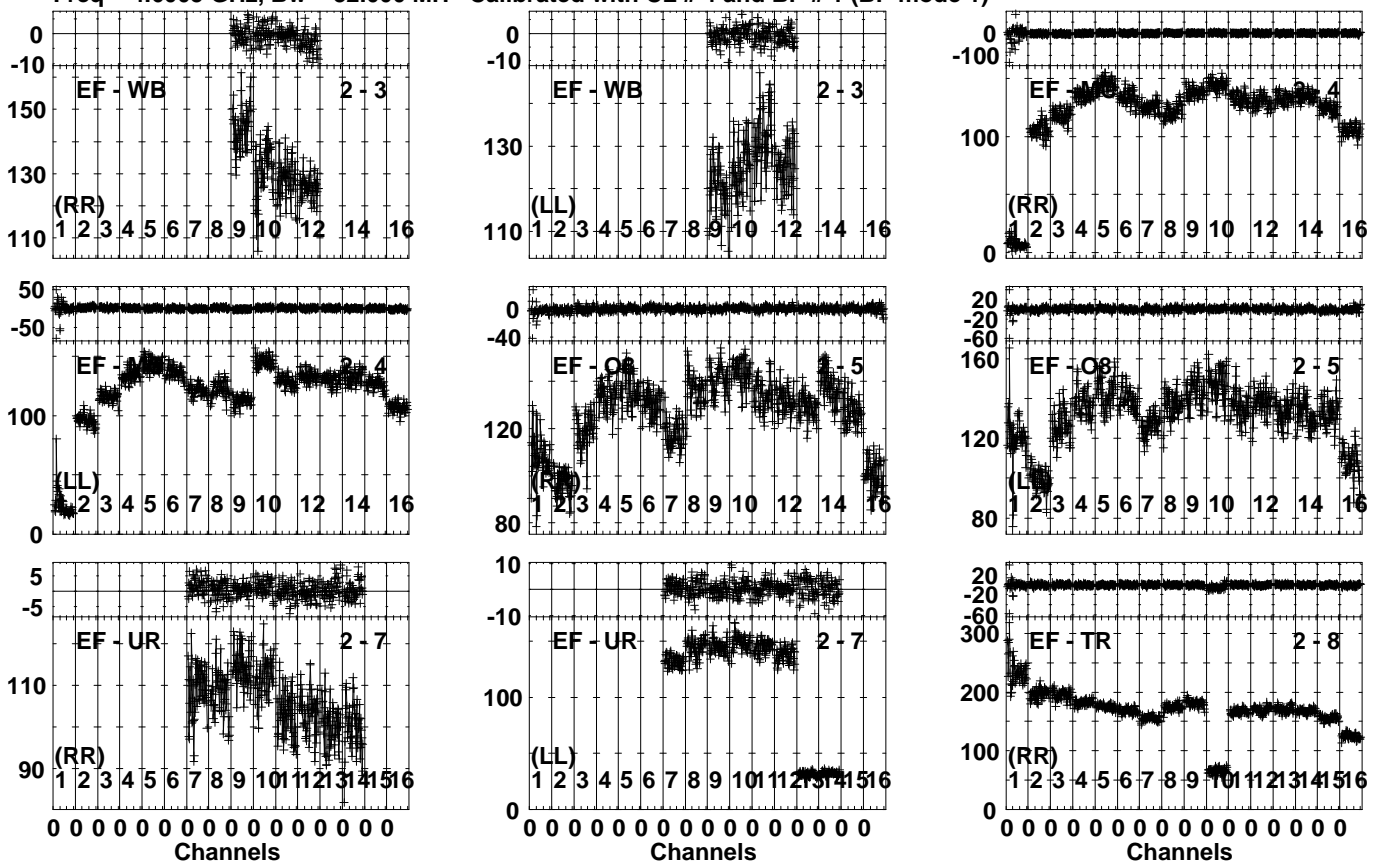


Lower frame: Milli Ampl Jy Top frame: Phas deg
Vector averaged cross-power spectrum Several baselines displayed
Timerange: 00/20:35:03 to 00/20:35:59

Plot file version 533 created 23-APR-2024 17:24:04

J0518+3306 EB100E 1.UVDATA.1

Freq = 4.6005 GHz, Bw = 32.000 MH Calibrated with CL # 4 and BP # 1 (BP mode 1)

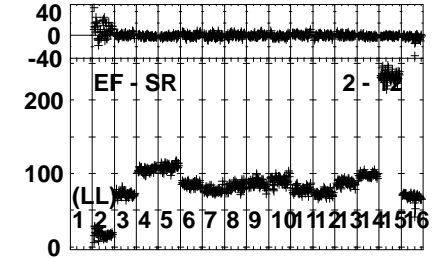
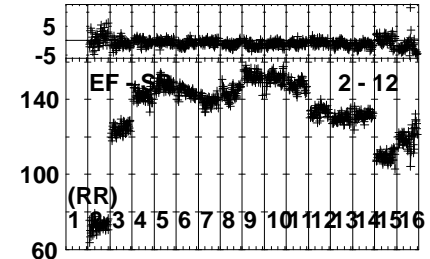
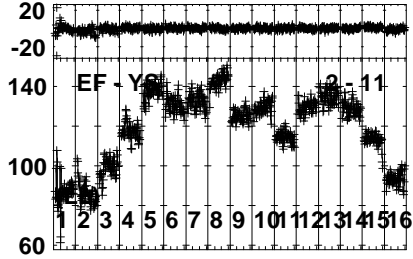
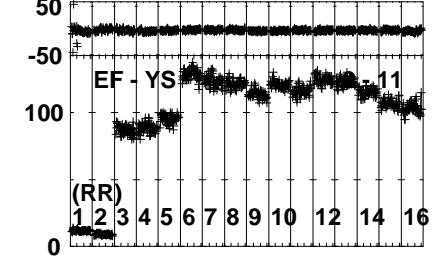
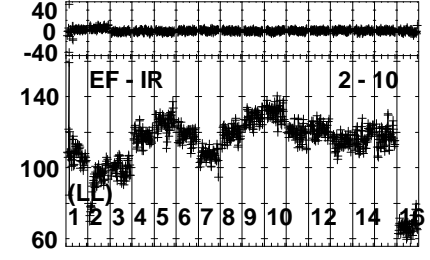
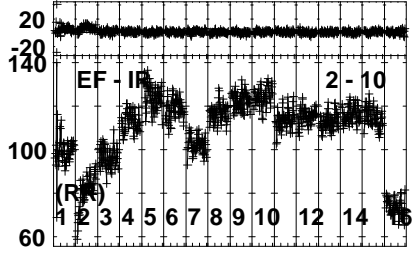
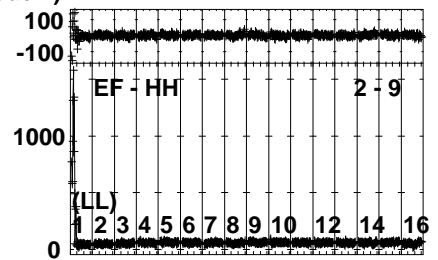
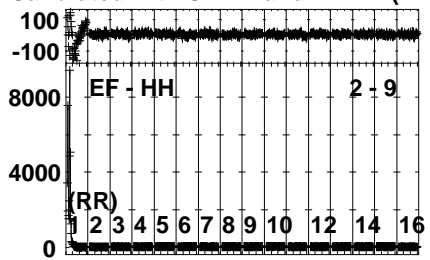
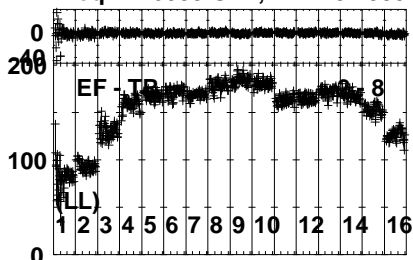


Lower frame: Milli Ampl Jy Top frame: Phas deg
Vector averaged cross-power spectrum Several baselines displayed
Timerange: 00/20:36:33 to 00/20:39:29

Plot file version 534 created 23-APR-2024 17:24:05

J0518+3306 EB100E 1.UVDATA.1

Freq = 4.6005 GHz, Bw = 32.000 MH Calibrated with CL # 4 and BP # 1 (BP mode 1)

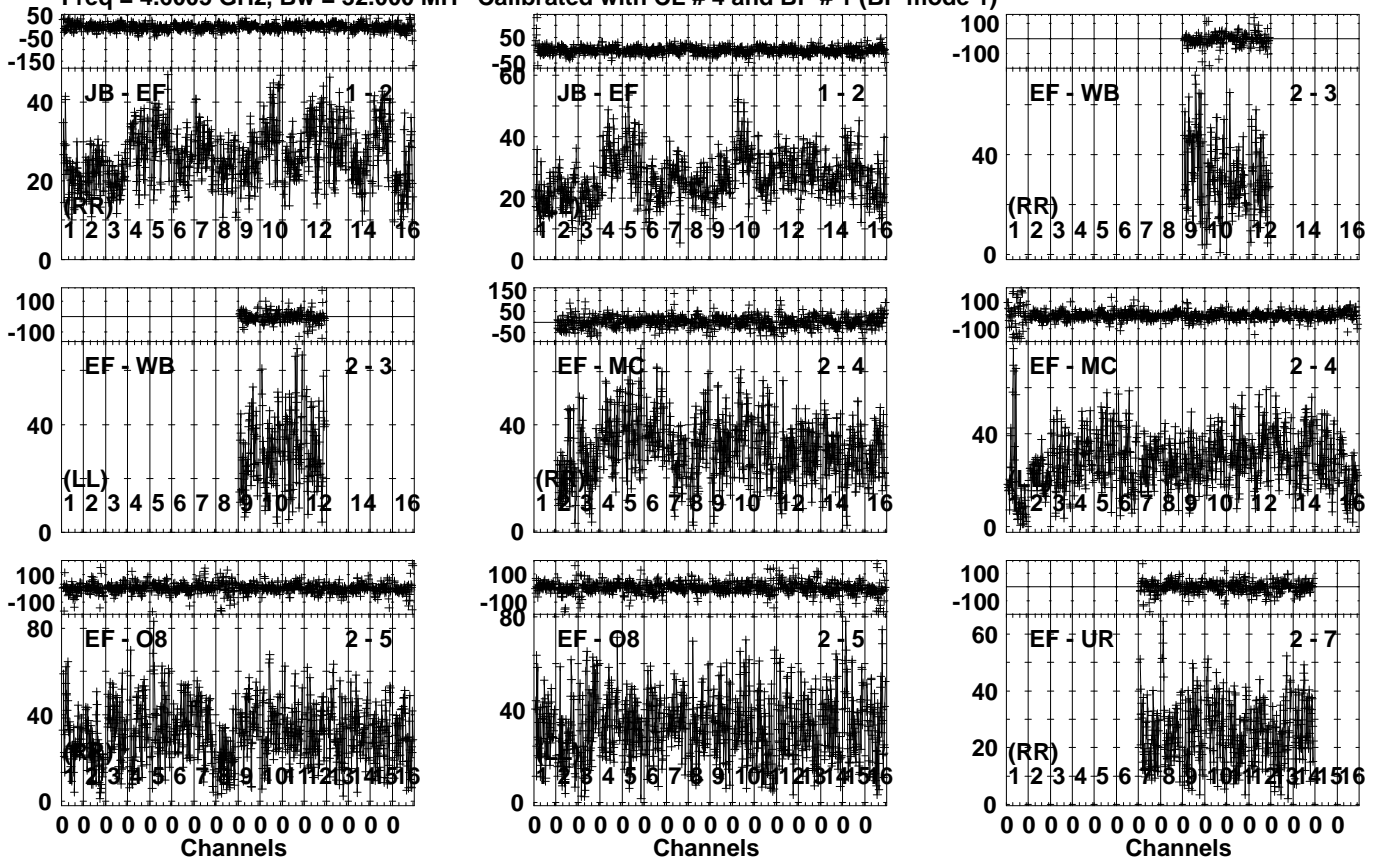


Lower frame: Milli Ampl Jy Top frame: Phas deg
Vector averaged cross-power spectrum Several baselines displayed
Timerange: 00/20:36:33 to 00/20:39:29

Plot file version 535 created 23-APR-2024 17:24:06

J0529+3209 EB100E 1.UVDATA.1

Freq = 4.6005 GHz, Bw = 32.000 MH Calibrated with CL # 4 and BP # 1 (BP mode 1)

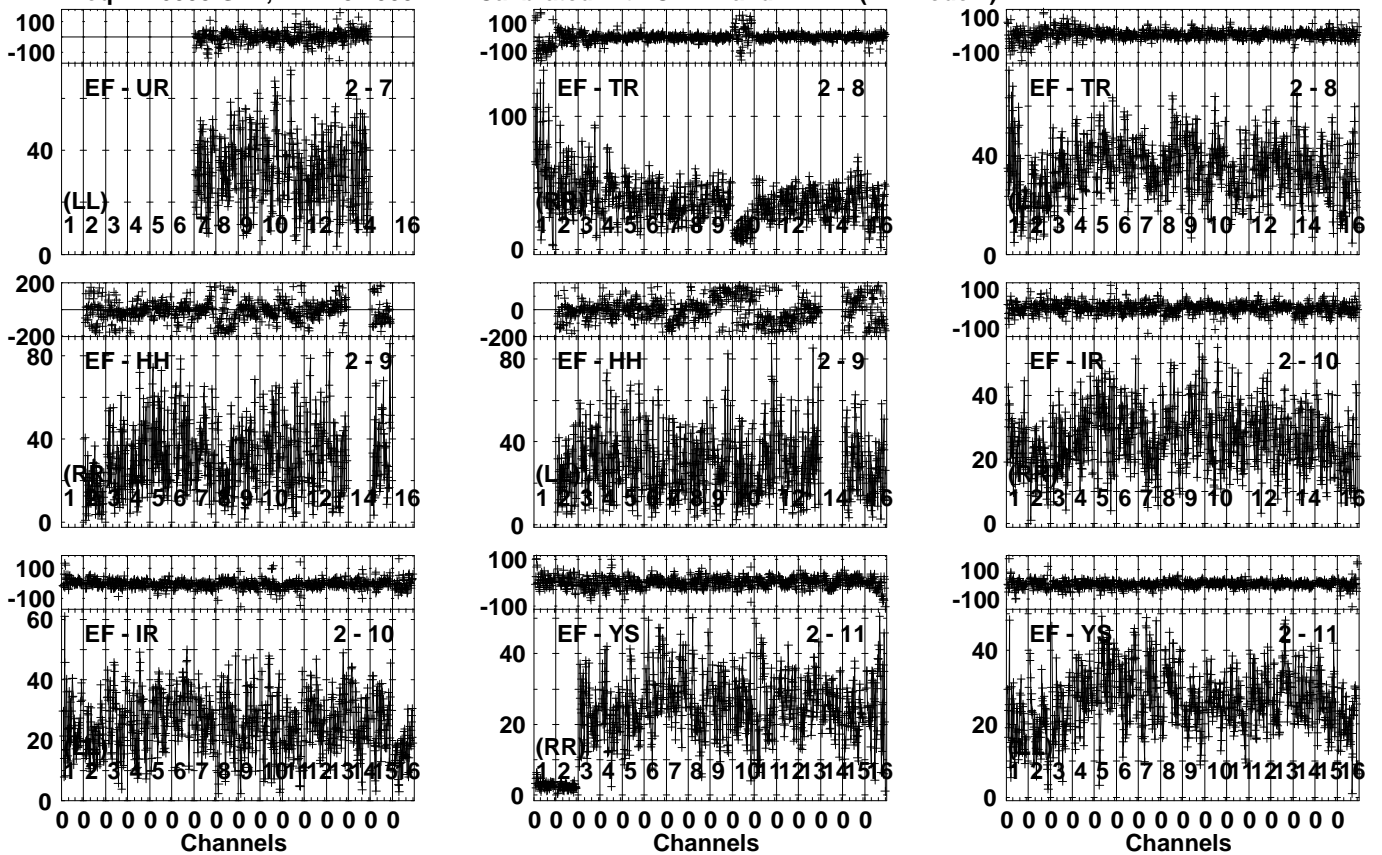


Lower frame: Milli Ampl Jy Top frame: Phas deg
Vector averaged cross-power spectrum Several baselines displayed
Timerange: 00/20:39:31 to 00/20:40:59

Plot file version 536 created 23-APR-2024 17:24:06

J0529+3209 EB100E 1.UVDATA.1

Freq = 4.6005 GHz, Bw = 32.000 MH Calibrated with CL # 4 and BP # 1 (BP mode 1)

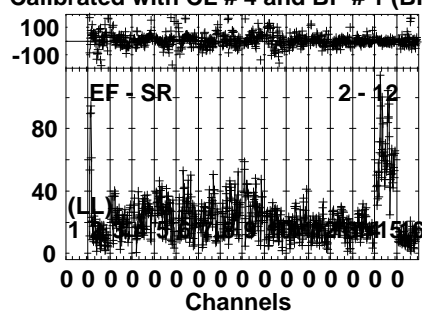
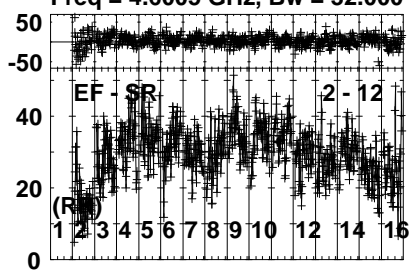


Lower frame: Milli Ampl Jy Top frame: Phas deg
Vector averaged cross-power spectrum Several baselines displayed
Timerange: 00/20:39:31 to 00/20:40:59

Plot file version 537 created 23-APR-2024 17:24:07

J0529+3209 EB100E 1.UVDATA.1

Freq = 4.6005 GHz, Bw = 32.000 MH Calibrated with CL # 4 and BP # 1 (BP mode 1)

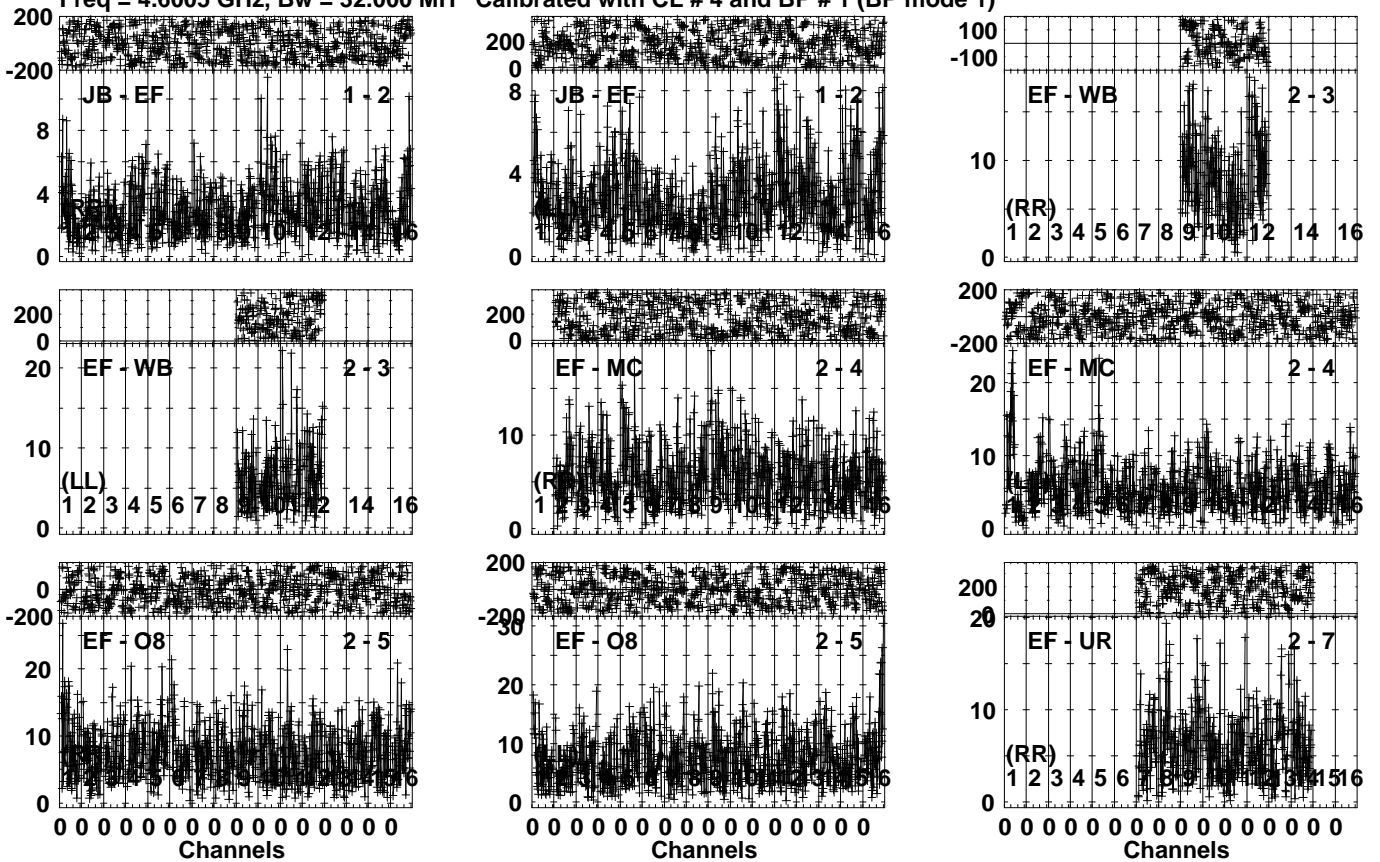


Lower frame: Milli Ampl Jy Top frame: Phas deg
Vector averaged cross-power spectrum Several baselines displayed
Timerange: 00/20:39:31 to 00/20:40:59

Plot file version 538 created 23-APR-2024 17:24:07

FRB EB100E 1.UVDATA.1

Freq = 4.6005 GHz, Bw = 32.000 MH Calibrated with CL # 4 and BP # 1 (BP mode 1)

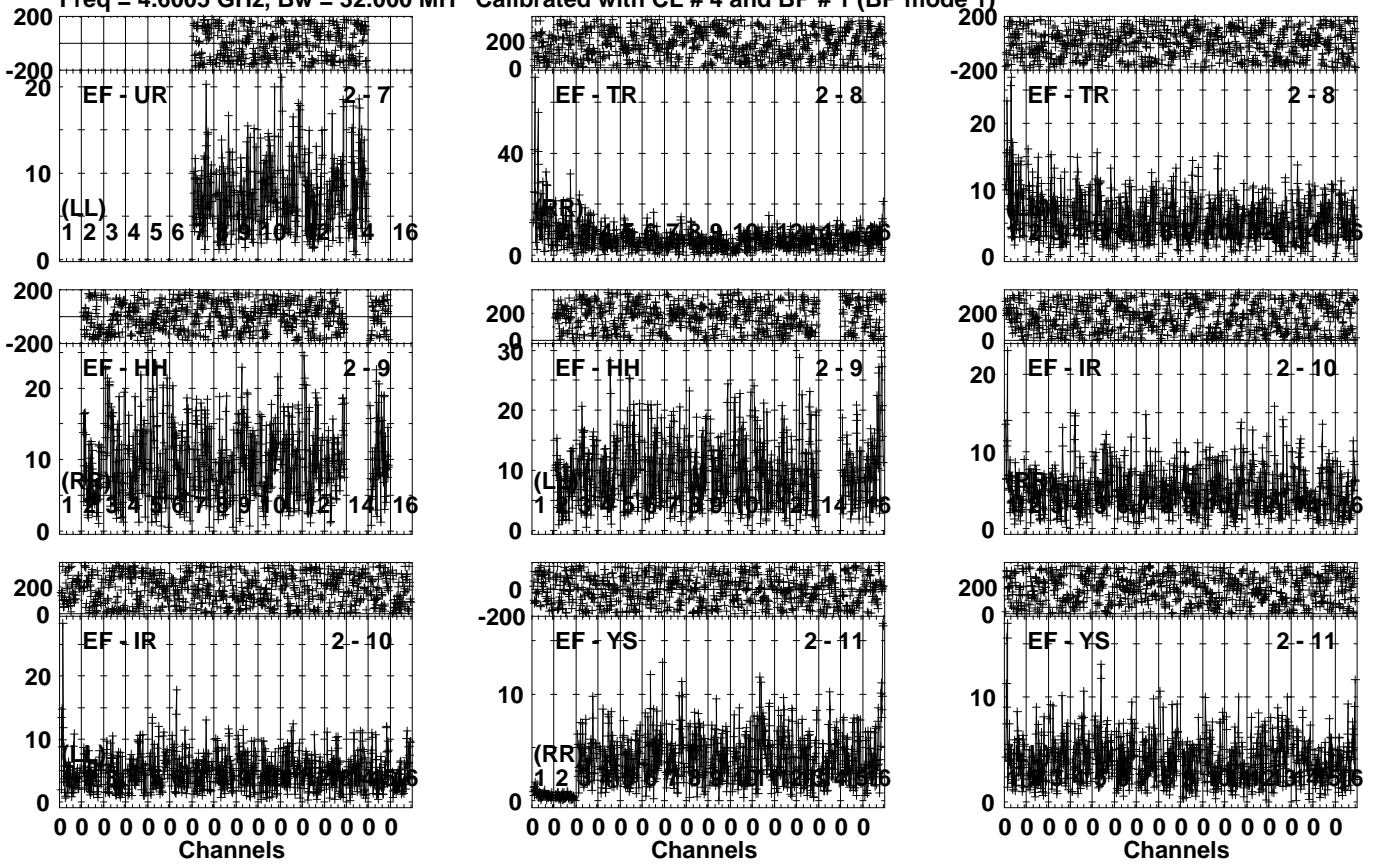


Lower frame: Milli Ampl Jy Top frame: Phas deg
Vector averaged cross-power spectrum Several baselines displayed
Timerange: 00/20:41:01 to 00/20:44:29

Plot file version 539 created 23-APR-2024 17:24:08

FRB EB100E 1.UVDATA.1

Freq = 4.6005 GHz, Bw = 32.000 MH Calibrated with CL # 4 and BP # 1 (BP mode 1)

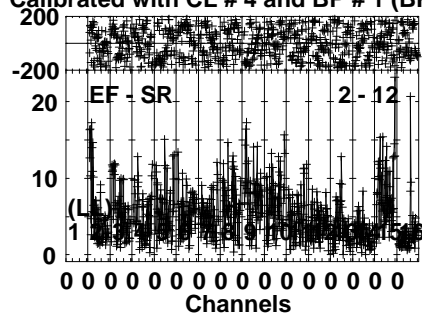
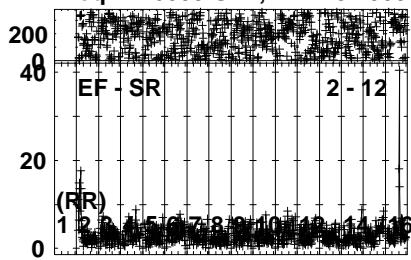


Lower frame: Milli Ampl Jy Top frame: Phas deg
Vector averaged cross-power spectrum Several baselines displayed
Timerange: 00/20:41:01 to 00/20:44:29

Plot file version 540 created 23-APR-2024 17:24:08

FRB EB100E 1.UVDATA.1

Freq = 4.6005 GHz, Bw = 32.000 MH Calibrated with CL # 4 and BP # 1 (BP mode 1)

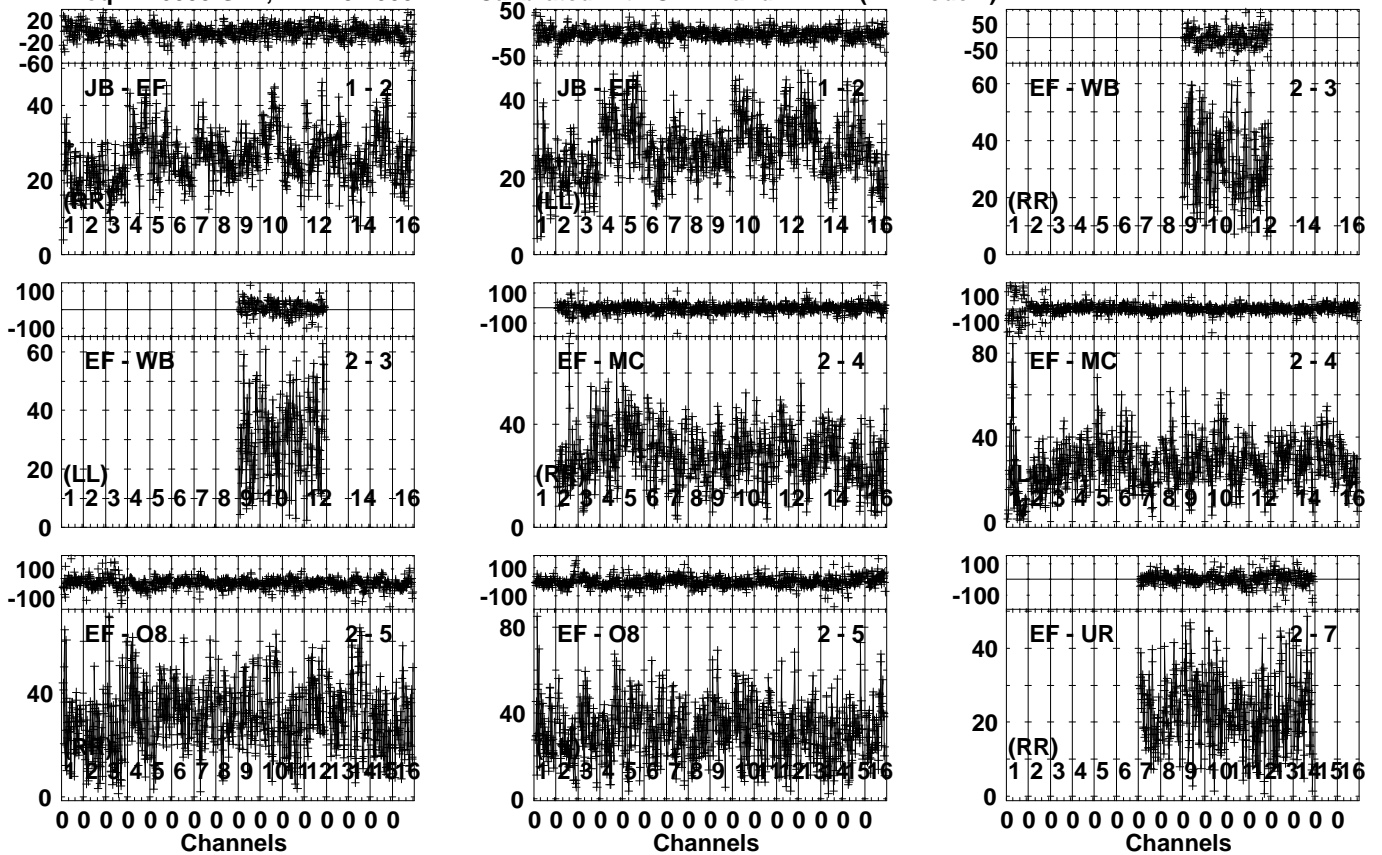


Lower frame: Milli Ampl Jy Top frame: Phas deg
Vector averaged cross-power spectrum Several baselines displayed
Timerange: 00/20:41:01 to 00/20:44:29

Plot file version 541 created 23-APR-2024 17:24:09

J0529+3209 EB100E 1.UVDATA.1

Freq = 4.6005 GHz, Bw = 32.000 MH Calibrated with CL # 4 and BP # 1 (BP mode 1)

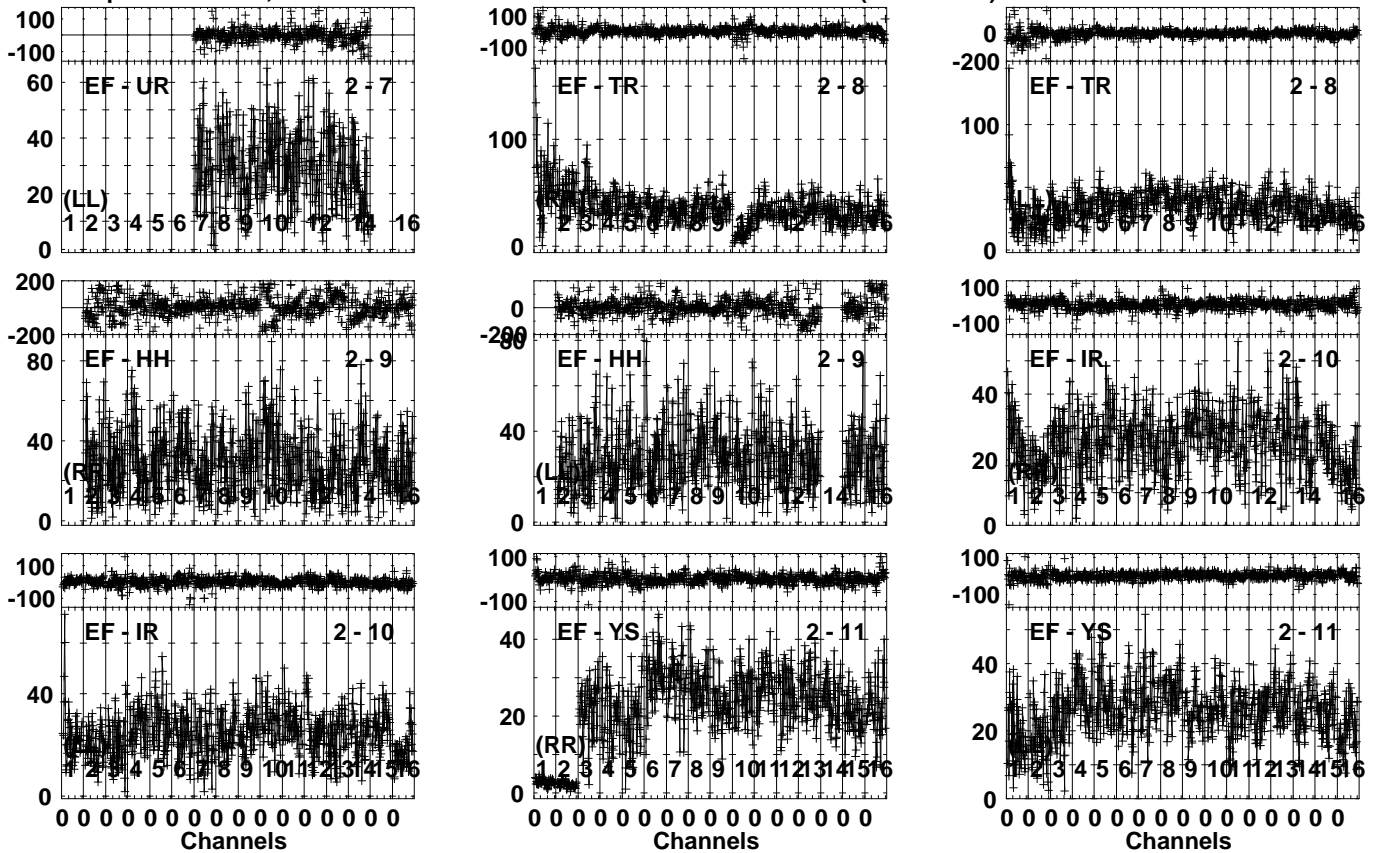


Lower frame: Milli Ampl Jy Top frame: Phas deg
Vector averaged cross-power spectrum Several baselines displayed
Timerange: 00/20:45:03 to 00/20:45:59

Plot file version 542 created 23-APR-2024 17:24:09

J0529+3209 EB100E 1.UVDATA.1

Freq = 4.6005 GHz, Bw = 32.000 MH Calibrated with CL # 4 and BP # 1 (BP mode 1)

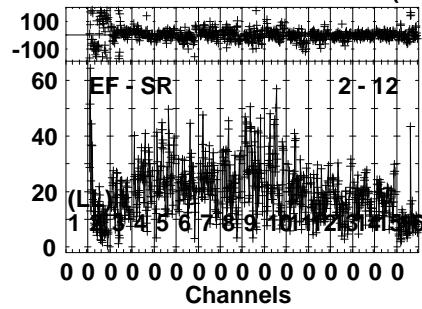
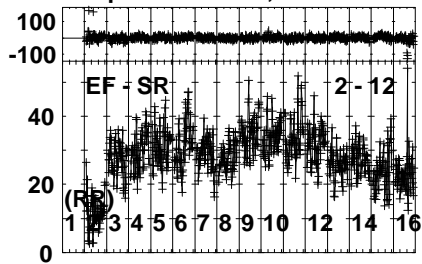


Lower frame: Milli Ampl Jy Top frame: Phas deg
Vector averaged cross-power spectrum Several baselines displayed
Timerange: 00/20:45:03 to 00/20:45:59

Plot file version 543 created 23-APR-2024 17:24:10

J0529+3209 EB100E 1.UVDATA.1

Freq = 4.6005 GHz, Bw = 32.000 MH Calibrated with CL # 4 and BP # 1 (BP mode 1)

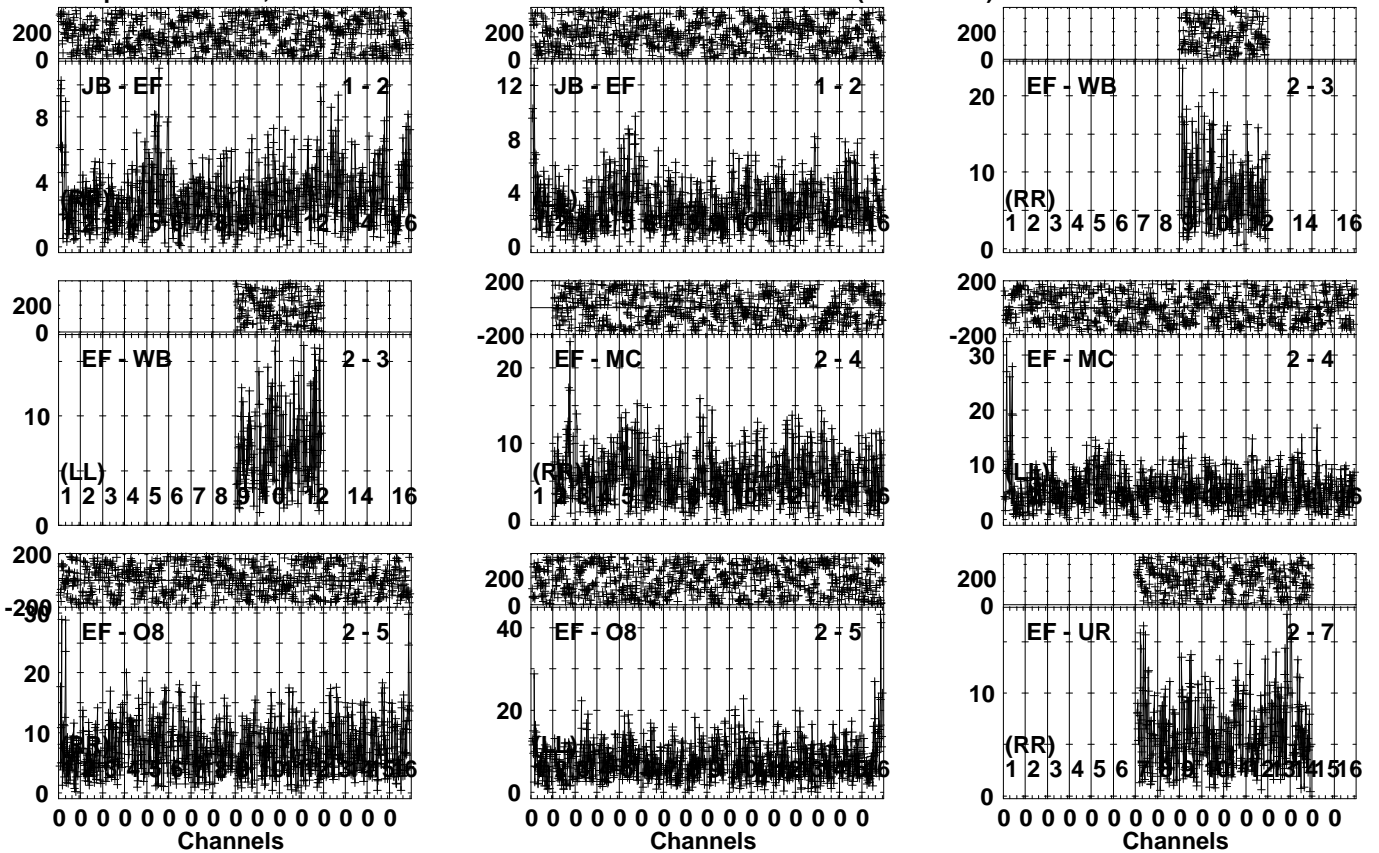


Lower frame: Milli Ampl Jy Top frame: Phas deg
Vector averaged cross-power spectrum Several baselines displayed
Timerange: 00/20:45:03 to 00/20:45:59

Plot file version 544 created 23-APR-2024 17:24:10

FRB EB100E 1.UVDATA.1

Freq = 4.6005 GHz, Bw = 32.000 MH Calibrated with CL # 4 and BP # 1 (BP mode 1)

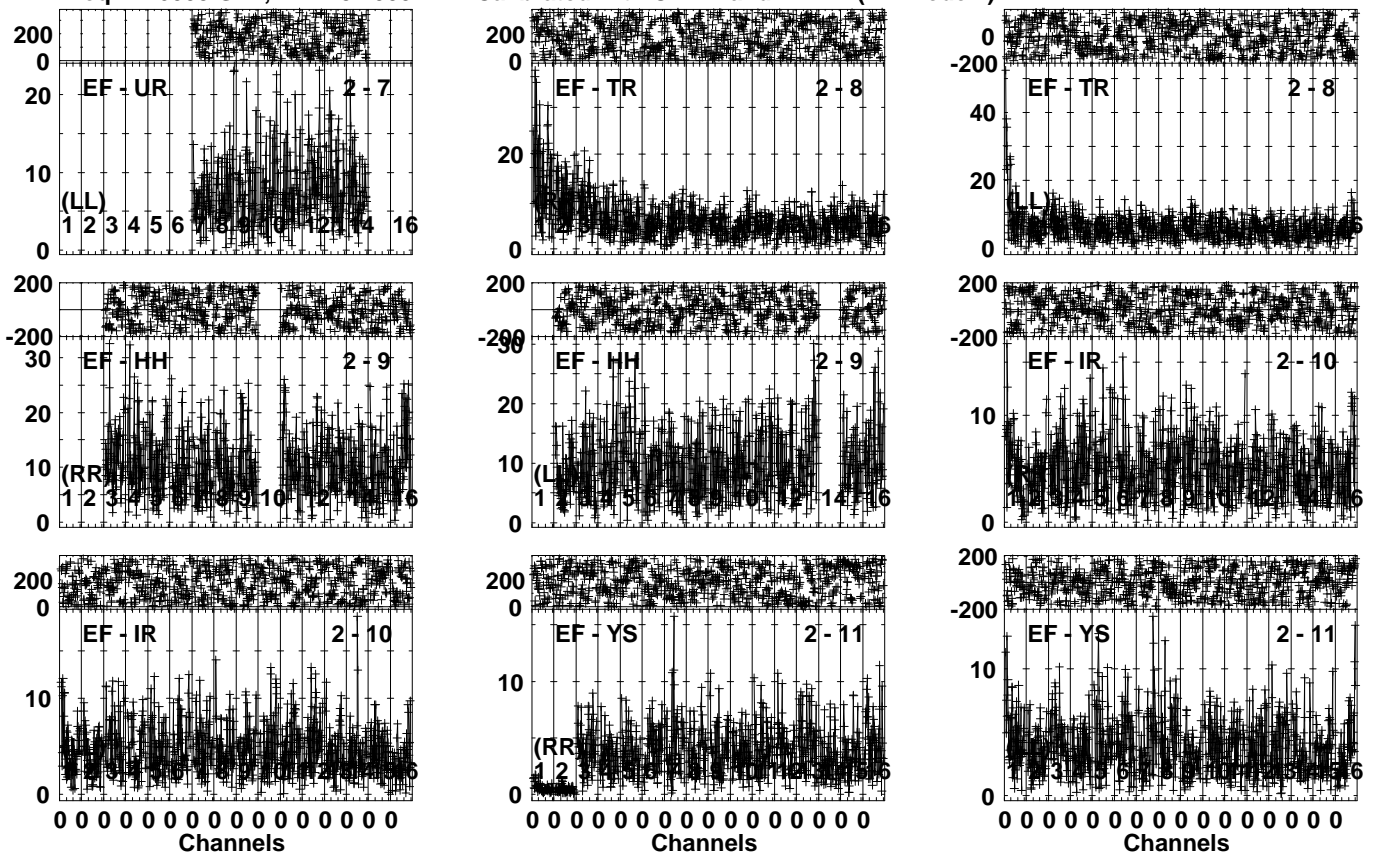


Lower frame: Milli Ampl Jy Top frame: Phas deg
Vector averaged cross-power spectrum Several baselines displayed
Timerange: 00/20:46:03 to 00/20:49:29

Plot file version 545 created 23-APR-2024 17:24:11

FRB EB100E 1.UVDATA.1

Freq = 4.6005 GHz, Bw = 32.000 MH Calibrated with CL # 4 and BP # 1 (BP mode 1)

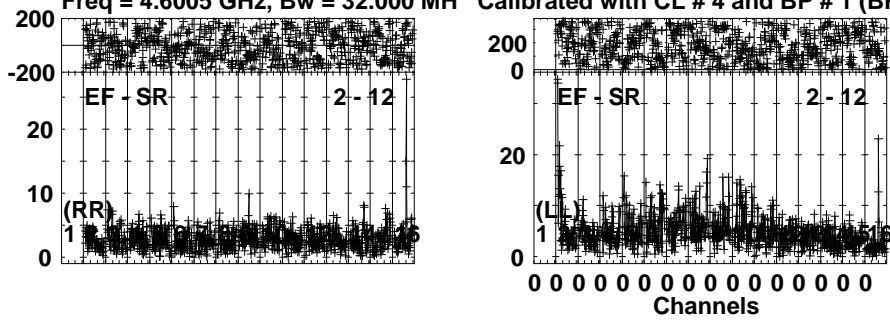


Lower frame: Milli Ampl Jy Top frame: Phas deg
Vector averaged cross-power spectrum Several baselines displayed
Timerange: 00/20:46:03 to 00/20:49:29

Plot file version 546 created 23-APR-2024 17:24:11

FRB EB100E 1.UVDATA.1

Freq = 4.6005 GHz, Bw = 32.000 MH Calibrated with CL # 4 and BP # 1 (BP mode 1)

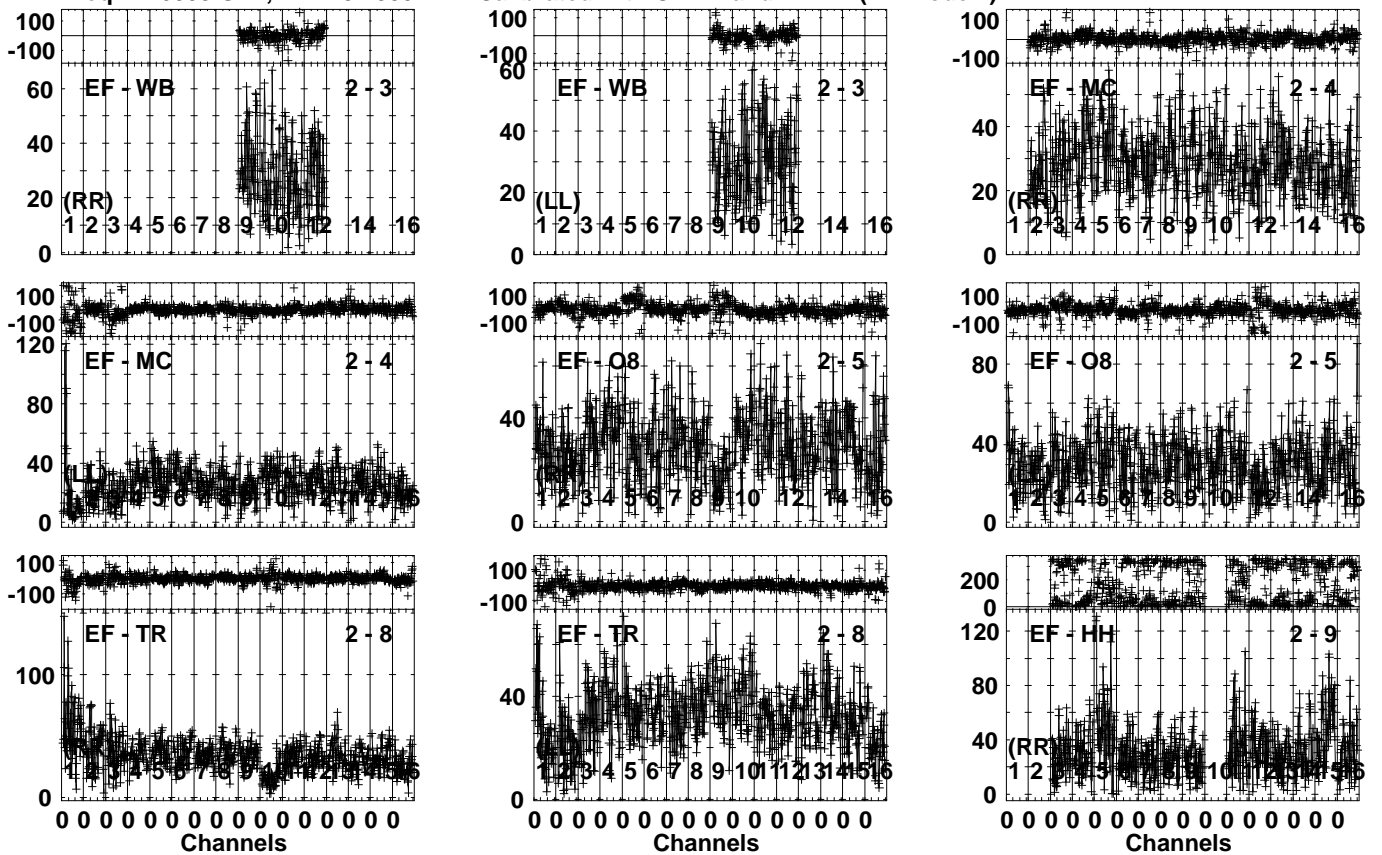


Lower frame: Milli Ampl Jy Top frame: Phas deg
Vector averaged cross-power spectrum Several baselines displayed
Timerange: 00/20:46:03 to 00/20:49:29

Plot file version 547 created 23-APR-2024 17:24:12

J0529+3209 EB100E 1.UVDATA.1

Freq = 4.6005 GHz, Bw = 32.000 MH Calibrated with CL # 4 and BP # 1 (BP mode 1)

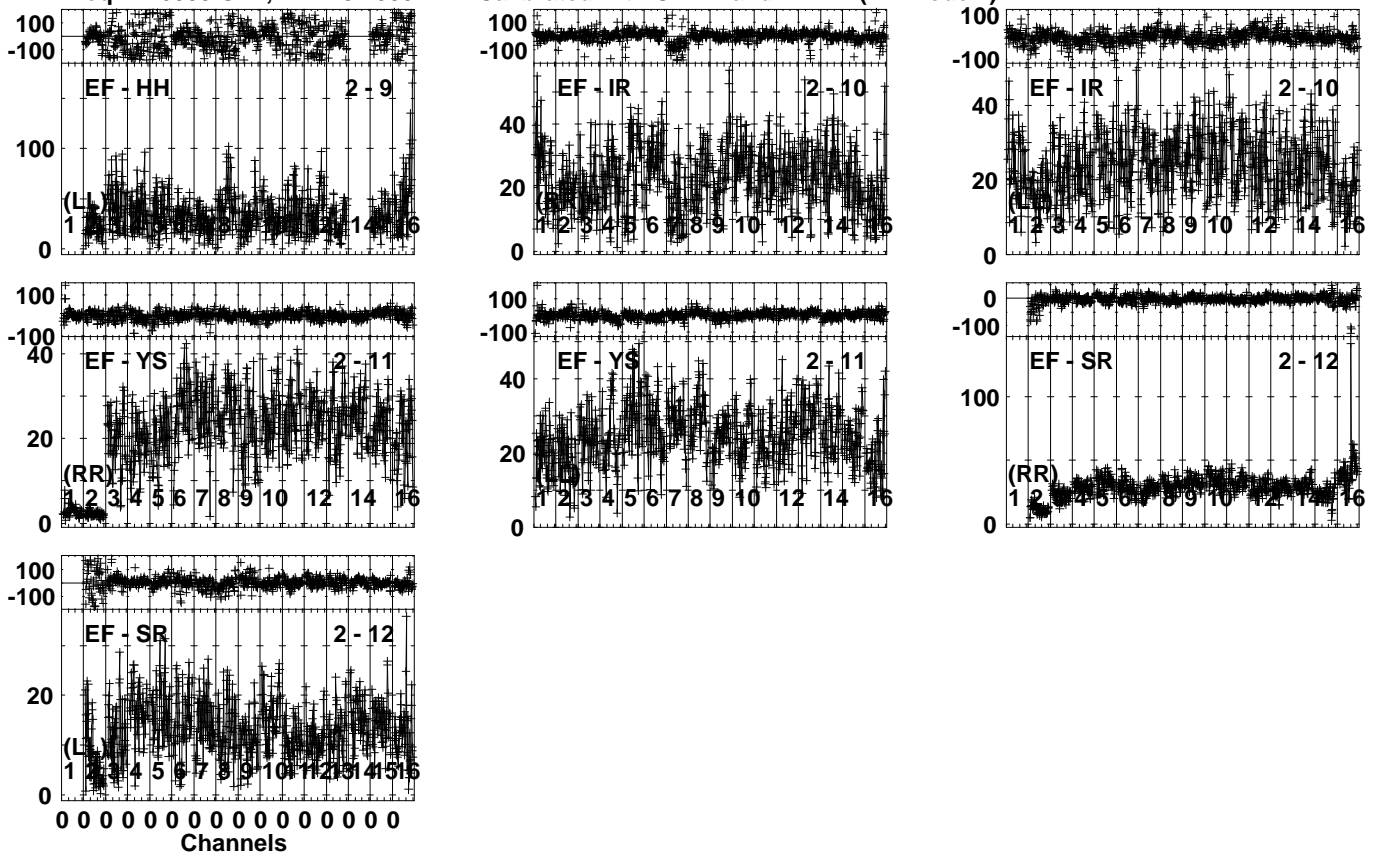


Lower frame: Milli Ampl Jy Top frame: Phas deg
Vector averaged cross-power spectrum Several baselines displayed
Timerange: 00/20:50:03 to 00/20:50:59

Plot file version 548 created 23-APR-2024 17:24:13

J0529+3209 EB100E 1.UVDATA.1

Freq = 4.6005 GHz, Bw = 32.000 MH Calibrated with CL # 4 and BP # 1 (BP mode 1)

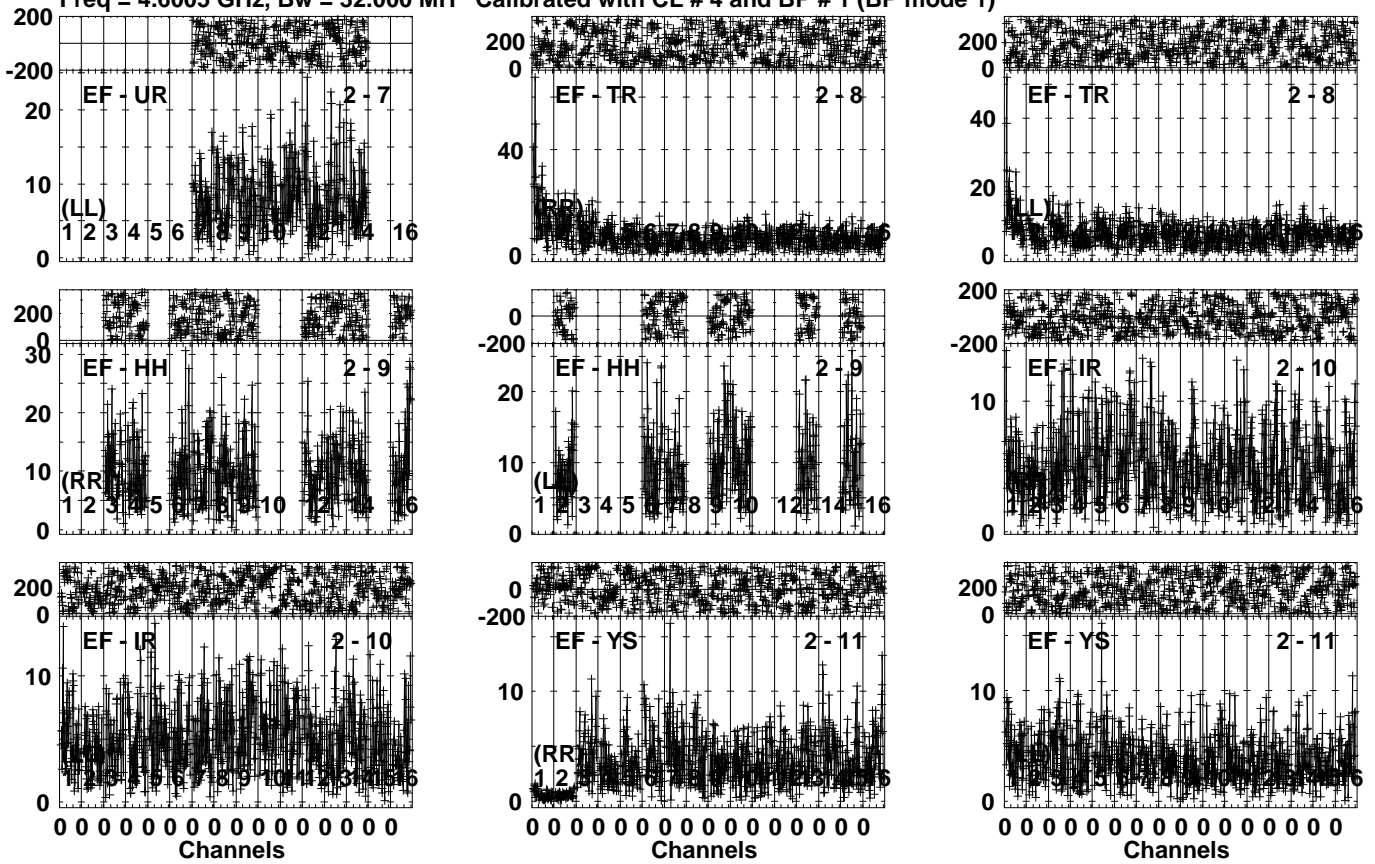


Lower frame: Milli Ampl Jy Top frame: Phas deg
Vector averaged cross-power spectrum Several baselines displayed
Timerange: 00/20:50:03 to 00/20:50:59

Plot file version 550 created 23-APR-2024 17:24:14

FRB EB100E 1.UVDATA.1

Freq = 4.6005 GHz, Bw = 32.000 MH Calibrated with CL # 4 and BP # 1 (BP mode 1)

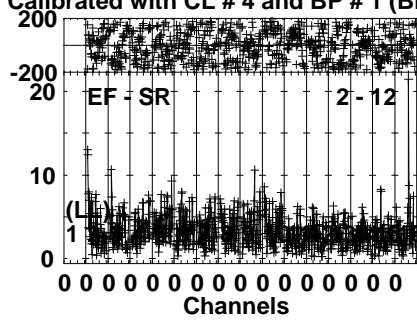
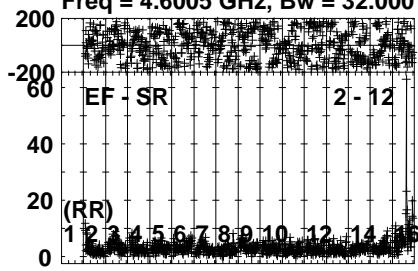


Lower frame: Milli Ampl Jy Top frame: Phas deg
Vector averaged cross-power spectrum Several baselines displayed
Timerange: 00/20:51:03 to 00/20:54:29

Plot file version 551 created 23-APR-2024 17:24:14

FRB EB100E 1.UVDATA.1

Freq = 4.6005 GHz, Bw = 32.000 MH Calibrated with CL # 4 and BP # 1 (BP mode 1)

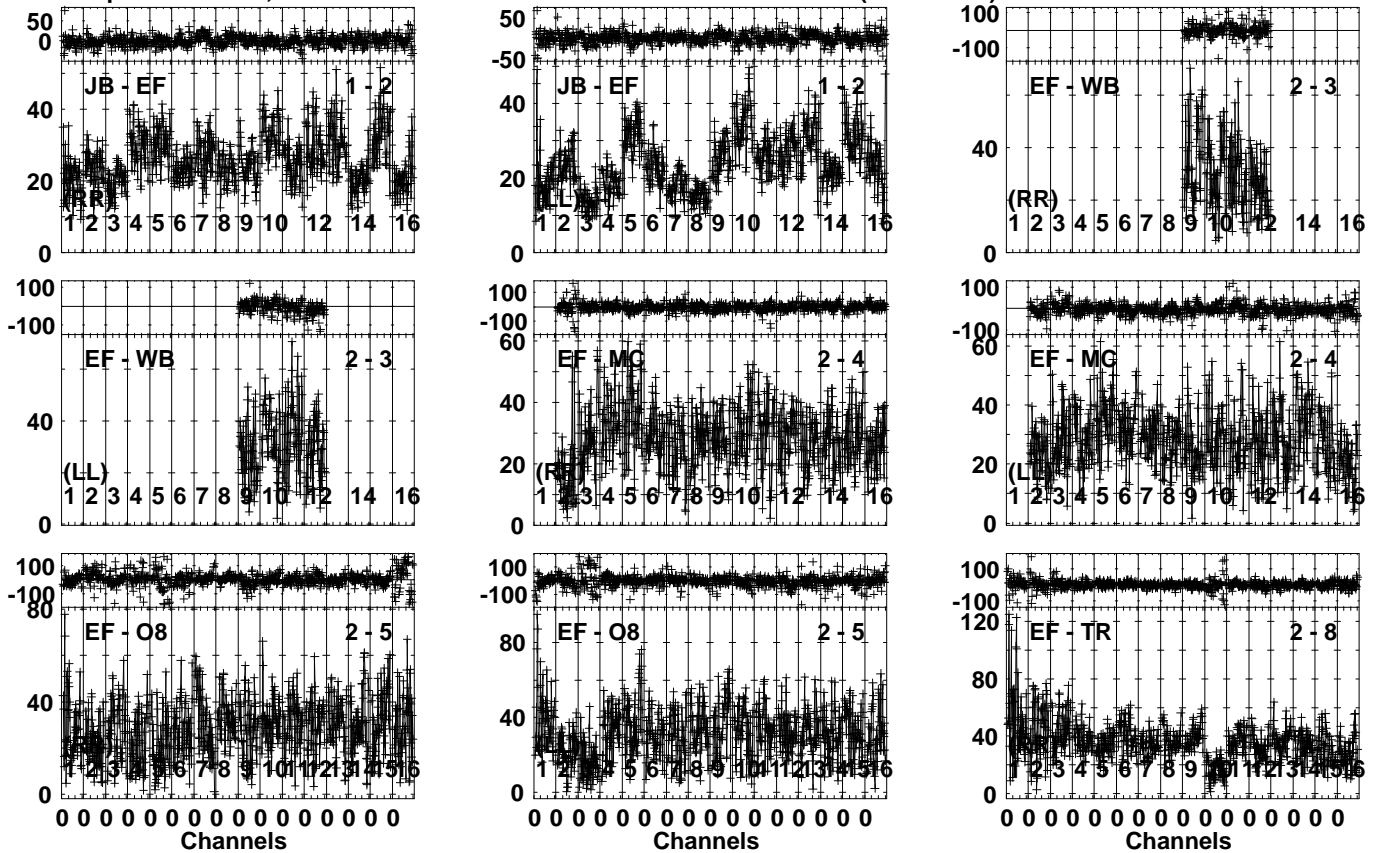


Lower frame: Milli Ampl Jy Top frame: Phas deg
Vector averaged cross-power spectrum Several baselines displayed
Timerange: 00/20:51:03 to 00/20:54:29

Plot file version 552 created 23-APR-2024 17:24:15

J0529+3209 EB100E 1.UVDATA.1

Freq = 4.6005 GHz, Bw = 32.000 MH Calibrated with CL # 4 and BP # 1 (BP mode 1)

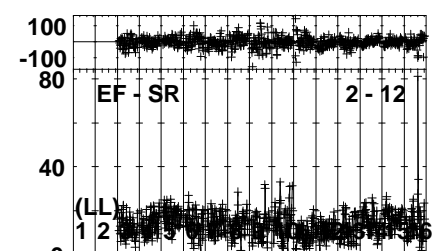
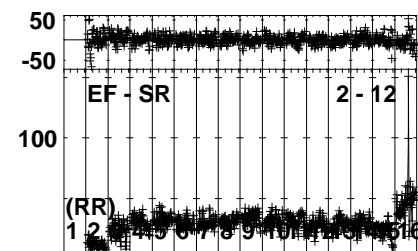
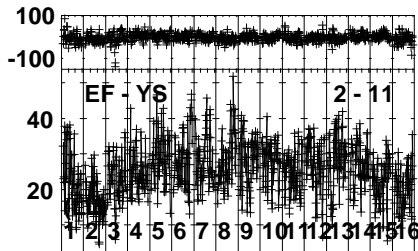
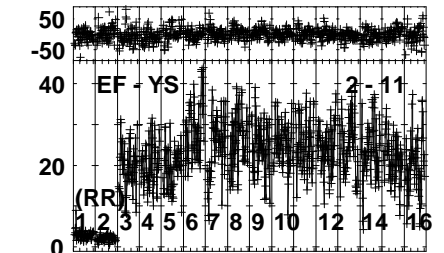
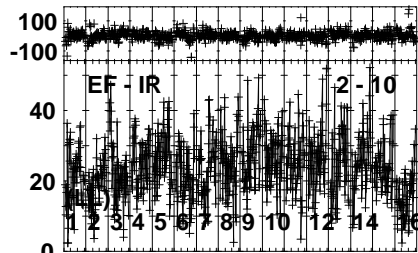
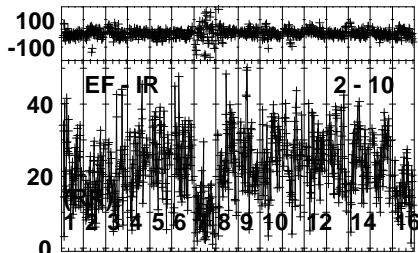
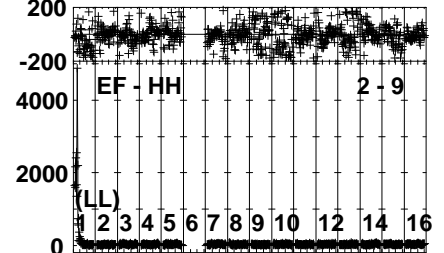
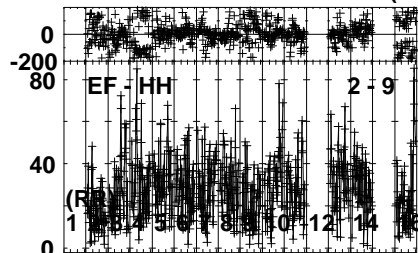
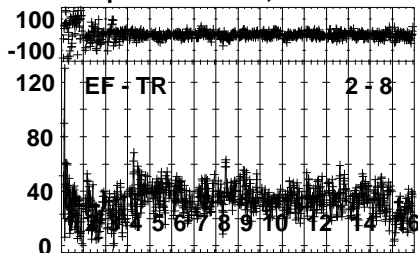


Lower frame: Milli Ampl Jy Top frame: Phas deg
Vector averaged cross-power spectrum Several baselines displayed
Timerange: 00/20:54:31 to 00/20:55:59

Plot file version 553 created 23-APR-2024 17:24:15

J0529+3209 EB100E 1.UVDATA.1

Freq = 4.6005 GHz, Bw = 32.000 MH Calibrated with CL # 4 and BP # 1 (BP mode 1)

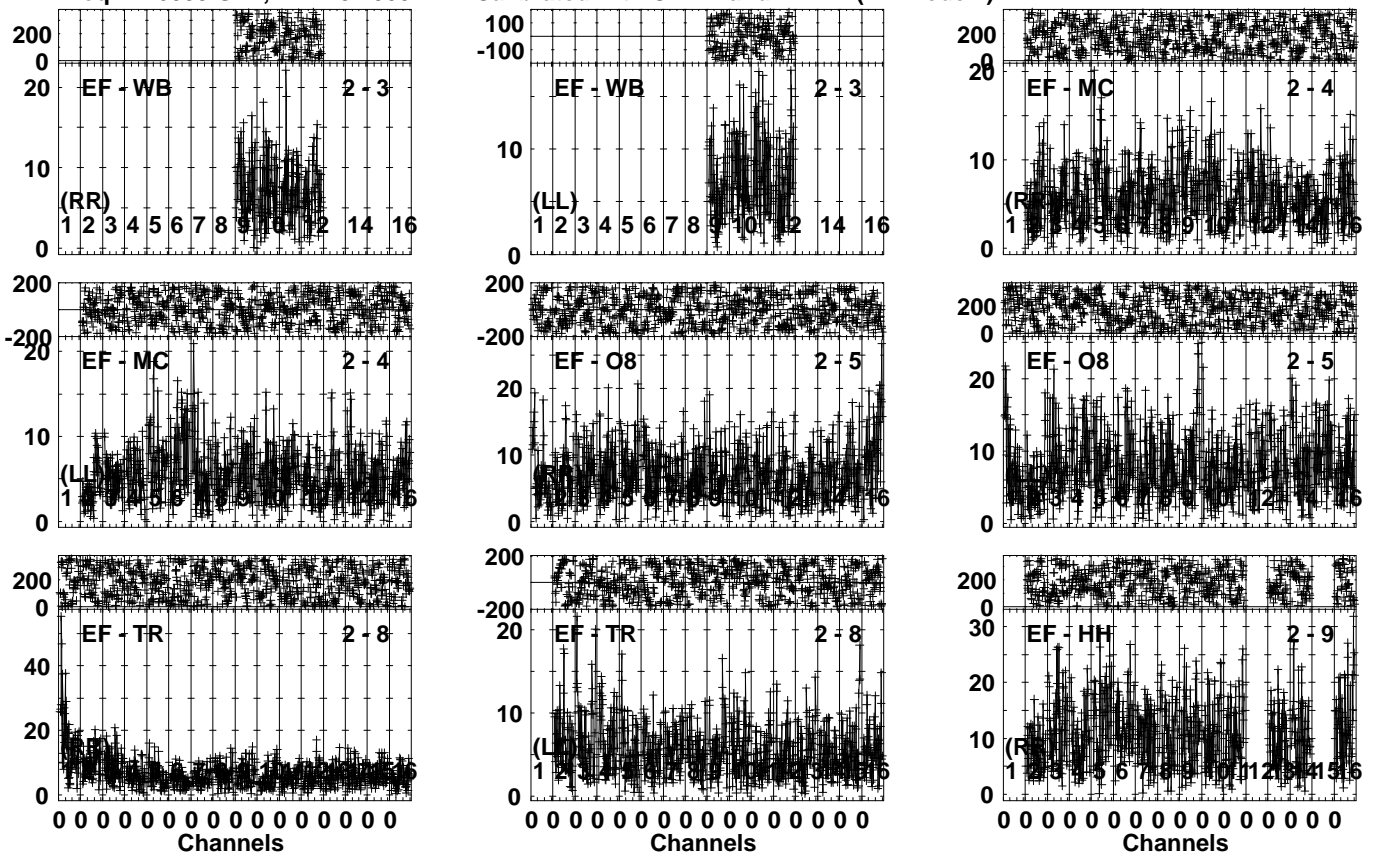


Lower frame: Milli Ampl Jy Top frame: Phas deg
Vector averaged cross-power spectrum Several baselines displayed
Timerange: 00/20:54:31 to 00/20:55:59

Plot file version 554 created 23-APR-2024 17:24:16

FRB EB100E 1.UVDATA.1

Freq = 4.6005 GHz, Bw = 32.000 MH Calibrated with CL # 4 and BP # 1 (BP mode 1)

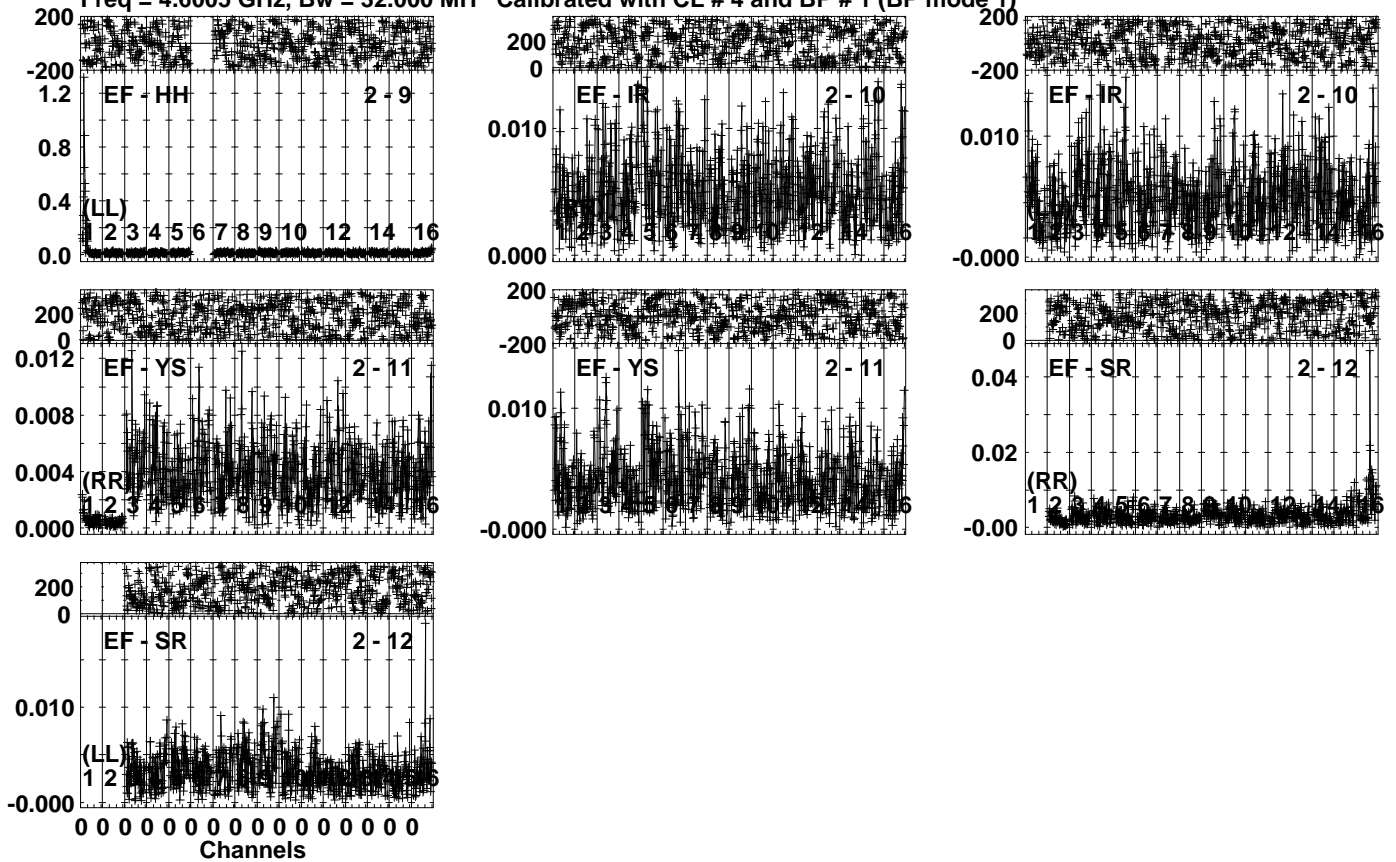


Lower frame: Milli Ampl Jy Top frame: Phas deg
Vector averaged cross-power spectrum Several baselines displayed
Timerange: 00/20:56:01 to 00/20:59:29

Plot file version 555 created 23-APR-2024 17:24:17

FRB EB100E 1.UVDATA.1

Freq = 4.6005 GHz, Bw = 32.000 MH Calibrated with CL # 4 and BP # 1 (BP mode 1)



Lower frame: Ampl Jy Top frame: Phas deg

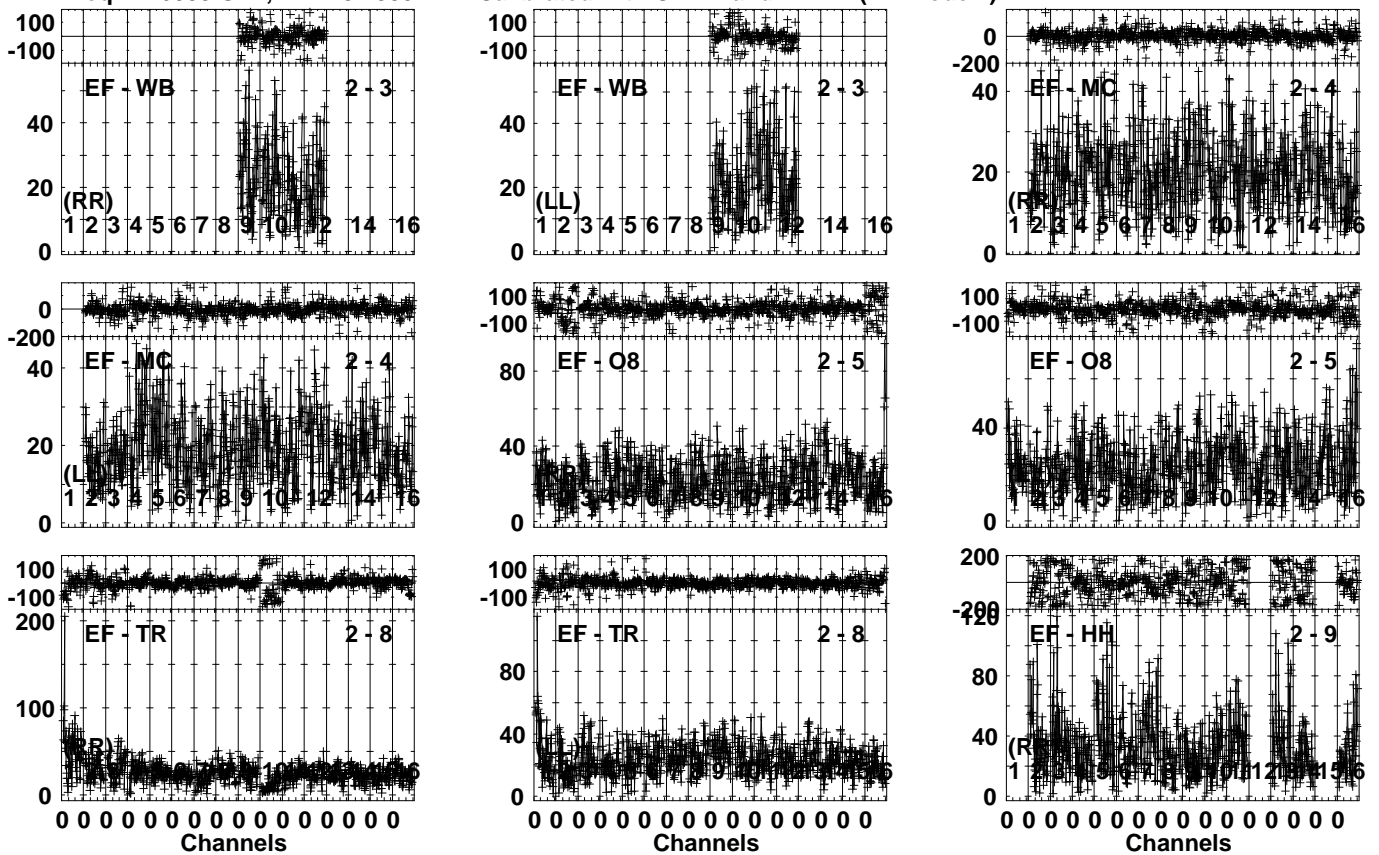
Vector averaged cross-power spectrum Several baselines displayed

Timerange: 00/20:56:01 to 00/20:59:29

Plot file version 556 created 23-APR-2024 17:24:17

J0529+3209 EB100E 1.UVDATA.1

Freq = 4.6005 GHz, Bw = 32.000 MH Calibrated with CL # 4 and BP # 1 (BP mode 1)

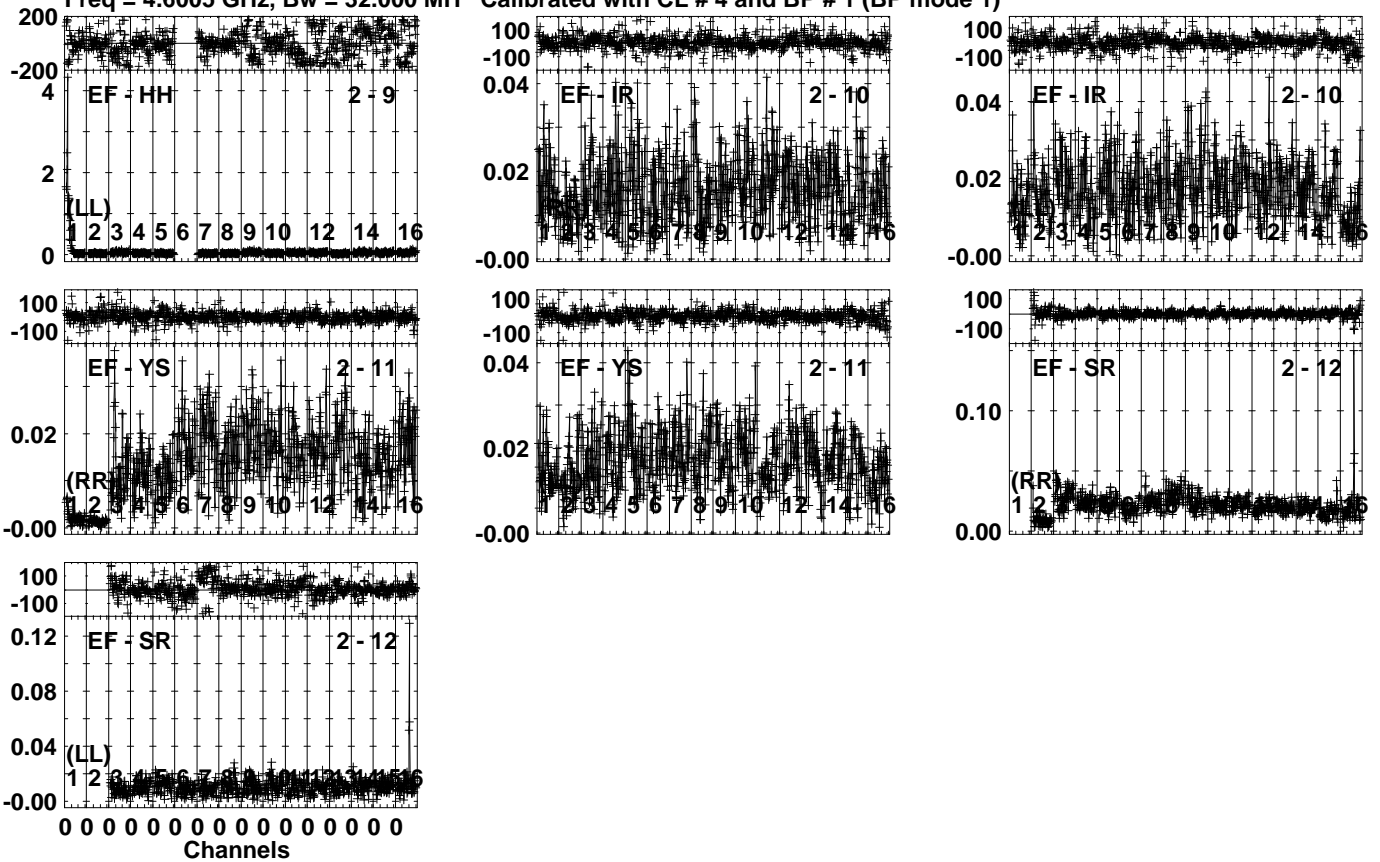


Lower frame: Milli Ampl Jy Top frame: Phas deg
Vector averaged cross-power spectrum Several baselines displayed
Timerange: 00/21:00:03 to 00/21:00:59

Plot file version 557 created 23-APR-2024 17:24:18

J0529+3209 EB100E 1.UVDATA.1

Freq = 4.6005 GHz, Bw = 32.000 MH Calibrated with CL # 4 and BP # 1 (BP mode 1)

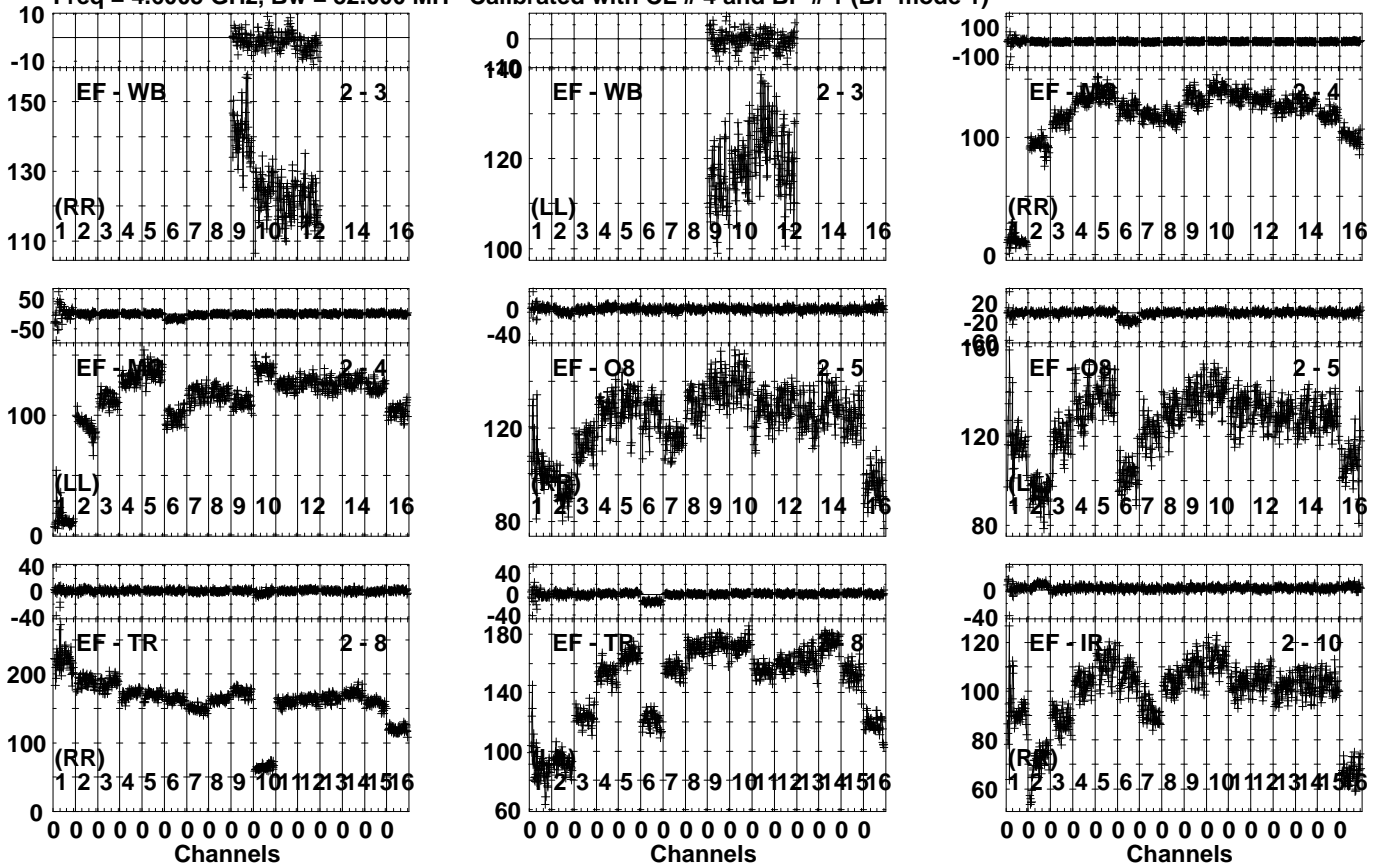


Lower frame: Ampl Jy Top frame: Phas deg
Vector averaged cross-power spectrum Several baselines displayed
Timerange: 00/21:00:03 to 00/21:00:59

Plot file version 558 created 23-APR-2024 17:24:18

J0518+3306 EB100E 1.UVDATA.1

Freq = 4.6005 GHz, Bw = 32.000 MH Calibrated with CL # 4 and BP # 1 (BP mode 1)

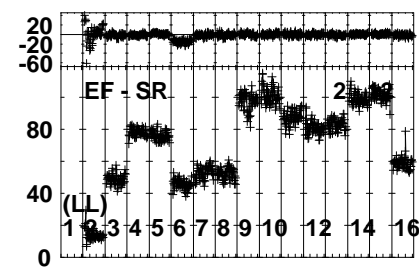
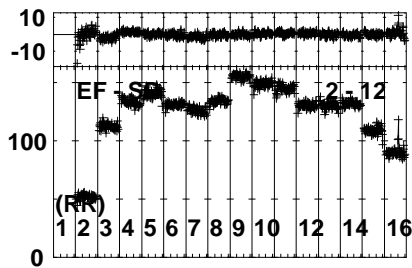
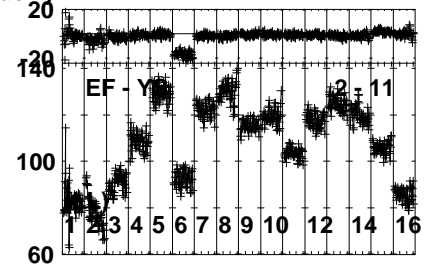
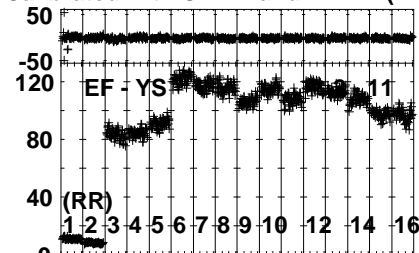
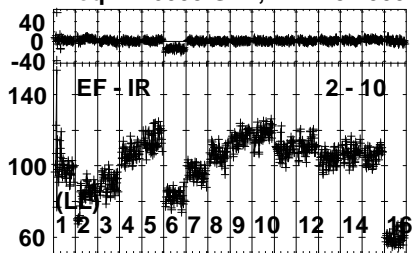


Lower frame: Milli Ampl Jy Top frame: Phas deg
 Vector averaged cross-power spectrum Several baselines displayed
 Timerange: 00/21:01:33 to 00/21:04:29

Plot file version 559 created 23-APR-2024 17:24:19

J0518+3306 EB100E 1.UVDATA.1

Freq = 4.6005 GHz, Bw = 32.000 MH Calibrated with CL # 4 and BP # 1 (BP mode 1)

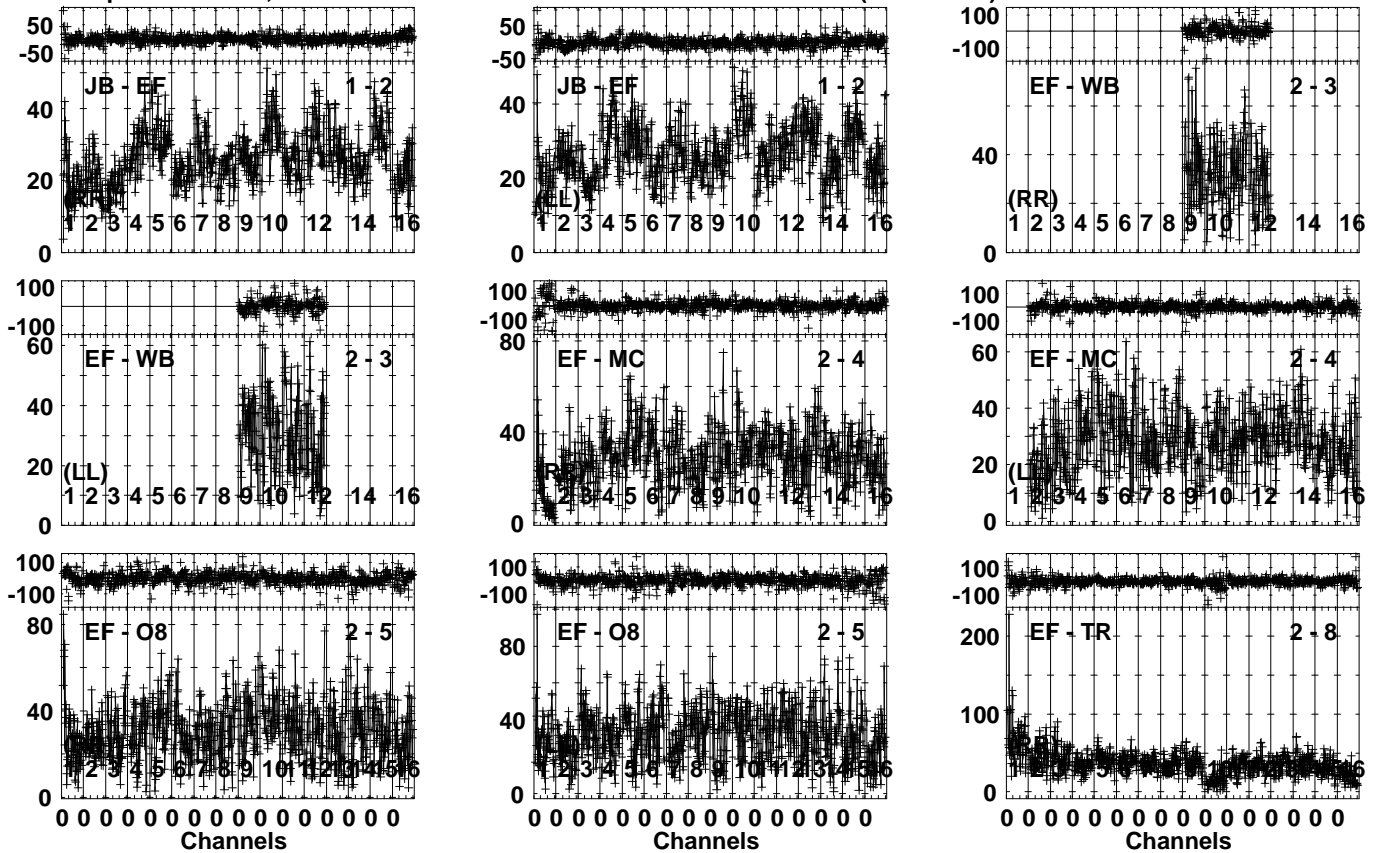


Lower frame: Milli Ampl Jy Top frame: Phas deg
Vector averaged cross-power spectrum Several baselines displayed
Timerange: 00/21:01:33 to 00/21:04:29

Plot file version 560 created 23-APR-2024 17:24:20

J0529+3209 EB100E 1.UVDATA.1

Freq = 4.6005 GHz, Bw = 32.000 MH Calibrated with CL # 4 and BP # 1 (BP mode 1)

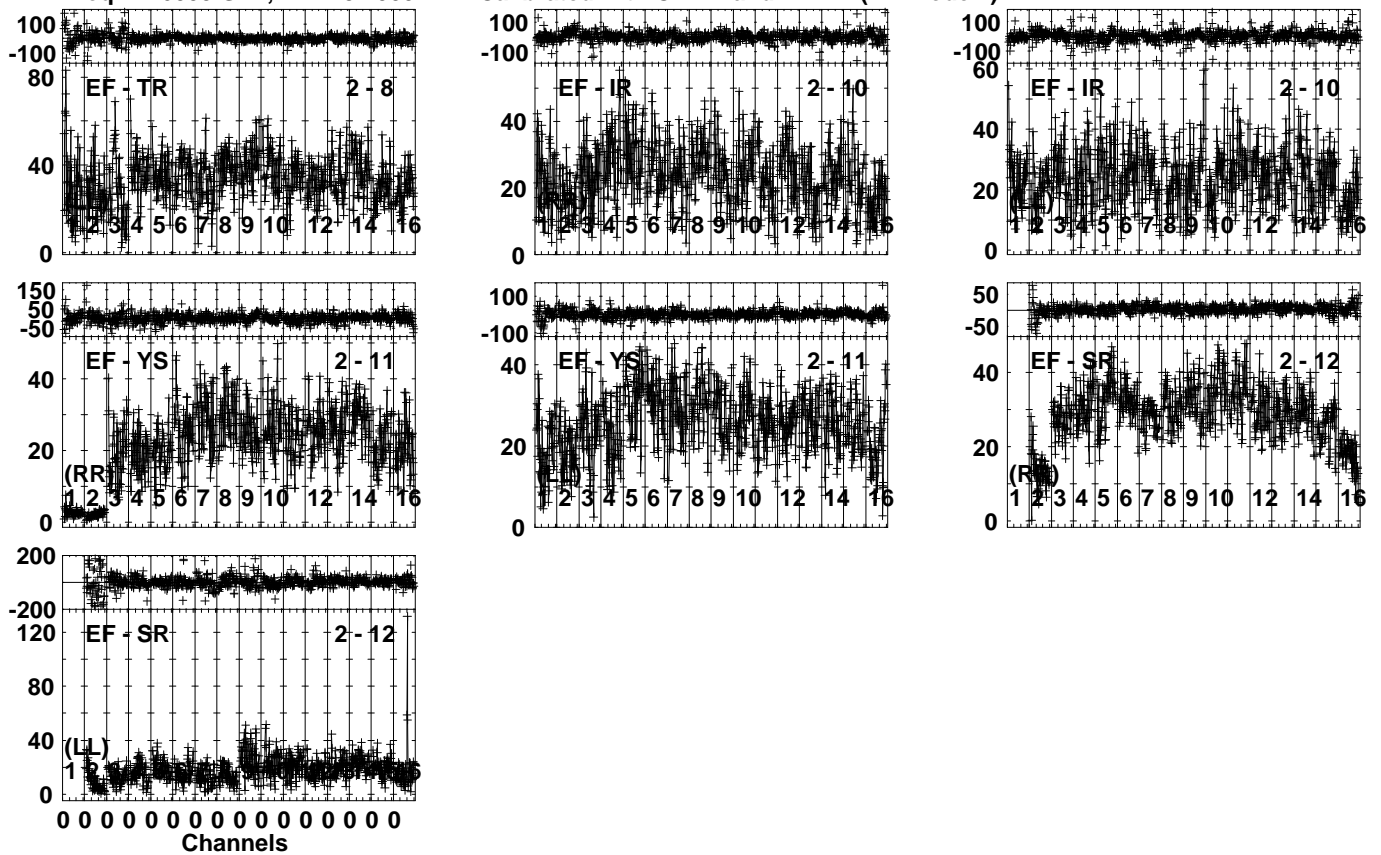


Lower frame: Milli Ampl Jy Top frame: Phas deg
Vector averaged cross-power spectrum Several baselines displayed
Timerange: 00/21:04:31 to 00/21:05:59

Plot file version 561 created 23-APR-2024 17:24:20

J0529+3209 EB100E 1.UVDATA.1

Freq = 4.6005 GHz, Bw = 32.000 MH Calibrated with CL # 4 and BP # 1 (BP mode 1)



Lower frame: Milli Ampl Jy Top frame: Phas deg

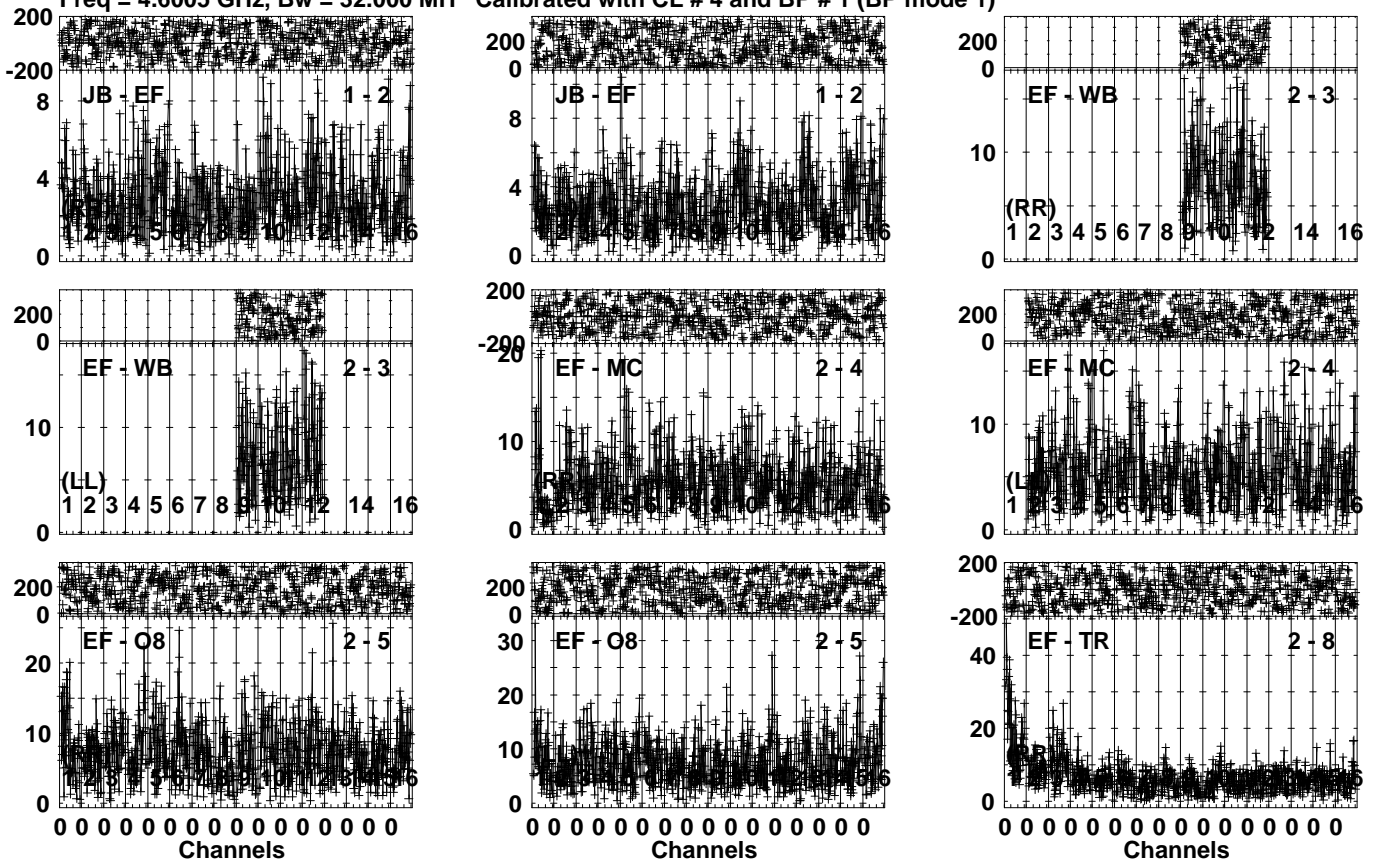
Vector averaged cross-power spectrum Several baselines displayed

Timerange: 00/21:04:31 to 00/21:05:59

Plot file version 562 created 23-APR-2024 17:24:21

FRB EB100E 1.UVDATA.1

Freq = 4.6005 GHz, Bw = 32.000 MH Calibrated with CL # 4 and BP # 1 (BP mode 1)

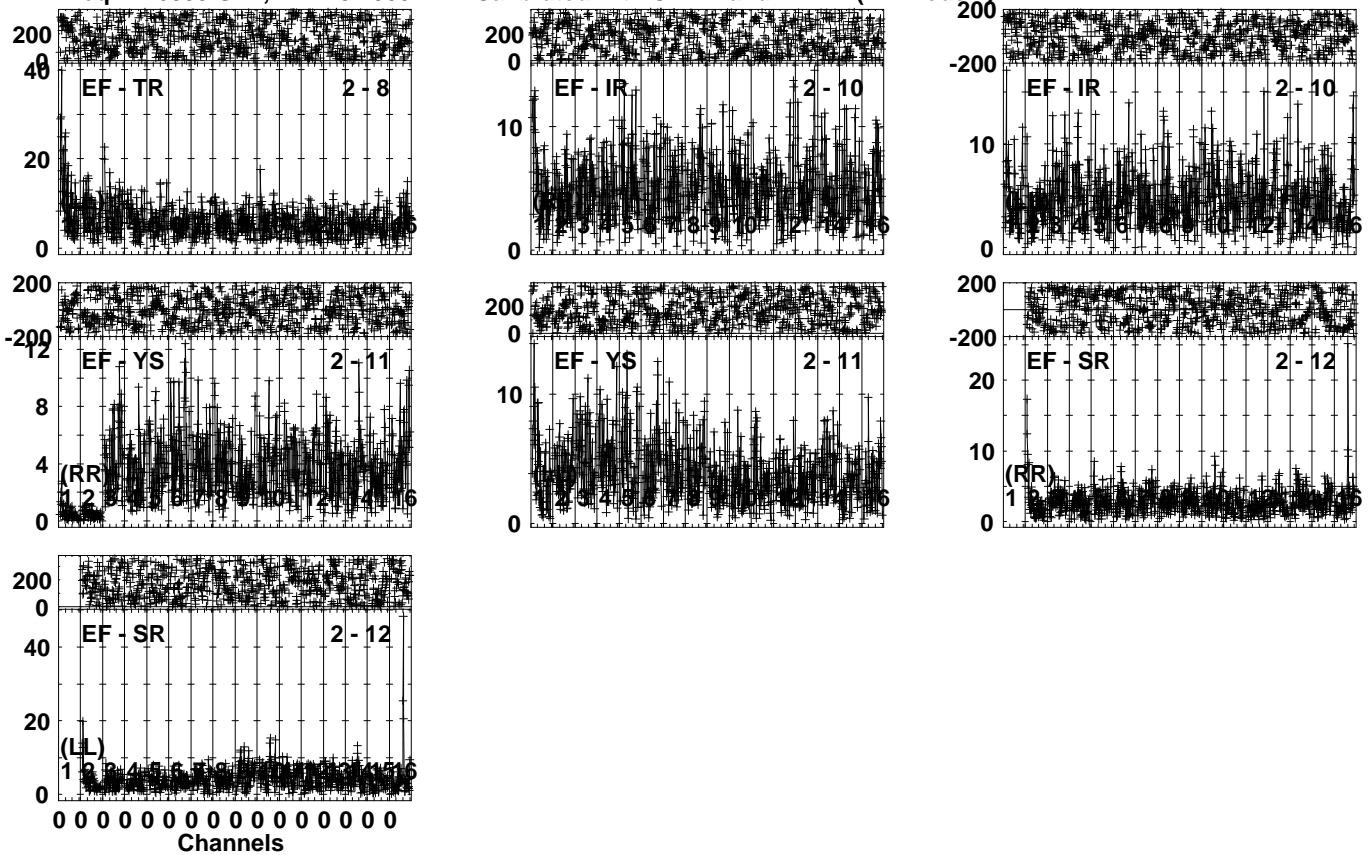


Lower frame: Milli Ampl Jy Top frame: Phas deg
Vector averaged cross-power spectrum Several baselines displayed
Timerange: 00/21:06:01 to 00/21:09:29

Plot file version 563 created 23-APR-2024 17:24:21

FRB EB100E 1.UVDATA.1

Freq = 4.6005 GHz, Bw = 32.000 MH Calibrated with CL # 4 and BP # 1 (BP mode 1)

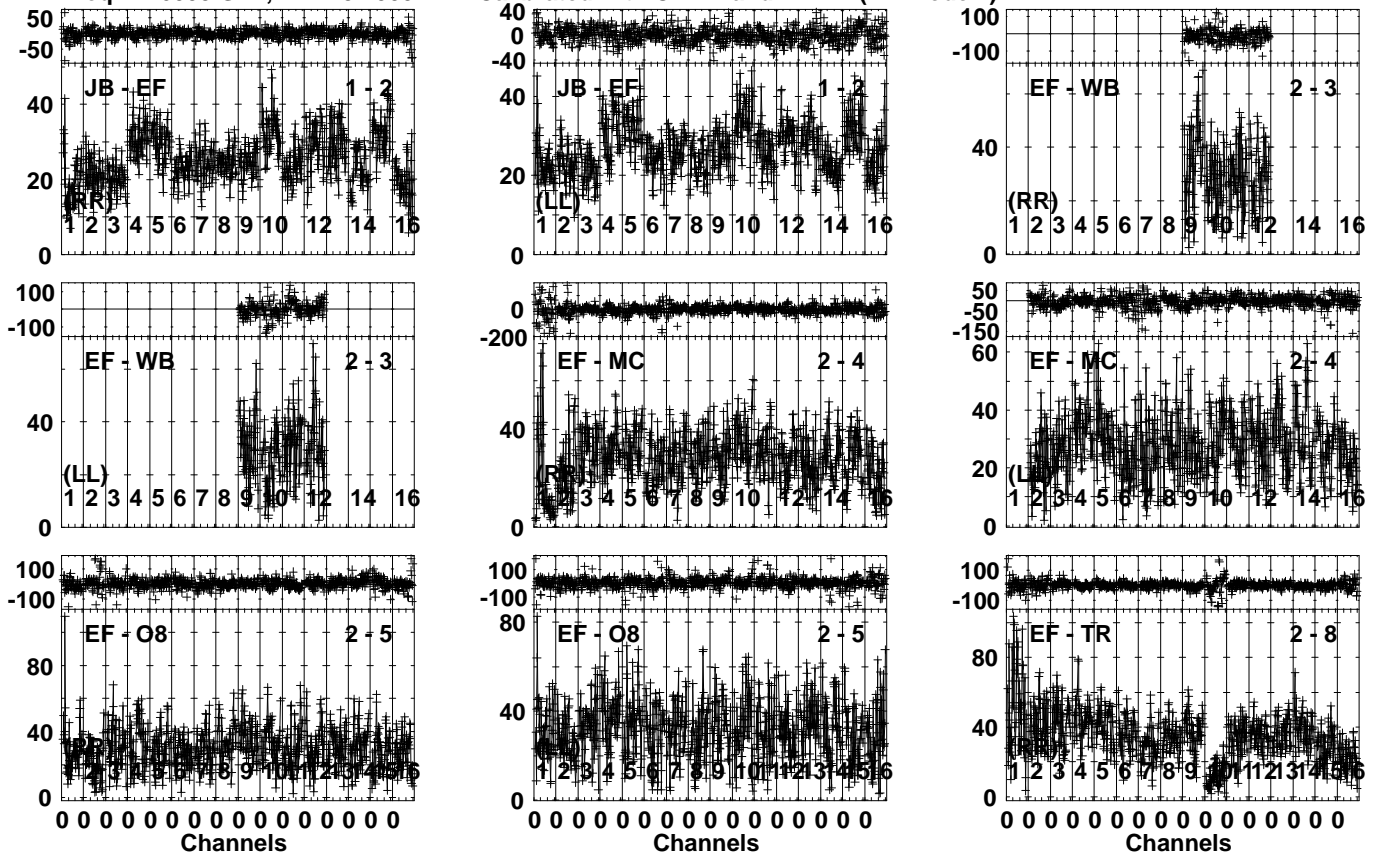


Lower frame: Milli Ampl Jy Top frame: Phas deg
Vector averaged cross-power spectrum Several baselines displayed
Timerange: 00/21:06:01 to 00/21:09:29

Plot file version 564 created 23-APR-2024 17:24:22

J0529+3209 EB100E 1.UVDATA.1

Freq = 4.6005 GHz, Bw = 32.000 MH Calibrated with CL # 4 and BP # 1 (BP mode 1)

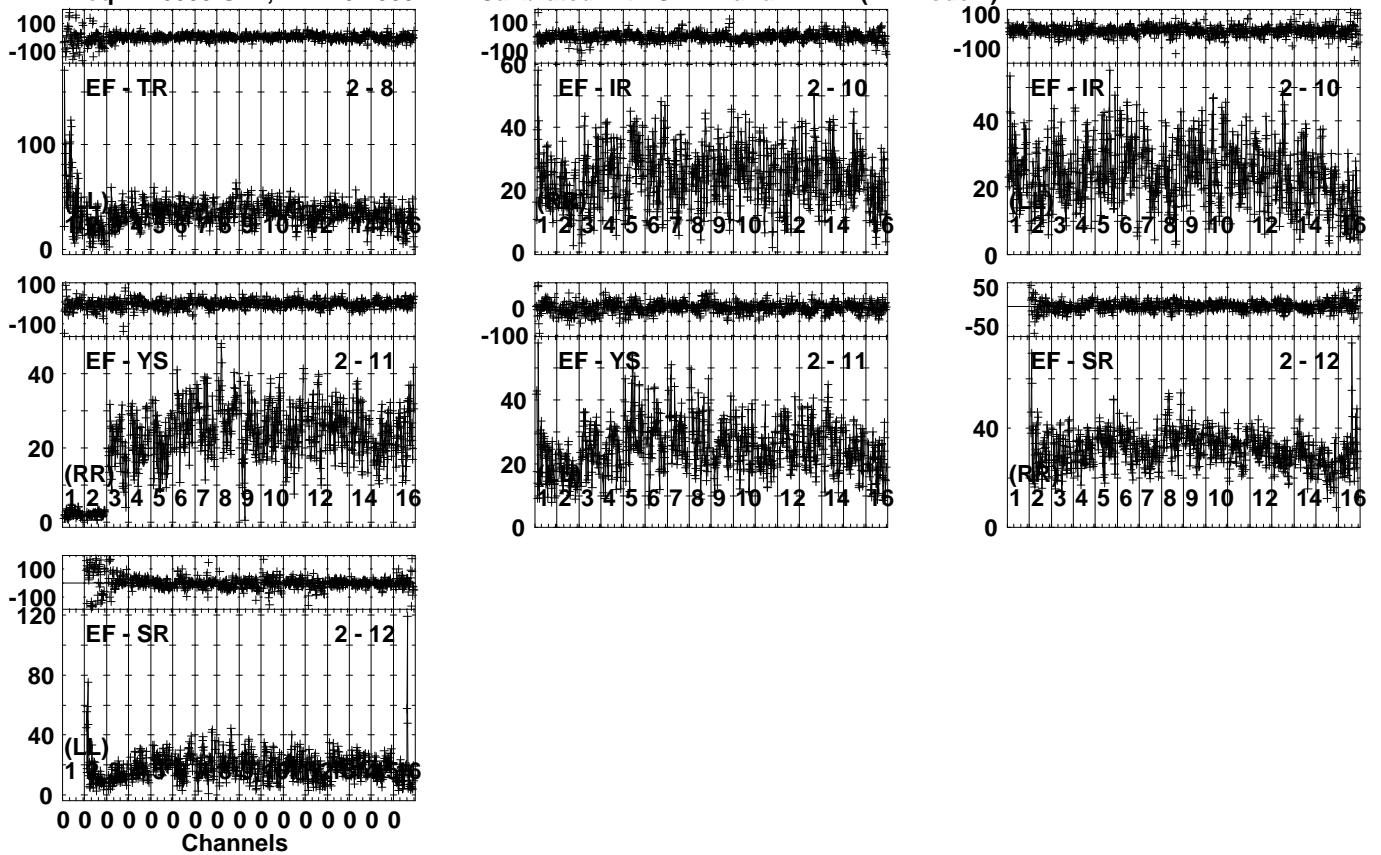


Lower frame: Milli Ampl Jy Top frame: Phas deg
Vector averaged cross-power spectrum Several baselines displayed
Timerange: 00/21:10:03 to 00/21:10:59

Plot file version 565 created 23-APR-2024 17:24:23

J0529+3209 EB100E 1.UVDATA.1

Freq = 4.6005 GHz, Bw = 32.000 MH Calibrated with CL # 4 and BP # 1 (BP mode 1)

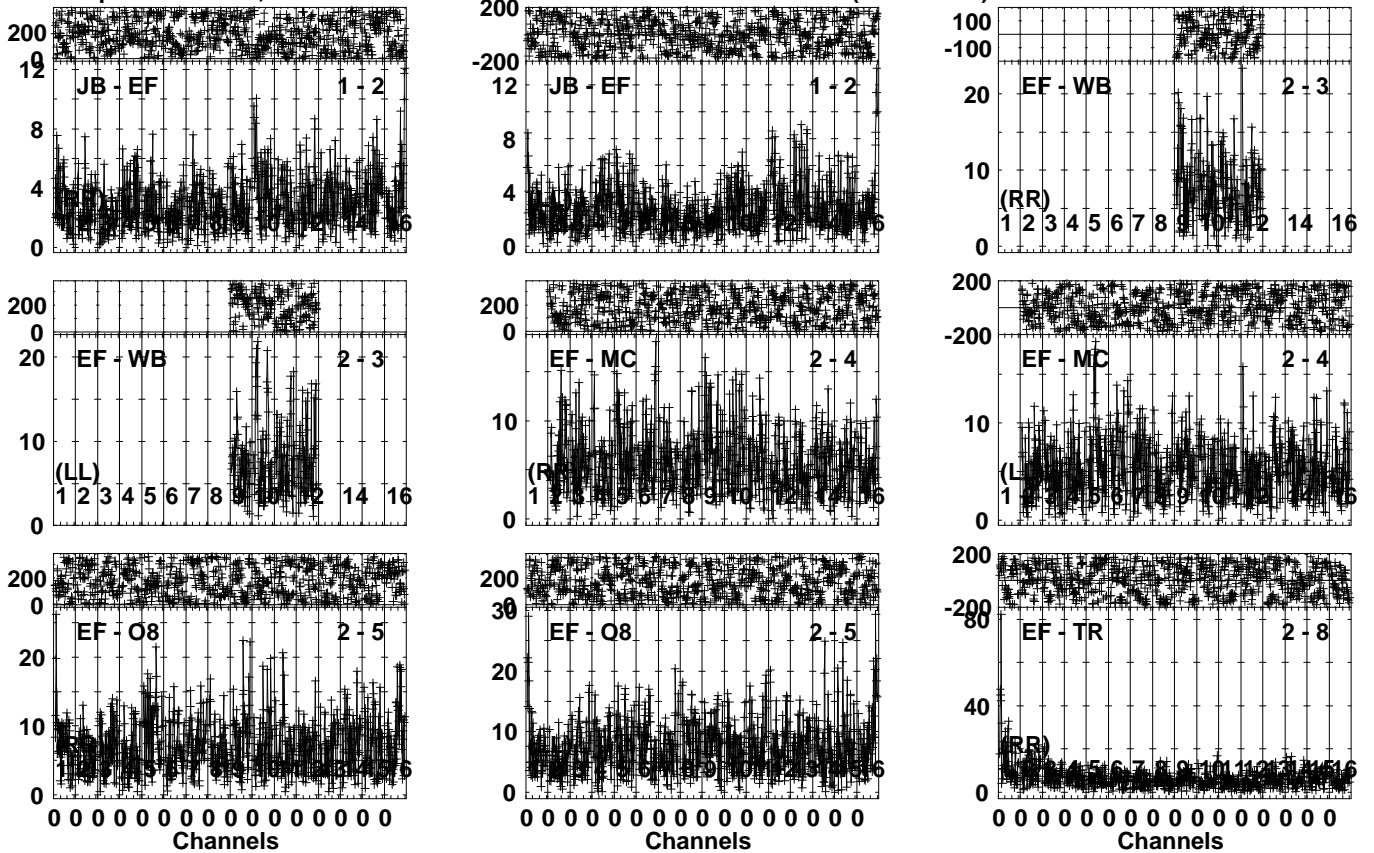


Lower frame: Milli Ampl Jy Top frame: Phas deg
Vector averaged cross-power spectrum Several baselines displayed
Timerange: 00/21:10:03 to 00/21:10:59

Plot file version 566 created 23-APR-2024 17:24:23

FRB EB100E 1.UVDATA.1

Freq = 4.6005 GHz, Bw = 32.000 MH Calibrated with CL # 4 and BP # 1 (BP mode 1)

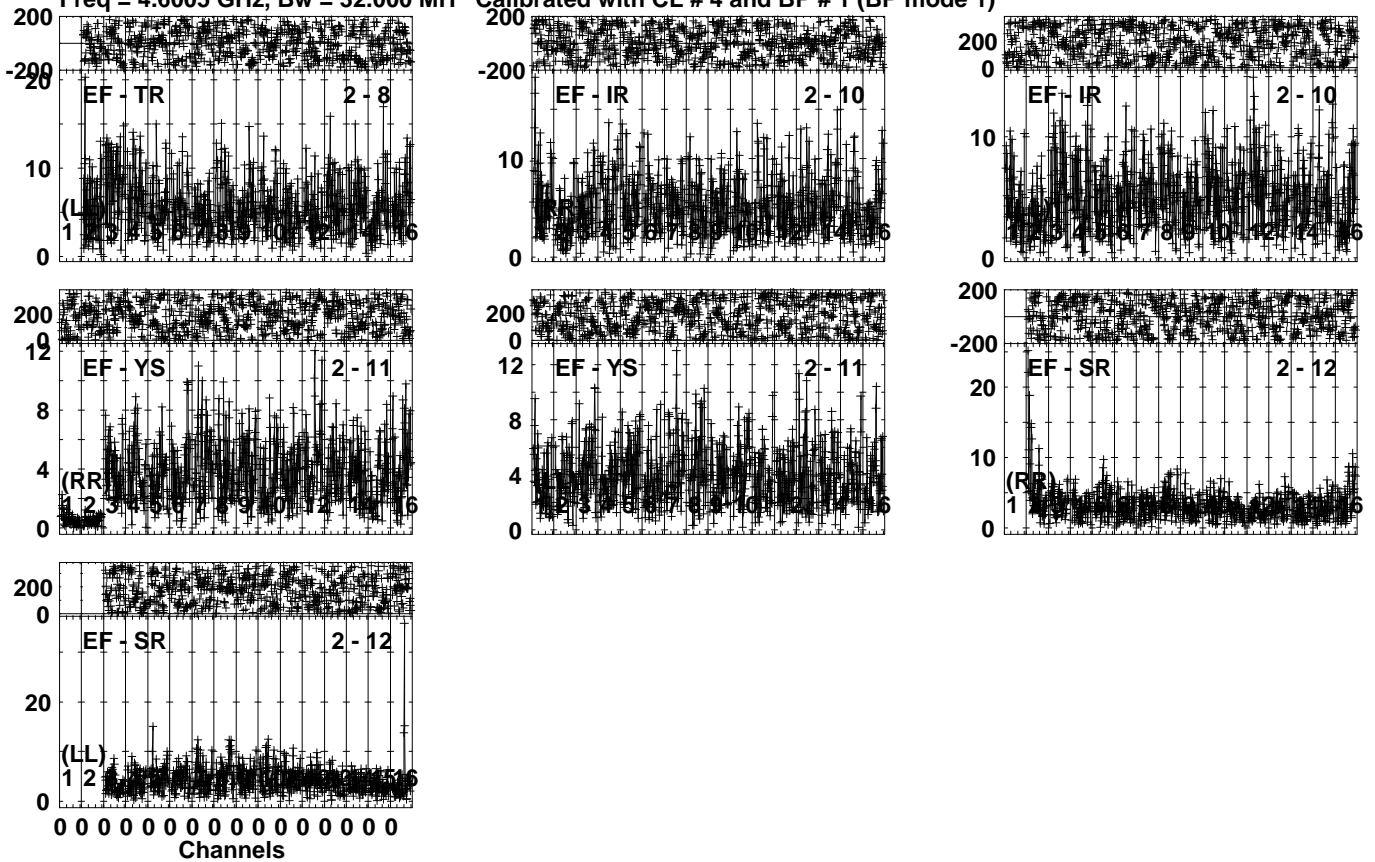


Lower frame: Milli Ampl Jy Top frame: Phas deg
Vector averaged cross-power spectrum Several baselines displayed
Timerange: 00/21:11:03 to 00/21:14:29

Plot file version 567 created 23-APR-2024 17:24:24

FRB EB100E 1.UVDATA.1

Freq = 4.6005 GHz, Bw = 32.000 MH Calibrated with CL # 4 and BP # 1 (BP mode 1)

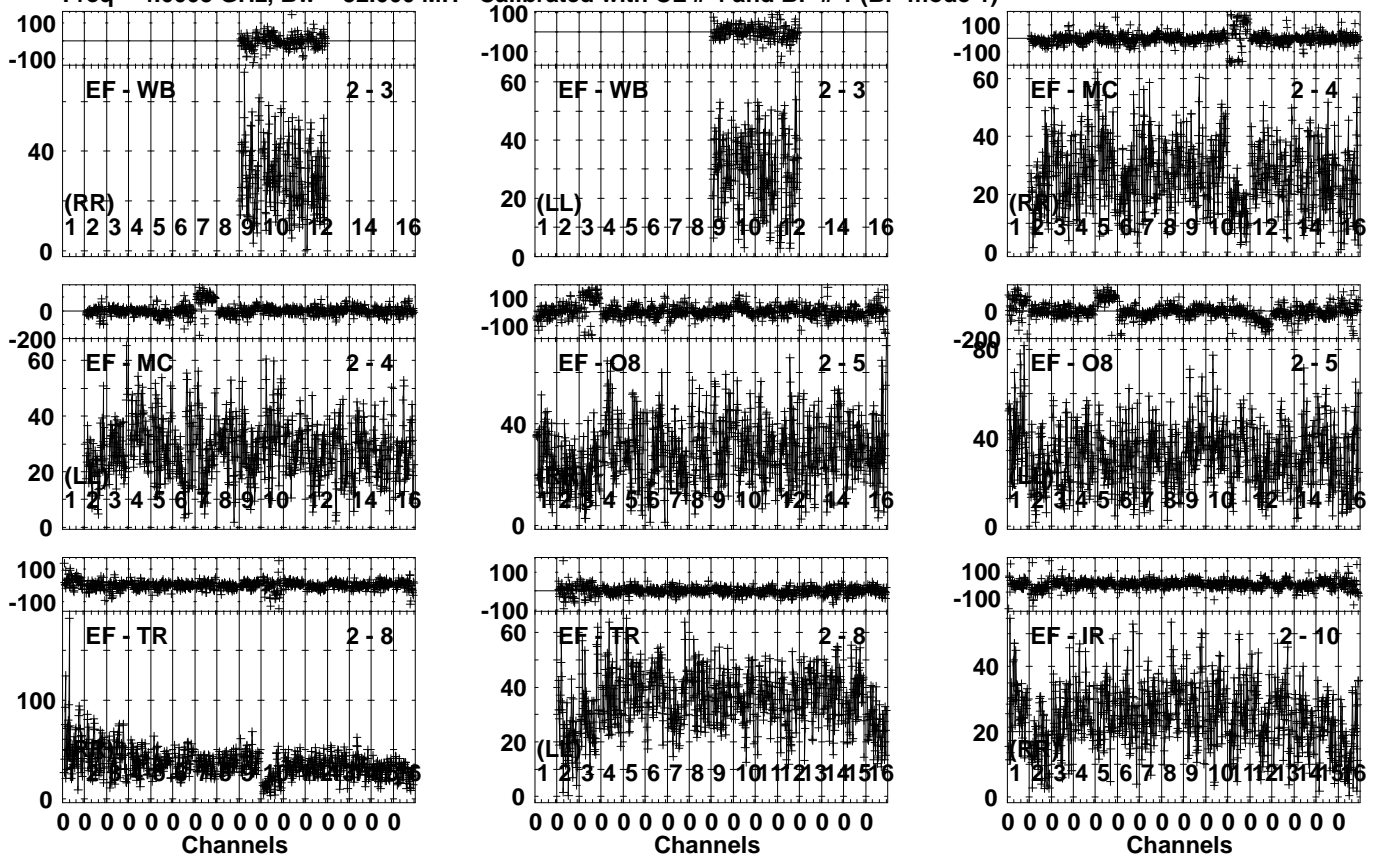


Lower frame: Milli Ampl Jy Top frame: Phas deg
Vector averaged cross-power spectrum Several baselines displayed
Timerange: 00/21:11:03 to 00/21:14:29

Plot file version 568 created 23-APR-2024 17:24:25

J0529+3209 EB100E 1.UVDATA.1

Freq = 4.6005 GHz, Bw = 32.000 MH Calibrated with CL # 4 and BP # 1 (BP mode 1)

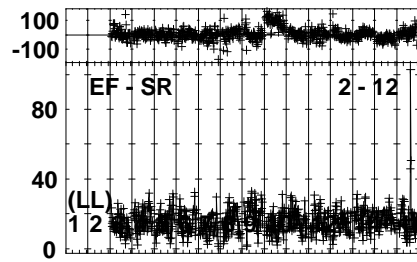
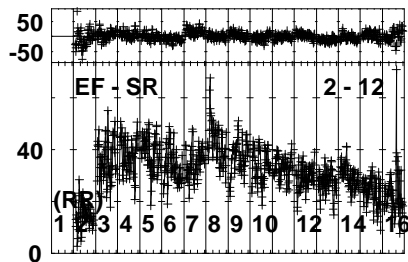
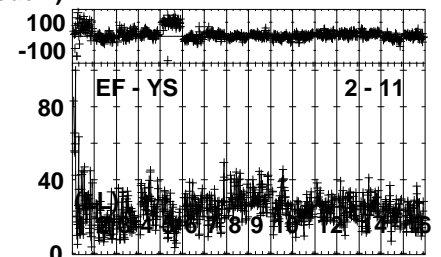
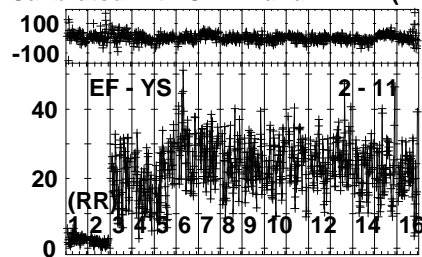
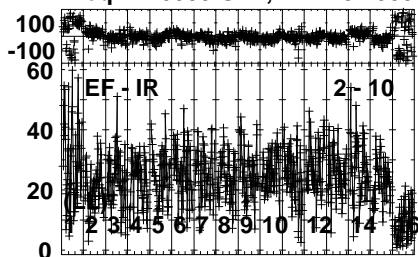


Lower frame: Milli Ampl Jy Top frame: Phas deg
Vector averaged cross-power spectrum Several baselines displayed
Timerange: 00/21:15:03 to 00/21:15:59

Plot file version 569 created 23-APR-2024 17:24:25

J0529+3209 EB100E 1.UVDATA.1

Freq = 4.6005 GHz, Bw = 32.000 MH Calibrated with CL # 4 and BP # 1 (BP mode 1)

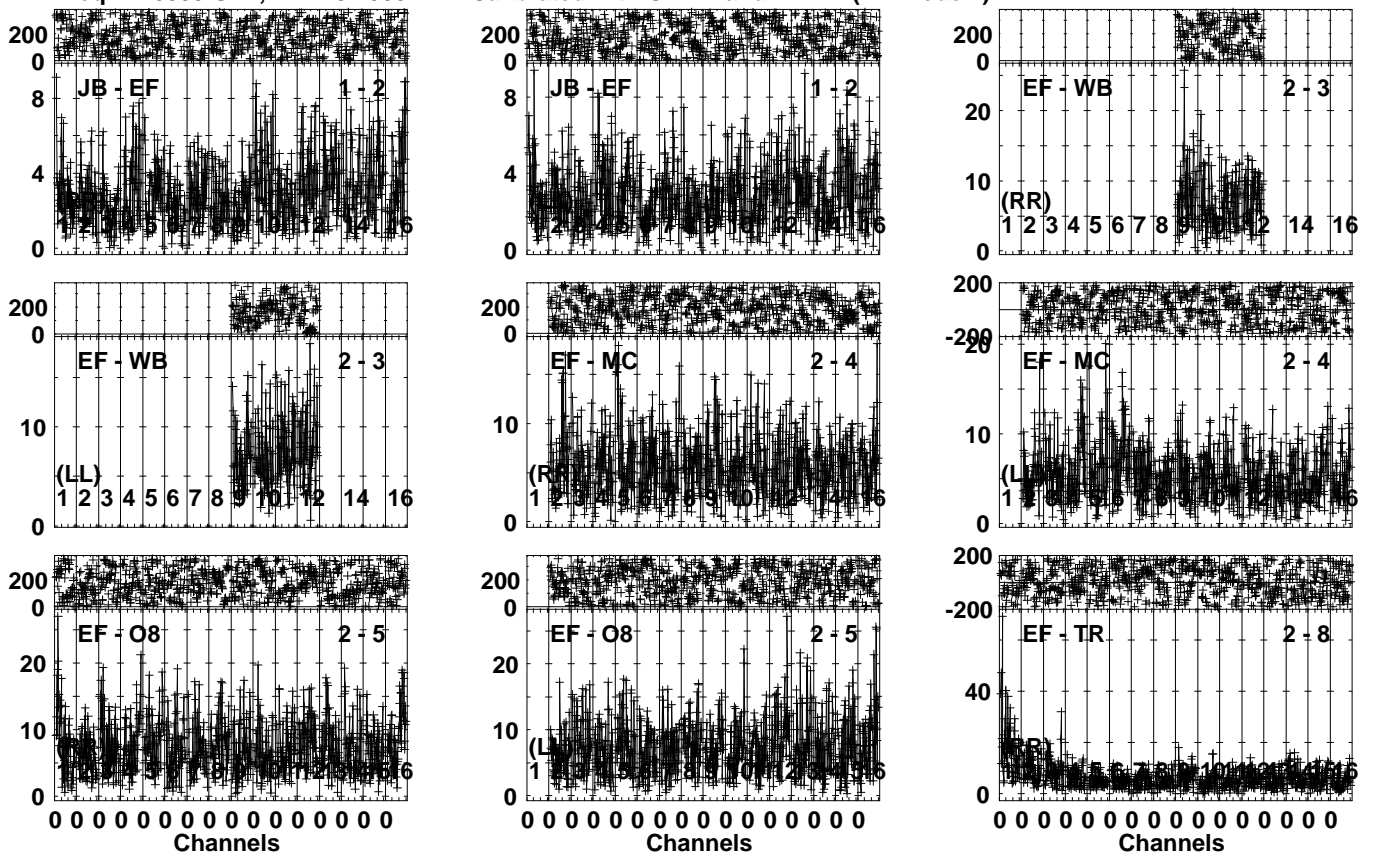


Lower frame: Milli Ampl Jy Top frame: Phas deg
Vector averaged cross-power spectrum Several baselines displayed
Timerange: 00/21:15:03 to 00/21:15:59

Plot file version 570 created 23-APR-2024 17:24:26

FRB EB100E 1.UVDATA.1

Freq = 4.6005 GHz, Bw = 32.000 MH Calibrated with CL # 4 and BP # 1 (BP mode 1)

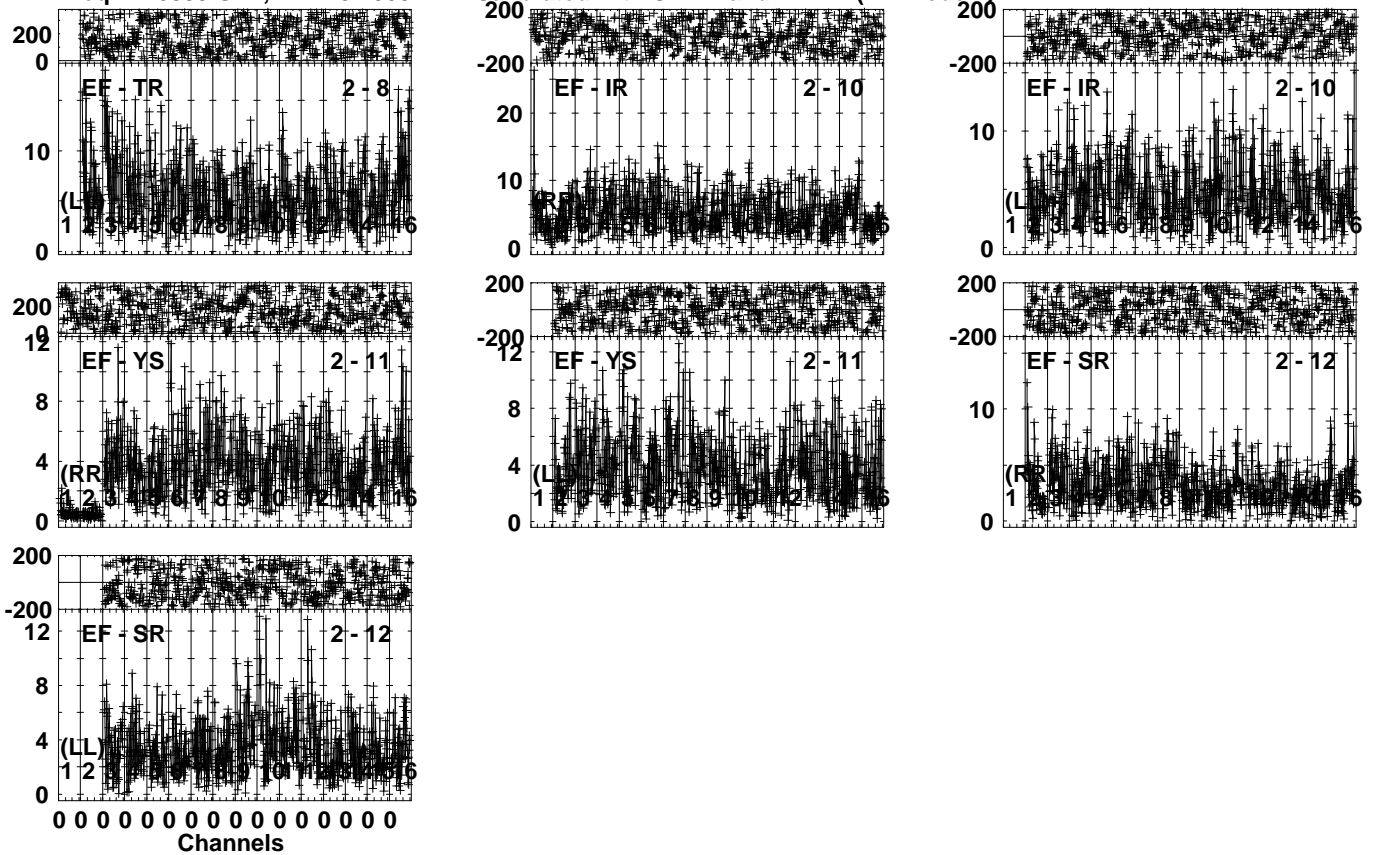


Lower frame: Milli Ampl Jy Top frame: Phas deg
Vector averaged cross-power spectrum Several baselines displayed
Timerange: 00/21:16:03 to 00/21:19:29

Plot file version 571 created 23-APR-2024 17:24:26

FRB EB100E 1.UVDATA.1

Freq = 4.6005 GHz, Bw = 32.000 MH Calibrated with CL # 4 and BP # 1 (BP mode 1)



Lower frame: Milli Ampl Jy Top frame: Phas deg

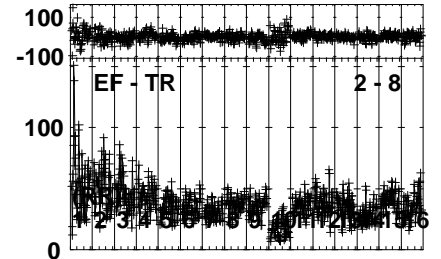
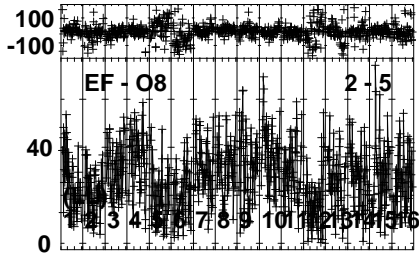
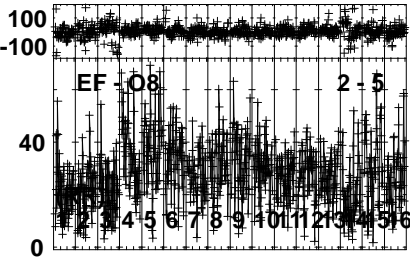
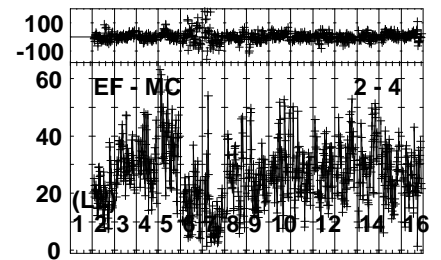
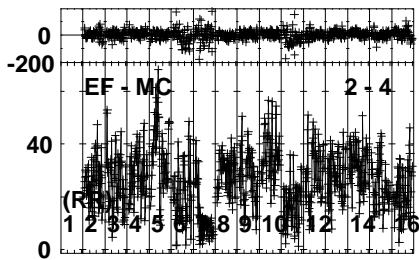
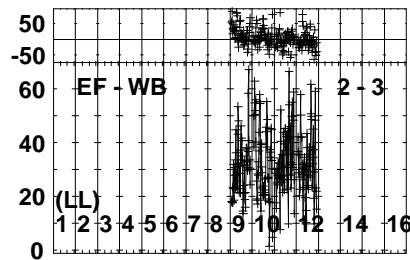
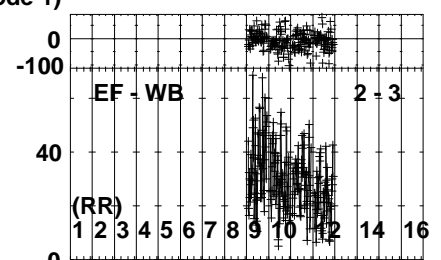
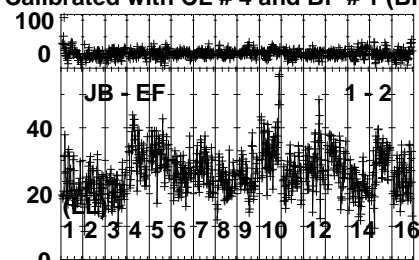
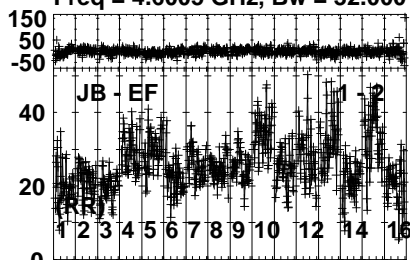
Vector averaged cross-power spectrum Several baselines displayed

Timerange: 00/21:16:03 to 00/21:19:29

Plot file version 572 created 23-APR-2024 17:24:27

J0529+3209 EB100E 1.UVDATA.1

Freq = 4.6005 GHz, Bw = 32.000 MH Calibrated with CL # 4 and BP # 1 (BP mode 1)

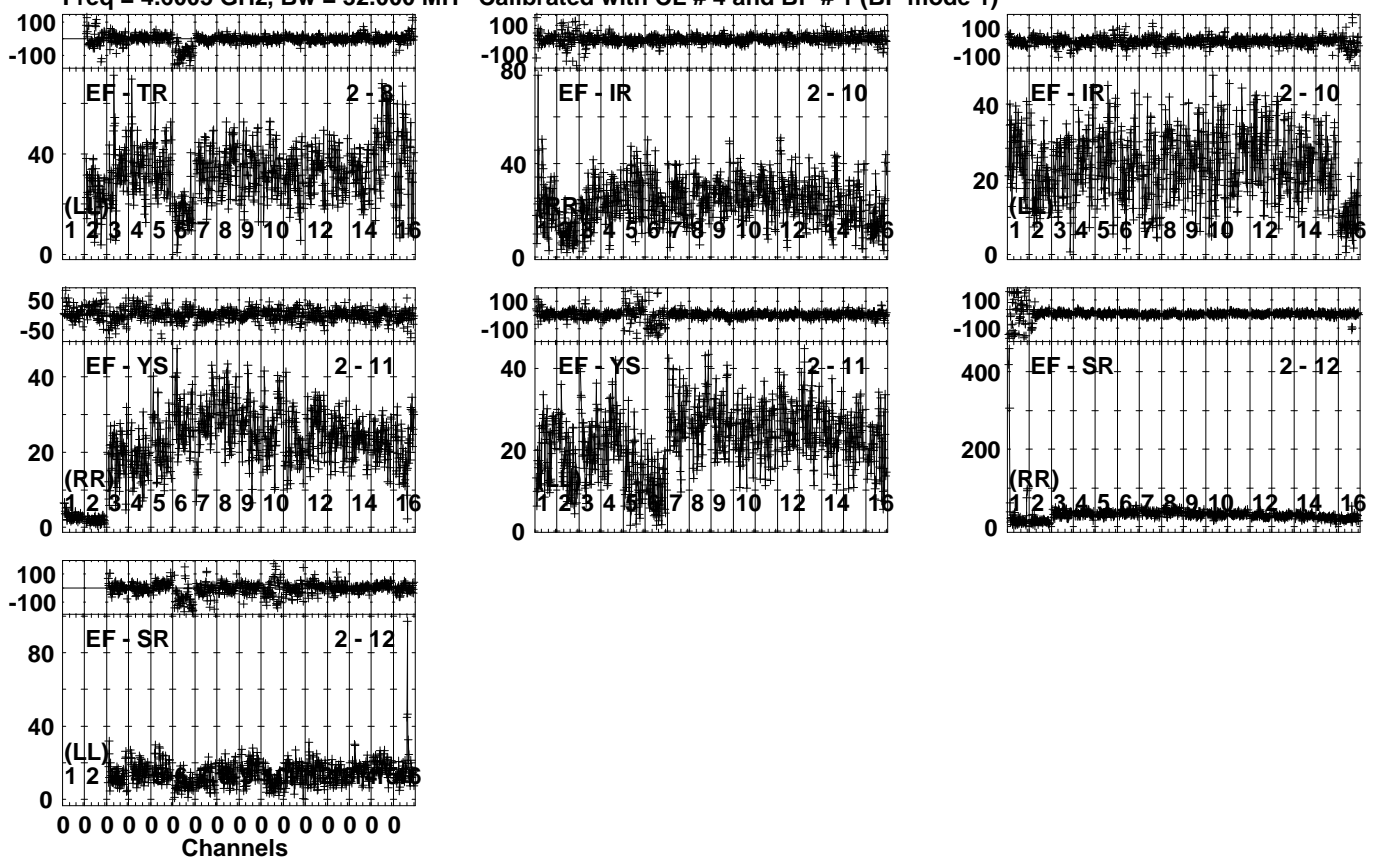


Lower frame: Milli Ampl Jy Top frame: Phas deg
Vector averaged cross-power spectrum Several baselines displayed
Timerange: 00/21:19:31 to 00/21:20:59

Plot file version 573 created 23-APR-2024 17:24:28

J0529+3209 EB100E 1.UVDATA.1

Freq = 4.6005 GHz, Bw = 32.000 MH Calibrated with CL # 4 and BP # 1 (BP mode 1)

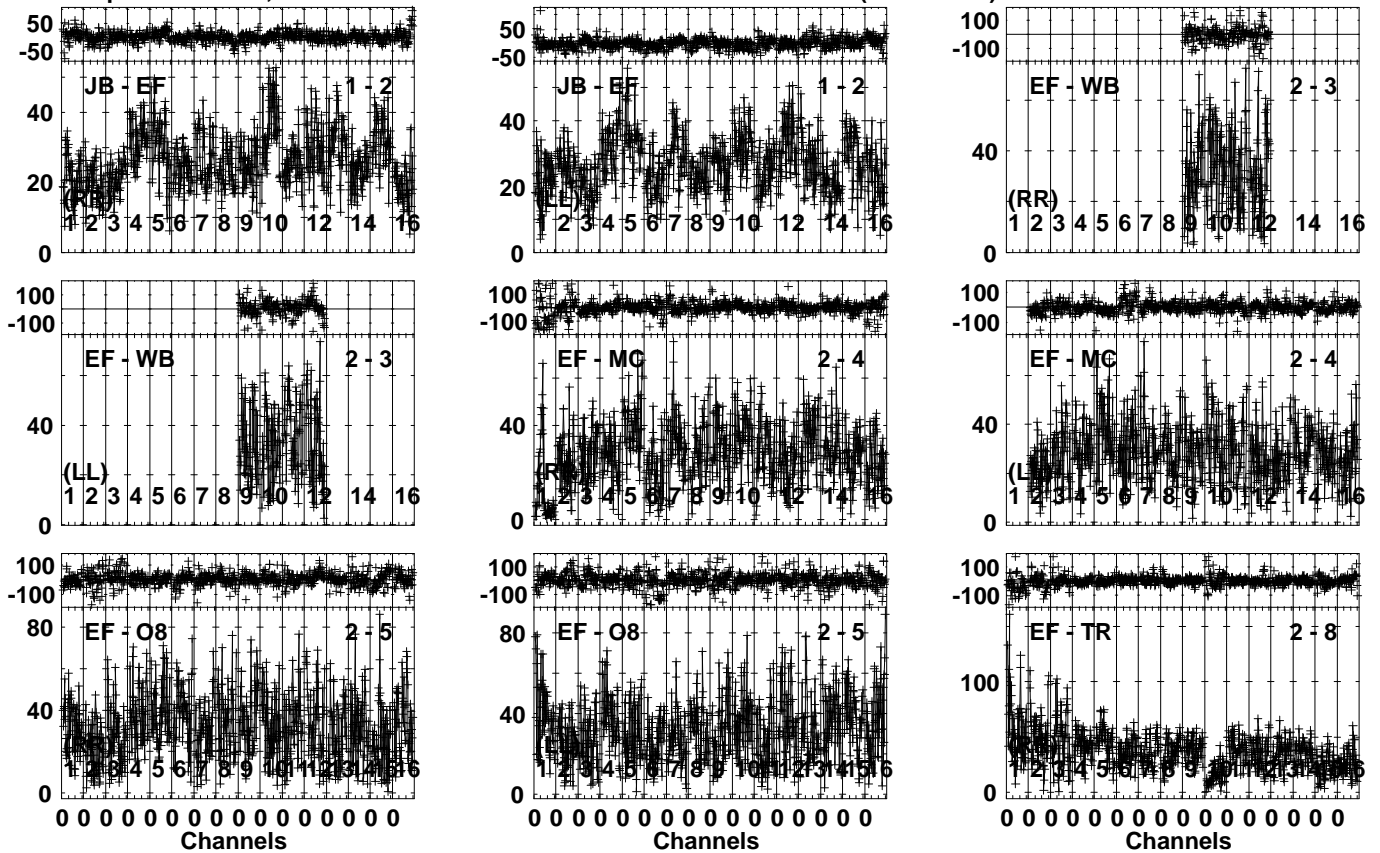


Lower frame: Milli Ampl Jy Top frame: Phas deg
Vector averaged cross-power spectrum Several baselines displayed
Timerange: 00/21:19:31 to 00/21:20:59

Plot file version 574 created 23-APR-2024 17:24:31

J0529+3209 EB100E 1.UVDATA.1

Freq = 4.6005 GHz, Bw = 32.000 MH Calibrated with CL # 4 and BP # 1 (BP mode 1)

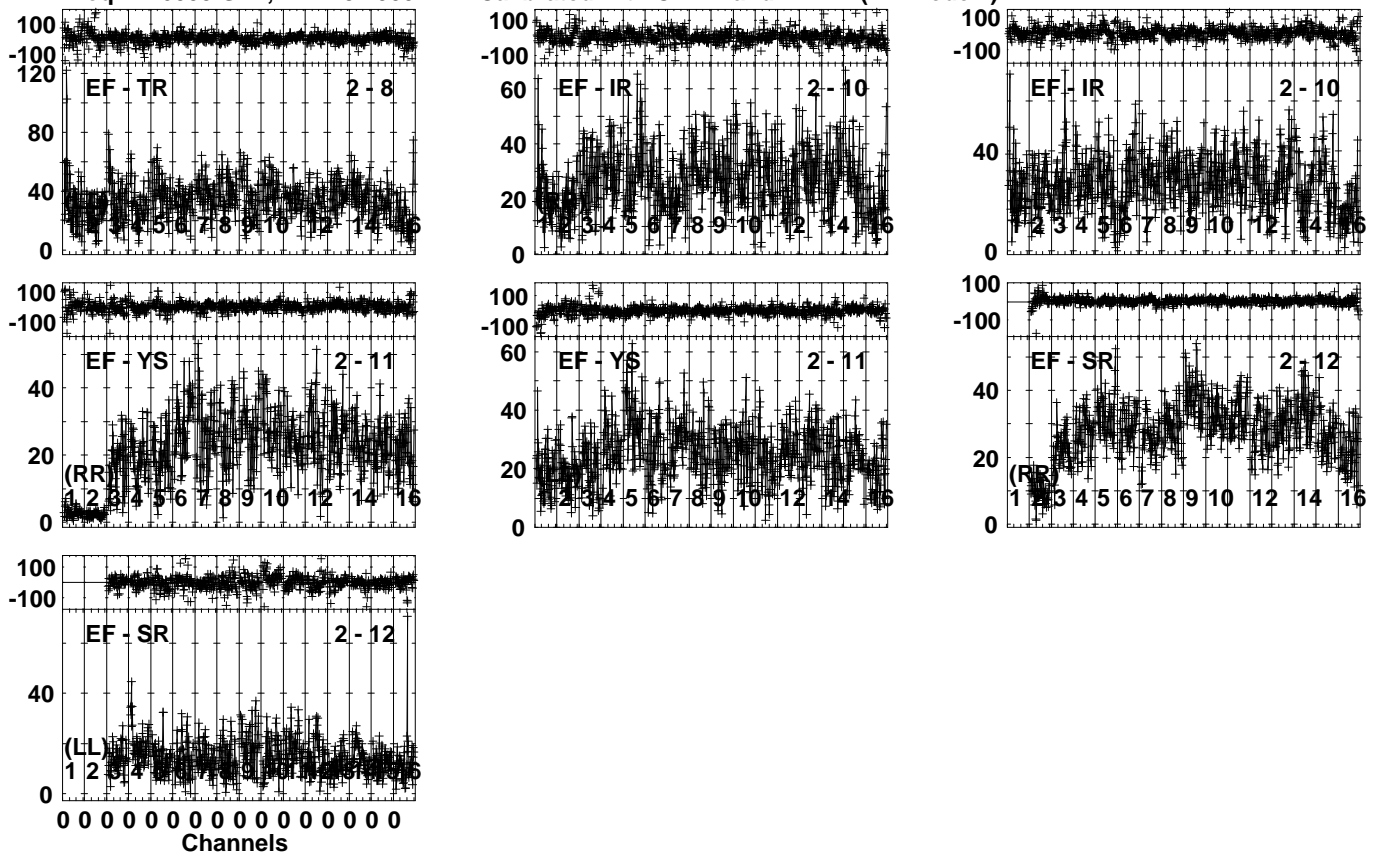


Lower frame: Milli Ampl Jy Top frame: Phas deg
Vector averaged cross-power spectrum Several baselines displayed
Timerange: 00/21:29:33 to 00/21:30:59

Plot file version 575 created 23-APR-2024 17:24:32

J0529+3209 EB100E 1.UVDATA.1

Freq = 4.6005 GHz, Bw = 32.000 MH Calibrated with CL # 4 and BP # 1 (BP mode 1)

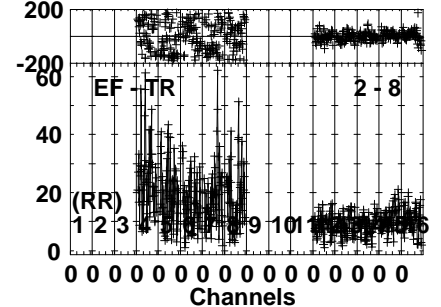
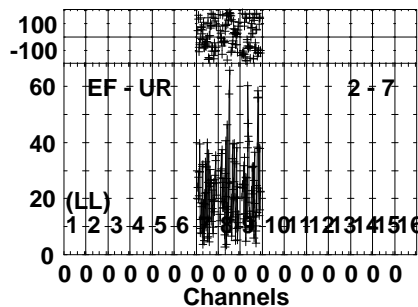
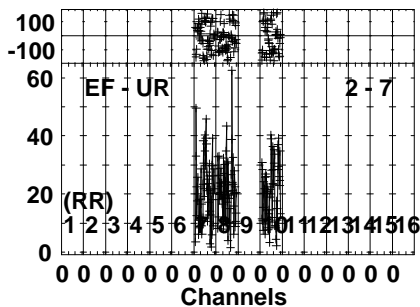
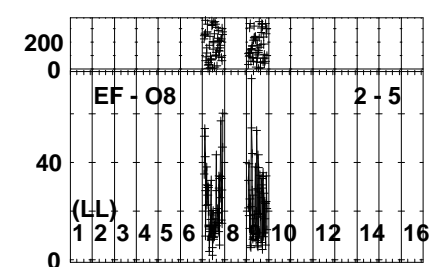
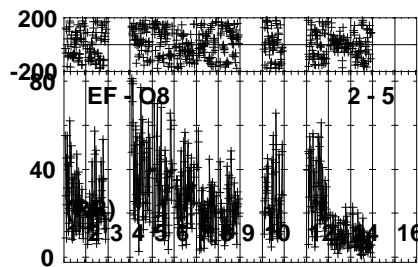
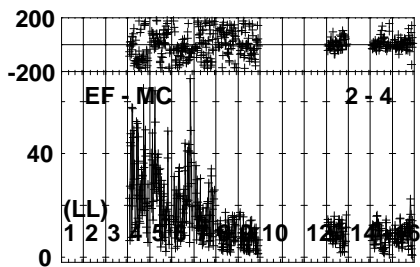
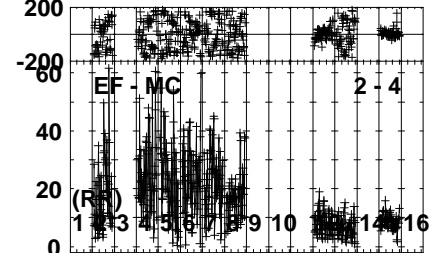
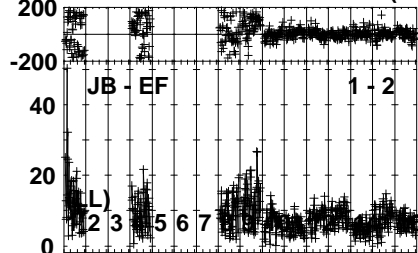
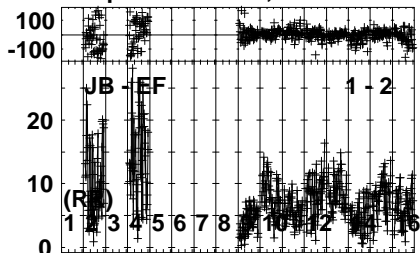


Lower frame: Milli Ampl Jy Top frame: Phas deg
Vector averaged cross-power spectrum Several baselines displayed
Timerange: 00/21:29:33 to 00/21:30:59

Plot file version 576 created 23-APR-2024 17:24:32

J0358+54 EB100E 1.UVDATA.1

Freq = 4.6005 GHz, Bw = 32.000 MH Calibrated with CL # 4 and BP # 1 (BP mode 1)

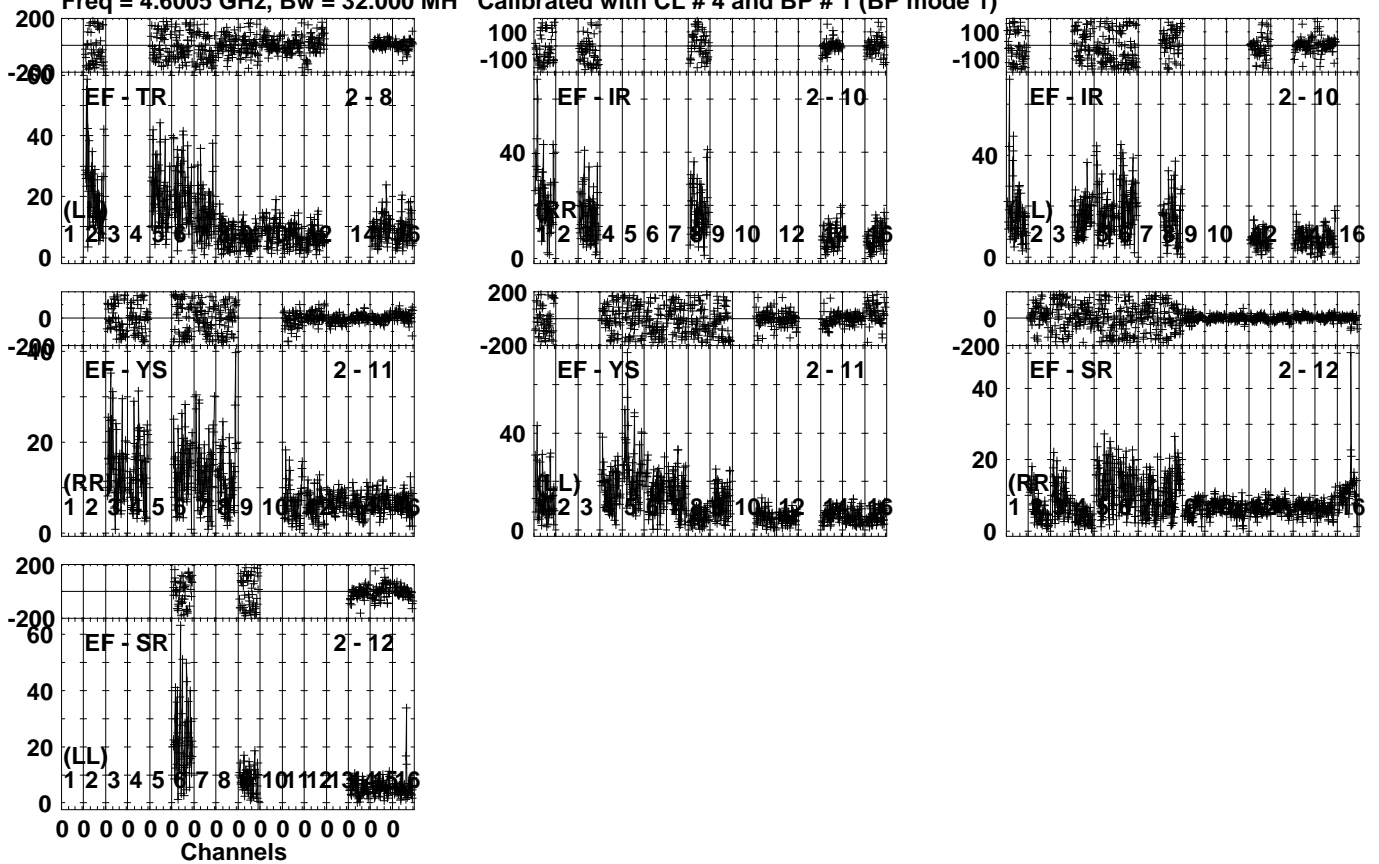


Lower frame: Milli Ampl Jy Top frame: Phas deg
Vector averaged cross-power spectrum Several baselines displayed
Timerange: 00/21:33:33 to 00/21:37:29

Plot file version 577 created 23-APR-2024 17:24:33

J0358+54 EB100E 1.UVDATA.1

Freq = 4.6005 GHz, Bw = 32.000 MH Calibrated with CL # 4 and BP # 1 (BP mode 1)

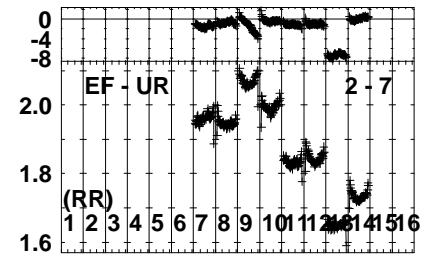
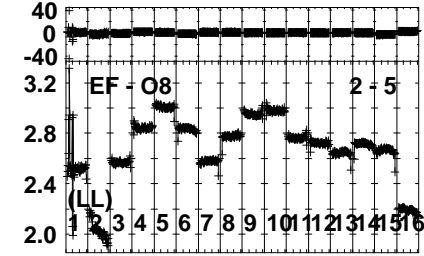
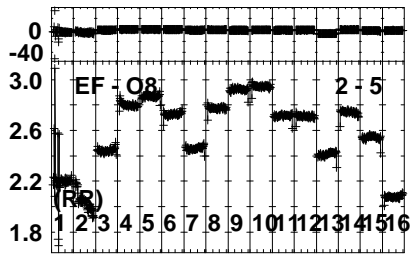
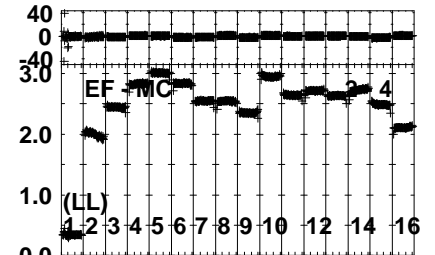
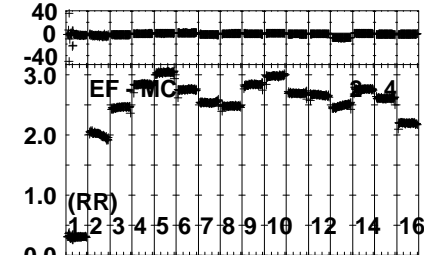
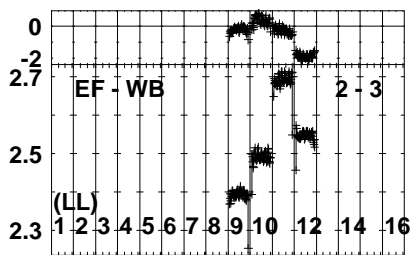
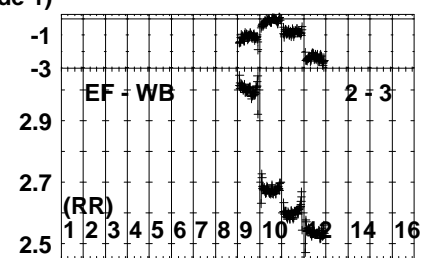
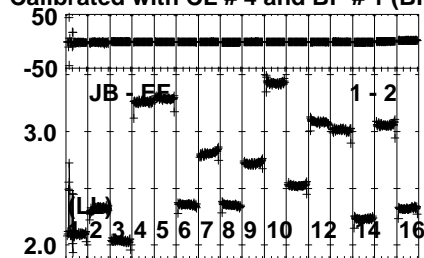
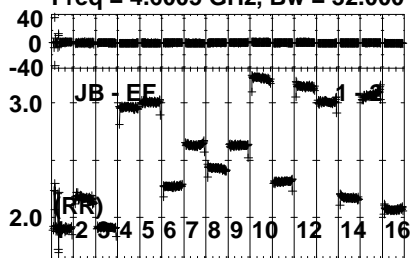


Lower frame: Milli Ampl Jy Top frame: Phas deg
Vector averaged cross-power spectrum Several baselines displayed
Timerange: 00/21:33:33 to 00/21:37:29

Plot file version 578 created 23-APR-2024 17:24:34

DA193 EB100E 1.UVDATA.1

Freq = 4.6005 GHz, Bw = 32.000 MH Calibrated with CL # 4 and BP # 1 (BP mode 1)



0 0 0 0 0 0 0 0 0 0 0 0 0 0 0 0
Channels

0 0 0 0 0 0 0 0 0 0 0 0 0 0 0 0
Channels

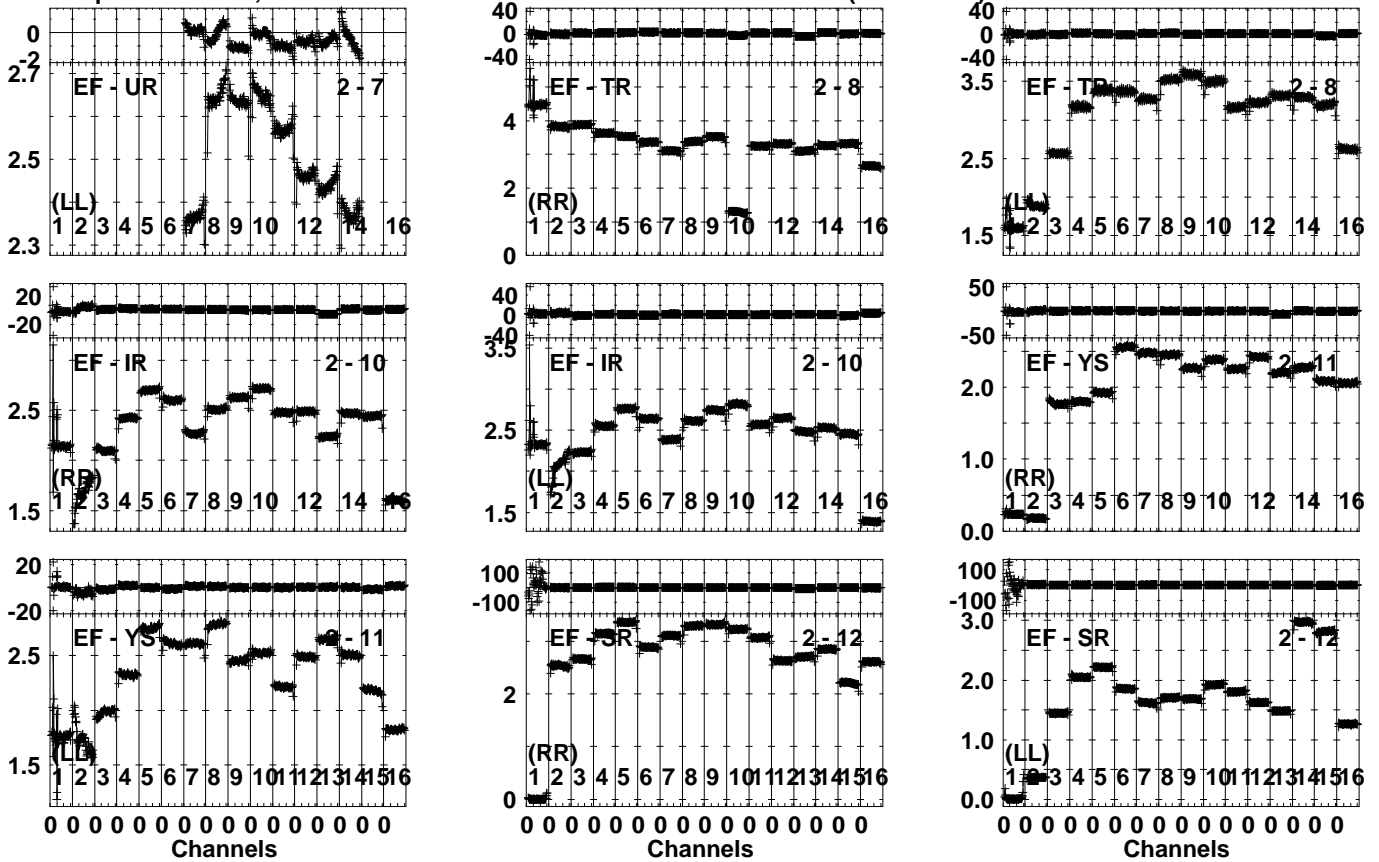
0 0 0 0 0 0 0 0 0 0 0 0 0 0 0 0
Channels

Lower frame: Ampl Jy Top frame: Phas deg
Vector averaged cross-power spectrum Several baselines displayed
Timerange: 00/21:39:03 to 00/21:42:59

Plot file version 579 created 23-APR-2024 17:24:35

DA193 EB100E 1.UVDATA.1

Freq = 4.6005 GHz, Bw = 32.000 MH Calibrated with CL # 4 and BP # 1 (BP mode 1)

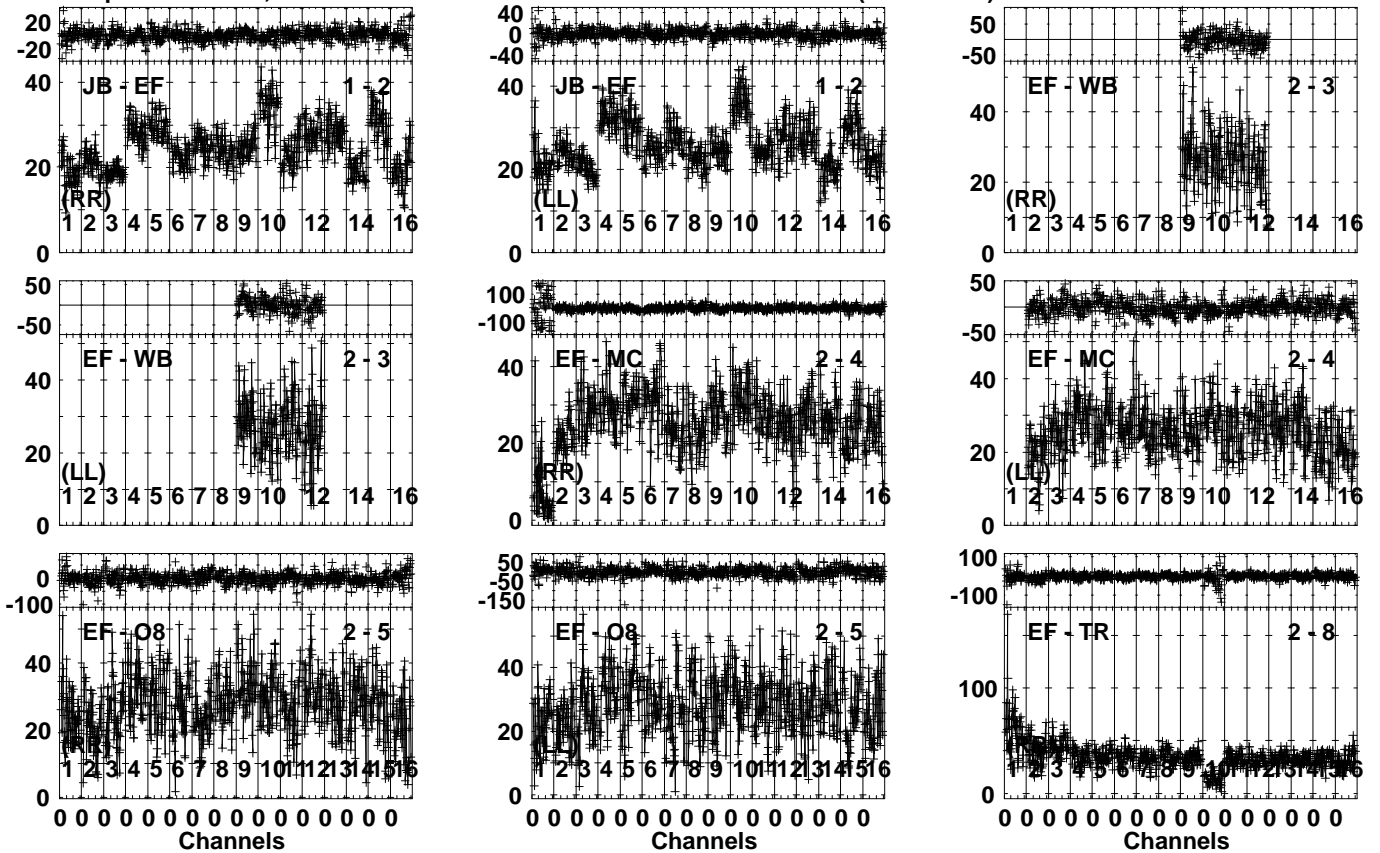


Lower frame: Ampl Jy Top frame: Phas deg
 Vector averaged cross-power spectrum Several baselines displayed
 Timerange: 00/21:39:03 to 00/21:42:59

Plot file version 580 created 23-APR-2024 17:24:36

J0529+3209 EB100E 1.UVDATA.1

Freq = 4.6005 GHz, Bw = 32.000 MH Calibrated with CL # 4 and BP # 1 (BP mode 1)

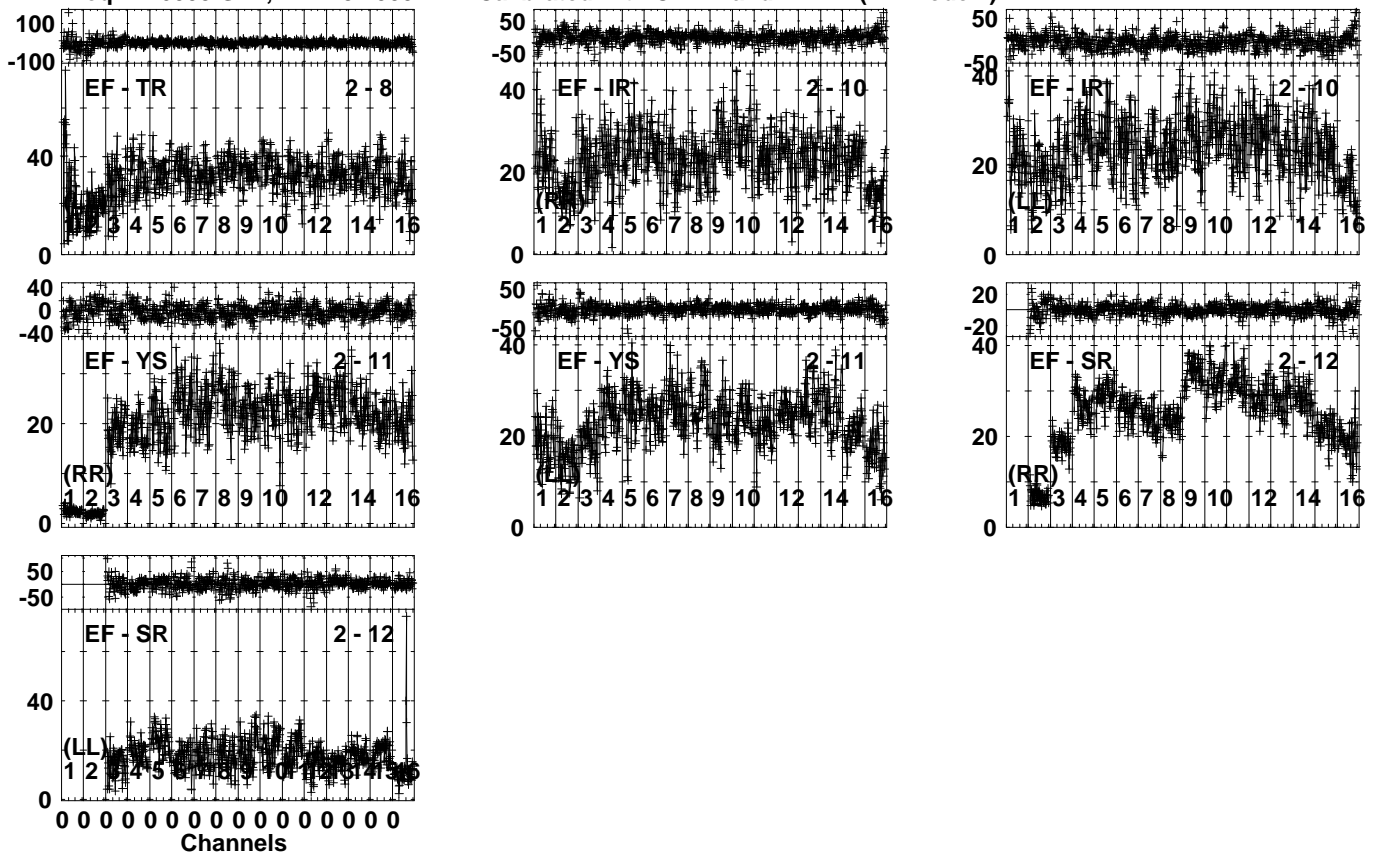


Lower frame: Milli Ampl Jy Top frame: Phas deg
Vector averaged cross-power spectrum Several baselines displayed
Timerange: 00/21:44:03 to 00/21:45:59

Plot file version 581 created 23-APR-2024 17:24:36

J0529+3209 EB100E 1.UVDATA.1

Freq = 4.6005 GHz, Bw = 32.000 MH Calibrated with CL # 4 and BP # 1 (BP mode 1)



Lower frame: Milli Ampl Jy Top frame: Phas deg

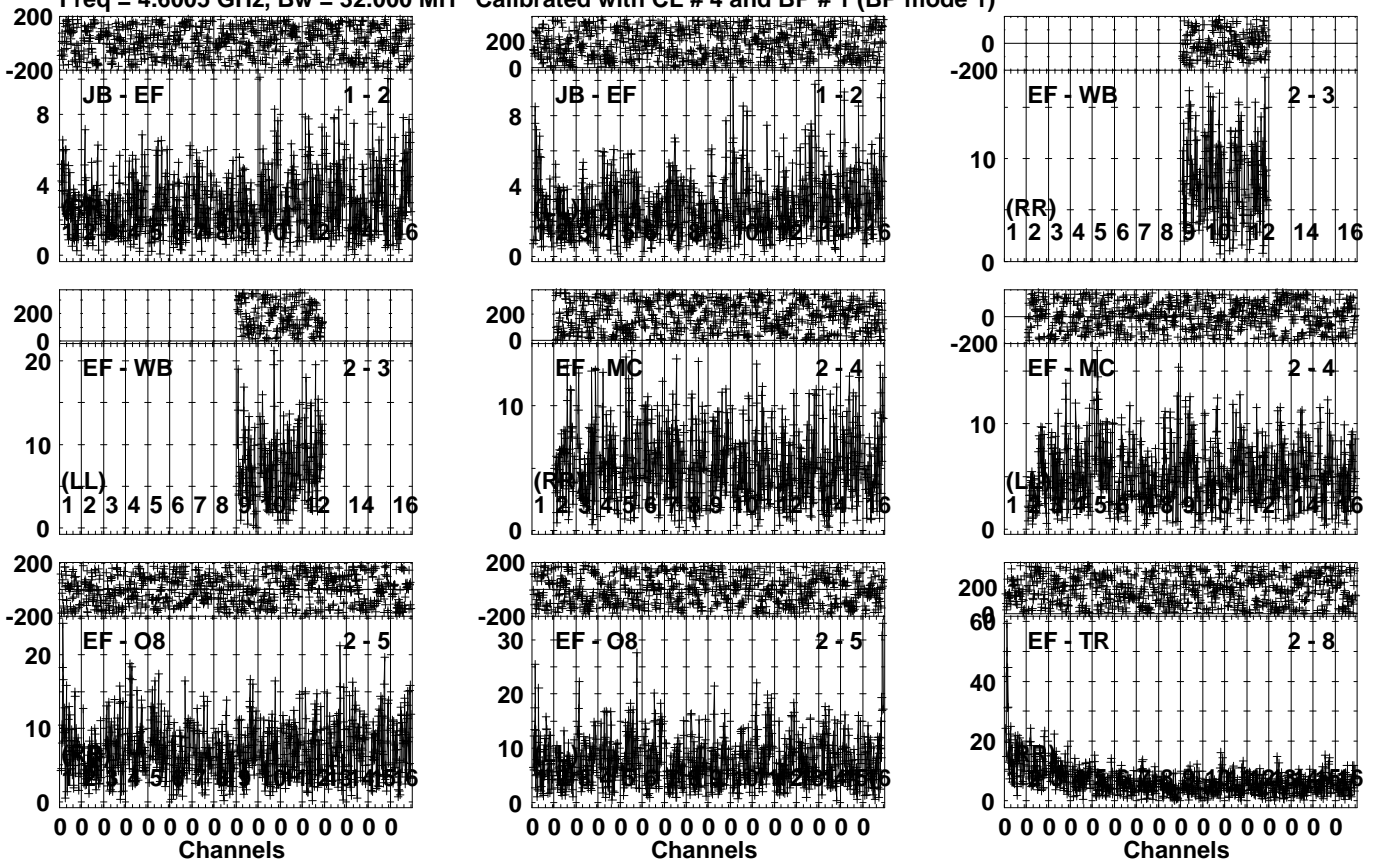
Vector averaged cross-power spectrum Several baselines displayed

Timerange: 00/21:44:03 to 00/21:45:59

Plot file version 582 created 23-APR-2024 17:24:37

FRB EB100E 1.UVDATA.1

Freq = 4.6005 GHz, Bw = 32.000 MH Calibrated with CL # 4 and BP # 1 (BP mode 1)

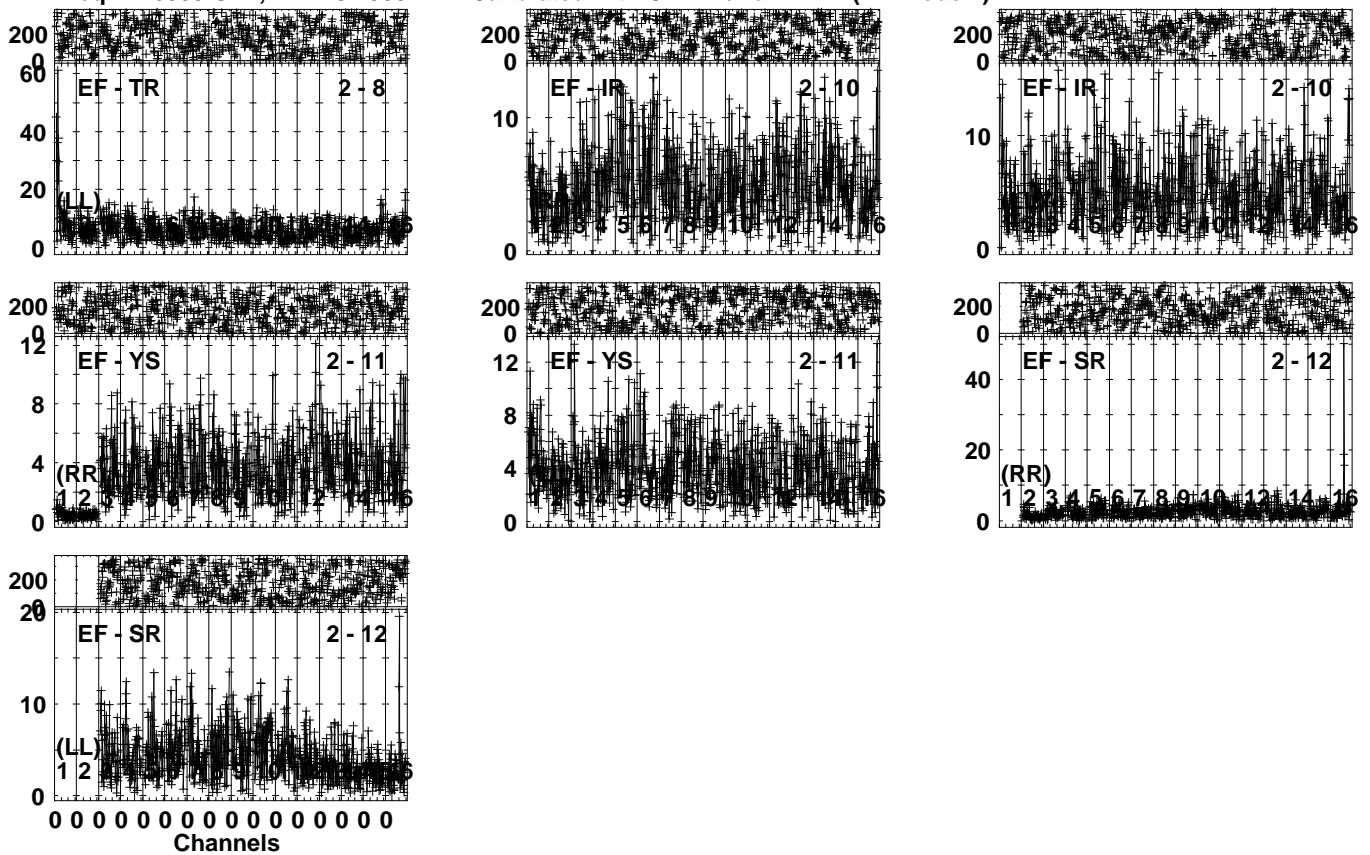


Lower frame: Milli Ampl Jy Top frame: Phas deg
Vector averaged cross-power spectrum Several baselines displayed
Timerange: 00/21:46:03 to 00/21:49:29

Plot file version 583 created 23-APR-2024 17:24:38

FRB EB100E 1.UVDATA.1

Freq = 4.6005 GHz, Bw = 32.000 MH Calibrated with CL # 4 and BP # 1 (BP mode 1)

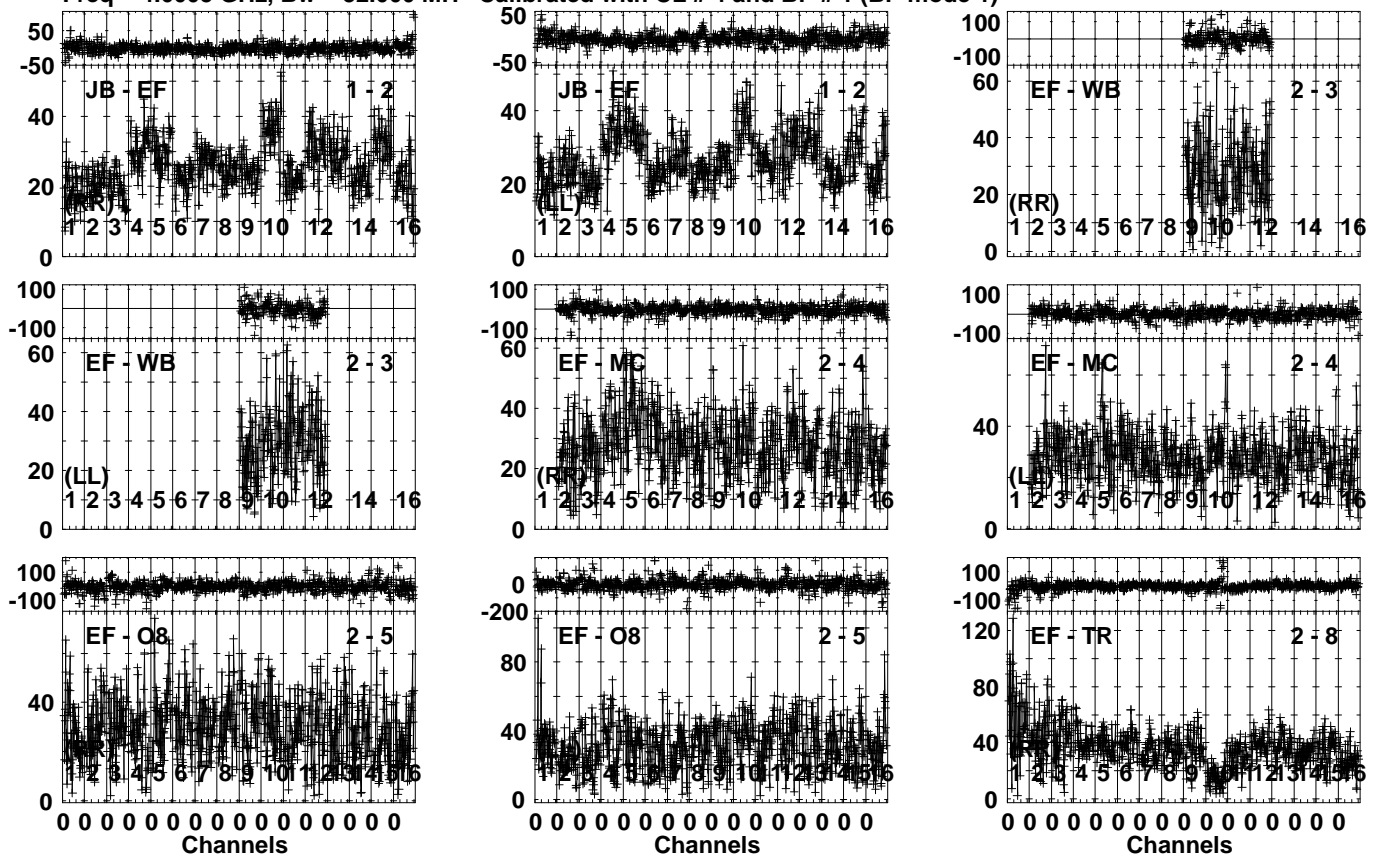


Lower frame: Milli Ampl Jy Top frame: Phas deg
Vector averaged cross-power spectrum Several baselines displayed
Timerange: 00/21:46:03 to 00/21:49:29

Plot file version 584 created 23-APR-2024 17:24:38

J0529+3209 EB100E 1.UVDATA.1

Freq = 4.6005 GHz, Bw = 32.000 MH Calibrated with CL # 4 and BP # 1 (BP mode 1)

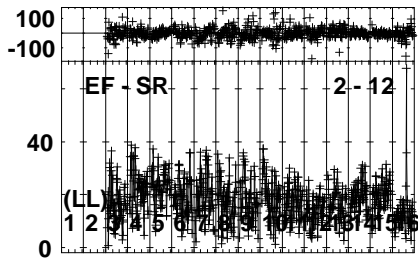
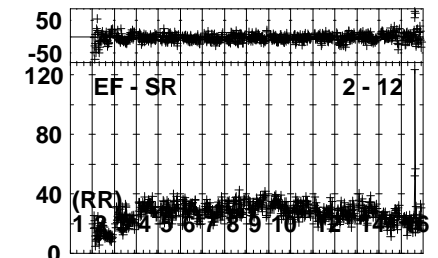
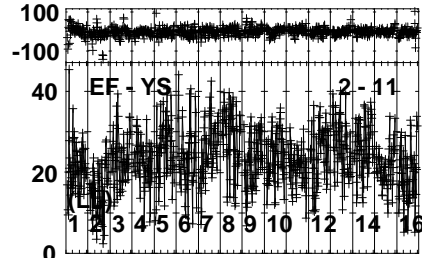
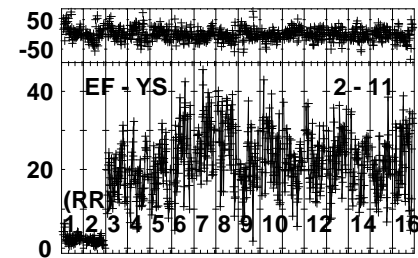
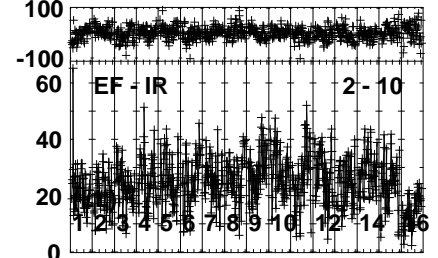
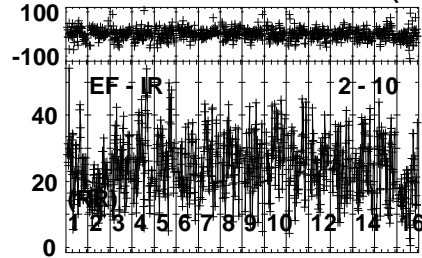
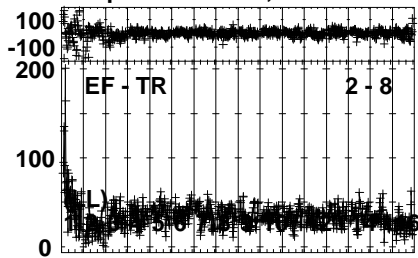


Lower frame: Milli Ampl Jy Top frame: Phas deg
Vector averaged cross-power spectrum Several baselines displayed
Timerange: 00/21:50:03 to 00/21:50:59

Plot file version 585 created 23-APR-2024 17:24:39

J0529+3209 EB100E 1.UVDATA.1

Freq = 4.6005 GHz, Bw = 32.000 MH Calibrated with CL # 4 and BP # 1 (BP mode 1)



0 0 0 0 0 0 0 0 0 0 0 0 0 0 0 0

Channels

Lower frame: Milli Ampl Jy Top frame: Phas deg

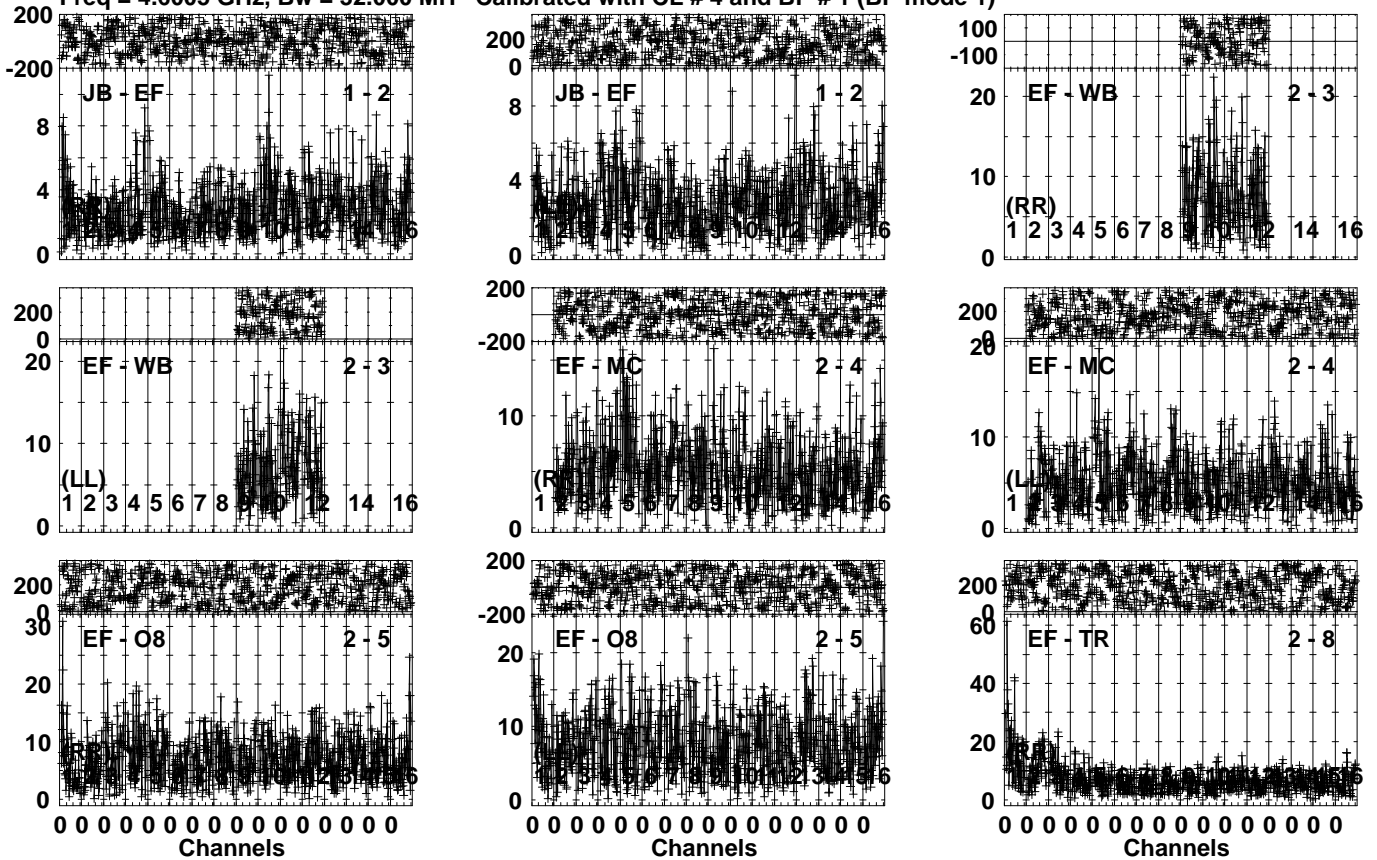
Vector averaged cross-power spectrum Several baselines displayed

Timerange: 00/21:50:03 to 00/21:50:59

Plot file version 586 created 23-APR-2024 17:24:39

FRB EB100E 1.UVDATA.1

Freq = 4.6005 GHz, Bw = 32.000 MH Calibrated with CL # 4 and BP # 1 (BP mode 1)

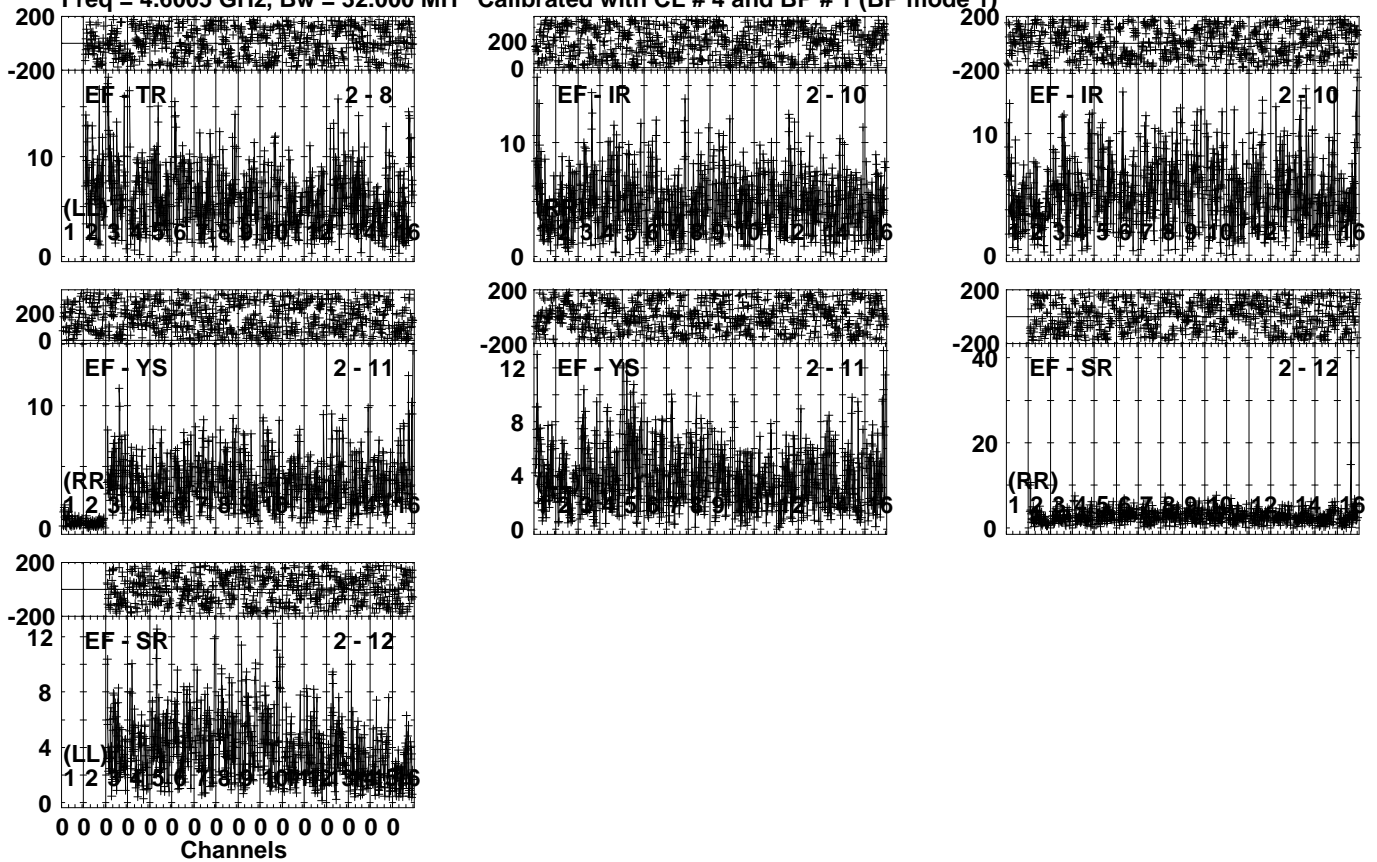


Lower frame: Milli Ampl Jy Top frame: Phas deg
Vector averaged cross-power spectrum Several baselines displayed
Timerange: 00/21:51:03 to 00/21:54:29

Plot file version 587 created 23-APR-2024 17:24:40

FRB EB100E 1.UVDATA.1

Freq = 4.6005 GHz, Bw = 32.000 MH Calibrated with CL # 4 and BP # 1 (BP mode 1)

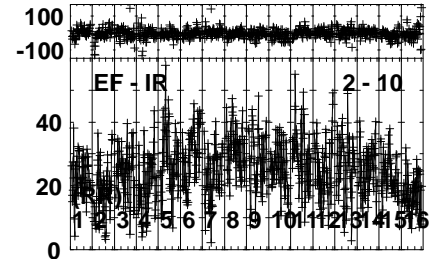
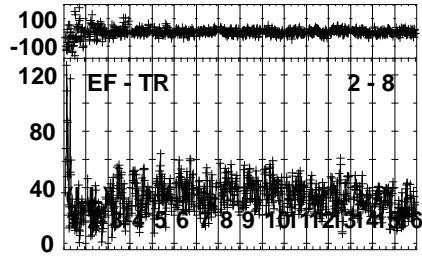
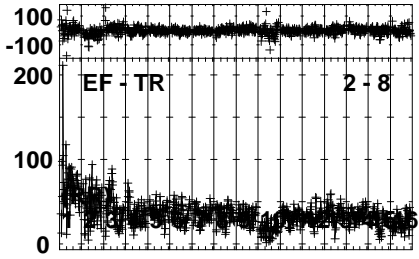
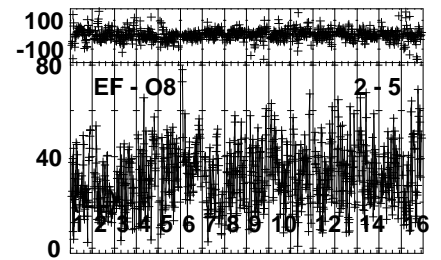
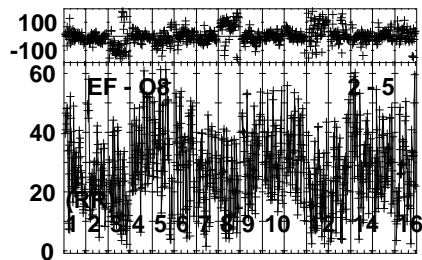
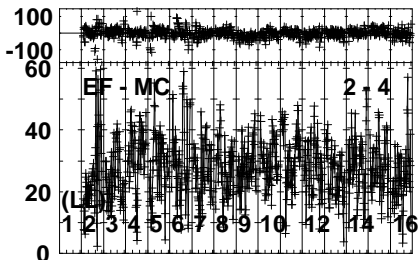
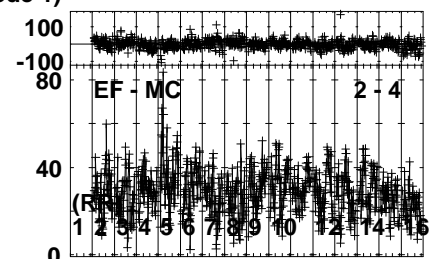
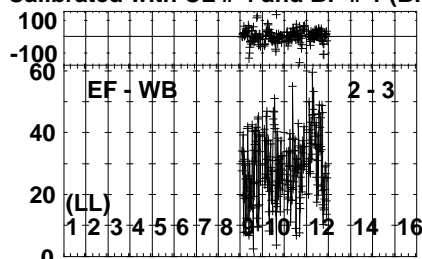
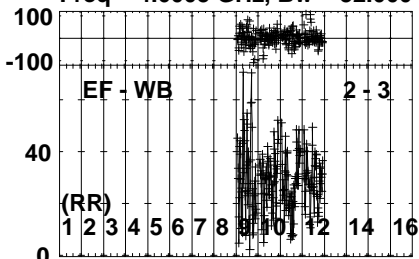


Lower frame: Milli Ampl Jy Top frame: Phas deg
Vector averaged cross-power spectrum Several baselines displayed
Timerange: 00/21:51:03 to 00/21:54:29

Plot file version 588 created 23-APR-2024 17:24:41

J0529+3209 EB100E 1.UVDATA.1

Freq = 4.6005 GHz, Bw = 32.000 MH Calibrated with CL # 4 and BP # 1 (BP mode 1)

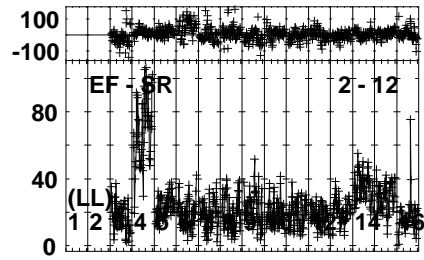
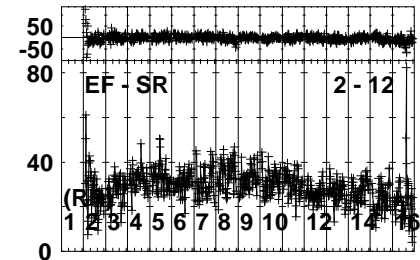
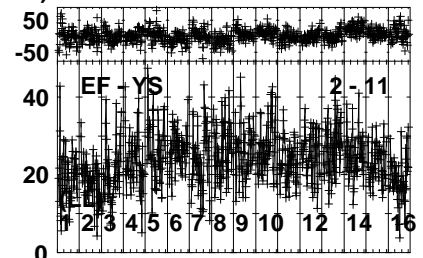
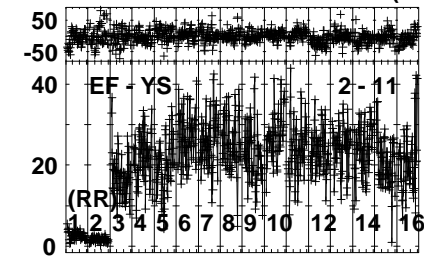
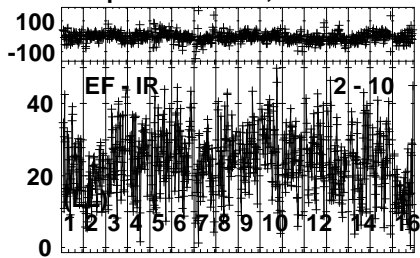


Lower frame: Milli Ampl Jy Top frame: Phas deg
Vector averaged cross-power spectrum Several baselines displayed
Timerange: 00/21:55:03 to 00/21:55:59

Plot file version 589 created 23-APR-2024 17:24:42

J0529+3209 EB100E 1.UVDATA.1

Freq = 4.6005 GHz, Bw = 32.000 MH Calibrated with CL # 4 and BP # 1 (BP mode 1)

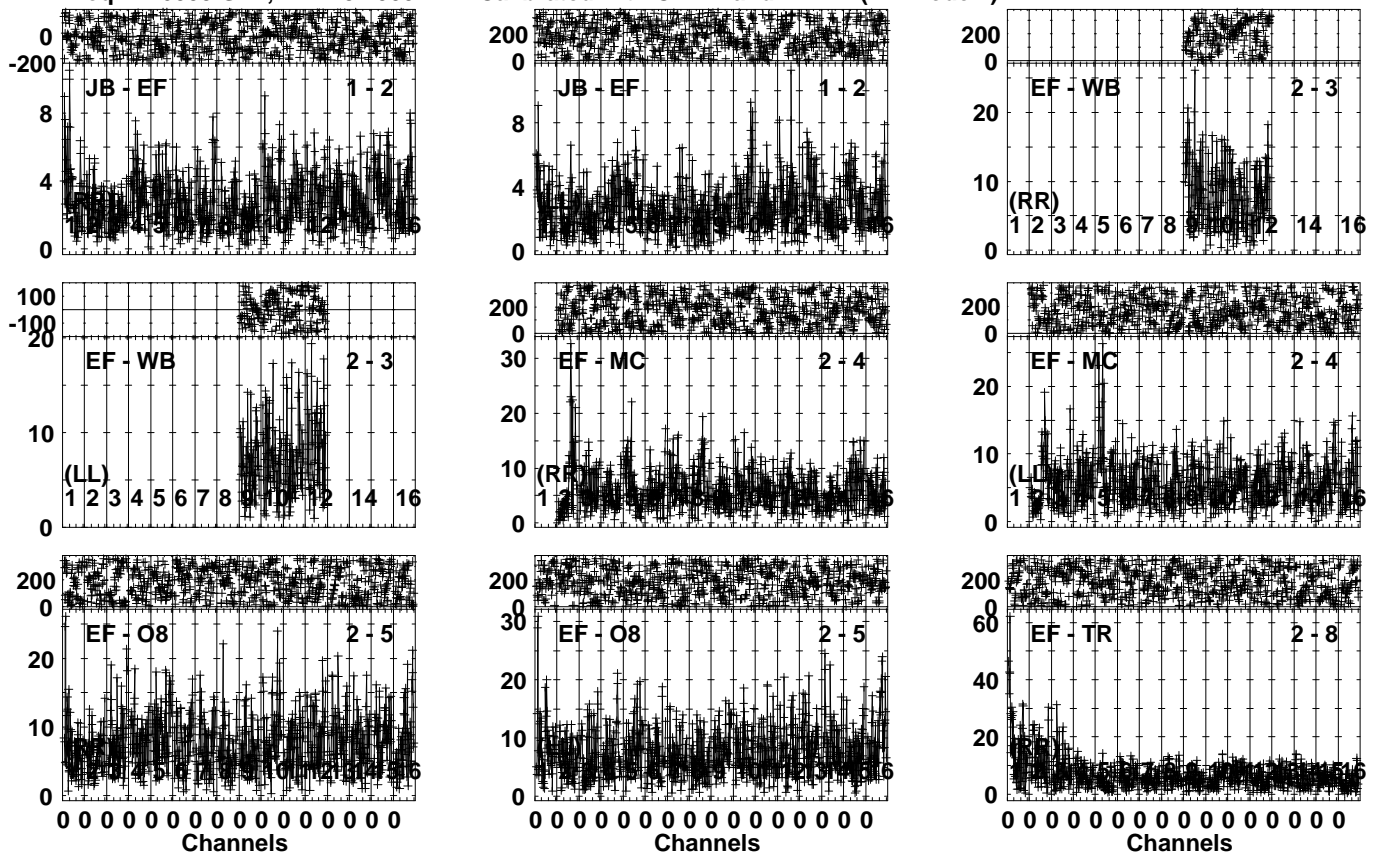


Lower frame: Milli Ampl Jy Top frame: Phas deg
Vector averaged cross-power spectrum Several baselines displayed
Timerange: 00/21:55:03 to 00/21:55:59

Plot file version 590 created 23-APR-2024 17:24:42

FRB EB100E 1.UVDATA.1

Freq = 4.6005 GHz, Bw = 32.000 MH Calibrated with CL # 4 and BP # 1 (BP mode 1)

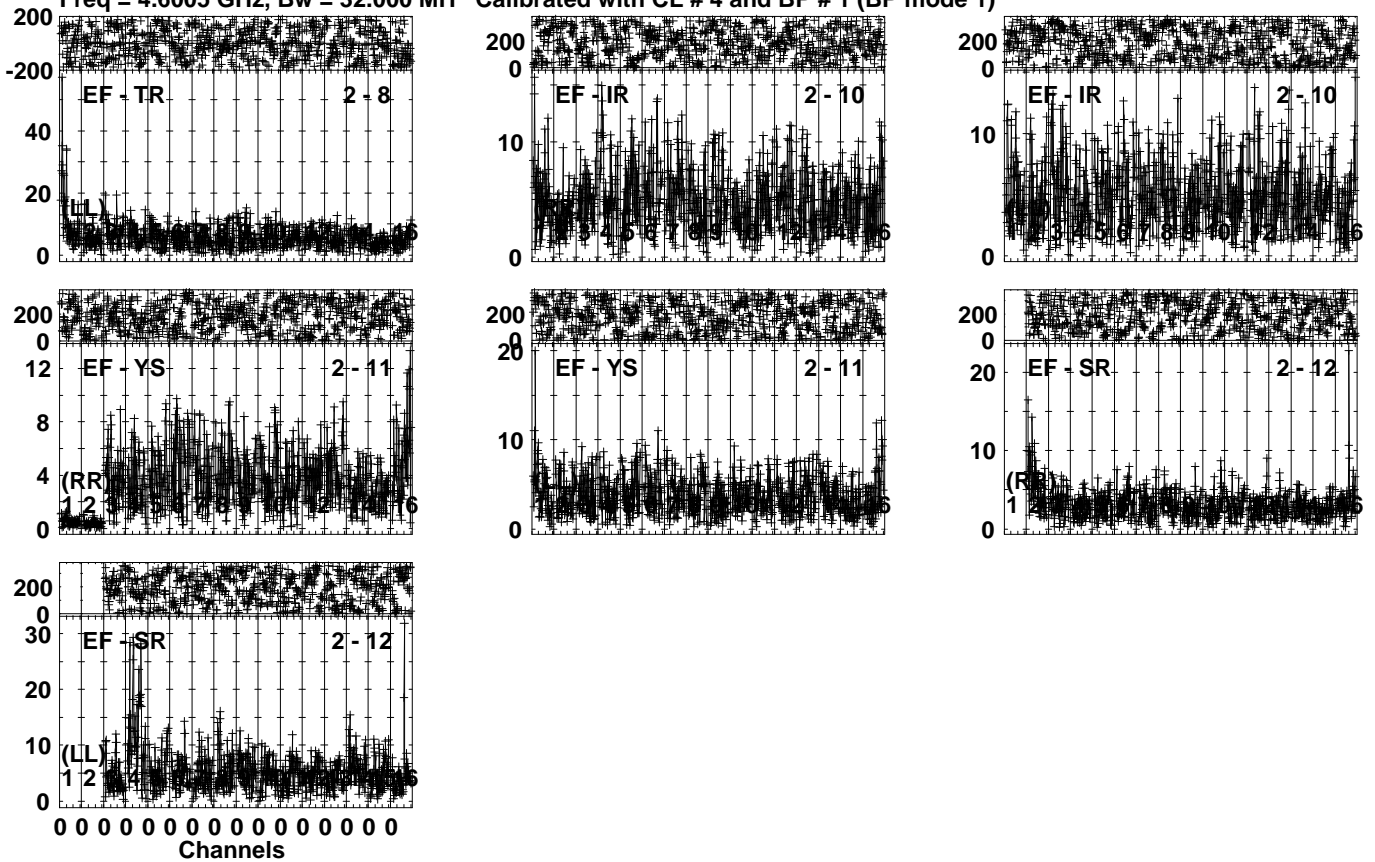


Lower frame: Milli Ampl Jy Top frame: Phas deg
Vector averaged cross-power spectrum Several baselines displayed
Timerange: 00/21:56:03 to 00/21:59:29

Plot file version 591 created 23-APR-2024 17:24:43

FRB EB100E 1.UVDATA.1

Freq = 4.6005 GHz, Bw = 32.000 MH Calibrated with CL # 4 and BP # 1 (BP mode 1)

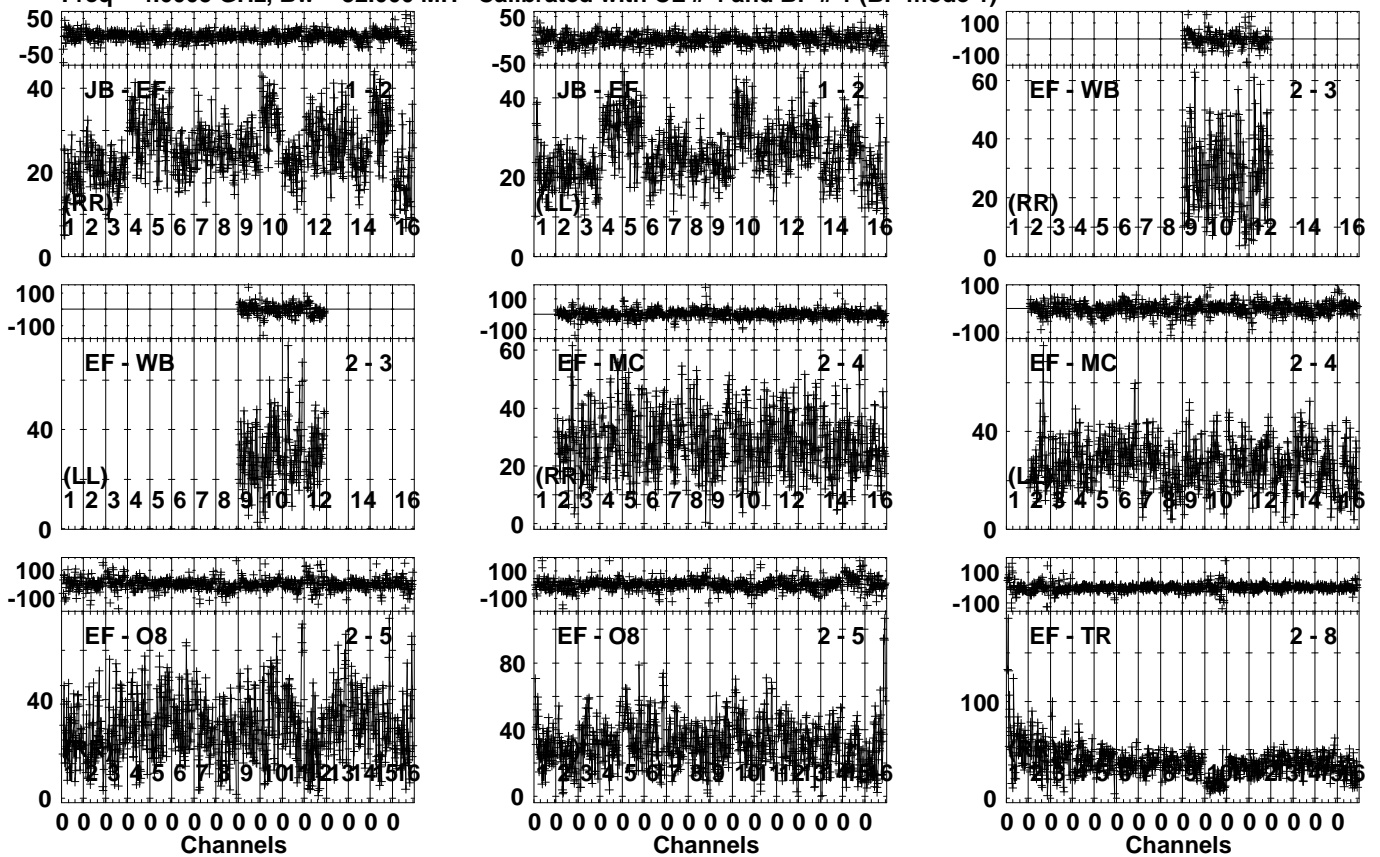


Lower frame: Milli Ampl Jy Top frame: Phas deg
Vector averaged cross-power spectrum Several baselines displayed
Timerange: 00/21:56:03 to 00/21:59:29

Plot file version 592 created 23-APR-2024 17:24:44

J0529+3209 EB100E 1.UVDATA.1

Freq = 4.6005 GHz, Bw = 32.000 MH Calibrated with CL # 4 and BP # 1 (BP mode 1)

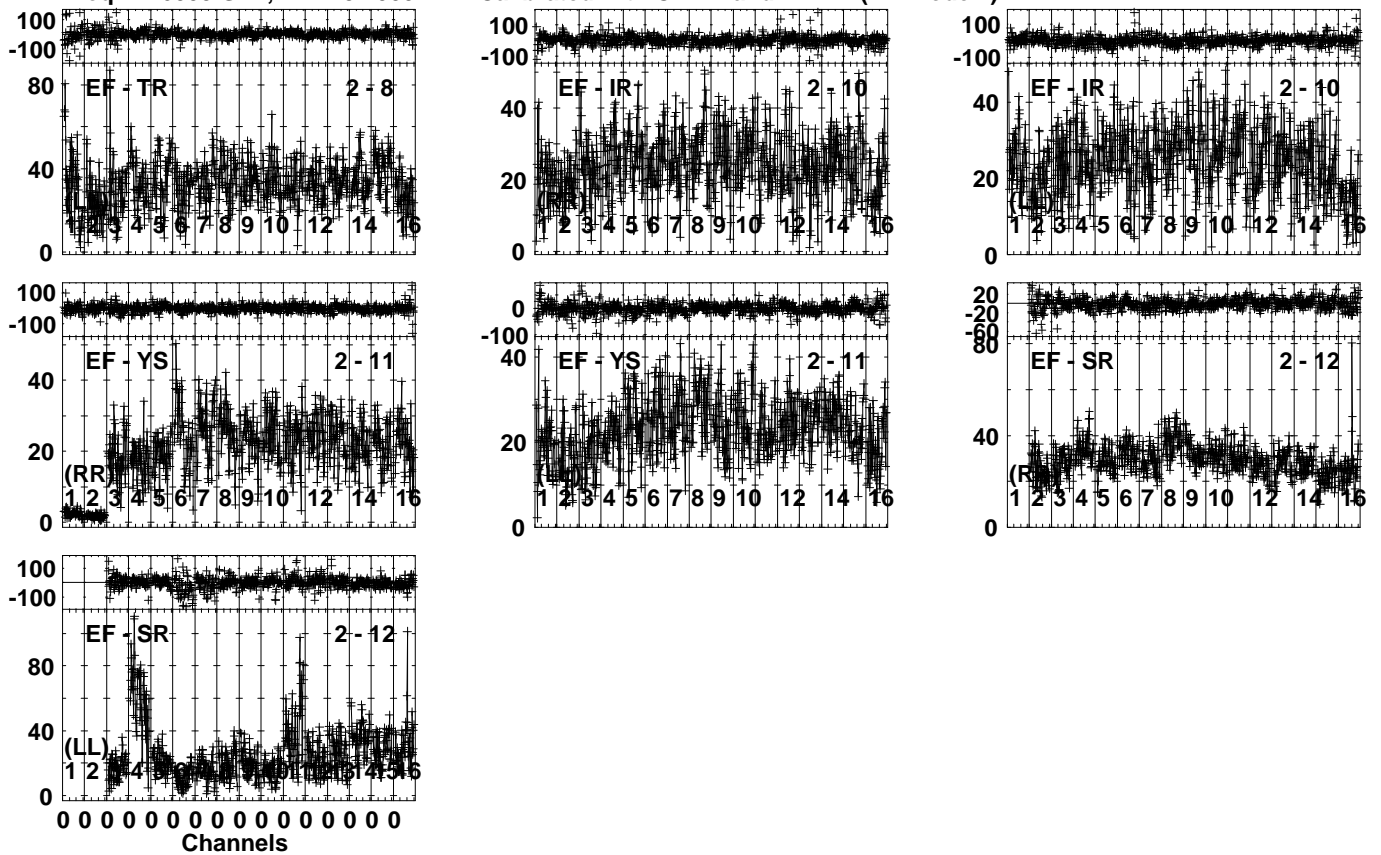


Lower frame: Milli Ampl Jy Top frame: Phas deg
Vector averaged cross-power spectrum Several baselines displayed
Timerange: 00/21:59:31 to 00/22:00:59

Plot file version 593 created 23-APR-2024 17:24:44

J0529+3209 EB100E 1.UVDATA.1

Freq = 4.6005 GHz, Bw = 32.000 MH Calibrated with CL # 4 and BP # 1 (BP mode 1)

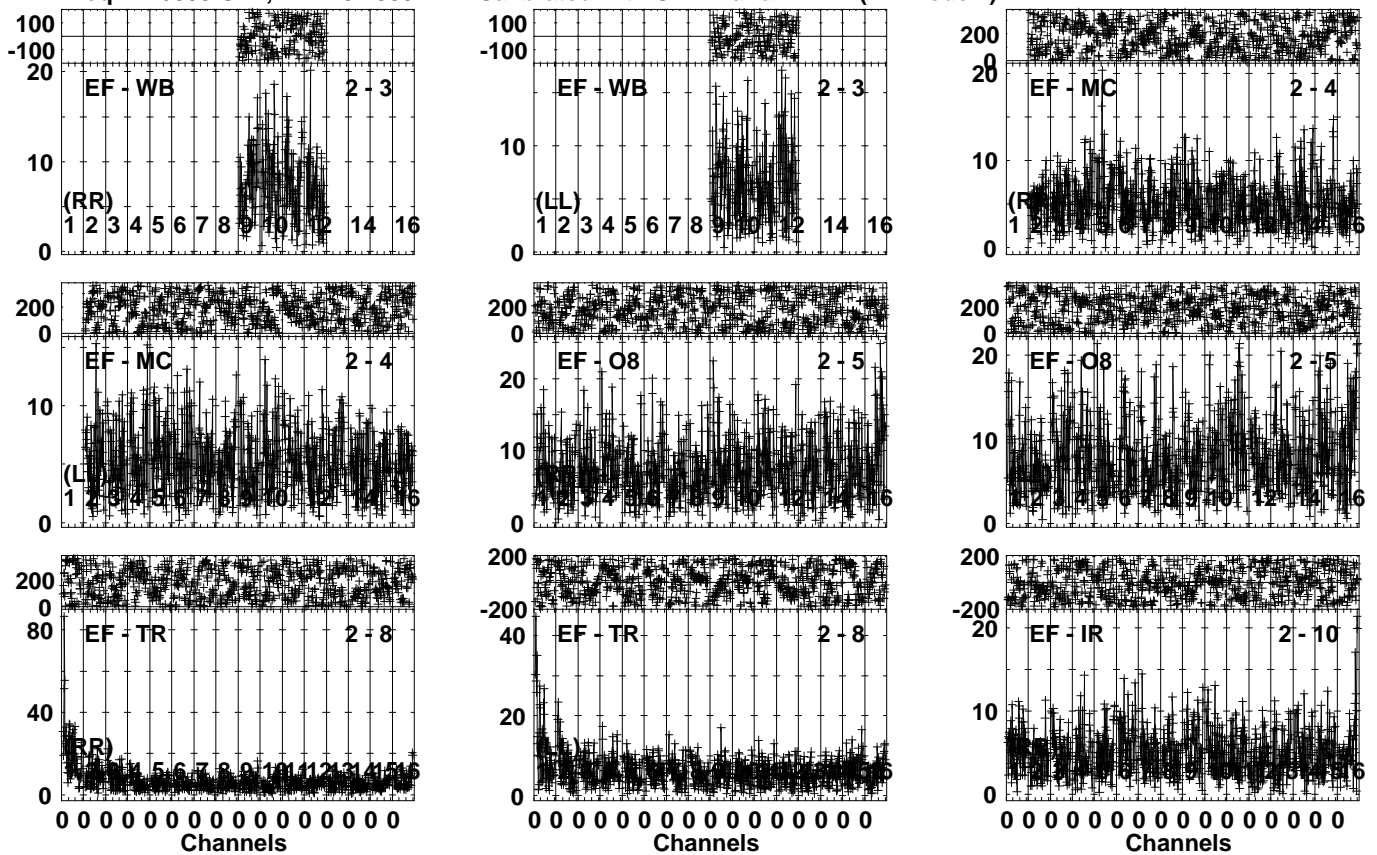


Lower frame: Milli Ampl Jy Top frame: Phas deg
Vector averaged cross-power spectrum Several baselines displayed
Timerange: 00/21:59:31 to 00/22:00:59

Plot file version 594 created 23-APR-2024 17:24:45

FRB EB100E 1.UVDATA.1

Freq = 4.6005 GHz, Bw = 32.000 MH Calibrated with CL # 4 and BP # 1 (BP mode 1)

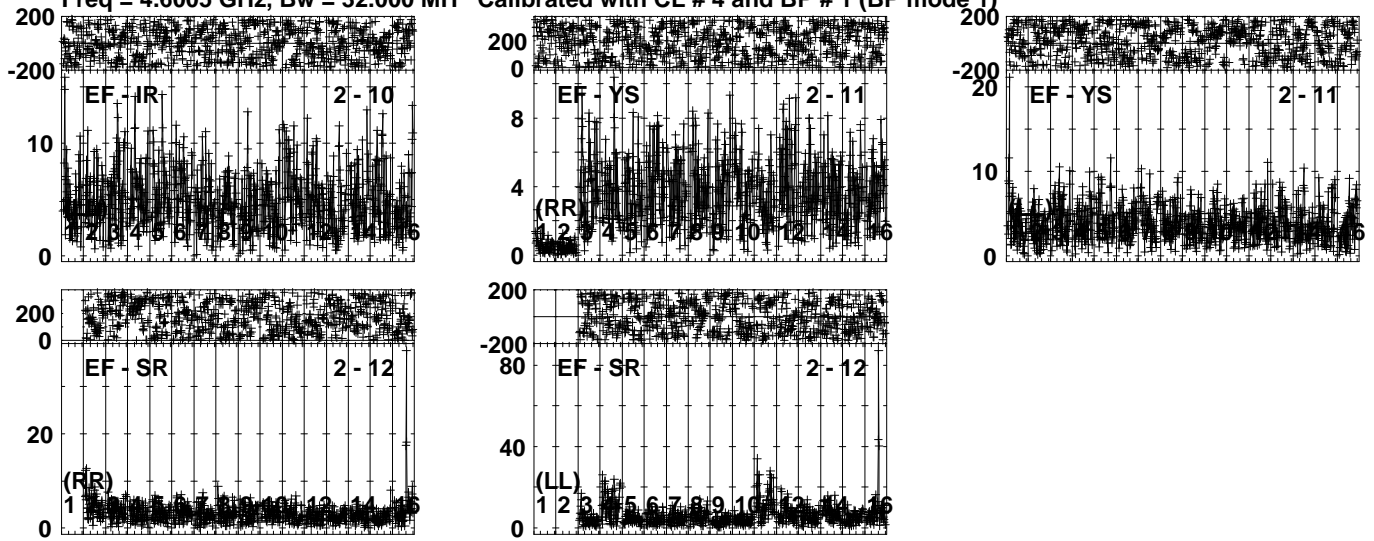


Lower frame: Milli Ampl Jy Top frame: Phas deg
Vector averaged cross-power spectrum Several baselines displayed
Timerange: 00/22:01:01 to 00/22:04:29

Plot file version 595 created 23-APR-2024 17:24:46

FRB EB100E 1.UVDATA.1

Freq = 4.6005 GHz, Bw = 32.000 MH Calibrated with CL # 4 and BP # 1 (BP mode 1)

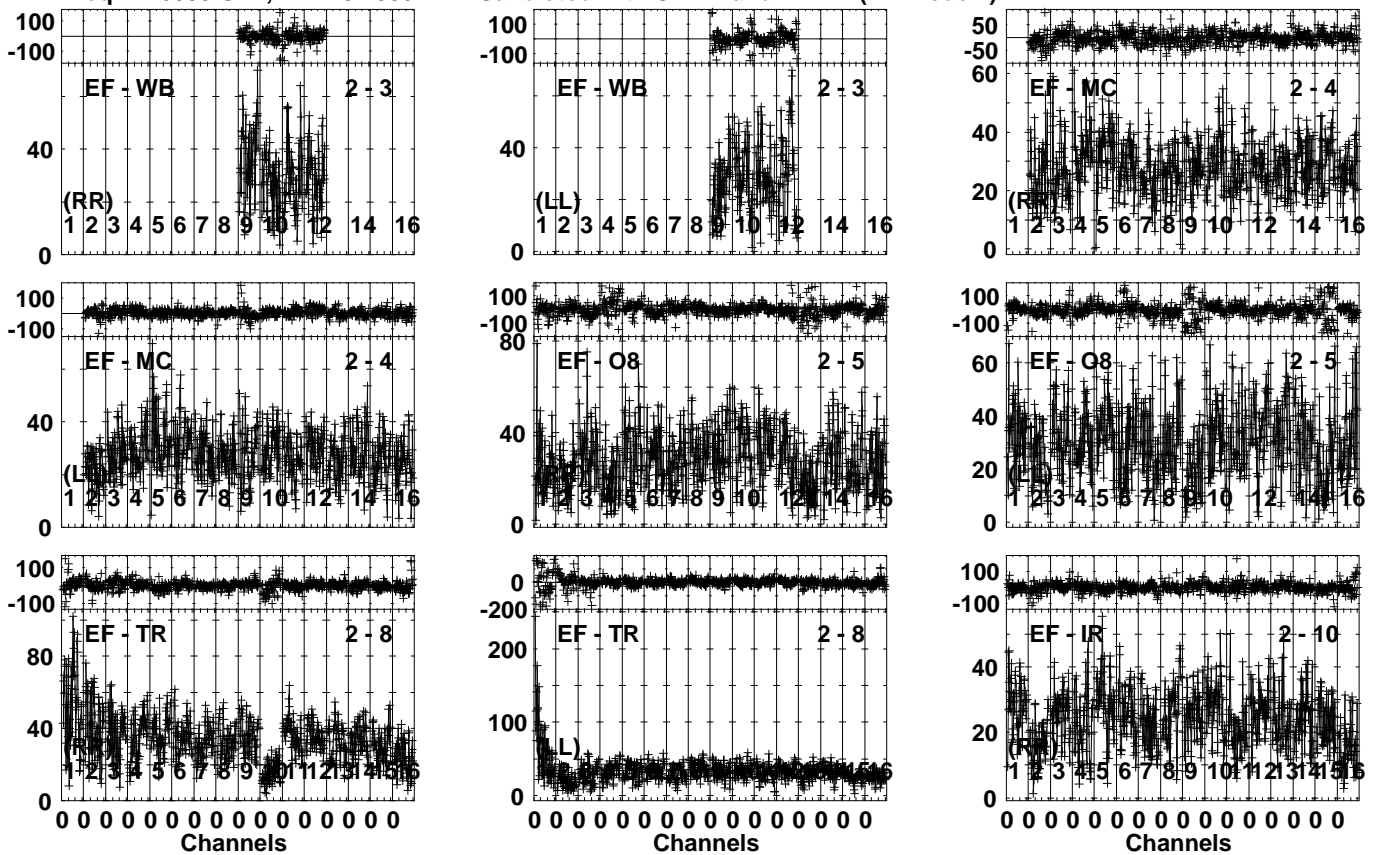


Lower frame: Milli Ampl Jy Top frame: Phas deg
Vector averaged cross-power spectrum Several baselines displayed
Timerange: 00/22:01:01 to 00/22:04:29

Plot file version 596 created 23-APR-2024 17:24:47

J0529+3209 EB100E 1.UVDATA.1

Freq = 4.6005 GHz, Bw = 32.000 MH Calibrated with CL # 4 and BP # 1 (BP mode 1)

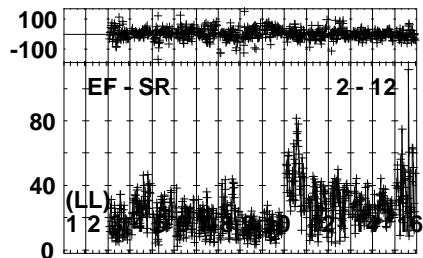
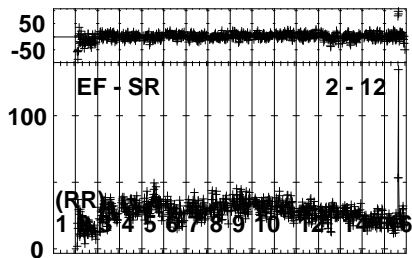
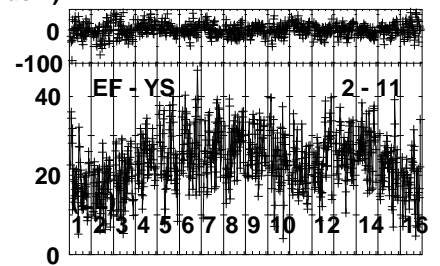
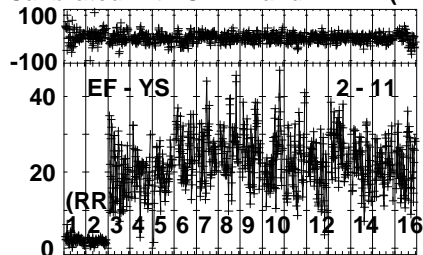
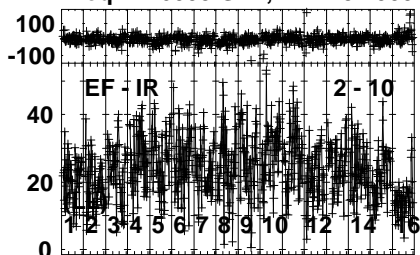


Lower frame: Milli Ampl Jy Top frame: Phas deg
Vector averaged cross-power spectrum Several baselines displayed
Timerange: 00/22:05:03 to 00/22:05:59

Plot file version 597 created 23-APR-2024 17:24:47

J0529+3209 EB100E 1.UVDATA.1

Freq = 4.6005 GHz, Bw = 32.000 MH Calibrated with CL # 4 and BP # 1 (BP mode 1)

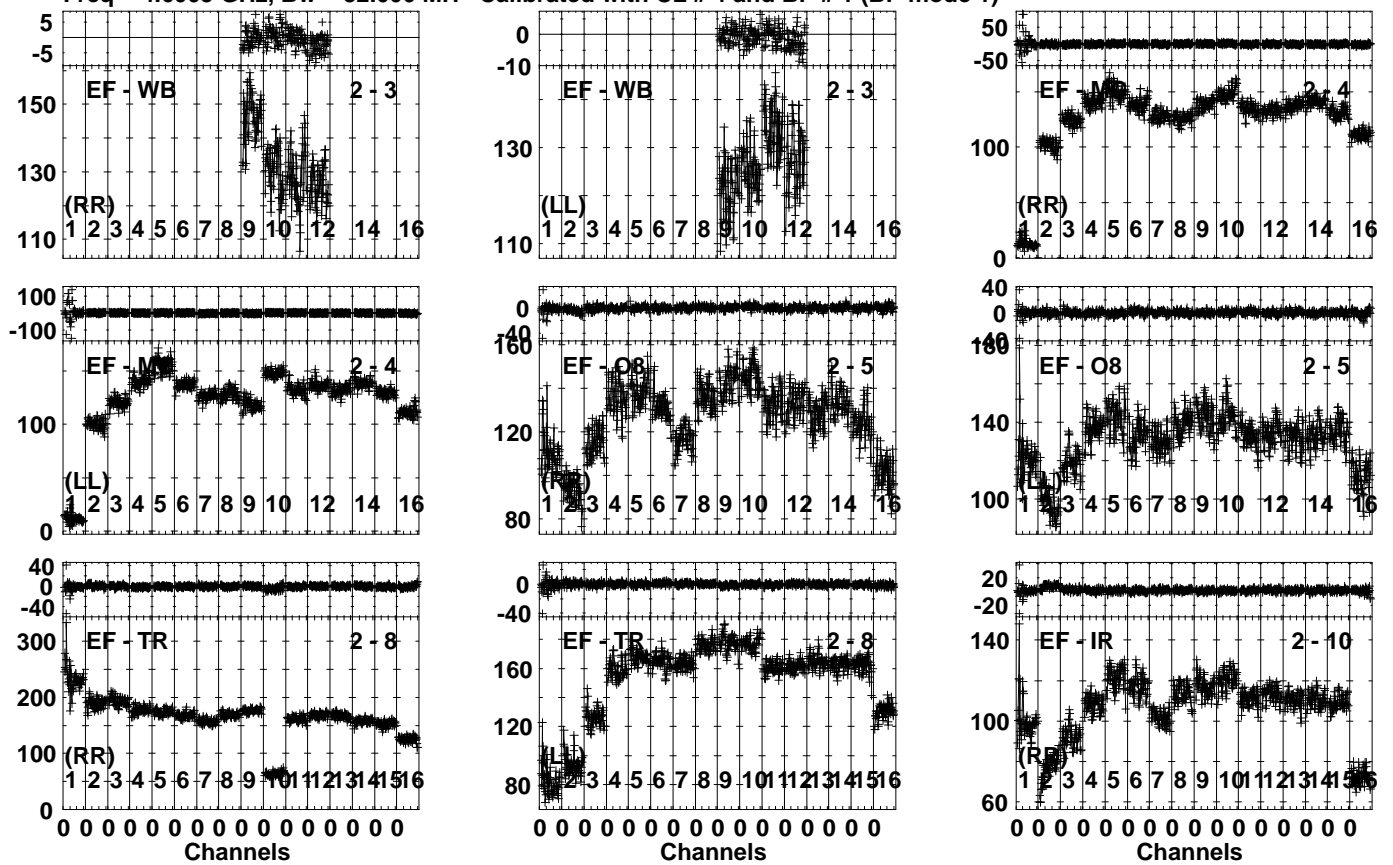


Lower frame: Milli Ampl Jy Top frame: Phas deg
Vector averaged cross-power spectrum Several baselines displayed
Timerange: 00/22:05:03 to 00/22:05:59

Plot file version 598 created 23-APR-2024 17:24:48

J0518+3306 EB100E 1.UVDATA.1

Freq = 4.6005 GHz, Bw = 32.000 MH Calibrated with CL # 4 and BP # 1 (BP mode 1)

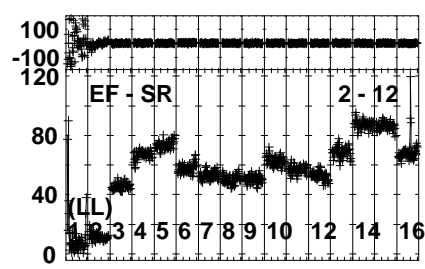
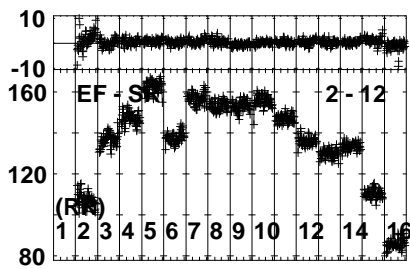
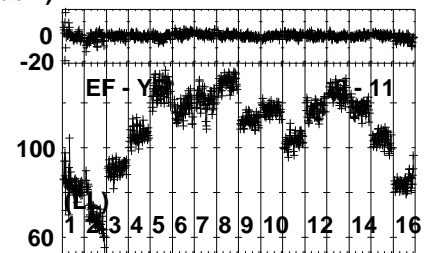
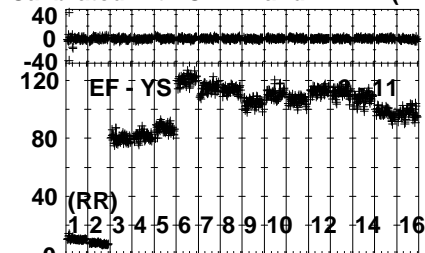
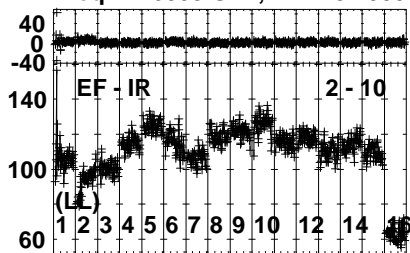


Lower frame: Milli Ampl Jy Top frame: Phas deg
 Vector averaged cross-power spectrum Several baselines displayed
 Timerange: 00/22:06:33 to 00/22:09:29

Plot file version 599 created 23-APR-2024 17:24:48

J0518+3306 EB100E 1.UVDATA.1

Freq = 4.6005 GHz, Bw = 32.000 MH Calibrated with CL # 4 and BP # 1 (BP mode 1)

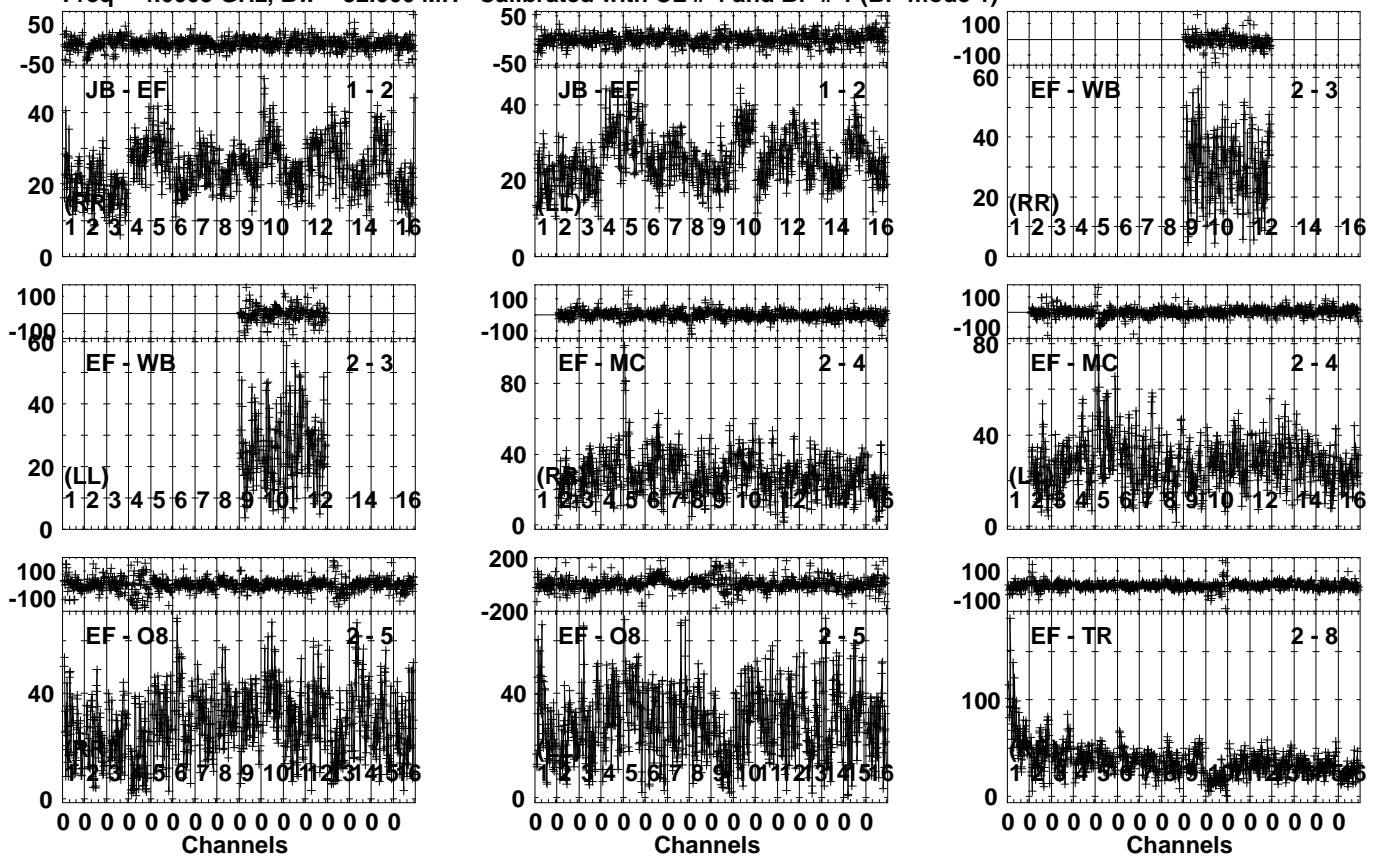


Lower frame: Milli Ampl Jy Top frame: Phas deg
Vector averaged cross-power spectrum Several baselines displayed
Timerange: 00/22:06:33 to 00/22:09:29

Plot file version 600 created 23-APR-2024 17:24:49

J0529+3209 EB100E 1.UVDATA.1

Freq = 4.6005 GHz, Bw = 32.000 MH Calibrated with CL # 4 and BP # 1 (BP mode 1)

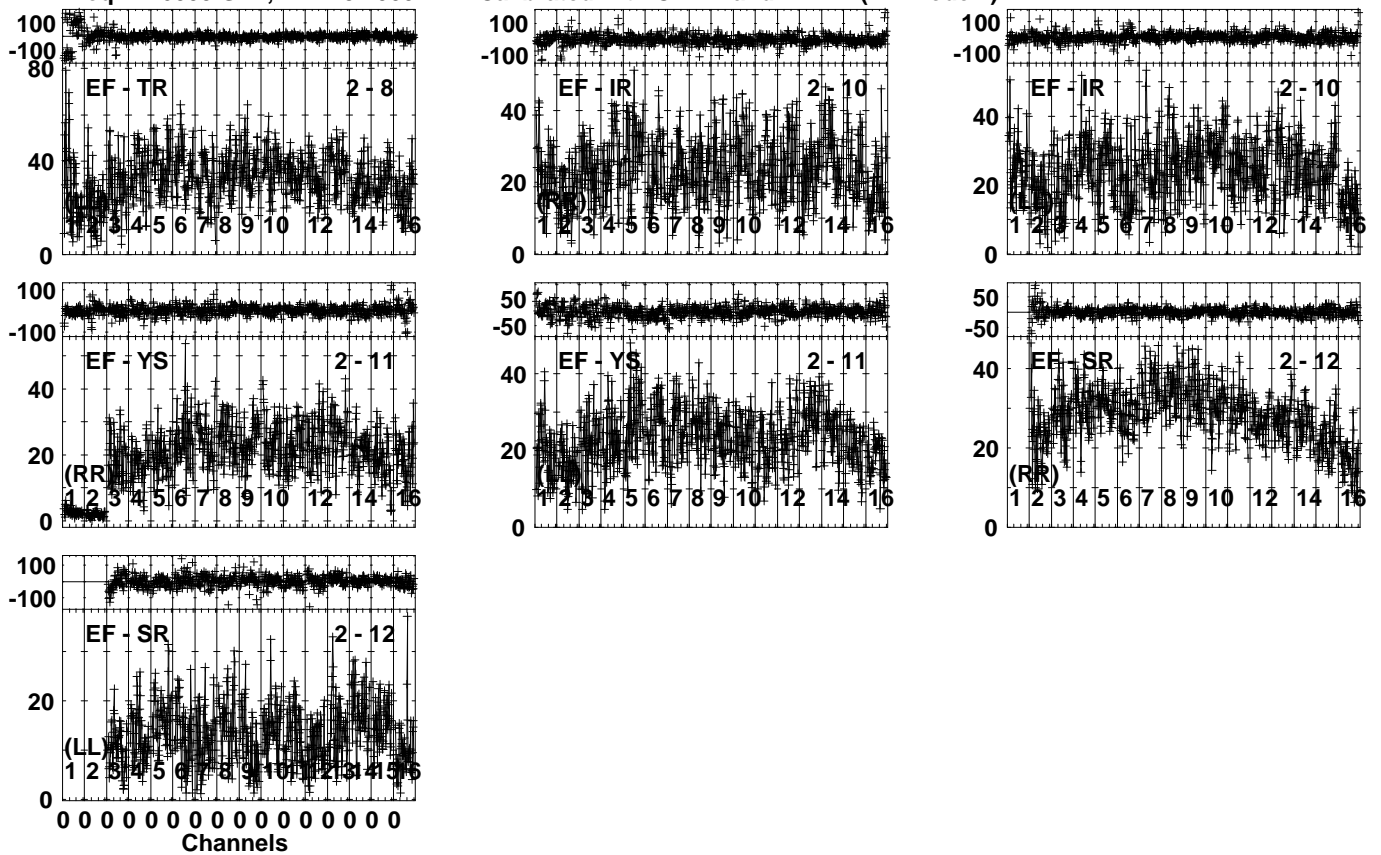


Lower frame: Milli Ampl Jy Top frame: Phas deg
Vector averaged cross-power spectrum Several baselines displayed
Timerange: 00/22:09:33 to 00/22:10:59

Plot file version 601 created 23-APR-2024 17:24:50

J0529+3209 EB100E 1.UVDATA.1

Freq = 4.6005 GHz, Bw = 32.000 MH Calibrated with CL # 4 and BP # 1 (BP mode 1)



Lower frame: Milli Ampl Jy Top frame: Phas deg

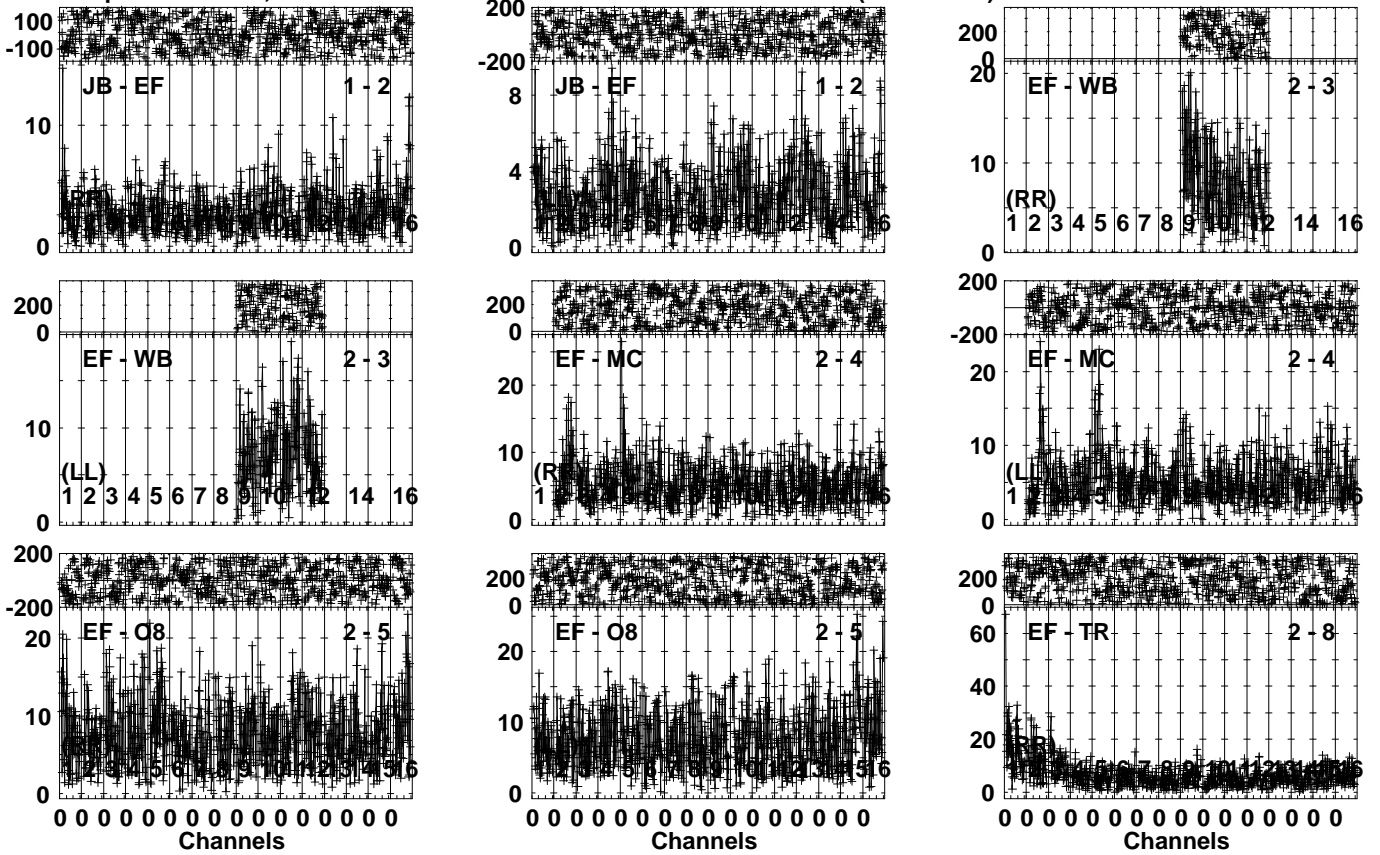
Vector averaged cross-power spectrum Several baselines displayed

Timerange: 00/22:09:33 to 00/22:10:59

Plot file version 602 created 23-APR-2024 17:24:50

FRB EB100E 1.UVDATA.1

Freq = 4.6005 GHz, Bw = 32.000 MH Calibrated with CL # 4 and BP # 1 (BP mode 1)



Lower frame: Milli Ampl Jy Top frame: Phas deg

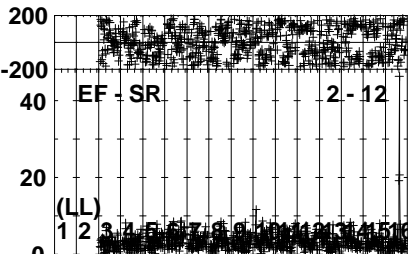
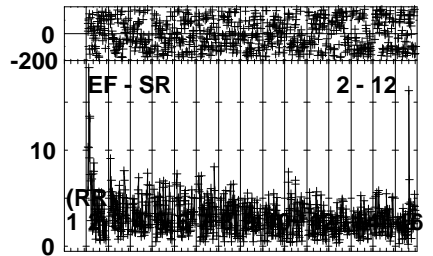
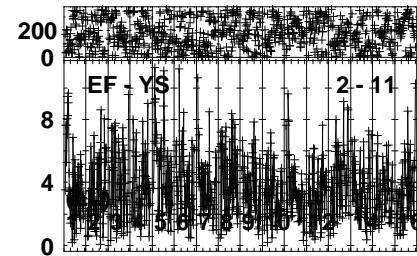
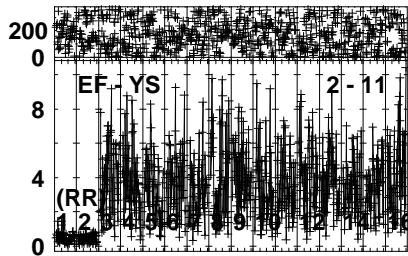
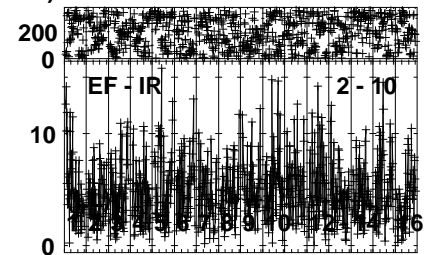
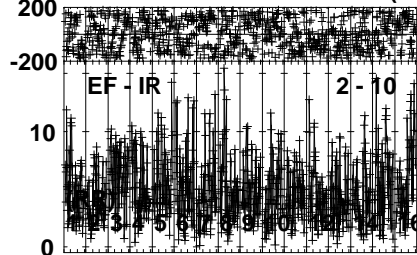
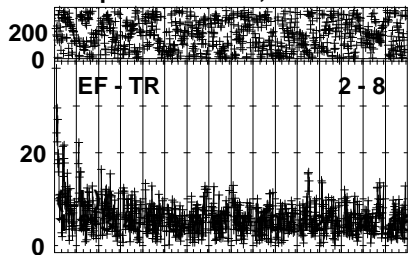
Vector averaged cross-power spectrum Several baselines displayed

Timerange: 00/22:11:01 to 00/22:14:29

Plot file version 603 created 23-APR-2024 17:24:51

FRB EB100E 1.UVDATA.1

Freq = 4.6005 GHz, Bw = 32.000 MH Calibrated with CL # 4 and BP # 1 (BP mode 1)



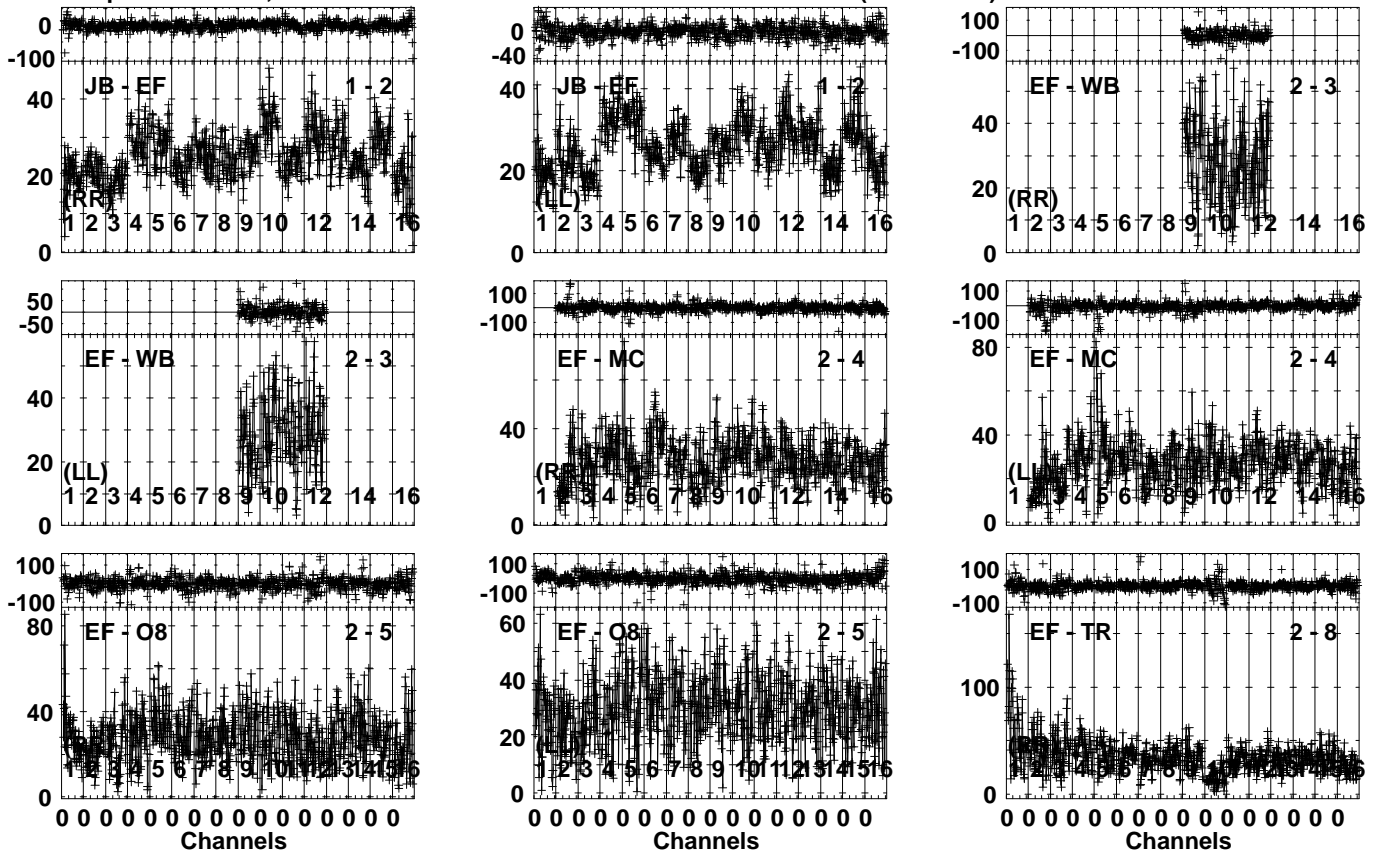
0 0 0 0 0 0 0 0 0 0 0 0 0 0 0 0
Channels

Lower frame: Milli Ampl Jy Top frame: Phas deg
Vector averaged cross-power spectrum Several baselines displayed
Timerange: 00/22:11:01 to 00/22:14:29

Plot file version 604 created 23-APR-2024 17:24:52

J0529+3209 EB100E 1.UVDATA.1

Freq = 4.6005 GHz, Bw = 32.000 MH Calibrated with CL # 4 and BP # 1 (BP mode 1)

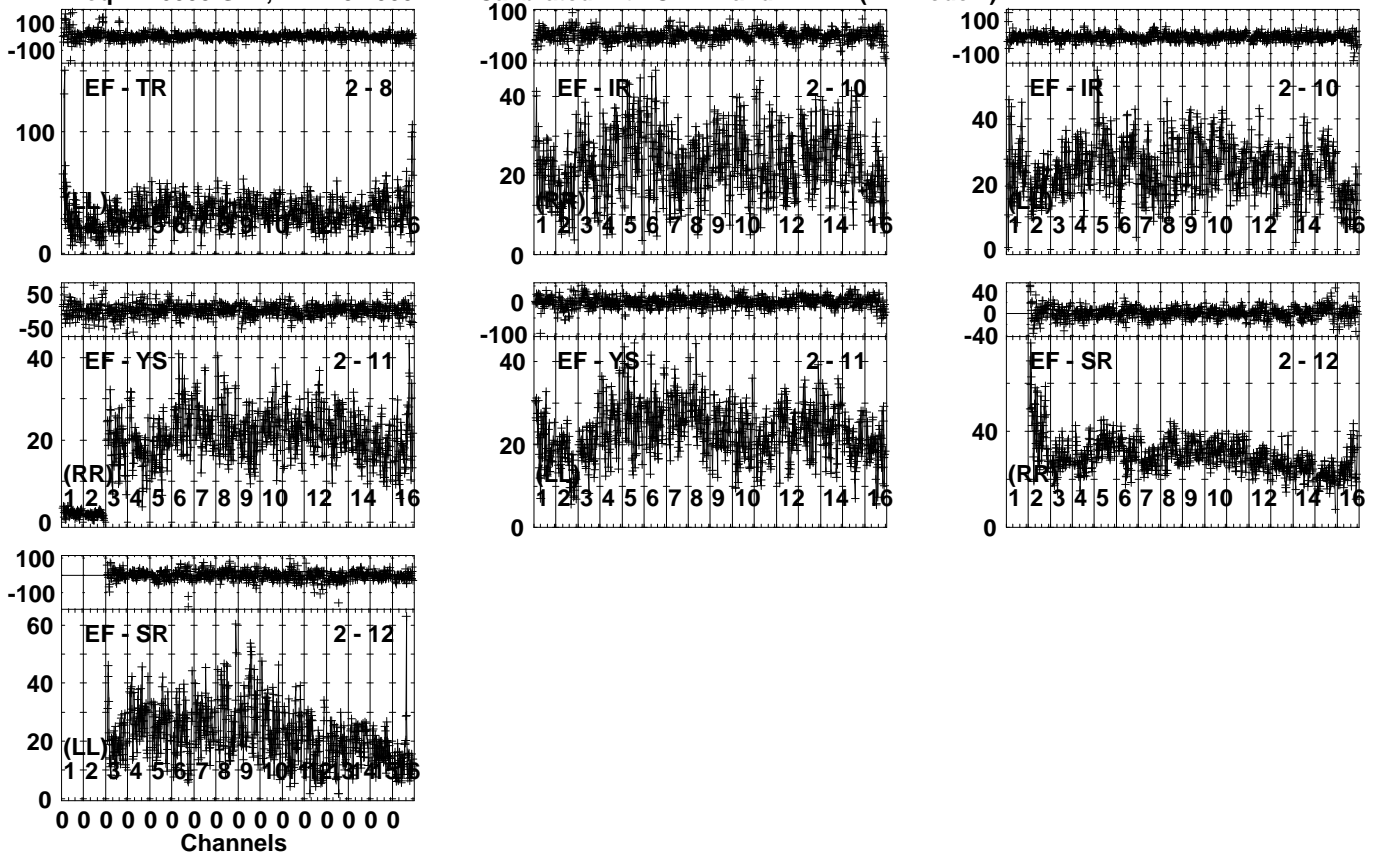


Lower frame: Milli Ampl Jy Top frame: Phas deg
Vector averaged cross-power spectrum Several baselines displayed
Timerange: 00/22:15:03 to 00/22:15:59

Plot file version 605 created 23-APR-2024 17:24:52

J0529+3209 EB100E 1.UVDATA.1

Freq = 4.6005 GHz, Bw = 32.000 MH Calibrated with CL # 4 and BP # 1 (BP mode 1)

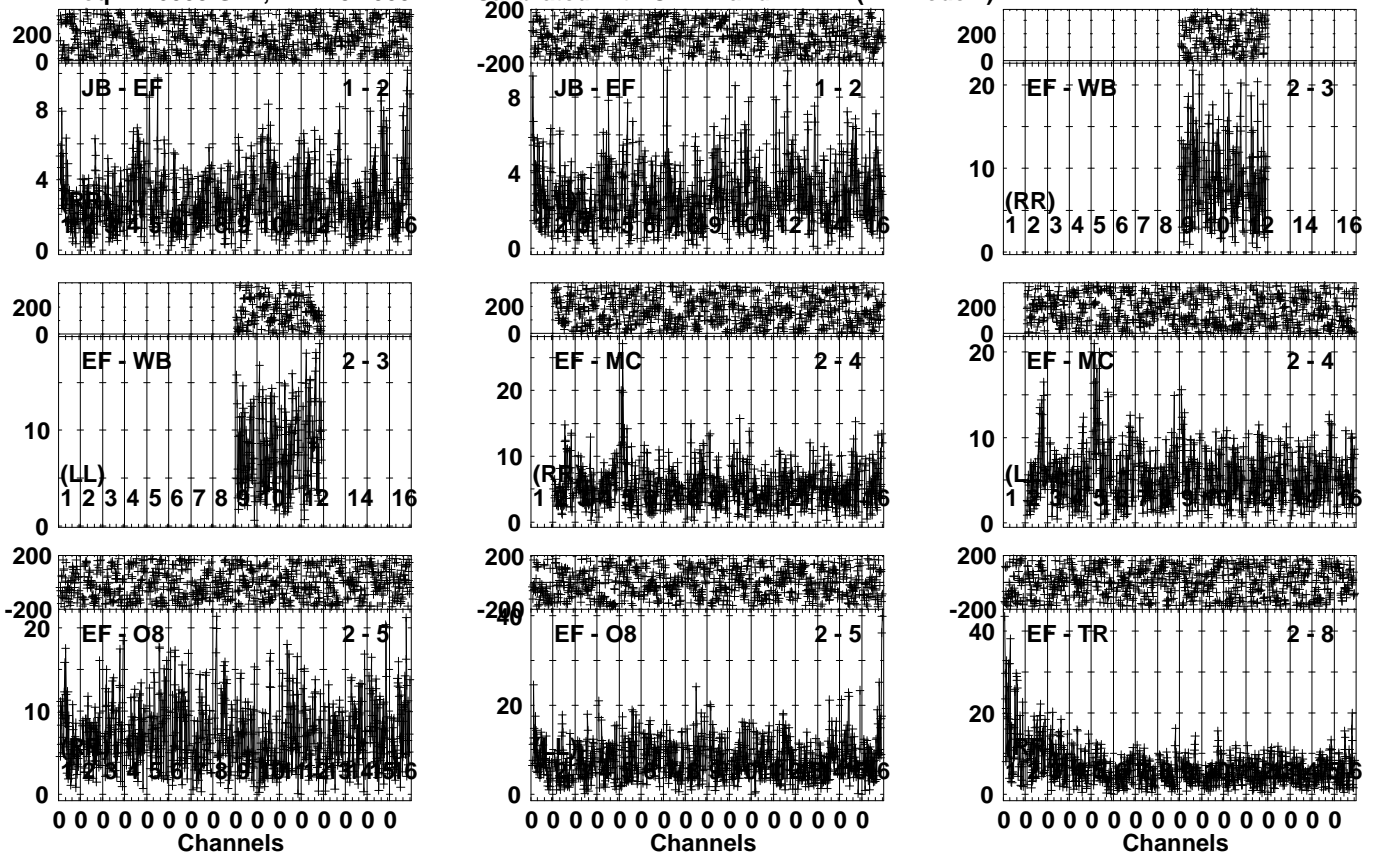


Lower frame: Milli Ampl Jy Top frame: Phas deg
Vector averaged cross-power spectrum Several baselines displayed
Timerange: 00/22:15:03 to 00/22:15:59

Plot file version 606 created 23-APR-2024 17:24:53

FRB EB100E 1.UVDATA.1

Freq = 4.6005 GHz, Bw = 32.000 MH Calibrated with CL # 4 and BP # 1 (BP mode 1)

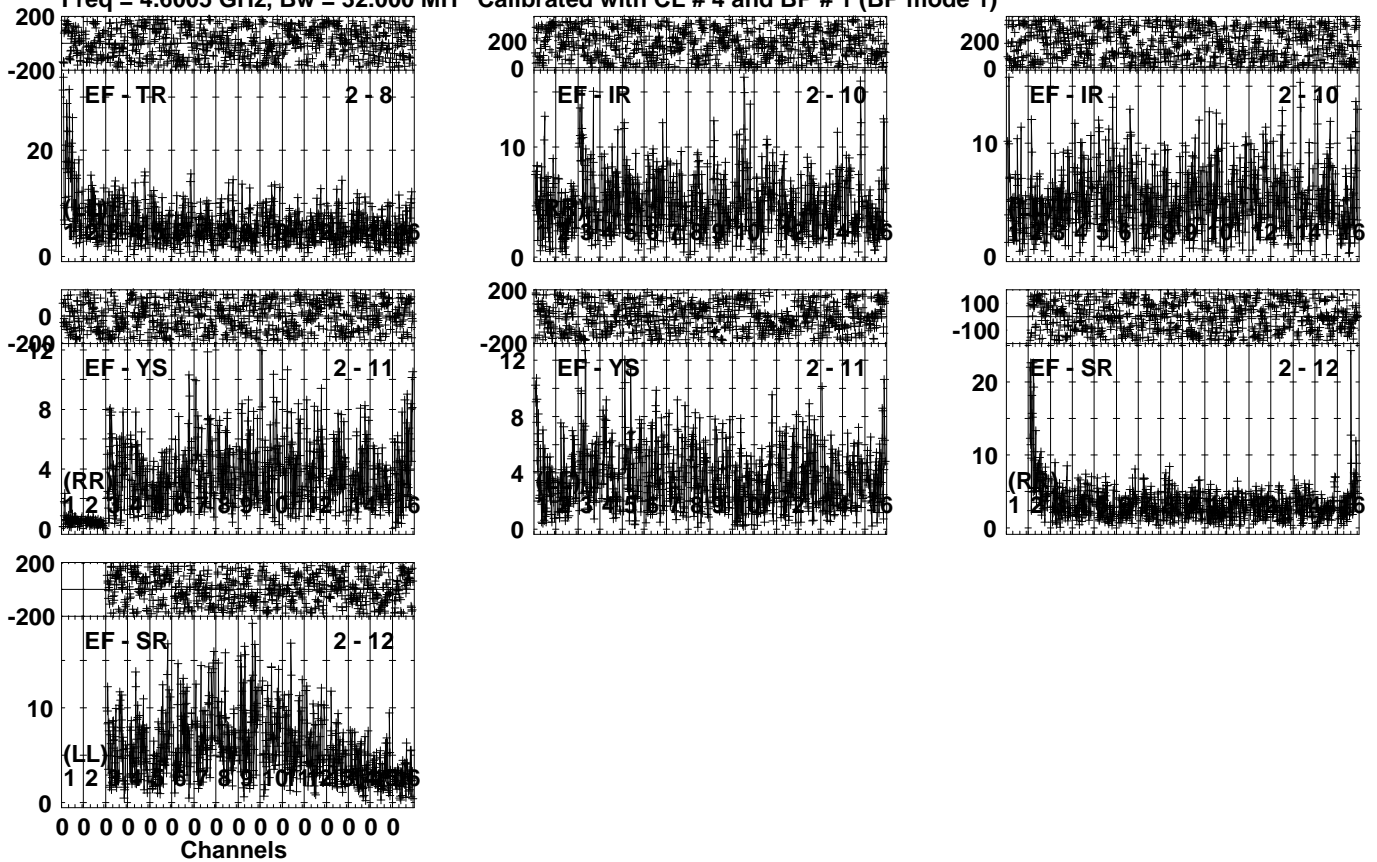


Lower frame: Milli Ampl Jy Top frame: Phas deg
Vector averaged cross-power spectrum Several baselines displayed
Timerange: 00/22:16:01 to 00/22:19:29

Plot file version 607 created 23-APR-2024 17:24:53

FRB EB100E 1.UVDATA.1

Freq = 4.6005 GHz, Bw = 32.000 MH Calibrated with CL # 4 and BP # 1 (BP mode 1)



Lower frame: Milli Ampl Jy Top frame: Phas deg

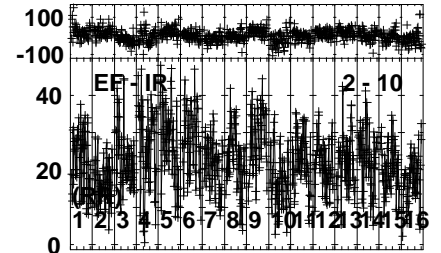
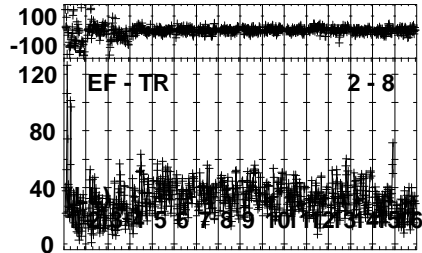
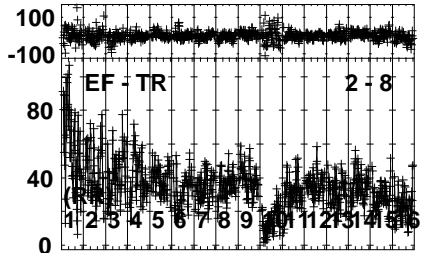
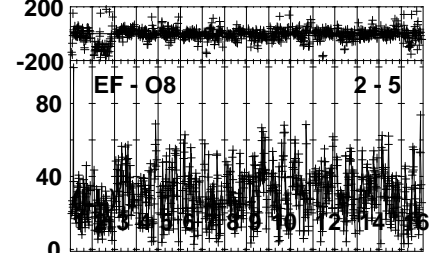
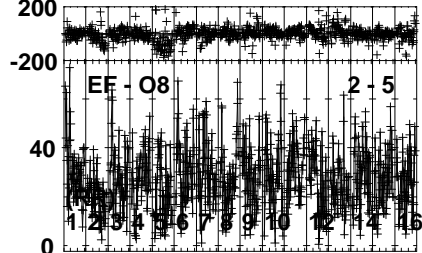
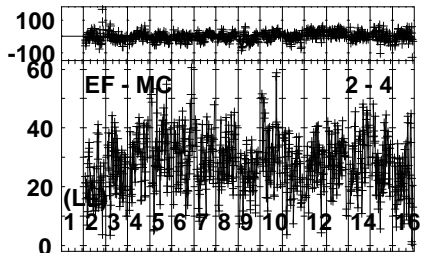
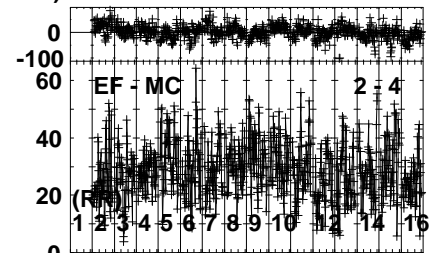
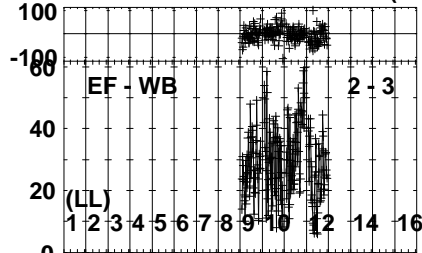
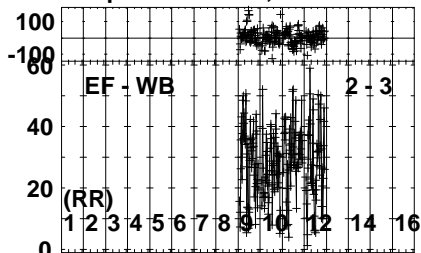
Vector averaged cross-power spectrum Several baselines displayed

Timerange: 00/22:16:01 to 00/22:19:29

Plot file version 608 created 23-APR-2024 17:24:54

J0529+3209 EB100E 1.UVDATA.1

Freq = 4.6005 GHz, Bw = 32.000 MH Calibrated with CL # 4 and BP # 1 (BP mode 1)

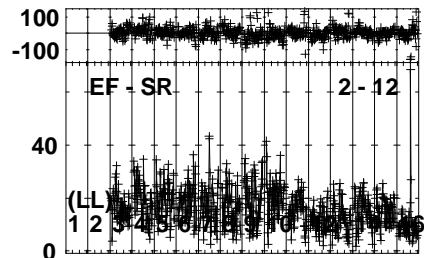
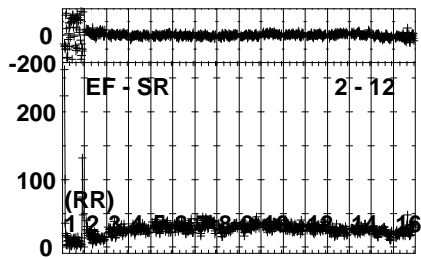
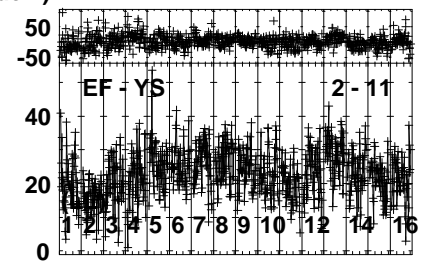
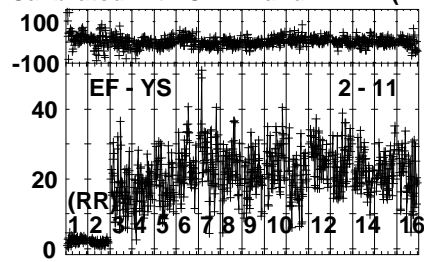
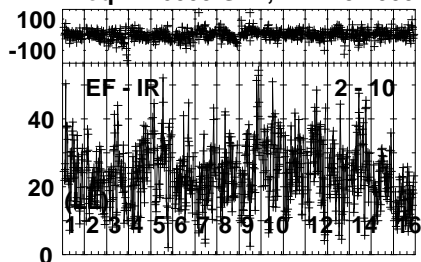


Lower frame: Milli Ampl Jy Top frame: Phas deg
Vector averaged cross-power spectrum Several baselines displayed
Timerange: 00/22:20:03 to 00/22:20:59

Plot file version 609 created 23-APR-2024 17:24:55

J0529+3209 EB100E 1.UVDATA.1

Freq = 4.6005 GHz, Bw = 32.000 MH Calibrated with CL # 4 and BP # 1 (BP mode 1)

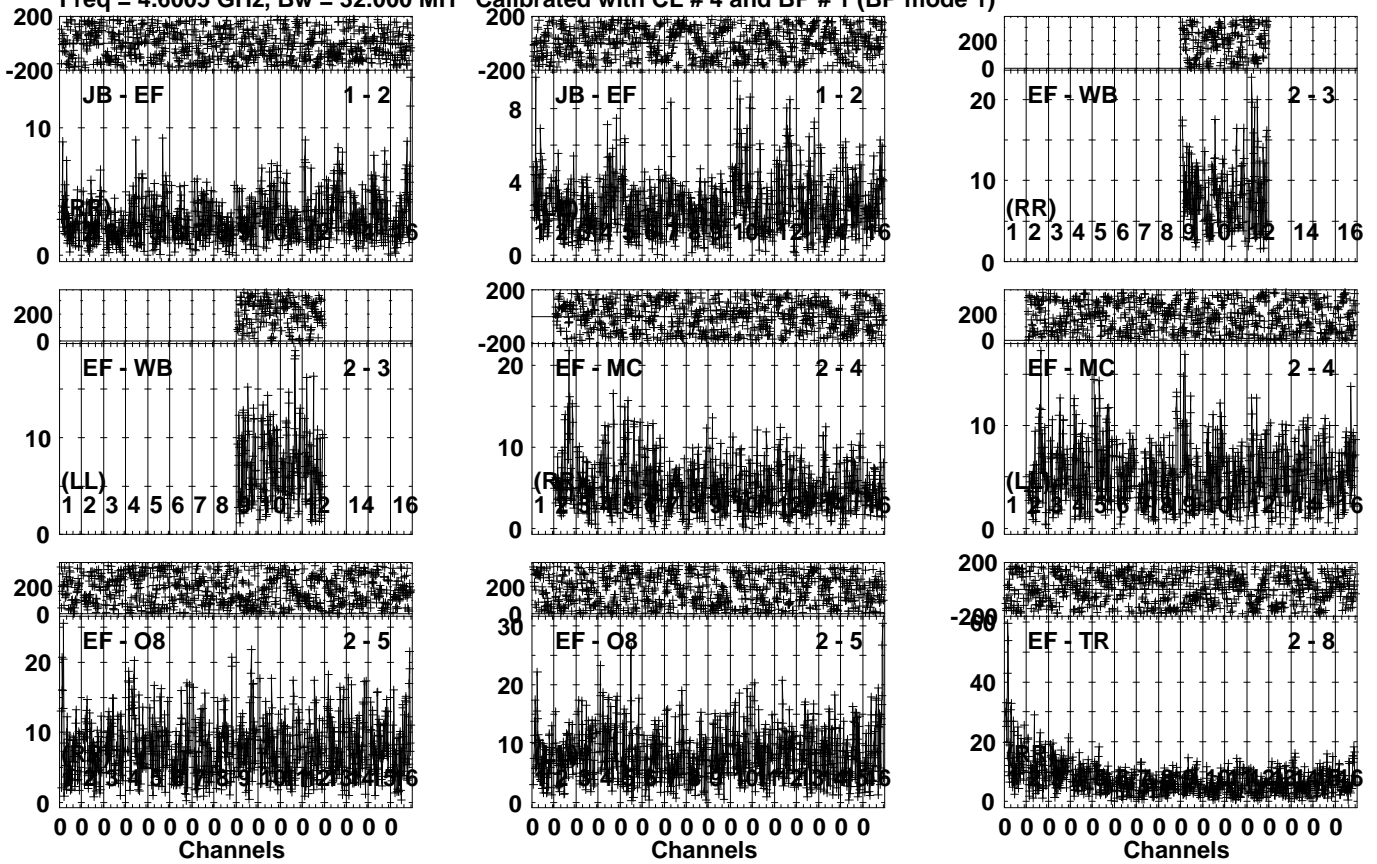


Lower frame: Milli Ampl Jy Top frame: Phas deg
Vector averaged cross-power spectrum Several baselines displayed
Timerange: 00/22:20:03 to 00/22:20:59

Plot file version 610 created 23-APR-2024 17:24:55

FRB EB100E 1.UVDATA.1

Freq = 4.6005 GHz, Bw = 32.000 MH Calibrated with CL # 4 and BP # 1 (BP mode 1)

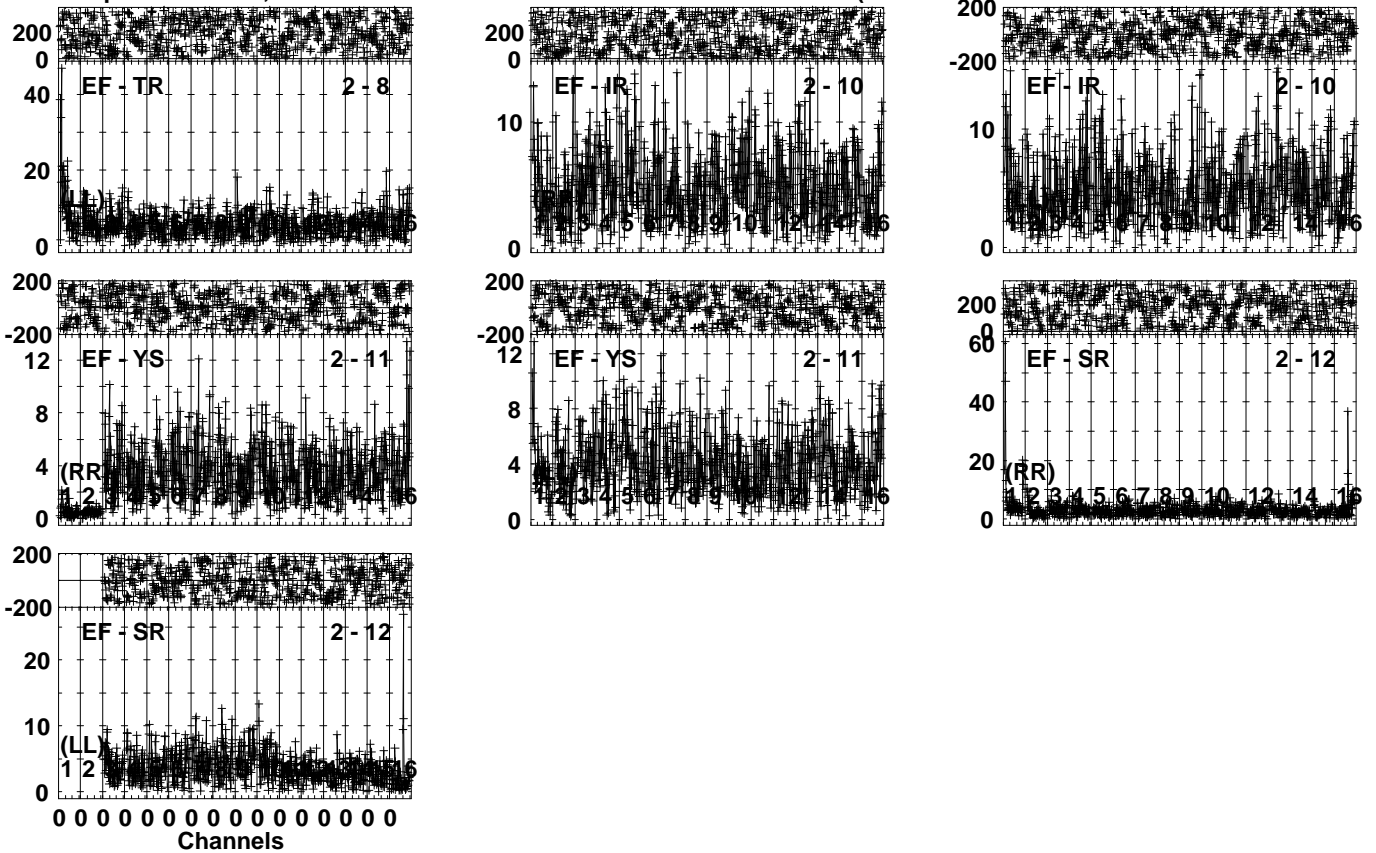


Lower frame: Milli Ampl Jy Top frame: Phas deg
Vector averaged cross-power spectrum Several baselines displayed
Timerange: 00/22:21:01 to 00/22:24:29

Plot file version 611 created 23-APR-2024 17:24:56

FRB EB100E 1.UVDATA.1

Freq = 4.6005 GHz, Bw = 32.000 MH Calibrated with CL # 4 and BP # 1 (BP mode 1)



Lower frame: Milli Ampl Jy Top frame: Phas deg

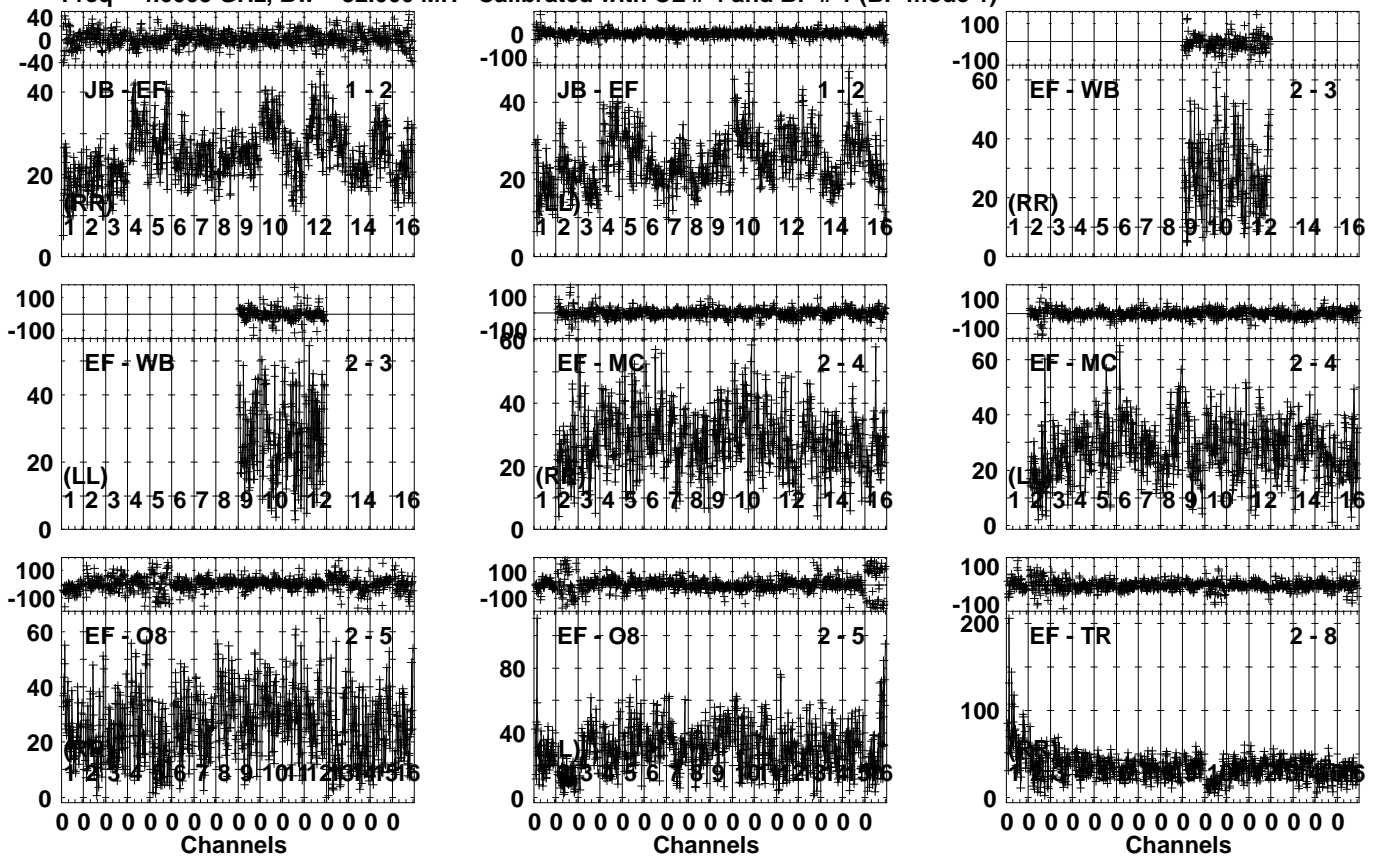
Vector averaged cross-power spectrum Several baselines displayed

Timerange: 00/22:21:01 to 00/22:24:29

Plot file version 612 created 23-APR-2024 17:24:57

J0529+3209 EB100E 1.UVDATA.1

Freq = 4.6005 GHz, Bw = 32.000 MH Calibrated with CL # 4 and BP # 1 (BP mode 1)

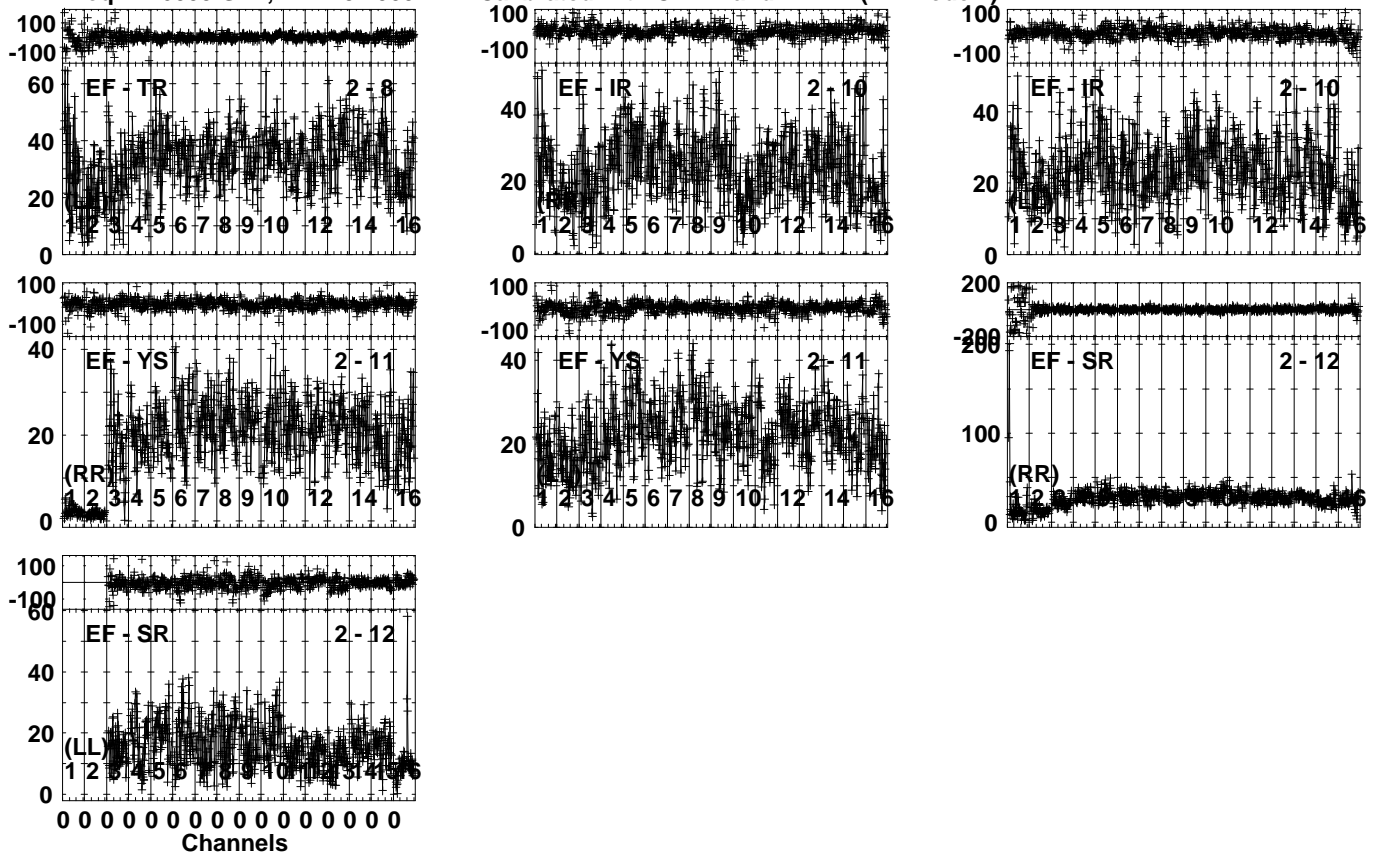


Lower frame: Milli Ampl Jy Top frame: Phas deg
Vector averaged cross-power spectrum Several baselines displayed
Timerange: 00/22:24:33 to 00/22:25:59

Plot file version 613 created 23-APR-2024 17:24:58

J0529+3209 EB100E 1.UVDATA.1

Freq = 4.6005 GHz, Bw = 32.000 MH Calibrated with CL # 4 and BP # 1 (BP mode 1)

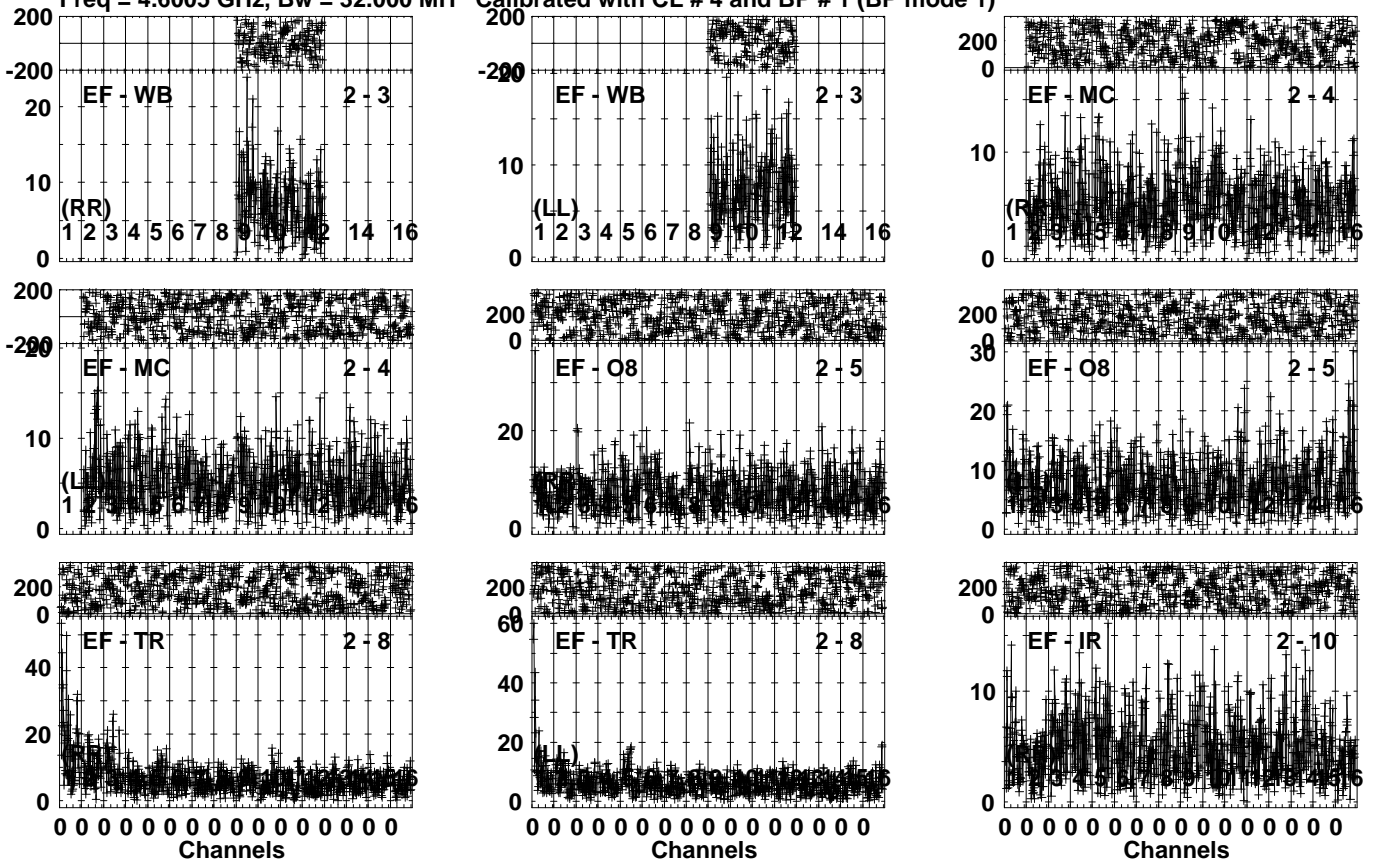


Lower frame: Milli Ampl Jy Top frame: Phas deg
Vector averaged cross-power spectrum Several baselines displayed
Timerange: 00/22:24:33 to 00/22:25:59

Plot file version 614 created 23-APR-2024 17:24:58

FRB EB100E 1.UVDATA.1

Freq = 4.6005 GHz, Bw = 32.000 MH Calibrated with CL # 4 and BP # 1 (BP mode 1)

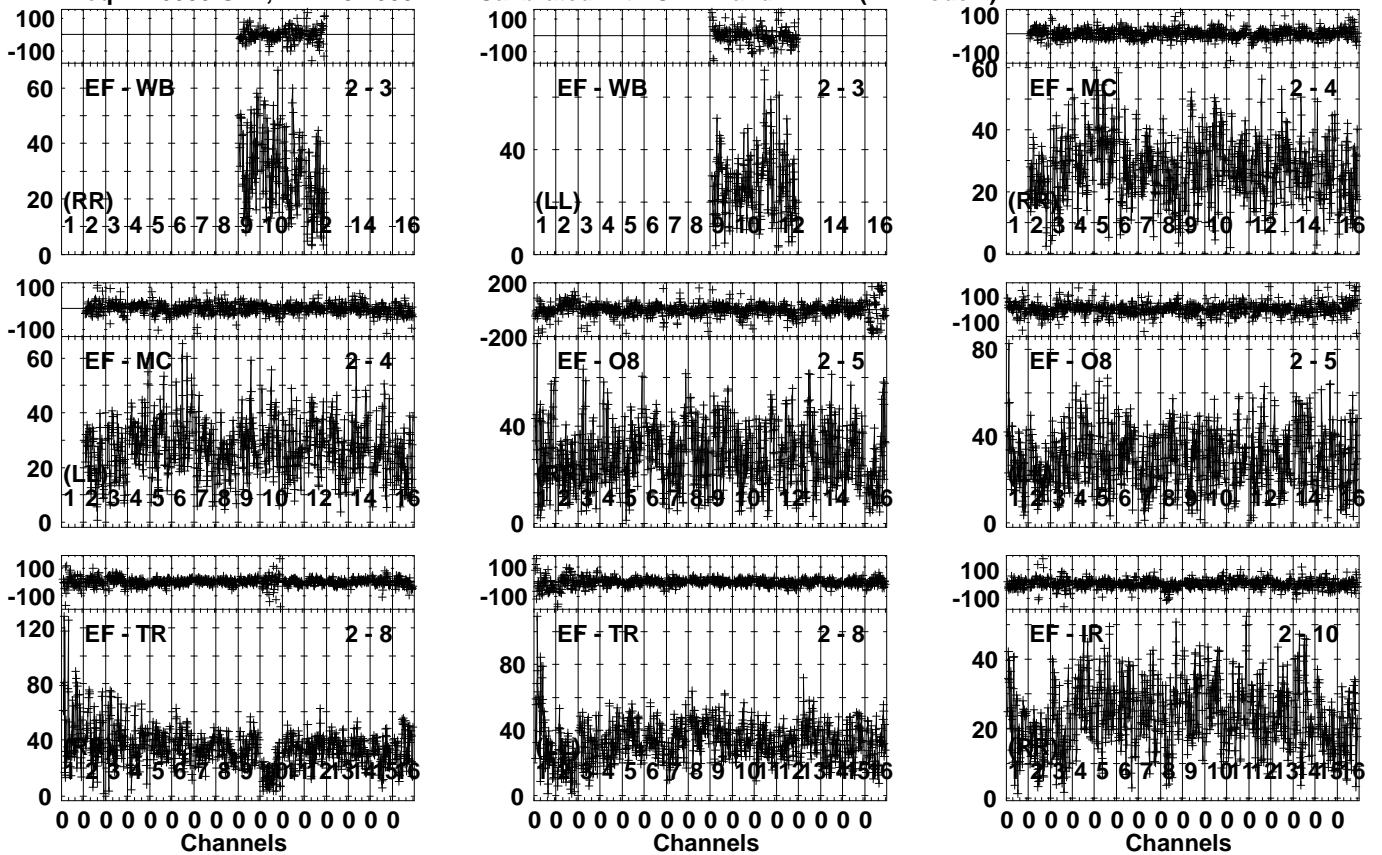


Lower frame: Milli Ampl Jy Top frame: Phas deg
Vector averaged cross-power spectrum Several baselines displayed
Timerange: 00/22:26:01 to 00/22:29:29

Plot file version 616 created 23-APR-2024 17:24:59

J0529+3209 EB100E 1.UVDATA.1

Freq = 4.6005 GHz, Bw = 32.000 MH Calibrated with CL # 4 and BP # 1 (BP mode 1)

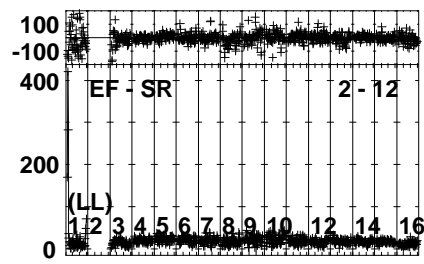
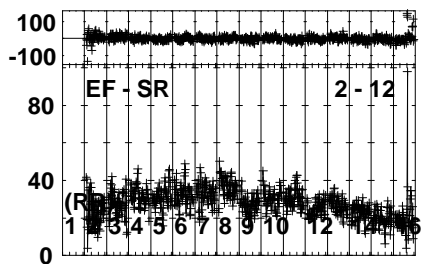
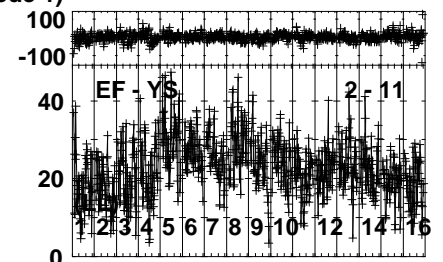
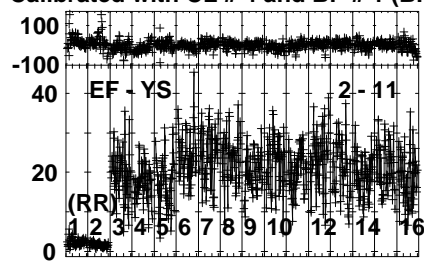
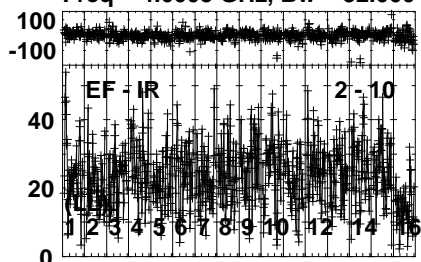


Lower frame: Milli Ampl Jy Top frame: Phas deg
Vector averaged cross-power spectrum Several baselines displayed
Timerange: 00/22:30:03 to 00/22:30:59

Plot file version 617 created 23-APR-2024 17:25:00

J0529+3209 EB100E 1.UVDATA.1

Freq = 4.6005 GHz, Bw = 32.000 MH Calibrated with CL # 4 and BP # 1 (BP mode 1)

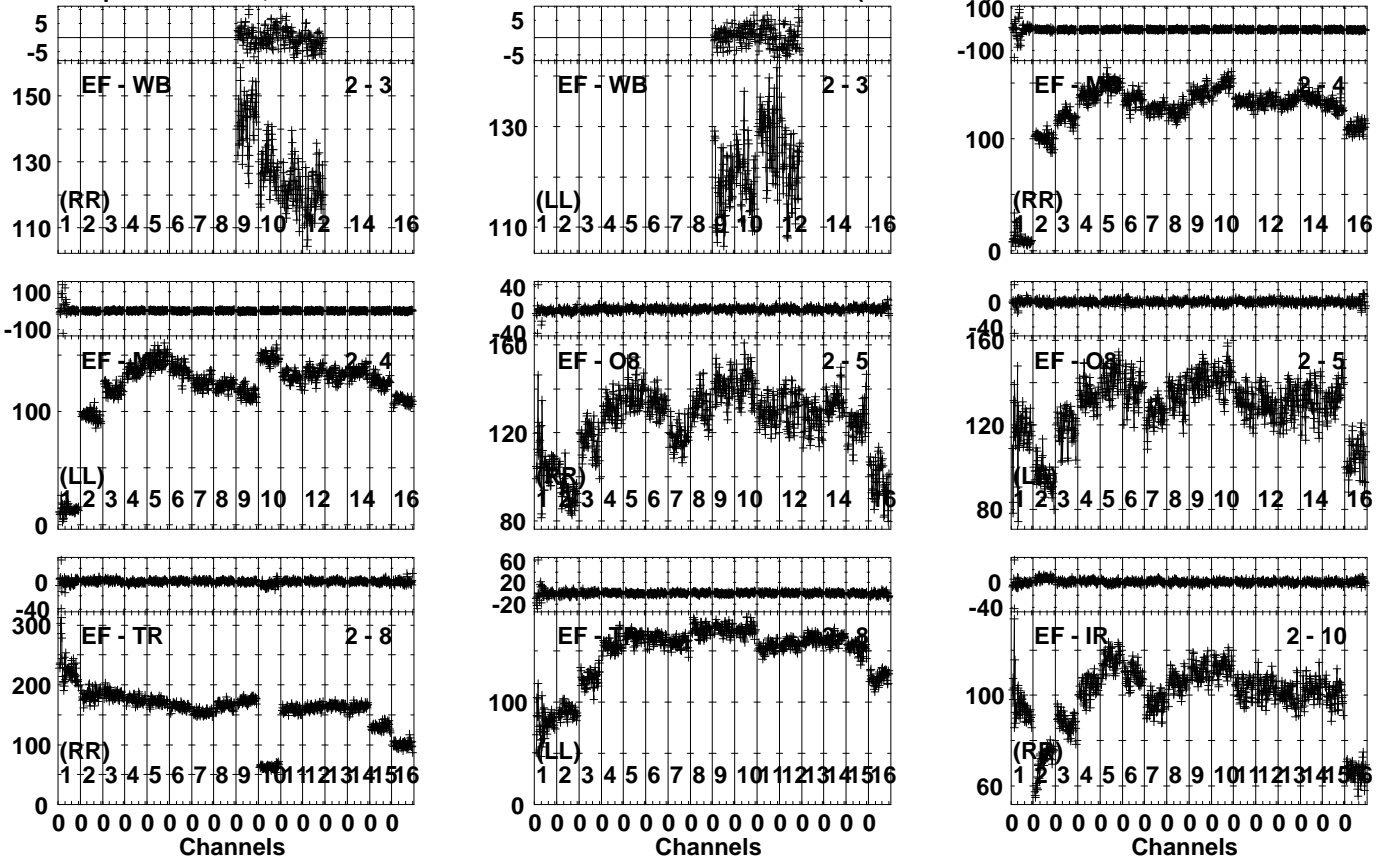


Lower frame: Milli Ampl Jy Top frame: Phas deg
Vector averaged cross-power spectrum Several baselines displayed
Timerange: 00/22:30:03 to 00/22:30:59

Plot file version 618 created 23-APR-2024 17:25:01

J0518+3306 EB100E 1.UVDATA.1

Freq = 4.6005 GHz, Bw = 32.000 MH Calibrated with CL # 4 and BP # 1 (BP mode 1)

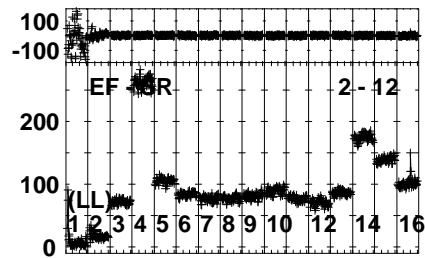
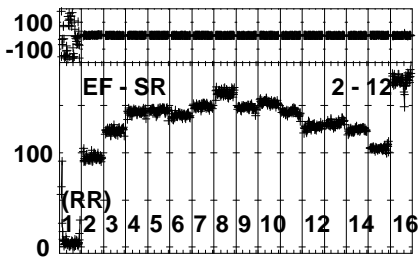
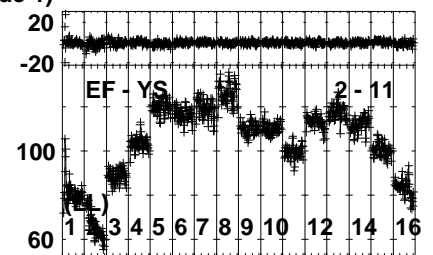
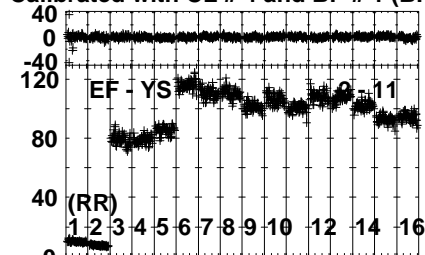
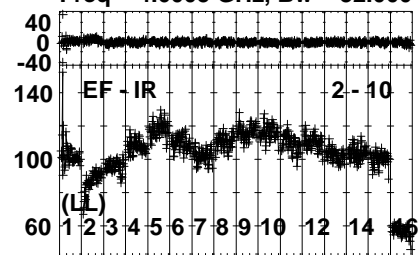


Lower frame: Milli Ampl Jy Top frame: Phas deg
 Vector averaged cross-power spectrum Several baselines displayed
 Timerange: 00/22:31:33 to 00/22:34:29

Plot file version 619 created 23-APR-2024 17:25:01

J0518+3306 EB100E 1.UVDATA.1

Freq = 4.6005 GHz, Bw = 32.000 MH Calibrated with CL # 4 and BP # 1 (BP mode 1)

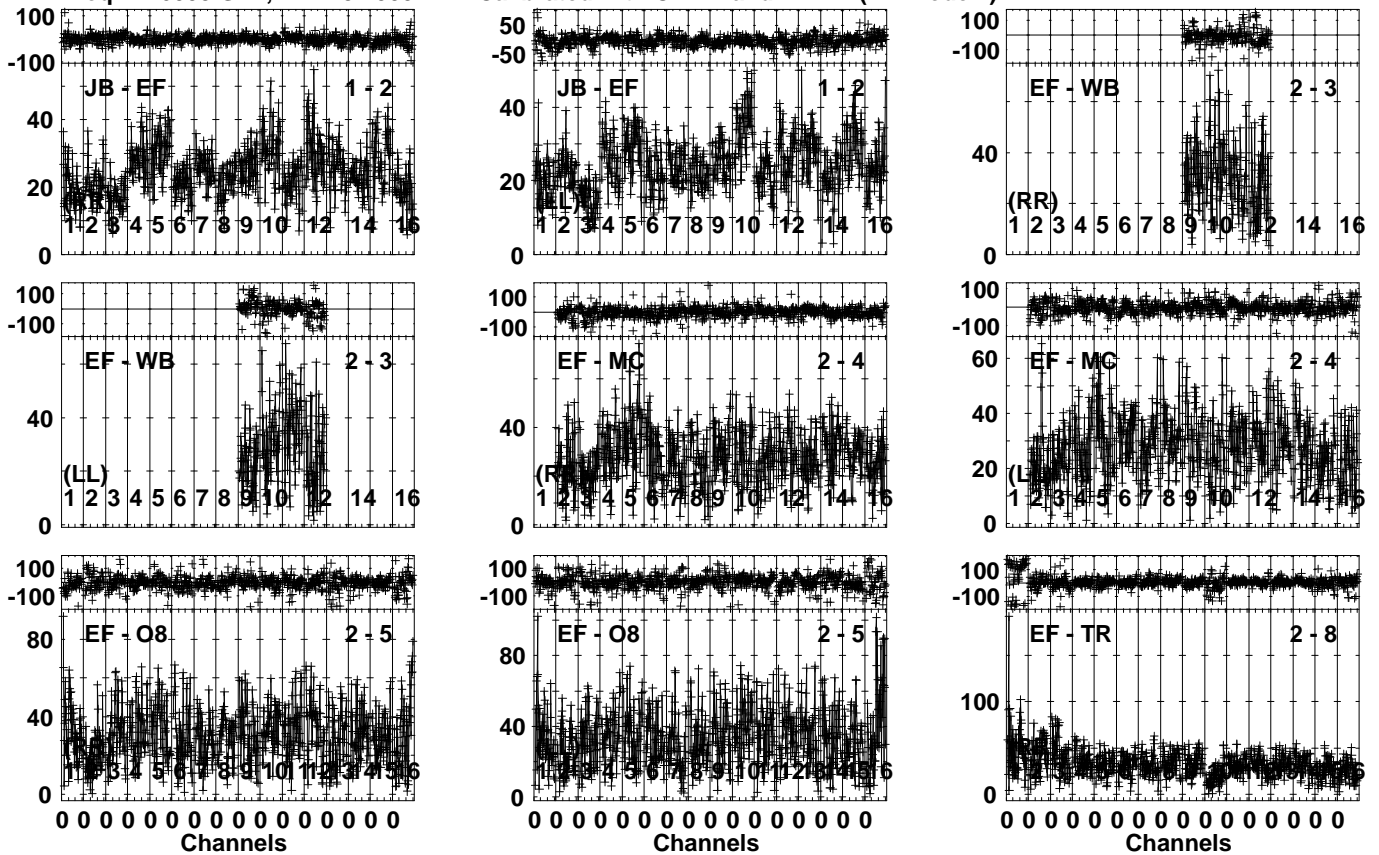


Lower frame: Milli Ampl Jy Top frame: Phas deg
Vector averaged cross-power spectrum Several baselines displayed
Timerange: 00/22:31:33 to 00/22:34:29

Plot file version 620 created 23-APR-2024 17:25:02

J0529+3209 EB100E 1.UVDATA.1

Freq = 4.6005 GHz, Bw = 32.000 MH Calibrated with CL # 4 and BP # 1 (BP mode 1)

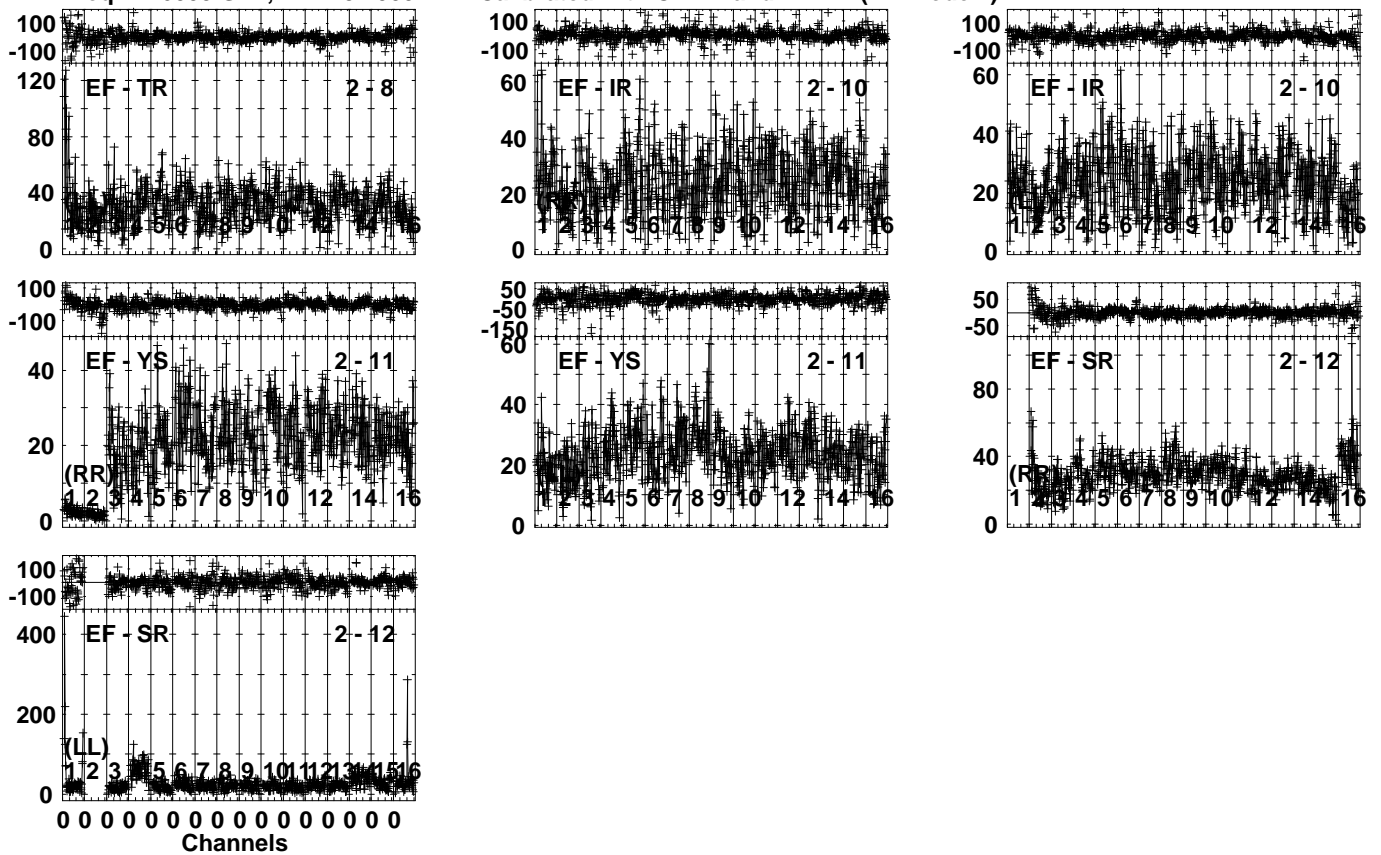


Lower frame: Milli Ampl Jy Top frame: Phas deg
Vector averaged cross-power spectrum Several baselines displayed
Timerange: 00/22:34:31 to 00/22:35:59

Plot file version 621 created 23-APR-2024 17:25:02

J0529+3209 EB100E 1.UVDATA.1

Freq = 4.6005 GHz, Bw = 32.000 MH Calibrated with CL # 4 and BP # 1 (BP mode 1)

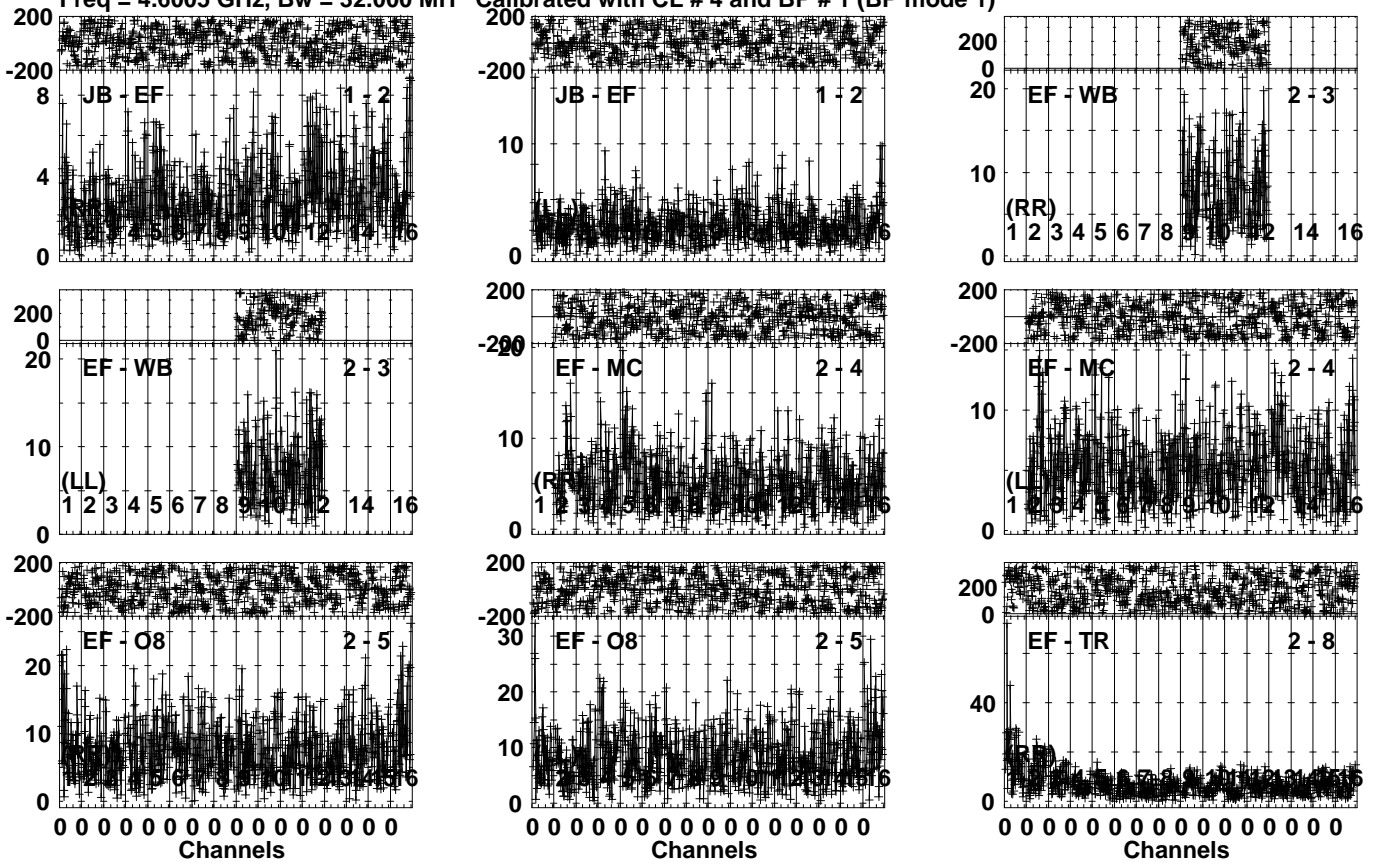


Lower frame: Milli Ampl Jy Top frame: Phas deg
Vector averaged cross-power spectrum Several baselines displayed
Timerange: 00/22:34:31 to 00/22:35:59

Plot file version 622 created 23-APR-2024 17:25:03

FRB EB100E 1.UVDATA.1

Freq = 4.6005 GHz, Bw = 32.000 MH Calibrated with CL # 4 and BP # 1 (BP mode 1)

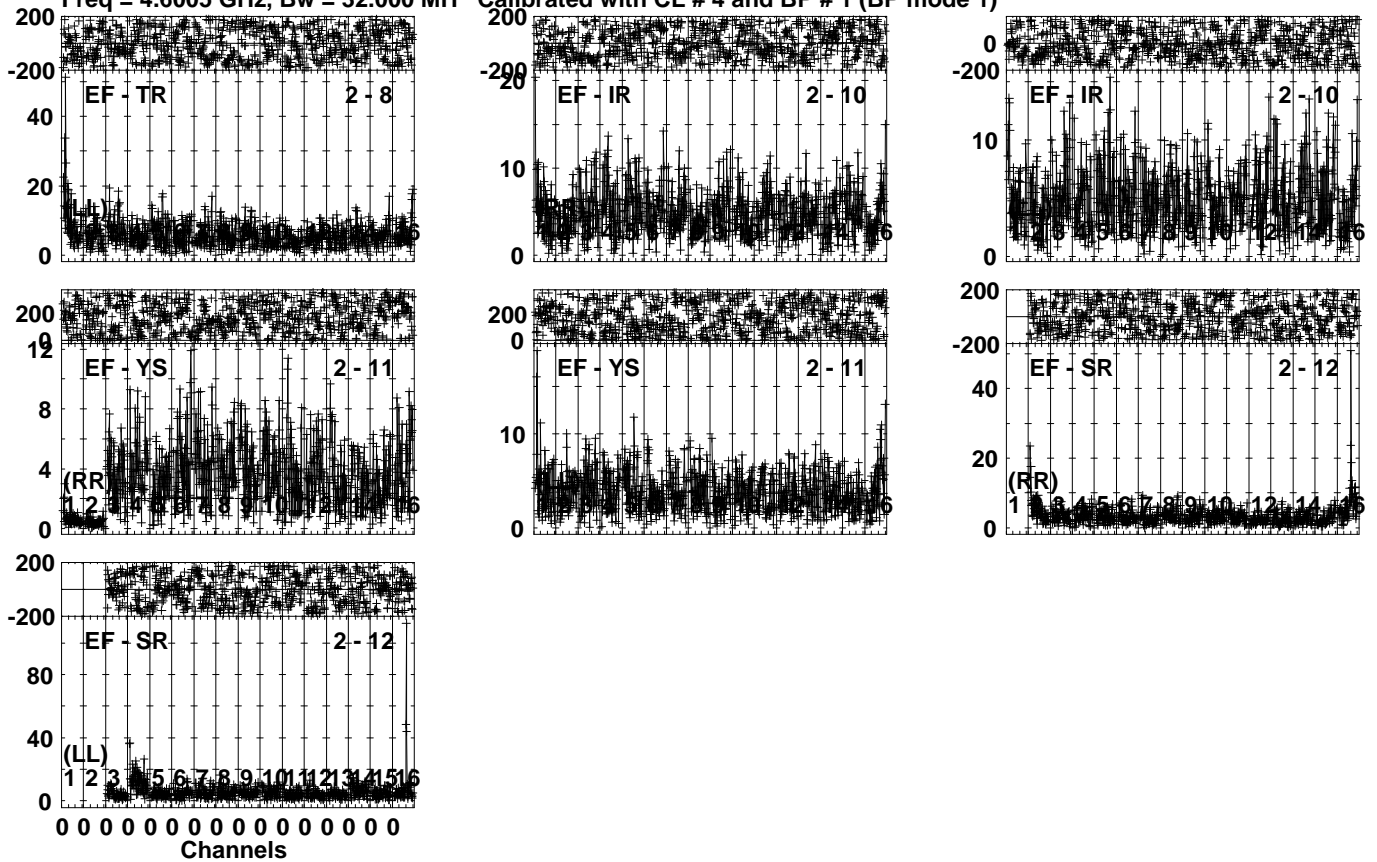


Lower frame: Milli Ampl Jy Top frame: Phas deg
Vector averaged cross-power spectrum Several baselines displayed
Timerange: 00/22:36:01 to 00/22:39:29

Plot file version 623 created 23-APR-2024 17:25:04

FRB EB100E 1.UVDATA.1

Freq = 4.6005 GHz, Bw = 32.000 MH Calibrated with CL # 4 and BP # 1 (BP mode 1)



Lower frame: Milli Ampl Jy Top frame: Phas deg

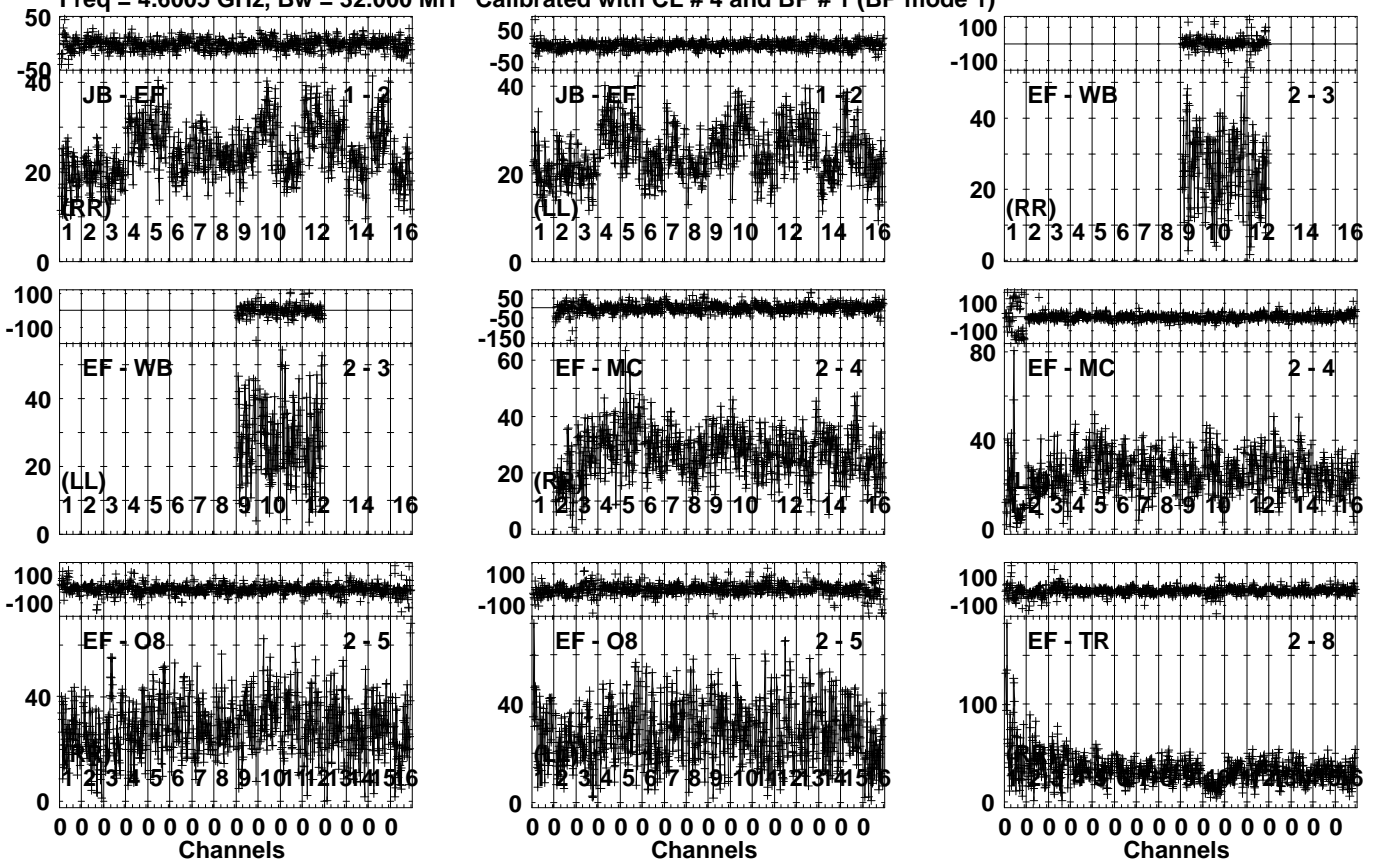
Vector averaged cross-power spectrum Several baselines displayed

Timerange: 00/22:36:01 to 00/22:39:29

Plot file version 624 created 23-APR-2024 17:25:05

J0529+3209 EB100E 1.UVDATA.1

Freq = 4.6005 GHz, Bw = 32.000 MH Calibrated with CL # 4 and BP # 1 (BP mode 1)

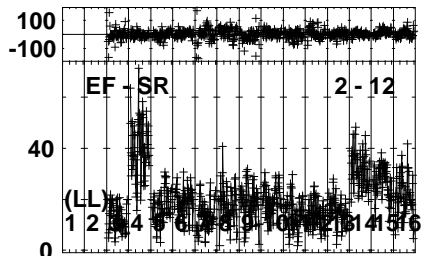
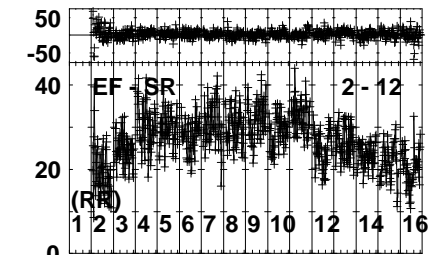
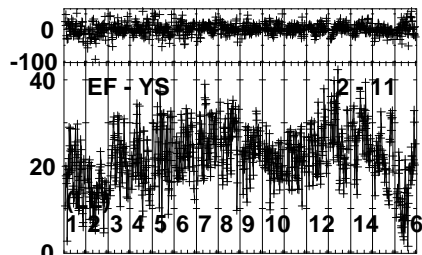
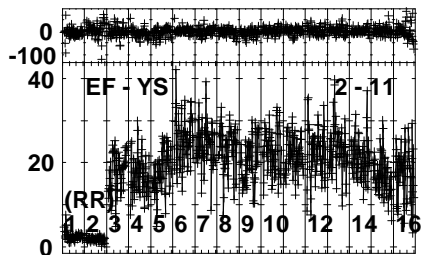
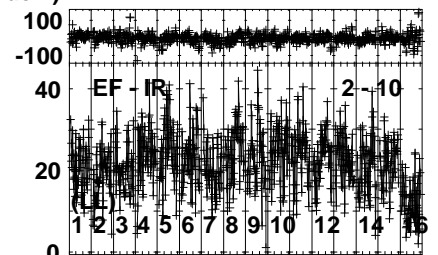
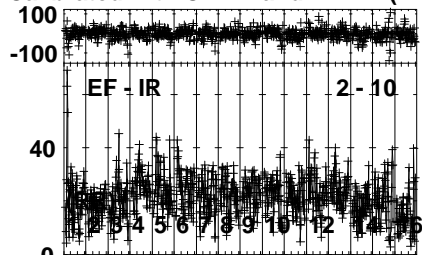
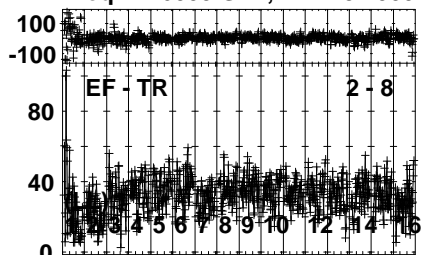


Lower frame: Milli Ampl Jy Top frame: Phas deg
Vector averaged cross-power spectrum Several baselines displayed
Timerange: 00/22:40:03 to 00/22:40:59

Plot file version 625 created 23-APR-2024 17:25:05

J0529+3209 EB100E 1.UVDATA.1

Freq = 4.6005 GHz, Bw = 32.000 MH Calibrated with CL # 4 and BP # 1 (BP mode 1)



0 0 0 0 0 0 0 0 0 0 0 0 0 0 0 0
Channels

Lower frame: Milli Ampl Jy Top frame: Phas deg

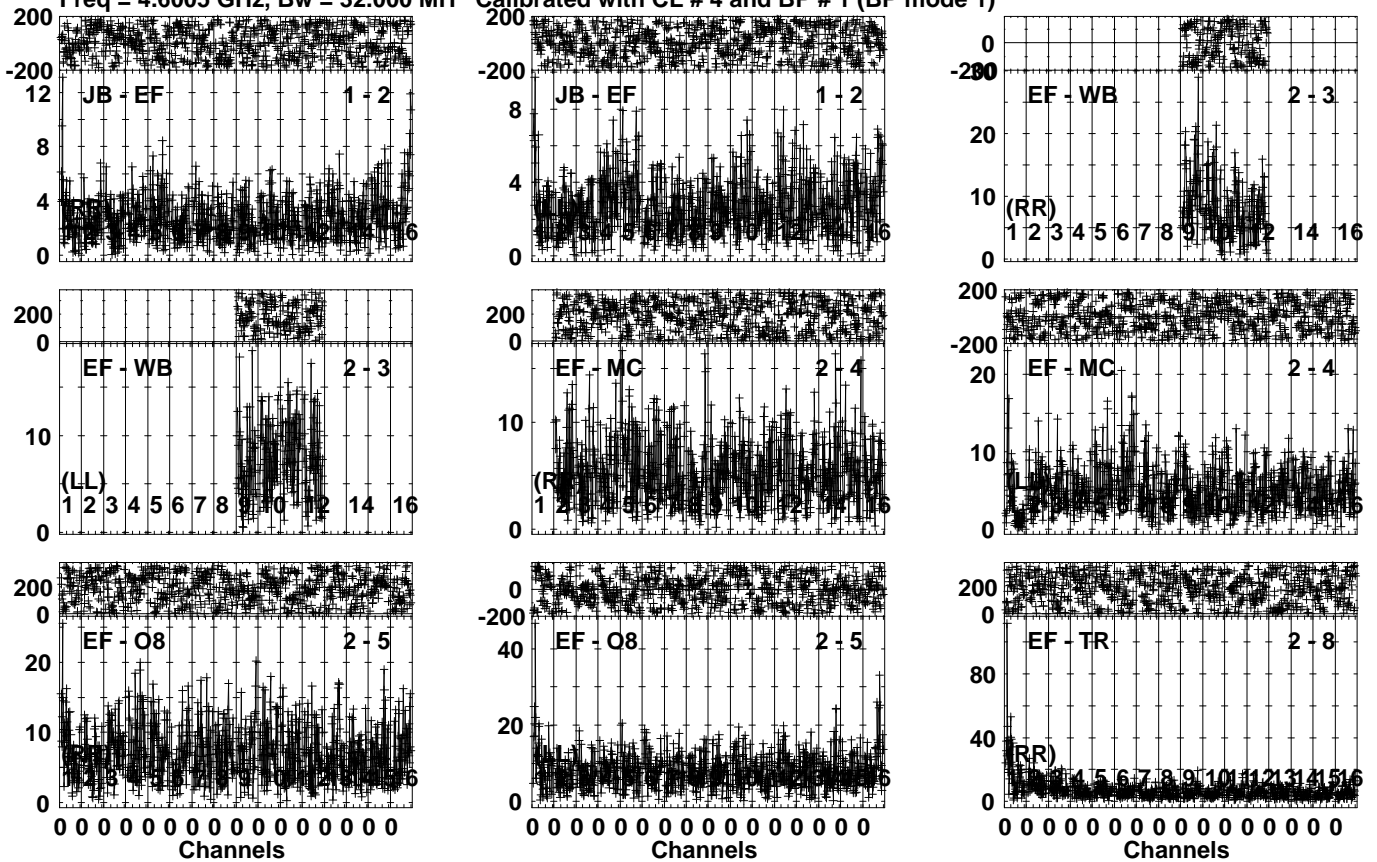
Vector averaged cross-power spectrum Several baselines displayed

Timerange: 00/22:40:03 to 00/22:40:59

Plot file version 626 created 23-APR-2024 17:25:06

FRB EB100E 1.UVDATA.1

Freq = 4.6005 GHz, Bw = 32.000 MH Calibrated with CL # 4 and BP # 1 (BP mode 1)

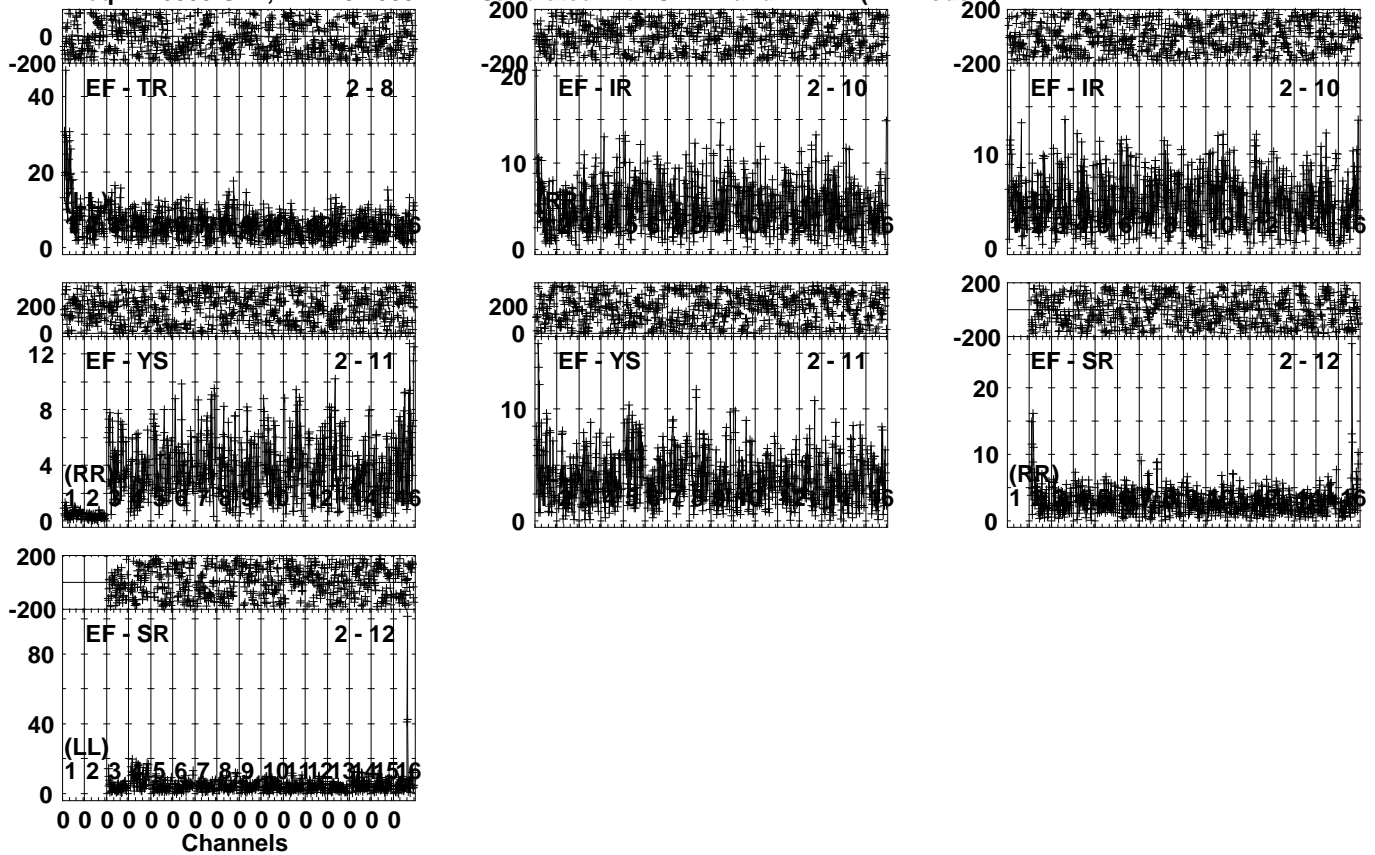


Lower frame: Milli Ampl Jy Top frame: Phas deg
Vector averaged cross-power spectrum Several baselines displayed
Timerange: 00/22:41:03 to 00/22:44:29

Plot file version 627 created 23-APR-2024 17:25:06

FRB EB100E 1.UVDATA.1

Freq = 4.6005 GHz, Bw = 32.000 MH Calibrated with CL # 4 and BP # 1 (BP mode 1)

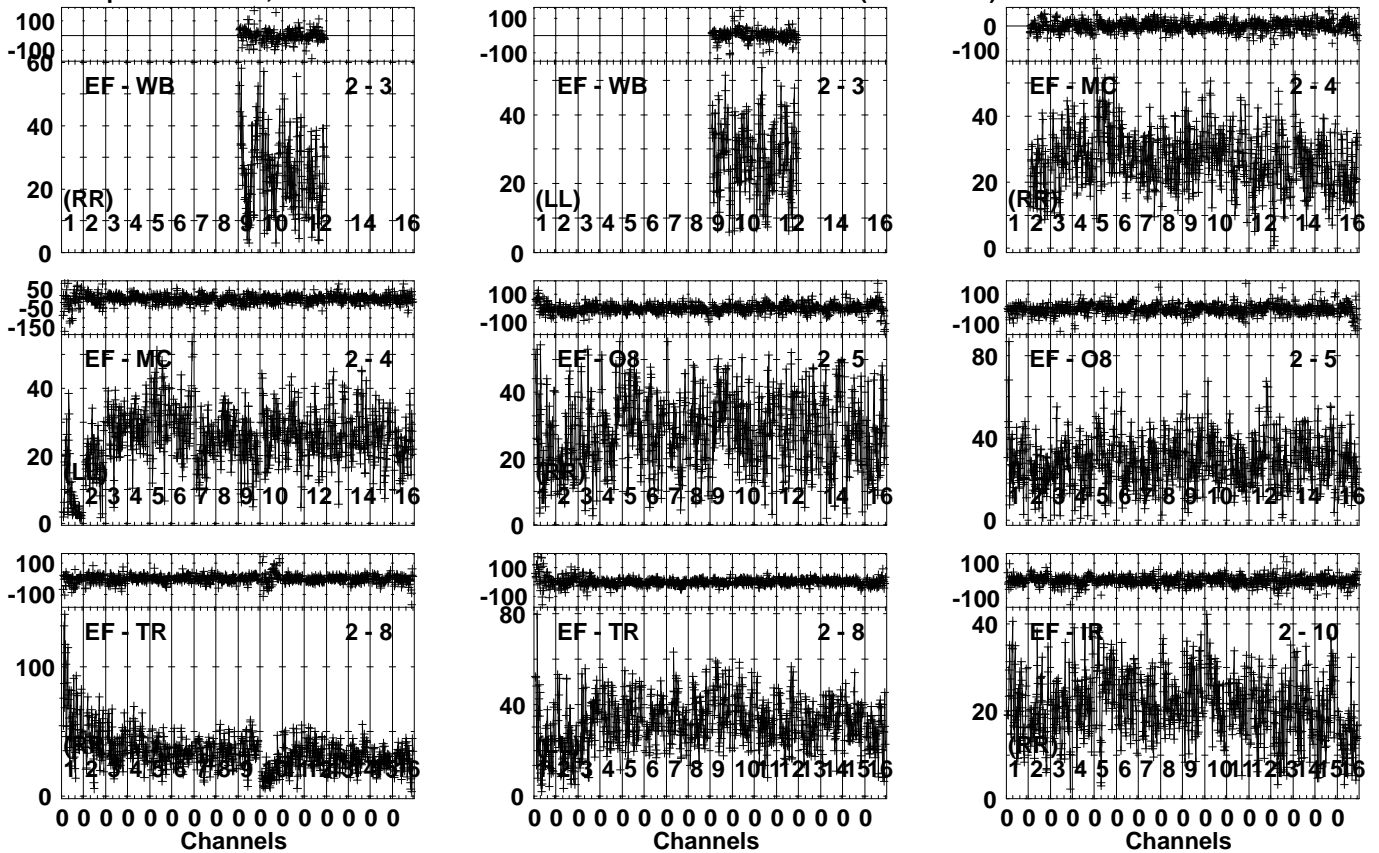


Lower frame: Milli Ampl Jy Top frame: Phas deg
Vector averaged cross-power spectrum Several baselines displayed
Timerange: 00/22:41:03 to 00/22:44:29

Plot file version 628 created 23-APR-2024 17:25:07

J0529+3209 EB100E 1.UVDATA.1

Freq = 4.6005 GHz, Bw = 32.000 MH Calibrated with CL # 4 and BP # 1 (BP mode 1)

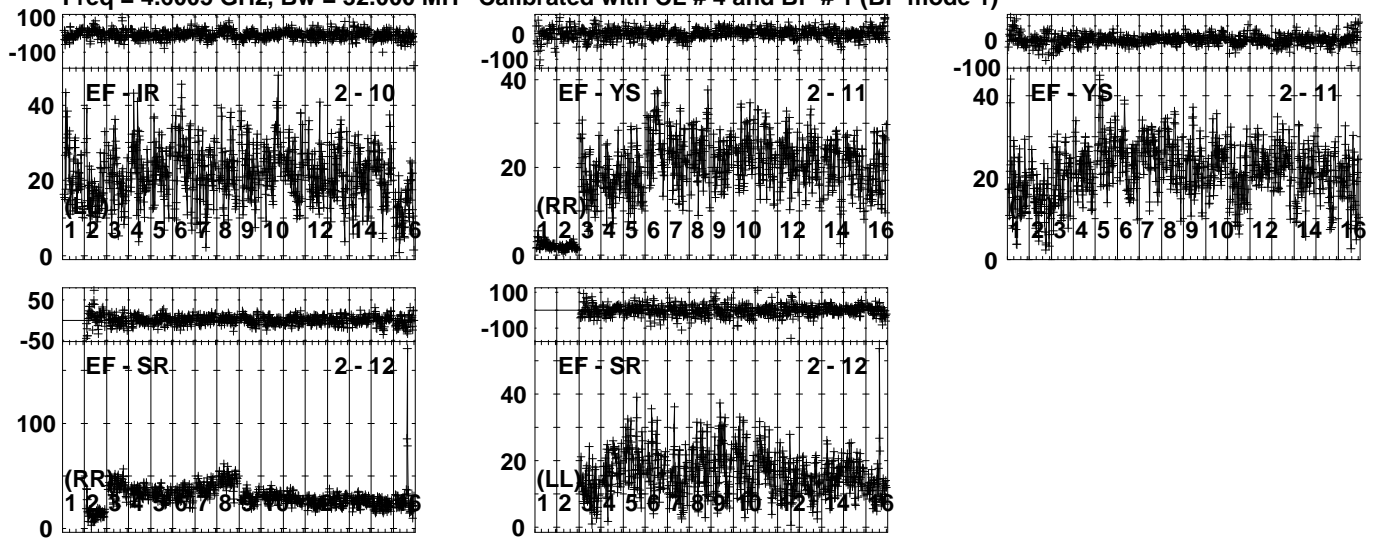


Lower frame: Milli Ampl Jy Top frame: Phas deg
Vector averaged cross-power spectrum Several baselines displayed
Timerange: 00/22:45:03 to 00/22:45:59

Plot file version 629 created 23-APR-2024 17:25:08

J0529+3209 EB100E 1.UVDATA.1

Freq = 4.6005 GHz, Bw = 32.000 MH Calibrated with CL # 4 and BP # 1 (BP mode 1)

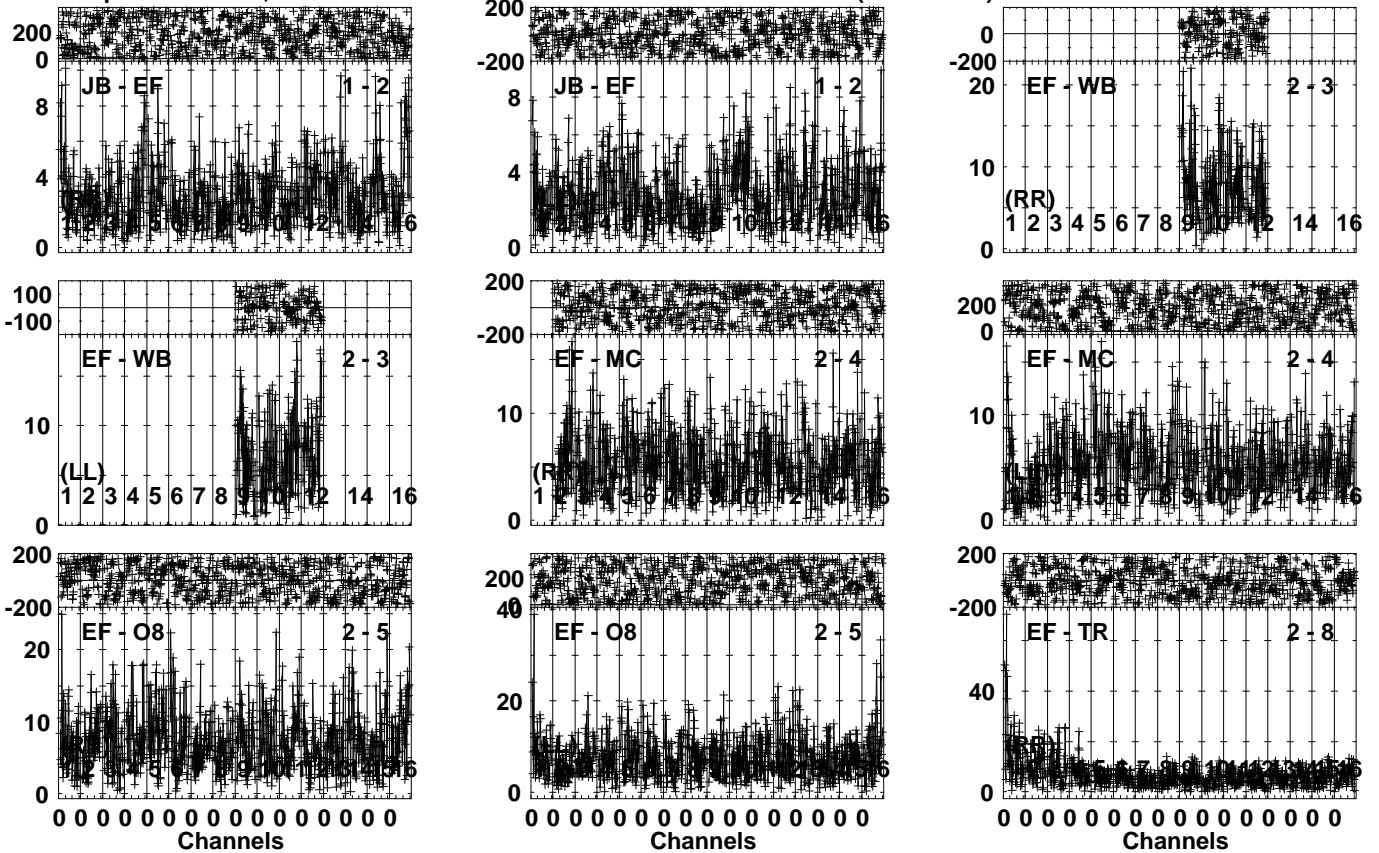


Lower frame: Milli Ampl Jy Top frame: Phas deg
Vector averaged cross-power spectrum Several baselines displayed
Timerange: 00/22:45:03 to 00/22:45:59

Plot file version 630 created 23-APR-2024 17:25:08

FRB EB100E 1.UVDATA.1

Freq = 4.6005 GHz, Bw = 32.000 MH Calibrated with CL # 4 and BP # 1 (BP mode 1)

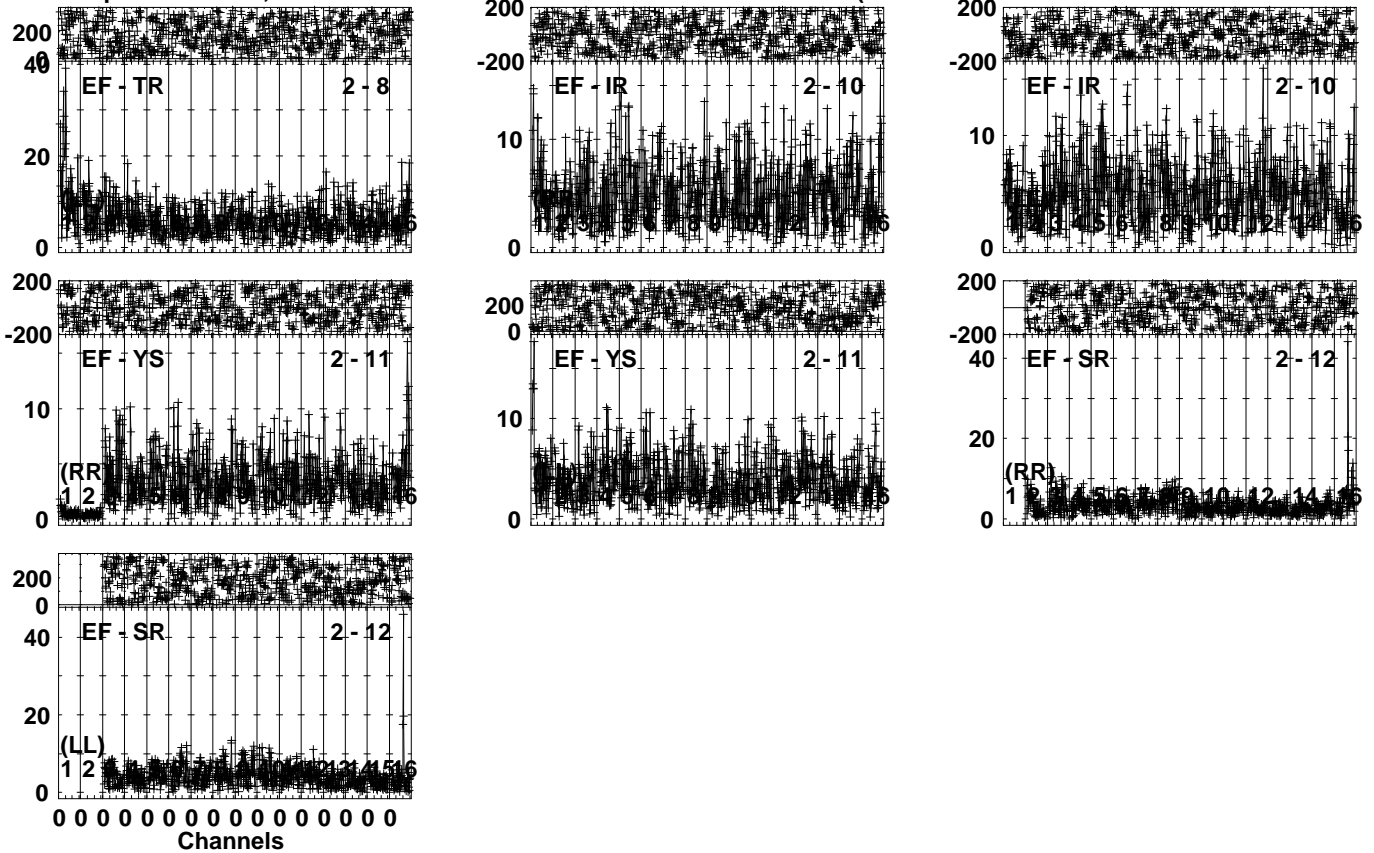


Lower frame: Milli Ampl Jy Top frame: Phas deg
Vector averaged cross-power spectrum Several baselines displayed
Timerange: 00/22:46:03 to 00/22:49:29

Plot file version 631 created 23-APR-2024 17:25:09

FRB EB100E 1.UVDATA.1

Freq = 4.6005 GHz, Bw = 32.000 MH Calibrated with CL # 4 and BP # 1 (BP mode 1)

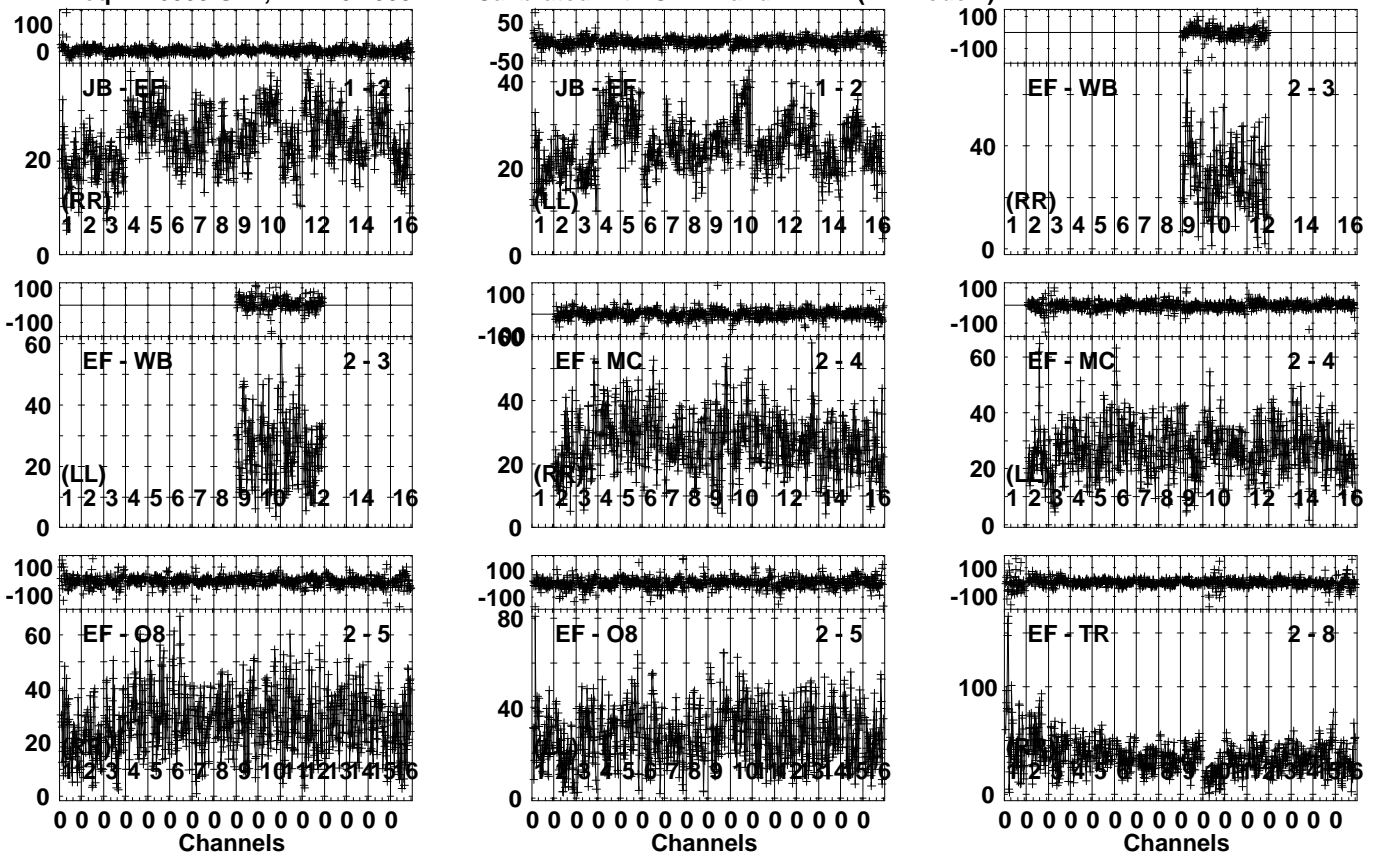


Lower frame: Milli Ampl Jy Top frame: Phas deg
Vector averaged cross-power spectrum Several baselines displayed
Timerange: 00/22:46:03 to 00/22:49:29

Plot file version 632 created 23-APR-2024 17:25:10

J0529+3209 EB100E 1.UVDATA.1

Freq = 4.6005 GHz, Bw = 32.000 MH Calibrated with CL # 4 and BP # 1 (BP mode 1)

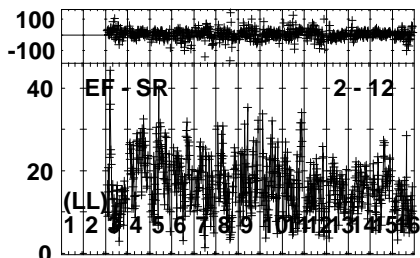
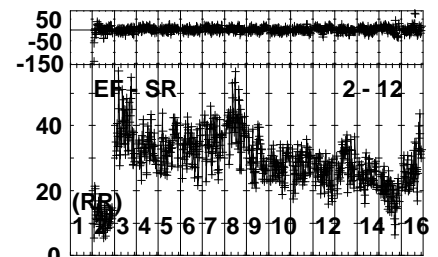
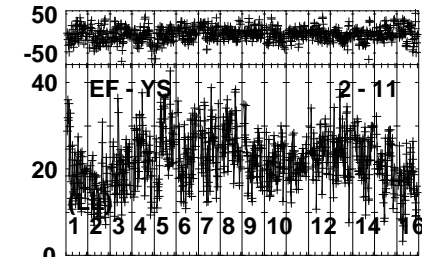
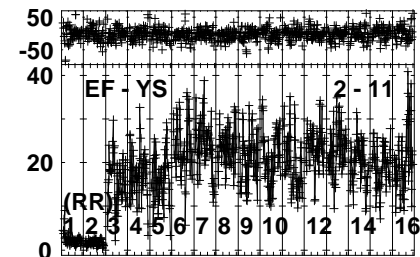
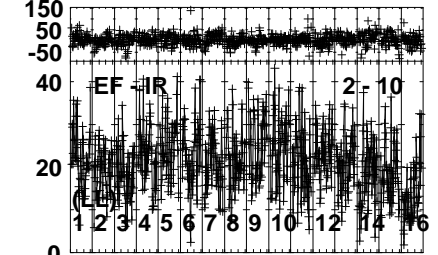
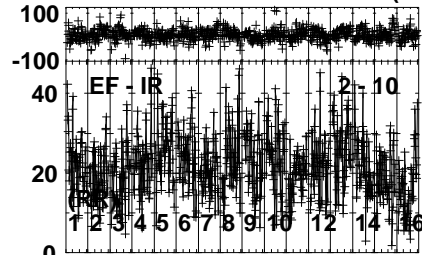
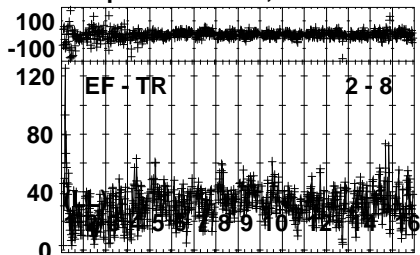


Lower frame: Milli Ampl Jy Top frame: Phas deg
Vector averaged cross-power spectrum Several baselines displayed
Timerange: 00/22:49:31 to 00/22:50:59

Plot file version 633 created 23-APR-2024 17:25:10

J0529+3209 EB100E 1.UVDATA.1

Freq = 4.6005 GHz, Bw = 32.000 MH Calibrated with CL # 4 and BP # 1 (BP mode 1)



0 0 0 0 0 0 0 0 0 0 0 0 0 0 0 0

Channels

Lower frame: Milli Ampl Jy Top frame: Phas deg

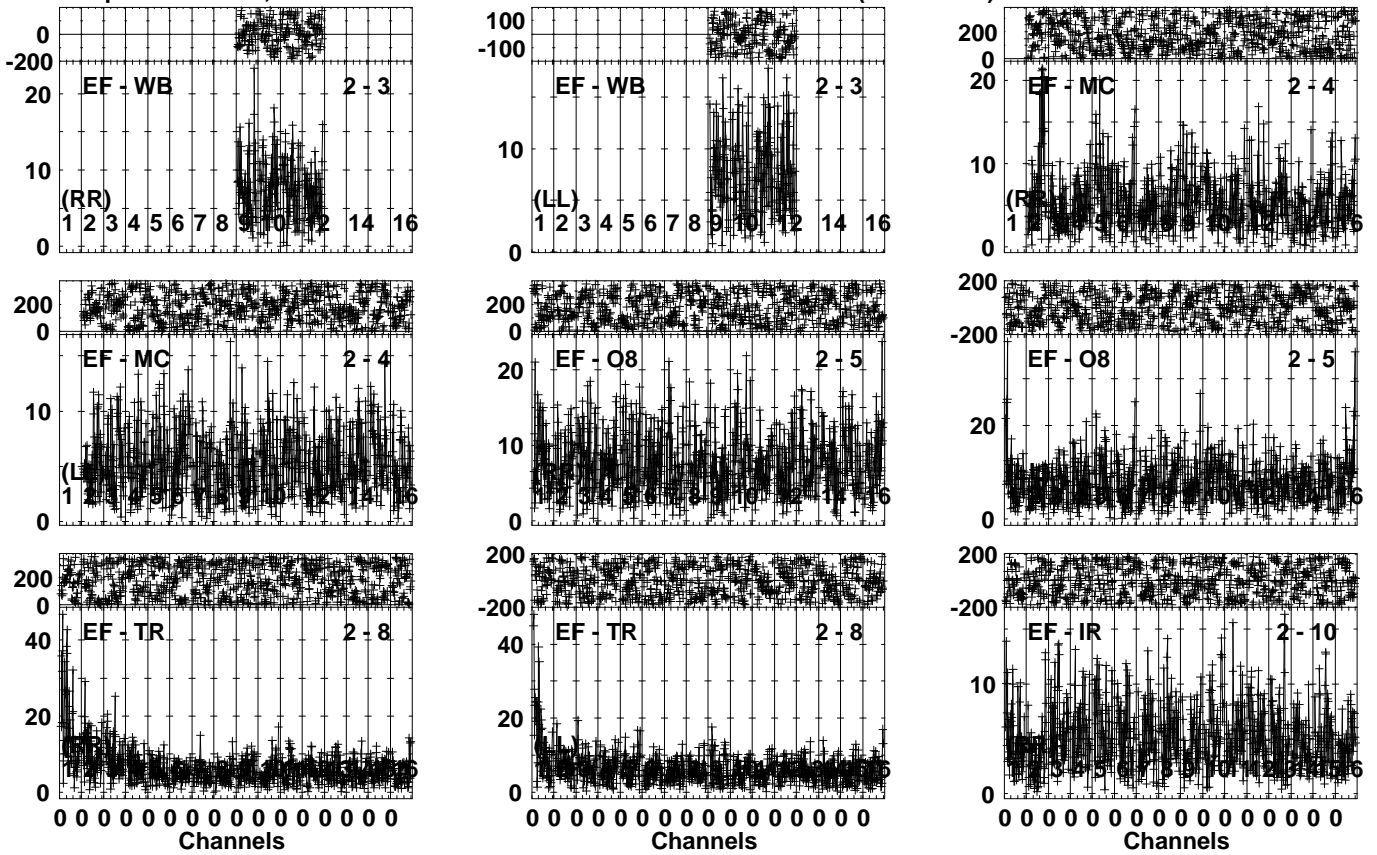
Vector averaged cross-power spectrum Several baselines displayed

Timerange: 00/22:49:31 to 00/22:50:59

Plot file version 634 created 23-APR-2024 17:25:11

FRB EB100E 1.UVDATA.1

Freq = 4.6005 GHz, Bw = 32.000 MH Calibrated with CL # 4 and BP # 1 (BP mode 1)

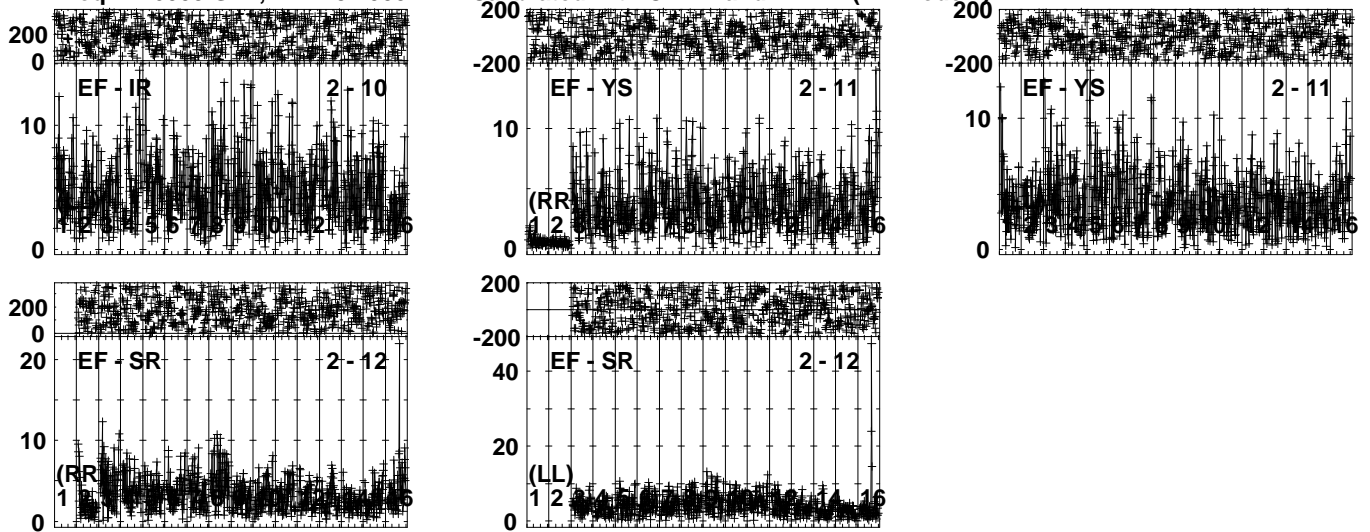


Lower frame: Milli Ampl Jy Top frame: Phas deg
Vector averaged cross-power spectrum Several baselines displayed
Timerange: 00/22:51:01 to 00/22:54:29

Plot file version 635 created 23-APR-2024 17:25:12

FRB EB100E 1.UVDATA.1

Freq = 4.6005 GHz, Bw = 32.000 MH Calibrated with CL # 4 and BP # 1 (BP mode 1)

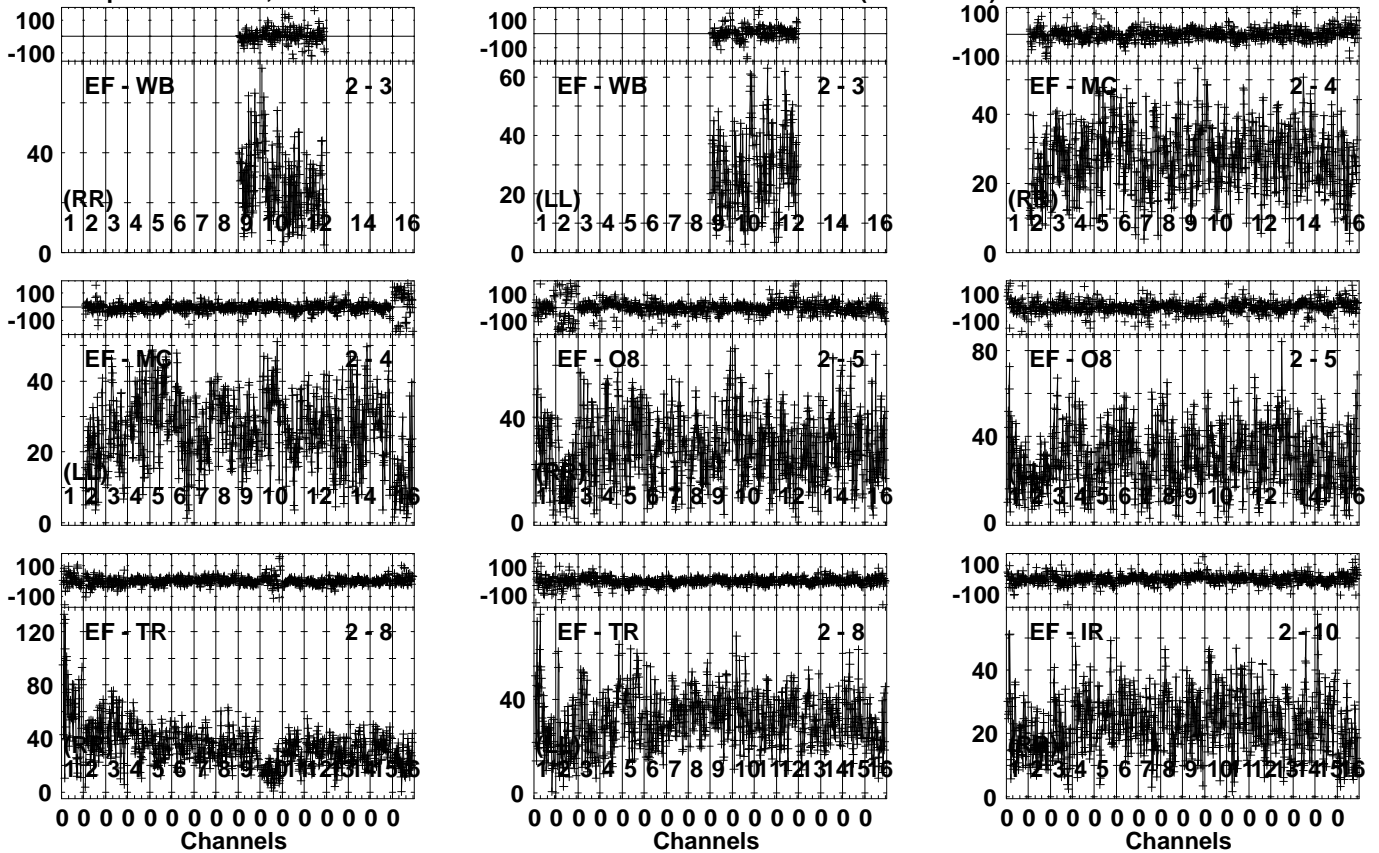


Lower frame: Milli Ampl Jy Top frame: Phas deg
Vector averaged cross-power spectrum Several baselines displayed
Timerange: 00/22:51:01 to 00/22:54:29

Plot file version 636 created 23-APR-2024 17:25:12

J0529+3209 EB100E 1.UVDATA.1

Freq = 4.6005 GHz, Bw = 32.000 MH Calibrated with CL # 4 and BP # 1 (BP mode 1)

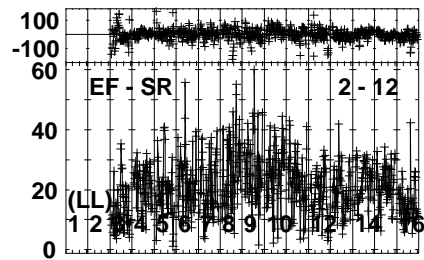
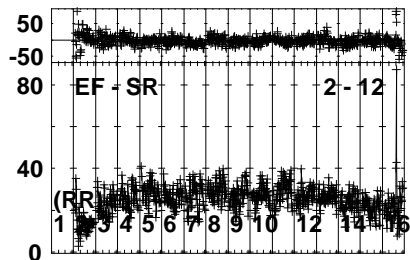
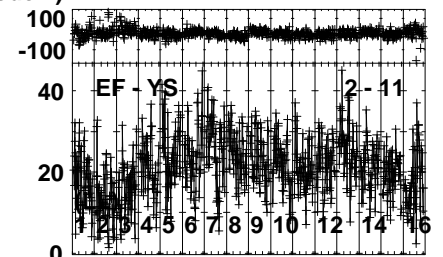
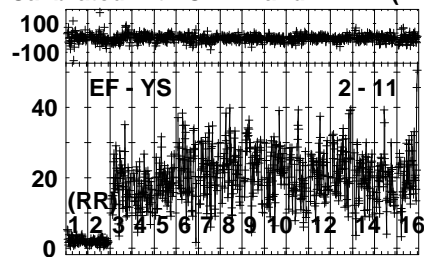
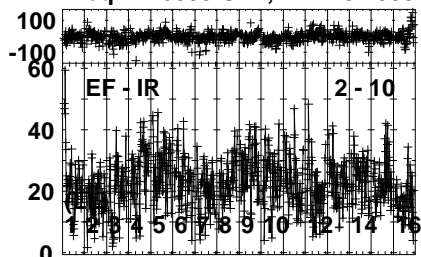


Lower frame: Milli Ampl Jy Top frame: Phas deg
Vector averaged cross-power spectrum Several baselines displayed
Timerange: 00/22:55:03 to 00/22:55:59

Plot file version 637 created 23-APR-2024 17:25:13

J0529+3209 EB100E 1.UVDATA.1

Freq = 4.6005 GHz, Bw = 32.000 MH Calibrated with CL # 4 and BP # 1 (BP mode 1)



Lower frame: Milli Ampl Jy Top frame: Phas deg

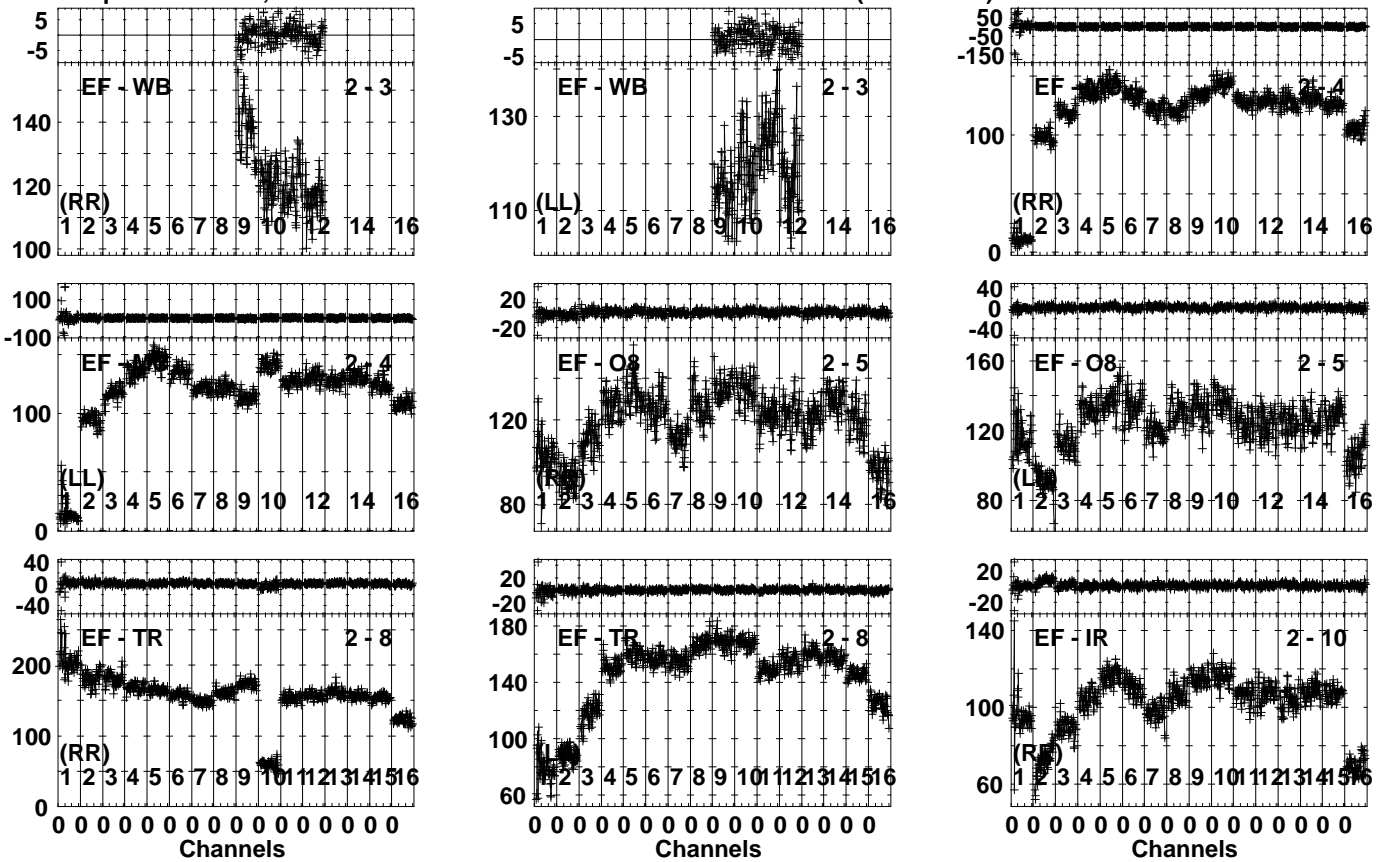
Vector averaged cross-power spectrum Several baselines displayed

Timerange: 00/22:55:03 to 00/22:55:59

Plot file version 638 created 23-APR-2024 17:25:13

J0518+3306 EB100E 1.UVDATA.1

Freq = 4.6005 GHz, Bw = 32.000 MH Calibrated with CL # 4 and BP # 1 (BP mode 1)

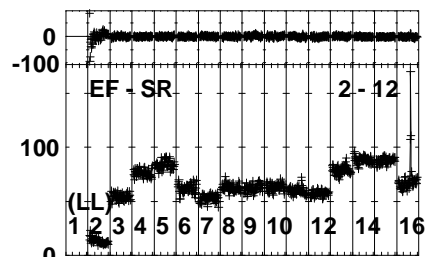
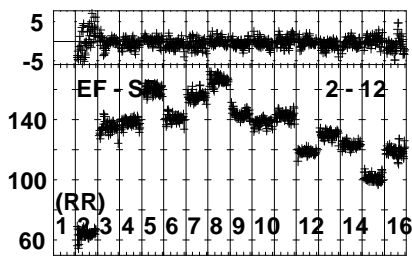
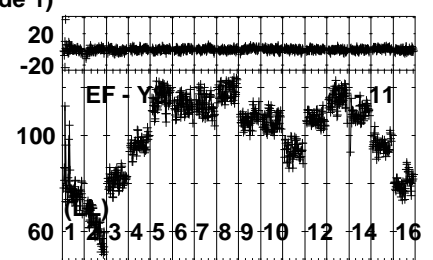
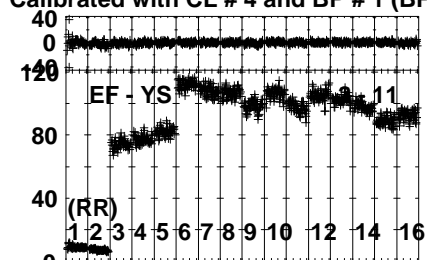
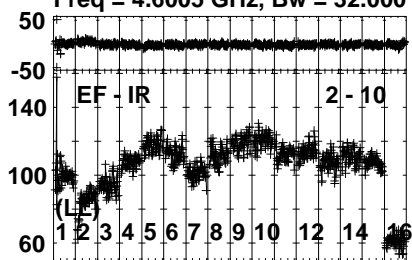


Lower frame: Milli Ampl Jy Top frame: Phas deg
 Vector averaged cross-power spectrum Several baselines displayed
 Timerange: 00/22:56:33 to 00/22:59:29

Plot file version 639 created 23-APR-2024 17:25:14

J0518+3306 EB100E 1.UVDATA.1

Freq = 4.6005 GHz, Bw = 32.000 MH Calibrated with CL # 4 and BP # 1 (BP mode 1)

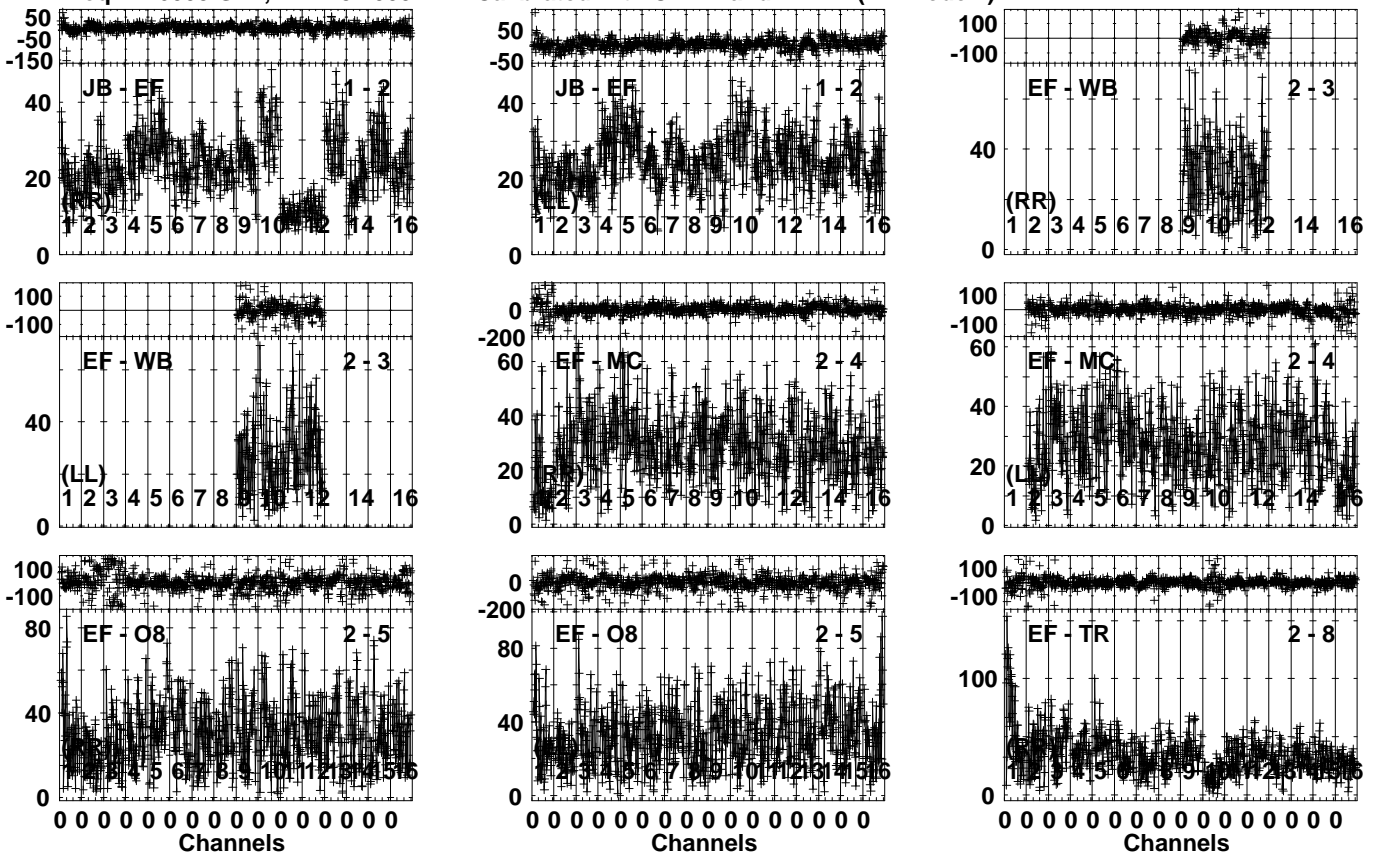


Lower frame: Milli Ampl Jy Top frame: Phas deg
Vector averaged cross-power spectrum Several baselines displayed
Timerange: 00/22:56:33 to 00/22:59:29

Plot file version 640 created 23-APR-2024 17:25:15

J0529+3209 EB100E 1.UVDATA.1

Freq = 4.6005 GHz, Bw = 32.000 MH Calibrated with CL # 4 and BP # 1 (BP mode 1)

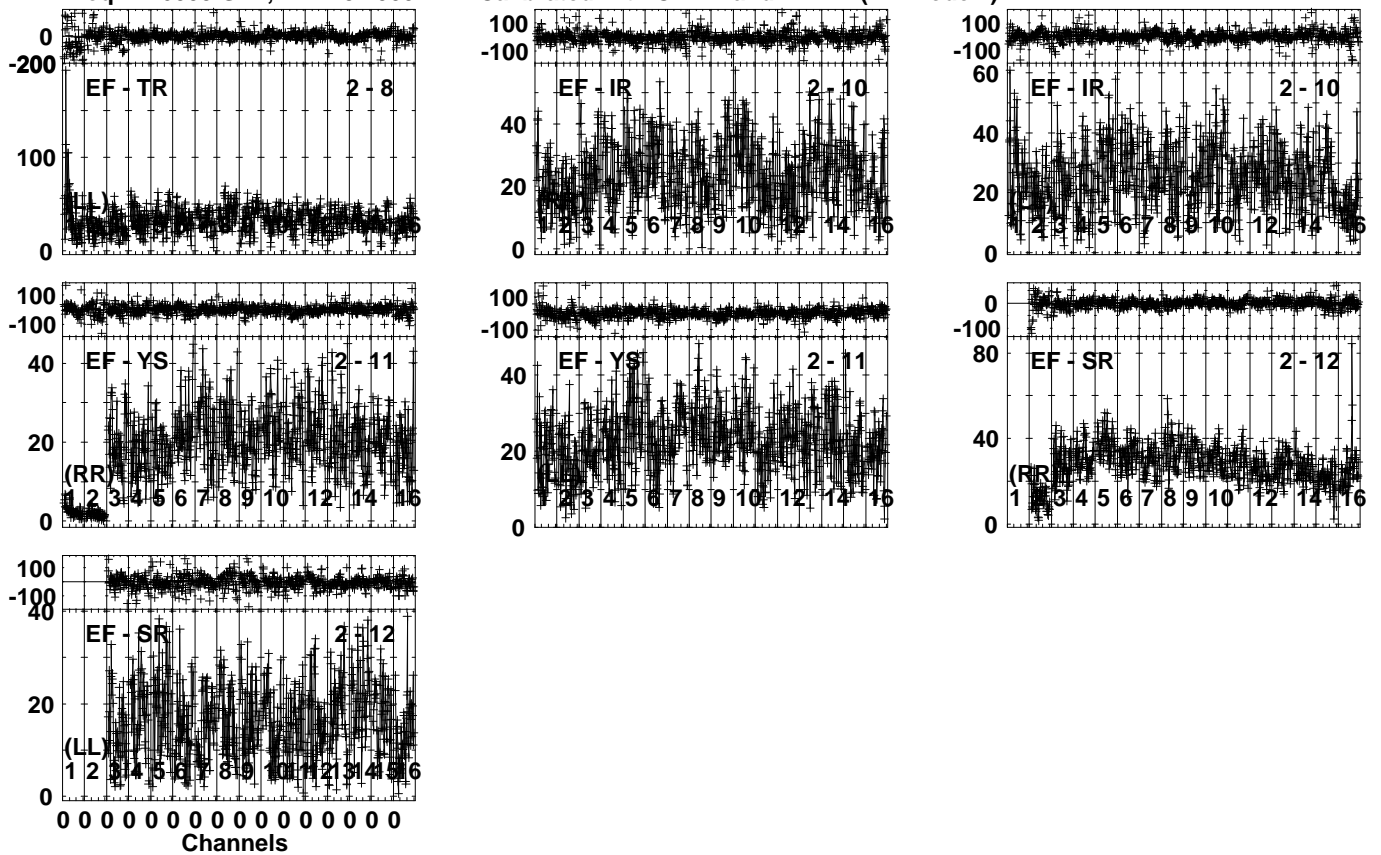


Lower frame: Milli Ampl Jy Top frame: Phas deg
Vector averaged cross-power spectrum Several baselines displayed
Timerange: 00/22:59:31 to 00/23:00:59

Plot file version 641 created 23-APR-2024 17:25:15

J0529+3209 EB100E 1.UVDATA.1

Freq = 4.6005 GHz, Bw = 32.000 MH Calibrated with CL # 4 and BP # 1 (BP mode 1)

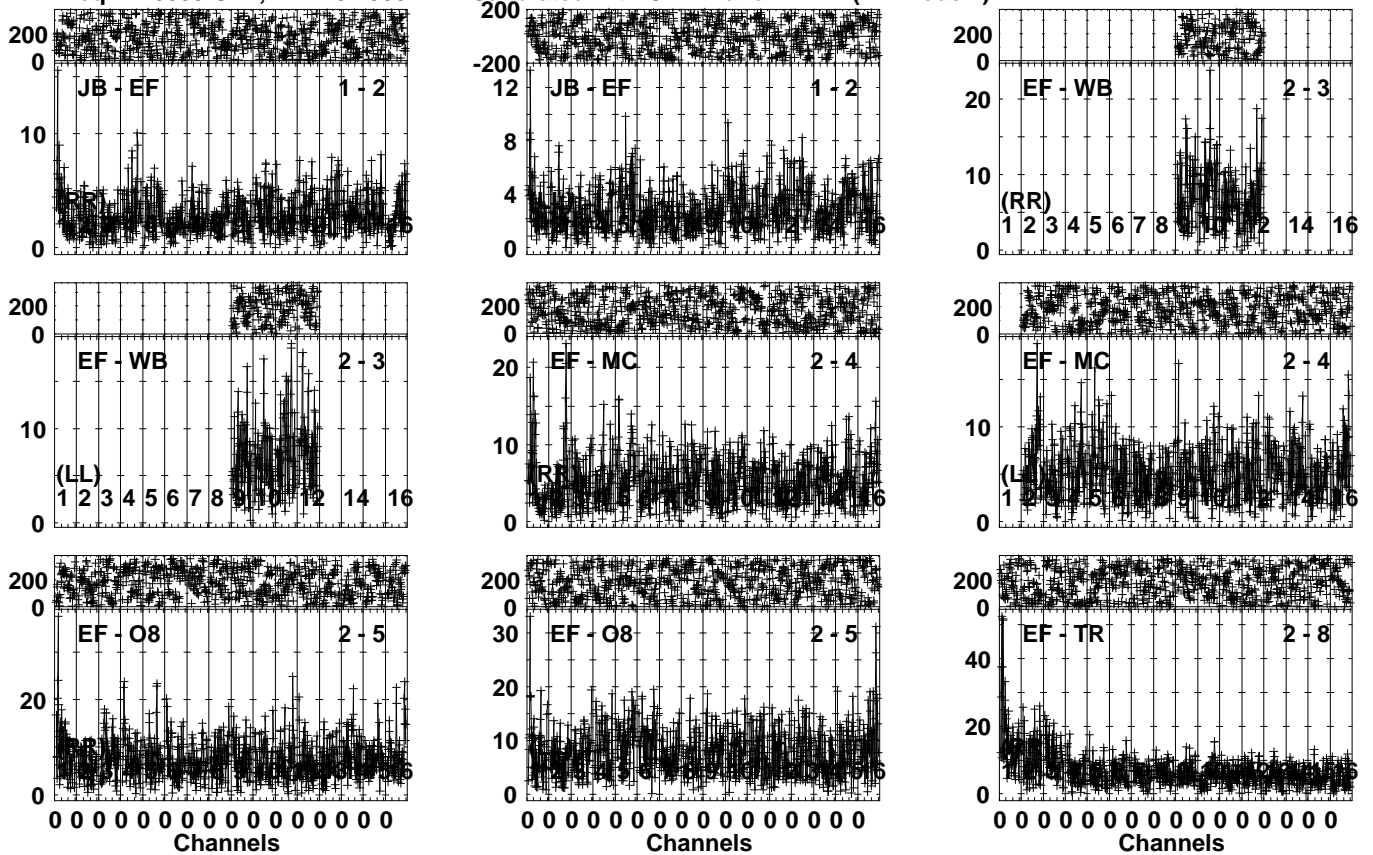


Lower frame: Milli Ampl Jy Top frame: Phas deg
Vector averaged cross-power spectrum Several baselines displayed
Timerange: 00/22:59:31 to 00/23:00:59

Plot file version 642 created 23-APR-2024 17:25:16

FRB EB100E 1.UVDATA.1

Freq = 4.6005 GHz, Bw = 32.000 MH Calibrated with CL # 4 and BP # 1 (BP mode 1)

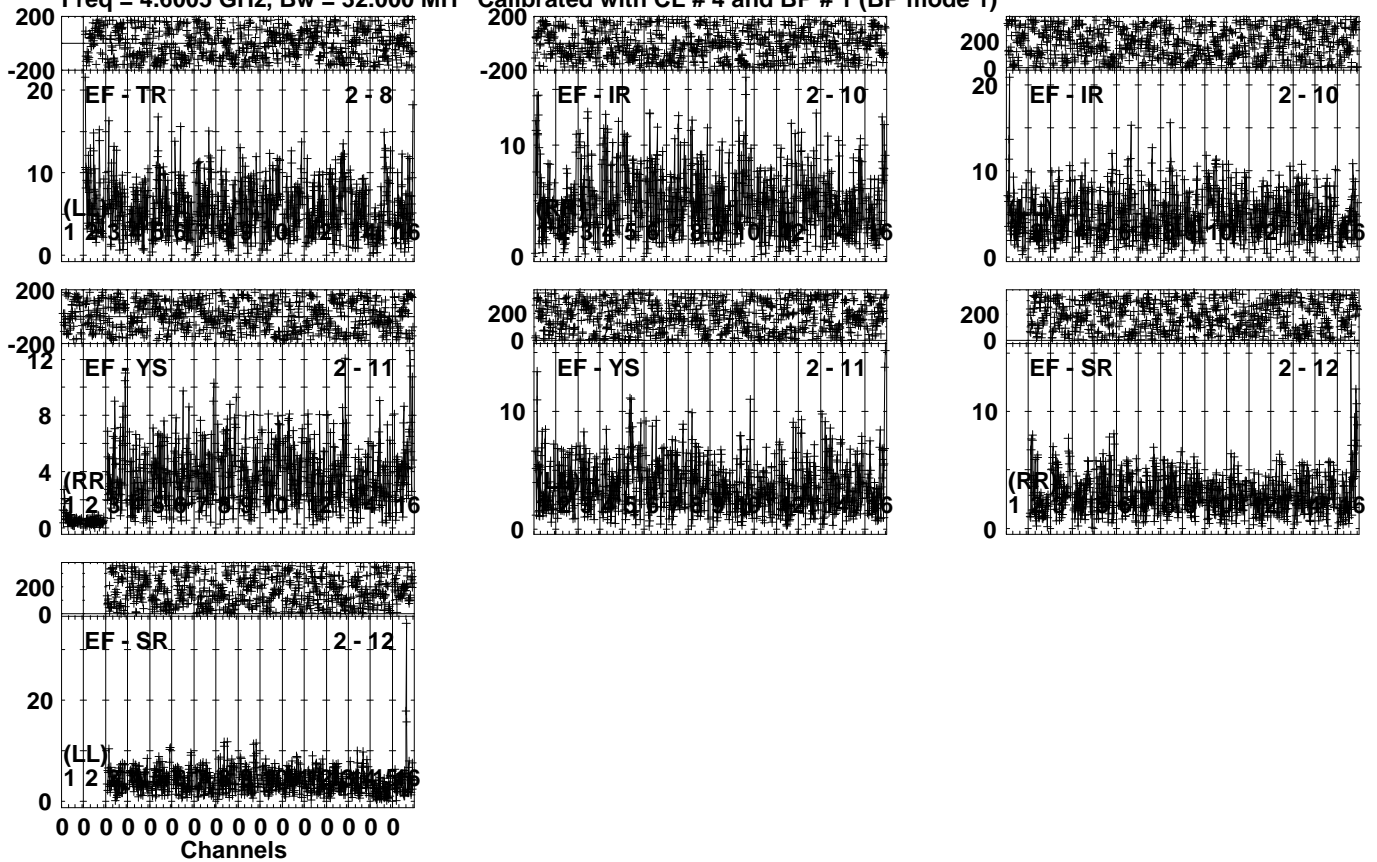


Lower frame: Milli Ampl Jy Top frame: Phas deg
Vector averaged cross-power spectrum Several baselines displayed
Timerange: 00/23:01:01 to 00/23:04:29

Plot file version 643 created 23-APR-2024 17:25:17

FRB EB100E 1.UVDATA.1

Freq = 4.6005 GHz, Bw = 32.000 MH Calibrated with CL # 4 and BP # 1 (BP mode 1)

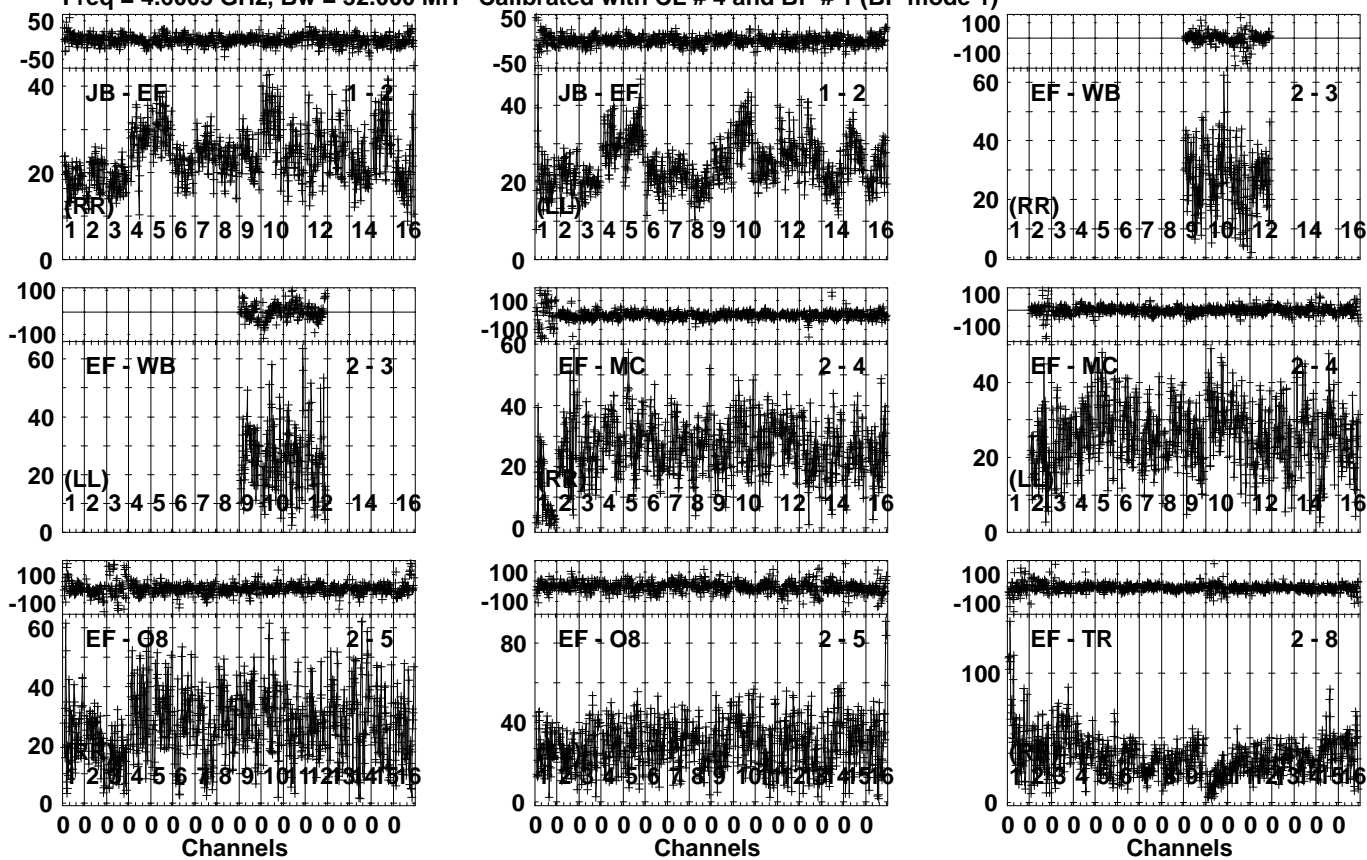


Lower frame: Milli Ampl Jy Top frame: Phas deg
Vector averaged cross-power spectrum Several baselines displayed
Timerange: 00/23:01:01 to 00/23:04:29

Plot file version 644 created 23-APR-2024 17:25:17

J0529+3209 EB100E 1.UVDATA.1

Freq = 4.6005 GHz, Bw = 32.000 MH Calibrated with CL # 4 and BP # 1 (BP mode 1)

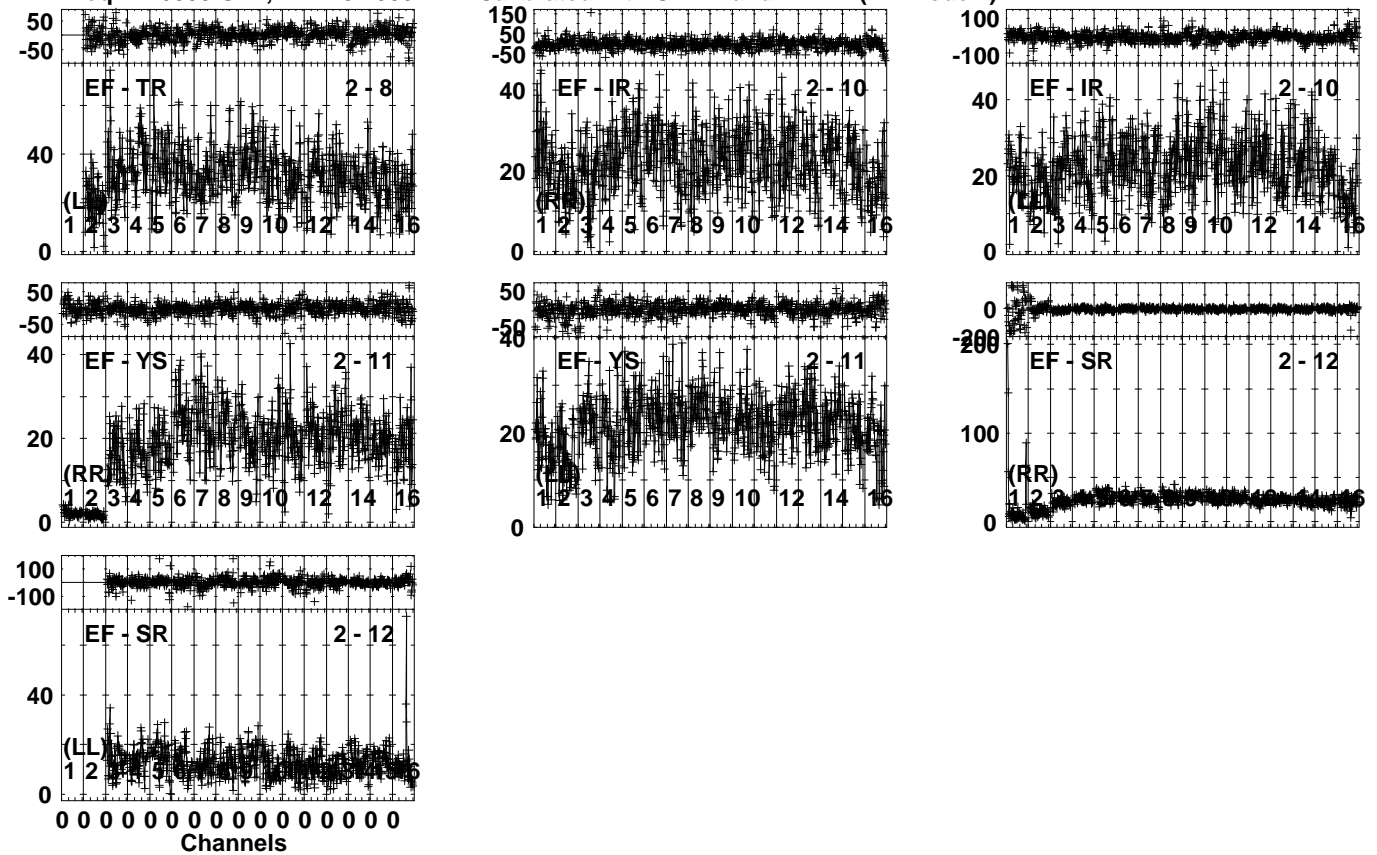


Lower frame: Milli Ampl Jy Top frame: Phas deg
Vector averaged cross-power spectrum Several baselines displayed
Timerange: 00/23:05:03 to 00/23:05:59

Plot file version 645 created 23-APR-2024 17:25:18

J0529+3209 EB100E 1.UVDATA.1

Freq = 4.6005 GHz, Bw = 32.000 MH Calibrated with CL # 4 and BP # 1 (BP mode 1)

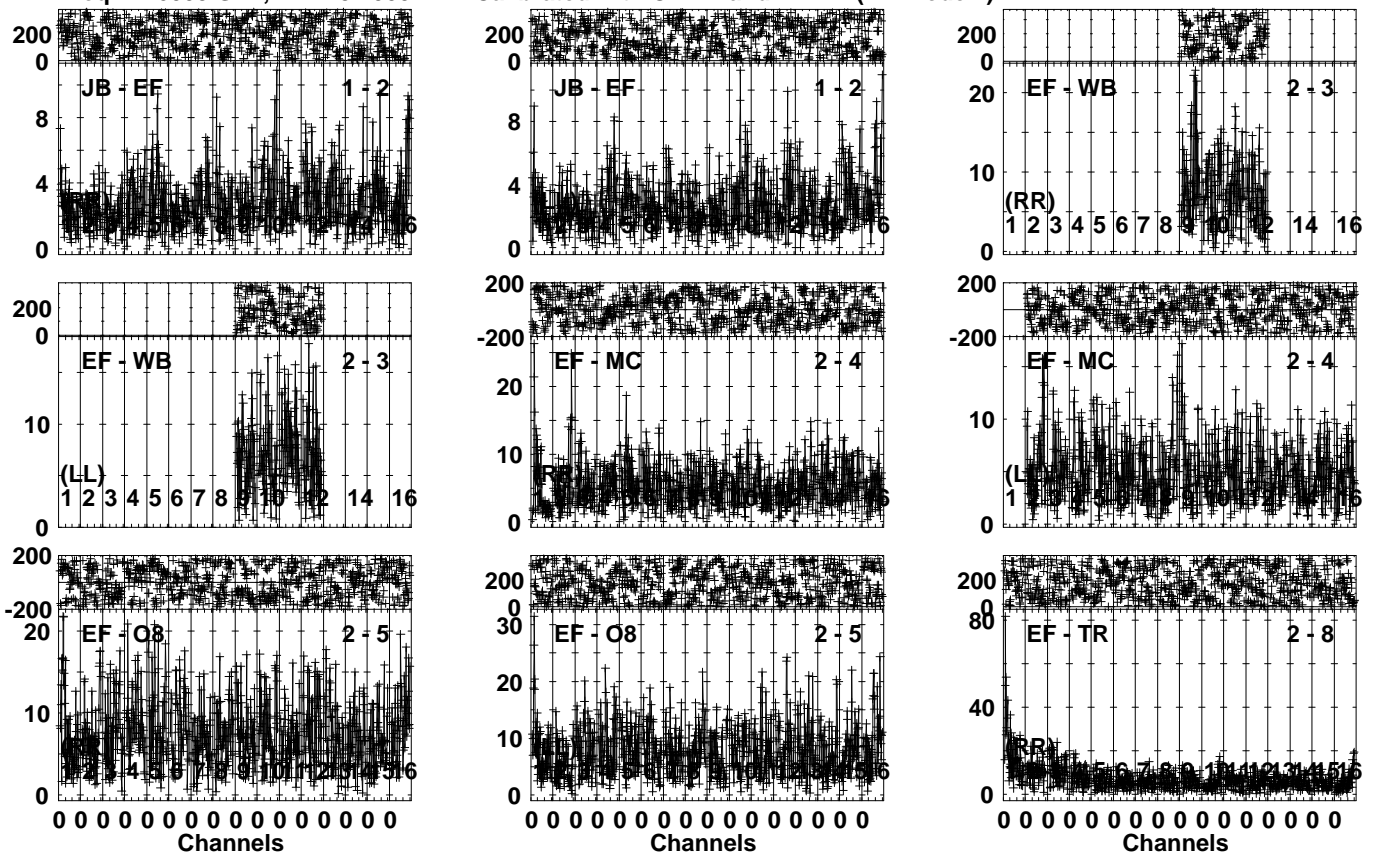


Lower frame: Milli Ampl Jy Top frame: Phas deg
Vector averaged cross-power spectrum Several baselines displayed
Timerange: 00/23:05:03 to 00/23:05:59

Plot file version 646 created 23-APR-2024 17:25:19

FRB EB100E 1.UVDATA.1

Freq = 4.6005 GHz, Bw = 32.000 MH Calibrated with CL # 4 and BP # 1 (BP mode 1)

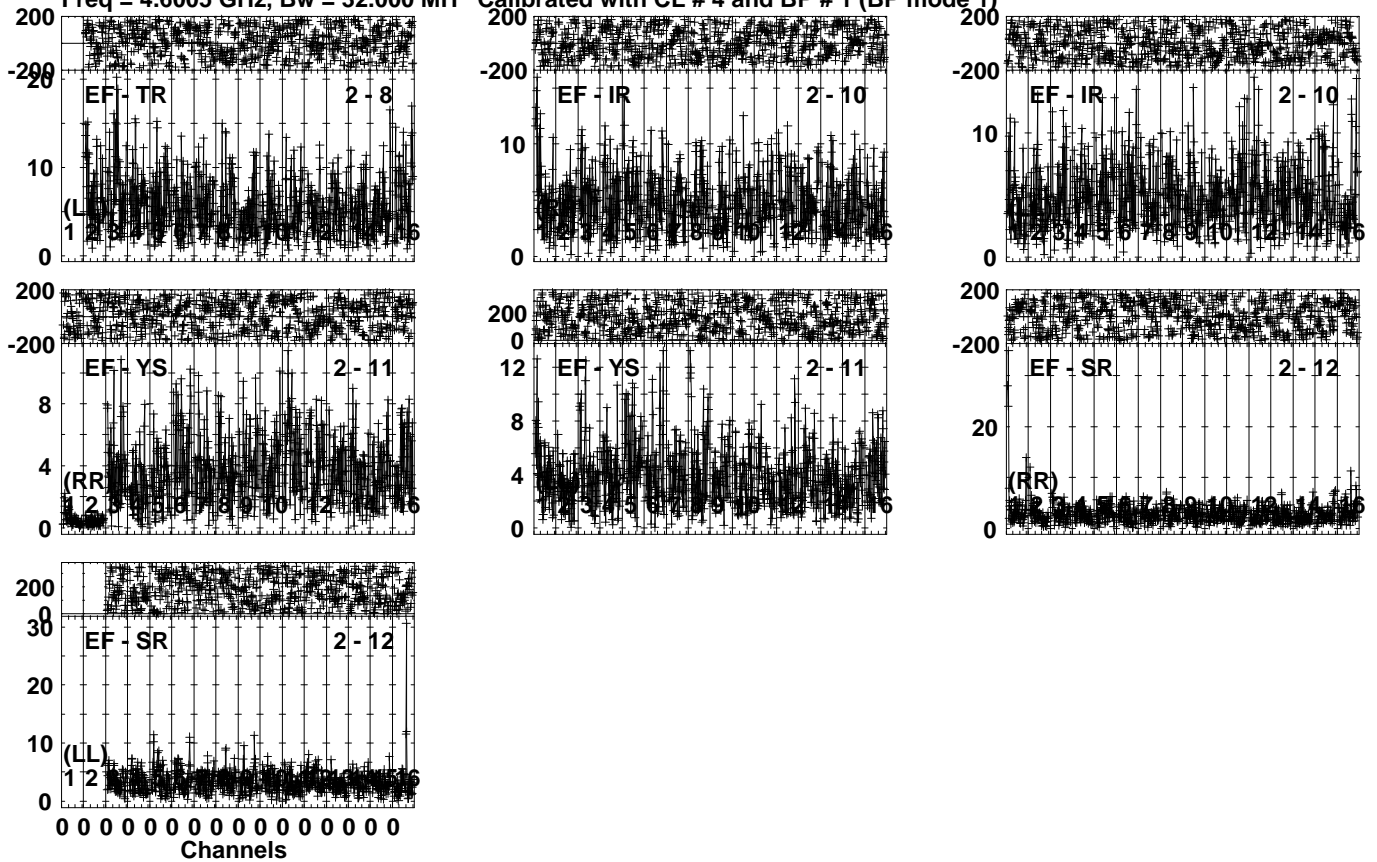


Lower frame: Milli Ampl Jy Top frame: Phas deg
Vector averaged cross-power spectrum Several baselines displayed
Timerange: 00/23:06:03 to 00/23:09:29

Plot file version 647 created 23-APR-2024 17:25:19

FRB EB100E 1.UVDATA.1

Freq = 4.6005 GHz, Bw = 32.000 MH Calibrated with CL # 4 and BP # 1 (BP mode 1)



Lower frame: Milli Ampl Jy Top frame: Phas deg

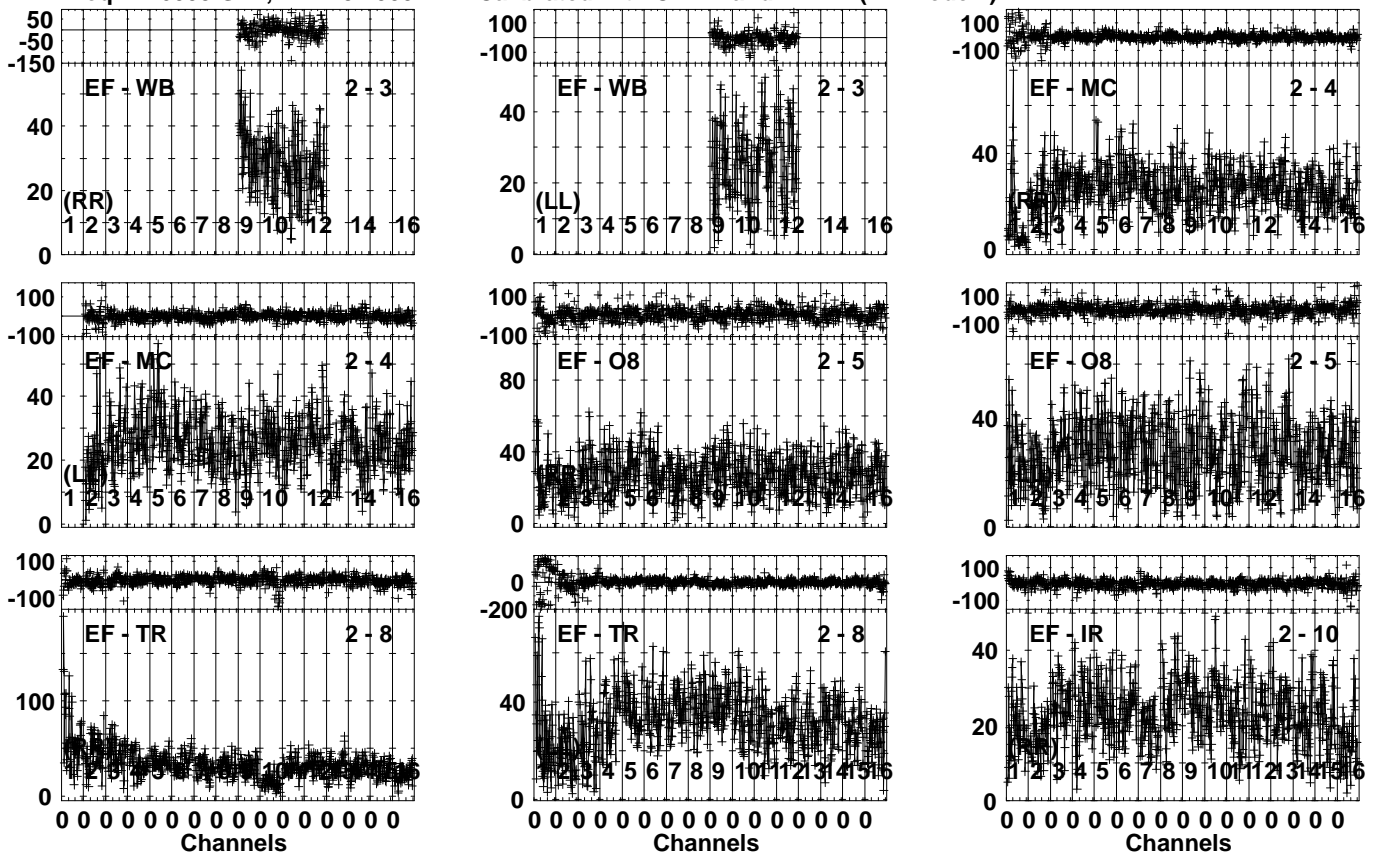
Vector averaged cross-power spectrum Several baselines displayed

Timerange: 00/23:06:03 to 00/23:09:29

Plot file version 648 created 23-APR-2024 17:25:20

J0529+3209 EB100E 1.UVDATA.1

Freq = 4.6005 GHz, Bw = 32.000 MH Calibrated with CL # 4 and BP # 1 (BP mode 1)

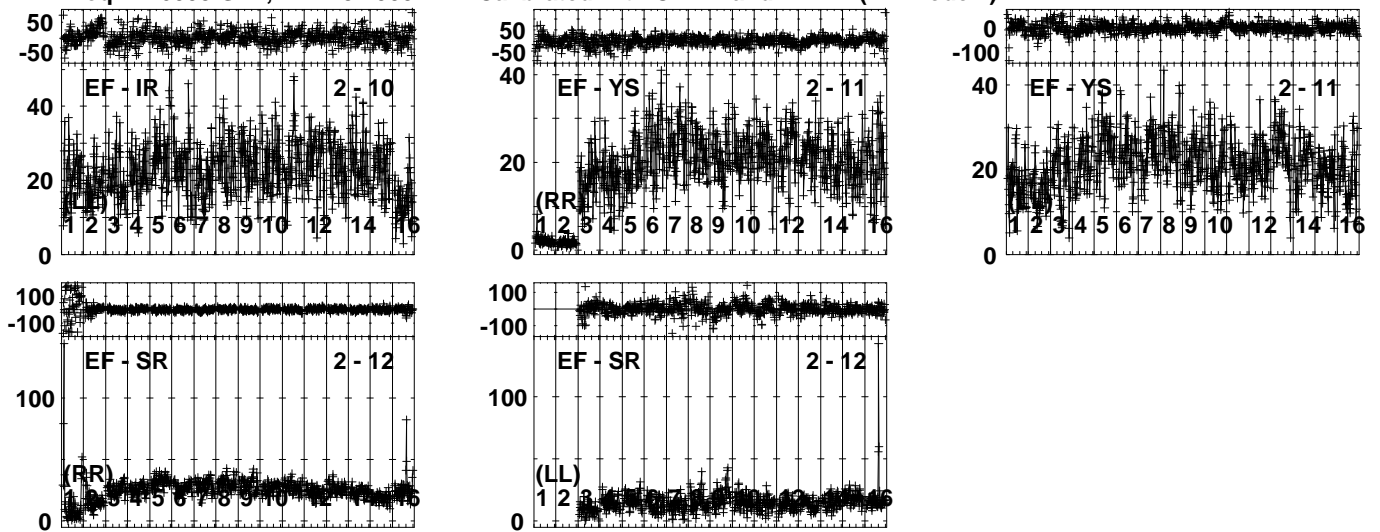


Lower frame: Milli Ampl Jy Top frame: Phas deg
Vector averaged cross-power spectrum Several baselines displayed
Timerange: 00/23:10:03 to 00/23:10:59

Plot file version 649 created 23-APR-2024 17:25:21

J0529+3209 EB100E 1.UVDATA.1

Freq = 4.6005 GHz, Bw = 32.000 MH Calibrated with CL # 4 and BP # 1 (BP mode 1)

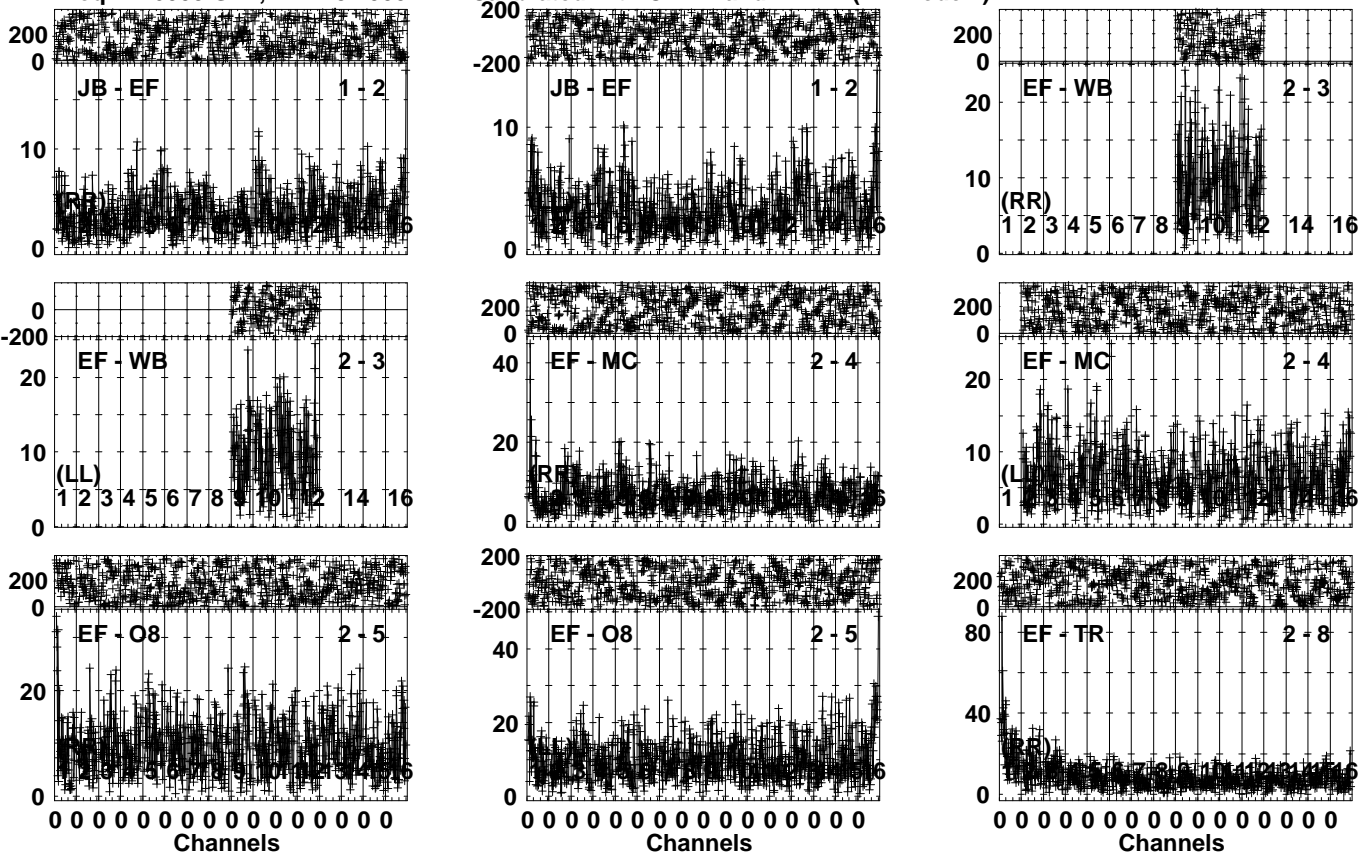


Lower frame: Milli Ampl Jy Top frame: Phas deg
Vector averaged cross-power spectrum Several baselines displayed
Timerange: 00/23:10:03 to 00/23:10:59

Plot file version 650 created 23-APR-2024 17:25:21

FRB EB100E 1.UVDATA.1

Freq = 4.6005 GHz, Bw = 32.000 MH Calibrated with CL # 4 and BP # 1 (BP mode 1)

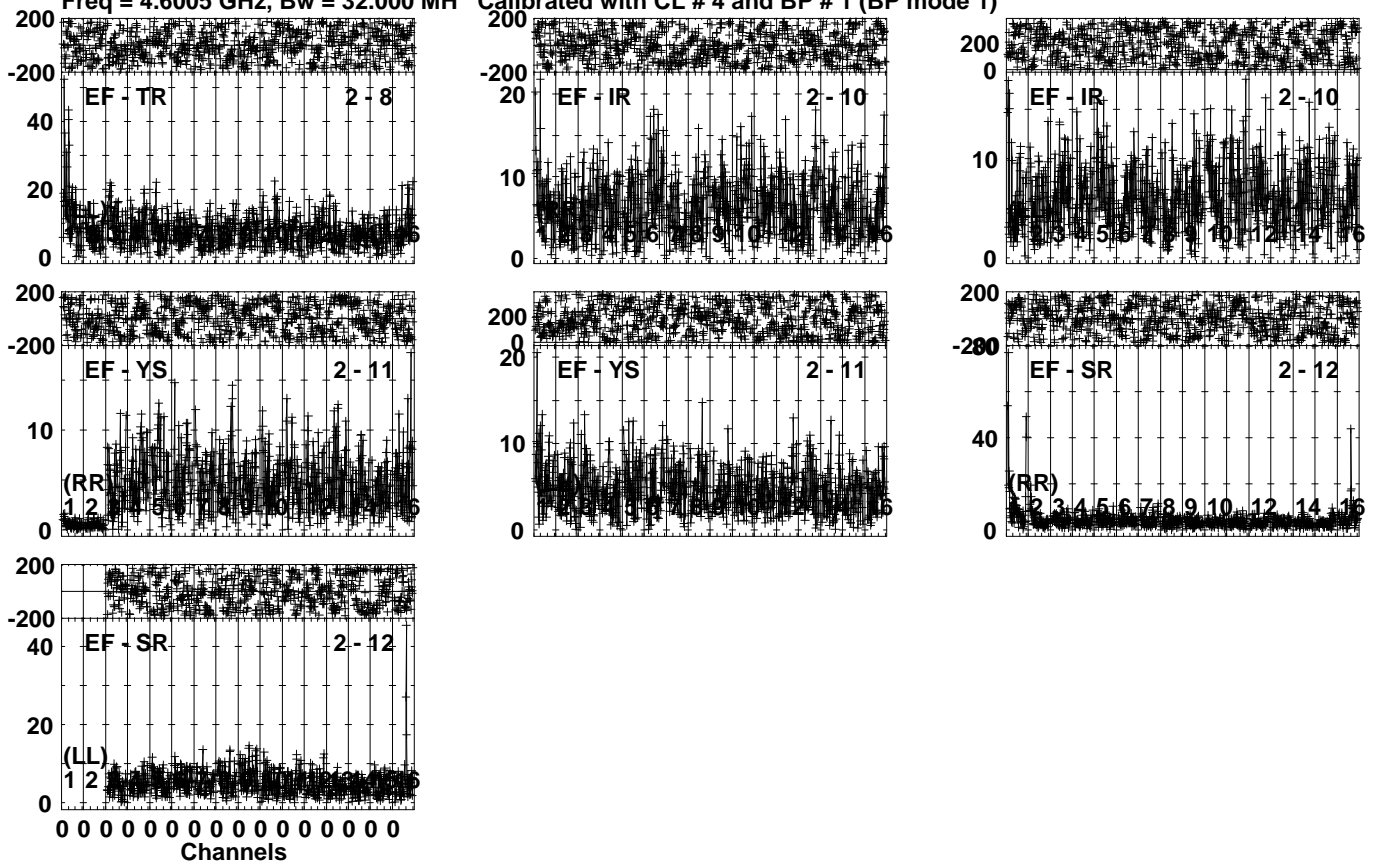


Lower frame: Milli Ampl Jy Top frame: Phas deg
Vector averaged cross-power spectrum Several baselines displayed
Timerange: 00/23:11:01 to 00/23:14:29

Plot file version 651 created 23-APR-2024 17:25:22

FRB EB100E 1.UVDATA.1

Freq = 4.6005 GHz, Bw = 32.000 MH Calibrated with CL # 4 and BP # 1 (BP mode 1)

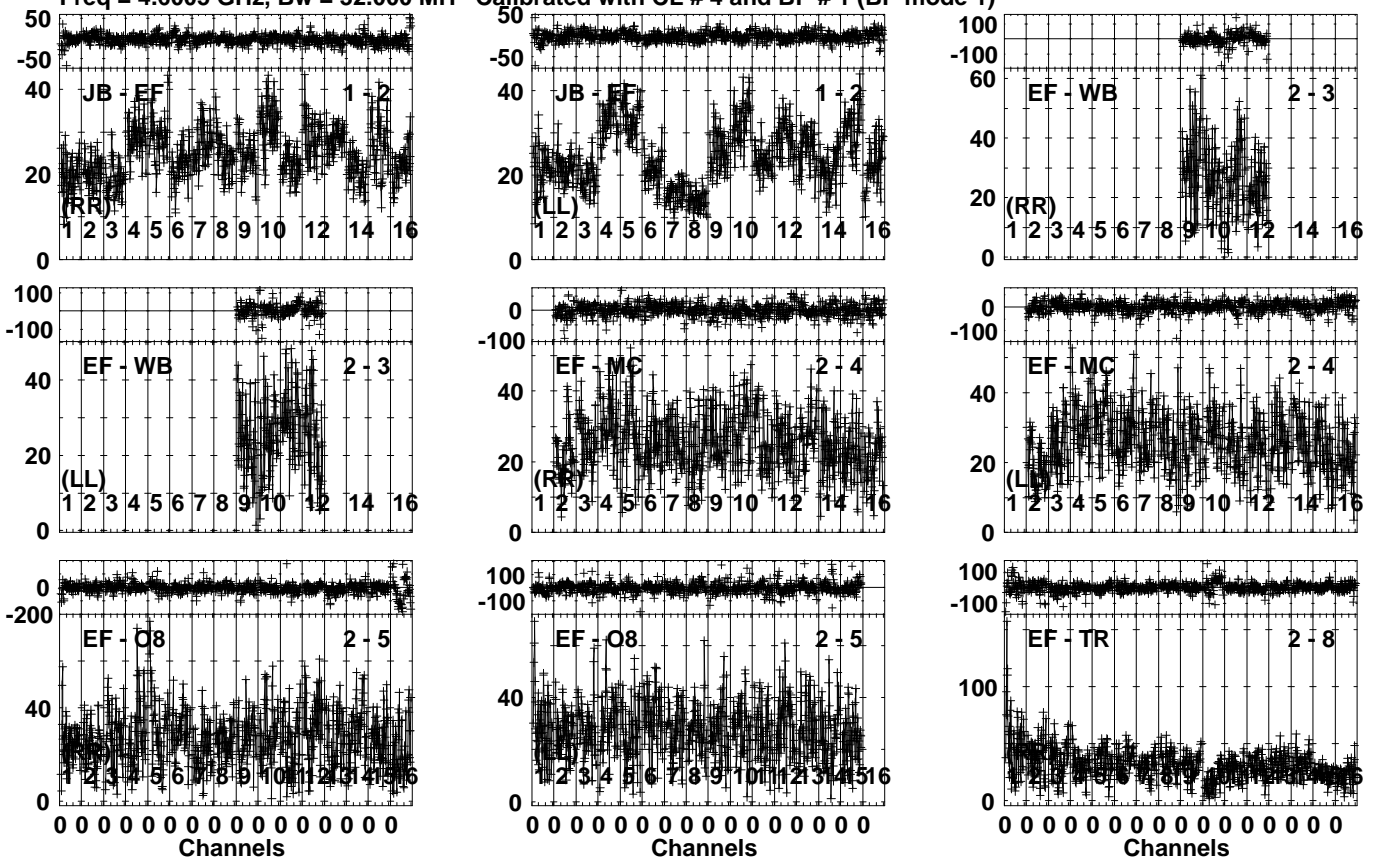


Lower frame: Milli Ampl Jy Top frame: Phas deg
Vector averaged cross-power spectrum Several baselines displayed
Timerange: 00/23:11:01 to 00/23:14:29

Plot file version 652 created 23-APR-2024 17:25:23

J0529+3209 EB100E 1.UVDATA.1

Freq = 4.6005 GHz, Bw = 32.000 MH Calibrated with CL # 4 and BP # 1 (BP mode 1)

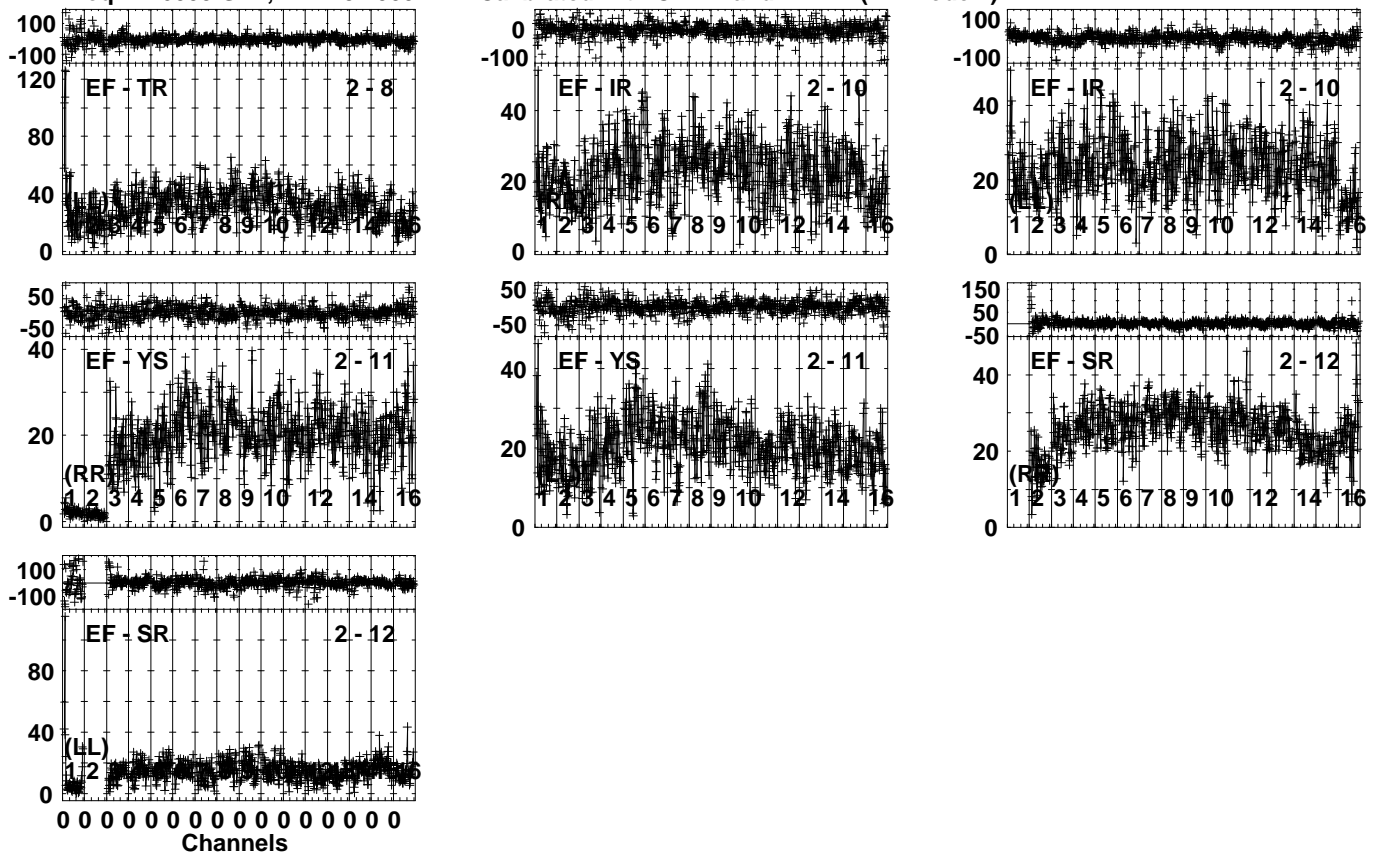


Lower frame: Milli Ampl Jy Top frame: Phas deg
Vector averaged cross-power spectrum Several baselines displayed
Timerange: 00/23:14:33 to 00/23:15:59

Plot file version 653 created 23-APR-2024 17:25:23

J0529+3209 EB100E 1.UVDATA.1

Freq = 4.6005 GHz, Bw = 32.000 MH Calibrated with CL # 4 and BP # 1 (BP mode 1)

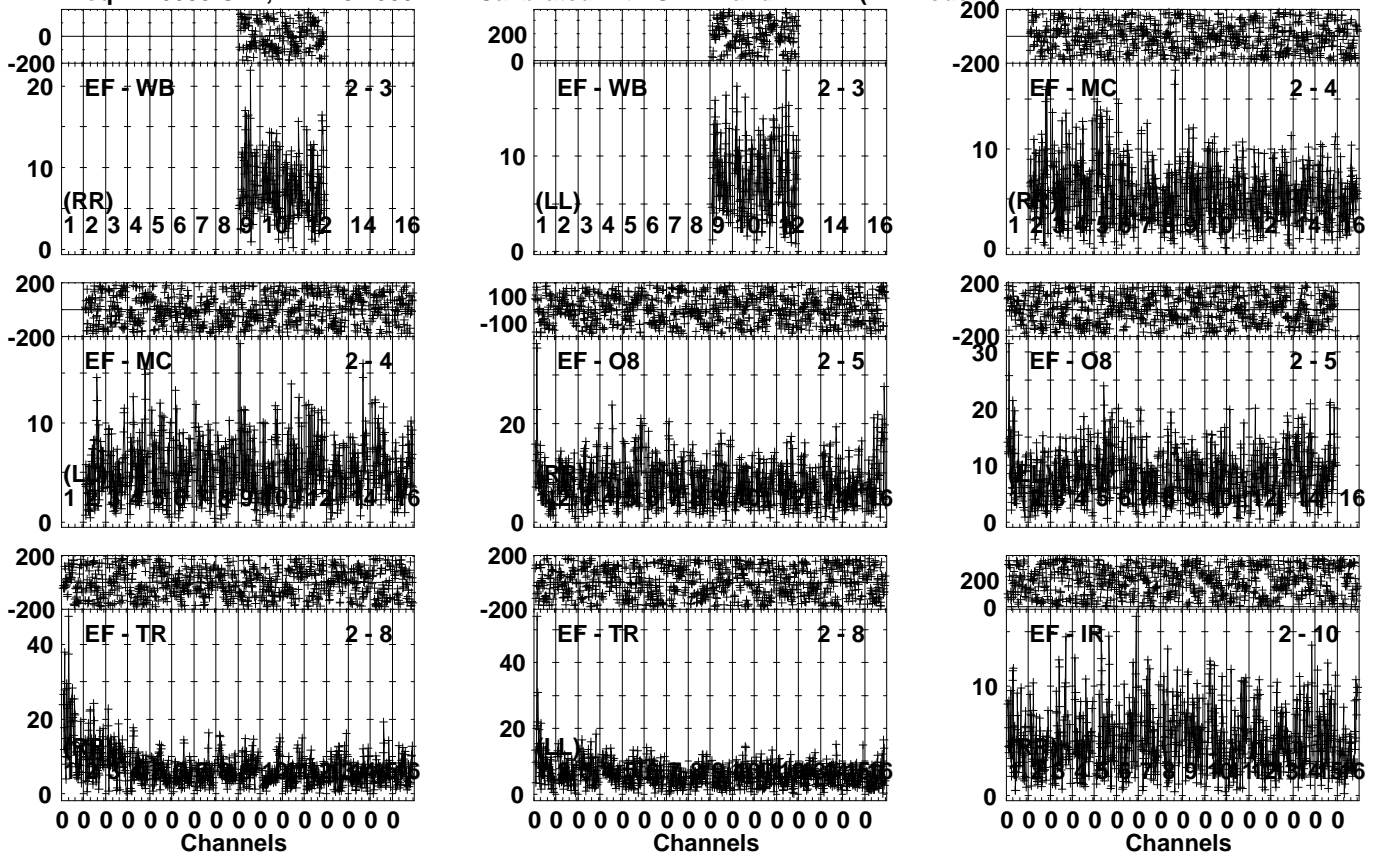


Lower frame: Milli Ampl Jy Top frame: Phas deg
Vector averaged cross-power spectrum Several baselines displayed
Timerange: 00/23:14:33 to 00/23:15:59

Plot file version 654 created 23-APR-2024 17:25:24

FRB EB100E 1.UVDATA.1

Freq = 4.6005 GHz, Bw = 32.000 MH Calibrated with CL # 4 and BP # 1 (BP mode 1)

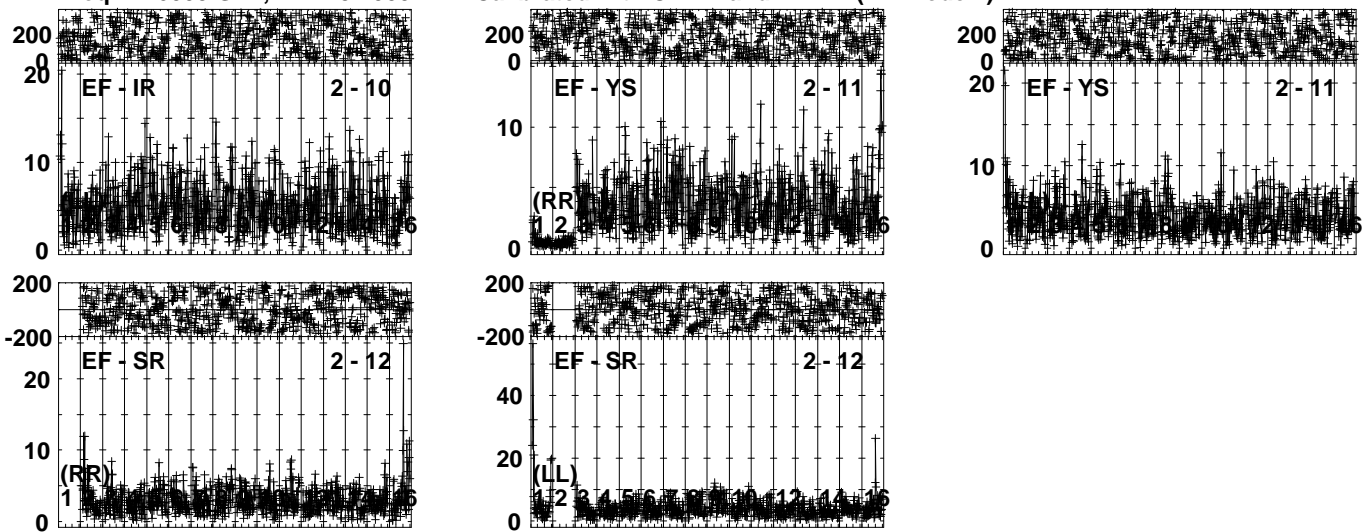


Lower frame: Milli Ampl Jy Top frame: Phas deg
Vector averaged cross-power spectrum Several baselines displayed
Timerange: 00/23:16:01 to 00/23:19:29

Plot file version 655 created 23-APR-2024 17:25:24

FRB EB100E 1.UVDATA.1

Freq = 4.6005 GHz, Bw = 32.000 MH Calibrated with CL # 4 and BP # 1 (BP mode 1)



Lower frame: Milli Ampl Jy Top frame: Phas deg

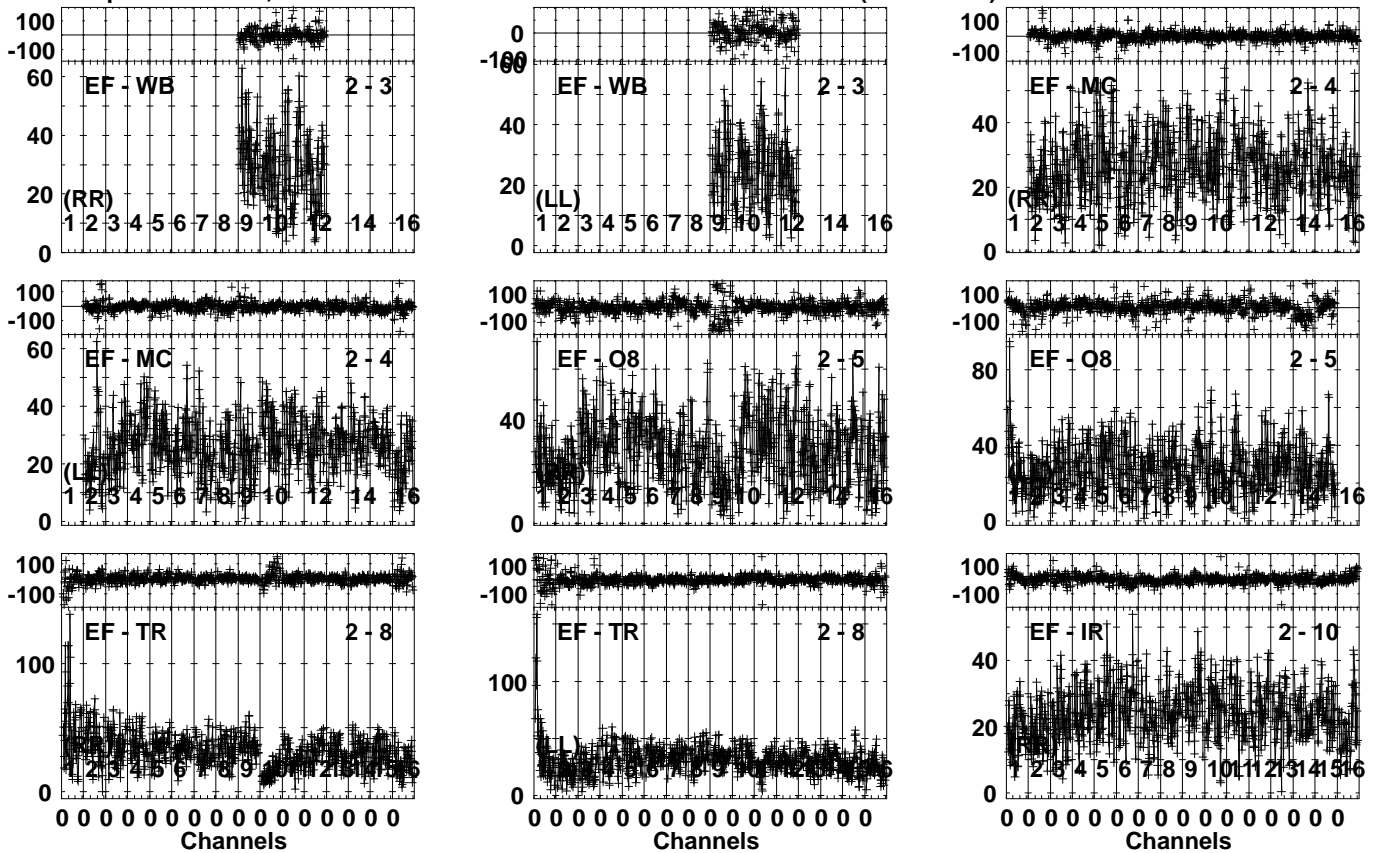
Vector averaged cross-power spectrum Several baselines displayed

Timerange: 00/23:16:01 to 00/23:19:29

Plot file version 656 created 23-APR-2024 17:25:25

J0529+3209 EB100E 1.UVDATA.1

Freq = 4.6005 GHz, Bw = 32.000 MH Calibrated with CL # 4 and BP # 1 (BP mode 1)

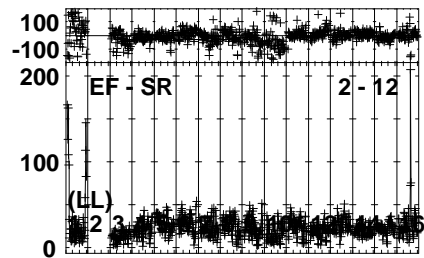
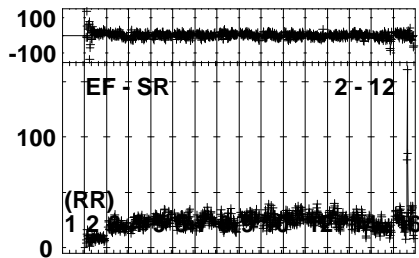
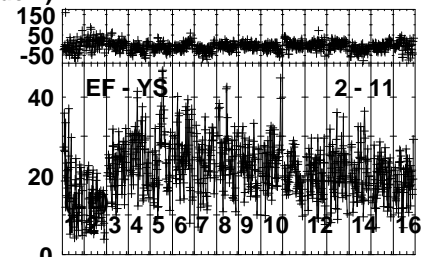
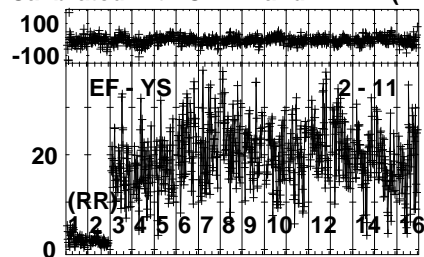
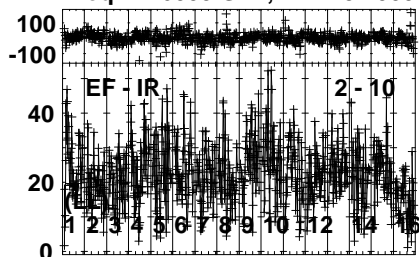


Lower frame: Milli Ampl Jy Top frame: Phas deg
Vector averaged cross-power spectrum Several baselines displayed
Timerange: 00/23:20:03 to 00/23:20:59

Plot file version 657 created 23-APR-2024 17:25:26

J0529+3209 EB100E 1.UVDATA.1

Freq = 4.6005 GHz, Bw = 32.000 MH Calibrated with CL # 4 and BP # 1 (BP mode 1)

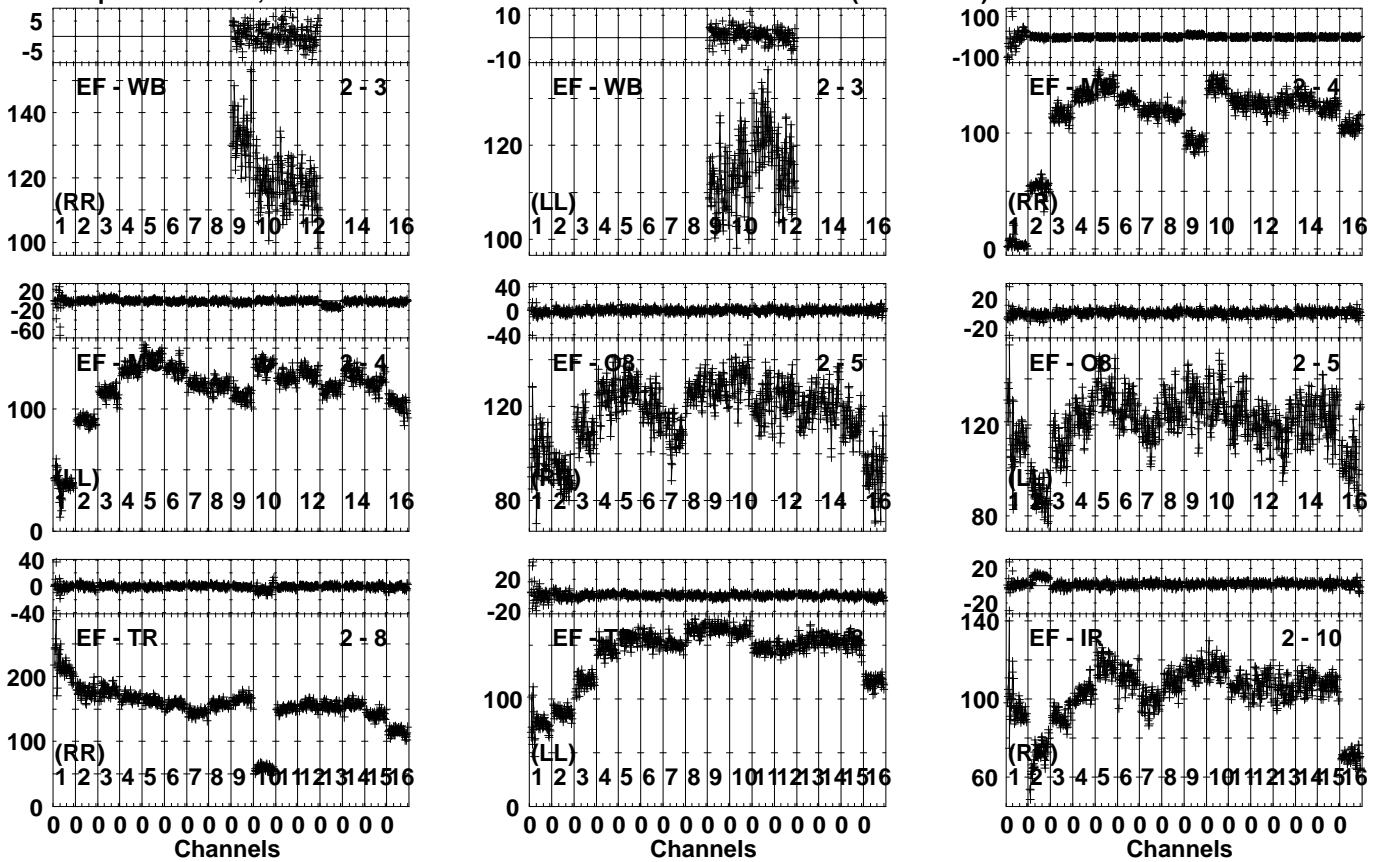


Lower frame: Milli Ampl Jy Top frame: Phas deg
Vector averaged cross-power spectrum Several baselines displayed
Timerange: 00/23:20:03 to 00/23:20:59

Plot file version 658 created 23-APR-2024 17:25:26

J0518+3306 EB100E 1.UVDATA.1

Freq = 4.6005 GHz, Bw = 32.000 MH Calibrated with CL # 4 and BP # 1 (BP mode 1)

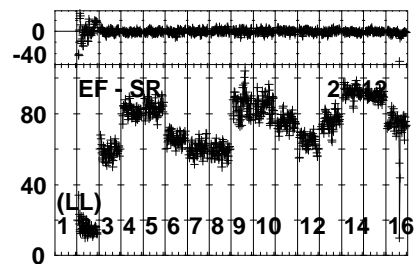
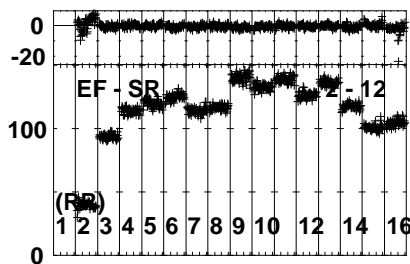
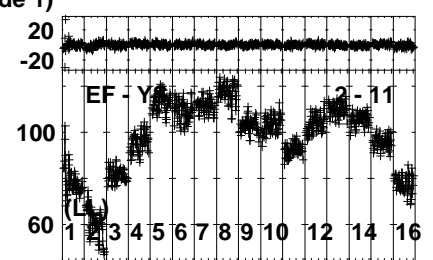
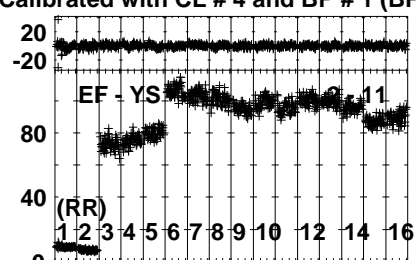
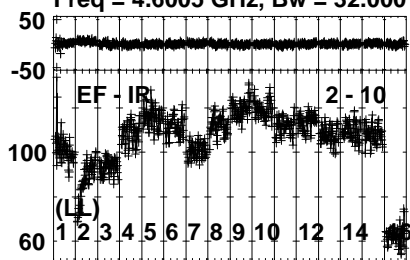


Lower frame: Milli Ampl Jy Top frame: Phas deg
Vector averaged cross-power spectrum Several baselines displayed
Timerange: 00/23:21:33 to 00/23:24:29

Plot file version 659 created 23-APR-2024 17:25:27

J0518+3306 EB100E 1.UVDATA.1

Freq = 4.6005 GHz, Bw = 32.000 MH Calibrated with CL # 4 and BP # 1 (BP mode 1)

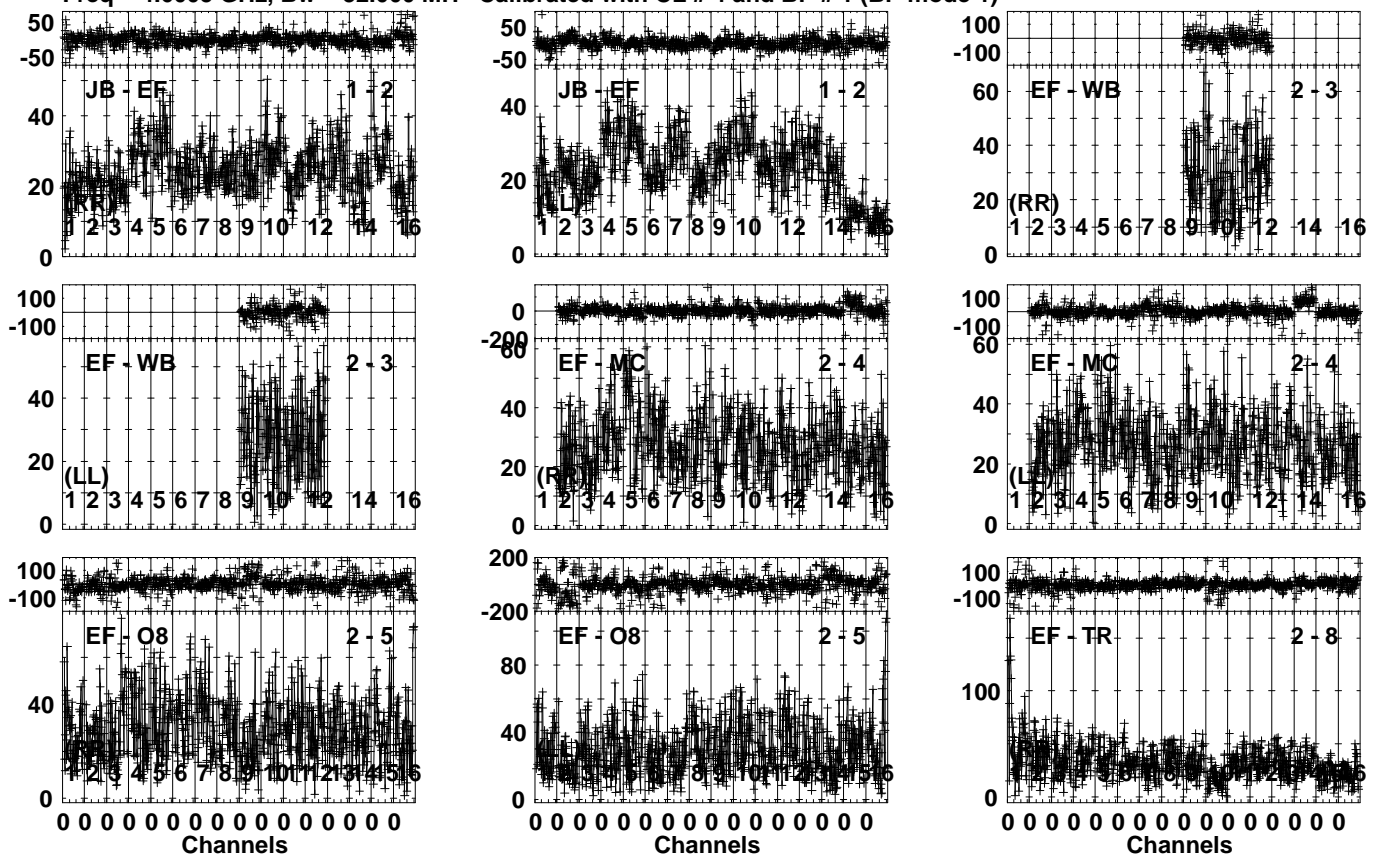


Lower frame: Milli Ampl Jy Top frame: Phas deg
Vector averaged cross-power spectrum Several baselines displayed
Timerange: 00/23:21:33 to 00/23:24:29

Plot file version 660 created 23-APR-2024 17:25:28

J0529+3209 EB100E 1.UVDATA.1

Freq = 4.6005 GHz, Bw = 32.000 MH Calibrated with CL # 4 and BP # 1 (BP mode 1)

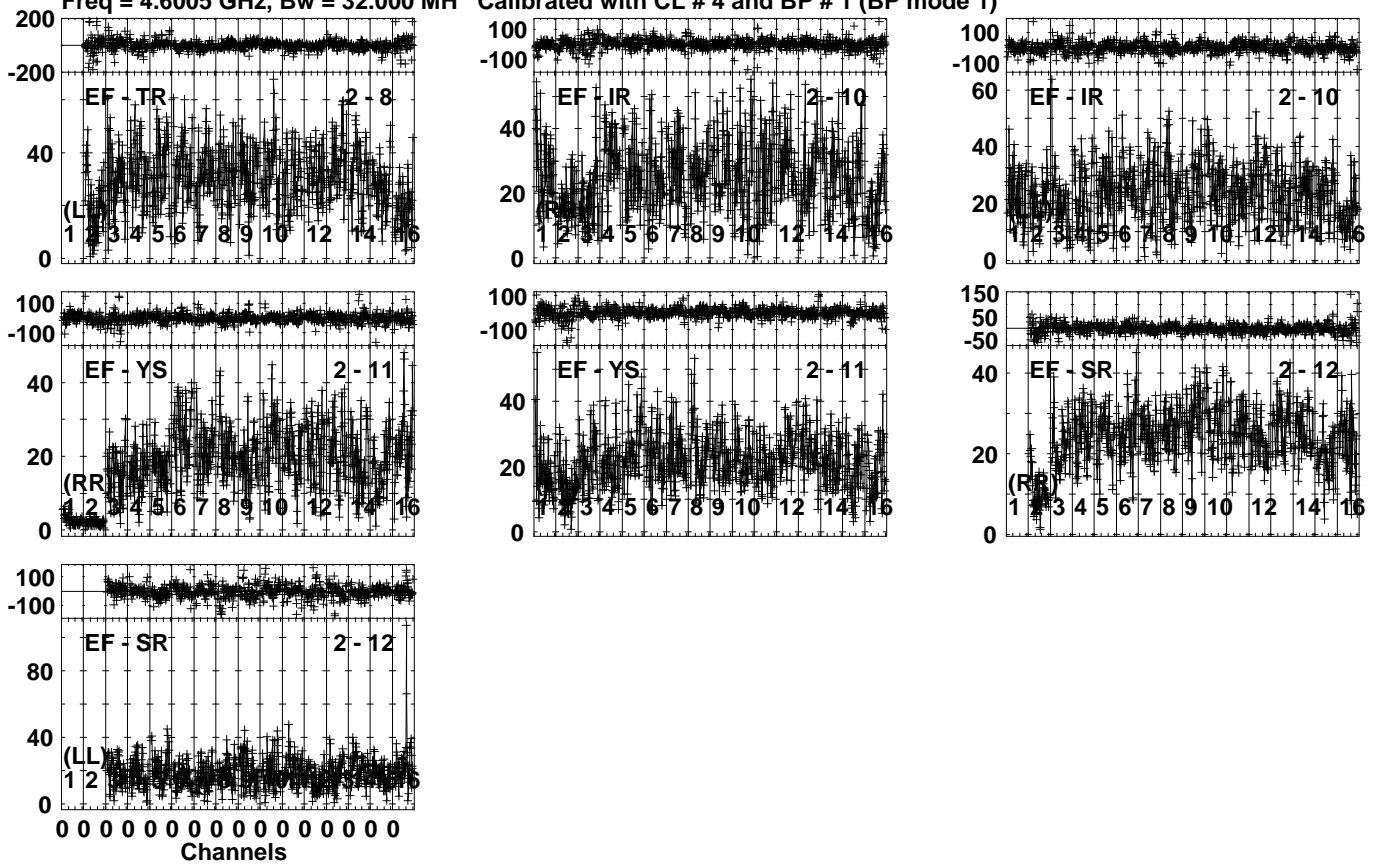


Lower frame: Milli Ampl Jy Top frame: Phas deg
Vector averaged cross-power spectrum Several baselines displayed
Timerange: 00/23:24:31 to 00/23:25:59

Plot file version 661 created 23-APR-2024 17:25:29

J0529+3209 EB100E 1.UVDATA.1

Freq = 4.6005 GHz, Bw = 32.000 MH Calibrated with CL # 4 and BP # 1 (BP mode 1)

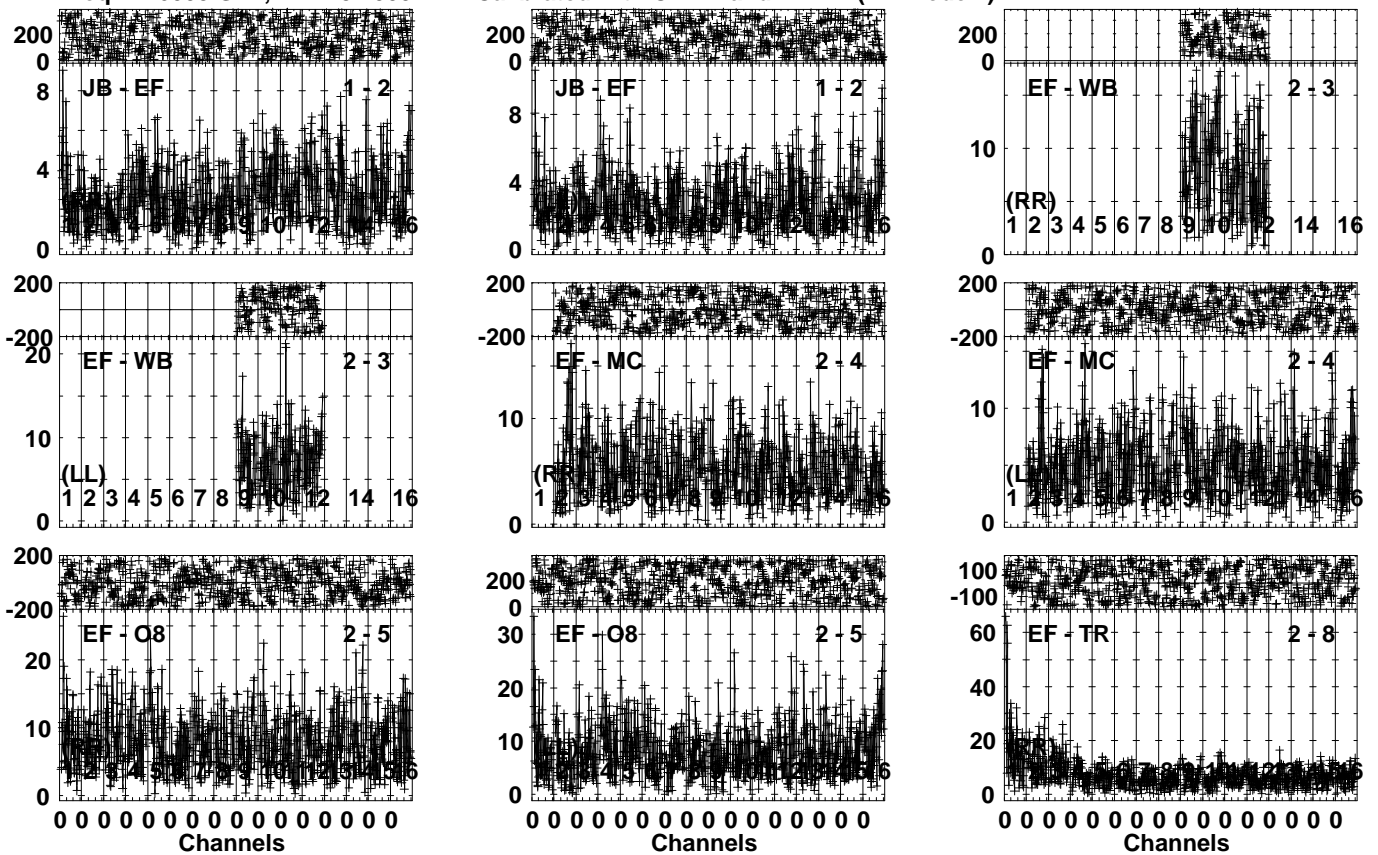


Lower frame: Milli Ampl Jy Top frame: Phas deg
Vector averaged cross-power spectrum Several baselines displayed
Timerange: 00/23:24:31 to 00/23:25:59

Plot file version 662 created 23-APR-2024 17:25:29

FRB EB100E 1.UVDATA.1

Freq = 4.6005 GHz, Bw = 32.000 MH Calibrated with CL # 4 and BP # 1 (BP mode 1)

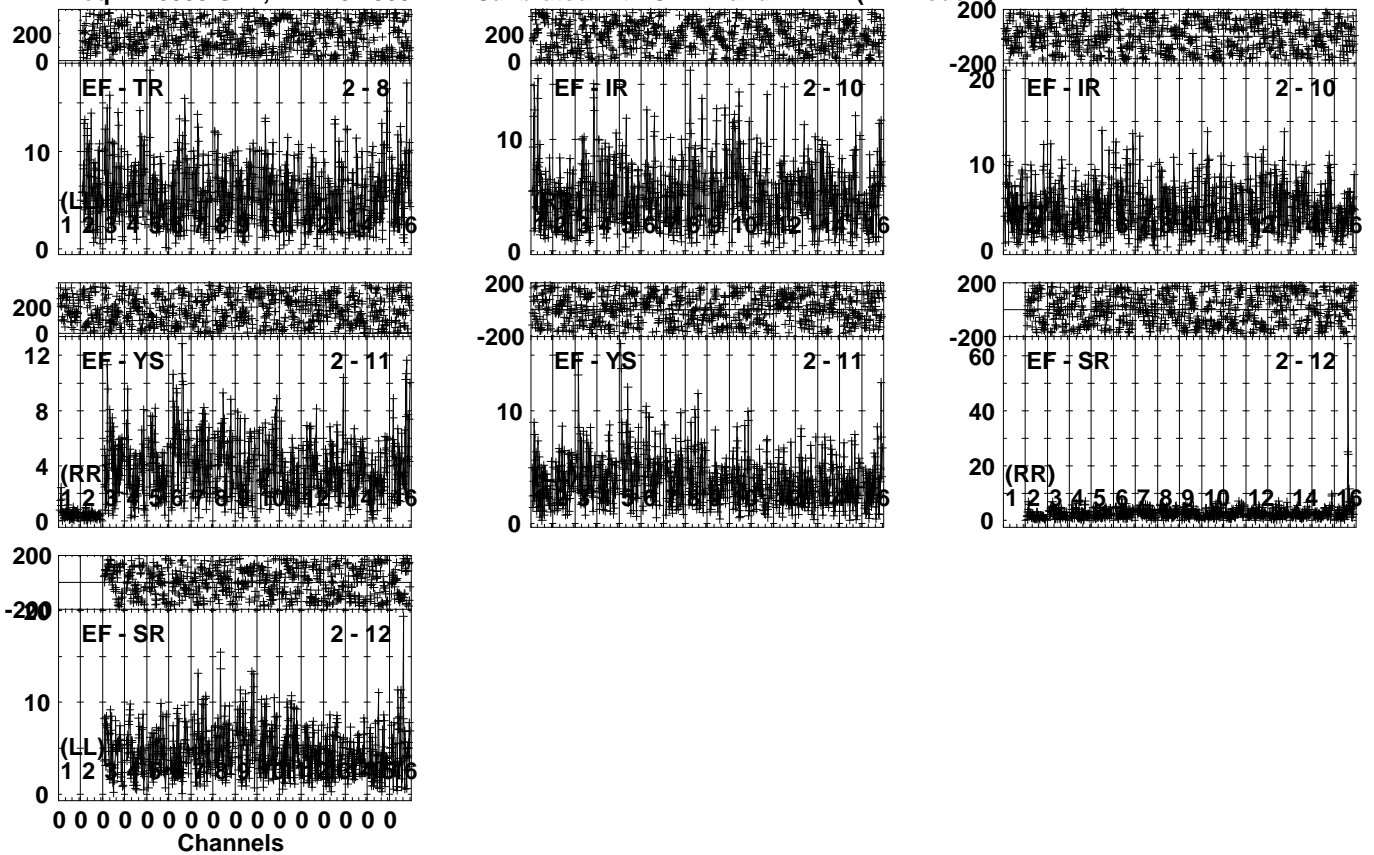


Lower frame: Milli Ampl Jy Top frame: Phas deg
Vector averaged cross-power spectrum Several baselines displayed
Timerange: 00/23:26:01 to 00/23:29:29

Plot file version 663 created 23-APR-2024 17:25:30

FRB EB100E 1.UVDATA.1

Freq = 4.6005 GHz, Bw = 32.000 MH Calibrated with CL # 4 and BP # 1 (BP mode 1)



Lower frame: Milli Ampl Jy Top frame: Phas deg

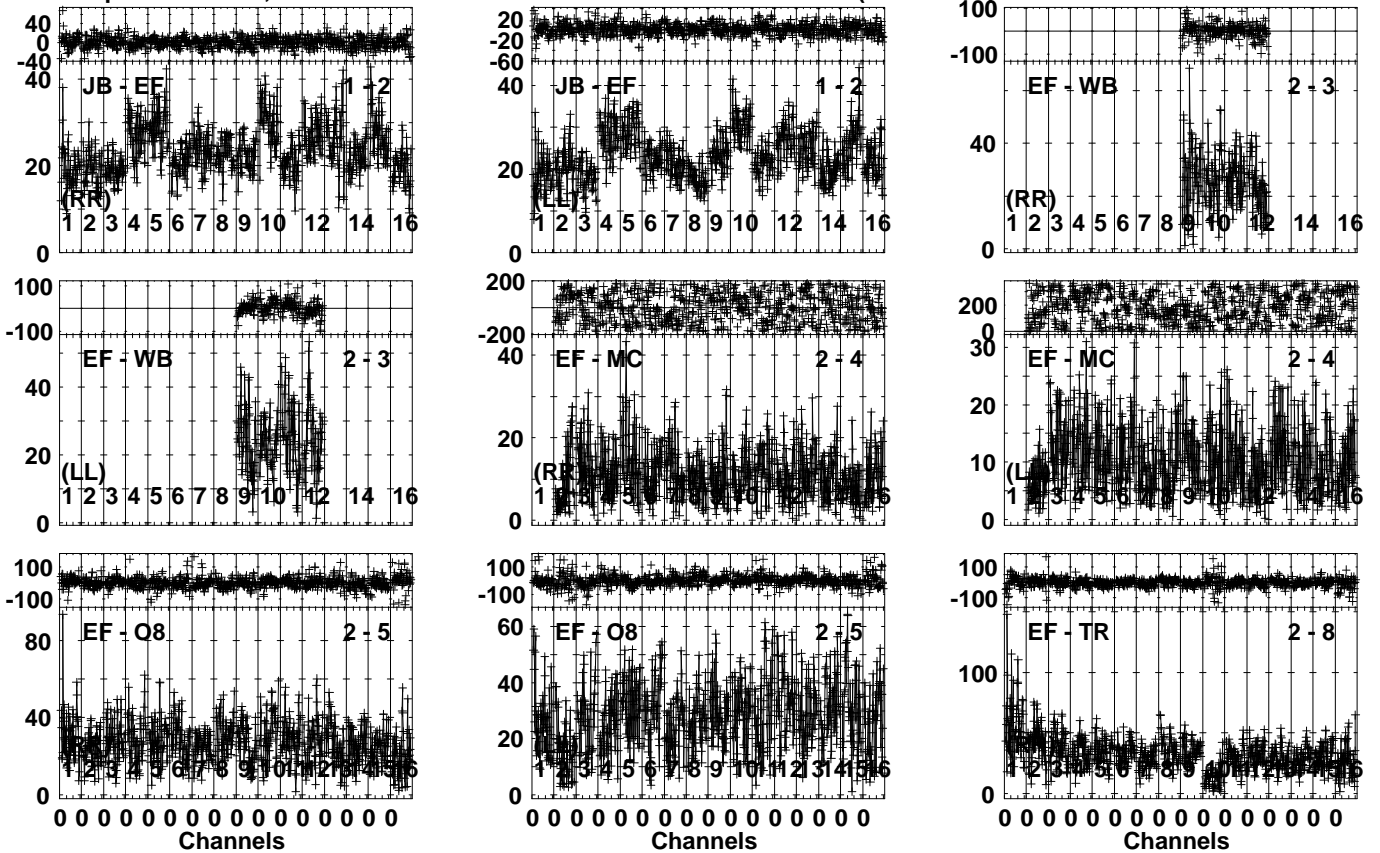
Vector averaged cross-power spectrum Several baselines displayed

Timerange: 00/23:26:01 to 00/23:29:29

Plot file version 664 created 23-APR-2024 17:25:31

J0529+3209 EB100E 1.UVDATA.1

Freq = 4.6005 GHz, Bw = 32.000 MH Calibrated with CL # 4 and BP # 1 (BP mode 1)

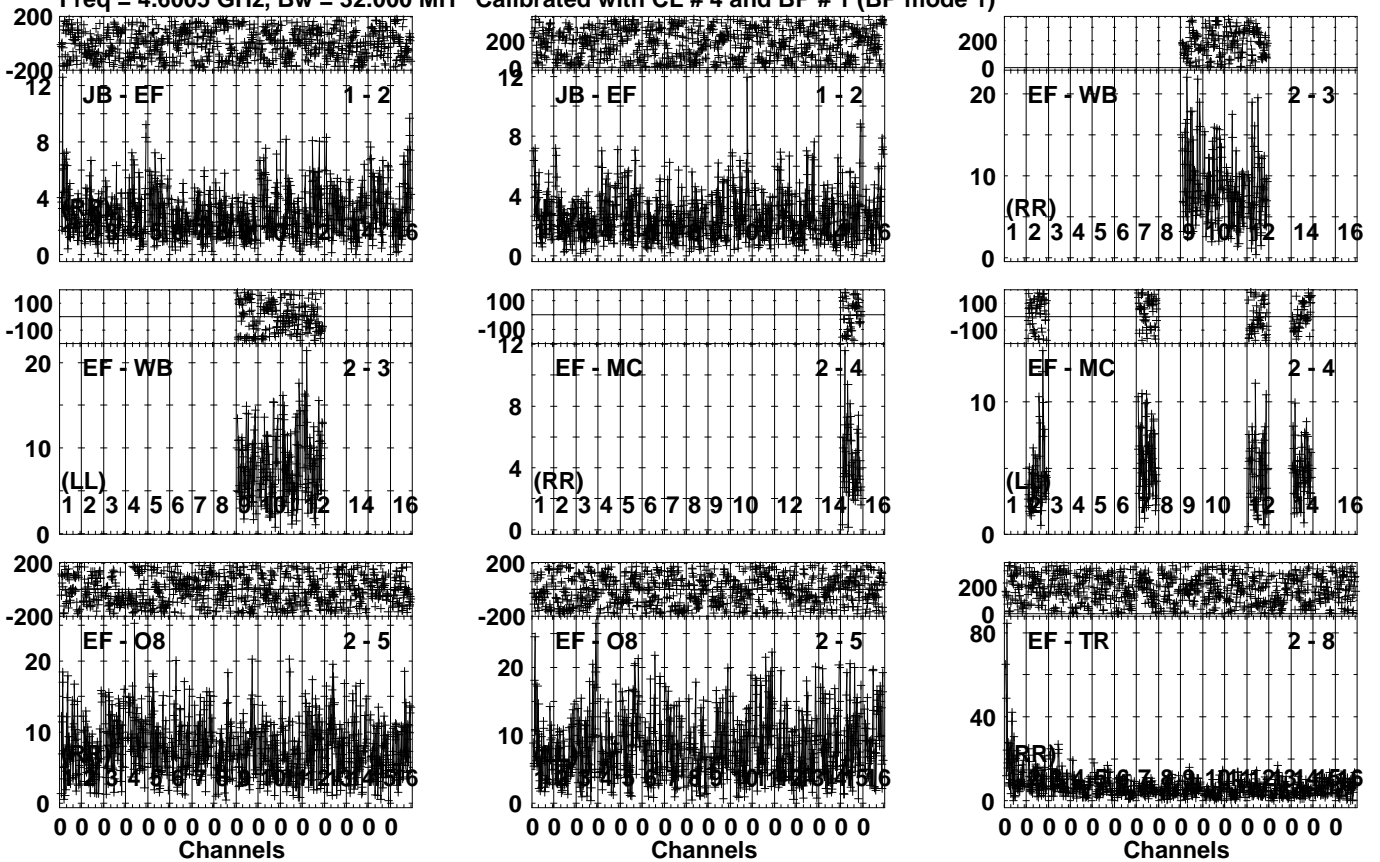


Lower frame: Milli Ampl Jy Top frame: Phas deg
Vector averaged cross-power spectrum Several baselines displayed
Timerange: 00/23:30:03 to 00/23:30:59

Plot file version 666 created 23-APR-2024 17:25:32

FRB EB100E 1.UVDATA.1

Freq = 4.6005 GHz, Bw = 32.000 MH Calibrated with CL # 4 and BP # 1 (BP mode 1)

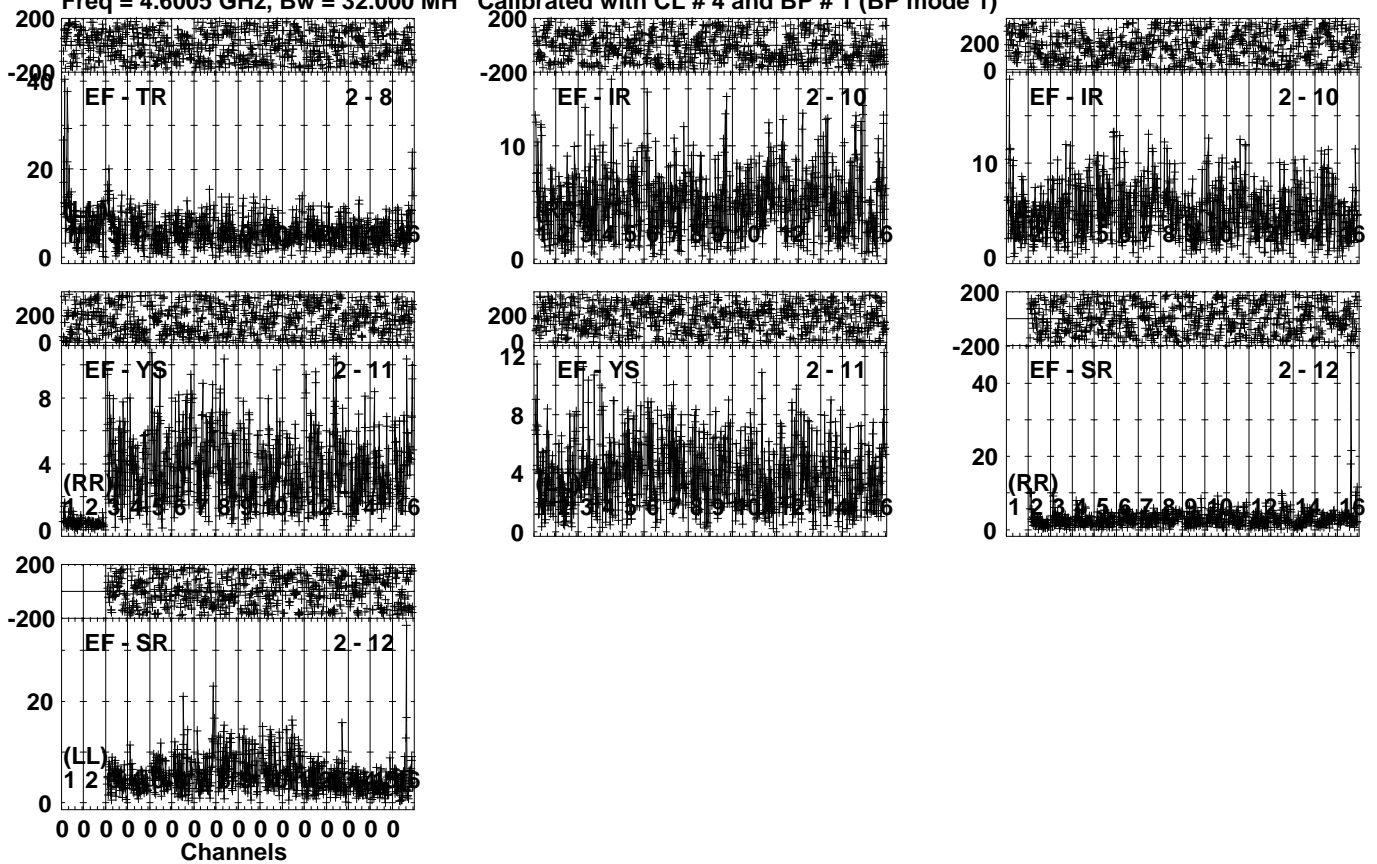


Lower frame: Milli Ampl Jy Top frame: Phas deg
Vector averaged cross-power spectrum Several baselines displayed
Timerange: 00/23:31:01 to 00/23:34:29

Plot file version 667 created 23-APR-2024 17:25:33

FRB EB100E 1.UVDATA.1

Freq = 4.6005 GHz, Bw = 32.000 MH Calibrated with CL # 4 and BP # 1 (BP mode 1)

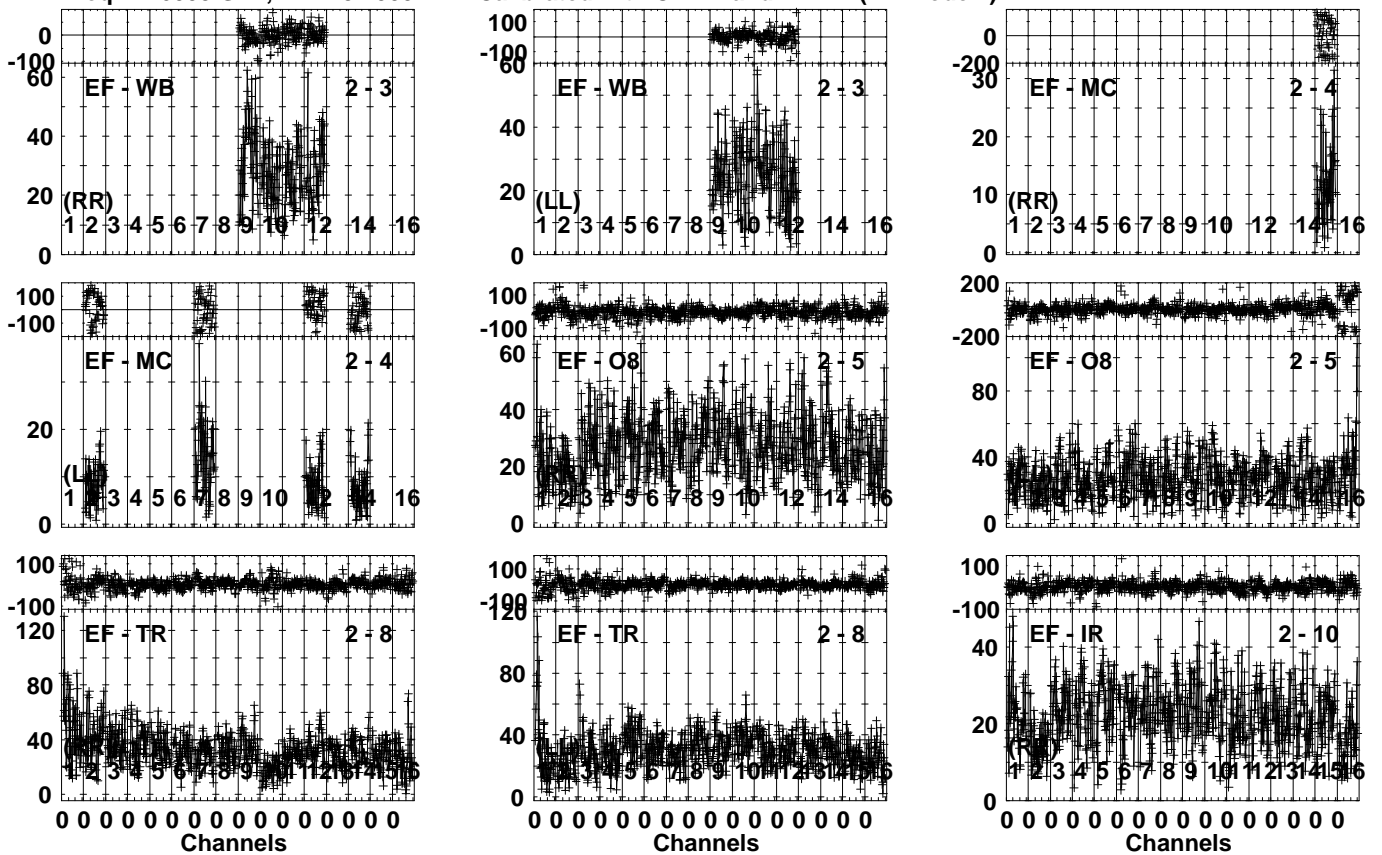


Lower frame: Milli Ampl Jy Top frame: Phas deg
Vector averaged cross-power spectrum Several baselines displayed
Timerange: 00/23:31:01 to 00/23:34:29

Plot file version 668 created 23-APR-2024 17:25:34

J0529+3209 EB100E 1.UVDATA.1

Freq = 4.6005 GHz, Bw = 32.000 MH Calibrated with CL # 4 and BP # 1 (BP mode 1)

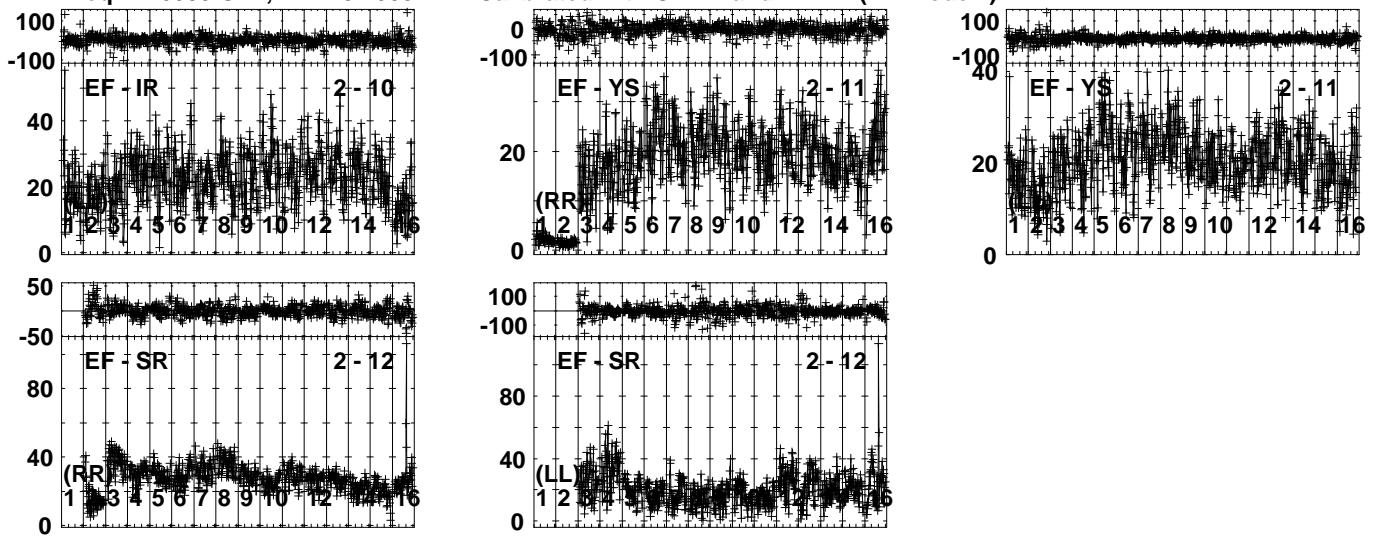


Lower frame: Milli Ampl Jy Top frame: Phas deg
Vector averaged cross-power spectrum Several baselines displayed
Timerange: 00/23:35:03 to 00/23:35:59

Plot file version 669 created 23-APR-2024 17:25:34

J0529+3209 EB100E 1.UVDATA.1

Freq = 4.6005 GHz, Bw = 32.000 MH Calibrated with CL # 4 and BP # 1 (BP mode 1)

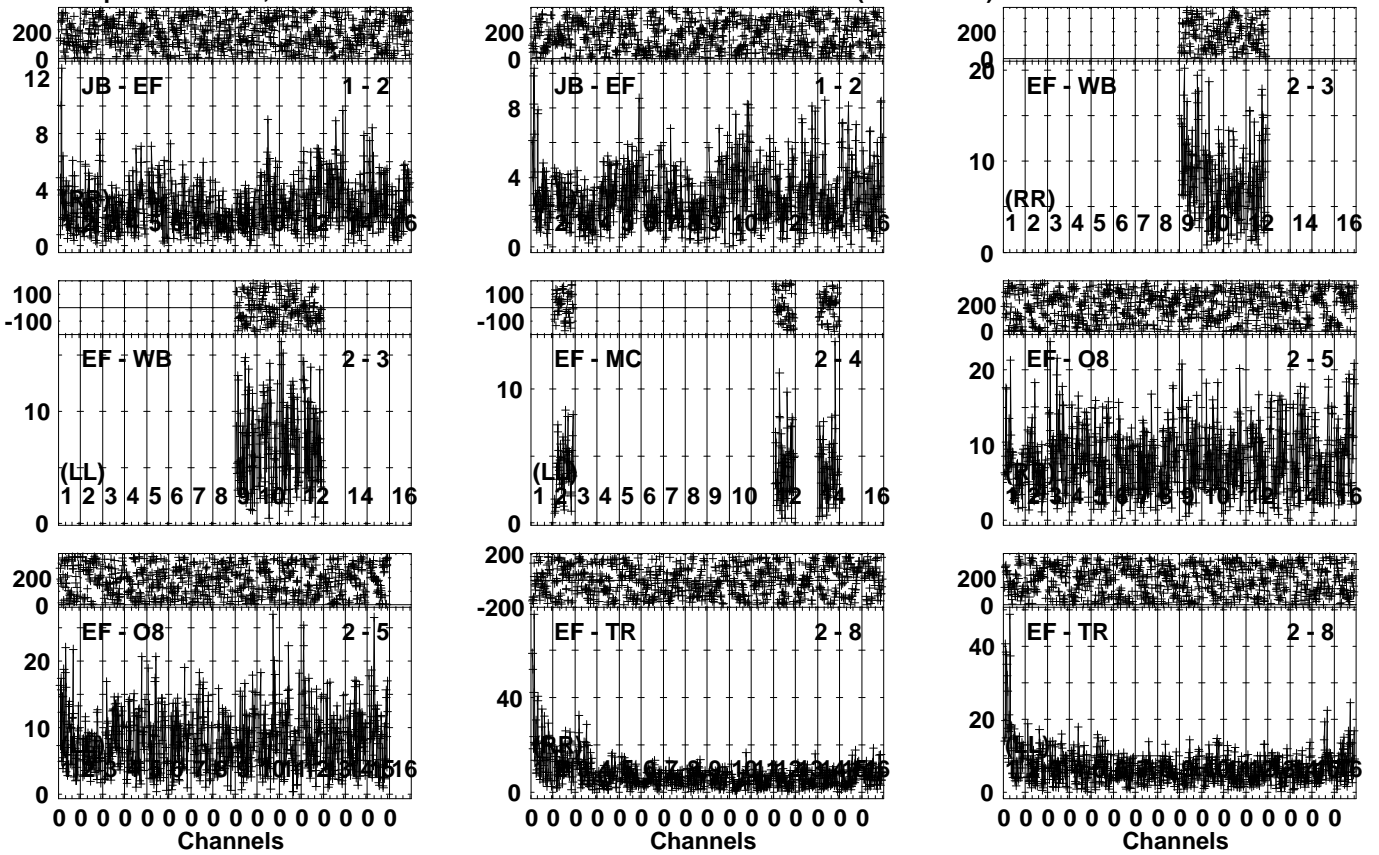


Lower frame: Milli Ampl Jy Top frame: Phas deg
Vector averaged cross-power spectrum Several baselines displayed
Timerange: 00/23:35:03 to 00/23:35:59

Plot file version 670 created 23-APR-2024 17:25:35

FRB EB100E 1.UVDATA.1

Freq = 4.6005 GHz, Bw = 32.000 MH Calibrated with CL # 4 and BP # 1 (BP mode 1)

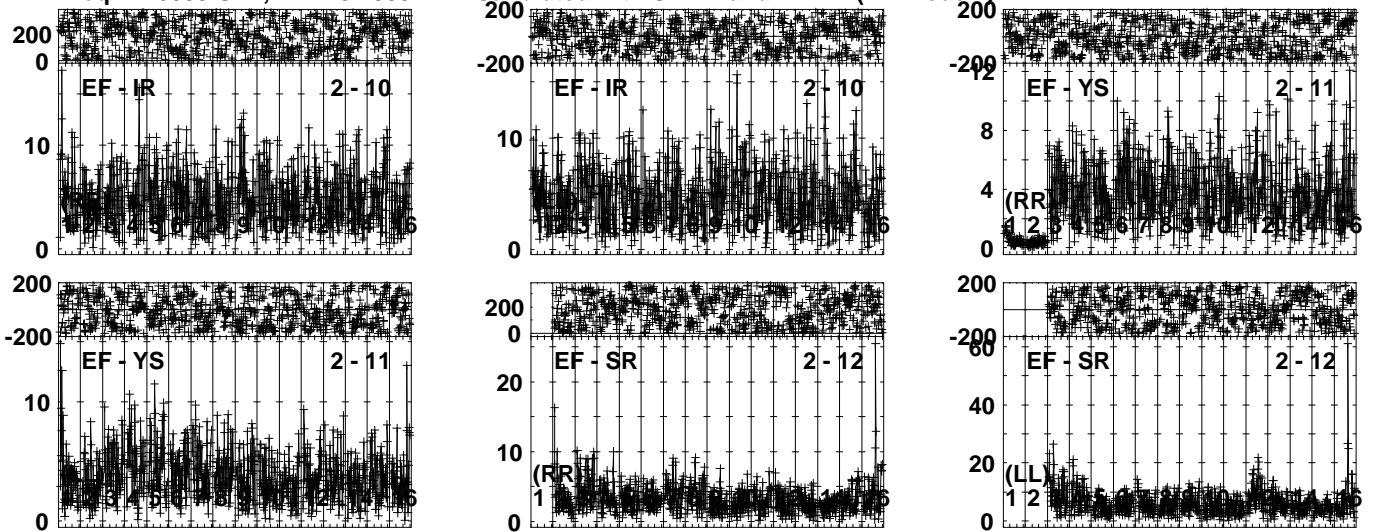


Lower frame: Milli Ampl Jy Top frame: Phas deg
Vector averaged cross-power spectrum Several baselines displayed
Timerange: 00/23:36:03 to 00/23:39:29

Plot file version 671 created 23-APR-2024 17:25:36

FRB EB100E 1.UVDATA.1

Freq = 4.6005 GHz, Bw = 32.000 MH Calibrated with CL # 4 and BP # 1 (BP mode 1)



Lower frame: Milli Ampl Jy Top frame: Phas deg

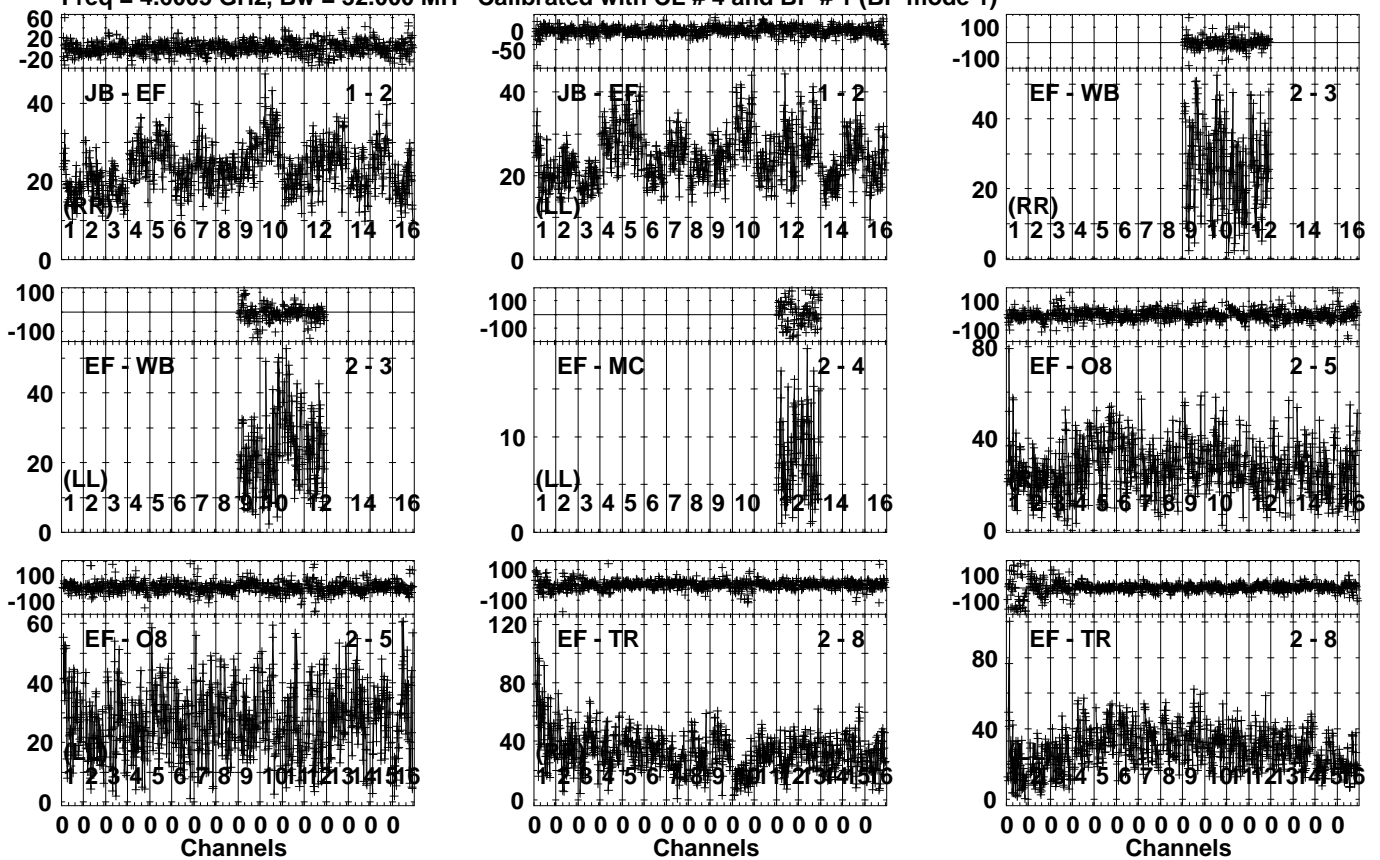
Vector averaged cross-power spectrum Several baselines displayed

Timerange: 00/23:36:03 to 00/23:39:29

Plot file version 672 created 23-APR-2024 17:25:36

J0529+3209 EB100E 1.UVDATA.1

Freq = 4.6005 GHz, Bw = 32.000 MH Calibrated with CL # 4 and BP # 1 (BP mode 1)

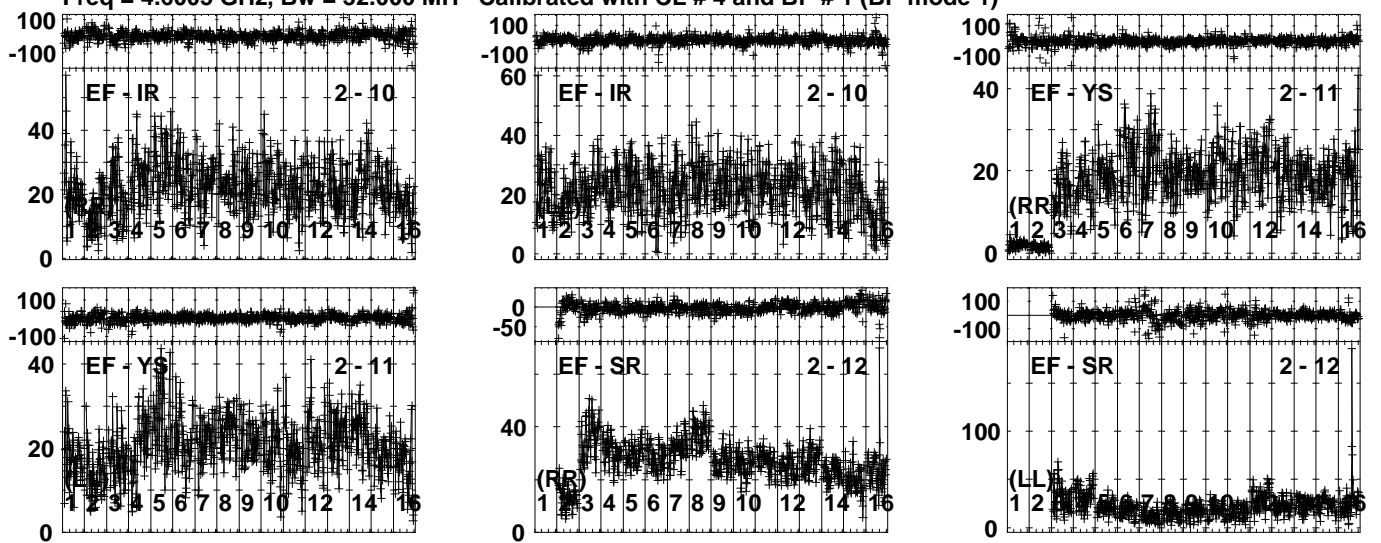


Lower frame: Milli Ampl Jy Top frame: Phas deg
Vector averaged cross-power spectrum Several baselines displayed
Timerange: 00/23:39:31 to 00/23:40:59

Plot file version 673 created 23-APR-2024 17:25:37

J0529+3209 EB100E 1.UVDATA.1

Freq = 4.6005 GHz, Bw = 32.000 MH Calibrated with CL # 4 and BP # 1 (BP mode 1)

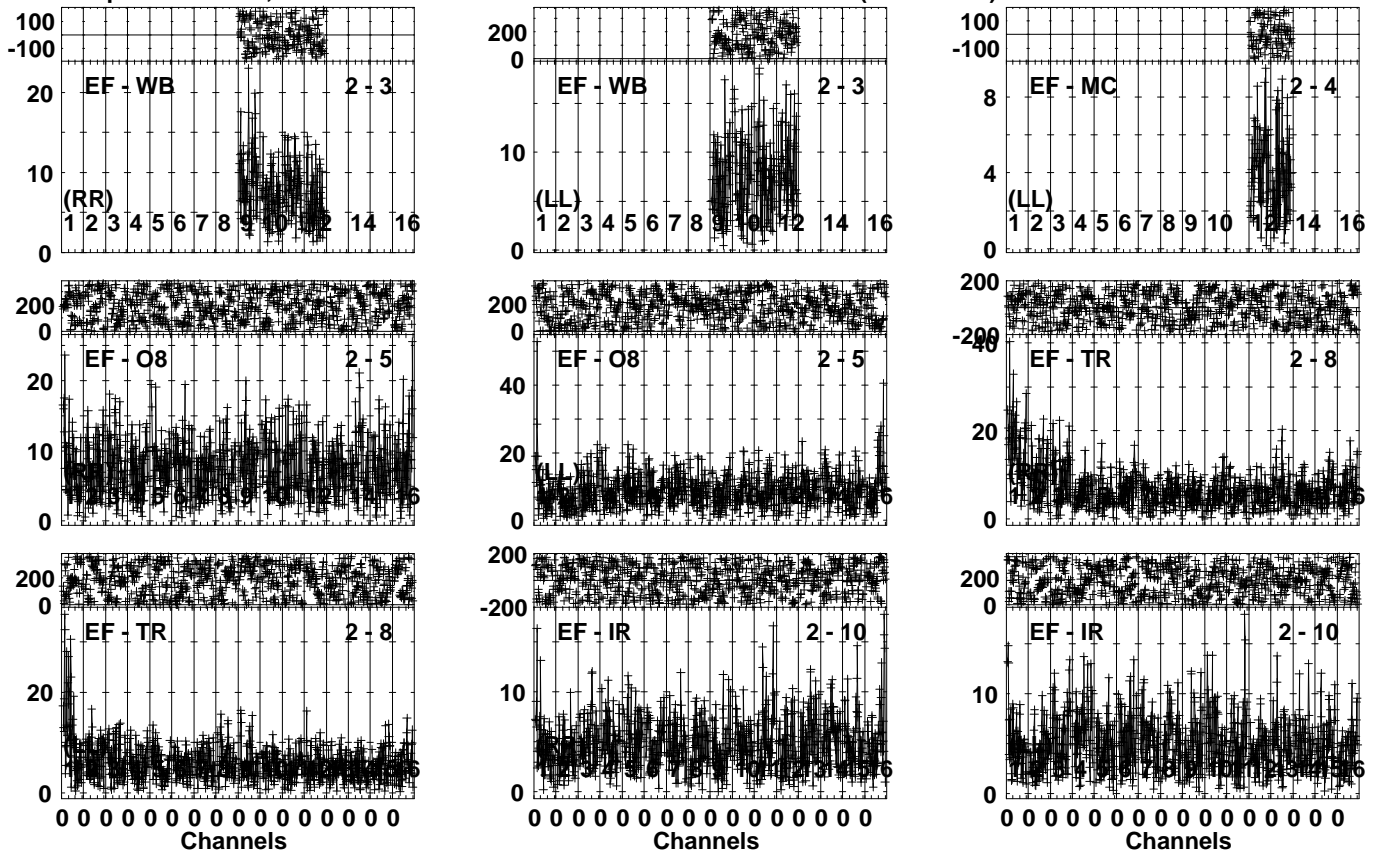


Lower frame: Milli Ampl Jy Top frame: Phas deg
Vector averaged cross-power spectrum Several baselines displayed
Timerange: 00/23:39:31 to 00/23:40:59

Plot file version 674 created 23-APR-2024 17:25:38

FRB EB100E 1.UVDATA.1

Freq = 4.6005 GHz, Bw = 32.000 MH Calibrated with CL # 4 and BP # 1 (BP mode 1)

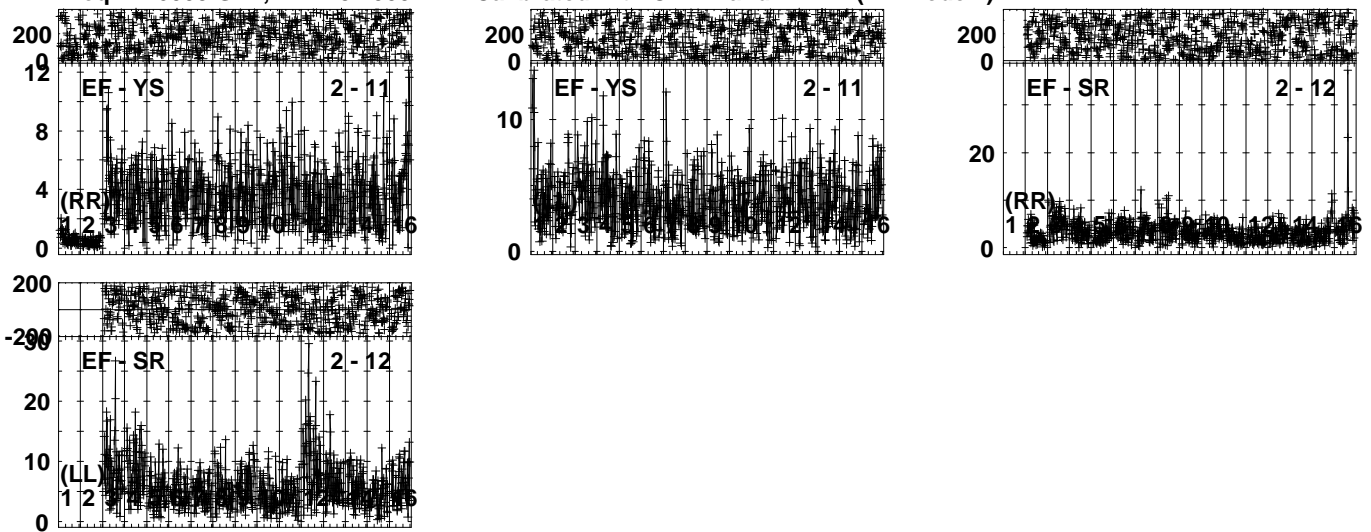


Lower frame: Milli Ampl Jy Top frame: Phas deg
Vector averaged cross-power spectrum Several baselines displayed
Timerange: 00/23:41:01 to 00/23:44:29

Plot file version 675 created 23-APR-2024 17:25:39

FRB EB100E 1.UVDATA.1

Freq = 4.6005 GHz, Bw = 32.000 MH Calibrated with CL # 4 and BP # 1 (BP mode 1)



Lower frame: Milli Ampl Jy Top frame: Phas deg

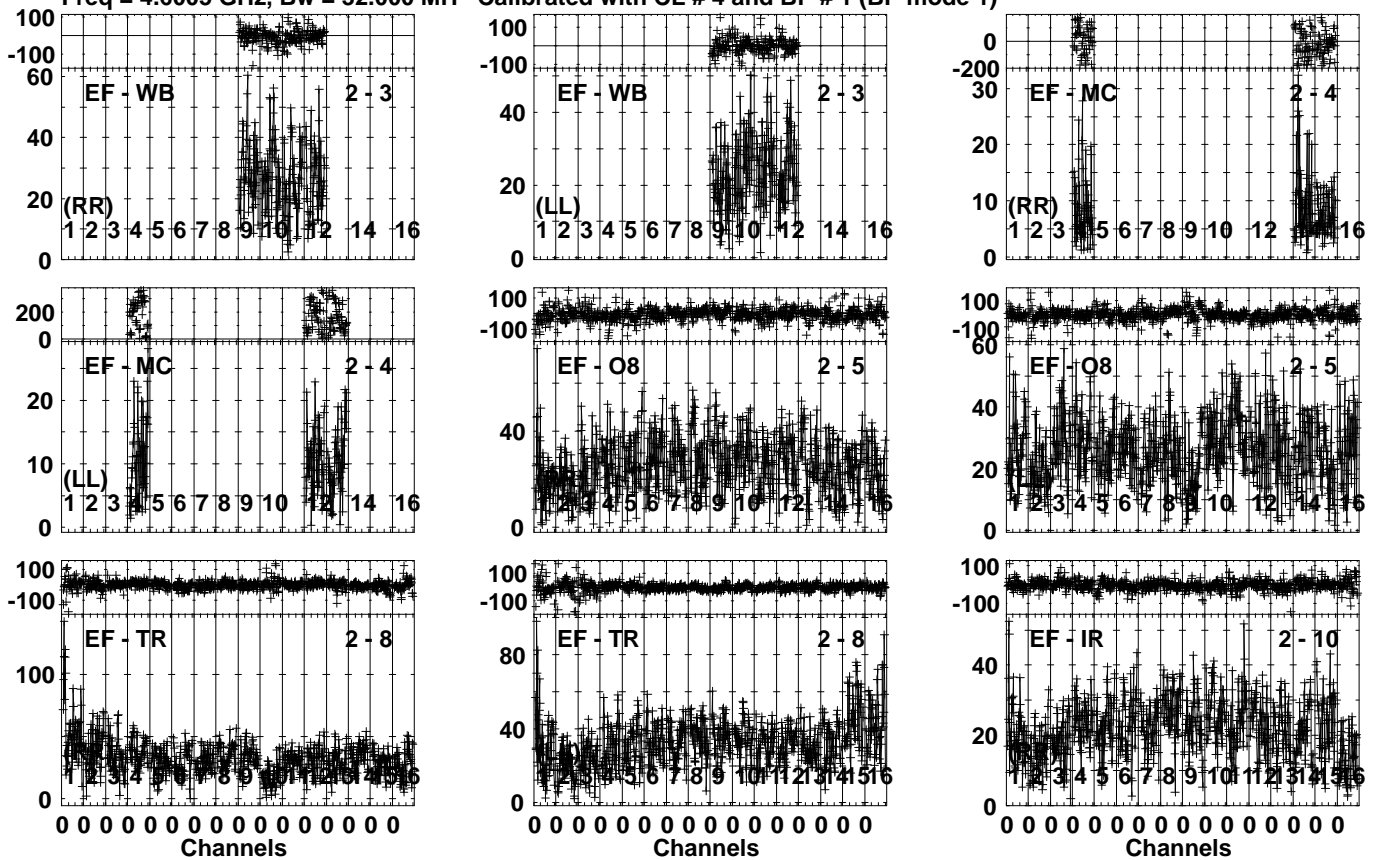
Vector averaged cross-power spectrum Several baselines displayed

Timerange: 00/23:41:01 to 00/23:44:29

Plot file version 676 created 23-APR-2024 17:25:39

J0529+3209 EB100E 1.UVDATA.1

Freq = 4.6005 GHz, Bw = 32.000 MH Calibrated with CL # 4 and BP # 1 (BP mode 1)

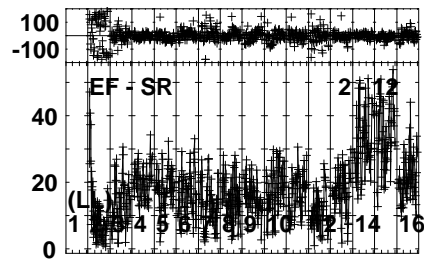
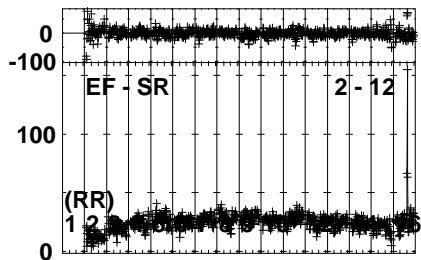
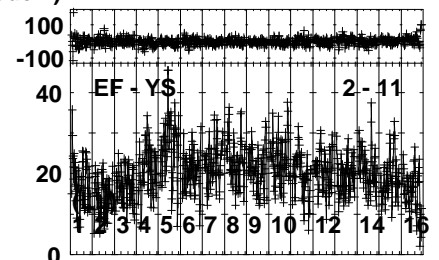
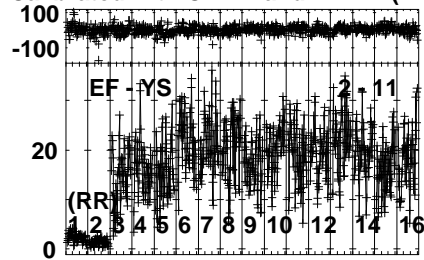
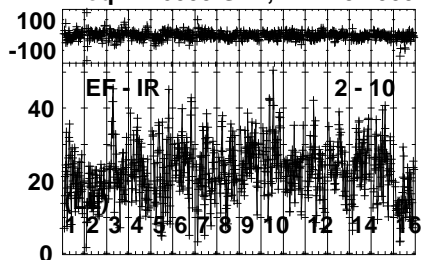


Lower frame: Milli Ampl Jy Top frame: Phas deg
Vector averaged cross-power spectrum Several baselines displayed
Timerange: 00/23:45:03 to 00/23:45:59

Plot file version 677 created 23-APR-2024 17:25:40

J0529+3209 EB100E 1.UVDATA.1

Freq = 4.6005 GHz, Bw = 32.000 MH Calibrated with CL # 4 and BP # 1 (BP mode 1)

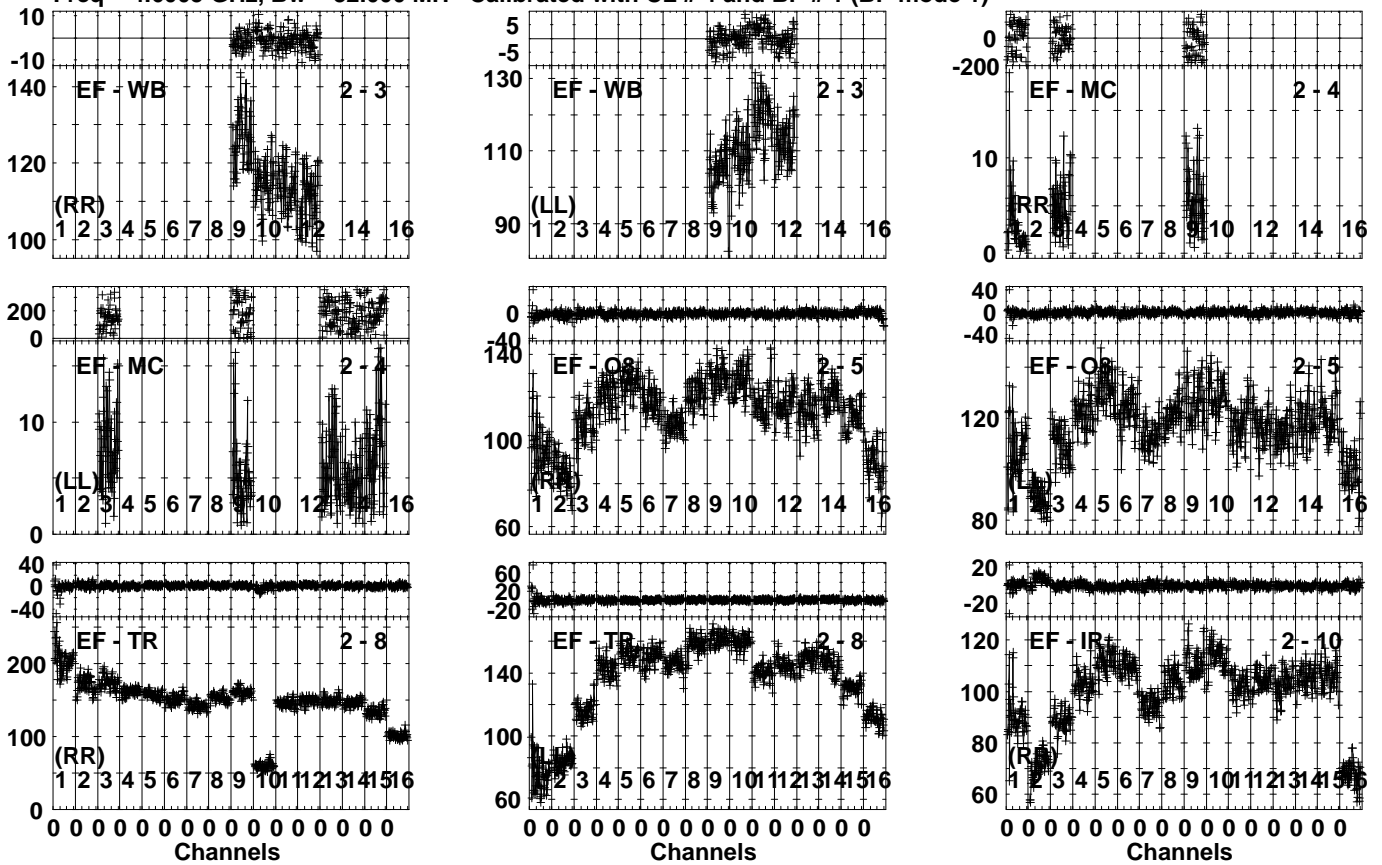


Lower frame: Milli Ampl Jy Top frame: Phas deg
Vector averaged cross-power spectrum Several baselines displayed
Timerange: 00/23:45:03 to 00/23:45:59

Plot file version 678 created 23-APR-2024 17:25:40

J0518+3306 EB100E 1.UVDATA.1

Freq = 4.6005 GHz, Bw = 32.000 MH Calibrated with CL # 4 and BP # 1 (BP mode 1)

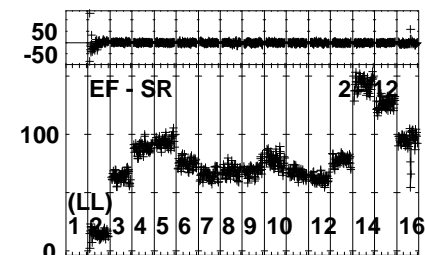
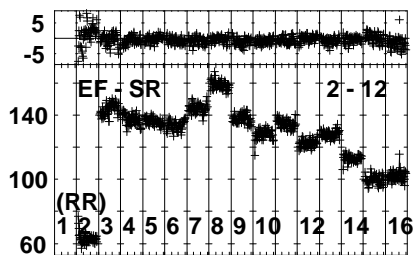
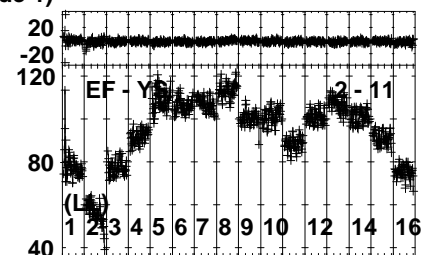
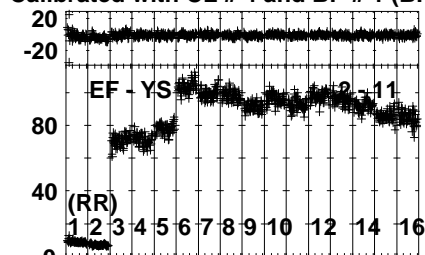
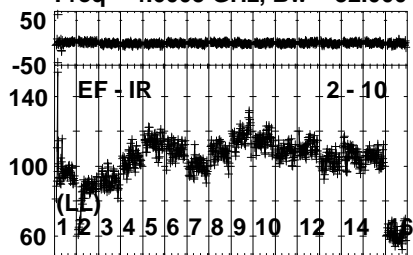


Lower frame: Milli Ampl Jy Top frame: Phas deg
 Vector averaged cross-power spectrum Several baselines displayed
 Timerange: 00/23:46:33 to 00/23:49:29

Plot file version 679 created 23-APR-2024 17:25:41

J0518+3306 EB100E 1.UVDATA.1

Freq = 4.6005 GHz, Bw = 32.000 MH Calibrated with CL # 4 and BP # 1 (BP mode 1)

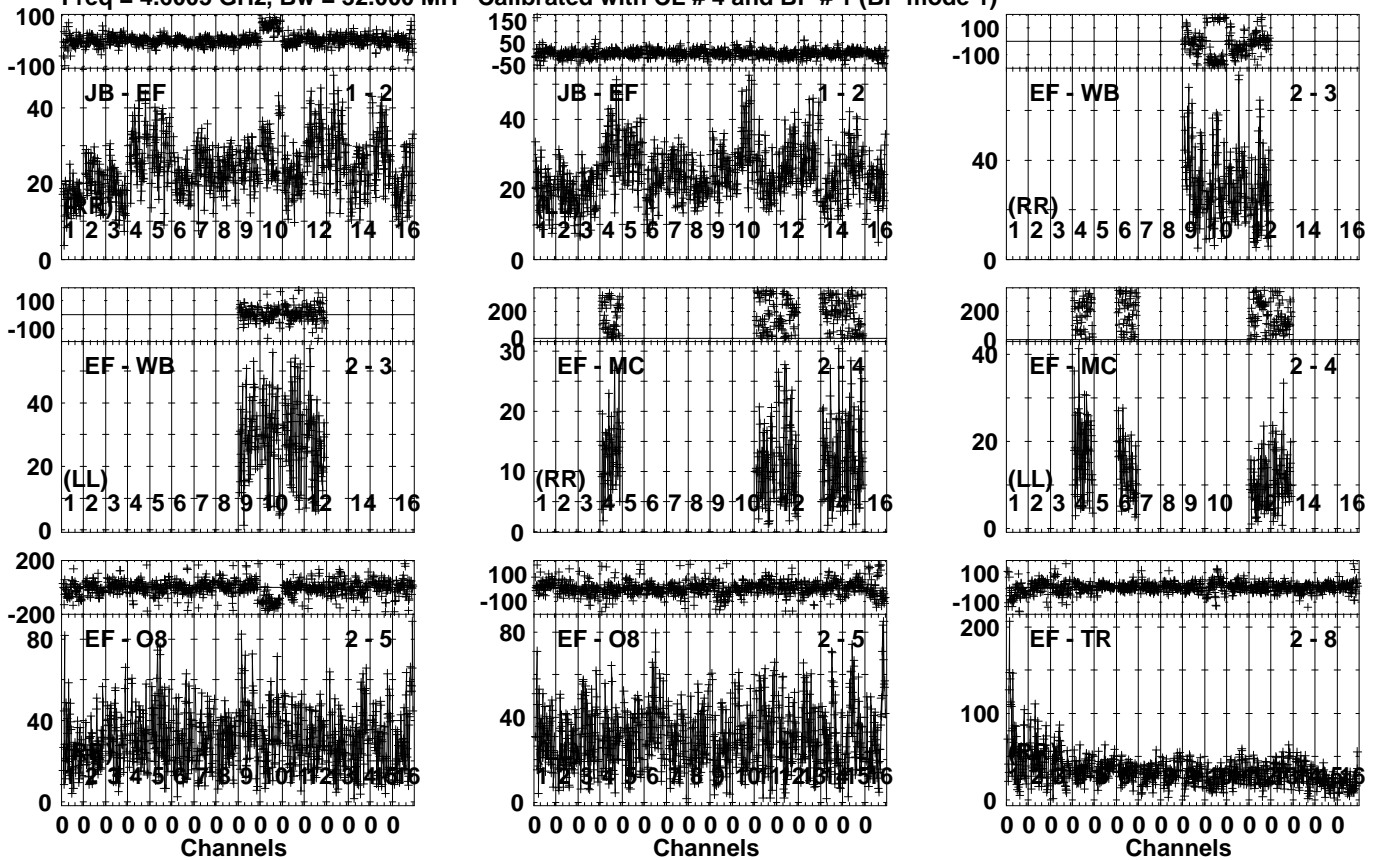


Lower frame: Milli Ampl Jy Top frame: Phas deg
Vector averaged cross-power spectrum Several baselines displayed
Timerange: 00/23:46:33 to 00/23:49:29

Plot file version 680 created 23-APR-2024 17:25:41

J0529+3209 EB100E 1.UVDATA.1

Freq = 4.6005 GHz, Bw = 32.000 MH Calibrated with CL # 4 and BP # 1 (BP mode 1)

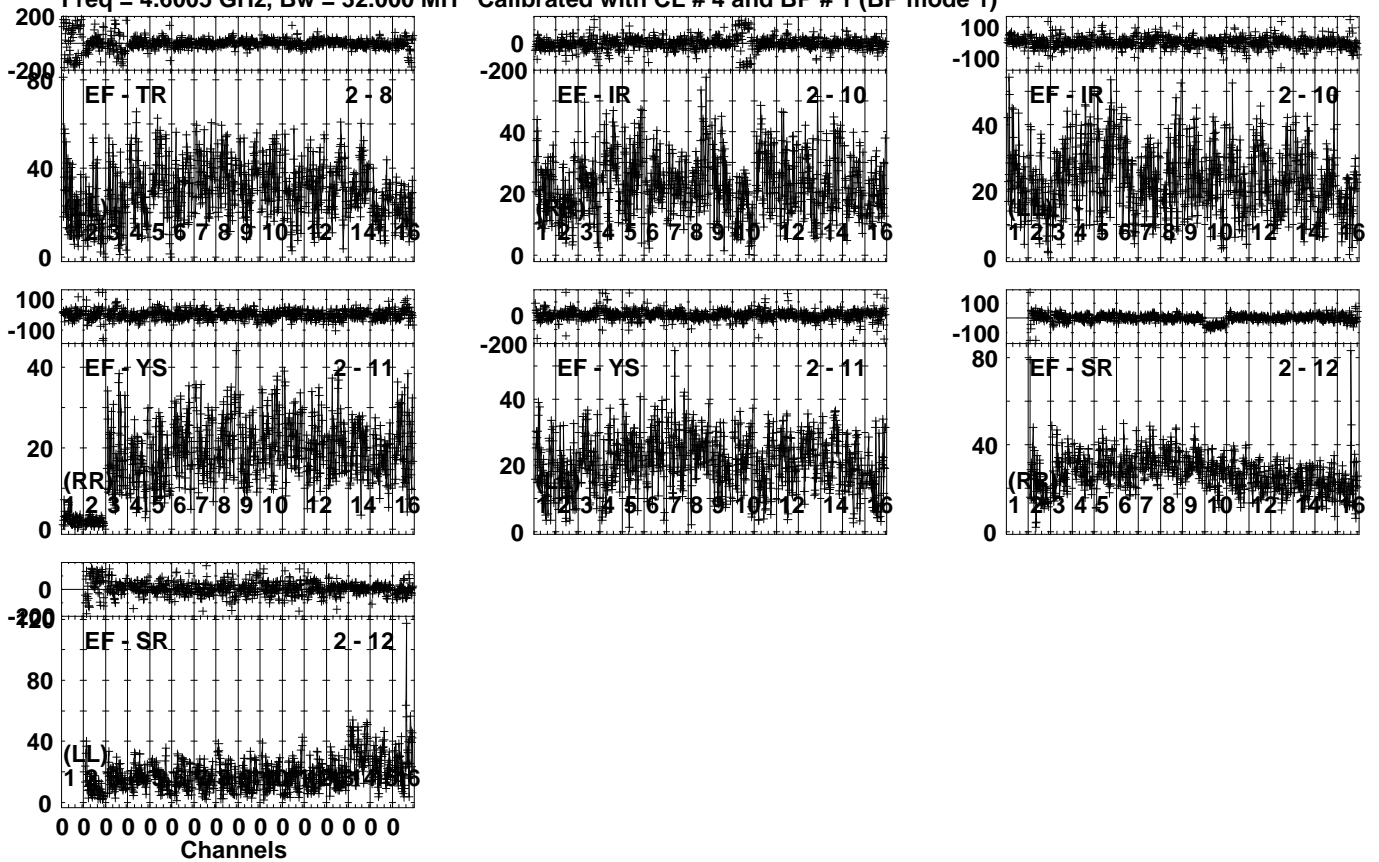


Lower frame: Milli Ampl Jy Top frame: Phas deg
Vector averaged cross-power spectrum Several baselines displayed
Timerange: 00/23:49:33 to 00/23:50:59

Plot file version 681 created 23-APR-2024 17:25:42

J0529+3209 EB100E 1.UVDATA.1

Freq = 4.6005 GHz, Bw = 32.000 MH Calibrated with CL # 4 and BP # 1 (BP mode 1)

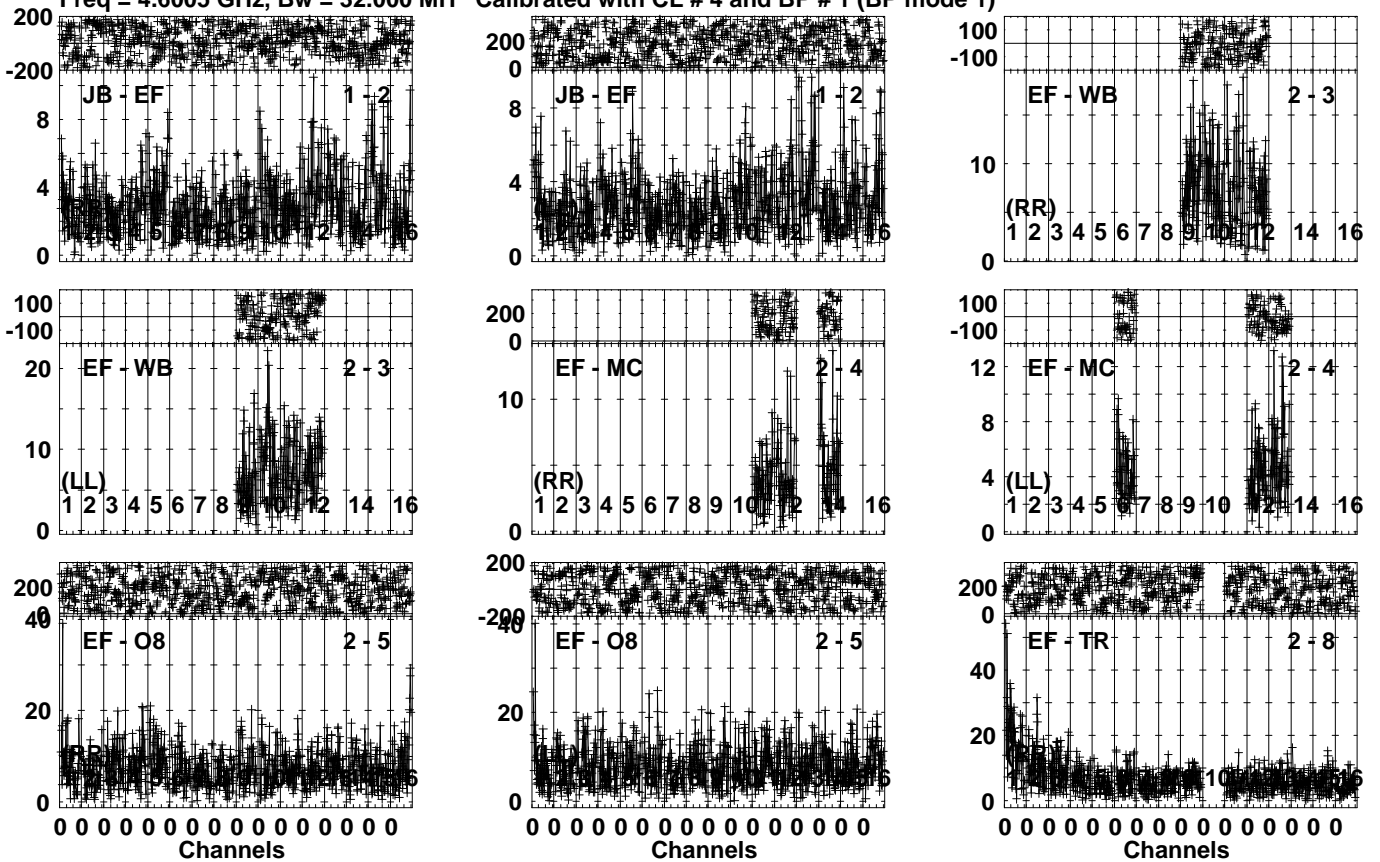


Lower frame: Milli Ampl Jy Top frame: Phas deg
Vector averaged cross-power spectrum Several baselines displayed
Timerange: 00/23:49:33 to 00/23:50:59

Plot file version 682 created 23-APR-2024 17:25:43

FRB EB100E 1.UVDATA.1

Freq = 4.6005 GHz, Bw = 32.000 MH Calibrated with CL # 4 and BP # 1 (BP mode 1)

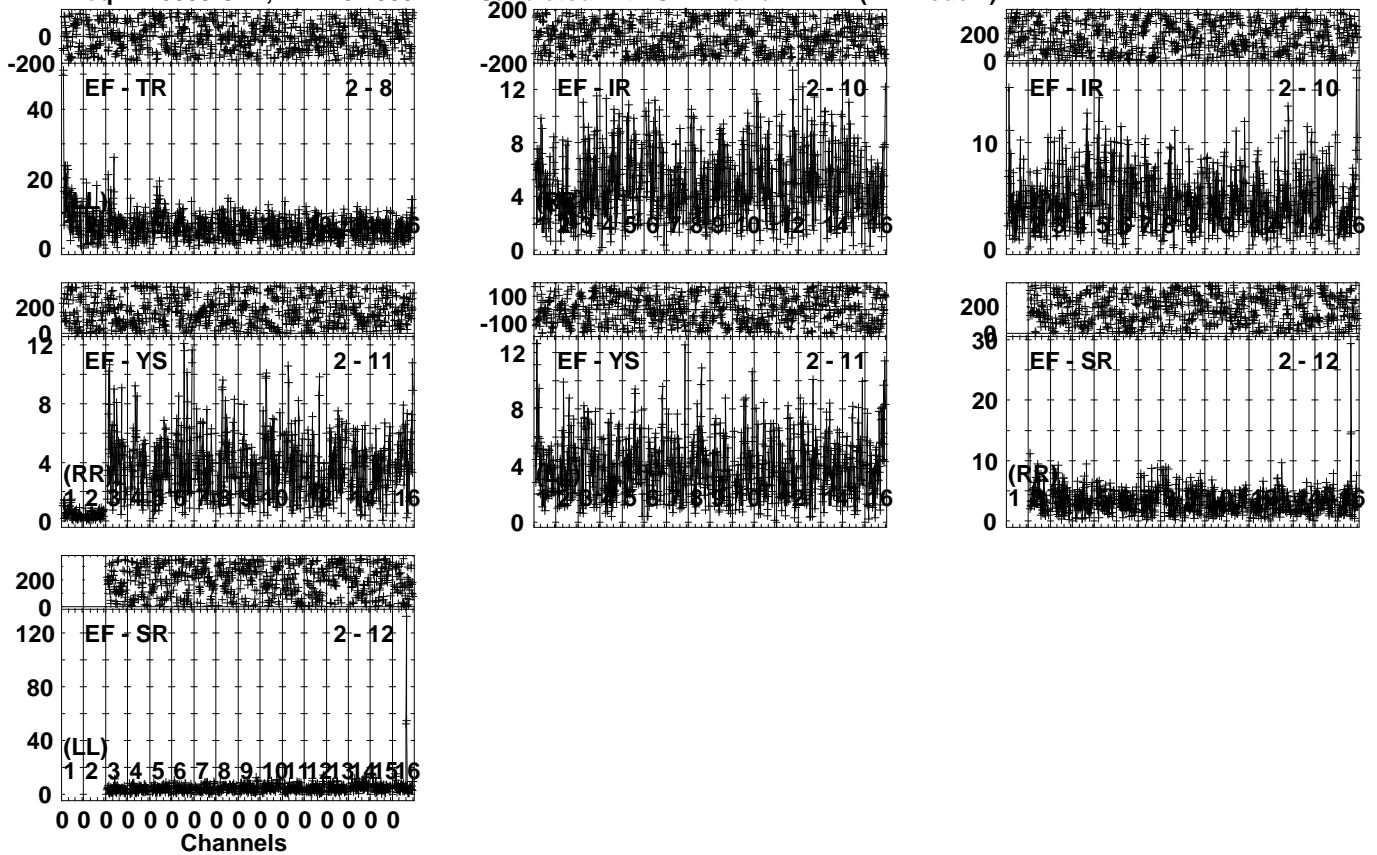


Lower frame: Milli Ampl Jy Top frame: Phas deg
Vector averaged cross-power spectrum Several baselines displayed
Timerange: 00/23:51:01 to 00/23:54:29

Plot file version 683 created 23-APR-2024 17:25:43

FRB EB100E 1.UVDATA.1

Freq = 4.6005 GHz, Bw = 32.000 MH Calibrated with CL # 4 and BP # 1 (BP mode 1)

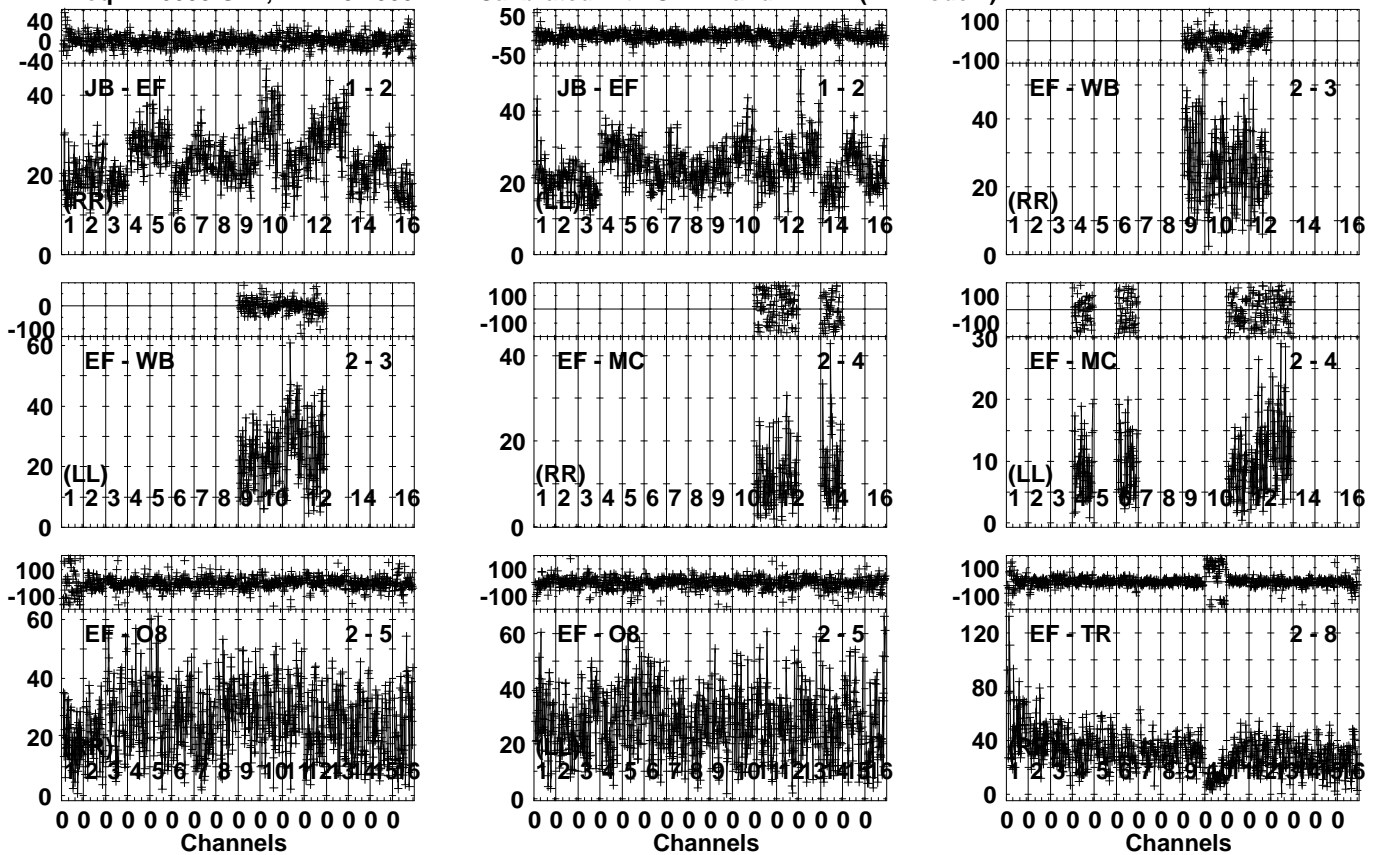


Lower frame: Milli Ampl Jy Top frame: Phas deg
Vector averaged cross-power spectrum Several baselines displayed
Timerange: 00/23:51:01 to 00/23:54:29

Plot file version 684 created 23-APR-2024 17:25:44

J0529+3209 EB100E 1.UVDATA.1

Freq = 4.6005 GHz, Bw = 32.000 MH Calibrated with CL # 4 and BP # 1 (BP mode 1)

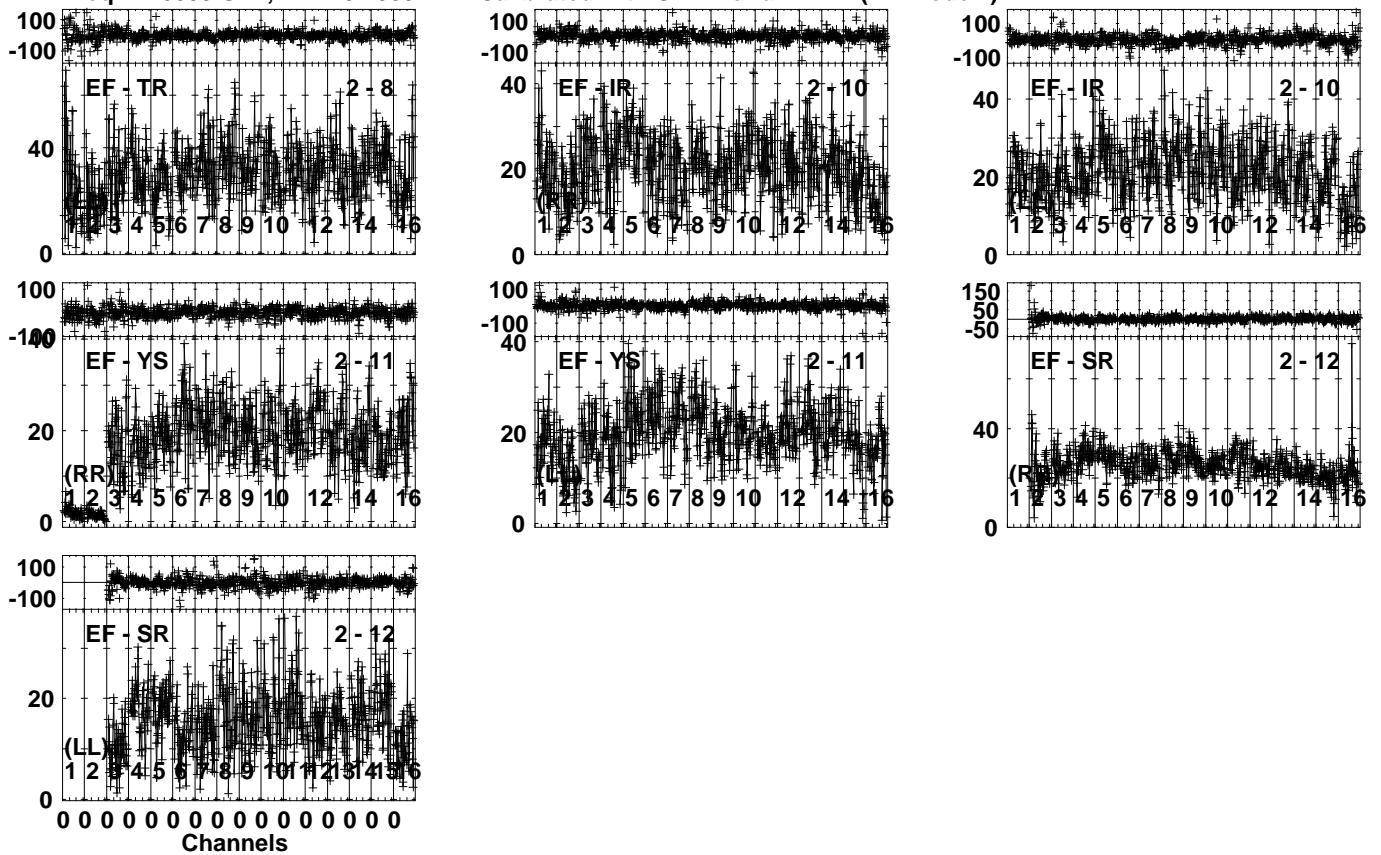


Lower frame: Milli Ampl Jy Top frame: Phas deg
Vector averaged cross-power spectrum Several baselines displayed
Timerange: 00/23:55:03 to 00/23:55:59

Plot file version 685 created 23-APR-2024 17:25:45

J0529+3209 EB100E 1.UVDATA.1

Freq = 4.6005 GHz, Bw = 32.000 MH Calibrated with CL # 4 and BP # 1 (BP mode 1)



Lower frame: Milli Ampl Jy Top frame: Phas deg

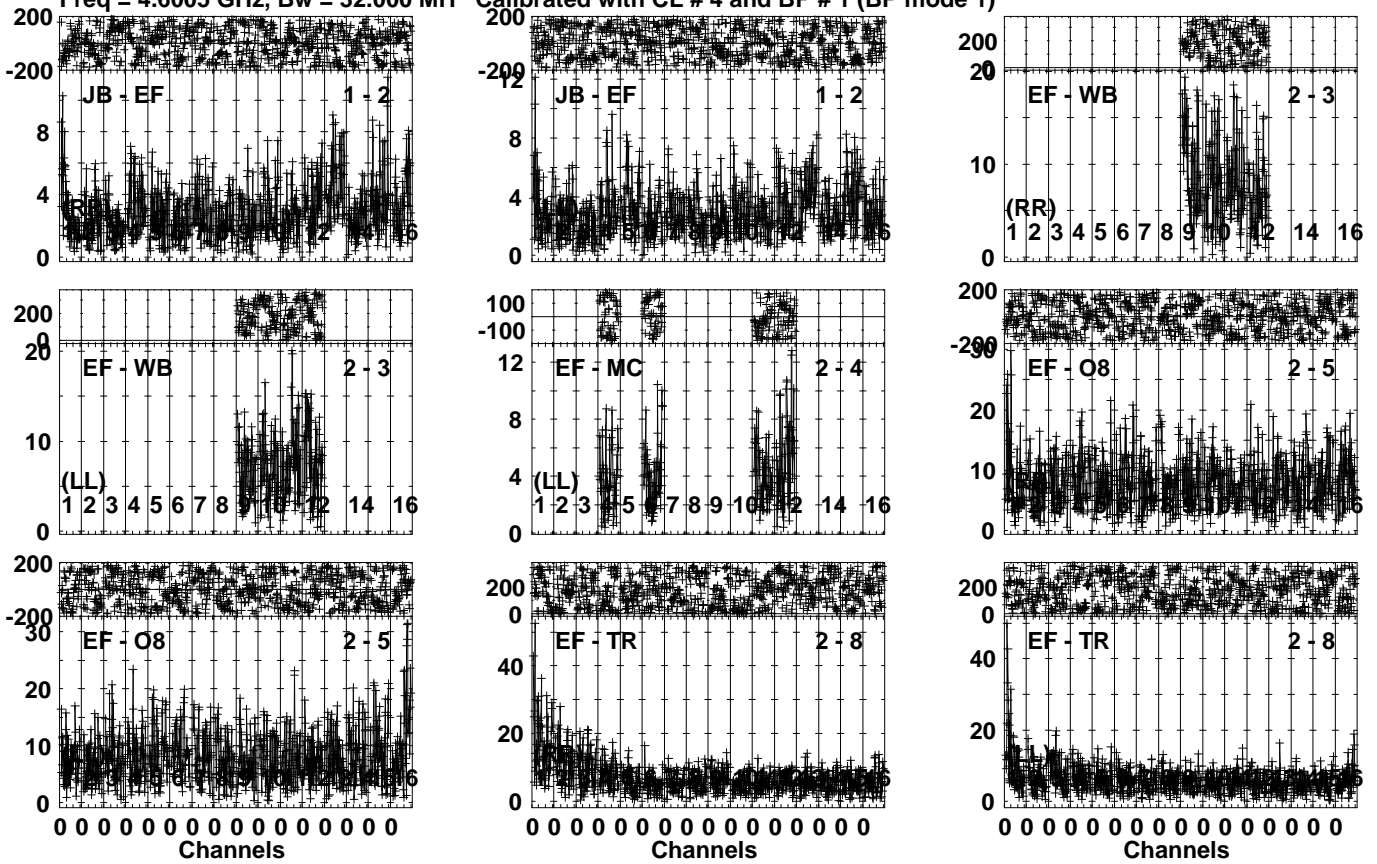
Vector averaged cross-power spectrum Several baselines displayed

Timerange: 00/23:55:03 to 00/23:55:59

Plot file version 686 created 23-APR-2024 17:25:46

FRB EB100E 1.UVDATA.1

Freq = 4.6005 GHz, Bw = 32.000 MH Calibrated with CL # 4 and BP # 1 (BP mode 1)

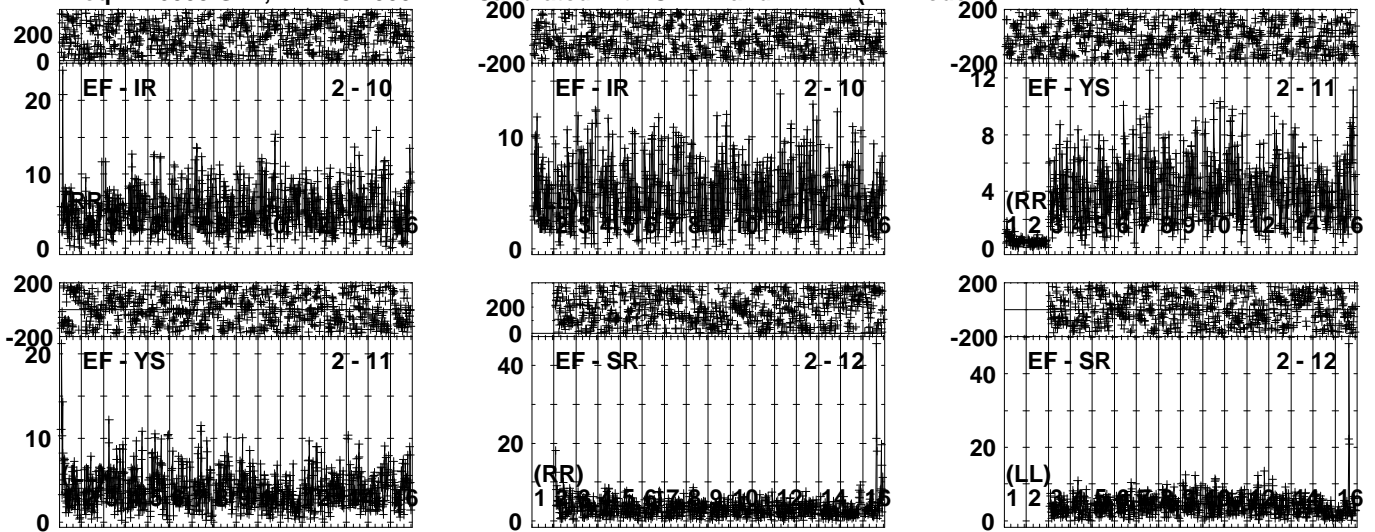


Lower frame: Milli Ampl Jy Top frame: Phas deg
Vector averaged cross-power spectrum Several baselines displayed
Timerange: 00/23:56:03 to 00/23:59:29

Plot file version 687 created 23-APR-2024 17:25:46

FRB EB100E 1.UVDATA.1

Freq = 4.6005 GHz, Bw = 32.000 MH Calibrated with CL # 4 and BP # 1 (BP mode 1)

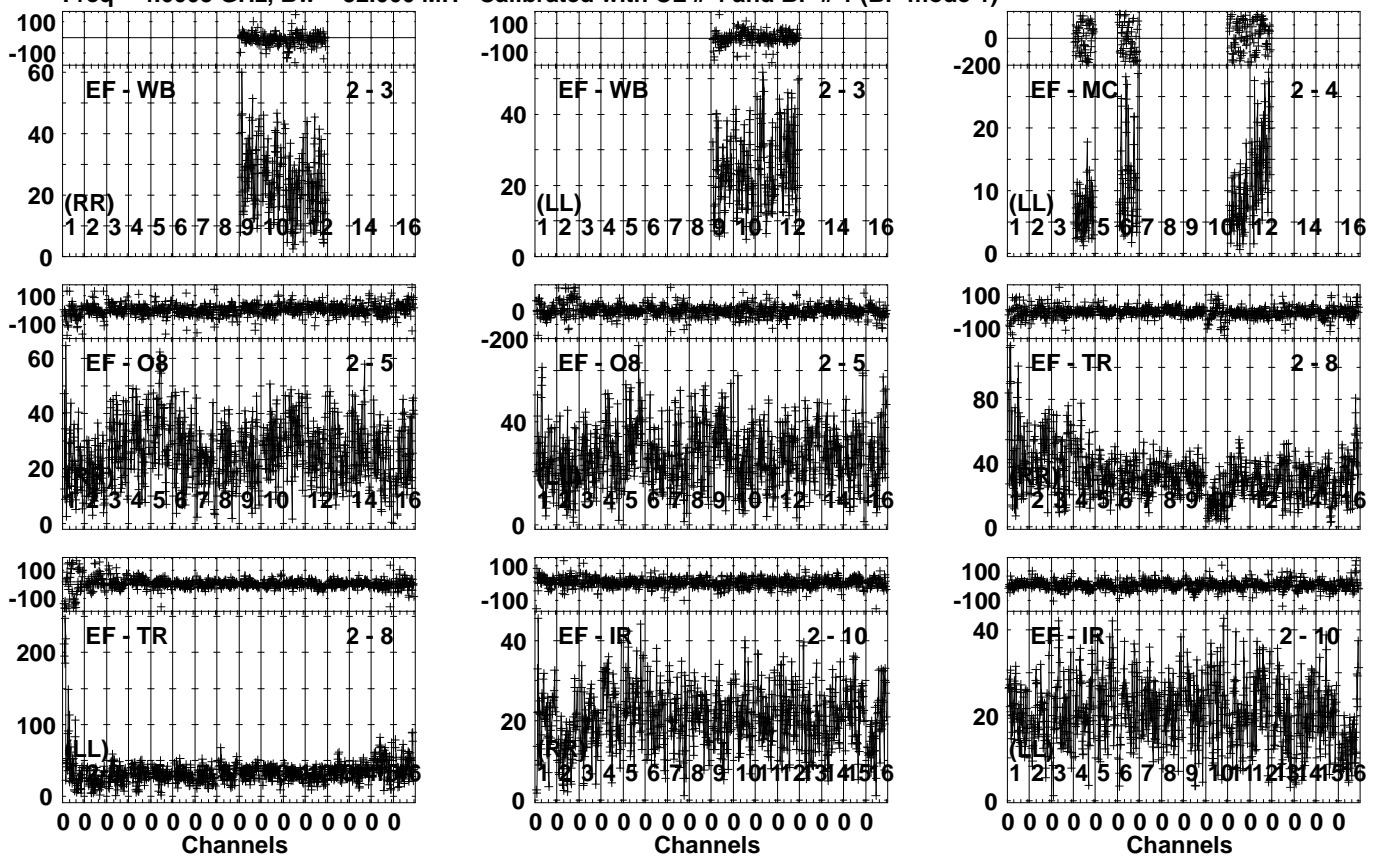


Lower frame: Milli Ampl Jy Top frame: Phas deg
Vector averaged cross-power spectrum Several baselines displayed
Timerange: 00/23:56:03 to 00/23:59:29

Plot file version 688 created 23-APR-2024 17:25:47

J0529+3209 EB100E 1.UVDATA.1

Freq = 4.6005 GHz, Bw = 32.000 MH Calibrated with CL # 4 and BP # 1 (BP mode 1)

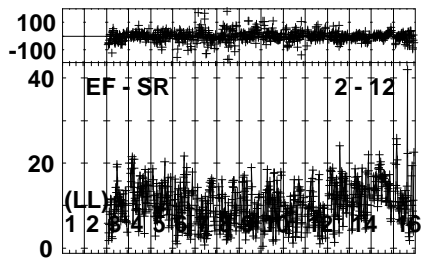
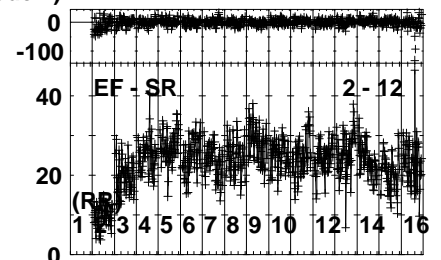
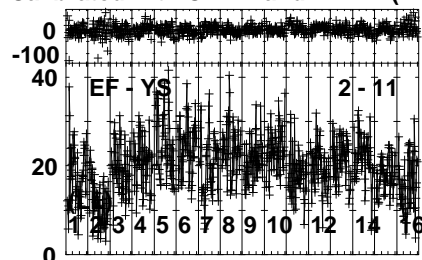
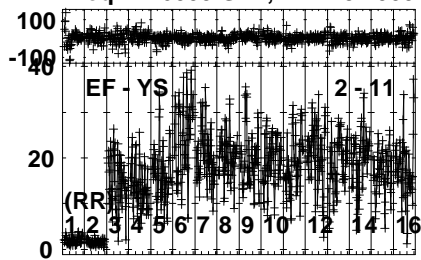


Lower frame: Milli Ampl Jy Top frame: Phas deg
Vector averaged cross-power spectrum Several baselines displayed
Timerange: 01/00:00:03 to 01/00:00:59

Plot file version 689 created 23-APR-2024 17:25:48

J0529+3209 EB100E 1.UVDATA.1

Freq = 4.6005 GHz, Bw = 32.000 MH Calibrated with CL # 4 and BP # 1 (BP mode 1)

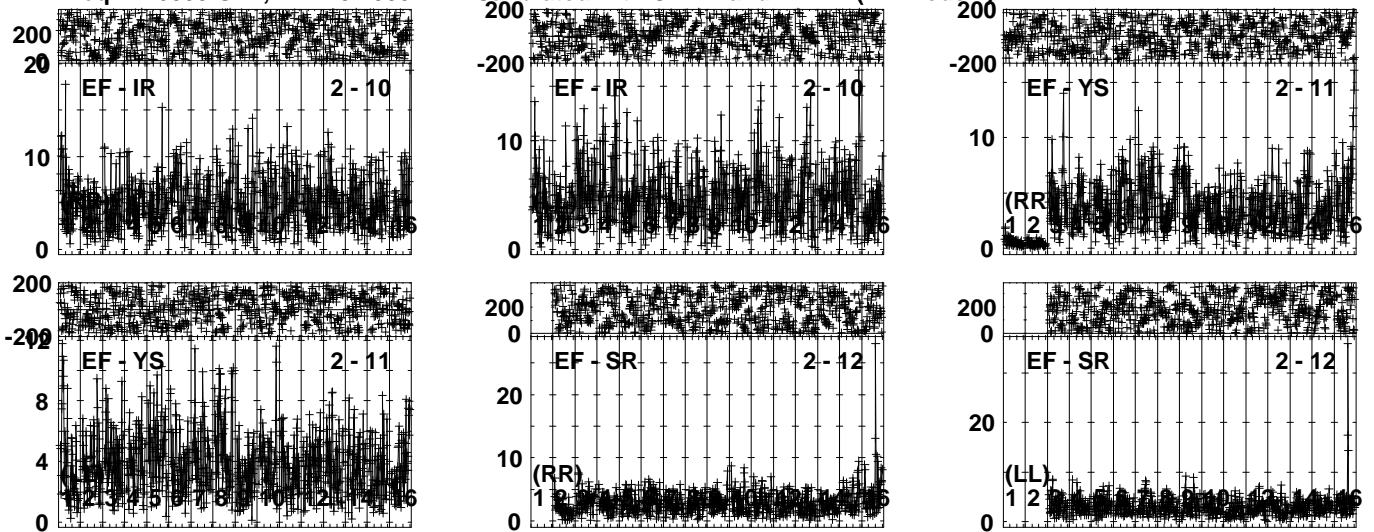


Lower frame: Milli Ampl Jy Top frame: Phas deg
Vector averaged cross-power spectrum Several baselines displayed
Timerange: 01/00:00:03 to 01/00:00:59

Plot file version 691 created 23-APR-2024 17:25:49

FRB EB100E 1.UVDATA.1

Freq = 4.6005 GHz, Bw = 32.000 MH Calibrated with CL # 4 and BP # 1 (BP mode 1)



Lower frame: Milli Ampl Jy Top frame: Phas deg

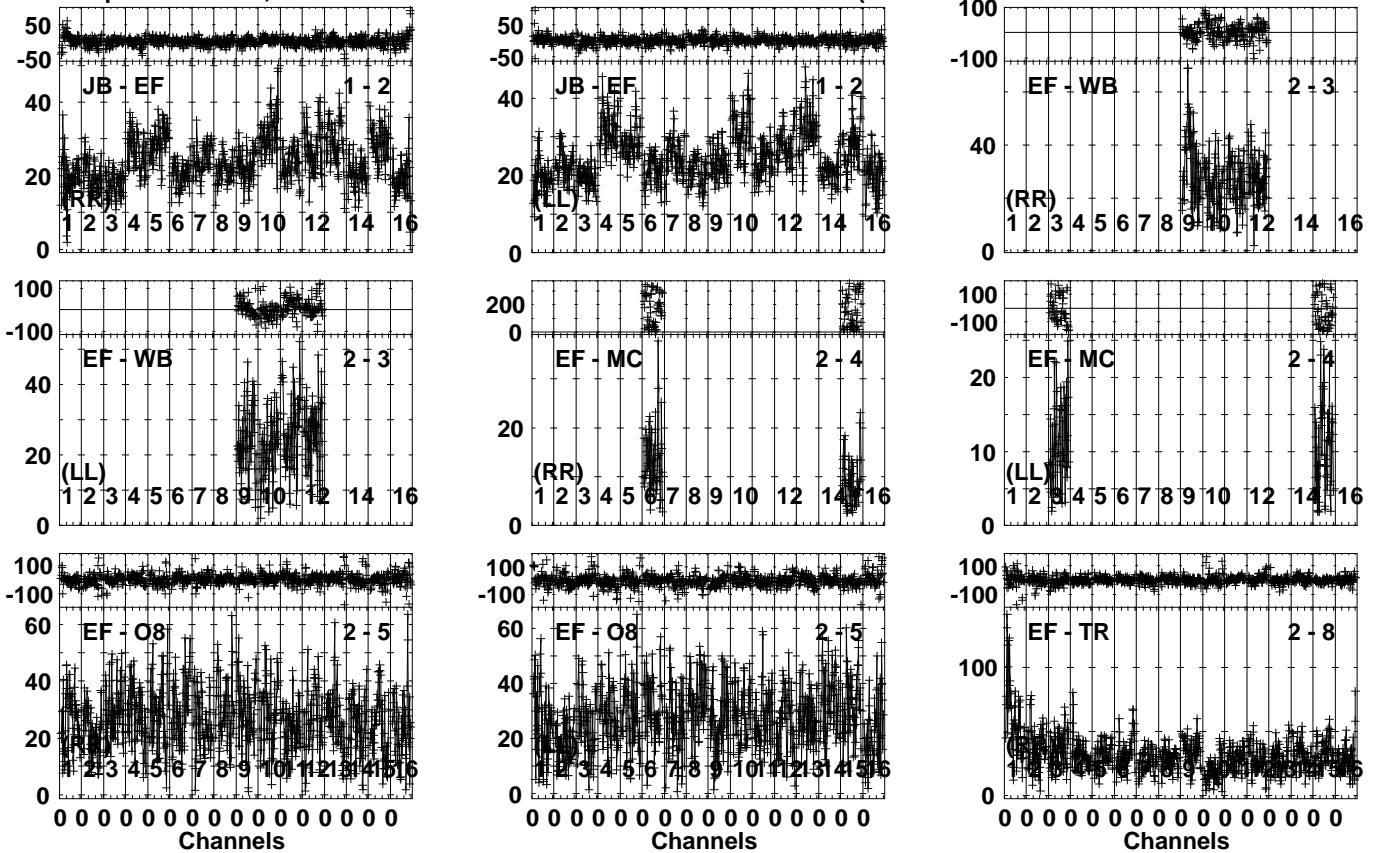
Vector averaged cross-power spectrum Several baselines displayed

Timerange: 01/00:01:03 to 01/00:04:29

Plot file version 692 created 23-APR-2024 17:25:50

J0529+3209 EB100E 1.UVDATA.1

Freq = 4.6005 GHz, Bw = 32.000 MH Calibrated with CL # 4 and BP # 1 (BP mode 1)

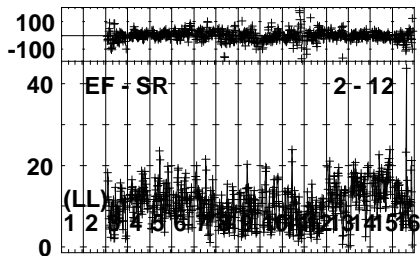
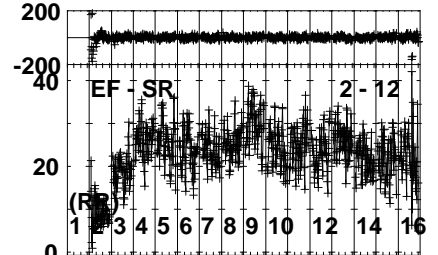
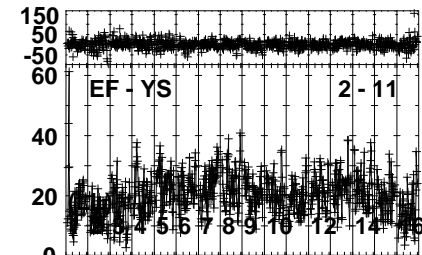
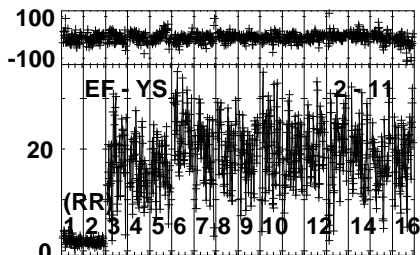
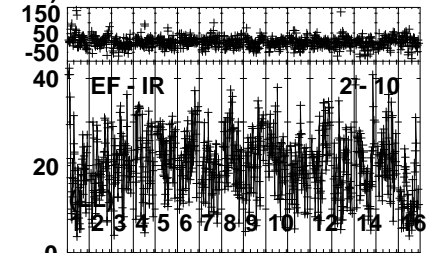
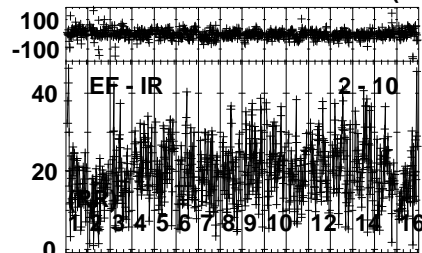
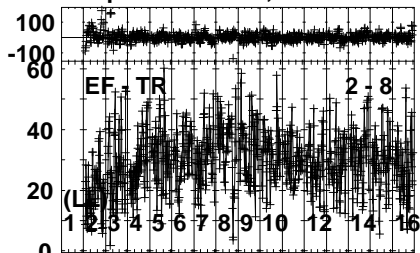


Lower frame: Milli Ampl Jy Top frame: Phas deg
Vector averaged cross-power spectrum Several baselines displayed
Timerange: 01/00:04:31 to 01/00:05:59

Plot file version 693 created 23-APR-2024 17:25:50

J0529+3209 EB100E 1.UVDATA.1

Freq = 4.6005 GHz, Bw = 32.000 MH Calibrated with CL # 4 and BP # 1 (BP mode 1)



0 0 0 0 0 0 0 0 0 0 0 0 0 0 0 0

Channels

Lower frame: Milli Ampl Jy Top frame: Phas deg

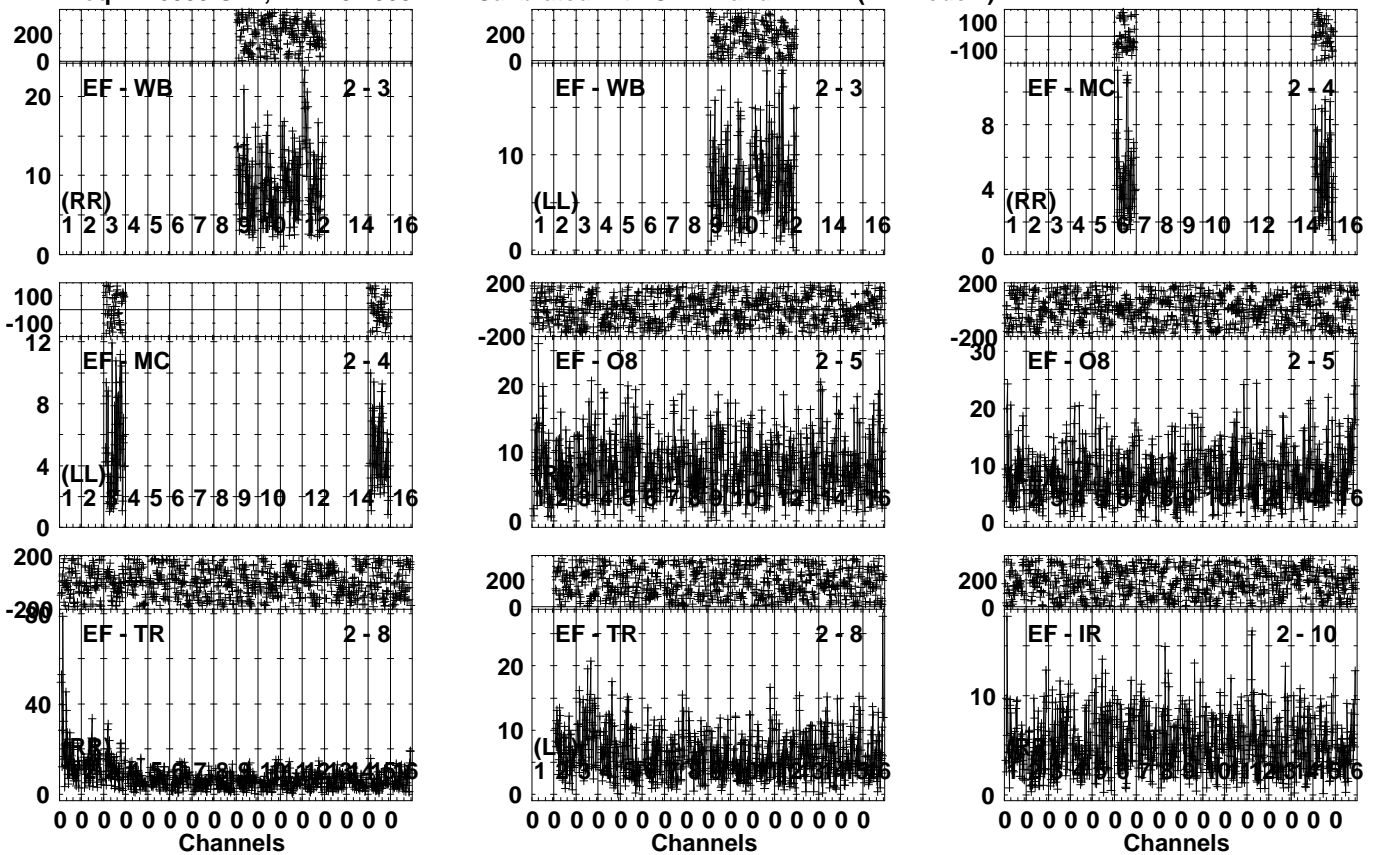
Vector averaged cross-power spectrum Several baselines displayed

Timerange: 01/00:04:31 to 01/00:05:59

Plot file version 694 created 23-APR-2024 17:25:51

FRB EB100E 1.UVDATA.1

Freq = 4.6005 GHz, Bw = 32.000 MH Calibrated with CL # 4 and BP # 1 (BP mode 1)

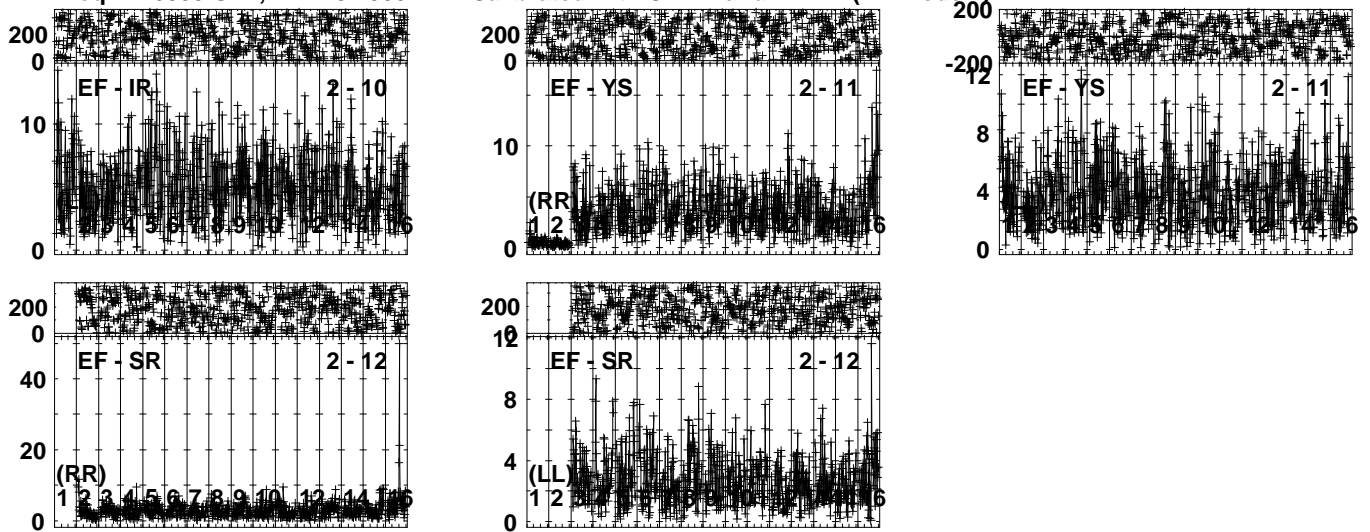


Lower frame: Milli Ampl Jy Top frame: Phas deg
Vector averaged cross-power spectrum Several baselines displayed
Timerange: 01/00:06:01 to 01/00:09:29

Plot file version 695 created 23-APR-2024 17:25:52

FRB EB100E 1.UVDATA.1

Freq = 4.6005 GHz, Bw = 32.000 MH Calibrated with CL # 4 and BP # 1 (BP mode 1)

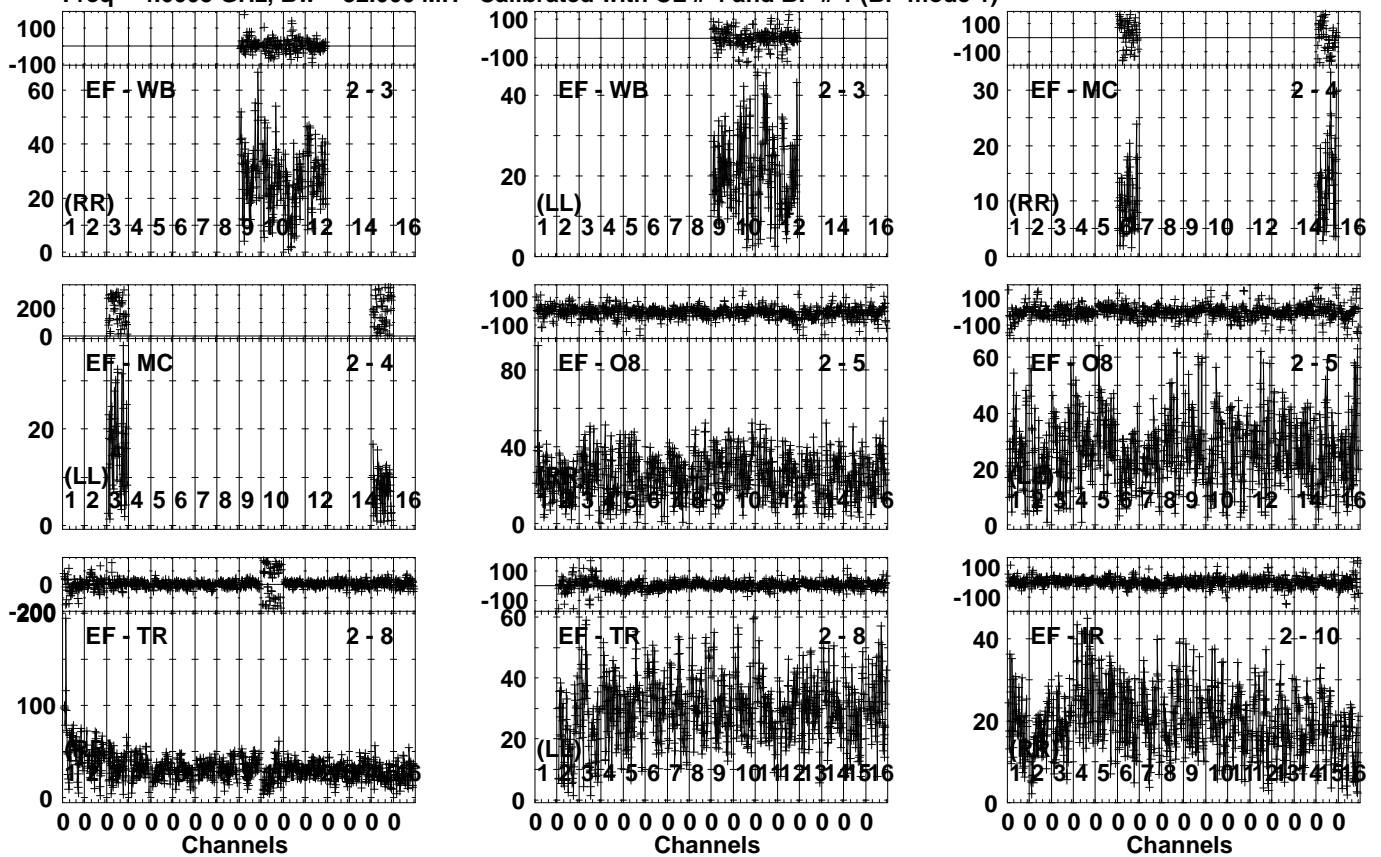


Lower frame: Milli Ampl Jy Top frame: Phas deg
Vector averaged cross-power spectrum Several baselines displayed
Timerange: 01/00:06:01 to 01/00:09:29

Plot file version 696 created 23-APR-2024 17:25:52

J0529+3209 EB100E 1.UVDATA.1

Freq = 4.6005 GHz, Bw = 32.000 MH Calibrated with CL # 4 and BP # 1 (BP mode 1)

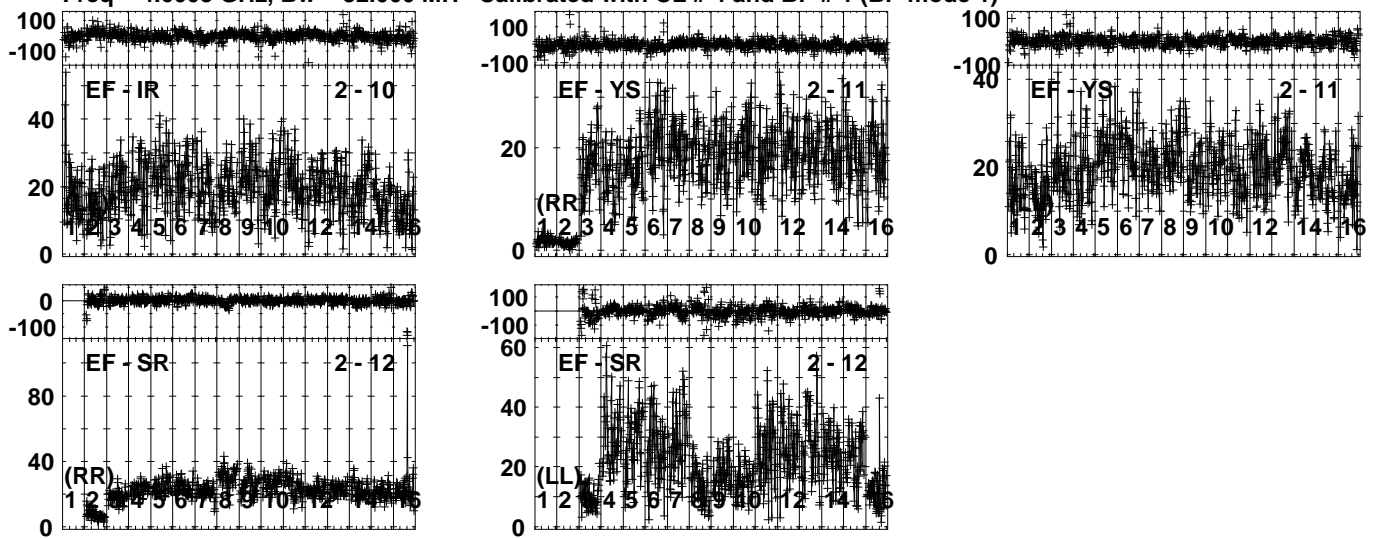


Lower frame: Milli Ampl Jy Top frame: Phas deg
Vector averaged cross-power spectrum Several baselines displayed
Timerange: 01/00:10:03 to 01/00:10:59

Plot file version 697 created 23-APR-2024 17:25:53

J0529+3209 EB100E 1.UVDATA.1

Freq = 4.6005 GHz, Bw = 32.000 MH Calibrated with CL # 4 and BP # 1 (BP mode 1)

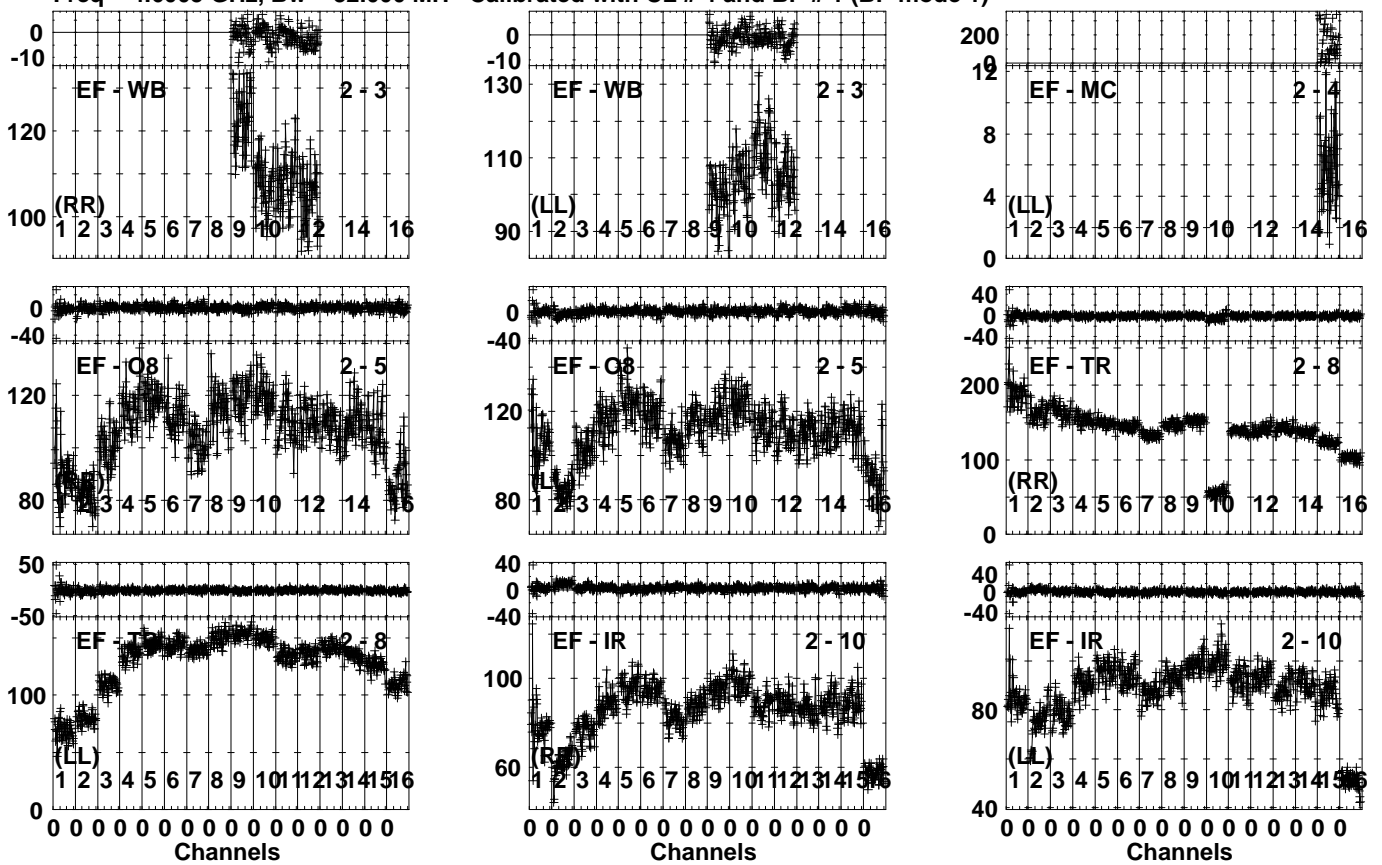


Lower frame: Milli Ampl Jy Top frame: Phas deg
Vector averaged cross-power spectrum Several baselines displayed
Timerange: 01/00:10:03 to 01/00:10:59

Plot file version 698 created 23-APR-2024 17:25:53

J0518+3306 EB100E 1.UVDATA.1

Freq = 4.6005 GHz, Bw = 32.000 MH Calibrated with CL # 4 and BP # 1 (BP mode 1)

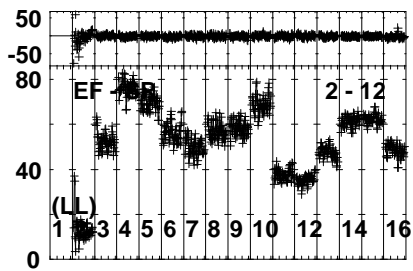
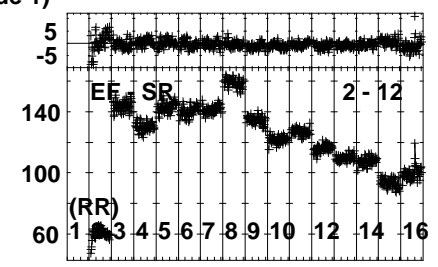
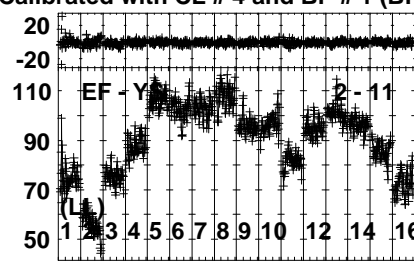
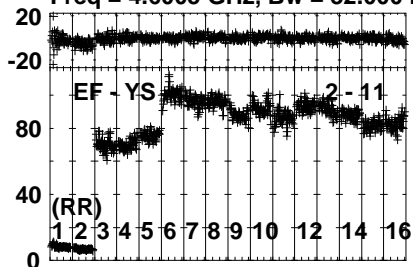


Lower frame: Milli Ampl Jy Top frame: Phas deg
 Vector averaged cross-power spectrum Several baselines displayed
 Timerange: 01/00:11:33 to 01/00:14:29

Plot file version 699 created 23-APR-2024 17:25:54

J0518+3306 EB100E 1.UVDATA.1

Freq = 4.6005 GHz, Bw = 32.000 MH Calibrated with CL # 4 and BP # 1 (BP mode 1)

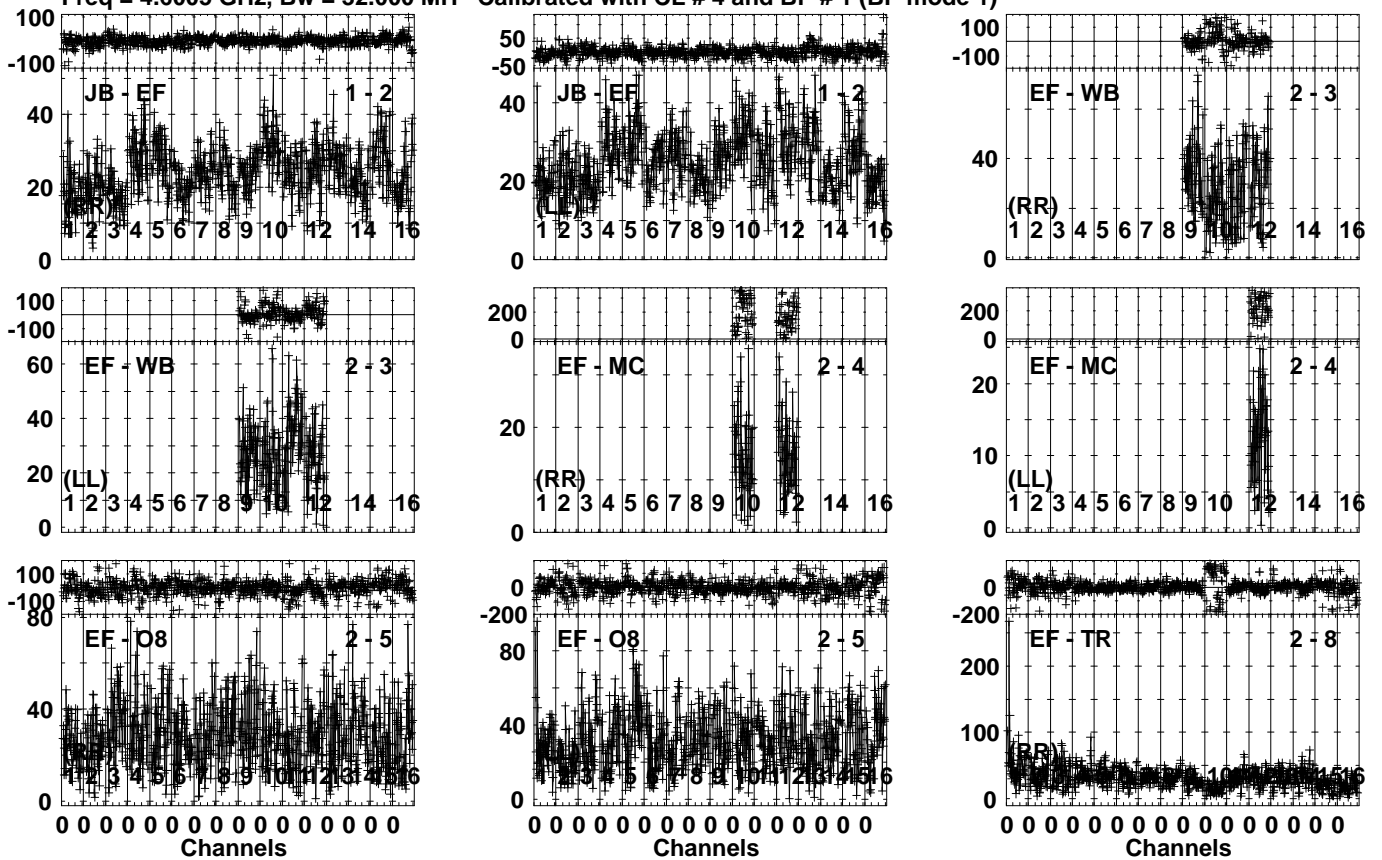


Lower frame: Milli Ampl Jy Top frame: Phas deg
Vector averaged cross-power spectrum Several baselines displayed
Timerange: 01/00:11:33 to 01/00:14:29

Plot file version 700 created 23-APR-2024 17:25:55

J0529+3209 EB100E 1.UVDATA.1

Freq = 4.6005 GHz, Bw = 32.000 MH Calibrated with CL # 4 and BP # 1 (BP mode 1)

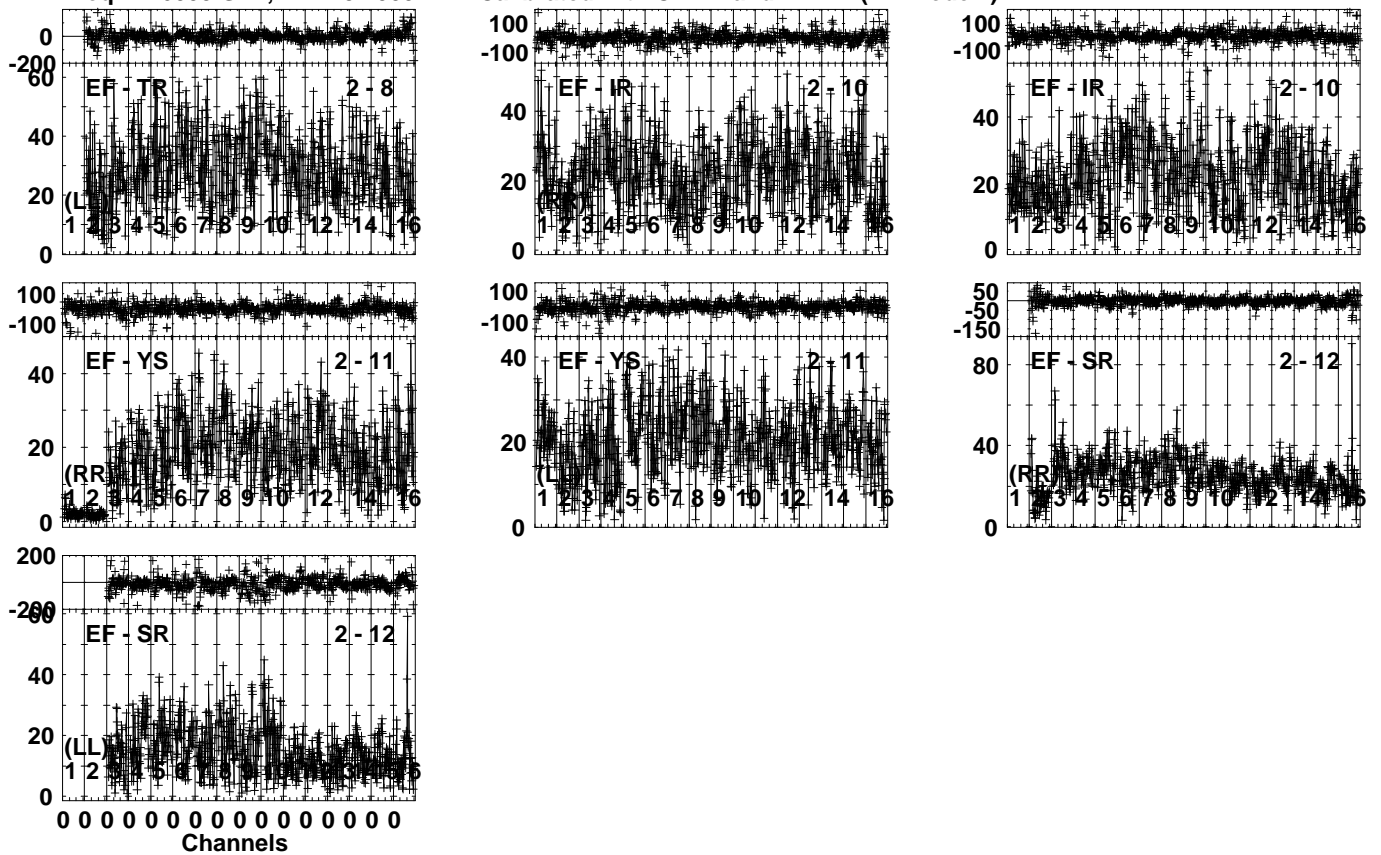


Lower frame: Milli Ampl Jy Top frame: Phas deg
Vector averaged cross-power spectrum Several baselines displayed
Timerange: 01/00:14:31 to 01/00:15:59

Plot file version 701 created 23-APR-2024 17:25:55

J0529+3209 EB100E 1.UVDATA.1

Freq = 4.6005 GHz, Bw = 32.000 MH Calibrated with CL # 4 and BP # 1 (BP mode 1)

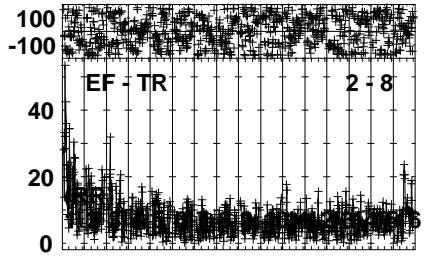
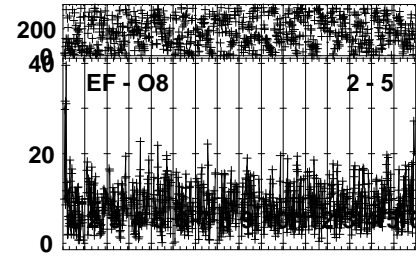
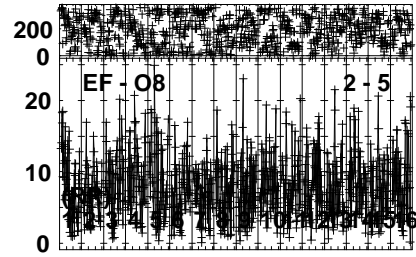
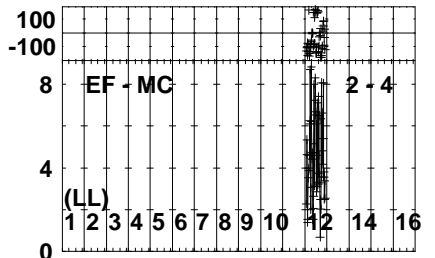
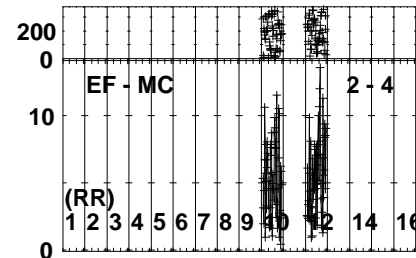
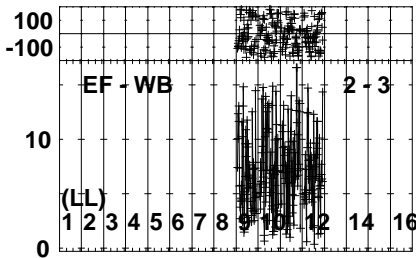
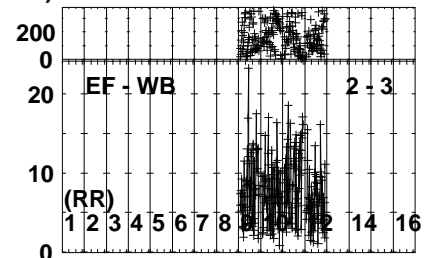
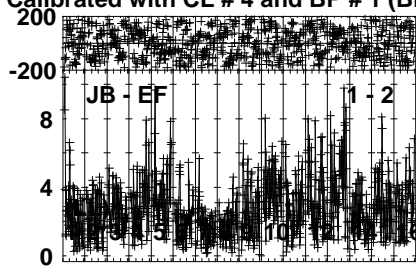
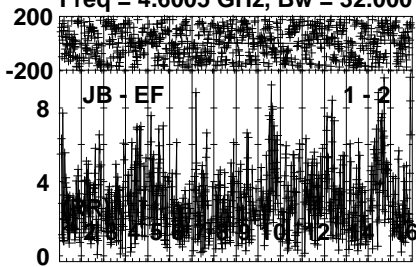


0 0 0 0 0 0 0 0 0 0 0 0 0 0 0 0
Channels
Lower frame: Milli Ampl Jy Top frame: Phas deg
Vector averaged cross-power spectrum Several baselines displayed
Timerange: 01/00:14:31 to 01/00:15:59

Plot file version 702 created 23-APR-2024 17:25:56

FRB EB100E 1.UVDATA.1

Freq = 4.6005 GHz, Bw = 32.000 MH Calibrated with CL # 4 and BP # 1 (BP mode 1)

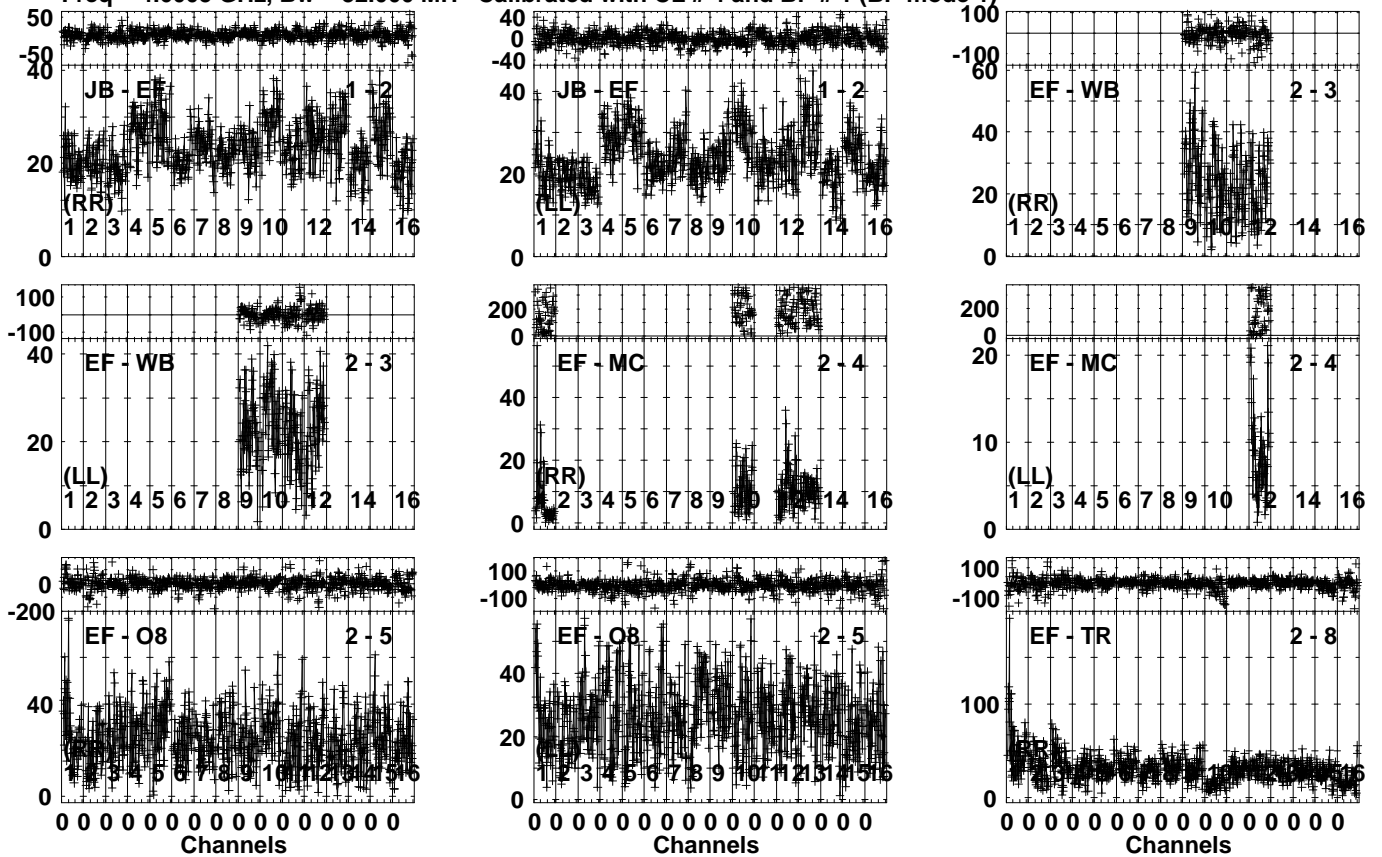


Lower frame: Milli Ampl Jy Top frame: Phas deg
Vector averaged cross-power spectrum Several baselines displayed
Timerange: 01/00:16:01 to 01/00:19:29

Plot file version 704 created 23-APR-2024 17:25:57

J0529+3209 EB100E 1.UVDATA.1

Freq = 4.6005 GHz, Bw = 32.000 MH Calibrated with CL # 4 and BP # 1 (BP mode 1)

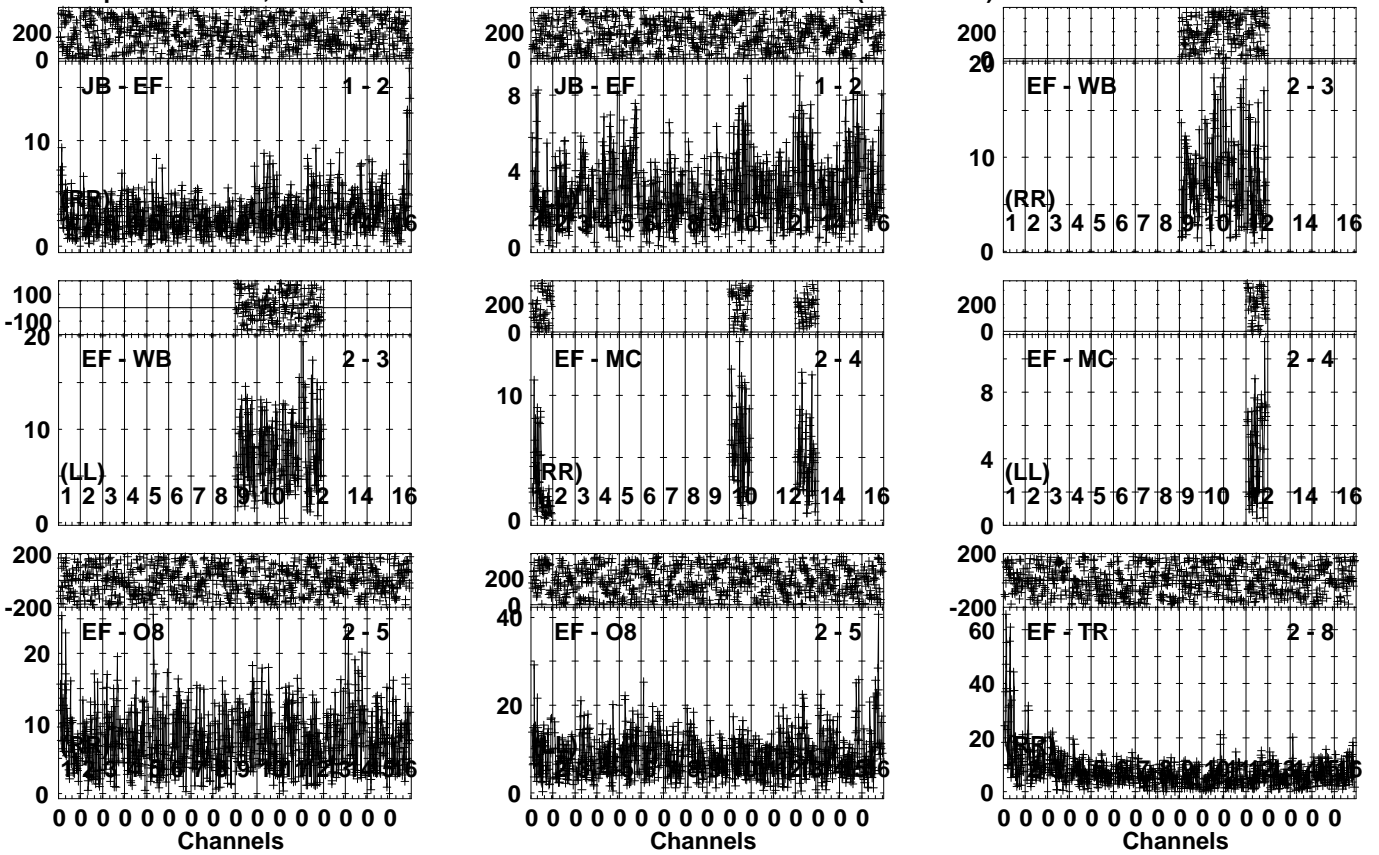


Lower frame: Milli Ampl Jy Top frame: Phas deg
Vector averaged cross-power spectrum Several baselines displayed
Timerange: 01/00:20:03 to 01/00:20:59

Plot file version 706 created 23-APR-2024 17:25:59

FRB EB100E 1.UVDATA.1

Freq = 4.6005 GHz, Bw = 32.000 MH Calibrated with CL # 4 and BP # 1 (BP mode 1)

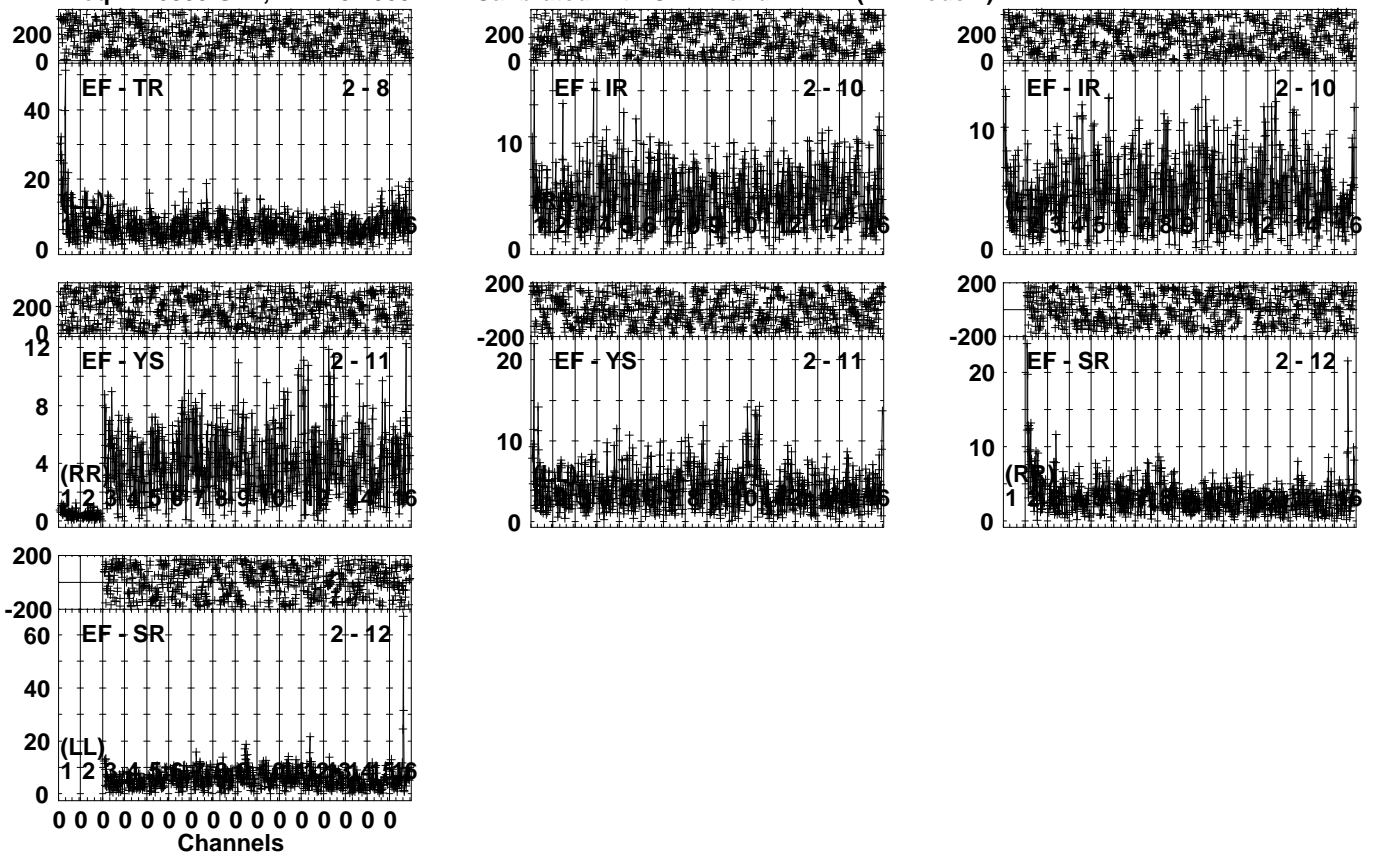


Lower frame: Milli Ampl Jy Top frame: Phas deg
Vector averaged cross-power spectrum Several baselines displayed
Timerange: 01/00:21:03 to 01/00:24:29

Plot file version 707 created 23-APR-2024 17:25:59

FRB EB100E 1.UVDATA.1

Freq = 4.6005 GHz, Bw = 32.000 MH Calibrated with CL # 4 and BP # 1 (BP mode 1)

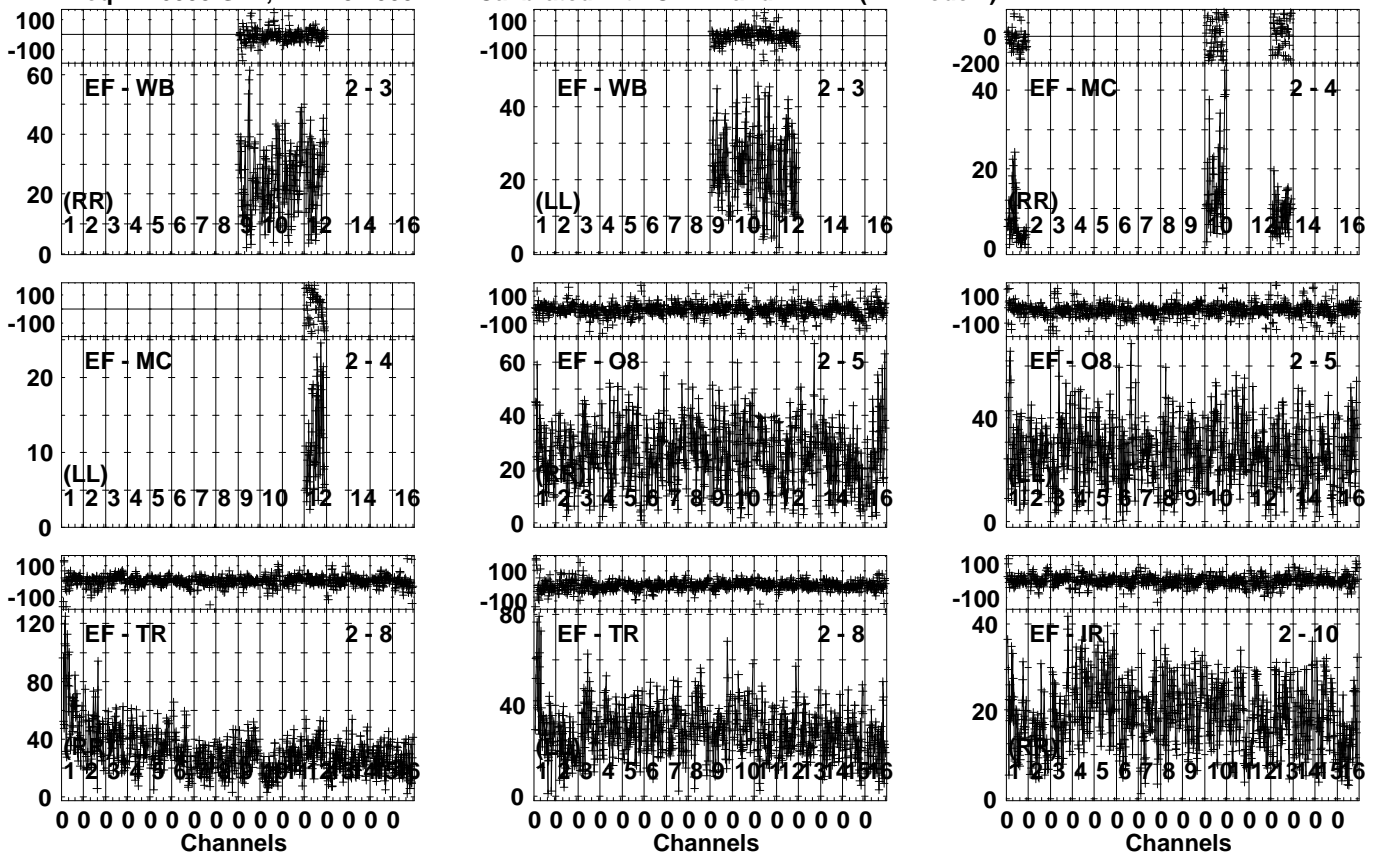


Lower frame: Milli Ampl Jy Top frame: Phas deg
Vector averaged cross-power spectrum Several baselines displayed
Timerange: 01/00:21:03 to 01/00:24:29

Plot file version 708 created 23-APR-2024 17:26:00

J0529+3209 EB100E 1.UVDATA.1

Freq = 4.6005 GHz, Bw = 32.000 MH Calibrated with CL # 4 and BP # 1 (BP mode 1)

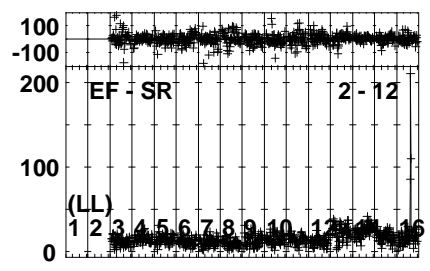
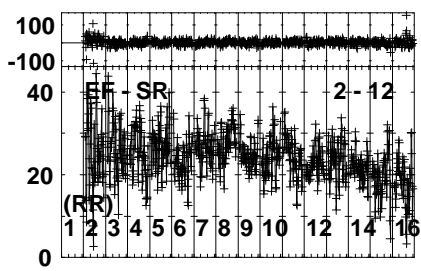
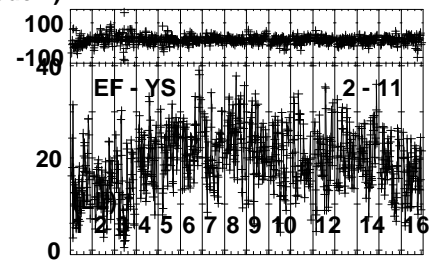
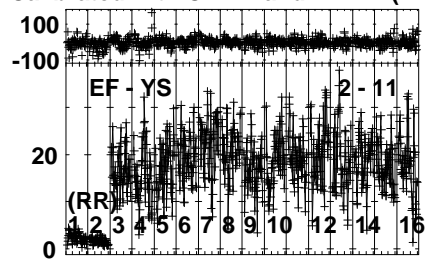
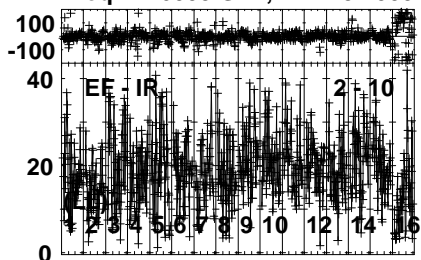


Lower frame: Milli Ampl Jy Top frame: Phas deg
Vector averaged cross-power spectrum Several baselines displayed
Timerange: 01/00:25:03 to 01/00:25:59

Plot file version 709 created 23-APR-2024 17:26:01

J0529+3209 EB100E 1.UVDATA.1

Freq = 4.6005 GHz, Bw = 32.000 MH Calibrated with CL # 4 and BP # 1 (BP mode 1)

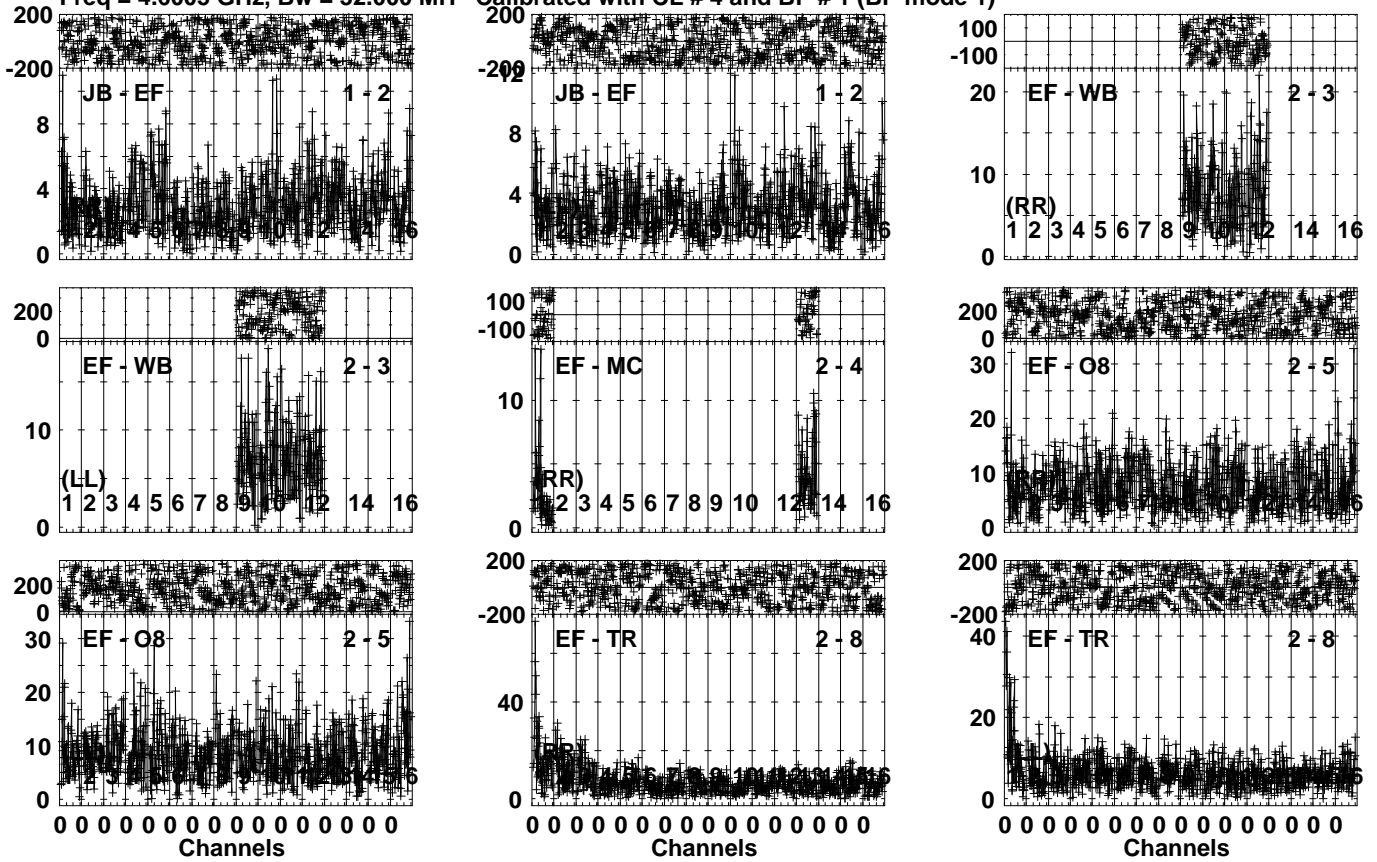


Lower frame: Milli Ampl Jy Top frame: Phas deg
Vector averaged cross-power spectrum Several baselines displayed
Timerange: 01/00:25:03 to 01/00:25:59

Plot file version 710 created 23-APR-2024 17:26:01

FRB EB100E 1.UVDATA.1

Freq = 4.6005 GHz, Bw = 32.000 MH Calibrated with CL # 4 and BP # 1 (BP mode 1)

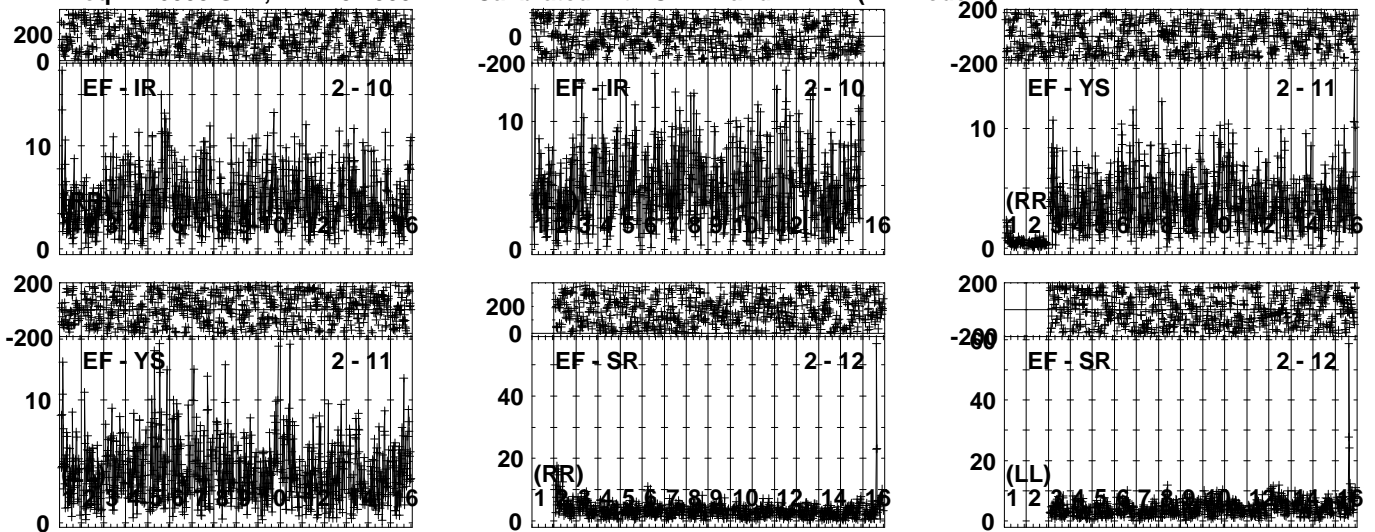


Lower frame: Milli Ampl Jy Top frame: Phas deg
Vector averaged cross-power spectrum Several baselines displayed
Timerange: 01/00:26:03 to 01/00:29:29

Plot file version 711 created 23-APR-2024 17:26:02

FRB EB100E 1.UVDATA.1

Freq = 4.6005 GHz, Bw = 32.000 MH Calibrated with CL # 4 and BP # 1 (BP mode 1)

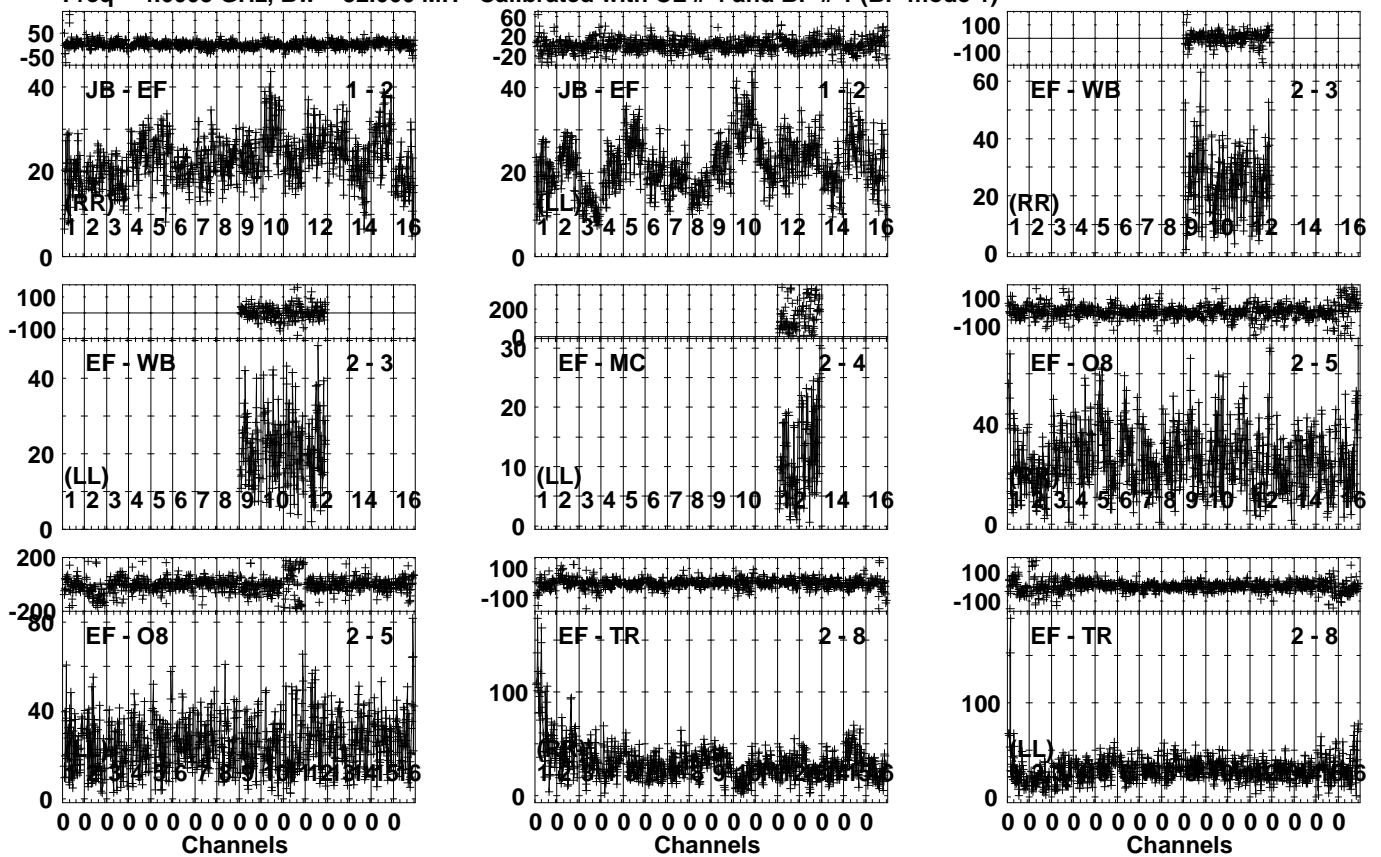


Lower frame: Milli Ampl Jy Top frame: Phas deg
Vector averaged cross-power spectrum Several baselines displayed
Timerange: 01/00:26:03 to 01/00:29:29

Plot file version 712 created 23-APR-2024 17:26:03

J0529+3209 EB100E 1.UVDATA.1

Freq = 4.6005 GHz, Bw = 32.000 MH Calibrated with CL # 4 and BP # 1 (BP mode 1)

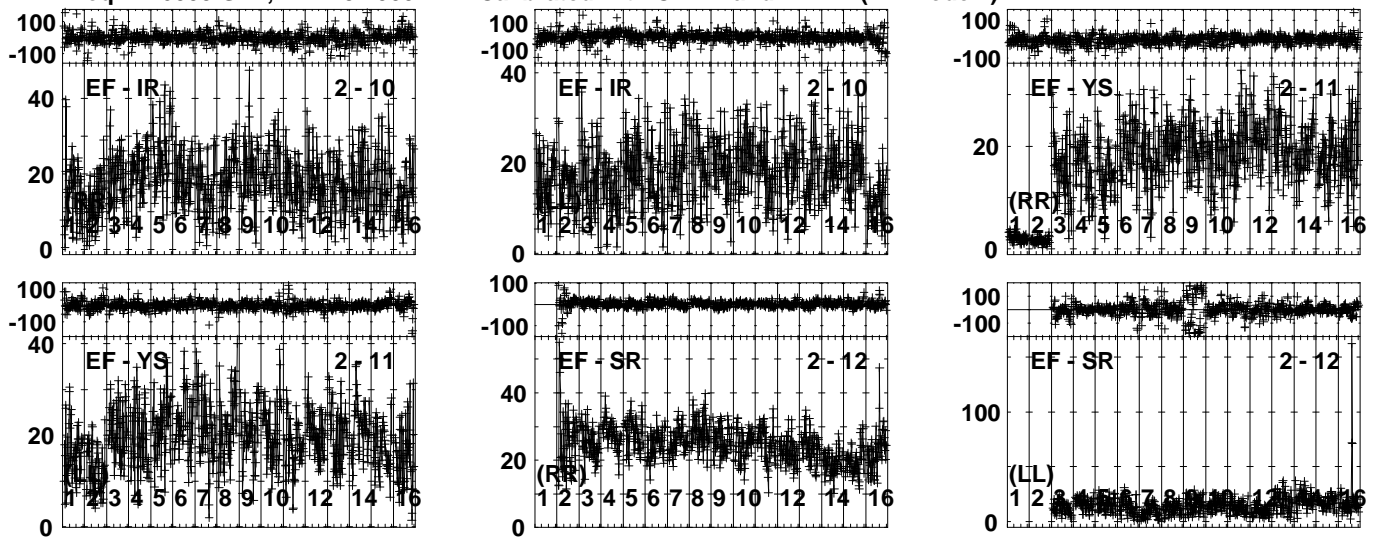


Lower frame: Milli Ampl Jy Top frame: Phas deg
Vector averaged cross-power spectrum Several baselines displayed
Timerange: 01/00:29:31 to 01/00:30:59

Plot file version 713 created 23-APR-2024 17:26:03

J0529+3209 EB100E 1.UVDATA.1

Freq = 4.6005 GHz, Bw = 32.000 MH Calibrated with CL # 4 and BP # 1 (BP mode 1)

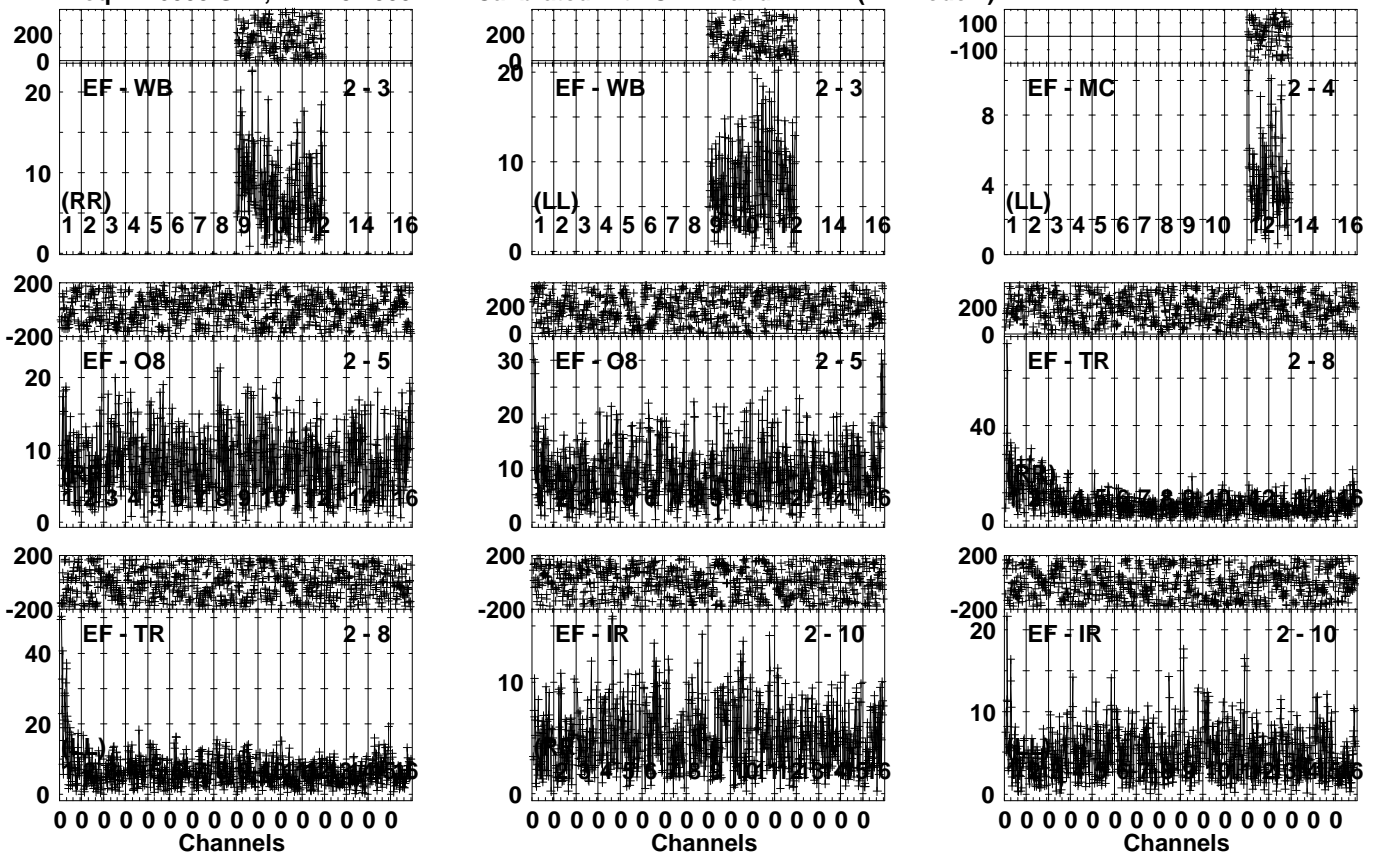


Lower frame: Milli Ampl Jy Top frame: Phas deg
Vector averaged cross-power spectrum Several baselines displayed
Timerange: 01/00:29:31 to 01/00:30:59

Plot file version 714 created 23-APR-2024 17:26:04

FRB EB100E 1.UVDATA.1

Freq = 4.6005 GHz, Bw = 32.000 MH Calibrated with CL # 4 and BP # 1 (BP mode 1)

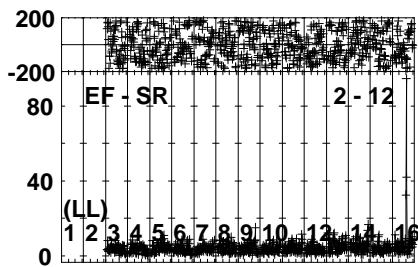
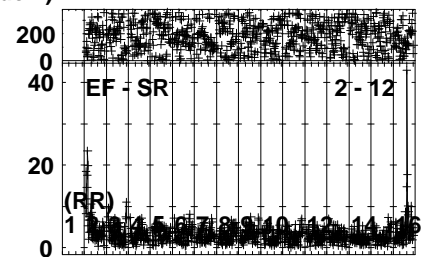
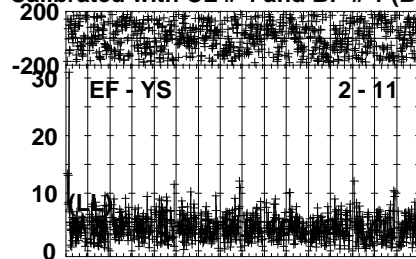
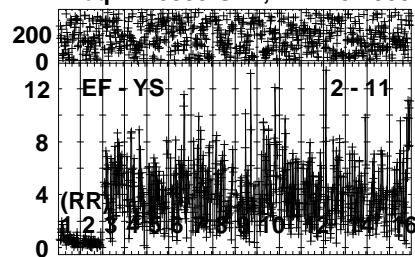


Lower frame: Milli Ampl Jy Top frame: Phas deg
Vector averaged cross-power spectrum Several baselines displayed
Timerange: 01/00:31:01 to 01/00:34:29

Plot file version 715 created 23-APR-2024 17:26:05

FRB EB100E 1.UVDATA.1

Freq = 4.6005 GHz, Bw = 32.000 MH Calibrated with CL # 4 and BP # 1 (BP mode 1)



Lower frame: Milli Ampl Jy Top frame: Phas deg

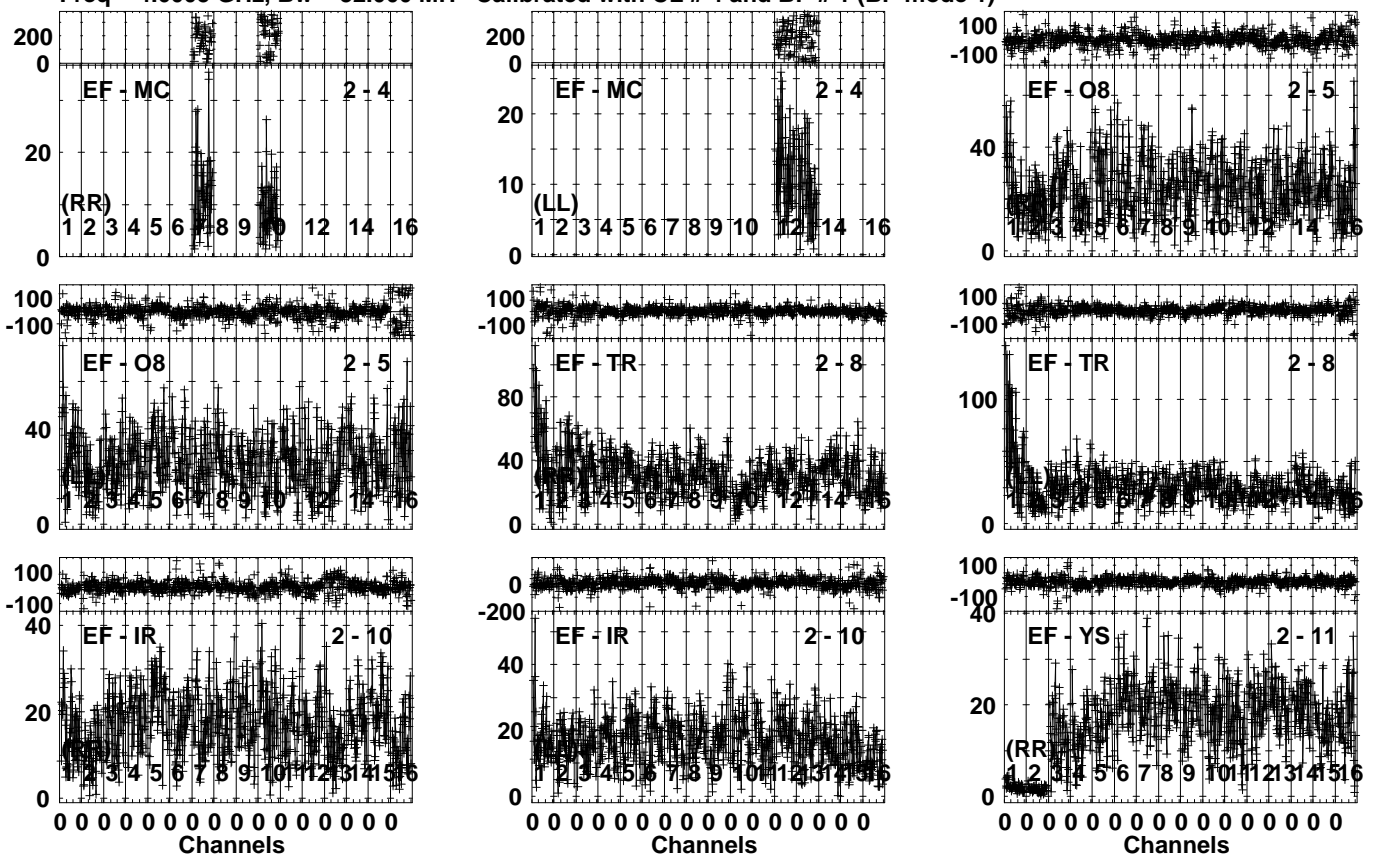
Vector averaged cross-power spectrum Several baselines displayed

Timerange: 01/00:31:01 to 01/00:34:29

Plot file version 716 created 23-APR-2024 17:26:05

J0529+3209 EB100E 1.UVDATA.1

Freq = 4.6005 GHz, Bw = 32.000 MH Calibrated with CL # 4 and BP # 1 (BP mode 1)

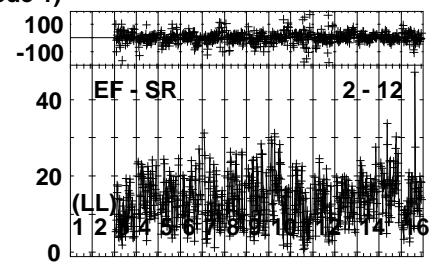
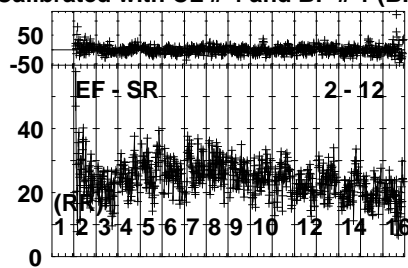
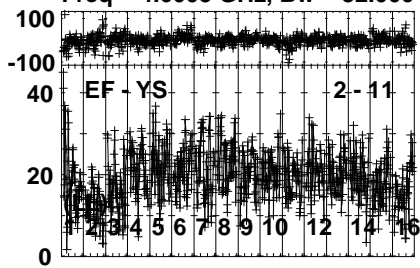


Lower frame: Milli Ampl Jy Top frame: Phas deg
Vector averaged cross-power spectrum Several baselines displayed
Timerange: 01/00:35:03 to 01/00:35:59

Plot file version 717 created 23-APR-2024 17:26:06

J0529+3209 EB100E 1.UVDATA.1

Freq = 4.6005 GHz, Bw = 32.000 MH Calibrated with CL # 4 and BP # 1 (BP mode 1)

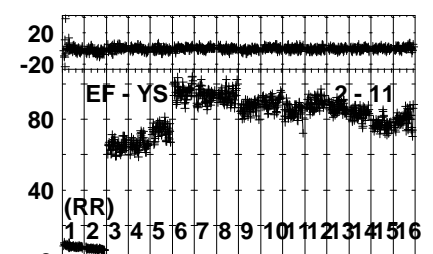
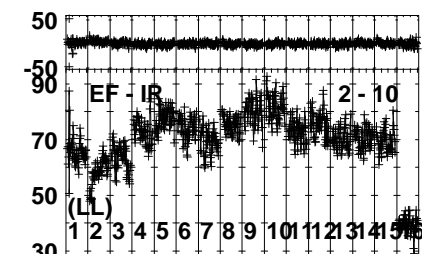
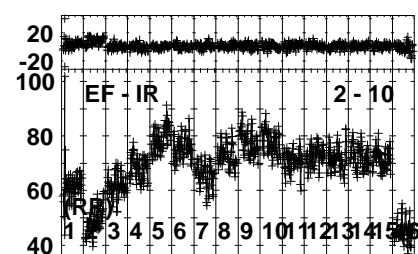
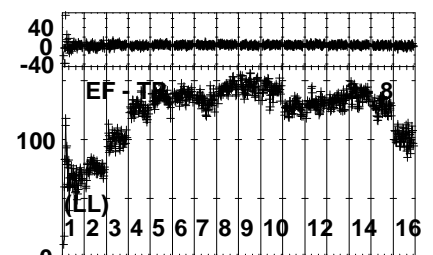
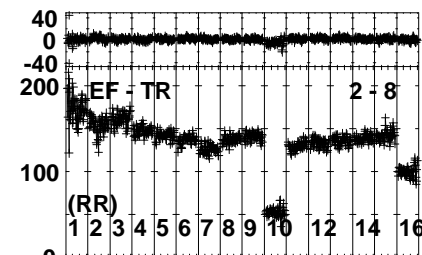
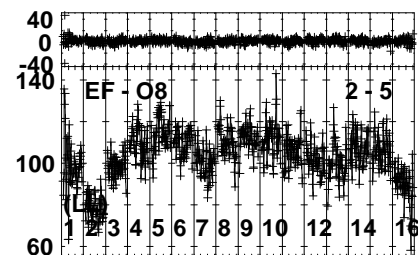
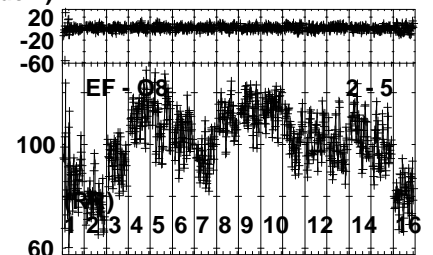
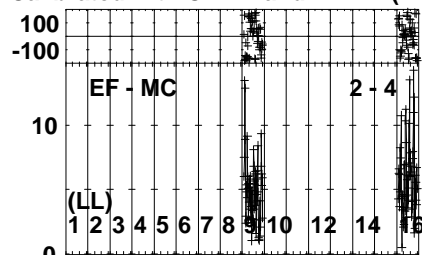
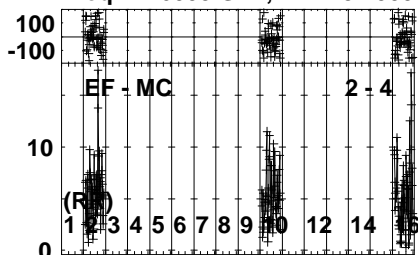


Lower frame: Milli Ampl Jy Top frame: Phas deg
Vector averaged cross-power spectrum Several baselines displayed
Timerange: 01/00:35:03 to 01/00:35:59

Plot file version 718 created 23-APR-2024 17:26:06

J0518+3306 EB100E 1.UVDATA.1

Freq = 4.6005 GHz, Bw = 32.000 MH Calibrated with CL # 4 and BP # 1 (BP mode 1)

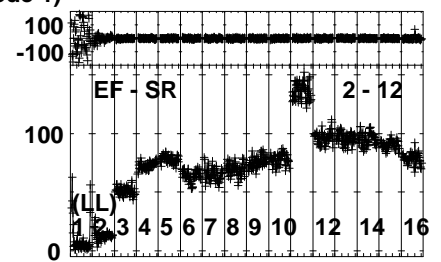
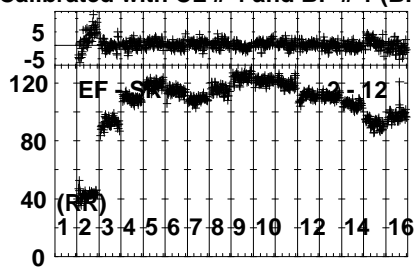
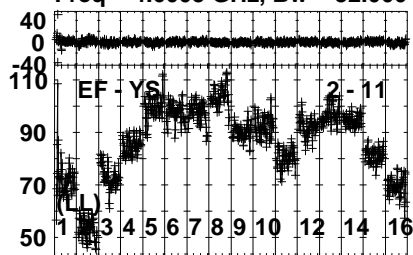


Lower frame: Milli Ampl Jy Top frame: Phas deg
Vector averaged cross-power spectrum Several baselines displayed
Timerange: 01/00:36:33 to 01/00:39:29

Plot file version 719 created 23-APR-2024 17:26:07

J0518+3306 EB100E 1.UVDATA.1

Freq = 4.6005 GHz, Bw = 32.000 MH Calibrated with CL # 4 and BP # 1 (BP mode 1)

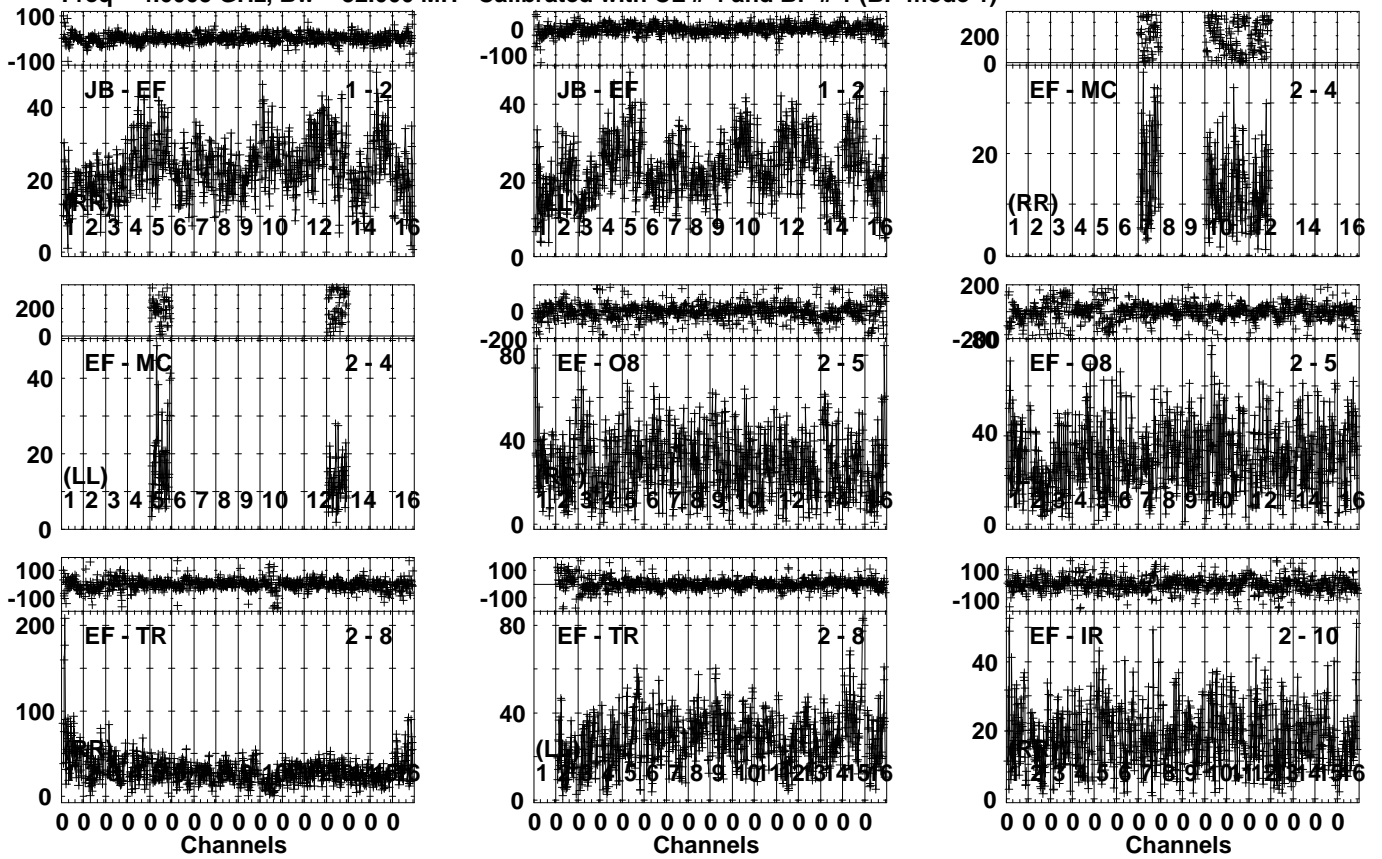


Lower frame: Milli Ampl Jy Top frame: Phas deg
Vector averaged cross-power spectrum Several baselines displayed
Timerange: 01/00:36:33 to 01/00:39:29

Plot file version 720 created 23-APR-2024 17:26:07

J0529+3209 EB100E 1.UVDATA.1

Freq = 4.6005 GHz, Bw = 32.000 MH Calibrated with CL # 4 and BP # 1 (BP mode 1)

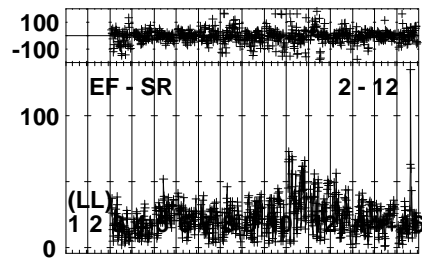
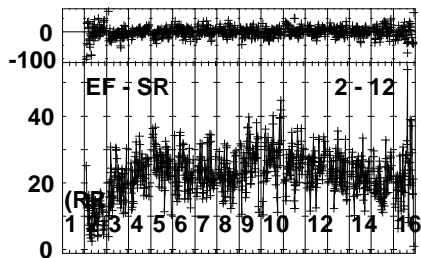
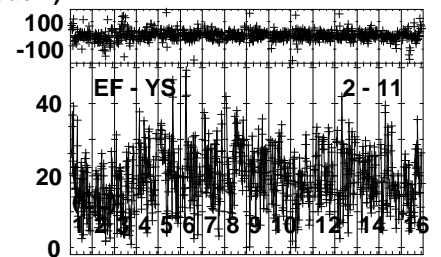
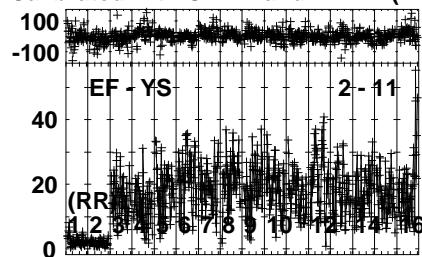
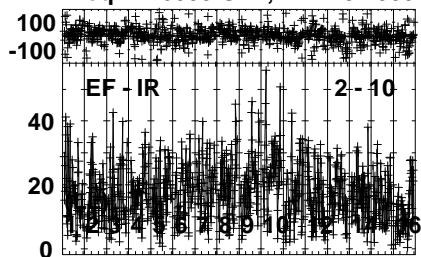


Lower frame: Milli Ampl Jy Top frame: Phas deg
Vector averaged cross-power spectrum Several baselines displayed
Timerange: 01/00:39:33 to 01/00:40:59

Plot file version 721 created 23-APR-2024 17:26:08

J0529+3209 EB100E 1.UVDATA.1

Freq = 4.6005 GHz, Bw = 32.000 MH Calibrated with CL # 4 and BP # 1 (BP mode 1)



Lower frame: Milli Ampl Jy Top frame: Phas deg

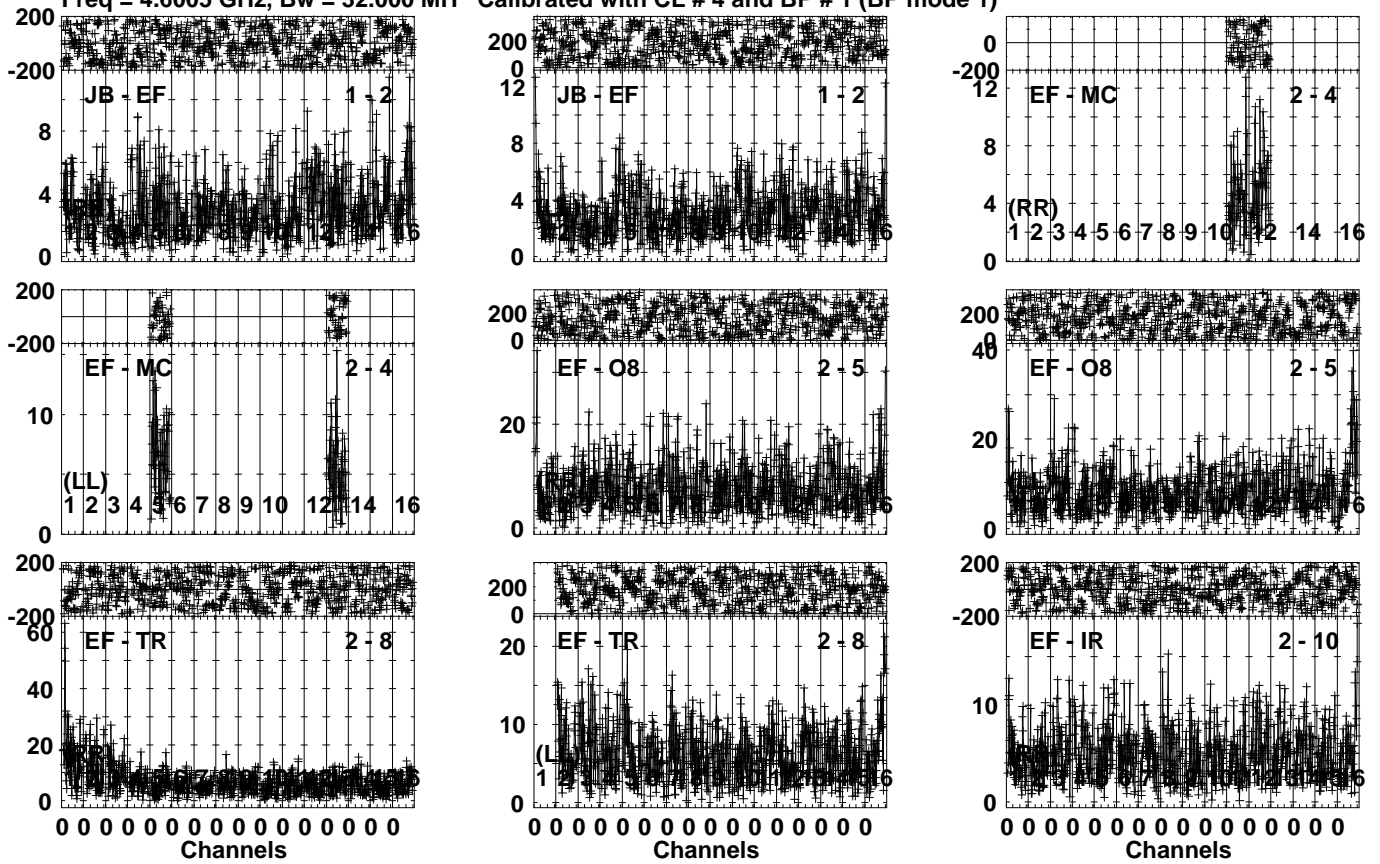
Vector averaged cross-power spectrum Several baselines displayed

Timerange: 01/00:39:33 to 01/00:40:59

Plot file version 722 created 23-APR-2024 17:26:08

FRB EB100E 1.UVDATA.1

Freq = 4.6005 GHz, Bw = 32.000 MH Calibrated with CL # 4 and BP # 1 (BP mode 1)

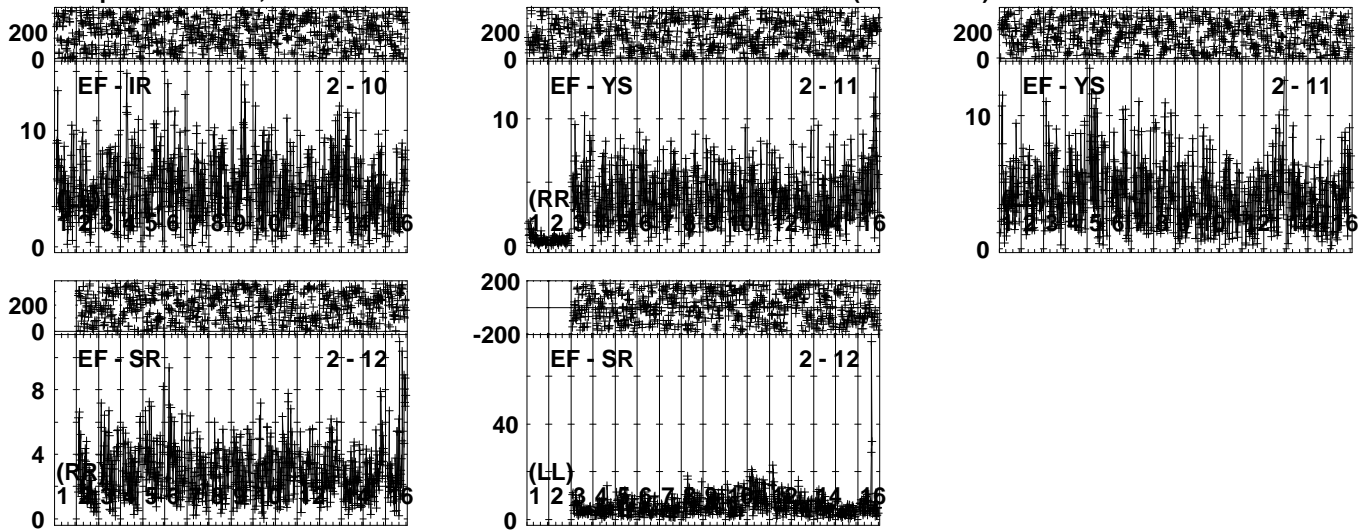


Lower frame: Milli Ampl Jy Top frame: Phas deg
Vector averaged cross-power spectrum Several baselines displayed
Timerange: 01/00:41:03 to 01/00:44:29

Plot file version 723 created 23-APR-2024 17:26:09

FRB EB100E 1.UVDATA.1

Freq = 4.6005 GHz, Bw = 32.000 MH Calibrated with CL # 4 and BP # 1 (BP mode 1)

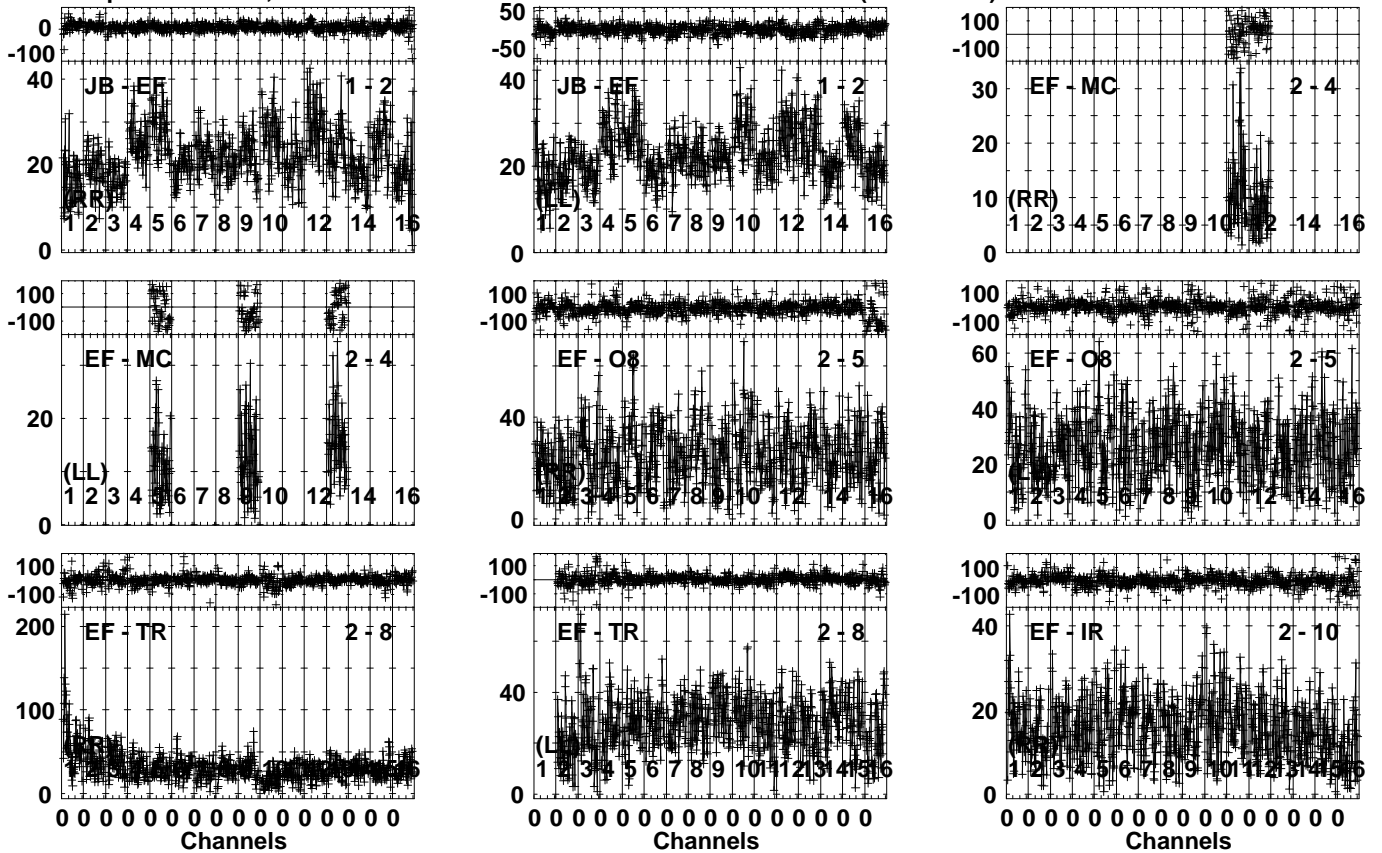


Lower frame: Milli Ampl Jy Top frame: Phas deg
Vector averaged cross-power spectrum Several baselines displayed
Timerange: 01/00:41:03 to 01/00:44:29

Plot file version 724 created 23-APR-2024 17:26:10

J0529+3209 EB100E 1.UVDATA.1

Freq = 4.6005 GHz, Bw = 32.000 MH Calibrated with CL # 4 and BP # 1 (BP mode 1)

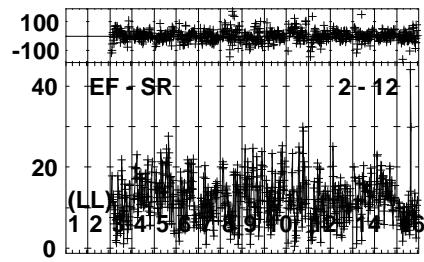
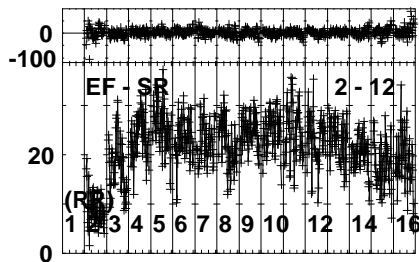
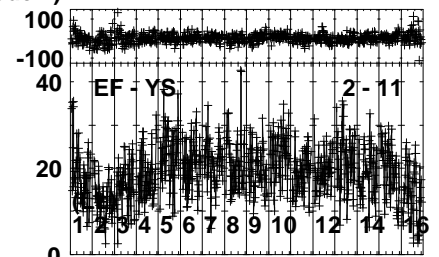
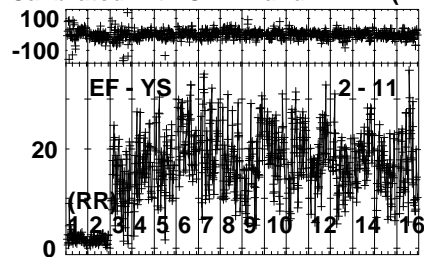
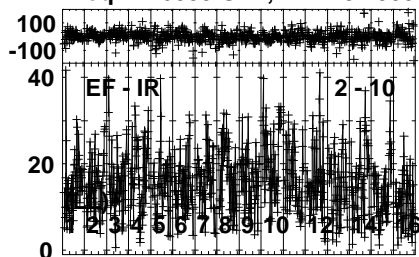


Lower frame: Milli Ampl Jy Top frame: Phas deg
Vector averaged cross-power spectrum Several baselines displayed
Timerange: 01/00:45:03 to 01/00:45:59

Plot file version 725 created 23-APR-2024 17:26:10

J0529+3209 EB100E 1.UVDATA.1

Freq = 4.6005 GHz, Bw = 32.000 MH Calibrated with CL # 4 and BP # 1 (BP mode 1)

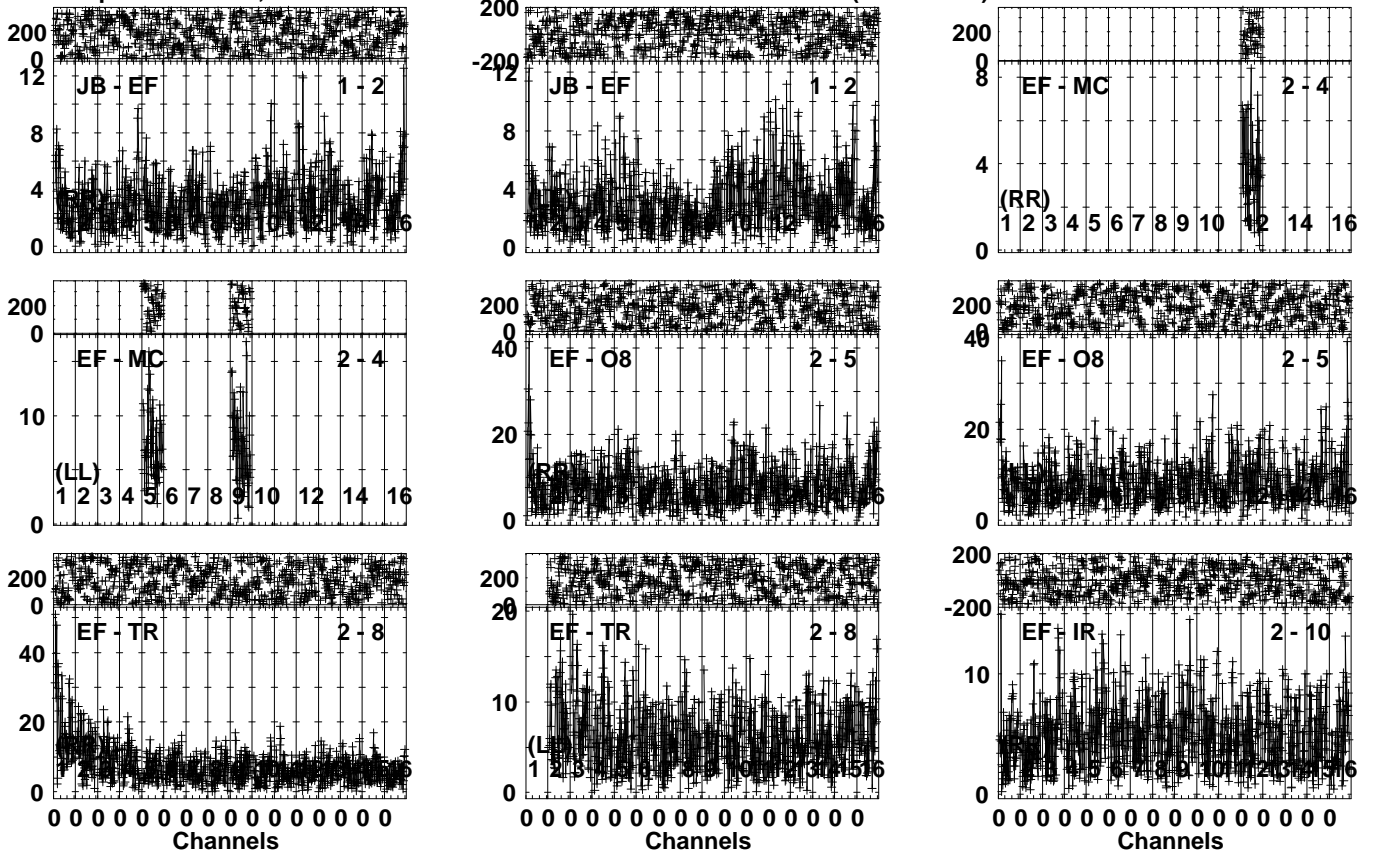


Lower frame: Milli Ampl Jy Top frame: Phas deg
Vector averaged cross-power spectrum Several baselines displayed
Timerange: 01/00:45:03 to 01/00:45:59

Plot file version 726 created 23-APR-2024 17:26:11

FRB EB100E 1.UVDATA.1

Freq = 4.6005 GHz, Bw = 32.000 MH Calibrated with CL # 4 and BP # 1 (BP mode 1)

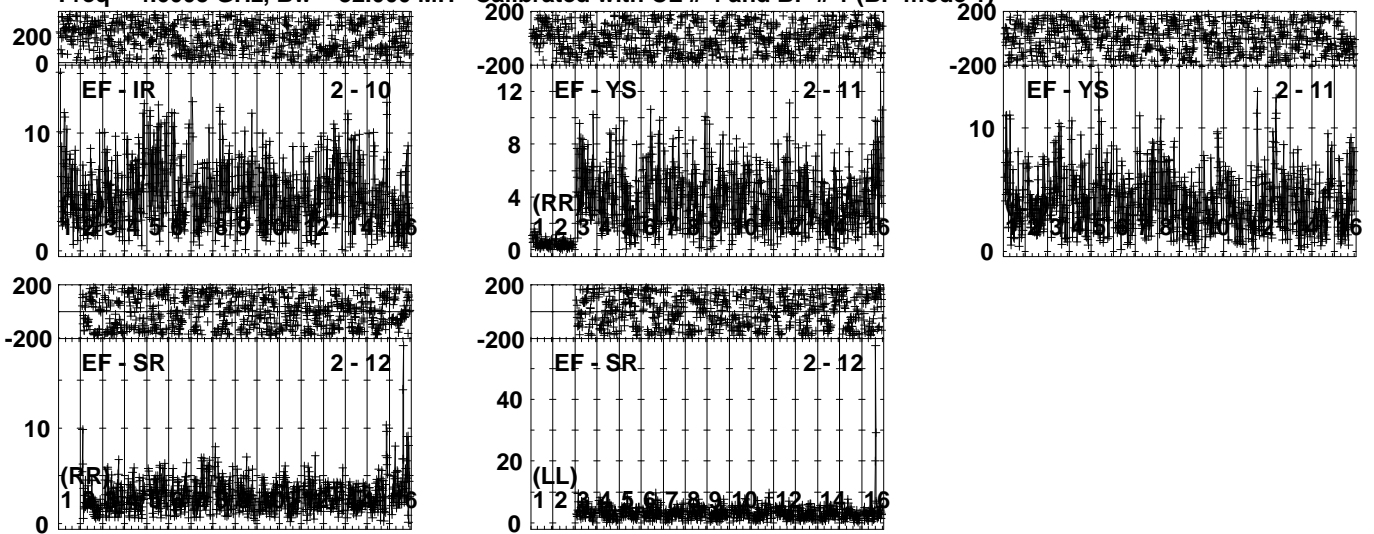


Lower frame: Milli Ampl Jy Top frame: Phas deg
Vector averaged cross-power spectrum Several baselines displayed
Timerange: 01/00:46:03 to 01/00:49:29

Plot file version 727 created 23-APR-2024 17:26:12

FRB EB100E 1.UVDATA.1

Freq = 4.6005 GHz, Bw = 32.000 MH Calibrated with CL # 4 and BP # 1 (BP mode 1)

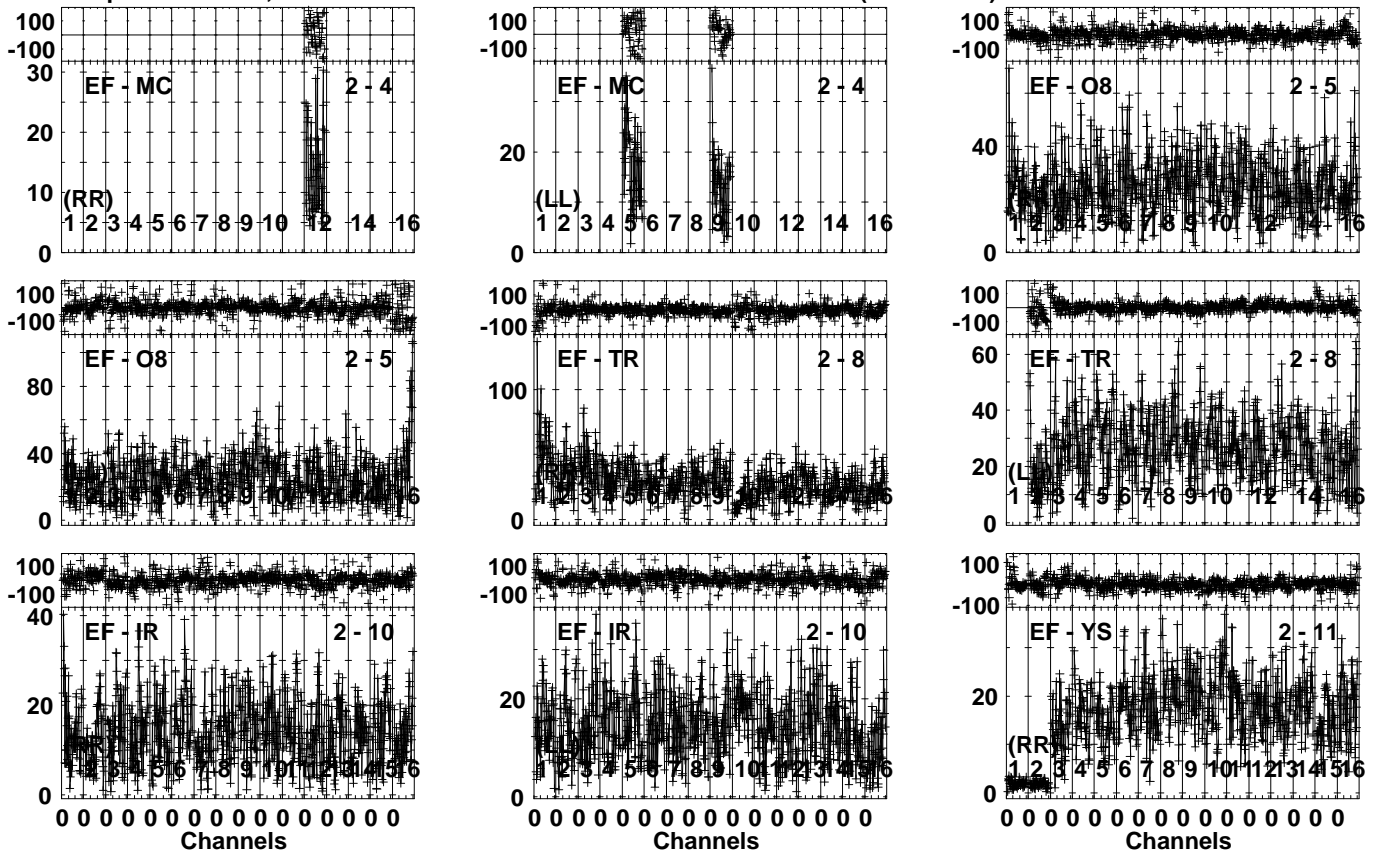


Lower frame: Milli Ampl Jy Top frame: Phas deg
Vector averaged cross-power spectrum Several baselines displayed
Timerange: 01/00:46:03 to 01/00:49:29

Plot file version 728 created 23-APR-2024 17:26:12

J0529+3209 EB100E 1.UVDATA.1

Freq = 4.6005 GHz, Bw = 32.000 MH Calibrated with CL # 4 and BP # 1 (BP mode 1)

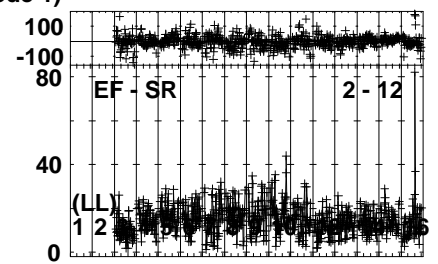
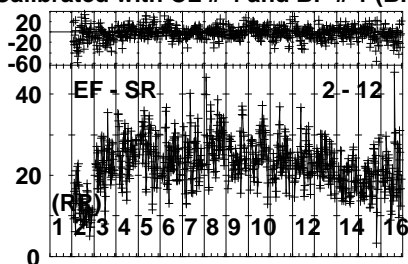
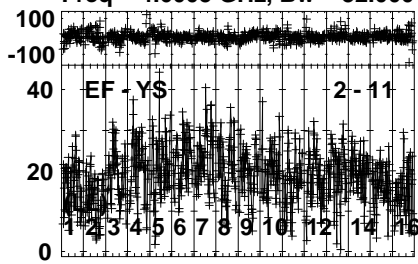


Lower frame: Milli Ampl Jy Top frame: Phas deg
Vector averaged cross-power spectrum Several baselines displayed
Timerange: 01/00:50:03 to 01/00:50:59

Plot file version 729 created 23-APR-2024 17:26:13

J0529+3209 EB100E 1.UVDATA.1

Freq = 4.6005 GHz, Bw = 32.000 MH Calibrated with CL # 4 and BP # 1 (BP mode 1)

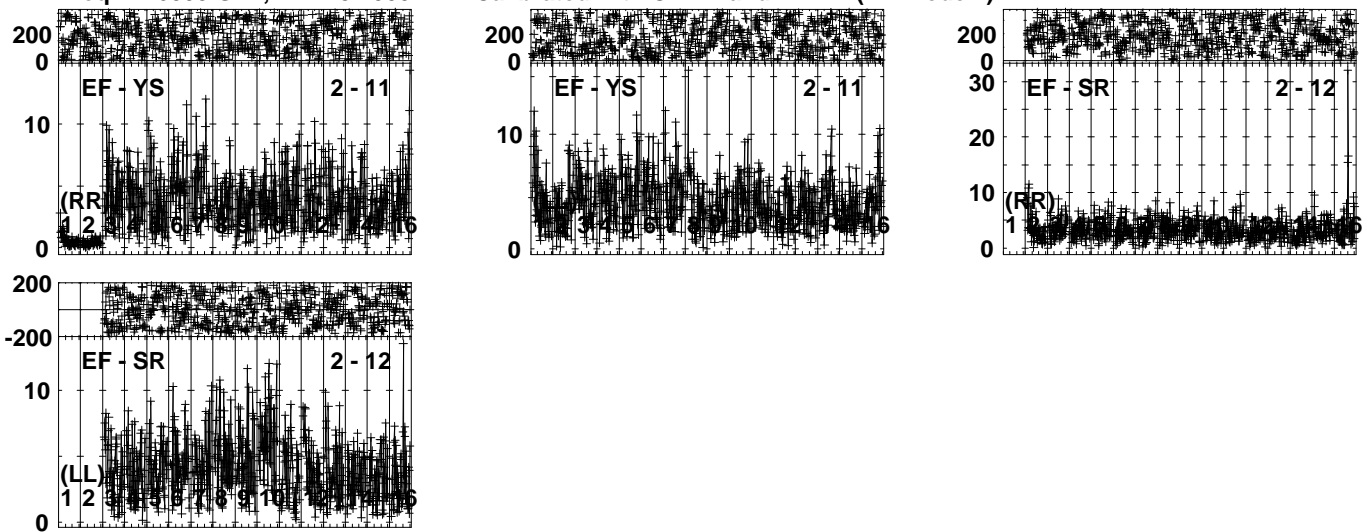


Lower frame: Milli Ampl Jy Top frame: Phas deg
Vector averaged cross-power spectrum Several baselines displayed
Timerange: 01/00:50:03 to 01/00:50:59

Plot file version 731 created 23-APR-2024 17:26:14

FRB EB100E 1.UVDATA.1

Freq = 4.6005 GHz, Bw = 32.000 MH Calibrated with CL # 4 and BP # 1 (BP mode 1)

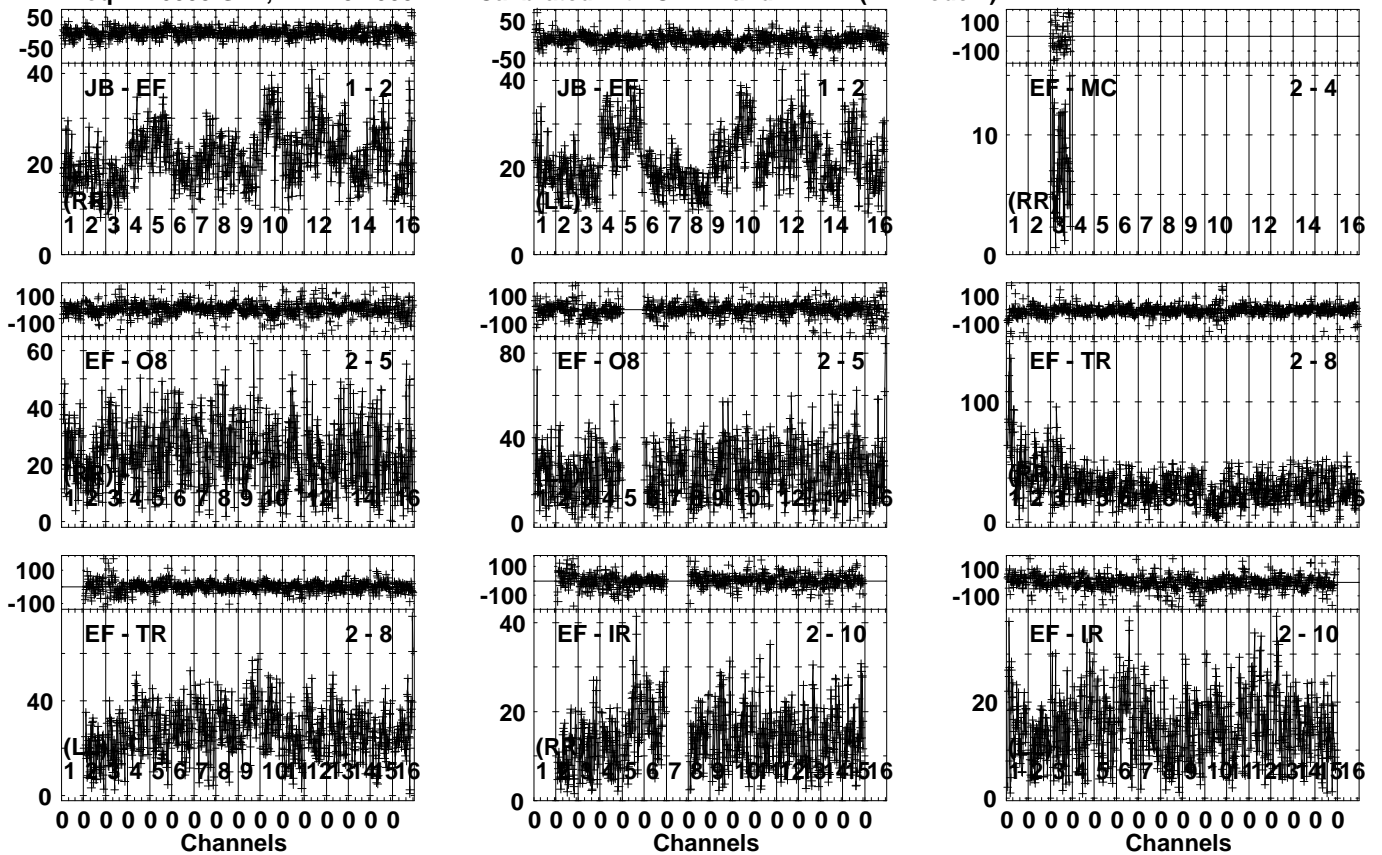


Lower frame: Milli Ampl Jy Top frame: Phas deg
Vector averaged cross-power spectrum Several baselines displayed
Timerange: 01/00:51:03 to 01/00:54:29

Plot file version 732 created 23-APR-2024 17:26:15

J0529+3209 EB100E 1.UVDATA.1

Freq = 4.6005 GHz, Bw = 32.000 MH Calibrated with CL # 4 and BP # 1 (BP mode 1)

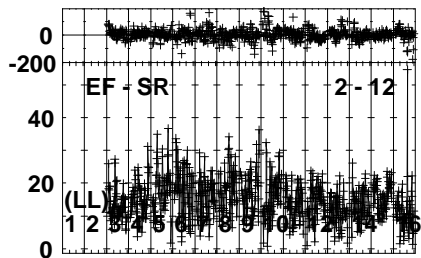
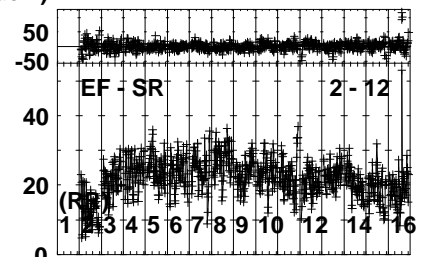
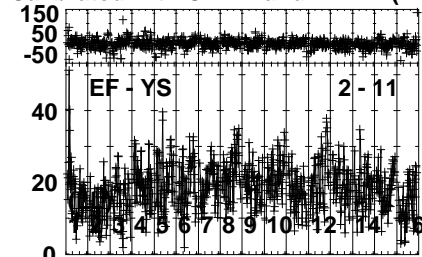
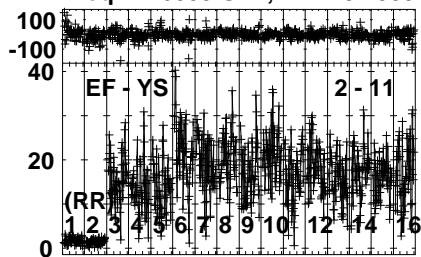


Lower frame: Milli Ampl Jy Top frame: Phas deg
Vector averaged cross-power spectrum Several baselines displayed
Timerange: 01/00:54:33 to 01/00:55:59

Plot file version 733 created 23-APR-2024 17:26:15

J0529+3209 EB100E 1.UVDATA.1

Freq = 4.6005 GHz, Bw = 32.000 MH Calibrated with CL # 4 and BP # 1 (BP mode 1)

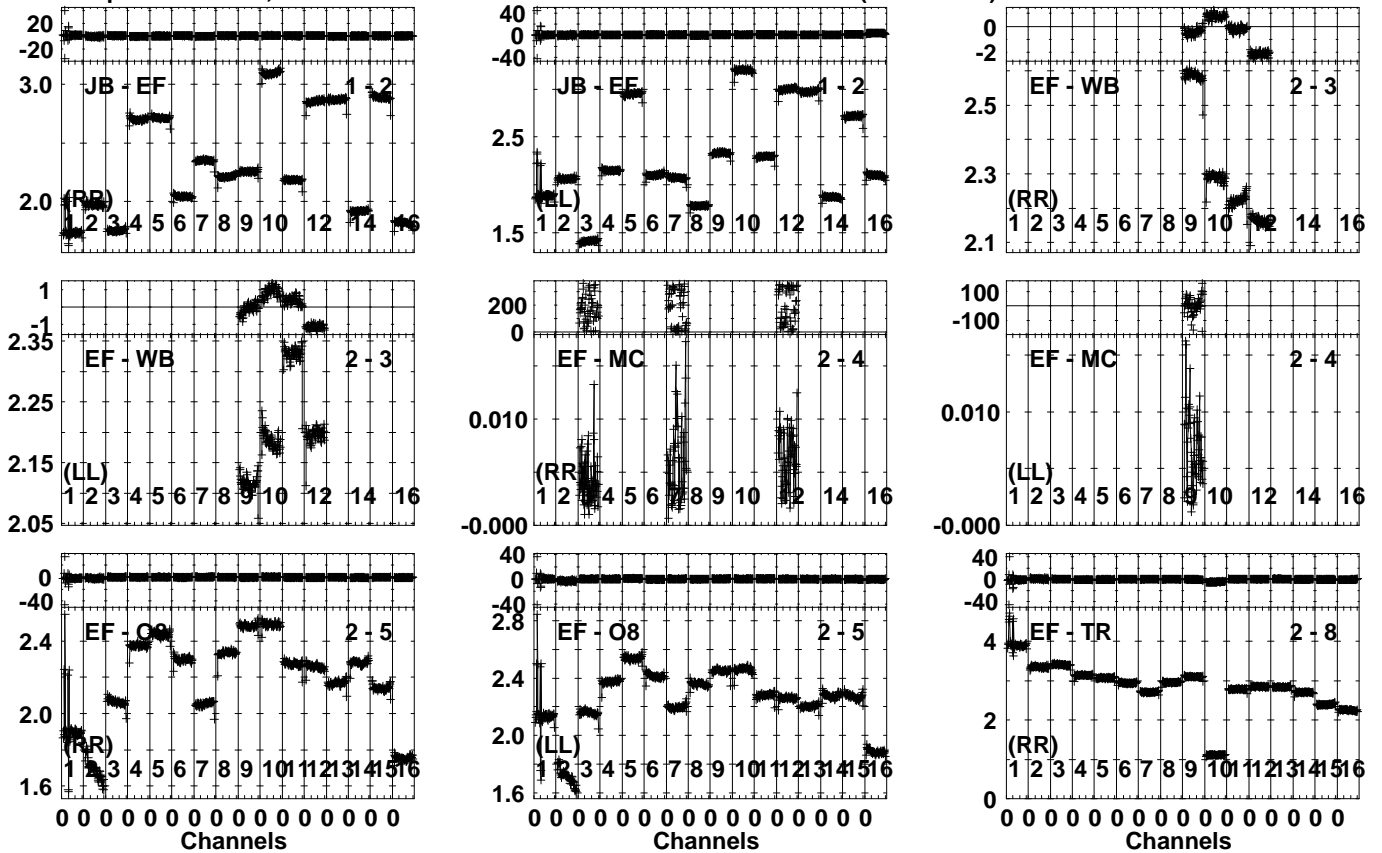


Lower frame: Milli Ampl Jy Top frame: Phas deg
Vector averaged cross-power spectrum Several baselines displayed
Timerange: 01/00:54:33 to 01/00:55:59

Plot file version 734 created 23-APR-2024 17:26:16

DA193 EB100E 1.UVDATA.1

Freq = 4.6005 GHz, Bw = 32.000 MH Calibrated with CL # 4 and BP # 1 (BP mode 1)

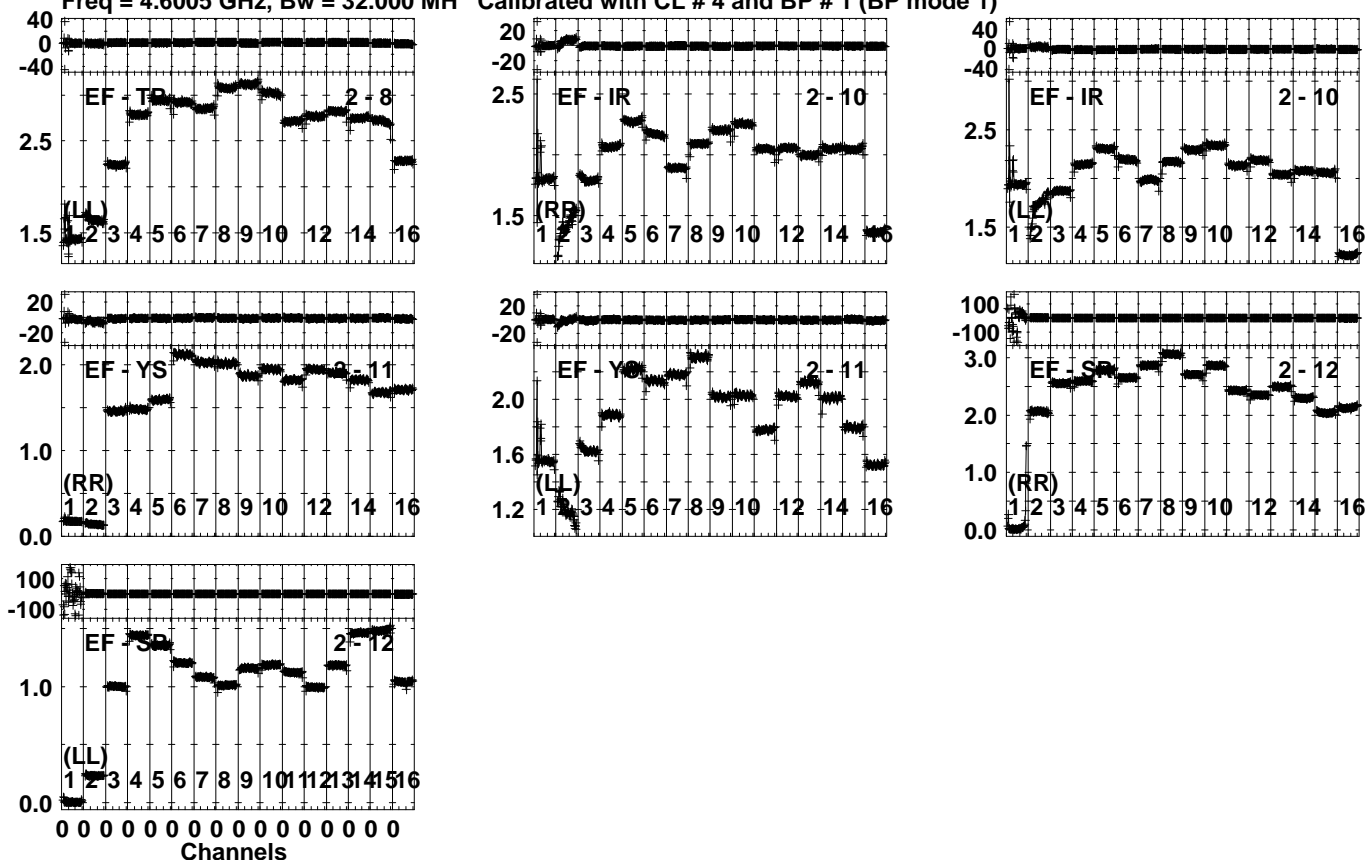


Lower frame: Ampl Jy Top frame: Phas deg
Vector averaged cross-power spectrum Several baselines displayed
Timerange: 01/00:57:03 to 01/00:59:59

Plot file version 735 created 23-APR-2024 17:26:16

DA193 EB100E 1.UVDATA.1

Freq = 4.6005 GHz, Bw = 32.000 MH Calibrated with CL # 4 and BP # 1 (BP mode 1)



Lower frame: Ampl Jy Top frame: Phas deg
Vector averaged cross-power spectrum Several baselines displayed
Timerange: 01/00:57:03 to 01/00:59:59