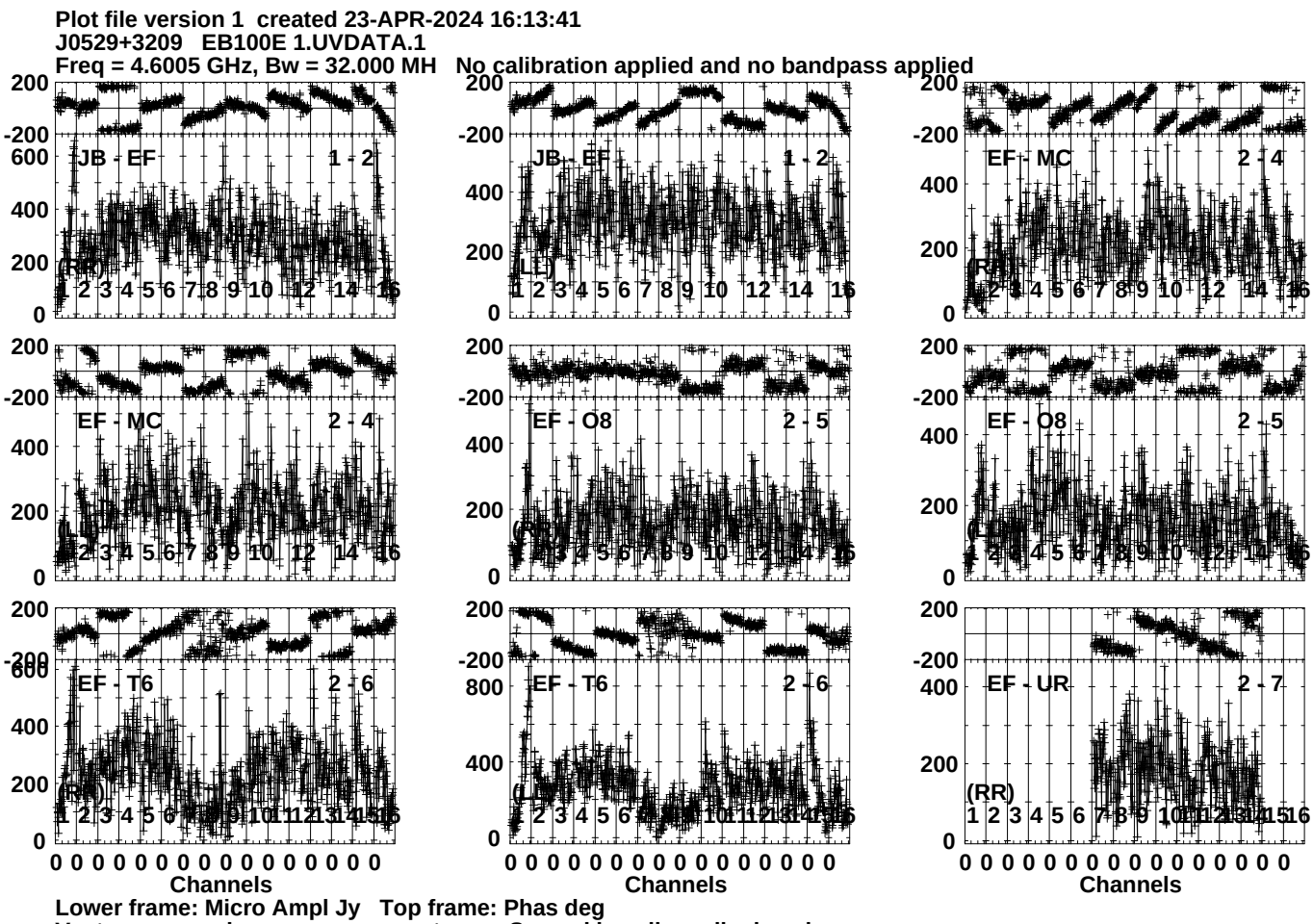
Plot file version 1 created 23-APR-2024 16:13:41
J0529+3209 EB100E 1.UVDATA.1
Freq = 4.6005 GHz, Bw = 32.000 MH No calibration applied and no bandpass applied
JB - EF 1 - 2
(RR)
JB - EF 1 - 2
(LL)
EF - MC 2 - 4
(RR)
EF - MC 2 - 4
(LL)
EF - O8 2 - 5
(RR)
EF - O8 2 - 5
(LL)
EF - T6 2 - 6
(RR)
EF - T6 2 - 6
(LL)
EF - UR 2 - 7
(RR)
Channels
Channels
Channels
Lower frame: Micro Ampl Jy Top frame: Phas deg
Vector averaged cross-power spectrum Several baselines displayed
Timerange: 00/12:11:43 to 00/12:13:09

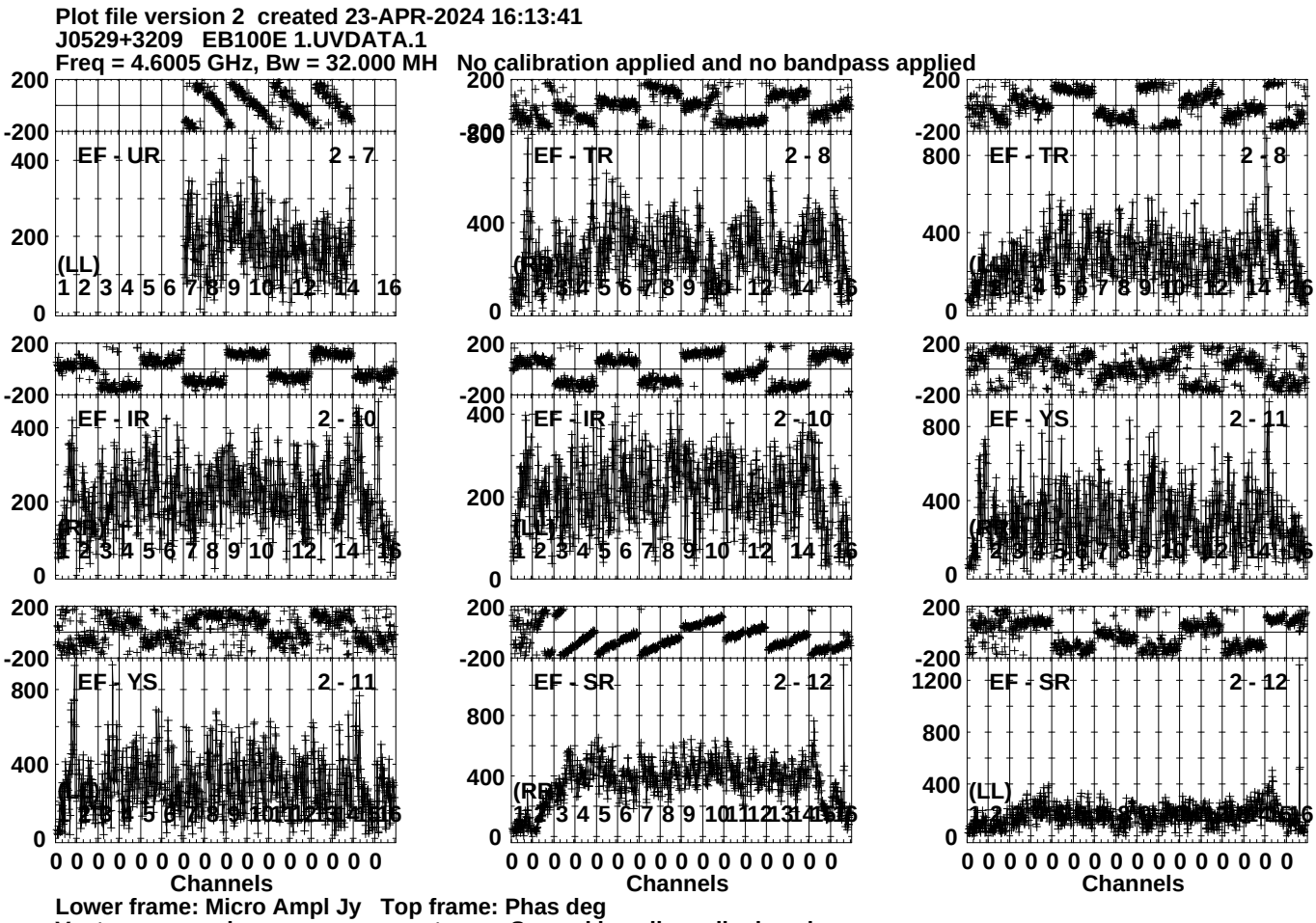
Plot file version 2 created 23-APR-2024 16:13:41
J0529+3209 EB100E 1.UVDATA.1
Freq = 4.6005 GHz, Bw = 32.000 MH No calibration applied and no bandpass applied
EF - UR 2 - 7
EF - TR 2 - 8
EF - TR 2 - 8
EF - IR 2 - 10
EF - IR 2 - 10
EF - YS 2 - 11
EF - YS 2 - 11
EF - SR 2 - 12
EF - SR 2 - 12
(LL)
(RR)
Channels
Lower frame: Micro Ampl Jy Top frame: Phas deg
Vector averaged cross-power spectrum Several baselines displayed
Timerange: 00/12:11:43 to 00/12:13:09

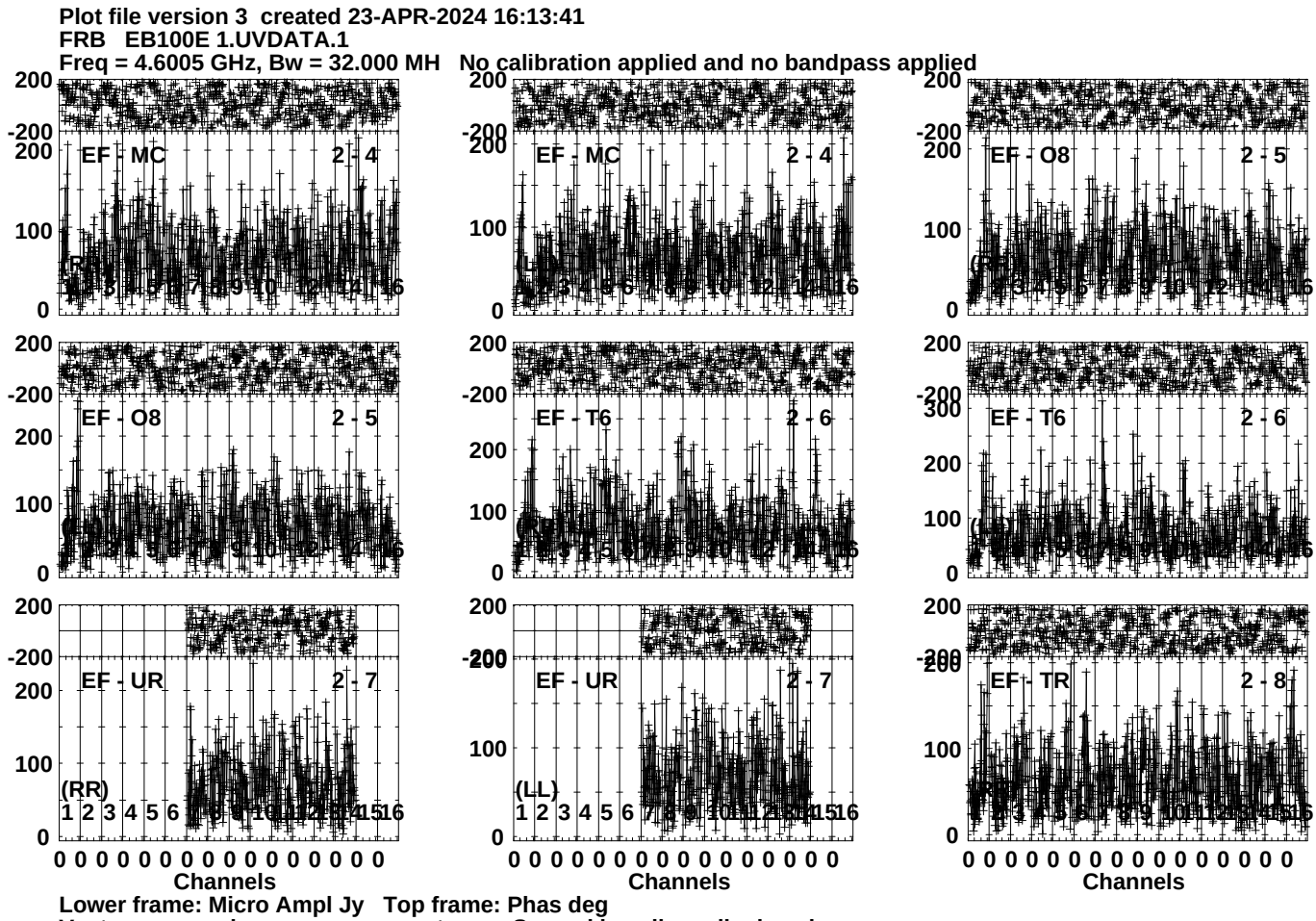
Plot file version 3 created 23-APR-2024 16:13:41
FRB EB100E 1.UVDATA.1
Freq = 4.6005 GHz, Bw = 32.000 MH No calibration applied and no bandpass applied
EF - MC 2 - 4
EF - MC 2 - 4
EF - O8 2 - 5
EF - O8 2 - 5
EF - T6 2 - 6
EF - T6 2 - 6
EF - UR 2 - 7
EF - UR 2 - 7
EF - TR 2 - 8
(RR)
(LL)
Channels
Lower frame: Micro Ampl Jy Top frame: Phas deg
Vector averaged cross-power spectrum Several baselines displayed
Timerange: 00/12:13:13 to 00/12:16:39

Plot file version 4 created 23-APR-2024 16:13:41
FRB EB100E 1.UVDATA.1
Freq = 4.6005 GHz, Bw = 32.000 MH No calibration applied and no bandpass applied

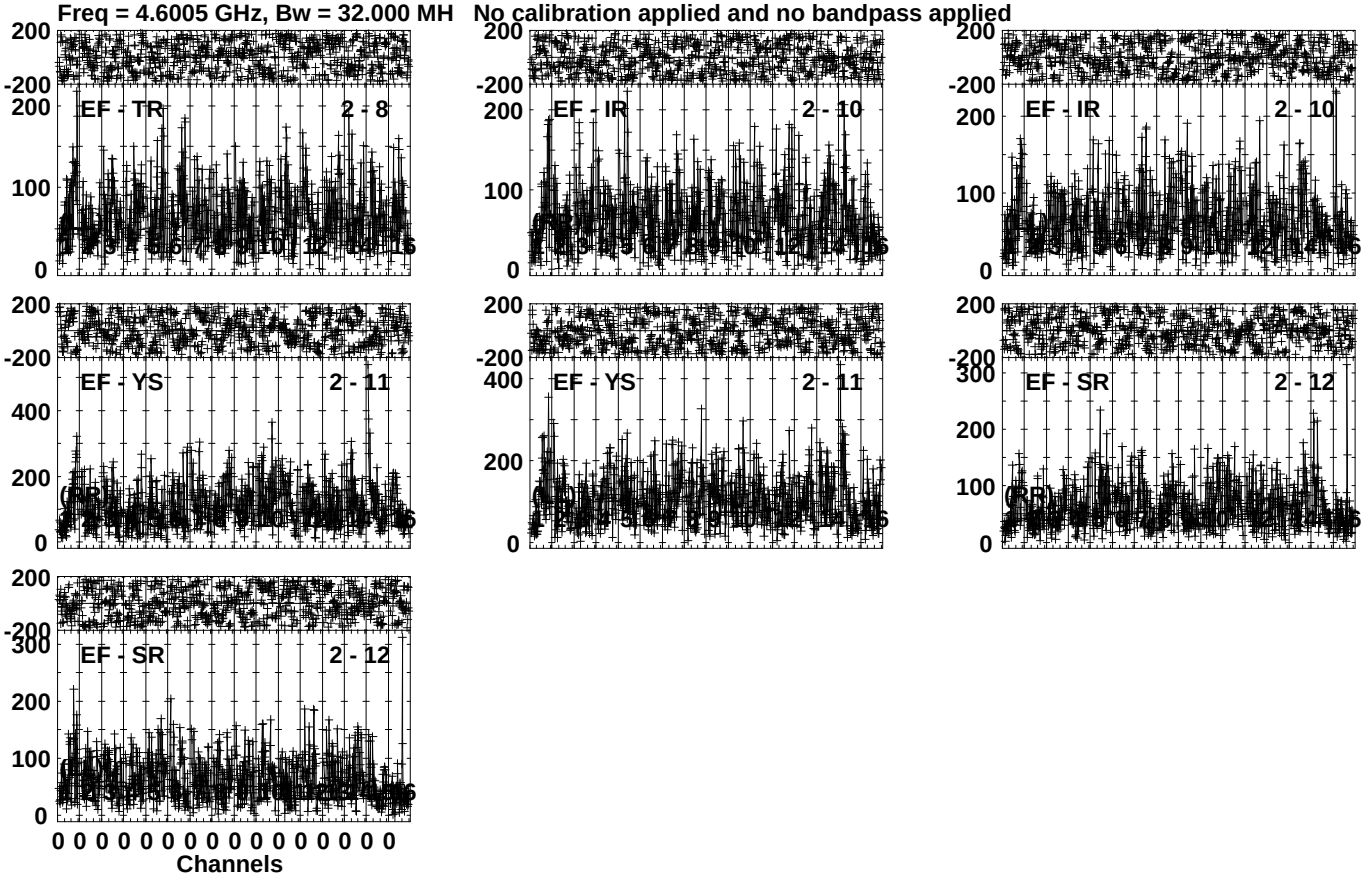

Lower frame: Micro Ampl Jy Top frame: Phas deg
Vector averaged cross-power spectrum Several baselines displayed
Timerange: 00/12:13:13 to 00/12:16:39

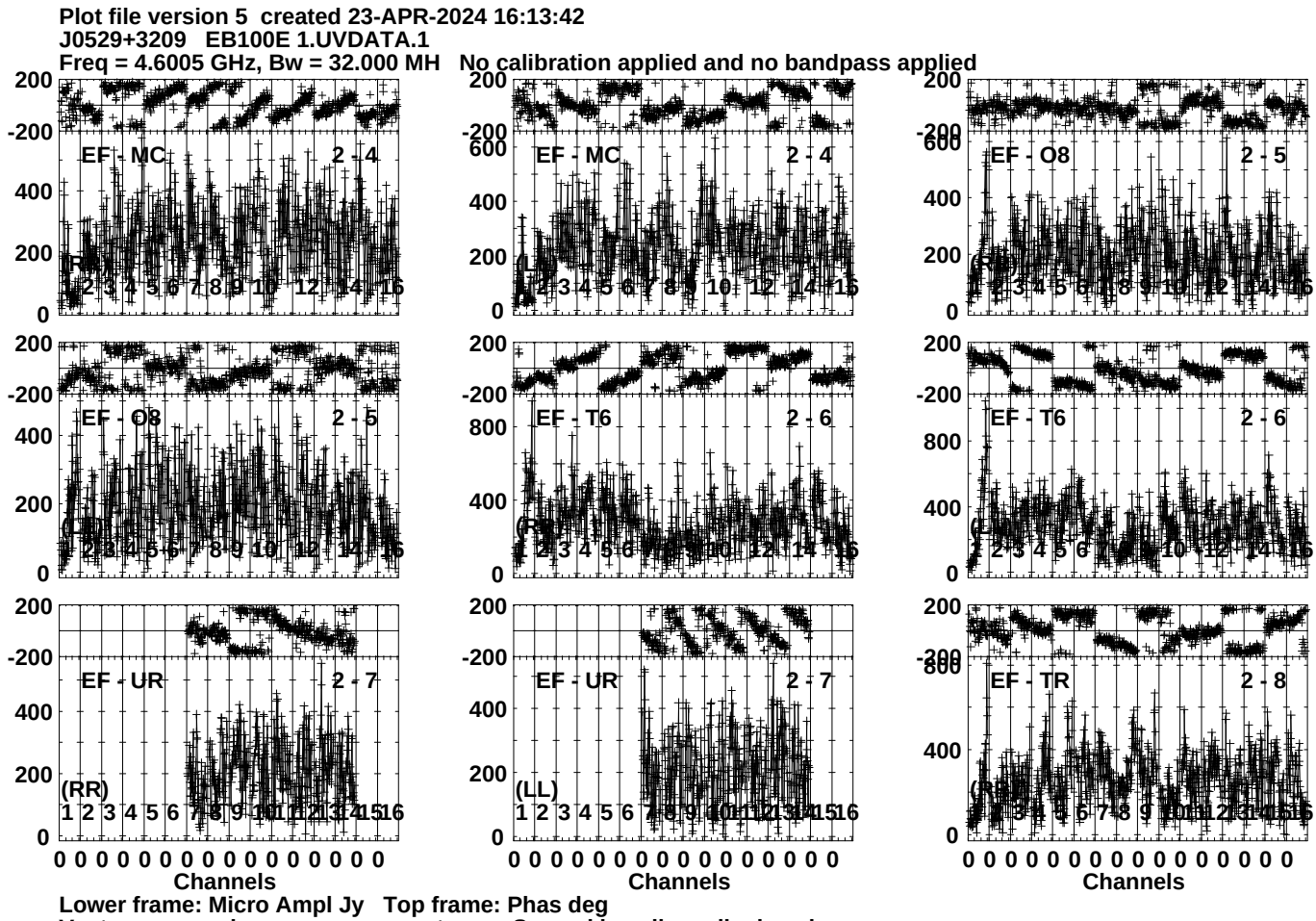
Plot file version 5 created 23-APR-2024 16:13:42
J0529+3209 EB100E 1.UVDATA.1
Freq = 4.6005 GHz, Bw = 32.000 MH No calibration applied and no bandpass applied
EF - MC 2 - 4
EF - MC 2 - 4
EF - O8 2 - 5
EF - O8 2 - 5
EF - T6 2 - 6
EF - T6 2 - 6
EF - UR 2 - 7
EF - UR 2 - 7
EF - TR 2 - 8
(RR)
(LL)
Channels
Lower frame: Micro Ampl Jy Top frame: Phas deg
Vector averaged cross-power spectrum Several baselines displayed
Timerange: 00/12:17:13 to 00/12:18:09

Plot file version 6 created 23-APR-2024 16:13:42
J0529+3209 EB100E 1.UVDATA.1
Freq = 4.6005 GHz, Bw = 32.000 MH No calibration applied and no bandpass applied

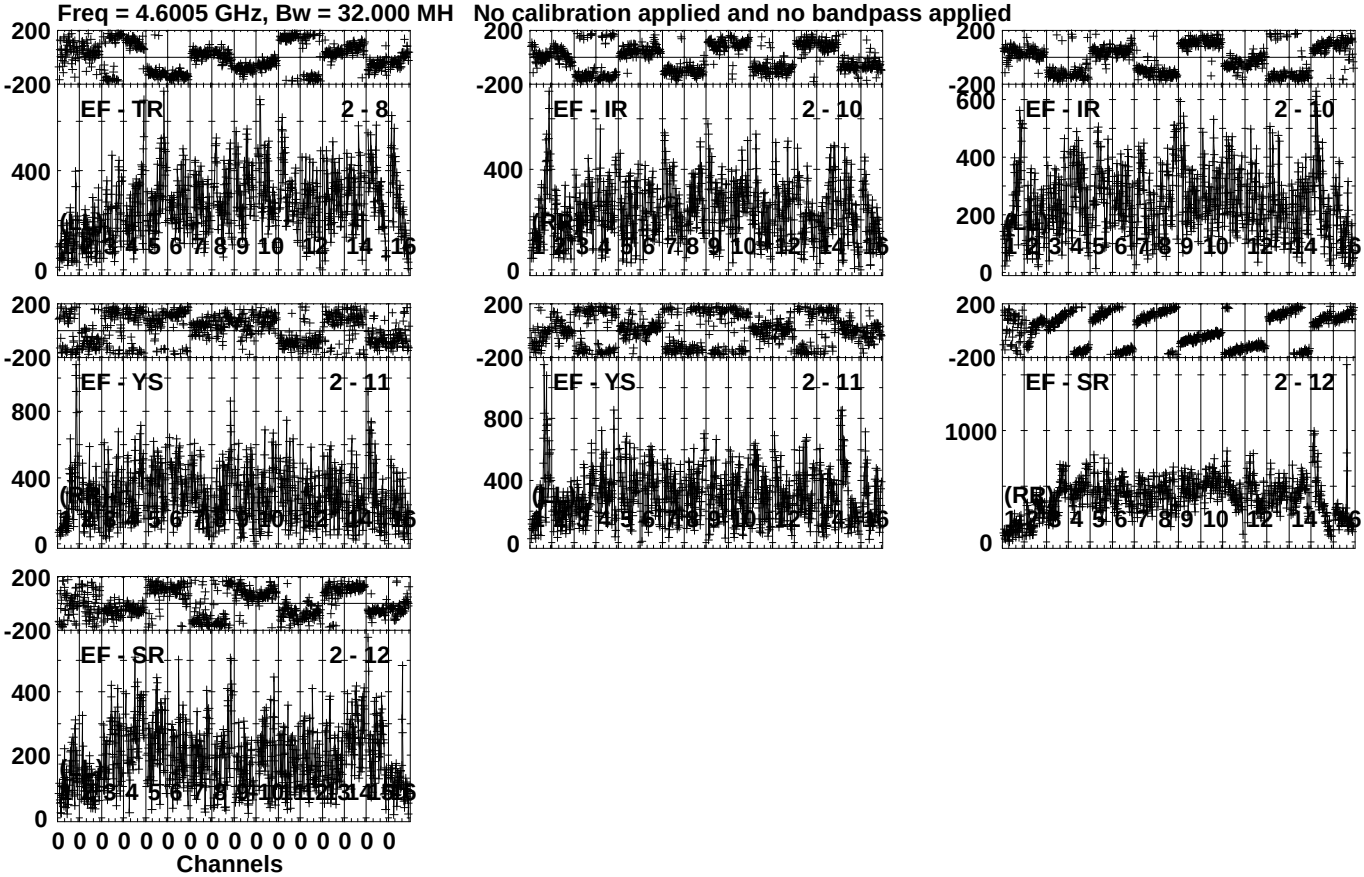

Lower frame: Micro Ampl Jy Top frame: Phas deg
Vector averaged cross-power spectrum Several baselines displayed
Timerange: 00/12:17:13 to 00/12:18:09

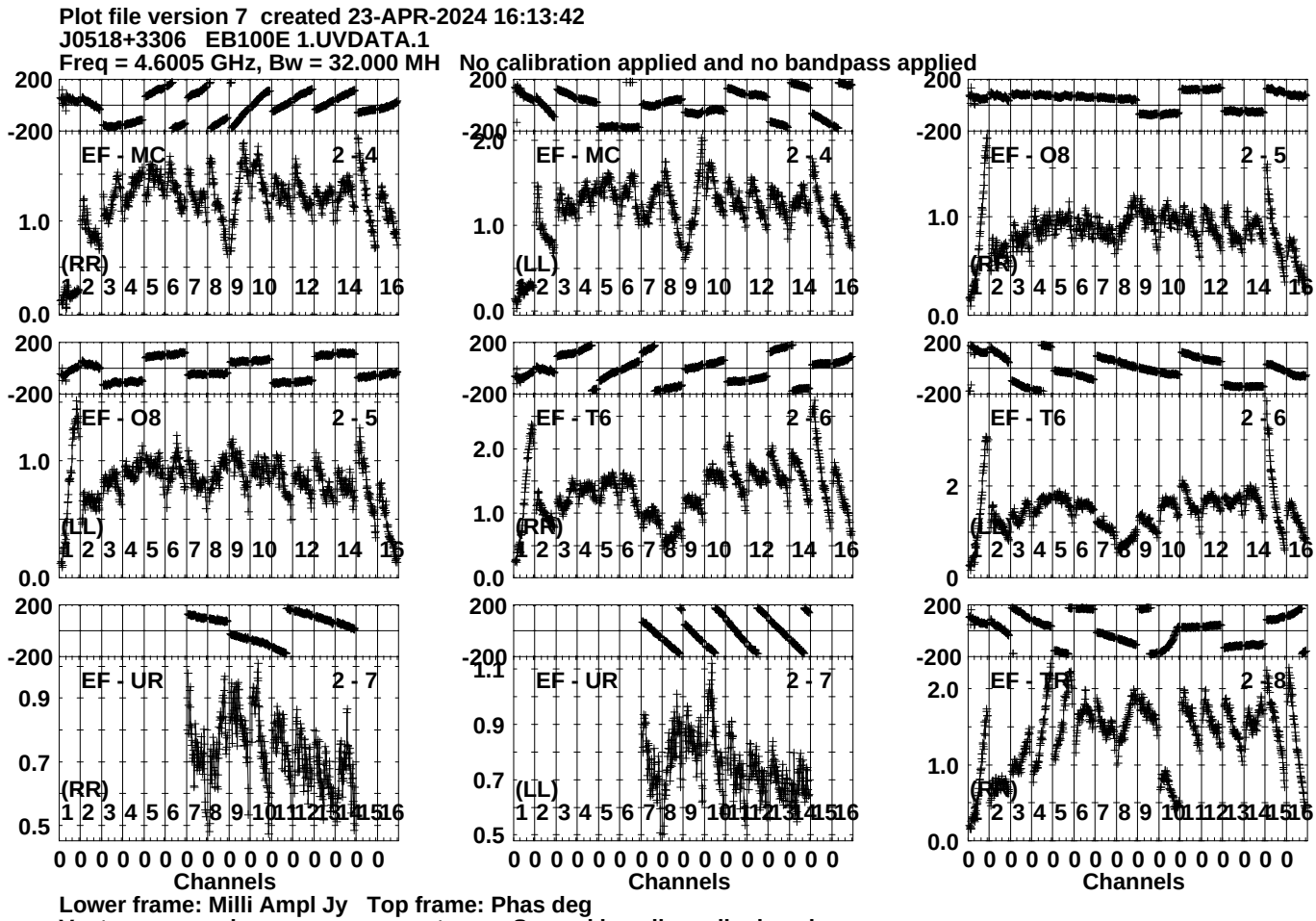
Plot file version 7 created 23-APR-2024 16:13:42
J0518+3306 EB100E 1.UVDATA.1
Freq = 4.6005 GHz, Bw = 32.000 MH No calibration applied and no bandpass applied
EF - MC 2 - 4
(RR)
EF - MC 2 - 4
(LL)
EF - O8 2 - 5
(RR)
EF - O8 2 - 5
(LL)
EF - T6 2 - 6
(RR)
EF - T6 2 - 6
(LL)
EF - UR 2 - 7
(RR)
EF - UR 2 - 7
(LL)
EF - TR 2 - 8
(RR)
Channels
Channels
Channels
Lower frame: Milli Ampl Jy Top frame: Phas deg
Vector averaged cross-power spectrum Several baselines displayed
Timerange: 00/12:18:43 to 00/12:21:39

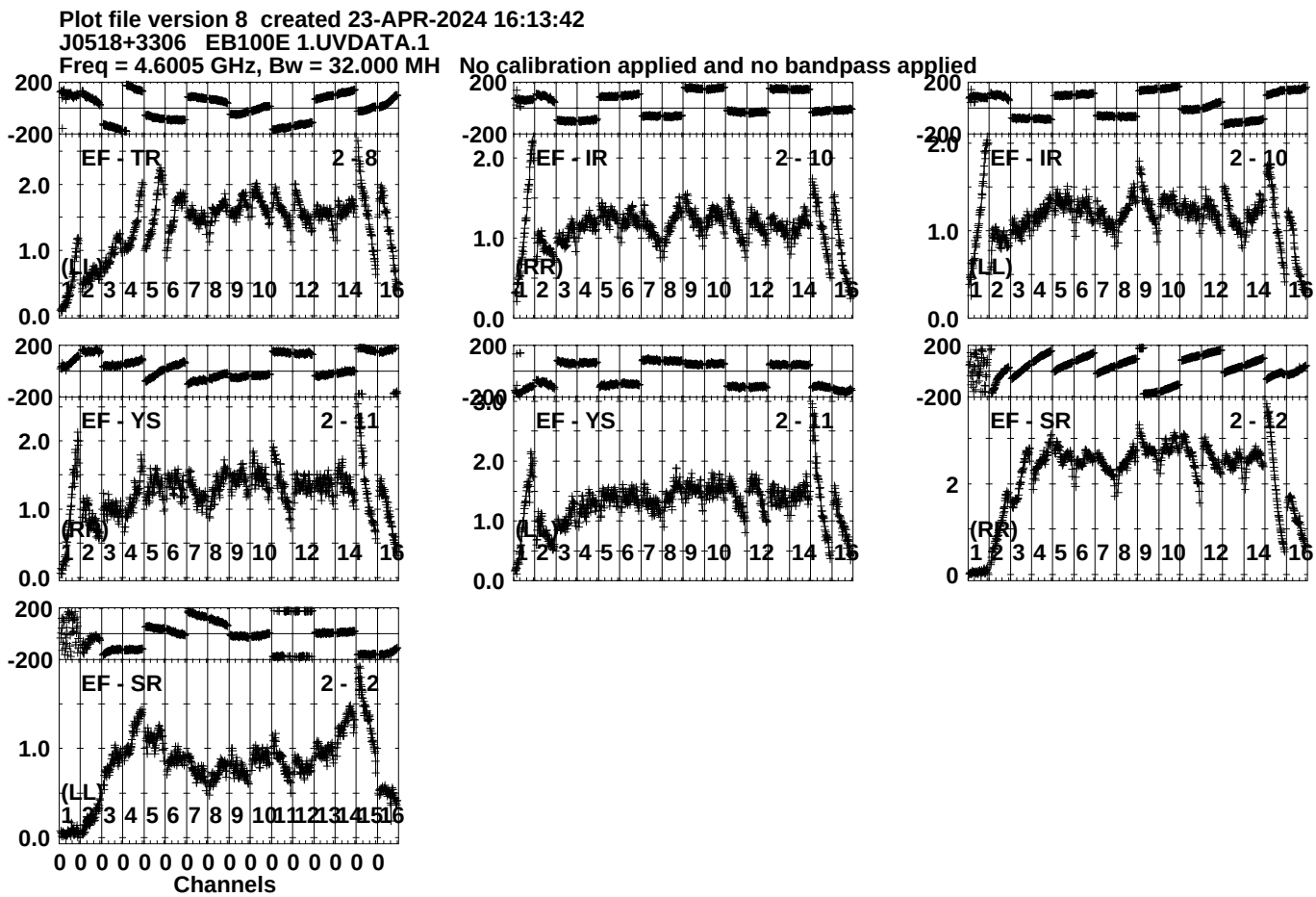
Plot file version 8 created 23-APR-2024 16:13:42
J0518+3306 EB100E 1.UVDATA.1
Freq = 4.6005 GHz, Bw = 32.000 MH No calibration applied and no bandpass applied
EF - TR 2 - 8
(LL)
EF - IR 2 - 10
(RR)
EF - IR 2 - 10
(LL)
EF - YS 2 - 11
(RR)
EF - YS 2 - 11
(LL)
EF - SR 2 - 12
(RR)
EF - SR 2 - 12
(LL)
Channels
Lower frame: Milli Ampl Jy Top frame: Phas deg
Vector averaged cross-power spectrum Several baselines displayed
Timerange: 00/12:18:43 to 00/12:21:39

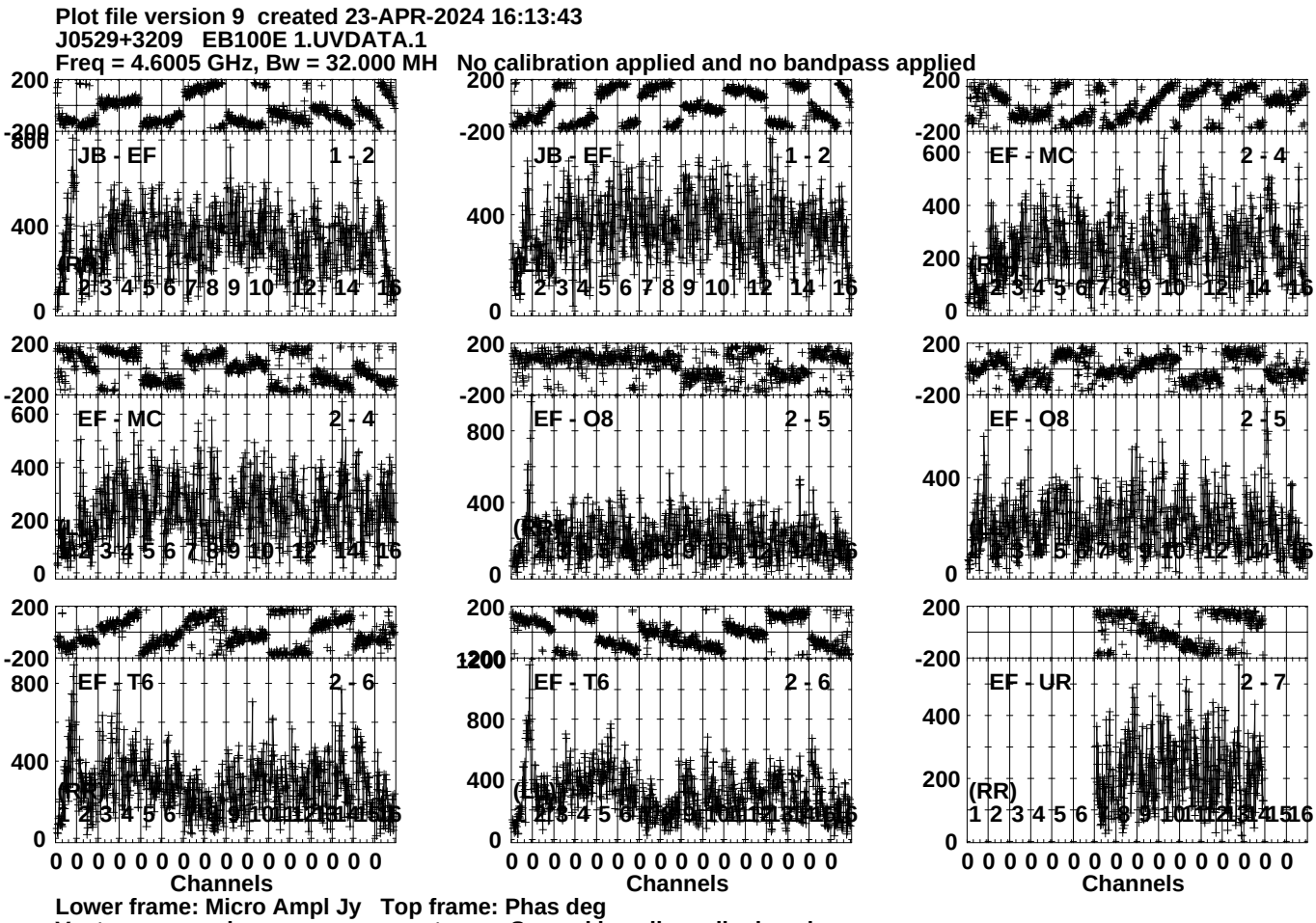
Plot file version 9 created 23-APR-2024 16:13:43
J0529+3209 EB100E 1.UVDATA.1
Freq = 4.6005 GHz, Bw = 32.000 MH No calibration applied and no bandpass applied
JB - EF 1 - 2
JB - EF 1 - 2
EF - MC 2 - 4
EF - MC 2 - 4
EF - O8 2 - 5
EF - O8 2 - 5
EF - T6 2 - 6
EF - T6 2 - 6
EF - UR 2 - 7
(RR)
Channels
Lower frame: Micro Ampl Jy Top frame: Phas deg
Vector averaged cross-power spectrum Several baselines displayed
Timerange: 00/12:21:43 to 00/12:23:09

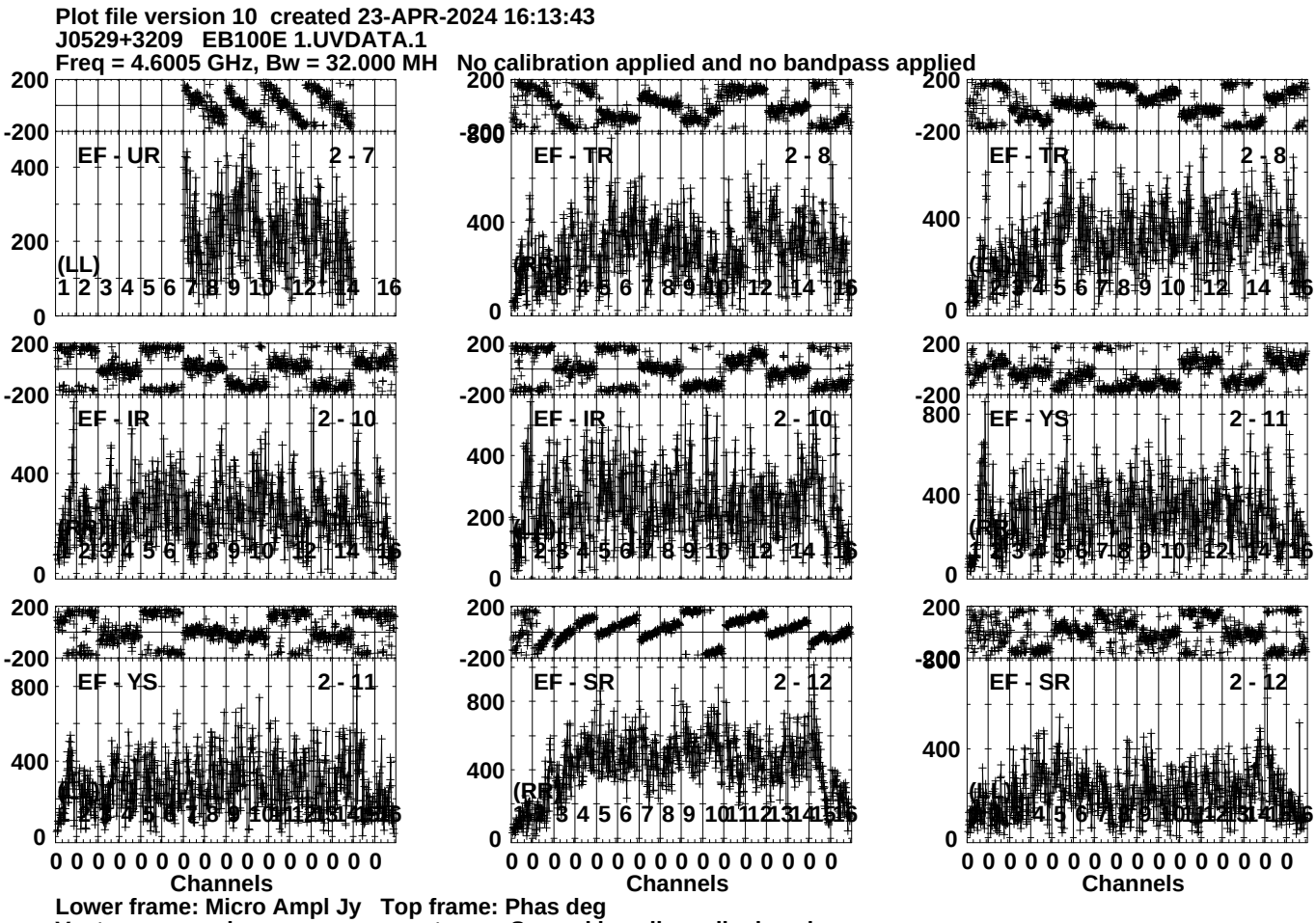
Plot file version 10 created 23-APR-2024 16:13:43
J0529+3209 EB100E 1.UVDATA.1
Freq = 4.6005 GHz, Bw = 32.000 MH No calibration applied and no bandpass applied
EF - UR 2 - 7
EF - TR 2 - 8
EF - TR 2 - 8
EF - IR 2 - 10
EF - IR 2 - 10
EF - YS 2 - 11
EF - YS 2 - 11
EF - SR 2 - 12
EF - SR 2 - 12
(LL)
(RR)
(RL)
(LR)
Channels
Lower frame: Micro Ampl Jy Top frame: Phas deg
Vector averaged cross-power spectrum Several baselines displayed
Timerange: 00/12:21:43 to 00/12:23:09

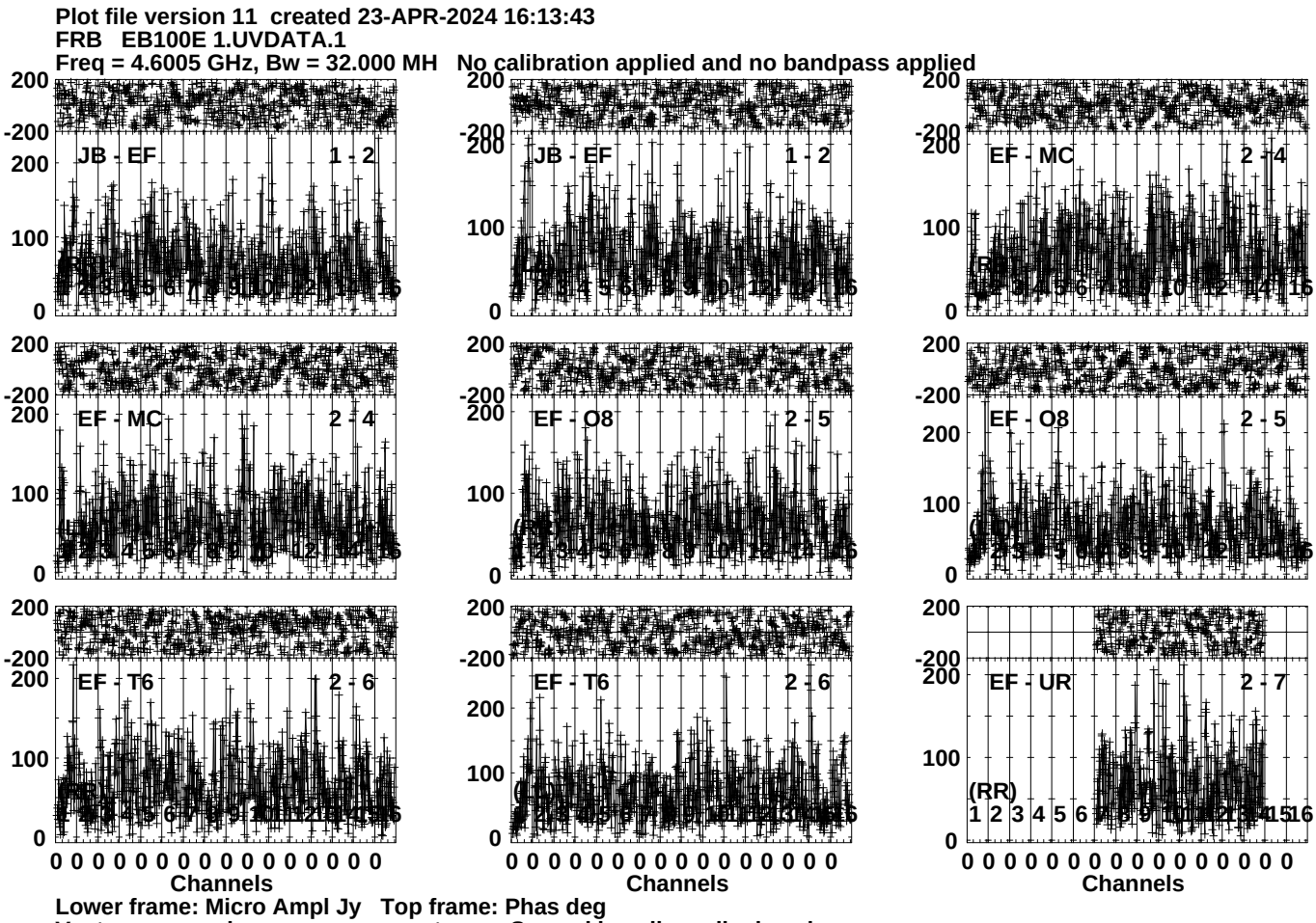
Plot file version 11 created 23-APR-2024 16:13:43
FRB EB100E 1.UVDATA.1
Freq = 4.6005 GHz, Bw = 32.000 MH No calibration applied and no bandpass applied
JB - EF 1 - 2
JB - EF 1 - 2
EF - MC 2 - 4
EF - MC 2 - 4
EF - O8 2 - 5
EF - O8 2 - 5
EF - T6 2 - 6
EF - T6 2 - 6
EF - UR 2 - 7
(RR)
Channels
Channels
Channels
Lower frame: Micro Ampl Jy Top frame: Phas deg
Vector averaged cross-power spectrum Several baselines displayed
Timerange: 00/12:23:13 to 00/12:26:39

Plot file version 12 created 23-APR-2024 16:13:43
FRB EB100E 1.UVDATA.1
Freq = 4.6005 GHz, Bw = 32.000 MH No calibration applied and no bandpass applied

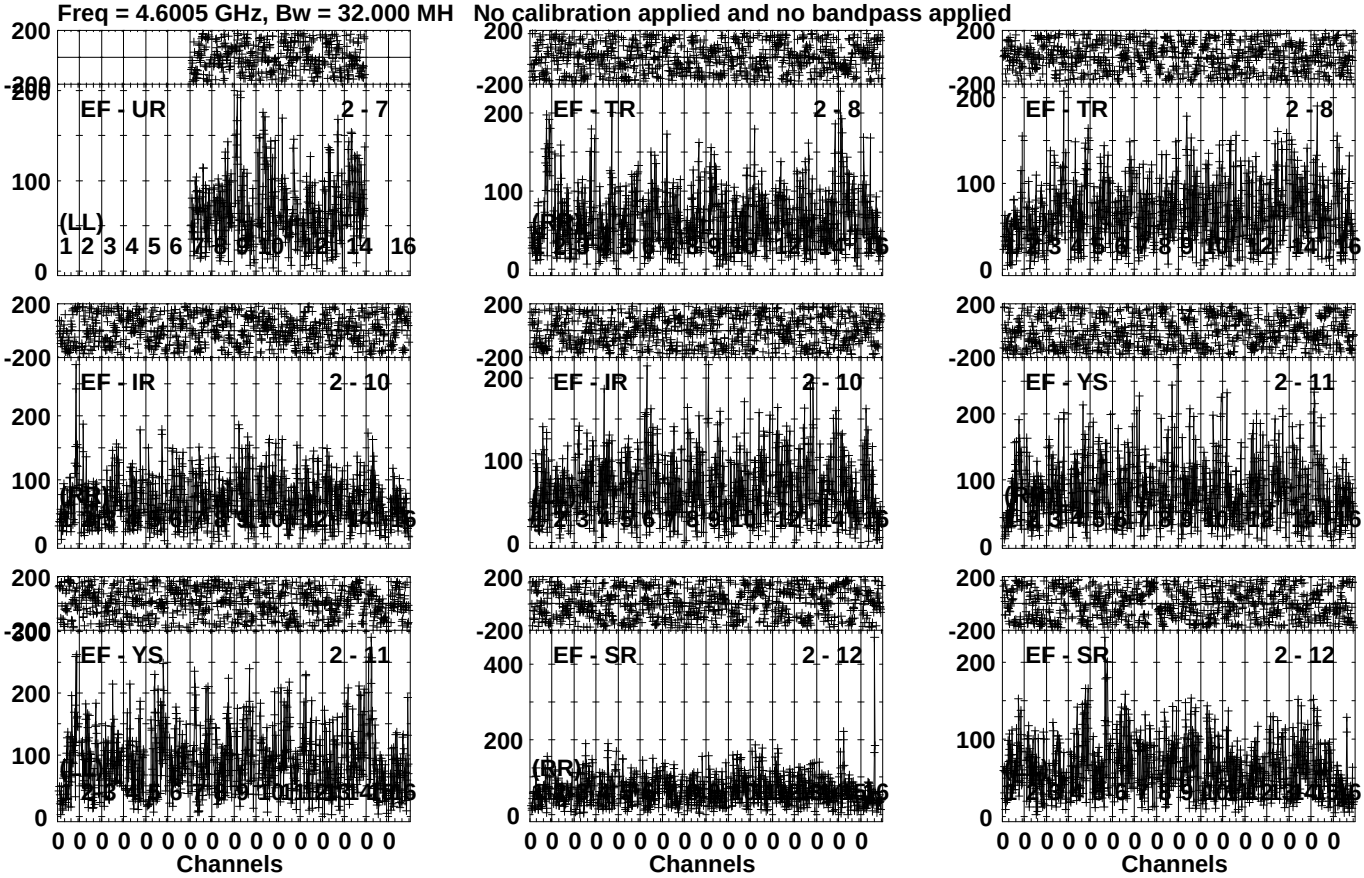

Lower frame: Micro Ampl Jy Top frame: Phas deg
Vector averaged cross-power spectrum Several baselines displayed
Timerange: 00/12:23:13 to 00/12:26:39

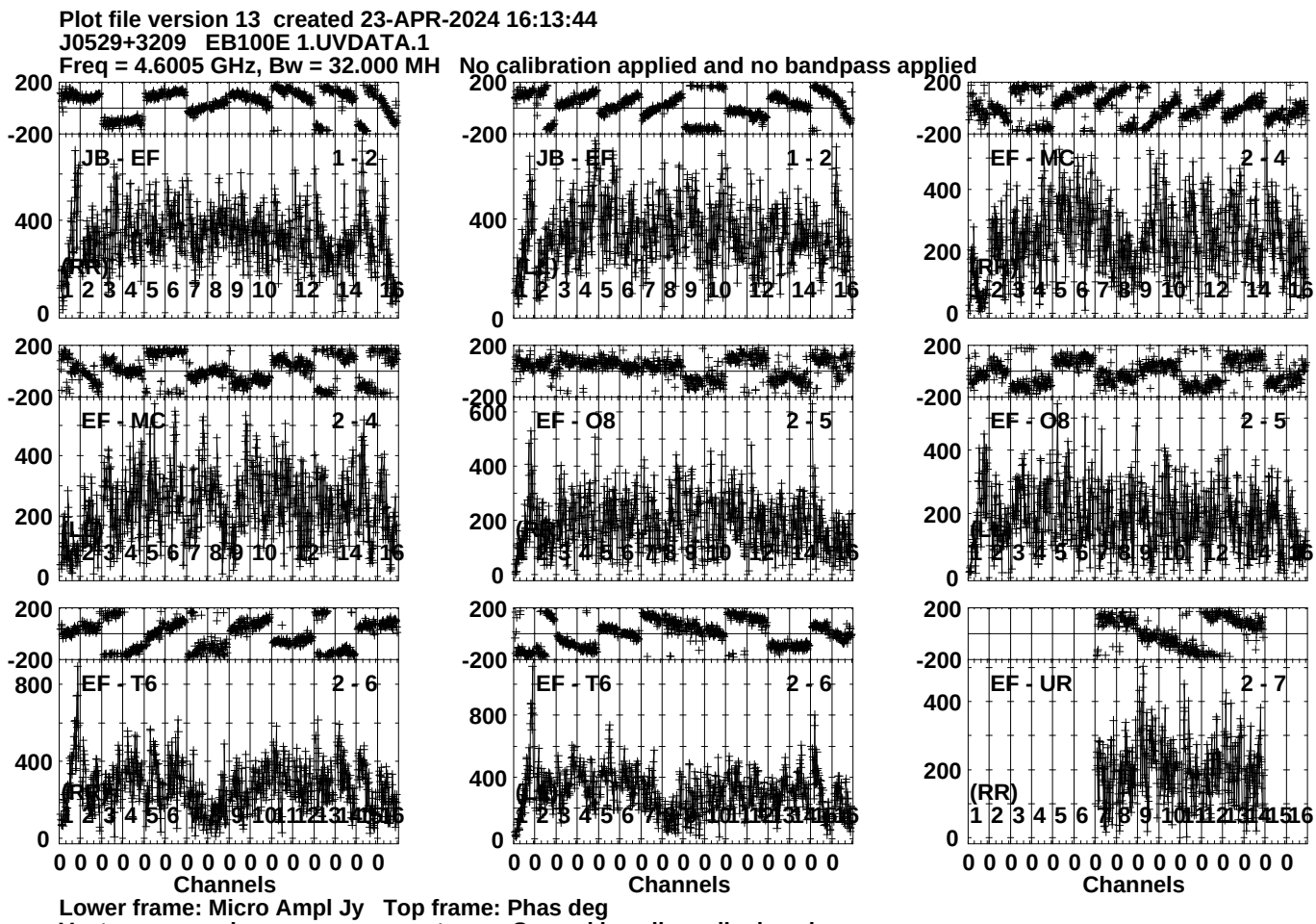
Plot file version 13 created 23-APR-2024 16:13:44
J0529+3209 EB100E 1.UVDATA.1
Freq = 4.6005 GHz, Bw = 32.000 MH No calibration applied and no bandpass applied
JB - EF 1 - 2
JB - EF 1 - 2
EF - MC 2 - 4
EF - MC 2 - 4
EF - O8 2 - 5
EF - O8 2 - 5
EF - T6 2 - 6
EF - T6 2 - 6
EF - UR 2 - 7
(RR)
Channels
Lower frame: Micro Ampl Jy Top frame: Phas deg
Vector averaged cross-power spectrum Several baselines displayed
Timerange: 00/12:27:13 to 00/12:28:09

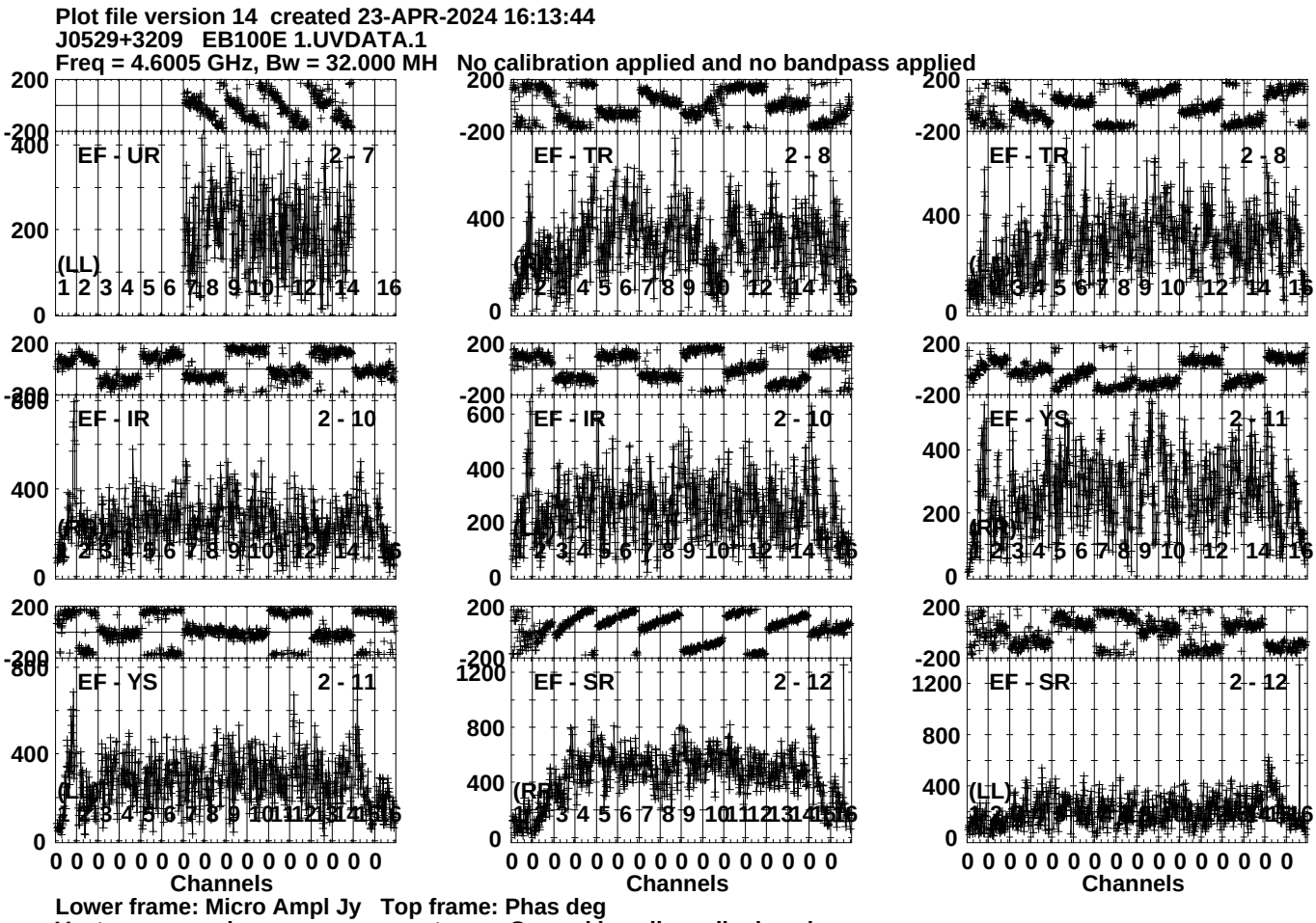
Plot file version 14 created 23-APR-2024 16:13:44
J0529+3209 EB100E 1.UVDATA.1
Freq = 4.6005 GHz, Bw = 32.000 MH No calibration applied and no bandpass applied
EF - UR 2 - 7
EF - TR 2 - 8
EF - TR 2 - 8
EF - IR 2 - 10
EF - IR 2 - 10
EF - YS 2 - 11
EF - YS 2 - 11
EF - SR 2 - 12
EF - SR 2 - 12
(LL)
(RR)
Channels
Lower frame: Micro Ampl Jy Top frame: Phas deg
Vector averaged cross-power spectrum Several baselines displayed
Timerange: 00/12:27:13 to 00/12:28:09

Plot file version 15 created 23-APR-2024 16:13:44
FRB EB100E 1.UVDATA.1
Freq = 4.6005 GHz, Bw = 32.000 MH No calibration applied and no bandpass applied

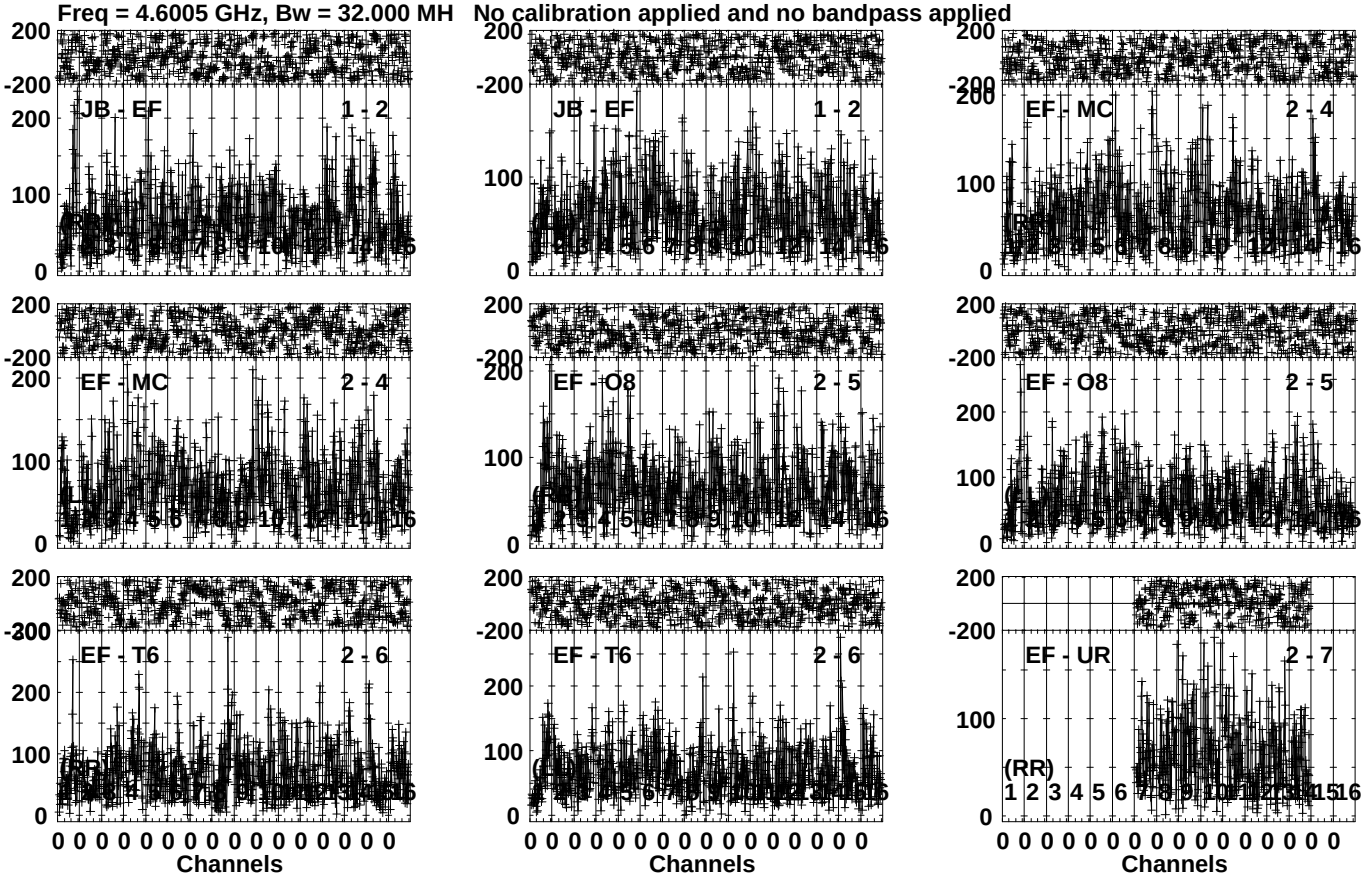

Lower frame: Micro Ampl Jy Top frame: Phas deg
Vector averaged cross-power spectrum Several baselines displayed
Timerange: 00/12:28:13 to 00/12:31:39

Plot file version 16 created 23-APR-2024 16:13:45
FRB EB100E 1.UVDATA.1
Freq = 4.6005 GHz, Bw = 32.000 MH No calibration applied and no bandpass applied

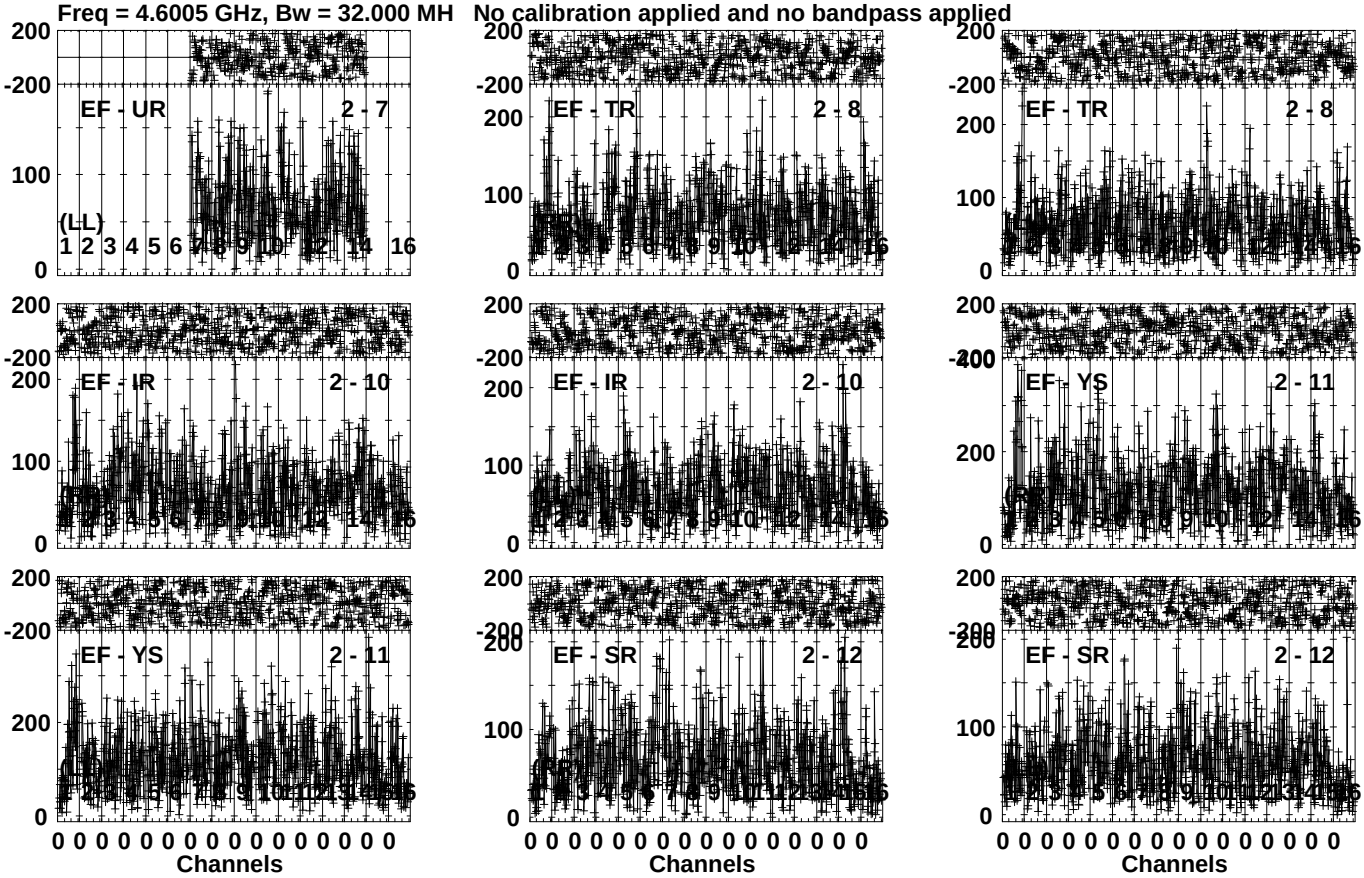

Lower frame: Micro Ampl Jy Top frame: Phas deg
Vector averaged cross-power spectrum Several baselines displayed
Timerange: 00/12:28:13 to 00/12:31:39

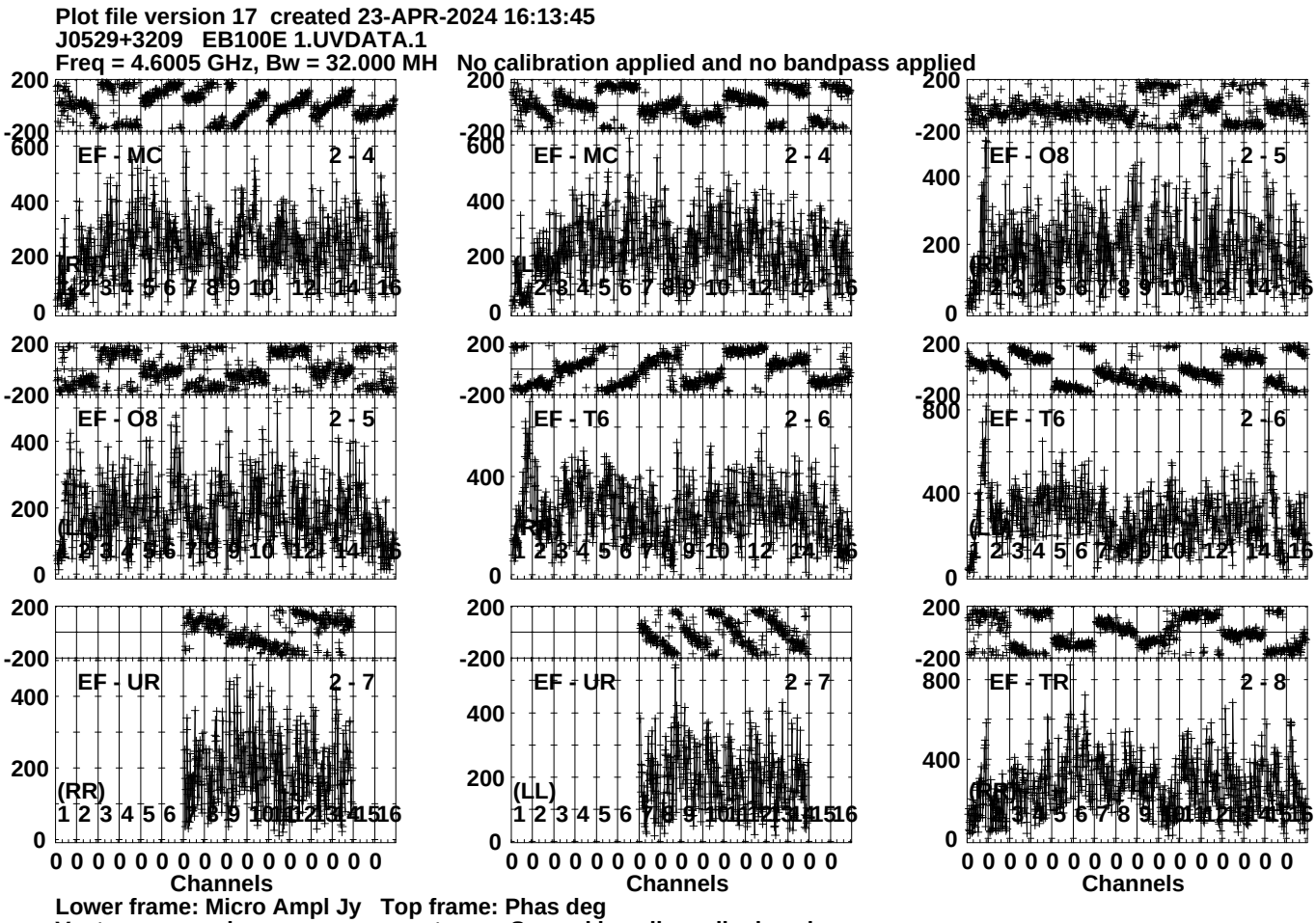
Plot file version 17 created 23-APR-2024 16:13:45
J0529+3209 EB100E 1.UVDATA.1
Freq = 4.6005 GHz, Bw = 32.000 MH No calibration applied and no bandpass applied
EF - MC 2 - 4
EF - MC 2 - 4
EF - O8 2 - 5
EF - O8 2 - 5
EF - T6 2 - 6
EF - T6 2 - 6
EF - UR 2 - 7
EF - UR 2 - 7
EF - TR 2 - 8
(RR)
(LL)
(RR)
(RL)
(LR)
(RR)
(LL)
(RR)
Channels
Channels
Channels
Lower frame: Micro Ampl Jy Top frame: Phas deg
Vector averaged cross-power spectrum Several baselines displayed
Timerange: 00/12:32:13 to 00/12:33:09

Plot file version 18 created 23-APR-2024 16:13:45
J0529+3209 EB100E 1.UVDATA.1
Freq = 4.6005 GHz, Bw = 32.000 MH No calibration applied and no bandpass applied

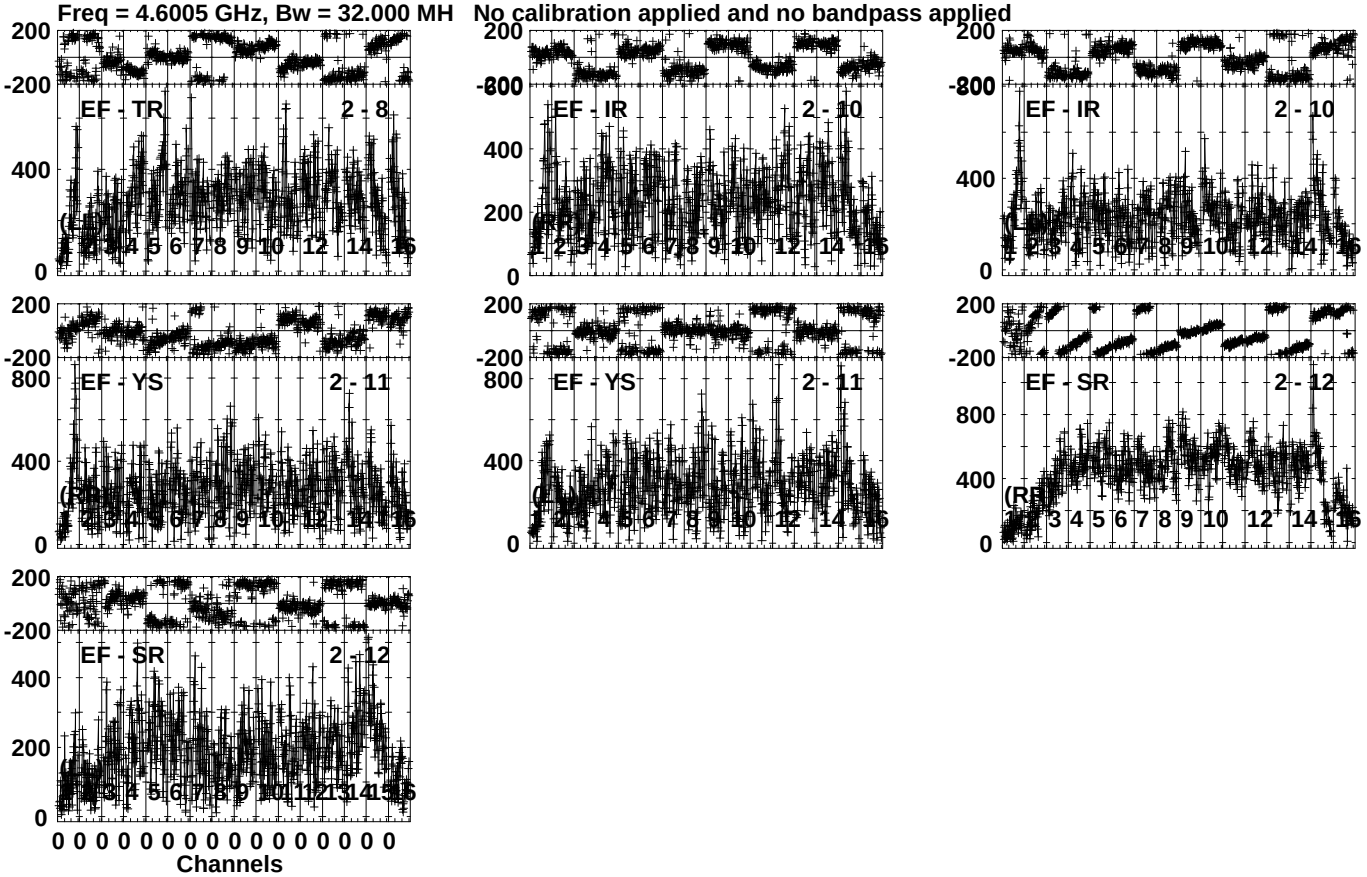

Lower frame: Micro Ampl Jy Top frame: Phas deg
Vector averaged cross-power spectrum Several baselines displayed
Timerange: 00/12:32:13 to 00/12:33:09

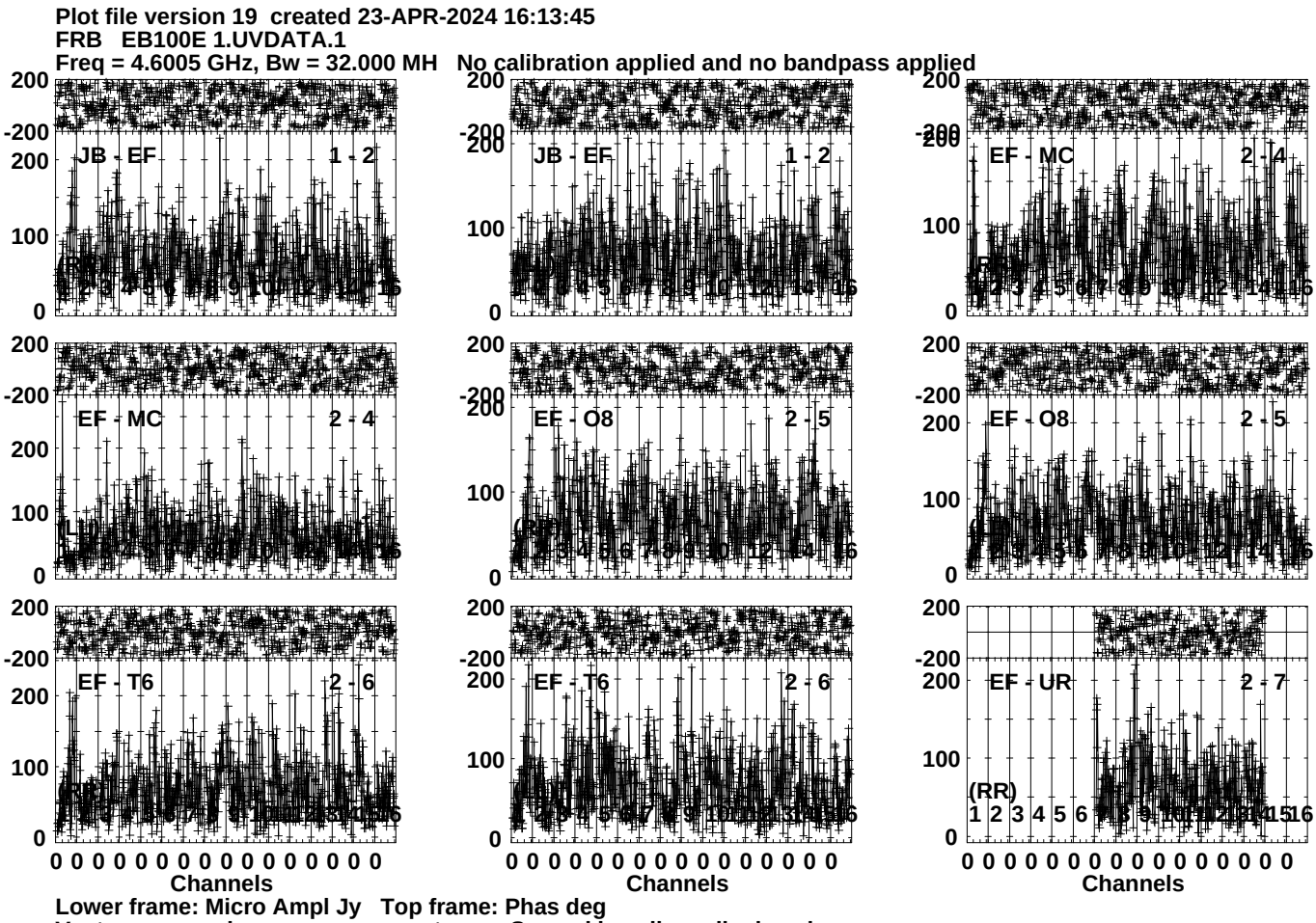
Plot file version 19 created 23-APR-2024 16:13:45
FRB EB100E 1.UVDATA.1
Freq = 4.6005 GHz, Bw = 32.000 MH No calibration applied and no bandpass applied
JB - EF 1 - 2
JB - EF 1 - 2
EF - MC 2 - 4
EF - MC 2 - 4
EF - O8 2 - 5
EF - O8 2 - 5
EF - T6 2 - 6
EF - T6 2 - 6
EF - UR 2 - 7
(RR)
Channels
Channels
Channels
Lower frame: Micro Ampl Jy Top frame: Phas deg
Vector averaged cross-power spectrum Several baselines displayed
Timerange: 00/12:33:11 to 00/12:36:39

Plot file version 20 created 23-APR-2024 16:13:46
FRB EB100E 1.UVDATA.1
Freq = 4.6005 GHz, Bw = 32.000 MH No calibration applied and no bandpass applied

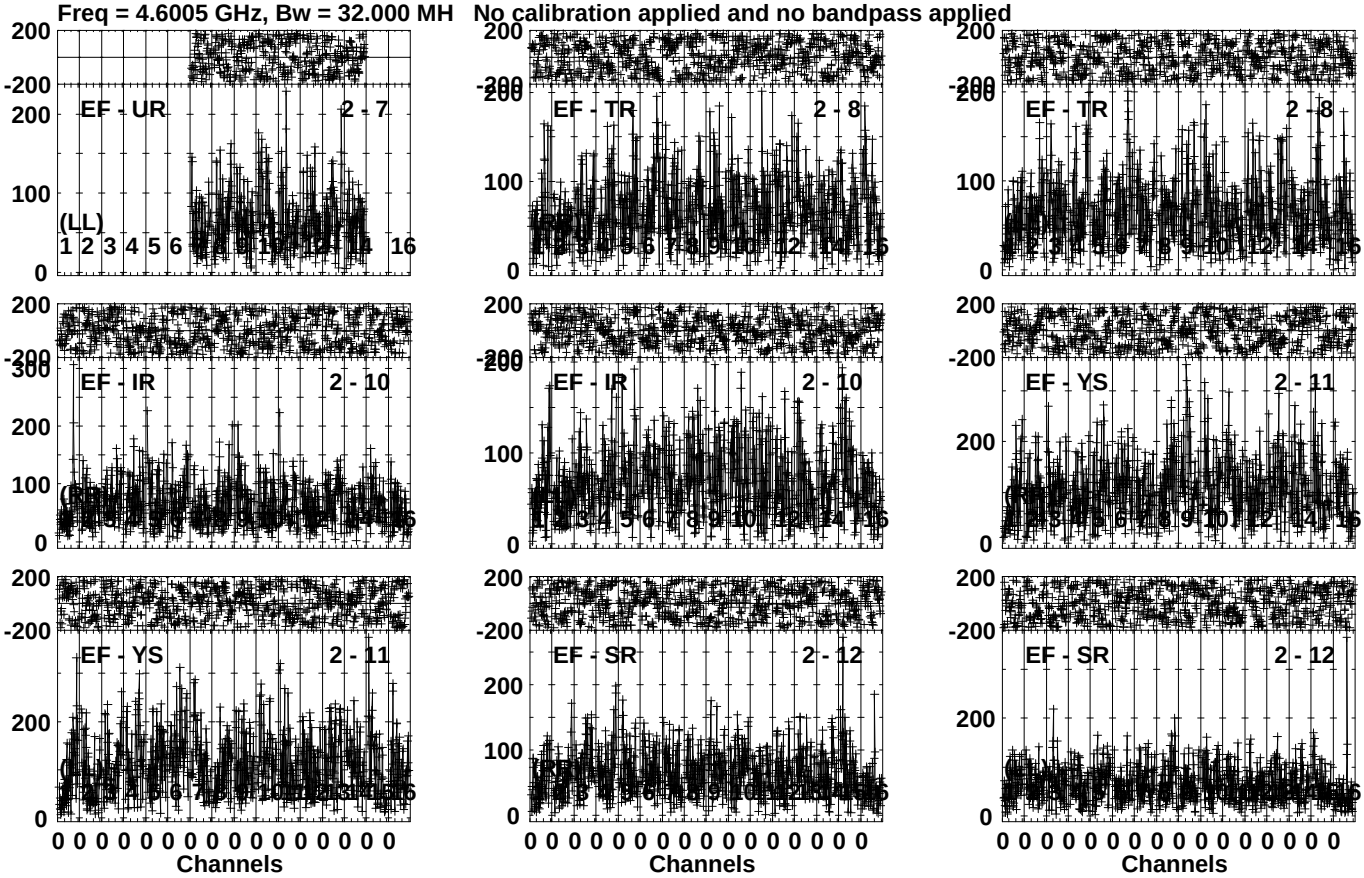

Lower frame: Micro Ampl Jy Top frame: Phas deg
Vector averaged cross-power spectrum Several baselines displayed
Timerange: 00/12:33:11 to 00/12:36:39

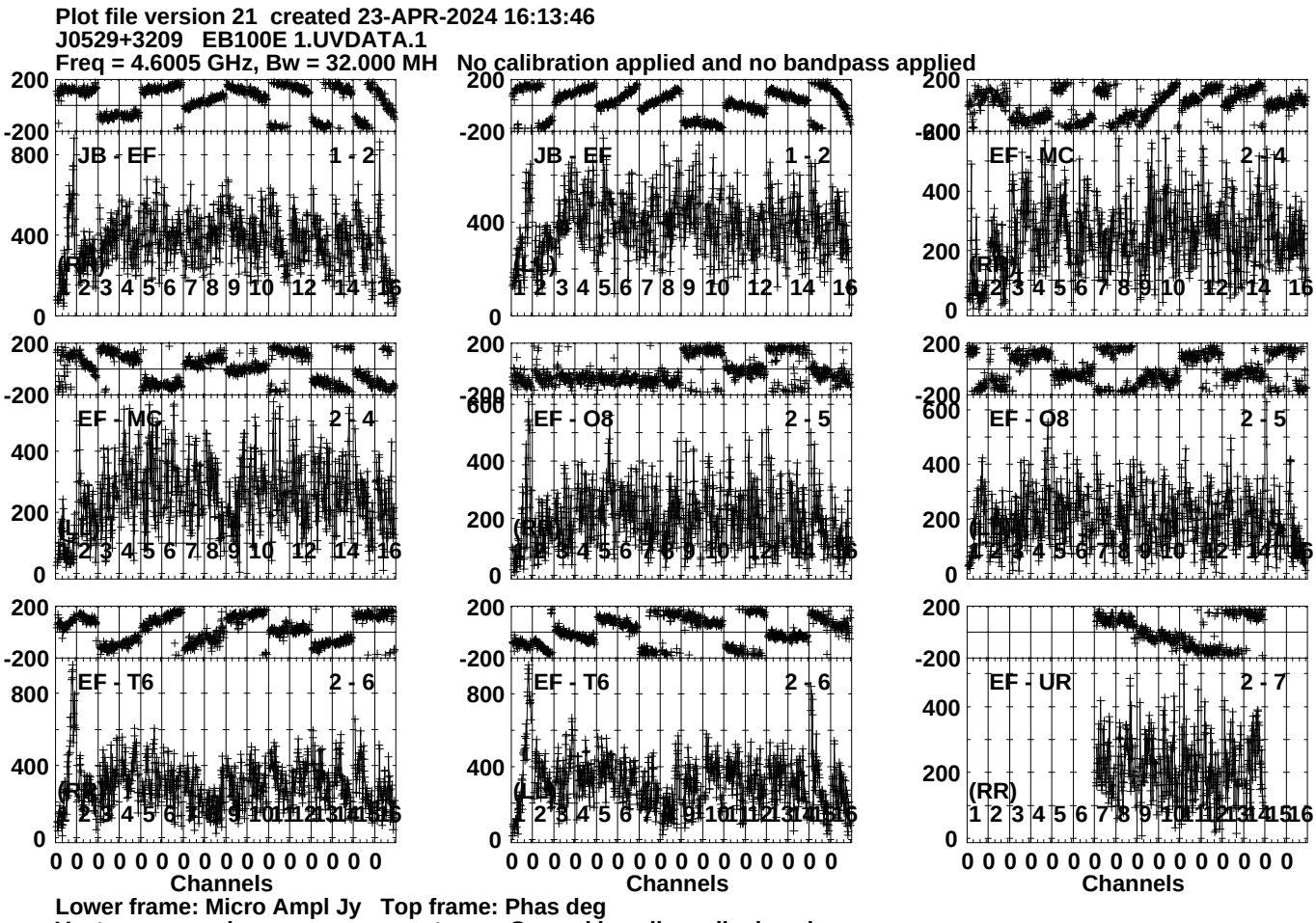
Plot file version 21 created 23-APR-2024 16:13:46
J0529+3209 EB100E 1.UVDATA.1
Freq = 4.6005 GHz, Bw = 32.000 MH No calibration applied and no bandpass applied
JB - EF 1 - 2
JB - EF 1 - 2
EF - MC 2 - 4
EF - MC 2 - 4
EF - O8 2 - 5
EF - O8 2 - 5
EF - T6 2 - 6
EF - T6 2 - 6
EF - UR 2 - 7
(RR)
Channels
Lower frame: Micro Ampl Jy Top frame: Phas deg
Vector averaged cross-power spectrum Several baselines displayed
Timerange: 00/12:36:43 to 00/12:38:09

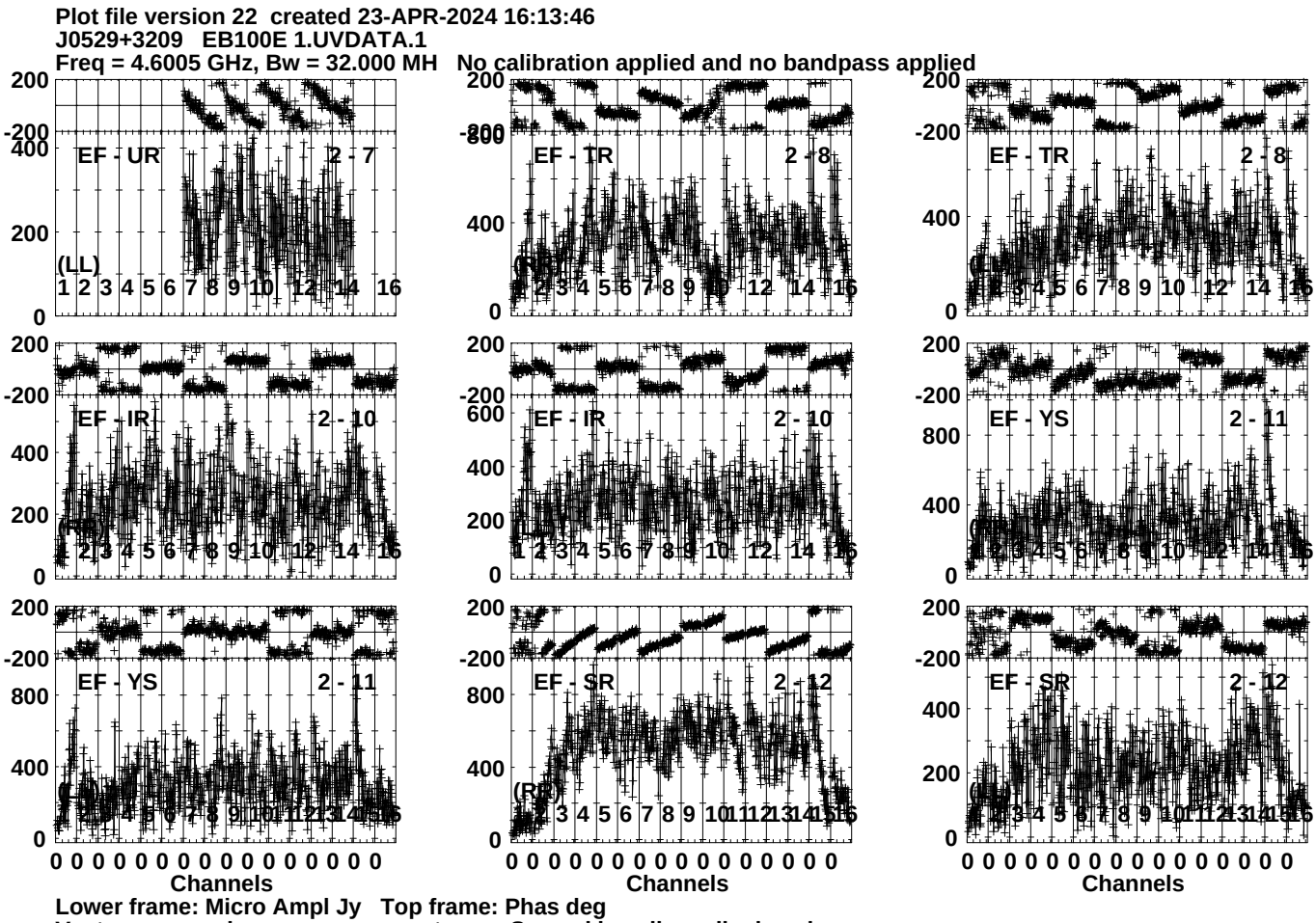
Plot file version 22 created 23-APR-2024 16:13:46
J0529+3209 EB100E 1.UVDATA.1
Freq = 4.6005 GHz, Bw = 32.000 MH No calibration applied and no bandpass applied
EF - UR 2 - 7
EF - TR 2 - 8
EF - TR 2 - 8
EF - IR 2 - 10
EF - IR 2 - 10
EF - YS 2 - 11
EF - YS 2 - 11
EF - SR 2 - 12
EF - SR 2 - 12
(LL)
(RR)
Channels
Lower frame: Micro Ampl Jy Top frame: Phas deg
Vector averaged cross-power spectrum Several baselines displayed
Timerange: 00/12:36:43 to 00/12:38:09

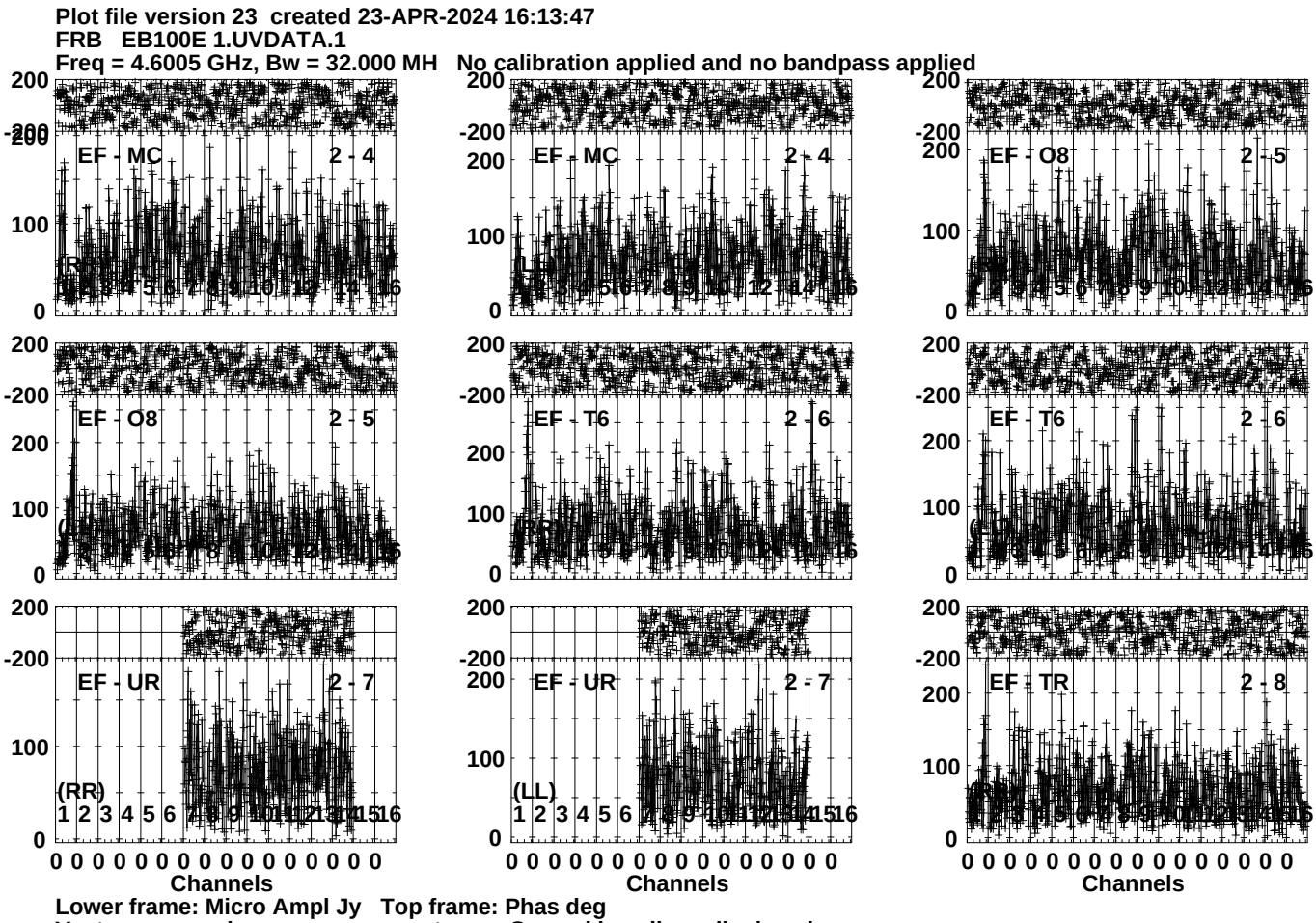
Plot file version 23 created 23-APR-2024 16:13:47
FRB EB100E 1.UVDATA.1
Freq = 4.6005 GHz, Bw = 32.000 MH No calibration applied and no bandpass applied
EF - MC 2 - 4
EF - MC 2 - 4
EF - O8 2 - 5
EF - O8 2 - 5
EF - T6 2 - 6
EF - T6 2 - 6
EF - UR 2 - 7
EF - UR 2 - 7
EF - TR 2 - 8
(RR)
(LL)
Channels
Lower frame: Micro Ampl Jy Top frame: Phas deg
Vector averaged cross-power spectrum Several baselines displayed
Timerange: 00/12:38:13 to 00/12:41:39

Plot file version 24 created 23-APR-2024 16:13:47
FRB EB100E 1.UVDATA.1
Freq = 4.6005 GHz, Bw = 32.000 MH No calibration applied and no bandpass applied

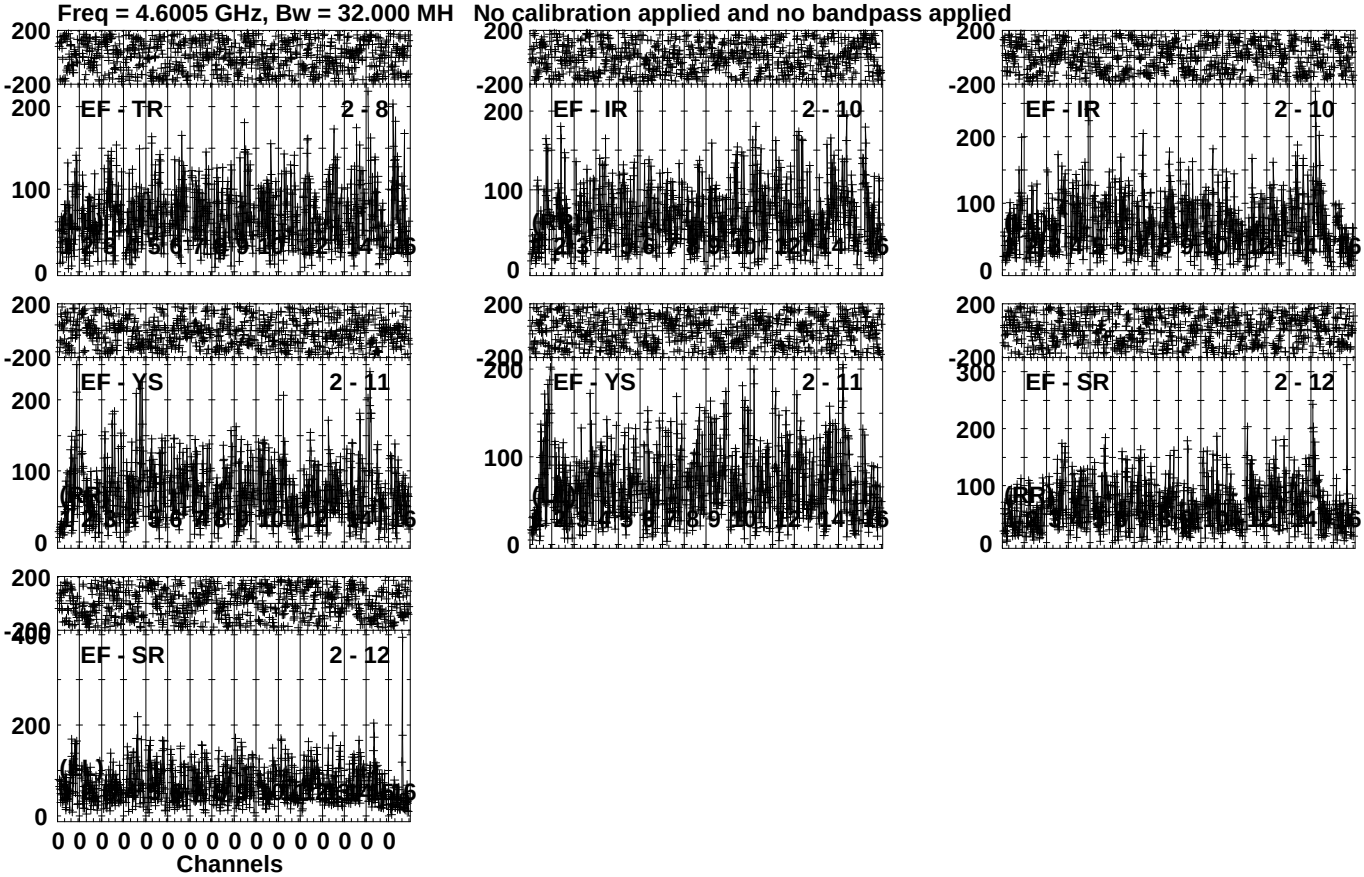

Lower frame: Micro Ampl Jy Top frame: Phas deg
Vector averaged cross-power spectrum Several baselines displayed
Timerange: 00/12:38:13 to 00/12:41:39

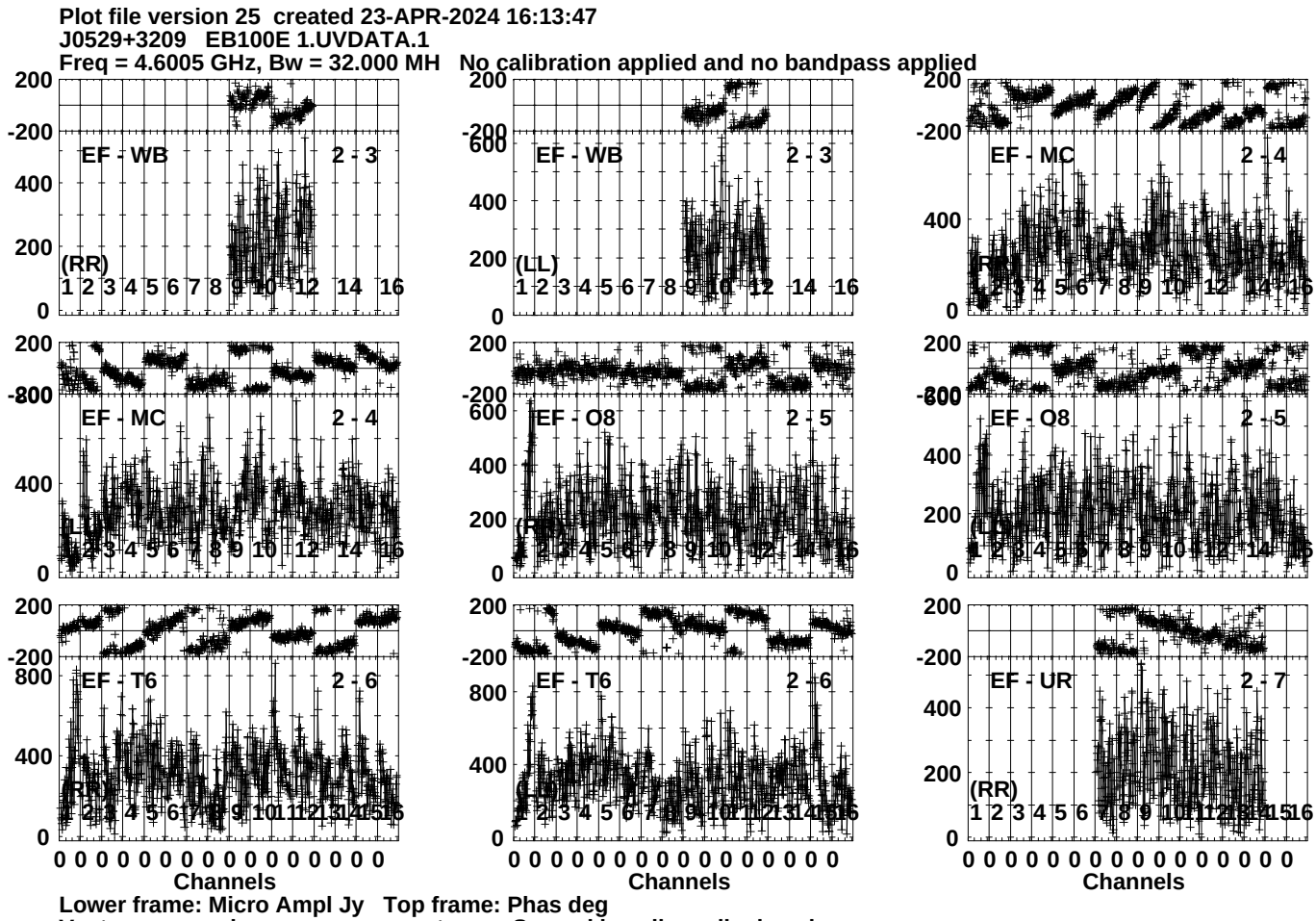
Plot file version 25 created 23-APR-2024 16:13:47
J0529+3209 EB100E 1.UVDATA.1
Freq = 4.6005 GHz, Bw = 32.000 MH No calibration applied and no bandpass applied
EF - WB 2 - 3
(RR)
EF - WB 2 - 3
(LL)
EF - MC 2 - 4
EF - MC 2 - 4
EF - O8 2 - 5
EF - O8 2 - 5
EF - T6 2 - 6
EF - T6 2 - 6
EF - UR 2 - 7
(RR)
Channels
Channels
Channels
Lower frame: Micro Ampl Jy Top frame: Phas deg
Vector averaged cross-power spectrum Several baselines displayed
Timerange: 00/12:42:13 to 00/12:43:09

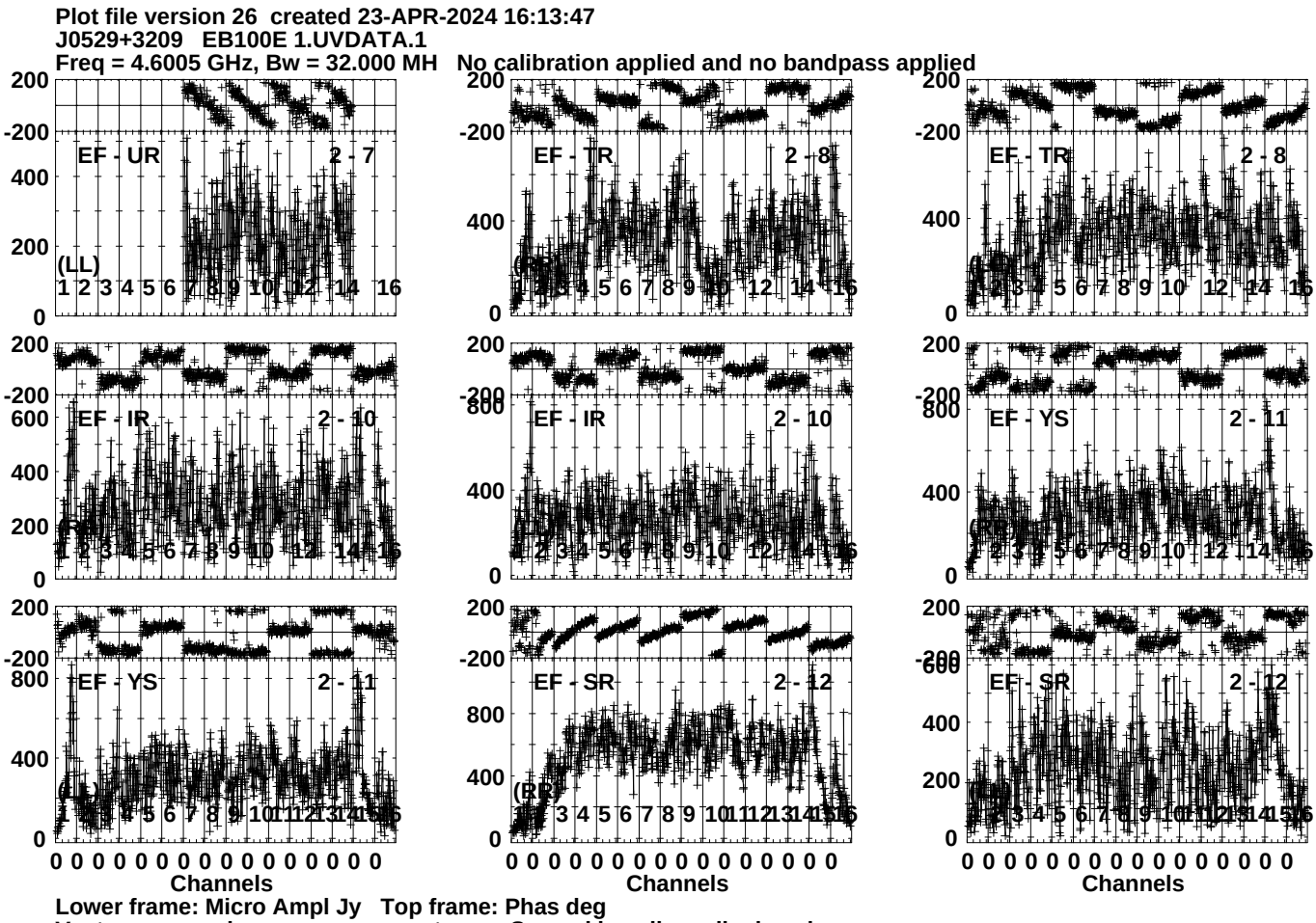
Plot file version 26 created 23-APR-2024 16:13:47
J0529+3209 EB100E 1.UVDATA.1
Freq = 4.6005 GHz, Bw = 32.000 MH No calibration applied and no bandpass applied
EF - UR 2 - 7
EF - TR 2 - 8
EF - TR 2 - 8
EF - IR 2 - 10
EF - IR 2 - 10
EF - YS 2 - 11
EF - YS 2 - 11
EF - SR 2 - 12
EF - SR 2 - 12
(LL)
(RR)
Channels
Lower frame: Micro Ampl Jy Top frame: Phas deg
Vector averaged cross-power spectrum Several baselines displayed
Timerange: 00/12:42:13 to 00/12:43:09

Plot file version 27 created 23-APR-2024 16:13:48
J0518+3306 EB100E 1.UVDATA.1
Freq = 4.6005 GHz, Bw = 32.000 MH No calibration applied and no bandpass applied

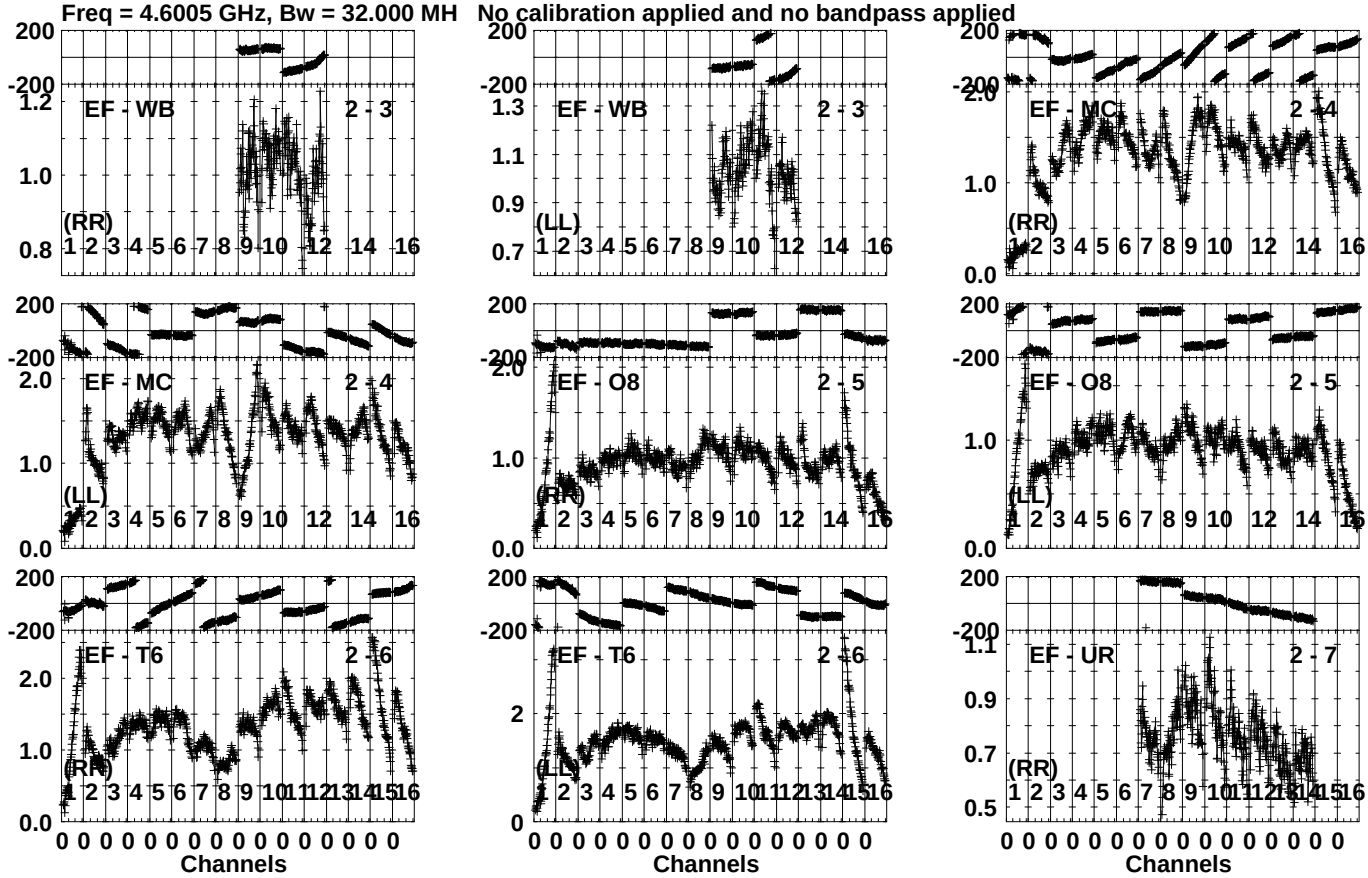

Lower frame: Milli Ampl Jy Top frame: Phas deg
Vector averaged cross-power spectrum Several baselines displayed
Timerange: 00/12:43:43 to 00/12:46:39

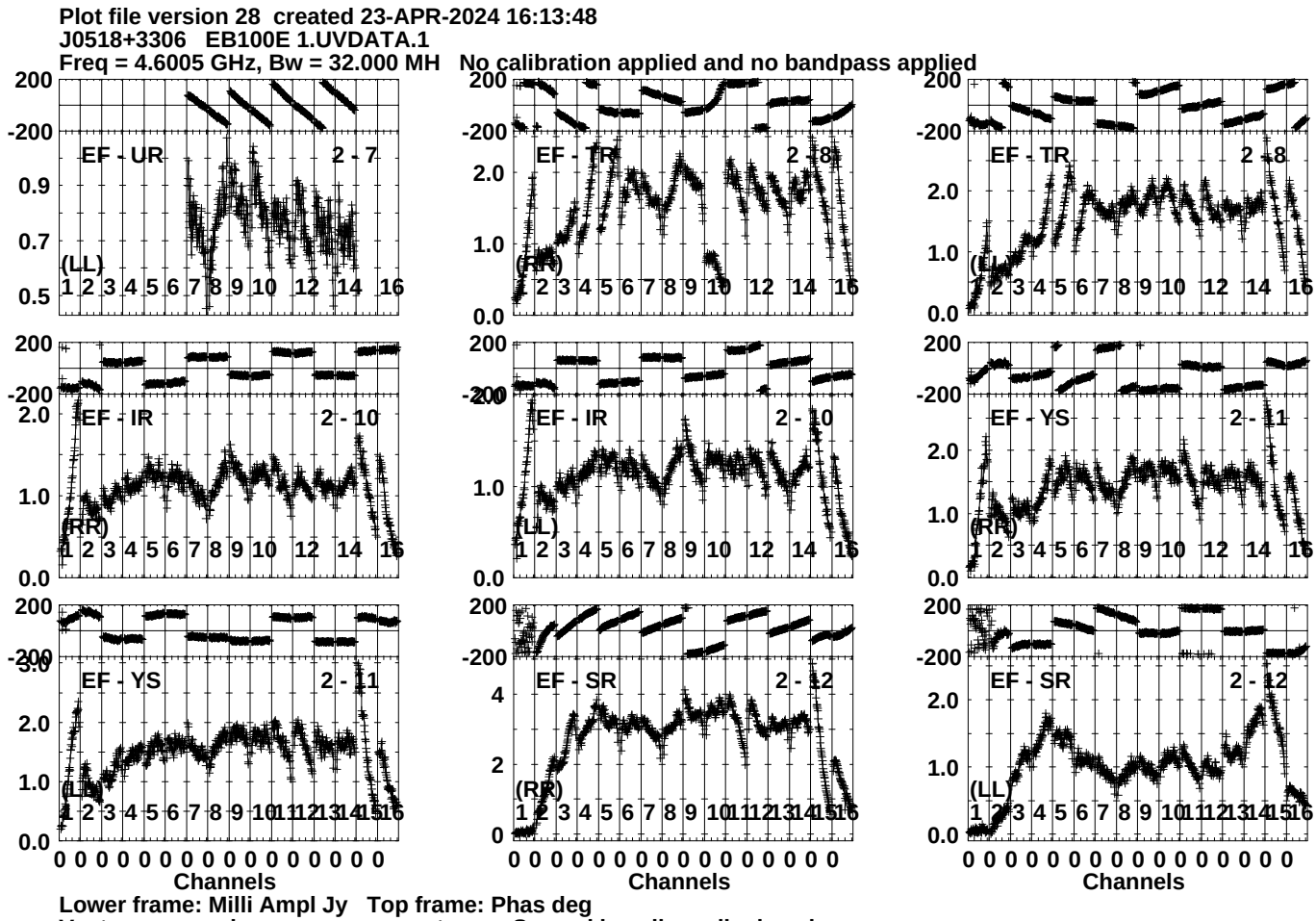
Plot file version 28 created 23-APR-2024 16:13:48
J0518+3306 EB100E 1.UVDATA.1
Freq = 4.6005 GHz, Bw = 32.000 MH No calibration applied and no bandpass applied
EF - UR 2 - 7
(LL)
EF - TR 2 - 8
(RR)
EF - TR 2 - 8
(LL)
EF - IR 2 - 10
(RR)
EF - IR 2 - 10
(LL)
EF - YS 2 - 11
(RR)
EF - YS 2 - 11
(LL)
EF - SR 2 - 12
(RR)
EF - SR 2 - 12
(LL)
Channels
Channels
Channels
Lower frame: Milli Ampl Jy Top frame: Phas deg
Vector averaged cross-power spectrum Several baselines displayed
Timerange: 00/12:43:43 to 00/12:46:39

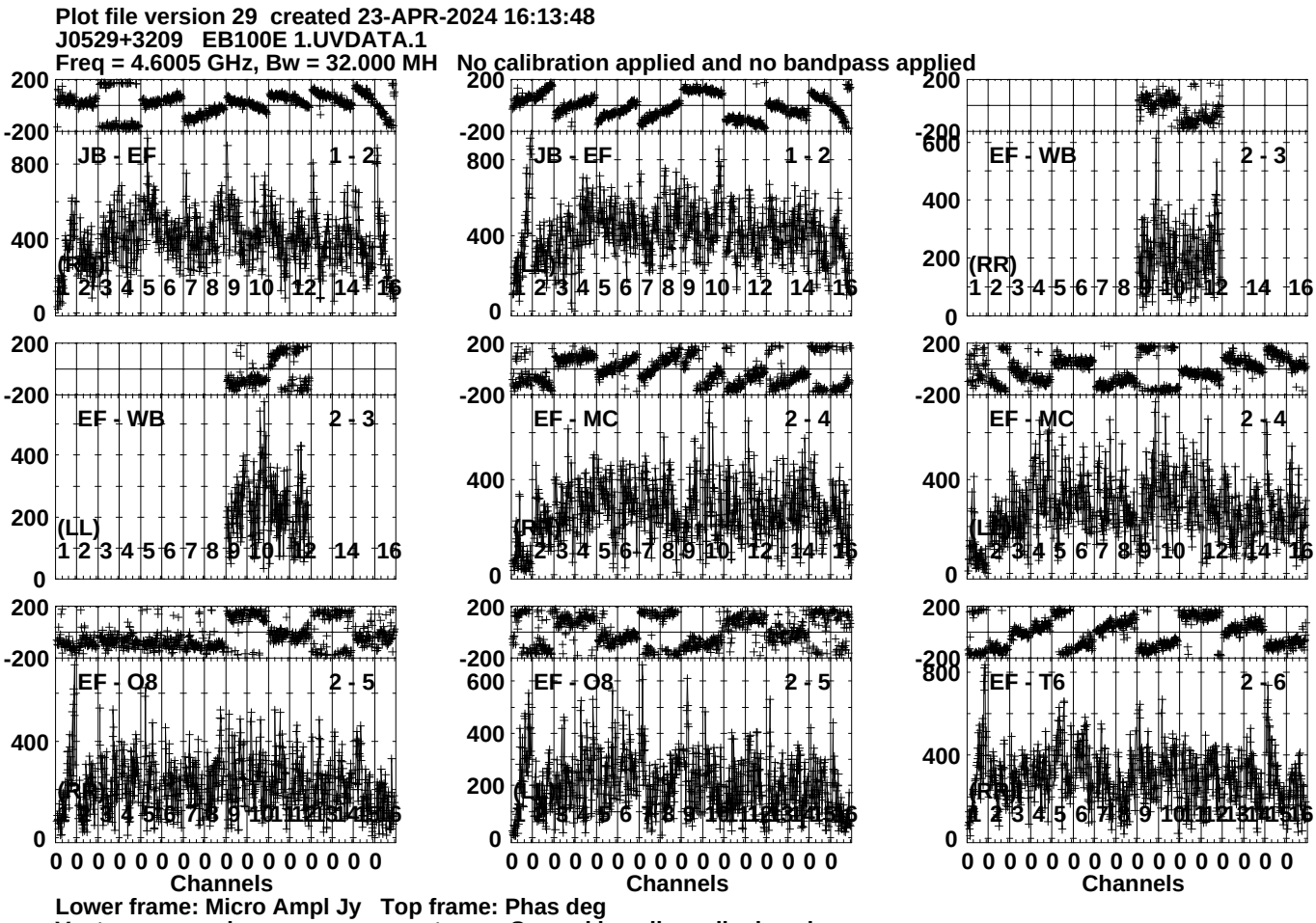
Plot file version 29 created 23-APR-2024 16:13:48
J0529+3209 EB100E 1.UVDATA.1
Freq = 4.6005 GHz, Bw = 32.000 MH No calibration applied and no bandpass applied
JB - EF 1 - 2
(RR)
JB - EF 1 - 2
EF - WB 2 - 3
(RR)
EF - WB 2 - 3
(LL)
EF - MC 2 - 4
(RR)
EF - MC 2 - 4
(LL)
EF - O8 2 - 5
(RR)
EF - O8 2 - 5
EF - T6 2 - 6
(RR)
Channels
Channels
Channels
Lower frame: Micro Ampl Jy Top frame: Phas deg
Vector averaged cross-power spectrum Several baselines displayed
Timerange: 00/12:46:41 to 00/12:48:09

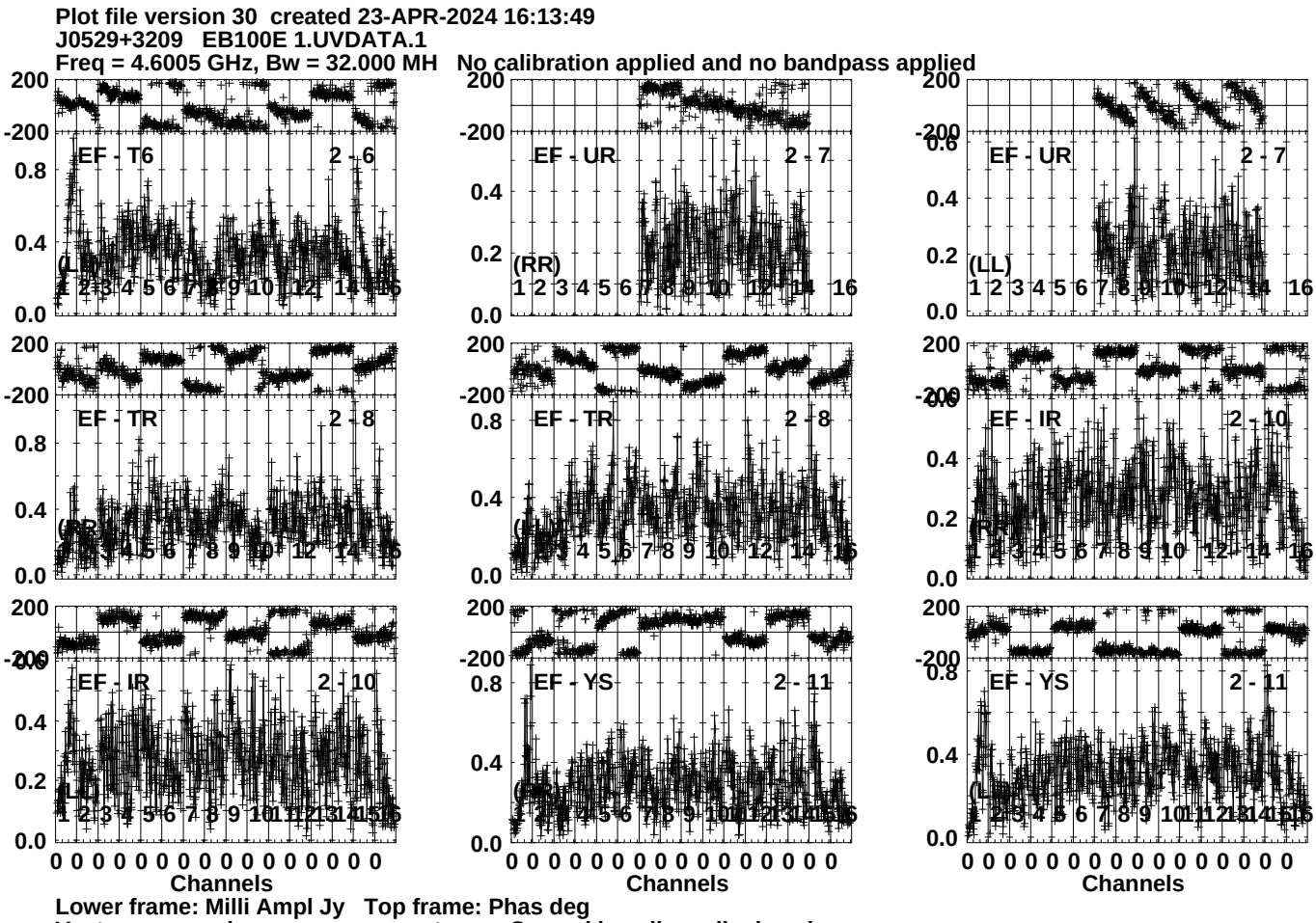
Plot file version 30 created 23-APR-2024 16:13:49
J0529+3209 EB100E 1.UVDATA.1
Freq = 4.6005 GHz, Bw = 32.000 MH No calibration applied and no bandpass applied
EF - T6 2 - 6
EF - UR 2 - 7
EF - UR 2 - 7
EF - TR 2 - 8
EF - TR 2 - 8
EF - IR 2 - 10
EF - IR 2 - 10
EF - YS 2 - 11
EF - YS 2 - 11
(LL)
(RR)
(LL)
(RR)
(LL)
(RR)
(LL)
(RR)
(LL)
Channels
Channels
Channels
Lower frame: Milli Ampl Jy Top frame: Phas deg
Vector averaged cross-power spectrum Several baselines displayed
Timerange: 00/12:46:41 to 00/12:48:09

Plot file version 31 created 23-APR-2024 16:13:49
J0529+3209 EB100E 1.UVDATA.1
Freq = 4.6005 GHz, Bw = 32.000 MH No calibration applied and no bandpass applied

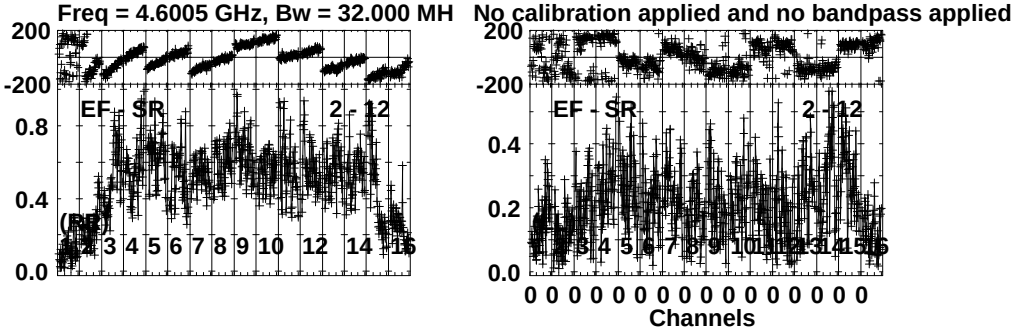

Lower frame: Milli Ampl Jy Top frame: Phas deg
Vector averaged cross-power spectrum Several baselines displayed
Timerange: 00/12:46:41 to 00/12:48:09

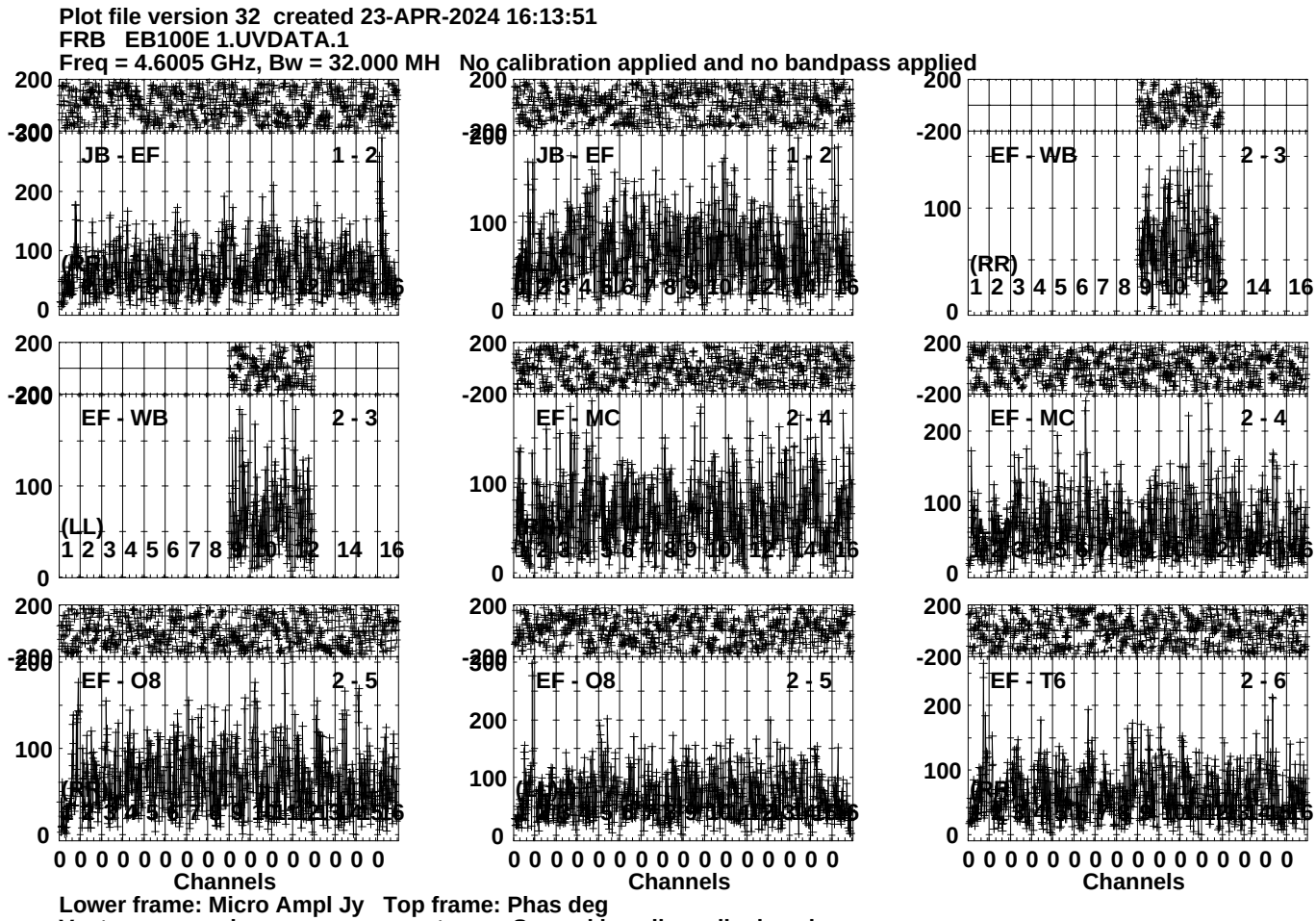
Plot file version 32 created 23-APR-2024 16:13:51
FRB EB100E 1.UVDATA.1
Freq = 4.6005 GHz, Bw = 32.000 MH No calibration applied and no bandpass applied
JB - EF 1 - 2
JB - EF 1 - 2
EF - WB 2 - 3
(RR)
EF - WB 2 - 3
(LL)
EF - MC 2 - 4
EF - MC 2 - 4
EF - O8 2 - 5
EF - O8 2 - 5
EF - T6 2 - 6
Channels
Channels
Channels
Lower frame: Micro Ampl Jy Top frame: Phas deg
Vector averaged cross-power spectrum Several baselines displayed
Timerange: 00/12:48:11 to 00/12:51:39

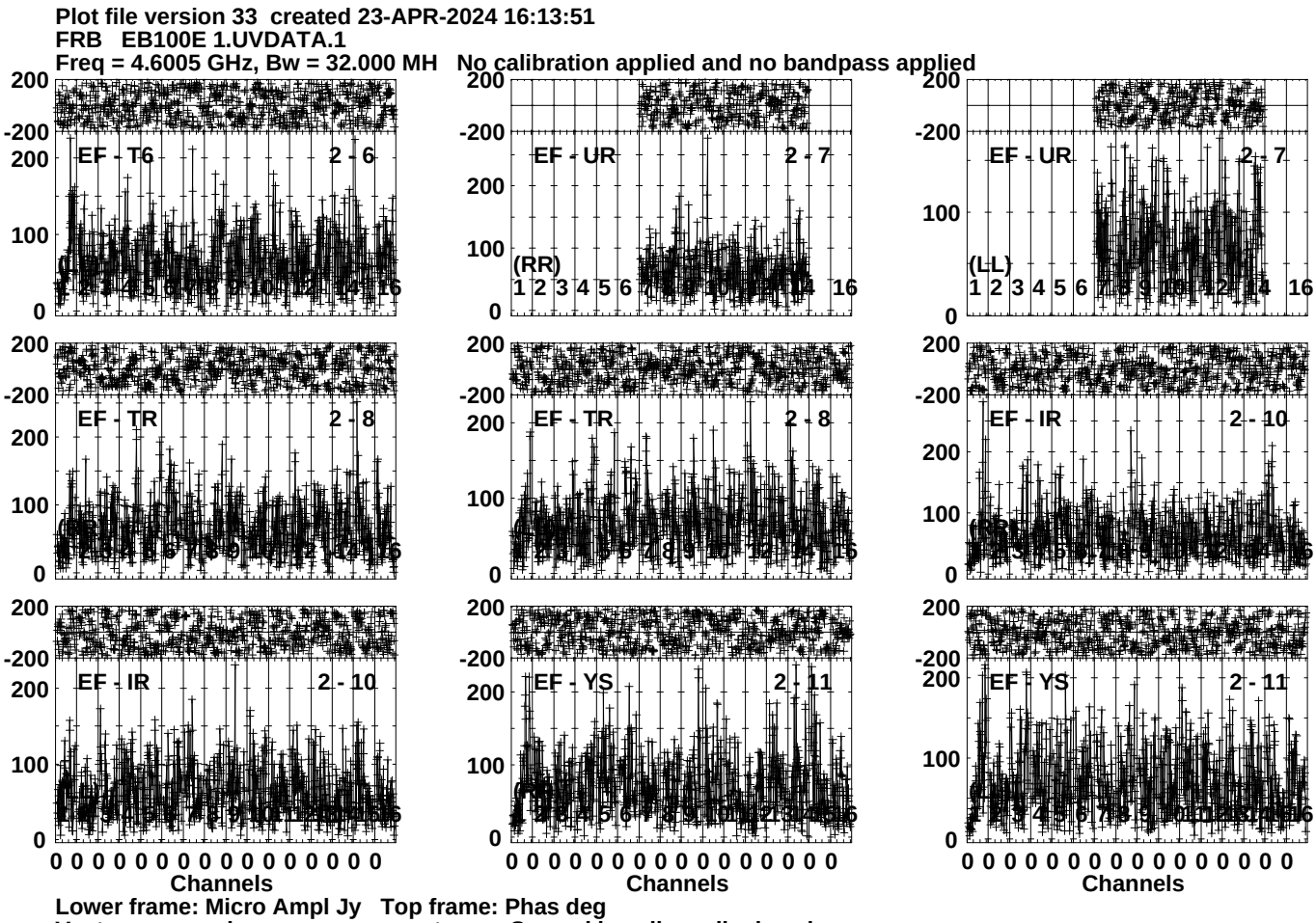
Plot file version 33 created 23-APR-2024 16:13:51
FRB EB100E 1.UVDATA.1
Freq = 4.6005 GHz, Bw = 32.000 MH No calibration applied and no bandpass applied
EF - T6 2 - 6
EF - UR 2 - 7
EF - UR 2 - 7
(RR)
(LL)
EF - TR 2 - 8
EF - TR 2 - 8
EF - IR 2 - 10
EF - IR 2 - 10
EF - YS 2 - 11
EF - YS 2 - 11
200
-200
100
0
1 2 3 4 5 6 7 8 9 10 12 14 16
0 0 0 0 0 0 0 0 0 0 0 0 0 0 0 0
Channels
Lower frame: Micro Ampl Jy Top frame: Phas deg
Vector averaged cross-power spectrum Several baselines displayed
Timerange: 00/12:48:11 to 00/12:51:39

Plot file version 34 created 23-APR-2024 16:13:52
FRB EB100E 1.UVDATA.1
Freq = 4.6005 GHz, Bw = 32.000 MH No calibration applied and no bandpass applied

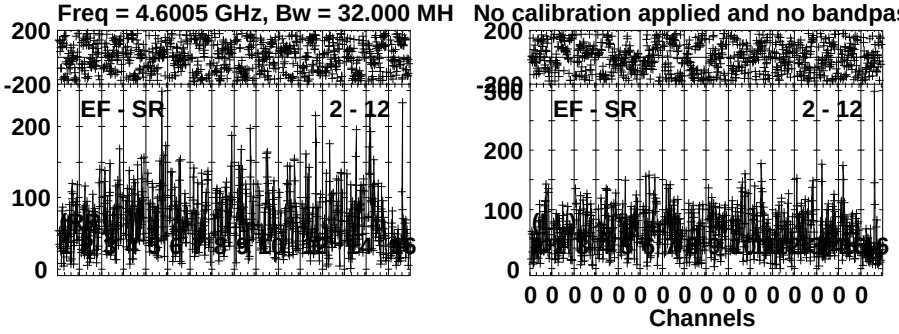

Lower frame: Micro Ampl Jy Top frame: Phas deg
Vector averaged cross-power spectrum Several baselines displayed
Timerange: 00/12:48:11 to 00/12:51:39

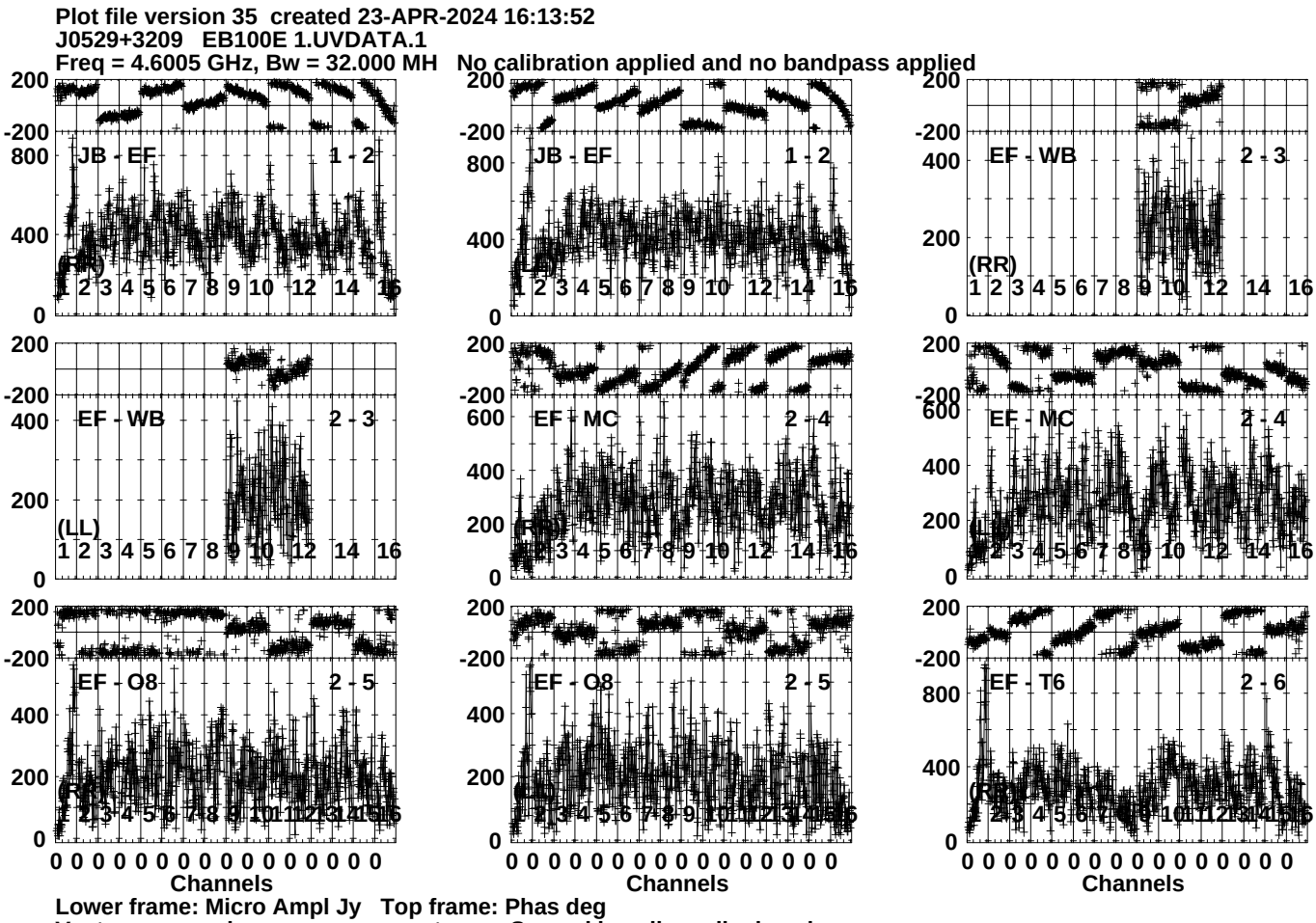
Plot file version 35 created 23-APR-2024 16:13:52
J0529+3209 EB100E 1.UVDATA.1
Freq = 4.6005 GHz, Bw = 32.000 MH No calibration applied and no bandpass applied
JB - EF 1 - 2
(RR)
JB - EF 1 - 2
(LL)
EF - WB 2 - 3
(RR)
EF - WB 2 - 3
(LL)
EF - MC 2 - 4
(RR)
EF - MC 2 - 4
(LL)
EF - O8 2 - 5
(RR)
EF - O8 2 - 5
(LL)
EF - T6 2 - 6
(RR)
Channels
Channels
Channels
Lower frame: Micro Ampl Jy Top frame: Phas deg
Vector averaged cross-power spectrum Several baselines displayed
Timerange: 00/12:52:13 to 00/12:53:09

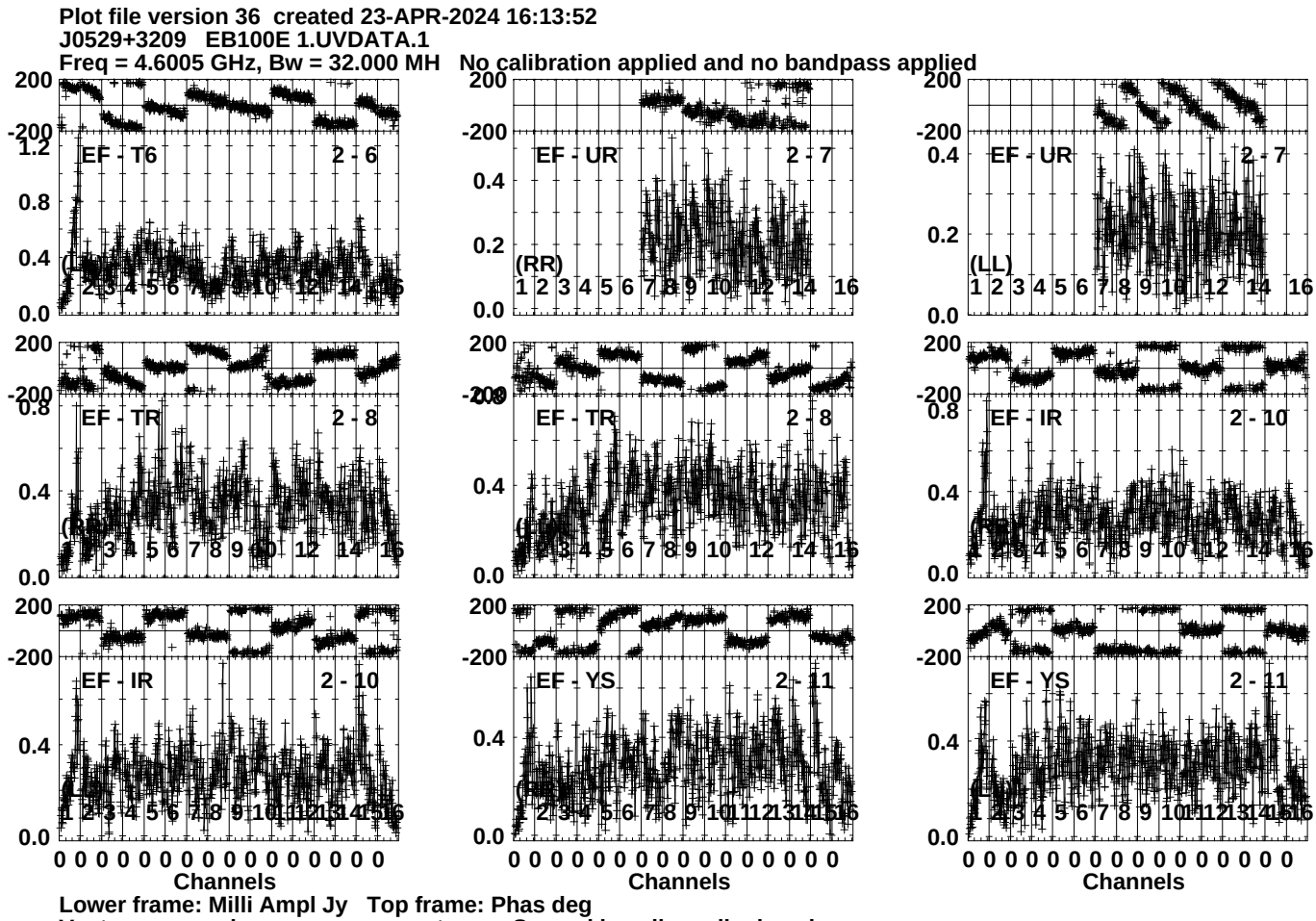
Plot file version 36 created 23-APR-2024 16:13:52
J0529+3209 EB100E 1.UVDATA.1
Freq = 4.6005 GHz, Bw = 32.000 MH No calibration applied and no bandpass applied
EF - T6 2 - 6
EF - UR 2 - 7
EF - UR 2 - 7
EF - TR 2 - 8
EF - TR 2 - 8
EF - IR 2 - 10
EF - IR 2 - 10
EF - YS 2 - 11
EF - YS 2 - 11
(RR)
(LL)
Channels
Lower frame: Milli Ampl Jy Top frame: Phas deg
Vector averaged cross-power spectrum Several baselines displayed
Timerange: 00/12:52:13 to 00/12:53:09

Plot file version 37 created 23-APR-2024 16:13:52
J0529+3209 EB100E 1.UVDATA.1
Freq = 4.6005 GHz, Bw = 32.000 MH No calibration applied and no bandpass applied

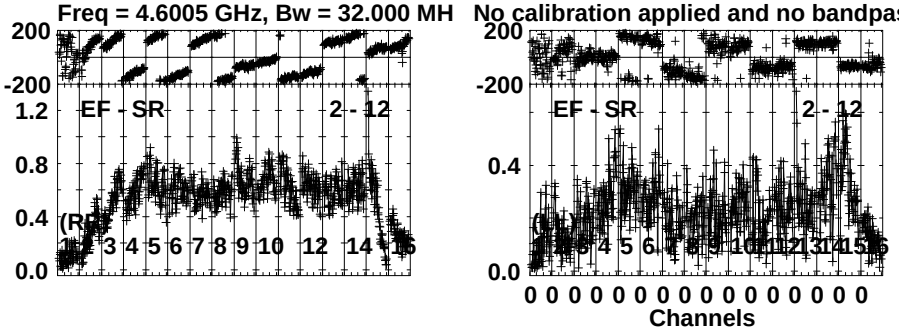

Lower frame: Milli Ampl Jy Top frame: Phas deg
Vector averaged cross-power spectrum Several baselines displayed
Timerange: 00/12:52:13 to 00/12:53:09

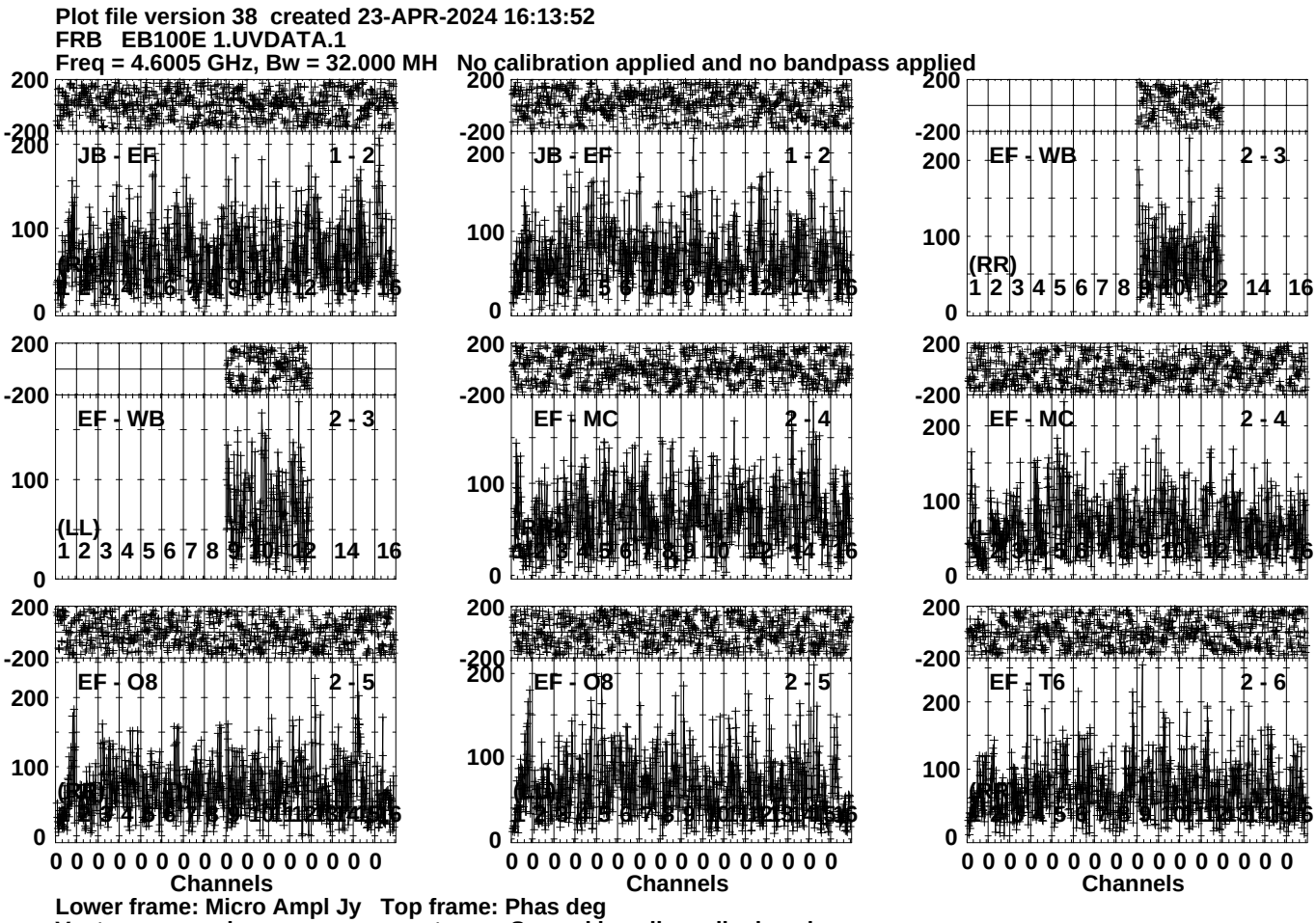
Plot file version 38 created 23-APR-2024 16:13:52
FRB EB100E 1.UVDATA.1
Freq = 4.6005 GHz, Bw = 32.000 MH No calibration applied and no bandpass applied
JB - EF 1 - 2
JB - EF 1 - 2
EF - WB 2 - 3
(RR)
EF - WB 2 - 3
(LL)
EF - MC 2 - 4
EF - MC 2 - 4
EF - O8 2 - 5
EF - O8 2 - 5
EF - T6 2 - 6
Channels
Channels
Channels
Lower frame: Micro Ampl Jy Top frame: Phas deg
Vector averaged cross-power spectrum Several baselines displayed
Timerange: 00/12:53:13 to 00/12:56:39

Plot file version 39 created 23-APR-2024 16:13:53
FRB EB100E 1.UVDATA.1
Freq = 4.6005 GHz, Bw = 32.000 MH No calibration applied and no bandpass applied

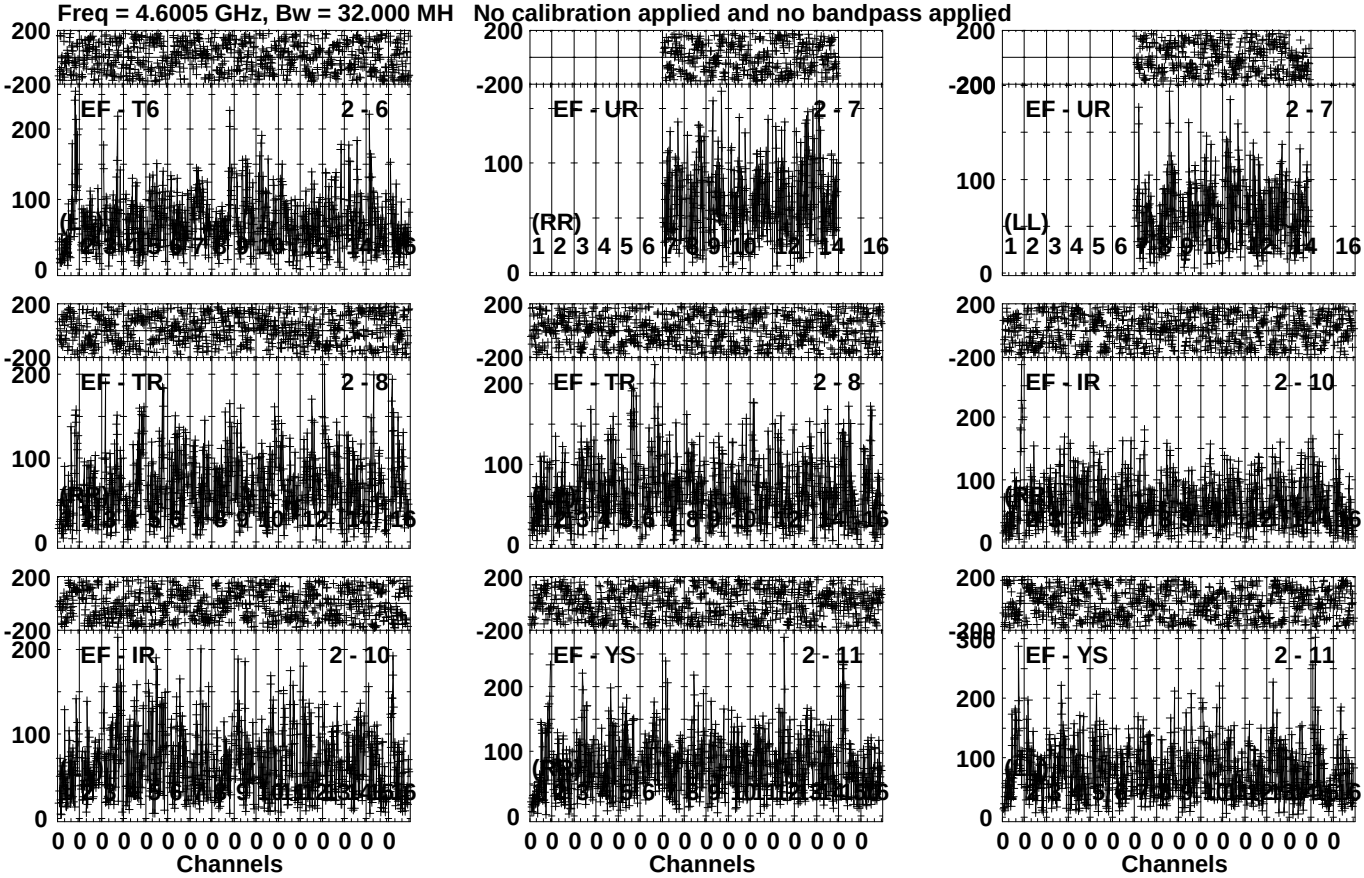

Lower frame: Micro Ampl Jy Top frame: Phas deg
Vector averaged cross-power spectrum Several baselines displayed
Timerange: 00/12:53:13 to 00/12:56:39

Plot file version 40 created 23-APR-2024 16:13:53
FRB EB100E 1.UVDATA.1
Freq = 4.6005 GHz, Bw = 32.000 MH No calibration applied and no bandpass applied

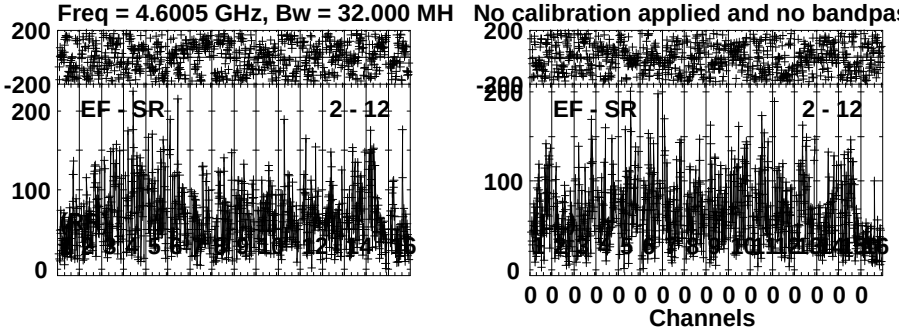

Lower frame: Micro Ampl Jy Top frame: Phas deg
Vector averaged cross-power spectrum Several baselines displayed
Timerange: 00/12:53:13 to 00/12:56:39

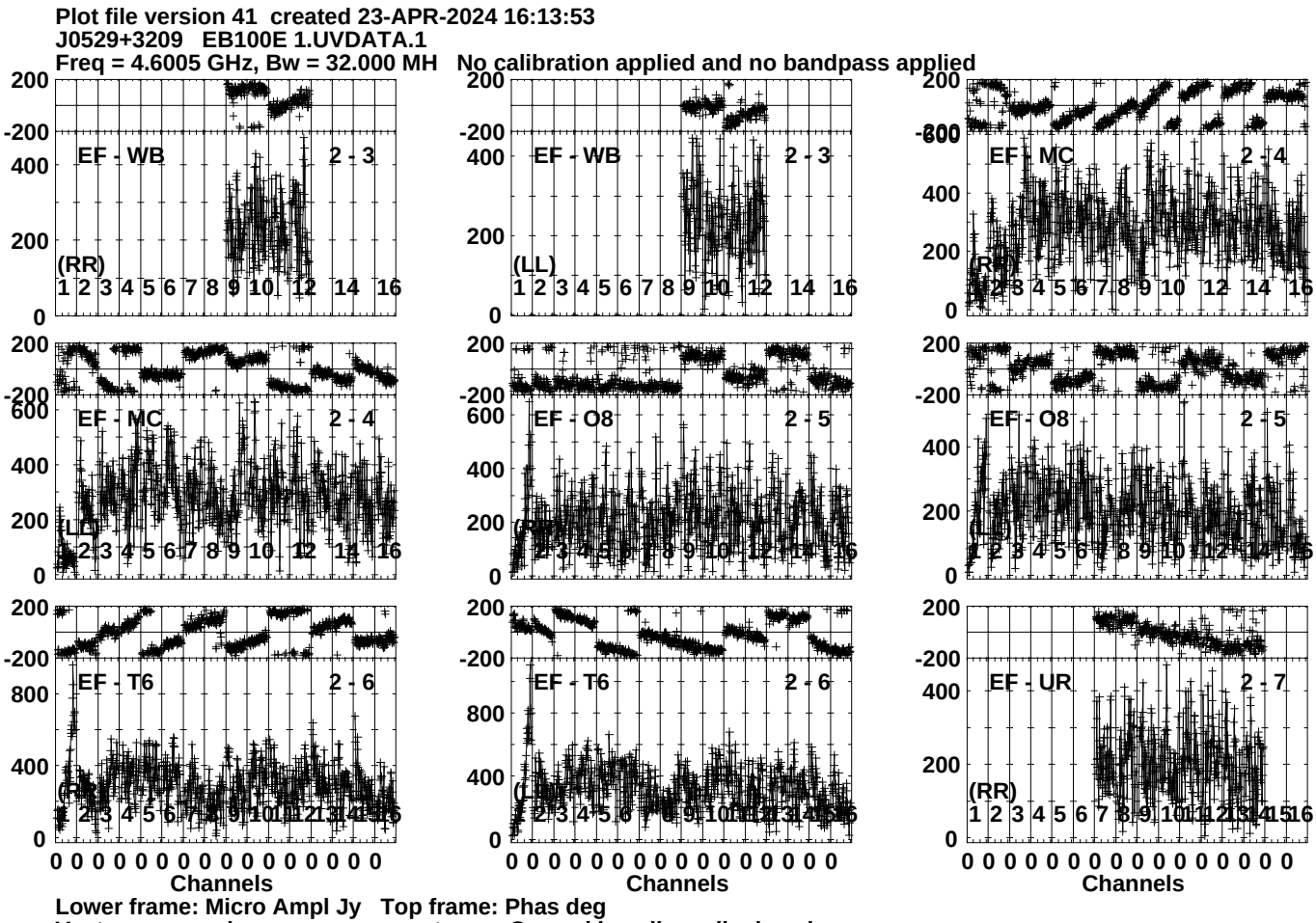
Plot file version 41 created 23-APR-2024 16:13:53
J0529+3209 EB100E 1.UVDATA.1
Freq = 4.6005 GHz, Bw = 32.000 MH No calibration applied and no bandpass applied
EF - WB 2 - 3
(RR)
EF - WB 2 - 3
(LL)
EF - MC 2 - 4
(RR)
EF - MC 2 - 4
(LL)
EF - O8 2 - 5
(RR)
EF - O8 2 - 5
(LL)
EF - T6 2 - 6
(RR)
EF - T6 2 - 6
(LL)
EF - UR 2 - 7
(RR)
Channels
Channels
Channels
Lower frame: Micro Ampl Jy Top frame: Phas deg
Vector averaged cross-power spectrum Several baselines displayed
Timerange: 00/12:57:13 to 00/12:58:09

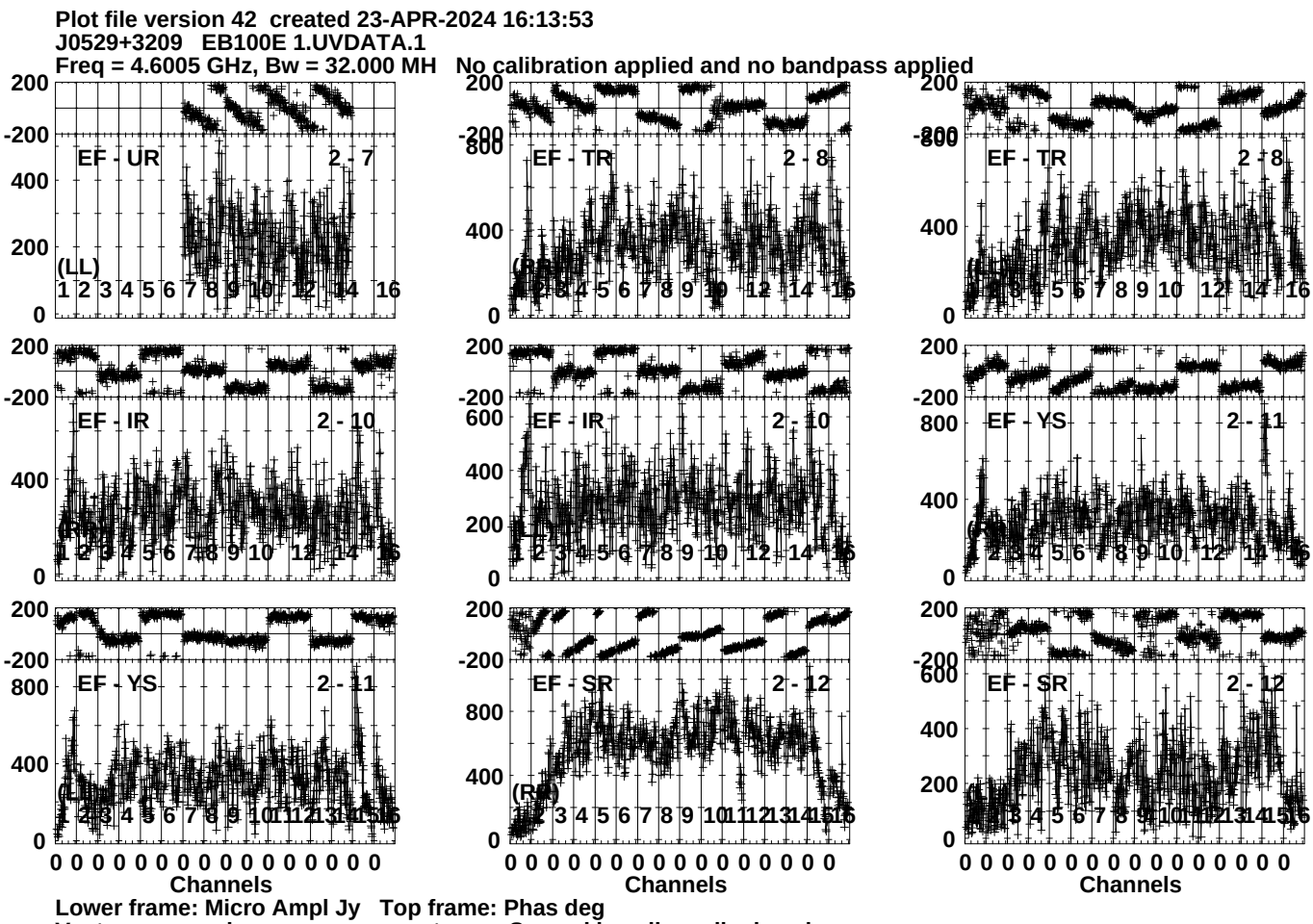
Plot file version 42 created 23-APR-2024 16:13:53
J0529+3209 EB100E 1.UVDATA.1
Freq = 4.6005 GHz, Bw = 32.000 MH No calibration applied and no bandpass applied
EF - UR 2 - 7
EF - TR 2 - 8
EF - TR 2 - 8
EF - IR 2 - 10
EF - IR 2 - 10
EF - YS 2 - 11
EF - YS 2 - 11
EF - SR 2 - 12
EF - SR 2 - 12
(LL)
(RR)
Channels
Lower frame: Micro Ampl Jy Top frame: Phas deg
Vector averaged cross-power spectrum Several baselines displayed
Timerange: 00/12:57:13 to 00/12:58:09

Plot file version 43 created 23-APR-2024 16:13:54
FRB EB100E 1.UVDATA.1
Freq = 4.6005 GHz, Bw = 32.000 MH No calibration applied and no bandpass applied

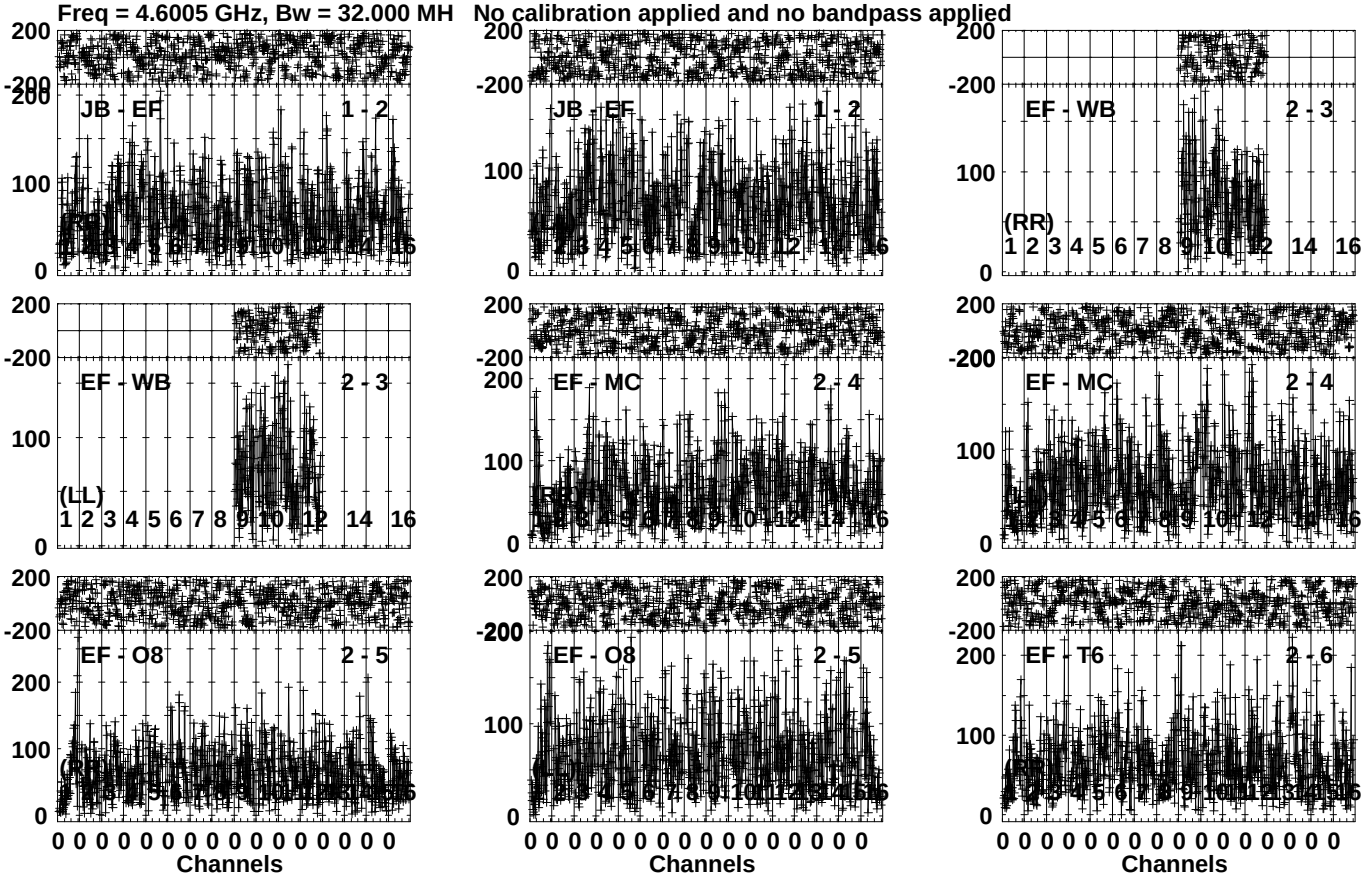

Lower frame: Micro Ampl Jy Top frame: Phas deg
Vector averaged cross-power spectrum Several baselines displayed
Timerange: 00/12:58:11 to 00/13:01:39

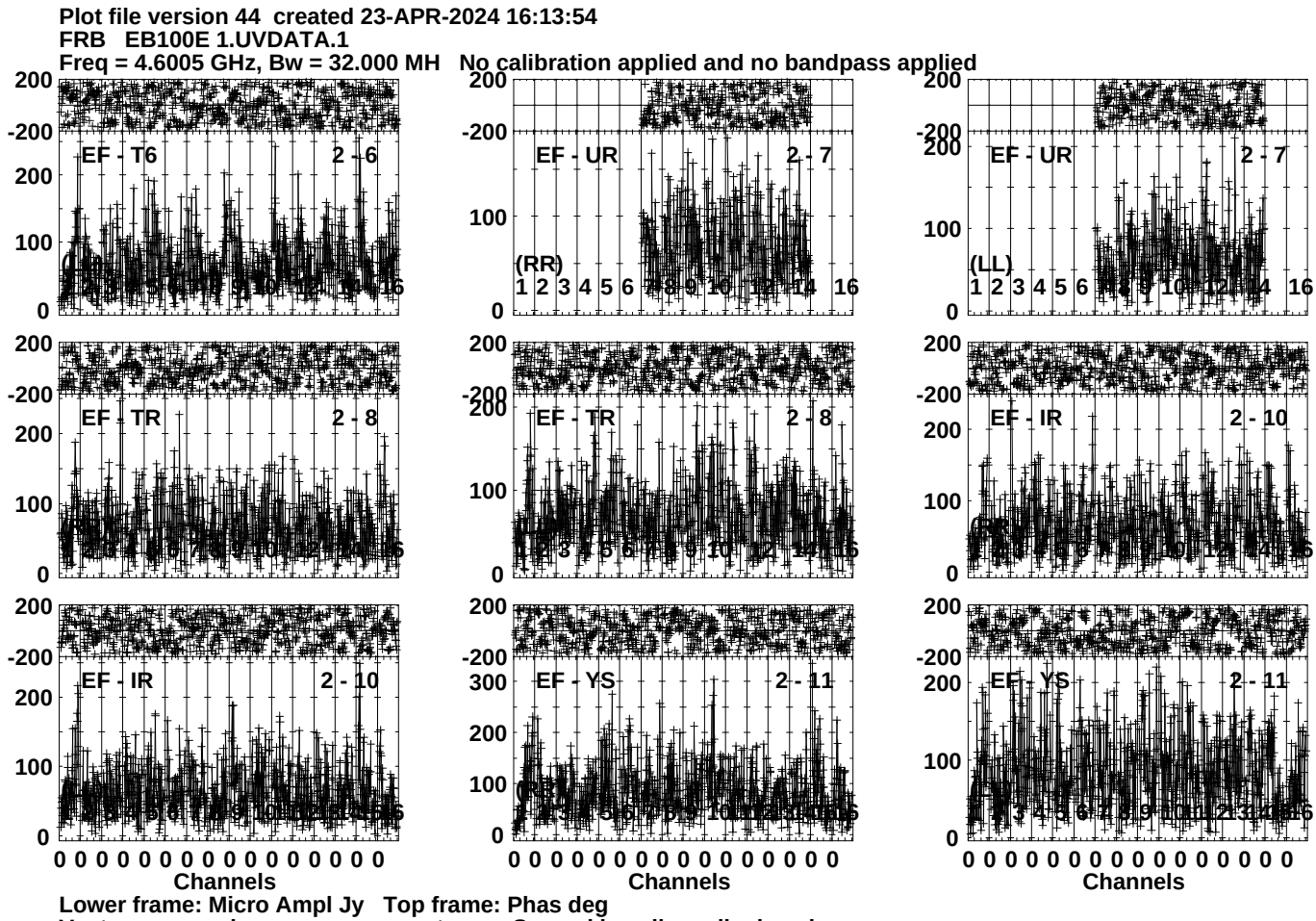
Plot file version 44 created 23-APR-2024 16:13:54
FRB EB100E 1.UVDATA.1
Freq = 4.6005 GHz, Bw = 32.000 MH No calibration applied and no bandpass applied
EF - T6 2 - 6
EF - UR 2 - 7
EF - UR 2 - 7
(RR)
(LL)
EF - TR 2 - 8
EF - TR 2 - 8
EF - IR 2 - 10
EF - IR 2 - 10
EF - YS 2 - 11
EF - YS 2 - 11
Channels
Channels
Channels
Lower frame: Micro Ampl Jy Top frame: Phas deg
Vector averaged cross-power spectrum Several baselines displayed
Timerange: 00/12:58:11 to 00/13:01:39

Plot file version 45 created 23-APR-2024 16:13:54
FRB EB100E 1.UVDATA.1
Freq = 4.6005 GHz, Bw = 32.000 MH No calibration applied and no bandpass applied

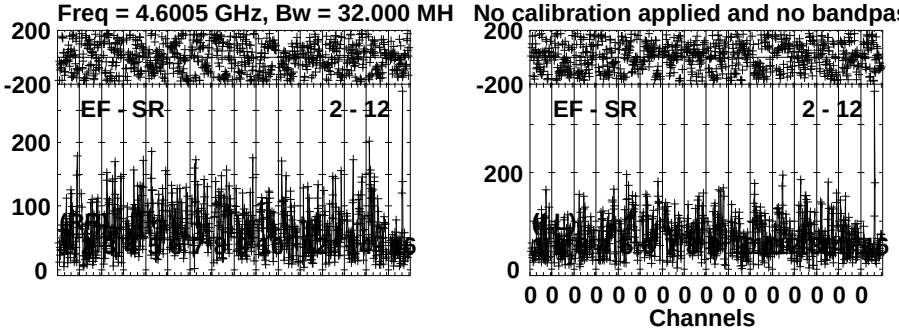

Lower frame: Micro Ampl Jy Top frame: Phas deg
Vector averaged cross-power spectrum Several baselines displayed
Timerange: 00/12:58:11 to 00/13:01:39

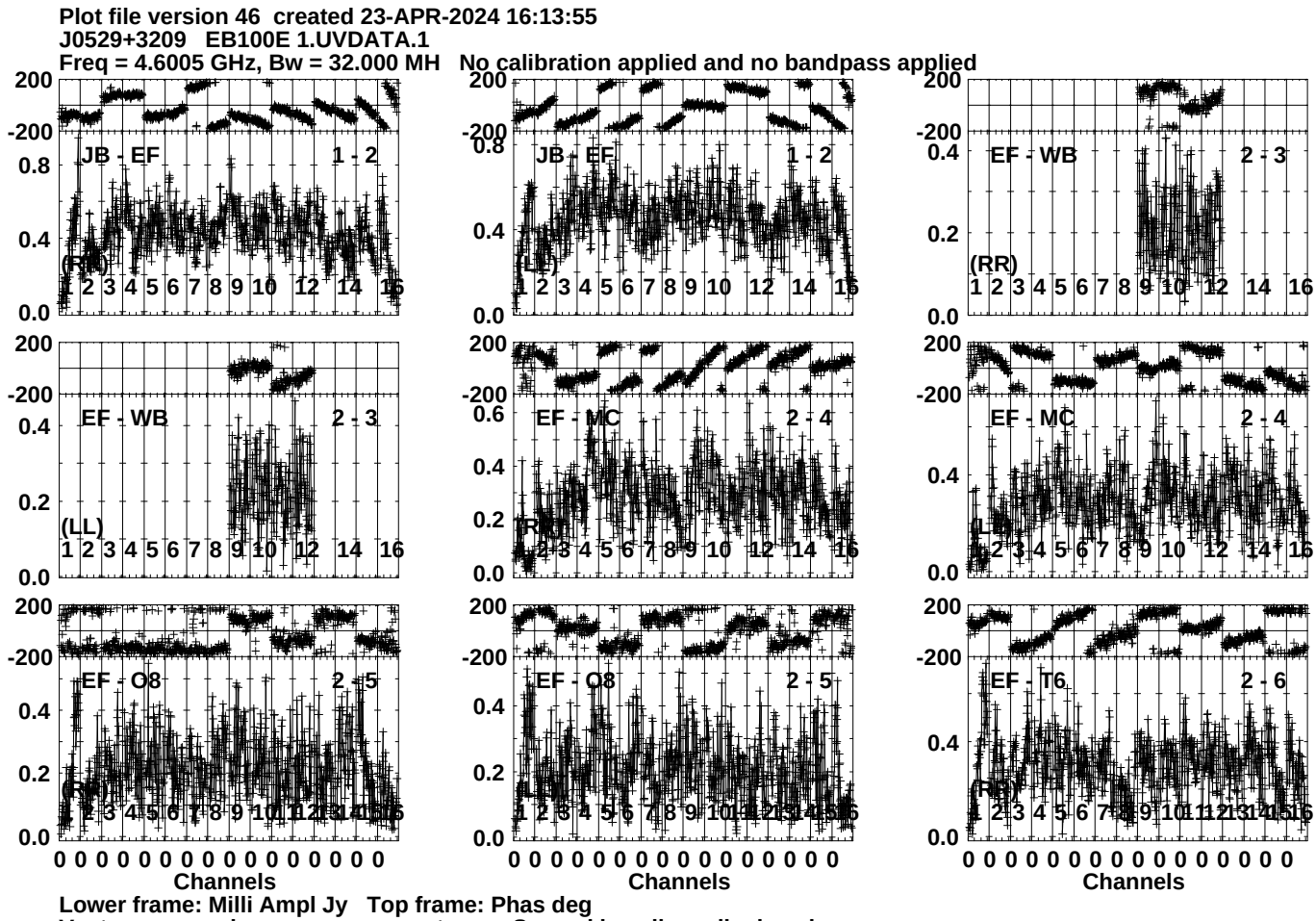
Plot file version 46 created 23-APR-2024 16:13:55
J0529+3209 EB100E 1.UVDATA.1
Freq = 4.6005 GHz, Bw = 32.000 MH No calibration applied and no bandpass applied
JB - EF 1 - 2
(RR)
JB - EF 1 - 2
(LL)
EF - WB 2 - 3
(RR)
EF - WB 2 - 3
(LL)
EF - MC 2 - 4
(RL)
EF - MC 2 - 4
(LR)
EF - O8 2 - 5
(RL)
EF - O8 2 - 5
(LR)
EF - T6 2 - 6
(RL)
Channels
Channels
Channels
Lower frame: Milli Ampl Jy Top frame: Phas deg
Vector averaged cross-power spectrum Several baselines displayed
Timerange: 00/13:01:41 to 00/13:03:09

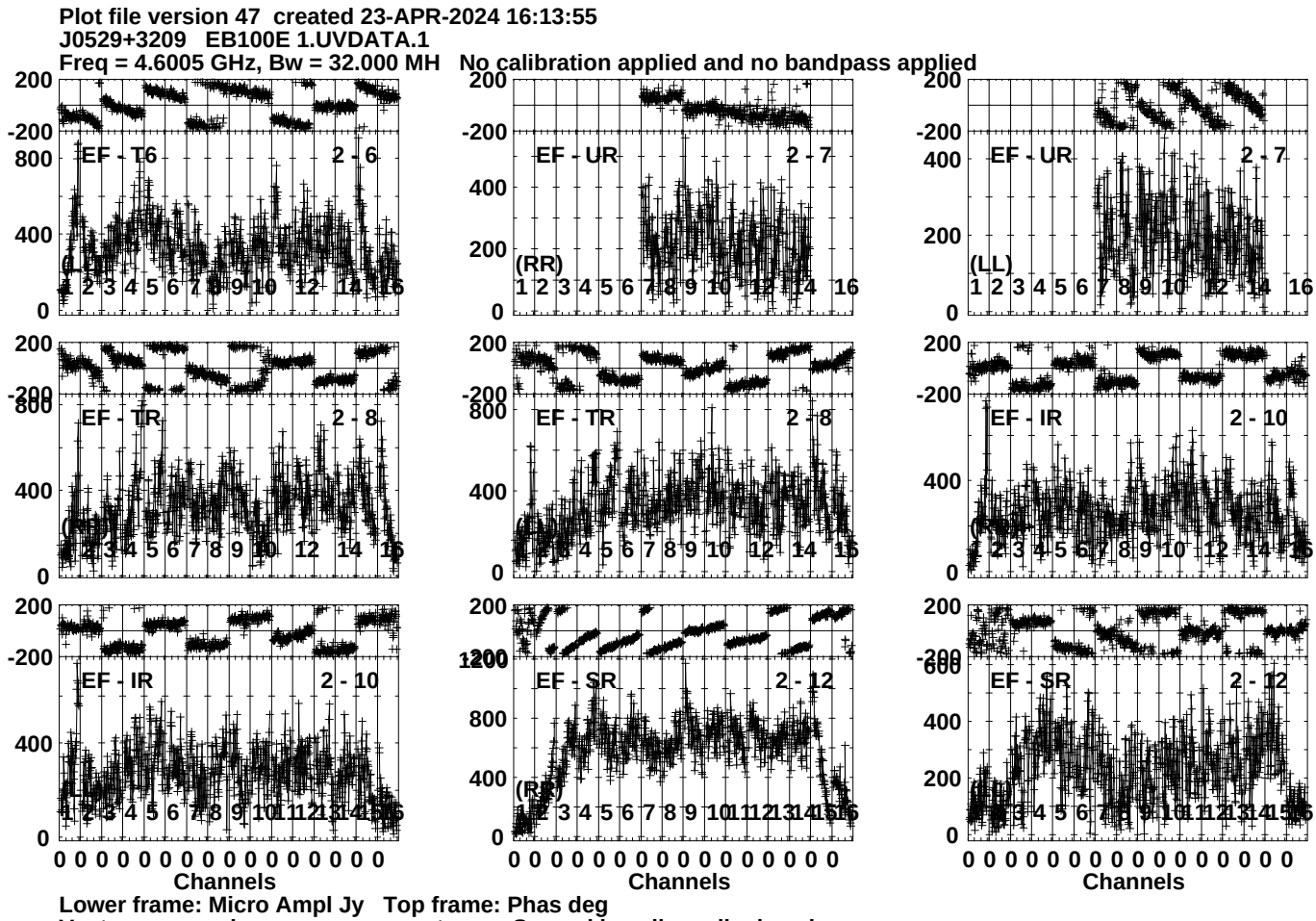
Plot file version 47 created 23-APR-2024 16:13:55
J0529+3209 EB100E 1.UVDATA.1
Freq = 4.6005 GHz, Bw = 32.000 MH No calibration applied and no bandpass applied
EF - T6 2 - 6
EF - UR 2 - 7
EF - UR 2 - 7
EF - TR 2 - 8
EF - TR 2 - 8
EF - IR 2 - 10
EF - IR 2 - 10
EF - SR 2 - 12
EF - SR 2 - 12
(RR)
(LL)
Channels
Lower frame: Micro Ampl Jy Top frame: Phas deg
Vector averaged cross-power spectrum Several baselines displayed
Timerange: 00/13:01:41 to 00/13:03:09

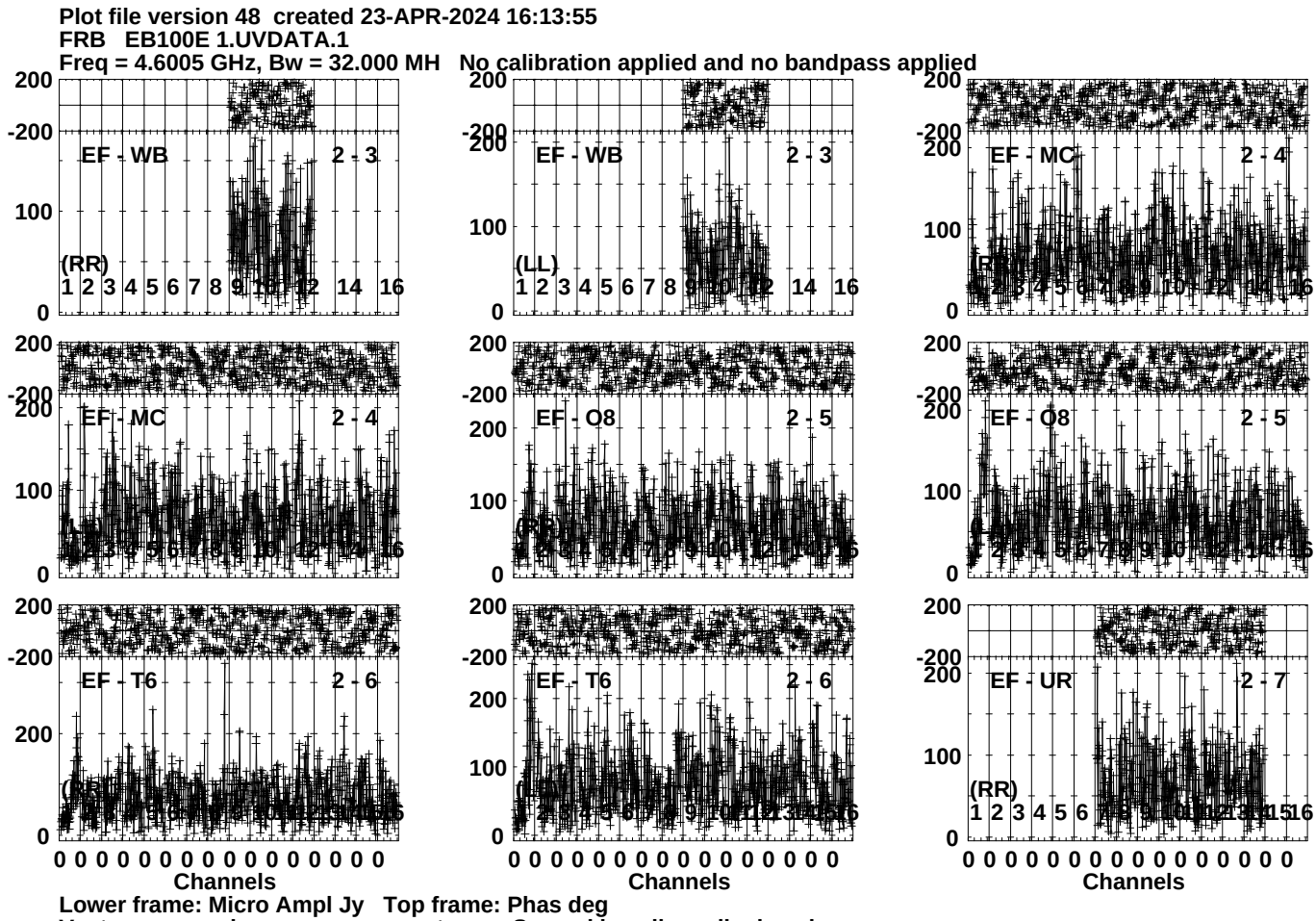
Plot file version 48 created 23-APR-2024 16:13:55
FRB EB100E 1.UVDATA.1
Freq = 4.6005 GHz, Bw = 32.000 MH No calibration applied and no bandpass applied
EF - WB 2 - 3
(RR)
EF - WB 2 - 3
(LL)
EF - MC 2 - 4
EF - MC 2 - 4
EF - O8 2 - 5
EF - O8 2 - 5
EF - T6 2 - 6
EF - T6 2 - 6
EF - UR 2 - 7
(RR)
Channels
Channels
Channels
Lower frame: Micro Ampl Jy Top frame: Phas deg
Vector averaged cross-power spectrum Several baselines displayed
Timerange: 00/13:03:11 to 00/13:06:39

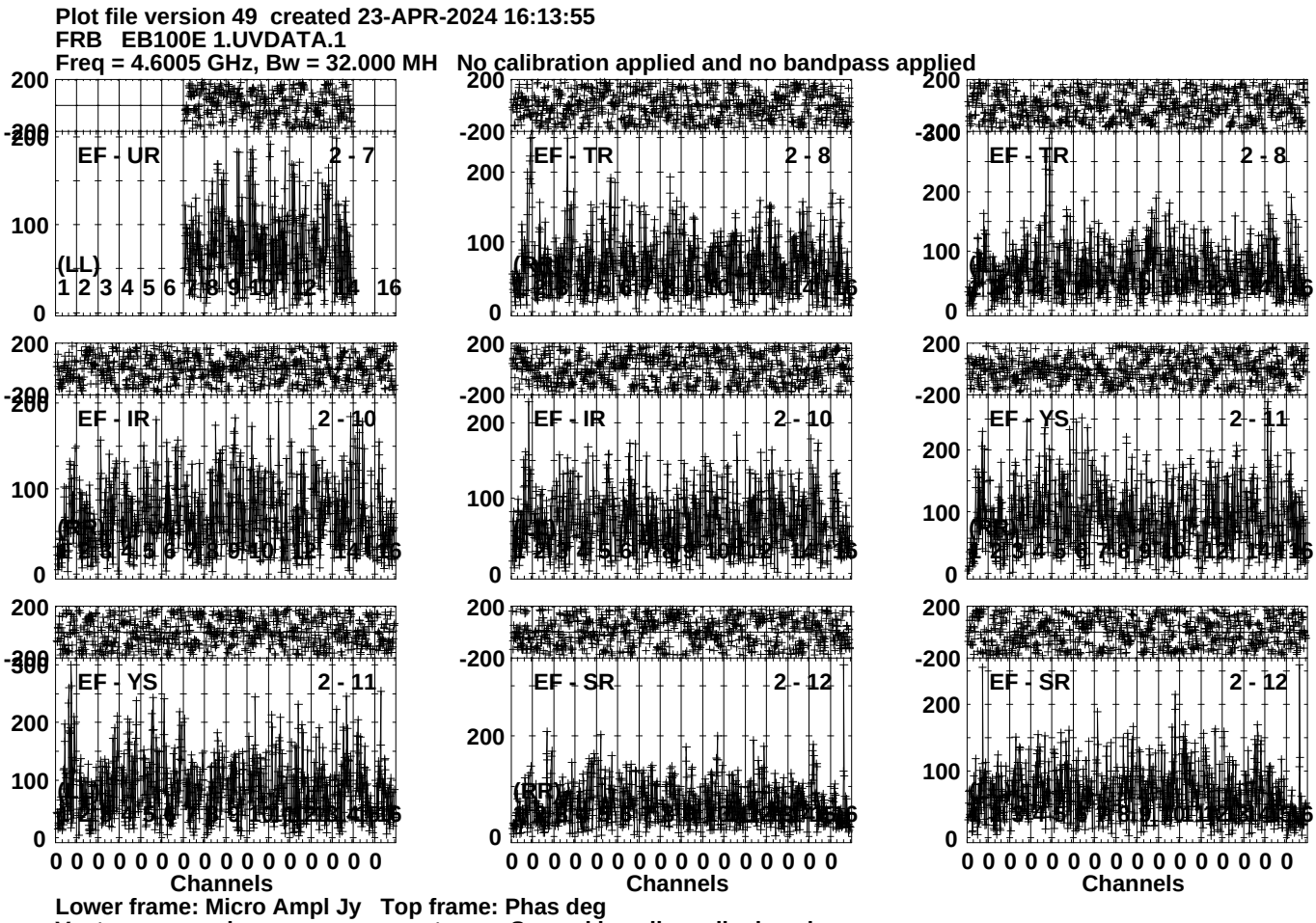
Plot file version 49 created 23-APR-2024 16:13:55
FRB EB100E 1.UVDATA.1
Freq = 4.6005 GHz, Bw = 32.000 MH No calibration applied and no bandpass applied
EF - UR 2 - 7
EF - TR 2 - 8
EF - TR 2 - 8
EF - IR 2 - 10
EF - IR 2 - 10
EF - YS 2 - 11
EF - YS 2 - 11
EF - SR 2 - 12
EF - SR 2 - 12
(LL)
(RR)
Channels
Lower frame: Micro Ampl Jy Top frame: Phas deg
Vector averaged cross-power spectrum Several baselines displayed
Timerange: 00/13:03:11 to 00/13:06:39

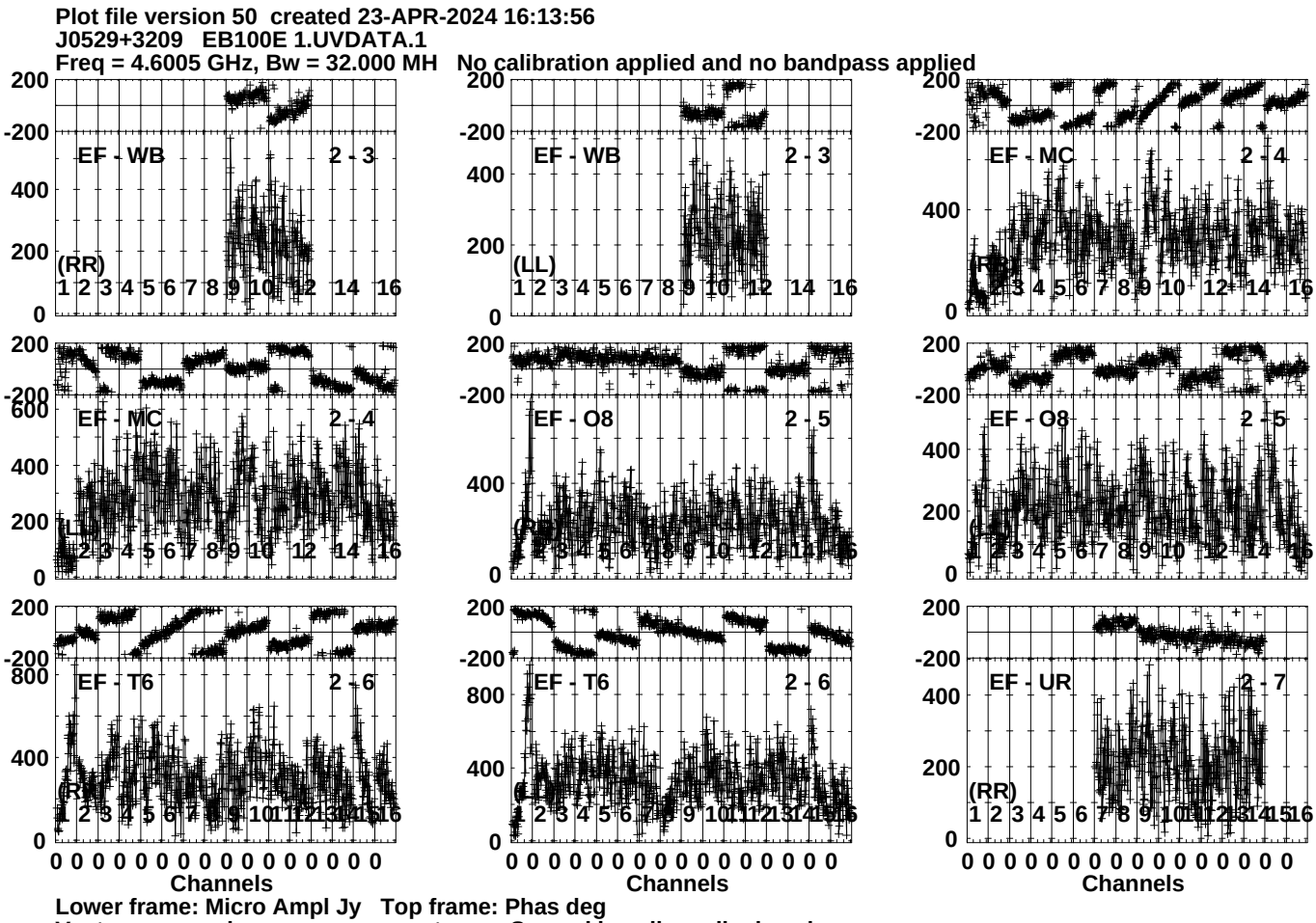
Plot file version 50 created 23-APR-2024 16:13:56
J0529+3209 EB100E 1.UVDATA.1
Freq = 4.6005 GHz, Bw = 32.000 MH No calibration applied and no bandpass applied
EF - WB 2 - 3
(RR)
EF - WB 2 - 3
(LL)
EF - MC 2 - 4
(RR)
EF - MC 2 - 4
(LL)
EF - O8 2 - 5
(RR)
EF - O8 2 - 5
(LL)
EF - T6 2 - 6
(RR)
EF - T6 2 - 6
(LL)
EF - UR 2 - 7
(RR)
Channels
Channels
Channels
Lower frame: Micro Ampl Jy Top frame: Phas deg
Vector averaged cross-power spectrum Several baselines displayed
Timerange: 00/13:07:13 to 00/13:08:09

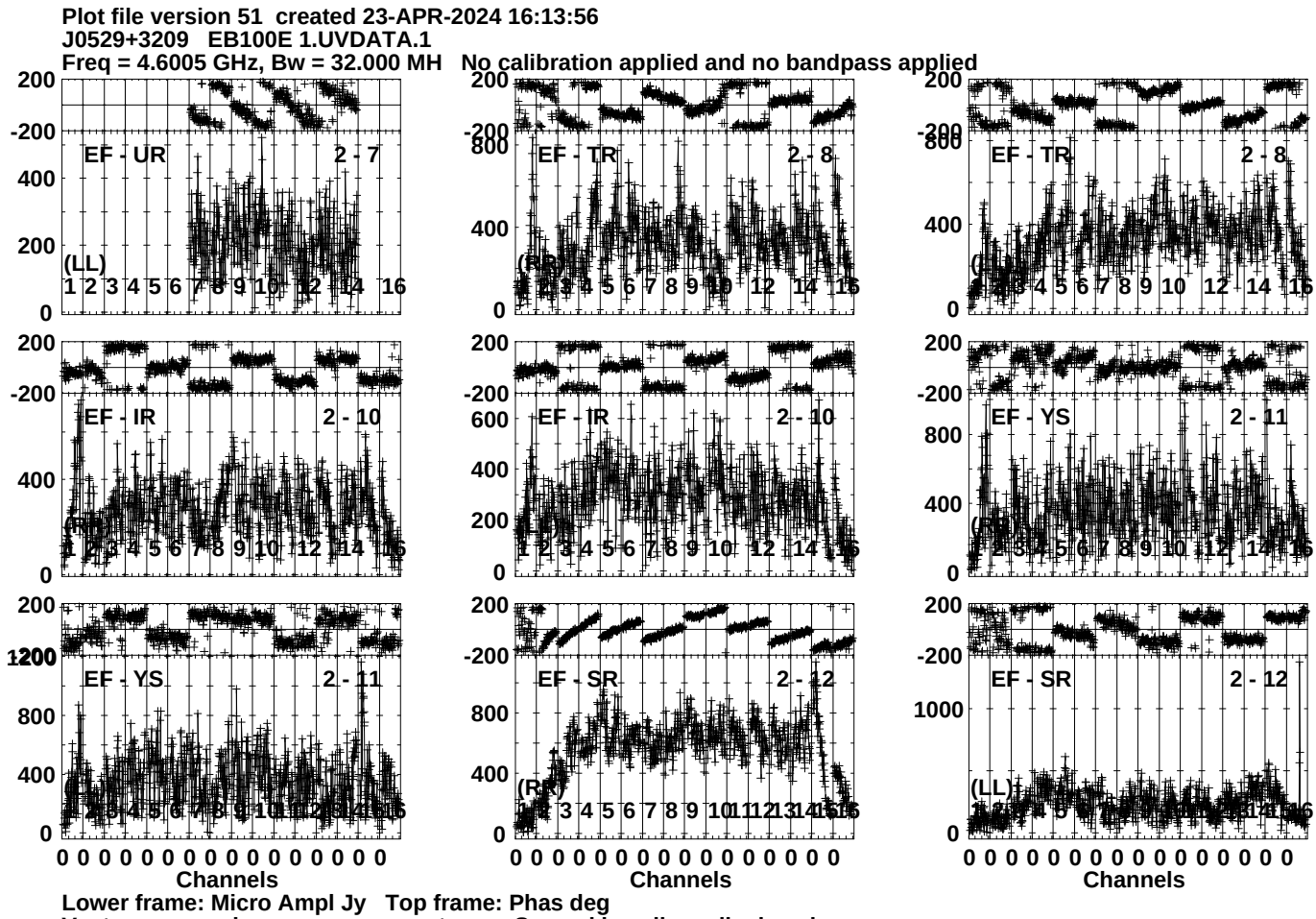
Plot file version 51 created 23-APR-2024 16:13:56
J0529+3209 EB100E 1.UVDATA.1
Freq = 4.6005 GHz, Bw = 32.000 MH No calibration applied and no bandpass applied
EF - UR 2 - 7
EF - TR 2 - 8
EF - TR 2 - 8
EF - IR 2 - 10
EF - IR 2 - 10
EF - YS 2 - 11
EF - YS 2 - 11
EF - SR 2 - 12
EF - SR 2 - 12
(LL)
(RR)
Channels
Lower frame: Micro Ampl Jy Top frame: Phas deg
Vector averaged cross-power spectrum Several baselines displayed
Timerange: 00/13:07:13 to 00/13:08:09

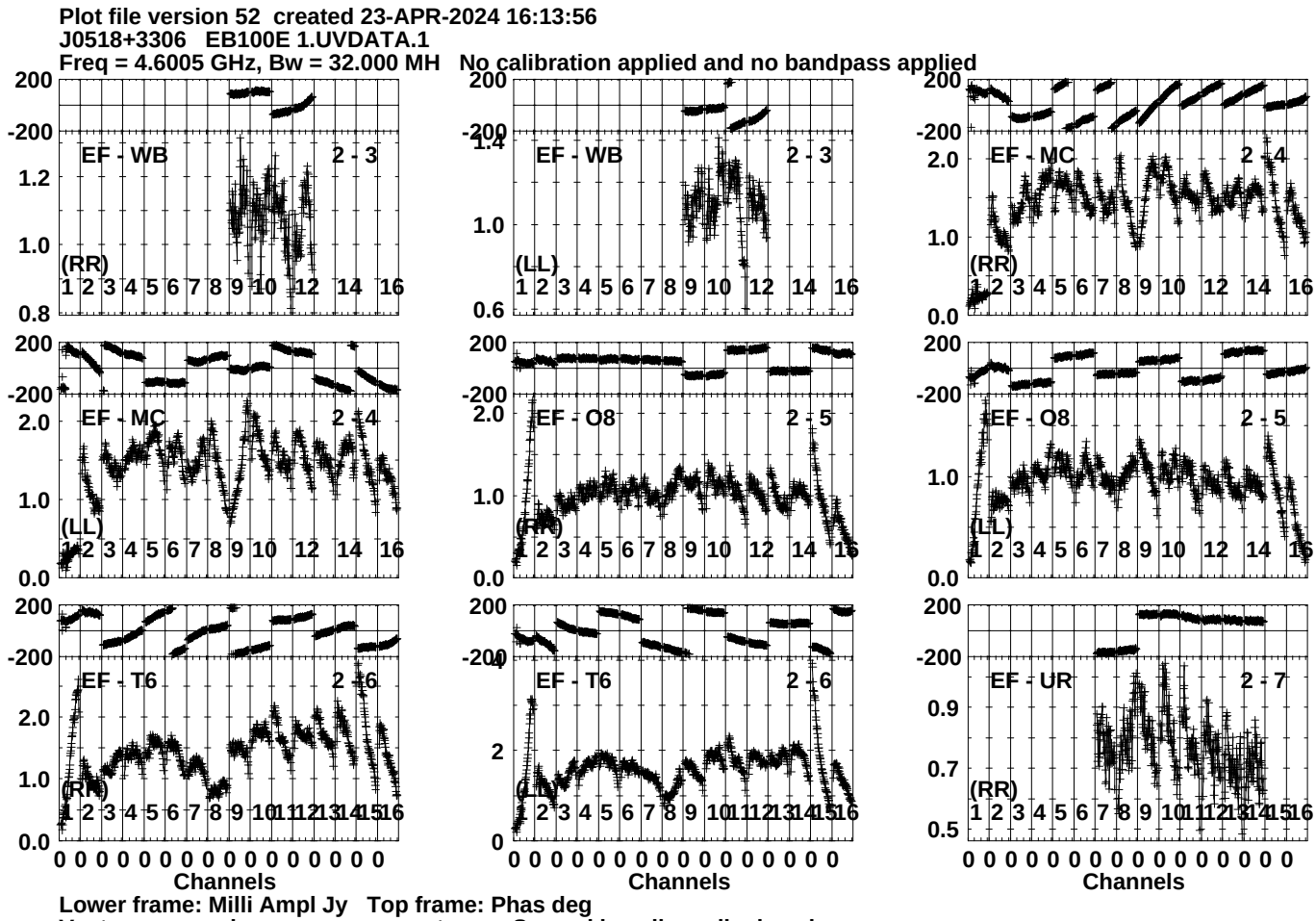
Plot file version 52 created 23-APR-2024 16:13:56
J0518+3306 EB100E 1.UVDATA.1
Freq = 4.6005 GHz, Bw = 32.000 MH No calibration applied and no bandpass applied
EF - WB 2 - 3
(RR)
EF - WB 2 - 3
(LL)
EF - MC 2 - 4
(RR)
EF - MC 2 - 4
(LL)
EF - O8 2 - 5
(RR)
EF - O8 2 - 5
(LL)
EF - T6 2 - 6
(RR)
EF - T6 2 - 6
(LL)
EF - UR 2 - 7
(RR)
Channels
Channels
Channels
Lower frame: Milli Ampl Jy Top frame: Phas deg
Vector averaged cross-power spectrum Several baselines displayed
Timerange: 00/13:08:43 to 00/13:11:39

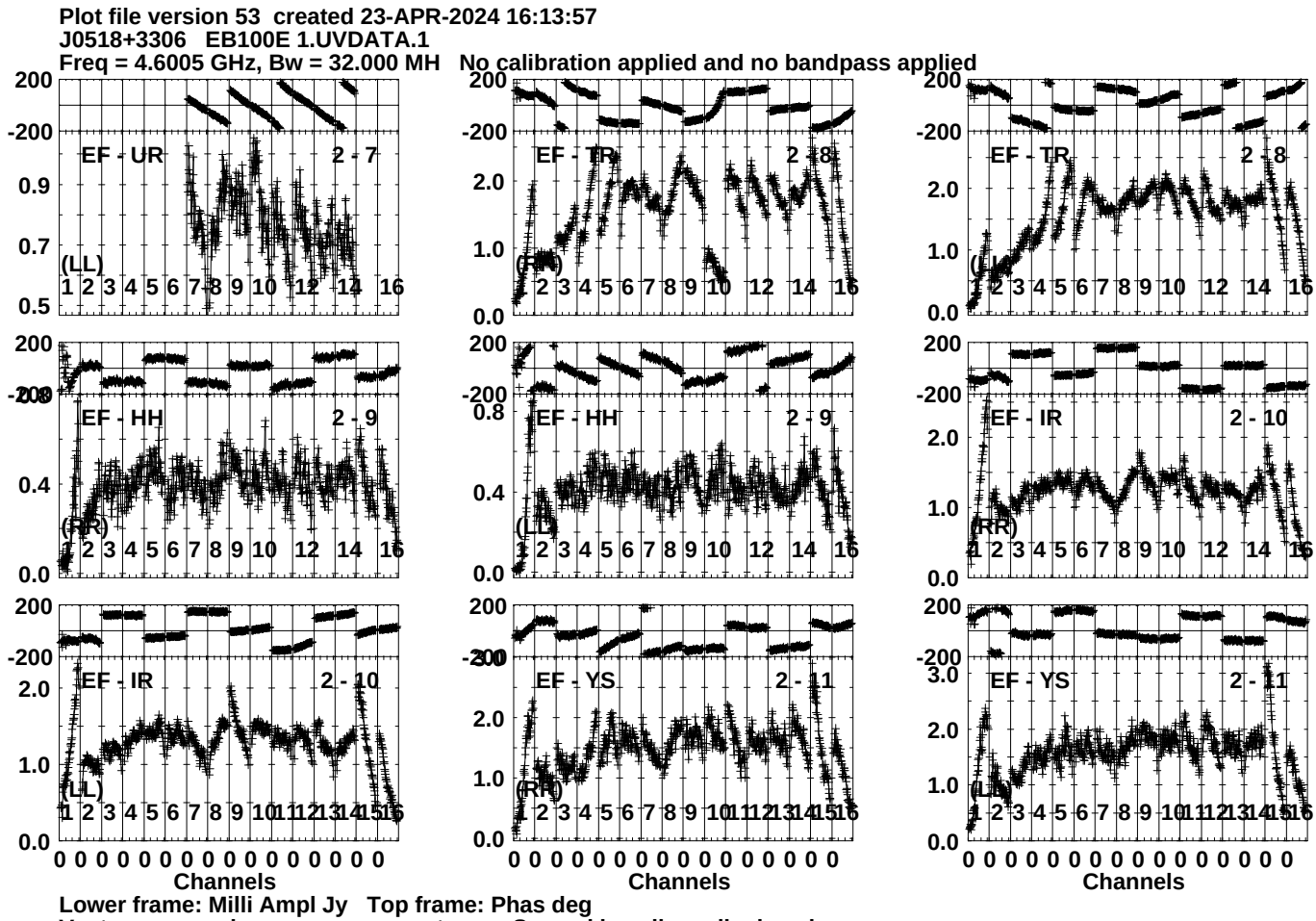
Plot file version 53 created 23-APR-2024 16:13:57
J0518+3306 EB100E 1.UVDATA.1
Freq = 4.6005 GHz, Bw = 32.000 MH No calibration applied and no bandpass applied
EF - UR 2 - 7
EF - TR 2 - 8
EF - TR 2 - 8
EF - HH 2 - 9
EF - HH 2 - 9
EF - IR 2 - 10
EF - IR 2 - 10
EF - YS 2 - 11
EF - YS 2 - 11
(LL)
(RR)
(LL)
(RR)
(LL)
(RL)
(LL)
Channels
Channels
Channels
Lower frame: Milli Ampl Jy Top frame: Phas deg
Vector averaged cross-power spectrum Several baselines displayed
Timerange: 00/13:08:43 to 00/13:11:39

Plot file version 54 created 23-APR-2024 16:13:57
J0518+3306 EB100E 1.UVDATA.1
Freq = 4.6005 GHz, Bw = 32.000 MH No calibration applied and no bandpass applied

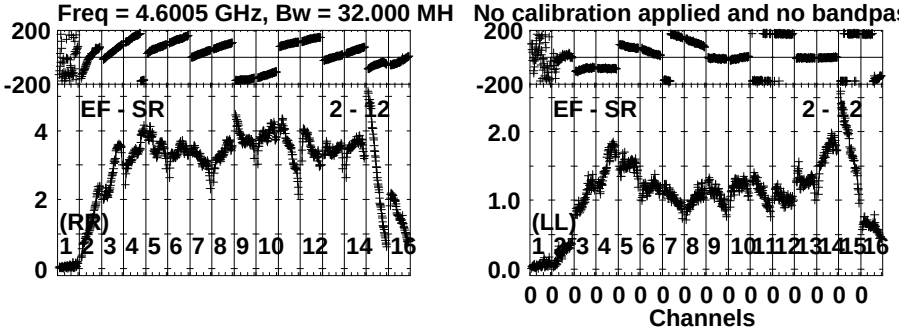

Lower frame: Milli Ampl Jy Top frame: Phas deg
Vector averaged cross-power spectrum Several baselines displayed
Timerange: 00/13:08:43 to 00/13:11:39

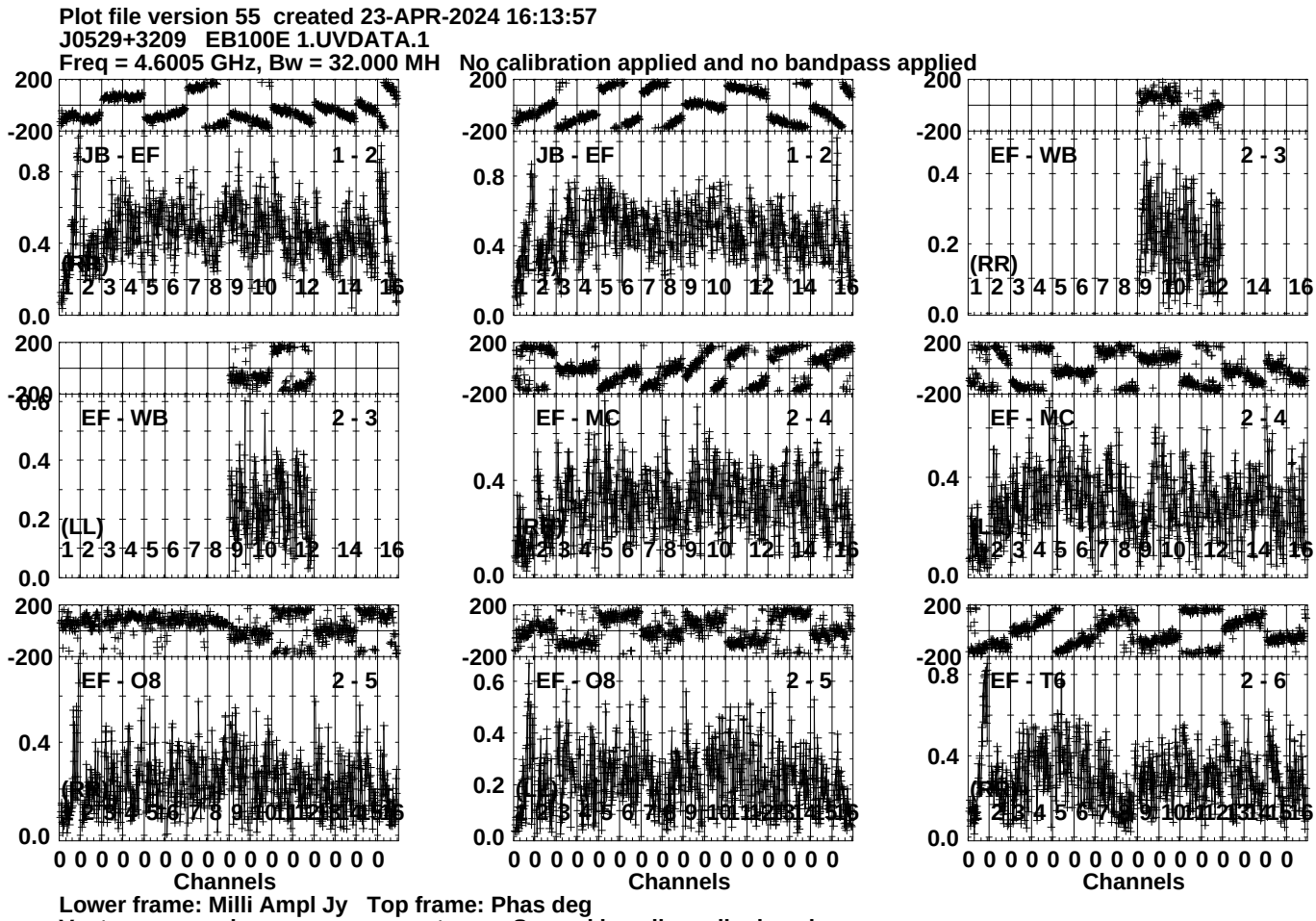
Plot file version 55 created 23-APR-2024 16:13:57
J0529+3209 EB100E 1.UVDATA.1
Freq = 4.6005 GHz, Bw = 32.000 MH No calibration applied and no bandpass applied
JB - EF 1 - 2
JB - EF 1 - 2
EF - WB 2 - 3
(RR)
EF - WB 2 - 3
(LL)
EF - MC 2 - 4
(RR)
EF - MC 2 - 4
EF - O8 2 - 5
EF - O8 2 - 5
EF - T6 2 - 6
Channels
Channels
Channels
Lower frame: Milli Ampl Jy Top frame: Phas deg
Vector averaged cross-power spectrum Several baselines displayed
Timerange: 00/13:11:41 to 00/13:13:09

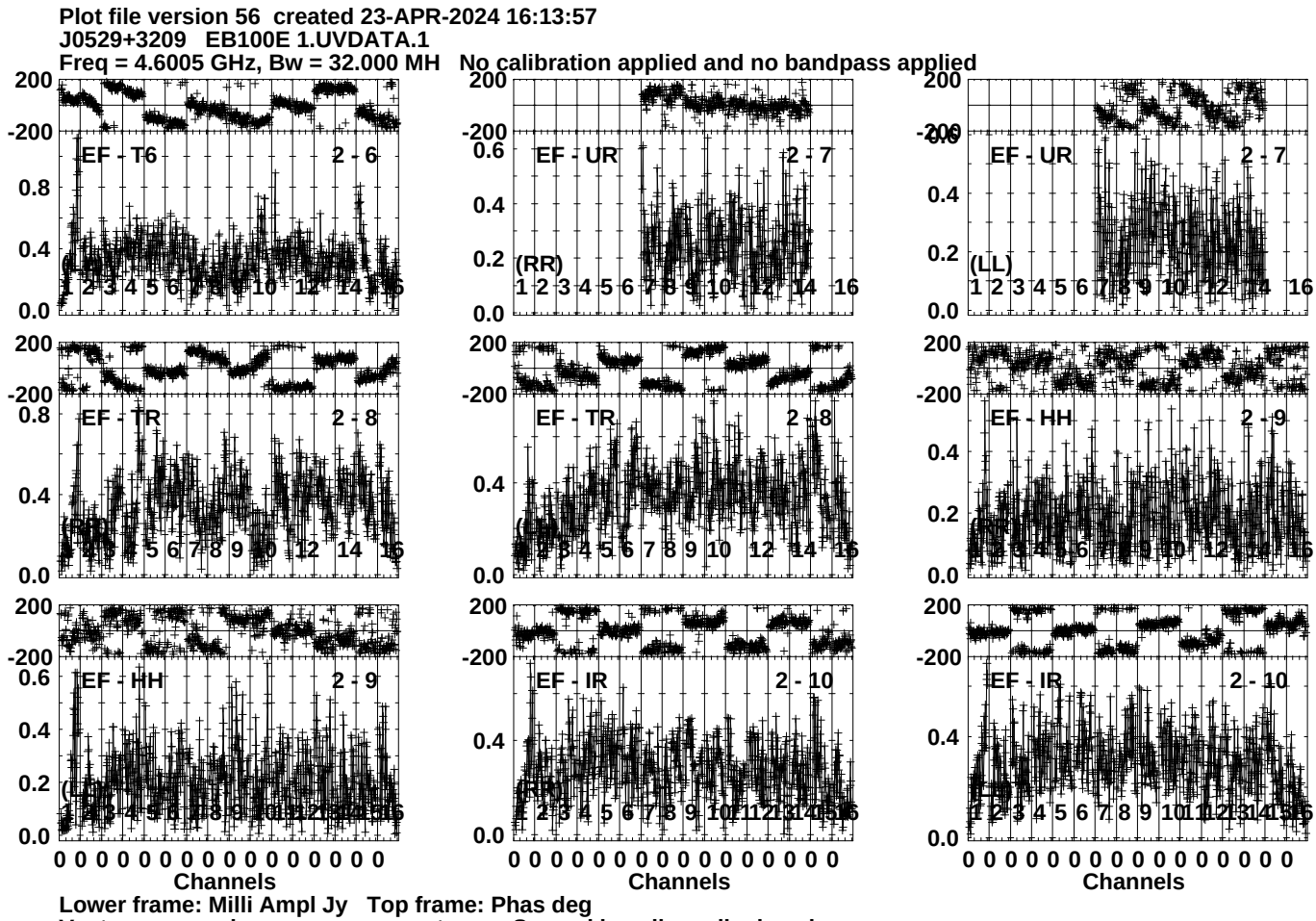
Plot file version 56 created 23-APR-2024 16:13:57
J0529+3209 EB100E 1.UVDATA.1
Freq = 4.6005 GHz, Bw = 32.000 MH No calibration applied and no bandpass applied
EF - T6 2 - 6
EF - UR 2 - 7
EF - UR 2 - 7
EF - TR 2 - 8
EF - TR 2 - 8
EF - HH 2 - 9
EF - HH 2 - 9
EF - IR 2 - 10
EF - IR 2 - 10
(RR)
(LL)
Channels
Lower frame: Milli Ampl Jy Top frame: Phas deg
Vector averaged cross-power spectrum Several baselines displayed
Timerange: 00/13:11:41 to 00/13:13:09

Plot file version 57 created 23-APR-2024 16:13:58
J0529+3209 EB100E 1.UVDATA.1
Freq = 4.6005 GHz, Bw = 32.000 MH No calibration applied and no bandpass applied

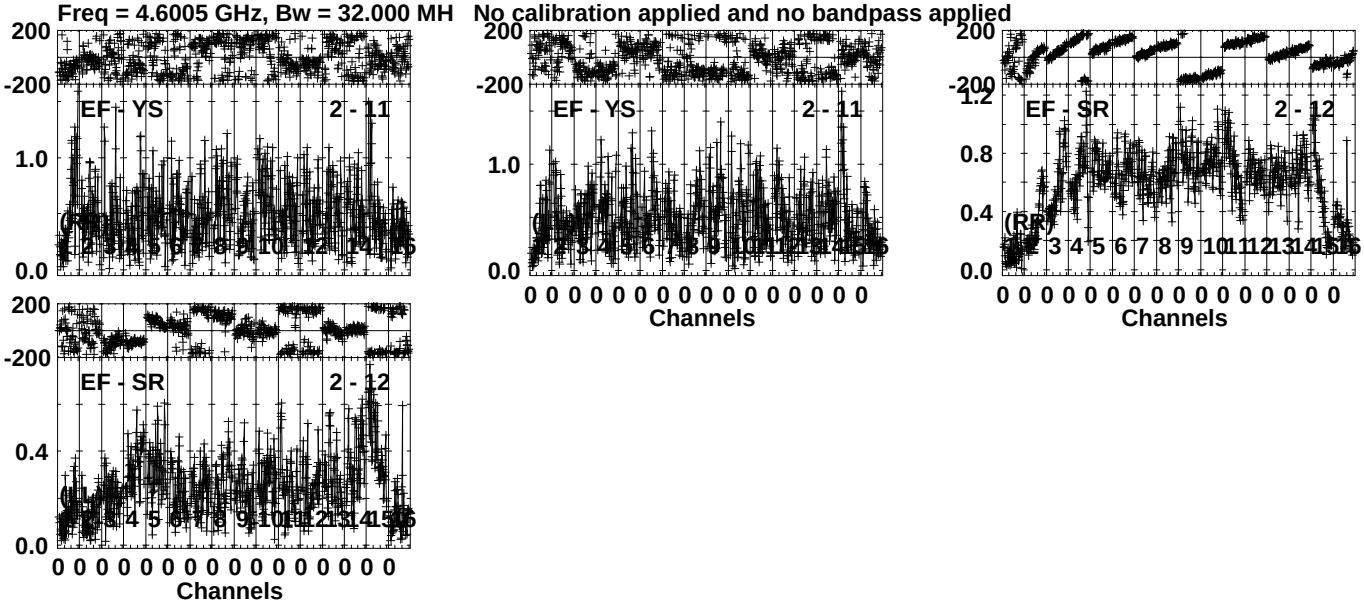

Lower frame: Milli Ampl Jy Top frame: Phas deg
Vector averaged cross-power spectrum Several baselines displayed
Timerange: 00/13:11:41 to 00/13:13:09

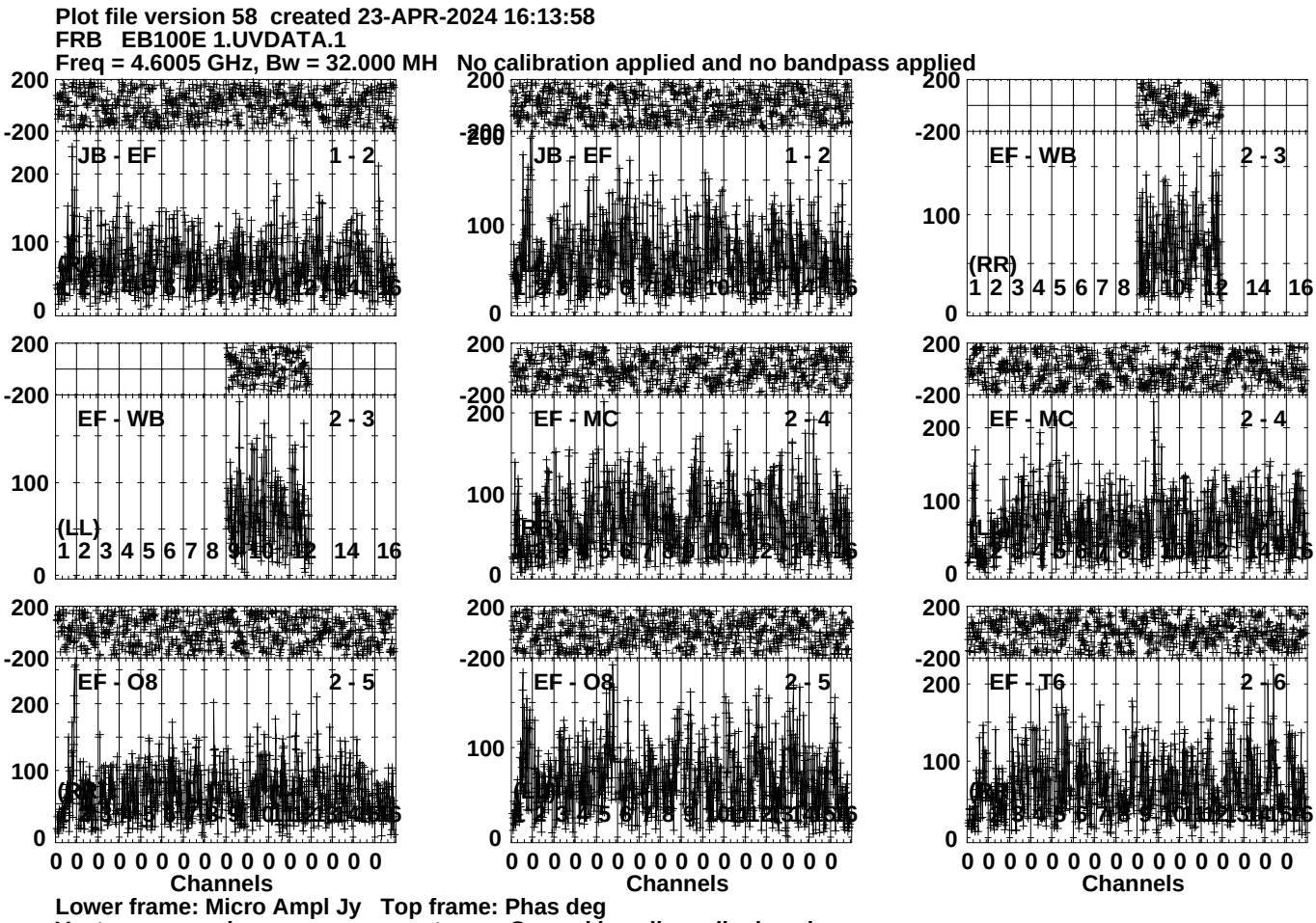
Plot file version 58 created 23-APR-2024 16:13:58
FRB EB100E 1.UVDATA.1
Freq = 4.6005 GHz, Bw = 32.000 MH No calibration applied and no bandpass applied
JB - EF 1 - 2
JB - EF 1 - 2
EF - WB 2 - 3
(RR)
EF - WB 2 - 3
(LL)
EF - MC 2 - 4
EF - MC 2 - 4
EF - O8 2 - 5
EF - O8 2 - 5
EF - T6 2 - 6
Channels
Channels
Channels
Lower frame: Micro Ampl Jy Top frame: Phas deg
Vector averaged cross-power spectrum Several baselines displayed
Timerange: 00/13:13:11 to 00/13:16:39

Plot file version 59 created 23-APR-2024 16:13:58
FRB EB100E 1.UVDATA.1
Freq = 4.6005 GHz, Bw = 32.000 MH No calibration applied and no bandpass applied

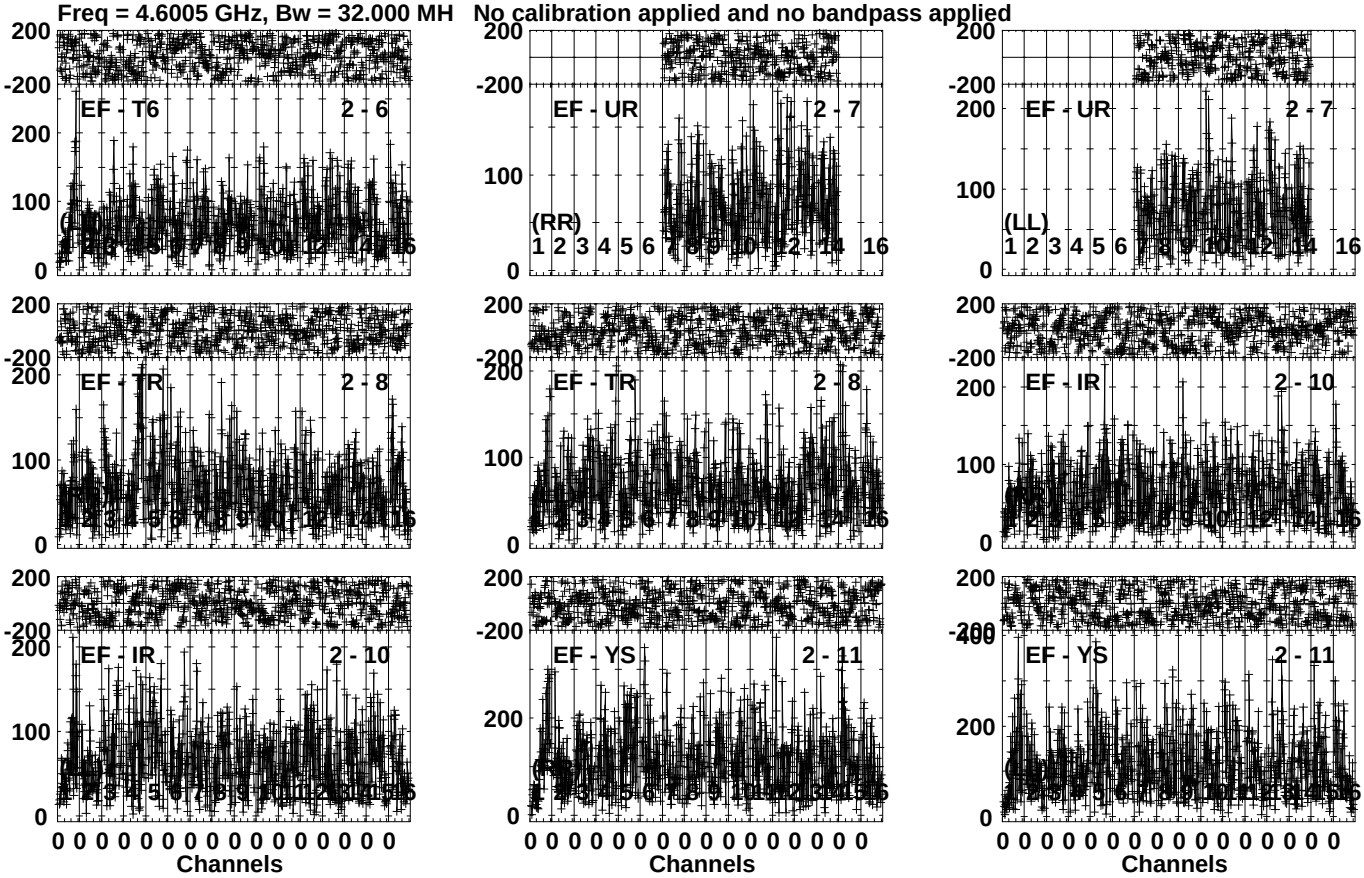

Lower frame: Micro Ampl Jy Top frame: Phas deg
Vector averaged cross-power spectrum Several baselines displayed
Timerange: 00/13:13:11 to 00/13:16:39

Plot file version 60 created 23-APR-2024 16:13:59
FRB EB100E 1.UVDATA.1
Freq = 4.6005 GHz, Bw = 32.000 MH No calibration applied and no bandpass applied

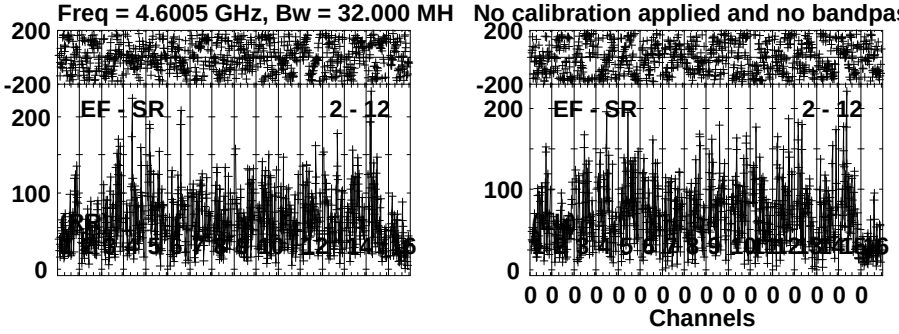

Lower frame: Micro Ampl Jy Top frame: Phas deg
Vector averaged cross-power spectrum Several baselines displayed
Timerange: 00/13:13:11 to 00/13:16:39

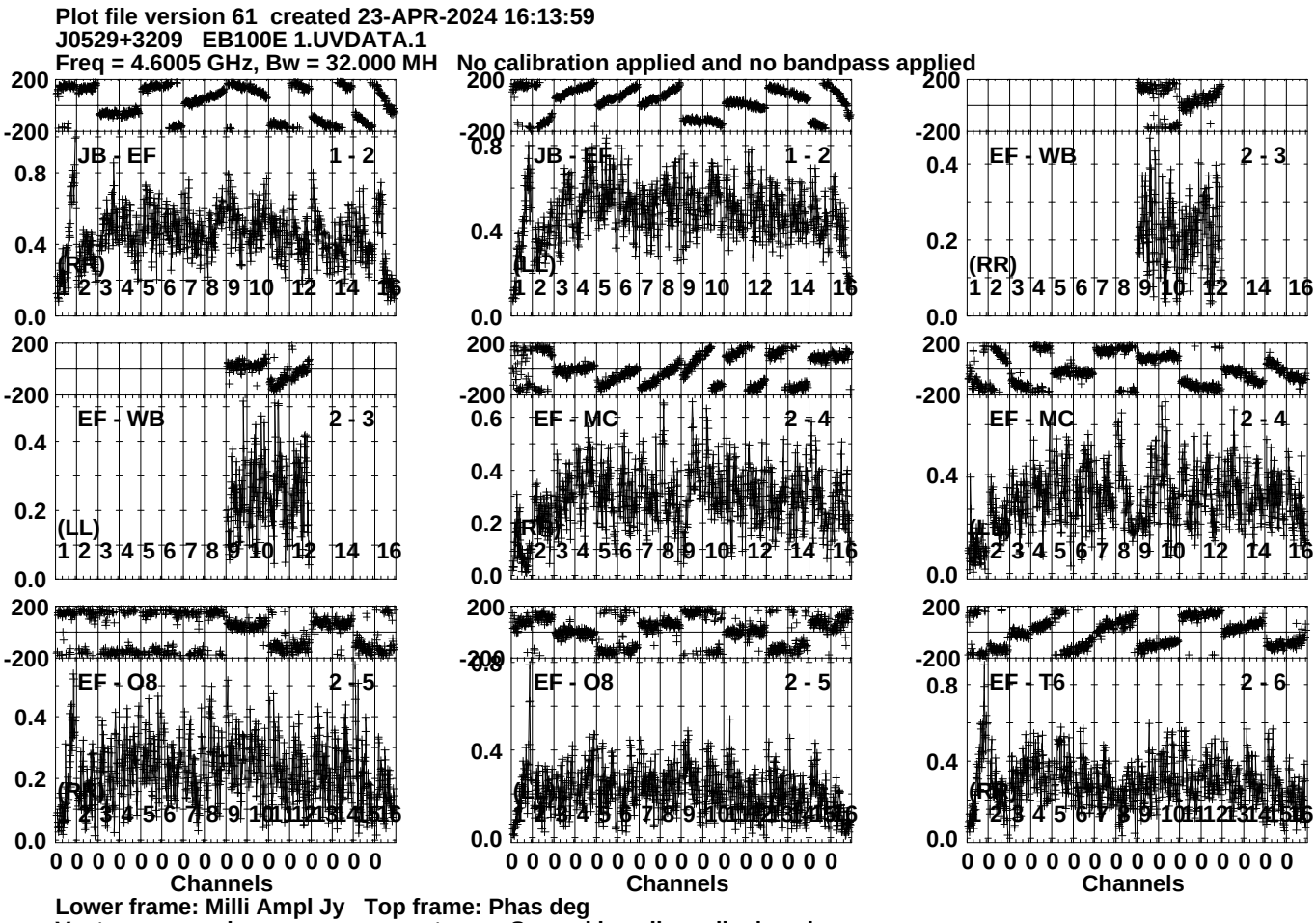
Plot file version 61 created 23-APR-2024 16:13:59
J0529+3209 EB100E 1.UVDATA.1
Freq = 4.6005 GHz, Bw = 32.000 MH No calibration applied and no bandpass applied
JB - EF 1 - 2
(RR)
JB - EF 1 - 2
(LL)
EF - WB 2 - 3
(RR)
EF - WB 2 - 3
(LL)
EF - MC 2 - 4
(RR)
EF - MC 2 - 4
(LL)
EF - O8 2 - 5
(RR)
EF - O8 2 - 5
(LL)
EF - T6 2 - 6
(RR)
Channels
Channels
Channels
Lower frame: Milli Ampl Jy Top frame: Phas deg
Vector averaged cross-power spectrum Several baselines displayed
Timerange: 00/13:17:13 to 00/13:18:09

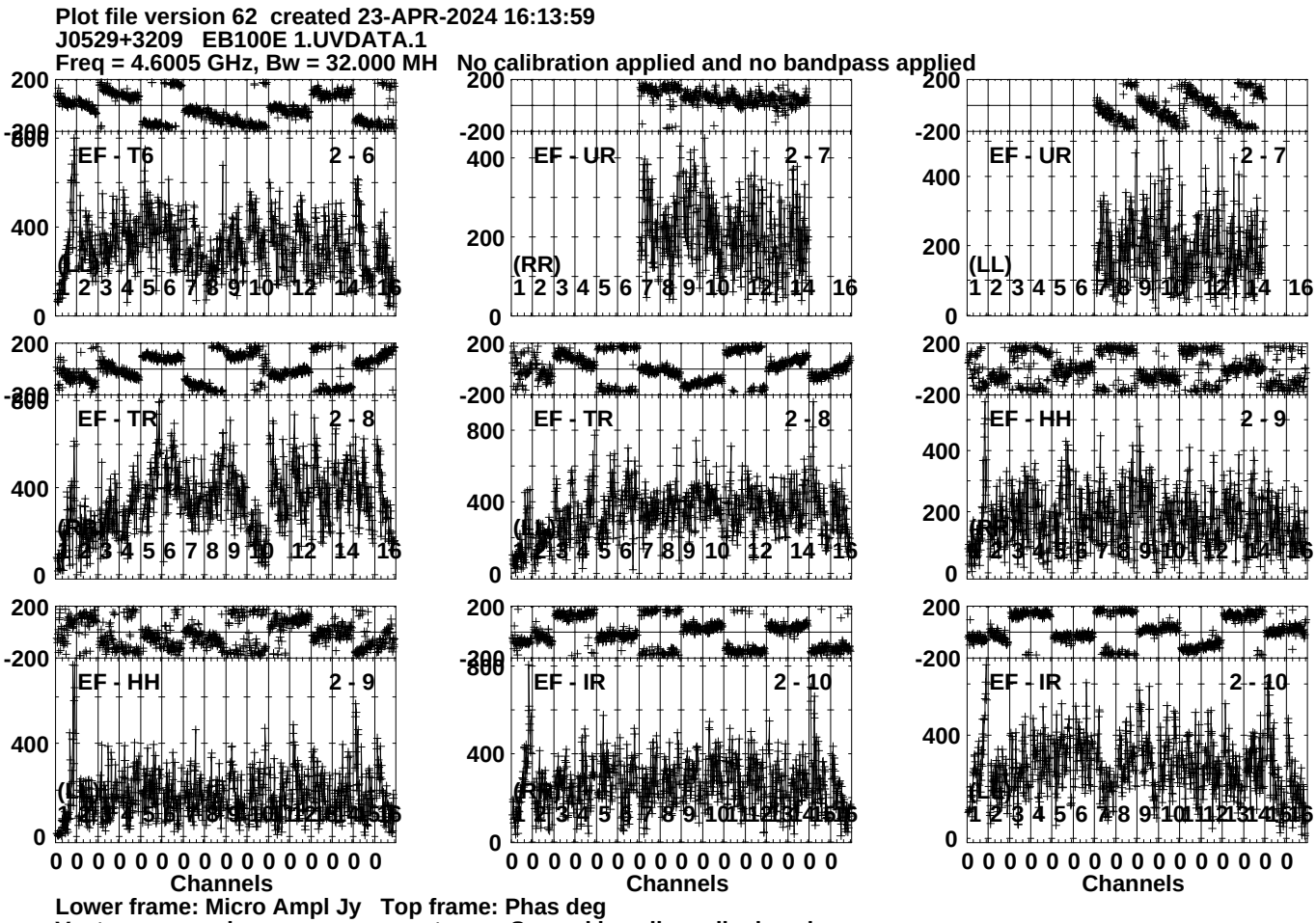
Plot file version 62 created 23-APR-2024 16:13:59
J0529+3209 EB100E 1.UVDATA.1
Freq = 4.6005 GHz, Bw = 32.000 MH No calibration applied and no bandpass applied
EF - T6 2 - 6
EF - UR 2 - 7
EF - UR 2 - 7
EF - TR 2 - 8
EF - TR 2 - 8
EF - HH 2 - 9
EF - HH 2 - 9
EF - IR 2 - 10
EF - IR 2 - 10
(LL)
(RR)
(LL)
(RL)
(RR)
(LR)
(LL)
(RL)
(RR)
Channels
Channels
Channels
Lower frame: Micro Ampl Jy Top frame: Phas deg
Vector averaged cross-power spectrum Several baselines displayed
Timerange: 00/13:17:13 to 00/13:18:09

Plot file version 63 created 23-APR-2024 16:13:59
J0529+3209 EB100E 1.UVDATA.1
Freq = 4.6005 GHz, Bw = 32.000 MH No calibration applied and no bandpass applied

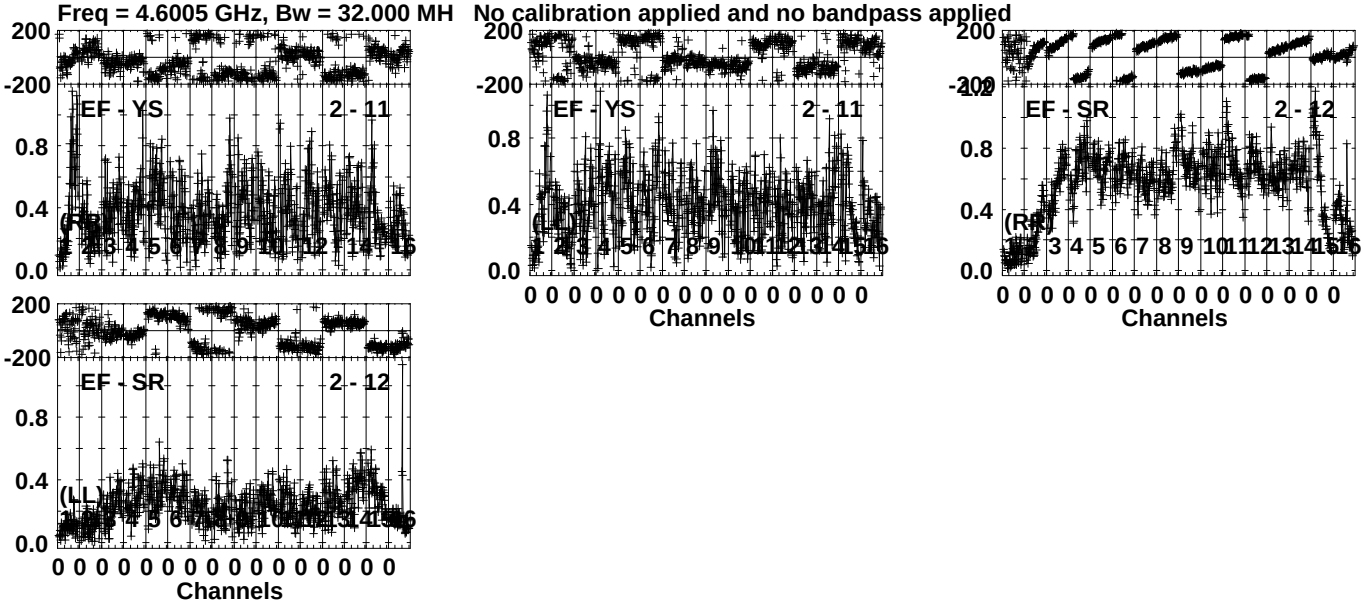

Lower frame: Milli Ampl Jy Top frame: Phas deg
Vector averaged cross-power spectrum Several baselines displayed
Timerange: 00/13:17:13 to 00/13:18:09

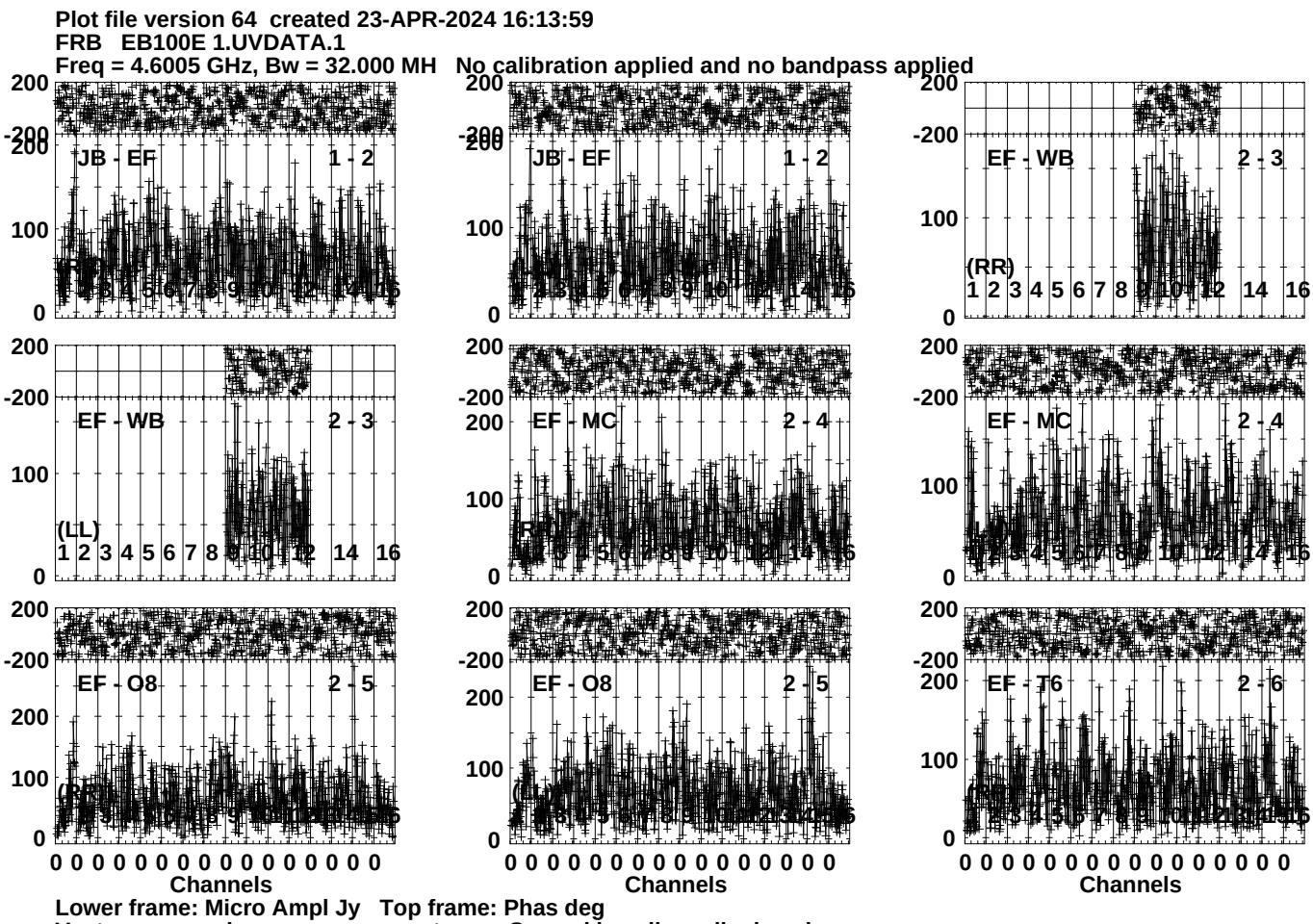
Plot file version 64 created 23-APR-2024 16:13:59
FRB EB100E 1.UVDATA.1
Freq = 4.6005 GHz, Bw = 32.000 MH No calibration applied and no bandpass applied
JB - EF 1 - 2
JB - EF 1 - 2
EF - WB 2 - 3
(RR)
EF - WB 2 - 3
(LL)
EF - MC 2 - 4
EF - MC 2 - 4
EF - O8 2 - 5
EF - O8 2 - 5
EF - T6 2 - 6
Channels
Channels
Channels
Lower frame: Micro Ampl Jy Top frame: Phas deg
Vector averaged cross-power spectrum Several baselines displayed
Timerange: 00/13:18:13 to 00/13:21:39

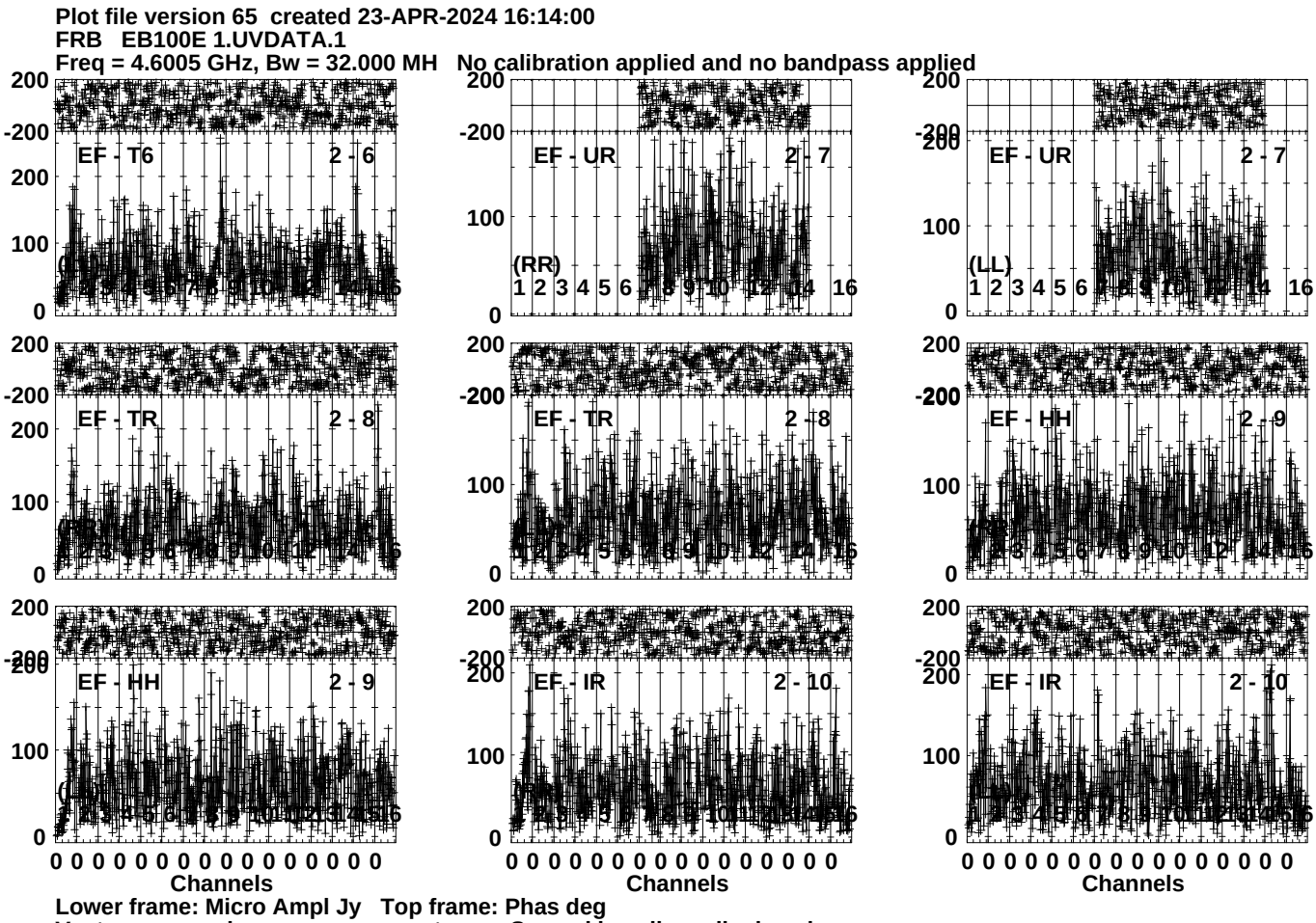
Plot file version 65 created 23-APR-2024 16:14:00
FRB EB100E 1.UVDATA.1
Freq = 4.6005 GHz, Bw = 32.000 MH No calibration applied and no bandpass applied
EF - T6 2 - 6
EF - UR 2 - 7
EF - UR 2 - 7
(RR)
(LL)
EF - TR 2 - 8
EF - TR 2 - 8
EF - HH 2 - 9
EF - HH 2 - 9
EF - IR 2 - 10
EF - IR 2 - 10
Channels
Channels
Channels
Lower frame: Micro Ampl Jy Top frame: Phas deg
Vector averaged cross-power spectrum Several baselines displayed
Timerange: 00/13:18:13 to 00/13:21:39

Plot file version 66 created 23-APR-2024 16:14:00
FRB EB100E 1.UVDATA.1
Freq = 4.6005 GHz, Bw = 32.000 MH No calibration applied and no bandpass applied

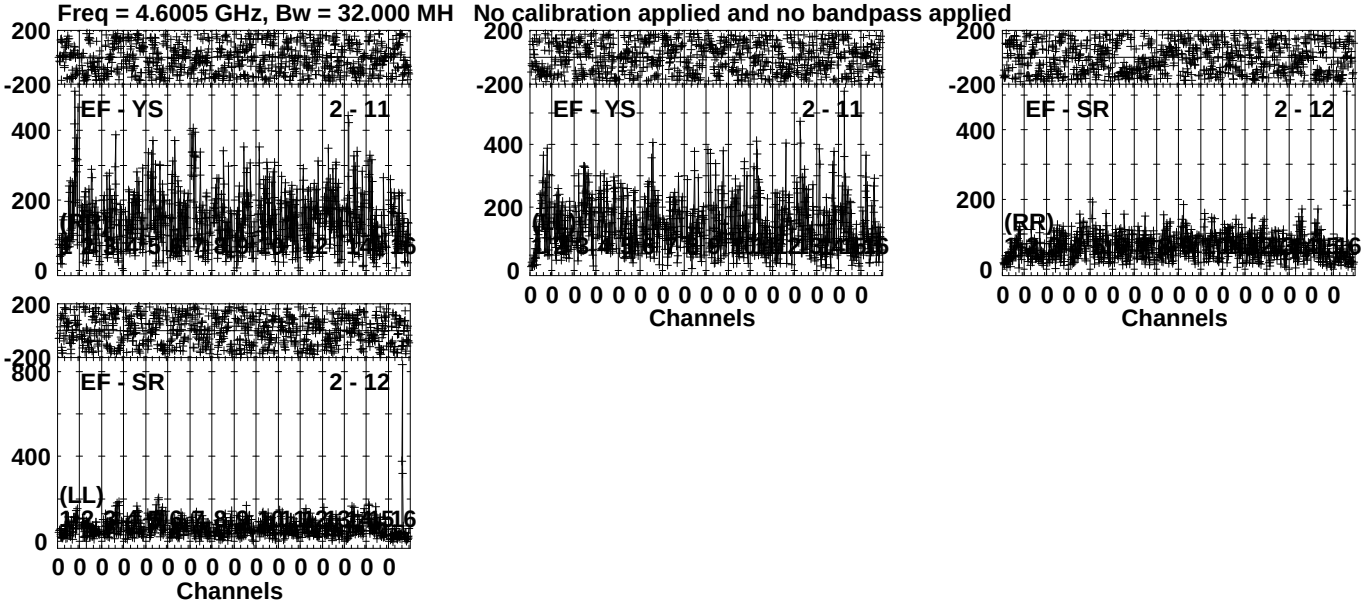

Lower frame: Micro Ampl Jy Top frame: Phas deg
Vector averaged cross-power spectrum Several baselines displayed
Timerange: 00/13:18:13 to 00/13:21:39

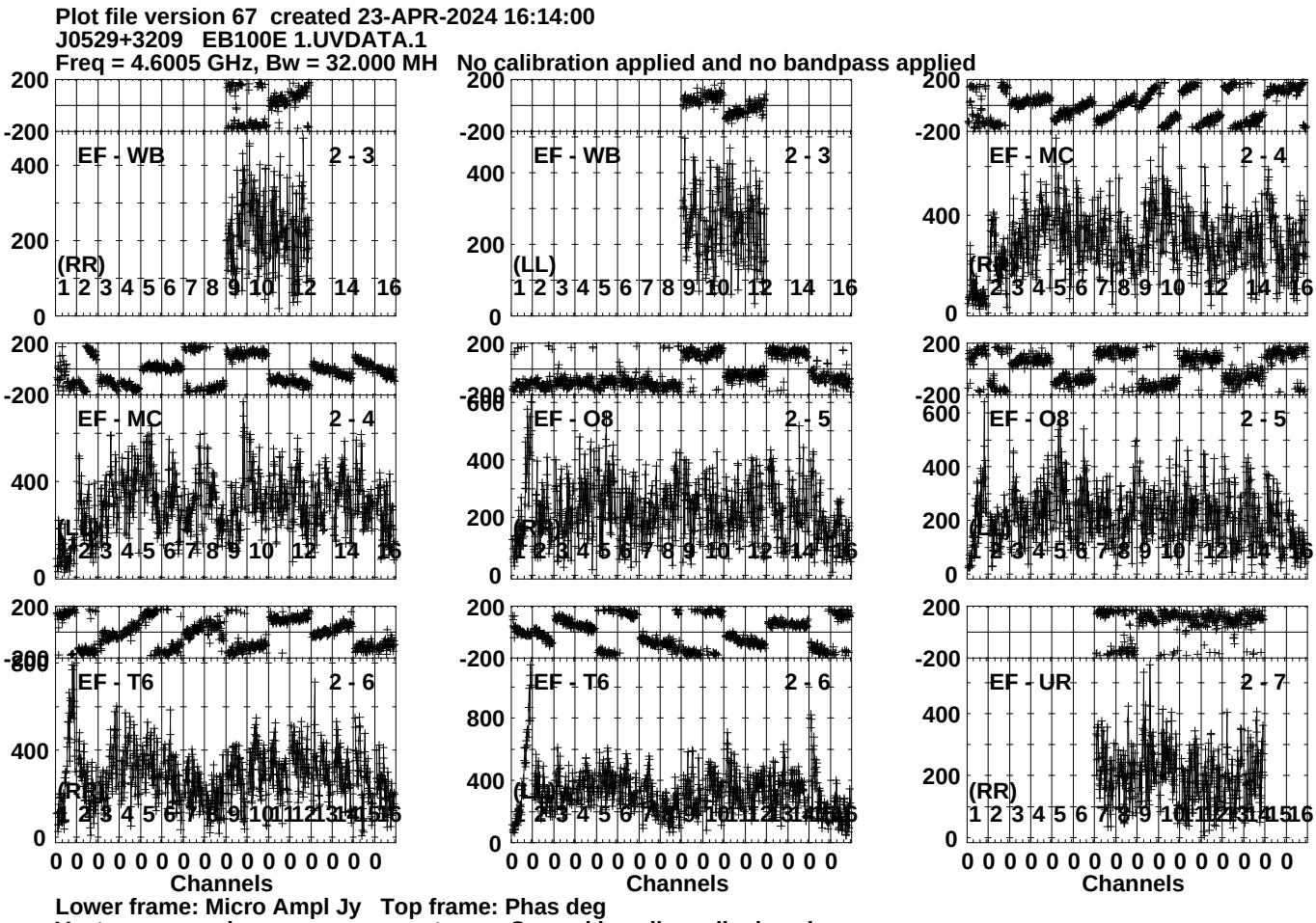
Plot file version 67 created 23-APR-2024 16:14:00
J0529+3209 EB100E 1.UVDATA.1
Freq = 4.6005 GHz, Bw = 32.000 MH No calibration applied and no bandpass applied
EF - WB 2 - 3 (RR)
EF - WB 2 - 3 (LL)
EF - MC 2 - 4 (RR)
EF - MC 2 - 4 (LL)
EF - O8 2 - 5 (RR)
EF - O8 2 - 5 (LL)
EF - T6 2 - 6 (RR)
EF - T6 2 - 6 (LL)
EF - UR 2 - 7 (RR)
Channels
Lower frame: Micro Ampl Jy Top frame: Phas deg
Vector averaged cross-power spectrum Several baselines displayed
Timerange: 00/13:22:13 to 00/13:23:09

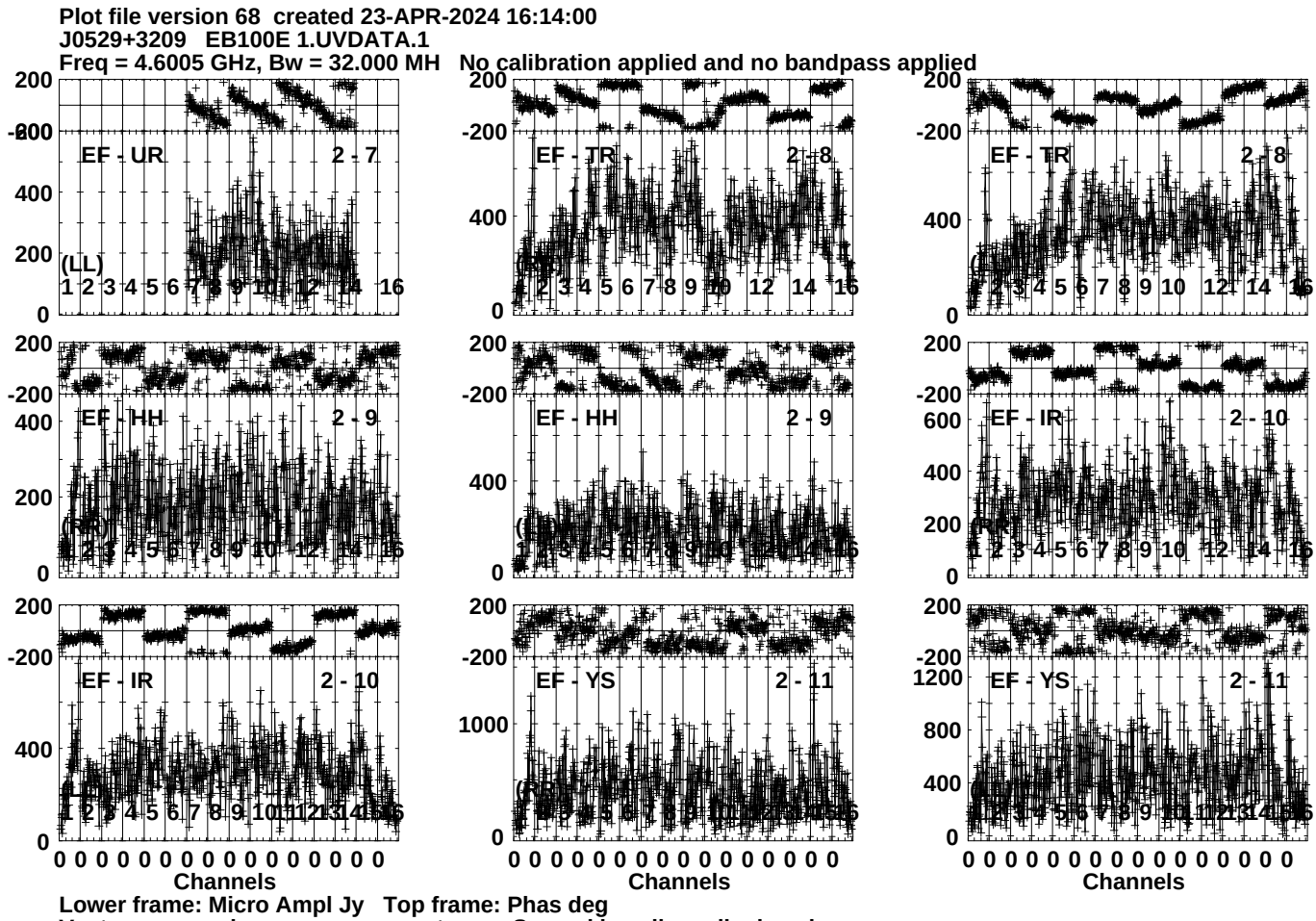
Plot file version 68 created 23-APR-2024 16:14:00
J0529+3209 EB100E 1.UVDATA.1
Freq = 4.6005 GHz, Bw = 32.000 MH No calibration applied and no bandpass applied
EF - UR 2 - 7
EF - TR 2 - 8
EF - TR 2 - 8
EF - HH 2 - 9
EF - HH 2 - 9
EF - IR 2 - 10
EF - IR 2 - 10
EF - YS 2 - 11
EF - YS 2 - 11
(LL)
(RR)
Channels
Lower frame: Micro Ampl Jy Top frame: Phas deg
Vector averaged cross-power spectrum Several baselines displayed
Timerange: 00/13:22:13 to 00/13:23:09

Plot file version 69 created 23-APR-2024 16:14:01
J0529+3209 EB100E 1.UVDATA.1
Freq = 4.6005 GHz, Bw = 32.000 MH No calibration applied and no bandpass applied

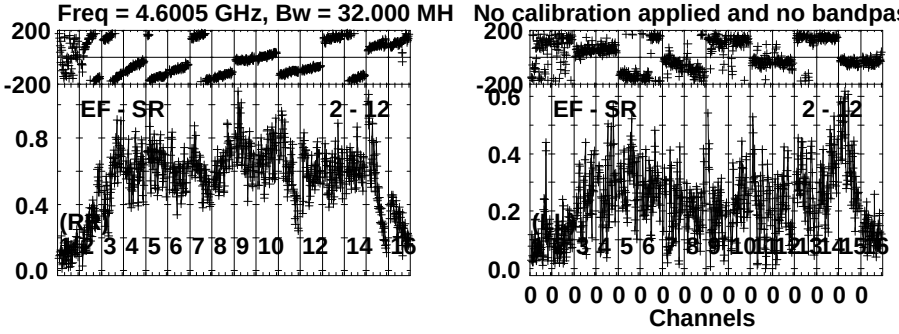

Lower frame: Milli Ampl Jy Top frame: Phas deg
Vector averaged cross-power spectrum Several baselines displayed
Timerange: 00/13:22:13 to 00/13:23:09

Plot file version 70 created 23-APR-2024 16:14:01
FRB EB100E 1.UVDATA.1
Freq = 4.6005 GHz, Bw = 32.000 MH No calibration applied and no bandpass applied

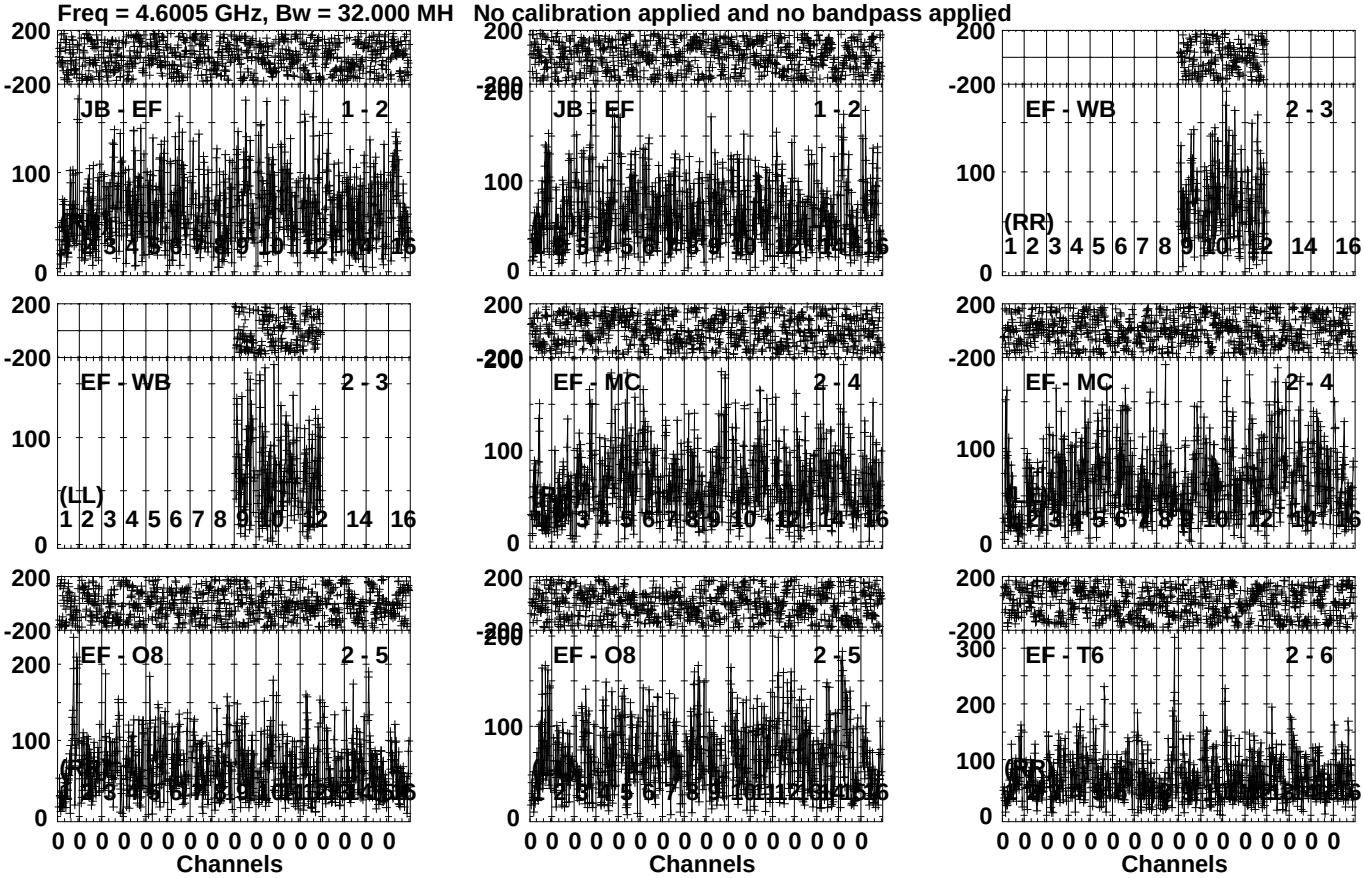

Lower frame: Micro Ampl Jy Top frame: Phas deg
Vector averaged cross-power spectrum Several baselines displayed
Timerange: 00/13:23:11 to 00/13:26:39

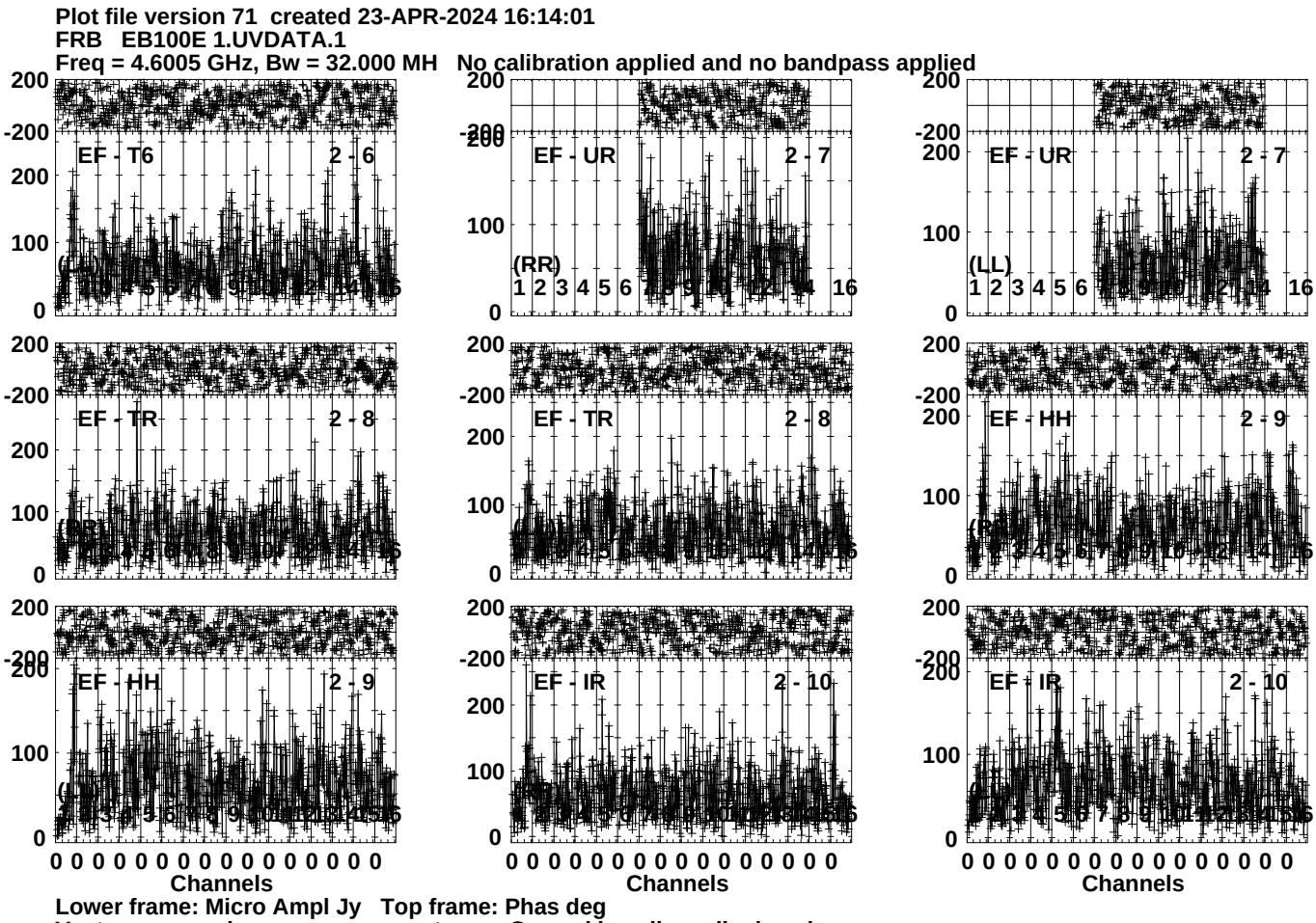
Plot file version 71 created 23-APR-2024 16:14:01
FRB EB100E 1.UVDATA.1
Freq = 4.6005 GHz, Bw = 32.000 MH No calibration applied and no bandpass applied
EF - T6 2 - 6
EF - UR 2 - 7
EF - UR 2 - 7
EF - TR 2 - 8
EF - TR 2 - 8
EF - HH 2 - 9
EF - HH 2 - 9
EF - IR 2 - 10
EF - IR 2 - 10
(RR)
(LL)
Channels
Lower frame: Micro Ampl Jy Top frame: Phas deg
Vector averaged cross-power spectrum Several baselines displayed
Timerange: 00/13:23:11 to 00/13:26:39

Plot file version 72 created 23-APR-2024 16:14:02
FRB EB100E 1.UVDATA.1
Freq = 4.6005 GHz, Bw = 32.000 MH No calibration applied and no bandpass applied

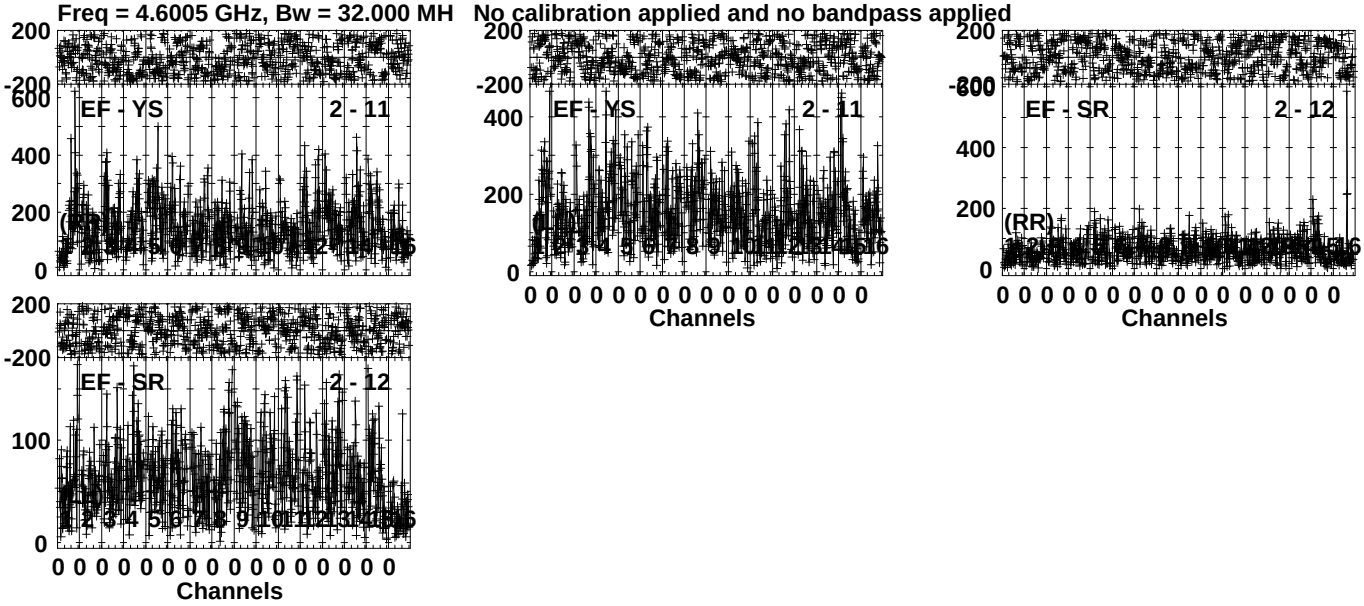

Lower frame: Micro Ampl Jy Top frame: Phas deg
Vector averaged cross-power spectrum Several baselines displayed
Timerange: 00/13:23:11 to 00/13:26:39

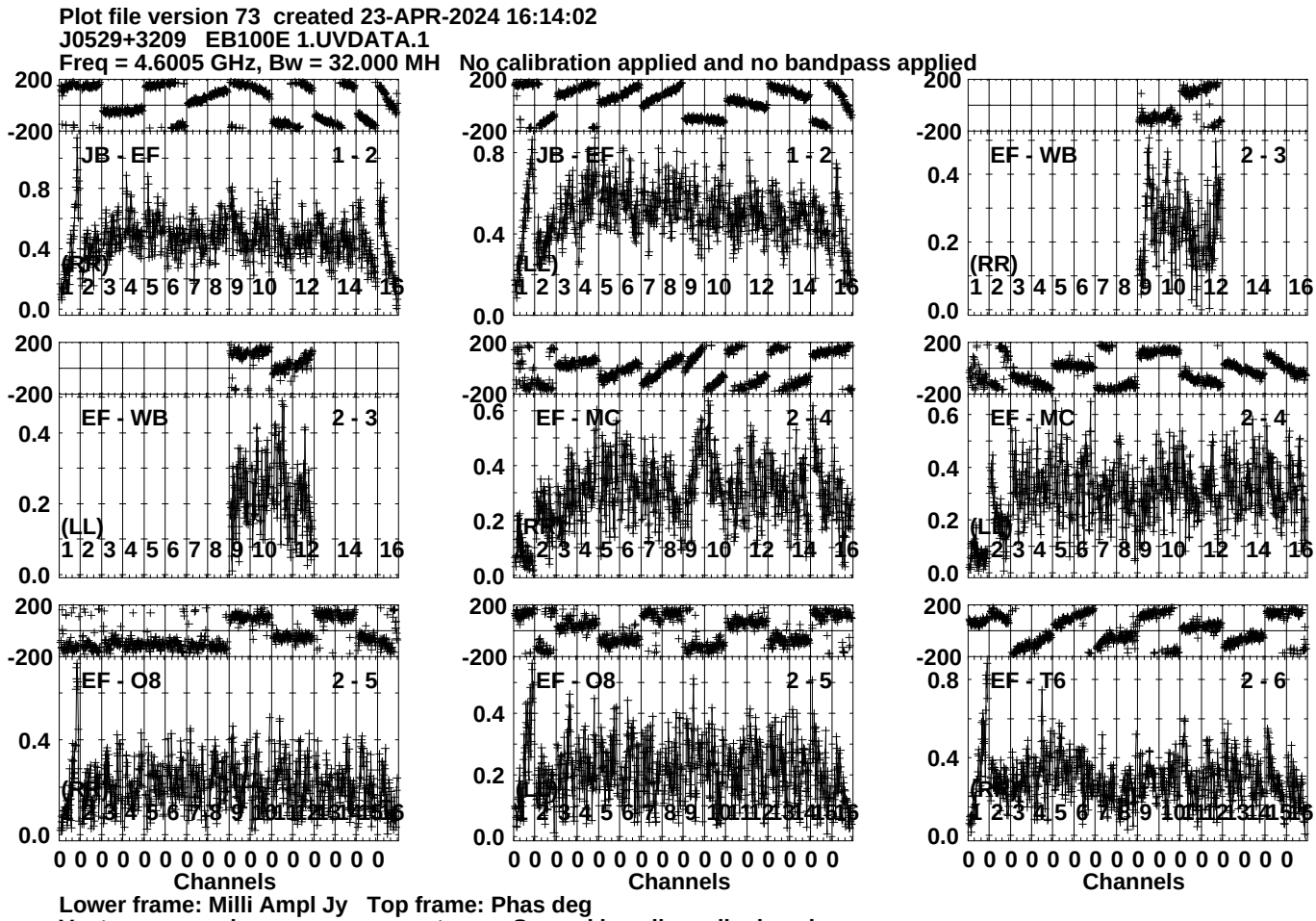
Plot file version 73 created 23-APR-2024 16:14:02
J0529+3209 EB100E 1.UVDATA.1
Freq = 4.6005 GHz, Bw = 32.000 MH No calibration applied and no bandpass applied
JB - EF 1 - 2
(RR)
JB - EF 1 - 2
(LL)
EF - WB 2 - 3
(RR)
EF - WB 2 - 3
(LL)
EF - MC 2 - 4
(RR)
EF - MC 2 - 4
(LL)
EF - O8 2 - 5
(RR)
EF - O8 2 - 5
(LL)
EF - T6 2 - 6
(RR)
Channels
Channels
Channels
Lower frame: Milli Ampl Jy Top frame: Phas deg
Vector averaged cross-power spectrum Several baselines displayed
Timerange: 00/13:26:41 to 00/13:28:09

Plot file version 74 created 23-APR-2024 16:14:02
J0529+3209 EB100E 1.UVDATA.1
Freq = 4.6005 GHz, Bw = 32.000 MH No calibration applied and no bandpass applied

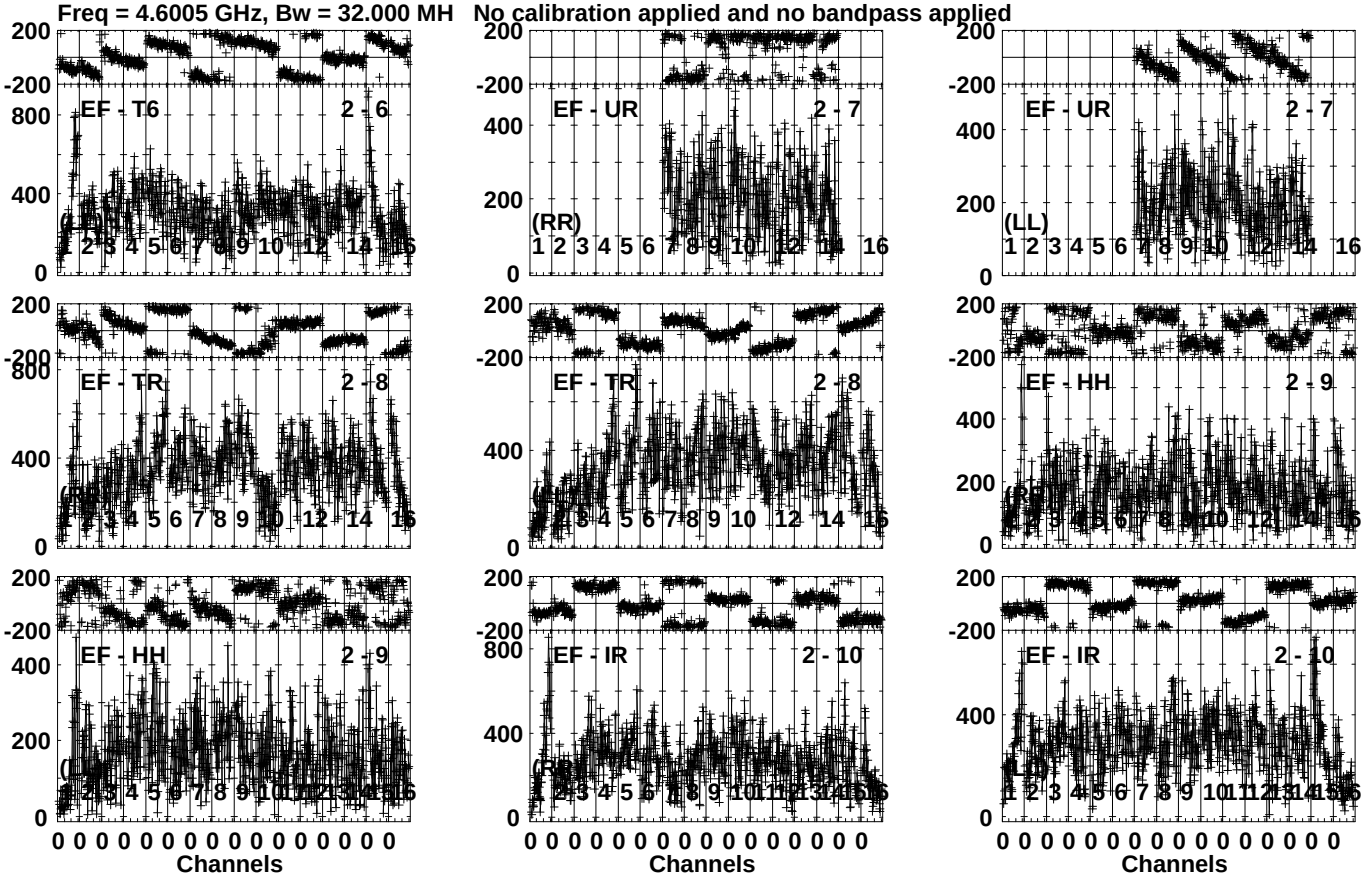

Lower frame: Micro Ampl Jy Top frame: Phas deg
Vector averaged cross-power spectrum Several baselines displayed
Timerange: 00/13:26:41 to 00/13:28:09

Plot file version 75 created 23-APR-2024 16:14:02
J0529+3209 EB100E 1.UVDATA.1
Freq = 4.6005 GHz, Bw = 32.000 MH No calibration applied and no bandpass applied

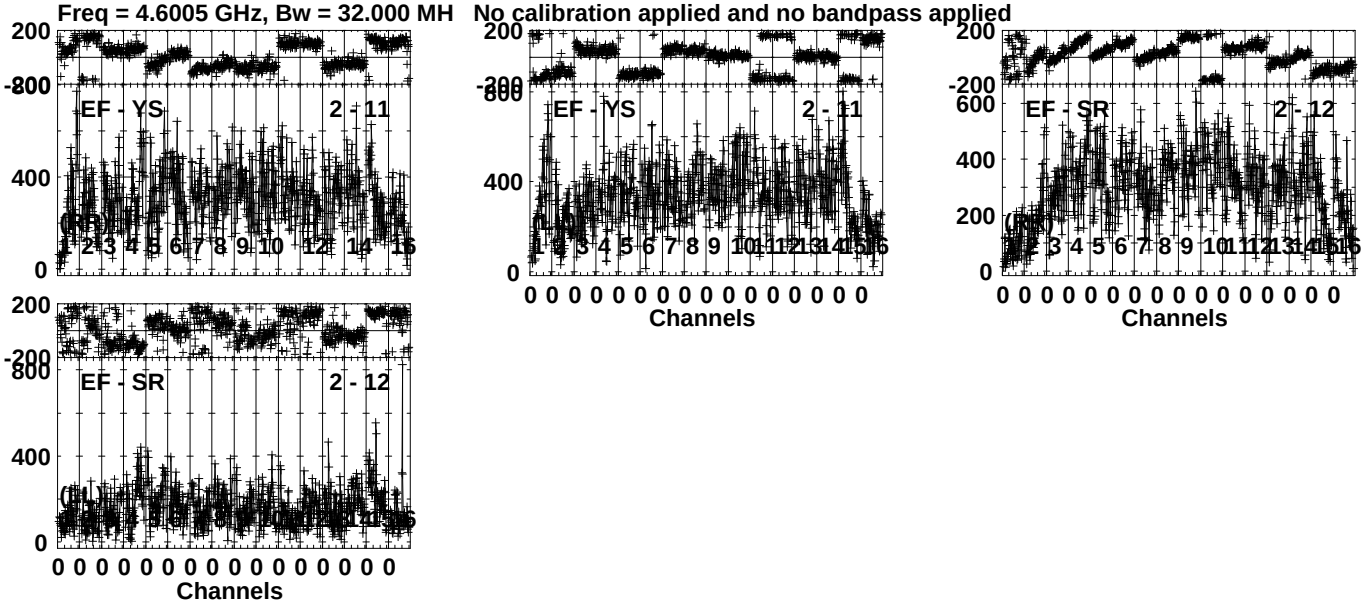

Lower frame: Micro Ampl Jy Top frame: Phas deg
Vector averaged cross-power spectrum Several baselines displayed
Timerange: 00/13:26:41 to 00/13:28:09

Plot file version 76 created 23-APR-2024 16:14:03
FRB EB100E 1.UVDATA.1
Freq = 4.6005 GHz, Bw = 32.000 MH No calibration applied and no bandpass applied

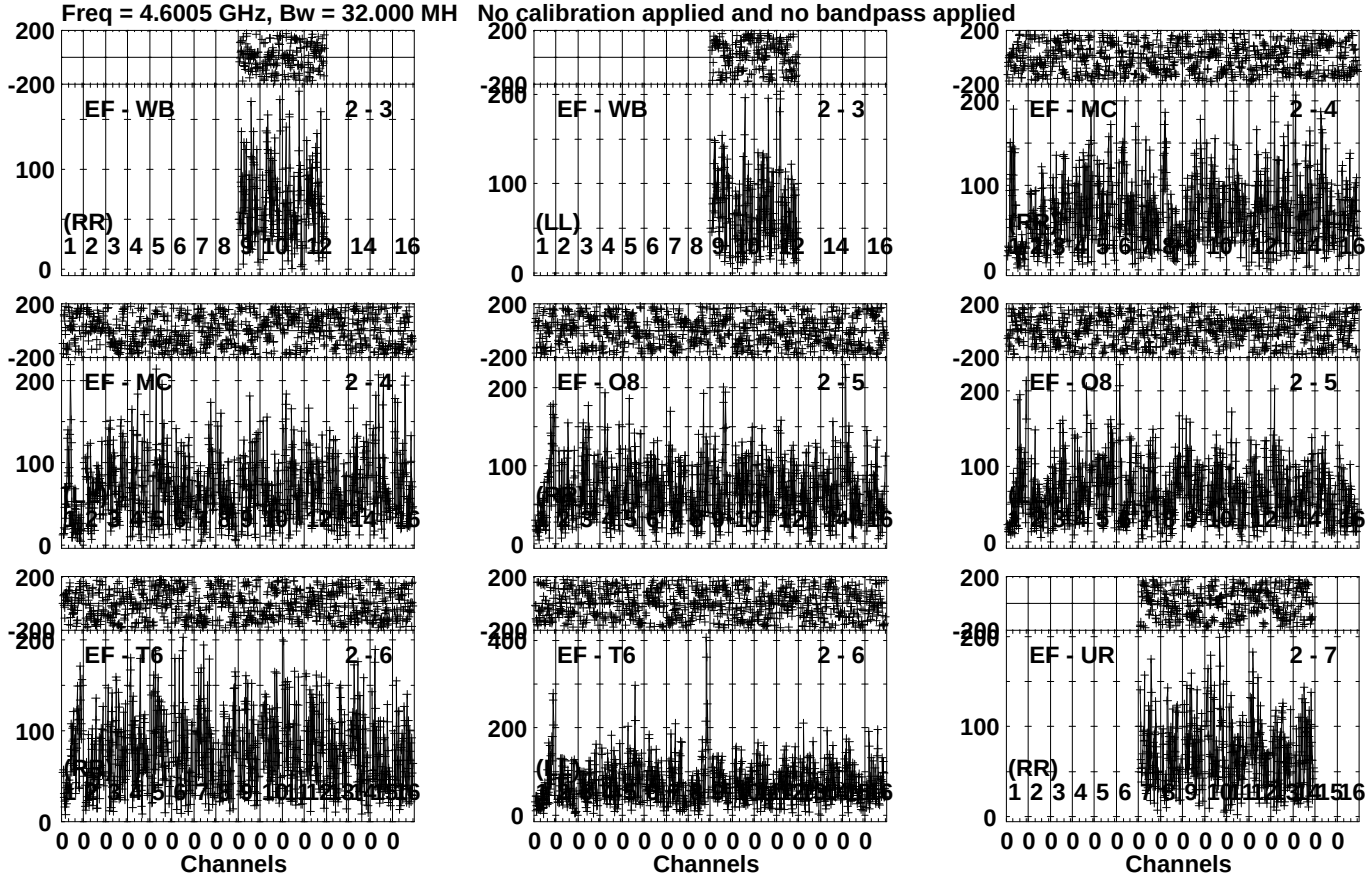

Lower frame: Micro Ampl Jy Top frame: Phas deg
Vector averaged cross-power spectrum Several baselines displayed
Timerange: 00/13:28:11 to 00/13:31:39

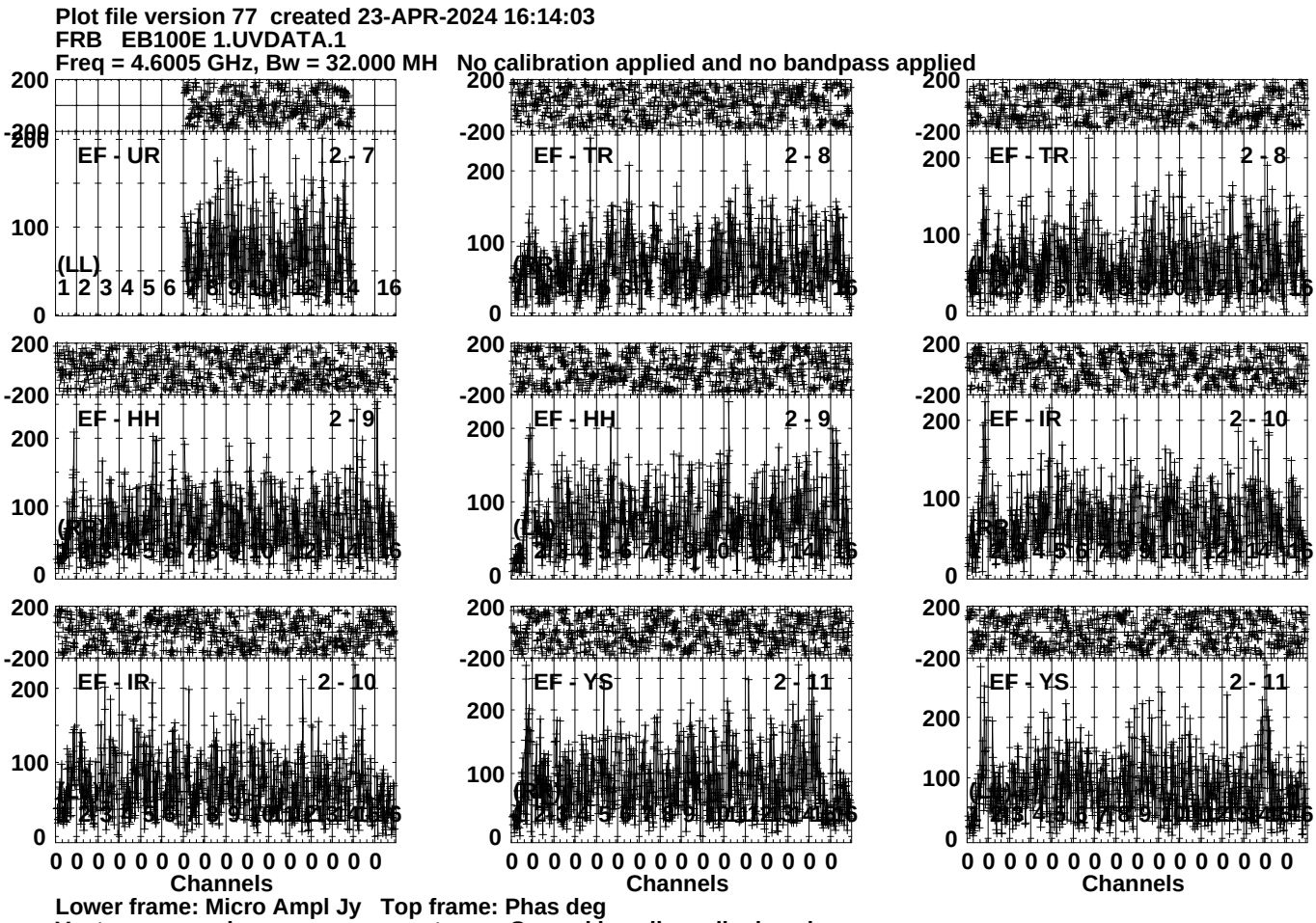
Plot file version 77 created 23-APR-2024 16:14:03
FRB EB100E 1.UVDATA.1
Freq = 4.6005 GHz, Bw = 32.000 MH No calibration applied and no bandpass applied
EF - UR 2 - 7
EF - TR 2 - 8
EF - TR 2 - 8
EF - HH 2 - 9
EF - HH 2 - 9
EF - IR 2 - 10
EF - IR 2 - 10
EF - YS 2 - 11
EF - YS 2 - 11
(LL)
(RR)
(LR)
(RL)
200
-200
100
0
1 2 3 4 5 6 7 8 9 10 12 14 16
0 0 0 0 0 0 0 0 0 0 0 0 0 0 0 0
Channels
Lower frame: Micro Ampl Jy Top frame: Phas deg
Vector averaged cross-power spectrum Several baselines displayed
Timerange: 00/13:28:11 to 00/13:31:39

Plot file version 78 created 23-APR-2024 16:14:03
FRB EB100E 1.UVDATA.1
Freq = 4.6005 GHz, Bw = 32.000 MH No calibration applied and no bandpass applied

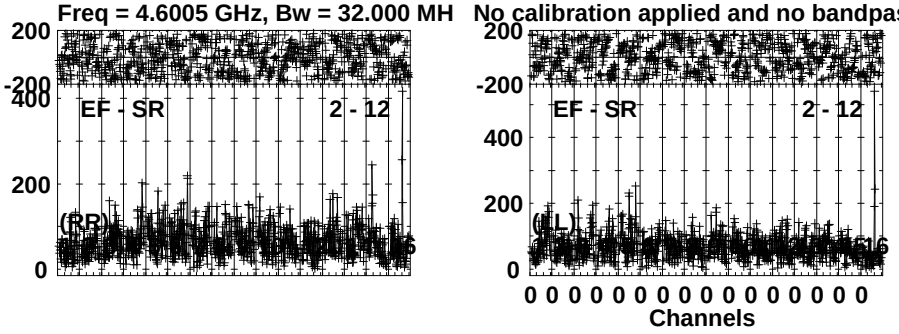

Lower frame: Micro Ampl Jy Top frame: Phas deg
Vector averaged cross-power spectrum Several baselines displayed
Timerange: 00/13:28:11 to 00/13:31:39

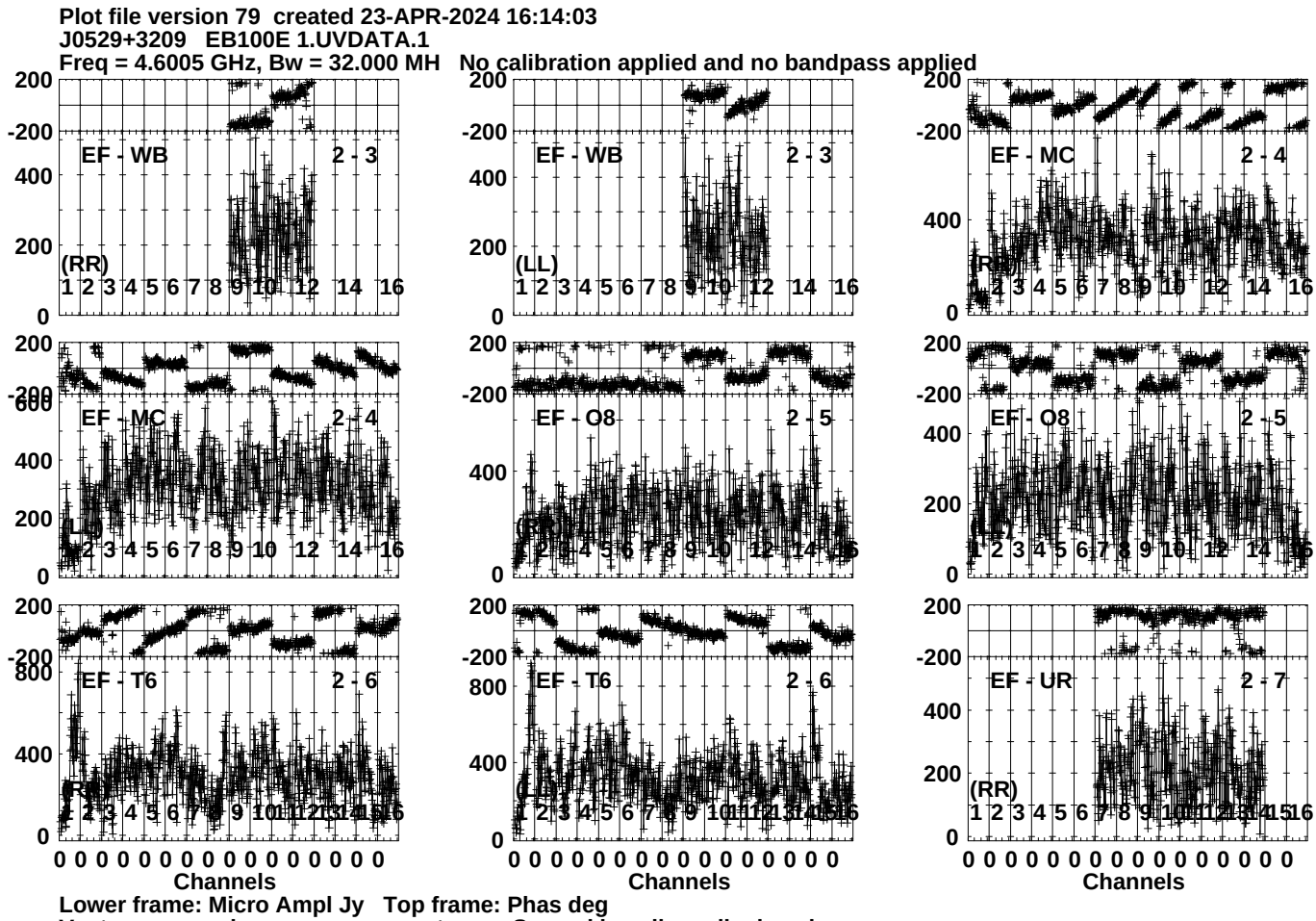
Plot file version 79 created 23-APR-2024 16:14:03
J0529+3209 EB100E 1.UVDATA.1
Freq = 4.6005 GHz, Bw = 32.000 MH No calibration applied and no bandpass applied
EF - WB 2 - 3
(RR)
EF - WB 2 - 3
(LL)
EF - MC 2 - 4
(RR)
EF - MC 2 - 4
(LL)
EF - O8 2 - 5
(RR)
EF - O8 2 - 5
(LL)
EF - T6 2 - 6
(RR)
EF - T6 2 - 6
(LL)
EF - UR 2 - 7
(RR)
Channels
Channels
Channels
Lower frame: Micro Ampl Jy Top frame: Phas deg
Vector averaged cross-power spectrum Several baselines displayed
Timerange: 00/13:32:13 to 00/13:33:09

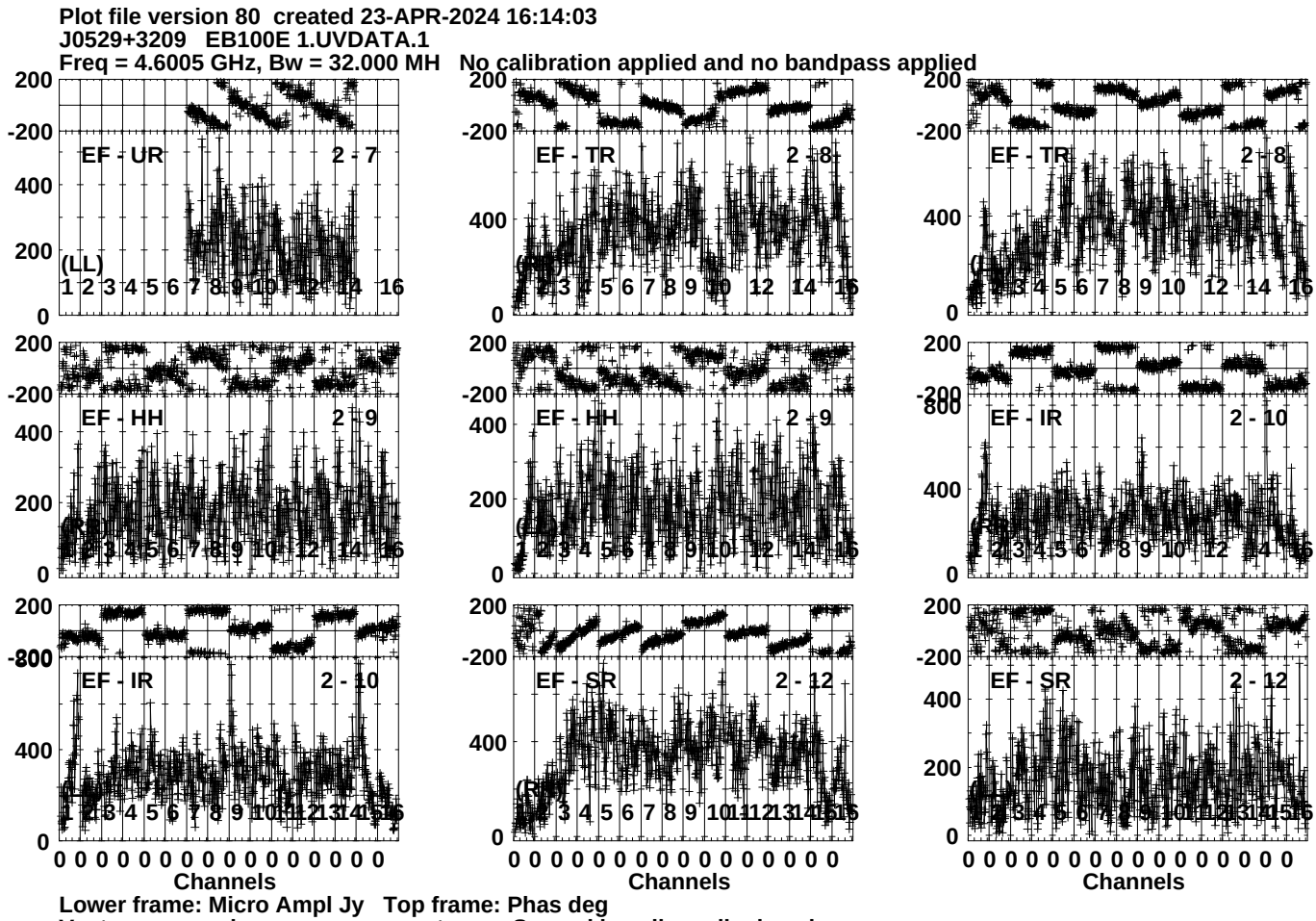
Plot file version 80 created 23-APR-2024 16:14:03
J0529+3209 EB100E 1.UVDATA.1
Freq = 4.6005 GHz, Bw = 32.000 MH No calibration applied and no bandpass applied
EF - UR 2 - 7
EF - TR 2 - 8
EF - TR 2 - 8
EF - HH 2 - 9
EF - HH 2 - 9
EF - IR 2 - 10
EF - IR 2 - 10
EF - SR 2 - 12
EF - SR 2 - 12
(LL)
(RR)
Channels
Lower frame: Micro Ampl Jy Top frame: Phas deg
Vector averaged cross-power spectrum Several baselines displayed
Timerange: 00/13:32:13 to 00/13:33:09

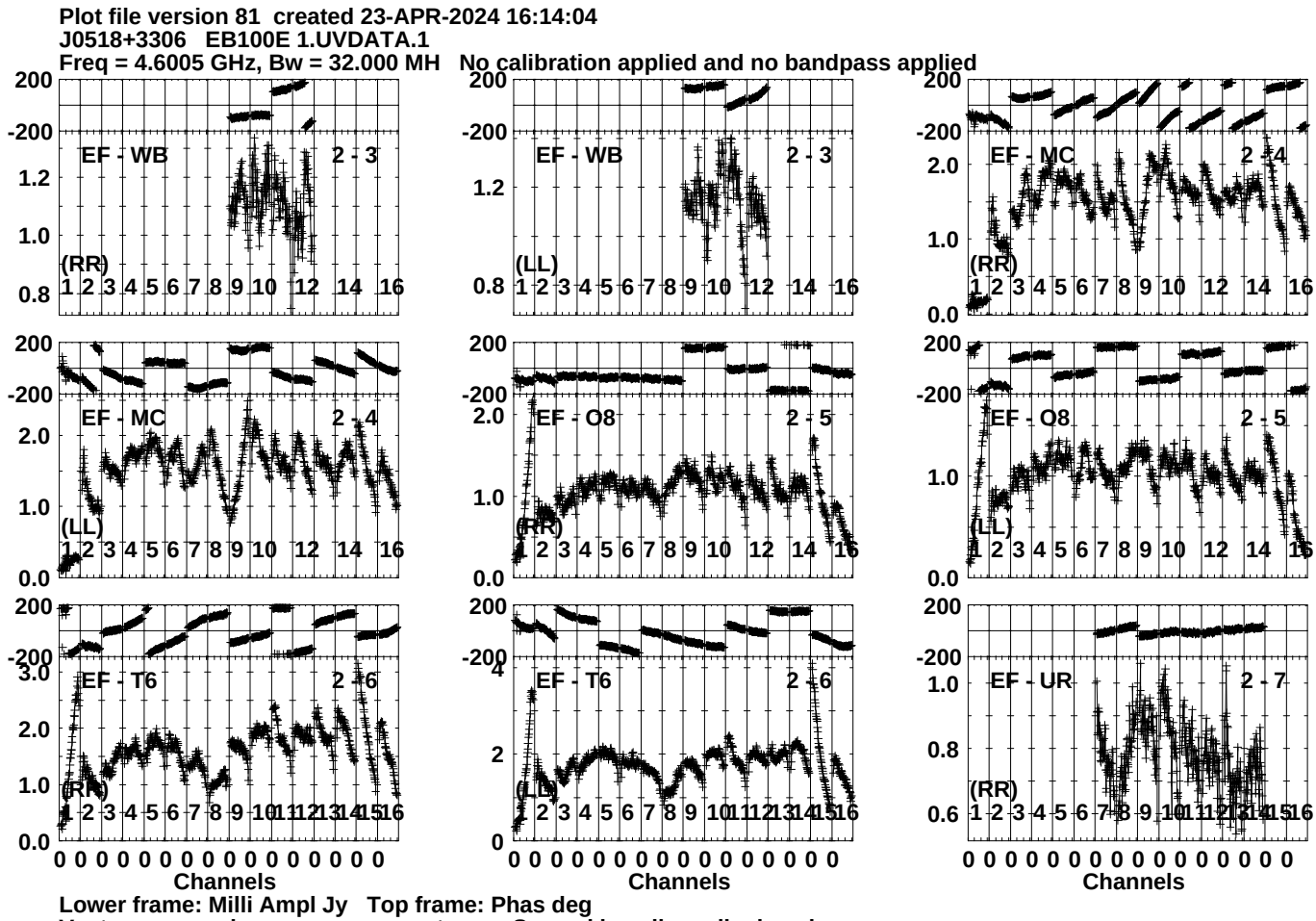
Plot file version 81 created 23-APR-2024 16:14:04
J0518+3306 EB100E 1.UVDATA.1
Freq = 4.6005 GHz, Bw = 32.000 MH No calibration applied and no bandpass applied
EF - WB 2 - 3
(RR)
EF - WB 2 - 3
(LL)
EF - MC 2 - 4
(RR)
EF - MC 2 - 4
(LL)
EF - O8 2 - 5
(RR)
EF - O8 2 - 5
(LL)
EF - T6 2 - 6
(RR)
EF - T6 2 - 6
(LL)
EF - UR 2 - 7
(RR)
Channels
Channels
Channels
Lower frame: Milli Ampl Jy Top frame: Phas deg
Vector averaged cross-power spectrum Several baselines displayed
Timerange: 00/13:33:43 to 00/13:36:39

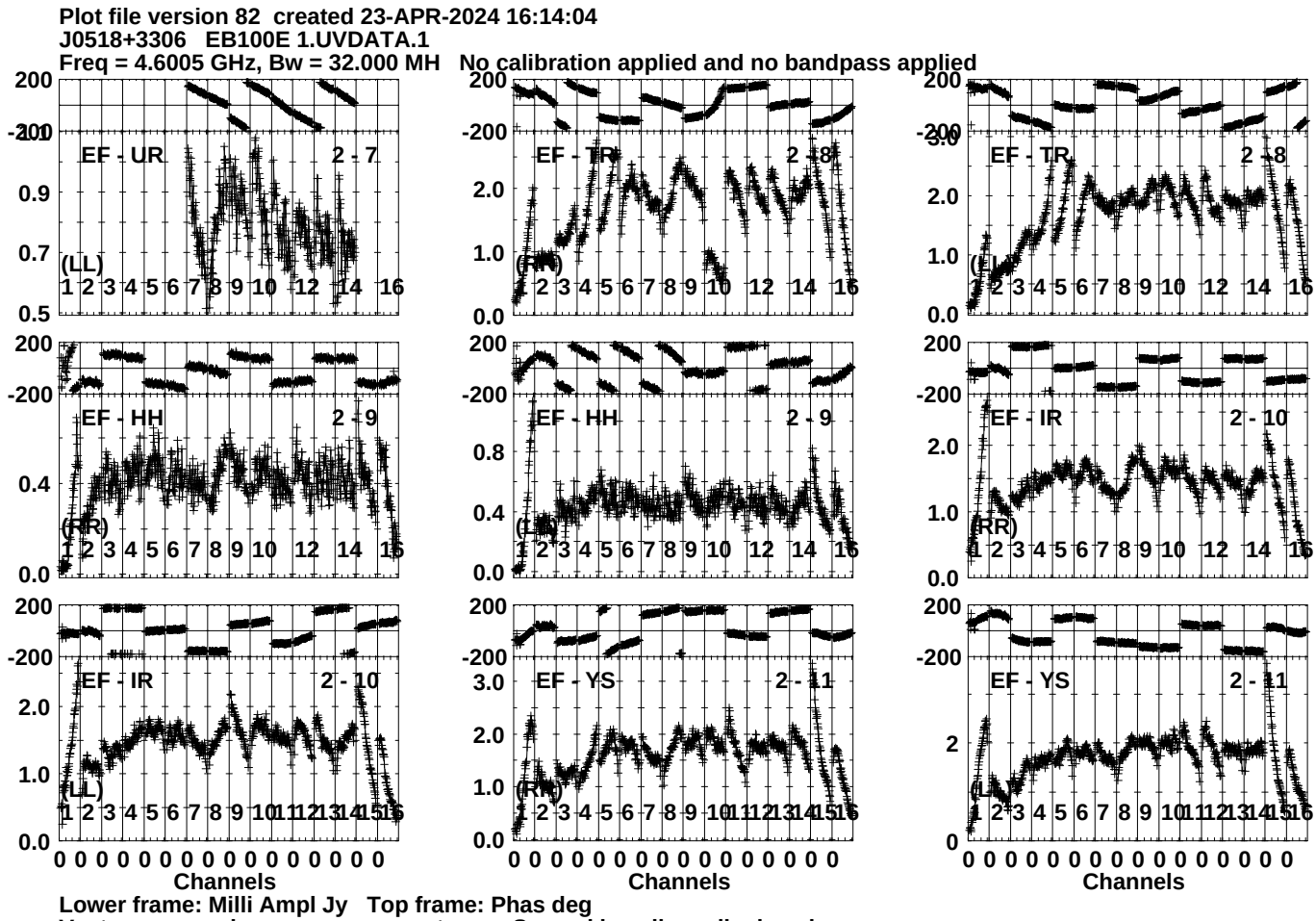
Plot file version 82 created 23-APR-2024 16:14:04
J0518+3306 EB100E 1.UVDATA.1
Freq = 4.6005 GHz, Bw = 32.000 MH No calibration applied and no bandpass applied
EF - UR 2 - 7
(LL)
EF - TR 2 - 8
(RR)
EF - TR 2 - 8
(LL)
EF - HH 2 - 9
(RR)
EF - HH 2 - 9
(LL)
EF - IR 2 - 10
(RR)
EF - IR 2 - 10
(LL)
EF - YS 2 - 11
(RR)
EF - YS 2 - 11
(LL)
Channels
Channels
Channels
Lower frame: Milli Ampl Jy Top frame: Phas deg
Vector averaged cross-power spectrum Several baselines displayed
Timerange: 00/13:33:43 to 00/13:36:39

Plot file version 83 created 23-APR-2024 16:14:04
J0518+3306 EB100E 1.UVDATA.1
Freq = 4.6005 GHz, Bw = 32.000 MH No calibration applied and no bandpass applied

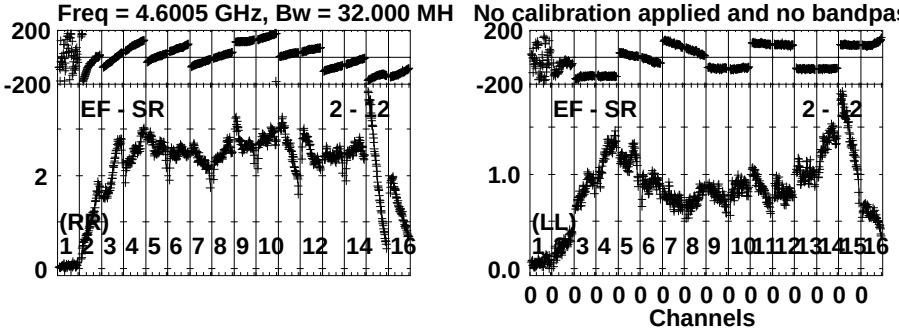

Lower frame: Milli Ampl Jy Top frame: Phas deg
Vector averaged cross-power spectrum Several baselines displayed
Timerange: 00/13:33:43 to 00/13:36:39

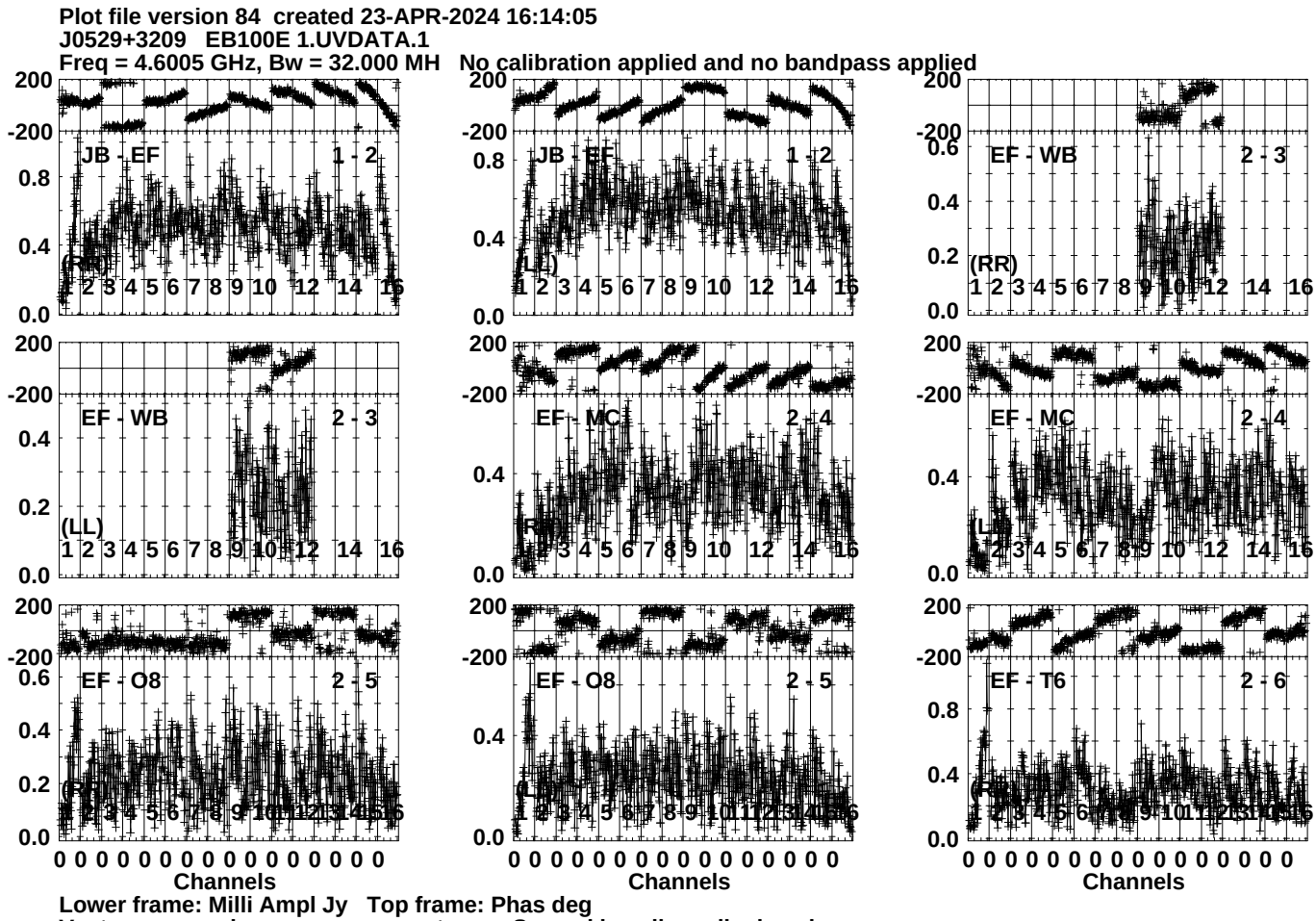
Plot file version 84 created 23-APR-2024 16:14:05
J0529+3209 EB100E 1.UVDATA.1
Freq = 4.6005 GHz, Bw = 32.000 MH No calibration applied and no bandpass applied
JB - EF 1 - 2
(RR)
JB - EF 1 - 2
(LL)
EF - WB 2 - 3
(RR)
EF - WB 2 - 3
(LL)
EF - MC 2 - 4
(RL)
EF - MC 2 - 4
(LR)
EF - O8 2 - 5
(RL)
EF - O8 2 - 5
(LR)
EF - T6 2 - 6
(RL)
Channels
Channels
Channels
Lower frame: Milli Ampl Jy Top frame: Phas deg
Vector averaged cross-power spectrum Several baselines displayed
Timerange: 00/13:36:43 to 00/13:38:09

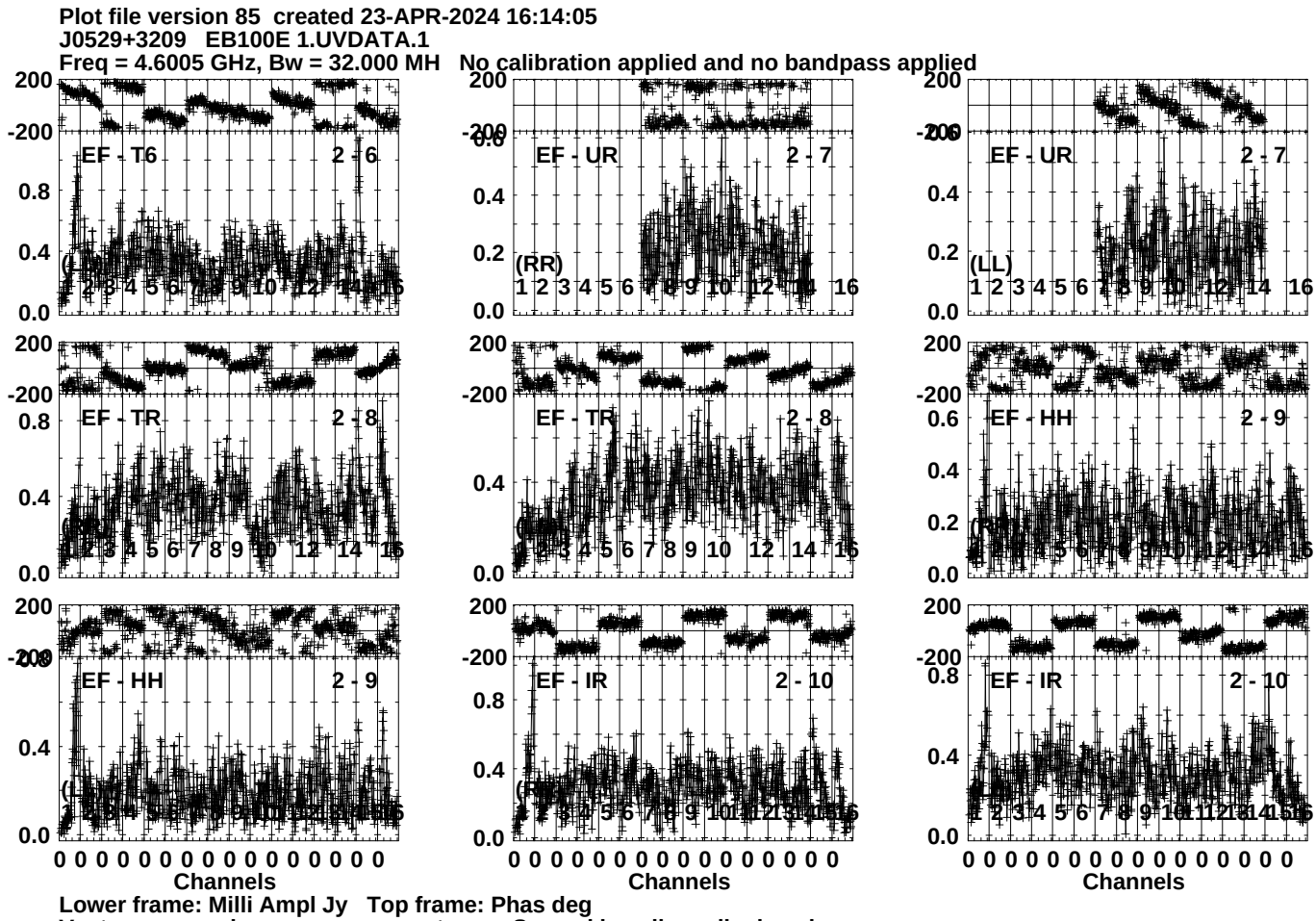
Plot file version 85 created 23-APR-2024 16:14:05
J0529+3209 EB100E 1.UVDATA.1
Freq = 4.6005 GHz, Bw = 32.000 MH No calibration applied and no bandpass applied
EF - T6 2 - 6
EF - UR 2 - 7
EF - UR 2 - 7
EF - TR 2 - 8
EF - TR 2 - 8
EF - HH 2 - 9
EF - HH 2 - 9
EF - IR 2 - 10
EF - IR 2 - 10
(RR)
(LL)
Channels
Lower frame: Milli Ampl Jy Top frame: Phas deg
Vector averaged cross-power spectrum Several baselines displayed
Timerange: 00/13:36:43 to 00/13:38:09

Plot file version 86 created 23-APR-2024 16:14:05
J0529+3209 EB100E 1.UVDATA.1
Freq = 4.6005 GHz, Bw = 32.000 MH No calibration applied and no bandpass applied

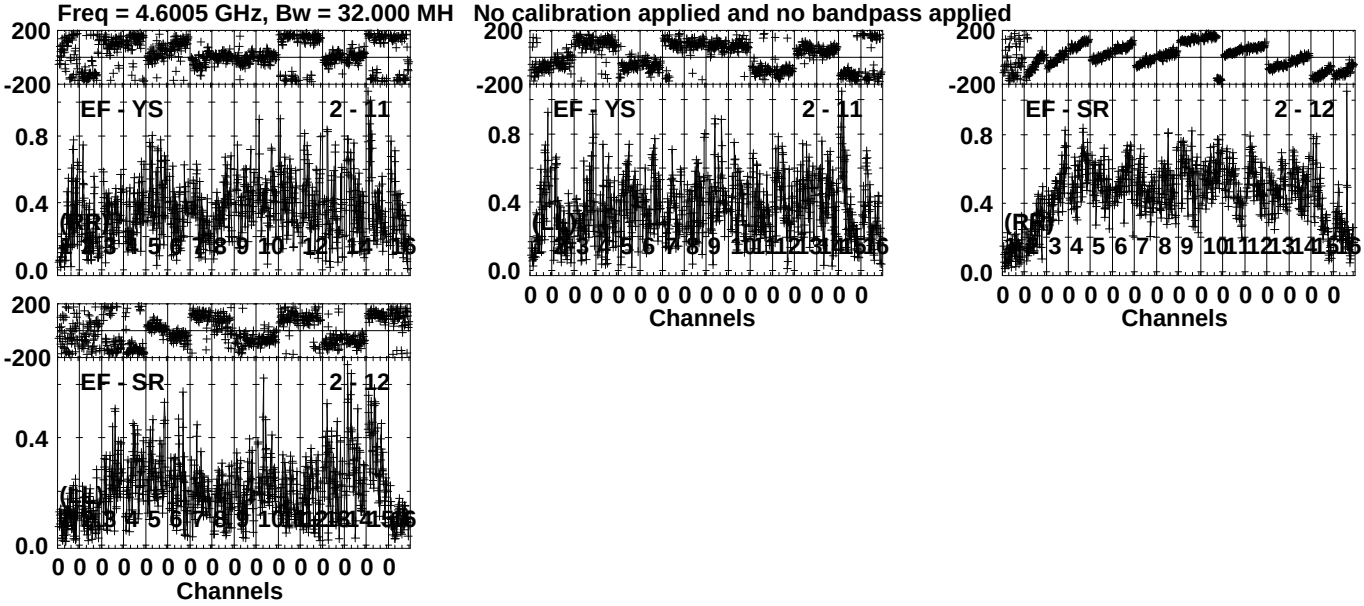

Lower frame: Milli Ampl Jy Top frame: Phas deg
Vector averaged cross-power spectrum Several baselines displayed
Timerange: 00/13:36:43 to 00/13:38:09

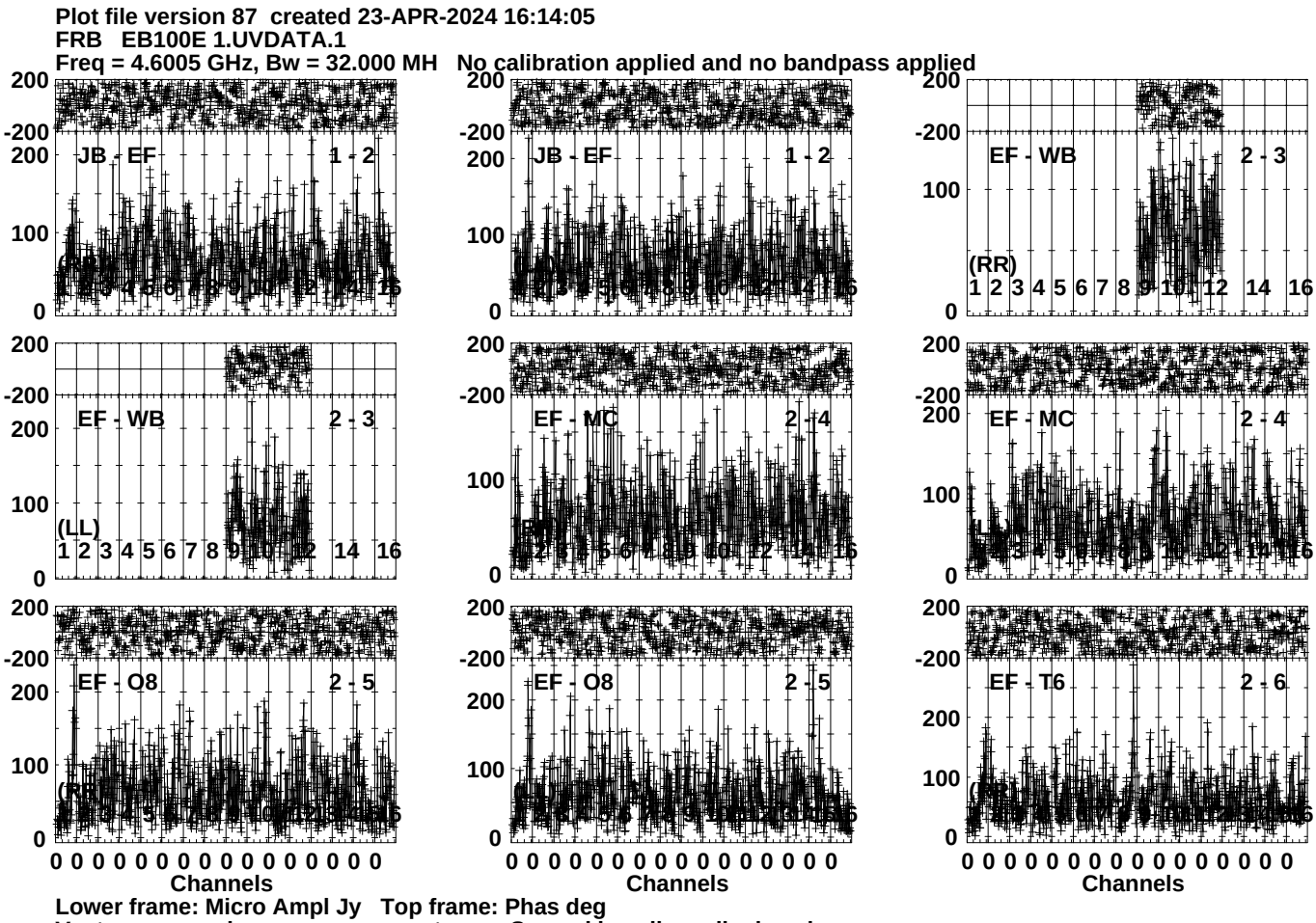
Plot file version 87 created 23-APR-2024 16:14:05
FRB EB100E 1.UVDATA.1
Freq = 4.6005 GHz, Bw = 32.000 MH No calibration applied and no bandpass applied
JB - EF 1 - 2
JB - EF 1 - 2
EF - WB 2 - 3
(RR)
EF - WB 2 - 3
(LL)
EF - MC 2 - 4
EF - MC 2 - 4
EF - O8 2 - 5
EF - O8 2 - 5
EF - T6 2 - 6
Channels
Channels
Channels
Lower frame: Micro Ampl Jy Top frame: Phas deg
Vector averaged cross-power spectrum Several baselines displayed
Timerange: 00/13:38:11 to 00/13:41:39

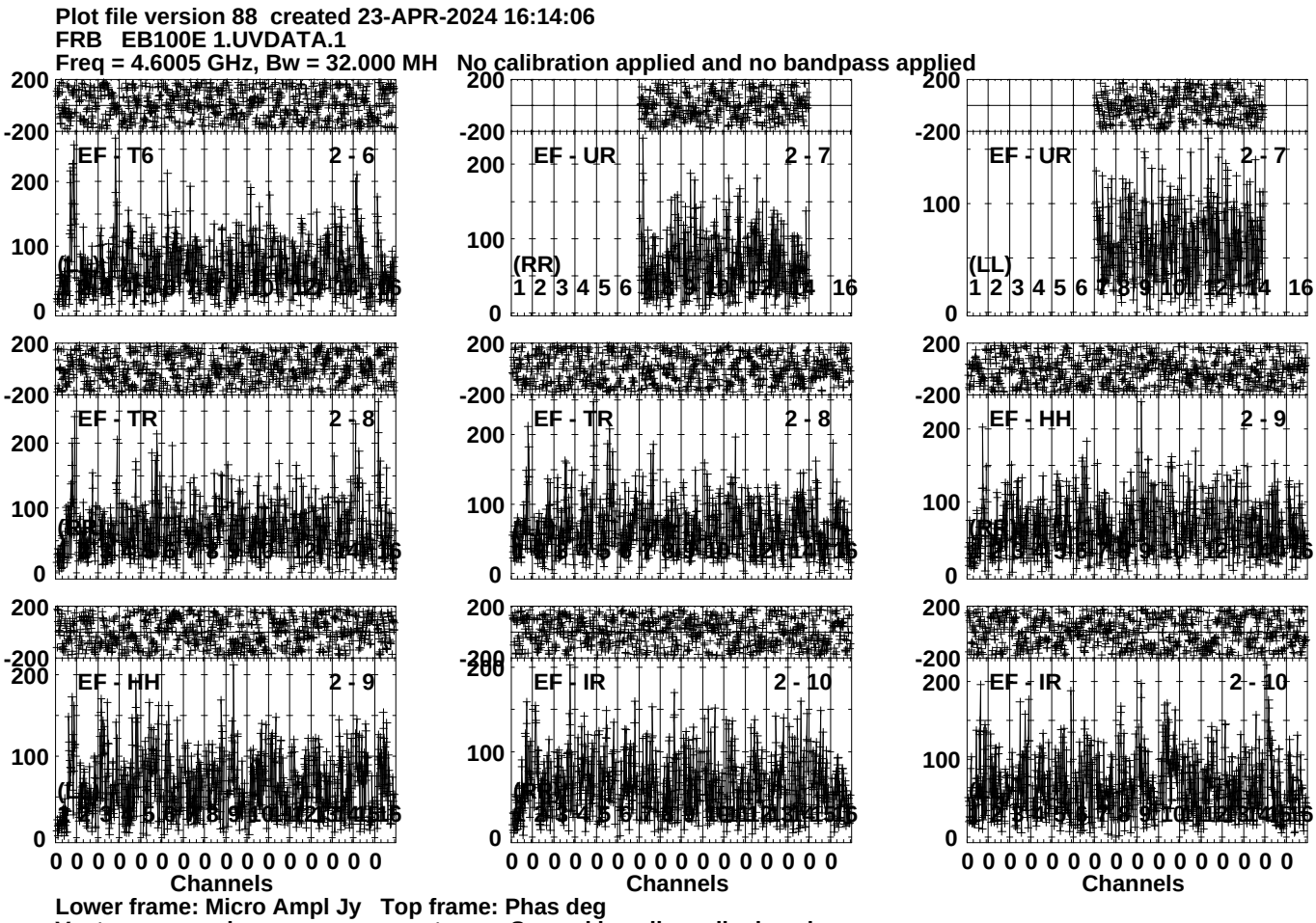
Plot file version 88 created 23-APR-2024 16:14:06
FRB EB100E 1.UVDATA.1
Freq = 4.6005 GHz, Bw = 32.000 MH No calibration applied and no bandpass applied
EF - T6 2 - 6
EF - UR 2 - 7
EF - UR 2 - 7
EF - TR 2 - 8
EF - TR 2 - 8
EF - HH 2 - 9
EF - HH 2 - 9
EF - IR 2 - 10
EF - IR 2 - 10
(RR)
(LL)
Channels
Lower frame: Micro Ampl Jy Top frame: Phas deg
Vector averaged cross-power spectrum Several baselines displayed
Timerange: 00/13:38:11 to 00/13:41:39

Plot file version 89 created 23-APR-2024 16:14:06
FRB EB100E 1.UVDATA.1
Freq = 4.6005 GHz, Bw = 32.000 MH No calibration applied and no bandpass applied

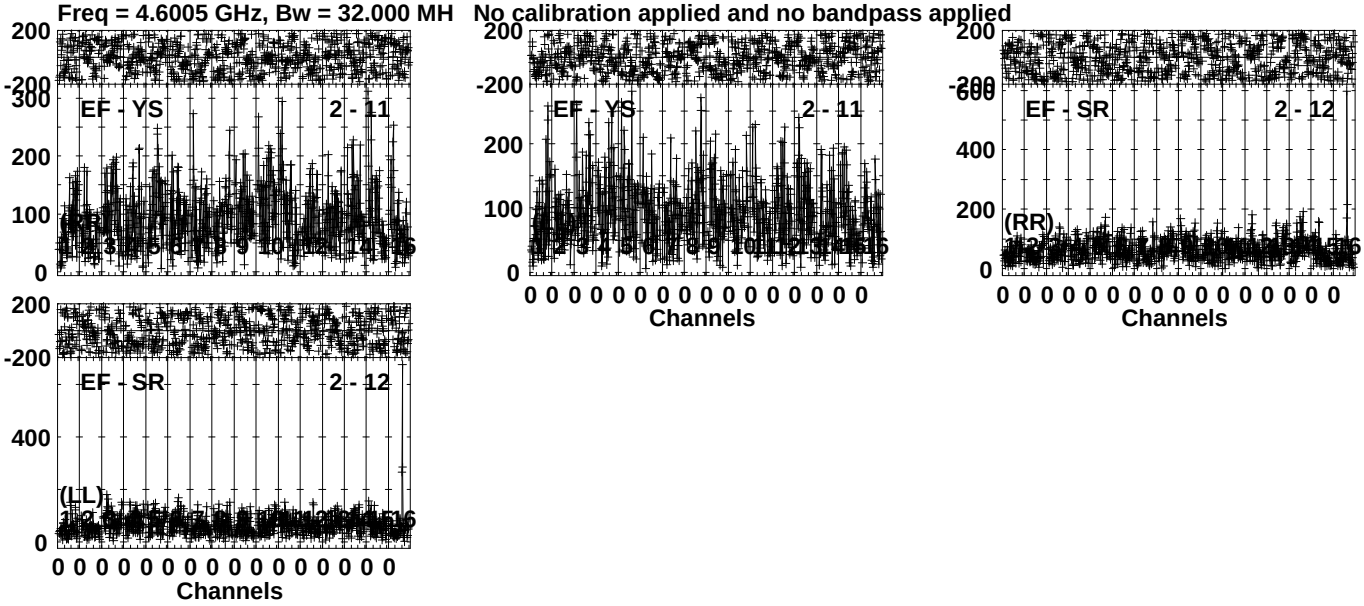

Lower frame: Micro Ampl Jy Top frame: Phas deg
Vector averaged cross-power spectrum Several baselines displayed
Timerange: 00/13:38:11 to 00/13:41:39

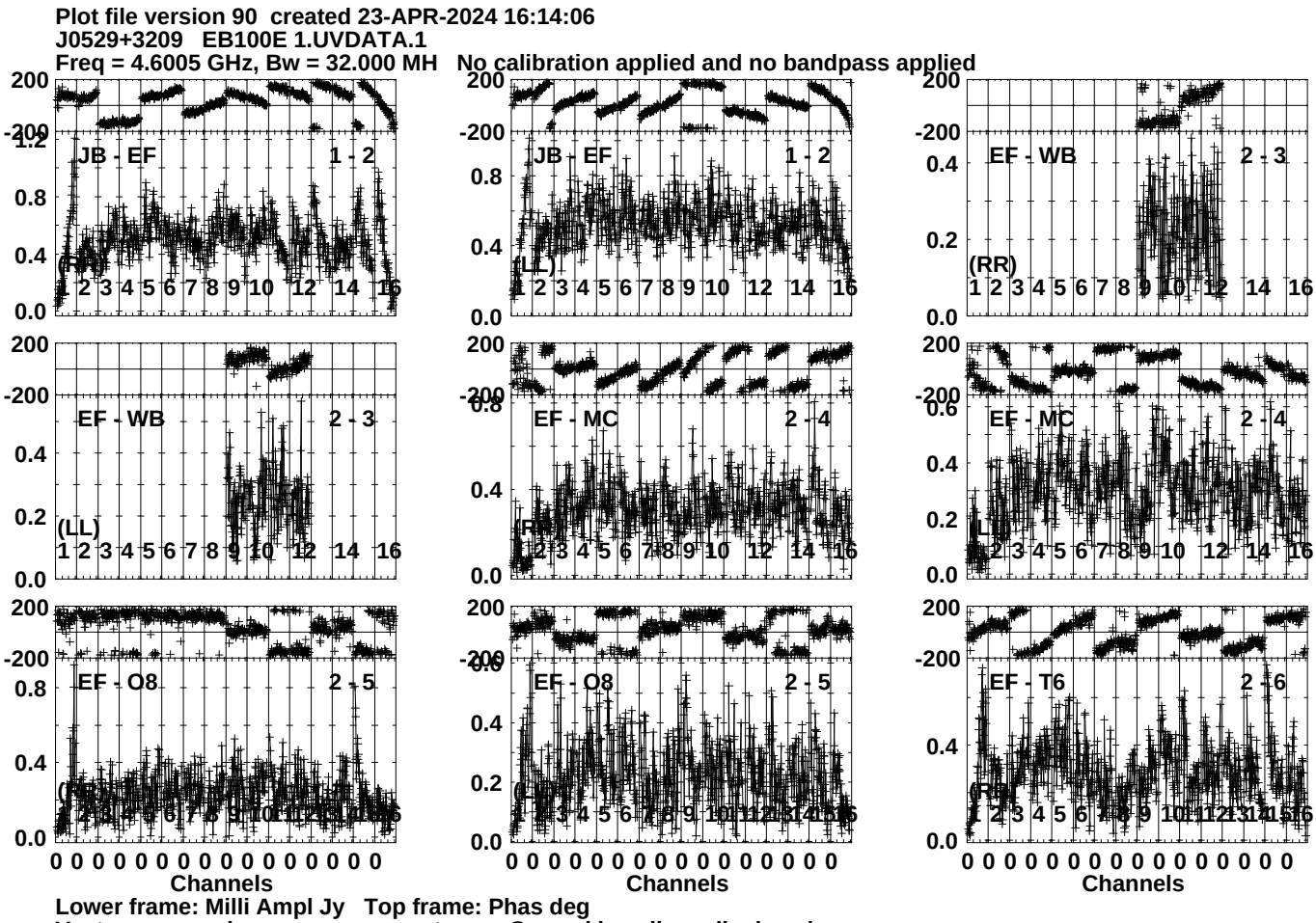
Plot file version 90 created 23-APR-2024 16:14:06
J0529+3209 EB100E 1.UVDATA.1
Freq = 4.6005 GHz, Bw = 32.000 MH No calibration applied and no bandpass applied
JB - EF 1 - 2
(RR)
JB - EF 1 - 2
(LL)
EF - WB 2 - 3
(RR)
EF - WB 2 - 3
(LL)
EF - MC 2 - 4
(RR)
EF - MC 2 - 4
(LL)
EF - O8 2 - 5
(RR)
EF - O8 2 - 5
(LL)
EF - T6 2 - 6
(RR)
Channels
Channels
Channels
Lower frame: Milli Ampl Jy Top frame: Phas deg
Vector averaged cross-power spectrum Several baselines displayed
Timerange: 00/13:42:13 to 00/13:43:09

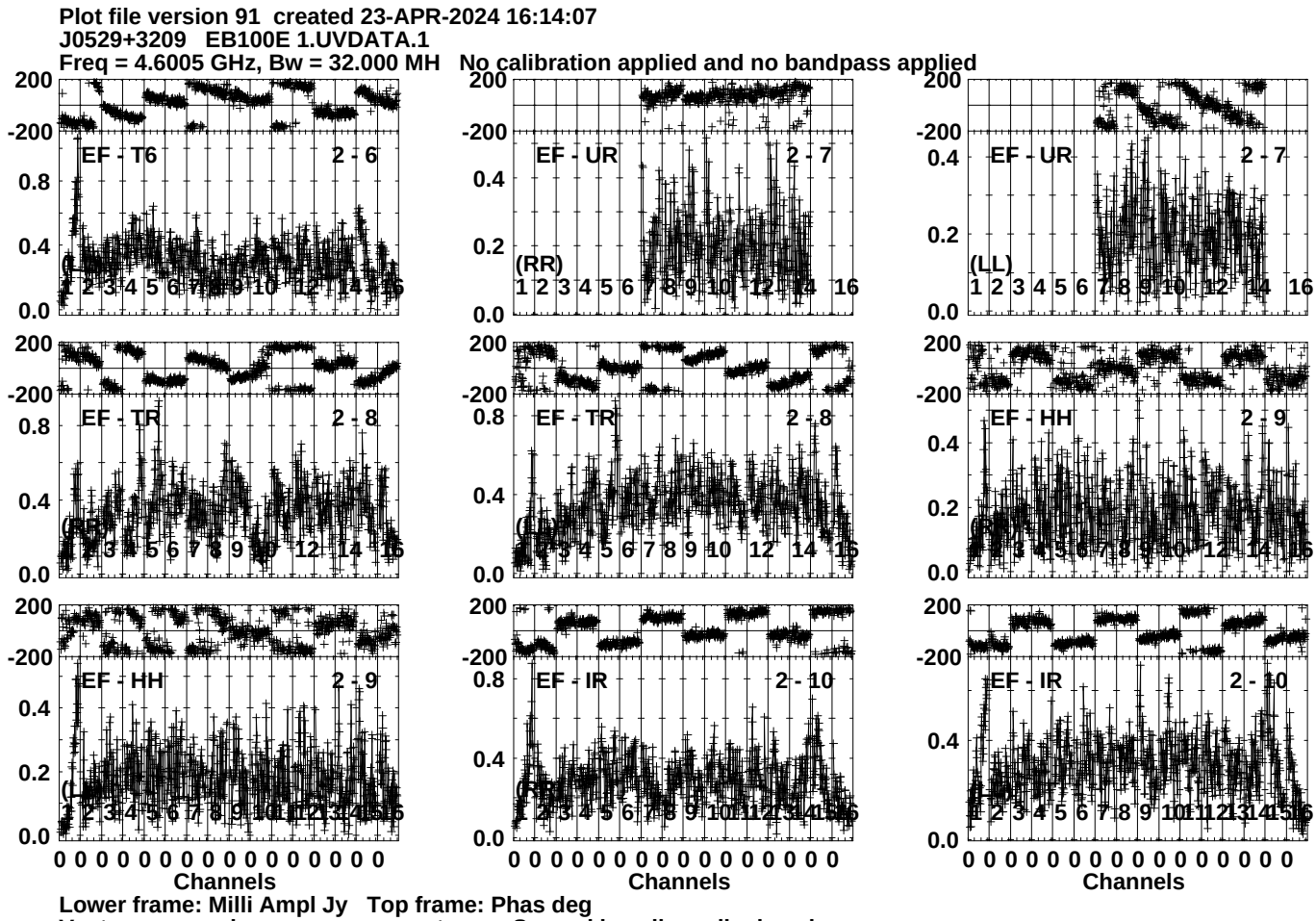
Plot file version 91 created 23-APR-2024 16:14:07
J0529+3209 EB100E 1.UVDATA.1
Freq = 4.6005 GHz, Bw = 32.000 MH No calibration applied and no bandpass applied
EF - T6 2 - 6
EF - UR 2 - 7
EF - UR 2 - 7
EF - TR 2 - 8
EF - TR 2 - 8
EF - HH 2 - 9
EF - HH 2 - 9
EF - IR 2 - 10
EF - IR 2 - 10
(RR)
(LL)
Channels
Lower frame: Milli Ampl Jy Top frame: Phas deg
Vector averaged cross-power spectrum Several baselines displayed
Timerange: 00/13:42:13 to 00/13:43:09

Plot file version 92 created 23-APR-2024 16:14:07
J0529+3209 EB100E 1.UVDATA.1
Freq = 4.6005 GHz, Bw = 32.000 MH No calibration applied and no bandpass applied

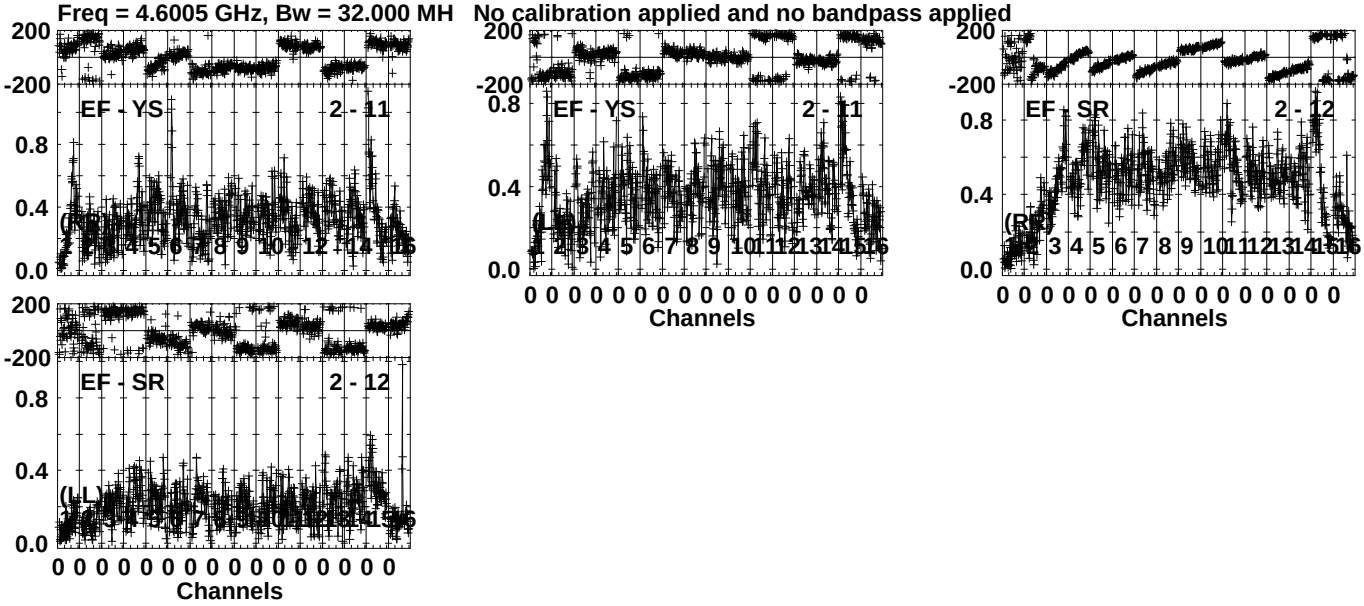

Lower frame: Milli Ampl Jy Top frame: Phas deg
Vector averaged cross-power spectrum Several baselines displayed
Timerange: 00/13:42:13 to 00/13:43:09

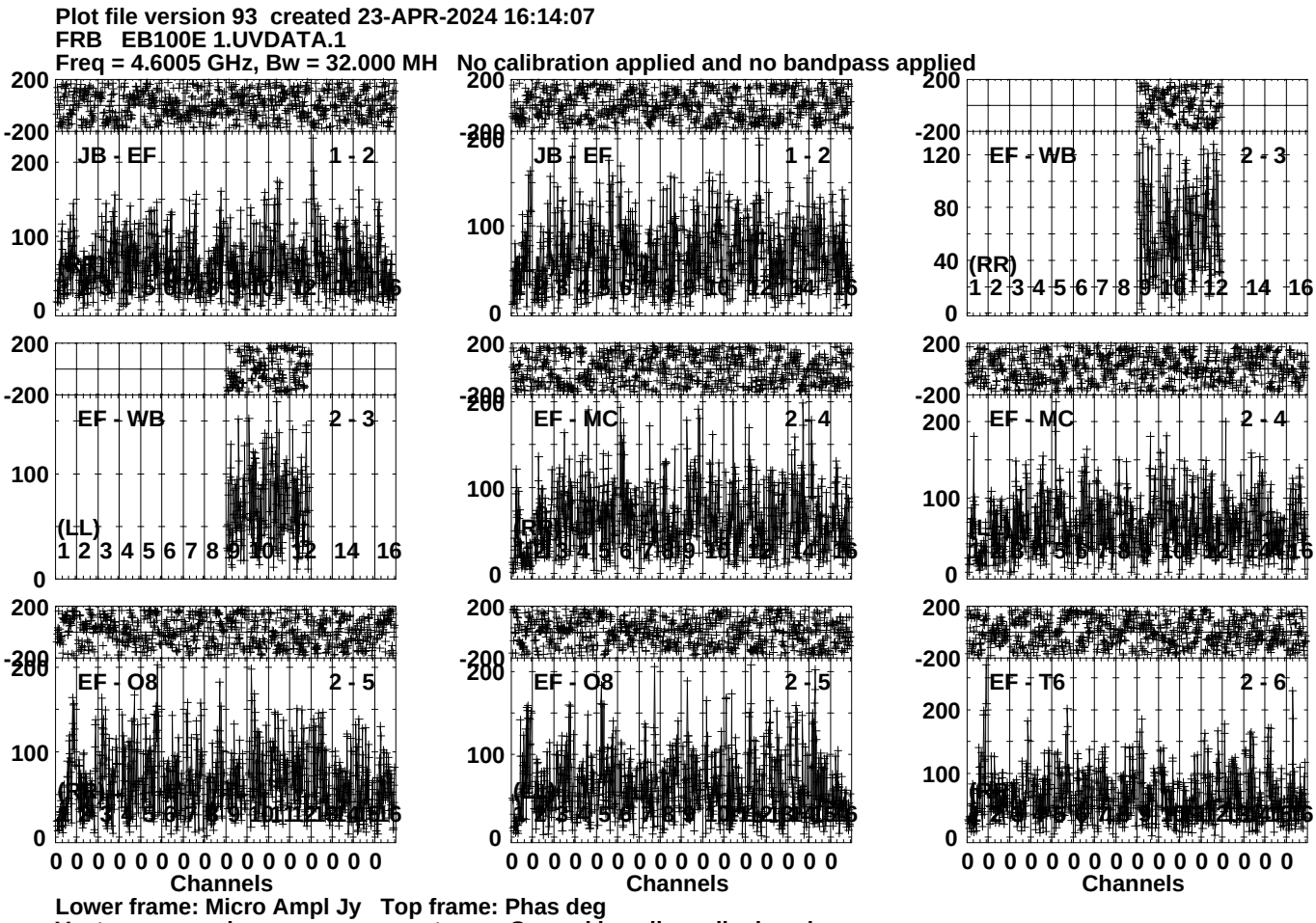
Plot file version 93 created 23-APR-2024 16:14:07
FRB EB100E 1.UVDATA.1
Freq = 4.6005 GHz, Bw = 32.000 MH No calibration applied and no bandpass applied
JB - EF 1 - 2
JB - EF 1 - 2
EF - WB 2 - 3
(RR)
EF - WB 2 - 3
(LL)
EF - MC 2 - 4
EF - MC 2 - 4
EF - O8 2 - 5
EF - O8 2 - 5
EF - T6 2 - 6
Channels
Channels
Channels
Lower frame: Micro Ampl Jy Top frame: Phas deg
Vector averaged cross-power spectrum Several baselines displayed
Timerange: 00/13:43:13 to 00/13:46:39

Plot file version 94 created 23-APR-2024 16:14:07
FRB EB100E 1.UVDATA.1
Freq = 4.6005 GHz, Bw = 32.000 MH No calibration applied and no bandpass applied

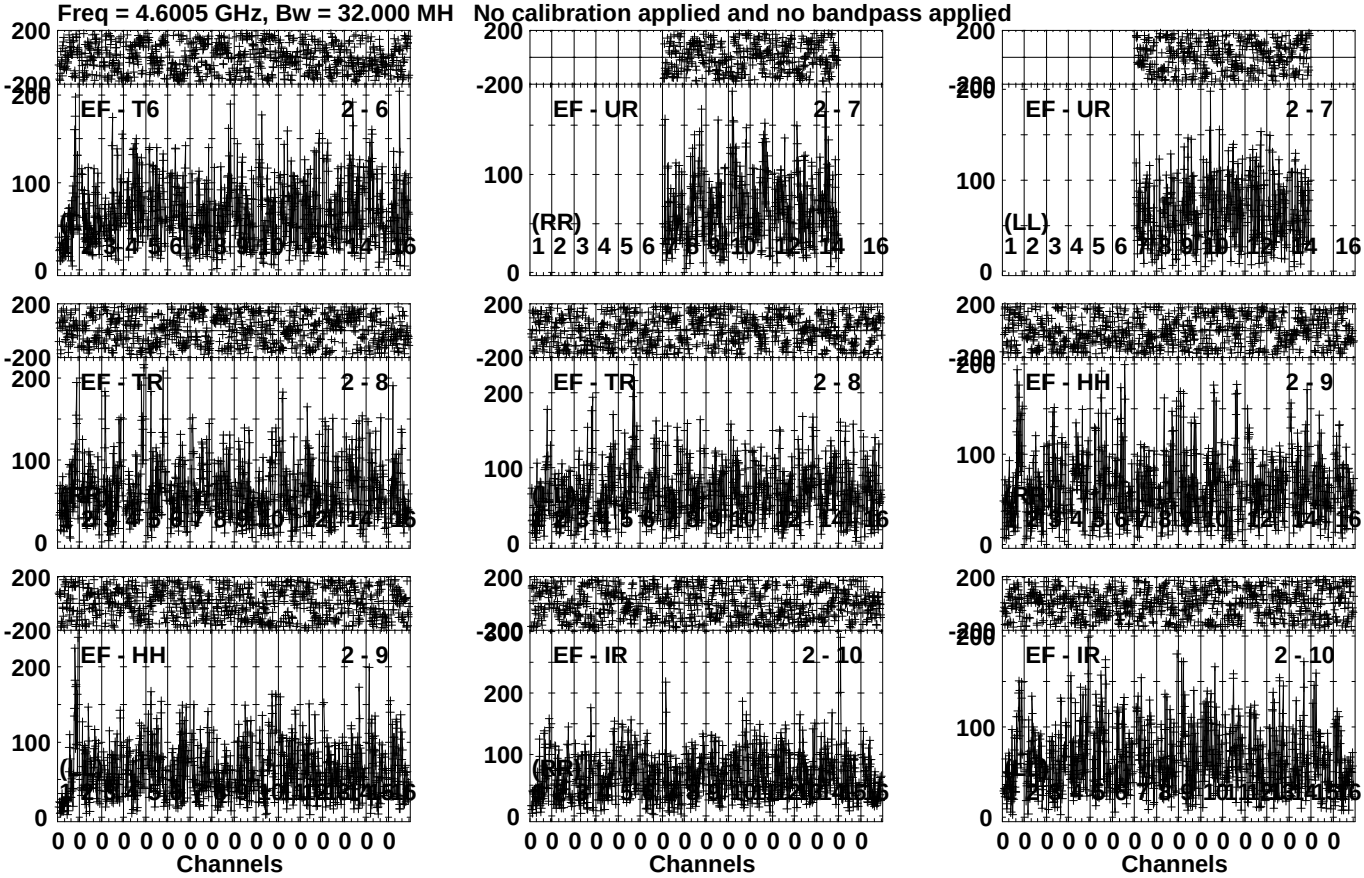

Lower frame: Micro Ampl Jy Top frame: Phas deg
Vector averaged cross-power spectrum Several baselines displayed
Timerange: 00/13:43:13 to 00/13:46:39

Plot file version 95 created 23-APR-2024 16:14:08
FRB EB100E 1.UVDATA.1
Freq = 4.6005 GHz, Bw = 32.000 MH No calibration applied and no bandpass applied

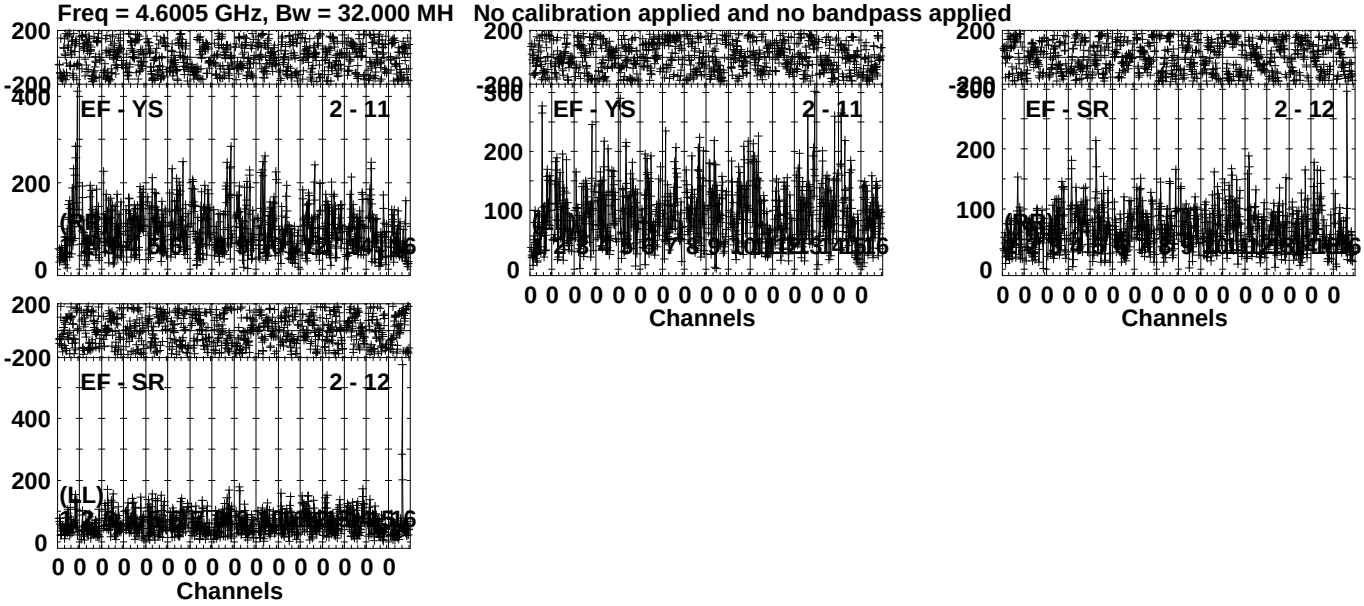

Lower frame: Micro Ampl Jy Top frame: Phas deg
Vector averaged cross-power spectrum Several baselines displayed
Timerange: 00/13:43:13 to 00/13:46:39

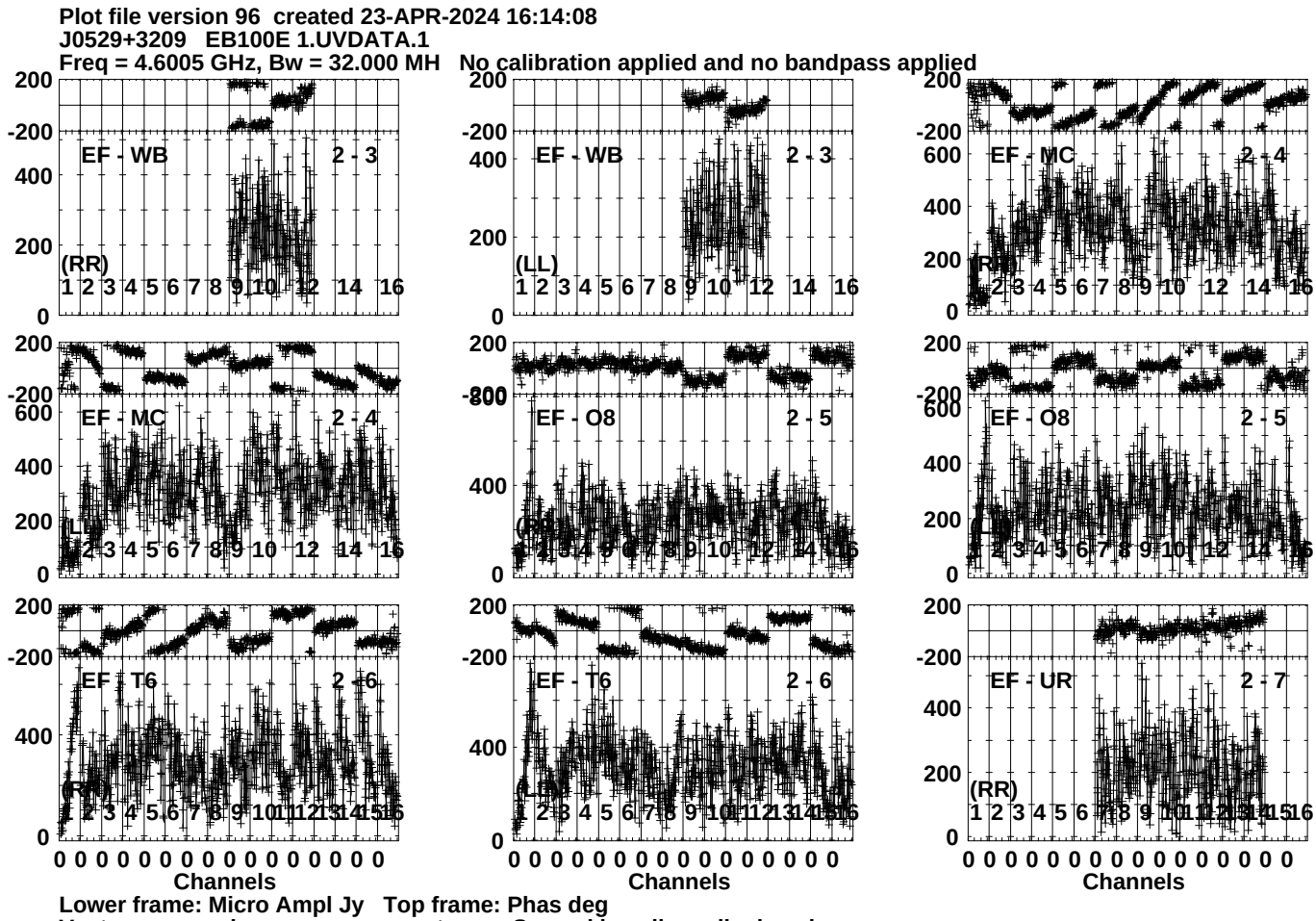
Plot file version 96 created 23-APR-2024 16:14:08
J0529+3209 EB100E 1.UVDATA.1
Freq = 4.6005 GHz, Bw = 32.000 MH No calibration applied and no bandpass applied
EF - WB 2 - 3
(RR)
EF - WB 2 - 3
(LL)
EF - MC 2 - 4
(RR)
EF - MC 2 - 4
(LL)
EF - O8 2 - 5
(RR)
EF - O8 2 - 5
(LL)
EF - T6 2 - 6
(RR)
EF - T6 2 - 6
(LL)
EF - UR 2 - 7
(RR)
Channels
Channels
Channels
Lower frame: Micro Ampl Jy Top frame: Phas deg
Vector averaged cross-power spectrum Several baselines displayed
Timerange: 00/13:47:13 to 00/13:48:09

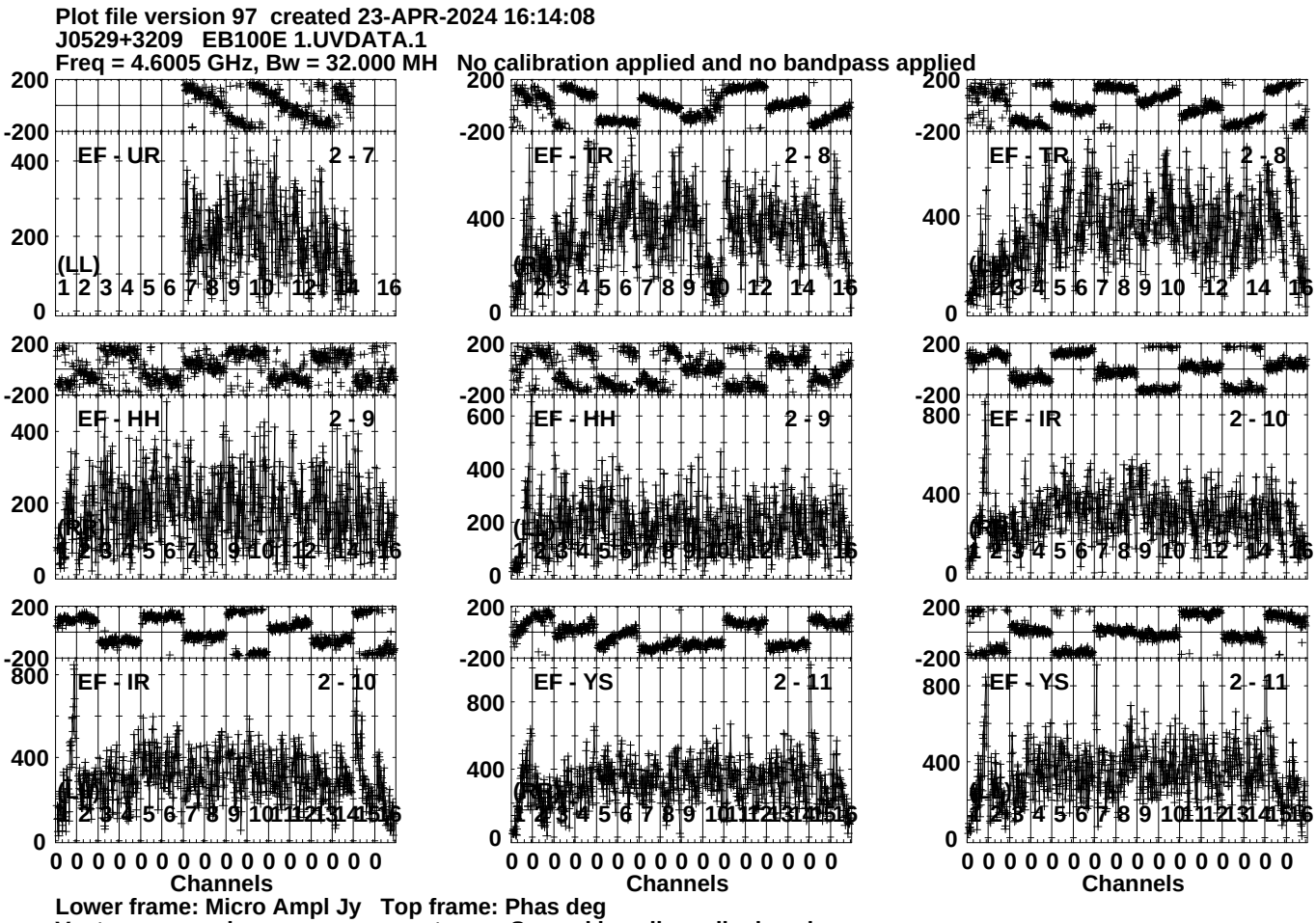
Plot file version 97 created 23-APR-2024 16:14:08
J0529+3209 EB100E 1.UVDATA.1
Freq = 4.6005 GHz, Bw = 32.000 MH No calibration applied and no bandpass applied
EF - UR 2 - 7
EF - TR 2 - 8
EF - TR 2 - 8
EF - HH 2 - 9
EF - HH 2 - 9
EF - IR 2 - 10
EF - IR 2 - 10
EF - YS 2 - 11
EF - YS 2 - 11
(LL)
Channels
Lower frame: Micro Ampl Jy Top frame: Phas deg
Vector averaged cross-power spectrum Several baselines displayed
Timerange: 00/13:47:13 to 00/13:48:09

Plot file version 98 created 23-APR-2024 16:14:09
J0529+3209 EB100E 1.UVDATA.1
Freq = 4.6005 GHz, Bw = 32.000 MH No calibration applied and no bandpass applied

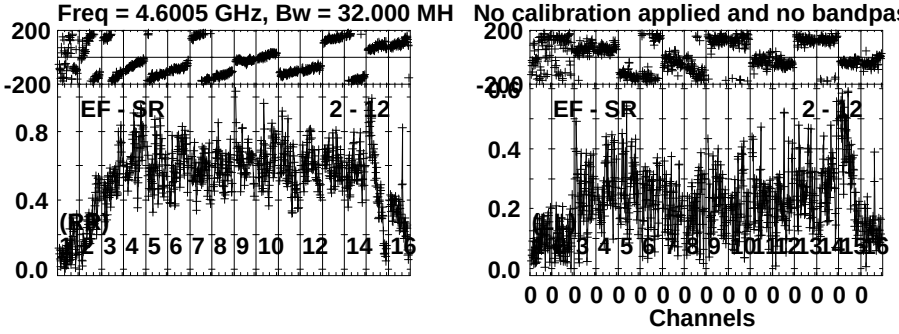

Lower frame: Milli Ampl Jy Top frame: Phas deg
Vector averaged cross-power spectrum Several baselines displayed
Timerange: 00/13:47:13 to 00/13:48:09

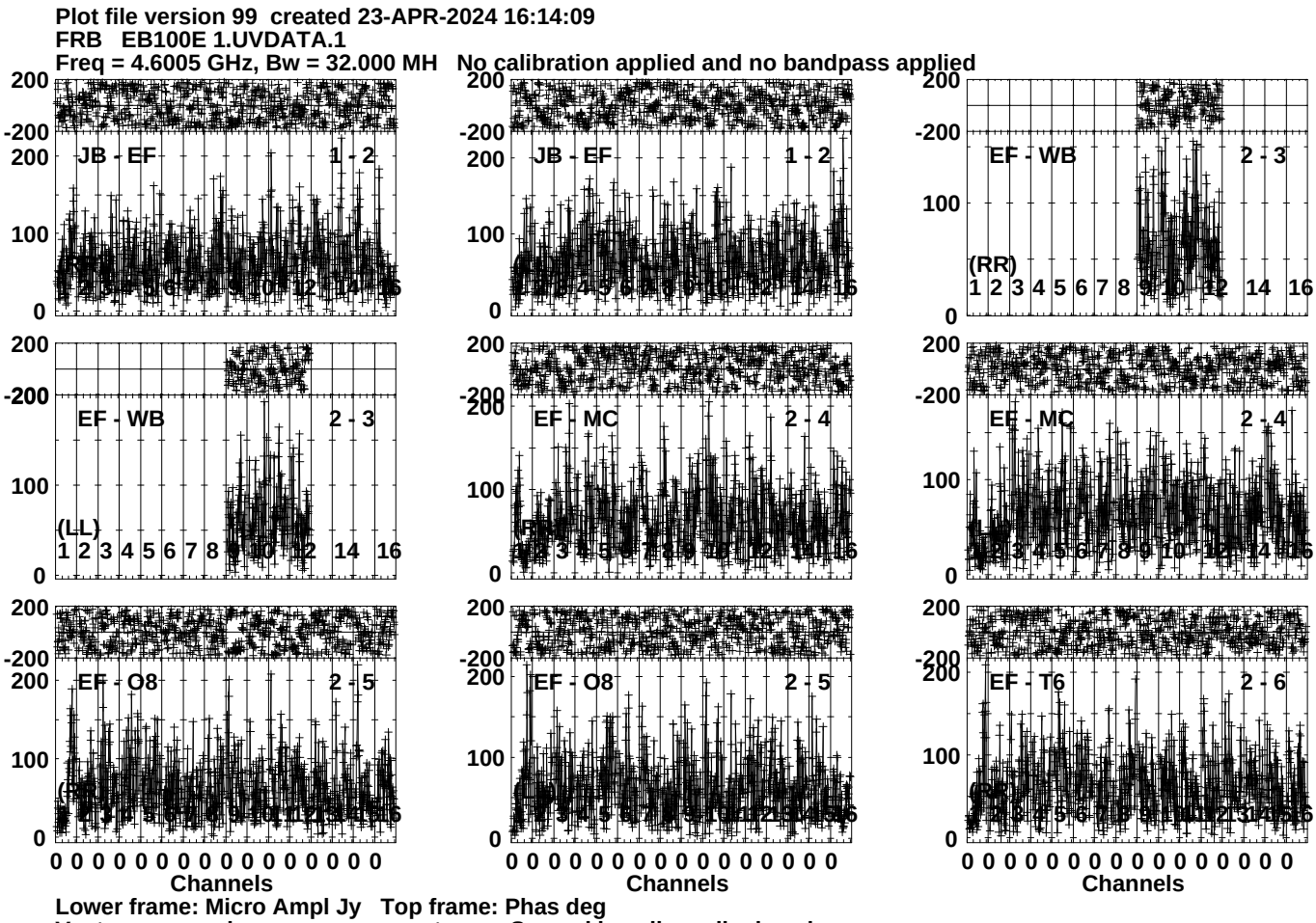
Plot file version 99 created 23-APR-2024 16:14:09
FRB EB100E 1.UVDATA.1
Freq = 4.6005 GHz, Bw = 32.000 MH No calibration applied and no bandpass applied
JB - EF 1 - 2
JB - EF 1 - 2
EF - WB 2 - 3
(RR)
EF - WB 2 - 3
(LL)
EF - MC 2 - 4
EF - MC 2 - 4
EF - O8 2 - 5
EF - O8 2 - 5
EF - T6 2 - 6
Channels
Channels
Channels
Lower frame: Micro Ampl Jy Top frame: Phas deg
Vector averaged cross-power spectrum Several baselines displayed
Timerange: 00/13:48:11 to 00/13:51:39

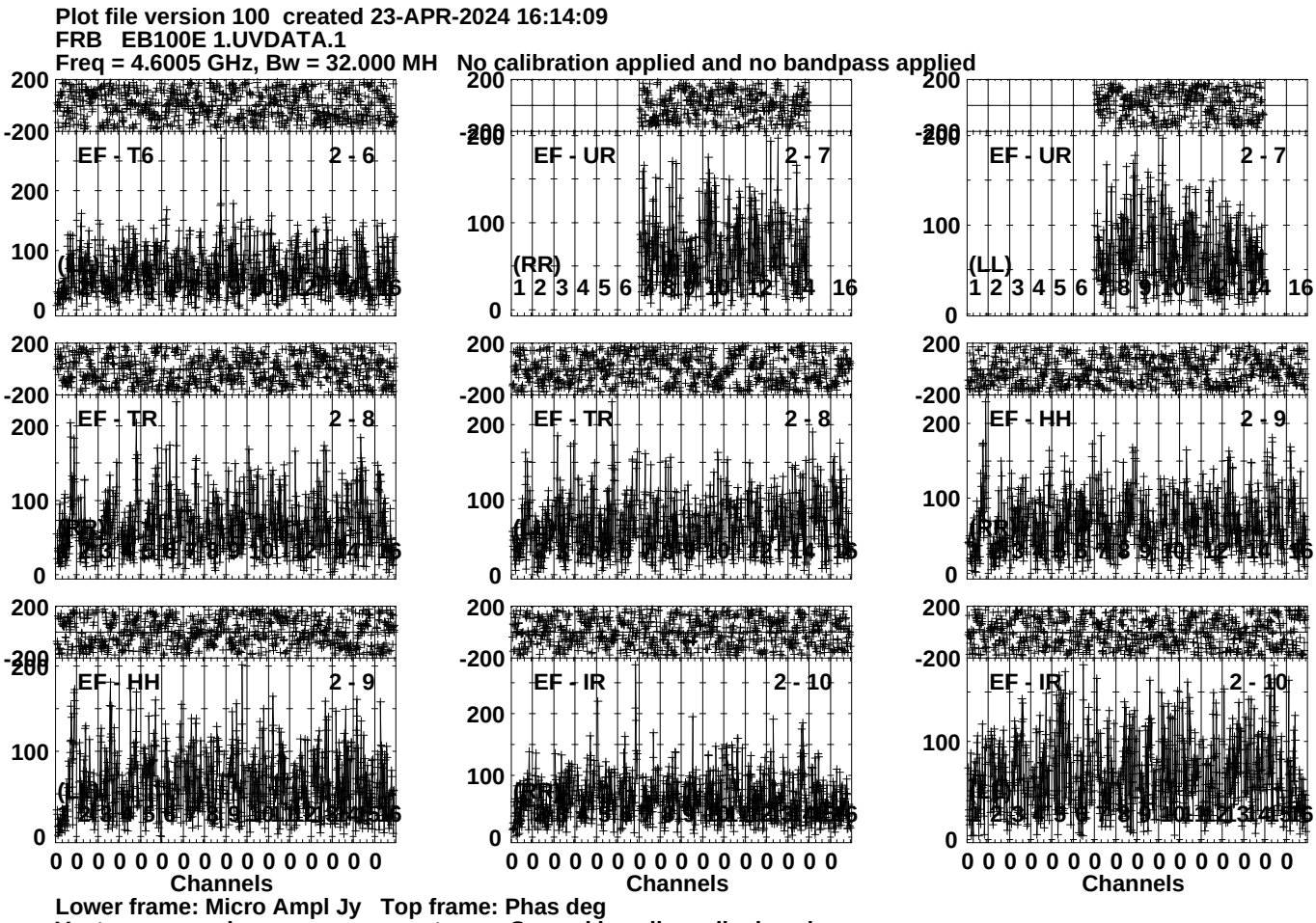
Plot file version 100 created 23-APR-2024 16:14:09
FRB EB100E 1.UVDATA.1
Freq = 4.6005 GHz, Bw = 32.000 MH No calibration applied and no bandpass applied
EF - T6 2 - 6
EF - UR 2 - 7
EF - UR 2 - 7
EF - TR 2 - 8
EF - TR 2 - 8
EF - HH 2 - 9
EF - HH 2 - 9
EF - IR 2 - 10
EF - IR 2 - 10
(RR)
(LL)
Channels
Lower frame: Micro Ampl Jy Top frame: Phas deg
Vector averaged cross-power spectrum Several baselines displayed
Timerange: 00/13:48:11 to 00/13:51:39

Plot file version 101 created 23-APR-2024 16:14:09
FRB EB100E 1.UVDATA.1
Freq = 4.6005 GHz, Bw = 32.000 MH No calibration applied and no bandpass applied

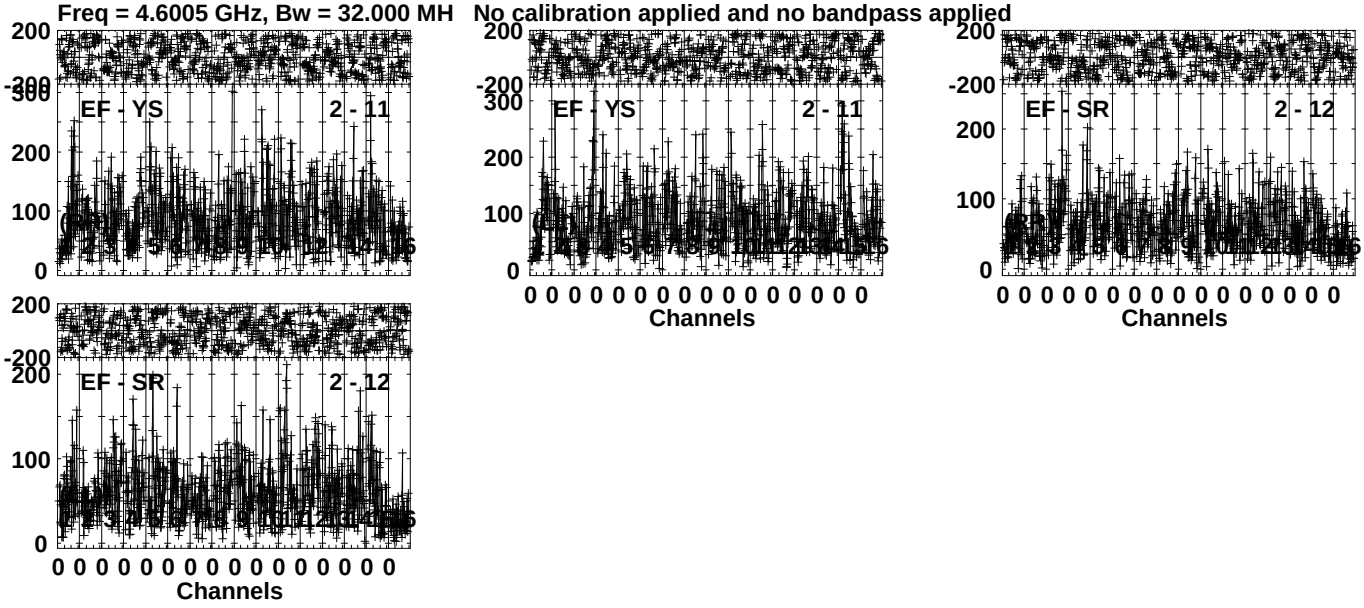

Lower frame: Micro Ampl Jy Top frame: Phas deg
Vector averaged cross-power spectrum Several baselines displayed
Timerange: 00/13:48:11 to 00/13:51:39

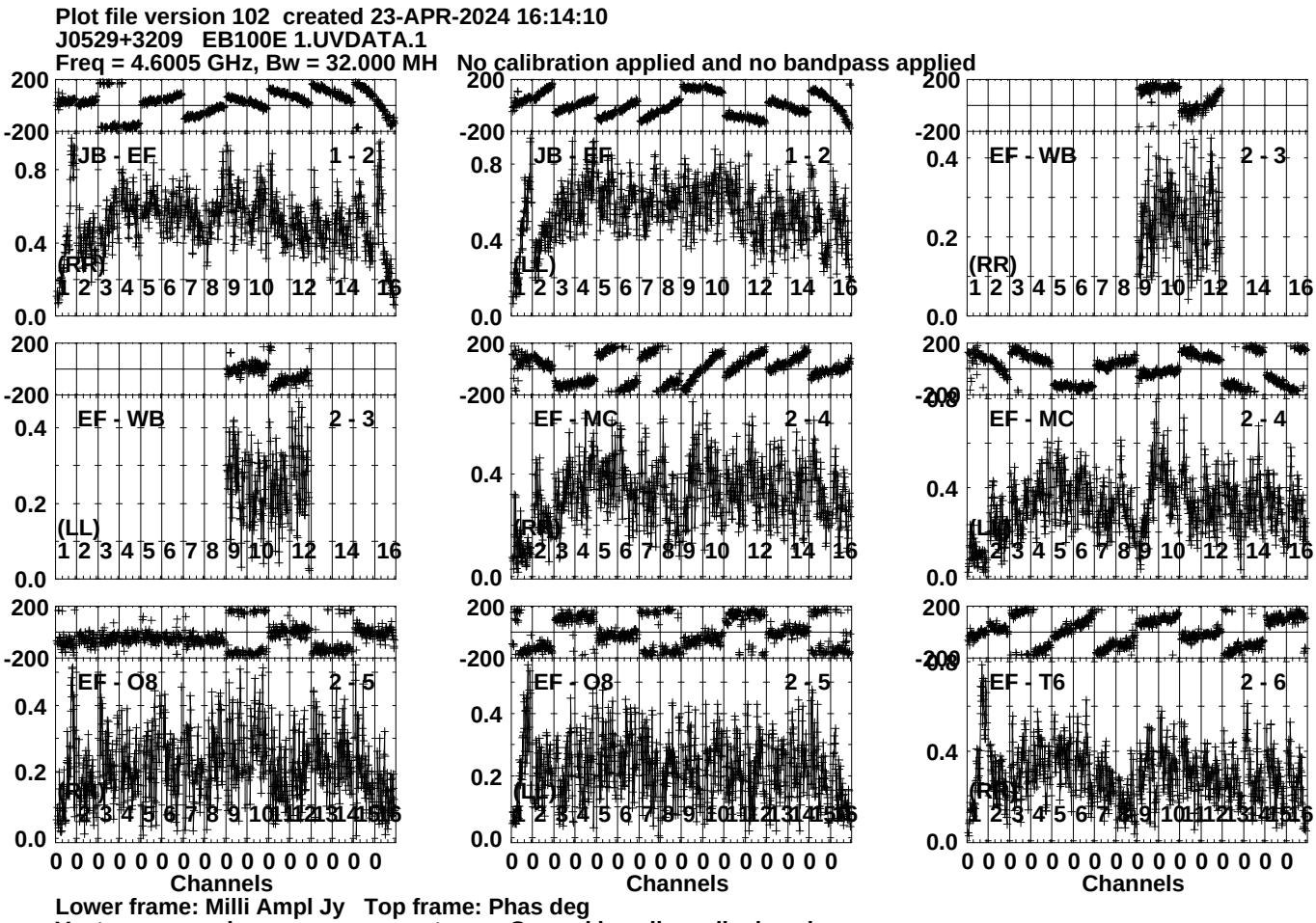
Plot file version 102 created 23-APR-2024 16:14:10
J0529+3209 EB100E 1.UVDATA.1
Freq = 4.6005 GHz, Bw = 32.000 MH No calibration applied and no bandpass applied
JB - EF 1 - 2
(RR)
JB - EF 1 - 2
(LL)
EF - WB 2 - 3
(RR)
EF - WB 2 - 3
(LL)
EF - MC 2 - 4
(RR)
EF - MC 2 - 4
(LL)
EF - O8 2 - 5
(RR)
EF - O8 2 - 5
(LL)
EF - T6 2 - 6
(RR)
Channels
Channels
Channels
Lower frame: Milli Ampl Jy Top frame: Phas deg
Vector averaged cross-power spectrum Several baselines displayed
Timerange: 00/13:51:43 to 00/13:53:09

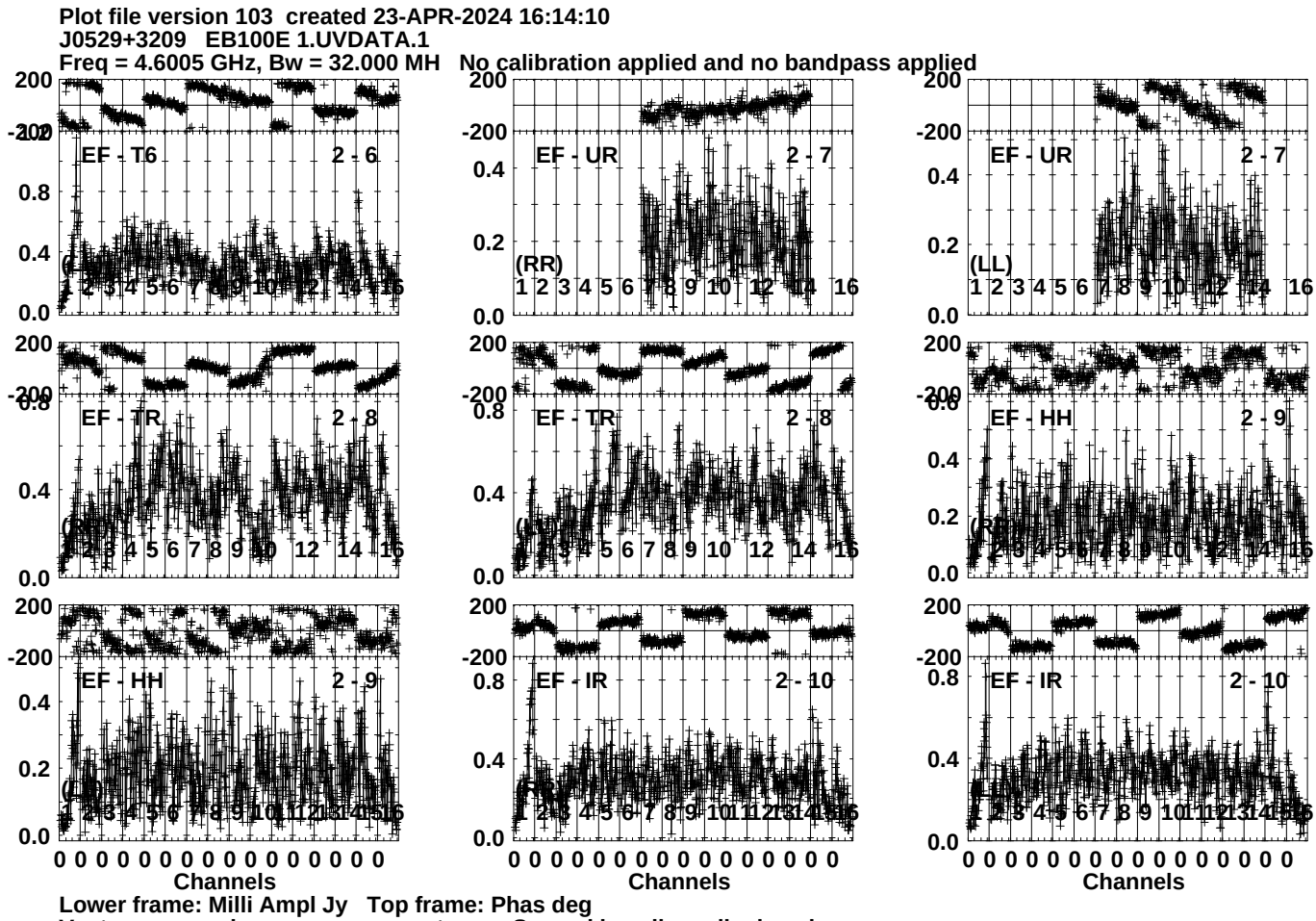
Plot file version 103 created 23-APR-2024 16:14:10
J0529+3209 EB100E 1.UVDATA.1
Freq = 4.6005 GHz, Bw = 32.000 MH No calibration applied and no bandpass applied
EF - T6 2 - 6
EF - UR 2 - 7
EF - UR 2 - 7
EF - TR 2 - 8
EF - TR 2 - 8
EF - HH 2 - 9
EF - HH 2 - 9
EF - IR 2 - 10
EF - IR 2 - 10
(RR)
(LL)
Channels
Lower frame: Milli Ampl Jy Top frame: Phas deg
Vector averaged cross-power spectrum Several baselines displayed
Timerange: 00/13:51:43 to 00/13:53:09

Plot file version 104 created 23-APR-2024 16:14:10
J0529+3209 EB100E 1.UVDATA.1
Freq = 4.6005 GHz, Bw = 32.000 MH No calibration applied and no bandpass applied

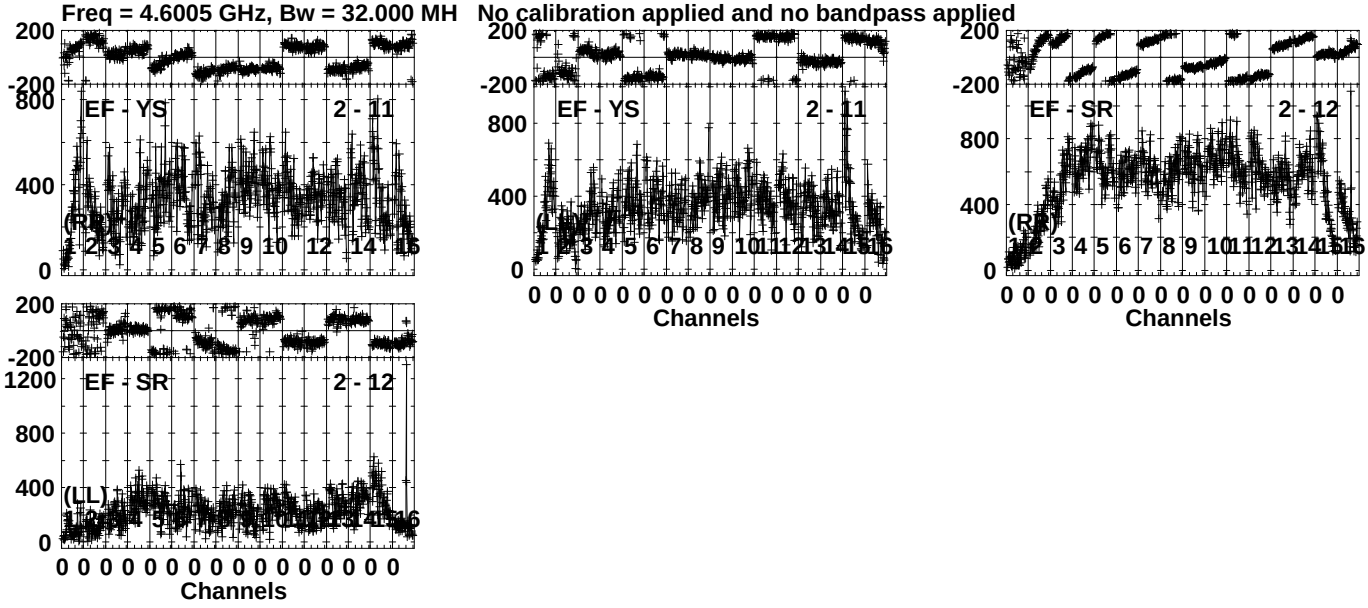

Lower frame: Micro Ampl Jy Top frame: Phas deg
Vector averaged cross-power spectrum Several baselines displayed
Timerange: 00/13:51:43 to 00/13:53:09

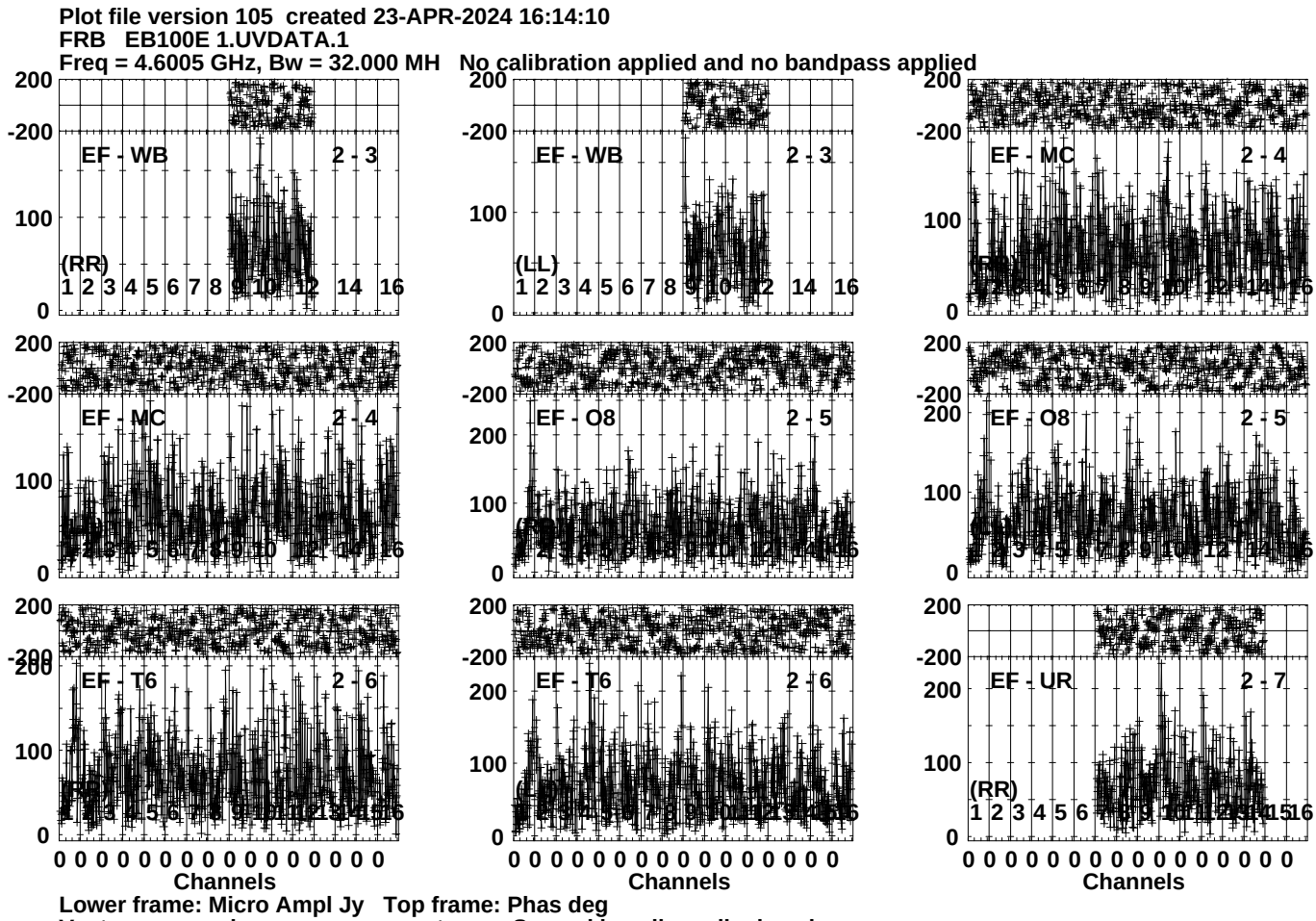
Plot file version 105 created 23-APR-2024 16:14:10
FRB EB100E 1.UVDATA.1
Freq = 4.6005 GHz, Bw = 32.000 MH No calibration applied and no bandpass applied
EF - WB 2 - 3
(RR)
EF - WB 2 - 3
(LL)
EF - MC 2 - 4
EF - MC 2 - 4
EF - O8 2 - 5
EF - O8 2 - 5
EF - T6 2 - 6
EF - T6 2 - 6
EF - UR 2 - 7
(RR)
200
-200
100
0
Channels
Lower frame: Micro Ampl Jy Top frame: Phas deg
Vector averaged cross-power spectrum Several baselines displayed
Timerange: 00/13:53:11 to 00/13:56:39

Plot file version 106 created 23-APR-2024 16:14:11
FRB EB100E 1.UVDATA.1
Freq = 4.6005 GHz, Bw = 32.000 MH No calibration applied and no bandpass applied

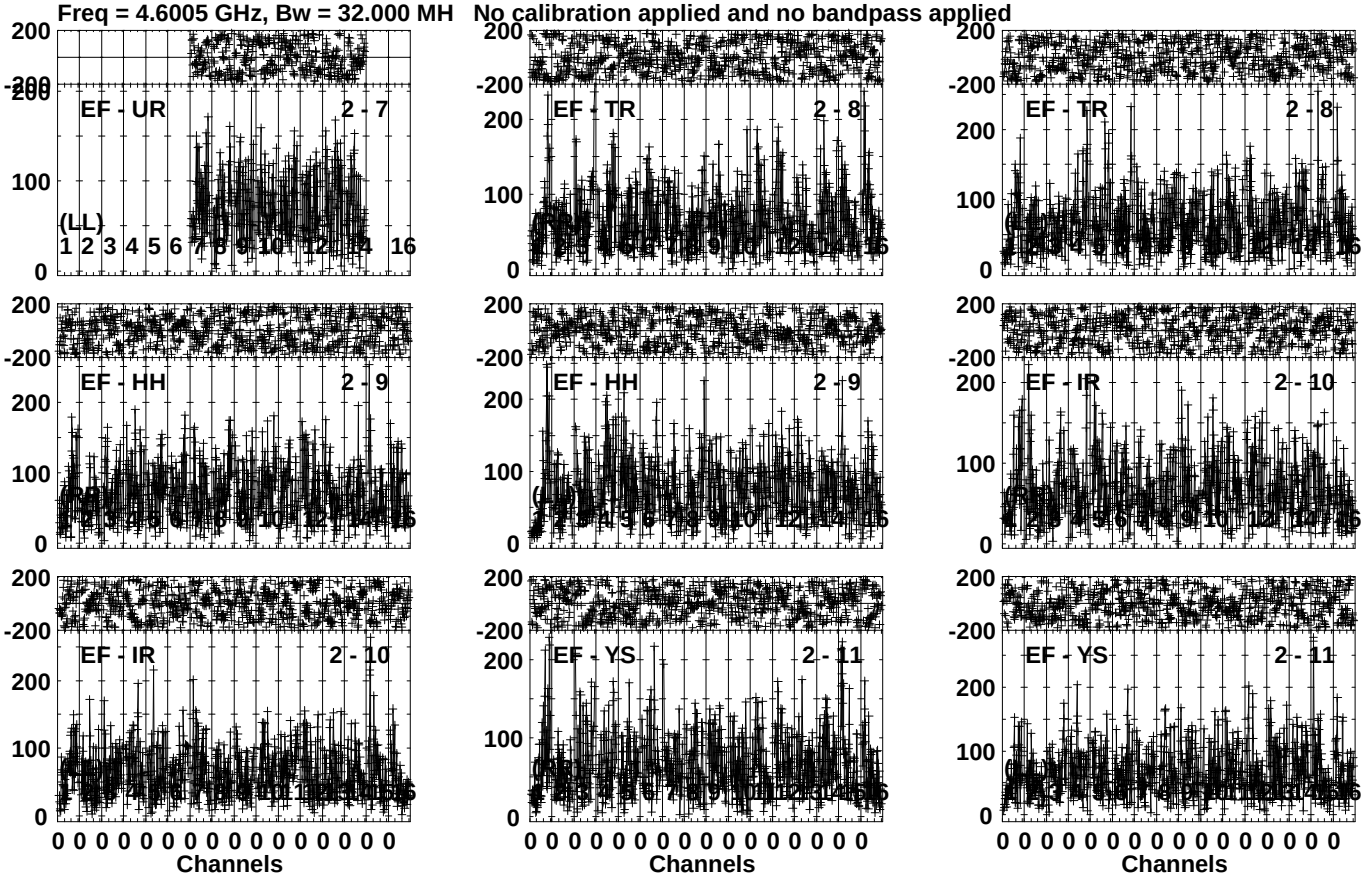

Lower frame: Micro Ampl Jy Top frame: Phas deg
Vector averaged cross-power spectrum Several baselines displayed
Timerange: 00/13:53:11 to 00/13:56:39

Plot file version 107 created 23-APR-2024 16:14:11
FRB EB100E 1.UVDATA.1
Freq = 4.6005 GHz, Bw = 32.000 MH No calibration applied and no bandpass applied

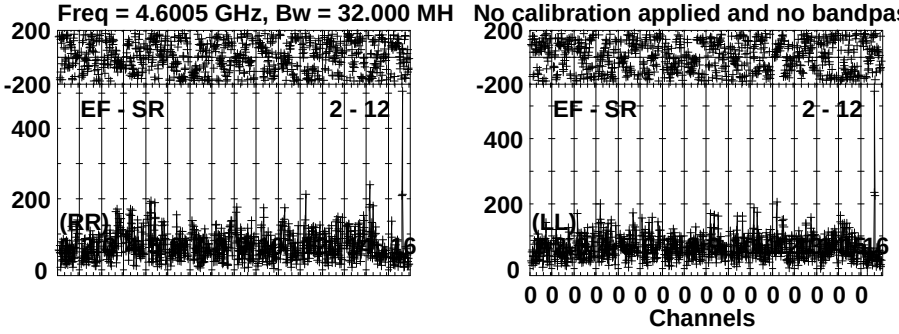

Lower frame: Micro Ampl Jy Top frame: Phas deg
Vector averaged cross-power spectrum Several baselines displayed
Timerange: 00/13:53:11 to 00/13:56:39

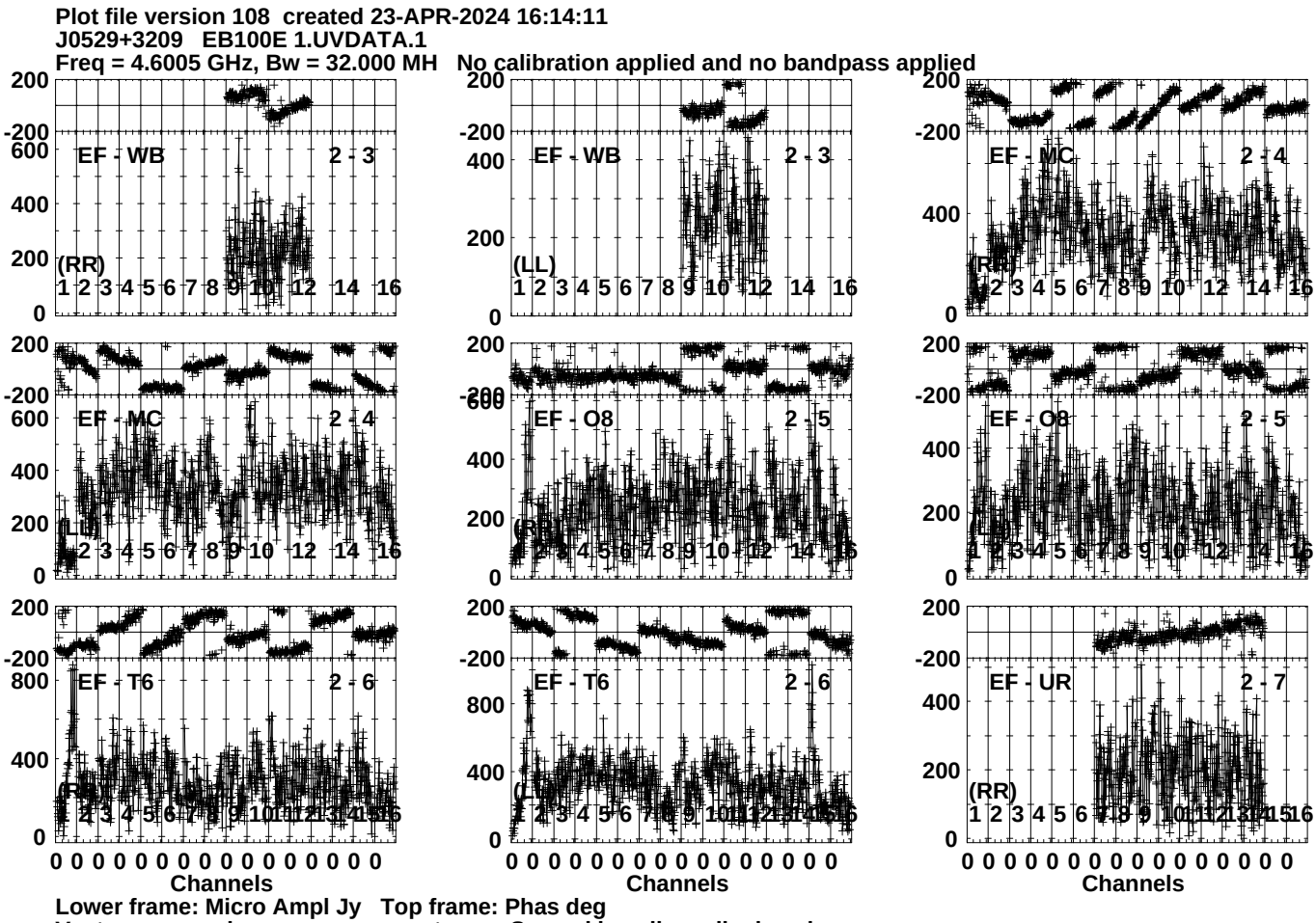
Plot file version 108 created 23-APR-2024 16:14:11
J0529+3209 EB100E 1.UVDATA.1
Freq = 4.6005 GHz, Bw = 32.000 MH No calibration applied and no bandpass applied
EF - WB 2 - 3
(RR)
EF - WB 2 - 3
(LL)
EF - MC 2 - 4
(RL)
EF - MC 2 - 4
(LL)
EF - O8 2 - 5
(RR)
EF - O8 2 - 5
(RR)
EF - T6 2 - 6
(RL)
EF - T6 2 - 6
(LL)
EF - UR 2 - 7
(RR)
Channels
Channels
Channels
Lower frame: Micro Ampl Jy Top frame: Phas deg
Vector averaged cross-power spectrum Several baselines displayed
Timerange: 00/13:57:13 to 00/13:58:09

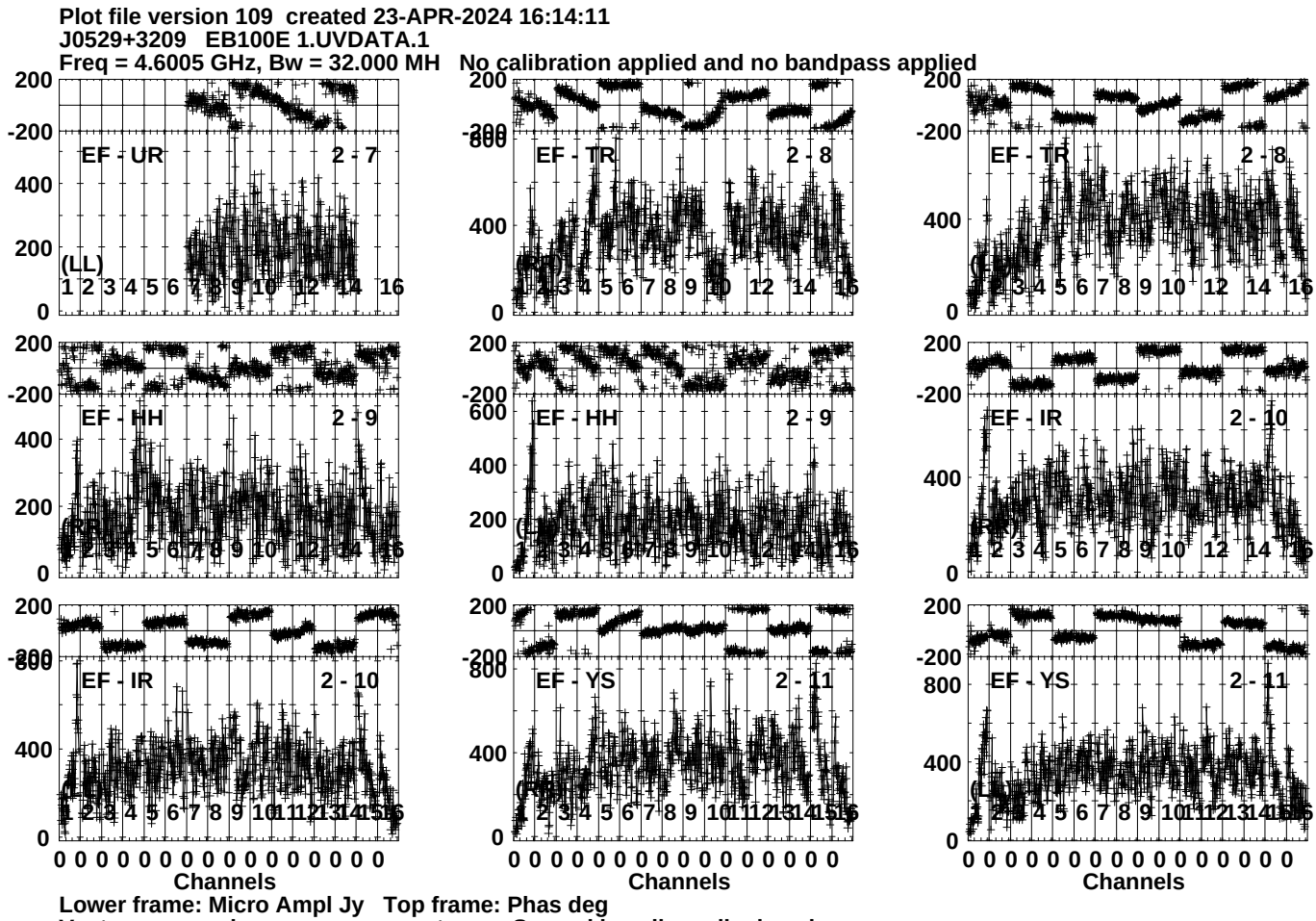
Plot file version 109 created 23-APR-2024 16:14:11
J0529+3209 EB100E 1.UVDATA.1
Freq = 4.6005 GHz, Bw = 32.000 MH No calibration applied and no bandpass applied
EF - UR 2 - 7
EF - TR 2 - 8
EF - TR 2 - 8
EF - HH 2 - 9
EF - HH 2 - 9
EF - IR 2 - 10
EF - IR 2 - 10
EF - YS 2 - 11
EF - YS 2 - 11
(LL)
(RR)
Channels
Lower frame: Micro Ampl Jy Top frame: Phas deg
Vector averaged cross-power spectrum Several baselines displayed
Timerange: 00/13:57:13 to 00/13:58:09

Plot file version 110 created 23-APR-2024 16:14:12
J0529+3209 EB100E 1.UVDATA.1
Freq = 4.6005 GHz, Bw = 32.000 MH No calibration applied and no bandpass applied

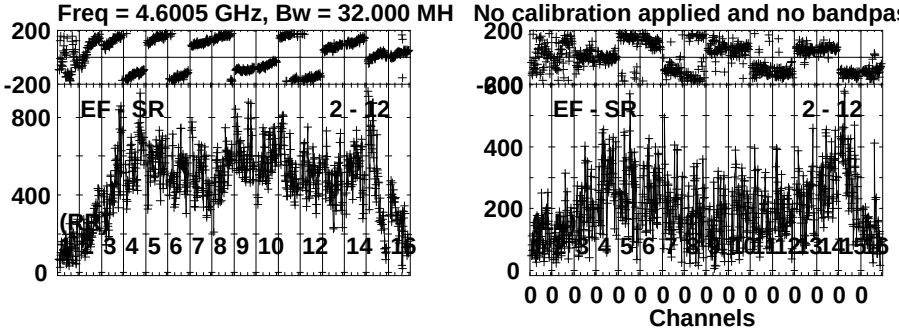

Lower frame: Micro Ampl Jy Top frame: Phas deg
Vector averaged cross-power spectrum Several baselines displayed
Timerange: 00/13:57:13 to 00/13:58:09

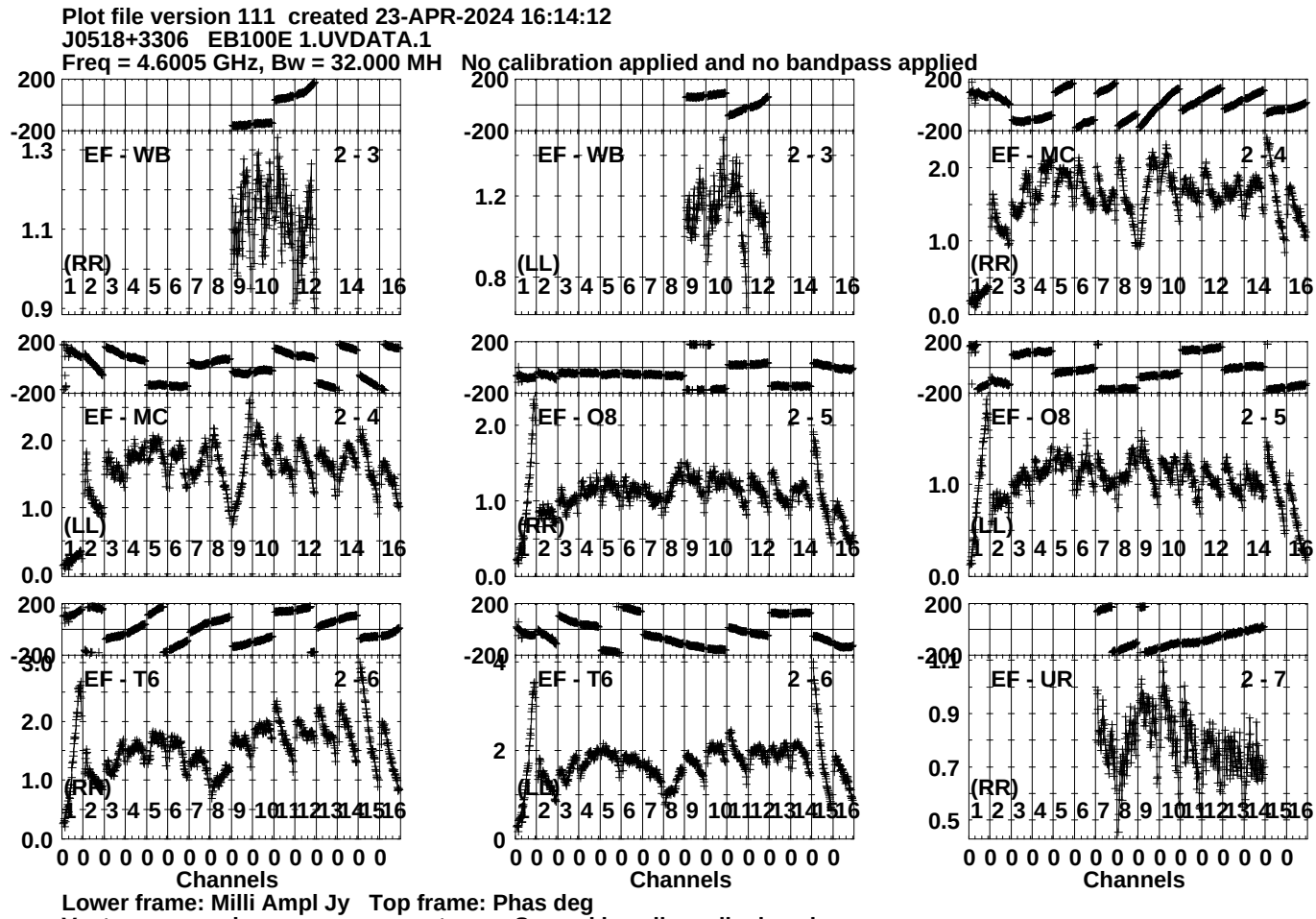
Plot file version 111 created 23-APR-2024 16:14:12
J0518+3306 EB100E 1.UVDATA.1
Freq = 4.6005 GHz, Bw = 32.000 MH No calibration applied and no bandpass applied
EF - WB 2 - 3
(RR)
EF - WB 2 - 3
(LL)
EF - MC 2 - 4
(RR)
EF - MC 2 - 4
(LL)
EF - Q8 2 - 5
(RR)
EF - Q8 2 - 5
(LL)
EF - T6 2 - 6
(RR)
EF - T6 2 - 6
(LL)
EF - UR 2 - 7
(RR)
Channels
Channels
Channels
Lower frame: Milli Ampl Jy Top frame: Phas deg
Vector averaged cross-power spectrum Several baselines displayed
Timerange: 00/13:58:43 to 00/14:01:39

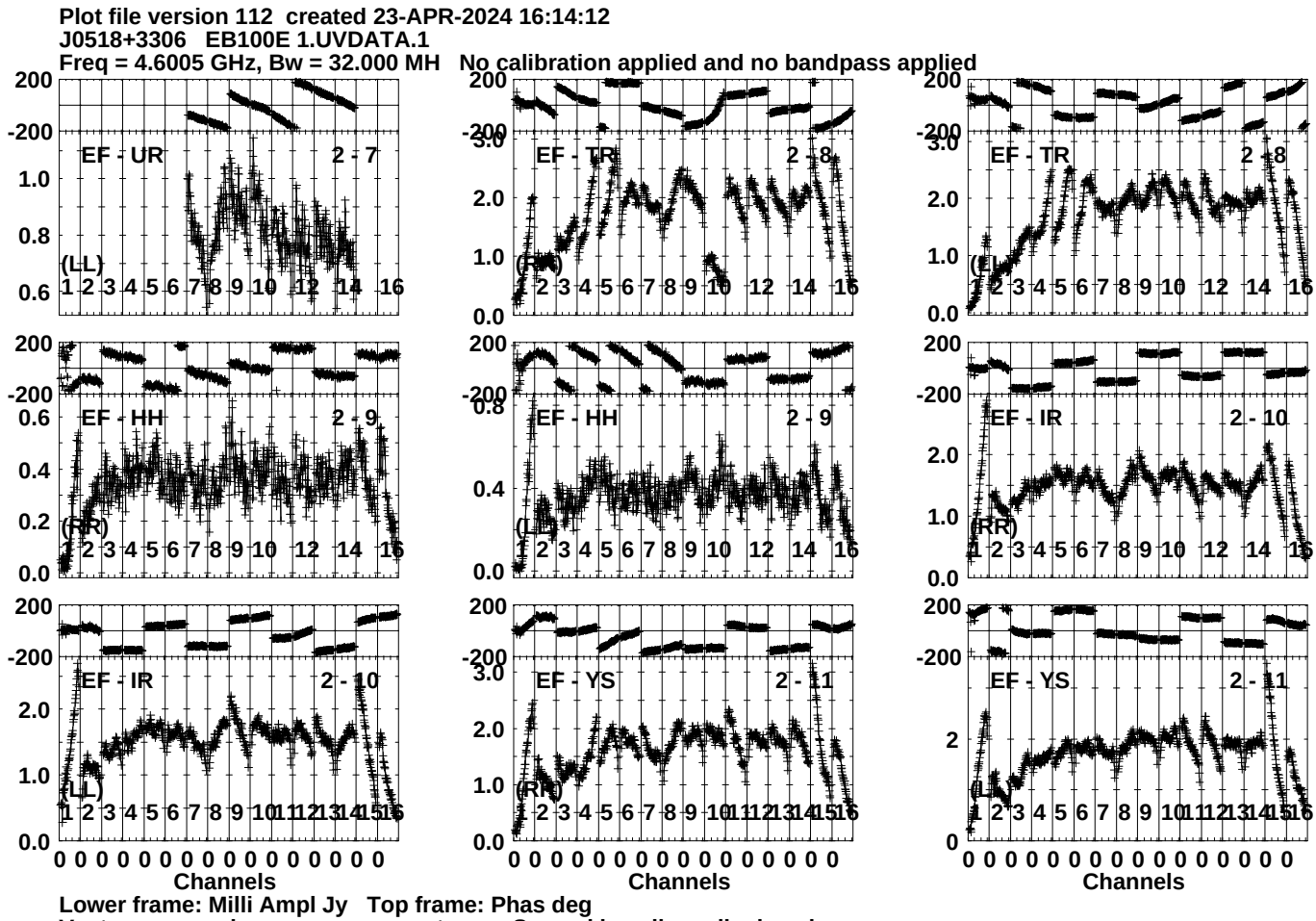
Plot file version 112 created 23-APR-2024 16:14:12
J0518+3306 EB100E 1.UVDATA.1
Freq = 4.6005 GHz, Bw = 32.000 MH No calibration applied and no bandpass applied
EF - UR 2 - 7
EF - TR 2 - 8
EF - TR 2 - 8
EF - HH 2 - 9
EF - HH 2 - 9
EF - IR 2 - 10
EF - IR 2 - 10
EF - YS 2 - 11
EF - YS 2 - 11
(LL)
(RR)
(LR)
(RL)
Channels
Lower frame: Milli Ampl Jy Top frame: Phas deg
Vector averaged cross-power spectrum Several baselines displayed
Timerange: 00/13:58:43 to 00/14:01:39

Plot file version 113 created 23-APR-2024 16:14:12
J0518+3306 EB100E 1.UVDATA.1
Freq = 4.6005 GHz, Bw = 32.000 MH No calibration applied and no bandpass applied

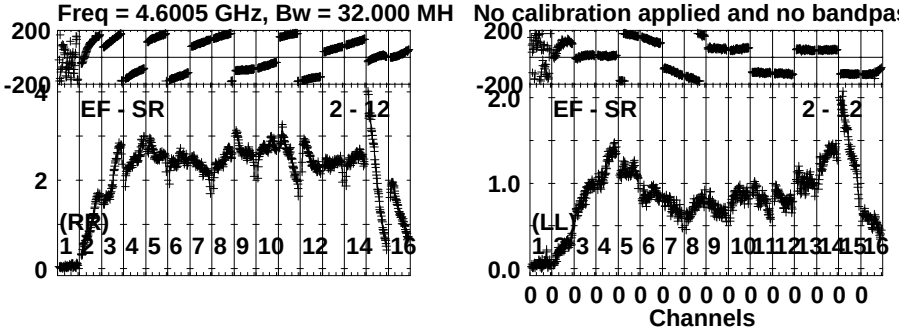

Lower frame: Milli Ampl Jy Top frame: Phas deg
Vector averaged cross-power spectrum Several baselines displayed
Timerange: 00/13:58:43 to 00/14:01:39

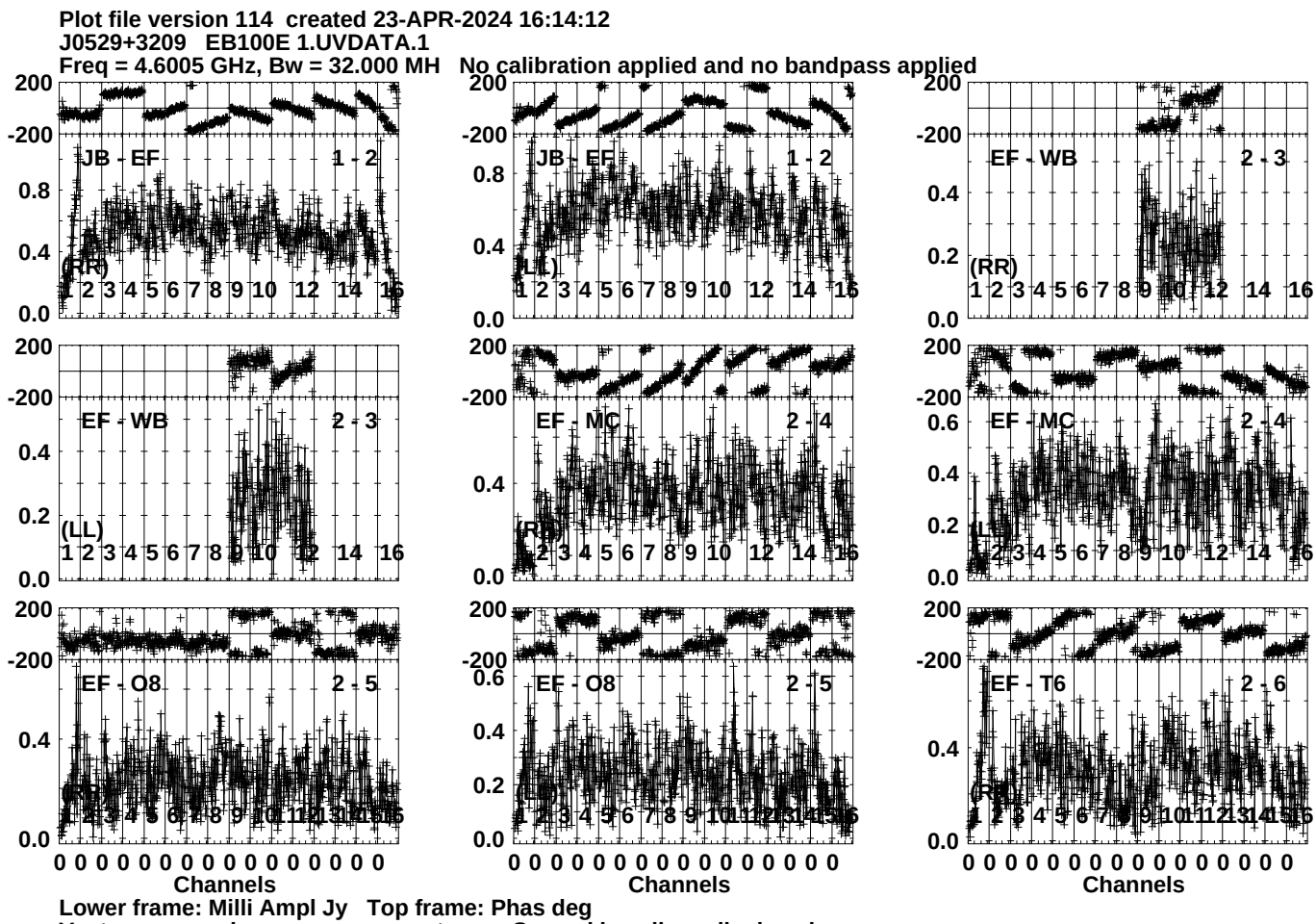
Plot file version 114 created 23-APR-2024 16:14:12
J0529+3209 EB100E 1.UVDATA.1
Freq = 4.6005 GHz, Bw = 32.000 MH No calibration applied and no bandpass applied
JB - EF 1 - 2
(RR)
JB - EF 1 - 2
(LL)
EF - WB 2 - 3
(RR)
EF - WB 2 - 3
(LL)
EF - MC 2 - 4
(RR)
EF - MC 2 - 4
(LL)
EF - O8 2 - 5
(RR)
EF - O8 2 - 5
(LL)
EF - T6 2 - 6
(RR)
Channels
Channels
Channels
Lower frame: Milli Ampl Jy Top frame: Phas deg
Vector averaged cross-power spectrum Several baselines displayed
Timerange: 00/14:01:41 to 00/14:03:09

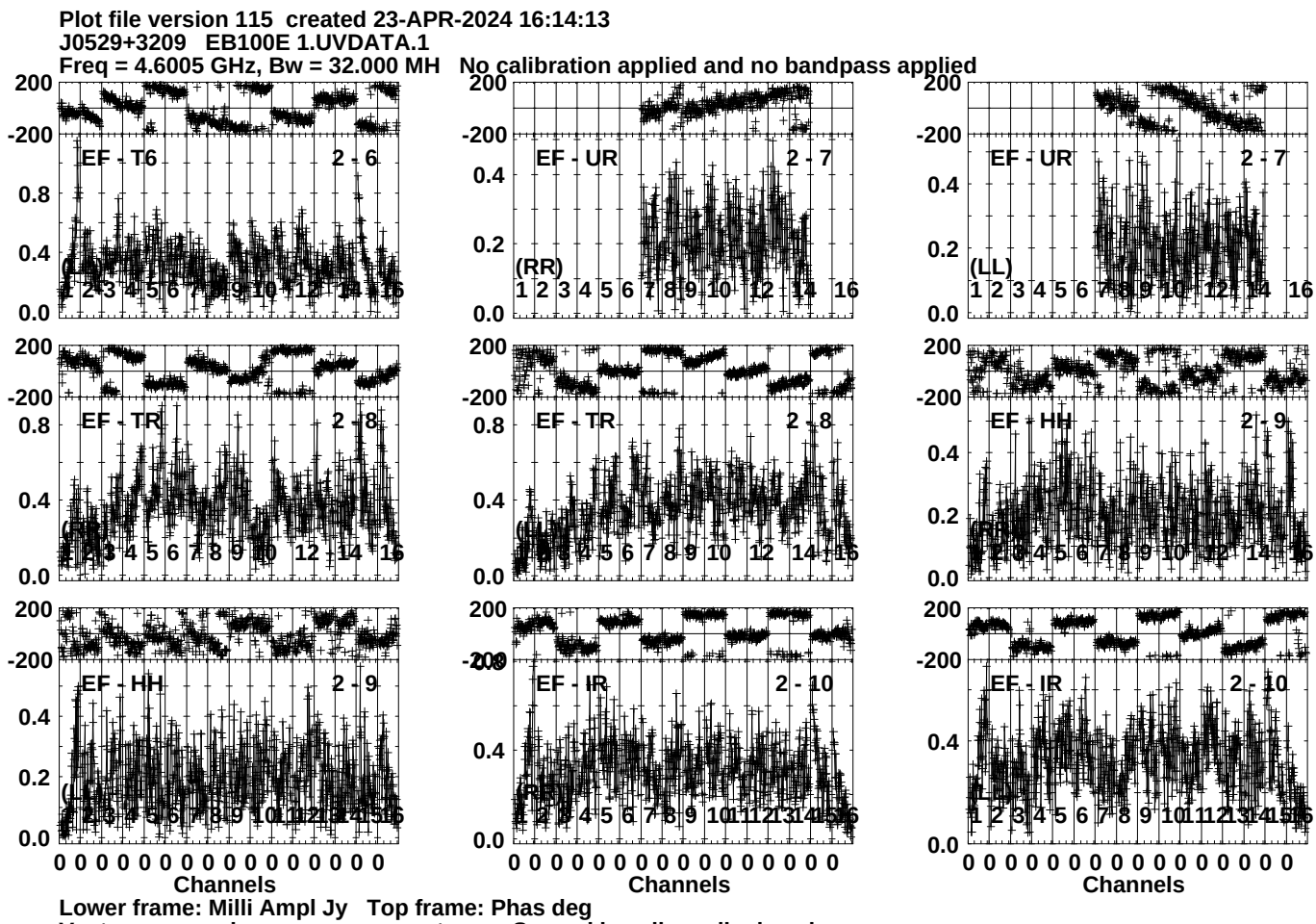
Plot file version 115 created 23-APR-2024 16:14:13
J0529+3209 EB100E 1.UVDATA.1
Freq = 4.6005 GHz, Bw = 32.000 MH No calibration applied and no bandpass applied
EF - T6 2 - 6
EF - UR 2 - 7
EF - UR 2 - 7
EF - TR 2 - 8
EF - TR 2 - 8
EF - HH 2 - 9
EF - HH 2 - 9
EF - IR 2 - 10
EF - IR 2 - 10
(RR)
(LL)
Channels
Lower frame: Milli Ampl Jy Top frame: Phas deg
Vector averaged cross-power spectrum Several baselines displayed
Timerange: 00/14:01:41 to 00/14:03:09

Plot file version 116 created 23-APR-2024 16:14:13
J0529+3209 EB100E 1.UVDATA.1
Freq = 4.6005 GHz, Bw = 32.000 MH No calibration applied and no bandpass applied

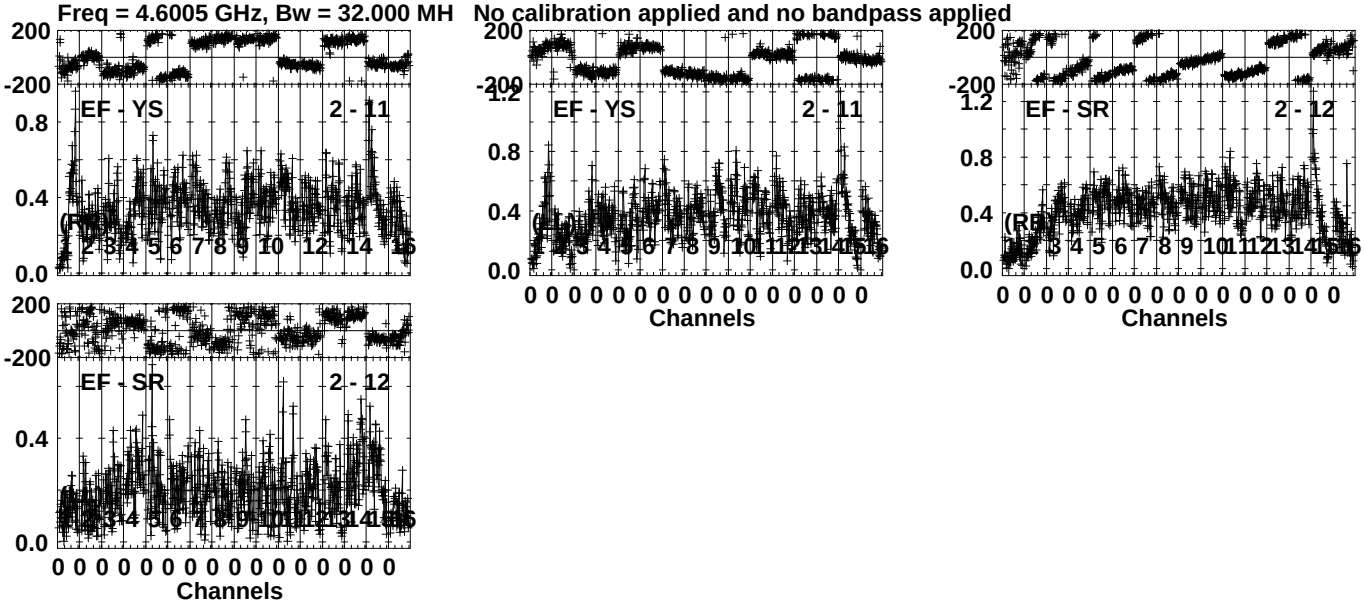

Lower frame: Milli Ampl Jy Top frame: Phas deg
Vector averaged cross-power spectrum Several baselines displayed
Timerange: 00/14:01:41 to 00/14:03:09

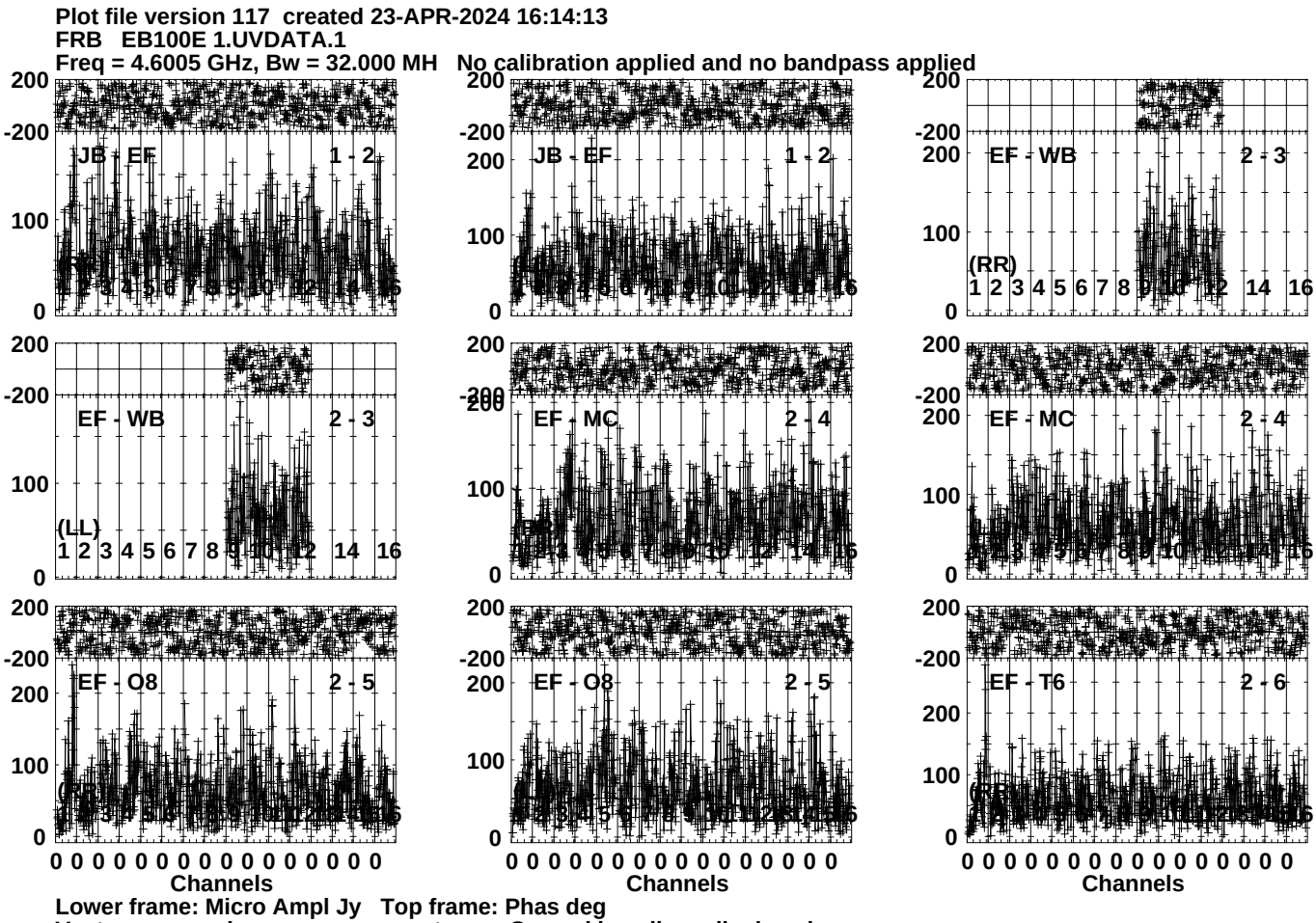
Plot file version 117 created 23-APR-2024 16:14:13
FRB EB100E 1.UVDATA.1
Freq = 4.6005 GHz, Bw = 32.000 MH No calibration applied and no bandpass applied
JB - EF 1 - 2
JB - EF 1 - 2
EF - WB 2 - 3
(RR)
EF - WB 2 - 3
(LL)
EF - MC 2 - 4
EF - MC 2 - 4
EF - O8 2 - 5
EF - O8 2 - 5
EF - T6 2 - 6
Channels
Channels
Channels
Lower frame: Micro Ampl Jy Top frame: Phas deg
Vector averaged cross-power spectrum Several baselines displayed
Timerange: 00/14:03:11 to 00/14:06:39

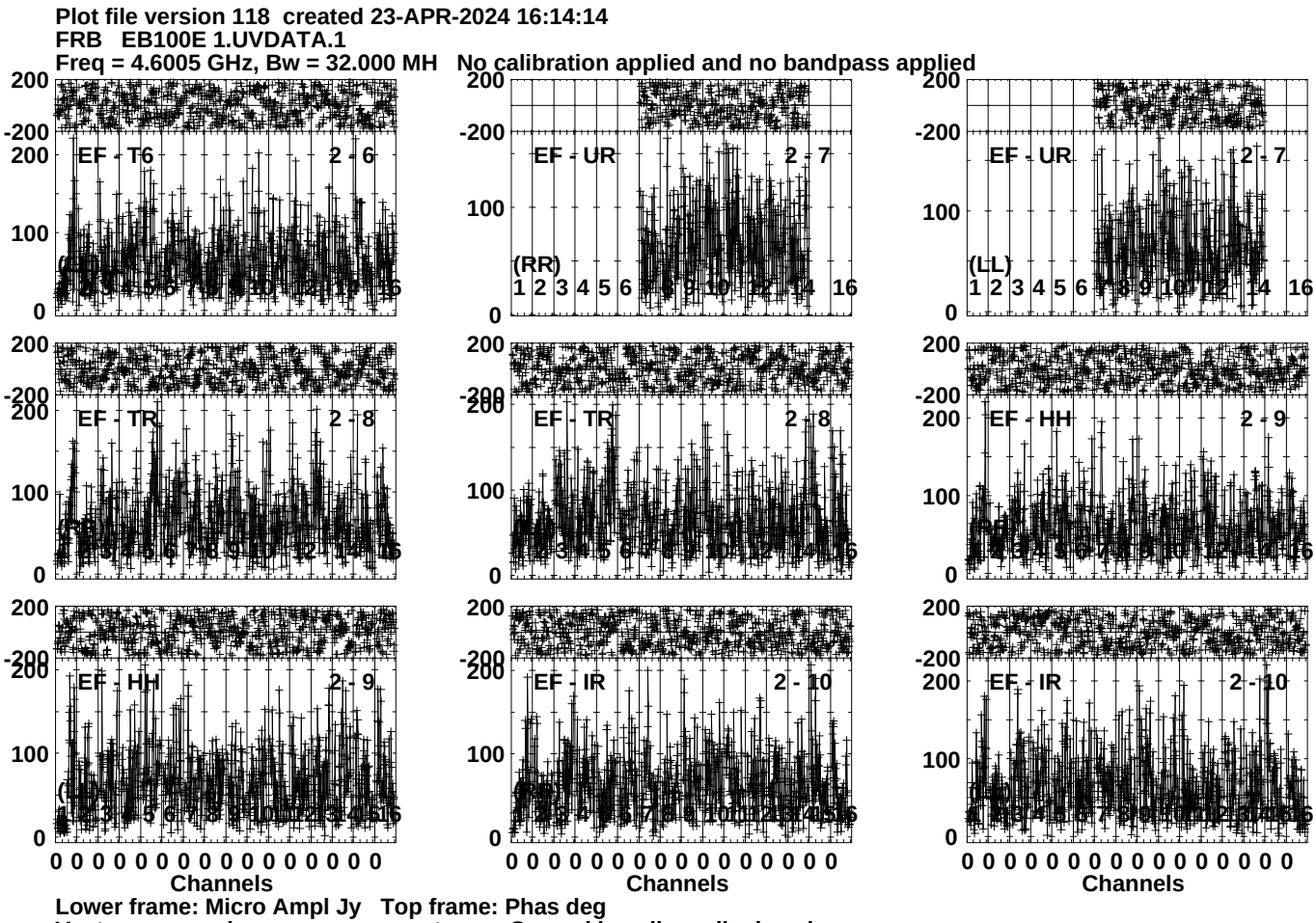
Plot file version 118 created 23-APR-2024 16:14:14
FRB EB100E 1.UVDATA.1
Freq = 4.6005 GHz, Bw = 32.000 MH No calibration applied and no bandpass applied
EF - T6 2 - 6
EF - UR 2 - 7
EF - UR 2 - 7
EF - TR 2 - 8
EF - TR 2 - 8
EF - HH 2 - 9
EF - HH 2 - 9
EF - IR 2 - 10
EF - IR 2 - 10
(RR)
(LL)
Channels
Lower frame: Micro Ampl Jy Top frame: Phas deg
Vector averaged cross-power spectrum Several baselines displayed
Timerange: 00/14:03:11 to 00/14:06:39

Plot file version 119 created 23-APR-2024 16:14:14
FRB EB100E 1.UVDATA.1
Freq = 4.6005 GHz, Bw = 32.000 MH No calibration applied and no bandpass applied

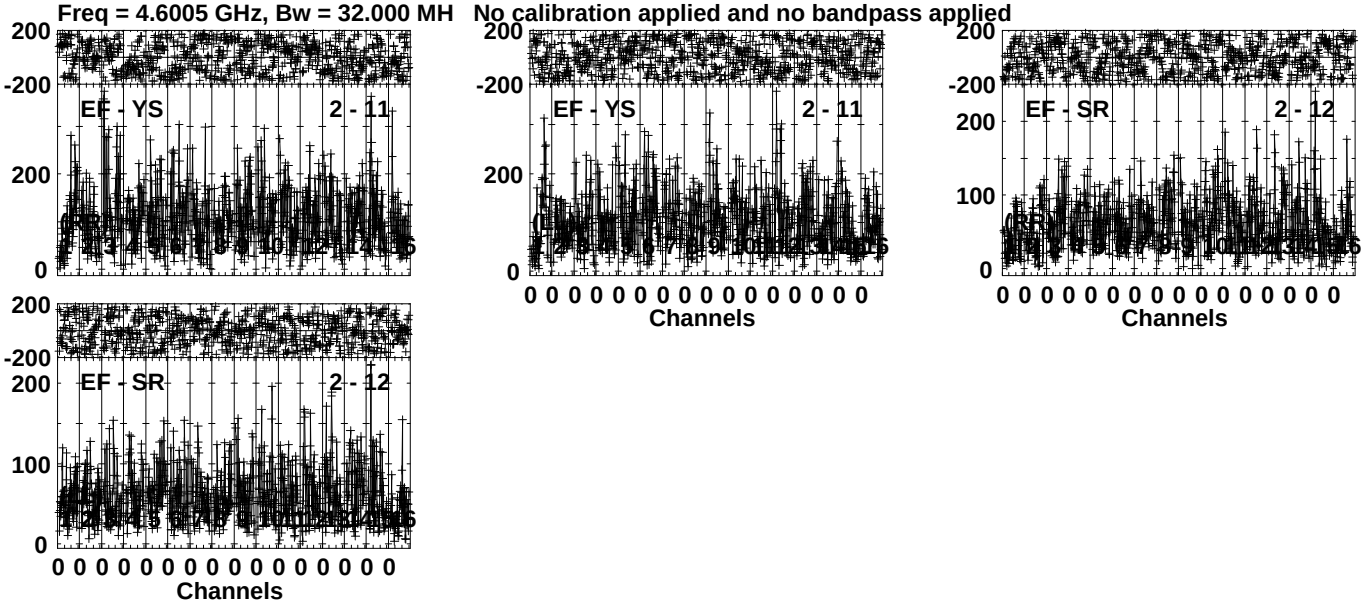

Lower frame: Micro Ampl Jy Top frame: Phas deg
Vector averaged cross-power spectrum Several baselines displayed
Timerange: 00/14:03:11 to 00/14:06:39

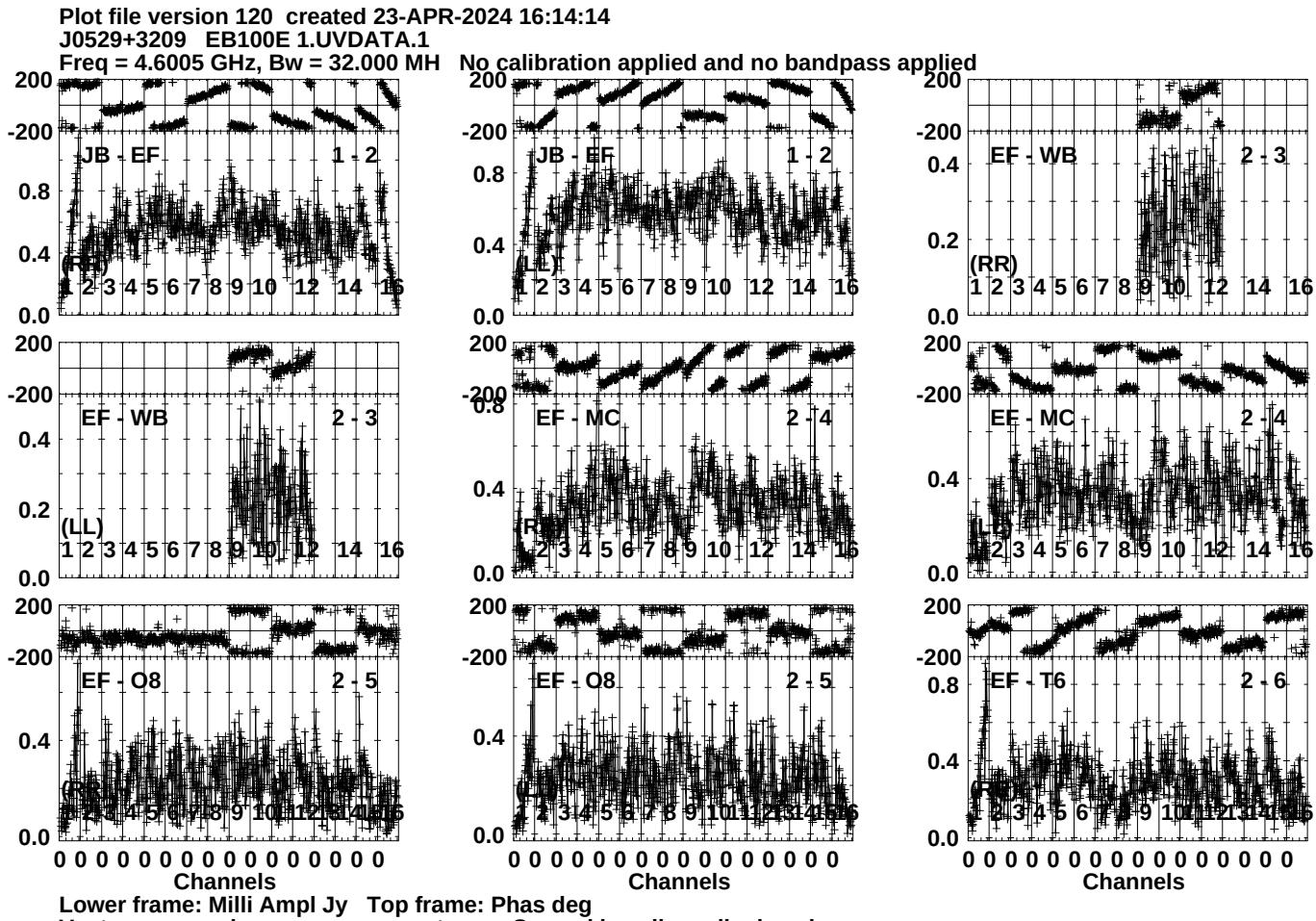
Plot file version 120 created 23-APR-2024 16:14:14
J0529+3209 EB100E 1.UVDATA.1
Freq = 4.6005 GHz, Bw = 32.000 MH No calibration applied and no bandpass applied
JB - EF 1 - 2
(RR)
JB - EF 1 - 2
(LL)
EF - WB 2 - 3
(RR)
EF - WB 2 - 3
(LL)
EF - MC 2 - 4
(RR)
EF - MC 2 - 4
(LL)
EF - O8 2 - 5
(RR)
EF - O8 2 - 5
(LL)
EF - T6 2 - 6
(RR)
200
-200
0.8
0.4
0.2
0.0
1 2 3 4 5 6 7 8 9 10 12 14 16
0 0 0 0 0 0 0 0 0 0 0 0 0 0 0 0
Channels
Lower frame: Milli Ampl Jy Top frame: Phas deg
Vector averaged cross-power spectrum Several baselines displayed
Timerange: 00/14:07:13 to 00/14:08:09

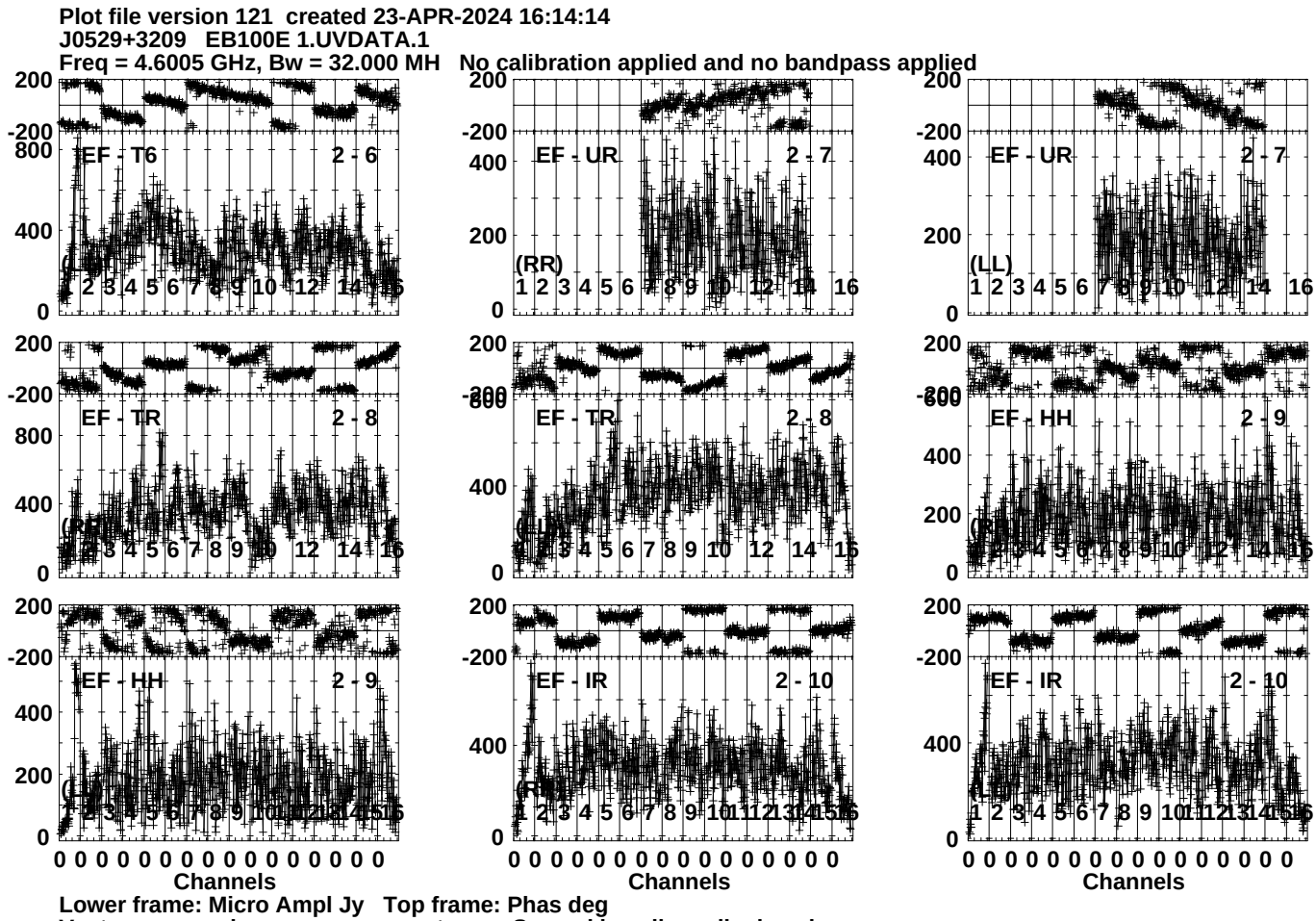
Plot file version 121 created 23-APR-2024 16:14:14
J0529+3209 EB100E 1.UVDATA.1
Freq = 4.6005 GHz, Bw = 32.000 MH No calibration applied and no bandpass applied
EF - T6 2 - 6
EF - UR 2 - 7
EF - UR 2 - 7
EF - TR 2 - 8
EF - TR 2 - 8
EF - HH 2 - 9
EF - HH 2 - 9
EF - IR 2 - 10
EF - IR 2 - 10
(RR)
(LL)
(RL)
(LR)
Channels
Lower frame: Micro Ampl Jy Top frame: Phas deg
Vector averaged cross-power spectrum Several baselines displayed
Timerange: 00/14:07:13 to 00/14:08:09

Plot file version 122 created 23-APR-2024 16:14:15
J0529+3209 EB100E 1.UVDATA.1
Freq = 4.6005 GHz, Bw = 32.000 MH No calibration applied and no bandpass applied

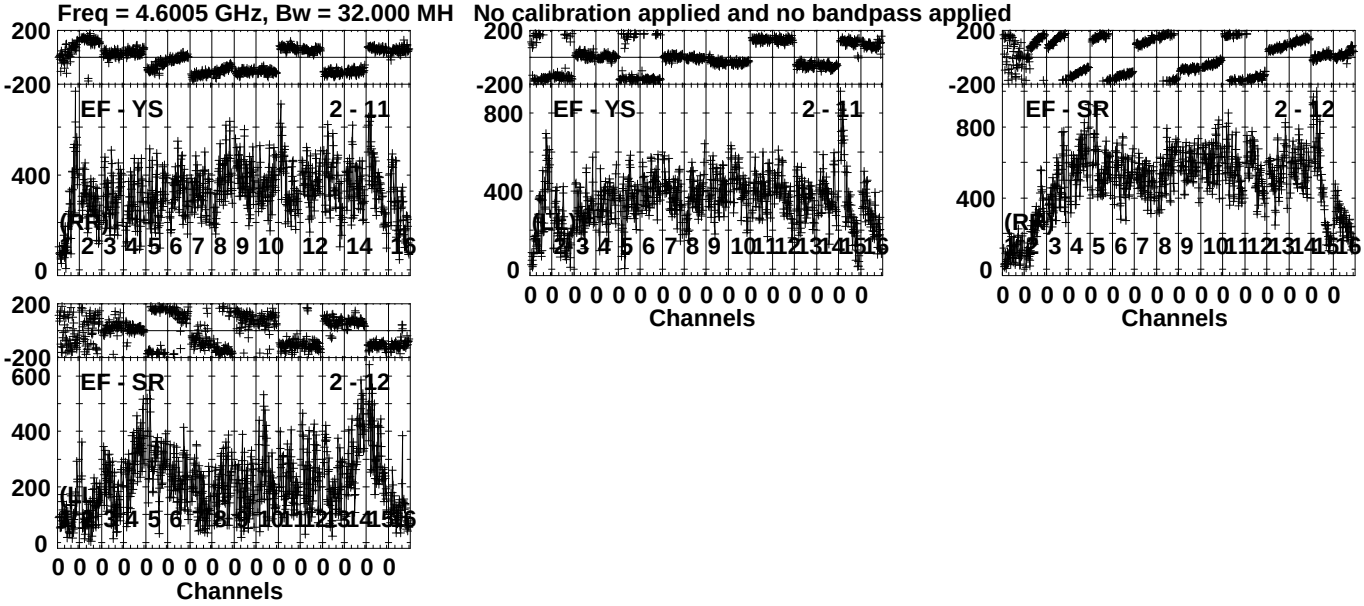

Lower frame: Micro Ampl Jy Top frame: Phas deg
Vector averaged cross-power spectrum Several baselines displayed
Timerange: 00/14:07:13 to 00/14:08:09

Plot file version 123 created 23-APR-2024 16:14:15
FRB EB100E 1.UVDATA.1
Freq = 4.6005 GHz, Bw = 32.000 MH No calibration applied and no bandpass applied

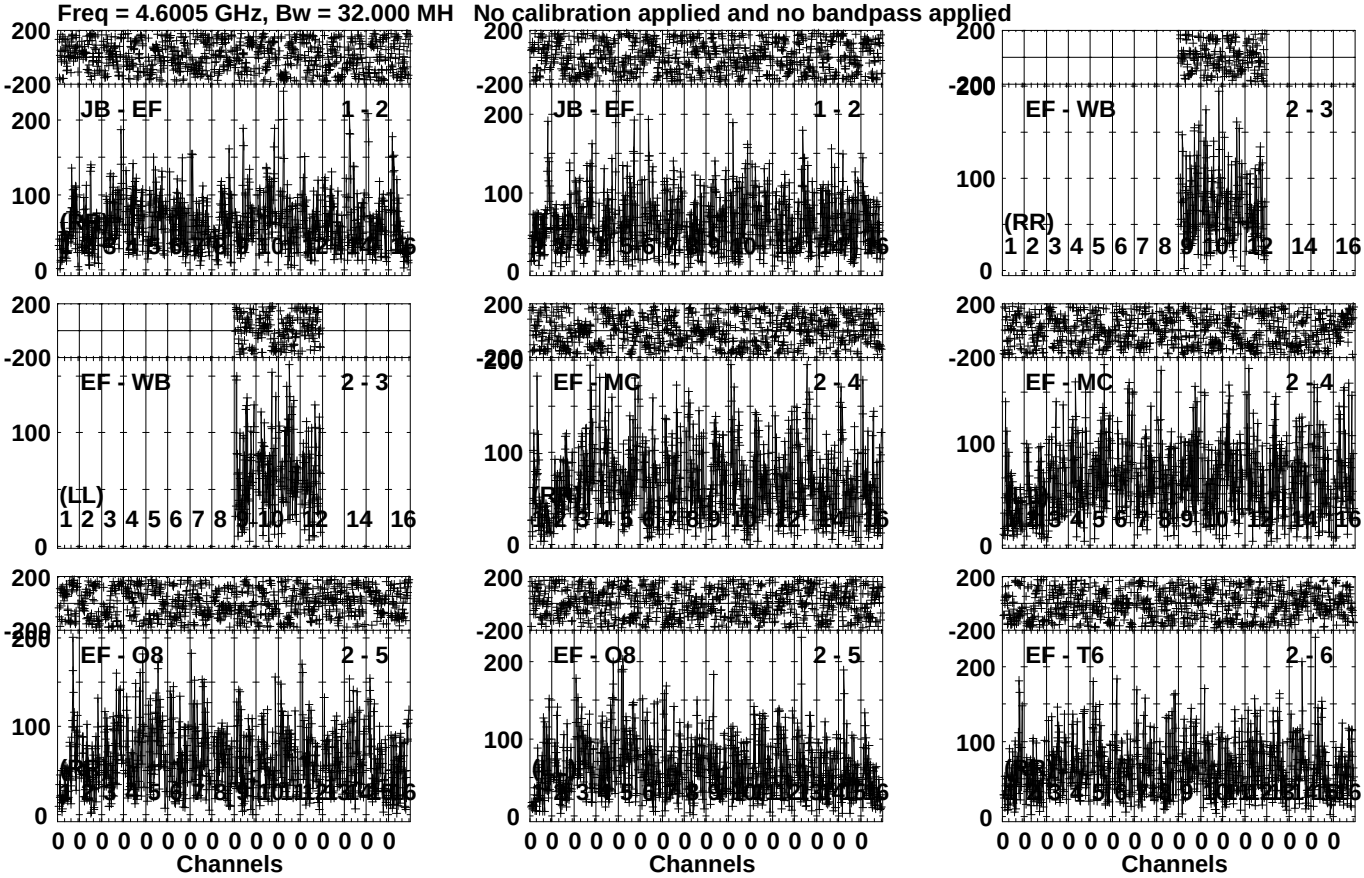

Lower frame: Micro Ampl Jy Top frame: Phas deg
Vector averaged cross-power spectrum Several baselines displayed
Timerange: 00/14:08:13 to 00/14:11:39

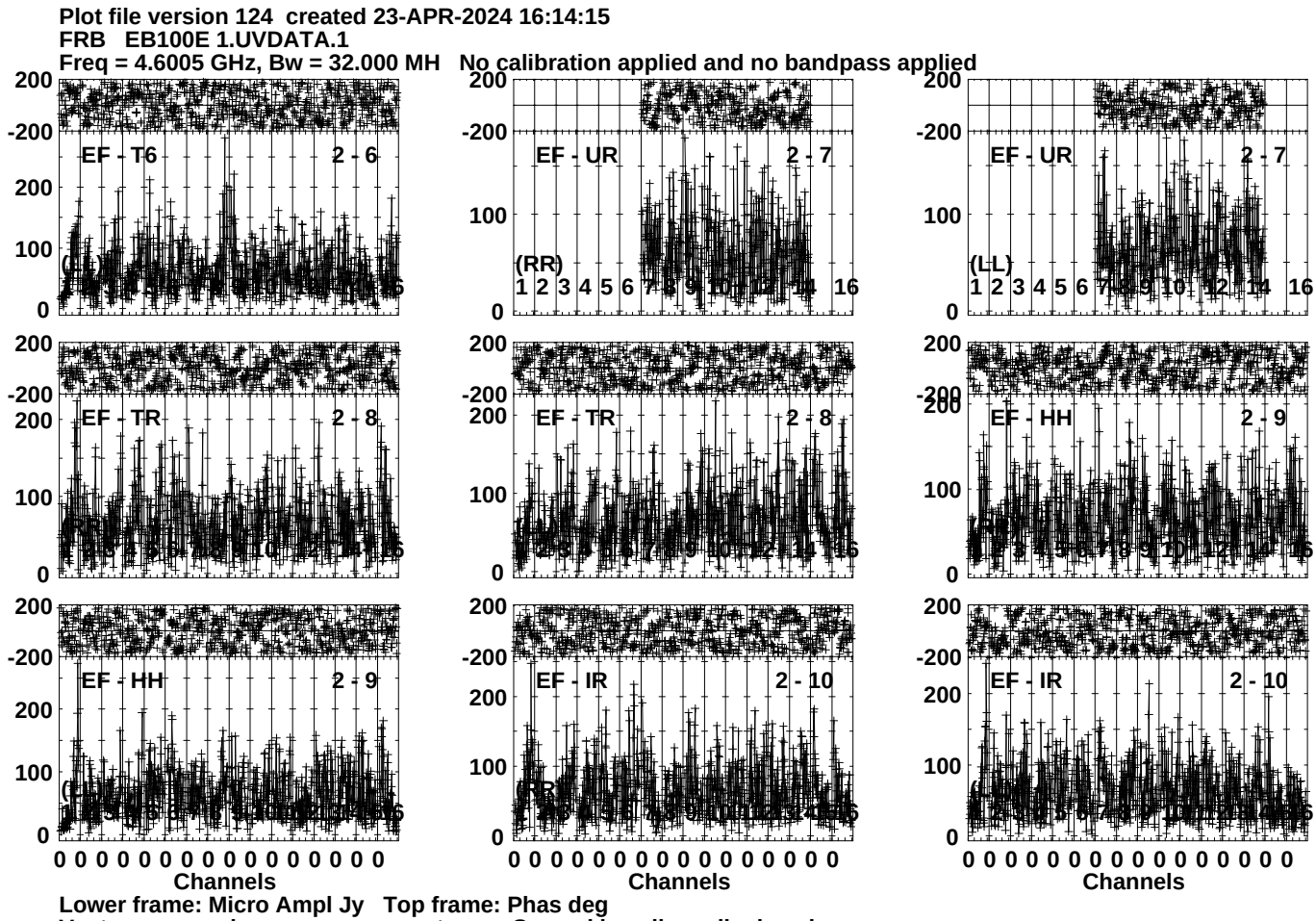
Plot file version 124 created 23-APR-2024 16:14:15
FRB EB100E 1.UVDATA.1
Freq = 4.6005 GHz, Bw = 32.000 MH No calibration applied and no bandpass applied
EF - T6 2 - 6
EF - UR 2 - 7
EF - UR 2 - 7
EF - TR 2 - 8
EF - TR 2 - 8
EF - HH 2 - 9
EF - HH 2 - 9
EF - IR 2 - 10
EF - IR 2 - 10
(RR)
(LL)
Channels
Lower frame: Micro Ampl Jy Top frame: Phas deg
Vector averaged cross-power spectrum Several baselines displayed
Timerange: 00/14:08:13 to 00/14:11:39

Plot file version 125 created 23-APR-2024 16:14:16
FRB EB100E 1.UVDATA.1
Freq = 4.6005 GHz, Bw = 32.000 MH No calibration applied and no bandpass applied

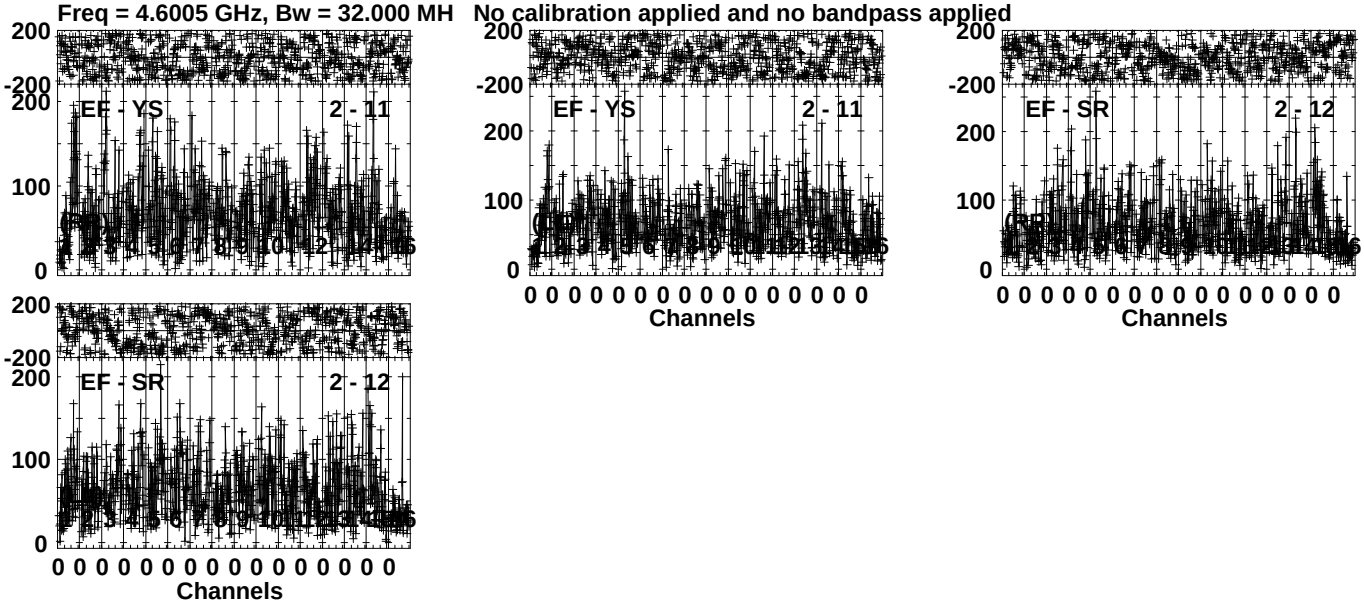

Lower frame: Micro Ampl Jy Top frame: Phas deg
Vector averaged cross-power spectrum Several baselines displayed
Timerange: 00/14:08:13 to 00/14:11:39

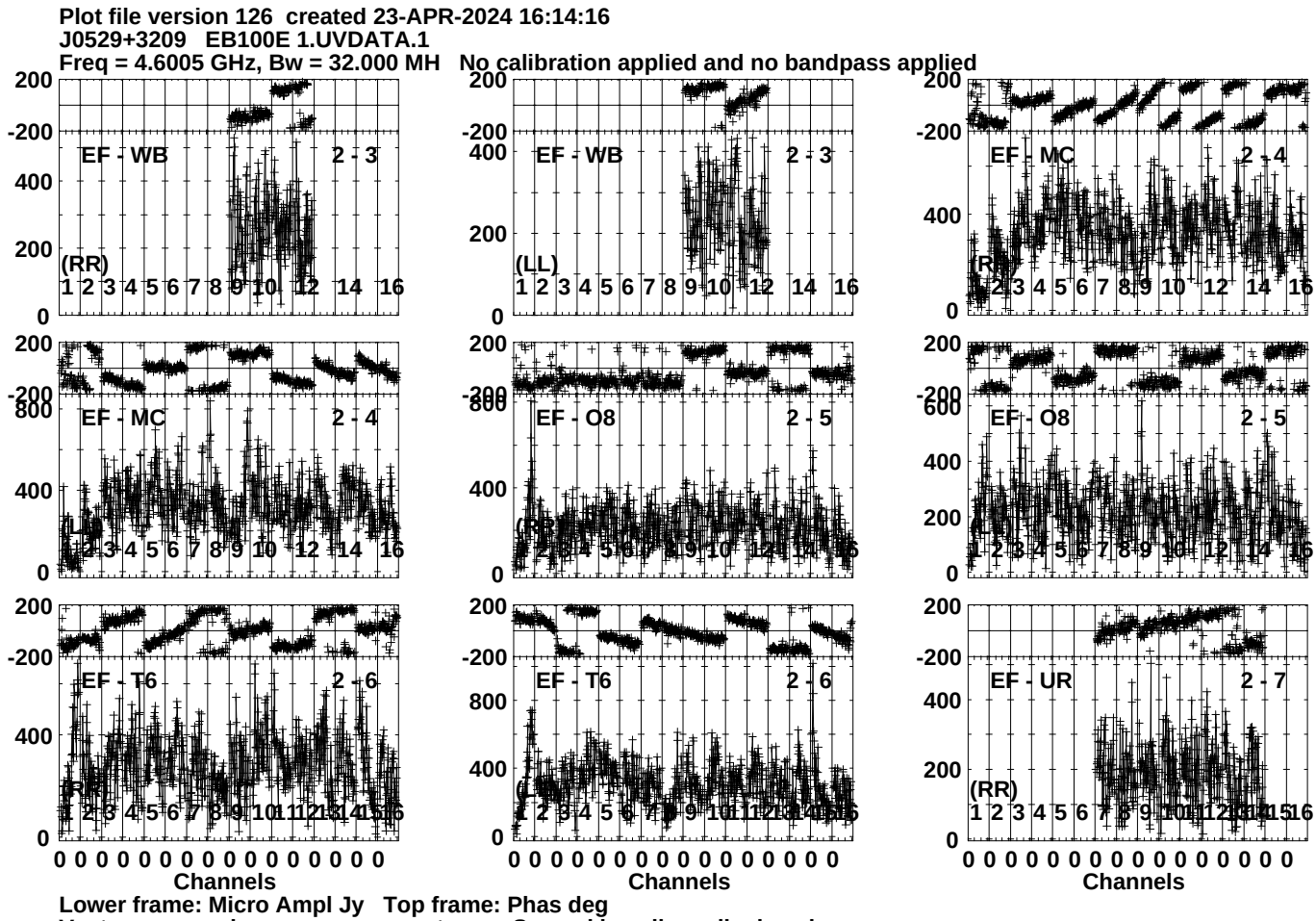
Plot file version 126 created 23-APR-2024 16:14:16
J0529+3209 EB100E 1.UVDATA.1
Freq = 4.6005 GHz, Bw = 32.000 MH No calibration applied and no bandpass applied
EF - WB 2 - 3
(RR)
EF - WB 2 - 3
(LL)
EF - MC 2 - 4
(RR)
EF - MC 2 - 4
(LL)
EF - O8 2 - 5
(RR)
EF - O8 2 - 5
(LL)
EF - T6 2 - 6
(RR)
EF - T6 2 - 6
(LL)
EF - UR 2 - 7
(RR)
Channels
Channels
Channels
Lower frame: Micro Ampl Jy Top frame: Phas deg
Vector averaged cross-power spectrum Several baselines displayed
Timerange: 00/14:12:13 to 00/14:13:09

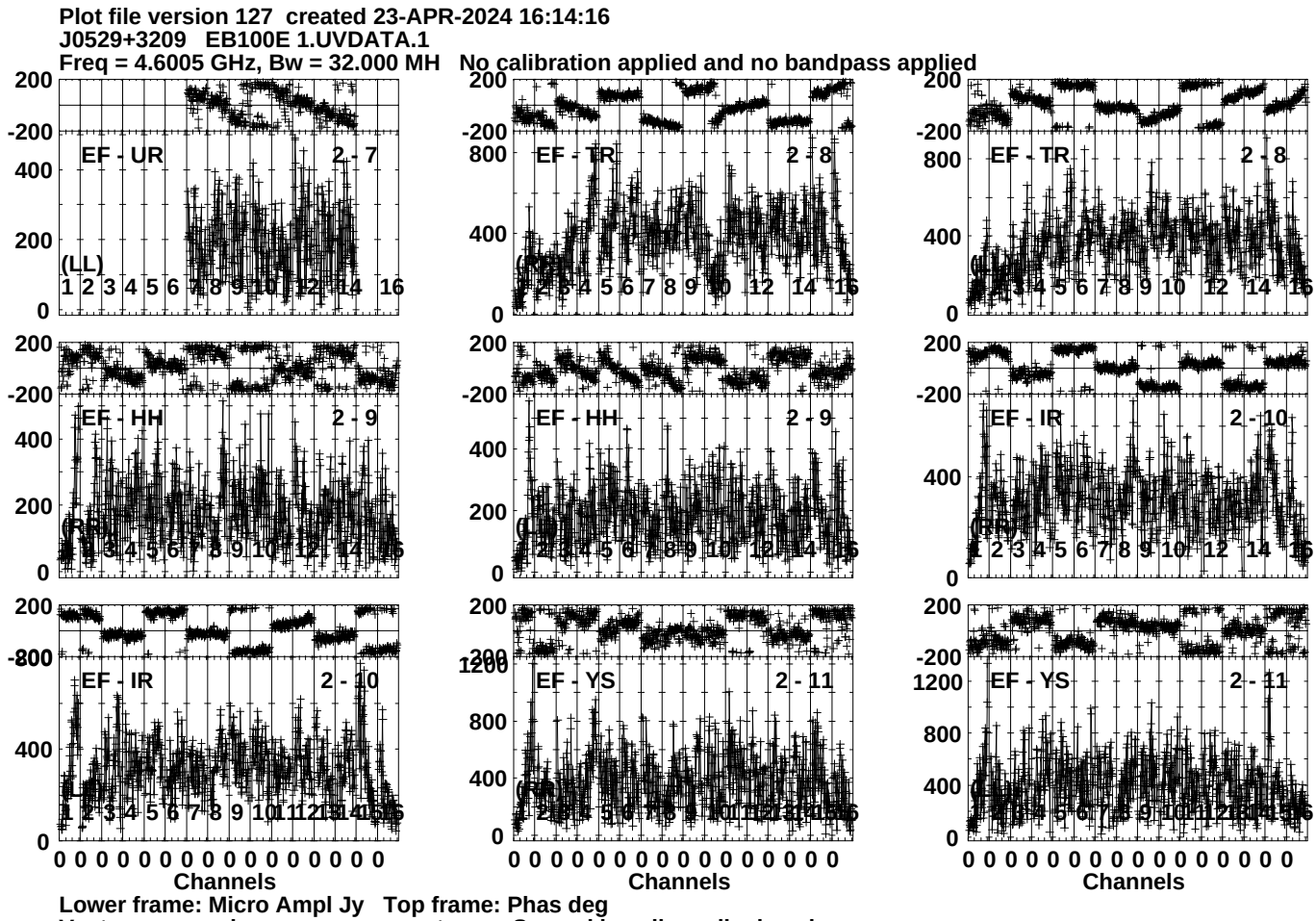
Plot file version 127 created 23-APR-2024 16:14:16
J0529+3209 EB100E 1.UVDATA.1
Freq = 4.6005 GHz, Bw = 32.000 MH No calibration applied and no bandpass applied
EF - UR 2 - 7
EF - TR 2 - 8
EF - TR 2 - 8
EF - HH 2 - 9
EF - HH 2 - 9
EF - IR 2 - 10
EF - IR 2 - 10
EF - YS 2 - 11
EF - YS 2 - 11
(LL)
(RR)
Channels
Lower frame: Micro Ampl Jy Top frame: Phas deg
Vector averaged cross-power spectrum Several baselines displayed
Timerange: 00/14:12:13 to 00/14:13:09

Plot file version 128 created 23-APR-2024 16:14:16
J0529+3209 EB100E 1.UVDATA.1
Freq = 4.6005 GHz, Bw = 32.000 MH No calibration applied and no bandpass applied

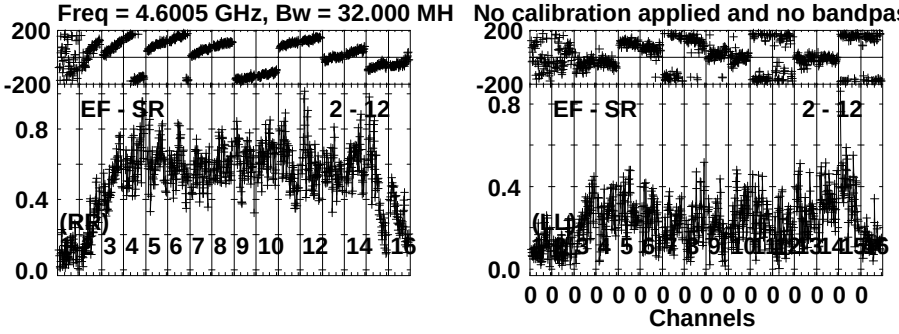

Lower frame: Milli Ampl Jy Top frame: Phas deg
Vector averaged cross-power spectrum Several baselines displayed
Timerange: 00/14:12:13 to 00/14:13:09

Plot file version 129 created 23-APR-2024 16:14:16
FRB EB100E 1.UVDATA.1
Freq = 4.6005 GHz, Bw = 32.000 MH No calibration applied and no bandpass applied

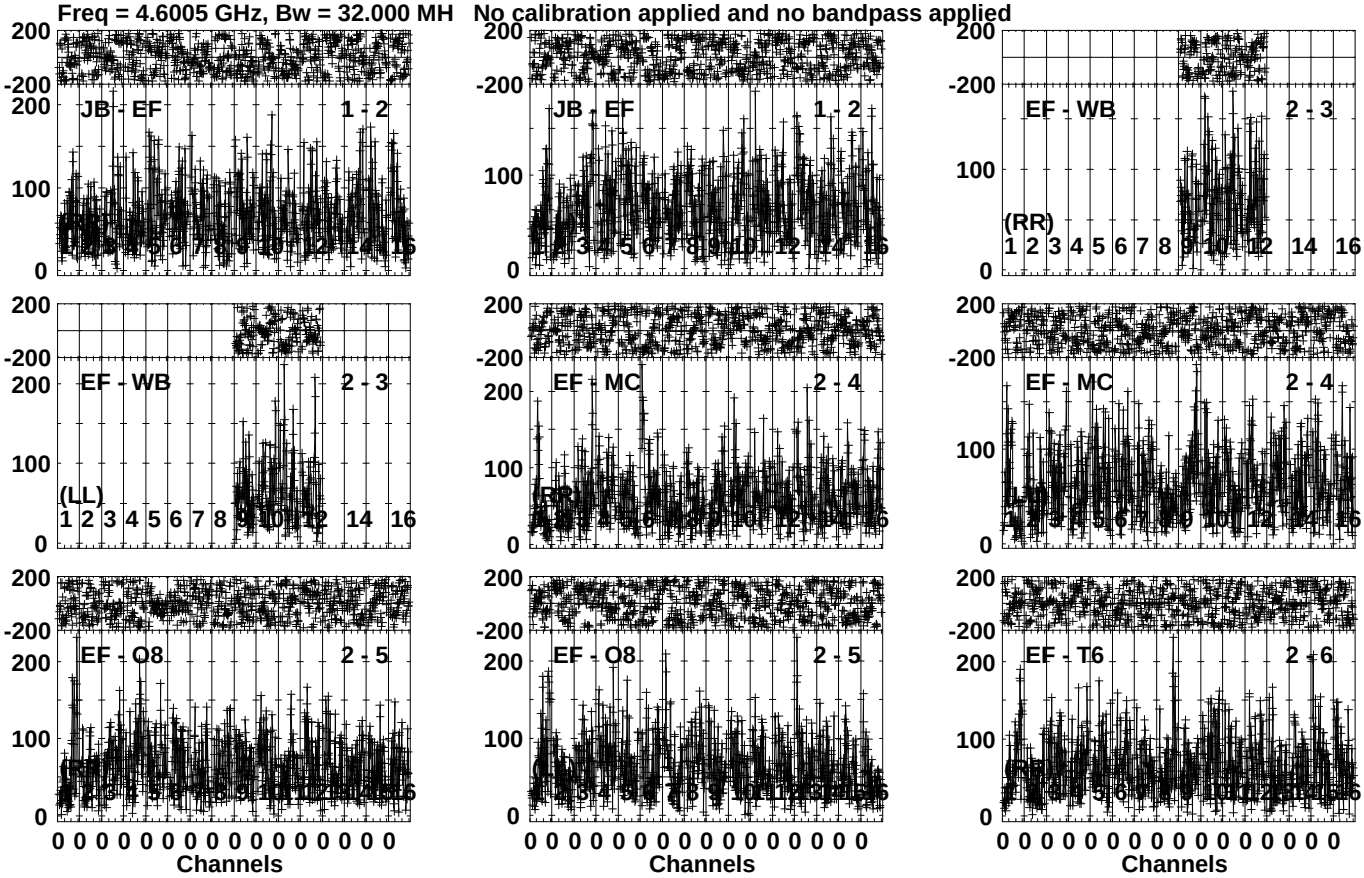

Lower frame: Micro Ampl Jy Top frame: Phas deg
Vector averaged cross-power spectrum Several baselines displayed
Timerange: 00/14:13:11 to 00/14:16:39

Plot file version 130 created 23-APR-2024 16:14:17
FRB EB100E 1.UVDATA.1
Freq = 4.6005 GHz, Bw = 32.000 MH No calibration applied and no bandpass applied

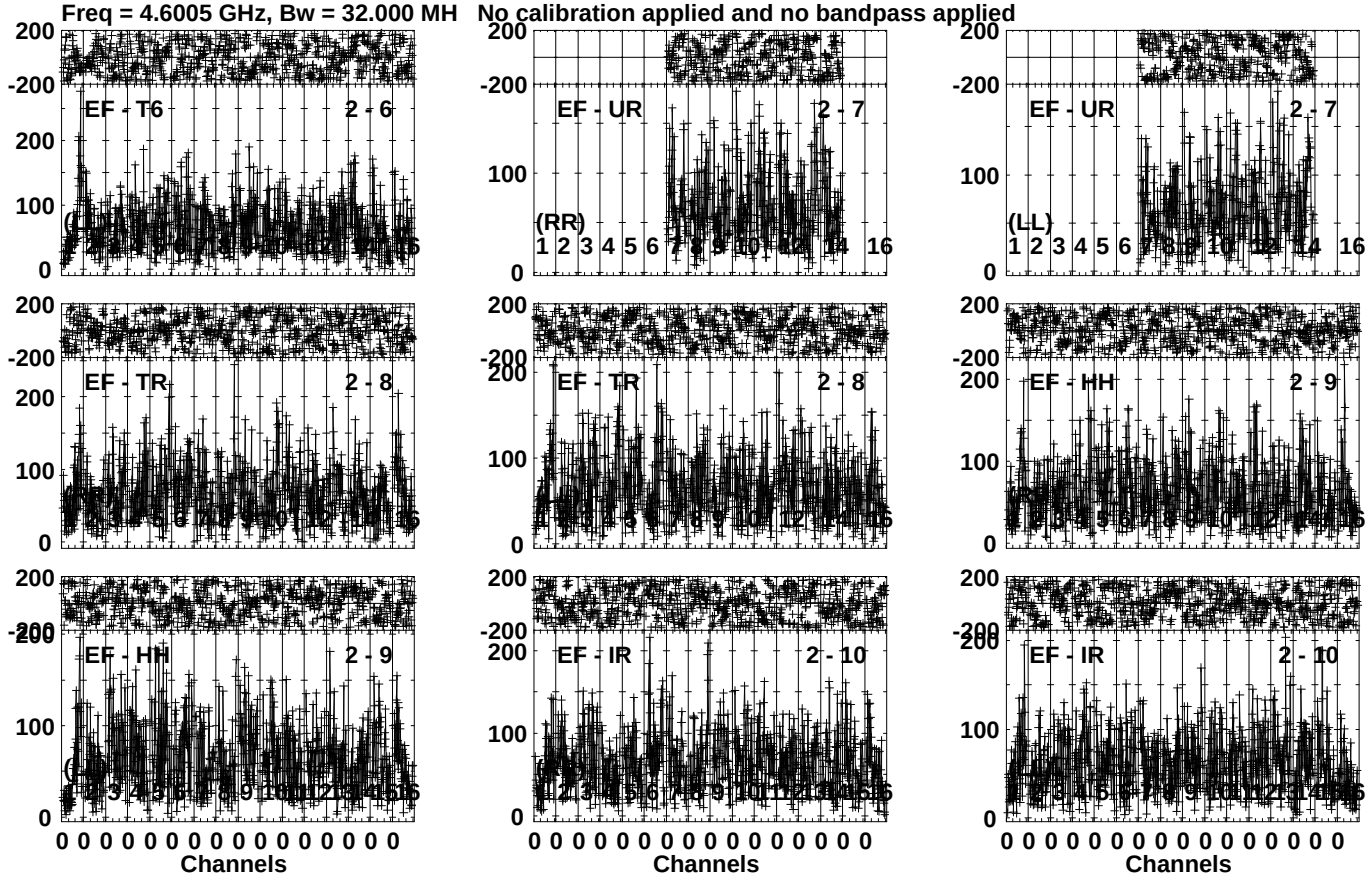

Lower frame: Micro Ampl Jy Top frame: Phas deg
Vector averaged cross-power spectrum Several baselines displayed
Timerange: 00/14:13:11 to 00/14:16:39

Plot file version 131 created 23-APR-2024 16:14:17
FRB EB100E 1.UVDATA.1
Freq = 4.6005 GHz, Bw = 32.000 MH No calibration applied and no bandpass applied

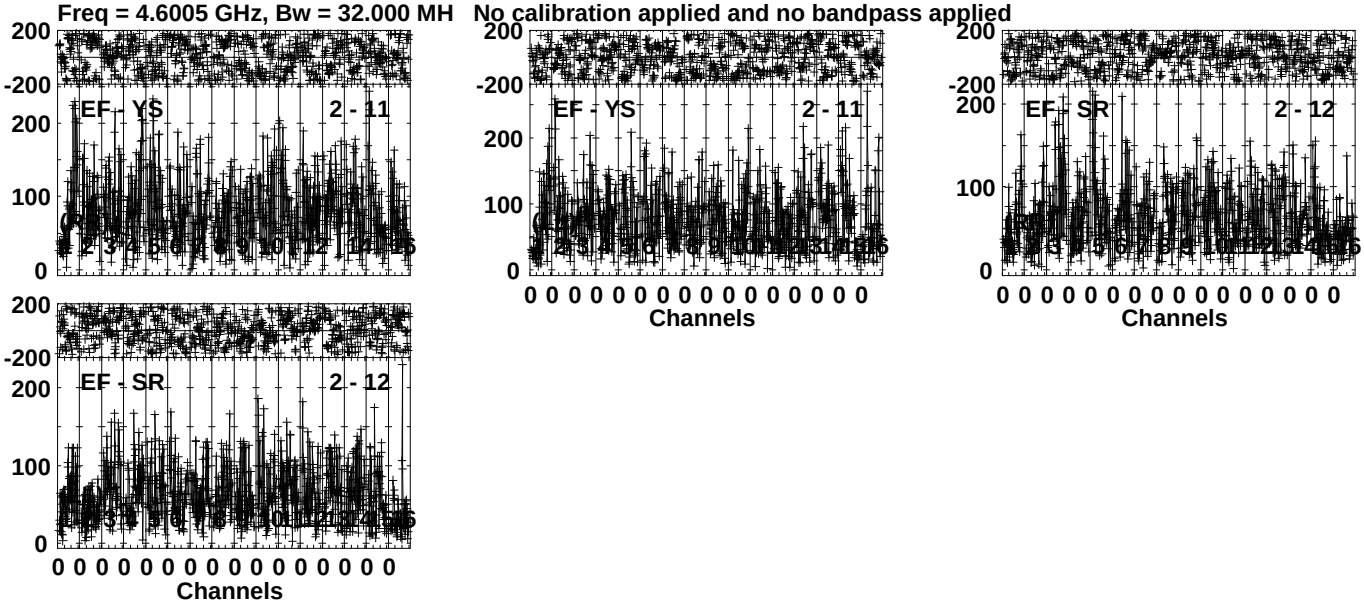

Lower frame: Micro Ampl Jy Top frame: Phas deg
Vector averaged cross-power spectrum Several baselines displayed
Timerange: 00/14:13:11 to 00/14:16:39

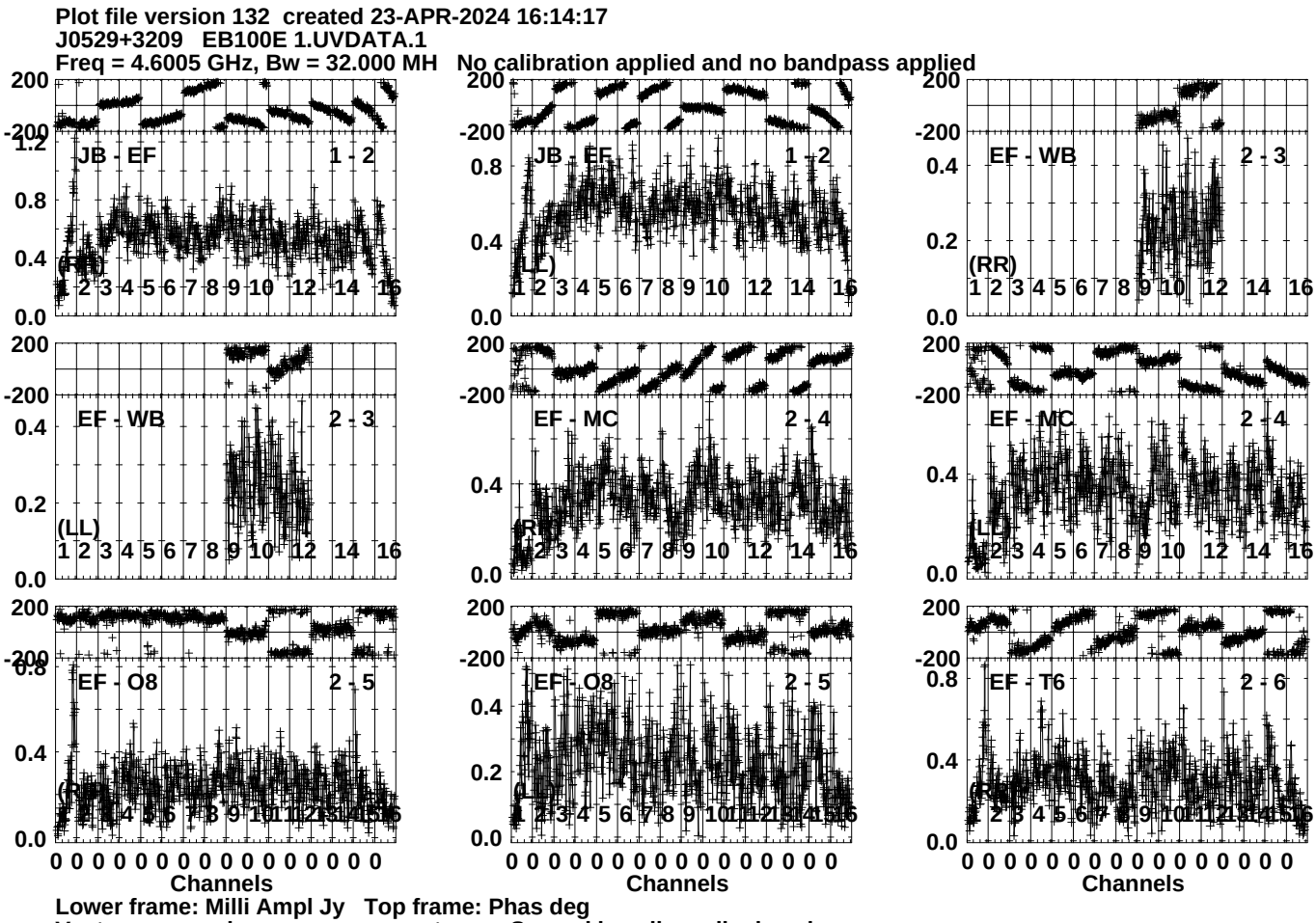
Plot file version 132 created 23-APR-2024 16:14:17
J0529+3209 EB100E 1.UVDATA.1
Freq = 4.6005 GHz, Bw = 32.000 MH No calibration applied and no bandpass applied
JB - EF 1 - 2
JB - EF 1 - 2
EF - WB 2 - 3
EF - WB 2 - 3
EF - MC 2 - 4
EF - MC 2 - 4
EF - O8 2 - 5
EF - O8 2 - 5
EF - T6 2 - 6
(LL)
(RR)
Channels
Lower frame: Milli Ampl Jy Top frame: Phas deg
Vector averaged cross-power spectrum Several baselines displayed
Timerange: 00/14:16:41 to 00/14:18:09

Plot file version 133 created 23-APR-2024 16:14:18
J0529+3209 EB100E 1.UVDATA.1
Freq = 4.6005 GHz, Bw = 32.000 MH No calibration applied and no bandpass applied

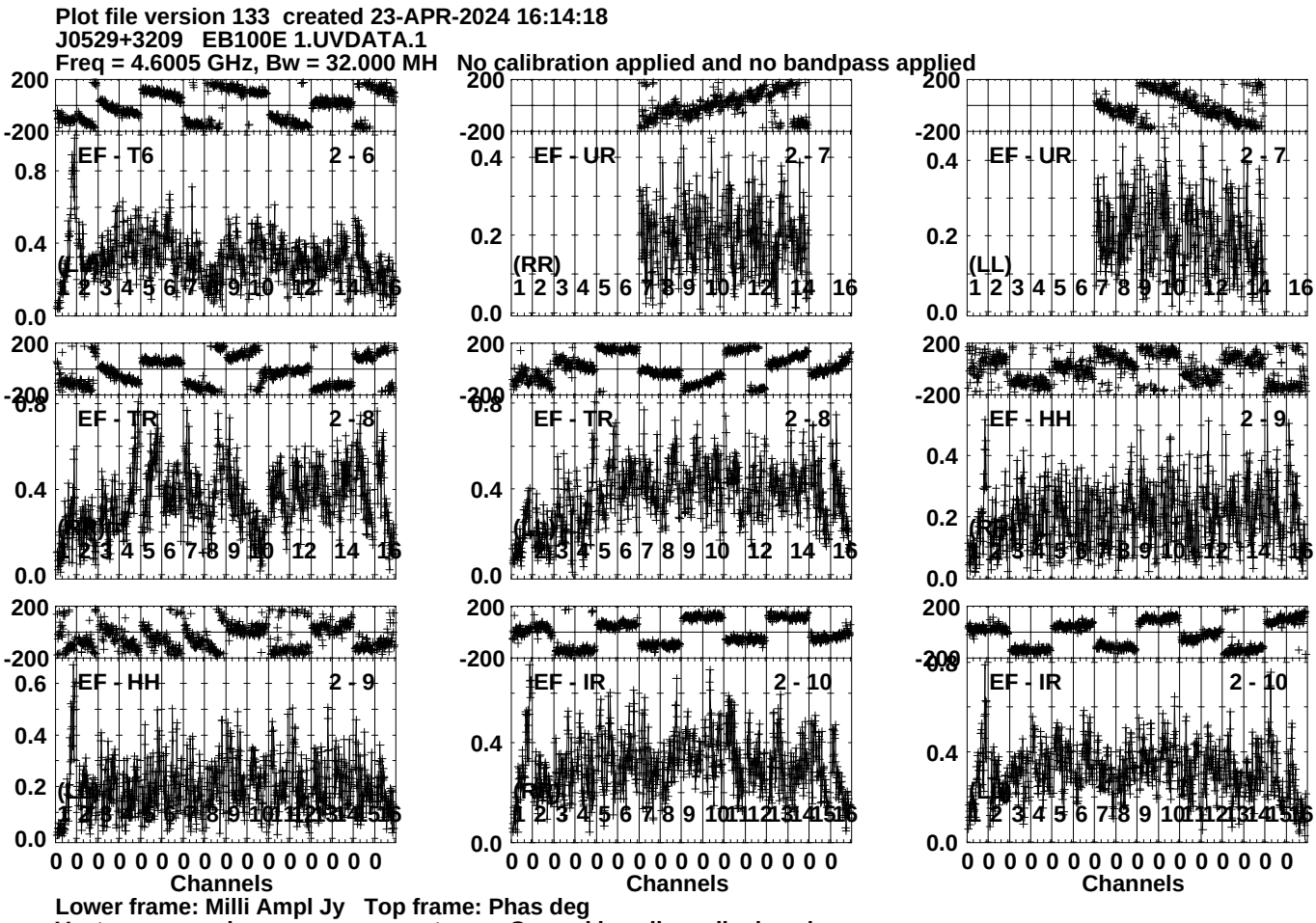

Lower frame: Milli Ampl Jy Top frame: Phas deg
Vector averaged cross-power spectrum Several baselines displayed
Timerange: 00/14:16:41 to 00/14:18:09

Plot file version 134 created 23-APR-2024 16:14:18
J0529+3209 EB100E 1.UVDATA.1
Freq = 4.6005 GHz, Bw = 32.000 MH No calibration applied and no bandpass applied

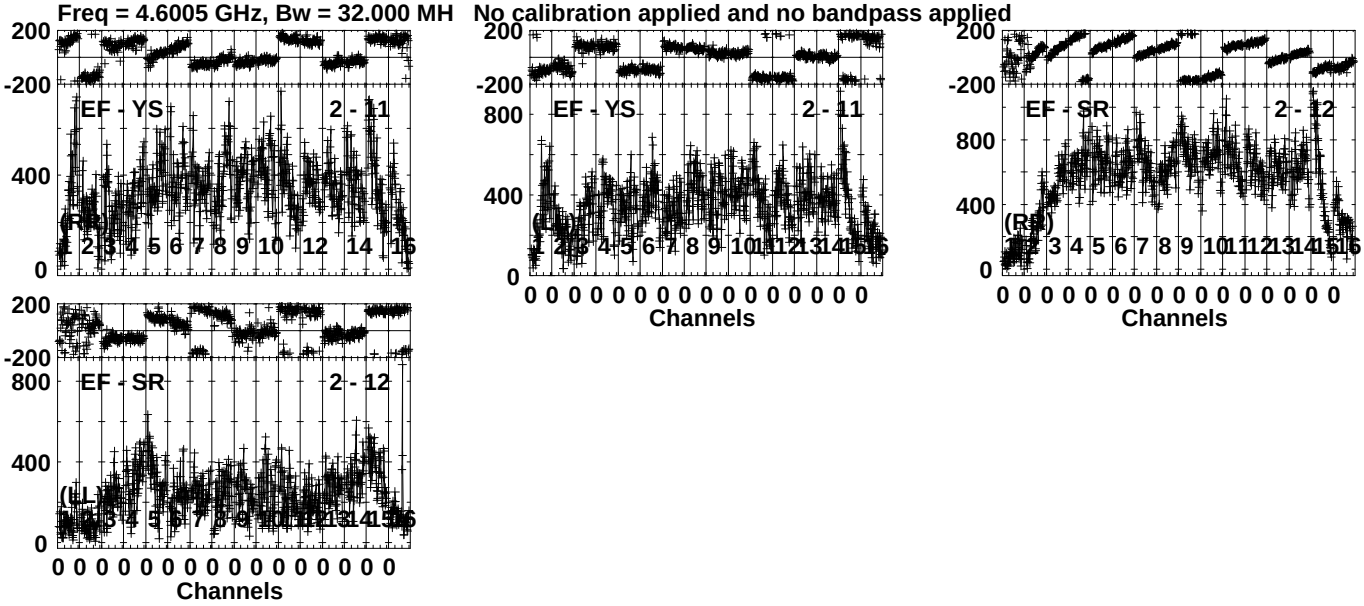

Lower frame: Micro Ampl Jy Top frame: Phas deg
Vector averaged cross-power spectrum Several baselines displayed
Timerange: 00/14:16:41 to 00/14:18:09

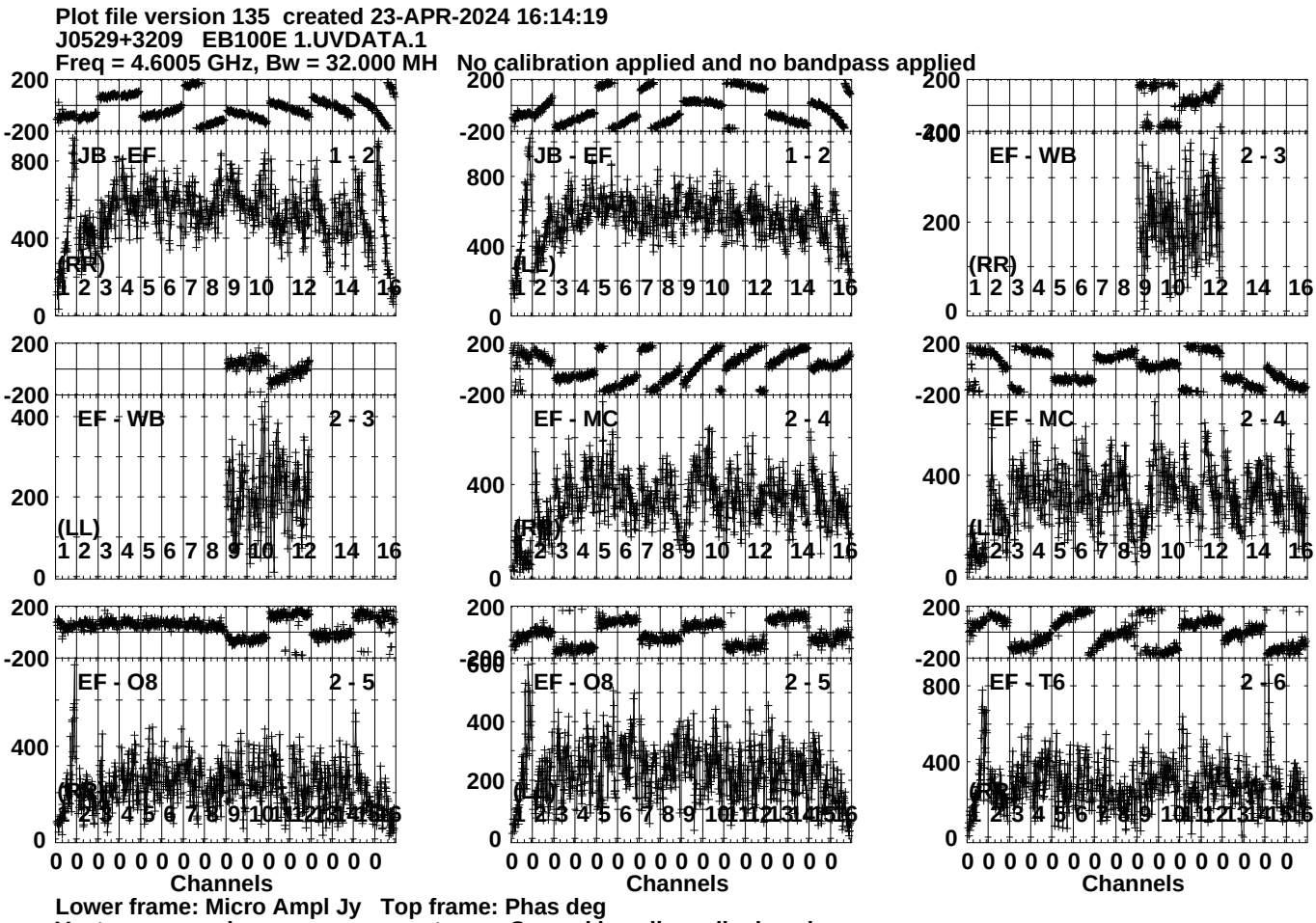
Plot file version 135 created 23-APR-2024 16:14:19
J0529+3209 EB100E 1.UVDATA.1
Freq = 4.6005 GHz, Bw = 32.000 MH No calibration applied and no bandpass applied
JB - EF 1 - 2
(RR)
JB - EF 1 - 2
(LL)
EF - WB 2 - 3
(RR)
EF - WB 2 - 3
(LL)
EF - MC 2 - 4
(RR)
EF - MC 2 - 4
(LL)
EF - O8 2 - 5
(RR)
EF - O8 2 - 5
(LL)
EF - T6 2 - 6
(RR)
Channels
Channels
Channels
Lower frame: Micro Ampl Jy Top frame: Phas deg
Vector averaged cross-power spectrum Several baselines displayed
Timerange: 00/14:26:41 to 00/14:28:09

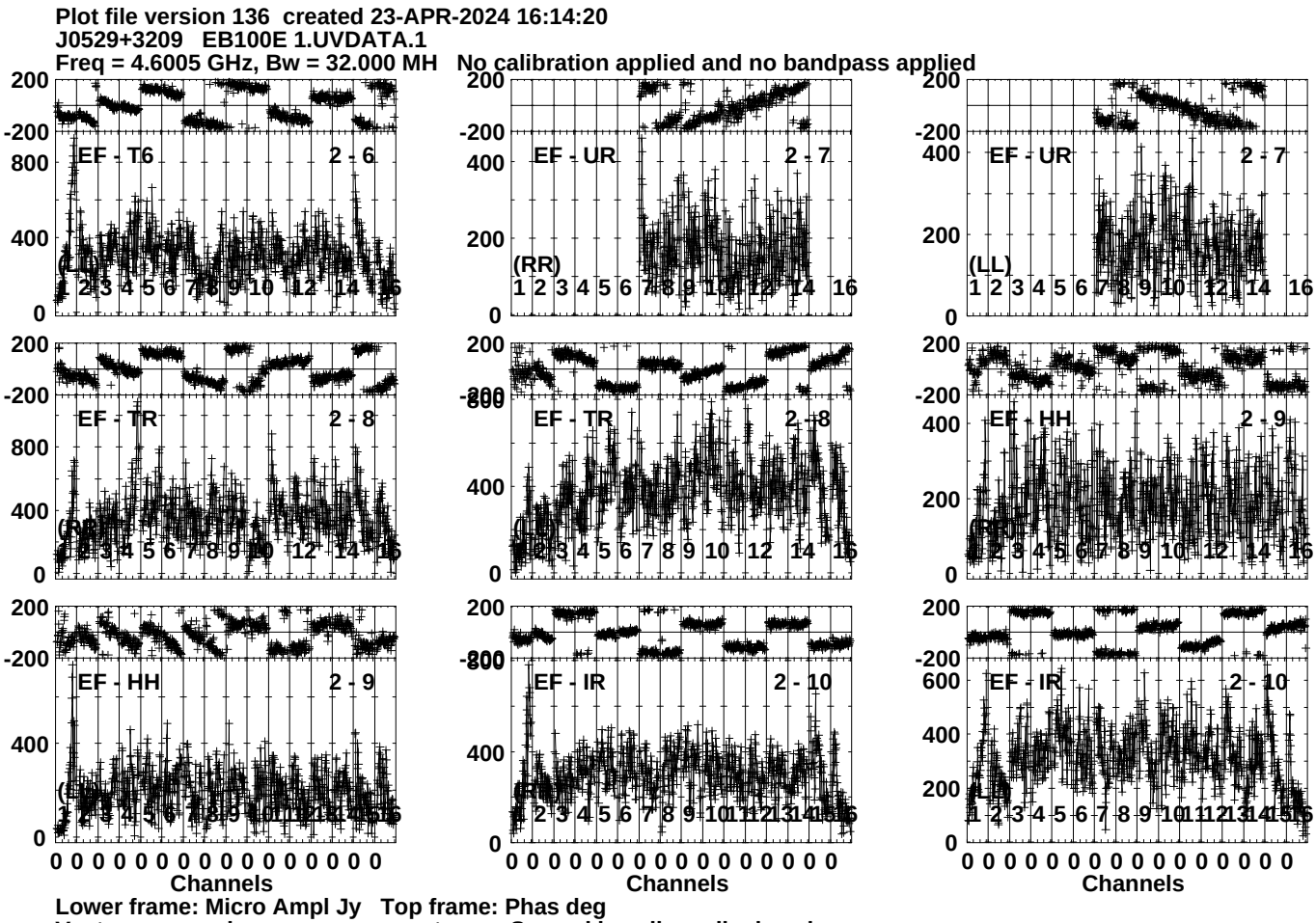
Plot file version 136 created 23-APR-2024 16:14:20
J0529+3209 EB100E 1.UVDATA.1
Freq = 4.6005 GHz, Bw = 32.000 MH No calibration applied and no bandpass applied
EF - T6 2 - 6
EF - UR 2 - 7
EF - UR 2 - 7
EF - TR 2 - 8
EF - TR 2 - 8
EF - HH 2 - 9
EF - HH 2 - 9
EF - IR 2 - 10
EF - IR 2 - 10
(LL)
(RR)
(LL)
(RL)
(RR)
(RL)
(LL)
(RL)
(LL)
Channels
Channels
Channels
Lower frame: Micro Ampl Jy Top frame: Phas deg
Vector averaged cross-power spectrum Several baselines displayed
Timerange: 00/14:26:41 to 00/14:28:09

Plot file version 137 created 23-APR-2024 16:14:20
J0529+3209 EB100E 1.UVDATA.1
Freq = 4.6005 GHz, Bw = 32.000 MH No calibration applied and no bandpass applied

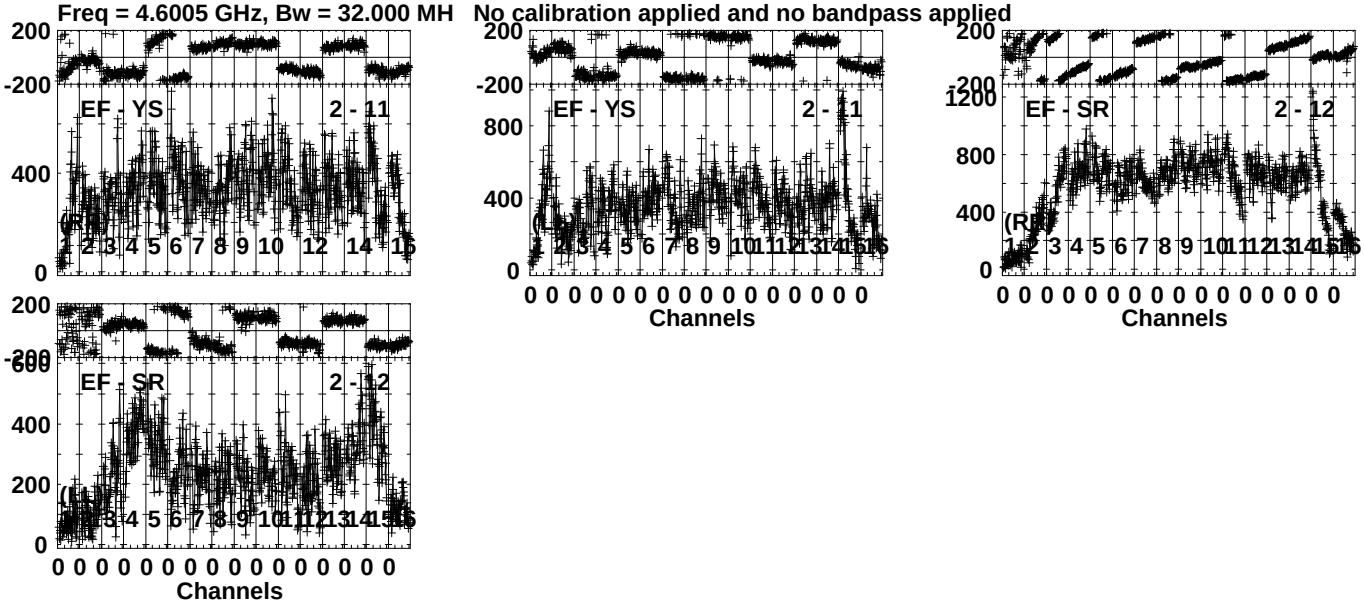

Lower frame: Micro Ampl Jy Top frame: Phas deg
Vector averaged cross-power spectrum Several baselines displayed
Timerange: 00/14:26:41 to 00/14:28:09

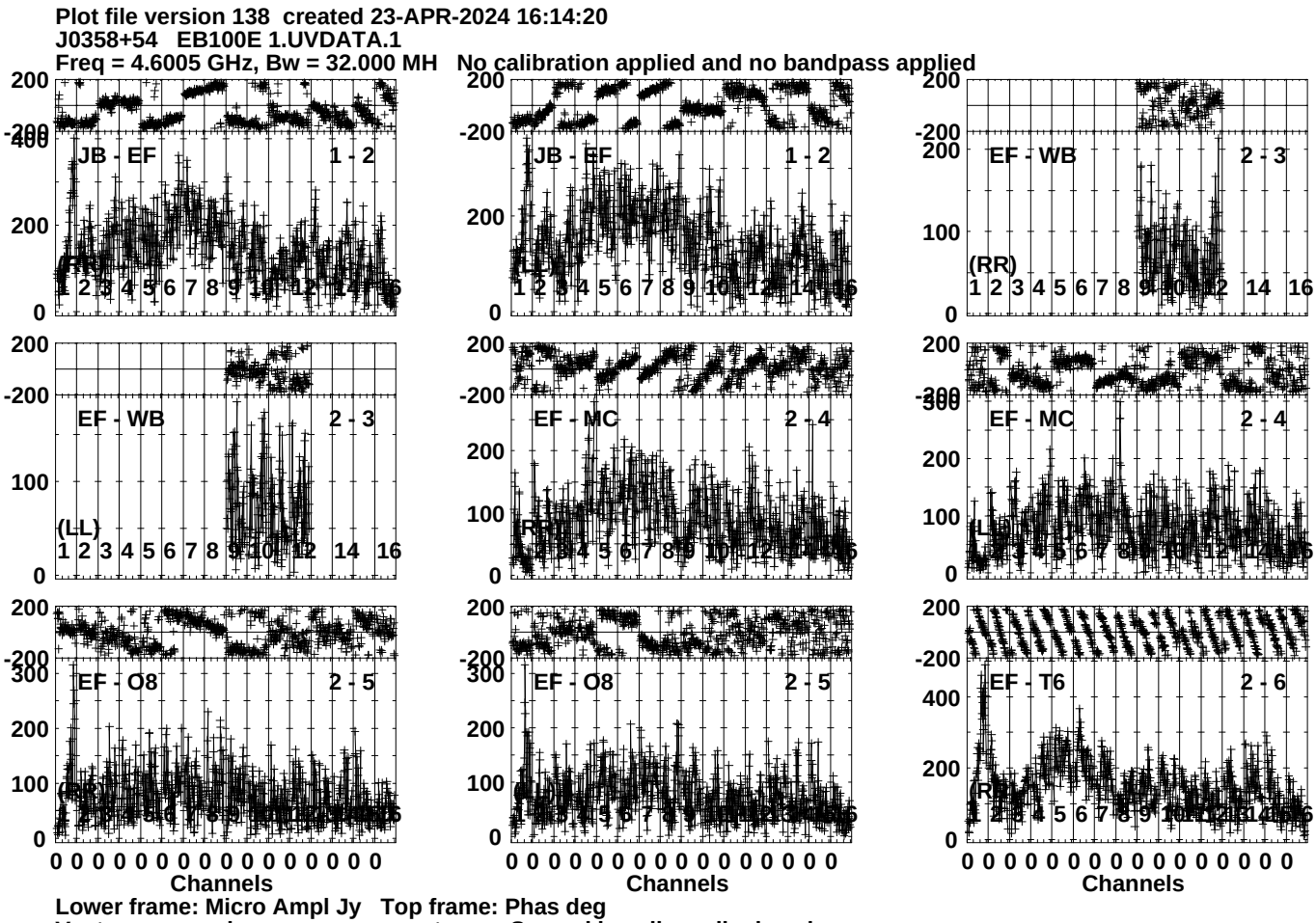
Plot file version 138 created 23-APR-2024 16:14:20
J0358+54 EB100E 1.UVDATA.1
Freq = 4.6005 GHz, Bw = 32.000 MH No calibration applied and no bandpass applied
JB - EF 1 - 2
JB - EF 1 - 2
EF - WB 2 - 3
EF - WB 2 - 3
EF - MC 2 - 4
EF - MC 2 - 4
EF - O8 2 - 5
EF - O8 2 - 5
EF - T6 2 - 6
(RR)
(LL)
Channels
Lower frame: Micro Ampl Jy Top frame: Phas deg
Vector averaged cross-power spectrum Several baselines displayed
Timerange: 00/14:30:23 to 00/14:34:19

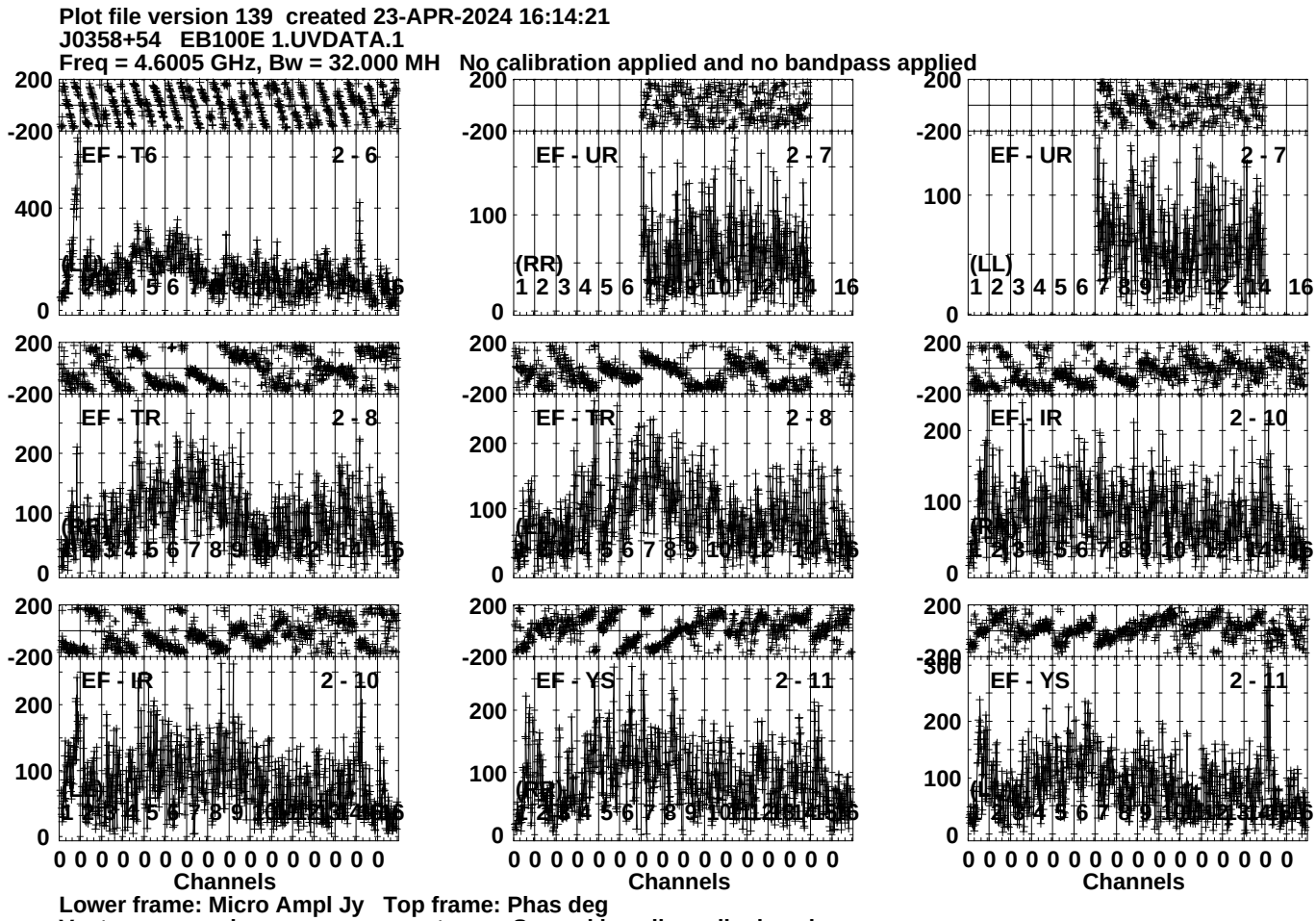
Plot file version 139 created 23-APR-2024 16:14:21
J0358+54 EB100E 1.UVDATA.1
Freq = 4.6005 GHz, Bw = 32.000 MH No calibration applied and no bandpass applied
EF - T6 2 - 6
EF - UR 2 - 7
EF - UR 2 - 7
EF - TR 2 - 8
EF - TR 2 - 8
EF - IR 2 - 10
EF - IR 2 - 10
EF - YS 2 - 11
EF - YS 2 - 11
(RR)
(LL)
Channels
Lower frame: Micro Ampl Jy Top frame: Phas deg
Vector averaged cross-power spectrum Several baselines displayed
Timerange: 00/14:30:23 to 00/14:34:19

Plot file version 140 created 23-APR-2024 16:14:21
J0358+54 EB100E 1.UVDATA.1
Freq = 4.6005 GHz, Bw = 32.000 MH No calibration applied and no bandpass applied

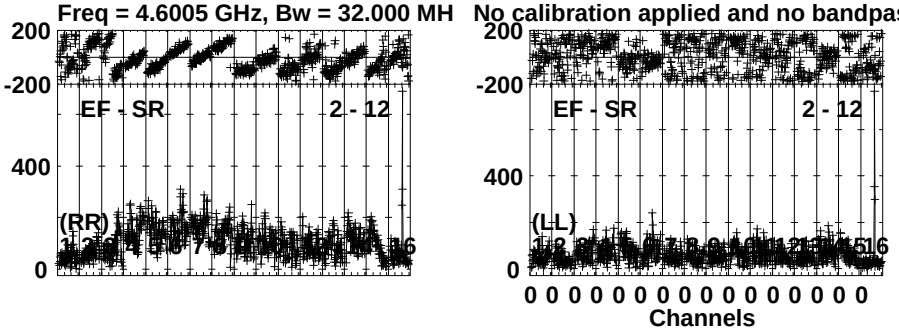

Lower frame: Micro Ampl Jy Top frame: Phas deg
Vector averaged cross-power spectrum Several baselines displayed
Timerange: 00/14:30:23 to 00/14:34:19

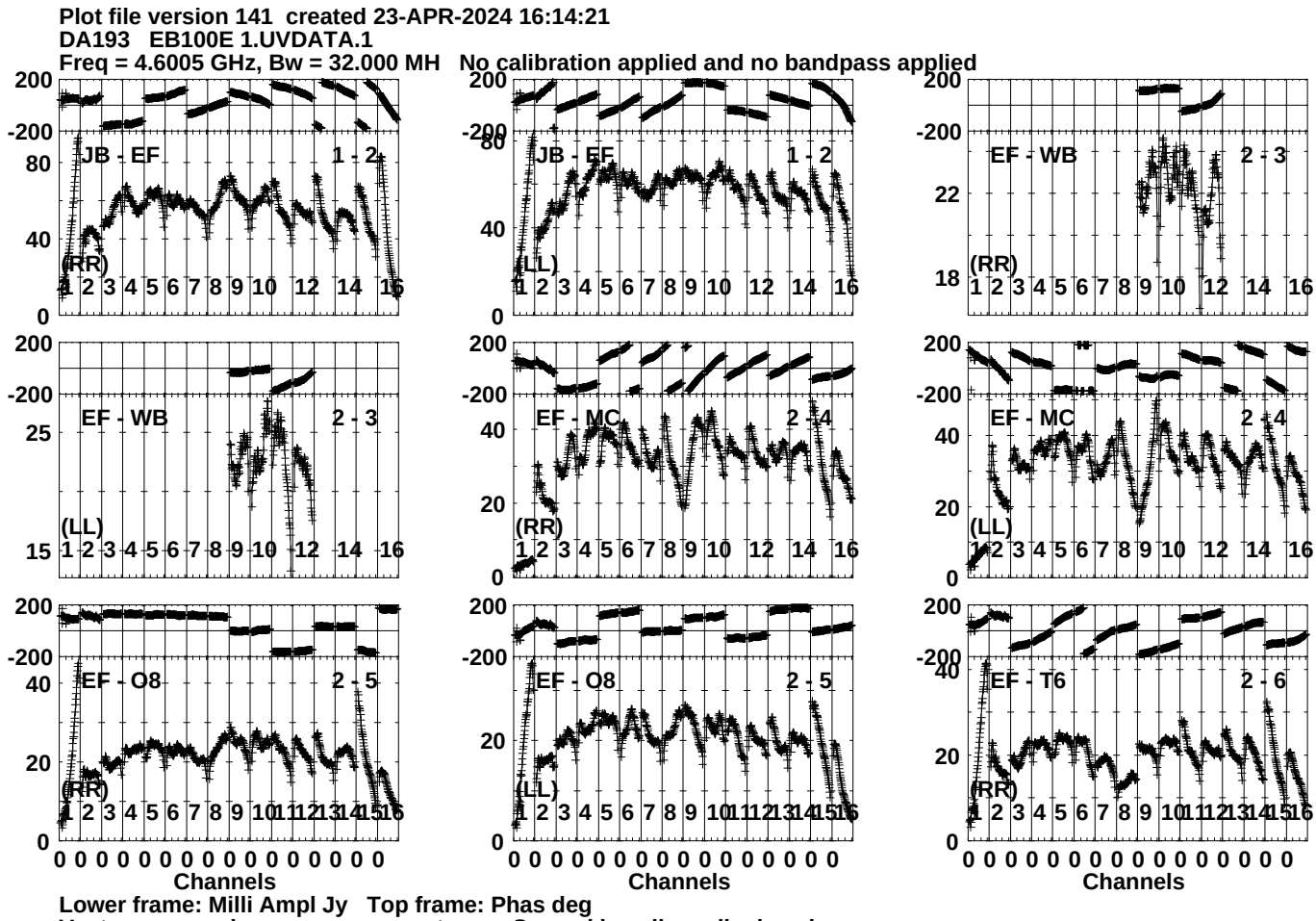
Plot file version 141 created 23-APR-2024 16:14:21
DA193 EB100E 1.UVDATA.1
Freq = 4.6005 GHz, Bw = 32.000 MH No calibration applied and no bandpass applied
JB - EF 1 - 2
(RR)
JB - EF 1 - 2
(LL)
EF - WB 2 - 3
(RR)
EF - WB 2 - 3
(LL)
EF - MC 2 - 4
(RR)
EF - MC 2 - 4
(LL)
EF - O8 2 - 5
(RR)
EF - O8 2 - 5
(LL)
EF - T6 2 - 6
(RR)
Channels
Channels
Channels
Lower frame: Milli Ampl Jy Top frame: Phas deg
Vector averaged cross-power spectrum Several baselines displayed
Timerange: 00/14:36:33 to 00/14:40:29

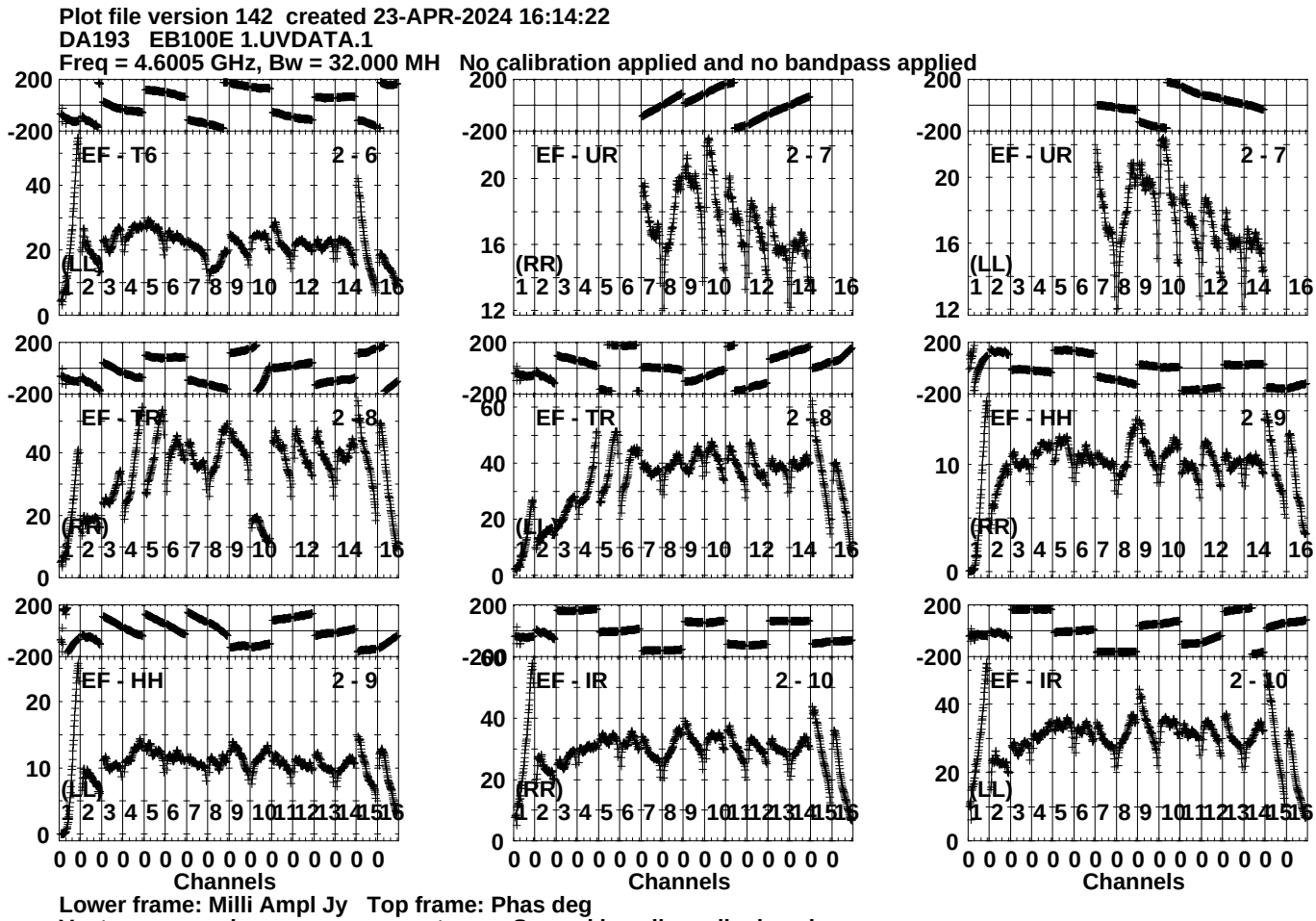
Plot file version 142 created 23-APR-2024 16:14:22
DA193 EB100E 1.UVDATA.1
Freq = 4.6005 GHz, Bw = 32.000 MH No calibration applied and no bandpass applied
EF - T6 2 - 6
(LL)
EF - UR 2 - 7
(RR)
EF - UR 2 - 7
(LL)
EF - TR 2 - 8
(RR)
EF - TR 2 - 8
(LL)
EF - HH 2 - 9
(RR)
EF - HH 2 - 9
(LL)
EF - IR 2 - 10
(RR)
EF - IR 2 - 10
(LL)
Channels
Channels
Channels
Lower frame: Milli Ampl Jy Top frame: Phas deg
Vector averaged cross-power spectrum Several baselines displayed
Timerange: 00/14:36:33 to 00/14:40:29

Plot file version 143 created 23-APR-2024 16:14:22
DA193 EB100E 1.UVDATA.1
Freq = 4.6005 GHz, Bw = 32.000 MH No calibration applied and no bandpass applied

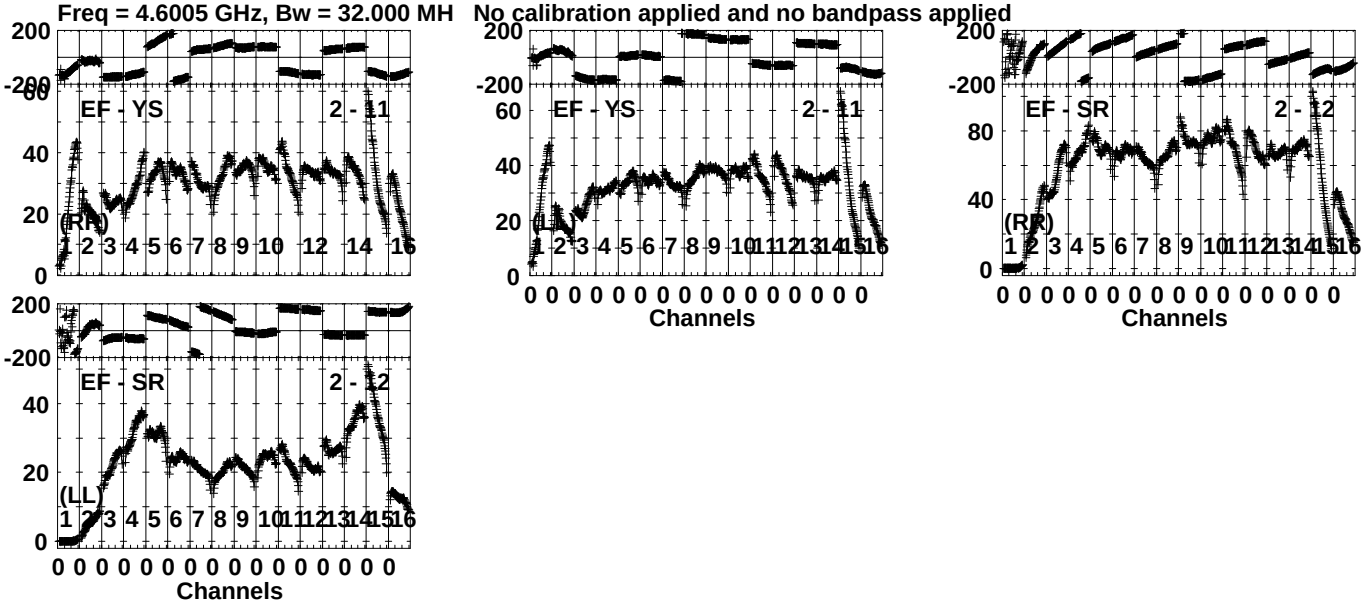

Lower frame: Milli Ampl Jy Top frame: Phas deg
Vector averaged cross-power spectrum Several baselines displayed
Timerange: 00/14:36:33 to 00/14:40:29

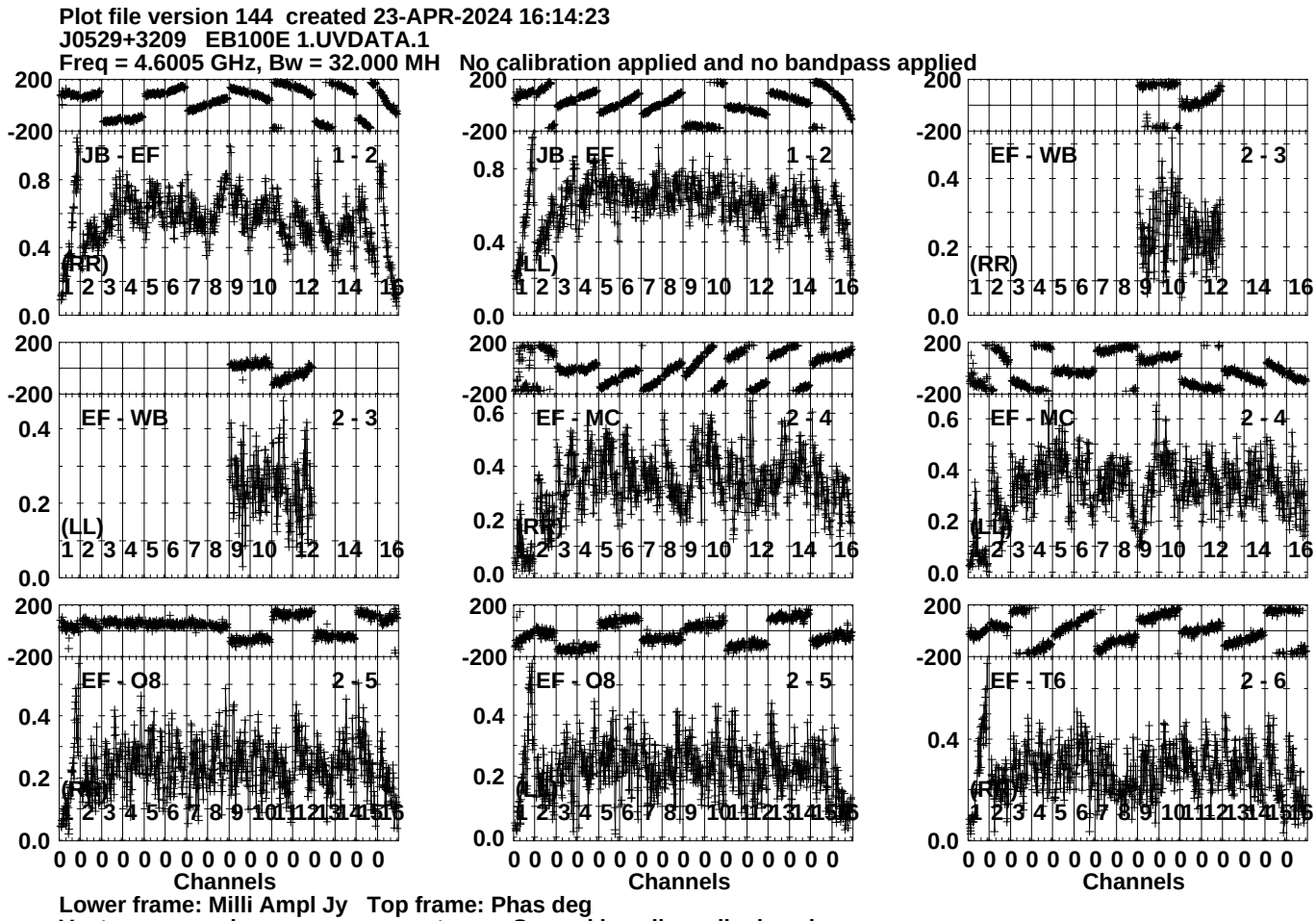
Plot file version 144 created 23-APR-2024 16:14:23
J0529+3209 EB100E 1.UVDATA.1
Freq = 4.6005 GHz, Bw = 32.000 MH No calibration applied and no bandpass applied
JB - EF 1 - 2
(RR)
JB - EF 1 - 2
(LL)
EF - WB 2 - 3
(RR)
EF - WB 2 - 3
(LL)
EF - MC 2 - 4
(RR)
EF - MC 2 - 4
(LL)
EF - O8 2 - 5
(RR)
EF - O8 2 - 5
(LL)
EF - T6 2 - 6
(RR)
Channels
Channels
Channels
Lower frame: Milli Ampl Jy Top frame: Phas deg
Vector averaged cross-power spectrum Several baselines displayed
Timerange: 00/14:41:33 to 00/14:43:29

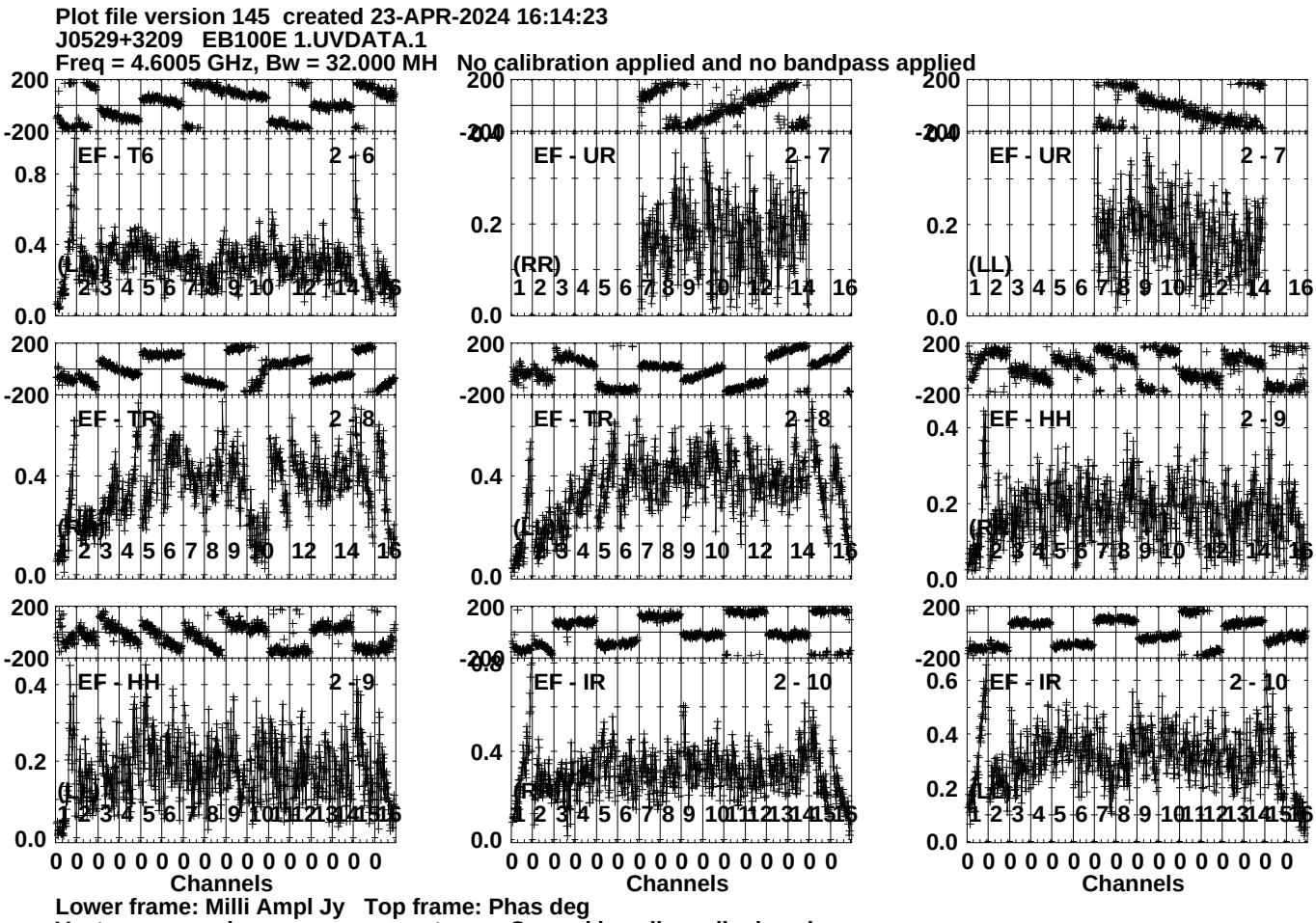
Plot file version 145 created 23-APR-2024 16:14:23
J0529+3209 EB100E 1.UVDATA.1
Freq = 4.6005 GHz, Bw = 32.000 MH No calibration applied and no bandpass applied
EF - T6 2 - 6
EF - UR 2 - 7
EF - UR 2 - 7
EF - TR 2 - 8
EF - TR 2 - 8
EF - HH 2 - 9
EF - HH 2 - 9
EF - IR 2 - 10
EF - IR 2 - 10
Channels
Channels
Channels
Lower frame: Milli Ampl Jy Top frame: Phas deg
Vector averaged cross-power spectrum Several baselines displayed
Timerange: 00/14:41:33 to 00/14:43:29

Plot file version 146 created 23-APR-2024 16:14:23
J0529+3209 EB100E 1.UVDATA.1
Freq = 4.6005 GHz, Bw = 32.000 MH No calibration applied and no bandpass applied

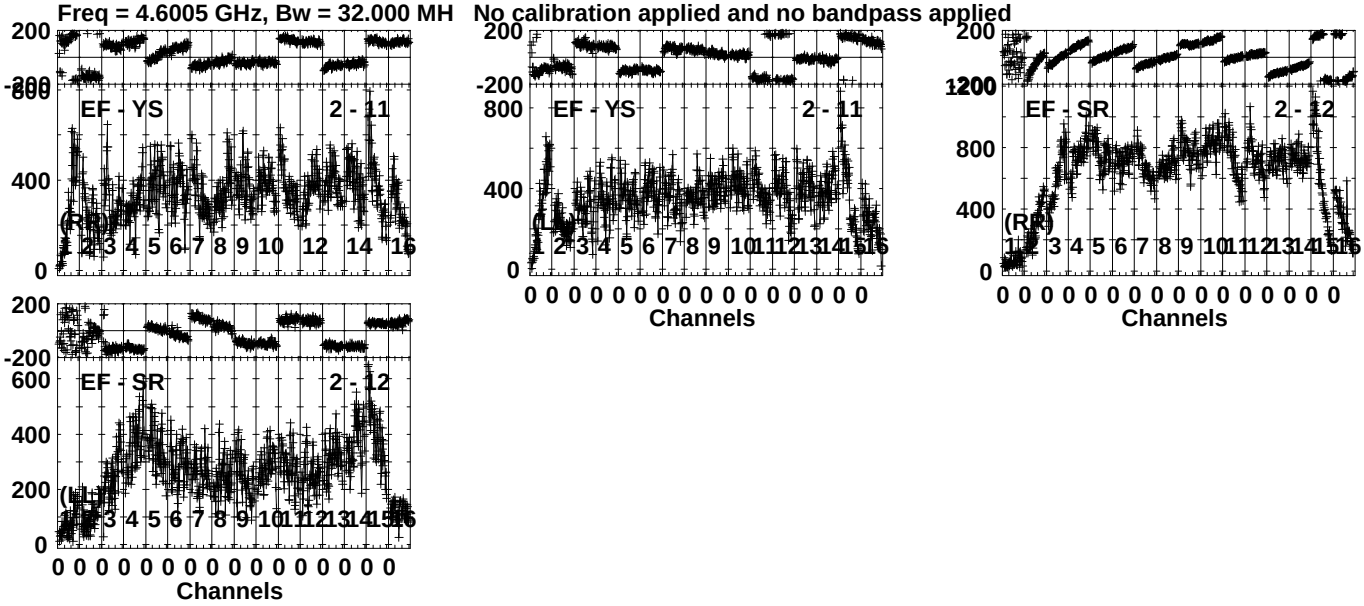

Lower frame: Micro Ampl Jy Top frame: Phas deg
Vector averaged cross-power spectrum Several baselines displayed
Timerange: 00/14:41:33 to 00/14:43:29

Plot file version 147 created 23-APR-2024 16:14:23
FRB EB100E 1.UVDATA.1
Freq = 4.6005 GHz, Bw = 32.000 MH No calibration applied and no bandpass applied

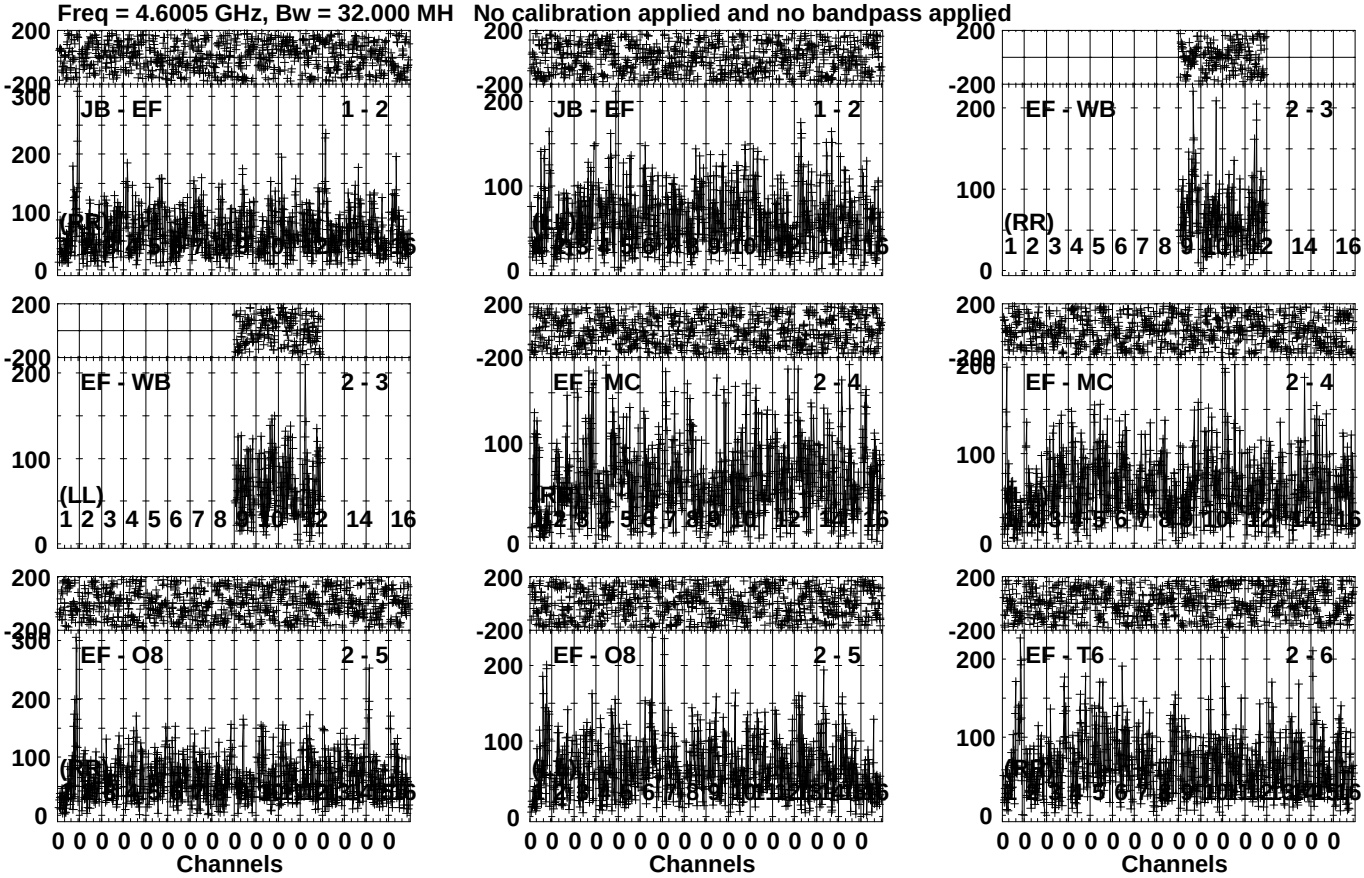

Lower frame: Micro Ampl Jy Top frame: Phas deg
Vector averaged cross-power spectrum Several baselines displayed
Timerange: 00/14:43:33 to 00/14:46:59

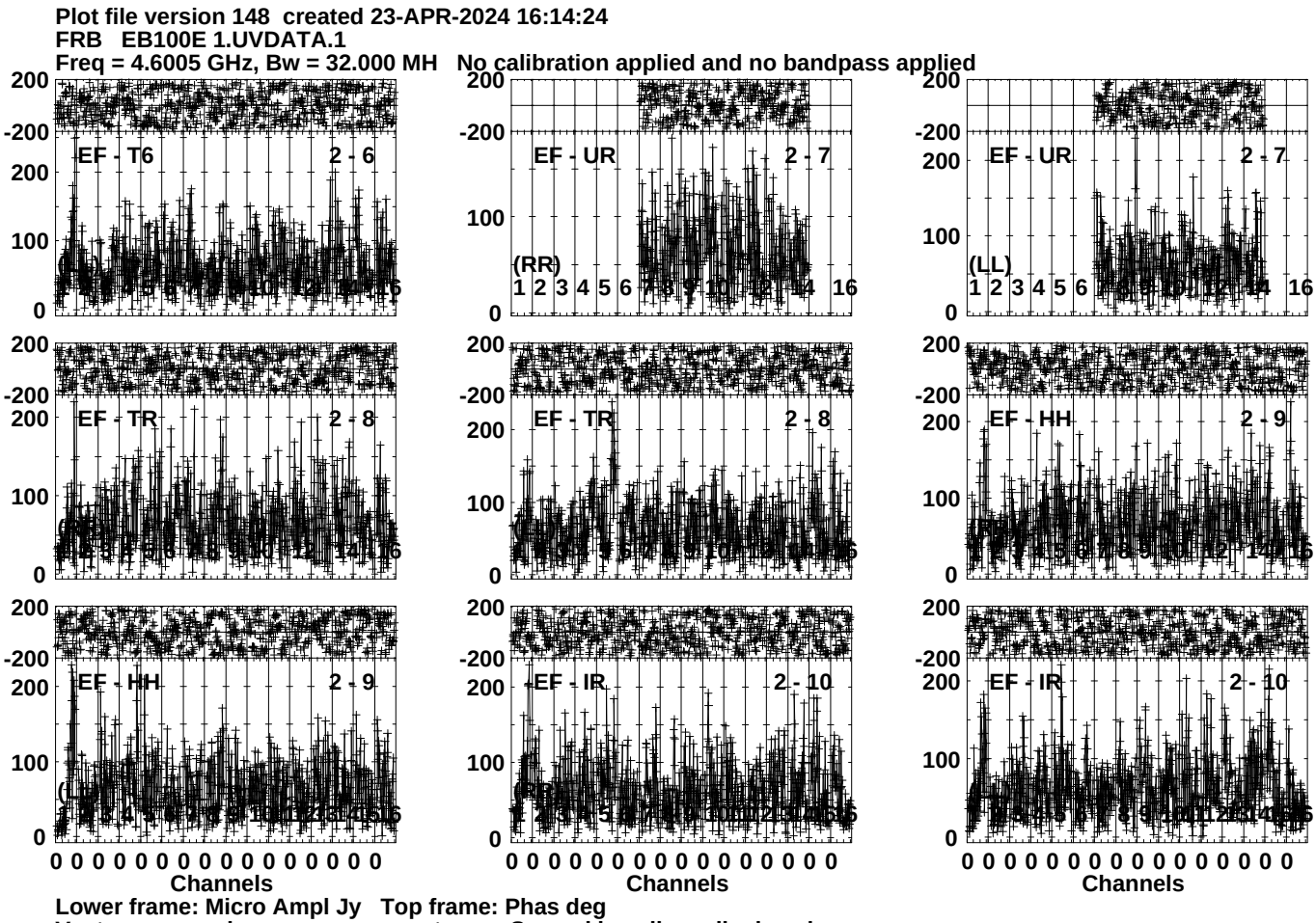
Plot file version 148 created 23-APR-2024 16:14:24
FRB EB100E 1.UVDATA.1
Freq = 4.6005 GHz, Bw = 32.000 MH No calibration applied and no bandpass applied
EF - T6 2 - 6
EF - UR 2 - 7
(RR)
EF - UR 2 - 7
(LL)
EF - TR 2 - 8
EF - TR 2 - 8
EF - HH 2 - 9
EF - HH 2 - 9
EF - IR 2 - 10
EF - IR 2 - 10
Channels
Channels
Channels
Lower frame: Micro Ampl Jy Top frame: Phas deg
Vector averaged cross-power spectrum Several baselines displayed
Timerange: 00/14:43:33 to 00/14:46:59

Plot file version 149 created 23-APR-2024 16:14:24
FRB EB100E 1.UVDATA.1
Freq = 4.6005 GHz, Bw = 32.000 MH No calibration applied and no bandpass applied

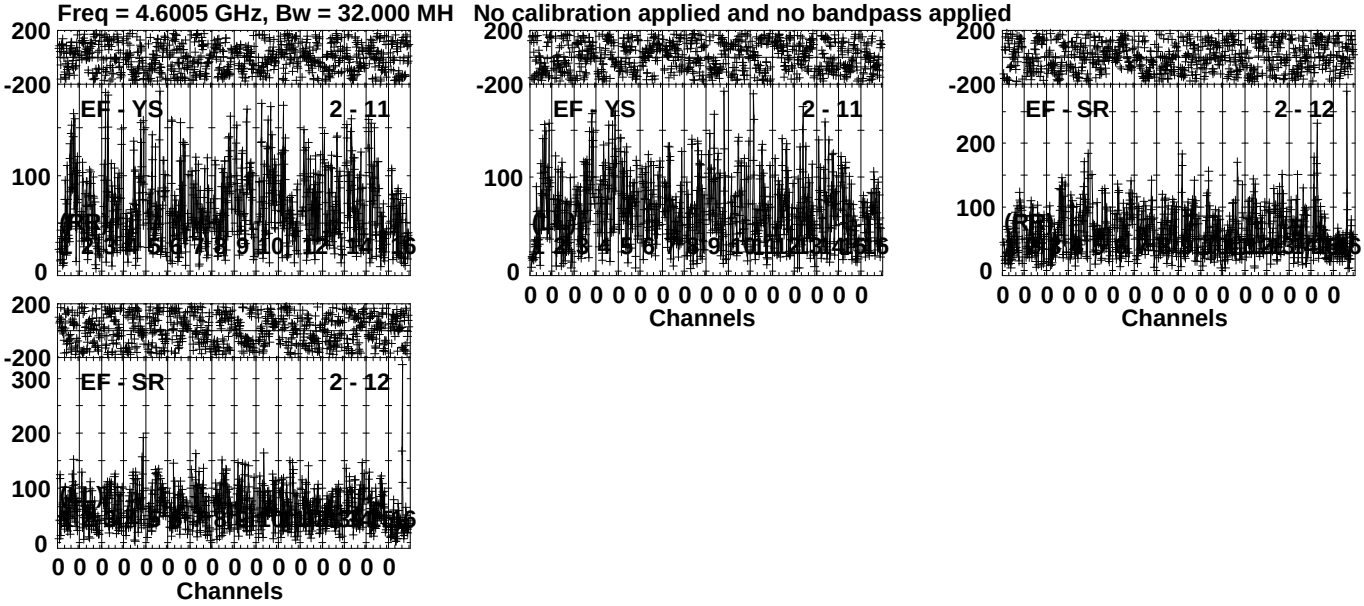

Lower frame: Micro Ampl Jy Top frame: Phas deg
Vector averaged cross-power spectrum Several baselines displayed
Timerange: 00/14:43:33 to 00/14:46:59

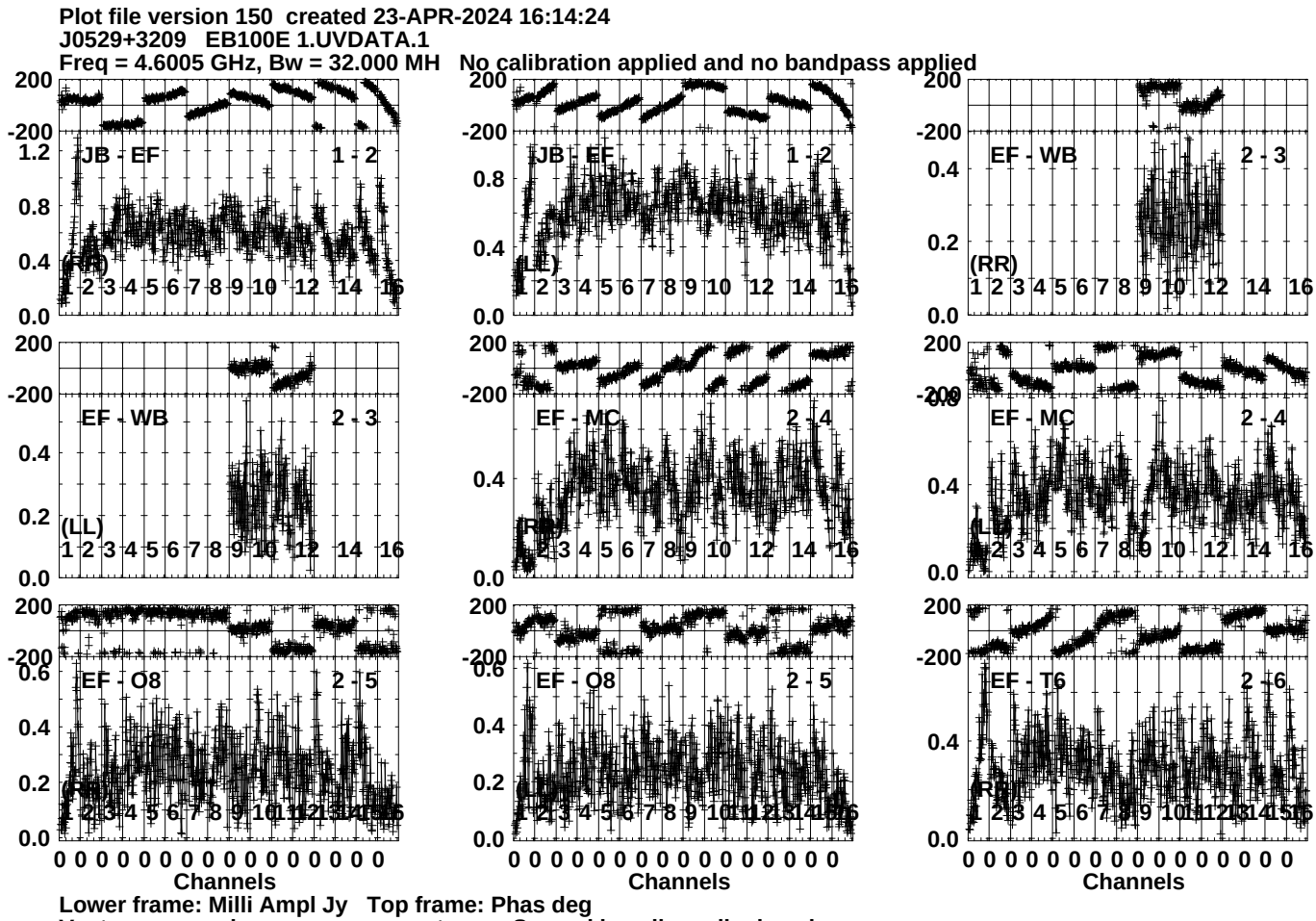
Plot file version 150 created 23-APR-2024 16:14:24
J0529+3209 EB100E 1.UVDATA.1
Freq = 4.6005 GHz, Bw = 32.000 MH No calibration applied and no bandpass applied
JB - EF 1 - 2
(RR)
JB - EF 1 - 2
(LL)
EF - WB 2 - 3
(RR)
EF - WB 2 - 3
(LL)
EF - MC 2 - 4
(RR)
EF - MC 2 - 4
(LL)
EF - O8 2 - 5
(RR)
EF - O8 2 - 5
(LL)
EF - T6 2 - 6
(RR)
Channels
Channels
Channels
Lower frame: Milli Ampl Jy Top frame: Phas deg
Vector averaged cross-power spectrum Several baselines displayed
Timerange: 00/14:47:33 to 00/14:48:29

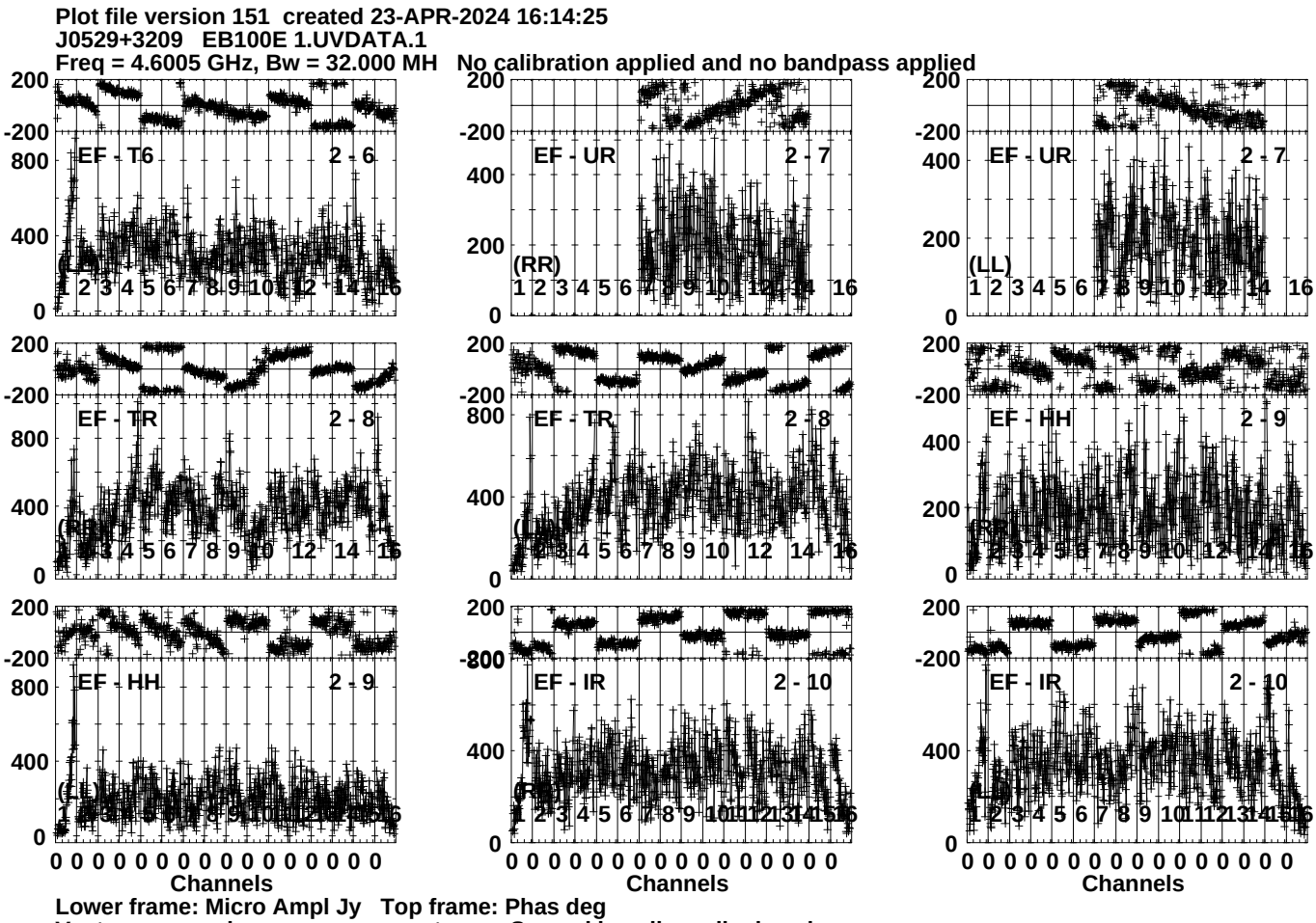
Plot file version 151 created 23-APR-2024 16:14:25
J0529+3209 EB100E 1.UVDATA.1
Freq = 4.6005 GHz, Bw = 32.000 MH No calibration applied and no bandpass applied
EF - T6
2 - 6
EF - UR
2 - 7
EF - UR
2 - 7
EF - TR
2 - 8
EF - TR
2 - 8
EF - HH
2 - 9
EF - HH
2 - 9
EF - IR
2 - 10
EF - IR
2 - 10
Channels
Channels
Channels
Lower frame: Micro Ampl Jy Top frame: Phas deg
Vector averaged cross-power spectrum Several baselines displayed
Timerange: 00/14:47:33 to 00/14:48:29

Plot file version 152 created 23-APR-2024 16:14:25
J0529+3209 EB100E 1.UVDATA.1
Freq = 4.6005 GHz, Bw = 32.000 MH No calibration applied and no bandpass applied

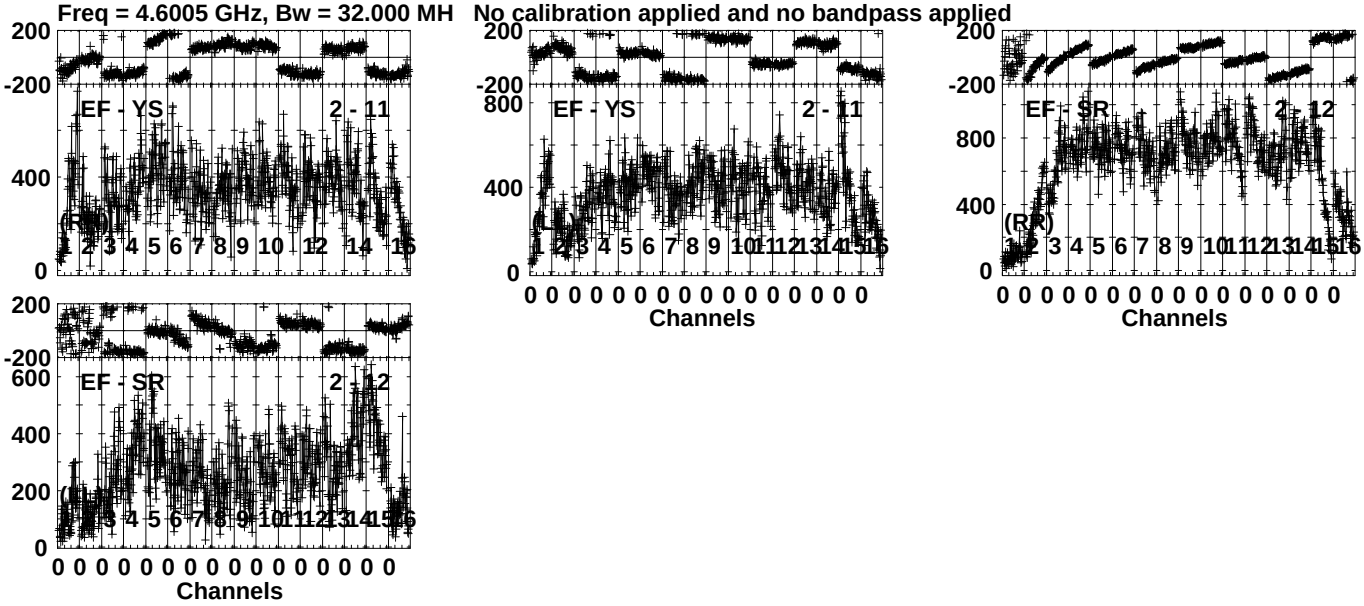

Lower frame: Micro Ampl Jy Top frame: Phas deg
Vector averaged cross-power spectrum Several baselines displayed
Timerange: 00/14:47:33 to 00/14:48:29

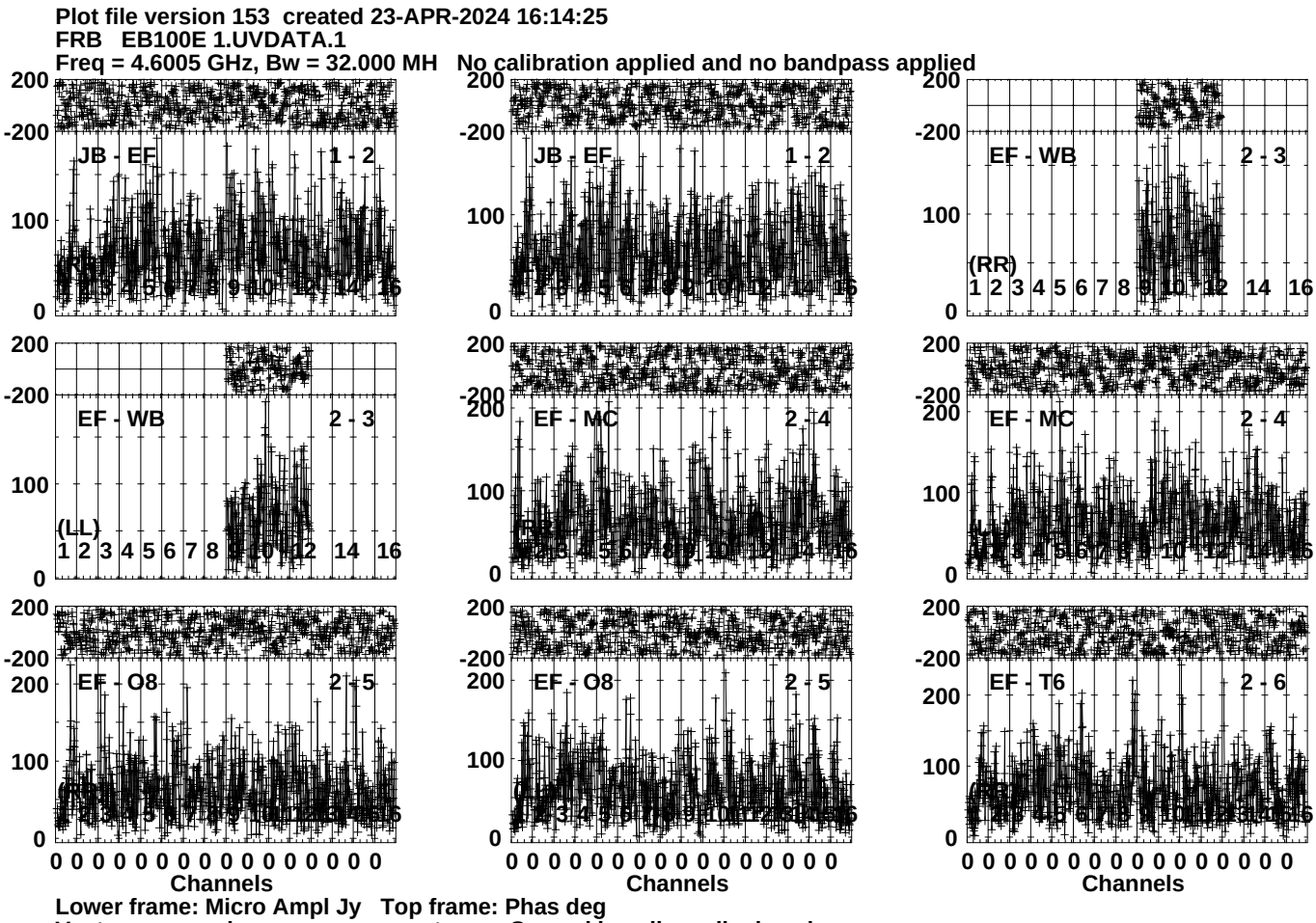
Plot file version 153 created 23-APR-2024 16:14:25
FRB EB100E 1.UVDATA.1
Freq = 4.6005 GHz, Bw = 32.000 MH No calibration applied and no bandpass applied
JB - EF 1 - 2
JB - EF 1 - 2
EF - WB 2 - 3
(RR)
EF - WB 2 - 3
(LL)
EF - MC 2 - 4
EF - MC 2 - 4
EF - O8 2 - 5
EF - O8 2 - 5
EF - T6 2 - 6
200
-200
100
0
1 2 3 4 5 6 7 8 9 10 12 14 16
0 0 0 0 0 0 0 0 0 0 0 0 0 0 0 0
Channels
Lower frame: Micro Ampl Jy Top frame: Phas deg
Vector averaged cross-power spectrum Several baselines displayed
Timerange: 00/14:48:33 to 00/14:51:59

Plot file version 154 created 23-APR-2024 16:14:25
FRB EB100E 1.UVDATA.1
Freq = 4.6005 GHz, Bw = 32.000 MH No calibration applied and no bandpass applied

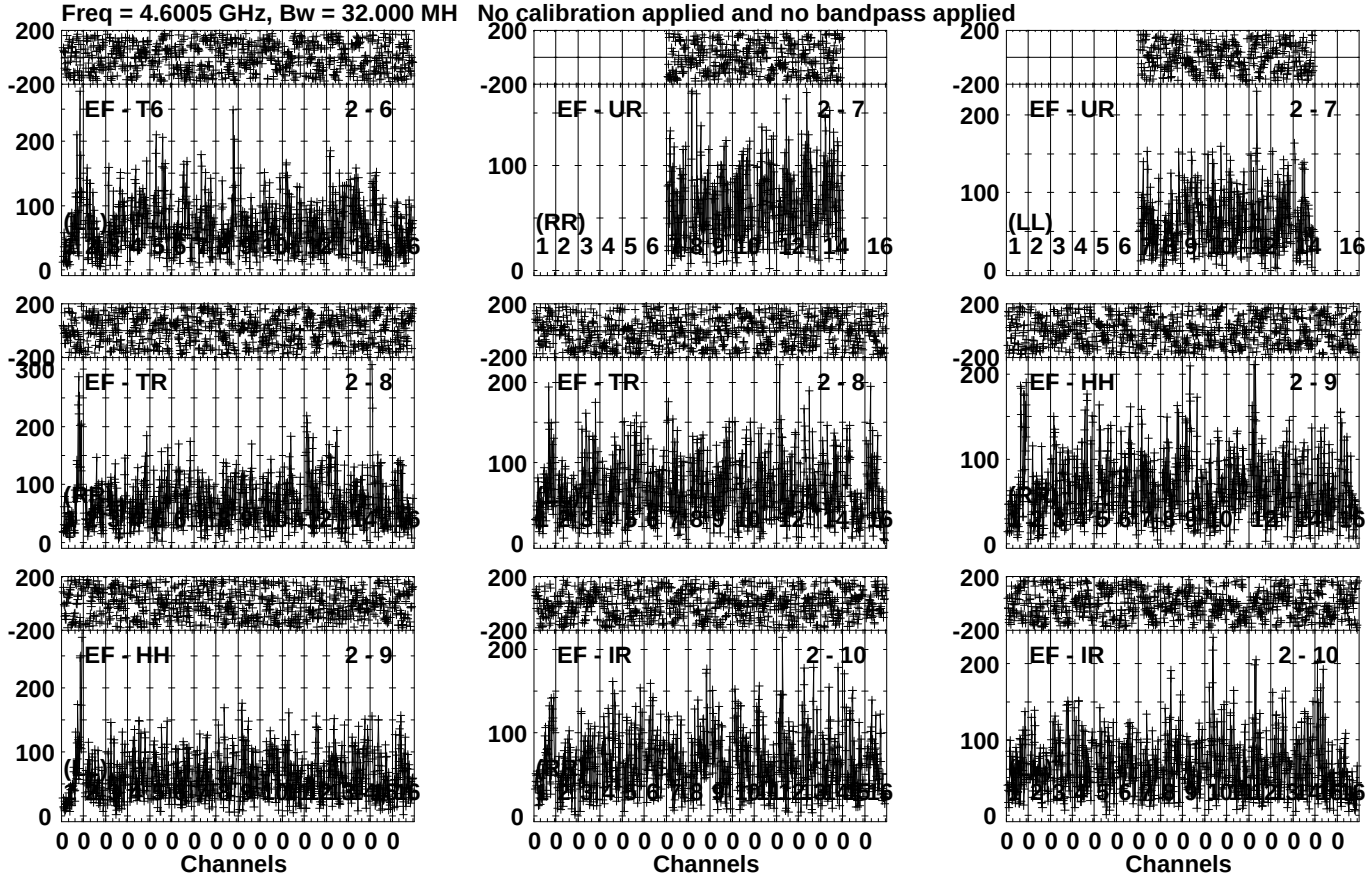

Lower frame: Micro Ampl Jy Top frame: Phas deg
Vector averaged cross-power spectrum Several baselines displayed
Timerange: 00/14:48:33 to 00/14:51:59

Plot file version 155 created 23-APR-2024 16:14:26
FRB EB100E 1.UVDATA.1
Freq = 4.6005 GHz, Bw = 32.000 MH No calibration applied and no bandpass applied

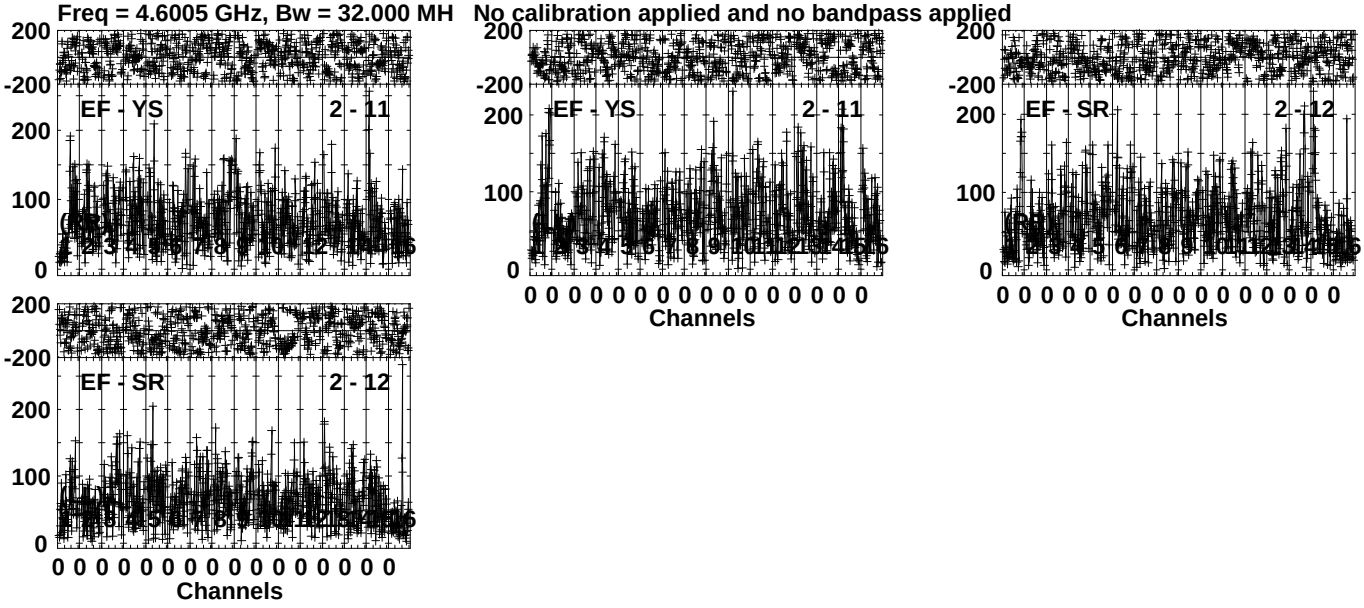

Lower frame: Micro Ampl Jy Top frame: Phas deg
Vector averaged cross-power spectrum Several baselines displayed
Timerange: 00/14:48:33 to 00/14:51:59

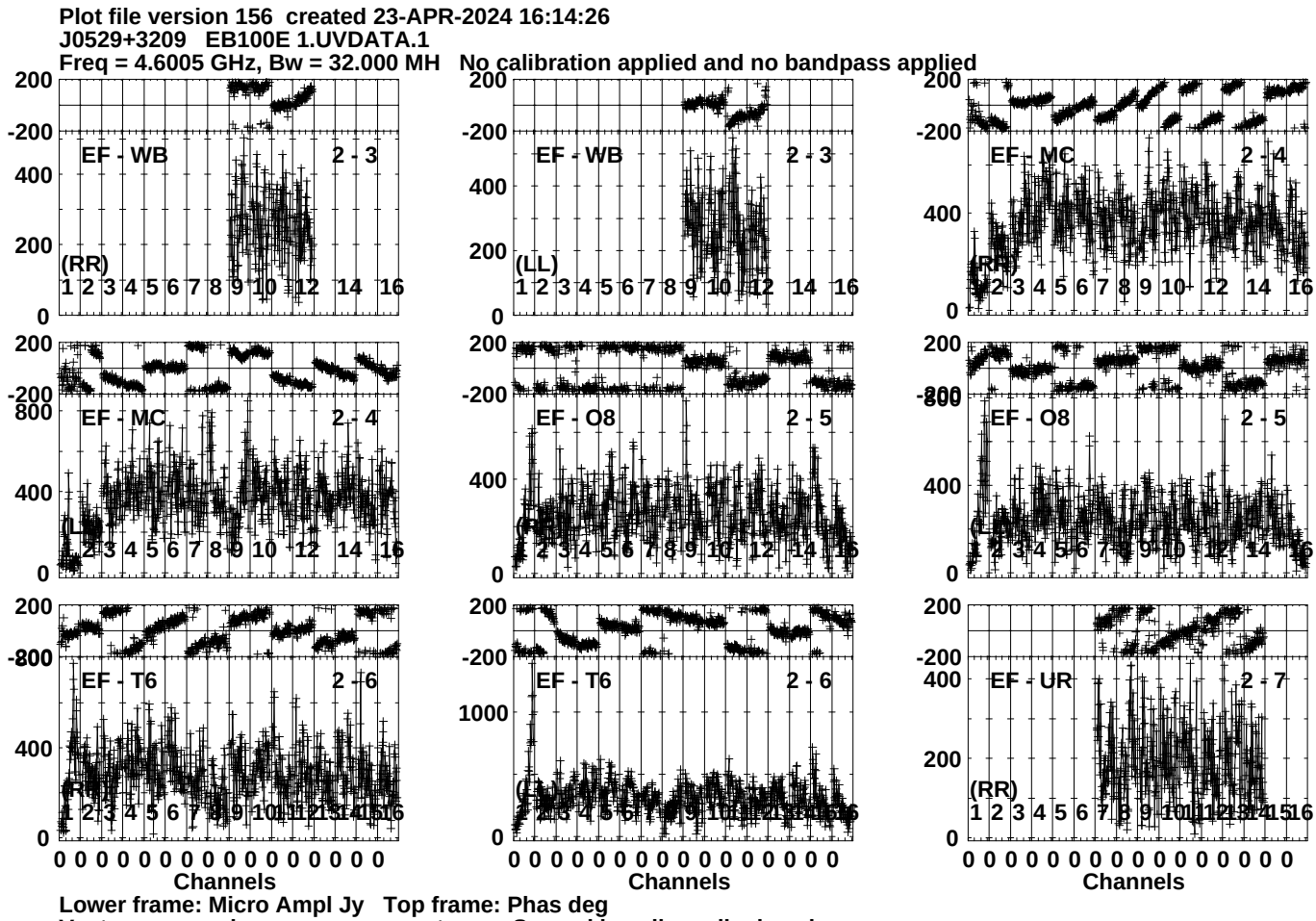
Plot file version 156 created 23-APR-2024 16:14:26
J0529+3209 EB100E 1.UVDATA.1
Freq = 4.6005 GHz, Bw = 32.000 MH No calibration applied and no bandpass applied
EF - WB 2 - 3
(RR)
EF - WB 2 - 3
(LL)
EF - MC 2 - 4
(RR)
EF - MC 2 - 4
(LL)
EF - O8 2 - 5
EF - O8 2 - 5
EF - T6 2 - 6
EF - T6 2 - 6
EF - UR 2 - 7
(RR)
Channels
Channels
Channels
Lower frame: Micro Ampl Jy Top frame: Phas deg
Vector averaged cross-power spectrum Several baselines displayed
Timerange: 00/14:52:33 to 00/14:53:29

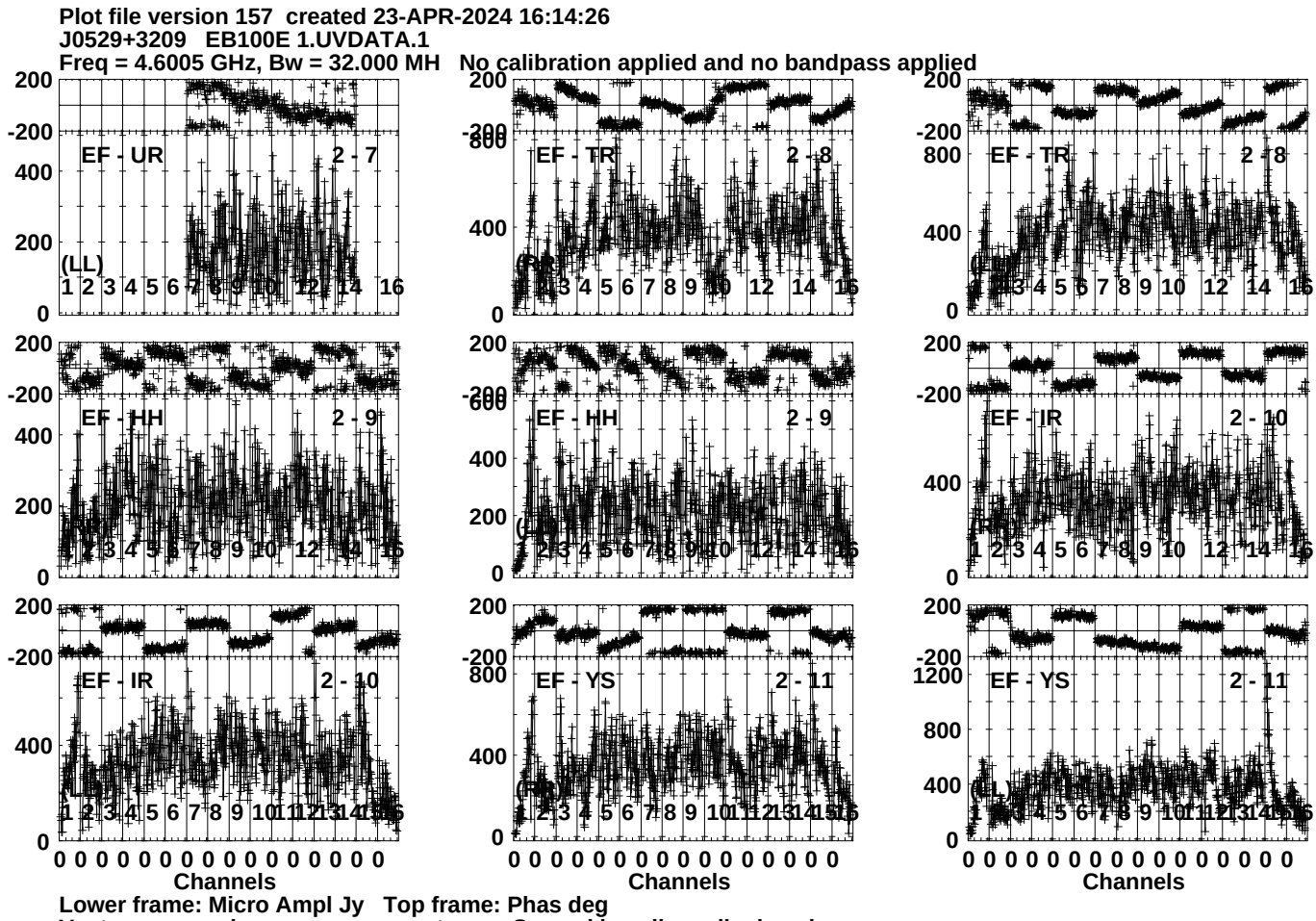
Plot file version 157 created 23-APR-2024 16:14:26
J0529+3209 EB100E 1.UVDATA.1
Freq = 4.6005 GHz, Bw = 32.000 MH No calibration applied and no bandpass applied
EF - UR 2 - 7
EF - TR 2 - 8
EF - TR 2 - 8
EF - HH 2 - 9
EF - HH 2 - 9
EF - IR 2 - 10
EF - IR 2 - 10
EF - YS 2 - 11
EF - YS 2 - 11
(LL)
(RR)
(IR)
(LR)
Channels
Lower frame: Micro Ampl Jy Top frame: Phas deg
Vector averaged cross-power spectrum Several baselines displayed
Timerange: 00/14:52:33 to 00/14:53:29

Plot file version 158 created 23-APR-2024 16:14:27
J0529+3209 EB100E 1.UVDATA.1
Freq = 4.6005 GHz, Bw = 32.000 MH No calibration applied and no bandpass applied

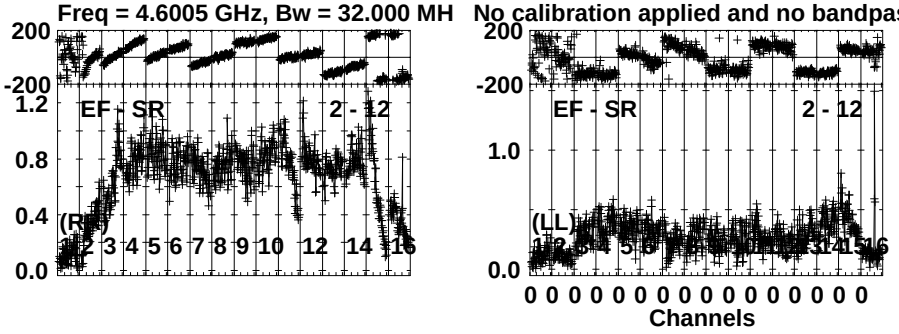

Lower frame: Milli Ampl Jy Top frame: Phas deg
Vector averaged cross-power spectrum Several baselines displayed
Timerange: 00/14:52:33 to 00/14:53:29

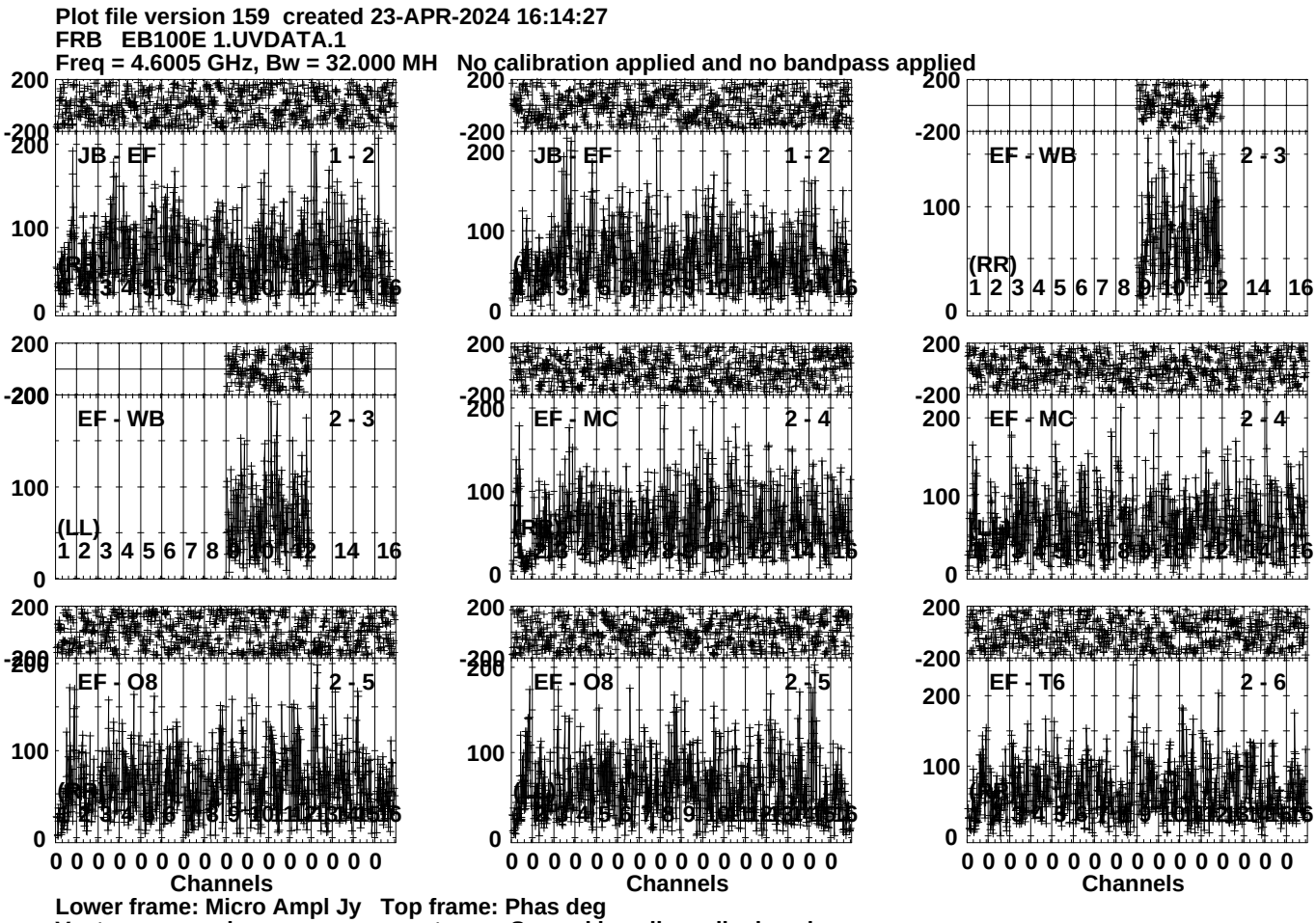
Plot file version 159 created 23-APR-2024 16:14:27
FRB EB100E 1.UVDATA.1
Freq = 4.6005 GHz, Bw = 32.000 MH No calibration applied and no bandpass applied
JB - EF 1 - 2
JB - EF 1 - 2
EF - WB 2 - 3
EF - WB 2 - 3
EF - MC 2 - 4
EF - MC 2 - 4
EF - O8 2 - 5
EF - O8 2 - 5
EF - T6 2 - 6
(RR)
(LL)
Channels
Lower frame: Micro Ampl Jy Top frame: Phas deg
Vector averaged cross-power spectrum Several baselines displayed
Timerange: 00/14:53:31 to 00/14:56:59

Plot file version 160 created 23-APR-2024 16:14:27
FRB EB100E 1.UVDATA.1
Freq = 4.6005 GHz, Bw = 32.000 MH No calibration applied and no bandpass applied

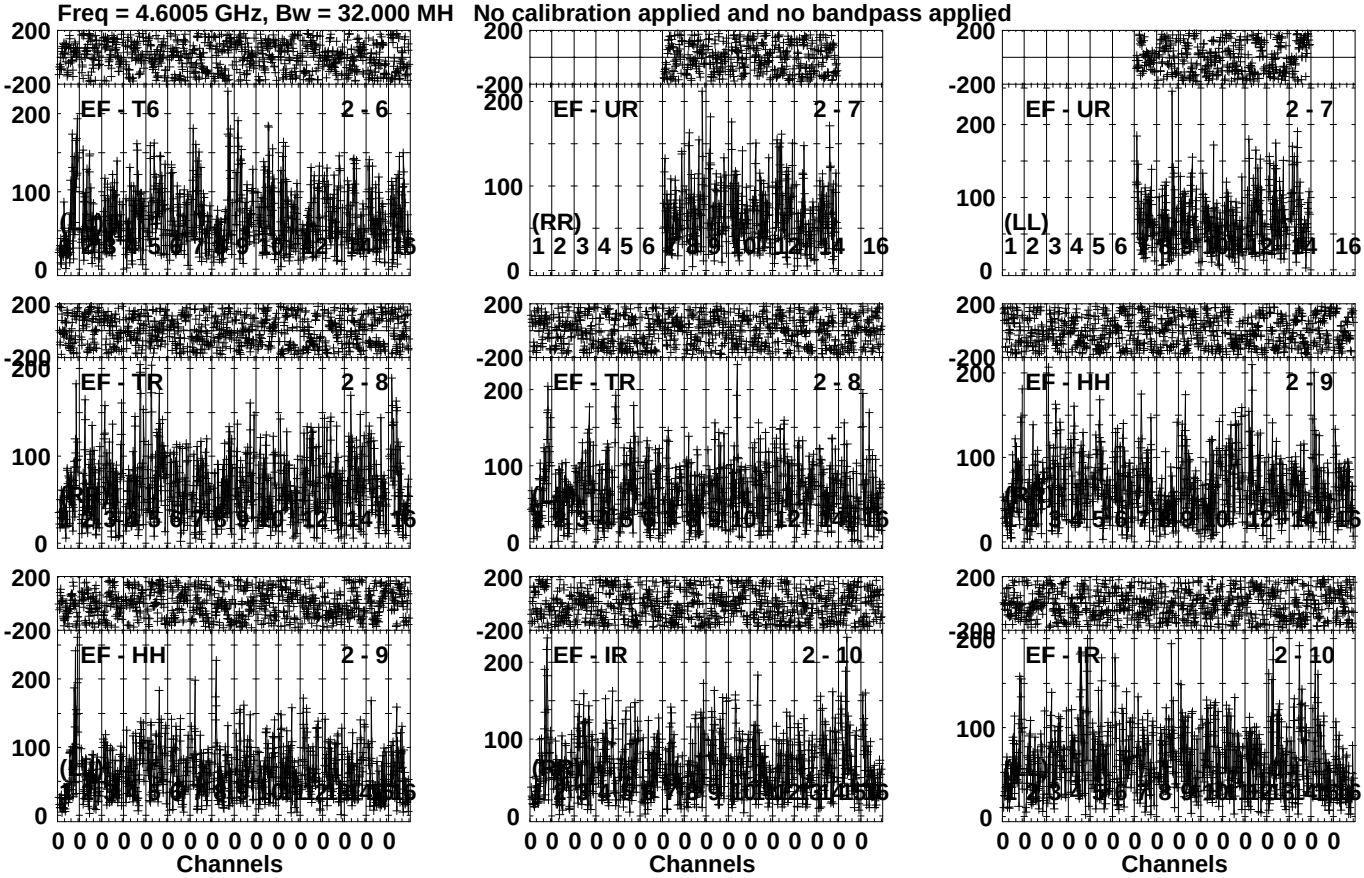

Lower frame: Micro Ampl Jy Top frame: Phas deg
Vector averaged cross-power spectrum Several baselines displayed
Timerange: 00/14:53:31 to 00/14:56:59

Plot file version 161 created 23-APR-2024 16:14:27
FRB EB100E 1.UVDATA.1
Freq = 4.6005 GHz, Bw = 32.000 MH No calibration applied and no bandpass applied

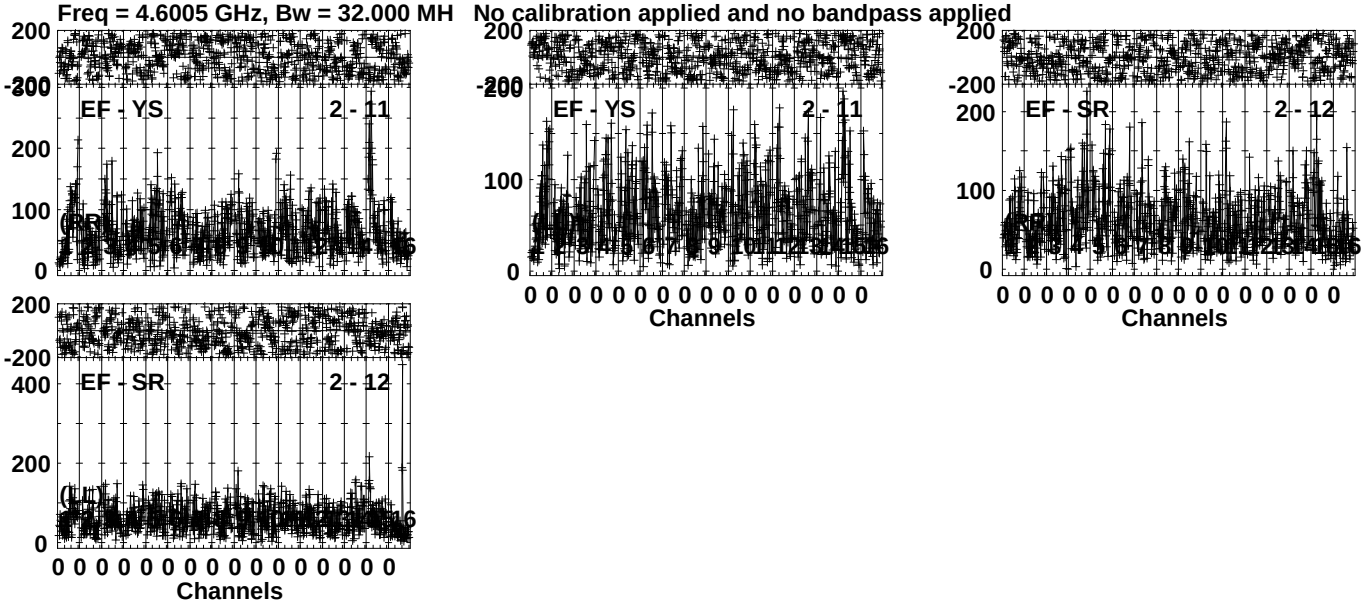

Lower frame: Micro Ampl Jy Top frame: Phas deg
Vector averaged cross-power spectrum Several baselines displayed
Timerange: 00/14:53:31 to 00/14:56:59

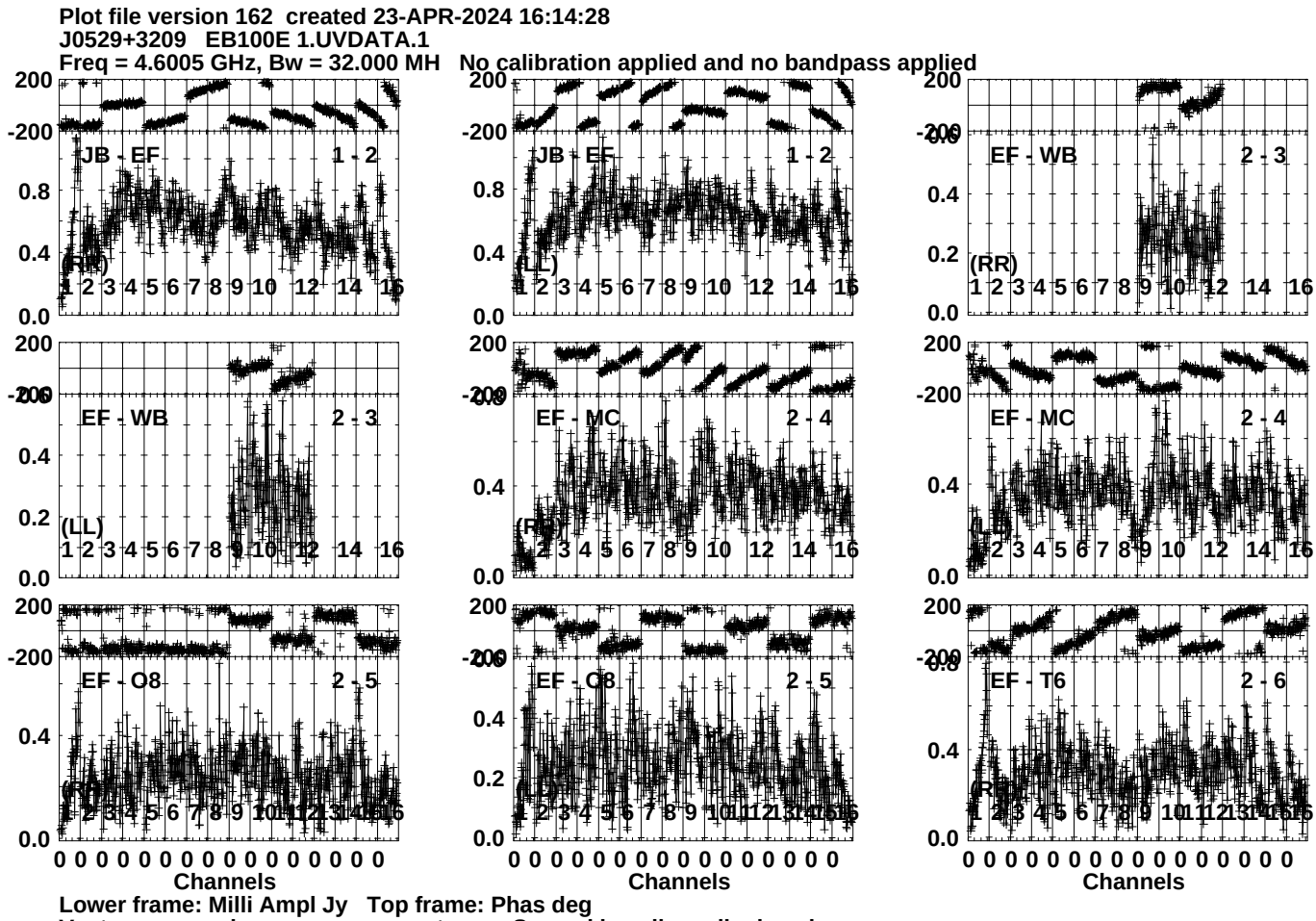
Plot file version 162 created 23-APR-2024 16:14:28
J0529+3209 EB100E 1.UVDATA.1
Freq = 4.6005 GHz, Bw = 32.000 MH No calibration applied and no bandpass applied
JB - EF 1 - 2
(RR)
JB - EF 1 - 2
(LL)
EF - WB 2 - 3
(RR)
EF - WB 2 - 3
(LL)
EF - MC 2 - 4
(RR)
EF - MC 2 - 4
(LL)
EF - O8 2 - 5
(RR)
EF - O8 2 - 5
(LL)
EF - T6 2 - 6
(RR)
Channels
Channels
Channels
Lower frame: Milli Ampl Jy Top frame: Phas deg
Vector averaged cross-power spectrum Several baselines displayed
Timerange: 00/14:57:01 to 00/14:58:29

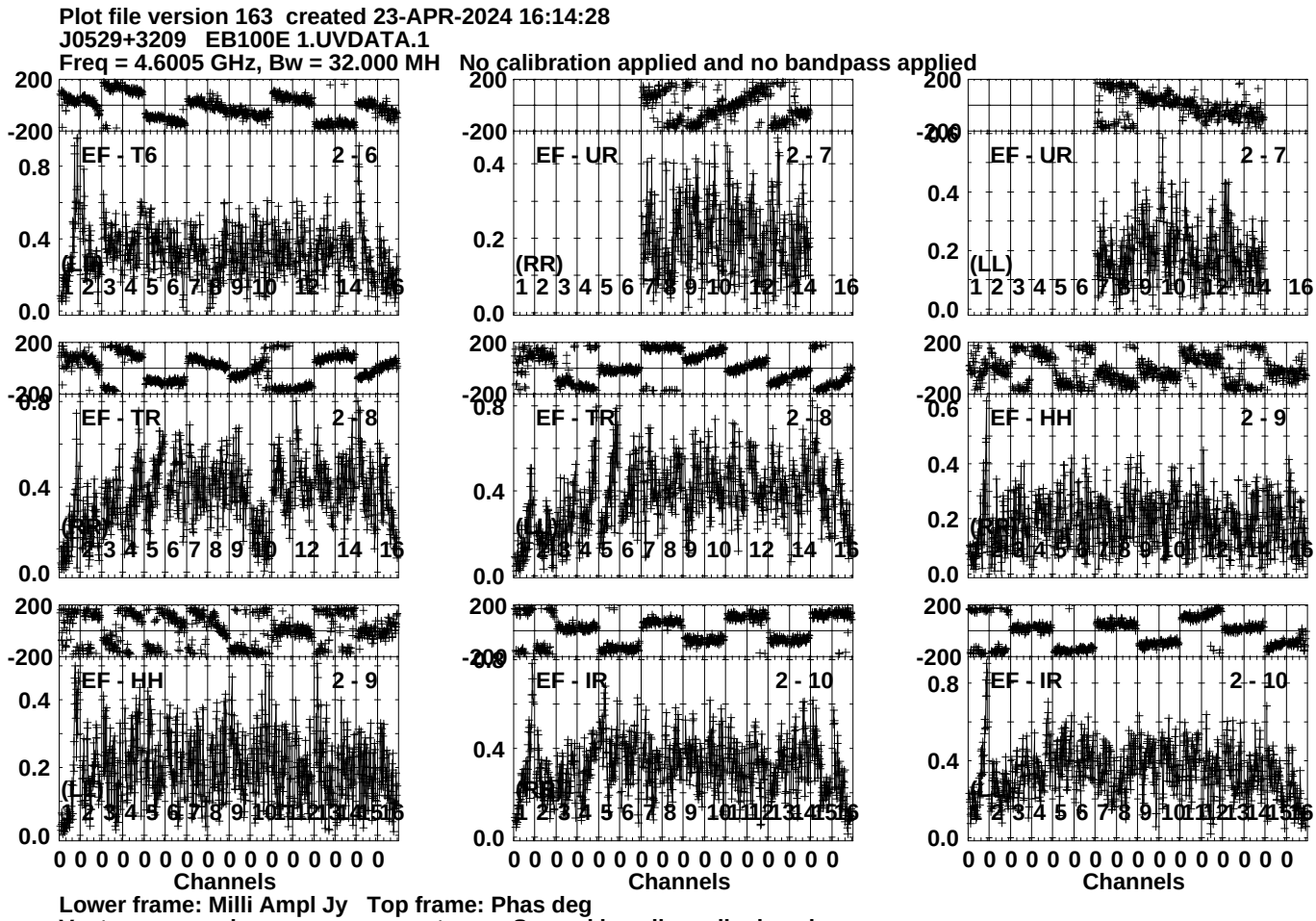
Plot file version 163 created 23-APR-2024 16:14:28
J0529+3209 EB100E 1.UVDATA.1
Freq = 4.6005 GHz, Bw = 32.000 MH No calibration applied and no bandpass applied
EF - T6 2 - 6
EF - UR 2 - 7
EF - UR 2 - 7
EF - TR 2 - 8
EF - TR 2 - 8
EF - HH 2 - 9
EF - HH 2 - 9
EF - IR 2 - 10
EF - IR 2 - 10
(RR)
(LL)
Channels
Lower frame: Milli Ampl Jy Top frame: Phas deg
Vector averaged cross-power spectrum Several baselines displayed
Timerange: 00/14:57:01 to 00/14:58:29

Plot file version 164 created 23-APR-2024 16:14:28
J0529+3209 EB100E 1.UVDATA.1
Freq = 4.6005 GHz, Bw = 32.000 MH No calibration applied and no bandpass applied

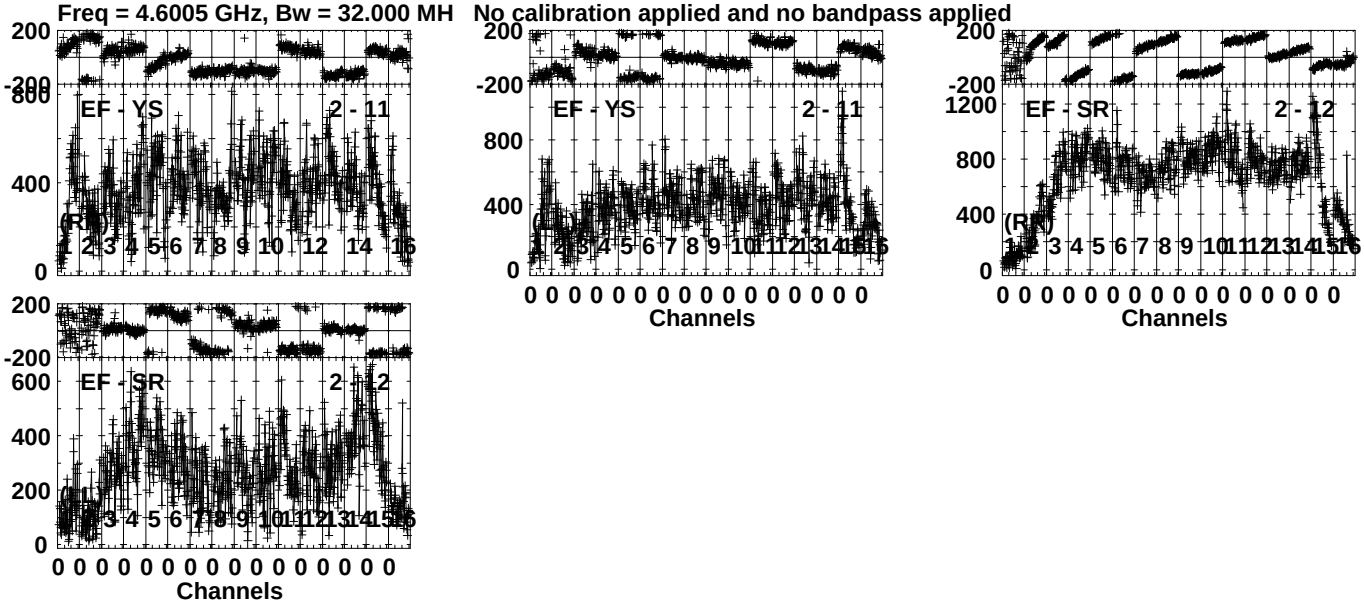

Lower frame: Micro Ampl Jy Top frame: Phas deg
Vector averaged cross-power spectrum Several baselines displayed
Timerange: 00/14:57:01 to 00/14:58:29

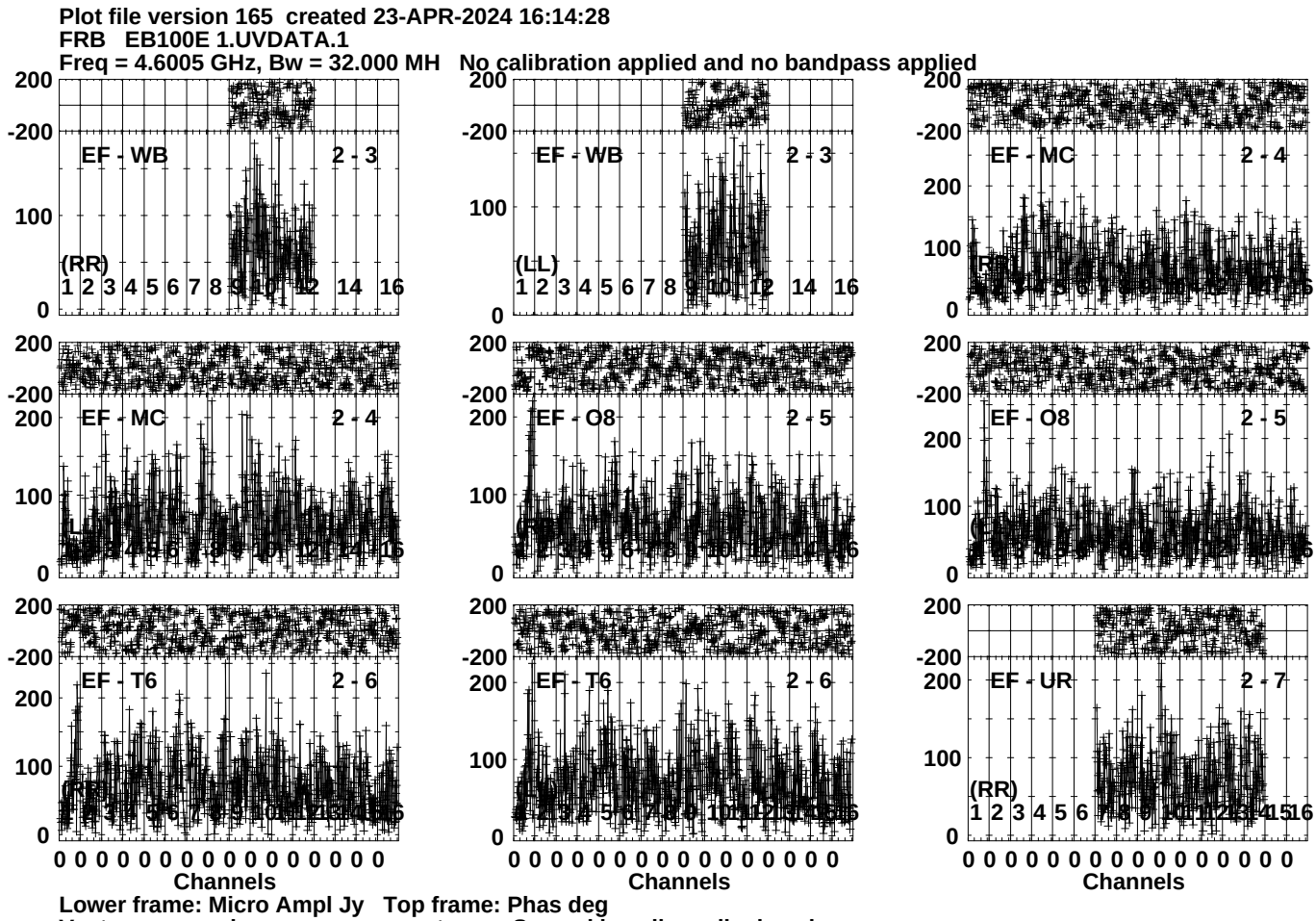
Plot file version 165 created 23-APR-2024 16:14:28
FRB EB100E 1.UVDATA.1
Freq = 4.6005 GHz, Bw = 32.000 MH No calibration applied and no bandpass applied
EF - WB 2 - 3
(RR)
EF - WB 2 - 3
(LL)
EF - MC 2 - 4
EF - MC 2 - 4
EF - O8 2 - 5
EF - O8 2 - 5
EF - T6 2 - 6
EF - T6 2 - 6
EF - UR 2 - 7
(RR)
Channels
Channels
Channels
Lower frame: Micro Ampl Jy Top frame: Phas deg
Vector averaged cross-power spectrum Several baselines displayed
Timerange: 00/14:58:31 to 00/15:01:59

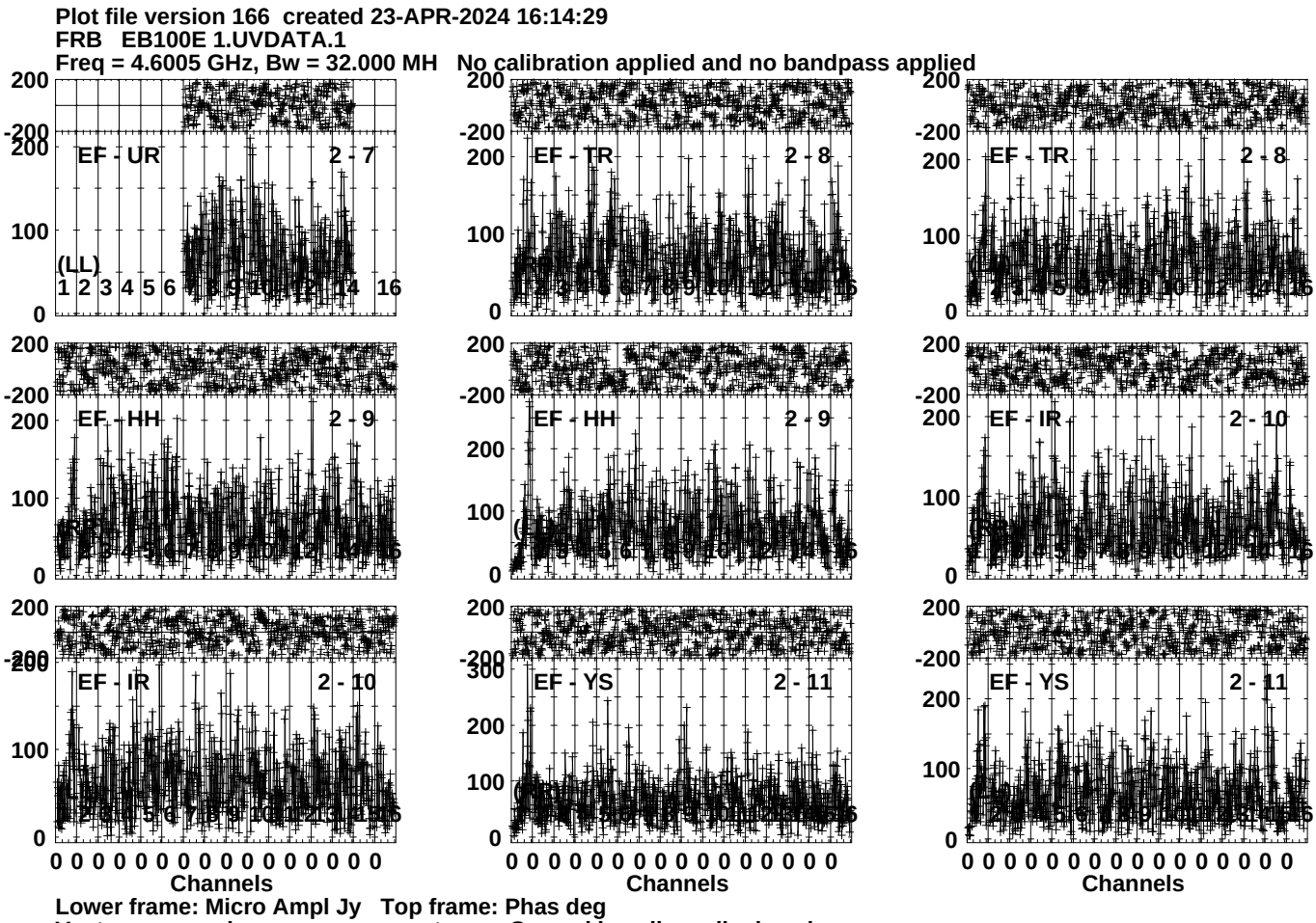
Plot file version 166 created 23-APR-2024 16:14:29
FRB EB100E 1.UVDATA.1
Freq = 4.6005 GHz, Bw = 32.000 MH No calibration applied and no bandpass applied
EF - UR 2 - 7
EF - TR 2 - 8
EF - TR 2 - 8
EF - HH 2 - 9
EF - HH 2 - 9
EF - IR 2 - 10
EF - IR 2 - 10
EF - YS 2 - 11
EF - YS 2 - 11
(LL)
Channels
Lower frame: Micro Ampl Jy Top frame: Phas deg
Vector averaged cross-power spectrum Several baselines displayed
Timerange: 00/14:58:31 to 00/15:01:59

Plot file version 167 created 23-APR-2024 16:14:29
FRB EB100E 1.UVDATA.1
Freq = 4.6005 GHz, Bw = 32.000 MH No calibration applied and no bandpass applied

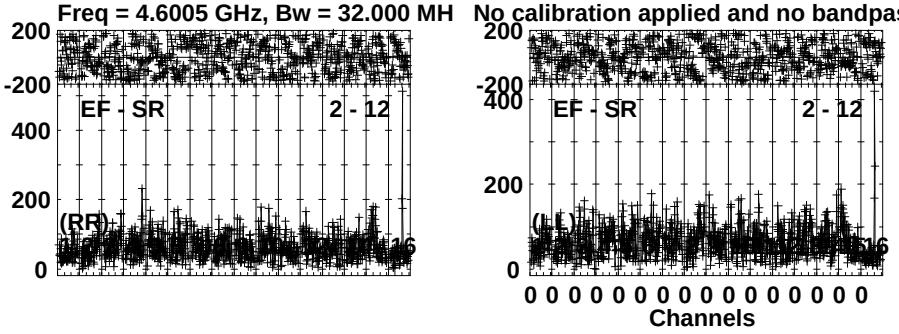

Lower frame: Micro Ampl Jy Top frame: Phas deg
Vector averaged cross-power spectrum Several baselines displayed
Timerange: 00/14:58:31 to 00/15:01:59

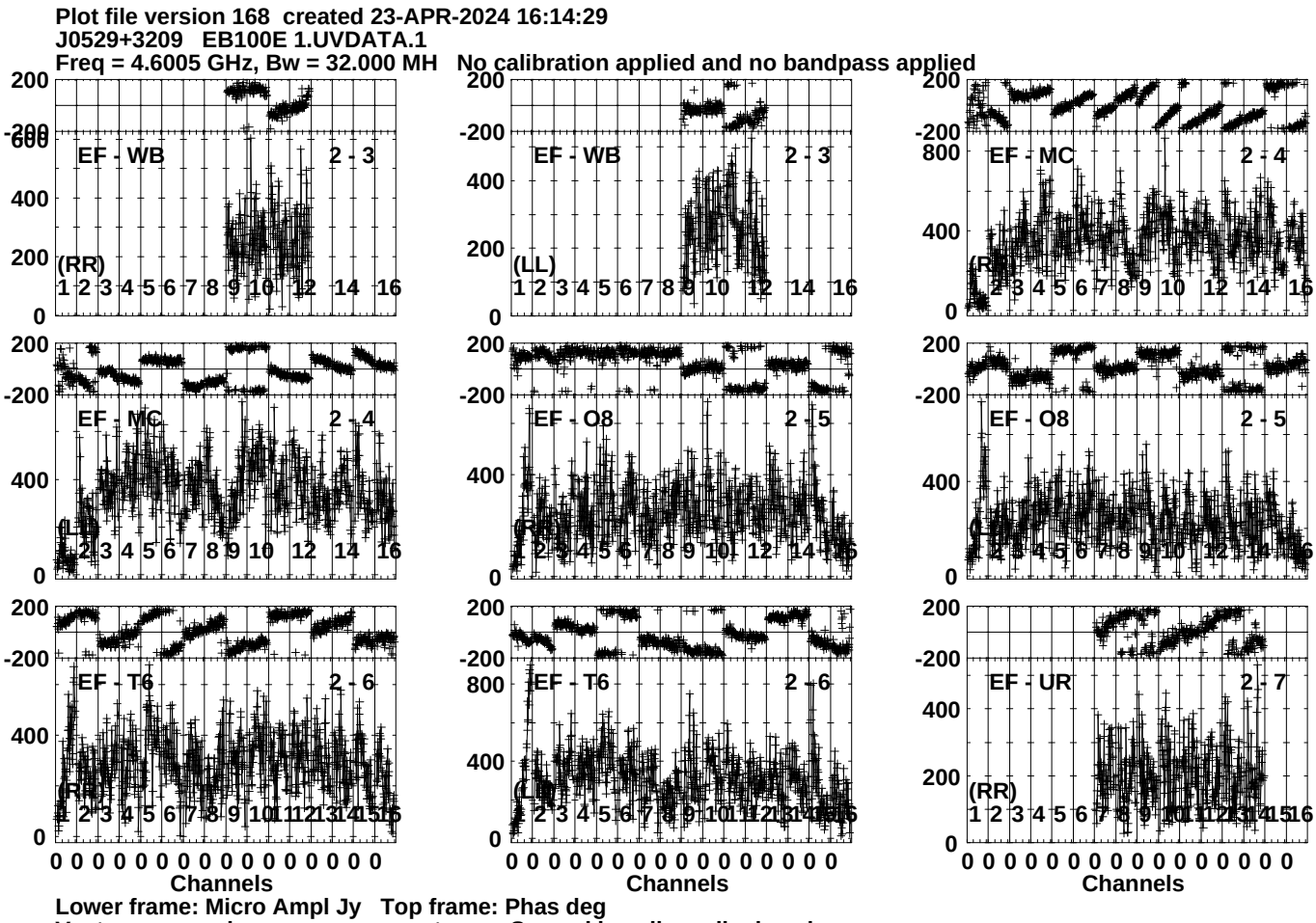
Plot file version 168 created 23-APR-2024 16:14:29
J0529+3209 EB100E 1.UVDATA.1
Freq = 4.6005 GHz, Bw = 32.000 MH No calibration applied and no bandpass applied
EF - WB 2 - 3
(RR)
EF - WB 2 - 3
(LL)
EF - MC 2 - 4
EF - MC 2 - 4
EF - O8 2 - 5
EF - O8 2 - 5
EF - T6 2 - 6
EF - T6 2 - 6
EF - UR 2 - 7
(RR)
Channels
Channels
Channels
Lower frame: Micro Ampl Jy Top frame: Phas deg
Vector averaged cross-power spectrum Several baselines displayed
Timerange: 00/15:02:33 to 00/15:03:29

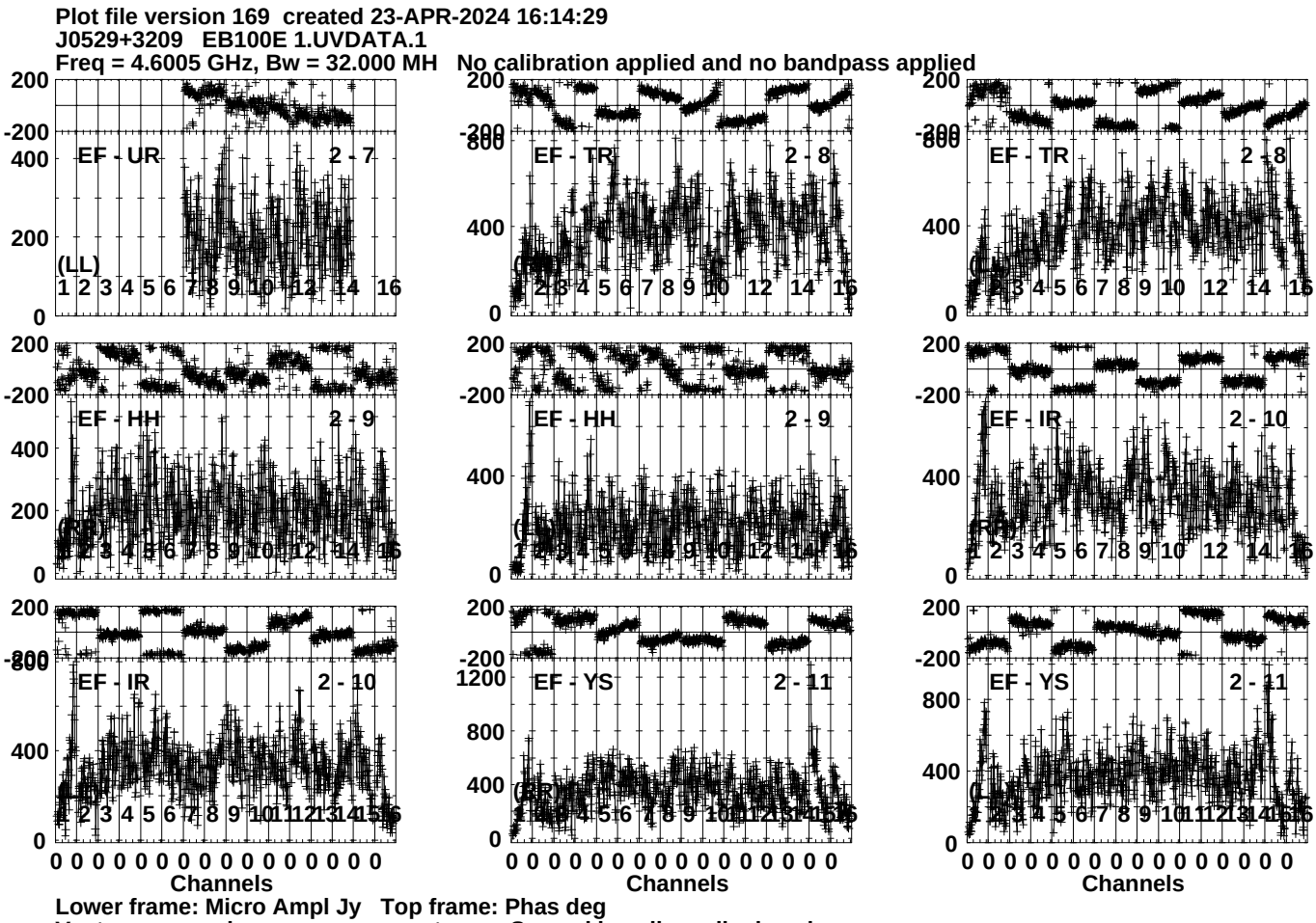
Plot file version 169 created 23-APR-2024 16:14:29
J0529+3209 EB100E 1.UVDATA.1
Freq = 4.6005 GHz, Bw = 32.000 MH No calibration applied and no bandpass applied
EF - UR 2 - 7
EF - TR 2 - 8
EF - TR 2 - 8
EF - HH 2 - 9
EF - HH 2 - 9
EF - IR 2 - 10
EF - IR 2 - 10
EF - YS 2 - 11
EF - YS 2 - 11
(LL)
(RR)
Channels
Lower frame: Micro Ampl Jy Top frame: Phas deg
Vector averaged cross-power spectrum Several baselines displayed
Timerange: 00/15:02:33 to 00/15:03:29

Plot file version 170 created 23-APR-2024 16:14:30
J0529+3209 EB100E 1.UVDATA.1
Freq = 4.6005 GHz, Bw = 32.000 MH No calibration applied and no bandpass applied

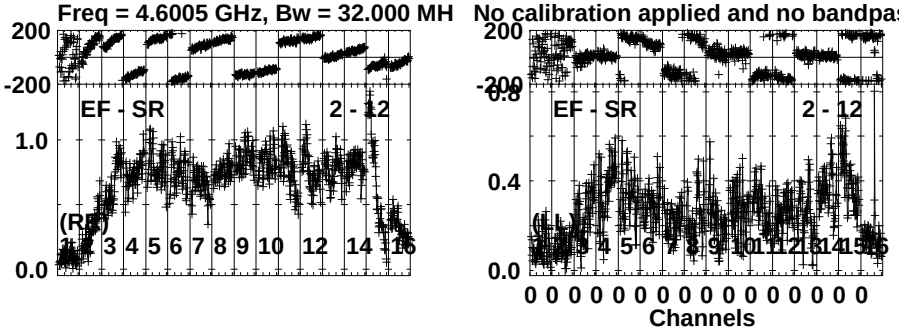

Lower frame: Milli Ampl Jy Top frame: Phas deg
Vector averaged cross-power spectrum Several baselines displayed
Timerange: 00/15:02:33 to 00/15:03:29

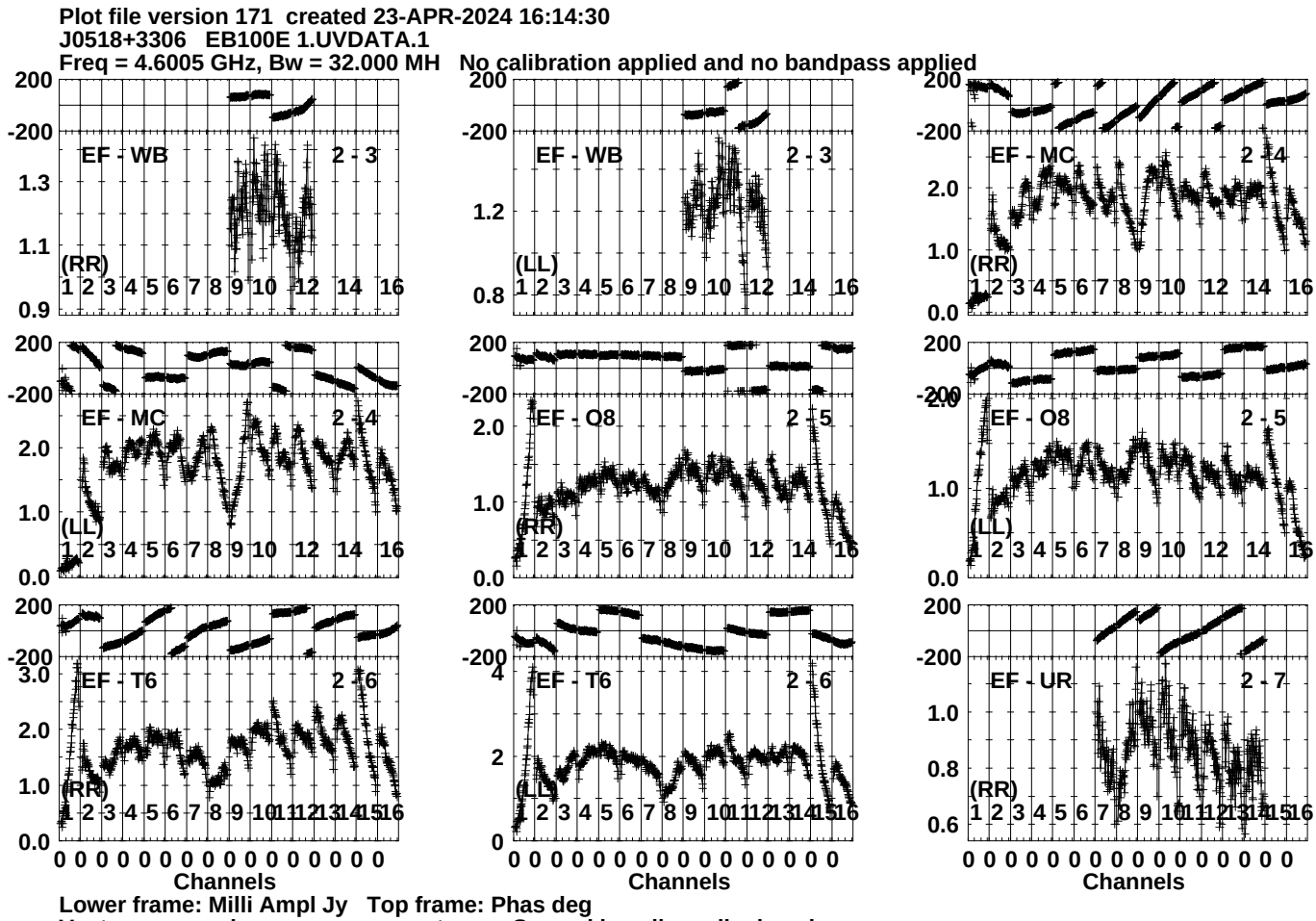
Plot file version 171 created 23-APR-2024 16:14:30
J0518+3306 EB100E 1.UVDATA.1
Freq = 4.6005 GHz, Bw = 32.000 MH No calibration applied and no bandpass applied
EF - WB 2 - 3
(RR)
EF - WB 2 - 3
(LL)
EF - MC 2 - 4
(RR)
EF - MC 2 - 4
(LL)
EF - O8 2 - 5
(RR)
EF - O8 2 - 5
(LL)
EF - T6 2 - 6
(RR)
EF - T6 2 - 6
(LL)
EF - UR 2 - 7
(RR)
Channels
Channels
Channels
Lower frame: Milli Ampl Jy Top frame: Phas deg
Vector averaged cross-power spectrum Several baselines displayed
Timerange: 00/15:04:03 to 00/15:06:59

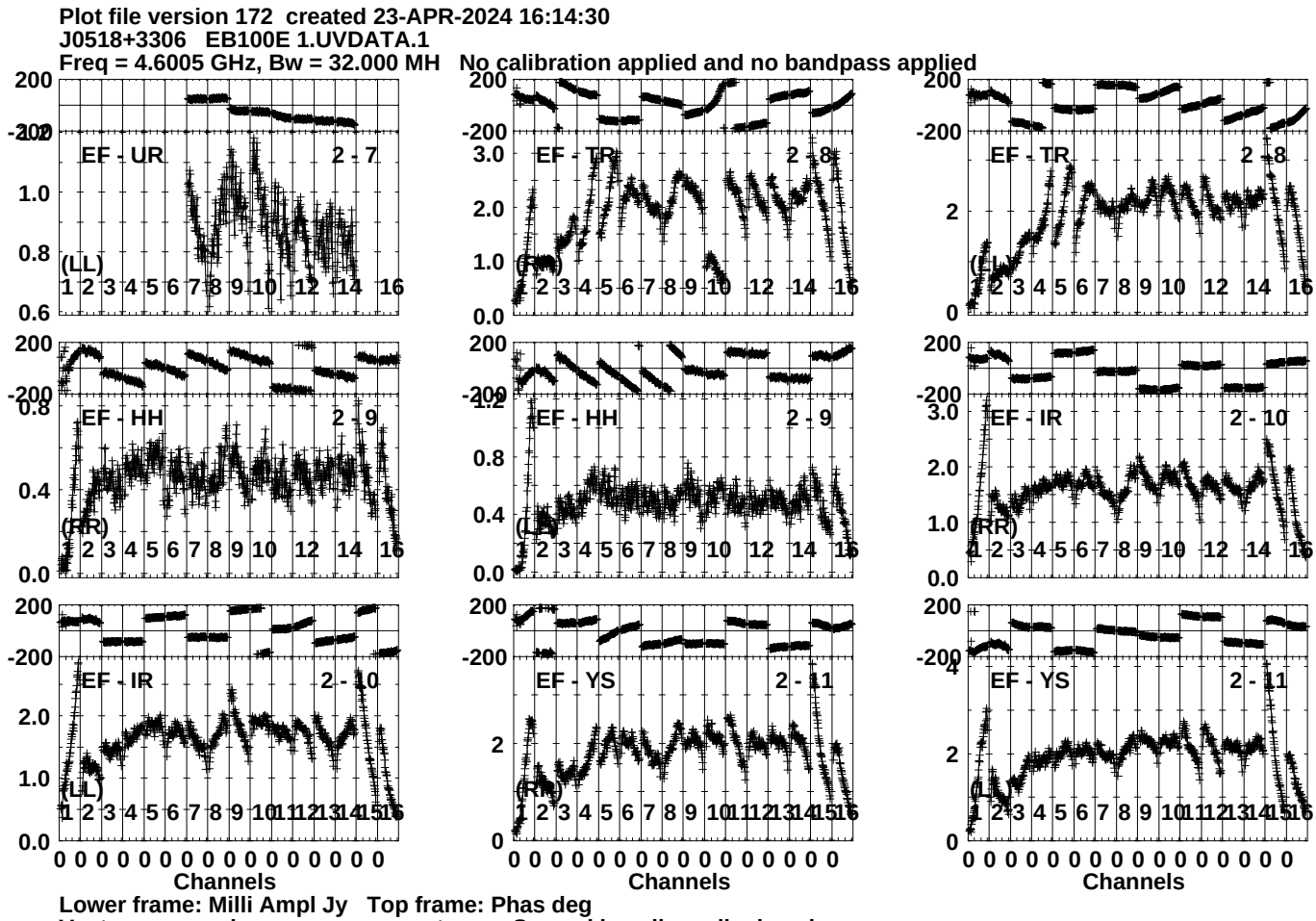
Plot file version 172 created 23-APR-2024 16:14:30
J0518+3306 EB100E 1.UVDATA.1
Freq = 4.6005 GHz, Bw = 32.000 MH No calibration applied and no bandpass applied
EF - UR 2 - 7
(LL)
EF - TR 2 - 8
(RR)
EF - TR 2 - 8
(LL)
EF - HH 2 - 9
(RR)
EF - HH 2 - 9
(LL)
EF - IR 2 - 10
(RR)
EF - IR 2 - 10
(LL)
EF - YS 2 - 11
(RR)
EF - YS 2 - 11
(LL)
Channels
Channels
Channels
Lower frame: Milli Ampl Jy Top frame: Phas deg
Vector averaged cross-power spectrum Several baselines displayed
Timerange: 00/15:04:03 to 00/15:06:59

Plot file version 173 created 23-APR-2024 16:14:30
J0518+3306 EB100E 1.UVDATA.1
Freq = 4.6005 GHz, Bw = 32.000 MH No calibration applied and no bandpass applied

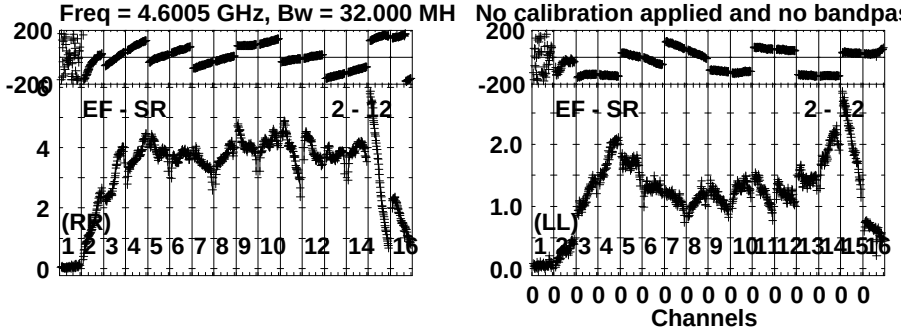

Lower frame: Milli Ampl Jy Top frame: Phas deg
Vector averaged cross-power spectrum Several baselines displayed
Timerange: 00/15:04:03 to 00/15:06:59

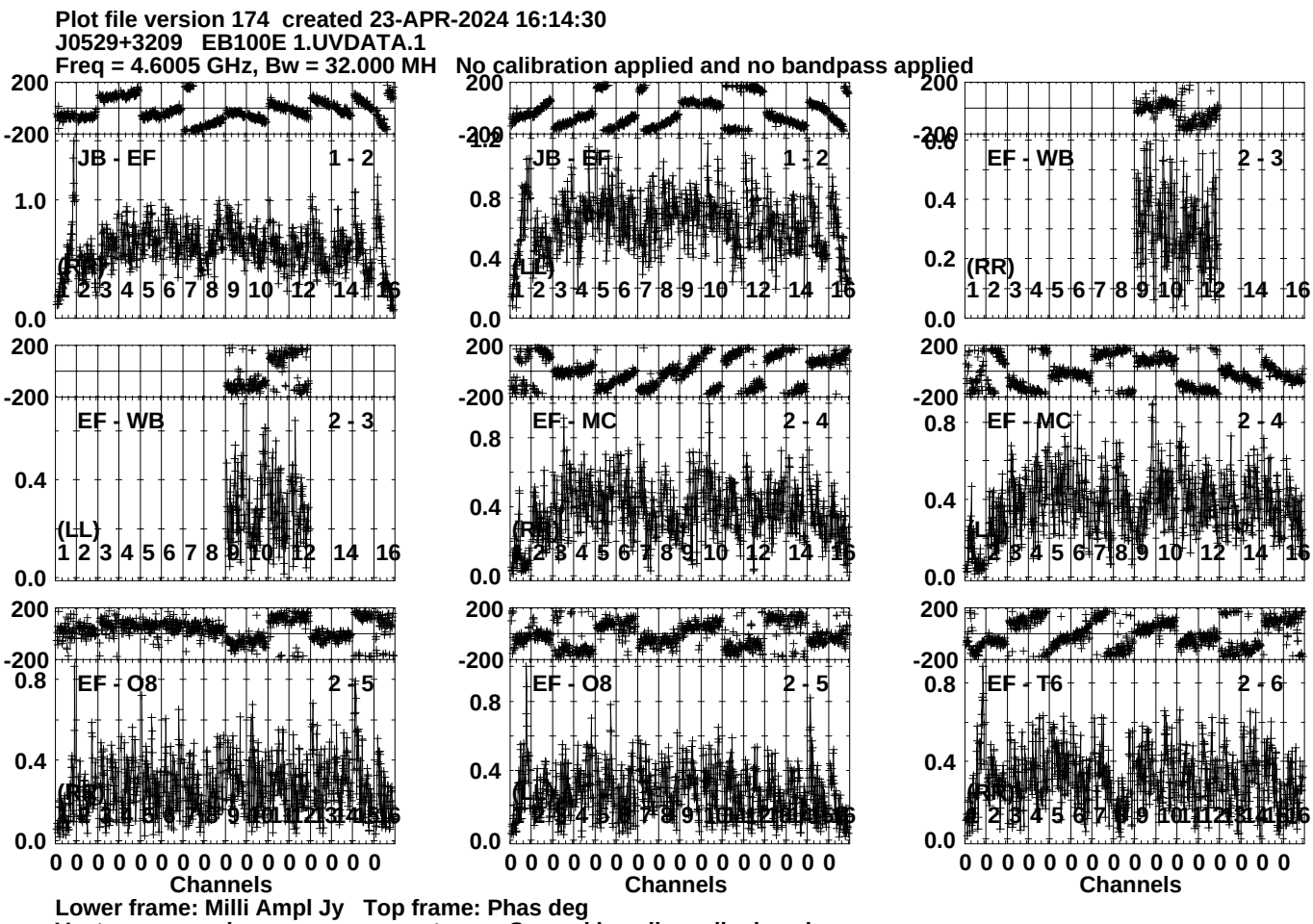
Plot file version 174 created 23-APR-2024 16:14:30
J0529+3209 EB100E 1.UVDATA.1
Freq = 4.6005 GHz, Bw = 32.000 MH No calibration applied and no bandpass applied
JB - EF 1 - 2
(RR)
JB - EF 1 - 2
(LL)
EF - WB 2 - 3
(RR)
EF - WB 2 - 3
(LL)
EF - MC 2 - 4
(RR)
EF - MC 2 - 4
(LL)
EF - O8 2 - 5
(RR)
EF - O8 2 - 5
(LL)
EF - T6 2 - 6
(RR)
Channels
Channels
Channels
Lower frame: Milli Ampl Jy Top frame: Phas deg
Vector averaged cross-power spectrum Several baselines displayed
Timerange: 00/15:07:01 to 00/15:08:29

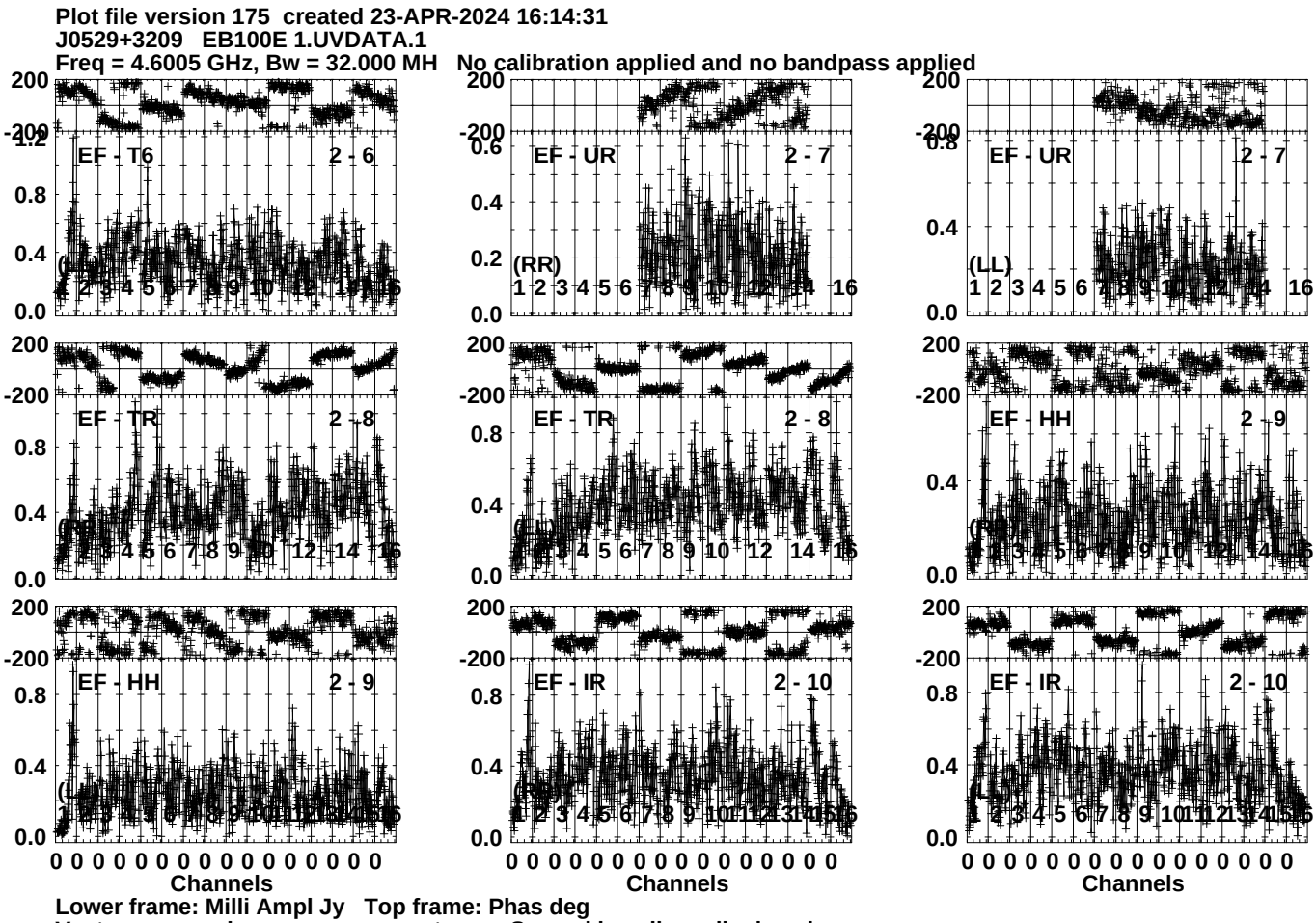
Plot file version 175 created 23-APR-2024 16:14:31
J0529+3209 EB100E 1.UVDATA.1
Freq = 4.6005 GHz, Bw = 32.000 MH No calibration applied and no bandpass applied
EF - T6 2 - 6
EF - UR 2 - 7
EF - UR 2 - 7
EF - TR 2 - 8
EF - TR 2 - 8
EF - HH 2 - 9
EF - HH 2 - 9
EF - IR 2 - 10
EF - IR 2 - 10
(RR)
(LL)
Channels
Lower frame: Milli Ampl Jy Top frame: Phas deg
Vector averaged cross-power spectrum Several baselines displayed
Timerange: 00/15:07:01 to 00/15:08:29

Plot file version 176 created 23-APR-2024 16:14:31
J0529+3209 EB100E 1.UVDATA.1
Freq = 4.6005 GHz, Bw = 32.000 MH No calibration applied and no bandpass applied

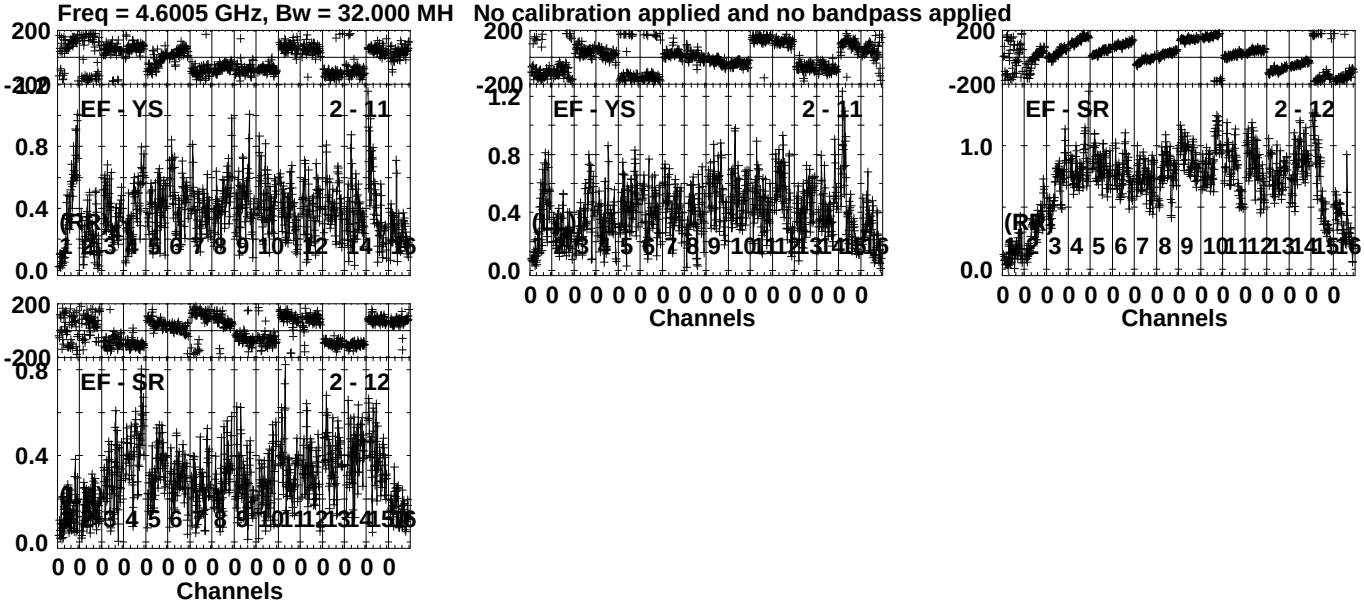

Lower frame: Milli Ampl Jy Top frame: Phas deg
Vector averaged cross-power spectrum Several baselines displayed
Timerange: 00/15:07:01 to 00/15:08:29

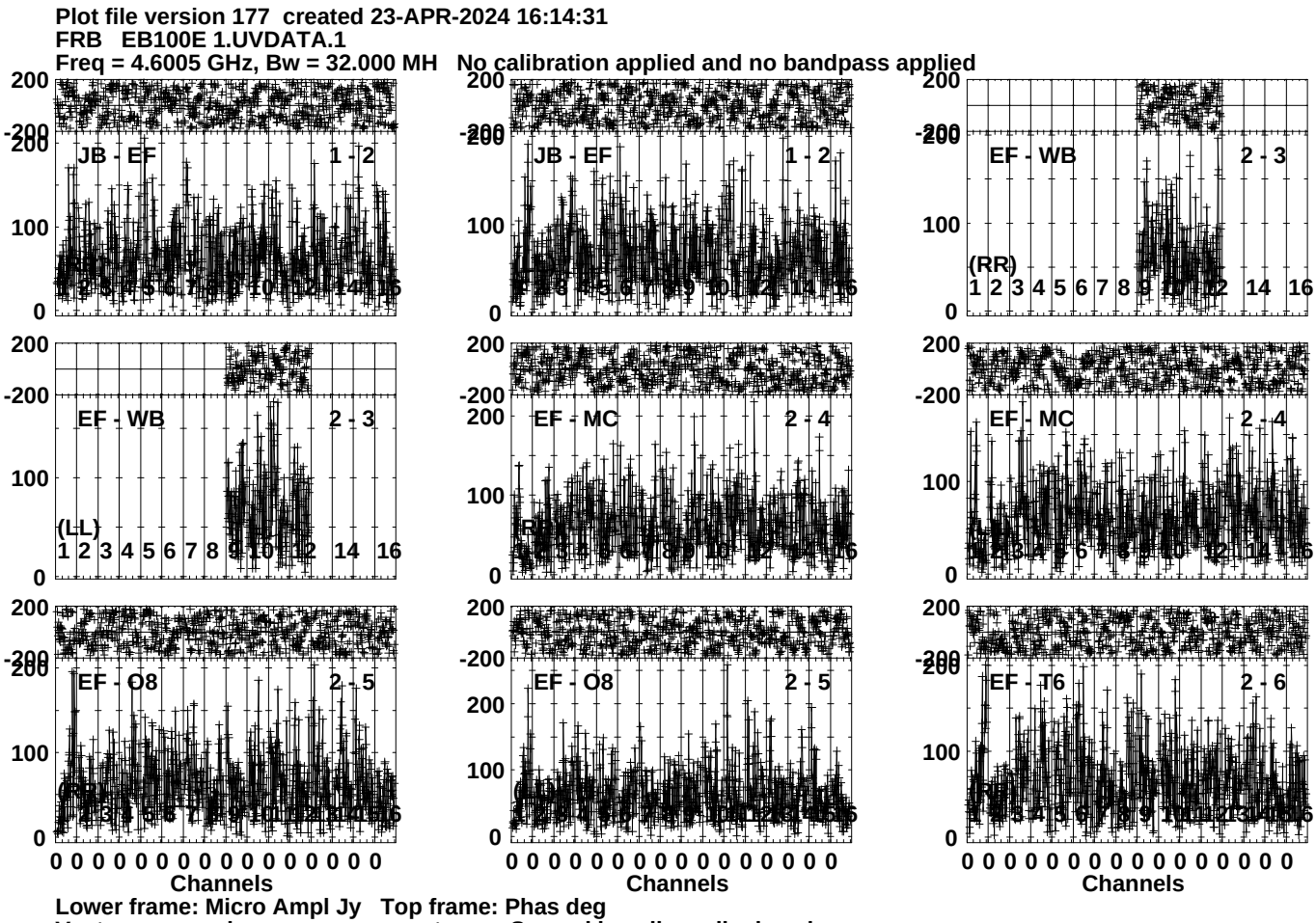
Plot file version 177 created 23-APR-2024 16:14:31
FRB EB100E 1.UVDATA.1
Freq = 4.6005 GHz, Bw = 32.000 MH No calibration applied and no bandpass applied
JB - EF 1 - 2
JB - EF 1 - 2
EF - WB 2 - 3
(RR)
EF - WB 2 - 3
(LL)
EF - MC 2 - 4
EF - MC 2 - 4
EF - O8 2 - 5
EF - O8 2 - 5
EF - T6 2 - 6
200
-200
100
0
1 2 3 4 5 6 7 8 9 10 12 14 16
0 0 0 0 0 0 0 0 0 0 0 0 0 0 0 0
Channels
Lower frame: Micro Ampl Jy Top frame: Phas deg
Vector averaged cross-power spectrum Several baselines displayed
Timerange: 00/15:08:31 to 00/15:11:59

Plot file version 178 created 23-APR-2024 16:14:32
FRB EB100E 1.UVDATA.1
Freq = 4.6005 GHz, Bw = 32.000 MH No calibration applied and no bandpass applied

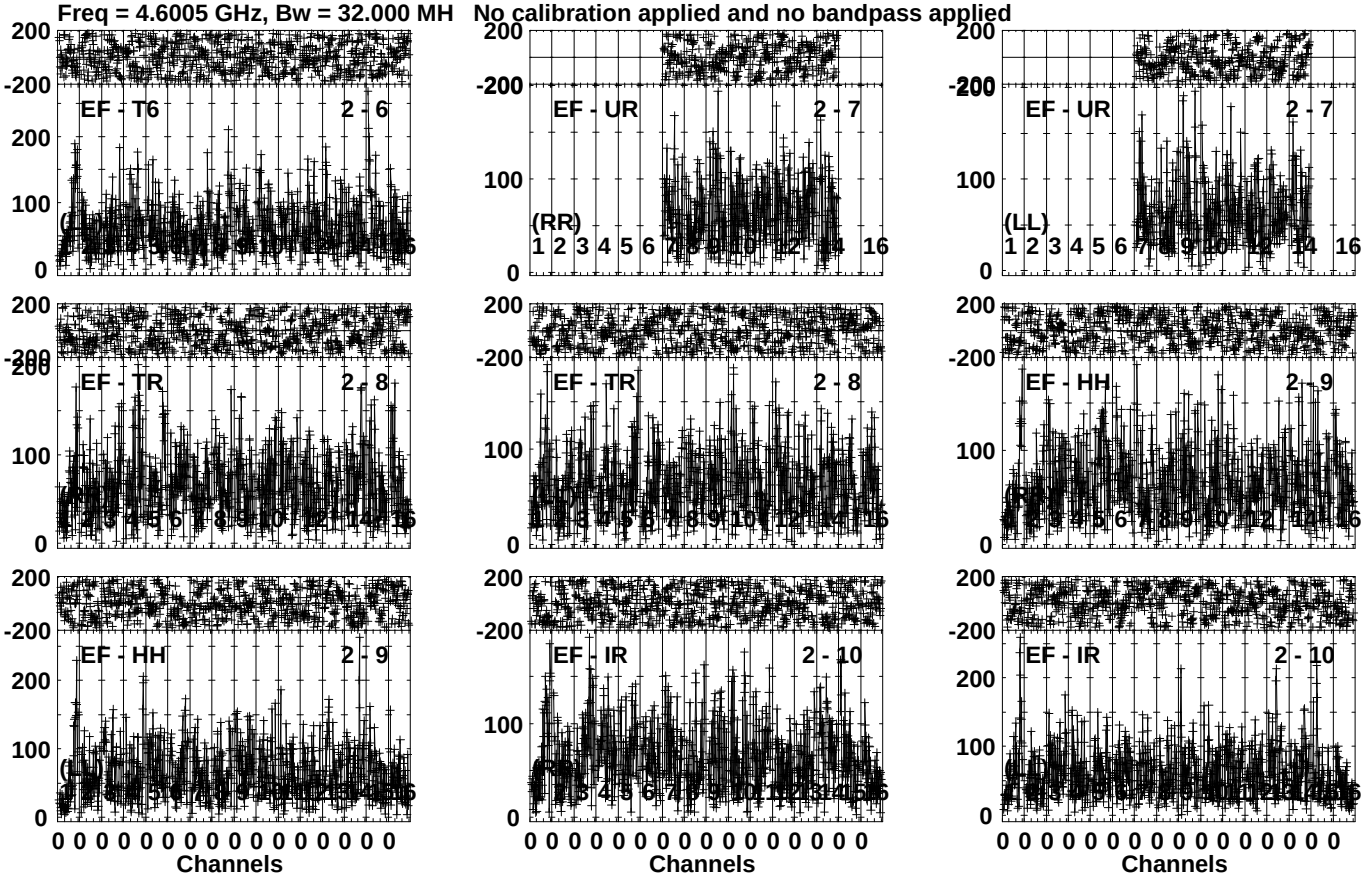

Lower frame: Micro Ampl Jy Top frame: Phas deg
Vector averaged cross-power spectrum Several baselines displayed
Timerange: 00/15:08:31 to 00/15:11:59

Plot file version 179 created 23-APR-2024 16:14:32
FRB EB100E 1.UVDATA.1
Freq = 4.6005 GHz, Bw = 32.000 MH No calibration applied and no bandpass applied

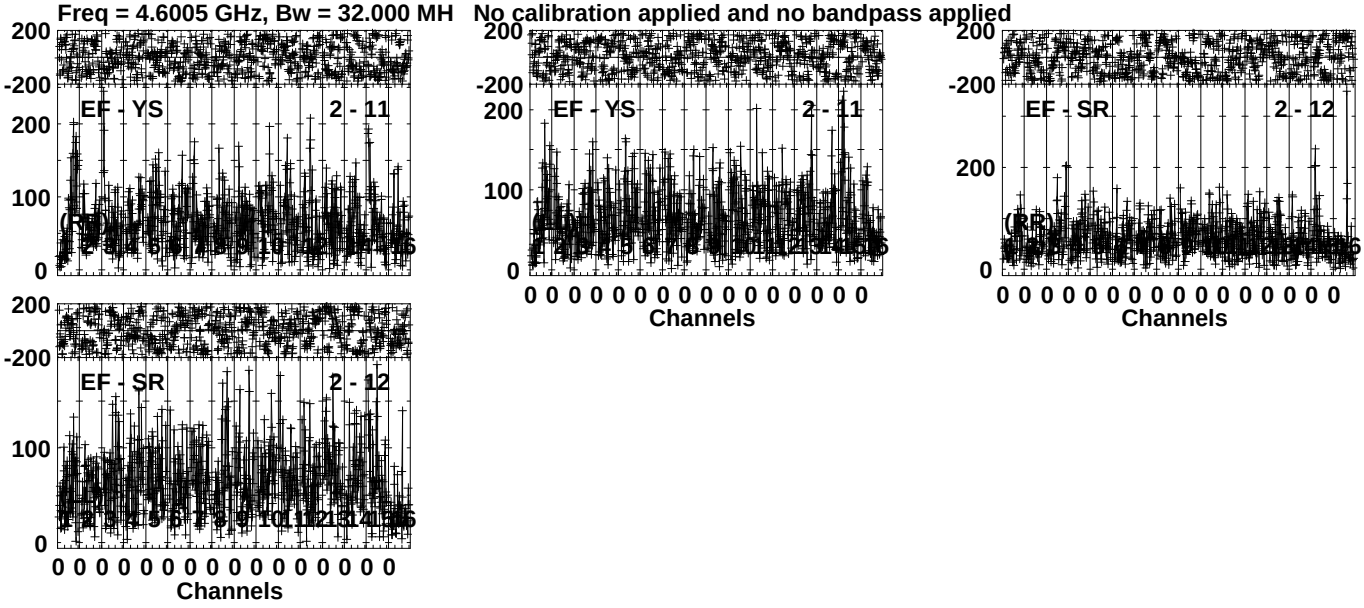

Lower frame: Micro Ampl Jy Top frame: Phas deg
Vector averaged cross-power spectrum Several baselines displayed
Timerange: 00/15:08:31 to 00/15:11:59

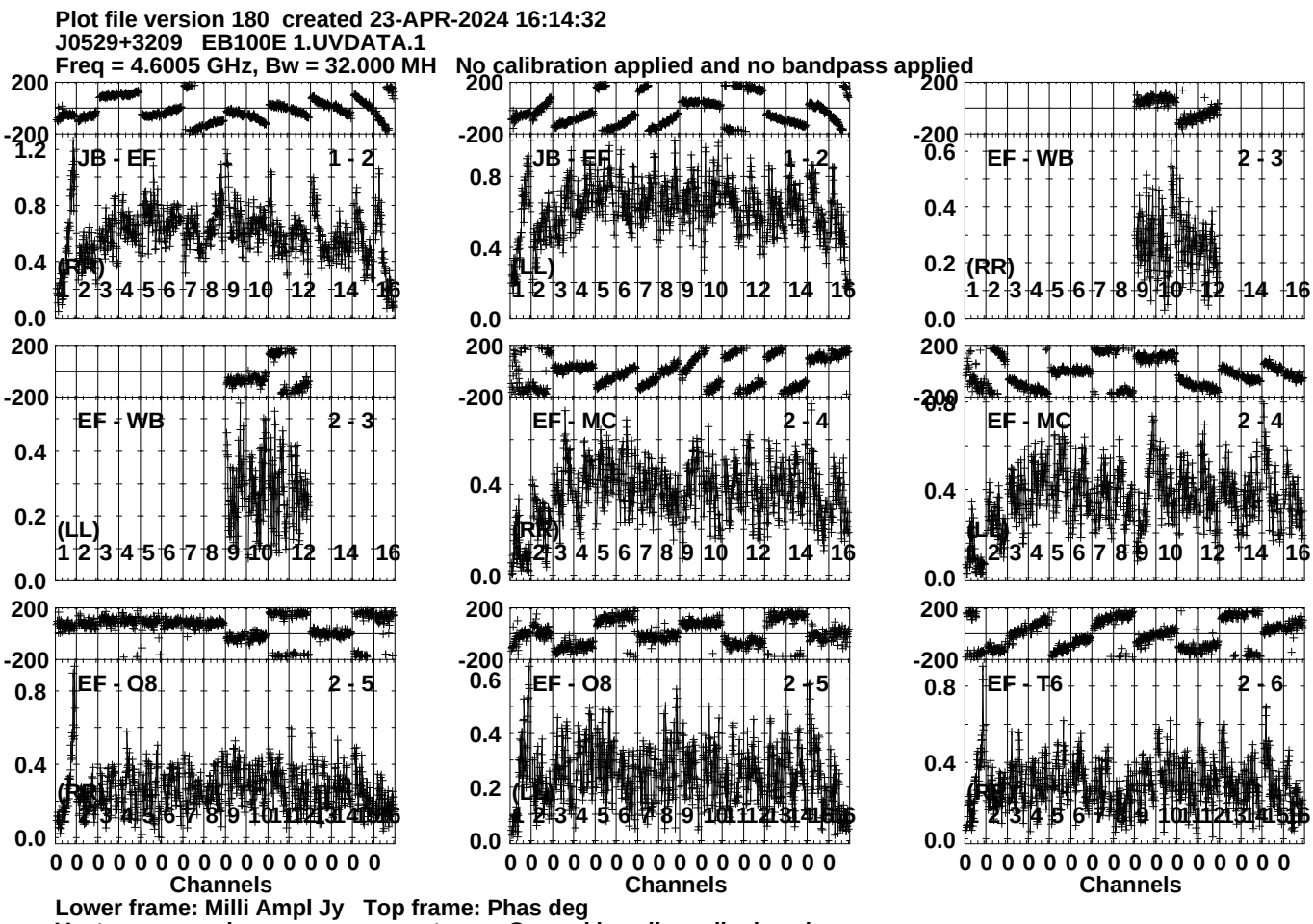
Plot file version 180 created 23-APR-2024 16:14:32
J0529+3209 EB100E 1.UVDATA.1
Freq = 4.6005 GHz, Bw = 32.000 MH No calibration applied and no bandpass applied
JB - EF 1 - 2
(RR)
JB - EF 1 - 2
(LL)
EF - WB 2 - 3
(RR)
EF - WB 2 - 3
(LL)
EF - MC 2 - 4
(RR)
EF - MC 2 - 4
(LL)
EF - O8 2 - 5
(RR)
EF - O8 2 - 5
(LL)
EF - T6 2 - 6
(RR)
Channels
Channels
Channels
Lower frame: Milli Ampl Jy Top frame: Phas deg
Vector averaged cross-power spectrum Several baselines displayed
Timerange: 00/15:12:33 to 00/15:13:29

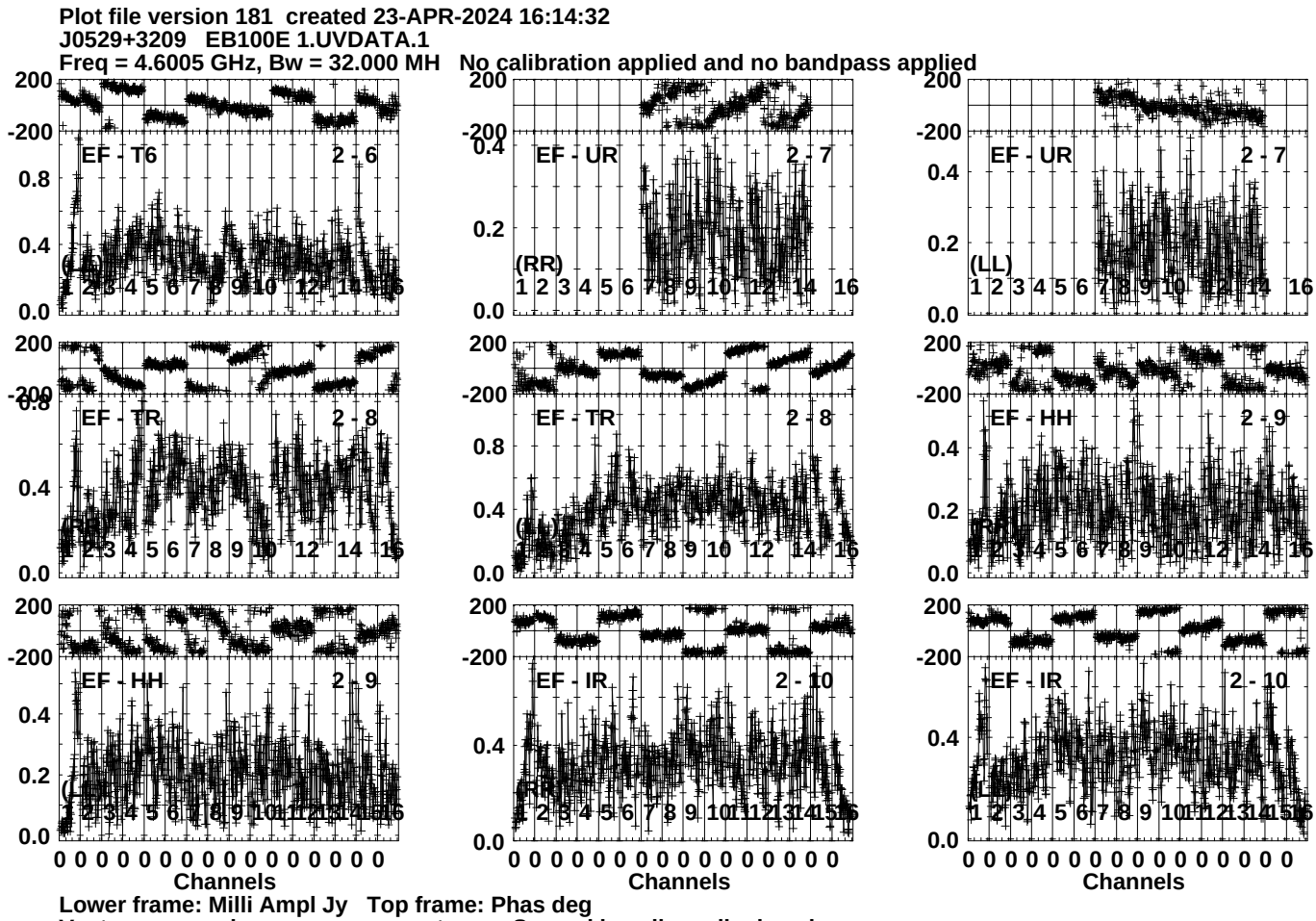
Plot file version 181 created 23-APR-2024 16:14:32
J0529+3209 EB100E 1.UVDATA.1
Freq = 4.6005 GHz, Bw = 32.000 MH No calibration applied and no bandpass applied
EF - T6 2 - 6
EF - UR 2 - 7
EF - UR 2 - 7
EF - TR 2 - 8
EF - TR 2 - 8
EF - HH 2 - 9
EF - HH 2 - 9
EF - IR 2 - 10
EF - IR 2 - 10
(LL)
(RR)
(LL)
(RL)
(LR)
(RR)
(LL)
Channels
Channels
Channels
Lower frame: Milli Ampl Jy Top frame: Phas deg
Vector averaged cross-power spectrum Several baselines displayed
Timerange: 00/15:12:33 to 00/15:13:29

Plot file version 182 created 23-APR-2024 16:14:33
J0529+3209 EB100E 1.UVDATA.1
Freq = 4.6005 GHz, Bw = 32.000 MH No calibration applied and no bandpass applied

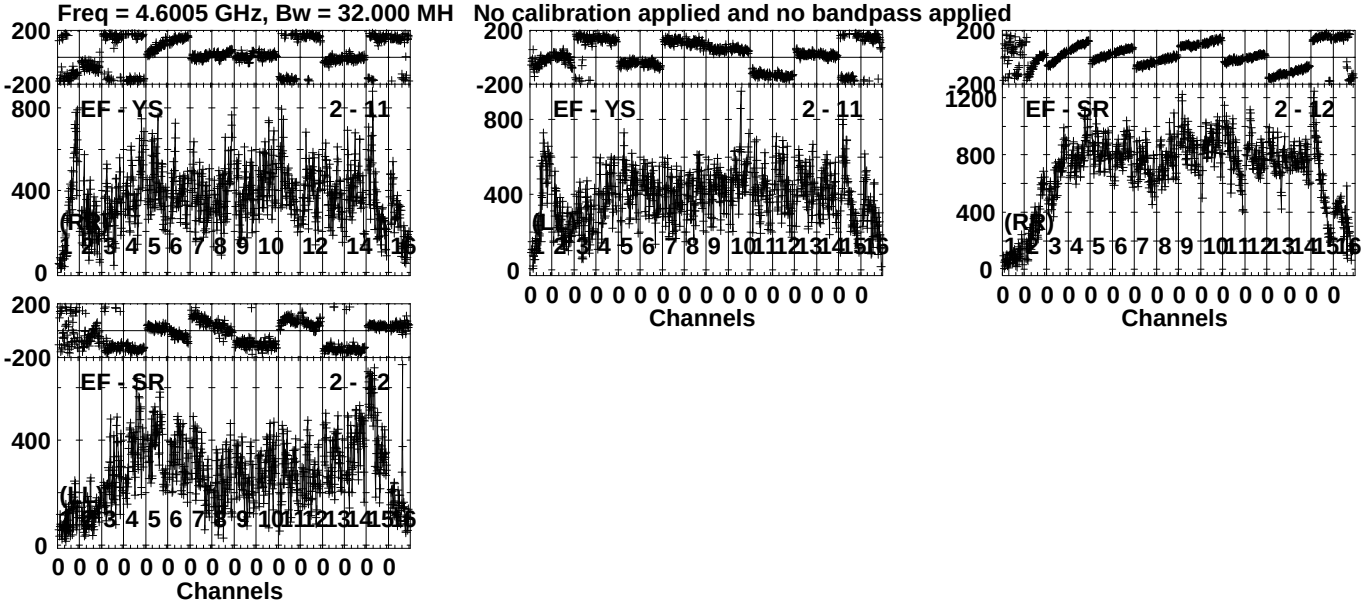

Lower frame: Micro Ampl Jy Top frame: Phas deg
Vector averaged cross-power spectrum Several baselines displayed
Timerange: 00/15:12:33 to 00/15:13:29

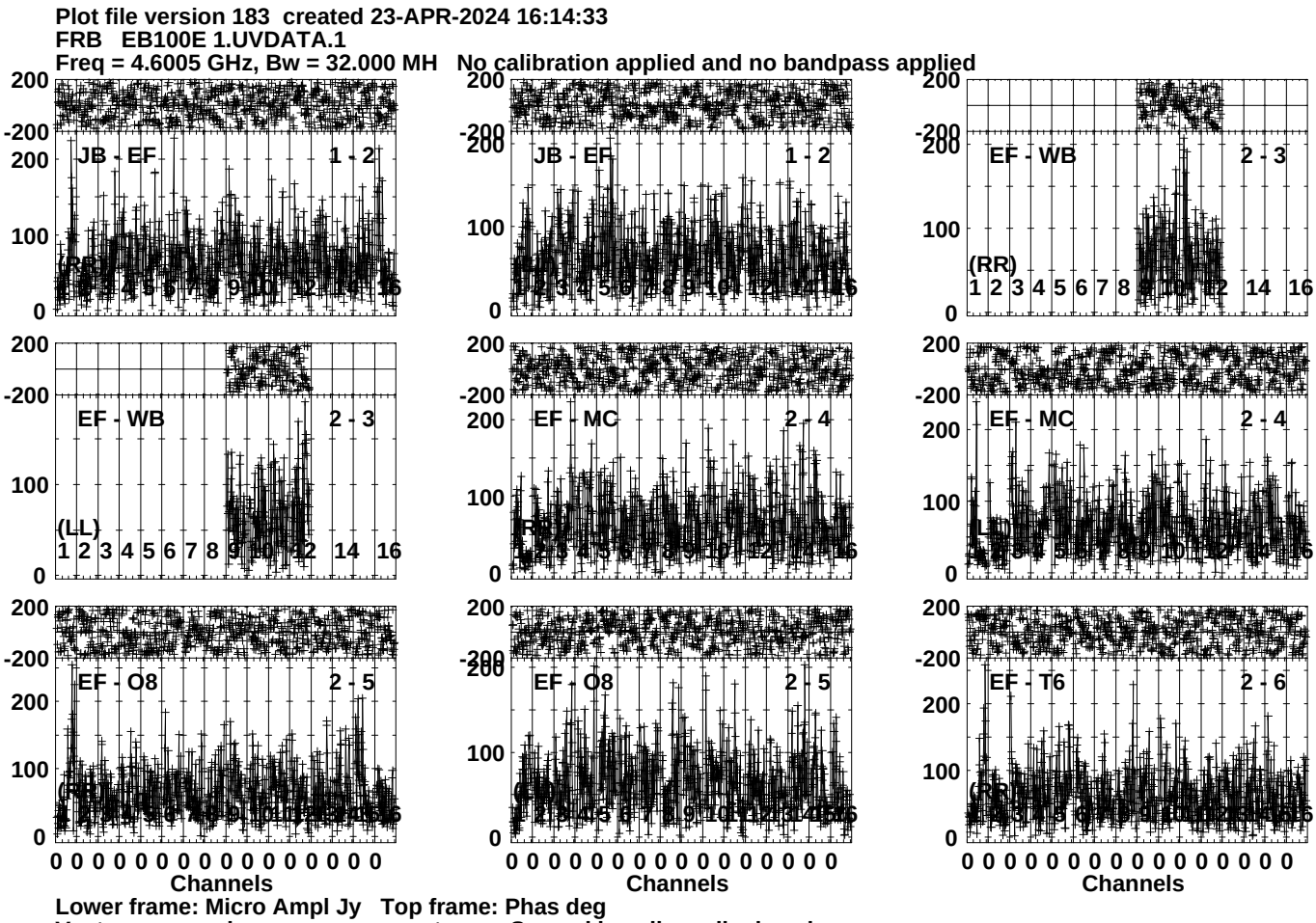
Plot file version 183 created 23-APR-2024 16:14:33
FRB EB100E 1.UVDATA.1
Freq = 4.6005 GHz, Bw = 32.000 MH No calibration applied and no bandpass applied
JB - EF 1 - 2
JB - EF 1 - 2
EF - WB 2 - 3
(RR)
EF - WB 2 - 3
(LL)
EF - MC 2 - 4
EF - MC 2 - 4
EF - O8 2 - 5
EF - O8 2 - 5
EF - T6 2 - 6
Channels
Channels
Channels
Lower frame: Micro Ampl Jy Top frame: Phas deg
Vector averaged cross-power spectrum Several baselines displayed
Timerange: 00/15:13:33 to 00/15:16:59

Plot file version 184 created 23-APR-2024 16:14:33
FRB EB100E 1.UVDATA.1
Freq = 4.6005 GHz, Bw = 32.000 MH No calibration applied and no bandpass applied

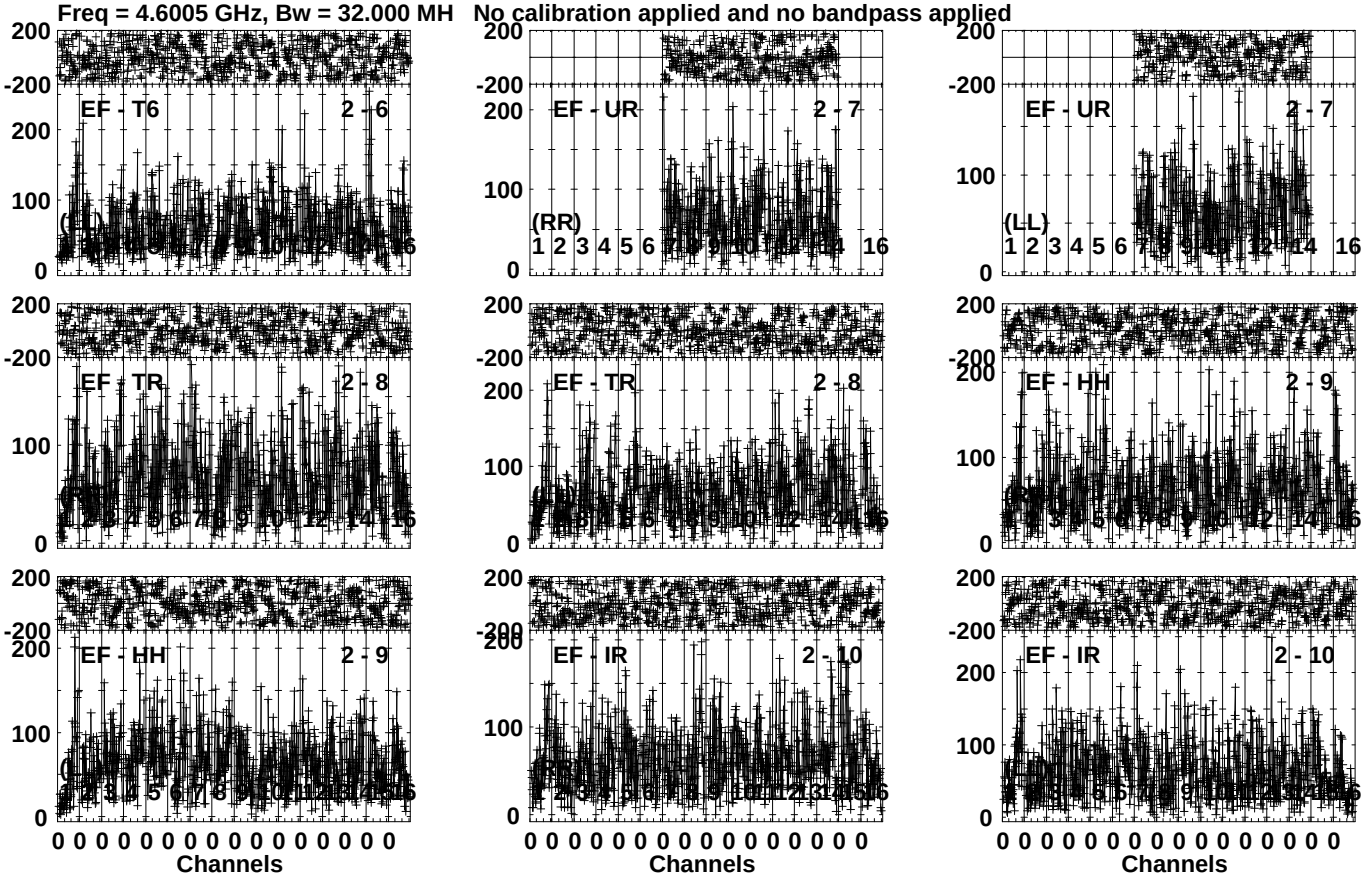

Lower frame: Micro Ampl Jy Top frame: Phas deg
Vector averaged cross-power spectrum Several baselines displayed
Timerange: 00/15:13:33 to 00/15:16:59

Plot file version 185 created 23-APR-2024 16:14:34
FRB EB100E 1.UVDATA.1
Freq = 4.6005 GHz, Bw = 32.000 MH No calibration applied and no bandpass applied

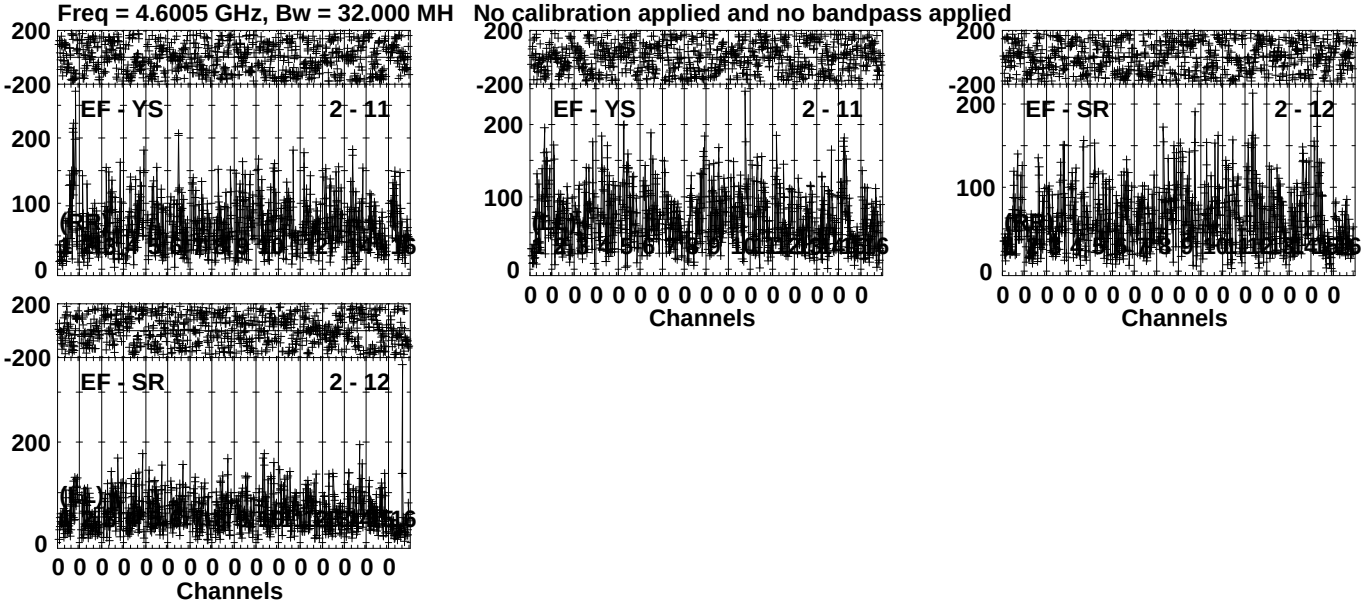

Lower frame: Micro Ampl Jy Top frame: Phas deg
Vector averaged cross-power spectrum Several baselines displayed
Timerange: 00/15:13:33 to 00/15:16:59

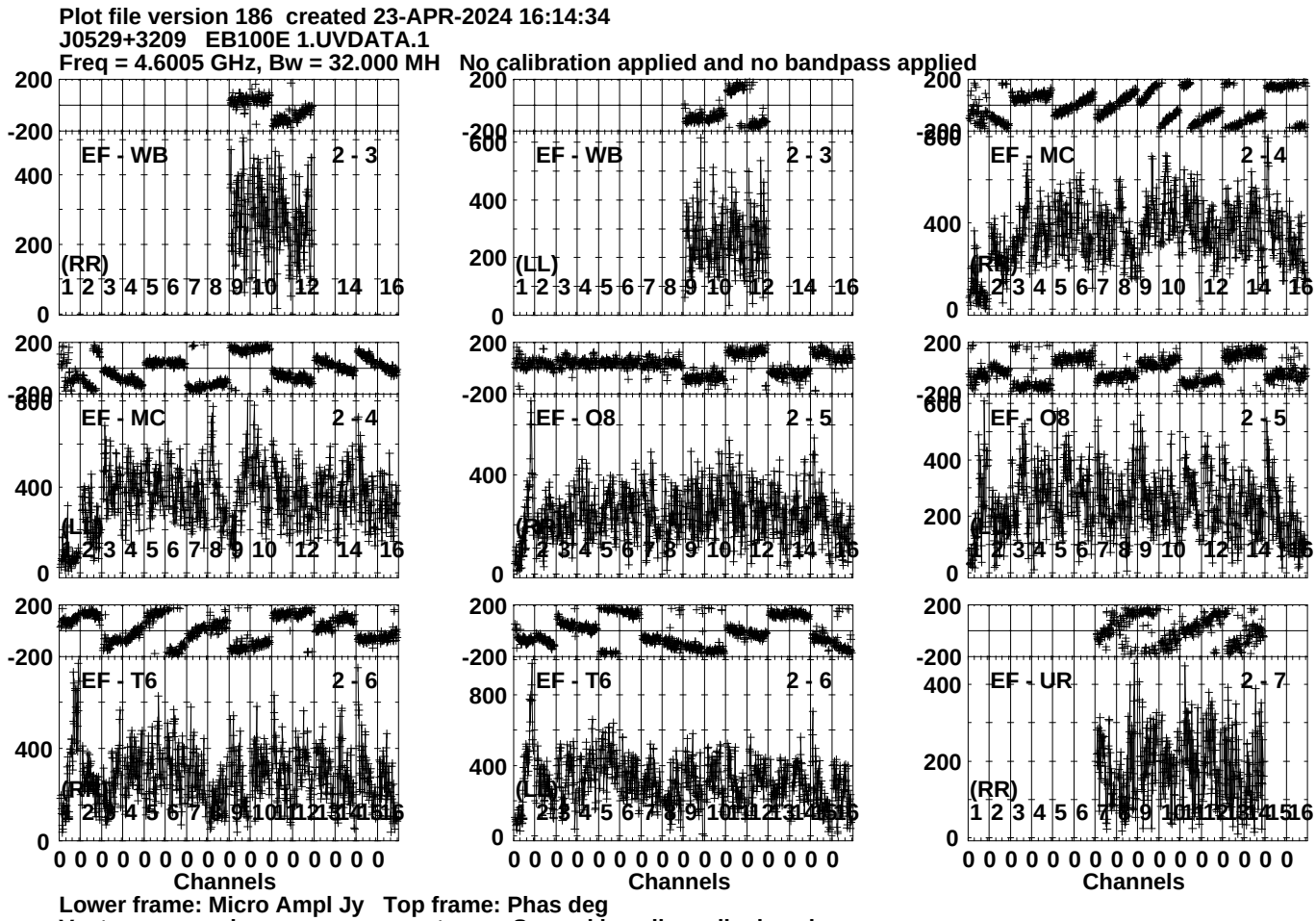
Plot file version 186 created 23-APR-2024 16:14:34
J0529+3209 EB100E 1.UVDATA.1
Freq = 4.6005 GHz, Bw = 32.000 MH No calibration applied and no bandpass applied
EF - WB 2 - 3
(RR)
EF - WB 2 - 3
(LL)
EF - MC 2 - 4
(RR)
EF - MC 2 - 4
(LL)
EF - O8 2 - 5
(RR)
EF - O8 2 - 5
(LL)
EF - T6 2 - 6
(RR)
EF - T6 2 - 6
(LL)
EF - UR 2 - 7
(RR)
Channels
Channels
Channels
Lower frame: Micro Ampl Jy Top frame: Phas deg
Vector averaged cross-power spectrum Several baselines displayed
Timerange: 00/15:17:33 to 00/15:18:29

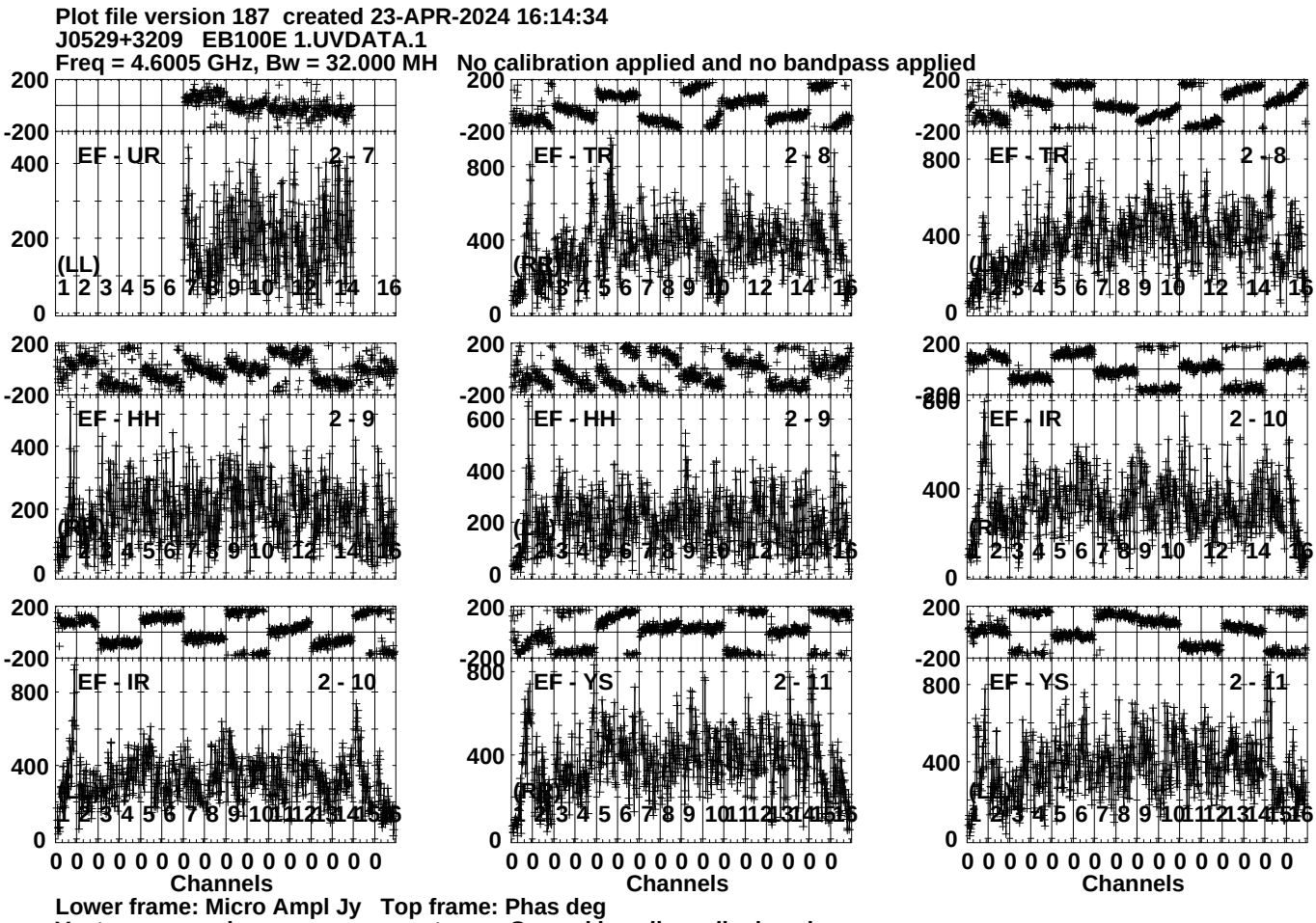
Plot file version 187 created 23-APR-2024 16:14:34
J0529+3209 EB100E 1.UVDATA.1
Freq = 4.6005 GHz, Bw = 32.000 MH No calibration applied and no bandpass applied
EF - UR 2 - 7
EF - TR 2 - 8
EF - TR 2 - 8
EF - HH 2 - 9
EF - HH 2 - 9
EF - IR 2 - 10
EF - IR 2 - 10
EF - YS 2 - 11
EF - YS 2 - 11
(LL)
(RR)
Channels
Lower frame: Micro Ampl Jy Top frame: Phas deg
Vector averaged cross-power spectrum Several baselines displayed
Timerange: 00/15:17:33 to 00/15:18:29

Plot file version 188 created 23-APR-2024 16:14:34
J0529+3209 EB100E 1.UVDATA.1
Freq = 4.6005 GHz, Bw = 32.000 MH No calibration applied and no bandpass applied

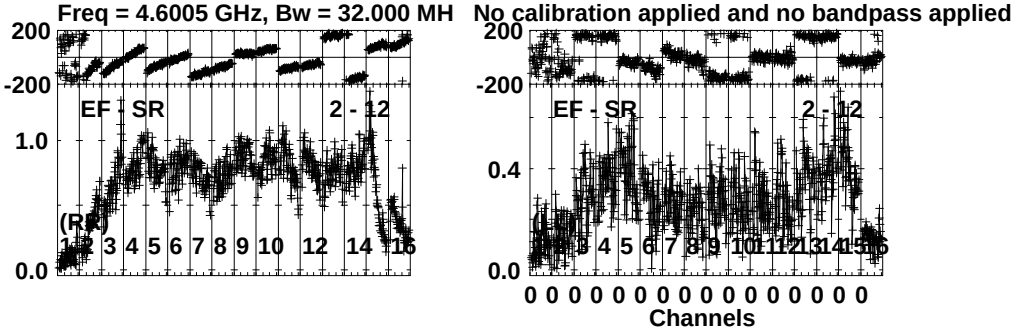

Lower frame: Milli Ampl Jy Top frame: Phas deg
Vector averaged cross-power spectrum Several baselines displayed
Timerange: 00/15:17:33 to 00/15:18:29

Plot file version 189 created 23-APR-2024 16:14:35
FRB EB100E 1.UVDATA.1
Freq = 4.6005 GHz, Bw = 32.000 MH No calibration applied and no bandpass applied

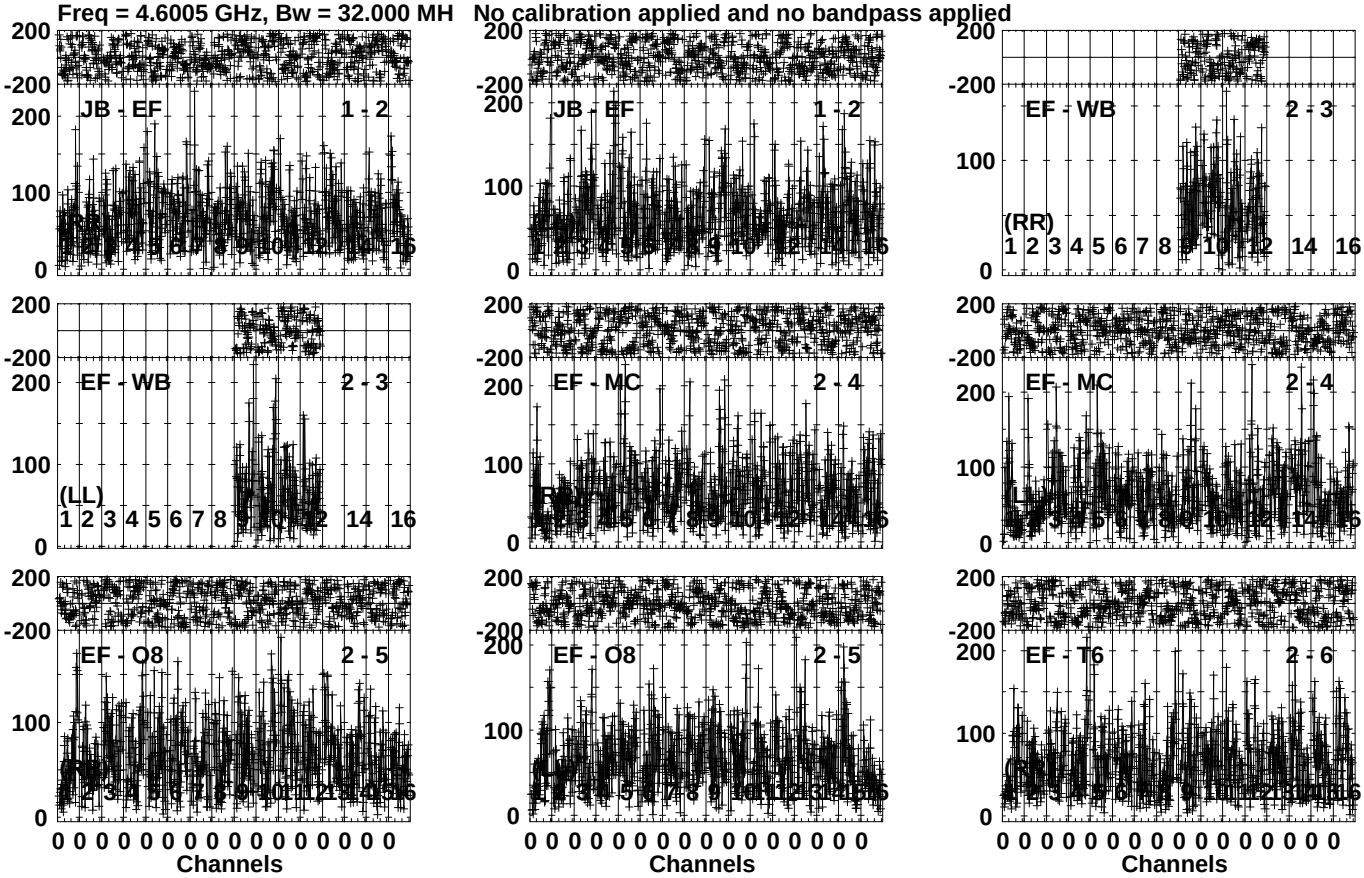

Lower frame: Micro Ampl Jy Top frame: Phas deg
Vector averaged cross-power spectrum Several baselines displayed
Timerange: 00/15:18:31 to 00/15:21:59

Plot file version 190 created 23-APR-2024 16:14:35
FRB EB100E 1.UVDATA.1
Freq = 4.6005 GHz, Bw = 32.000 MH No calibration applied and no bandpass applied

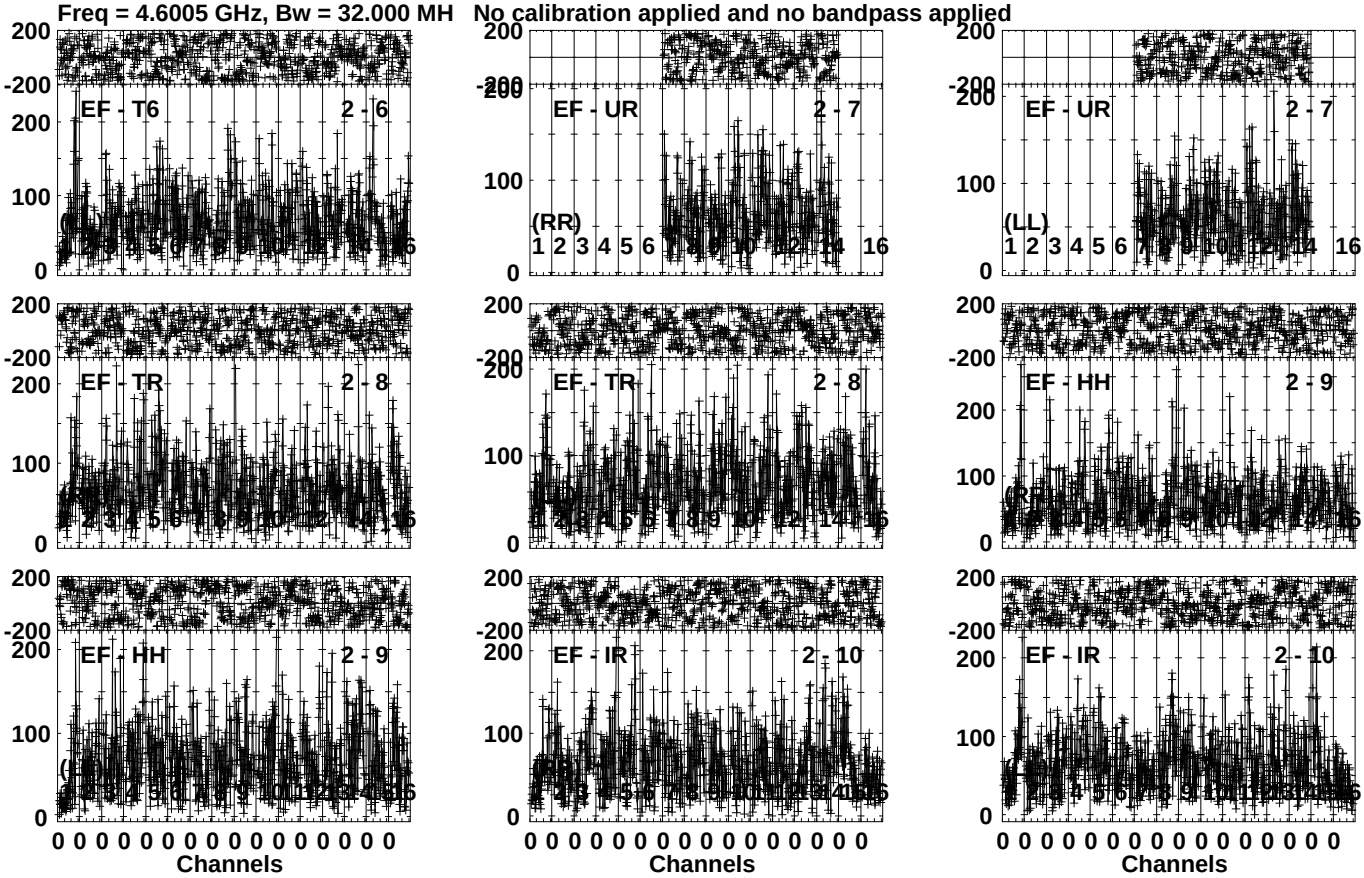

Lower frame: Micro Ampl Jy Top frame: Phas deg
Vector averaged cross-power spectrum Several baselines displayed
Timerange: 00/15:18:31 to 00/15:21:59

Plot file version 191 created 23-APR-2024 16:14:35
FRB EB100E 1.UVDATA.1
Freq = 4.6005 GHz, Bw = 32.000 MH No calibration applied and no bandpass applied

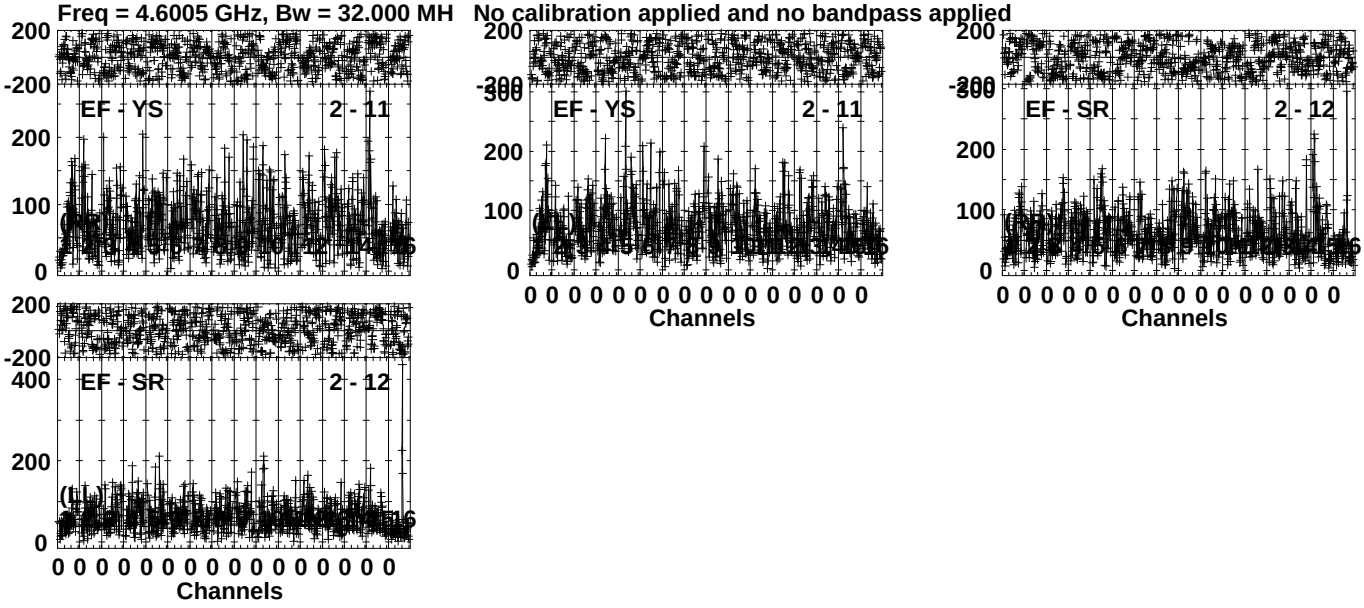

Lower frame: Micro Ampl Jy Top frame: Phas deg
Vector averaged cross-power spectrum Several baselines displayed
Timerange: 00/15:18:31 to 00/15:21:59

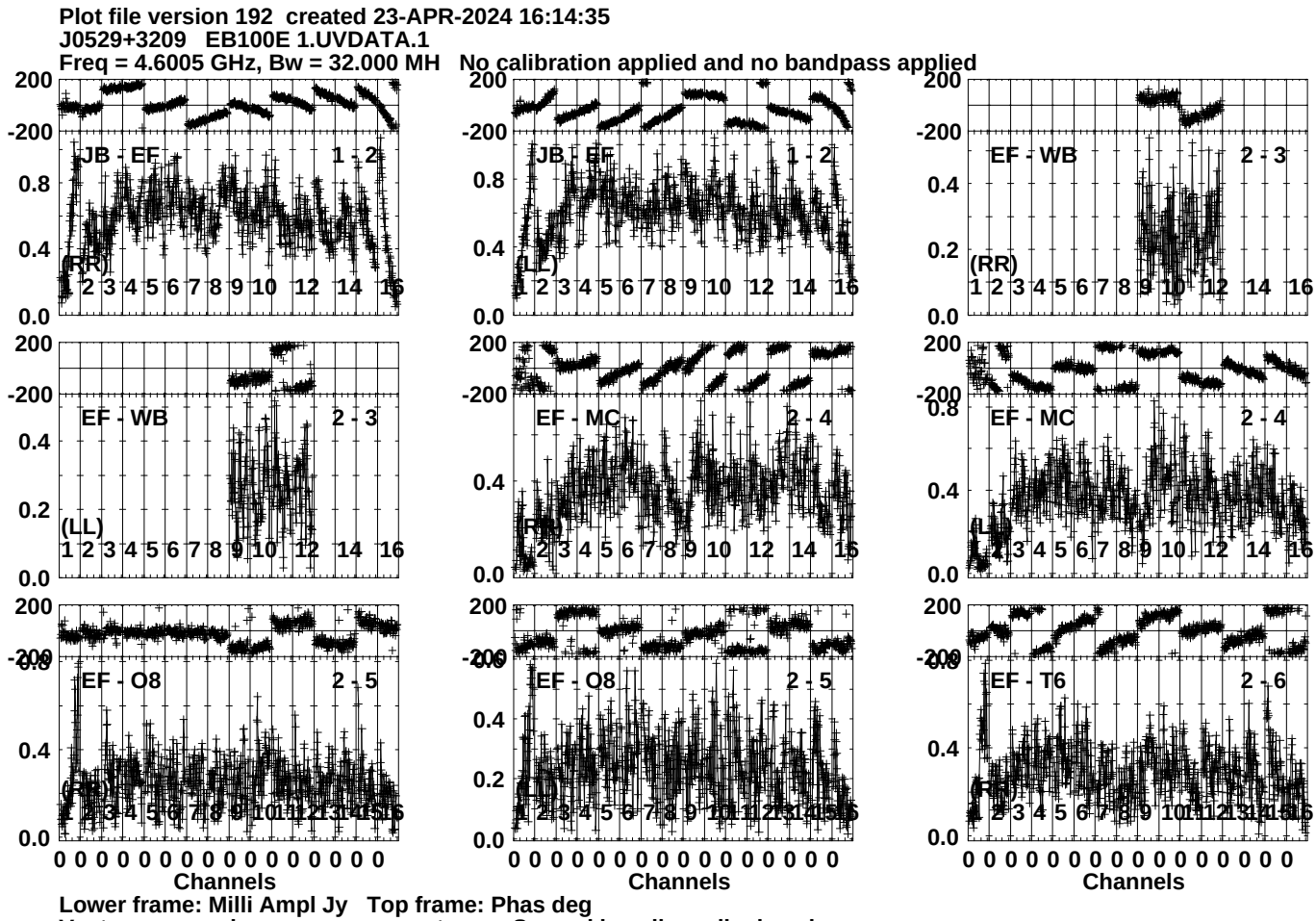
Plot file version 192 created 23-APR-2024 16:14:35
J0529+3209 EB100E 1.UVDATA.1
Freq = 4.6005 GHz, Bw = 32.000 MH No calibration applied and no bandpass applied
JB - EF 1 - 2
(RR)
JB - EF 1 - 2
(LL)
EF - WB 2 - 3
(RR)
EF - WB 2 - 3
(LL)
EF - MC 2 - 4
(RR)
EF - MC 2 - 4
(LL)
EF - O8 2 - 5
(RR)
EF - O8 2 - 5
(LL)
EF - T6 2 - 6
(RR)
Channels
Channels
Channels
Lower frame: Milli Ampl Jy Top frame: Phas deg
Vector averaged cross-power spectrum Several baselines displayed
Timerange: 00/15:22:01 to 00/15:23:29

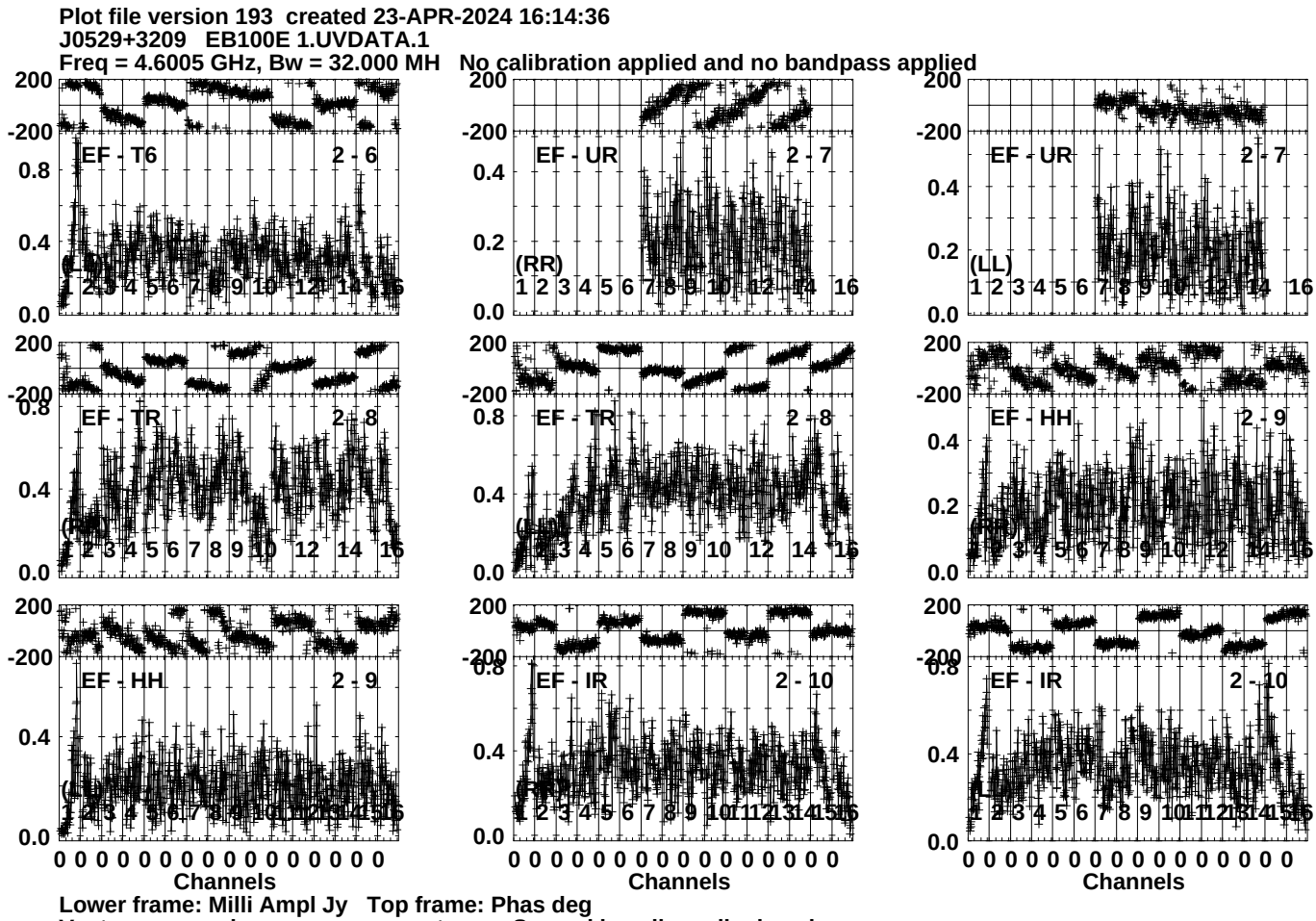
Plot file version 193 created 23-APR-2024 16:14:36
J0529+3209 EB100E 1.UVDATA.1
Freq = 4.6005 GHz, Bw = 32.000 MH No calibration applied and no bandpass applied
EF - T6 2 - 6
EF - UR 2 - 7
EF - UR 2 - 7
EF - TR 2 - 8
EF - TR 2 - 8
EF - HH 2 - 9
EF - HH 2 - 9
EF - IR 2 - 10
EF - IR 2 - 10
(RR)
(LL)
Channels
Lower frame: Milli Ampl Jy Top frame: Phas deg
Vector averaged cross-power spectrum Several baselines displayed
Timerange: 00/15:22:01 to 00/15:23:29

Plot file version 194 created 23-APR-2024 16:14:36
J0529+3209 EB100E 1.UVDATA.1
Freq = 4.6005 GHz, Bw = 32.000 MH No calibration applied and no bandpass applied

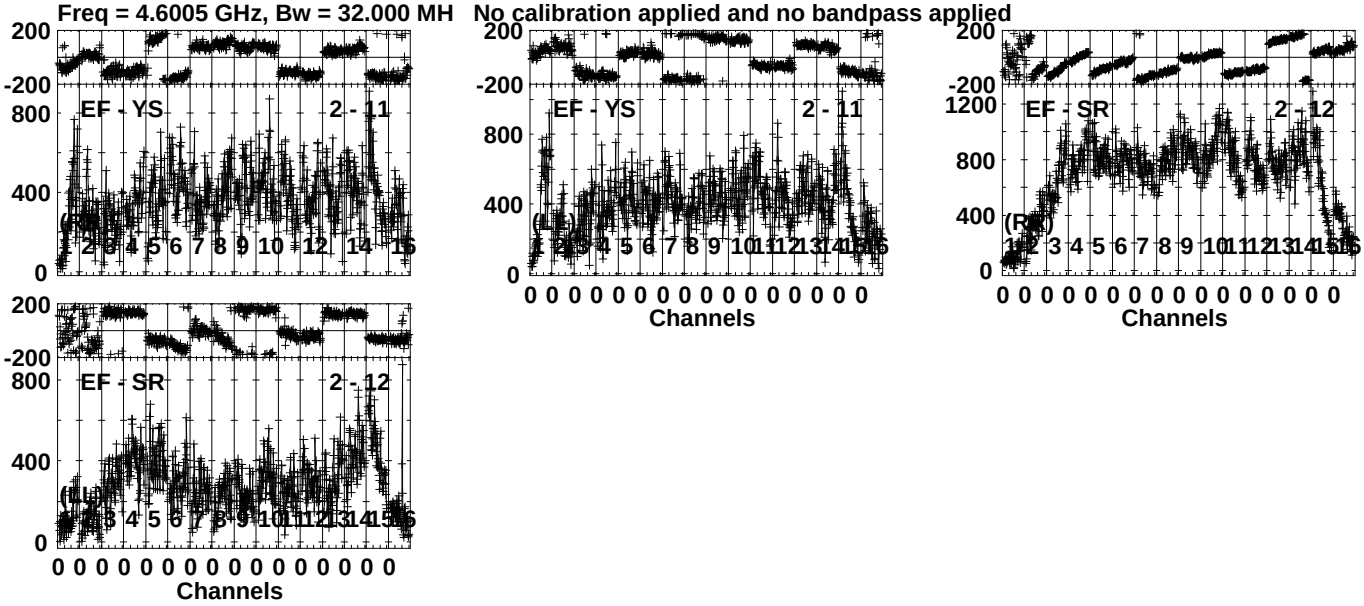

Lower frame: Micro Ampl Jy Top frame: Phas deg
Vector averaged cross-power spectrum Several baselines displayed
Timerange: 00/15:22:01 to 00/15:23:29

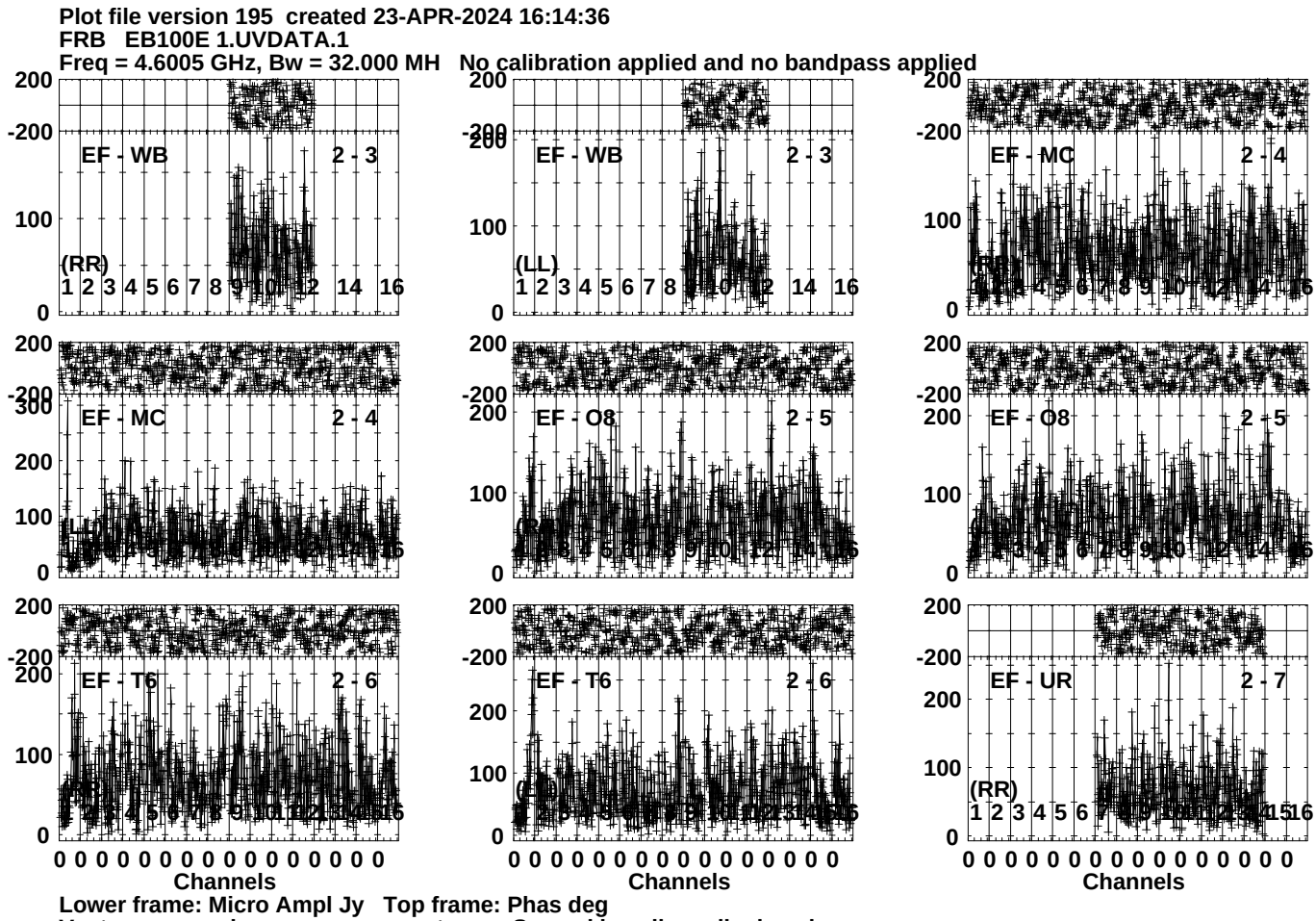
Plot file version 195 created 23-APR-2024 16:14:36
FRB EB100E 1.UVDATA.1
Freq = 4.6005 GHz, Bw = 32.000 MH No calibration applied and no bandpass applied
EF - WB 2 - 3
(RR)
EF - WB 2 - 3
(LL)
EF - MC 2 - 4
EF - MC 2 - 4
EF - O8 2 - 5
EF - O8 2 - 5
EF - T6 2 - 6
EF - T6 2 - 6
EF - UR 2 - 7
(RR)
Channels
Channels
Channels
Lower frame: Micro Ampl Jy Top frame: Phas deg
Vector averaged cross-power spectrum Several baselines displayed
Timerange: 00/15:23:31 to 00/15:26:59

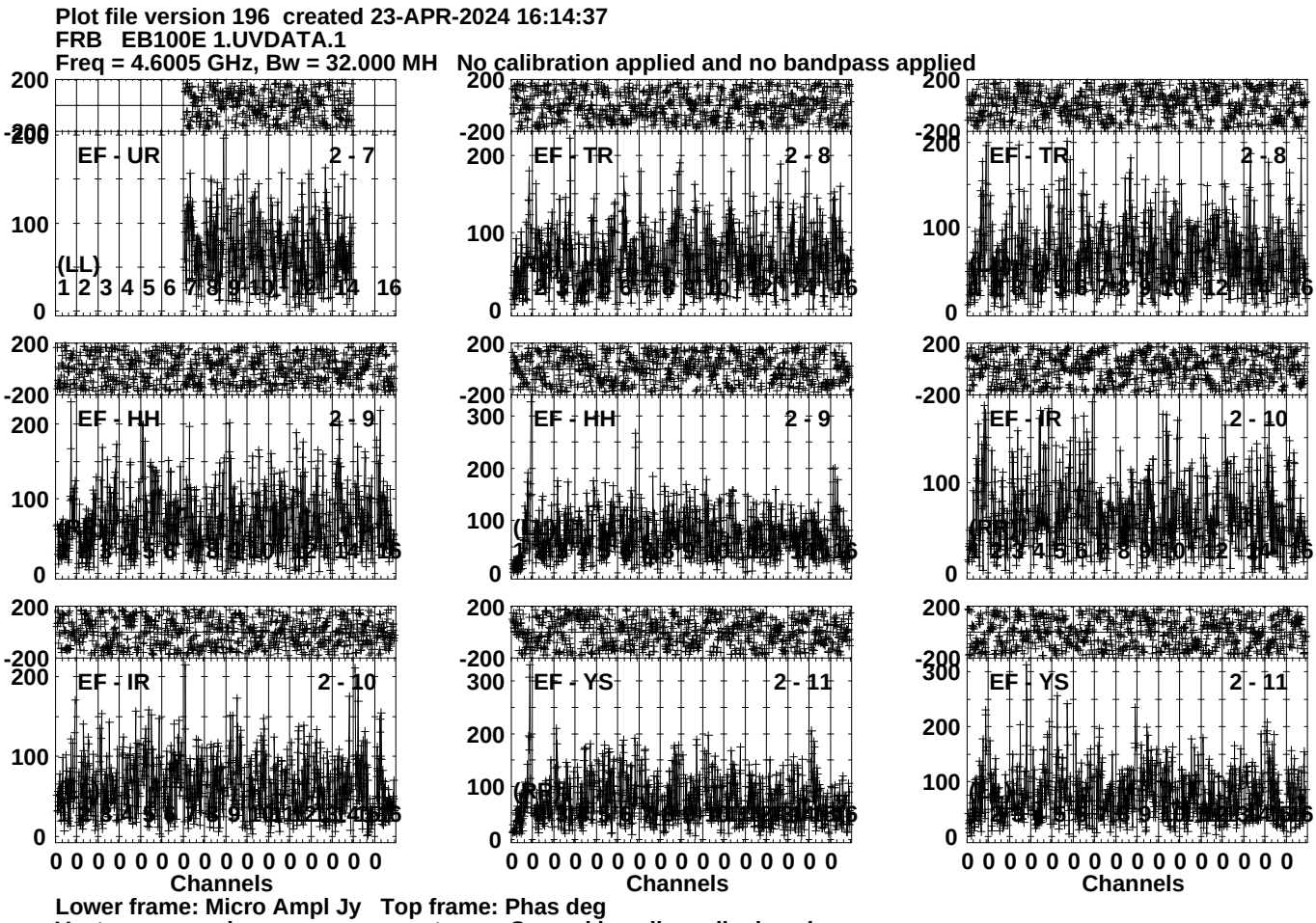
Plot file version 196 created 23-APR-2024 16:14:37
FRB EB100E 1.UVDATA.1
Freq = 4.6005 GHz, Bw = 32.000 MH No calibration applied and no bandpass applied
EF - UR 2 - 7
EF - TR 2 - 8
EF - TR 2 - 8
EF - HH 2 - 9
EF - HH 2 - 9
EF - IR 2 - 10
EF - IR 2 - 10
EF - YS 2 - 11
EF - YS 2 - 11
(LL)
Channels
Lower frame: Micro Ampl Jy Top frame: Phas deg
Vector averaged cross-power spectrum Several baselines displayed
Timerange: 00/15:23:31 to 00/15:26:59

Plot file version 197 created 23-APR-2024 16:14:37
FRB EB100E 1.UVDATA.1
Freq = 4.6005 GHz, Bw = 32.000 MH No calibration applied and no bandpass applied

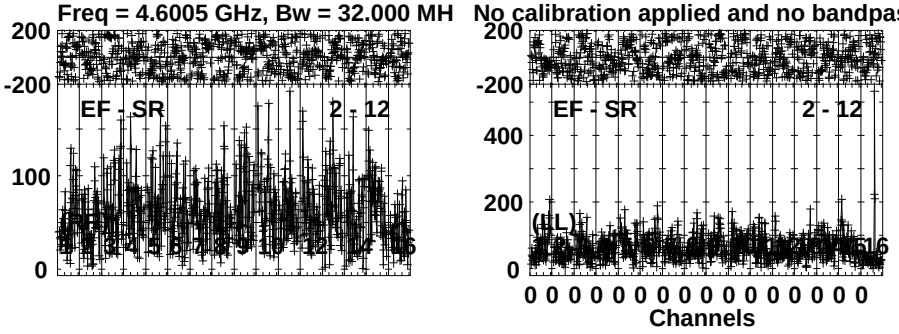

Lower frame: Micro Ampl Jy Top frame: Phas deg
Vector averaged cross-power spectrum Several baselines displayed
Timerange: 00/15:23:31 to 00/15:26:59

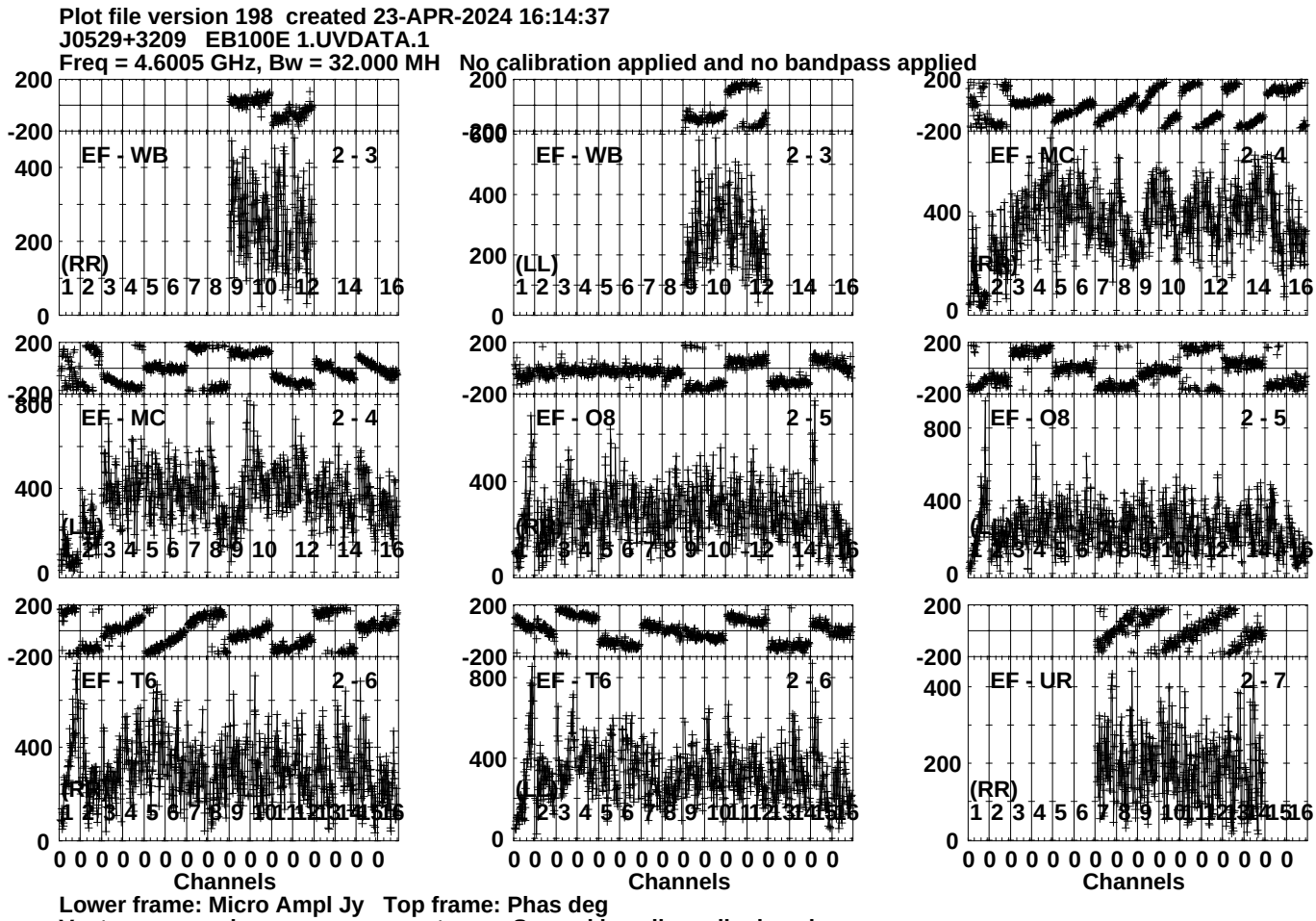
Plot file version 198 created 23-APR-2024 16:14:37
J0529+3209 EB100E 1.UVDATA.1
Freq = 4.6005 GHz, Bw = 32.000 MH No calibration applied and no bandpass applied
EF - WB 2 - 3
EF - WB 2 - 3
EF - MC 2 - 4
EF - MC 2 - 4
EF - O8 2 - 5
EF - O8 2 - 5
EF - T6 2 - 6
EF - T6 2 - 6
EF - UR 2 - 7
(RR)
(LL)
Channels
Lower frame: Micro Ampl Jy Top frame: Phas deg
Vector averaged cross-power spectrum Several baselines displayed
Timerange: 00/15:27:33 to 00/15:28:29

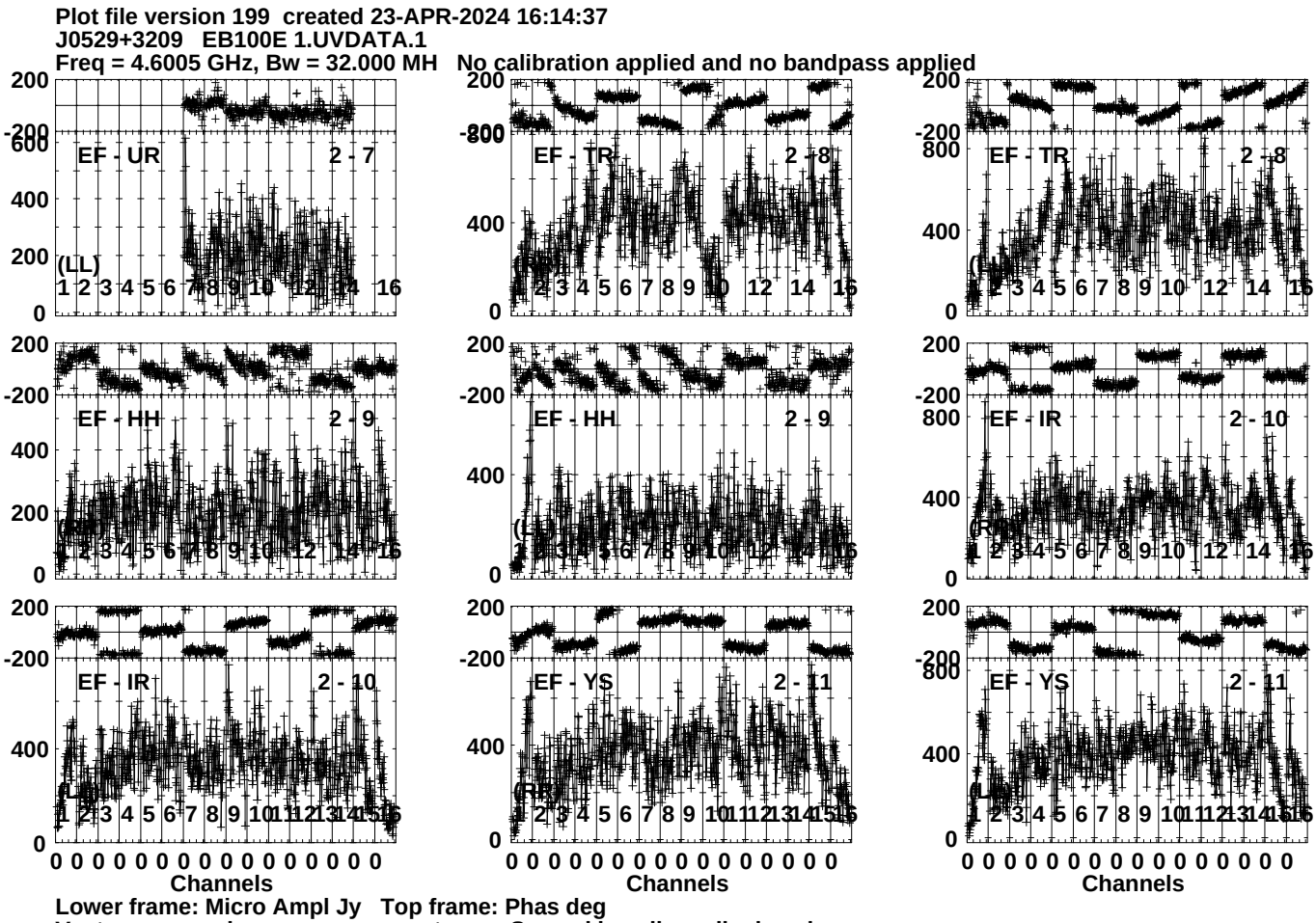
Plot file version 199 created 23-APR-2024 16:14:37
J0529+3209 EB100E 1.UVDATA.1
Freq = 4.6005 GHz, Bw = 32.000 MH No calibration applied and no bandpass applied
EF - UR 2 - 7
EF - TR 2 - 8
EF - TR 2 - 8
EF - HH 2 - 9
EF - HH 2 - 9
EF - IR 2 - 10
EF - IR 2 - 10
EF - YS 2 - 11
EF - YS 2 - 11
(LL)
(RR)
Channels
Lower frame: Micro Ampl Jy Top frame: Phas deg
Vector averaged cross-power spectrum Several baselines displayed
Timerange: 00/15:27:33 to 00/15:28:29

Plot file version 200 created 23-APR-2024 16:14:37
J0529+3209 EB100E 1.UVDATA.1
Freq = 4.6005 GHz, Bw = 32.000 MH No calibration applied and no bandpass applied

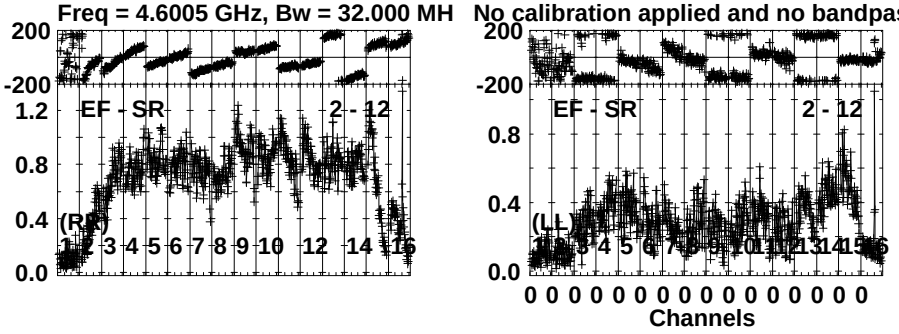

Lower frame: Milli Ampl Jy Top frame: Phas deg
Vector averaged cross-power spectrum Several baselines displayed
Timerange: 00/15:27:33 to 00/15:28:29

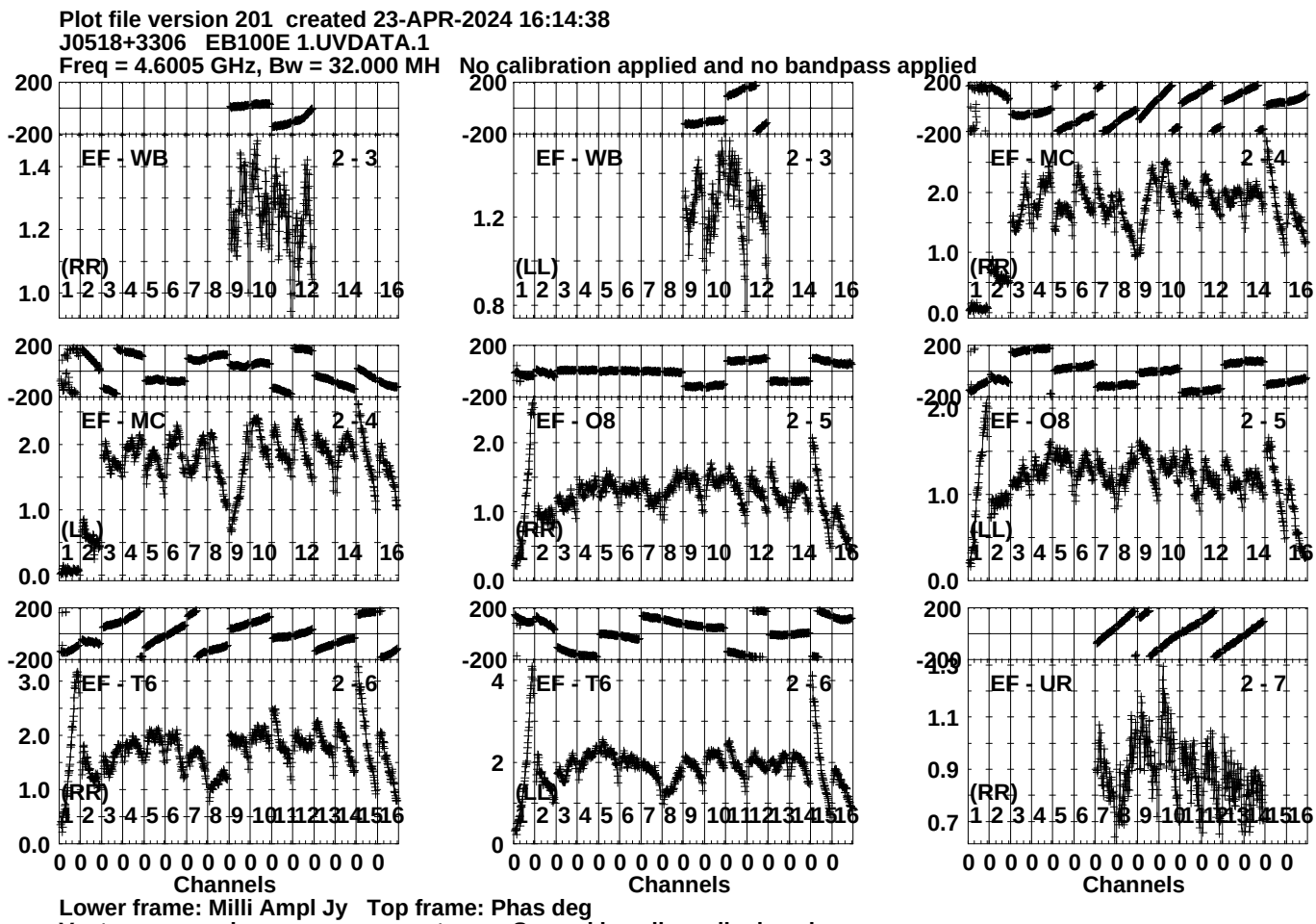
Plot file version 201 created 23-APR-2024 16:14:38
J0518+3306 EB100E 1.UVDATA.1
Freq = 4.6005 GHz, Bw = 32.000 MH No calibration applied and no bandpass applied
EF - WB 2 - 3
(RR)
EF - WB 2 - 3
(LL)
EF - MC 2 - 4
(RR)
EF - MC 2 - 4
(LL)
EF - O8 2 - 5
(RR)
EF - O8 2 - 5
(LL)
EF - T6 2 - 6
(RR)
EF - T6 2 - 6
(LL)
EF - UR 2 - 7
(RR)
Channels
Channels
Channels
Lower frame: Milli Ampl Jy Top frame: Phas deg
Vector averaged cross-power spectrum Several baselines displayed
Timerange: 00/15:29:03 to 00/15:31:59

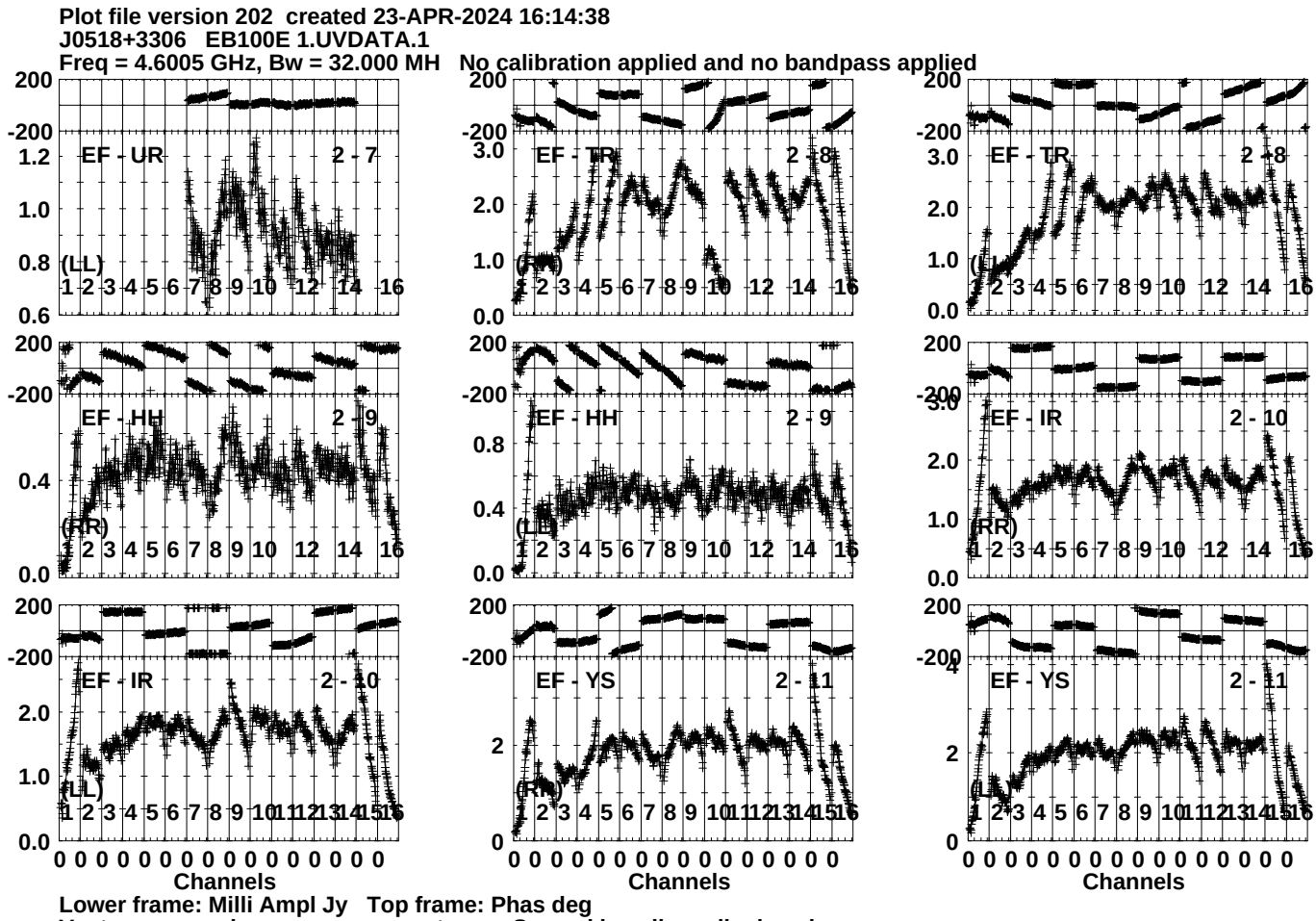
Plot file version 202 created 23-APR-2024 16:14:38
J0518+3306 EB100E 1.UVDATA.1
Freq = 4.6005 GHz, Bw = 32.000 MH No calibration applied and no bandpass applied
EF - UR 2 - 7
(LL)
EF - TR 2 - 8
(RL)
EF - TR 2 - 8
(LR)
EF - HH 2 - 9
(RR)
EF - HH 2 - 9
(LL)
EF - IR 2 - 10
(RR)
EF - IR 2 - 10
(LL)
EF - YS 2 - 11
(RL)
EF - YS 2 - 11
(LR)
Channels
Channels
Channels
Lower frame: Milli Ampl Jy Top frame: Phas deg
Vector averaged cross-power spectrum Several baselines displayed
Timerange: 00/15:29:03 to 00/15:31:59

Plot file version 203 created 23-APR-2024 16:14:38
J0518+3306 EB100E 1.UVDATA.1
Freq = 4.6005 GHz, Bw = 32.000 MH No calibration applied and no bandpass applied

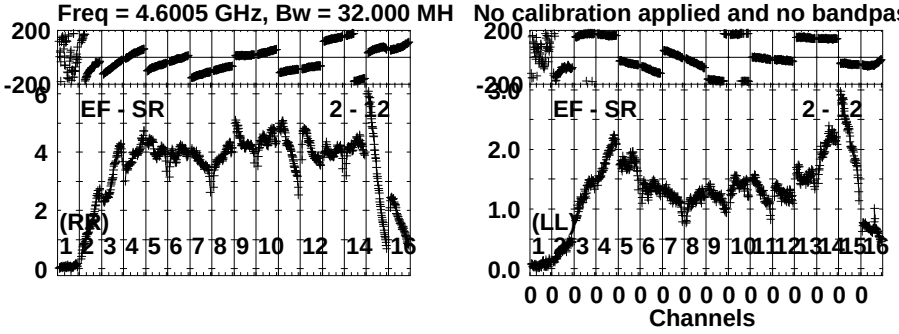

Lower frame: Milli Ampl Jy Top frame: Phas deg
Vector averaged cross-power spectrum Several baselines displayed
Timerange: 00/15:29:03 to 00/15:31:59

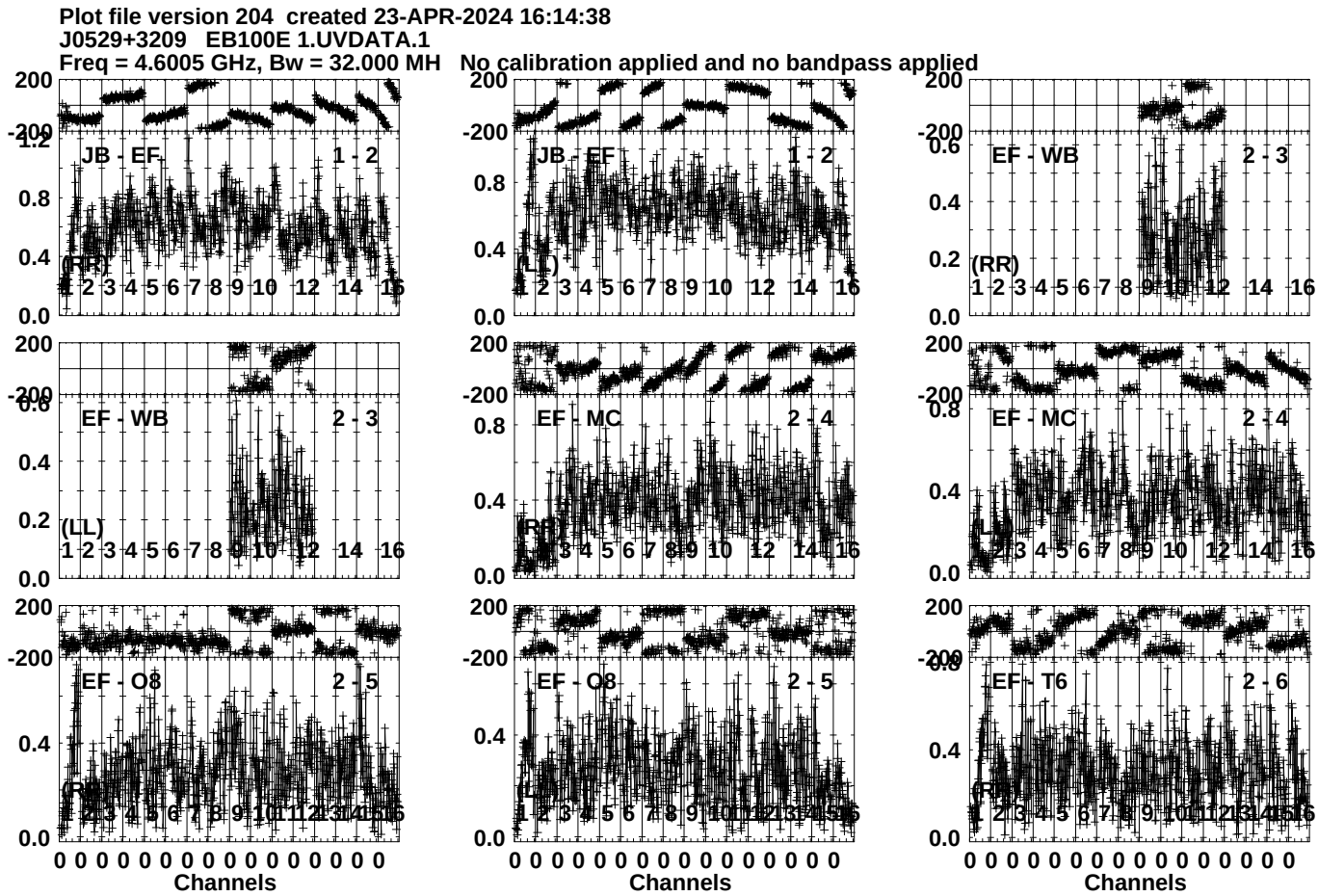
Plot file version 204 created 23-APR-2024 16:14:38
J0529+3209 EB100E 1.UVDATA.1
Freq = 4.6005 GHz, Bw = 32.000 MH No calibration applied and no bandpass applied
JB - EF 1 - 2
(RR)
JB - EF 1 - 2
(LL)
EF - WB 2 - 3
(RR)
EF - WB 2 - 3
(LL)
EF - MC 2 - 4
(RR)
EF - MC 2 - 4
EF - O8 2 - 5
EF - O8 2 - 5
EF - T6 2 - 6
Channels
Channels
Channels
Lower frame: Milli Ampl Jy Top frame: Phas deg
Vector averaged cross-power spectrum Several baselines displayed
Timerange: 00/15:32:01 to 00/15:33:29

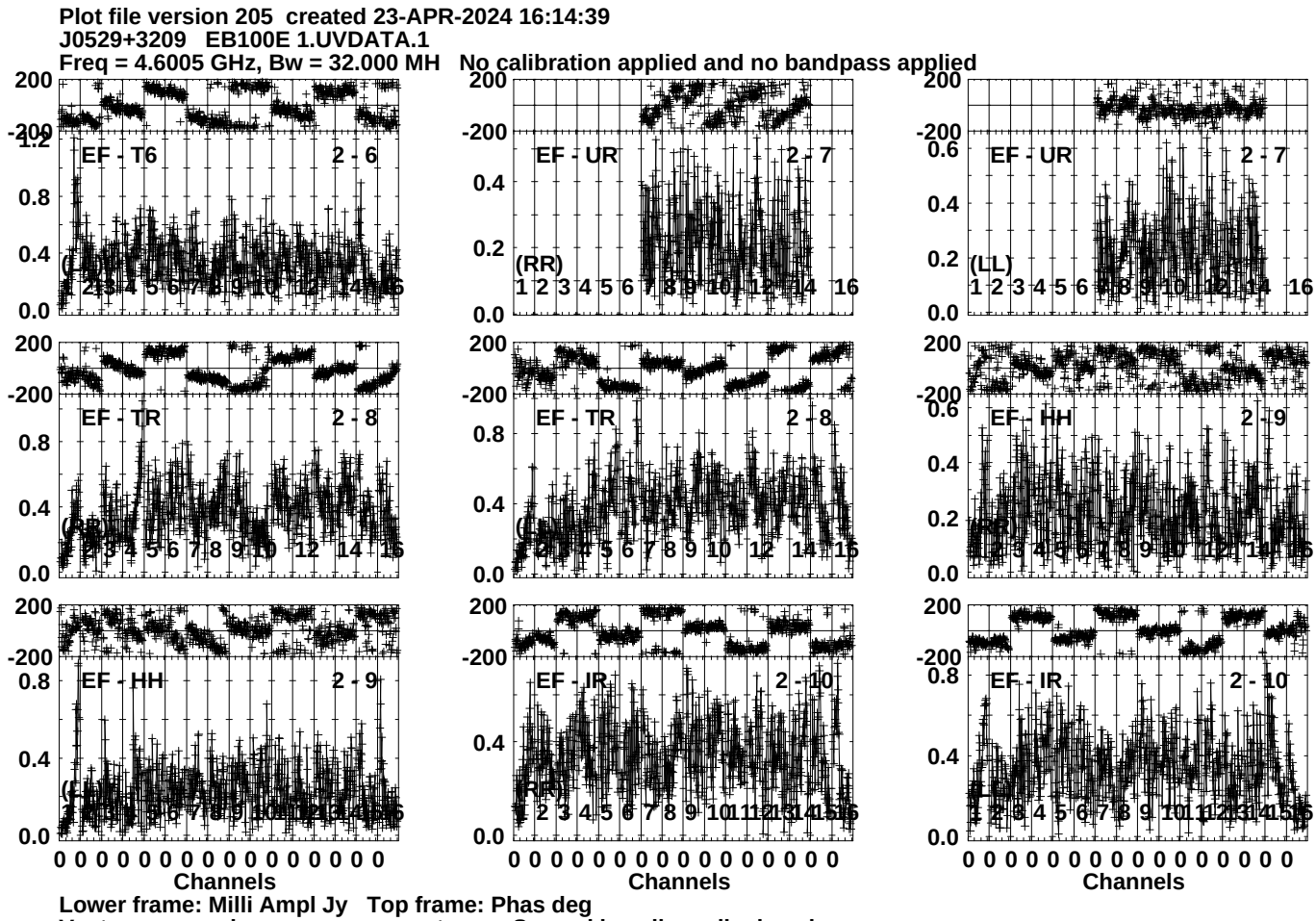
Plot file version 205 created 23-APR-2024 16:14:39
J0529+3209 EB100E 1.UVDATA.1
Freq = 4.6005 GHz, Bw = 32.000 MH No calibration applied and no bandpass applied
EF - T6 2 - 6
EF - UR 2 - 7
EF - UR 2 - 7
EF - TR 2 - 8
EF - TR 2 - 8
EF - HH 2 - 9
EF - HH 2 - 9
EF - IR 2 - 10
EF - IR 2 - 10
(RR)
(LL)
Channels
Lower frame: Milli Ampl Jy Top frame: Phas deg
Vector averaged cross-power spectrum Several baselines displayed
Timerange: 00/15:32:01 to 00/15:33:29

Plot file version 206 created 23-APR-2024 16:14:39
J0529+3209 EB100E 1.UVDATA.1
Freq = 4.6005 GHz, Bw = 32.000 MH No calibration applied and no bandpass applied

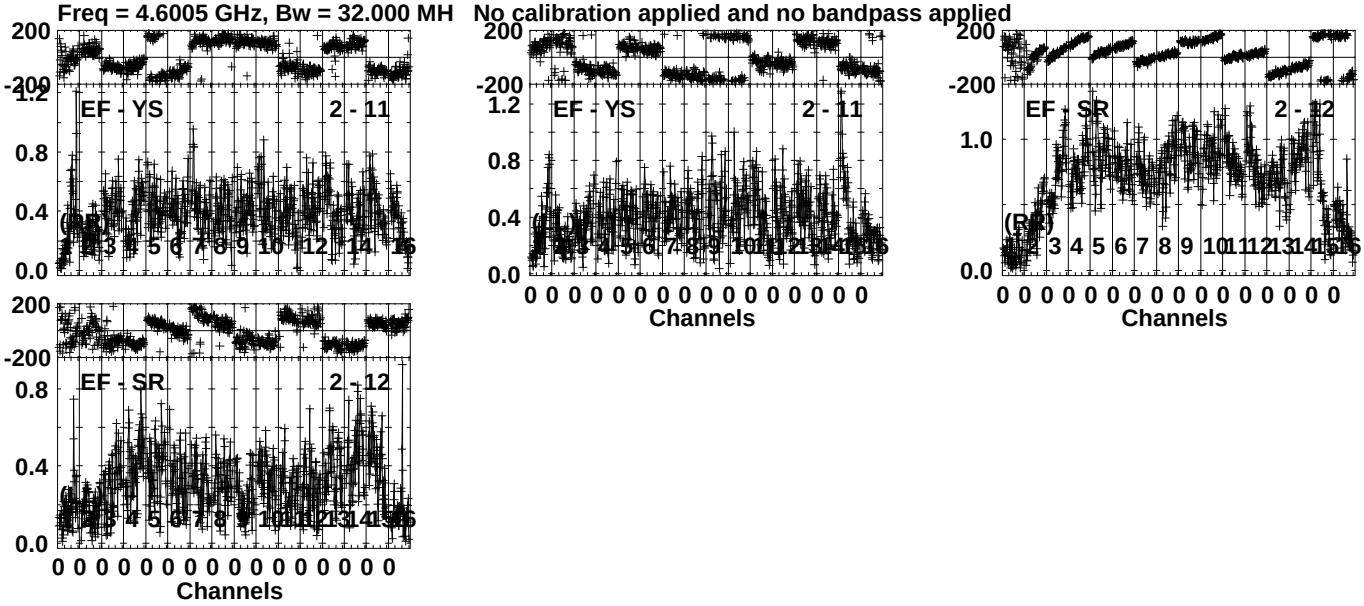

Lower frame: Milli Ampl Jy Top frame: Phas deg
Vector averaged cross-power spectrum Several baselines displayed
Timerange: 00/15:32:01 to 00/15:33:29

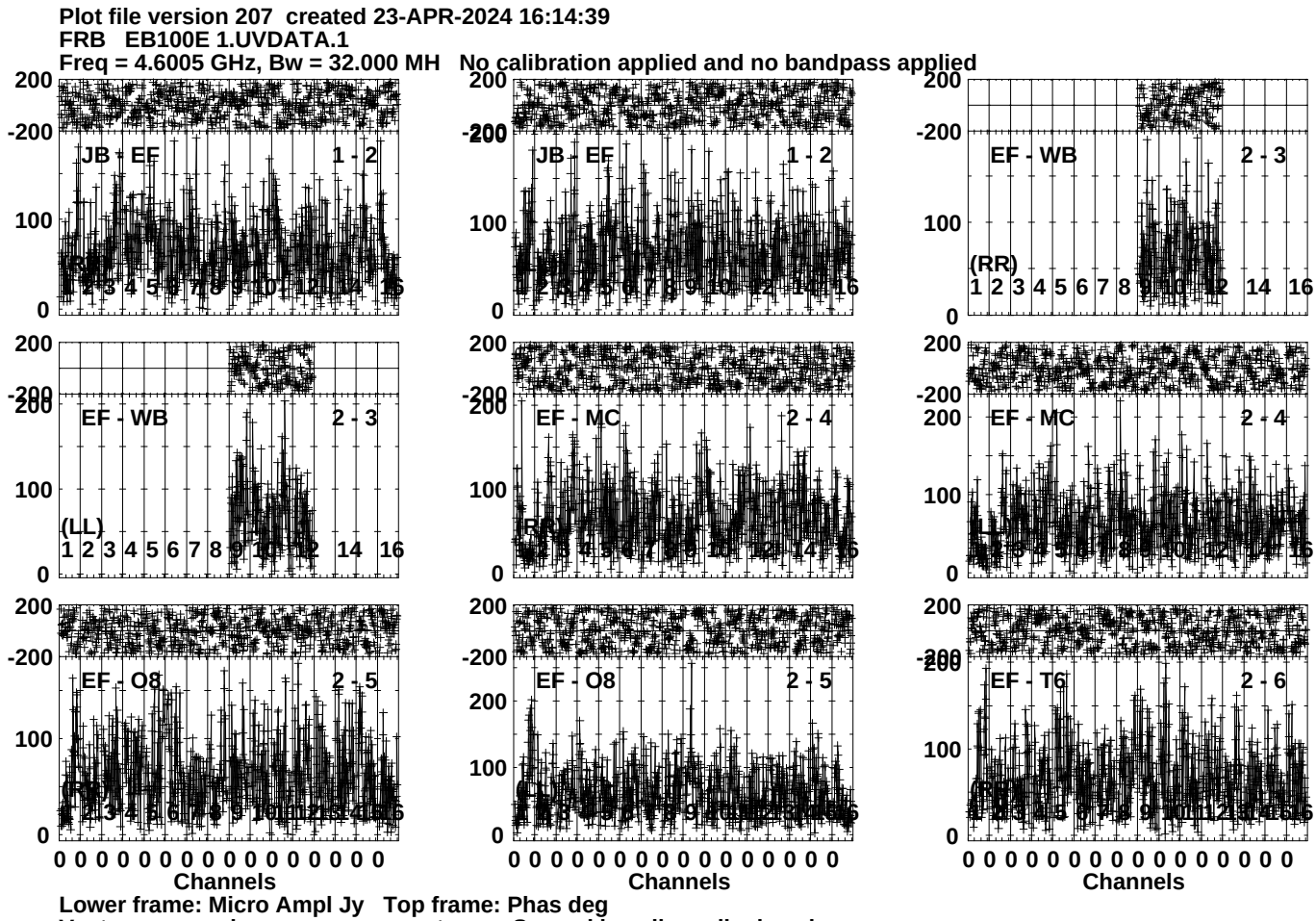
Plot file version 207 created 23-APR-2024 16:14:39
FRB EB100E 1.UVDATA.1
Freq = 4.6005 GHz, Bw = 32.000 MH No calibration applied and no bandpass applied
JB - EF 1 - 2
JB - EF 1 - 2
EF - WB 2 - 3
(RR)
EF - WB 2 - 3
(LL)
EF - MC 2 - 4
EF - MC 2 - 4
EF - O8 2 - 5
EF - O8 2 - 5
EF - T6 2 - 6
200
-200
100
0
1 2 3 4 5 6 7 8 9 10 12 14 16
0 0 0 0 0 0 0 0 0 0 0 0 0 0 0 0
Channels
Lower frame: Micro Ampl Jy Top frame: Phas deg
Vector averaged cross-power spectrum Several baselines displayed
Timerange: 00/15:33:31 to 00/15:36:59

Plot file version 208 created 23-APR-2024 16:14:40
FRB EB100E 1.UVDATA.1
Freq = 4.6005 GHz, Bw = 32.000 MH No calibration applied and no bandpass applied

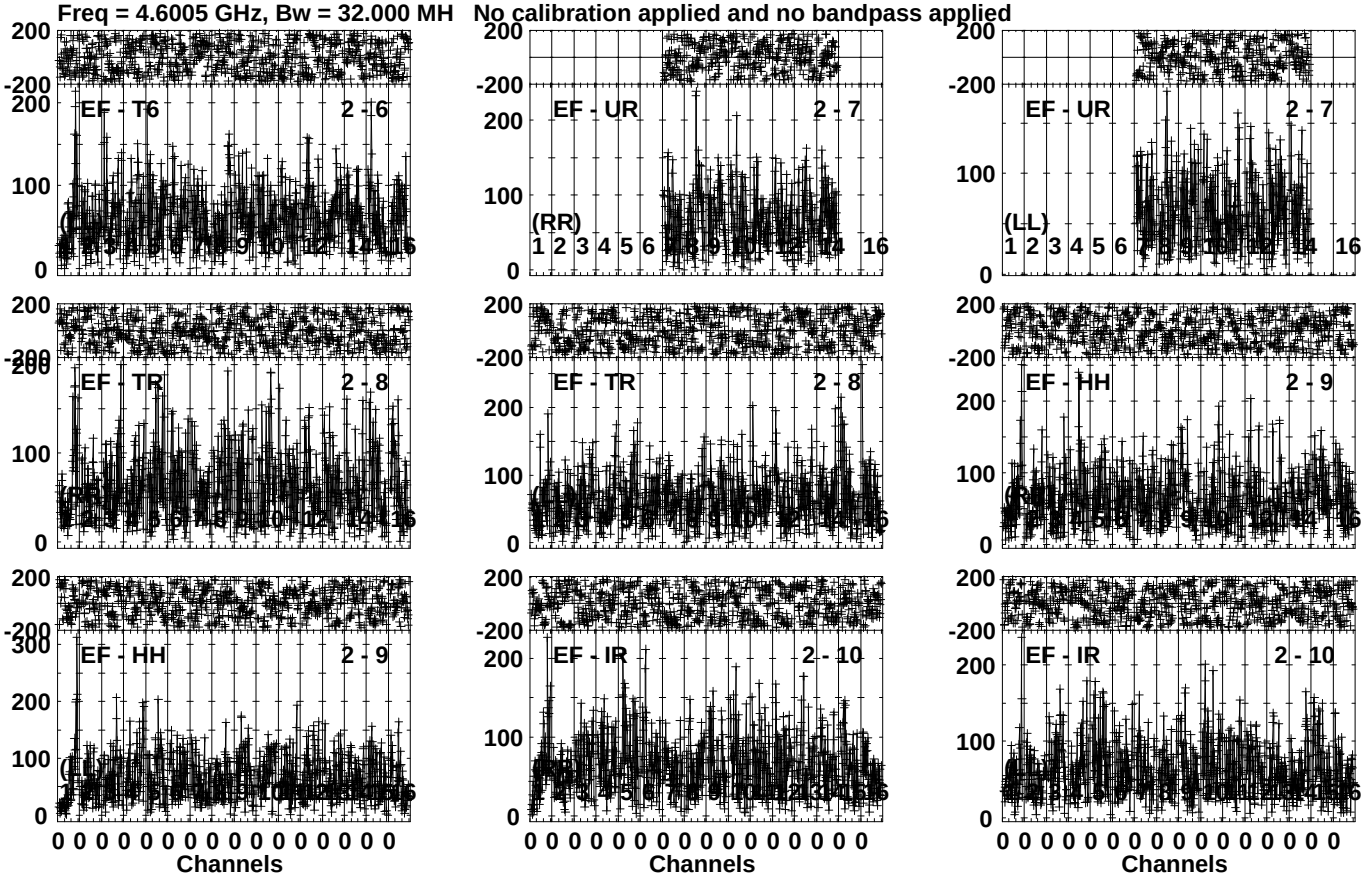

Lower frame: Micro Ampl Jy Top frame: Phas deg
Vector averaged cross-power spectrum Several baselines displayed
Timerange: 00/15:33:31 to 00/15:36:59

Plot file version 209 created 23-APR-2024 16:14:40
FRB EB100E 1.UVDATA.1
Freq = 4.6005 GHz, Bw = 32.000 MH No calibration applied and no bandpass applied

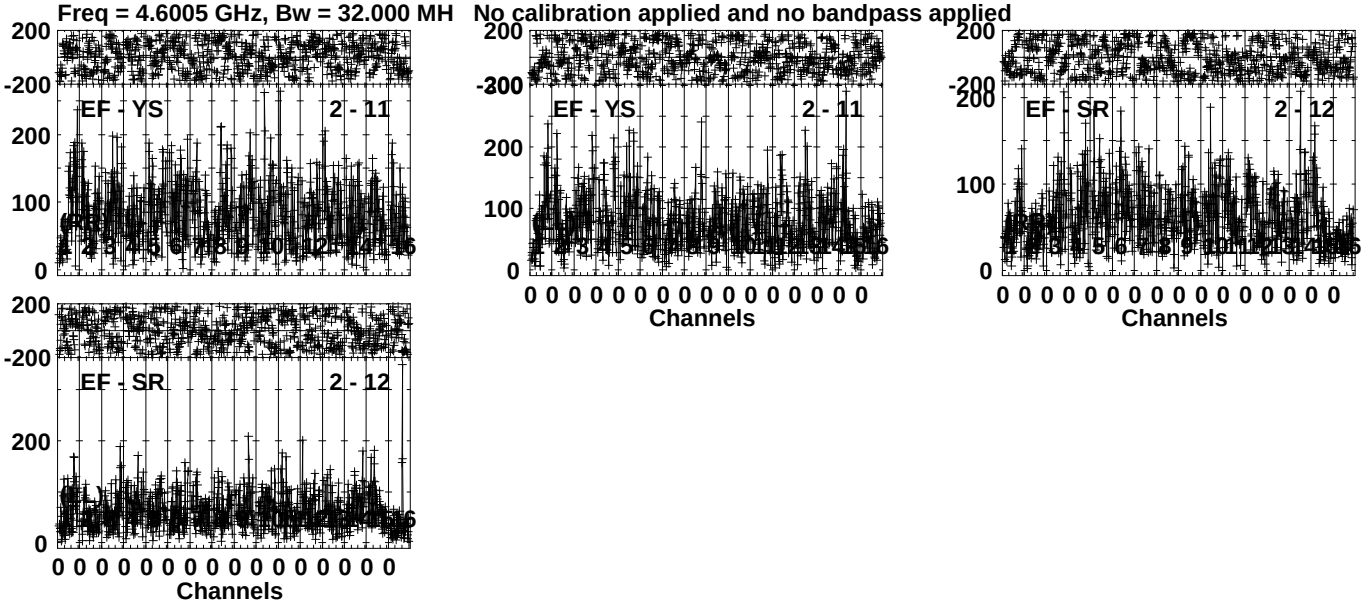

Lower frame: Micro Ampl Jy Top frame: Phas deg
Vector averaged cross-power spectrum Several baselines displayed
Timerange: 00/15:33:31 to 00/15:36:59

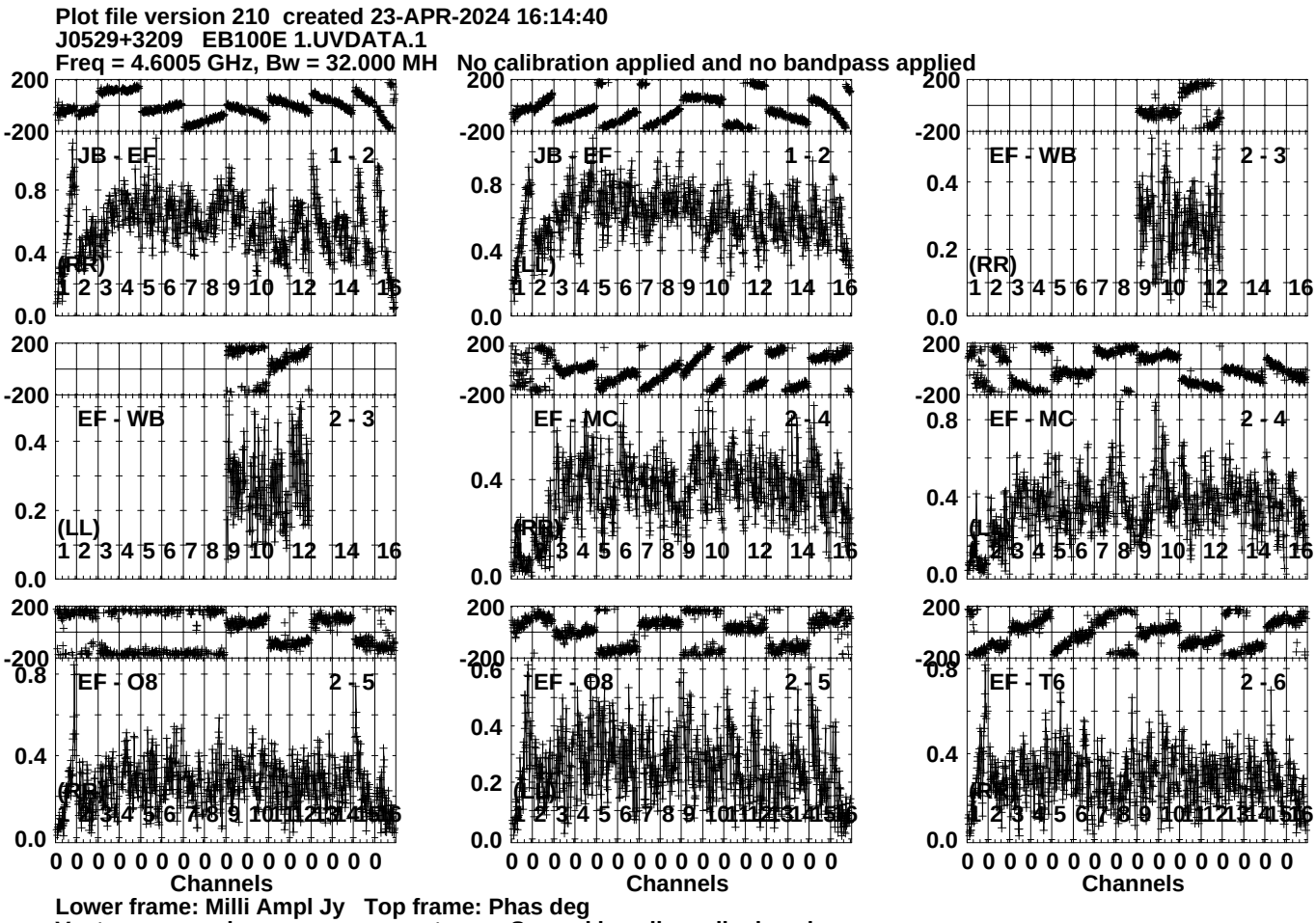
Plot file version 210 created 23-APR-2024 16:14:40
J0529+3209 EB100E 1.UVDATA.1
Freq = 4.6005 GHz, Bw = 32.000 MH No calibration applied and no bandpass applied
JB - EF 1 - 2
(RR)
JB - EF 1 - 2
(LL)
EF - WB 2 - 3
(RR)
EF - WB 2 - 3
(LL)
EF - MC 2 - 4
(RR)
EF - MC 2 - 4
(LL)
EF - O8 2 - 5
(RR)
EF - O8 2 - 5
(LL)
EF - T6 2 - 6
(RR)
Channels
Channels
Channels
Lower frame: Milli Ampl Jy Top frame: Phas deg
Vector averaged cross-power spectrum Several baselines displayed
Timerange: 00/15:37:33 to 00/15:38:29

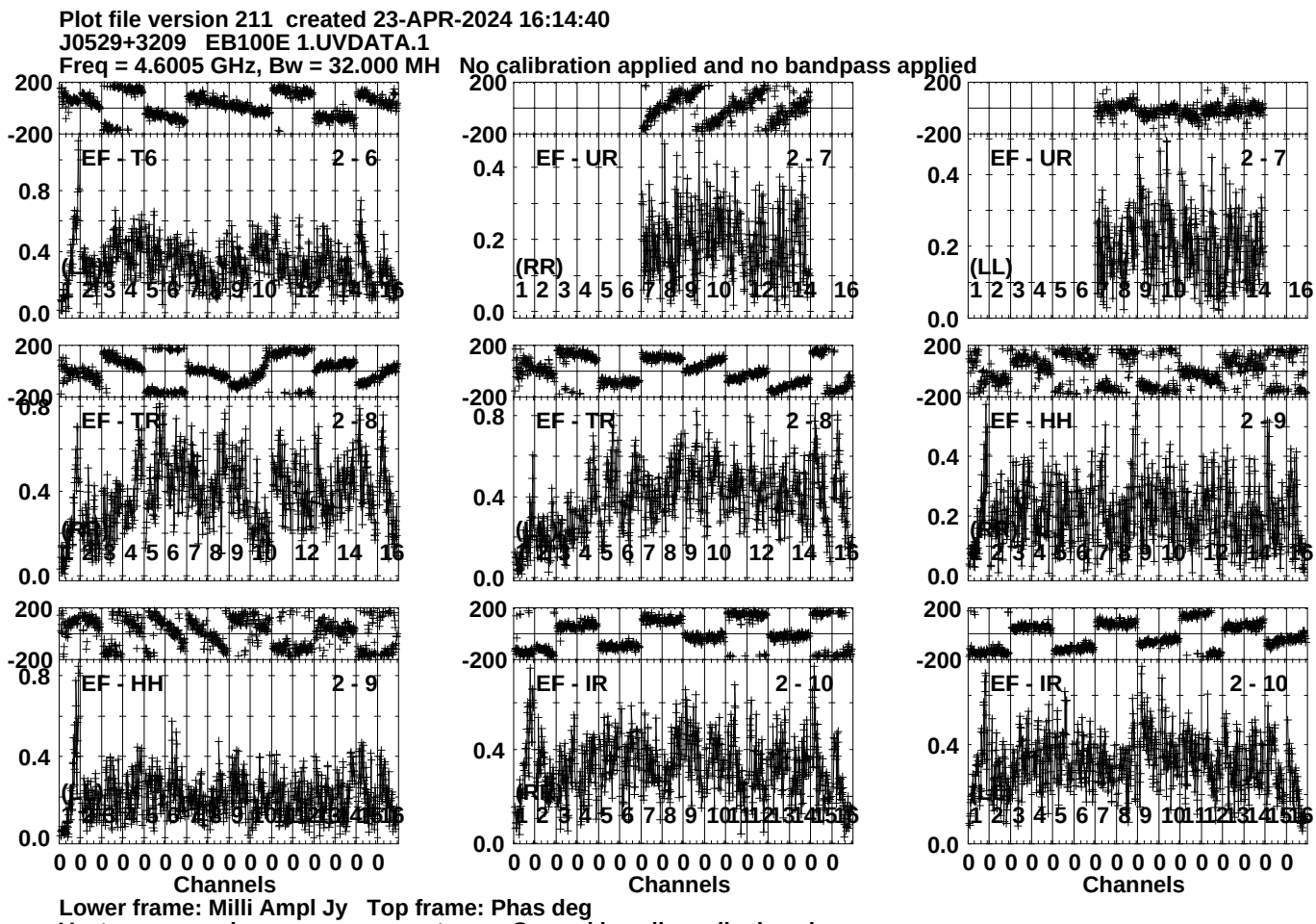
Plot file version 211 created 23-APR-2024 16:14:40
J0529+3209 EB100E 1.UVDATA.1
Freq = 4.6005 GHz, Bw = 32.000 MH No calibration applied and no bandpass applied
EF - T6 2 - 6
EF - UR 2 - 7
EF - UR 2 - 7
EF - TR 2 - 8
EF - TR 2 - 8
EF - HH 2 - 9
EF - HH 2 - 9
EF - IR 2 - 10
EF - IR 2 - 10
(RR)
(LL)
Channels
Lower frame: Milli Ampl Jy Top frame: Phas deg
Vector averaged cross-power spectrum Several baselines displayed
Timerange: 00/15:37:33 to 00/15:38:29

Plot file version 212 created 23-APR-2024 16:14:41
J0529+3209 EB100E 1.UVDATA.1
Freq = 4.6005 GHz, Bw = 32.000 MH No calibration applied and no bandpass applied

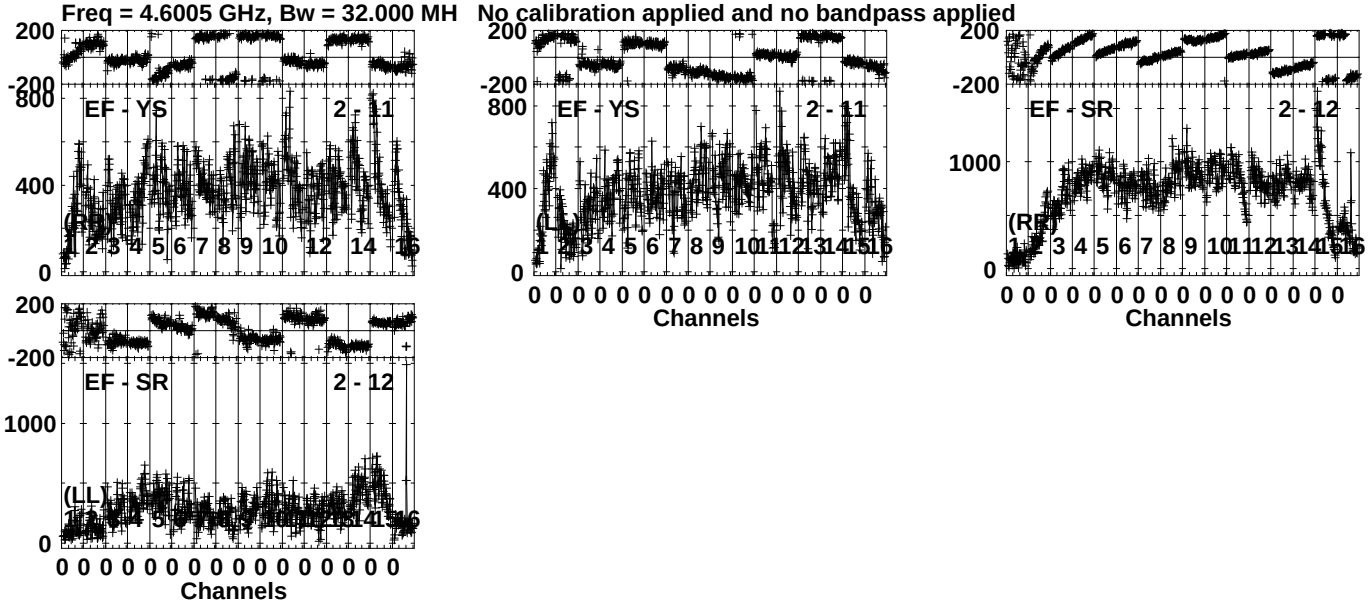

Lower frame: Micro Ampl Jy Top frame: Phas deg
Vector averaged cross-power spectrum Several baselines displayed
Timerange: 00/15:37:33 to 00/15:38:29

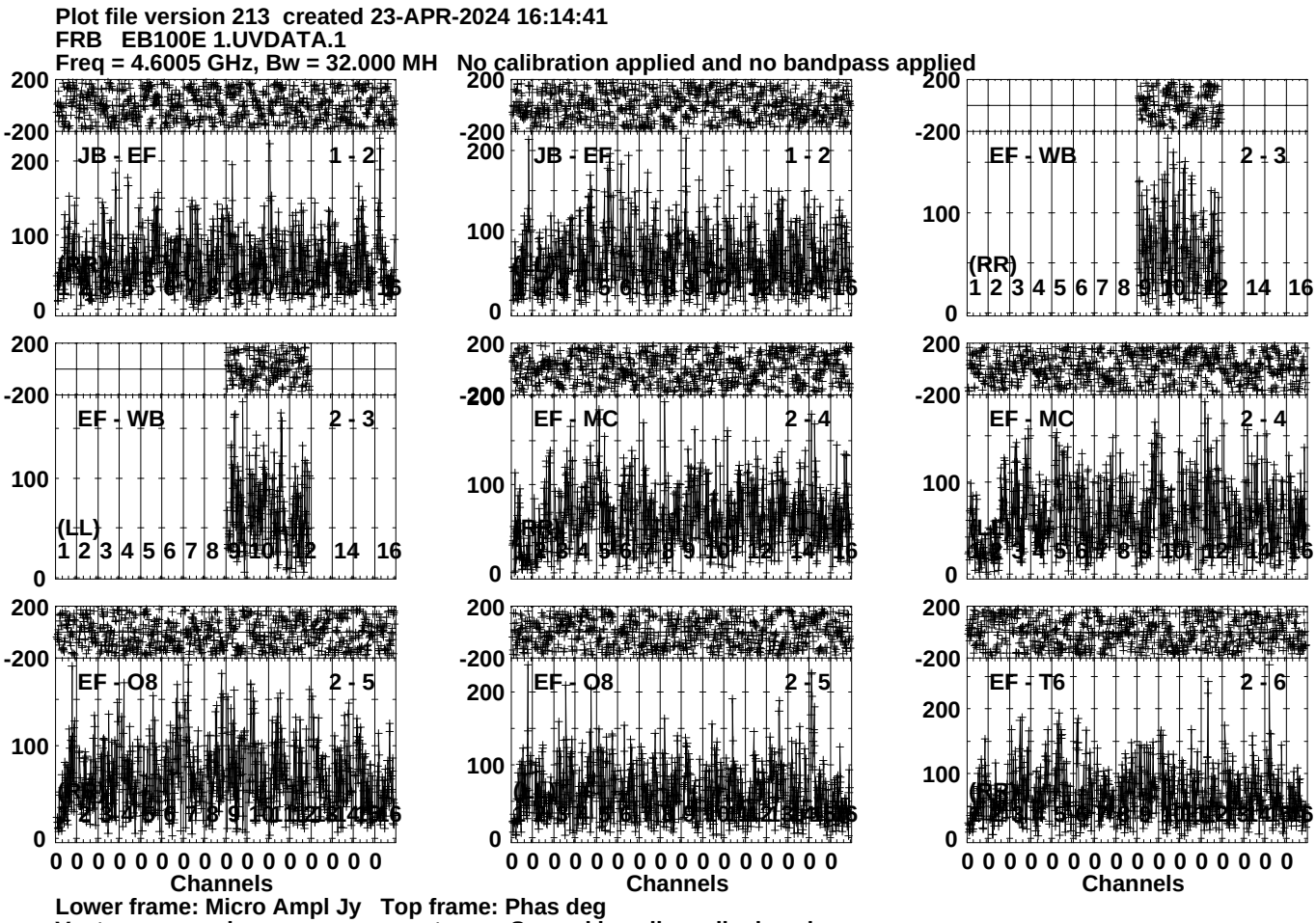
Plot file version 213 created 23-APR-2024 16:14:41
FRB EB100E 1.UVDATA.1
Freq = 4.6005 GHz, Bw = 32.000 MH No calibration applied and no bandpass applied
JB - EF 1 - 2
JB - EF 1 - 2
EF - WB 2 - 3
(RR)
EF - WB 2 - 3
(LL)
EF - MC 2 - 4
EF - MC 2 - 4
EF - O8 2 - 5
EF - O8 2 - 5
EF - T6 2 - 6
Channels
Channels
Channels
Lower frame: Micro Ampl Jy Top frame: Phas deg
Vector averaged cross-power spectrum Several baselines displayed
Timerange: 00/15:38:33 to 00/15:41:59

Plot file version 214 created 23-APR-2024 16:14:41
FRB EB100E 1.UVDATA.1
Freq = 4.6005 GHz, Bw = 32.000 MH No calibration applied and no bandpass applied

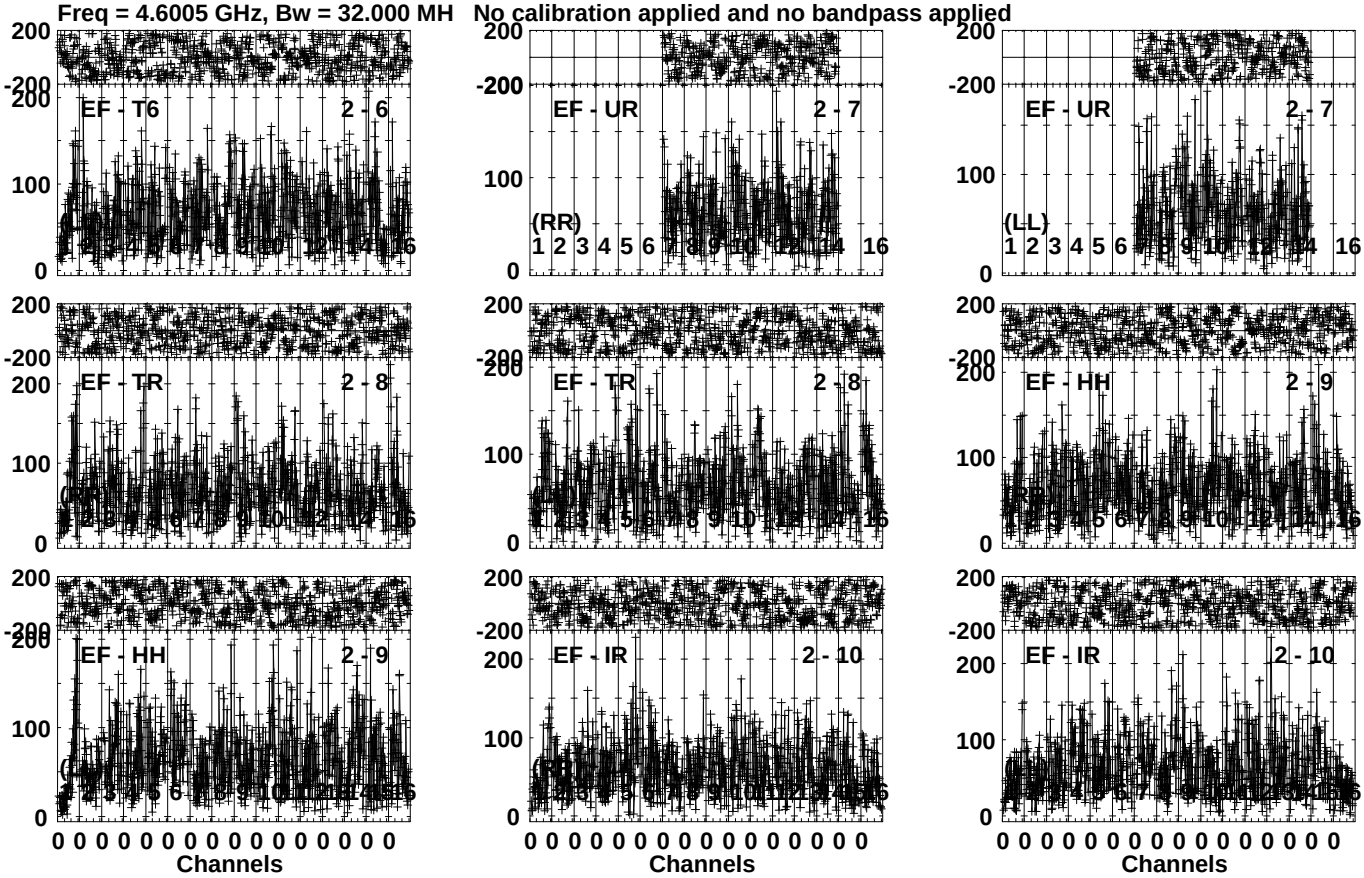

Lower frame: Micro Ampl Jy Top frame: Phas deg
Vector averaged cross-power spectrum Several baselines displayed
Timerange: 00/15:38:33 to 00/15:41:59

Plot file version 215 created 23-APR-2024 16:14:42
FRB EB100E 1.UVDATA.1
Freq = 4.6005 GHz, Bw = 32.000 MH No calibration applied and no bandpass applied

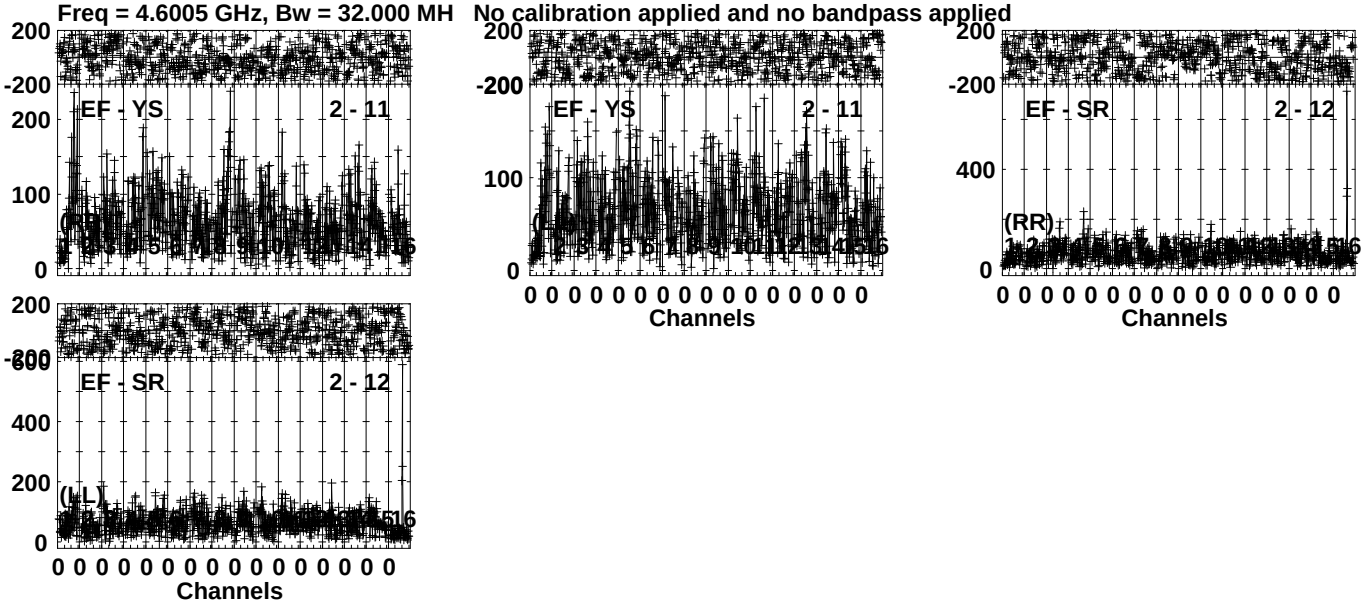

Lower frame: Micro Ampl Jy Top frame: Phas deg
Vector averaged cross-power spectrum Several baselines displayed
Timerange: 00/15:38:33 to 00/15:41:59

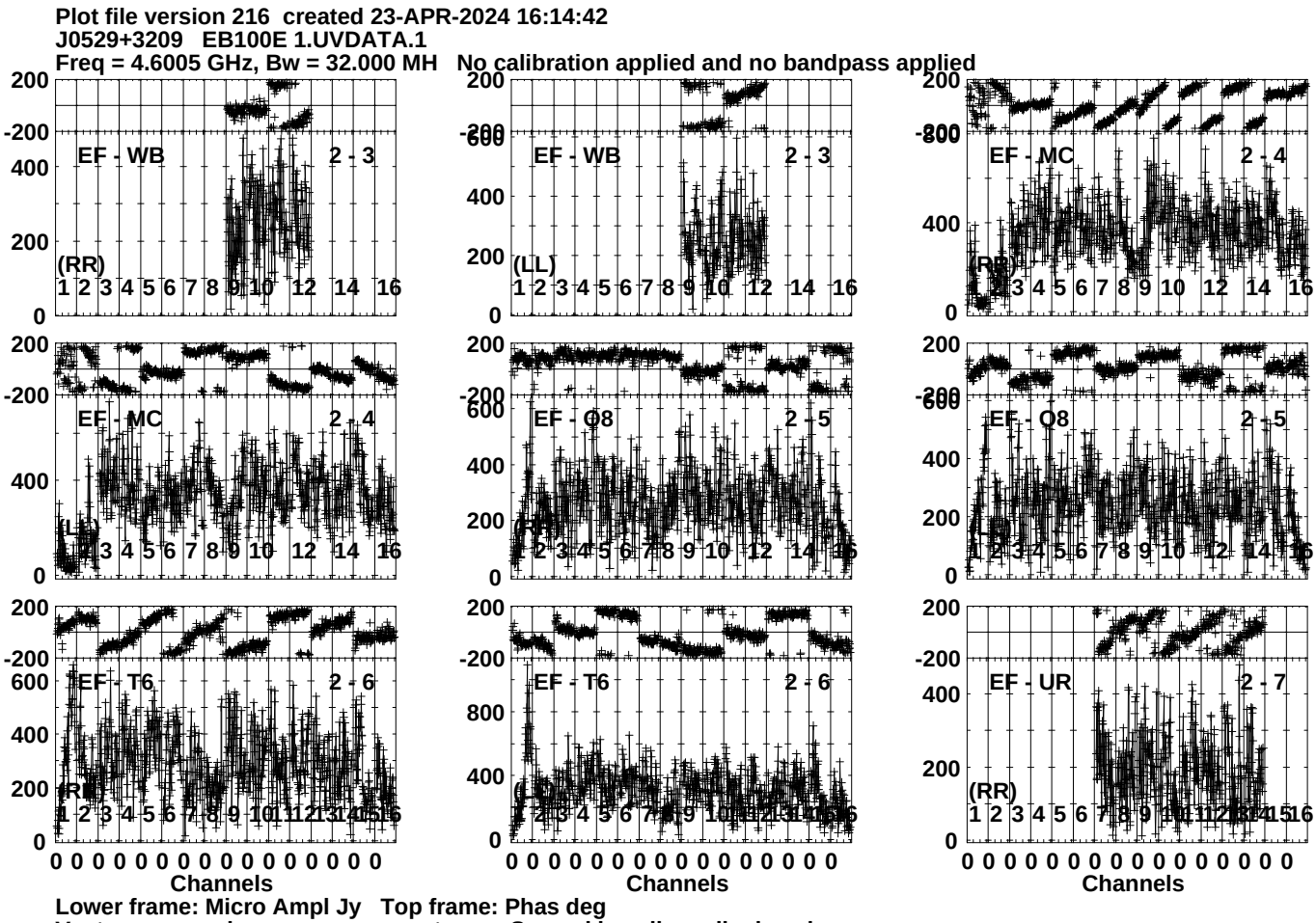
Plot file version 216 created 23-APR-2024 16:14:42
J0529+3209 EB100E 1.UVDATA.1
Freq = 4.6005 GHz, Bw = 32.000 MH No calibration applied and no bandpass applied
EF - WB 2 - 3
(RR)
EF - WB 2 - 3
(LL)
EF - MC 2 - 4
(RR)
EF - MC 2 - 4
(LL)
EF - Q8 2 - 5
(RR)
EF - Q8 2 - 5
(LL)
EF - T6 2 - 6
(RR)
EF - T6 2 - 6
(LL)
EF - UR 2 - 7
(RR)
Channels
Channels
Channels
Lower frame: Micro Ampl Jy Top frame: Phas deg
Vector averaged cross-power spectrum Several baselines displayed
Timerange: 00/15:42:33 to 00/15:43:29

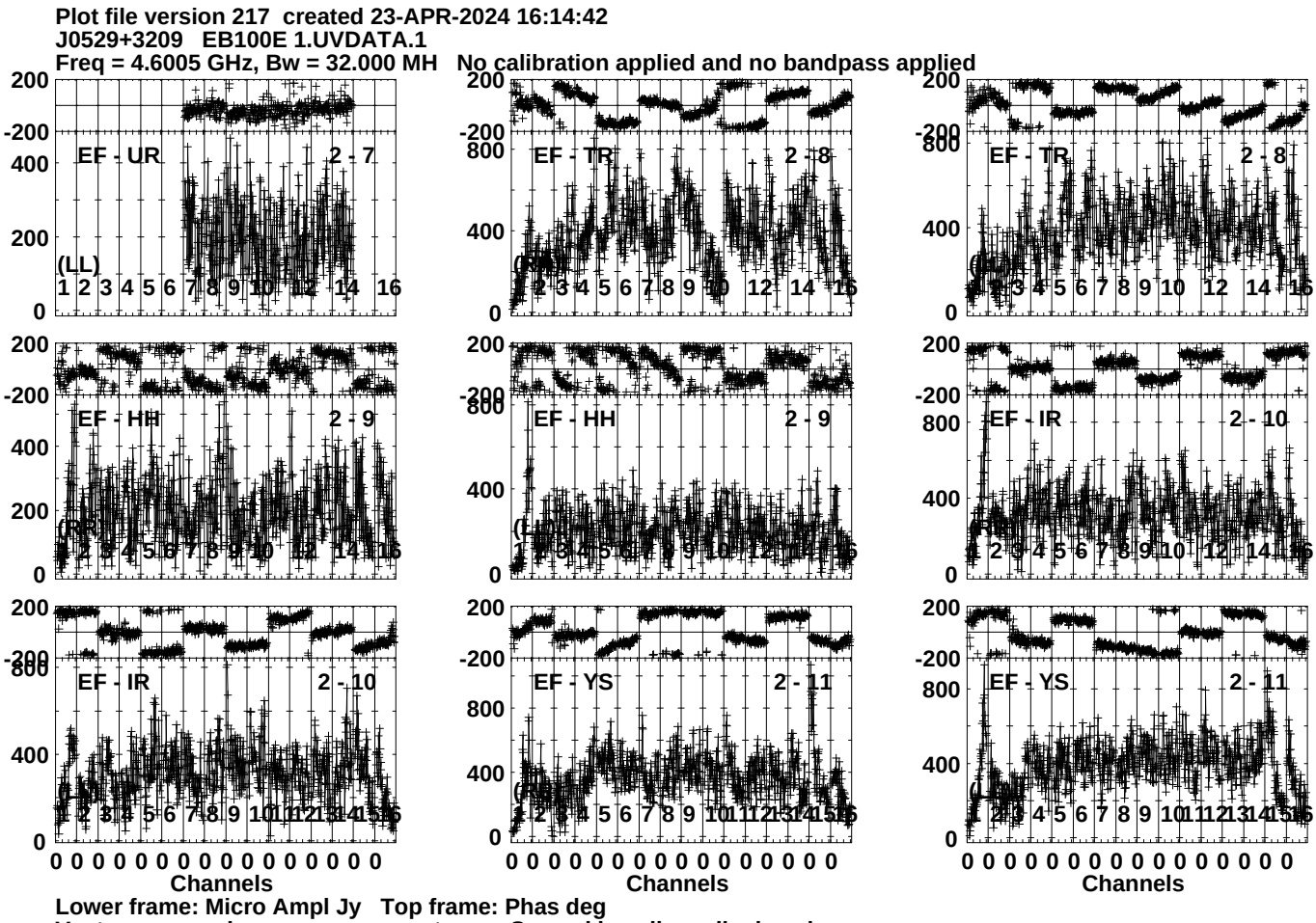
Plot file version 217 created 23-APR-2024 16:14:42
J0529+3209 EB100E 1.UVDATA.1
Freq = 4.6005 GHz, Bw = 32.000 MH No calibration applied and no bandpass applied
EF - UR 2 - 7
EF - TR 2 - 8
EF - TR 2 - 8
EF - HH 2 - 9
EF - HH 2 - 9
EF - IR 2 - 10
EF - IR 2 - 10
EF - YS 2 - 11
EF - YS 2 - 11
(LL)
(RR)
Channels
Lower frame: Micro Ampl Jy Top frame: Phas deg
Vector averaged cross-power spectrum Several baselines displayed
Timerange: 00/15:42:33 to 00/15:43:29

Plot file version 218 created 23-APR-2024 16:14:42
J0529+3209 EB100E 1.UVDATA.1
Freq = 4.6005 GHz, Bw = 32.000 MH No calibration applied and no bandpass applied

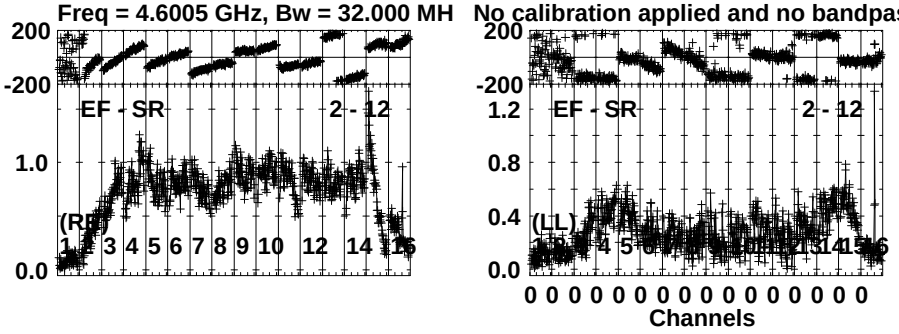

Lower frame: Milli Ampl Jy Top frame: Phas deg
Vector averaged cross-power spectrum Several baselines displayed
Timerange: 00/15:42:33 to 00/15:43:29

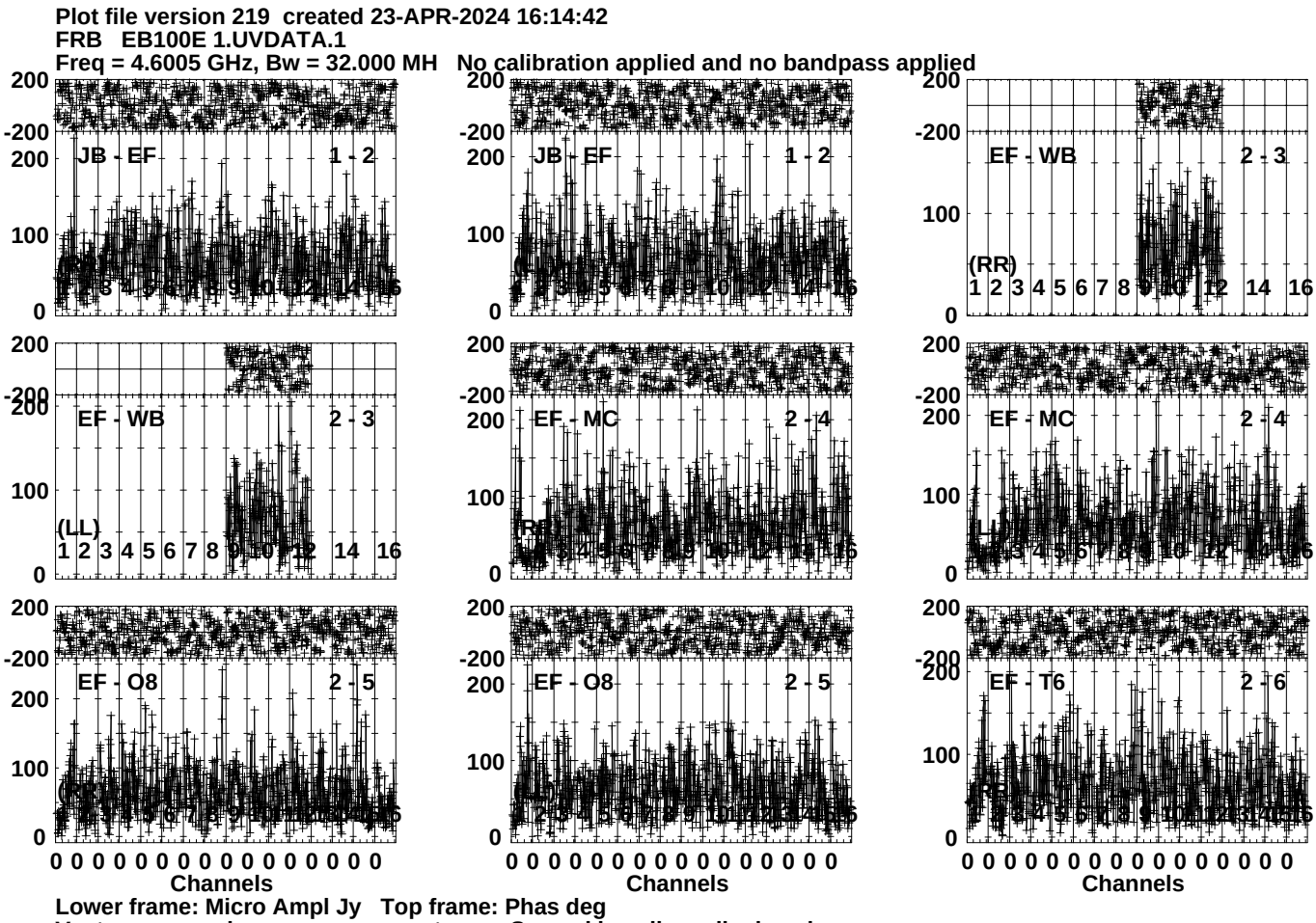
Plot file version 219 created 23-APR-2024 16:14:42
FRB EB100E 1.UVDATA.1
Freq = 4.6005 GHz, Bw = 32.000 MH No calibration applied and no bandpass applied
JB - EF 1 - 2
JB - EF 1 - 2
EF - WB 2 - 3
(RR)
EF - WB 2 - 3
(LL)
EF - MC 2 - 4
EF - MC 2 - 4
EF - O8 2 - 5
EF - O8 2 - 5
EF - T6 2 - 6
Channels
Channels
Channels
Lower frame: Micro Ampl Jy Top frame: Phas deg
Vector averaged cross-power spectrum Several baselines displayed
Timerange: 00/15:43:31 to 00/15:46:59

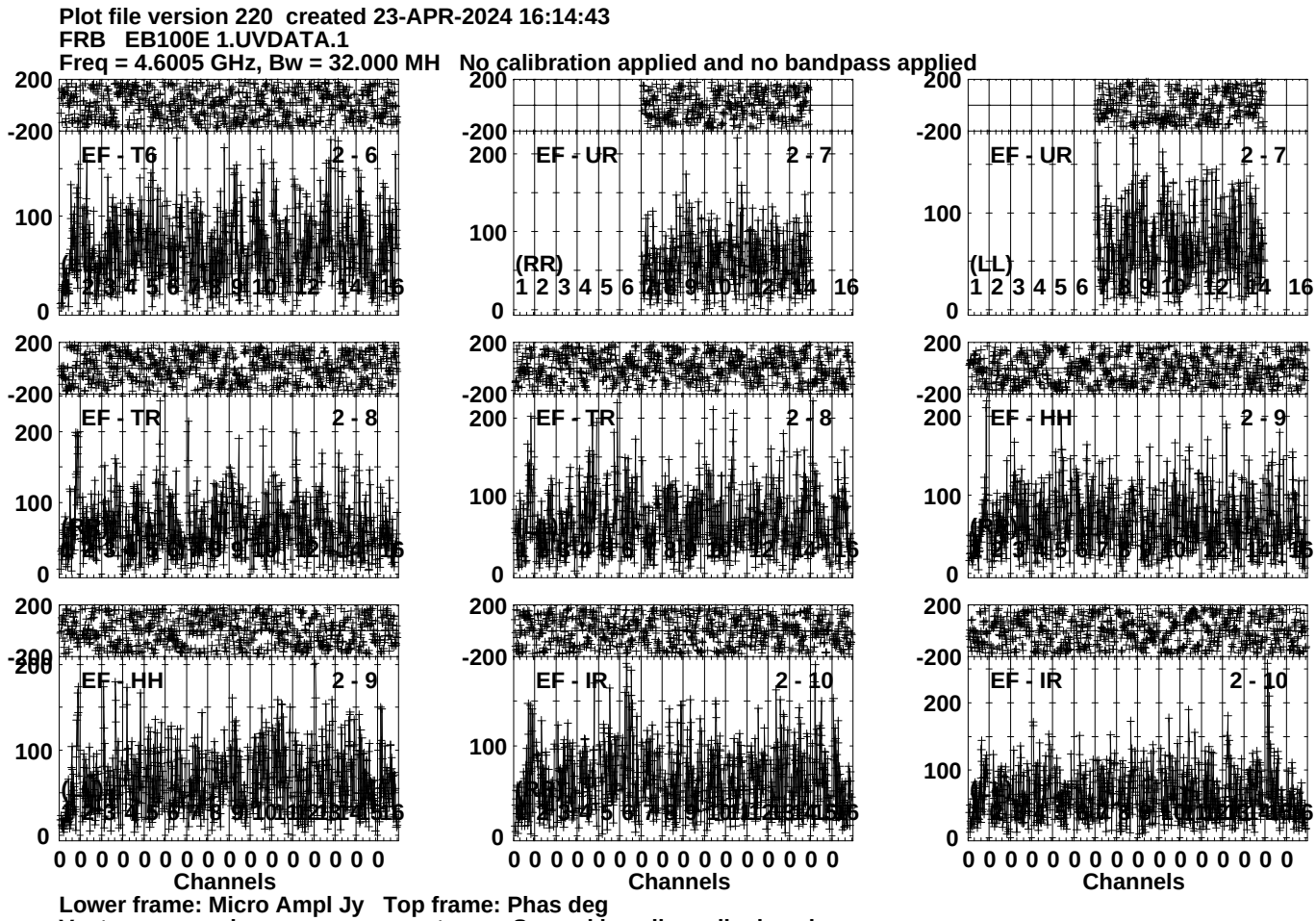
Plot file version 220 created 23-APR-2024 16:14:43
FRB EB100E 1.UVDATA.1
Freq = 4.6005 GHz, Bw = 32.000 MH No calibration applied and no bandpass applied
EF - T6 2 - 6
EF - UR 2 - 7
EF - UR 2 - 7
EF - TR 2 - 8
EF - TR 2 - 8
EF - HH 2 - 9
EF - HH 2 - 9
EF - IR 2 - 10
EF - IR 2 - 10
(RR)
(LL)
Channels
Lower frame: Micro Ampl Jy Top frame: Phas deg
Vector averaged cross-power spectrum Several baselines displayed
Timerange: 00/15:43:31 to 00/15:46:59

Plot file version 221 created 23-APR-2024 16:14:43
FRB EB100E 1.UVDATA.1
Freq = 4.6005 GHz, Bw = 32.000 MH No calibration applied and no bandpass applied

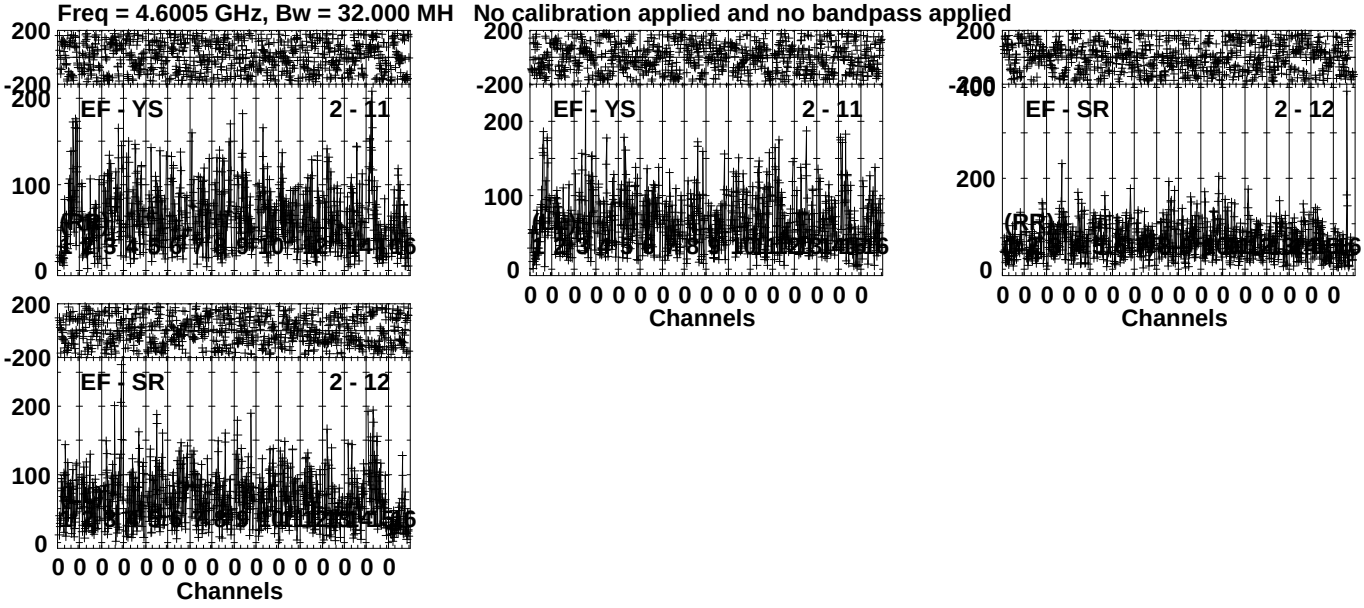

Lower frame: Micro Ampl Jy Top frame: Phas deg
Vector averaged cross-power spectrum Several baselines displayed
Timerange: 00/15:43:31 to 00/15:46:59

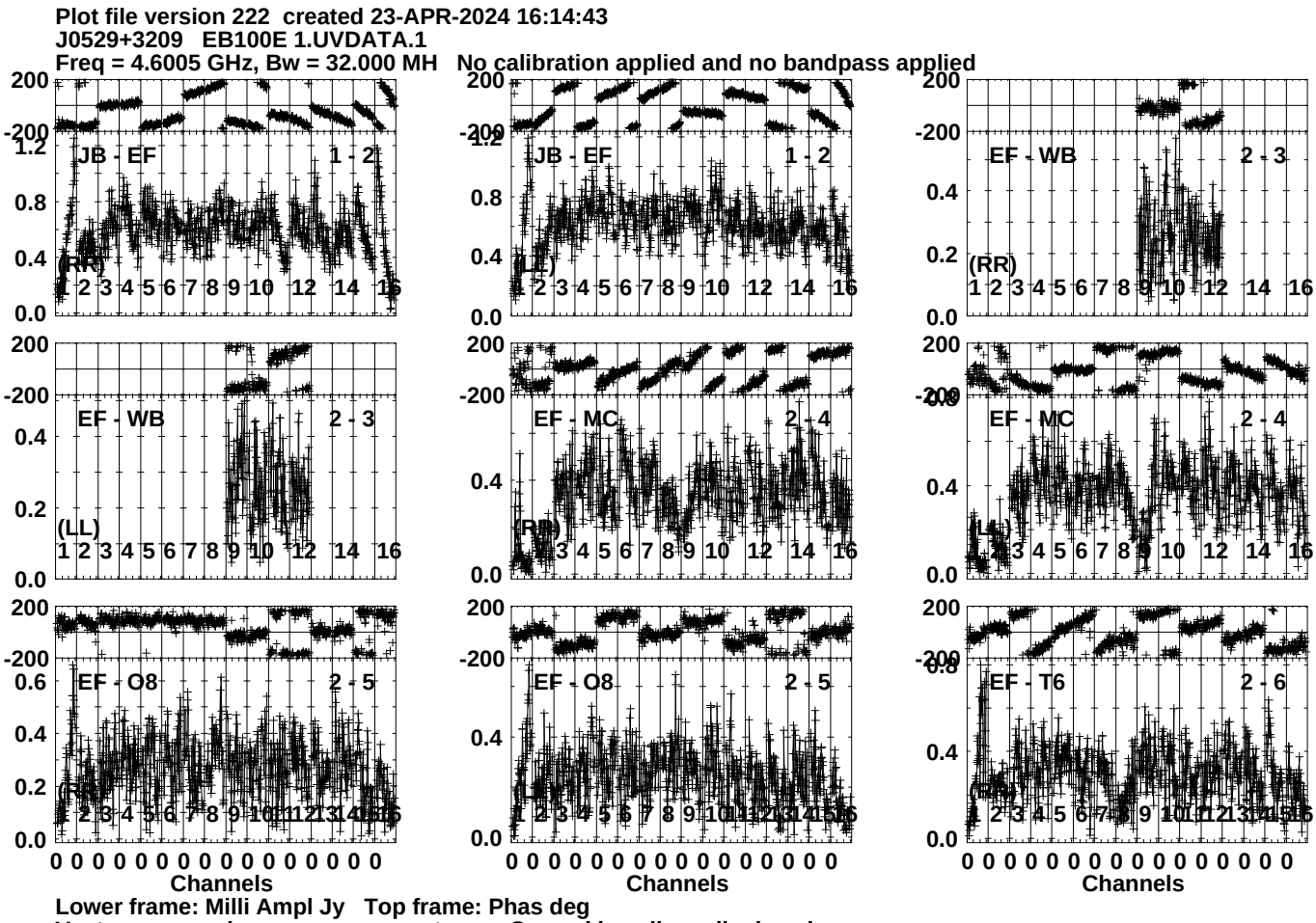
Plot file version 222 created 23-APR-2024 16:14:43
J0529+3209 EB100E 1.UVDATA.1
Freq = 4.6005 GHz, Bw = 32.000 MH No calibration applied and no bandpass applied
JB - EF 1 - 2
(RR)
JB - EF 1 - 2
(LL)
EF - WB 2 - 3
(RR)
EF - WB 2 - 3
(LL)
EF - MC 2 - 4
(RR)
EF - MC 2 - 4
(LL)
EF - O8 2 - 5
(RR)
EF - O8 2 - 5
(LL)
EF - T6 2 - 6
(RR)
Channels
Channels
Channels
Lower frame: Milli Ampl Jy Top frame: Phas deg
Vector averaged cross-power spectrum Several baselines displayed
Timerange: 00/15:47:01 to 00/15:48:29

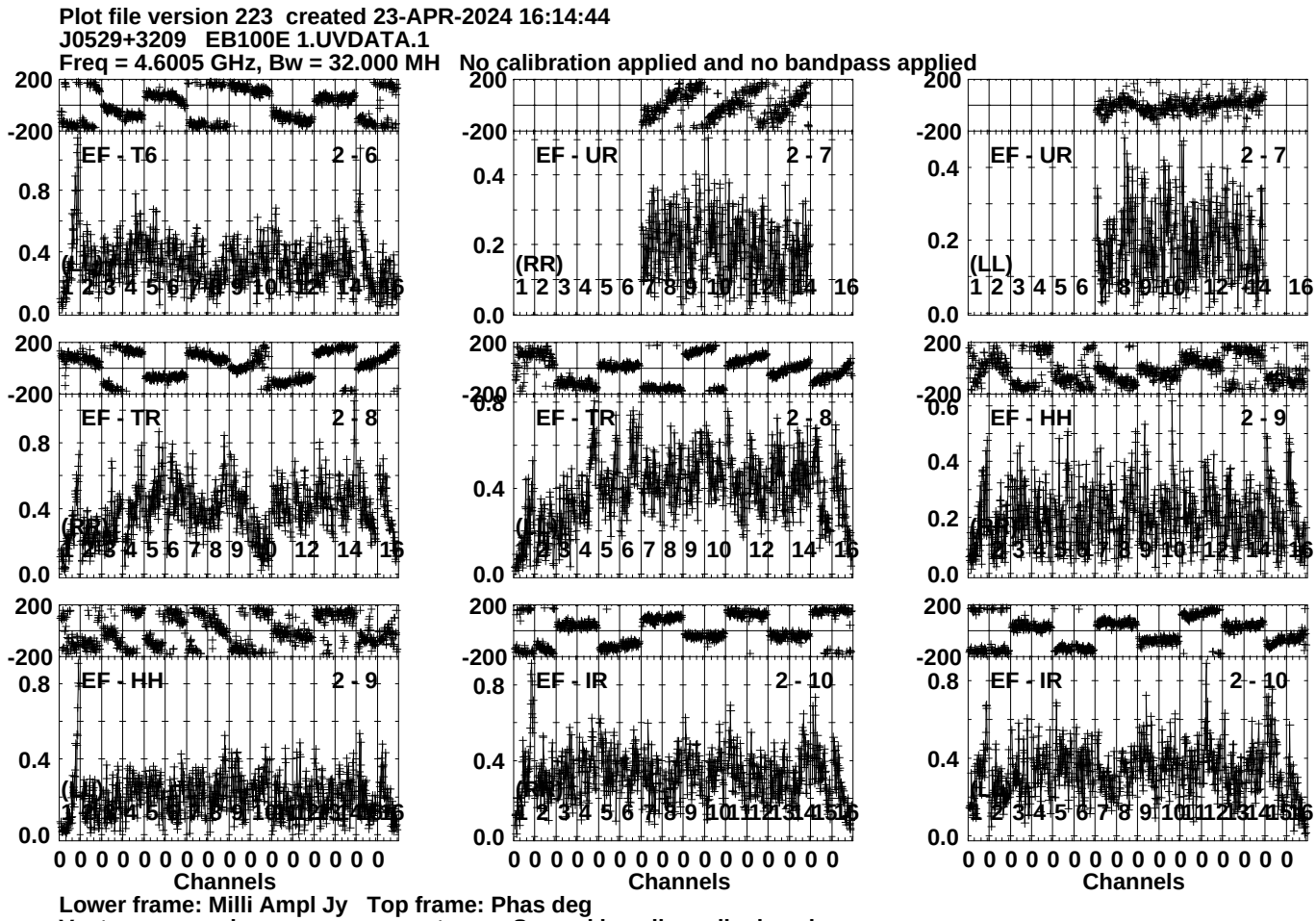
Plot file version 223 created 23-APR-2024 16:14:44
J0529+3209 EB100E 1.UVDATA.1
Freq = 4.6005 GHz, Bw = 32.000 MH No calibration applied and no bandpass applied
EF - T6 2 - 6
EF - UR 2 - 7
EF - UR 2 - 7
EF - TR 2 - 8
EF - TR 2 - 8
EF - HH 2 - 9
EF - HH 2 - 9
EF - IR 2 - 10
EF - IR 2 - 10
(RR)
(LL)
Channels
Lower frame: Milli Ampl Jy Top frame: Phas deg
Vector averaged cross-power spectrum Several baselines displayed
Timerange: 00/15:47:01 to 00/15:48:29

Plot file version 224 created 23-APR-2024 16:14:44
J0529+3209 EB100E 1.UVDATA.1
Freq = 4.6005 GHz, Bw = 32.000 MH No calibration applied and no bandpass applied

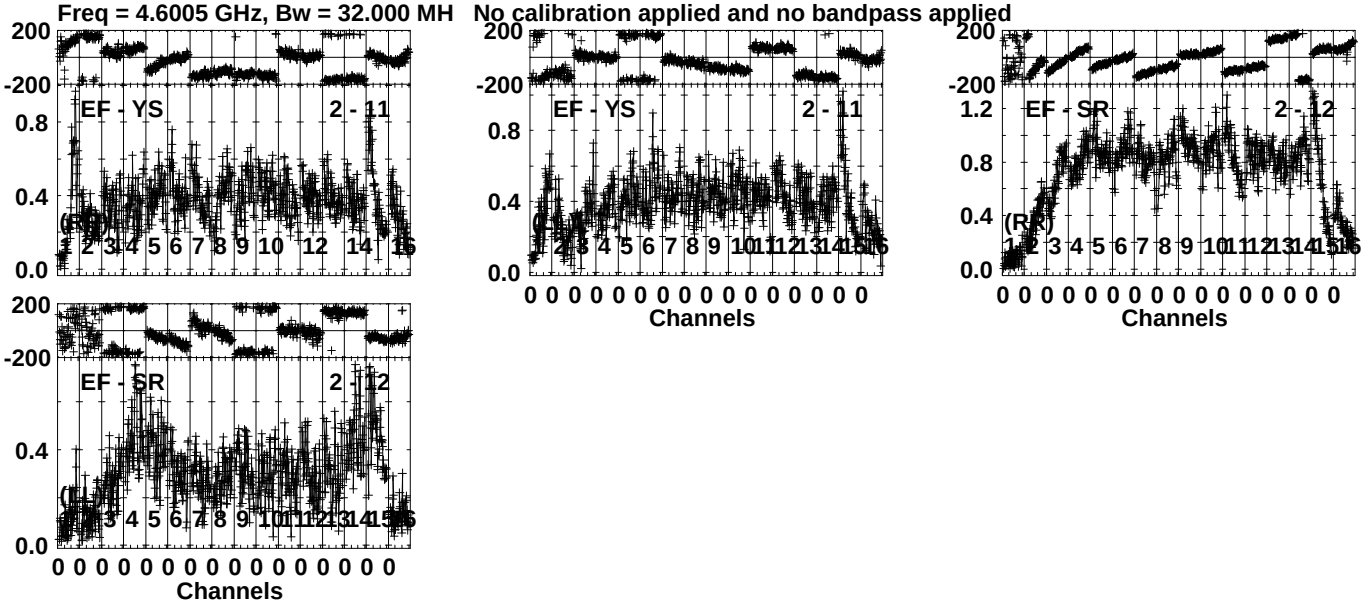

Lower frame: Milli Ampl Jy Top frame: Phas deg
Vector averaged cross-power spectrum Several baselines displayed
Timerange: 00/15:47:01 to 00/15:48:29

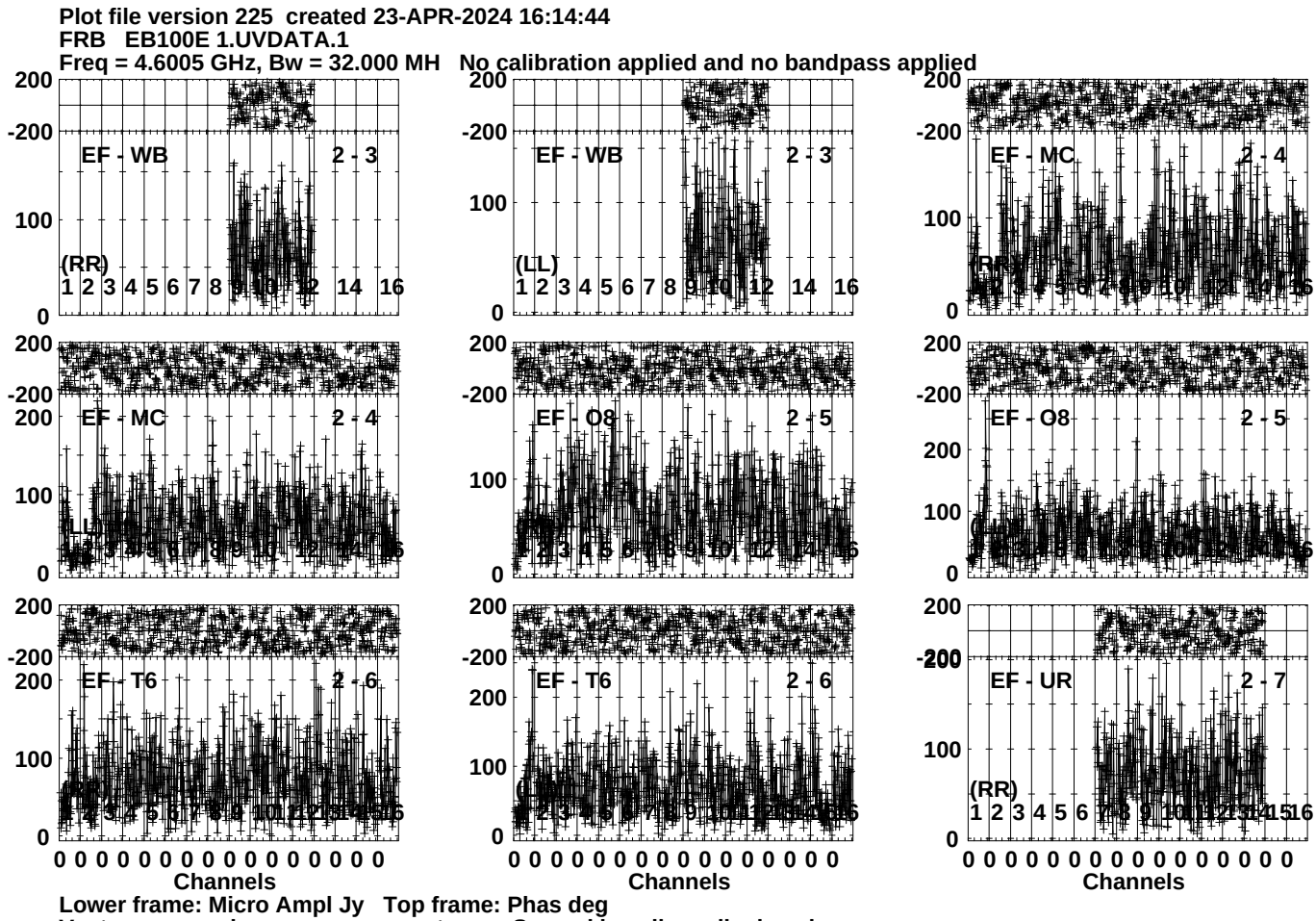
Plot file version 225 created 23-APR-2024 16:14:44
FRB EB100E 1.UVDATA.1
Freq = 4.6005 GHz, Bw = 32.000 MH No calibration applied and no bandpass applied
EF - WB 2 - 3
(RR)
EF - WB 2 - 3
(LL)
EF - MC 2 - 4
EF - MC 2 - 4
EF - O8 2 - 5
EF - O8 2 - 5
EF - T6 2 - 6
EF - T6 2 - 6
EF - UR 2 - 7
(RR)
Channels
Channels
Channels
Lower frame: Micro Ampl Jy Top frame: Phas deg
Vector averaged cross-power spectrum Several baselines displayed
Timerange: 00/15:48:31 to 00/15:51:59

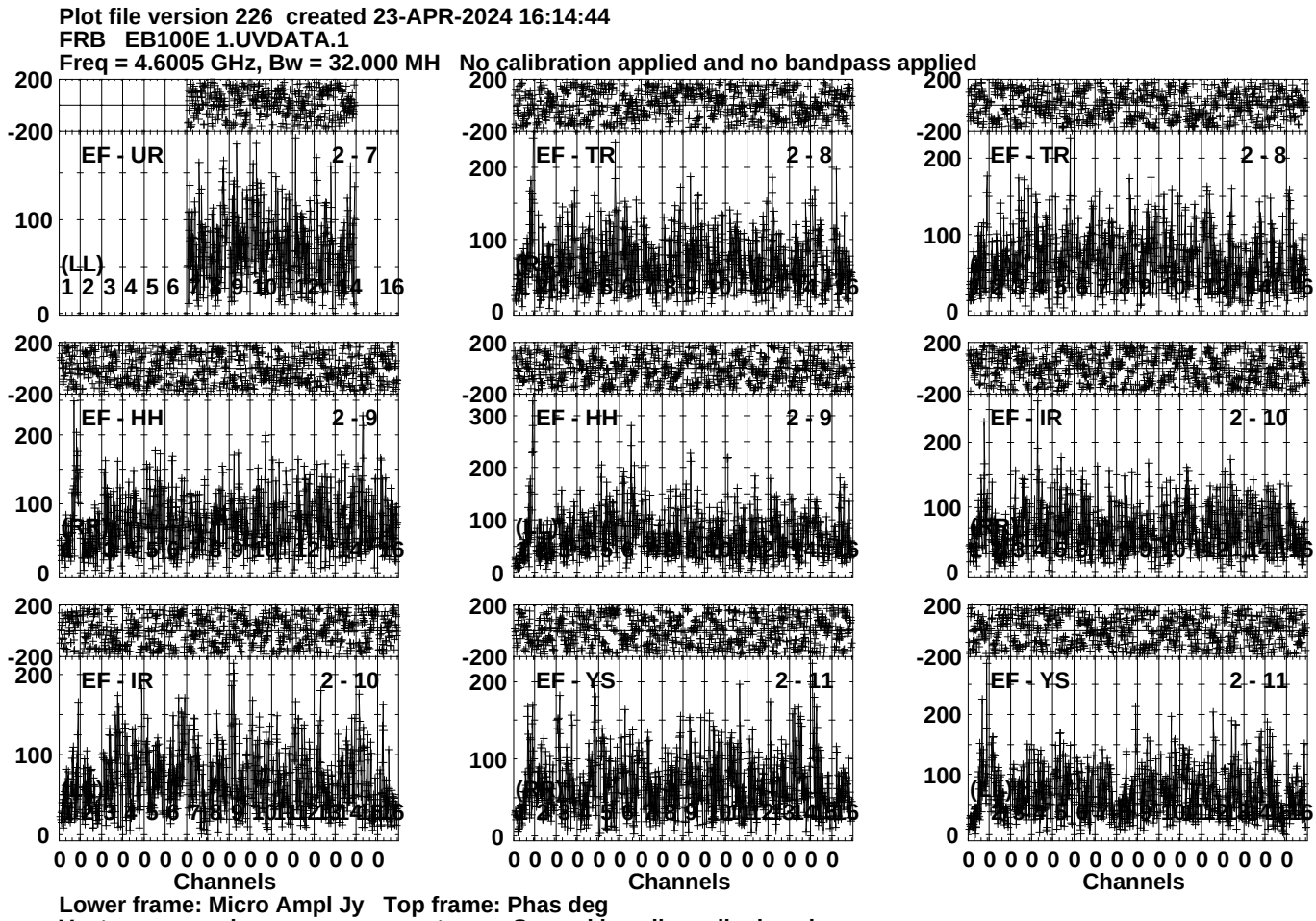
Plot file version 226 created 23-APR-2024 16:14:44
FRB EB100E 1.UVDATA.1
Freq = 4.6005 GHz, Bw = 32.000 MH No calibration applied and no bandpass applied
EF - UR 2 - 7
EF - TR 2 - 8
EF - TR 2 - 8
EF - HH 2 - 9
EF - HH 2 - 9
EF - IR 2 - 10
EF - IR 2 - 10
EF - YS 2 - 11
EF - YS 2 - 11
(LL)
Channels
Lower frame: Micro Ampl Jy Top frame: Phas deg
Vector averaged cross-power spectrum Several baselines displayed
Timerange: 00/15:48:31 to 00/15:51:59

Plot file version 227 created 23-APR-2024 16:14:45
FRB EB100E 1.UVDATA.1
Freq = 4.6005 GHz, Bw = 32.000 MH No calibration applied and no bandpass applied

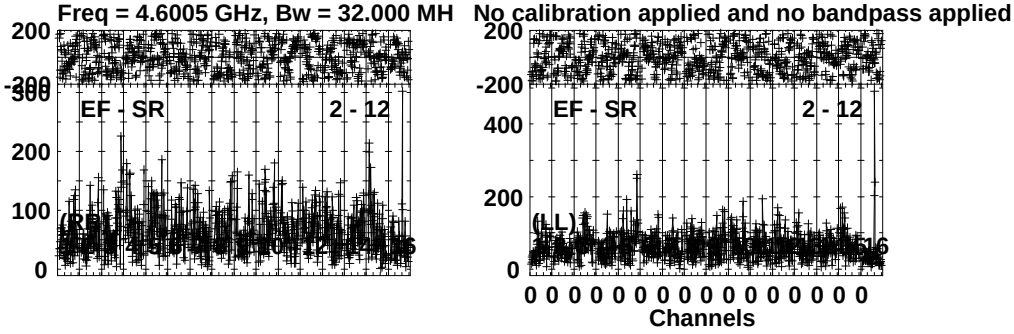

Lower frame: Micro Ampl Jy Top frame: Phas deg
Vector averaged cross-power spectrum Several baselines displayed
Timerange: 00/15:48:31 to 00/15:51:59

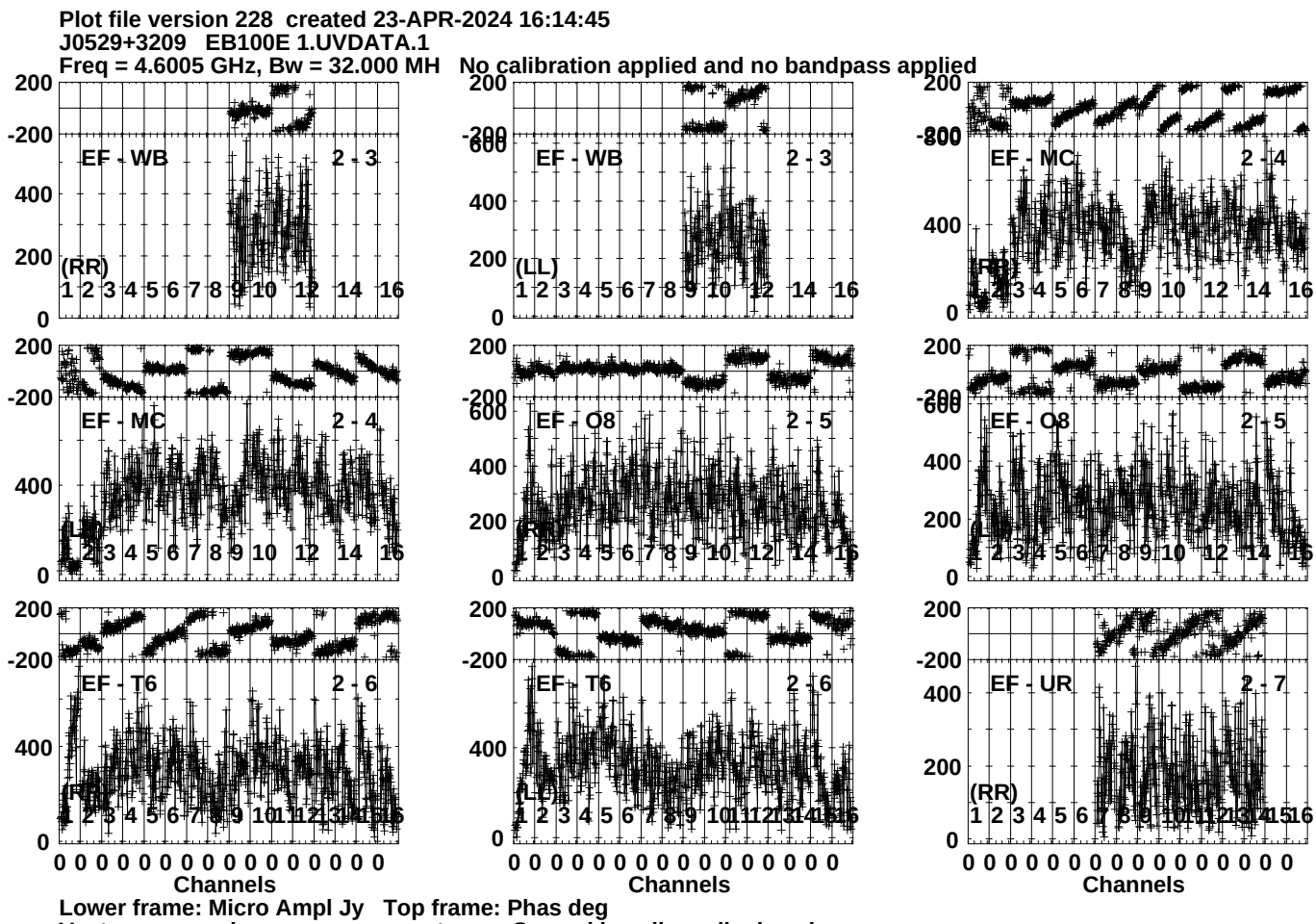
Plot file version 228 created 23-APR-2024 16:14:45
J0529+3209 EB100E 1.UVDATA.1
Freq = 4.6005 GHz, Bw = 32.000 MH No calibration applied and no bandpass applied
EF - WB 2 - 3
(RR)
EF - WB 2 - 3
(LL)
EF - MC 2 - 4
(RR)
EF - MC 2 - 4
(LL)
EF - O8 2 - 5
(RR)
EF - O8 2 - 5
(LL)
EF - T6 2 - 6
(RR)
EF - T6 2 - 6
(LL)
EF - UR 2 - 7
(RR)
Channels
Channels
Channels
Lower frame: Micro Ampl Jy Top frame: Phas deg
Vector averaged cross-power spectrum Several baselines displayed
Timerange: 00/15:52:33 to 00/15:53:29

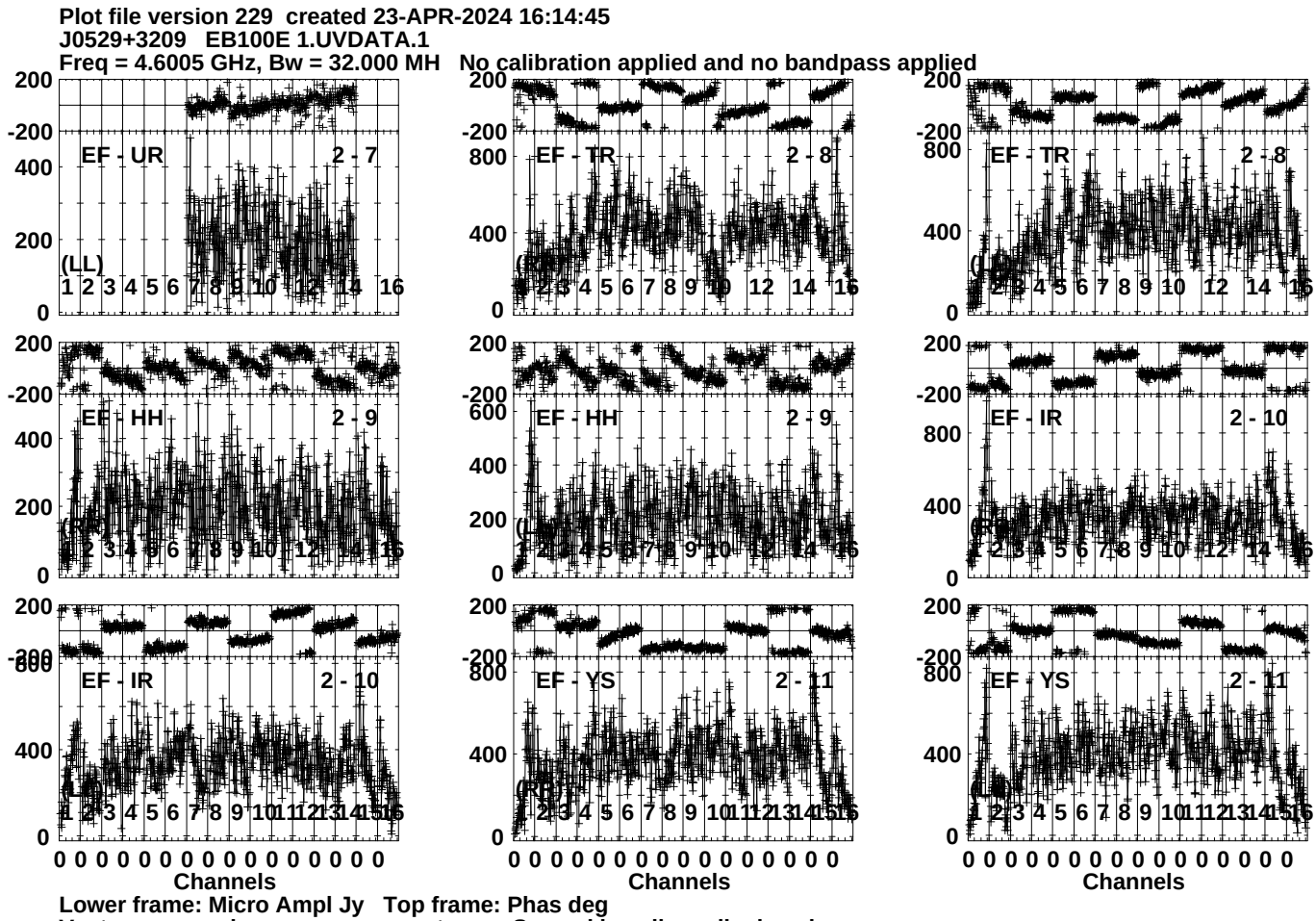
Plot file version 229 created 23-APR-2024 16:14:45
J0529+3209 EB100E 1.UVDATA.1
Freq = 4.6005 GHz, Bw = 32.000 MH No calibration applied and no bandpass applied
EF - UR 2 - 7
EF - TR 2 - 8
EF - TR 2 - 8
EF - HH 2 - 9
EF - HH 2 - 9
EF - IR 2 - 10
EF - IR 2 - 10
EF - YS 2 - 11
EF - YS 2 - 11
(LL)
(RR)
Channels
Lower frame: Micro Ampl Jy Top frame: Phas deg
Vector averaged cross-power spectrum Several baselines displayed
Timerange: 00/15:52:33 to 00/15:53:29

Plot file version 230 created 23-APR-2024 16:14:45
J0529+3209 EB100E 1.UVDATA.1
Freq = 4.6005 GHz, Bw = 32.000 MH No calibration applied and no bandpass applied

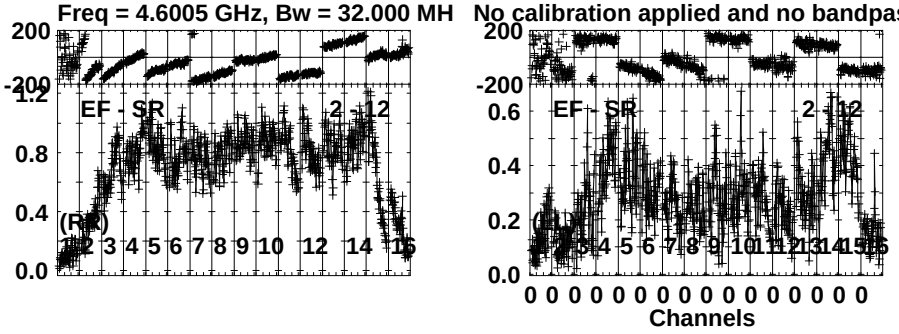

Lower frame: Milli Ampl Jy Top frame: Phas deg
Vector averaged cross-power spectrum Several baselines displayed
Timerange: 00/15:52:33 to 00/15:53:29

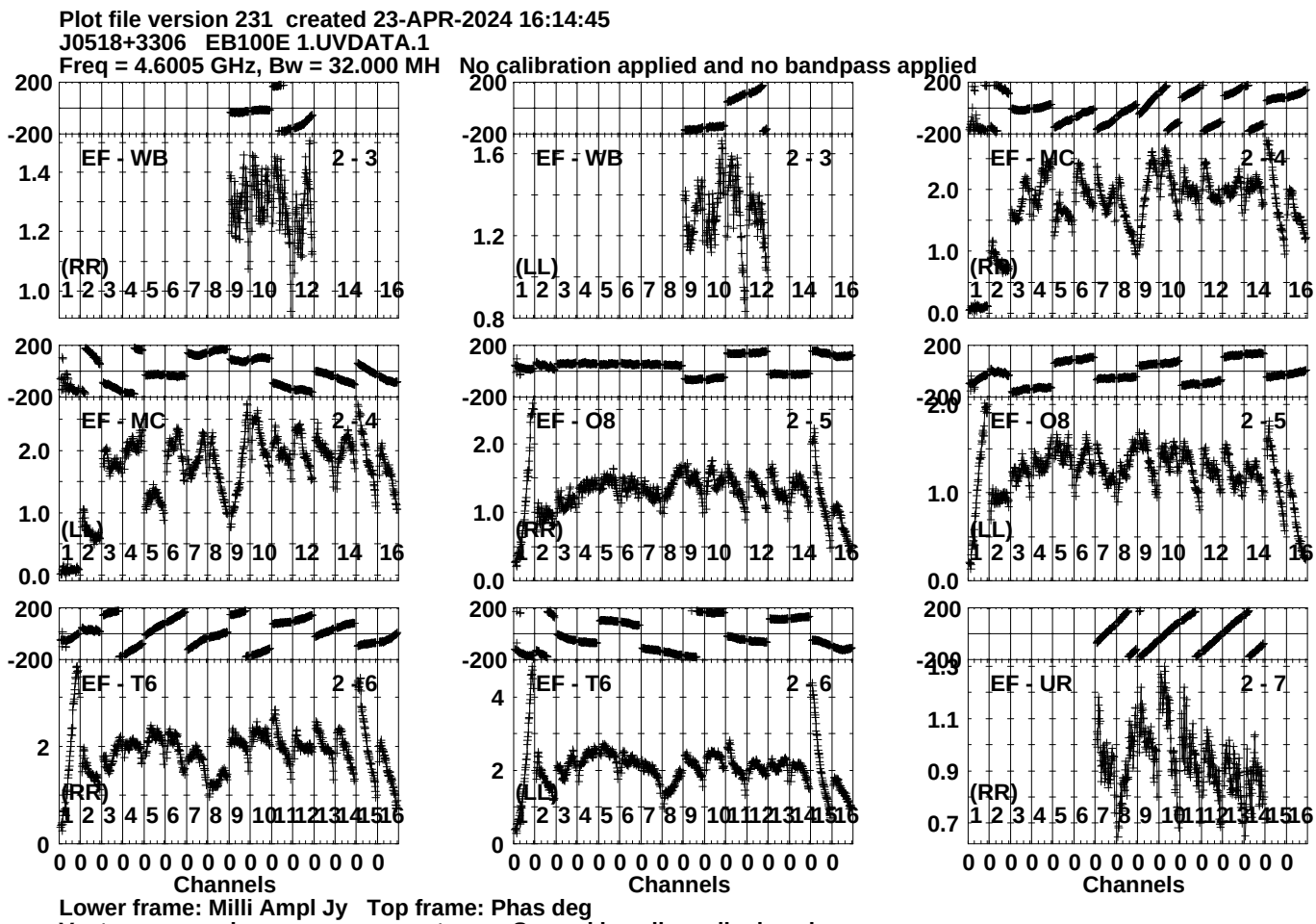
Plot file version 231 created 23-APR-2024 16:14:45
J0518+3306 EB100E 1.UVDATA.1
Freq = 4.6005 GHz, Bw = 32.000 MH No calibration applied and no bandpass applied
EF - WB 2 - 3
(RR)
EF - WB 2 - 3
(LL)
EF - MC 2 - 4
(RR)
EF - MC 2 - 4
(LL)
EF - O8 2 - 5
(RR)
EF - O8 2 - 5
(LL)
EF - T6 2 - 6
(RR)
EF - T6 2 - 6
(LL)
EF - UR 2 - 7
(RR)
Channels
Channels
Channels
Lower frame: Milli Ampl Jy Top frame: Phas deg
Vector averaged cross-power spectrum Several baselines displayed
Timerange: 00/15:54:03 to 00/15:56:59

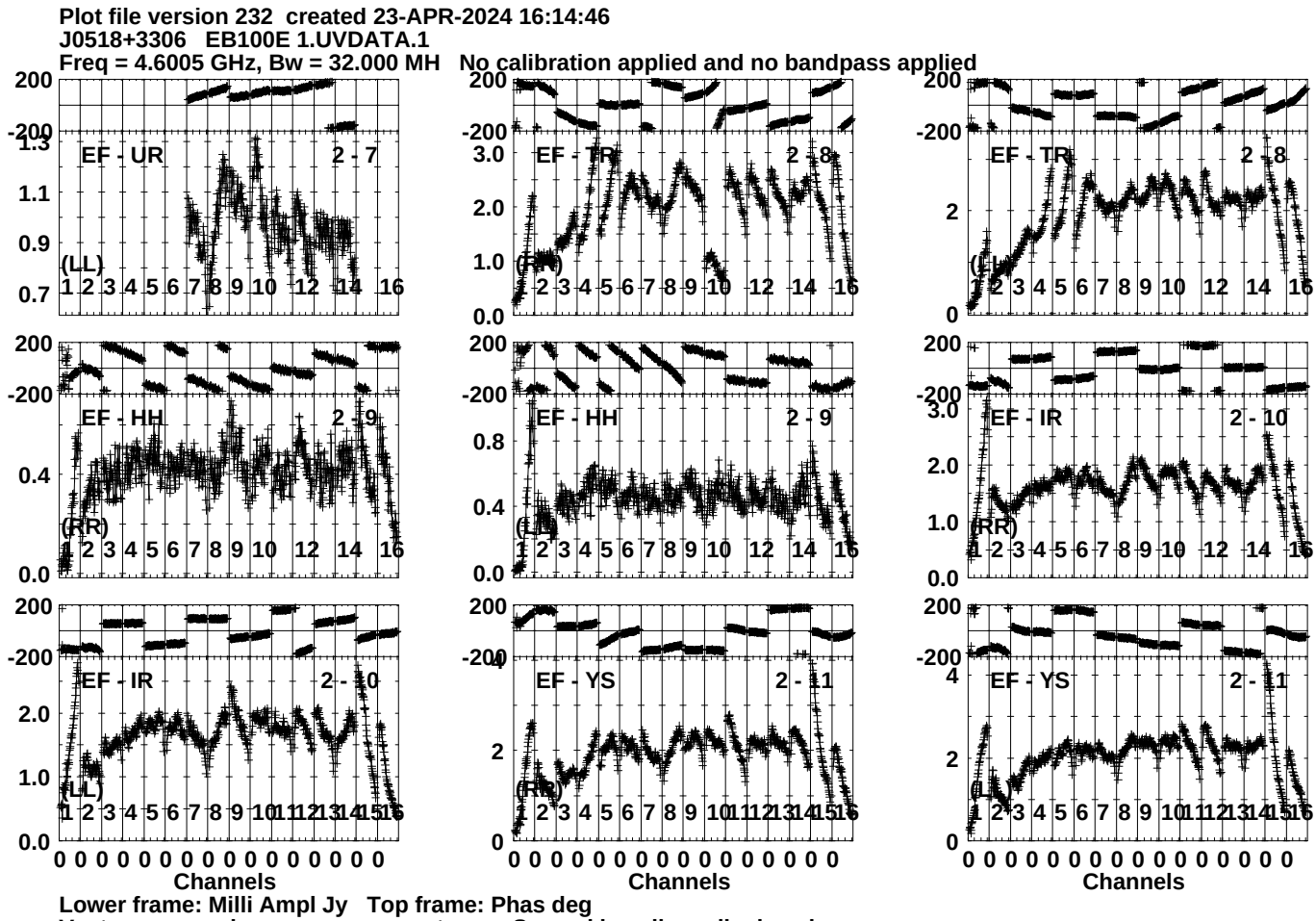
Plot file version 232 created 23-APR-2024 16:14:46
J0518+3306 EB100E 1.UVDATA.1
Freq = 4.6005 GHz, Bw = 32.000 MH No calibration applied and no bandpass applied
EF - UR 2 - 7
EF - TR 2 - 8
EF - TR 2 - 8
EF - HH 2 - 9
EF - HH 2 - 9
EF - IR 2 - 10
EF - IR 2 - 10
EF - YS 2 - 11
EF - YS 2 - 11
(LL)
(RR)
(LL)
(RR)
(LL)
(RR)
(LL)
(RR)
(LL)
Channels
Channels
Channels
Lower frame: Milli Ampl Jy Top frame: Phas deg
Vector averaged cross-power spectrum Several baselines displayed
Timerange: 00/15:54:03 to 00/15:56:59

Plot file version 233 created 23-APR-2024 16:14:46
J0518+3306 EB100E 1.UVDATA.1
Freq = 4.6005 GHz, Bw = 32.000 MH No calibration applied and no bandpass applied

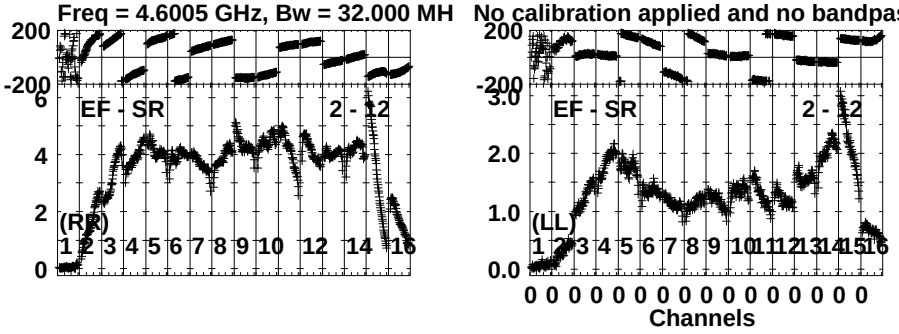

Lower frame: Milli Ampl Jy Top frame: Phas deg
Vector averaged cross-power spectrum Several baselines displayed
Timerange: 00/15:54:03 to 00/15:56:59

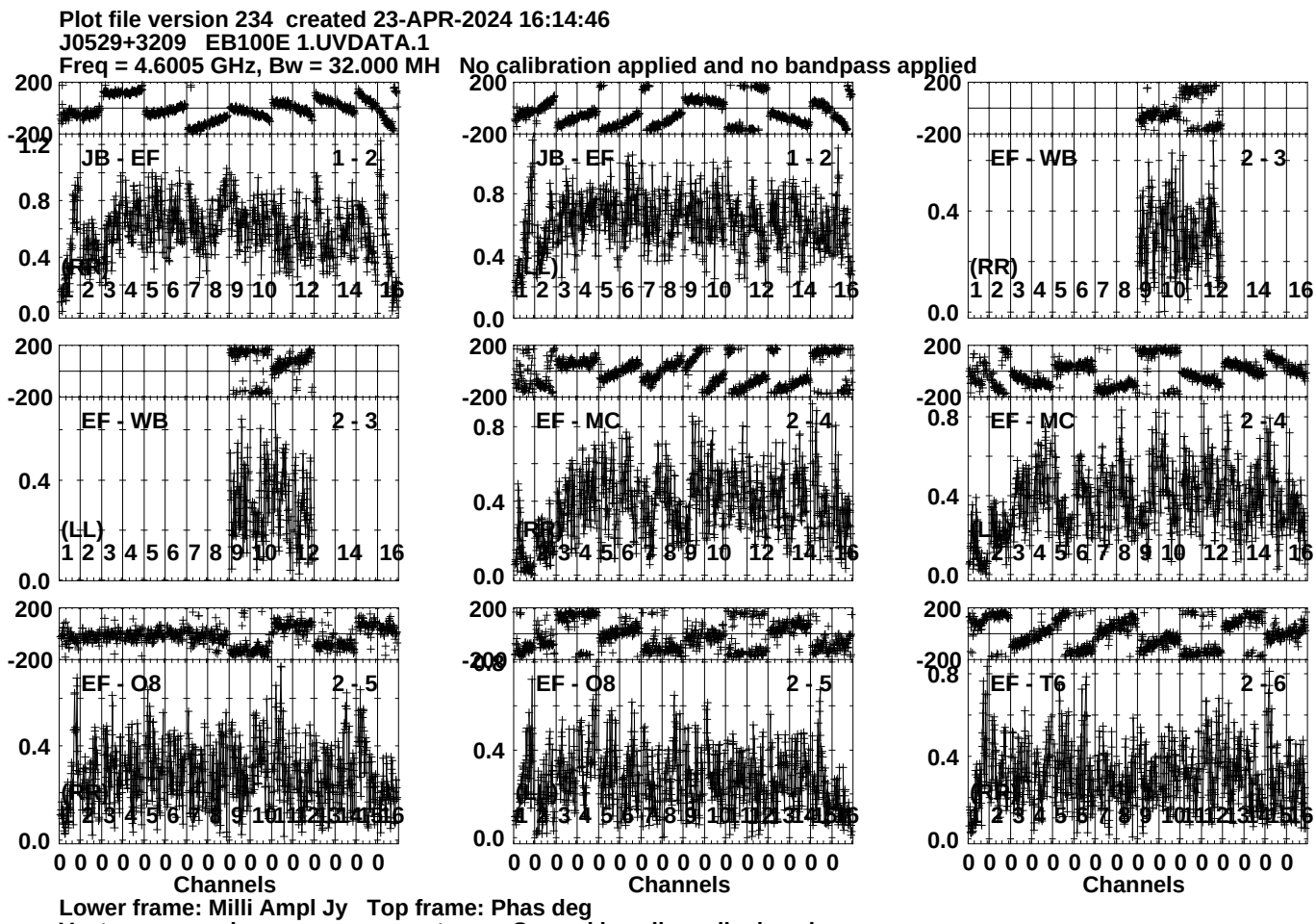
Plot file version 234 created 23-APR-2024 16:14:46
J0529+3209 EB100E 1.UVDATA.1
Freq = 4.6005 GHz, Bw = 32.000 MH No calibration applied and no bandpass applied
JB - EF 1 - 2
JB - EF 1 - 2
EF - WB 2 - 3
EF - WB 2 - 3
EF - MC 2 - 4
EF - MC 2 - 4
EF - O8 2 - 5
EF - O8 2 - 5
EF - T6 2 - 6
(RR)
(LL)
(RL)
(LR)
Channels
Lower frame: Milli Ampl Jy Top frame: Phas deg
Vector averaged cross-power spectrum Several baselines displayed
Timerange: 00/15:57:01 to 00/15:58:29

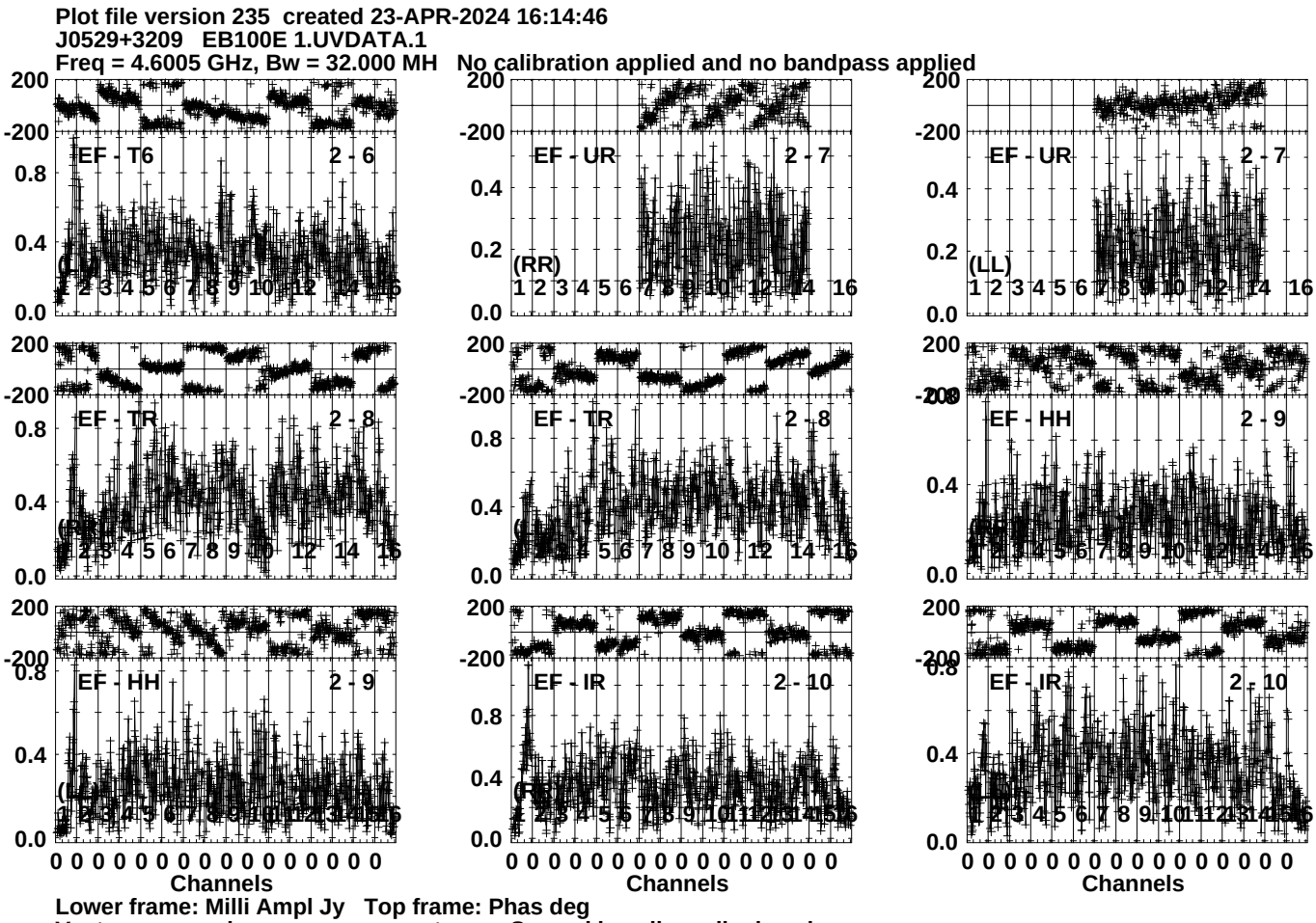
Plot file version 235 created 23-APR-2024 16:14:46
J0529+3209 EB100E 1.UVDATA.1
Freq = 4.6005 GHz, Bw = 32.000 MH No calibration applied and no bandpass applied
EF - T6 2 - 6
EF - UR 2 - 7
EF - UR 2 - 7
EF - TR 2 - 8
EF - TR 2 - 8
EF - HH 2 - 9
EF - HH 2 - 9
EF - IR 2 - 10
EF - IR 2 - 10
(RR)
(LL)
200
-200
0.8
0.4
0.2
0.0
1 2 3 4 5 6 7 8 9 10 12 14 16
0 0 0 0 0 0 0 0 0 0 0 0 0 0 0 0
Channels
Lower frame: Milli Ampl Jy Top frame: Phas deg
Vector averaged cross-power spectrum Several baselines displayed
Timerange: 00/15:57:01 to 00/15:58:29

Plot file version 236 created 23-APR-2024 16:14:47
J0529+3209 EB100E 1.UVDATA.1
Freq = 4.6005 GHz, Bw = 32.000 MH No calibration applied and no bandpass applied

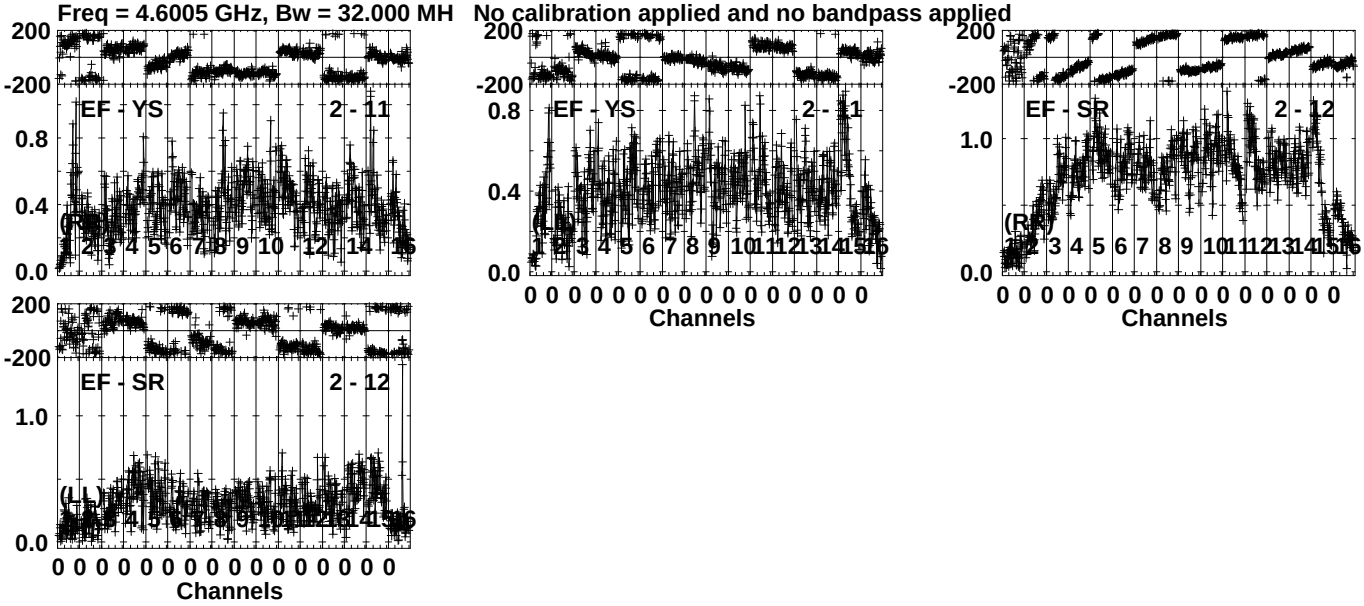

Lower frame: Milli Ampl Jy Top frame: Phas deg
Vector averaged cross-power spectrum Several baselines displayed
Timerange: 00/15:57:01 to 00/15:58:29

Plot file version 237 created 23-APR-2024 16:14:47
FRB EB100E 1.UVDATA.1
Freq = 4.6005 GHz, Bw = 32.000 MH No calibration applied and no bandpass applied

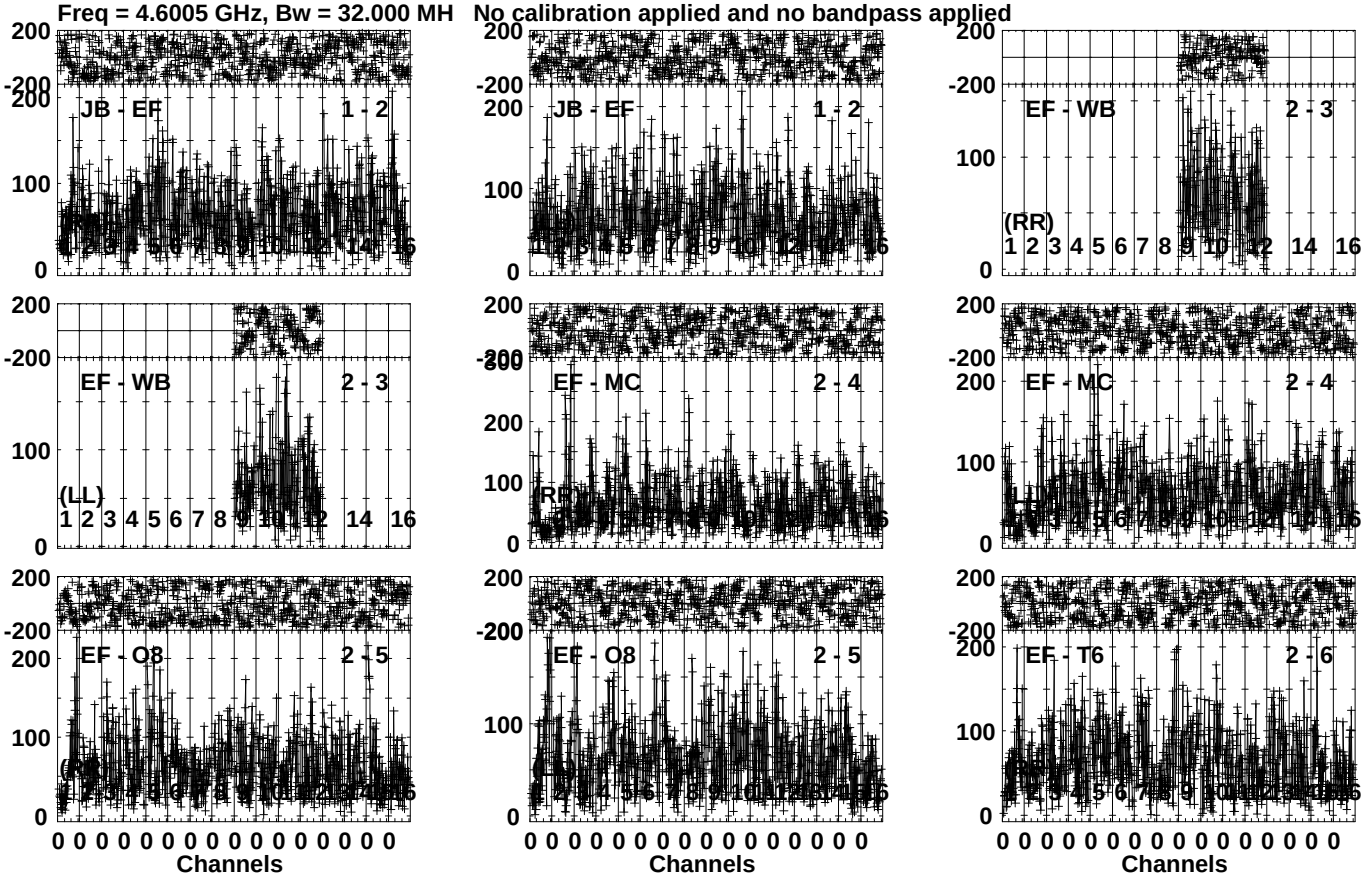

Lower frame: Micro Ampl Jy Top frame: Phas deg
Vector averaged cross-power spectrum Several baselines displayed
Timerange: 00/15:58:31 to 00/16:01:59

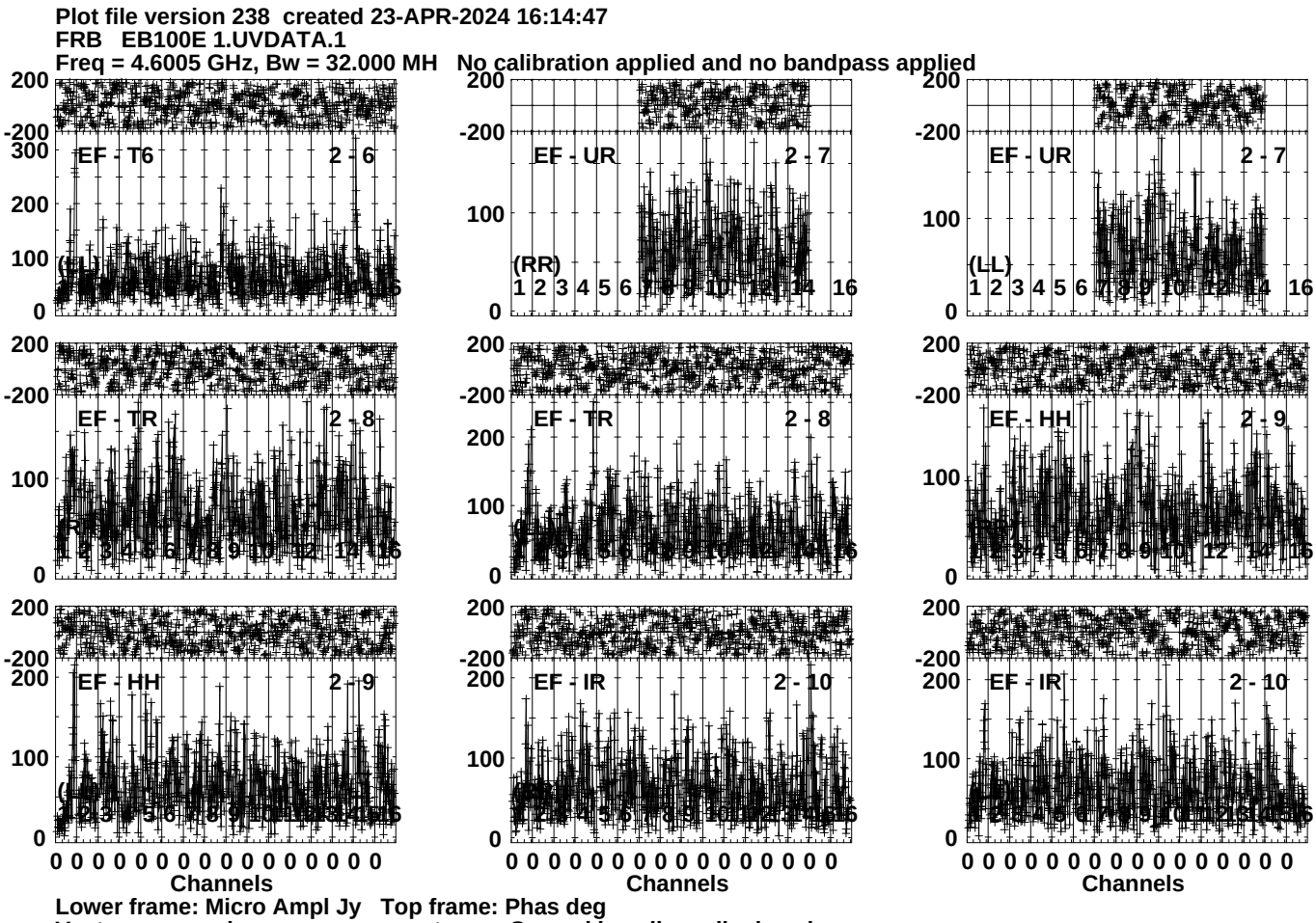
Plot file version 238 created 23-APR-2024 16:14:47
FRB EB100E 1.UVDATA.1
Freq = 4.6005 GHz, Bw = 32.000 MH No calibration applied and no bandpass applied
EF - T6 2 - 6
EF - UR 2 - 7
EF - UR 2 - 7
EF - TR 2 - 8
EF - TR 2 - 8
EF - HH 2 - 9
EF - HH 2 - 9
EF - IR 2 - 10
EF - IR 2 - 10
(LL)
(RR)
(LL)
(RR)
(LL)
(RR)
(LL)
(RR)
Channels
Channels
Channels
Lower frame: Micro Ampl Jy Top frame: Phas deg
Vector averaged cross-power spectrum Several baselines displayed
Timerange: 00/15:58:31 to 00/16:01:59

Plot file version 239 created 23-APR-2024 16:14:48
FRB EB100E 1.UVDATA.1
Freq = 4.6005 GHz, Bw = 32.000 MH No calibration applied and no bandpass applied

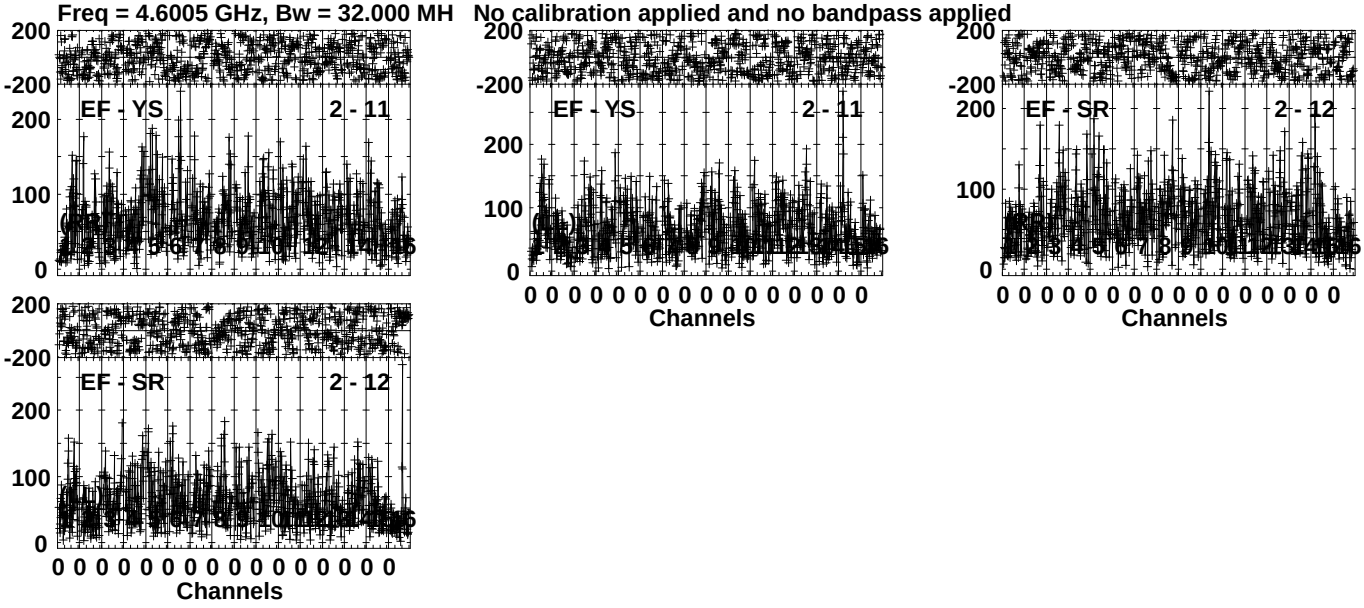

Lower frame: Micro Ampl Jy Top frame: Phas deg
Vector averaged cross-power spectrum Several baselines displayed
Timerange: 00/15:58:31 to 00/16:01:59

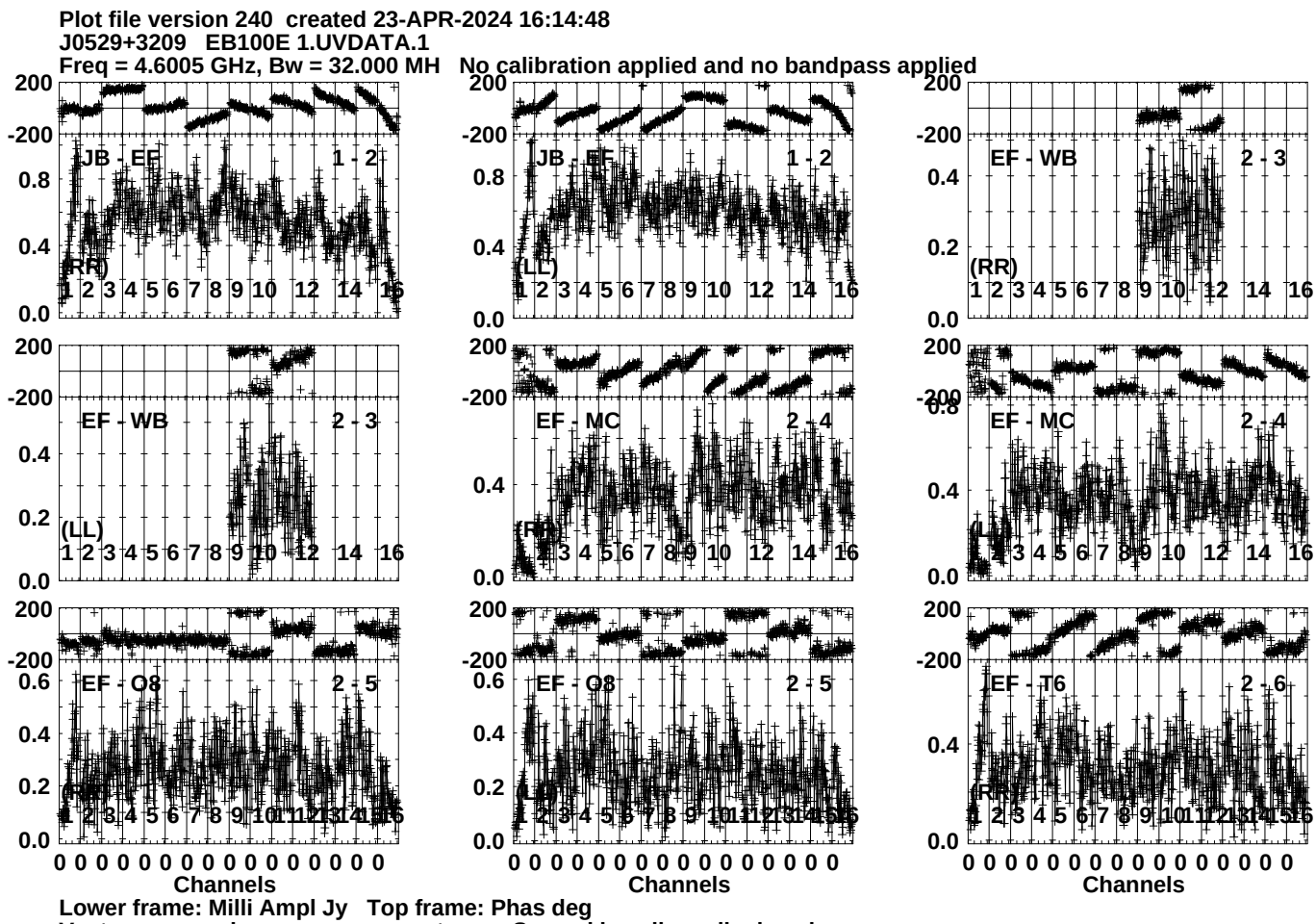
Plot file version 240 created 23-APR-2024 16:14:48
J0529+3209 EB100E 1.UVDATA.1
Freq = 4.6005 GHz, Bw = 32.000 MH No calibration applied and no bandpass applied
JB - EF 1 - 2
(RR)
JB - EF 1 - 2
(LL)
EF - WB 2 - 3
(RR)
EF - WB 2 - 3
(LL)
EF - MC 2 - 4
(RR)
EF - MC 2 - 4
(LL)
EF - O8 2 - 5
(RR)
EF - O8 2 - 5
(LL)
EF - T6 2 - 6
(RR)
Channels
Channels
Channels
Lower frame: Milli Ampl Jy Top frame: Phas deg
Vector averaged cross-power spectrum Several baselines displayed
Timerange: 00/16:02:33 to 00/16:03:29

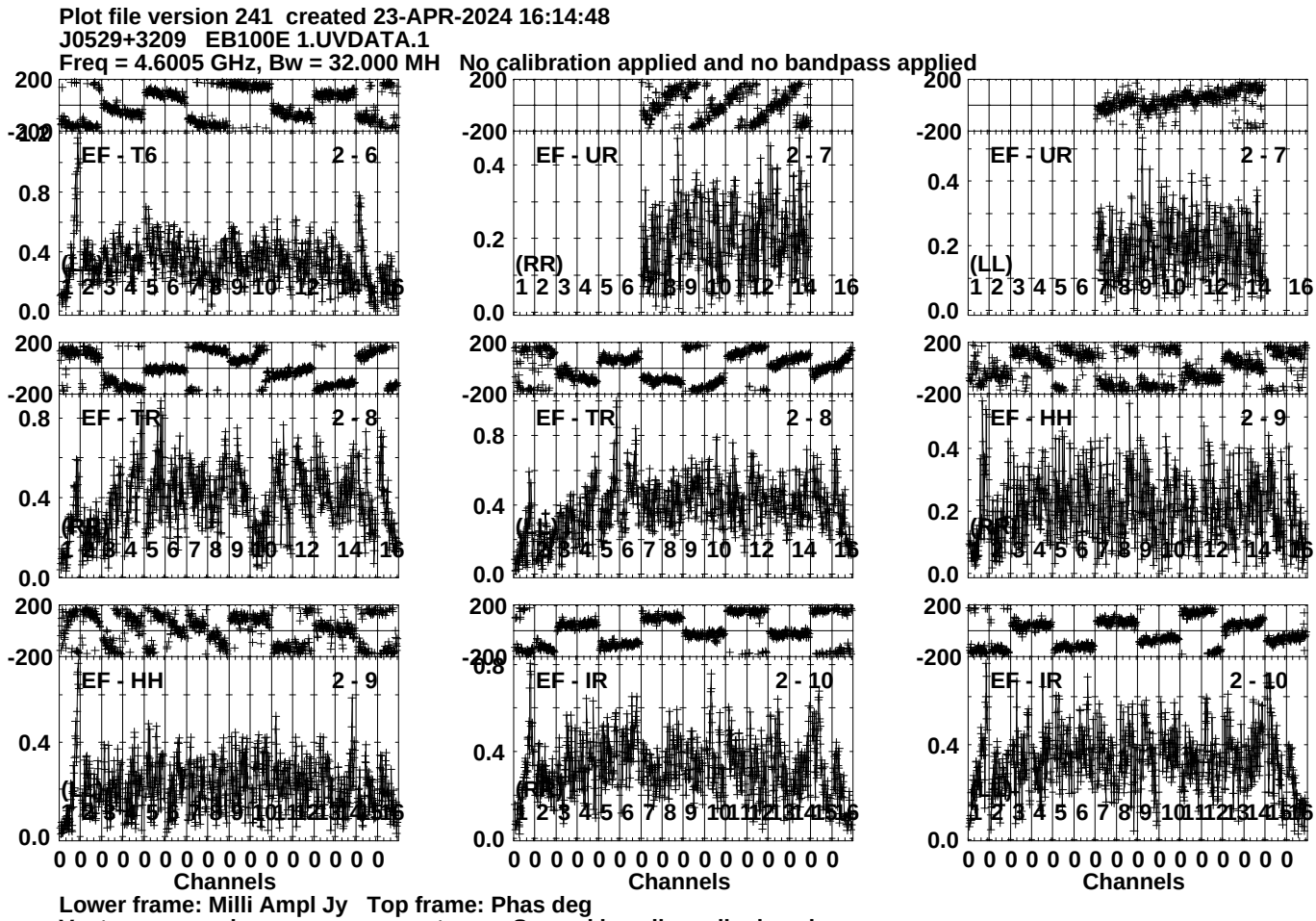
Plot file version 241 created 23-APR-2024 16:14:48
J0529+3209 EB100E 1.UVDATA.1
Freq = 4.6005 GHz, Bw = 32.000 MH No calibration applied and no bandpass applied
EF - T6 2 - 6
EF - UR 2 - 7
EF - UR 2 - 7
EF - TR 2 - 8
EF - TR 2 - 8
EF - HH 2 - 9
EF - HH 2 - 9
EF - IR 2 - 10
EF - IR 2 - 10
(RR)
(LL)
Channels
Lower frame: Milli Ampl Jy Top frame: Phas deg
Vector averaged cross-power spectrum Several baselines displayed
Timerange: 00/16:02:33 to 00/16:03:29

Plot file version 242 created 23-APR-2024 16:14:48
J0529+3209 EB100E 1.UVDATA.1
Freq = 4.6005 GHz, Bw = 32.000 MH No calibration applied and no bandpass applied

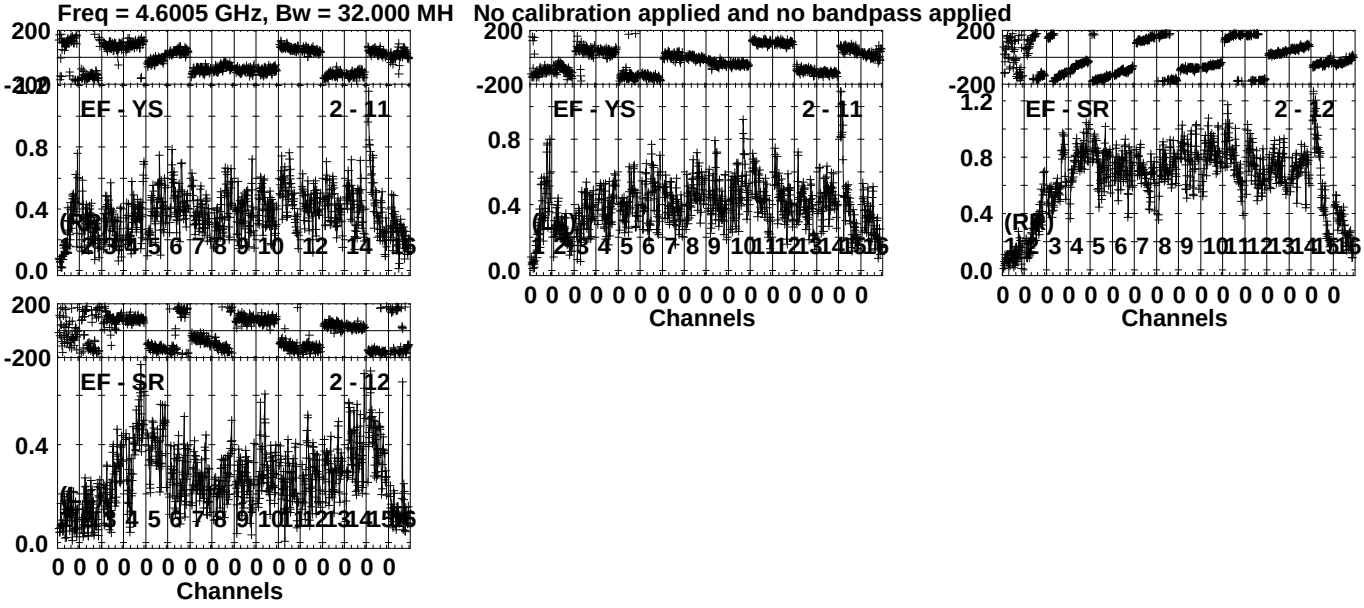

Lower frame: Milli Ampl Jy Top frame: Phas deg
Vector averaged cross-power spectrum Several baselines displayed
Timerange: 00/16:02:33 to 00/16:03:29

Plot file version 243 created 23-APR-2024 16:14:48
FRB EB100E 1.UVDATA.1
Freq = 4.6005 GHz, Bw = 32.000 MH No calibration applied and no bandpass applied

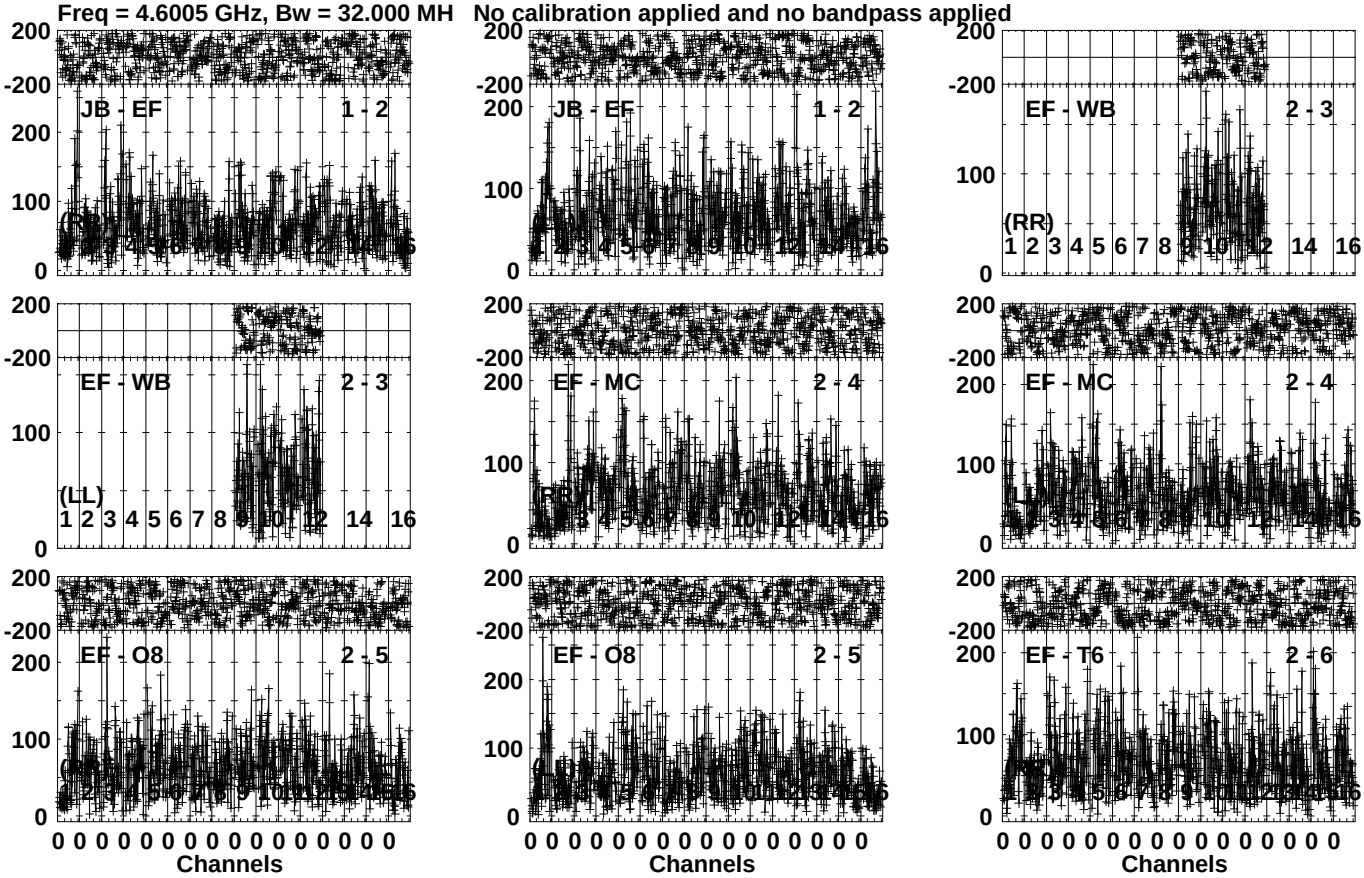

Lower frame: Micro Ampl Jy Top frame: Phas deg
Vector averaged cross-power spectrum Several baselines displayed
Timerange: 00/16:03:31 to 00/16:06:59

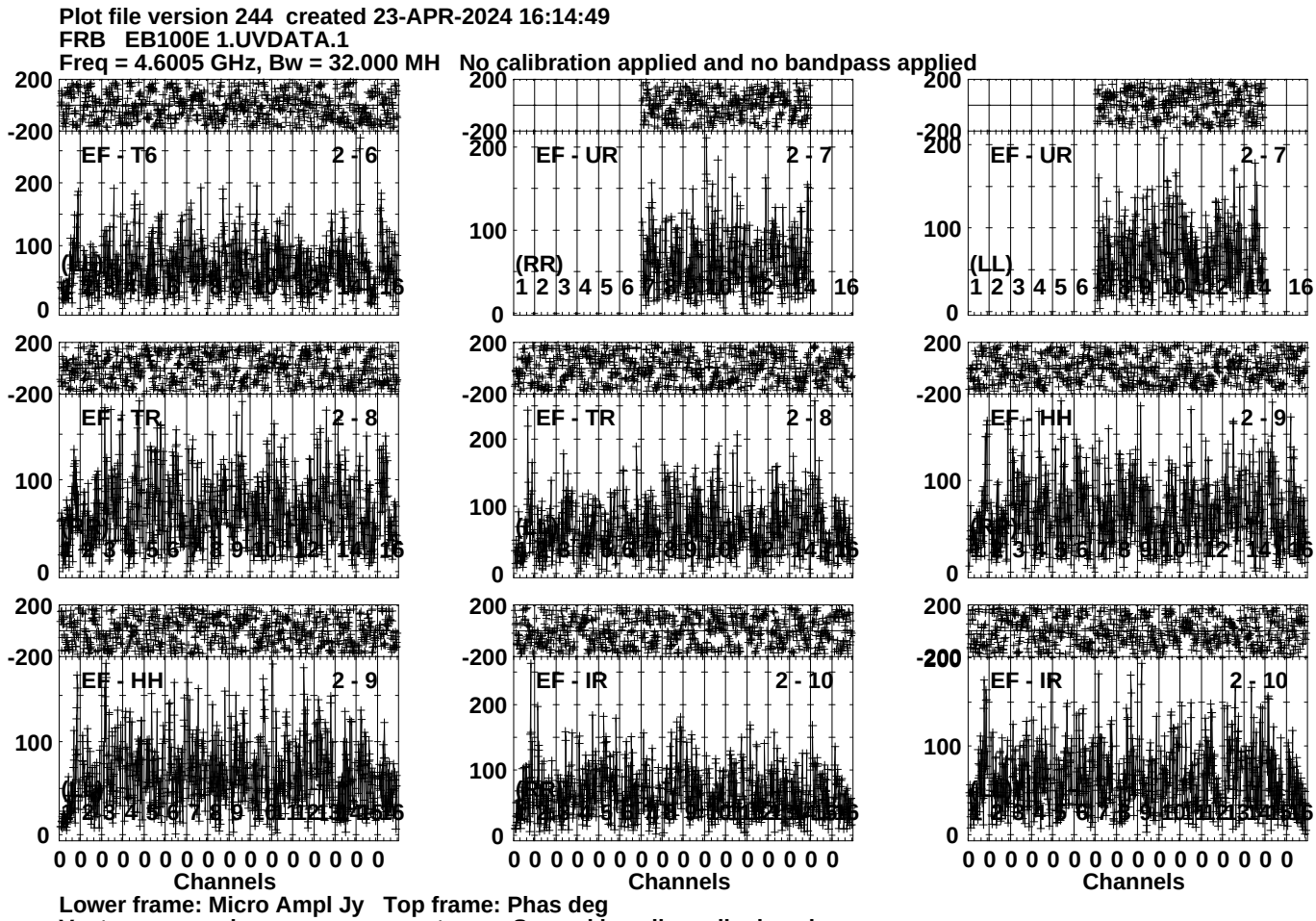
Plot file version 244 created 23-APR-2024 16:14:49
FRB EB100E 1.UVDATA.1
Freq = 4.6005 GHz, Bw = 32.000 MH No calibration applied and no bandpass applied
EF - T6 2 - 6
EF - UR 2 - 7
EF - UR 2 - 7
EF - TR 2 - 8
EF - TR 2 - 8
EF - HH 2 - 9
EF - HH 2 - 9
EF - IR 2 - 10
EF - IR 2 - 10
(RR)
(LL)
Channels
Lower frame: Micro Ampl Jy Top frame: Phas deg
Vector averaged cross-power spectrum Several baselines displayed
Timerange: 00/16:03:31 to 00/16:06:59

Plot file version 245 created 23-APR-2024 16:14:49
FRB EB100E 1.UVDATA.1
Freq = 4.6005 GHz, Bw = 32.000 MH No calibration applied and no bandpass applied

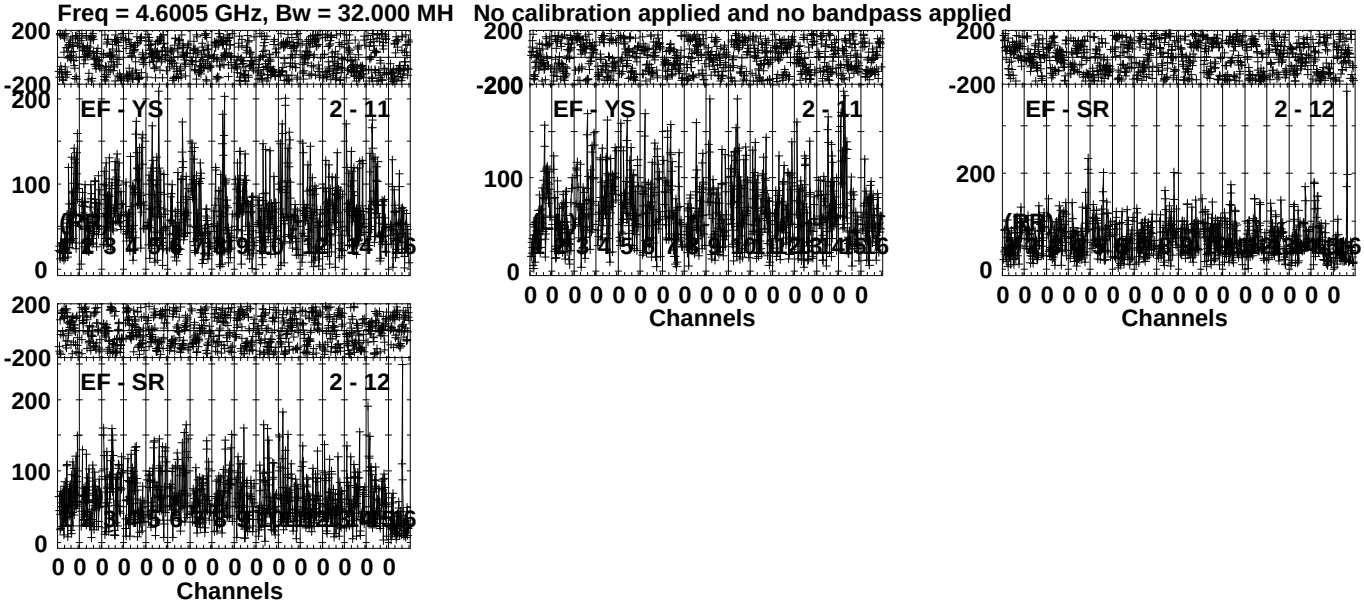

Lower frame: Micro Ampl Jy Top frame: Phas deg
Vector averaged cross-power spectrum Several baselines displayed
Timerange: 00/16:03:31 to 00/16:06:59

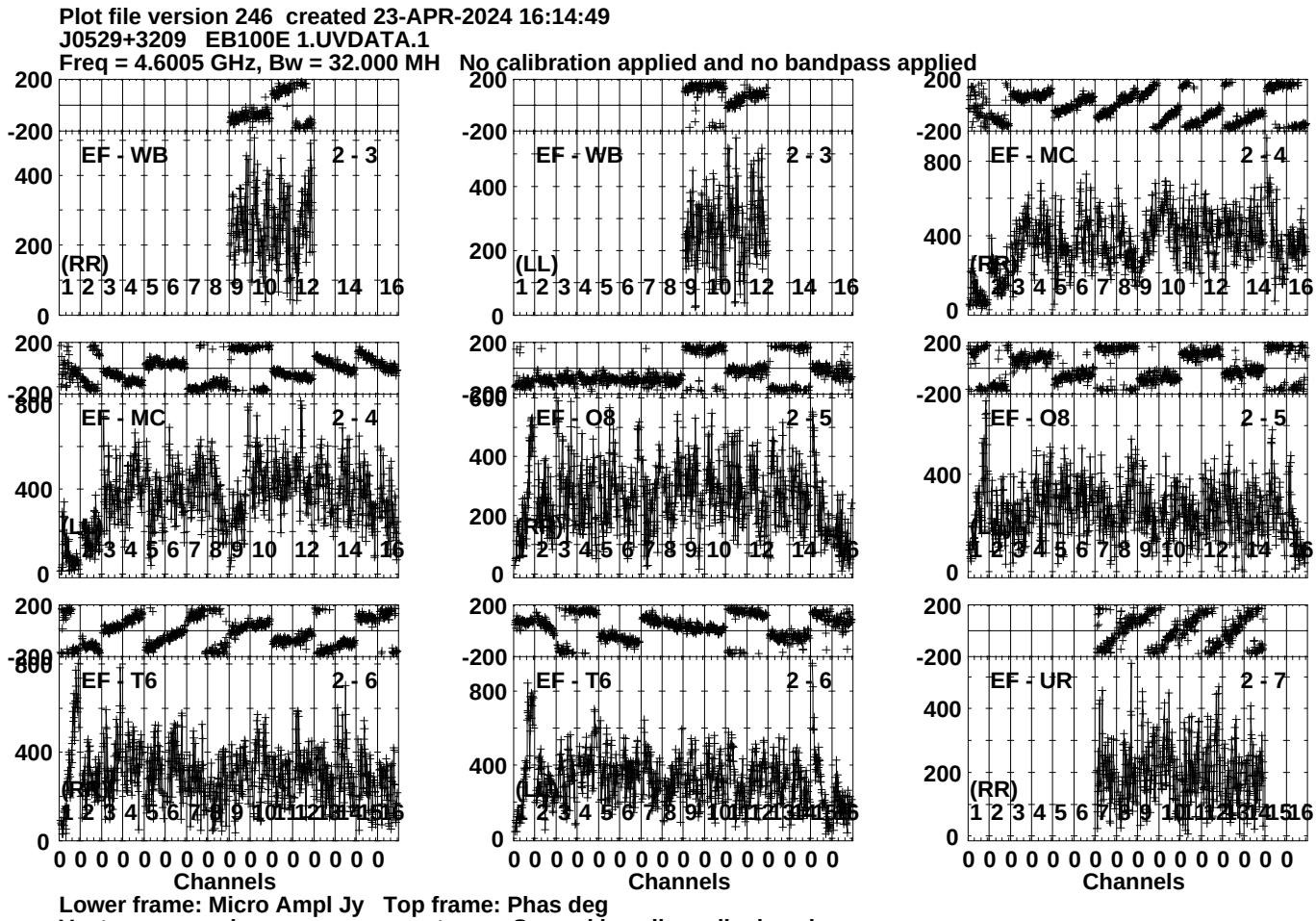
Plot file version 246 created 23-APR-2024 16:14:49
J0529+3209 EB100E 1.UVDATA.1
Freq = 4.6005 GHz, Bw = 32.000 MH No calibration applied and no bandpass applied
EF - WB 2 - 3
(RR)
EF - WB 2 - 3
(LL)
EF - MC 2 - 4
(RR)
EF - MC 2 - 4
(LL)
EF - O8 2 - 5
(RR)
EF - O8 2 - 5
(LL)
EF - T6 2 - 6
(RR)
EF - T6 2 - 6
(LL)
EF - UR 2 - 7
(RR)
Channels
Channels
Channels
Lower frame: Micro Ampl Jy Top frame: Phas deg
Vector averaged cross-power spectrum Several baselines displayed
Timerange: 00/16:07:33 to 00/16:08:29

Plot file version 247 created 23-APR-2024 16:14:50
J0529+3209 EB100E 1.UVDATA.1
Freq = 4.6005 GHz, Bw = 32.000 MH No calibration applied and no bandpass applied

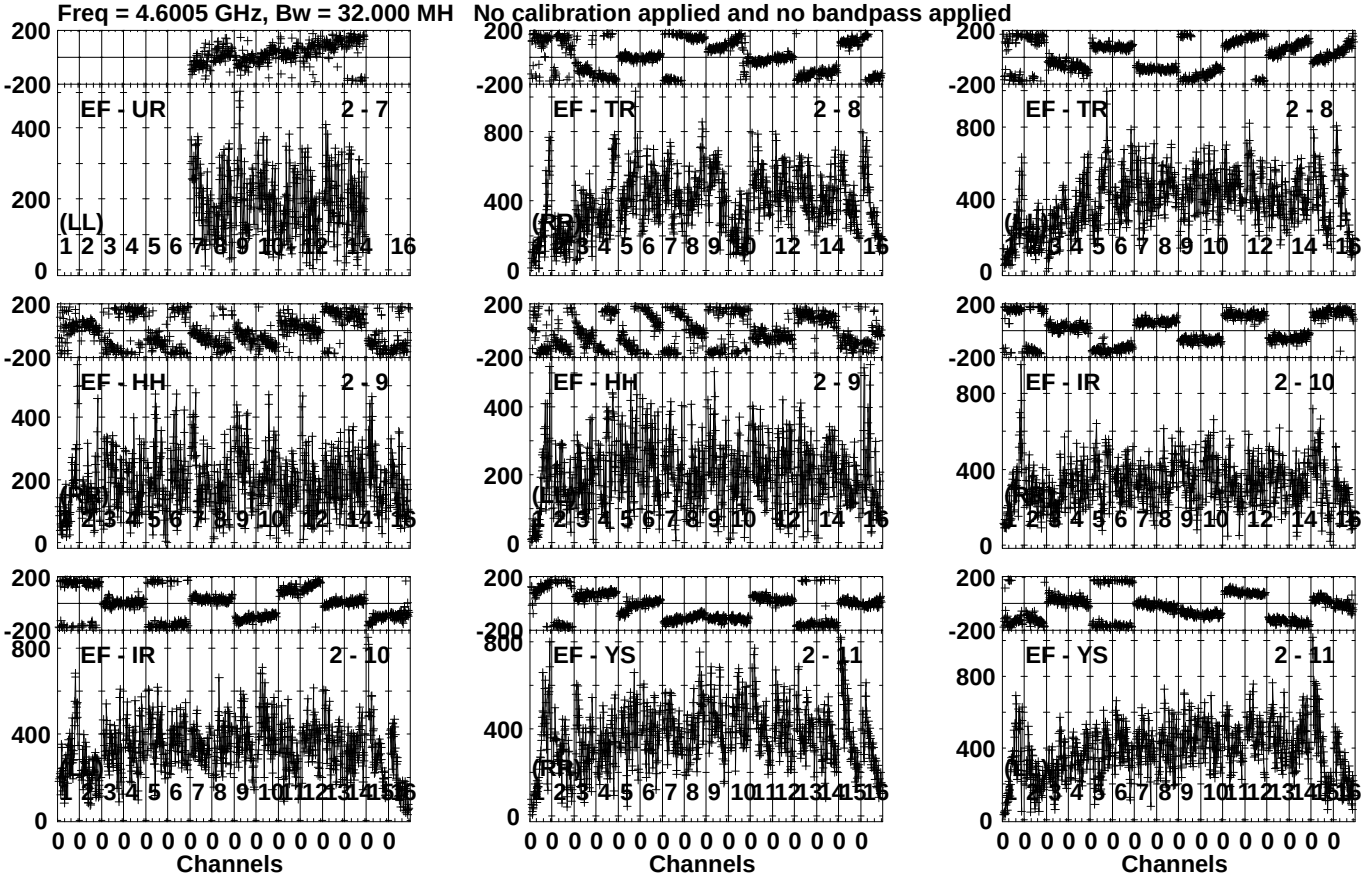

Lower frame: Micro Ampl Jy Top frame: Phas deg
Vector averaged cross-power spectrum Several baselines displayed
Timerange: 00/16:07:33 to 00/16:08:29

Plot file version 248 created 23-APR-2024 16:14:50
J0529+3209 EB100E 1.UVDATA.1
Freq = 4.6005 GHz, Bw = 32.000 MH No calibration applied and no bandpass applied

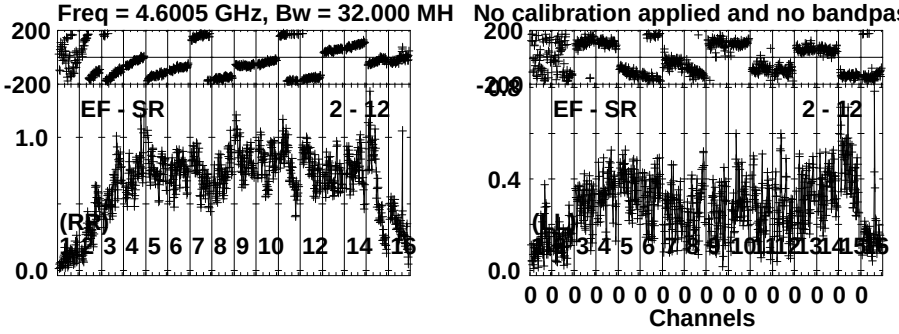

Lower frame: Milli Ampl Jy Top frame: Phas deg
Vector averaged cross-power spectrum Several baselines displayed
Timerange: 00/16:07:33 to 00/16:08:29

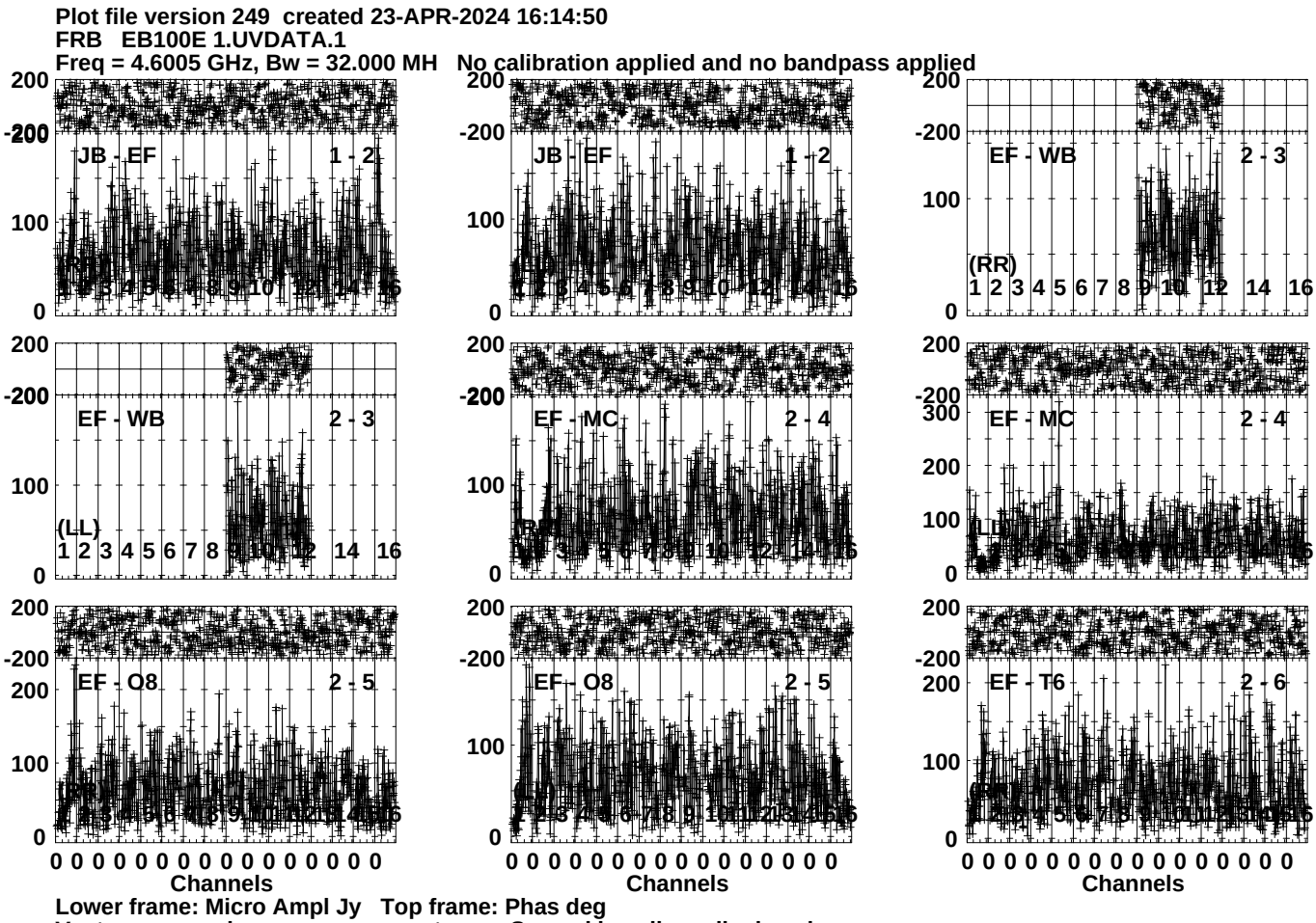
Plot file version 249 created 23-APR-2024 16:14:50
FRB EB100E 1.UVDATA.1
Freq = 4.6005 GHz, Bw = 32.000 MH No calibration applied and no bandpass applied
JB - EF 1 - 2
JB - EF 1 - 2
EF - WB 2 - 3
(RR)
EF - WB 2 - 3
(LL)
EF - MC 2 - 4
EF - MC 2 - 4
EF - O8 2 - 5
EF - O8 2 - 5
EF - T6 2 - 6
Channels
Channels
Channels
Lower frame: Micro Ampl Jy Top frame: Phas deg
Vector averaged cross-power spectrum Several baselines displayed
Timerange: 00/16:08:31 to 00/16:11:59

Plot file version 250 created 23-APR-2024 16:14:50
FRB EB100E 1.UVDATA.1
Freq = 4.6005 GHz, Bw = 32.000 MH No calibration applied and no bandpass applied

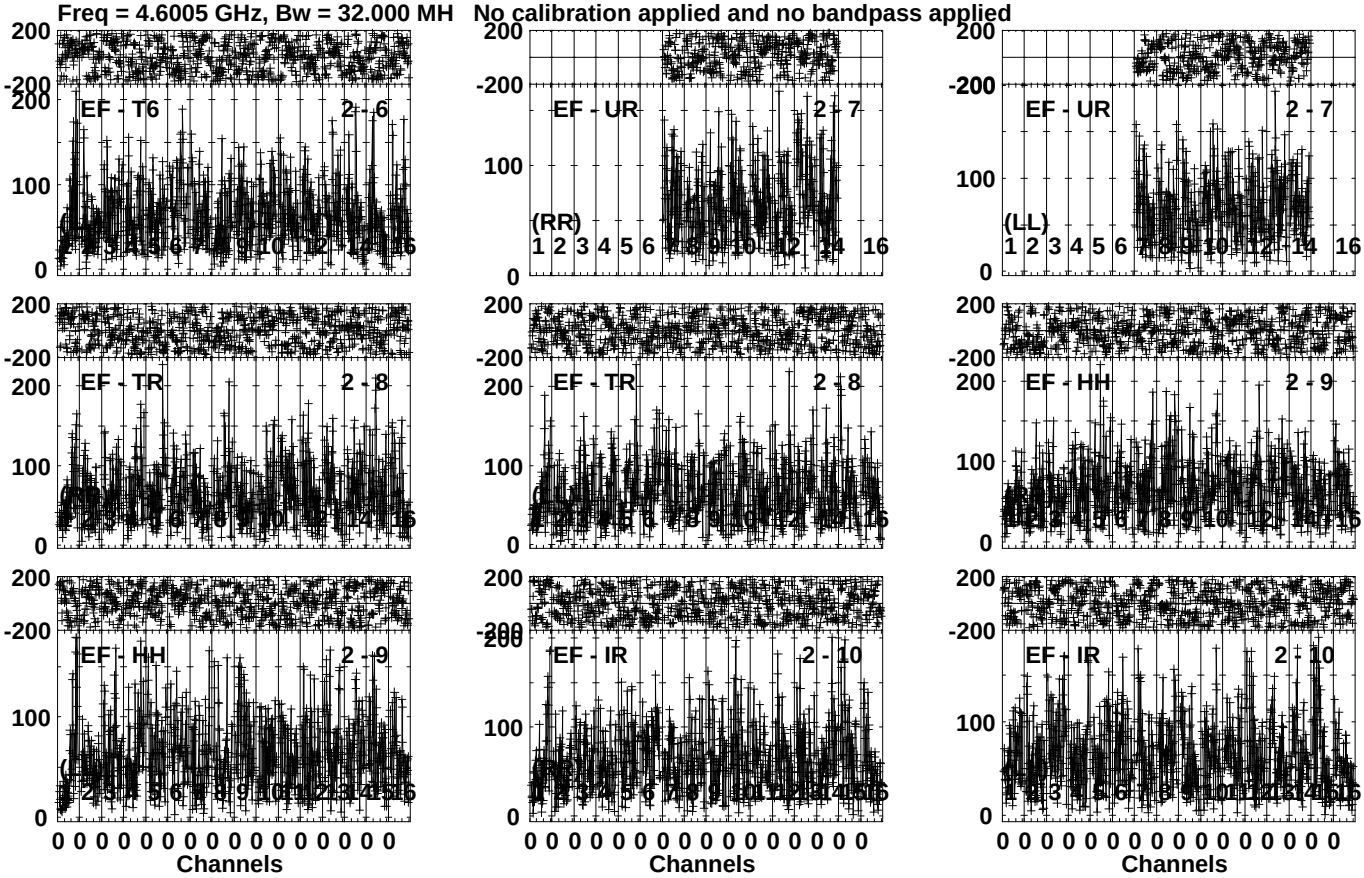

Lower frame: Micro Ampl Jy Top frame: Phas deg
Vector averaged cross-power spectrum Several baselines displayed
Timerange: 00/16:08:31 to 00/16:11:59

Plot file version 251 created 23-APR-2024 16:14:51
FRB EB100E 1.UVDATA.1
Freq = 4.6005 GHz, Bw = 32.000 MH No calibration applied and no bandpass applied

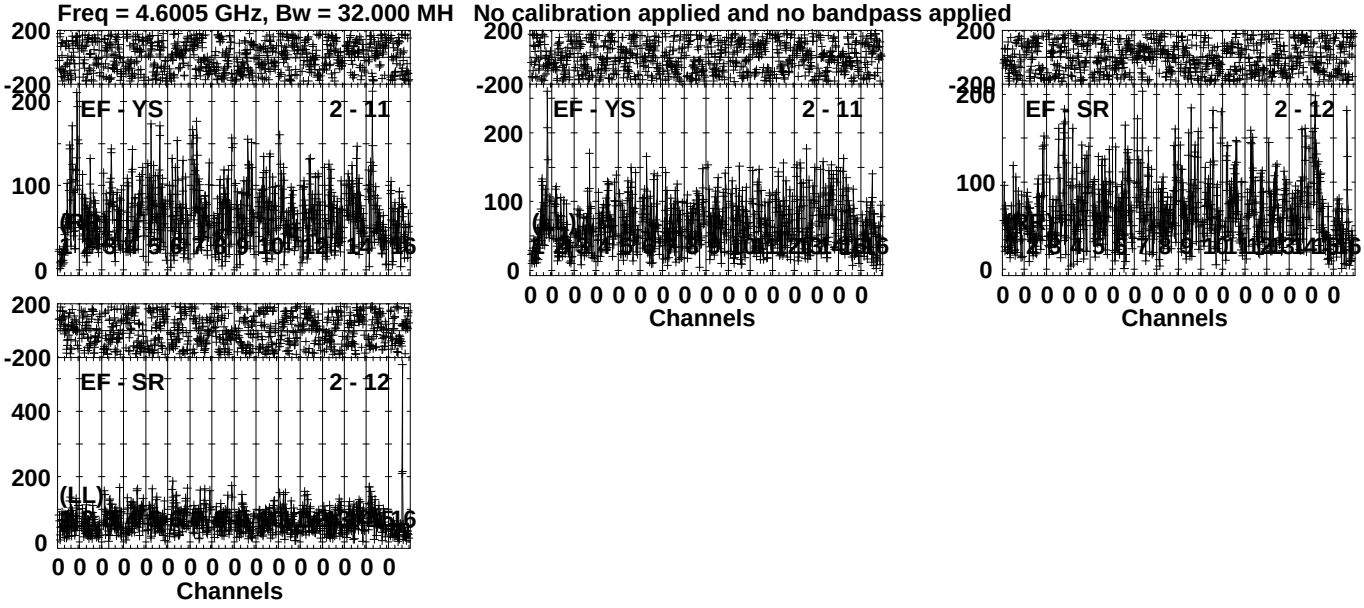

Lower frame: Micro Ampl Jy Top frame: Phas deg
Vector averaged cross-power spectrum Several baselines displayed
Timerange: 00/16:08:31 to 00/16:11:59

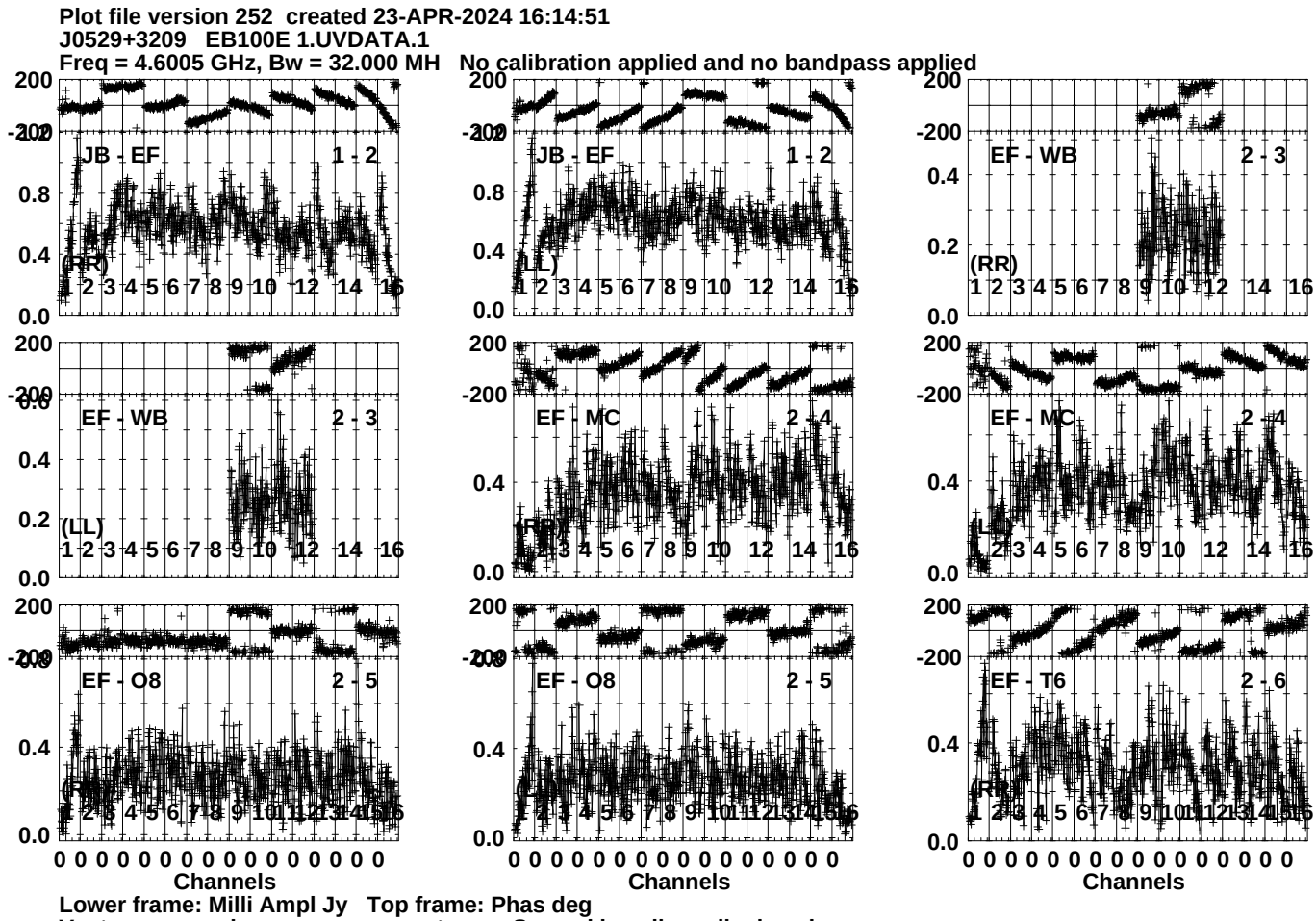
Plot file version 252 created 23-APR-2024 16:14:51
J0529+3209 EB100E 1.UVDATA.1
Freq = 4.6005 GHz, Bw = 32.000 MH No calibration applied and no bandpass applied
JB - EF 1 - 2
(RR)
JB - EF 1 - 2
(LL)
EF - WB 2 - 3
(RR)
EF - WB 2 - 3
(LL)
EF - MC 2 - 4
(RR)
EF - MC 2 - 4
(LL)
EF - O8 2 - 5
(RR)
EF - O8 2 - 5
(LL)
EF - T6 2 - 6
(RR)
Channels
Channels
Channels
Lower frame: Milli Ampl Jy Top frame: Phas deg
Vector averaged cross-power spectrum Several baselines displayed
Timerange: 00/16:12:01 to 00/16:13:29

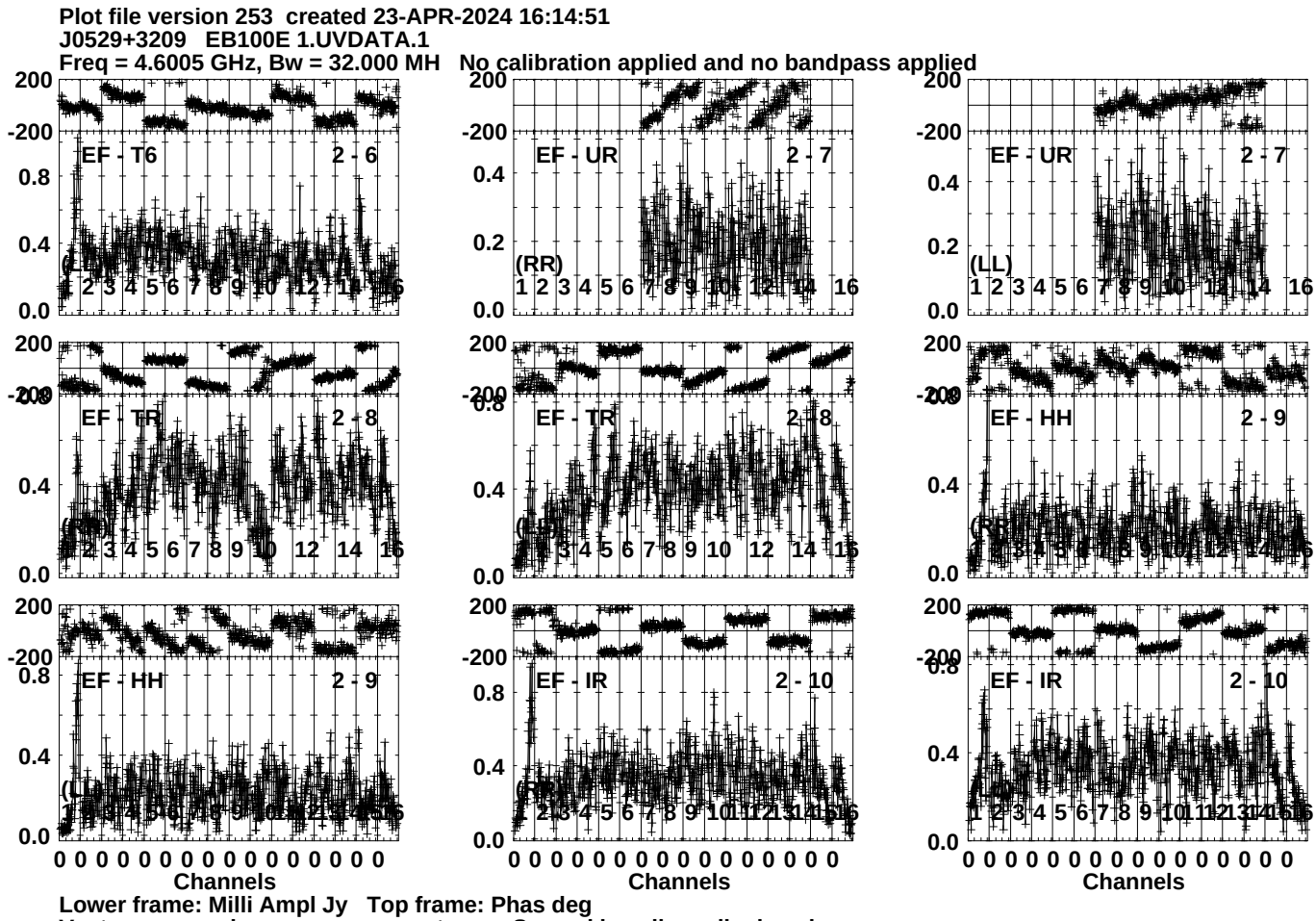
Plot file version 253 created 23-APR-2024 16:14:51
J0529+3209 EB100E 1.UVDATA.1
Freq = 4.6005 GHz, Bw = 32.000 MH No calibration applied and no bandpass applied
EF - T6 2 - 6
EF - UR 2 - 7
EF - UR 2 - 7
EF - TR 2 - 8
EF - TR 2 - 8
EF - HH 2 - 9
EF - HH 2 - 9
EF - IR 2 - 10
EF - IR 2 - 10
(RR)
(LL)
Channels
Lower frame: Milli Ampl Jy Top frame: Phas deg
Vector averaged cross-power spectrum Several baselines displayed
Timerange: 00/16:12:01 to 00/16:13:29

Plot file version 254 created 23-APR-2024 16:14:52
J0529+3209 EB100E 1.UVDATA.1
Freq = 4.6005 GHz, Bw = 32.000 MH No calibration applied and no bandpass applied

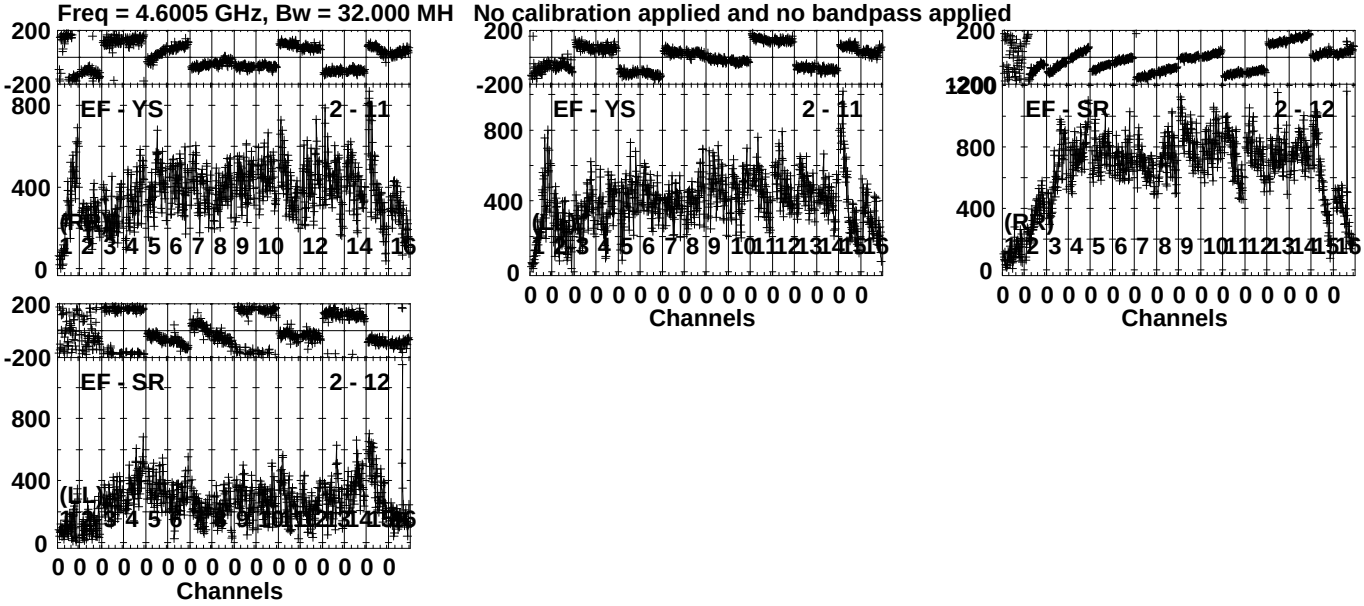

Lower frame: Micro Ampl Jy Top frame: Phas deg
Vector averaged cross-power spectrum Several baselines displayed
Timerange: 00/16:12:01 to 00/16:13:29

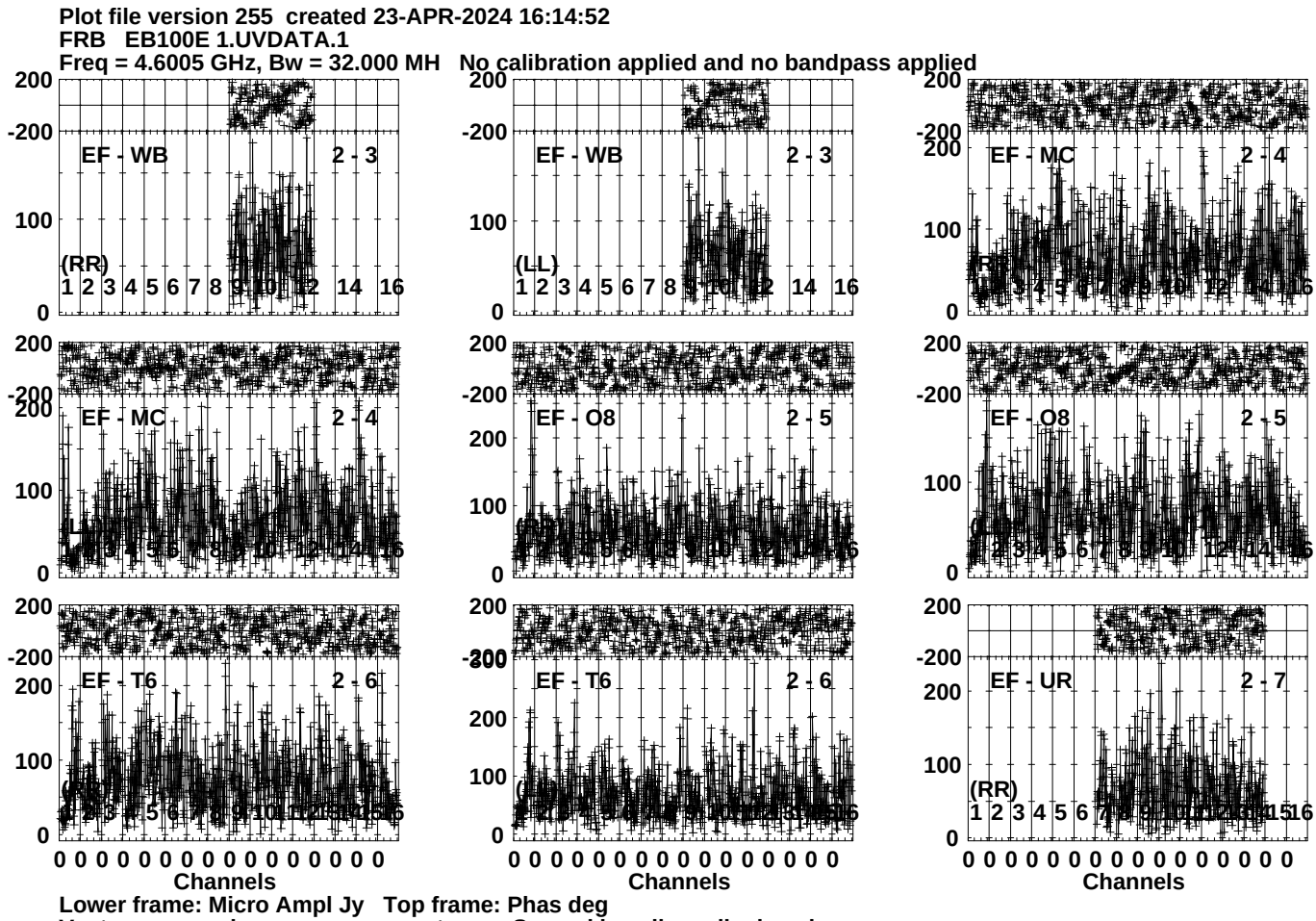
Plot file version 255 created 23-APR-2024 16:14:52
FRB EB100E 1.UVDATA.1
Freq = 4.6005 GHz, Bw = 32.000 MH No calibration applied and no bandpass applied
EF - WB 2 - 3
(RR)
EF - WB 2 - 3
(LL)
EF - MC 2 - 4
EF - MC 2 - 4
EF - O8 2 - 5
EF - O8 2 - 5
EF - T6 2 - 6
EF - T6 2 - 6
EF - UR 2 - 7
(RR)
Channels
Channels
Channels
Lower frame: Micro Ampl Jy Top frame: Phas deg
Vector averaged cross-power spectrum Several baselines displayed
Timerange: 00/16:13:31 to 00/16:16:59

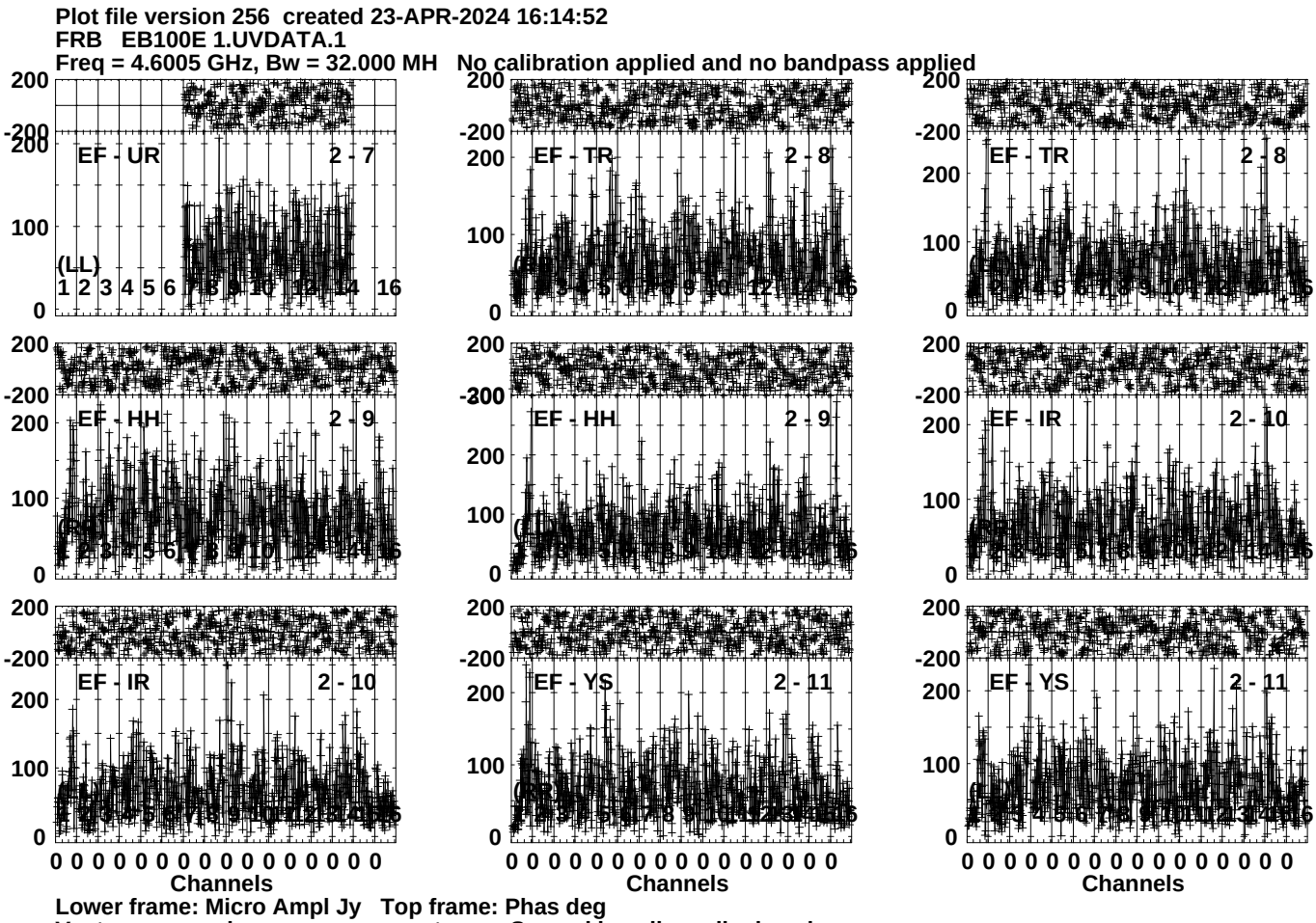
Plot file version 256 created 23-APR-2024 16:14:52
FRB EB100E 1.UVDATA.1
Freq = 4.6005 GHz, Bw = 32.000 MH No calibration applied and no bandpass applied
EF - UR 2 - 7
EF - TR 2 - 8
EF - TR 2 - 8
EF - HH 2 - 9
EF - HH 2 - 9
EF - IR 2 - 10
EF - IR 2 - 10
EF - YS 2 - 11
EF - YS 2 - 11
(LL)
200
-200
100
0
1 2 3 4 5 6 7 8 9 10 12 14 16
0 0 0 0 0 0 0 0 0 0 0 0 0 0 0 0
Channels
Lower frame: Micro Ampl Jy Top frame: Phas deg
Vector averaged cross-power spectrum Several baselines displayed
Timerange: 00/16:13:31 to 00/16:16:59

Plot file version 257 created 23-APR-2024 16:14:52
FRB EB100E 1.UVDATA.1
Freq = 4.6005 GHz, Bw = 32.000 MH No calibration applied and no bandpass applied

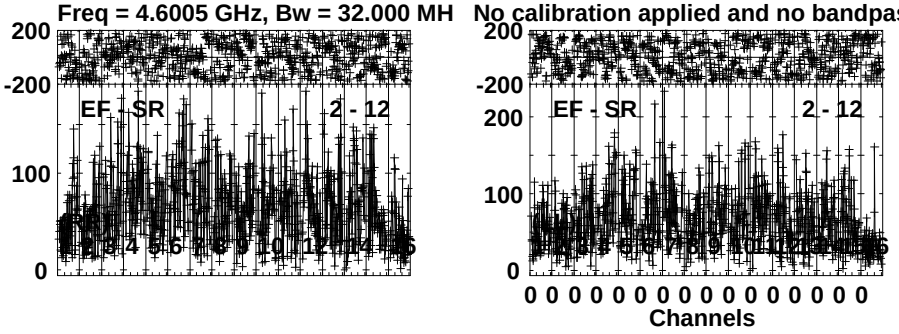

Lower frame: Micro Ampl Jy Top frame: Phas deg
Vector averaged cross-power spectrum Several baselines displayed
Timerange: 00/16:13:31 to 00/16:16:59

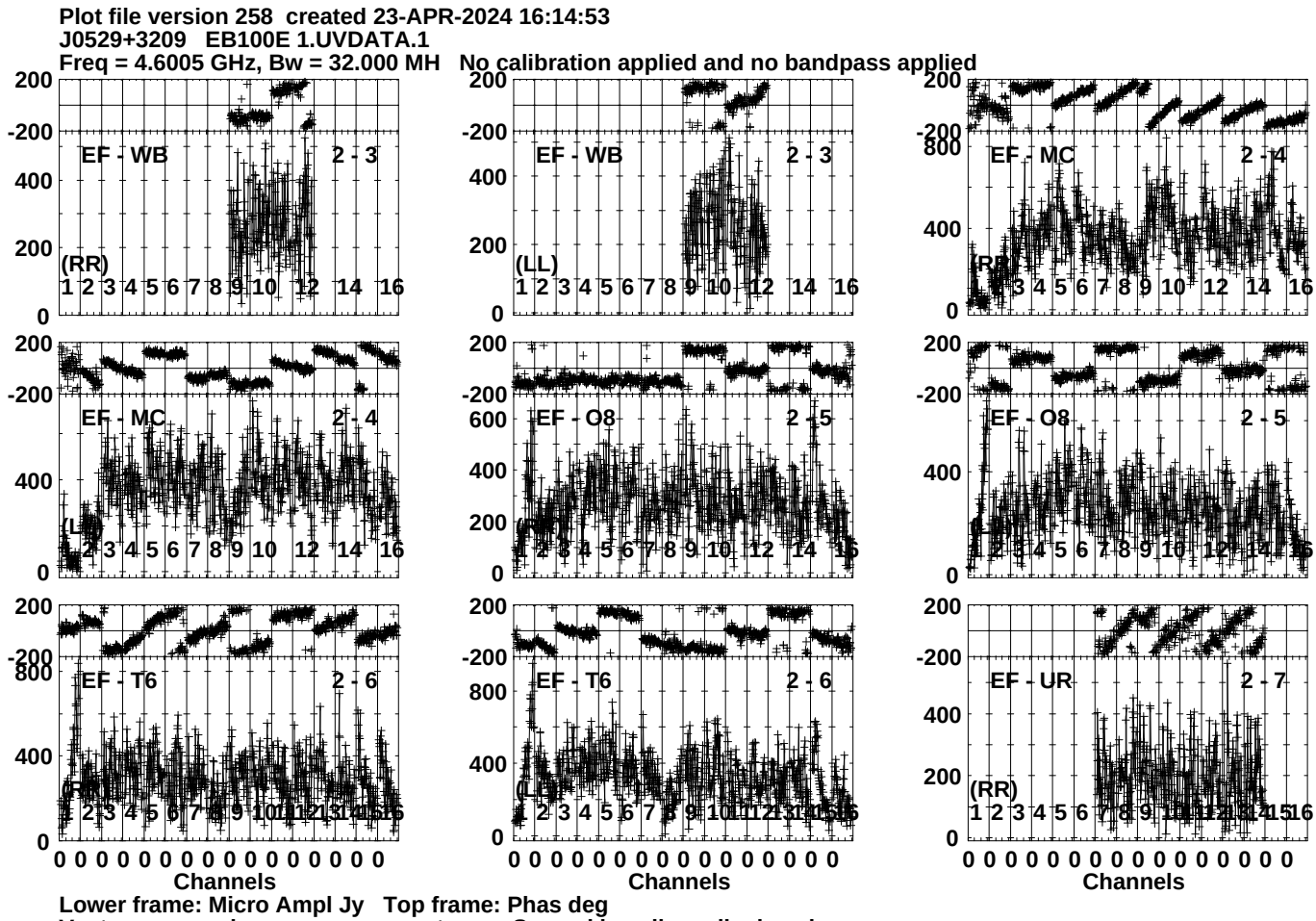
Plot file version 258 created 23-APR-2024 16:14:53
J0529+3209 EB100E 1.UVDATA.1
Freq = 4.6005 GHz, Bw = 32.000 MH No calibration applied and no bandpass applied
EF - WB 2 - 3
(RR)
EF - WB 2 - 3
(LL)
EF - MC 2 - 4
(RR)
EF - MC 2 - 4
(LL)
EF - O8 2 - 5
(RR)
EF - O8 2 - 5
(LL)
EF - T6 2 - 6
(RR)
EF - T6 2 - 6
(LL)
EF - UR 2 - 7
(RR)
Channels
Channels
Channels
Lower frame: Micro Ampl Jy Top frame: Phas deg
Vector averaged cross-power spectrum Several baselines displayed
Timerange: 00/16:17:33 to 00/16:18:29

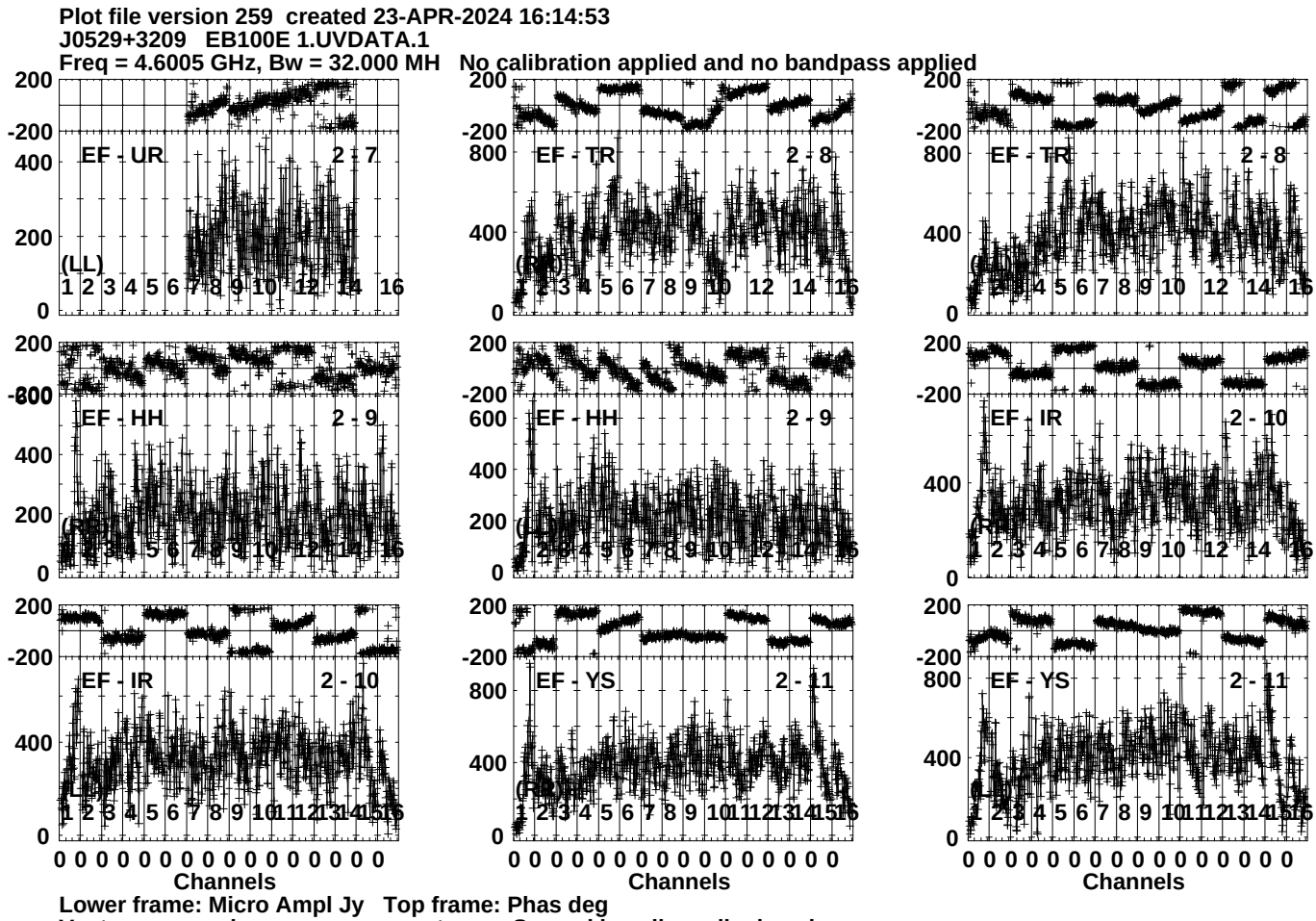
Plot file version 259 created 23-APR-2024 16:14:53
J0529+3209 EB100E 1.UVDATA.1
Freq = 4.6005 GHz, Bw = 32.000 MH No calibration applied and no bandpass applied
EF - UR 2 - 7
EF - TR 2 - 8
EF - TR 2 - 8
EF - HH 2 - 9
EF - HH 2 - 9
EF - IR 2 - 10
EF - IR 2 - 10
EF - YS 2 - 11
EF - YS 2 - 11
(LL)
(RR)
(LR)
(RL)
Channels
Lower frame: Micro Ampl Jy Top frame: Phas deg
Vector averaged cross-power spectrum Several baselines displayed
Timerange: 00/16:17:33 to 00/16:18:29

Plot file version 260 created 23-APR-2024 16:14:53
J0529+3209 EB100E 1.UVDATA.1
Freq = 4.6005 GHz, Bw = 32.000 MH No calibration applied and no bandpass applied

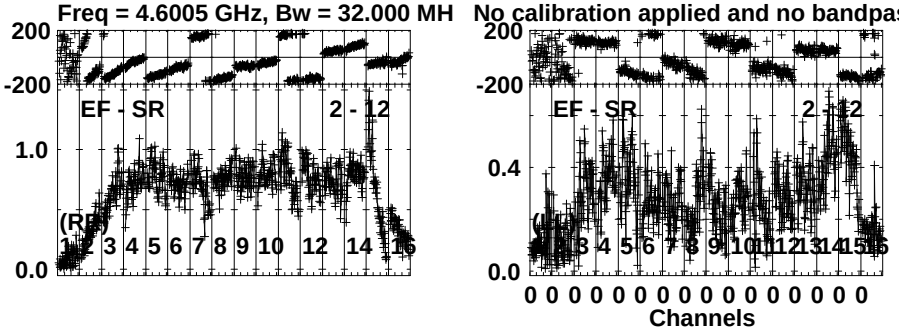

Lower frame: Milli Ampl Jy Top frame: Phas deg
Vector averaged cross-power spectrum Several baselines displayed
Timerange: 00/16:17:33 to 00/16:18:29

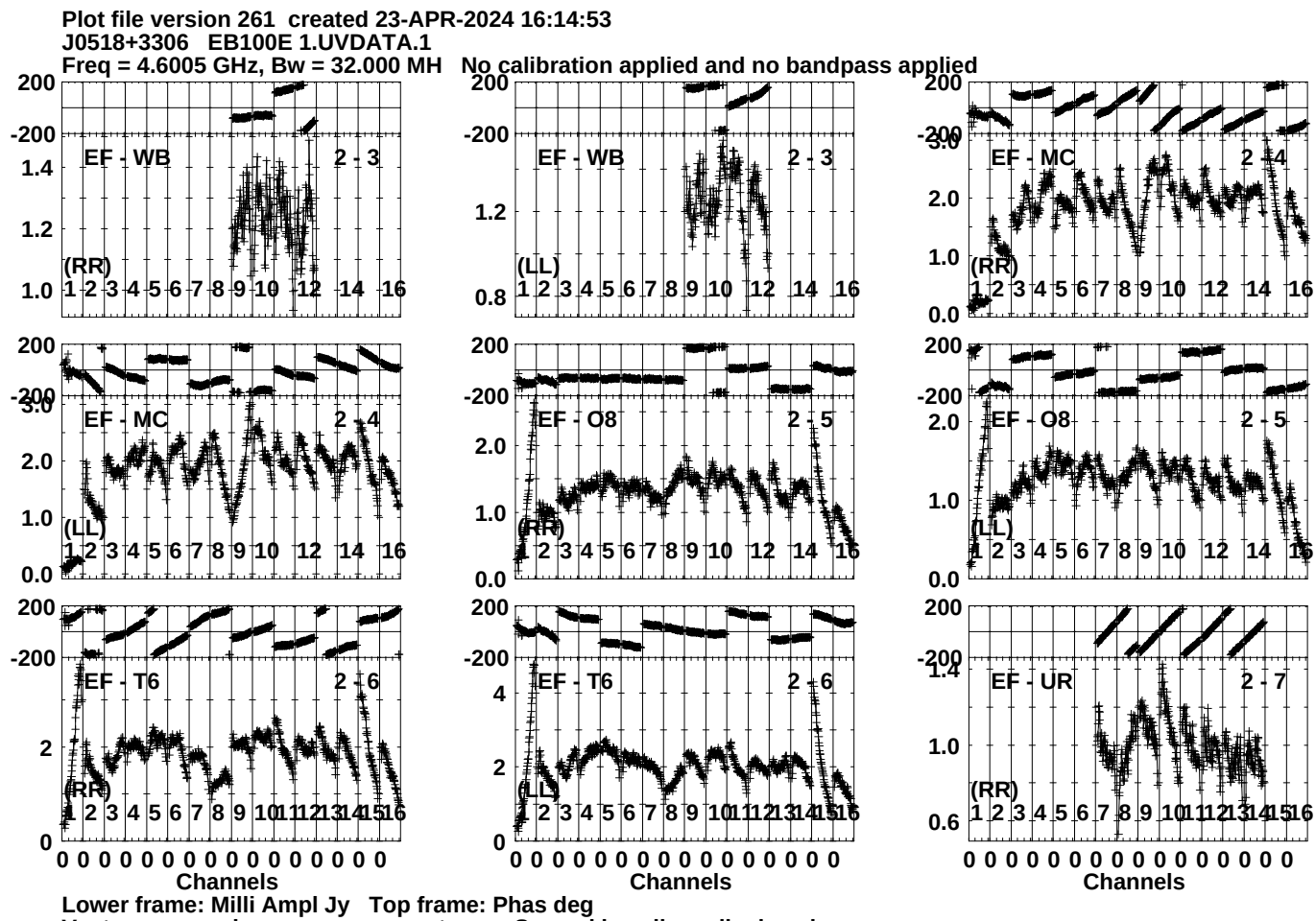
Plot file version 261 created 23-APR-2024 16:14:53
J0518+3306 EB100E 1.UVDATA.1
Freq = 4.6005 GHz, Bw = 32.000 MH No calibration applied and no bandpass applied
EF - WB 2 - 3
(RR)
EF - WB 2 - 3
(LL)
EF - MC 2 - 4
(RR)
EF - MC 2 - 4
(LL)
EF - O8 2 - 5
(RR)
EF - O8 2 - 5
(LL)
EF - T6 2 - 6
(RR)
EF - T6 2 - 6
(LL)
EF - UR 2 - 7
(RR)
Channels
Channels
Channels
Lower frame: Milli Ampl Jy Top frame: Phas deg
Vector averaged cross-power spectrum Several baselines displayed
Timerange: 00/16:19:03 to 00/16:21:59

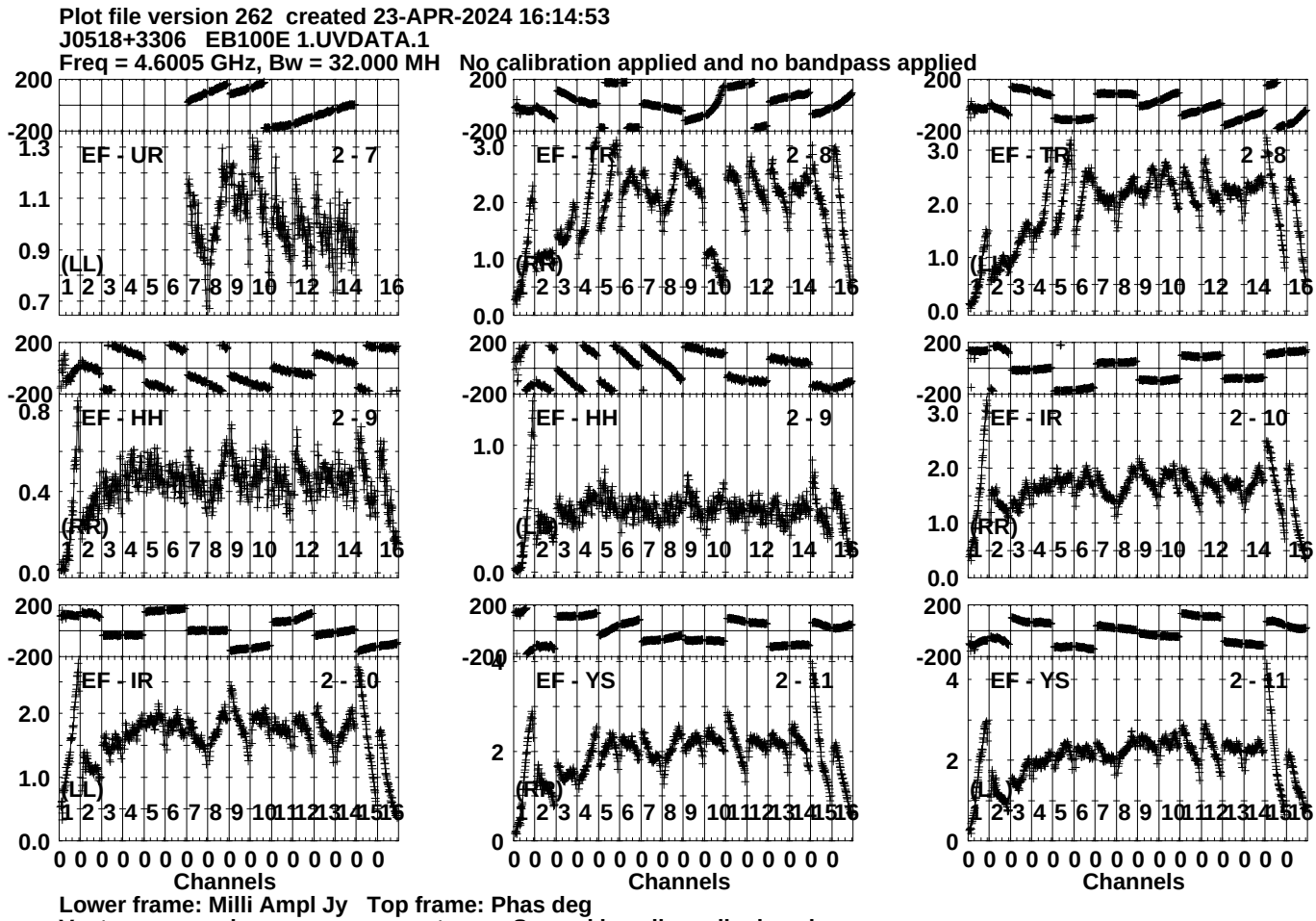
Plot file version 262 created 23-APR-2024 16:14:53
J0518+3306 EB100E 1.UVDATA.1
Freq = 4.6005 GHz, Bw = 32.000 MH No calibration applied and no bandpass applied
EF - UR
2 - 7
(LL)
EF - TR
2 - 8
(RR)
EF - TR
2 - 8
(LL)
EF - HH
2 - 9
(RR)
EF - HH
2 - 9
(LL)
EF - IR
2 - 10
(RR)
EF - IR
2 - 10
(LL)
EF - YS
2 - 11
(RR)
EF - YS
2 - 11
(LL)
Channels
Channels
Channels
Lower frame: Milli Ampl Jy Top frame: Phas deg
Vector averaged cross-power spectrum Several baselines displayed
Timerange: 00/16:19:03 to 00/16:21:59

Plot file version 263 created 23-APR-2024 16:14:54
J0518+3306 EB100E 1.UVDATA.1
Freq = 4.6005 GHz, Bw = 32.000 MH No calibration applied and no bandpass applied

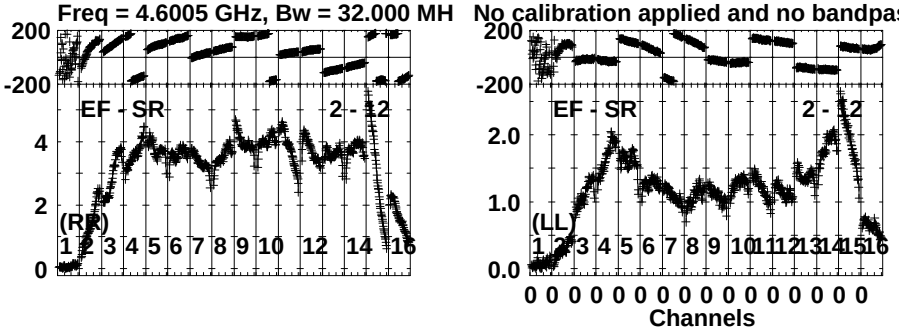

Lower frame: Milli Ampl Jy Top frame: Phas deg
Vector averaged cross-power spectrum Several baselines displayed
Timerange: 00/16:19:03 to 00/16:21:59

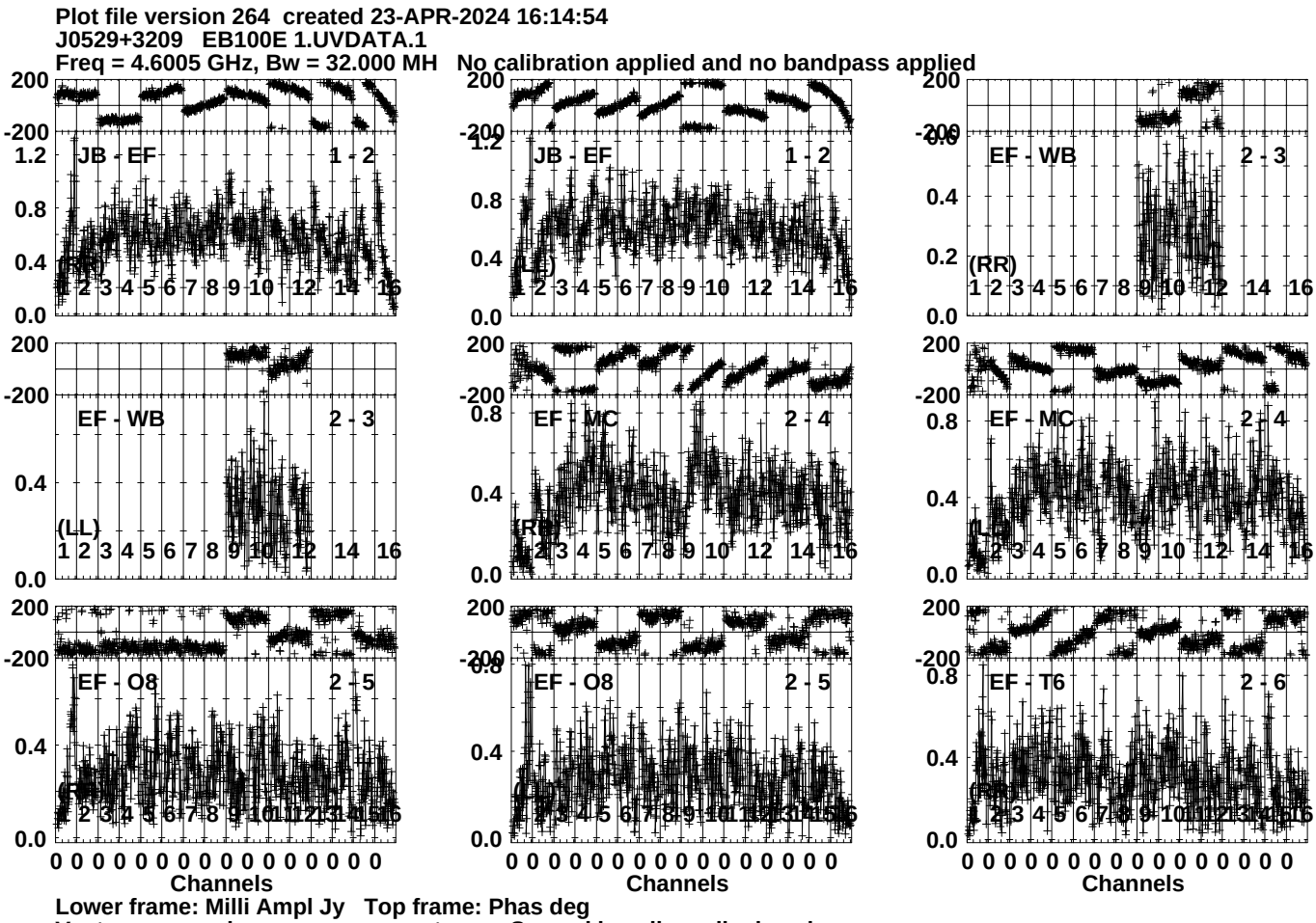
Plot file version 264 created 23-APR-2024 16:14:54
J0529+3209 EB100E 1.UVDATA.1
Freq = 4.6005 GHz, Bw = 32.000 MH No calibration applied and no bandpass applied
JB - EF 1 - 2
(RR)
JB - EF 1 - 2
(LL)
EF - WB 2 - 3
(RR)
EF - WB 2 - 3
(LL)
EF - MC 2 - 4
(RR)
EF - MC 2 - 4
(LL)
EF - O8 2 - 5
(RR)
EF - O8 2 - 5
(LL)
EF - T6 2 - 6
(RR)
Channels
Channels
Channels
Lower frame: Milli Ampl Jy Top frame: Phas deg
Vector averaged cross-power spectrum Several baselines displayed
Timerange: 00/16:22:03 to 00/16:23:29

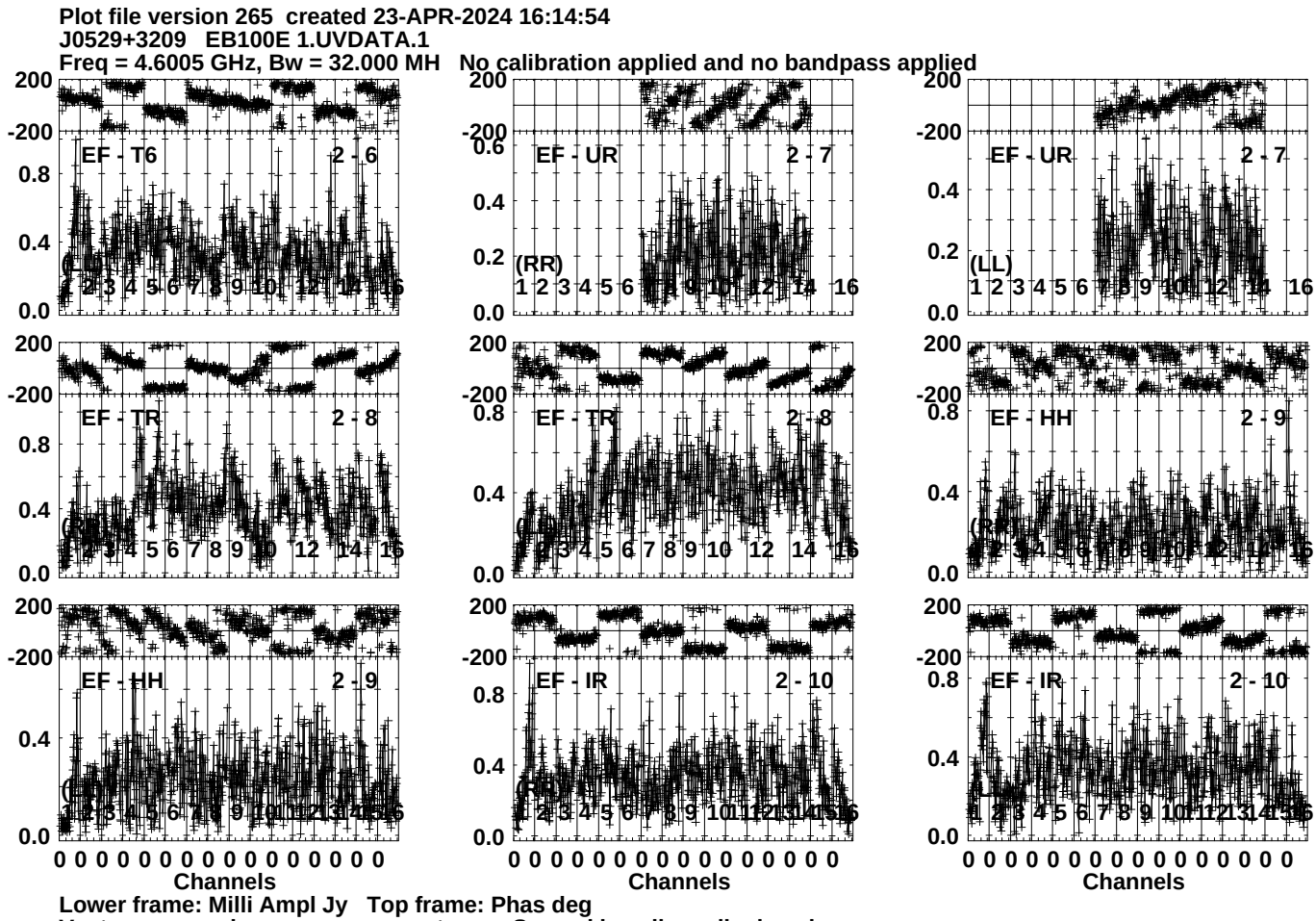
Plot file version 265 created 23-APR-2024 16:14:54
J0529+3209 EB100E 1.UVDATA.1
Freq = 4.6005 GHz, Bw = 32.000 MH No calibration applied and no bandpass applied
EF - T6 2 - 6
EF - UR 2 - 7
EF - UR 2 - 7
EF - TR 2 - 8
EF - TR 2 - 8
EF - HH 2 - 9
EF - HH 2 - 9
EF - IR 2 - 10
EF - IR 2 - 10
(RR)
(LL)
Channels
Lower frame: Milli Ampl Jy Top frame: Phas deg
Vector averaged cross-power spectrum Several baselines displayed
Timerange: 00/16:22:03 to 00/16:23:29

Plot file version 266 created 23-APR-2024 16:14:54
J0529+3209 EB100E 1.UVDATA.1
Freq = 4.6005 GHz, Bw = 32.000 MH No calibration applied and no bandpass applied

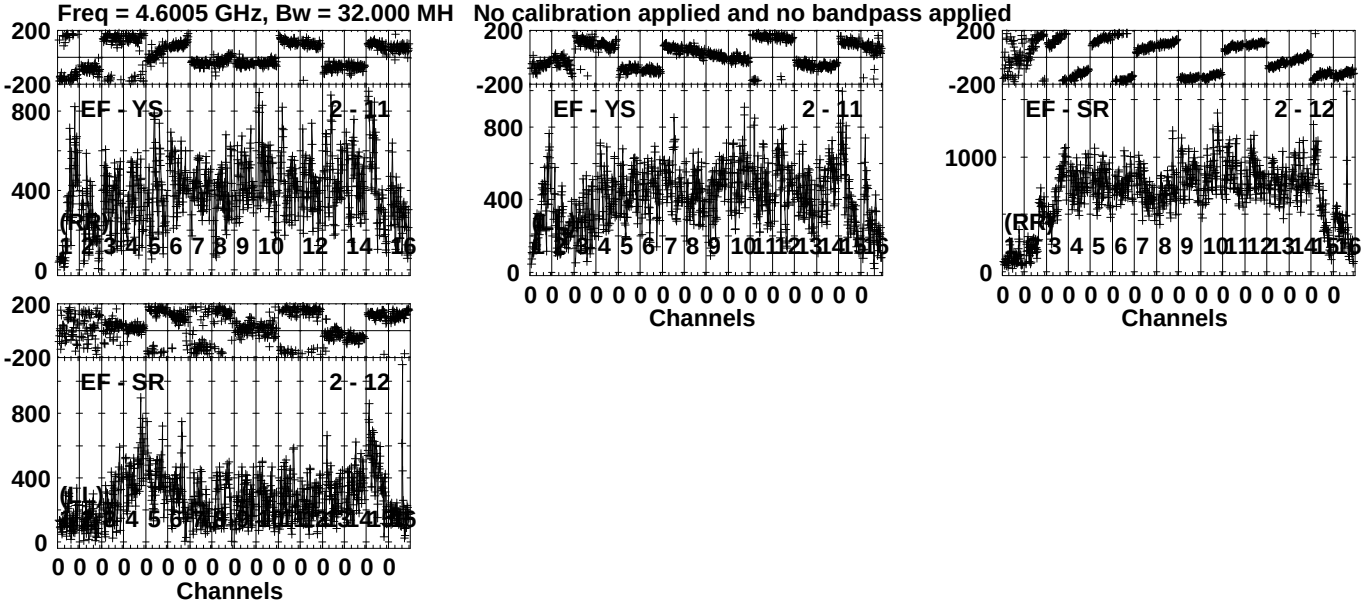

Lower frame: Micro Ampl Jy Top frame: Phas deg
Vector averaged cross-power spectrum Several baselines displayed
Timerange: 00/16:22:03 to 00/16:23:29

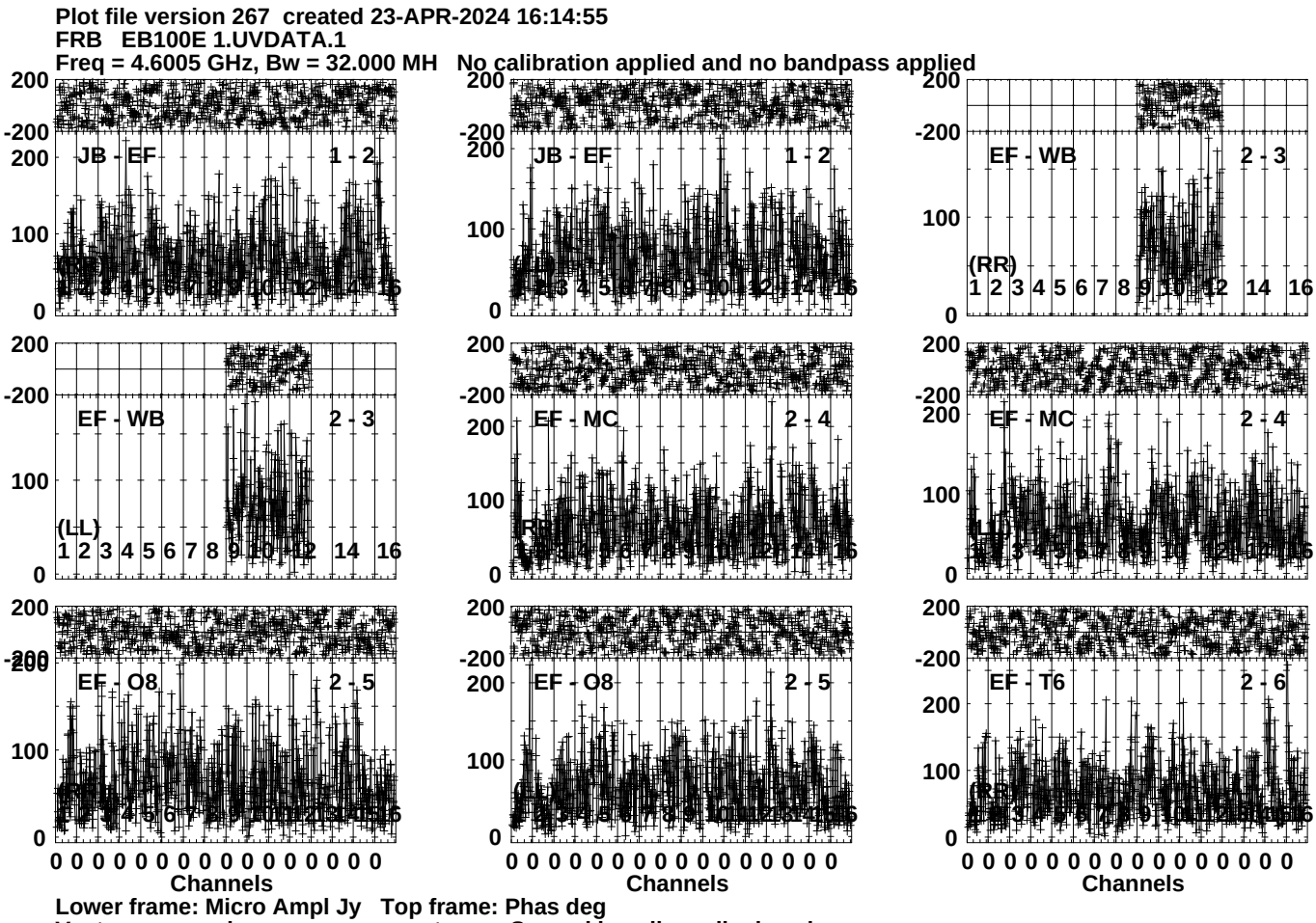
Plot file version 267 created 23-APR-2024 16:14:55
FRB EB100E 1.UVDATA.1
Freq = 4.6005 GHz, Bw = 32.000 MH No calibration applied and no bandpass applied
JB - EF 1 - 2
JB - EF 1 - 2
EF - WB 2 - 3
(RR)
EF - WB 2 - 3
(LL)
EF - MC 2 - 4
EF - MC 2 - 4
EF - O8 2 - 5
EF - O8 2 - 5
EF - T6 2 - 6
Channels
Channels
Channels
Lower frame: Micro Ampl Jy Top frame: Phas deg
Vector averaged cross-power spectrum Several baselines displayed
Timerange: 00/16:23:31 to 00/16:26:59

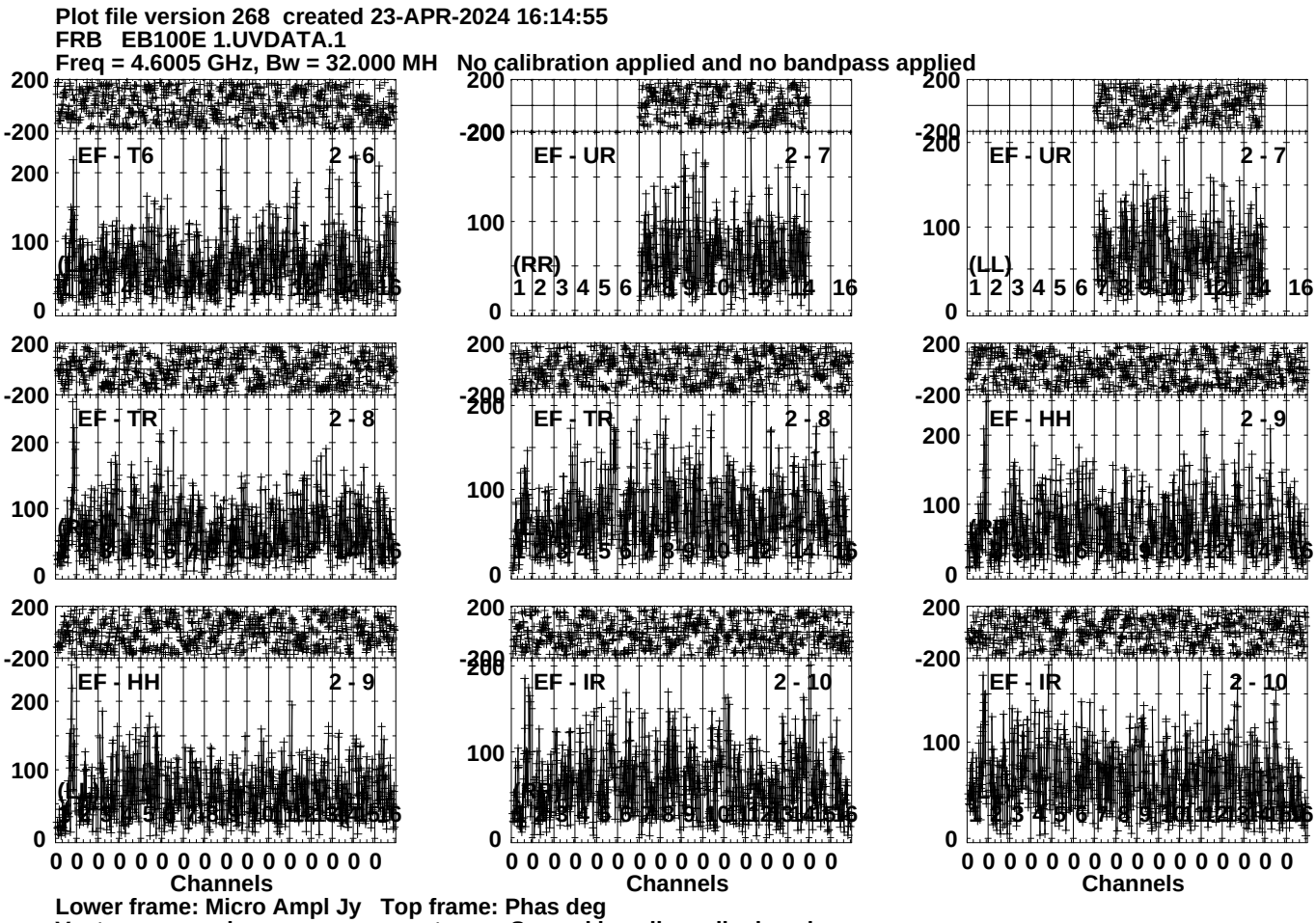
Plot file version 268 created 23-APR-2024 16:14:55
FRB EB100E 1.UVDATA.1
Freq = 4.6005 GHz, Bw = 32.000 MH No calibration applied and no bandpass applied
EF - T6 2 - 6
EF - UR 2 - 7
EF - UR 2 - 7
EF - TR 2 - 8
EF - TR 2 - 8
EF - HH 2 - 9
EF - HH 2 - 9
EF - IR 2 - 10
EF - IR 2 - 10
(RR)
(LL)
Channels
Lower frame: Micro Ampl Jy Top frame: Phas deg
Vector averaged cross-power spectrum Several baselines displayed
Timerange: 00/16:23:31 to 00/16:26:59

Plot file version 269 created 23-APR-2024 16:14:55
FRB EB100E 1.UVDATA.1
Freq = 4.6005 GHz, Bw = 32.000 MH No calibration applied and no bandpass applied

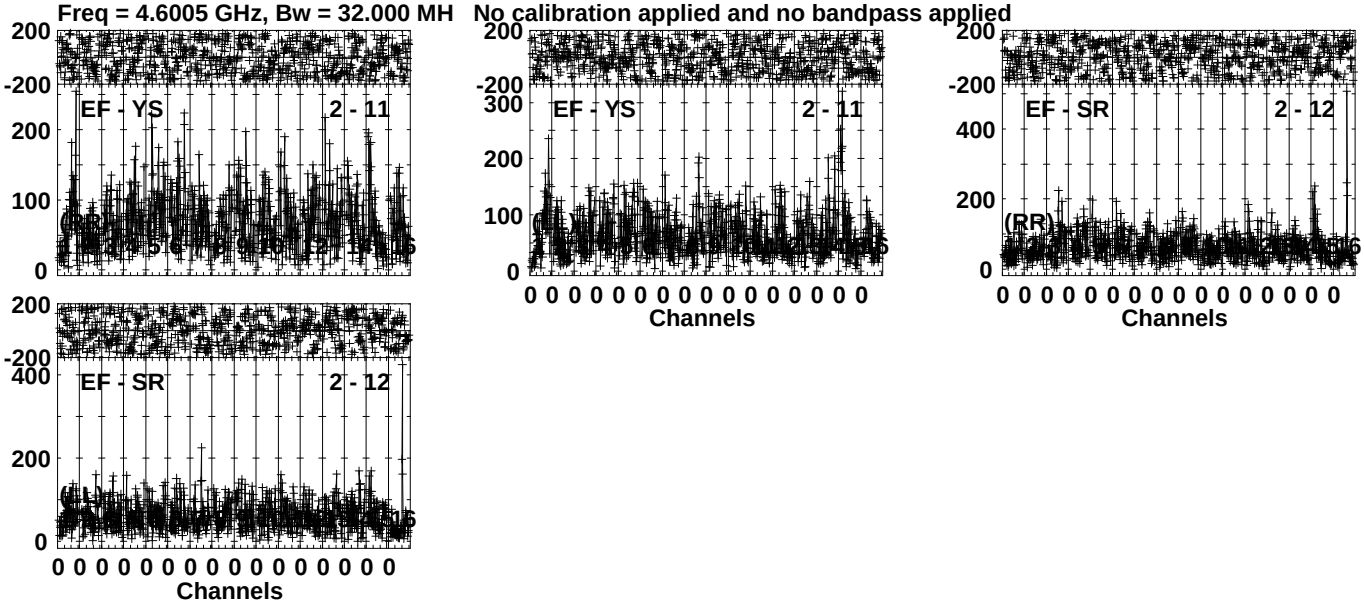

Lower frame: Micro Ampl Jy Top frame: Phas deg
Vector averaged cross-power spectrum Several baselines displayed
Timerange: 00/16:23:31 to 00/16:26:59

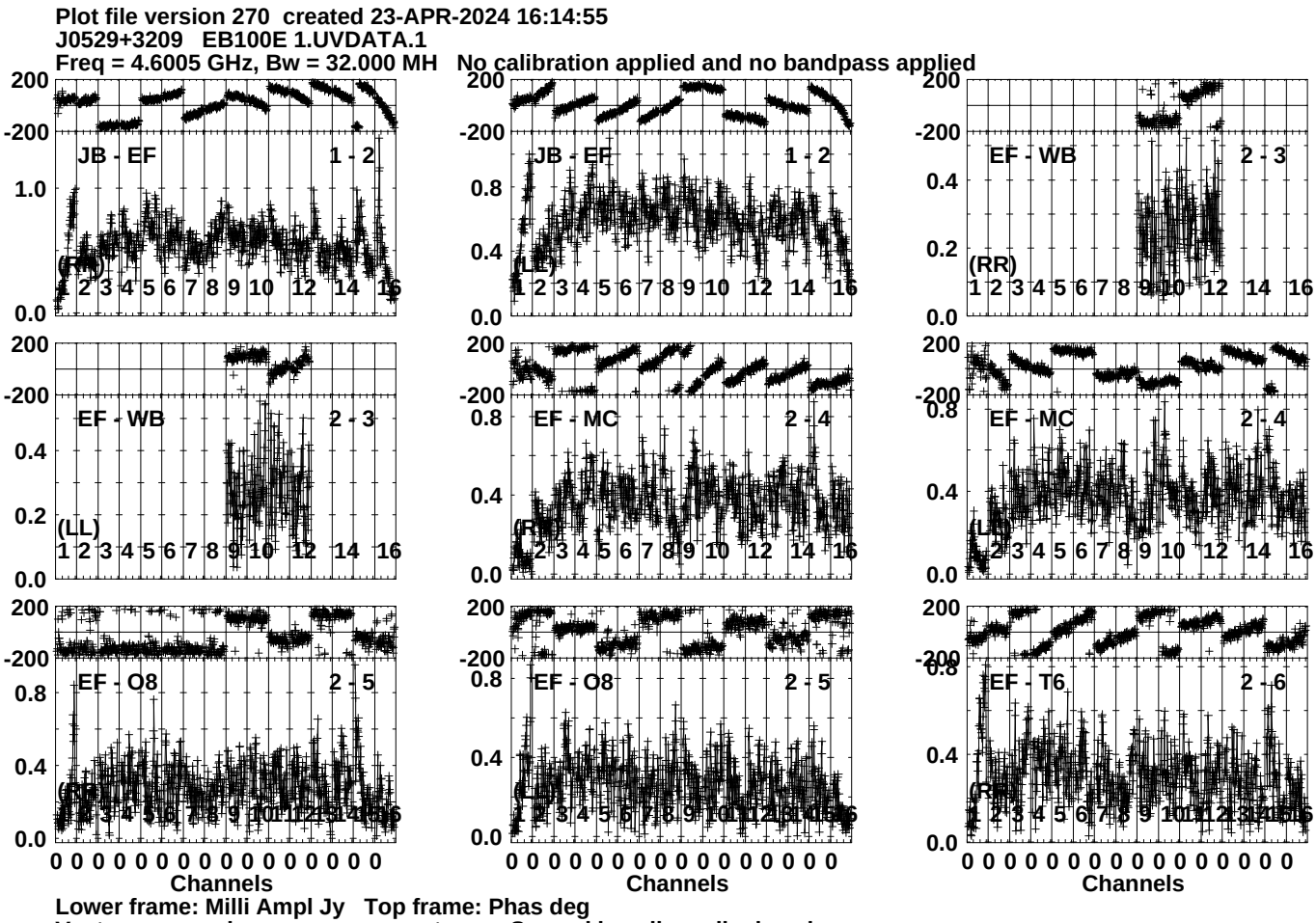
Plot file version 270 created 23-APR-2024 16:14:55
J0529+3209 EB100E 1.UVDATA.1
Freq = 4.6005 GHz, Bw = 32.000 MH No calibration applied and no bandpass applied
JB - EF 1 - 2
JB - EF 1 - 2
EF - WB 2 - 3
EF - WB 2 - 3
EF - MC 2 - 4
EF - MC 2 - 4
EF - O8 2 - 5
EF - O8 2 - 5
EF - T6 2 - 6
(RR)
(LL)
(RL)
(LR)
Channels
Lower frame: Milli Ampl Jy Top frame: Phas deg
Vector averaged cross-power spectrum Several baselines displayed
Timerange: 00/16:27:33 to 00/16:28:29

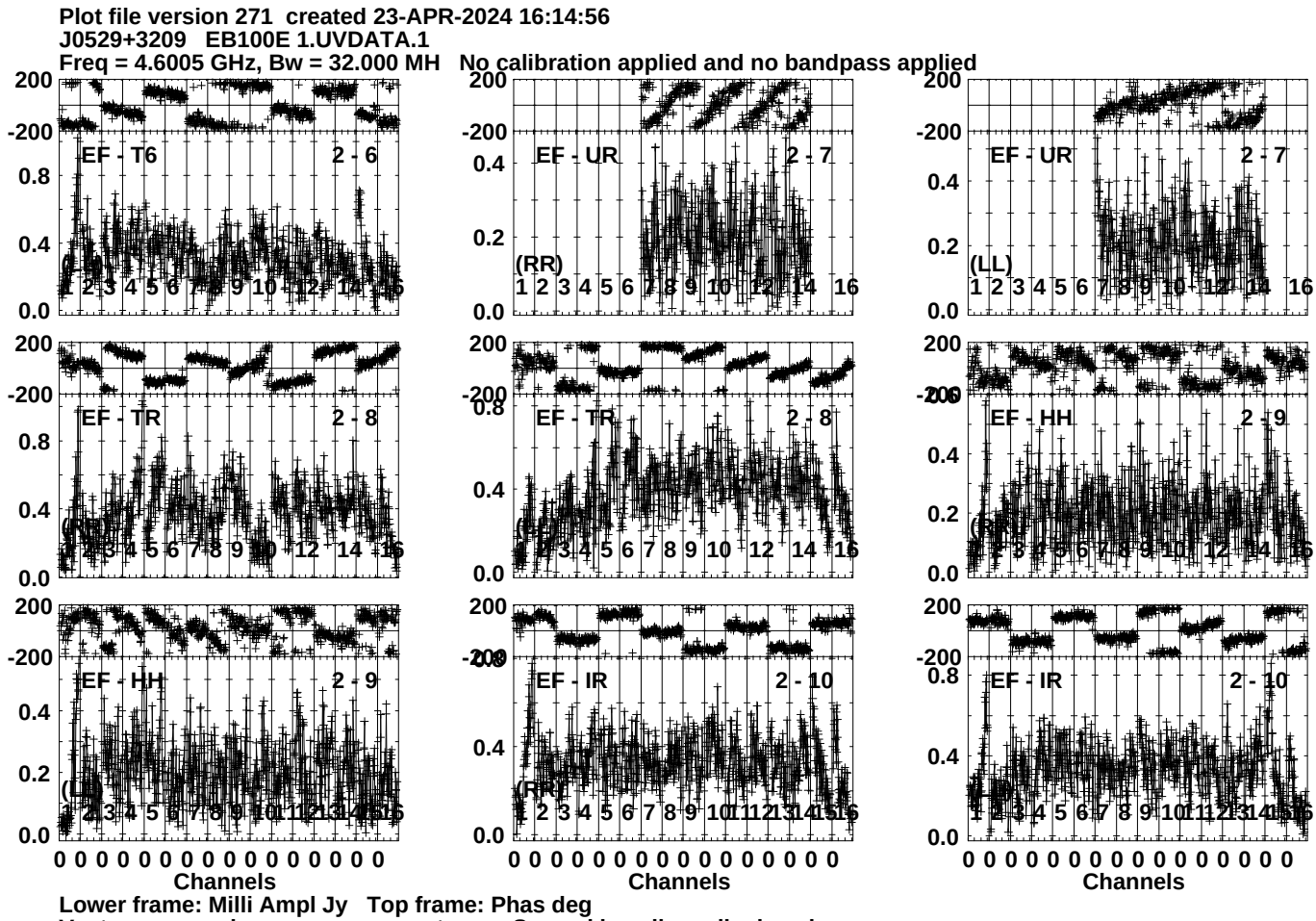
Plot file version 271 created 23-APR-2024 16:14:56
J0529+3209 EB100E 1.UVDATA.1
Freq = 4.6005 GHz, Bw = 32.000 MH No calibration applied and no bandpass applied
EF - T6 2 - 6
EF - UR 2 - 7
EF - UR 2 - 7
EF - TR 2 - 8
EF - TR 2 - 8
EF - HH 2 - 9
EF - HH 2 - 9
EF - IR 2 - 10
EF - IR 2 - 10
(RR)
(LL)
Channels
Lower frame: Milli Ampl Jy Top frame: Phas deg
Vector averaged cross-power spectrum Several baselines displayed
Timerange: 00/16:27:33 to 00/16:28:29

Plot file version 272 created 23-APR-2024 16:14:56
J0529+3209 EB100E 1.UVDATA.1
Freq = 4.6005 GHz, Bw = 32.000 MH No calibration applied and no bandpass applied

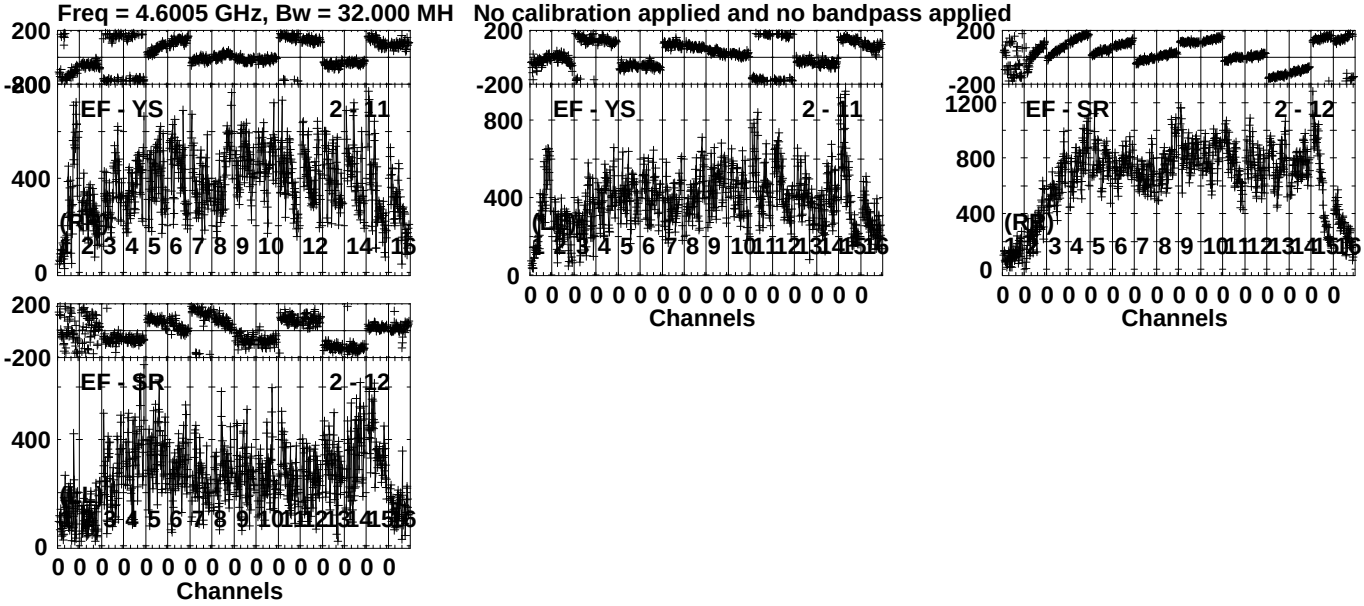

Lower frame: Micro Ampl Jy Top frame: Phas deg
Vector averaged cross-power spectrum Several baselines displayed
Timerange: 00/16:27:33 to 00/16:28:29

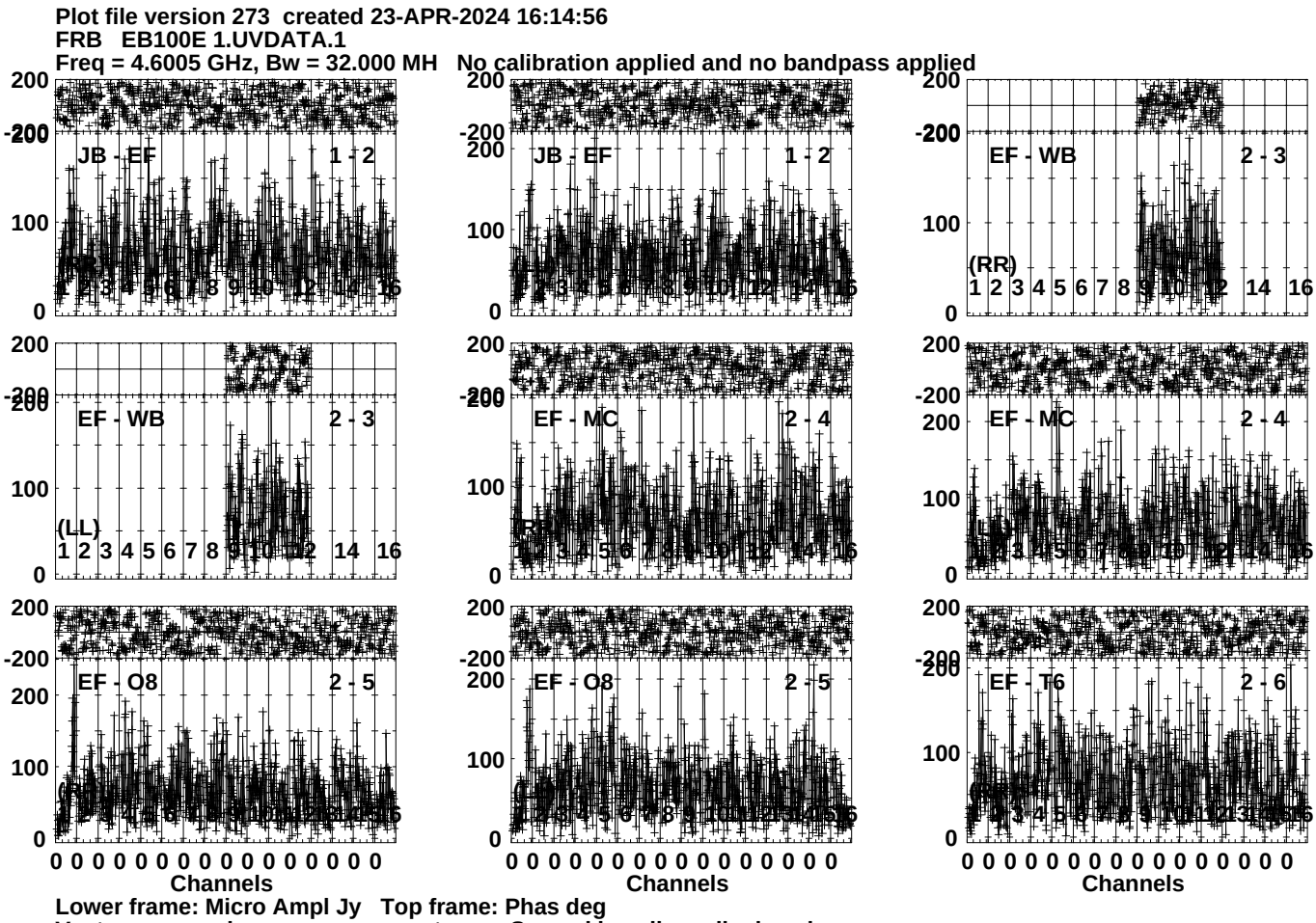
Plot file version 273 created 23-APR-2024 16:14:56
FRB EB100E 1.UVDATA.1
Freq = 4.6005 GHz, Bw = 32.000 MH No calibration applied and no bandpass applied
JB - EF 1 - 2
JB - EF 1 - 2
EF - WB 2 - 3
(RR)
EF - WB 2 - 3
(LL)
EF - MC 2 - 4
EF - MC 2 - 4
EF - O8 2 - 5
EF - O8 2 - 5
EF - T6 2 - 6
Channels
Channels
Channels
Lower frame: Micro Ampl Jy Top frame: Phas deg
Vector averaged cross-power spectrum Several baselines displayed
Timerange: 00/16:28:33 to 00/16:31:59

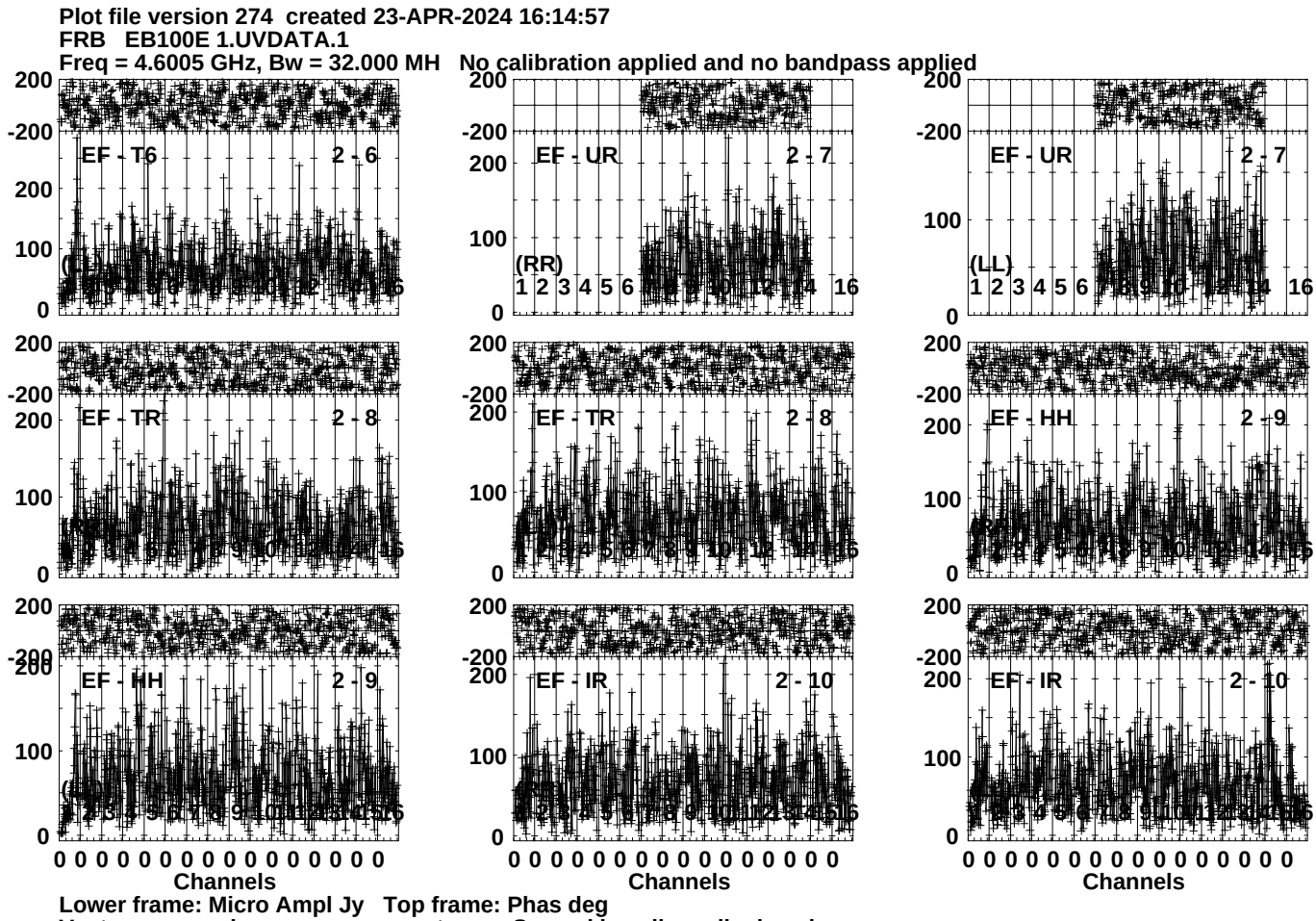
Plot file version 274 created 23-APR-2024 16:14:57
FRB EB100E 1.UVDATA.1
Freq = 4.6005 GHz, Bw = 32.000 MH No calibration applied and no bandpass applied
EF - T6 2 - 6
EF - UR 2 - 7
EF - UR 2 - 7
EF - TR 2 - 8
EF - TR 2 - 8
EF - HH 2 - 9
EF - HH 2 - 9
EF - IR 2 - 10
EF - IR 2 - 10
(RR)
(LL)
Channels
Lower frame: Micro Ampl Jy Top frame: Phas deg
Vector averaged cross-power spectrum Several baselines displayed
Timerange: 00/16:28:33 to 00/16:31:59

Plot file version 275 created 23-APR-2024 16:14:57
FRB EB100E 1.UVDATA.1
Freq = 4.6005 GHz, Bw = 32.000 MH No calibration applied and no bandpass applied

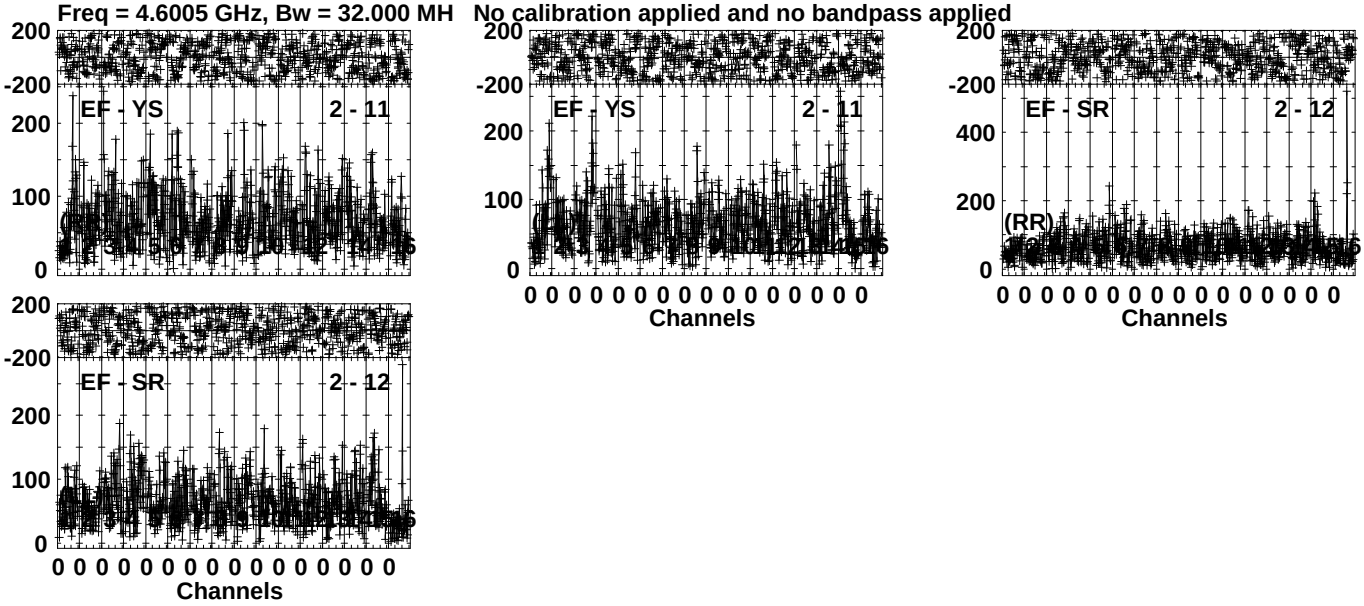

Lower frame: Micro Ampl Jy Top frame: Phas deg
Vector averaged cross-power spectrum Several baselines displayed
Timerange: 00/16:28:33 to 00/16:31:59

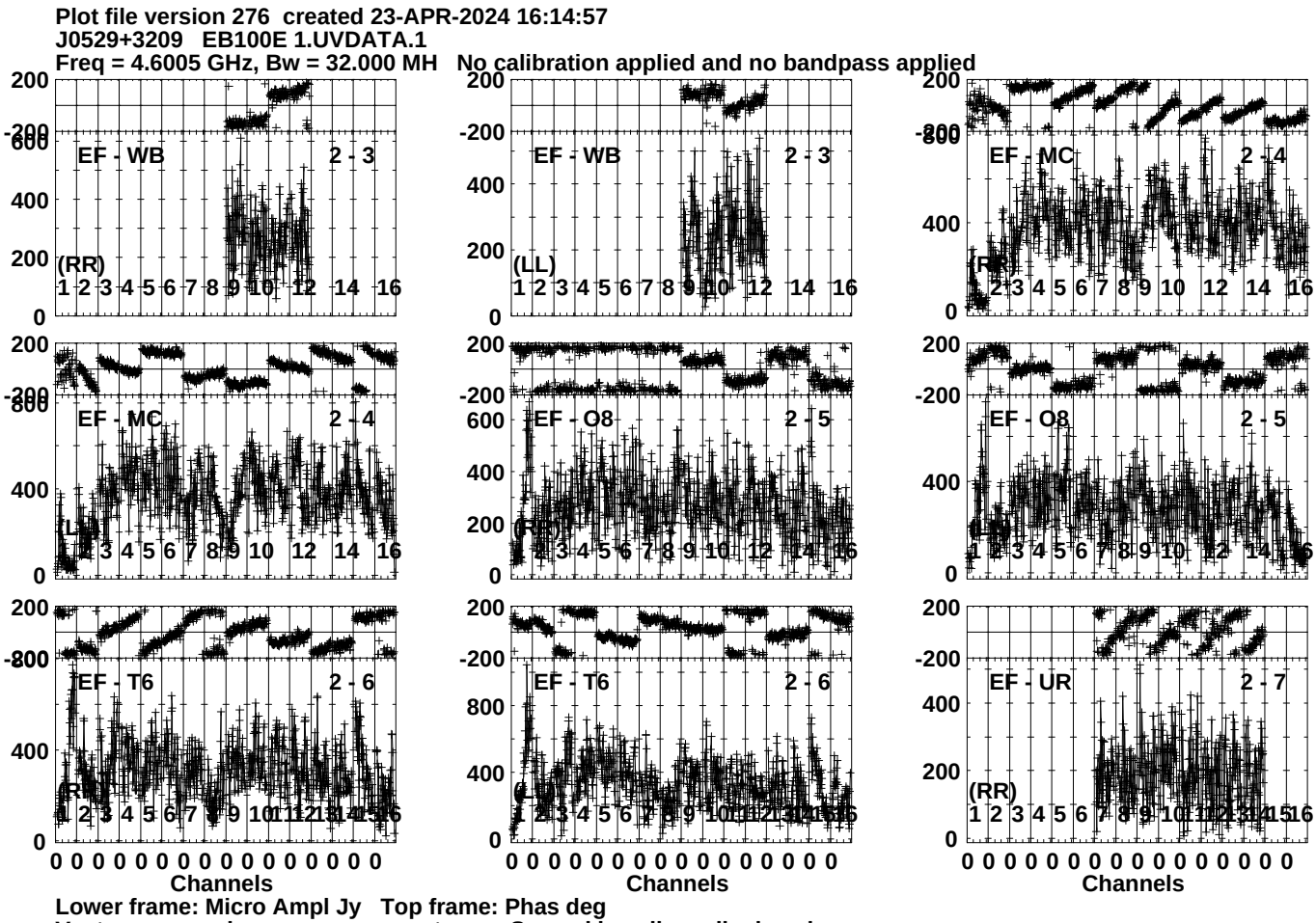
Plot file version 276 created 23-APR-2024 16:14:57
J0529+3209 EB100E 1.UVDATA.1
Freq = 4.6005 GHz, Bw = 32.000 MH No calibration applied and no bandpass applied
EF - WB 2 - 3
(RR)
EF - WB 2 - 3
(LL)
EF - MC 2 - 4
(RR)
EF - MC 2 - 4
(LL)
EF - O8 2 - 5
(RR)
EF - O8 2 - 5
(LL)
EF - T6 2 - 6
(RR)
EF - T6 2 - 6
(LL)
EF - UR 2 - 7
(RR)
Channels
Channels
Channels
Lower frame: Micro Ampl Jy Top frame: Phas deg
Vector averaged cross-power spectrum Several baselines displayed
Timerange: 00/16:32:33 to 00/16:33:29

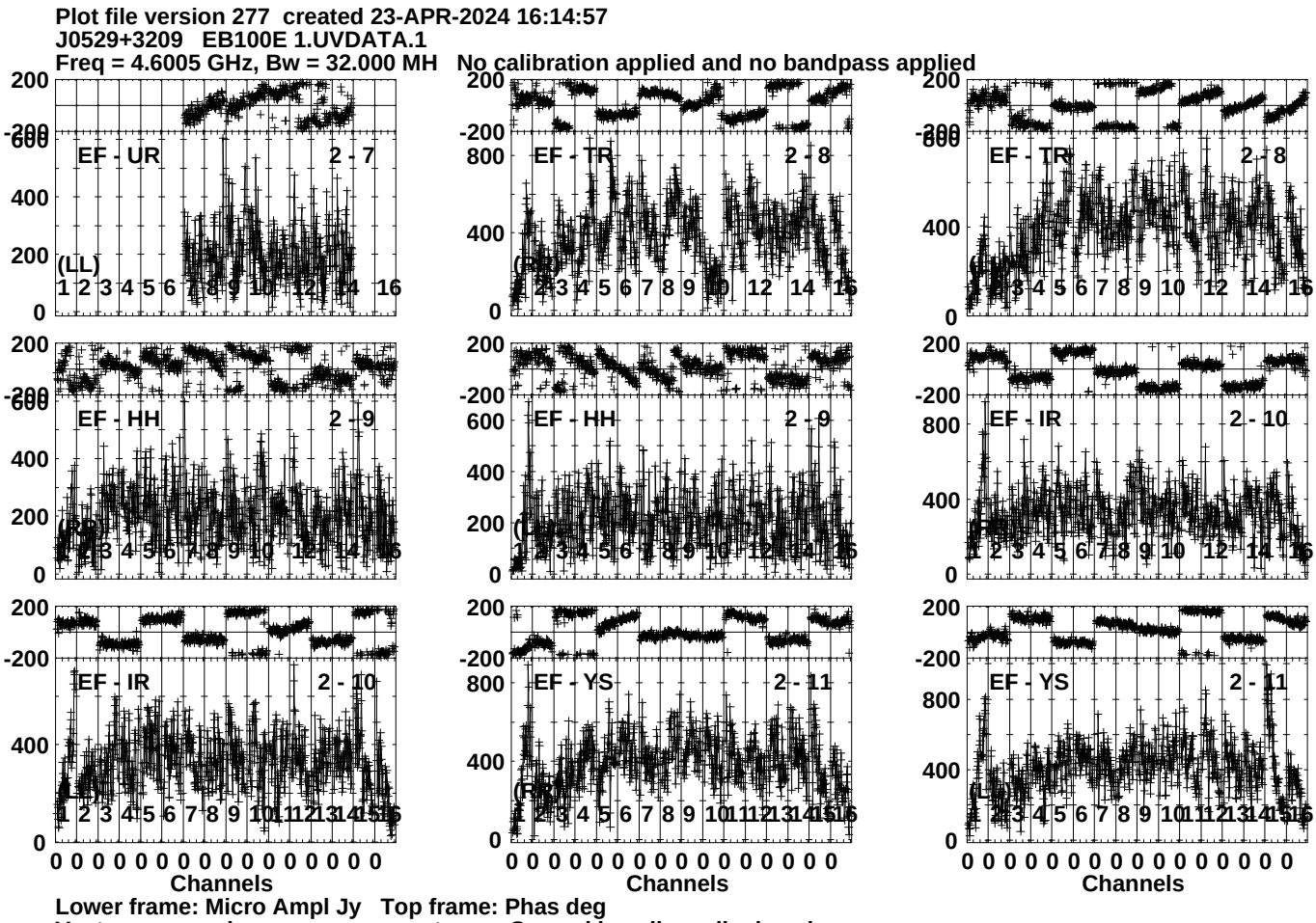
Plot file version 277 created 23-APR-2024 16:14:57
J0529+3209 EB100E 1.UVDATA.1
Freq = 4.6005 GHz, Bw = 32.000 MH No calibration applied and no bandpass applied
EF - UR 2 - 7
EF - TR 2 - 8
EF - TR 2 - 8
EF - HH 2 - 9
EF - HH 2 - 9
EF - IR 2 - 10
EF - IR 2 - 10
EF - YS 2 - 11
EF - YS 2 - 11
(LL)
(RR)
Channels
Lower frame: Micro Ampl Jy Top frame: Phas deg
Vector averaged cross-power spectrum Several baselines displayed
Timerange: 00/16:32:33 to 00/16:33:29

Plot file version 278 created 23-APR-2024 16:14:58
J0529+3209 EB100E 1.UVDATA.1
Freq = 4.6005 GHz, Bw = 32.000 MH No calibration applied and no bandpass applied

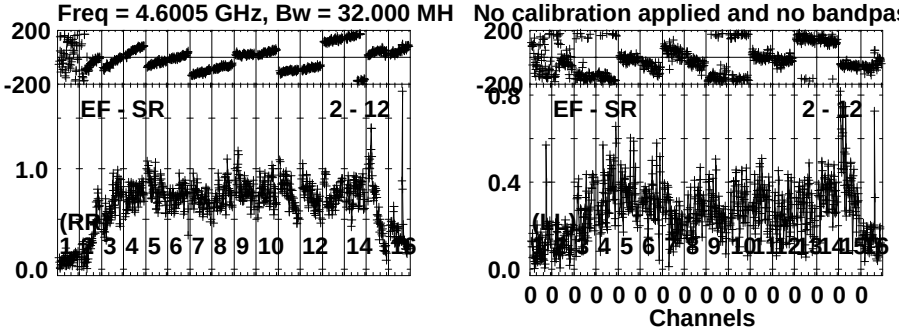

Lower frame: Milli Ampl Jy Top frame: Phas deg
Vector averaged cross-power spectrum Several baselines displayed
Timerange: 00/16:32:33 to 00/16:33:29

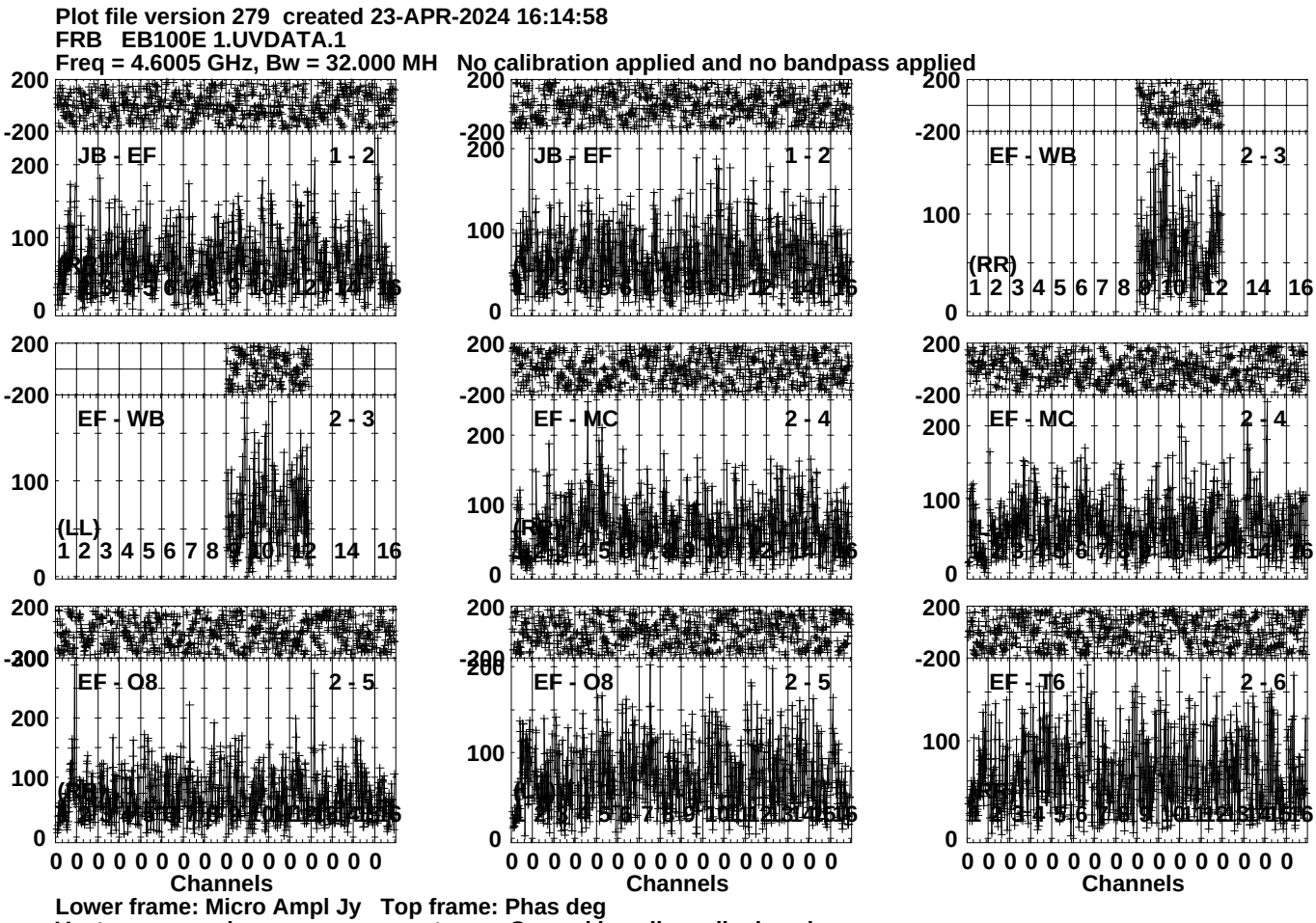
Plot file version 279 created 23-APR-2024 16:14:58
FRB EB100E 1.UVDATA.1
Freq = 4.6005 GHz, Bw = 32.000 MH No calibration applied and no bandpass applied
JB - EF 1 - 2
JB - EF 1 - 2
EF - WB 2 - 3
(RR)
EF - WB 2 - 3
(LL)
EF - MC 2 - 4
(RL)
EF - MC 2 - 4
EF - O8 2 - 5
EF - O8 2 - 5
EF - T6 2 - 6
Channels
Channels
Channels
Lower frame: Micro Ampl Jy Top frame: Phas deg
Vector averaged cross-power spectrum Several baselines displayed
Timerange: 00/16:33:31 to 00/16:36:59

Plot file version 280 created 23-APR-2024 16:14:58
FRB EB100E 1.UVDATA.1
Freq = 4.6005 GHz, Bw = 32.000 MH No calibration applied and no bandpass applied

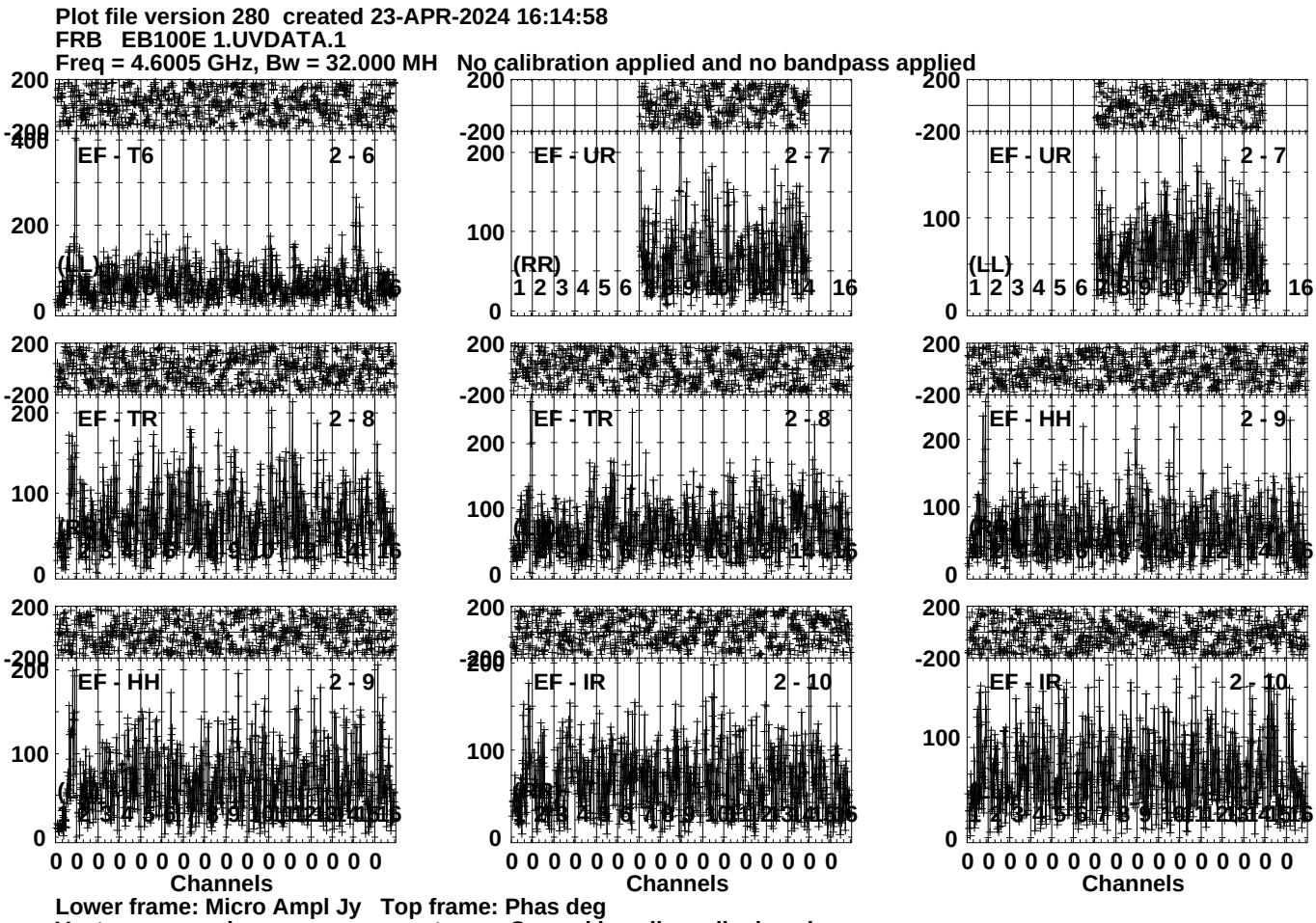

Lower frame: Micro Ampl Jy Top frame: Phas deg
Vector averaged cross-power spectrum Several baselines displayed
Timerange: 00/16:33:31 to 00/16:36:59

Plot file version 281 created 23-APR-2024 16:14:59
FRB EB100E 1.UVDATA.1
Freq = 4.6005 GHz, Bw = 32.000 MH No calibration applied and no bandpass applied

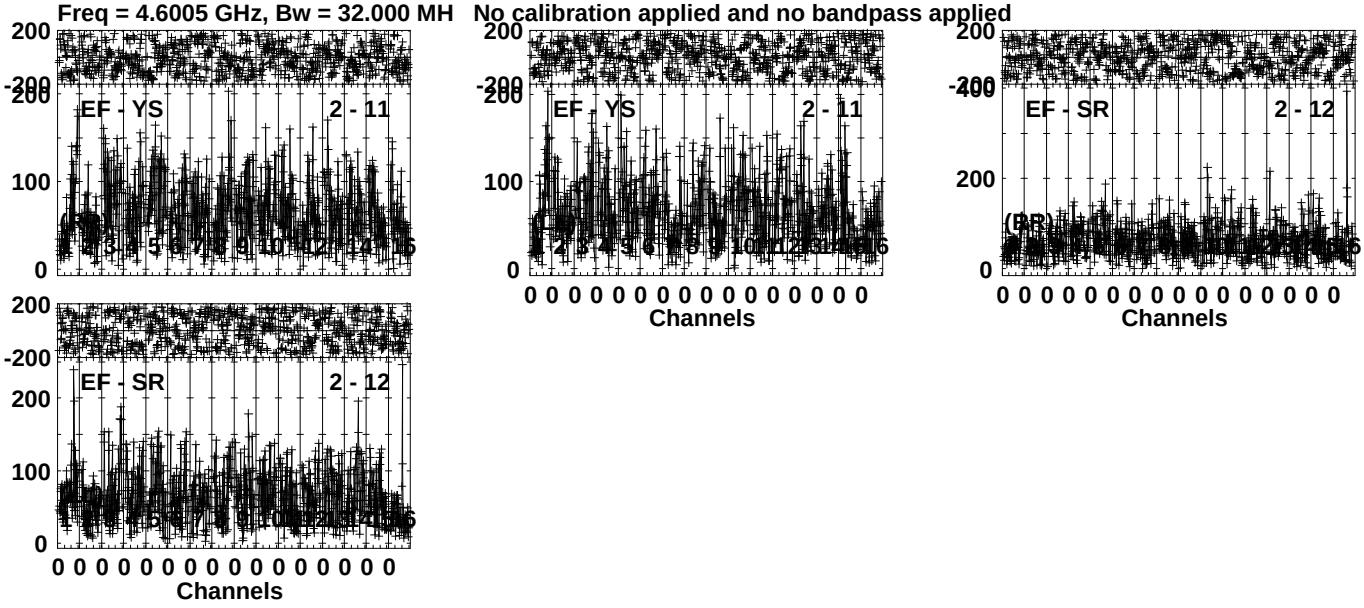

Lower frame: Micro Ampl Jy Top frame: Phas deg
Vector averaged cross-power spectrum Several baselines displayed
Timerange: 00/16:33:31 to 00/16:36:59

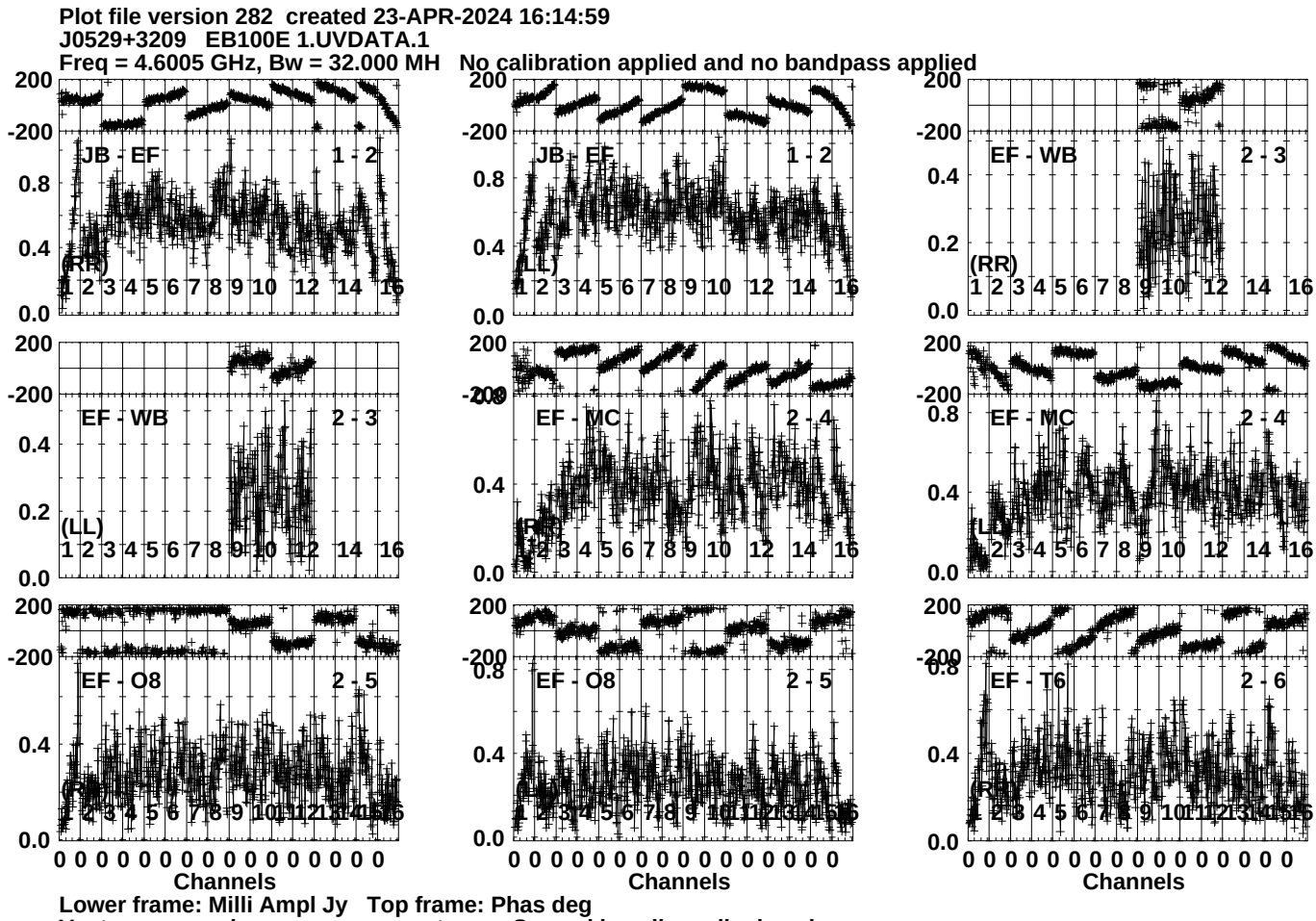
Plot file version 282 created 23-APR-2024 16:14:59
J0529+3209 EB100E 1.UVDATA.1
Freq = 4.6005 GHz, Bw = 32.000 MH No calibration applied and no bandpass applied
JB - EF 1 - 2
(RR)
JB - EF 1 - 2
(LL)
EF - WB 2 - 3
(RR)
EF - WB 2 - 3
(LL)
EF - MC 2 - 4
(RR)
EF - MC 2 - 4
(LL)
EF - O8 2 - 5
(RR)
EF - O8 2 - 5
(LL)
EF - T6 2 - 6
(RR)
Channels
Channels
Channels
Lower frame: Milli Ampl Jy Top frame: Phas deg
Vector averaged cross-power spectrum Several baselines displayed
Timerange: 00/16:37:01 to 00/16:38:29

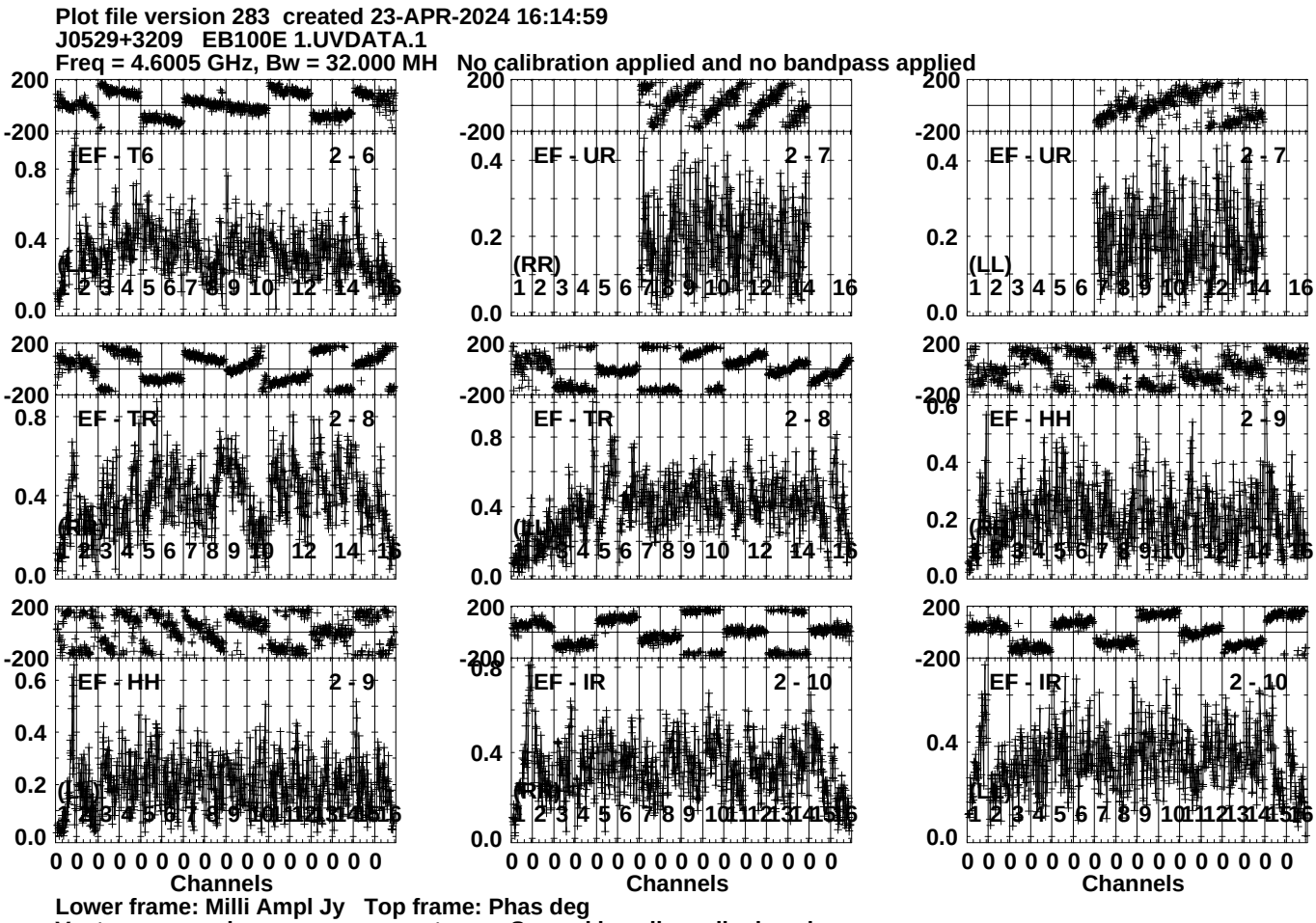
Plot file version 283 created 23-APR-2024 16:14:59
J0529+3209 EB100E 1.UVDATA.1
Freq = 4.6005 GHz, Bw = 32.000 MH No calibration applied and no bandpass applied
EF - T6 2 - 6
EF - UR 2 - 7
EF - UR 2 - 7
EF - TR 2 - 8
EF - TR 2 - 8
EF - HH 2 - 9
EF - HH 2 - 9
EF - IR 2 - 10
EF - IR 2 - 10
(RR)
(LL)
Channels
Lower frame: Milli Ampl Jy Top frame: Phas deg
Vector averaged cross-power spectrum Several baselines displayed
Timerange: 00/16:37:01 to 00/16:38:29

Plot file version 284 created 23-APR-2024 16:14:59
J0529+3209 EB100E 1.UVDATA.1
Freq = 4.6005 GHz, Bw = 32.000 MH No calibration applied and no bandpass applied

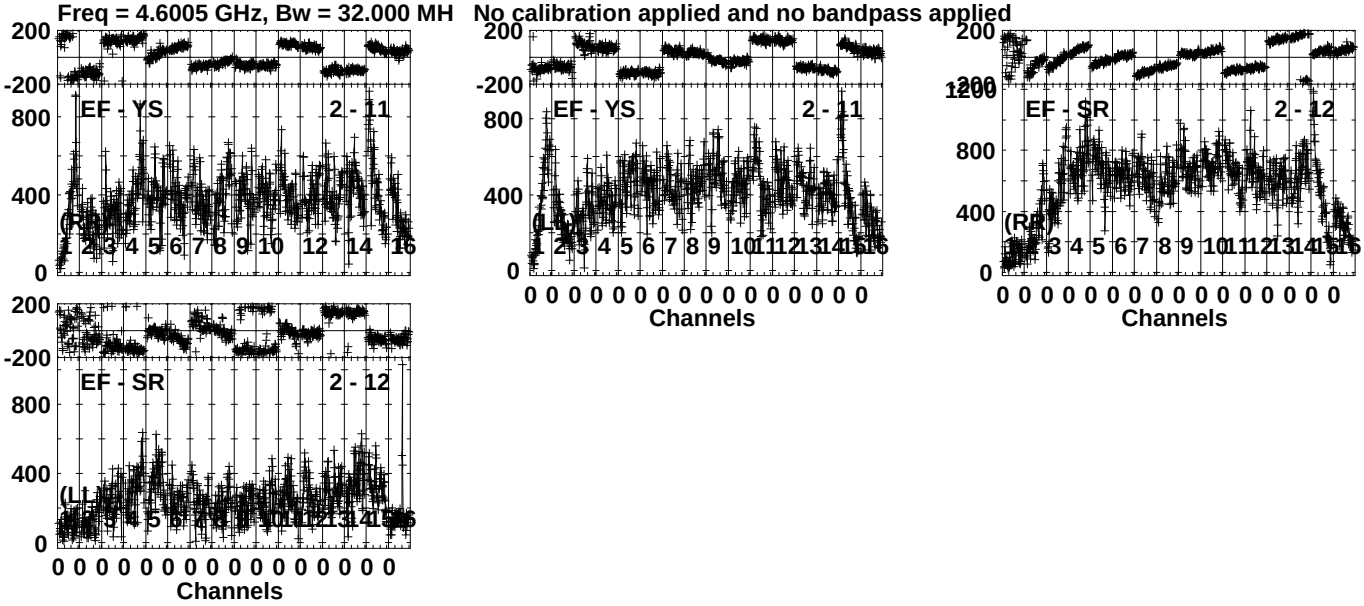

Lower frame: Micro Ampl Jy Top frame: Phas deg
Vector averaged cross-power spectrum Several baselines displayed
Timerange: 00/16:37:01 to 00/16:38:29

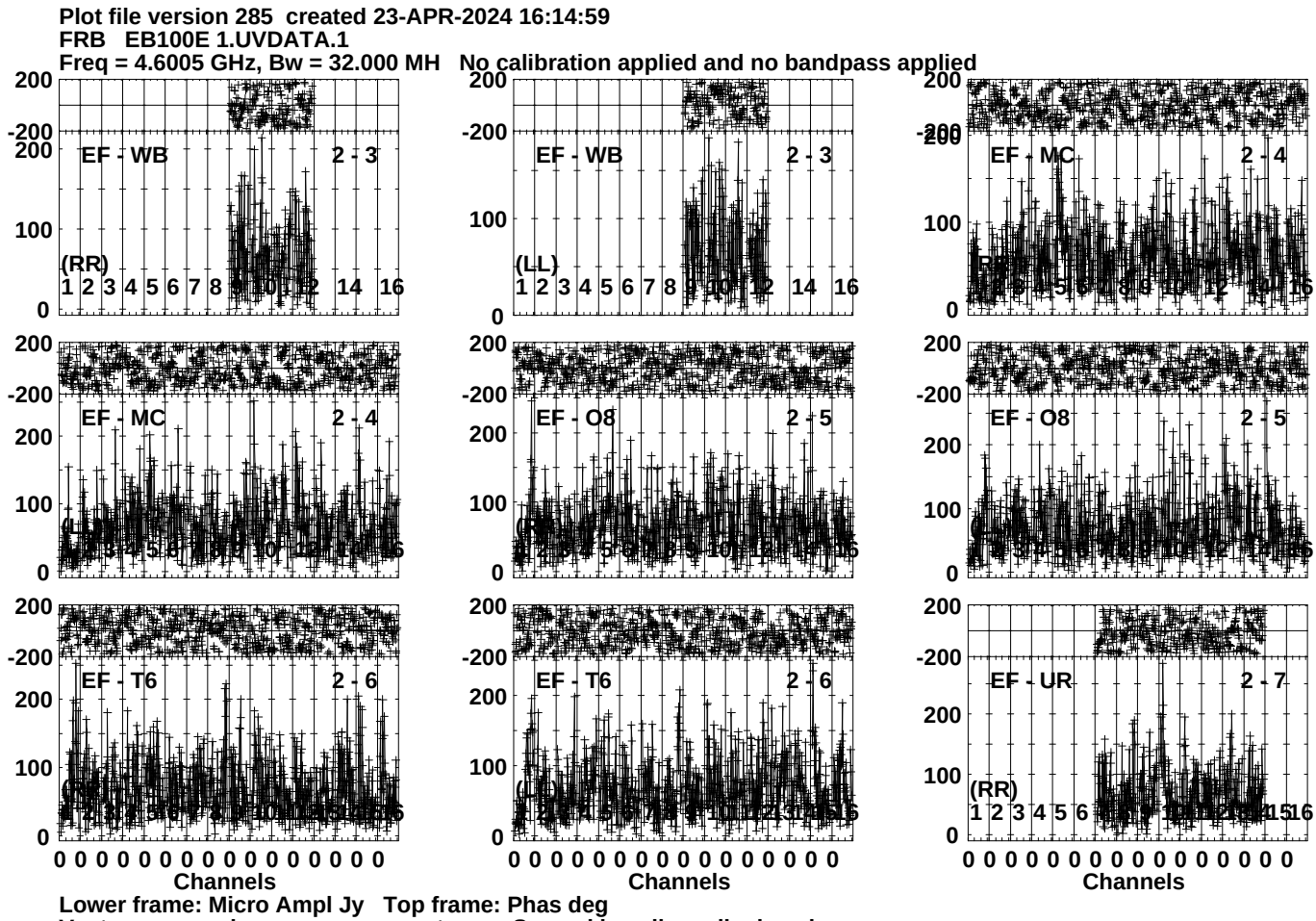
Plot file version 285 created 23-APR-2024 16:14:59
FRB EB100E 1.UVDATA.1
Freq = 4.6005 GHz, Bw = 32.000 MH No calibration applied and no bandpass applied
EF - WB 2 - 3
(RR)
EF - WB 2 - 3
(LL)
EF - MC 2 - 4
EF - MC 2 - 4
EF - O8 2 - 5
EF - O8 2 - 5
EF - T6 2 - 6
EF - T6 2 - 6
EF - UR 2 - 7
(RR)
Channels
Channels
Channels
Lower frame: Micro Ampl Jy Top frame: Phas deg
Vector averaged cross-power spectrum Several baselines displayed
Timerange: 00/16:38:31 to 00/16:41:59

Plot file version 286 created 23-APR-2024 16:15:00
FRB EB100E 1.UVDATA.1
Freq = 4.6005 GHz, Bw = 32.000 MH No calibration applied and no bandpass applied

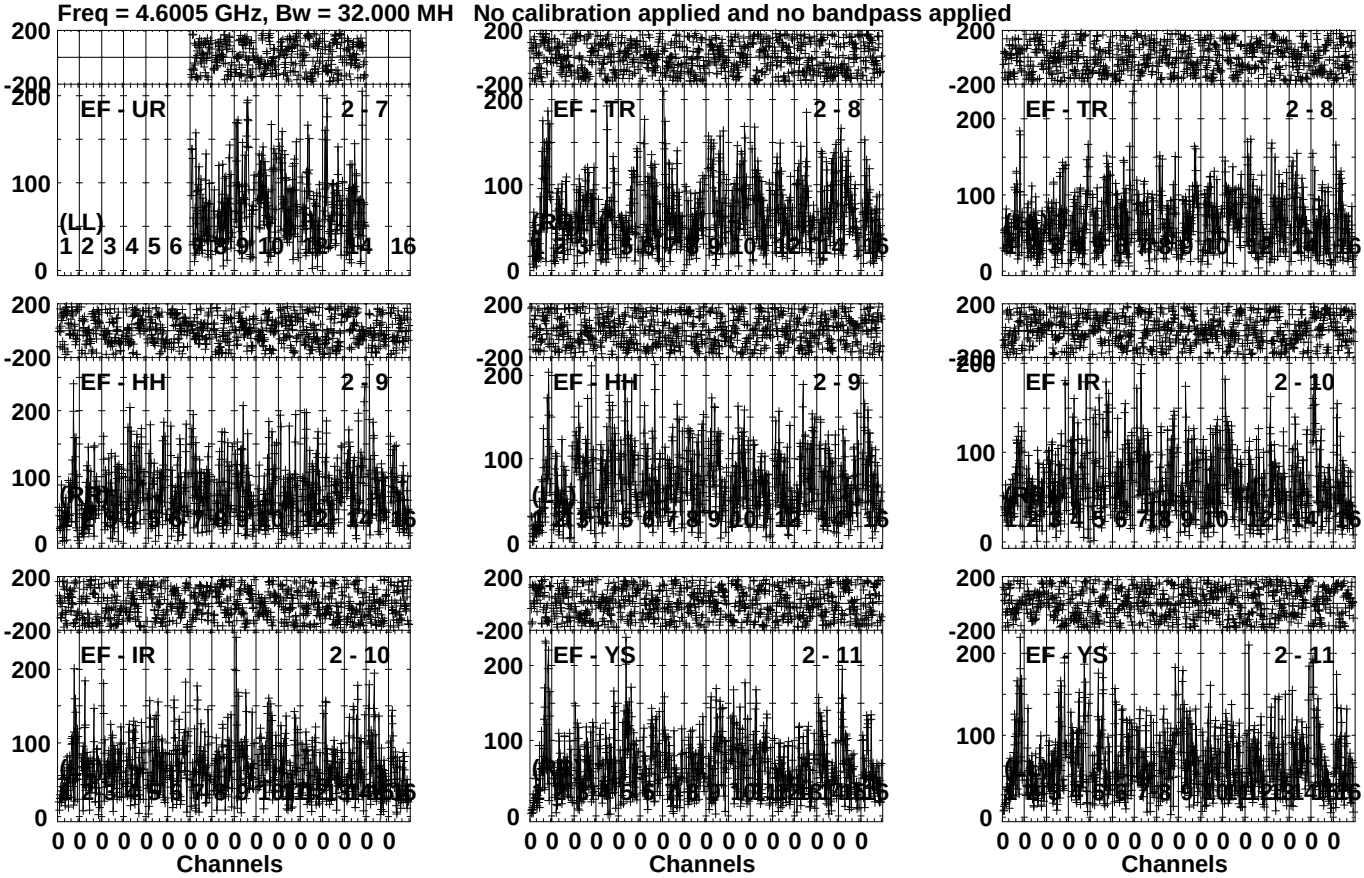

Lower frame: Micro Ampl Jy Top frame: Phas deg
Vector averaged cross-power spectrum Several baselines displayed
Timerange: 00/16:38:31 to 00/16:41:59

Plot file version 287 created 23-APR-2024 16:15:00
FRB EB100E 1.UVDATA.1
Freq = 4.6005 GHz, Bw = 32.000 MH No calibration applied and no bandpass applied

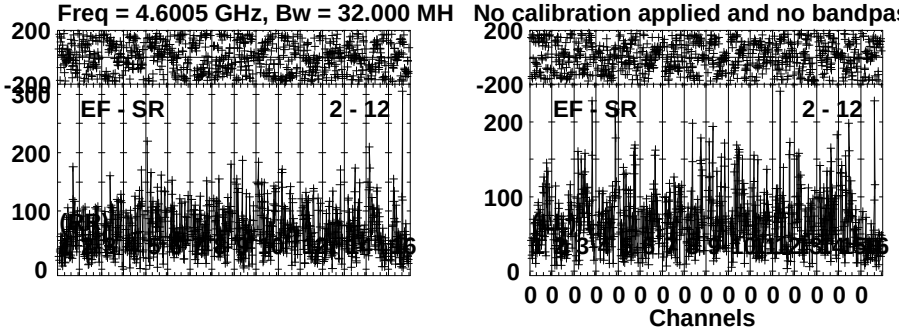

Lower frame: Micro Ampl Jy Top frame: Phas deg
Vector averaged cross-power spectrum Several baselines displayed
Timerange: 00/16:38:31 to 00/16:41:59

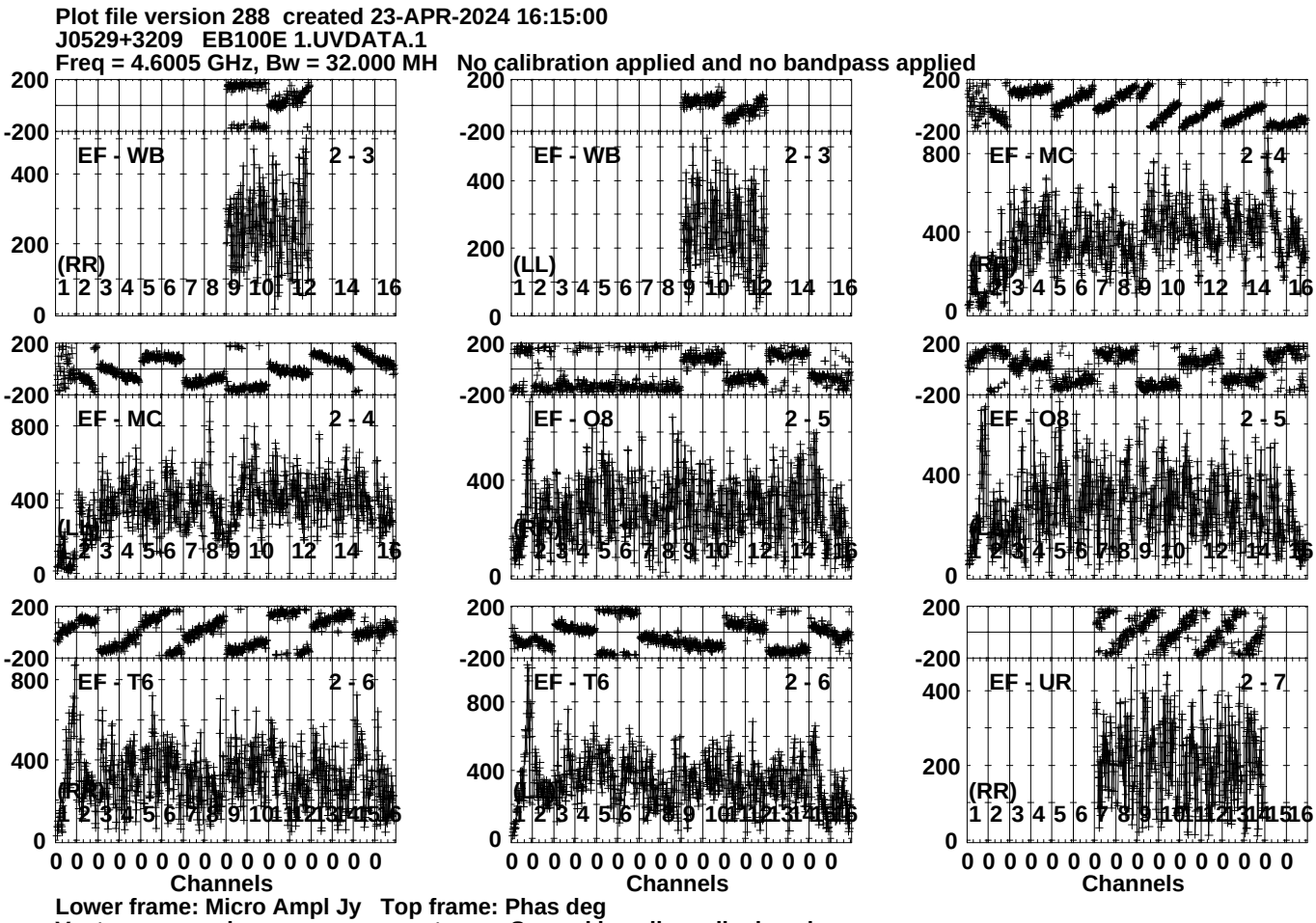
Plot file version 288 created 23-APR-2024 16:15:00
J0529+3209 EB100E 1.UVDATA.1
Freq = 4.6005 GHz, Bw = 32.000 MH No calibration applied and no bandpass applied
EF - WB 2 - 3
(RR)
EF - WB 2 - 3
(LL)
EF - MC 2 - 4
(RR)
EF - MC 2 - 4
(LL)
EF - O8 2 - 5
(RR)
EF - O8 2 - 5
(LL)
EF - T6 2 - 6
(RR)
EF - T6 2 - 6
(LL)
EF - UR 2 - 7
(RR)
Channels
Channels
Channels
Lower frame: Micro Ampl Jy Top frame: Phas deg
Vector averaged cross-power spectrum Several baselines displayed
Timerange: 00/16:42:33 to 00/16:43:29

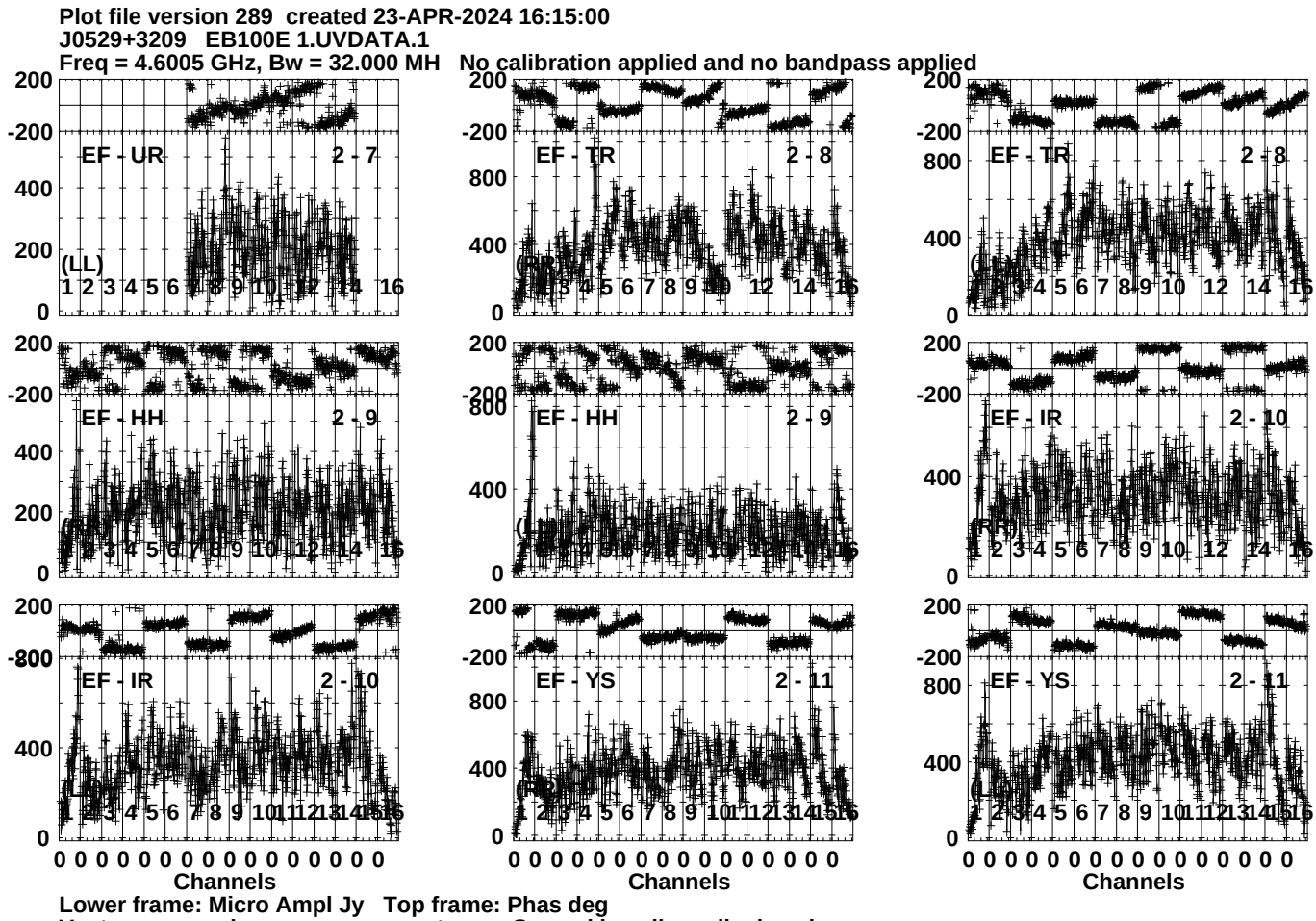
Plot file version 289 created 23-APR-2024 16:15:00
J0529+3209 EB100E 1.UVDATA.1
Freq = 4.6005 GHz, Bw = 32.000 MH No calibration applied and no bandpass applied
EF - UR 2 - 7
EF - TR 2 - 8
EF - TR 2 - 8
EF - HH 2 - 9
EF - HH 2 - 9
EF - IR 2 - 10
EF - IR 2 - 10
EF - YS 2 - 11
EF - YS 2 - 11
(LL)
(RR)
(LR)
(RL)
Channels
Lower frame: Micro Ampl Jy Top frame: Phas deg
Vector averaged cross-power spectrum Several baselines displayed
Timerange: 00/16:42:33 to 00/16:43:29

Plot file version 290 created 23-APR-2024 16:15:01
J0529+3209 EB100E 1.UVDATA.1
Freq = 4.6005 GHz, Bw = 32.000 MH No calibration applied and no bandpass applied

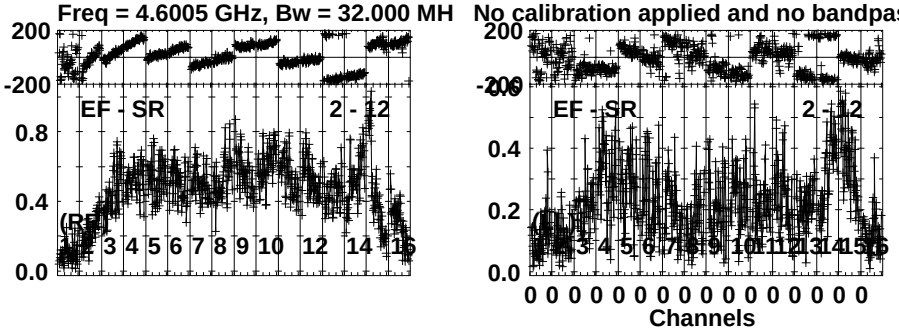

Lower frame: Milli Ampl Jy Top frame: Phas deg
Vector averaged cross-power spectrum Several baselines displayed
Timerange: 00/16:42:33 to 00/16:43:29

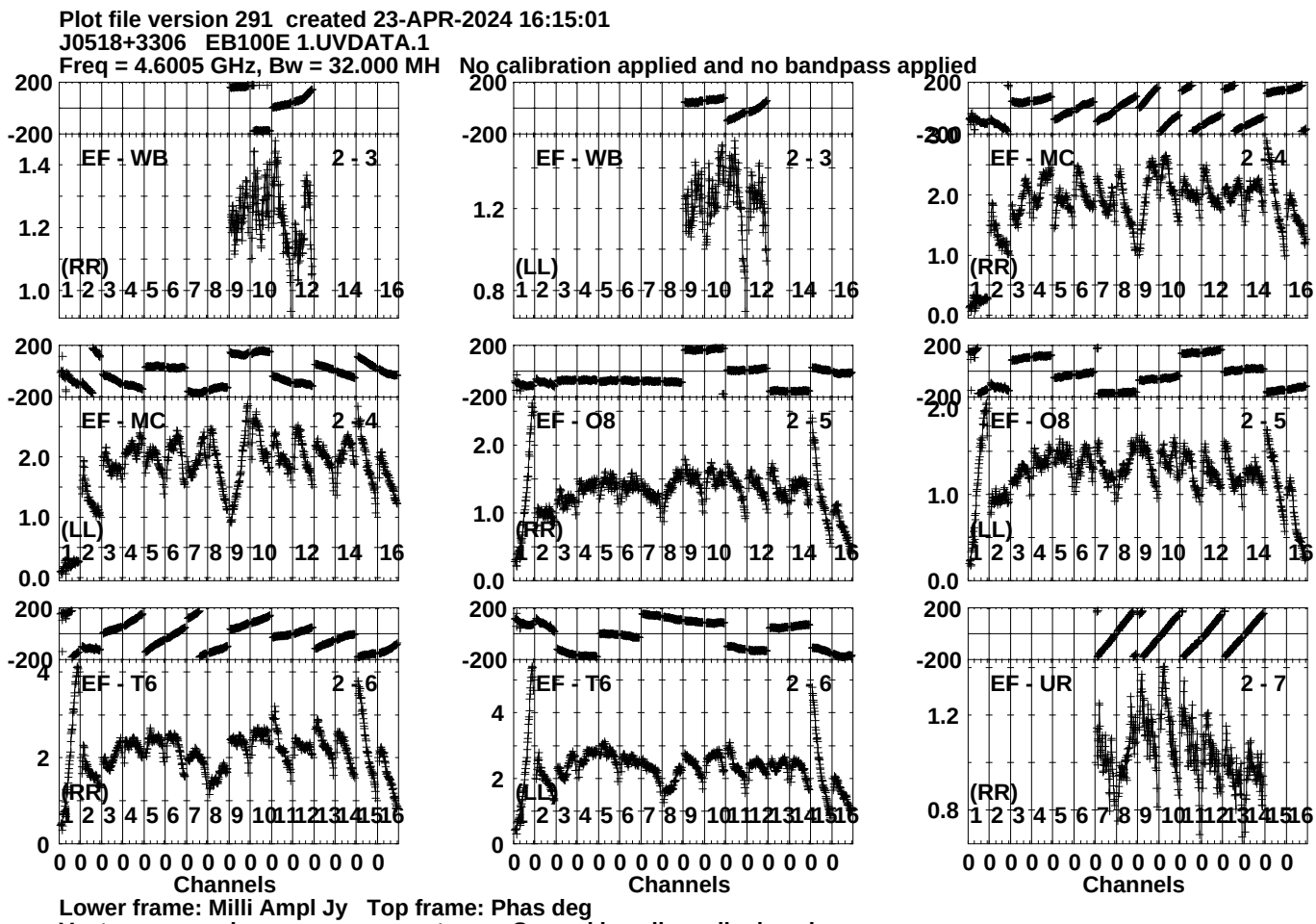
Plot file version 291 created 23-APR-2024 16:15:01
J0518+3306 EB100E 1.UVDATA.1
Freq = 4.6005 GHz, Bw = 32.000 MH No calibration applied and no bandpass applied
EF - WB 2 - 3
(RR)
EF - WB 2 - 3
(LL)
EF - MC 2 - 4
(RR)
EF - MC 2 - 4
(LL)
EF - O8 2 - 5
(RR)
EF - O8 2 - 5
(LL)
EF - T6 2 - 6
(RR)
EF - T6 2 - 6
(LL)
EF - UR 2 - 7
(RR)
Channels
Channels
Channels
Lower frame: Milli Ampl Jy Top frame: Phas deg
Vector averaged cross-power spectrum Several baselines displayed
Timerange: 00/16:44:03 to 00/16:46:59

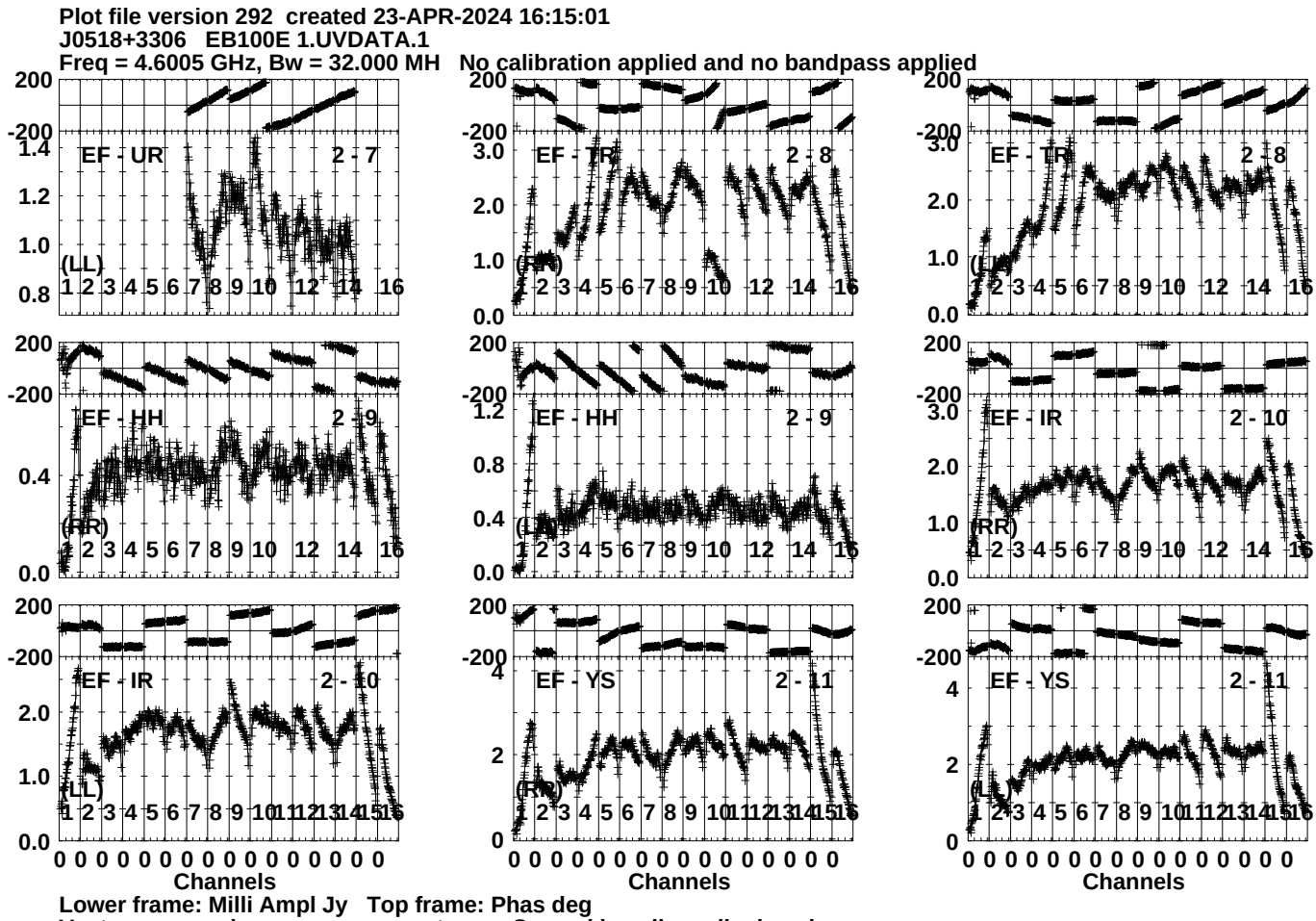
Plot file version 292 created 23-APR-2024 16:15:01
J0518+3306 EB100E 1.UVDATA.1
Freq = 4.6005 GHz, Bw = 32.000 MH No calibration applied and no bandpass applied
EF - UR 2 - 7
(LL)
EF - TR 2 - 8
(RR)
EF - TR 2 - 8
(LL)
EF - HH 2 - 9
(RR)
EF - HH 2 - 9
(LL)
EF - IR 2 - 10
(RR)
EF - IR 2 - 10
(LL)
EF - YS 2 - 11
(RR)
EF - YS 2 - 11
(LL)
Channels
Channels
Channels
Lower frame: Milli Ampl Jy Top frame: Phas deg
Vector averaged cross-power spectrum Several baselines displayed
Timerange: 00/16:44:03 to 00/16:46:59

Plot file version 293 created 23-APR-2024 16:15:01
J0518+3306 EB100E 1.UVDATA.1
Freq = 4.6005 GHz, Bw = 32.000 MH No calibration applied and no bandpass applied

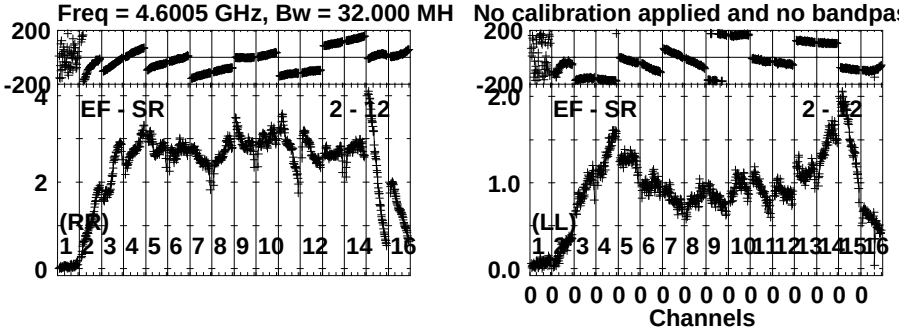

Lower frame: Milli Ampl Jy Top frame: Phas deg
Vector averaged cross-power spectrum Several baselines displayed
Timerange: 00/16:44:03 to 00/16:46:59

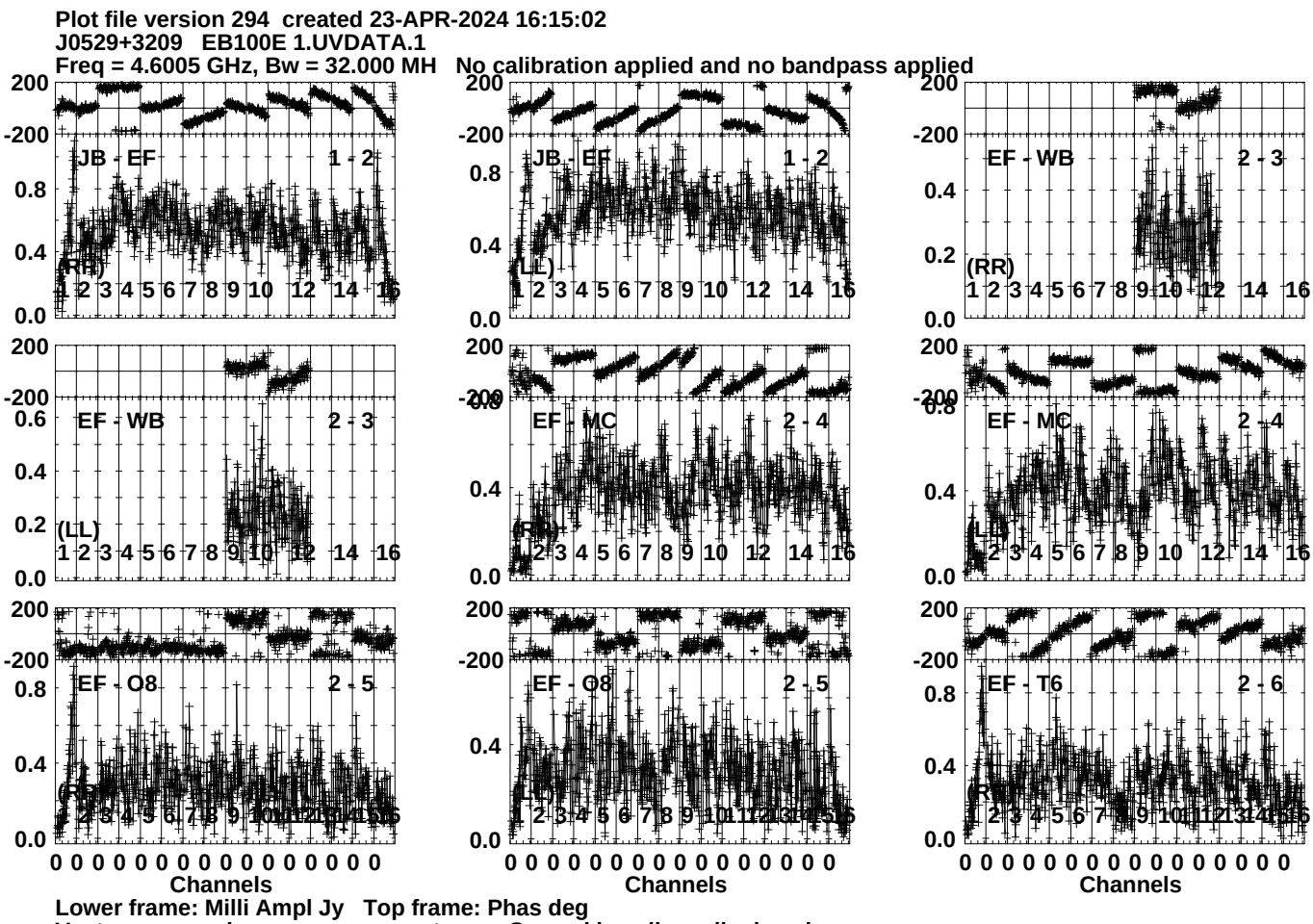
Plot file version 294 created 23-APR-2024 16:15:02
J0529+3209 EB100E 1.UVDATA.1
Freq = 4.6005 GHz, Bw = 32.000 MH No calibration applied and no bandpass applied
JB - EF 1 - 2
(RR)
JB - EF 1 - 2
(LL)
EF - WB 2 - 3
(RR)
EF - WB 2 - 3
(LL)
EF - MC 2 - 4
(RR)
EF - MC 2 - 4
(LL)
EF - O8 2 - 5
(RR)
EF - O8 2 - 5
(LL)
EF - T6 2 - 6
(RR)
Channels
Channels
Channels
Lower frame: Milli Ampl Jy Top frame: Phas deg
Vector averaged cross-power spectrum Several baselines displayed
Timerange: 00/16:47:01 to 00/16:48:29

Plot file version 295 created 23-APR-2024 16:15:02
J0529+3209 EB100E 1.UVDATA.1
Freq = 4.6005 GHz, Bw = 32.000 MH No calibration applied and no bandpass applied

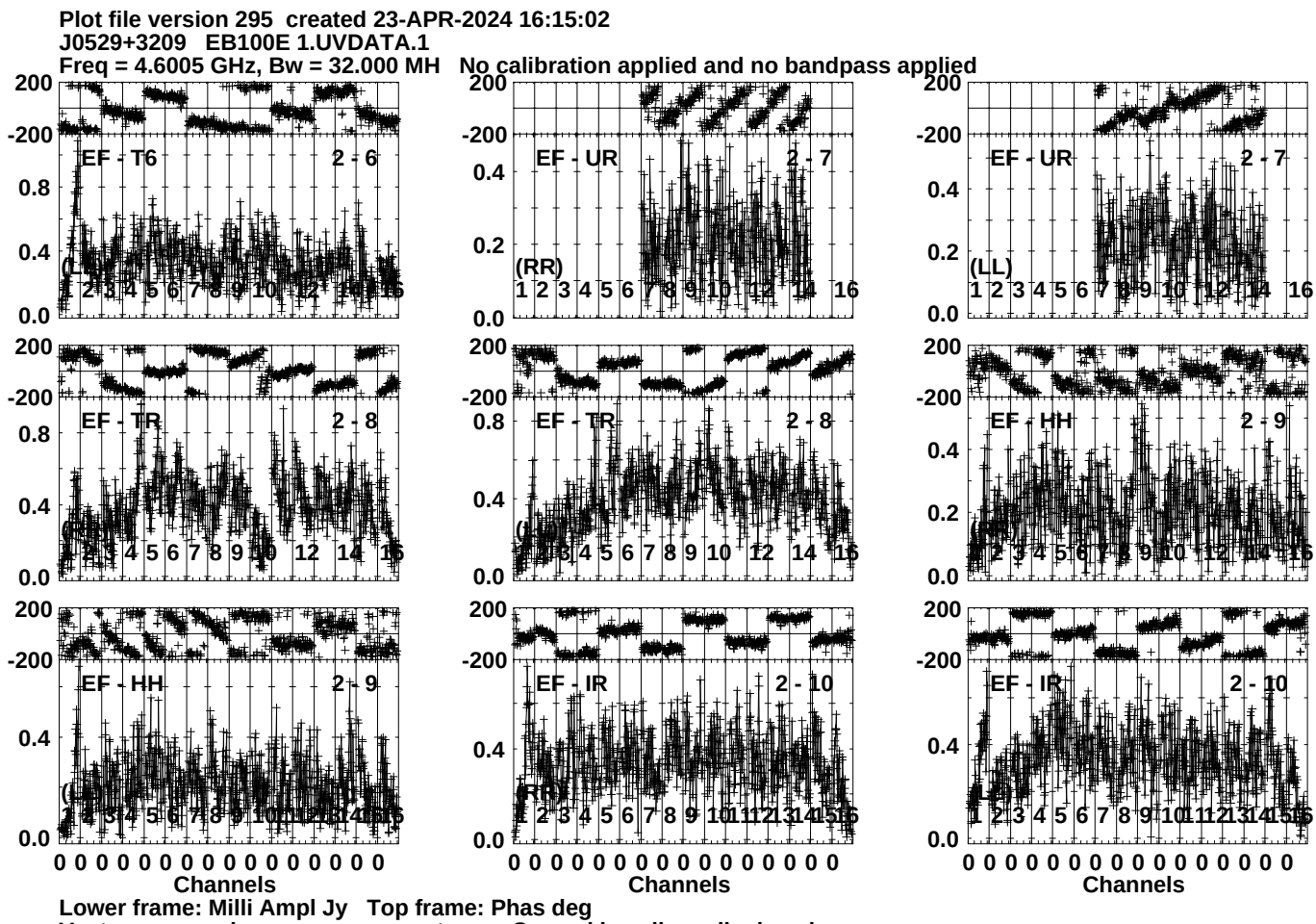

Lower frame: Milli Ampl Jy Top frame: Phas deg
Vector averaged cross-power spectrum Several baselines displayed
Timerange: 00/16:47:01 to 00/16:48:29

Plot file version 296 created 23-APR-2024 16:15:02
J0529+3209 EB100E 1.UVDATA.1
Freq = 4.6005 GHz, Bw = 32.000 MH No calibration applied and no bandpass applied

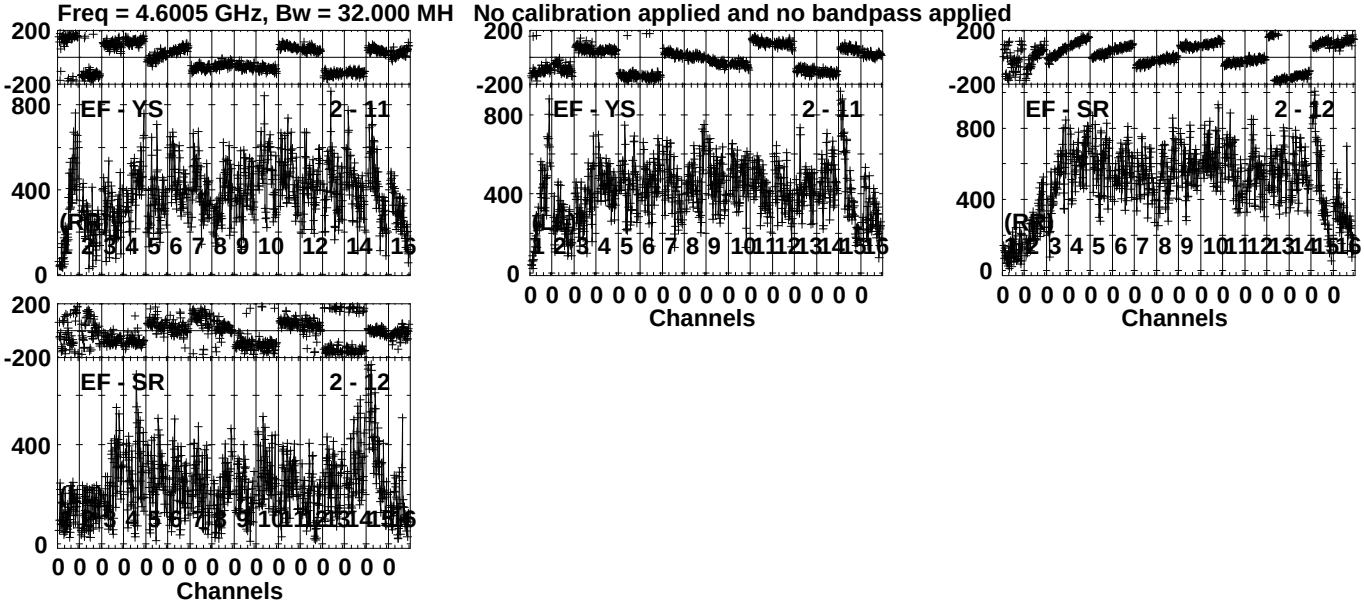

Lower frame: Micro Ampl Jy Top frame: Phas deg
Vector averaged cross-power spectrum Several baselines displayed
Timerange: 00/16:47:01 to 00/16:48:29

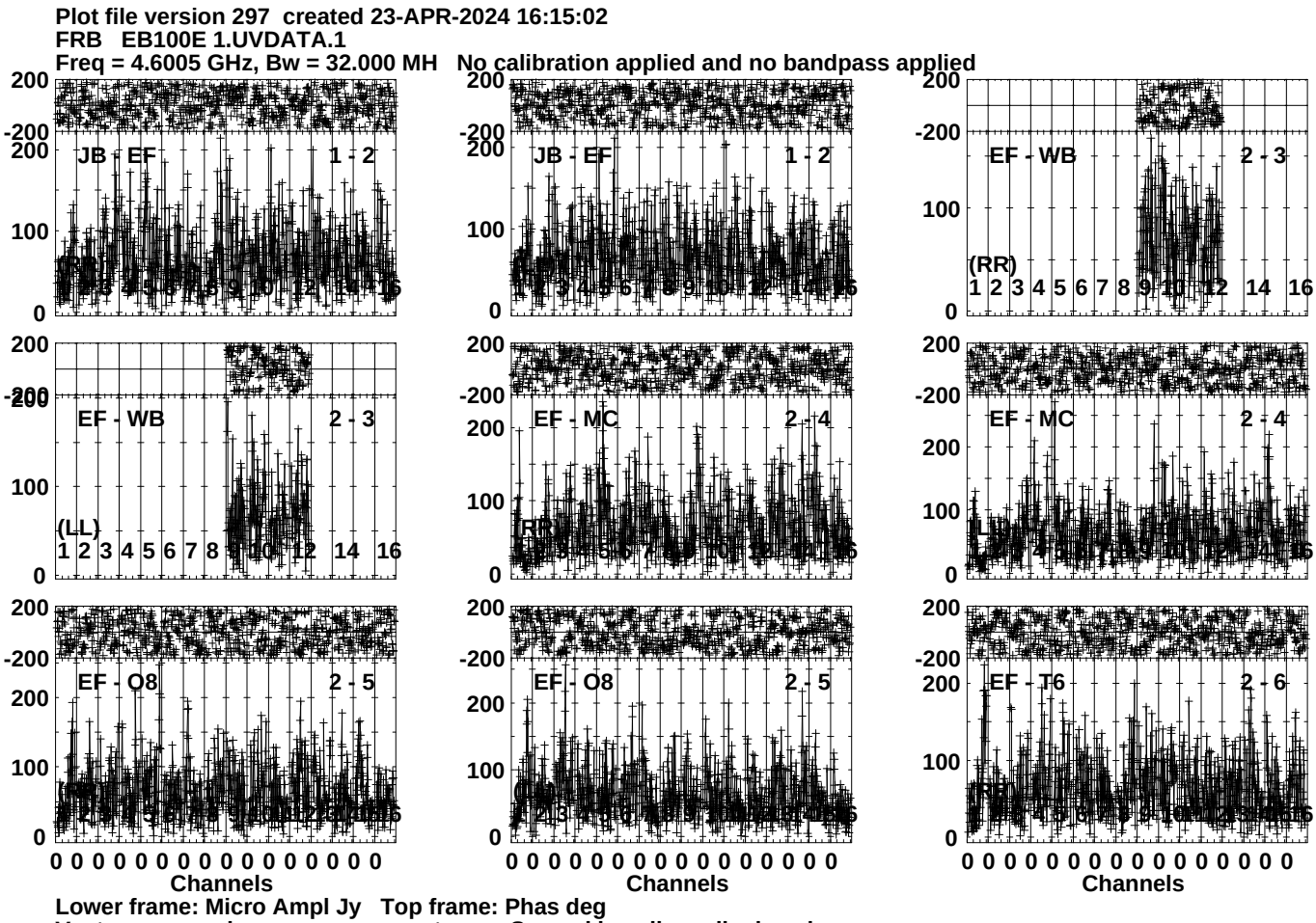
Plot file version 297 created 23-APR-2024 16:15:02
FRB EB100E 1.UVDATA.1
Freq = 4.6005 GHz, Bw = 32.000 MH No calibration applied and no bandpass applied
JB - EF 1 - 2
JB - EF 1 - 2
EF - WB 2 - 3
(RR)
EF - WB 2 - 3
(LL)
EF - MC 2 - 4
RR
EF - MC 2 - 4
LL
EF - O8 2 - 5
EF - O8 2 - 5
EF - T6 2 - 6
Channels
Channels
Channels
Lower frame: Micro Ampl Jy Top frame: Phas deg
Vector averaged cross-power spectrum Several baselines displayed
Timerange: 00/16:48:31 to 00/16:51:59

Plot file version 298 created 23-APR-2024 16:15:03
FRB EB100E 1.UVDATA.1
Freq = 4.6005 GHz, Bw = 32.000 MH No calibration applied and no bandpass applied

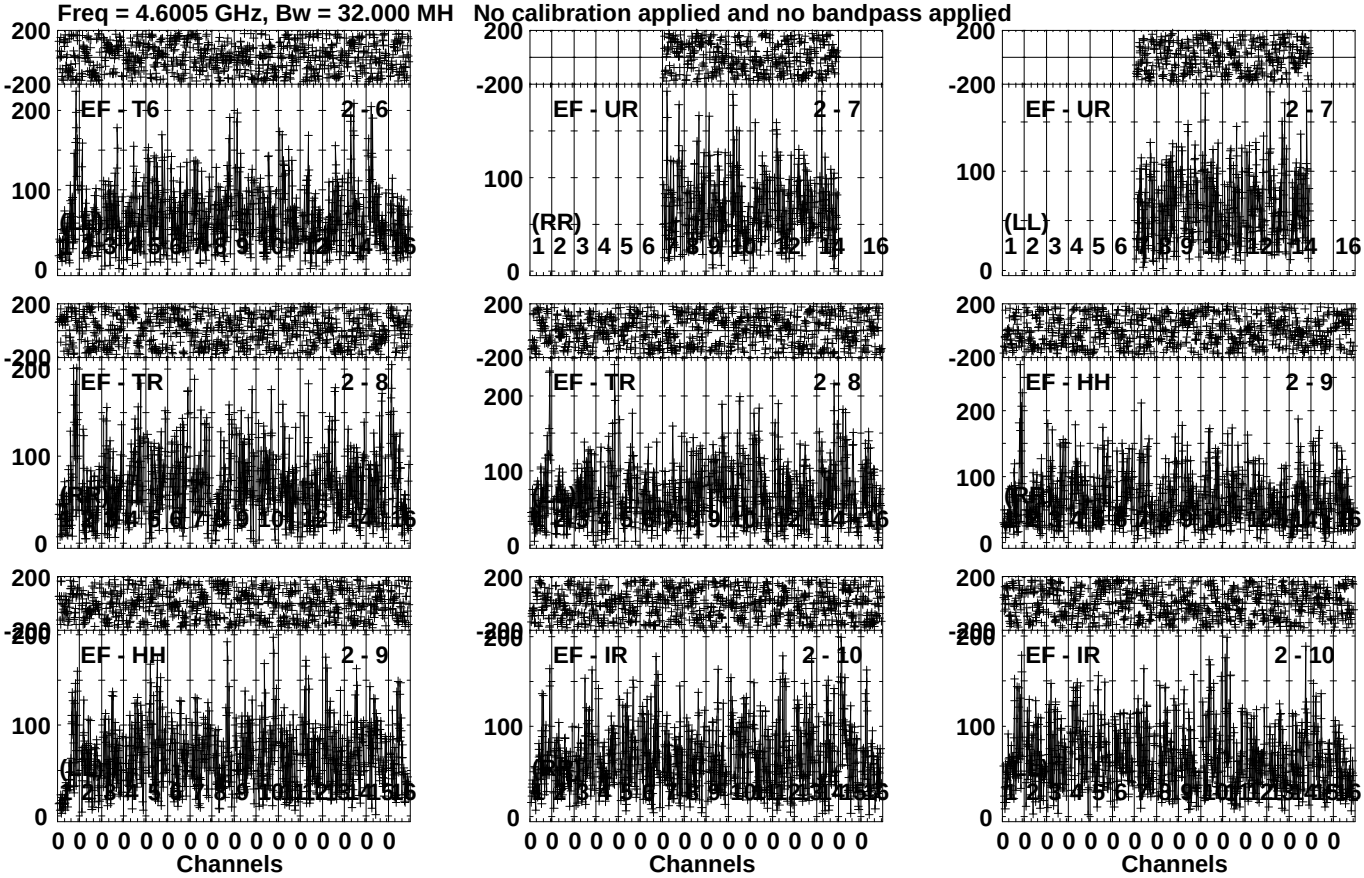

Lower frame: Micro Ampl Jy Top frame: Phas deg
Vector averaged cross-power spectrum Several baselines displayed
Timerange: 00/16:48:31 to 00/16:51:59

Plot file version 299 created 23-APR-2024 16:15:03
FRB EB100E 1.UVDATA.1
Freq = 4.6005 GHz, Bw = 32.000 MH No calibration applied and no bandpass applied

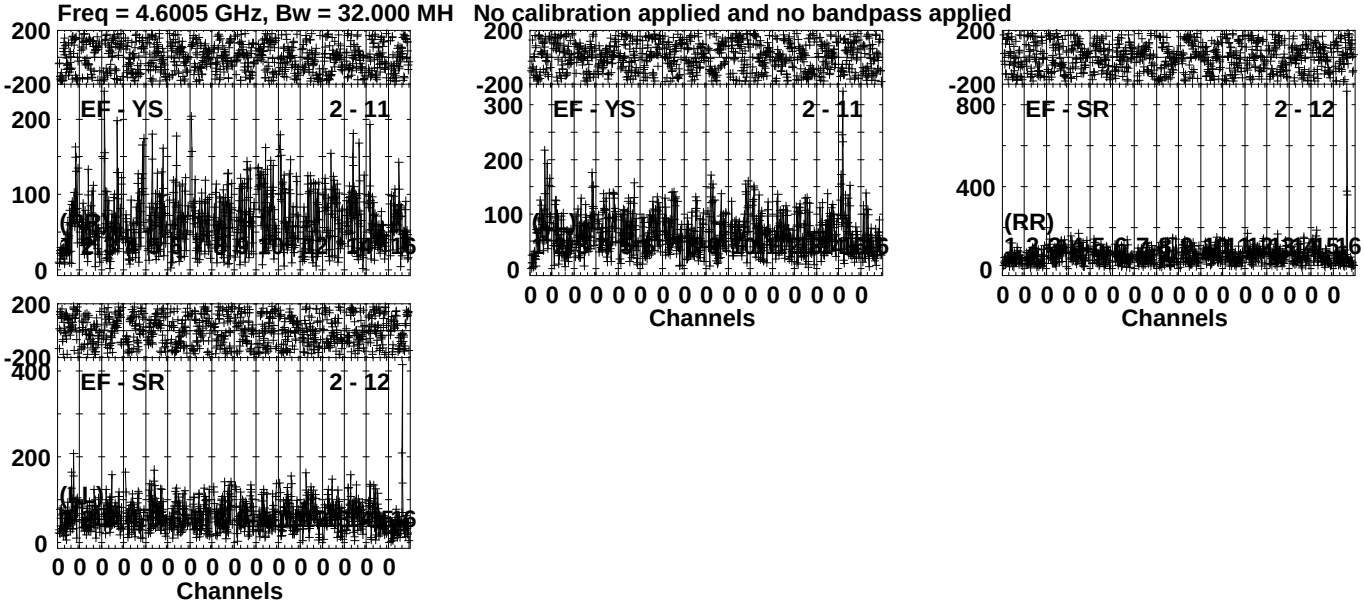

Lower frame: Micro Ampl Jy Top frame: Phas deg
Vector averaged cross-power spectrum Several baselines displayed
Timerange: 00/16:48:31 to 00/16:51:59

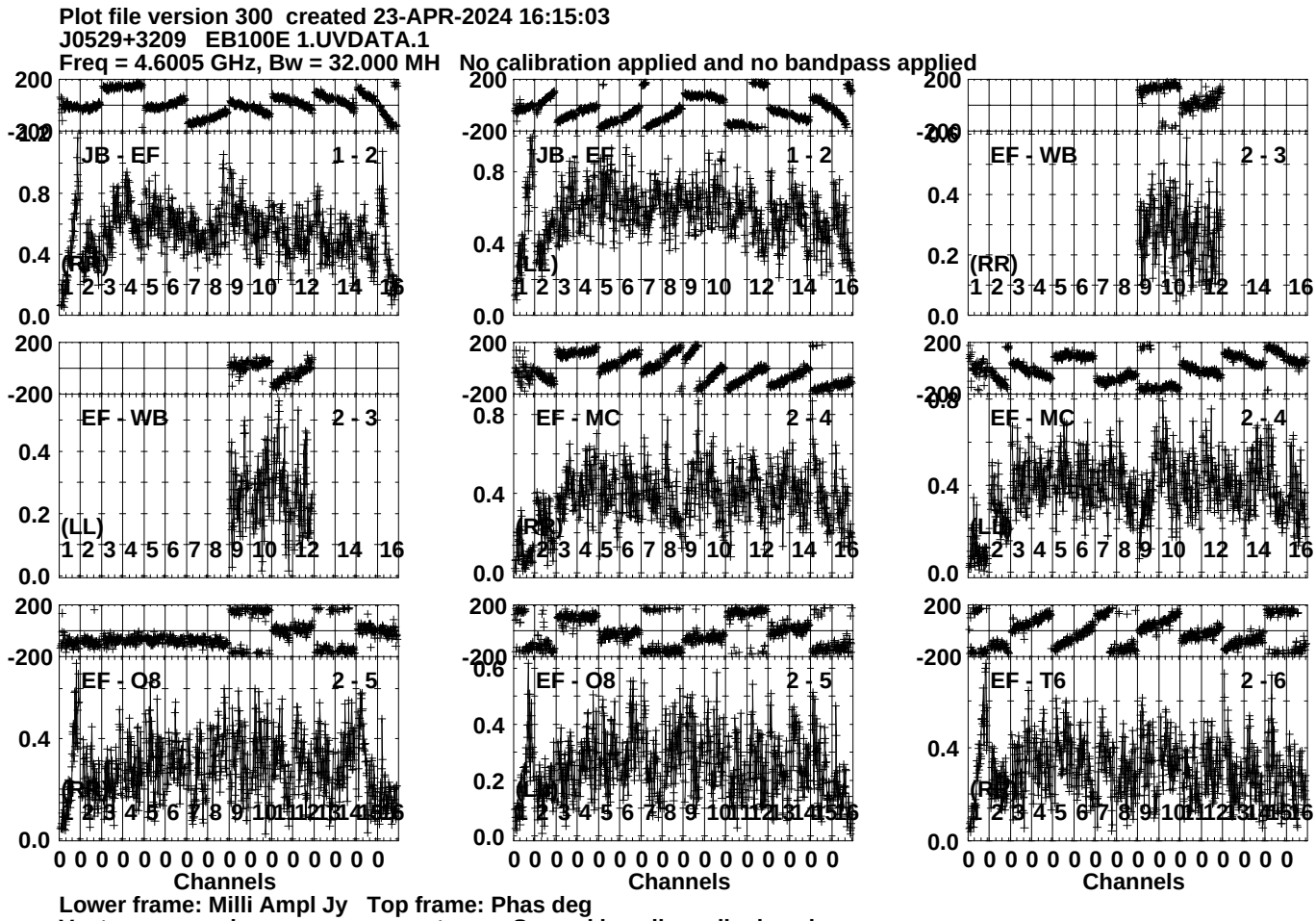
Plot file version 300 created 23-APR-2024 16:15:03
J0529+3209 EB100E 1.UVDATA.1
Freq = 4.6005 GHz, Bw = 32.000 MH No calibration applied and no bandpass applied
JB - EF 1 - 2
JB - EF 1 - 2
EF - WB 2 - 3
EF - WB 2 - 3
EF - MC 2 - 4
EF - MC 2 - 4
EF - O8 2 - 5
EF - O8 2 - 5
EF - T6 2 - 6
(RR)
(LL)
(RL)
(LR)
Channels
Lower frame: Milli Ampl Jy Top frame: Phas deg
Vector averaged cross-power spectrum Several baselines displayed
Timerange: 00/16:52:33 to 00/16:53:29

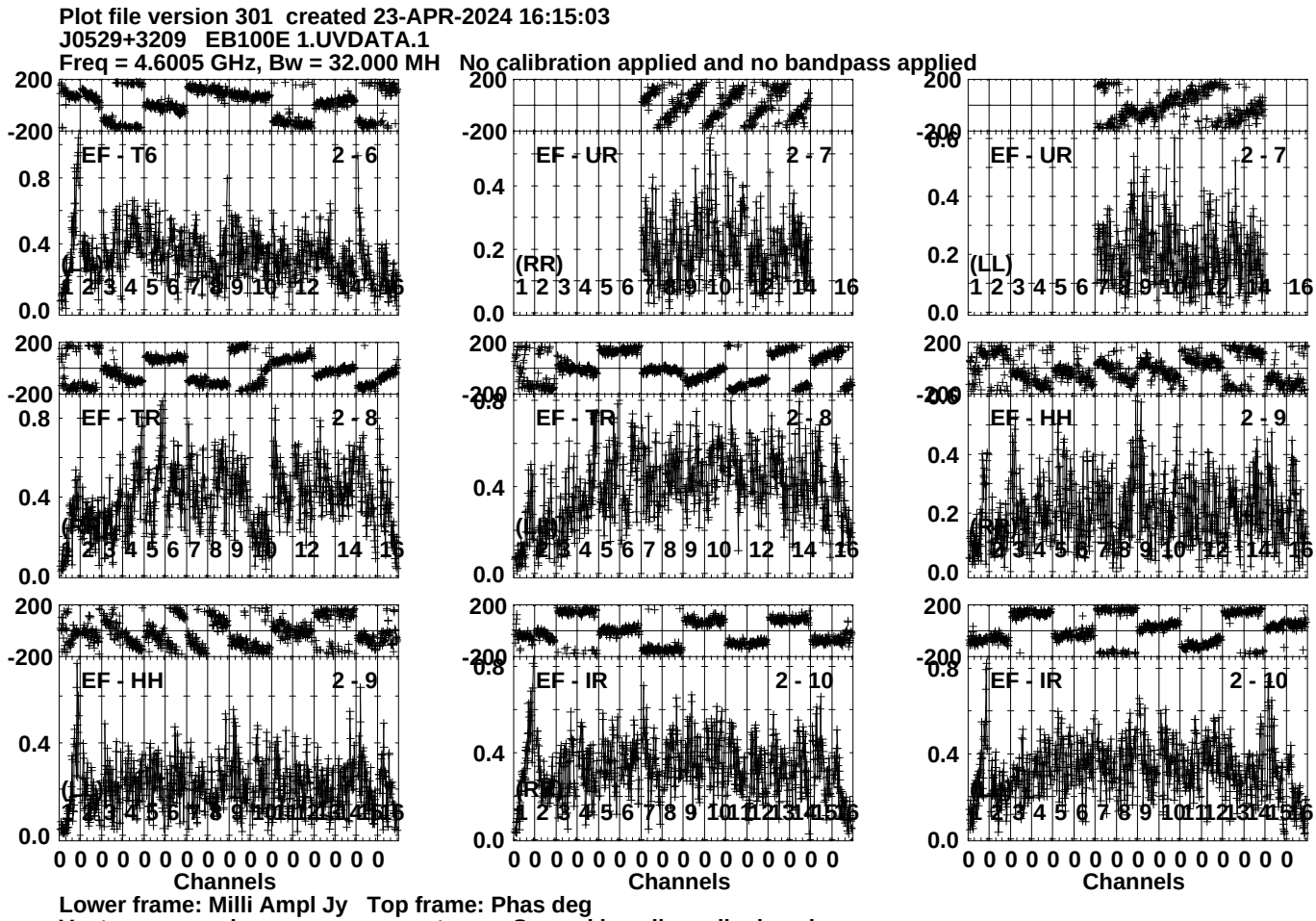
Plot file version 301 created 23-APR-2024 16:15:03
J0529+3209 EB100E 1.UVDATA.1
Freq = 4.6005 GHz, Bw = 32.000 MH No calibration applied and no bandpass applied
EF - T6 2 - 6
EF - UR 2 - 7
EF - UR 2 - 7
EF - TR 2 - 8
EF - TR 2 - 8
EF - HH 2 - 9
EF - HH 2 - 9
EF - IR 2 - 10
EF - IR 2 - 10
(RR)
(LL)
Channels
Lower frame: Milli Ampl Jy Top frame: Phas deg
Vector averaged cross-power spectrum Several baselines displayed
Timerange: 00/16:52:33 to 00/16:53:29

Plot file version 302 created 23-APR-2024 16:15:04
J0529+3209 EB100E 1.UVDATA.1
Freq = 4.6005 GHz, Bw = 32.000 MH No calibration applied and no bandpass applied

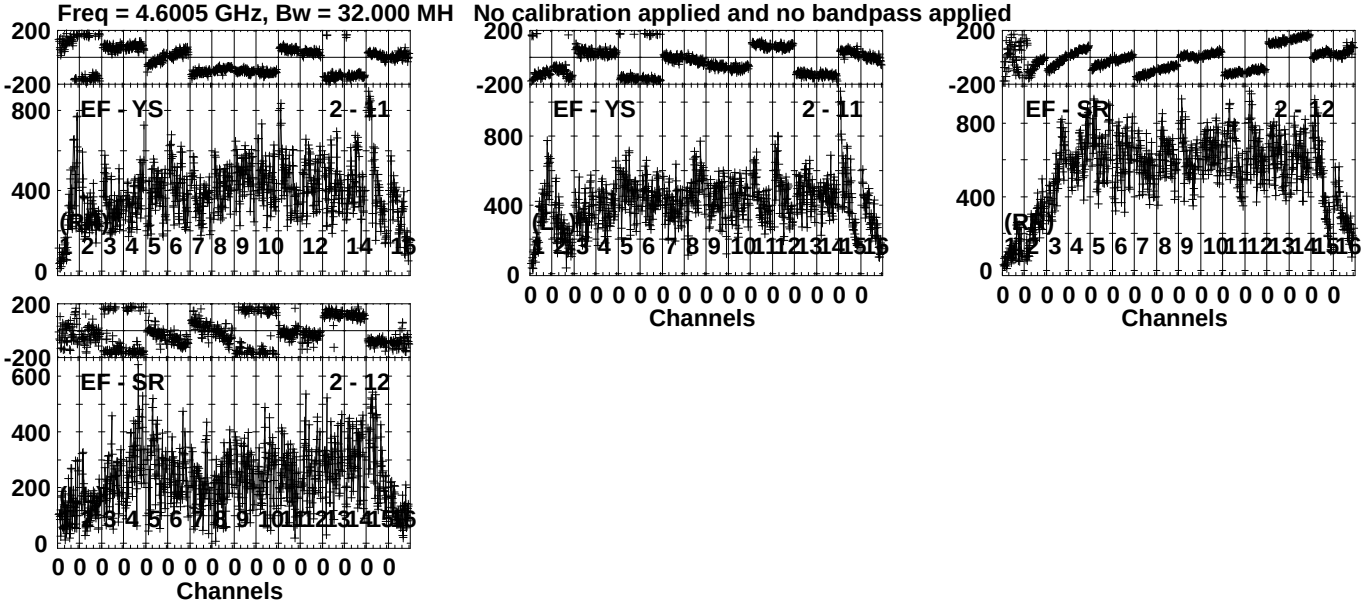

Lower frame: Micro Ampl Jy Top frame: Phas deg
Vector averaged cross-power spectrum Several baselines displayed
Timerange: 00/16:52:33 to 00/16:53:29

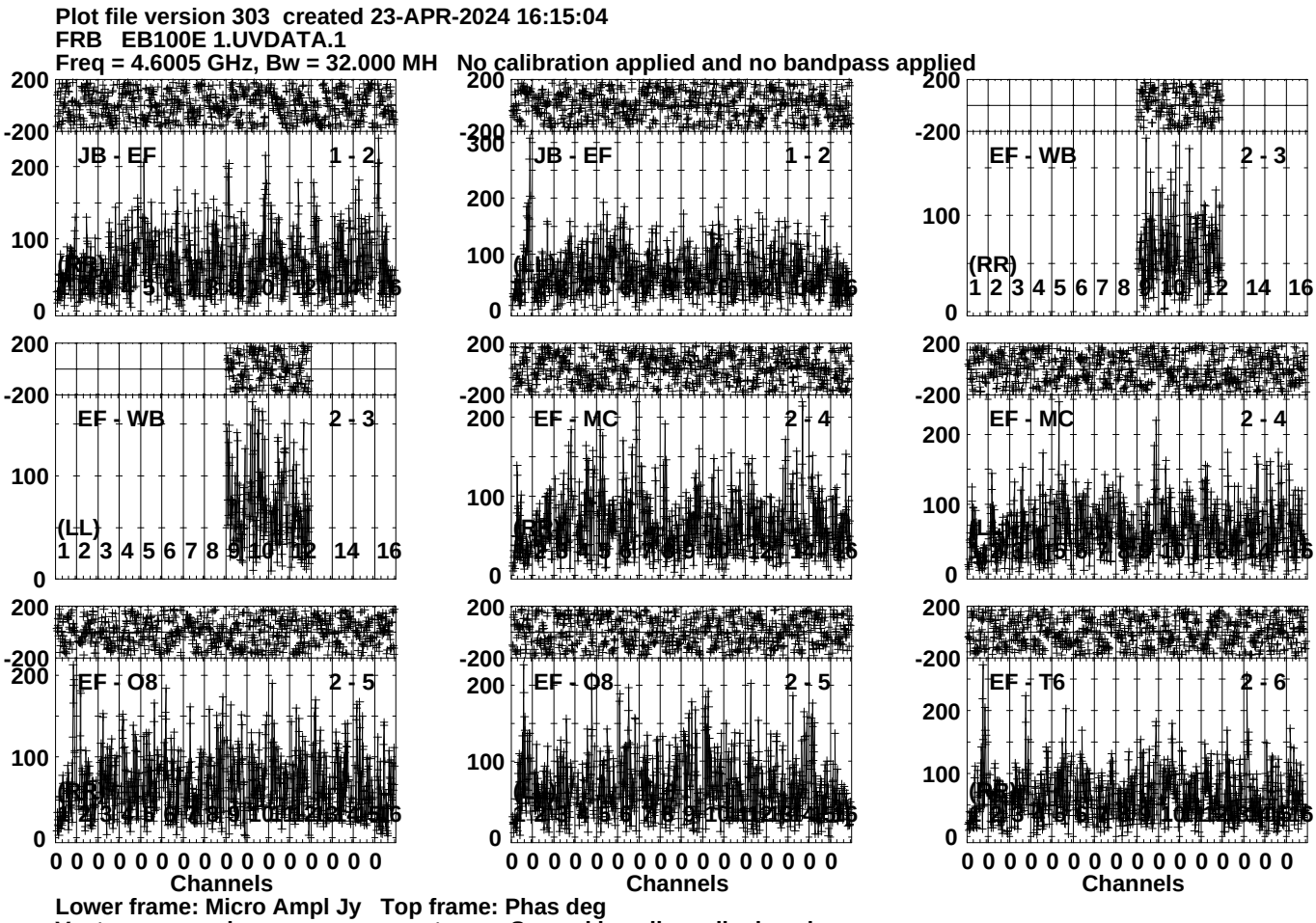
Plot file version 303 created 23-APR-2024 16:15:04
FRB EB100E 1.UVDATA.1
Freq = 4.6005 GHz, Bw = 32.000 MH No calibration applied and no bandpass applied
JB - EF 1 - 2
JB - EF 1 - 2
EF - WB 2 - 3
EF - WB 2 - 3
EF - MC 2 - 4
EF - MC 2 - 4
EF - O8 2 - 5
EF - O8 2 - 5
EF - T6 2 - 6
(RR)
(LL)
Channels
Lower frame: Micro Ampl Jy Top frame: Phas deg
Vector averaged cross-power spectrum Several baselines displayed
Timerange: 00/16:53:31 to 00/16:56:59

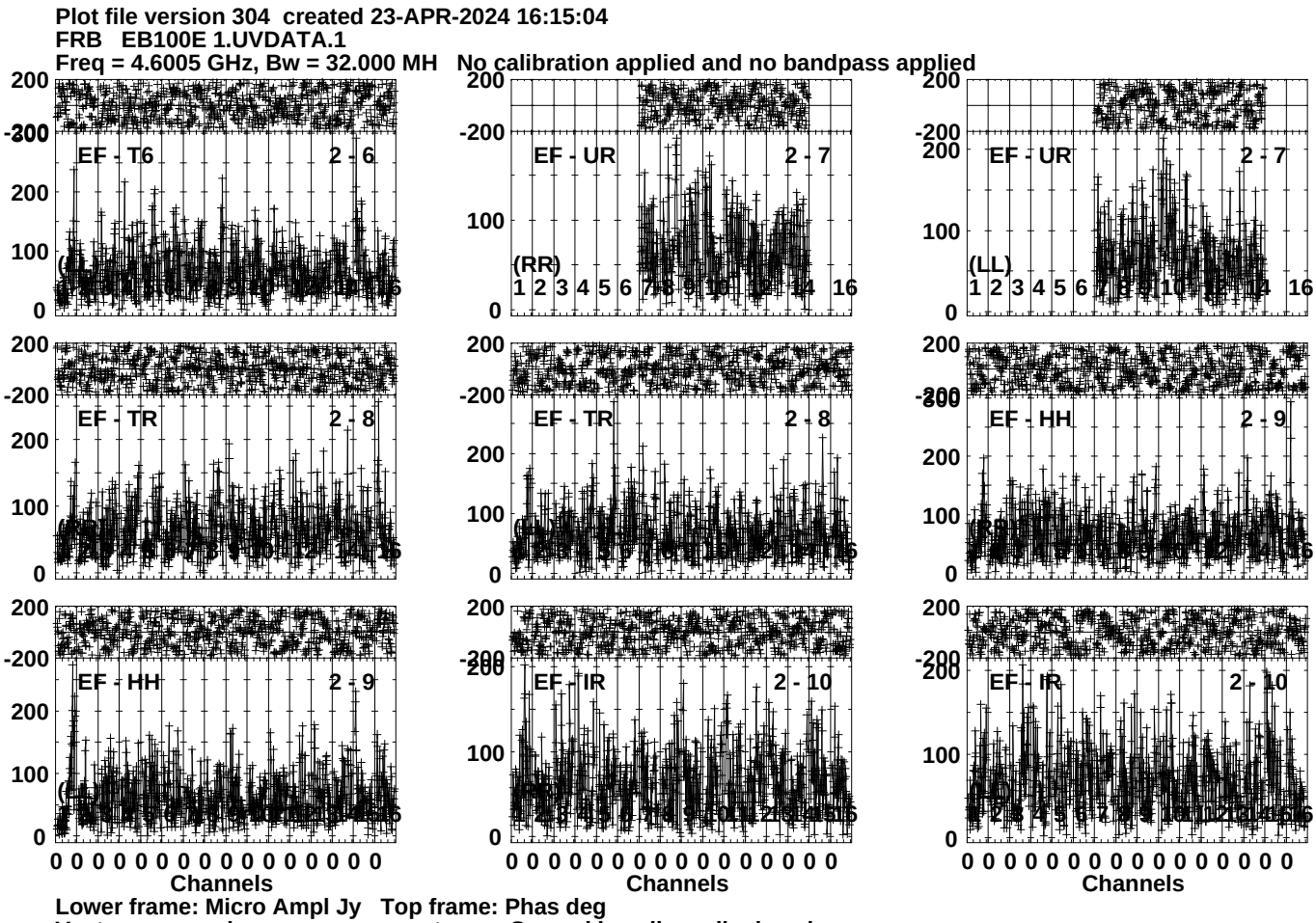
Plot file version 304 created 23-APR-2024 16:15:04
FRB EB100E 1.UVDATA.1
Freq = 4.6005 GHz, Bw = 32.000 MH No calibration applied and no bandpass applied
EF - T6 2 - 6
EF - UR 2 - 7
EF - UR 2 - 7
EF - TR 2 - 8
EF - TR 2 - 8
EF - HH 2 - 9
EF - HH 2 - 9
EF - IR 2 - 10
EF - IR 2 - 10
(RR)
(LL)
Channels
Lower frame: Micro Ampl Jy Top frame: Phas deg
Vector averaged cross-power spectrum Several baselines displayed
Timerange: 00/16:53:31 to 00/16:56:59

Plot file version 305 created 23-APR-2024 16:15:05
FRB EB100E 1.UVDATA.1
Freq = 4.6005 GHz, Bw = 32.000 MH No calibration applied and no bandpass applied

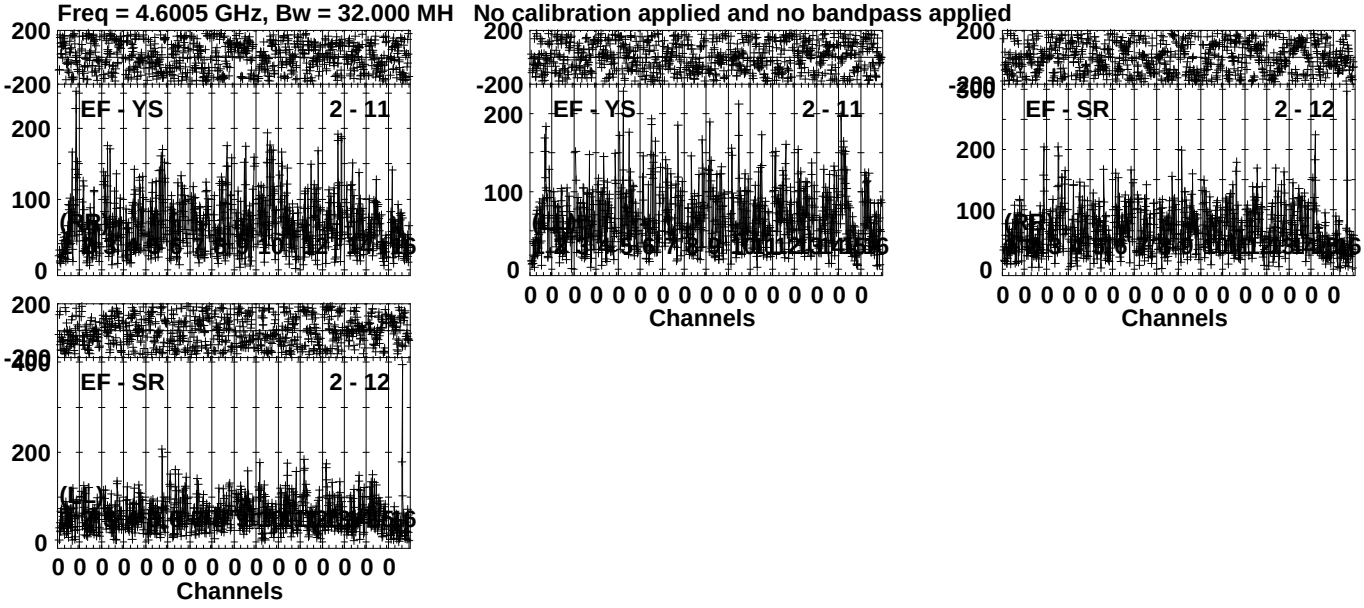

Lower frame: Micro Ampl Jy Top frame: Phas deg
Vector averaged cross-power spectrum Several baselines displayed
Timerange: 00/16:53:31 to 00/16:56:59

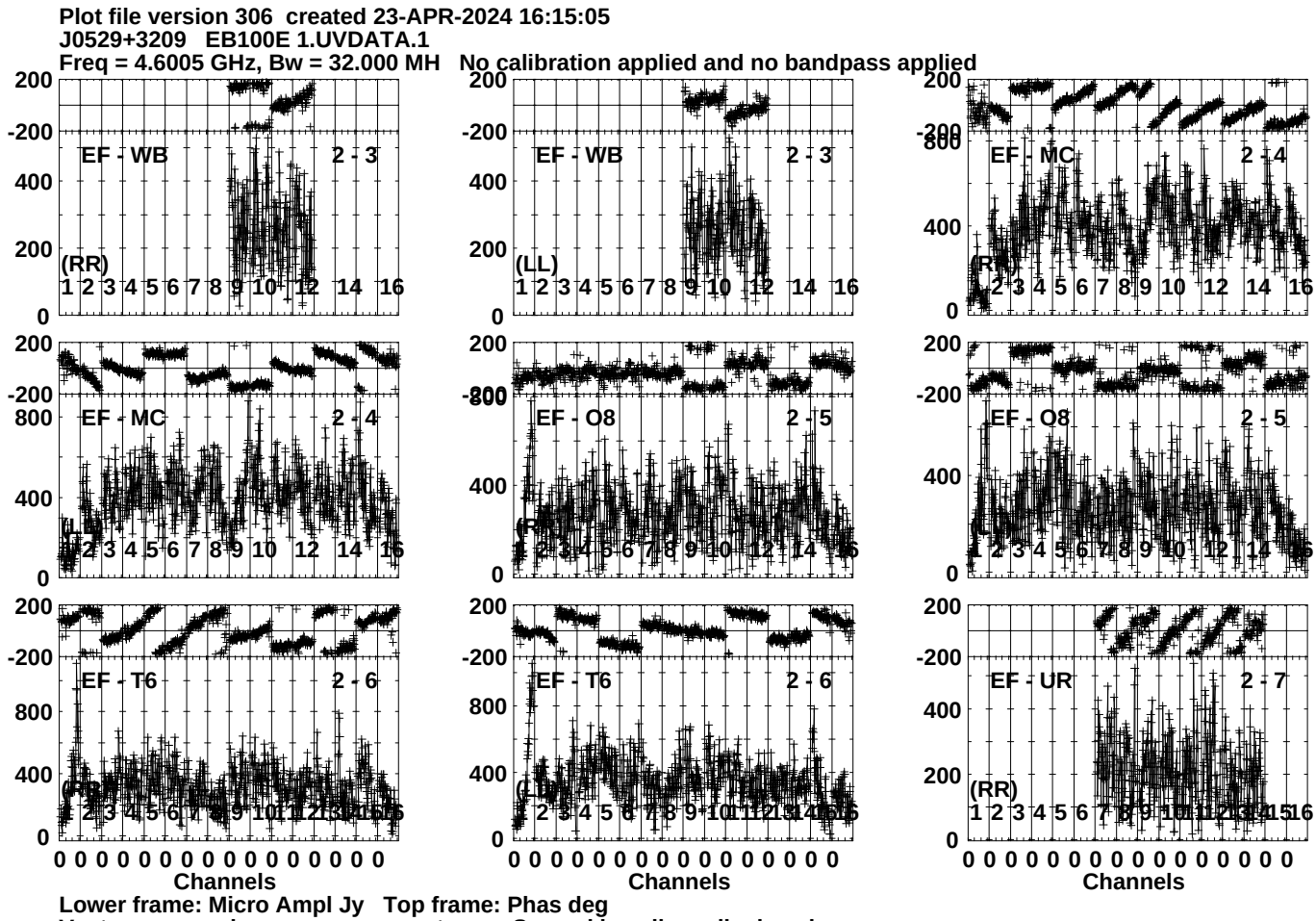
Plot file version 306 created 23-APR-2024 16:15:05
J0529+3209 EB100E 1.UVDATA.1
Freq = 4.6005 GHz, Bw = 32.000 MH No calibration applied and no bandpass applied
EF - WB 2 - 3
(RR)
EF - WB 2 - 3
(LL)
EF - MC 2 - 4
(RR)
EF - MC 2 - 4
EF - O8 2 - 5
EF - O8 2 - 5
EF - T6 2 - 6
EF - T6 2 - 6
EF - UR 2 - 7
(RR)
Channels
Channels
Channels
Lower frame: Micro Ampl Jy Top frame: Phas deg
Vector averaged cross-power spectrum Several baselines displayed
Timerange: 00/16:57:33 to 00/16:58:29

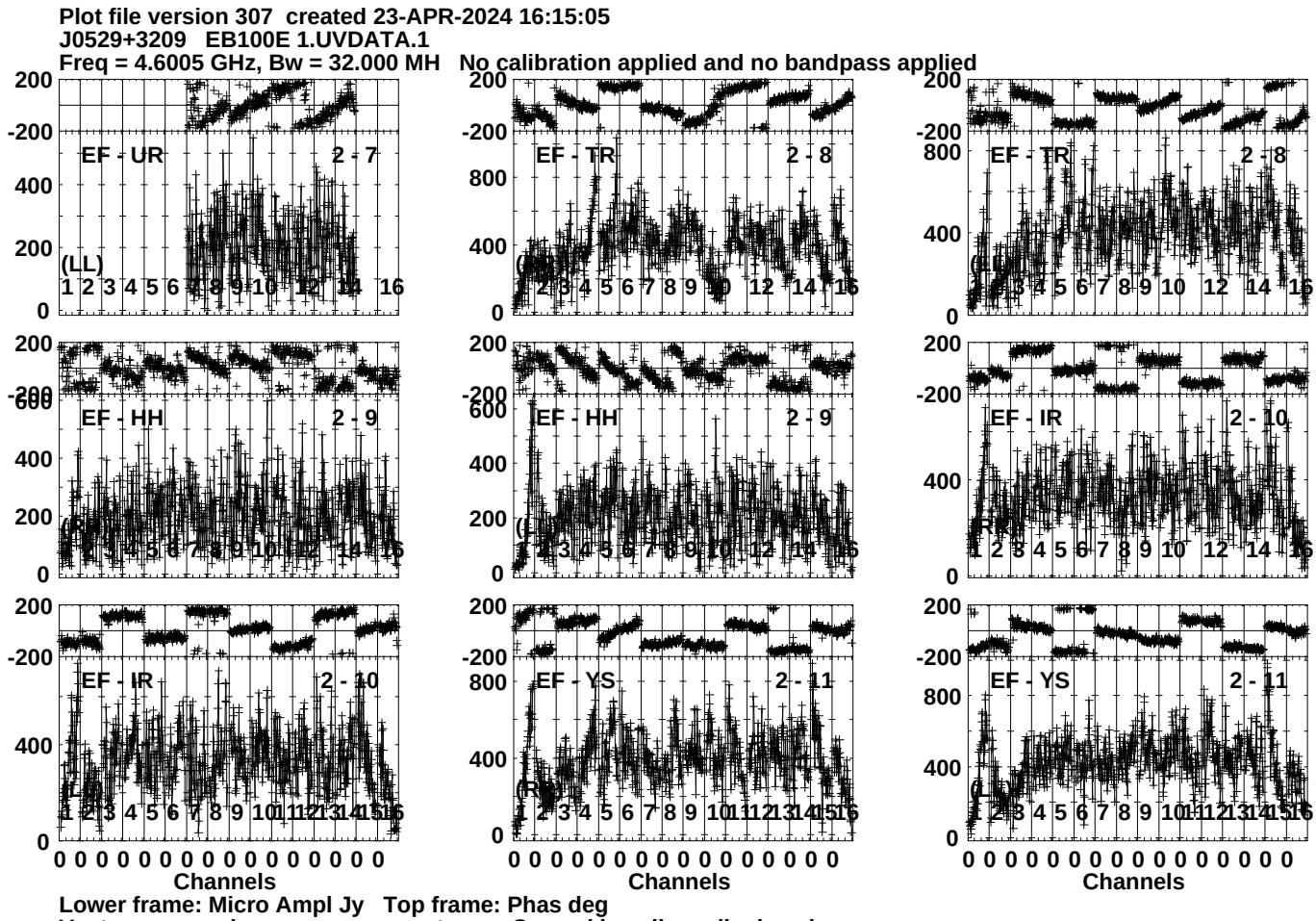
Plot file version 307 created 23-APR-2024 16:15:05
J0529+3209 EB100E 1.UVDATA.1
Freq = 4.6005 GHz, Bw = 32.000 MH No calibration applied and no bandpass applied
EF - UR 2 - 7
EF - TR 2 - 8
EF - TR 2 - 8
EF - HH 2 - 9
EF - HH 2 - 9
EF - IR 2 - 10
EF - IR 2 - 10
EF - YS 2 - 11
EF - YS 2 - 11
(LL)
(RR)
Channels
Lower frame: Micro Ampl Jy Top frame: Phas deg
Vector averaged cross-power spectrum Several baselines displayed
Timerange: 00/16:57:33 to 00/16:58:29

Plot file version 308 created 23-APR-2024 16:15:05
J0529+3209 EB100E 1.UVDATA.1
Freq = 4.6005 GHz, Bw = 32.000 MH No calibration applied and no bandpass applied

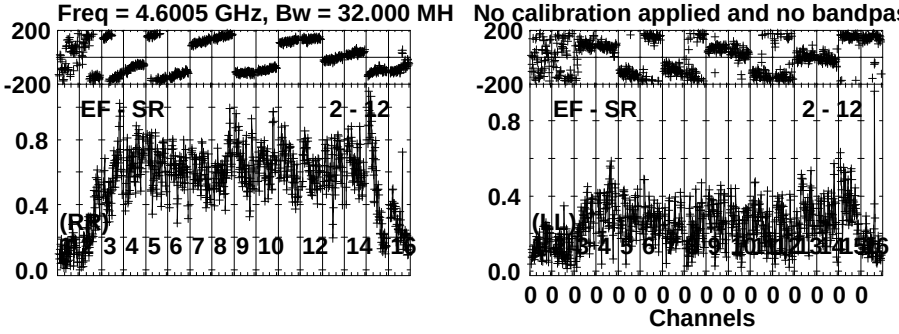

Lower frame: Milli Ampl Jy Top frame: Phas deg
Vector averaged cross-power spectrum Several baselines displayed
Timerange: 00/16:57:33 to 00/16:58:29

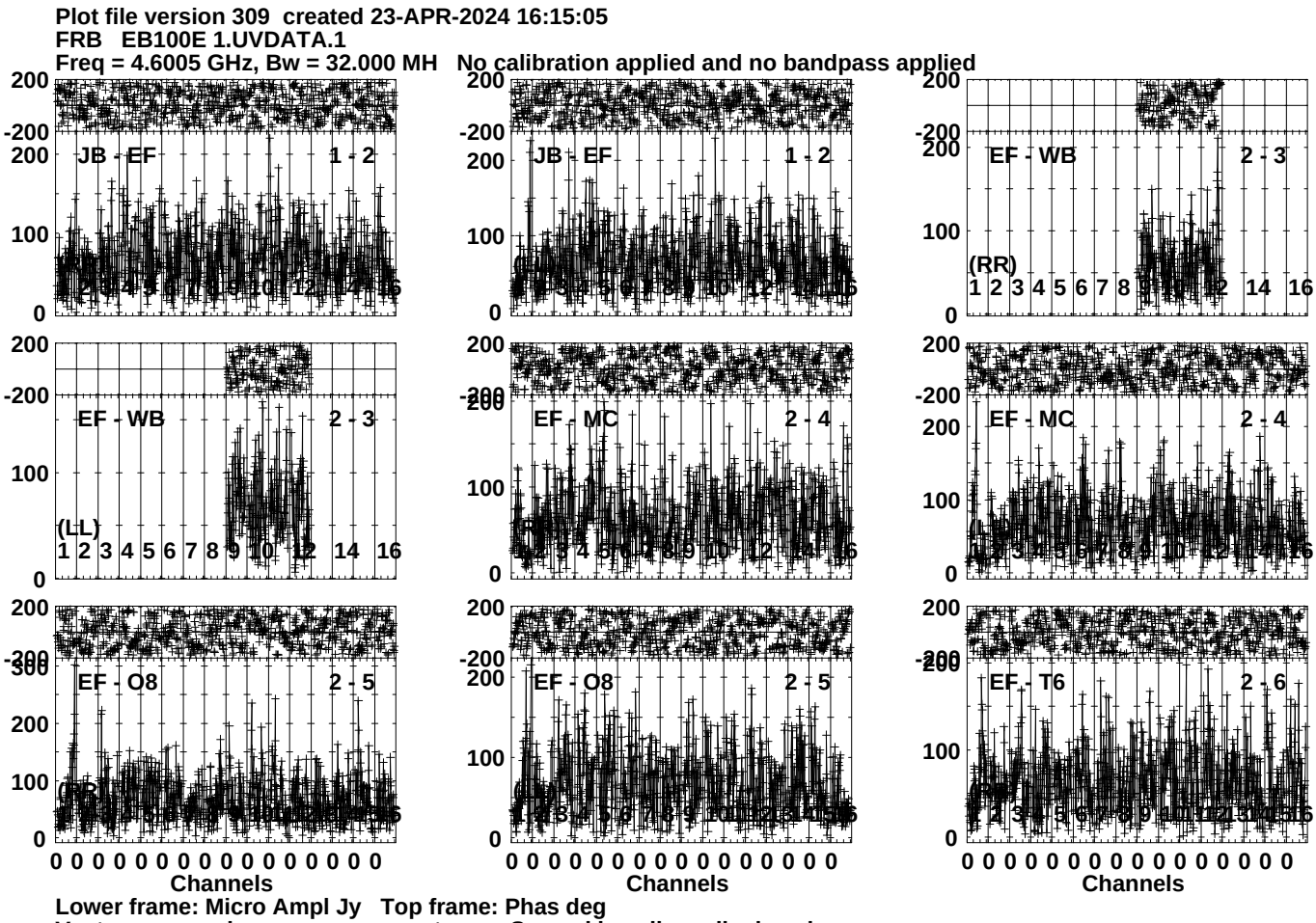
Plot file version 309 created 23-APR-2024 16:15:05
FRB EB100E 1.UVDATA.1
Freq = 4.6005 GHz, Bw = 32.000 MH No calibration applied and no bandpass applied
JB - EF 1 - 2
JB - EF 1 - 2
EF - WB 2 - 3
(RR)
EF - WB 2 - 3
(LL)
EF - MC 2 - 4
EF - MC 2 - 4
EF - O8 2 - 5
EF - O8 2 - 5
EF - T6 2 - 6
Channels
Channels
Channels
Lower frame: Micro Ampl Jy Top frame: Phas deg
Vector averaged cross-power spectrum Several baselines displayed
Timerange: 00/16:58:31 to 00/17:01:59

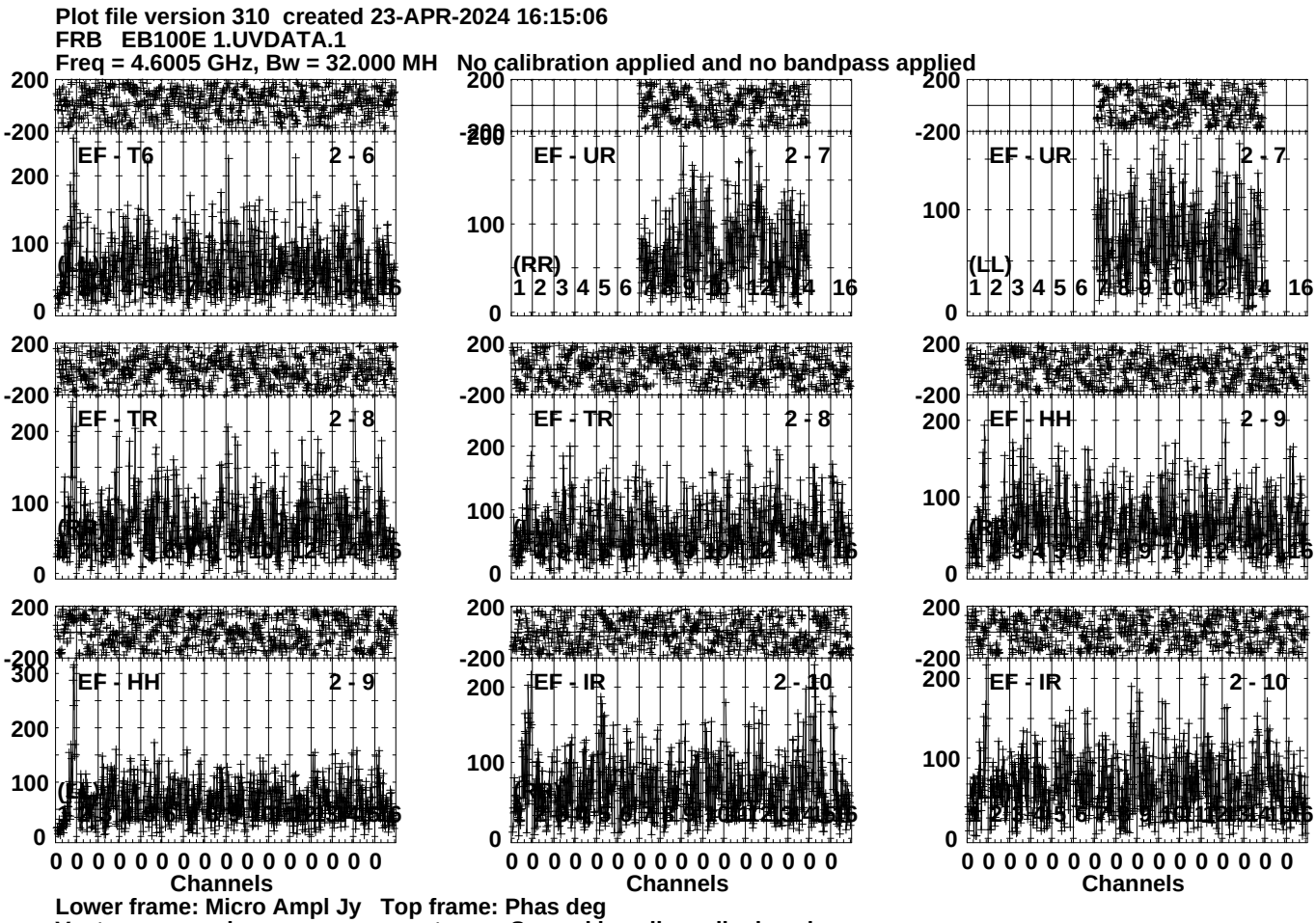
Plot file version 310 created 23-APR-2024 16:15:06
FRB EB100E 1.UVDATA.1
Freq = 4.6005 GHz, Bw = 32.000 MH No calibration applied and no bandpass applied
EF - T6 2 - 6
EF - UR 2 - 7
EF - UR 2 - 7
(RR)
(LL)
EF - TR 2 - 8
EF - TR 2 - 8
EF - HH 2 - 9
EF - HH 2 - 9
EF - IR 2 - 10
EF - IR 2 - 10
Channels
Channels
Channels
Lower frame: Micro Ampl Jy Top frame: Phas deg
Vector averaged cross-power spectrum Several baselines displayed
Timerange: 00/16:58:31 to 00/17:01:59

Plot file version 311 created 23-APR-2024 16:15:06
FRB EB100E 1.UVDATA.1
Freq = 4.6005 GHz, Bw = 32.000 MH No calibration applied and no bandpass applied

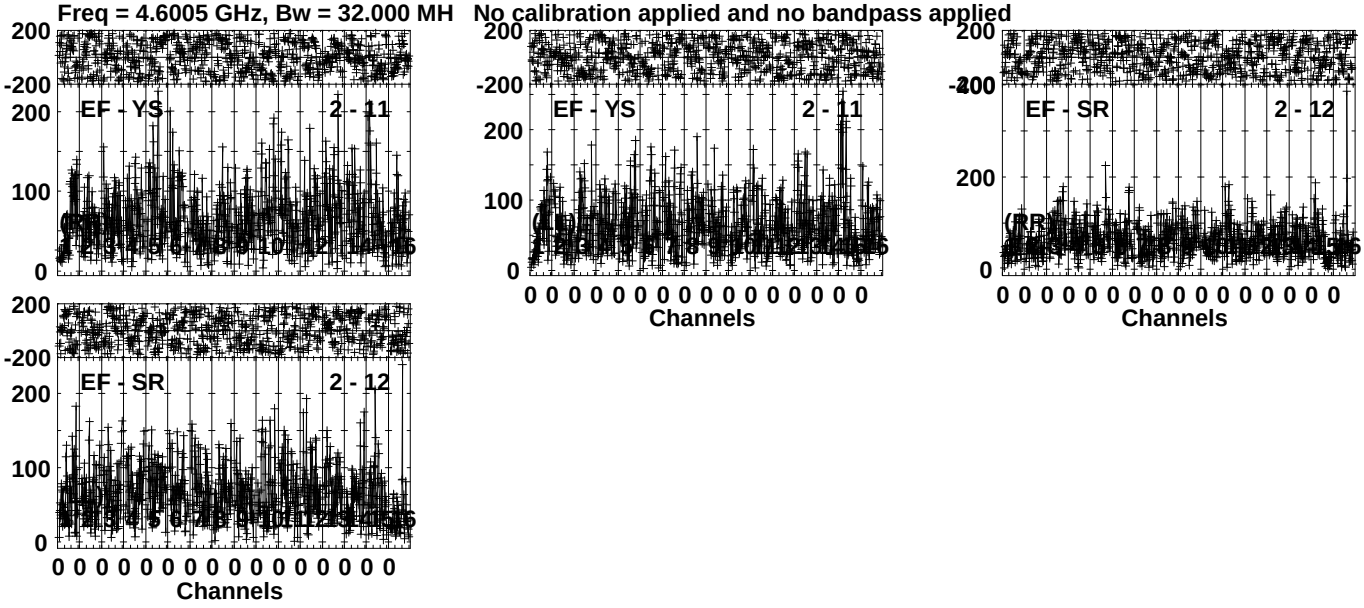

Lower frame: Micro Ampl Jy Top frame: Phas deg
Vector averaged cross-power spectrum Several baselines displayed
Timerange: 00/16:58:31 to 00/17:01:59

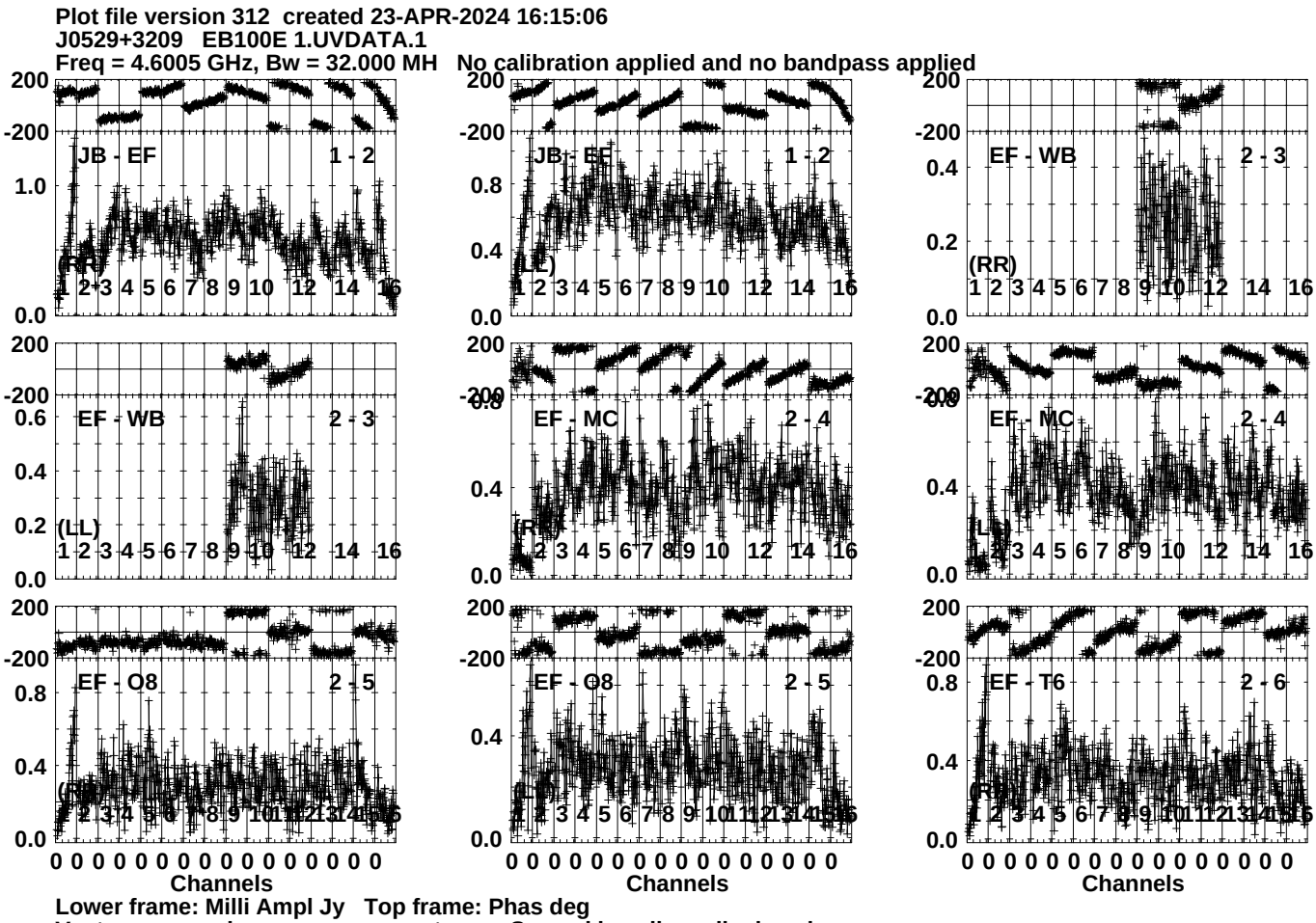
Plot file version 312 created 23-APR-2024 16:15:06
J0529+3209 EB100E 1.UVDATA.1
Freq = 4.6005 GHz, Bw = 32.000 MH No calibration applied and no bandpass applied
JB - EF 1 - 2
(RR)
JB - EF 1 - 2
(LL)
EF - WB 2 - 3
(RR)
EF - WB 2 - 3
(LL)
EF - MC 2 - 4
(RR)
EF - MC 2 - 4
(LL)
EF - O8 2 - 5
(RR)
EF - O8 2 - 5
(LL)
EF - T6 2 - 6
(RR)
Channels
Channels
Channels
Lower frame: Milli Ampl Jy Top frame: Phas deg
Vector averaged cross-power spectrum Several baselines displayed
Timerange: 00/17:02:01 to 00/17:03:29

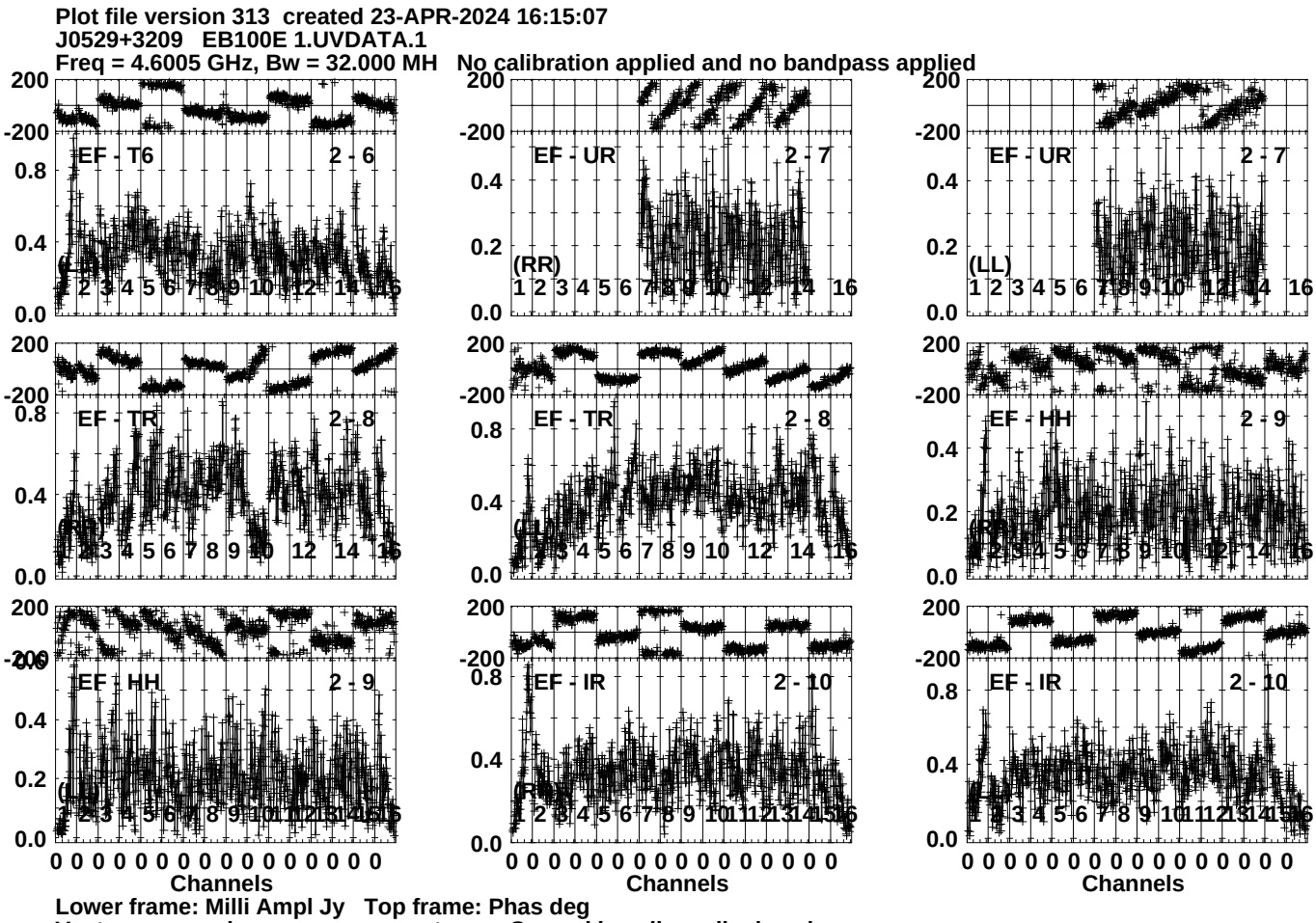
Plot file version 313 created 23-APR-2024 16:15:07
J0529+3209 EB100E 1.UVDATA.1
Freq = 4.6005 GHz, Bw = 32.000 MH No calibration applied and no bandpass applied
EF - T6 2 - 6
EF - UR 2 - 7
EF - UR 2 - 7
EF - TR 2 - 8
EF - TR 2 - 8
EF - HH 2 - 9
EF - HH 2 - 9
EF - IR 2 - 10
EF - IR 2 - 10
(RR)
(LL)
Channels
Lower frame: Milli Ampl Jy Top frame: Phas deg
Vector averaged cross-power spectrum Several baselines displayed
Timerange: 00/17:02:01 to 00/17:03:29

Plot file version 314 created 23-APR-2024 16:15:07
J0529+3209 EB100E 1.UVDATA.1
Freq = 4.6005 GHz, Bw = 32.000 MH No calibration applied and no bandpass applied

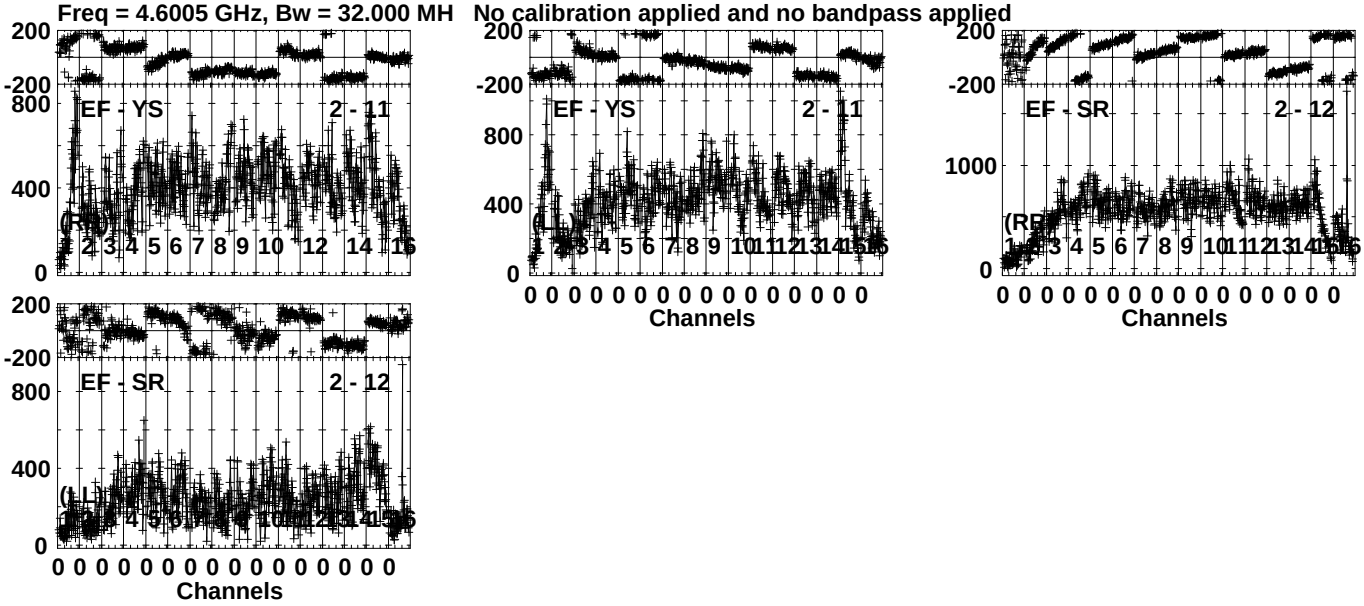

Lower frame: Micro Ampl Jy Top frame: Phas deg
Vector averaged cross-power spectrum Several baselines displayed
Timerange: 00/17:02:01 to 00/17:03:29

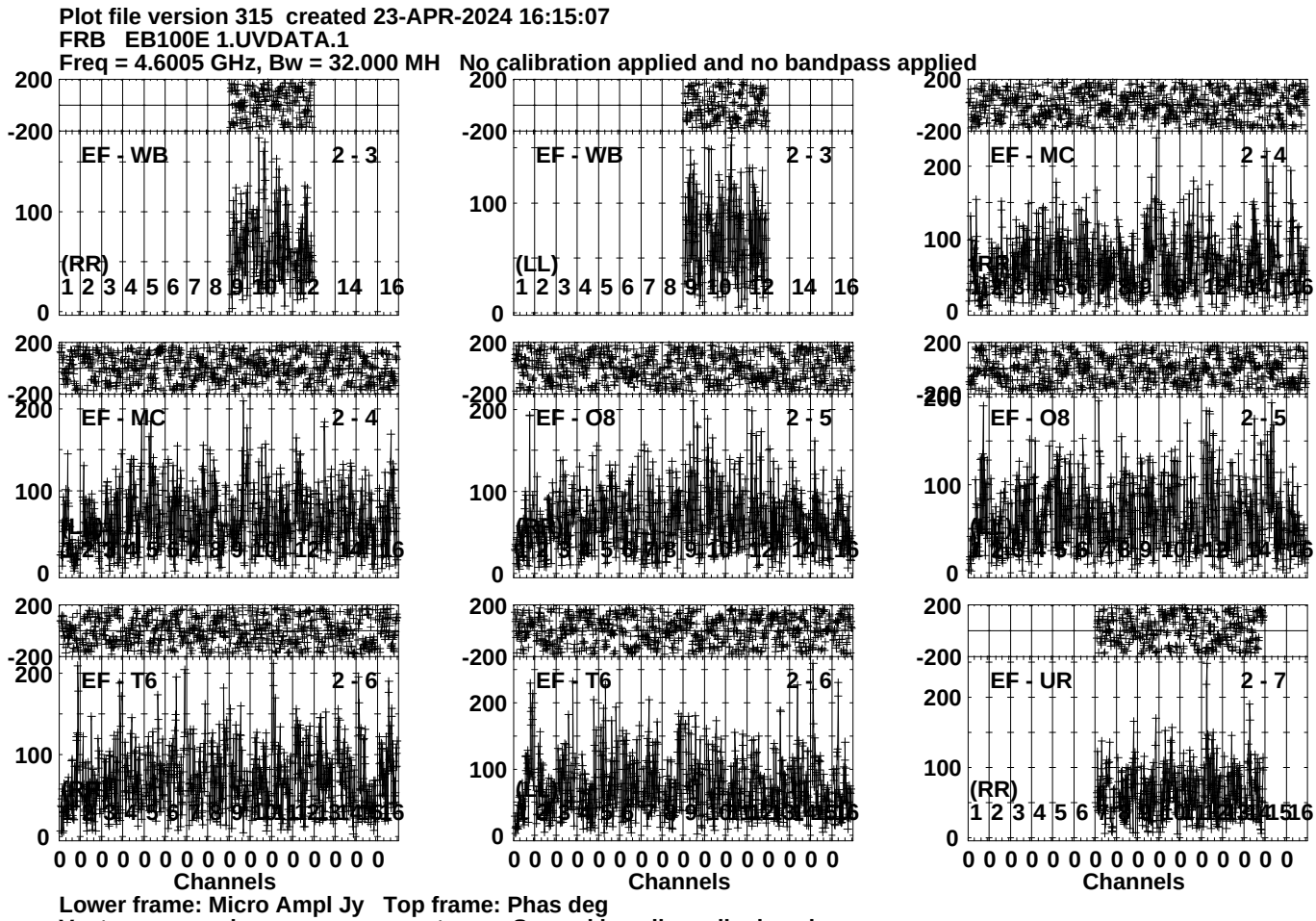
Plot file version 315 created 23-APR-2024 16:15:07
FRB EB100E 1.UVDATA.1
Freq = 4.6005 GHz, Bw = 32.000 MH No calibration applied and no bandpass applied
EF - WB 2 - 3
(RR)
EF - WB 2 - 3
(LL)
EF - MC 2 - 4
EF - MC 2 - 4
EF - O8 2 - 5
EF - O8 2 - 5
EF - T6 2 - 6
EF - T6 2 - 6
EF - UR 2 - 7
(RR)
Channels
Lower frame: Micro Ampl Jy Top frame: Phas deg
Vector averaged cross-power spectrum Several baselines displayed
Timerange: 00/17:03:31 to 00/17:06:59

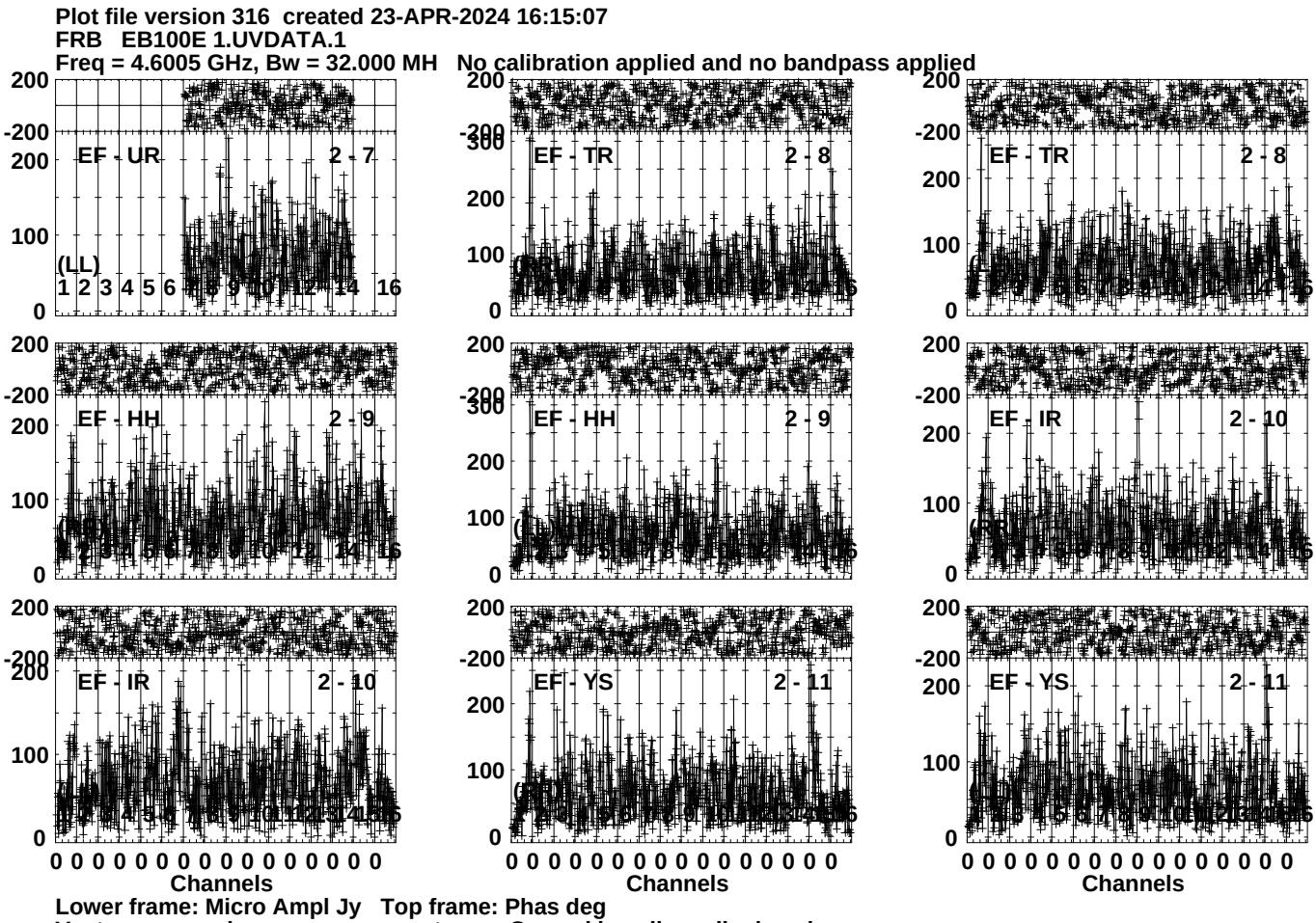
Plot file version 316 created 23-APR-2024 16:15:07
FRB EB100E 1.UVDATA.1
Freq = 4.6005 GHz, Bw = 32.000 MH No calibration applied and no bandpass applied
EF - UR 2 - 7
EF - TR 2 - 8
EF - TR 2 - 8
EF - HH 2 - 9
EF - HH 2 - 9
EF - IR 2 - 10
EF - IR 2 - 10
EF - YS 2 - 11
EF - YS 2 - 11
(LL)
200
-200
100
0
300
1 2 3 4 5 6 7 8 9 10 12 14 16
0 0 0 0 0 0 0 0 0 0 0 0 0 0 0 0
Channels
Lower frame: Micro Ampl Jy Top frame: Phas deg
Vector averaged cross-power spectrum Several baselines displayed
Timerange: 00/17:03:31 to 00/17:06:59

Plot file version 317 created 23-APR-2024 16:15:08
FRB EB100E 1.UVDATA.1
Freq = 4.6005 GHz, Bw = 32.000 MH No calibration applied and no bandpass applied

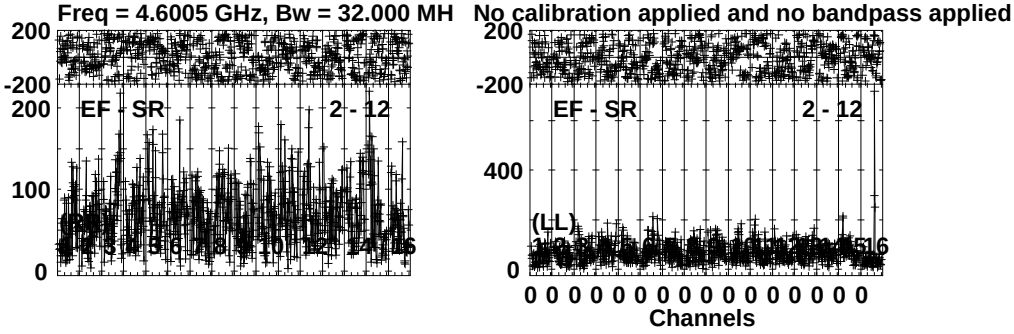

Lower frame: Micro Ampl Jy Top frame: Phas deg
Vector averaged cross-power spectrum Several baselines displayed
Timerange: 00/17:03:31 to 00/17:06:59

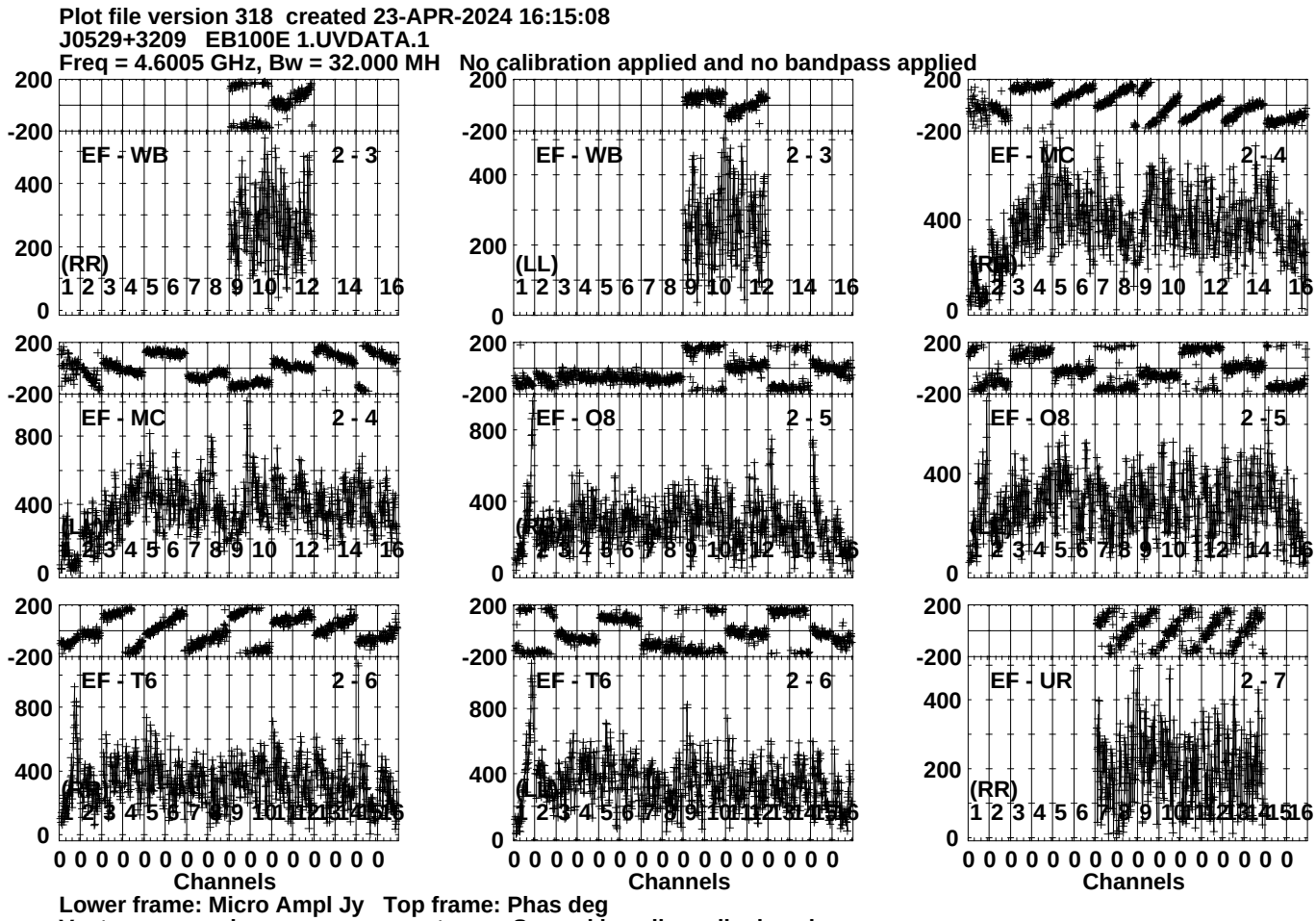
Plot file version 318 created 23-APR-2024 16:15:08
J0529+3209 EB100E 1.UVDATA.1
Freq = 4.6005 GHz, Bw = 32.000 MH No calibration applied and no bandpass applied
EF - WB 2 - 3
(RR)
EF - WB 2 - 3
(LL)
EF - MC 2 - 4
(RR)
EF - MC 2 - 4
(LL)
EF - O8 2 - 5
(RR)
EF - O8 2 - 5
EF - T6 2 - 6
(LL)
EF - T6 2 - 6
EF - UR 2 - 7
(RR)
Channels
Channels
Channels
Lower frame: Micro Ampl Jy Top frame: Phas deg
Vector averaged cross-power spectrum Several baselines displayed
Timerange: 00/17:07:33 to 00/17:08:29

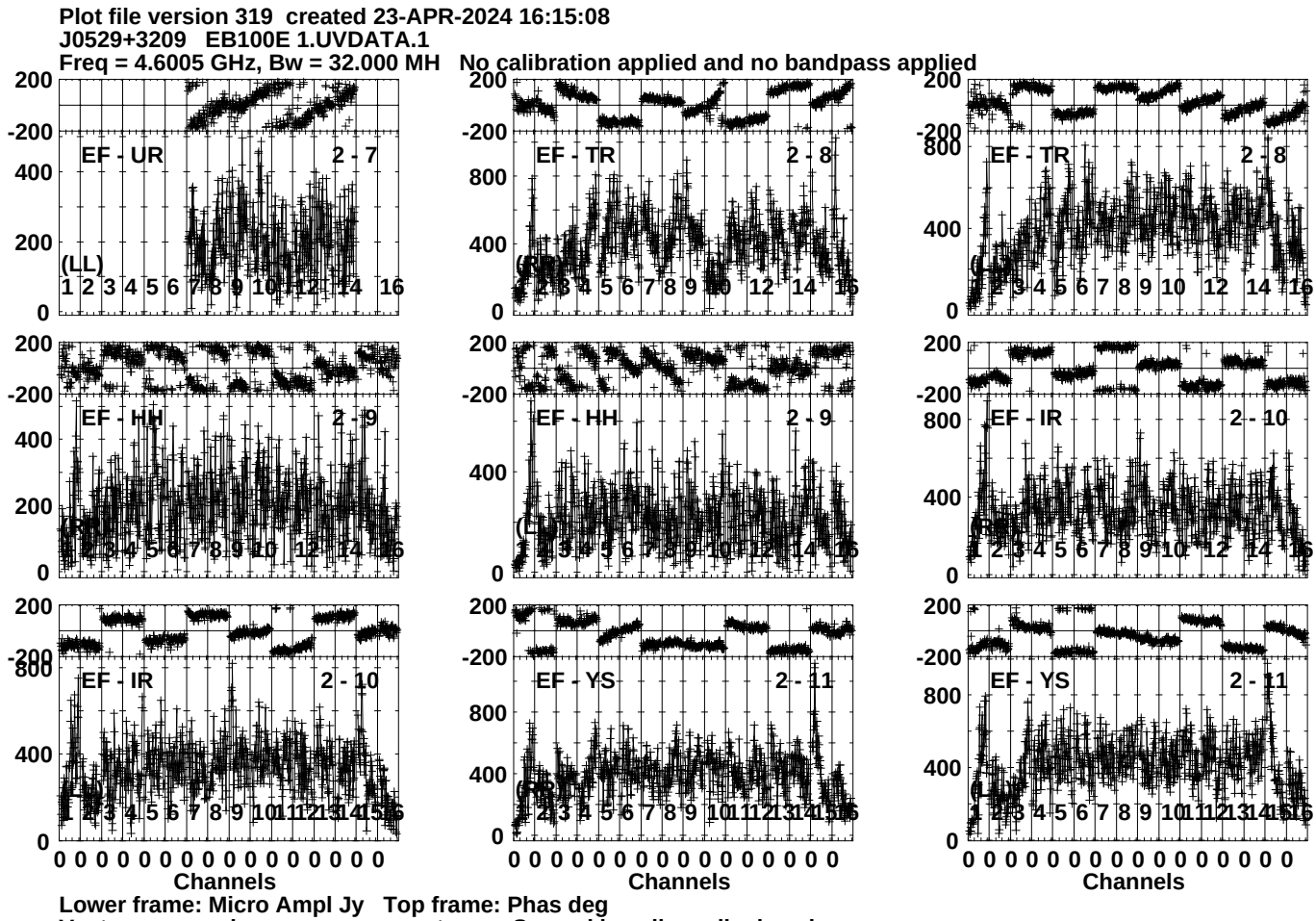
Plot file version 319 created 23-APR-2024 16:15:08
J0529+3209 EB100E 1.UVDATA.1
Freq = 4.6005 GHz, Bw = 32.000 MH No calibration applied and no bandpass applied
EF - UR 2 - 7
EF - TR 2 - 8
EF - TR 2 - 8
EF - HH 2 - 9
EF - HH 2 - 9
EF - IR 2 - 10
EF - IR 2 - 10
EF - YS 2 - 11
EF - YS 2 - 11
(LL)
(RR)
(LR)
(RL)
Channels
Lower frame: Micro Ampl Jy Top frame: Phas deg
Vector averaged cross-power spectrum Several baselines displayed
Timerange: 00/17:07:33 to 00/17:08:29

Plot file version 320 created 23-APR-2024 16:15:08
J0529+3209 EB100E 1.UVDATA.1
Freq = 4.6005 GHz, Bw = 32.000 MH No calibration applied and no bandpass applied

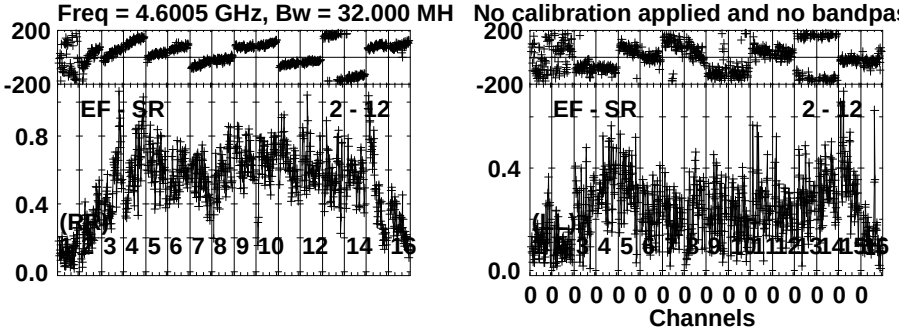

Lower frame: Milli Ampl Jy Top frame: Phas deg
Vector averaged cross-power spectrum Several baselines displayed
Timerange: 00/17:07:33 to 00/17:08:29

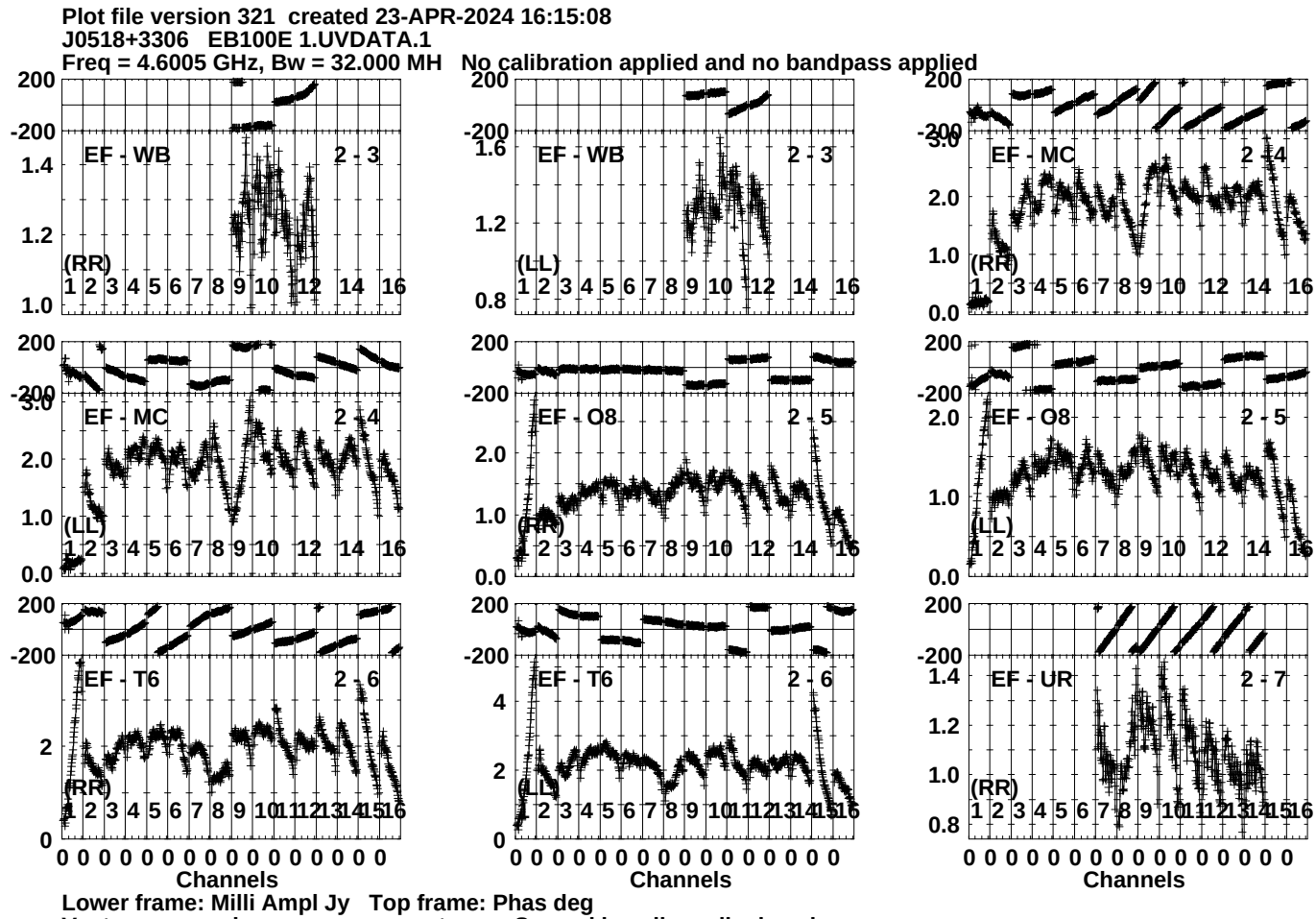
Plot file version 321 created 23-APR-2024 16:15:08
J0518+3306 EB100E 1.UVDATA.1
Freq = 4.6005 GHz, Bw = 32.000 MH No calibration applied and no bandpass applied
EF - WB 2 - 3
(RR)
EF - WB 2 - 3
(LL)
EF - MC 2 - 4
(RR)
EF - MC 2 - 4
(LL)
EF - O8 2 - 5
(RR)
EF - O8 2 - 5
(LL)
EF - T6 2 - 6
(RR)
EF - T6 2 - 6
(LL)
EF - UR 2 - 7
(RR)
Channels
Channels
Channels
Lower frame: Milli Ampl Jy Top frame: Phas deg
Vector averaged cross-power spectrum Several baselines displayed
Timerange: 00/17:09:03 to 00/17:11:59

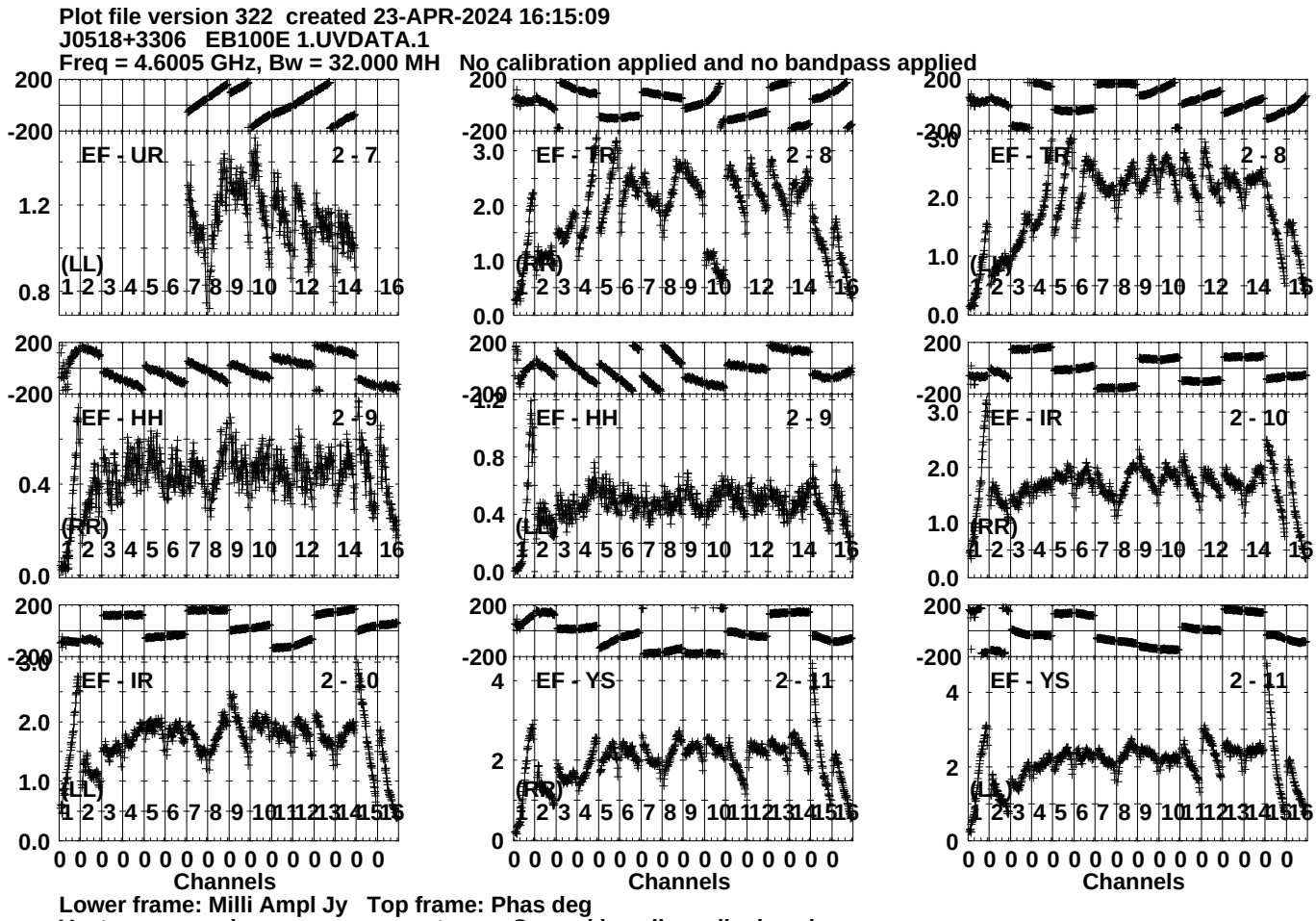
Plot file version 322 created 23-APR-2024 16:15:09
J0518+3306 EB100E 1.UVDATA.1
Freq = 4.6005 GHz, Bw = 32.000 MH No calibration applied and no bandpass applied
EF - UR 2 - 7
(LL)
EF - IR 2 - 8
(RR)
EF - IR 2 - 8
(LL)
EF - HH 2 - 9
(RR)
EF - HH 2 - 9
(LL)
EF - IR 2 - 10
(RR)
EF - IR 2 - 10
(LL)
EF - YS 2 - 11
(RR)
EF - YS 2 - 11
(LL)
Channels
Channels
Channels
Lower frame: Milli Ampl Jy Top frame: Phas deg
Vector averaged cross-power spectrum Several baselines displayed
Timerange: 00/17:09:03 to 00/17:11:59

Plot file version 323 created 23-APR-2024 16:15:09
J0518+3306 EB100E 1.UVDATA.1
Freq = 4.6005 GHz, Bw = 32.000 MH No calibration applied and no bandpass applied

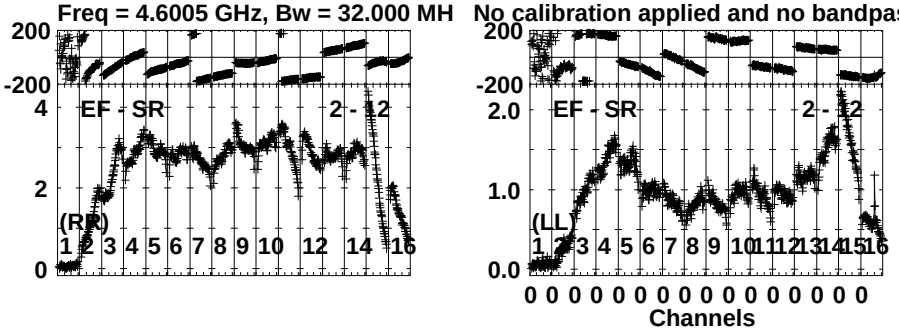

Lower frame: Milli Ampl Jy Top frame: Phas deg
Vector averaged cross-power spectrum Several baselines displayed
Timerange: 00/17:09:03 to 00/17:11:59

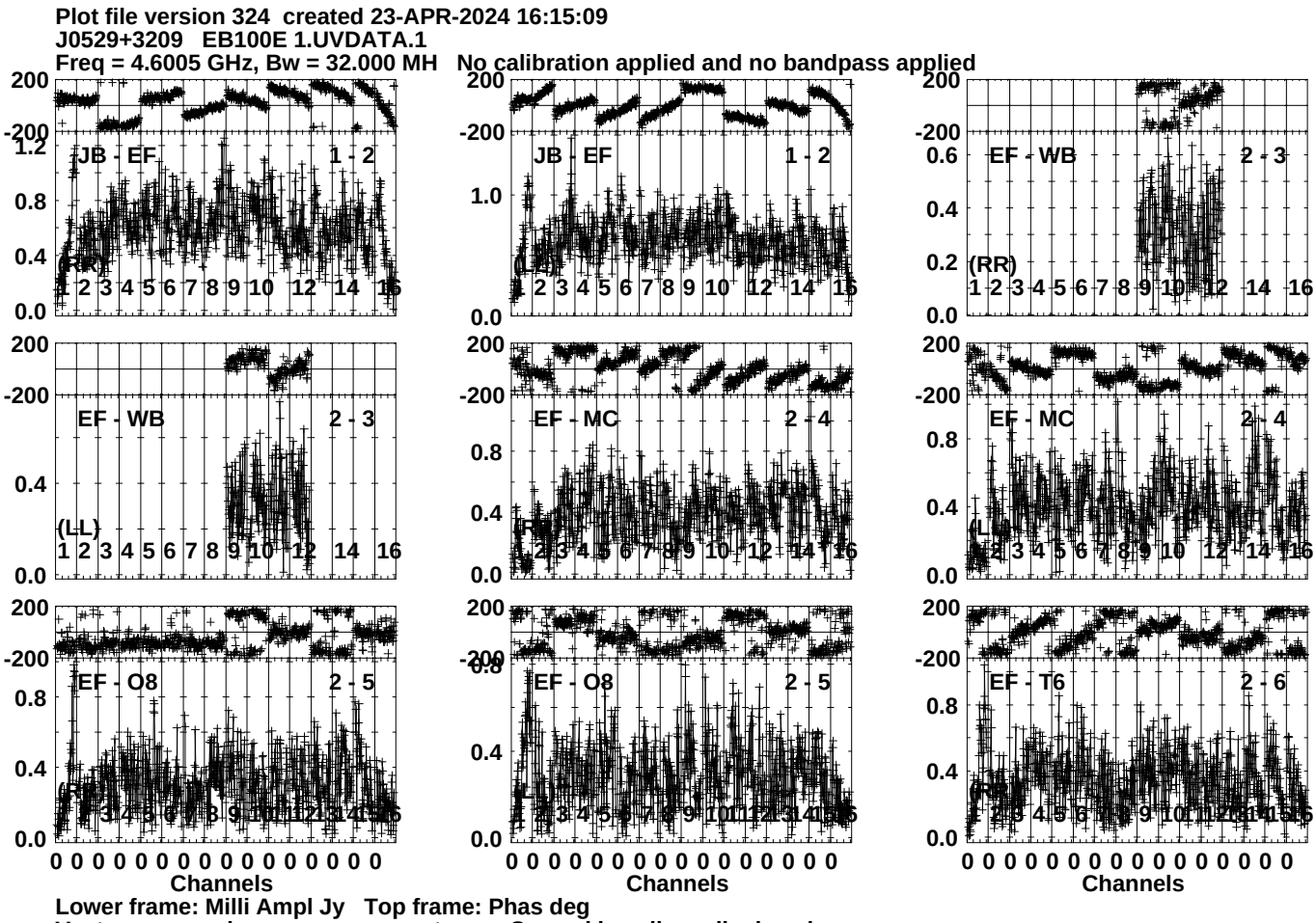
Plot file version 324 created 23-APR-2024 16:15:09
J0529+3209 EB100E 1.UVDATA.1
Freq = 4.6005 GHz, Bw = 32.000 MH No calibration applied and no bandpass applied
JB - EF 1 - 2
JB - EF 1 - 2
EF - WB 2 - 3
EF - WB 2 - 3
EF - MC 2 - 4
EF - MC 2 - 4
EF - O8 2 - 5
EF - O8 2 - 5
EF - T6 2 - 6
(RR)
(LL)
Channels
Lower frame: Milli Ampl Jy Top frame: Phas deg
Vector averaged cross-power spectrum Several baselines displayed
Timerange: 00/17:12:01 to 00/17:13:29

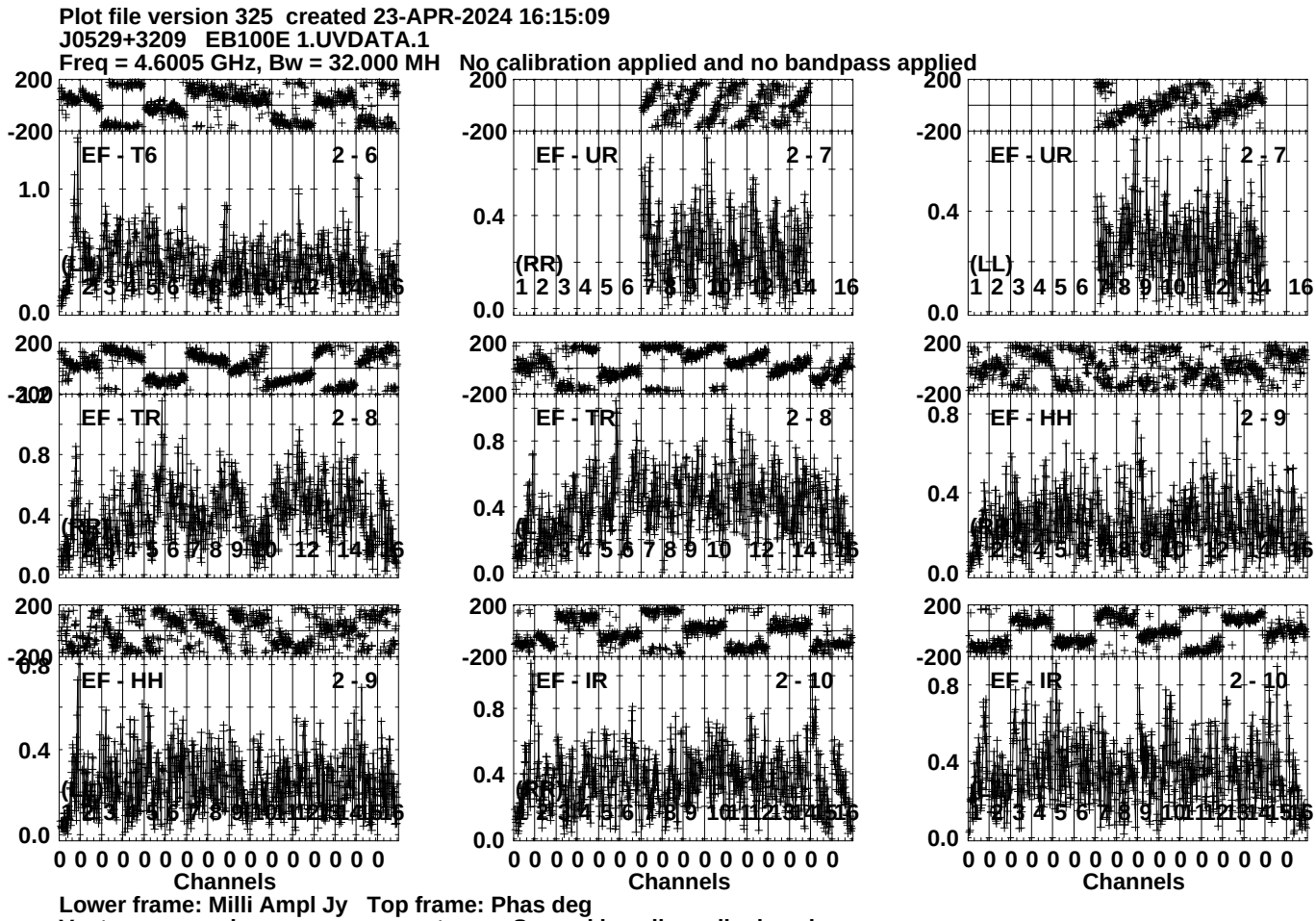
Plot file version 325 created 23-APR-2024 16:15:09
J0529+3209 EB100E 1.UVDATA.1
Freq = 4.6005 GHz, Bw = 32.000 MH No calibration applied and no bandpass applied
EF - T6
2 - 6
EF - UR
2 - 7
EF - UR
2 - 7
EF - TR
2 - 8
EF - TR
2 - 8
EF - HH
2 - 9
EF - HH
2 - 9
EF - IR
2 - 10
EF - IR
2 - 10
(RR)
(LL)
Channels
Lower frame: Milli Ampl Jy Top frame: Phas deg
Vector averaged cross-power spectrum Several baselines displayed
Timerange: 00/17:12:01 to 00/17:13:29

Plot file version 326 created 23-APR-2024 16:15:10
J0529+3209 EB100E 1.UVDATA.1
Freq = 4.6005 GHz, Bw = 32.000 MH No calibration applied and no bandpass applied

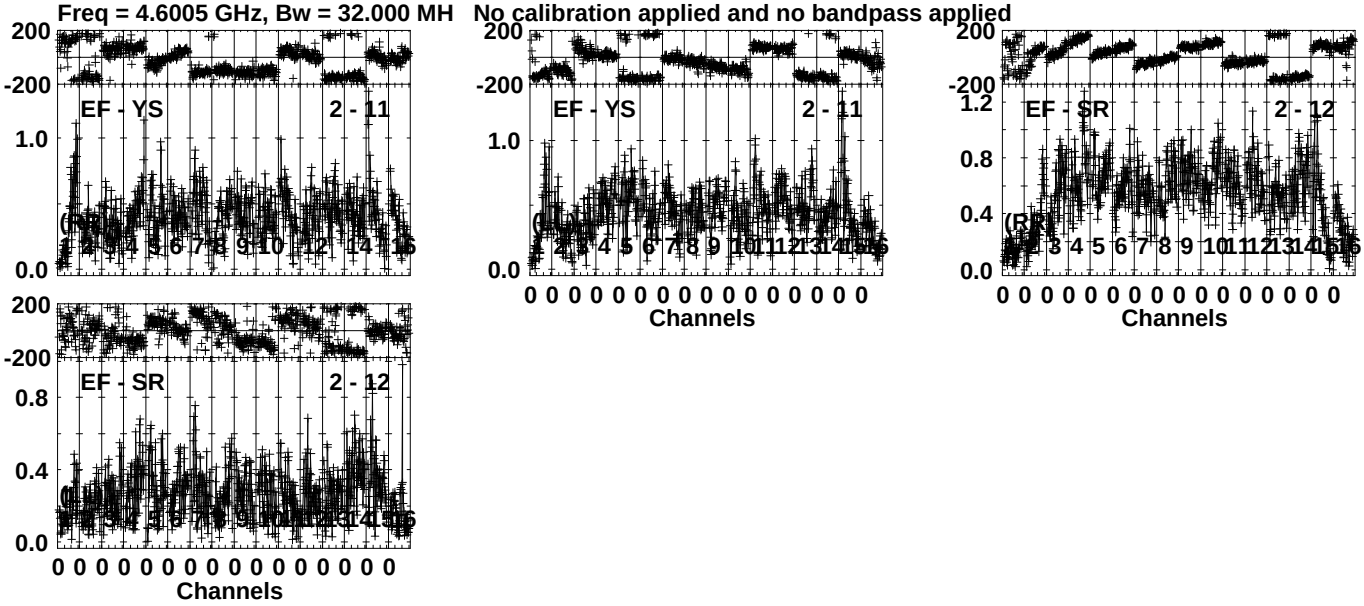

Lower frame: Milli Ampl Jy Top frame: Phas deg
Vector averaged cross-power spectrum Several baselines displayed
Timerange: 00/17:12:01 to 00/17:13:29

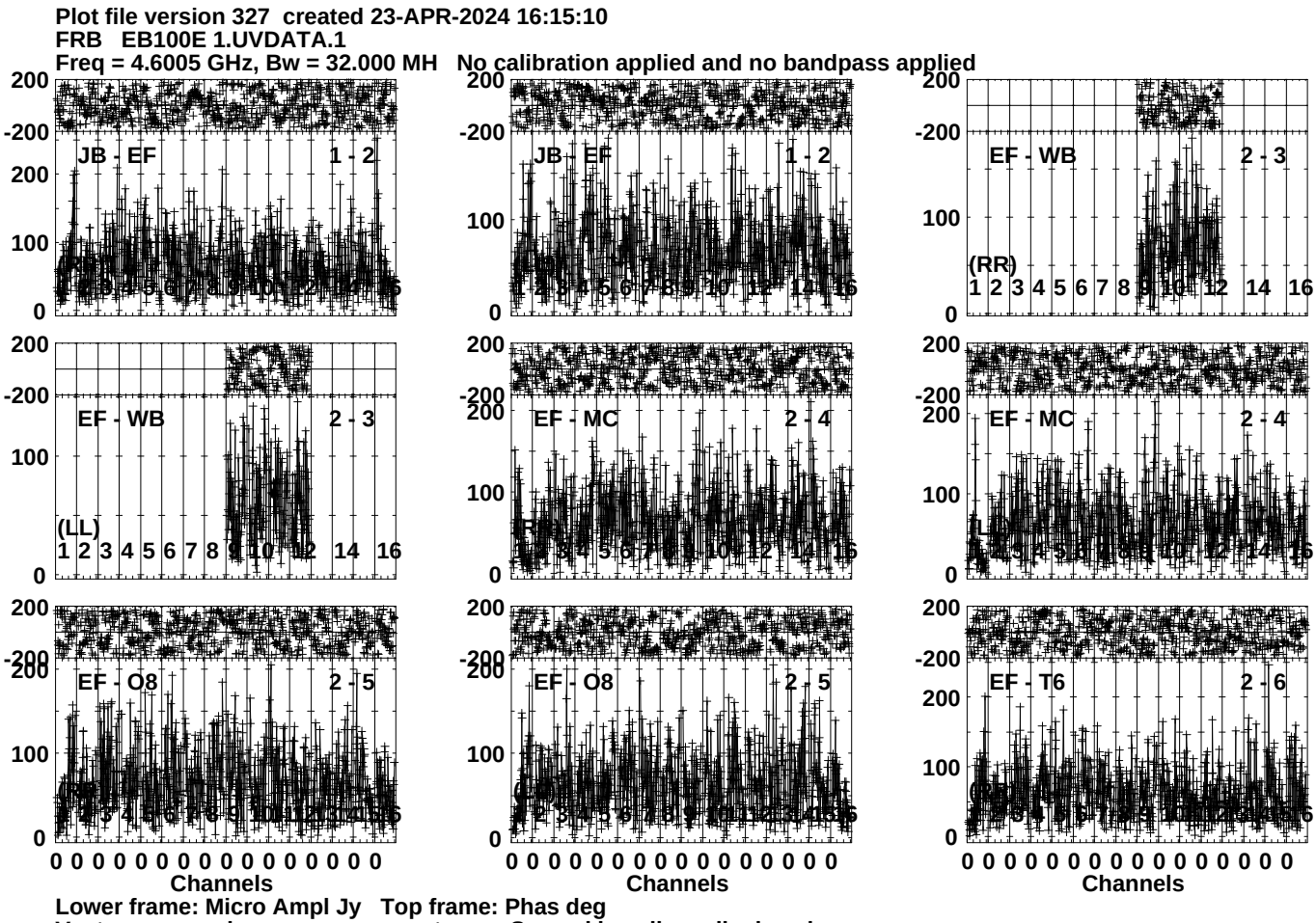
Plot file version 327 created 23-APR-2024 16:15:10
FRB EB100E 1.UVDATA.1
Freq = 4.6005 GHz, Bw = 32.000 MH No calibration applied and no bandpass applied
JB - EF 1 - 2
JB - EF 1 - 2
EF - WB 2 - 3
(RR)
EF - WB 2 - 3
(LL)
EF - MC 2 - 4
EF - MC 2 - 4
EF - O8 2 - 5
EF - O8 2 - 5
EF - T6 2 - 6
Channels
Channels
Channels
Lower frame: Micro Ampl Jy Top frame: Phas deg
Vector averaged cross-power spectrum Several baselines displayed
Timerange: 00/17:13:31 to 00/17:16:59

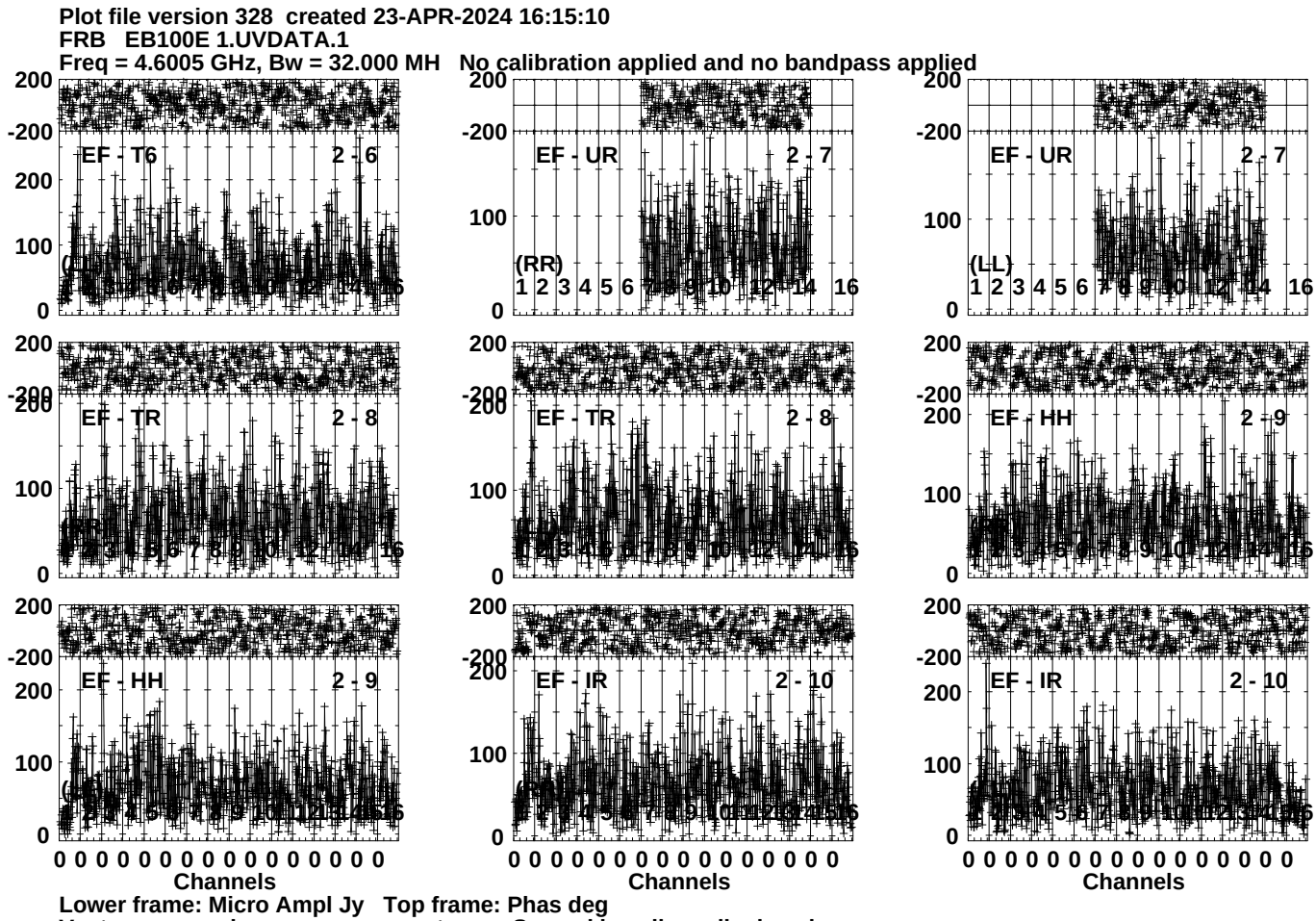
Plot file version 328 created 23-APR-2024 16:15:10
FRB EB100E 1.UVDATA.1
Freq = 4.6005 GHz, Bw = 32.000 MH No calibration applied and no bandpass applied
EF - T6 2 - 6
EF - UR 2 - 7
(RR)
EF - UR 2 - 7
(LL)
EF - TR 2 - 8
EF - TR 2 - 8
EF - HH 2 - 9
EF - HH 2 - 9
EF - IR 2 - 10
EF - IR 2 - 10
Channels
Channels
Channels
Lower frame: Micro Ampl Jy Top frame: Phas deg
Vector averaged cross-power spectrum Several baselines displayed
Timerange: 00/17:13:31 to 00/17:16:59

Plot file version 329 created 23-APR-2024 16:15:11
FRB EB100E 1.UVDATA.1
Freq = 4.6005 GHz, Bw = 32.000 MH No calibration applied and no bandpass applied

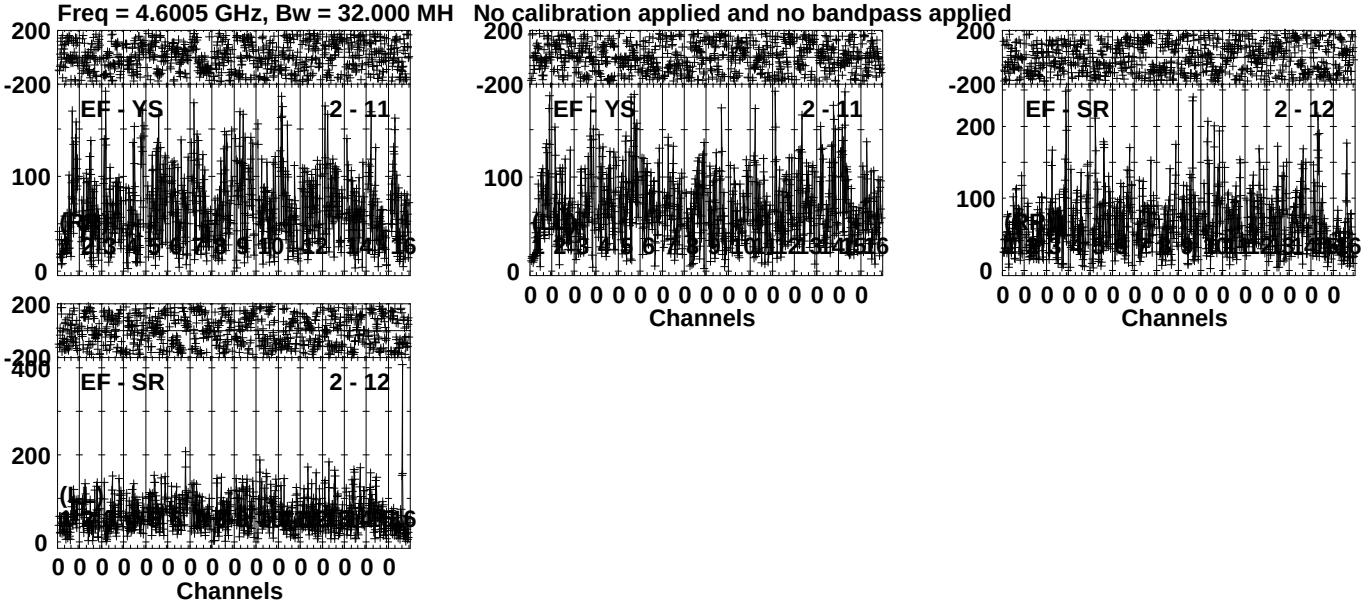

Lower frame: Micro Ampl Jy Top frame: Phas deg
Vector averaged cross-power spectrum Several baselines displayed
Timerange: 00/17:13:31 to 00/17:16:59

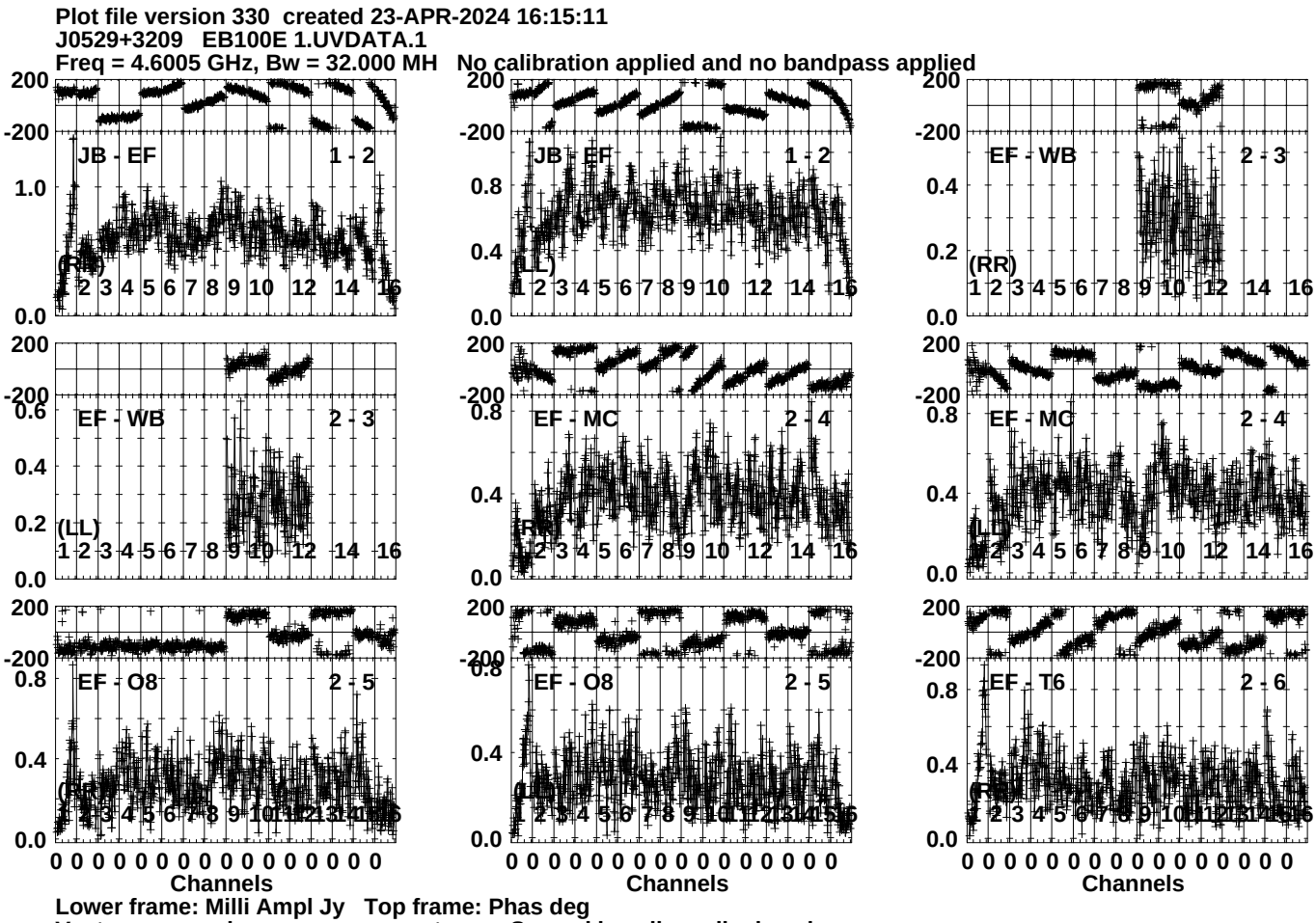
Plot file version 330 created 23-APR-2024 16:15:11
J0529+3209 EB100E 1.UVDATA.1
Freq = 4.6005 GHz, Bw = 32.000 MH No calibration applied and no bandpass applied
JB - EF 1 - 2
(RR)
JB - EF 1 - 2
(LL)
EF - WB 2 - 3
(RR)
EF - WB 2 - 3
(LL)
EF - MC 2 - 4
(RR)
EF - MC 2 - 4
(LL)
EF - O8 2 - 5
(RR)
EF - O8 2 - 5
(LL)
EF - T6 2 - 6
(RR)
Channels
Channels
Channels
Lower frame: Milli Ampl Jy Top frame: Phas deg
Vector averaged cross-power spectrum Several baselines displayed
Timerange: 00/17:17:33 to 00/17:18:29

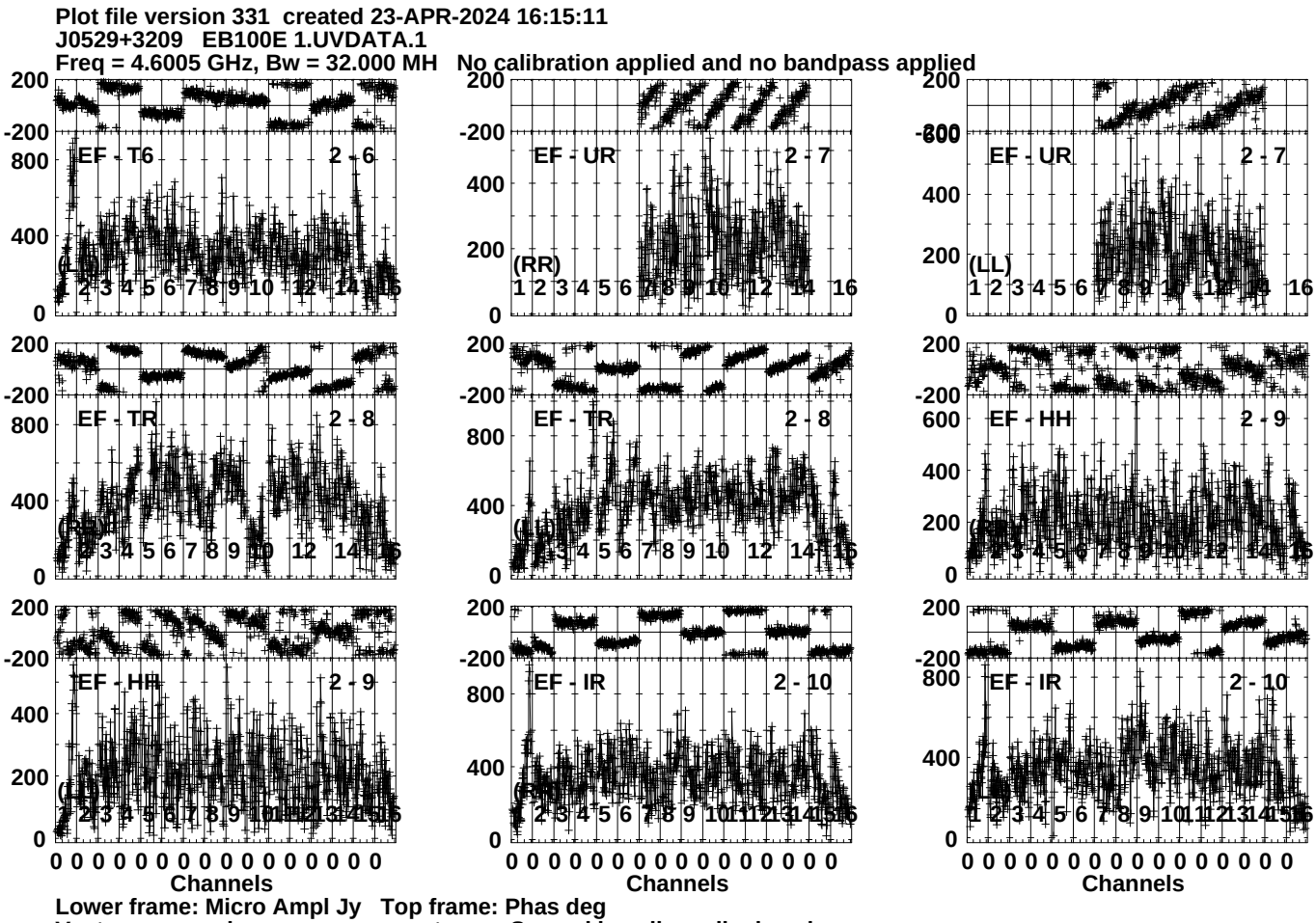
Plot file version 331 created 23-APR-2024 16:15:11
J0529+3209 EB100E 1.UVDATA.1
Freq = 4.6005 GHz, Bw = 32.000 MH No calibration applied and no bandpass applied
EF - T6 2 - 6
EF - UR 2 - 7
EF - UR 2 - 7
EF - TR 2 - 8
EF - TR 2 - 8
EF - HH 2 - 9
EF - HR 2 - 9
EF - IR 2 - 10
EF - IR 2 - 10
(LR)
(RR)
(LL)
(RL)
(LR)
(RR)
(LL)
(RL)
Channels
Lower frame: Micro Ampl Jy Top frame: Phas deg
Vector averaged cross-power spectrum Several baselines displayed
Timerange: 00/17:17:33 to 00/17:18:29

Plot file version 332 created 23-APR-2024 16:15:11
J0529+3209 EB100E 1.UVDATA.1
Freq = 4.6005 GHz, Bw = 32.000 MH No calibration applied and no bandpass applied

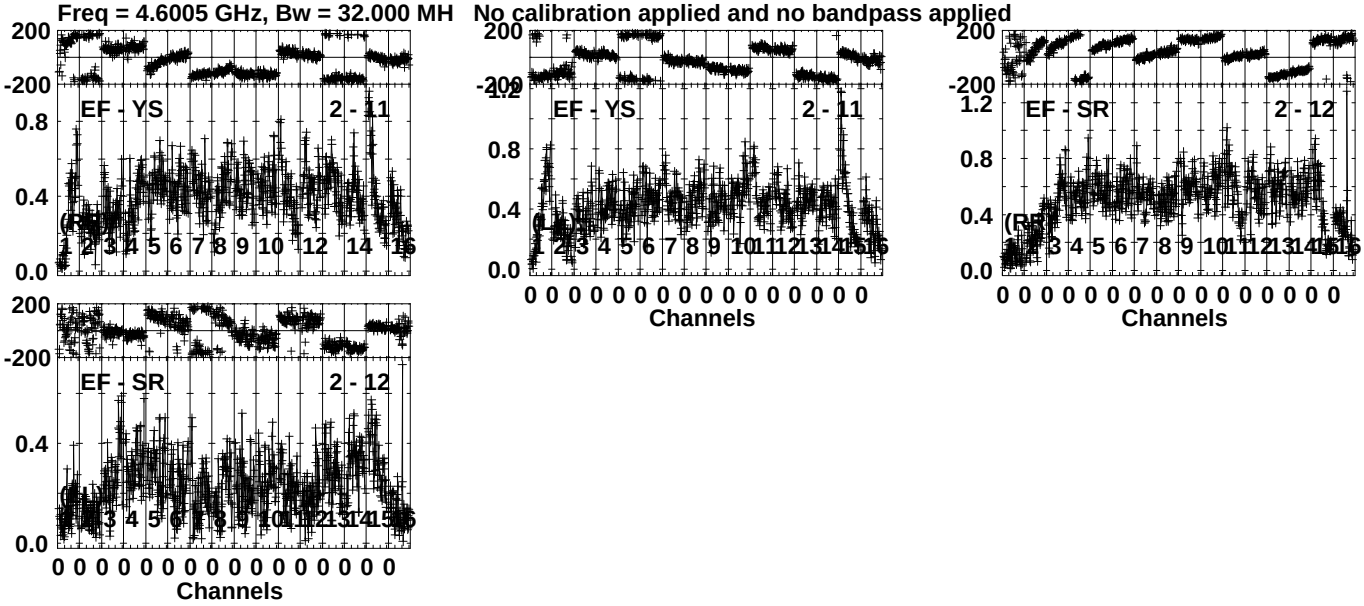

Lower frame: Milli Ampl Jy Top frame: Phas deg
Vector averaged cross-power spectrum Several baselines displayed
Timerange: 00/17:17:33 to 00/17:18:29

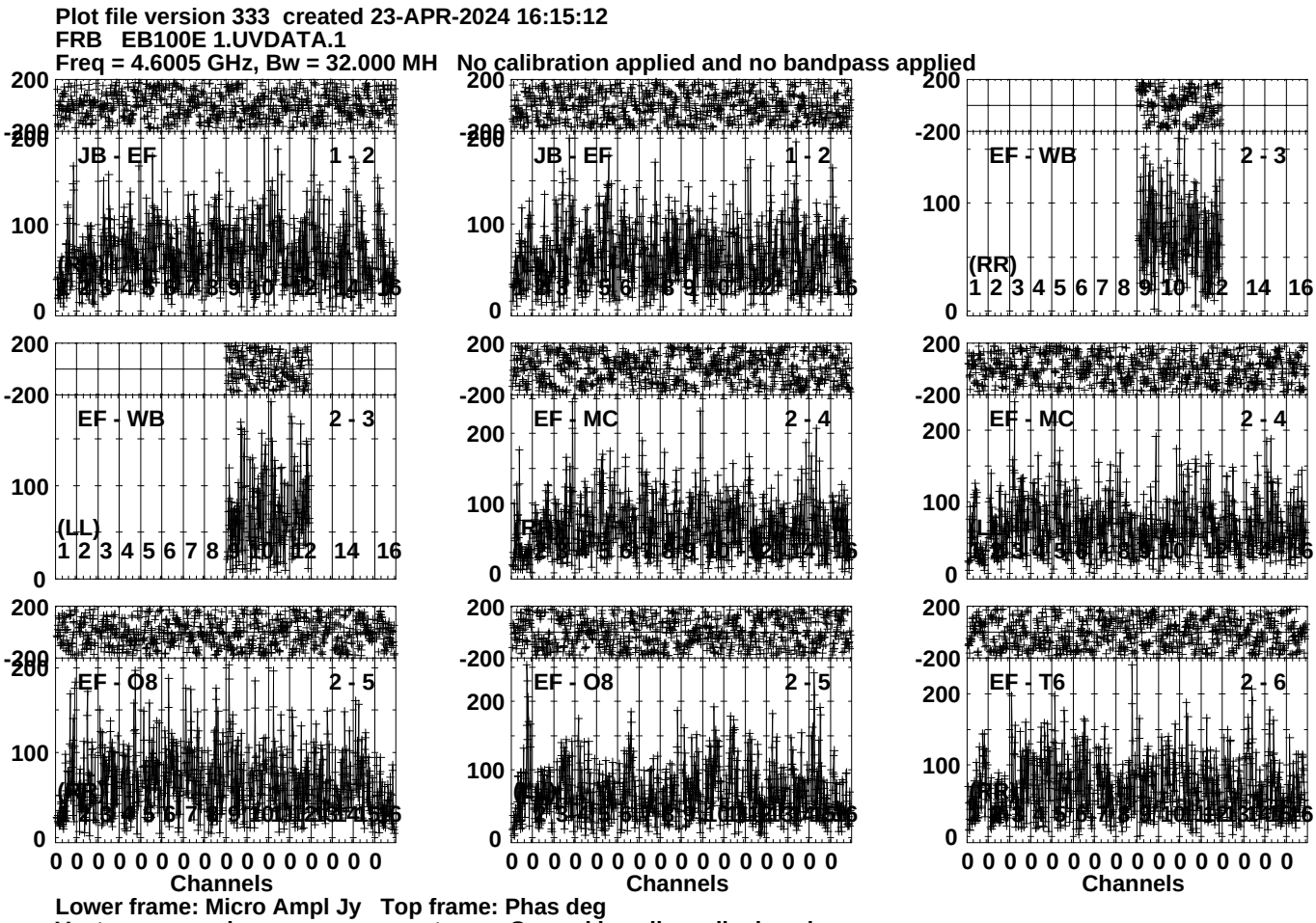
Plot file version 333 created 23-APR-2024 16:15:12
FRB EB100E 1.UVDATA.1
Freq = 4.6005 GHz, Bw = 32.000 MH No calibration applied and no bandpass applied
JB - EF 1 - 2
JB - EF 1 - 2
EF - WB 2 - 3
(RR)
EF - WB 2 - 3
(LL)
EF - MC 2 - 4
EF - MC 2 - 4
EF - O8 2 - 5
EF - O8 2 - 5
EF - T6 2 - 6
200
-200
100
0
1 2 3 4 5 6 7 8 9 10 12 14 16
0 0 0 0 0 0 0 0 0 0 0 0 0 0 0 0
Channels
Lower frame: Micro Ampl Jy Top frame: Phas deg
Vector averaged cross-power spectrum Several baselines displayed
Timerange: 00/17:18:33 to 00/17:21:59

Plot file version 334 created 23-APR-2024 16:15:12
FRB EB100E 1.UVDATA.1
Freq = 4.6005 GHz, Bw = 32.000 MH No calibration applied and no bandpass applied

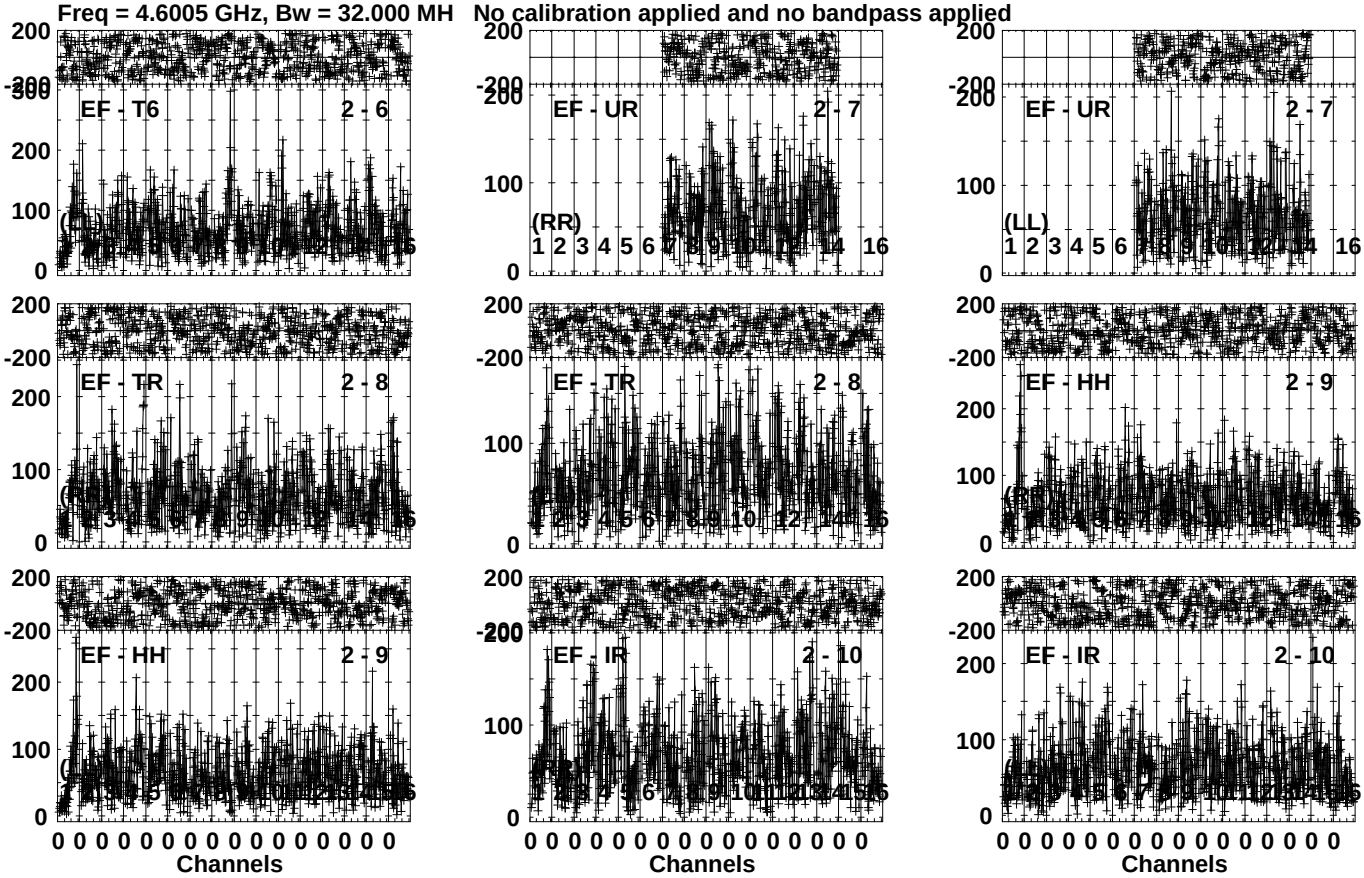

Lower frame: Micro Ampl Jy Top frame: Phas deg
Vector averaged cross-power spectrum Several baselines displayed
Timerange: 00/17:18:33 to 00/17:21:59

Plot file version 335 created 23-APR-2024 16:15:12
FRB EB100E 1.UVDATA.1
Freq = 4.6005 GHz, Bw = 32.000 MH No calibration applied and no bandpass applied

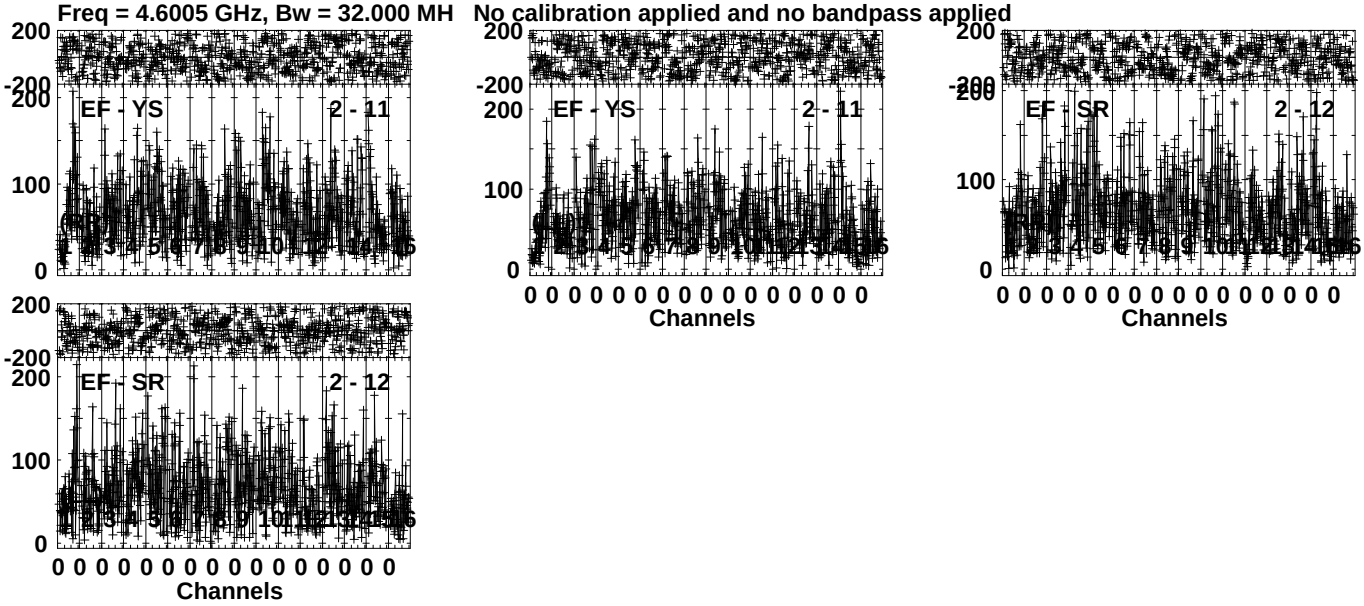

Lower frame: Micro Ampl Jy Top frame: Phas deg
Vector averaged cross-power spectrum Several baselines displayed
Timerange: 00/17:18:33 to 00/17:21:59

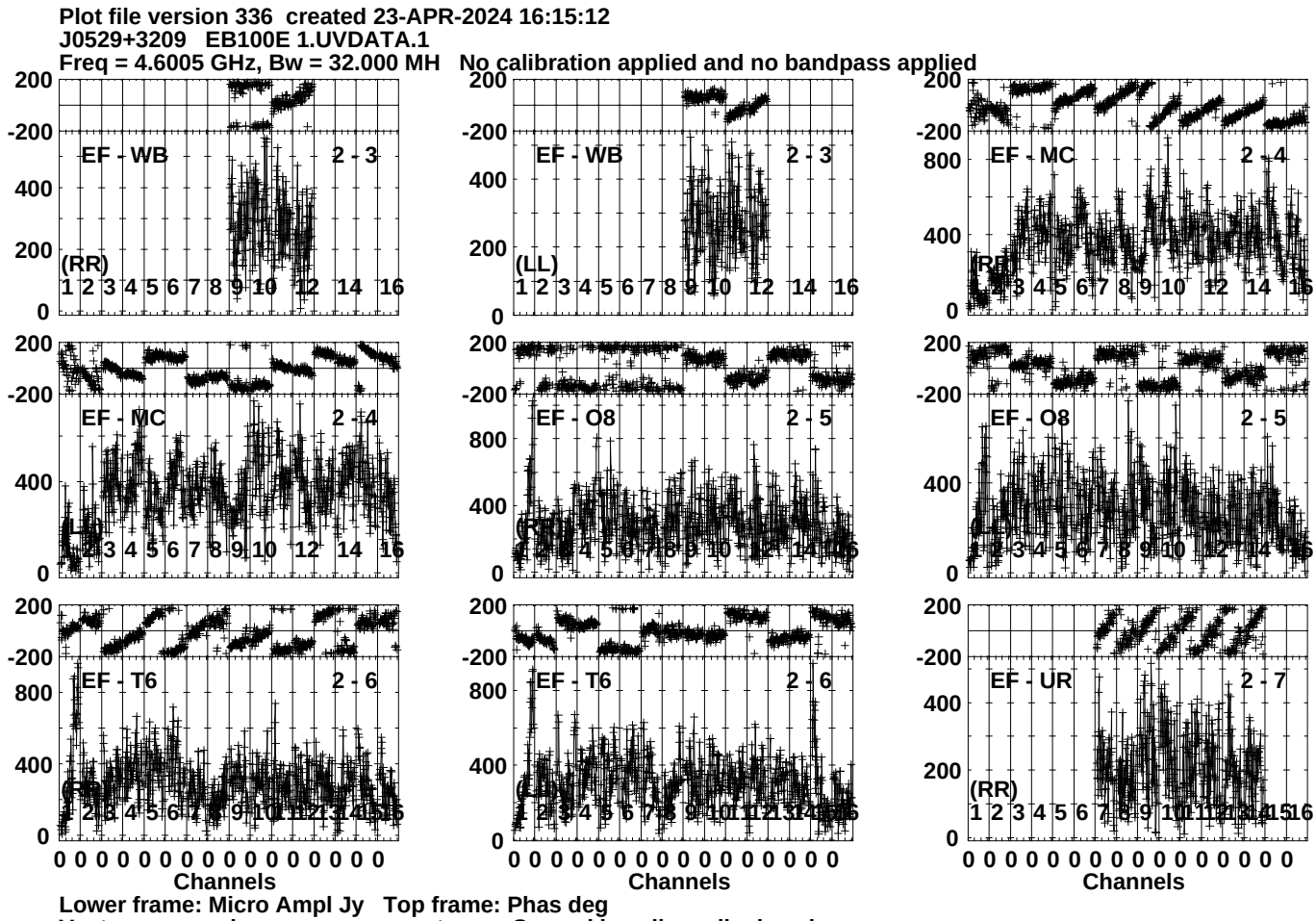
Plot file version 336 created 23-APR-2024 16:15:12
J0529+3209 EB100E 1.UVDATA.1
Freq = 4.6005 GHz, Bw = 32.000 MH No calibration applied and no bandpass applied
EF - WB 2 - 3
(RR)
EF - WB 2 - 3
(LL)
EF - MC 2 - 4
(RR)
EF - MC 2 - 4
(LL)
EF - O8 2 - 5
(RR)
EF - O8 2 - 5
(LL)
EF - T6 2 - 6
(RR)
EF - T6 2 - 6
(LL)
EF - UR 2 - 7
(RR)
Channels
Channels
Channels
Lower frame: Micro Ampl Jy Top frame: Phas deg
Vector averaged cross-power spectrum Several baselines displayed
Timerange: 00/17:22:33 to 00/17:23:29

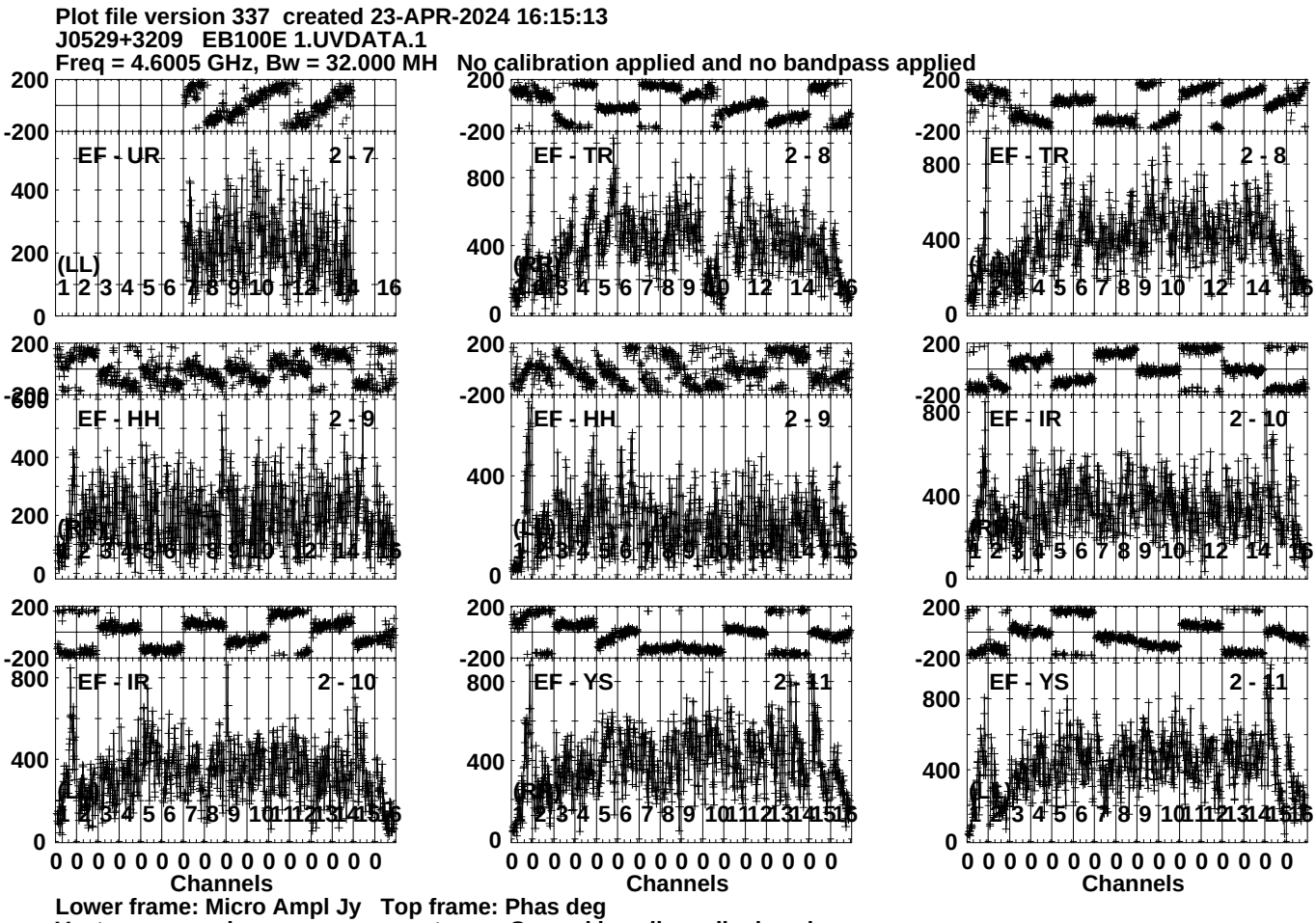
Plot file version 337 created 23-APR-2024 16:15:13
J0529+3209 EB100E 1.UVDATA.1
Freq = 4.6005 GHz, Bw = 32.000 MH No calibration applied and no bandpass applied
EF - UR 2 - 7
(LL)
EF - TR 2 - 8
(RL)
EF - TR 2 - 8
(LR)
EF - HH 2 - 9
(RR)
EF - HH 2 - 9
(LL)
EF - IR 2 - 10
(RR)
EF - IR 2 - 10
(LR)
EF - YS 2 - 11
(RL)
EF - YS 2 - 11
(LR)
Channels
Channels
Channels
Lower frame: Micro Ampl Jy Top frame: Phas deg
Vector averaged cross-power spectrum Several baselines displayed
Timerange: 00/17:22:33 to 00/17:23:29

Plot file version 338 created 23-APR-2024 16:15:13
J0529+3209 EB100E 1.UVDATA.1
Freq = 4.6005 GHz, Bw = 32.000 MH No calibration applied and no bandpass applied

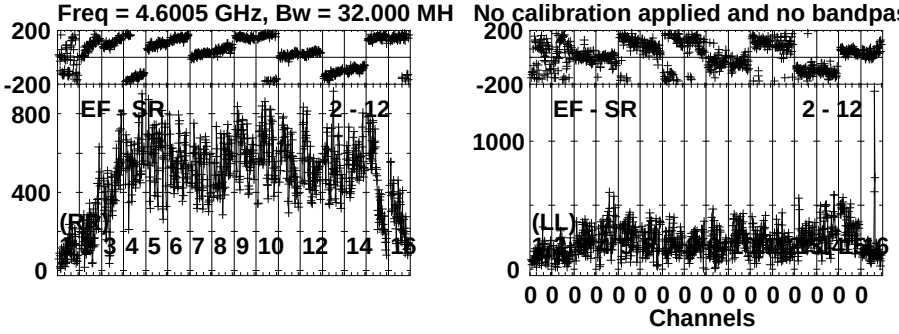

Lower frame: Micro Ampl Jy Top frame: Phas deg
Vector averaged cross-power spectrum Several baselines displayed
Timerange: 00/17:22:33 to 00/17:23:29

Plot file version 339 created 23-APR-2024 16:15:13
FRB EB100E 1.UVDATA.1
Freq = 4.6005 GHz, Bw = 32.000 MH No calibration applied and no bandpass applied

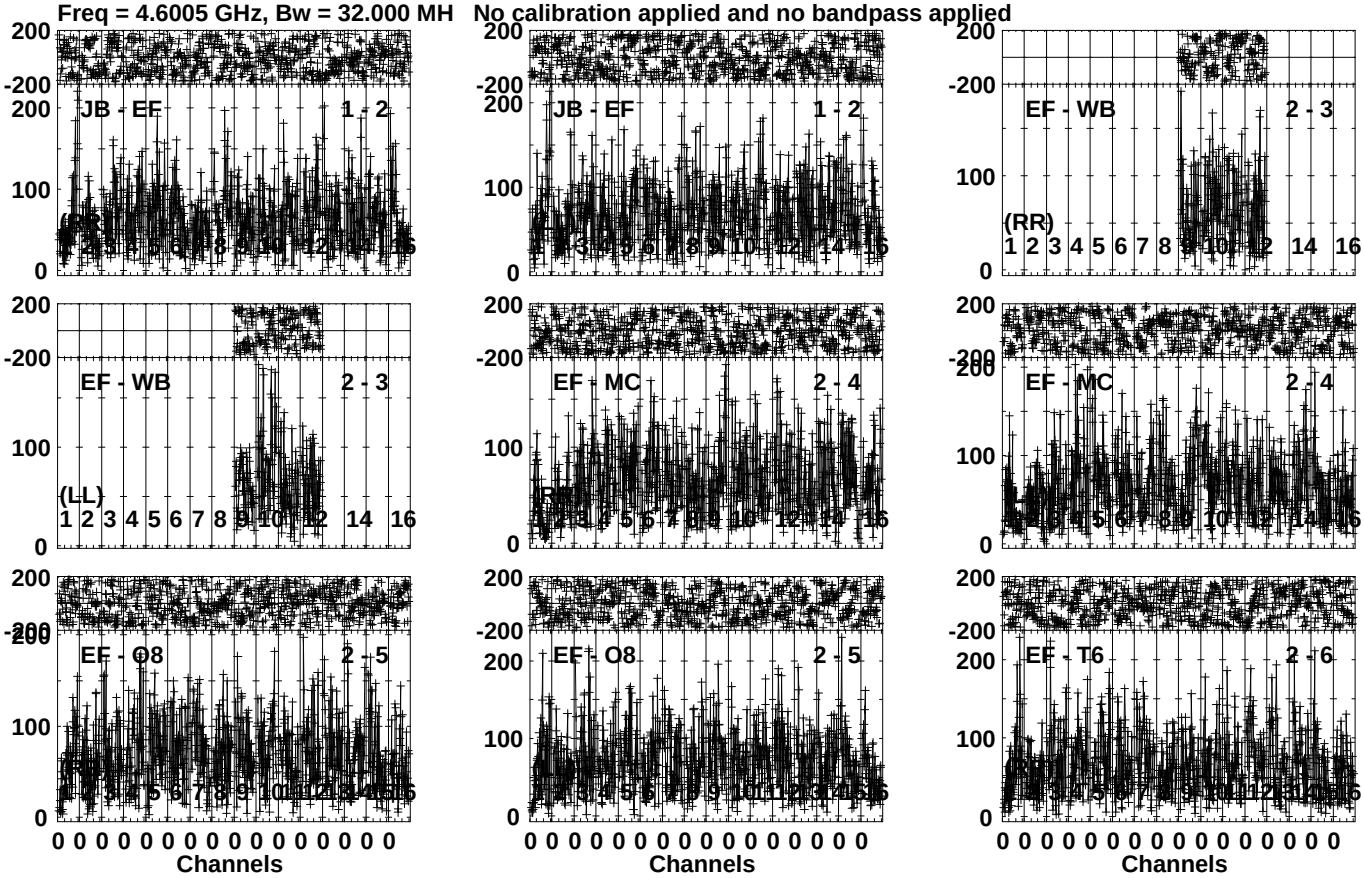

Lower frame: Micro Ampl Jy Top frame: Phas deg
Vector averaged cross-power spectrum Several baselines displayed
Timerange: 00/17:23:31 to 00/17:26:59

Plot file version 340 created 23-APR-2024 16:15:13
FRB EB100E 1.UVDATA.1
Freq = 4.6005 GHz, Bw = 32.000 MH No calibration applied and no bandpass applied

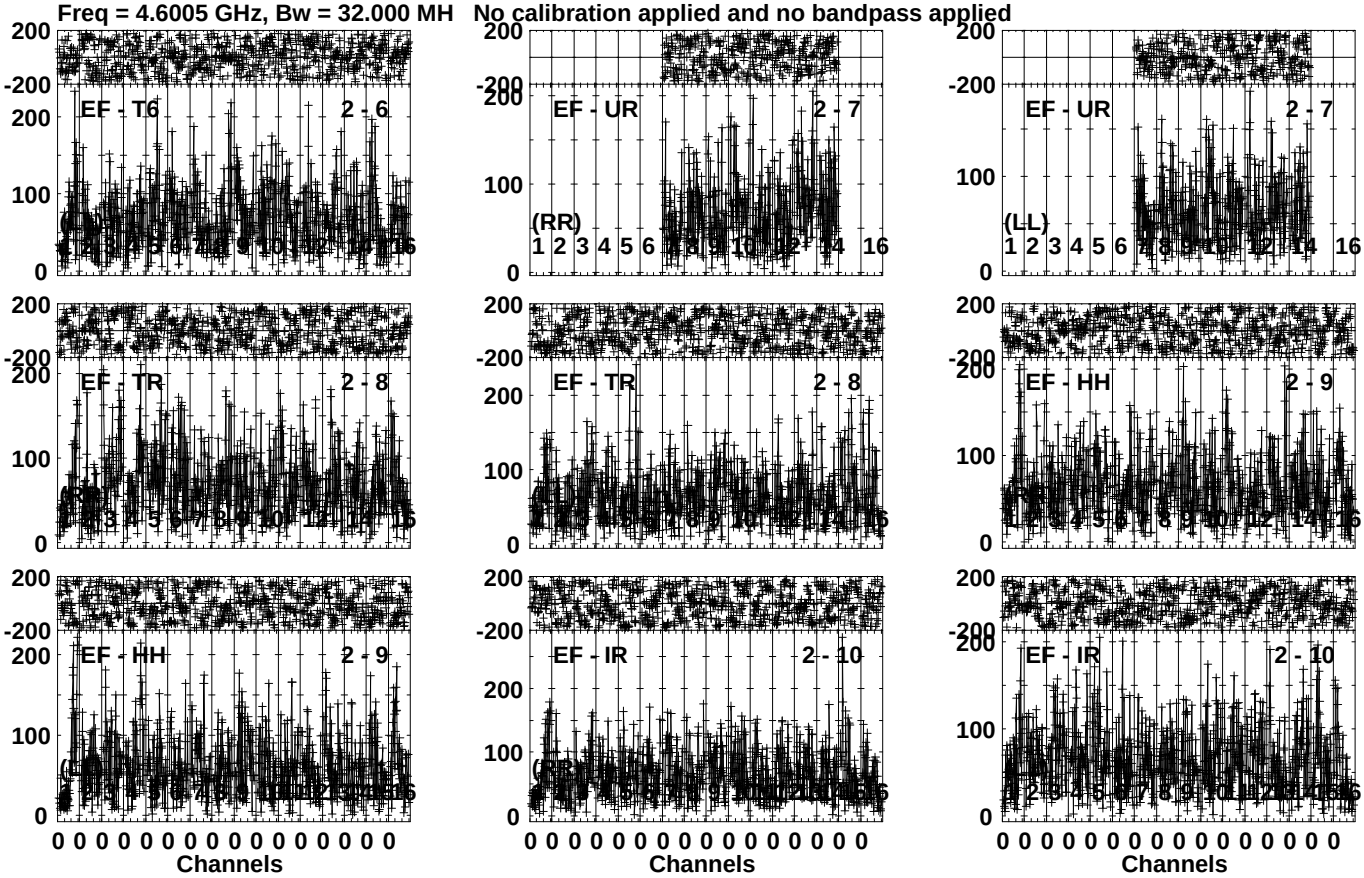

Lower frame: Micro Ampl Jy Top frame: Phas deg
Vector averaged cross-power spectrum Several baselines displayed
Timerange: 00/17:23:31 to 00/17:26:59

Plot file version 341 created 23-APR-2024 16:15:14
FRB EB100E 1.UVDATA.1
Freq = 4.6005 GHz, Bw = 32.000 MH No calibration applied and no bandpass applied

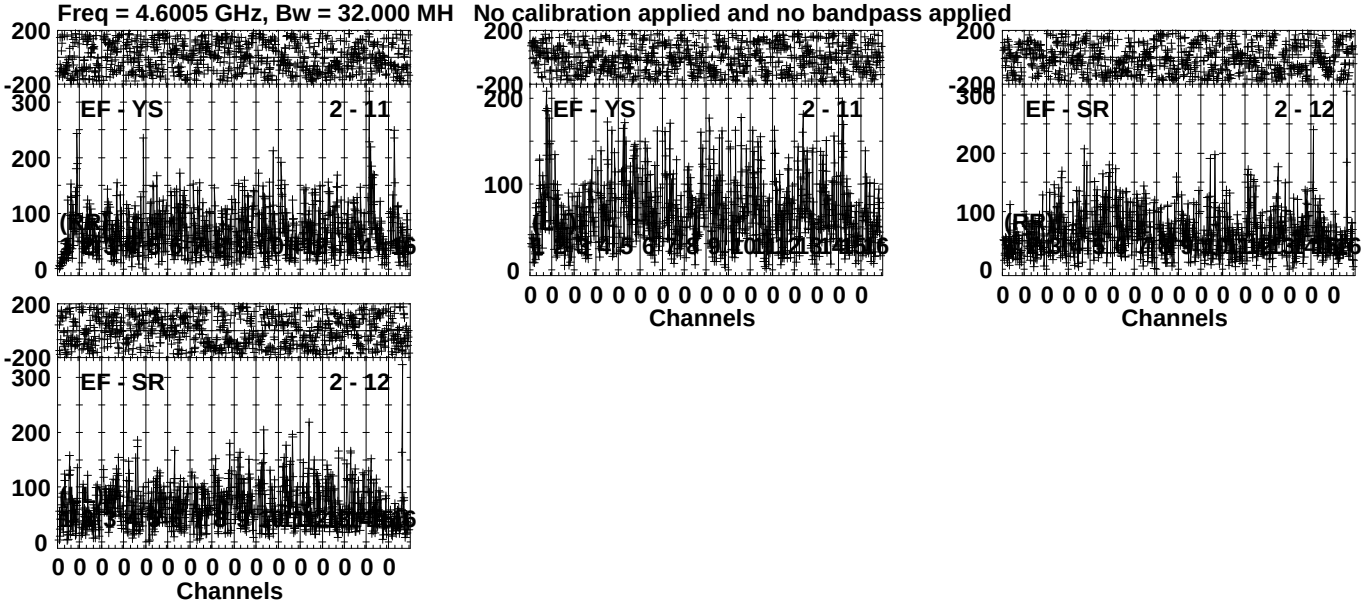

Lower frame: Micro Ampl Jy Top frame: Phas deg
Vector averaged cross-power spectrum Several baselines displayed
Timerange: 00/17:23:31 to 00/17:26:59

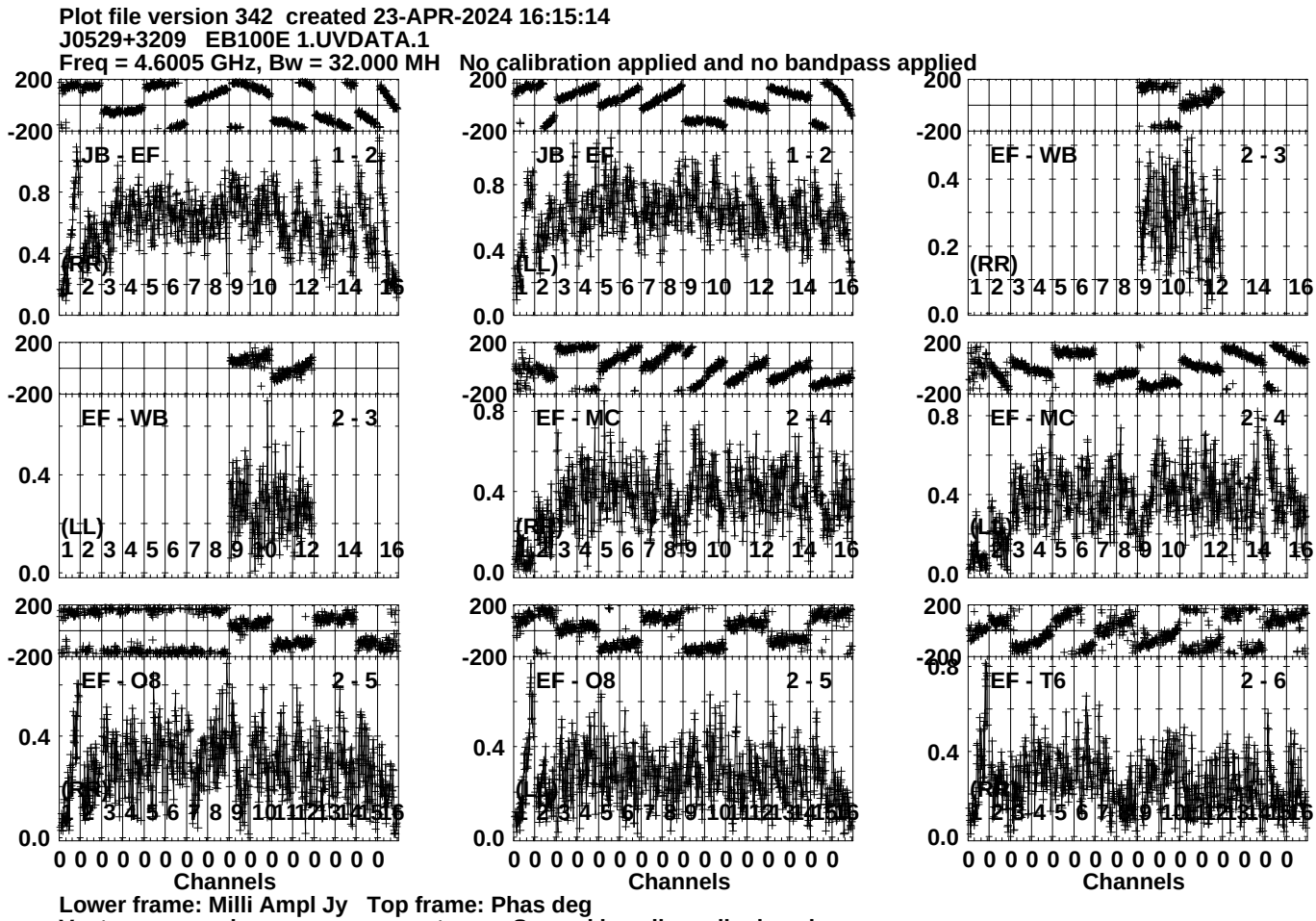

Lower frame: Milli Ampl Jy Top frame: Phas deg
Vector averaged cross-power spectrum Several baselines displayed
Timerange: 00/17:27:01 to 00/17:28:29

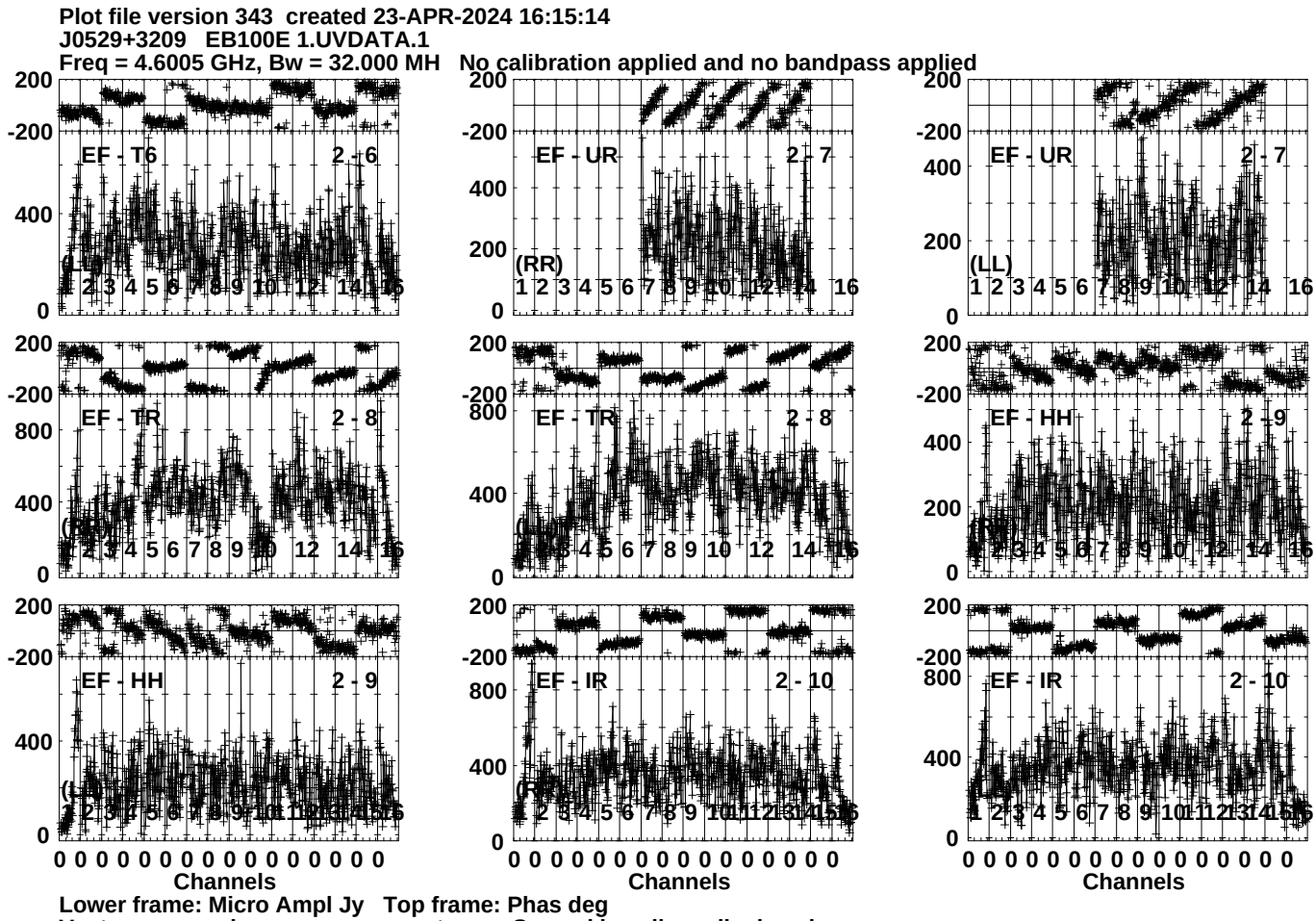
Plot file version 343 created 23-APR-2024 16:15:14
J0529+3209 EB100E 1.UVDATA.1
Freq = 4.6005 GHz, Bw = 32.000 MH No calibration applied and no bandpass applied
EF - T6 2 - 6
EF - UR 2 - 7
EF - UR 2 - 7
EF - TR 2 - 8
EF - TR 2 - 8
EF - HH 2 - 9
EF - HH 2 - 9
EF - IR 2 - 10
EF - IR 2 - 10
(LL)
(RR)
(LL)
(RL)
(RR)
(LL)
(RR)
(LL)
(RR)
Channels
Channels
Channels
Lower frame: Micro Ampl Jy Top frame: Phas deg
Vector averaged cross-power spectrum Several baselines displayed
Timerange: 00/17:27:01 to 00/17:28:29

Plot file version 344 created 23-APR-2024 16:15:15
J0529+3209 EB100E 1.UVDATA.1
Freq = 4.6005 GHz, Bw = 32.000 MH No calibration applied and no bandpass applied

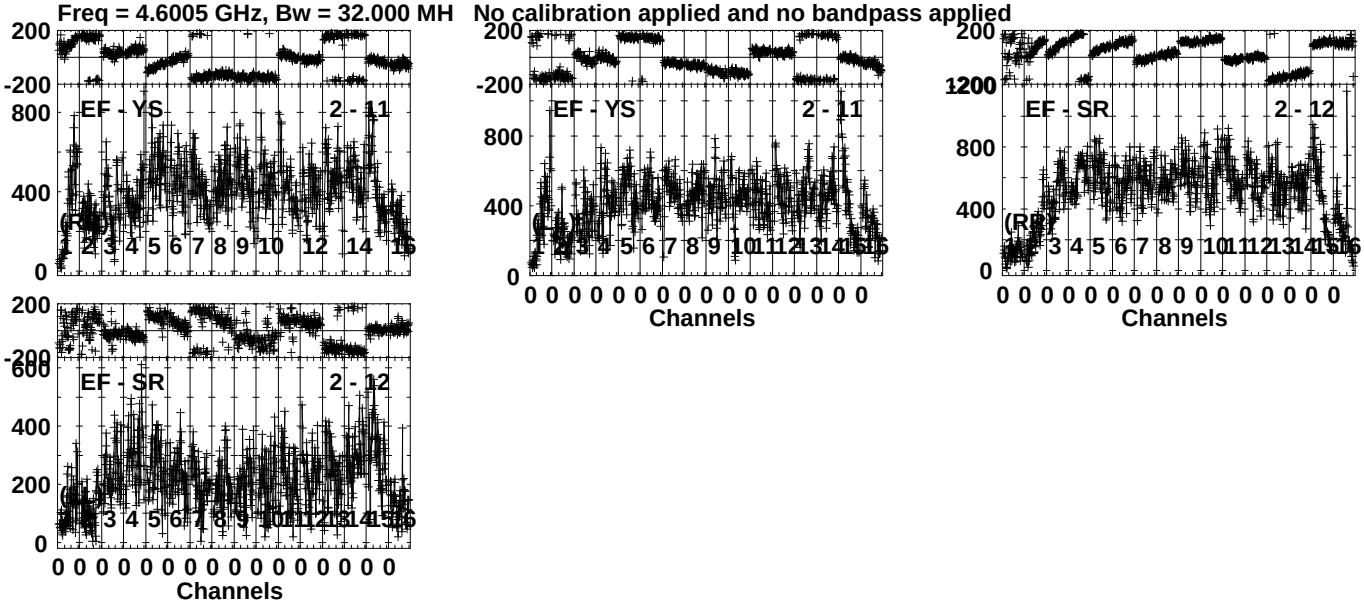

Lower frame: Micro Ampl Jy Top frame: Phas deg
Vector averaged cross-power spectrum Several baselines displayed
Timerange: 00/17:27:01 to 00/17:28:29

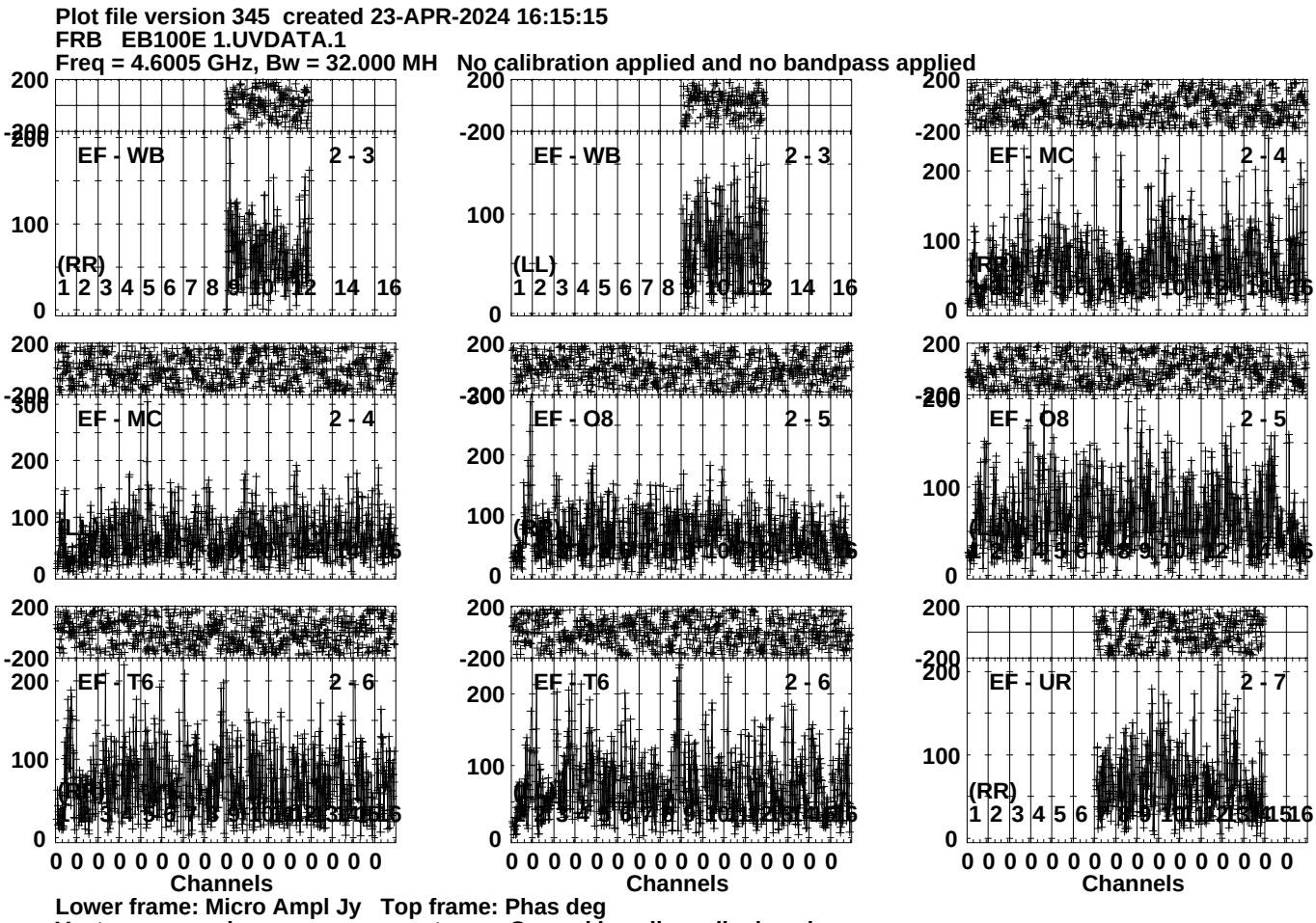
Plot file version 345 created 23-APR-2024 16:15:15
FRB EB100E 1.UVDATA.1
Freq = 4.6005 GHz, Bw = 32.000 MH No calibration applied and no bandpass applied
EF - WB 2 - 3
(RR)
EF - WB 2 - 3
(LL)
EF - MC 2 - 4
(RR)
EF - MC 2 - 4
(LL)
EF - O8 2 - 5
(RR)
EF - O8 2 - 5
(LL)
EF - T6 2 - 6
(RR)
EF - T6 2 - 6
(LL)
EF - UR 2 - 7
(RR)
Channels
Channels
Channels
Lower frame: Micro Ampl Jy Top frame: Phas deg
Vector averaged cross-power spectrum Several baselines displayed
Timerange: 00/17:28:31 to 00/17:31:59

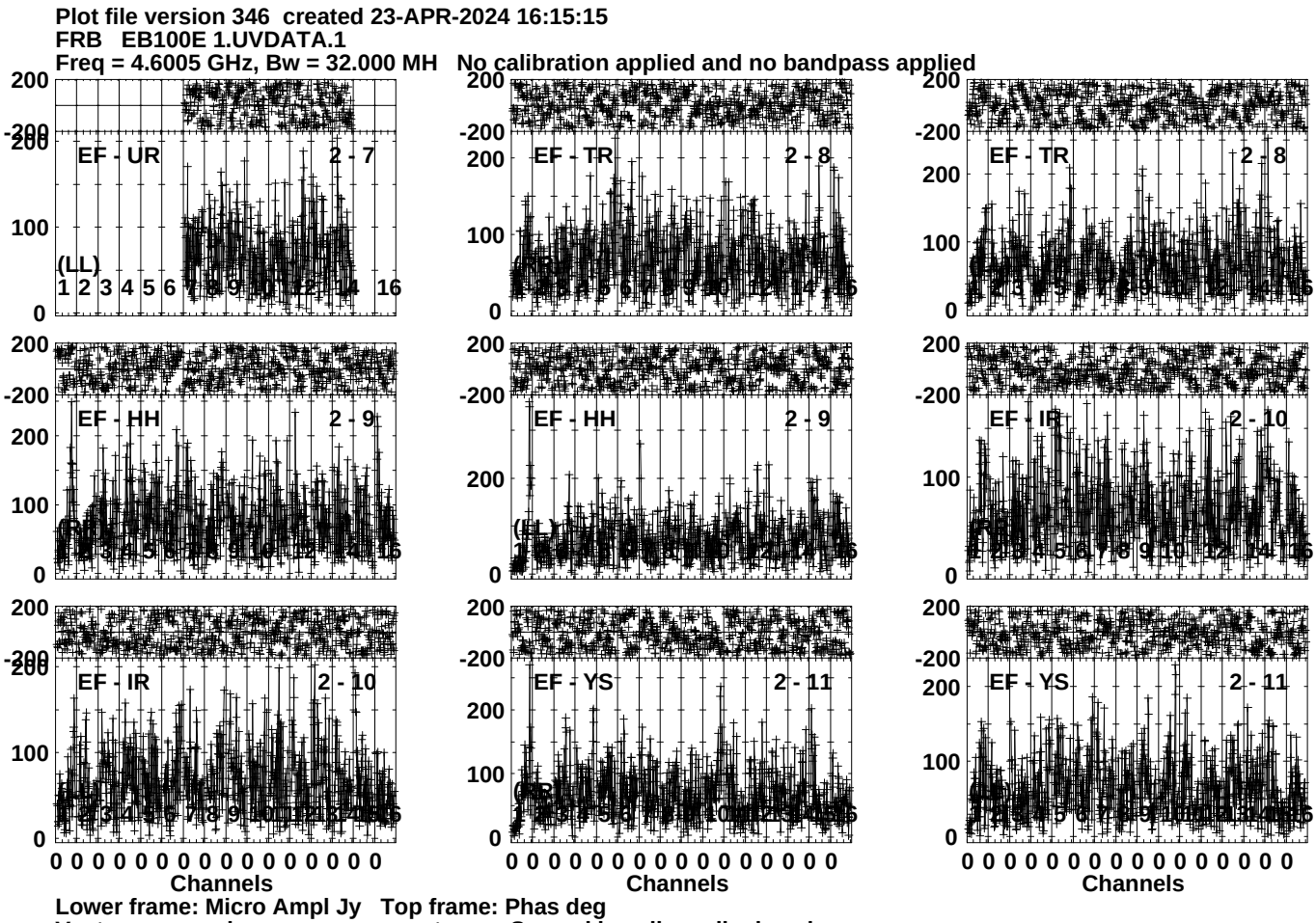
Plot file version 346 created 23-APR-2024 16:15:15
FRB EB100E 1.UVDATA.1
Freq = 4.6005 GHz, Bw = 32.000 MH No calibration applied and no bandpass applied
EF - UR 2 - 7
EF - TR 2 - 8
EF - TR 2 - 8
EF - HH 2 - 9
EF - HH 2 - 9
EF - IR 2 - 10
EF - IR 2 - 10
EF - YS 2 - 11
EF - YS 2 - 11
(LL)
200
100
0
-200
Channels
Lower frame: Micro Ampl Jy Top frame: Phas deg
Vector averaged cross-power spectrum Several baselines displayed
Timerange: 00/17:28:31 to 00/17:31:59

Plot file version 347 created 23-APR-2024 16:15:15
FRB EB100E 1.UVDATA.1
Freq = 4.6005 GHz, Bw = 32.000 MH No calibration applied and no bandpass applied

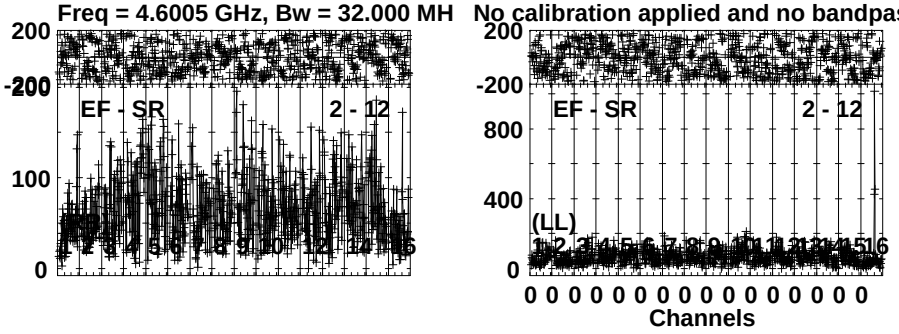

Lower frame: Micro Ampl Jy Top frame: Phas deg
Vector averaged cross-power spectrum Several baselines displayed
Timerange: 00/17:28:31 to 00/17:31:59

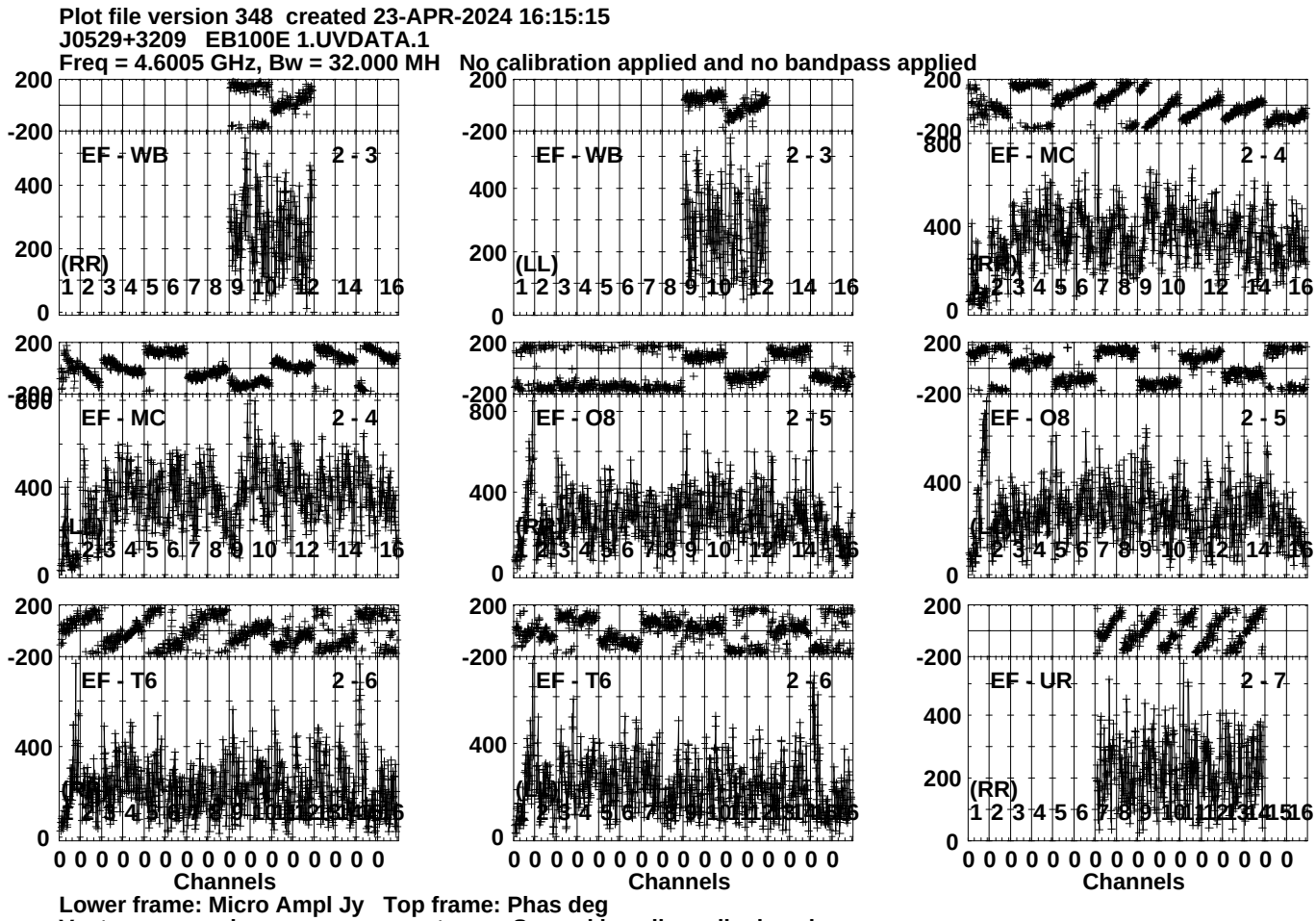
Plot file version 348 created 23-APR-2024 16:15:15
J0529+3209 EB100E 1.UVDATA.1
Freq = 4.6005 GHz, Bw = 32.000 MH No calibration applied and no bandpass applied
EF - WB 2 - 3
(RR)
EF - WB 2 - 3
(LL)
EF - MC 2 - 4
(RR)
EF - MC 2 - 4
(LL)
EF - O8 2 - 5
(RR)
EF - O8 2 - 5
(LL)
EF - T6 2 - 6
(RR)
EF - T6 2 - 6
(LL)
EF - UR 2 - 7
(RR)
Channels
Channels
Channels
Lower frame: Micro Ampl Jy Top frame: Phas deg
Vector averaged cross-power spectrum Several baselines displayed
Timerange: 00/17:32:33 to 00/17:33:29

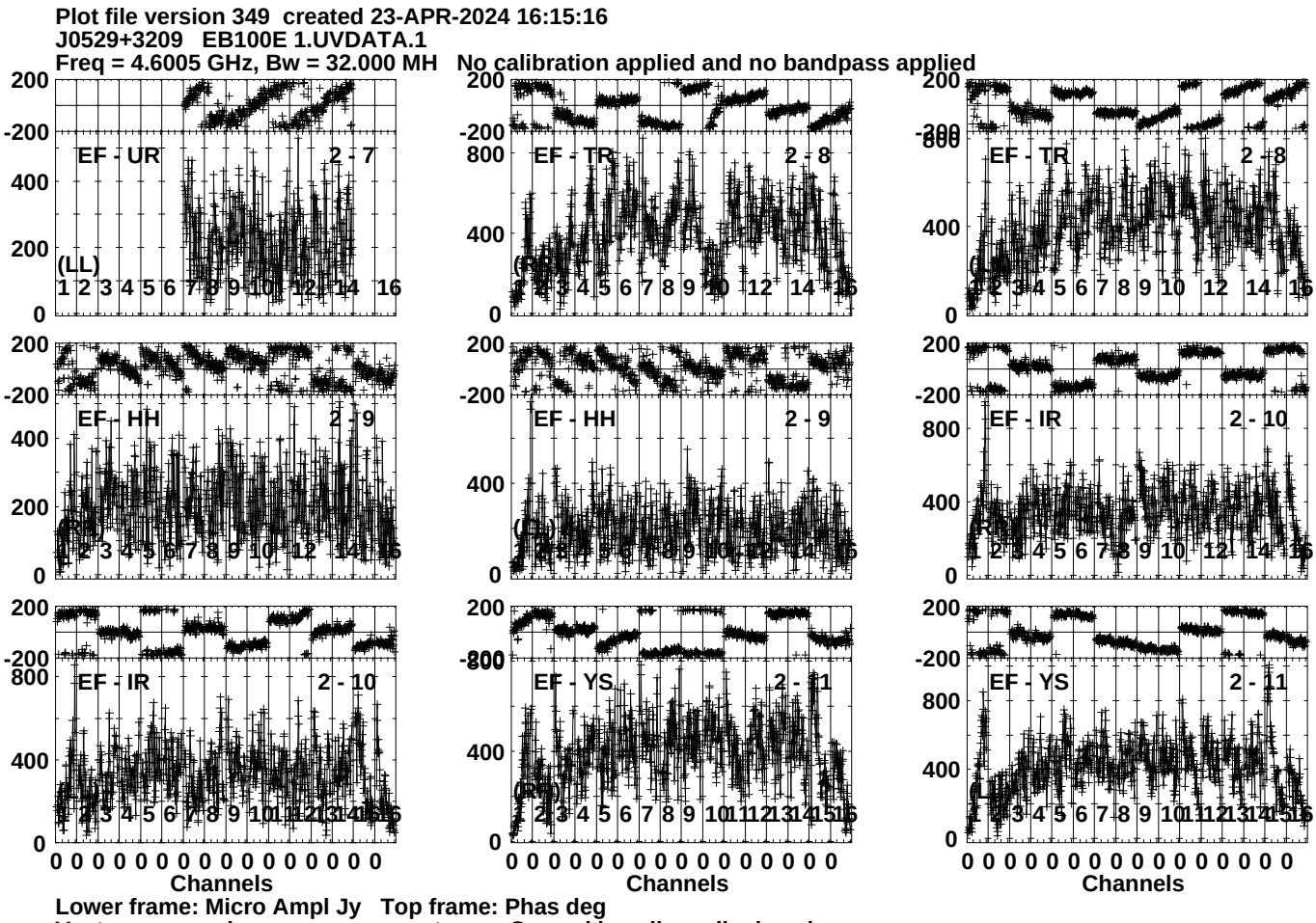
Plot file version 349 created 23-APR-2024 16:15:16
J0529+3209 EB100E 1.UVDATA.1
Freq = 4.6005 GHz, Bw = 32.000 MH No calibration applied and no bandpass applied
EF - UR 2 - 7
EF - TR 2 - 8
EF - TR 2 - 8
EF - HH 2 - 9
EF - HH 2 - 9
EF - IR 2 - 10
EF - IR 2 - 10
EF - YS 2 - 11
EF - YS 2 - 11
(LL)
(RR)
Channels
Lower frame: Micro Ampl Jy Top frame: Phas deg
Vector averaged cross-power spectrum Several baselines displayed
Timerange: 00/17:32:33 to 00/17:33:29

Plot file version 350 created 23-APR-2024 16:15:16
J0529+3209 EB100E 1.UVDATA.1
Freq = 4.6005 GHz, Bw = 32.000 MH No calibration applied and no bandpass applied

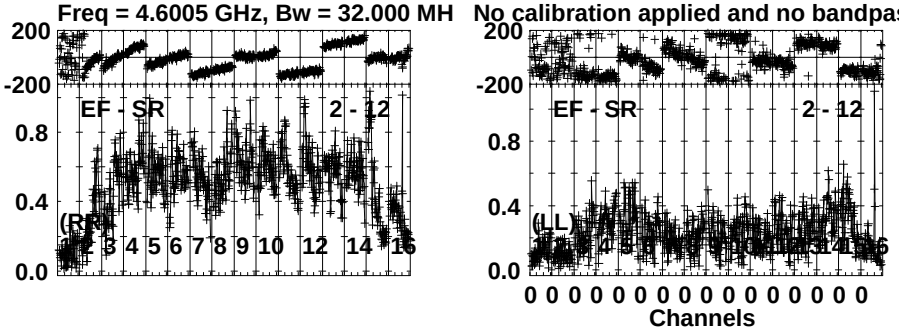

Lower frame: Milli Ampl Jy Top frame: Phas deg
Vector averaged cross-power spectrum Several baselines displayed
Timerange: 00/17:32:33 to 00/17:33:29

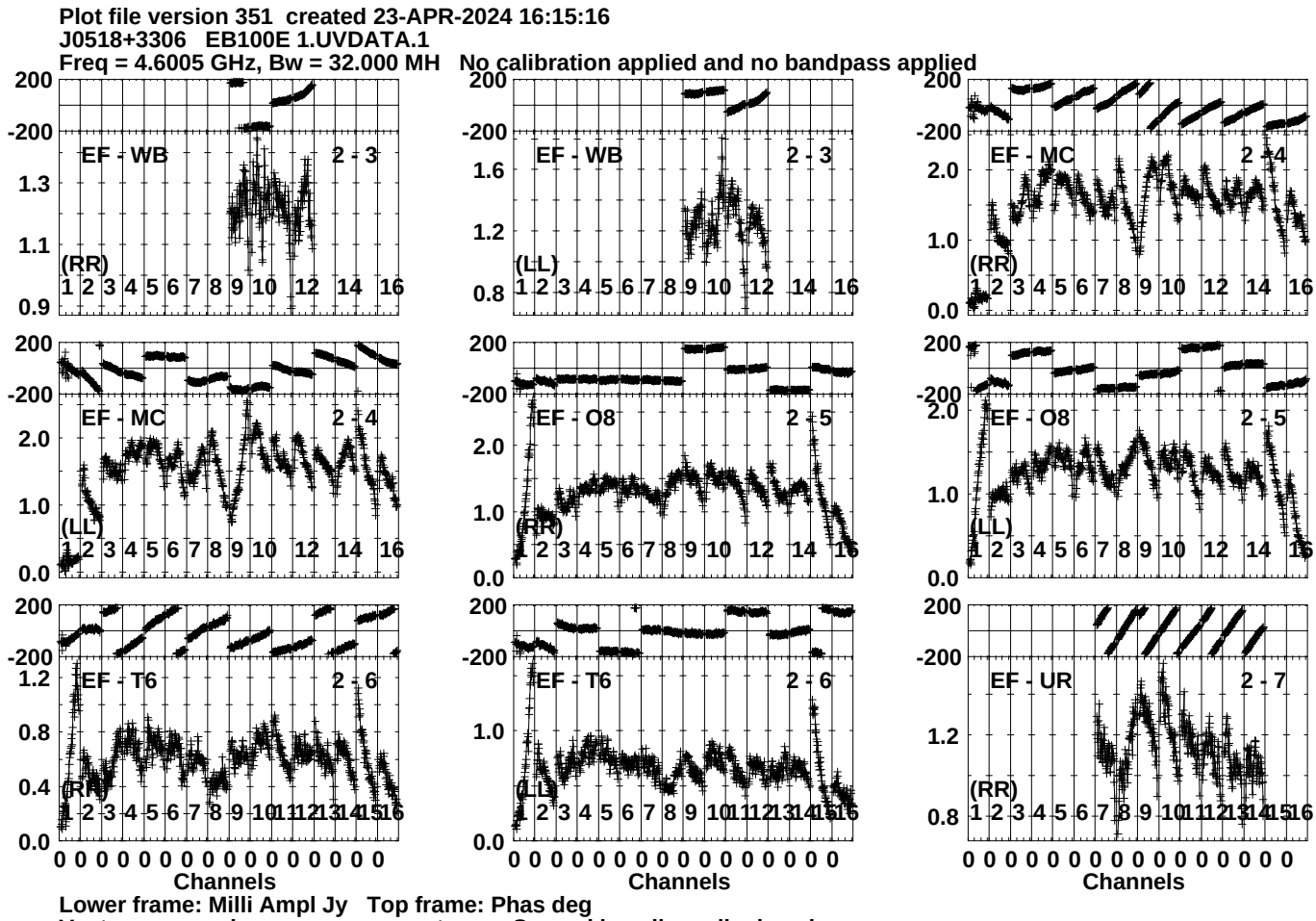
Plot file version 351 created 23-APR-2024 16:15:16
J0518+3306 EB100E 1.UVDATA.1
Freq = 4.6005 GHz, Bw = 32.000 MH No calibration applied and no bandpass applied
EF - WB 2 - 3
(RR)
EF - WB 2 - 3
(LL)
EF - MC 2 - 4
(RR)
EF - MC 2 - 4
(LL)
EF - O8 2 - 5
(RR)
EF - O8 2 - 5
(LL)
EF - T6 2 - 6
(RR)
EF - T6 2 - 6
(LL)
EF - UR 2 - 7
(RR)
Channels
Channels
Channels
Lower frame: Milli Ampl Jy Top frame: Phas deg
Vector averaged cross-power spectrum Several baselines displayed
Timerange: 00/17:34:03 to 00/17:36:59

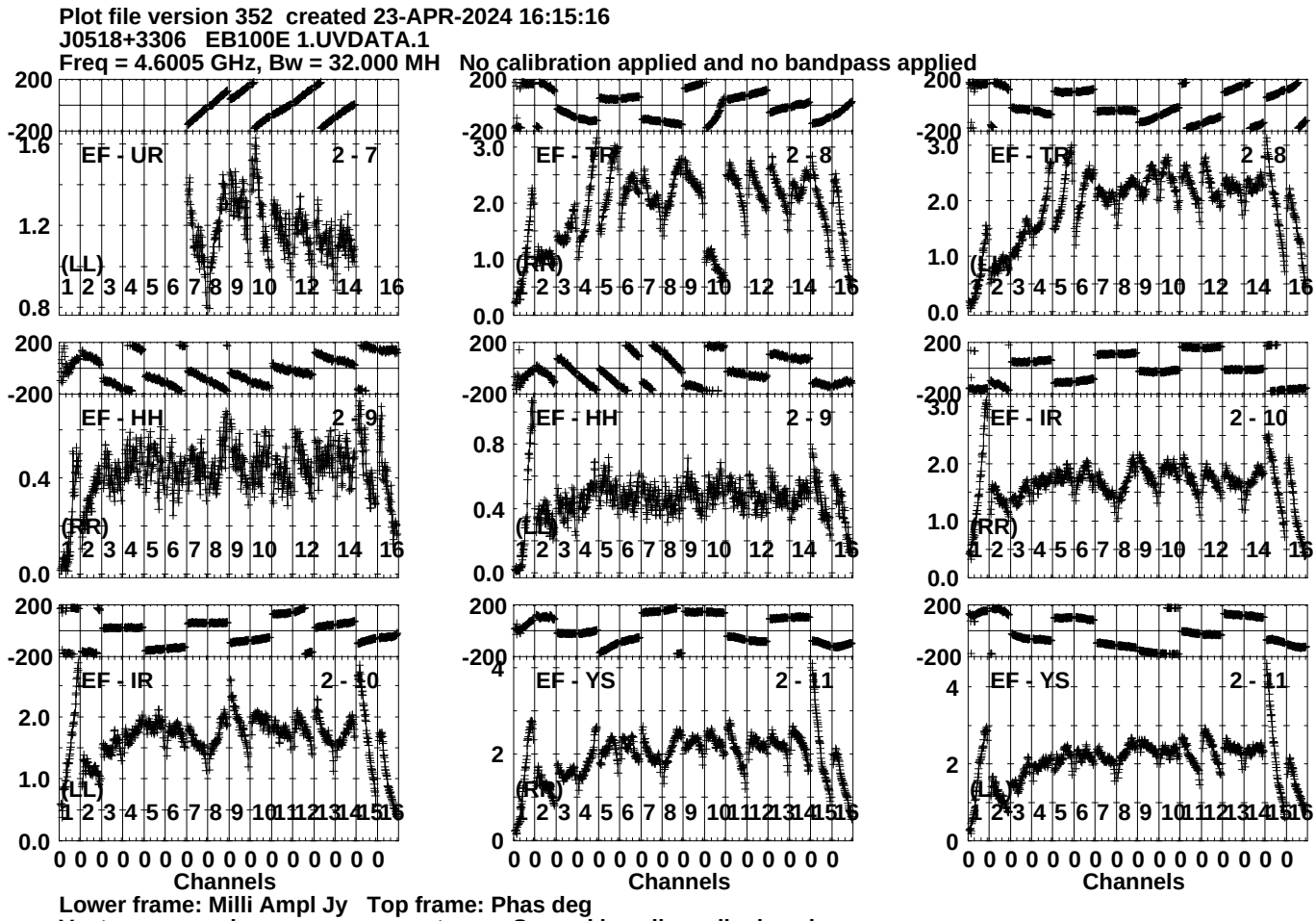
Plot file version 352 created 23-APR-2024 16:15:16
J0518+3306 EB100E 1.UVDATA.1
Freq = 4.6005 GHz, Bw = 32.000 MH No calibration applied and no bandpass applied
EF - UR 2 - 7
EF - TR 2 - 8
EF - TR 2 - 8
EF - HH 2 - 9
EF - HH 2 - 9
EF - IR 2 - 10
EF - IR 2 - 10
EF - YS 2 - 11
EF - YS 2 - 11
(LL)
(RR)
(RR)
(LL)
(RR)
(LL)
(LL)
(RR)
(LL)
Channels
Channels
Channels
Lower frame: Milli Ampl Jy Top frame: Phas deg
Vector averaged cross-power spectrum Several baselines displayed
Timerange: 00/17:34:03 to 00/17:36:59

Plot file version 353 created 23-APR-2024 16:15:17
J0518+3306 EB100E 1.UVDATA.1
Freq = 4.6005 GHz, Bw = 32.000 MH No calibration applied and no bandpass applied

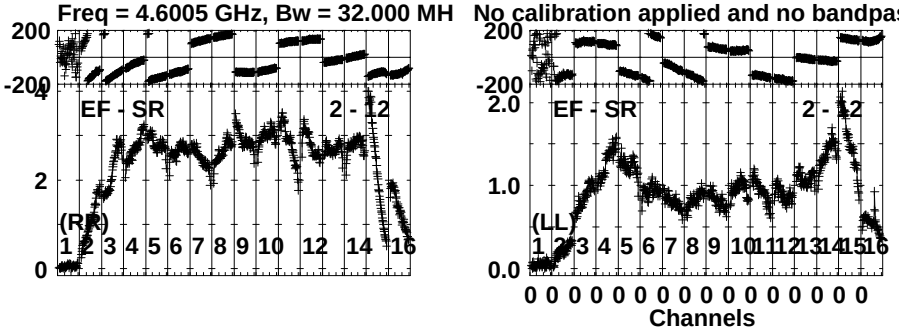

Lower frame: Milli Ampl Jy Top frame: Phas deg
Vector averaged cross-power spectrum Several baselines displayed
Timerange: 00/17:34:03 to 00/17:36:59

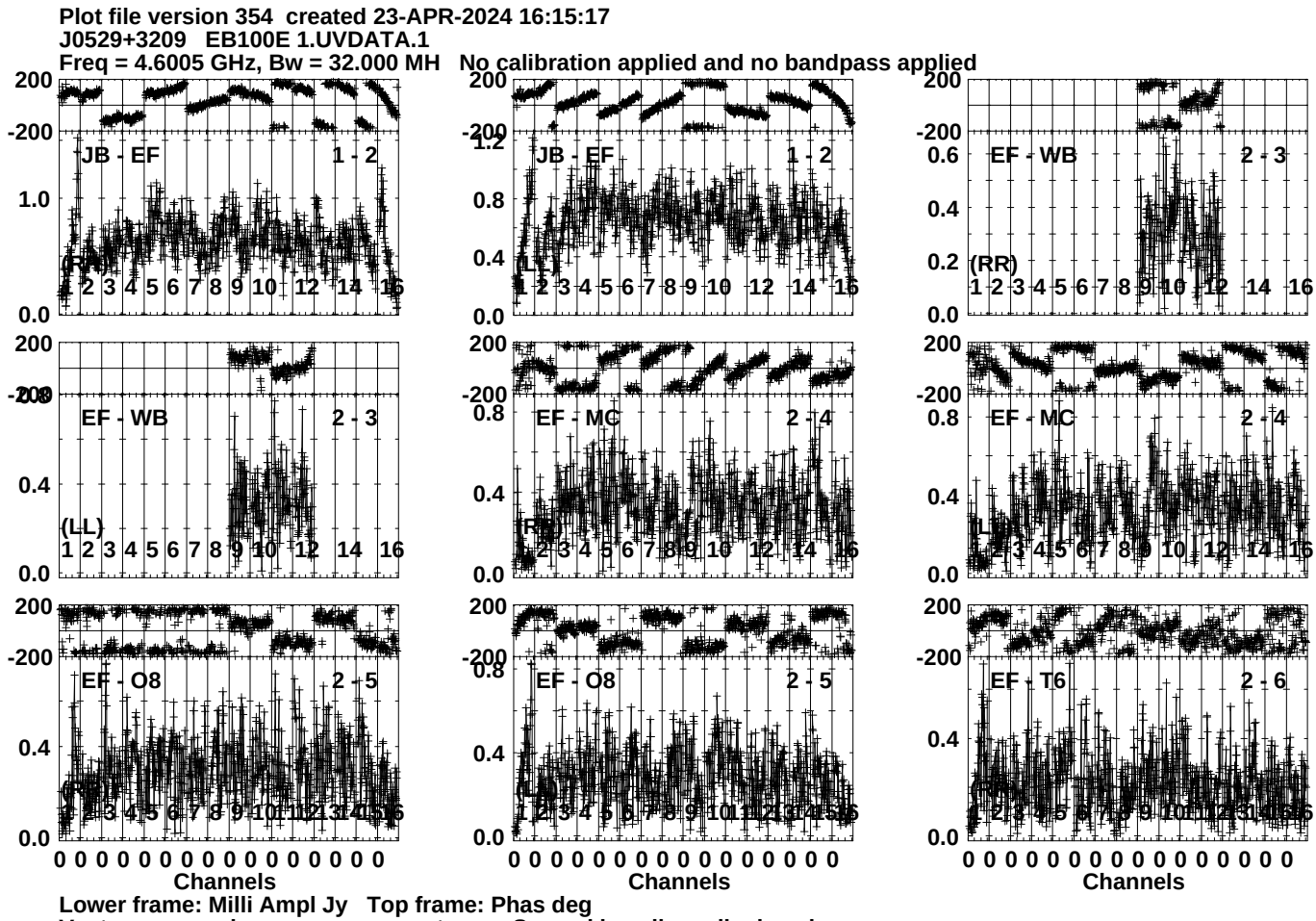
Plot file version 354 created 23-APR-2024 16:15:17
J0529+3209 EB100E 1.UVDATA.1
Freq = 4.6005 GHz, Bw = 32.000 MH No calibration applied and no bandpass applied
JB - EF 1 - 2
(RR)
JB - EF 1 - 2
(LL)
EF - WB 2 - 3
(RR)
EF - WB 2 - 3
(LL)
EF - MC 2 - 4
(RR)
EF - MC 2 - 4
(LL)
EF - O8 2 - 5
(RR)
EF - O8 2 - 5
(LL)
EF - T6 2 - 6
(RR)
Channels
Channels
Channels
Lower frame: Milli Ampl Jy Top frame: Phas deg
Vector averaged cross-power spectrum Several baselines displayed
Timerange: 00/17:37:03 to 00/17:38:29

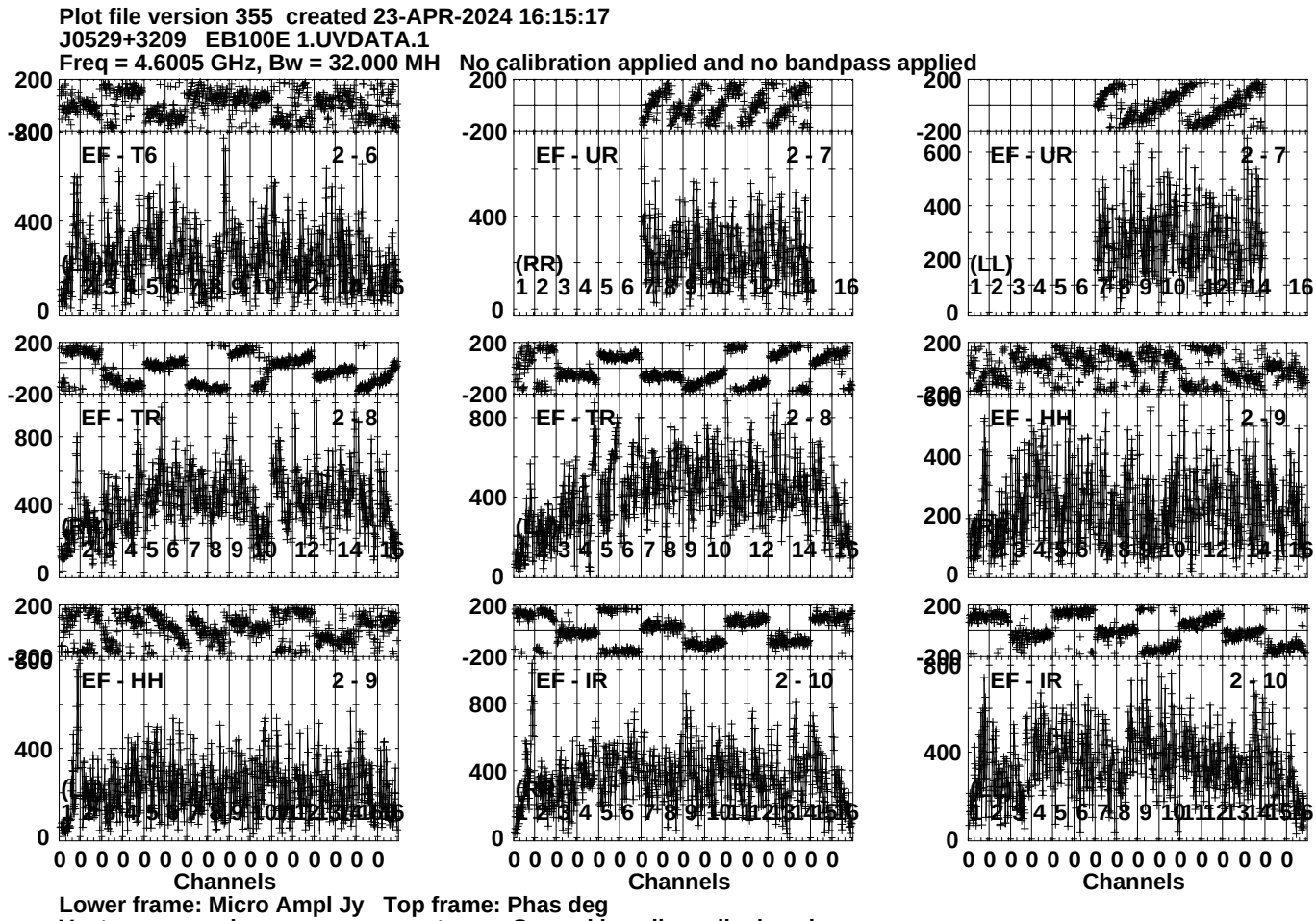
Plot file version 355 created 23-APR-2024 16:15:17
J0529+3209 EB100E 1.UVDATA.1
Freq = 4.6005 GHz, Bw = 32.000 MH No calibration applied and no bandpass applied
EF - T6 2 - 6
EF - UR 2 - 7
EF - UR 2 - 7
EF - TR 2 - 8
EF - TR 2 - 8
EF - HH 2 - 9
EF - HH 2 - 9
EF - IR 2 - 10
EF - IR 2 - 10
(RR)
(LL)
Channels
Lower frame: Micro Ampl Jy Top frame: Phas deg
Vector averaged cross-power spectrum Several baselines displayed
Timerange: 00/17:37:03 to 00/17:38:29

Plot file version 356 created 23-APR-2024 16:15:17
J0529+3209 EB100E 1.UVDATA.1
Freq = 4.6005 GHz, Bw = 32.000 MH No calibration applied and no bandpass applied

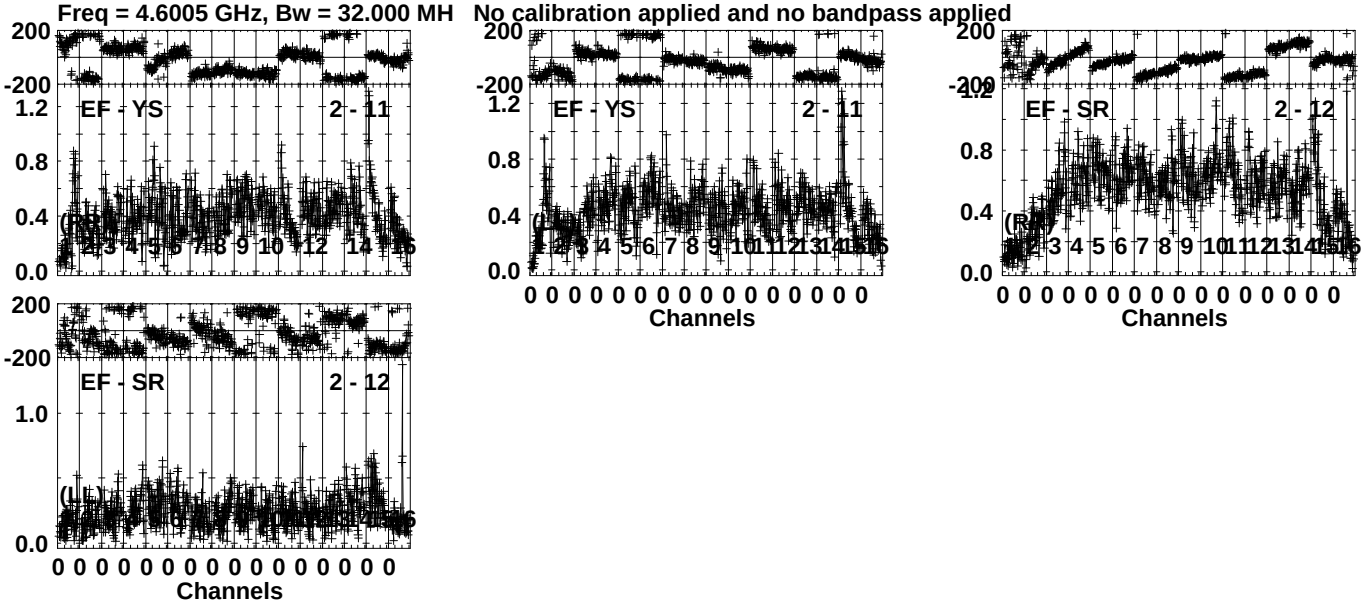

Lower frame: Milli Ampl Jy Top frame: Phas deg
Vector averaged cross-power spectrum Several baselines displayed
Timerange: 00/17:37:03 to 00/17:38:29

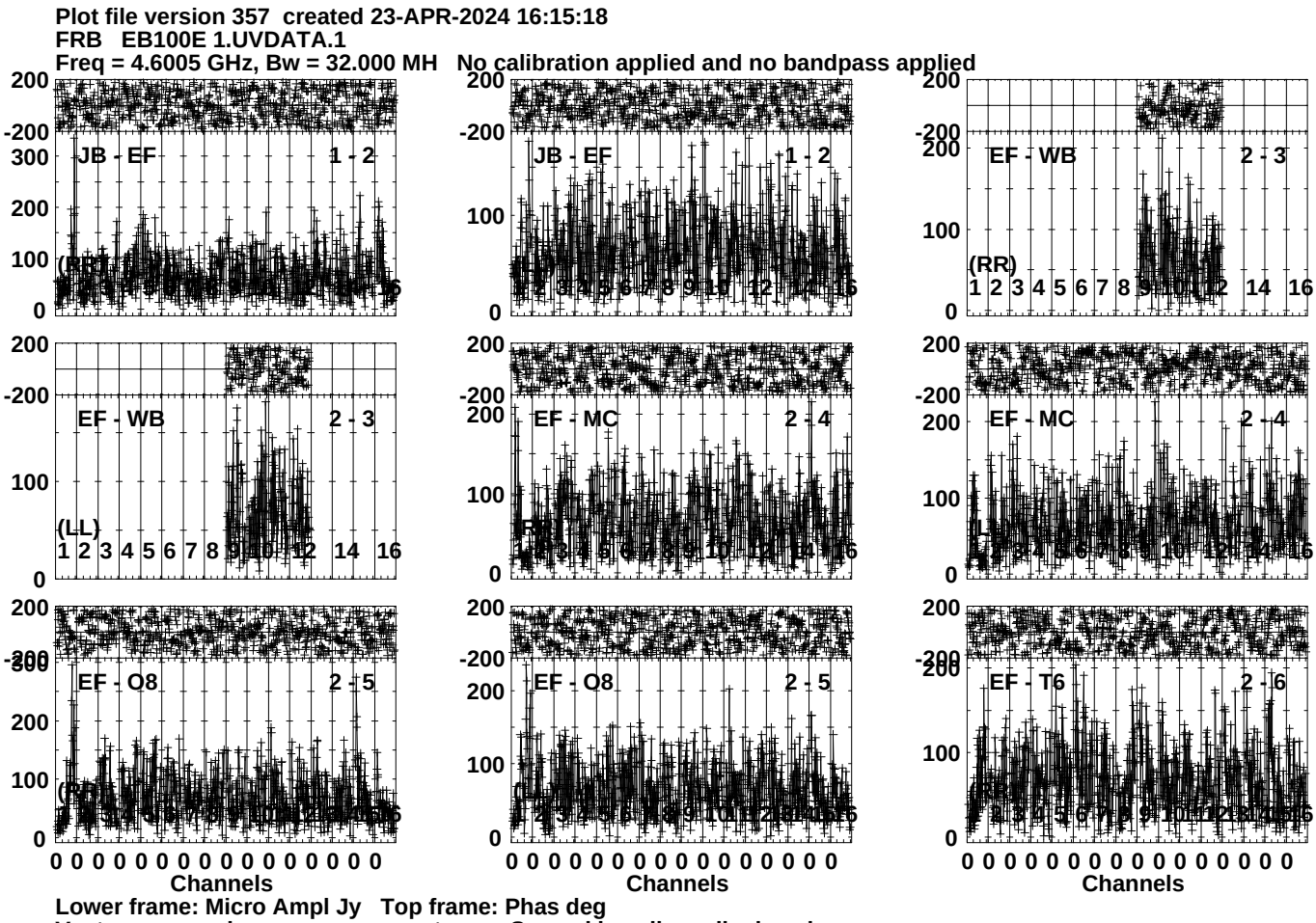
Plot file version 357 created 23-APR-2024 16:15:18
FRB EB100E 1.UVDATA.1
Freq = 4.6005 GHz, Bw = 32.000 MH No calibration applied and no bandpass applied
JB - EF 1 - 2
JB - EF 1 - 2
EF - WB 2 - 3
(RR)
EF - WB 2 - 3
(LL)
EF - MC 2 - 4
EF - MC 2 - 4
EF - O8 2 - 5
EF - O8 2 - 5
EF - T6 2 - 6
Channels
Channels
Channels
Lower frame: Micro Ampl Jy Top frame: Phas deg
Vector averaged cross-power spectrum Several baselines displayed
Timerange: 00/17:38:33 to 00/17:41:59

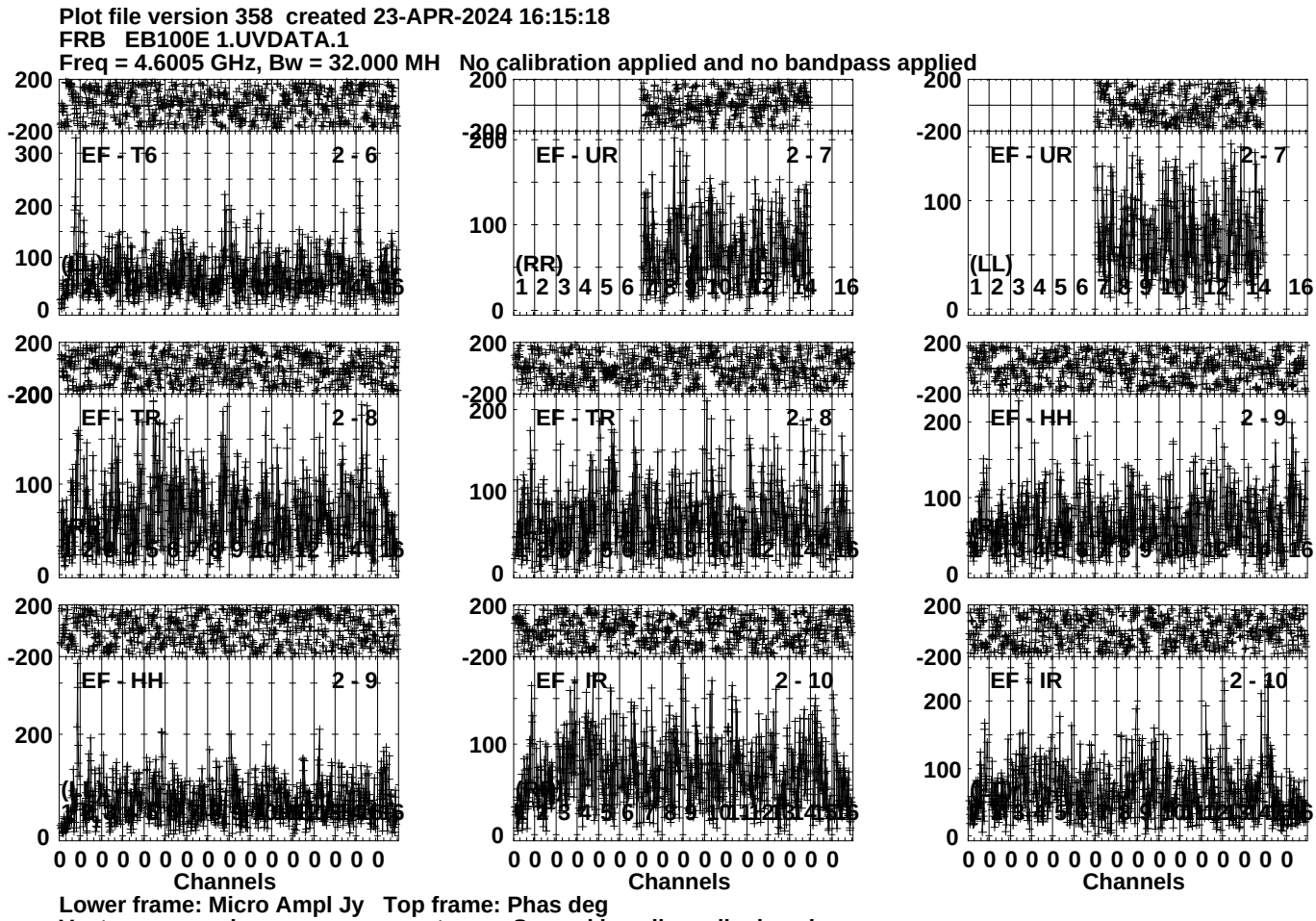
Plot file version 358 created 23-APR-2024 16:15:18
FRB EB100E 1.UVDATA.1
Freq = 4.6005 GHz, Bw = 32.000 MH No calibration applied and no bandpass applied
EF - T6 2 - 6
EF - UR 2 - 7
EF - UR 2 - 7
EF - TR 2 - 8
EF - TR 2 - 8
EF - HH 2 - 9
EF - HH 2 - 9
EF - IR 2 - 10
EF - IR 2 - 10
(RR)
(LL)
Channels
Lower frame: Micro Ampl Jy Top frame: Phas deg
Vector averaged cross-power spectrum Several baselines displayed
Timerange: 00/17:38:33 to 00/17:41:59

Plot file version 359 created 23-APR-2024 16:15:18
FRB EB100E 1.UVDATA.1
Freq = 4.6005 GHz, Bw = 32.000 MH No calibration applied and no bandpass applied

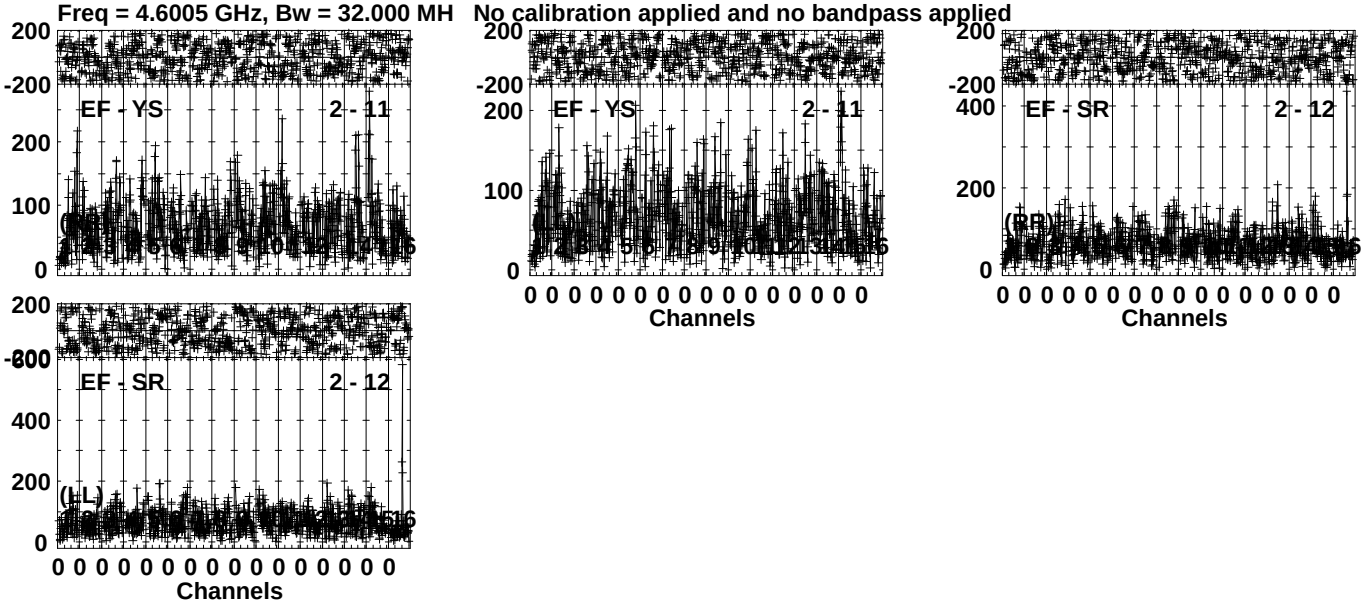

Lower frame: Micro Ampl Jy Top frame: Phas deg
Vector averaged cross-power spectrum Several baselines displayed
Timerange: 00/17:38:33 to 00/17:41:59

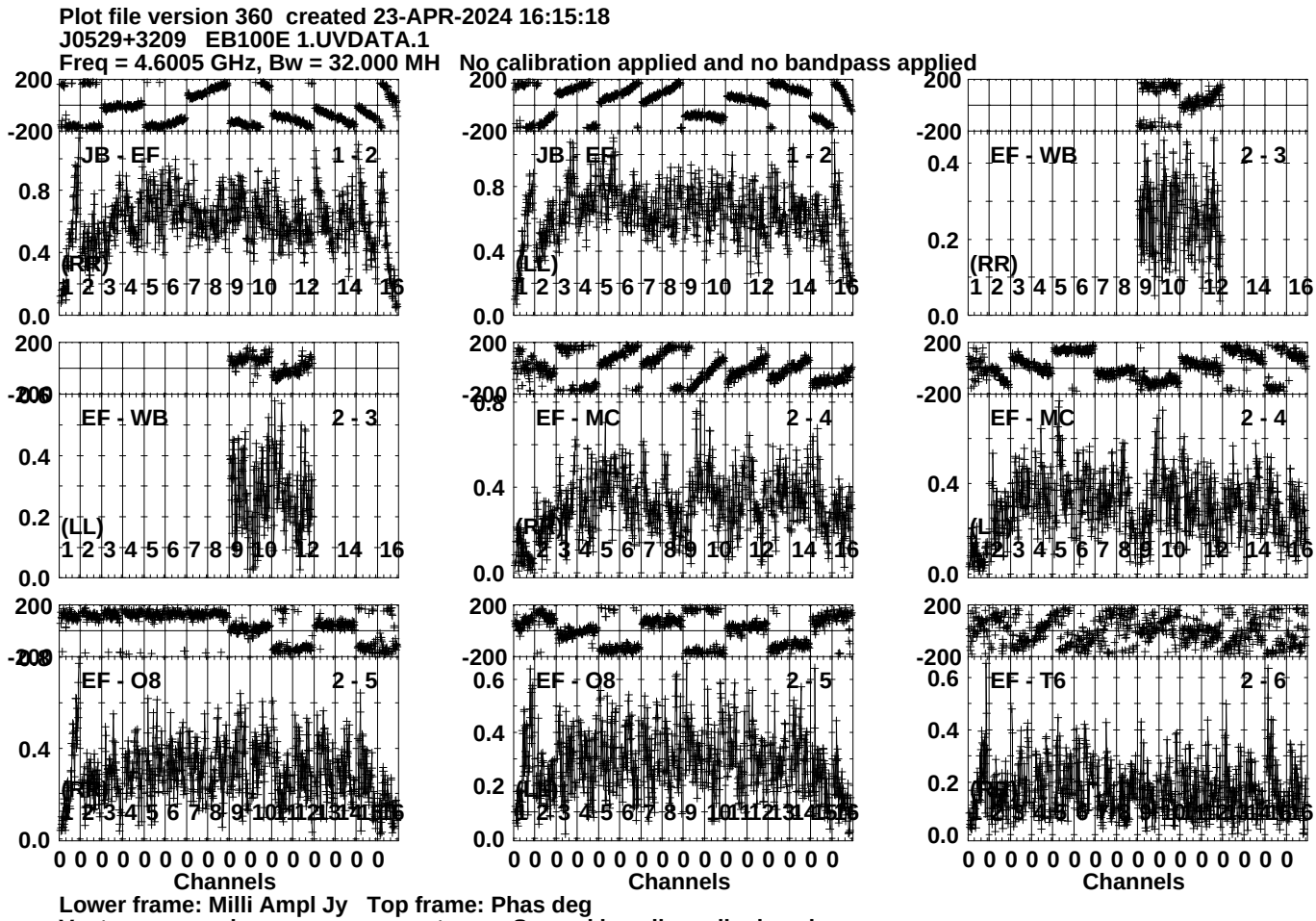
Plot file version 360 created 23-APR-2024 16:15:18
J0529+3209 EB100E 1.UVDATA.1
Freq = 4.6005 GHz, Bw = 32.000 MH No calibration applied and no bandpass applied
JB - EF 1 - 2
(RR)
JB - EF 1 - 2
(LL)
EF - WB 2 - 3
(RR)
EF - WB 2 - 3
(LL)
EF - MC 2 - 4
(RR)
EF - MC 2 - 4
(LL)
EF - O8 2 - 5
(RR)
EF - O8 2 - 5
(LL)
EF - T6 2 - 6
(RR)
Channels
Channels
Channels
Lower frame: Milli Ampl Jy Top frame: Phas deg
Vector averaged cross-power spectrum Several baselines displayed
Timerange: 00/17:42:33 to 00/17:43:29

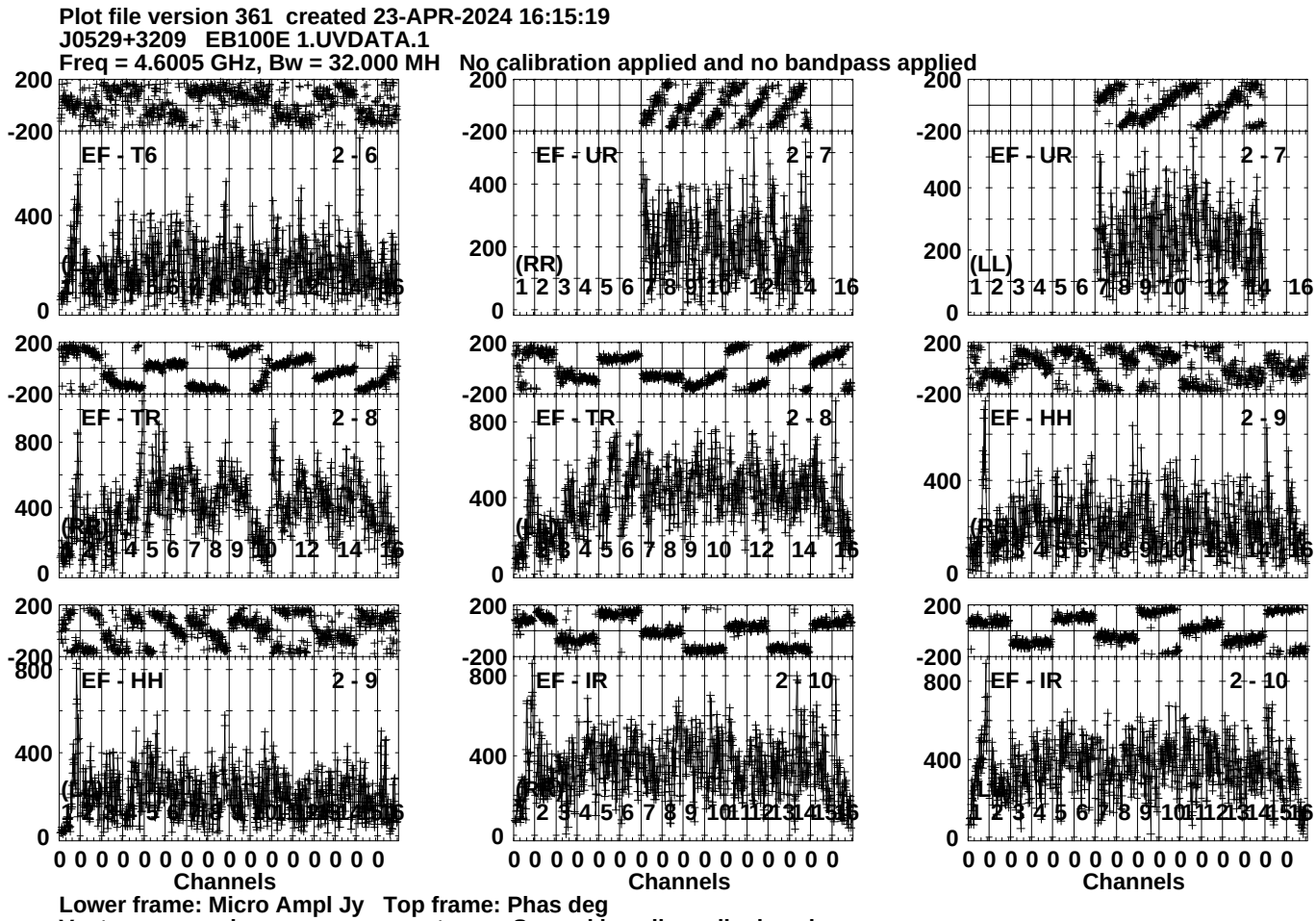
Plot file version 361 created 23-APR-2024 16:15:19
J0529+3209 EB100E 1.UVDATA.1
Freq = 4.6005 GHz, Bw = 32.000 MH No calibration applied and no bandpass applied
EF - T6 2 - 6
EF - UR 2 - 7
EF - UR 2 - 7
EF - TR 2 - 8
EF - TR 2 - 8
EF - HH 2 - 9
EF - HH 2 - 9
EF - IR 2 - 10
EF - IR 2 - 10
(RR)
(LL)
Channels
Lower frame: Micro Ampl Jy Top frame: Phas deg
Vector averaged cross-power spectrum Several baselines displayed
Timerange: 00/17:42:33 to 00/17:43:29

Plot file version 362 created 23-APR-2024 16:15:19
J0529+3209 EB100E 1.UVDATA.1
Freq = 4.6005 GHz, Bw = 32.000 MH No calibration applied and no bandpass applied

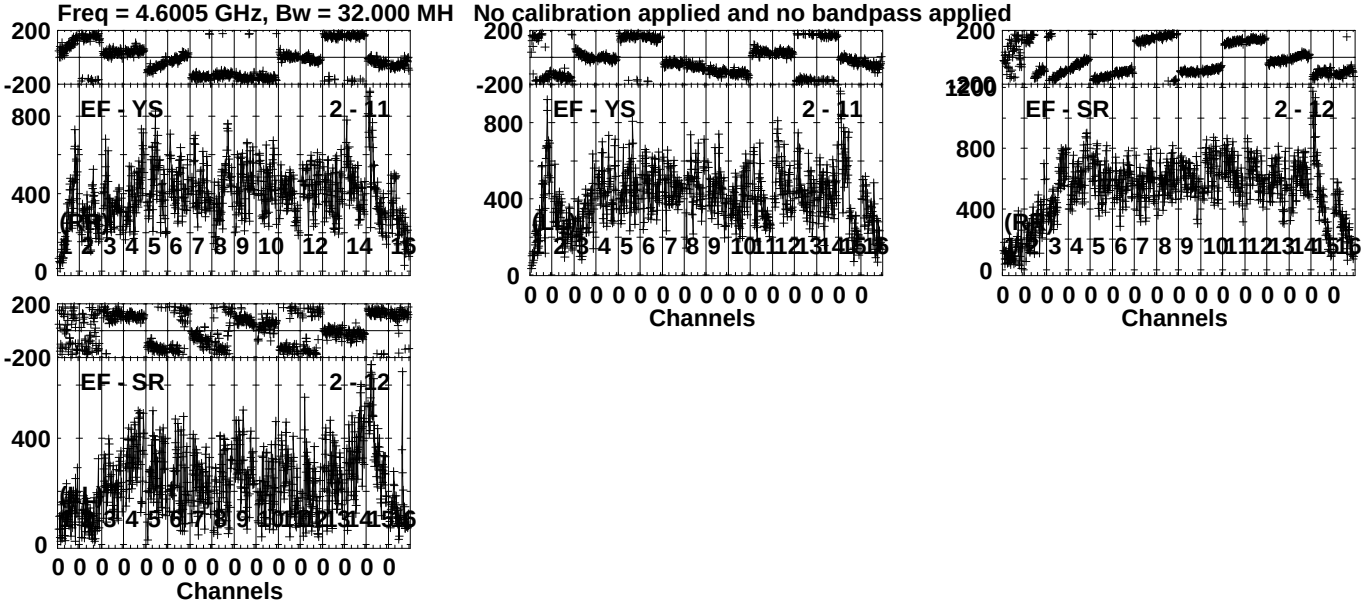

Lower frame: Micro Ampl Jy Top frame: Phas deg
Vector averaged cross-power spectrum Several baselines displayed
Timerange: 00/17:42:33 to 00/17:43:29

Plot file version 363 created 23-APR-2024 16:15:19
FRB EB100E 1.UVDATA.1
Freq = 4.6005 GHz, Bw = 32.000 MH No calibration applied and no bandpass applied

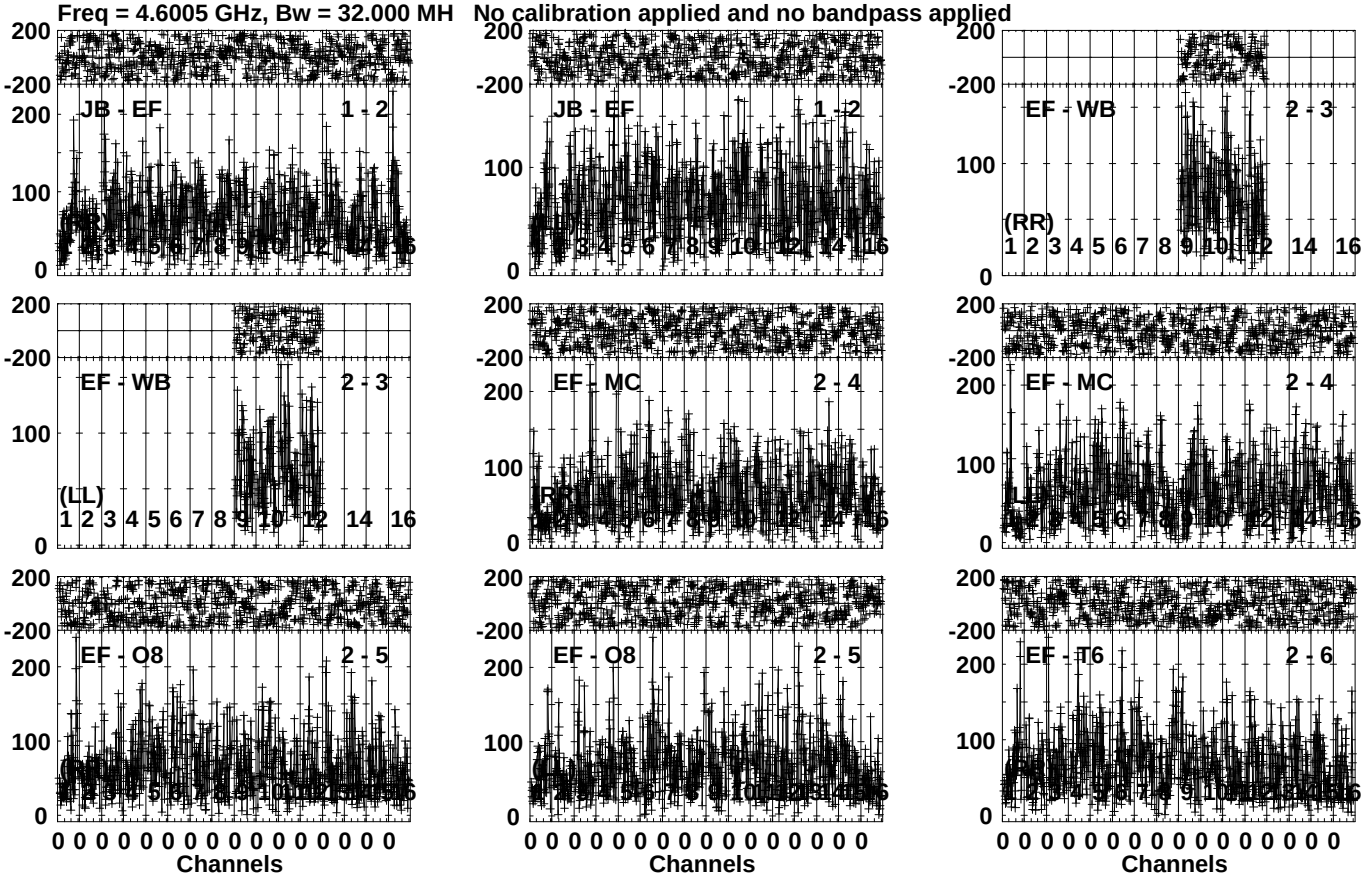

Lower frame: Micro Ampl Jy Top frame: Phas deg
Vector averaged cross-power spectrum Several baselines displayed
Timerange: 00/17:43:33 to 00/17:46:59

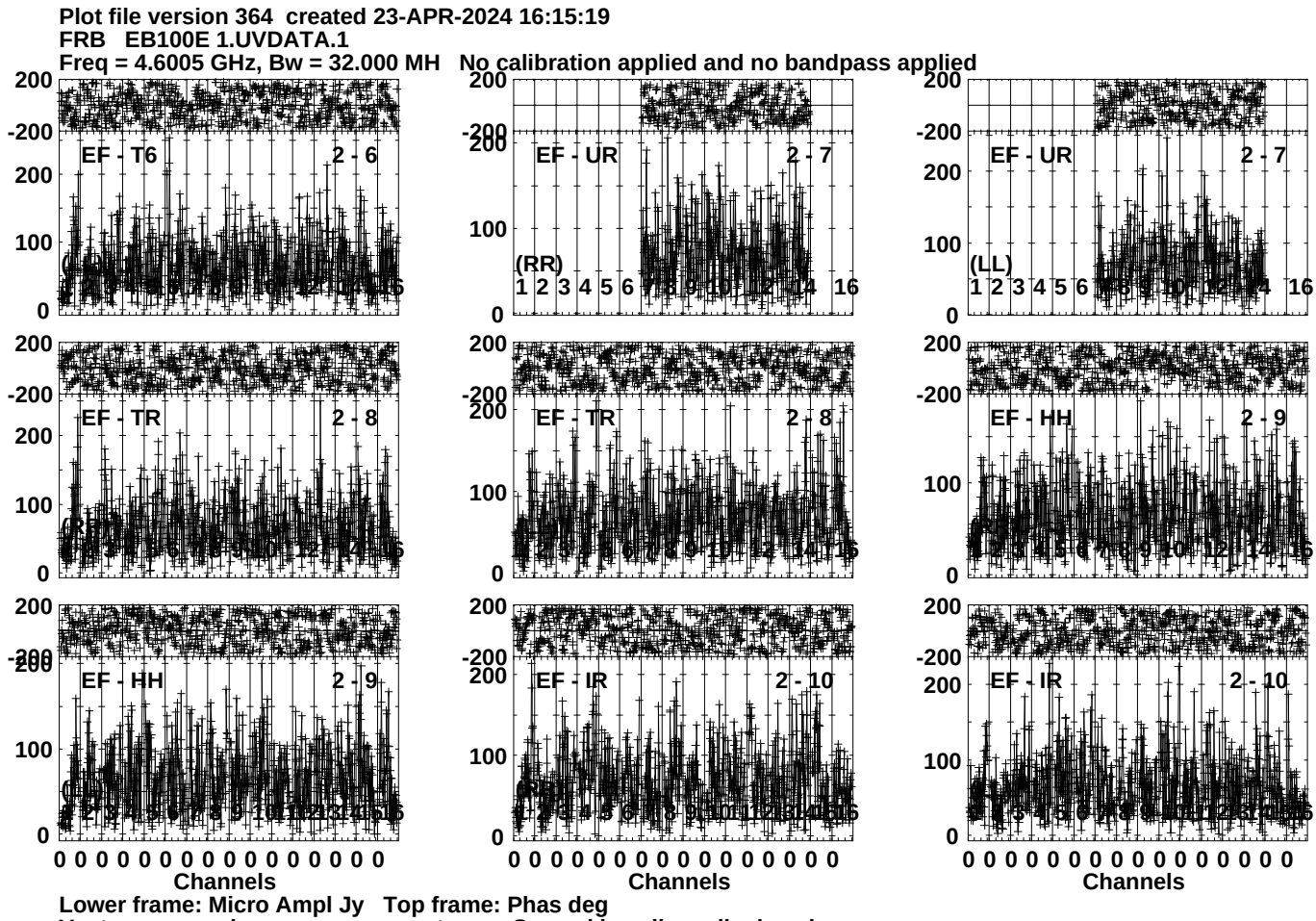
Plot file version 364 created 23-APR-2024 16:15:19
FRB EB100E 1.UVDATA.1
Freq = 4.6005 GHz, Bw = 32.000 MH No calibration applied and no bandpass applied
EF - T6 2 - 6
EF - UR 2 - 7
EF - UR 2 - 7
EF - TR 2 - 8
EF - TR 2 - 8
EF - HH 2 - 9
EF - HH 2 - 9
EF - IR 2 - 10
EF - IR 2 - 10
(RR)
(LL)
Channels
Lower frame: Micro Ampl Jy Top frame: Phas deg
Vector averaged cross-power spectrum Several baselines displayed
Timerange: 00/17:43:33 to 00/17:46:59

Plot file version 365 created 23-APR-2024 16:15:20
FRB EB100E 1.UVDATA.1
Freq = 4.6005 GHz, Bw = 32.000 MH No calibration applied and no bandpass applied

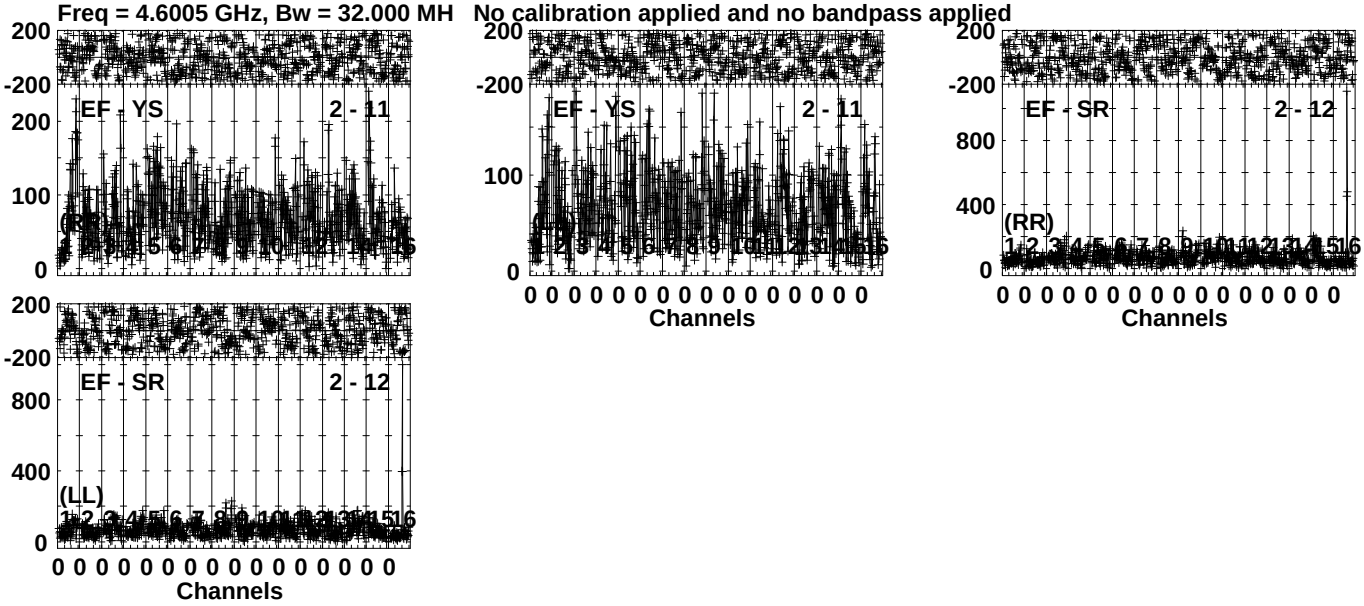

Lower frame: Micro Ampl Jy Top frame: Phas deg
Vector averaged cross-power spectrum Several baselines displayed
Timerange: 00/17:43:33 to 00/17:46:59

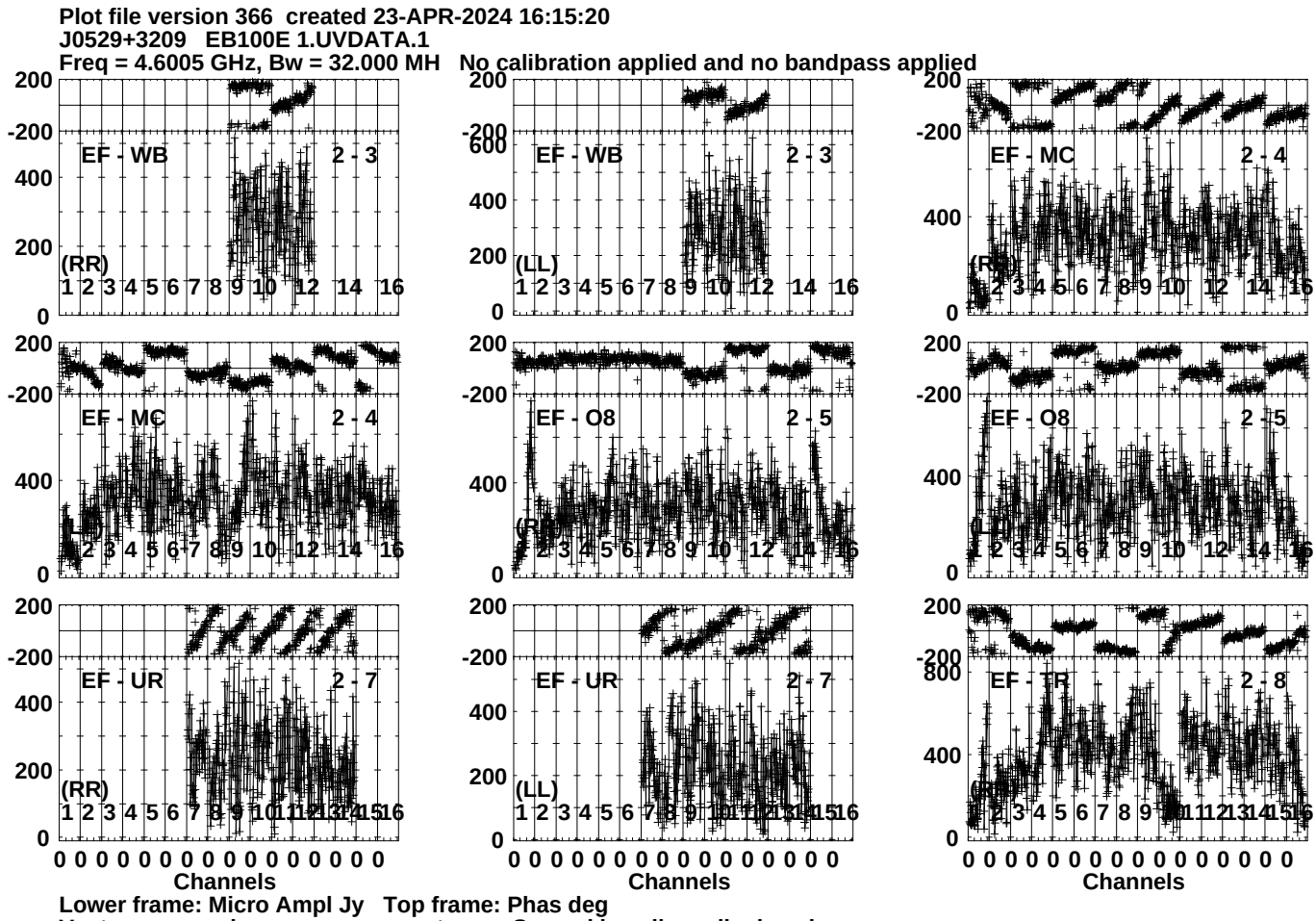
Plot file version 366 created 23-APR-2024 16:15:20
J0529+3209 EB100E 1.UVDATA.1
Freq = 4.6005 GHz, Bw = 32.000 MH No calibration applied and no bandpass applied
EF - WB 2 - 3
(RR)
EF - WB 2 - 3
(LL)
EF - MC 2 - 4
(RR)
EF - MC 2 - 4
(LL)
EF - O8 2 - 5
(RR)
EF - O8 2 - 5
(LL)
EF - UR 2 - 7
(RR)
EF - UR 2 - 7
(LL)
EF - TR 2 - 8
(RR)
Channels
Channels
Channels
Lower frame: Micro Ampl Jy Top frame: Phas deg
Vector averaged cross-power spectrum Several baselines displayed
Timerange: 00/17:47:33 to 00/17:48:29

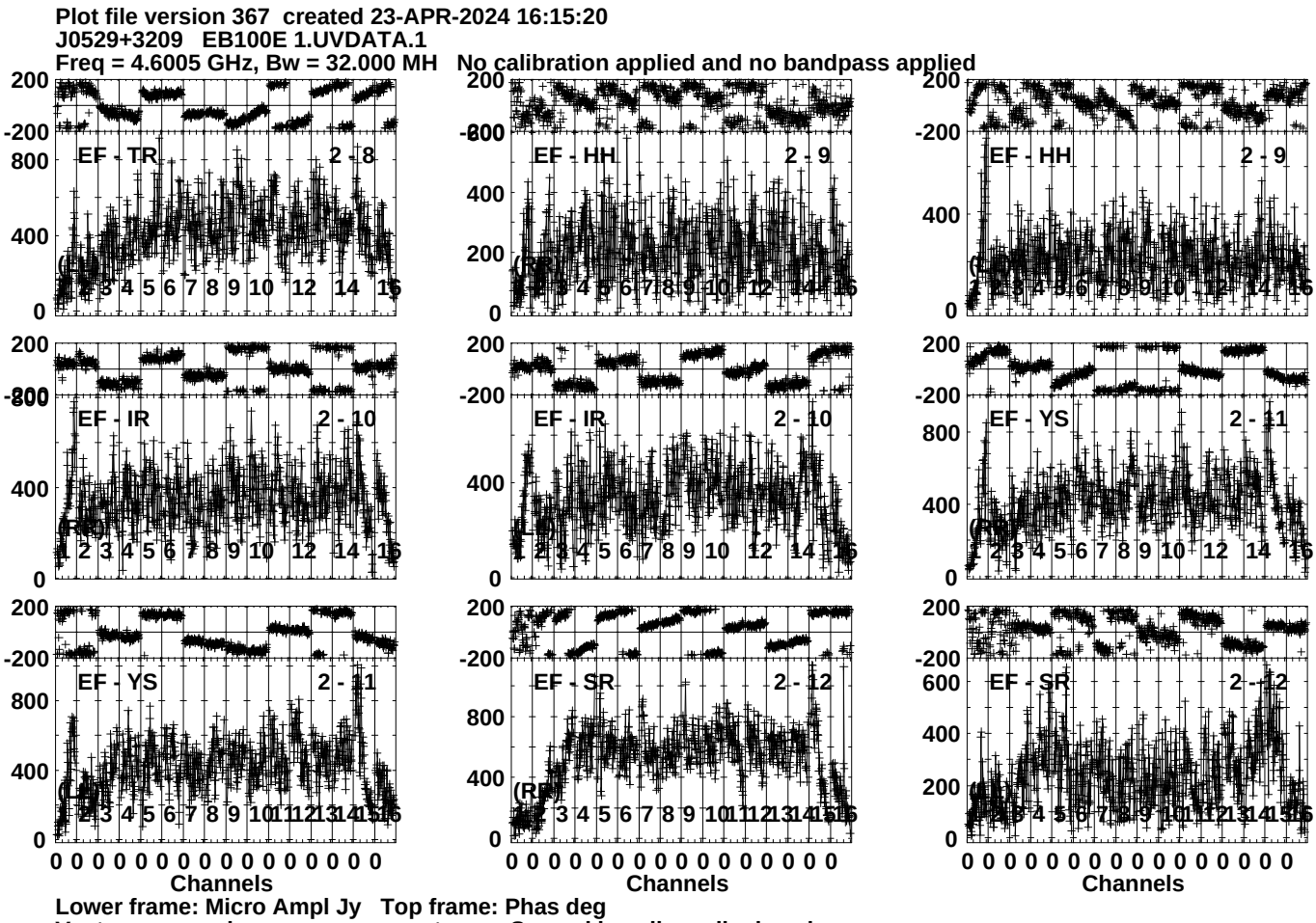
Plot file version 367 created 23-APR-2024 16:15:20
J0529+3209 EB100E 1.UVDATA.1
Freq = 4.6005 GHz, Bw = 32.000 MH No calibration applied and no bandpass applied
EF - TR 2 - 8
EF - HH 2 - 9
EF - HH 2 - 9
EF - IR 2 - 10
EF - IR 2 - 10
EF - YS 2 - 11
EF - YS 2 - 11
EF - SR 2 - 12
EF - SR 2 - 12
(RR)
(RL)
(LR)
(LL)
Channels
Lower frame: Micro Ampl Jy Top frame: Phas deg
Vector averaged cross-power spectrum Several baselines displayed
Timerange: 00/17:47:33 to 00/17:48:29

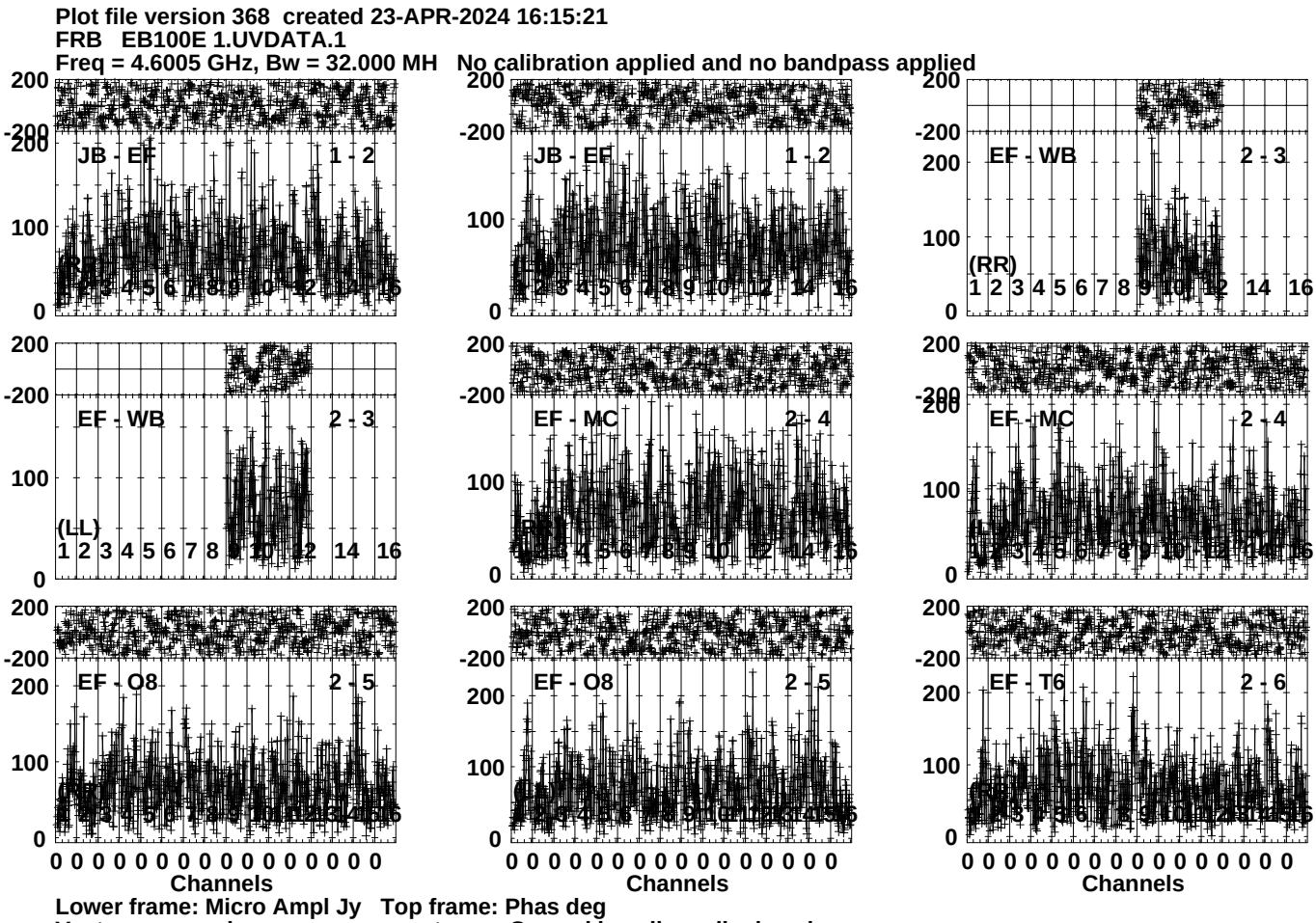
Plot file version 368 created 23-APR-2024 16:15:21
FRB EB100E 1.UVDATA.1
Freq = 4.6005 GHz, Bw = 32.000 MH No calibration applied and no bandpass applied
JB - EF 1 - 2
JB - EF 1 - 2
EF - WB 2 - 3
(RR)
EF - WB 2 - 3
(LL)
EF - MC 2 - 4
EF - MC 2 - 4
EF - O8 2 - 5
EF - O8 2 - 5
EF - T6 2 - 6
Channels
Channels
Channels
Lower frame: Micro Ampl Jy Top frame: Phas deg
Vector averaged cross-power spectrum Several baselines displayed
Timerange: 00/17:48:31 to 00/17:51:59

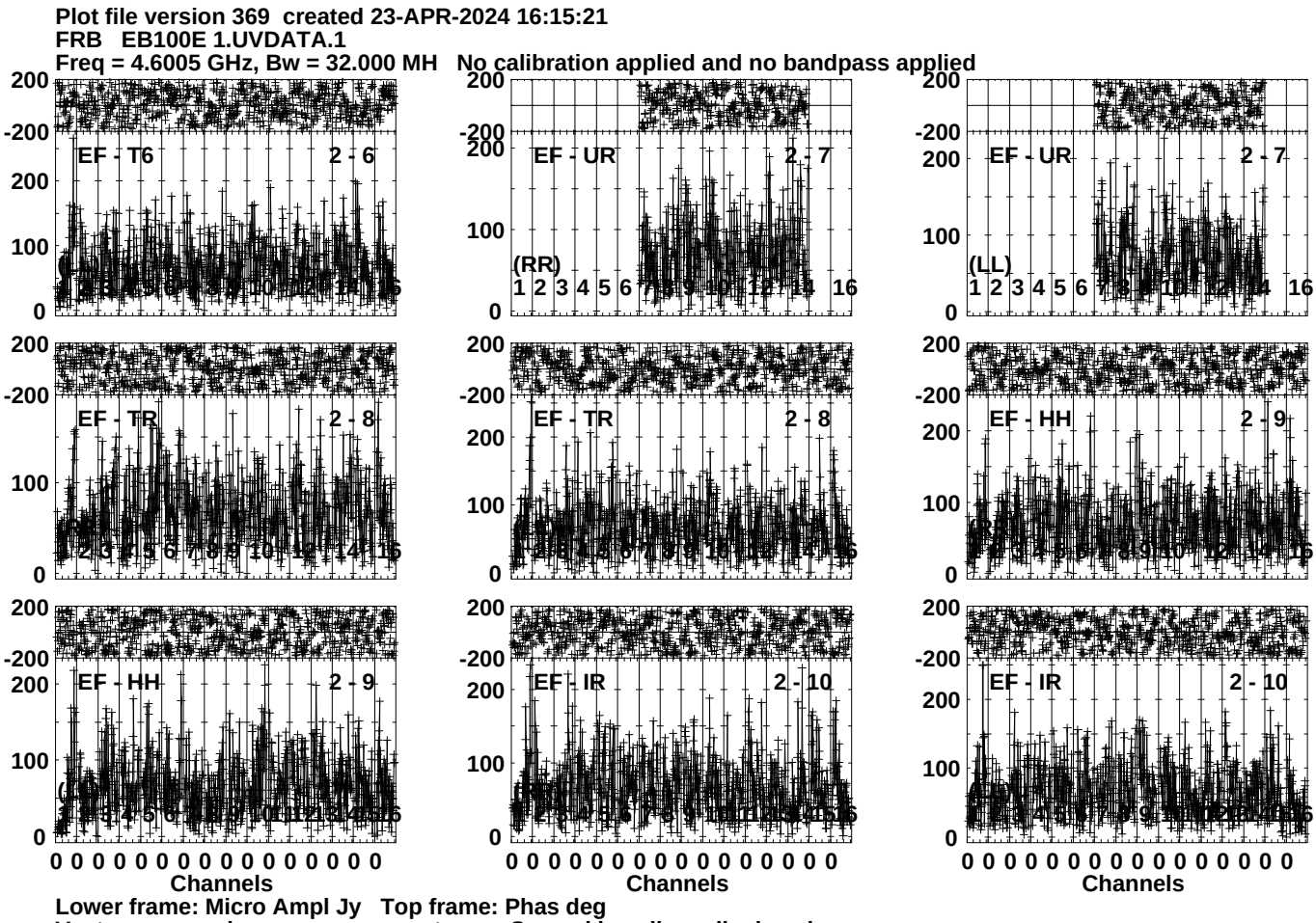
Plot file version 369 created 23-APR-2024 16:15:21
FRB EB100E 1.UVDATA.1
Freq = 4.6005 GHz, Bw = 32.000 MH No calibration applied and no bandpass applied
EF - T6 2 - 6
EF - UR 2 - 7
(RR)
EF - UR 2 - 7
(LL)
EF - TR 2 - 8
EF - TR 2 - 8
EF - HH 2 - 9
EF - HH 2 - 9
EF - IR 2 - 10
EF - IR 2 - 10
Channels
Channels
Channels
Lower frame: Micro Ampl Jy Top frame: Phas deg
Vector averaged cross-power spectrum Several baselines displayed
Timerange: 00/17:48:31 to 00/17:51:59

Plot file version 370 created 23-APR-2024 16:15:22
FRB EB100E 1.UVDATA.1
Freq = 4.6005 GHz, Bw = 32.000 MH No calibration applied and no bandpass applied

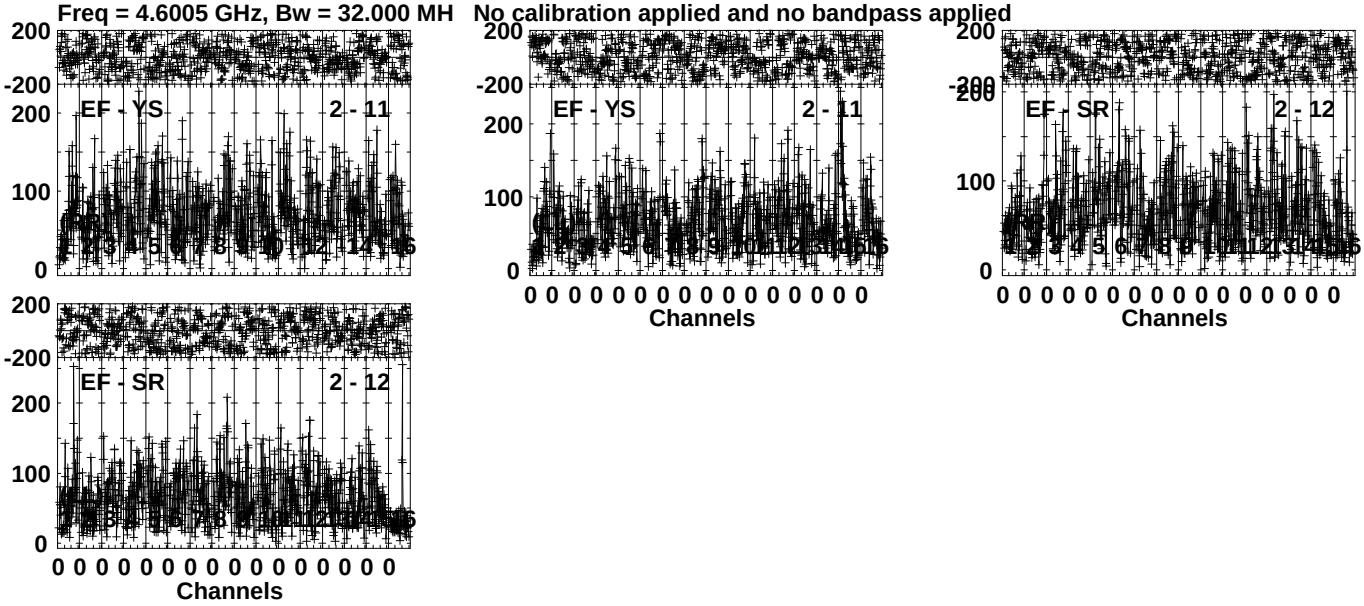

Lower frame: Micro Ampl Jy Top frame: Phas deg
Vector averaged cross-power spectrum Several baselines displayed
Timerange: 00/17:48:31 to 00/17:51:59

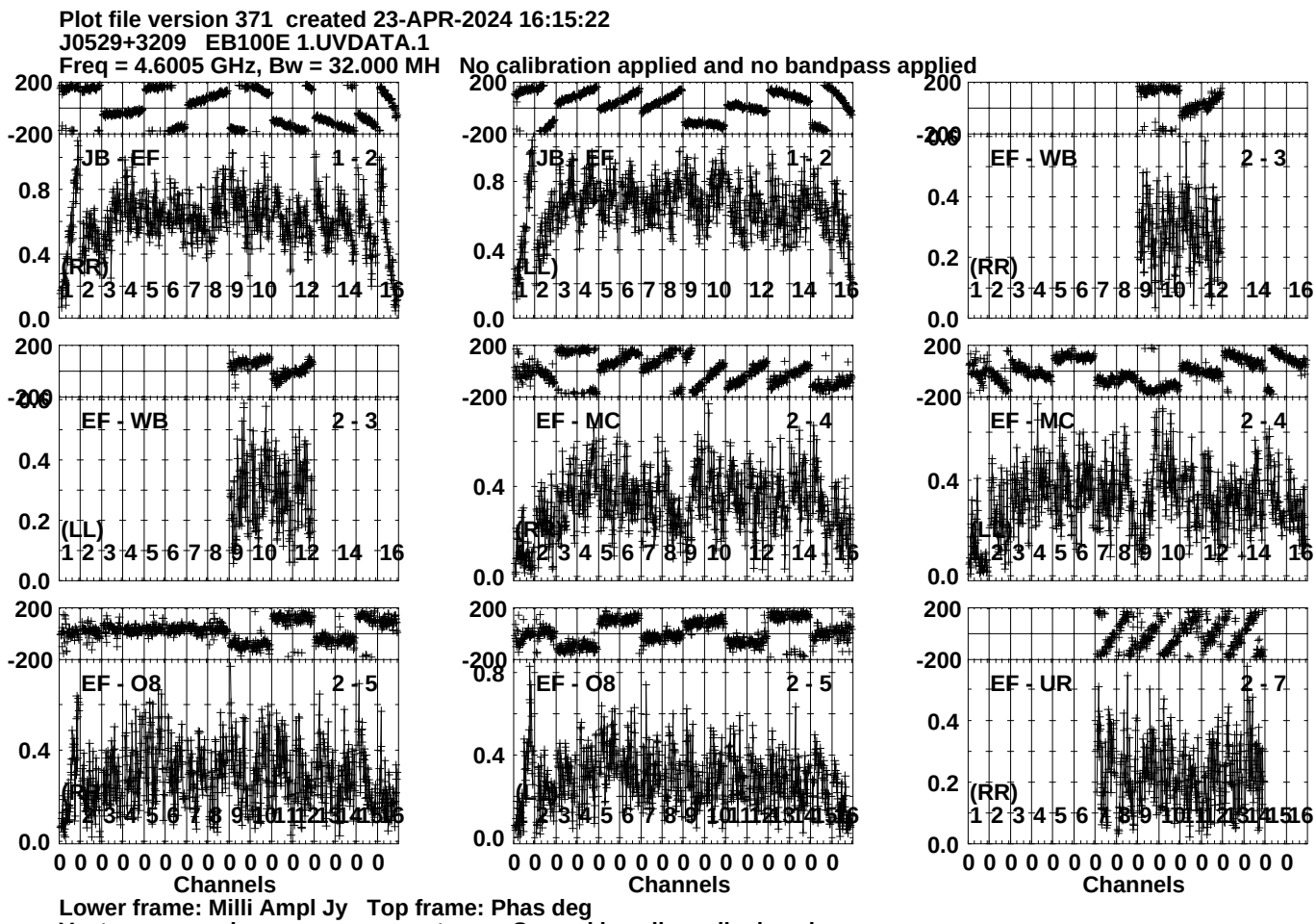
Plot file version 371 created 23-APR-2024 16:15:22
J0529+3209 EB100E 1.UVDATA.1
Freq = 4.6005 GHz, Bw = 32.000 MH No calibration applied and no bandpass applied
JB - EF 1 - 2
(RR)
JB - EF 1 - 2
(LL)
EF - WB 2 - 3
(RR)
EF - WB 2 - 3
(LL)
EF - MC 2 - 4
(RR)
EF - MC 2 - 4
(LL)
EF - O8 2 - 5
(RR)
EF - O8 2 - 5
(LL)
EF - UR 2 - 7
(RR)
Channels
Channels
Channels
Lower frame: Milli Ampl Jy Top frame: Phas deg
Vector averaged cross-power spectrum Several baselines displayed
Timerange: 00/17:52:01 to 00/17:53:29

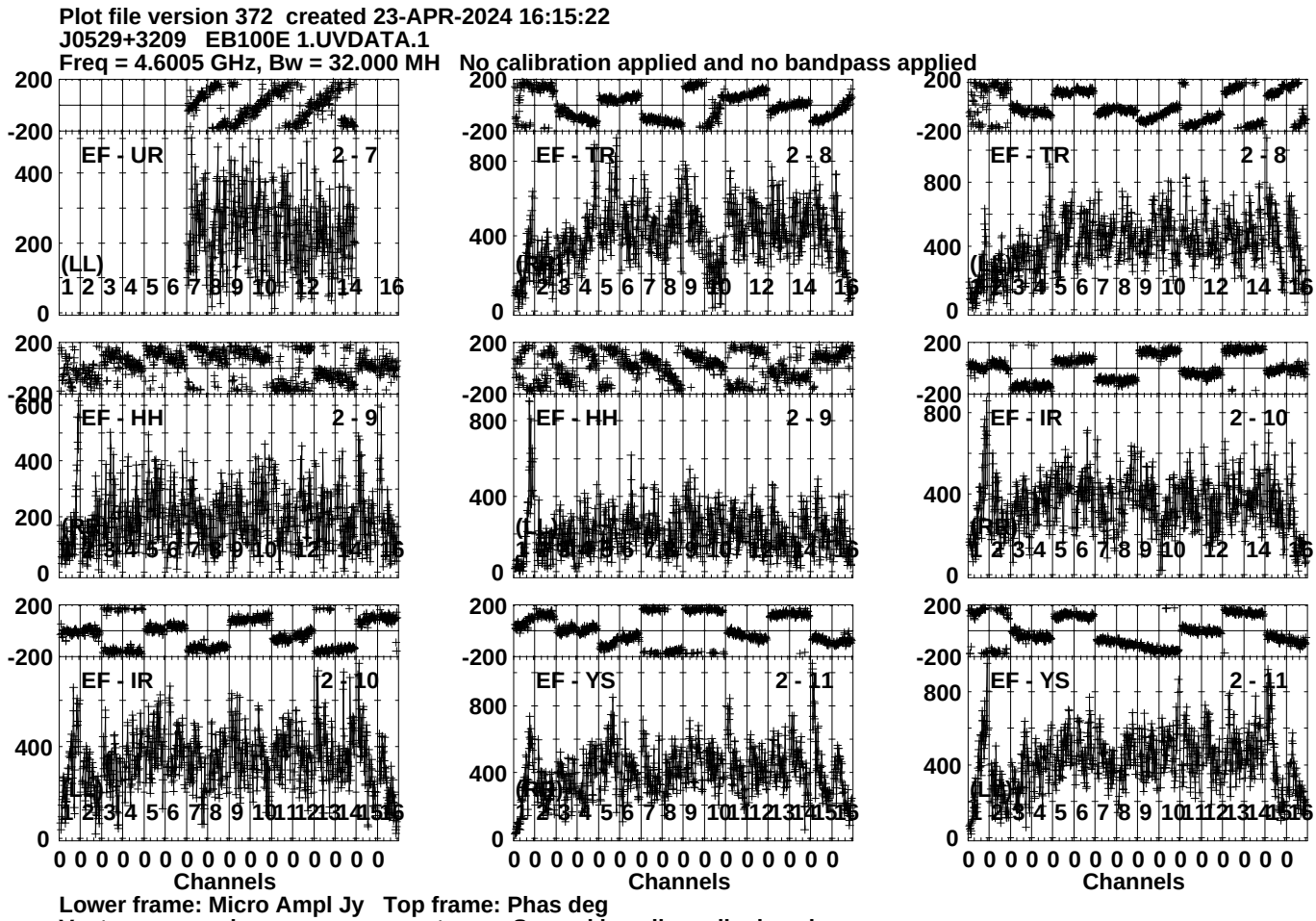
Plot file version 372 created 23-APR-2024 16:15:22
J0529+3209 EB100E 1.UVDATA.1
Freq = 4.6005 GHz, Bw = 32.000 MH No calibration applied and no bandpass applied
EF - UR 2 - 7
EF - TR 2 - 8
EF - TR 2 - 8
EF - HH 2 - 9
EF - HH 2 - 9
EF - IR 2 - 10
EF - IR 2 - 10
EF - YS 2 - 11
EF - YS 2 - 11
(LL)
(RR)
Channels
Lower frame: Micro Ampl Jy Top frame: Phas deg
Vector averaged cross-power spectrum Several baselines displayed
Timerange: 00/17:52:01 to 00/17:53:29

Plot file version 373 created 23-APR-2024 16:15:22
J0529+3209 EB100E 1.UVDATA.1
Freq = 4.6005 GHz, Bw = 32.000 MH No calibration applied and no bandpass applied

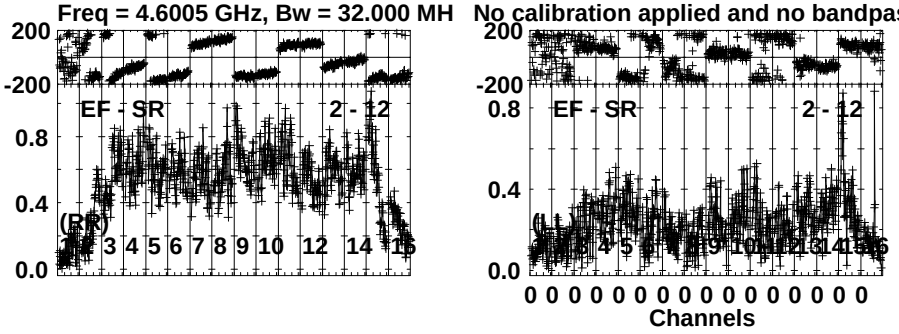

Lower frame: Milli Ampl Jy Top frame: Phas deg
Vector averaged cross-power spectrum Several baselines displayed
Timerange: 00/17:52:01 to 00/17:53:29

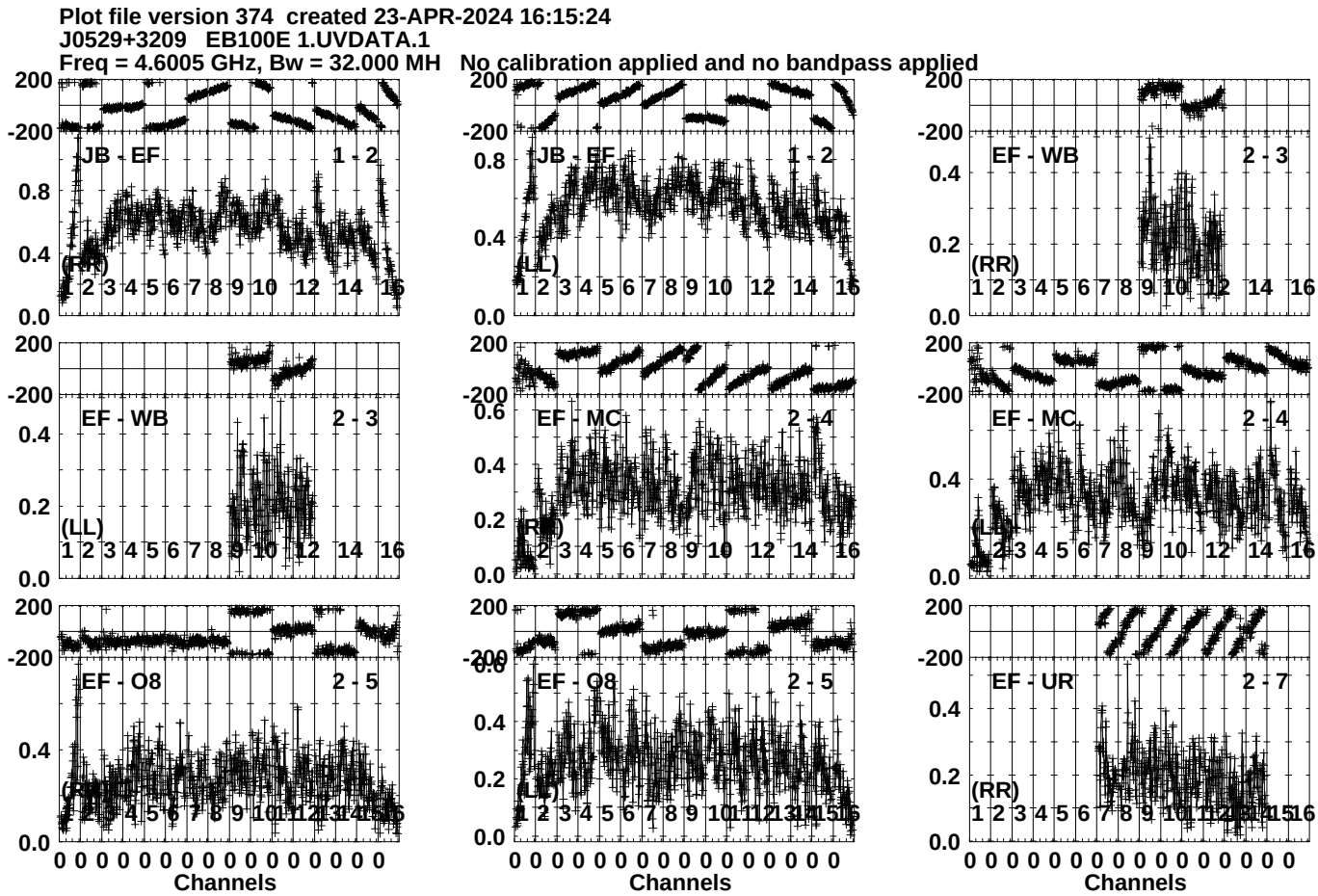
Plot file version 374 created 23-APR-2024 16:15:24
J0529+3209 EB100E 1.UVDATA.1
Freq = 4.6005 GHz, Bw = 32.000 MH No calibration applied and no bandpass applied
JB - EF 1 - 2
(RR)
JB - EF 1 - 2
(LL)
EF - WB 2 - 3
(RR)
EF - WB 2 - 3
(LL)
EF - MC 2 - 4
(RR)
EF - MC 2 - 4
(LL)
EF - O8 2 - 5
(RR)
EF - O8 2 - 5
(LL)
EF - UR 2 - 7
(RR)
Channels
Channels
Channels
Lower frame: Milli Ampl Jy Top frame: Phas deg
Vector averaged cross-power spectrum Several baselines displayed
Timerange: 00/18:02:03 to 00/18:03:29

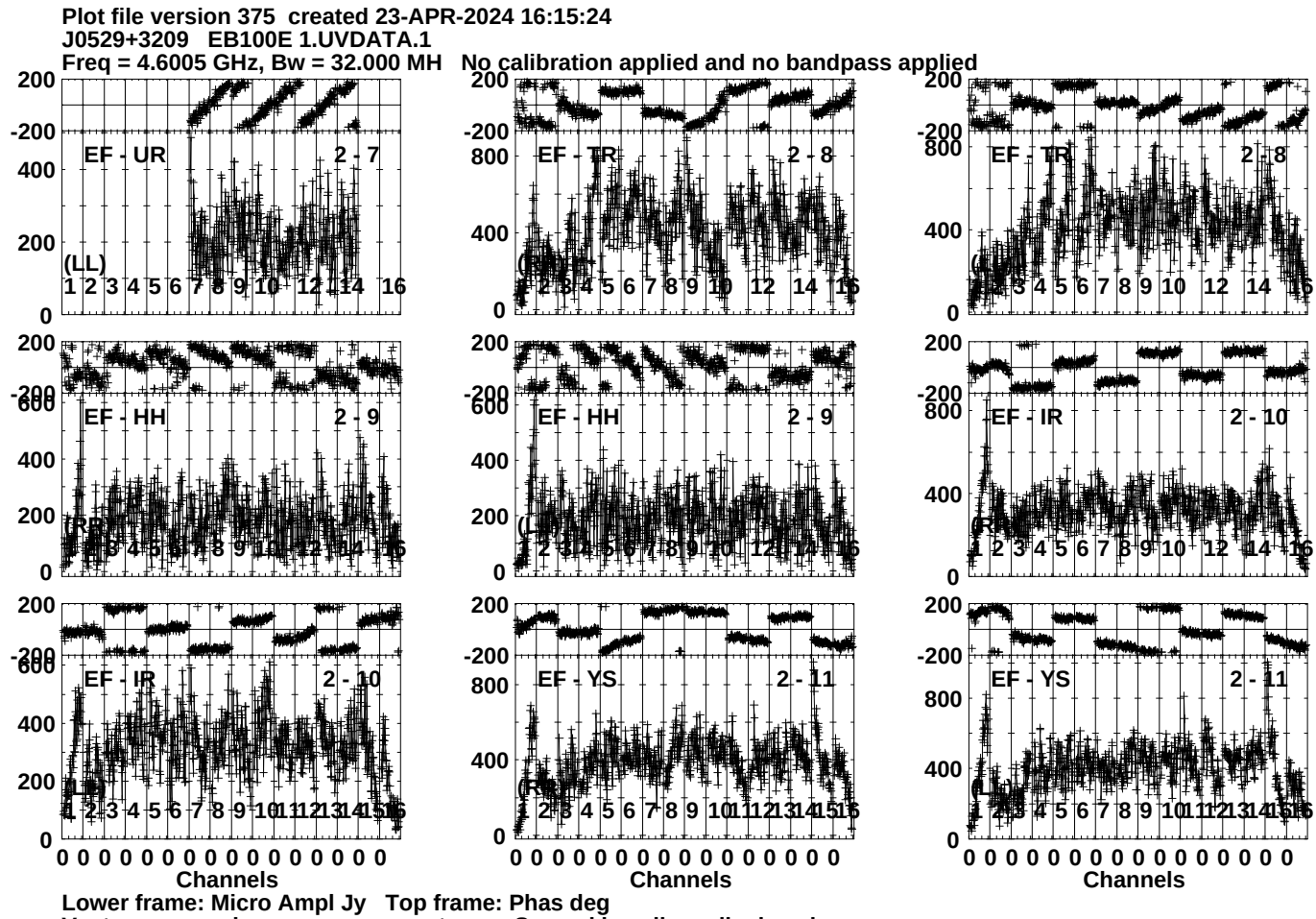
Plot file version 375 created 23-APR-2024 16:15:24
J0529+3209 EB100E 1.UVDATA.1
Freq = 4.6005 GHz, Bw = 32.000 MH No calibration applied and no bandpass applied
EF - UR 2 - 7
EF - TR 2 - 8
EF - TR 2 - 8
EF - HH 2 - 9
EF - HH 2 - 9
EF - IR 2 - 10
EF - IR 2 - 10
EF - YS 2 - 11
EF - YS 2 - 11
(LL)
(RR)
(LR)
(RL)
Channels
Lower frame: Micro Ampl Jy Top frame: Phas deg
Vector averaged cross-power spectrum Several baselines displayed
Timerange: 00/18:02:03 to 00/18:03:29

Plot file version 376 created 23-APR-2024 16:15:24
J0529+3209 EB100E 1.UVDATA.1
Freq = 4.6005 GHz, Bw = 32.000 MH No calibration applied and no bandpass applied

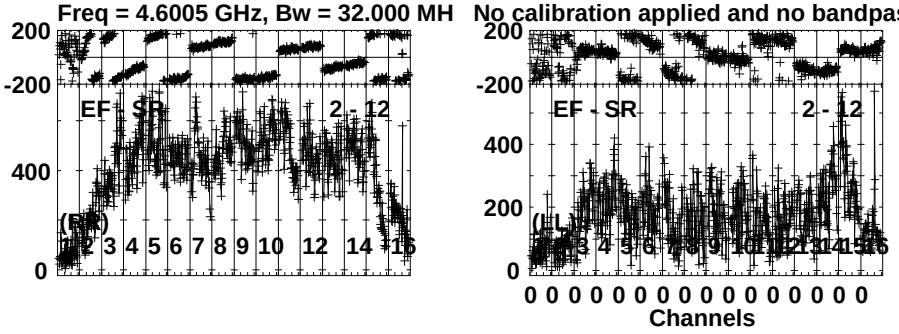

Lower frame: Micro Ampl Jy Top frame: Phas deg
Vector averaged cross-power spectrum Several baselines displayed
Timerange: 00/18:02:03 to 00/18:03:29

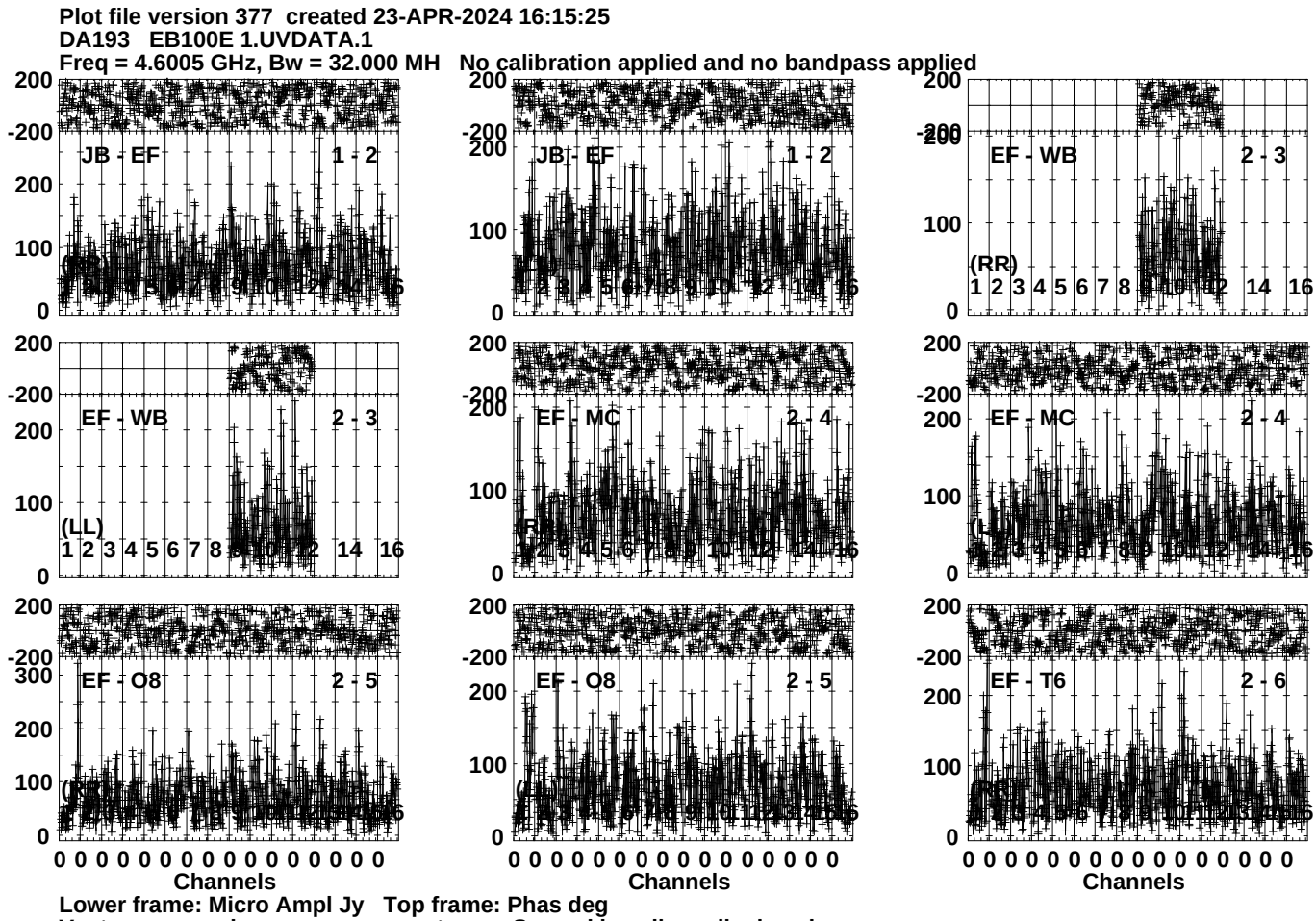
Plot file version 377 created 23-APR-2024 16:15:25
DA193 EB100E 1.UVDATA.1
Freq = 4.6005 GHz, Bw = 32.000 MH No calibration applied and no bandpass applied
JB - EF 1 - 2
JB - EF 1 - 2
EF - WB 2 - 3
(RR)
EF - WB 2 - 3
(LL)
EF - MC 2 - 4
EF - MC 2 - 4
EF - O8 2 - 5
EF - O8 2 - 5
EF - T6 2 - 6
Channels
Channels
Channels
Lower frame: Micro Ampl Jy Top frame: Phas deg
Vector averaged cross-power spectrum Several baselines displayed
Timerange: 00/18:04:53 to 00/18:07:49

Plot file version 378 created 23-APR-2024 16:15:25
DA193 EB100E 1.UVDATA.1
Freq = 4.6005 GHz, Bw = 32.000 MH No calibration applied and no bandpass applied

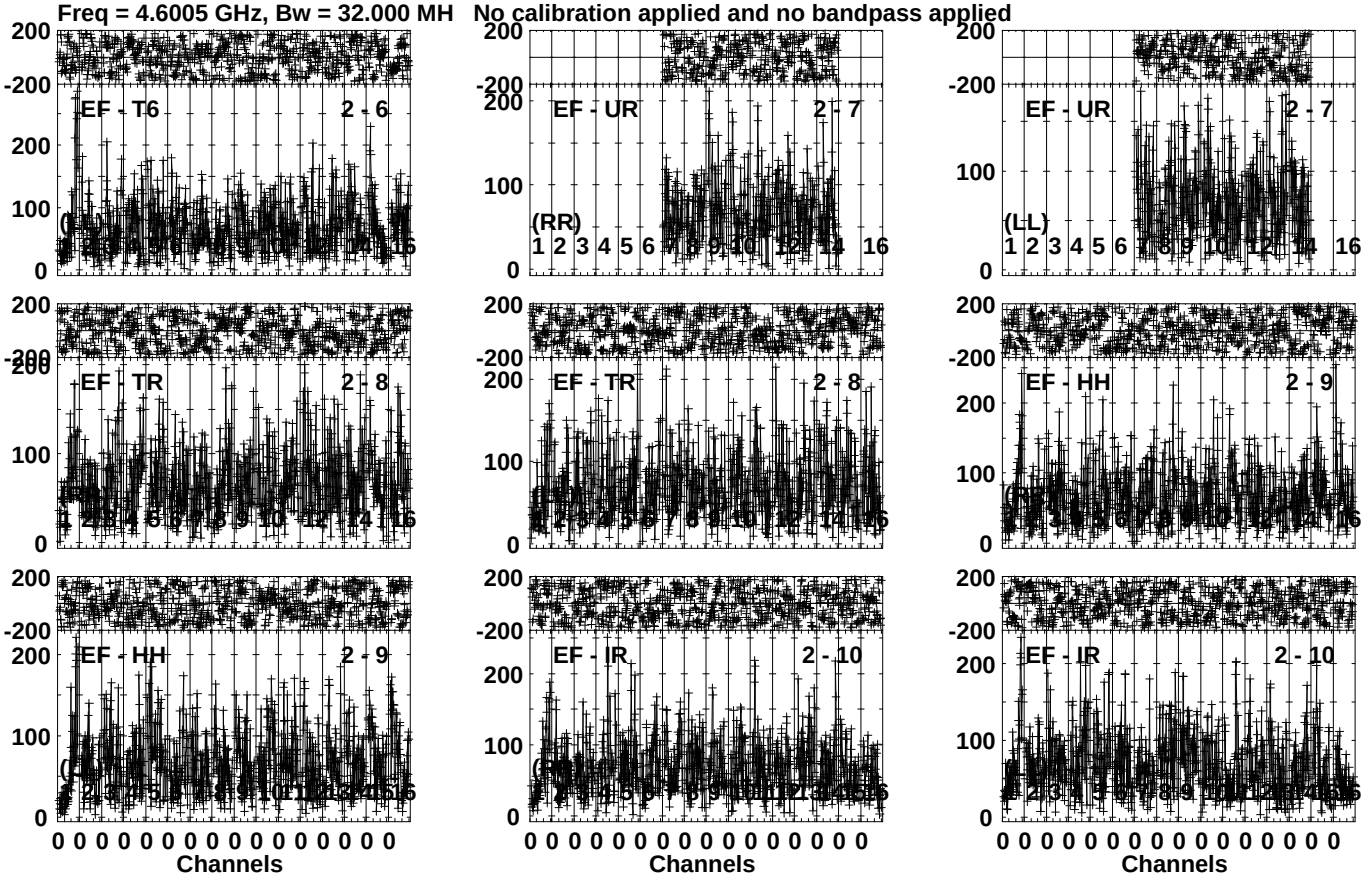

Lower frame: Micro Ampl Jy Top frame: Phas deg
Vector averaged cross-power spectrum Several baselines displayed
Timerange: 00/18:04:53 to 00/18:07:49

Plot file version 379 created 23-APR-2024 16:15:25
DA193 EB100E 1.UVDATA.1
Freq = 4.6005 GHz, Bw = 32.000 MH No calibration applied and no bandpass applied

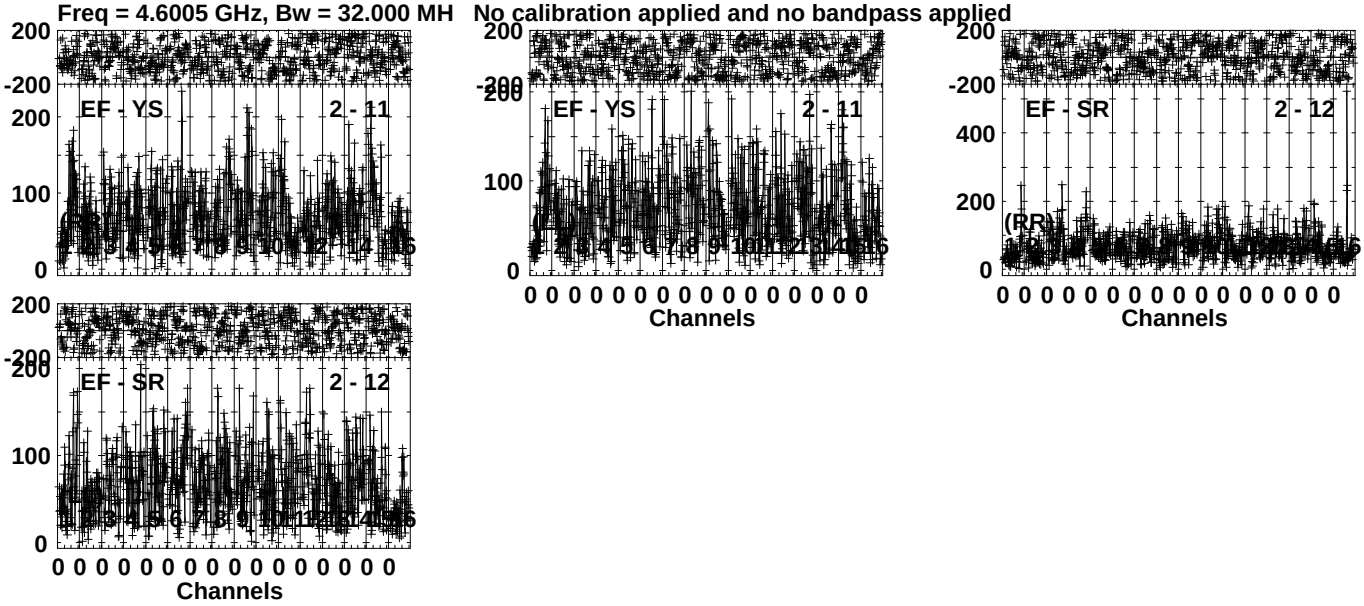

Lower frame: Micro Ampl Jy Top frame: Phas deg
Vector averaged cross-power spectrum Several baselines displayed
Timerange: 00/18:04:53 to 00/18:07:49

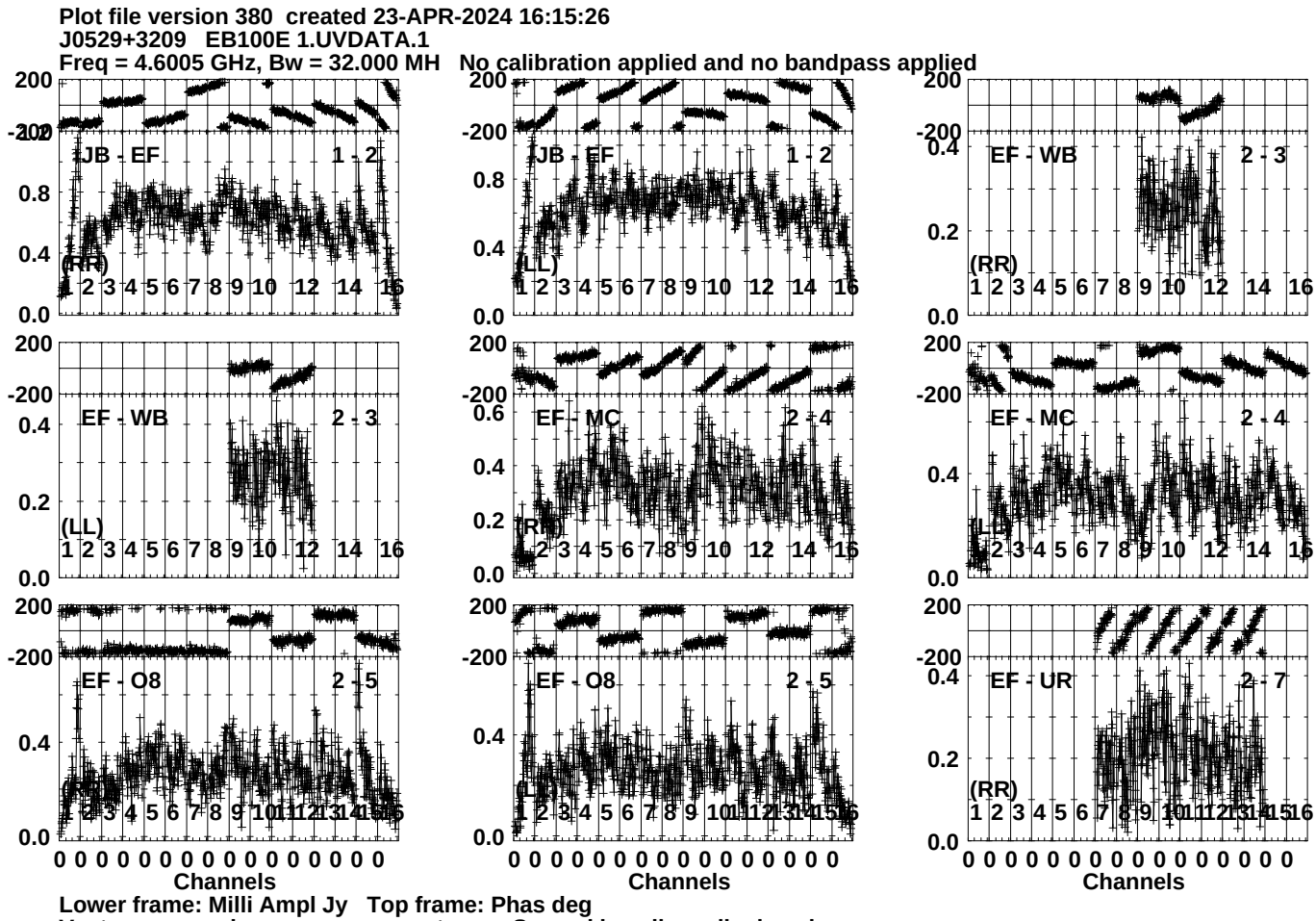
Plot file version 380 created 23-APR-2024 16:15:26
J0529+3209 EB100E 1.UVDATA.1
Freq = 4.6005 GHz, Bw = 32.000 MH No calibration applied and no bandpass applied
JB - EF 1 - 2
(RR)
JB - EF 1 - 2
(LL)
EF - WB 2 - 3
(RR)
EF - WB 2 - 3
(LL)
EF - MC 2 - 4
(RR)
EF - MC 2 - 4
(LL)
EF - O8 2 - 5
EF - O8 2 - 5
EF - UR 2 - 7
(RR)
Channels
Channels
Channels
Lower frame: Milli Ampl Jy Top frame: Phas deg
Vector averaged cross-power spectrum Several baselines displayed
Timerange: 00/18:09:03 to 00/18:10:59

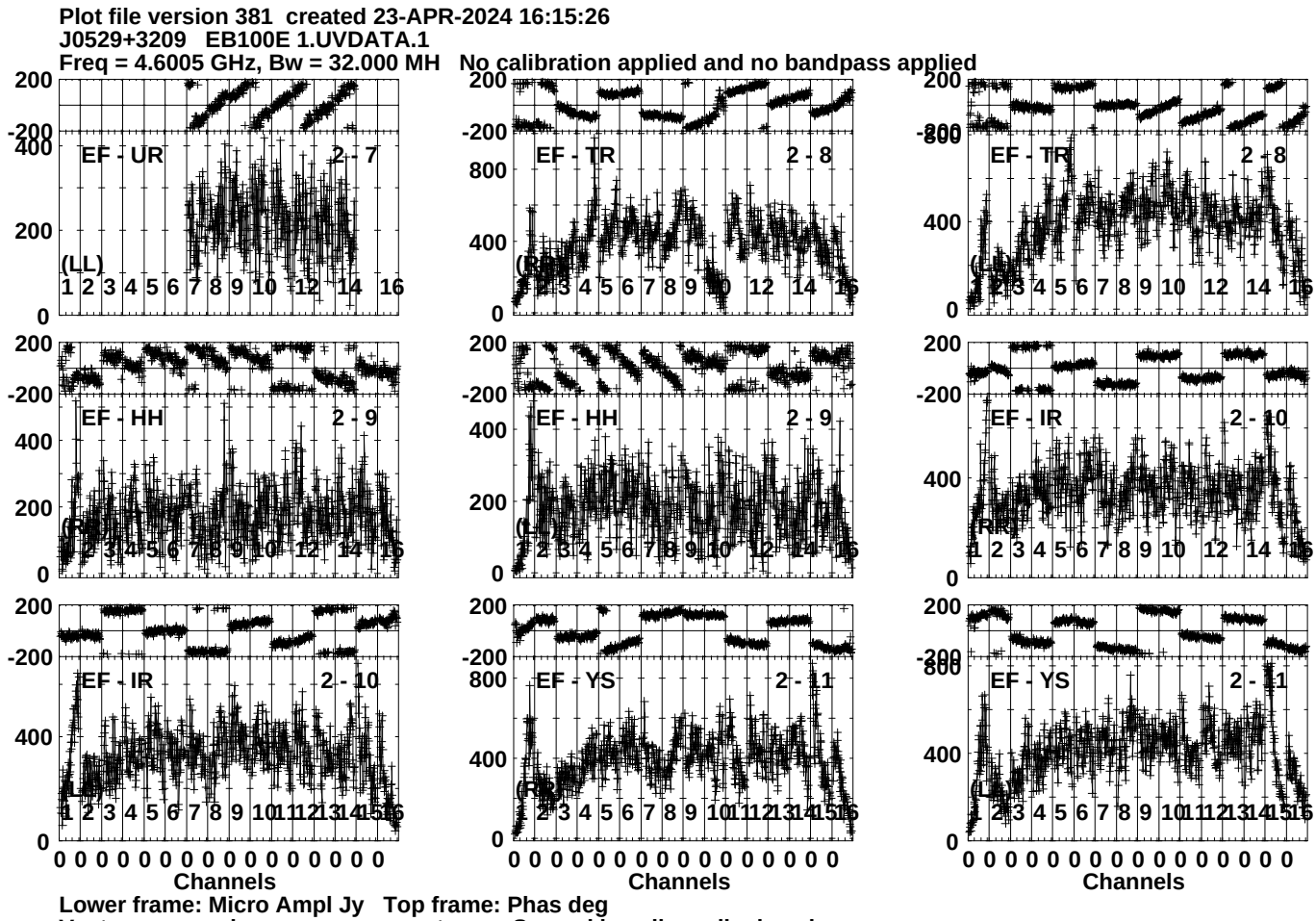
Plot file version 381 created 23-APR-2024 16:15:26
J0529+3209 EB100E 1.UVDATA.1
Freq = 4.6005 GHz, Bw = 32.000 MH No calibration applied and no bandpass applied
EF - UR 2 - 7
(LL)
EF - TR 2 - 8
(RL)
EF - TR 2 - 8
(LR)
EF - HH 2 - 9
(RR)
EF - HH 2 - 9
(LL)
EF - IR 2 - 10
(RR)
EF - IR 2 - 10
(LL)
EF - YS 2 - 11
(RL)
EF - YS 2 - 11
(LR)
Channels
Channels
Channels
Lower frame: Micro Ampl Jy Top frame: Phas deg
Vector averaged cross-power spectrum Several baselines displayed
Timerange: 00/18:09:03 to 00/18:10:59

Plot file version 382 created 23-APR-2024 16:15:26
J0529+3209 EB100E 1.UVDATA.1
Freq = 4.6005 GHz, Bw = 32.000 MH No calibration applied and no bandpass applied

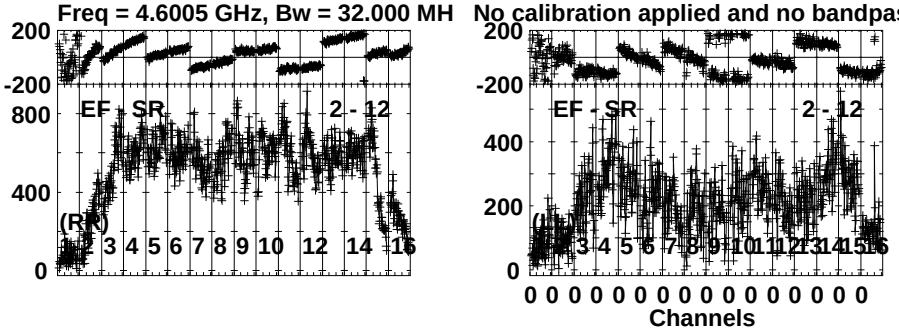

Lower frame: Micro Ampl Jy Top frame: Phas deg
Vector averaged cross-power spectrum Several baselines displayed
Timerange: 00/18:09:03 to 00/18:10:59

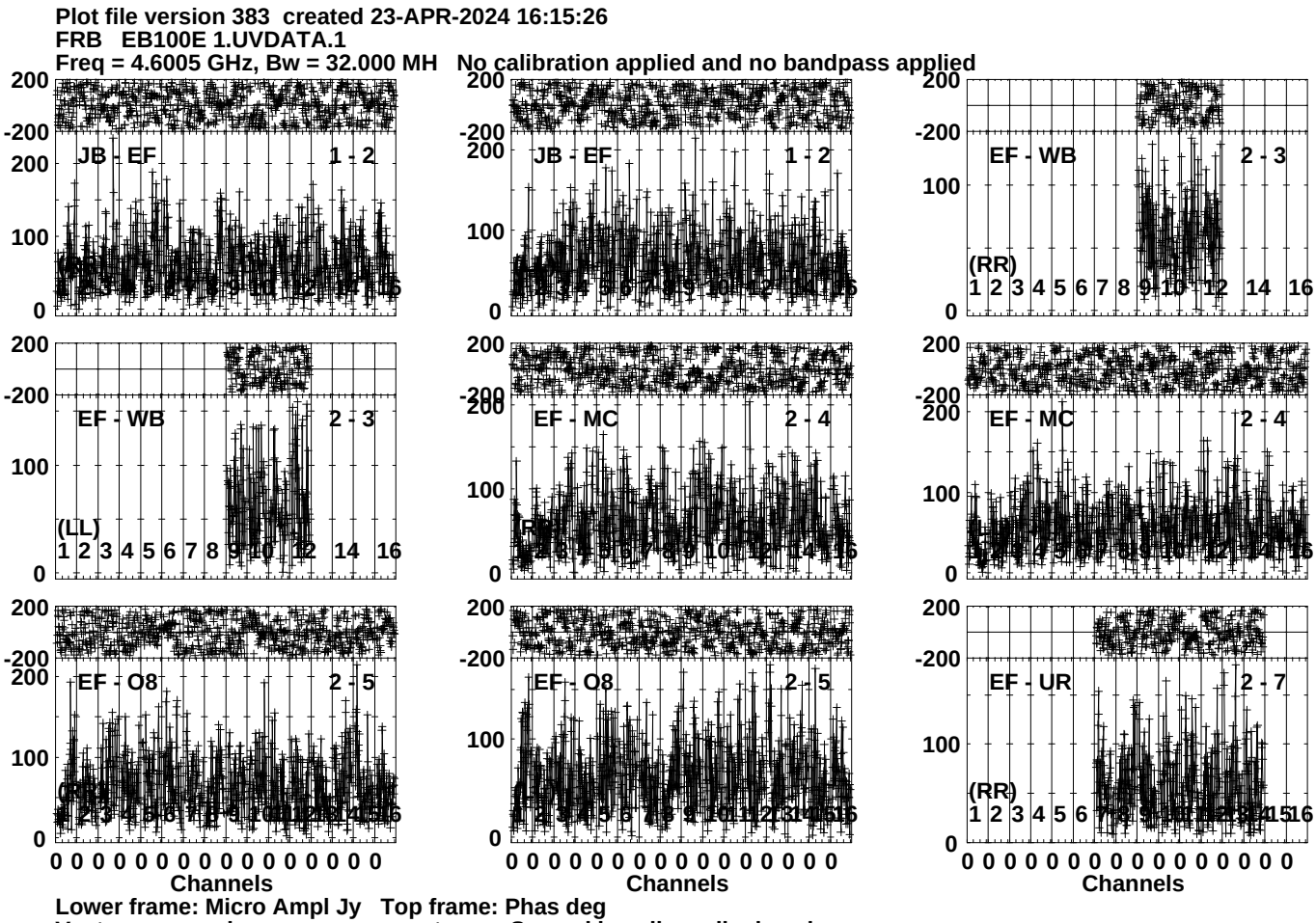
Plot file version 383 created 23-APR-2024 16:15:26
FRB EB100E 1.UVDATA.1
Freq = 4.6005 GHz, Bw = 32.000 MH No calibration applied and no bandpass applied
JB - EF 1 - 2
JB - EF 1 - 2
EF - WB 2 - 3
(RR)
EF - WB 2 - 3
(LL)
EF - MC 2 - 4
EF - MC 2 - 4
EF - O8 2 - 5
EF - O8 2 - 5
EF - UR 2 - 7
(RR)
Channels
Channels
Channels
Lower frame: Micro Ampl Jy Top frame: Phas deg
Vector averaged cross-power spectrum Several baselines displayed
Timerange: 00/18:11:03 to 00/18:14:29

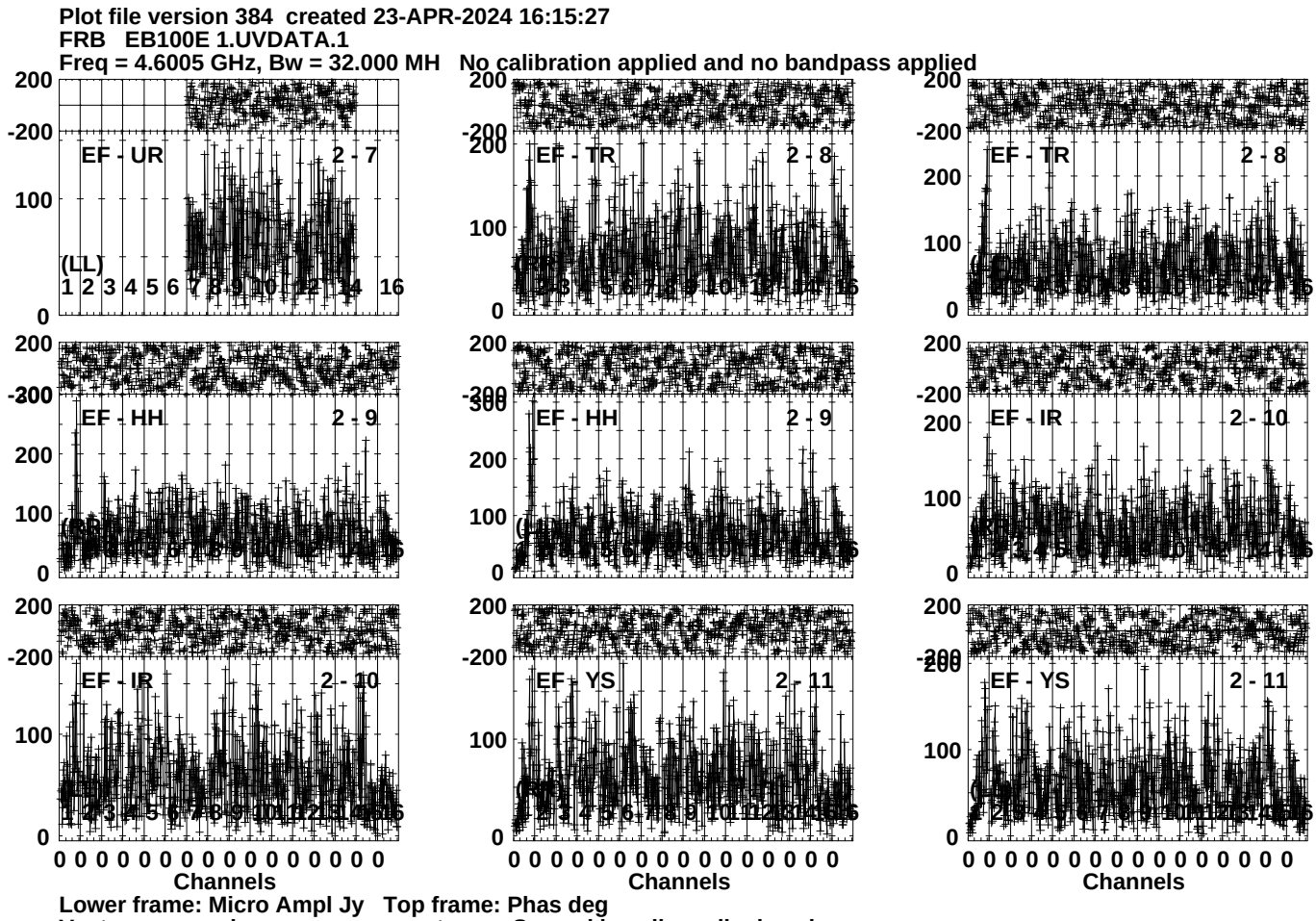
Plot file version 384 created 23-APR-2024 16:15:27
FRB EB100E 1.UVDATA.1
Freq = 4.6005 GHz, Bw = 32.000 MH No calibration applied and no bandpass applied
EF - UR 2 - 7
EF - TR 2 - 8
EF - TR 2 - 8
EF - HH 2 - 9
EF - HH 2 - 9
EF - IR 2 - 10
EF - IR 2 - 10
EF - YS 2 - 11
EF - YS 2 - 11
(LL)
200
-200
100
0
1 2 3 4 5 6 7 8 9 10 12 14 16
0 0 0 0 0 0 0 0 0 0 0 0 0 0 0 0
Channels
Lower frame: Micro Ampl Jy Top frame: Phas deg
Vector averaged cross-power spectrum Several baselines displayed
Timerange: 00/18:11:03 to 00/18:14:29

Plot file version 385 created 23-APR-2024 16:15:27
FRB EB100E 1.UVDATA.1
Freq = 4.6005 GHz, Bw = 32.000 MH No calibration applied and no bandpass applied

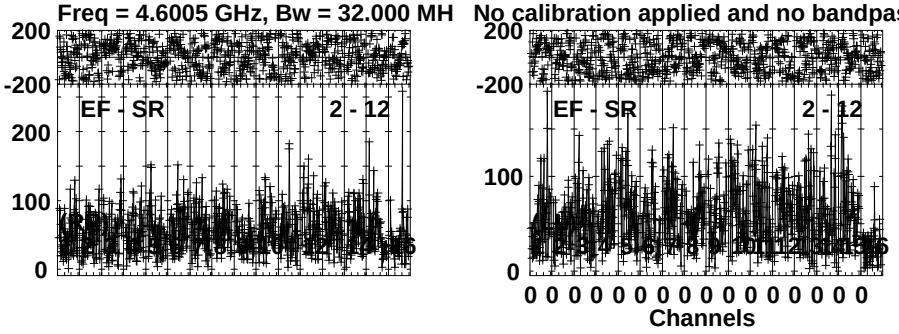

Lower frame: Micro Ampl Jy Top frame: Phas deg
Vector averaged cross-power spectrum Several baselines displayed
Timerange: 00/18:11:03 to 00/18:14:29

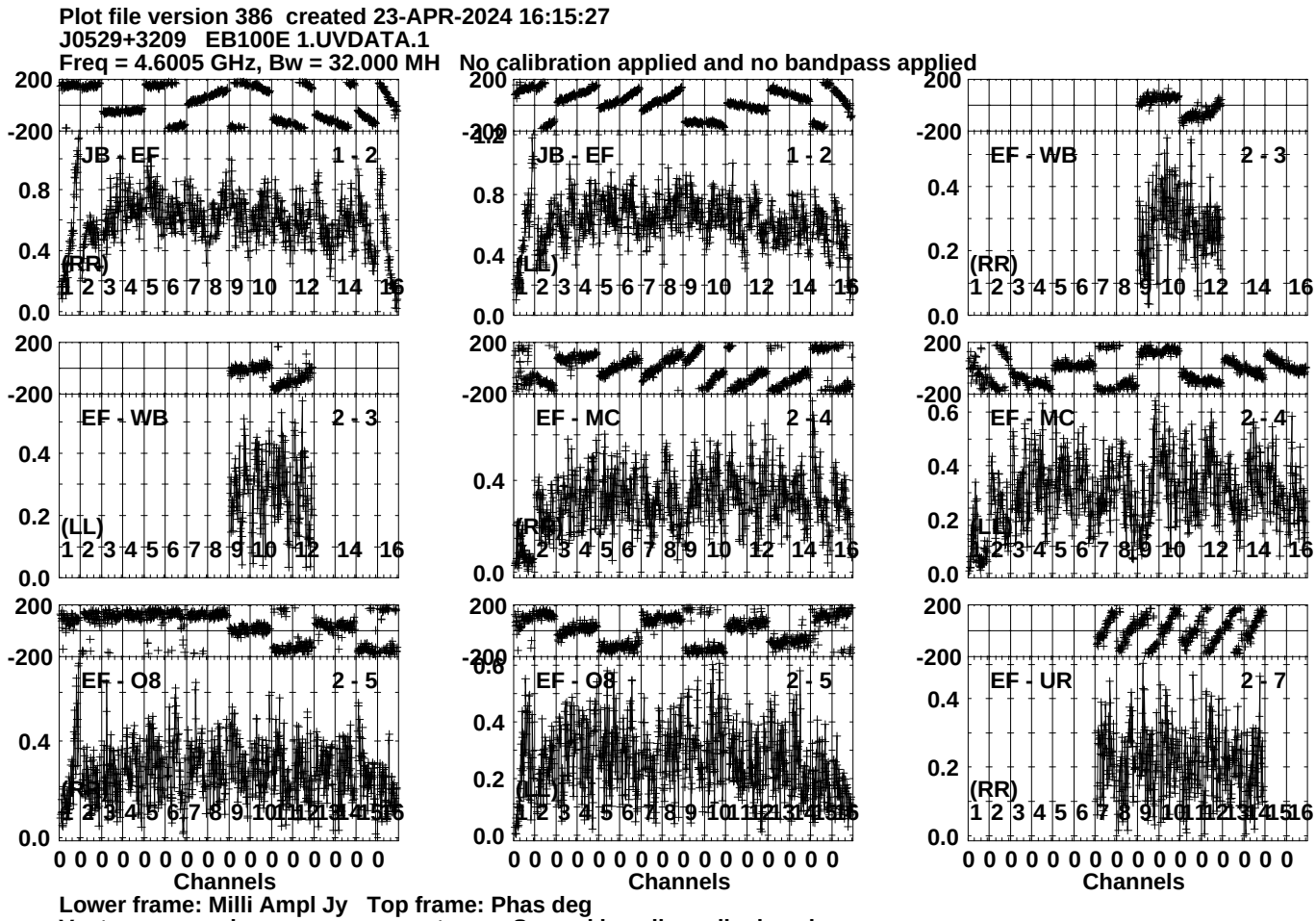
Plot file version 386 created 23-APR-2024 16:15:27
J0529+3209 EB100E 1.UVDATA.1
Freq = 4.6005 GHz, Bw = 32.000 MH No calibration applied and no bandpass applied
JB - EF 1 - 2
(RR)
JB - EF 1 - 2
(LL)
EF - WB 2 - 3
(RR)
EF - WB 2 - 3
(LL)
EF - MC 2 - 4
(RL)
EF - MC 2 - 4
(LR)
EF - O8 2 - 5
(RL)
EF - O8 2 - 5
(LR)
EF - UR 2 - 7
(RR)
Channels
Channels
Channels
Lower frame: Milli Ampl Jy Top frame: Phas deg
Vector averaged cross-power spectrum Several baselines displayed
Timerange: 00/18:15:03 to 00/18:15:59

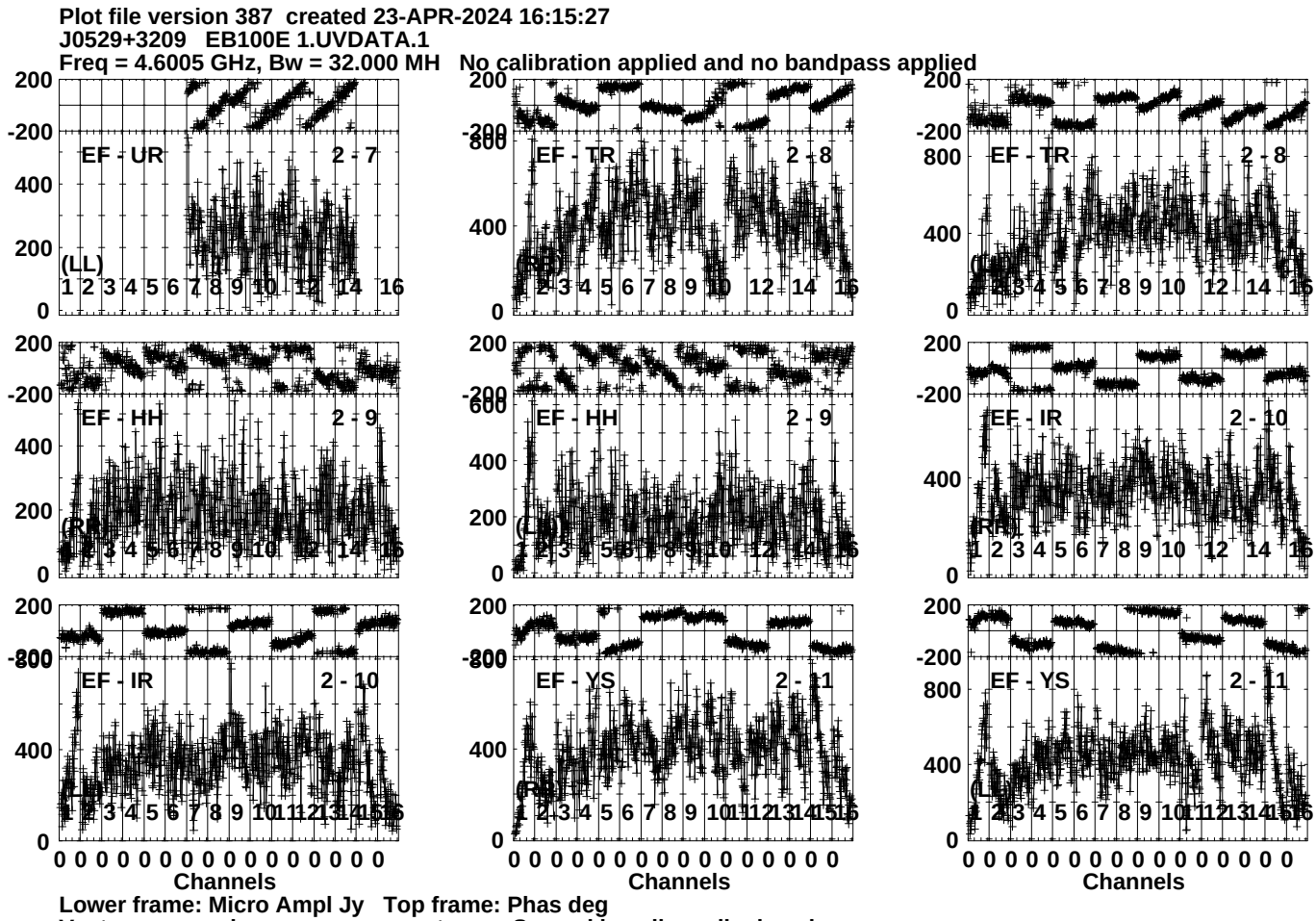
Plot file version 387 created 23-APR-2024 16:15:27
J0529+3209 EB100E 1.UVDATA.1
Freq = 4.6005 GHz, Bw = 32.000 MH No calibration applied and no bandpass applied
EF - UR 2 - 7
EF - TR 2 - 8
EF - TR 2 - 8
EF - HH 2 - 9
EF - HH 2 - 9
EF - IR 2 - 10
EF - IR 2 - 10
EF - YS 2 - 11
EF - YS 2 - 11
(LL)
(RR)
Channels
Lower frame: Micro Ampl Jy Top frame: Phas deg
Vector averaged cross-power spectrum Several baselines displayed
Timerange: 00/18:15:03 to 00/18:15:59

Plot file version 388 created 23-APR-2024 16:15:28
J0529+3209 EB100E 1.UVDATA.1
Freq = 4.6005 GHz, Bw = 32.000 MH No calibration applied and no bandpass applied

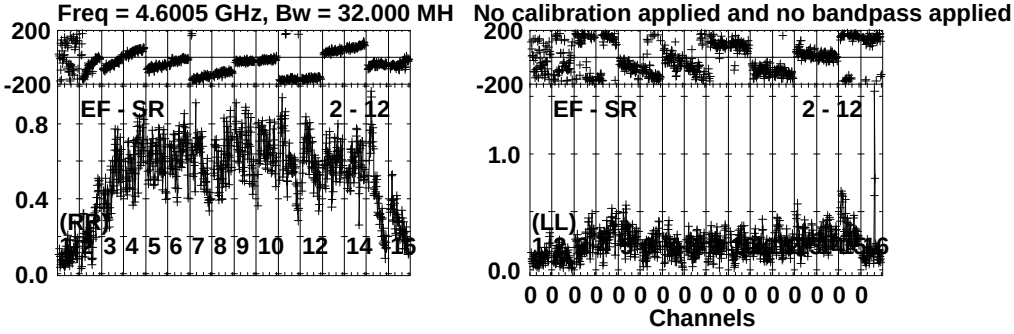

Lower frame: Milli Ampl Jy Top frame: Phas deg
Vector averaged cross-power spectrum Several baselines displayed
Timerange: 00/18:15:03 to 00/18:15:59

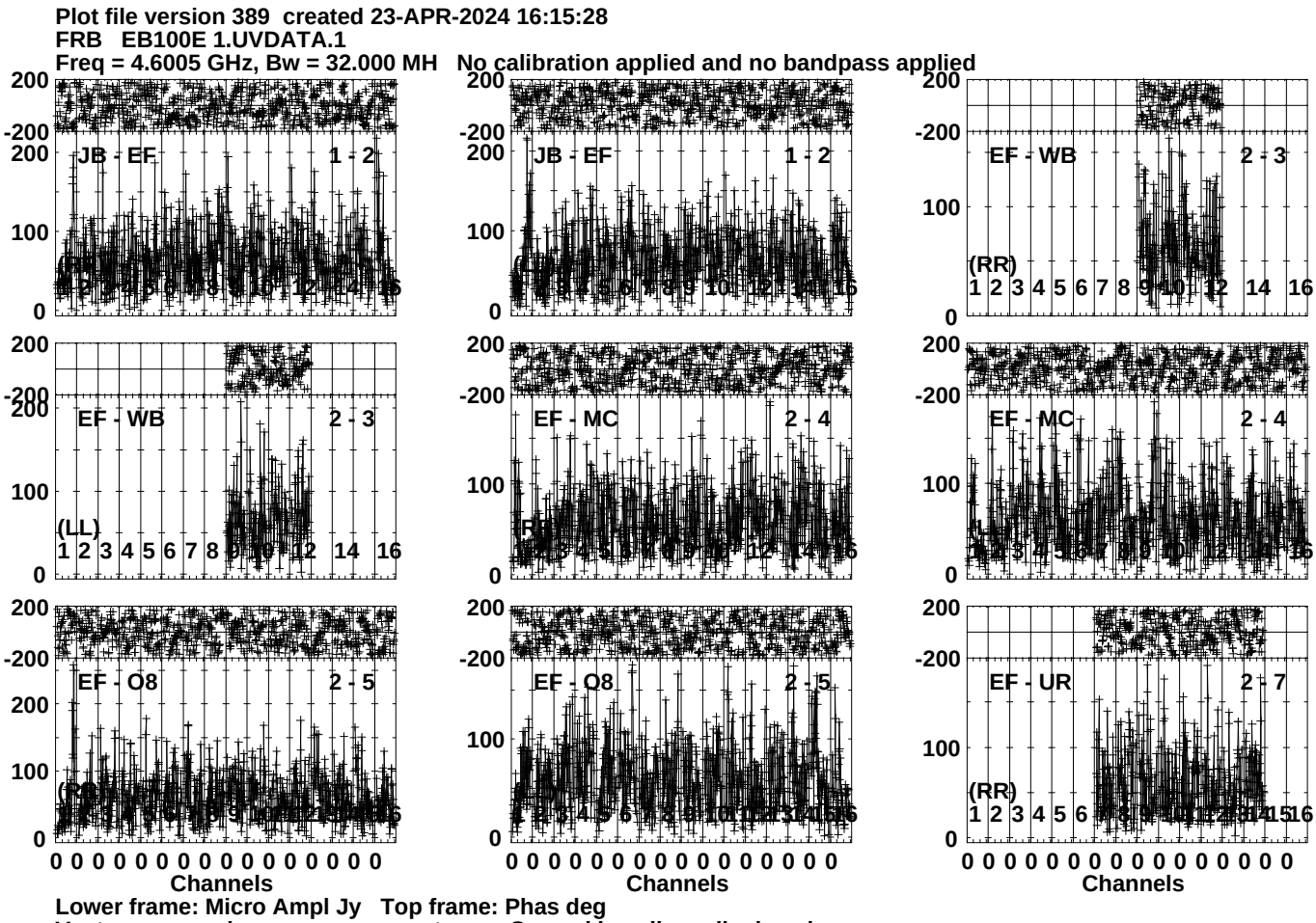
Plot file version 389 created 23-APR-2024 16:15:28
FRB EB100E 1.UVDATA.1
Freq = 4.6005 GHz, Bw = 32.000 MH No calibration applied and no bandpass applied
JB - EF 1 - 2
JB - EF 1 - 2
EF - WB 2 - 3
EF - WB 2 - 3
EF - MC 2 - 4
EF - MC 2 - 4
EF - O8 2 - 5
EF - O8 2 - 5
EF - UR 2 - 7
(RR)
(LL)
Channels
Lower frame: Micro Ampl Jy Top frame: Phas deg
Vector averaged cross-power spectrum Several baselines displayed
Timerange: 00/18:16:03 to 00/18:19:29

Plot file version 390 created 23-APR-2024 16:15:28
FRB EB100E 1.UVDATA.1
Freq = 4.6005 GHz, Bw = 32.000 MH No calibration applied and no bandpass applied

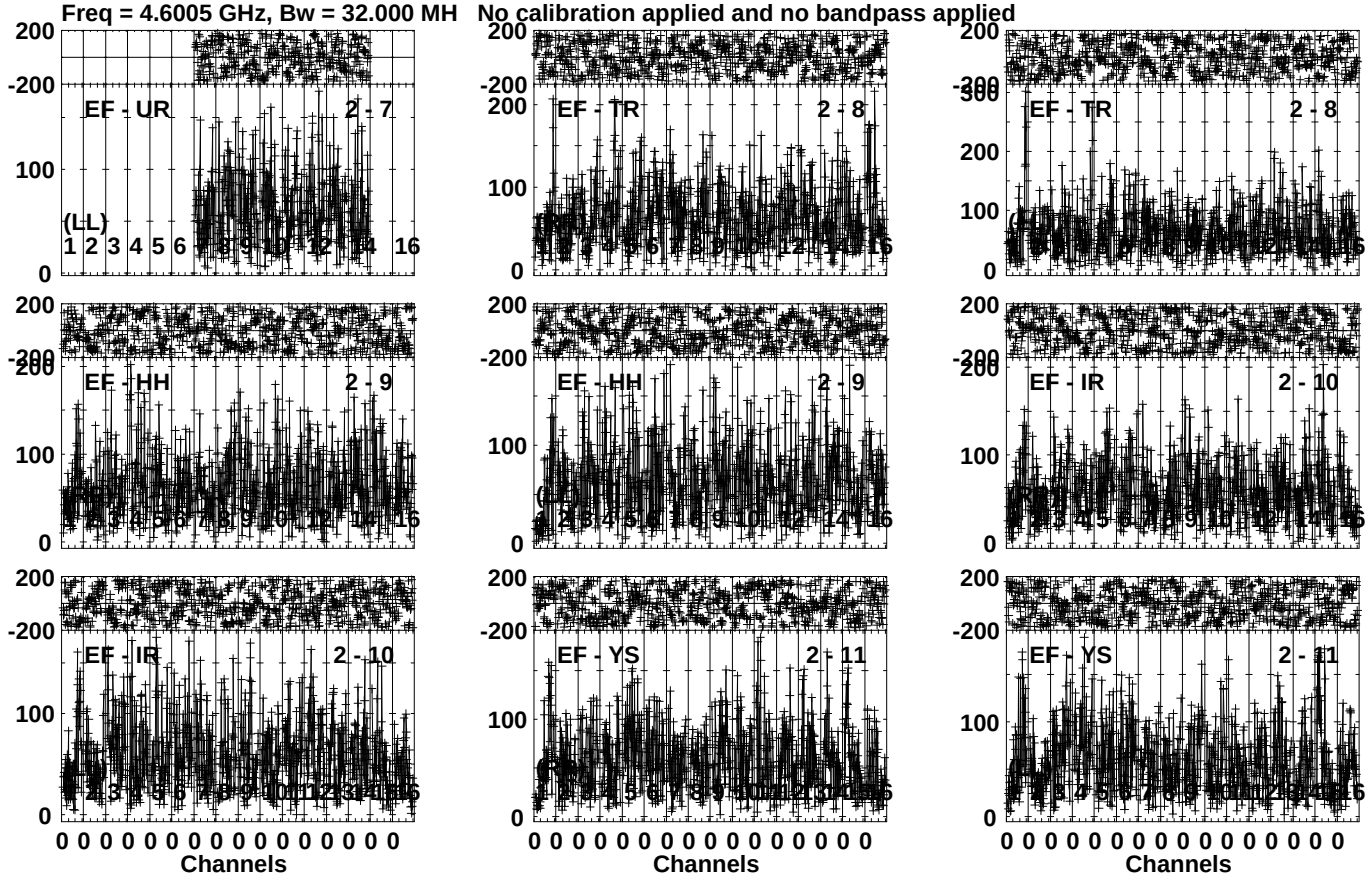

Lower frame: Micro Ampl Jy Top frame: Phas deg
Vector averaged cross-power spectrum Several baselines displayed
Timerange: 00/18:16:03 to 00/18:19:29

Plot file version 391 created 23-APR-2024 16:15:29
FRB EB100E 1.UVDATA.1
Freq = 4.6005 GHz, Bw = 32.000 MH No calibration applied and no bandpass applied

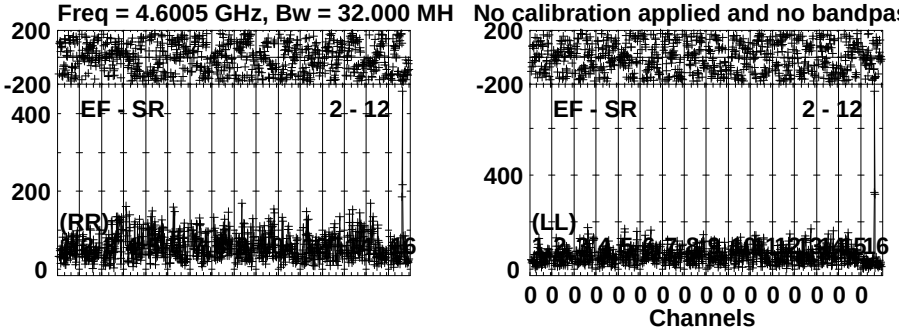

Lower frame: Micro Ampl Jy Top frame: Phas deg
Vector averaged cross-power spectrum Several baselines displayed
Timerange: 00/18:16:03 to 00/18:19:29

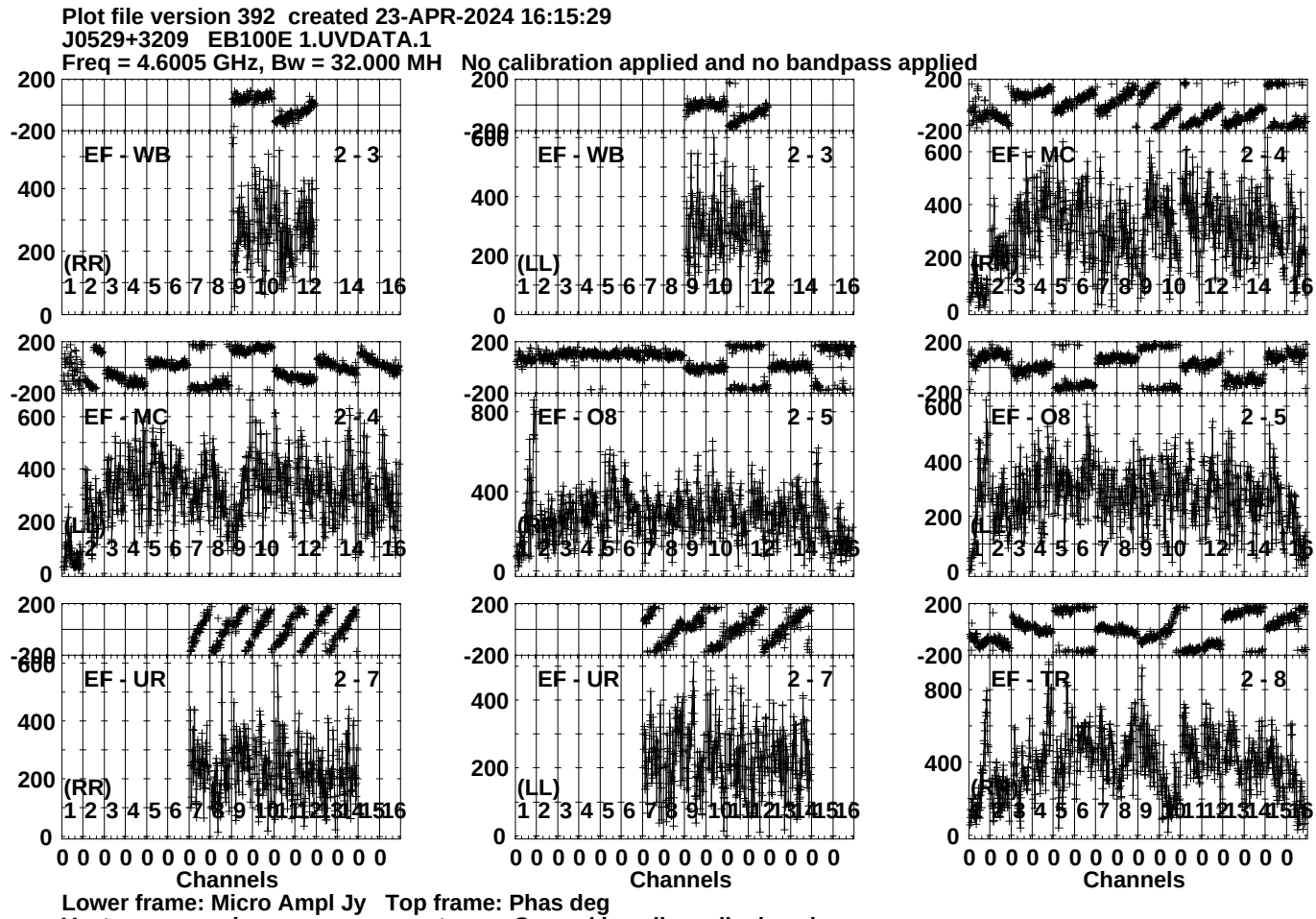
Plot file version 392 created 23-APR-2024 16:15:29
J0529+3209 EB100E 1.UVDATA.1
Freq = 4.6005 GHz, Bw = 32.000 MH No calibration applied and no bandpass applied
EF - WB 2 - 3
(RR)
EF - WB 2 - 3
(LL)
EF - MC 2 - 4
(RR)
EF - MC 2 - 4
(LL)
EF - O8 2 - 5
(RR)
EF - O8 2 - 5
(LL)
EF - UR 2 - 7
(RR)
EF - UR 2 - 7
(LL)
EF - TR 2 - 8
(RR)
Channels
Channels
Channels
Lower frame: Micro Ampl Jy Top frame: Phas deg
Vector averaged cross-power spectrum Several baselines displayed
Timerange: 00/18:20:03 to 00/18:20:59

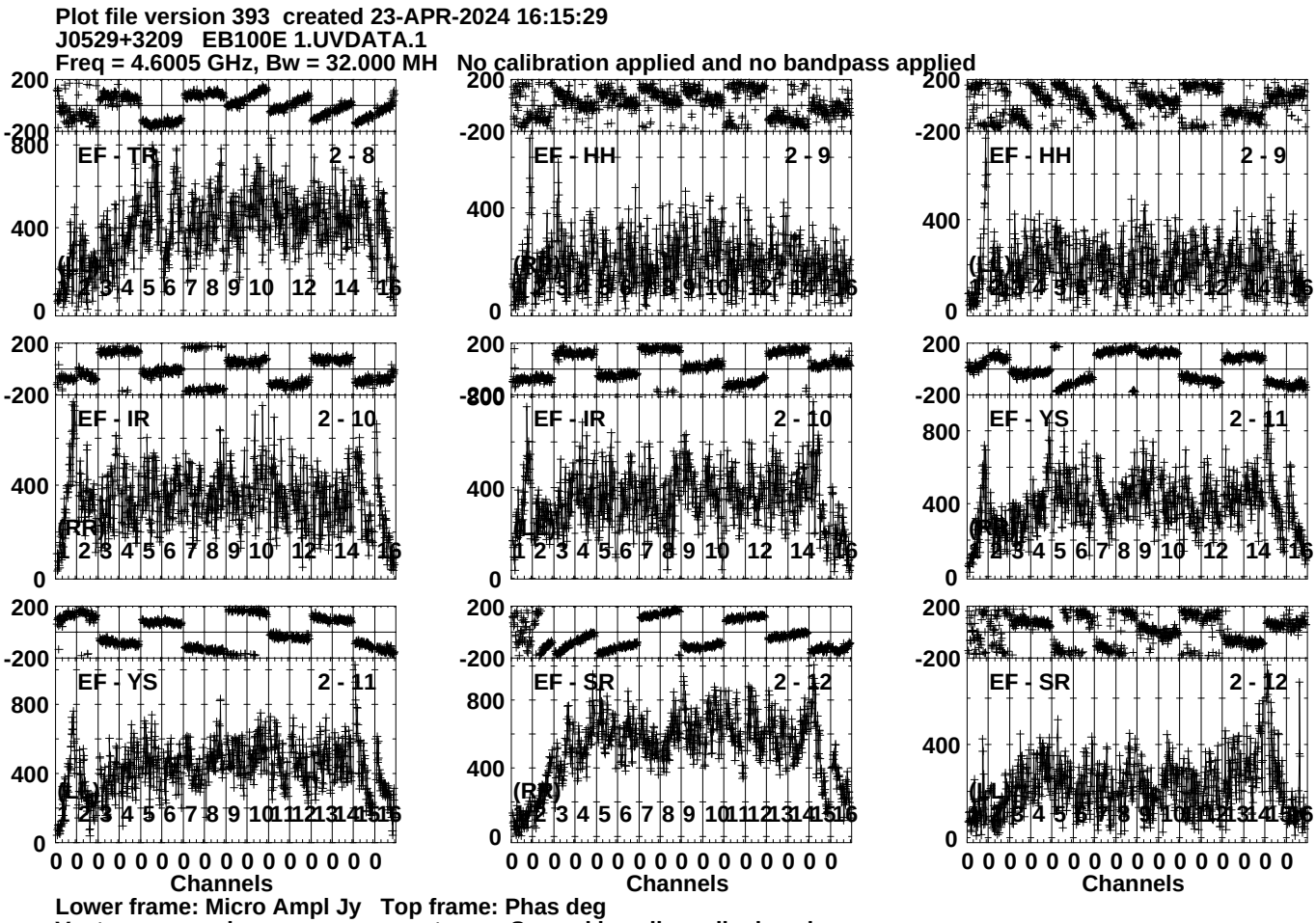
Plot file version 393 created 23-APR-2024 16:15:29
J0529+3209 EB100E 1.UVDATA.1
Freq = 4.6005 GHz, Bw = 32.000 MH No calibration applied and no bandpass applied
EF - TR 2 - 8
EF - HH 2 - 9
EF - HH 2 - 9
EF - IR 2 - 10
EF - IR 2 - 10
EF - YS 2 - 11
EF - YS 2 - 11
EF - SR 2 - 12
EF - SR 2 - 12
Channels
Channels
Channels
Lower frame: Micro Ampl Jy Top frame: Phas deg
Vector averaged cross-power spectrum Several baselines displayed
Timerange: 00/18:20:03 to 00/18:20:59

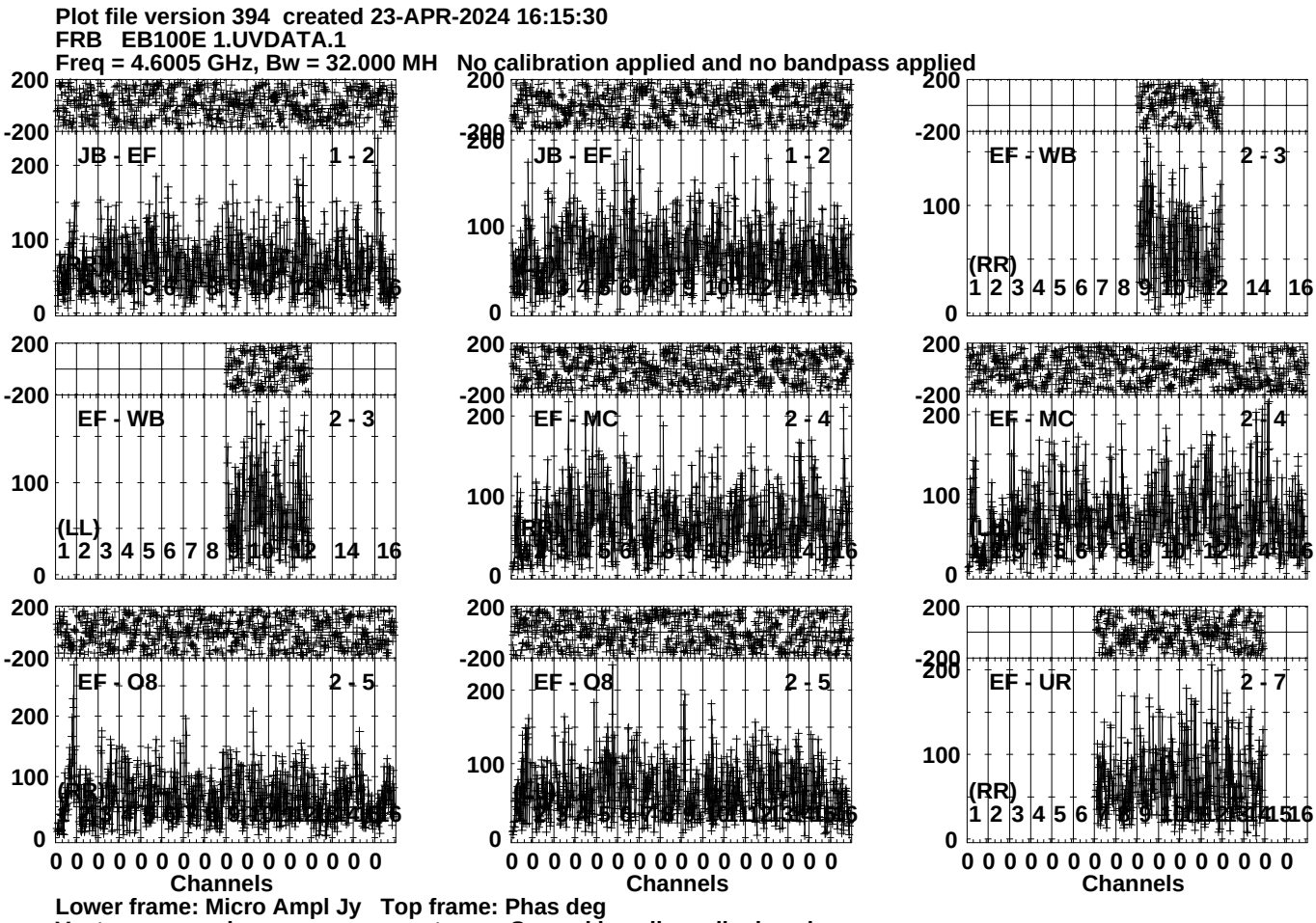
Plot file version 394 created 23-APR-2024 16:15:30
FRB EB100E 1.UVDATA.1
Freq = 4.6005 GHz, Bw = 32.000 MH No calibration applied and no bandpass applied
JB - EF 1 - 2
JB - EF 1 - 2
EF - WB 2 - 3
EF - WB 2 - 3
EF - MC 2 - 4
EF - MC 2 - 4
EF - O8 2 - 5
EF - O8 2 - 5
EF - UR 2 - 7
(RR)
(LL)
Channels
Lower frame: Micro Ampl Jy Top frame: Phas deg
Vector averaged cross-power spectrum Several baselines displayed
Timerange: 00/18:21:01 to 00/18:24:29

Plot file version 395 created 23-APR-2024 16:15:30
FRB EB100E 1.UVDATA.1
Freq = 4.6005 GHz, Bw = 32.000 MH No calibration applied and no bandpass applied

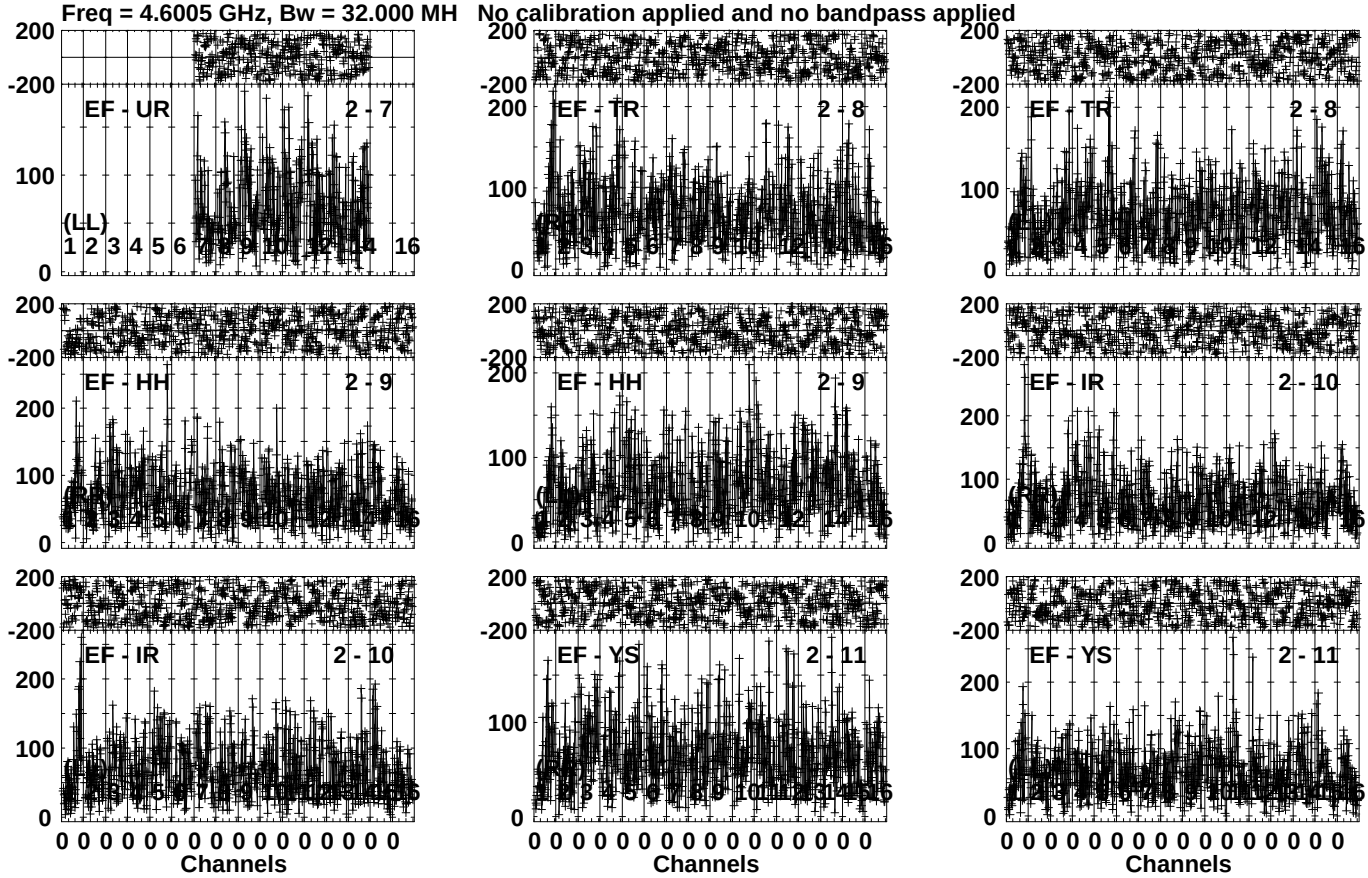

Lower frame: Micro Ampl Jy Top frame: Phas deg
Vector averaged cross-power spectrum Several baselines displayed
Timerange: 00/18:21:01 to 00/18:24:29

Plot file version 396 created 23-APR-2024 16:15:30
FRB EB100E 1.UVDATA.1
Freq = 4.6005 GHz, Bw = 32.000 MH No calibration applied and no bandpass applied

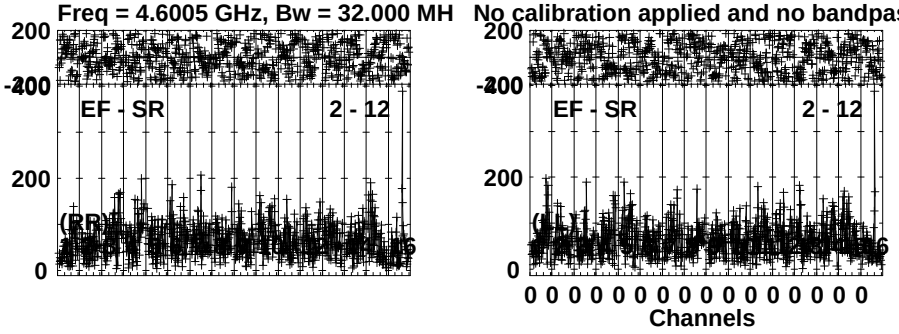

Lower frame: Micro Ampl Jy Top frame: Phas deg
Vector averaged cross-power spectrum Several baselines displayed
Timerange: 00/18:21:01 to 00/18:24:29

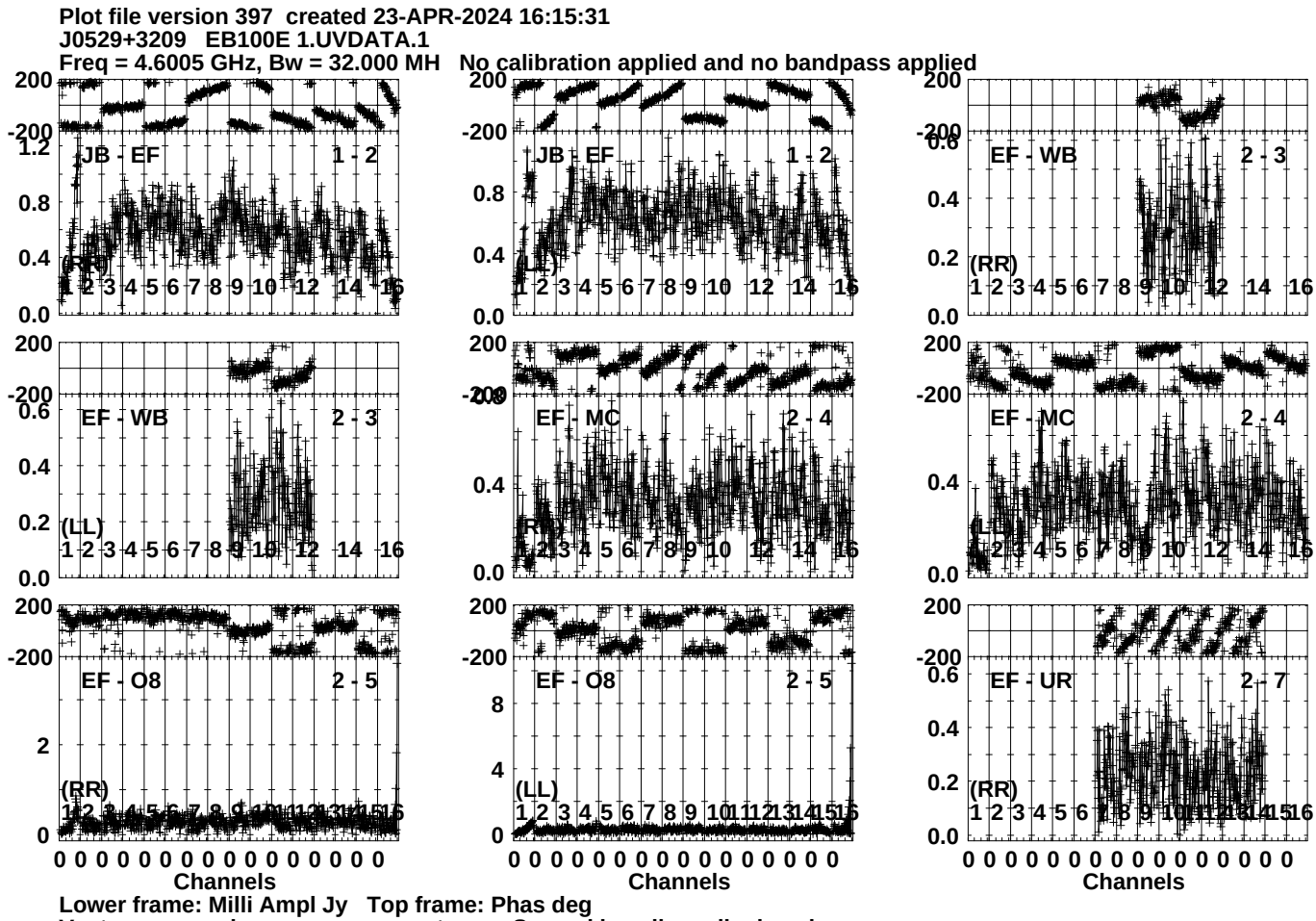
Plot file version 397 created 23-APR-2024 16:15:31
J0529+3209 EB100E 1.UVDATA.1
Freq = 4.6005 GHz, Bw = 32.000 MH No calibration applied and no bandpass applied
JB - EF 1 - 2
JB - EF 1 - 2
EF - WB 2 - 3
EF - WB 2 - 3
EF - MC 2 - 4
EF - MC 2 - 4
EF - O8 2 - 5
EF - O8 2 - 5
EF - UR 2 - 7
(RR)
(LL)
Channels
Lower frame: Milli Ampl Jy Top frame: Phas deg
Vector averaged cross-power spectrum Several baselines displayed
Timerange: 00/18:24:31 to 00/18:25:59

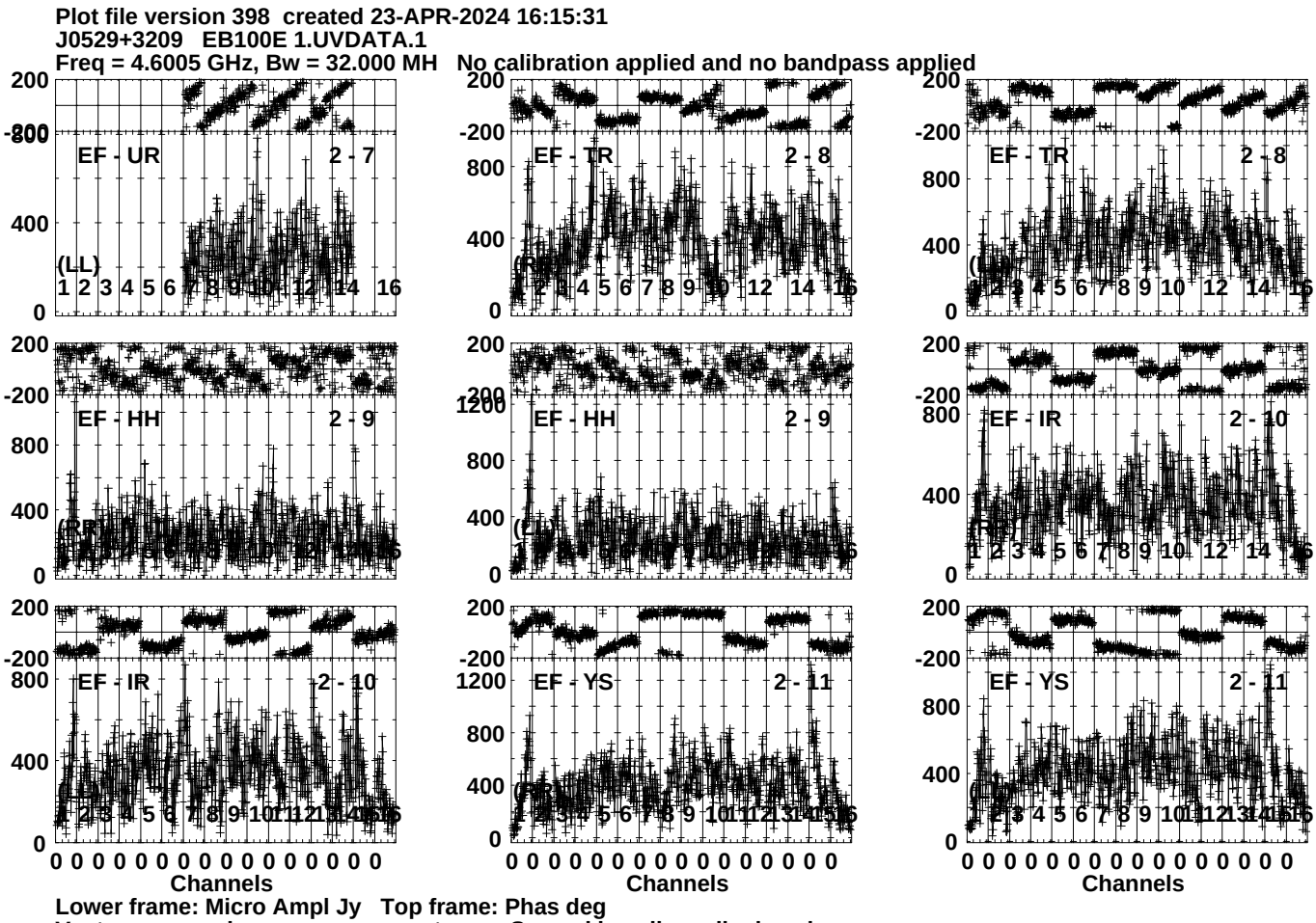
Plot file version 398 created 23-APR-2024 16:15:31
J0529+3209 EB100E 1.UVDATA.1
Freq = 4.6005 GHz, Bw = 32.000 MH No calibration applied and no bandpass applied
EF - UR 2 - 7
EF - TR 2 - 8
EF - TR 2 - 8
EF - HH 2 - 9
EF - HH 2 - 9
EF - IR 2 - 10
EF - IR 2 - 10
EF - YS 2 - 11
EF - YS 2 - 11
Channels
Channels
Channels
Lower frame: Micro Ampl Jy Top frame: Phas deg
Vector averaged cross-power spectrum Several baselines displayed
Timerange: 00/18:24:31 to 00/18:25:59

Plot file version 399 created 23-APR-2024 16:15:31
J0529+3209 EB100E 1.UVDATA.1
Freq = 4.6005 GHz, Bw = 32.000 MH No calibration applied and no bandpass applied

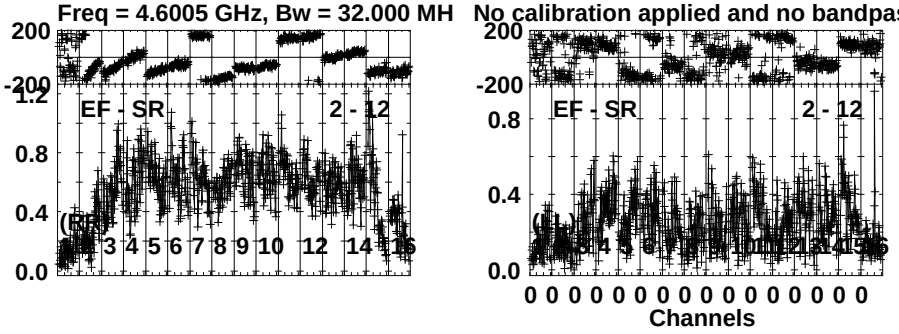

Lower frame: Milli Ampl Jy Top frame: Phas deg
Vector averaged cross-power spectrum Several baselines displayed
Timerange: 00/18:24:31 to 00/18:25:59

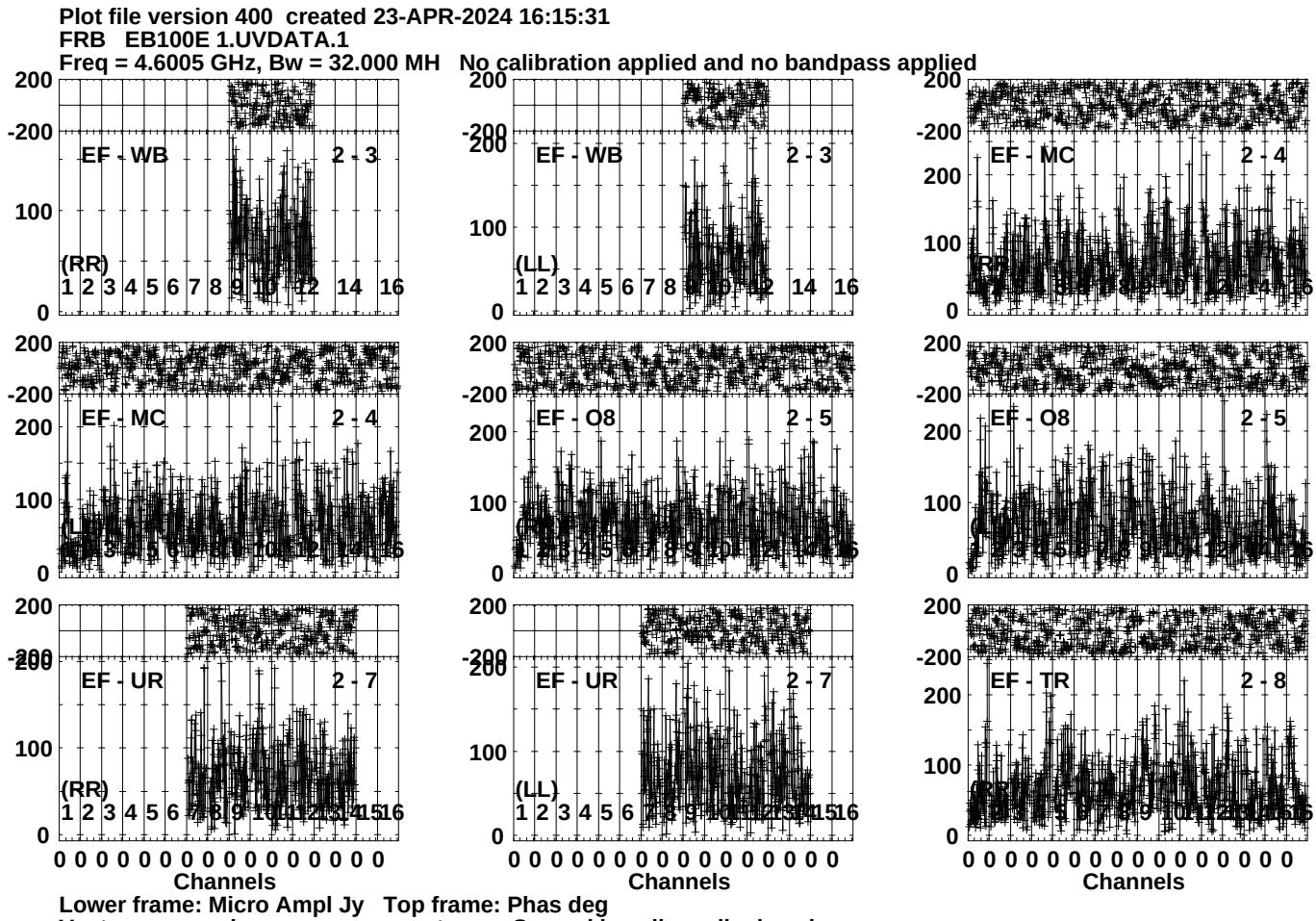
Plot file version 400 created 23-APR-2024 16:15:31
FRB EB100E 1.UVDATA.1
Freq = 4.6005 GHz, Bw = 32.000 MH No calibration applied and no bandpass applied
EF - WB 2 - 3
(RR)
EF - WB 2 - 3
(LL)
EF - MC 2 - 4
EF - MC 2 - 4
EF - O8 2 - 5
EF - O8 2 - 5
EF - UR 2 - 7
(RR)
EF - UR 2 - 7
(LL)
EF - TR 2 - 8
200
-200
100
0
1 2 3 4 5 6 7 8 9 10 12 14 16
0 0 0 0 0 0 0 0 0 0 0 0 0 0 0 0
Channels
Lower frame: Micro Ampl Jy Top frame: Phas deg
Vector averaged cross-power spectrum Several baselines displayed
Timerange: 00/18:26:01 to 00/18:29:29

Plot file version 401 created 23-APR-2024 16:15:32
FRB EB100E 1.UVDATA.1
Freq = 4.6005 GHz, Bw = 32.000 MH No calibration applied and no bandpass applied

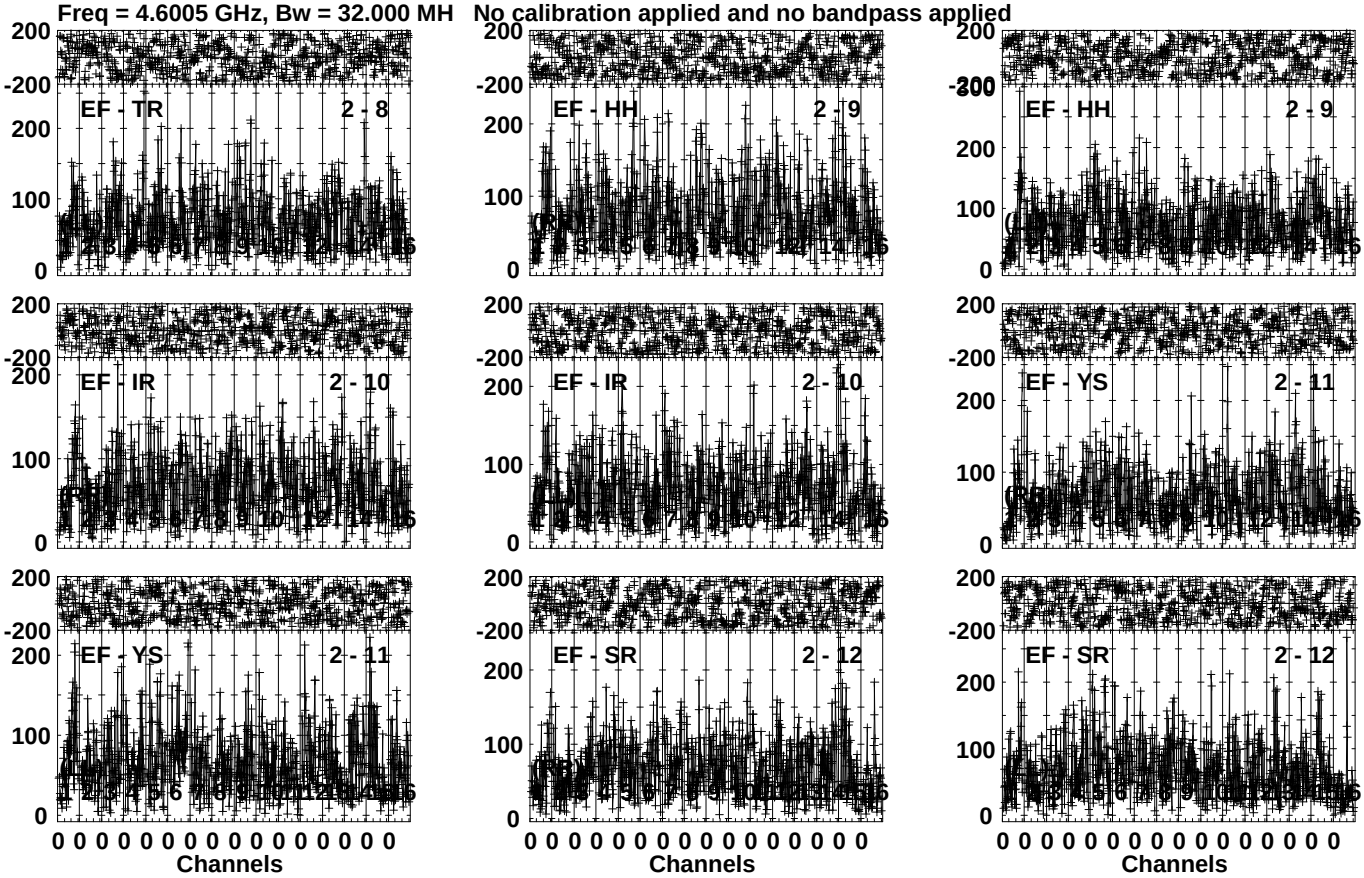

Lower frame: Micro Ampl Jy Top frame: Phas deg
Vector averaged cross-power spectrum Several baselines displayed
Timerange: 00/18:26:01 to 00/18:29:29

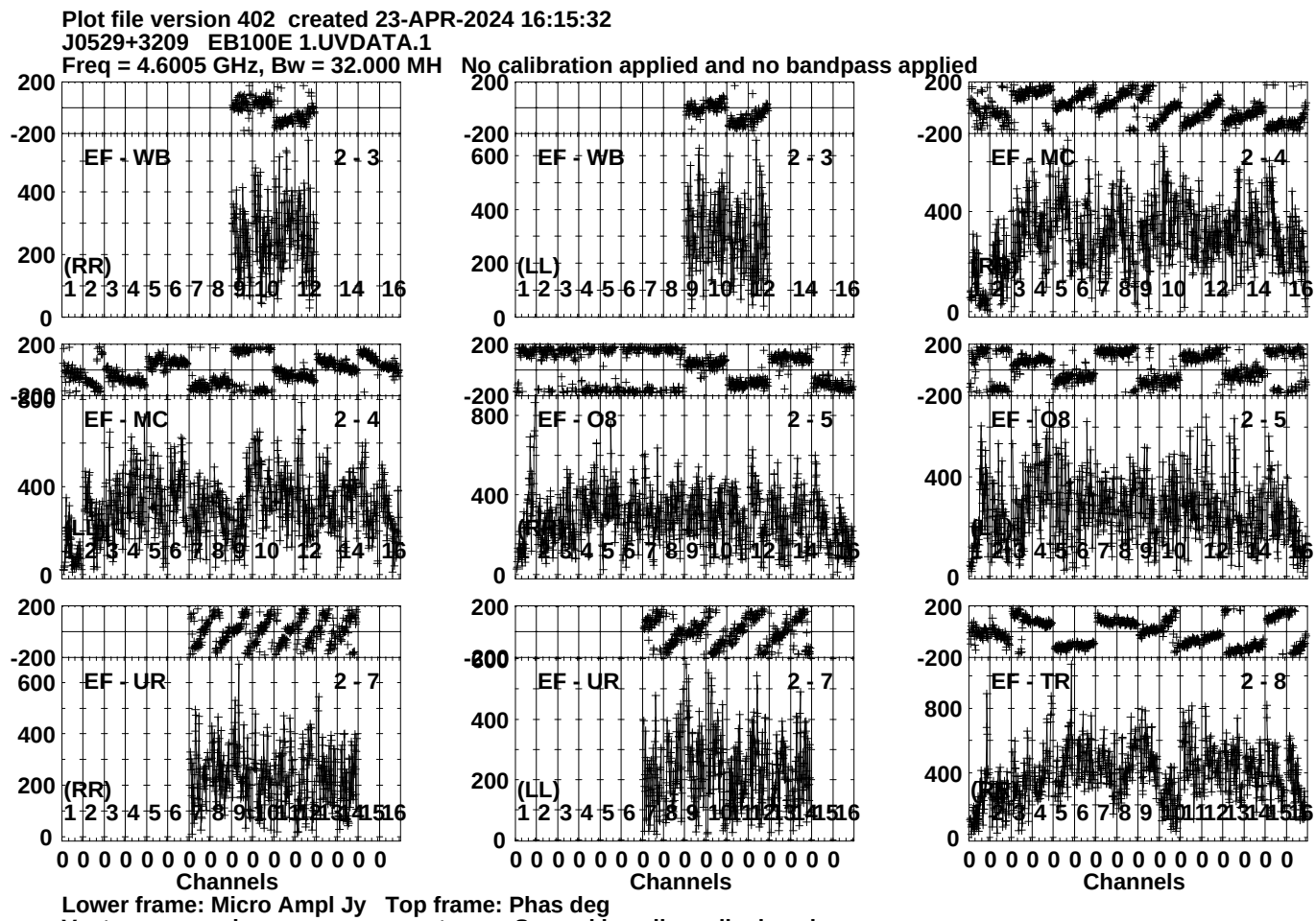
Plot file version 402 created 23-APR-2024 16:15:32
J0529+3209 EB100E 1.UVDATA.1
Freq = 4.6005 GHz, Bw = 32.000 MH No calibration applied and no bandpass applied
EF - WB 2 - 3
(RR)
EF - WB 2 - 3
(LL)
EF - MC 2 - 4
EF - MC 2 - 4
EF - O8 2 - 5
EF - O8 2 - 5
EF - UR 2 - 7
(RR)
EF - UR 2 - 7
(LL)
EF - TR 2 - 8
Channels
Channels
Channels
Lower frame: Micro Ampl Jy Top frame: Phas deg
Vector averaged cross-power spectrum Several baselines displayed
Timerange: 00/18:30:03 to 00/18:30:59

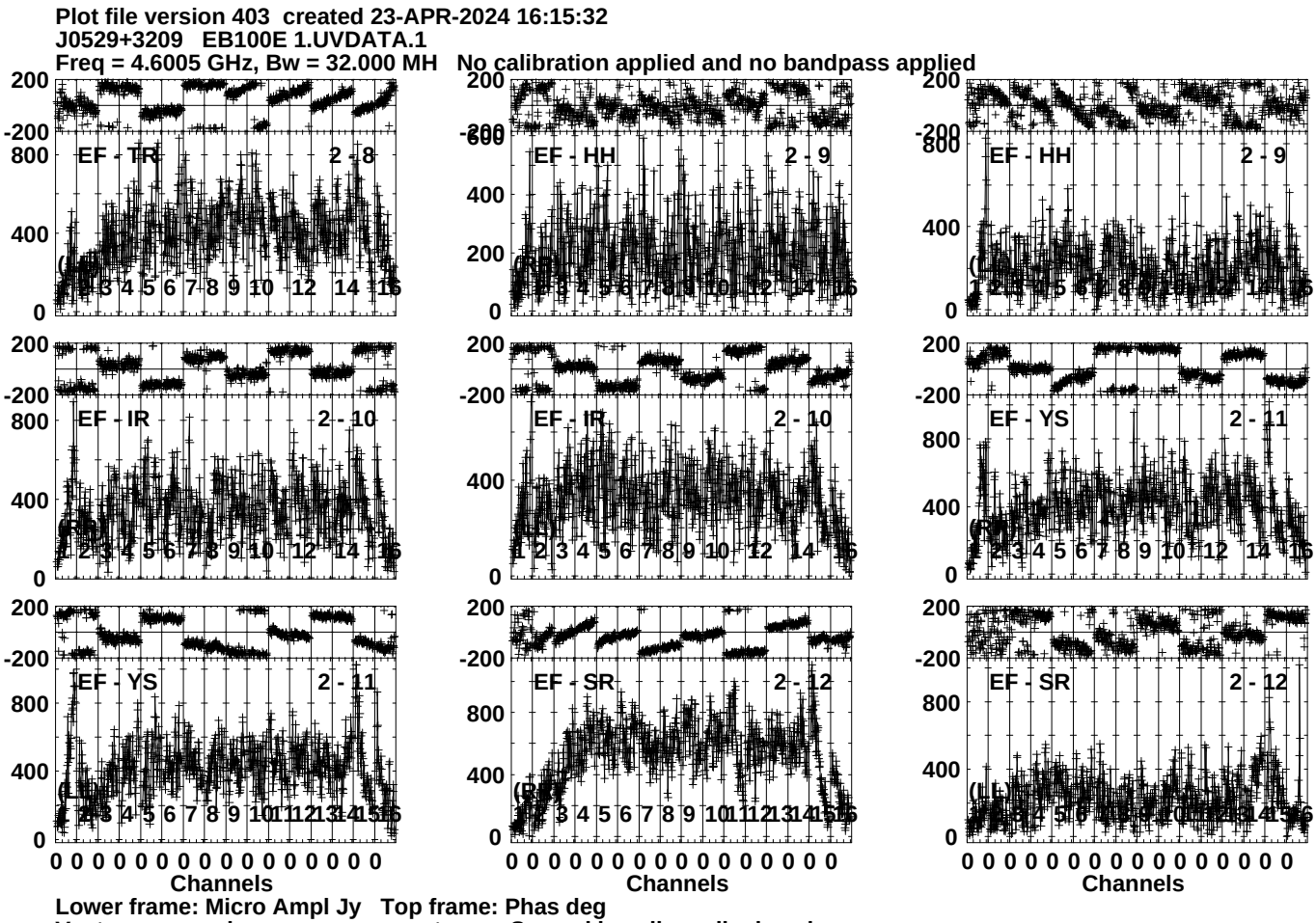
Plot file version 403 created 23-APR-2024 16:15:32
J0529+3209 EB100E 1.UVDATA.1
Freq = 4.6005 GHz, Bw = 32.000 MH No calibration applied and no bandpass applied
EF - TR 2 - 8
EF - HH 2 - 9
EF - HH 2 - 9
EF - IR 2 - 10
EF - IR 2 - 10
EF - YS 2 - 11
EF - YS 2 - 11
EF - SR 2 - 12
EF - SR 2 - 12
(LL)
(RR)
200
-200
800
400
0
1 2 3 4 5 6 7 8 9 10 12 14 16
0 0 0 0 0 0 0 0 0 0 0 0 0 0 0 0
Channels
Lower frame: Micro Ampl Jy Top frame: Phas deg
Vector averaged cross-power spectrum Several baselines displayed
Timerange: 00/18:30:03 to 00/18:30:59

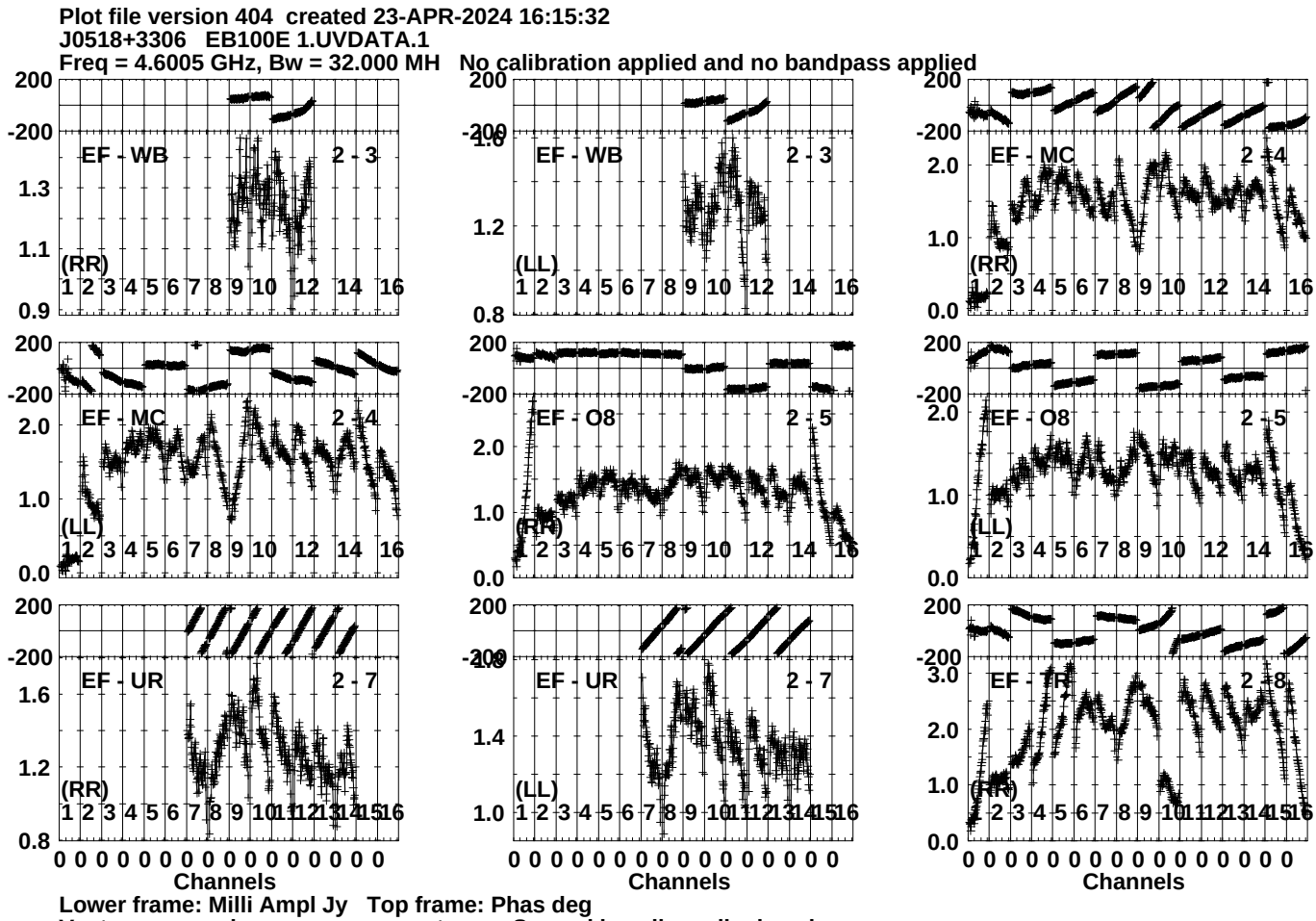
Plot file version 404 created 23-APR-2024 16:15:32
J0518+3306 EB100E 1.UVDATA.1
Freq = 4.6005 GHz, Bw = 32.000 MH No calibration applied and no bandpass applied
EF - WB 2 - 3
(RR)
EF - WB 2 - 3
(LL)
EF - MC 2 - 4
(RR)
EF - MC 2 - 4
(LL)
EF - O8 2 - 5
(RR)
EF - O8 2 - 5
(LL)
EF - UR 2 - 7
(RR)
EF - UR 2 - 7
(LL)
EF - UR 2 - 8
(RR)
Channels
Channels
Channels
Lower frame: Milli Ampl Jy Top frame: Phas deg
Vector averaged cross-power spectrum Several baselines displayed
Timerange: 00/18:31:33 to 00/18:34:29

Plot file version 405 created 23-APR-2024 16:15:33
J0518+3306 EB100E 1.UVDATA.1
Freq = 4.6005 GHz, Bw = 32.000 MH No calibration applied and no bandpass applied

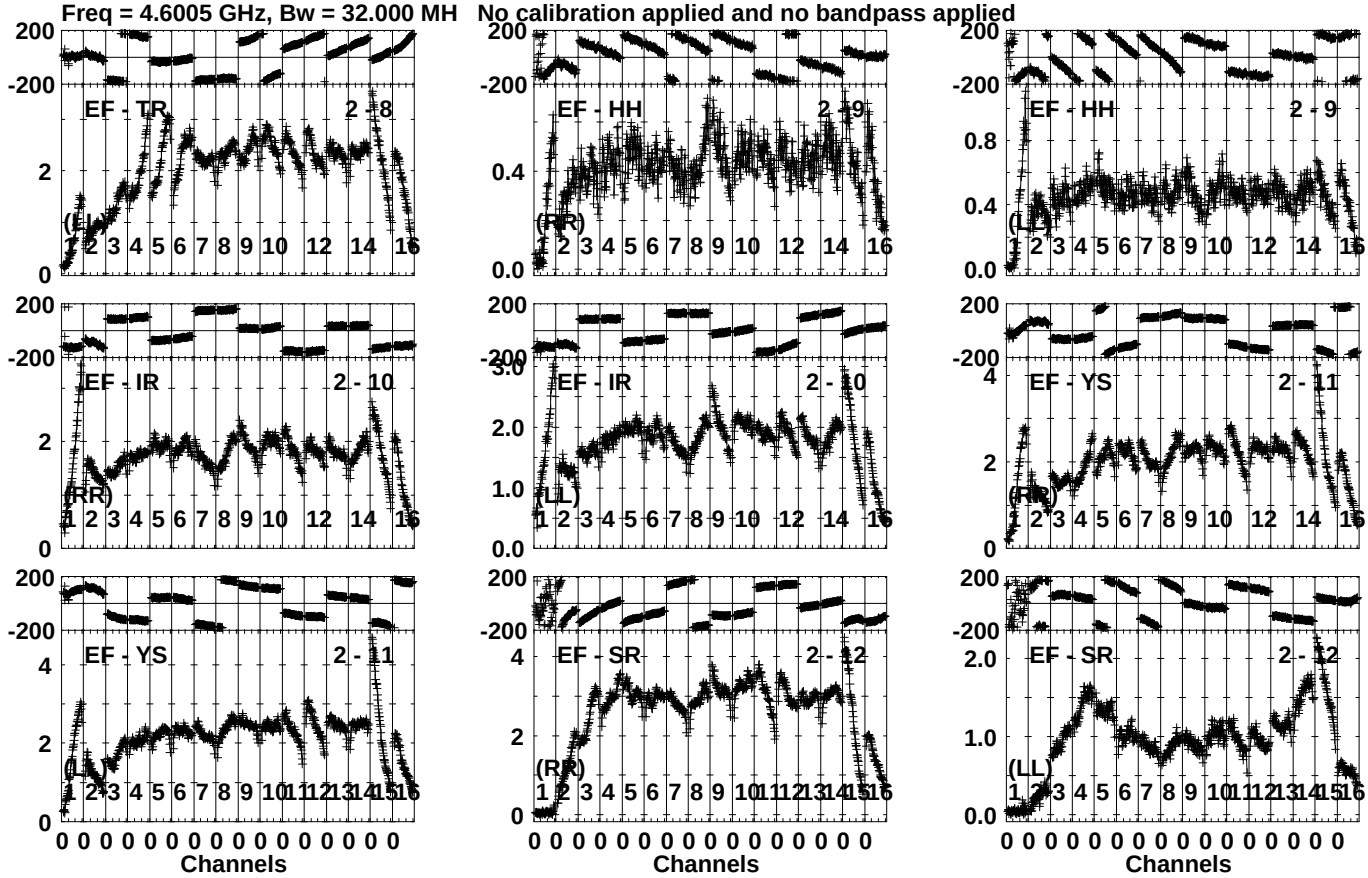

Lower frame: Milli Ampl Jy Top frame: Phas deg
Vector averaged cross-power spectrum Several baselines displayed
Timerange: 00/18:31:33 to 00/18:34:29

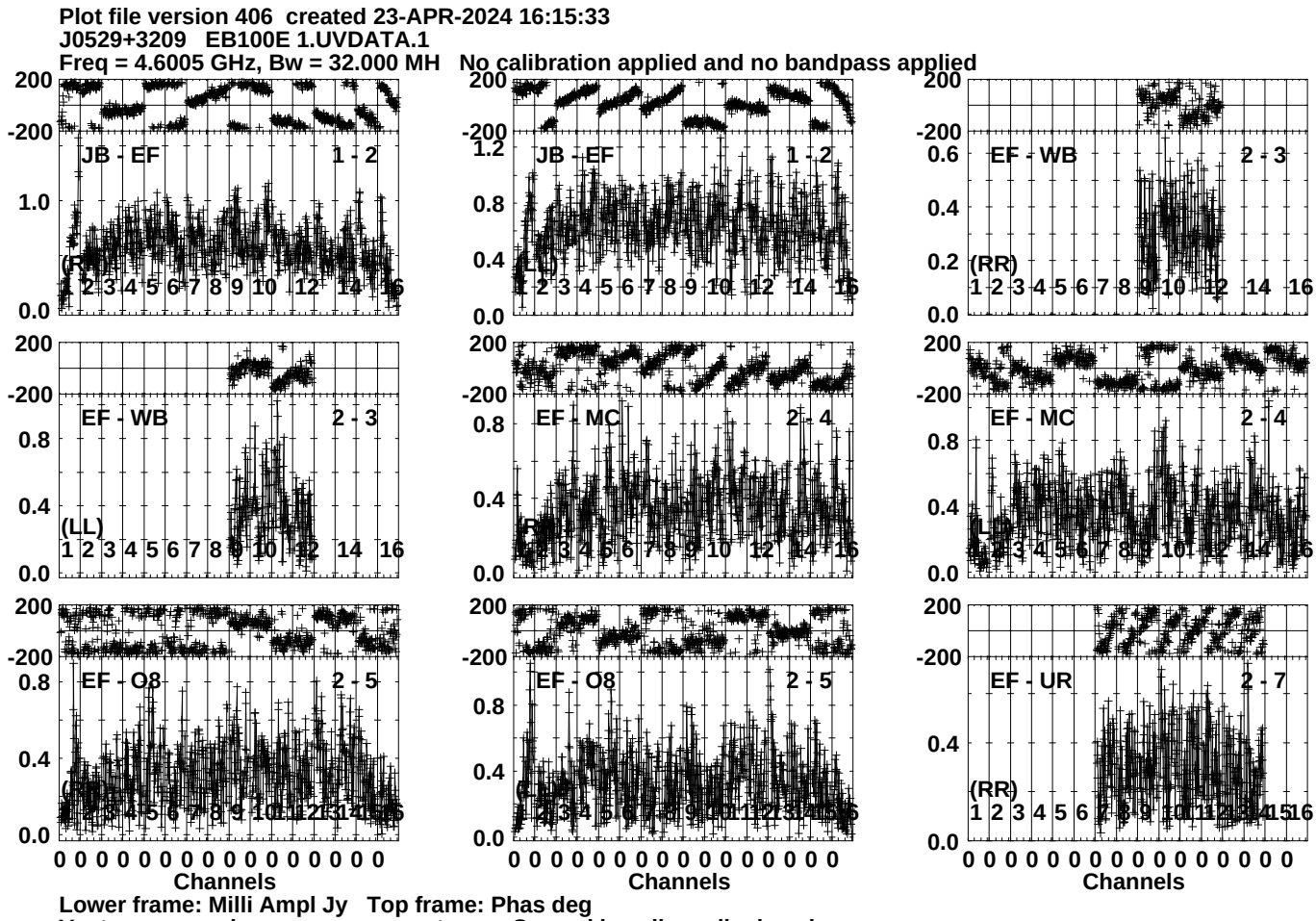
Plot file version 406 created 23-APR-2024 16:15:33
J0529+3209 EB100E 1.UVDATA.1
Freq = 4.6005 GHz, Bw = 32.000 MH No calibration applied and no bandpass applied
JB - EF 1 - 2
JB - EF 1 - 2
EF - WB 2 - 3
EF - WB 2 - 3
EF - MC 2 - 4
EF - MC 2 - 4
EF - O8 2 - 5
EF - O8 2 - 5
EF - UR 2 - 7
(RR)
(LL)
Channels
Lower frame: Milli Ampl Jy Top frame: Phas deg
Vector averaged cross-power spectrum Several baselines displayed
Timerange: 00/18:34:33 to 00/18:35:59

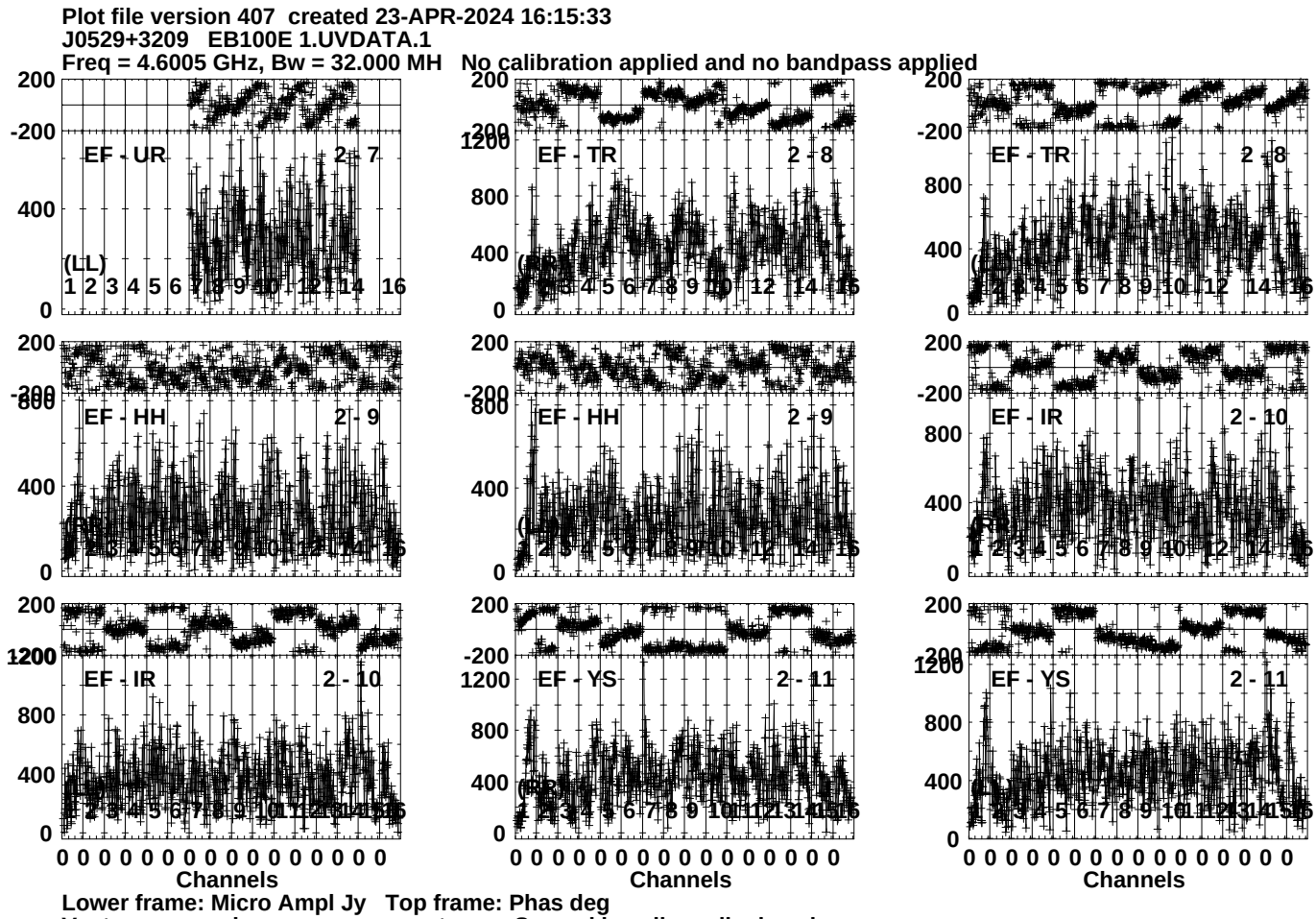
Plot file version 407 created 23-APR-2024 16:15:33
J0529+3209 EB100E 1.UVDATA.1
Freq = 4.6005 GHz, Bw = 32.000 MH No calibration applied and no bandpass applied
EF - UR 2 - 7
EF - TR 2 - 8
EF - TR 2 - 8
EF - HH 2 - 9
EF - HH 2 - 9
EF - IR 2 - 10
EF - IR 2 - 10
EF - YS 2 - 11
EF - YS 2 - 11
(LL)
(RR)
Channels
Lower frame: Micro Ampl Jy Top frame: Phas deg
Vector averaged cross-power spectrum Several baselines displayed
Timerange: 00/18:34:33 to 00/18:35:59

Plot file version 408 created 23-APR-2024 16:15:34
J0529+3209 EB100E 1.UVDATA.1
Freq = 4.6005 GHz, Bw = 32.000 MH No calibration applied and no bandpass applied

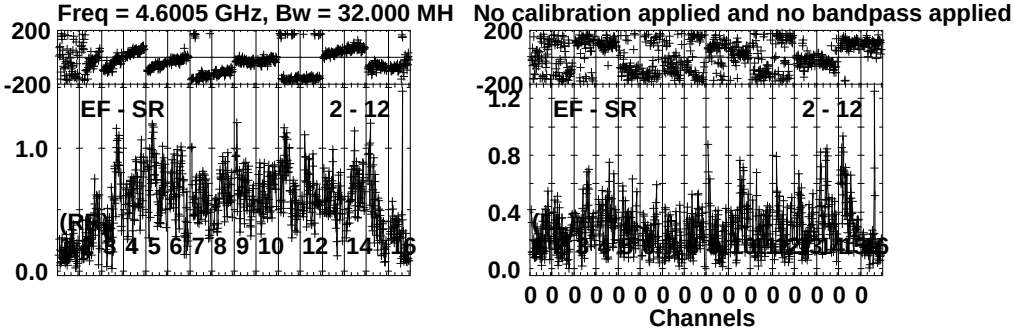

Lower frame: Milli Ampl Jy Top frame: Phas deg
Vector averaged cross-power spectrum Several baselines displayed
Timerange: 00/18:34:33 to 00/18:35:59

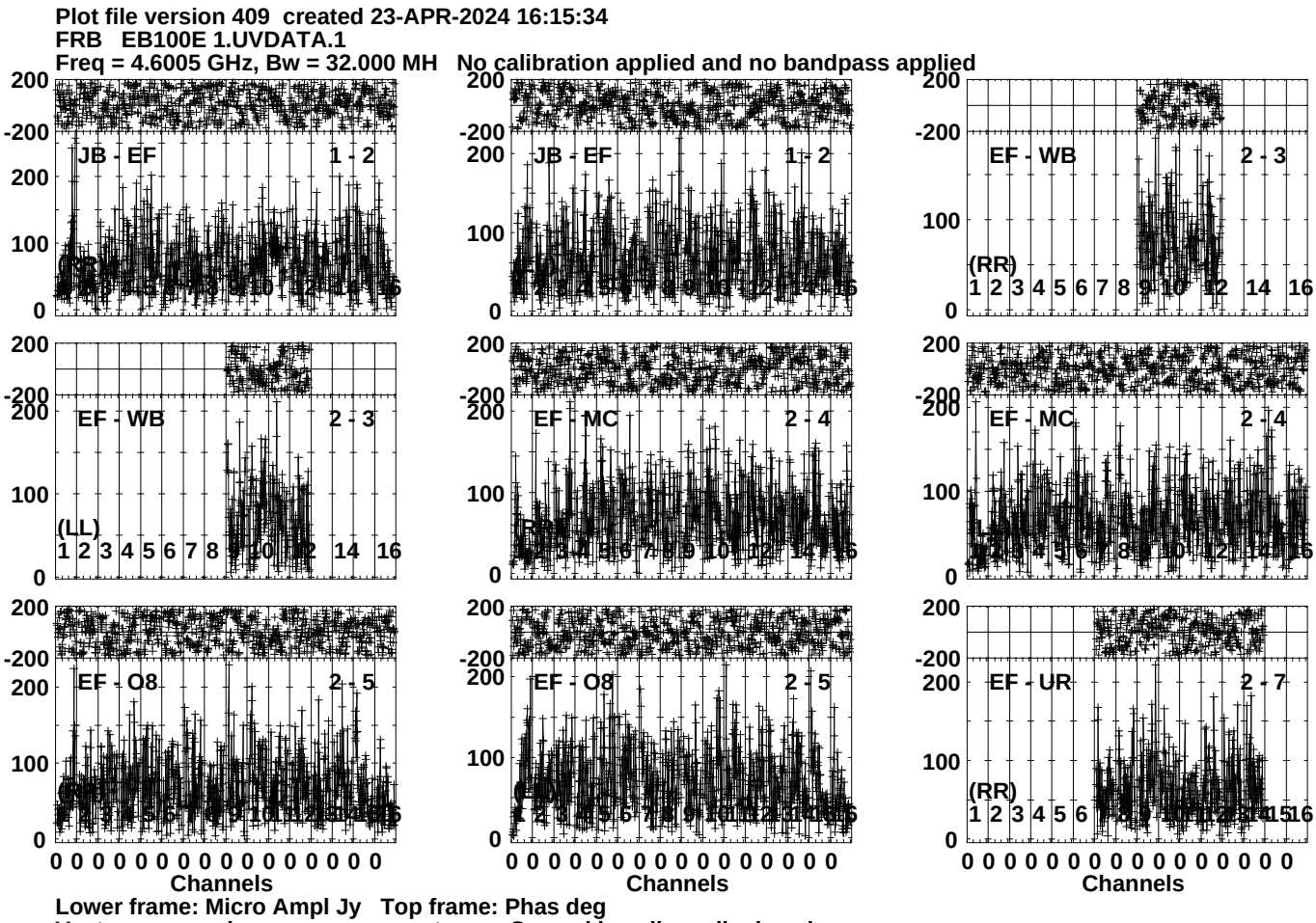
Plot file version 409 created 23-APR-2024 16:15:34
FRB EB100E 1.UVDATA.1
Freq = 4.6005 GHz, Bw = 32.000 MH No calibration applied and no bandpass applied
JB - EF 1 - 2
JB - EF 1 - 2
EF - WB 2 - 3
(RR)
EF - WB 2 - 3
(LL)
EF - MC 2 - 4
EF - MC 2 - 4
EF - O8 2 - 5
EF - O8 2 - 5
EF - UR 2 - 7
(RR)
Channels
Channels
Channels
Lower frame: Micro Ampl Jy Top frame: Phas deg
Vector averaged cross-power spectrum Several baselines displayed
Timerange: 00/18:36:01 to 00/18:39:29

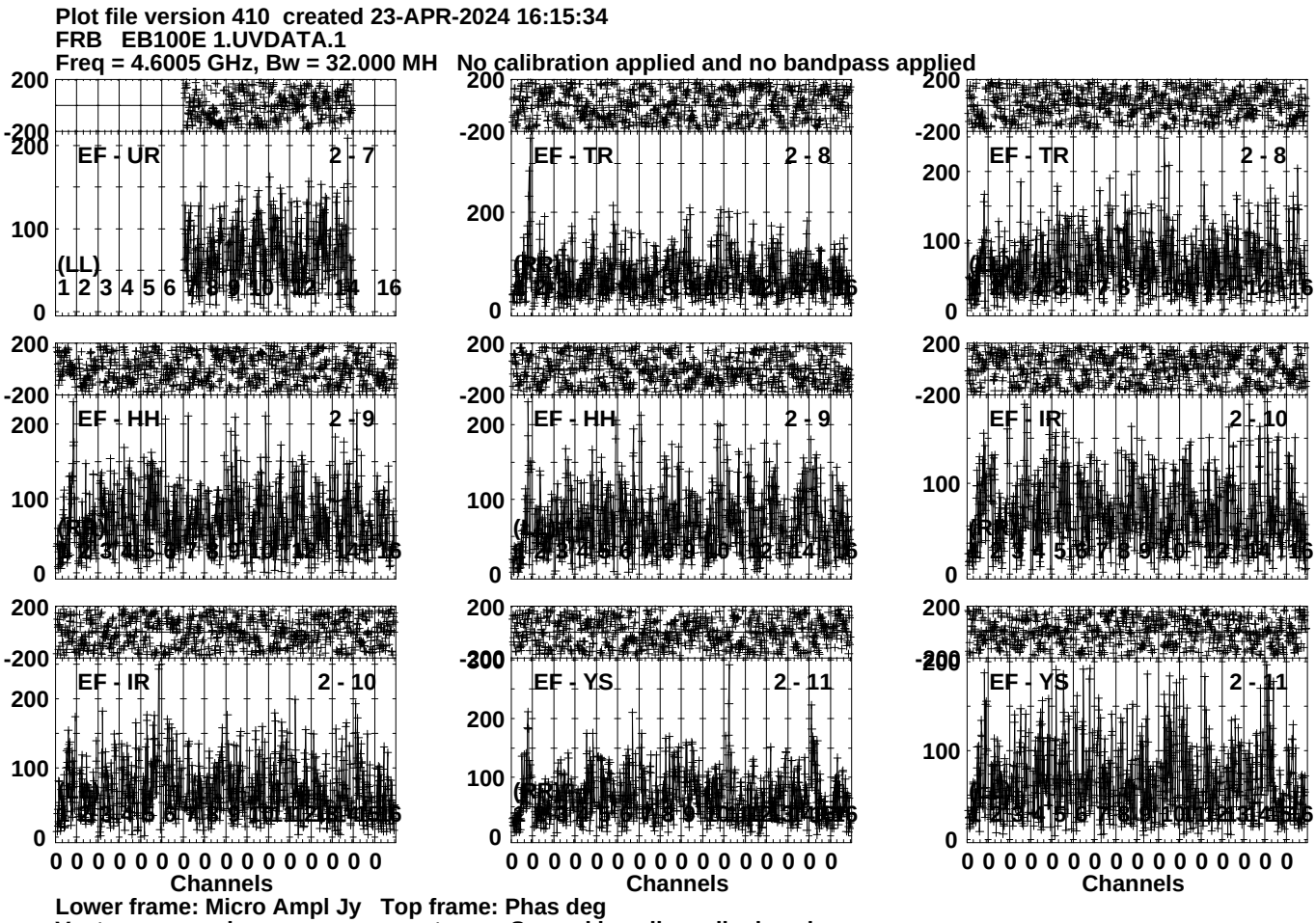
Plot file version 410 created 23-APR-2024 16:15:34
FRB EB100E 1.UVDATA.1
Freq = 4.6005 GHz, Bw = 32.000 MH No calibration applied and no bandpass applied
EF - UR 2 - 7
EF - TR 2 - 8
EF - TR 2 - 8
EF - HH 2 - 9
EF - HH 2 - 9
EF - IR 2 - 10
EF - IR 2 - 10
EF - YS 2 - 11
EF - YS 2 - 11
(LL)
200
-200
100
0
1 2 3 4 5 6 7 8 9 10 12 14 16
0 0 0 0 0 0 0 0 0 0 0 0 0 0 0 0
Channels
Lower frame: Micro Ampl Jy Top frame: Phas deg
Vector averaged cross-power spectrum Several baselines displayed
Timerange: 00/18:36:01 to 00/18:39:29

Plot file version 411 created 23-APR-2024 16:15:34
FRB EB100E 1.UVDATA.1
Freq = 4.6005 GHz, Bw = 32.000 MH No calibration applied and no bandpass applied

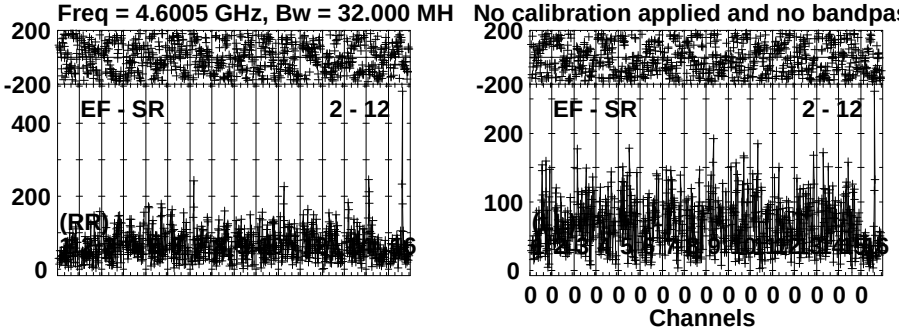

Lower frame: Micro Ampl Jy Top frame: Phas deg
Vector averaged cross-power spectrum Several baselines displayed
Timerange: 00/18:36:01 to 00/18:39:29

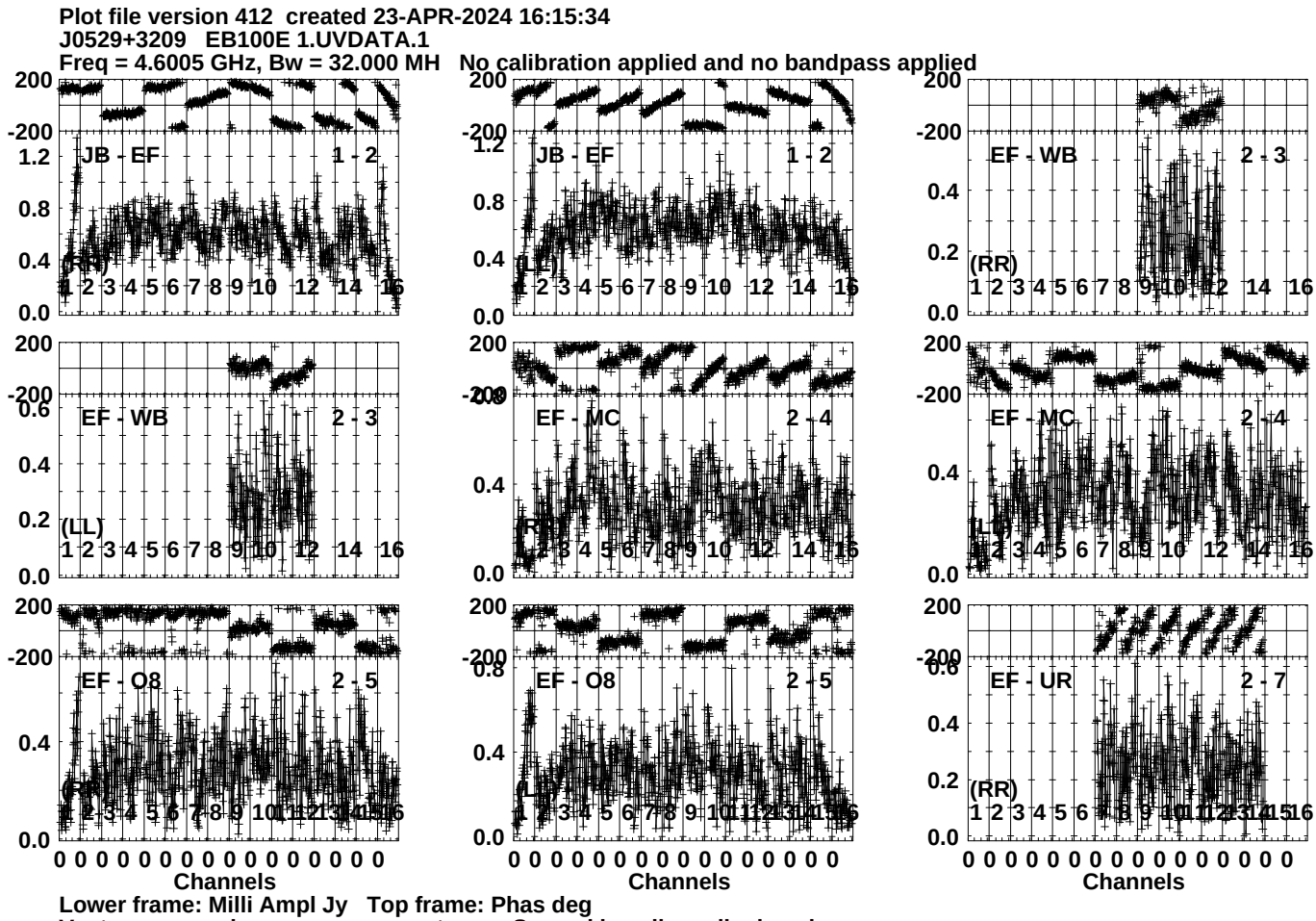
Plot file version 412 created 23-APR-2024 16:15:34
J0529+3209 EB100E 1.UVDATA.1
Freq = 4.6005 GHz, Bw = 32.000 MH No calibration applied and no bandpass applied
JB - EF 1 - 2
JB - EF 1 - 2
EF - WB 2 - 3
EF - WB 2 - 3
EF - MC 2 - 4
EF - MC 2 - 4
EF - O8 2 - 5
EF - O8 2 - 5
EF - UR 2 - 7
(LL)
(RR)
Channels
Lower frame: Milli Ampl Jy Top frame: Phas deg
Vector averaged cross-power spectrum Several baselines displayed
Timerange: 00/18:40:03 to 00/18:40:59

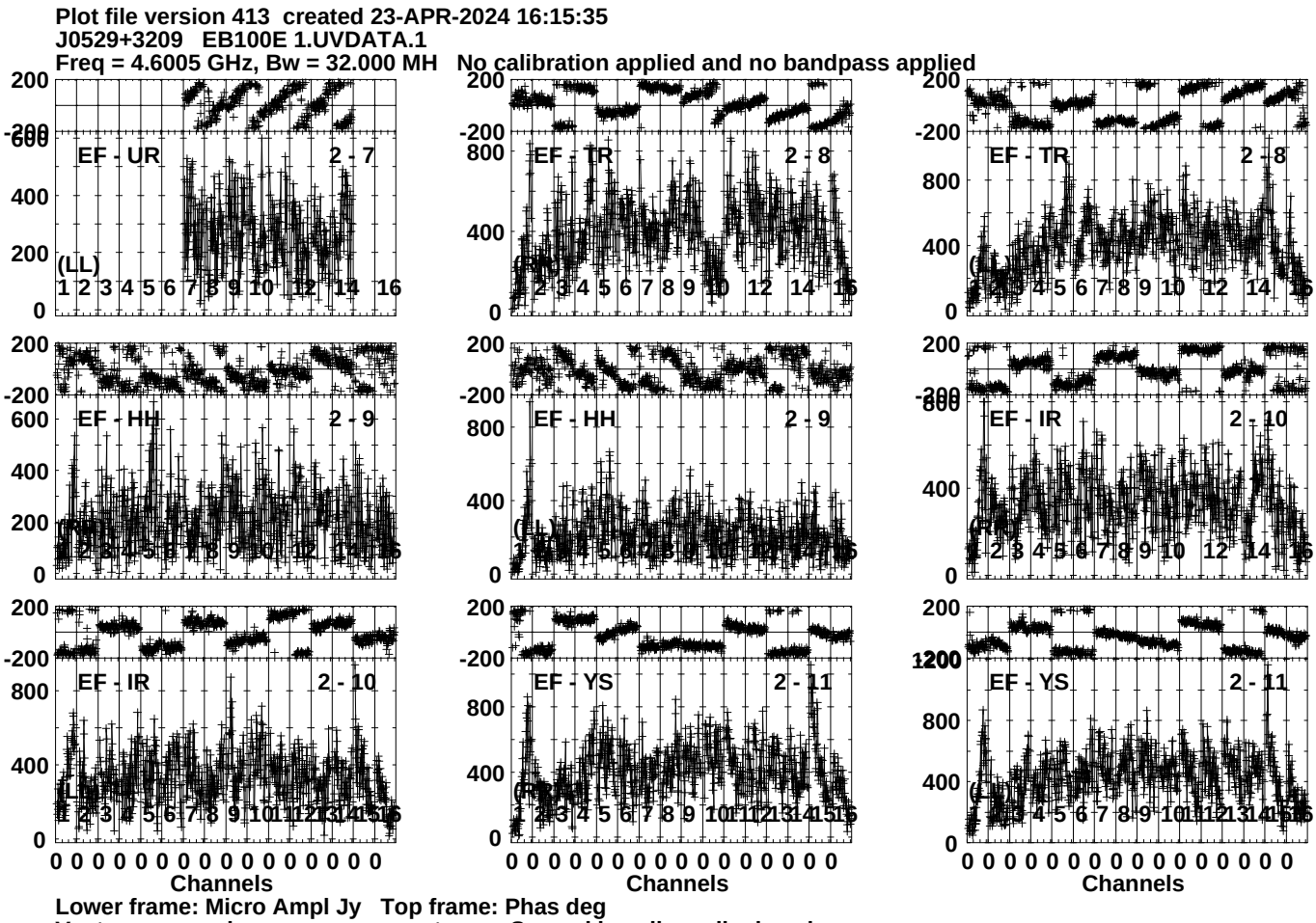
Plot file version 413 created 23-APR-2024 16:15:35
J0529+3209 EB100E 1.UVDATA.1
Freq = 4.6005 GHz, Bw = 32.000 MH No calibration applied and no bandpass applied
EF - UR 2 - 7
EF - TR 2 - 8
EF - TR 2 - 8
EF - HH 2 - 9
EF - HH 2 - 9
EF - IR 2 - 10
EF - IR 2 - 10
EF - YS 2 - 11
EF - YS 2 - 11
(LL)
Channels
Lower frame: Micro Ampl Jy Top frame: Phas deg
Vector averaged cross-power spectrum Several baselines displayed
Timerange: 00/18:40:03 to 00/18:40:59

Plot file version 414 created 23-APR-2024 16:15:35
J0529+3209 EB100E 1.UVDATA.1
Freq = 4.6005 GHz, Bw = 32.000 MH No calibration applied and no bandpass applied

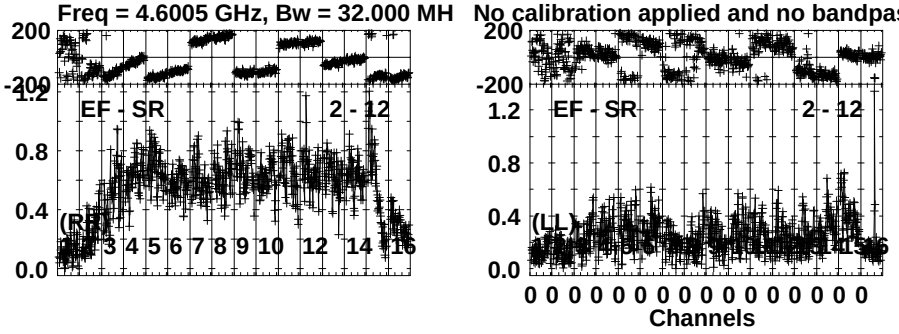

Lower frame: Milli Ampl Jy Top frame: Phas deg
Vector averaged cross-power spectrum Several baselines displayed
Timerange: 00/18:40:03 to 00/18:40:59

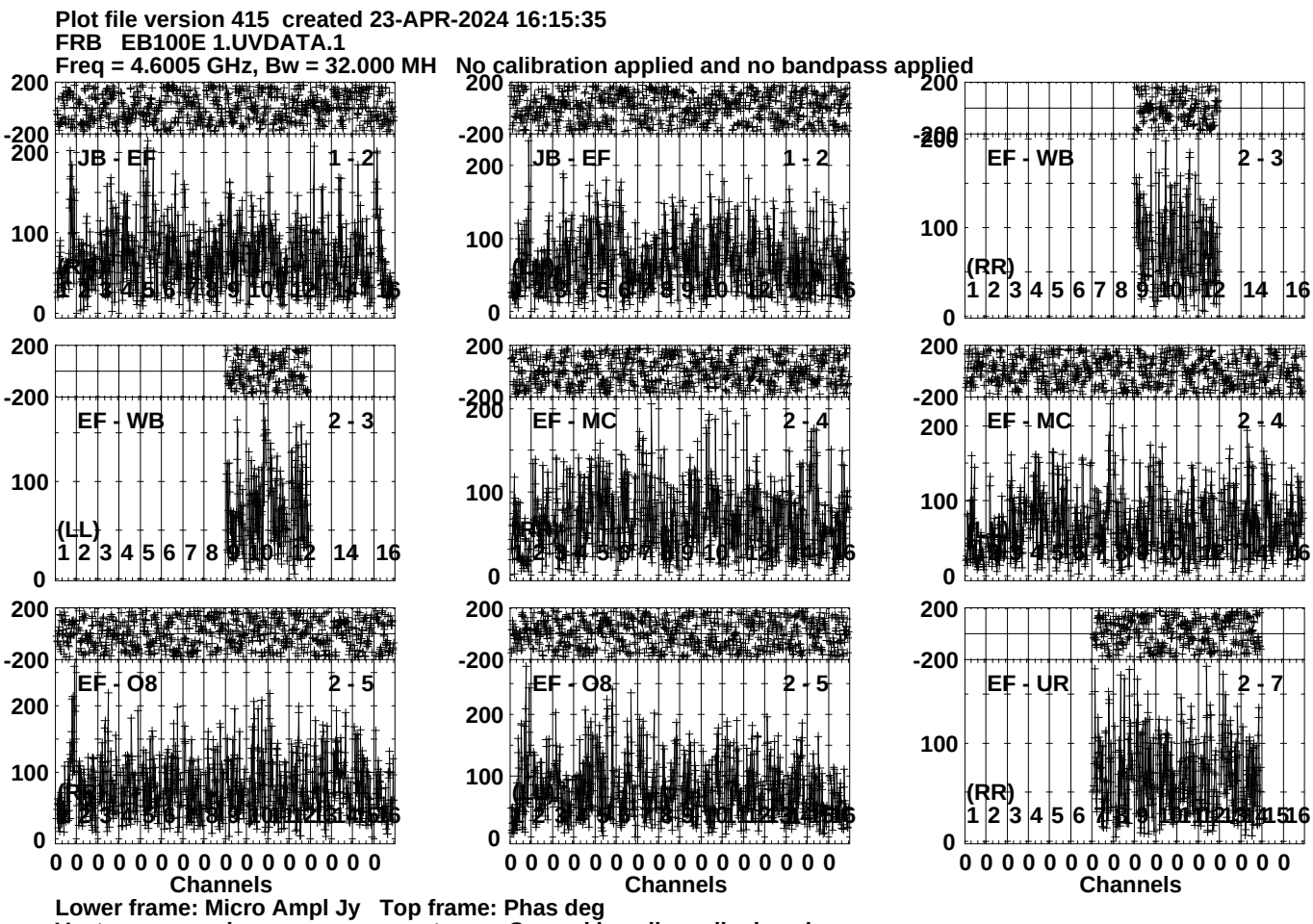
Plot file version 415 created 23-APR-2024 16:15:35
FRB EB100E 1.UVDATA.1
Freq = 4.6005 GHz, Bw = 32.000 MH No calibration applied and no bandpass applied
JB - EF 1 - 2
JB - EF 1 - 2
EF - WB 2 - 3
(RR)
EF - WB 2 - 3
(LL)
EF - MC 2 - 4
EF - MC 2 - 4
EF - O8 2 - 5
EF - O8 2 - 5
EF - UR 2 - 7
(RR)
Channels
Channels
Channels
Lower frame: Micro Ampl Jy Top frame: Phas deg
Vector averaged cross-power spectrum Several baselines displayed
Timerange: 00/18:41:03 to 00/18:44:29

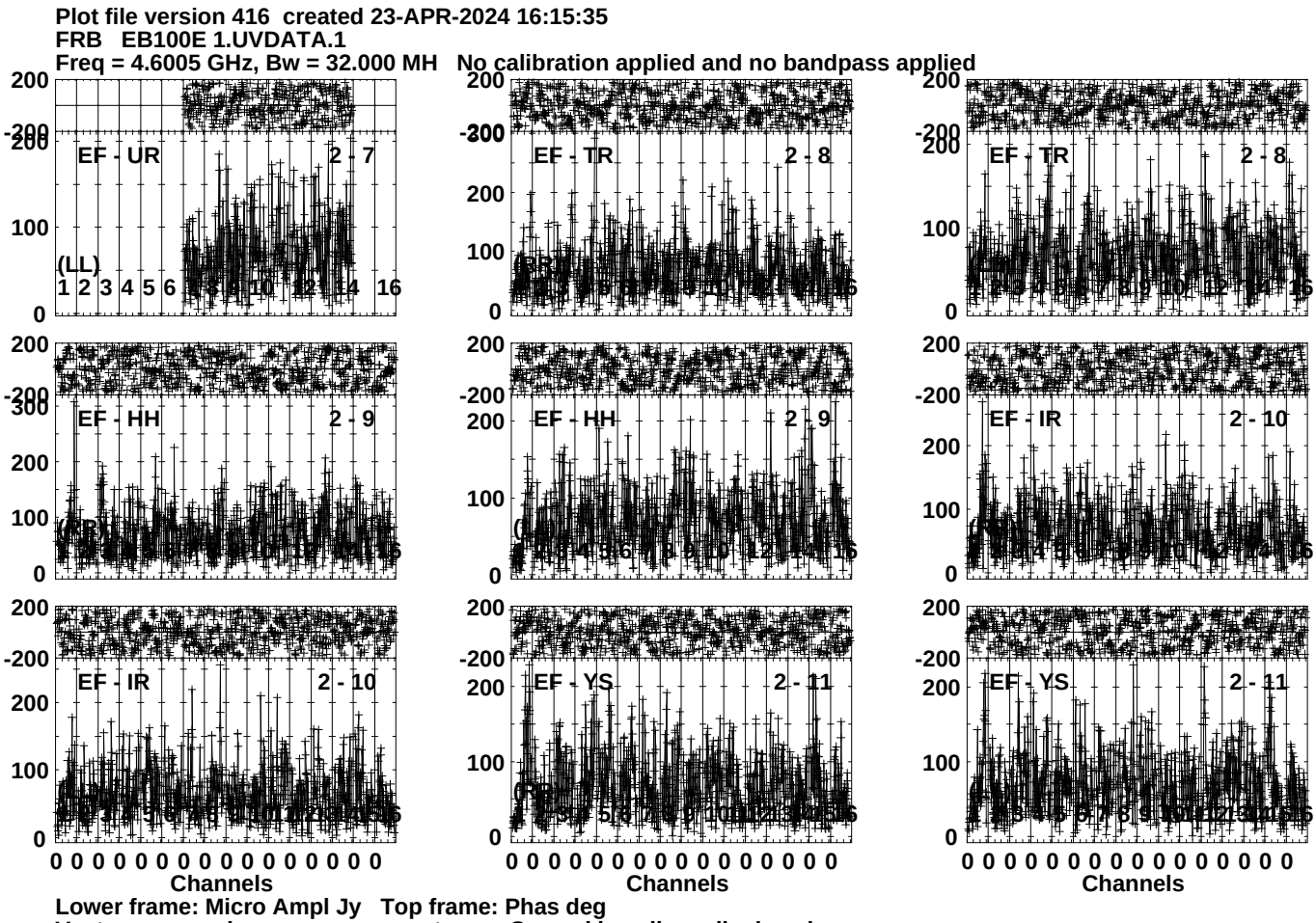
Plot file version 416 created 23-APR-2024 16:15:35
FRB EB100E 1.UVDATA.1
Freq = 4.6005 GHz, Bw = 32.000 MH No calibration applied and no bandpass applied
EF - UR 2 - 7
EF - TR 2 - 8
EF - TR 2 - 8
EF - HH 2 - 9
EF - HH 2 - 9
EF - IR 2 - 10
EF - IR 2 - 10
EF - YS 2 - 11
EF - YS 2 - 11
(LL)
(RR)
Channels
Lower frame: Micro Ampl Jy Top frame: Phas deg
Vector averaged cross-power spectrum Several baselines displayed
Timerange: 00/18:41:03 to 00/18:44:29

Plot file version 417 created 23-APR-2024 16:15:36
FRB EB100E 1.UVDATA.1
Freq = 4.6005 GHz, Bw = 32.000 MH No calibration applied and no bandpass applied

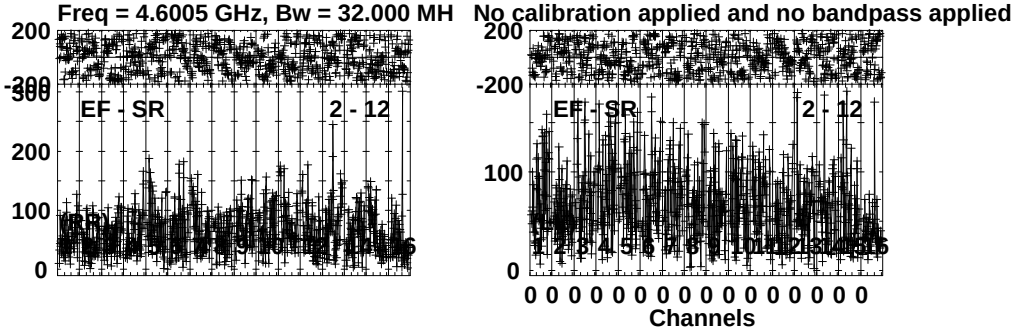

Lower frame: Micro Ampl Jy Top frame: Phas deg
Vector averaged cross-power spectrum Several baselines displayed
Timerange: 00/18:41:03 to 00/18:44:29

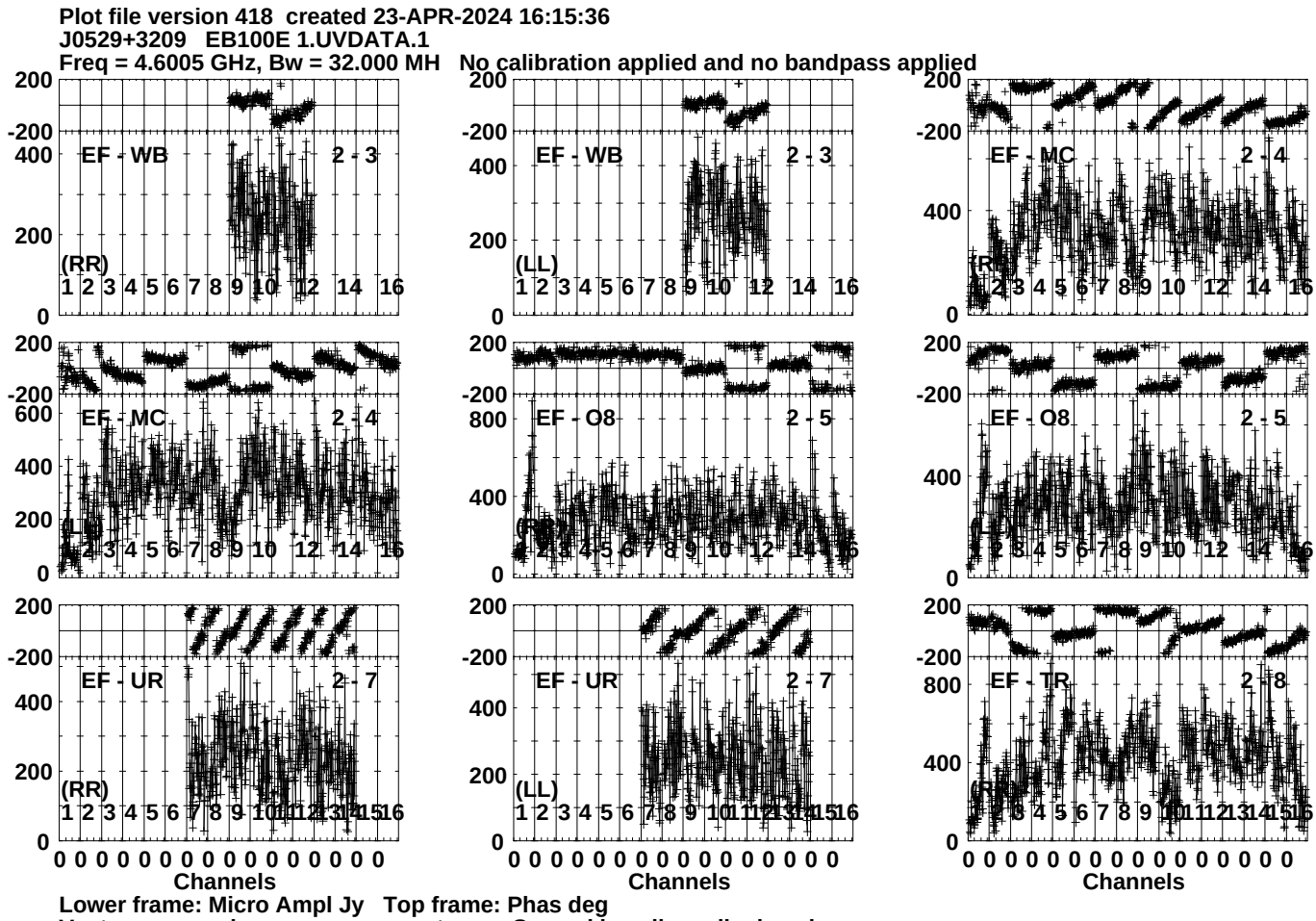
Plot file version 418 created 23-APR-2024 16:15:36
J0529+3209 EB100E 1.UVDATA.1
Freq = 4.6005 GHz, Bw = 32.000 MH No calibration applied and no bandpass applied
EF - WB 2 - 3
(RR)
EF - WB 2 - 3
(LL)
EF - MC 2 - 4
(RR)
EF - MC 2 - 4
(LL)
EF - O8 2 - 5
(RR)
EF - O8 2 - 5
EF - UR 2 - 7
(RR)
EF - UR 2 - 7
(LL)
EF - TR 2 - 8
(RR)
Channels
Lower frame: Micro Ampl Jy Top frame: Phas deg
Vector averaged cross-power spectrum Several baselines displayed
Timerange: 00/18:45:03 to 00/18:45:59

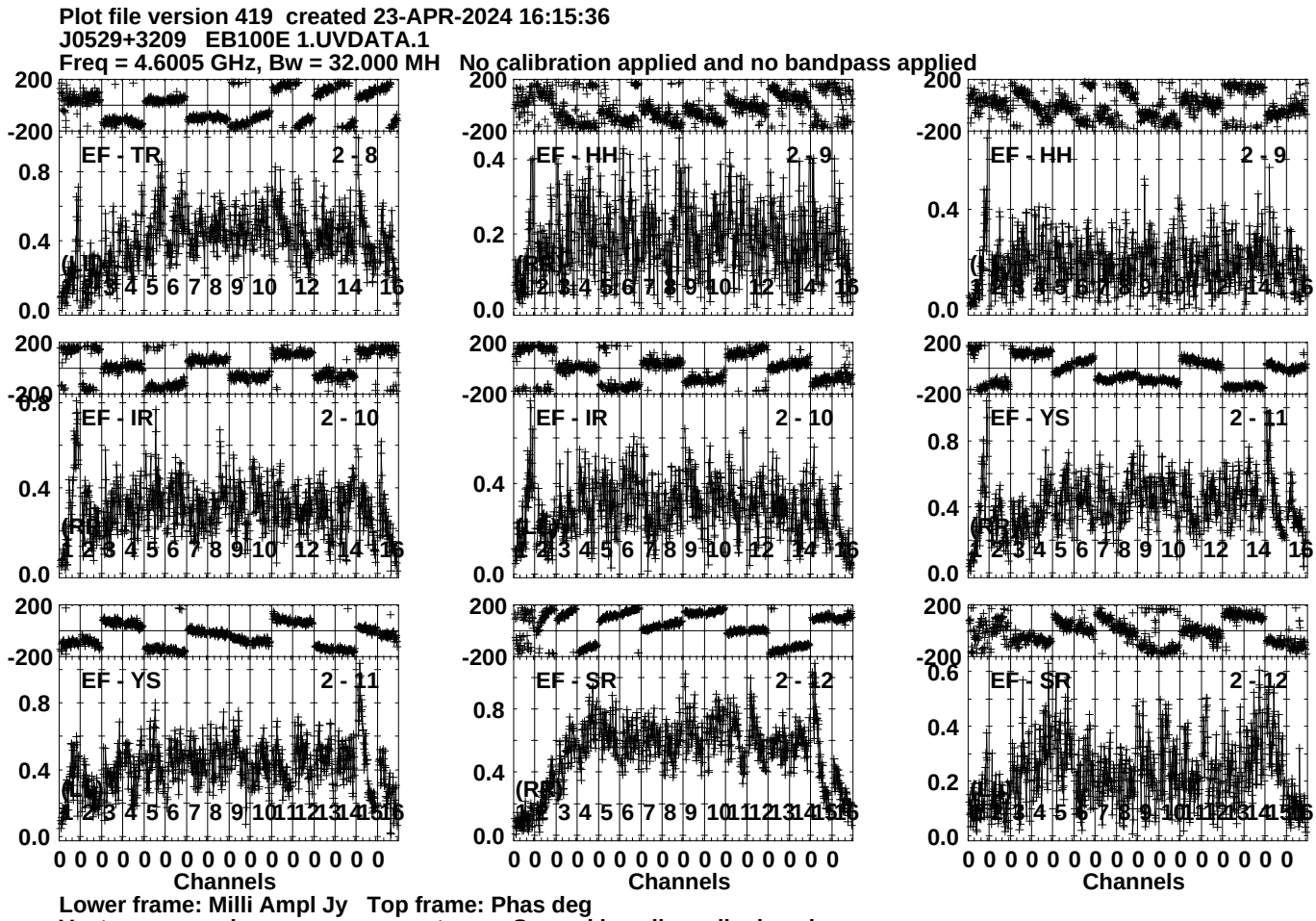
Plot file version 419 created 23-APR-2024 16:15:36
J0529+3209 EB100E 1.UVDATA.1
Freq = 4.6005 GHz, Bw = 32.000 MH No calibration applied and no bandpass applied
EF - TR 2 - 8
EF - HH 2 - 9
EF - HH 2 - 9
EF - IR 2 - 10
EF - IR 2 - 10
EF - YS 2 - 11
EF - YS 2 - 11
EF - SR 2 - 12
EF - SR 2 - 12
(RR)
(RL)
(LR)
(LL)
Channels
Lower frame: Milli Ampl Jy Top frame: Phas deg
Vector averaged cross-power spectrum Several baselines displayed
Timerange: 00/18:45:03 to 00/18:45:59

Plot file version 420 created 23-APR-2024 16:15:36
FRB EB100E 1.UVDATA.1
Freq = 4.6005 GHz, Bw = 32.000 MH No calibration applied and no bandpass applied

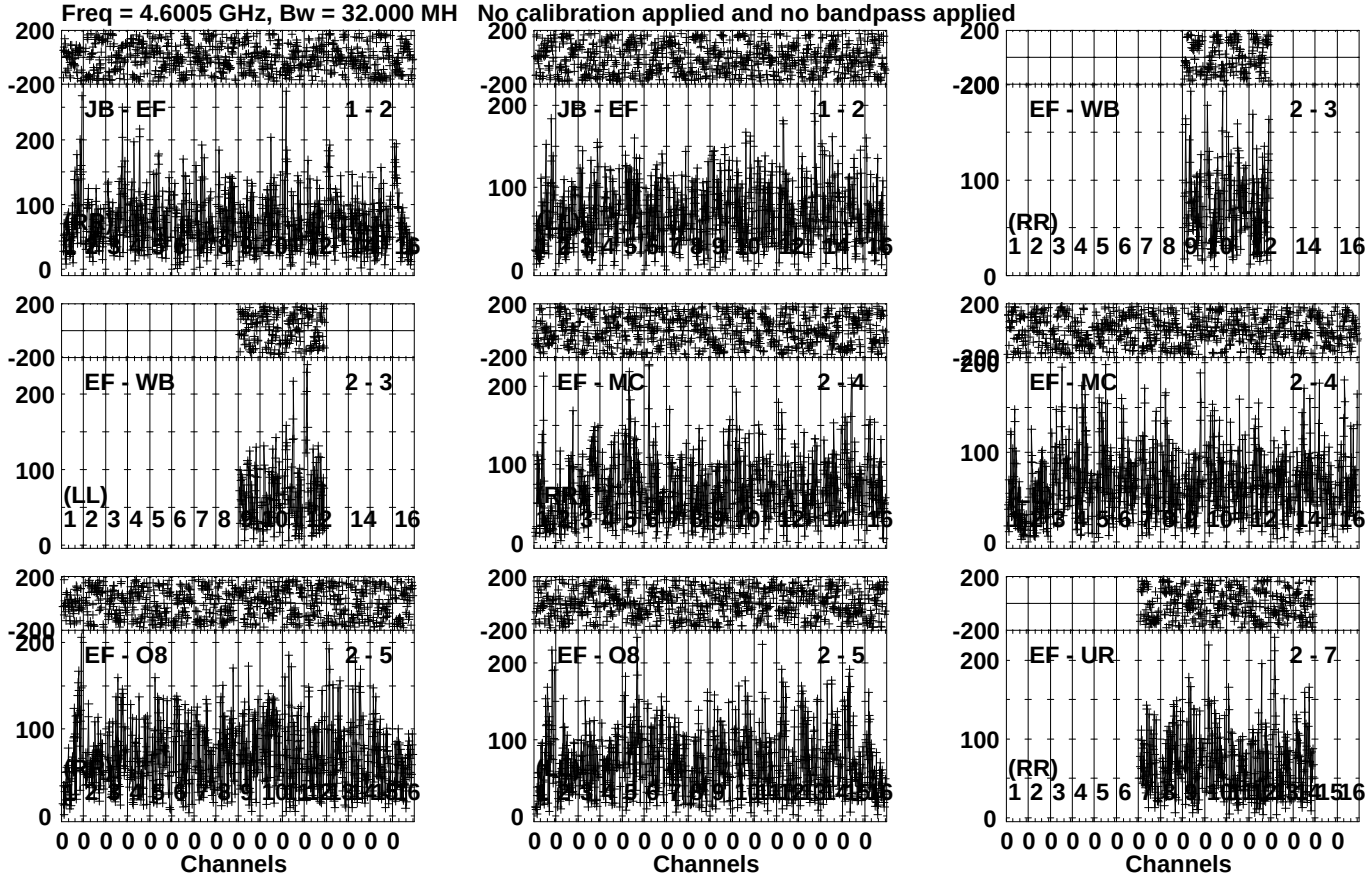

Lower frame: Micro Ampl Jy Top frame: Phas deg
Vector averaged cross-power spectrum Several baselines displayed
Timerange: 00/18:46:01 to 00/18:49:29

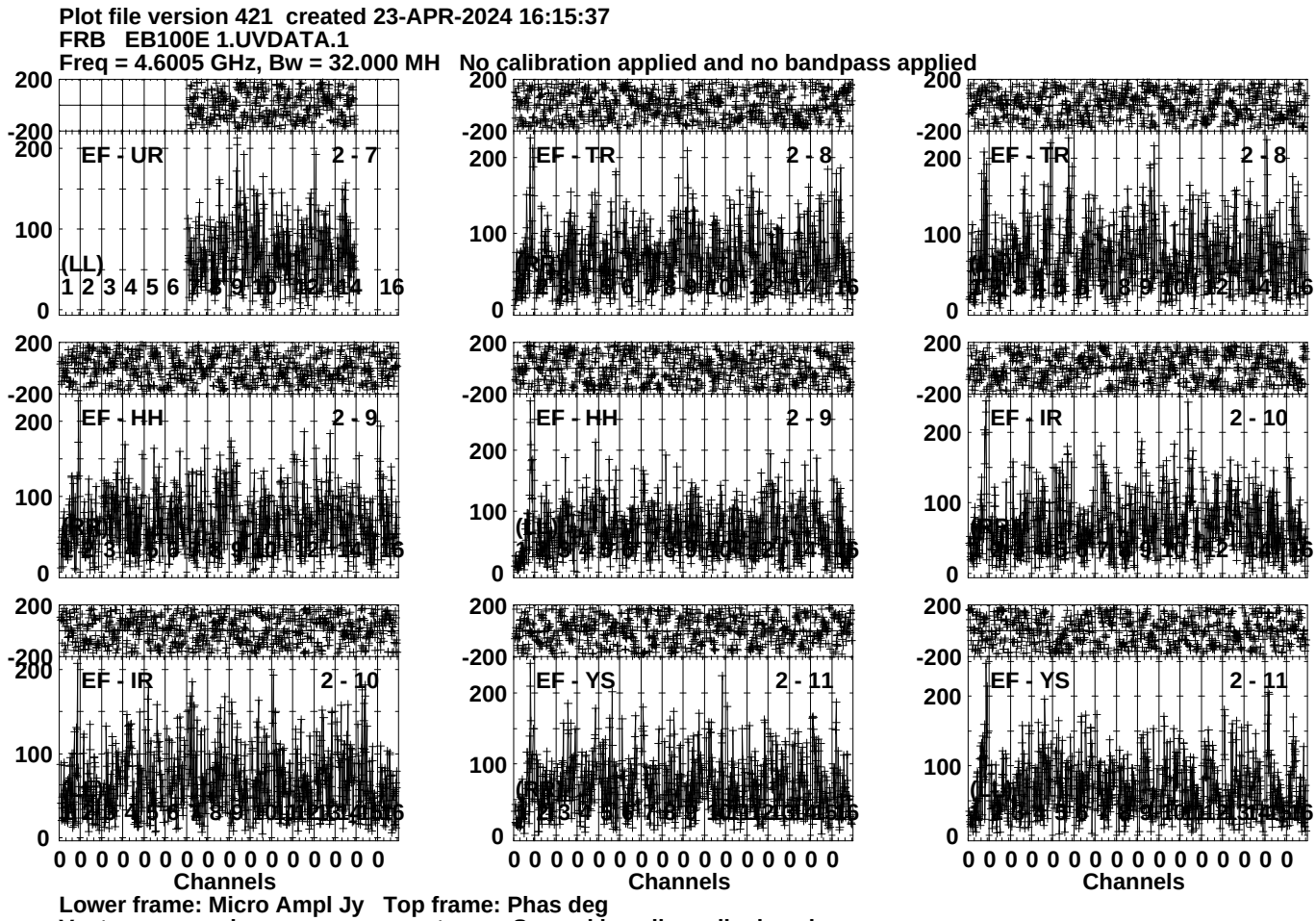
Plot file version 421 created 23-APR-2024 16:15:37
FRB EB100E 1.UVDATA.1
Freq = 4.6005 GHz, Bw = 32.000 MH No calibration applied and no bandpass applied
EF - UR 2 - 7
EF - TR 2 - 8
EF - TR 2 - 8
EF - HH 2 - 9
EF - HH 2 - 9
EF - IR 2 - 10
EF - IR 2 - 10
EF - YS 2 - 11
EF - YS 2 - 11
(LL)
200
-200
100
0
1 2 3 4 5 6 7 8 9 10 12 14 16
0 0 0 0 0 0 0 0 0 0 0 0 0 0 0 0
Channels
Lower frame: Micro Ampl Jy Top frame: Phas deg
Vector averaged cross-power spectrum Several baselines displayed
Timerange: 00/18:46:01 to 00/18:49:29

Plot file version 422 created 23-APR-2024 16:15:37
FRB EB100E 1.UVDATA.1
Freq = 4.6005 GHz, Bw = 32.000 MH No calibration applied and no bandpass applied

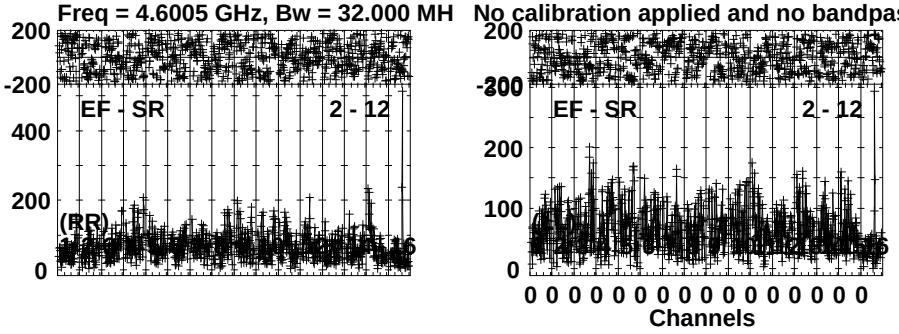

Lower frame: Micro Ampl Jy Top frame: Phas deg
Vector averaged cross-power spectrum Several baselines displayed
Timerange: 00/18:46:01 to 00/18:49:29

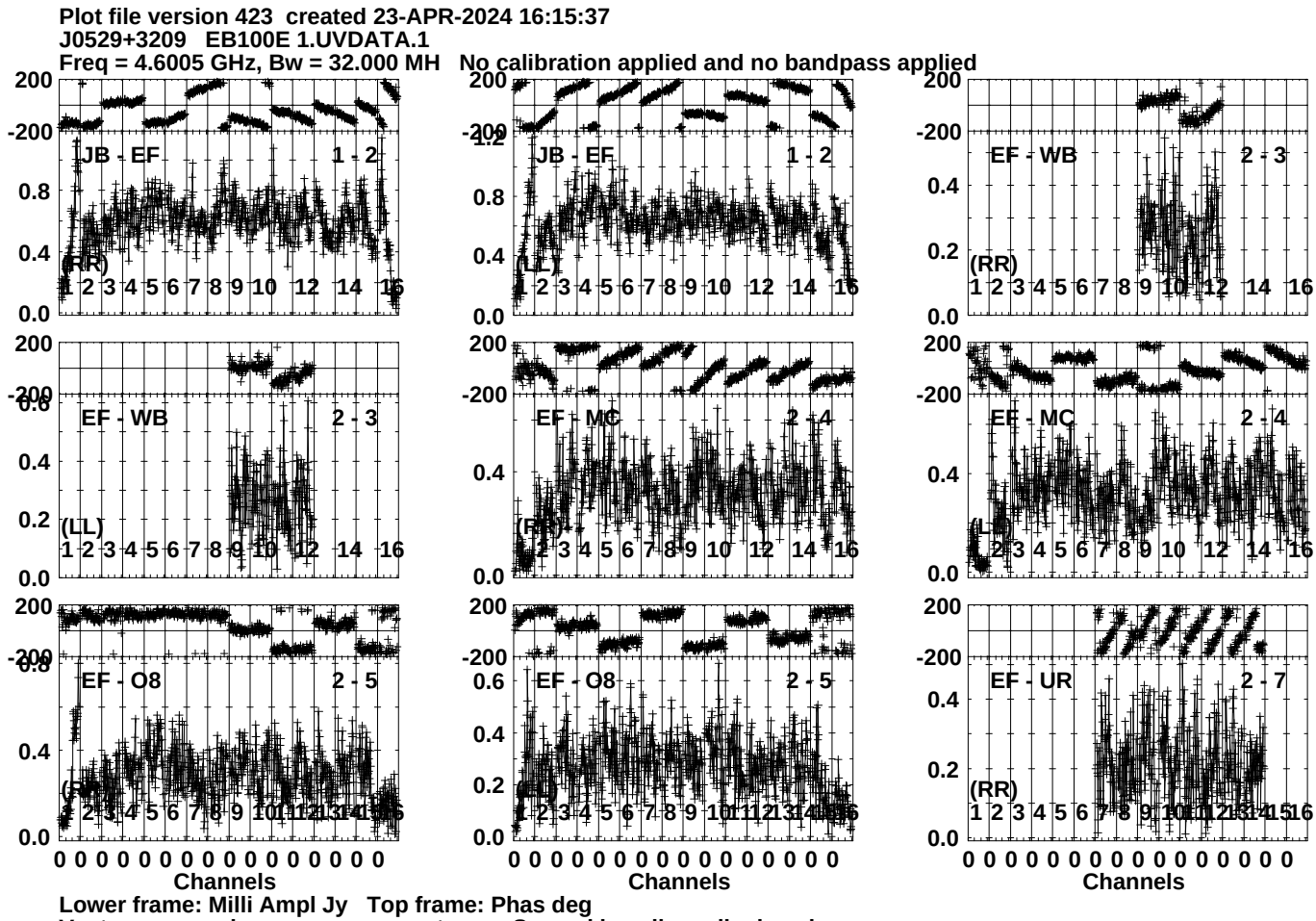
Plot file version 423 created 23-APR-2024 16:15:37
J0529+3209 EB100E 1.UVDATA.1
Freq = 4.6005 GHz, Bw = 32.000 MH No calibration applied and no bandpass applied
JB - EF 1 - 2
(RR)
JB - EF 1 - 2
(LL)
EF - WB 2 - 3
(RR)
EF - WB 2 - 3
(LL)
EF - MC 2 - 4
(RL)
EF - MC 2 - 4
(LL)
EF - O8 2 - 5
(RL)
EF - O8 2 - 5
(LL)
EF - UR 2 - 7
(RR)
Channels
Channels
Channels
Lower frame: Milli Ampl Jy Top frame: Phas deg
Vector averaged cross-power spectrum Several baselines displayed
Timerange: 00/18:49:31 to 00/18:50:59

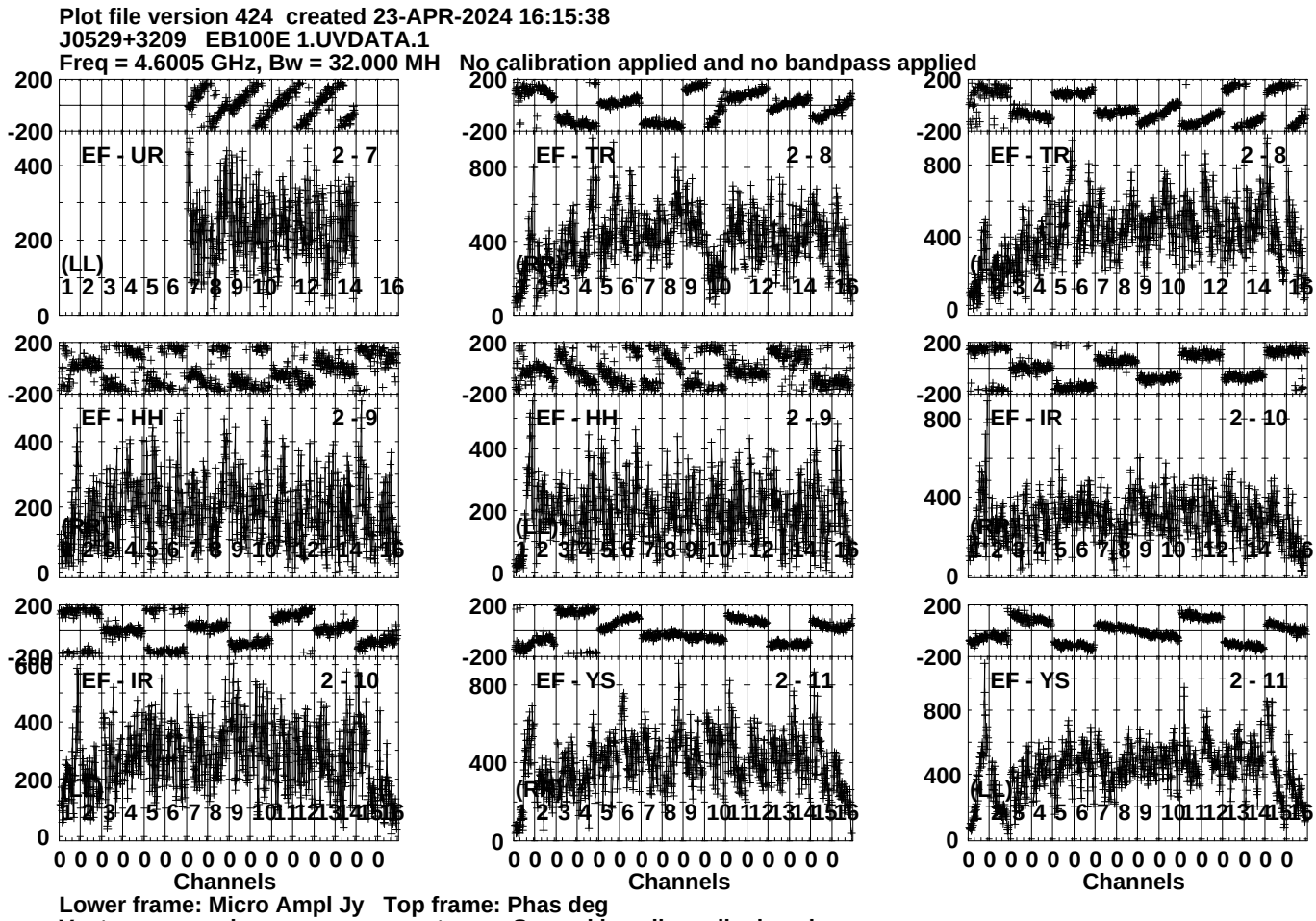
Plot file version 424 created 23-APR-2024 16:15:38
J0529+3209 EB100E 1.UVDATA.1
Freq = 4.6005 GHz, Bw = 32.000 MH No calibration applied and no bandpass applied
EF - UR 2 - 7
(LL)
EF - TR 2 - 8
(RL)
EF - TR 2 - 8
(LR)
EF - HH 2 - 9
(RR)
EF - HH 2 - 9
(LL)
EF - IR 2 - 10
(RL)
EF - IR 2 - 10
(LR)
EF - YS 2 - 11
(RR)
EF - YS 2 - 11
(LL)
Channels
Channels
Channels
Lower frame: Micro Ampl Jy Top frame: Phas deg
Vector averaged cross-power spectrum Several baselines displayed
Timerange: 00/18:49:31 to 00/18:50:59

Plot file version 425 created 23-APR-2024 16:15:38
J0529+3209 EB100E 1.UVDATA.1
Freq = 4.6005 GHz, Bw = 32.000 MH No calibration applied and no bandpass applied

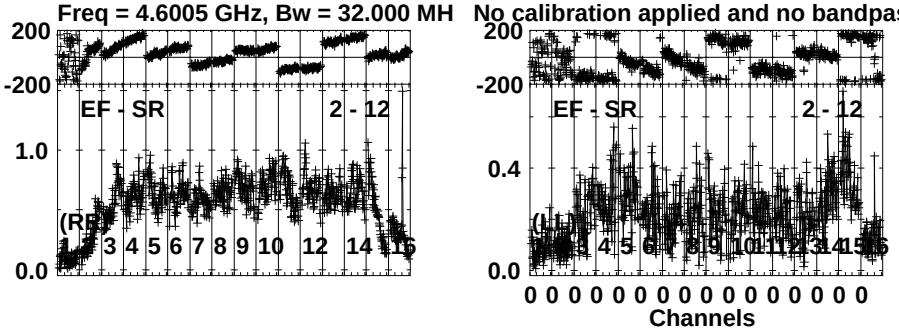

Lower frame: Milli Ampl Jy Top frame: Phas deg
Vector averaged cross-power spectrum Several baselines displayed
Timerange: 00/18:49:31 to 00/18:50:59

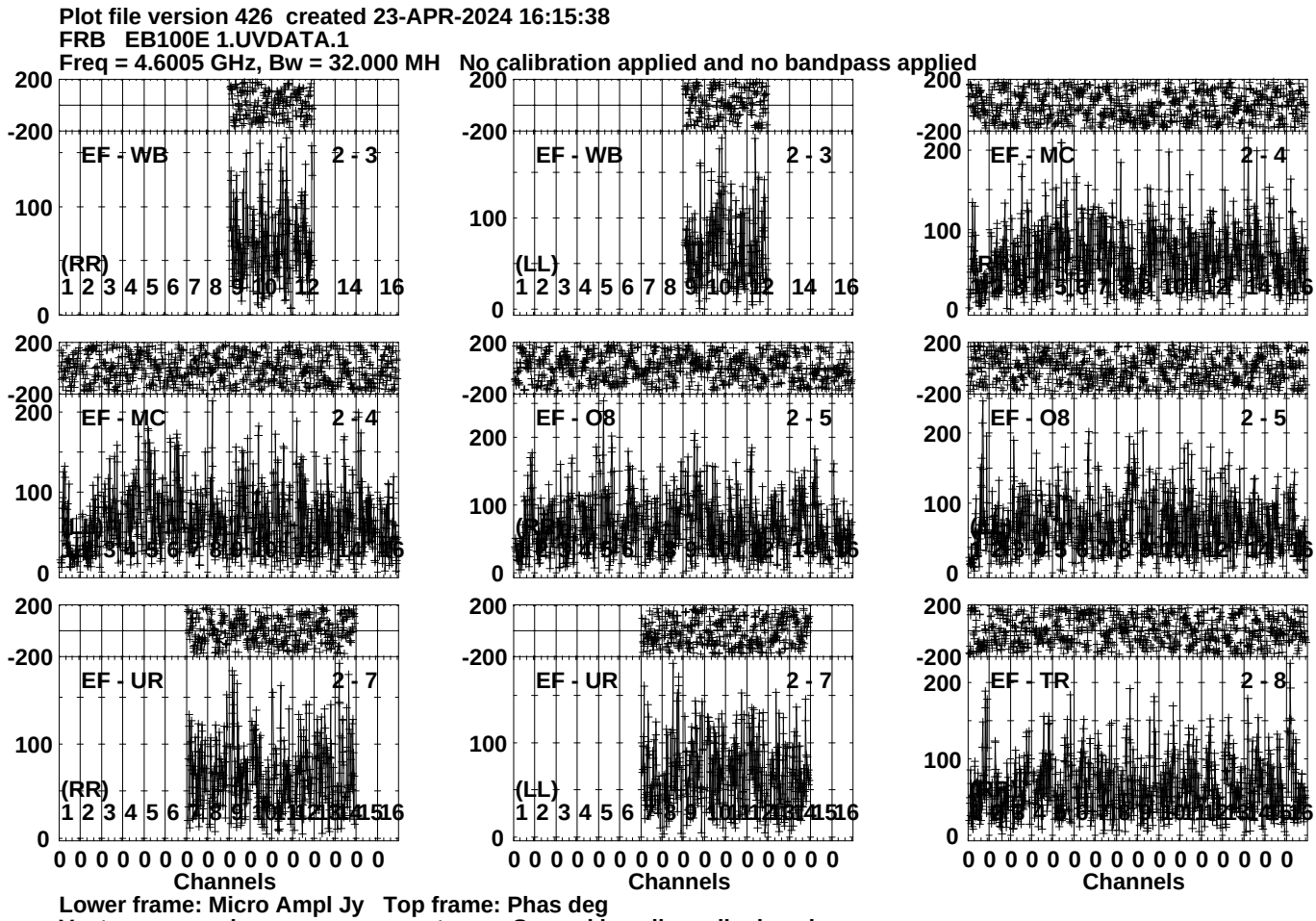
Plot file version 426 created 23-APR-2024 16:15:38
FRB EB100E 1.UVDATA.1
Freq = 4.6005 GHz, Bw = 32.000 MH No calibration applied and no bandpass applied
EF - WB 2 - 3
(RR)
EF - WB 2 - 3
(LL)
EF - MC 2 - 4
EF - MC 2 - 4
EF - O8 2 - 5
EF - O8 2 - 5
EF - UR 2 - 7
(RR)
EF - UR 2 - 7
(LL)
EF - TR 2 - 8
200
-200
100
0
1 2 3 4 5 6 7 8 9 10 12 14 16
0 0 0 0 0 0 0 0 0 0 0 0 0 0 0 0
Channels
Lower frame: Micro Ampl Jy Top frame: Phas deg
Vector averaged cross-power spectrum Several baselines displayed
Timerange: 00/18:51:01 to 00/18:54:29

Plot file version 427 created 23-APR-2024 16:15:38
FRB EB100E 1.UVDATA.1
Freq = 4.6005 GHz, Bw = 32.000 MH No calibration applied and no bandpass applied

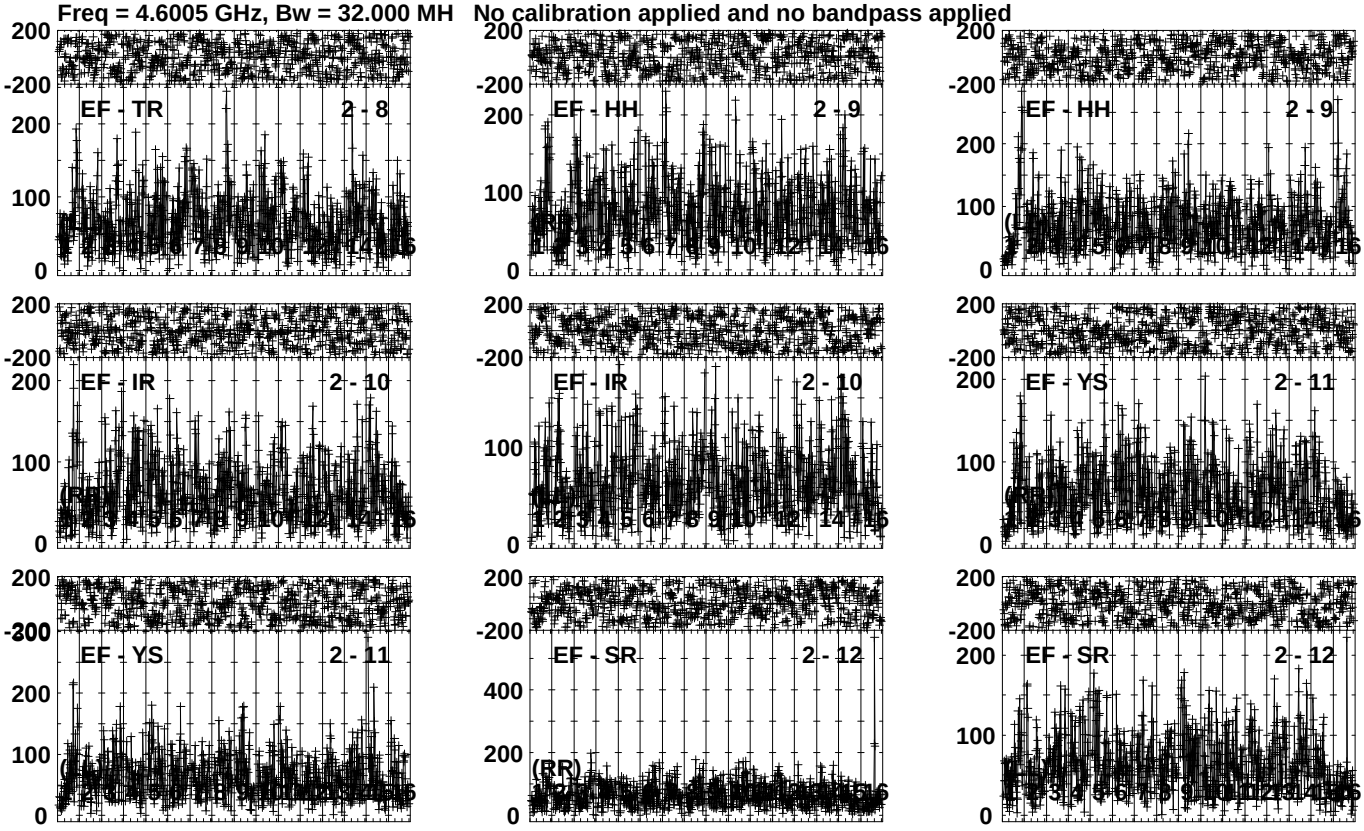

Lower frame: Micro Ampl Jy Top frame: Phas deg
Vector averaged cross-power spectrum Several baselines displayed
Timerange: 00/18:51:01 to 00/18:54:29

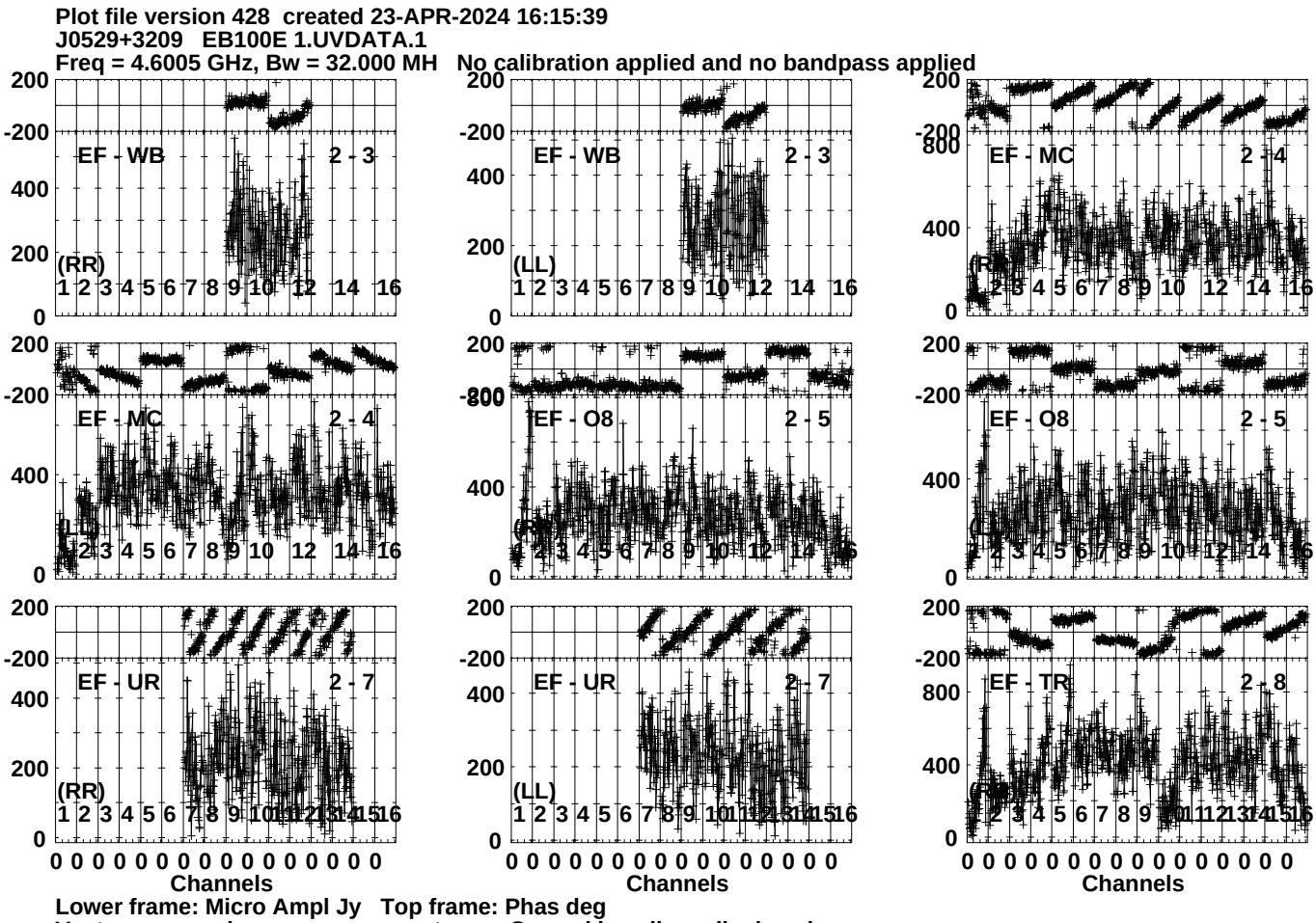
Plot file version 428 created 23-APR-2024 16:15:39
J0529+3209 EB100E 1.UVDATA.1
Freq = 4.6005 GHz, Bw = 32.000 MH No calibration applied and no bandpass applied
EF - WB 2 - 3
(RR)
EF - WB 2 - 3
(LL)
EF - MC 2 - 4
(RR)
EF - MC 2 - 4
(LL)
EF - O8 2 - 5
(RR)
EF - O8 2 - 5
(LL)
EF - UR 2 - 7
(RR)
EF - UR 2 - 7
(LL)
EF - TR 2 - 8
(RR)
Channels
Channels
Channels
Lower frame: Micro Ampl Jy Top frame: Phas deg
Vector averaged cross-power spectrum Several baselines displayed
Timerange: 00/18:55:03 to 00/18:55:59

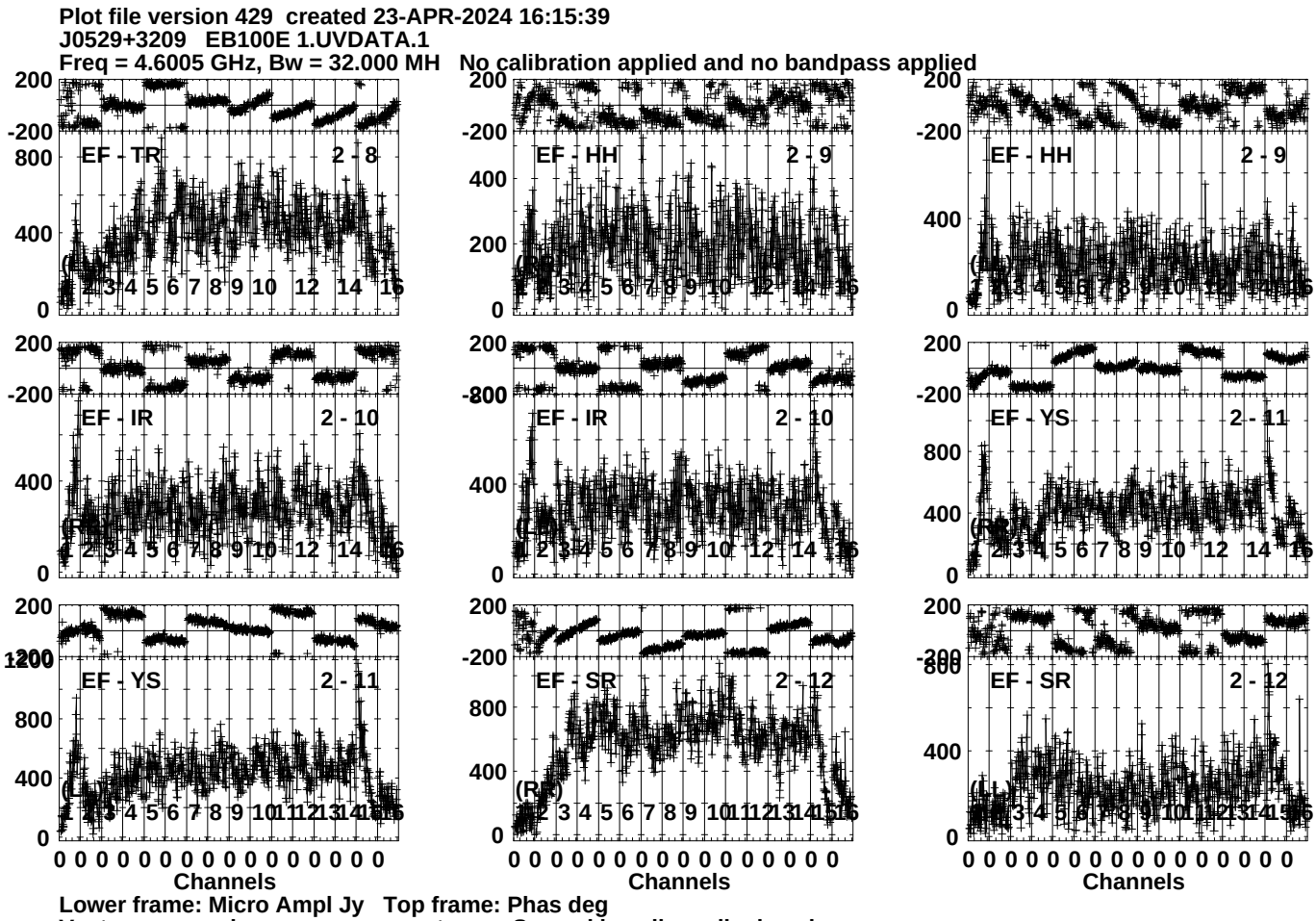
Plot file version 429 created 23-APR-2024 16:15:39
J0529+3209 EB100E 1.UVDATA.1
Freq = 4.6005 GHz, Bw = 32.000 MH No calibration applied and no bandpass applied
EF - TR 2 - 8
EF - HH 2 - 9
EF - HH 2 - 9
EF - IR 2 - 10
EF - IR 2 - 10
EF - YS 2 - 11
EF - YS 2 - 11
EF - SR 2 - 12
EF - SR 2 - 12
Channels
Channels
Channels
Lower frame: Micro Ampl Jy Top frame: Phas deg
Vector averaged cross-power spectrum Several baselines displayed
Timerange: 00/18:55:03 to 00/18:55:59

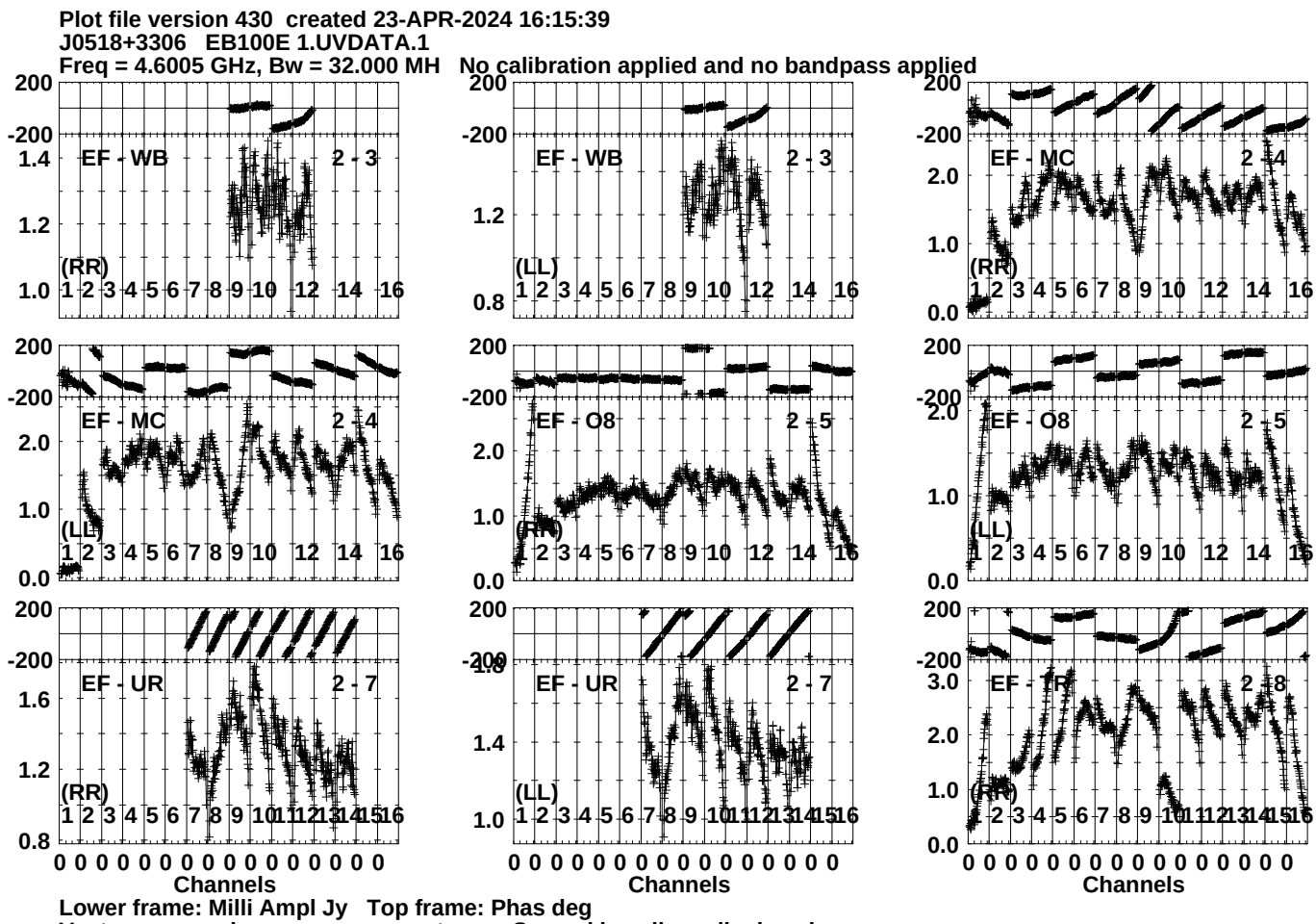
Plot file version 430 created 23-APR-2024 16:15:39
J0518+3306 EB100E 1.UVDATA.1
Freq = 4.6005 GHz, Bw = 32.000 MH No calibration applied and no bandpass applied
EF - WB 2 - 3
(RR)
EF - WB 2 - 3
(LL)
EF - MC 2 - 4
(RR)
EF - MC 2 - 4
(LL)
EF - O8 2 - 5
(RR)
EF - O8 2 - 5
(LL)
EF - UR 2 - 7
(RR)
EF - UR 2 - 7
(LL)
EF - UR 2 - 8
(RR)
Channels
Channels
Channels
Lower frame: Milli Ampl Jy Top frame: Phas deg
Vector averaged cross-power spectrum Several baselines displayed
Timerange: 00/18:56:33 to 00/18:59:29

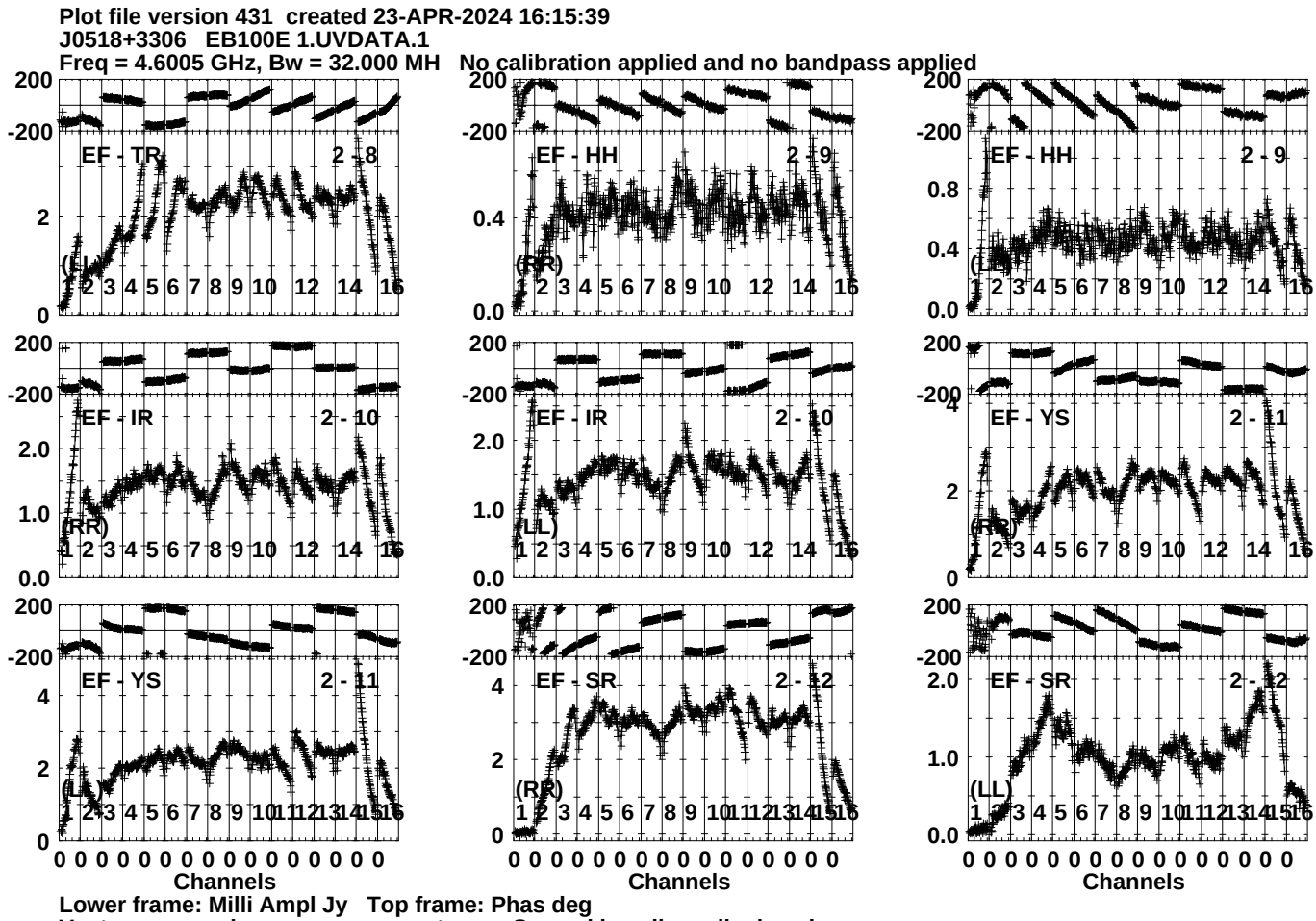
Plot file version 431 created 23-APR-2024 16:15:39
J0518+3306 EB100E 1.UVDATA.1
Freq = 4.6005 GHz, Bw = 32.000 MH No calibration applied and no bandpass applied
EF - TR 2 - 8
(LL)
EF - HH 2 - 9
(RR)
EF - HH 2 - 9
(LL)
EF - IR 2 - 10
(RR)
EF - IR 2 - 10
(LL)
EF - YS 2 - 11
(RR)
EF - YS 2 - 11
(LL)
EF - SR 2 - 12
(RR)
EF - SR 2 - 12
(LL)
Channels
Channels
Channels
Lower frame: Milli Ampl Jy Top frame: Phas deg
Vector averaged cross-power spectrum Several baselines displayed
Timerange: 00/18:56:33 to 00/18:59:29

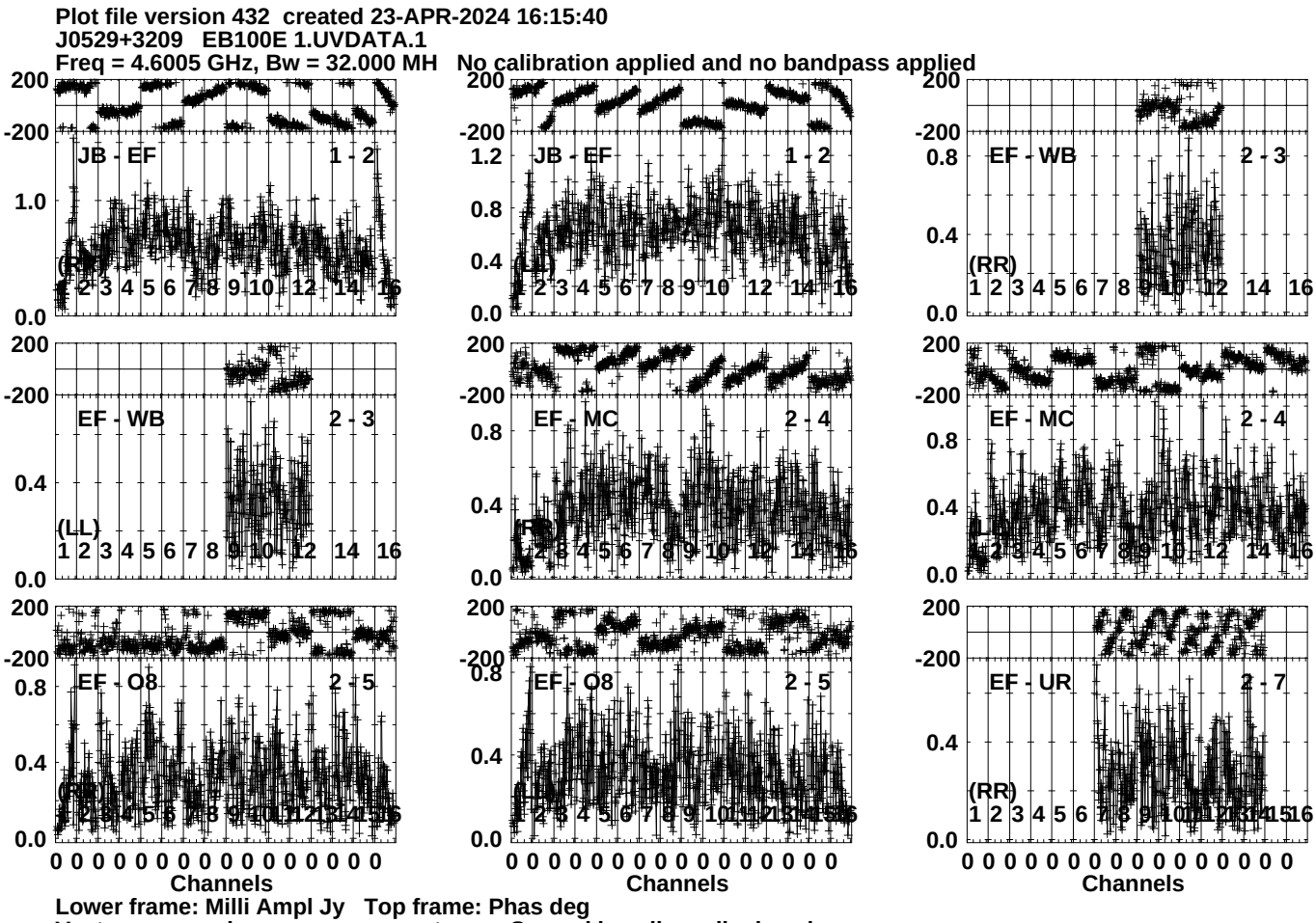
Plot file version 432 created 23-APR-2024 16:15:40
J0529+3209 EB100E 1.UVDATA.1
Freq = 4.6005 GHz, Bw = 32.000 MH No calibration applied and no bandpass applied
JB - EF 1 - 2
(LL)
JB - EF 1 - 2
(RR)
EF - WB 2 - 3
(RR)
EF - WB 2 - 3
(LL)
EF - MC 2 - 4
(RR)
EF - MC 2 - 4
(LL)
EF - O8 2 - 5
(LL)
EF - O8 2 - 5
(RR)
EF - UR 2 - 7
(RR)
Channels
Channels
Channels
Lower frame: Milli Ampl Jy Top frame: Phas deg
Vector averaged cross-power spectrum Several baselines displayed
Timerange: 00/18:59:33 to 00/19:00:59

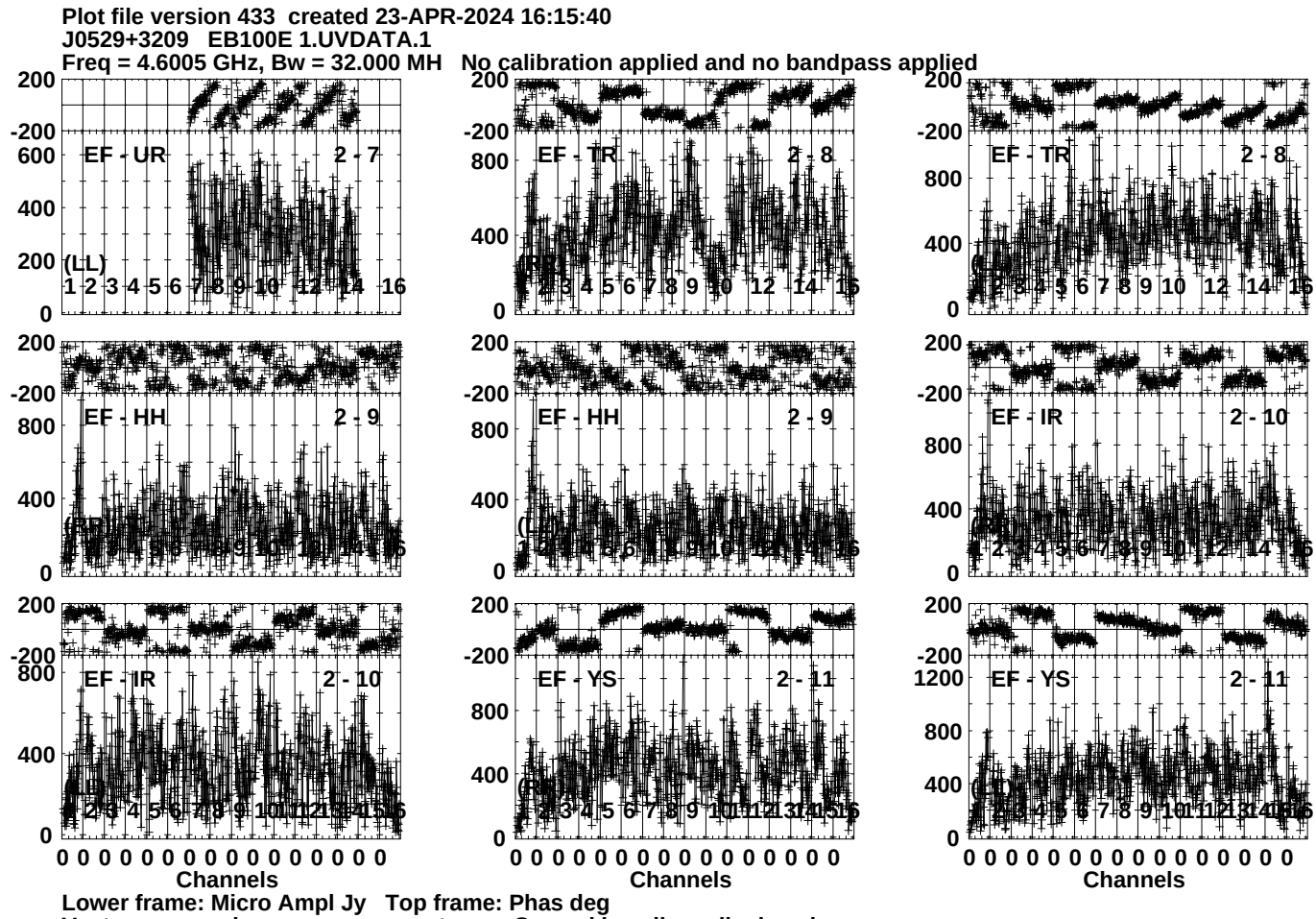
Plot file version 433 created 23-APR-2024 16:15:40
J0529+3209 EB100E 1.UVDATA.1
Freq = 4.6005 GHz, Bw = 32.000 MH No calibration applied and no bandpass applied
EF - UR 2 - 7
EF - TR 2 - 8
EF - TR 2 - 8
EF - HH 2 - 9
EF - HH 2 - 9
EF - IR 2 - 10
EF - IR 2 - 10
EF - YS 2 - 11
EF - YS 2 - 11
(LL)
(RR)
(LR)
(RL)
Channels
Lower frame: Micro Ampl Jy Top frame: Phas deg
Vector averaged cross-power spectrum Several baselines displayed
Timerange: 00/18:59:33 to 00/19:00:59

Plot file version 434 created 23-APR-2024 16:15:40
J0529+3209 EB100E 1.UVDATA.1
Freq = 4.6005 GHz, Bw = 32.000 MH No calibration applied and no bandpass applied

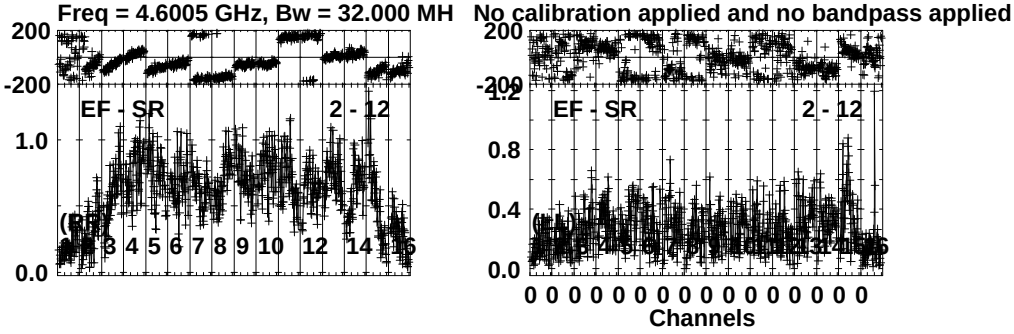

Lower frame: Milli Ampl Jy Top frame: Phas deg
Vector averaged cross-power spectrum Several baselines displayed
Timerange: 00/18:59:33 to 00/19:00:59

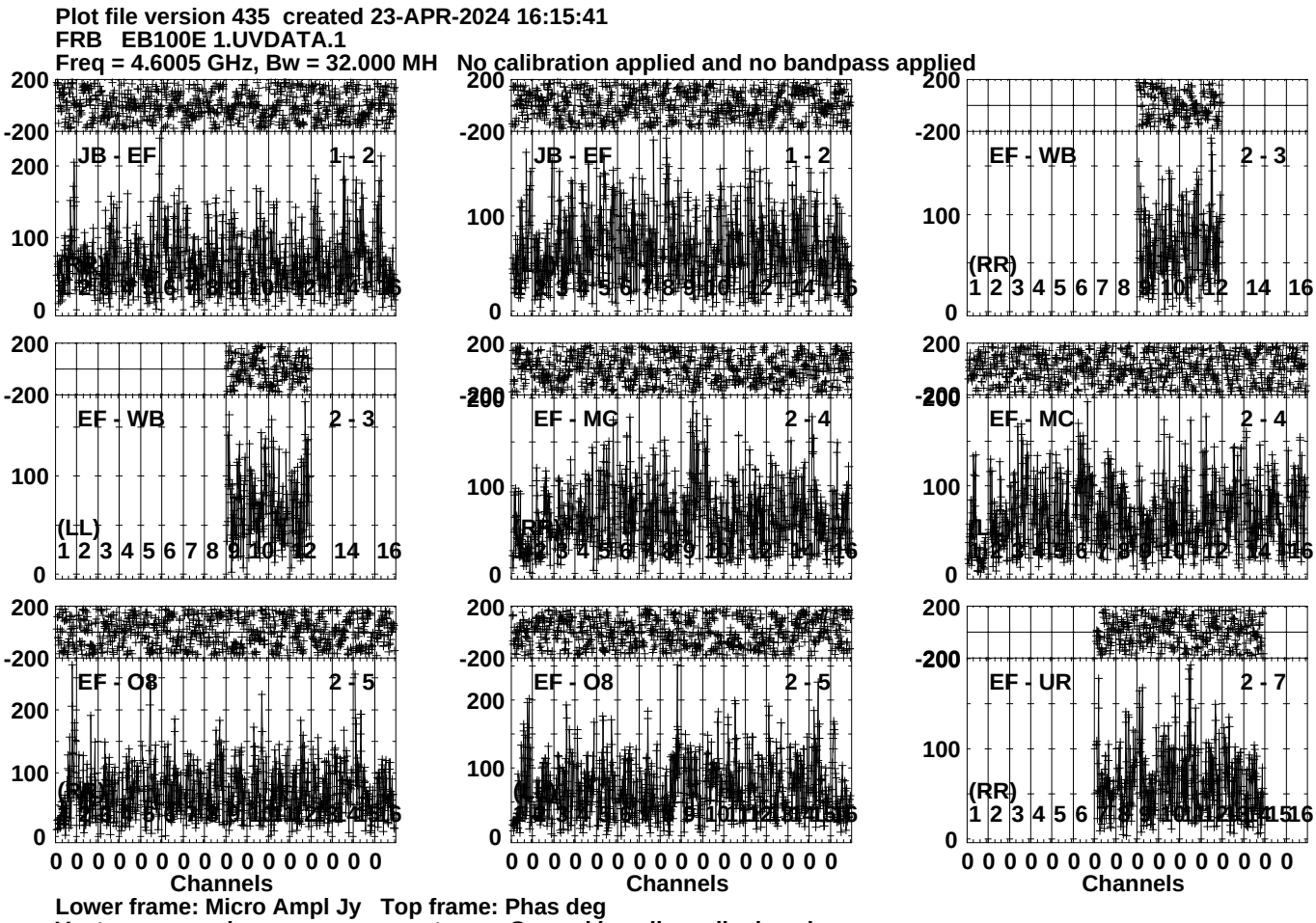
Plot file version 435 created 23-APR-2024 16:15:41
FRB EB100E 1.UVDATA.1
Freq = 4.6005 GHz, Bw = 32.000 MH No calibration applied and no bandpass applied
JB - EF 1 - 2
JB - EF 1 - 2
EF - WB 2 - 3
(RR)
EF - WB 2 - 3
(LL)
EF - MC 2 - 4
(RR)
EF - MC 2 - 4
EF - O8 2 - 5
EF - O8 2 - 5
EF - UR 2 - 7
(RR)
Channels
Channels
Channels
Lower frame: Micro Ampl Jy Top frame: Phas deg
Vector averaged cross-power spectrum Several baselines displayed
Timerange: 00/19:01:01 to 00/19:04:29

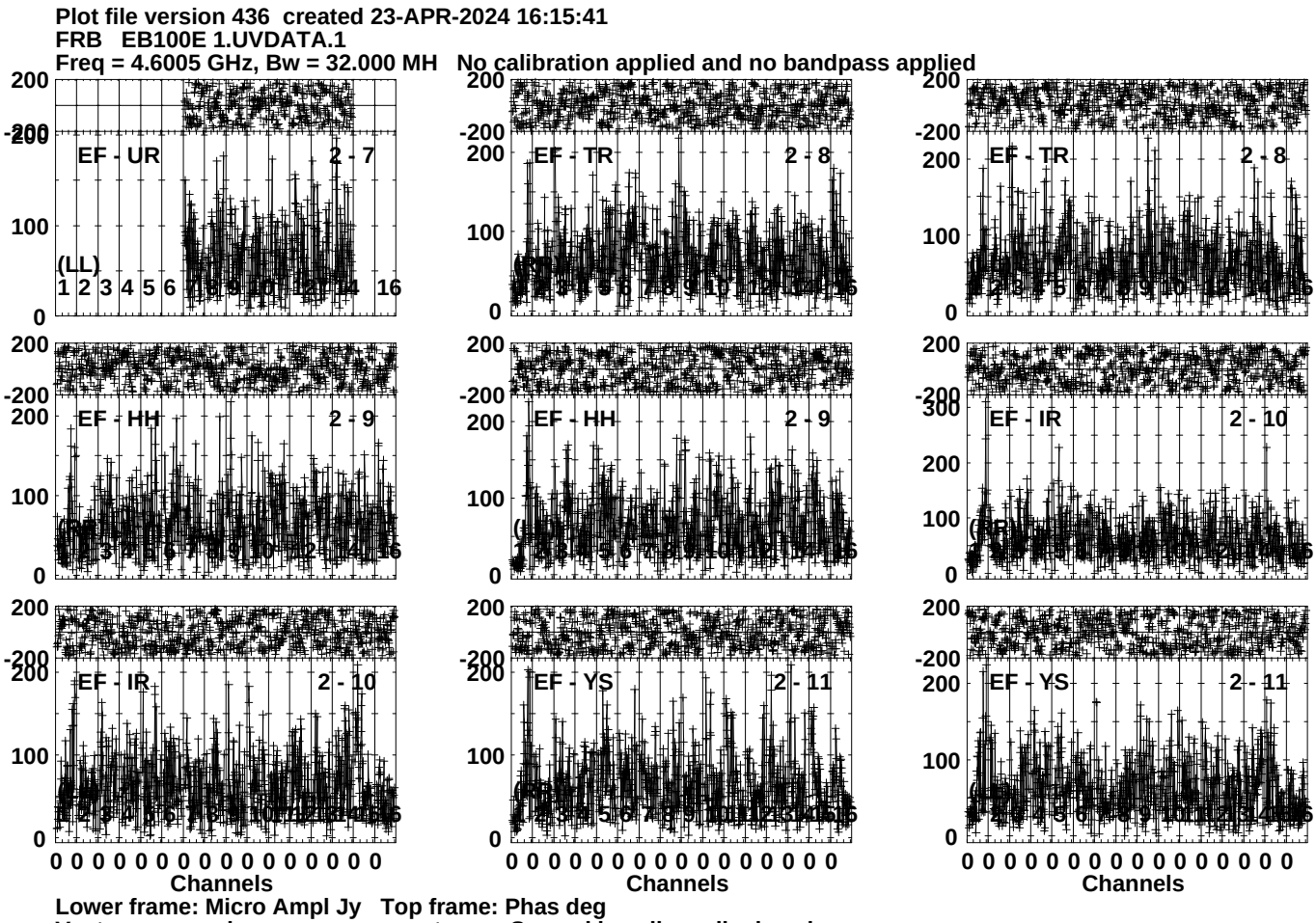
Plot file version 436 created 23-APR-2024 16:15:41
FRB EB100E 1.UVDATA.1
Freq = 4.6005 GHz, Bw = 32.000 MH No calibration applied and no bandpass applied
EF - UR 2 - 7
EF - TR 2 - 8
EF - TR 2 - 8
EF - HH 2 - 9
EF - HH 2 - 9
EF - IR 2 - 10
EF - IR 2 - 10
EF - YS 2 - 11
EF - YS 2 - 11
(LL)
(RR)
Channels
Lower frame: Micro Ampl Jy Top frame: Phas deg
Vector averaged cross-power spectrum Several baselines displayed
Timerange: 00/19:01:01 to 00/19:04:29

Plot file version 437 created 23-APR-2024 16:15:41
FRB EB100E 1.UVDATA.1
Freq = 4.6005 GHz, Bw = 32.000 MH No calibration applied and no bandpass applied

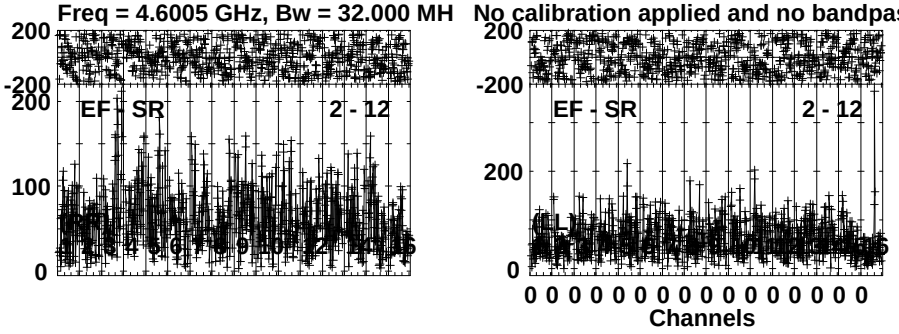

Lower frame: Micro Ampl Jy Top frame: Phas deg
Vector averaged cross-power spectrum Several baselines displayed
Timerange: 00/19:01:01 to 00/19:04:29

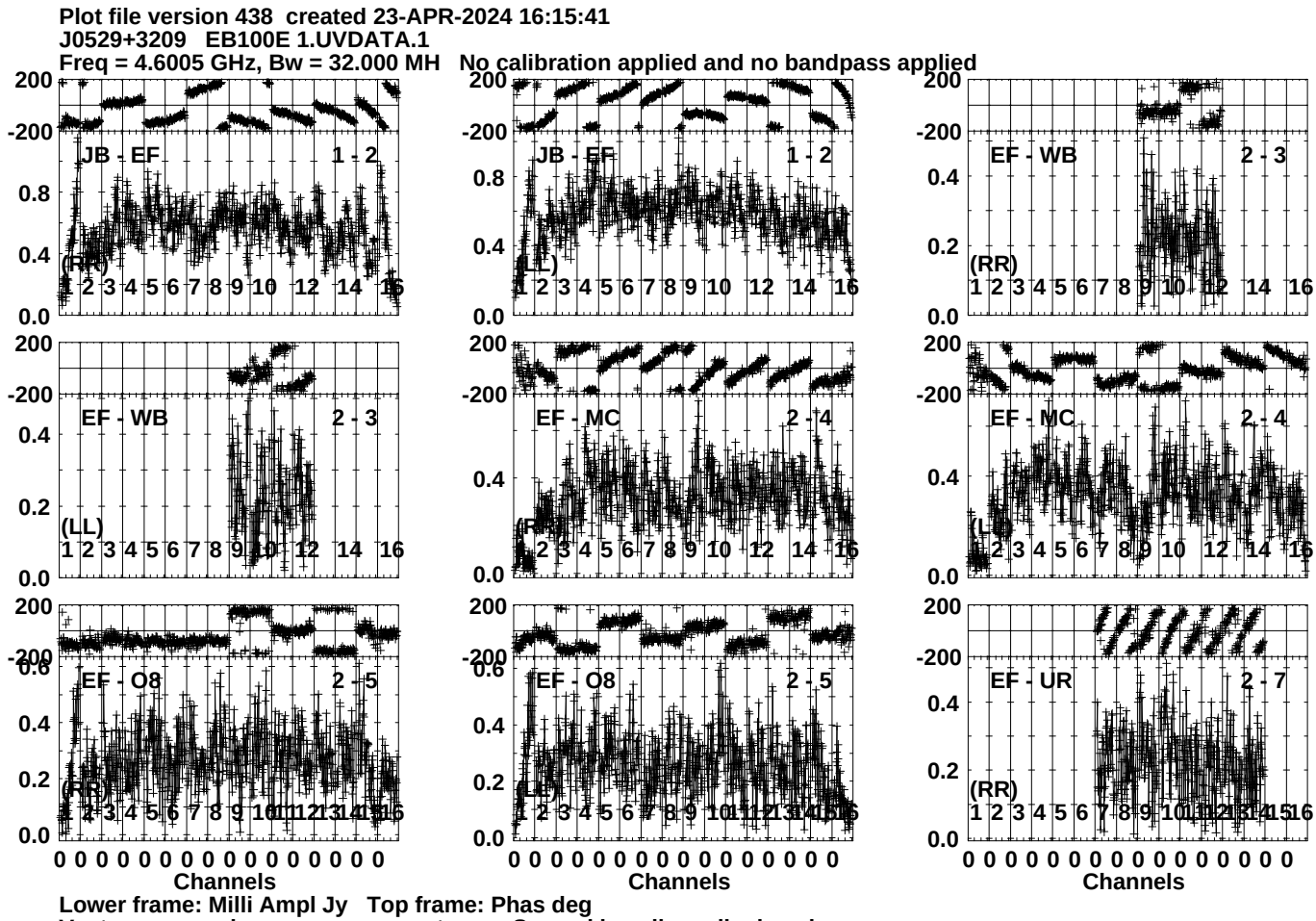
Plot file version 438 created 23-APR-2024 16:15:41
J0529+3209 EB100E 1.UVDATA.1
Freq = 4.6005 GHz, Bw = 32.000 MH No calibration applied and no bandpass applied
JB - EF 1 - 2
(RR)
JB - EF 1 - 2
(LL)
EF - WB 2 - 3
(RR)
EF - WB 2 - 3
(LL)
EF - MC 2 - 4
(RL)
EF - MC 2 - 4
(LR)
EF - O8 2 - 5
(RL)
EF - O8 2 - 5
(LR)
EF - UR 2 - 7
(RR)
200
-200
0.8
0.6
0.4
0.2
0.0
1 2 3 4 5 6 7 8 9 10 12 14 16
0 0 0 0 0 0 0 0 0 0 0 0 0 0 0 0
Channels
Lower frame: Milli Ampl Jy Top frame: Phas deg
Vector averaged cross-power spectrum Several baselines displayed
Timerange: 00/19:05:03 to 00/19:05:59

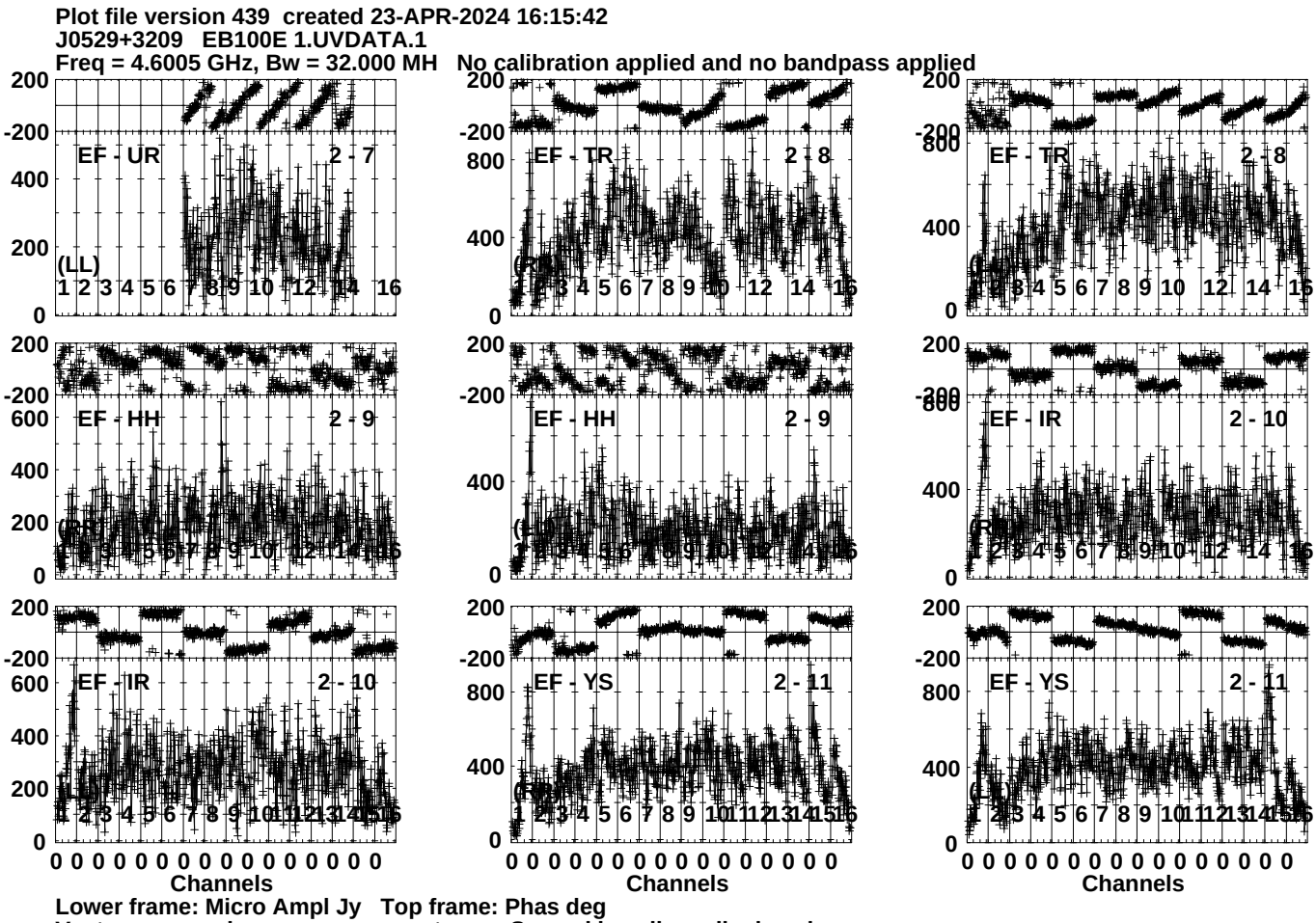
Plot file version 439 created 23-APR-2024 16:15:42
J0529+3209 EB100E 1.UVDATA.1
Freq = 4.6005 GHz, Bw = 32.000 MH No calibration applied and no bandpass applied
EF - UR 2 - 7
EF - TR 2 - 8
EF - TR 2 - 8
EF - HH 2 - 9
EF - HH 2 - 9
EF - IR 2 - 10
EF - IR 2 - 10
EF - YS 2 - 11
EF - YS 2 - 11
(LL)
(RR)
Channels
Lower frame: Micro Ampl Jy Top frame: Phas deg
Vector averaged cross-power spectrum Several baselines displayed
Timerange: 00/19:05:03 to 00/19:05:59

Plot file version 440 created 23-APR-2024 16:15:42
J0529+3209 EB100E 1.UVDATA.1
Freq = 4.6005 GHz, Bw = 32.000 MH No calibration applied and no bandpass applied

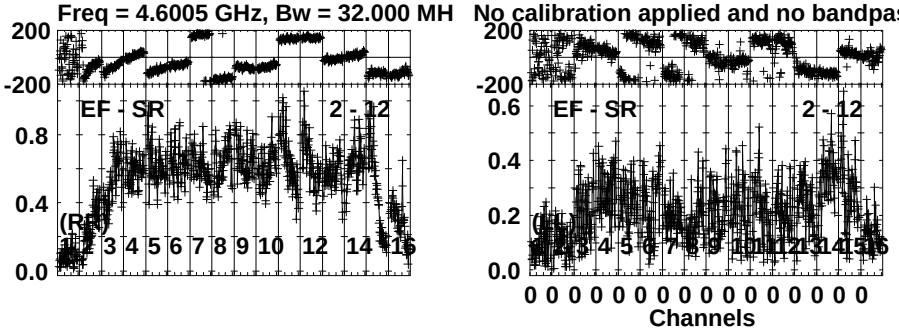

Lower frame: Milli Ampl Jy Top frame: Phas deg
Vector averaged cross-power spectrum Several baselines displayed
Timerange: 00/19:05:03 to 00/19:05:59

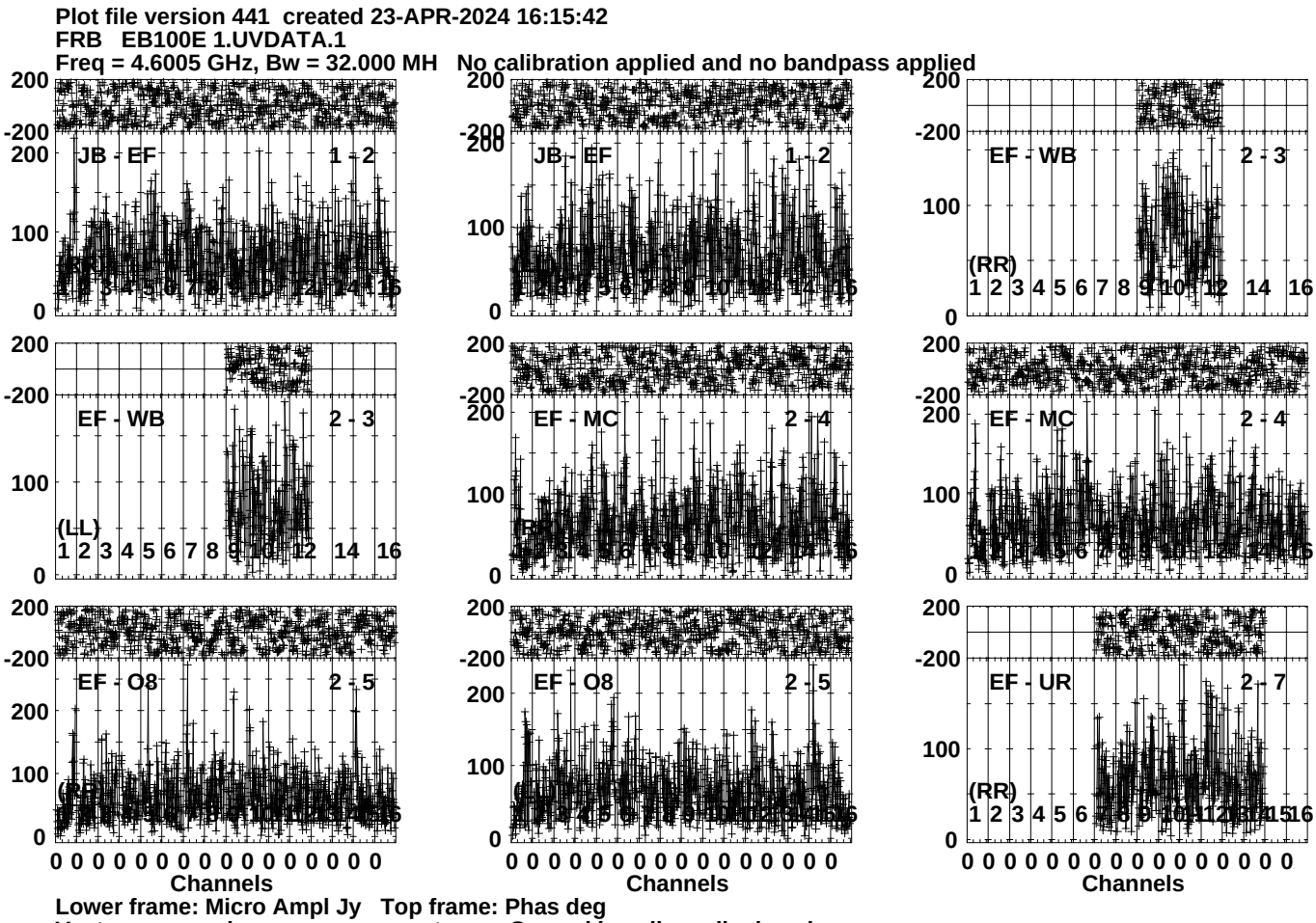
Plot file version 441 created 23-APR-2024 16:15:42
FRB EB100E 1.UVDATA.1
Freq = 4.6005 GHz, Bw = 32.000 MH No calibration applied and no bandpass applied
JB - EF 1 - 2
JB - EF 1 - 2
EF - WB 2 - 3
(RR)
EF - WB 2 - 3
(LL)
EF - MC 2 - 4
EF - MC 2 - 4
EF - O8 2 - 5
EF - O8 2 - 5
EF - UR 2 - 7
(RR)
Channels
Channels
Channels
Lower frame: Micro Ampl Jy Top frame: Phas deg
Vector averaged cross-power spectrum Several baselines displayed
Timerange: 00/19:06:03 to 00/19:09:29

Plot file version 442 created 23-APR-2024 16:15:43
FRB EB100E 1.UVDATA.1
Freq = 4.6005 GHz, Bw = 32.000 MH No calibration applied and no bandpass applied

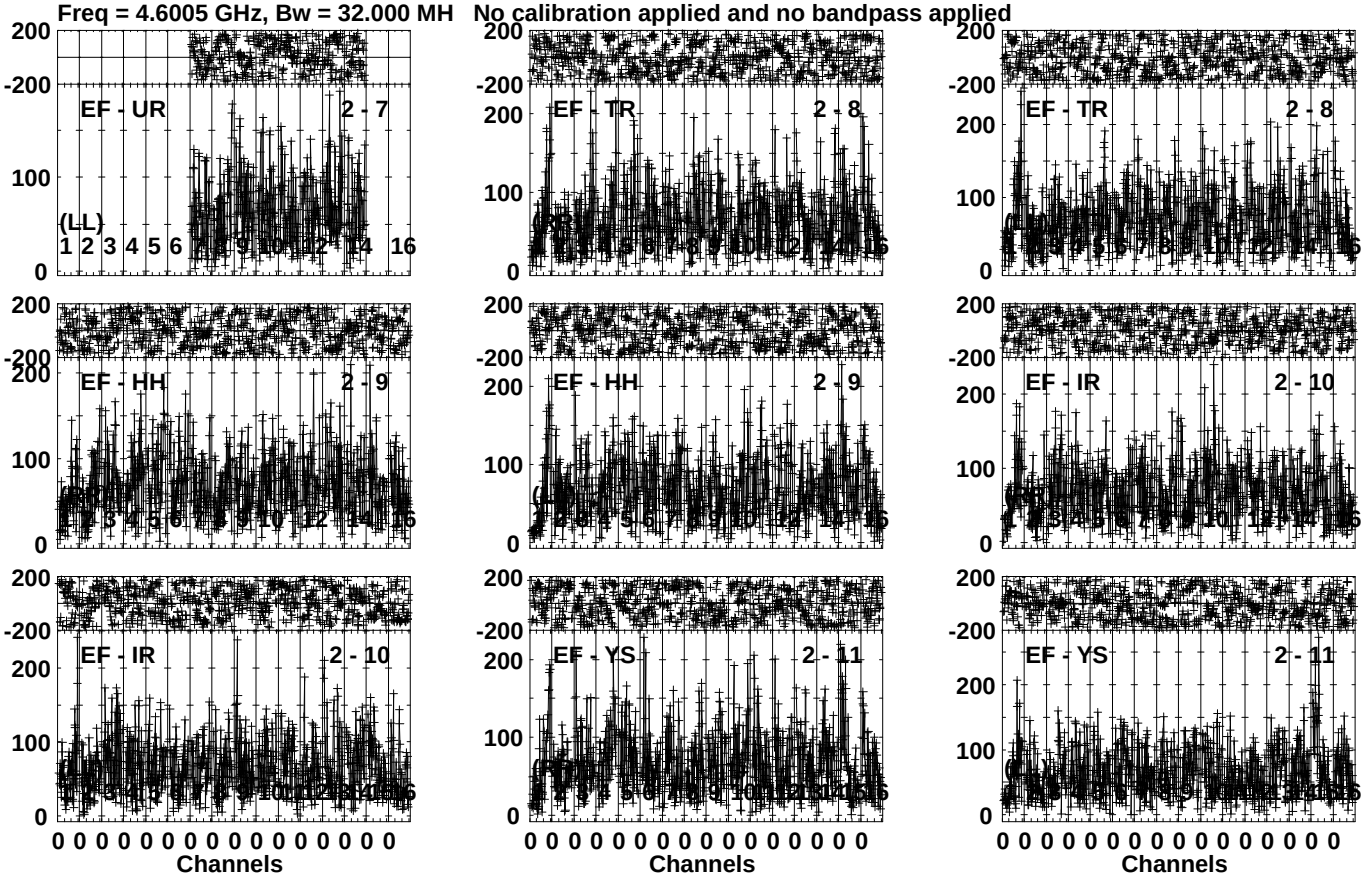

Lower frame: Micro Ampl Jy Top frame: Phas deg
Vector averaged cross-power spectrum Several baselines displayed
Timerange: 00/19:06:03 to 00/19:09:29

Plot file version 443 created 23-APR-2024 16:15:43
FRB EB100E 1.UVDATA.1
Freq = 4.6005 GHz, Bw = 32.000 MH No calibration applied and no bandpass applied

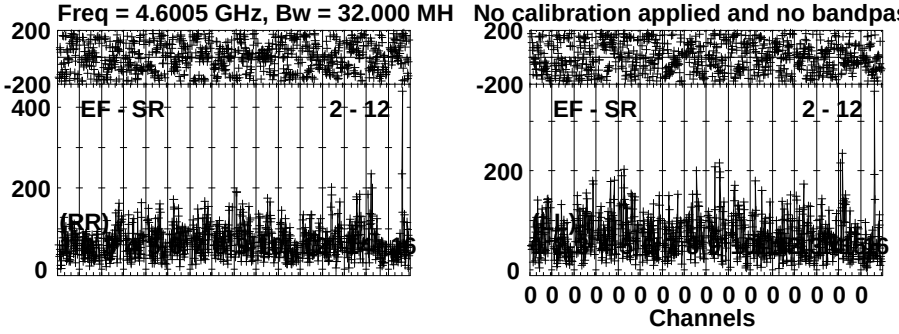

Lower frame: Micro Ampl Jy Top frame: Phas deg
Vector averaged cross-power spectrum Several baselines displayed
Timerange: 00/19:06:03 to 00/19:09:29

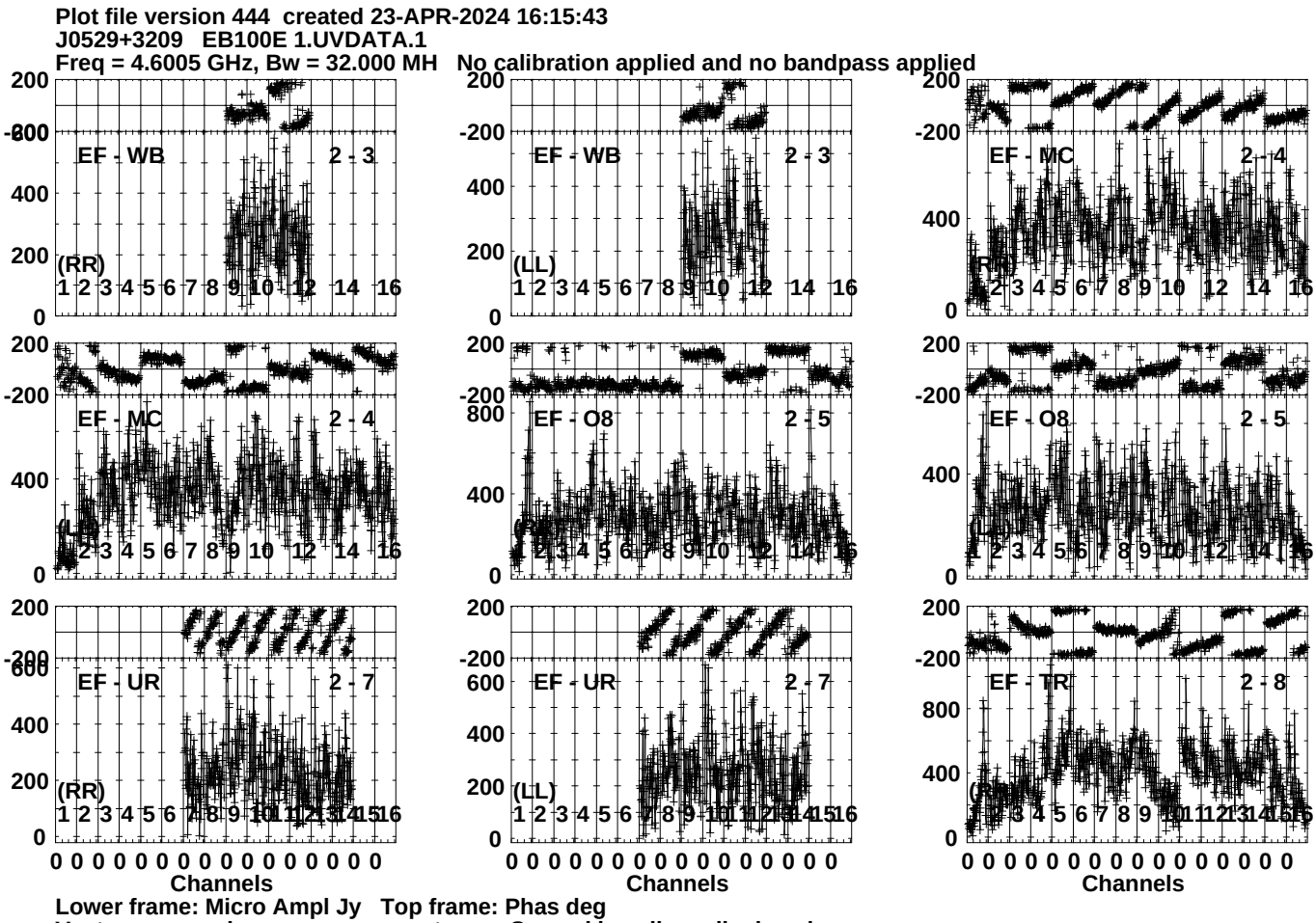
Plot file version 444 created 23-APR-2024 16:15:43
J0529+3209 EB100E 1.UVDATA.1
Freq = 4.6005 GHz, Bw = 32.000 MH No calibration applied and no bandpass applied
EF - WB 2 - 3
(RR)
EF - WB 2 - 3
(LL)
EF - MC 2 - 4
(RR)
EF - MC 2 - 4
(LL)
EF - O8 2 - 5
(RR)
EF - O8 2 - 5
(LL)
EF - UR 2 - 7
(RR)
EF - UR 2 - 7
(LL)
EF - TR 2 - 8
(RR)
Channels
Channels
Channels
Lower frame: Micro Ampl Jy Top frame: Phas deg
Vector averaged cross-power spectrum Several baselines displayed
Timerange: 00/19:10:03 to 00/19:10:59

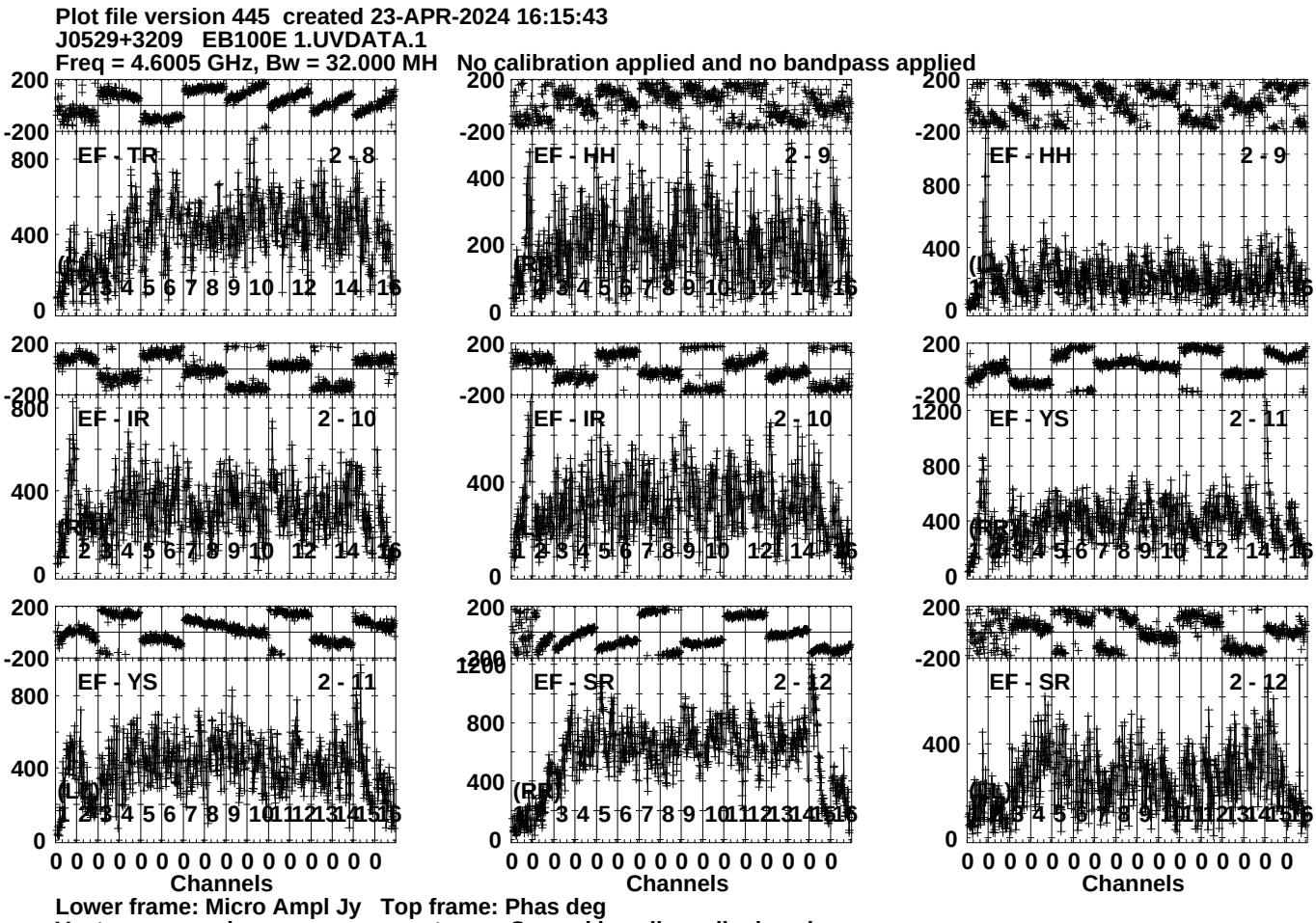
Plot file version 445 created 23-APR-2024 16:15:43
J0529+3209 EB100E 1.UVDATA.1
Freq = 4.6005 GHz, Bw = 32.000 MH No calibration applied and no bandpass applied
EF - TR 2 - 8
EF - HH 2 - 9
EF - HH 2 - 9
EF - IR 2 - 10
EF - IR 2 - 10
EF - YS 2 - 11
EF - YS 2 - 11
EF - SR 2 - 12
EF - SR 2 - 12
(LR)
(RR)
Channels
Lower frame: Micro Ampl Jy Top frame: Phas deg
Vector averaged cross-power spectrum Several baselines displayed
Timerange: 00/19:10:03 to 00/19:10:59

Plot file version 446 created 23-APR-2024 16:15:44
FRB EB100E 1.UVDATA.1
Freq = 4.6005 GHz, Bw = 32.000 MH No calibration applied and no bandpass applied

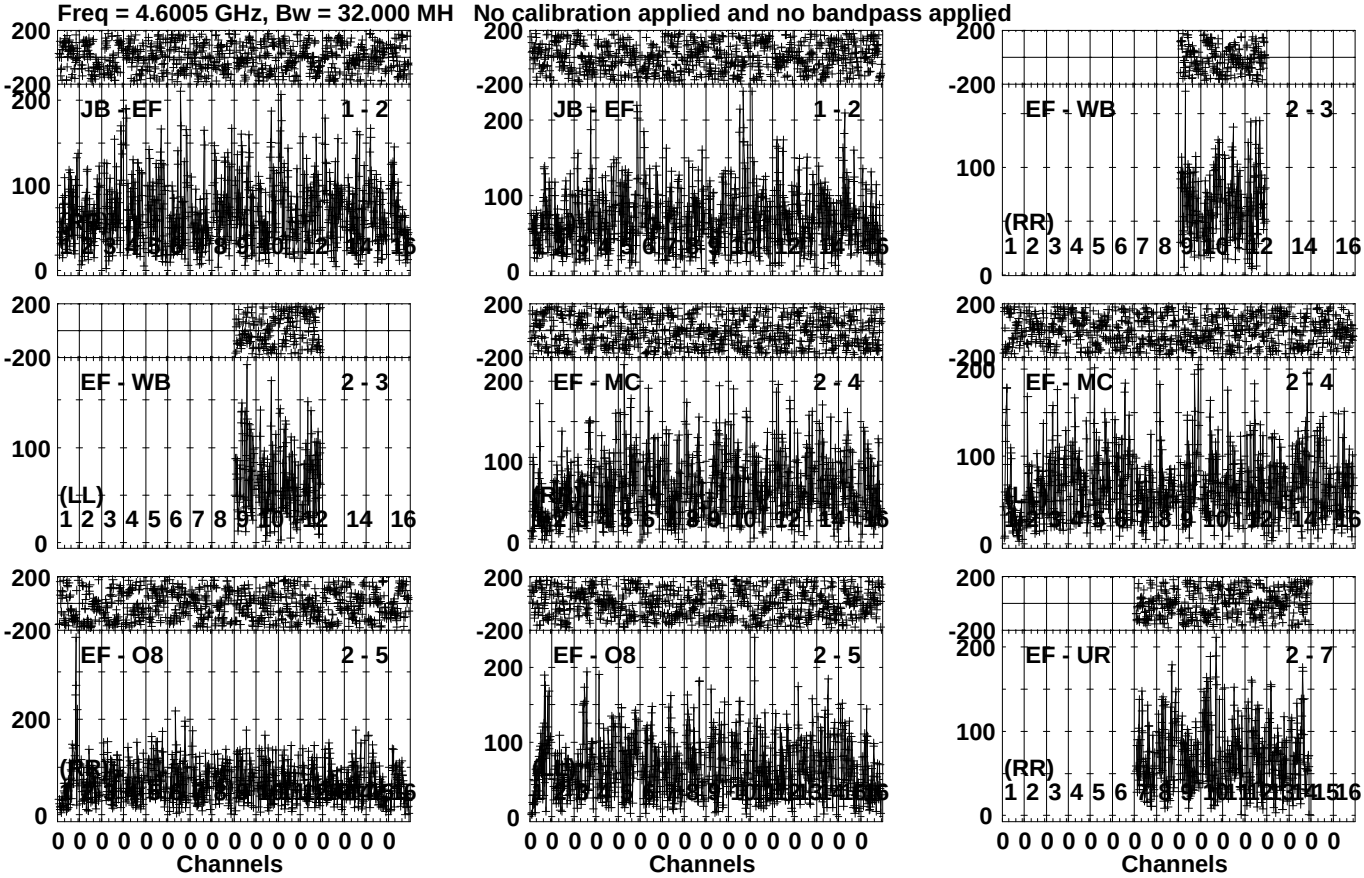

Lower frame: Micro Ampl Jy Top frame: Phas deg
Vector averaged cross-power spectrum Several baselines displayed
Timerange: 00/19:11:01 to 00/19:14:29

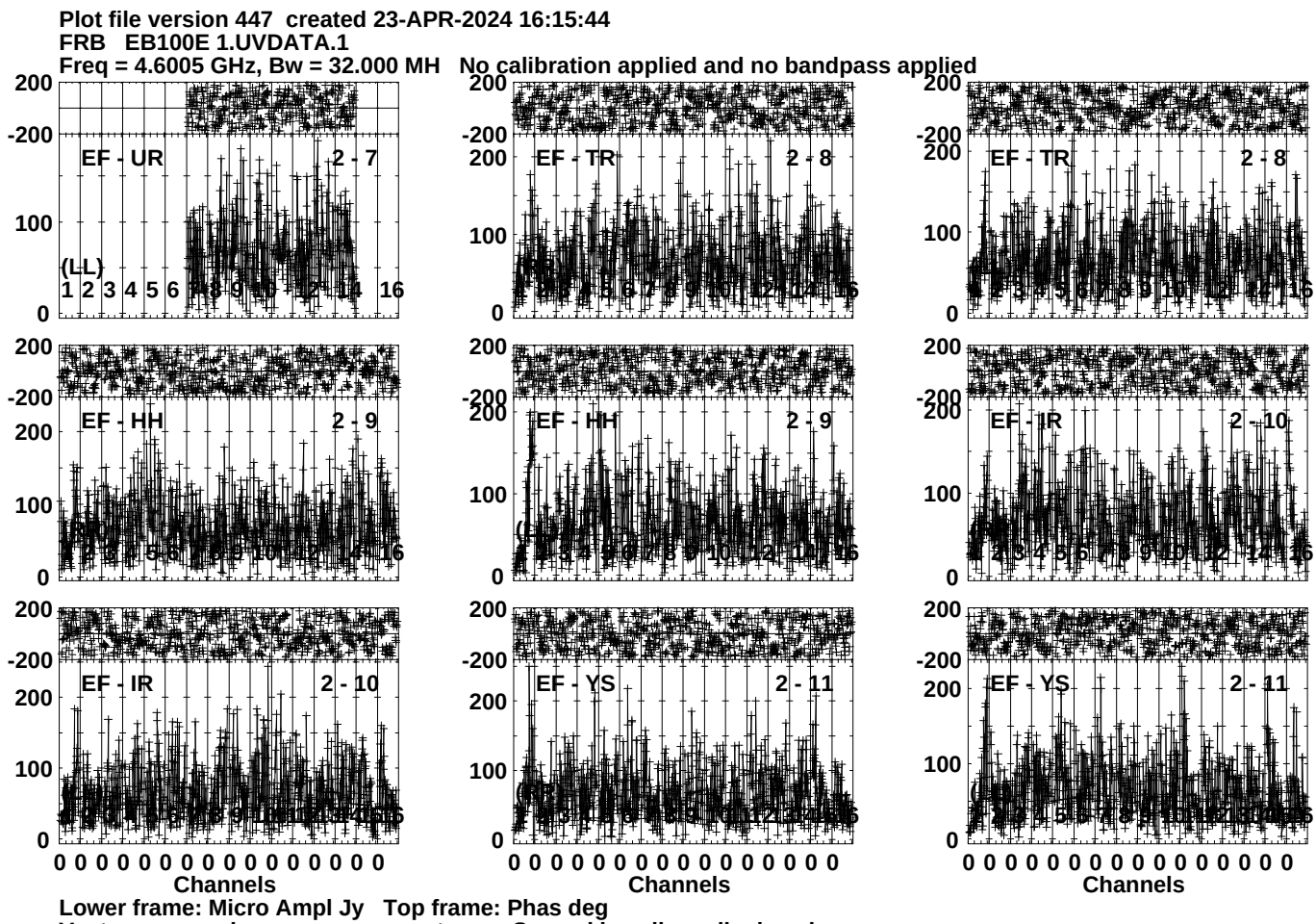
Plot file version 447 created 23-APR-2024 16:15:44
FRB EB100E 1.UVDATA.1
Freq = 4.6005 GHz, Bw = 32.000 MH No calibration applied and no bandpass applied
EF - UR 2 - 7
EF - TR 2 - 8
EF - TR 2 - 8
EF - HH 2 - 9
EF - HH 2 - 9
EF - IR 2 - 10
EF - IR 2 - 10
EF - YS 2 - 11
EF - YS 2 - 11
(LL)
200
-200
100
0
1 2 3 4 5 6 7 8 9 10 12 14 16
0 0 0 0 0 0 0 0 0 0 0 0 0 0 0 0
Channels
Lower frame: Micro Ampl Jy Top frame: Phas deg
Vector averaged cross-power spectrum Several baselines displayed
Timerange: 00/19:11:01 to 00/19:14:29

Plot file version 448 created 23-APR-2024 16:15:45
FRB EB100E 1.UVDATA.1
Freq = 4.6005 GHz, Bw = 32.000 MH No calibration applied and no bandpass applied

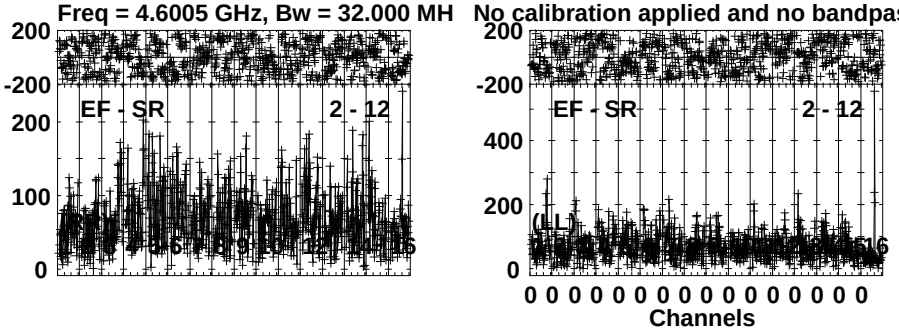

Lower frame: Micro Ampl Jy Top frame: Phas deg
Vector averaged cross-power spectrum Several baselines displayed
Timerange: 00/19:11:01 to 00/19:14:29

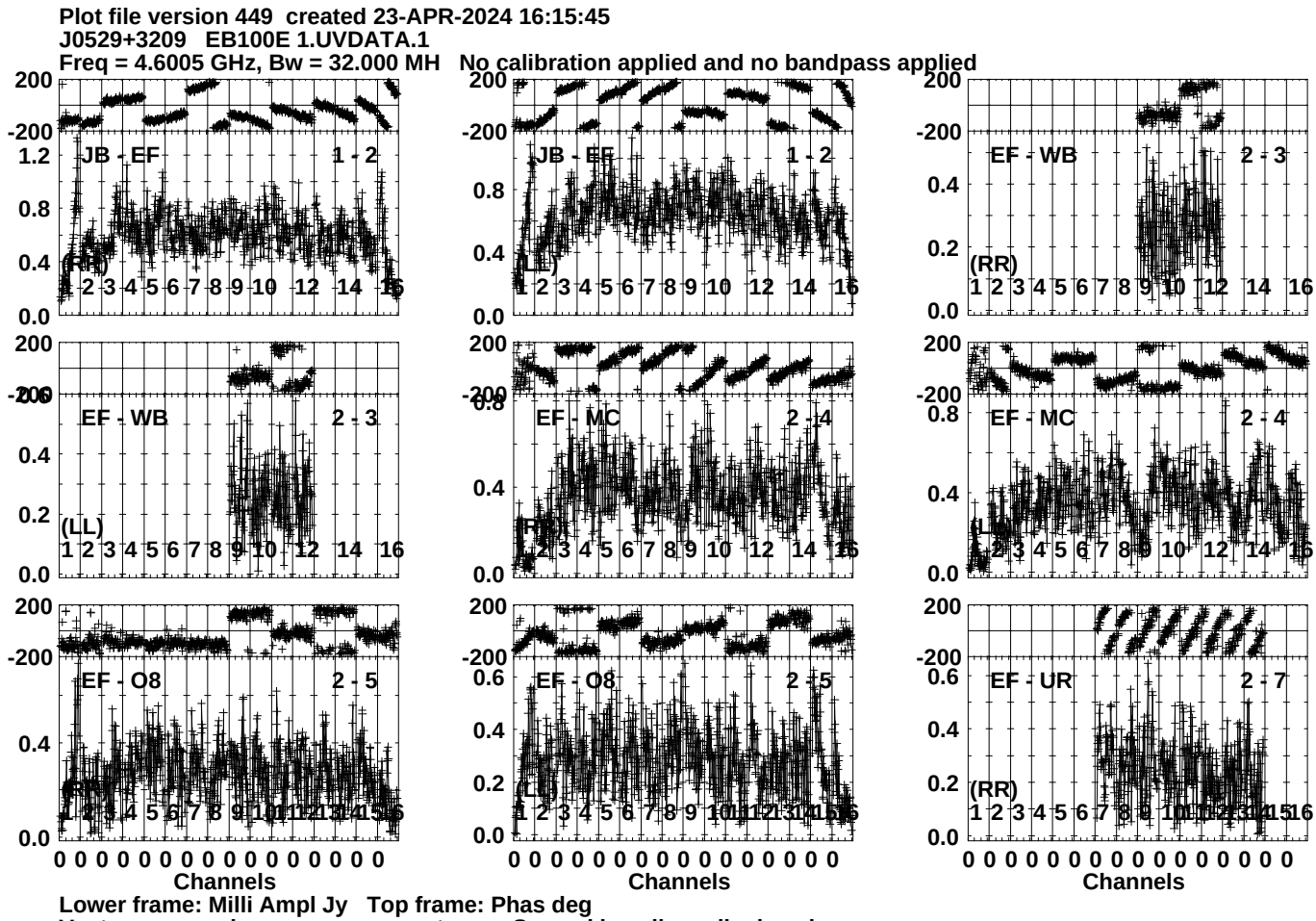
Plot file version 449 created 23-APR-2024 16:15:45
J0529+3209 EB100E 1.UVDATA.1
Freq = 4.6005 GHz, Bw = 32.000 MH No calibration applied and no bandpass applied
JB - EF 1 - 2
JB - EF 1 - 2
EF - WB 2 - 3
EF - WB 2 - 3
EF - MC 2 - 4
EF - MC 2 - 4
EF - O8 2 - 5
EF - O8 2 - 5
EF - UR 2 - 7
(RR)
(LL)
Channels
Lower frame: Milli Ampl Jy Top frame: Phas deg
Vector averaged cross-power spectrum Several baselines displayed
Timerange: 00/19:14:31 to 00/19:15:59

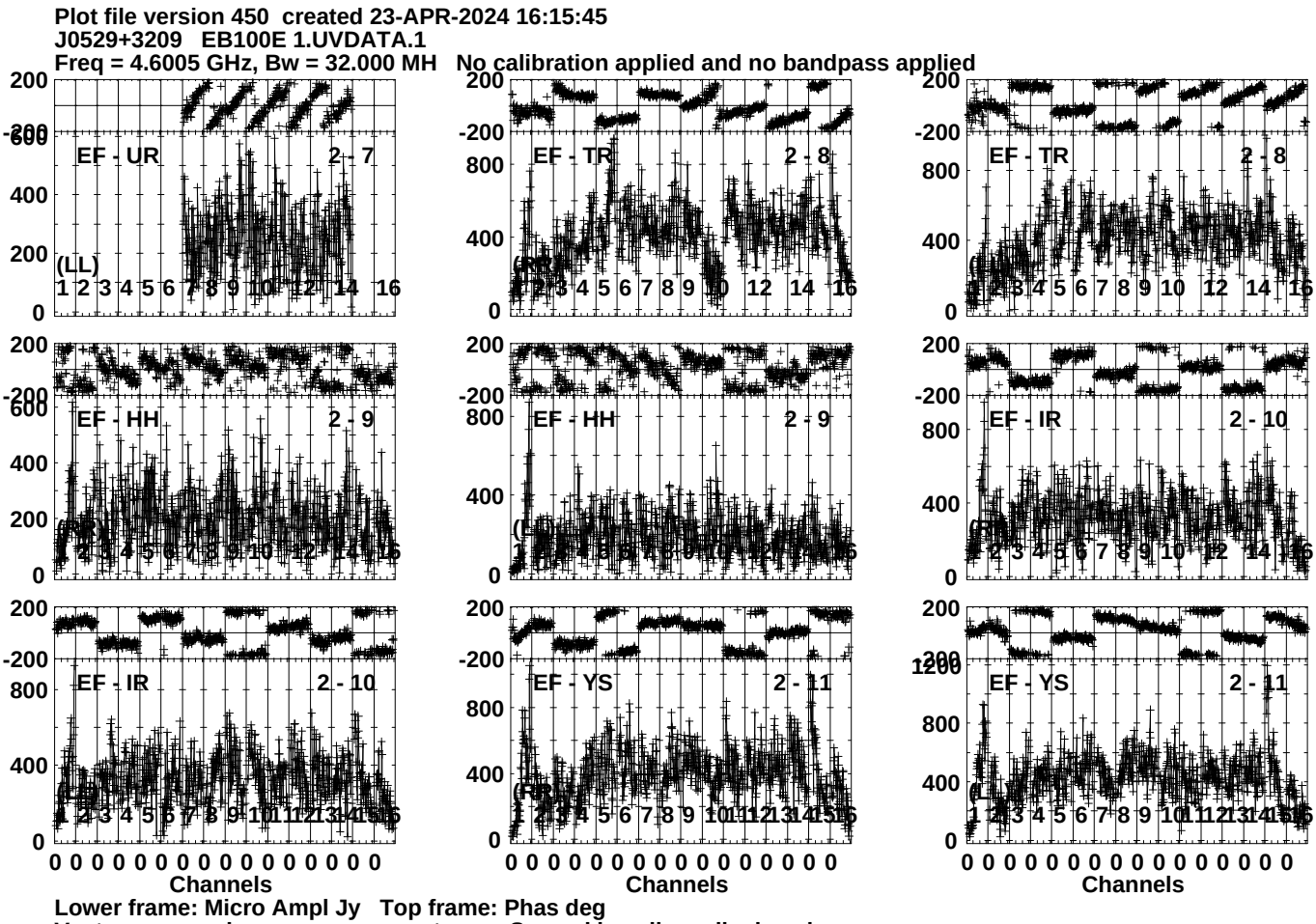
Plot file version 450 created 23-APR-2024 16:15:45
J0529+3209 EB100E 1.UVDATA.1
Freq = 4.6005 GHz, Bw = 32.000 MH No calibration applied and no bandpass applied
EF - UR 2 - 7
EF - TR 2 - 8
EF - TR 2 - 8
EF - HH 2 - 9
EF - HH 2 - 9
EF - IR 2 - 10
EF - IR 2 - 10
EF - YS 2 - 11
EF - YS 2 - 11
(LL)
(RR)
Channels
Lower frame: Micro Ampl Jy Top frame: Phas deg
Vector averaged cross-power spectrum Several baselines displayed
Timerange: 00/19:14:31 to 00/19:15:59

Plot file version 451 created 23-APR-2024 16:15:45
J0529+3209 EB100E 1.UVDATA.1
Freq = 4.6005 GHz, Bw = 32.000 MH No calibration applied and no bandpass applied

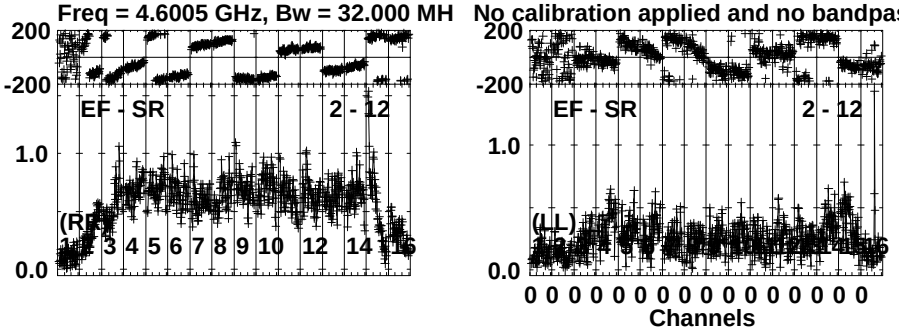

Lower frame: Milli Ampl Jy Top frame: Phas deg
Vector averaged cross-power spectrum Several baselines displayed
Timerange: 00/19:14:31 to 00/19:15:59

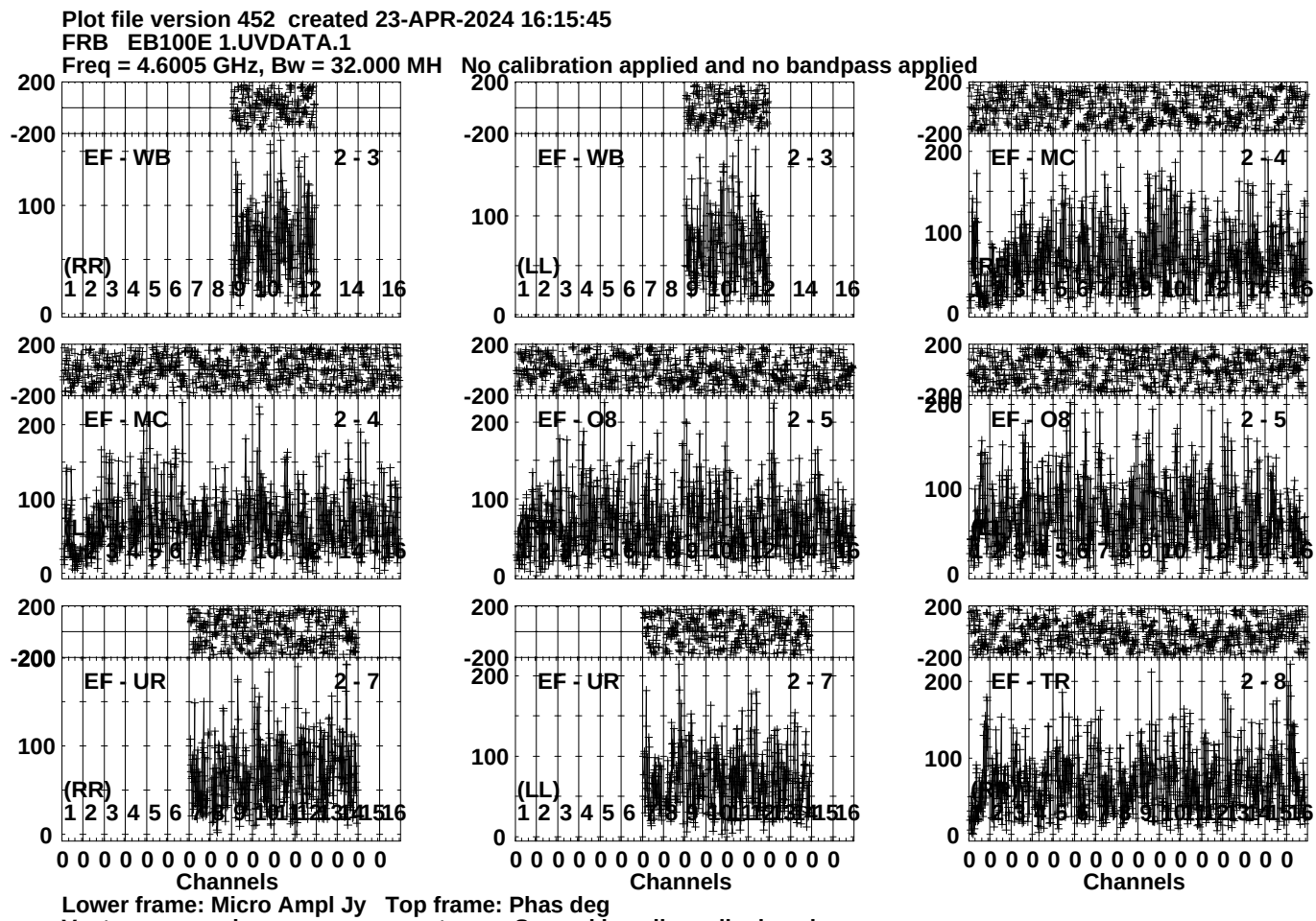
Plot file version 452 created 23-APR-2024 16:15:45
FRB EB100E 1.UVDATA.1
Freq = 4.6005 GHz, Bw = 32.000 MH No calibration applied and no bandpass applied
EF - WB 2 - 3
(RR)
EF - WB 2 - 3
(LL)
EF - MC 2 - 4
EF - MC 2 - 4
EF - O8 2 - 5
EF - O8 2 - 5
EF - UR 2 - 7
(RR)
EF - UR 2 - 7
(LL)
EF - TR 2 - 8
200
-200
100
0
1 2 3 4 5 6 7 8 9 10 12 14 16
0 0 0 0 0 0 0 0 0 0 0 0 0 0 0 0
Channels
Lower frame: Micro Ampl Jy Top frame: Phas deg
Vector averaged cross-power spectrum Several baselines displayed
Timerange: 00/19:16:01 to 00/19:19:29

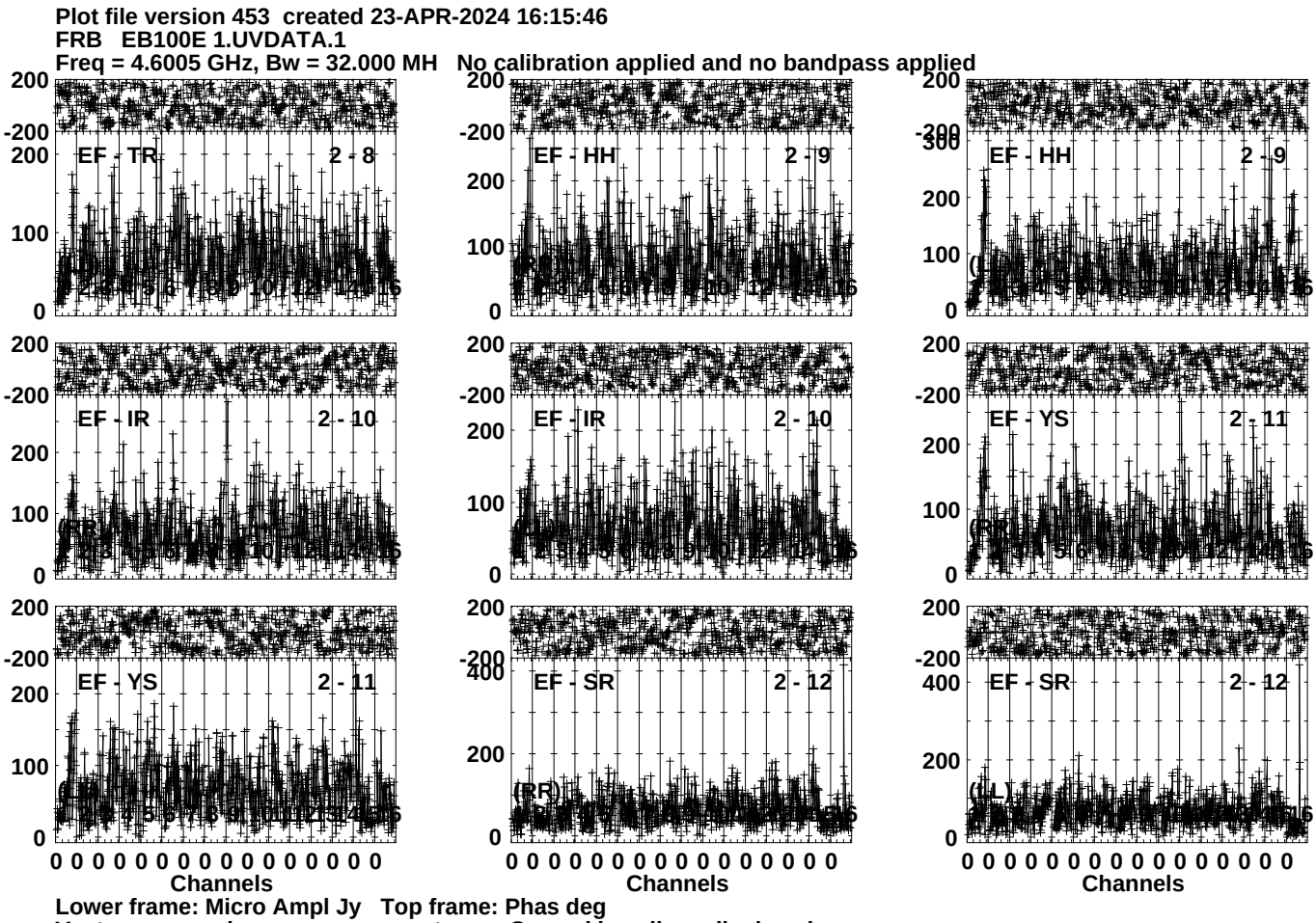
Plot file version 453 created 23-APR-2024 16:15:46
FRB EB100E 1.UVDATA.1
Freq = 4.6005 GHz, Bw = 32.000 MH No calibration applied and no bandpass applied
EF - TR 2 - 8
EF - HH 2 - 9
EF - HH 2 - 9
EF - IR 2 - 10
EF - IR 2 - 10
EF - YS 2 - 11
EF - YS 2 - 11
EF - SR 2 - 12
EF - SR 2 - 12
(RR)
(LL)
Channels
Channels
Channels
Lower frame: Micro Ampl Jy Top frame: Phas deg
Vector averaged cross-power spectrum Several baselines displayed
Timerange: 00/19:16:01 to 00/19:19:29

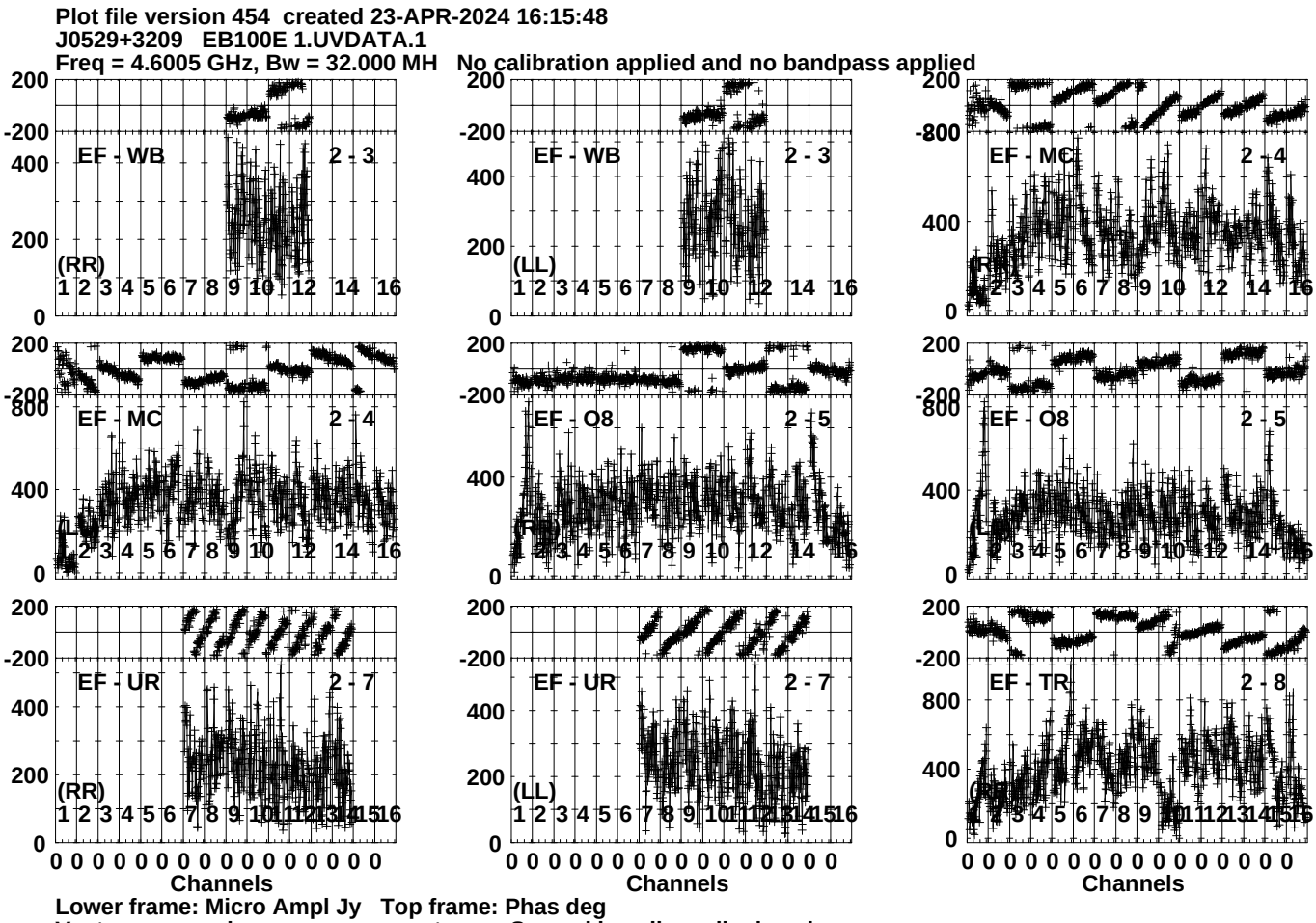
Plot file version 454 created 23-APR-2024 16:15:48
J0529+3209 EB100E 1.UVDATA.1
Freq = 4.6005 GHz, Bw = 32.000 MH No calibration applied and no bandpass applied
EF - WB 2 - 3
(RR)
EF - WB 2 - 3
(LL)
EF - MC 2 - 4
(RR)
EF - MC 2 - 4
(LL)
EF - O8 2 - 5
(RR)
EF - O8 2 - 5
(LL)
EF - UR 2 - 7
(RR)
EF - UR 2 - 7
(LL)
EF - TR 2 - 8
(RR)
Channels
Channels
Channels
Lower frame: Micro Ampl Jy Top frame: Phas deg
Vector averaged cross-power spectrum Several baselines displayed
Timerange: 00/19:20:03 to 00/19:20:59

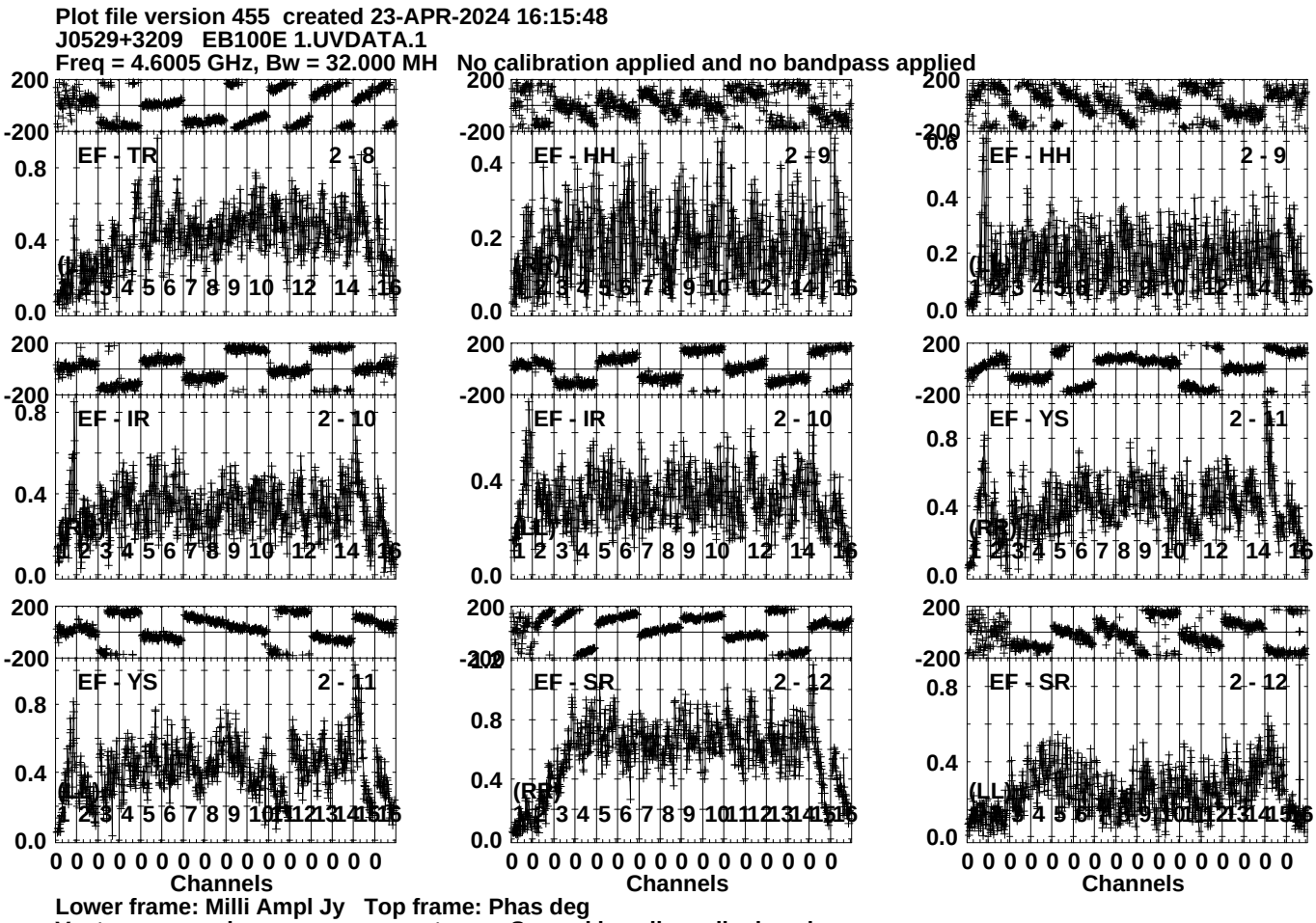
Plot file version 455 created 23-APR-2024 16:15:48
J0529+3209 EB100E 1.UVDATA.1
Freq = 4.6005 GHz, Bw = 32.000 MH No calibration applied and no bandpass applied
EF - TR 2 - 8
EF - HH 2 - 9
EF - HH 2 - 9
EF - IR 2 - 10
EF - IR 2 - 10
EF - YS 2 - 11
EF - YS 2 - 11
EF - SR 2 - 12
EF - SR 2 - 12
Channels
Channels
Channels
Lower frame: Milli Ampl Jy Top frame: Phas deg
Vector averaged cross-power spectrum Several baselines displayed
Timerange: 00/19:20:03 to 00/19:20:59

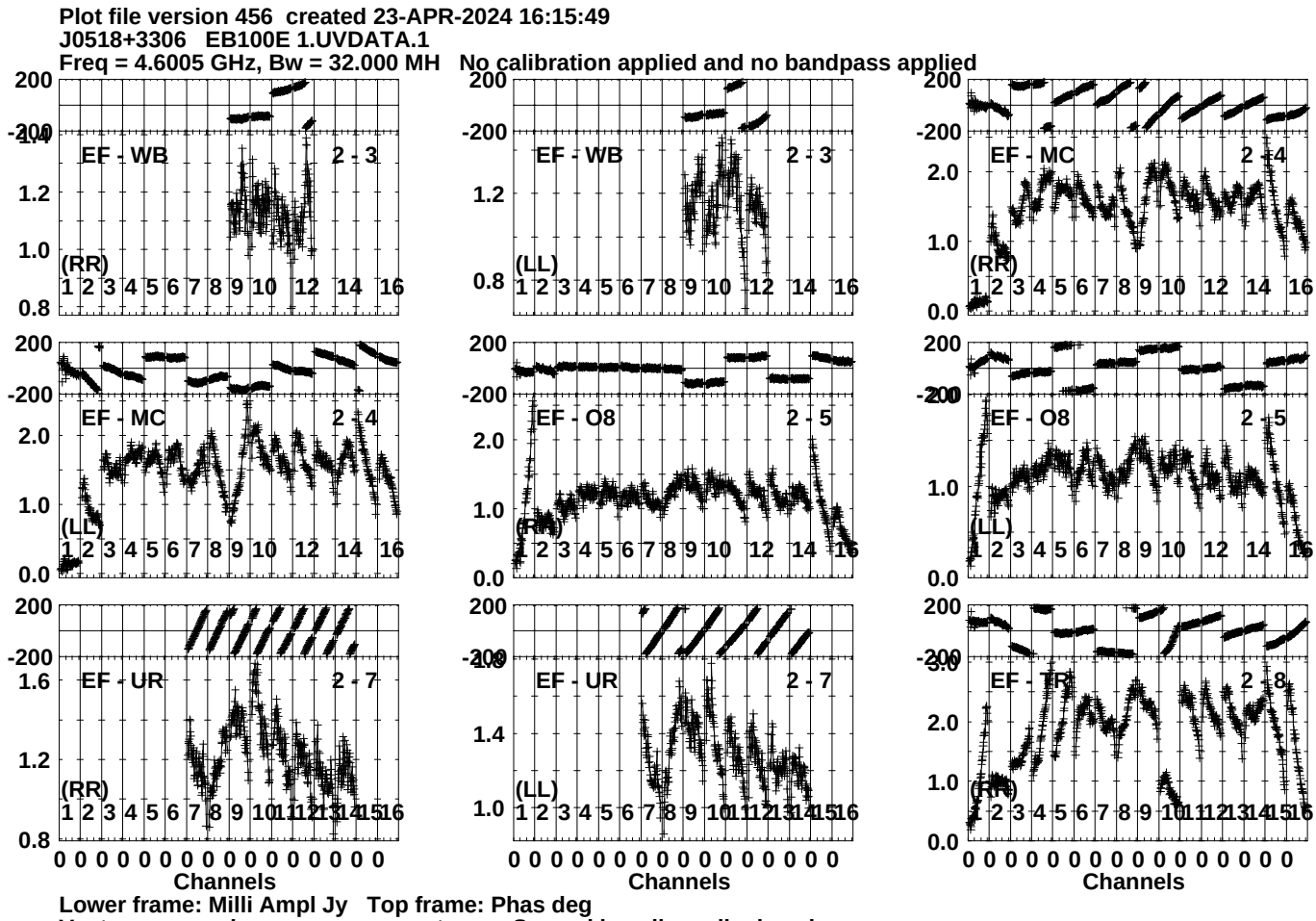
Plot file version 456 created 23-APR-2024 16:15:49
J0518+3306 EB100E 1.UVDATA.1
Freq = 4.6005 GHz, Bw = 32.000 MH No calibration applied and no bandpass applied
EF - WB 2 - 3
(RR)
EF - WB 2 - 3
(LL)
EF - MC 2 - 4
(RR)
EF - MC 2 - 4
(LL)
EF - O8 2 - 5
(RR)
EF - O8 2 - 5
(LL)
EF - UR 2 - 7
(RR)
EF - UR 2 - 7
(LL)
EF - TR 2 - 8
(RR)
Channels
Channels
Channels
Lower frame: Milli Ampl Jy Top frame: Phas deg
Vector averaged cross-power spectrum Several baselines displayed
Timerange: 00/19:21:33 to 00/19:24:29

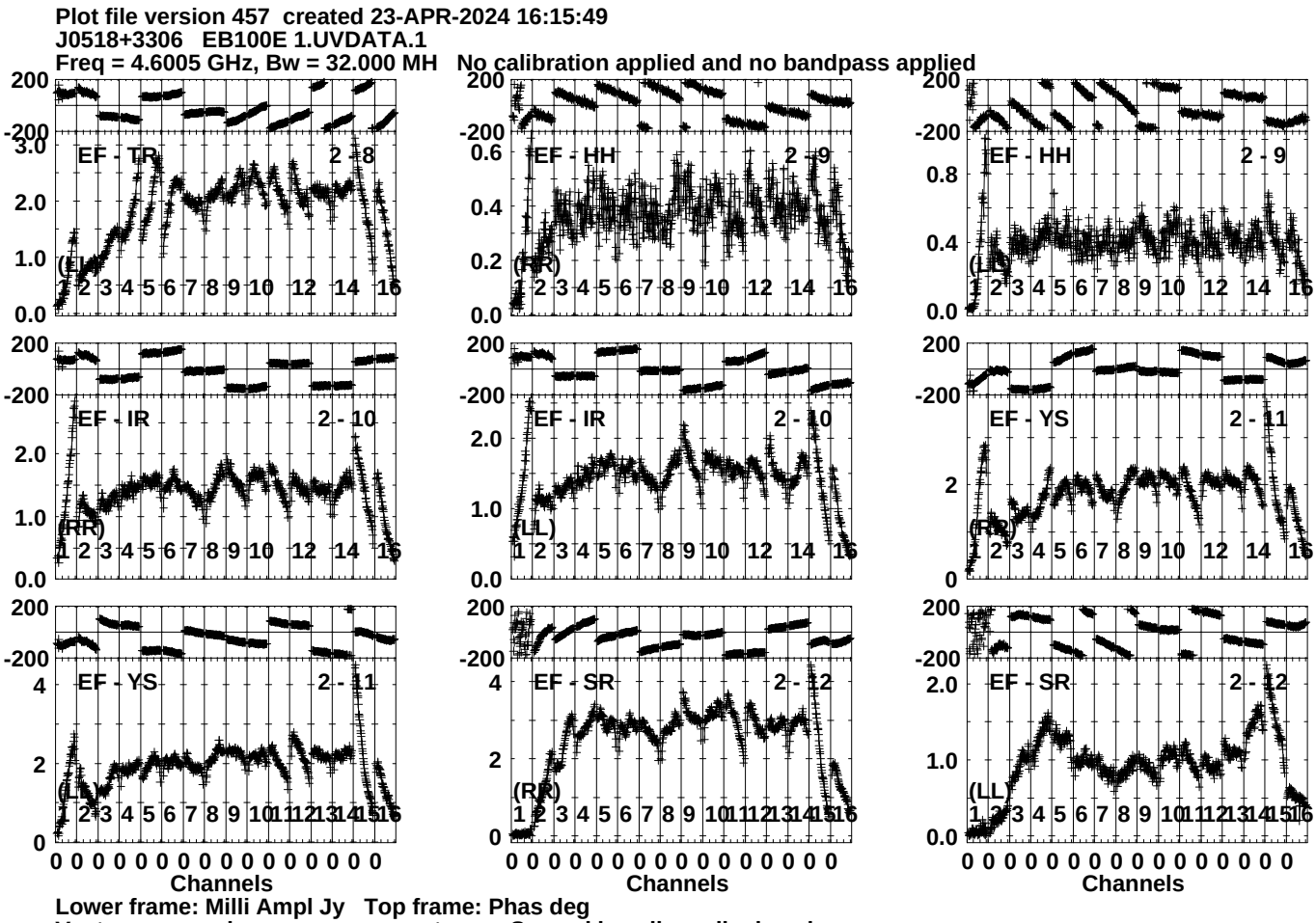
Plot file version 457 created 23-APR-2024 16:15:49
J0518+3306 EB100E 1.UVDATA.1
Freq = 4.6005 GHz, Bw = 32.000 MH No calibration applied and no bandpass applied
EF - TR 2 - 8
EF - HH 2 - 9
EF - HH 2 - 9
EF - IR 2 - 10
EF - IR 2 - 10
EF - YS 2 - 11
EF - YS 2 - 11
EF - SR 2 - 12
EF - SR 2 - 12
(LL)
(RR)
(RR)
(LL)
(LL)
(RR)
(LL)
Channels
Channels
Channels
Lower frame: Milli Ampl Jy Top frame: Phas deg
Vector averaged cross-power spectrum Several baselines displayed
Timerange: 00/19:21:33 to 00/19:24:29

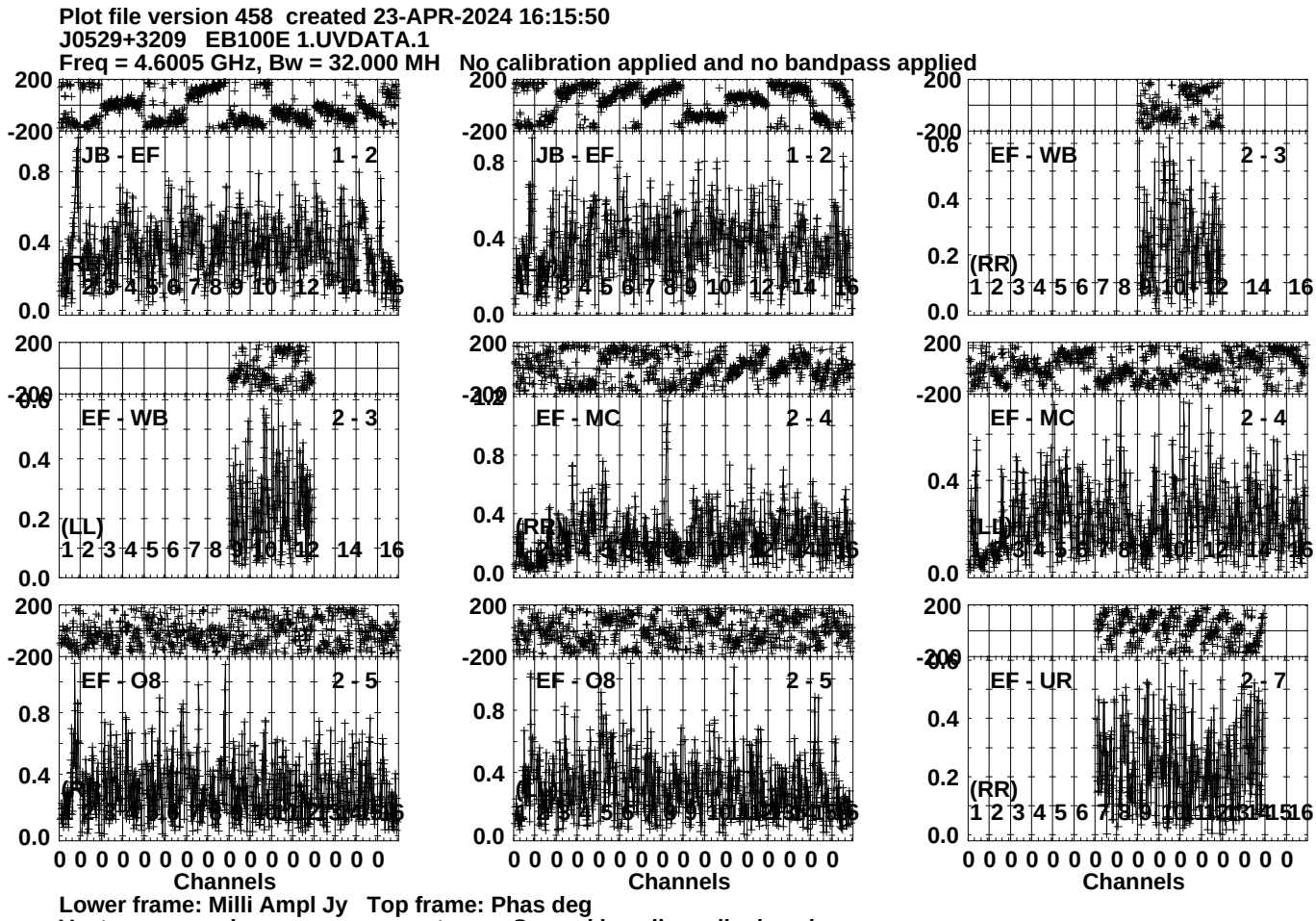
Plot file version 458 created 23-APR-2024 16:15:50
J0529+3209 EB100E 1.UVDATA.1
Freq = 4.6005 GHz, Bw = 32.000 MH No calibration applied and no bandpass applied
JB - EF 1 - 2
JB - EF 1 - 2
EF - WB 2 - 3
EF - WB 2 - 3
EF - MC 2 - 4
EF - MC 2 - 4
EF - O8 2 - 5
EF - O8 2 - 5
EF - UR 2 - 7
(RR)
(LL)
Channels
Lower frame: Milli Ampl Jy Top frame: Phas deg
Vector averaged cross-power spectrum Several baselines displayed
Timerange: 00/19:24:33 to 00/19:25:59

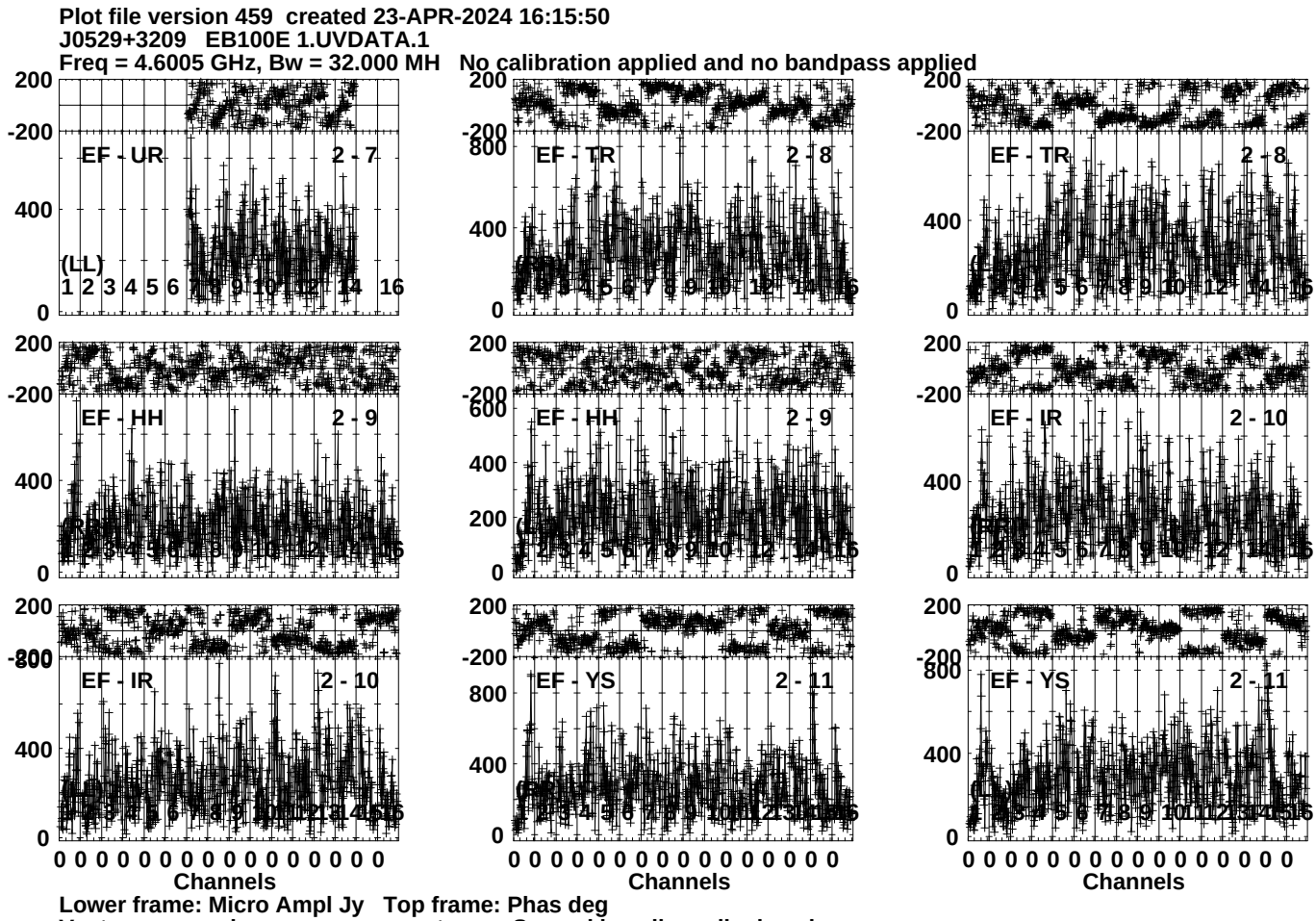
Plot file version 459 created 23-APR-2024 16:15:50
J0529+3209 EB100E 1.UVDATA.1
Freq = 4.6005 GHz, Bw = 32.000 MH No calibration applied and no bandpass applied
EF - UR 2 - 7
EF - TR 2 - 8
EF - TR 2 - 8
EF - HH 2 - 9
EF - HH 2 - 9
EF - IR 2 - 10
EF - IR 2 - 10
EF - YS 2 - 11
EF - YS 2 - 11
(LL)
Channels
Lower frame: Micro Ampl Jy Top frame: Phas deg
Vector averaged cross-power spectrum Several baselines displayed
Timerange: 00/19:24:33 to 00/19:25:59

Plot file version 460 created 23-APR-2024 16:15:50
J0529+3209 EB100E 1.UVDATA.1
Freq = 4.6005 GHz, Bw = 32.000 MH No calibration applied and no bandpass applied

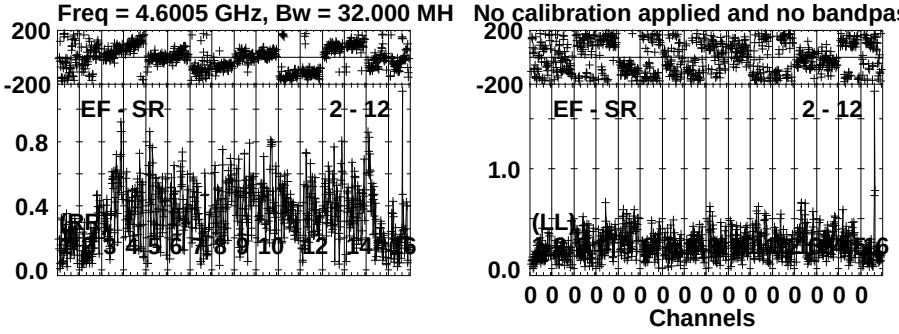

Lower frame: Milli Ampl Jy Top frame: Phas deg
Vector averaged cross-power spectrum Several baselines displayed
Timerange: 00/19:24:33 to 00/19:25:59

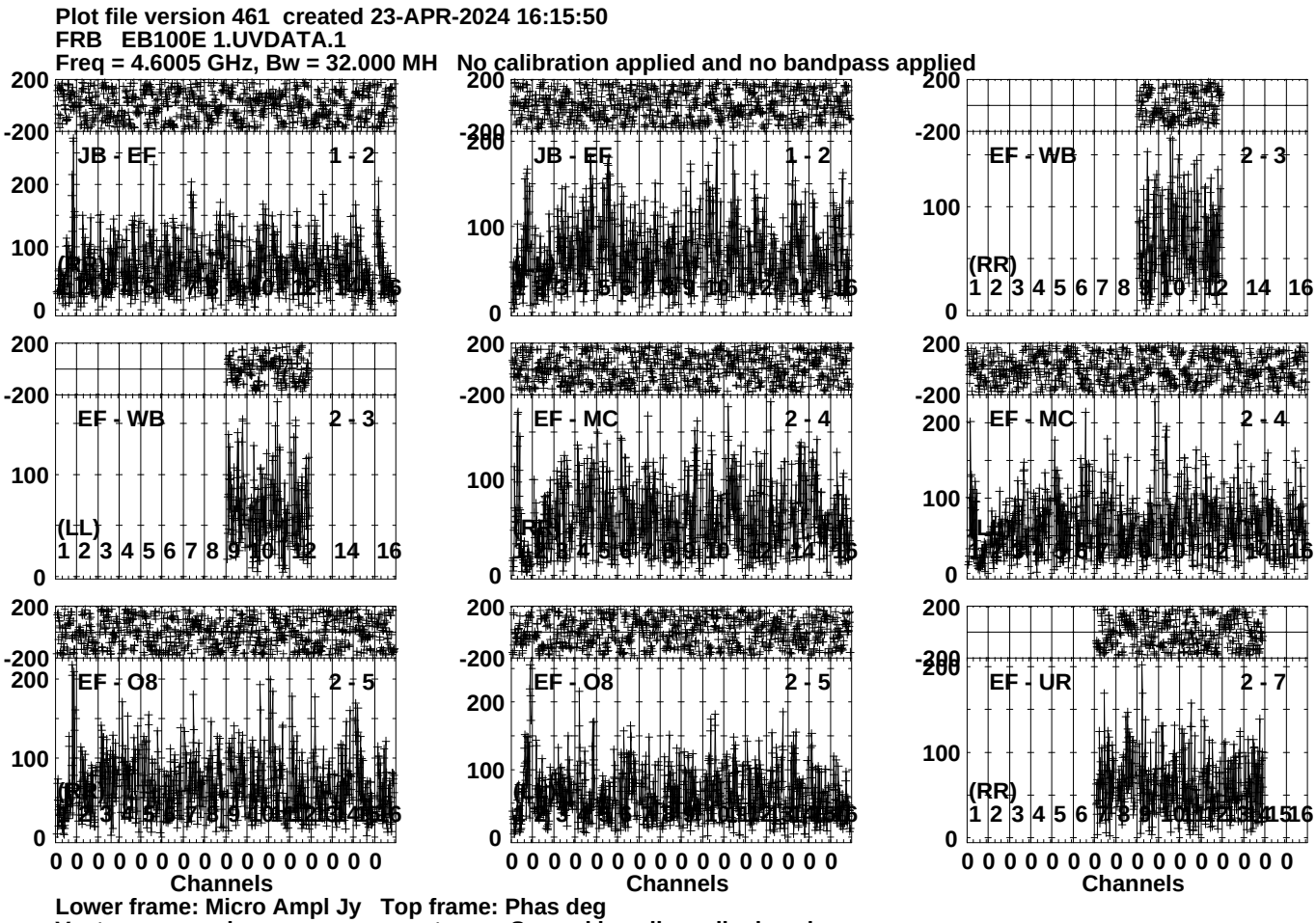
Plot file version 461 created 23-APR-2024 16:15:50
FRB EB100E 1.UVDATA.1
Freq = 4.6005 GHz, Bw = 32.000 MH No calibration applied and no bandpass applied
JB - EF 1 - 2
JB - EF 1 - 2
EF - WB 2 - 3
(RR)
EF - WB 2 - 3
(LL)
EF - MC 2 - 4
EF - MC 2 - 4
EF - O8 2 - 5
EF - O8 2 - 5
EF - UR 2 - 7
(RR)
Channels
Channels
Channels
Lower frame: Micro Ampl Jy Top frame: Phas deg
Vector averaged cross-power spectrum Several baselines displayed
Timerange: 00/19:26:01 to 00/19:29:29

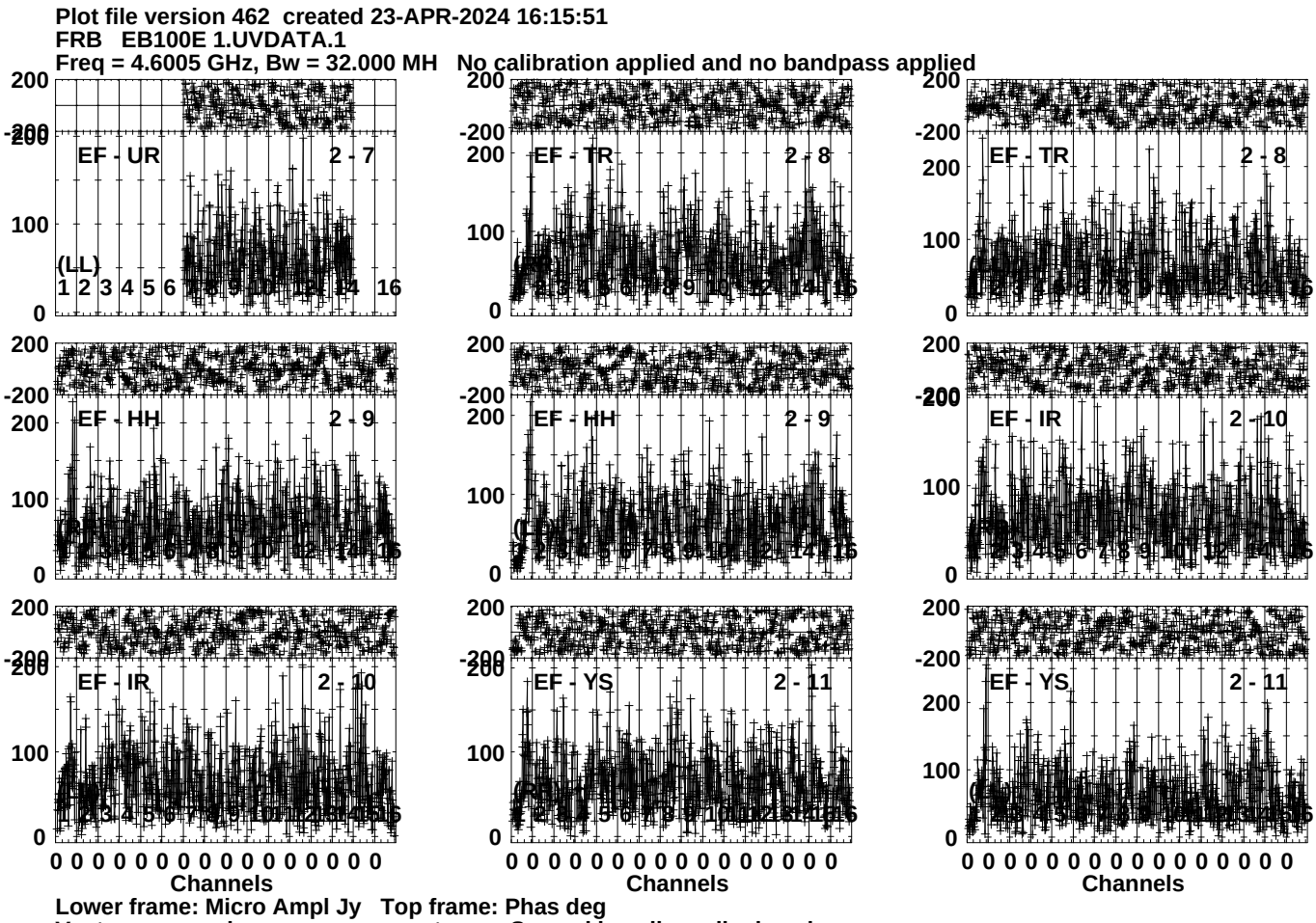
Plot file version 462 created 23-APR-2024 16:15:51
FRB EB100E 1.UVDATA.1
Freq = 4.6005 GHz, Bw = 32.000 MH No calibration applied and no bandpass applied
EF - UR 2 - 7
EF - TR 2 - 8
EF - TR 2 - 8
EF - HH 2 - 9
EF - HH 2 - 9
EF - IR 2 - 10
EF - IR 2 - 10
EF - YS 2 - 11
EF - YS 2 - 11
(LL)
200
100
0
-200
1 2 3 4 5 6
0 0 0 0 0 0 0 0 0 0 0 0 0 0 0 0
Channels
Lower frame: Micro Ampl Jy Top frame: Phas deg
Vector averaged cross-power spectrum Several baselines displayed
Timerange: 00/19:26:01 to 00/19:29:29

Plot file version 463 created 23-APR-2024 16:15:51
FRB EB100E 1.UVDATA.1
Freq = 4.6005 GHz, Bw = 32.000 MH No calibration applied and no bandpass applied

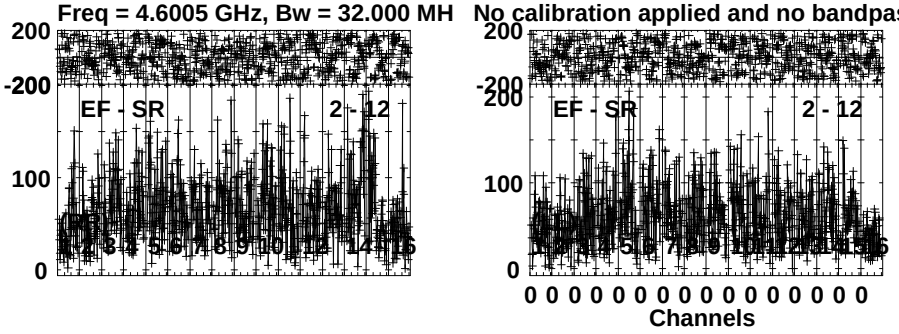

Lower frame: Micro Ampl Jy Top frame: Phas deg
Vector averaged cross-power spectrum Several baselines displayed
Timerange: 00/19:26:01 to 00/19:29:29

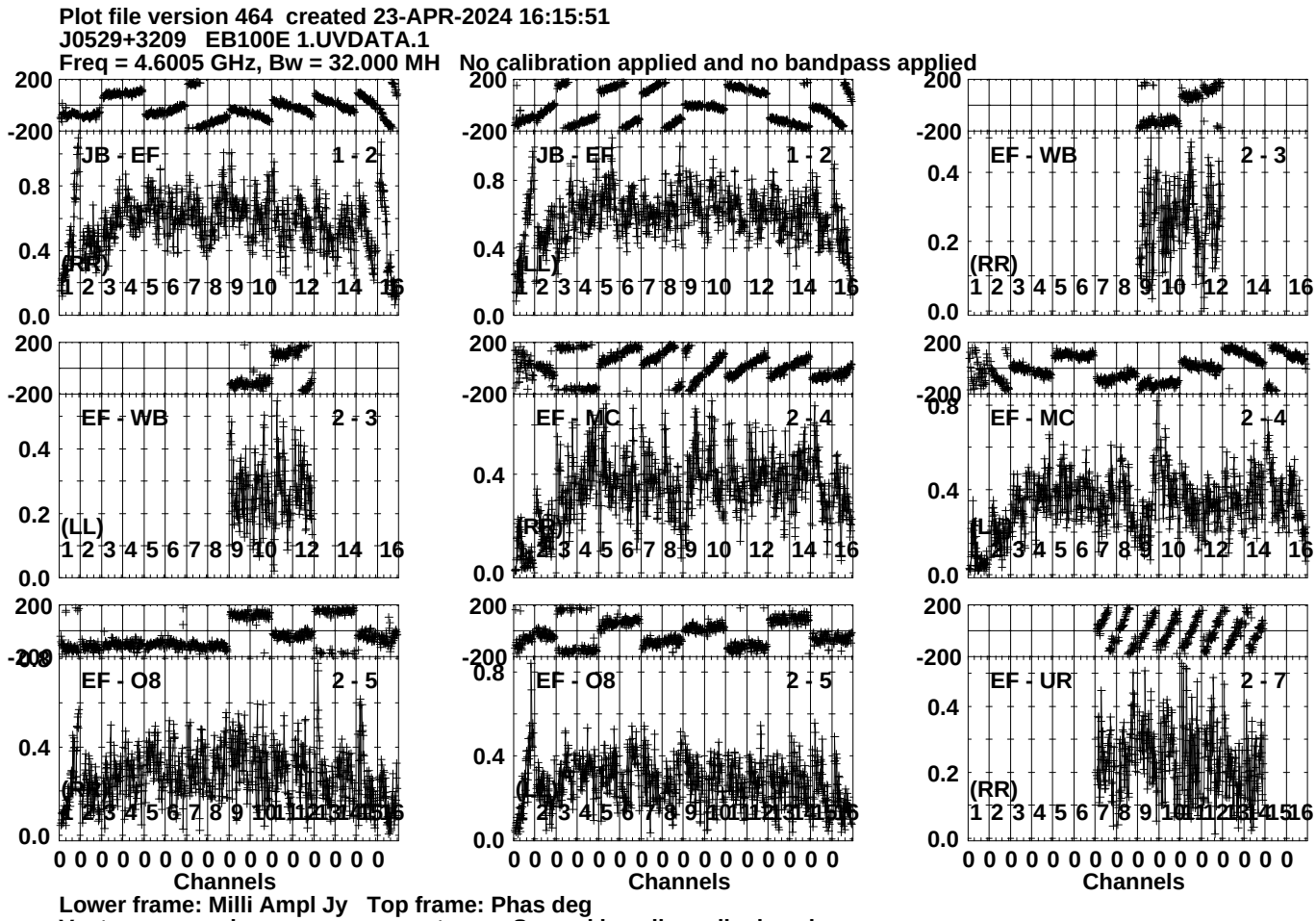
Plot file version 464 created 23-APR-2024 16:15:51
J0529+3209 EB100E 1.UVDATA.1
Freq = 4.6005 GHz, Bw = 32.000 MH No calibration applied and no bandpass applied
JB - EF 1 - 2
(RR)
JB - EF 1 - 2
(LL)
EF - WB 2 - 3
(RR)
EF - WB 2 - 3
(LL)
EF - MC 2 - 4
(RR)
EF - MC 2 - 4
(LL)
EF - O8 2 - 5
(RR)
EF - O8 2 - 5
(LL)
EF - UR 2 - 7
(RR)
Channels
Channels
Channels
Lower frame: Milli Ampl Jy Top frame: Phas deg
Vector averaged cross-power spectrum Several baselines displayed
Timerange: 00/19:30:03 to 00/19:30:59

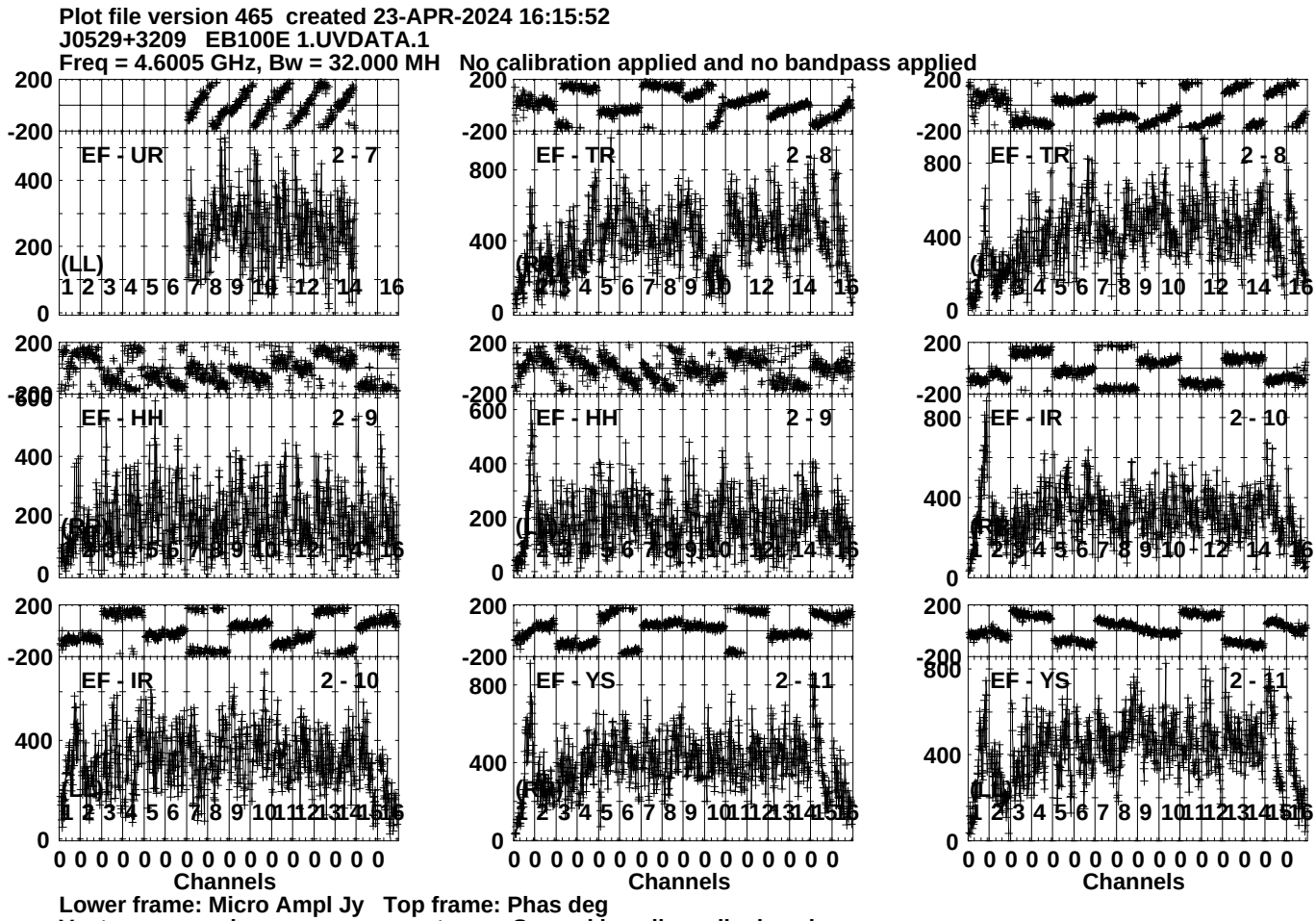
Plot file version 465 created 23-APR-2024 16:15:52
J0529+3209 EB100E 1.UVDATA.1
Freq = 4.6005 GHz, Bw = 32.000 MH No calibration applied and no bandpass applied
EF - UR 2 - 7
EF - TR 2 - 8
EF - TR 2 - 8
EF - HH 2 - 9
EF - HH 2 - 9
EF - IR 2 - 10
EF - IR 2 - 10
EF - YS 2 - 11
EF - YS 2 - 11
(LL)
(RR)
Channels
Lower frame: Micro Ampl Jy Top frame: Phas deg
Vector averaged cross-power spectrum Several baselines displayed
Timerange: 00/19:30:03 to 00/19:30:59

Plot file version 466 created 23-APR-2024 16:15:52
J0529+3209 EB100E 1.UVDATA.1
Freq = 4.6005 GHz, Bw = 32.000 MH No calibration applied and no bandpass applied

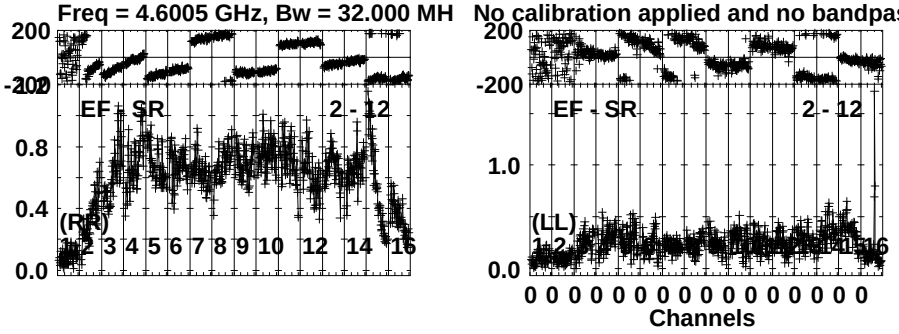

Lower frame: Milli Ampl Jy Top frame: Phas deg
Vector averaged cross-power spectrum Several baselines displayed
Timerange: 00/19:30:03 to 00/19:30:59

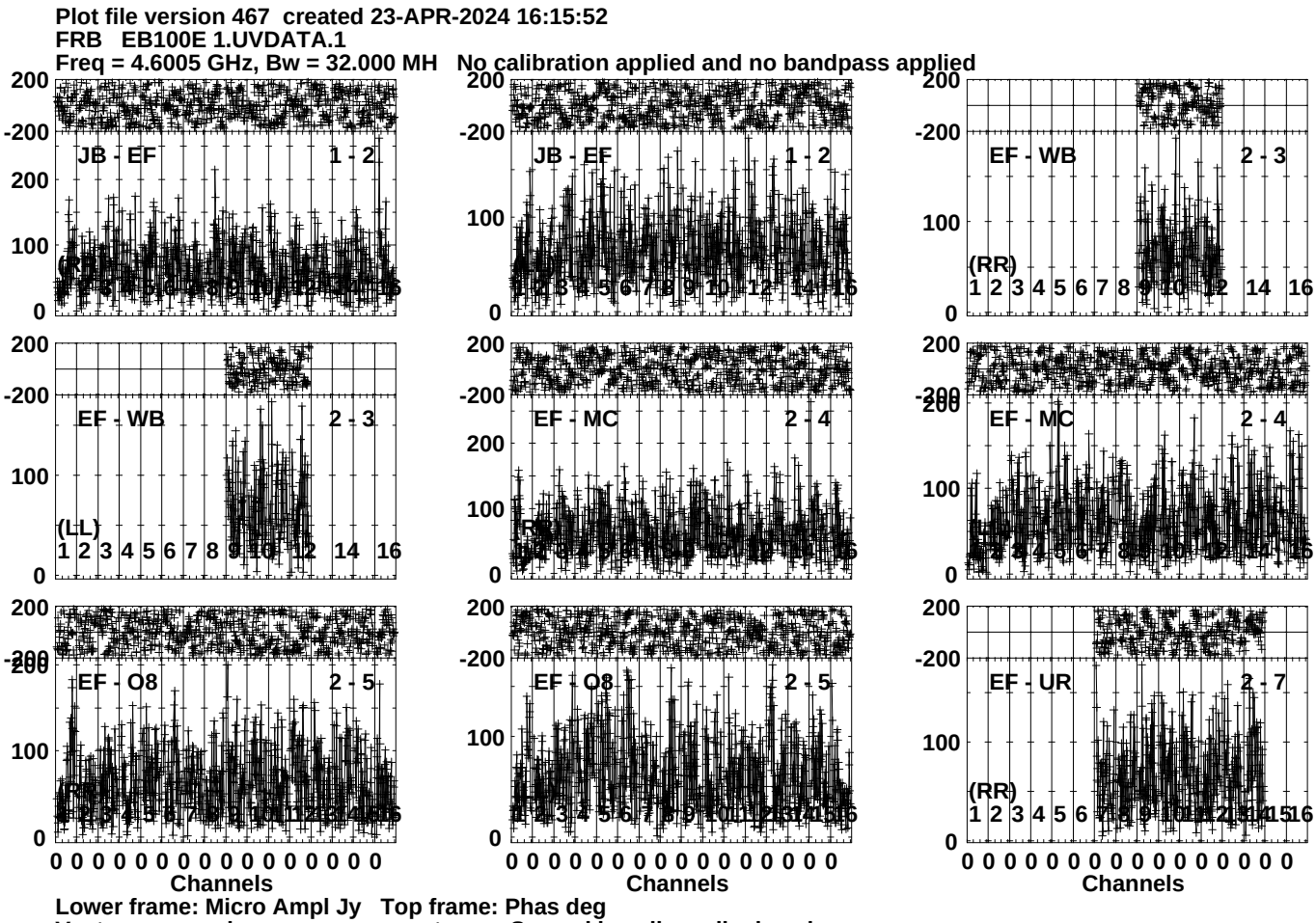
Plot file version 467 created 23-APR-2024 16:15:52
FRB EB100E 1.UVDATA.1
Freq = 4.6005 GHz, Bw = 32.000 MH No calibration applied and no bandpass applied
JB - EF 1 - 2
JB - EF 1 - 2
EF - WB 2 - 3
(RR)
EF - WB 2 - 3
(LL)
EF - MC 2 - 4
EF - MC 2 - 4
EF - O8 2 - 5
EF - O8 2 - 5
EF - UR 2 - 7
(RR)
Channels
Channels
Channels
Lower frame: Micro Ampl Jy Top frame: Phas deg
Vector averaged cross-power spectrum Several baselines displayed
Timerange: 00/19:31:03 to 00/19:34:29

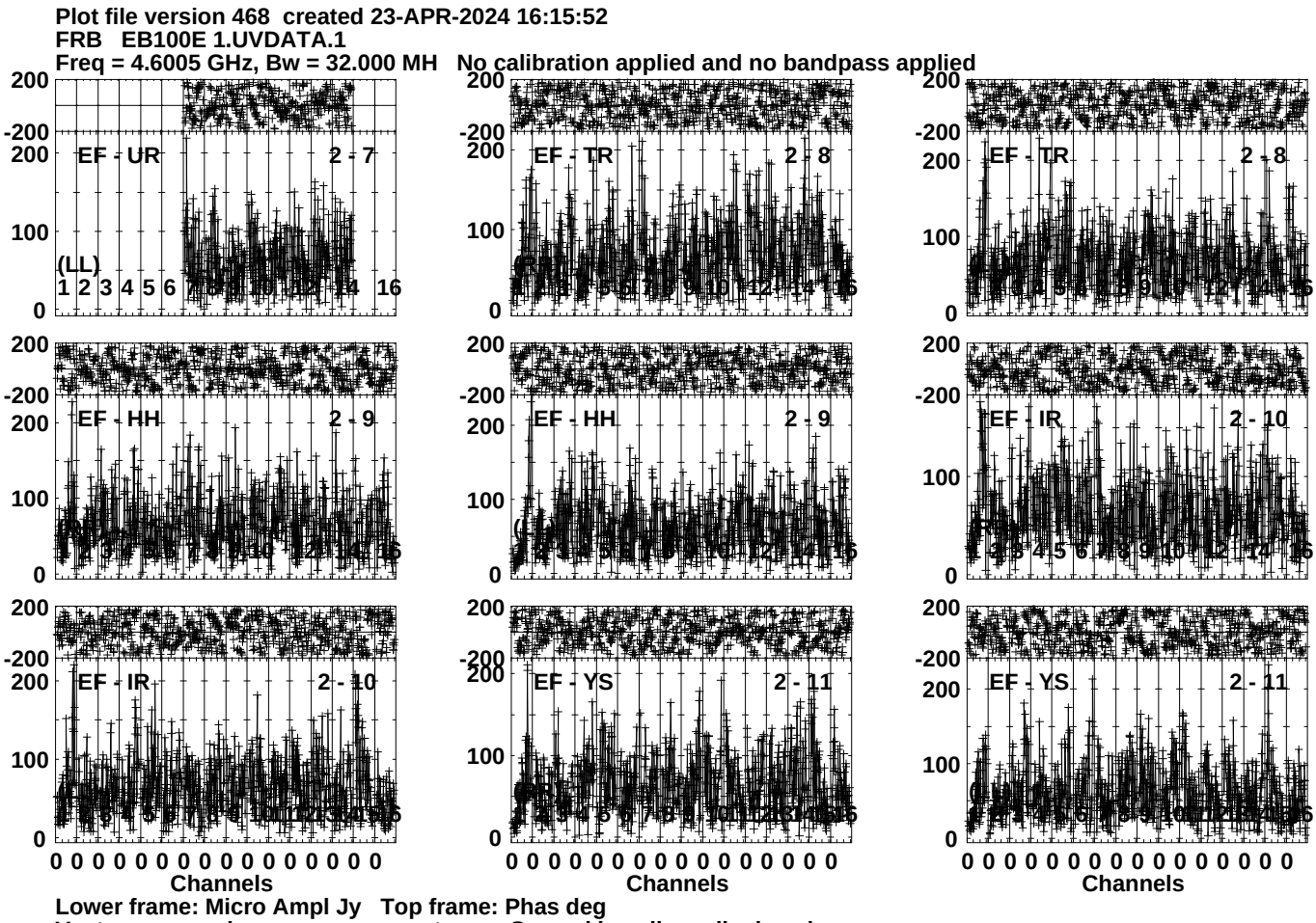
Plot file version 468 created 23-APR-2024 16:15:52
FRB EB100E 1.UVDATA.1
Freq = 4.6005 GHz, Bw = 32.000 MH No calibration applied and no bandpass applied
EF - UR 2 - 7
EF - TR 2 - 8
EF - TR 2 - 8
EF - HH 2 - 9
EF - HH 2 - 9
EF - IR 2 - 10
EF - IR 2 - 10
EF - YS 2 - 11
EF - YS 2 - 11
(LL)
200
-200
100
0
1 2 3 4 5 6 7 8 9 10 12 14 16
0 0 0 0 0 0 0 0 0 0 0 0 0 0 0 0
Channels
Lower frame: Micro Ampl Jy Top frame: Phas deg
Vector averaged cross-power spectrum Several baselines displayed
Timerange: 00/19:31:03 to 00/19:34:29

Plot file version 469 created 23-APR-2024 16:15:53
FRB EB100E 1.UVDATA.1
Freq = 4.6005 GHz, Bw = 32.000 MH No calibration applied and no bandpass applied

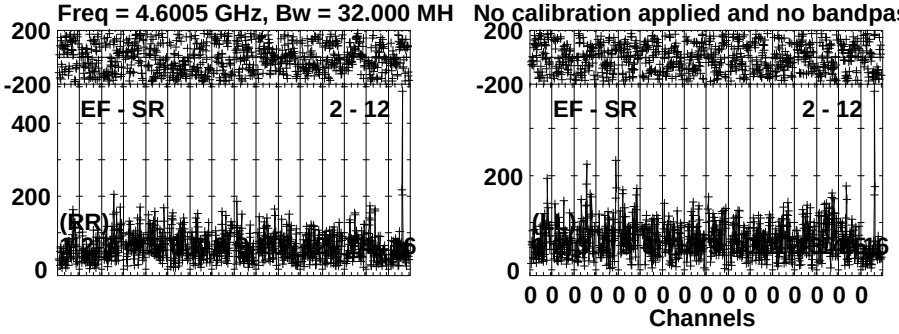

Lower frame: Micro Ampl Jy Top frame: Phas deg
Vector averaged cross-power spectrum Several baselines displayed
Timerange: 00/19:31:03 to 00/19:34:29

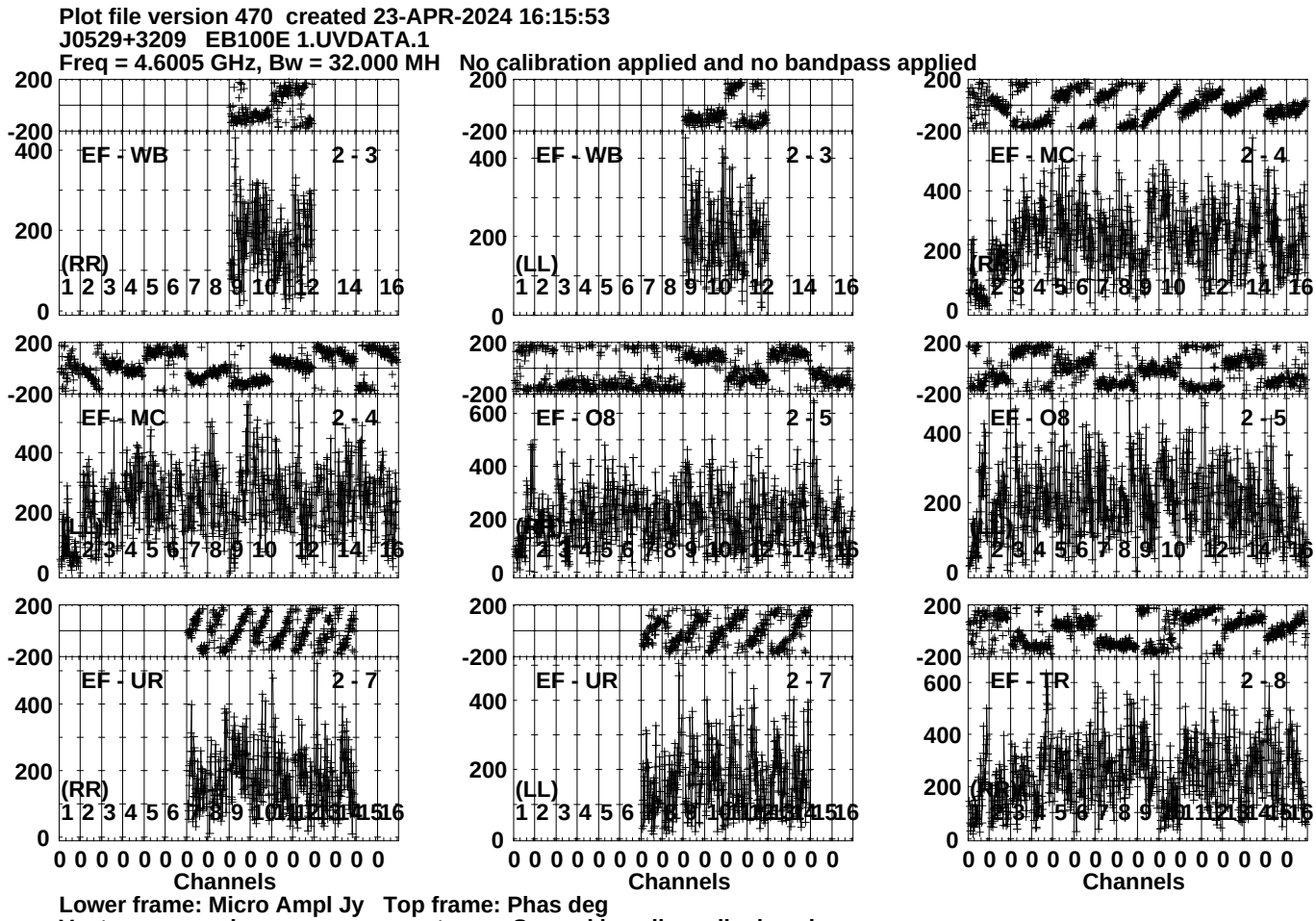
Plot file version 470 created 23-APR-2024 16:15:53
J0529+3209 EB100E 1.UVDATA.1
Freq = 4.6005 GHz, Bw = 32.000 MH No calibration applied and no bandpass applied
EF - WB 2 - 3
(RR)
EF - WB 2 - 3
(LL)
EF - MC 2 - 4
(RR)
EF - MC 2 - 4
(LL)
EF - O8 2 - 5
(RR)
EF - O8 2 - 5
(LL)
EF - UR 2 - 7
(RR)
EF - UR 2 - 7
(LL)
EF - TR 2 - 8
(RR)
Channels
Channels
Channels
Lower frame: Micro Ampl Jy Top frame: Phas deg
Vector averaged cross-power spectrum Several baselines displayed
Timerange: 00/19:35:03 to 00/19:35:59

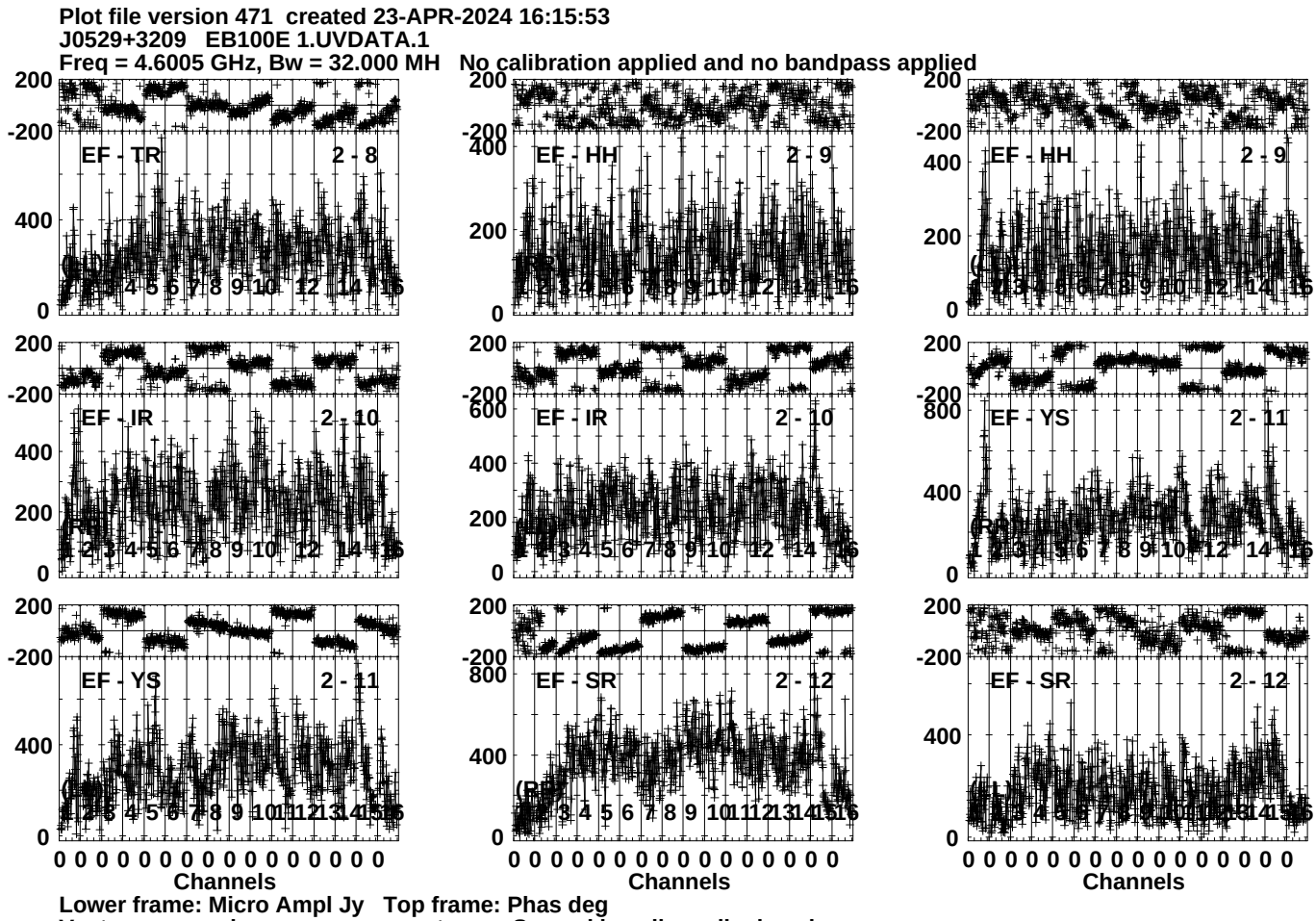
Plot file version 471 created 23-APR-2024 16:15:53
J0529+3209 EB100E 1.UVDATA.1
Freq = 4.6005 GHz, Bw = 32.000 MH No calibration applied and no bandpass applied
EF - TR 2 - 8
EF - HH 2 - 9
EF - HH 2 - 9
EF - IR 2 - 10
EF - IR 2 - 10
EF - YS 2 - 11
EF - YS 2 - 11
EF - SR 2 - 12
EF - SR 2 - 12
Channels
Channels
Channels
Lower frame: Micro Ampl Jy Top frame: Phas deg
Vector averaged cross-power spectrum Several baselines displayed
Timerange: 00/19:35:03 to 00/19:35:59

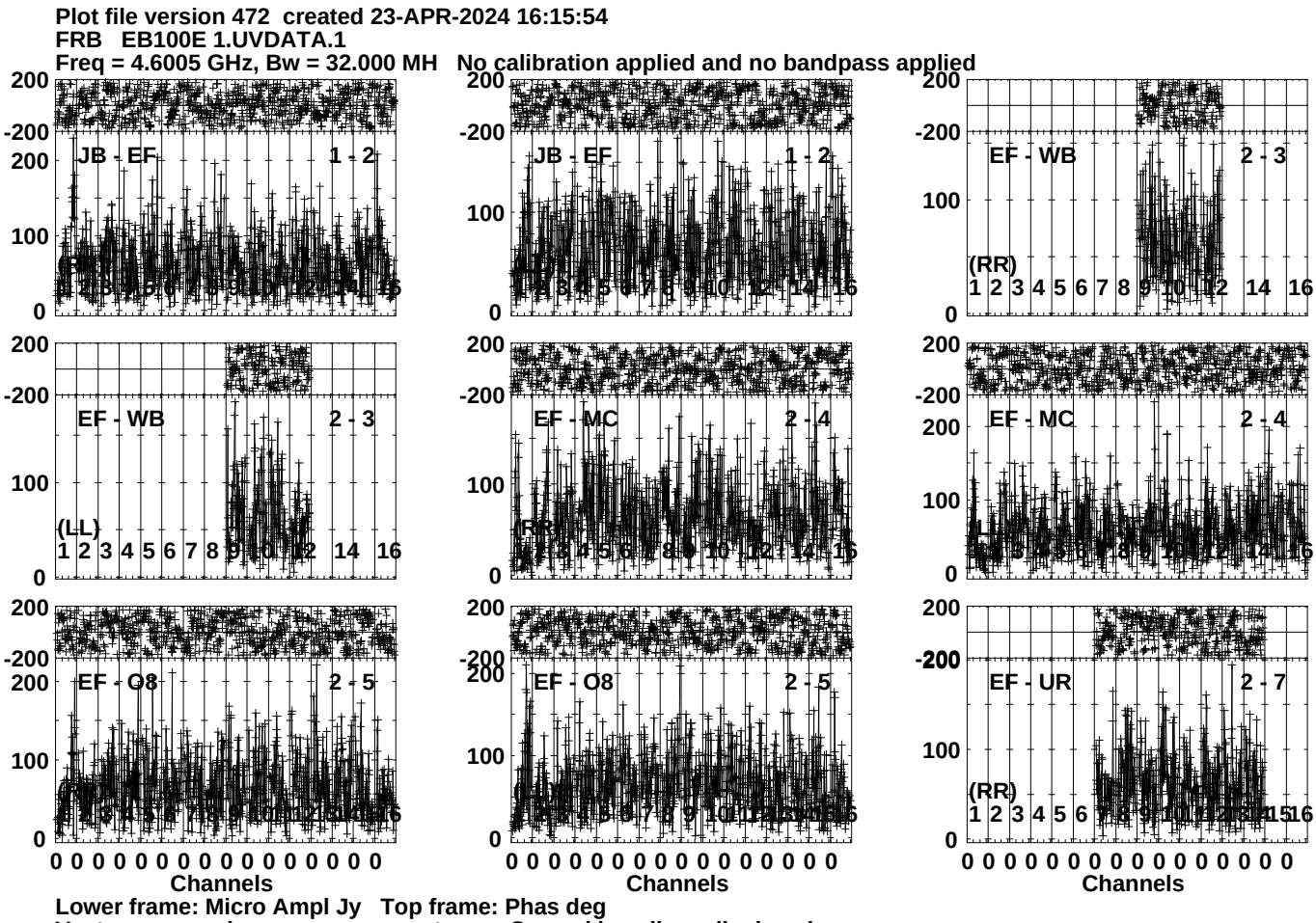
Plot file version 472 created 23-APR-2024 16:15:54
FRB EB100E 1.UVDATA.1
Freq = 4.6005 GHz, Bw = 32.000 MH No calibration applied and no bandpass applied
JB - EF 1 - 2
JB - EF 1 - 2
EF - WB 2 - 3
EF - WB 2 - 3
(LL)
EF - MC 2 - 4
(RR)
EF - MC 2 - 4
EF - O8 2 - 5
EF - O8 2 - 5
EF - UR 2 - 7
(RR)
Channels
Channels
Channels
Lower frame: Micro Ampl Jy Top frame: Phas deg
Vector averaged cross-power spectrum Several baselines displayed
Timerange: 00/19:36:01 to 00/19:39:29

Plot file version 473 created 23-APR-2024 16:15:54
FRB EB100E 1.UVDATA.1
Freq = 4.6005 GHz, Bw = 32.000 MH No calibration applied and no bandpass applied

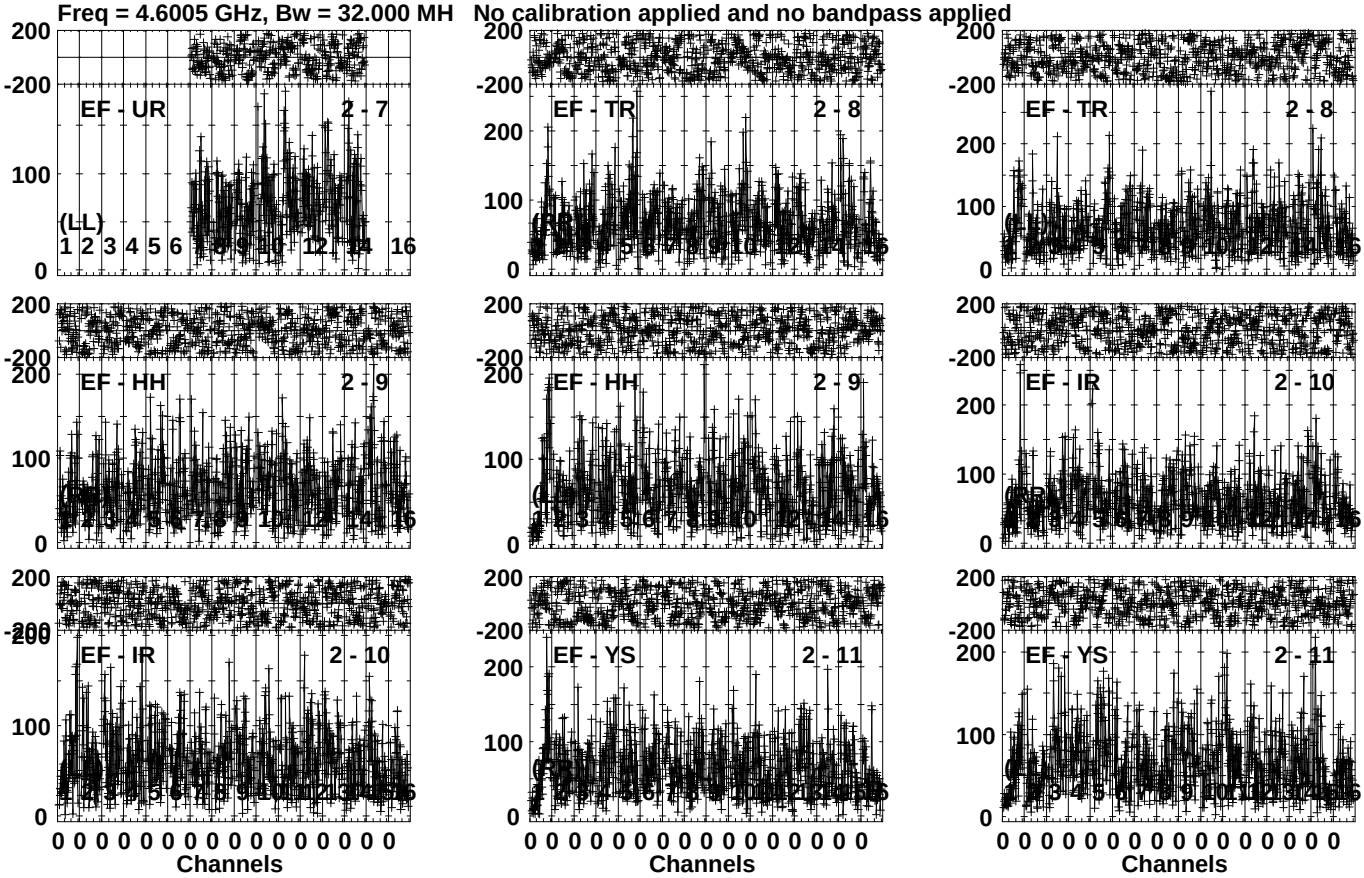

Lower frame: Micro Ampl Jy Top frame: Phas deg
Vector averaged cross-power spectrum Several baselines displayed
Timerange: 00/19:36:01 to 00/19:39:29

Plot file version 474 created 23-APR-2024 16:15:54
FRB EB100E 1.UVDATA.1
Freq = 4.6005 GHz, Bw = 32.000 MH No calibration applied and no bandpass applied

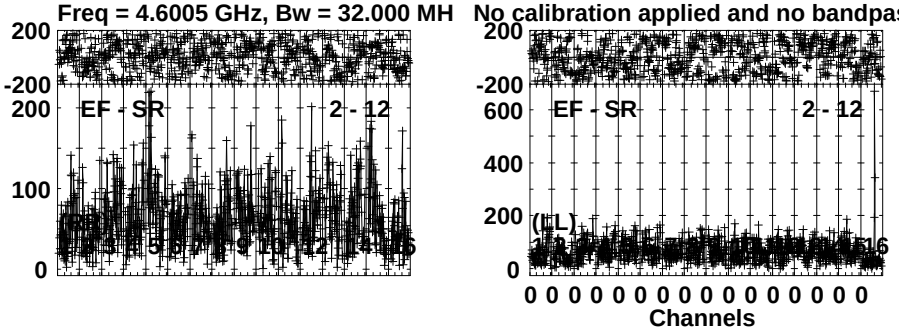

Lower frame: Micro Ampl Jy Top frame: Phas deg
Vector averaged cross-power spectrum Several baselines displayed
Timerange: 00/19:36:01 to 00/19:39:29

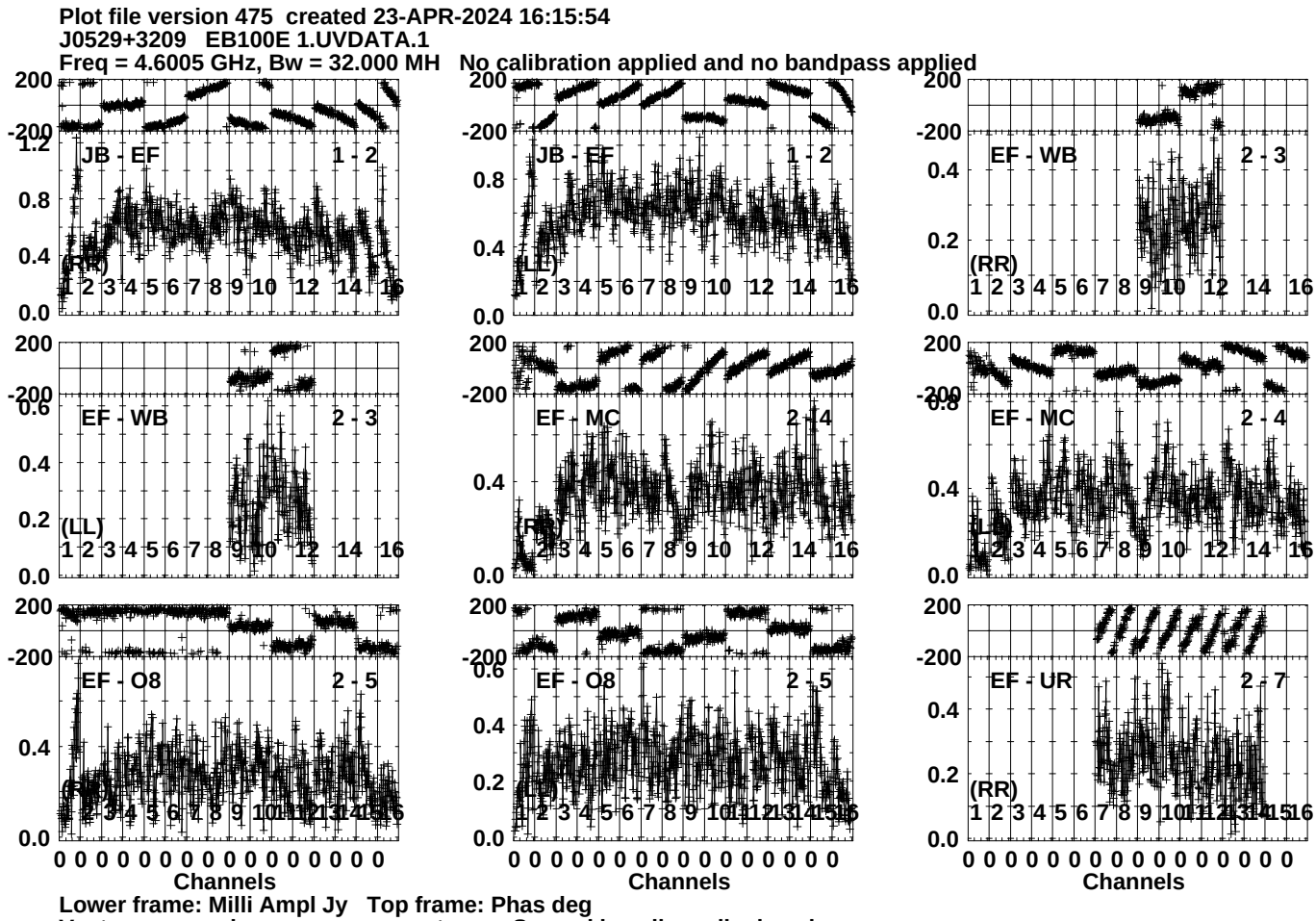
Plot file version 475 created 23-APR-2024 16:15:54
J0529+3209 EB100E 1.UVDATA.1
Freq = 4.6005 GHz, Bw = 32.000 MH No calibration applied and no bandpass applied
JB - EF 1 - 2
(RR)
JB - EF 1 - 2
(LL)
EF - WB 2 - 3
(RR)
EF - WB 2 - 3
(LL)
EF - MC 2 - 4
(RR)
EF - MC 2 - 4
(LL)
EF - O8 2 - 5
(RR)
EF - O8 2 - 5
(LL)
EF - UR 2 - 7
(RR)
Channels
Channels
Channels
Lower frame: Milli Ampl Jy Top frame: Phas deg
Vector averaged cross-power spectrum Several baselines displayed
Timerange: 00/19:39:31 to 00/19:40:59

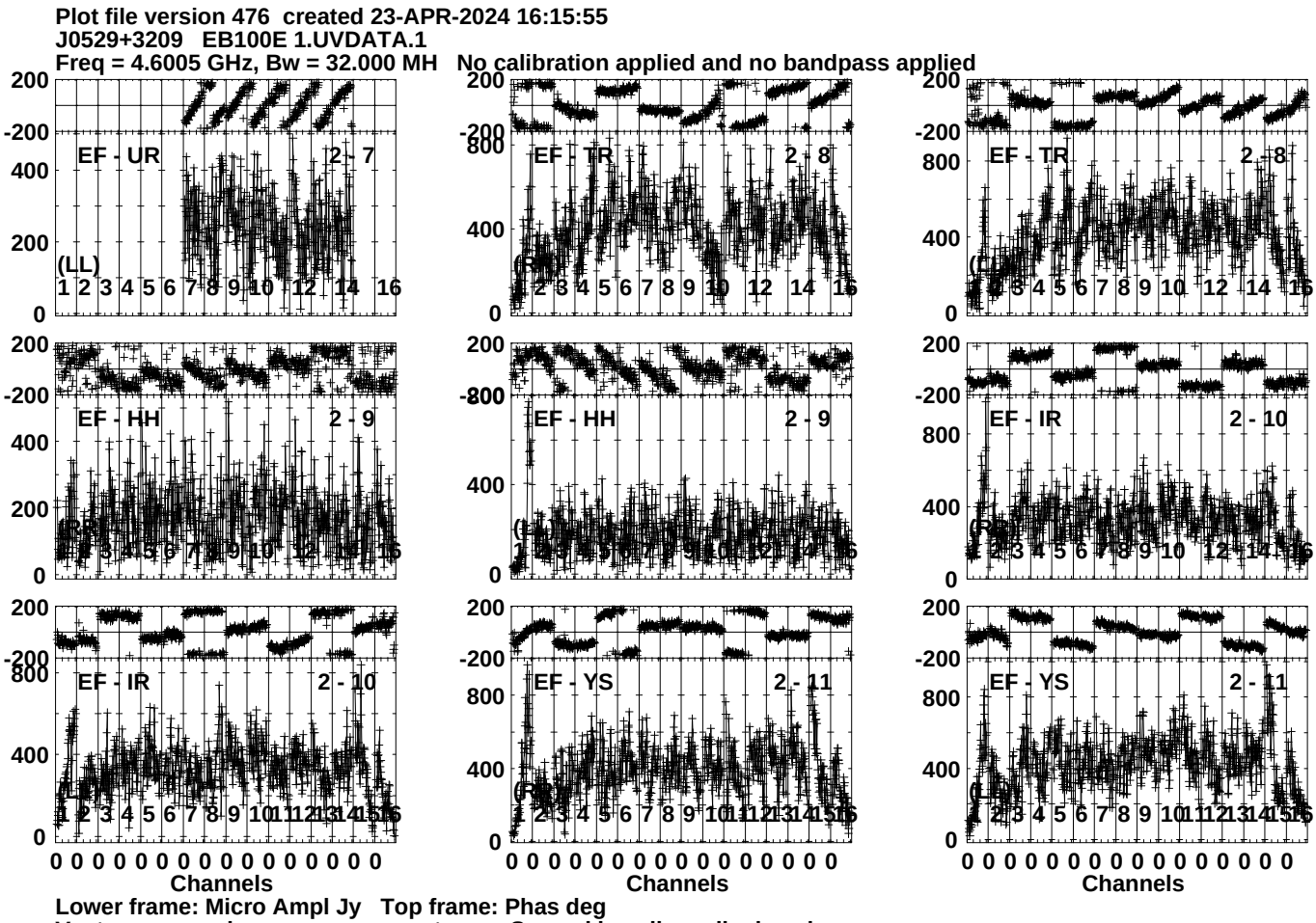
Plot file version 476 created 23-APR-2024 16:15:55
J0529+3209 EB100E 1.UVDATA.1
Freq = 4.6005 GHz, Bw = 32.000 MH No calibration applied and no bandpass applied
EF - UR 2 - 7
EF - TR 2 - 8
EF - TR 2 - 8
EF - HH 2 - 9
EF - HH 2 - 9
EF - IR 2 - 10
EF - IR 2 - 10
EF - YS 2 - 11
EF - YS 2 - 11
(LL)
(RR)
(LR)
(RL)
Channels
Lower frame: Micro Ampl Jy Top frame: Phas deg
Vector averaged cross-power spectrum Several baselines displayed
Timerange: 00/19:39:31 to 00/19:40:59

Plot file version 477 created 23-APR-2024 16:15:55
J0529+3209 EB100E 1.UVDATA.1
Freq = 4.6005 GHz, Bw = 32.000 MH No calibration applied and no bandpass applied

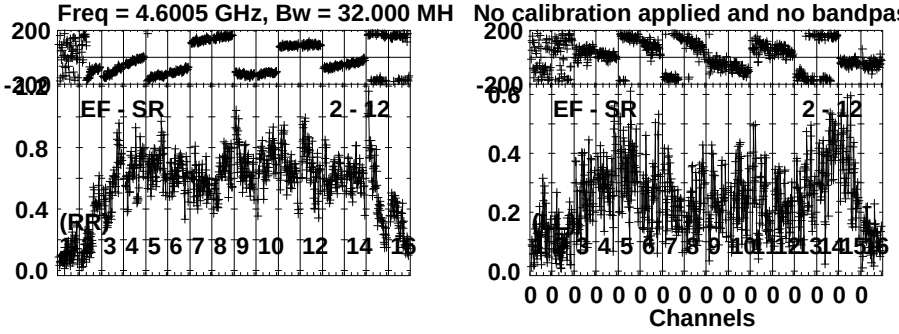

Lower frame: Milli Ampl Jy Top frame: Phas deg
Vector averaged cross-power spectrum Several baselines displayed
Timerange: 00/19:39:31 to 00/19:40:59

Plot file version 478 created 23-APR-2024 16:15:55
FRB EB100E 1.UVDATA.1
Freq = 4.6005 GHz, Bw = 32.000 MH No calibration applied and no bandpass applied

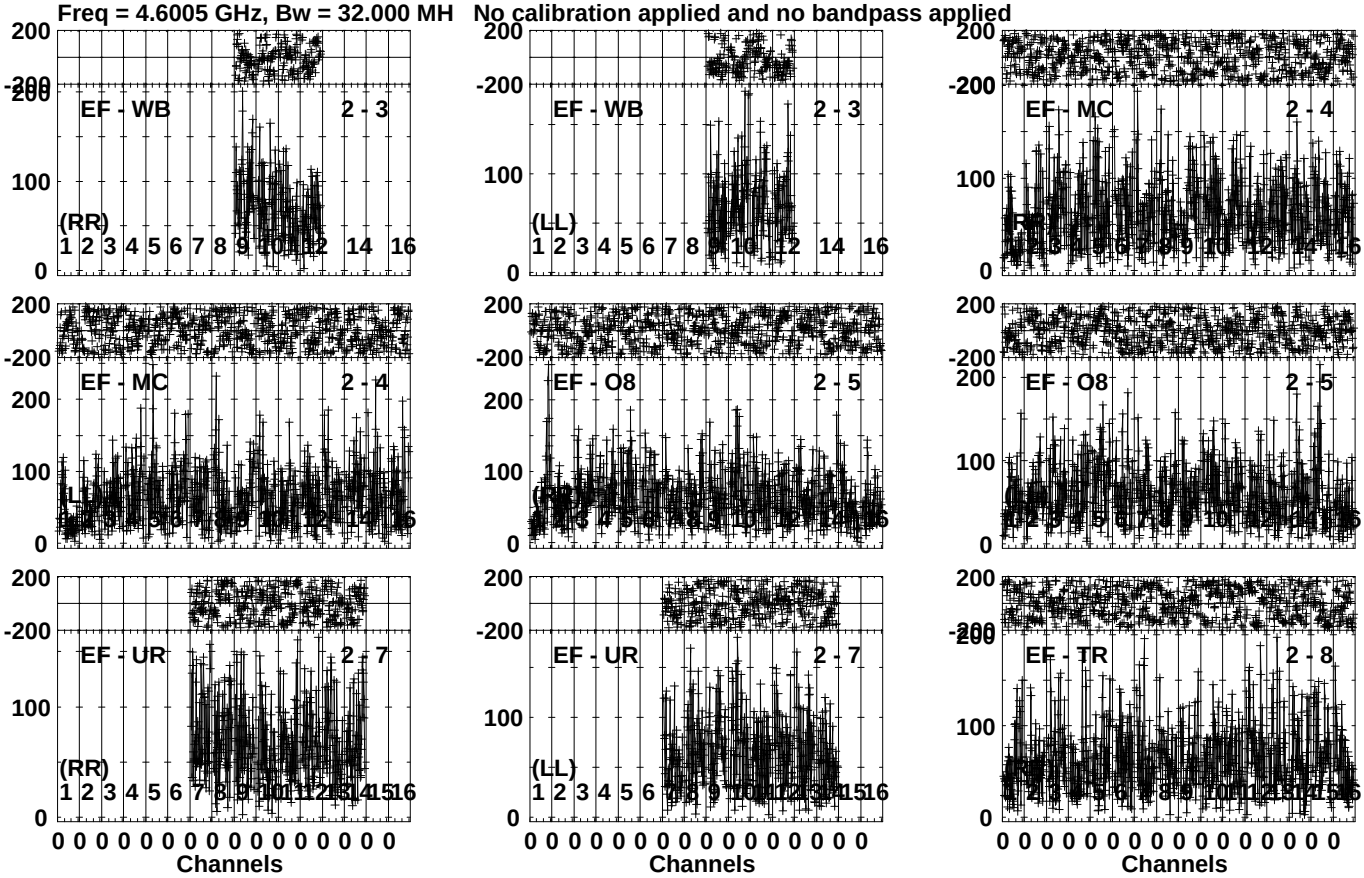

Lower frame: Micro Ampl Jy Top frame: Phas deg
Vector averaged cross-power spectrum Several baselines displayed
Timerange: 00/19:41:01 to 00/19:44:29

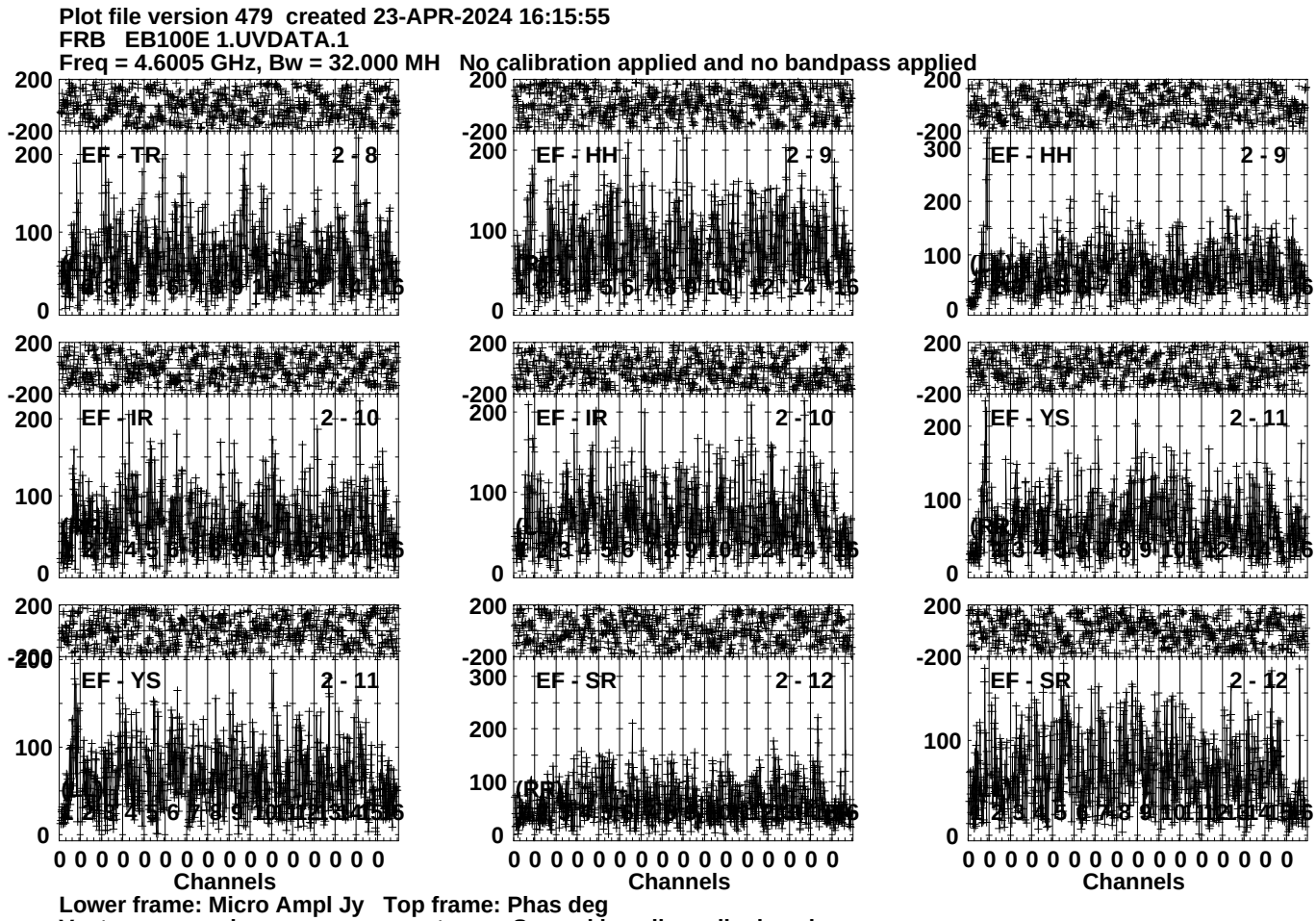
Plot file version 479 created 23-APR-2024 16:15:55
FRB EB100E 1.UVDATA.1
Freq = 4.6005 GHz, Bw = 32.000 MH No calibration applied and no bandpass applied
EF - TR 2 - 8
EF - HH 2 - 9
EF - HH 2 - 9
EF - IR 2 - 10
EF - IR 2 - 10
EF - YS 2 - 11
EF - YS 2 - 11
EF - SR 2 - 12
EF - SR 2 - 12
Channels
Channels
Channels
Lower frame: Micro Ampl Jy Top frame: Phas deg
Vector averaged cross-power spectrum Several baselines displayed
Timerange: 00/19:41:01 to 00/19:44:29

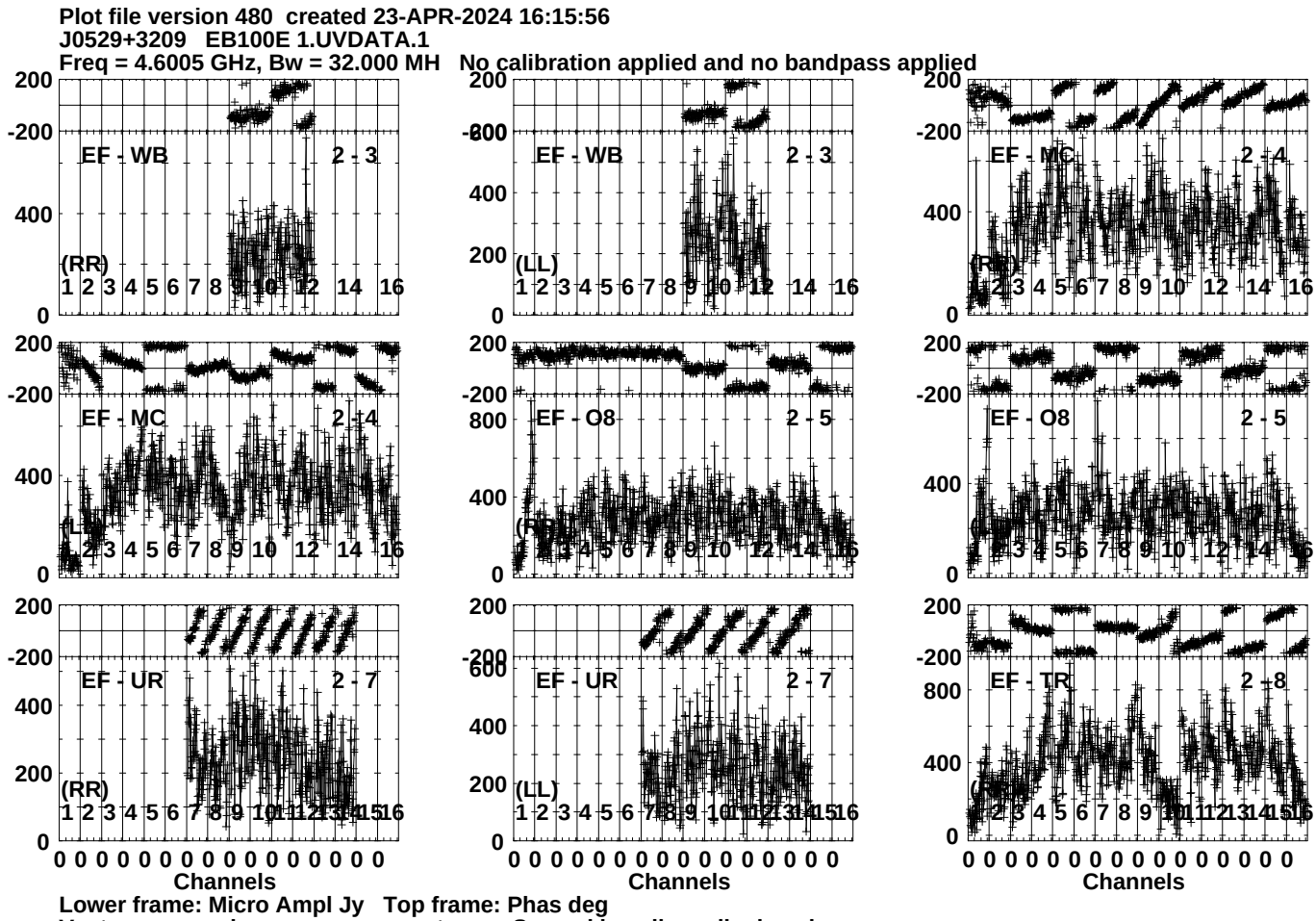
Plot file version 480 created 23-APR-2024 16:15:56
J0529+3209 EB100E 1.UVDATA.1
Freq = 4.6005 GHz, Bw = 32.000 MH No calibration applied and no bandpass applied
EF - WB 2 - 3
(RR)
EF - WB 2 - 3
(LL)
EF - MC 2 - 4
(RR)
EF - MC 2 - 4
(LL)
EF - O8 2 - 5
(RR)
EF - O8 2 - 5
(LL)
EF - UR 2 - 7
(RR)
EF - UR 2 - 7
(LL)
EF - TR 2 - 8
(RR)
Channels
Channels
Channels
Lower frame: Micro Ampl Jy Top frame: Phas deg
Vector averaged cross-power spectrum Several baselines displayed
Timerange: 00/19:45:03 to 00/19:45:59

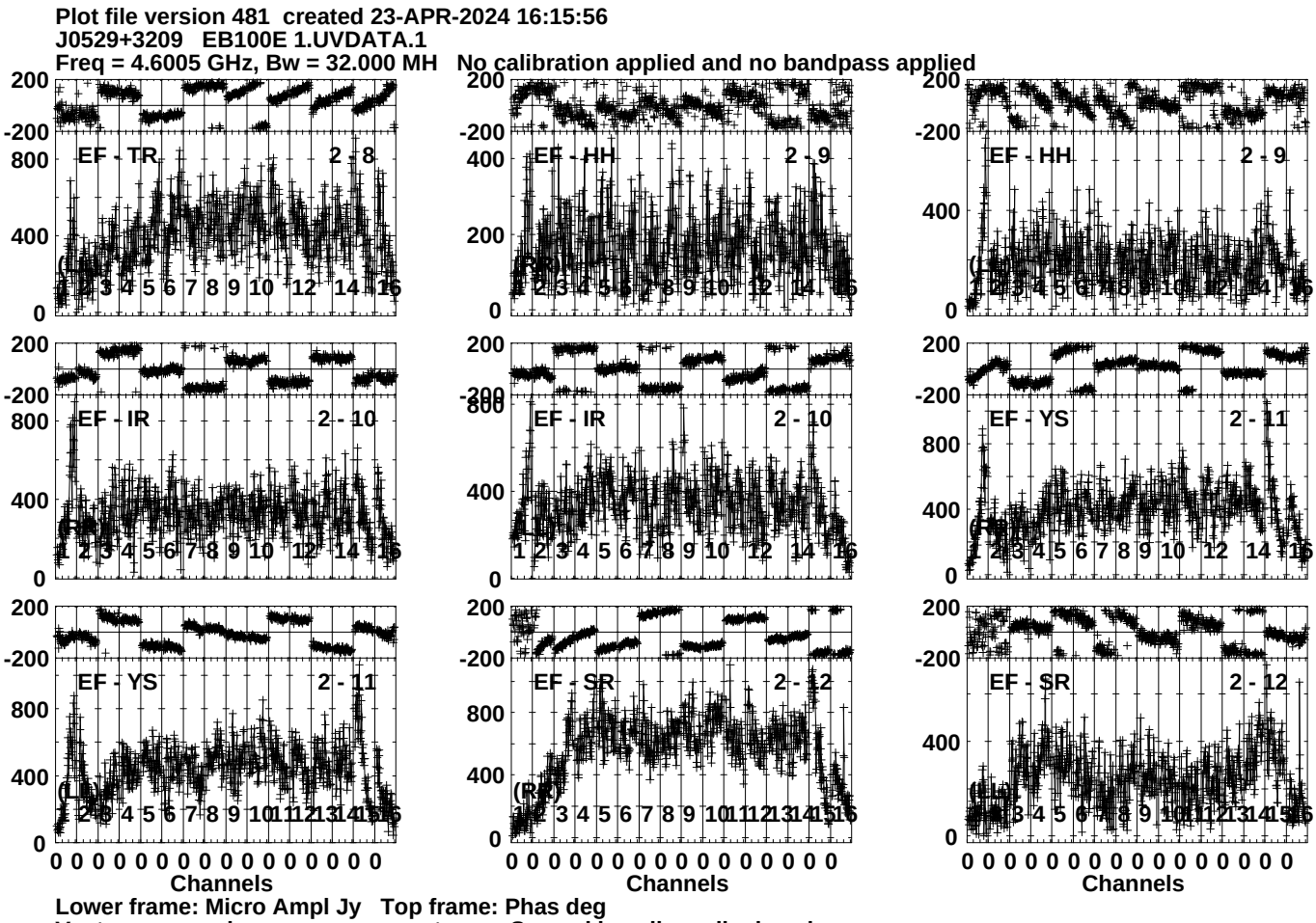
Plot file version 481 created 23-APR-2024 16:15:56
J0529+3209 EB100E 1.UVDATA.1
Freq = 4.6005 GHz, Bw = 32.000 MH No calibration applied and no bandpass applied
EF - TR 2 - 8
EF - HH 2 - 9
EF - HH 2 - 9
EF - IR 2 - 10
EF - IR 2 - 10
EF - YS 2 - 11
EF - YS 2 - 11
EF - SR 2 - 12
EF - SR 2 - 12
(LL)
(RR)
Channels
Lower frame: Micro Ampl Jy Top frame: Phas deg
Vector averaged cross-power spectrum Several baselines displayed
Timerange: 00/19:45:03 to 00/19:45:59

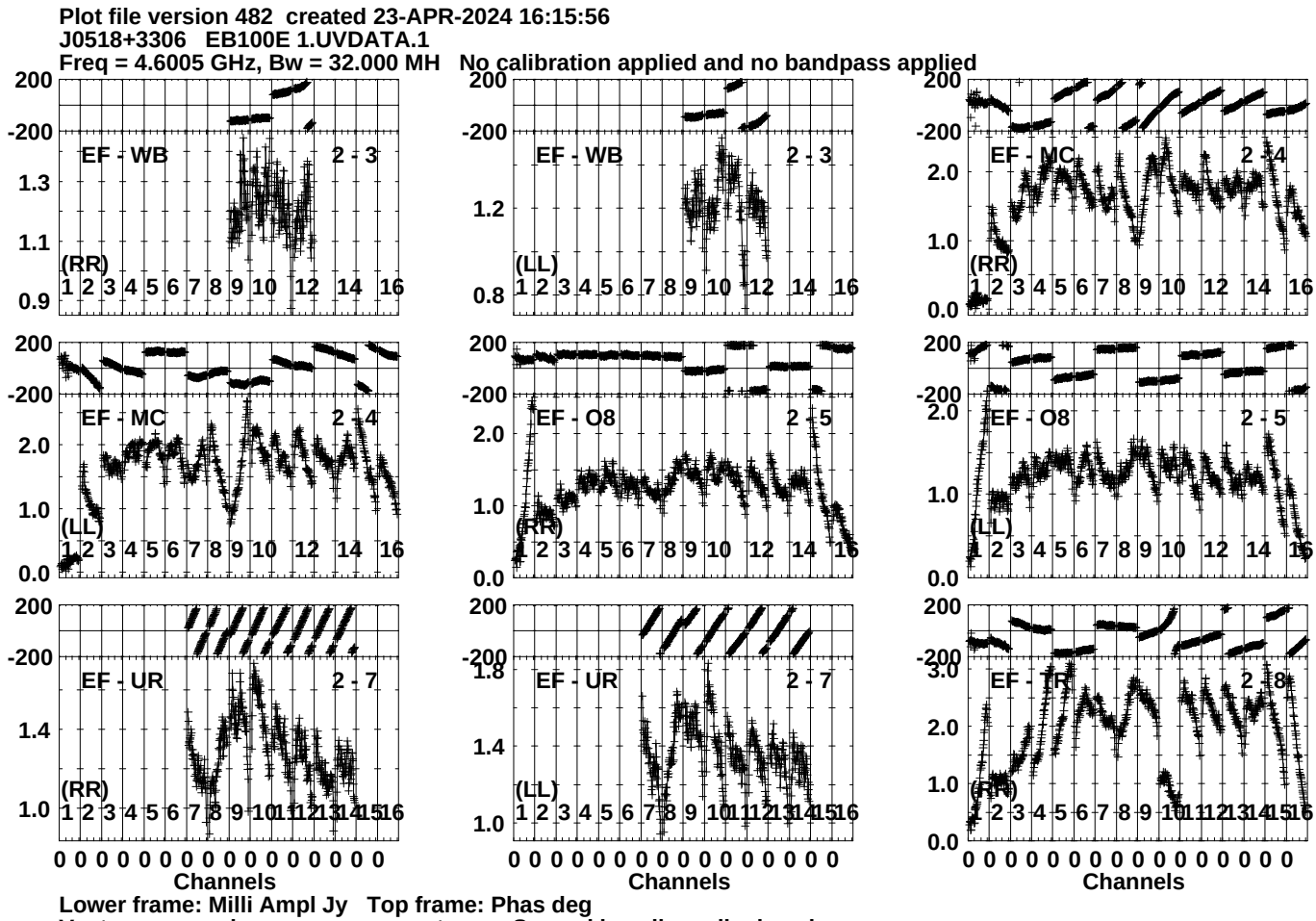
Plot file version 482 created 23-APR-2024 16:15:56
J0518+3306 EB100E 1.UVDATA.1
Freq = 4.6005 GHz, Bw = 32.000 MH No calibration applied and no bandpass applied
EF - WB 2 - 3
(RR)
EF - WB 2 - 3
(LL)
EF - MC 2 - 4
(RR)
EF - MC 2 - 4
(LL)
EF - O8 2 - 5
(RR)
EF - O8 2 - 5
(LL)
EF - UR 2 - 7
(RR)
EF - UR 2 - 7
(LL)
EF - TH 2 - 8
(RR)
Channels
Channels
Channels
Lower frame: Milli Ampl Jy Top frame: Phas deg
Vector averaged cross-power spectrum Several baselines displayed
Timerange: 00/19:46:33 to 00/19:49:29

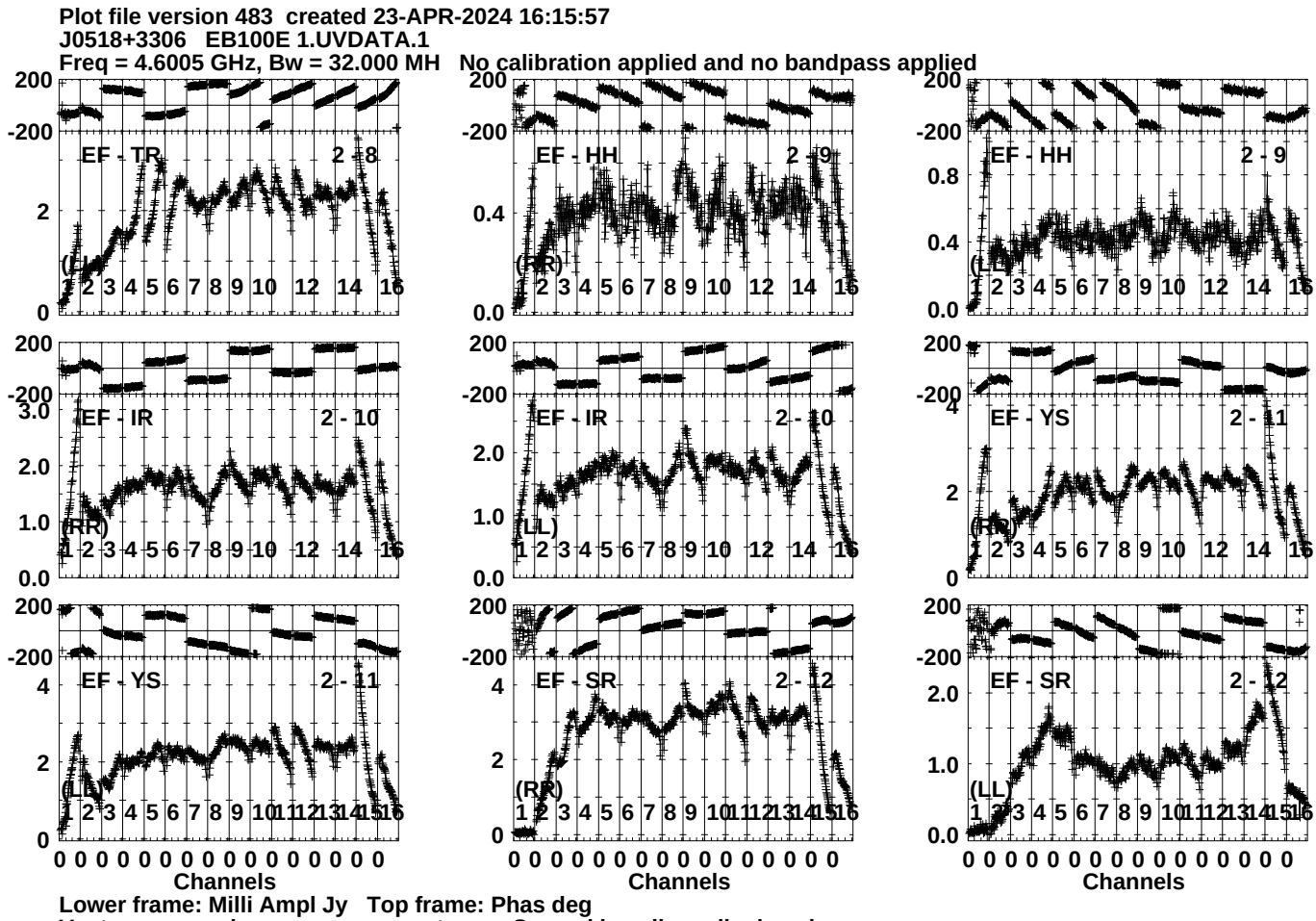
Plot file version 483 created 23-APR-2024 16:15:57
J0518+3306 EB100E 1.UVDATA.1
Freq = 4.6005 GHz, Bw = 32.000 MH No calibration applied and no bandpass applied
EF - TR 2 - 8
(LL)
EF - HH 2 - 9
(RR)
EF - HH 2 - 9
(LL)
EF - IR 2 - 10
(RR)
EF - IR 2 - 10
(LL)
EF - YS 2 - 11
(RR)
EF - YS 2 - 11
(LL)
EF - SR 2 - 12
(RR)
EF - SR 2 - 12
(LL)
Channels
Channels
Channels
Lower frame: Milli Ampl Jy Top frame: Phas deg
Vector averaged cross-power spectrum Several baselines displayed
Timerange: 00/19:46:33 to 00/19:49:29

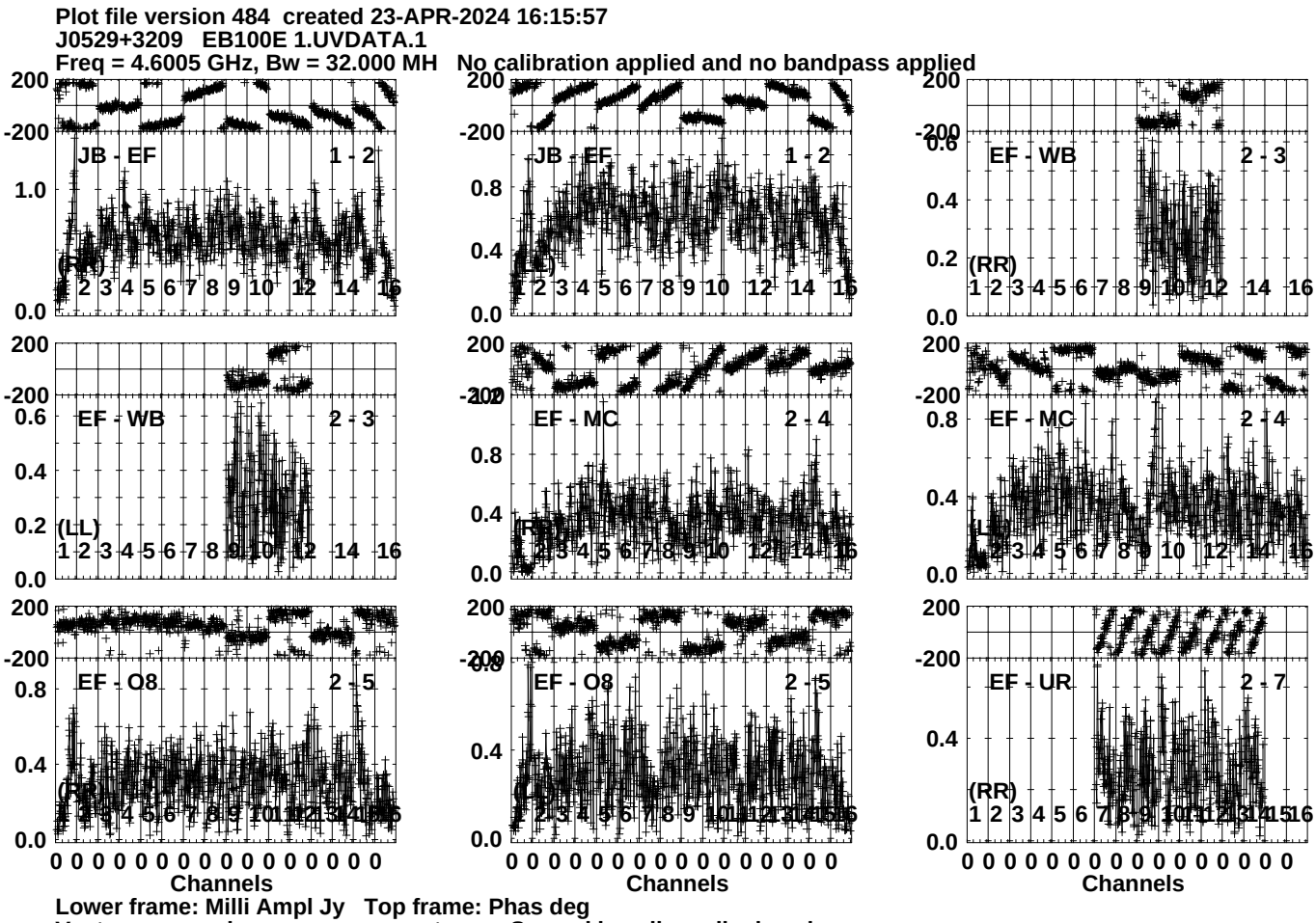
Plot file version 484 created 23-APR-2024 16:15:57
J0529+3209 EB100E 1.UVDATA.1
Freq = 4.6005 GHz, Bw = 32.000 MH No calibration applied and no bandpass applied
JB - EF 1 - 2
(RR)
JB - EF 1 - 2
(LL)
EF - WB 2 - 3
(RR)
EF - WB 2 - 3
(LL)
EF - MC 2 - 4
(RR)
EF - MC 2 - 4
(LL)
EF - O8 2 - 5
(RR)
EF - O8 2 - 5
(LL)
EF - UR 2 - 7
(RR)
Channels
Channels
Channels
Lower frame: Milli Ampl Jy Top frame: Phas deg
Vector averaged cross-power spectrum Several baselines displayed
Timerange: 00/19:49:31 to 00/19:50:59

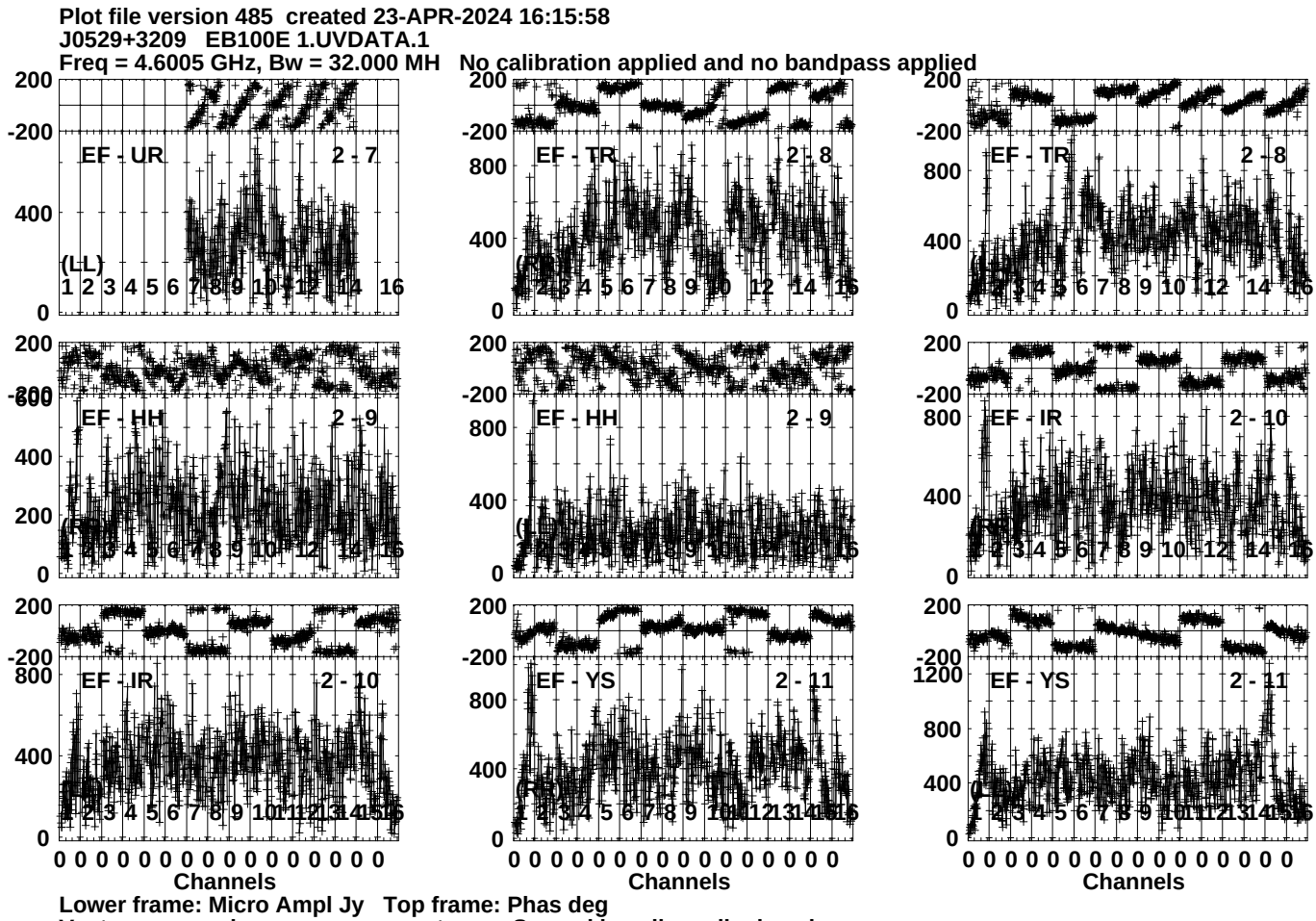
Plot file version 485 created 23-APR-2024 16:15:58
J0529+3209 EB100E 1.UVDATA.1
Freq = 4.6005 GHz, Bw = 32.000 MH No calibration applied and no bandpass applied
EF - UR 2 - 7
EF - TR 2 - 8
EF - TR 2 - 8
EF - HH 2 - 9
EF - HH 2 - 9
EF - IR 2 - 10
EF - IR 2 - 10
EF - YS 2 - 11
EF - YS 2 - 11
(LL)
Channels
Lower frame: Micro Ampl Jy Top frame: Phas deg
Vector averaged cross-power spectrum Several baselines displayed
Timerange: 00/19:49:31 to 00/19:50:59

Plot file version 486 created 23-APR-2024 16:15:58
J0529+3209 EB100E 1.UVDATA.1
Freq = 4.6005 GHz, Bw = 32.000 MH No calibration applied and no bandpass applied

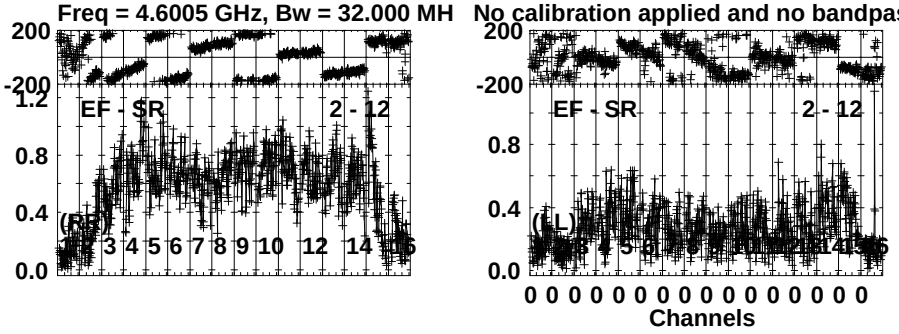

Lower frame: Milli Ampl Jy Top frame: Phas deg
Vector averaged cross-power spectrum Several baselines displayed
Timerange: 00/19:49:31 to 00/19:50:59

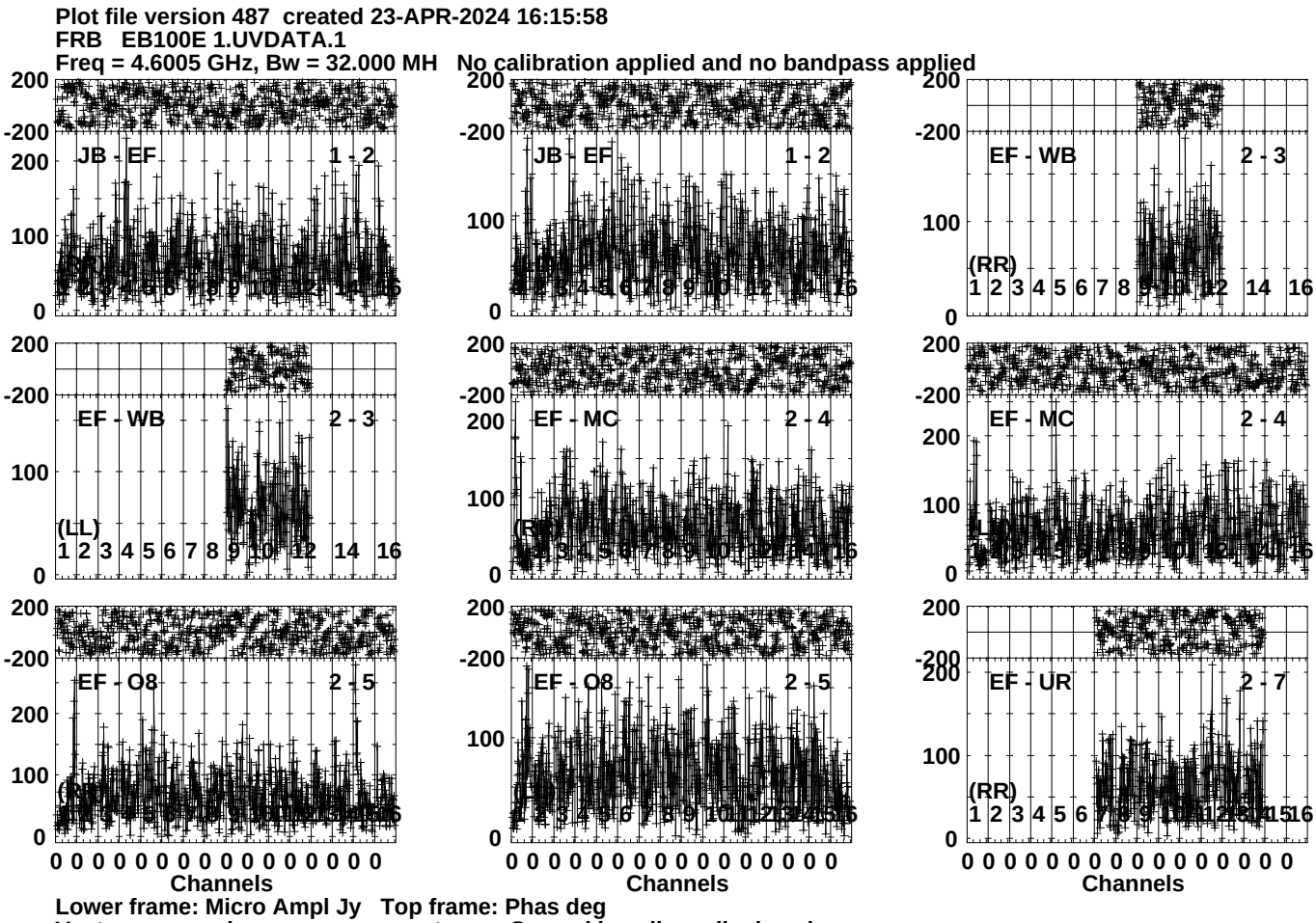
Plot file version 487 created 23-APR-2024 16:15:58
FRB EB100E 1.UVDATA.1
Freq = 4.6005 GHz, Bw = 32.000 MH No calibration applied and no bandpass applied
JB - EF 1 - 2
JB - EF 1 - 2
EF - WB 2 - 3
(RR)
EF - WB 2 - 3
(LL)
EF - MC 2 - 4
(RR)
EF - MC 2 - 4
EF - O8 2 - 5
(RR)
EF - O8 2 - 5
EF - UR 2 - 7
(RR)
Channels
Channels
Channels
Lower frame: Micro Ampl Jy Top frame: Phas deg
Vector averaged cross-power spectrum Several baselines displayed
Timerange: 00/19:51:01 to 00/19:54:29

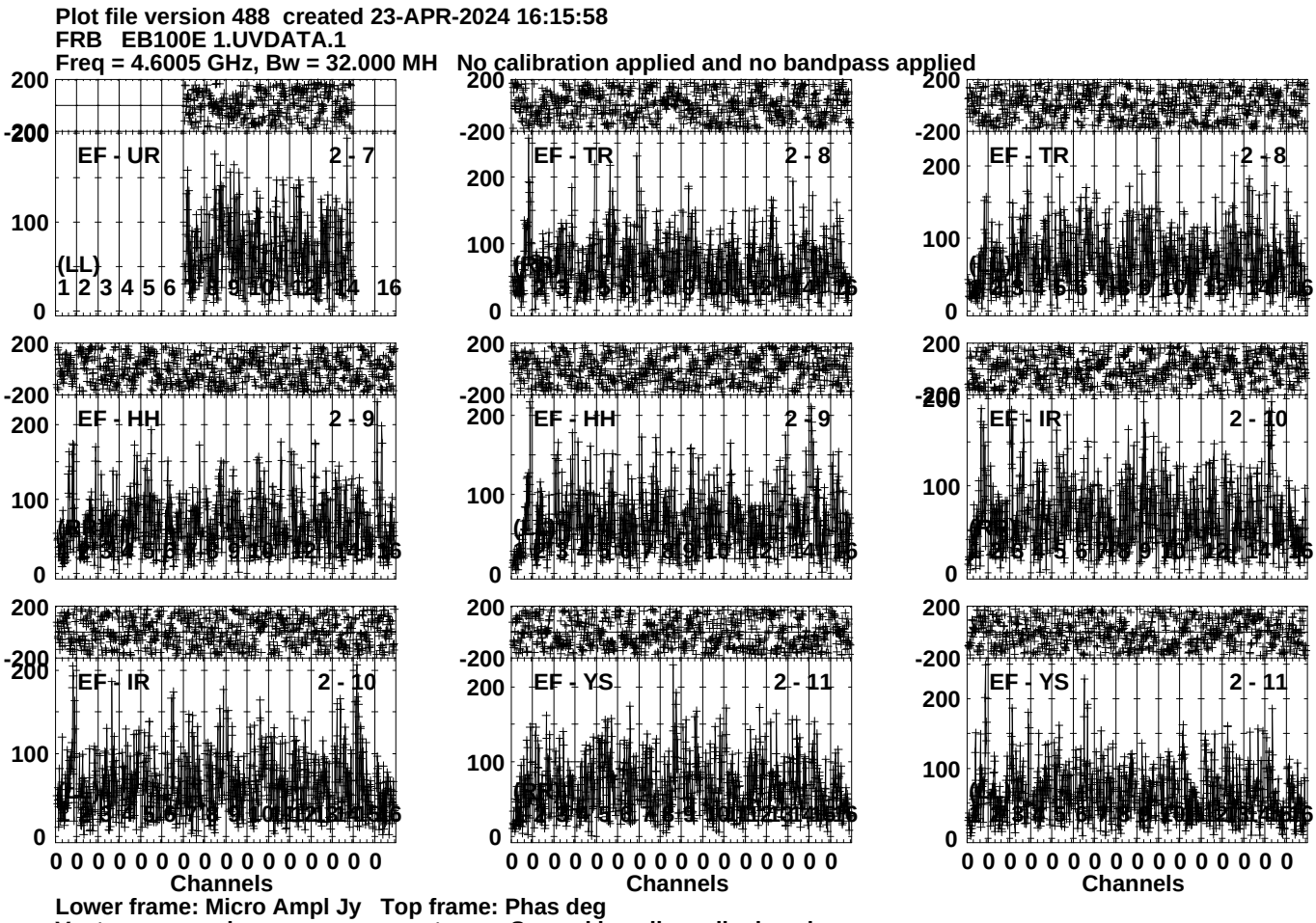
Plot file version 488 created 23-APR-2024 16:15:58
FRB EB100E 1.UVDATA.1
Freq = 4.6005 GHz, Bw = 32.000 MH No calibration applied and no bandpass applied
EF - UR 2 - 7
EF - TR 2 - 8
EF - TR 2 - 8
EF - HH 2 - 9
EF - HH 2 - 9
EF - IR 2 - 10
EF - IR 2 - 10
EF - YS 2 - 11
EF - YS 2 - 11
(LL)
200
-200
100
0
1 2 3 4 5 6 7 8 9 10 12 14 16
0 0 0 0 0 0 0 0 0 0 0 0 0 0 0 0
Channels
Lower frame: Micro Ampl Jy Top frame: Phas deg
Vector averaged cross-power spectrum Several baselines displayed
Timerange: 00/19:51:01 to 00/19:54:29

Plot file version 489 created 23-APR-2024 16:15:59
FRB EB100E 1.UVDATA.1
Freq = 4.6005 GHz, Bw = 32.000 MH No calibration applied and no bandpass applied

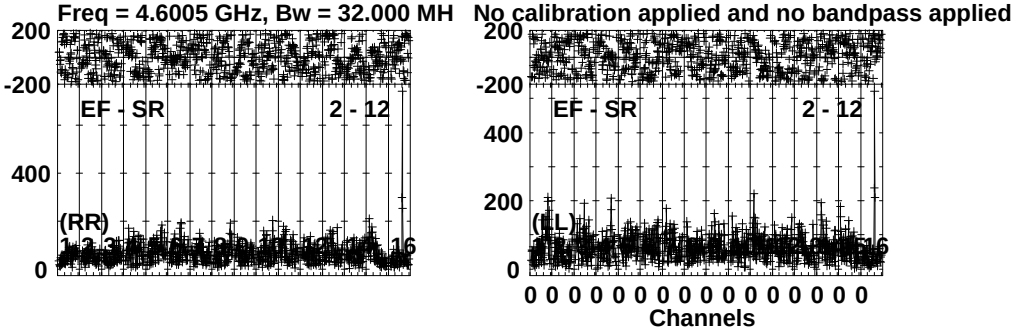

Lower frame: Micro Ampl Jy Top frame: Phas deg
Vector averaged cross-power spectrum Several baselines displayed
Timerange: 00/19:51:01 to 00/19:54:29

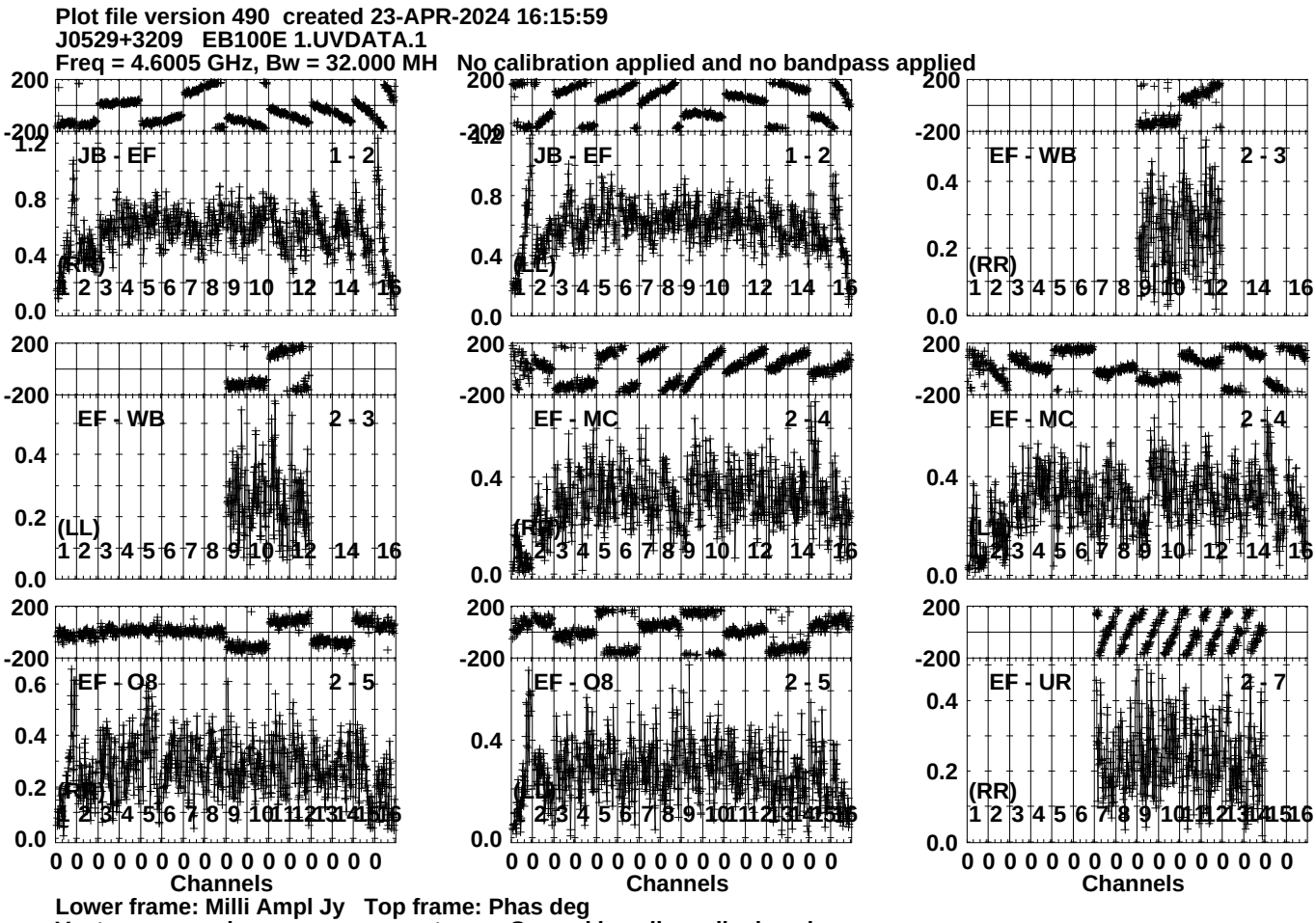
Plot file version 490 created 23-APR-2024 16:15:59
J0529+3209 EB100E 1.UVDATA.1
Freq = 4.6005 GHz, Bw = 32.000 MH No calibration applied and no bandpass applied
JB - EF 1 - 2
(RR)
JB - EF 1 - 2
(LL)
EF - WB 2 - 3
(RR)
EF - WB 2 - 3
(LL)
EF - MC 2 - 4
(RR)
EF - MC 2 - 4
(LL)
EF - O8 2 - 5
(RR)
EF - O8 2 - 5
(LL)
EF - UR 2 - 7
(RR)
Channels
Channels
Channels
Lower frame: Milli Ampl Jy Top frame: Phas deg
Vector averaged cross-power spectrum Several baselines displayed
Timerange: 00/19:55:03 to 00/19:55:59

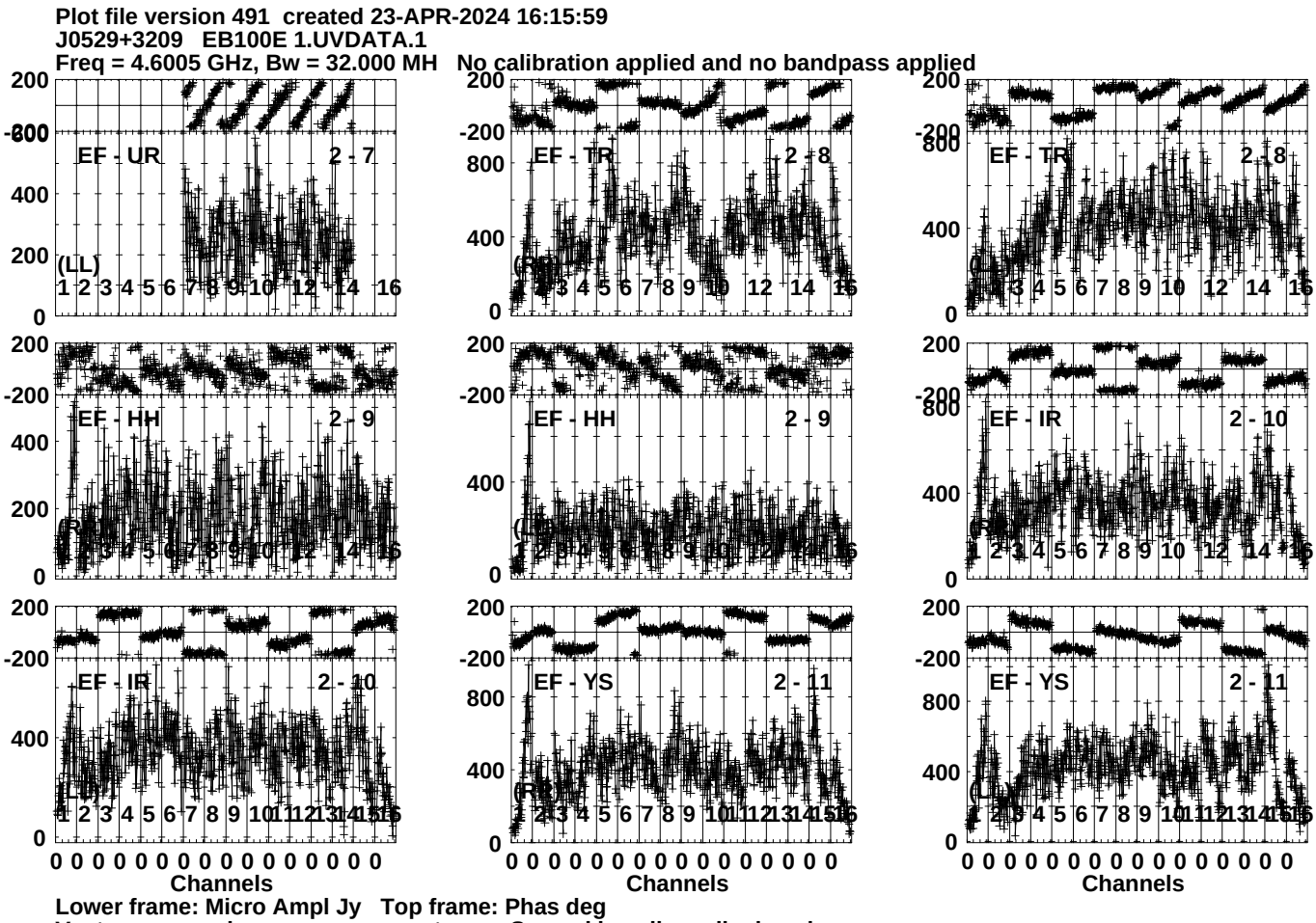
Plot file version 491 created 23-APR-2024 16:15:59
J0529+3209 EB100E 1.UVDATA.1
Freq = 4.6005 GHz, Bw = 32.000 MH No calibration applied and no bandpass applied
EF - UR 2 - 7
EF - TR 2 - 8
EF - TR 2 - 8
EF - HH 2 - 9
EF - HH 2 - 9
EF - IR 2 - 10
EF - IR 2 - 10
EF - YS 2 - 11
EF - YS 2 - 11
(LL)
(RR)
Channels
Lower frame: Micro Ampl Jy Top frame: Phas deg
Vector averaged cross-power spectrum Several baselines displayed
Timerange: 00/19:55:03 to 00/19:55:59

Plot file version 492 created 23-APR-2024 16:15:59
J0529+3209 EB100E 1.UVDATA.1
Freq = 4.6005 GHz, Bw = 32.000 MH No calibration applied and no bandpass applied

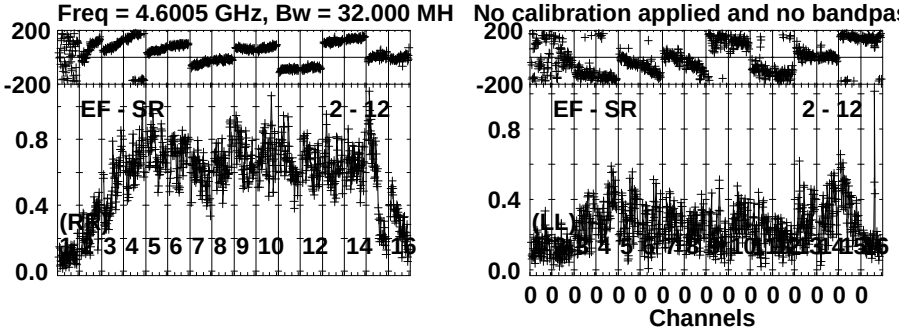

Lower frame: Milli Ampl Jy Top frame: Phas deg
Vector averaged cross-power spectrum Several baselines displayed
Timerange: 00/19:55:03 to 00/19:55:59

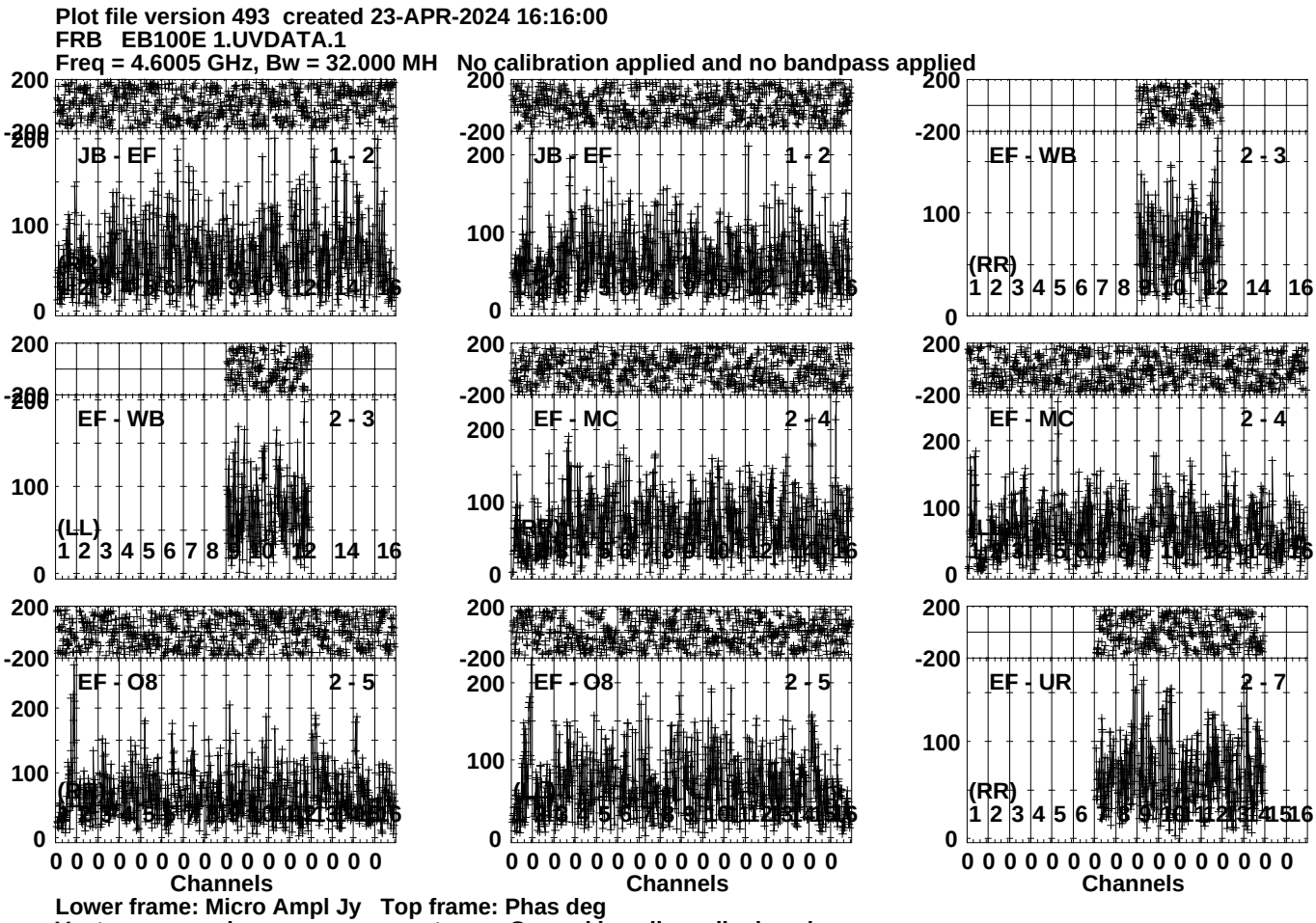
Plot file version 493 created 23-APR-2024 16:16:00
FRB EB100E 1.UVDATA.1
Freq = 4.6005 GHz, Bw = 32.000 MH No calibration applied and no bandpass applied
JB - EF 1 - 2
JB - EF 1 - 2
EF - WB 2 - 3
(RR)
EF - WB 2 - 3
(LL)
EF - MC 2 - 4
EF - MC 2 - 4
EF - O8 2 - 5
EF - O8 2 - 5
EF - UR 2 - 7
(RR)
Channels
Channels
Channels
Lower frame: Micro Ampl Jy Top frame: Phas deg
Vector averaged cross-power spectrum Several baselines displayed
Timerange: 00/19:56:03 to 00/19:59:29

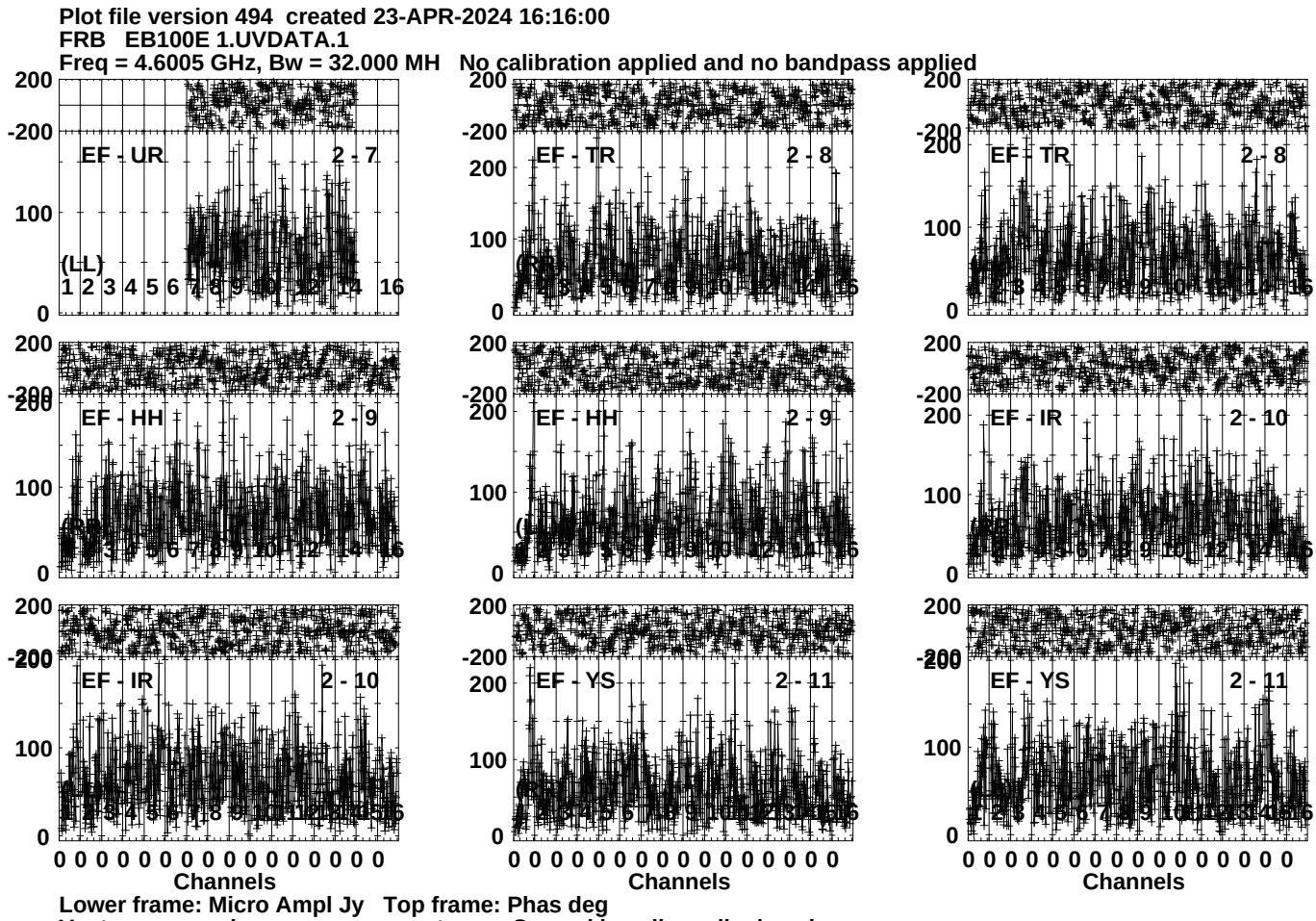
Plot file version 494 created 23-APR-2024 16:16:00
FRB EB100E 1.UVDATA.1
Freq = 4.6005 GHz, Bw = 32.000 MH No calibration applied and no bandpass applied
EF - UR 2 - 7
EF - TR 2 - 8
EF - TR 2 - 8
EF - HH 2 - 9
EF - HH 2 - 9
EF - IR 2 - 10
EF - IR 2 - 10
EF - YS 2 - 11
EF - YS 2 - 11
(LL)
200
-200
100
0
1 2 3 4 5 6 7 8 9 10 12 14 16
0 0 0 0 0 0 0 0 0 0 0 0 0 0 0 0
Channels
Lower frame: Micro Ampl Jy Top frame: Phas deg
Vector averaged cross-power spectrum Several baselines displayed
Timerange: 00/19:56:03 to 00/19:59:29

Plot file version 495 created 23-APR-2024 16:16:00
FRB EB100E 1.UVDATA.1
Freq = 4.6005 GHz, Bw = 32.000 MH No calibration applied and no bandpass applied

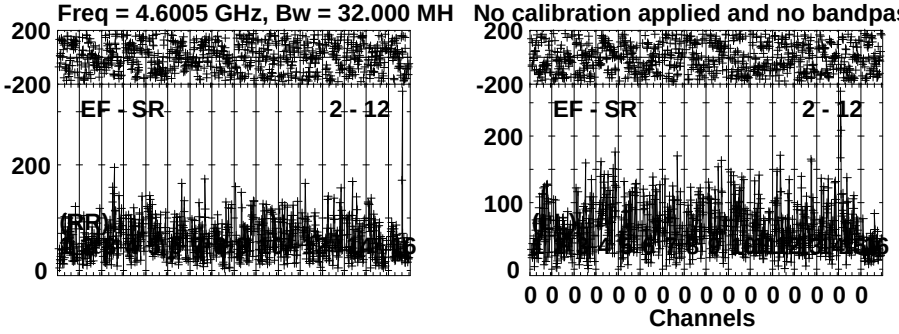

Lower frame: Micro Ampl Jy Top frame: Phas deg
Vector averaged cross-power spectrum Several baselines displayed
Timerange: 00/19:56:03 to 00/19:59:29

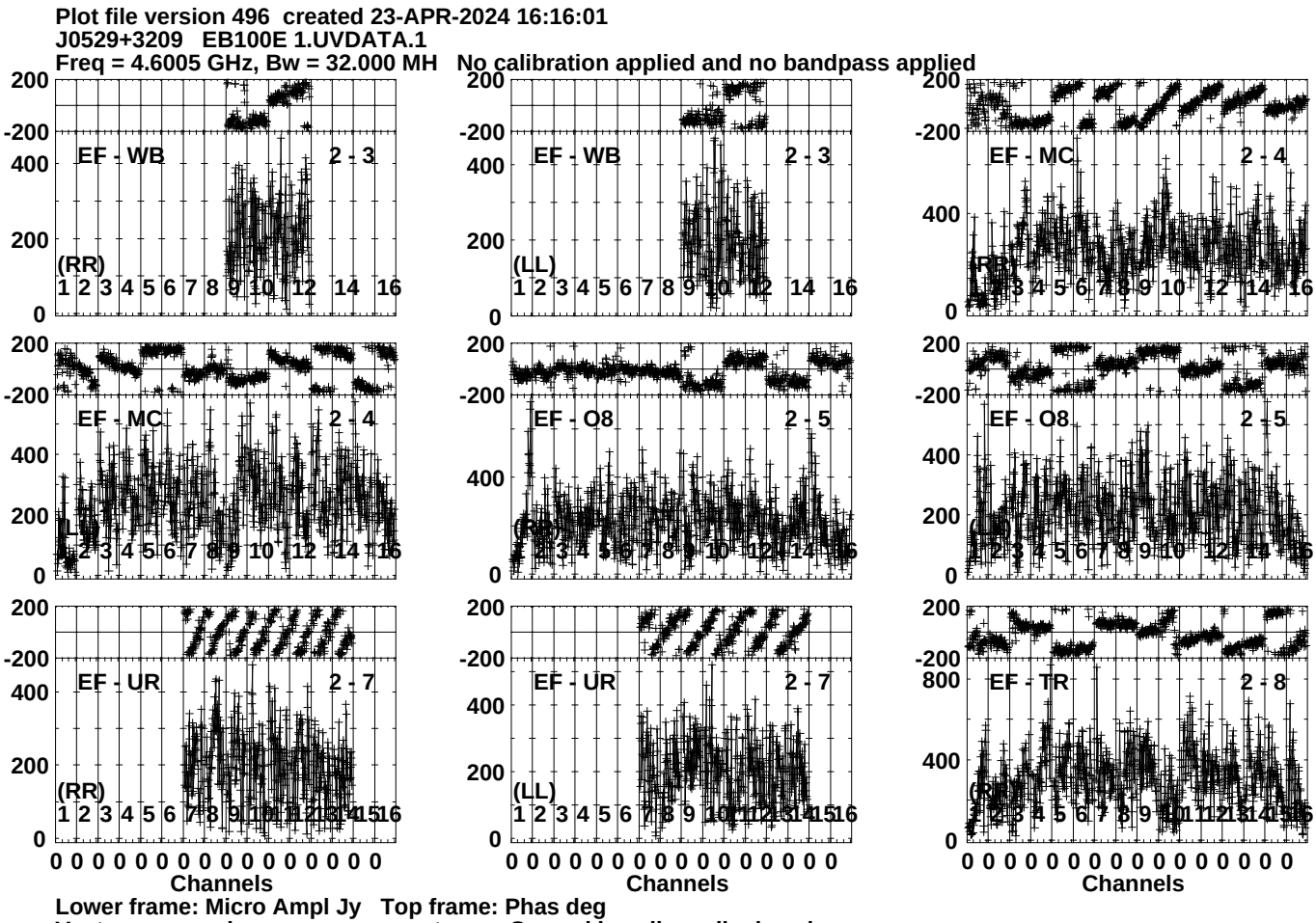
Plot file version 496 created 23-APR-2024 16:16:01
J0529+3209 EB100E 1.UVDATA.1
Freq = 4.6005 GHz, Bw = 32.000 MH No calibration applied and no bandpass applied
EF - WB 2 - 3
(RR)
EF - WB 2 - 3
(LL)
EF - MC 2 - 4
(RR)
EF - MC 2 - 4
(LL)
EF - O8 2 - 5
(RR)
EF - O8 2 - 5
(LL)
EF - UR 2 - 7
(RR)
EF - UR 2 - 7
(LL)
EF - TR 2 - 8
(RR)
Channels
Channels
Channels
Lower frame: Micro Ampl Jy Top frame: Phas deg
Vector averaged cross-power spectrum Several baselines displayed
Timerange: 00/20:00:03 to 00/20:00:59

Plot file version 497 created 23-APR-2024 16:16:01
J0529+3209 EB100E 1.UVDATA.1
Freq = 4.6005 GHz, Bw = 32.000 MH No calibration applied and no bandpass applied

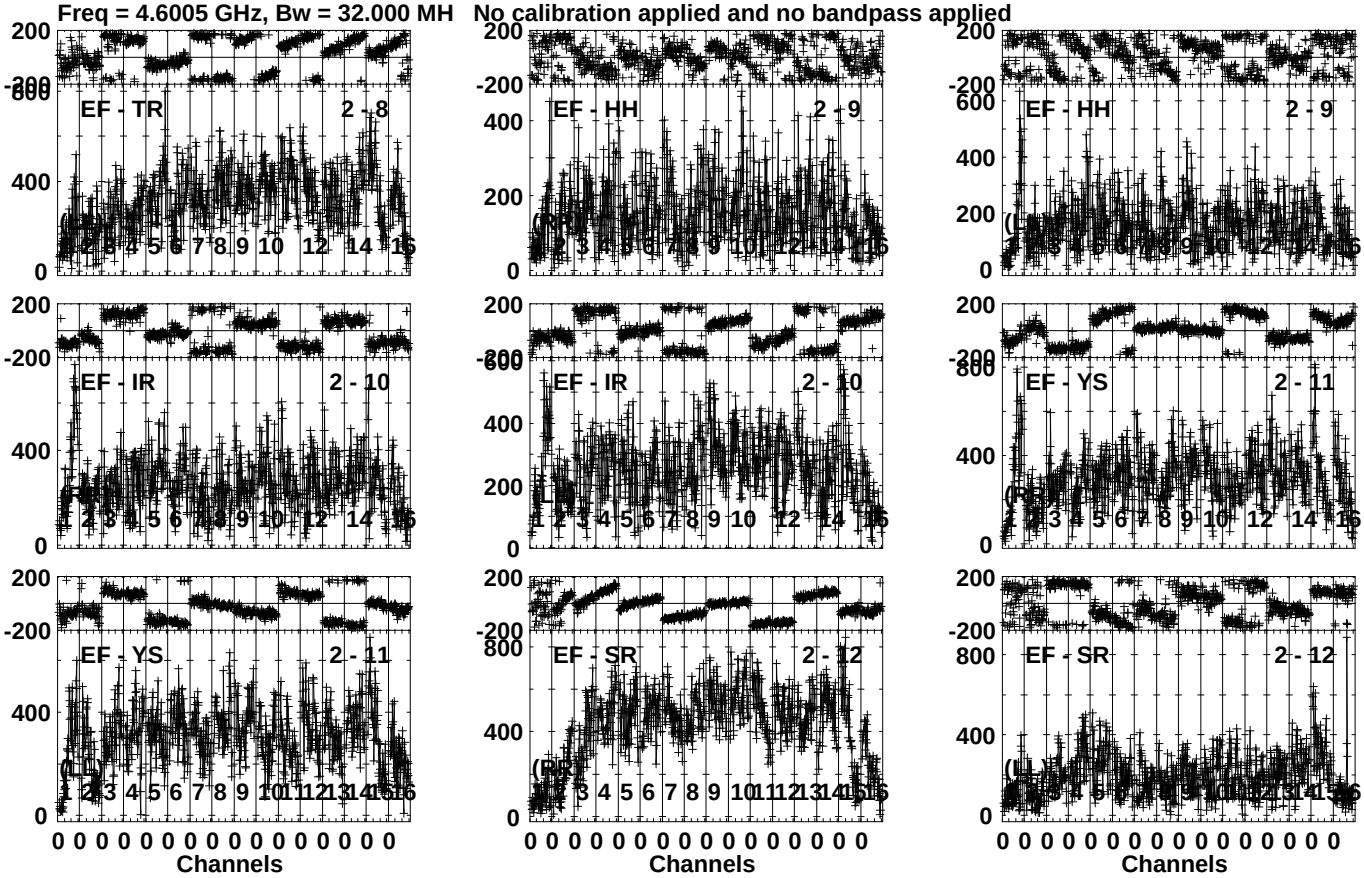

Lower frame: Micro Ampl Jy Top frame: Phas deg
Vector averaged cross-power spectrum Several baselines displayed
Timerange: 00/20:00:03 to 00/20:00:59

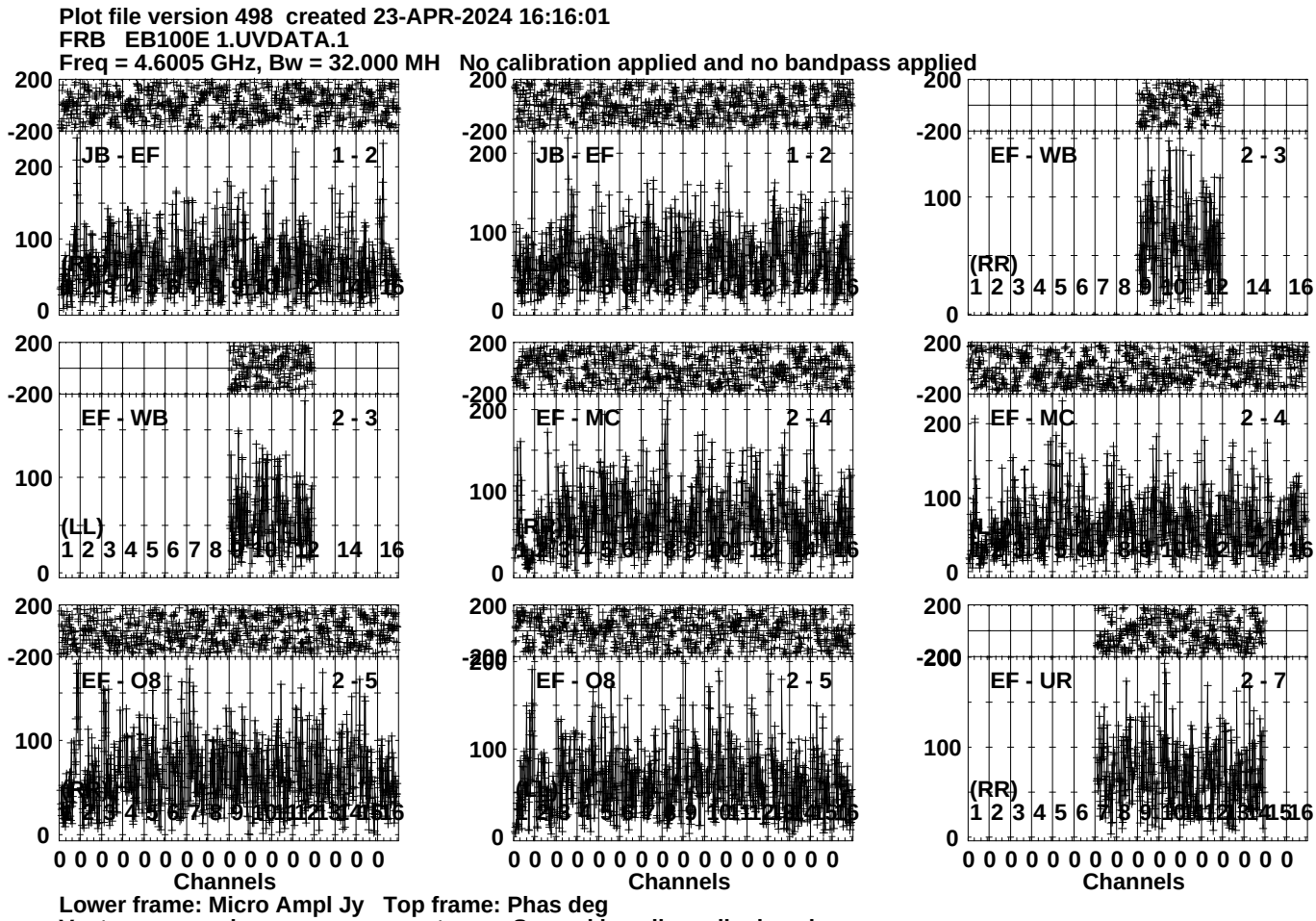
Plot file version 498 created 23-APR-2024 16:16:01
FRB EB100E 1.UVDATA.1
Freq = 4.6005 GHz, Bw = 32.000 MH No calibration applied and no bandpass applied
JB - EF 1 - 2
JB - EF 1 - 2
EF - WB 2 - 3
(RR)
EF - WB 2 - 3
(LL)
EF - MC 2 - 4
EF - MC 2 - 4
EF - O8 2 - 5
EF - O8 2 - 5
EF - UR 2 - 7
(RR)
Channels
Channels
Channels
Lower frame: Micro Ampl Jy Top frame: Phas deg
Vector averaged cross-power spectrum Several baselines displayed
Timerange: 00/20:01:01 to 00/20:04:29

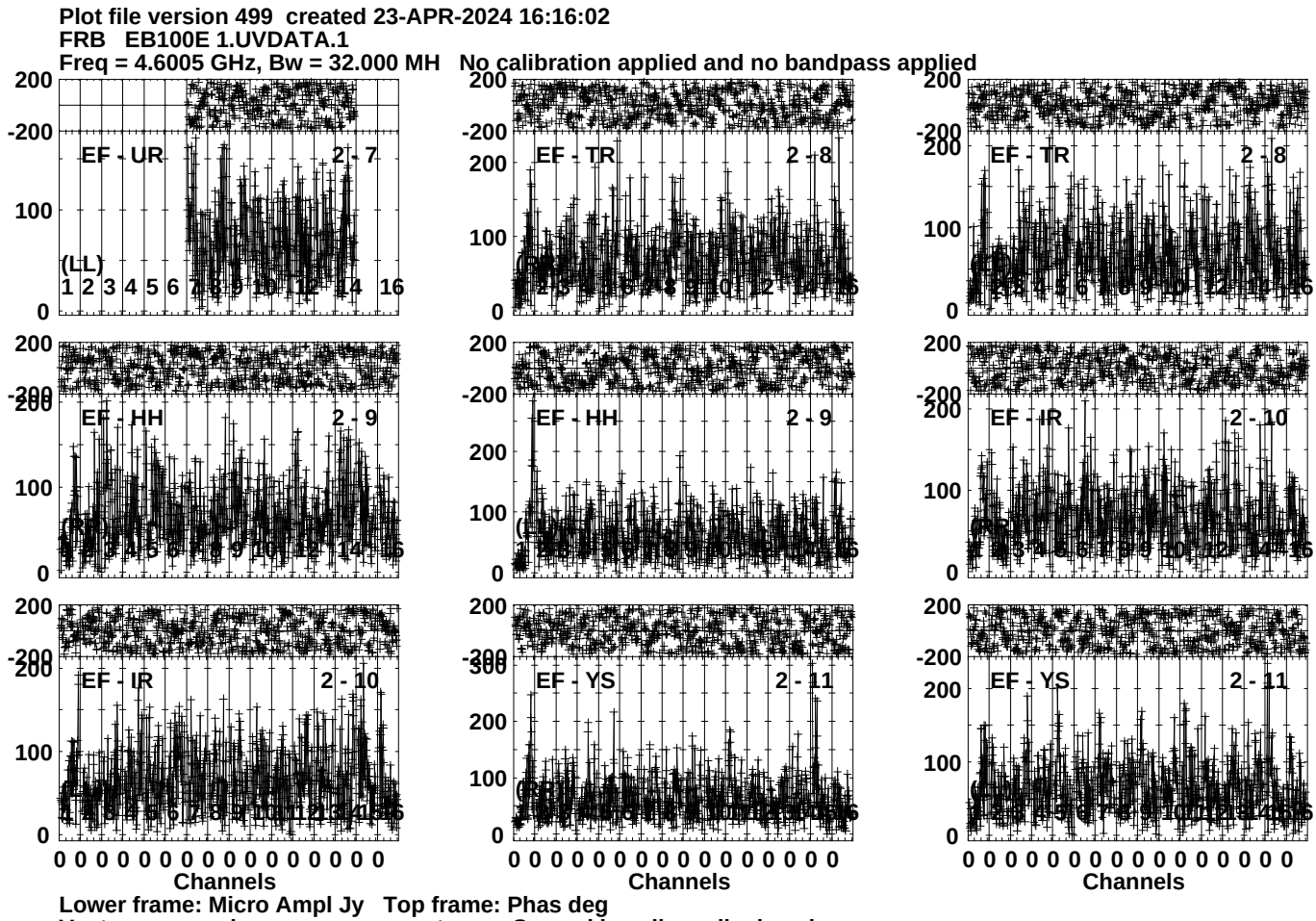
Plot file version 499 created 23-APR-2024 16:16:02
FRB EB100E 1.UVDATA.1
Freq = 4.6005 GHz, Bw = 32.000 MH No calibration applied and no bandpass applied
EF - UR
2 - 7
EF - TR
2 - 8
EF - TR
2 - 8
EF - HH
2 - 9
EF - HH
2 - 9
EF - IR
2 - 10
EF - IR
2 - 10
EF - YS
2 - 11
EF - YS
2 - 11
(LL)
Channels
Channels
Channels
Lower frame: Micro Ampl Jy Top frame: Phas deg
Vector averaged cross-power spectrum Several baselines displayed
Timerange: 00/20:01:01 to 00/20:04:29

Plot file version 500 created 23-APR-2024 16:16:02
FRB EB100E 1.UVDATA.1
Freq = 4.6005 GHz, Bw = 32.000 MH No calibration applied and no bandpass applied

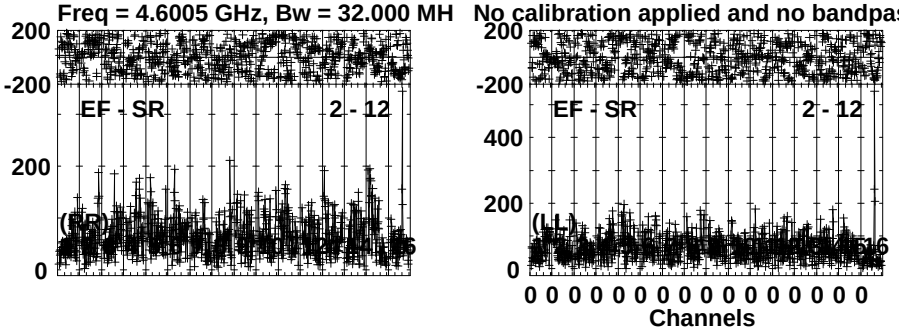

Lower frame: Micro Ampl Jy Top frame: Phas deg
Vector averaged cross-power spectrum Several baselines displayed
Timerange: 00/20:01:01 to 00/20:04:29

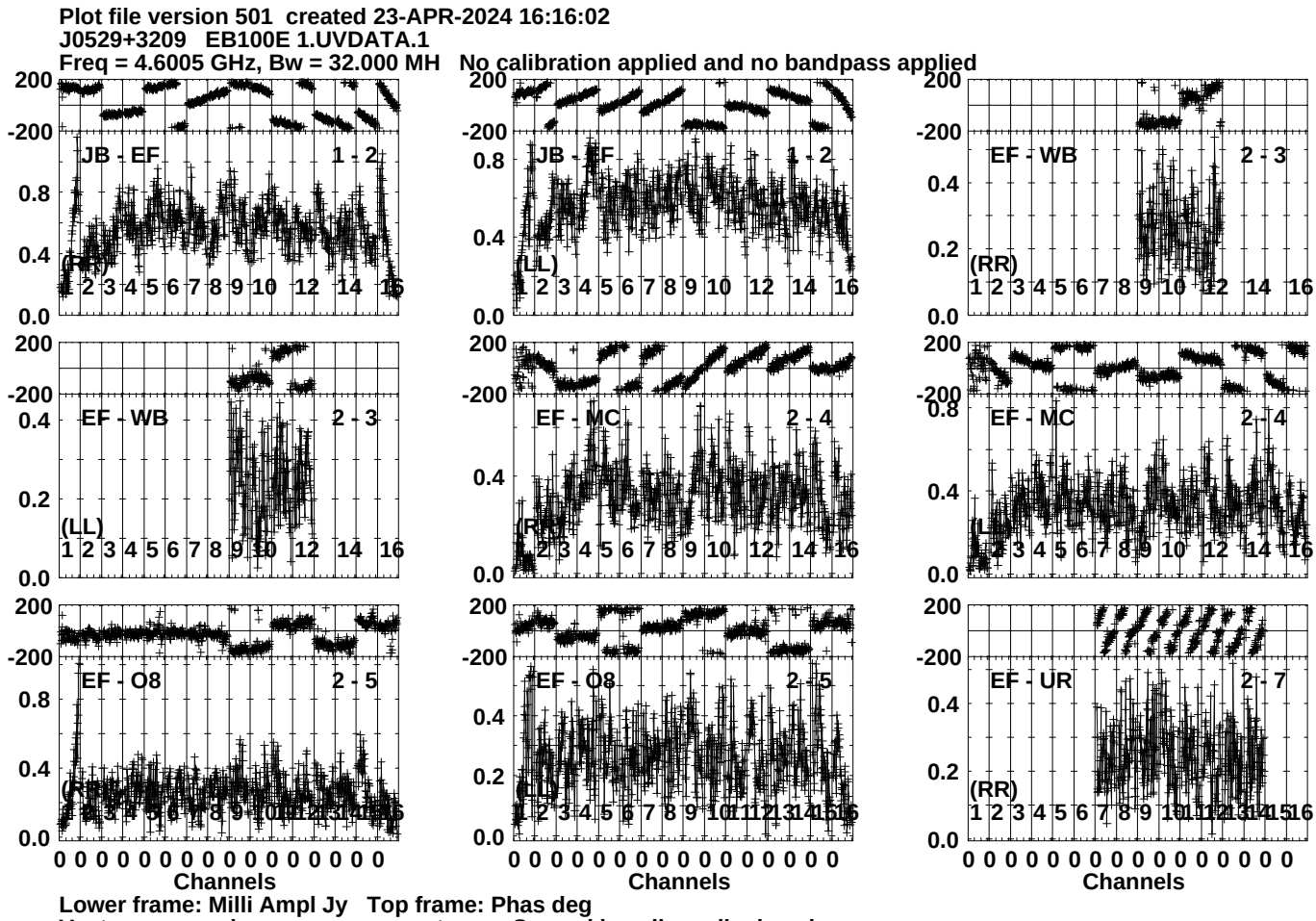
Plot file version 501 created 23-APR-2024 16:16:02
J0529+3209 EB100E 1.UVDATA.1
Freq = 4.6005 GHz, Bw = 32.000 MH No calibration applied and no bandpass applied
JB - EF 1 - 2
(RR)
JB - EF 1 - 2
(LL)
EF - WB 2 - 3
(RR)
EF - WB 2 - 3
(LL)
EF - MC 2 - 4
(RR)
EF - MC 2 - 4
(LL)
EF - O8 2 - 5
(RR)
EF - O8 2 - 5
(LL)
EF - UR 2 - 7
(RR)
Channels
Channels
Channels
Lower frame: Milli Ampl Jy Top frame: Phas deg
Vector averaged cross-power spectrum Several baselines displayed
Timerange: 00/20:04:31 to 00/20:05:59

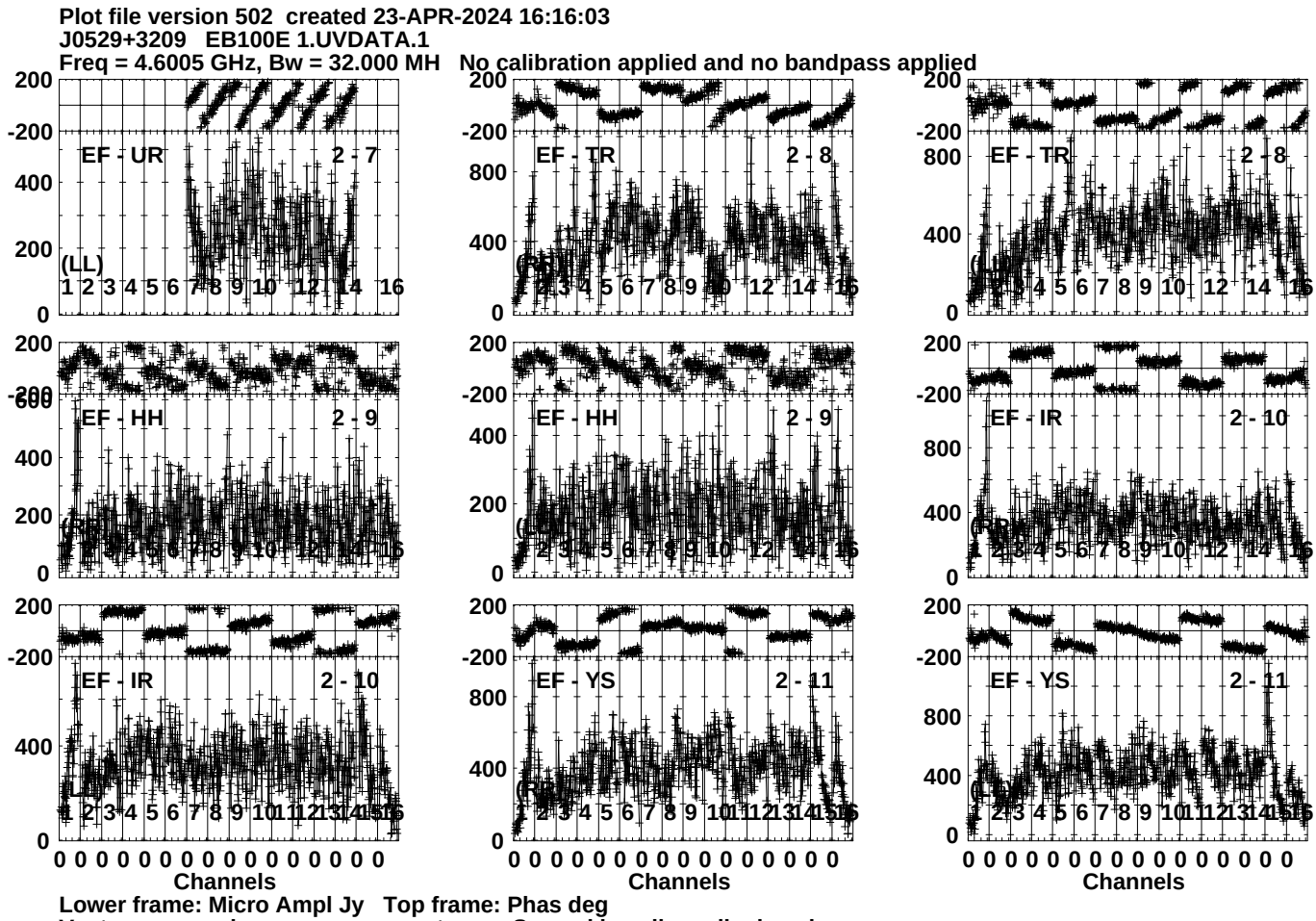
Plot file version 502 created 23-APR-2024 16:16:03
J0529+3209 EB100E 1.UVDATA.1
Freq = 4.6005 GHz, Bw = 32.000 MH No calibration applied and no bandpass applied
EF - UR 2 - 7
EF - TR 2 - 8
EF - TR 2 - 8
EF - HH 2 - 9
EF - HH 2 - 9
EF - IR 2 - 10
EF - IR 2 - 10
EF - YS 2 - 11
EF - YS 2 - 11
(LL)
Channels
Lower frame: Micro Ampl Jy Top frame: Phas deg
Vector averaged cross-power spectrum Several baselines displayed
Timerange: 00/20:04:31 to 00/20:05:59

Plot file version 503 created 23-APR-2024 16:16:03
J0529+3209 EB100E 1.UVDATA.1
Freq = 4.6005 GHz, Bw = 32.000 MH No calibration applied and no bandpass applied

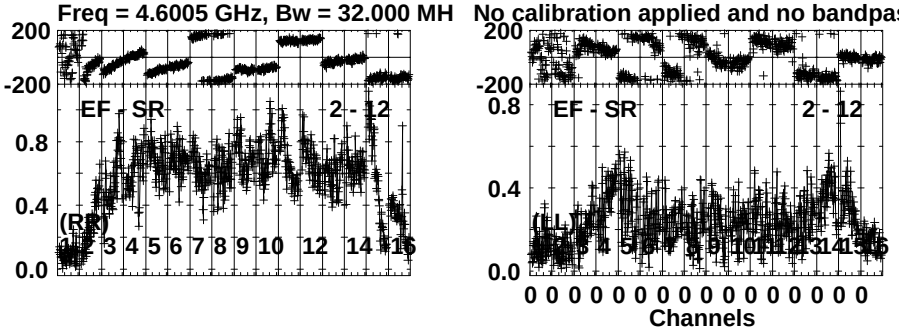

Lower frame: Milli Ampl Jy Top frame: Phas deg
Vector averaged cross-power spectrum Several baselines displayed
Timerange: 00/20:04:31 to 00/20:05:59

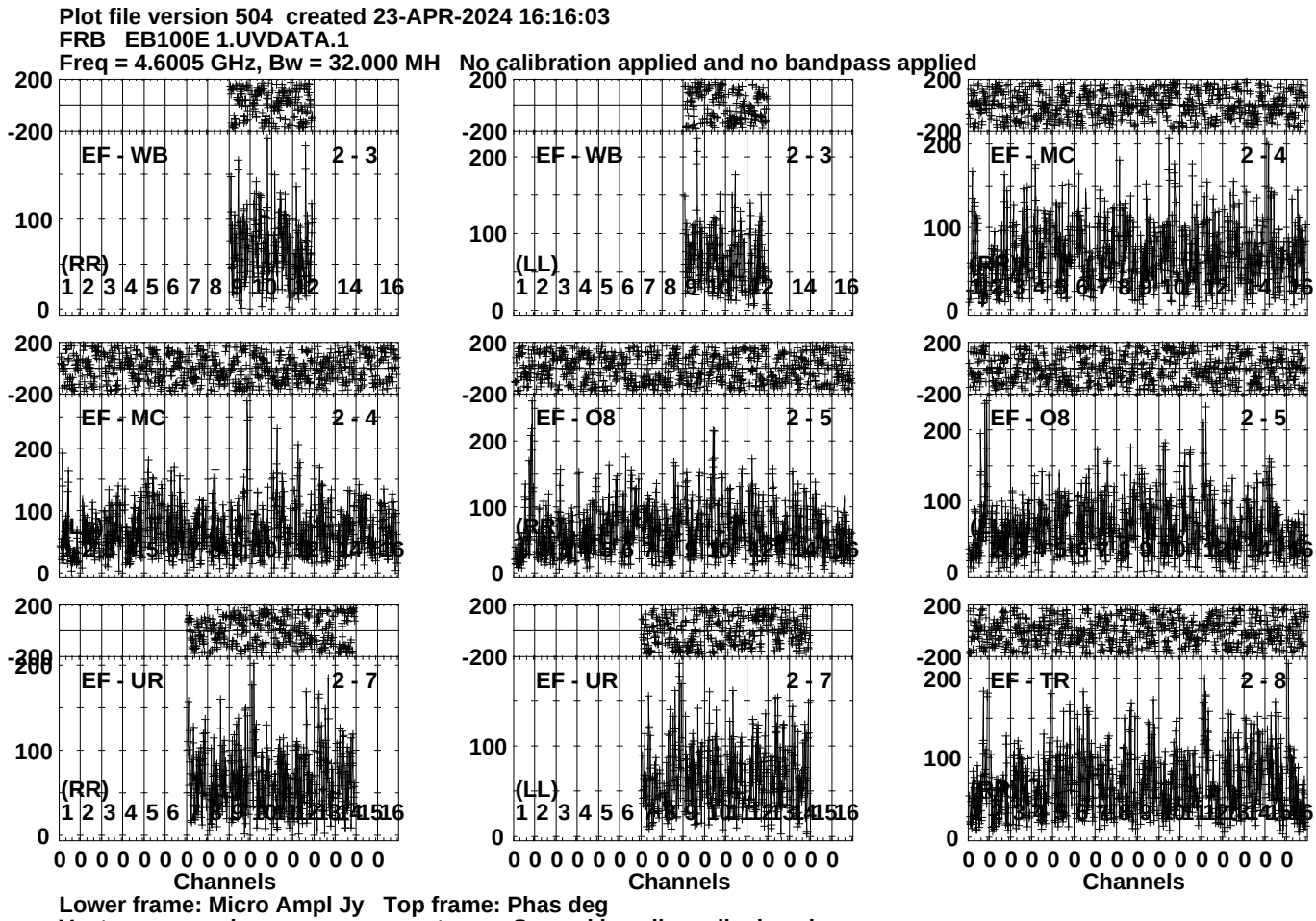
Plot file version 504 created 23-APR-2024 16:16:03
FRB EB100E 1.UVDATA.1
Freq = 4.6005 GHz, Bw = 32.000 MH No calibration applied and no bandpass applied
EF - WB 2 - 3
(RR)
EF - WB 2 - 3
(LL)
EF - MC 2 - 4
EF - MC 2 - 4
EF - O8 2 - 5
EF - O8 2 - 5
EF - UR 2 - 7
(RR)
EF - UR 2 - 7
(LL)
EF - TR 2 - 8
200
-200
100
0
1 2 3 4 5 6 7 8 9 10 12 14 16
0 0 0 0 0 0 0 0 0 0 0 0 0 0 0 0
Channels
Lower frame: Micro Ampl Jy Top frame: Phas deg
Vector averaged cross-power spectrum Several baselines displayed
Timerange: 00/20:06:01 to 00/20:09:29

Plot file version 505 created 23-APR-2024 16:16:03
FRB EB100E 1.UVDATA.1
Freq = 4.6005 GHz, Bw = 32.000 MH No calibration applied and no bandpass applied

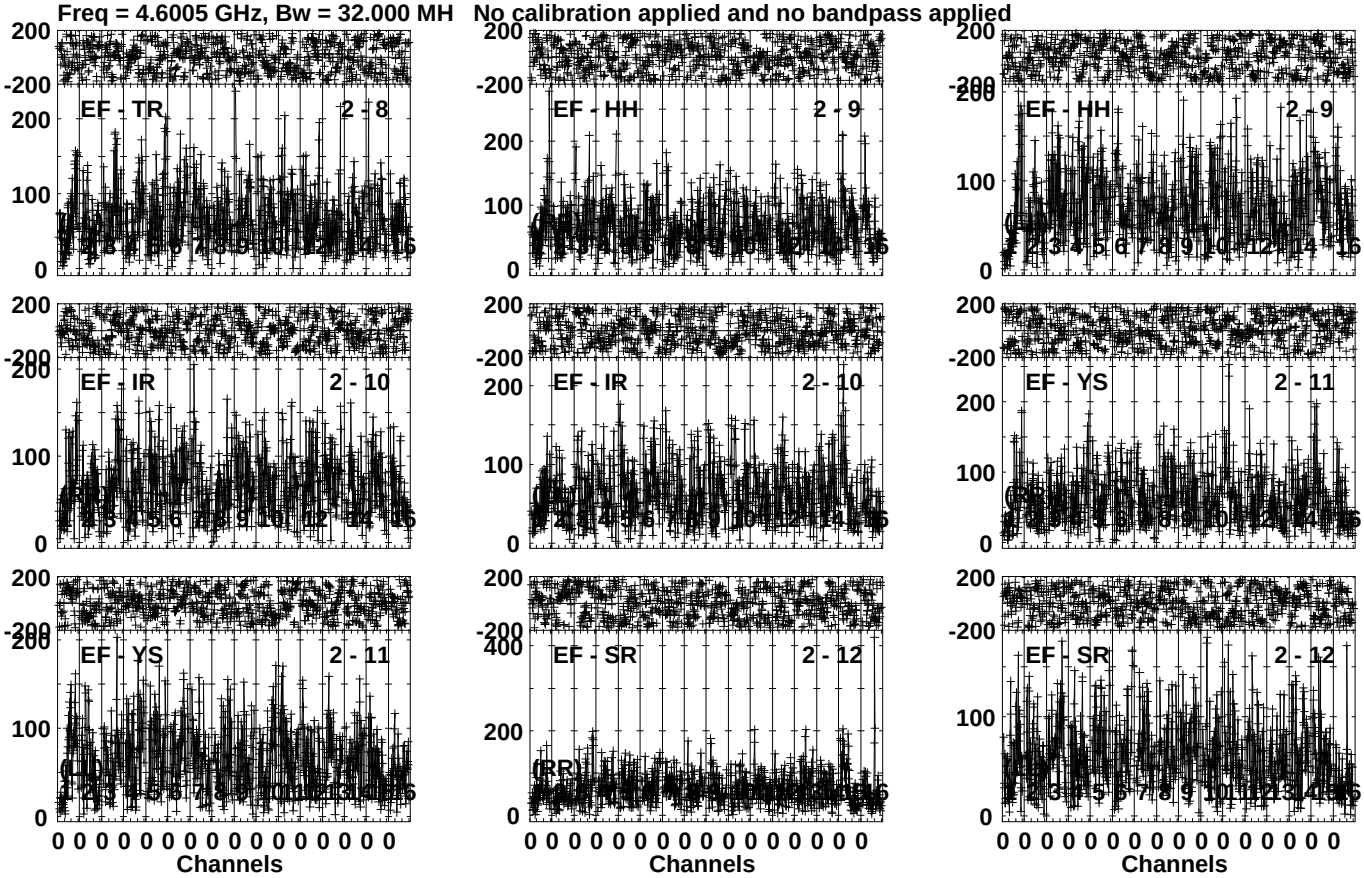

Lower frame: Micro Ampl Jy Top frame: Phas deg
Vector averaged cross-power spectrum Several baselines displayed
Timerange: 00/20:06:01 to 00/20:09:29

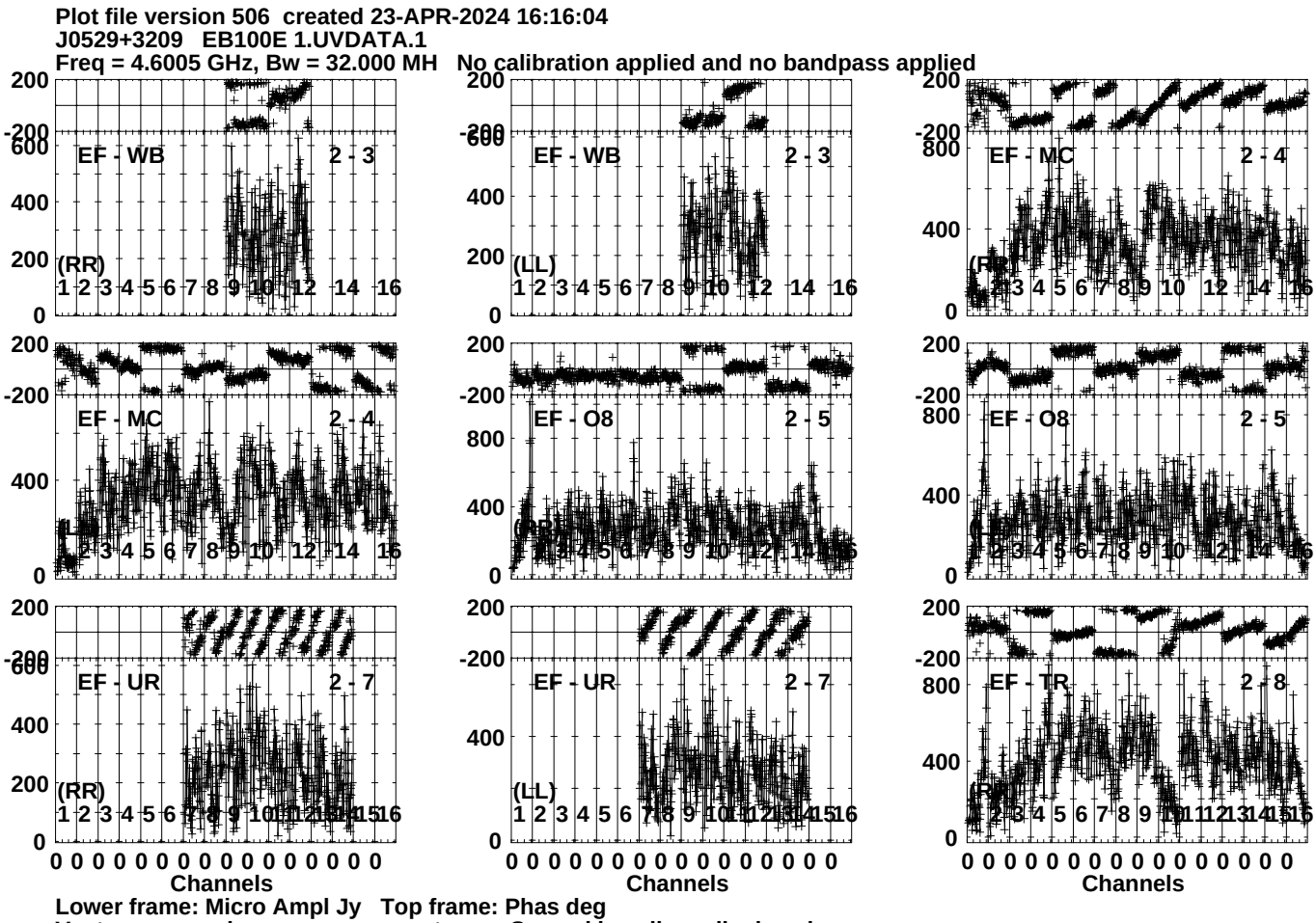
Plot file version 506 created 23-APR-2024 16:16:04
J0529+3209 EB100E 1.UVDATA.1
Freq = 4.6005 GHz, Bw = 32.000 MH No calibration applied and no bandpass applied
EF - WB 2 - 3
(RR)
EF - WB 2 - 3
(LL)
EF - MC 2 - 4
EF - MC 2 - 4
EF - O8 2 - 5
EF - O8 2 - 5
EF - UR 2 - 7
(RR)
EF - UR 2 - 7
(LL)
EF - TR 2 - 8
Channels
Channels
Channels
Lower frame: Micro Ampl Jy Top frame: Phas deg
Vector averaged cross-power spectrum Several baselines displayed
Timerange: 00/20:10:03 to 00/20:10:59

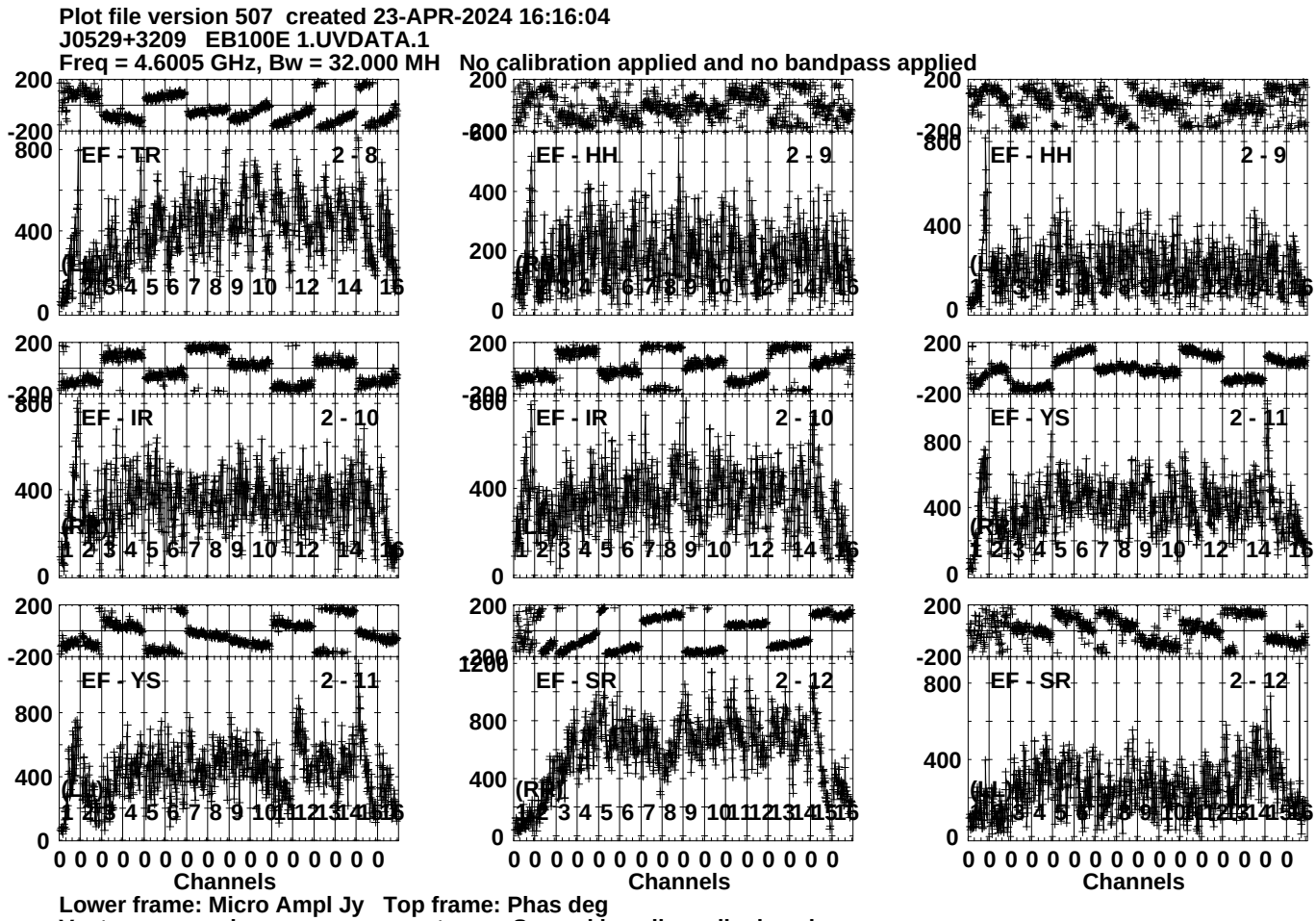
Plot file version 507 created 23-APR-2024 16:16:04
J0529+3209 EB100E 1.UVDATA.1
Freq = 4.6005 GHz, Bw = 32.000 MH No calibration applied and no bandpass applied
EF - TR 2 - 8
EF - HH 2 - 9
EF - HH 2 - 9
EF - IR 2 - 10
EF - IR 2 - 10
EF - YS 2 - 11
EF - YS 2 - 11
EF - SR 2 - 12
EF - SR 2 - 12
Channels
Channels
Channels
Lower frame: Micro Ampl Jy Top frame: Phas deg
Vector averaged cross-power spectrum Several baselines displayed
Timerange: 00/20:10:03 to 00/20:10:59

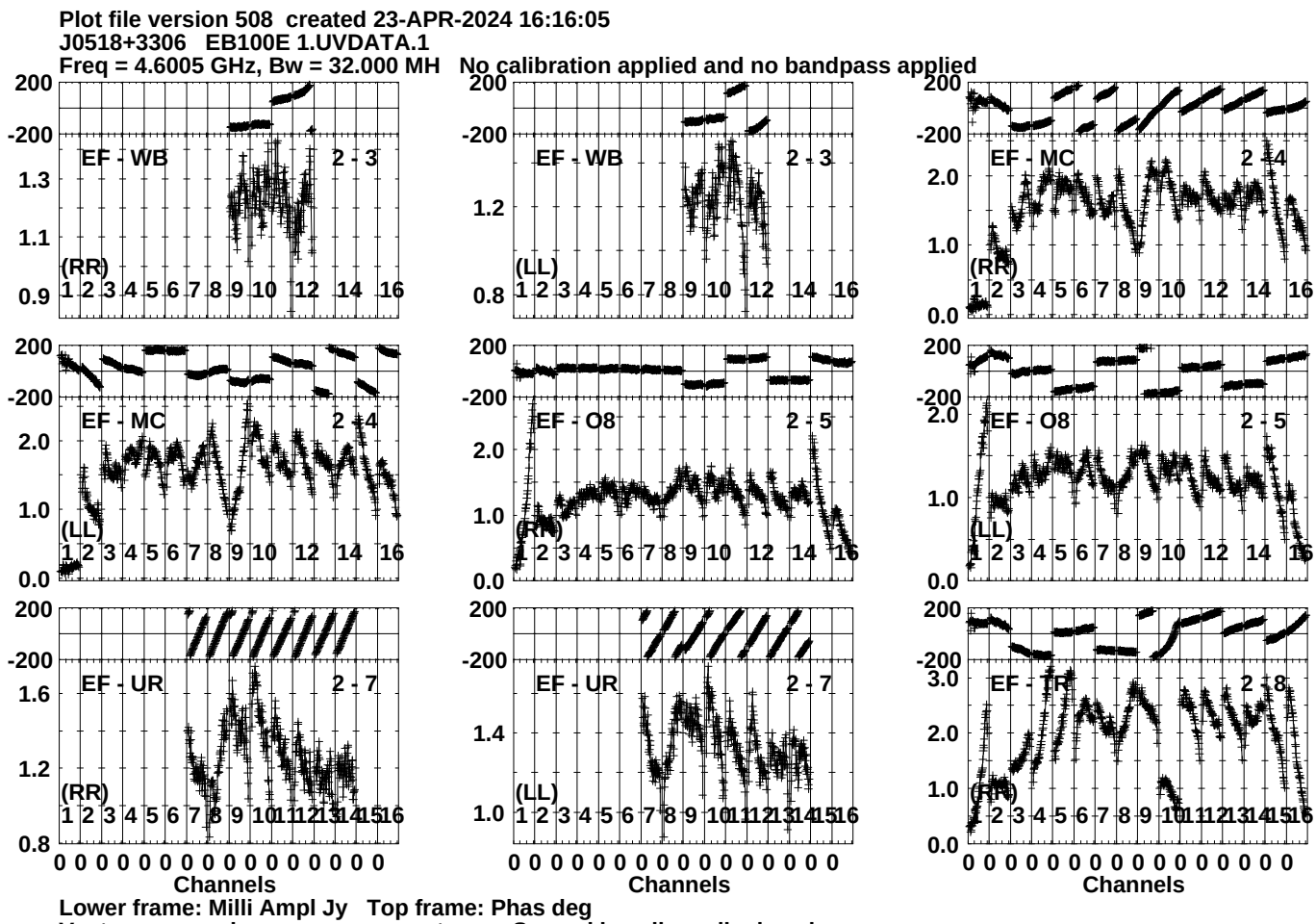
Plot file version 508 created 23-APR-2024 16:16:05
J0518+3306 EB100E 1.UVDATA.1
Freq = 4.6005 GHz, Bw = 32.000 MH No calibration applied and no bandpass applied
EF - WB 2 - 3
(RR)
EF - WB 2 - 3
(LL)
EF - MC 2 - 4
(RR)
EF - MC 2 - 4
(LL)
EF - O8 2 - 5
(RR)
EF - O8 2 - 5
(LL)
EF - UR 2 - 7
(RR)
EF - UR 2 - 7
(LL)
EF - TR 2 - 8
(RR)
Channels
Lower frame: Milli Ampl Jy Top frame: Phas deg
Vector averaged cross-power spectrum Several baselines displayed
Timerange: 00/20:11:33 to 00/20:14:29

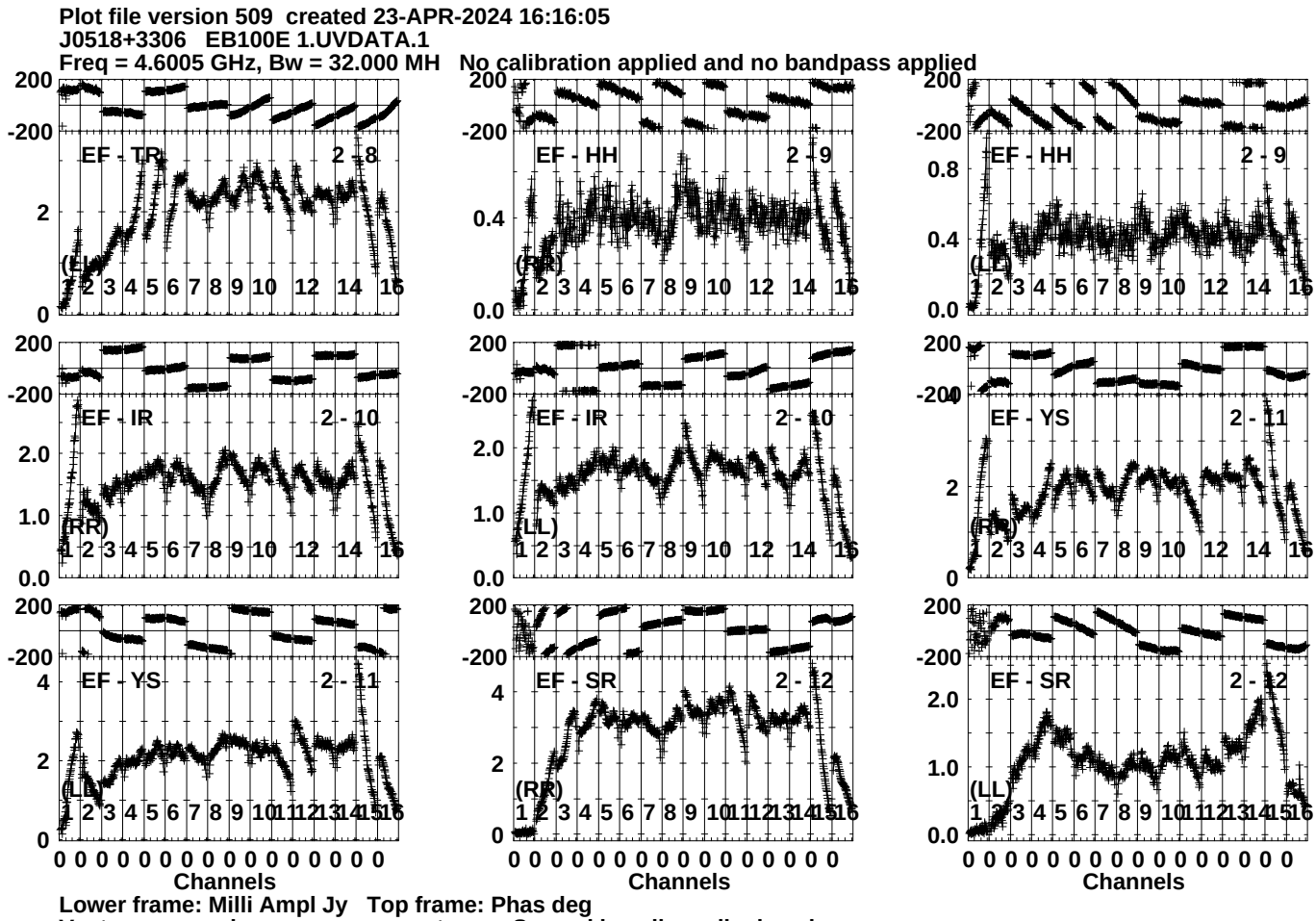
Plot file version 509 created 23-APR-2024 16:16:05
J0518+3306 EB100E 1.UVDATA.1
Freq = 4.6005 GHz, Bw = 32.000 MH No calibration applied and no bandpass applied
EF - TR 2 - 8
(LL)
EF - HH 2 - 9
(RR)
EF - HH 2 - 9
(LL)
EF - IR 2 - 10
(RR)
EF - IR 2 - 10
(LL)
EF - YS 2 - 11
(RR)
EF - YS 2 - 11
(LL)
EF - SR 2 - 12
(RR)
EF - SR 2 - 12
(LL)
Channels
Channels
Channels
Lower frame: Milli Ampl Jy Top frame: Phas deg
Vector averaged cross-power spectrum Several baselines displayed
Timerange: 00/20:11:33 to 00/20:14:29

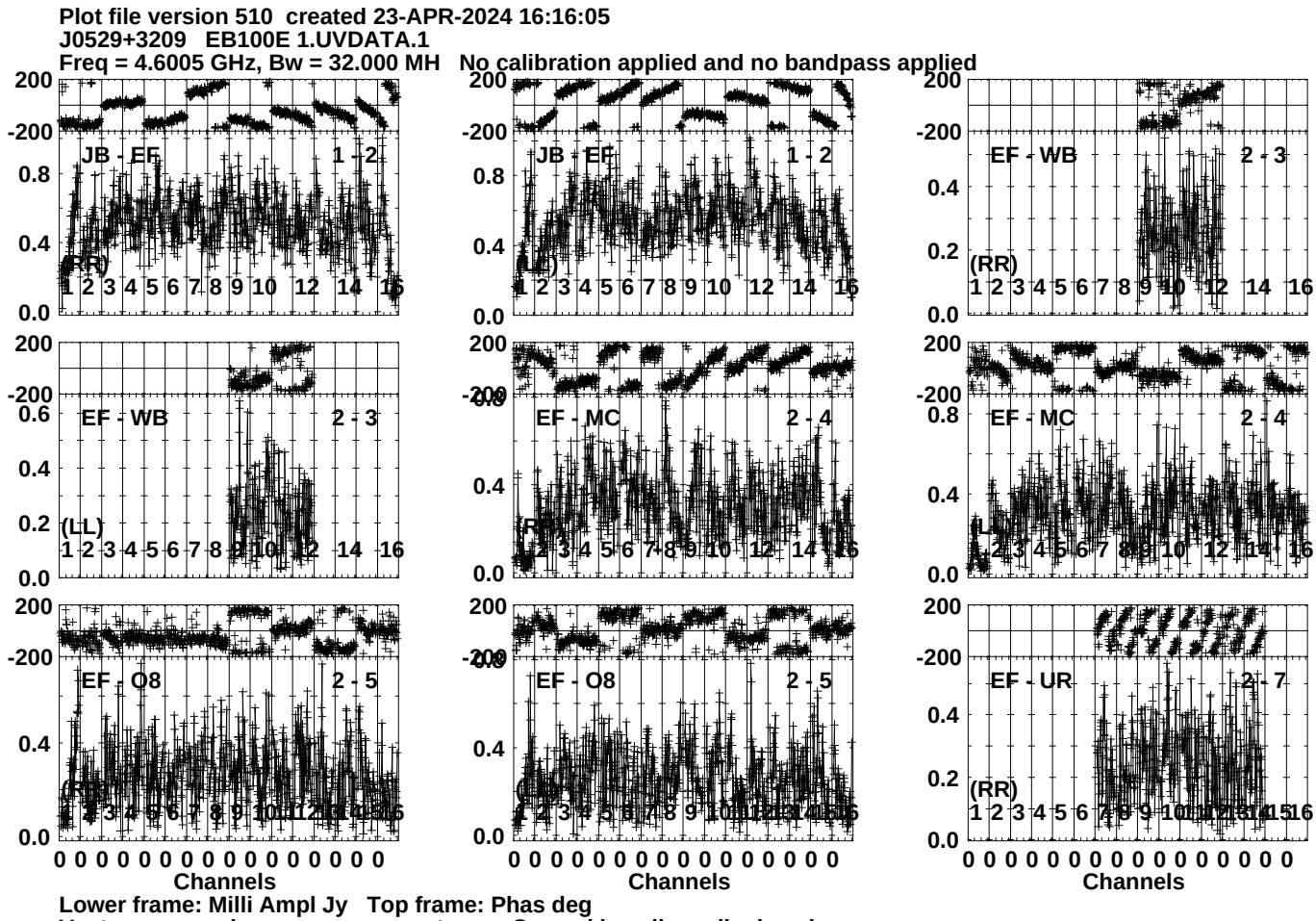
Plot file version 510 created 23-APR-2024 16:16:05
J0529+3209 EB100E 1.UVDATA.1
Freq = 4.6005 GHz, Bw = 32.000 MH No calibration applied and no bandpass applied
JB - EF 1 - 2
JB - EF 1 - 2
EF - WB 2 - 3
EF - WB 2 - 3
EF - MC 2 - 4
EF - MC 2 - 4
EF - O8 2 - 5
EF - O8 2 - 5
EF - UR 2 - 7
(LL)
(RR)
Channels
Lower frame: Milli Ampl Jy Top frame: Phas deg
Vector averaged cross-power spectrum Several baselines displayed
Timerange: 00/20:14:31 to 00/20:15:59

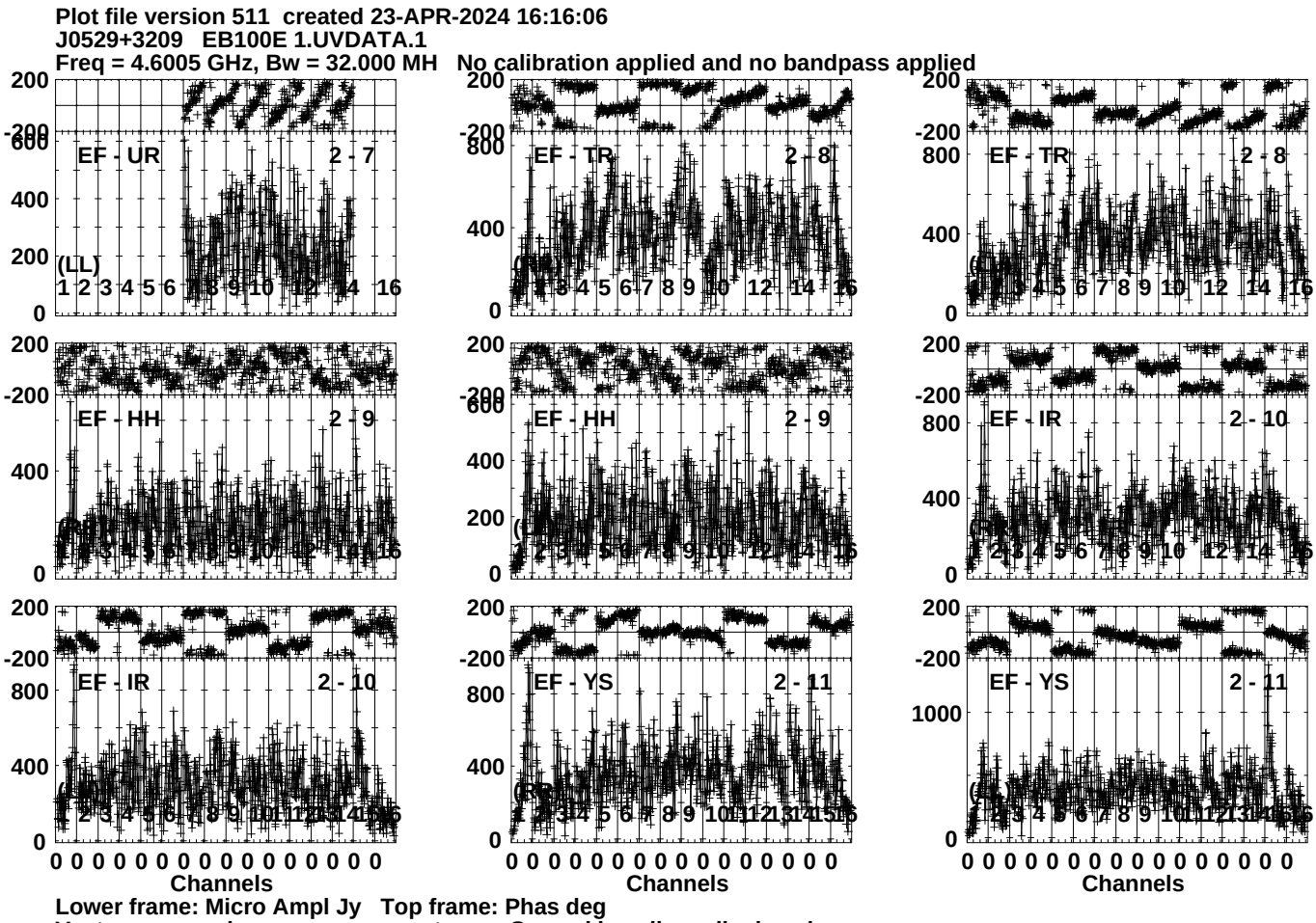
Plot file version 511 created 23-APR-2024 16:16:06
J0529+3209 EB100E 1.UVDATA.1
Freq = 4.6005 GHz, Bw = 32.000 MH No calibration applied and no bandpass applied
EF - UR 2 - 7
EF - TR 2 - 8
EF - TR 2 - 8
EF - HH 2 - 9
EF - HH 2 - 9
EF - IR 2 - 10
EF - IR 2 - 10
EF - YS 2 - 11
EF - YS 2 - 11
(LL)
(RR)
Channels
Lower frame: Micro Ampl Jy Top frame: Phas deg
Vector averaged cross-power spectrum Several baselines displayed
Timerange: 00/20:14:31 to 00/20:15:59

Plot file version 512 created 23-APR-2024 16:16:06
J0529+3209 EB100E 1.UVDATA.1
Freq = 4.6005 GHz, Bw = 32.000 MH No calibration applied and no bandpass applied

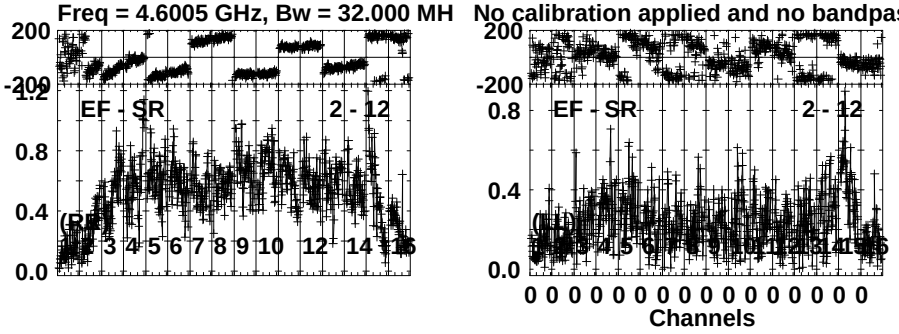

Lower frame: Milli Ampl Jy Top frame: Phas deg
Vector averaged cross-power spectrum Several baselines displayed
Timerange: 00/20:14:31 to 00/20:15:59

Plot file version 513 created 23-APR-2024 16:16:06
FRB EB100E 1.UVDATA.1
Freq = 4.6005 GHz, Bw = 32.000 MH No calibration applied and no bandpass applied

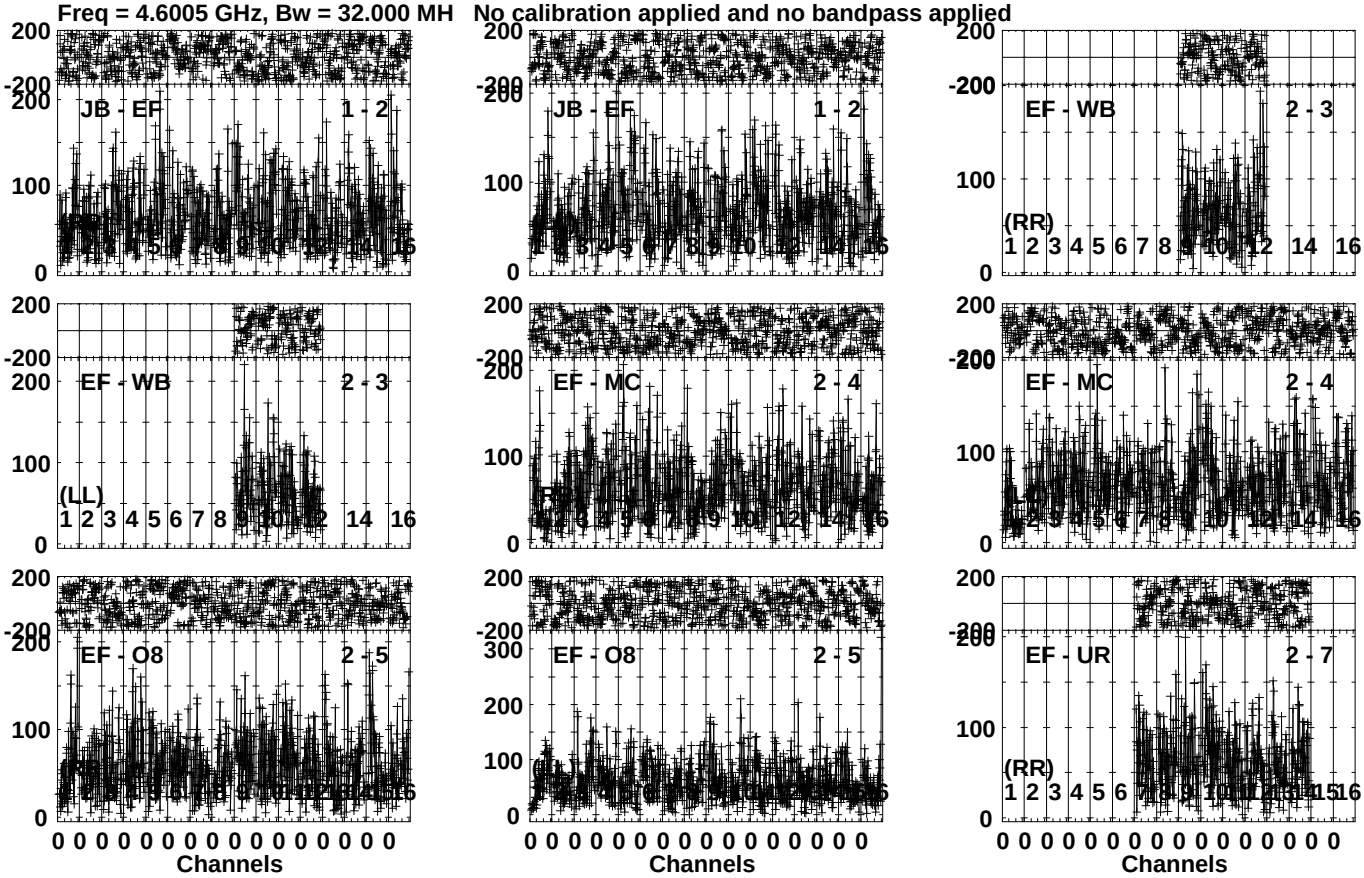

Lower frame: Micro Ampl Jy Top frame: Phas deg
Vector averaged cross-power spectrum Several baselines displayed
Timerange: 00/20:16:01 to 00/20:19:29

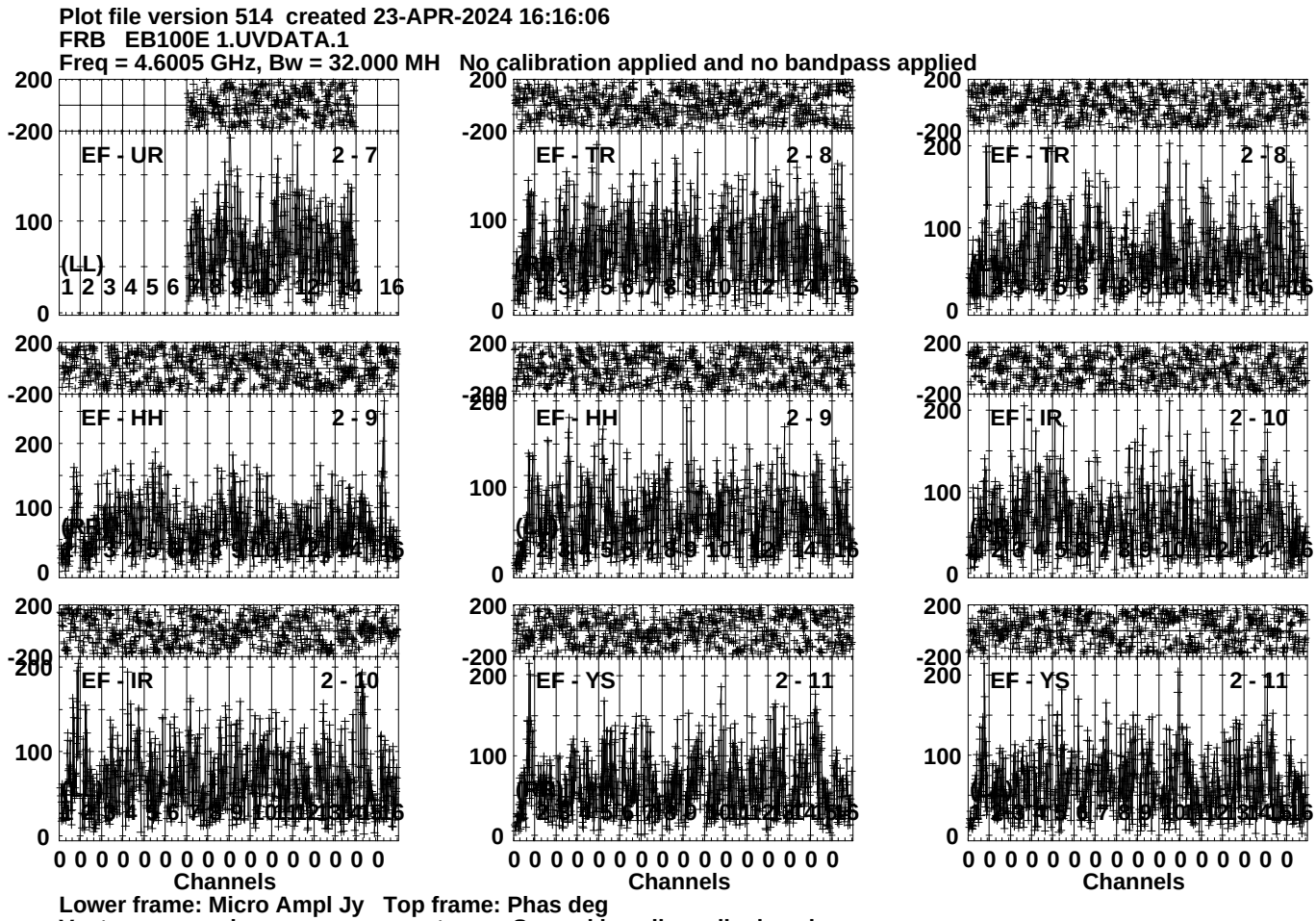
Plot file version 514 created 23-APR-2024 16:16:06
FRB EB100E 1.UVDATA.1
Freq = 4.6005 GHz, Bw = 32.000 MH No calibration applied and no bandpass applied
EF - UR 2 - 7
EF - TR 2 - 8
EF - TR 2 - 8
EF - HH 2 - 9
EF - HH 2 - 9
EF - IR 2 - 10
EF - IR 2 - 10
EF - YS 2 - 11
EF - YS 2 - 11
(LL)
200
-200
100
0
1 2 3 4 5 6 7 8 9 10 12 14 16
0 0 0 0 0 0 0 0 0 0 0 0 0 0 0 0
Channels
Lower frame: Micro Ampl Jy Top frame: Phas deg
Vector averaged cross-power spectrum Several baselines displayed
Timerange: 00/20:16:01 to 00/20:19:29

Plot file version 515 created 23-APR-2024 16:16:07
FRB EB100E 1.UVDATA.1
Freq = 4.6005 GHz, Bw = 32.000 MH No calibration applied and no bandpass applied

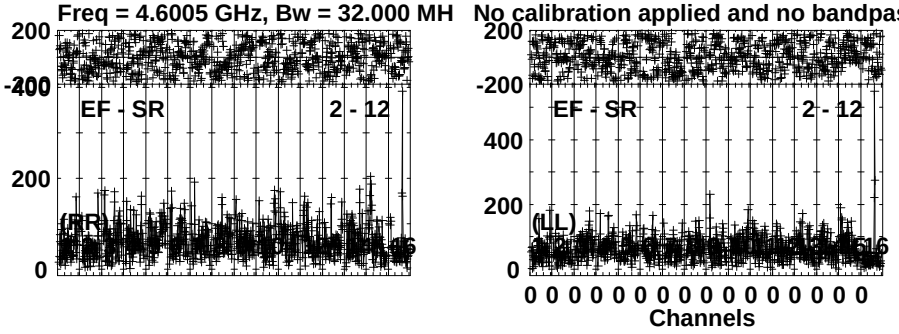

Lower frame: Micro Ampl Jy Top frame: Phas deg
Vector averaged cross-power spectrum Several baselines displayed
Timerange: 00/20:16:01 to 00/20:19:29

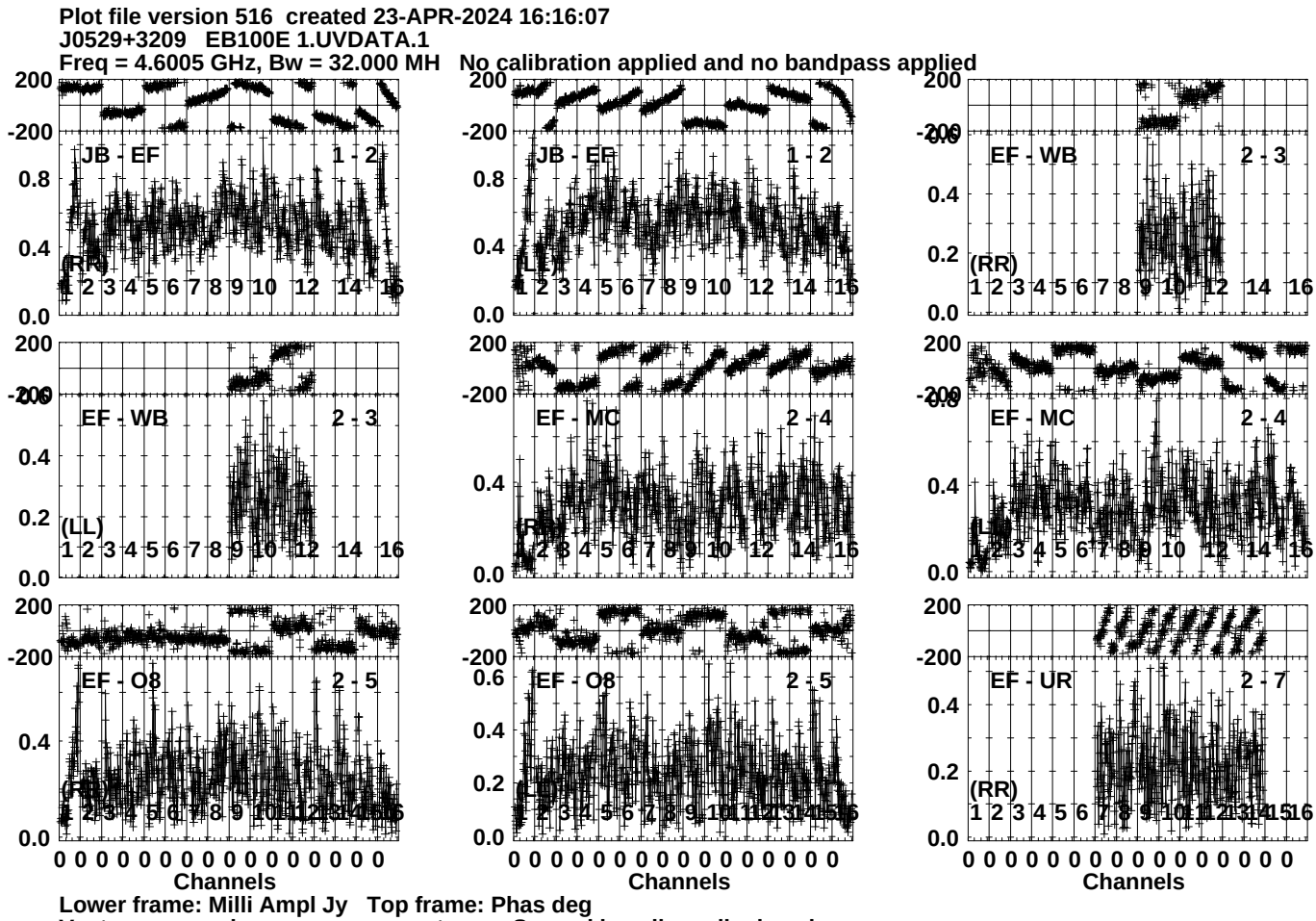
Plot file version 516 created 23-APR-2024 16:16:07
J0529+3209 EB100E 1.UVDATA.1
Freq = 4.6005 GHz, Bw = 32.000 MH No calibration applied and no bandpass applied
JB - EF 1 - 2
(RR)
JB - EF 1 - 2
(LL)
EF - WB 2 - 3
(RR)
EF - WB 2 - 3
(LL)
EF - MC 2 - 4
(RR)
EF - MC 2 - 4
(LL)
EF - O8 2 - 5
(RR)
EF - O8 2 - 5
(LL)
EF - UR 2 - 7
(RR)
Channels
Channels
Channels
Lower frame: Milli Ampl Jy Top frame: Phas deg
Vector averaged cross-power spectrum Several baselines displayed
Timerange: 00/20:20:03 to 00/20:20:59

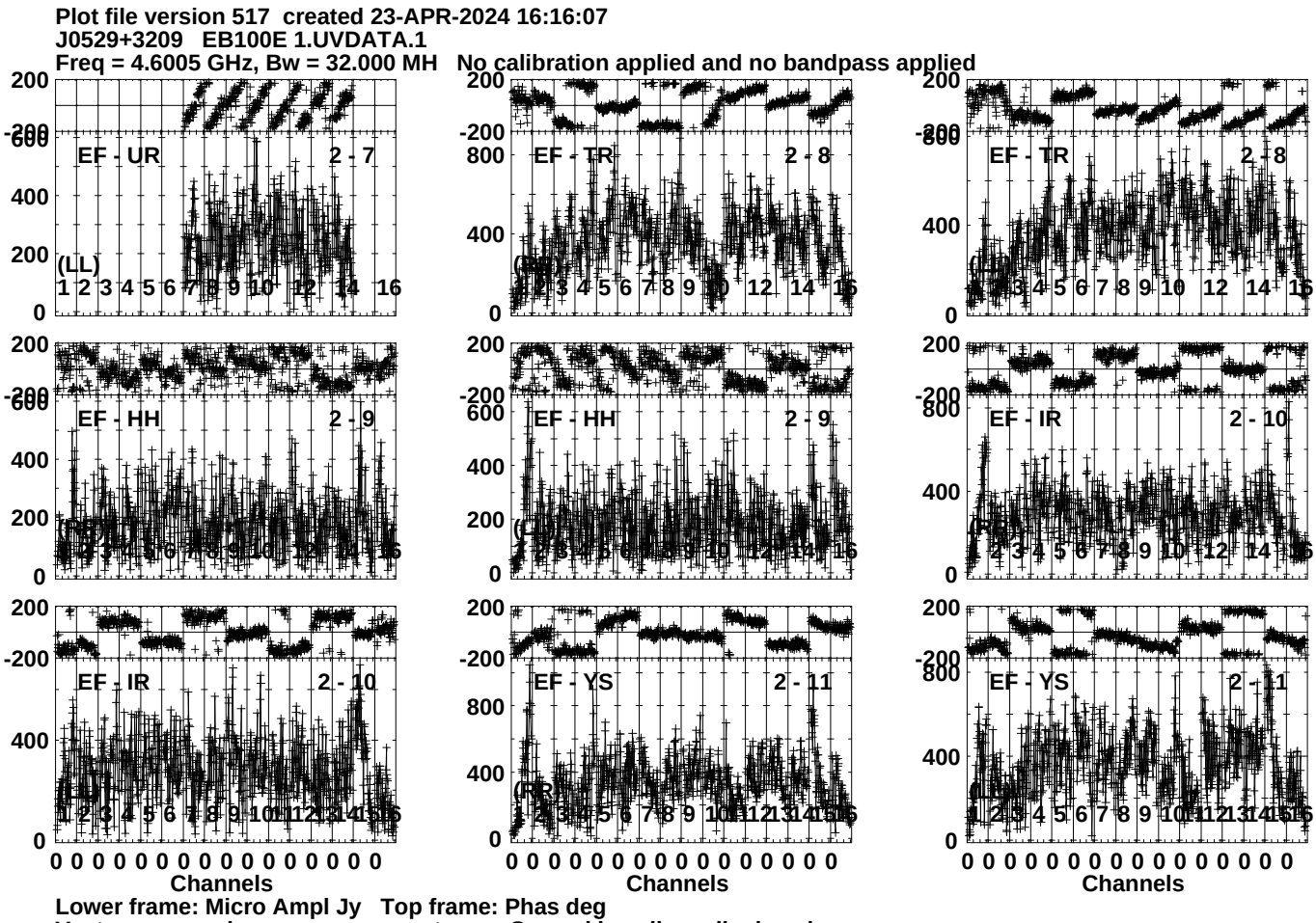
Plot file version 517 created 23-APR-2024 16:16:07
J0529+3209 EB100E 1.UVDATA.1
Freq = 4.6005 GHz, Bw = 32.000 MH No calibration applied and no bandpass applied
EF - UR 2 - 7
EF - TR 2 - 8
EF - TR 2 - 8
EF - HH 2 - 9
EF - HH 2 - 9
EF - IR 2 - 10
EF - IR 2 - 10
EF - YS 2 - 11
EF - YS 2 - 11
(LL)
(RR)
Channels
Lower frame: Micro Ampl Jy Top frame: Phas deg
Vector averaged cross-power spectrum Several baselines displayed
Timerange: 00/20:20:03 to 00/20:20:59

Plot file version 518 created 23-APR-2024 16:16:08
J0529+3209 EB100E 1.UVDATA.1
Freq = 4.6005 GHz, Bw = 32.000 MH No calibration applied and no bandpass applied

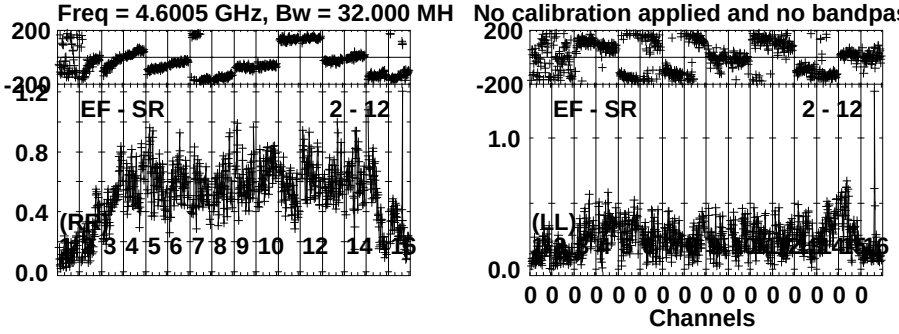

Lower frame: Milli Ampl Jy Top frame: Phas deg
Vector averaged cross-power spectrum Several baselines displayed
Timerange: 00/20:20:03 to 00/20:20:59

Plot file version 519 created 23-APR-2024 16:16:08
FRB EB100E 1.UVDATA.1
Freq = 4.6005 GHz, Bw = 32.000 MH No calibration applied and no bandpass applied

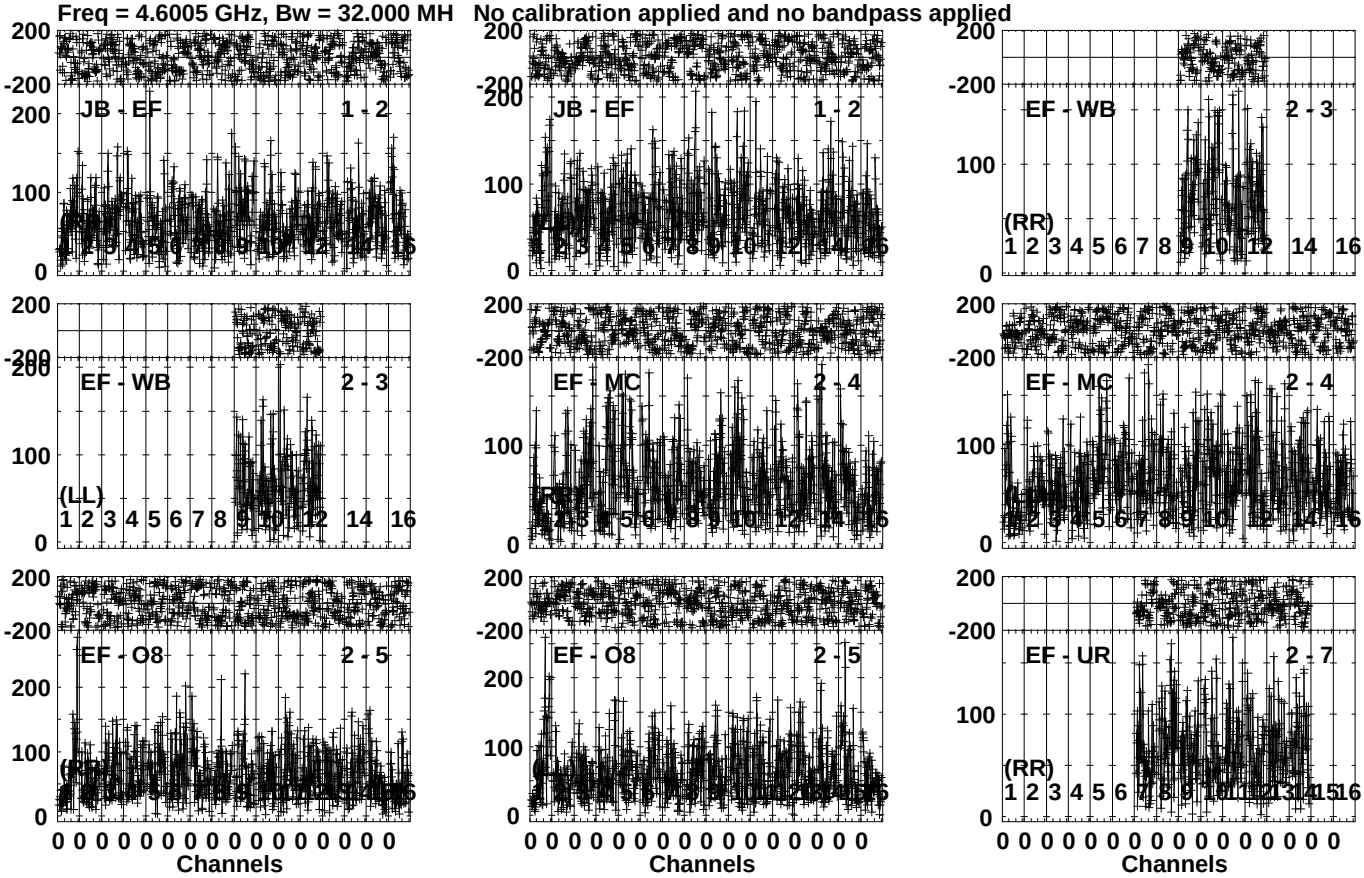

Lower frame: Micro Ampl Jy Top frame: Phas deg
Vector averaged cross-power spectrum Several baselines displayed
Timerange: 00/20:21:03 to 00/20:24:29

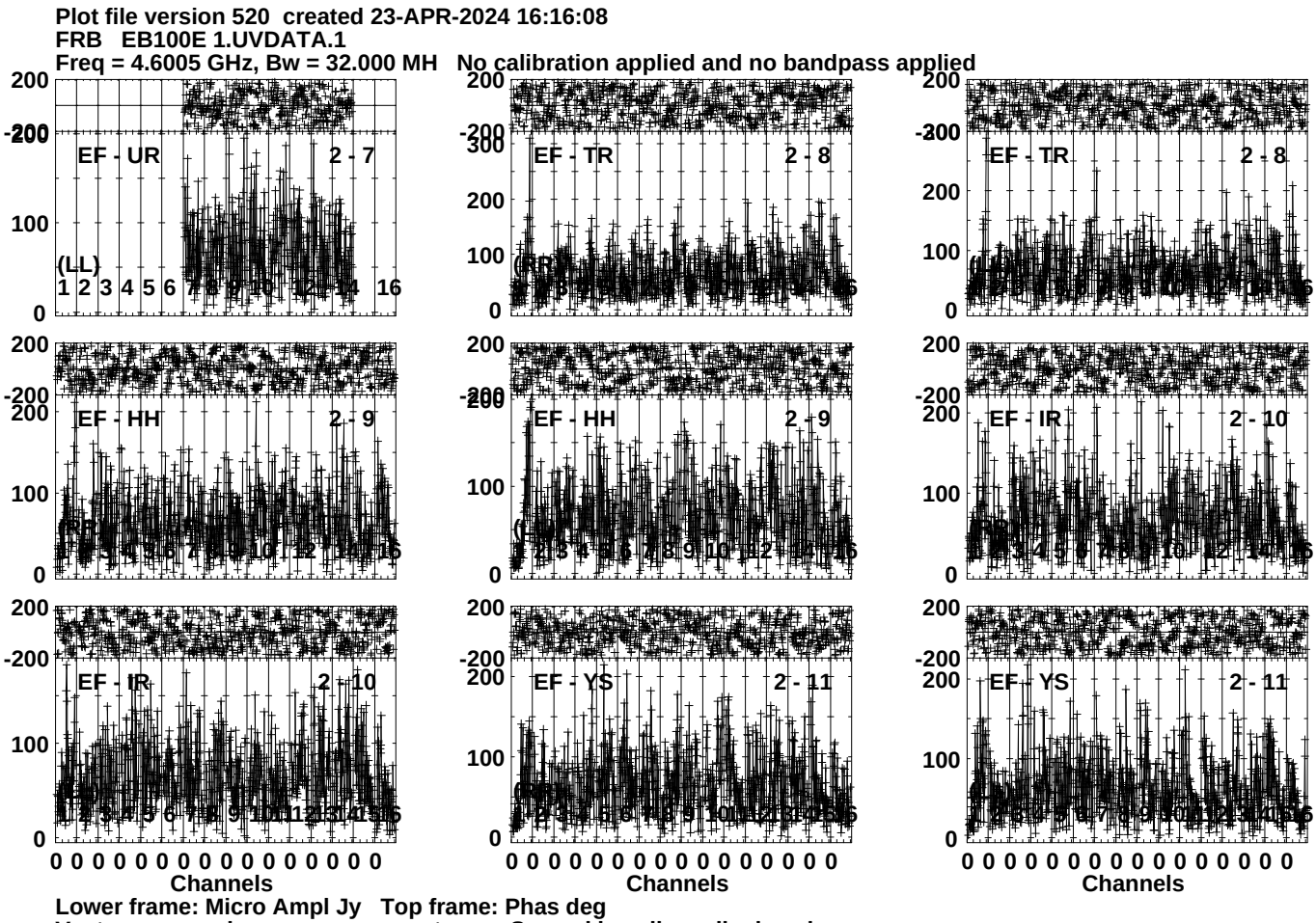
Plot file version 520 created 23-APR-2024 16:16:08
FRB EB100E 1.UVDATA.1
Freq = 4.6005 GHz, Bw = 32.000 MH No calibration applied and no bandpass applied
EF - UR 2 - 7
EF - TR 2 - 8
EF - TR 2 - 8
EF - HH 2 - 9
EF - HH 2 - 9
EF - IR 2 - 10
EF - IR 2 - 10
EF - YS 2 - 11
EF - YS 2 - 11
(LL)
(RR)
Channels
Lower frame: Micro Ampl Jy Top frame: Phas deg
Vector averaged cross-power spectrum Several baselines displayed
Timerange: 00/20:21:03 to 00/20:24:29

Plot file version 521 created 23-APR-2024 16:16:08
FRB EB100E 1.UVDATA.1
Freq = 4.6005 GHz, Bw = 32.000 MH No calibration applied and no bandpass applied

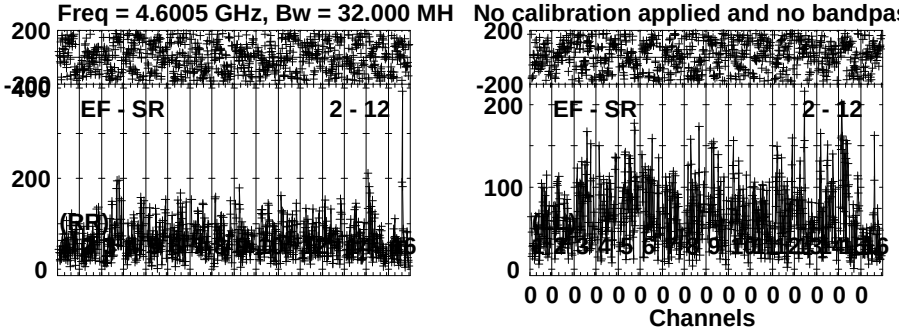

Lower frame: Micro Ampl Jy Top frame: Phas deg
Vector averaged cross-power spectrum Several baselines displayed
Timerange: 00/20:21:03 to 00/20:24:29

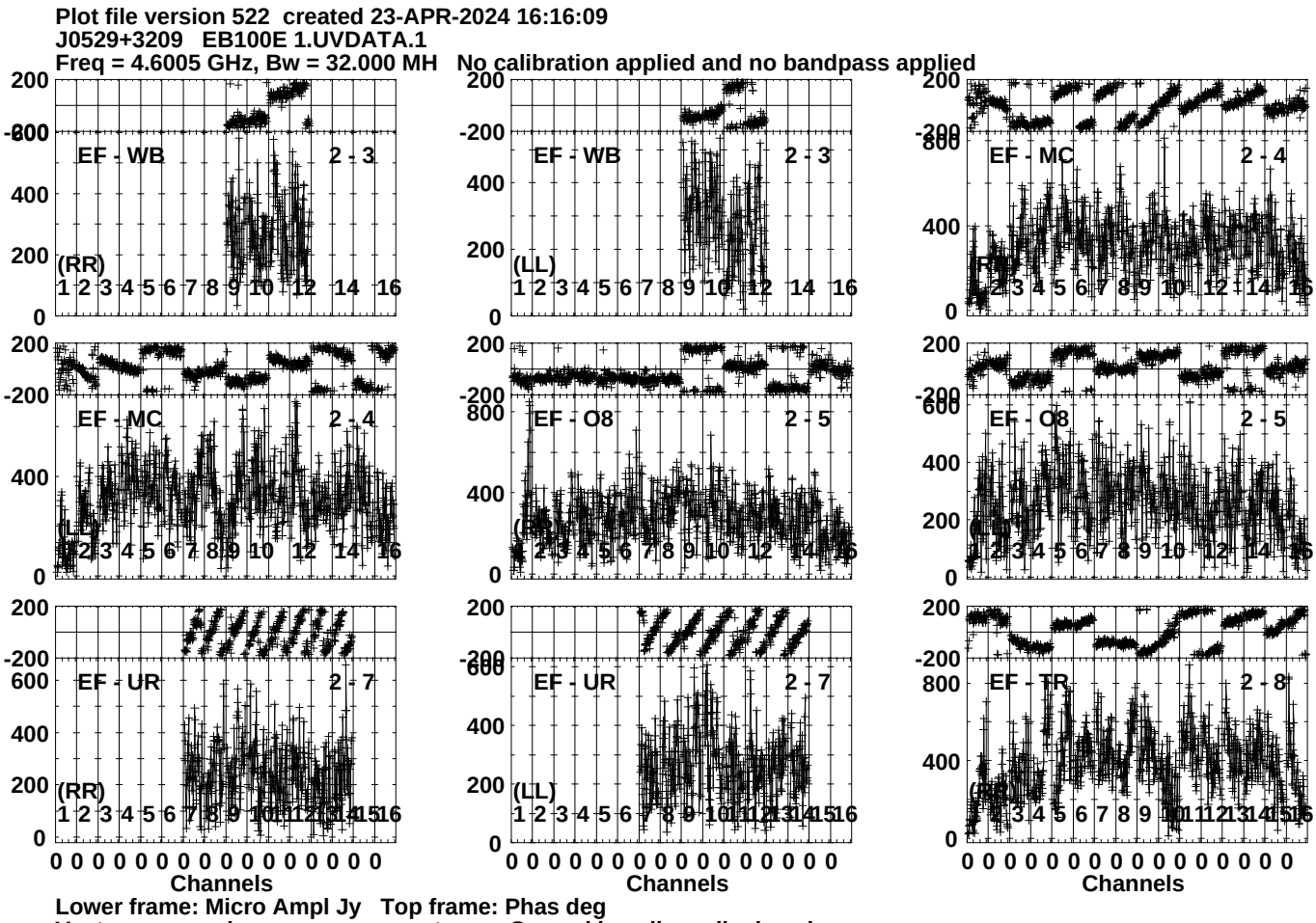
Plot file version 522 created 23-APR-2024 16:16:09
J0529+3209 EB100E 1.UVDATA.1
Freq = 4.6005 GHz, Bw = 32.000 MH No calibration applied and no bandpass applied
EF - WB 2 - 3
(RR)
EF - WB 2 - 3
(LL)
EF - MC 2 - 4
(RR)
EF - MC 2 - 4
(LL)
EF - O8 2 - 5
(RR)
EF - O8 2 - 5
(LL)
EF - UR 2 - 7
(RR)
EF - UR 2 - 7
(LL)
EF - TR 2 - 8
(RR)
Channels
Channels
Channels
Lower frame: Micro Ampl Jy Top frame: Phas deg
Vector averaged cross-power spectrum Several baselines displayed
Timerange: 00/20:25:03 to 00/20:25:59

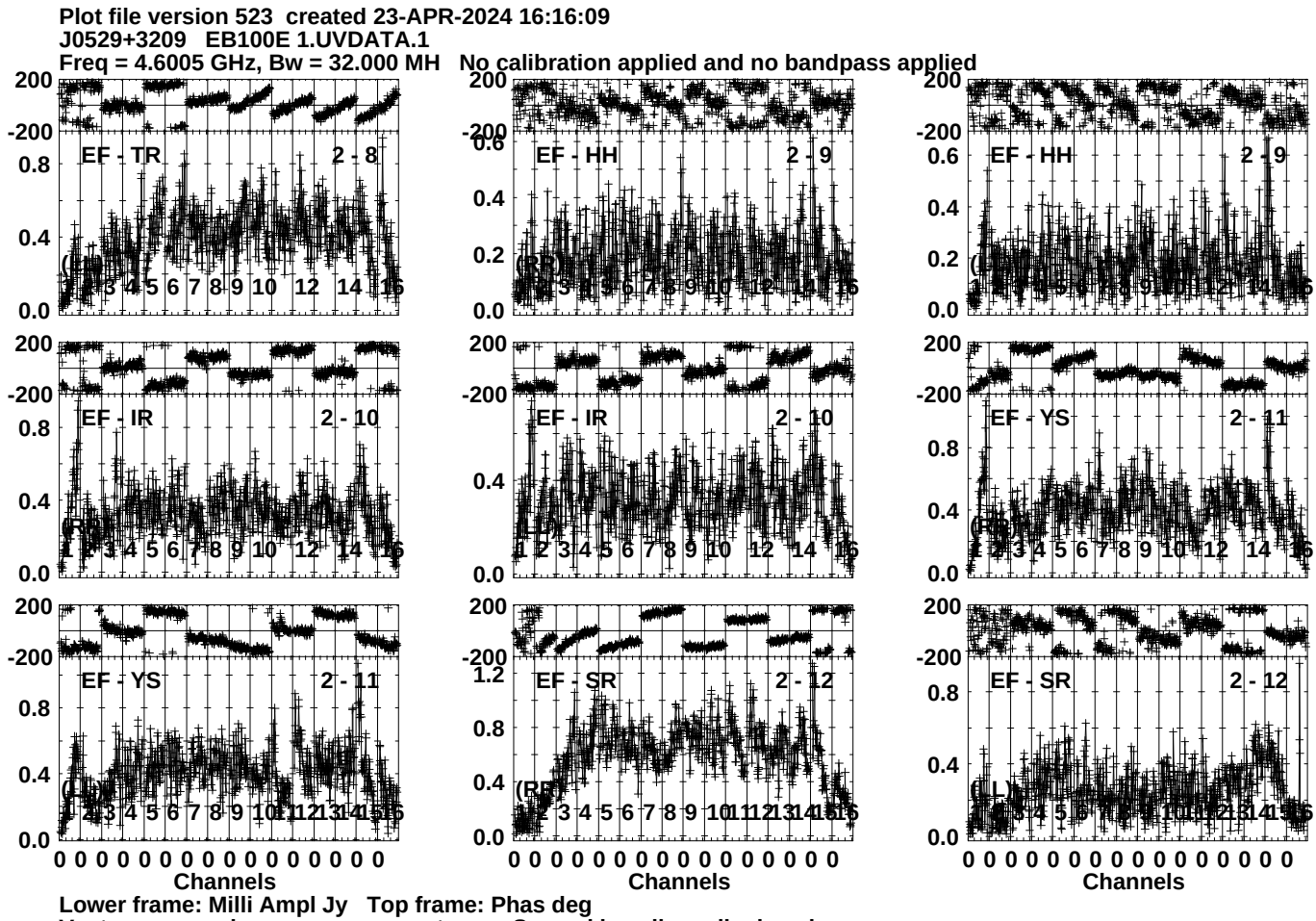
Plot file version 523 created 23-APR-2024 16:16:09
J0529+3209 EB100E 1.UVDATA.1
Freq = 4.6005 GHz, Bw = 32.000 MH No calibration applied and no bandpass applied
EF - TR 2 - 8
EF - HH 2 - 9
EF - HH 2 - 9
EF - IR 2 - 10
EF - IR 2 - 10
EF - YS 2 - 11
EF - YS 2 - 11
EF - SR 2 - 12
EF - SR 2 - 12
(RR)
(LL)
Channels
Lower frame: Milli Ampl Jy Top frame: Phas deg
Vector averaged cross-power spectrum Several baselines displayed
Timerange: 00/20:25:03 to 00/20:25:59

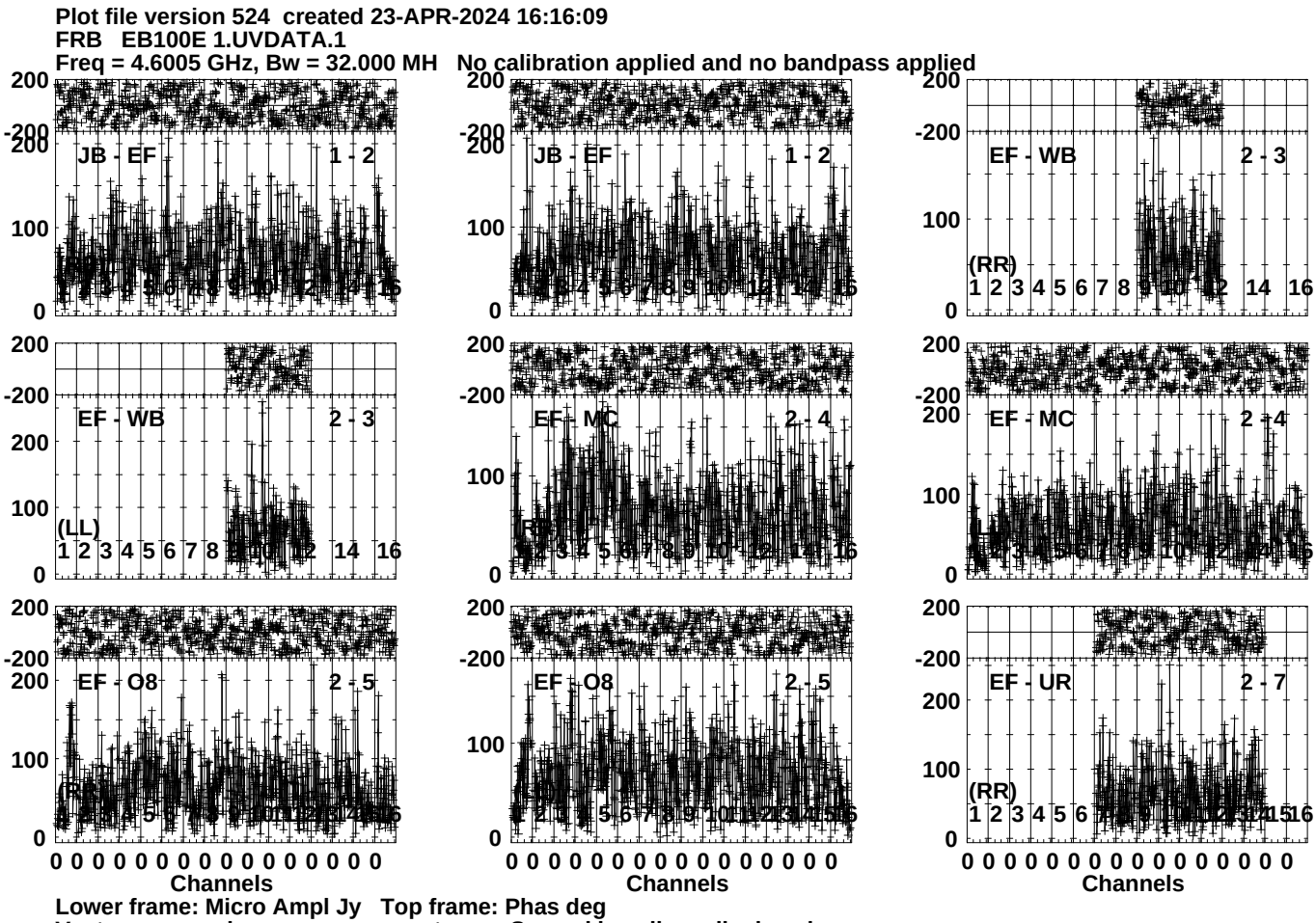
Plot file version 524 created 23-APR-2024 16:16:09
FRB EB100E 1.UVDATA.1
Freq = 4.6005 GHz, Bw = 32.000 MH No calibration applied and no bandpass applied
JB - EF 1 - 2
JB - EF 1 - 2
EF - WB 2 - 3
(RR)
EF - WB 2 - 3
(LL)
EF - MC 2 - 4
EF - MC 2 - 4
EF - O8 2 - 5
EF - O8 2 - 5
EF - UR 2 - 7
(RR)
Channels
Channels
Channels
Lower frame: Micro Ampl Jy Top frame: Phas deg
Vector averaged cross-power spectrum Several baselines displayed
Timerange: 00/20:26:01 to 00/20:29:29

Plot file version 525 created 23-APR-2024 16:16:09
FRB EB100E 1.UVDATA.1
Freq = 4.6005 GHz, Bw = 32.000 MH No calibration applied and no bandpass applied

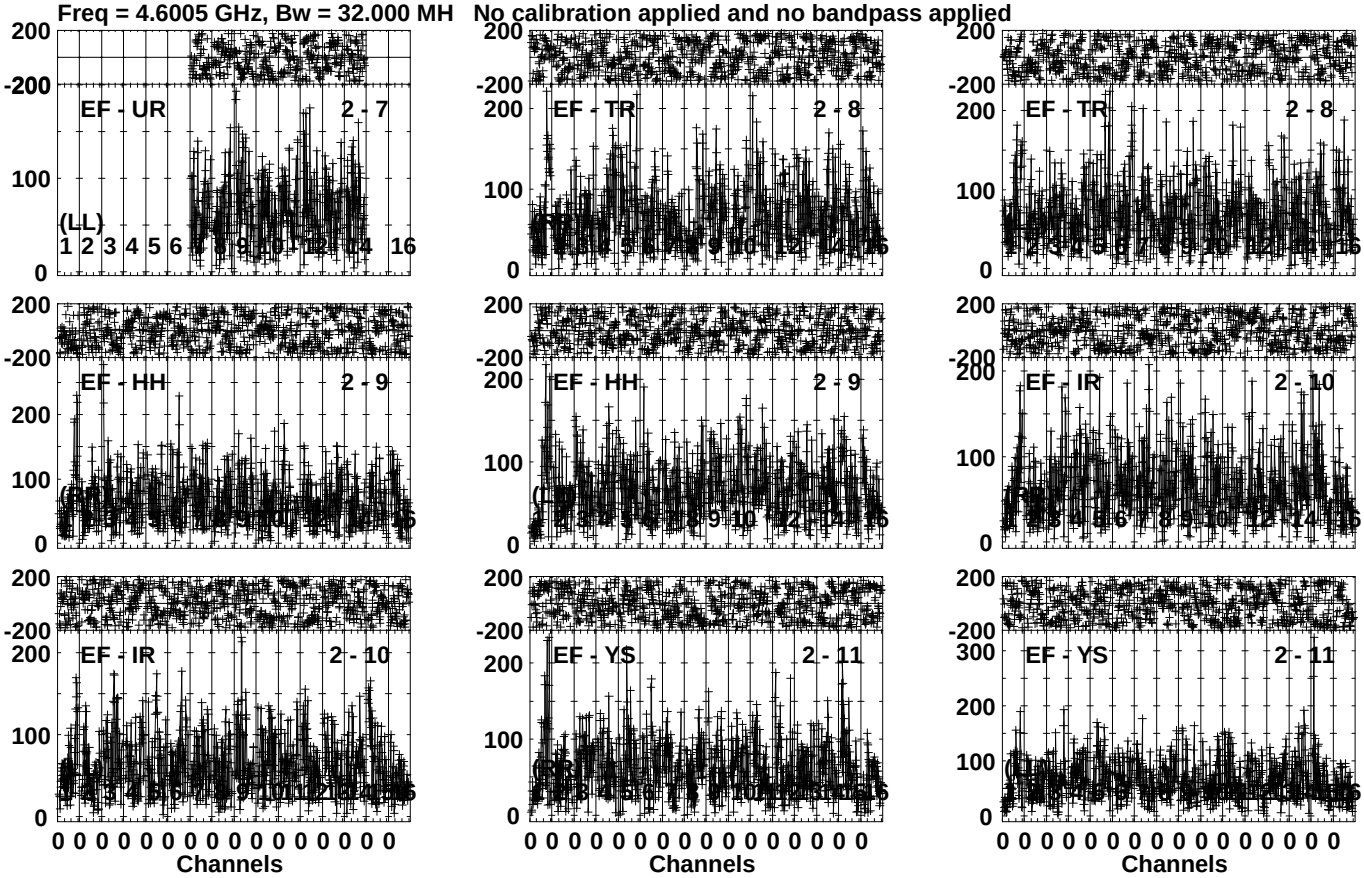

Lower frame: Micro Ampl Jy Top frame: Phas deg
Vector averaged cross-power spectrum Several baselines displayed
Timerange: 00/20:26:01 to 00/20:29:29

Plot file version 526 created 23-APR-2024 16:16:10
FRB EB100E 1.UVDATA.1
Freq = 4.6005 GHz, Bw = 32.000 MH No calibration applied and no bandpass applied

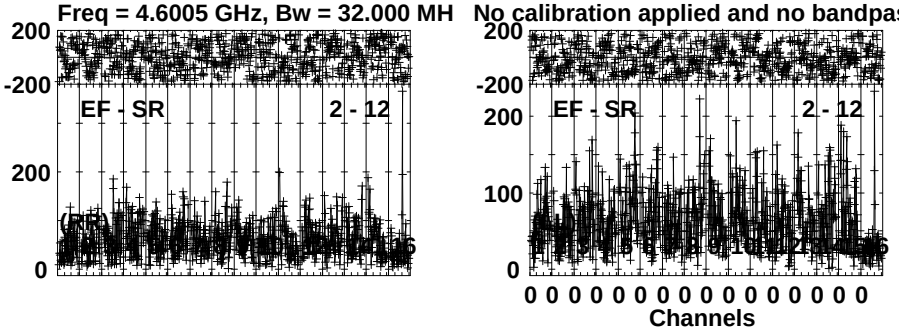

Lower frame: Micro Ampl Jy Top frame: Phas deg
Vector averaged cross-power spectrum Several baselines displayed
Timerange: 00/20:26:01 to 00/20:29:29

Plot file version 527 created 23-APR-2024 16:16:10
J0529+3209 EB100E 1.UVDATA.1
Freq = 4.6005 GHz, Bw = 32.000 MH No calibration applied and no bandpass applied

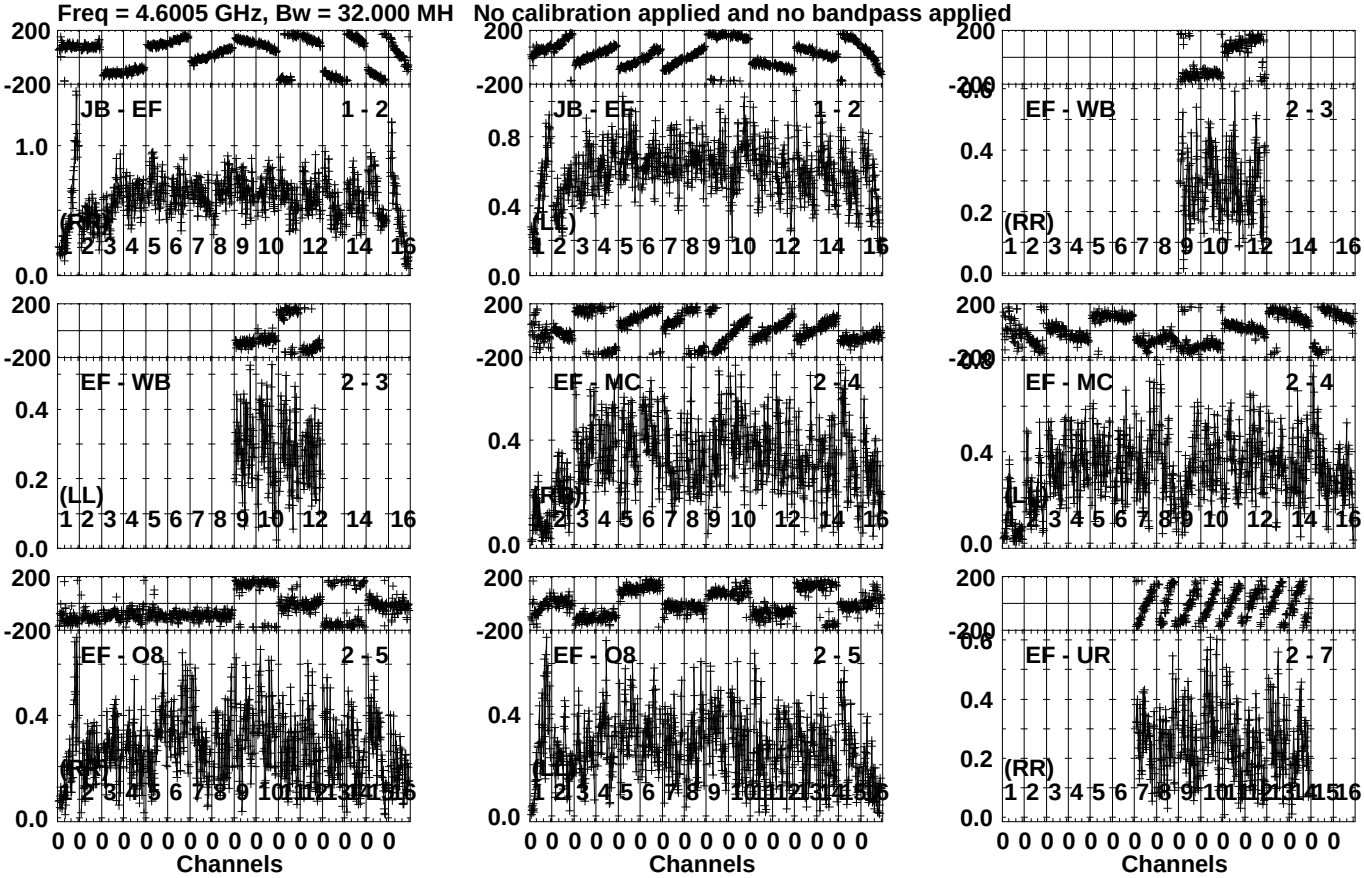

Lower frame: Milli Ampl Jy Top frame: Phas deg
Vector averaged cross-power spectrum Several baselines displayed
Timerange: 00/20:29:31 to 00/20:30:59

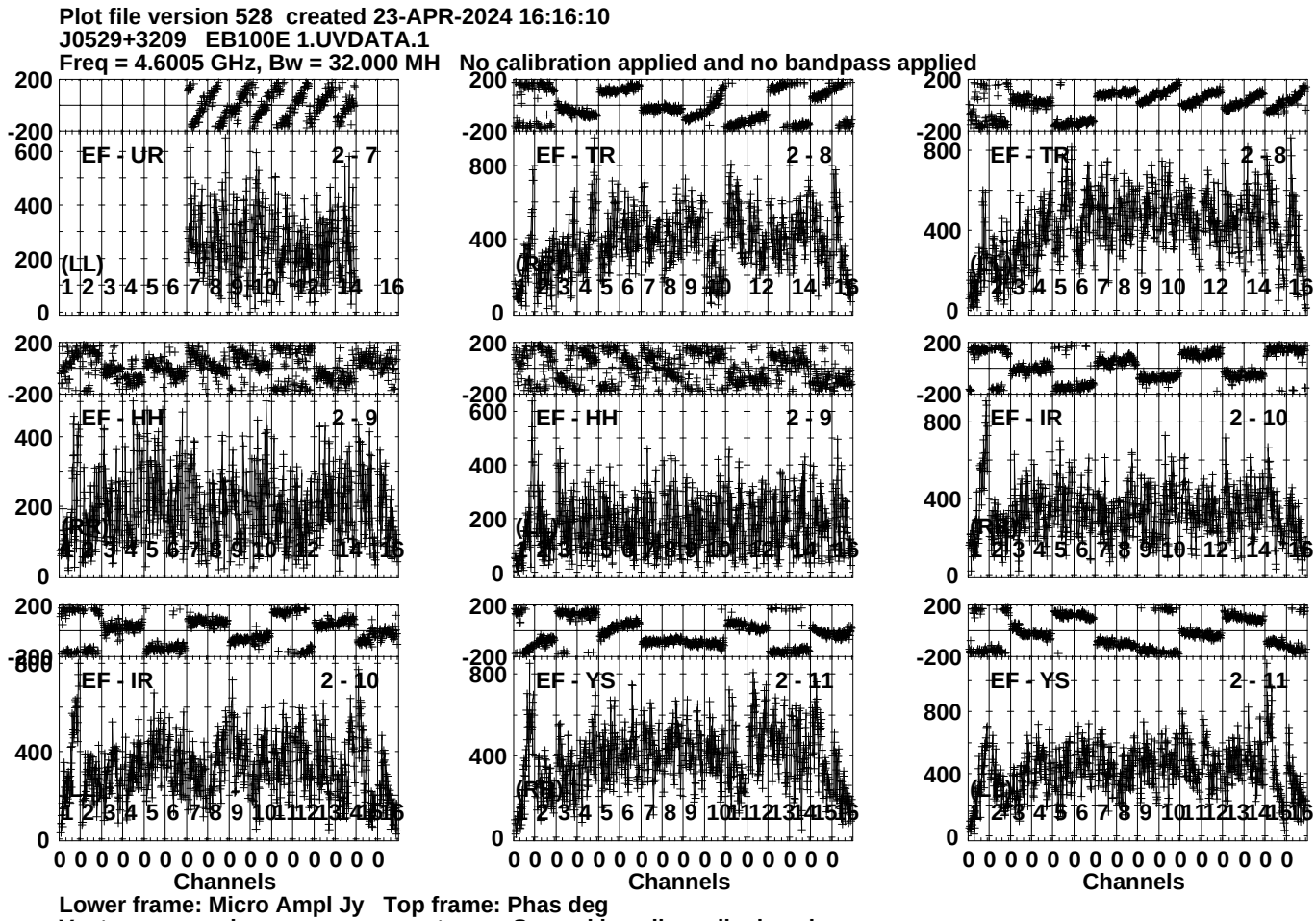
Plot file version 528 created 23-APR-2024 16:16:10
J0529+3209 EB100E 1.UVDATA.1
Freq = 4.6005 GHz, Bw = 32.000 MH No calibration applied and no bandpass applied
EF - UR 2 - 7
EF - TR 2 - 8
EF - TR 2 - 8
EF - HH 2 - 9
EF - HH 2 - 9
EF - IR 2 - 10
EF - IR 2 - 10
EF - YS 2 - 11
EF - YS 2 - 11
(LL)
(RR)
Channels
Lower frame: Micro Ampl Jy Top frame: Phas deg
Vector averaged cross-power spectrum Several baselines displayed
Timerange: 00/20:29:31 to 00/20:30:59

Plot file version 529 created 23-APR-2024 16:16:11
J0529+3209 EB100E 1.UVDATA.1
Freq = 4.6005 GHz, Bw = 32.000 MH No calibration applied and no bandpass applied

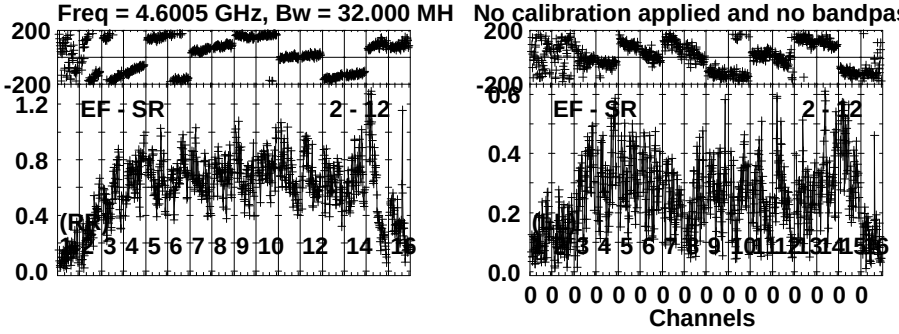

Lower frame: Milli Ampl Jy Top frame: Phas deg
Vector averaged cross-power spectrum Several baselines displayed
Timerange: 00/20:29:31 to 00/20:30:59

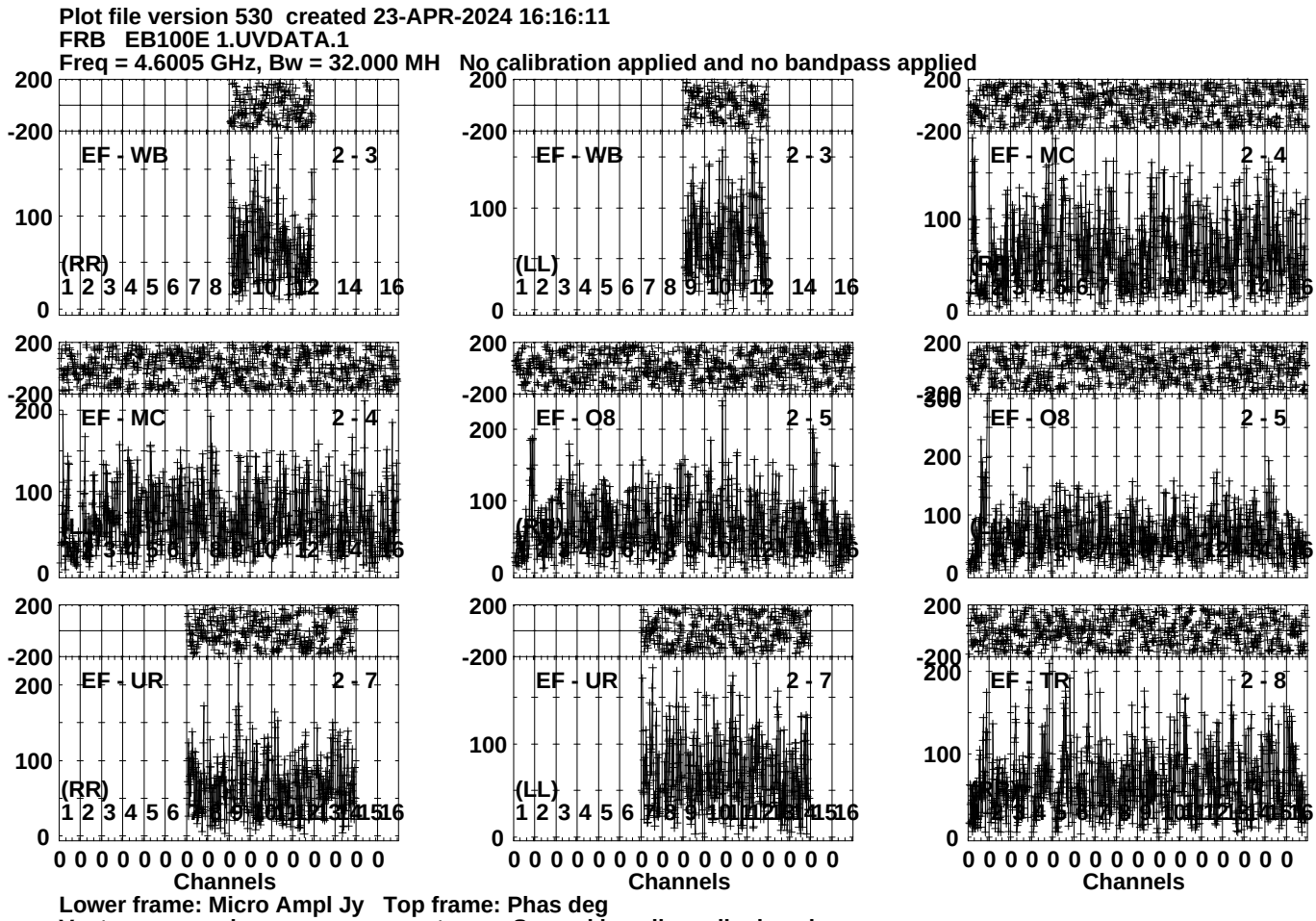
Plot file version 530 created 23-APR-2024 16:16:11
FRB EB100E 1.UVDATA.1
Freq = 4.6005 GHz, Bw = 32.000 MH No calibration applied and no bandpass applied
EF - WB 2 - 3
(RR)
EF - WB 2 - 3
(LL)
EF - MC 2 - 4
EF - MC 2 - 4
EF - O8 2 - 5
EF - O8 2 - 5
EF - UR 2 - 7
(RR)
EF - UR 2 - 7
(LL)
EF - TR 2 - 8
200
-200
100
0
1 2 3 4 5 6 7 8 9 10 12 14 16
0 0 0 0 0 0 0 0 0 0 0 0 0 0 0 0
Channels
Lower frame: Micro Ampl Jy Top frame: Phas deg
Vector averaged cross-power spectrum Several baselines displayed
Timerange: 00/20:31:01 to 00/20:34:29

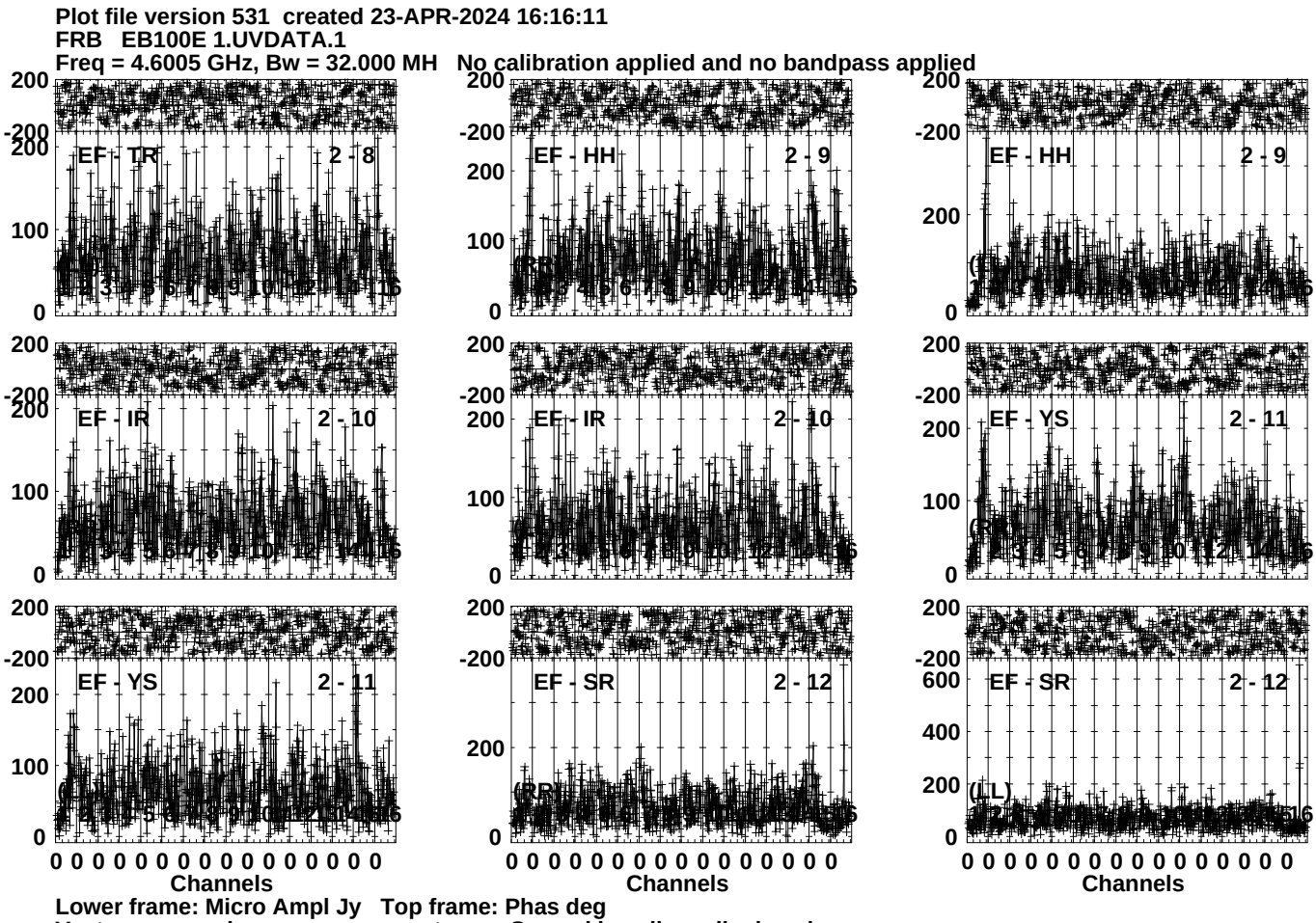
Plot file version 531 created 23-APR-2024 16:16:11
FRB EB100E 1.UVDATA.1
Freq = 4.6005 GHz, Bw = 32.000 MH No calibration applied and no bandpass applied
EF - TR 2 - 8
EF - HH 2 - 9
EF - HH 2 - 9
EF - IR 2 - 10
EF - IR 2 - 10
EF - YS 2 - 11
EF - YS 2 - 11
EF - SR 2 - 12
EF - SR 2 - 12
Channels
Channels
Channels
Lower frame: Micro Ampl Jy Top frame: Phas deg
Vector averaged cross-power spectrum Several baselines displayed
Timerange: 00/20:31:01 to 00/20:34:29

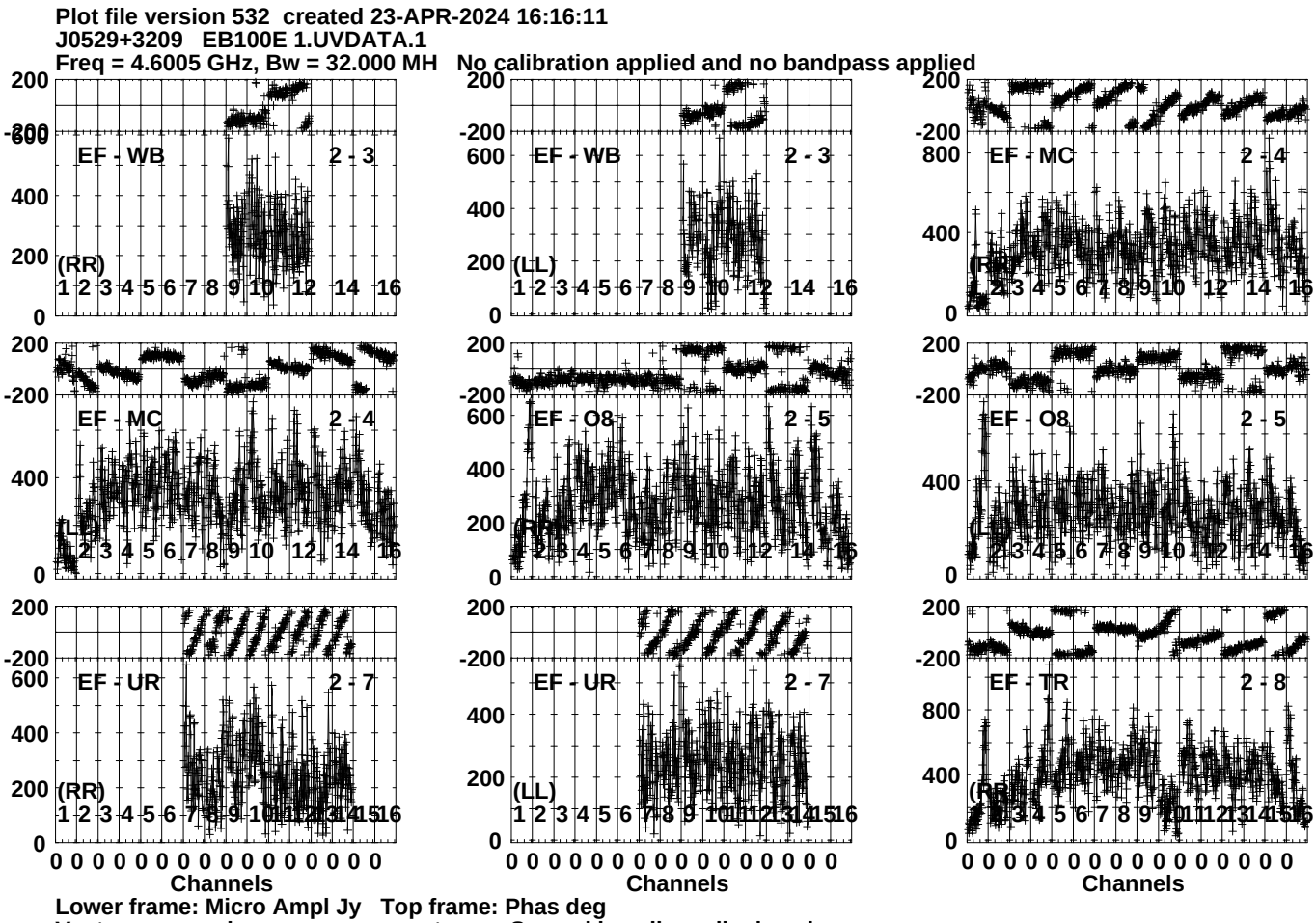
Plot file version 532 created 23-APR-2024 16:16:11
J0529+3209 EB100E 1.UVDATA.1
Freq = 4.6005 GHz, Bw = 32.000 MH No calibration applied and no bandpass applied
EF - WB 2 - 3
(RR)
EF - WB 2 - 3
(LL)
EF - MC 2 - 4
(RR)
EF - MC 2 - 4
(LL)
EF - O8 2 - 5
(RR)
EF - O8 2 - 5
(LL)
EF - UR 2 - 7
(RR)
EF - UR 2 - 7
(LL)
EF - TR 2 - 8
(RR)
Channels
Channels
Channels
Lower frame: Micro Ampl Jy Top frame: Phas deg
Vector averaged cross-power spectrum Several baselines displayed
Timerange: 00/20:35:03 to 00/20:35:59

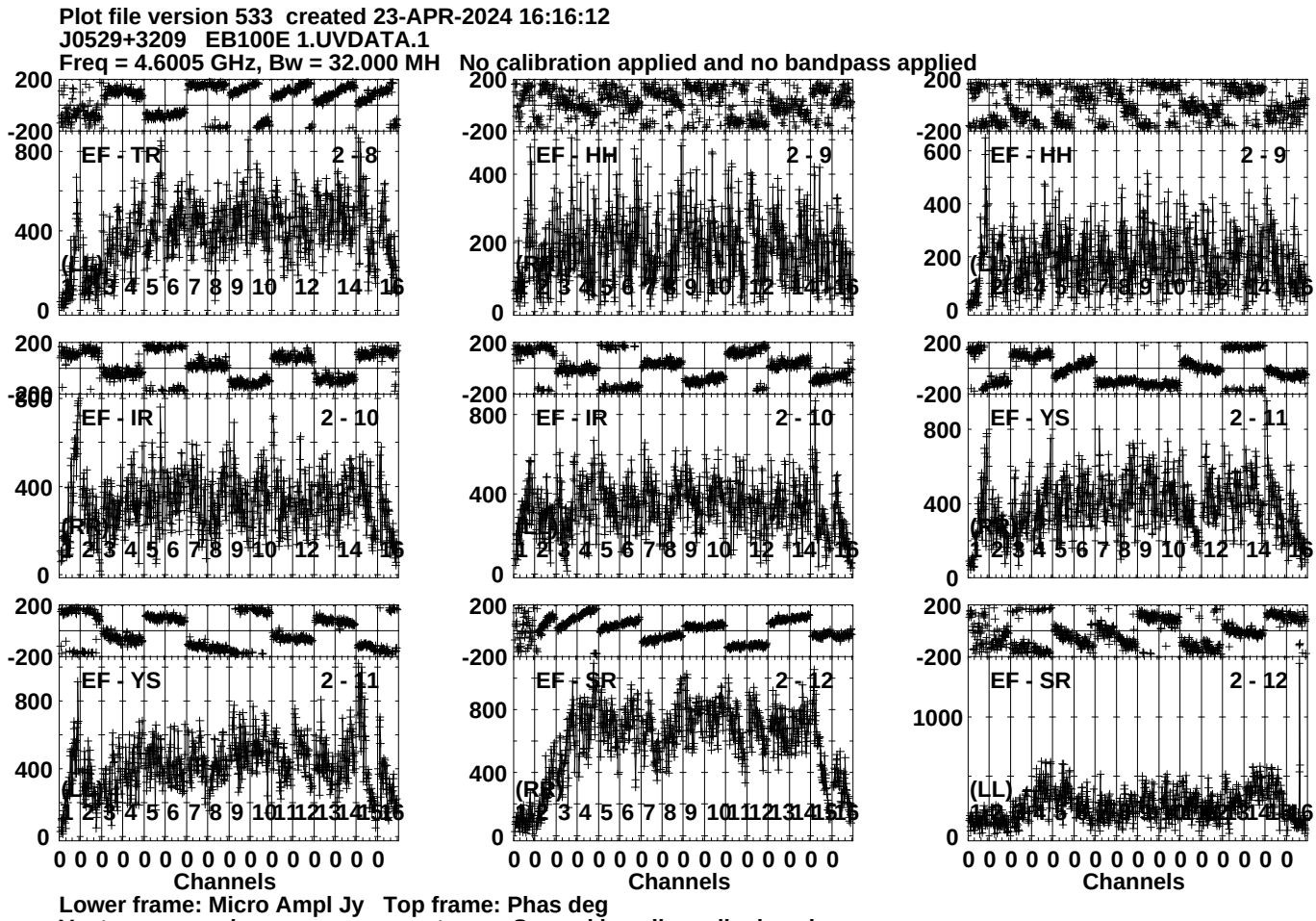
Plot file version 533 created 23-APR-2024 16:16:12
J0529+3209 EB100E 1.UVDATA.1
Freq = 4.6005 GHz, Bw = 32.000 MH No calibration applied and no bandpass applied
EF - TR 2 - 8
EF - HH 2 - 9
EF - HH 2 - 9
EF - IR 2 - 10
EF - IR 2 - 10
EF - YS 2 - 11
EF - YS 2 - 11
EF - SR 2 - 12
EF - SR 2 - 12
(LR)
(RR)
(LL)
(RL)
Channels
Lower frame: Micro Ampl Jy Top frame: Phas deg
Vector averaged cross-power spectrum Several baselines displayed
Timerange: 00/20:35:03 to 00/20:35:59

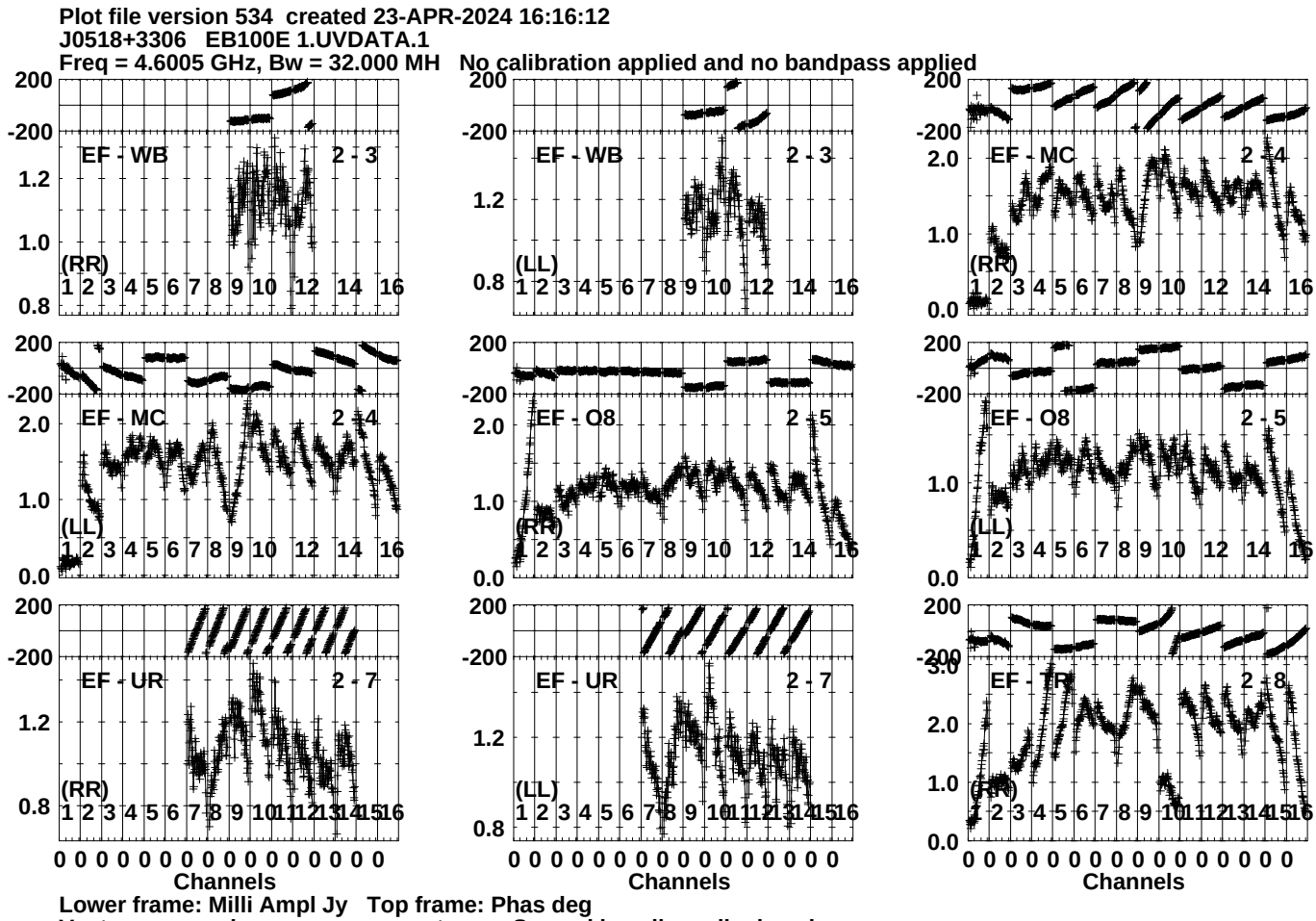
Plot file version 534 created 23-APR-2024 16:16:12
J0518+3306 EB100E 1.UVDATA.1
Freq = 4.6005 GHz, Bw = 32.000 MH No calibration applied and no bandpass applied
EF - WB 2 - 3
(RR)
EF - WB 2 - 3
(LL)
EF - MC 2 - 4
(RR)
EF - MC 2 - 4
(LL)
EF - O8 2 - 5
(RR)
EF - O8 2 - 5
(LL)
EF - UR 2 - 7
(RR)
EF - UR 2 - 7
(LL)
EF - TR 2 - 8
(RR)
Channels
Lower frame: Milli Ampl Jy Top frame: Phas deg
Vector averaged cross-power spectrum Several baselines displayed
Timerange: 00/20:36:33 to 00/20:39:29

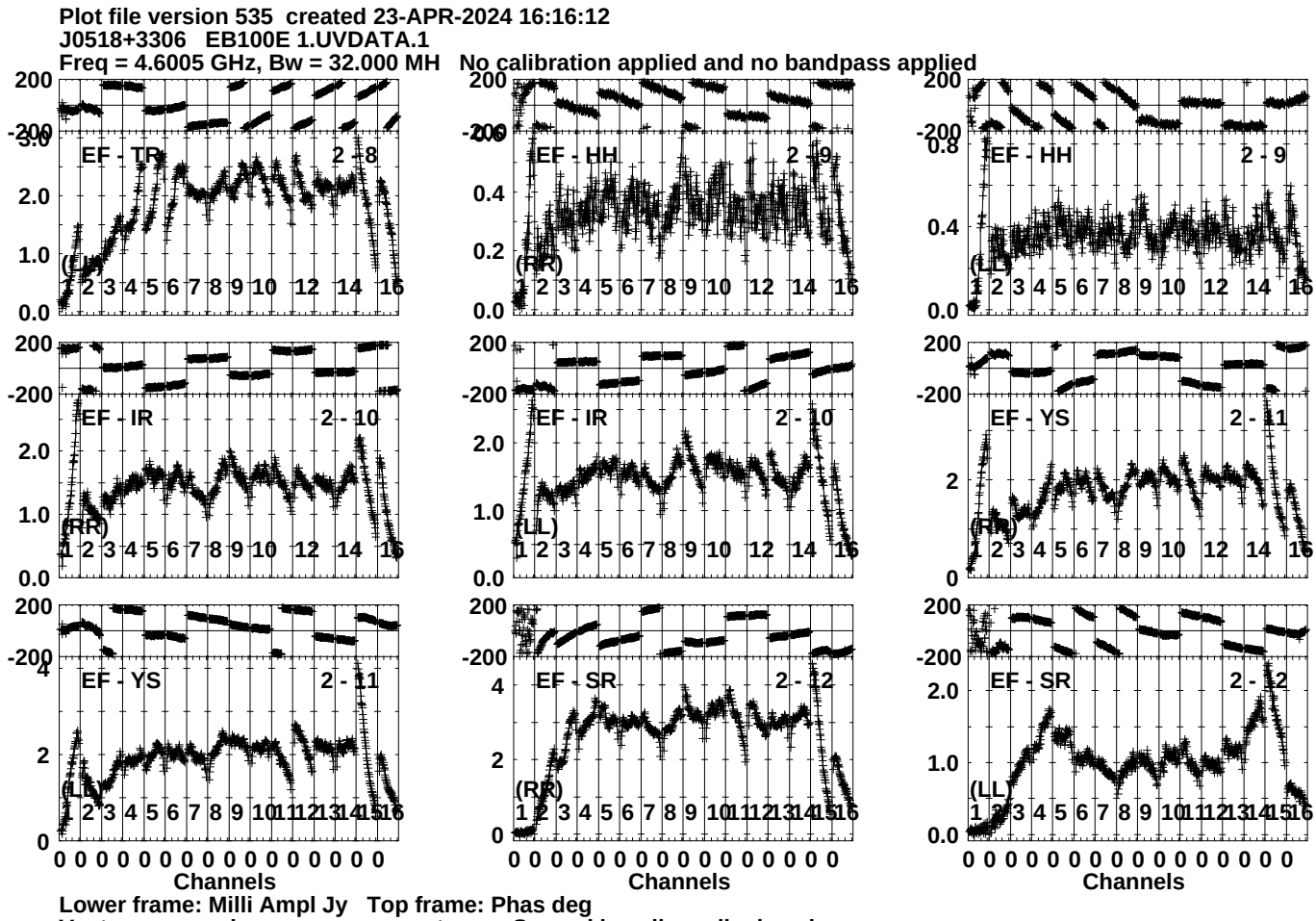
Plot file version 535 created 23-APR-2024 16:16:12
J0518+3306 EB100E 1.UVDATA.1
Freq = 4.6005 GHz, Bw = 32.000 MH No calibration applied and no bandpass applied
EF - TR 2 - 8
EF - HH 2 - 9
EF - HH 2 - 9
EF - IR 2 - 10
EF - IR 2 - 10
EF - YS 2 - 11
EF - YS 2 - 11
EF - SR 2 - 12
EF - SR 2 - 12
(LL)
(RR)
(LL)
(RR)
(LL)
(RR)
(LL)
(RR)
(LL)
Channels
Channels
Channels
Lower frame: Milli Ampl Jy Top frame: Phas deg
Vector averaged cross-power spectrum Several baselines displayed
Timerange: 00/20:36:33 to 00/20:39:29

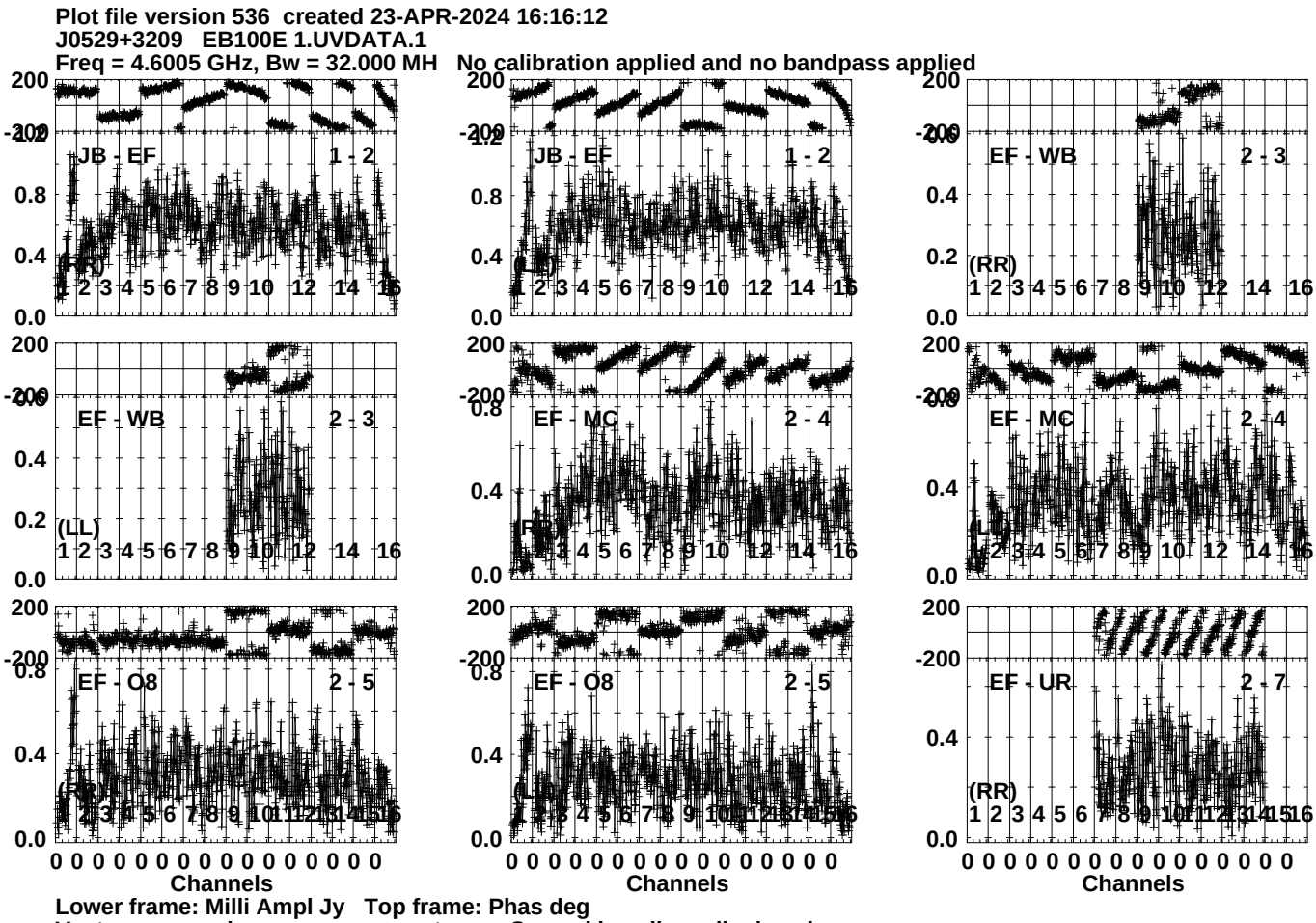
Plot file version 536 created 23-APR-2024 16:16:12
J0529+3209 EB100E 1.UVDATA.1
Freq = 4.6005 GHz, Bw = 32.000 MH No calibration applied and no bandpass applied
JB - EF 1 - 2
JB - EF 1 - 2
EF - WB 2 - 3
EF - WB 2 - 3
EF - MC 2 - 4
EF - MC 2 - 4
EF - O8 2 - 5
EF - O8 2 - 5
EF - UR 2 - 7
(LL)
(RR)
Channels
Lower frame: Milli Ampl Jy Top frame: Phas deg
Vector averaged cross-power spectrum Several baselines displayed
Timerange: 00/20:39:31 to 00/20:40:59

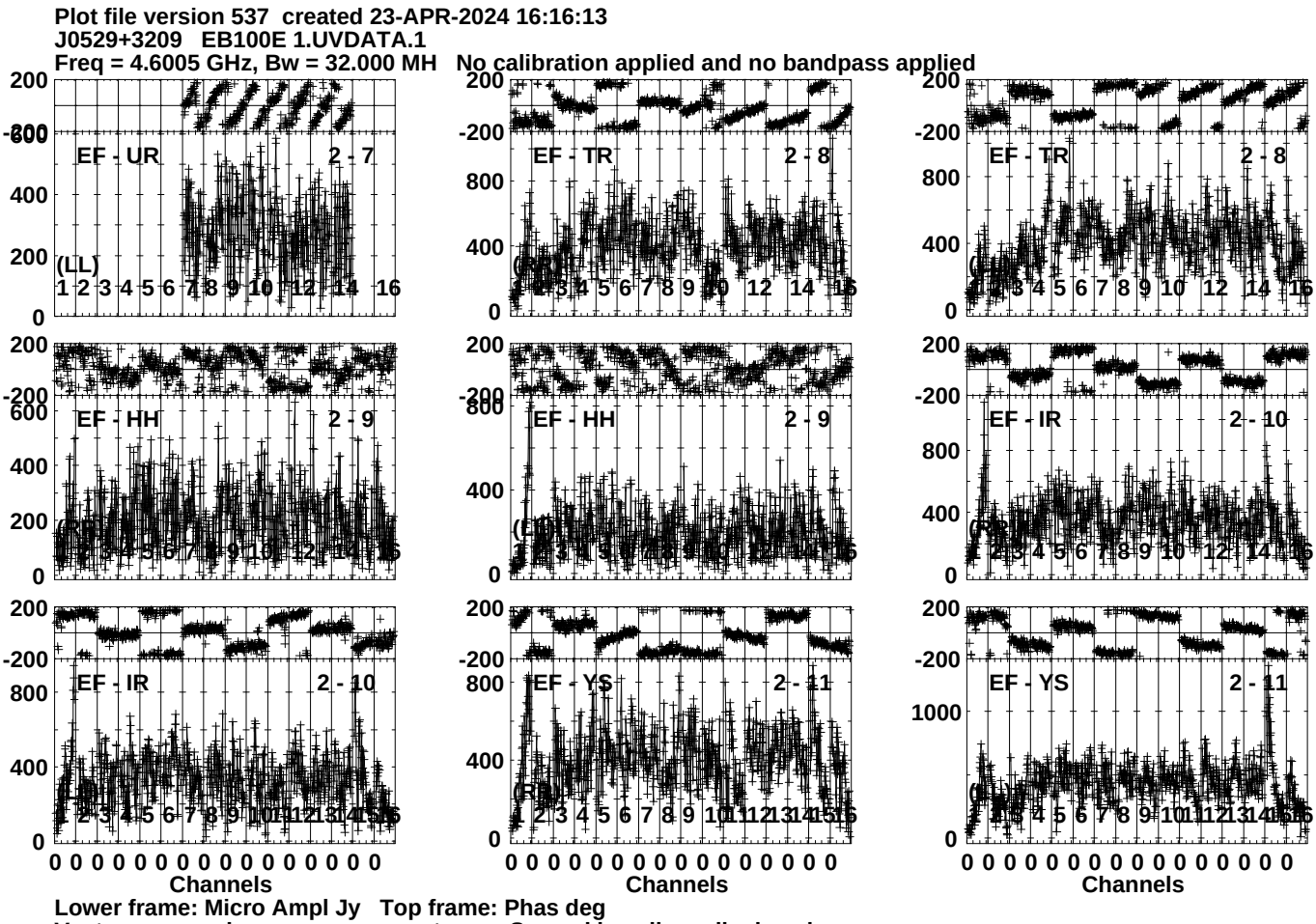
Plot file version 537 created 23-APR-2024 16:16:13
J0529+3209 EB100E 1.UVDATA.1
Freq = 4.6005 GHz, Bw = 32.000 MH No calibration applied and no bandpass applied
EF - UR 2 - 7
EF - TR 2 - 8
EF - TR 2 - 8
EF - HH 2 - 9
EF - HH 2 - 9
EF - IR 2 - 10
EF - IR 2 - 10
EF - YS 2 - 11
EF - YS 2 - 11
(LL)
(RR)
Channels
Lower frame: Micro Ampl Jy Top frame: Phas deg
Vector averaged cross-power spectrum Several baselines displayed
Timerange: 00/20:39:31 to 00/20:40:59

Plot file version 538 created 23-APR-2024 16:16:13
J0529+3209 EB100E 1.UVDATA.1
Freq = 4.6005 GHz, Bw = 32.000 MH No calibration applied and no bandpass applied

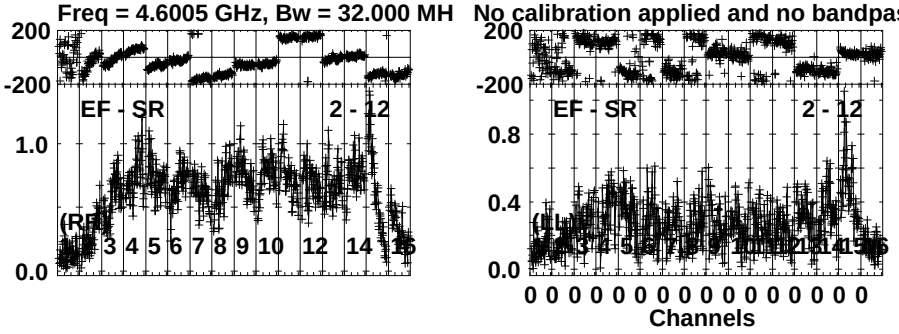

Lower frame: Milli Ampl Jy Top frame: Phas deg
Vector averaged cross-power spectrum Several baselines displayed
Timerange: 00/20:39:31 to 00/20:40:59

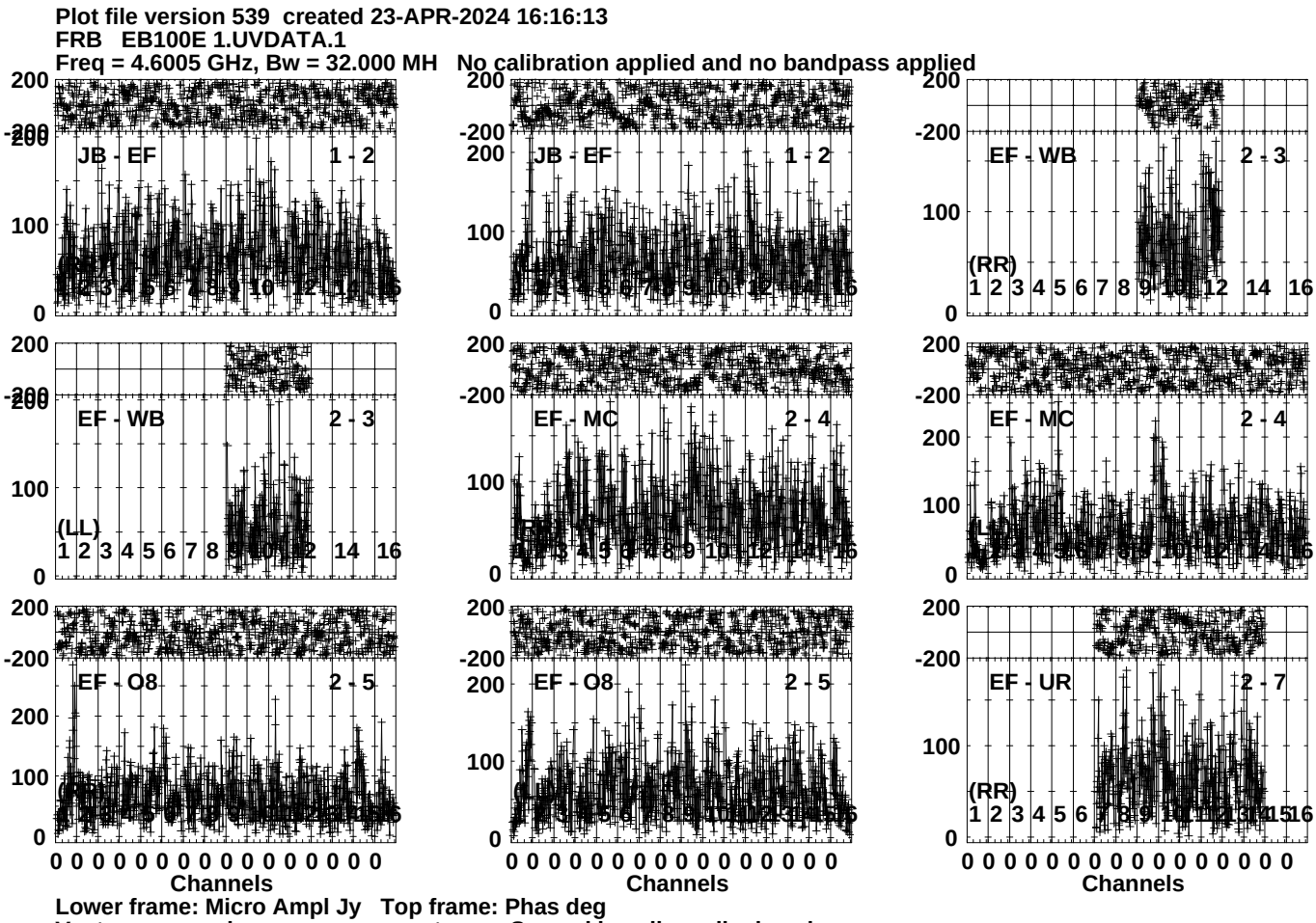
Plot file version 539 created 23-APR-2024 16:16:13
FRB EB100E 1.UVDATA.1
Freq = 4.6005 GHz, Bw = 32.000 MH No calibration applied and no bandpass applied
JB - EF 1 - 2
JB - EF 1 - 2
EF - WB 2 - 3
(RR)
EF - WB 2 - 3
(LL)
EF - MC 2 - 4
EF - MC 2 - 4
EF - O8 2 - 5
EF - O8 2 - 5
EF - UR 2 - 7
(RR)
Channels
Channels
Channels
Lower frame: Micro Ampl Jy Top frame: Phas deg
Vector averaged cross-power spectrum Several baselines displayed
Timerange: 00/20:41:01 to 00/20:44:29

Plot file version 540 created 23-APR-2024 16:16:13
FRB EB100E 1.UVDATA.1
Freq = 4.6005 GHz, Bw = 32.000 MH No calibration applied and no bandpass applied

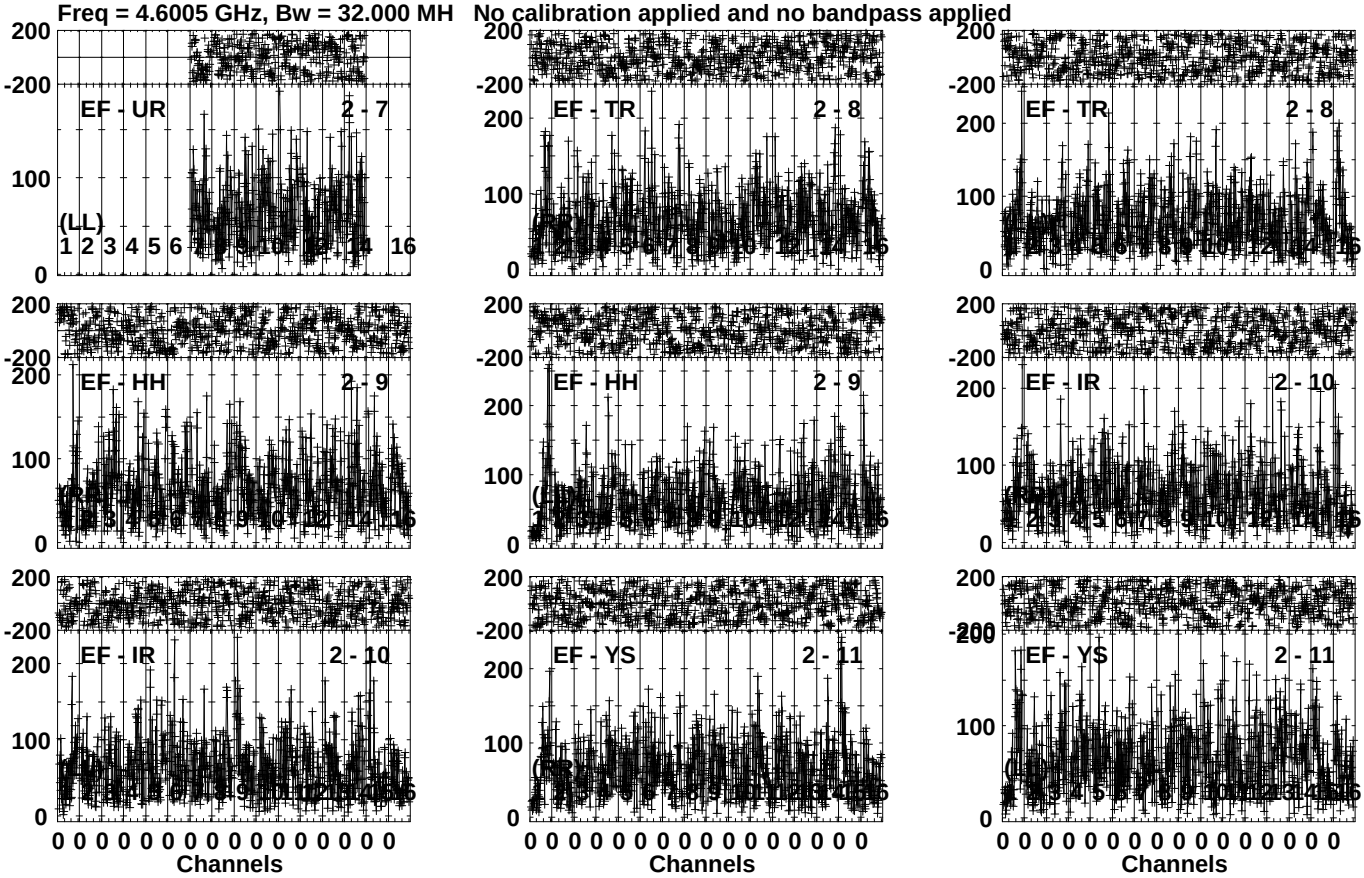

Lower frame: Micro Ampl Jy Top frame: Phas deg
Vector averaged cross-power spectrum Several baselines displayed
Timerange: 00/20:41:01 to 00/20:44:29

Plot file version 541 created 23-APR-2024 16:16:14
FRB EB100E 1.UVDATA.1
Freq = 4.6005 GHz, Bw = 32.000 MH No calibration applied and no bandpass applied

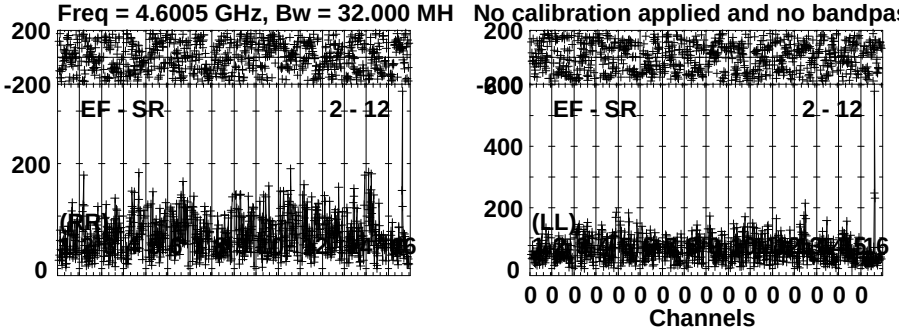

Lower frame: Micro Ampl Jy Top frame: Phas deg
Vector averaged cross-power spectrum Several baselines displayed
Timerange: 00/20:41:01 to 00/20:44:29

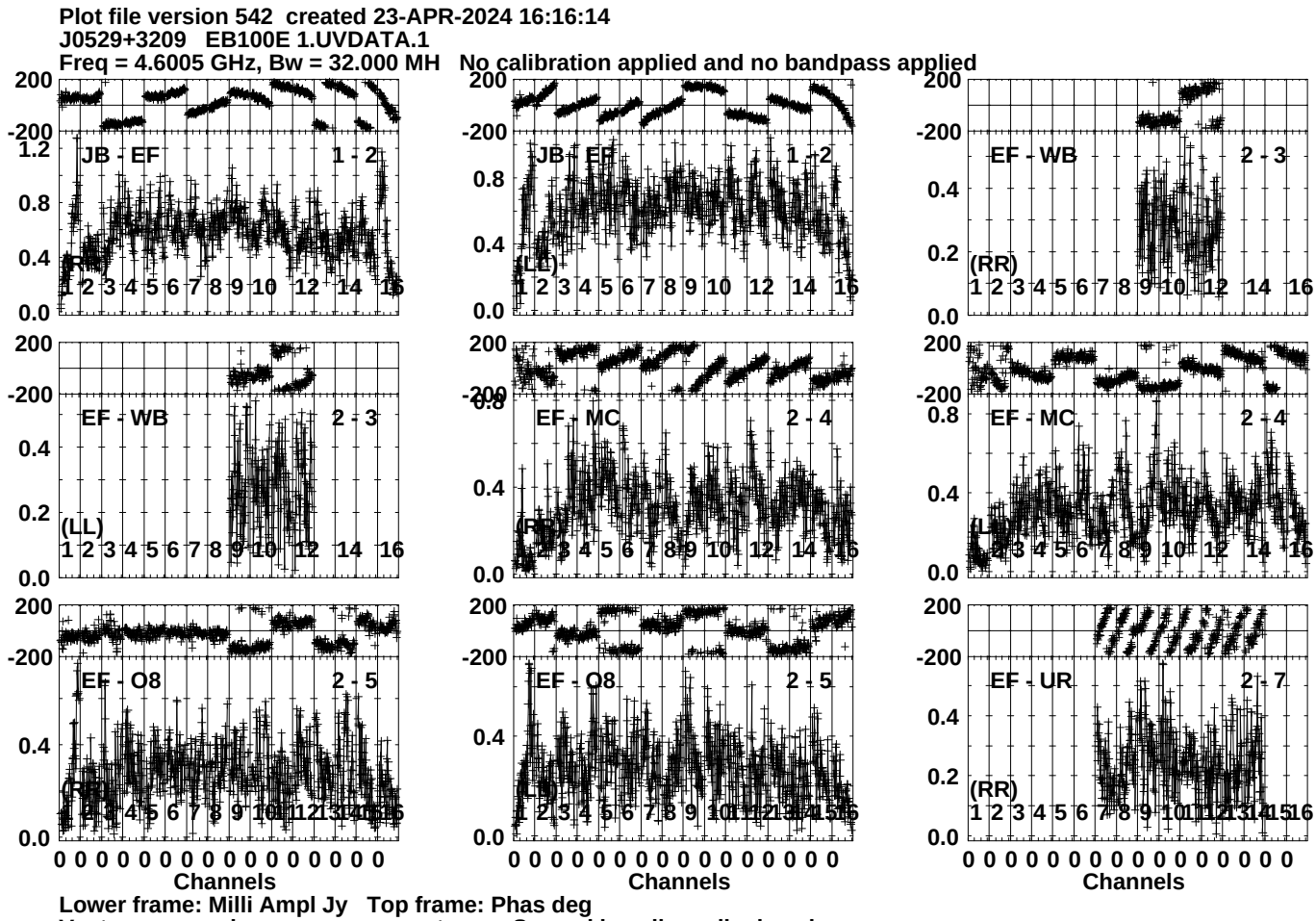
Plot file version 542 created 23-APR-2024 16:16:14
J0529+3209 EB100E 1.UVDATA.1
Freq = 4.6005 GHz, Bw = 32.000 MH No calibration applied and no bandpass applied
JB - EF 1 - 2
JB - EF 1 - 2
EF - WB 2 - 3
EF - WB 2 - 3
EF - MC 2 - 4
EF - MC 2 - 4
EF - O8 2 - 5
EF - O8 2 - 5
EF - UR 2 - 7
(LL)
(RR)
Channels
Lower frame: Milli Ampl Jy Top frame: Phas deg
Vector averaged cross-power spectrum Several baselines displayed
Timerange: 00/20:45:03 to 00/20:45:59

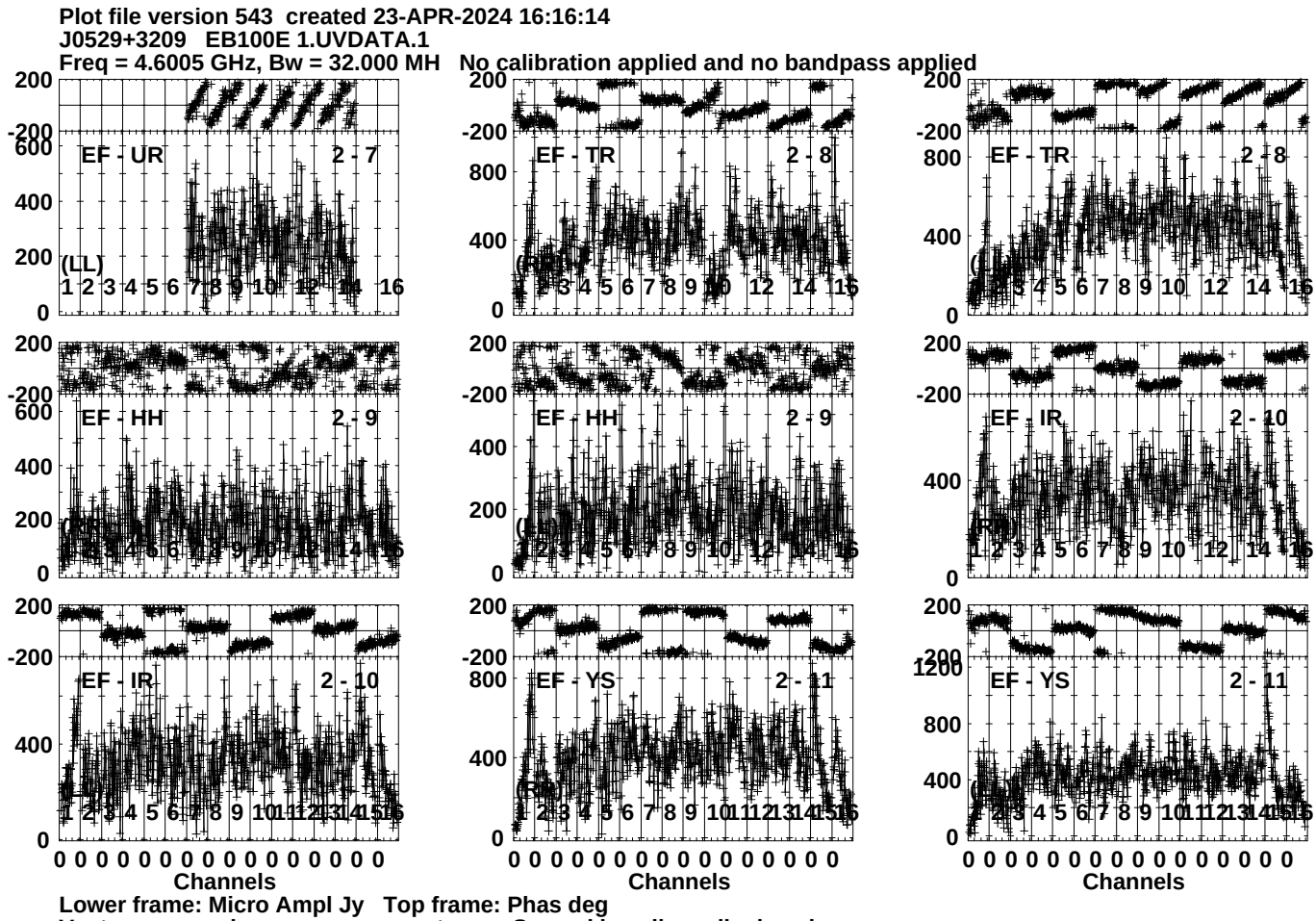
Plot file version 543 created 23-APR-2024 16:16:14
J0529+3209 EB100E 1.UVDATA.1
Freq = 4.6005 GHz, Bw = 32.000 MH No calibration applied and no bandpass applied
EF - UR 2 - 7
EF - TR 2 - 8
EF - TR 2 - 8
EF - HH 2 - 9
EF - HH 2 - 9
EF - IR 2 - 10
EF - IR 2 - 10
EF - YS 2 - 11
EF - YS 2 - 11
(LL)
(RR)
Channels
Lower frame: Micro Ampl Jy Top frame: Phas deg
Vector averaged cross-power spectrum Several baselines displayed
Timerange: 00/20:45:03 to 00/20:45:59

Plot file version 544 created 23-APR-2024 16:16:14
J0529+3209 EB100E 1.UVDATA.1
Freq = 4.6005 GHz, Bw = 32.000 MH No calibration applied and no bandpass applied

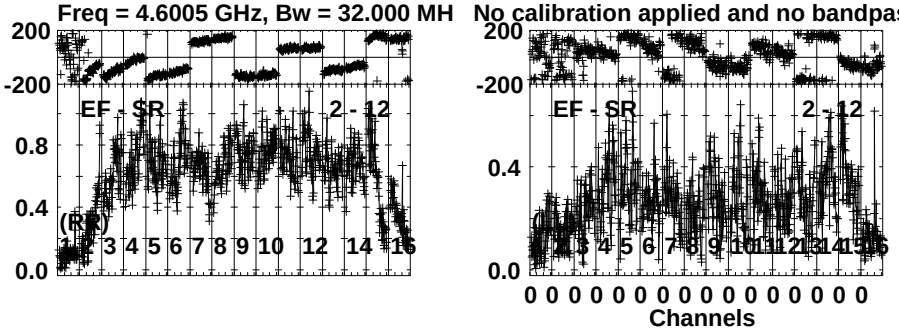

Lower frame: Milli Ampl Jy Top frame: Phas deg
Vector averaged cross-power spectrum Several baselines displayed
Timerange: 00/20:45:03 to 00/20:45:59

Plot file version 545 created 23-APR-2024 16:16:14
FRB EB100E 1.UVDATA.1
Freq = 4.6005 GHz, Bw = 32.000 MH No calibration applied and no bandpass applied

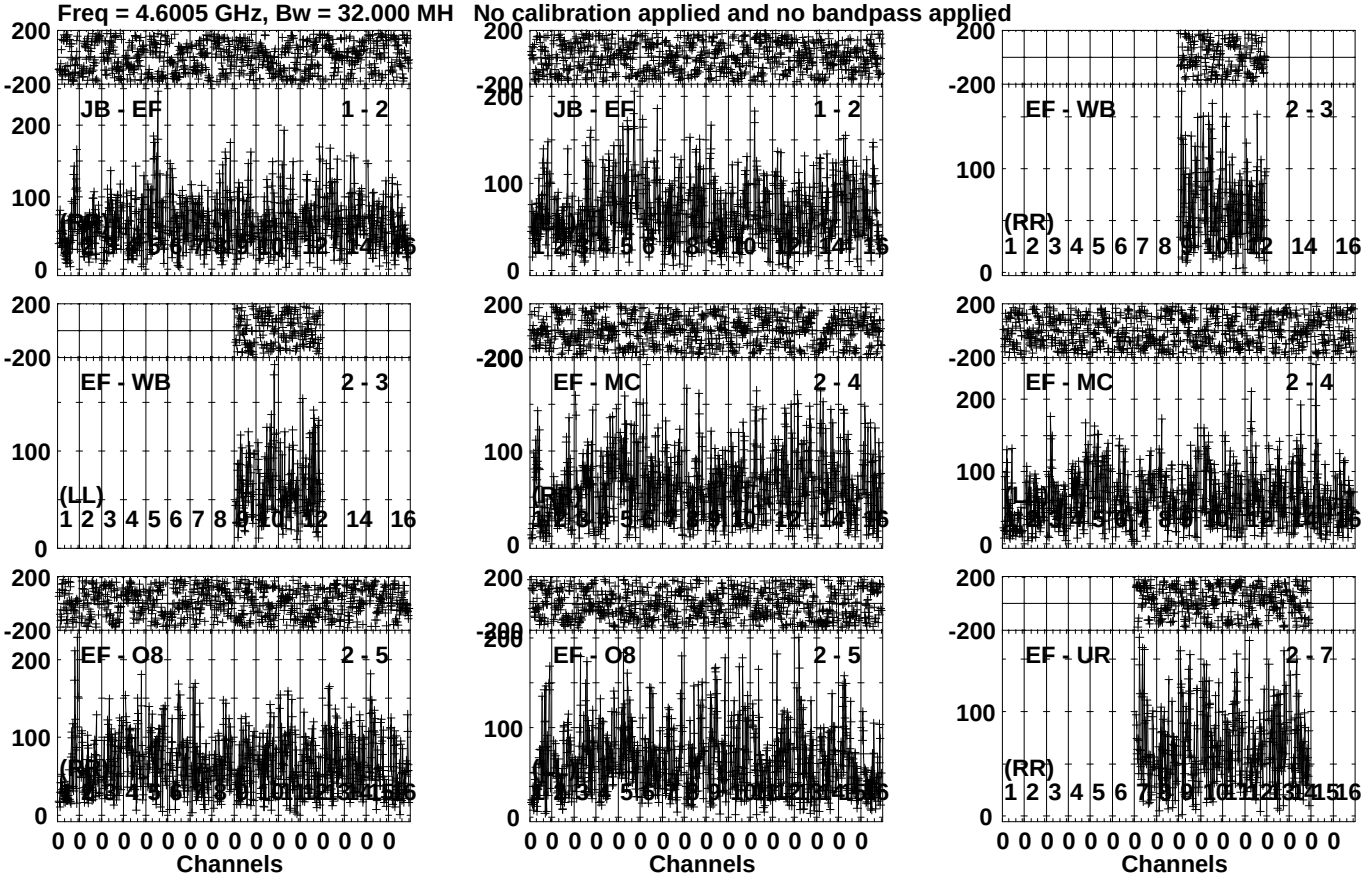

Lower frame: Micro Ampl Jy Top frame: Phas deg
Vector averaged cross-power spectrum Several baselines displayed
Timerange: 00/20:46:03 to 00/20:49:29

Plot file version 546 created 23-APR-2024 16:16:15
FRB EB100E 1.UVDATA.1
Freq = 4.6005 GHz, Bw = 32.000 MH No calibration applied and no bandpass applied

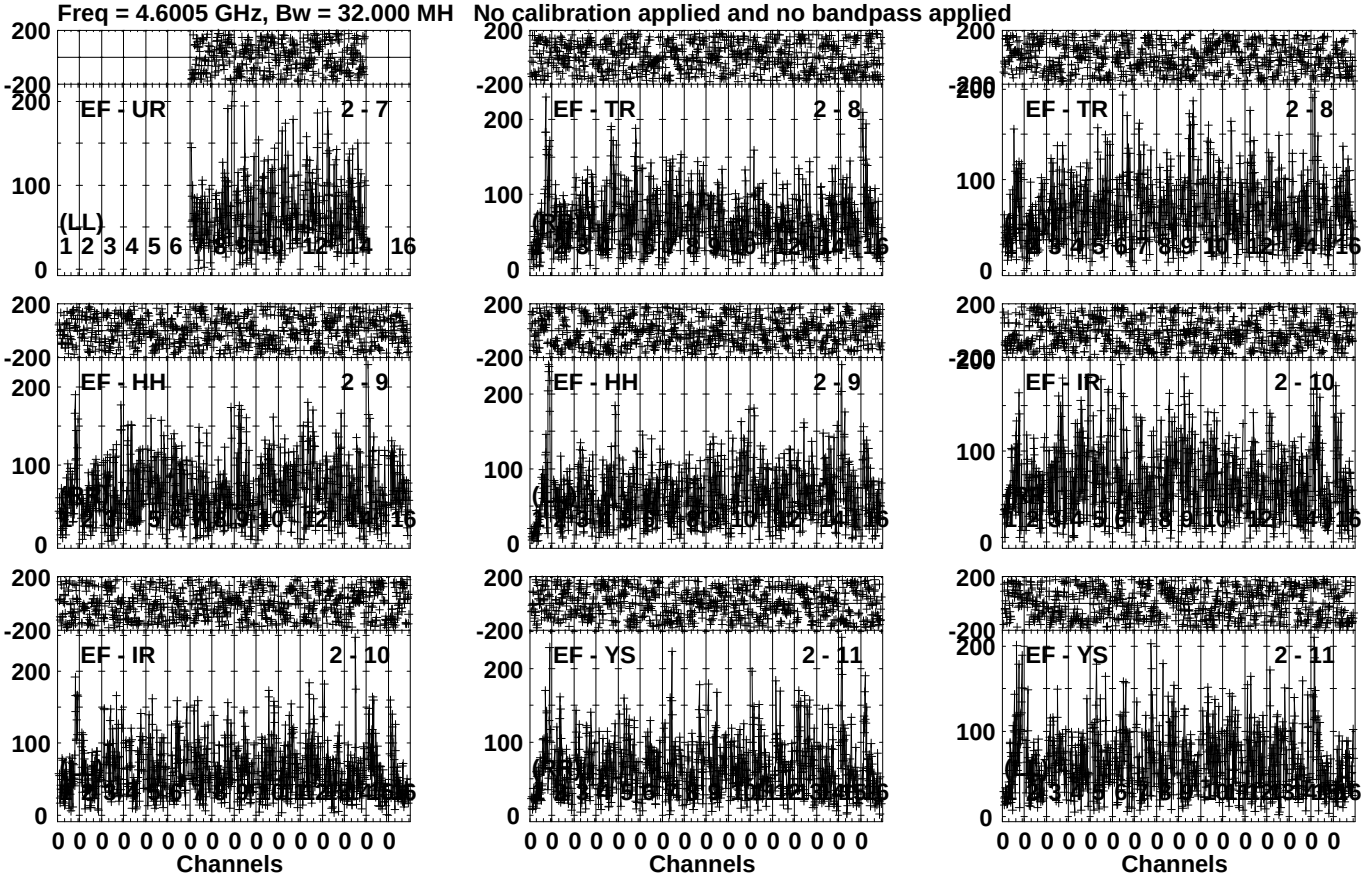

Lower frame: Micro Ampl Jy Top frame: Phas deg
Vector averaged cross-power spectrum Several baselines displayed
Timerange: 00/20:46:03 to 00/20:49:29

Plot file version 547 created 23-APR-2024 16:16:15
FRB EB100E 1.UVDATA.1
Freq = 4.6005 GHz, Bw = 32.000 MH No calibration applied and no bandpass applied

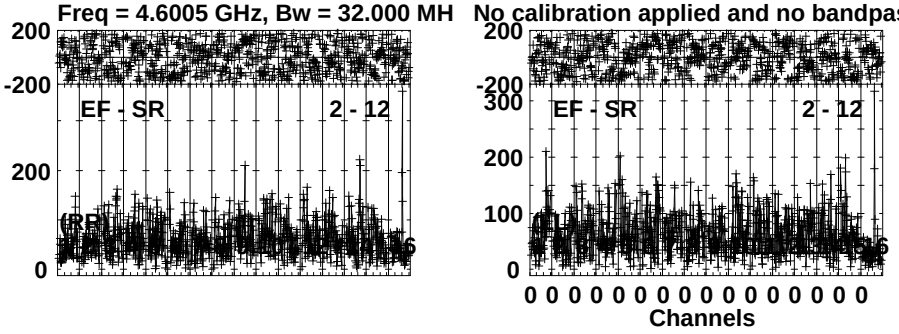

Lower frame: Micro Ampl Jy Top frame: Phas deg
Vector averaged cross-power spectrum Several baselines displayed
Timerange: 00/20:46:03 to 00/20:49:29

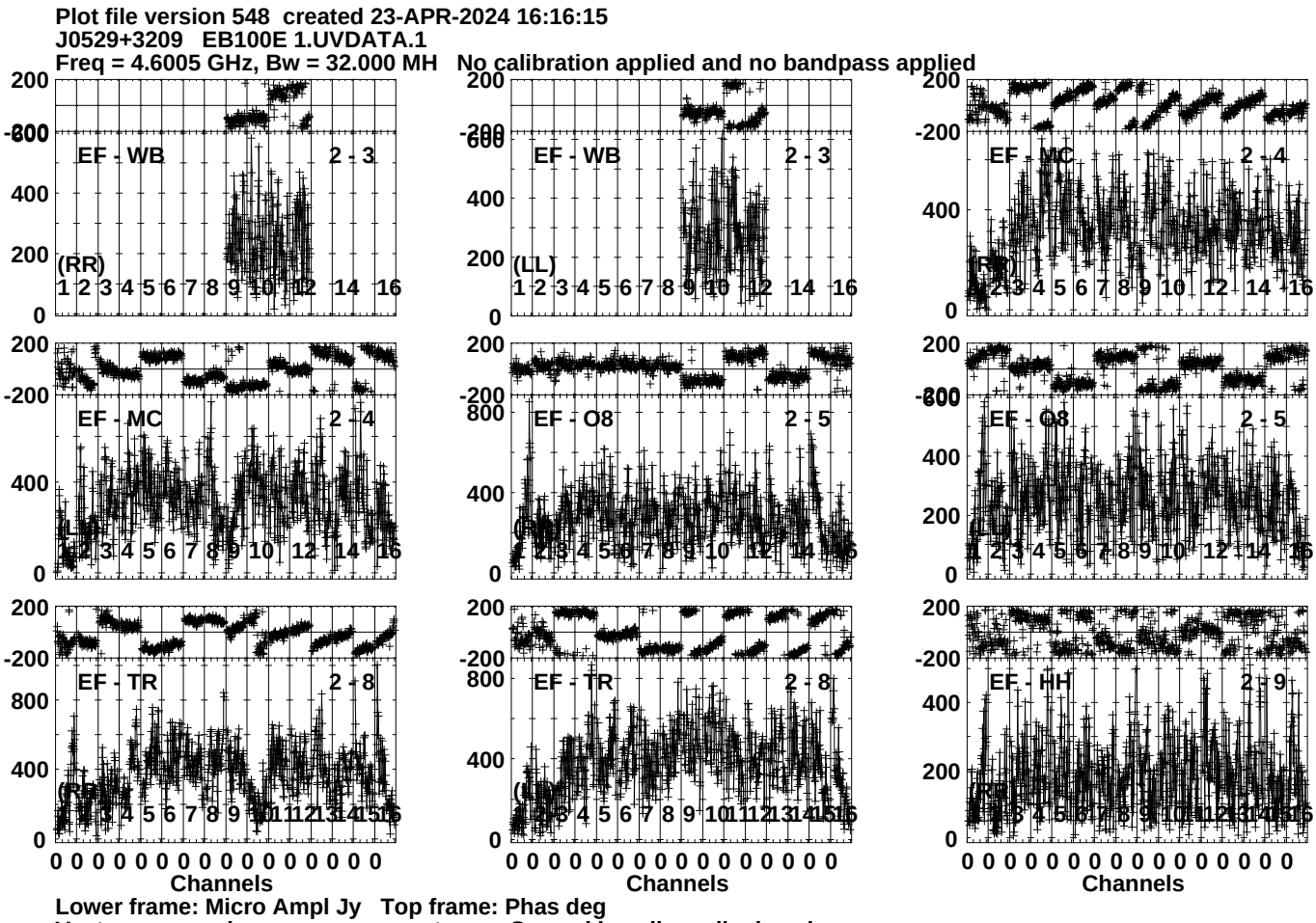
Plot file version 548 created 23-APR-2024 16:16:15
J0529+3209 EB100E 1.UVDATA.1
Freq = 4.6005 GHz, Bw = 32.000 MH No calibration applied and no bandpass applied
EF - WB 2 - 3
(RR)
EF - WB 2 - 3
(LL)
EF - MC 2 - 4
(RR)
EF - MC 2 - 4
(LL)
EF - O8 2 - 5
(RR)
EF - O8 2 - 5
(LL)
EF - TR 2 - 8
(RR)
EF - TR 2 - 8
(LL)
EF - HH 2 - 9
(RR)
Channels
Channels
Channels
Lower frame: Micro Ampl Jy Top frame: Phas deg
Vector averaged cross-power spectrum Several baselines displayed
Timerange: 00/20:50:03 to 00/20:50:59

Plot file version 549 created 23-APR-2024 16:16:16
J0529+3209 EB100E 1.UVDATA.1
Freq = 4.6005 GHz, Bw = 32.000 MH No calibration applied and no bandpass applied

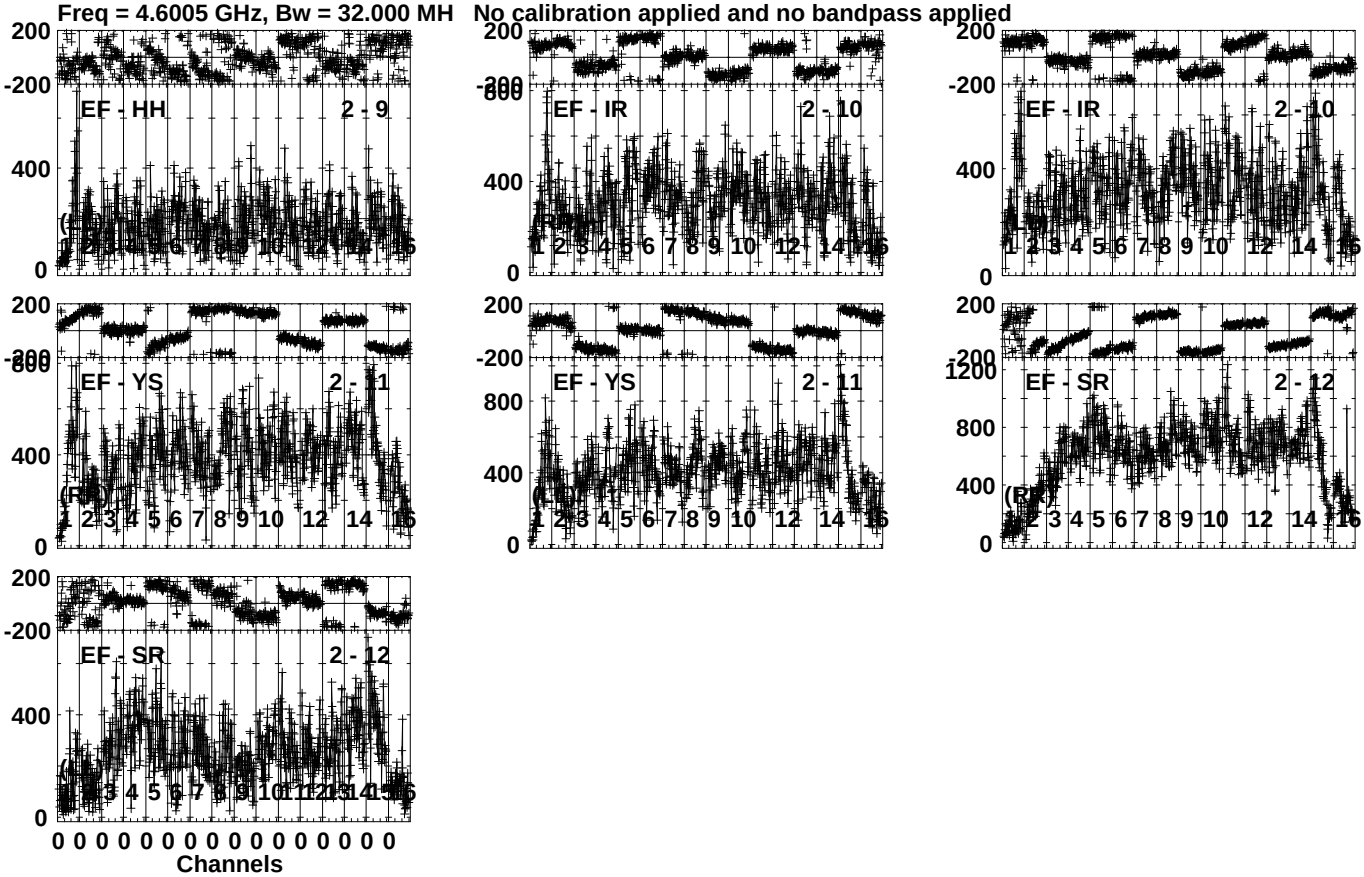

Lower frame: Micro Ampl Jy Top frame: Phas deg
Vector averaged cross-power spectrum Several baselines displayed
Timerange: 00/20:50:03 to 00/20:50:59

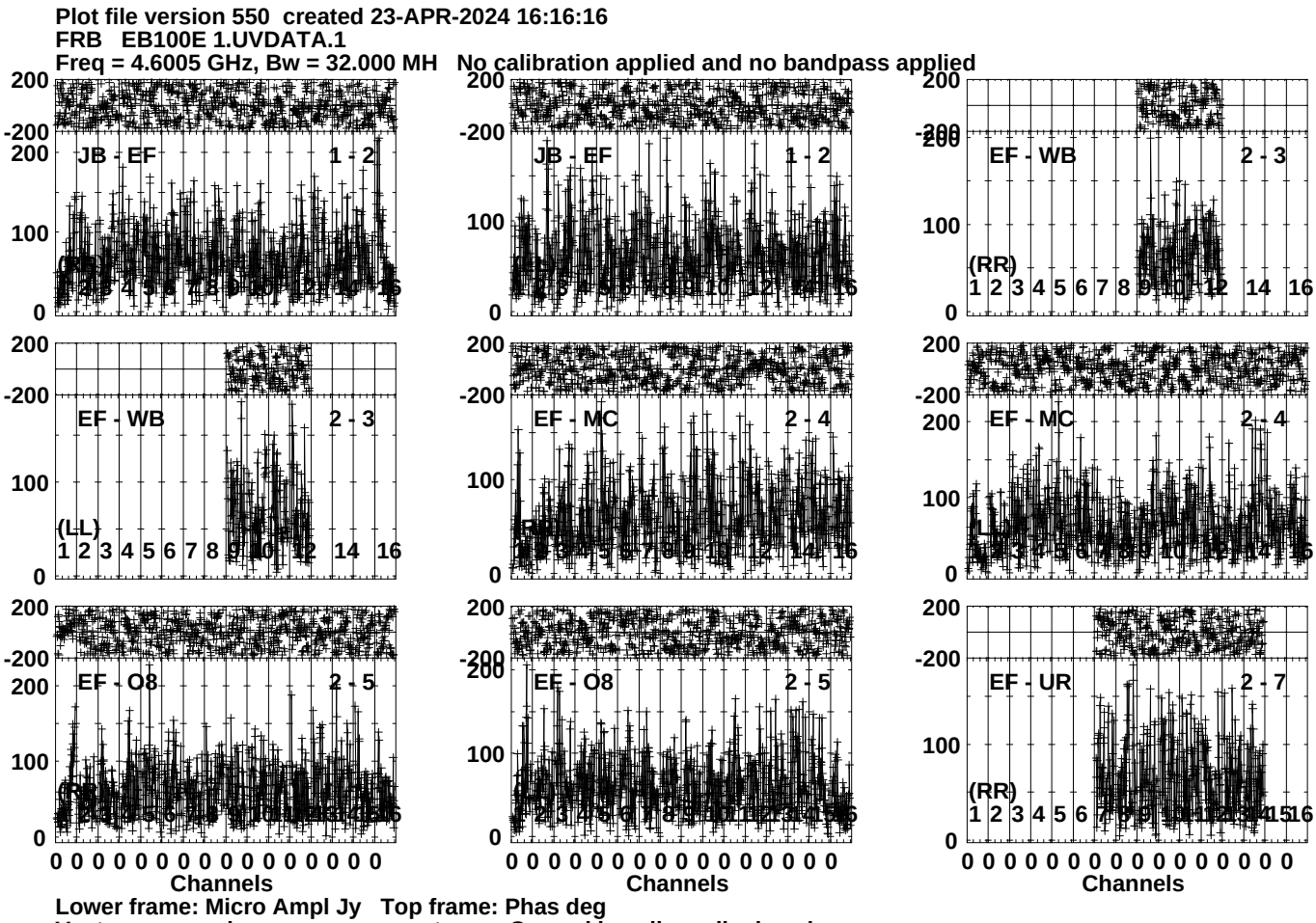
Plot file version 550 created 23-APR-2024 16:16:16
FRB EB100E 1.UVDATA.1
Freq = 4.6005 GHz, Bw = 32.000 MH No calibration applied and no bandpass applied
JB - EF 1 - 2
JB - EF 1 - 2
EF - WB 2 - 3
EF - WB 2 - 3
(LL)
EF - MC 2 - 4
EF - MC 2 - 4
EF - O8 2 - 5
EF - O8 2 - 5
EF - UR 2 - 7
(RR)
200
-200
100
0
1 2 3 4 5 6 7 8 9 10 12 14 16
0 0 0 0 0 0 0 0 0 0 0 0 0 0 0 0
Channels
Lower frame: Micro Ampl Jy Top frame: Phas deg
Vector averaged cross-power spectrum Several baselines displayed
Timerange: 00/20:51:03 to 00/20:54:29

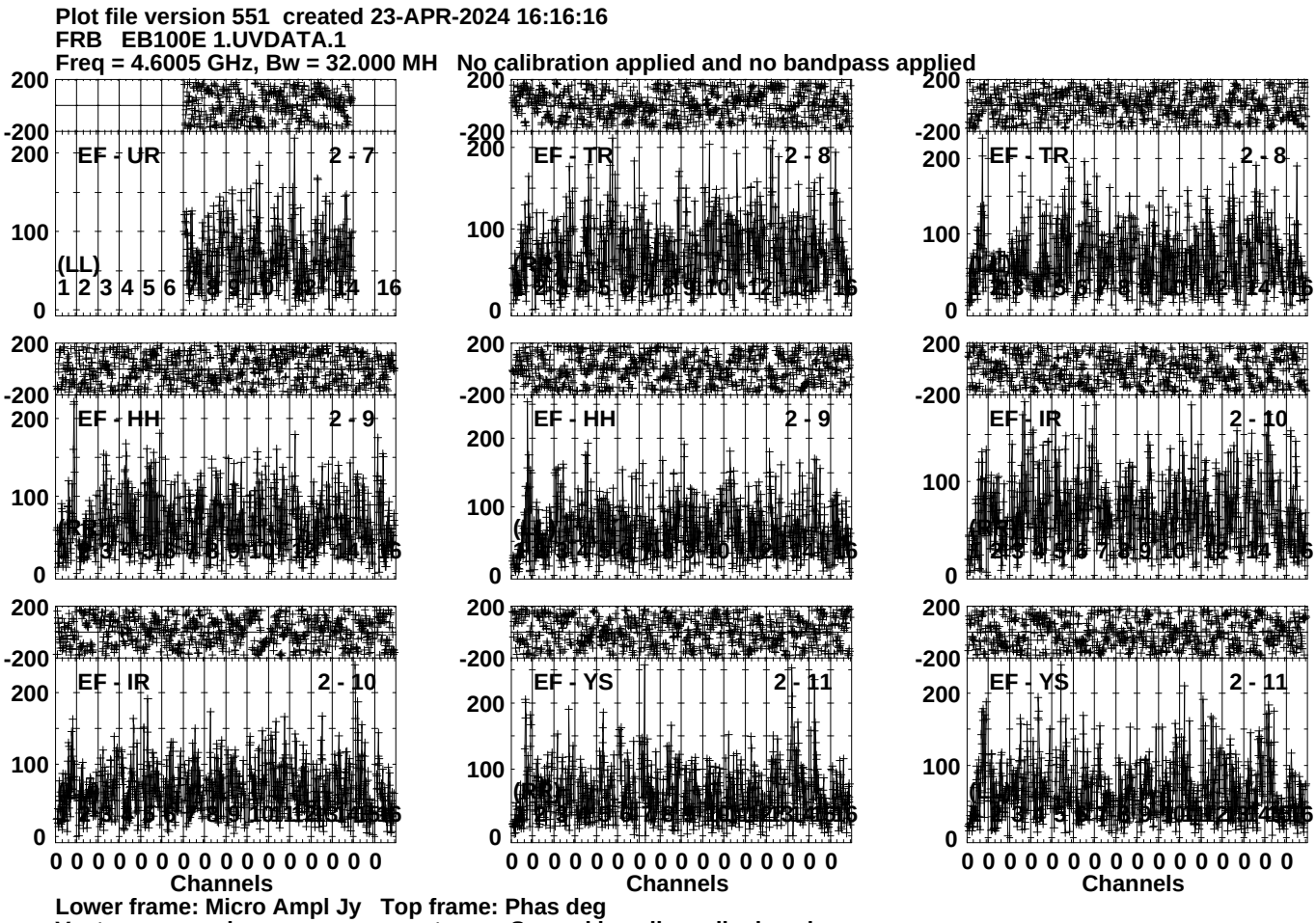
Plot file version 551 created 23-APR-2024 16:16:16
FRB EB100E 1.UVDATA.1
Freq = 4.6005 GHz, Bw = 32.000 MH No calibration applied and no bandpass applied
EF - UR 2 - 7
EF - TR 2 - 8
EF - TR 2 - 8
EF - HH 2 - 9
EF - HH 2 - 9
EF - IR 2 - 10
EF - IR 2 - 10
EF - YS 2 - 11
EF - YS 2 - 11
(LL)
200
-200
100
0
Channels
Lower frame: Micro Ampl Jy Top frame: Phas deg
Vector averaged cross-power spectrum Several baselines displayed
Timerange: 00/20:51:03 to 00/20:54:29

Plot file version 552 created 23-APR-2024 16:16:17
FRB EB100E 1.UVDATA.1
Freq = 4.6005 GHz, Bw = 32.000 MH No calibration applied and no bandpass applied

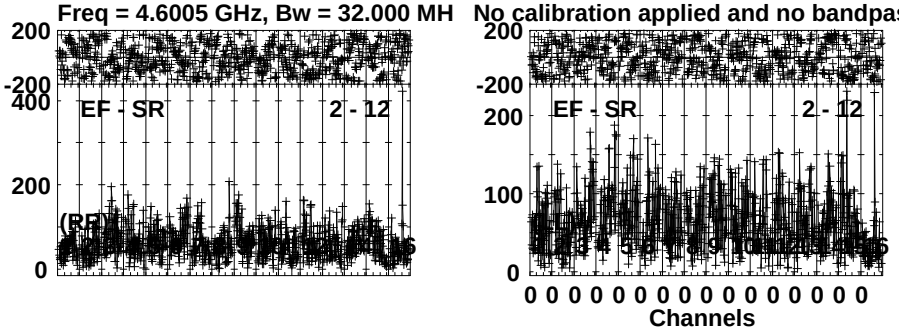

Lower frame: Micro Ampl Jy Top frame: Phas deg
Vector averaged cross-power spectrum Several baselines displayed
Timerange: 00/20:51:03 to 00/20:54:29

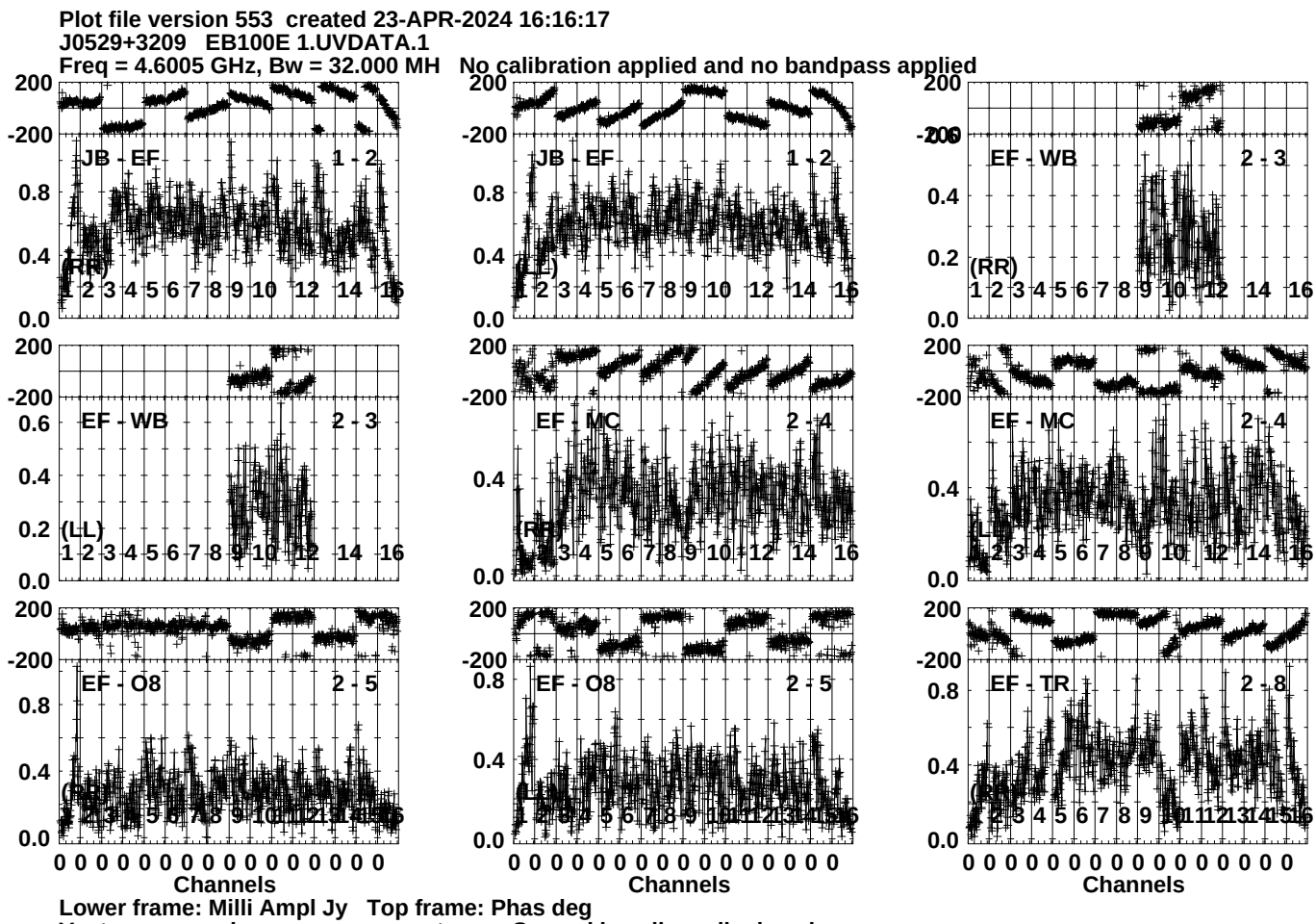
Plot file version 553 created 23-APR-2024 16:16:17
J0529+3209 EB100E 1.UVDATA.1
Freq = 4.6005 GHz, Bw = 32.000 MH No calibration applied and no bandpass applied
JB - EF 1 - 2
(RR)
JB - EF 1 - 2
(LL)
EF - WB 2 - 3
(RR)
EF - WB 2 - 3
(LL)
EF - MC 2 - 4
(RR)
EF - MC 2 - 4
(LL)
EF - O8 2 - 5
(RR)
EF - O8 2 - 5
(LL)
EF - TR 2 - 8
(RR)
Channels
Channels
Channels
Lower frame: Milli Ampl Jy Top frame: Phas deg
Vector averaged cross-power spectrum Several baselines displayed
Timerange: 00/20:54:31 to 00/20:55:59

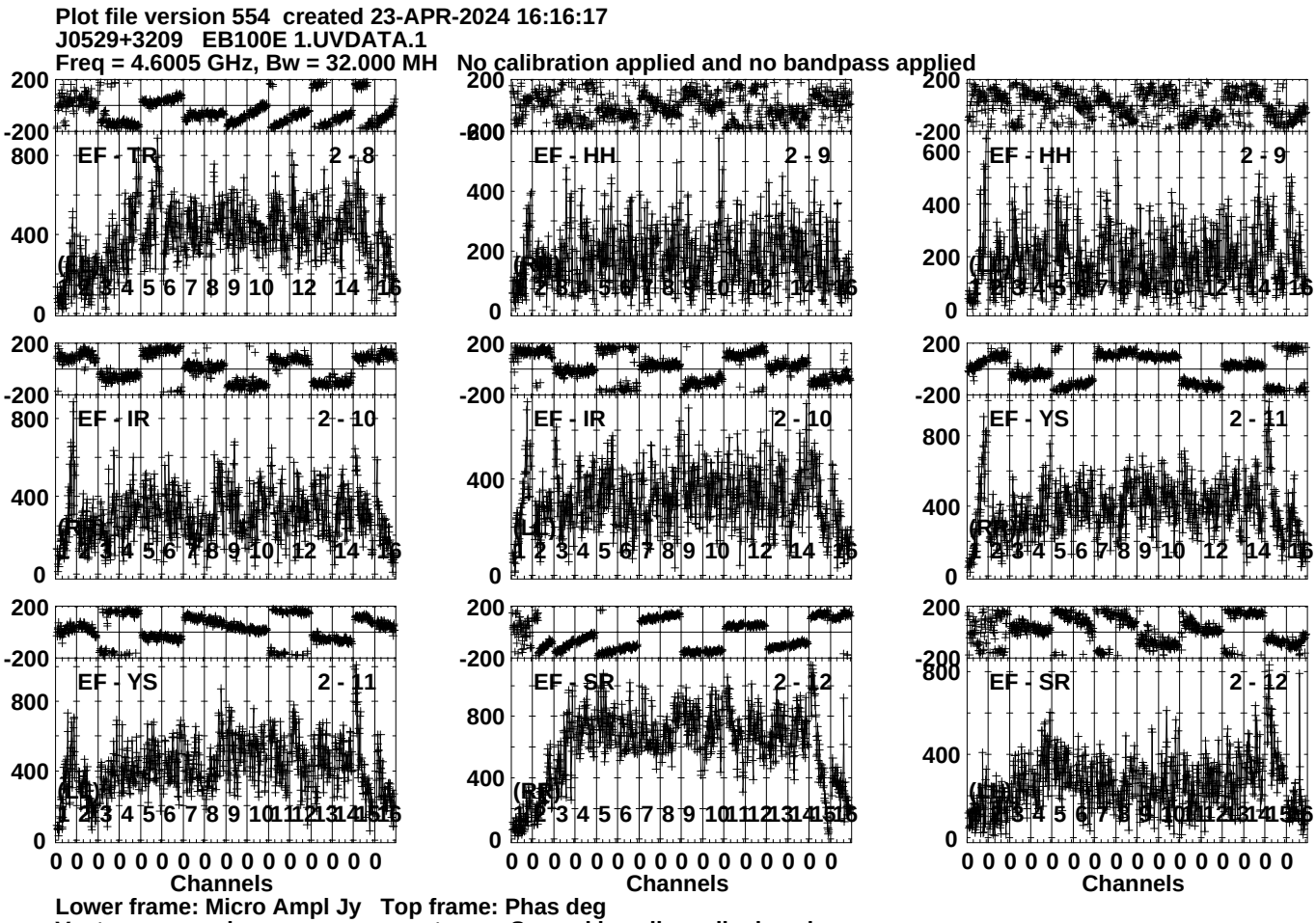
Plot file version 554 created 23-APR-2024 16:16:17
J0529+3209 EB100E 1.UVDATA.1
Freq = 4.6005 GHz, Bw = 32.000 MH No calibration applied and no bandpass applied
EF - TR 2 - 8
EF - HH 2 - 9
EF - HH 2 - 9
EF - IR 2 - 10
EF - IR 2 - 10
EF - YS 2 - 11
EF - YS 2 - 11
EF - SR 2 - 12
EF - SR 2 - 12
(RR)
(LL)
Channels
Lower frame: Micro Ampl Jy Top frame: Phas deg
Vector averaged cross-power spectrum Several baselines displayed
Timerange: 00/20:54:31 to 00/20:55:59

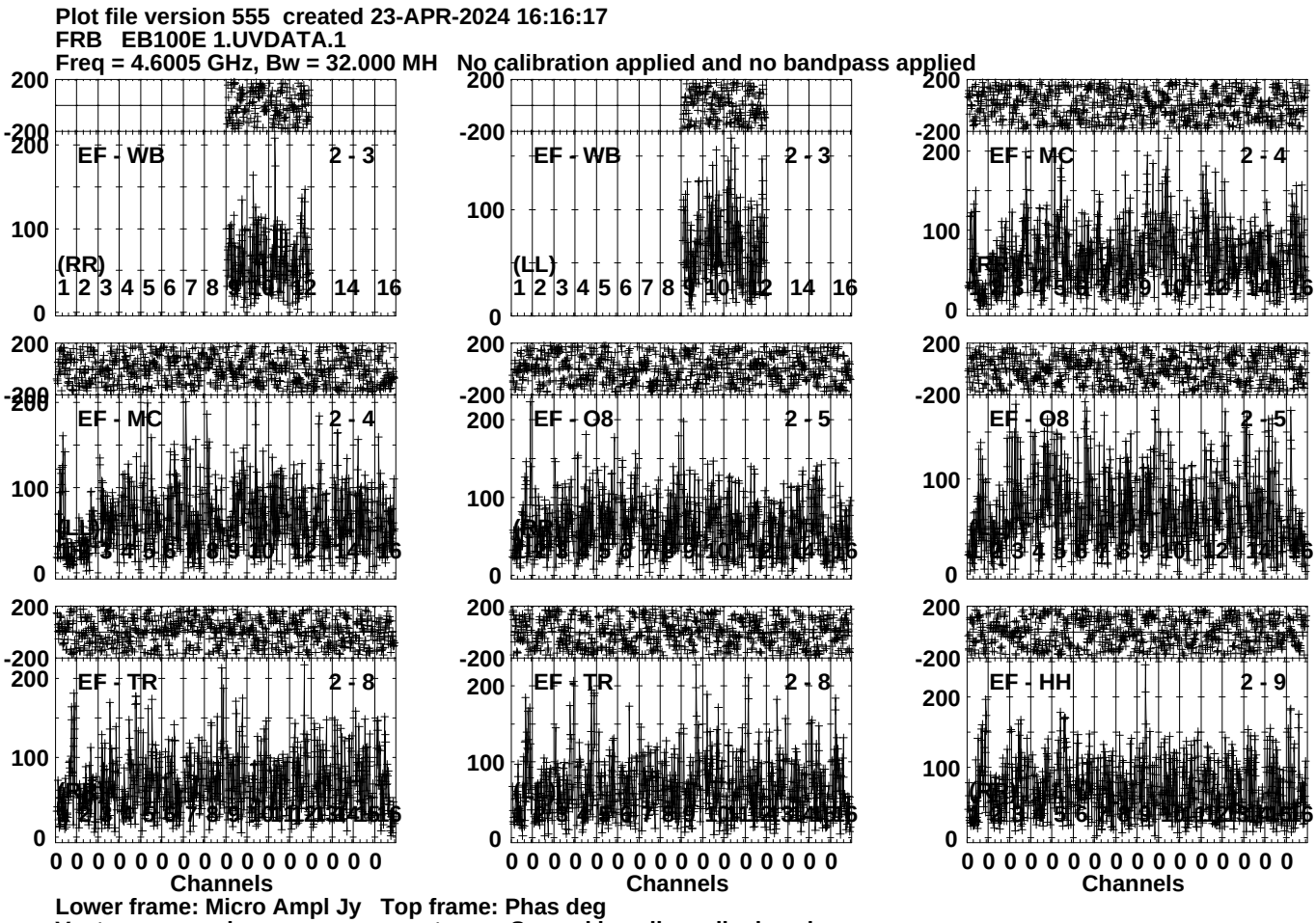
Plot file version 555 created 23-APR-2024 16:16:17
FRB EB100E 1.UVDATA.1
Freq = 4.6005 GHz, Bw = 32.000 MH No calibration applied and no bandpass applied
EF - WB 2 - 3
(RR)
EF - WB 2 - 3
(LL)
EF - MC 2 - 4
EF - MC 2 - 4
EF - O8 2 - 5
EF - O8 2 - 5
EF - TR 2 - 8
EF - TR 2 - 8
EF - HH 2 - 9
Channels
Channels
Channels
Lower frame: Micro Ampl Jy Top frame: Phas deg
Vector averaged cross-power spectrum Several baselines displayed
Timerange: 00/20:56:01 to 00/20:59:29

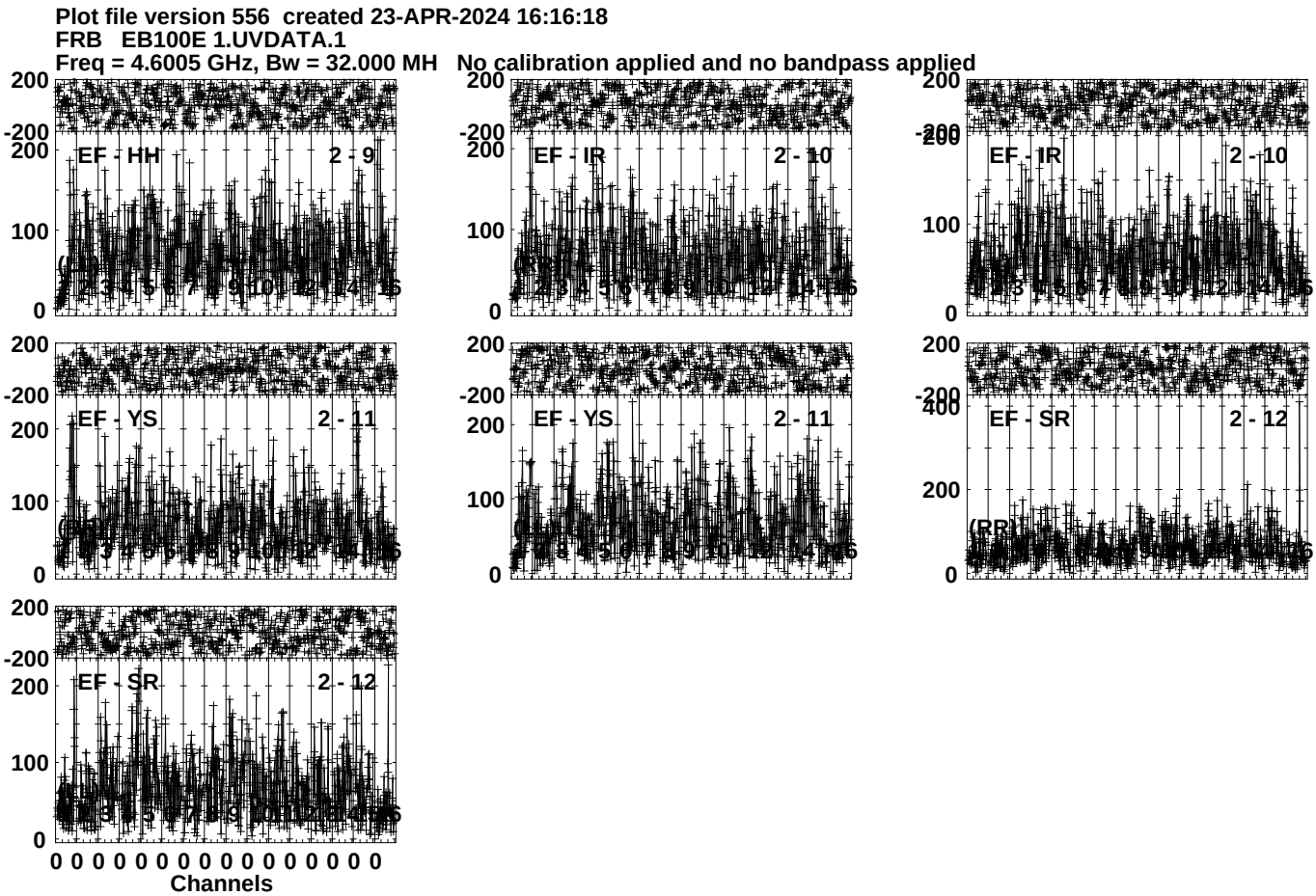
Plot file version 556 created 23-APR-2024 16:16:18
FRB EB100E 1.UVDATA.1
Freq = 4.6005 GHz, Bw = 32.000 MH No calibration applied and no bandpass applied
EF - HH 2 - 9
EF - IR 2 - 10
EF - IR 2 - 10
EF - YS 2 - 11
EF - YS 2 - 11
EF - SR 2 - 12
EF - SR 2 - 12
(RR)
Channels
Lower frame: Micro Ampl Jy Top frame: Phas deg
Vector averaged cross-power spectrum Several baselines displayed
Timerange: 00/20:56:01 to 00/20:59:29

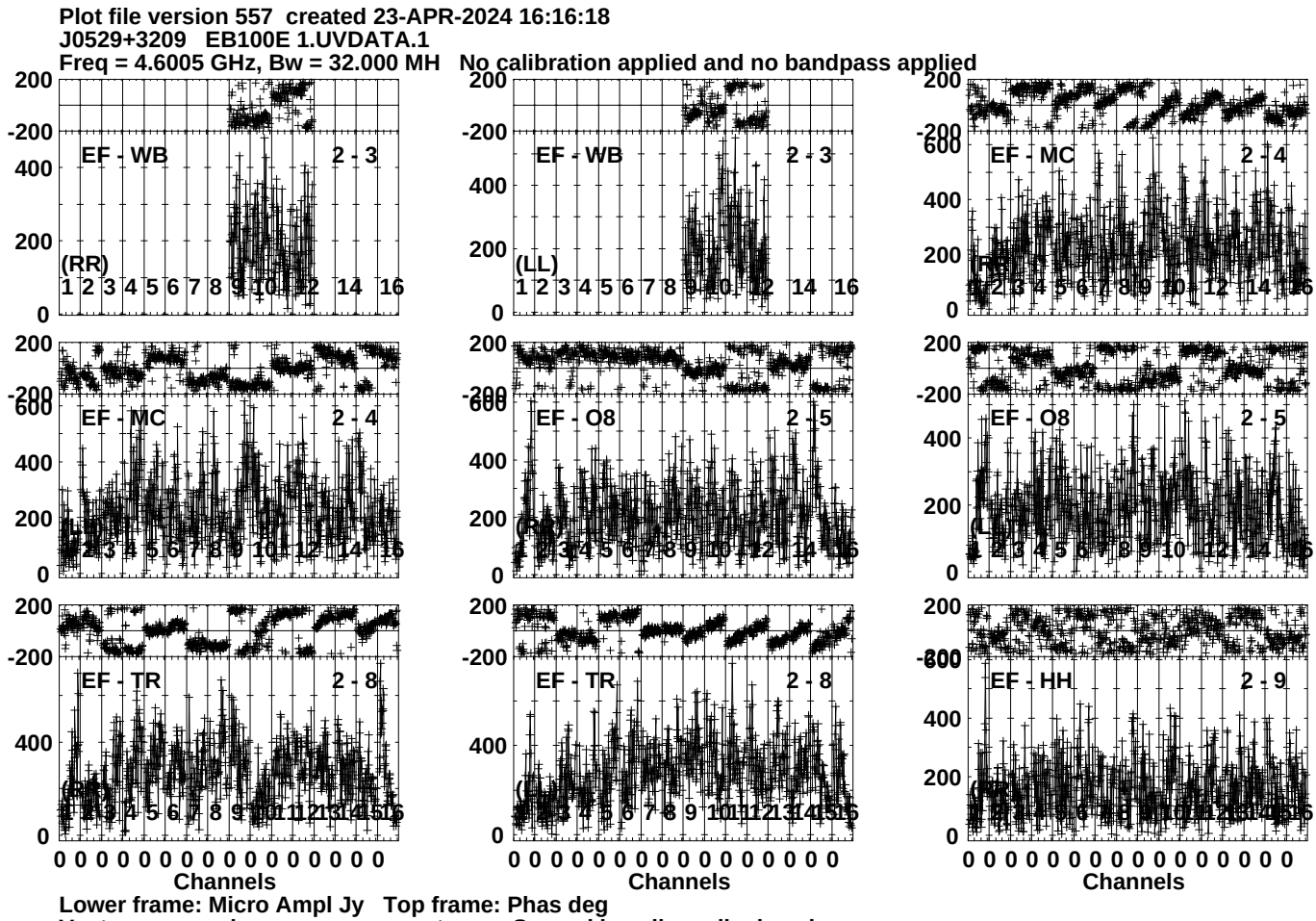
Plot file version 557 created 23-APR-2024 16:16:18
J0529+3209 EB100E 1.UVDATA.1
Freq = 4.6005 GHz, Bw = 32.000 MH No calibration applied and no bandpass applied
EF - WB 2 - 3
(RR)
EF - WB 2 - 3
(LL)
EF - MC 2 - 4
EF - MC 2 - 4
EF - O8 2 - 5
EF - O8 2 - 5
EF - TR 2 - 8
EF - TR 2 - 8
EF - HH 2 - 9
Channels
Channels
Channels
Lower frame: Micro Ampl Jy Top frame: Phas deg
Vector averaged cross-power spectrum Several baselines displayed
Timerange: 00/21:00:03 to 00/21:00:59

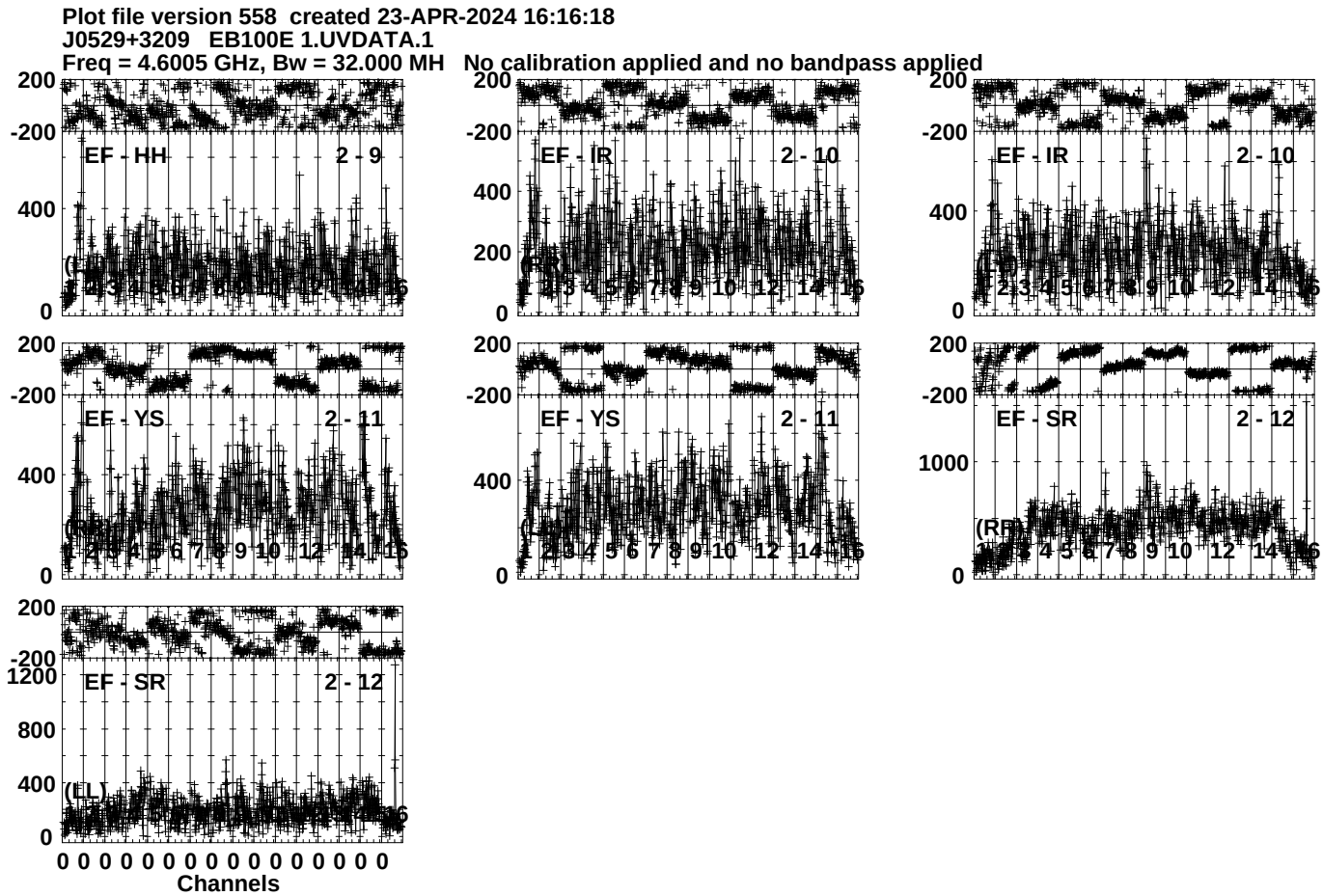
Plot file version 558 created 23-APR-2024 16:16:18
J0529+3209 EB100E 1.UVDATA.1
Freq = 4.6005 GHz, Bw = 32.000 MH No calibration applied and no bandpass applied
EF - HH 2 - 9
EF - IR 2 - 10
EF - IR 2 - 10
EF - YS 2 - 11
EF - YS 2 - 11
EF - SR 2 - 12
EF - SR 2 - 12
(LL)
(RR)
Channels
Lower frame: Micro Ampl Jy Top frame: Phas deg
Vector averaged cross-power spectrum Several baselines displayed
Timerange: 00/21:00:03 to 00/21:00:59

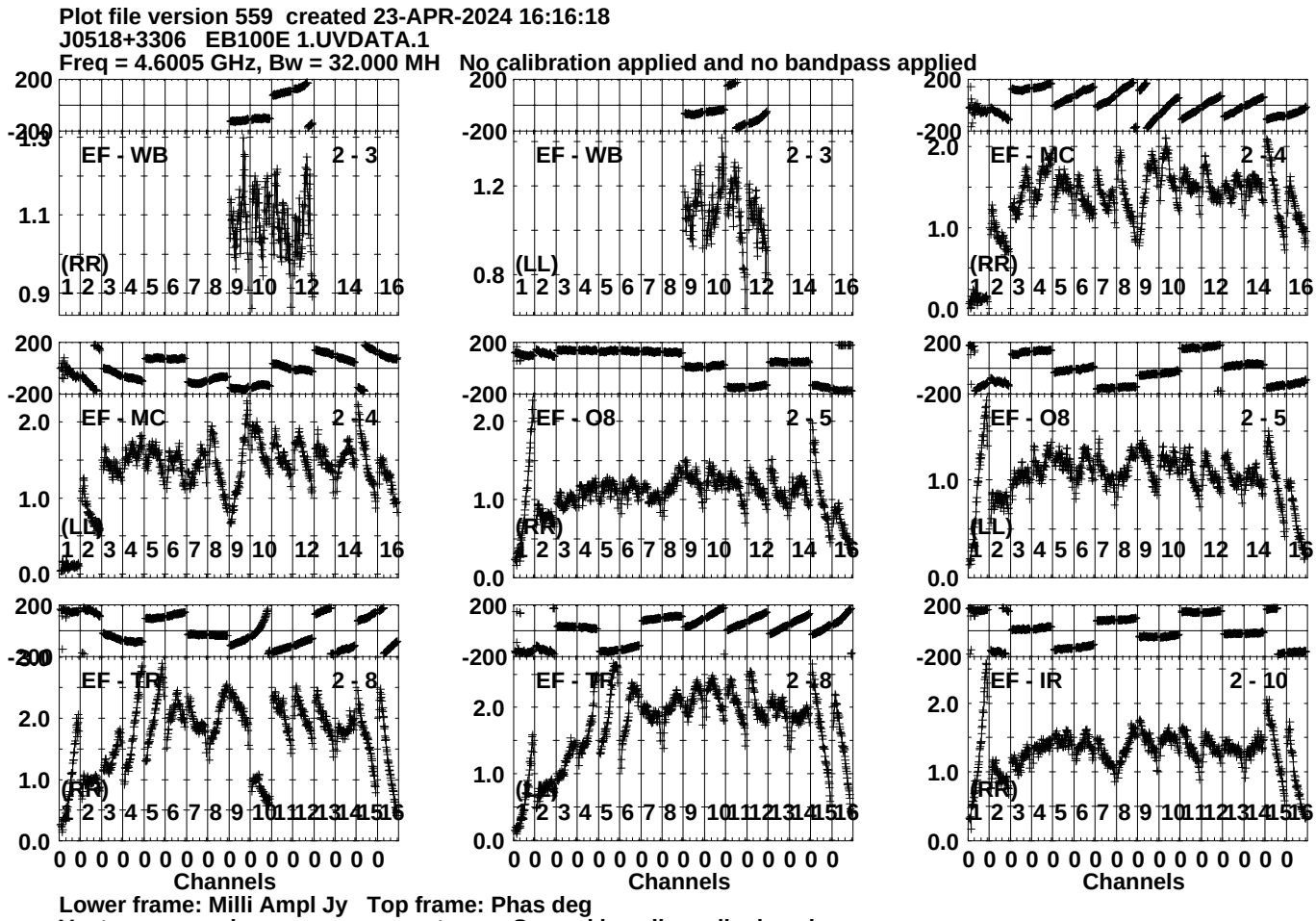
Plot file version 559 created 23-APR-2024 16:16:18
J0518+3306 EB100E 1.UVDATA.1
Freq = 4.6005 GHz, Bw = 32.000 MH No calibration applied and no bandpass applied
EF - WB 2 - 3
(RR)
EF - WB 2 - 3
(LL)
EF - MC 2 - 4
(RR)
EF - MC 2 - 4
(LL)
EF - O8 2 - 5
(RR)
EF - O8 2 - 5
(LL)
EF - IR 2 - 8
(RR)
EF - IR 2 - 8
(LL)
EF - IR 2 - 10
(RR)
Channels
Lower frame: Milli Ampl Jy Top frame: Phas deg
Vector averaged cross-power spectrum Several baselines displayed
Timerange: 00/21:01:33 to 00/21:04:29

Plot file version 560 created 23-APR-2024 16:16:18
J0518+3306 EB100E 1.UVDATA.1
Freq = 4.6005 GHz, Bw = 32.000 MH No calibration applied and no bandpass applied

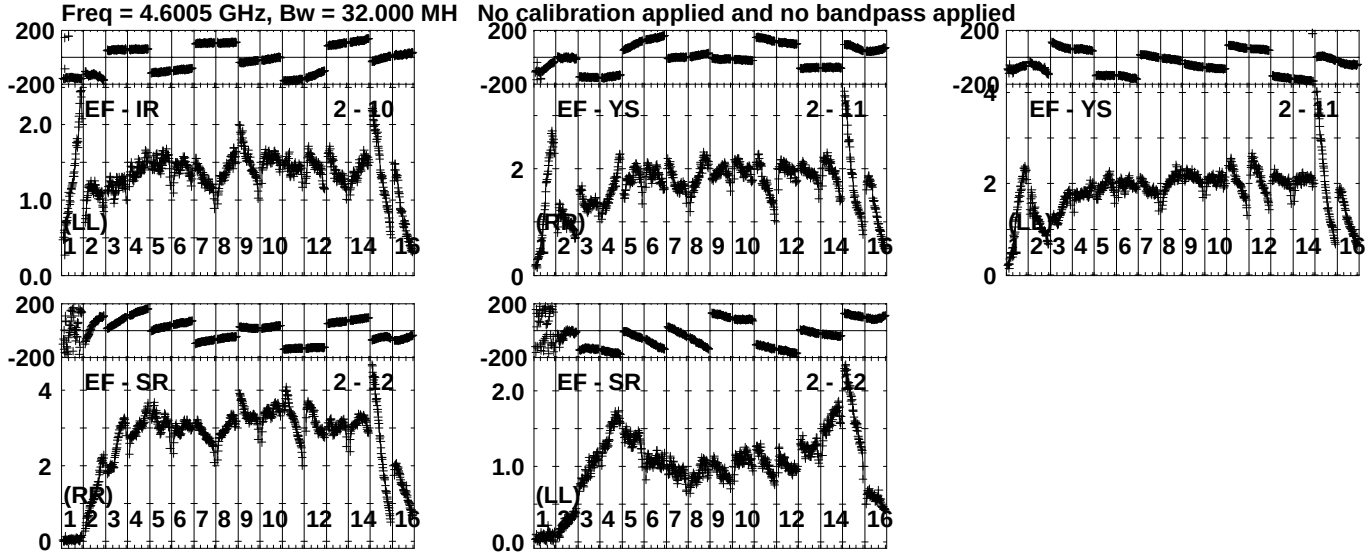

Lower frame: Milli Ampl Jy Top frame: Phas deg
Vector averaged cross-power spectrum Several baselines displayed
Timerange: 00/21:01:33 to 00/21:04:29

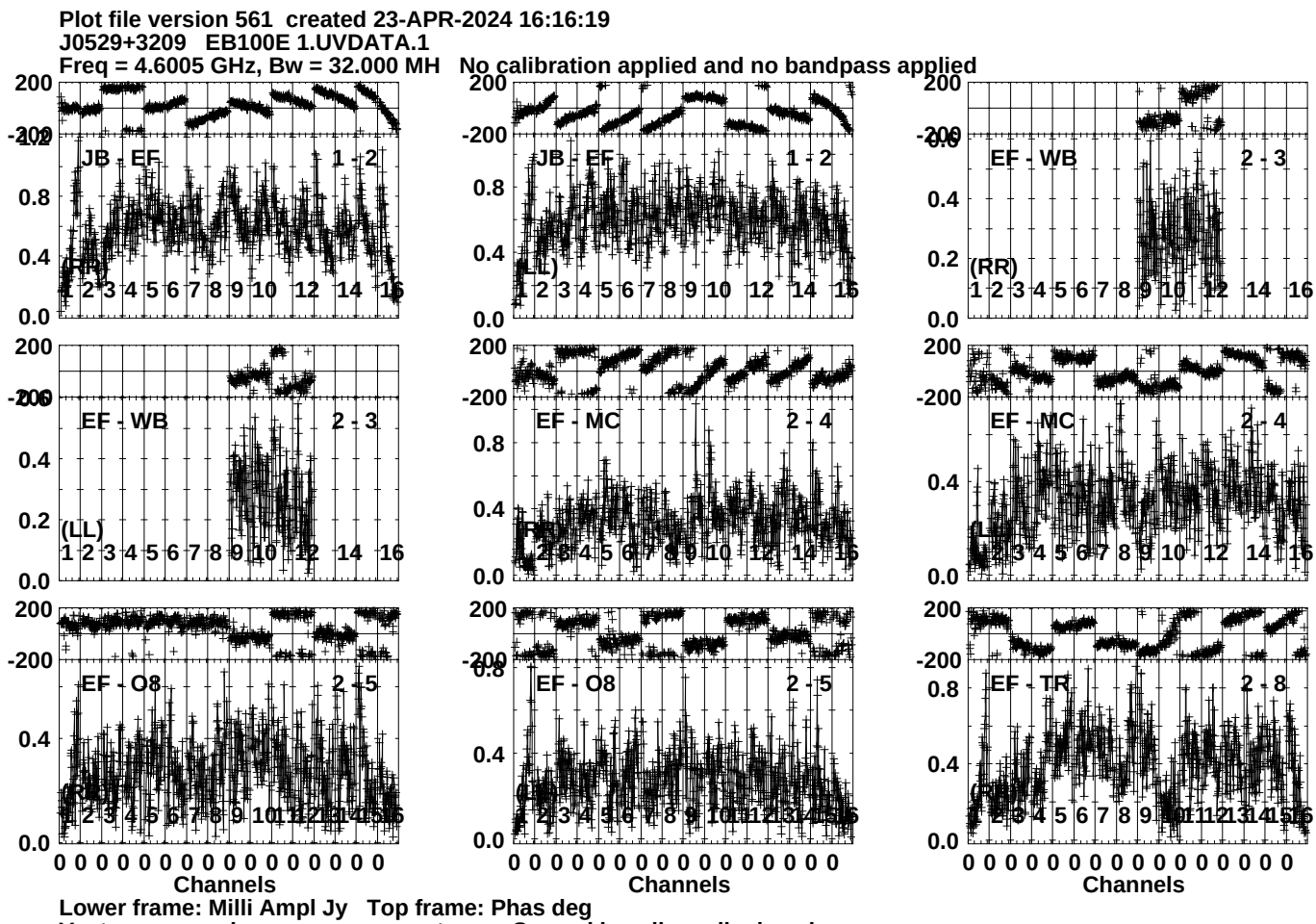
Plot file version 561 created 23-APR-2024 16:16:19
J0529+3209 EB100E 1.UVDATA.1
Freq = 4.6005 GHz, Bw = 32.000 MH No calibration applied and no bandpass applied
JB - EF 1 - 2
(LL)
JB - EF 1 - 2
(LL)
EF - WB 2 - 3
(RR)
EF - WB 2 - 3
(LL)
EF - MC 2 - 4
(RR)
EF - MC 2 - 4
(LL)
EF - O8 2 - 5
(RR)
EF - O8 2 - 5
(RR)
EF - TR 2 - 8
(RR)
Channels
Channels
Channels
Lower frame: Milli Ampl Jy Top frame: Phas deg
Vector averaged cross-power spectrum Several baselines displayed
Timerange: 00/21:04:31 to 00/21:05:59

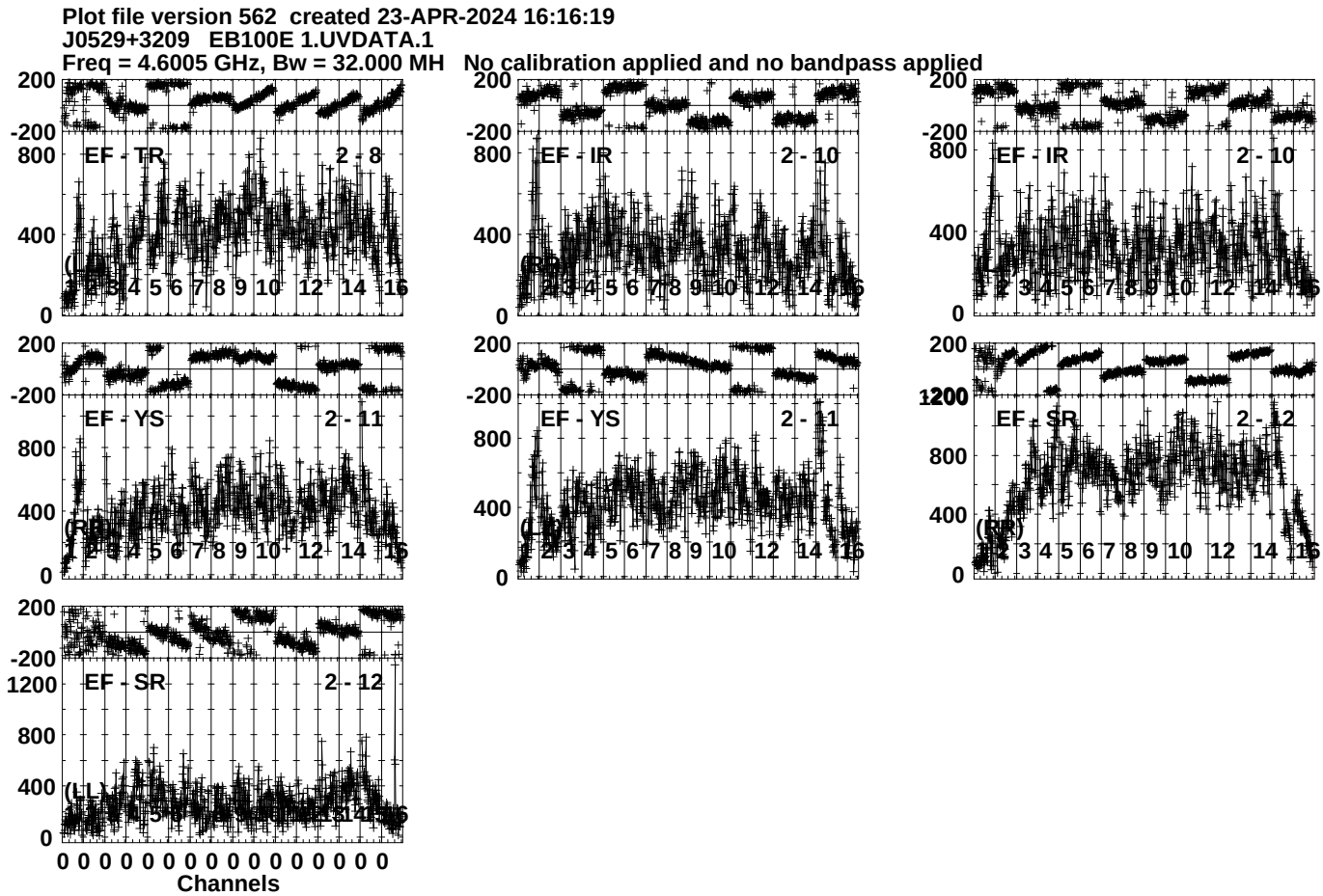
Plot file version 562 created 23-APR-2024 16:16:19
J0529+3209 EB100E 1.UVDATA.1
Freq = 4.6005 GHz, Bw = 32.000 MH No calibration applied and no bandpass applied
EF - TR 2 - 8
EF - IR 2 - 10
EF - IR 2 - 10
EF - YS 2 - 11
EF - YS 2 - 11
EF - SR 2 - 12
EF - SR 2 - 12
(RR)
(LL)
Channels
Lower frame: Micro Ampl Jy Top frame: Phas deg
Vector averaged cross-power spectrum Several baselines displayed
Timerange: 00/21:04:31 to 00/21:05:59

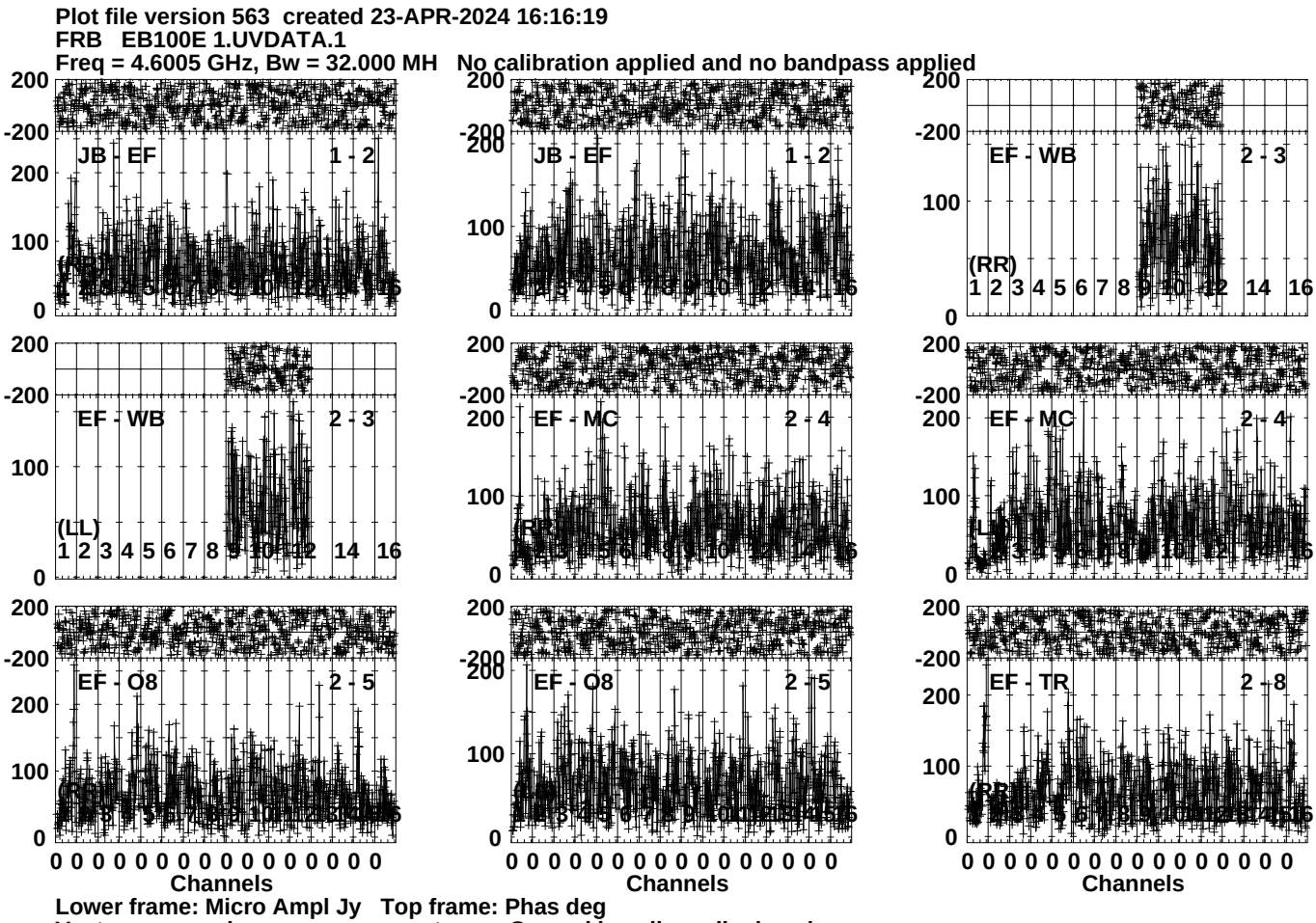
Plot file version 563 created 23-APR-2024 16:16:19
FRB EB100E 1.UVDATA.1
Freq = 4.6005 GHz, Bw = 32.000 MH No calibration applied and no bandpass applied
JB - EF 1 - 2
JB - EF 1 - 2
EF - WB 2 - 3
(RR)
EF - WB 2 - 3
(LL)
EF - MC 2 - 4
(RL)
EF - MC 2 - 4
(LR)
EF - O8 2 - 5
(RL)
EF - O8 2 - 5
(LR)
EF - TR 2 - 8
(RR)
200
-200
100
0
1 2 3 4 5 6 7 8 9 10 12 14 16
0 0 0 0 0 0 0 0 0 0 0 0 0 0 0 0
Channels
Lower frame: Micro Ampl Jy Top frame: Phas deg
Vector averaged cross-power spectrum Several baselines displayed
Timerange: 00/21:06:01 to 00/21:09:29

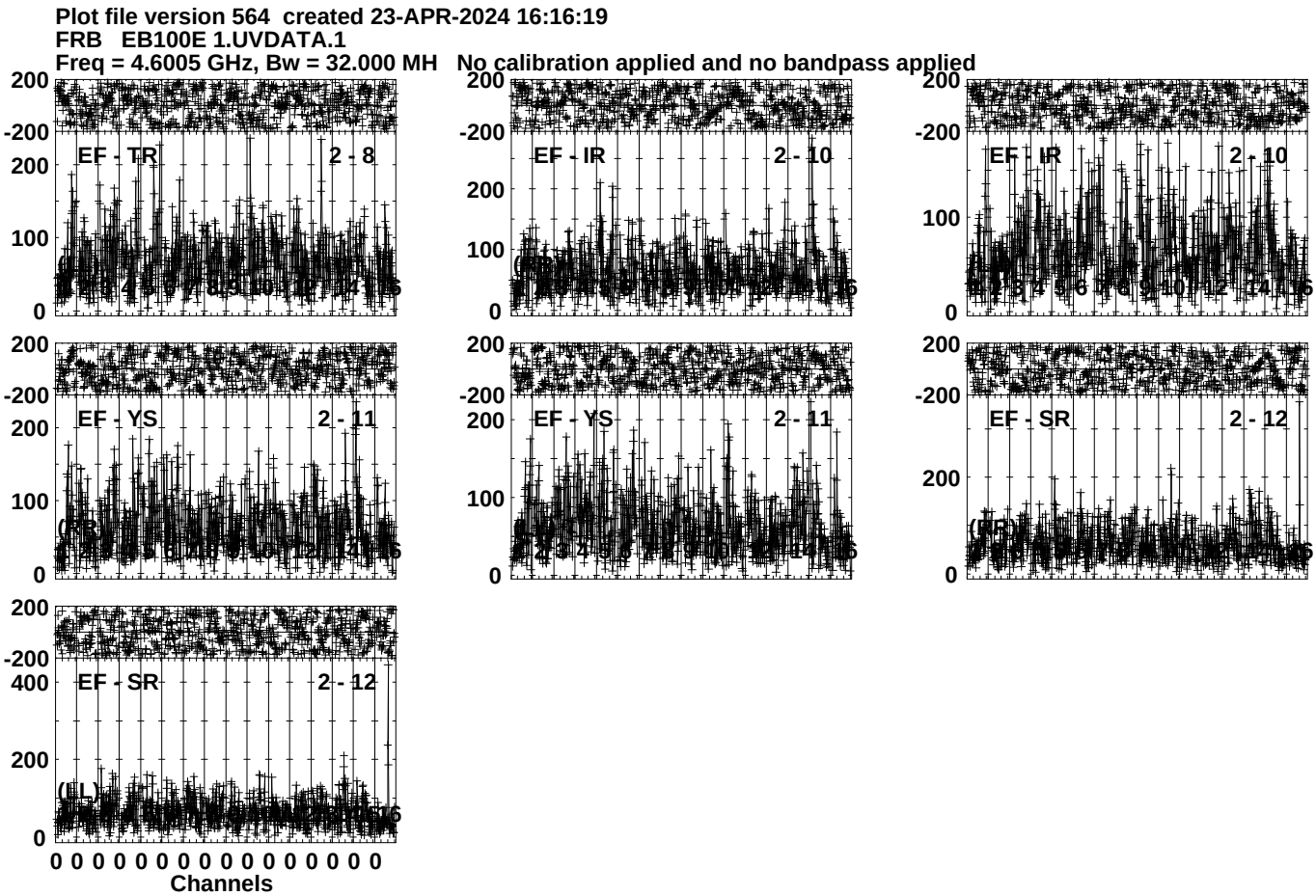
Plot file version 564 created 23-APR-2024 16:16:19
FRB EB100E 1.UVDATA.1
Freq = 4.6005 GHz, Bw = 32.000 MH No calibration applied and no bandpass applied
EF - TR 2 - 8
EF - IR 2 - 10
EF - IR 2 - 10
EF - YS 2 - 11
EF - YS 2 - 11
EF - SR 2 - 12
EF - SR 2 - 12
(RR)
(LL)
Channels
Lower frame: Micro Ampl Jy Top frame: Phas deg
Vector averaged cross-power spectrum Several baselines displayed
Timerange: 00/21:06:01 to 00/21:09:29

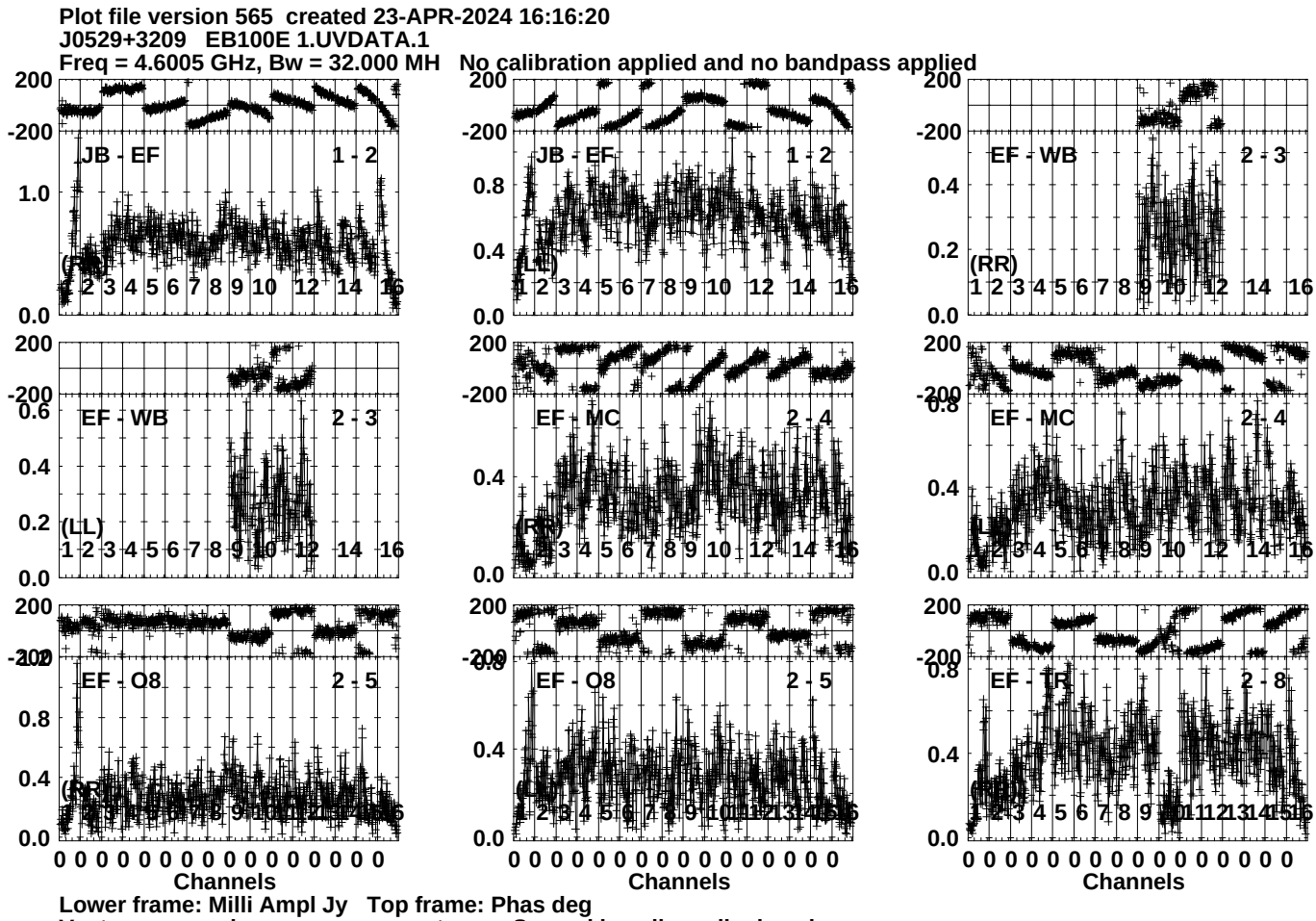
Plot file version 565 created 23-APR-2024 16:16:20
J0529+3209 EB100E 1.UVDATA.1
Freq = 4.6005 GHz, Bw = 32.000 MH No calibration applied and no bandpass applied
JB - EF 1 - 2
JB - EF 1 - 2
EF - WB 2 - 3
EF - WB 2 - 3
EF - MC 2 - 4
EF - MC 2 - 4
EF - O8 2 - 5
EF - O8 2 - 5
EF - TR 2 - 8
(RR)
(LL)
(RR)
(LL)
(RR)
(LL)
(RR)
(LL)
(RR)
(LL)
Channels
Channels
Channels
Lower frame: Milli Ampl Jy Top frame: Phas deg
Vector averaged cross-power spectrum Several baselines displayed
Timerange: 00/21:10:03 to 00/21:10:59

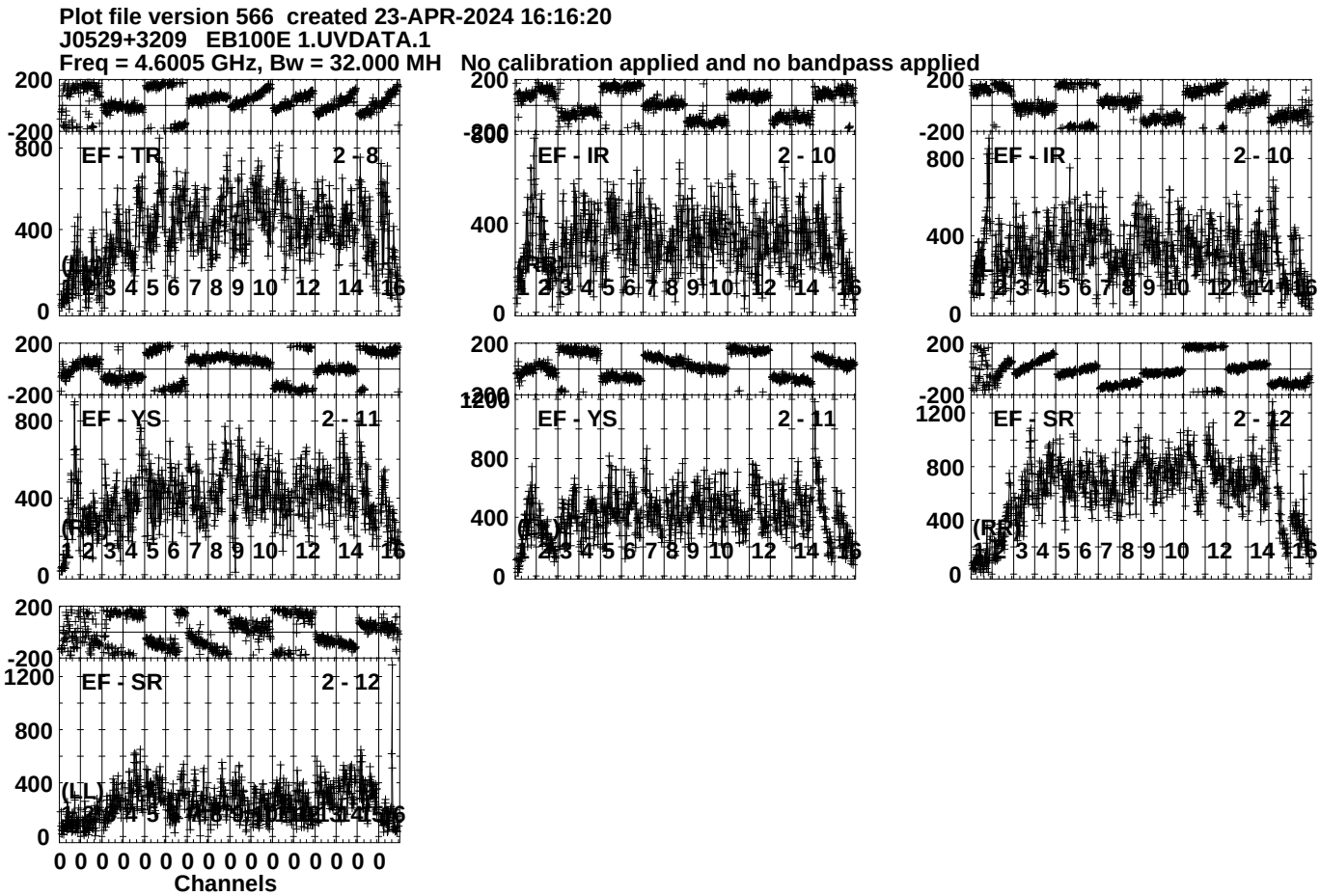
Plot file version 566 created 23-APR-2024 16:16:20
J0529+3209 EB100E 1.UVDATA.1
Freq = 4.6005 GHz, Bw = 32.000 MH No calibration applied and no bandpass applied
EF - TR 2 - 8
EF - IR 2 - 10
EF - IR 2 - 10
EF - YS 2 - 11
EF - YS 2 - 11
EF - SR 2 - 12
EF - SR 2 - 12
(RR)
(LL)
Channels
Lower frame: Micro Ampl Jy Top frame: Phas deg
Vector averaged cross-power spectrum Several baselines displayed
Timerange: 00/21:10:03 to 00/21:10:59

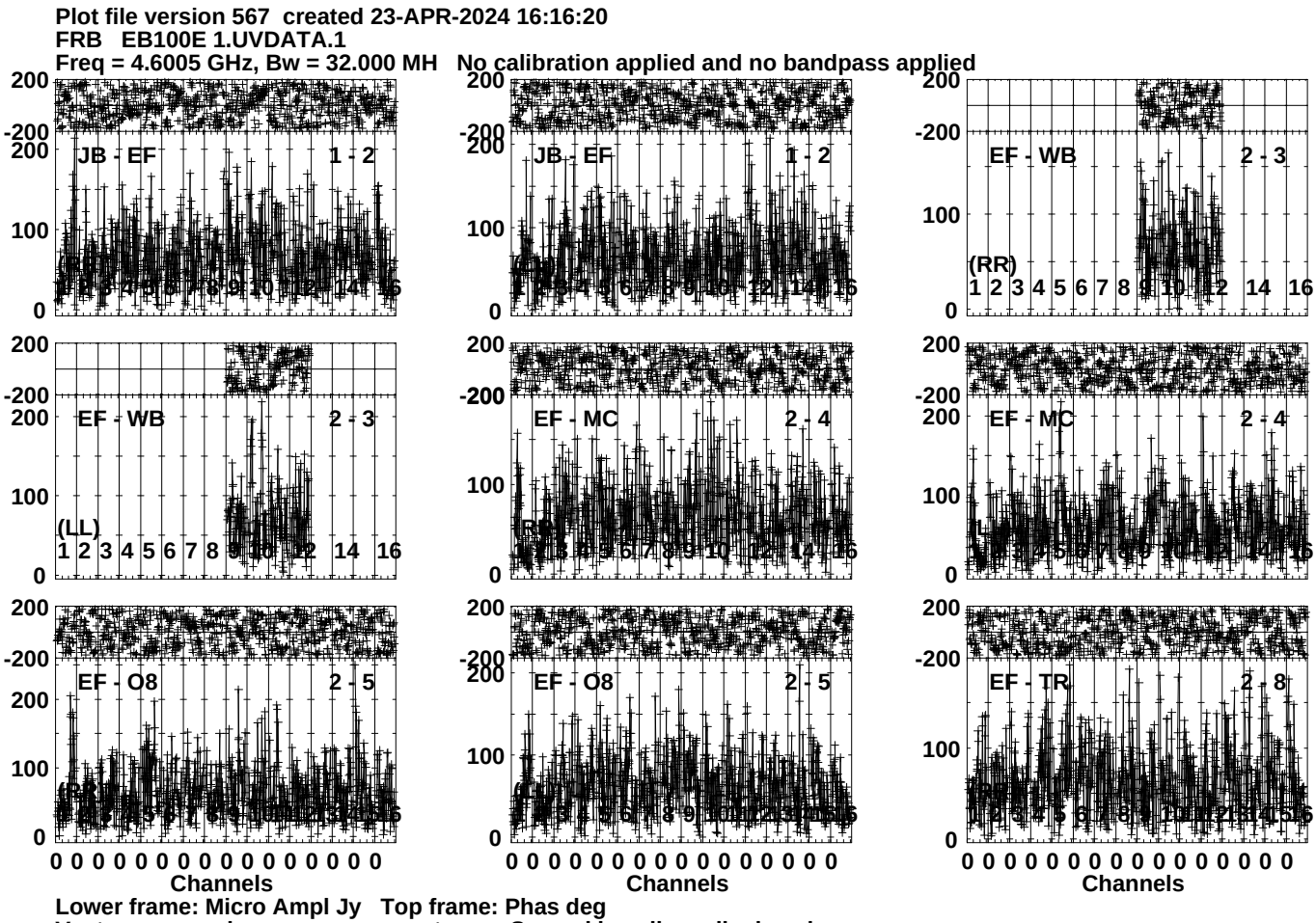
Plot file version 567 created 23-APR-2024 16:16:20
FRB EB100E 1.UVDATA.1
Freq = 4.6005 GHz, Bw = 32.000 MH No calibration applied and no bandpass applied
JB - EF 1 - 2
JB - EF 1 - 2
EF - WB 2 - 3
(RR)
EF - WB 2 - 3
(LL)
EF - MC 2 - 4
EF - MC 2 - 4
EF - O8 2 - 5
EF - O8 2 - 5
EF - TR 2 - 8
Channels
Channels
Channels
Lower frame: Micro Ampl Jy Top frame: Phas deg
Vector averaged cross-power spectrum Several baselines displayed
Timerange: 00/21:11:03 to 00/21:14:29

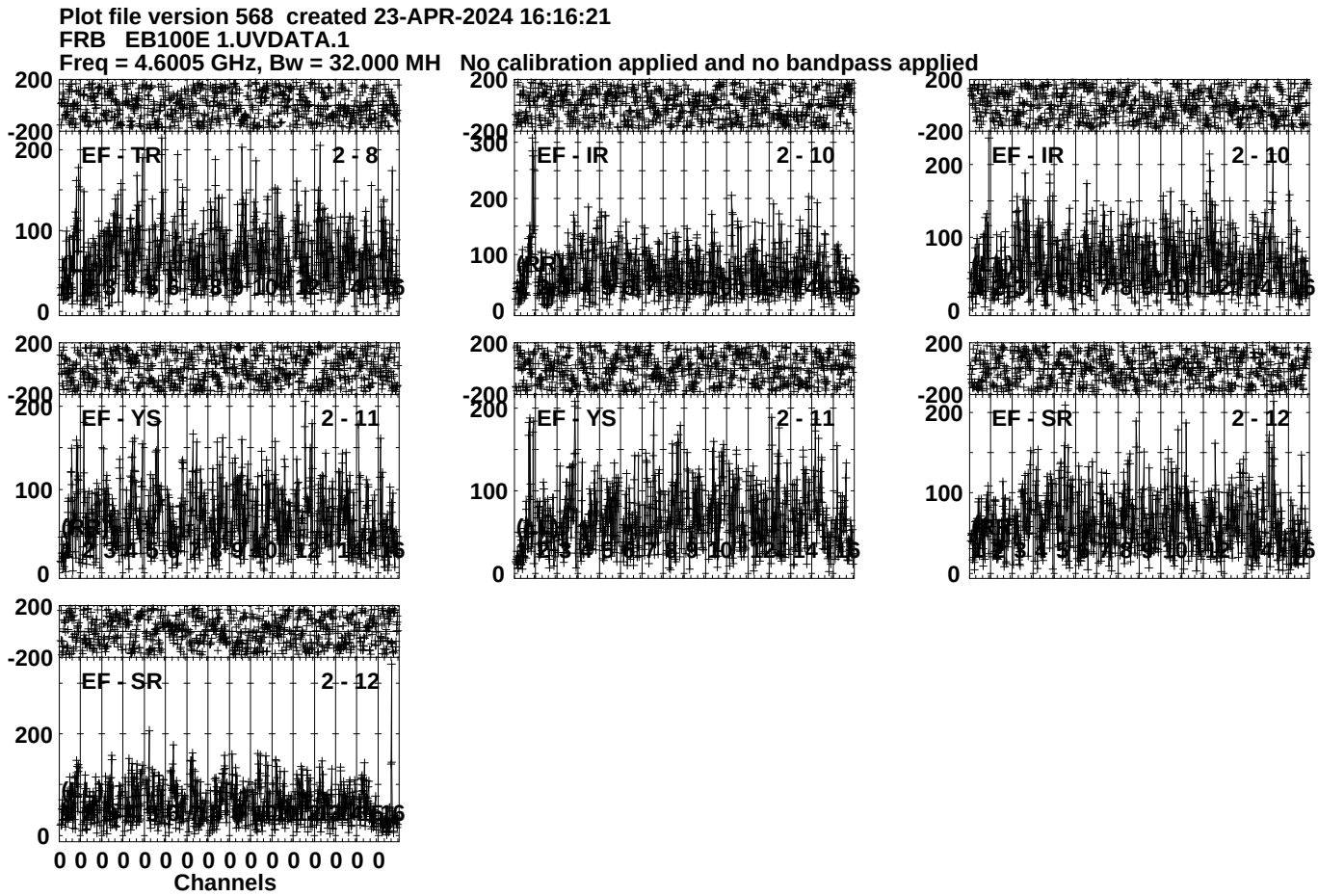
Plot file version 568 created 23-APR-2024 16:16:21
FRB EB100E 1.UVDATA.1
Freq = 4.6005 GHz, Bw = 32.000 MH No calibration applied and no bandpass applied
EF - TR 2 - 8
EF - IR 2 - 10
EF - IR 2 - 10
EF - YS 2 - 11
EF - YS 2 - 11
EF - SR 2 - 12
EF - SR 2 - 12
200
-200
100
0
300
0 0 0 0 0 0 0 0 0 0 0 0 0 0 0 0
Channels
Lower frame: Micro Ampl Jy Top frame: Phas deg
Vector averaged cross-power spectrum Several baselines displayed
Timerange: 00/21:11:03 to 00/21:14:29

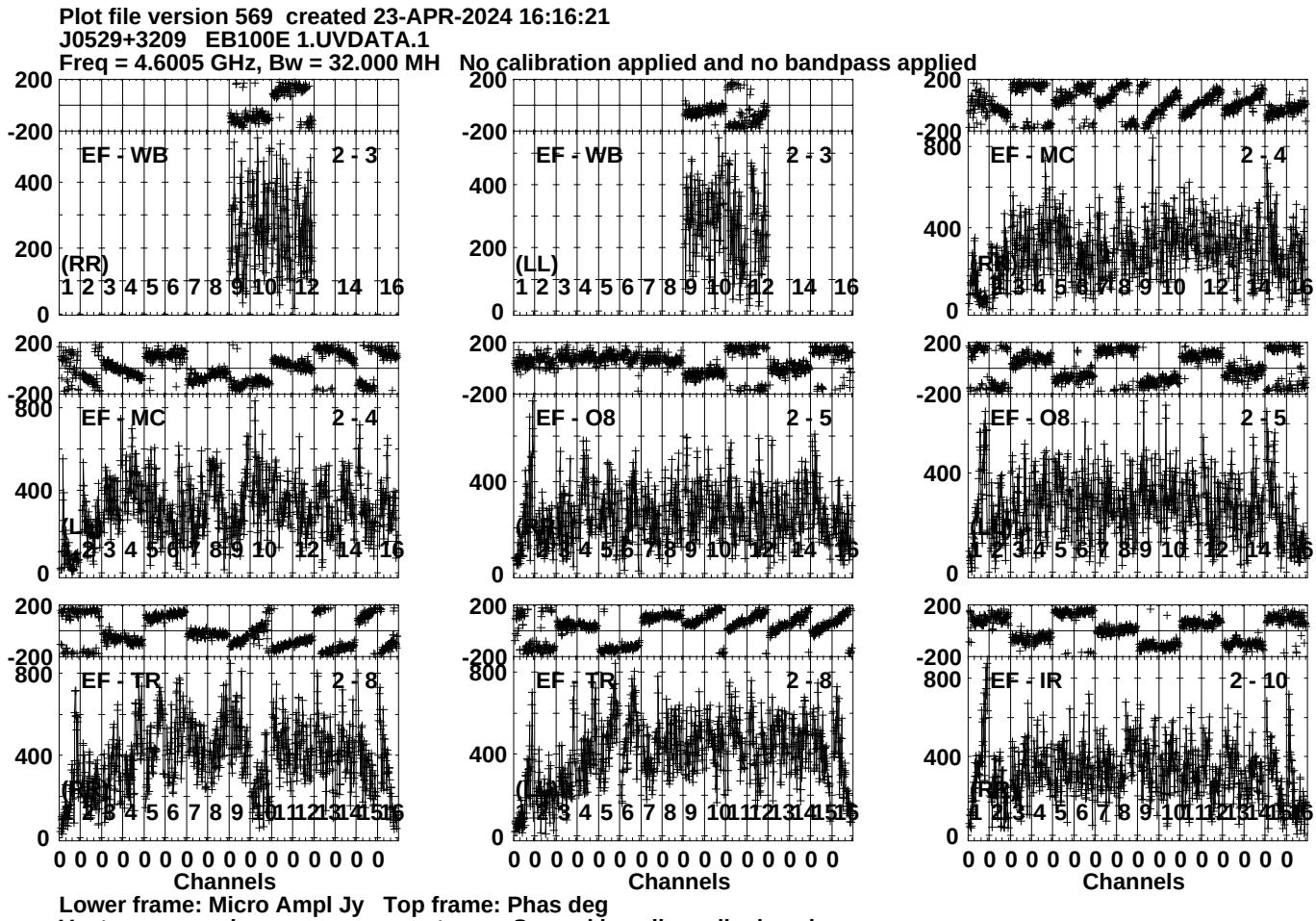
Plot file version 569 created 23-APR-2024 16:16:21
J0529+3209 EB100E 1.UVDATA.1
Freq = 4.6005 GHz, Bw = 32.000 MH No calibration applied and no bandpass applied
EF - WB 2 - 3
(RR)
EF - WB 2 - 3
(LL)
EF - MC 2 - 4
EF - MC 2 - 4
EF - O8 2 - 5
EF - O8 2 - 5
EF - TR 2 - 8
EF - TR 2 - 8
EF - IR 2 - 10
Channels
Lower frame: Micro Ampl Jy Top frame: Phas deg
Vector averaged cross-power spectrum Several baselines displayed
Timerange: 00/21:15:03 to 00/21:15:59

Plot file version 570 created 23-APR-2024 16:16:21
J0529+3209 EB100E 1.UVDATA.1
Freq = 4.6005 GHz, Bw = 32.000 MH No calibration applied and no bandpass applied

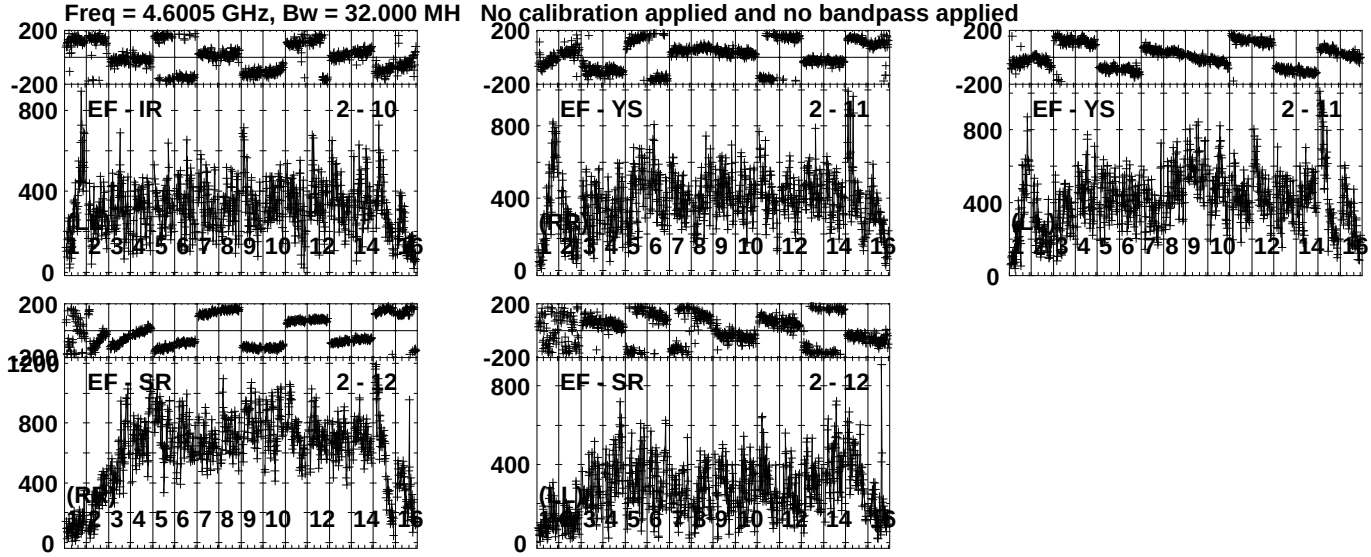

Lower frame: Micro Ampl Jy Top frame: Phas deg
Vector averaged cross-power spectrum Several baselines displayed
Timerange: 00/21:15:03 to 00/21:15:59

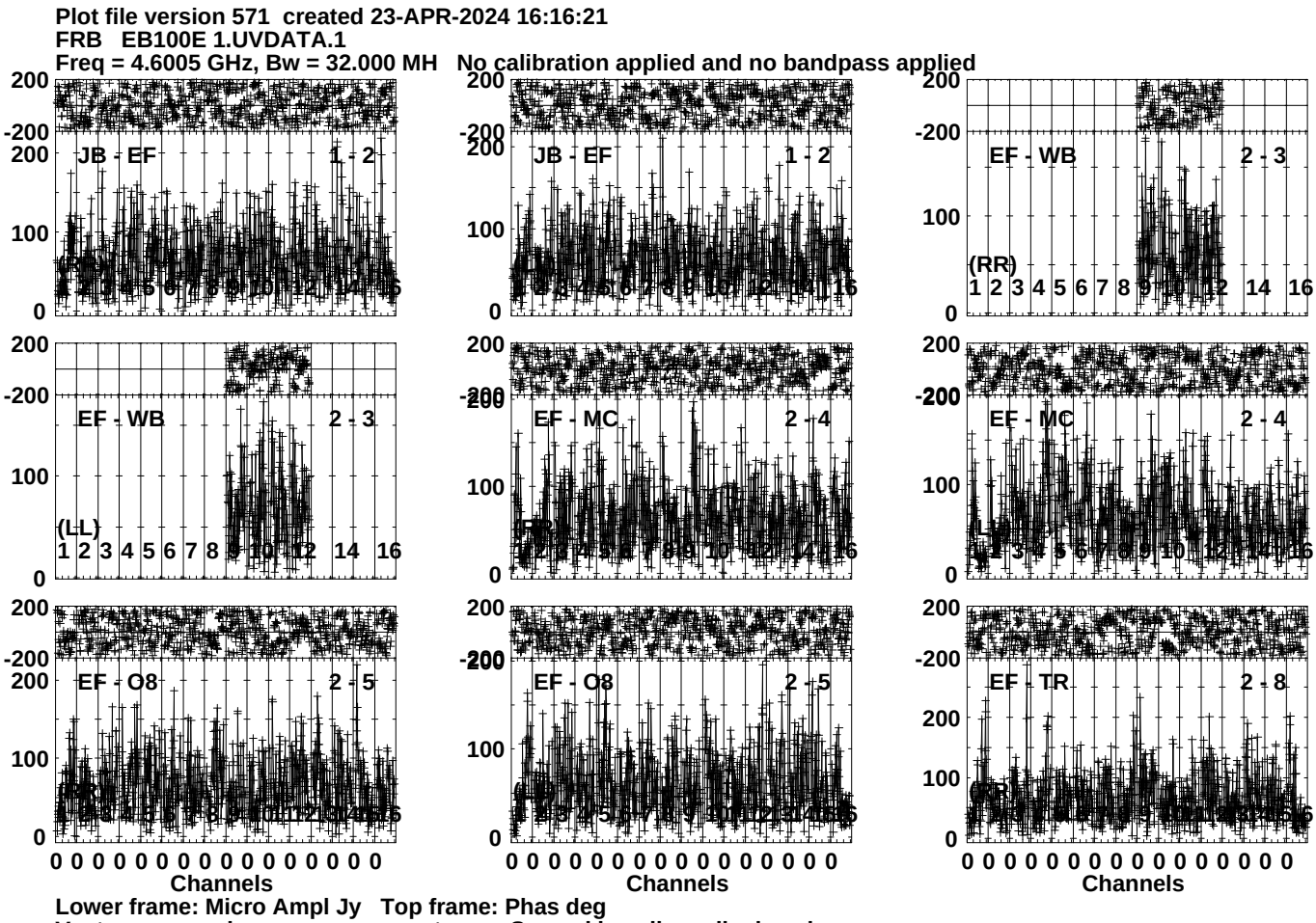
Plot file version 571 created 23-APR-2024 16:16:21
FRB EB100E 1.UVDATA.1
Freq = 4.6005 GHz, Bw = 32.000 MH No calibration applied and no bandpass applied
JB - EF 1 - 2
JB - EF 1 - 2
EF - WB 2 - 3
(RR)
EF - WB 2 - 3
(LL)
EF - MC 2 - 4
EF - MC 2 - 4
EF - O8 2 - 5
EF - O8 2 - 5
EF - TR 2 - 8
Channels
Channels
Channels
Lower frame: Micro Ampl Jy Top frame: Phas deg
Vector averaged cross-power spectrum Several baselines displayed
Timerange: 00/21:16:03 to 00/21:19:29

Plot file version 572 created 23-APR-2024 16:16:22
FRB EB100E 1.UVDATA.1
Freq = 4.6005 GHz, Bw = 32.000 MH No calibration applied and no bandpass applied

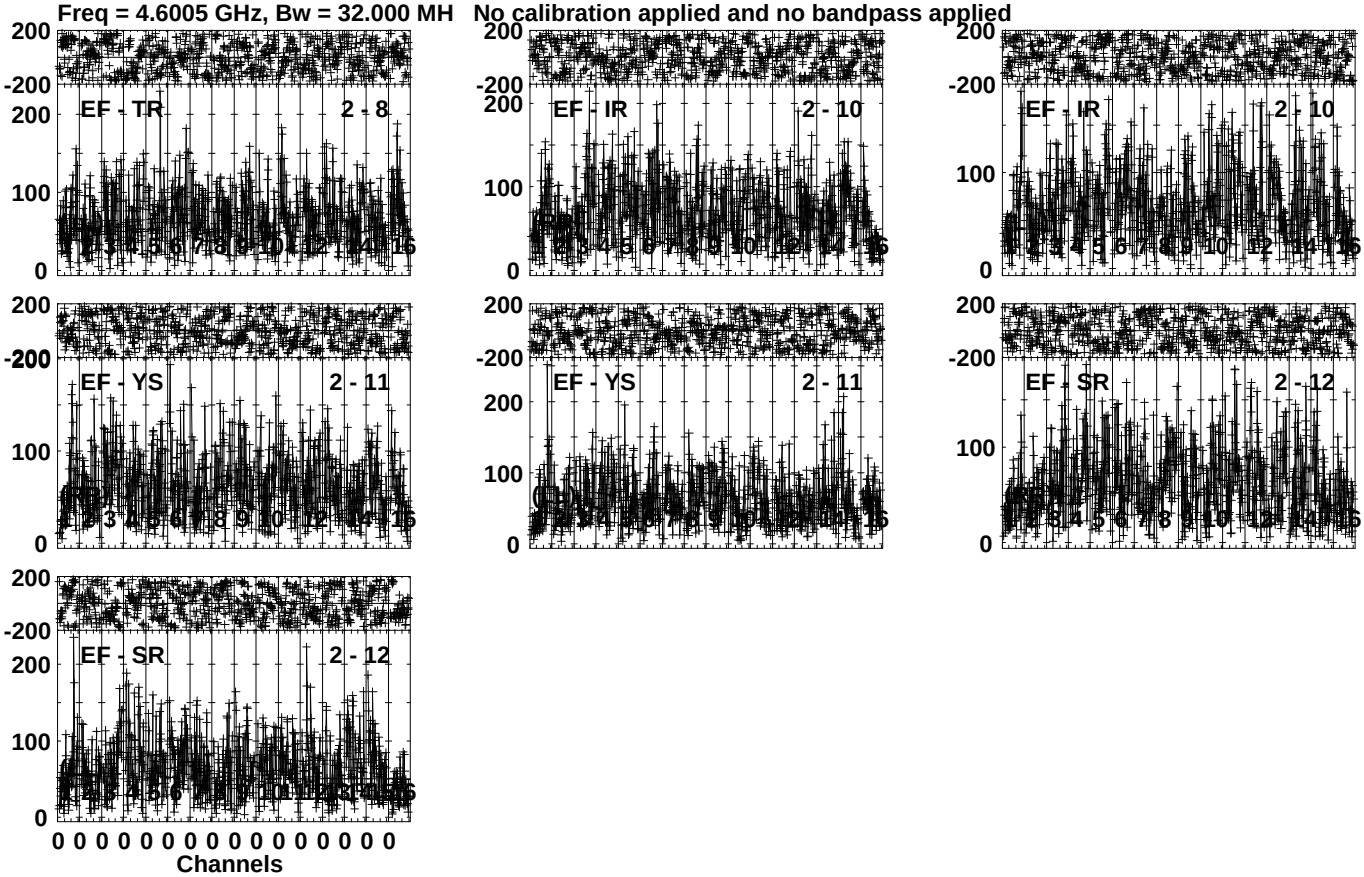

Lower frame: Micro Ampl Jy Top frame: Phas deg
Vector averaged cross-power spectrum Several baselines displayed
Timerange: 00/21:16:03 to 00/21:19:29

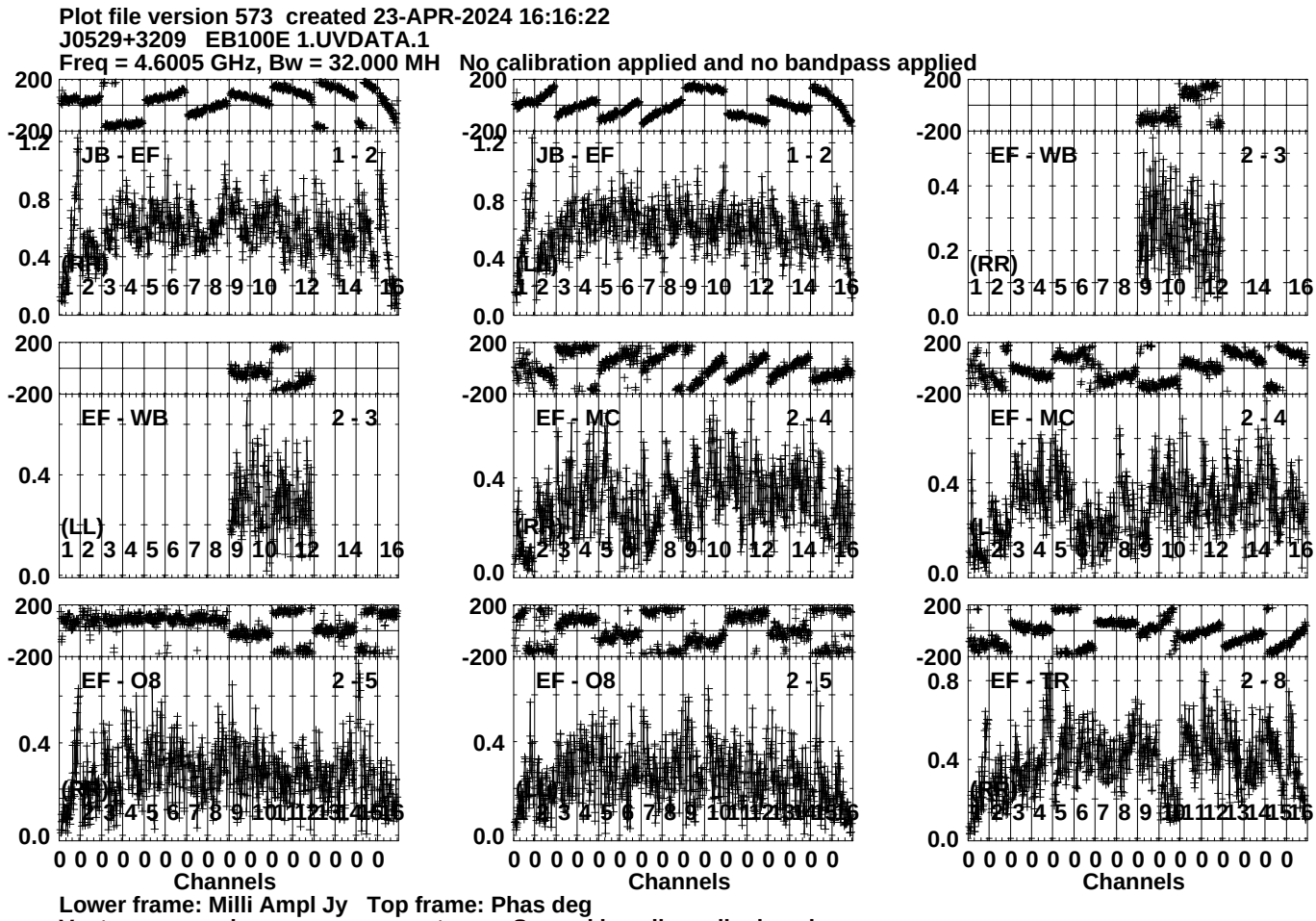
Plot file version 573 created 23-APR-2024 16:16:22
J0529+3209 EB100E 1.UVDATA.1
Freq = 4.6005 GHz, Bw = 32.000 MH No calibration applied and no bandpass applied
JB - EF 1 - 2
(RR)
JB - EF 1 - 2
(LL)
EF - WB 2 - 3
(RR)
EF - WB 2 - 3
(LL)
EF - MC 2 - 4
(RR)
EF - MC 2 - 4
EF - O8 2 - 5
(RR)
EF - O8 2 - 5
EF - TR 2 - 8
(RR)
Channels
Channels
Channels
Lower frame: Milli Ampl Jy Top frame: Phas deg
Vector averaged cross-power spectrum Several baselines displayed
Timerange: 00/21:19:31 to 00/21:20:59

Plot file version 574 created 23-APR-2024 16:16:22
J0529+3209 EB100E 1.UVDATA.1
Freq = 4.6005 GHz, Bw = 32.000 MH No calibration applied and no bandpass applied

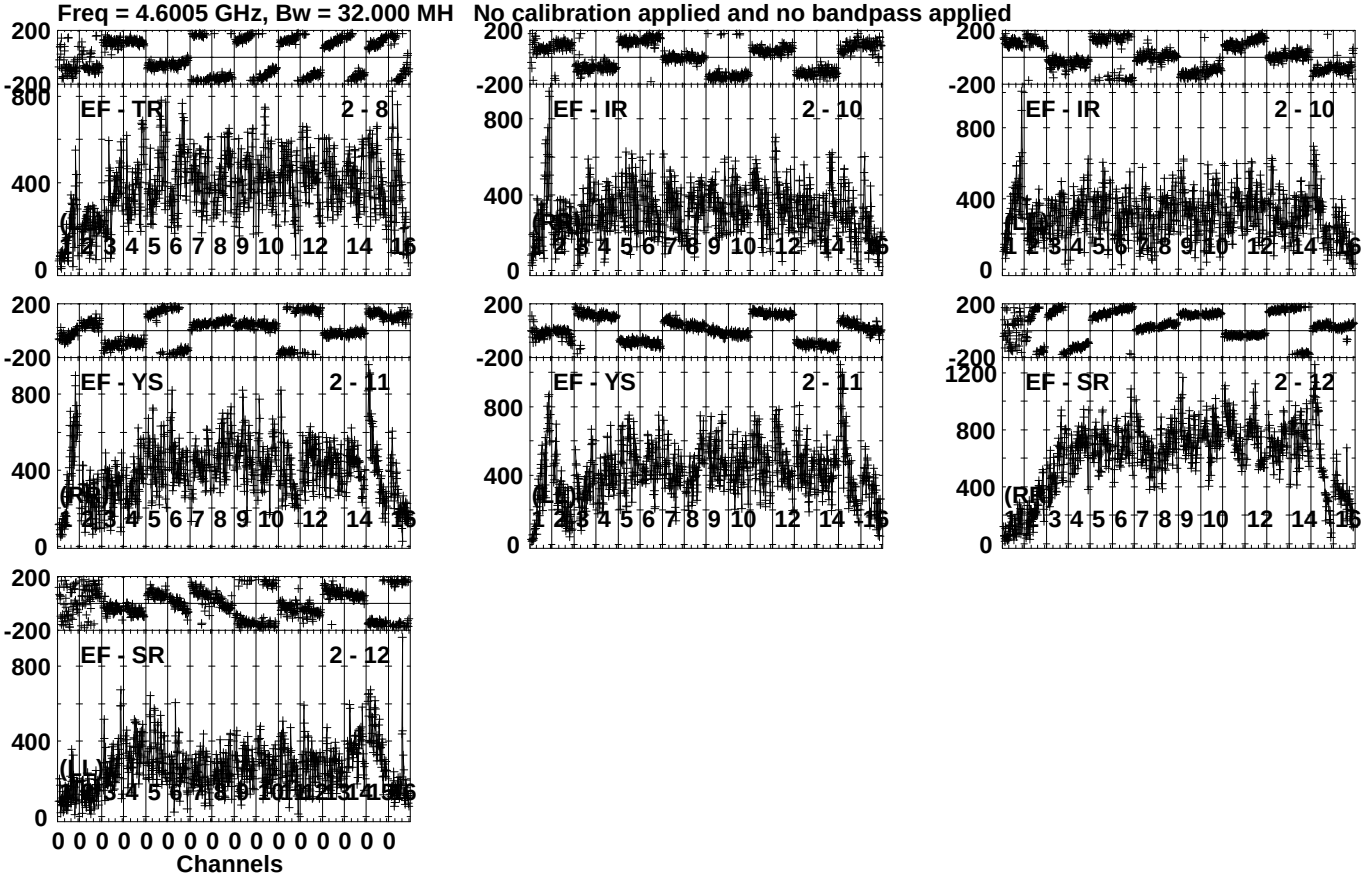

Lower frame: Micro Ampl Jy Top frame: Phas deg
Vector averaged cross-power spectrum Several baselines displayed
Timerange: 00/21:19:31 to 00/21:20:59

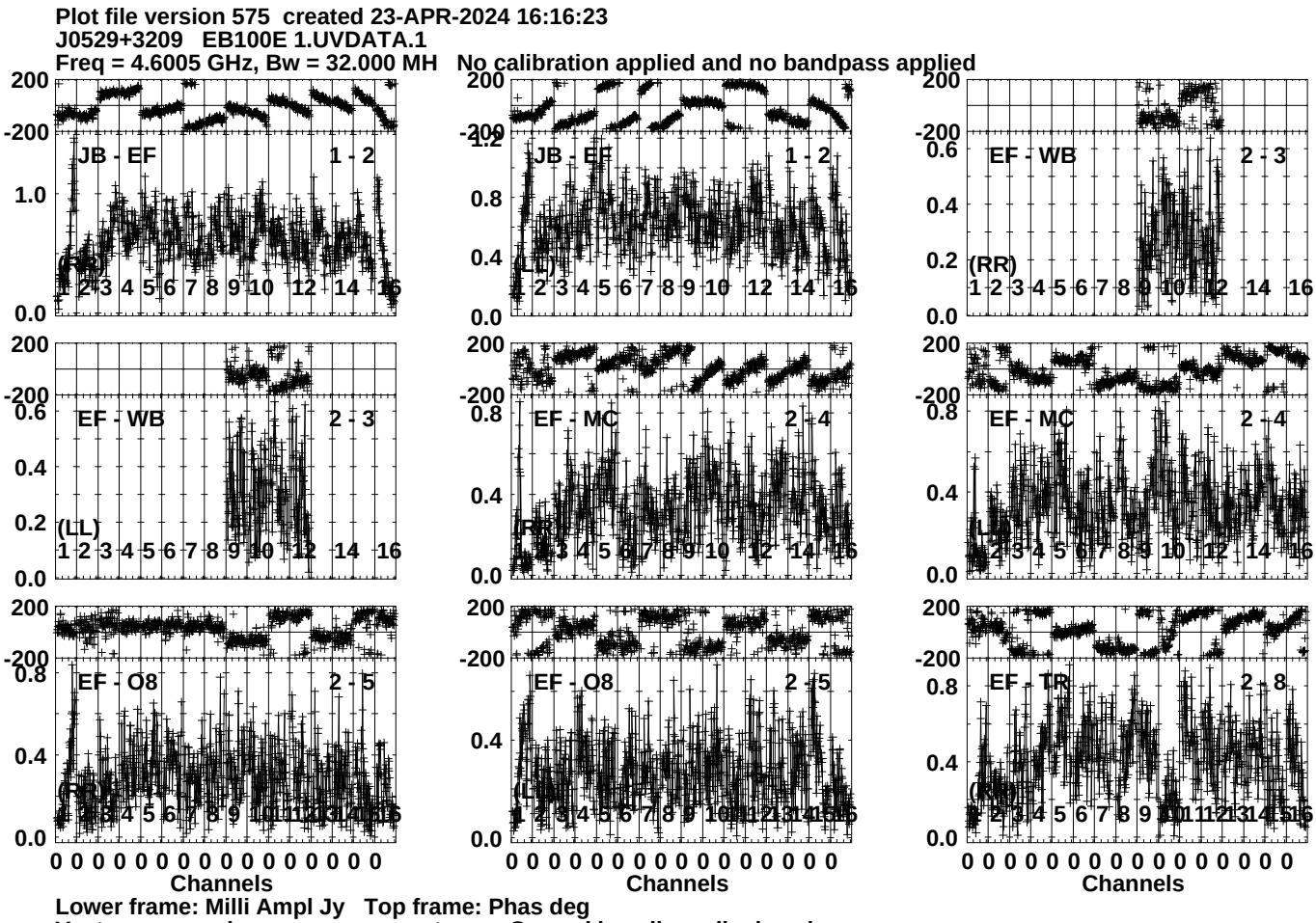
Plot file version 575 created 23-APR-2024 16:16:23
J0529+3209 EB100E 1.UVDATA.1
Freq = 4.6005 GHz, Bw = 32.000 MH No calibration applied and no bandpass applied
JB - EF 1 - 2
JB - EF 1 - 2
EF - WB 2 - 3
EF - WB 2 - 3
EF - MC 2 - 4
EF - MC 2 - 4
EF - O8 2 - 5
EF - O8 2 - 5
EF - TR 2 - 8
(LL)
(RR)
Channels
Lower frame: Milli Ampl Jy Top frame: Phas deg
Vector averaged cross-power spectrum Several baselines displayed
Timerange: 00/21:29:33 to 00/21:30:59

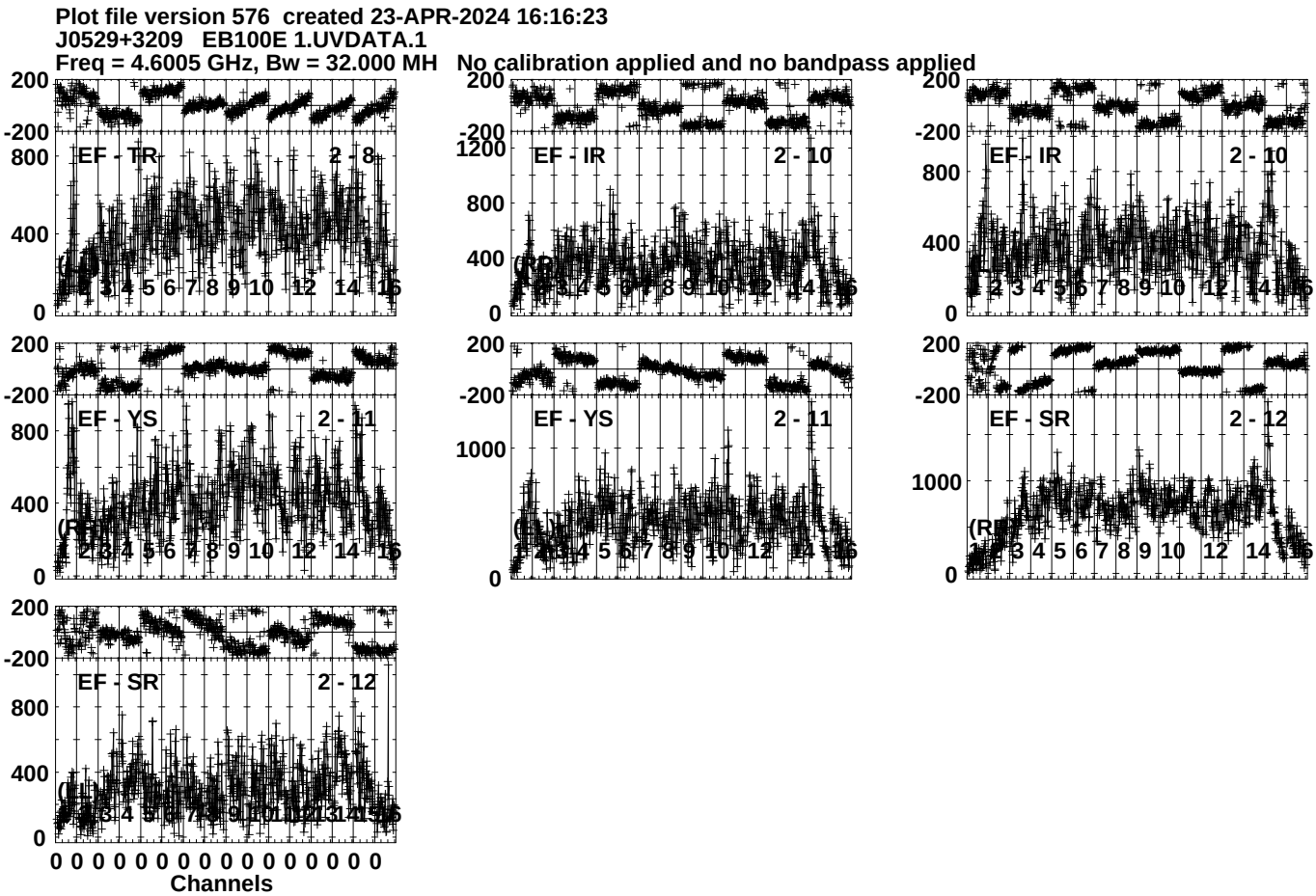
Plot file version 576 created 23-APR-2024 16:16:23
J0529+3209 EB100E 1.UVDATA.1
Freq = 4.6005 GHz, Bw = 32.000 MH No calibration applied and no bandpass applied
EF - TR 2 - 8
EF - IR 2 - 10
EF - IR 2 - 10
EF - YS 2 - 11
EF - YS 2 - 11
EF - SR 2 - 12
EF - SR 2 - 12
(RR)
Channels
Lower frame: Micro Ampl Jy Top frame: Phas deg
Vector averaged cross-power spectrum Several baselines displayed
Timerange: 00/21:29:33 to 00/21:30:59

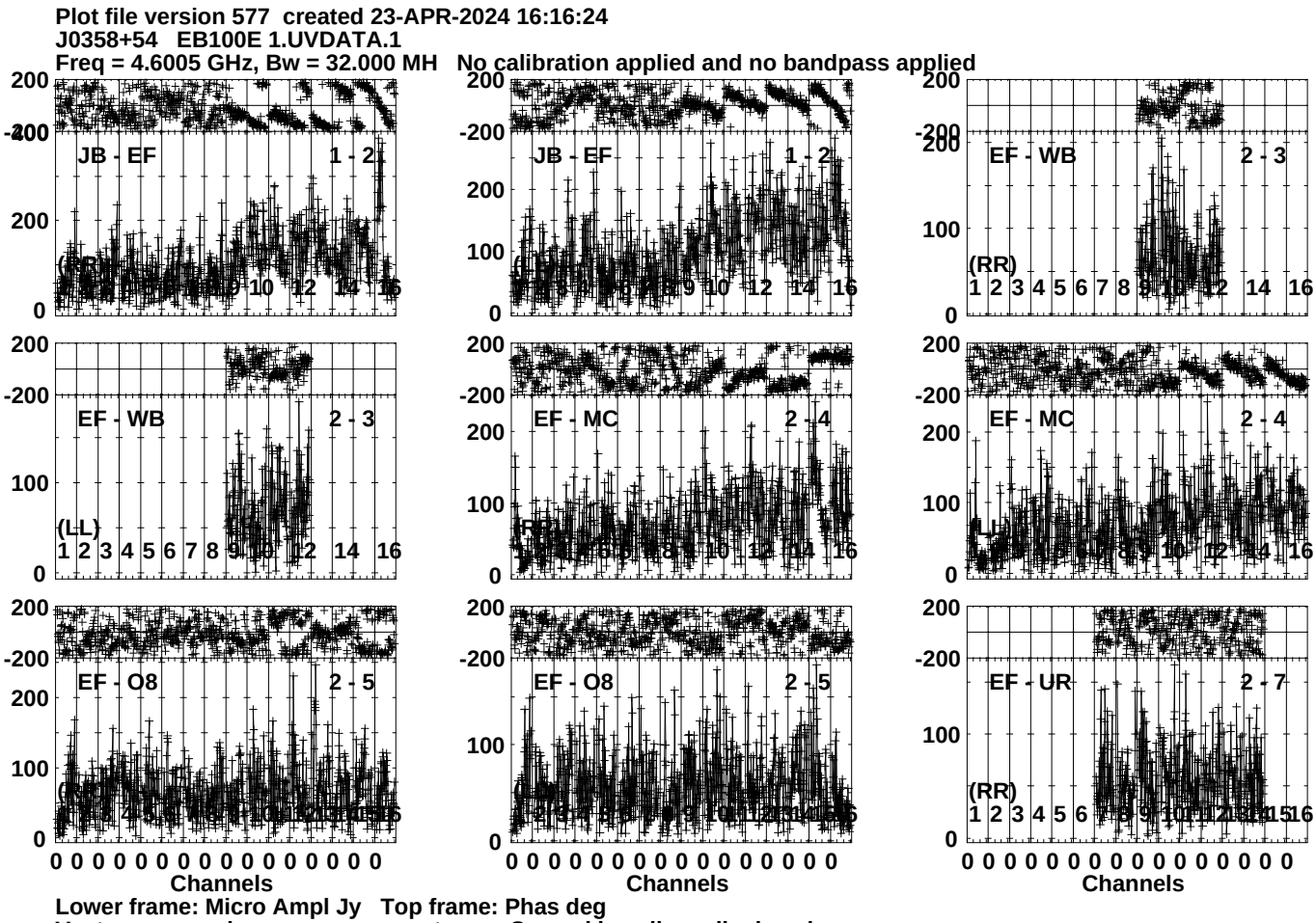
Plot file version 577 created 23-APR-2024 16:16:24
J0358+54 EB100E 1.UVDATA.1
Freq = 4.6005 GHz, Bw = 32.000 MH No calibration applied and no bandpass applied
JB - EF 1 - 2
JB - EF 1 - 2
EF - WB 2 - 3
(RR)
EF - WB 2 - 3
(LL)
EF - MC 2 - 4
EF - MC 2 - 4
EF - O8 2 - 5
EF - O8 2 - 5
EF - UR 2 - 7
(RR)
Channels
Channels
Channels
Lower frame: Micro Ampl Jy Top frame: Phas deg
Vector averaged cross-power spectrum Several baselines displayed
Timerange: 00/21:33:33 to 00/21:37:29

Plot file version 578 created 23-APR-2024 16:16:24
J0358+54 EB100E 1.UVDATA.1
Freq = 4.6005 GHz, Bw = 32.000 MH No calibration applied and no bandpass applied

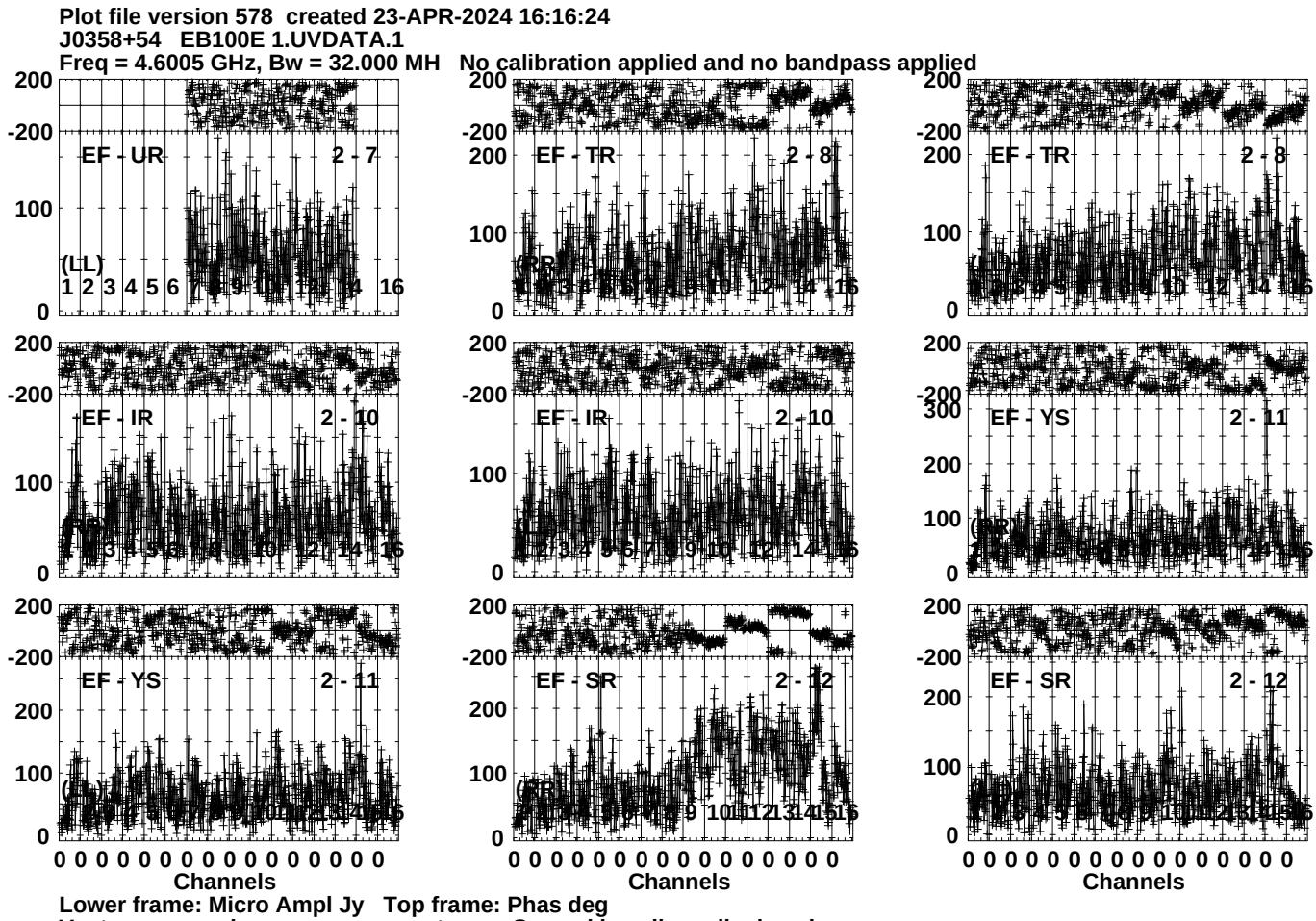

Lower frame: Micro Ampl Jy Top frame: Phas deg
Vector averaged cross-power spectrum Several baselines displayed
Timerange: 00/21:33:33 to 00/21:37:29

Plot file version 579 created 23-APR-2024 16:16:25
DA193 EB100E 1.UVDATA.1
Freq = 4.6005 GHz, Bw = 32.000 MH No calibration applied and no bandpass applied

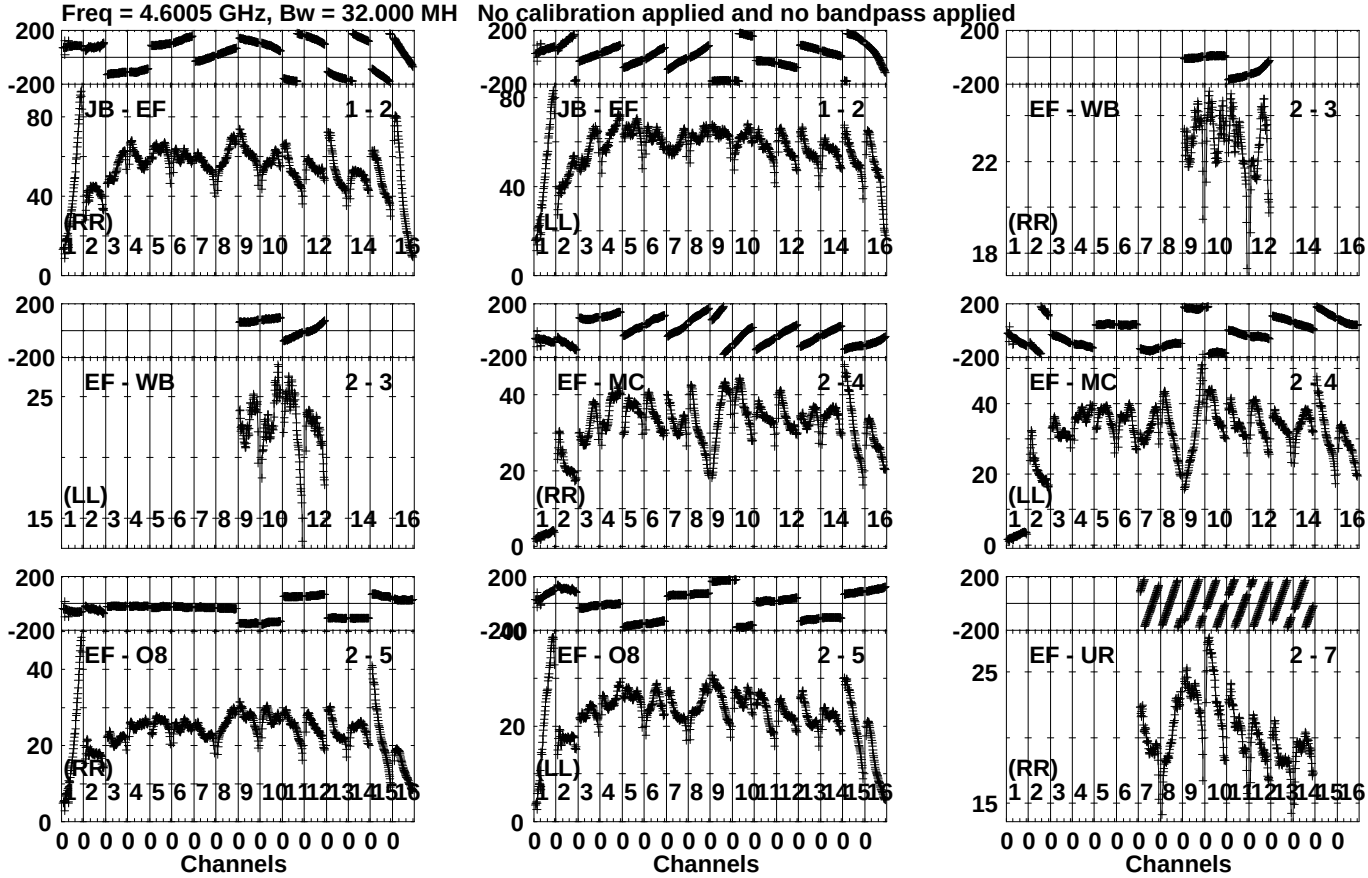

Lower frame: Milli Ampl Jy Top frame: Phas deg
Vector averaged cross-power spectrum Several baselines displayed
Timerange: 00/21:39:03 to 00/21:42:59

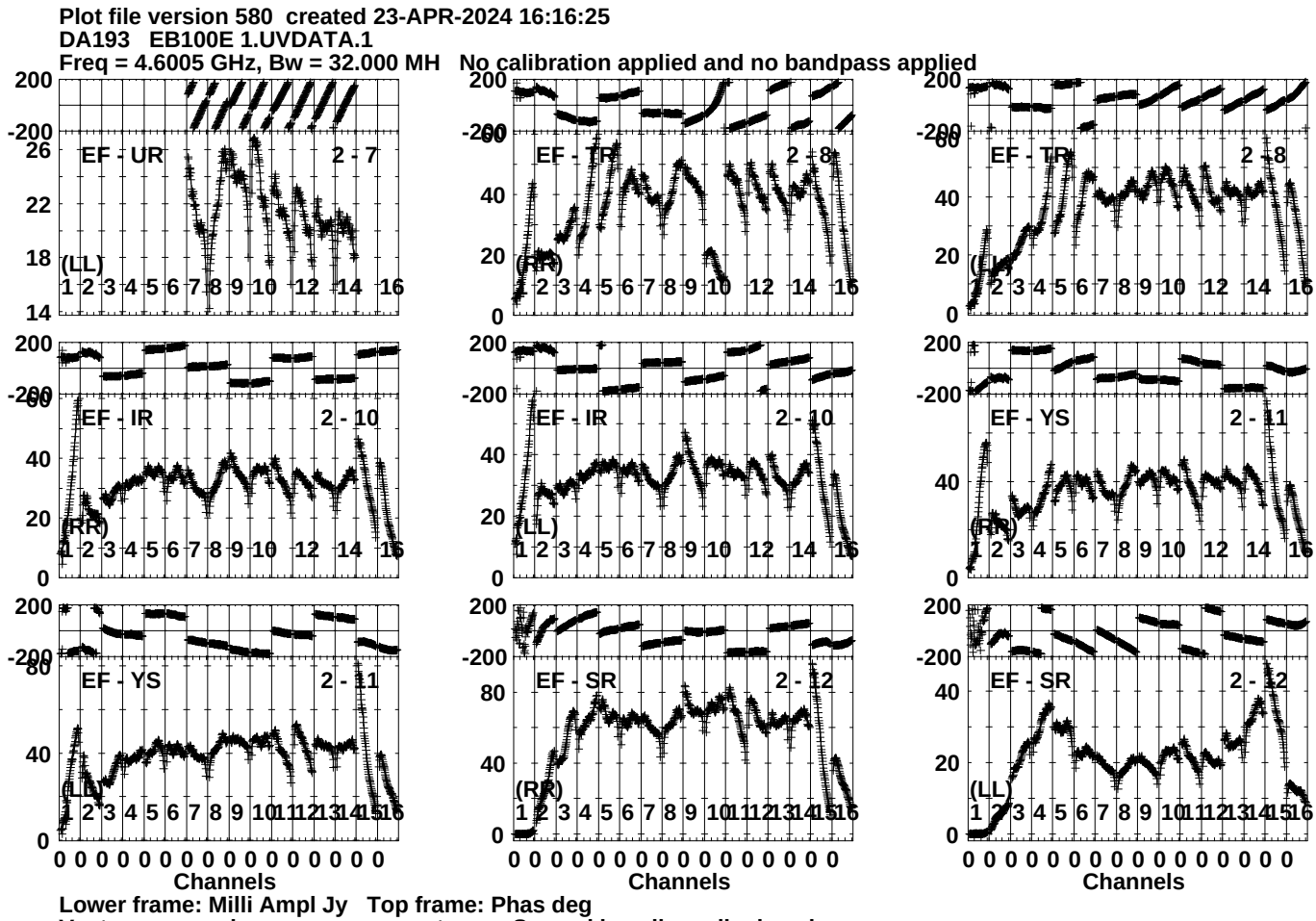
Plot file version 580 created 23-APR-2024 16:16:25
DA193 EB100E 1.UVDATA.1
Freq = 4.6005 GHz, Bw = 32.000 MH No calibration applied and no bandpass applied
EF - UR 2 - 7
(LL)
EF - TR 2 - 8
(RR)
EF - TR 2 - 8
(LL)
EF - IR 2 - 10
(RR)
EF - IR 2 - 10
(LL)
EF - YS 2 - 11
(RR)
EF - YS 2 - 11
(LL)
EF - SR 2 - 12
(RR)
EF - SR 2 - 12
(LL)
Channels
Channels
Channels
Lower frame: Milli Ampl Jy Top frame: Phas deg
Vector averaged cross-power spectrum Several baselines displayed
Timerange: 00/21:39:03 to 00/21:42:59

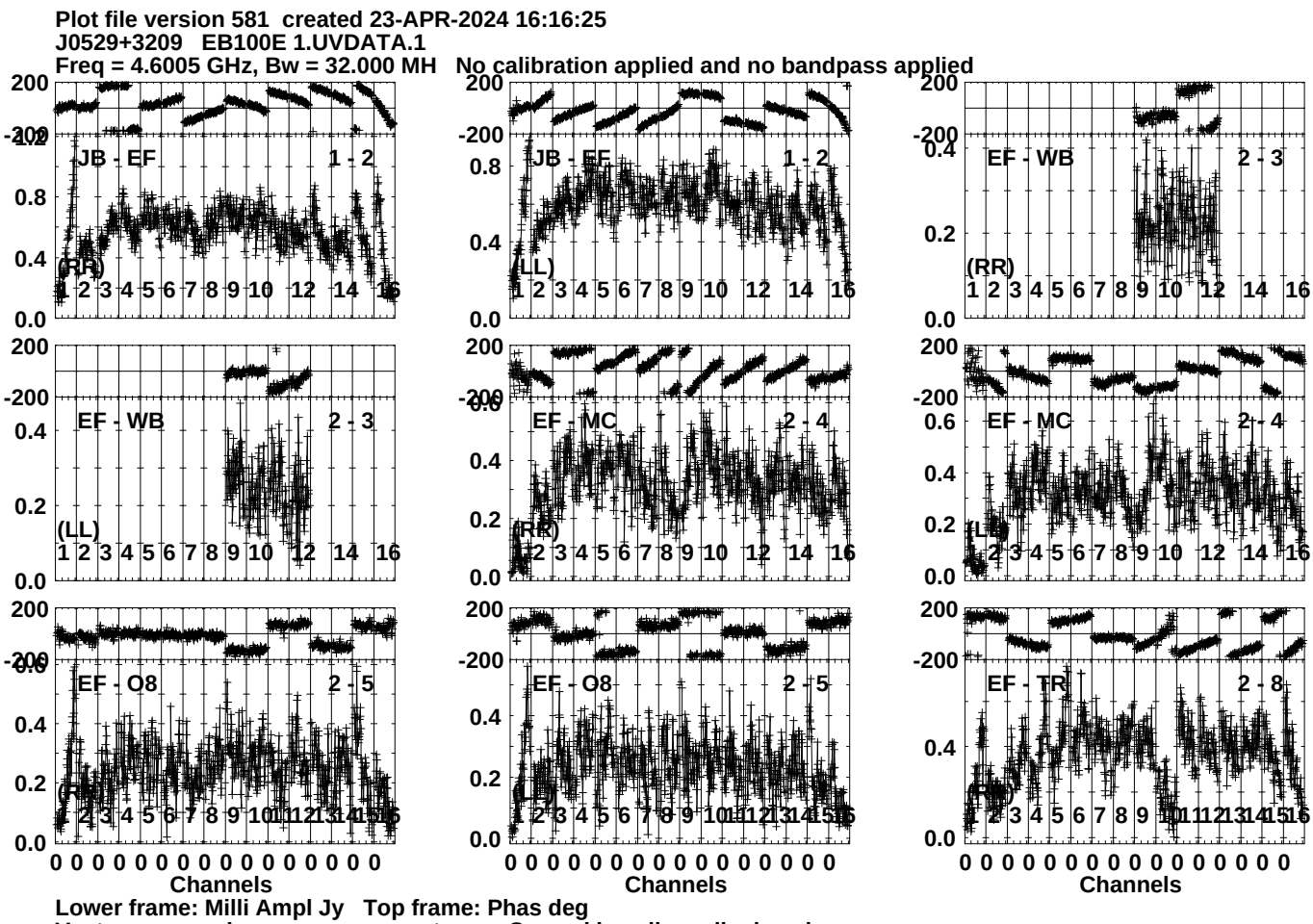
Plot file version 581 created 23-APR-2024 16:16:25
J0529+3209 EB100E 1.UVDATA.1
Freq = 4.6005 GHz, Bw = 32.000 MH No calibration applied and no bandpass applied
JB - EF 1 - 2
(RR)
JB - EF 1 - 2
(LL)
EF - WB 2 - 3
(RR)
EF - WB 2 - 3
(LL)
EF - MC 2 - 4
(RR)
EF - MC 2 - 4
(LL)
EF - O8 2 - 5
(RR)
EF - O8 2 - 5
(LL)
EF - TR 2 - 8
(RR)
Channels
Channels
Channels
Lower frame: Milli Ampl Jy Top frame: Phas deg
Vector averaged cross-power spectrum Several baselines displayed
Timerange: 00/21:44:03 to 00/21:45:59

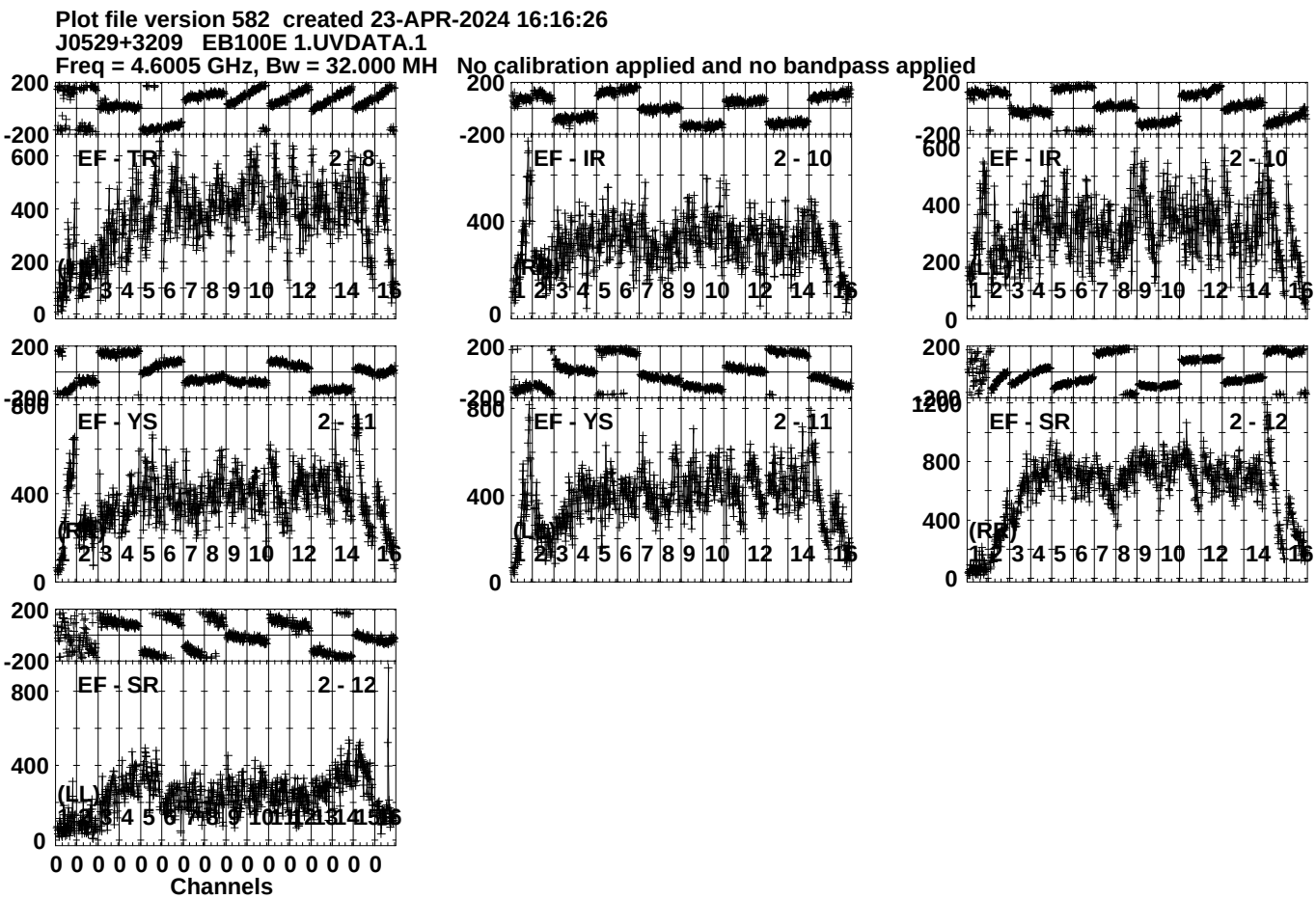
Plot file version 582 created 23-APR-2024 16:16:26
J0529+3209 EB100E 1.UVDATA.1
Freq = 4.6005 GHz, Bw = 32.000 MH No calibration applied and no bandpass applied
EF - TR 2 - 8
EF - IR 2 - 10
EF - IR 2 - 10
EF - YS 2 - 11
EF - YS 2 - 11
EF - SR 2 - 12
EF - SR 2 - 12
(RR)
(LL)
Channels
Lower frame: Micro Ampl Jy Top frame: Phas deg
Vector averaged cross-power spectrum Several baselines displayed
Timerange: 00/21:44:03 to 00/21:45:59

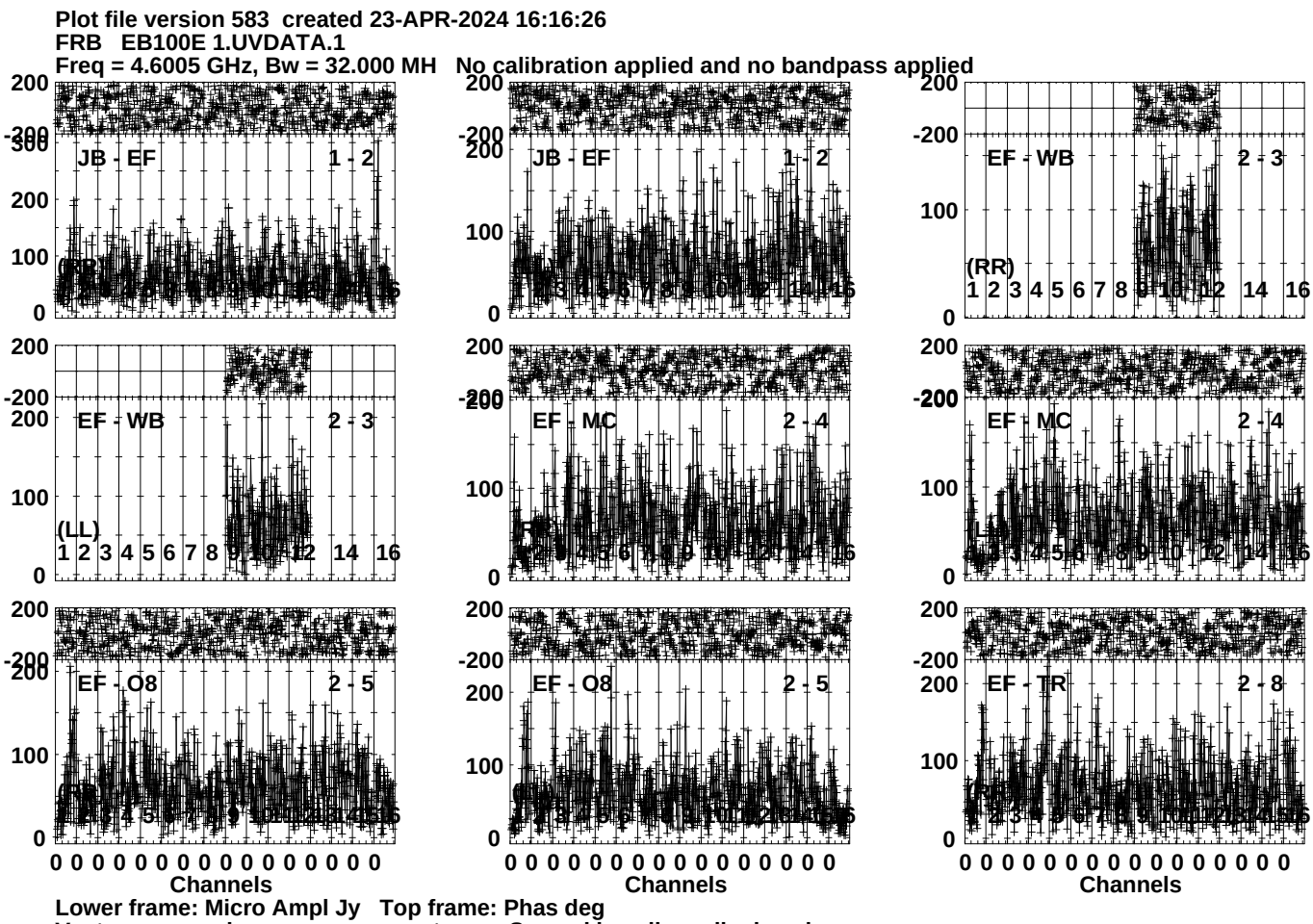
Plot file version 583 created 23-APR-2024 16:16:26
FRB EB100E 1.UVDATA.1
Freq = 4.6005 GHz, Bw = 32.000 MH No calibration applied and no bandpass applied
JB - EF 1 - 2
JB - EF 1 - 2
EF - WB 2 - 3
(RR)
EF - WB 2 - 3
(LL)
EF - MC 2 - 4
EF - MC 2 - 4
EF - O8 2 - 5
EF - O8 2 - 5
EF - TR 2 - 8
Channels
Channels
Channels
Lower frame: Micro Ampl Jy Top frame: Phas deg
Vector averaged cross-power spectrum Several baselines displayed
Timerange: 00/21:46:03 to 00/21:49:29

Plot file version 584 created 23-APR-2024 16:16:26
FRB EB100E 1.UVDATA.1
Freq = 4.6005 GHz, Bw = 32.000 MH No calibration applied and no bandpass applied

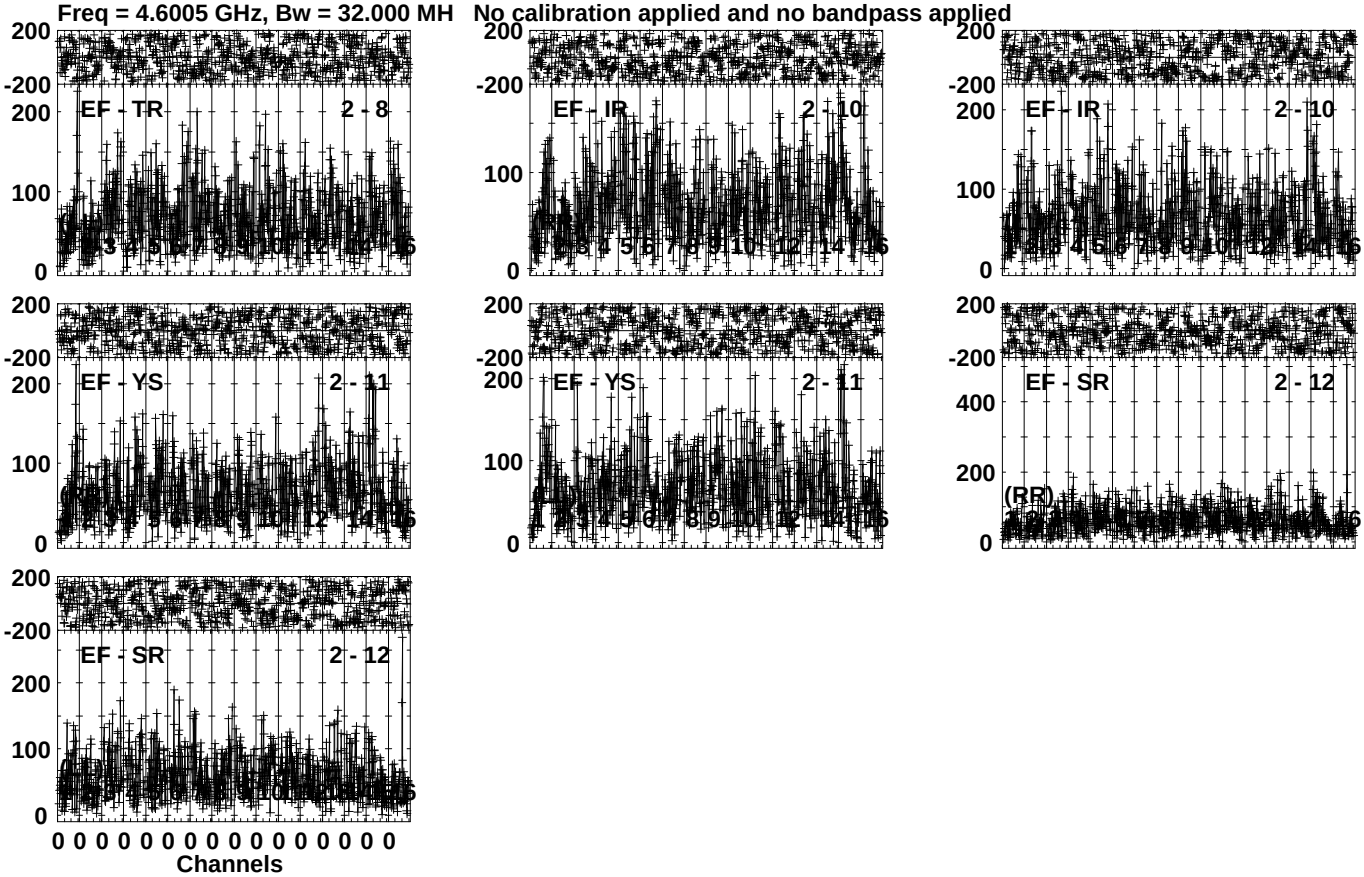

Lower frame: Micro Ampl Jy Top frame: Phas deg
Vector averaged cross-power spectrum Several baselines displayed
Timerange: 00/21:46:03 to 00/21:49:29

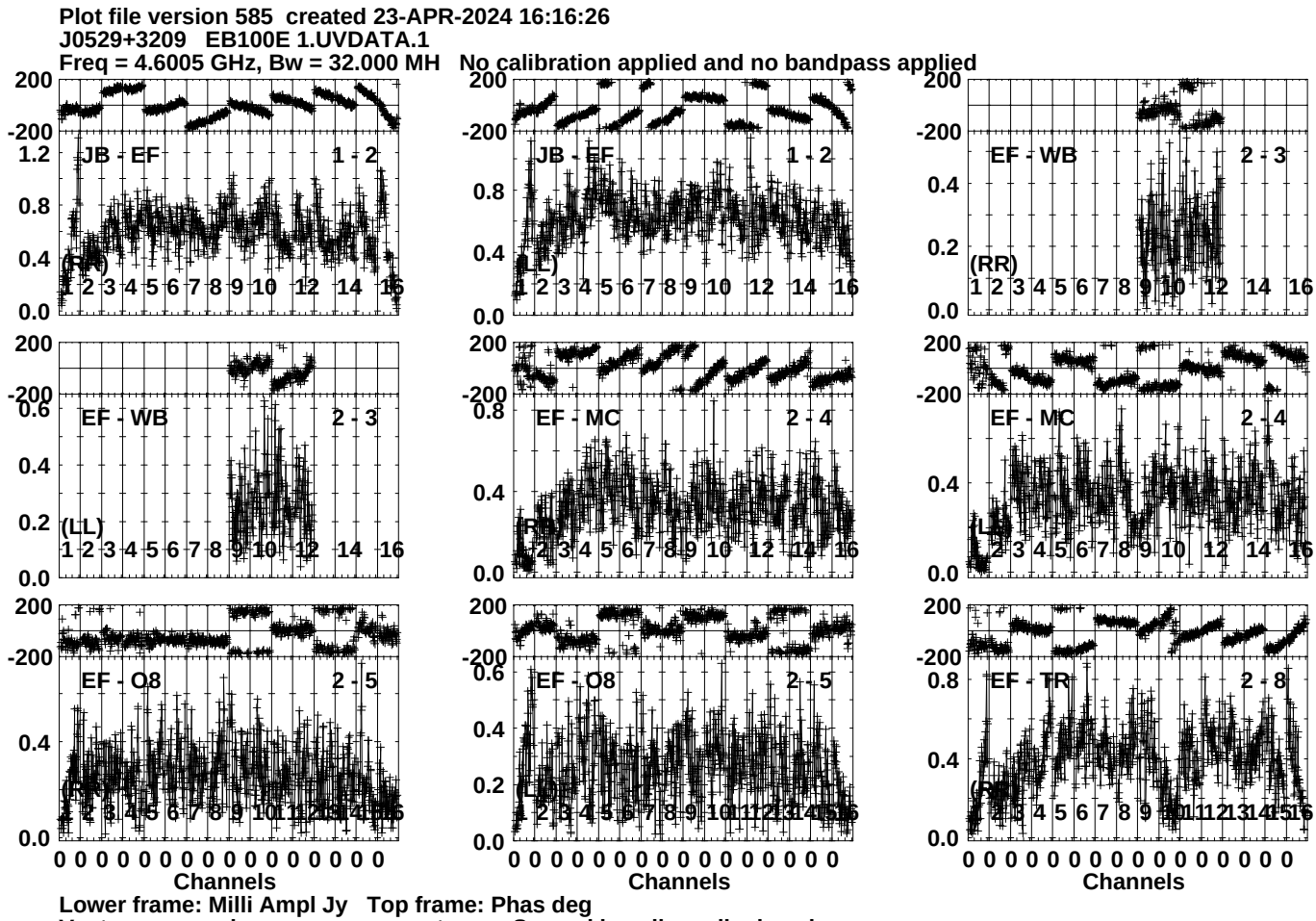
Plot file version 585 created 23-APR-2024 16:16:26
J0529+3209 EB100E 1.UVDATA.1
Freq = 4.6005 GHz, Bw = 32.000 MH No calibration applied and no bandpass applied
JB - EF 1 - 2
(RR)
JB - EF 1 - 2
(LL)
EF - WB 2 - 3
(RR)
EF - WB 2 - 3
(LL)
EF - MC 2 - 4
(RL)
EF - MC 2 - 4
(LR)
EF - O8 2 - 5
(RL)
EF - O8 2 - 5
(LR)
EF - TR 2 - 8
(RL)
Channels
Channels
Channels
Lower frame: Milli Ampl Jy Top frame: Phas deg
Vector averaged cross-power spectrum Several baselines displayed
Timerange: 00/21:50:03 to 00/21:50:59

Plot file version 586 created 23-APR-2024 16:16:27
J0529+3209 EB100E 1.UVDATA.1
Freq = 4.6005 GHz, Bw = 32.000 MH No calibration applied and no bandpass applied

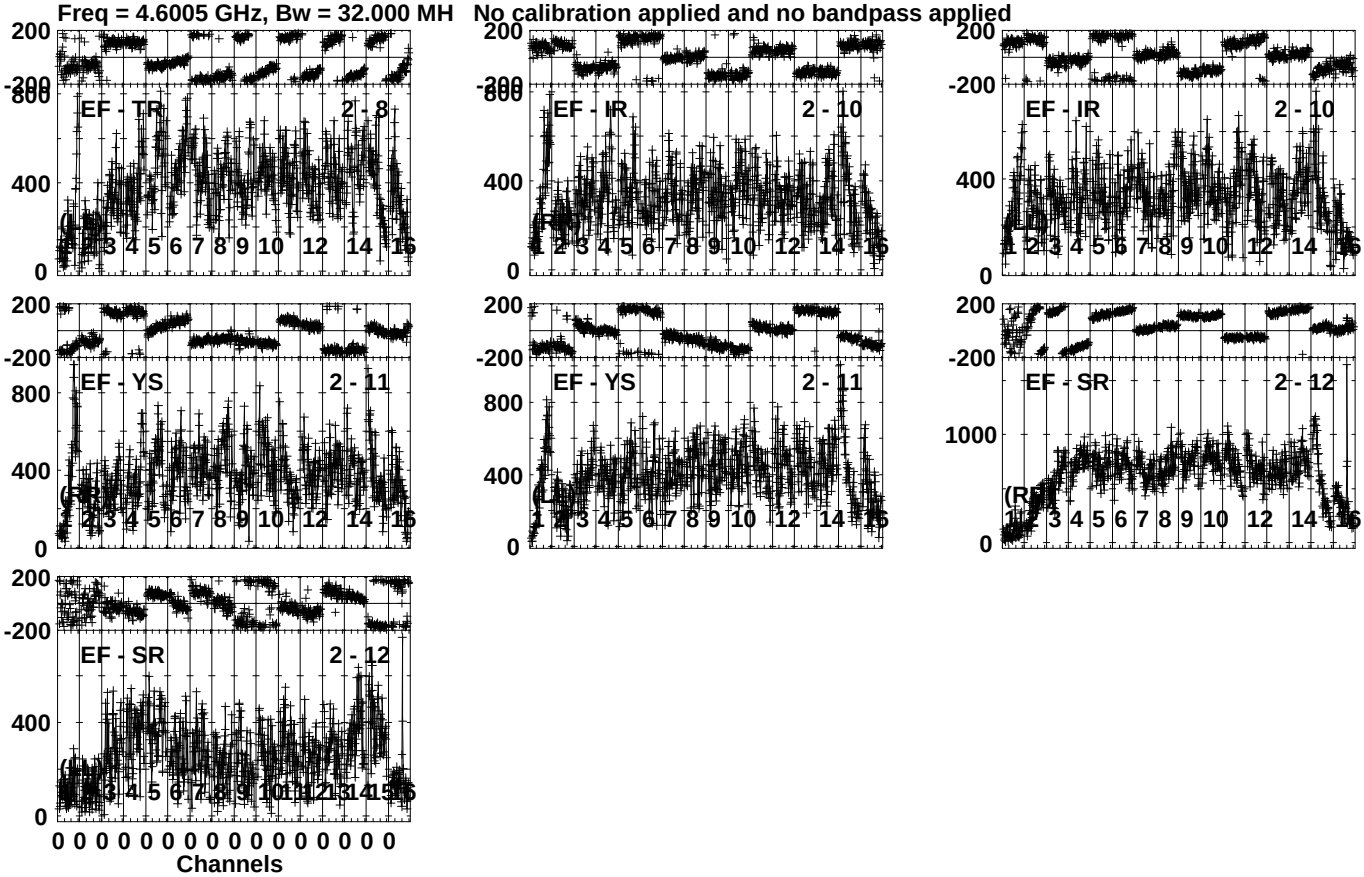

Lower frame: Micro Ampl Jy Top frame: Phas deg
Vector averaged cross-power spectrum Several baselines displayed
Timerange: 00/21:50:03 to 00/21:50:59

Plot file version 587 created 23-APR-2024 16:16:27
FRB EB100E 1.UVDATA.1
Freq = 4.6005 GHz, Bw = 32.000 MH No calibration applied and no bandpass applied

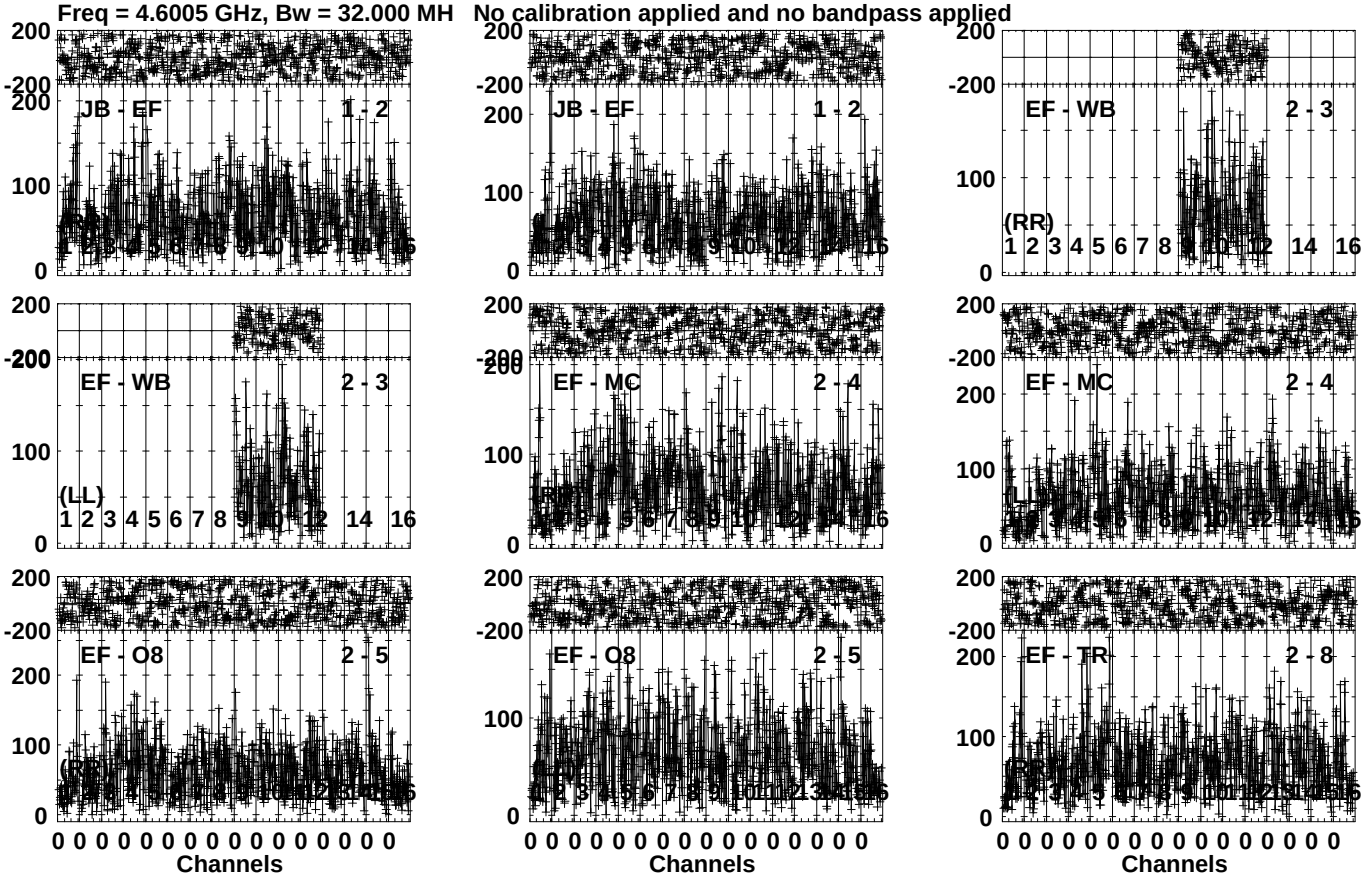

Lower frame: Micro Ampl Jy Top frame: Phas deg
Vector averaged cross-power spectrum Several baselines displayed
Timerange: 00/21:51:03 to 00/21:54:29

Plot file version 588 created 23-APR-2024 16:16:27
FRB EB100E 1.UVDATA.1
Freq = 4.6005 GHz, Bw = 32.000 MH No calibration applied and no bandpass applied

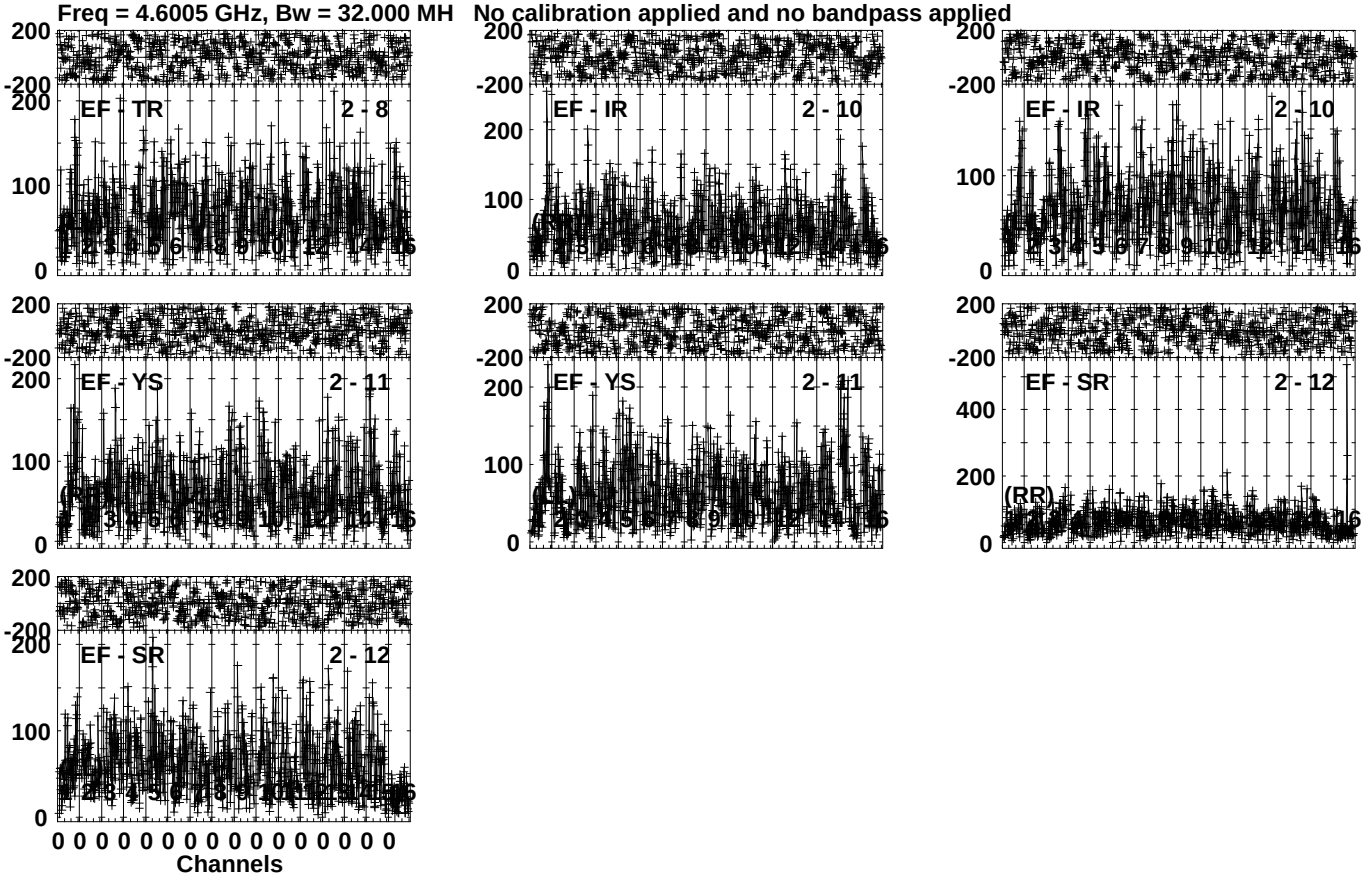

Lower frame: Micro Ampl Jy Top frame: Phas deg
Vector averaged cross-power spectrum Several baselines displayed
Timerange: 00/21:51:03 to 00/21:54:29

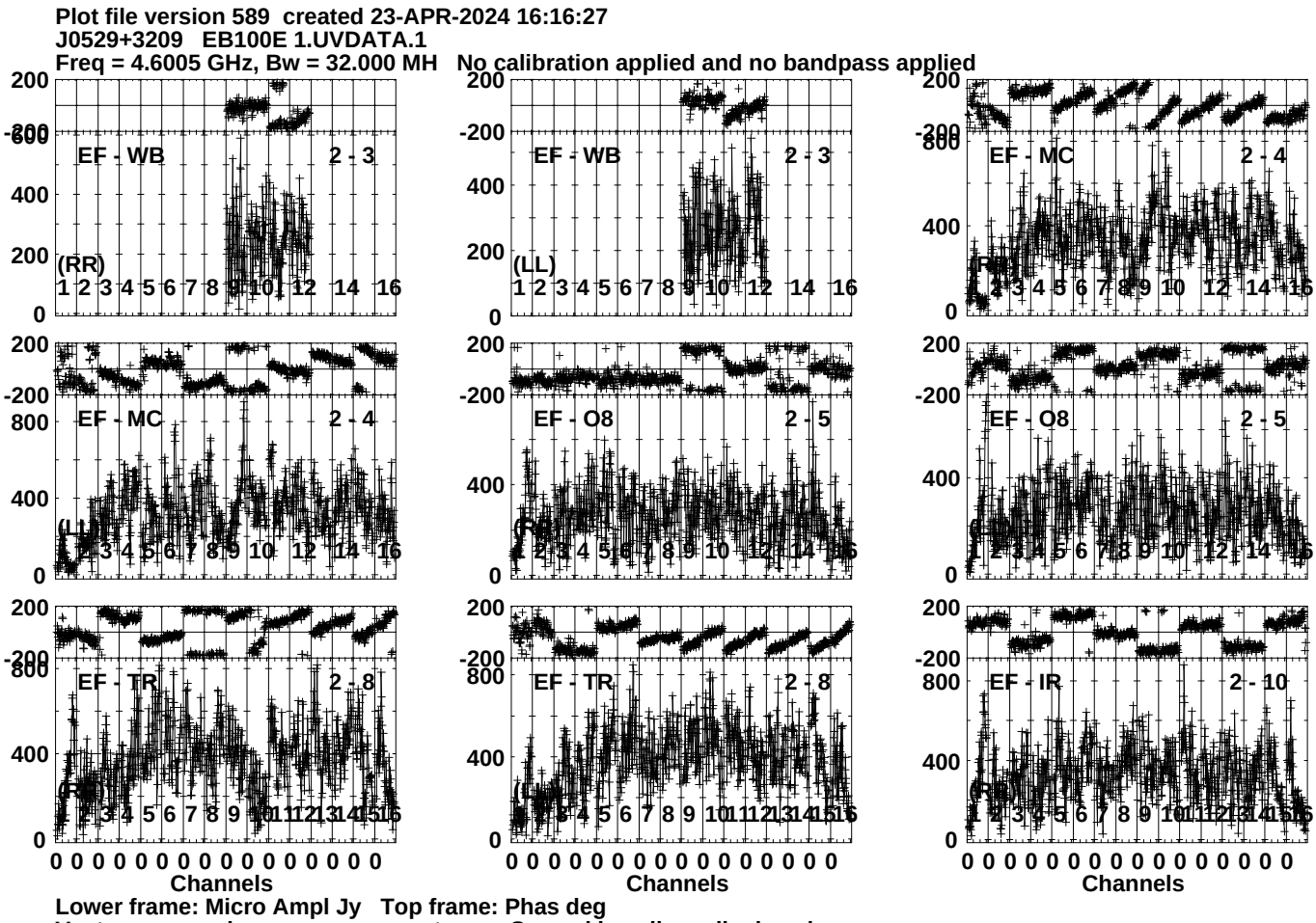
Plot file version 589 created 23-APR-2024 16:16:27
J0529+3209 EB100E 1.UVDATA.1
Freq = 4.6005 GHz, Bw = 32.000 MH No calibration applied and no bandpass applied
EF - WB 2 - 3
(RR)
EF - WB 2 - 3
(LL)
EF - MC 2 - 4
(RR)
EF - MC 2 - 4
(LL)
EF - O8 2 - 5
(RR)
EF - O8 2 - 5
(LL)
EF - TR 2 - 8
(RR)
EF - TR 2 - 8
(LL)
EF - IR 2 - 10
(RR)
Channels
Channels
Channels
Lower frame: Micro Ampl Jy Top frame: Phas deg
Vector averaged cross-power spectrum Several baselines displayed
Timerange: 00/21:55:03 to 00/21:55:59

Plot file version 590 created 23-APR-2024 16:16:28
J0529+3209 EB100E 1.UVDATA.1
Freq = 4.6005 GHz, Bw = 32.000 MH No calibration applied and no bandpass applied

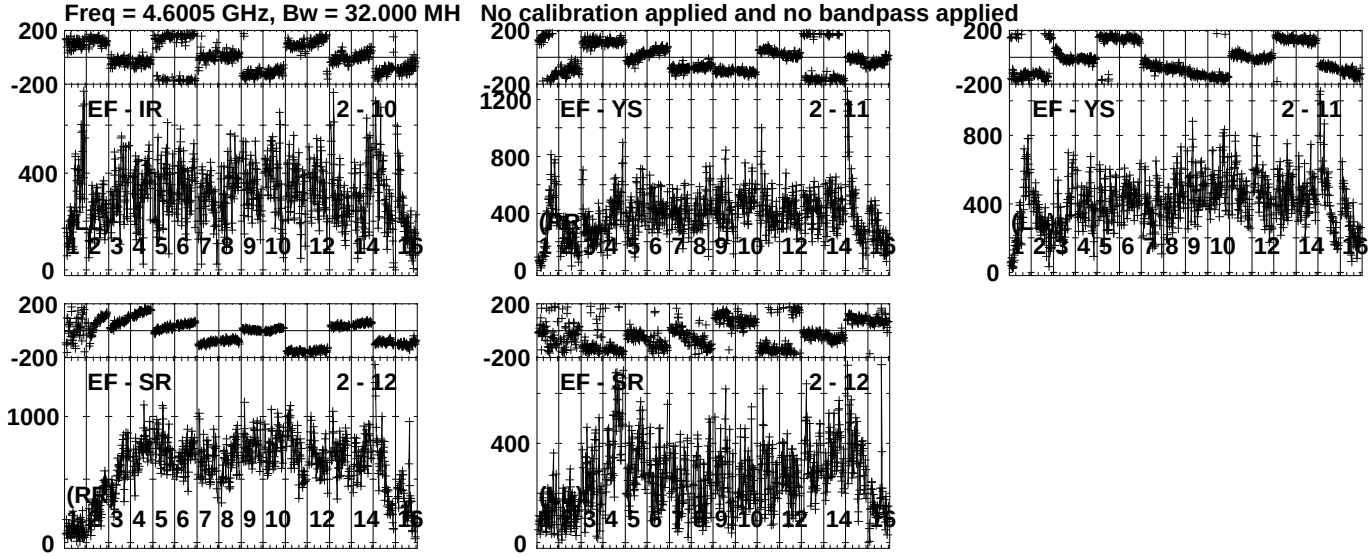

Lower frame: Micro Ampl Jy Top frame: Phas deg
Vector averaged cross-power spectrum Several baselines displayed
Timerange: 00/21:55:03 to 00/21:55:59

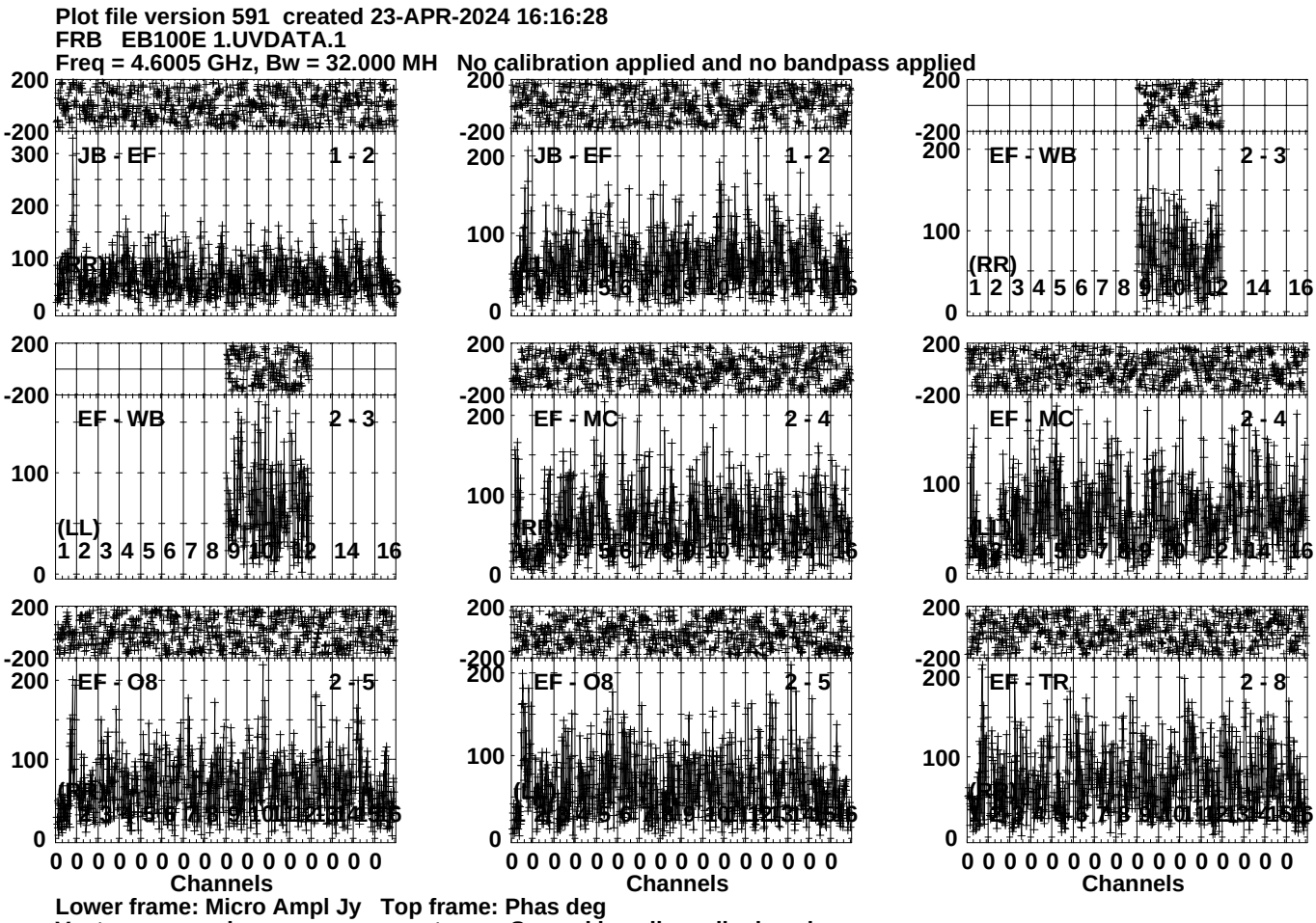
Plot file version 591 created 23-APR-2024 16:16:28
FRB EB100E 1.UVDATA.1
Freq = 4.6005 GHz, Bw = 32.000 MH No calibration applied and no bandpass applied
JB - EF 1 - 2
JB - EF 1 - 2
EF - WB 2 - 3
EF - WB 2 - 3
EF - MC 2 - 4
EF - MC 2 - 4
EF - O8 2 - 5
EF - O8 2 - 5
EF - TR 2 - 8
(RR)
(LL)
Channels
Lower frame: Micro Ampl Jy Top frame: Phas deg
Vector averaged cross-power spectrum Several baselines displayed
Timerange: 00/21:56:03 to 00/21:59:29

Plot file version 592 created 23-APR-2024 16:16:28
FRB EB100E 1.UVDATA.1
Freq = 4.6005 GHz, Bw = 32.000 MH No calibration applied and no bandpass applied

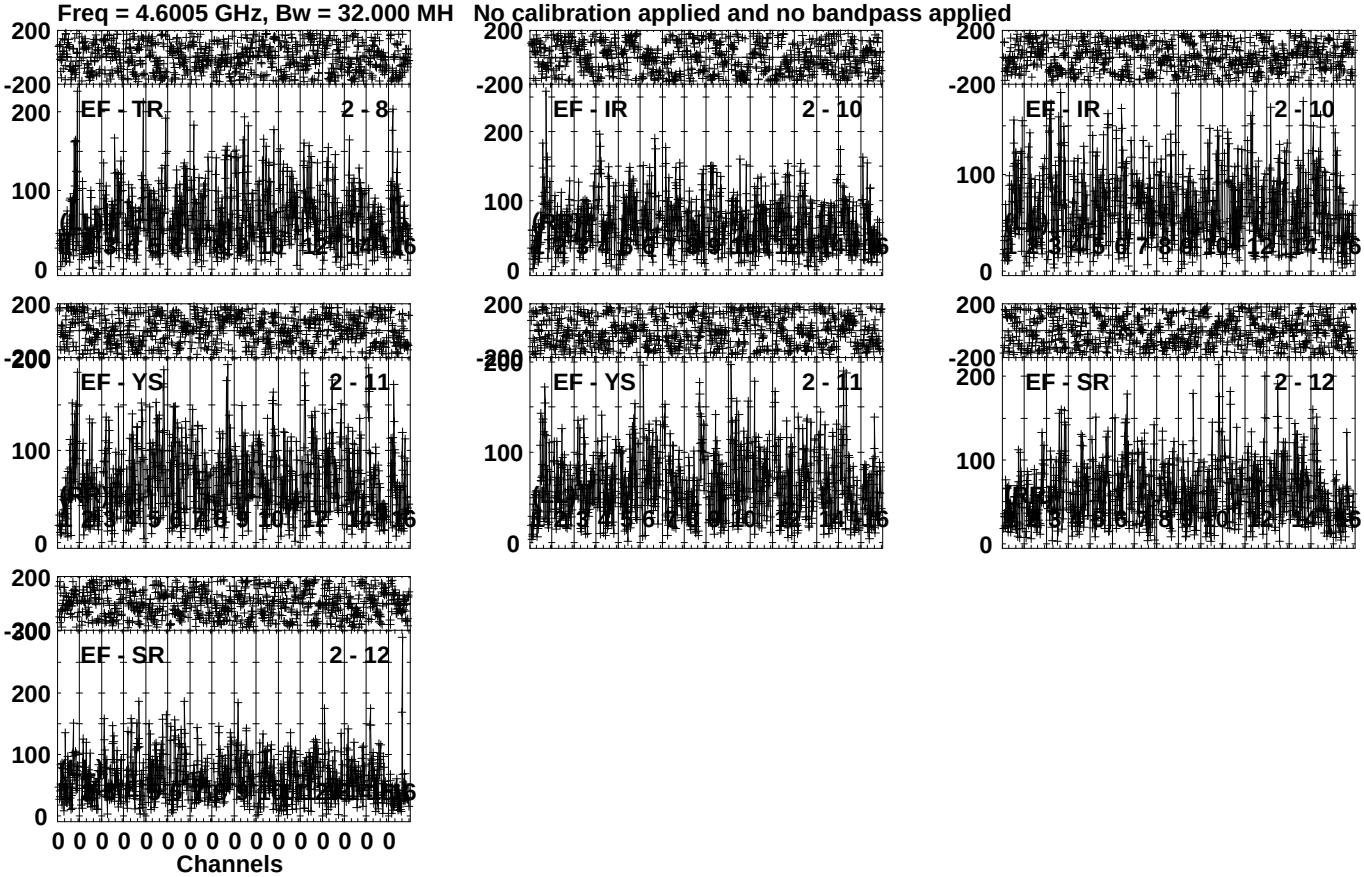

Lower frame: Micro Ampl Jy Top frame: Phas deg
Vector averaged cross-power spectrum Several baselines displayed
Timerange: 00/21:56:03 to 00/21:59:29

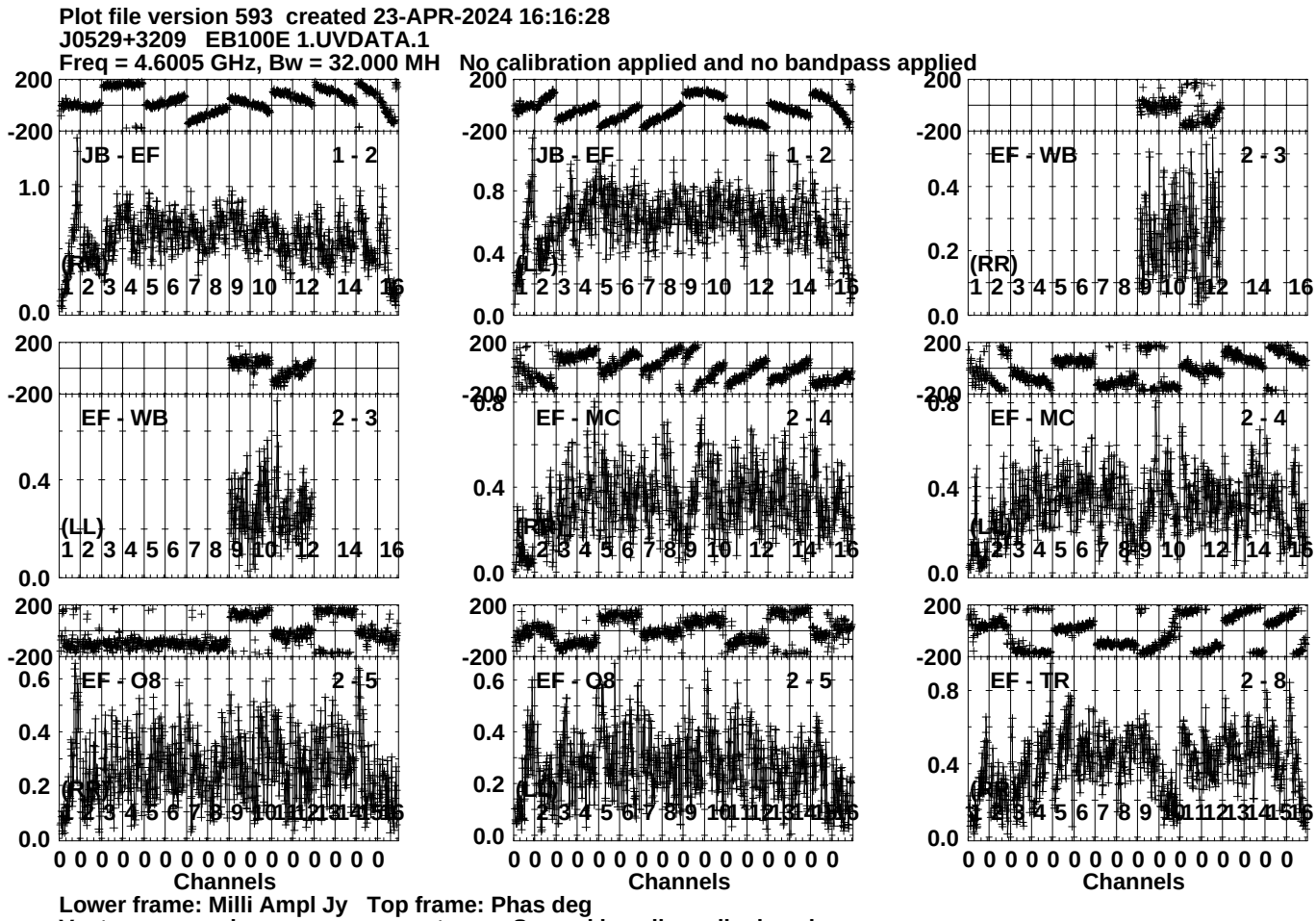
Plot file version 593 created 23-APR-2024 16:16:28
J0529+3209 EB100E 1.UVDATA.1
Freq = 4.6005 GHz, Bw = 32.000 MH No calibration applied and no bandpass applied
JB - EF 1 - 2
JB - EF 1 - 2
EF - WB 2 - 3
EF - WB 2 - 3
EF - MC 2 - 4
EF - MC 2 - 4
EF - O8 2 - 5
EF - O8 2 - 5
EF - TR 2 - 8
(RR)
(LL)
Channels
Lower frame: Milli Ampl Jy Top frame: Phas deg
Vector averaged cross-power spectrum Several baselines displayed
Timerange: 00/21:59:31 to 00/22:00:59

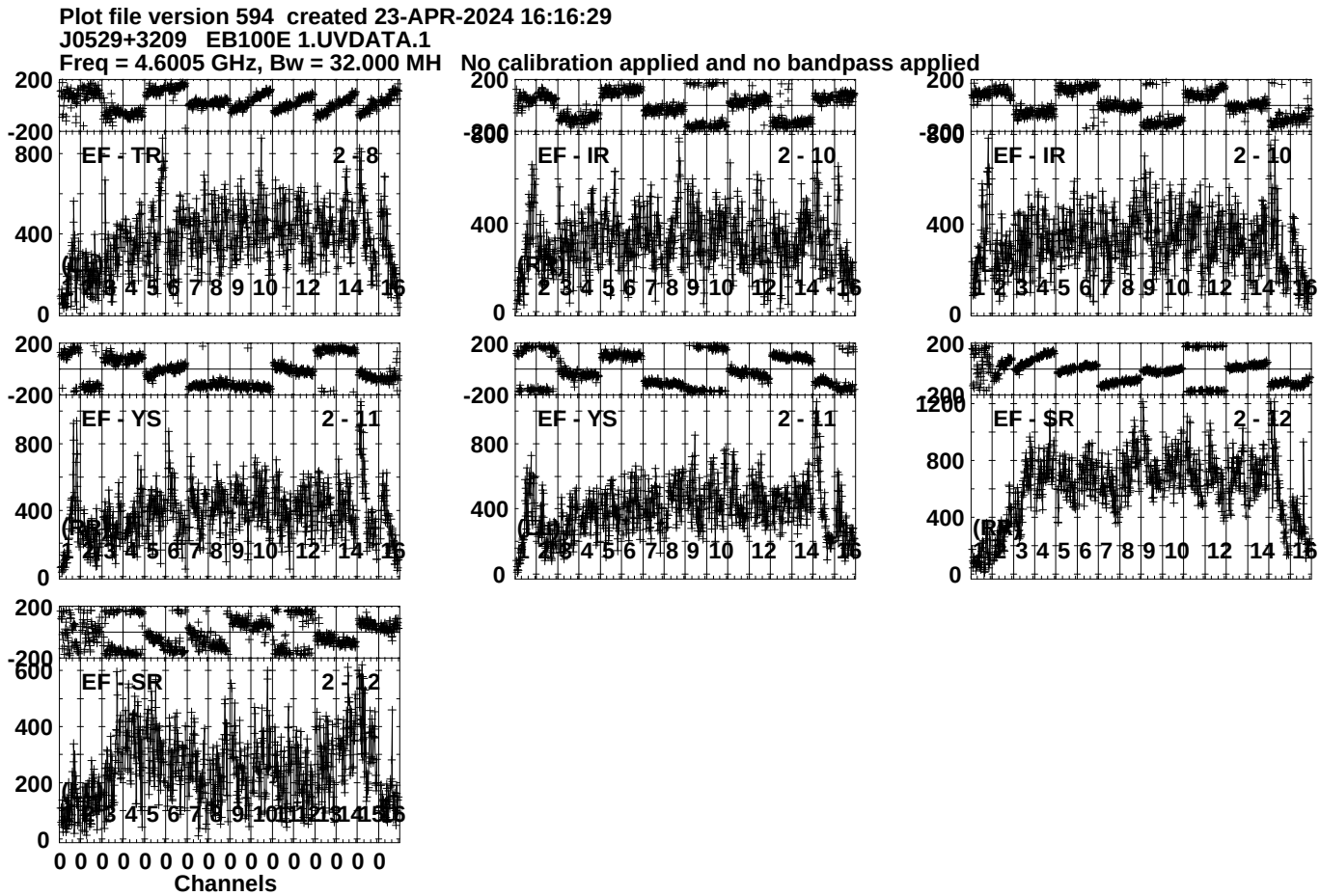
Plot file version 594 created 23-APR-2024 16:16:29
J0529+3209 EB100E 1.UVDATA.1
Freq = 4.6005 GHz, Bw = 32.000 MH No calibration applied and no bandpass applied
EF - TR 2 - 8
EF - IR 2 - 10
EF - IR 2 - 10
EF - YS 2 - 11
EF - YS 2 - 11
EF - SR 2 - 12
EF - SR 2 - 12
Channels
Lower frame: Micro Ampl Jy Top frame: Phas deg
Vector averaged cross-power spectrum Several baselines displayed
Timerange: 00/21:59:31 to 00/22:00:59

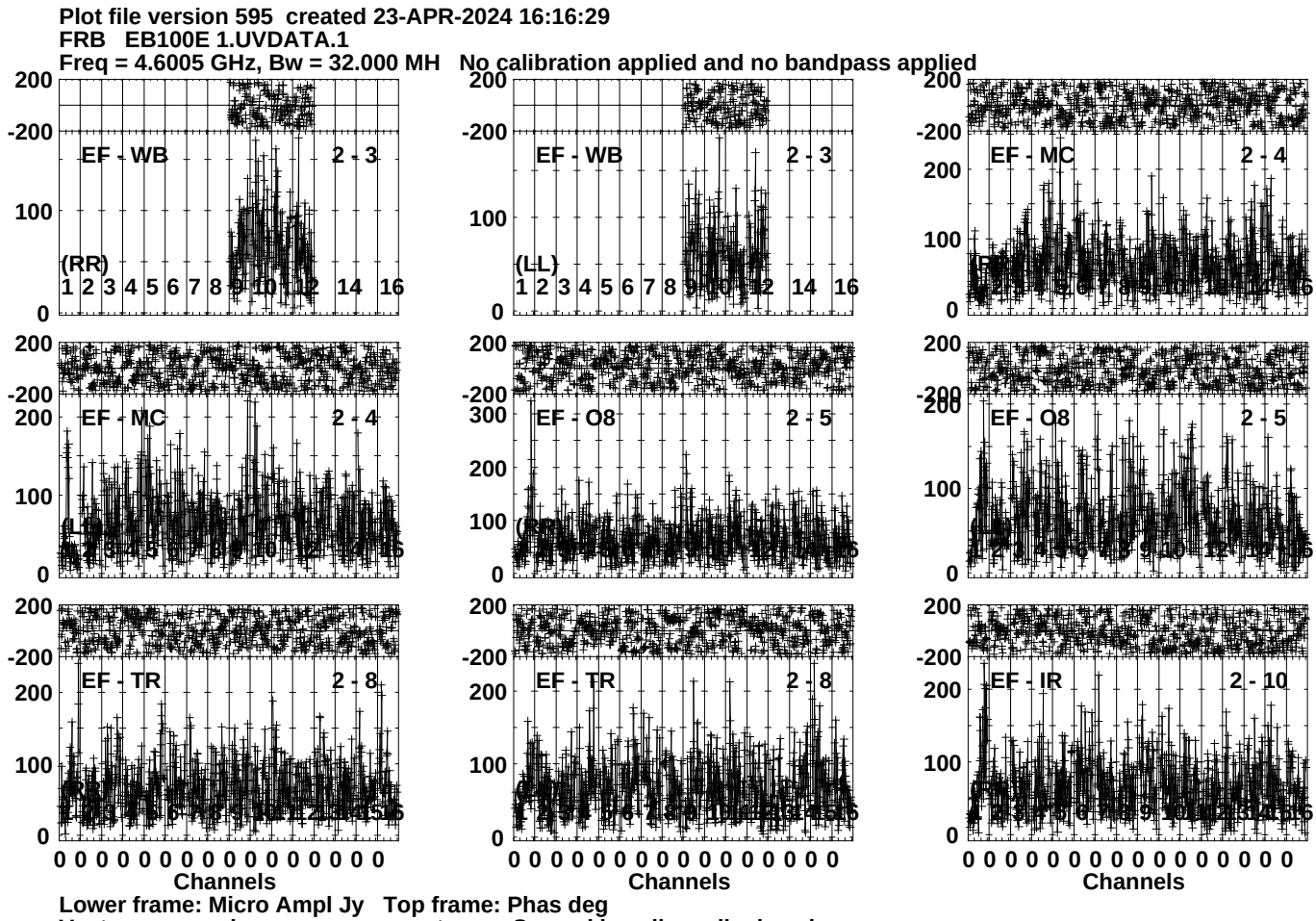
Plot file version 595 created 23-APR-2024 16:16:29
FRB EB100E 1.UVDATA.1
Freq = 4.6005 GHz, Bw = 32.000 MH No calibration applied and no bandpass applied
EF - WB 2 - 3
(RR)
EF - WB 2 - 3
(LL)
EF - MC 2 - 4
EF - MC 2 - 4
EF - O8 2 - 5
EF - O8 2 - 5
EF - TR 2 - 8
EF - TR 2 - 8
EF - IR 2 - 10
Channels
Channels
Channels
Lower frame: Micro Ampl Jy Top frame: Phas deg
Vector averaged cross-power spectrum Several baselines displayed
Timerange: 00/22:01:01 to 00/22:04:29

Plot file version 596 created 23-APR-2024 16:16:29
FRB EB100E 1.UVDATA.1
Freq = 4.6005 GHz, Bw = 32.000 MH No calibration applied and no bandpass applied

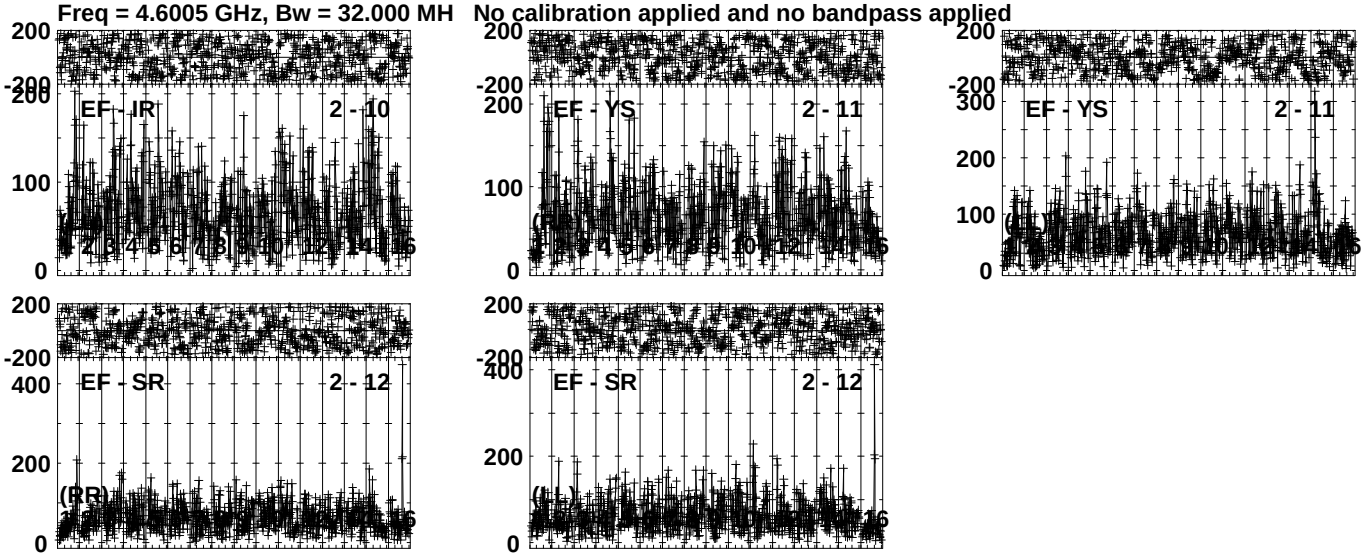

Lower frame: Micro Ampl Jy Top frame: Phas deg
Vector averaged cross-power spectrum Several baselines displayed
Timerange: 00/22:01:01 to 00/22:04:29

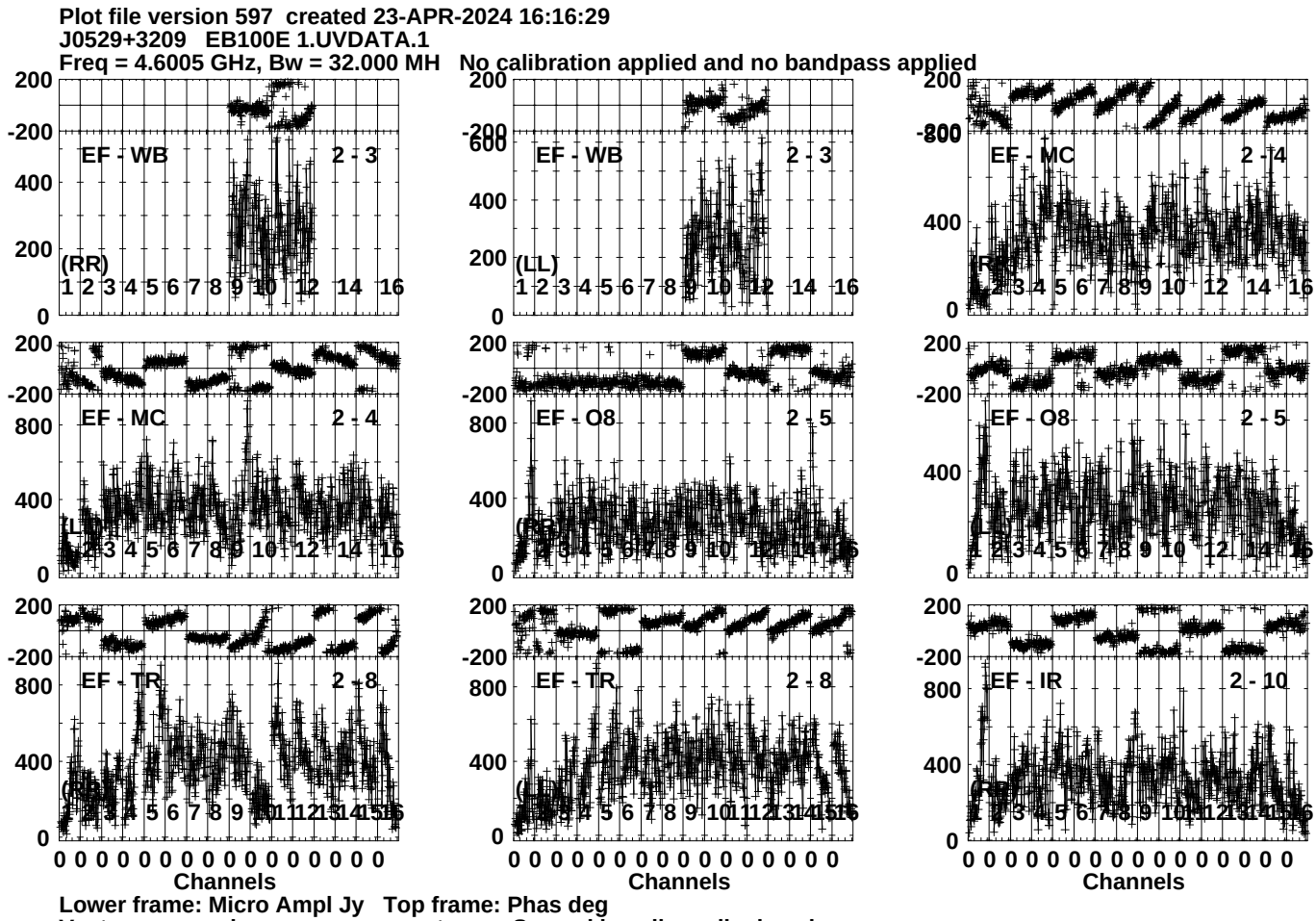
Plot file version 597 created 23-APR-2024 16:16:29
J0529+3209 EB100E 1.UVDATA.1
Freq = 4.6005 GHz, Bw = 32.000 MH No calibration applied and no bandpass applied
EF - WB 2 - 3
EF - WB 2 - 3
EF - MC 2 - 4
EF - MC 2 - 4
EF - O8 2 - 5
EF - O8 2 - 5
EF - TR 2 - 8
EF - TR 2 - 8
EF - IR 2 - 10
(RR)
(LL)
(RL)
(LR)
Channels
Lower frame: Micro Ampl Jy Top frame: Phas deg
Vector averaged cross-power spectrum Several baselines displayed
Timerange: 00/22:05:03 to 00/22:05:59

Plot file version 598 created 23-APR-2024 16:16:29
J0529+3209 EB100E 1.UVDATA.1
Freq = 4.6005 GHz, Bw = 32.000 MH No calibration applied and no bandpass applied

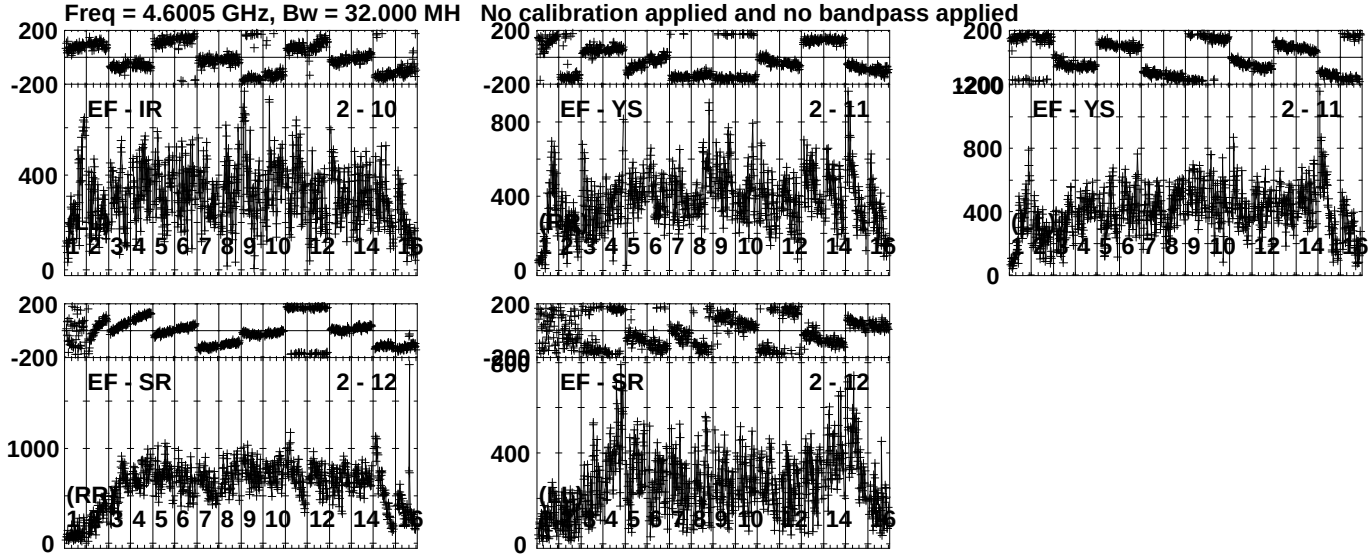

Lower frame: Micro Ampl Jy Top frame: Phas deg
Vector averaged cross-power spectrum Several baselines displayed
Timerange: 00/22:05:03 to 00/22:05:59

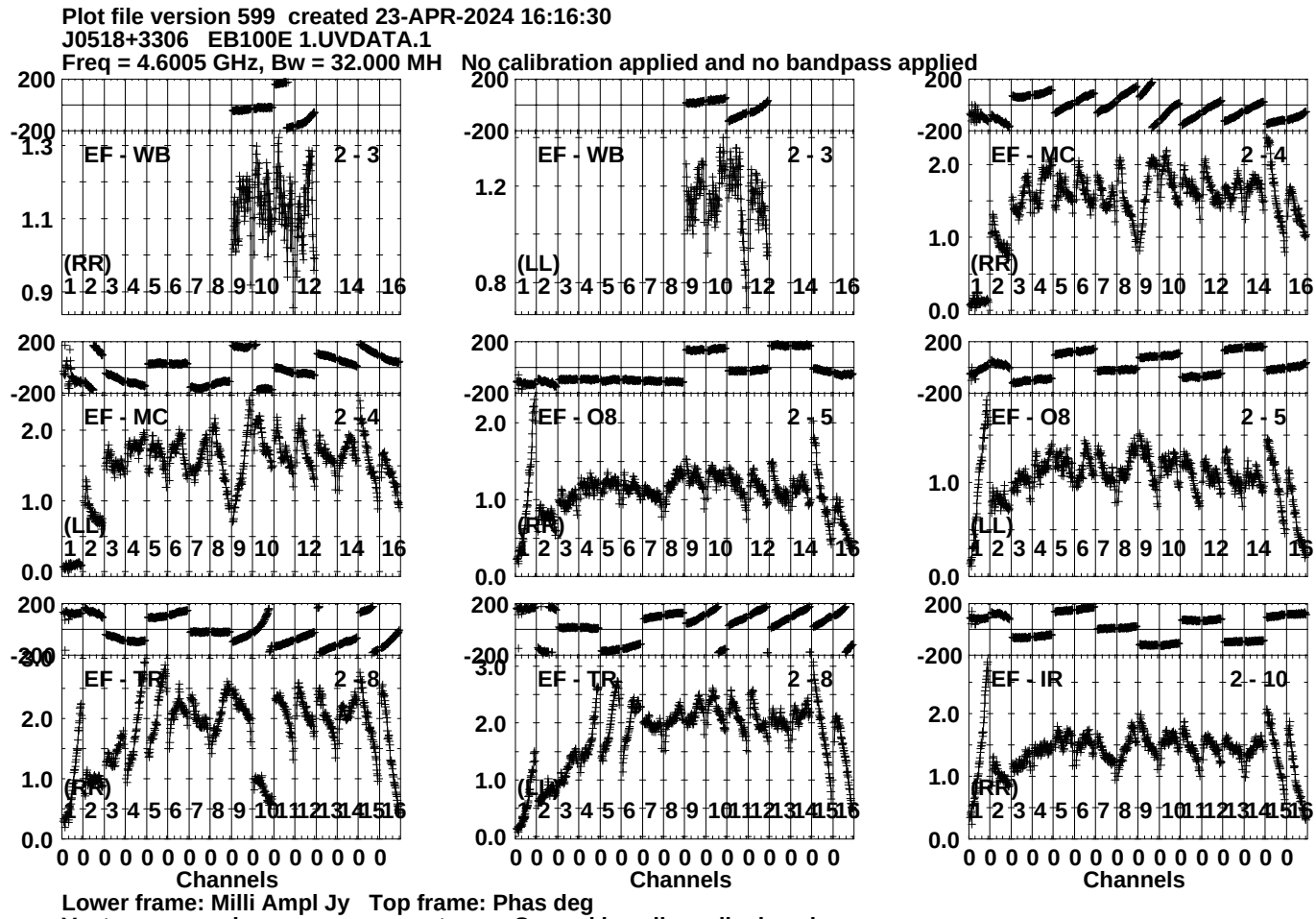
Plot file version 599 created 23-APR-2024 16:16:30
J0518+3306 EB100E 1.UVDATA.1
Freq = 4.6005 GHz, Bw = 32.000 MH No calibration applied and no bandpass applied
EF - WB 2 - 3
(RR)
EF - WB 2 - 3
(LL)
EF - MC 2 - 4
(RR)
EF - MC 2 - 4
(LL)
EF - O8 2 - 5
(RR)
EF - O8 2 - 5
(LL)
EF - TR 2 - 8
(RR)
EF - TR 2 - 8
(LL)
EF - IR 2 - 10
(RR)
Channels
Lower frame: Milli Ampl Jy Top frame: Phas deg
Vector averaged cross-power spectrum Several baselines displayed
Timerange: 00/22:06:33 to 00/22:09:29

Plot file version 600 created 23-APR-2024 16:16:30
J0518+3306 EB100E 1.UVDATA.1
Freq = 4.6005 GHz, Bw = 32.000 MH No calibration applied and no bandpass applied

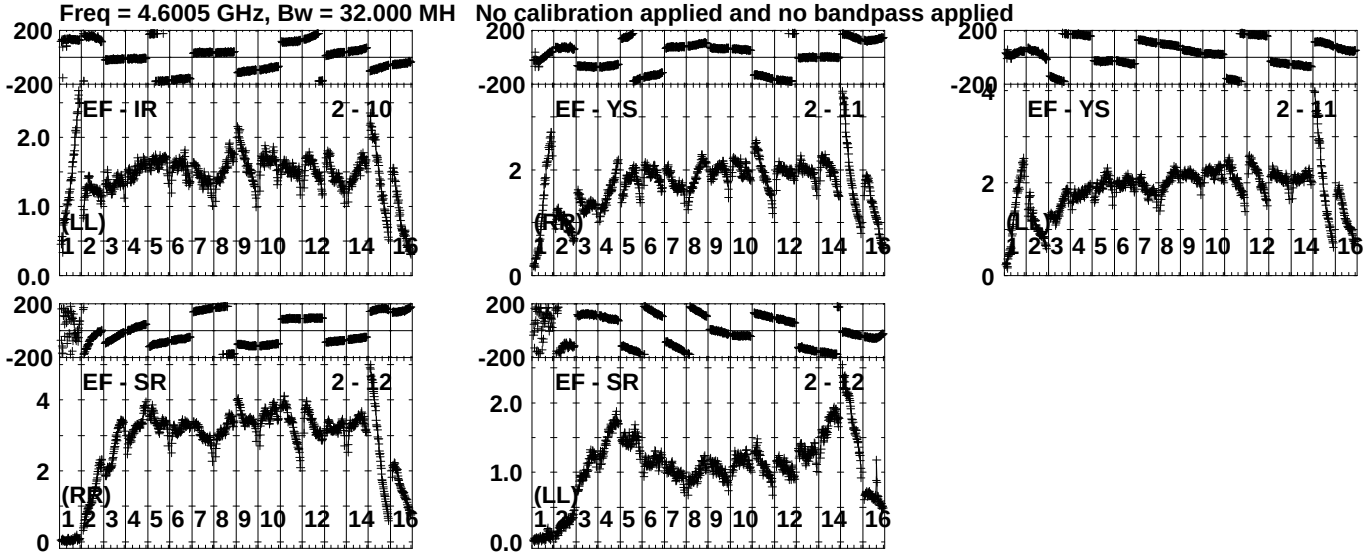

Lower frame: Milli Ampl Jy Top frame: Phas deg
Vector averaged cross-power spectrum Several baselines displayed
Timerange: 00/22:06:33 to 00/22:09:29

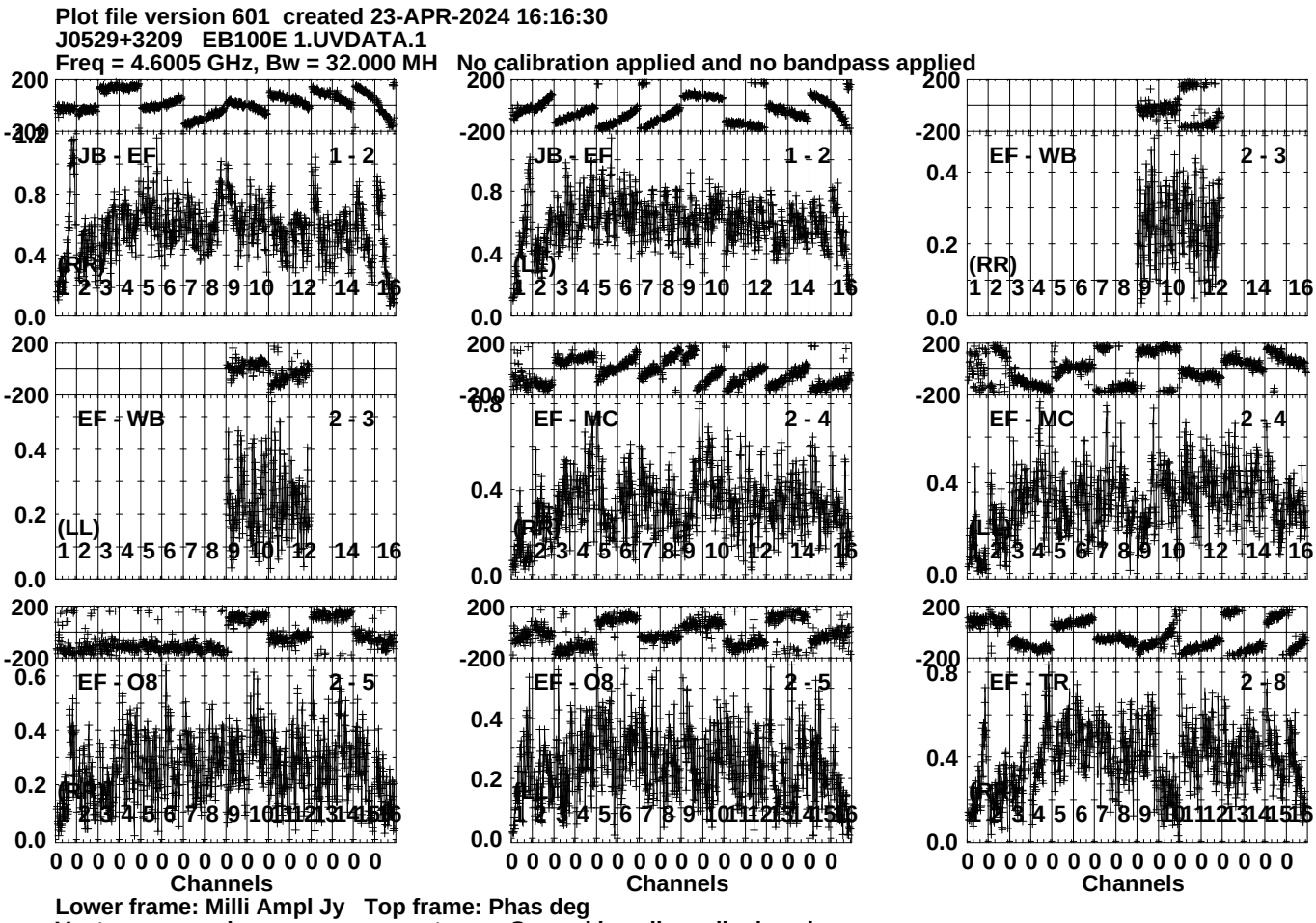
Plot file version 601 created 23-APR-2024 16:16:30
J0529+3209 EB100E 1.UVDATA.1
Freq = 4.6005 GHz, Bw = 32.000 MH No calibration applied and no bandpass applied
JB - EF 1 - 2
(RR)
JB - EF 1 - 2
(LL)
EF - WB 2 - 3
(RR)
EF - WB 2 - 3
(LL)
EF - MC 2 - 4
(RL)
EF - MC 2 - 4
(LR)
EF - O8 2 - 5
(RL)
EF - O8 2 - 5
(LR)
EF - TR 2 - 8
(LR)
Channels
Channels
Channels
Lower frame: Milli Ampl Jy Top frame: Phas deg
Vector averaged cross-power spectrum Several baselines displayed
Timerange: 00/22:09:33 to 00/22:10:59

Plot file version 602 created 23-APR-2024 16:16:30
J0529+3209 EB100E 1.UVDATA.1
Freq = 4.6005 GHz, Bw = 32.000 MH No calibration applied and no bandpass applied

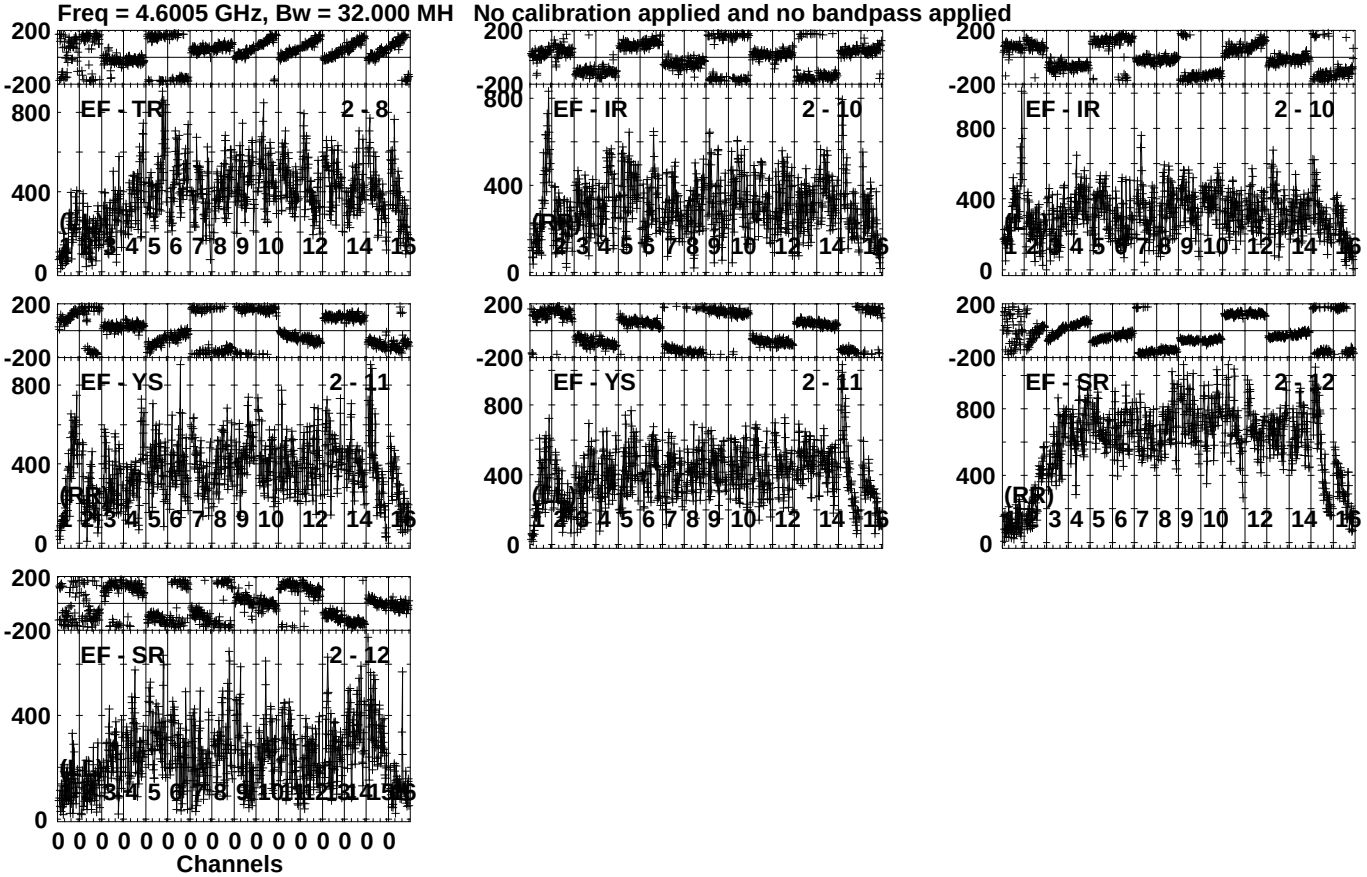

Lower frame: Micro Ampl Jy Top frame: Phas deg
Vector averaged cross-power spectrum Several baselines displayed
Timerange: 00/22:09:33 to 00/22:10:59

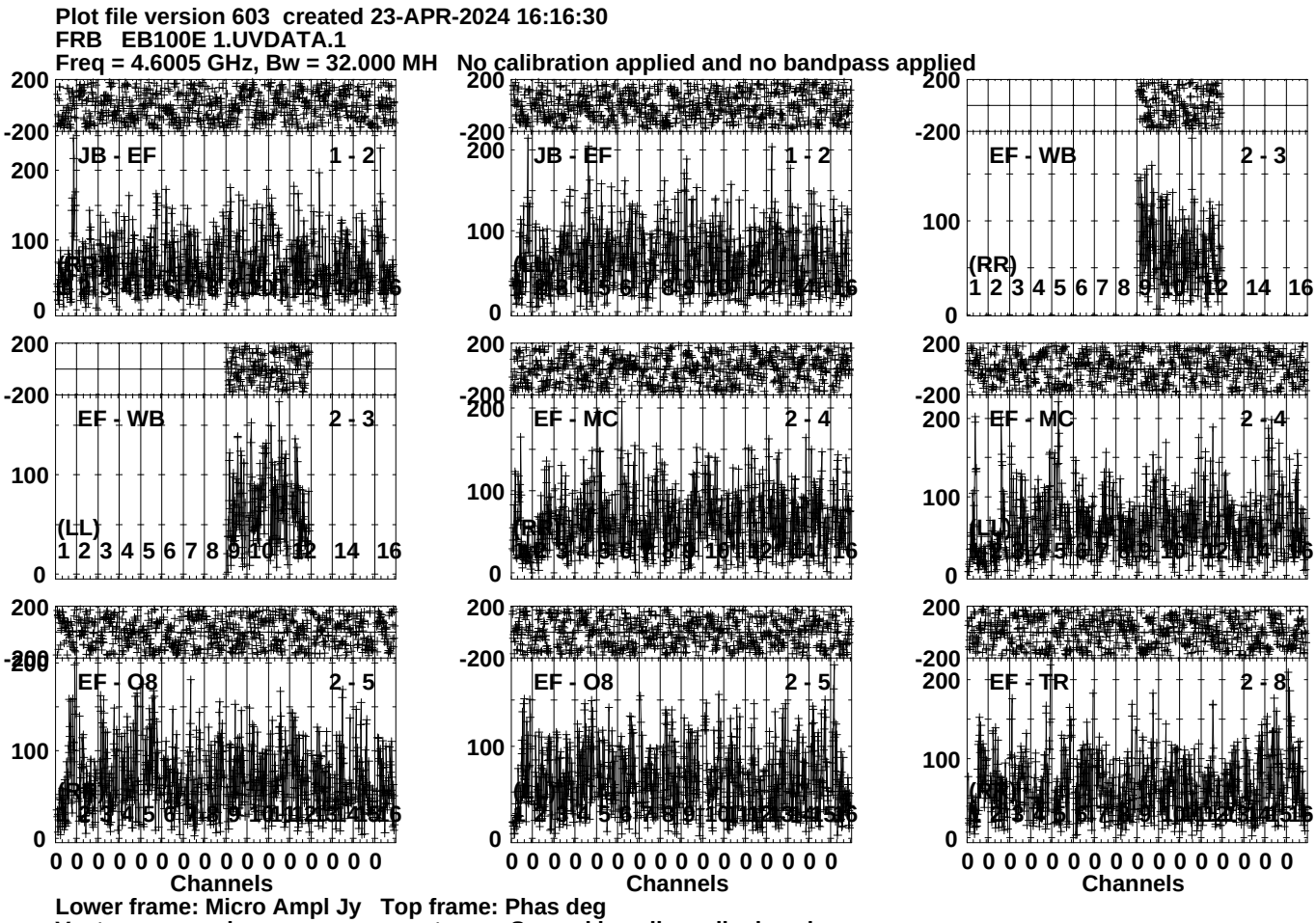
Plot file version 603 created 23-APR-2024 16:16:30
FRB EB100E 1.UVDATA.1
Freq = 4.6005 GHz, Bw = 32.000 MH No calibration applied and no bandpass applied
JB - EF 1 - 2
JB - EF 1 - 2
EF - WB 2 - 3
EF - WB 2 - 3
(LL)
(RR)
EF - MC 2 - 4
EF - MC 2 - 4
EF - O8 2 - 5
EF - O8 2 - 5
EF - TR 2 - 8
200
-200
100
0
1 2 3 4 5 6 7 8 9 10 12 14 16
0 0 0 0 0 0 0 0 0 0 0 0 0 0 0 0
Channels
Lower frame: Micro Ampl Jy Top frame: Phas deg
Vector averaged cross-power spectrum Several baselines displayed
Timerange: 00/22:11:01 to 00/22:14:29

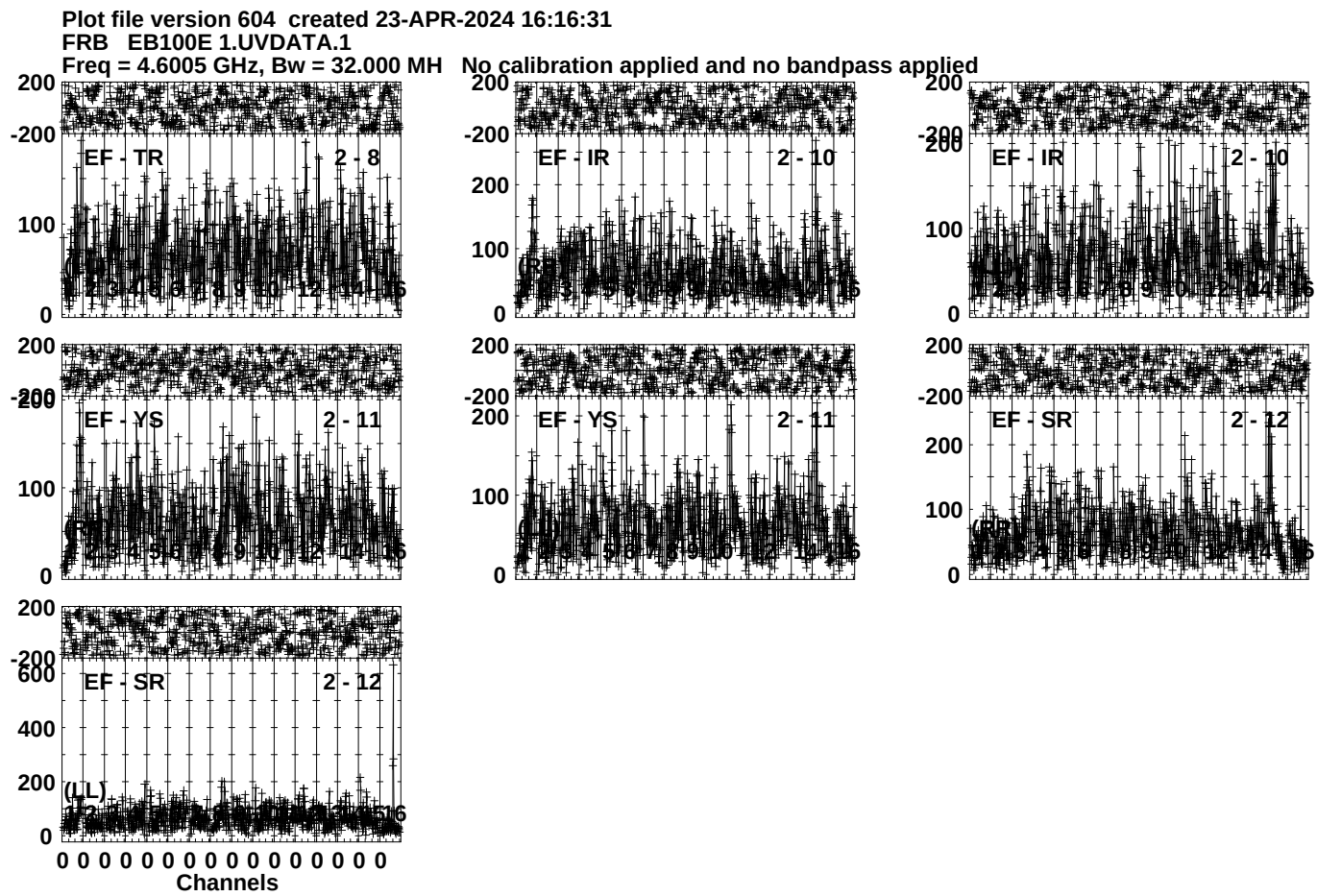
Plot file version 604 created 23-APR-2024 16:16:31
FRB EB100E 1.UVDATA.1
Freq = 4.6005 GHz, Bw = 32.000 MH No calibration applied and no bandpass applied
EF - TR 2 - 8
EF - IR 2 - 10
EF - IR 2 - 10
EF - YS 2 - 11
EF - YS 2 - 11
EF - SR 2 - 12
EF - SR 2 - 12
(LL)
Channels
Lower frame: Micro Ampl Jy Top frame: Phas deg
Vector averaged cross-power spectrum Several baselines displayed
Timerange: 00/22:11:01 to 00/22:14:29

Plot file version 605 created 23-APR-2024 16:16:31
J0529+3209 EB100E 1.UVDATA.1
Freq = 4.6005 GHz, Bw = 32.000 MH No calibration applied and no bandpass applied

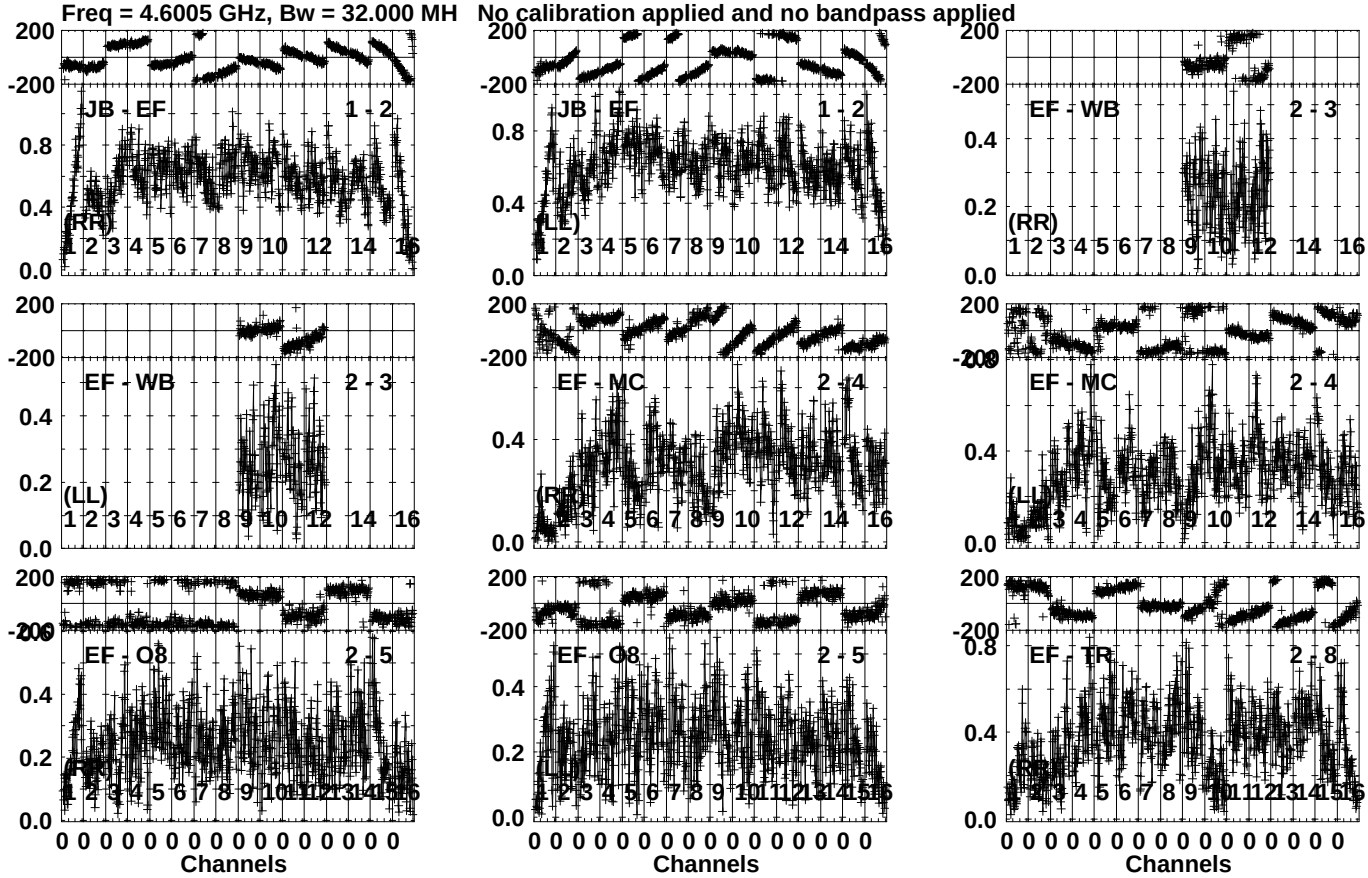

Lower frame: Milli Ampl Jy Top frame: Phas deg
Vector averaged cross-power spectrum Several baselines displayed
Timerange: 00/22:15:03 to 00/22:15:59

Plot file version 606 created 23-APR-2024 16:16:31
J0529+3209 EB100E 1.UVDATA.1
Freq = 4.6005 GHz, Bw = 32.000 MH No calibration applied and no bandpass applied

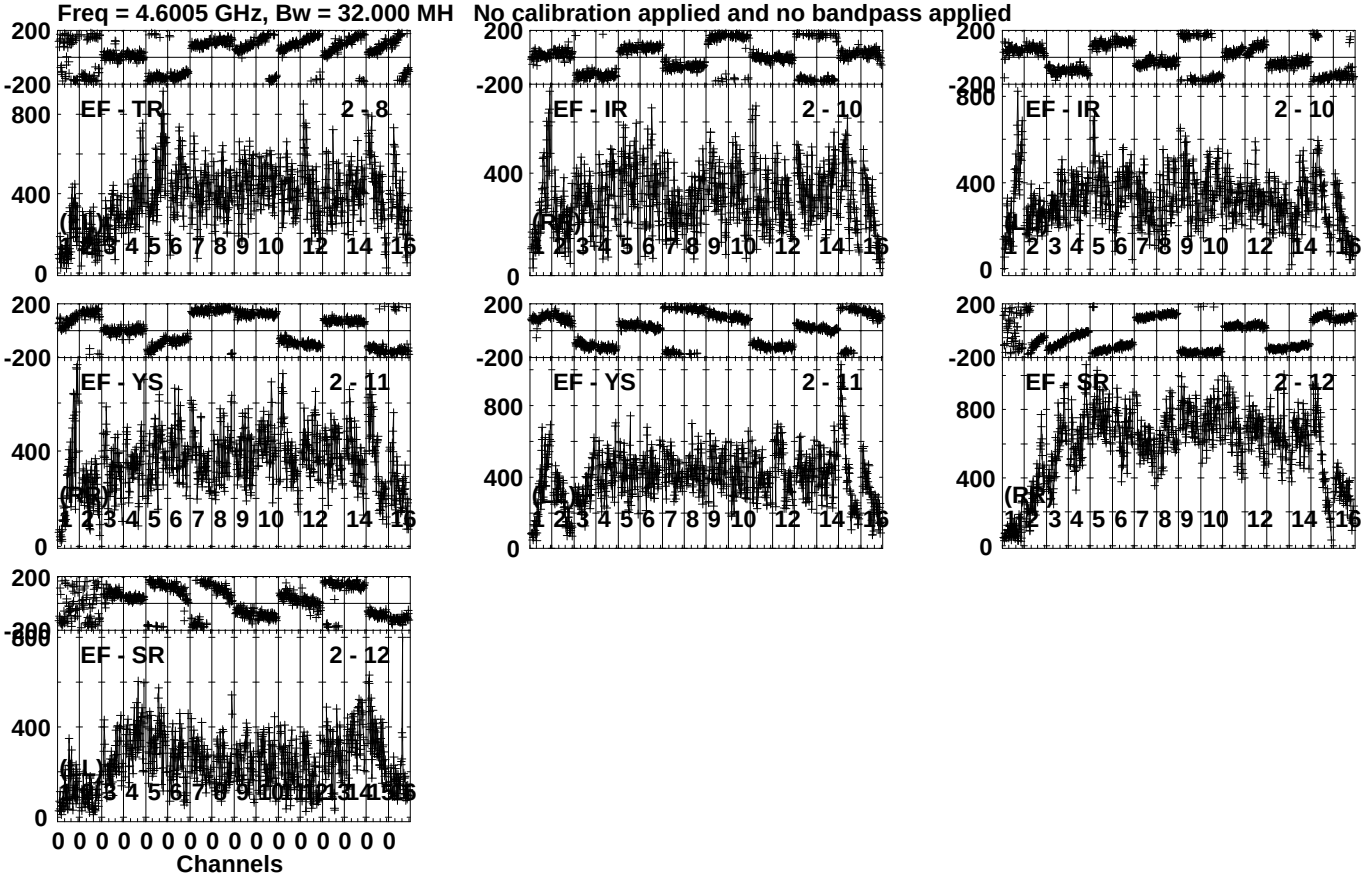

Lower frame: Micro Ampl Jy Top frame: Phas deg
Vector averaged cross-power spectrum Several baselines displayed
Timerange: 00/22:15:03 to 00/22:15:59

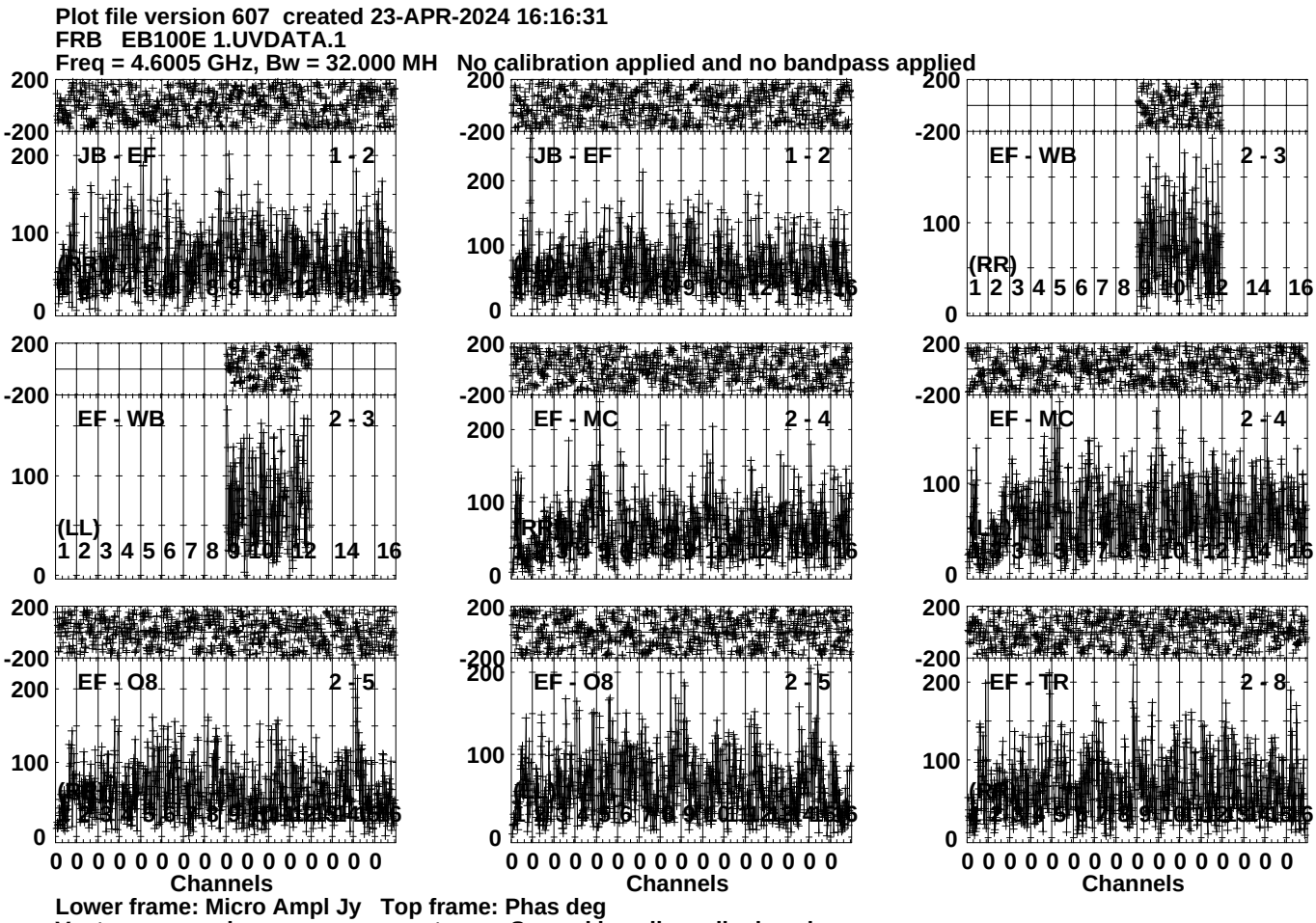
Plot file version 607 created 23-APR-2024 16:16:31
FRB EB100E 1.UVDATA.1
Freq = 4.6005 GHz, Bw = 32.000 MH No calibration applied and no bandpass applied
JB - EF 1 - 2
JB - EF 1 - 2
EF - WB 2 - 3
(RR)
EF - WB 2 - 3
(LL)
EF - MC 2 - 4
RR
EF - MC 2 - 4
LL
EF - O8 2 - 5
EF - O8 2 - 5
EF - TR 2 - 8
Channels
Channels
Channels
Lower frame: Micro Ampl Jy Top frame: Phas deg
Vector averaged cross-power spectrum Several baselines displayed
Timerange: 00/22:16:01 to 00/22:19:29

Plot file version 608 created 23-APR-2024 16:16:32
FRB EB100E 1.UVDATA.1
Freq = 4.6005 GHz, Bw = 32.000 MH No calibration applied and no bandpass applied

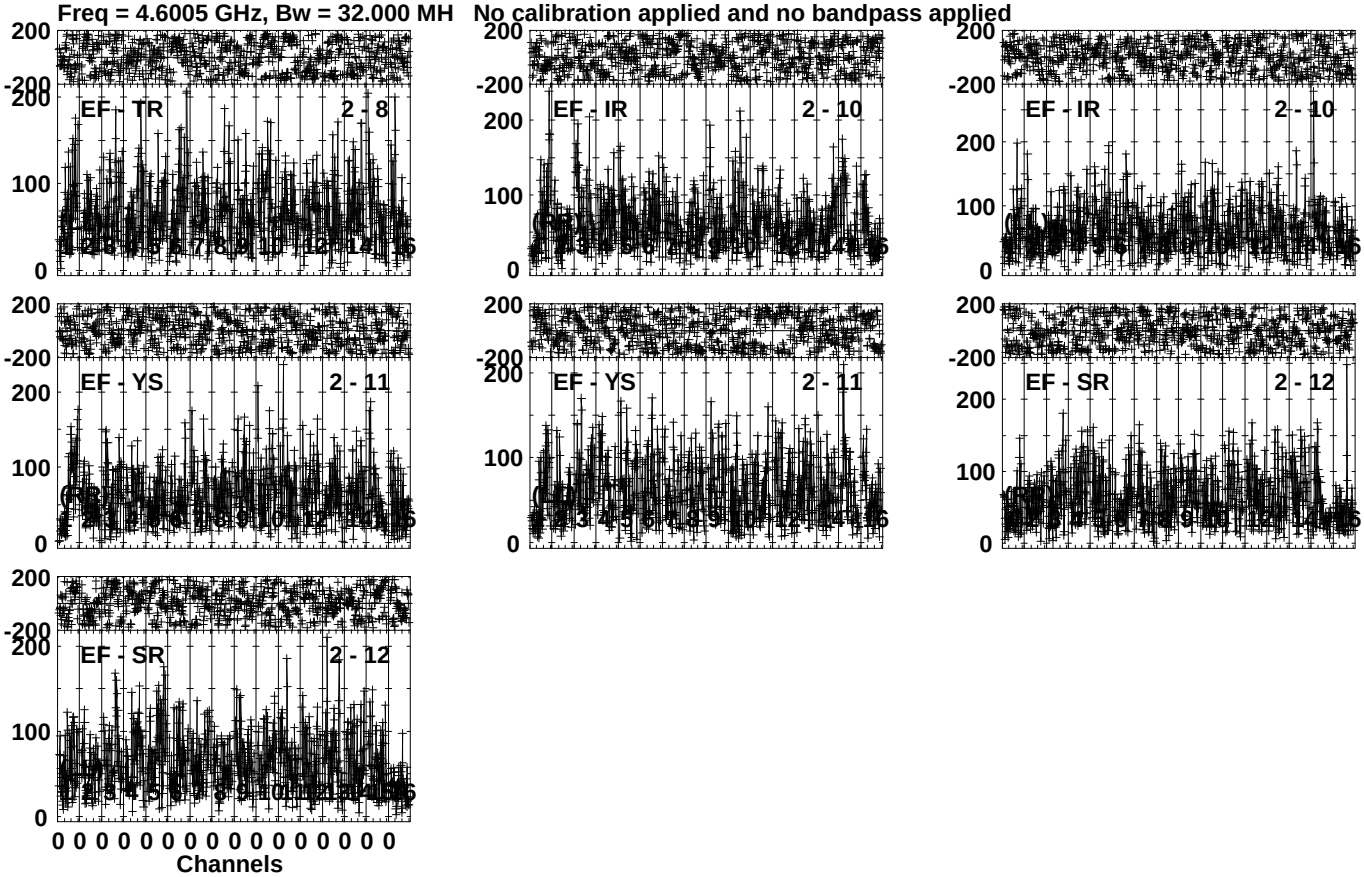

Lower frame: Micro Ampl Jy Top frame: Phas deg
Vector averaged cross-power spectrum Several baselines displayed
Timerange: 00/22:16:01 to 00/22:19:29

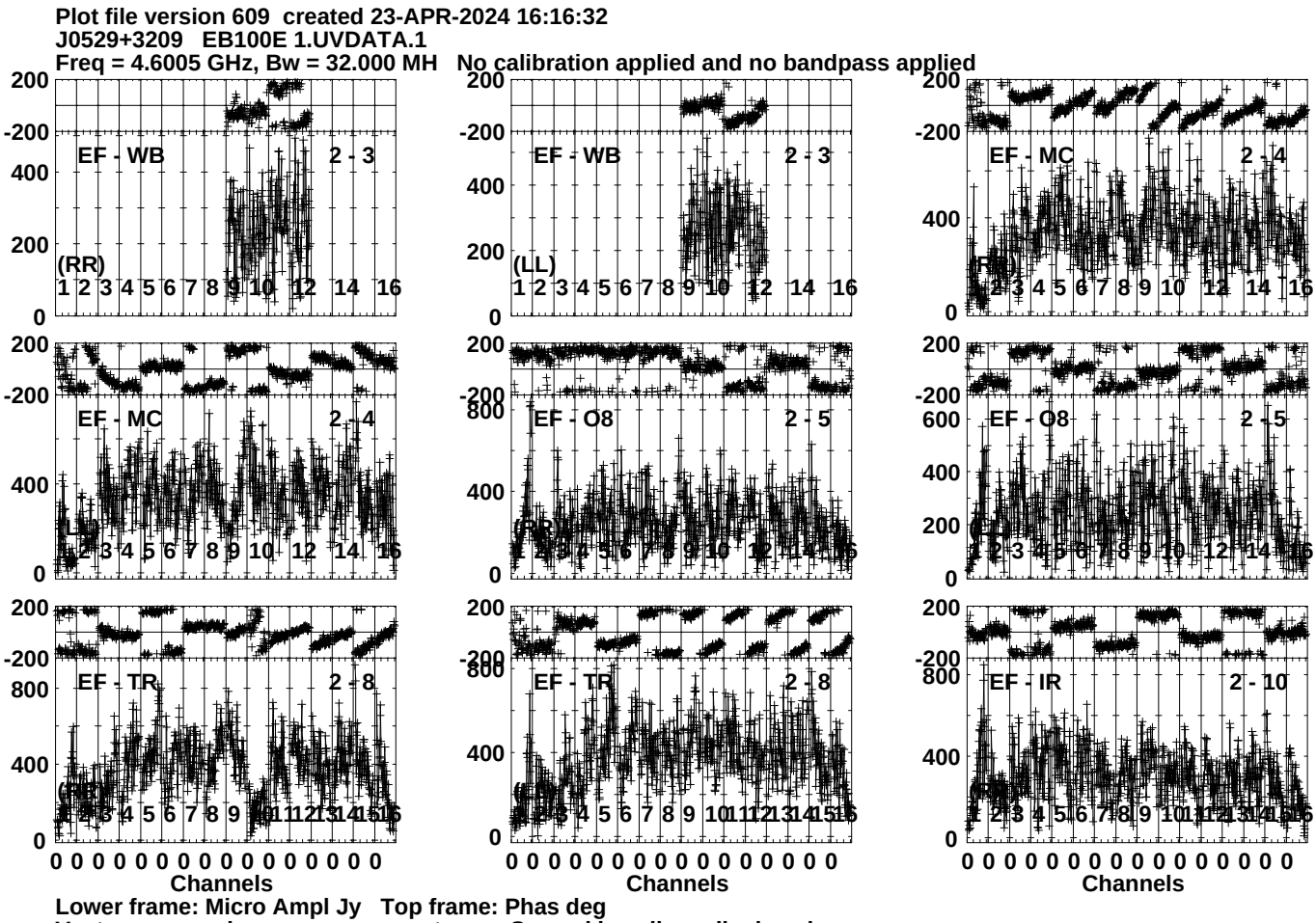
Plot file version 609 created 23-APR-2024 16:16:32
J0529+3209 EB100E 1.UVDATA.1
Freq = 4.6005 GHz, Bw = 32.000 MH No calibration applied and no bandpass applied
EF - WB 2 - 3
(RR)
EF - WB 2 - 3
(LL)
EF - MC 2 - 4
(RR)
EF - MC 2 - 4
(LL)
EF - O8 2 - 5
(RR)
EF - O8 2 - 5
(LL)
EF - TR 2 - 8
(RR)
EF - TR 2 - 8
(LL)
EF - IR 2 - 10
(RR)
Channels
Channels
Channels
Lower frame: Micro Ampl Jy Top frame: Phas deg
Vector averaged cross-power spectrum Several baselines displayed
Timerange: 00/22:20:03 to 00/22:20:59

Plot file version 610 created 23-APR-2024 16:16:32
J0529+3209 EB100E 1.UVDATA.1
Freq = 4.6005 GHz, Bw = 32.000 MH No calibration applied and no bandpass applied

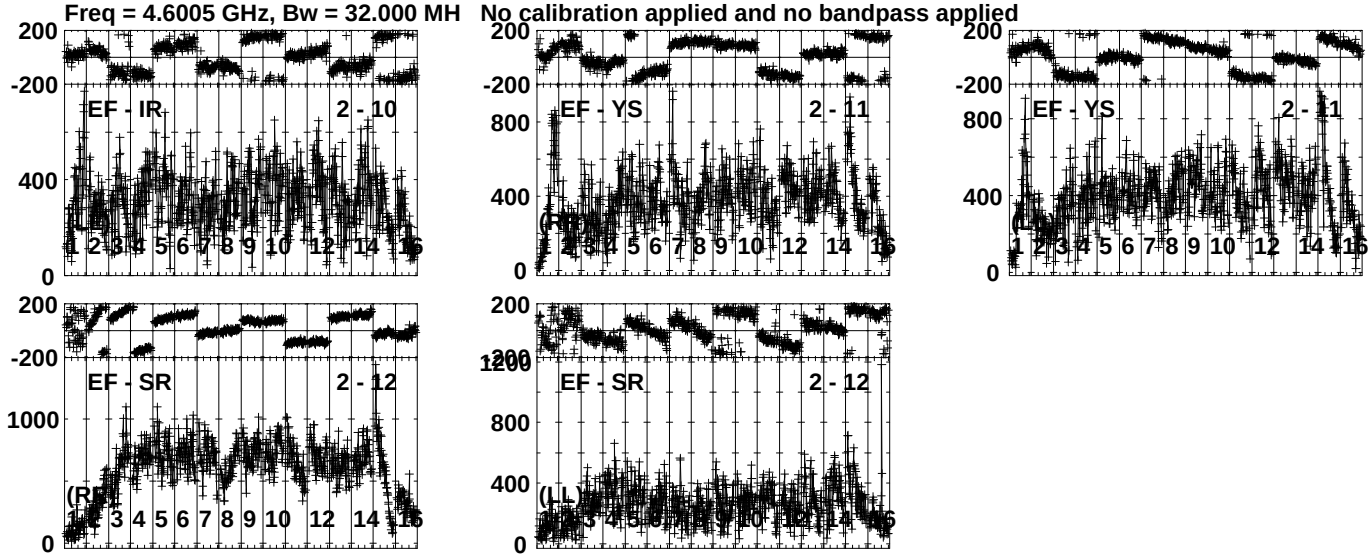

Lower frame: Micro Ampl Jy Top frame: Phas deg
Vector averaged cross-power spectrum Several baselines displayed
Timerange: 00/22:20:03 to 00/22:20:59

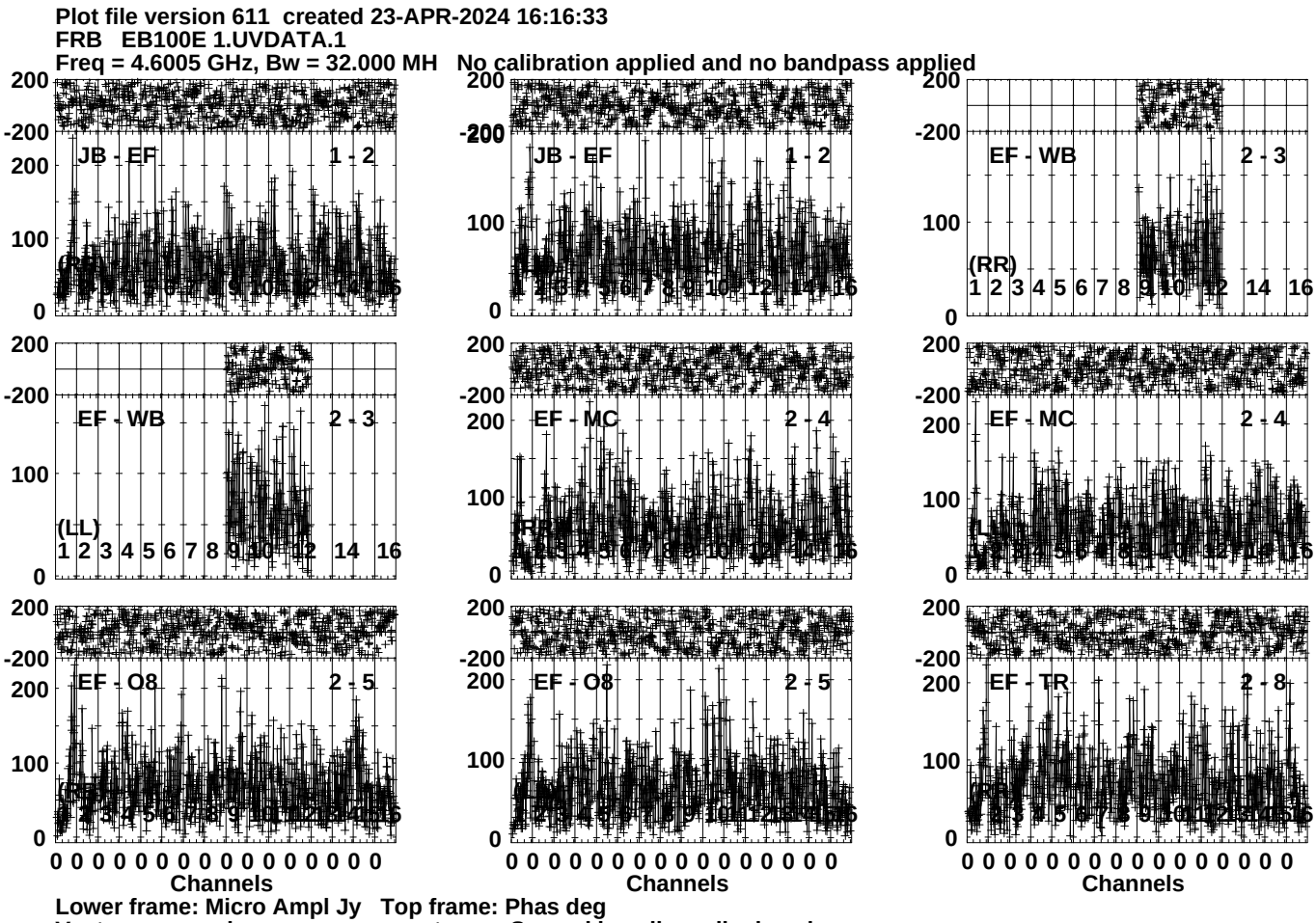
Plot file version 611 created 23-APR-2024 16:16:33
FRB EB100E 1.UVDATA.1
Freq = 4.6005 GHz, Bw = 32.000 MH No calibration applied and no bandpass applied
JB - EF 1 - 2
JB - EF 1 - 2
EF - WB 2 - 3
EF - WB 2 - 3
EF - MC 2 - 4
EF - MC 2 - 4
EF - O8 2 - 5
EF - O8 2 - 5
EF - TR 2 - 8
(LL)
(RR)
Channels
Lower frame: Micro Ampl Jy Top frame: Phas deg
Vector averaged cross-power spectrum Several baselines displayed
Timerange: 00/22:21:01 to 00/22:24:29

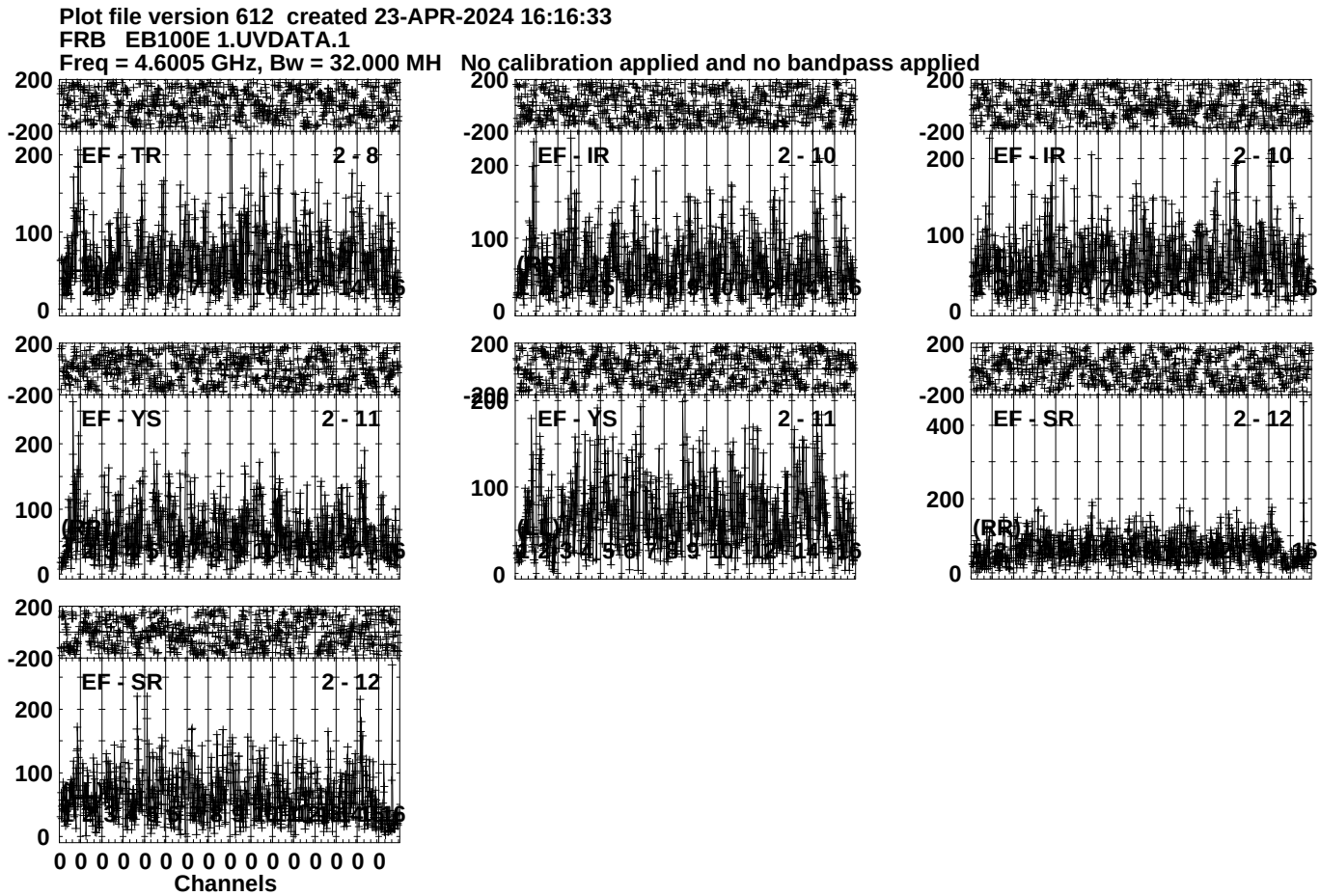
Plot file version 612 created 23-APR-2024 16:16:33
FRB EB100E 1.UVDATA.1
Freq = 4.6005 GHz, Bw = 32.000 MH No calibration applied and no bandpass applied
EF - TR 2 - 8
EF - IR 2 - 10
EF - IR 2 - 10
EF - YS 2 - 11
EF - YS 2 - 11
EF - SR 2 - 12
EF - SR 2 - 12
(RR)
Channels
Lower frame: Micro Ampl Jy Top frame: Phas deg
Vector averaged cross-power spectrum Several baselines displayed
Timerange: 00/22:21:01 to 00/22:24:29

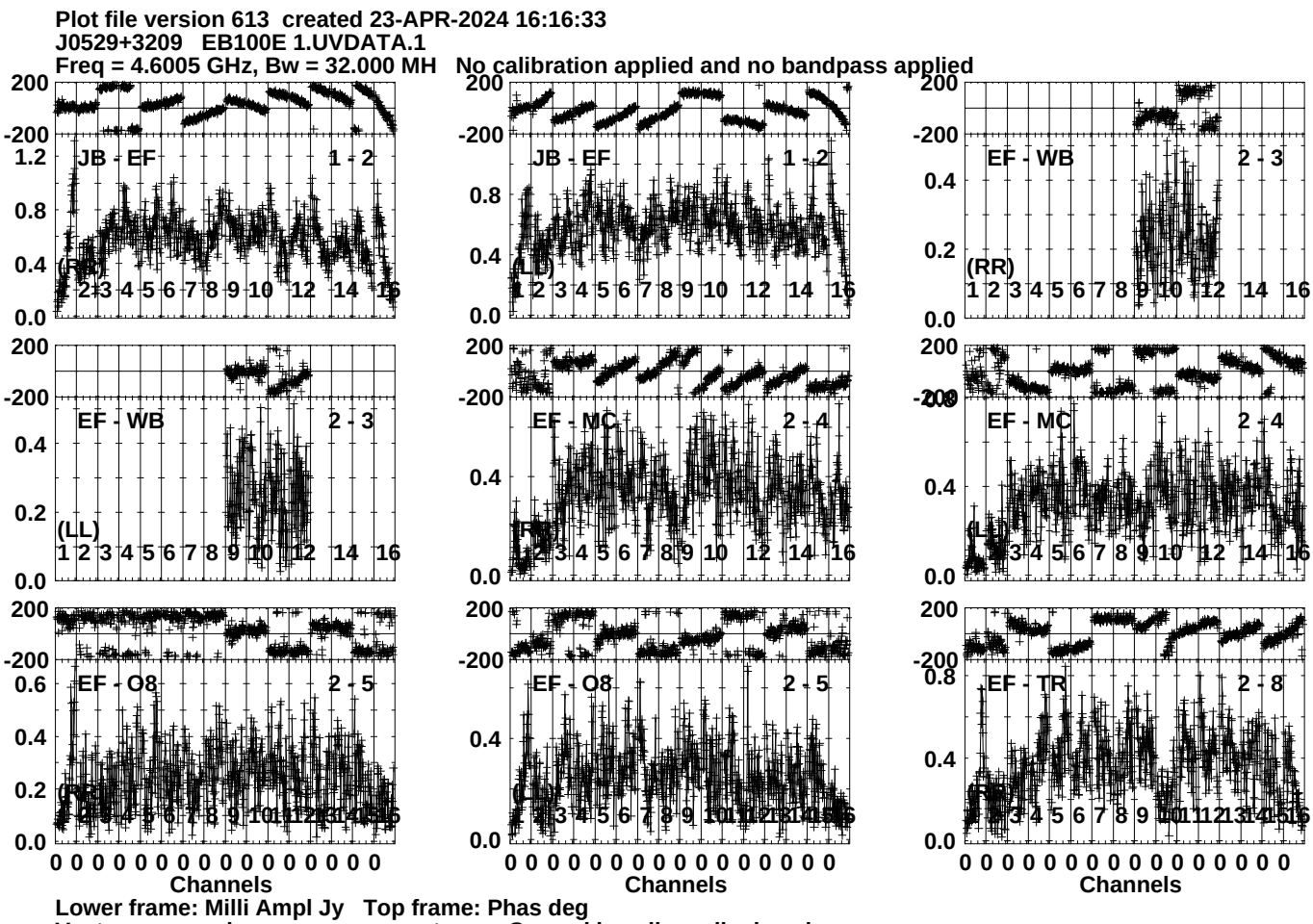
Plot file version 613 created 23-APR-2024 16:16:33
J0529+3209 EB100E 1.UVDATA.1
Freq = 4.6005 GHz, Bw = 32.000 MH No calibration applied and no bandpass applied
JB - EF 1 - 2
(RR)
JB - EF 1 - 2
(LL)
EF - WB 2 - 3
(RR)
EF - WB 2 - 3
(LL)
EF - MC 2 - 4
(RL)
EF - MC 2 - 4
(LR)
EF - O8 2 - 5
(RL)
EF - O8 2 - 5
(LR)
EF - TR 2 - 8
(RR)
Channels
Channels
Channels
Lower frame: Milli Ampl Jy Top frame: Phas deg
Vector averaged cross-power spectrum Several baselines displayed
Timerange: 00/22:24:33 to 00/22:25:59

Plot file version 614 created 23-APR-2024 16:16:34
J0529+3209 EB100E 1.UVDATA.1
Freq = 4.6005 GHz, Bw = 32.000 MH No calibration applied and no bandpass applied

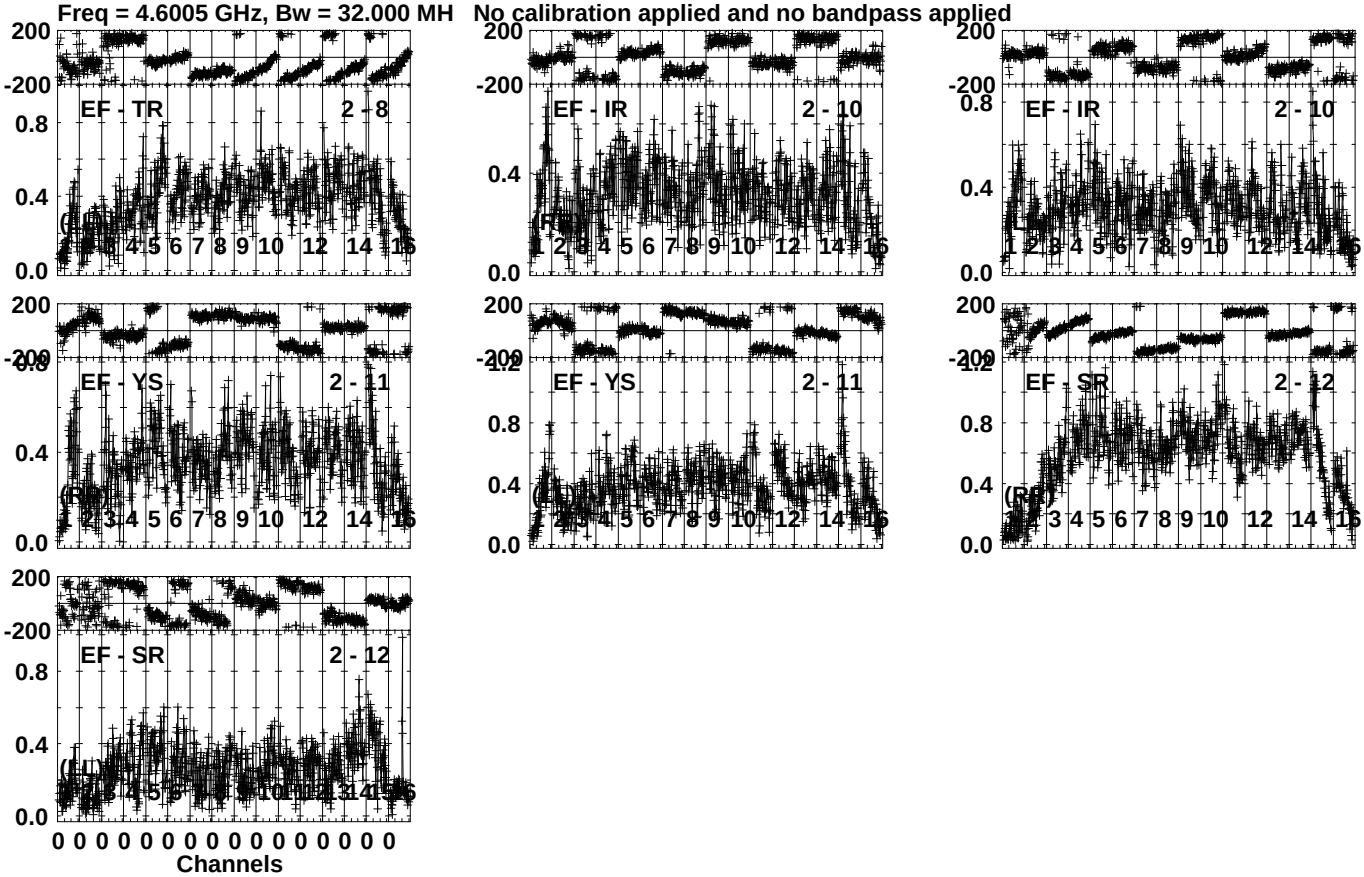

Lower frame: Milli Ampl Jy Top frame: Phas deg
Vector averaged cross-power spectrum Several baselines displayed
Timerange: 00/22:24:33 to 00/22:25:59

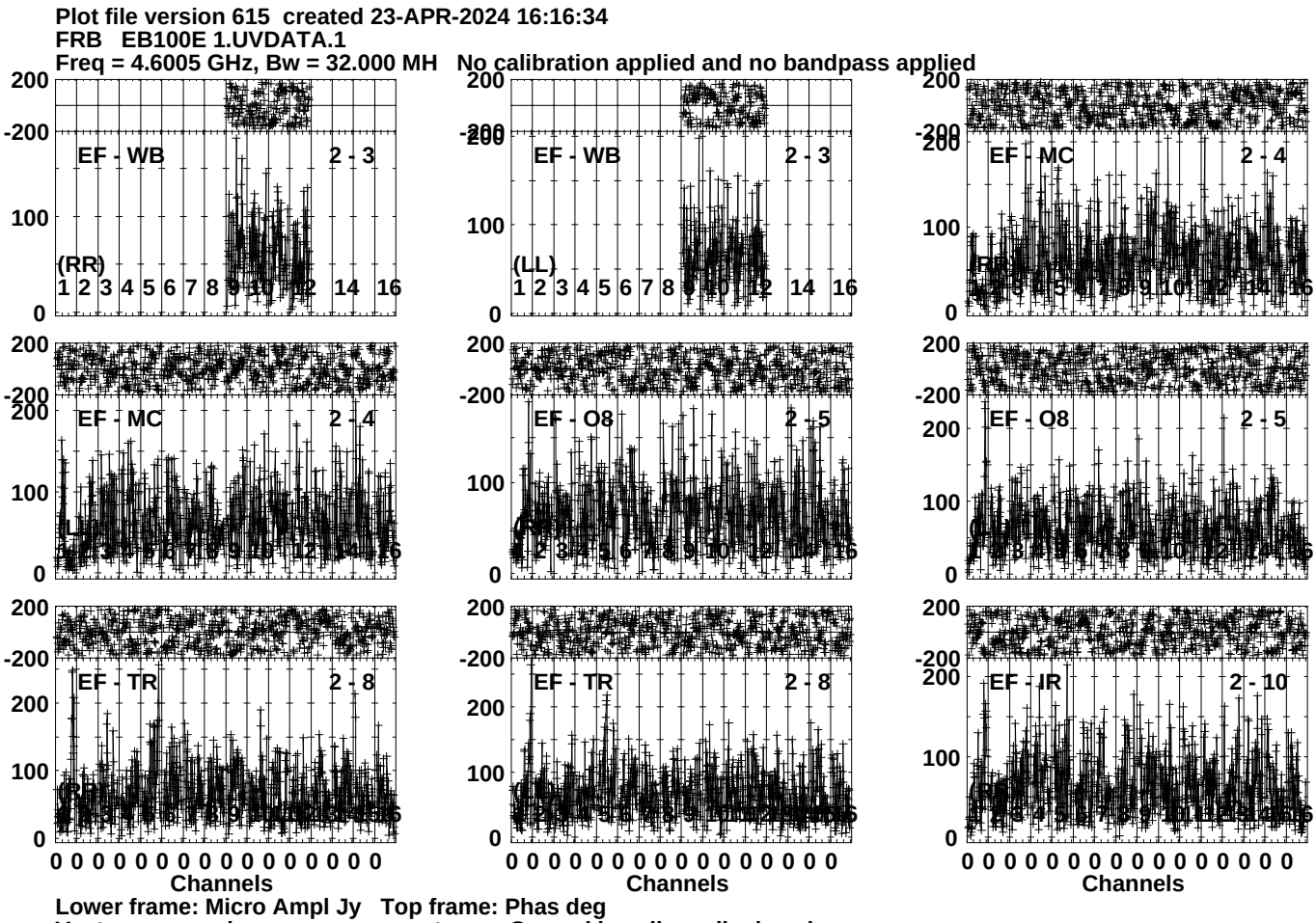
Plot file version 615 created 23-APR-2024 16:16:34
FRB EB100E 1.UVDATA.1
Freq = 4.6005 GHz, Bw = 32.000 MH No calibration applied and no bandpass applied
EF - WB 2 - 3
(RR)
EF - WB 2 - 3
(LL)
EF - MC 2 - 4
EF - MC 2 - 4
EF - O8 2 - 5
EF - O8 2 - 5
EF - TR 2 - 8
EF - TR 2 - 8
EF - IR 2 - 10
200
-200
100
0
1 2 3 4 5 6 7 8 9 10 12 14 16
0 0 0 0 0 0 0 0 0 0 0 0 0 0 0 0
Channels
Lower frame: Micro Ampl Jy Top frame: Phas deg
Vector averaged cross-power spectrum Several baselines displayed
Timerange: 00/22:26:01 to 00/22:29:29

Plot file version 616 created 23-APR-2024 16:16:34
FRB EB100E 1.UVDATA.1
Freq = 4.6005 GHz, Bw = 32.000 MH No calibration applied and no bandpass applied

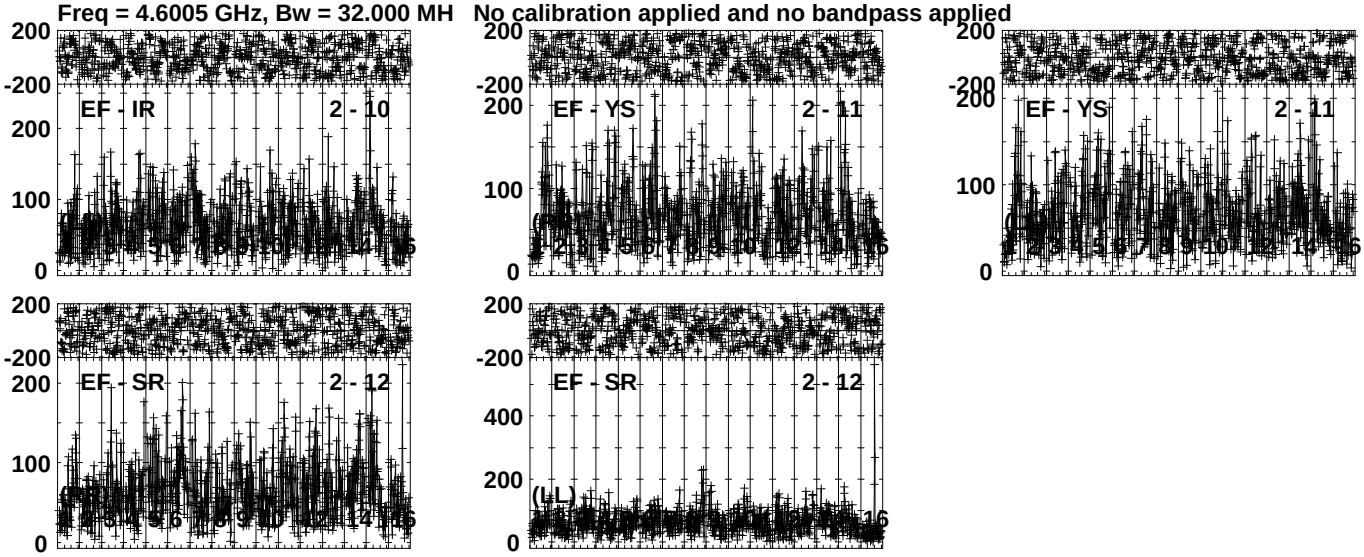

Lower frame: Micro Ampl Jy Top frame: Phas deg
Vector averaged cross-power spectrum Several baselines displayed
Timerange: 00/22:26:01 to 00/22:29:29

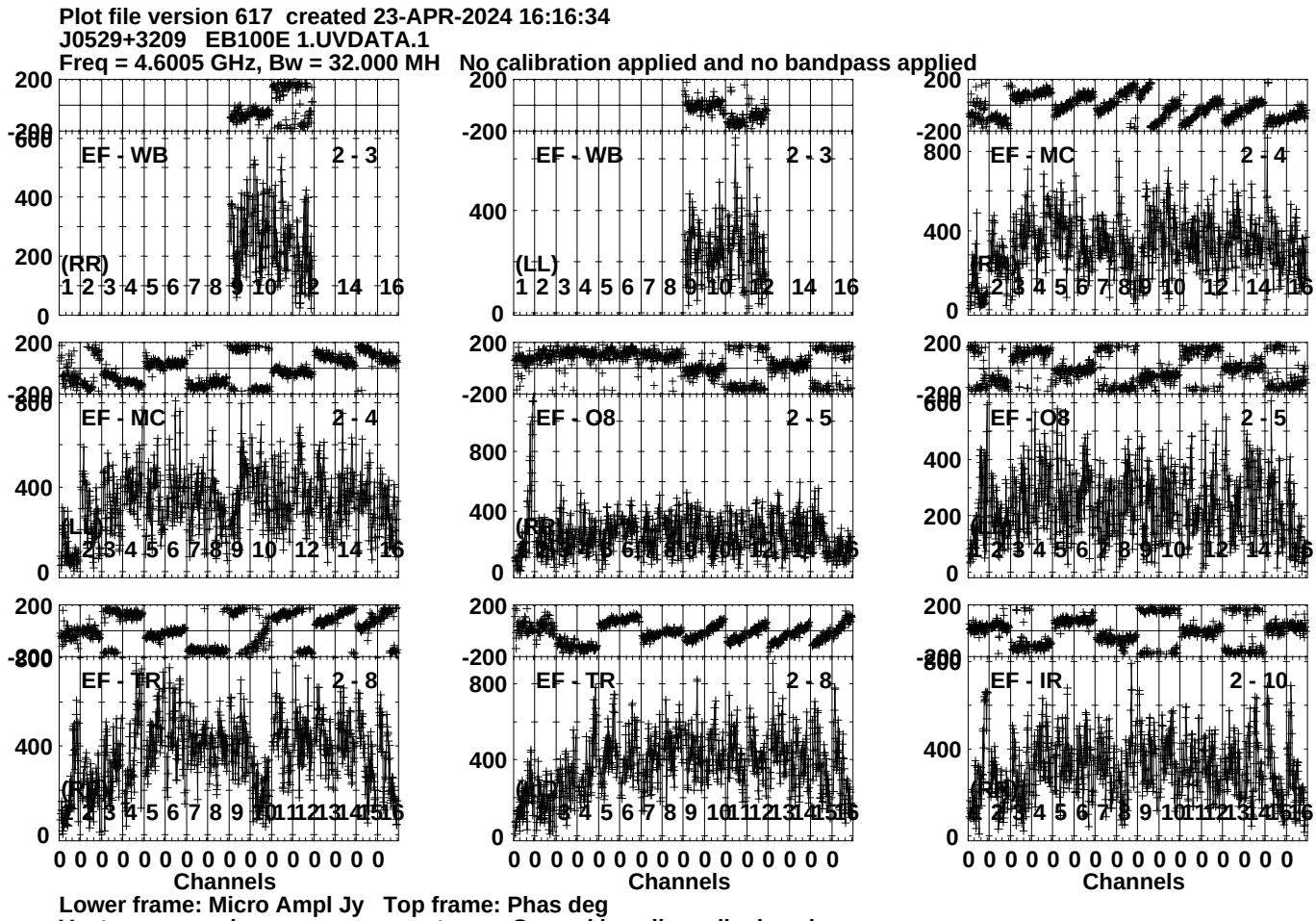
Plot file version 617 created 23-APR-2024 16:16:34
J0529+3209 EB100E 1.UVDATA.1
Freq = 4.6005 GHz, Bw = 32.000 MH No calibration applied and no bandpass applied
EF - WB 2 - 3
(RR)
EF - WB 2 - 3
(LL)
EF - MC 2 - 4
(RL)
EF - MC 2 - 4
(LR)
EF - O8 2 - 5
(RR)
EF - O8 2 - 5
(LL)
EF - TR 2 - 8
(RL)
EF - TR 2 - 8
(LR)
EF - IR 2 - 10
(RR)
Channels
Channels
Channels
Lower frame: Micro Ampl Jy Top frame: Phas deg
Vector averaged cross-power spectrum Several baselines displayed
Timerange: 00/22:30:03 to 00/22:30:59

Plot file version 618 created 23-APR-2024 16:16:35
J0529+3209 EB100E 1.UVDATA.1
Freq = 4.6005 GHz, Bw = 32.000 MH No calibration applied and no bandpass applied

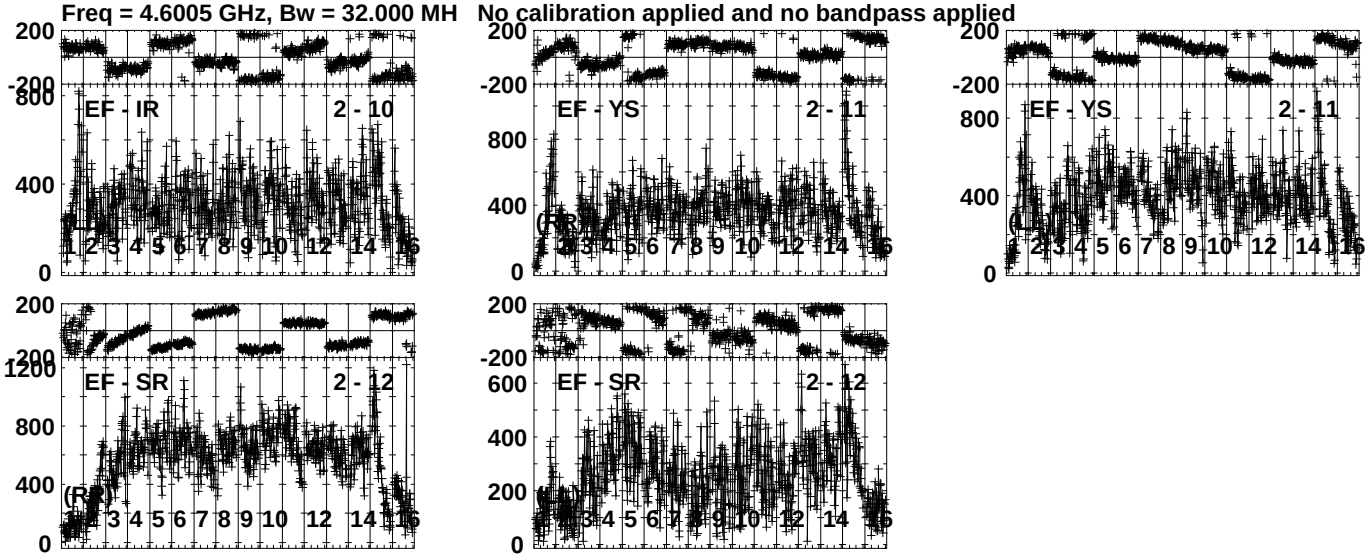

Lower frame: Micro Ampl Jy Top frame: Phas deg
Vector averaged cross-power spectrum Several baselines displayed
Timerange: 00/22:30:03 to 00/22:30:59

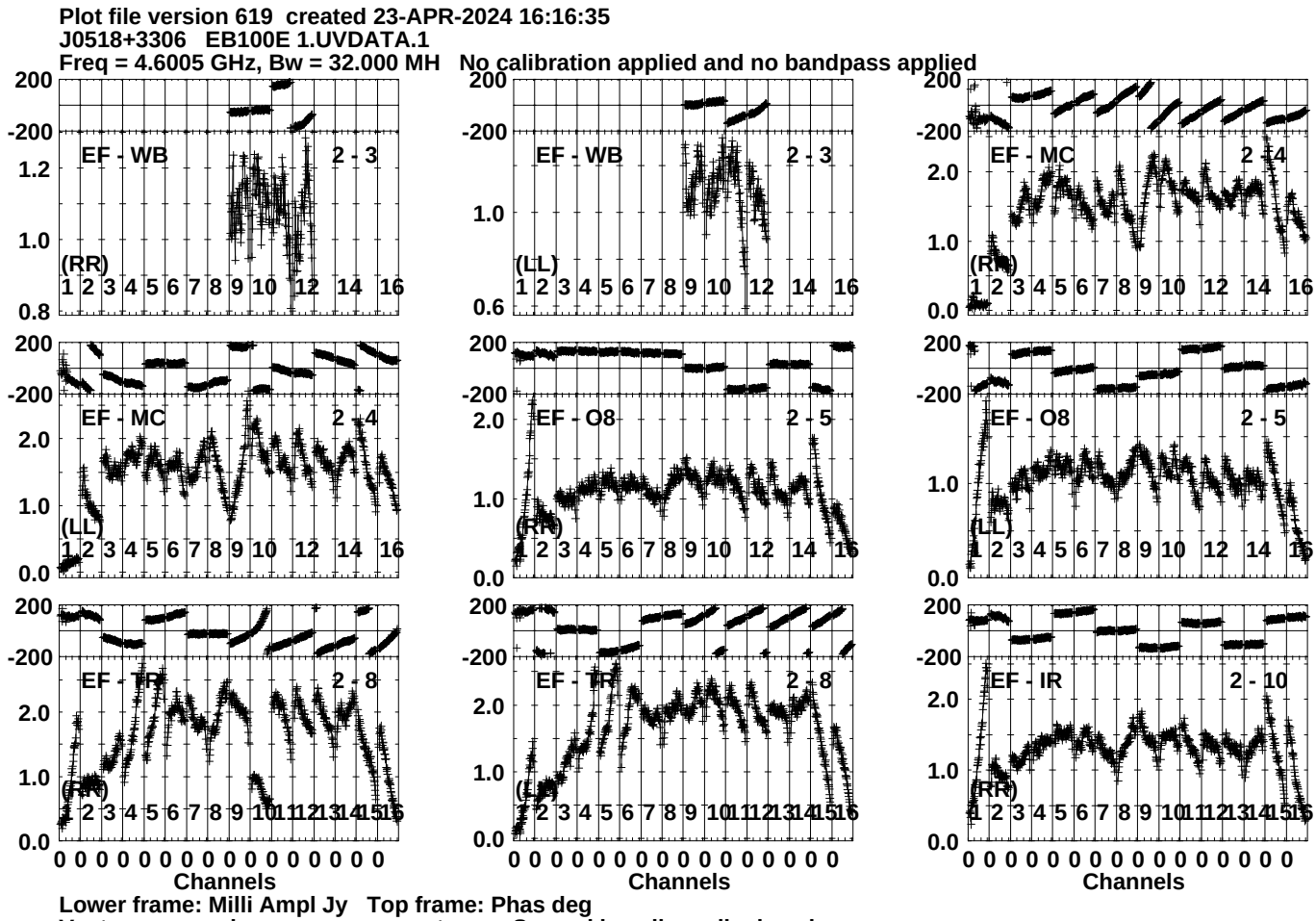
Plot file version 619 created 23-APR-2024 16:16:35
J0518+3306 EB100E 1.UVDATA.1
Freq = 4.6005 GHz, Bw = 32.000 MH No calibration applied and no bandpass applied
EF - WB 2 - 3
(RR)
EF - WB 2 - 3
(LL)
EF - MC 2 - 4
(RR)
EF - MC 2 - 4
(LL)
EF - O8 2 - 5
(RR)
EF - O8 2 - 5
(LL)
EF - IR 2 - 8
(RR)
EF - IR 2 - 8
(LL)
EF - IR 2 - 10
(RR)
Channels
Channels
Channels
Lower frame: Milli Ampl Jy Top frame: Phas deg
Vector averaged cross-power spectrum Several baselines displayed
Timerange: 00/22:31:33 to 00/22:34:29

Plot file version 620 created 23-APR-2024 16:16:35
J0518+3306 EB100E 1.UVDATA.1
Freq = 4.6005 GHz, Bw = 32.000 MH No calibration applied and no bandpass applied

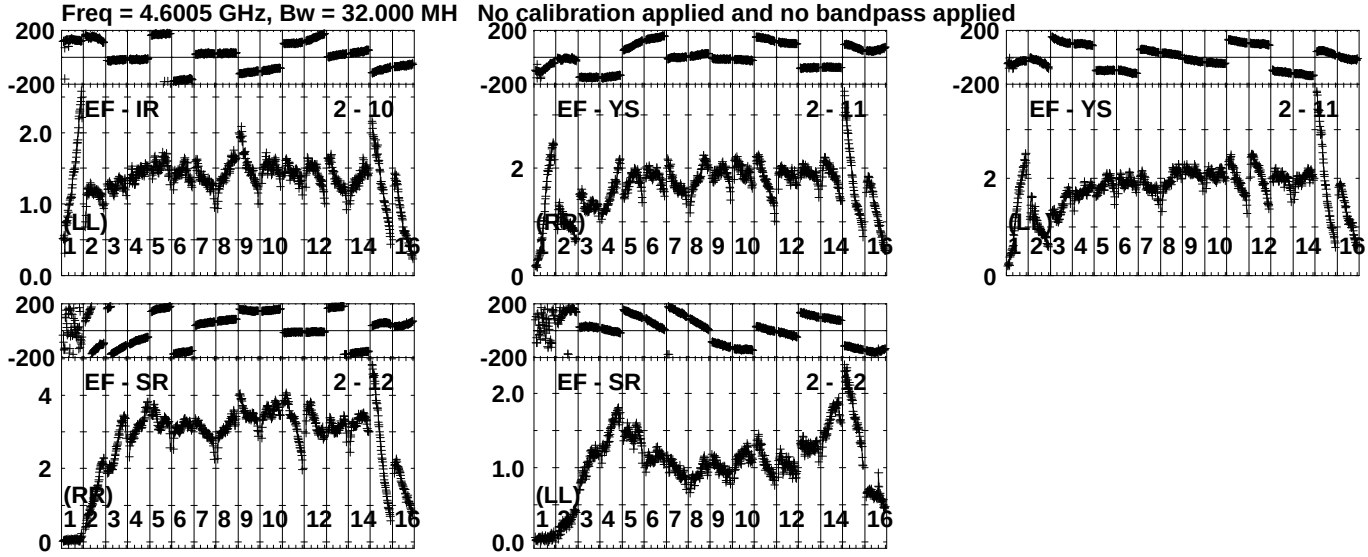

Lower frame: Milli Ampl Jy Top frame: Phas deg
Vector averaged cross-power spectrum Several baselines displayed
Timerange: 00/22:31:33 to 00/22:34:29

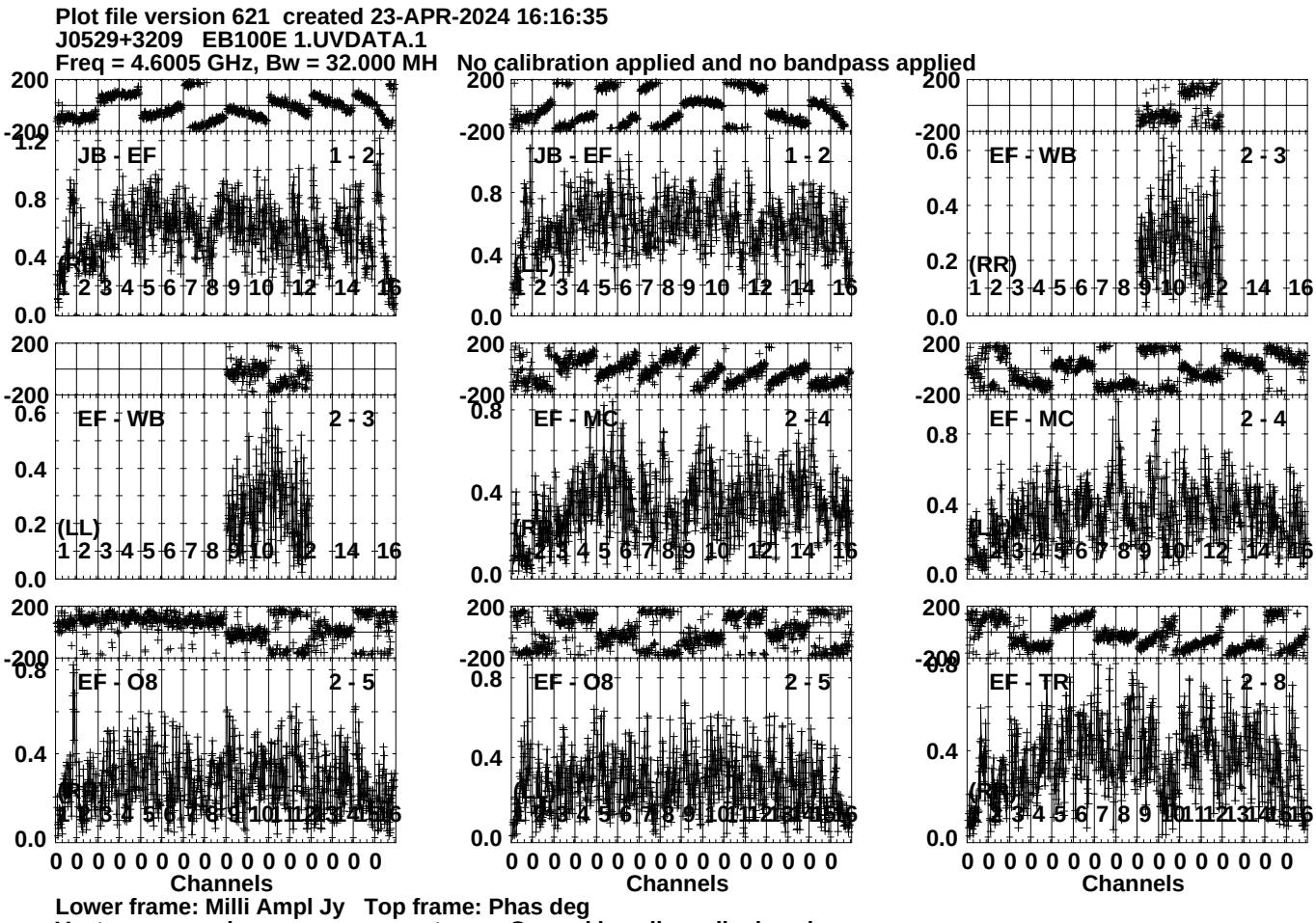
Plot file version 621 created 23-APR-2024 16:16:35
J0529+3209 EB100E 1.UVDATA.1
Freq = 4.6005 GHz, Bw = 32.000 MH No calibration applied and no bandpass applied
JB - EF 1 - 2
(LL)
JB - EF 1 - 2
(RR)
EF - WB 2 - 3
(RR)
EF - WB 2 - 3
(LL)
EF - MC 2 - 4
(RR)
EF - MC 2 - 4
EF - O8 2 - 5
(LL)
EF - O8 2 - 5
(RR)
EF - TR 2 - 8
(RR)
Channels
Channels
Channels
Lower frame: Milli Ampl Jy Top frame: Phas deg
Vector averaged cross-power spectrum Several baselines displayed
Timerange: 00/22:34:31 to 00/22:35:59

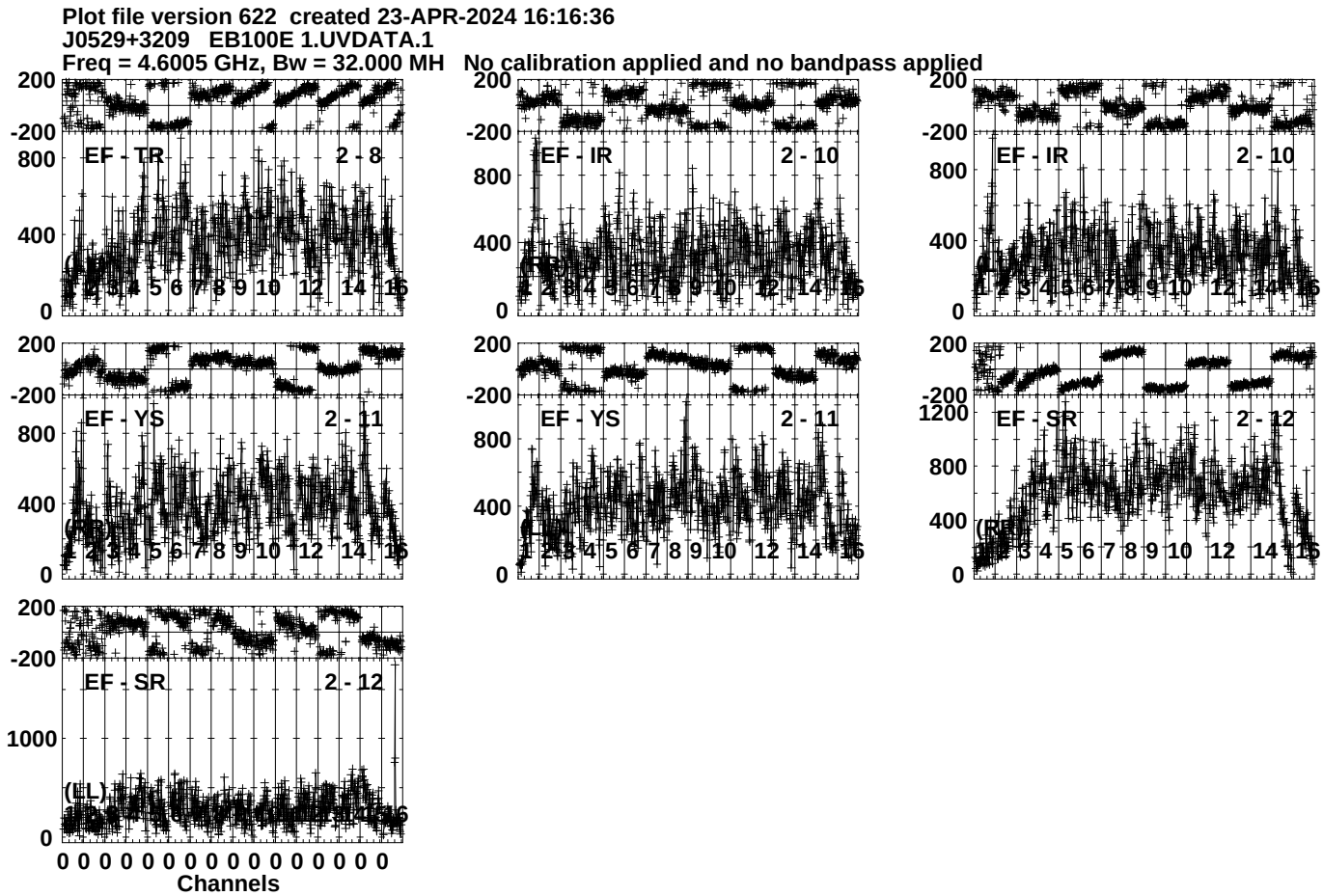
Plot file version 622 created 23-APR-2024 16:16:36
J0529+3209 EB100E 1.UVDATA.1
Freq = 4.6005 GHz, Bw = 32.000 MH No calibration applied and no bandpass applied
EF - TR 2 - 8
EF - IR 2 - 10
EF - IR 2 - 10
EF - YS 2 - 11
EF - YS 2 - 11
EF - SR 2 - 12
EF - SR 2 - 12
(RR)
(LL)
Channels
Lower frame: Micro Ampl Jy Top frame: Phas deg
Vector averaged cross-power spectrum Several baselines displayed
Timerange: 00/22:34:31 to 00/22:35:59

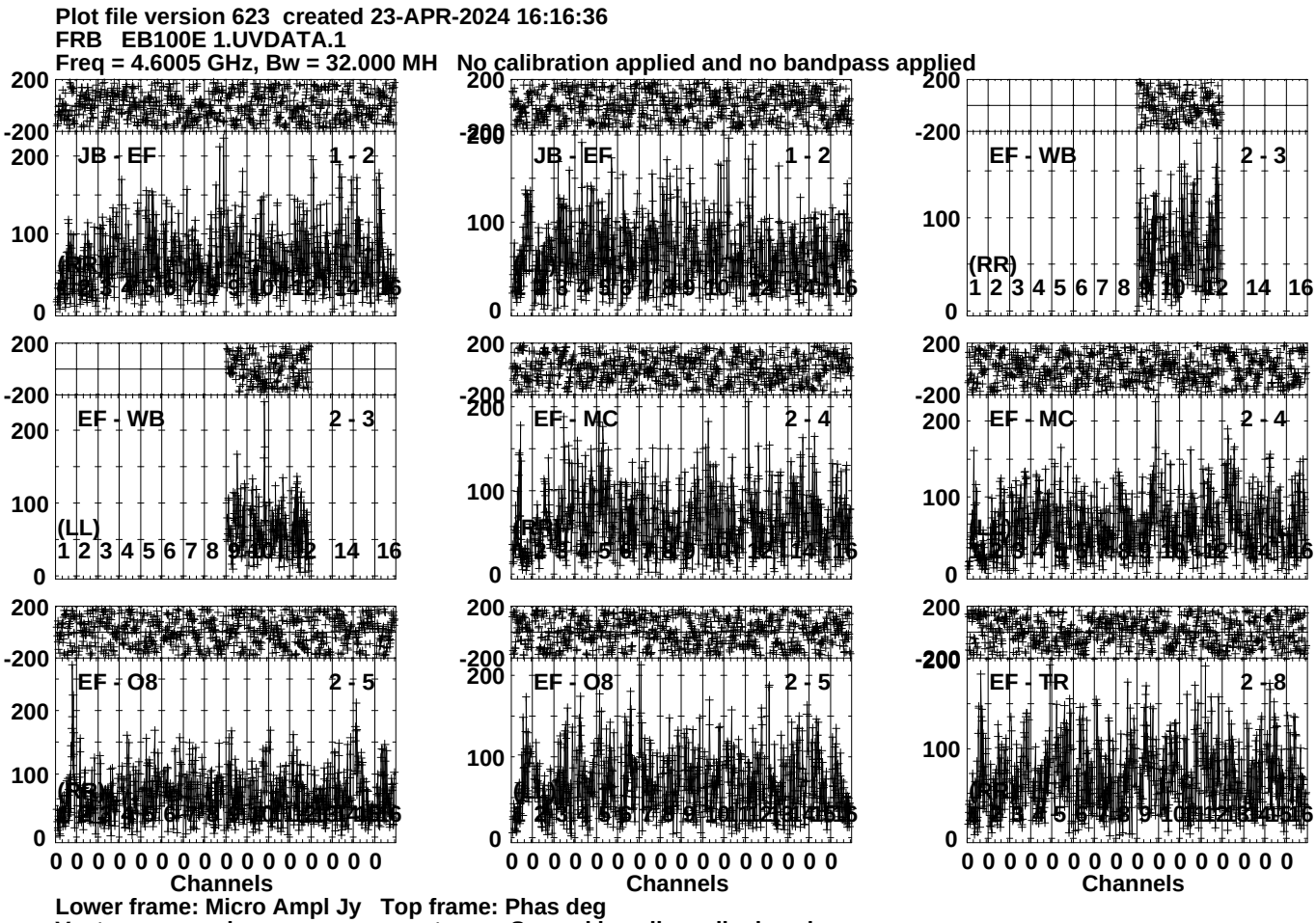
Plot file version 623 created 23-APR-2024 16:16:36
FRB EB100E 1.UVDATA.1
Freq = 4.6005 GHz, Bw = 32.000 MH No calibration applied and no bandpass applied
JB - EF 1 - 2
JB - EF 1 - 2
EF - WB 2 - 3
(RR)
EF - WB 2 - 3
(LL)
EF - MC 2 - 4
EF - MC 2 - 4
EF - O8 2 - 5
EF - O8 2 - 5
EF - TR 2 - 8
Channels
Channels
Channels
Lower frame: Micro Ampl Jy Top frame: Phas deg
Vector averaged cross-power spectrum Several baselines displayed
Timerange: 00/22:36:01 to 00/22:39:29

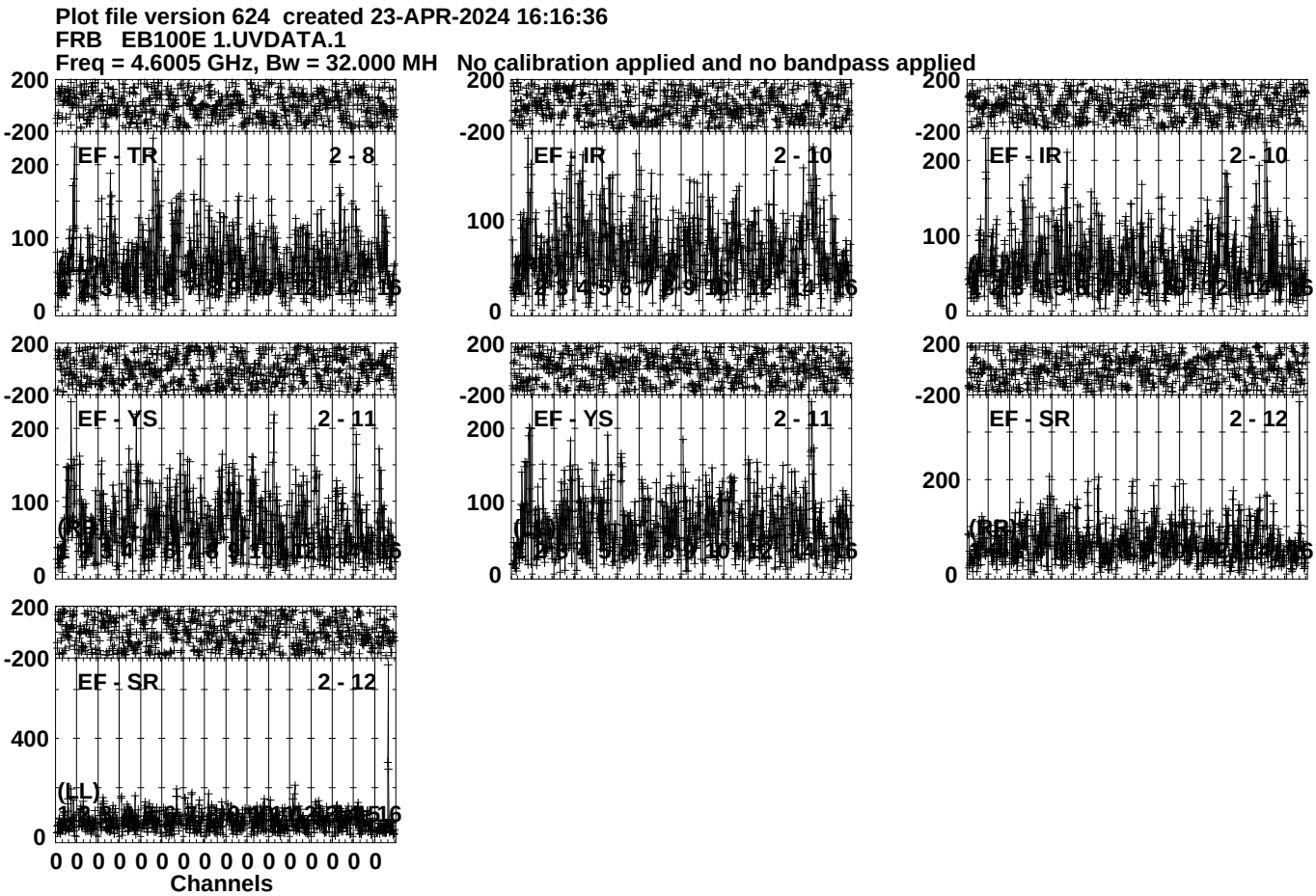
Plot file version 624 created 23-APR-2024 16:16:36
FRB EB100E 1.UVDATA.1
Freq = 4.6005 GHz, Bw = 32.000 MH No calibration applied and no bandpass applied
EF - TR 2 - 8
EF - IR 2 - 10
EF - IR 2 - 10
EF - YS 2 - 11
EF - YS 2 - 11
EF - SR 2 - 12
EF - SR 2 - 12
(RR)
(LL)
Channels
Lower frame: Micro Ampl Jy Top frame: Phas deg
Vector averaged cross-power spectrum Several baselines displayed
Timerange: 00/22:36:01 to 00/22:39:29

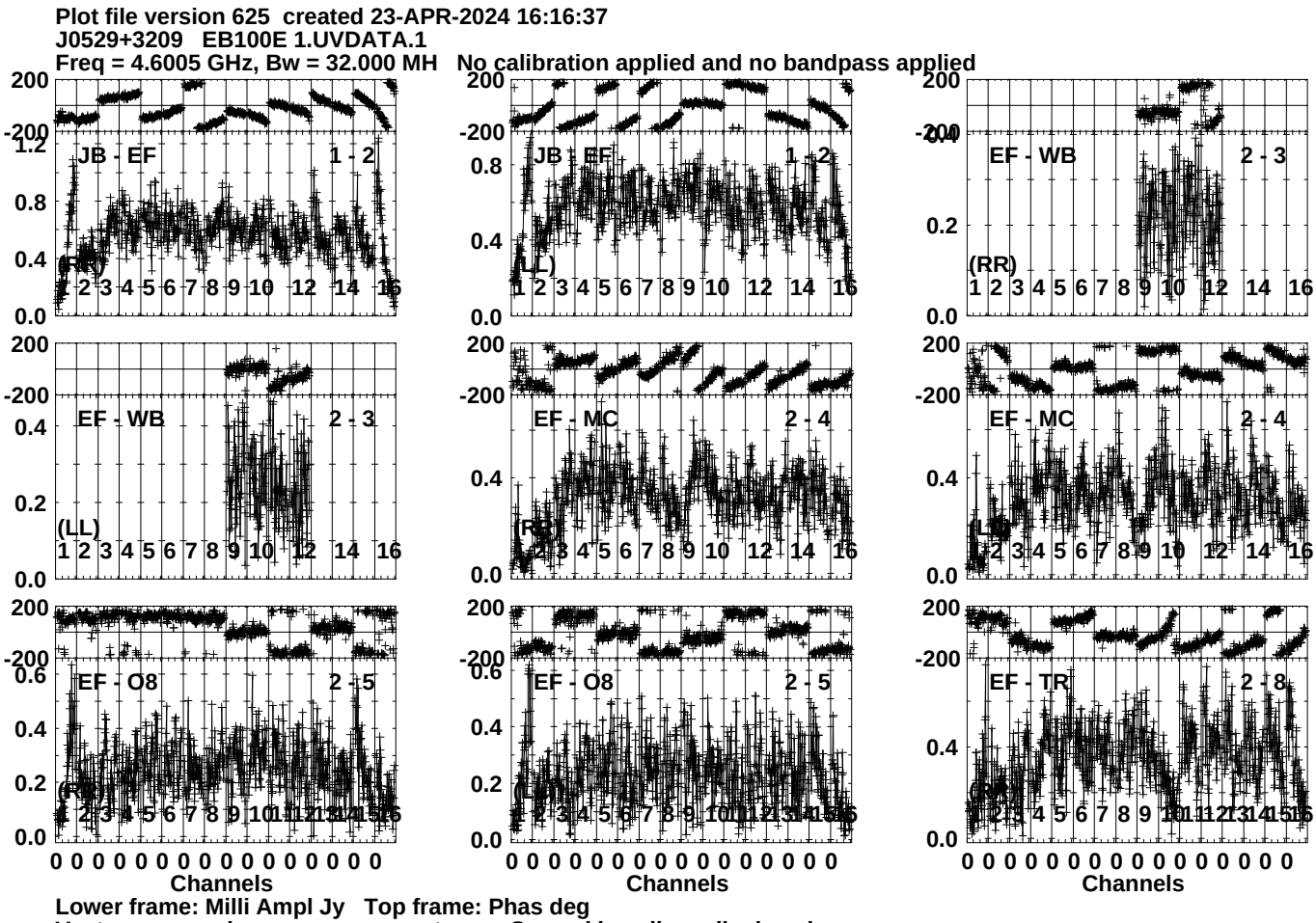
Plot file version 625 created 23-APR-2024 16:16:37
J0529+3209 EB100E 1.UVDATA.1
Freq = 4.6005 GHz, Bw = 32.000 MH No calibration applied and no bandpass applied
JB - EF 1 - 2
(RR)
JB - EF 1 - 2
(LL)
EF - WB 2 - 3
(RR)
EF - WB 2 - 3
(LL)
EF - MC 2 - 4
(RR)
EF - MC 2 - 4
(LL)
EF - O8 2 - 5
(RR)
EF - O8 2 - 5
(LL)
EF - TR 2 - 8
(RR)
Channels
Channels
Channels
Lower frame: Milli Ampl Jy Top frame: Phas deg
Vector averaged cross-power spectrum Several baselines displayed
Timerange: 00/22:40:03 to 00/22:40:59

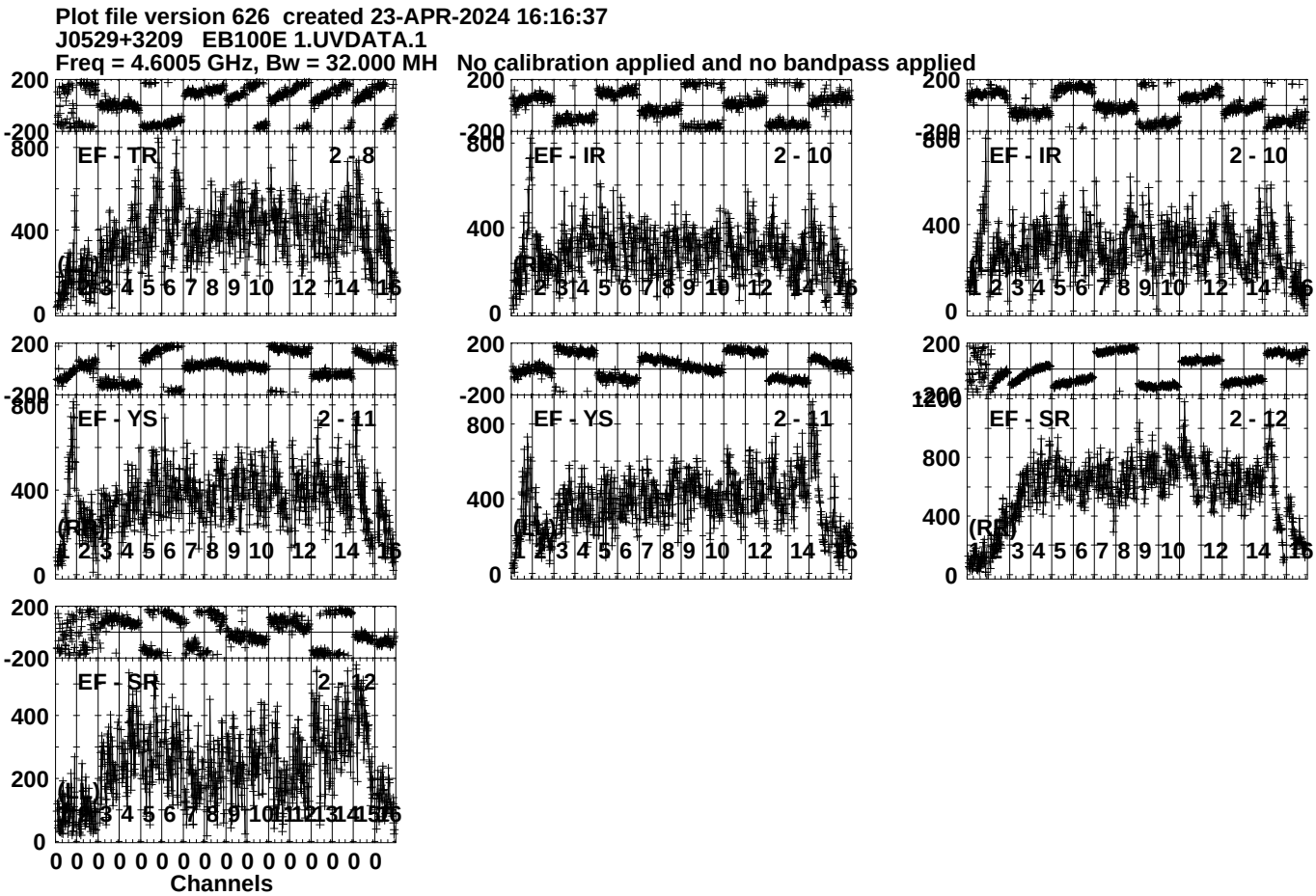
Plot file version 626 created 23-APR-2024 16:16:37
J0529+3209 EB100E 1.UVDATA.1
Freq = 4.6005 GHz, Bw = 32.000 MH No calibration applied and no bandpass applied
EF - TR 2 - 8
EF - IR 2 - 10
EF - IR 2 - 10
EF - YS 2 - 11
EF - YS 2 - 11
EF - SR 2 - 12
EF - SR 2 - 12
(Jy)
(Deg)
Channels
Lower frame: Micro Ampl Jy Top frame: Phas deg
Vector averaged cross-power spectrum Several baselines displayed
Timerange: 00/22:40:03 to 00/22:40:59

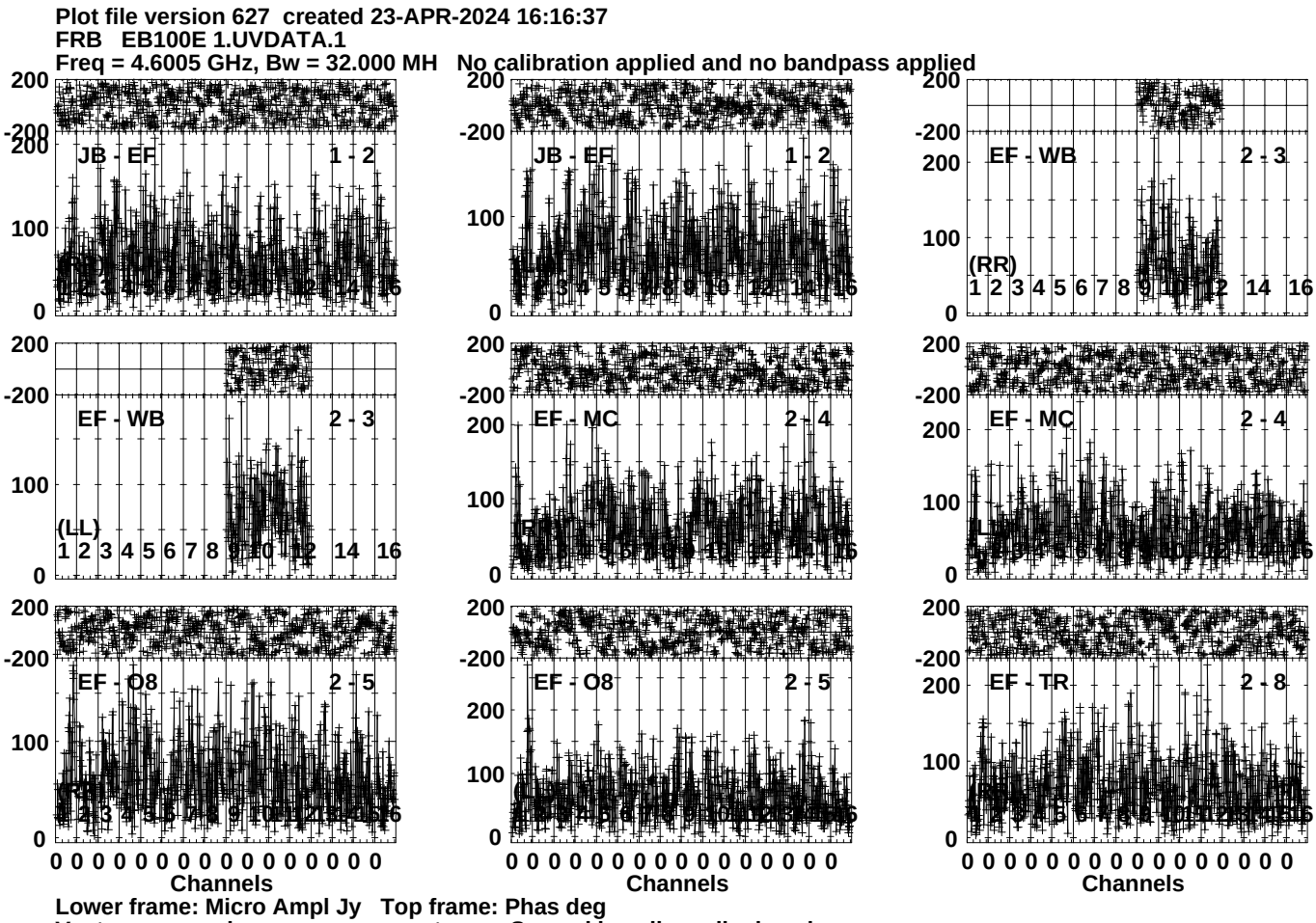
Plot file version 627 created 23-APR-2024 16:16:37
FRB EB100E 1.UVDATA.1
Freq = 4.6005 GHz, Bw = 32.000 MH No calibration applied and no bandpass applied
JB - EF 1 - 2
JB - EF 1 - 2
EF - WB 2 - 3
(RR)
EF - WB 2 - 3
(LL)
EF - MC 2 - 4
EF - MC 2 - 4
EF - O8 2 - 5
EF - O8 2 - 5
EF - TR 2 - 8
Channels
Channels
Channels
Lower frame: Micro Ampl Jy Top frame: Phas deg
Vector averaged cross-power spectrum Several baselines displayed
Timerange: 00/22:41:03 to 00/22:44:29

Plot file version 628 created 23-APR-2024 16:16:38
FRB EB100E 1.UVDATA.1
Freq = 4.6005 GHz, Bw = 32.000 MH No calibration applied and no bandpass applied

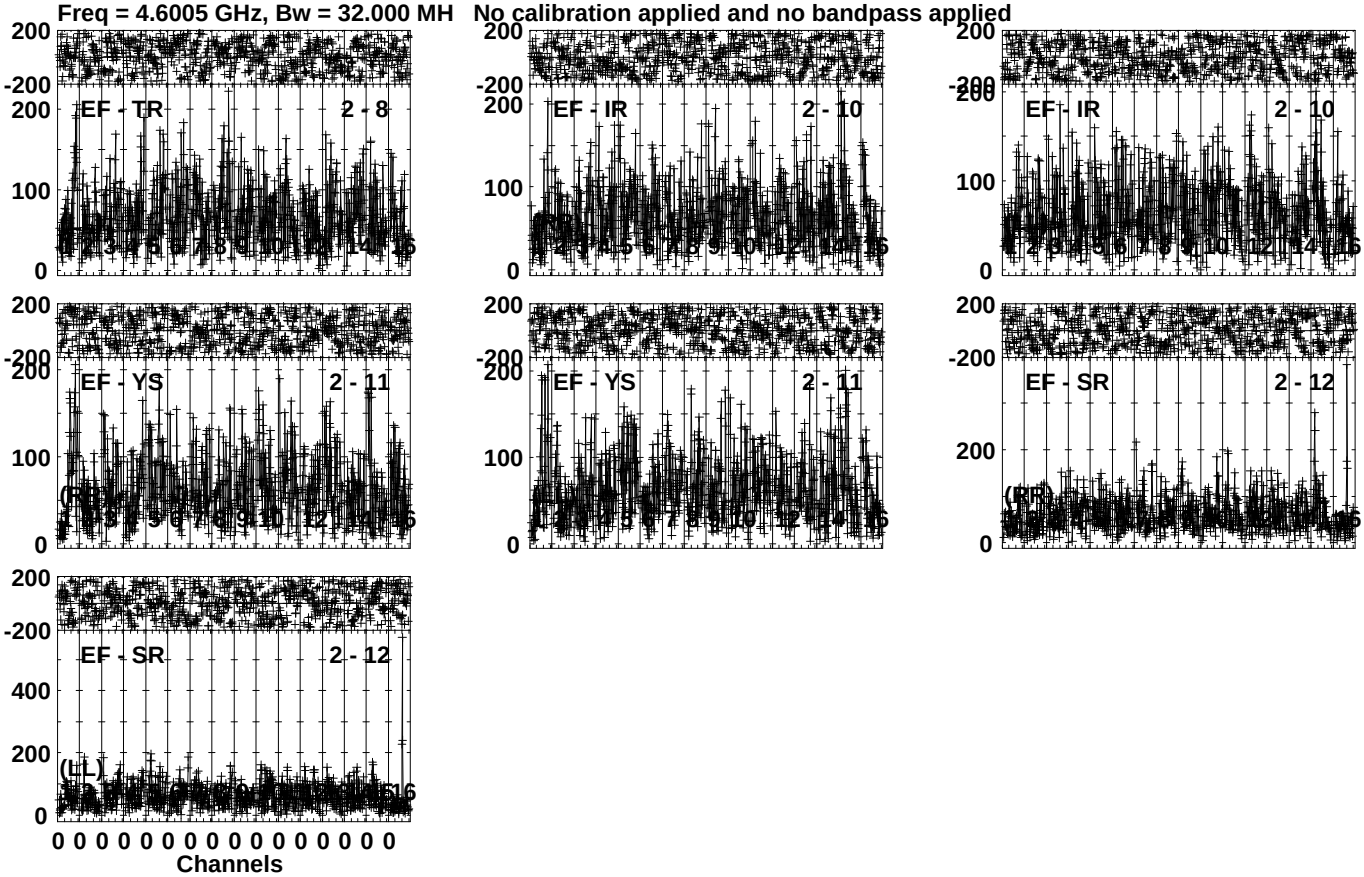

Lower frame: Micro Ampl Jy Top frame: Phas deg
Vector averaged cross-power spectrum Several baselines displayed
Timerange: 00/22:41:03 to 00/22:44:29

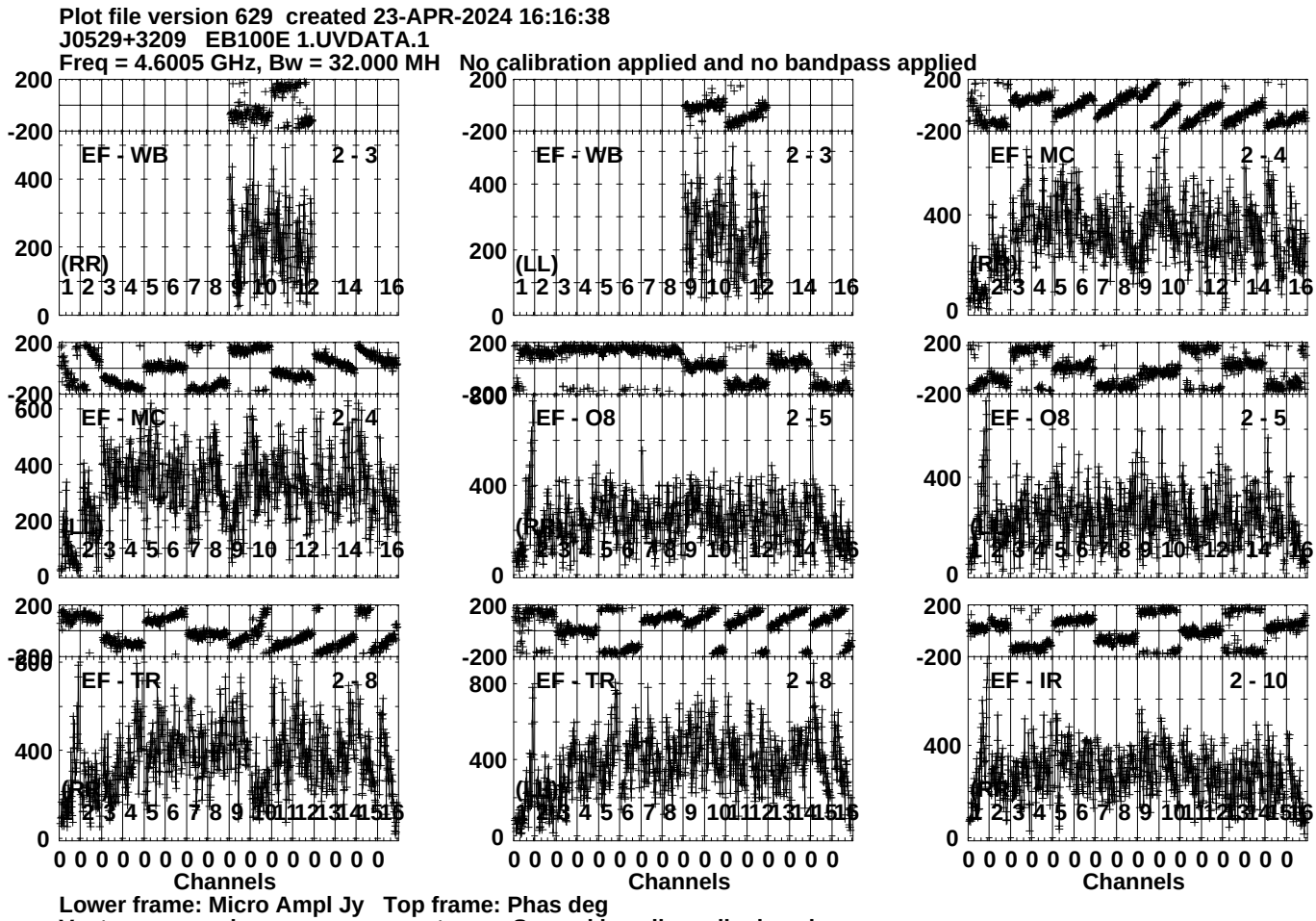
Plot file version 629 created 23-APR-2024 16:16:38
J0529+3209 EB100E 1.UVDATA.1
Freq = 4.6005 GHz, Bw = 32.000 MH No calibration applied and no bandpass applied
EF - WB 2 - 3
(RR)
EF - WB 2 - 3
(LL)
EF - MC 2 - 4
(RR)
EF - MC 2 - 4
(LL)
EF - O8 2 - 5
(RR)
EF - O8 2 - 5
(LL)
EF - TR 2 - 8
(RR)
EF - TR 2 - 8
(LL)
EF - IR 2 - 10
(RR)
Channels
Channels
Channels
Lower frame: Micro Ampl Jy Top frame: Phas deg
Vector averaged cross-power spectrum Several baselines displayed
Timerange: 00/22:45:03 to 00/22:45:59

Plot file version 630 created 23-APR-2024 16:16:38
J0529+3209 EB100E 1.UVDATA.1
Freq = 4.6005 GHz, Bw = 32.000 MH No calibration applied and no bandpass applied

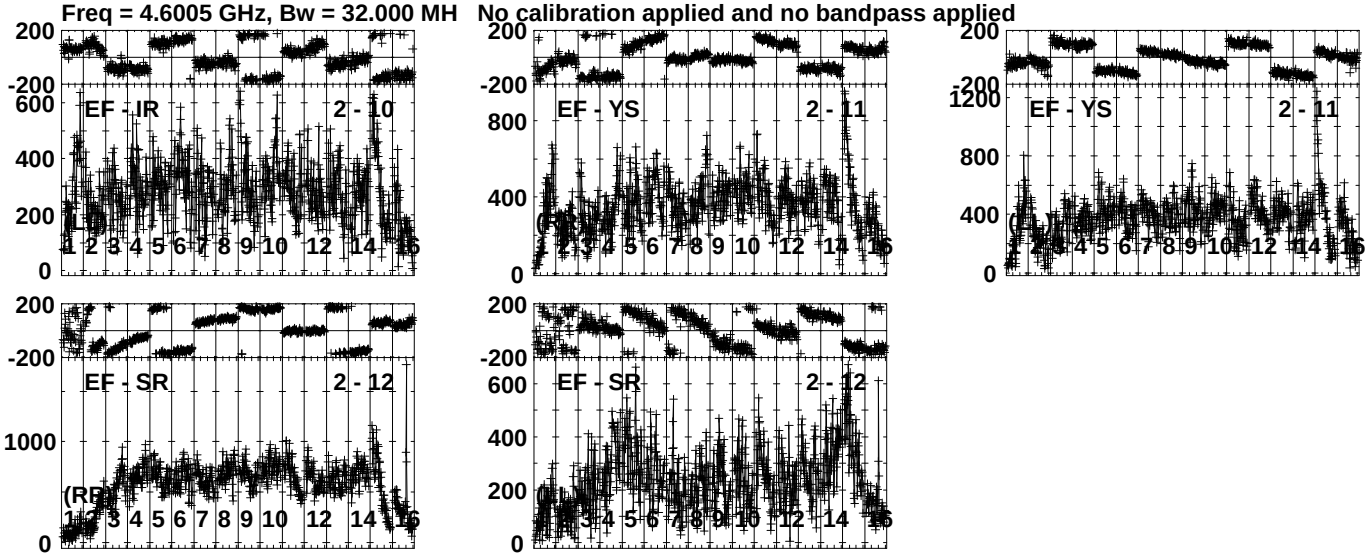

Lower frame: Micro Ampl Jy Top frame: Phas deg
Vector averaged cross-power spectrum Several baselines displayed
Timerange: 00/22:45:03 to 00/22:45:59

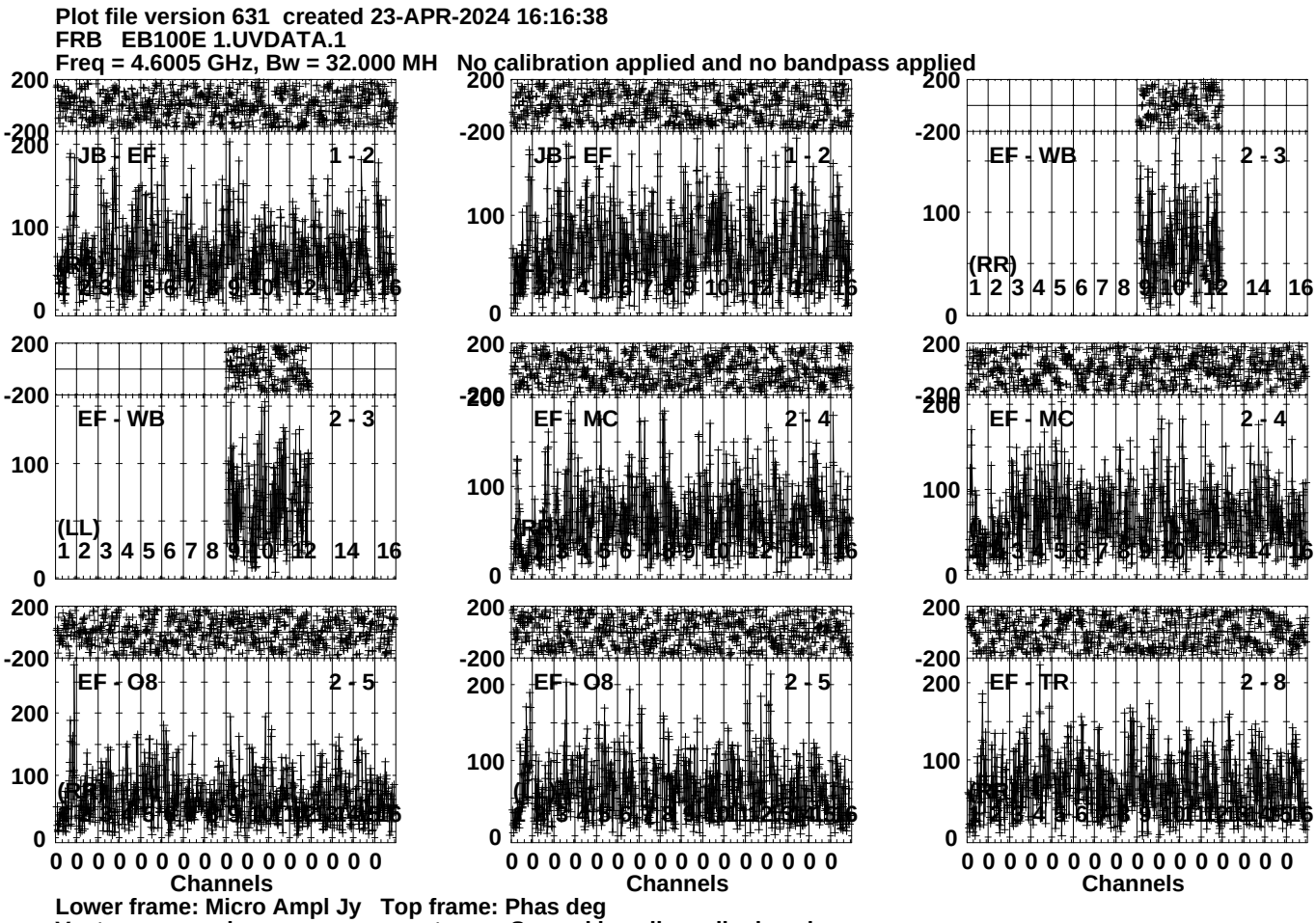
Plot file version 631 created 23-APR-2024 16:16:38
FRB EB100E 1.UVDATA.1
Freq = 4.6005 GHz, Bw = 32.000 MH No calibration applied and no bandpass applied
JB - EF 1 - 2
JB - EF 1 - 2
EF - WB 2 - 3
(RR)
EF - WB 2 - 3
(LL)
EF - MC 2 - 4
(RR)
EF - MC 2 - 4
EF - O8 2 - 5
EF - O8 2 - 5
EF - TR 2 - 8
Channels
Channels
Channels
Lower frame: Micro Ampl Jy Top frame: Phas deg
Vector averaged cross-power spectrum Several baselines displayed
Timerange: 00/22:46:03 to 00/22:49:29

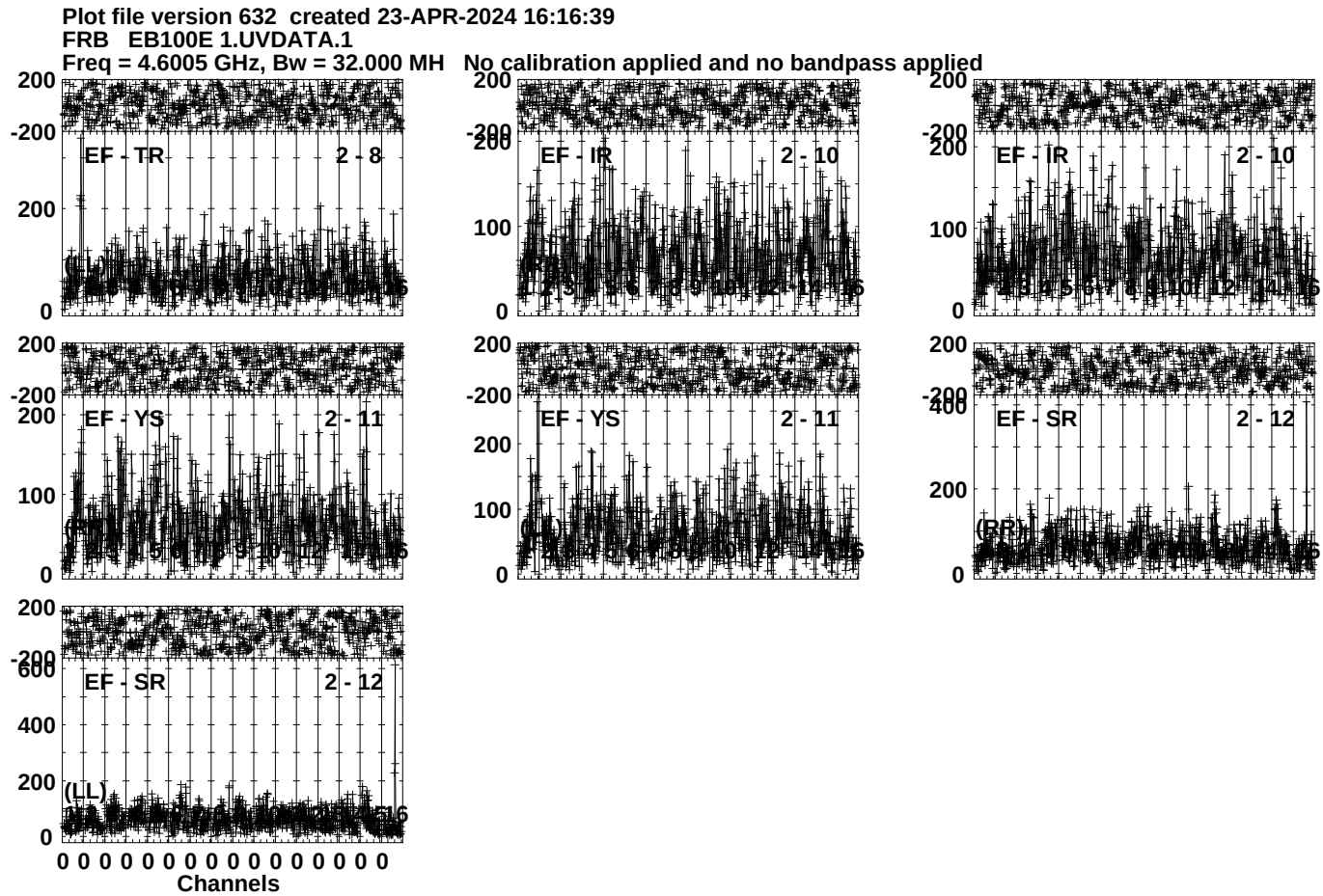
Plot file version 632 created 23-APR-2024 16:16:39
FRB EB100E 1.UVDATA.1
Freq = 4.6005 GHz, Bw = 32.000 MH No calibration applied and no bandpass applied
EF - TR 2 - 8
EF - IR 2 - 10
EF - IR 2 - 10
EF - YS 2 - 11
EF - YS 2 - 11
EF - SR 2 - 12
EF - SR 2 - 12
(LL)
(RR)
Channels
Lower frame: Micro Ampl Jy Top frame: Phas deg
Vector averaged cross-power spectrum Several baselines displayed
Timerange: 00/22:46:03 to 00/22:49:29

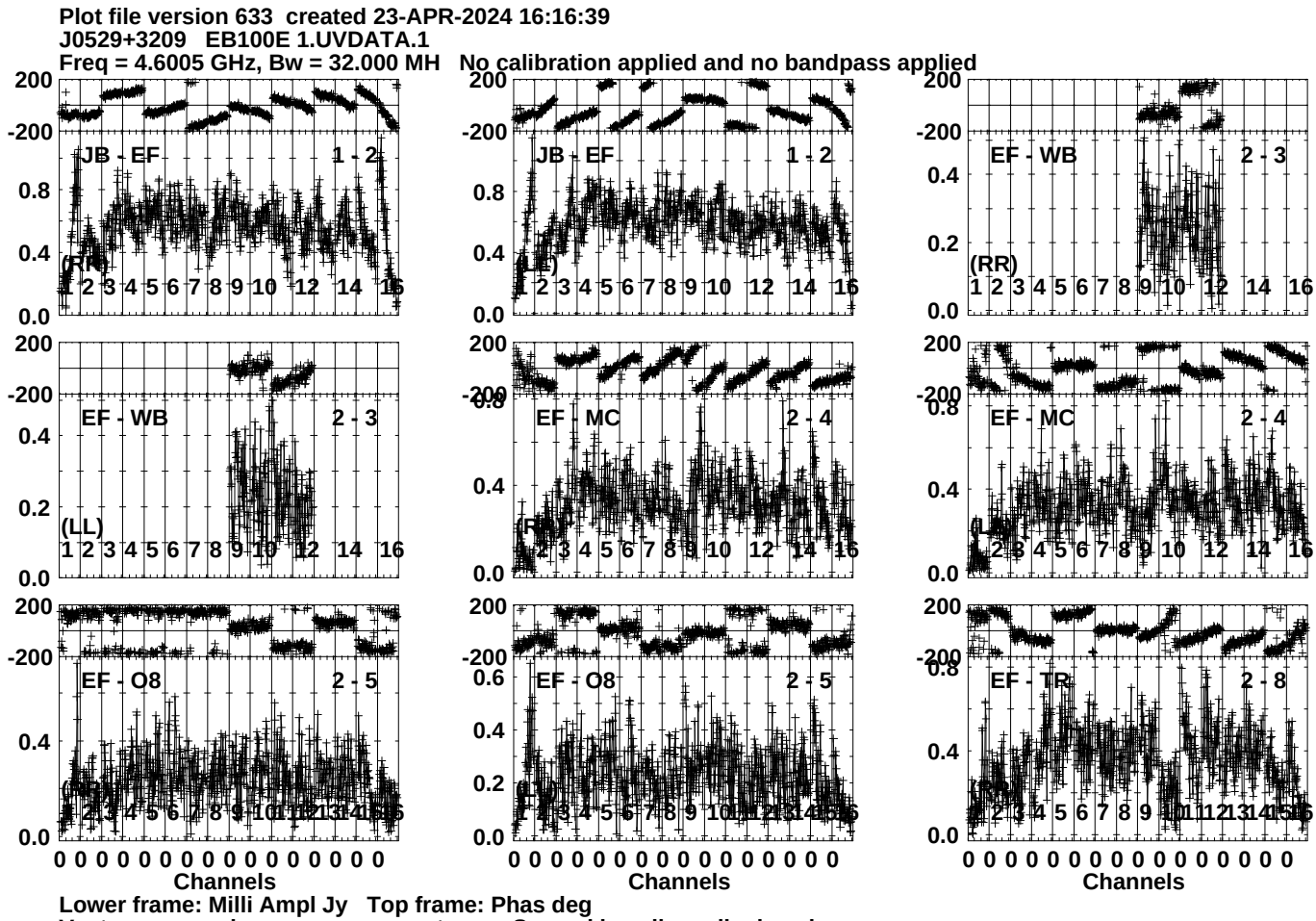
Plot file version 633 created 23-APR-2024 16:16:39
J0529+3209 EB100E 1.UVDATA.1
Freq = 4.6005 GHz, Bw = 32.000 MH No calibration applied and no bandpass applied
JB - EF 1 - 2
(RR)
JB - EF 1 - 2
(LL)
EF - WB 2 - 3
(RR)
EF - WB 2 - 3
(LL)
EF - MC 2 - 4
(RR)
EF - MC 2 - 4
(LL)
EF - O8 2 - 5
(RR)
EF - O8 2 - 5
(LL)
EF - TR 2 - 8
(RR)
Channels
Channels
Channels
Lower frame: Milli Ampl Jy Top frame: Phas deg
Vector averaged cross-power spectrum Several baselines displayed
Timerange: 00/22:49:31 to 00/22:50:59

Plot file version 634 created 23-APR-2024 16:16:39
J0529+3209 EB100E 1.UVDATA.1
Freq = 4.6005 GHz, Bw = 32.000 MH No calibration applied and no bandpass applied

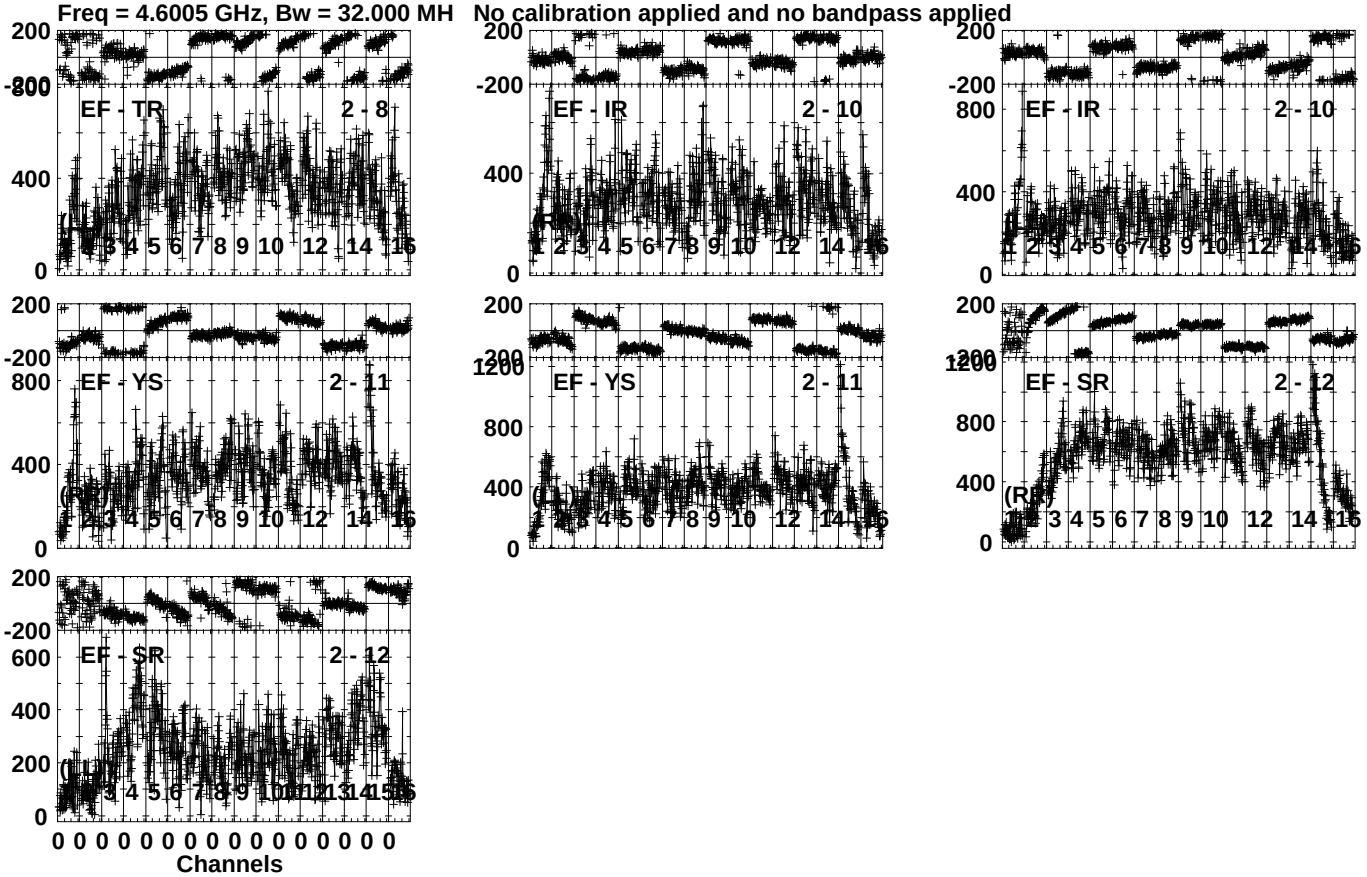

Lower frame: Micro Ampl Jy Top frame: Phas deg
Vector averaged cross-power spectrum Several baselines displayed
Timerange: 00/22:49:31 to 00/22:50:59

Plot file version 635 created 23-APR-2024 16:16:40
FRB EB100E 1.UVDATA.1
Freq = 4.6005 GHz, Bw = 32.000 MH No calibration applied and no bandpass applied

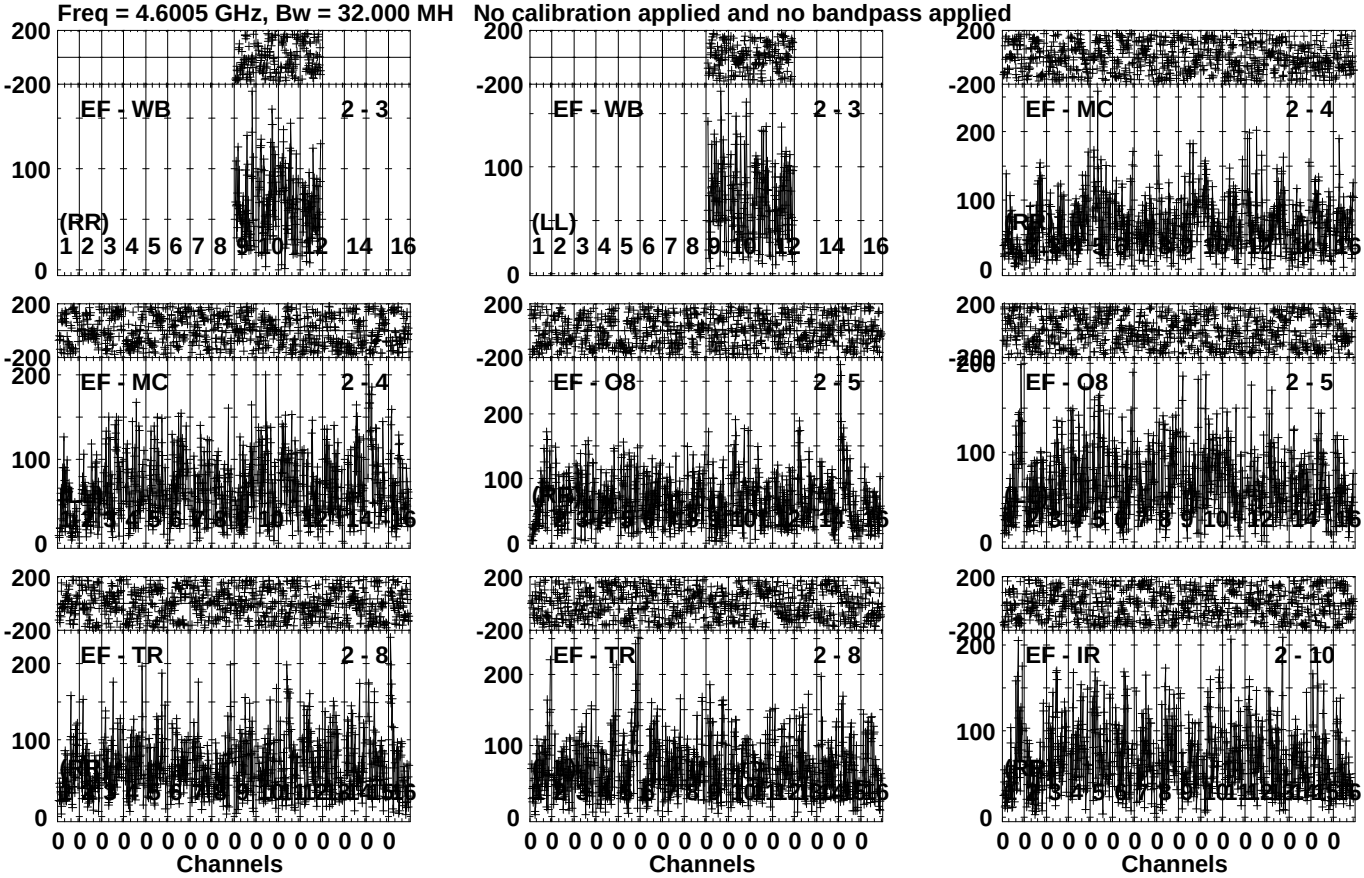

Lower frame: Micro Ampl Jy Top frame: Phas deg
Vector averaged cross-power spectrum Several baselines displayed
Timerange: 00/22:51:01 to 00/22:54:29

Plot file version 636 created 23-APR-2024 16:16:40
FRB EB100E 1.UVDATA.1
Freq = 4.6005 GHz, Bw = 32.000 MH No calibration applied and no bandpass applied

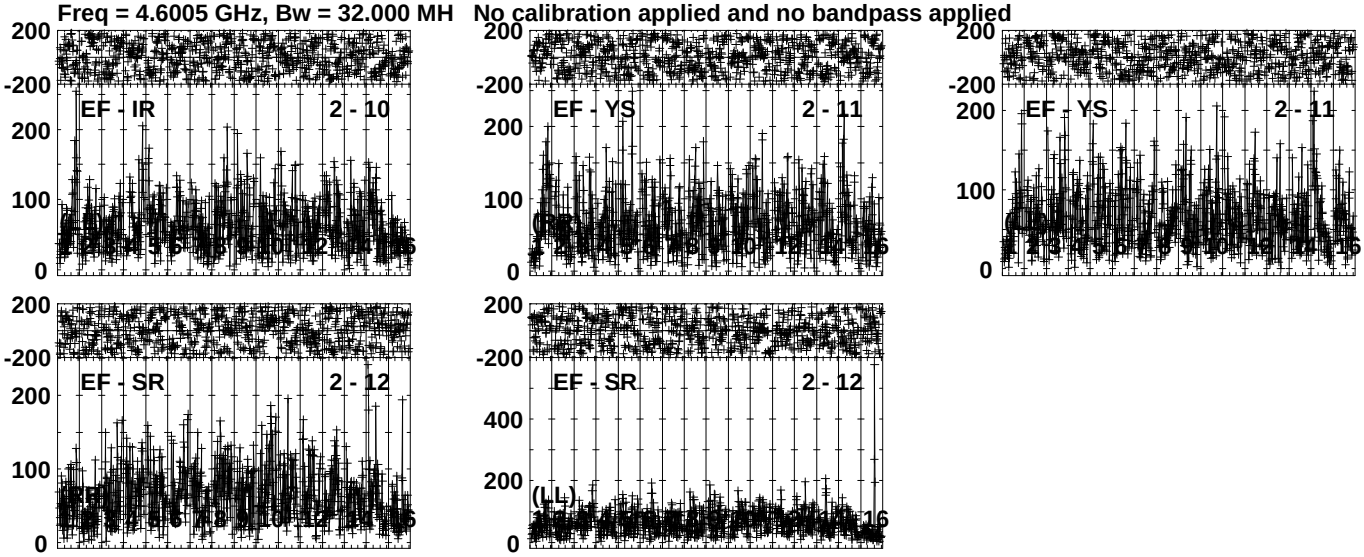

Lower frame: Micro Ampl Jy Top frame: Phas deg
Vector averaged cross-power spectrum Several baselines displayed
Timerange: 00/22:51:01 to 00/22:54:29

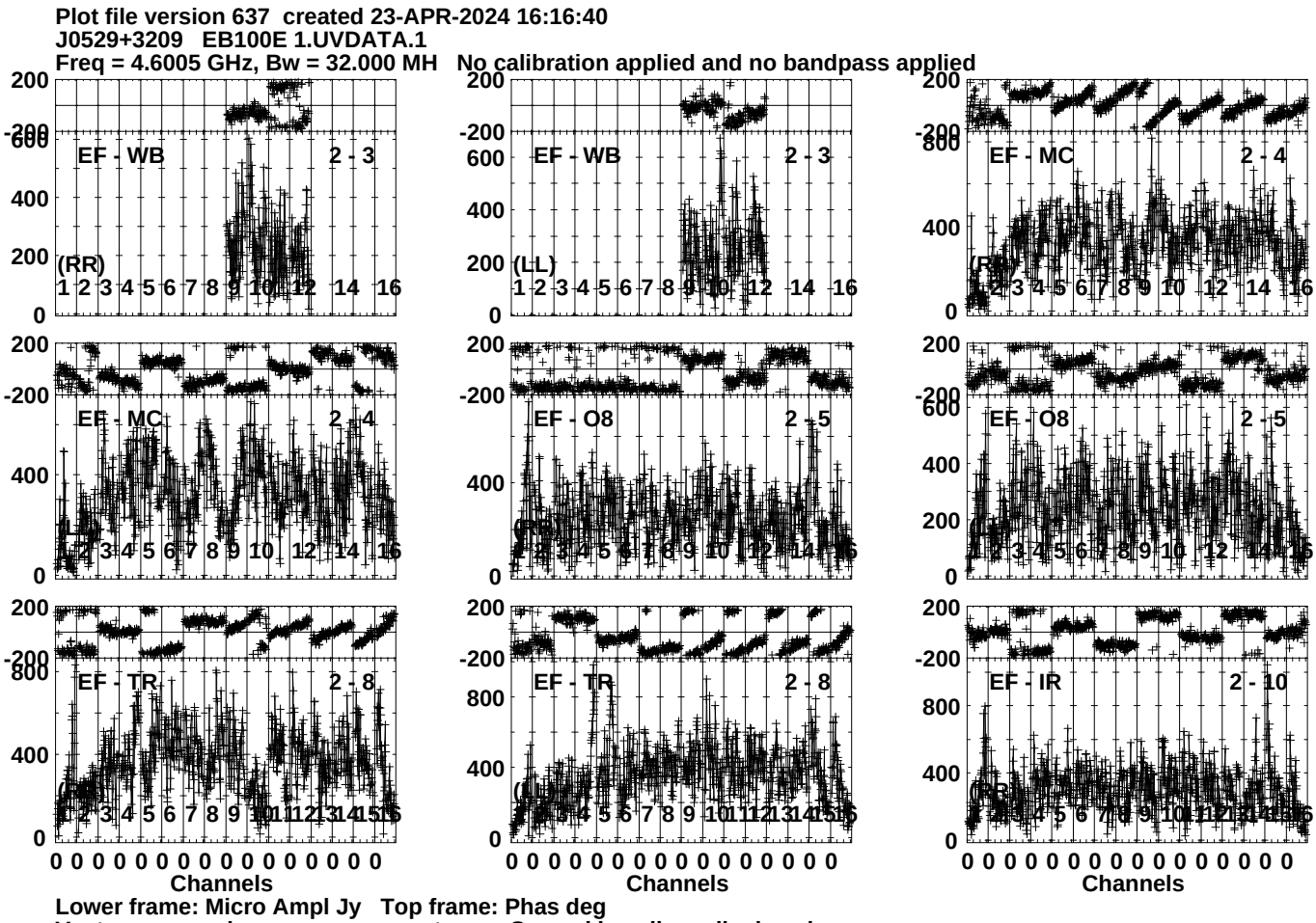
Plot file version 637 created 23-APR-2024 16:16:40
J0529+3209 EB100E 1.UVDATA.1
Freq = 4.6005 GHz, Bw = 32.000 MH No calibration applied and no bandpass applied
EF - WB 2 - 3
(RR)
EF - WB 2 - 3
(LL)
EF - MC 2 - 4
EF - MC 2 - 4
EF - O8 2 - 5
EF - O8 2 - 5
EF - TR 2 - 8
EF - TR 2 - 8
EF - IR 2 - 10
Channels
Lower frame: Micro Ampl Jy Top frame: Phas deg
Vector averaged cross-power spectrum Several baselines displayed
Timerange: 00/22:55:03 to 00/22:55:59

Plot file version 638 created 23-APR-2024 16:16:40
J0529+3209 EB100E 1.UVDATA.1
Freq = 4.6005 GHz, Bw = 32.000 MH No calibration applied and no bandpass applied

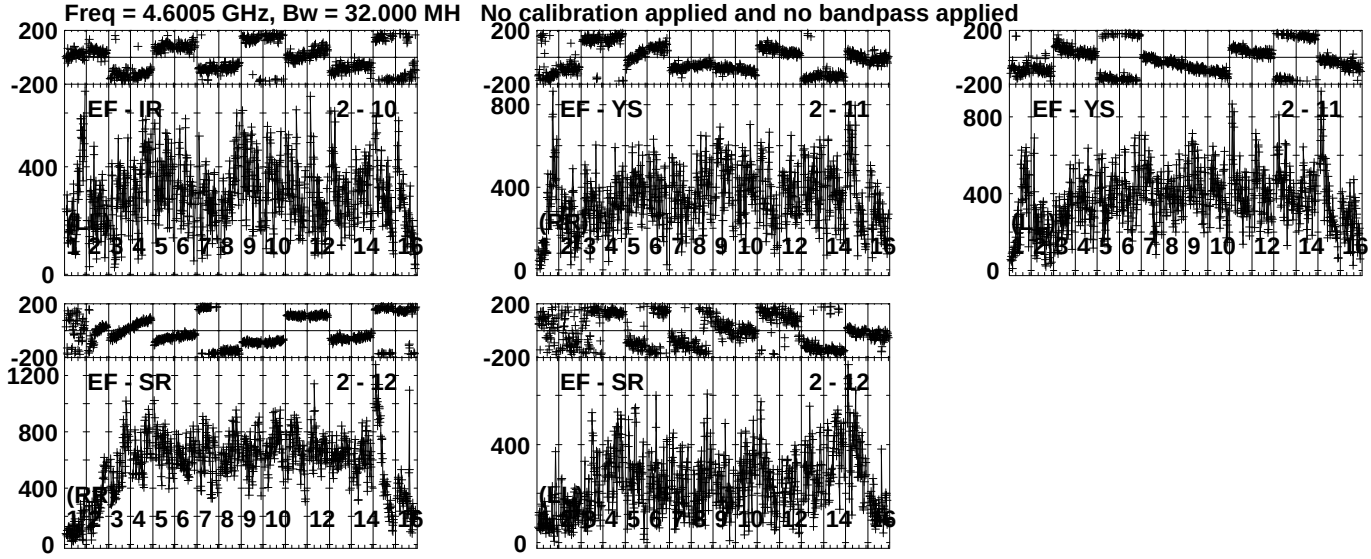

Lower frame: Micro Ampl Jy Top frame: Phas deg
Vector averaged cross-power spectrum Several baselines displayed
Timerange: 00/22:55:03 to 00/22:55:59

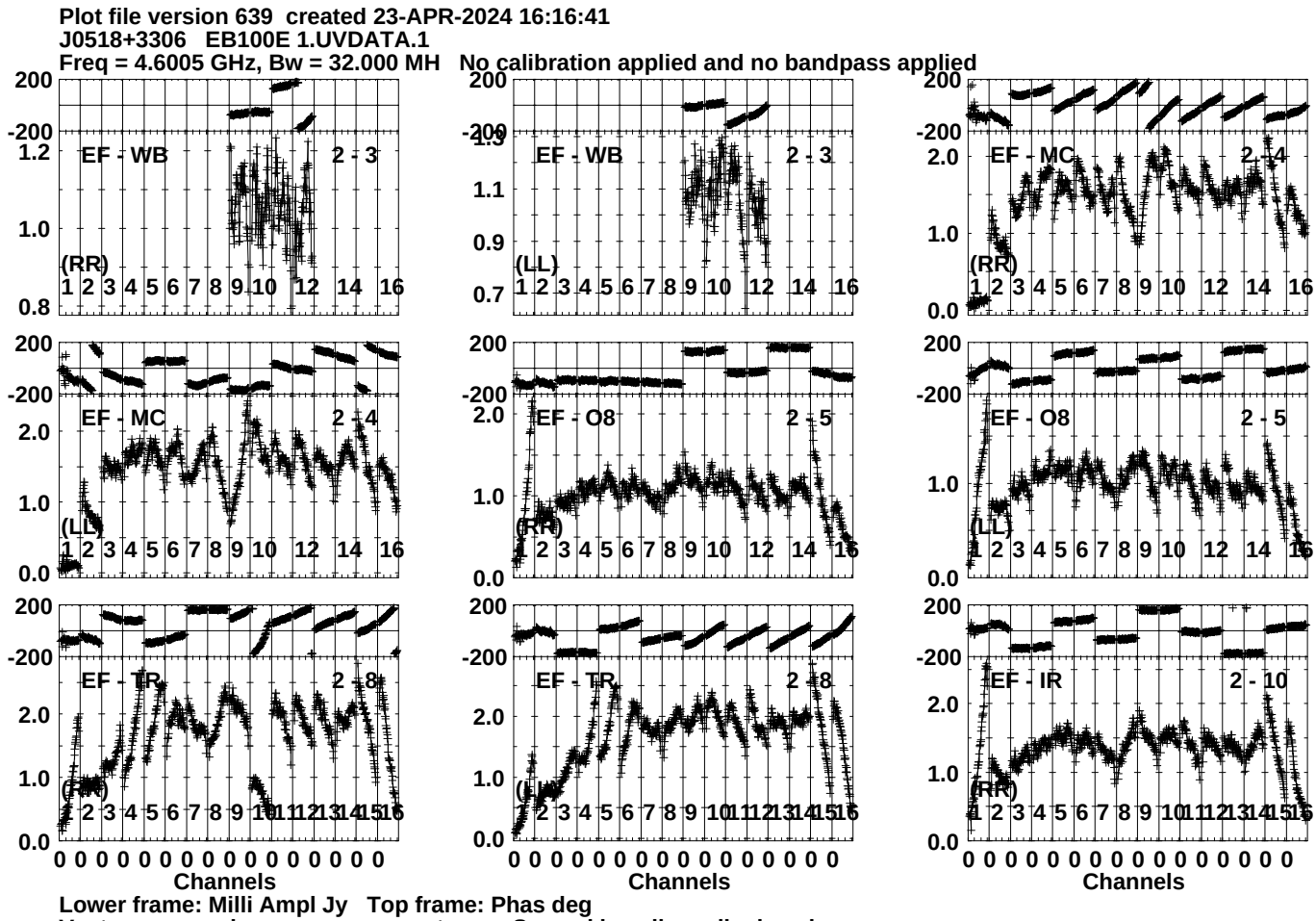
Plot file version 639 created 23-APR-2024 16:16:41
J0518+3306 EB100E 1.UVDATA.1
Freq = 4.6005 GHz, Bw = 32.000 MH No calibration applied and no bandpass applied
EF - WB 2 - 3
(RR)
EF - WB 2 - 3
(LL)
EF - MC 2 - 4
(RR)
EF - MC 2 - 4
(LL)
EF - O8 2 - 5
(RR)
EF - O8 2 - 5
(LL)
EF - TR 2 - 8
(RR)
EF - TR 2 - 8
(LL)
EF - IR 2 - 10
(RR)
Channels
Lower frame: Milli Ampl Jy Top frame: Phas deg
Vector averaged cross-power spectrum Several baselines displayed
Timerange: 00/22:56:33 to 00/22:59:29

Plot file version 640 created 23-APR-2024 16:16:41
J0518+3306 EB100E 1.UVDATA.1
Freq = 4.6005 GHz, Bw = 32.000 MH No calibration applied and no bandpass applied

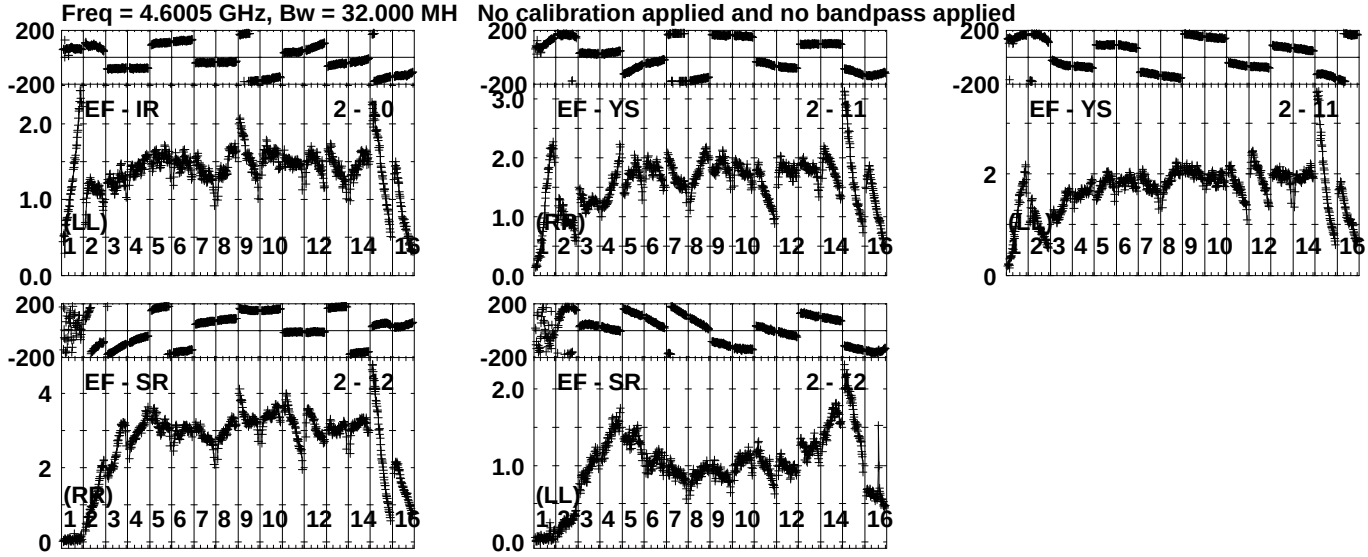

Lower frame: Milli Ampl Jy Top frame: Phas deg
Vector averaged cross-power spectrum Several baselines displayed
Timerange: 00/22:56:33 to 00/22:59:29

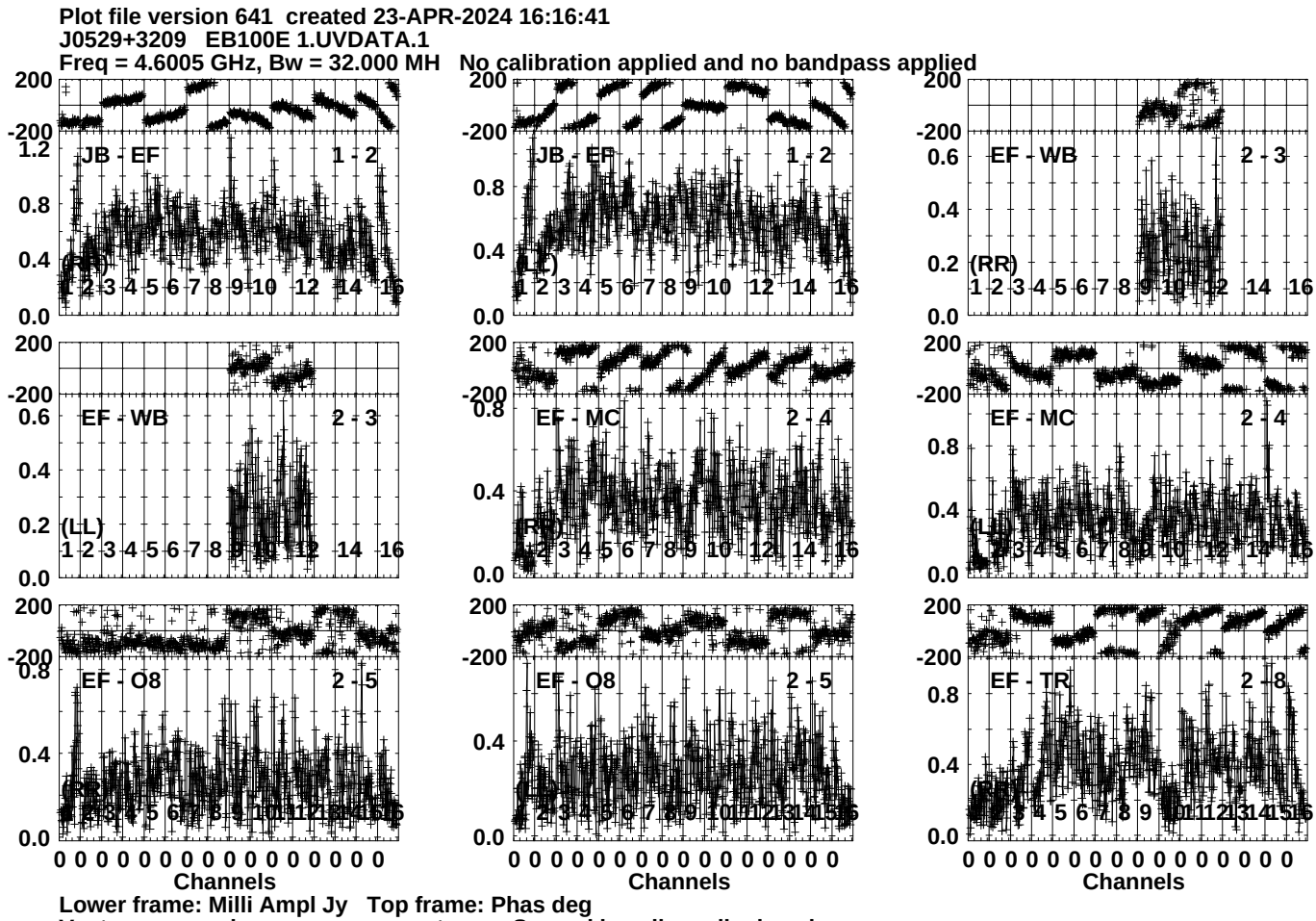
Plot file version 641 created 23-APR-2024 16:16:41
J0529+3209 EB100E 1.UVDATA.1
Freq = 4.6005 GHz, Bw = 32.000 MH No calibration applied and no bandpass applied
JB - EF 1 - 2
(LL)
JB - EF 1 - 2
(RR)
EF - WB 2 - 3
(RR)
EF - WB 2 - 3
(LL)
EF - MC 2 - 4
(RR)
EF - MC 2 - 4
(LL)
EF - O8 2 - 5
EF - O8 2 - 5
EF - TR 2 - 8
Channels
Channels
Channels
Lower frame: Milli Ampl Jy Top frame: Phas deg
Vector averaged cross-power spectrum Several baselines displayed
Timerange: 00/22:59:31 to 00/23:00:59

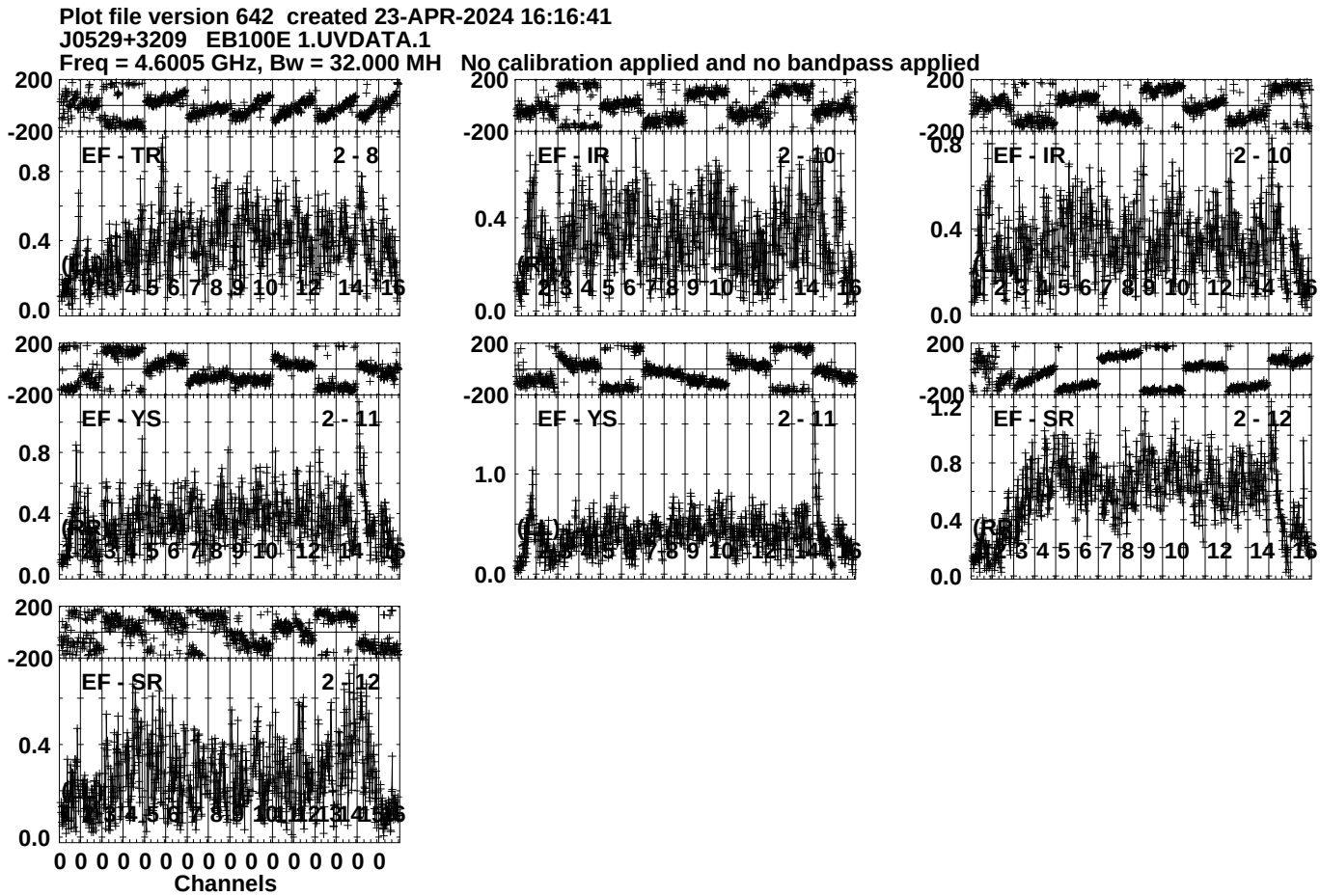
Plot file version 642 created 23-APR-2024 16:16:41
J0529+3209 EB100E 1.UVDATA.1
Freq = 4.6005 GHz, Bw = 32.000 MH No calibration applied and no bandpass applied
EF - TR 2 - 8
EF - IR 2 - 10
EF - IR 2 - 10
EF - YS 2 - 11
EF - YS 2 - 11
EF - SR 2 - 12
EF - SR 2 - 12
Channels
Lower frame: Milli Ampl Jy Top frame: Phas deg
Vector averaged cross-power spectrum Several baselines displayed
Timerange: 00/22:59:31 to 00/23:00:59

Plot file version 643 created 23-APR-2024 16:16:42
FRB EB100E 1.UVDATA.1
Freq = 4.6005 GHz, Bw = 32.000 MH No calibration applied and no bandpass applied

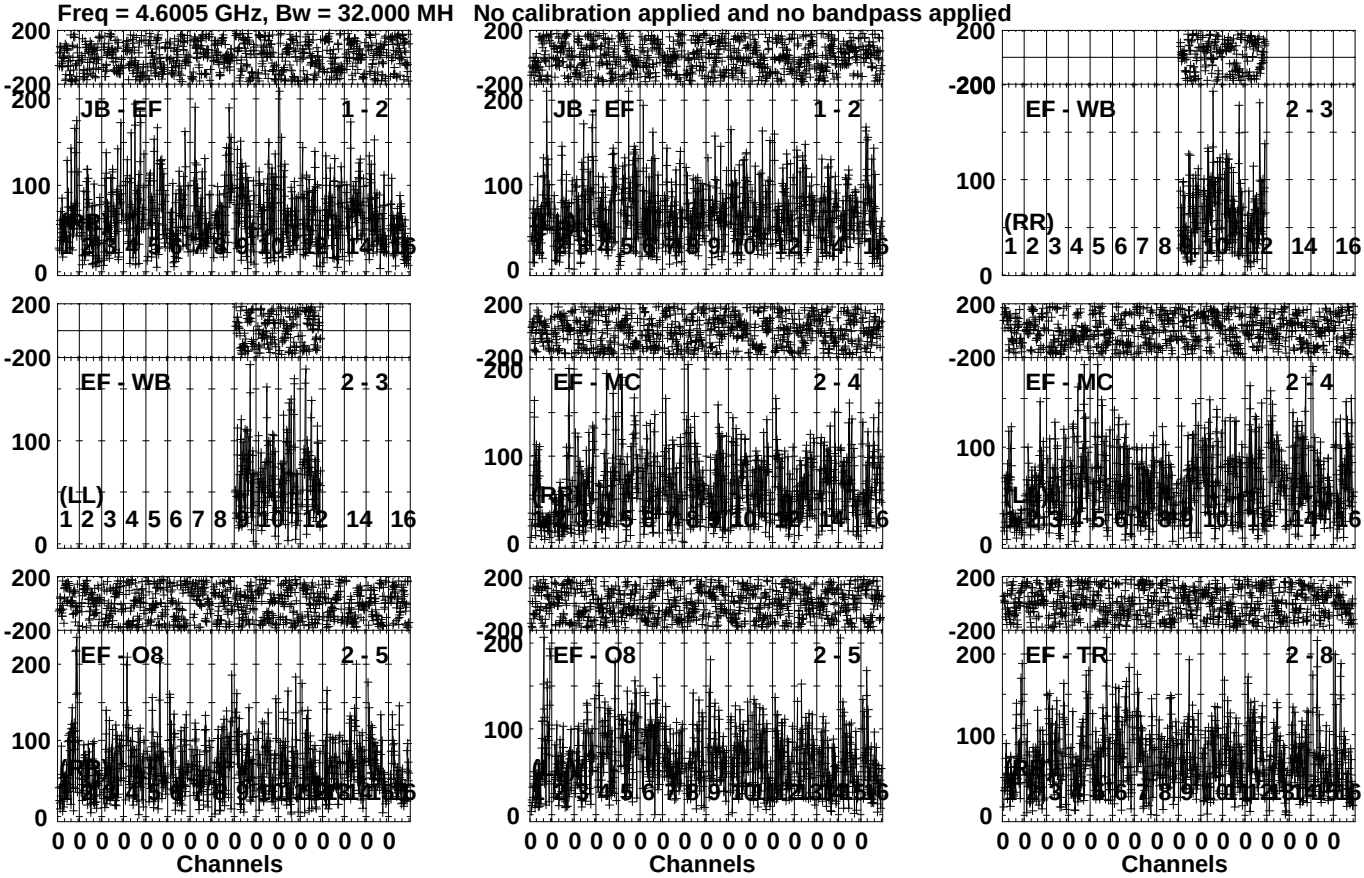

Lower frame: Micro Ampl Jy Top frame: Phas deg
Vector averaged cross-power spectrum Several baselines displayed
Timerange: 00/23:01:01 to 00/23:04:29

Plot file version 644 created 23-APR-2024 16:16:42
FRB EB100E 1.UVDATA.1
Freq = 4.6005 GHz, Bw = 32.000 MH No calibration applied and no bandpass applied

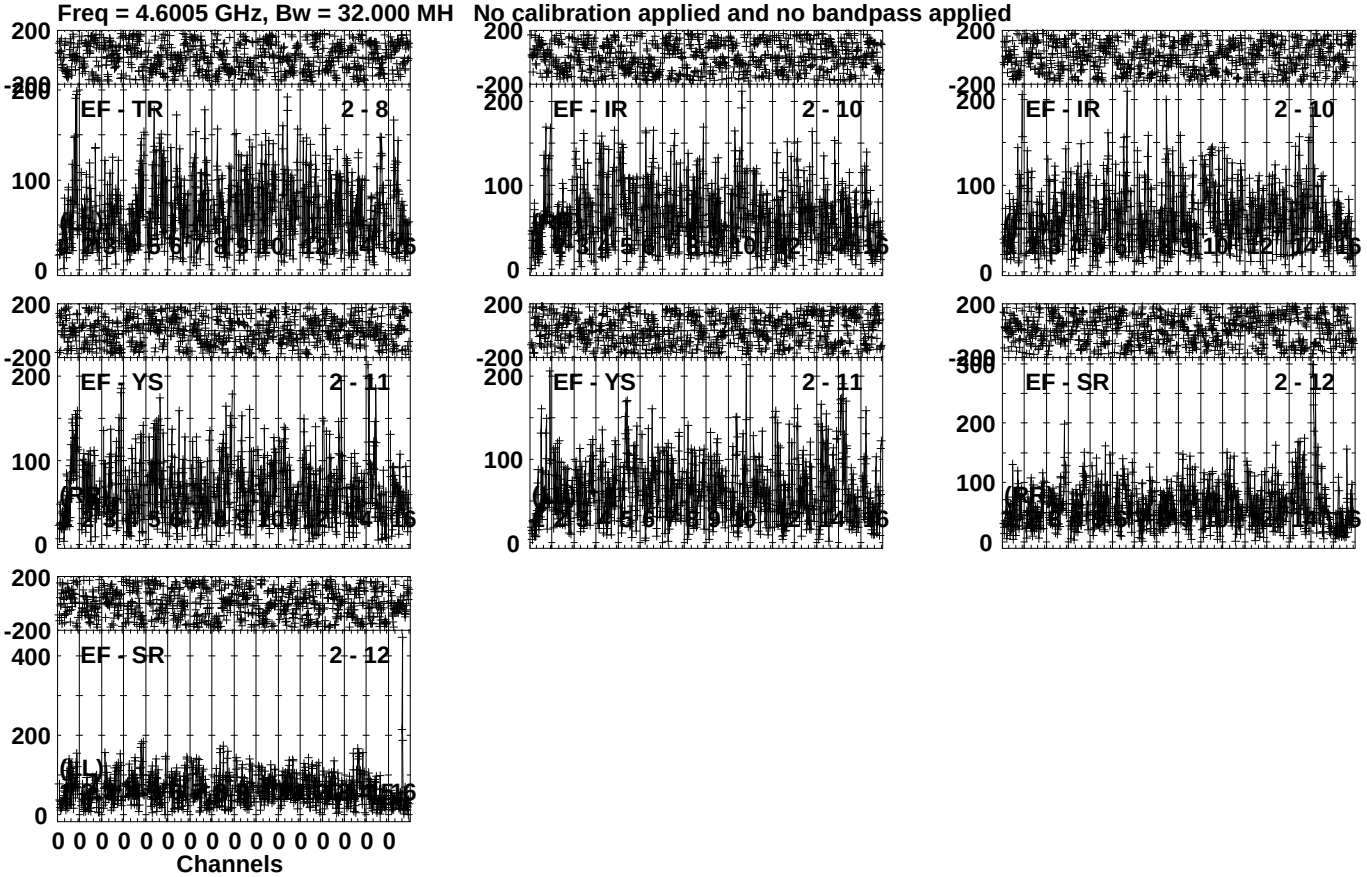

Lower frame: Micro Ampl Jy Top frame: Phas deg
Vector averaged cross-power spectrum Several baselines displayed
Timerange: 00/23:01:01 to 00/23:04:29

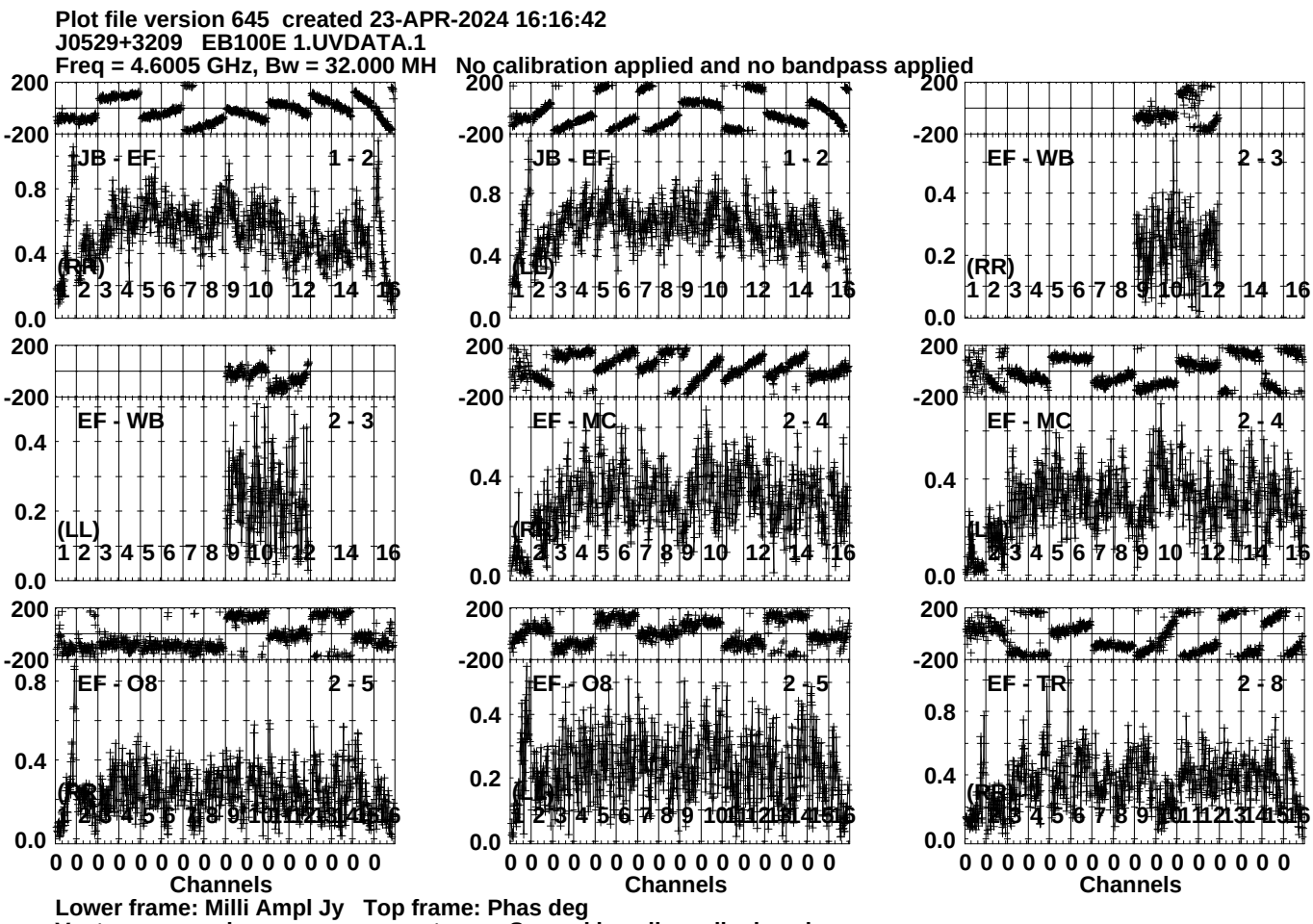

Lower frame: Milli Ampl Jy Top frame: Phas deg
Vector averaged cross-power spectrum Several baselines displayed
Timerange: 00/23:05:03 to 00/23:05:59

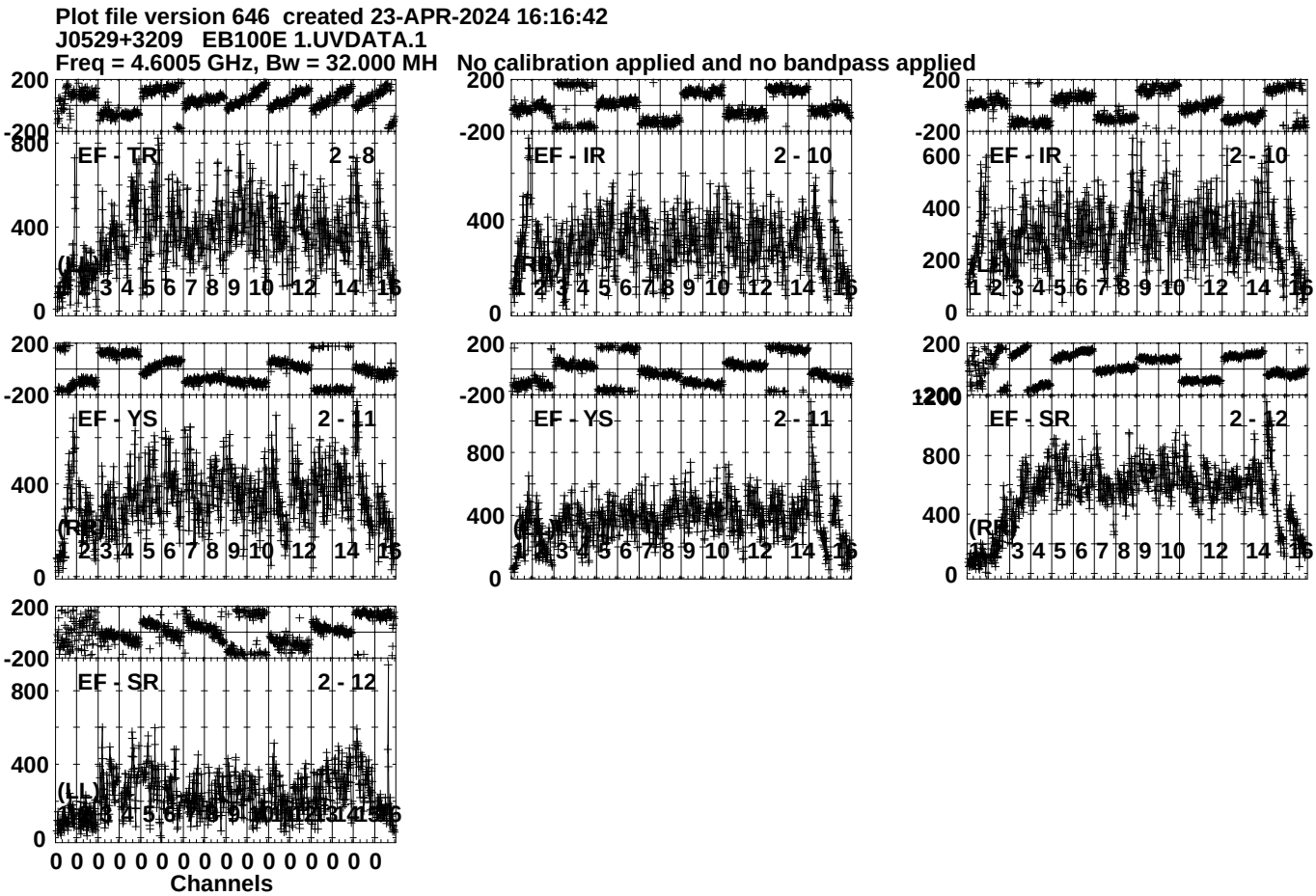
Plot file version 646 created 23-APR-2024 16:16:42
J0529+3209 EB100E 1.UVDATA.1
Freq = 4.6005 GHz, Bw = 32.000 MH No calibration applied and no bandpass applied
EF - TR 2 - 8
EF - IR 2 - 10
EF - IR 2 - 10
EF - YS 2 - 11
EF - YS 2 - 11
EF - SR 2 - 12
EF - SR 2 - 12
(RR)
(LL)
Channels
Lower frame: Micro Ampl Jy Top frame: Phas deg
Vector averaged cross-power spectrum Several baselines displayed
Timerange: 00/23:05:03 to 00/23:05:59

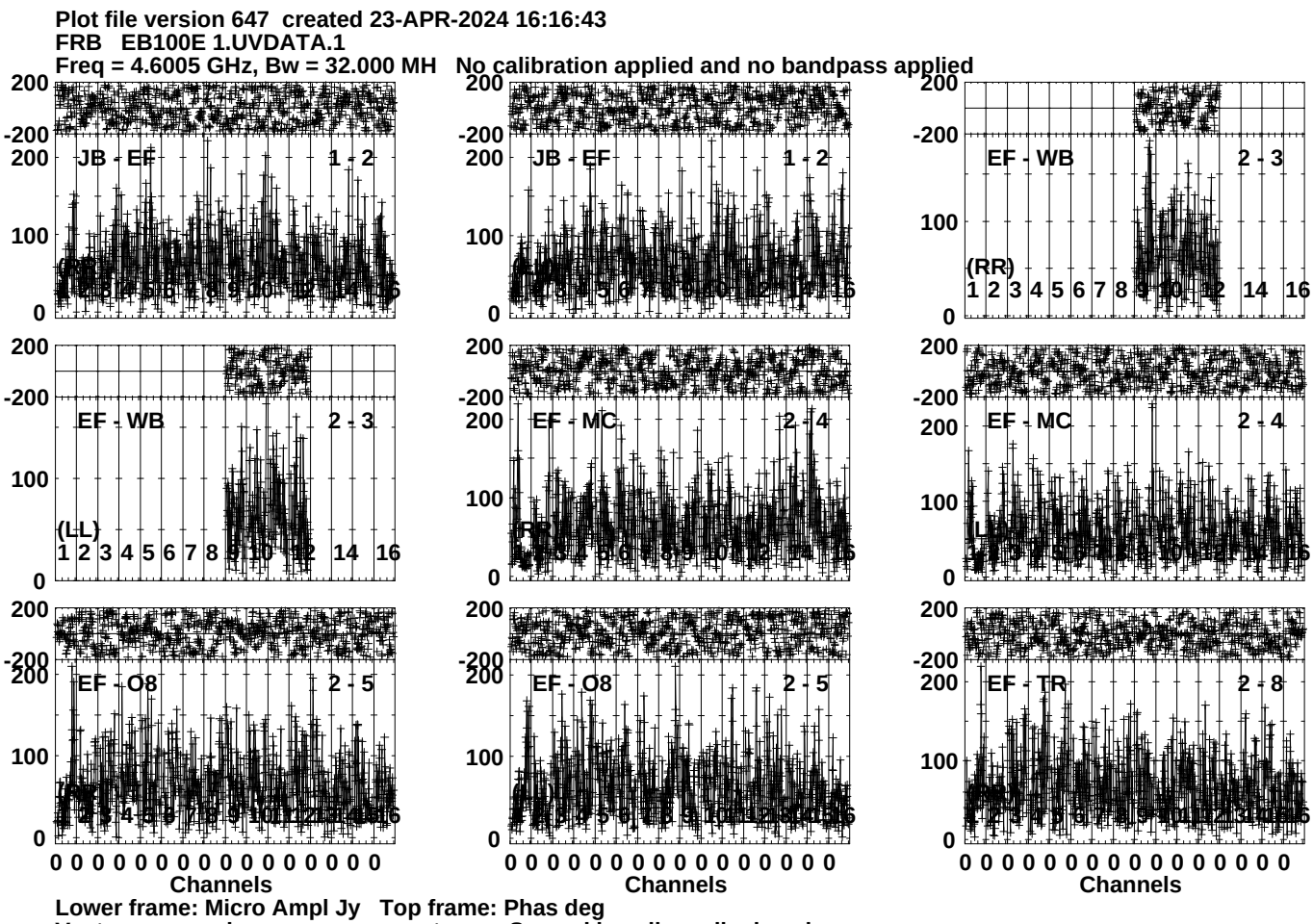
Plot file version 647 created 23-APR-2024 16:16:43
FRB EB100E 1.UVDATA.1
Freq = 4.6005 GHz, Bw = 32.000 MH No calibration applied and no bandpass applied
JB - EF 1 - 2
JB - EF 1 - 2
EF - WB 2 - 3
(RR)
EF - WB 2 - 3
(LL)
EF - MC 2 - 4
EF - MC 2 - 4
EF - O8 2 - 5
EF - O8 2 - 5
EF - TR 2 - 8
200
-200
100
0
1 2 3 4 5 6 7 8 9 10 12 14 16
0 0 0 0 0 0 0 0 0 0 0 0 0 0 0 0
Channels
Lower frame: Micro Ampl Jy Top frame: Phas deg
Vector averaged cross-power spectrum Several baselines displayed
Timerange: 00/23:06:03 to 00/23:09:29

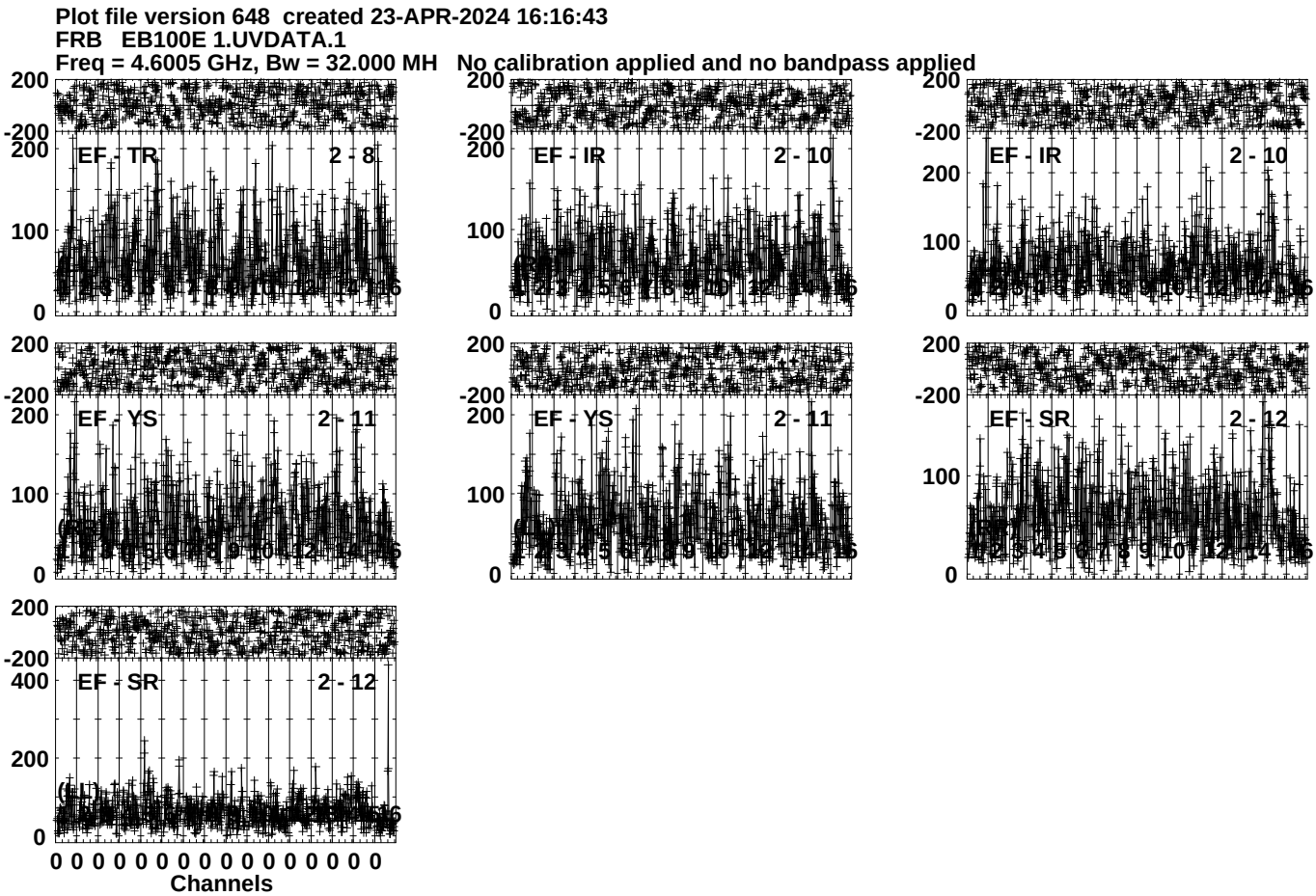
Plot file version 648 created 23-APR-2024 16:16:43
FRB EB100E 1.UVDATA.1
Freq = 4.6005 GHz, Bw = 32.000 MH No calibration applied and no bandpass applied
EF - TR 2 - 8
EF - IR 2 - 10
EF - IR 2 - 10
EF - YS 2 - 11
EF - YS 2 - 11
EF - SR 2 - 12
EF - SR 2 - 12
Channels
Lower frame: Micro Ampl Jy Top frame: Phas deg
Vector averaged cross-power spectrum Several baselines displayed
Timerange: 00/23:06:03 to 00/23:09:29

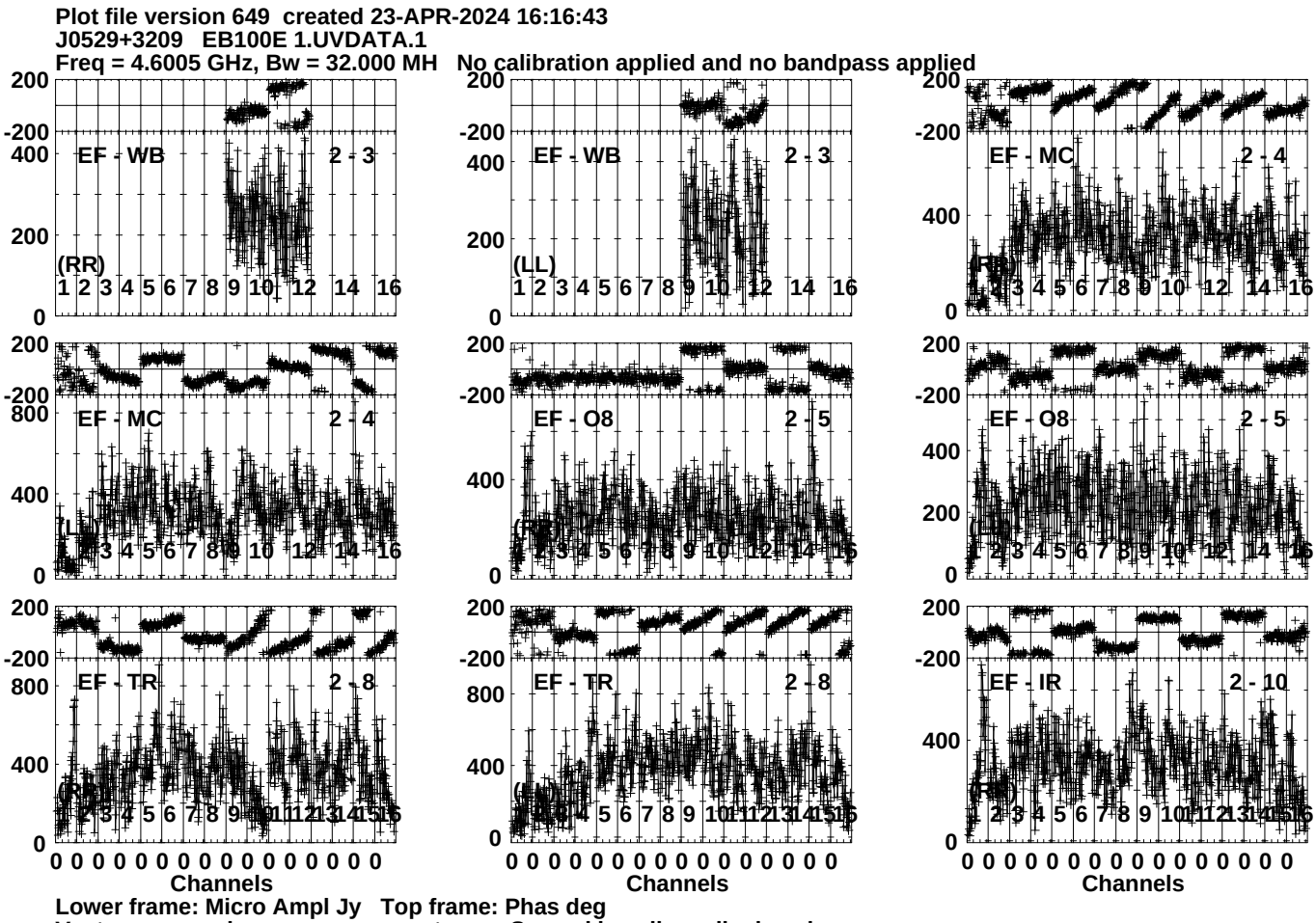
Plot file version 649 created 23-APR-2024 16:16:43
J0529+3209 EB100E 1.UVDATA.1
Freq = 4.6005 GHz, Bw = 32.000 MH No calibration applied and no bandpass applied
EF - WB 2 - 3
(RR)
EF - WB 2 - 3
(LL)
EF - MC 2 - 4
(RR)
EF - MC 2 - 4
(LL)
EF - O8 2 - 5
(RR)
EF - O8 2 - 5
(LL)
EF - TR 2 - 8
(RR)
EF - TR 2 - 8
(LL)
EF - IR 2 - 10
(RR)
Channels
Channels
Channels
Lower frame: Micro Ampl Jy Top frame: Phas deg
Vector averaged cross-power spectrum Several baselines displayed
Timerange: 00/23:10:03 to 00/23:10:59

Plot file version 650 created 23-APR-2024 16:16:43
J0529+3209 EB100E 1.UVDATA.1
Freq = 4.6005 GHz, Bw = 32.000 MH No calibration applied and no bandpass applied

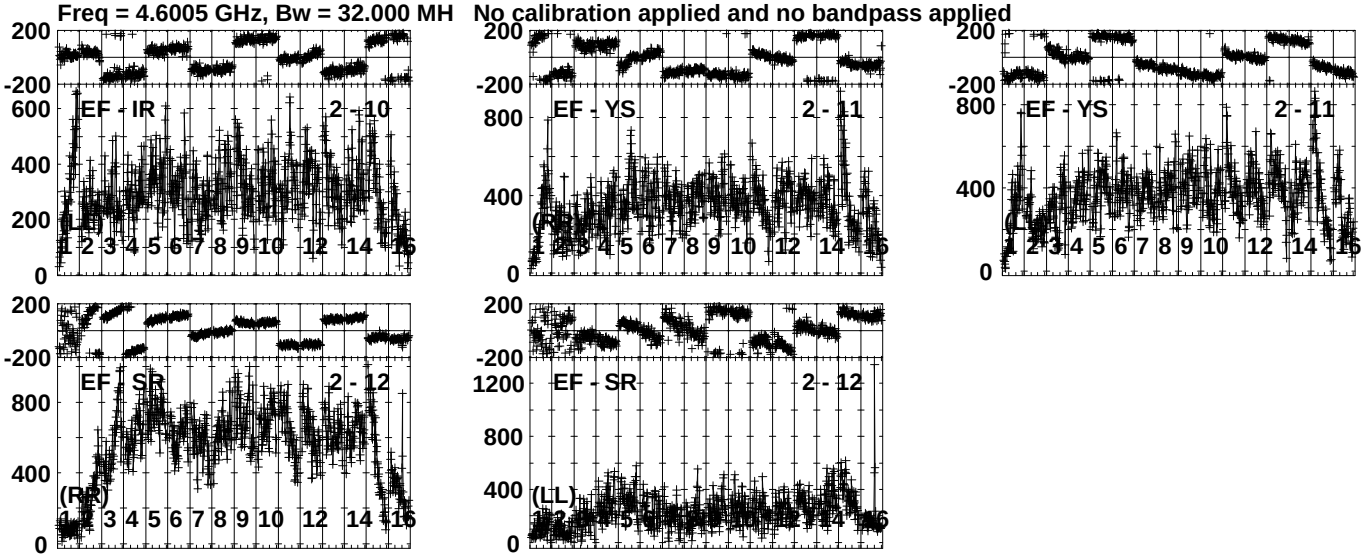

Lower frame: Micro Ampl Jy Top frame: Phas deg
Vector averaged cross-power spectrum Several baselines displayed
Timerange: 00/23:10:03 to 00/23:10:59

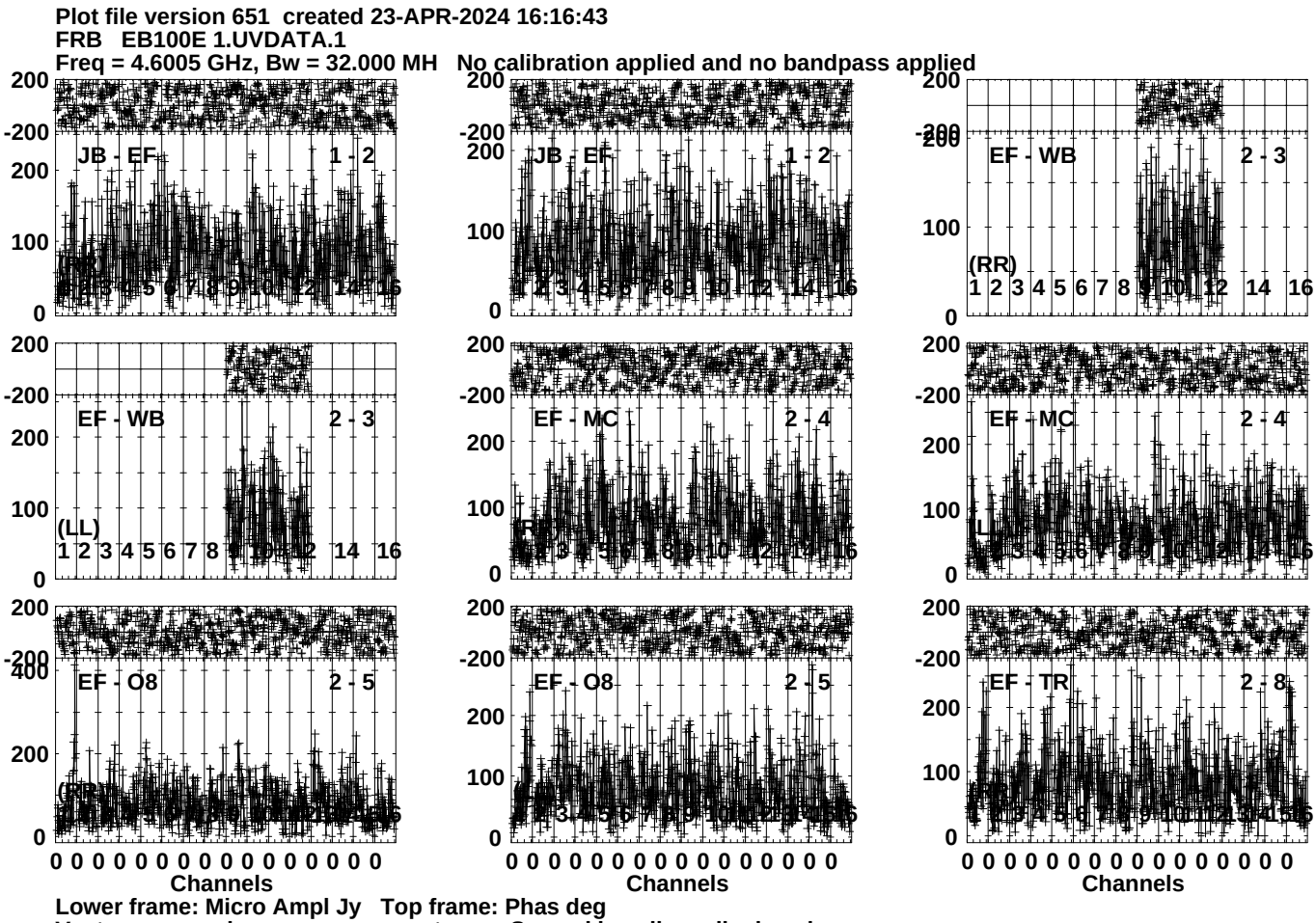
Plot file version 651 created 23-APR-2024 16:16:43
FRB EB100E 1.UVDATA.1
Freq = 4.6005 GHz, Bw = 32.000 MH No calibration applied and no bandpass applied
JB - EF 1 - 2
JB - EF 1 - 2
EF - WB 2 - 3
(RR)
EF - WB 2 - 3
(LL)
EF - MC 2 - 4
EF - MC 2 - 4
EF - O8 2 - 5
EF - O8 2 - 5
EF - TR 2 - 8
Channels
Channels
Channels
Lower frame: Micro Ampl Jy Top frame: Phas deg
Vector averaged cross-power spectrum Several baselines displayed
Timerange: 00/23:11:01 to 00/23:14:29

Plot file version 652 created 23-APR-2024 16:16:44
FRB EB100E 1.UVDATA.1
Freq = 4.6005 GHz, Bw = 32.000 MH No calibration applied and no bandpass applied

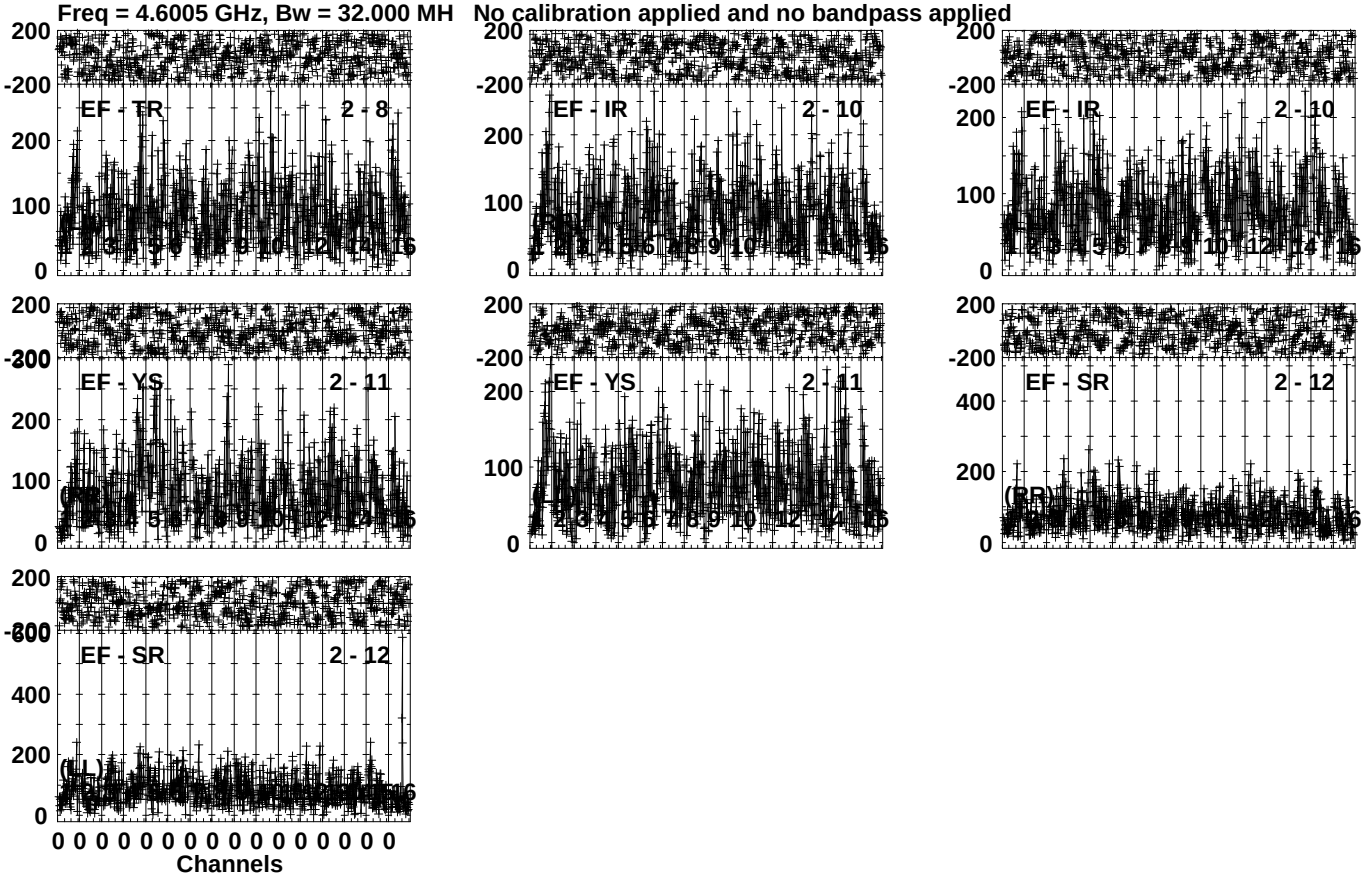

Lower frame: Micro Ampl Jy Top frame: Phas deg
Vector averaged cross-power spectrum Several baselines displayed
Timerange: 00/23:11:01 to 00/23:14:29

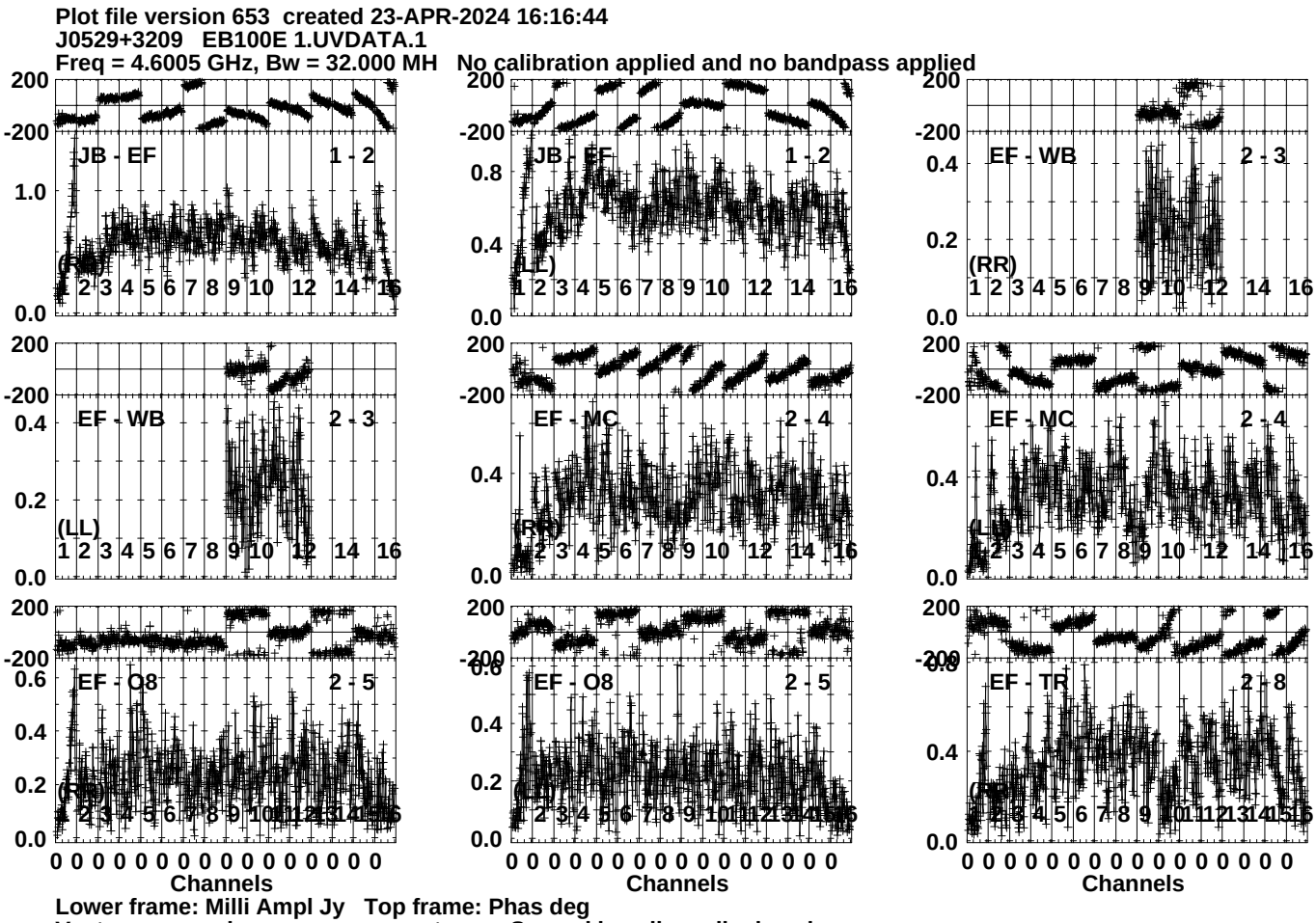
Plot file version 653 created 23-APR-2024 16:16:44
J0529+3209 EB100E 1.UVDATA.1
Freq = 4.6005 GHz, Bw = 32.000 MH No calibration applied and no bandpass applied
JB - EF 1 - 2
JB - EF 1 - 2
EF - WB 2 - 3
EF - WB 2 - 3
EF - MC 2 - 4
EF - MC 2 - 4
EF - O8 2 - 5
EF - O8 2 - 5
EF - TR 2 - 8
(LL)
(RR)
Channels
Lower frame: Milli Ampl Jy Top frame: Phas deg
Vector averaged cross-power spectrum Several baselines displayed
Timerange: 00/23:14:33 to 00/23:15:59

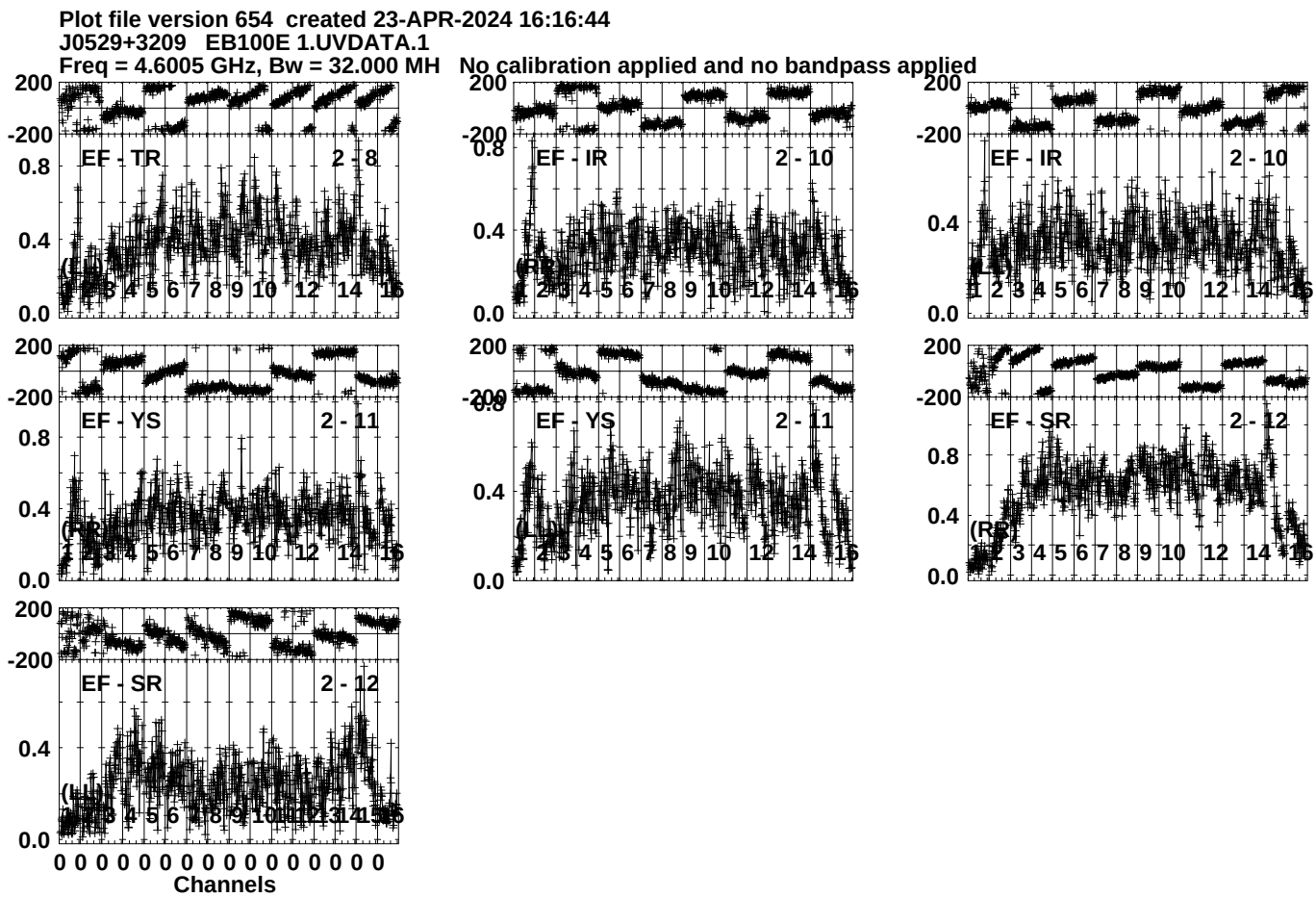
Plot file version 654 created 23-APR-2024 16:16:44
J0529+3209 EB100E 1.UVDATA.1
Freq = 4.6005 GHz, Bw = 32.000 MH No calibration applied and no bandpass applied
EF - TR 2 - 8
EF - IR 2 - 10
EF - IR 2 - 10
EF - YS 2 - 11
EF - YS 2 - 11
EF - SR 2 - 12
EF - SR 2 - 12
(RR)
(LL)
200
-200
0.8
0.4
0.0
1 2 3 4 5 6 7 8 9 10 12 14 16
0 0 0 0 0 0 0 0 0 0 0 0 0 0 0
Channels
Lower frame: Milli Ampl Jy Top frame: Phas deg
Vector averaged cross-power spectrum Several baselines displayed
Timerange: 00/23:14:33 to 00/23:15:59

Plot file version 655 created 23-APR-2024 16:16:44
FRB EB100E 1.UVDATA.1
Freq = 4.6005 GHz, Bw = 32.000 MH No calibration applied and no bandpass applied

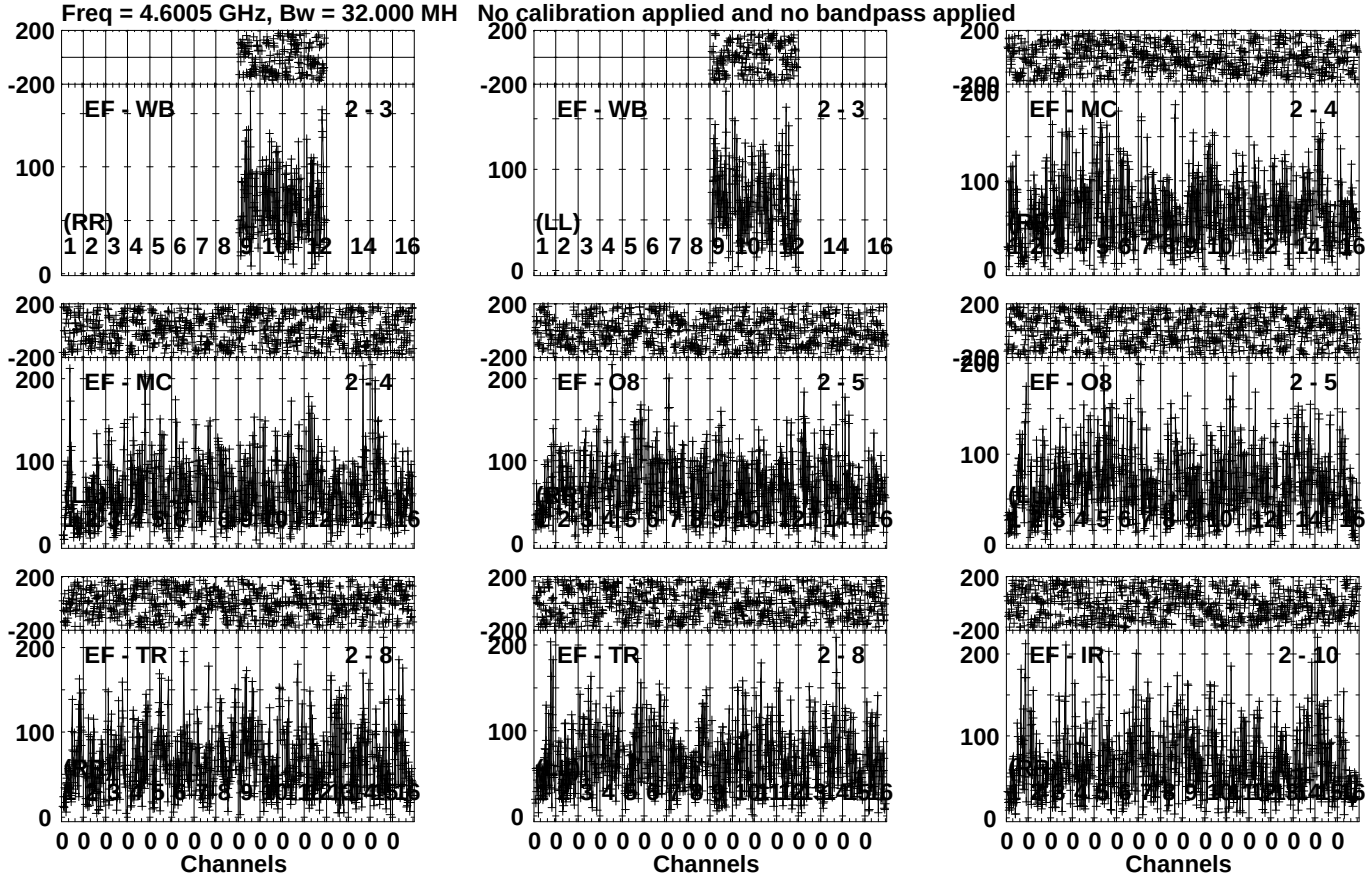

Lower frame: Micro Ampl Jy Top frame: Phas deg
Vector averaged cross-power spectrum Several baselines displayed
Timerange: 00/23:16:01 to 00/23:19:29

Plot file version 656 created 23-APR-2024 16:16:45
FRB EB100E 1.UVDATA.1
Freq = 4.6005 GHz, Bw = 32.000 MH No calibration applied and no bandpass applied

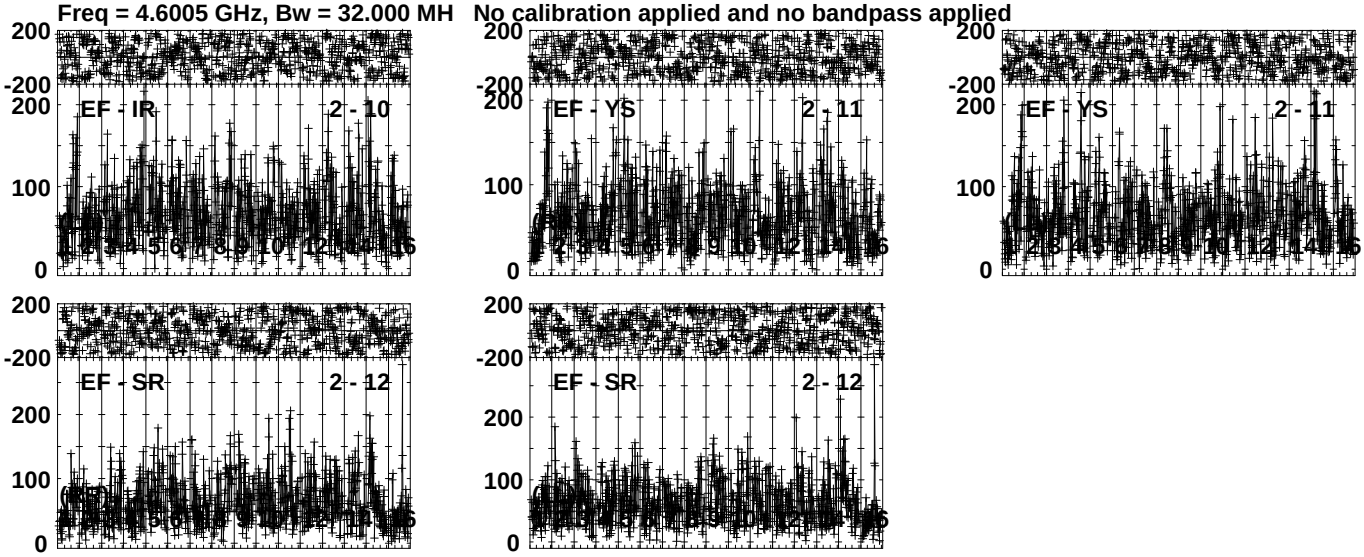

Lower frame: Micro Ampl Jy Top frame: Phas deg
Vector averaged cross-power spectrum Several baselines displayed
Timerange: 00/23:16:01 to 00/23:19:29

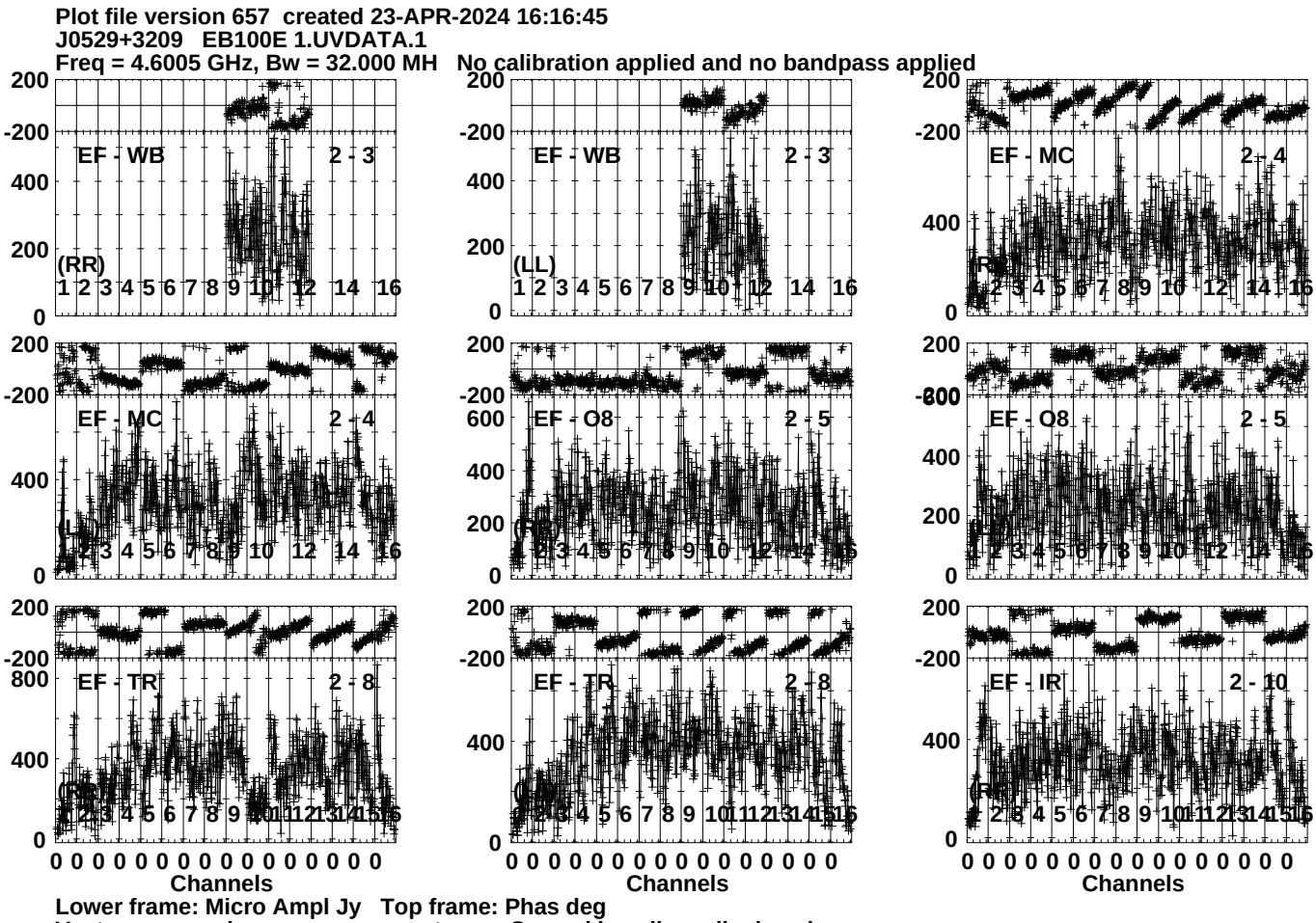
Plot file version 657 created 23-APR-2024 16:16:45
J0529+3209 EB100E 1.UVDATA.1
Freq = 4.6005 GHz, Bw = 32.000 MH No calibration applied and no bandpass applied
EF - WB 2 - 3 (RR)
EF - WB 2 - 3 (LL)
EF - MC 2 - 4 (RR)
EF - MC 2 - 4 (LL)
EF - O8 2 - 5 (RR)
EF - O8 2 - 5 (LL)
EF - TR 2 - 8 (RR)
EF - TR 2 - 8 (LL)
EF - IR 2 - 10 (RR)
Channels
Lower frame: Micro Ampl Jy Top frame: Phas deg
Vector averaged cross-power spectrum Several baselines displayed
Timerange: 00/23:20:03 to 00/23:20:59

Plot file version 658 created 23-APR-2024 16:16:45
J0529+3209 EB100E 1.UVDATA.1
Freq = 4.6005 GHz, Bw = 32.000 MH No calibration applied and no bandpass applied

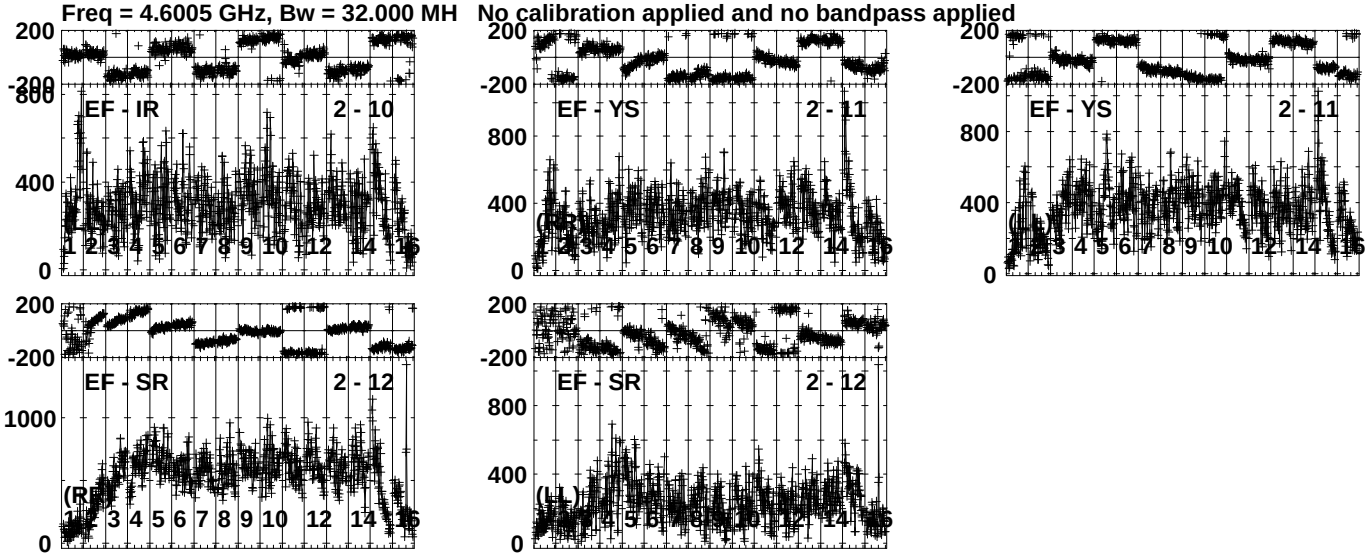

Lower frame: Micro Ampl Jy Top frame: Phas deg
Vector averaged cross-power spectrum Several baselines displayed
Timerange: 00/23:20:03 to 00/23:20:59

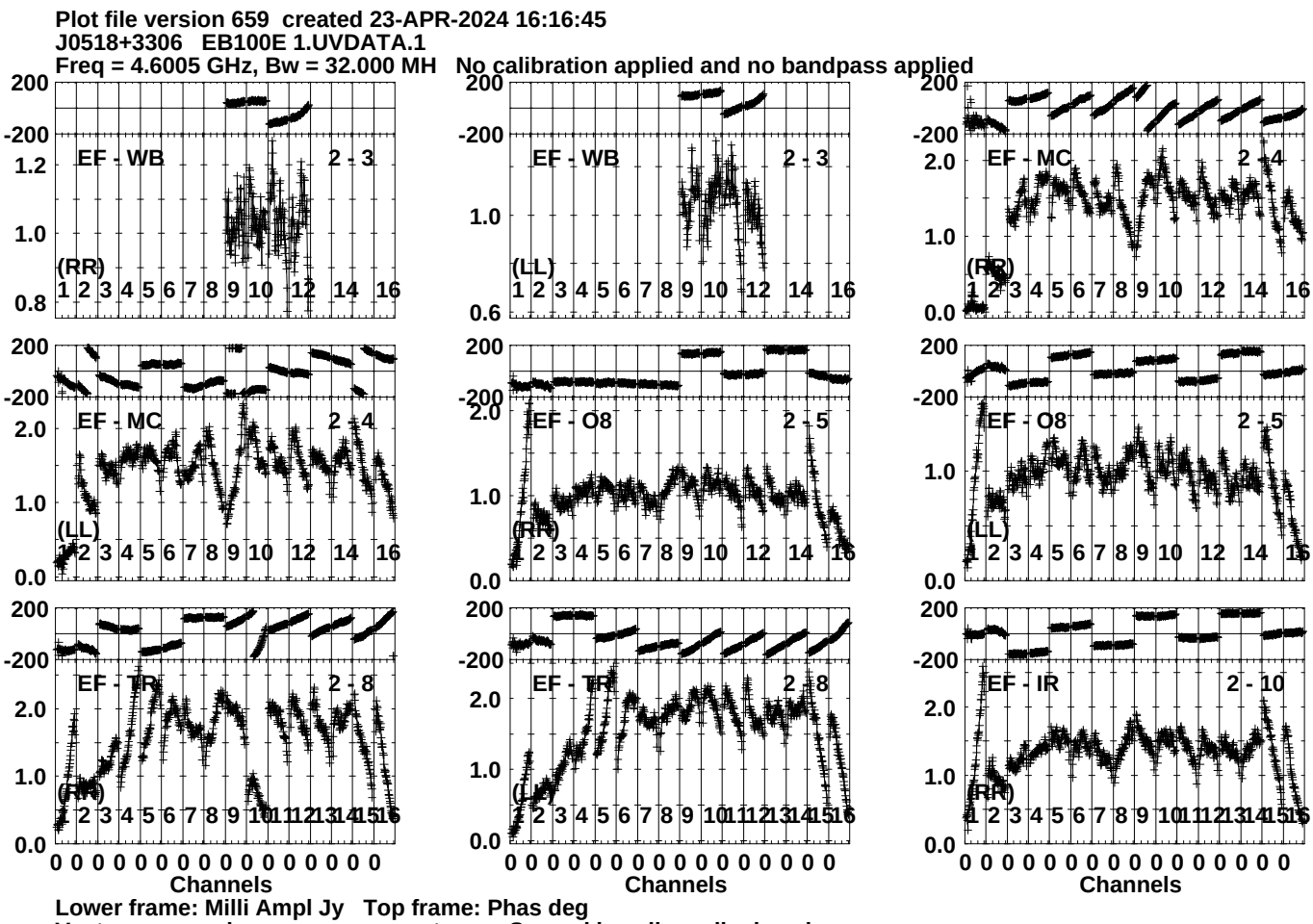
Plot file version 659 created 23-APR-2024 16:16:45
J0518+3306 EB100E 1.UVDATA.1
Freq = 4.6005 GHz, Bw = 32.000 MH No calibration applied and no bandpass applied
EF - WB 2 - 3
(RR)
EF - WB 2 - 3
(LL)
EF - MC 2 - 4
(RR)
EF - MC 2 - 4
(LL)
EF - O8 2 - 5
(RR)
EF - O8 2 - 5
(LL)
EF - IR 2 - 8
(RR)
EF - IR 2 - 8
(LL)
EF - IR 2 - 10
(RR)
Channels
Lower frame: Milli Ampl Jy Top frame: Phas deg
Vector averaged cross-power spectrum Several baselines displayed
Timerange: 00/23:21:33 to 00/23:24:29

Plot file version 660 created 23-APR-2024 16:16:46
J0518+3306 EB100E 1.UVDATA.1
Freq = 4.6005 GHz, Bw = 32.000 MH No calibration applied and no bandpass applied

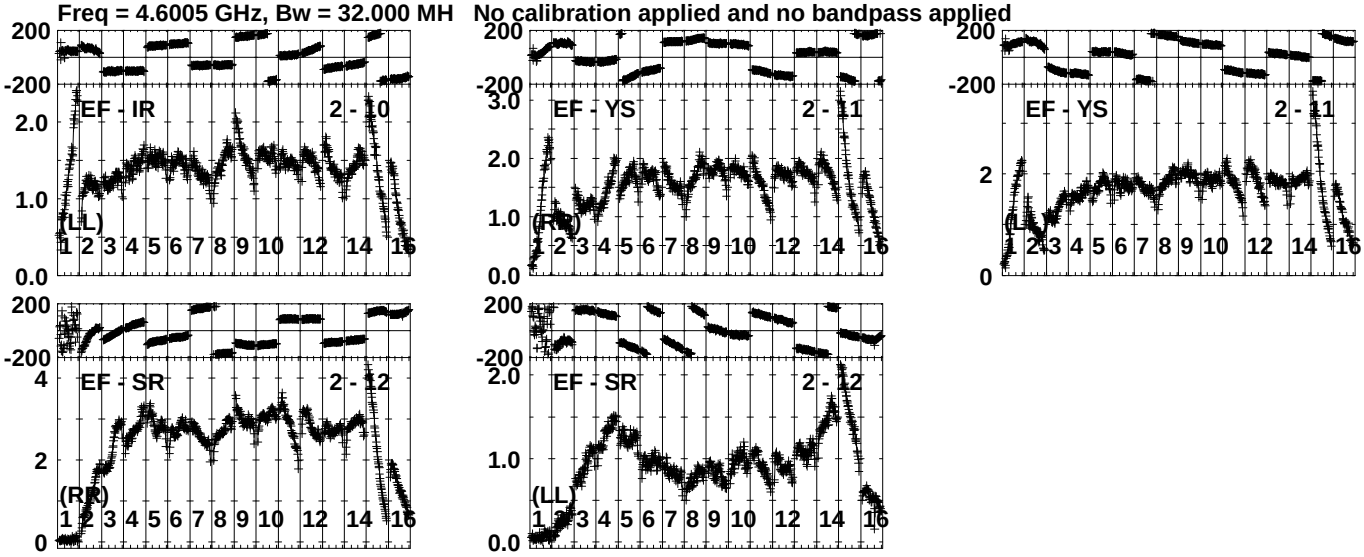

Lower frame: Milli Ampl Jy Top frame: Phas deg
Vector averaged cross-power spectrum Several baselines displayed
Timerange: 00/23:21:33 to 00/23:24:29

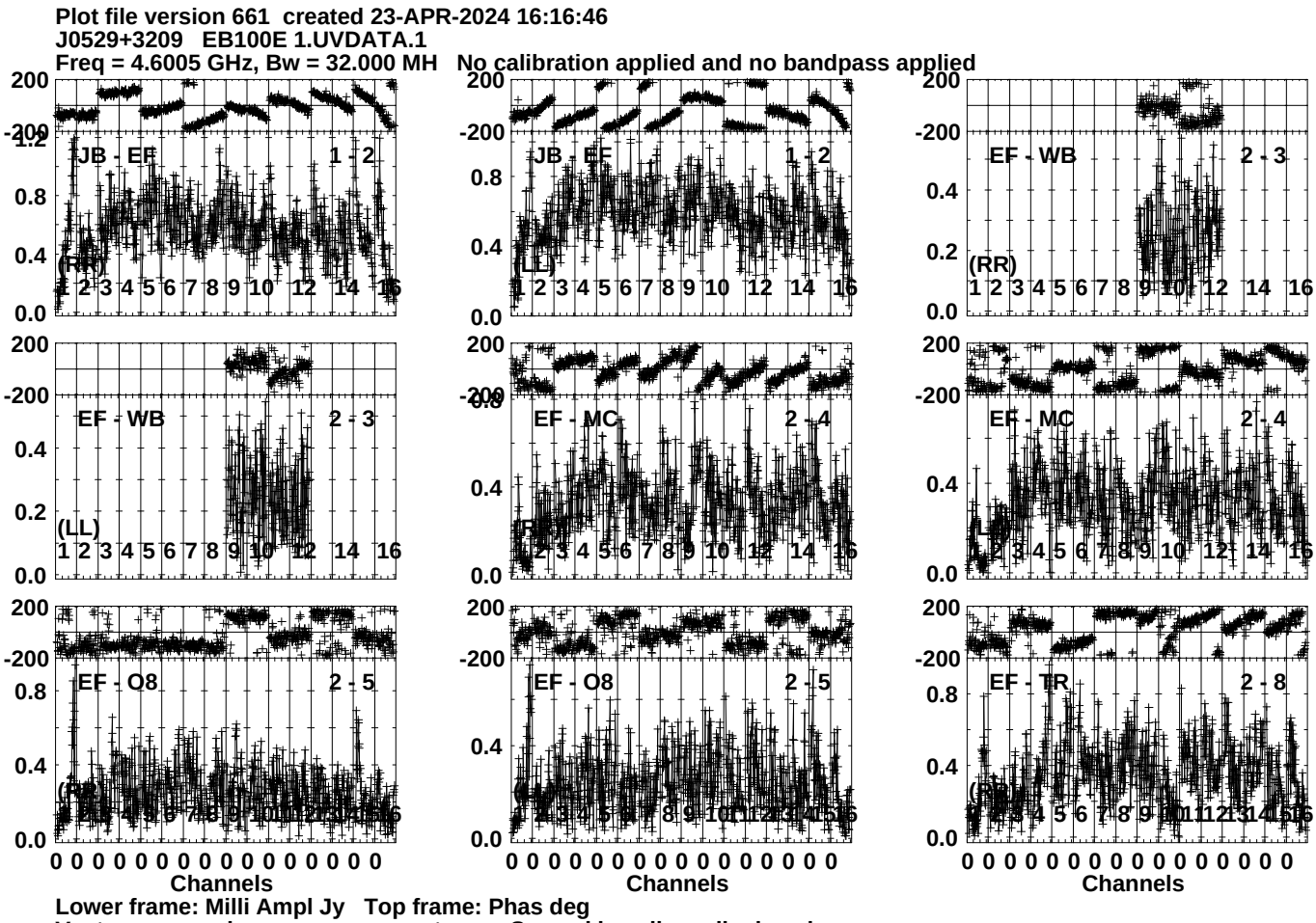
Plot file version 661 created 23-APR-2024 16:16:46
J0529+3209 EB100E 1.UVDATA.1
Freq = 4.6005 GHz, Bw = 32.000 MH No calibration applied and no bandpass applied
JB - EF 1 - 2
(RR)
JB - EF 1 - 2
(LL)
EF - WB 2 - 3
(RR)
EF - WB 2 - 3
(LL)
EF - MC 2 - 4
(RL)
EF - MC 2 - 4
(LR)
EF - O8 2 - 5
(RL)
EF - O8 2 - 5
(LR)
EF - TR 2 - 8
(RL)
Channels
Channels
Channels
Lower frame: Milli Ampl Jy Top frame: Phas deg
Vector averaged cross-power spectrum Several baselines displayed
Timerange: 00/23:24:31 to 00/23:25:59

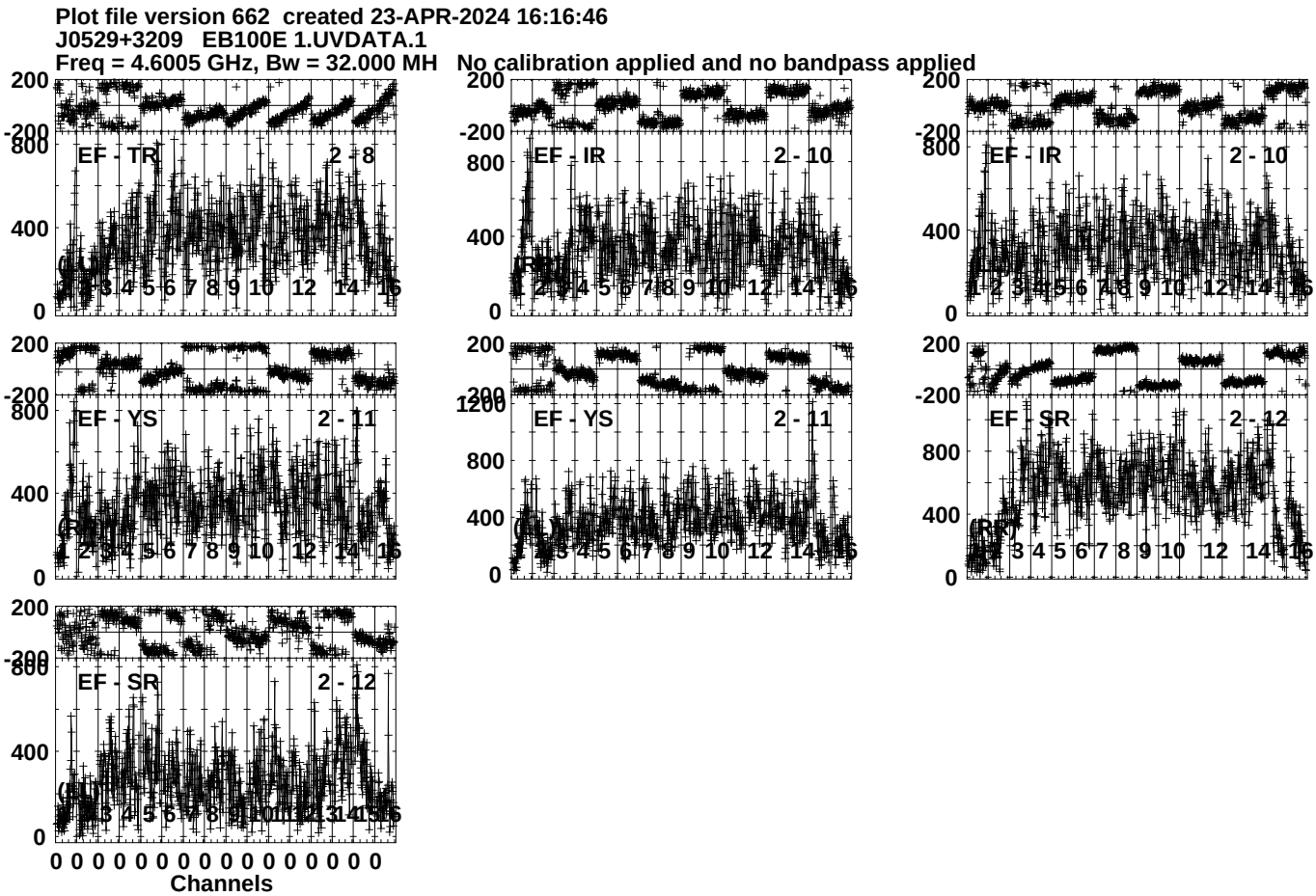
Plot file version 662 created 23-APR-2024 16:16:46
J0529+3209 EB100E 1.UVDATA.1
Freq = 4.6005 GHz, Bw = 32.000 MH No calibration applied and no bandpass applied
EF - TR 2 - 8
EF - IR 2 - 10
EF - IR 2 - 10
EF - YS 2 - 11
EF - YS 2 - 11
EF - SR 2 - 12
EF - SR 2 - 12
Channels
Lower frame: Micro Ampl Jy Top frame: Phas deg
Vector averaged cross-power spectrum Several baselines displayed
Timerange: 00/23:24:31 to 00/23:25:59

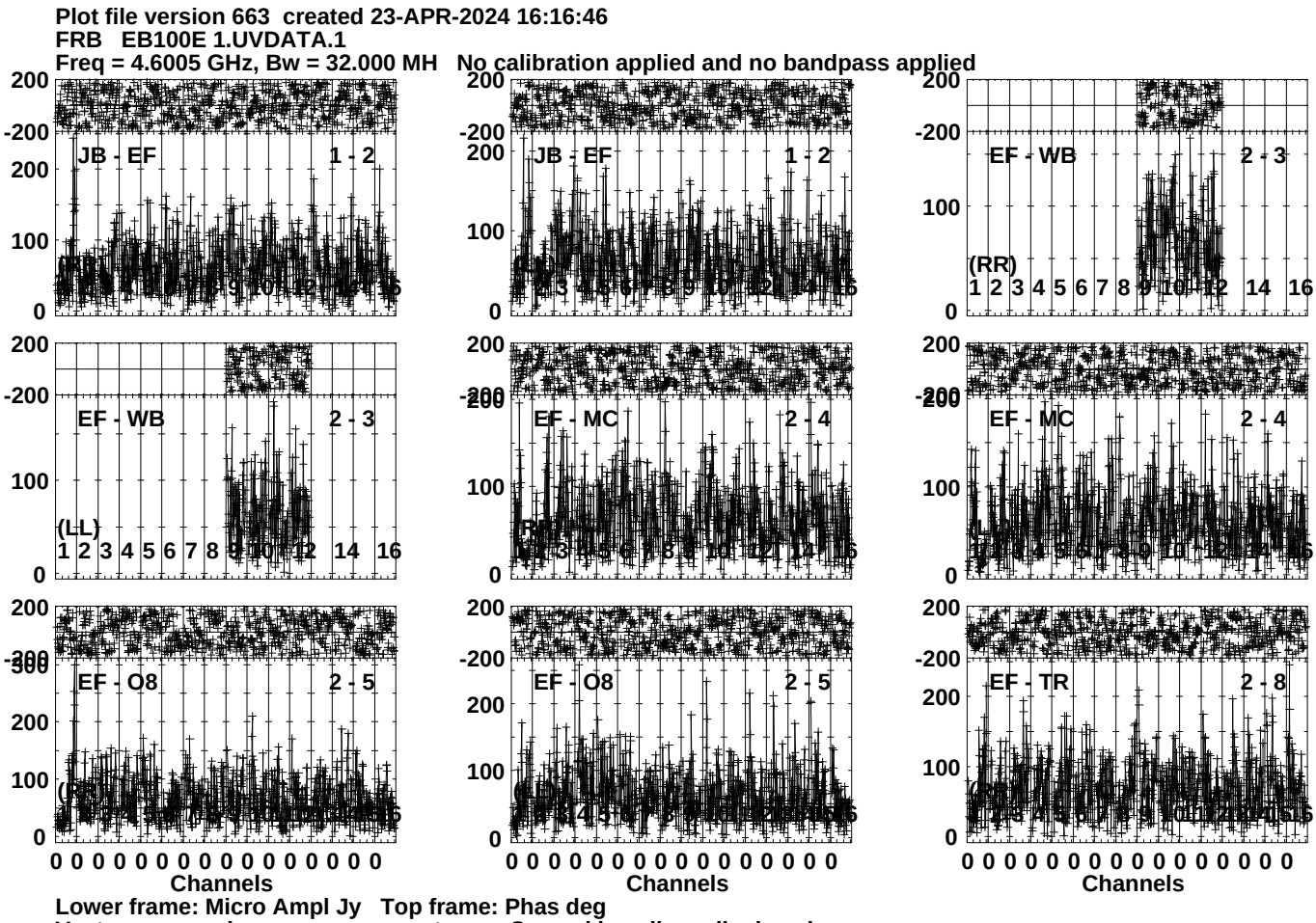
Plot file version 663 created 23-APR-2024 16:16:46
FRB EB100E 1.UVDATA.1
Freq = 4.6005 GHz, Bw = 32.000 MH No calibration applied and no bandpass applied
JB - EF 1 - 2
JB - EF 1 - 2
EF - WB 2 - 3
EF - WB 2 - 3
(LL)
(RR)
EF - MC 2 - 4
EF - MC 2 - 4
EF - O8 2 - 5
EF - O8 2 - 5
EF - TR 2 - 8
Channels
Channels
Channels
Lower frame: Micro Ampl Jy Top frame: Phas deg
Vector averaged cross-power spectrum Several baselines displayed
Timerange: 00/23:26:01 to 00/23:29:29

Plot file version 664 created 23-APR-2024 16:16:46
FRB EB100E 1.UVDATA.1
Freq = 4.6005 GHz, Bw = 32.000 MH No calibration applied and no bandpass applied

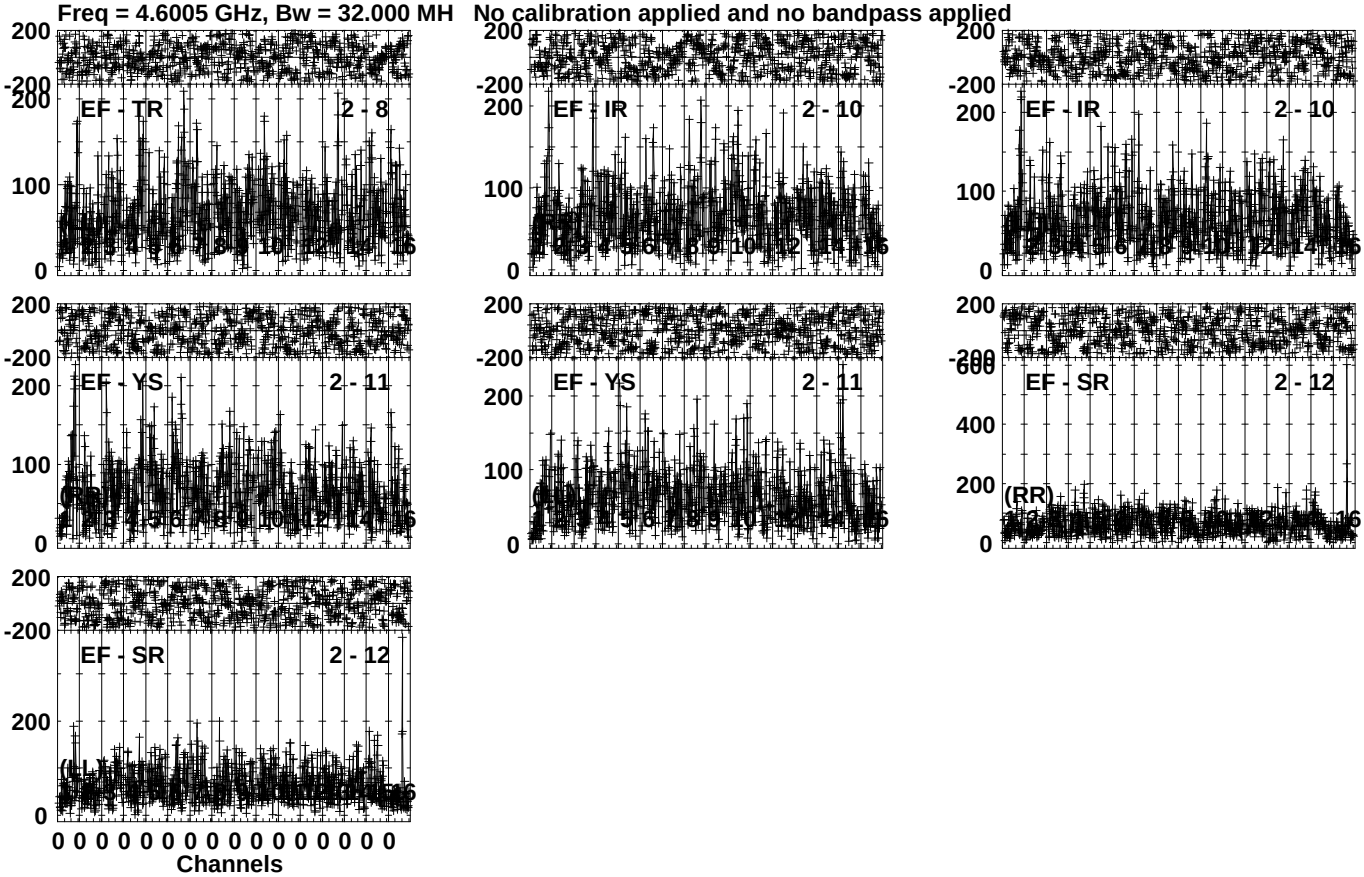

Lower frame: Micro Ampl Jy Top frame: Phas deg
Vector averaged cross-power spectrum Several baselines displayed
Timerange: 00/23:26:01 to 00/23:29:29

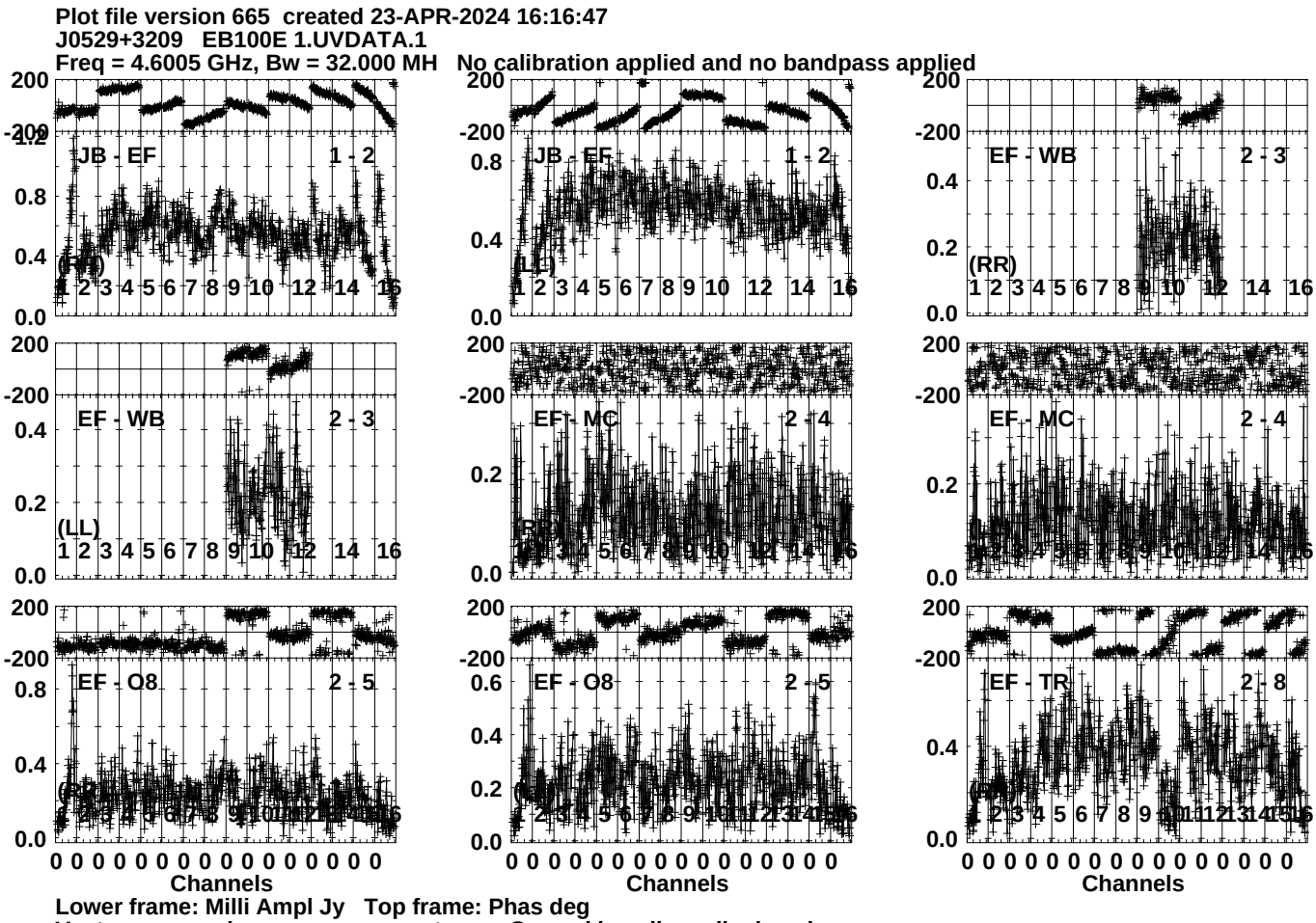
Plot file version 665 created 23-APR-2024 16:16:47
J0529+3209 EB100E 1.UVDATA.1
Freq = 4.6005 GHz, Bw = 32.000 MH No calibration applied and no bandpass applied
JB - EF 1 - 2
(LL)
JB - EF 1 - 2
(RR)
EF - WB 2 - 3
(RR)
EF - WB 2 - 3
(LL)
EF - MC 2 - 4
(LL)
EF - MC 2 - 4
(RR)
EF - O8 2 - 5
(LL)
EF - O8 2 - 5
(RR)
EF - TR 2 - 8
(RR)
Channels
Channels
Channels
Lower frame: Milli Ampl Jy Top frame: Phas deg
Vector averaged cross-power spectrum Several baselines displayed
Timerange: 00/23:30:03 to 00/23:30:59

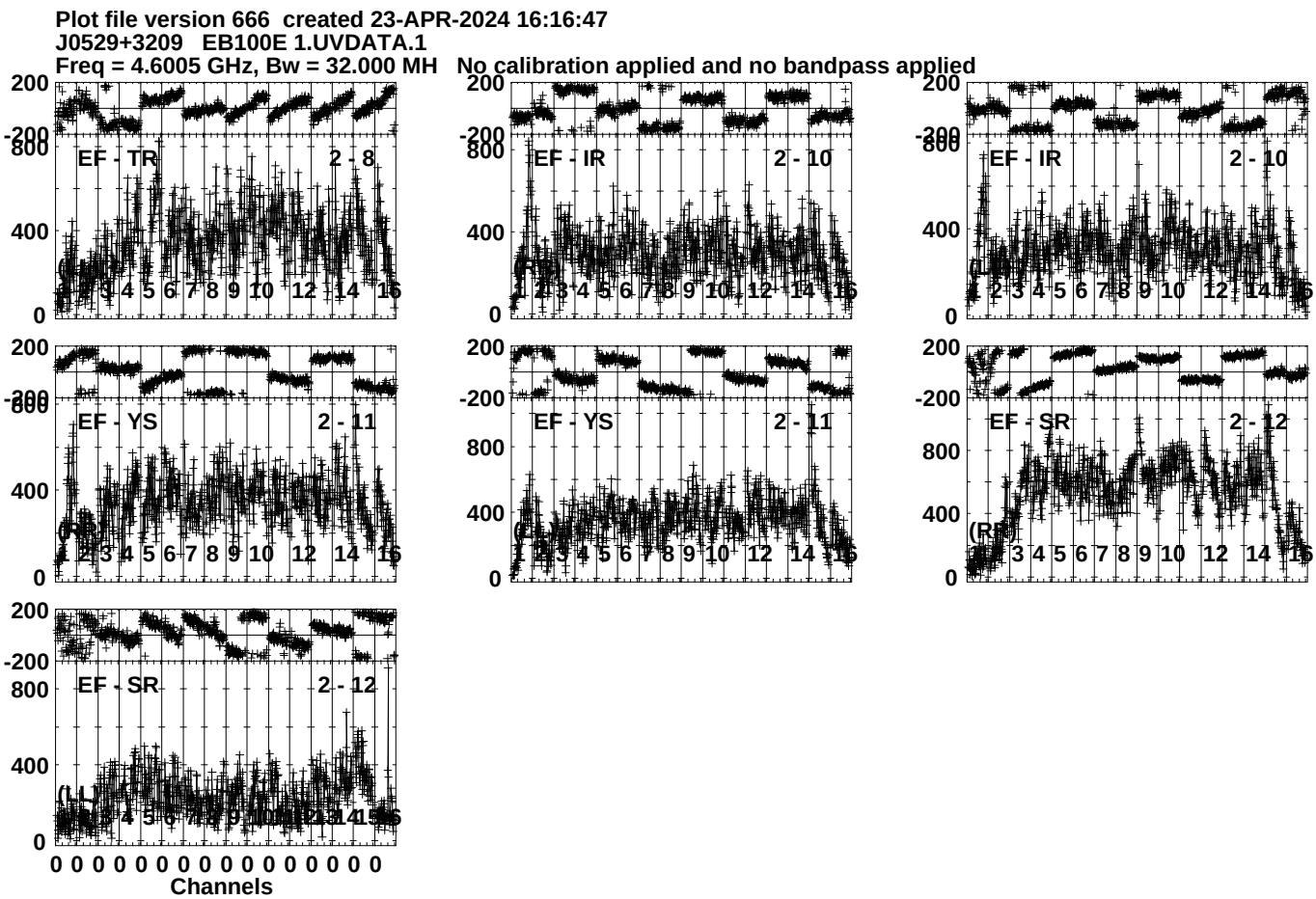
Plot file version 666 created 23-APR-2024 16:16:47
J0529+3209 EB100E 1.UVDATA.1
Freq = 4.6005 GHz, Bw = 32.000 MH No calibration applied and no bandpass applied
EF - TR 2 - 8
EF - IR 2 - 10
EF - IR 2 - 10
EF - YS 2 - 11
EF - YS 2 - 11
EF - SR 2 - 12
EF - SR 2 - 12
(RR)
(LL)
200
-200
800
400
0
1 2 3 4 5 6 7 8 9 10 12 14 16
0 0 0 0 0 0 0 0 0 0 0 0 0 0 0 0
Channels
Lower frame: Micro Ampl Jy Top frame: Phas deg
Vector averaged cross-power spectrum Several baselines displayed
Timerange: 00/23:30:03 to 00/23:30:59

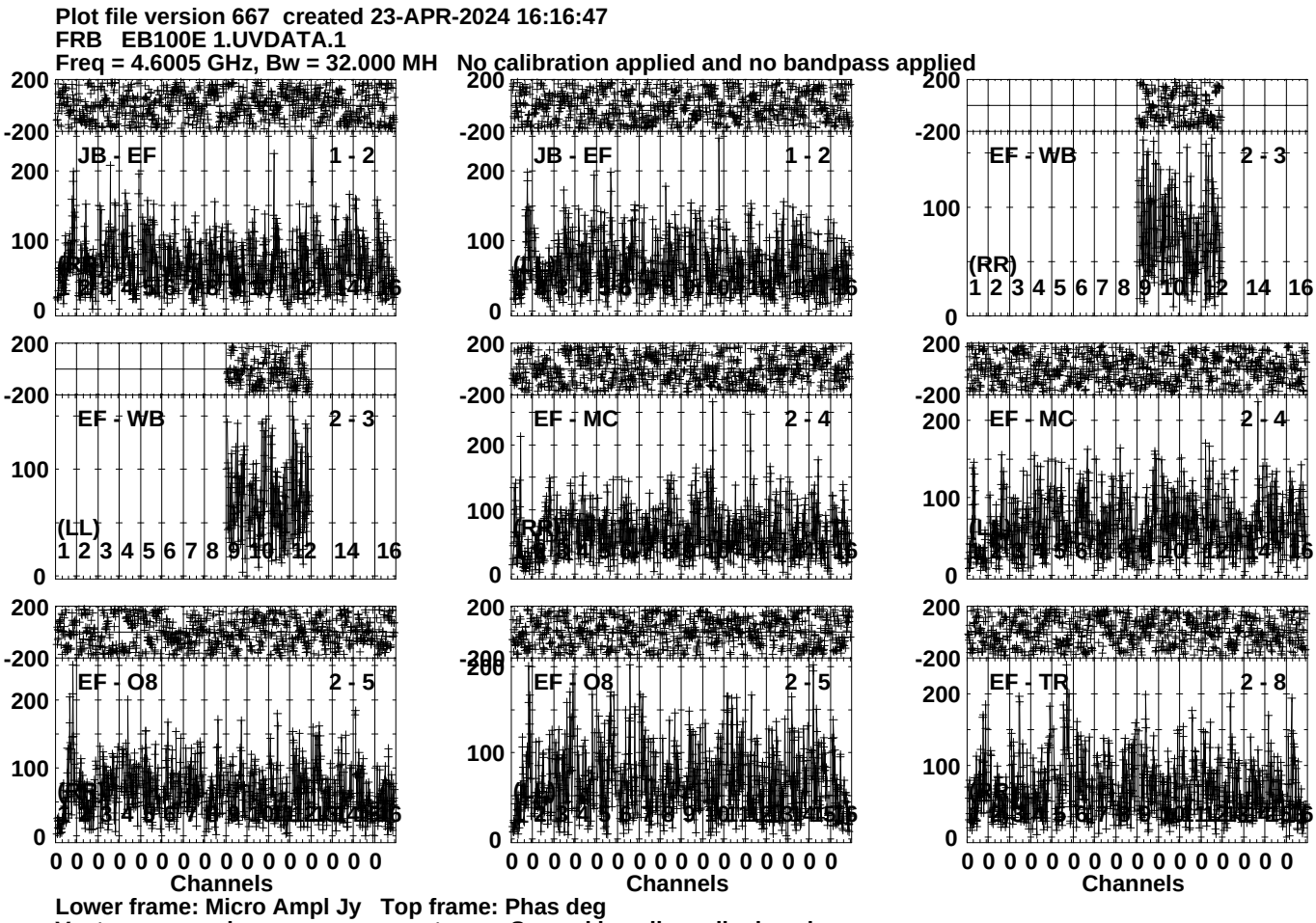
Plot file version 667 created 23-APR-2024 16:16:47
FRB EB100E 1.UVDATA.1
Freq = 4.6005 GHz, Bw = 32.000 MH No calibration applied and no bandpass applied
JB - EF 1 - 2
JB - EF 1 - 2
EF - WB 2 - 3
(RR)
EF - WB 2 - 3
(LL)
EF - MC 2 - 4
RR
EF - MC 2 - 4
EF - O8 2 - 5
EF - O8 2 - 5
EF - TR 2 - 8
Channels
Channels
Channels
Lower frame: Micro Ampl Jy Top frame: Phas deg
Vector averaged cross-power spectrum Several baselines displayed
Timerange: 00/23:31:01 to 00/23:34:29

Plot file version 668 created 23-APR-2024 16:16:47
FRB EB100E 1.UVDATA.1
Freq = 4.6005 GHz, Bw = 32.000 MH No calibration applied and no bandpass applied

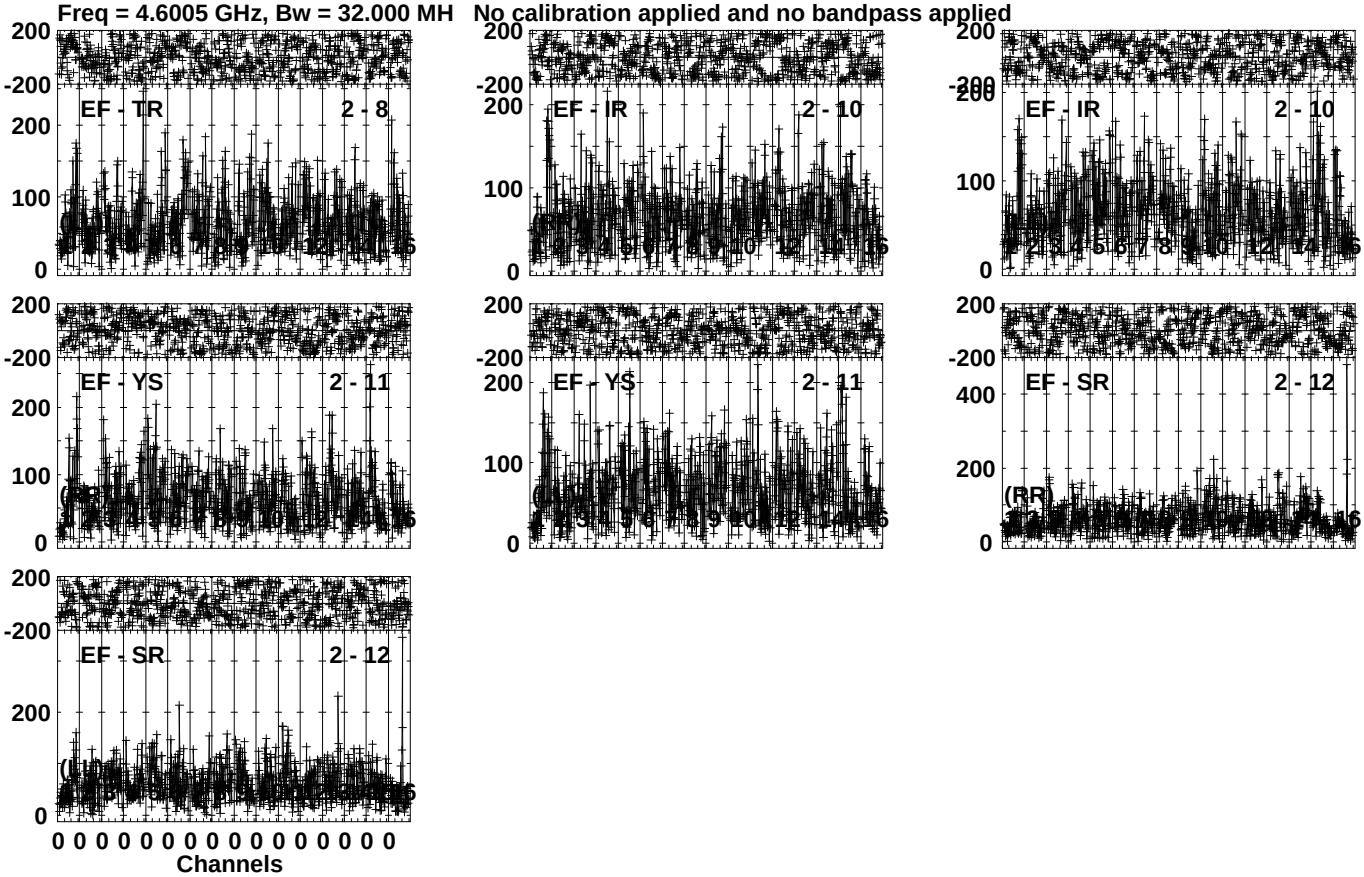

Lower frame: Micro Ampl Jy Top frame: Phas deg
Vector averaged cross-power spectrum Several baselines displayed
Timerange: 00/23:31:01 to 00/23:34:29

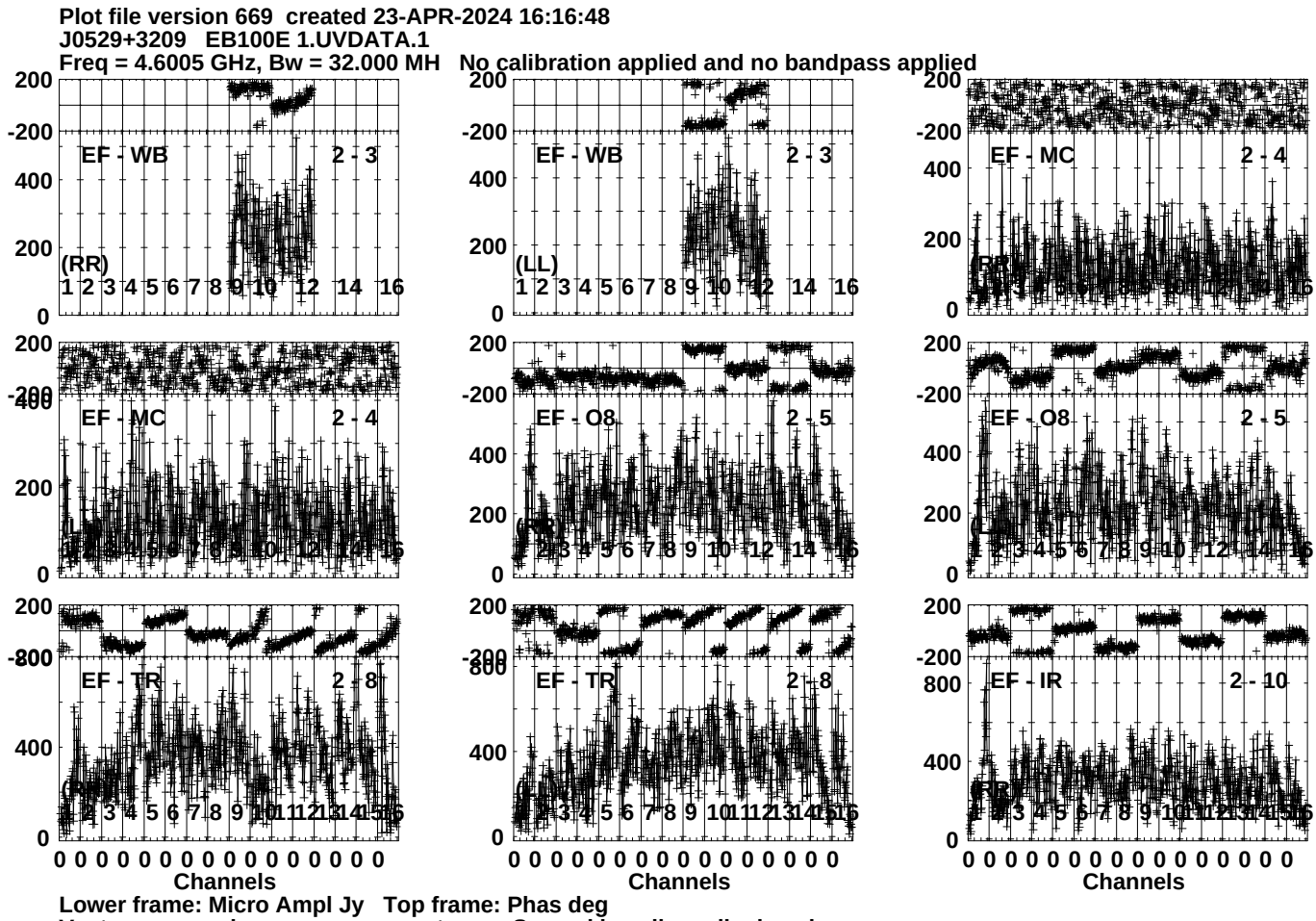
Plot file version 669 created 23-APR-2024 16:16:48
J0529+3209 EB100E 1.UVDATA.1
Freq = 4.6005 GHz, Bw = 32.000 MH No calibration applied and no bandpass applied
EF - WB 2 - 3
(RR)
EF - WB 2 - 3
(LL)
EF - MC 2 - 4
EF - MC 2 - 4
EF - O8 2 - 5
EF - O8 2 - 5
EF - TR 2 - 8
EF - TR 2 - 8
EF - IR 2 - 10
Channels
Lower frame: Micro Ampl Jy Top frame: Phas deg
Vector averaged cross-power spectrum Several baselines displayed
Timerange: 00/23:35:03 to 00/23:35:59

Plot file version 670 created 23-APR-2024 16:16:48
J0529+3209 EB100E 1.UVDATA.1
Freq = 4.6005 GHz, Bw = 32.000 MH No calibration applied and no bandpass applied

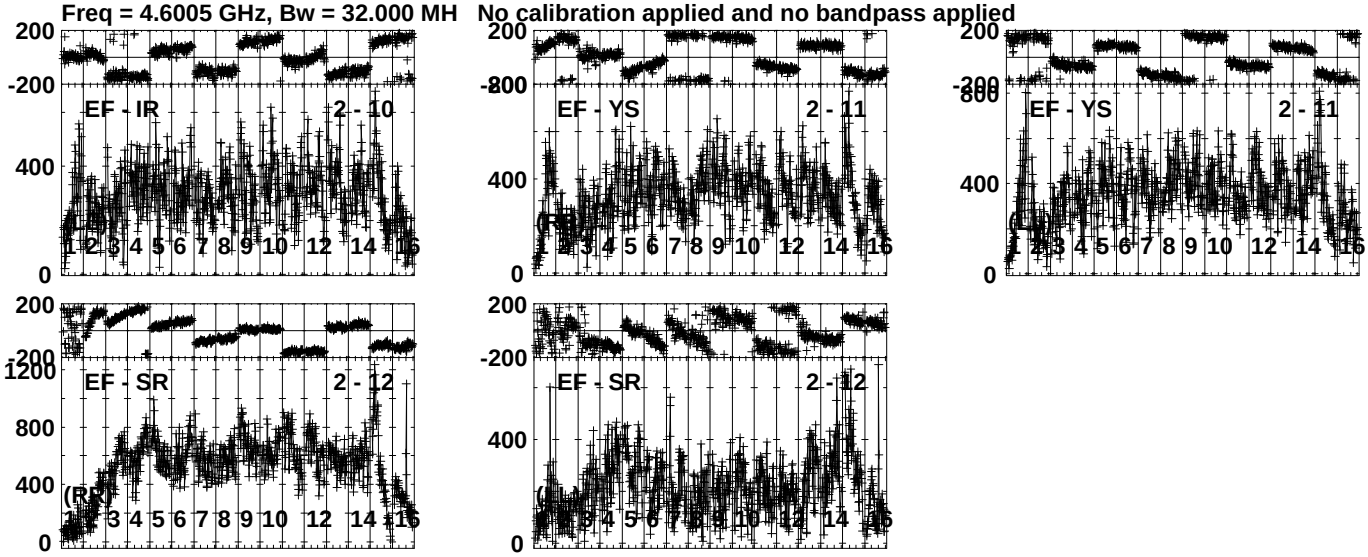

Lower frame: Micro Ampl Jy Top frame: Phas deg
Vector averaged cross-power spectrum Several baselines displayed
Timerange: 00/23:35:03 to 00/23:35:59

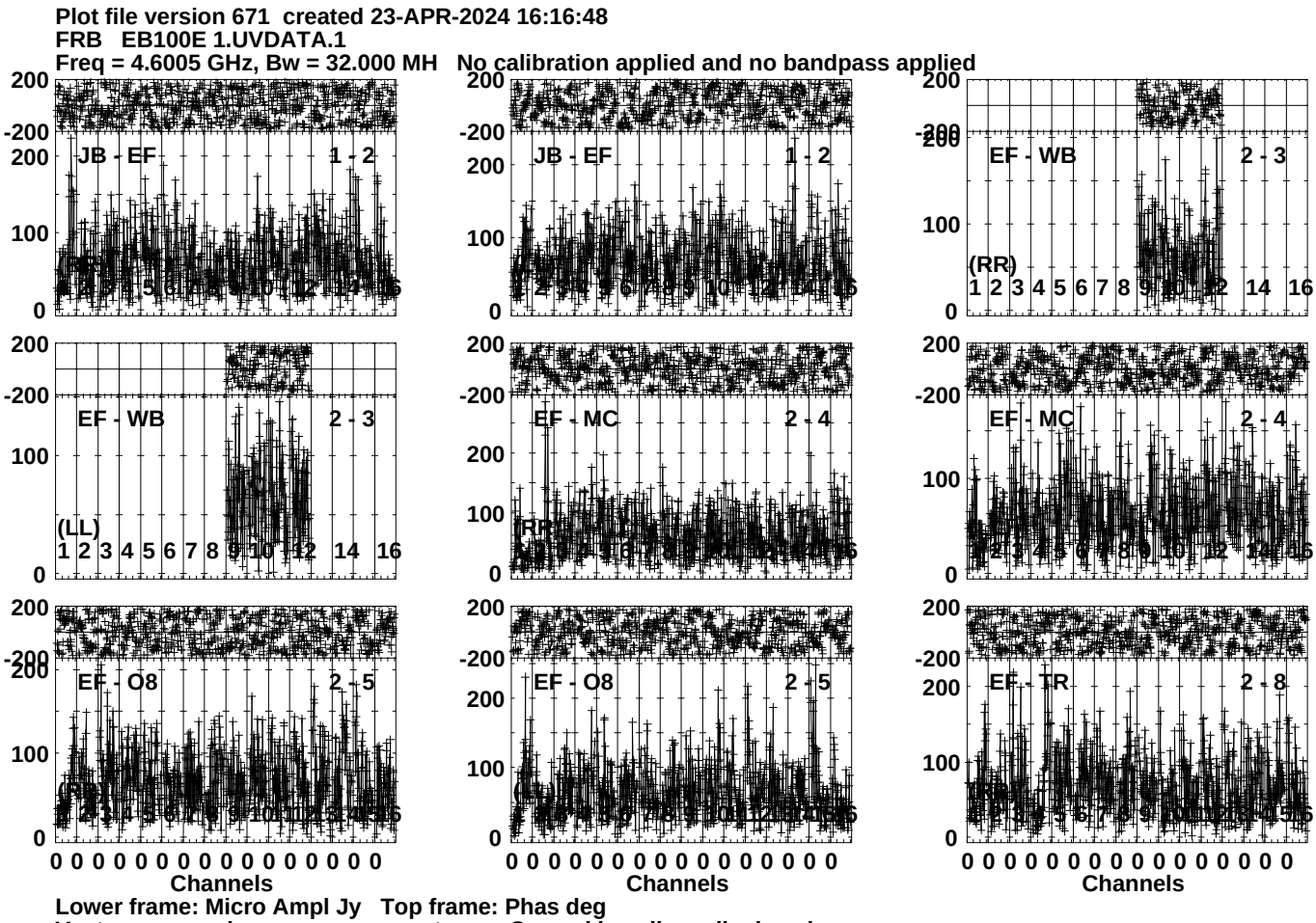
Plot file version 671 created 23-APR-2024 16:16:48
FRB EB100E 1.UVDATA.1
Freq = 4.6005 GHz, Bw = 32.000 MH No calibration applied and no bandpass applied
JB - EF 1 - 2
JB - EF 1 - 2
EF - WB 2 - 3
(RR)
EF - WB 2 - 3
(LL)
EF - MC 2 - 4
(RR)
EF - MC 2 - 4
EF - O8 2 - 5
EF - O8 2 - 5
EF - TR 2 - 8
Channels
Channels
Channels
Lower frame: Micro Ampl Jy Top frame: Phas deg
Vector averaged cross-power spectrum Several baselines displayed
Timerange: 00/23:36:03 to 00/23:39:29

Plot file version 672 created 23-APR-2024 16:16:48
FRB EB100E 1.UVDATA.1
Freq = 4.6005 GHz, Bw = 32.000 MH No calibration applied and no bandpass applied

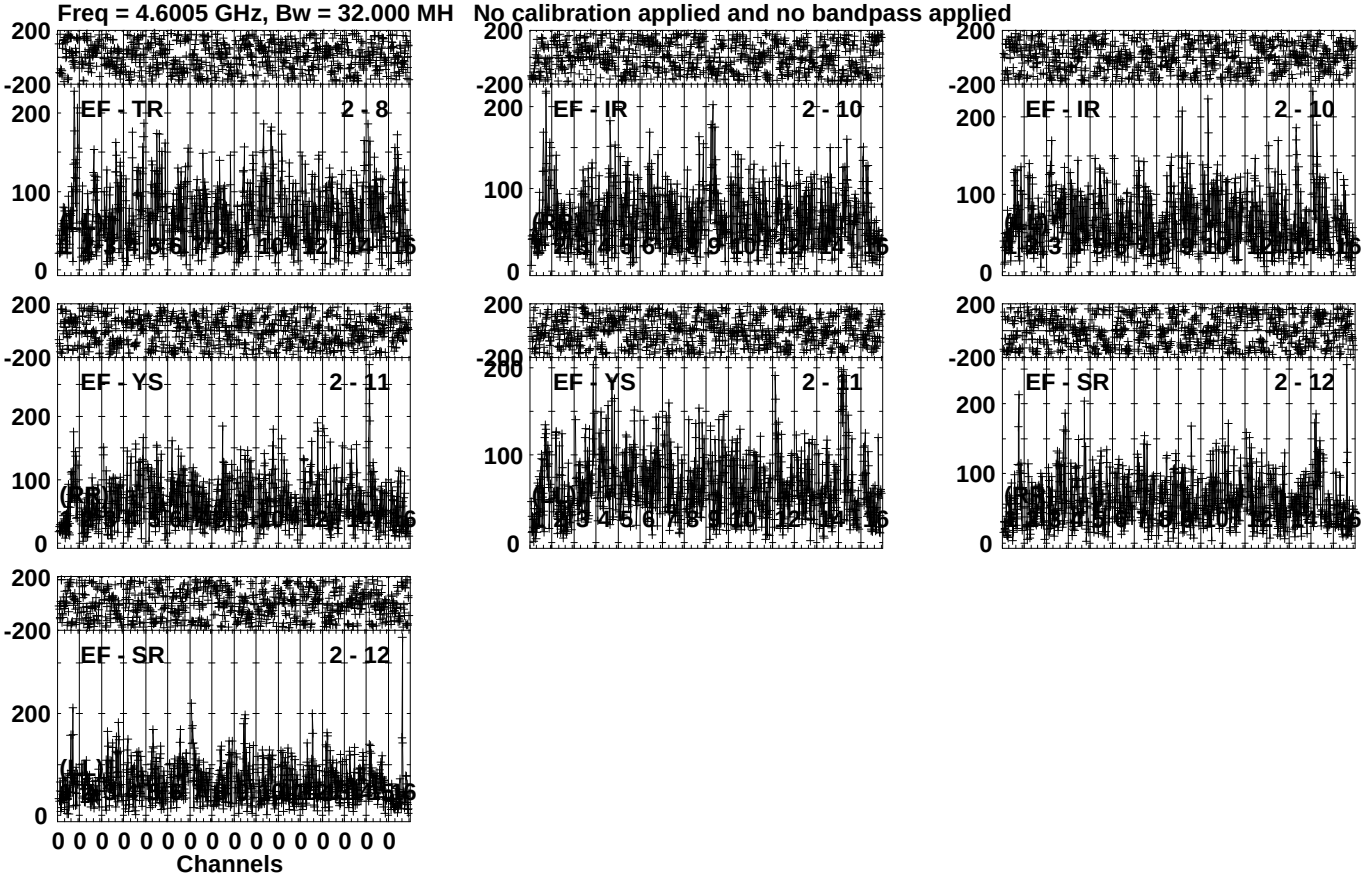

Lower frame: Micro Ampl Jy Top frame: Phas deg
Vector averaged cross-power spectrum Several baselines displayed
Timerange: 00/23:36:03 to 00/23:39:29

Plot file version 673 created 23-APR-2024 16:16:49
J0529+3209 EB100E 1.UVDATA.1
Freq = 4.6005 GHz, Bw = 32.000 MH No calibration applied and no bandpass applied

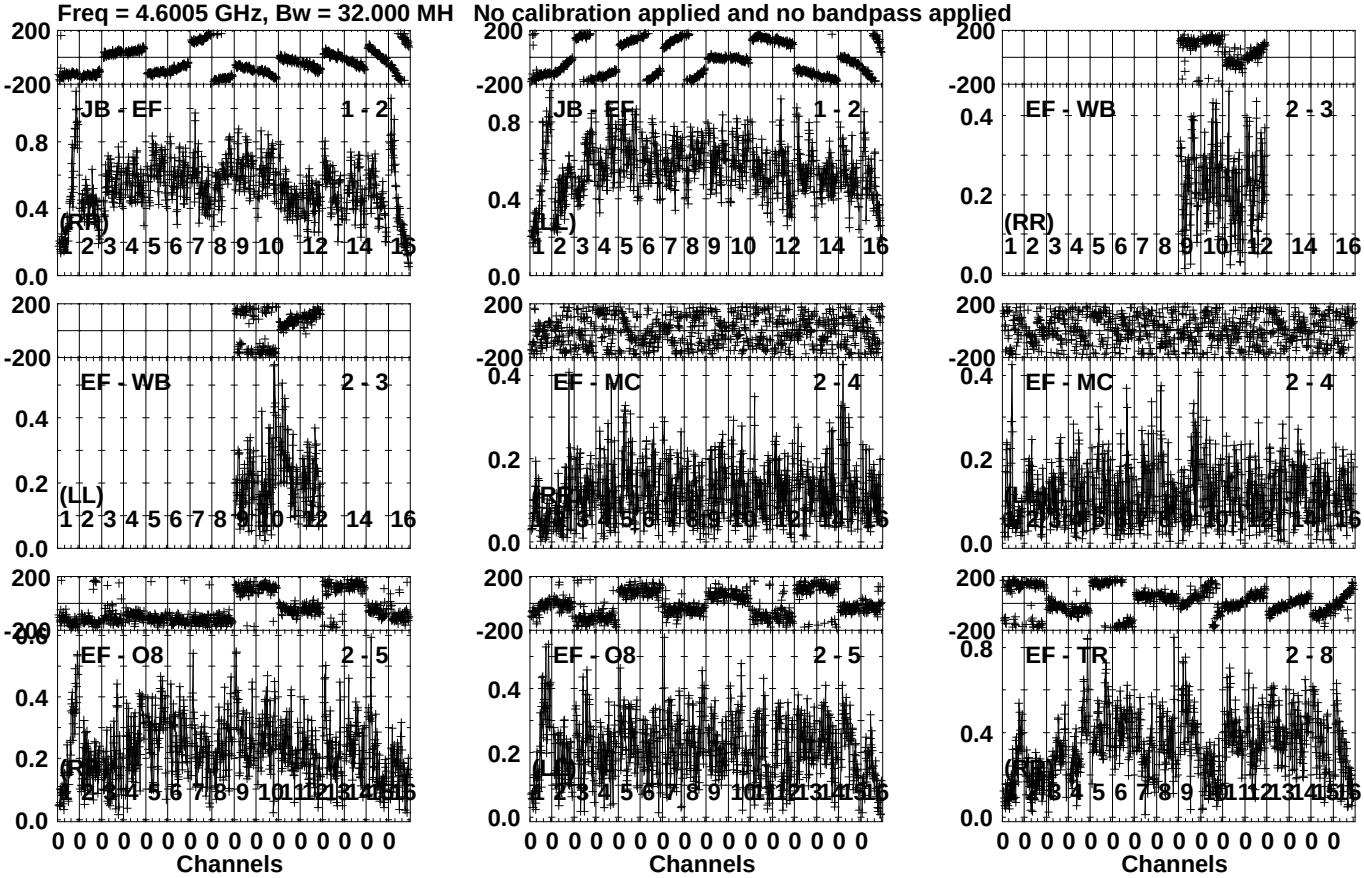

Lower frame: Milli Ampl Jy Top frame: Phas deg
Vector averaged cross-power spectrum Several baselines displayed
Timerange: 00/23:39:31 to 00/23:40:59

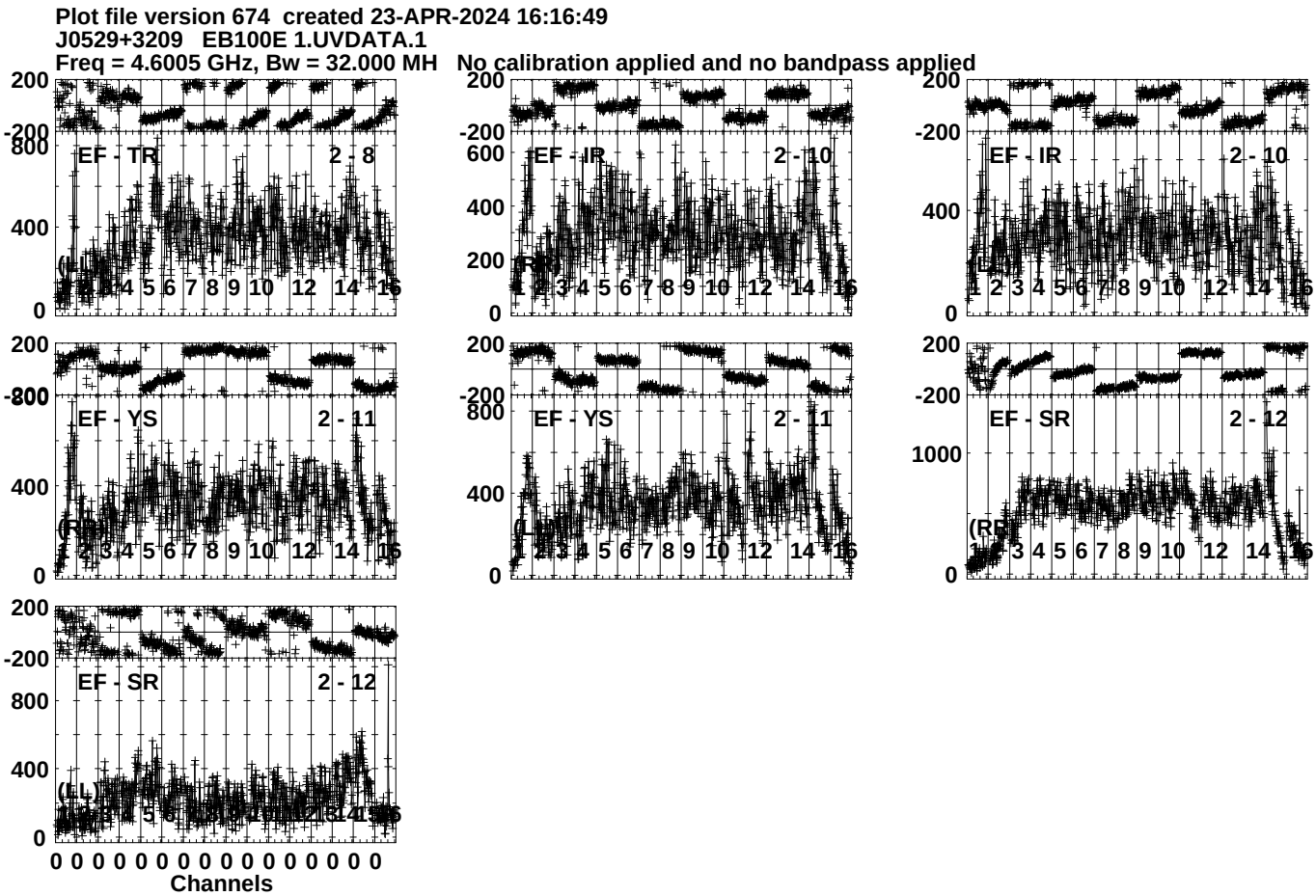
Plot file version 674 created 23-APR-2024 16:16:49
J0529+3209 EB100E 1.UVDATA.1
Freq = 4.6005 GHz, Bw = 32.000 MH No calibration applied and no bandpass applied
EF - TR 2 - 8
EF - IR 2 - 10
EF - IR 2 - 10
EF - YS 2 - 11
EF - YS 2 - 11
EF - SR 2 - 12
EF - SR 2 - 12
(RR)
(LL)
Channels
Lower frame: Micro Ampl Jy Top frame: Phas deg
Vector averaged cross-power spectrum Several baselines displayed
Timerange: 00/23:39:31 to 00/23:40:59

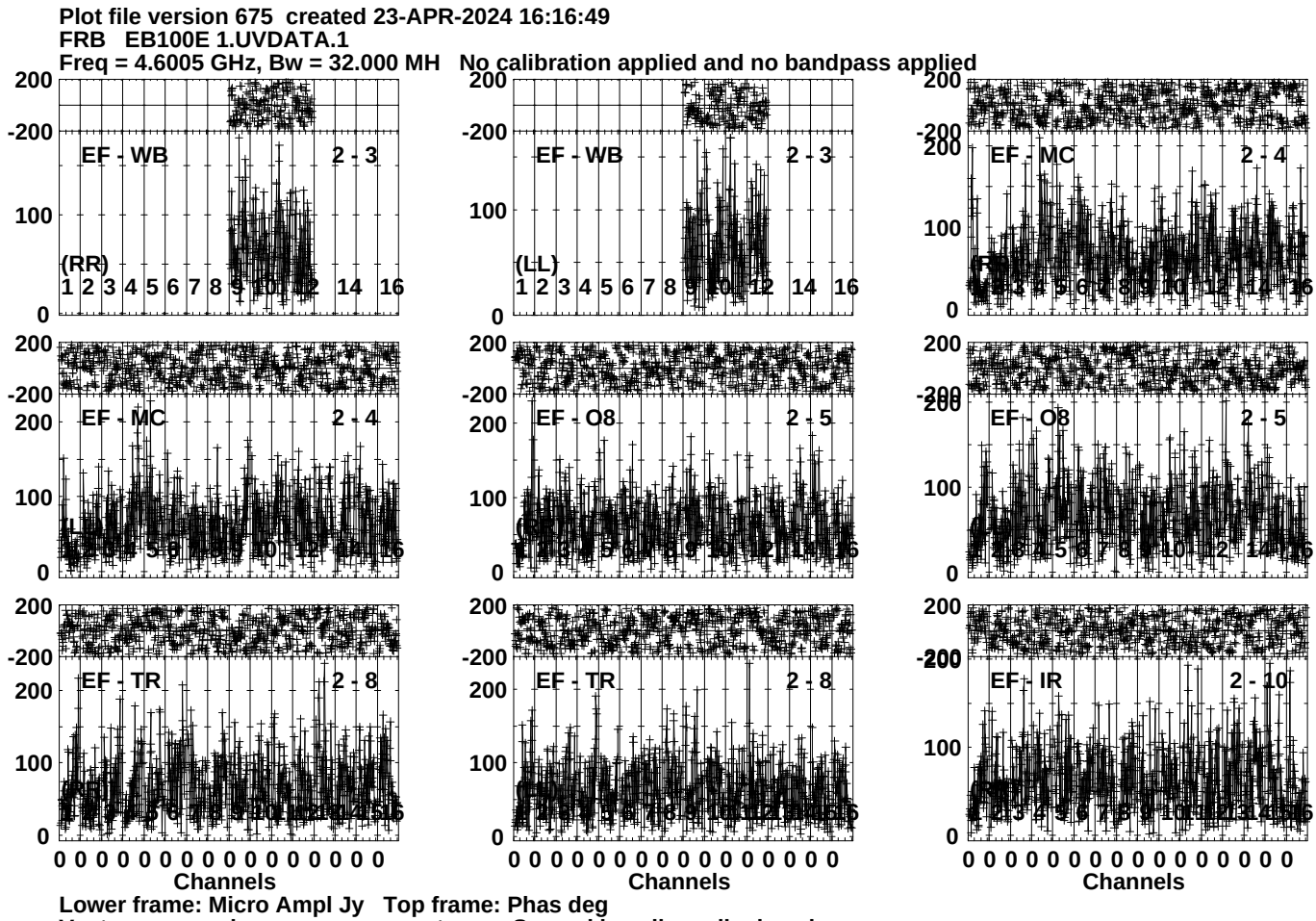
Plot file version 675 created 23-APR-2024 16:16:49
FRB EB100E 1.UVDATA.1
Freq = 4.6005 GHz, Bw = 32.000 MH No calibration applied and no bandpass applied
EF - WB 2 - 3
(RR)
EF - WB 2 - 3
(LL)
EF - MC 2 - 4
EF - MC 2 - 4
EF - O8 2 - 5
EF - O8 2 - 5
EF - TR 2 - 8
EF - TR 2 - 8
EF - IR 2 - 10
200
-200
100
0
1 2 3 4 5 6 7 8 9 10 12 14 16
0 0 0 0 0 0 0 0 0 0 0 0 0 0 0 0
Channels
Lower frame: Micro Ampl Jy Top frame: Phas deg
Vector averaged cross-power spectrum Several baselines displayed
Timerange: 00/23:41:01 to 00/23:44:29

Plot file version 676 created 23-APR-2024 16:16:49
FRB EB100E 1.UVDATA.1
Freq = 4.6005 GHz, Bw = 32.000 MH No calibration applied and no bandpass applied

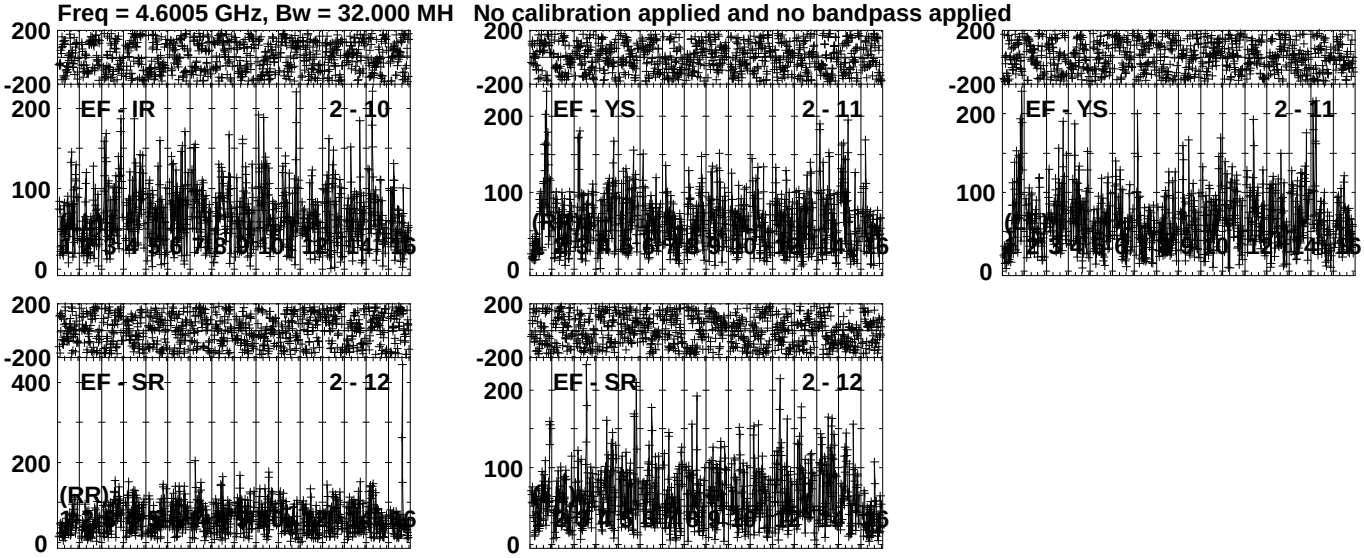

Lower frame: Micro Ampl Jy Top frame: Phas deg
Vector averaged cross-power spectrum Several baselines displayed
Timerange: 00/23:41:01 to 00/23:44:29

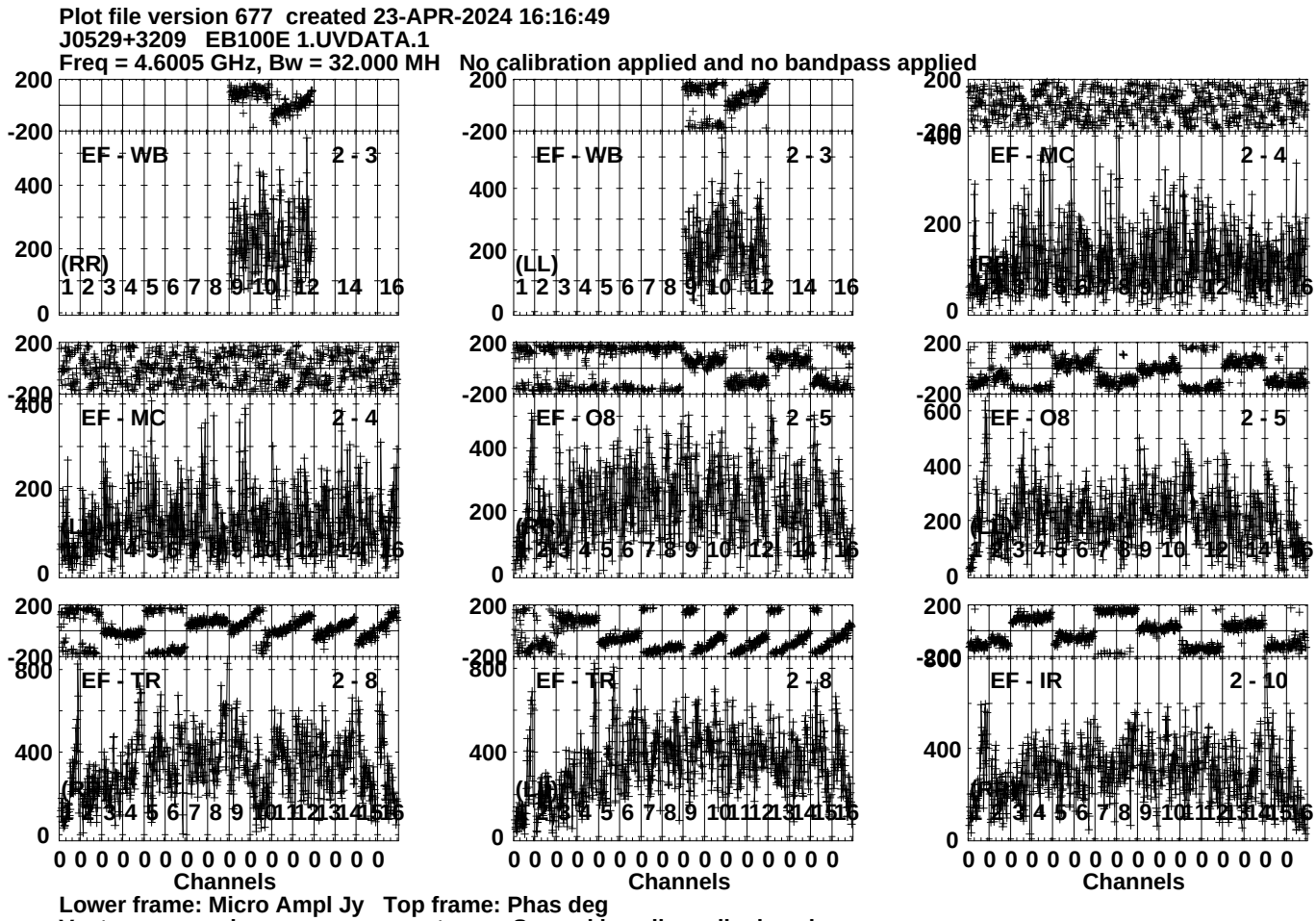
Plot file version 677 created 23-APR-2024 16:16:49
J0529+3209 EB100E 1.UVDATA.1
Freq = 4.6005 GHz, Bw = 32.000 MH No calibration applied and no bandpass applied
EF - WB 2 - 3
(RR)
EF - WB 2 - 3
(LL)
EF - MC 2 - 4
EF - MC 2 - 4
EF - O8 2 - 5
EF - O8 2 - 5
EF - TR 2 - 8
EF - TR 2 - 8
EF - IR 2 - 10
Channels
Channels
Channels
Lower frame: Micro Ampl Jy Top frame: Phas deg
Vector averaged cross-power spectrum Several baselines displayed
Timerange: 00/23:45:03 to 00/23:45:59

Plot file version 678 created 23-APR-2024 16:16:50
J0529+3209 EB100E 1.UVDATA.1
Freq = 4.6005 GHz, Bw = 32.000 MH No calibration applied and no bandpass applied

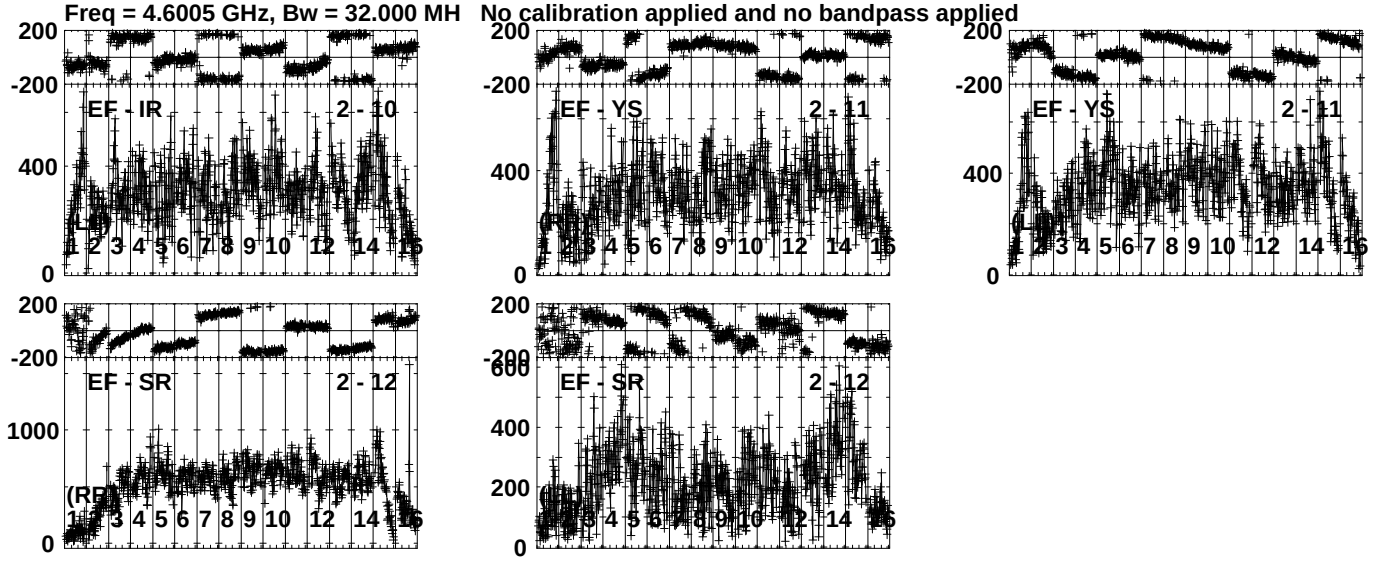

Lower frame: Micro Ampl Jy Top frame: Phas deg
Vector averaged cross-power spectrum Several baselines displayed
Timerange: 00/23:45:03 to 00/23:45:59

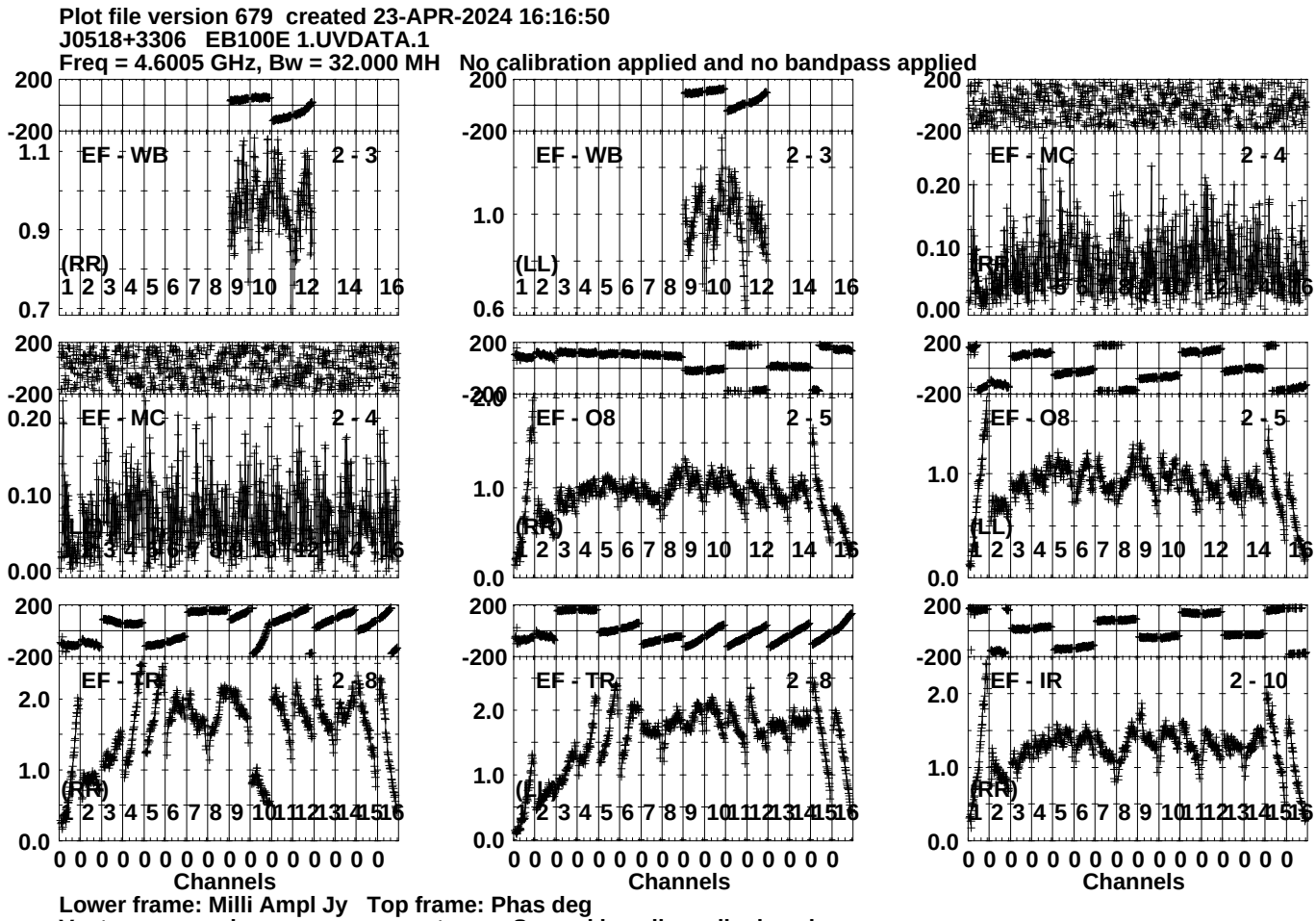
Plot file version 679 created 23-APR-2024 16:16:50
J0518+3306 EB100E 1.UVDATA.1
Freq = 4.6005 GHz, Bw = 32.000 MH No calibration applied and no bandpass applied
EF - WB 2 - 3
(RR)
EF - WB 2 - 3
(LL)
EF - MC 2 - 4
(RR)
EF - MC 2 - 4
(LL)
EF - O8 2 - 5
(RR)
EF - O8 2 - 5
(LL)
EF - TR 2 - 8
(RR)
EF - TR 2 - 8
(LL)
EF - IR 2 - 10
(RR)
Channels
Channels
Channels
Lower frame: Milli Ampl Jy Top frame: Phas deg
Vector averaged cross-power spectrum Several baselines displayed
Timerange: 00/23:46:33 to 00/23:49:29

Plot file version 680 created 23-APR-2024 16:16:50
J0518+3306 EB100E 1.UVDATA.1
Freq = 4.6005 GHz, Bw = 32.000 MH No calibration applied and no bandpass applied

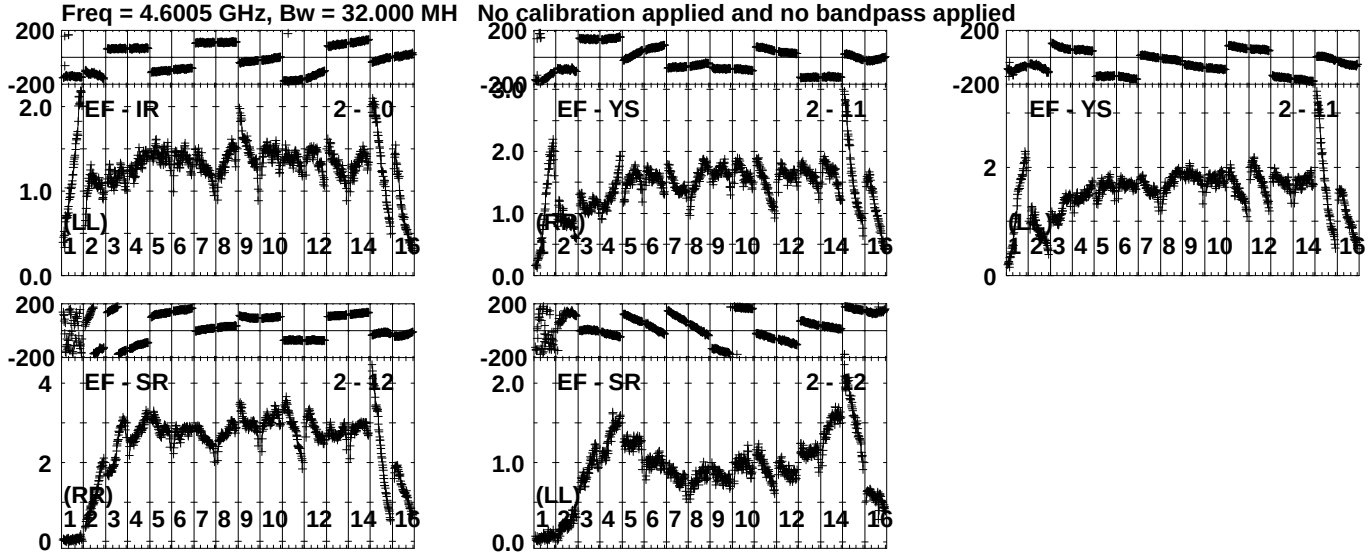

Lower frame: Milli Ampl Jy Top frame: Phas deg
Vector averaged cross-power spectrum Several baselines displayed
Timerange: 00/23:46:33 to 00/23:49:29

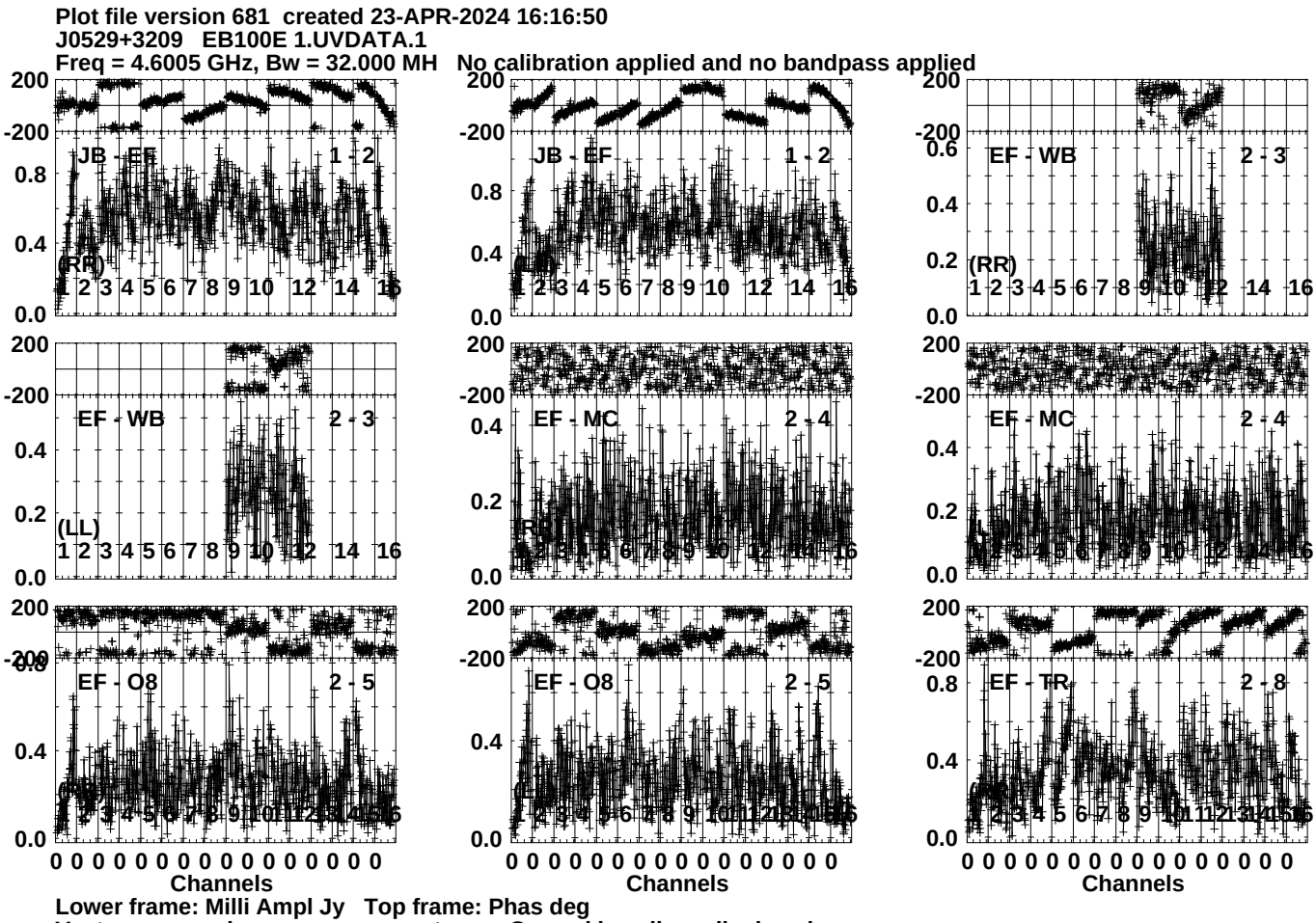
Plot file version 681 created 23-APR-2024 16:16:50
J0529+3209 EB100E 1.UVDATA.1
Freq = 4.6005 GHz, Bw = 32.000 MH No calibration applied and no bandpass applied
JB - EF 1 - 2
(RR)
JB - EF 1 - 2
EF - WB 2 - 3
(RR)
EF - WB 2 - 3
(LL)
EF - MC 2 - 4
EF - MC 2 - 4
EF - O8 2 - 5
EF - O8 2 - 5
EF - TR 2 - 8
Channels
Channels
Channels
Lower frame: Milli Ampl Jy Top frame: Phas deg
Vector averaged cross-power spectrum Several baselines displayed
Timerange: 00/23:49:33 to 00/23:50:59

Plot file version 682 created 23-APR-2024 16:16:50
J0529+3209 EB100E 1.UVDATA.1
Freq = 4.6005 GHz, Bw = 32.000 MH No calibration applied and no bandpass applied

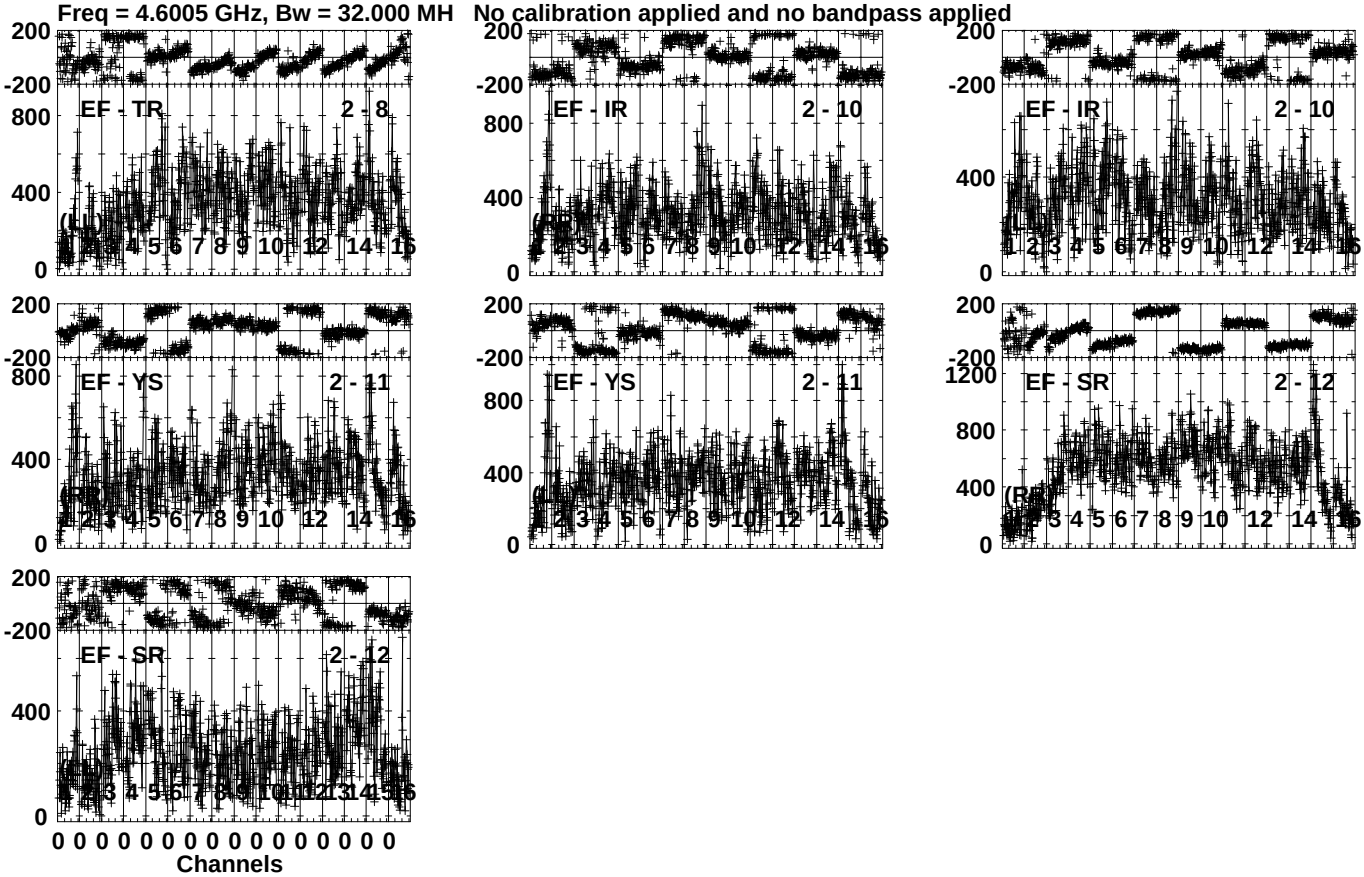

Lower frame: Micro Ampl Jy Top frame: Phas deg
Vector averaged cross-power spectrum Several baselines displayed
Timerange: 00/23:49:33 to 00/23:50:59

Plot file version 683 created 23-APR-2024 16:16:51
FRB EB100E 1.UVDATA.1
Freq = 4.6005 GHz, Bw = 32.000 MH No calibration applied and no bandpass applied

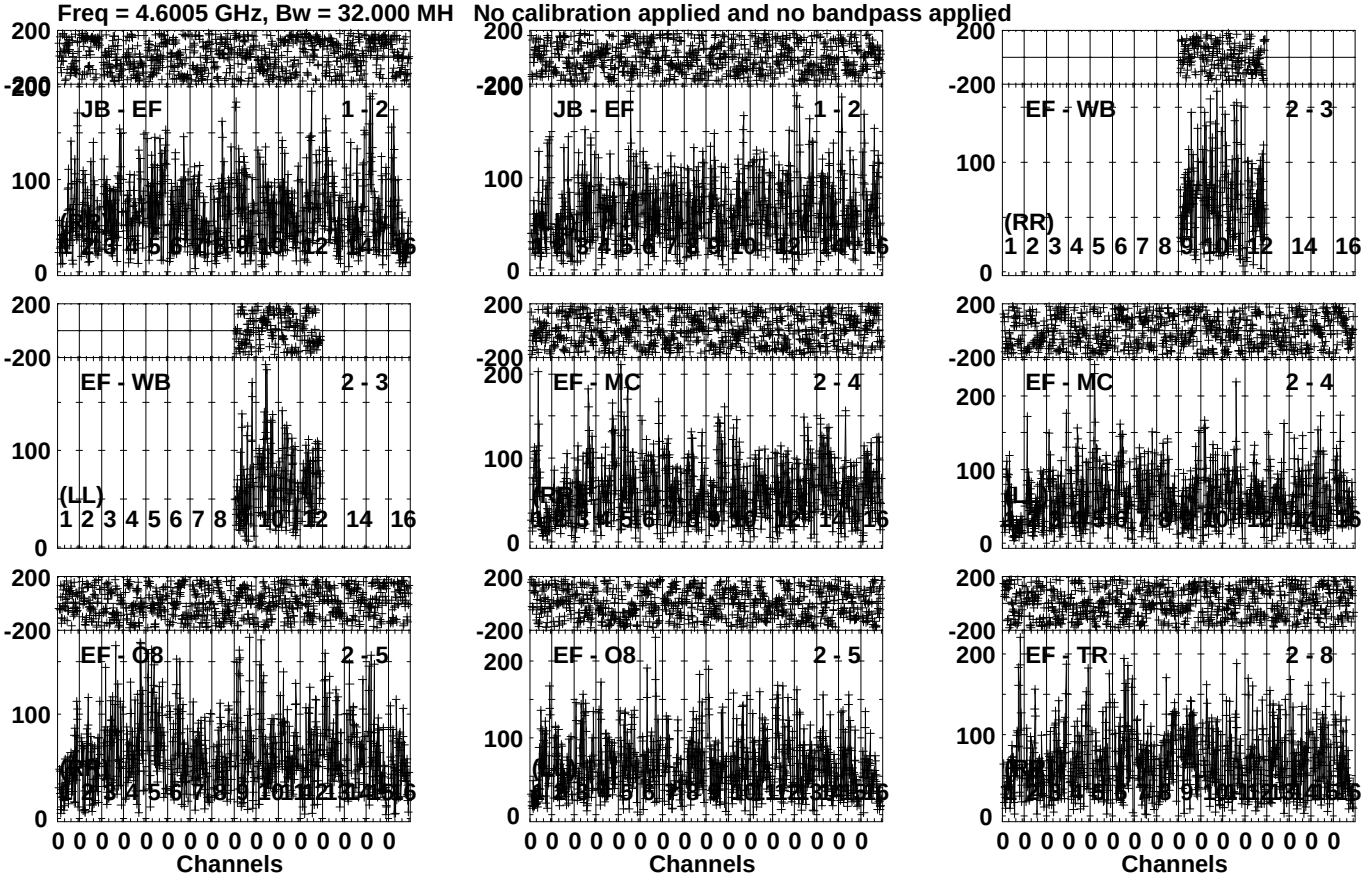

Lower frame: Micro Ampl Jy Top frame: Phas deg
Vector averaged cross-power spectrum Several baselines displayed
Timerange: 00/23:51:01 to 00/23:54:29

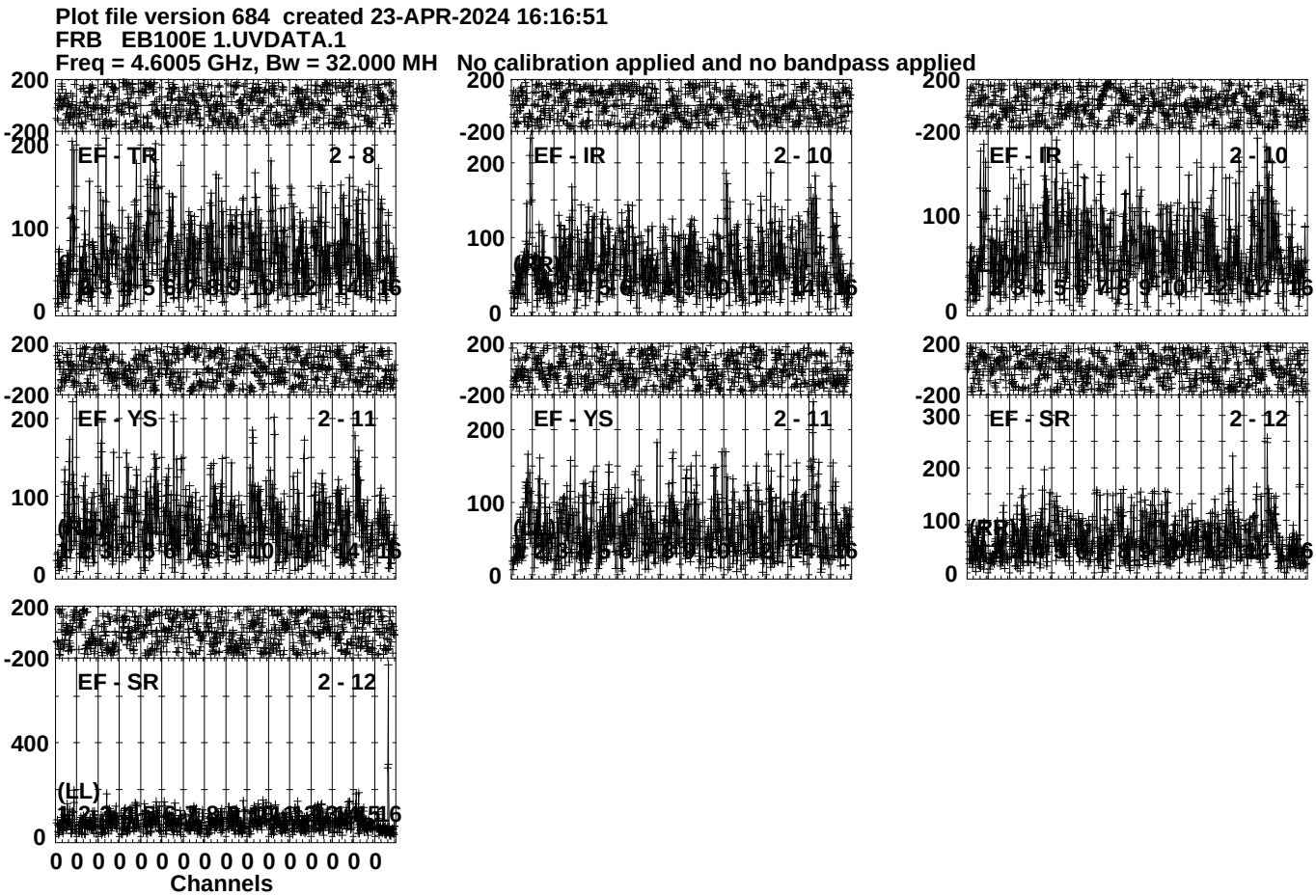
Plot file version 684 created 23-APR-2024 16:16:51
FRB EB100E 1.UVDATA.1
Freq = 4.6005 GHz, Bw = 32.000 MH No calibration applied and no bandpass applied
EF - TR 2 - 8
EF - IR 2 - 10
EF - IR 2 - 10
EF - YS 2 - 11
EF - YS 2 - 11
EF - SR 2 - 12
EF - SR 2 - 12
(LL)
Channels
Lower frame: Micro Ampl Jy Top frame: Phas deg
Vector averaged cross-power spectrum Several baselines displayed
Timerange: 00/23:51:01 to 00/23:54:29

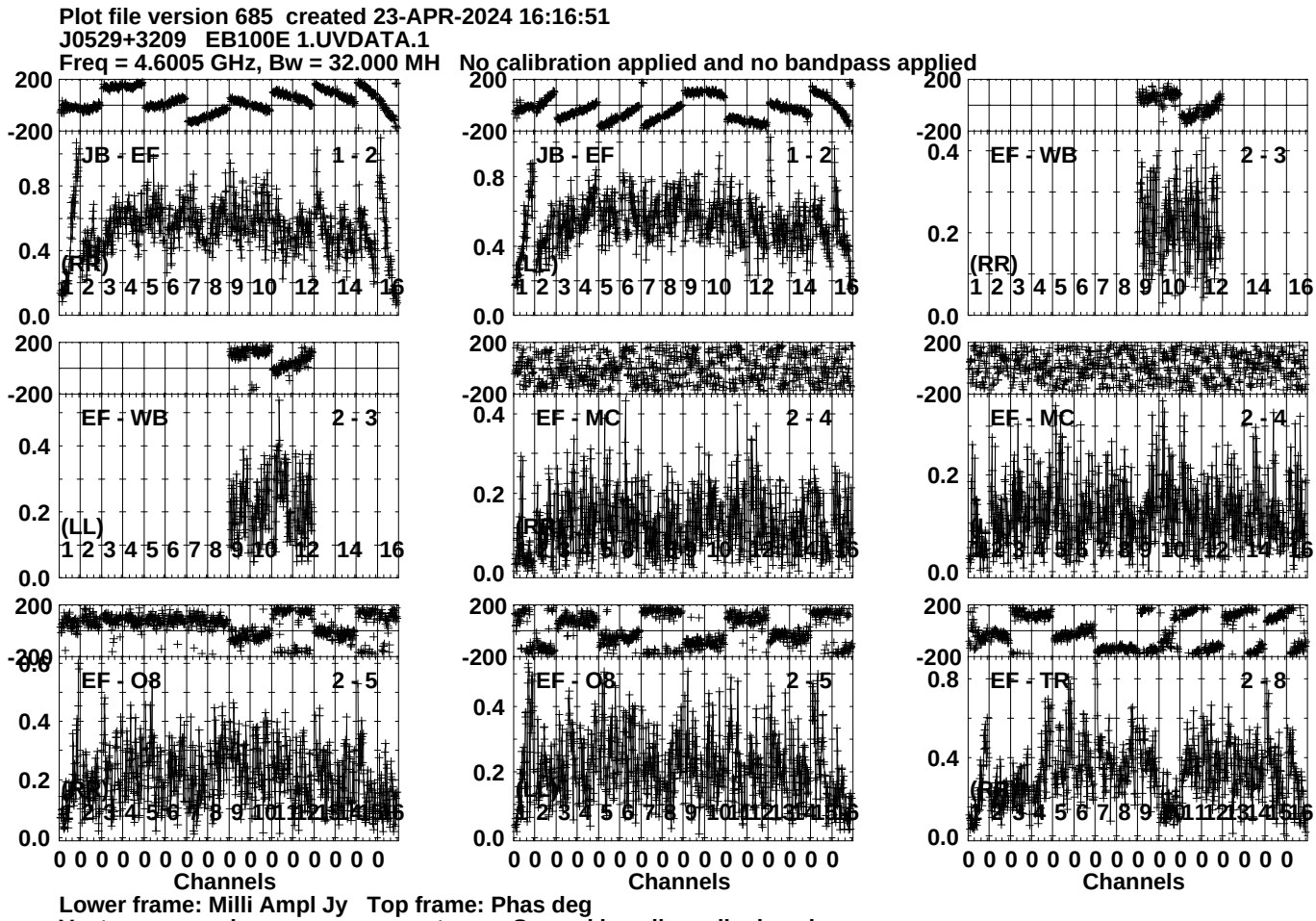
Plot file version 685 created 23-APR-2024 16:16:51
J0529+3209 EB100E 1.UVDATA.1
Freq = 4.6005 GHz, Bw = 32.000 MH No calibration applied and no bandpass applied
JB - EF 1 - 2
(RR)
JB - EF 1 - 2
(LL)
EF - WB 2 - 3
(RR)
EF - WB 2 - 3
(LL)
EF - MC 2 - 4
(RR)
EF - MC 2 - 4
(LL)
EF - O8 2 - 5
(RR)
EF - O8 2 - 5
(LL)
EF - TR 2 - 8
(RR)
Channels
Channels
Channels
Lower frame: Milli Ampl Jy Top frame: Phas deg
Vector averaged cross-power spectrum Several baselines displayed
Timerange: 00/23:55:03 to 00/23:55:59

Plot file version 686 created 23-APR-2024 16:16:51
J0529+3209 EB100E 1.UVDATA.1
Freq = 4.6005 GHz, Bw = 32.000 MH No calibration applied and no bandpass applied

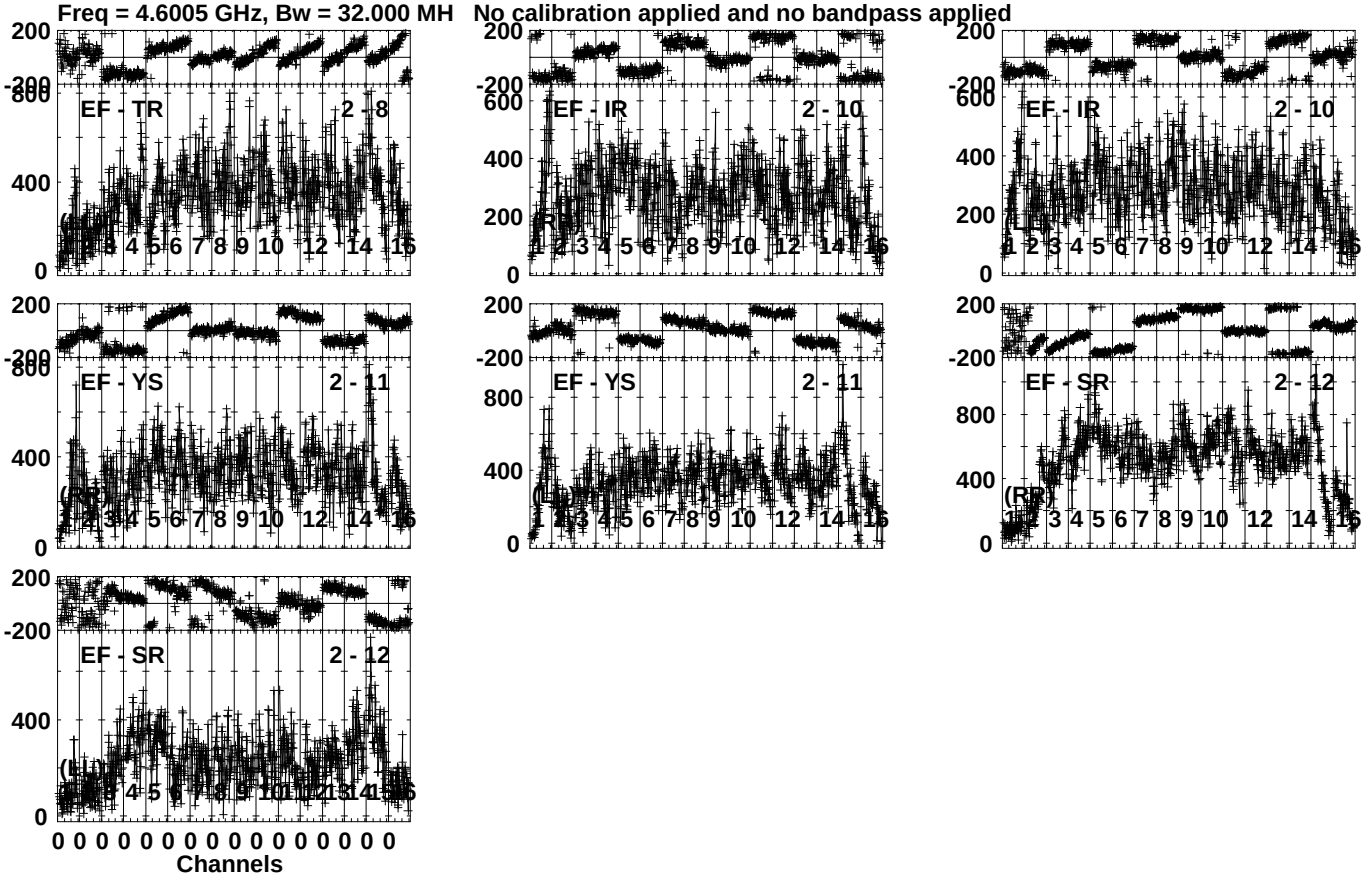

Lower frame: Micro Ampl Jy Top frame: Phas deg
Vector averaged cross-power spectrum Several baselines displayed
Timerange: 00/23:55:03 to 00/23:55:59

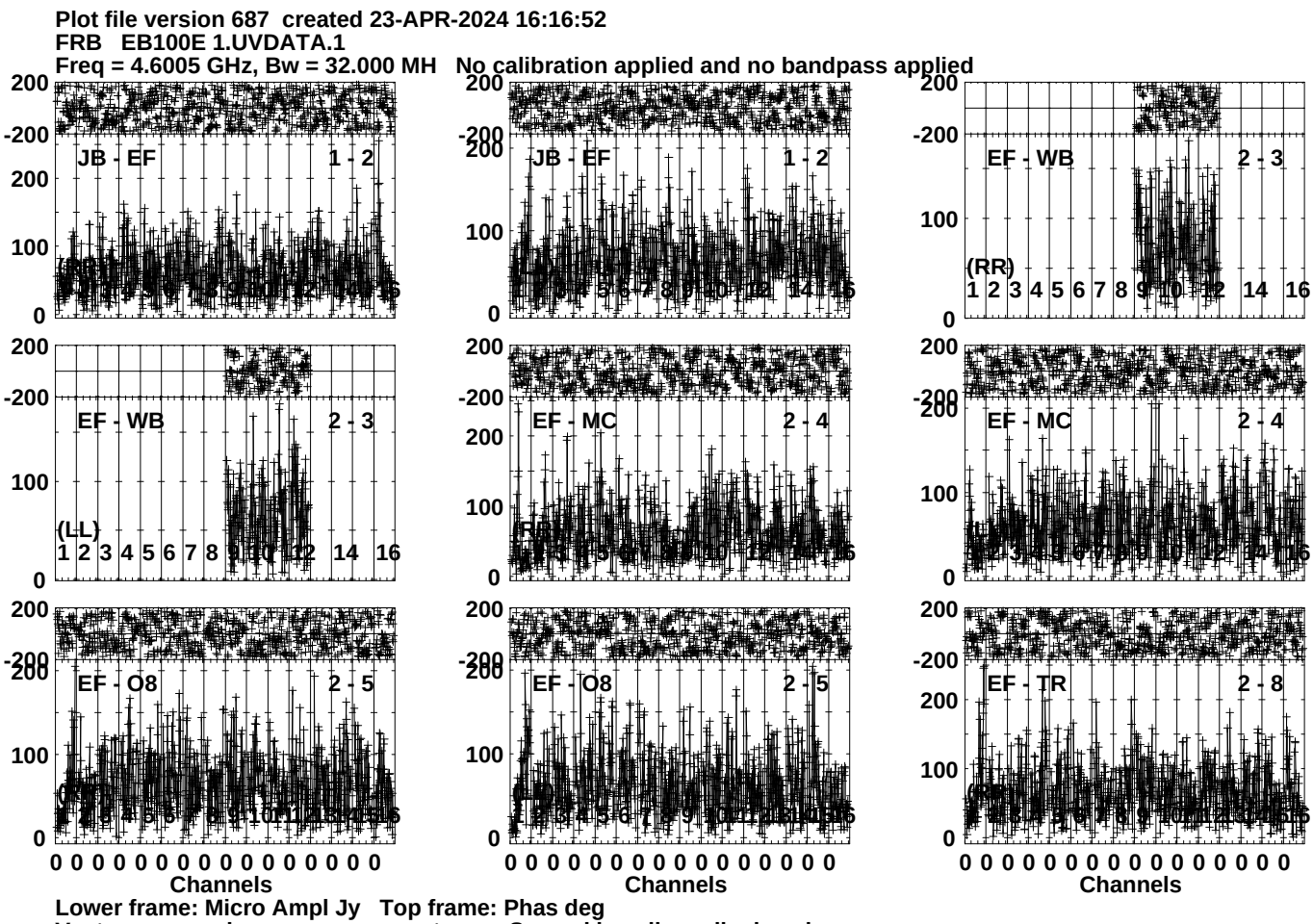
Plot file version 687 created 23-APR-2024 16:16:52
FRB EB100E 1.UVDATA.1
Freq = 4.6005 GHz, Bw = 32.000 MH No calibration applied and no bandpass applied
JB - EF 1 - 2
JB - EF 1 - 2
EF - WB 2 - 3
(RR)
EF - WB 2 - 3
(LL)
EF - MC 2 - 4
(RL)
EF - MC 2 - 4
(LR)
EF - O8 2 - 5
(RR)
EF - O8 2 - 5
(LL)
EF - TR 2 - 8
(RR)
200
-200
100
0
1 2 3 4 5 6 7 8 9 10 12 14 16
0 0 0 0 0 0 0 0 0 0 0 0 0 0 0 0
Channels
Lower frame: Micro Ampl Jy Top frame: Phas deg
Vector averaged cross-power spectrum Several baselines displayed
Timerange: 00/23:56:03 to 00/23:59:29

Plot file version 688 created 23-APR-2024 16:16:52
FRB EB100E 1.UVDATA.1
Freq = 4.6005 GHz, Bw = 32.000 MH No calibration applied and no bandpass applied

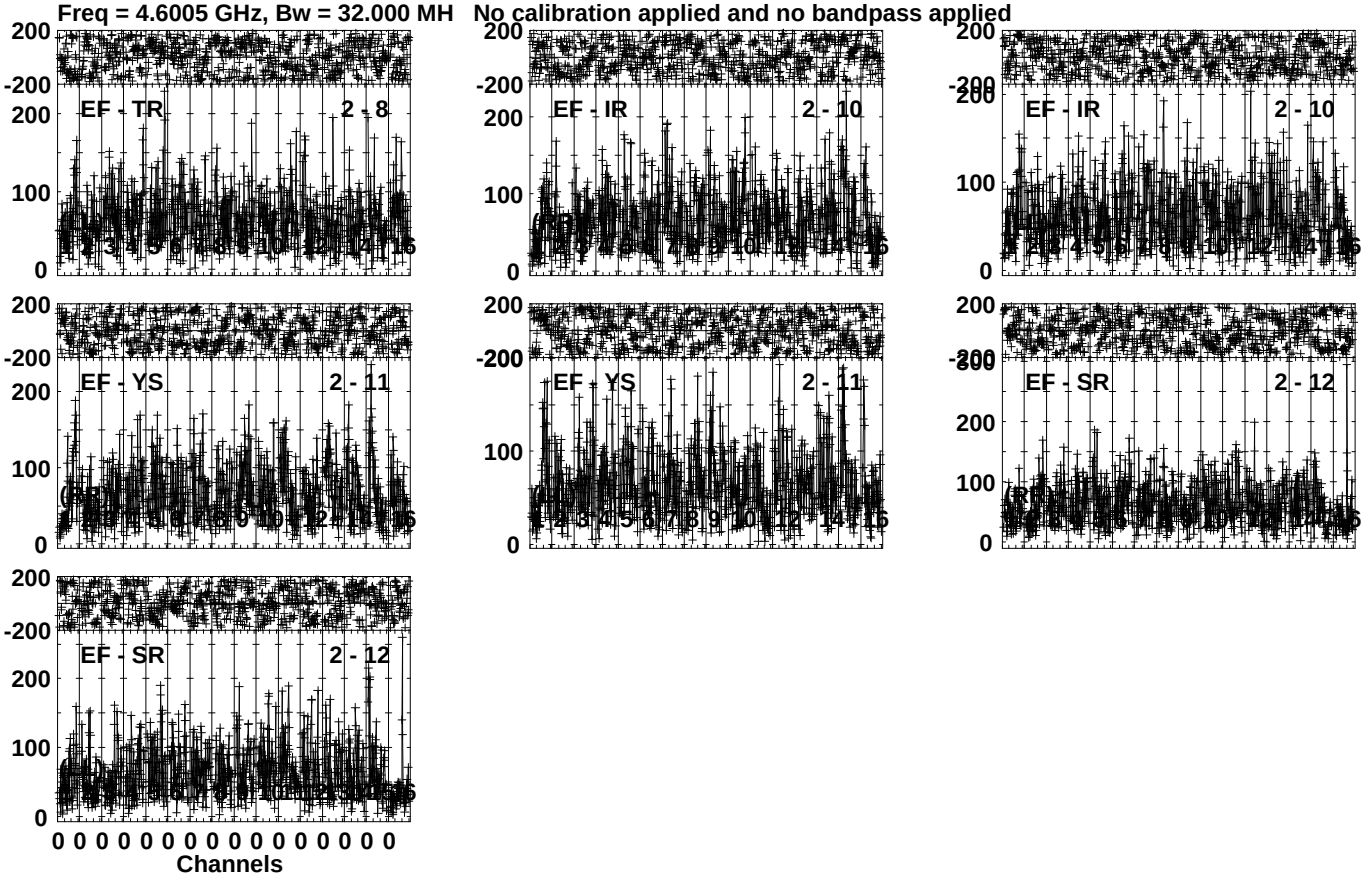

Lower frame: Micro Ampl Jy Top frame: Phas deg
Vector averaged cross-power spectrum Several baselines displayed
Timerange: 00/23:56:03 to 00/23:59:29

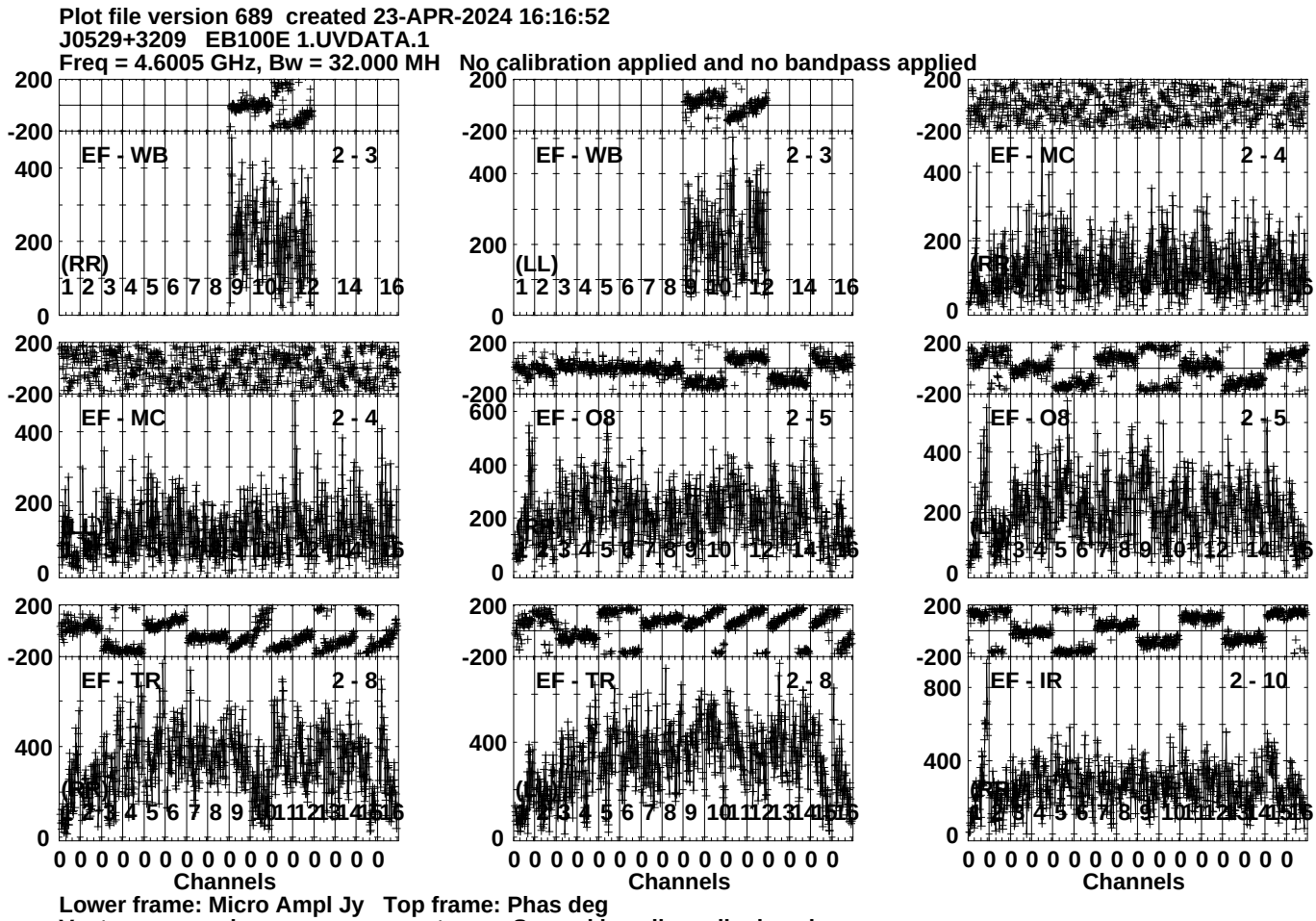
Plot file version 689 created 23-APR-2024 16:16:52
J0529+3209 EB100E 1.UVDATA.1
Freq = 4.6005 GHz, Bw = 32.000 MH No calibration applied and no bandpass applied
EF - WB 2 - 3 (RR)
EF - WB 2 - 3 (LL)
EF - MC 2 - 4 (RR)
EF - MC 2 - 4 (LL)
EF - O8 2 - 5 (RR)
EF - O8 2 - 5 (LL)
EF - TR 2 - 8 (RR)
EF - TR 2 - 8 (LL)
EF - IR 2 - 10 (RR)
Channels
Lower frame: Micro Ampl Jy Top frame: Phas deg
Vector averaged cross-power spectrum Several baselines displayed
Timerange: 01/00:00:03 to 01/00:00:59

Plot file version 690 created 23-APR-2024 16:16:52
J0529+3209 EB100E 1.UVDATA.1
Freq = 4.6005 GHz, Bw = 32.000 MH No calibration applied and no bandpass applied

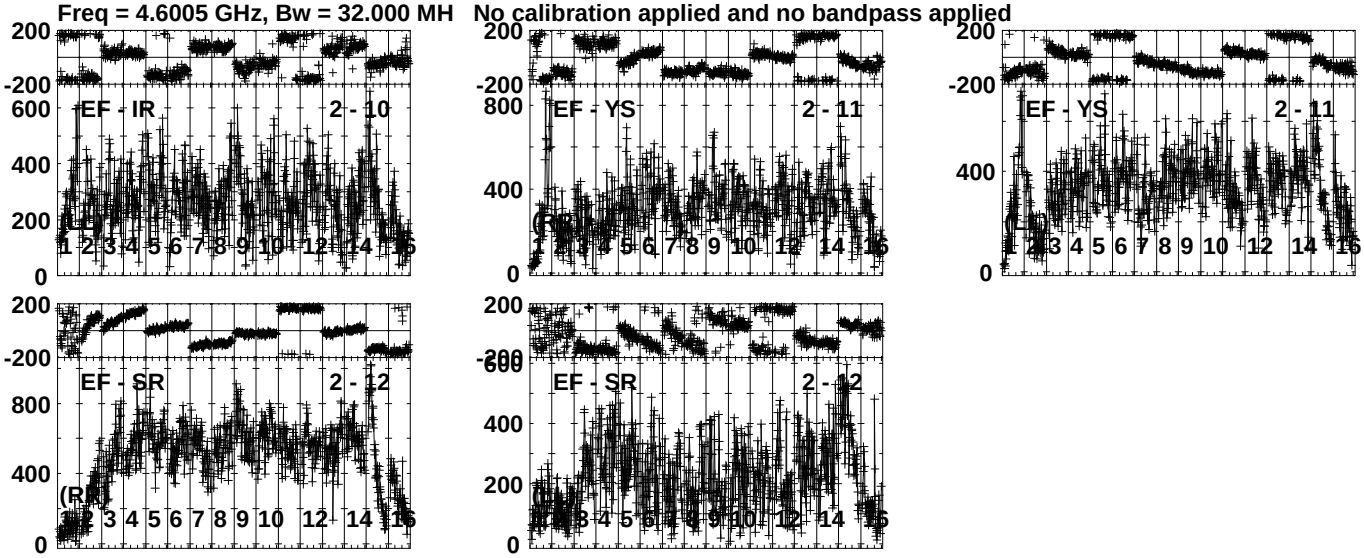

Lower frame: Micro Ampl Jy Top frame: Phas deg
Vector averaged cross-power spectrum Several baselines displayed
Timerange: 01/00:00:03 to 01/00:00:59

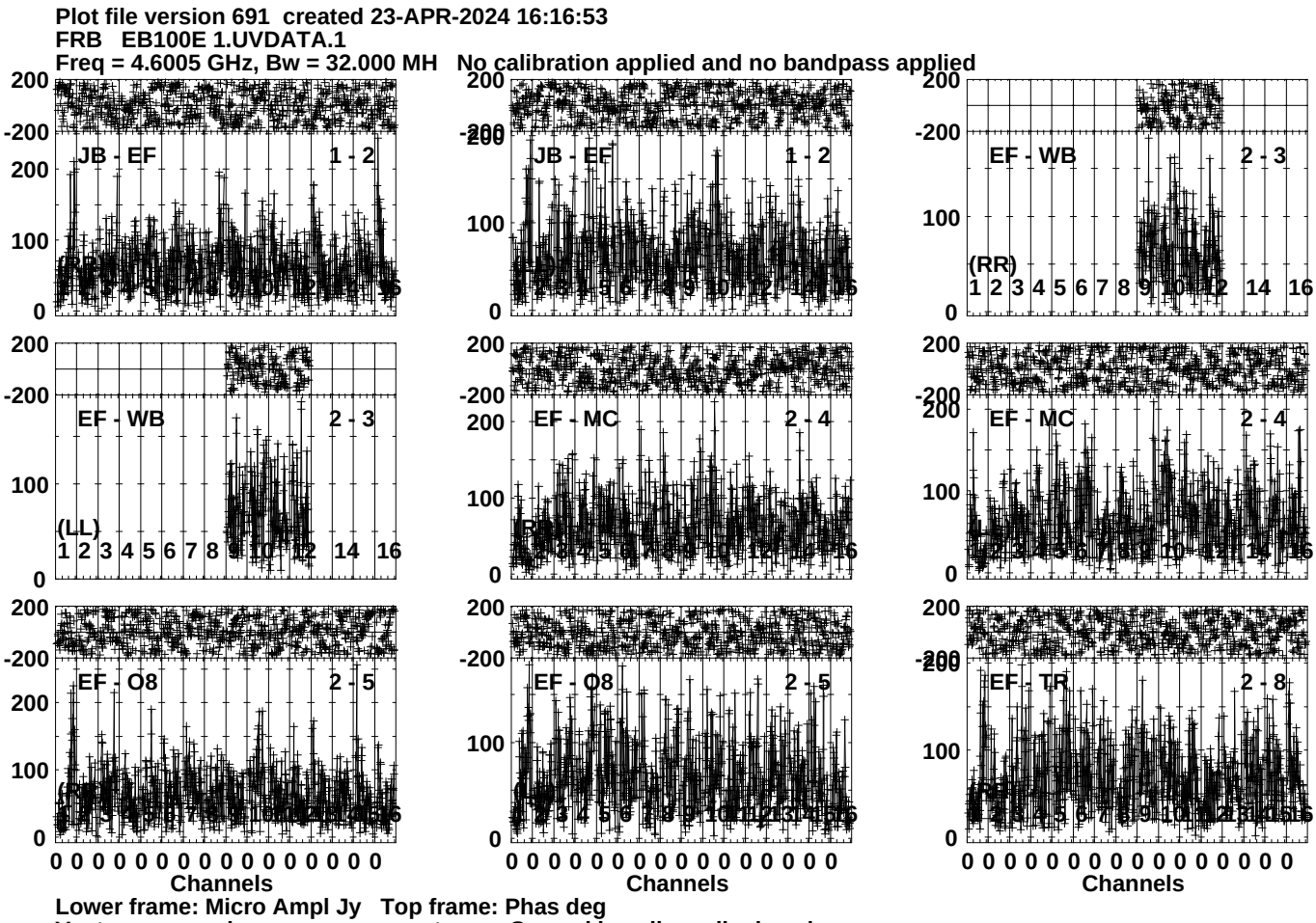
Plot file version 691 created 23-APR-2024 16:16:53
FRB EB100E 1.UVDATA.1
Freq = 4.6005 GHz, Bw = 32.000 MH No calibration applied and no bandpass applied
JB - EF 1 - 2
JB - EF 1 - 2
EF - WB 2 - 3
(RR)
EF - WB 2 - 3
(LL)
EF - MC 2 - 4
EF - MC 2 - 4
EF - O8 2 - 5
EF - O8 2 - 5
EF - TR 2 - 8
Channels
Channels
Channels
Lower frame: Micro Ampl Jy Top frame: Phas deg
Vector averaged cross-power spectrum Several baselines displayed
Timerange: 01/00:01:03 to 01/00:04:29

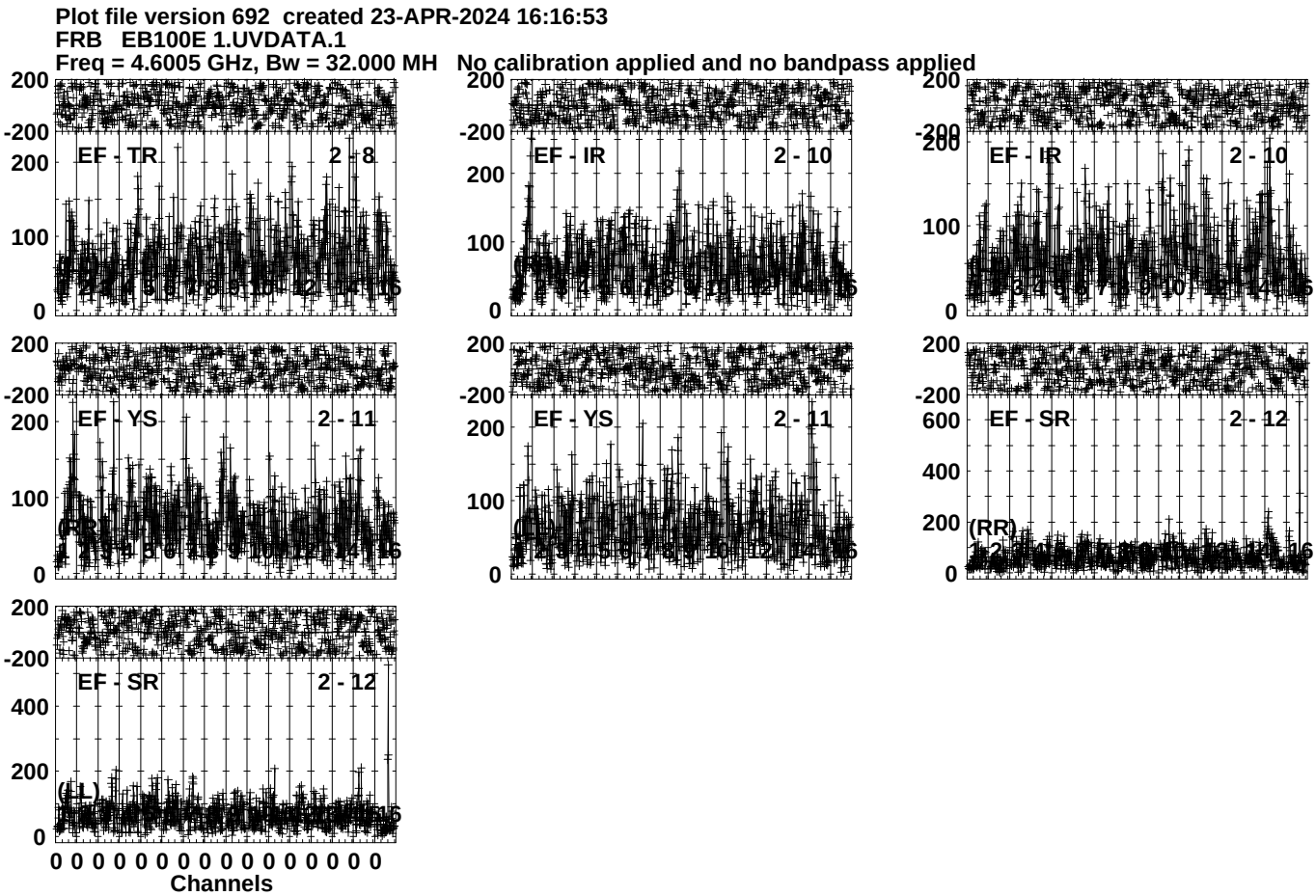
Plot file version 692 created 23-APR-2024 16:16:53
FRB EB100E 1.UVDATA.1
Freq = 4.6005 GHz, Bw = 32.000 MH No calibration applied and no bandpass applied
EF - TR 2 - 8
EF - IR 2 - 10
EF - IR 2 - 10
EF - YS 2 - 11
EF - YS 2 - 11
EF - SR 2 - 12
EF - SR 2 - 12
(RR)
(LL)
Channels
Lower frame: Micro Ampl Jy Top frame: Phas deg
Vector averaged cross-power spectrum Several baselines displayed
Timerange: 01/00:01:03 to 01/00:04:29

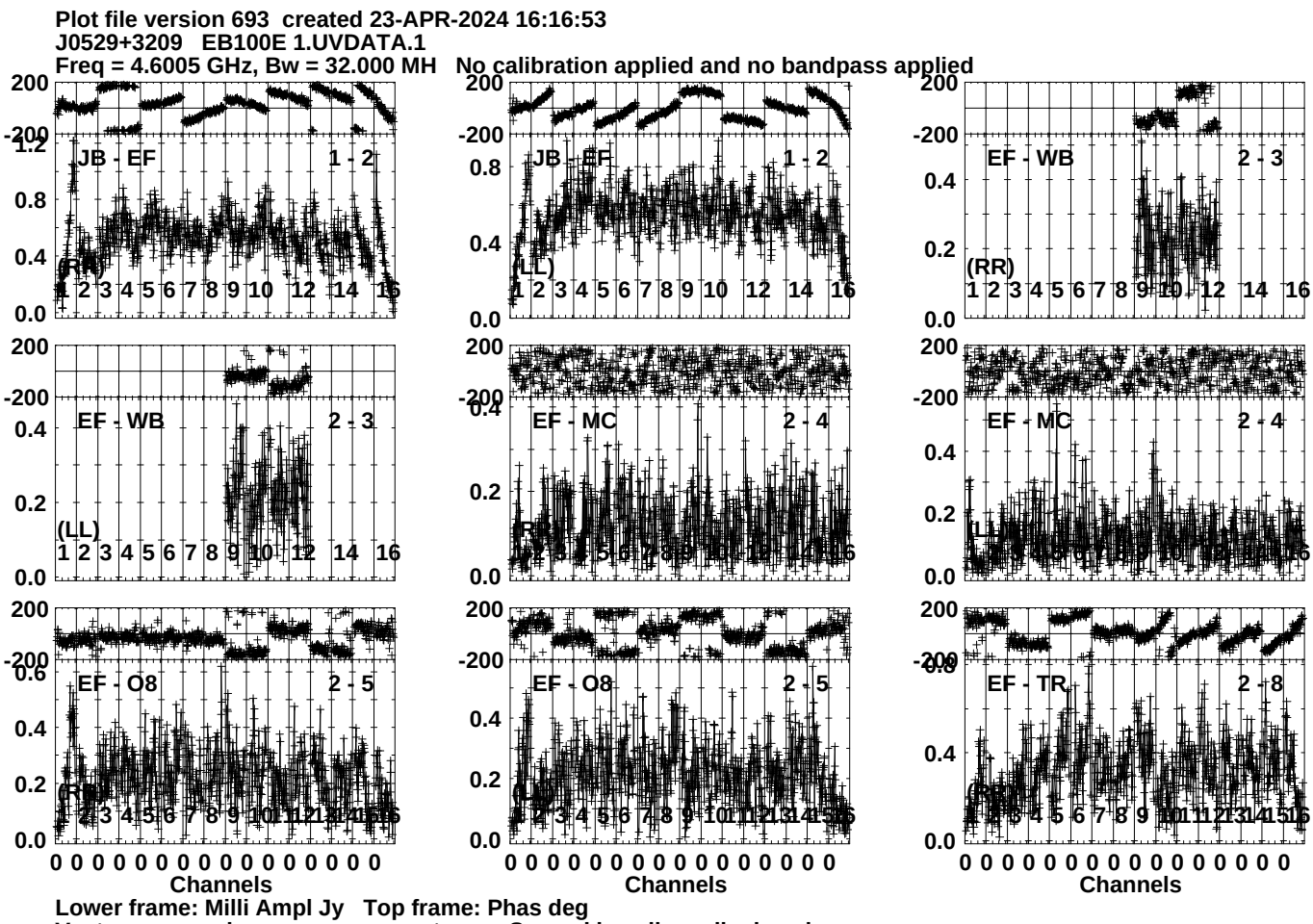
Plot file version 693 created 23-APR-2024 16:16:53
J0529+3209 EB100E 1.UVDATA.1
Freq = 4.6005 GHz, Bw = 32.000 MH No calibration applied and no bandpass applied
JB - EF 1 - 2
(RR)
JB - EF 1 - 2
(LL)
EF - WB 2 - 3
(RR)
EF - WB 2 - 3
(LL)
EF - MC 2 - 4
EF - MC 2 - 4
EF - O8 2 - 5
EF - O8 2 - 5
EF - TR 2 - 8
Channels
Channels
Channels
Lower frame: Milli Ampl Jy Top frame: Phas deg
Vector averaged cross-power spectrum Several baselines displayed
Timerange: 01/00:04:31 to 01/00:05:59

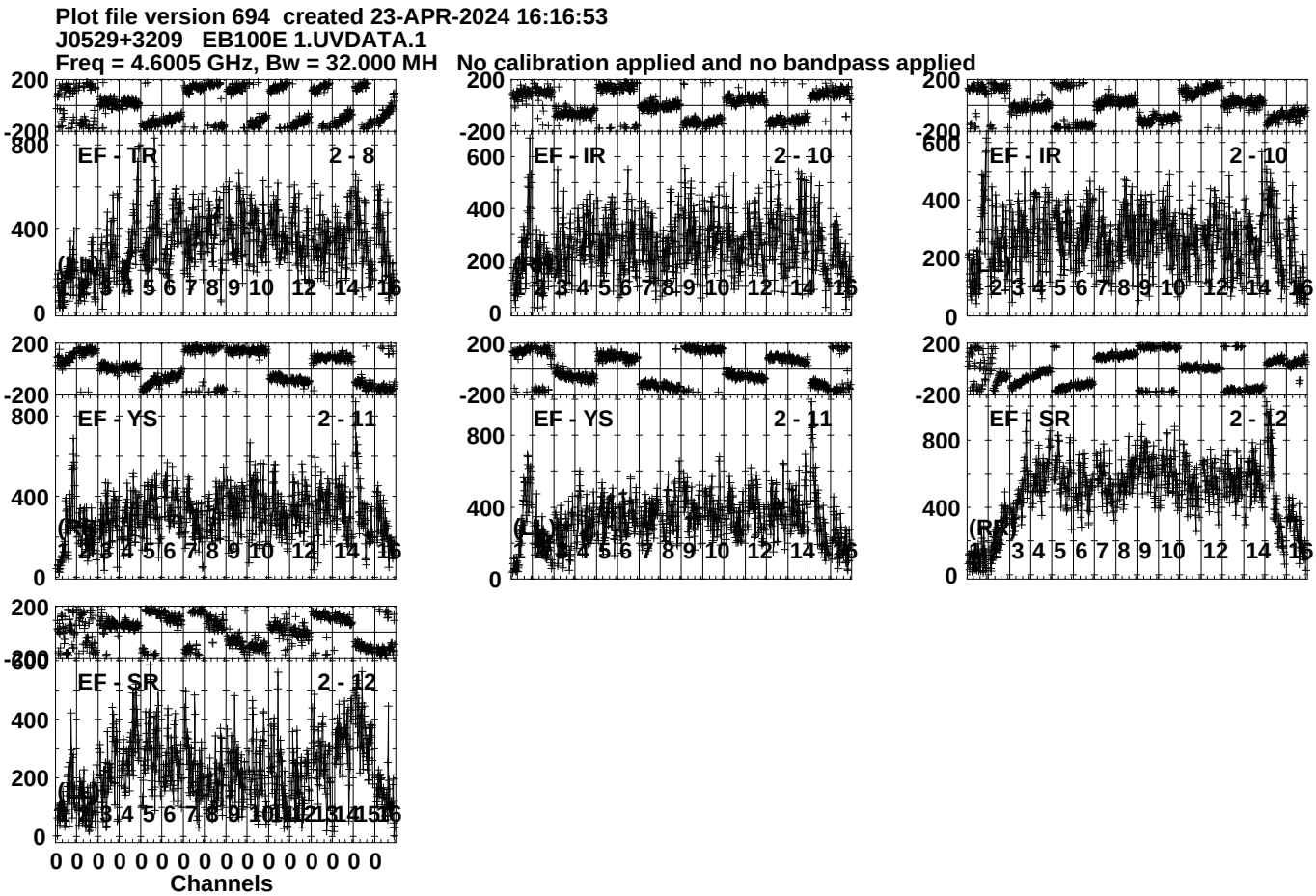
Plot file version 694 created 23-APR-2024 16:16:53
J0529+3209 EB100E 1.UVDATA.1
Freq = 4.6005 GHz, Bw = 32.000 MH No calibration applied and no bandpass applied
EF - IR 2 - 8
EF - IR 2 - 10
EF - IR 2 - 10
EF - YS 2 - 11
EF - YS 2 - 11
EF - SR 2 - 12
EF - SR 2 - 12
Channels
Lower frame: Micro Ampl Jy Top frame: Phas deg
Vector averaged cross-power spectrum Several baselines displayed
Timerange: 01/00:04:31 to 01/00:05:59

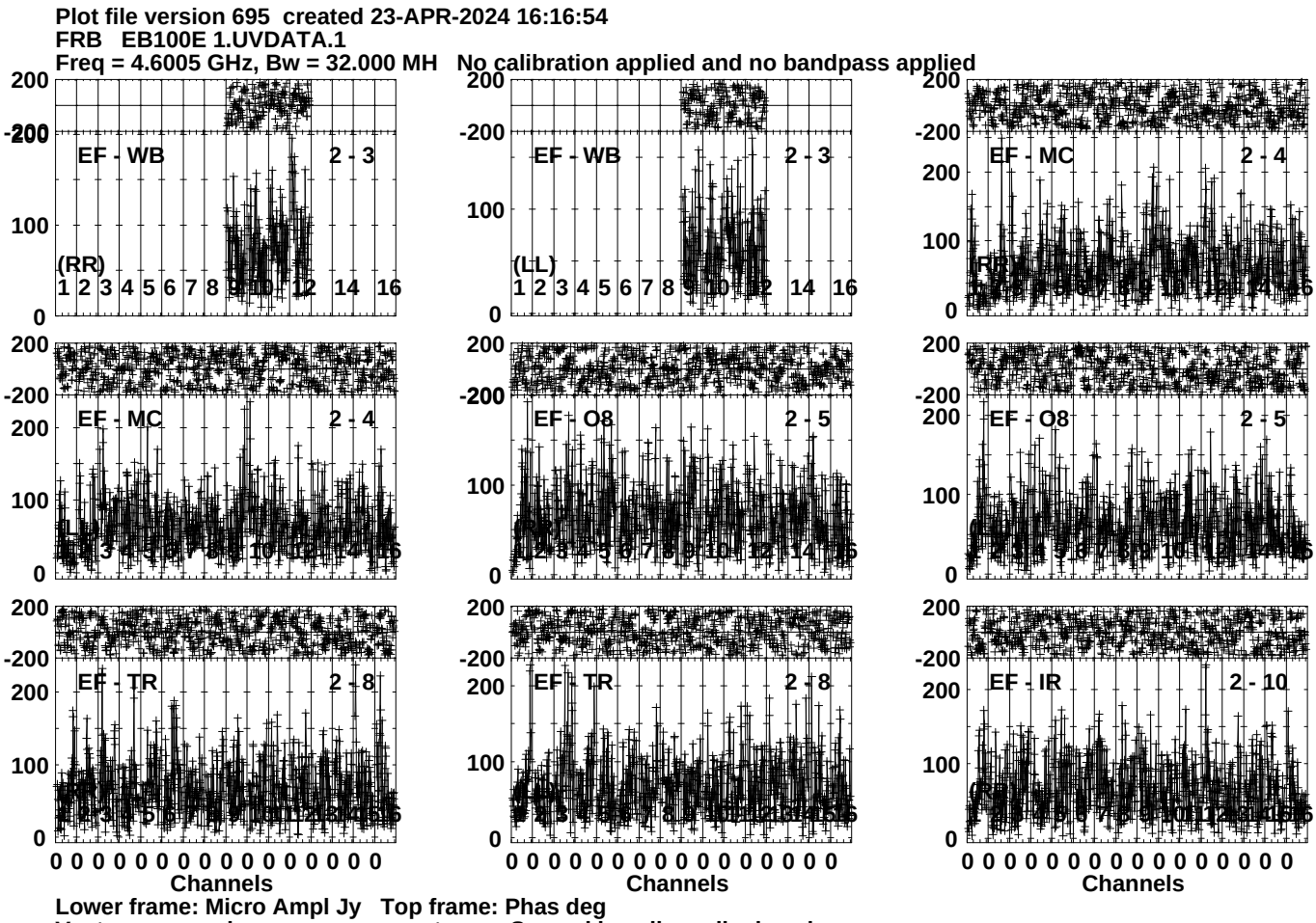
Plot file version 695 created 23-APR-2024 16:16:54
FRB EB100E 1.UVDATA.1
Freq = 4.6005 GHz, Bw = 32.000 MH No calibration applied and no bandpass applied
EF - WB 2 - 3
(RR)
EF - WB 2 - 3
(LL)
EF - MC 2 - 4
EF - MC 2 - 4
EF - O8 2 - 5
EF - O8 2 - 5
EF - TR 2 - 8
EF - TR 2 - 8
EF - IR 2 - 10
Channels
Lower frame: Micro Ampl Jy Top frame: Phas deg
Vector averaged cross-power spectrum Several baselines displayed
Timerange: 01/00:06:01 to 01/00:09:29

Plot file version 696 created 23-APR-2024 16:16:54
FRB EB100E 1.UVDATA.1
Freq = 4.6005 GHz, Bw = 32.000 MH No calibration applied and no bandpass applied

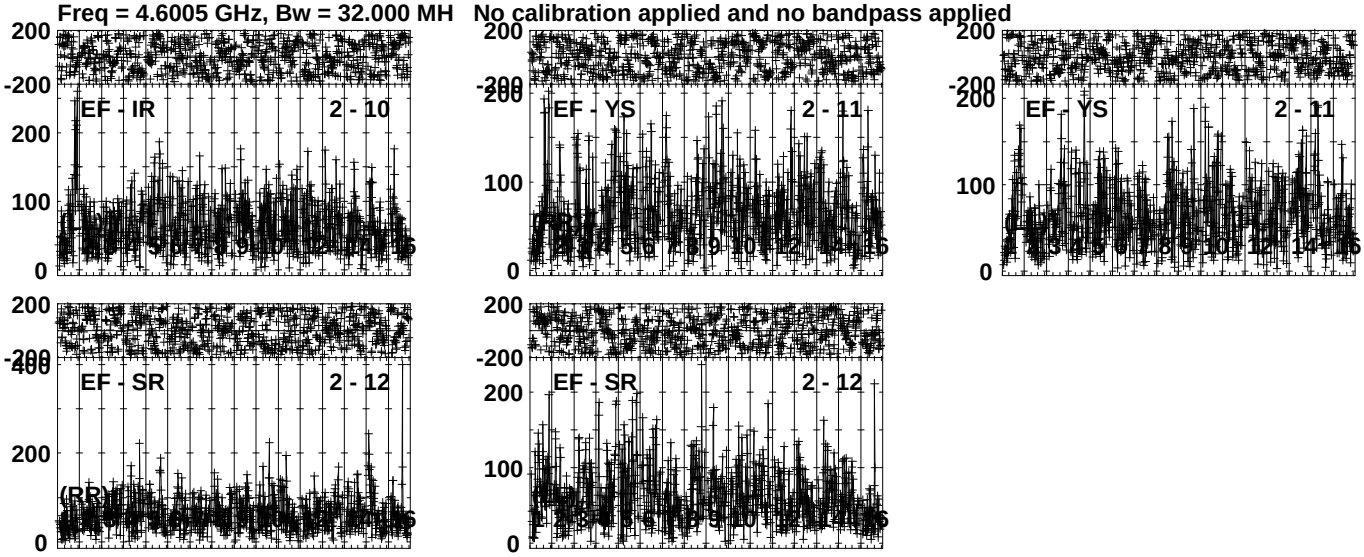

Lower frame: Micro Ampl Jy Top frame: Phas deg
Vector averaged cross-power spectrum Several baselines displayed
Timerange: 01/00:06:01 to 01/00:09:29

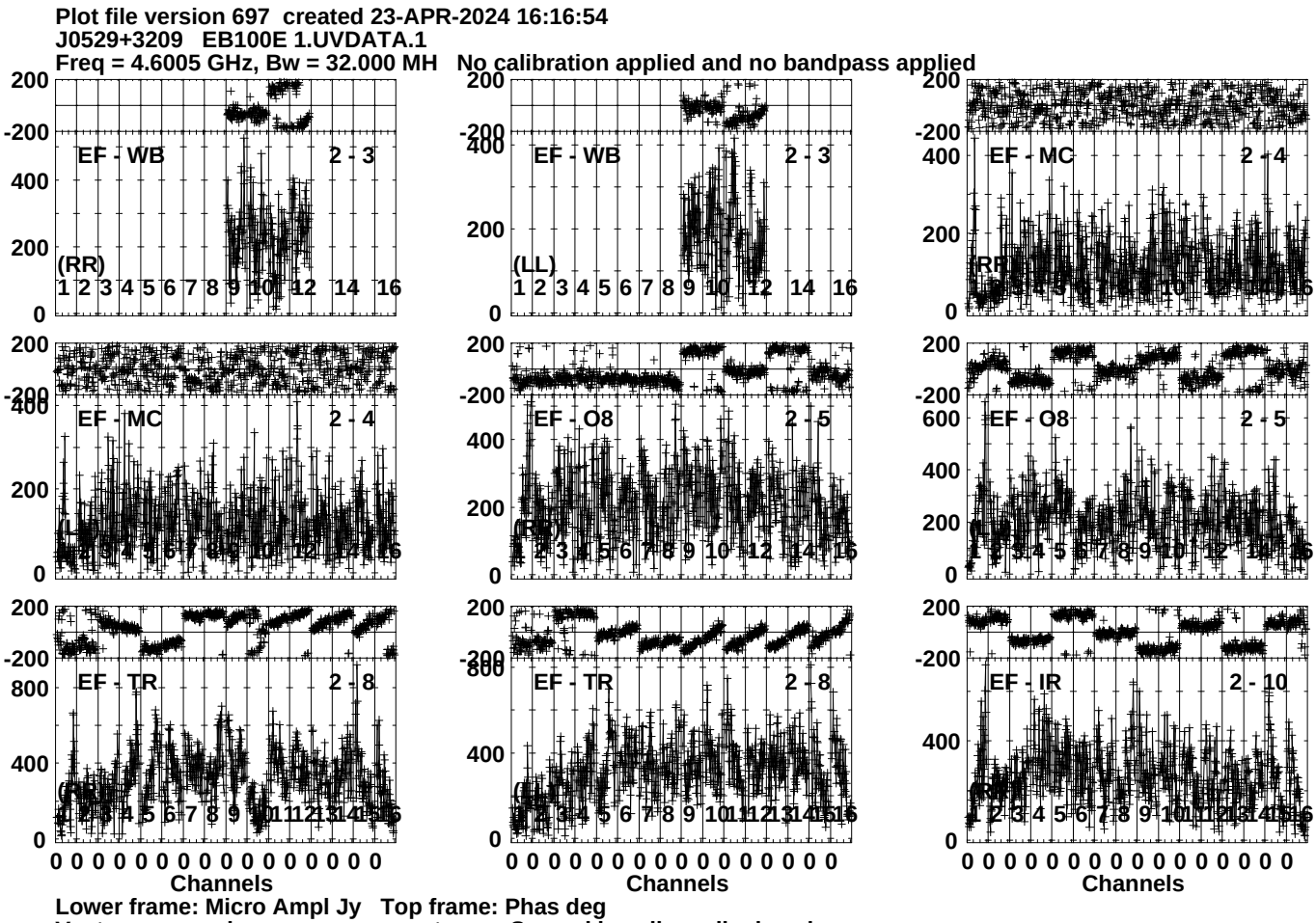
Plot file version 697 created 23-APR-2024 16:16:54
J0529+3209 EB100E 1.UVDATA.1
Freq = 4.6005 GHz, Bw = 32.000 MH No calibration applied and no bandpass applied
EF - WB 2 - 3
EF - WB 2 - 3
EF - MC 2 - 4
EF - MC 2 - 4
EF - O8 2 - 5
EF - O8 2 - 5
EF - TR 2 - 8
EF - TR 2 - 8
EF - IR 2 - 10
(RR)
(LL)
Channels
Lower frame: Micro Ampl Jy Top frame: Phas deg
Vector averaged cross-power spectrum Several baselines displayed
Timerange: 01/00:10:03 to 01/00:10:59

Plot file version 698 created 23-APR-2024 16:16:54
J0529+3209 EB100E 1.UVDATA.1
Freq = 4.6005 GHz, Bw = 32.000 MH No calibration applied and no bandpass applied

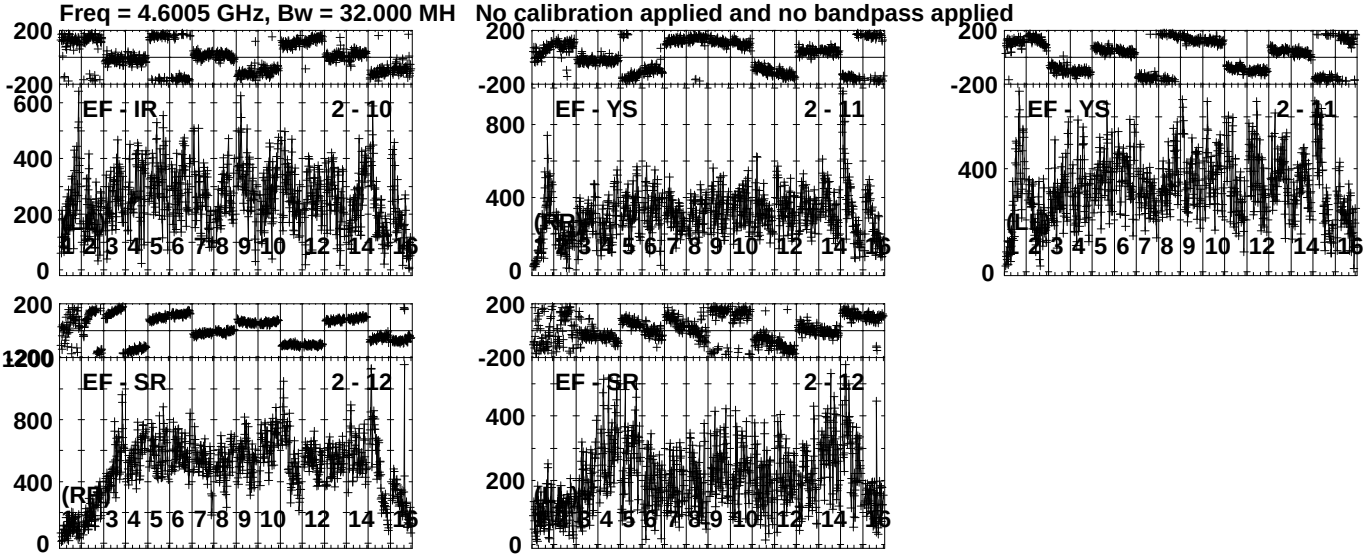

Lower frame: Micro Ampl Jy Top frame: Phas deg
Vector averaged cross-power spectrum Several baselines displayed
Timerange: 01/00:10:03 to 01/00:10:59

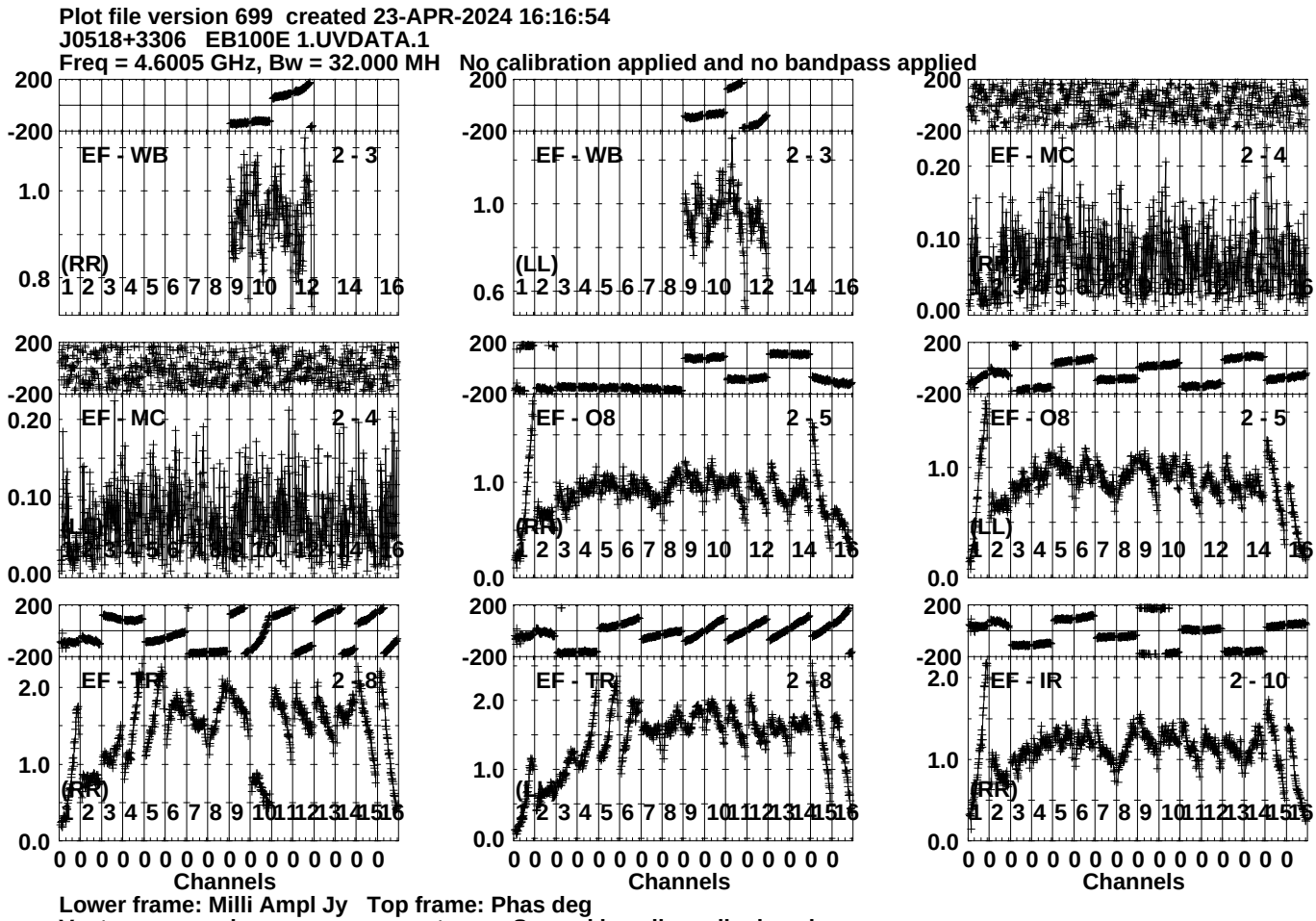
Plot file version 699 created 23-APR-2024 16:16:54
J0518+3306 EB100E 1.UVDATA.1
Freq = 4.6005 GHz, Bw = 32.000 MH No calibration applied and no bandpass applied
EF - WB 2 - 3
(RR)
EF - WB 2 - 3
(LL)
EF - MC 2 - 4
(RR)
EF - MC 2 - 4
(LL)
EF - O8 2 - 5
(RR)
EF - O8 2 - 5
(LL)
EF - TR 2 - 8
(RR)
EF - TR 2 - 8
(LL)
EF - IR 2 - 10
(RR)
Channels
Channels
Lower frame: Milli Ampl Jy Top frame: Phas deg
Vector averaged cross-power spectrum Several baselines displayed
Timerange: 01/00:11:33 to 01/00:14:29

Plot file version 700 created 23-APR-2024 16:16:55
J0518+3306 EB100E 1.UVDATA.1
Freq = 4.6005 GHz, Bw = 32.000 MH No calibration applied and no bandpass applied

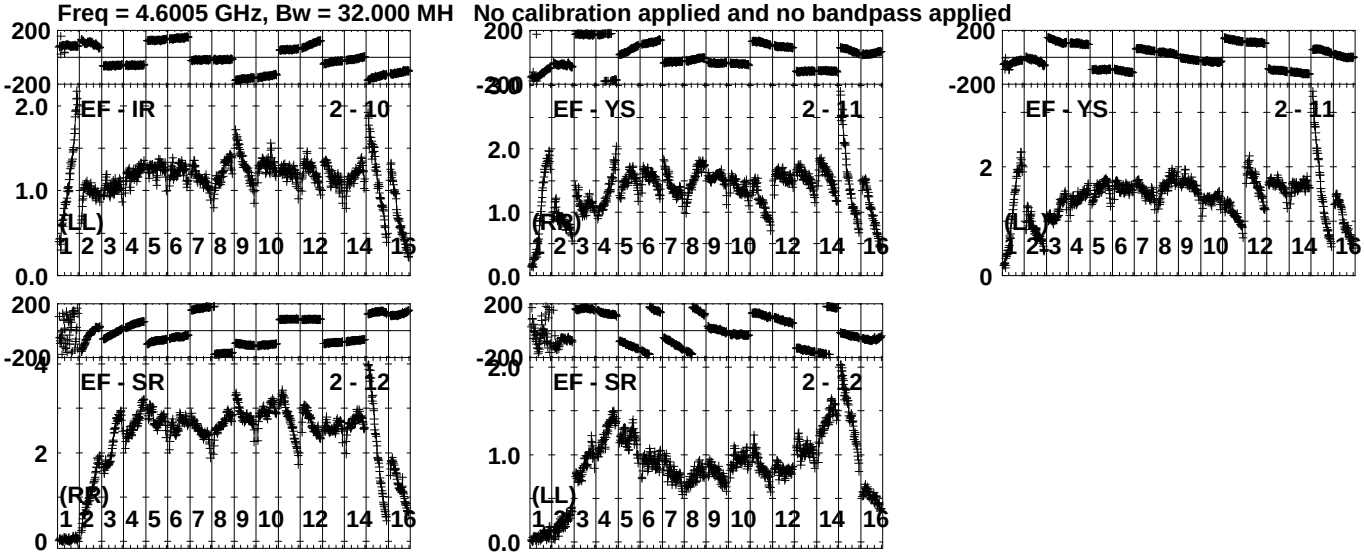

Lower frame: Milli Ampl Jy Top frame: Phas deg
Vector averaged cross-power spectrum Several baselines displayed
Timerange: 01/00:11:33 to 01/00:14:29

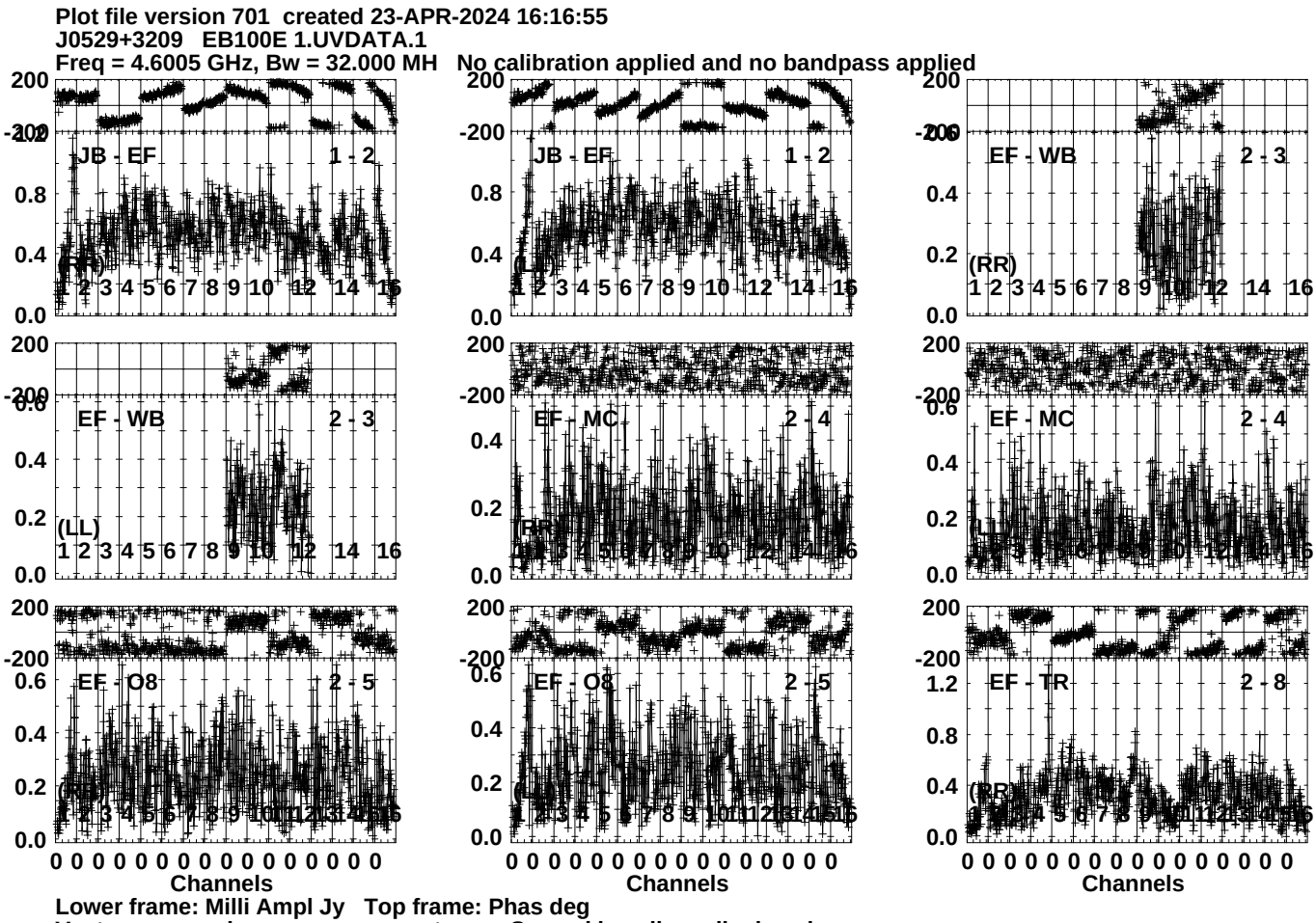
Plot file version 701 created 23-APR-2024 16:16:55
J0529+3209 EB100E 1.UVDATA.1
Freq = 4.6005 GHz, Bw = 32.000 MH No calibration applied and no bandpass applied
JB - EF 1 - 2
(RR)
JB - EF 1 - 2
(LL)
EF - WB 2 - 3
(RR)
EF - WB 2 - 3
(LL)
EF - MC 2 - 4
(RR)
EF - MC 2 - 4
(LL)
EF - O8 2 - 5
(RR)
EF - O8 2 - 5
(LL)
EF - TR 2 - 8
(RR)
Channels
Channels
Channels
Lower frame: Milli Ampl Jy Top frame: Phas deg
Vector averaged cross-power spectrum Several baselines displayed
Timerange: 01/00:14:31 to 01/00:15:59

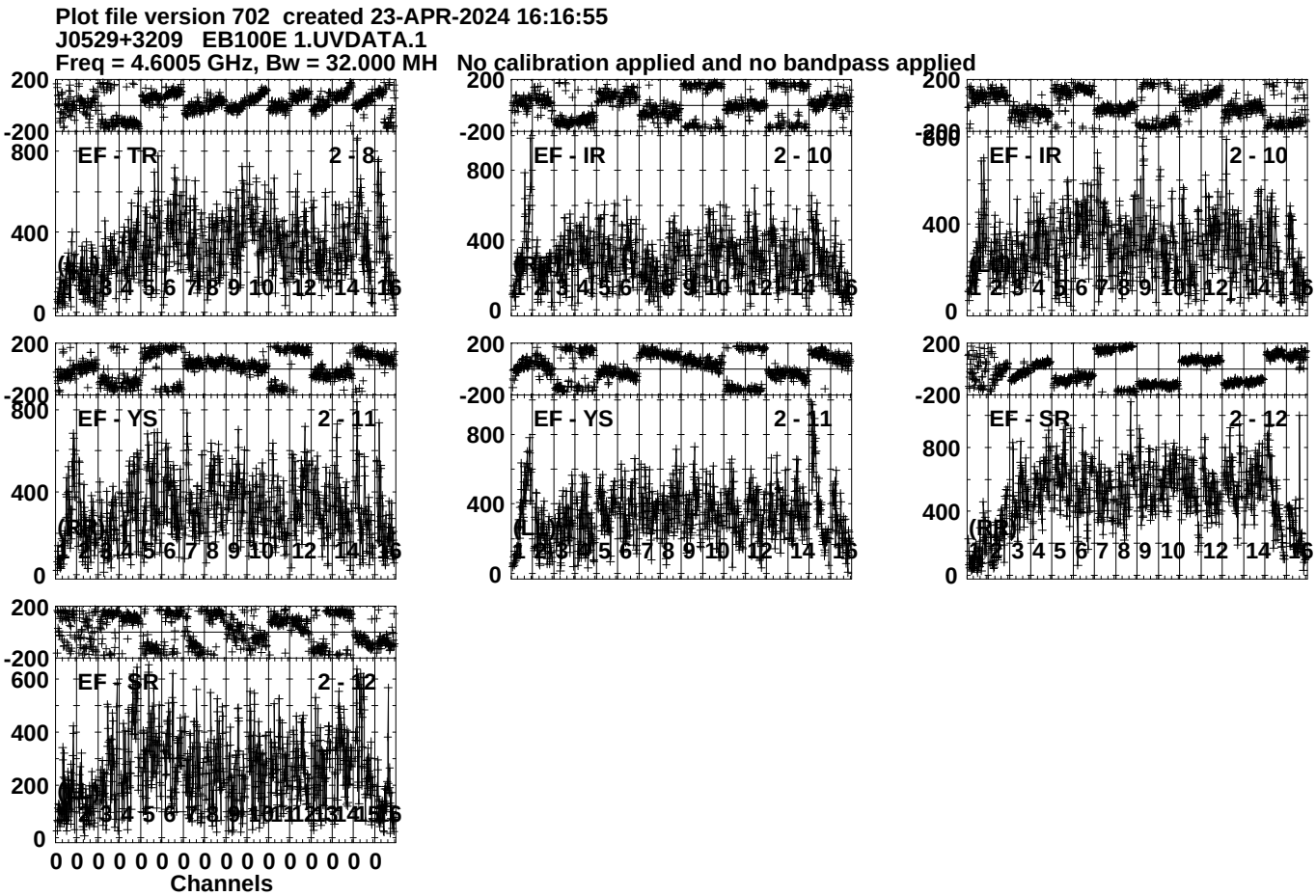
Plot file version 702 created 23-APR-2024 16:16:55
J0529+3209 EB100E 1.UVDATA.1
Freq = 4.6005 GHz, Bw = 32.000 MH No calibration applied and no bandpass applied
EF - TR 2 - 8
EF - IR 2 - 10
EF - IR 2 - 10
EF - YS 2 - 11
EF - YS 2 - 11
EF - SR 2 - 12
EF - SR 2 - 12
Channels
Lower frame: Micro Ampl Jy Top frame: Phas deg
Vector averaged cross-power spectrum Several baselines displayed
Timerange: 01/00:14:31 to 01/00:15:59

Plot file version 703 created 23-APR-2024 16:16:55
FRB EB100E 1.UVDATA.1
Freq = 4.6005 GHz, Bw = 32.000 MH No calibration applied and no bandpass applied

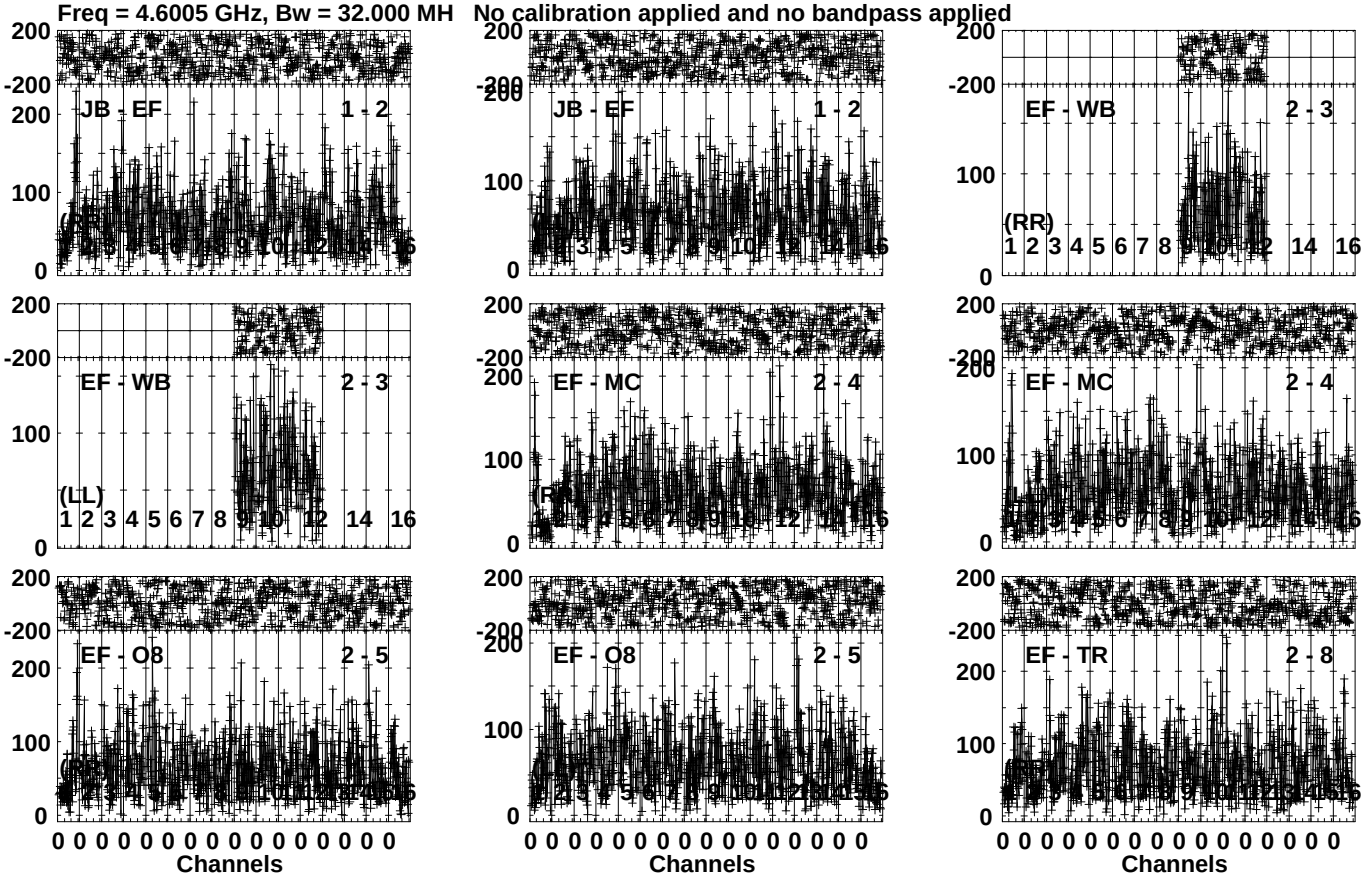

Lower frame: Micro Ampl Jy Top frame: Phas deg
Vector averaged cross-power spectrum Several baselines displayed
Timerange: 01/00:16:01 to 01/00:19:29

Plot file version 704 created 23-APR-2024 16:16:56
FRB EB100E 1.UVDATA.1
Freq = 4.6005 GHz, Bw = 32.000 MH No calibration applied and no bandpass applied

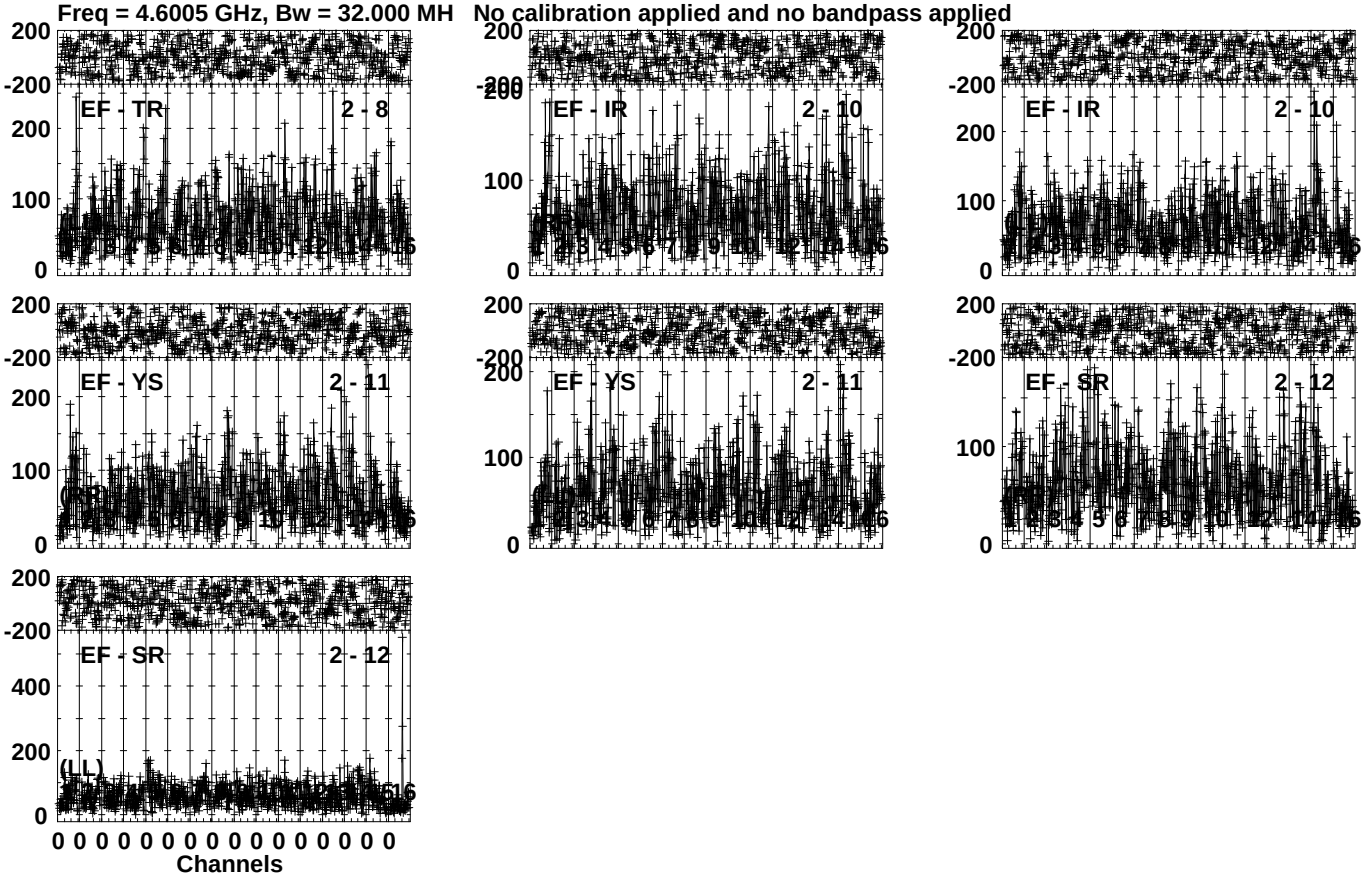

Lower frame: Micro Ampl Jy Top frame: Phas deg
Vector averaged cross-power spectrum Several baselines displayed
Timerange: 01/00:16:01 to 01/00:19:29

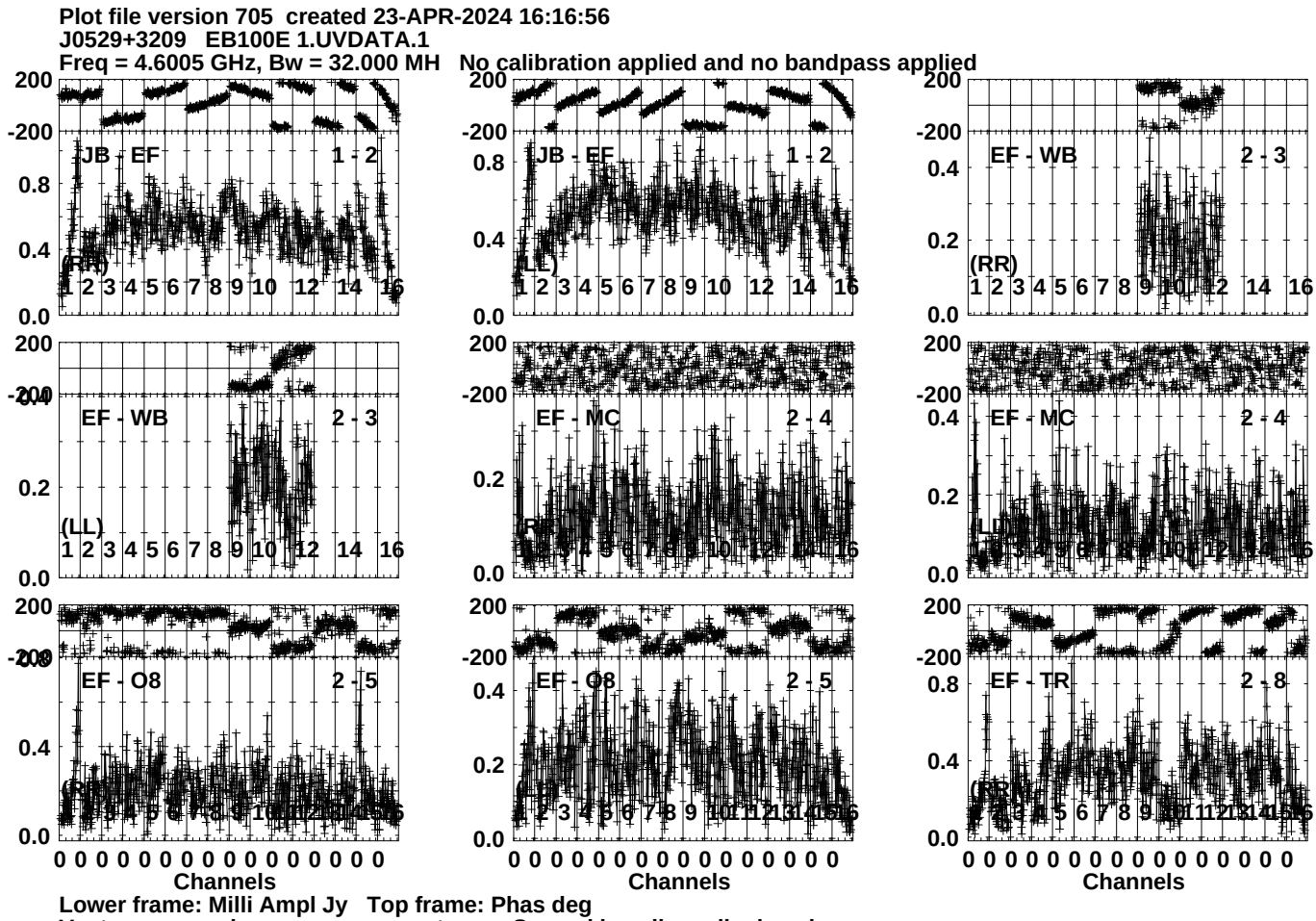
Plot file version 705 created 23-APR-2024 16:16:56
J0529+3209 EB100E 1.UVDATA.1
Freq = 4.6005 GHz, Bw = 32.000 MH No calibration applied and no bandpass applied
JB - EF 1 - 2
(RR)
JB - EF 1 - 2
(LL)
EF - WB 2 - 3
(RR)
EF - WB 2 - 3
(LL)
EF - MC 2 - 4
EF - MC 2 - 4
EF - O8 2 - 5
EF - O8 2 - 5
EF - TR 2 - 8
Channels
Channels
Channels
Lower frame: Milli Ampl Jy Top frame: Phas deg
Vector averaged cross-power spectrum Several baselines displayed
Timerange: 01/00:20:03 to 01/00:20:59

Plot file version 706 created 23-APR-2024 16:16:56
J0529+3209 EB100E 1.UVDATA.1
Freq = 4.6005 GHz, Bw = 32.000 MH No calibration applied and no bandpass applied

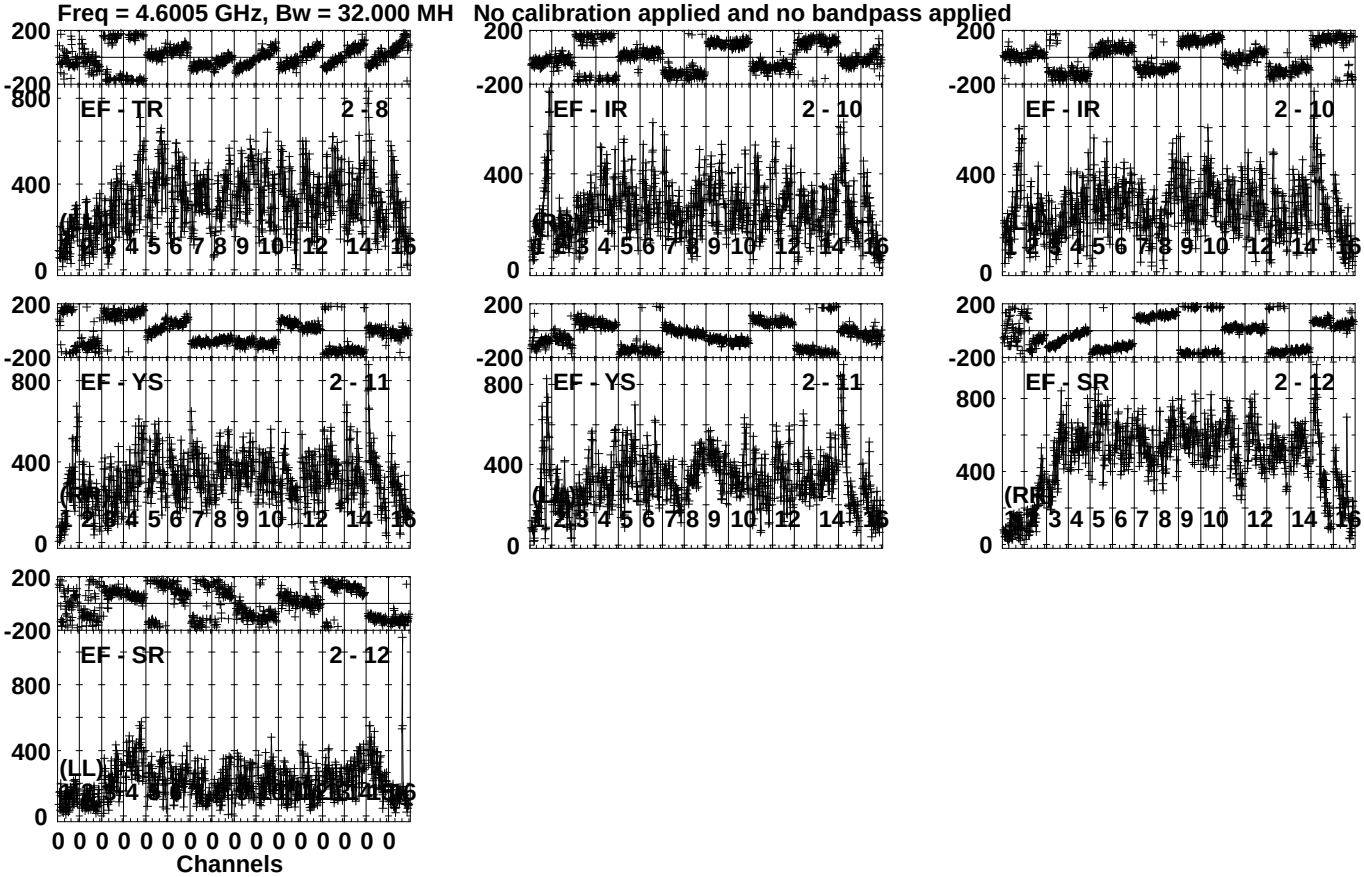

Lower frame: Micro Ampl Jy Top frame: Phas deg
Vector averaged cross-power spectrum Several baselines displayed
Timerange: 01/00:20:03 to 01/00:20:59

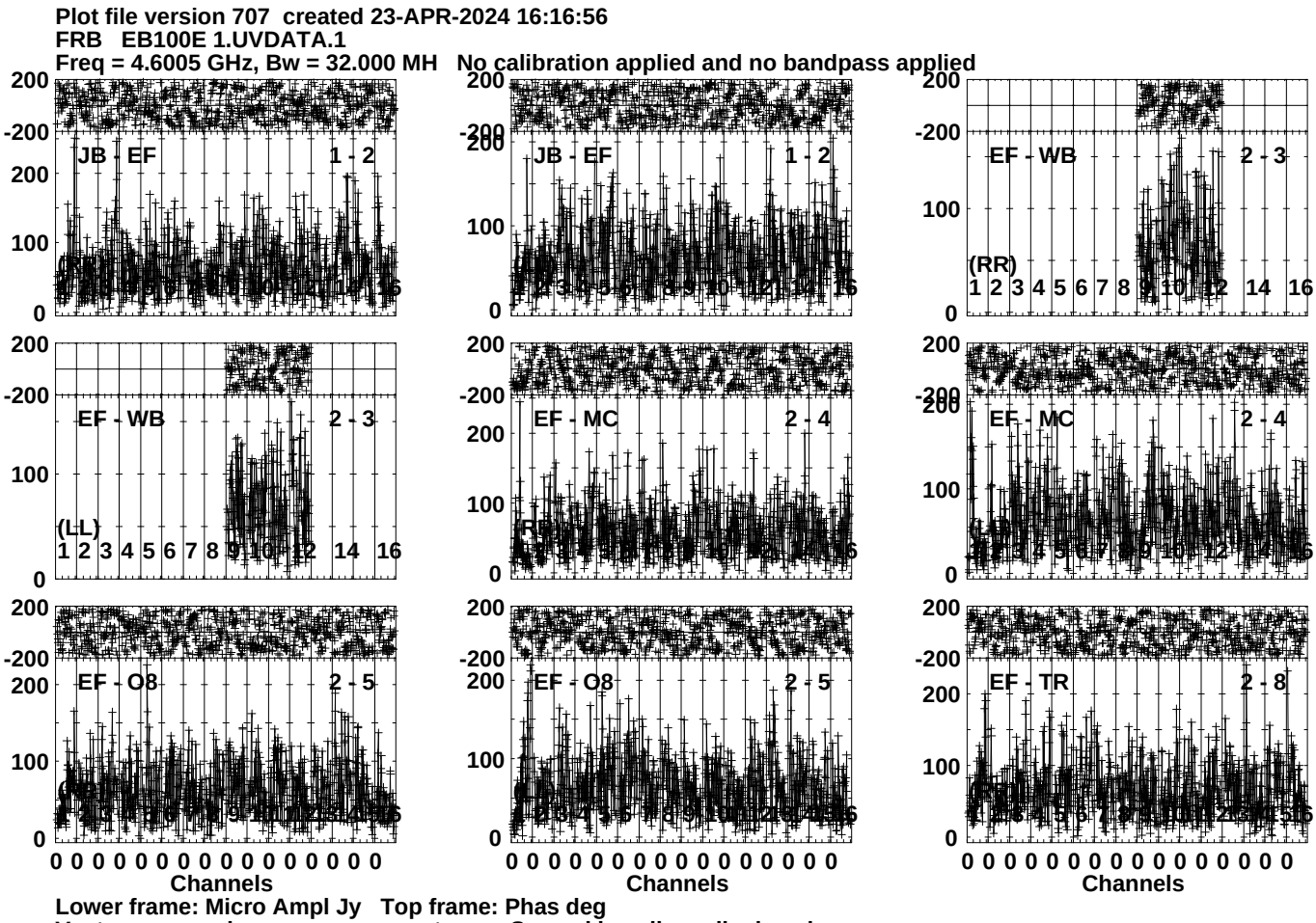
Plot file version 707 created 23-APR-2024 16:16:56
FRB EB100E 1.UVDATA.1
Freq = 4.6005 GHz, Bw = 32.000 MH No calibration applied and no bandpass applied
JB - EF 1 - 2
JB - EF 1 - 2
EF - WB 2 - 3
(RR)
EF - WB 2 - 3
(LL)
EF - MC 2 - 4
EF - MC 2 - 4
EF - O8 2 - 5
EF - O8 2 - 5
EF - TR 2 - 8
Channels
Channels
Channels
Lower frame: Micro Ampl Jy Top frame: Phas deg
Vector averaged cross-power spectrum Several baselines displayed
Timerange: 01/00:21:03 to 01/00:24:29

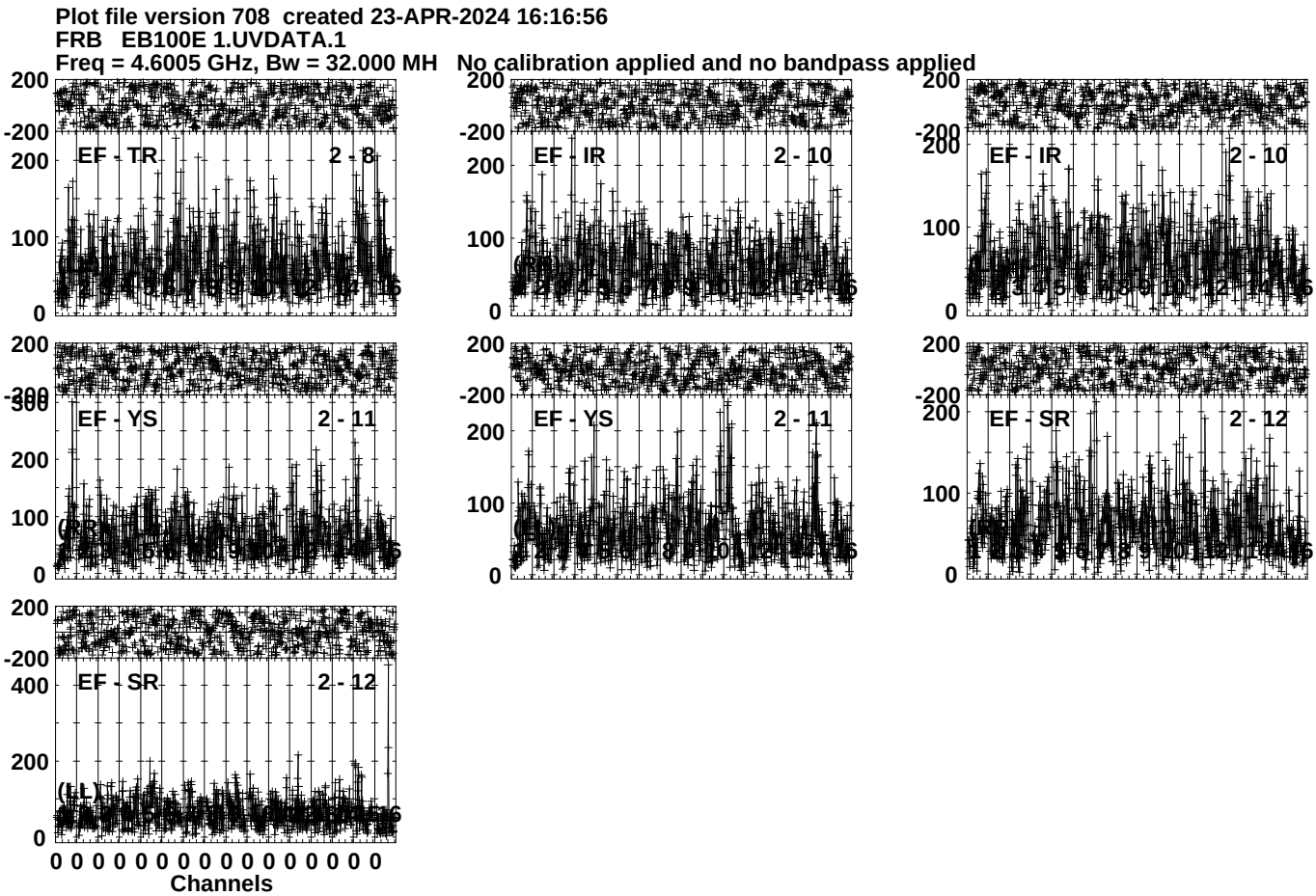
Plot file version 708 created 23-APR-2024 16:16:56
FRB EB100E 1.UVDATA.1
Freq = 4.6005 GHz, Bw = 32.000 MH No calibration applied and no bandpass applied
EF - TR 2 - 8
EF - IR 2 - 10
EF - IR 2 - 10
EF - YS 2 - 11
EF - YS 2 - 11
EF - SR 2 - 12
EF - SR 2 - 12
(RR)
(LL)
Channels
Lower frame: Micro Ampl Jy Top frame: Phas deg
Vector averaged cross-power spectrum Several baselines displayed
Timerange: 01/00:21:03 to 01/00:24:29

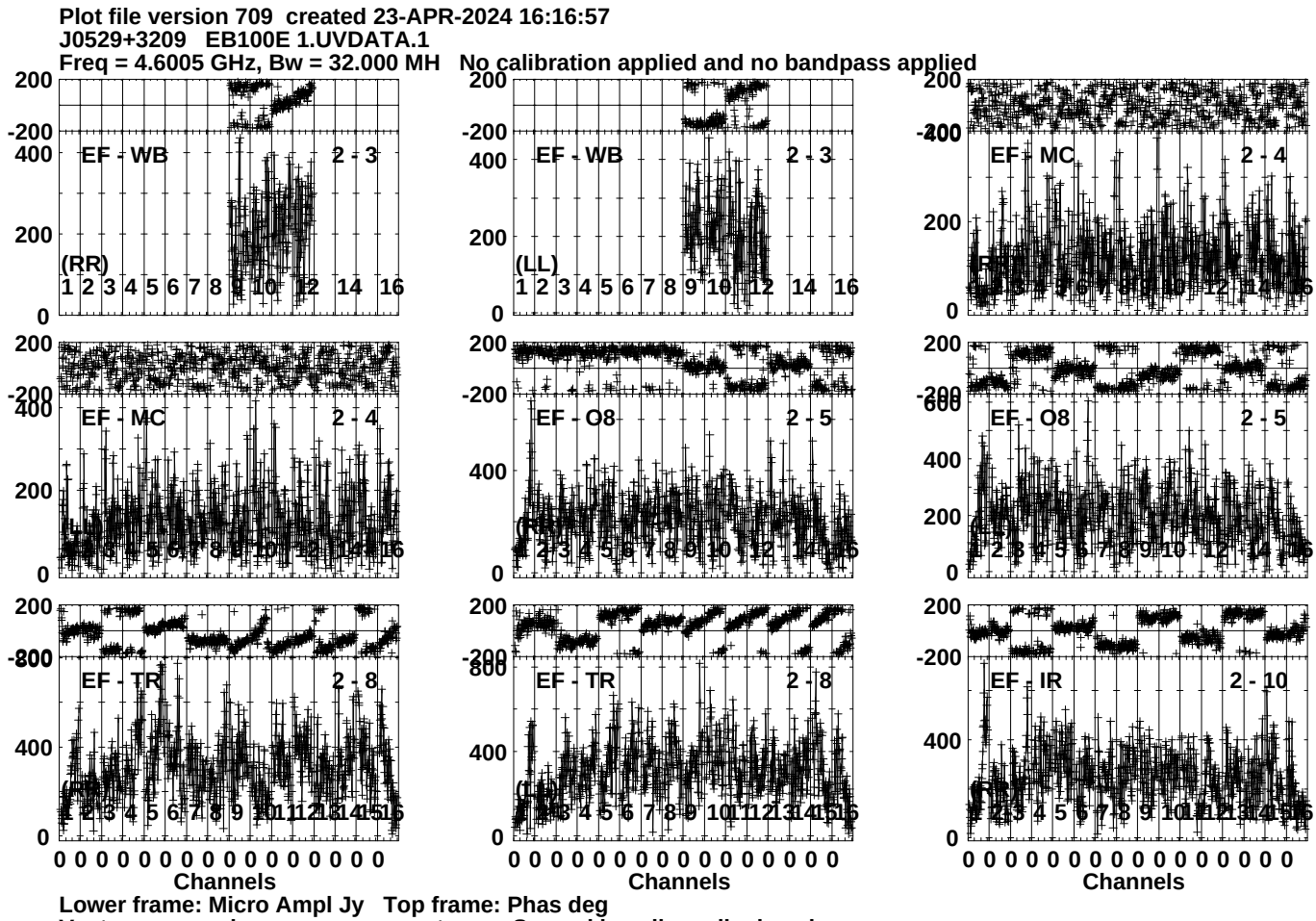
Plot file version 709 created 23-APR-2024 16:16:57
J0529+3209 EB100E 1.UVDATA.1
Freq = 4.6005 GHz, Bw = 32.000 MH No calibration applied and no bandpass applied
EF - WB 2 - 3
(RR)
EF - WB 2 - 3
(LL)
EF - MC 2 - 4
EF - MC 2 - 4
EF - O8 2 - 5
EF - O8 2 - 5
EF - TR 2 - 8
EF - TR 2 - 8
EF - IR 2 - 10
Channels
Lower frame: Micro Ampl Jy Top frame: Phas deg
Vector averaged cross-power spectrum Several baselines displayed
Timerange: 01/00:25:03 to 01/00:25:59

Plot file version 710 created 23-APR-2024 16:16:57
J0529+3209 EB100E 1.UVDATA.1
Freq = 4.6005 GHz, Bw = 32.000 MH No calibration applied and no bandpass applied

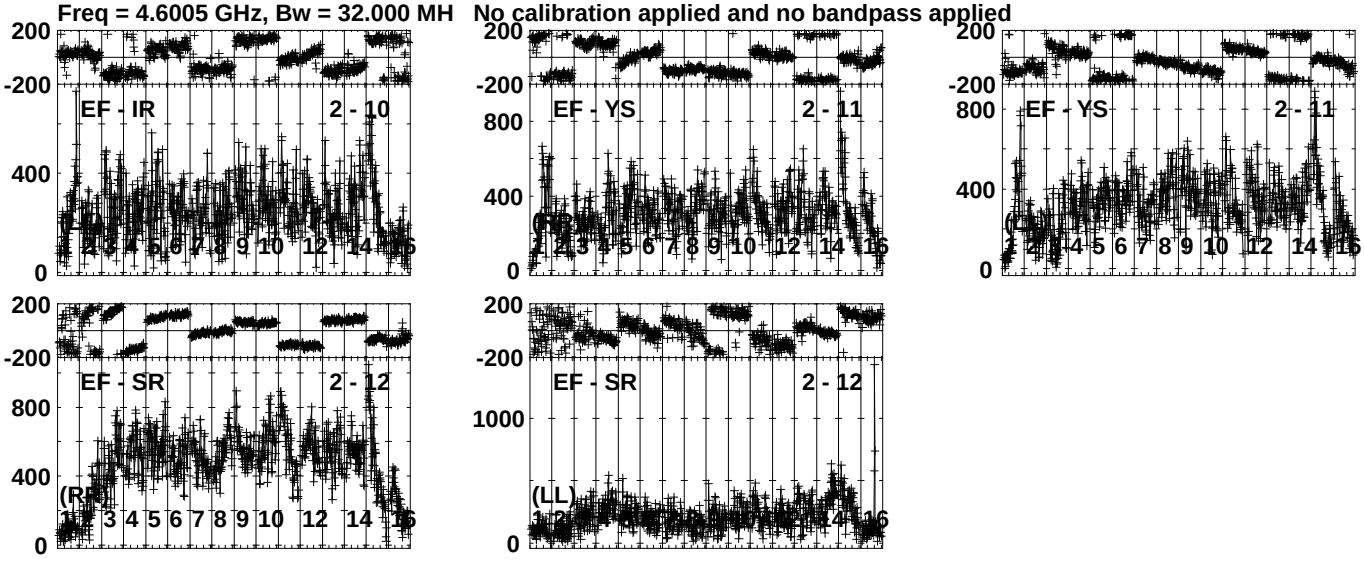

Lower frame: Micro Ampl Jy Top frame: Phas deg
Vector averaged cross-power spectrum Several baselines displayed
Timerange: 01/00:25:03 to 01/00:25:59

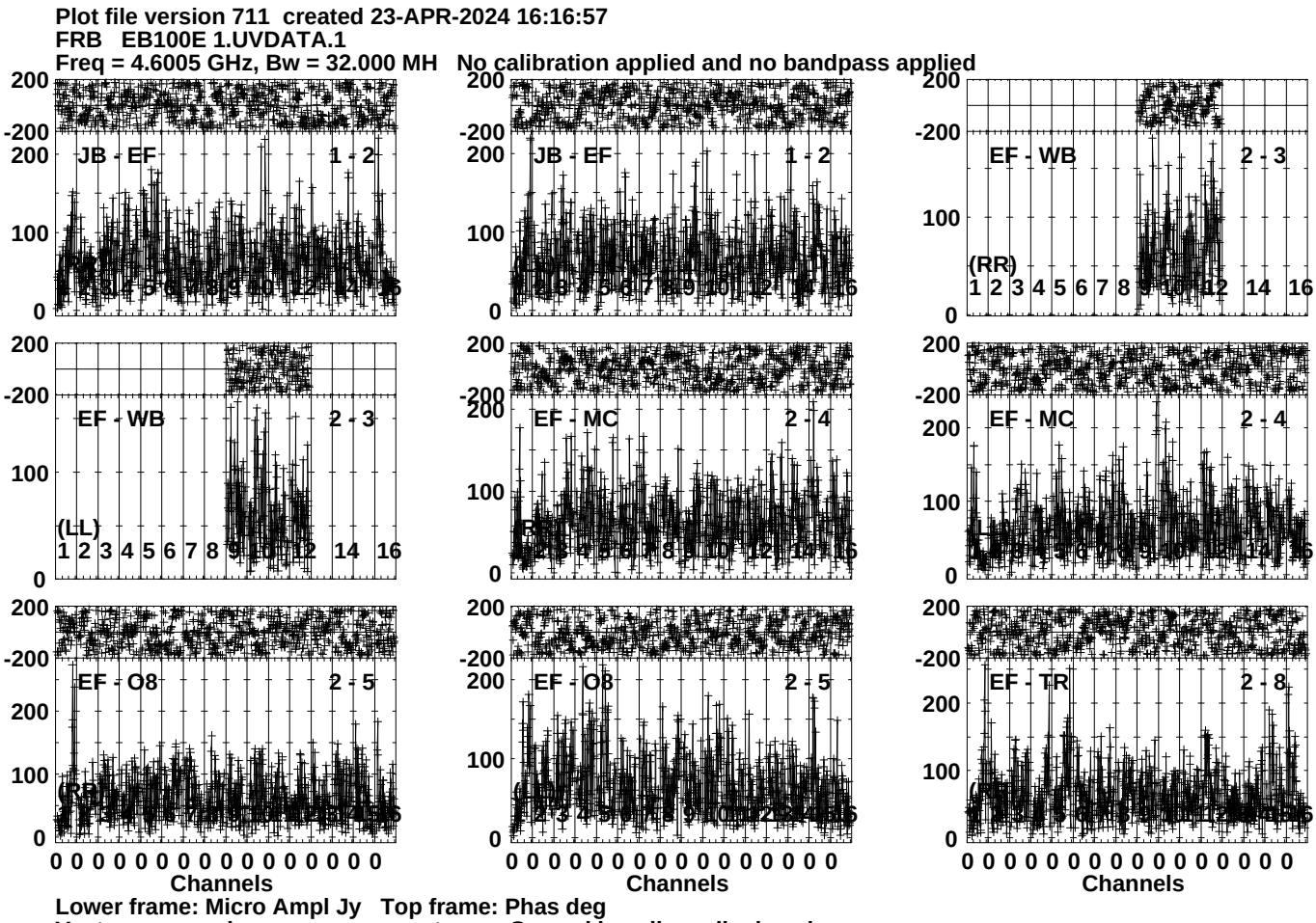
Plot file version 711 created 23-APR-2024 16:16:57
FRB EB100E 1.UVDATA.1
Freq = 4.6005 GHz, Bw = 32.000 MH No calibration applied and no bandpass applied
JB - EF 1 - 2
JB - EF 1 - 2
EF - WB 2 - 3
EF - WB 2 - 3
EF - MC 2 - 4
EF - MC 2 - 4
EF - O8 2 - 5
EF - O3 2 - 5
EF - TR 2 - 8
(RR)
(LL)
Channels
Lower frame: Micro Ampl Jy Top frame: Phas deg
Vector averaged cross-power spectrum Several baselines displayed
Timerange: 01/00:26:03 to 01/00:29:29

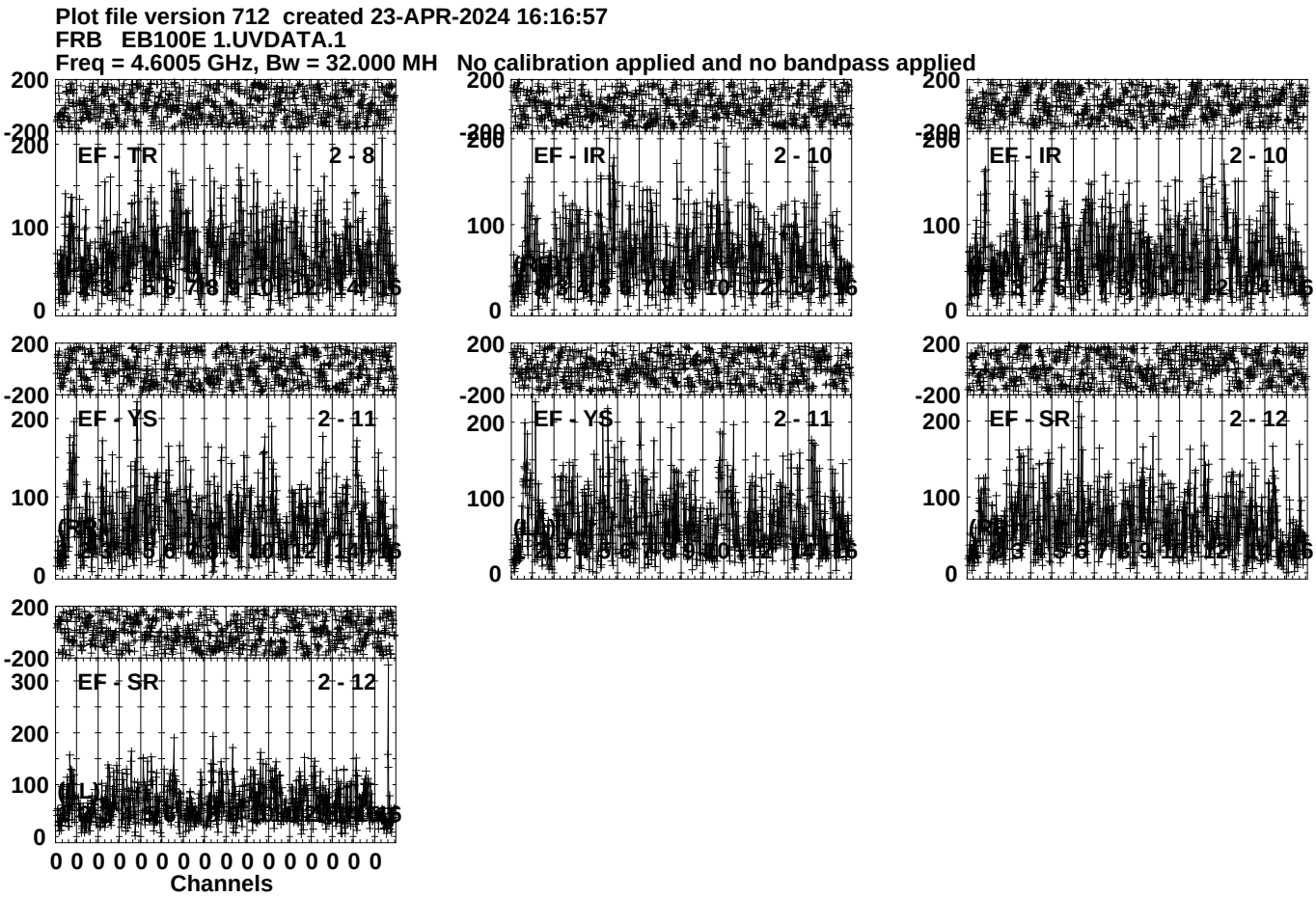
Plot file version 712 created 23-APR-2024 16:16:57
FRB EB100E 1.UVDATA.1
Freq = 4.6005 GHz, Bw = 32.000 MH No calibration applied and no bandpass applied
EF - TR 2 - 8
EF - IR 2 - 10
EF - IR 2 - 10
EF - YS 2 - 11
EF - YS 2 - 11
EF - SR 2 - 12
EF - SR 2 - 12
Channels
Lower frame: Micro Ampl Jy Top frame: Phas deg
Vector averaged cross-power spectrum Several baselines displayed
Timerange: 01/00:26:03 to 01/00:29:29

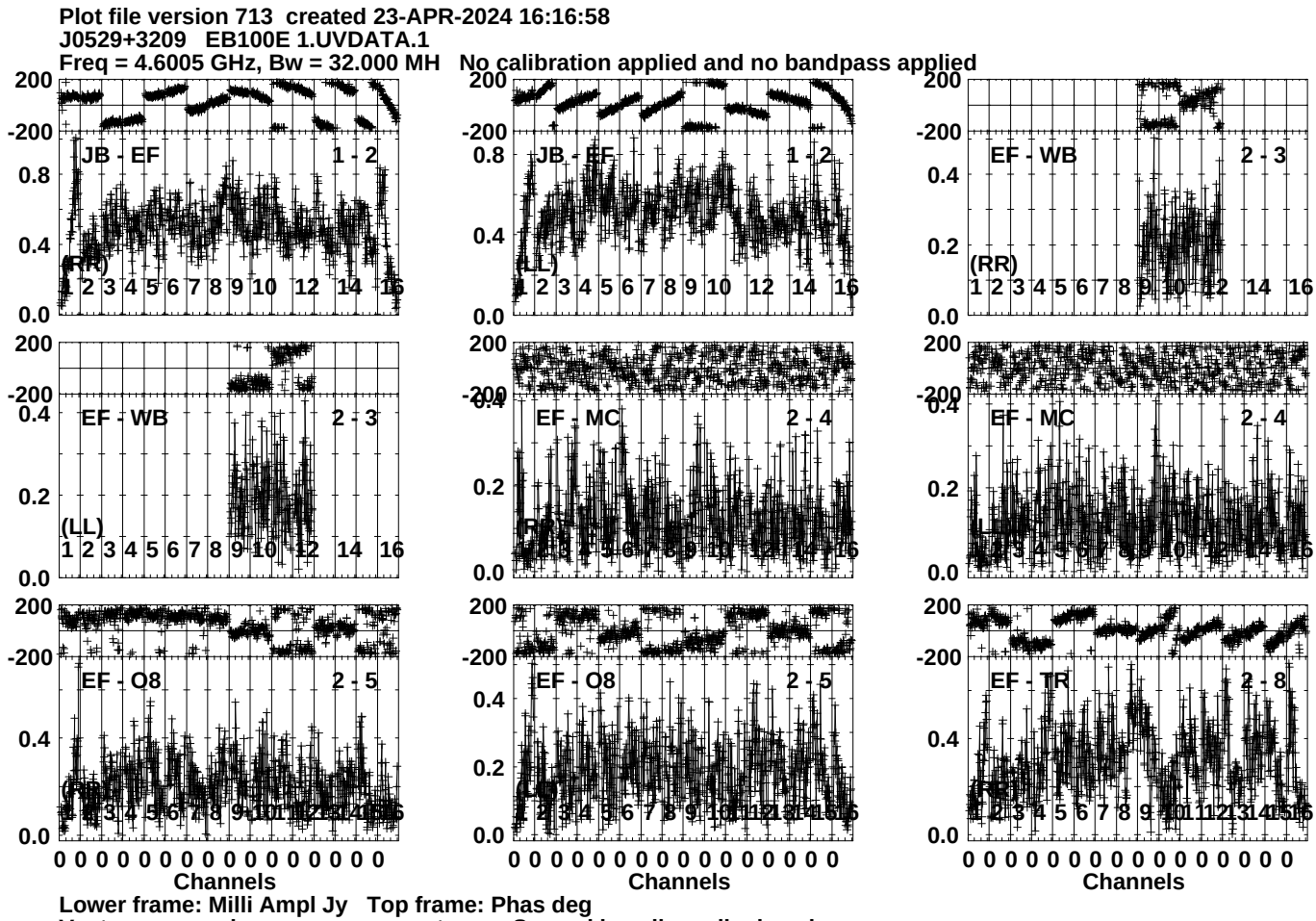
Plot file version 713 created 23-APR-2024 16:16:58
J0529+3209 EB100E 1.UVDATA.1
Freq = 4.6005 GHz, Bw = 32.000 MH No calibration applied and no bandpass applied
JB - EF 1 - 2
(RR)
JB - EF 1 - 2
(LL)
EF - WB 2 - 3
(RR)
EF - WB 2 - 3
(LL)
EF - MC 2 - 4
(RL)
EF - MC 2 - 4
(LR)
EF - O8 2 - 5
(RL)
EF - O8 2 - 5
(LR)
EF - TR 2 - 8
(RR)
Channels
Channels
Channels
Lower frame: Milli Ampl Jy Top frame: Phas deg
Vector averaged cross-power spectrum Several baselines displayed
Timerange: 01/00:29:31 to 01/00:30:59

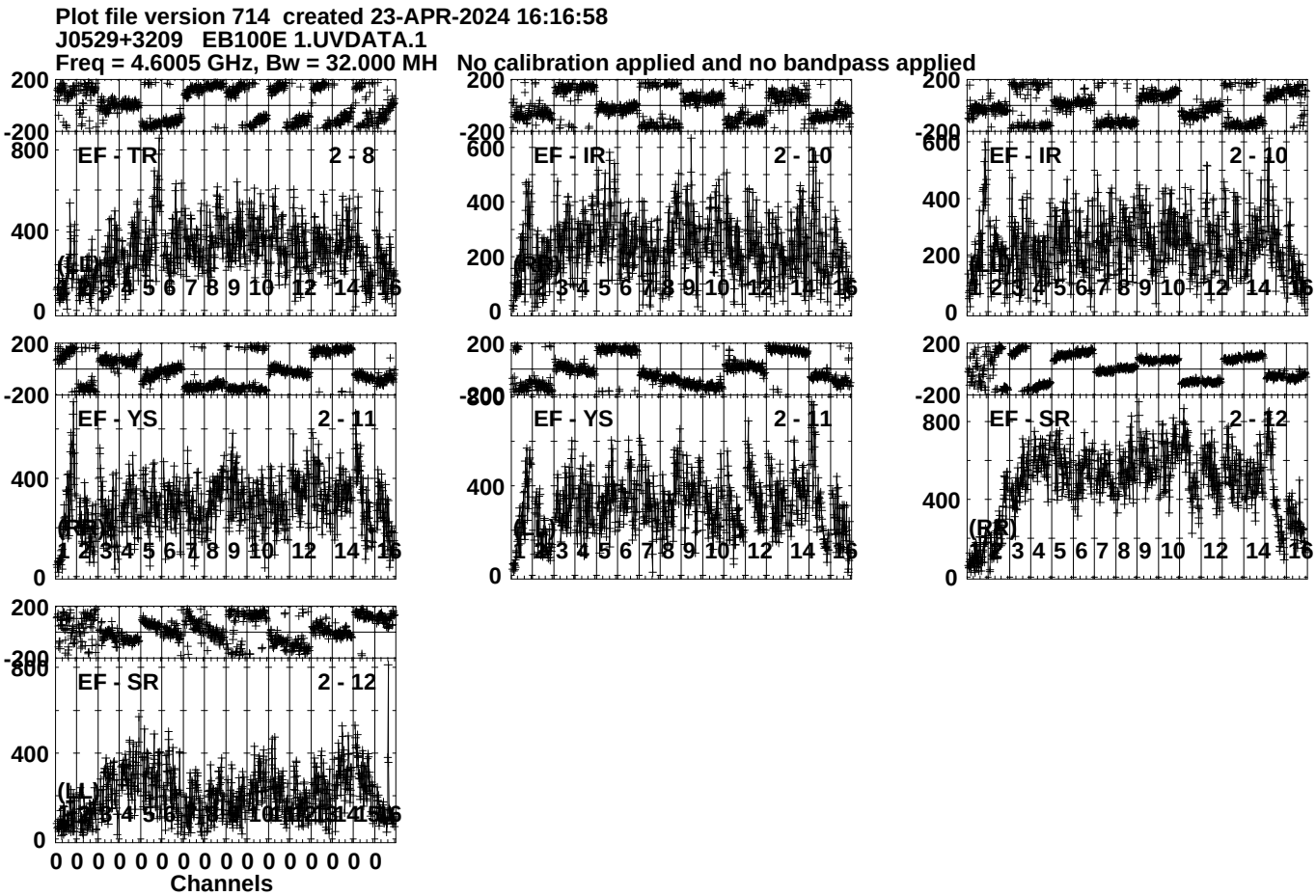
Plot file version 714 created 23-APR-2024 16:16:58
J0529+3209 EB100E 1.UVDATA.1
Freq = 4.6005 GHz, Bw = 32.000 MH No calibration applied and no bandpass applied
EF - TR 2 - 8
EF - IR 2 - 10
EF - IR 2 - 10
EF - YS 2 - 11
EF - YS 2 - 11
EF - SR 2 - 12
EF - SR 2 - 12
(LL)
Channels
Lower frame: Micro Ampl Jy Top frame: Phas deg
Vector averaged cross-power spectrum Several baselines displayed
Timerange: 01/00:29:31 to 01/00:30:59

Plot file version 715 created 23-APR-2024 16:16:58
FRB EB100E 1.UVDATA.1
Freq = 4.6005 GHz, Bw = 32.000 MH No calibration applied and no bandpass applied

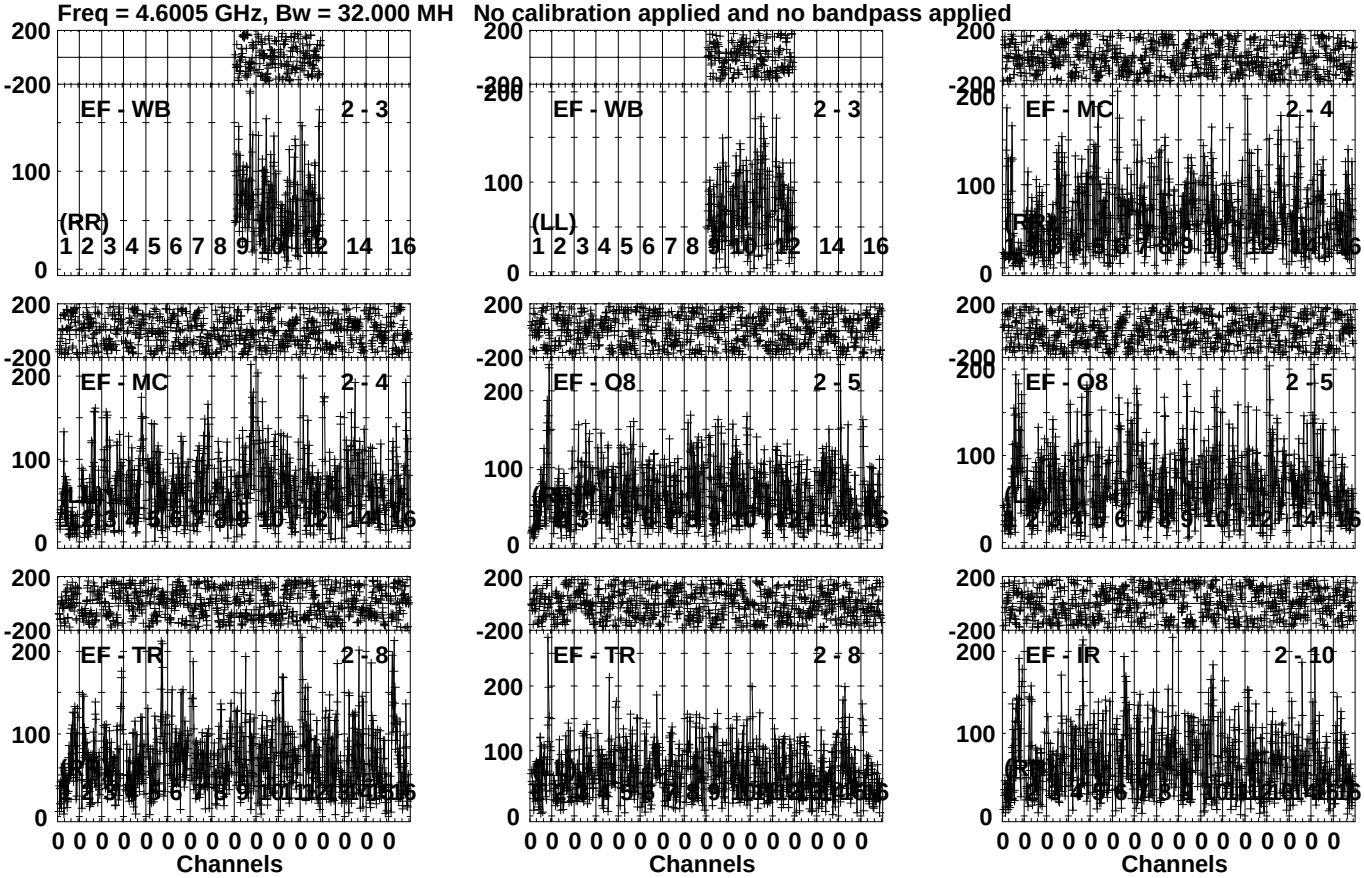

Lower frame: Micro Ampl Jy Top frame: Phas deg
Vector averaged cross-power spectrum Several baselines displayed
Timerange: 01/00:31:01 to 01/00:34:29

Plot file version 716 created 23-APR-2024 16:16:58
FRB EB100E 1.UVDATA.1
Freq = 4.6005 GHz, Bw = 32.000 MH No calibration applied and no bandpass applied

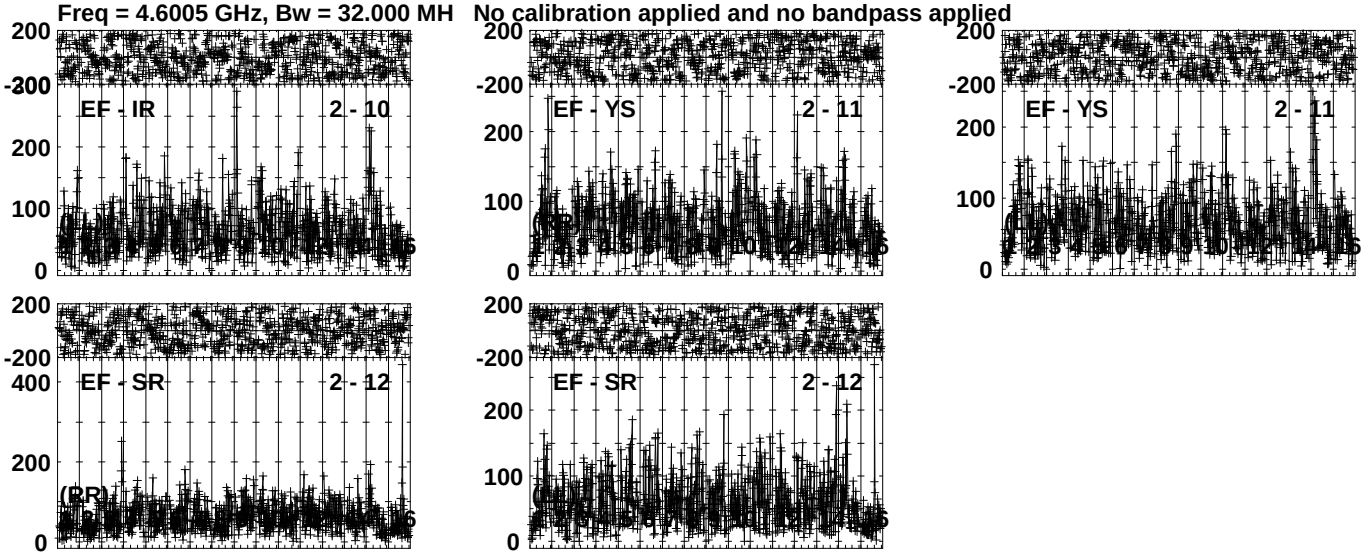

Lower frame: Micro Ampl Jy Top frame: Phas deg
Vector averaged cross-power spectrum Several baselines displayed
Timerange: 01/00:31:01 to 01/00:34:29

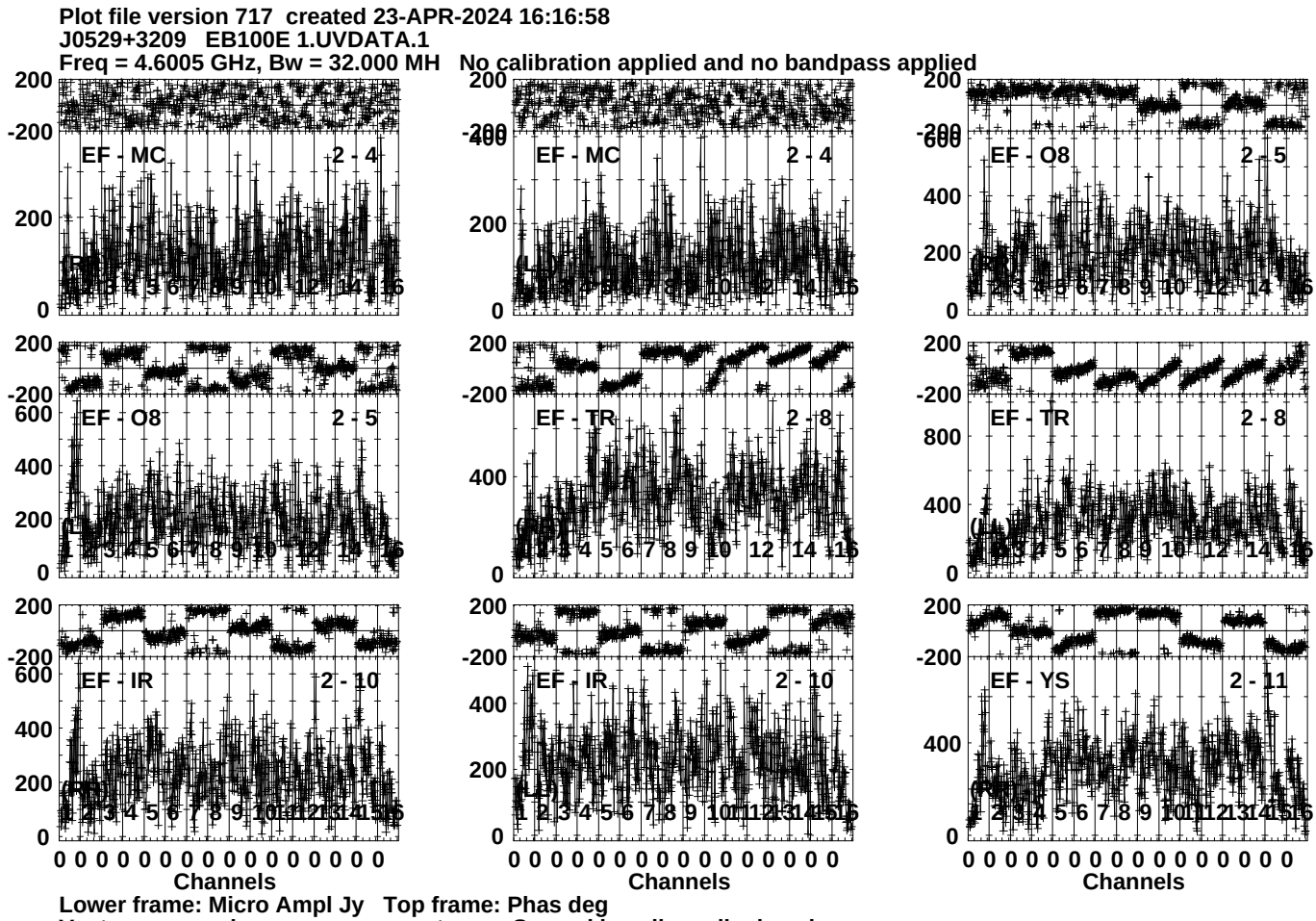
Plot file version 717 created 23-APR-2024 16:16:58
J0529+3209 EB100E 1.UVDATA.1
Freq = 4.6005 GHz, Bw = 32.000 MH No calibration applied and no bandpass applied
EF - MC 2 - 4
EF - MC 2 - 4
EF - O8 2 - 5
EF - O8 2 - 5
EF - TR 2 - 8
EF - TR 2 - 8
EF - IR 2 - 10
EF - IR 2 - 10
EF - YS 2 - 11
Channels
Channels
Channels
Lower frame: Micro Ampl Jy Top frame: Phas deg
Vector averaged cross-power spectrum Several baselines displayed
Timerange: 01/00:35:03 to 01/00:35:59

Plot file version 718 created 23-APR-2024 16:16:59
J0529+3209 EB100E 1.UVDATA.1
Freq = 4.6005 GHz, Bw = 32.000 MH No calibration applied and no bandpass applied

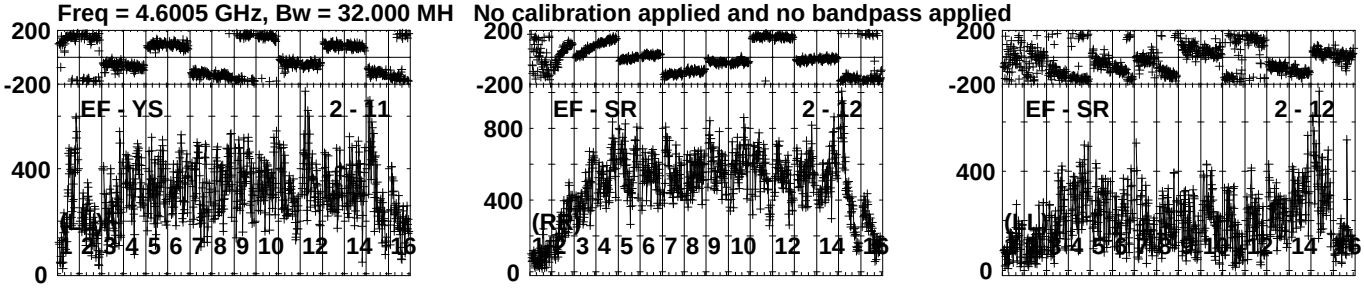

Lower frame: Micro Ampl Jy Top frame: Phas deg
Vector averaged cross-power spectrum Several baselines displayed
Timerange: 01/00:35:03 to 01/00:35:59

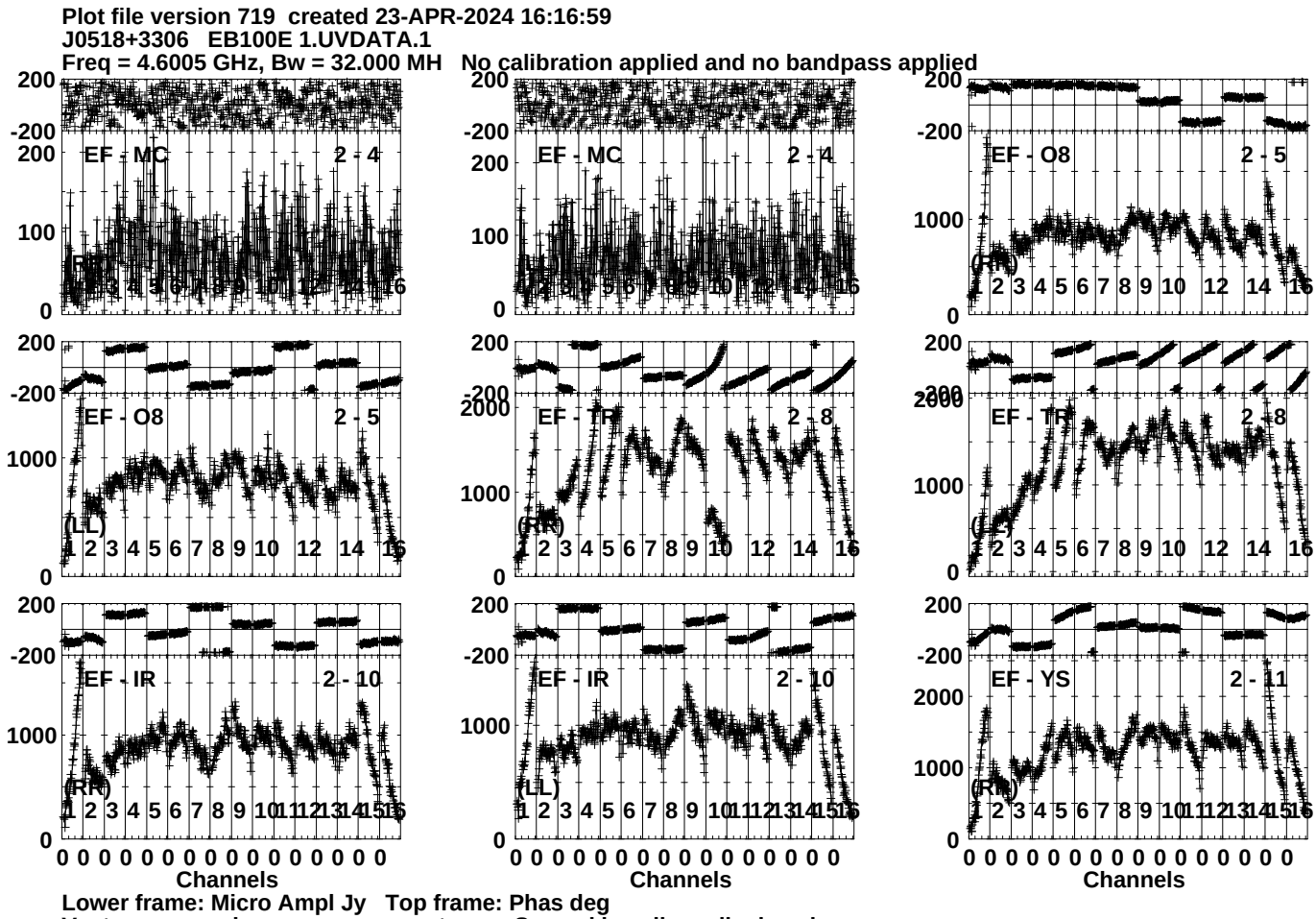
Plot file version 719 created 23-APR-2024 16:16:59
J0518+3306 EB100E 1.UVDATA.1
Freq = 4.6005 GHz, Bw = 32.000 MH No calibration applied and no bandpass applied
EF - MC 2 - 4
EF - MC 2 - 4
EF - O8 2 - 5
EF - O8 2 - 5
EF - TR 2 - 8
EF - TR 2 - 8
EF - IR 2 - 10
EF - IR 2 - 10
EF - YS 2 - 11
(RR)
(LL)
(RL)
(LR)
(RR)
(LL)
(RL)
Channels
Channels
Channels
Lower frame: Micro Ampl Jy Top frame: Phas deg
Vector averaged cross-power spectrum Several baselines displayed
Timerange: 01/00:36:33 to 01/00:39:29

Plot file version 720 created 23-APR-2024 16:16:59
J0518+3306 EB100E 1.UVDATA.1
Freq = 4.6005 GHz, Bw = 32.000 MH No calibration applied and no bandpass applied

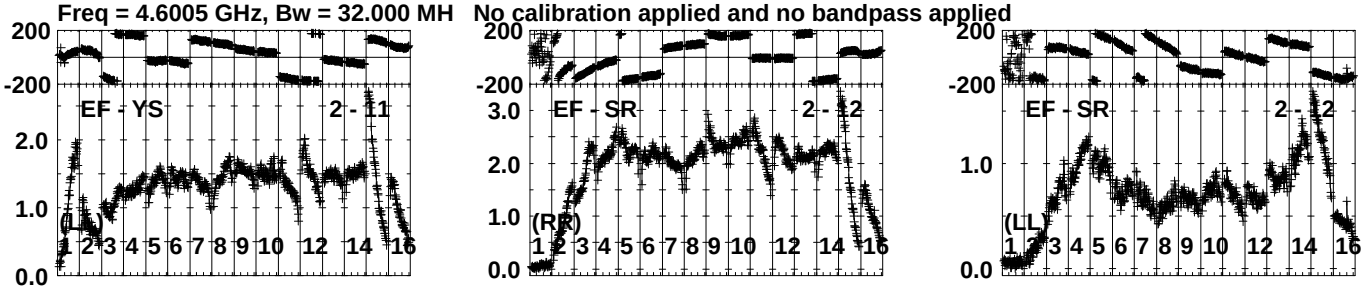

Lower frame: Milli Ampl Jy Top frame: Phas deg
Vector averaged cross-power spectrum Several baselines displayed
Timerange: 01/00:36:33 to 01/00:39:29

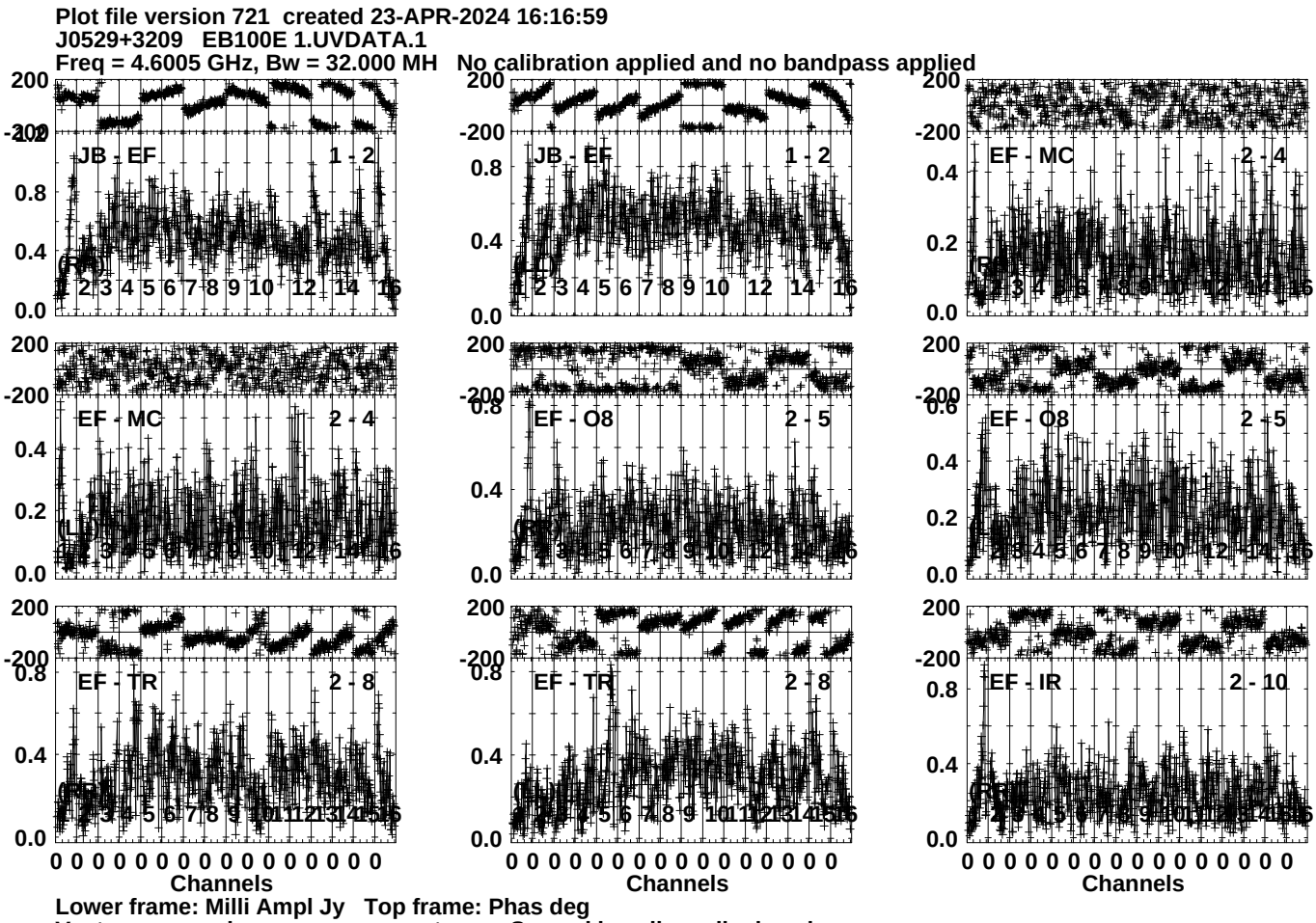
Plot file version 721 created 23-APR-2024 16:16:59
J0529+3209 EB100E 1.UVDATA.1
Freq = 4.6005 GHz, Bw = 32.000 MH No calibration applied and no bandpass applied
JB - EF 1 - 2
JB - EF 1 - 2
EF - MC 2 - 4
EF - MC 2 - 4
EF - O8 2 - 5
EF - O8 2 - 5
EF - TR 2 - 8
EF - TR 2 - 8
EF - IR 2 - 10
Channels
Channels
Channels
Lower frame: Milli Ampl Jy Top frame: Phas deg
Vector averaged cross-power spectrum Several baselines displayed
Timerange: 01/00:39:33 to 01/00:40:59

Plot file version 722 created 23-APR-2024 16:16:59
J0529+3209 EB100E 1.UVDATA.1
Freq = 4.6005 GHz, Bw = 32.000 MH No calibration applied and no bandpass applied

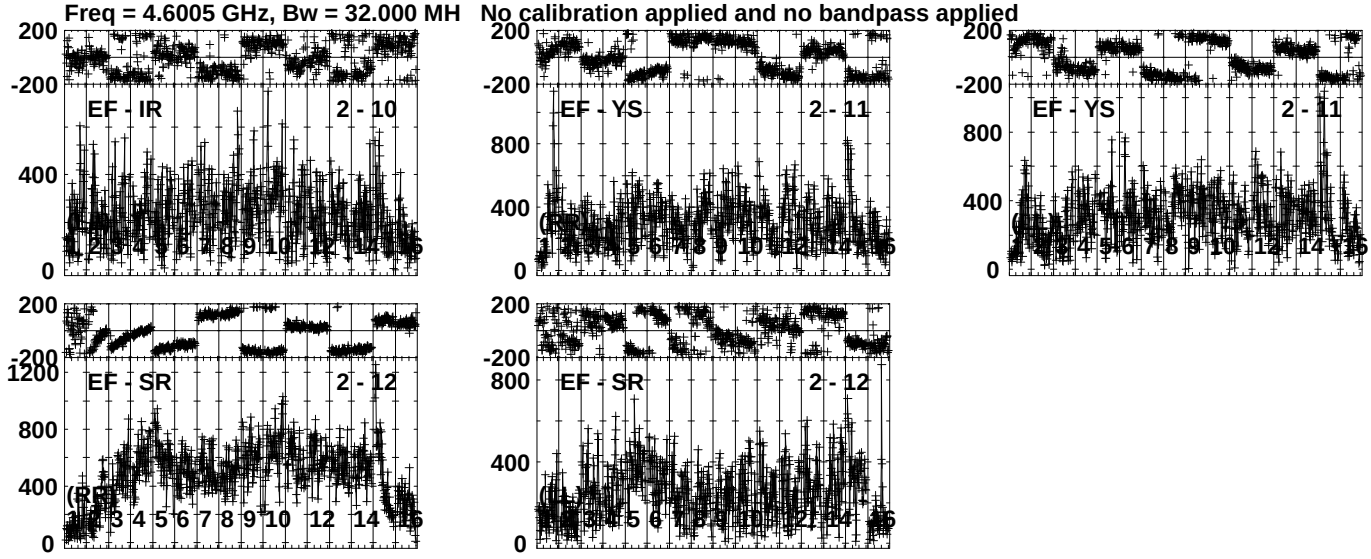

Lower frame: Micro Ampl Jy Top frame: Phas deg
Vector averaged cross-power spectrum Several baselines displayed
Timerange: 01/00:39:33 to 01/00:40:59

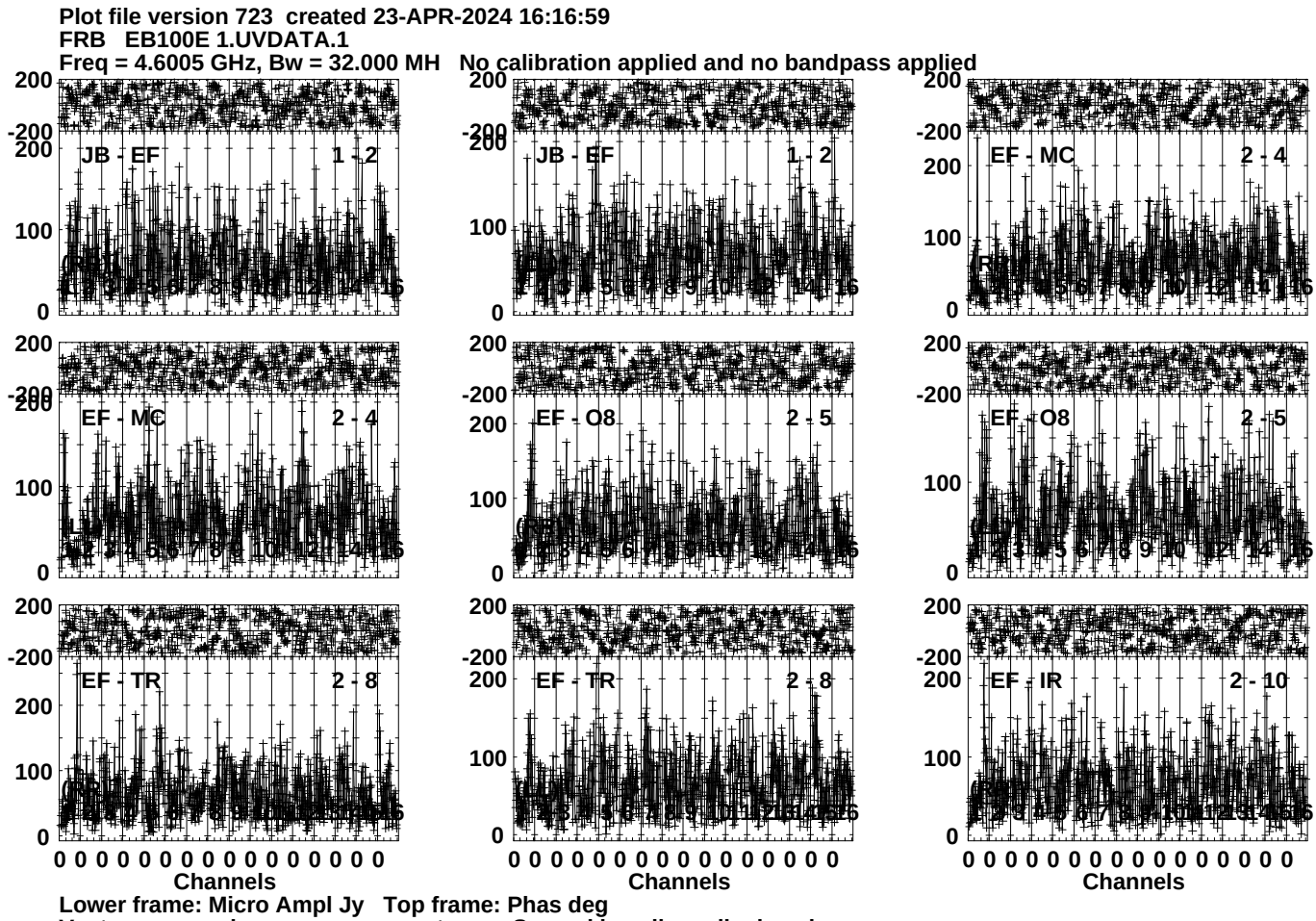
Plot file version 723 created 23-APR-2024 16:16:59
FRB EB100E 1.UVDATA.1
Freq = 4.6005 GHz, Bw = 32.000 MH No calibration applied and no bandpass applied
JB - EF 1 - 2
JB - EF 1 - 2
EF - MC 2 - 4
EF - MC 2 - 4
EF - O8 2 - 5
EF - O8 2 - 5
EF - TR 2 - 8
EF - TR 2 - 8
EF - IR 2 - 10
200
-200
100
0
Channels
Lower frame: Micro Ampl Jy Top frame: Phas deg
Vector averaged cross-power spectrum Several baselines displayed
Timerange: 01/00:41:03 to 01/00:44:29

Plot file version 724 created 23-APR-2024 16:17:00
FRB EB100E 1.UVDATA.1
Freq = 4.6005 GHz, Bw = 32.000 MH No calibration applied and no bandpass applied

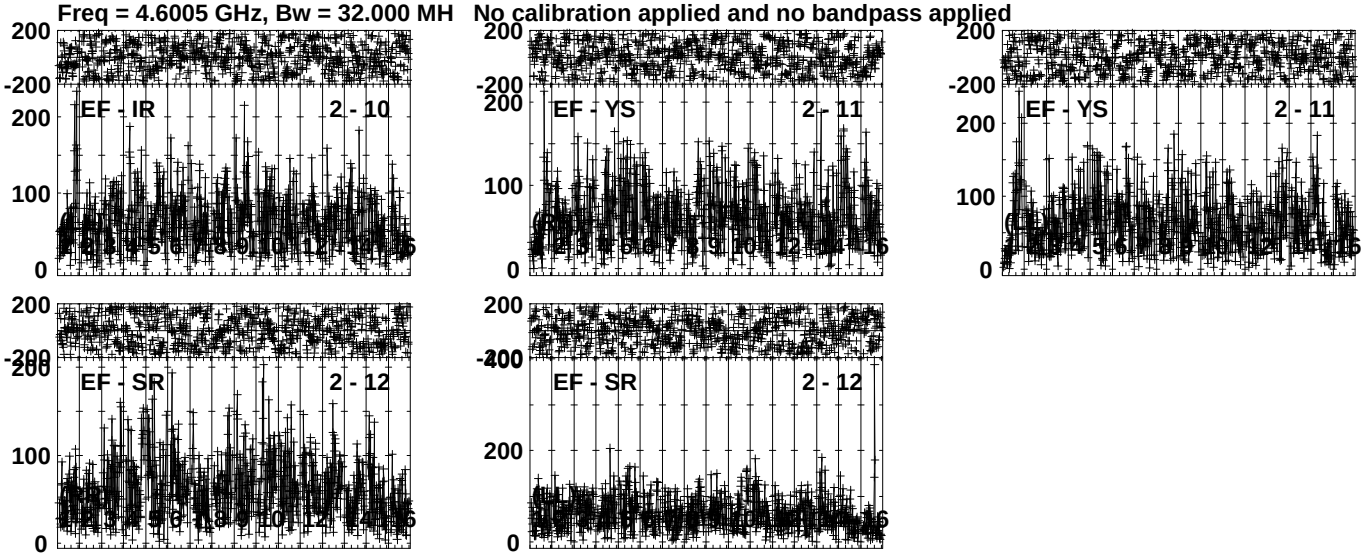

Lower frame: Micro Ampl Jy Top frame: Phas deg
Vector averaged cross-power spectrum Several baselines displayed
Timerange: 01/00:41:03 to 01/00:44:29

Plot file version 725 created 23-APR-2024 16:17:00
J0529+3209 EB100E 1.UVDATA.1
Freq = 4.6005 GHz, Bw = 32.000 MH No calibration applied and no bandpass applied

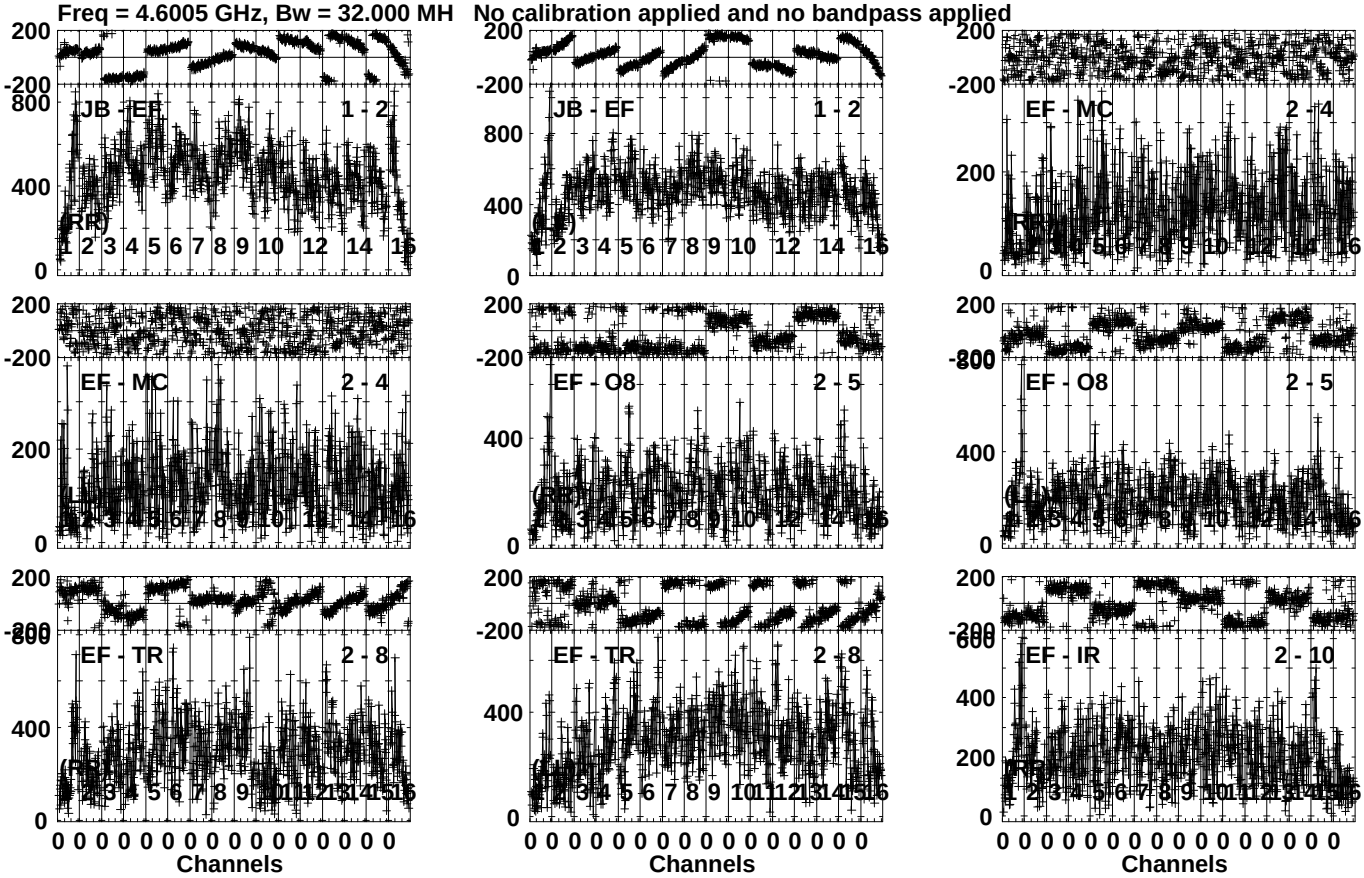

Lower frame: Micro Ampl Jy Top frame: Phas deg
Vector averaged cross-power spectrum Several baselines displayed
Timerange: 01/00:45:03 to 01/00:45:59

Plot file version 726 created 23-APR-2024 16:17:00
J0529+3209 EB100E 1.UVDATA.1
Freq = 4.6005 GHz, Bw = 32.000 MH No calibration applied and no bandpass applied

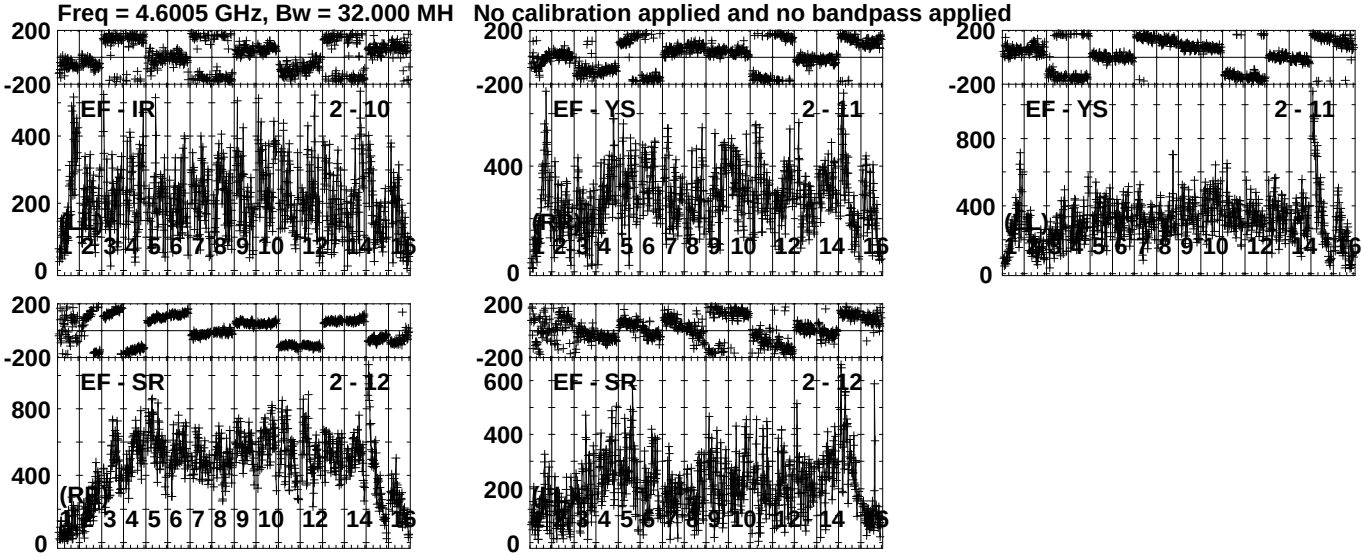

Lower frame: Micro Ampl Jy Top frame: Phas deg
Vector averaged cross-power spectrum Several baselines displayed
Timerange: 01/00:45:03 to 01/00:45:59

Plot file version 727 created 23-APR-2024 16:17:00
FRB EB100E 1.UVDATA.1
Freq = 4.6005 GHz, Bw = 32.000 MH No calibration applied and no bandpass applied

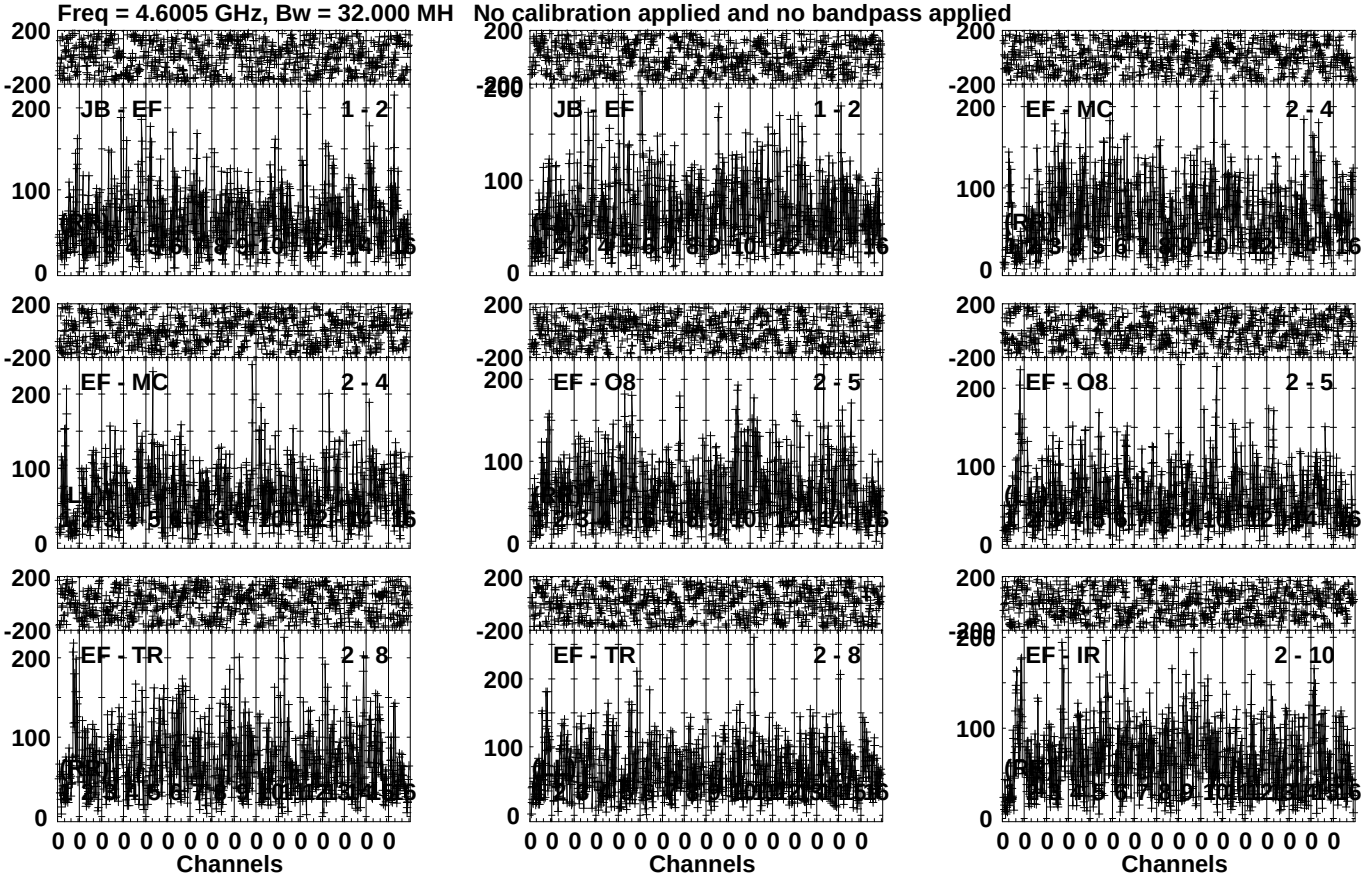

Lower frame: Micro Ampl Jy Top frame: Phas deg
Vector averaged cross-power spectrum Several baselines displayed
Timerange: 01/00:46:03 to 01/00:49:29

Plot file version 728 created 23-APR-2024 16:17:00
FRB EB100E 1.UVDATA.1
Freq = 4.6005 GHz, Bw = 32.000 MH No calibration applied and no bandpass applied

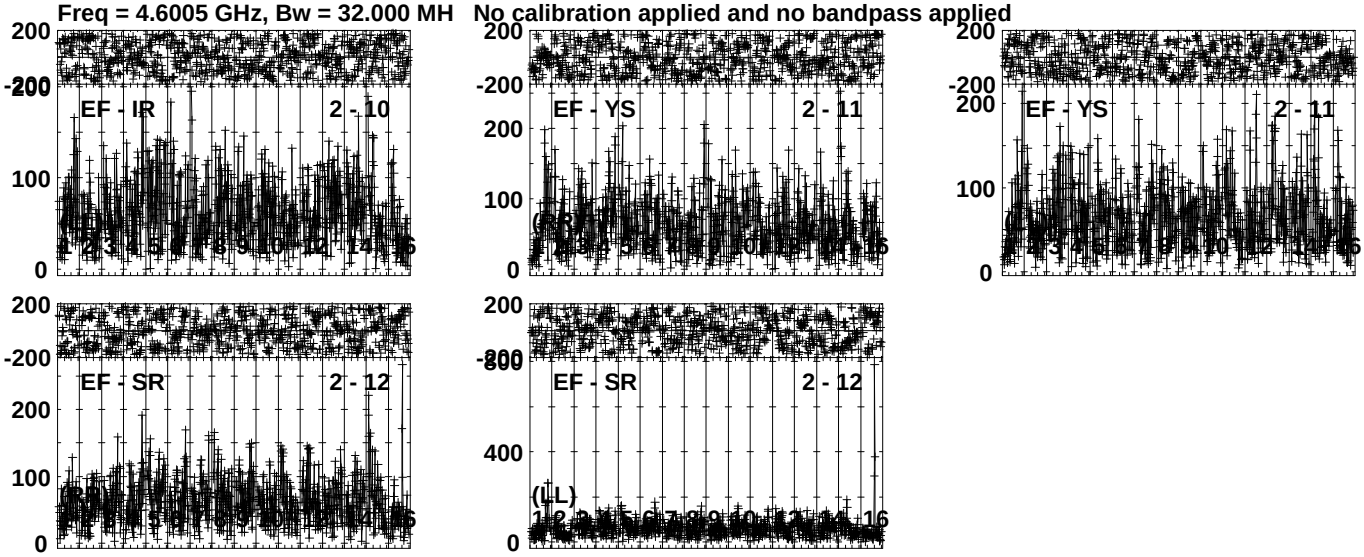

Lower frame: Micro Ampl Jy Top frame: Phas deg
Vector averaged cross-power spectrum Several baselines displayed
Timerange: 01/00:46:03 to 01/00:49:29

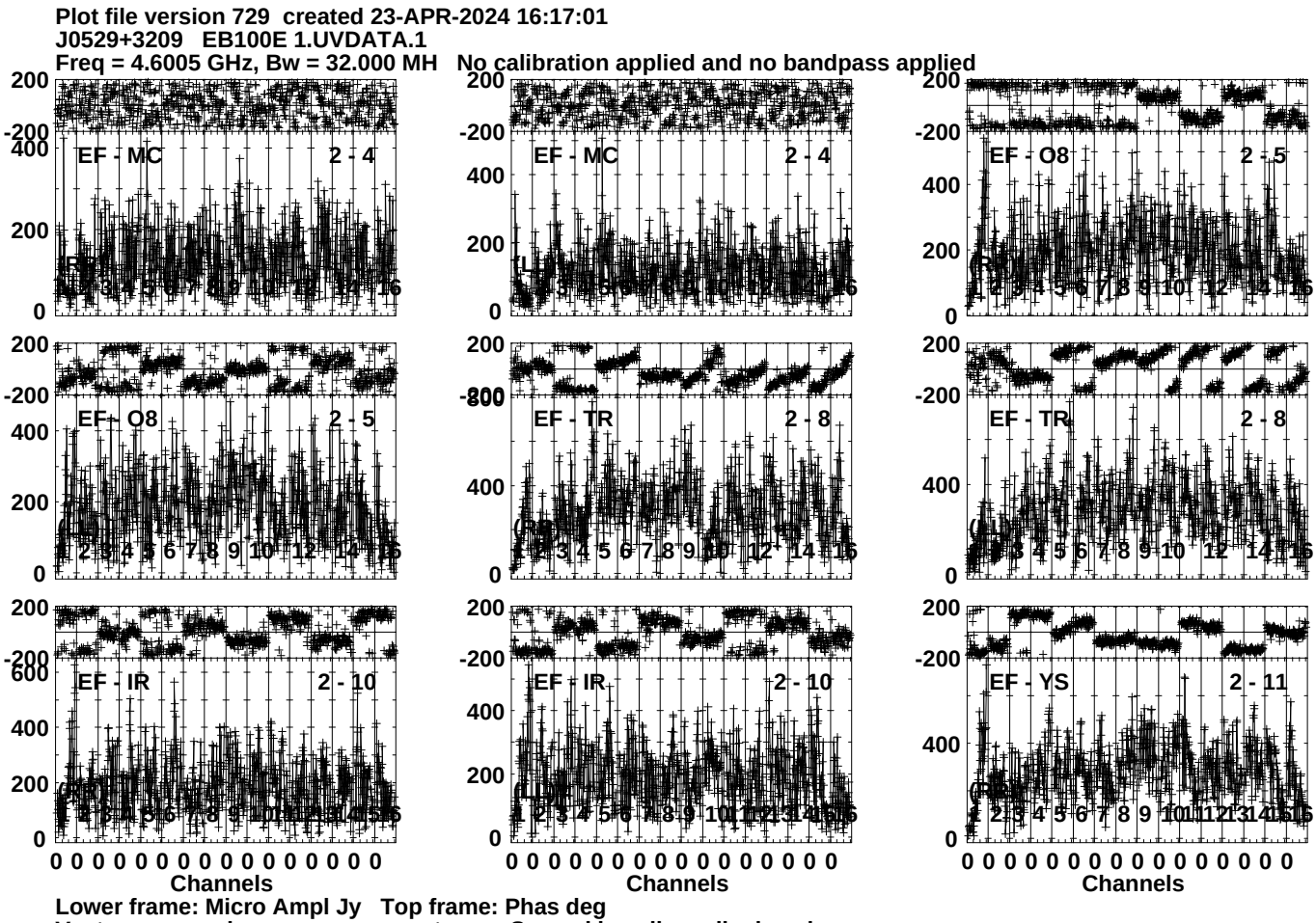
Plot file version 729 created 23-APR-2024 16:17:01
J0529+3209 EB100E 1.UVDATA.1
Freq = 4.6005 GHz, Bw = 32.000 MH No calibration applied and no bandpass applied
EF - MC 2 - 4
EF - MC 2 - 4
EF - O8 2 - 5
EF - O8 2 - 5
EF - TR 2 - 8
EF - TR 2 - 8
EF - IR 2 - 10
EF - IR 2 - 10
EF - YS 2 - 11
Channels
Channels
Channels
Lower frame: Micro Ampl Jy Top frame: Phas deg
Vector averaged cross-power spectrum Several baselines displayed
Timerange: 01/00:50:03 to 01/00:50:59

Plot file version 730 created 23-APR-2024 16:17:01
J0529+3209 EB100E 1.UVDATA.1
Freq = 4.6005 GHz, Bw = 32.000 MH No calibration applied and no bandpass applied

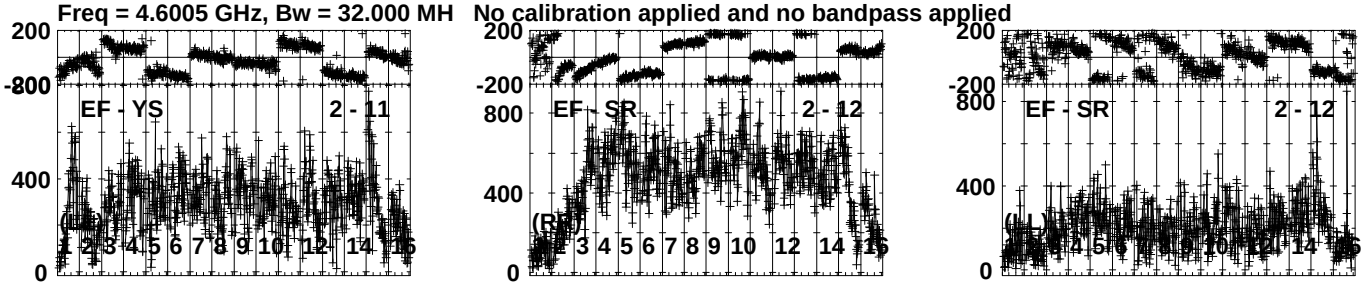

Lower frame: Micro Ampl Jy Top frame: Phas deg
Vector averaged cross-power spectrum Several baselines displayed
Timerange: 01/00:50:03 to 01/00:50:59

Plot file version 731 created 23-APR-2024 16:17:01
FRB EB100E 1.UVDATA.1
Freq = 4.6005 GHz, Bw = 32.000 MH No calibration applied and no bandpass applied

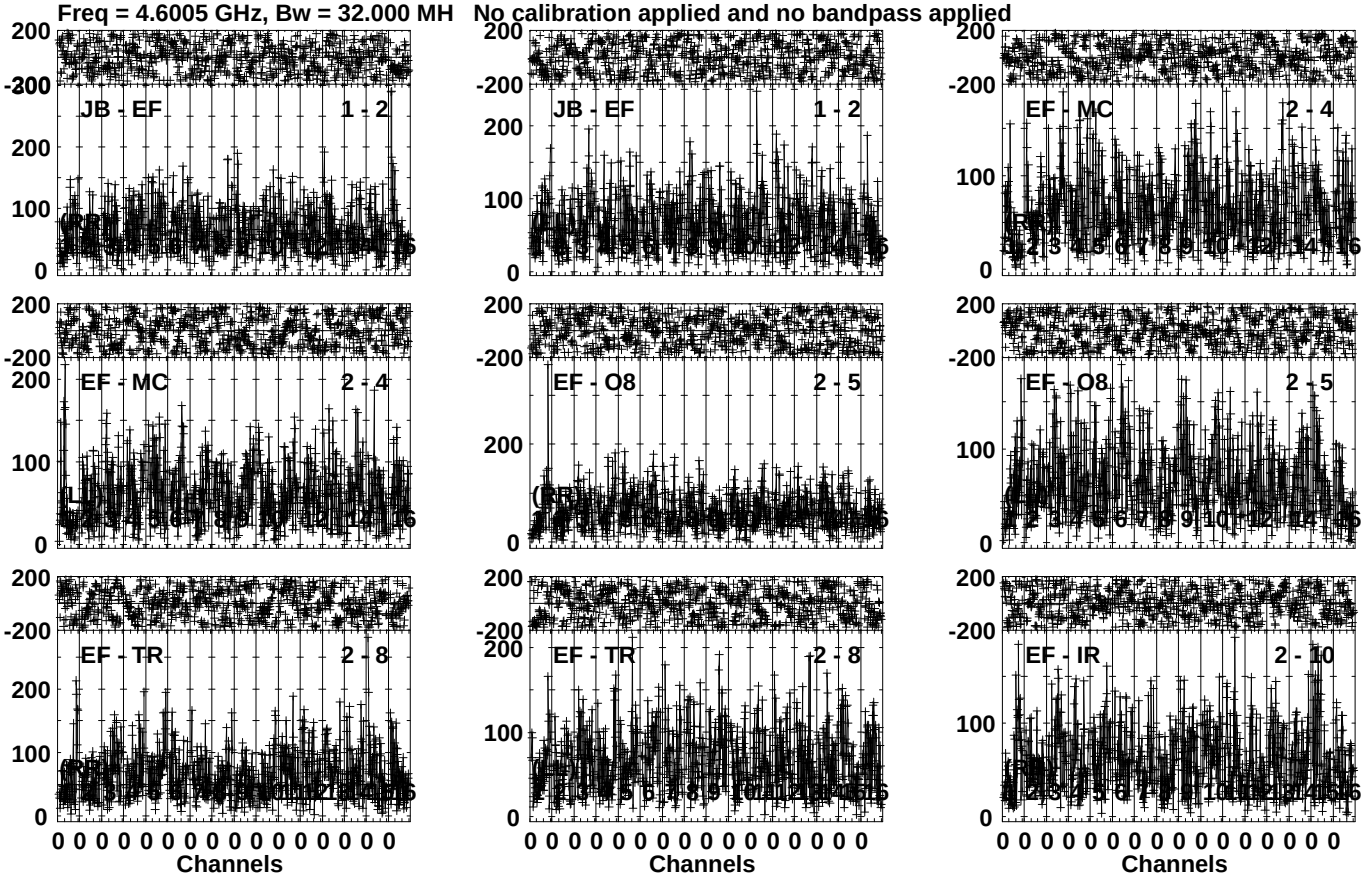

Lower frame: Micro Ampl Jy Top frame: Phas deg
Vector averaged cross-power spectrum Several baselines displayed
Timerange: 01/00:51:03 to 01/00:54:29

Plot file version 732 created 23-APR-2024 16:17:01
FRB EB100E 1.UVDATA.1
Freq = 4.6005 GHz, Bw = 32.000 MH No calibration applied and no bandpass applied

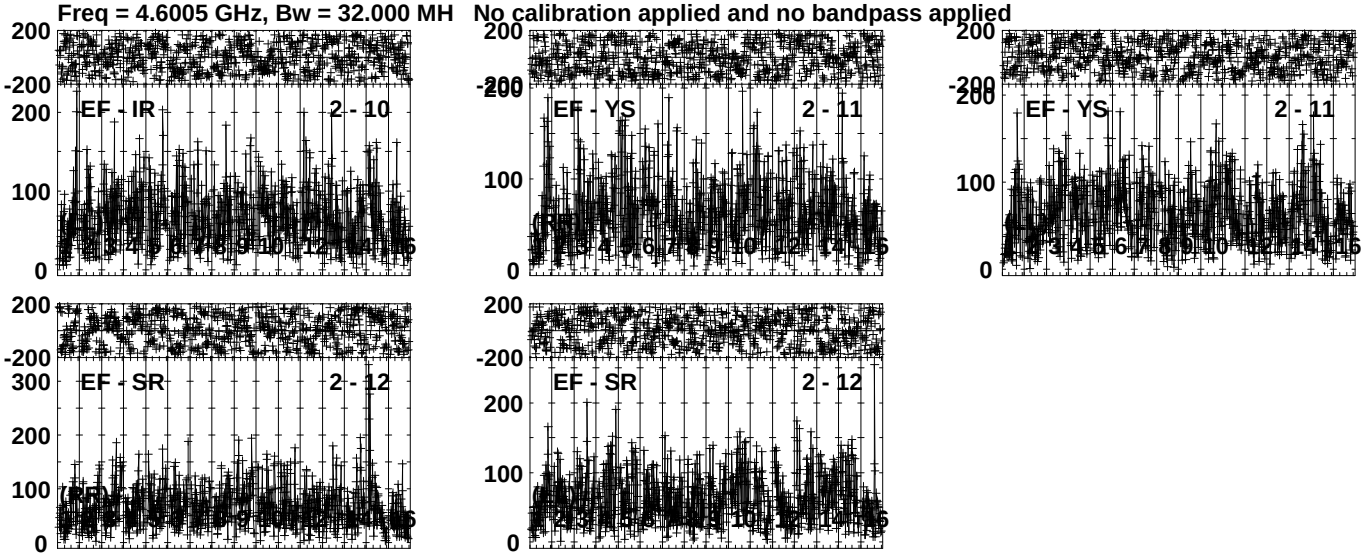

Lower frame: Micro Ampl Jy Top frame: Phas deg
Vector averaged cross-power spectrum Several baselines displayed
Timerange: 01/00:51:03 to 01/00:54:29

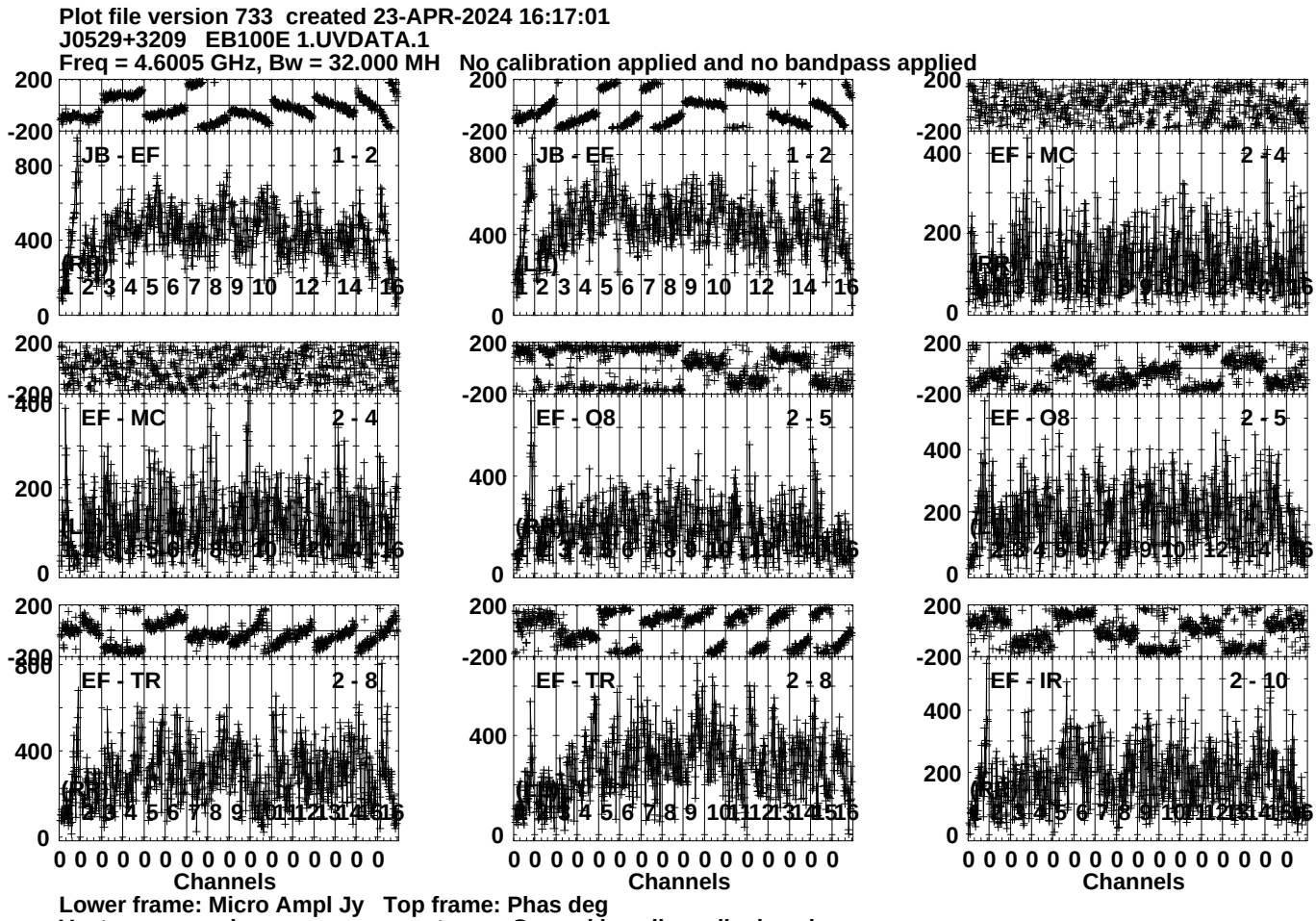
Plot file version 733 created 23-APR-2024 16:17:01
J0529+3209 EB100E 1.UVDATA.1
Freq = 4.6005 GHz, Bw = 32.000 MH No calibration applied and no bandpass applied
JB - EF 1 - 2
JB - EF 1 - 2
EF - MC 2 - 4
EF - MC 2 - 4
EF - Q8 2 - 5
EF - Q8 2 - 5
EF - TR 2 - 8
EF - TR 2 - 8
EF - IR 2 - 10
Channels
Channels
Channels
Lower frame: Micro Ampl Jy Top frame: Phas deg
Vector averaged cross-power spectrum Several baselines displayed
Timerange: 01/00:54:33 to 01/00:55:59

Plot file version 734 created 23-APR-2024 16:17:02
J0529+3209 EB100E 1.UVDATA.1
Freq = 4.6005 GHz, Bw = 32.000 MH No calibration applied and no bandpass applied

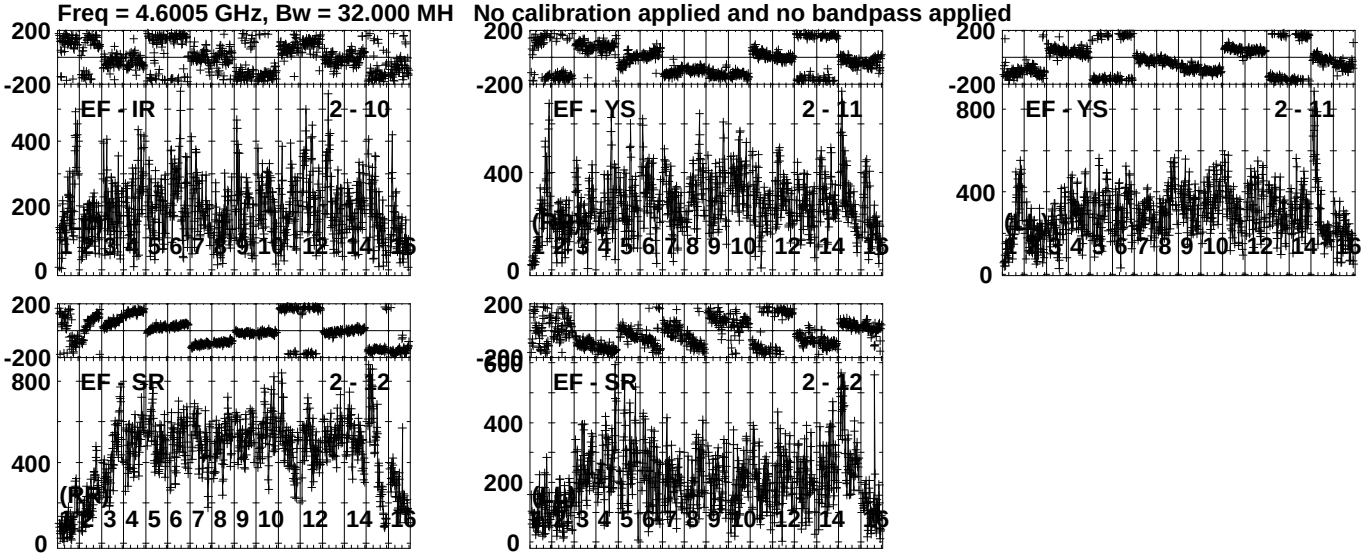

Lower frame: Micro Ampl Jy Top frame: Phas deg
Vector averaged cross-power spectrum Several baselines displayed
Timerange: 01/00:54:33 to 01/00:55:59

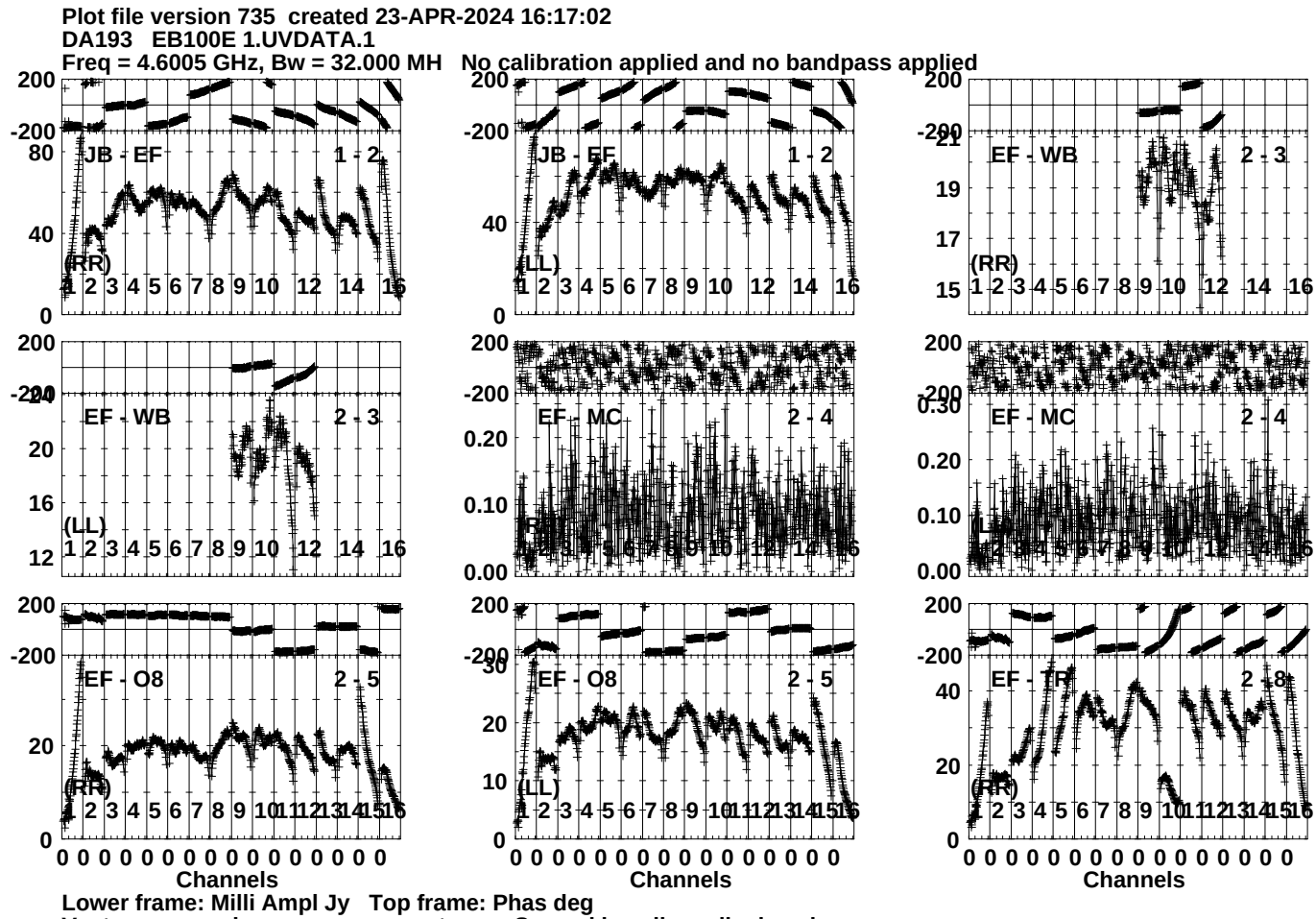
Plot file version 735 created 23-APR-2024 16:17:02
DA193 EB100E 1.UVDATA.1
Freq = 4.6005 GHz, Bw = 32.000 MH No calibration applied and no bandpass applied
JB - EF 1 - 2
(RR)
JB - EF 1 - 2
(LL)
EF - WB 2 - 3
(RR)
EF - WB 2 - 3
(LL)
EF - MC 2 - 4
(RR)
EF - MC 2 - 4
(LL)
EF - O8 2 - 5
(RR)
EF - O8 2 - 5
(LL)
EF - TH 2 - 8
(RR)
Channels
Channels
Channels
Lower frame: Milli Ampl Jy Top frame: Phas deg
Vector averaged cross-power spectrum Several baselines displayed
Timerange: 01/00:57:03 to 01/00:59:59

Plot file version 736 created 23-APR-2024 16:17:02
DA193 EB100E 1.UVDATA.1
Freq = 4.6005 GHz, Bw = 32.000 MH No calibration applied and no bandpass applied

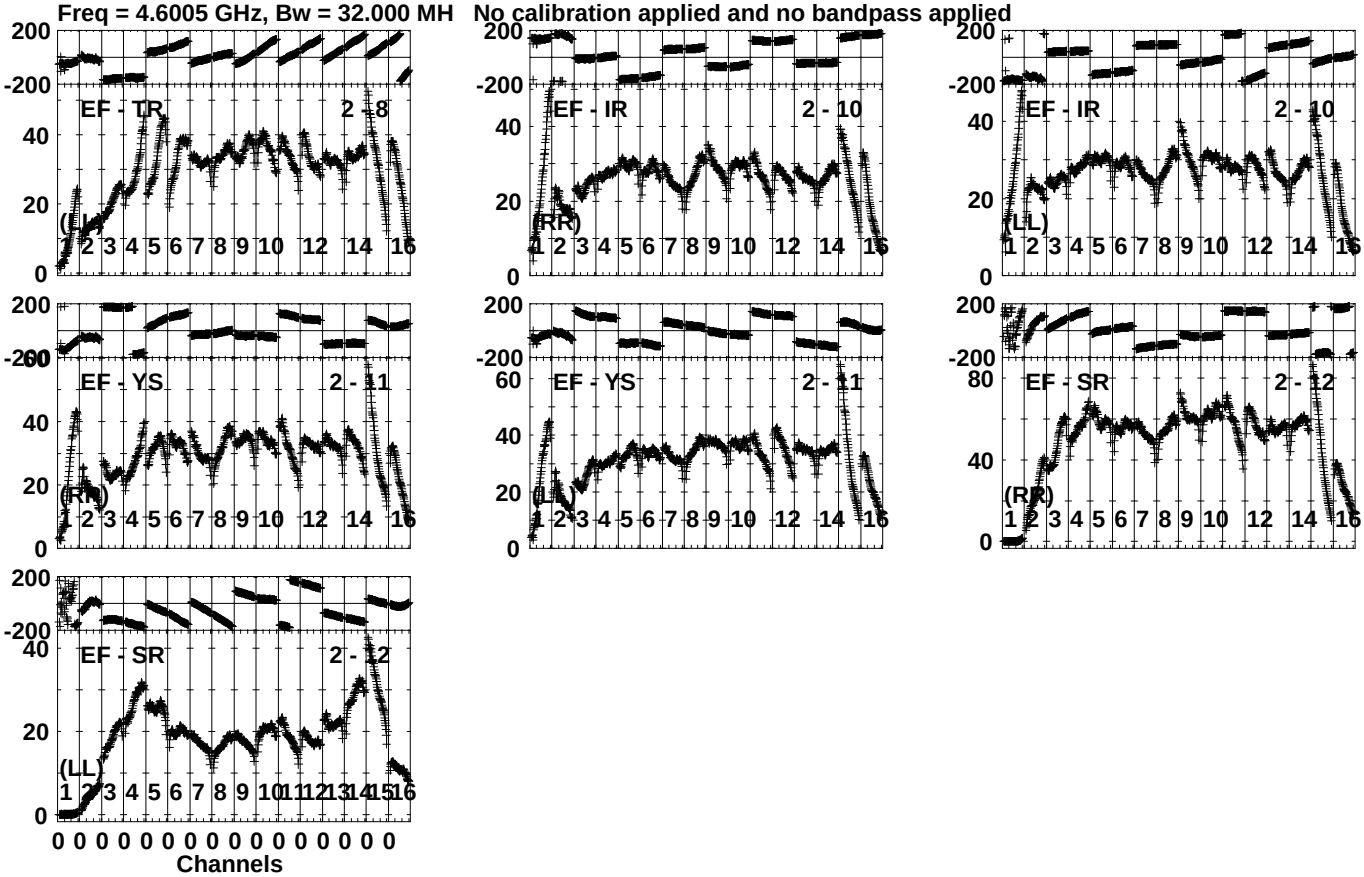

Lower frame: Milli Ampl Jy Top frame: Phas deg
Vector averaged cross-power spectrum Several baselines displayed
Timerange: 01/00:57:03 to 01/00:59:59