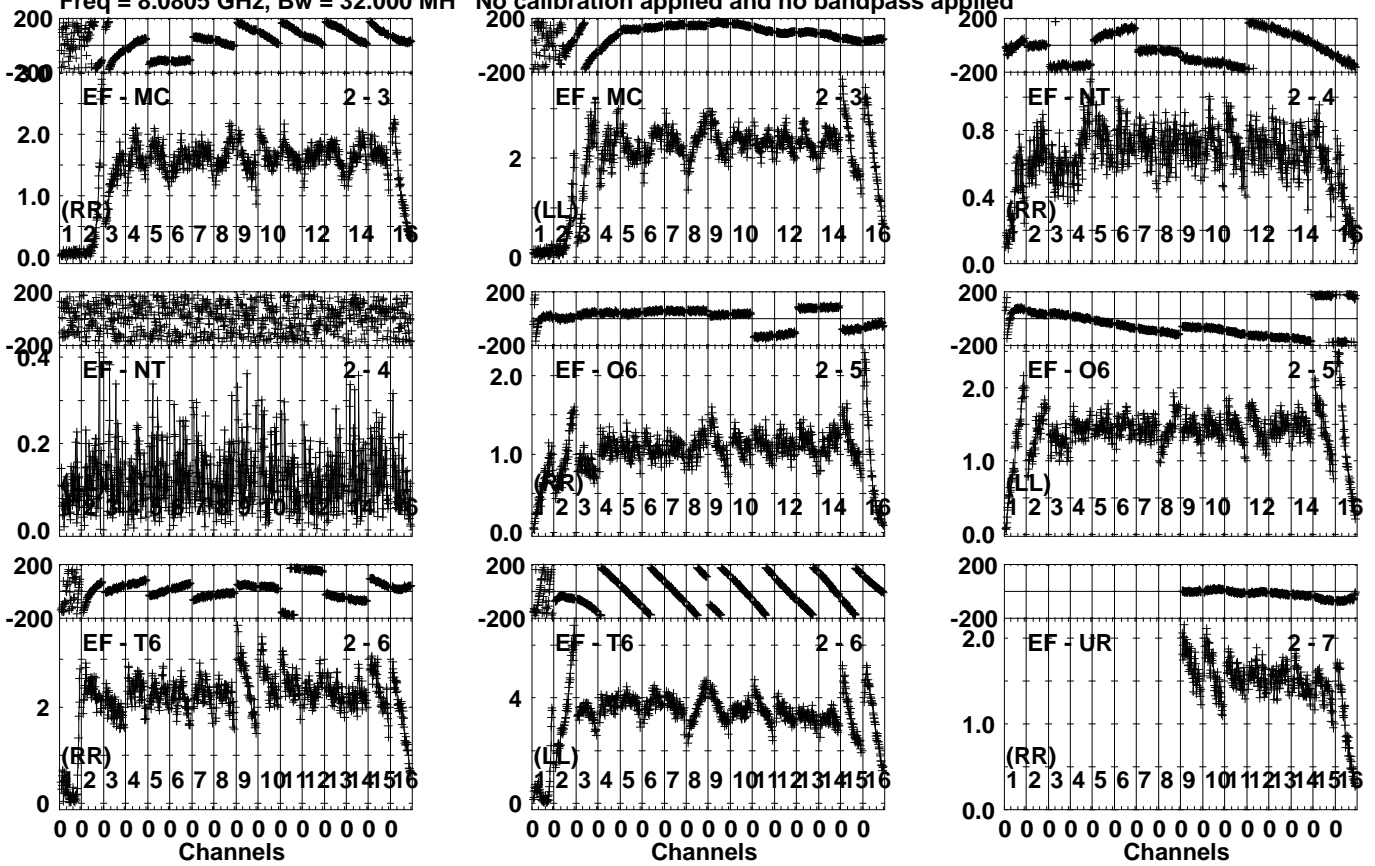


Plot file version 1 created 23-APR-2024 10:25:36

J2248+3718 EB107.UVDATA.1

Freq = 8.0805 GHz, Bw = 32.000 MH No calibration applied and no bandpass applied



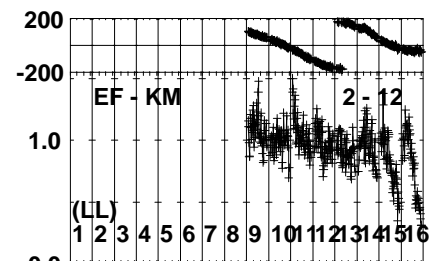
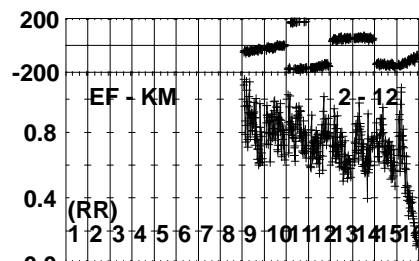
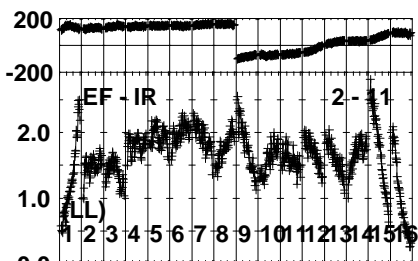
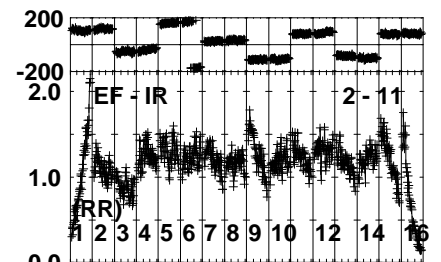
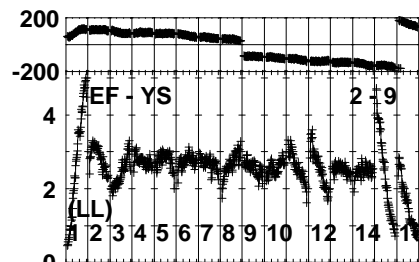
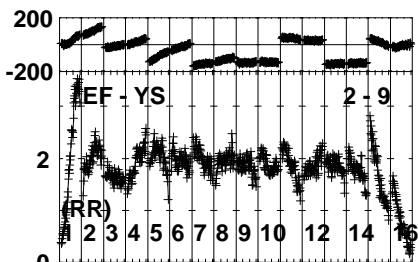
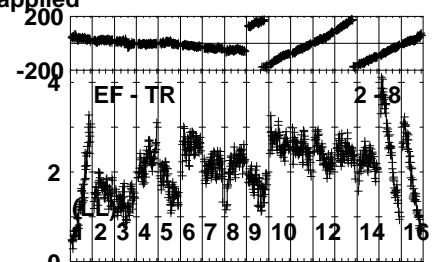
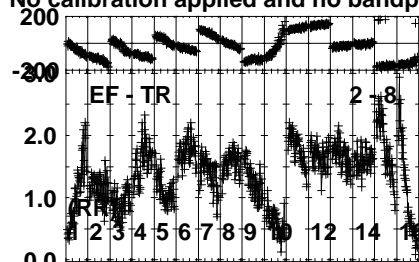
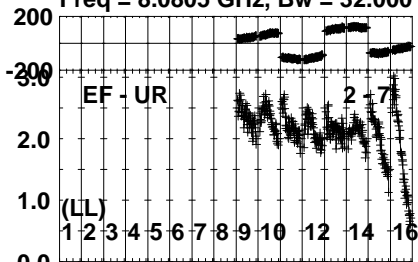
Lower frame: Milli Ampl Jy Top frame: Phas deg  
Vector averaged cross-power spectrum Several baselines displayed  
Timerange: 00/05:23:37 to 00/05:24:53

Plot file version 2 created 23-APR-2024 10:25:37

J2248+3718 EB107.UVDATA.1

Freq = 8.0805 GHz, Bw = 32.000 MH

No calibration applied and no bandpass applied

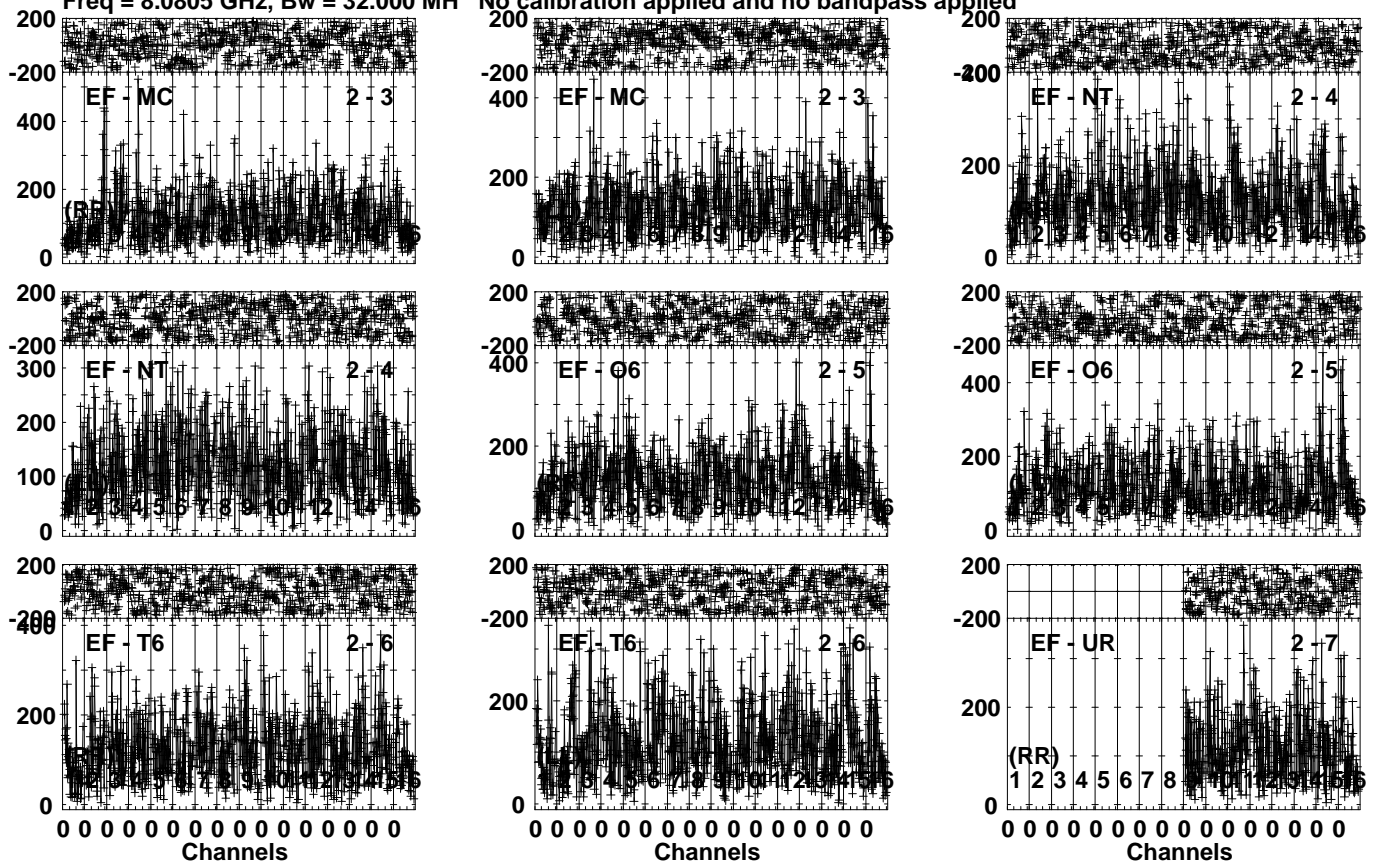


Lower frame: Milli Ampl Jy Top frame: Phas deg  
Vector averaged cross-power spectrum Several baselines displayed  
Timerange: 00/05:23:37 to 00/05:24:53

Plot file version 3 created 23-APR-2024 10:25:37

SN2014C EB107.UVDATA.1

Freq = 8.0805 GHz, Bw = 32.000 MH No calibration applied and no bandpass applied

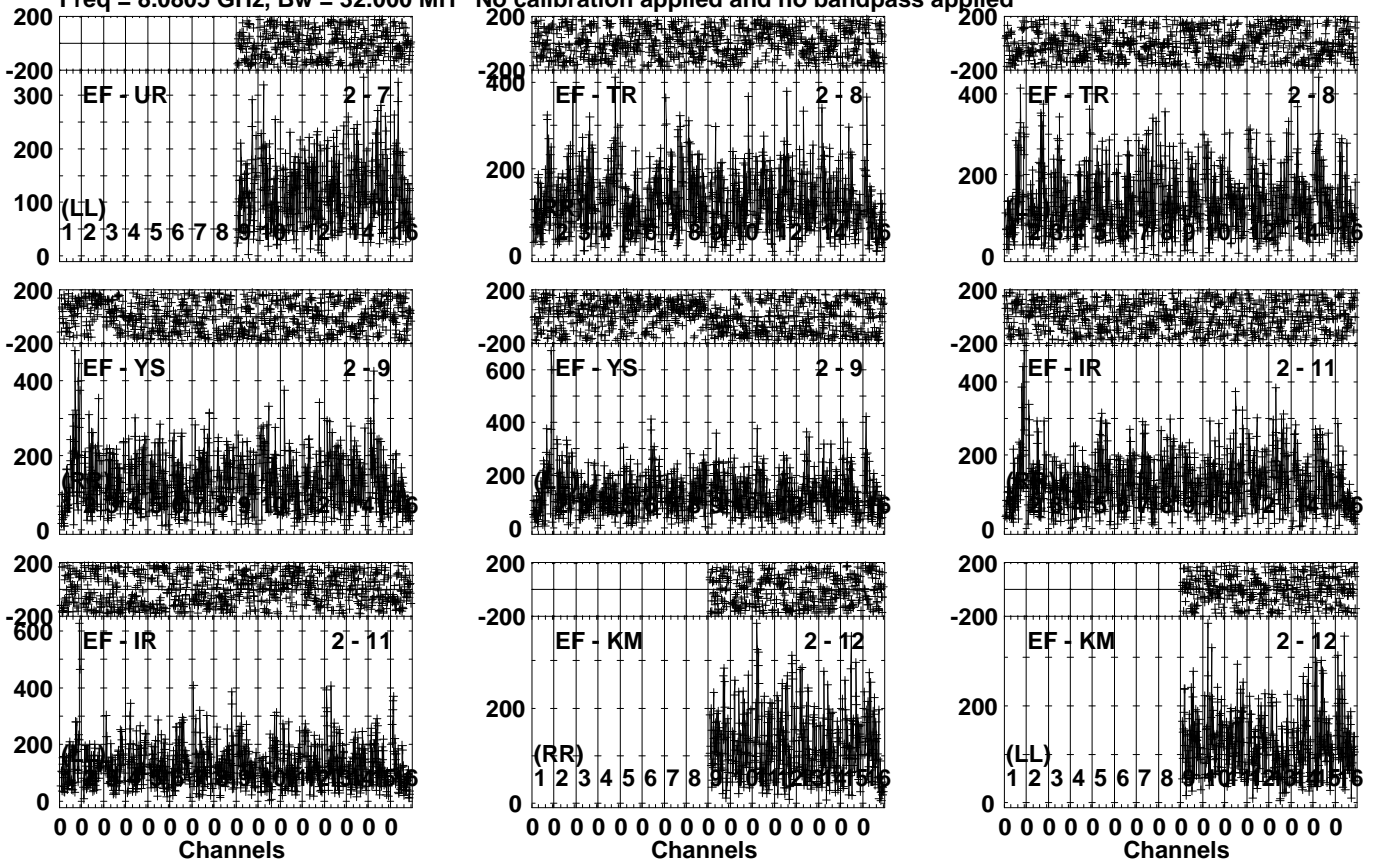


Lower frame: Micro Ampl Jy Top frame: Phas deg  
Vector averaged cross-power spectrum Several baselines displayed  
Timerange: 00/05:25:25 to 00/05:27:03

Plot file version 4 created 23-APR-2024 10:25:37

SN2014C EB107.UVDATA.1

Freq = 8.0805 GHz, Bw = 32.000 MH No calibration applied and no bandpass applied



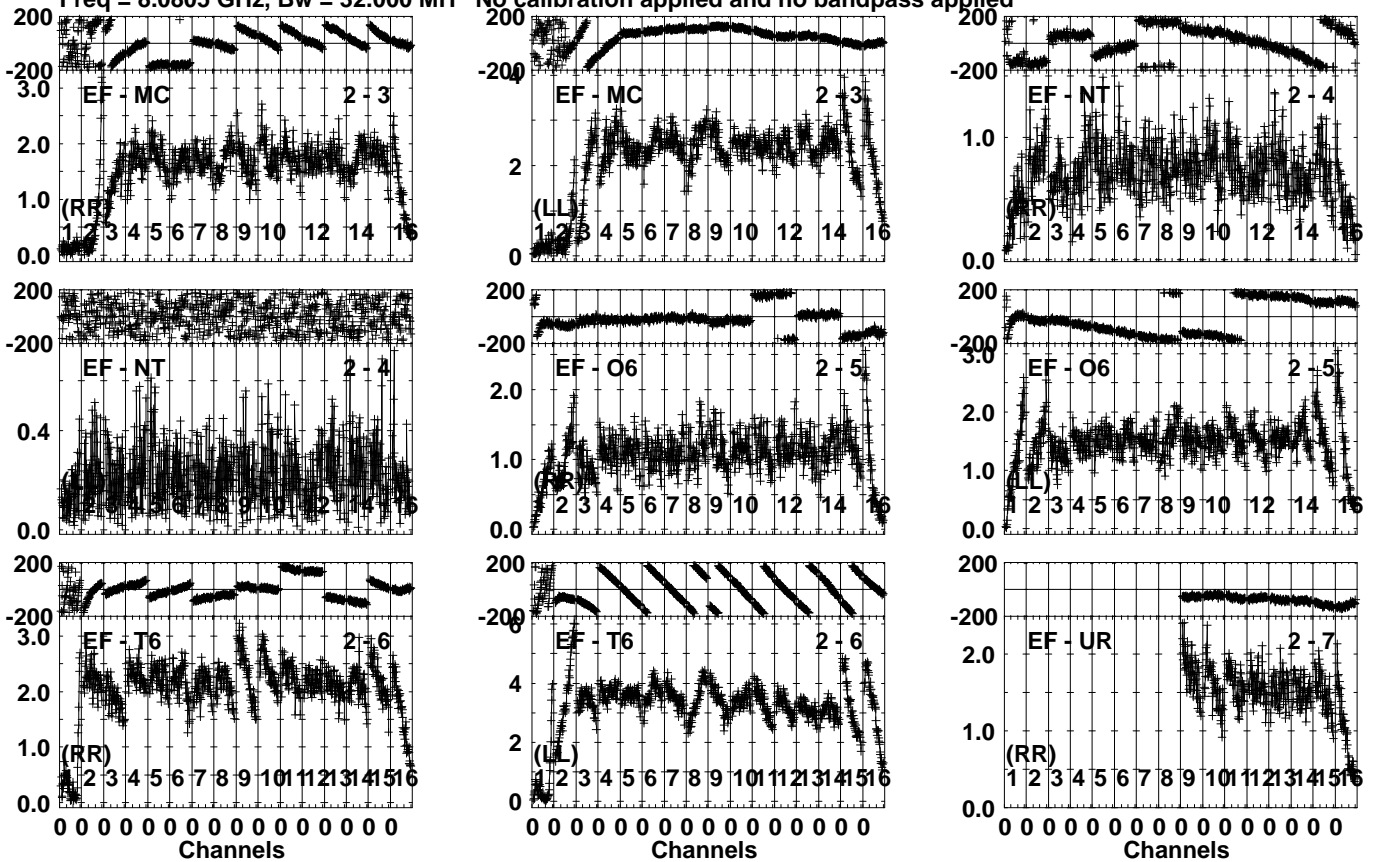
Lower frame: Micro Ampl Jy Top frame: Phas deg  
Vector averaged cross-power spectrum Several baselines displayed  
Timerange: 00/05:25:25 to 00/05:27:03

Plot file version 5 created 23-APR-2024 10:25:37

J2248+3718 EB107.UVDATA.1

Freq = 8.0805 GHz, Bw = 32.000 MH

No calibration applied and no bandpass applied

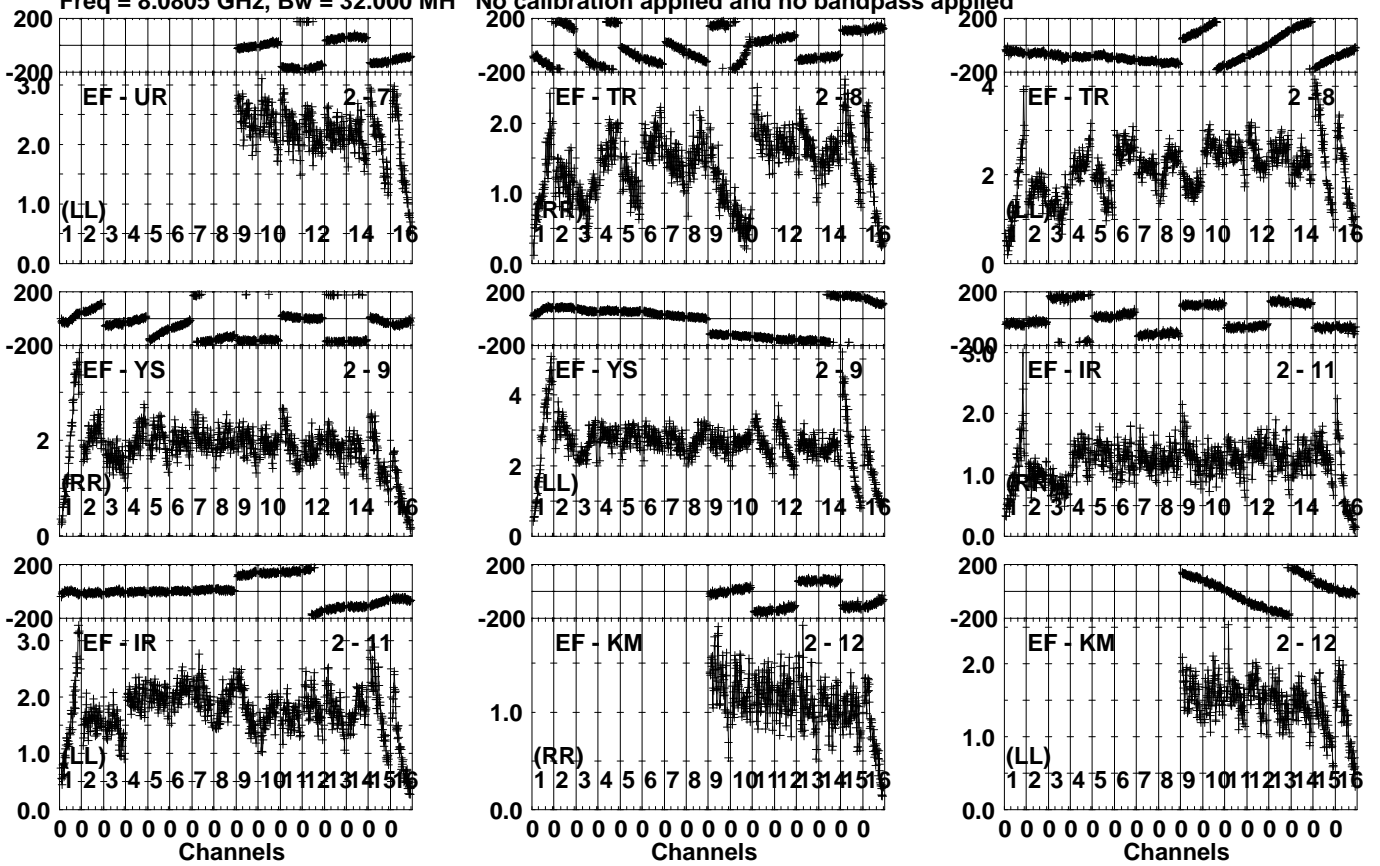


Lower frame: Milli Ampl Jy Top frame: Phas deg  
Vector averaged cross-power spectrum Several baselines displayed  
Timerange: 00/05:27:07 to 00/05:28:23

Plot file version 6 created 23-APR-2024 10:25:37

J2248+3718 EB107.UVDATA.1

Freq = 8.0805 GHz, Bw = 32.000 MH No calibration applied and no bandpass applied

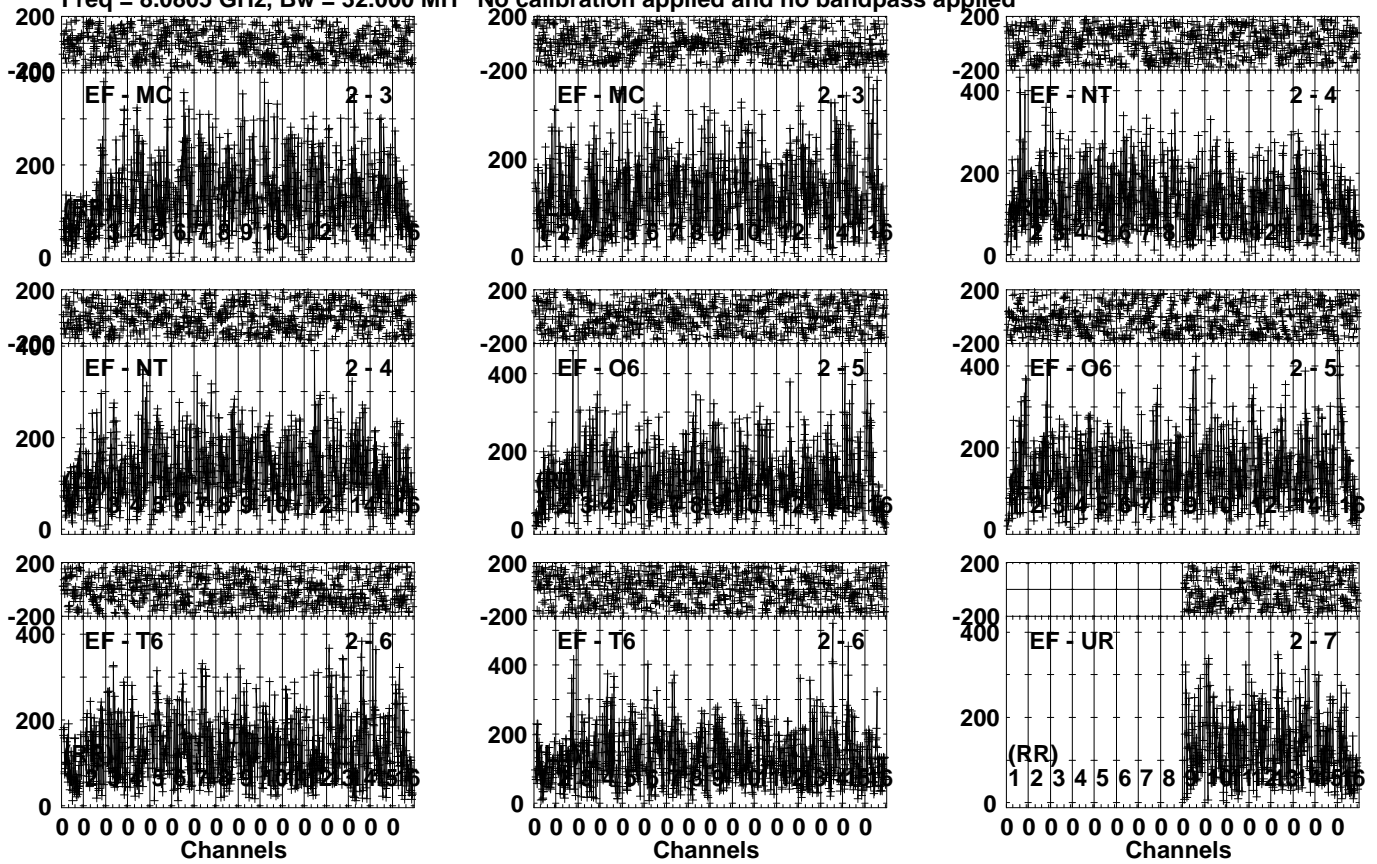


Lower frame: Milli Ampl Jy Top frame: Phas deg  
Vector averaged cross-power spectrum Several baselines displayed  
Timerange: 00/05:27:07 to 00/05:28:23

Plot file version 7 created 23-APR-2024 10:25:38

SN2014C EB107.UVDATA.1

Freq = 8.0805 GHz, Bw = 32.000 MH No calibration applied and no bandpass applied

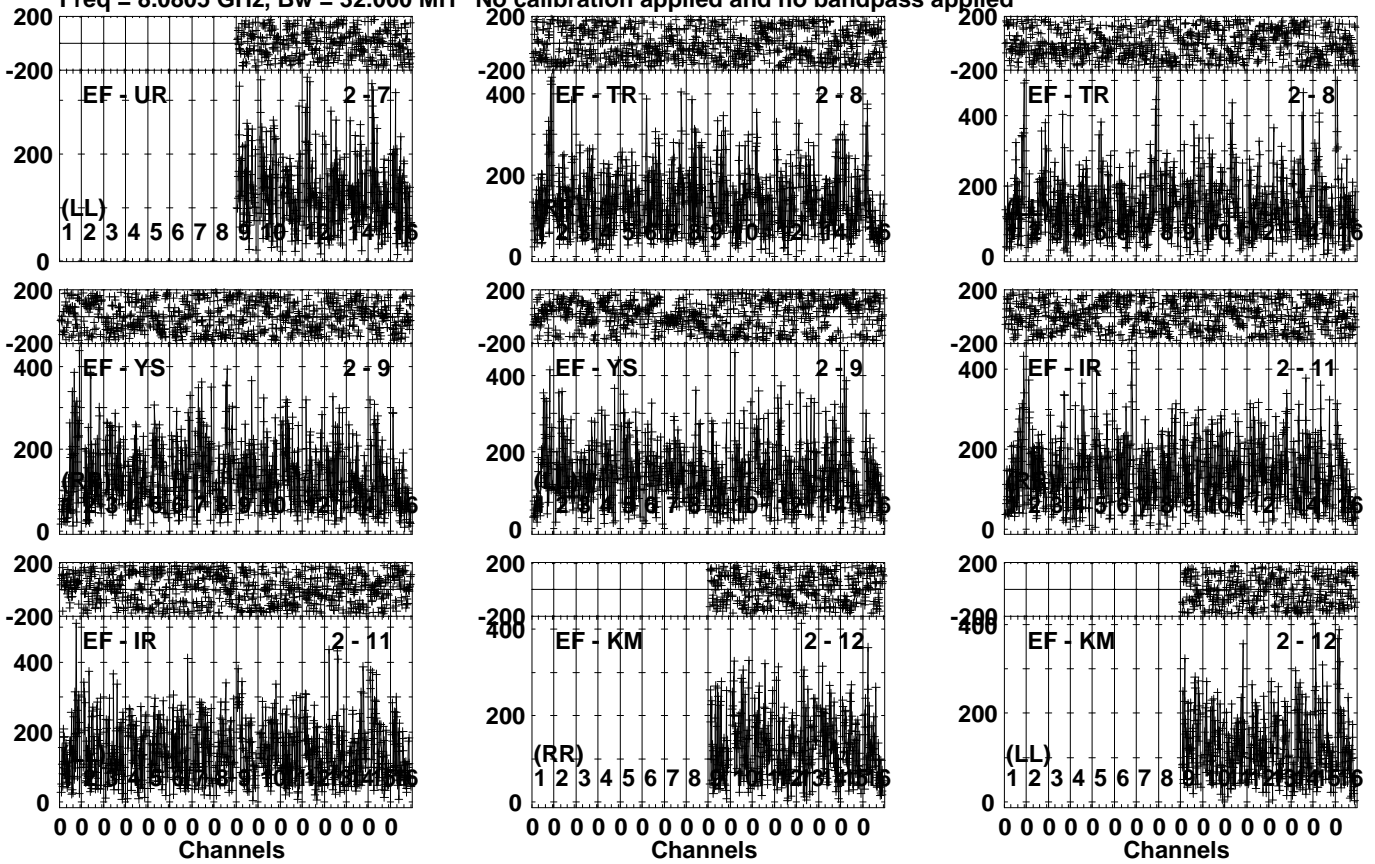


Lower frame: Micro Ampl Jy Top frame: Phas deg  
Vector averaged cross-power spectrum Several baselines displayed  
Timerange: 00/05:28:27 to 00/05:30:23

Plot file version 8 created 23-APR-2024 10:25:38

SN2014C EB107.UVDATA.1

Freq = 8.0805 GHz, Bw = 32.000 MH No calibration applied and no bandpass applied



Lower frame: Micro Ampl Jy Top frame: Phas deg  
Vector averaged cross-power spectrum Several baselines displayed  
Timerange: 00/05:28:27 to 00/05:30:23

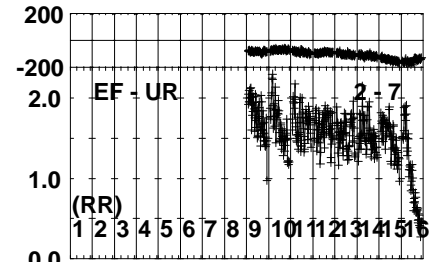
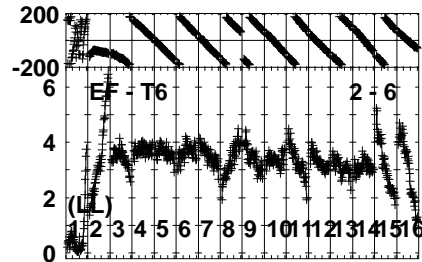
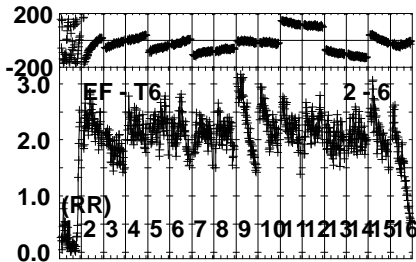
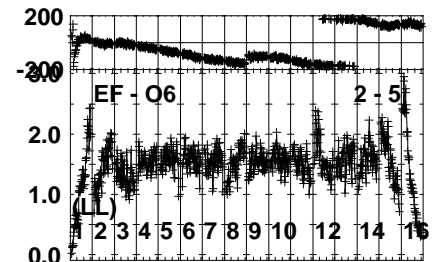
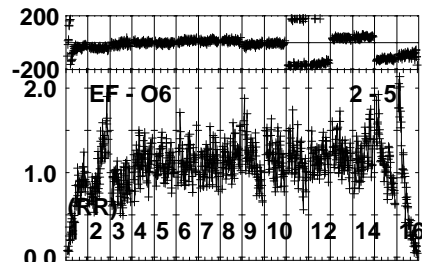
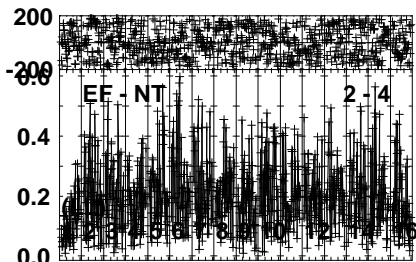
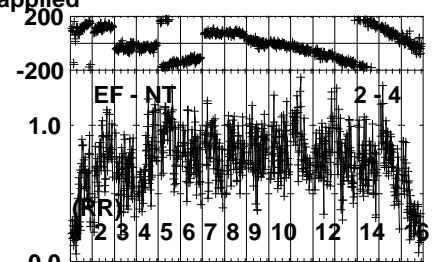
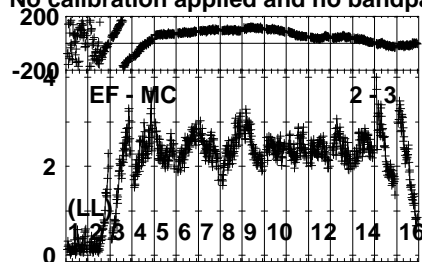
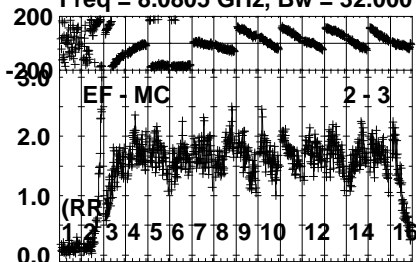


Plot file version 9 created 23-APR-2024 10:25:38

J2248+3718 EB107.UVDATA.1

Freq = 8.0805 GHz, Bw = 32.000 MH

No calibration applied and no bandpass applied



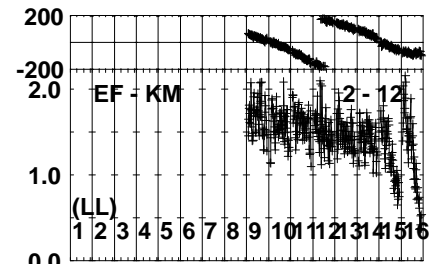
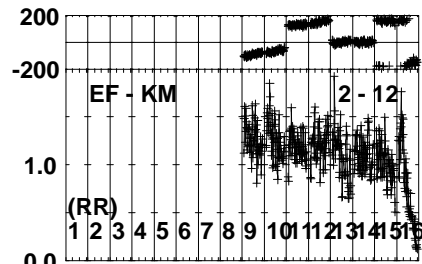
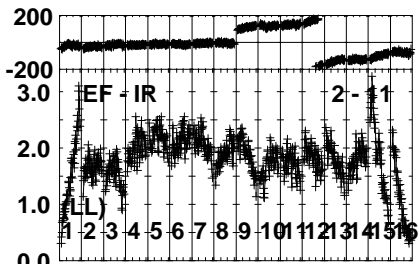
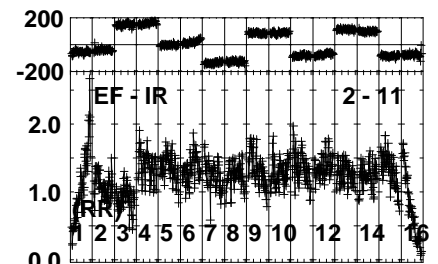
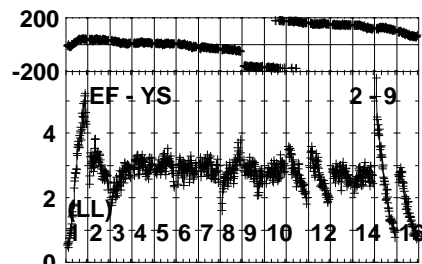
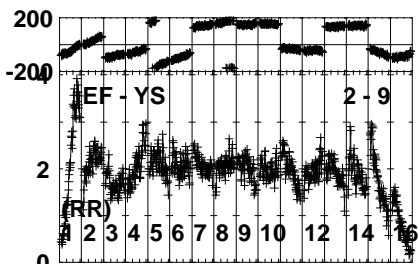
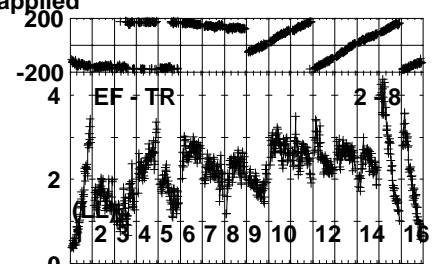
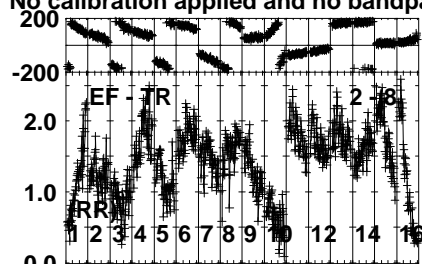
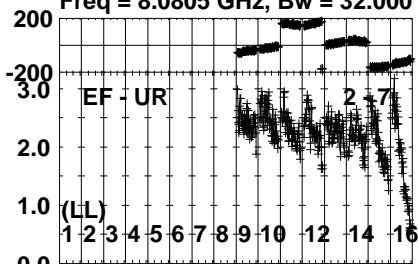
Lower frame: Milli Ampl Jy Top frame: Phas deg  
Vector averaged cross-power spectrum Several baselines displayed  
Timerange: 00/05:30:27 to 00/05:31:43

Plot file version 10 created 23-APR-2024 10:25:38

J2248+3718 EB107.UVDATA.1

Freq = 8.0805 GHz, Bw = 32.000 MH

No calibration applied and no bandpass applied

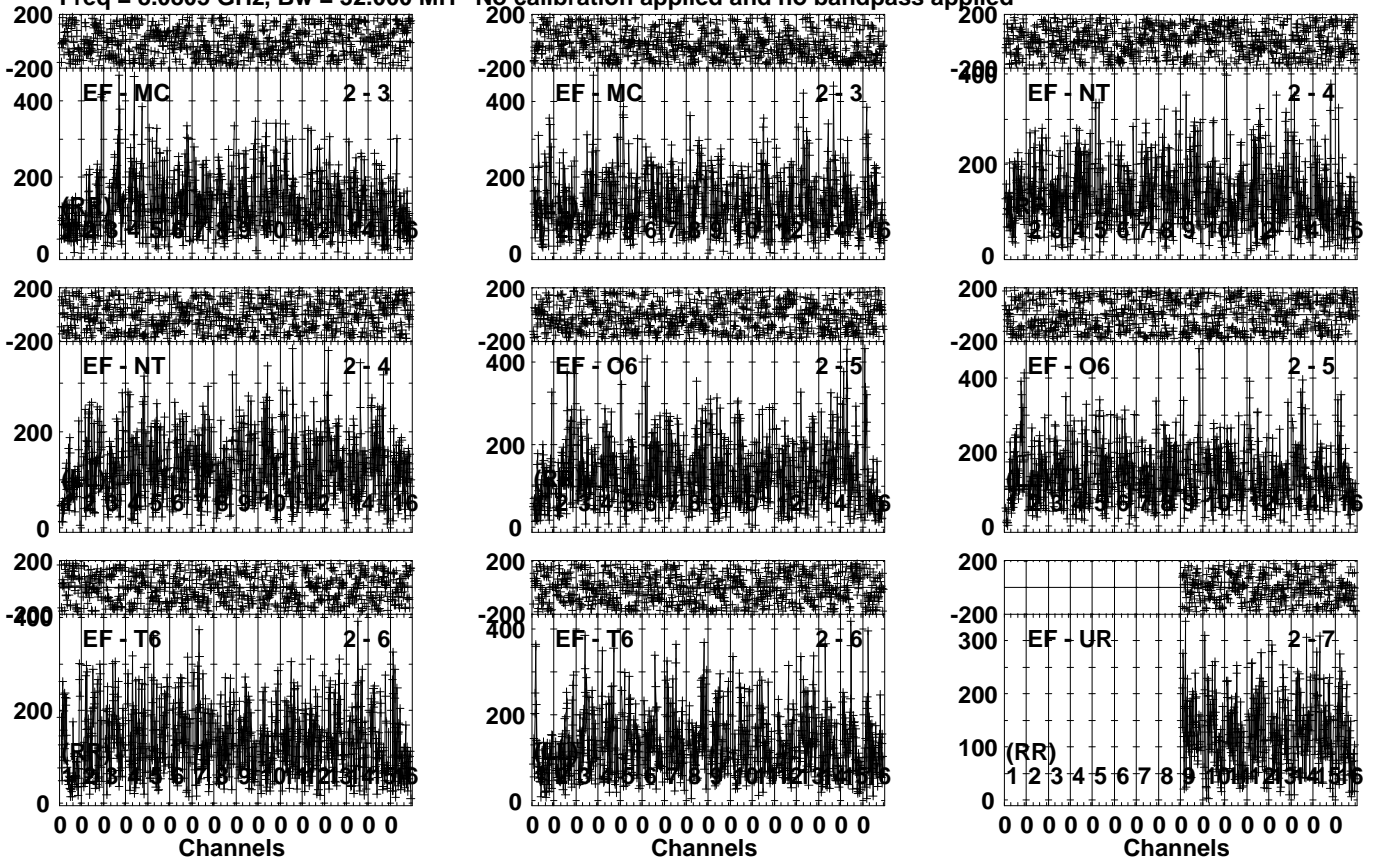


Lower frame: Milli Ampl Jy Top frame: Phas deg  
Vector averaged cross-power spectrum Several baselines displayed  
Timerange: 00/05:30:27 to 00/05:31:43

Plot file version 11 created 23-APR-2024 10:25:38

SN2014C EB107.UVDATA.1

Freq = 8.0805 GHz, Bw = 32.000 MH No calibration applied and no bandpass applied

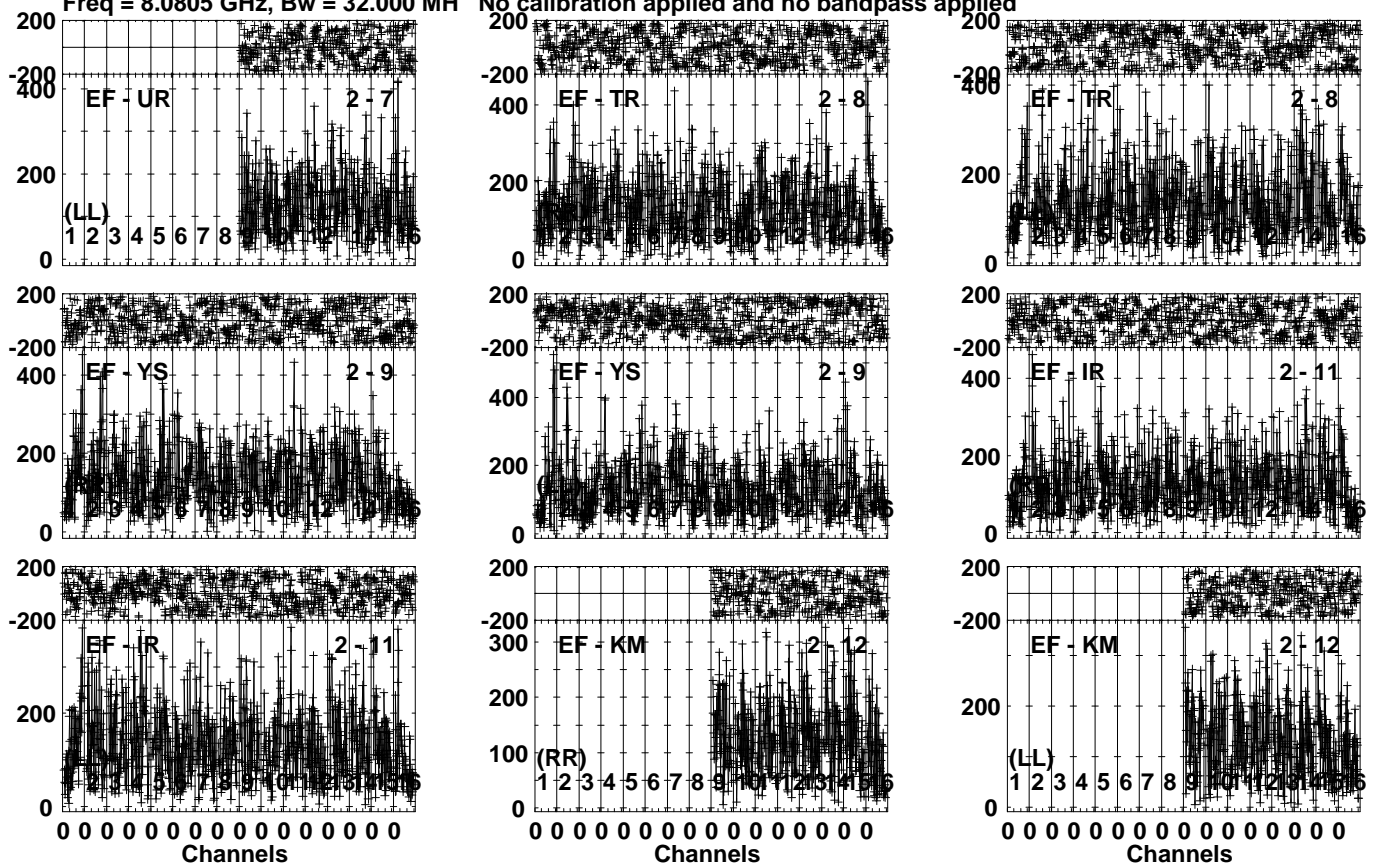


Lower frame: Micro Ampl Jy Top frame: Phas deg  
Vector averaged cross-power spectrum Several baselines displayed  
Timerange: 00/05:31:47 to 00/05:33:43

Plot file version 12 created 23-APR-2024 10:25:39

SN2014C EB107.UVDATA.1

Freq = 8.0805 GHz, Bw = 32.000 MH No calibration applied and no bandpass applied



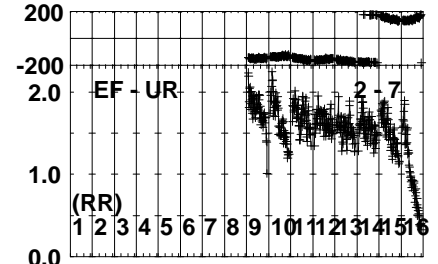
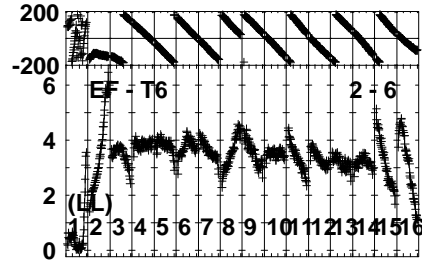
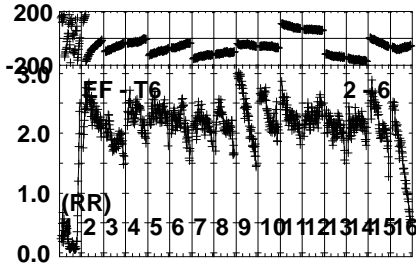
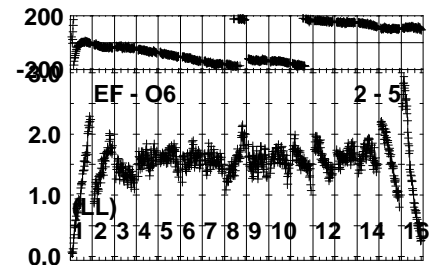
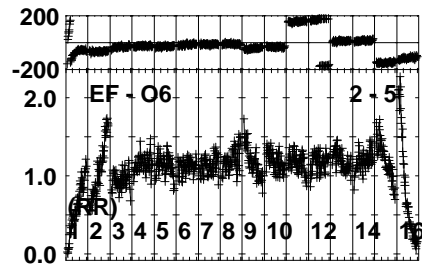
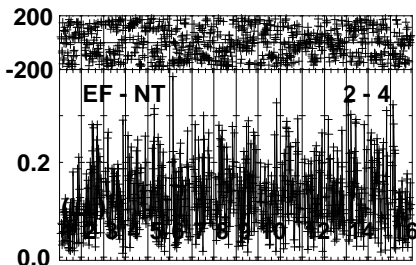
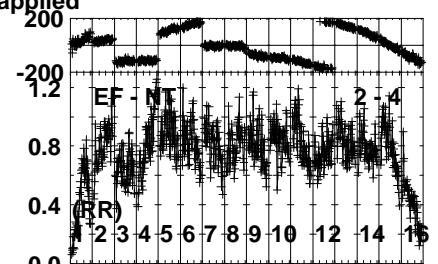
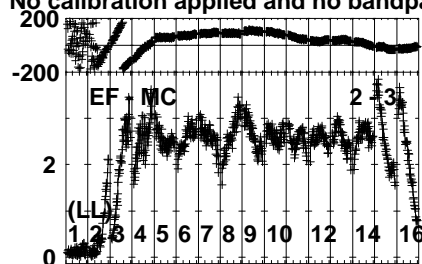
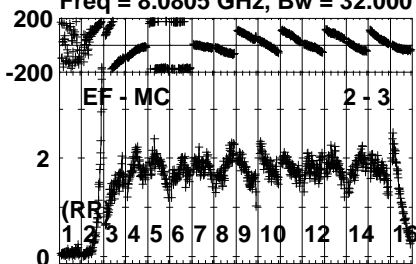
Lower frame: Micro Ampl Jy Top frame: Phas deg  
Vector averaged cross-power spectrum Several baselines displayed  
Timerange: 00/05:31:47 to 00/05:33:43

Plot file version 13 created 23-APR-2024 10:25:39

J2248+3718 EB107.UVDATA.1

Freq = 8.0805 GHz, Bw = 32.000 MH

No calibration applied and no bandpass applied



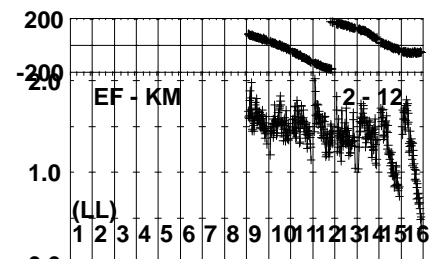
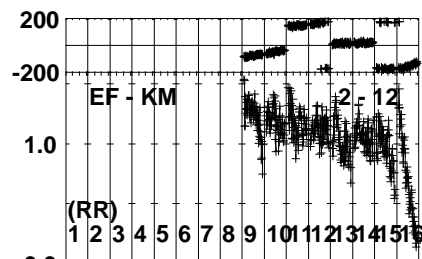
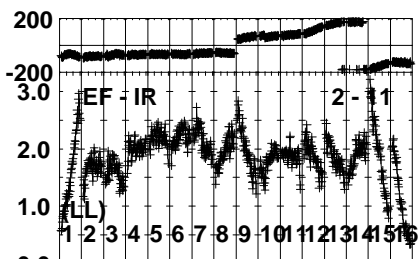
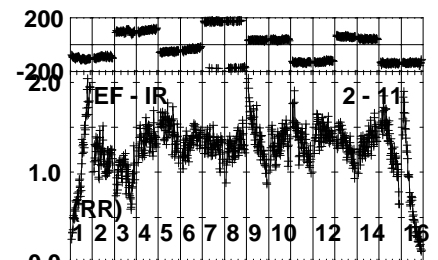
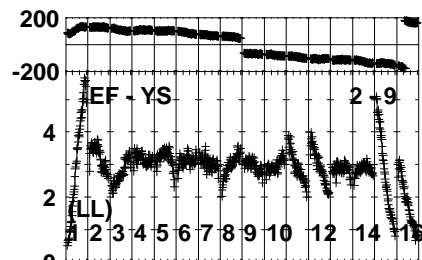
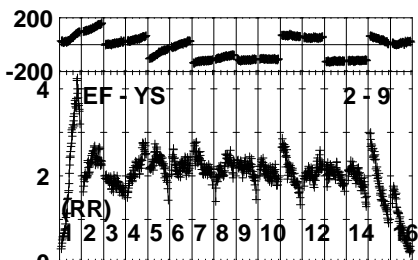
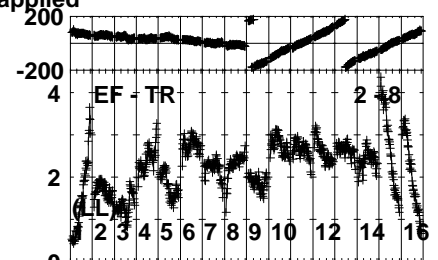
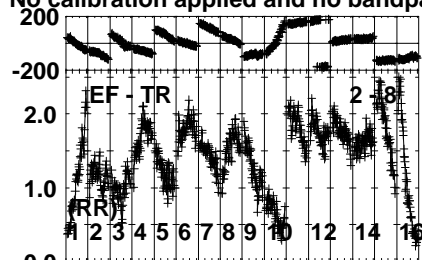
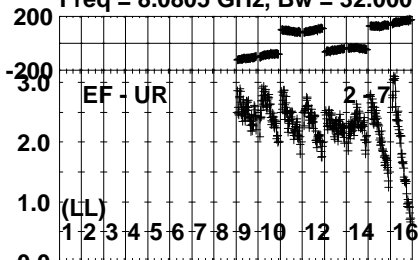
Lower frame: Milli Ampl Jy Top frame: Phas deg  
Vector averaged cross-power spectrum Several baselines displayed  
Timerange: 00/05:34:15 to 00/05:35:43

Plot file version 14 created 23-APR-2024 10:25:39

J2248+3718 EB107.UVDATA.1

Freq = 8.0805 GHz, Bw = 32.000 MH

No calibration applied and no bandpass applied

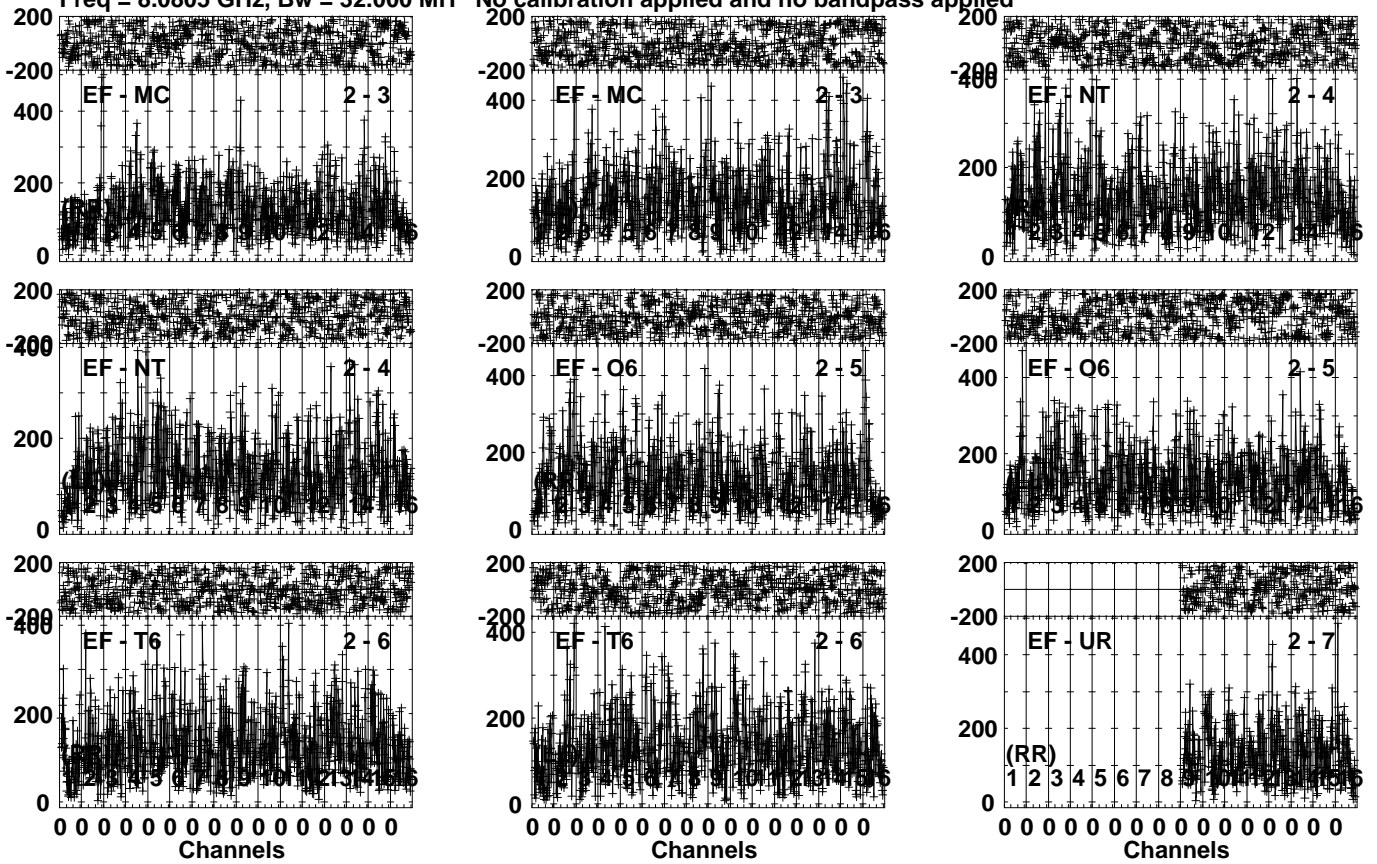


Lower frame: Milli Ampl Jy Top frame: Phas deg  
Vector averaged cross-power spectrum Several baselines displayed  
Timerange: 00/05:34:15 to 00/05:35:43

Plot file version 15 created 23-APR-2024 10:25:39

SN2014C EB107.UVDATA.1

Freq = 8.0805 GHz, Bw = 32.000 MH No calibration applied and no bandpass applied

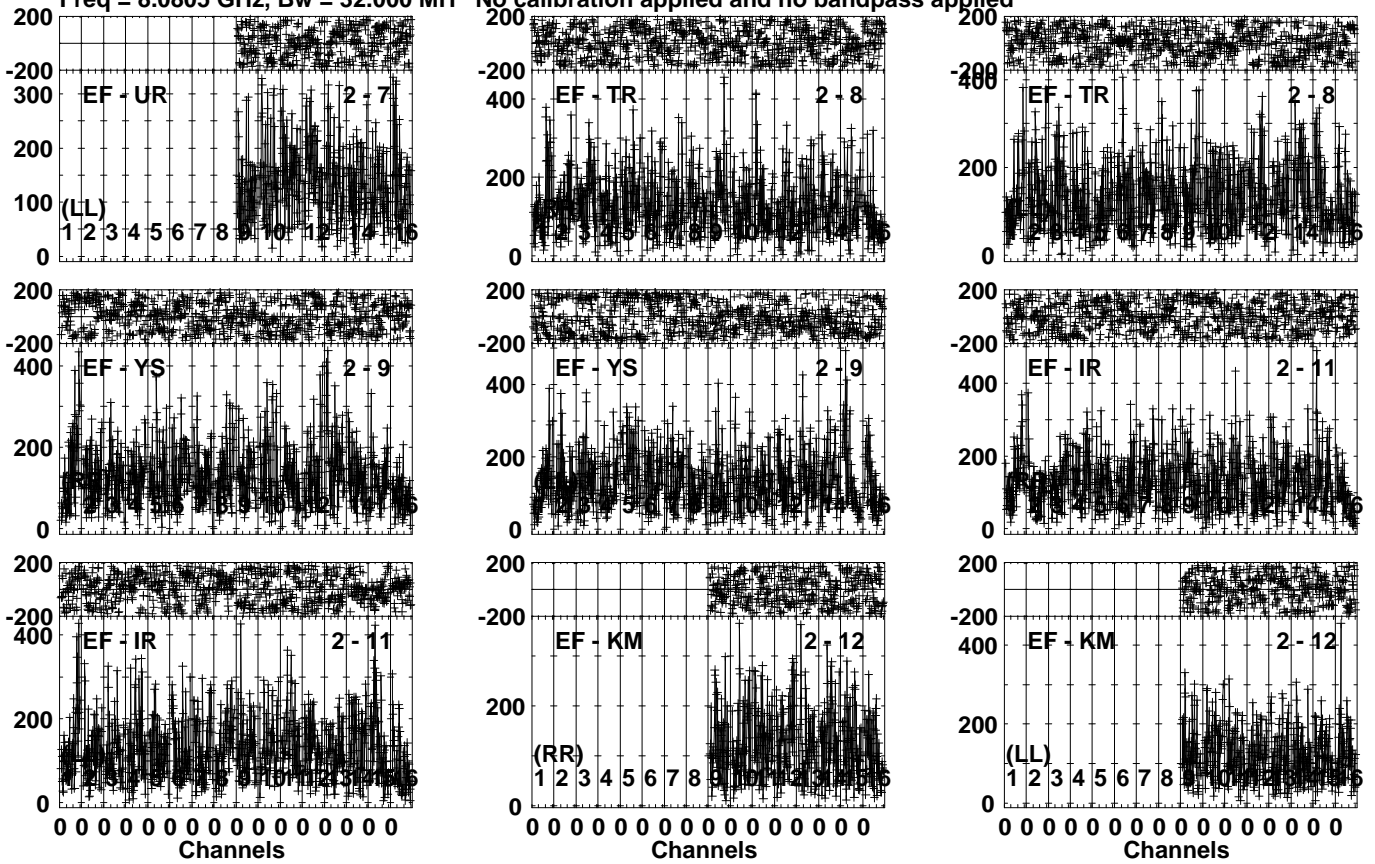


Lower frame: Micro Ampl Jy Top frame: Phas deg  
Vector averaged cross-power spectrum Several baselines displayed  
Timerange: 00/05:35:45 to 00/05:37:43

Plot file version 16 created 23-APR-2024 10:25:39

SN2014C EB107.UVDATA.1

Freq = 8.0805 GHz, Bw = 32.000 MH No calibration applied and no bandpass applied



Lower frame: Micro Ampl Jy Top frame: Phas deg  
Vector averaged cross-power spectrum Several baselines displayed  
Timerange: 00/05:35:45 to 00/05:37:43

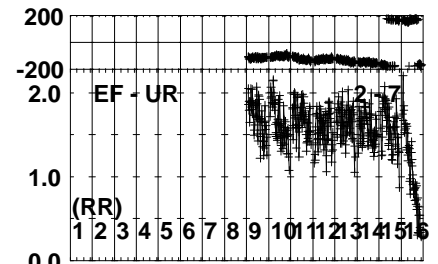
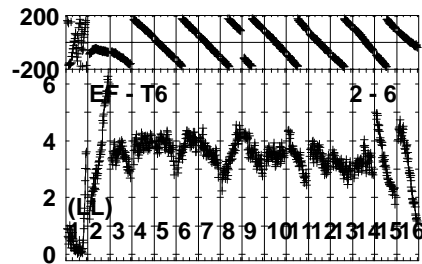
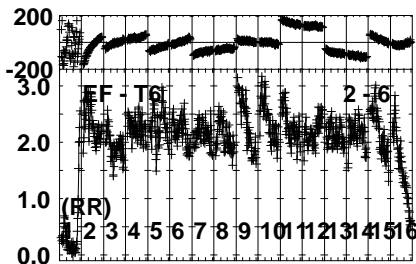
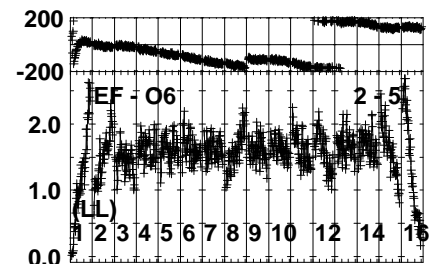
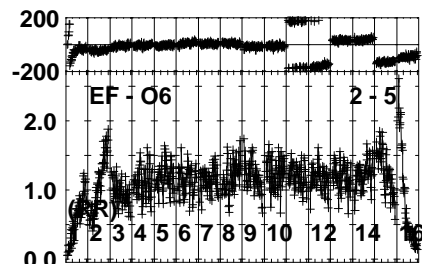
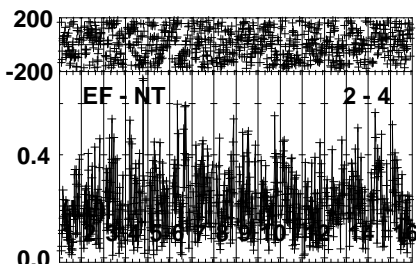
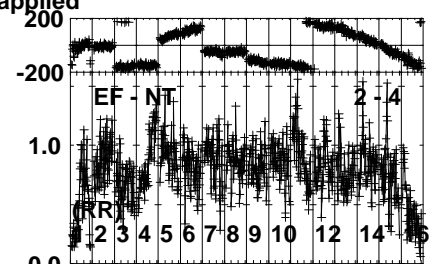
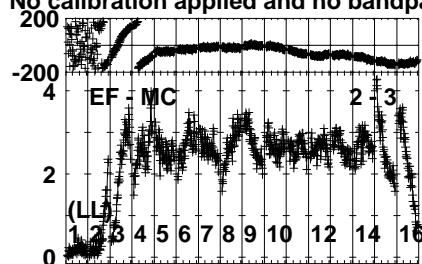
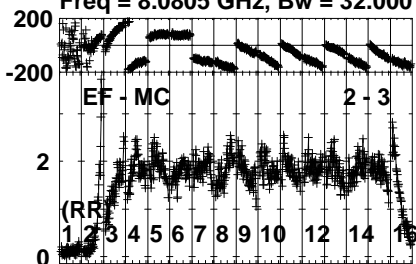


Plot file version 17 created 23-APR-2024 10:25:40

J2248+3718 EB107.UVDATA.1

Freq = 8.0805 GHz, Bw = 32.000 MH

No calibration applied and no bandpass applied



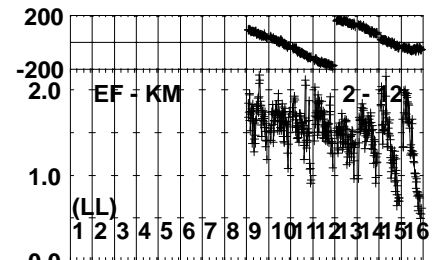
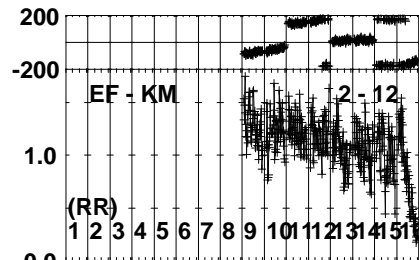
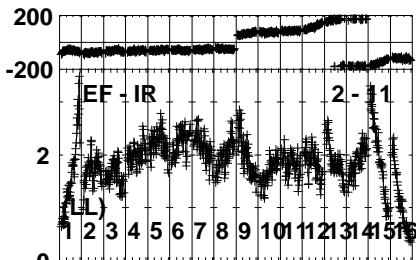
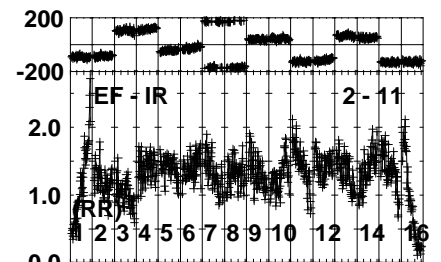
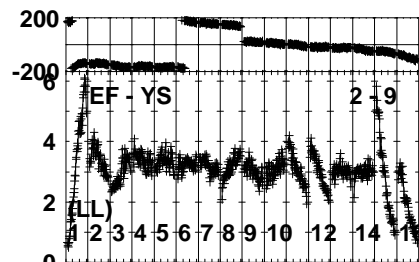
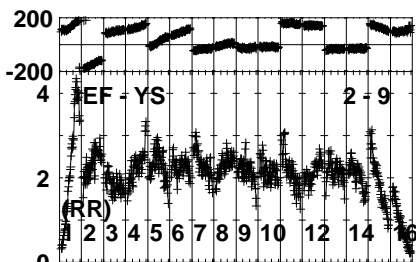
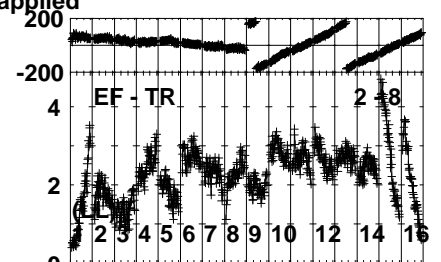
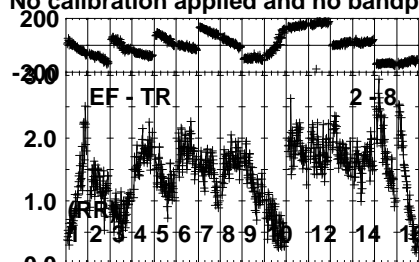
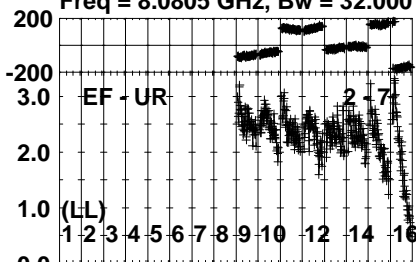
Lower frame: Milli Ampl Jy Top frame: Phas deg  
Vector averaged cross-power spectrum Several baselines displayed  
Timerange: 00/05:37:45 to 00/05:39:03

Plot file version 18 created 23-APR-2024 10:25:40

J2248+3718 EB107.UVDATA.1

Freq = 8.0805 GHz, Bw = 32.000 MH

No calibration applied and no bandpass applied

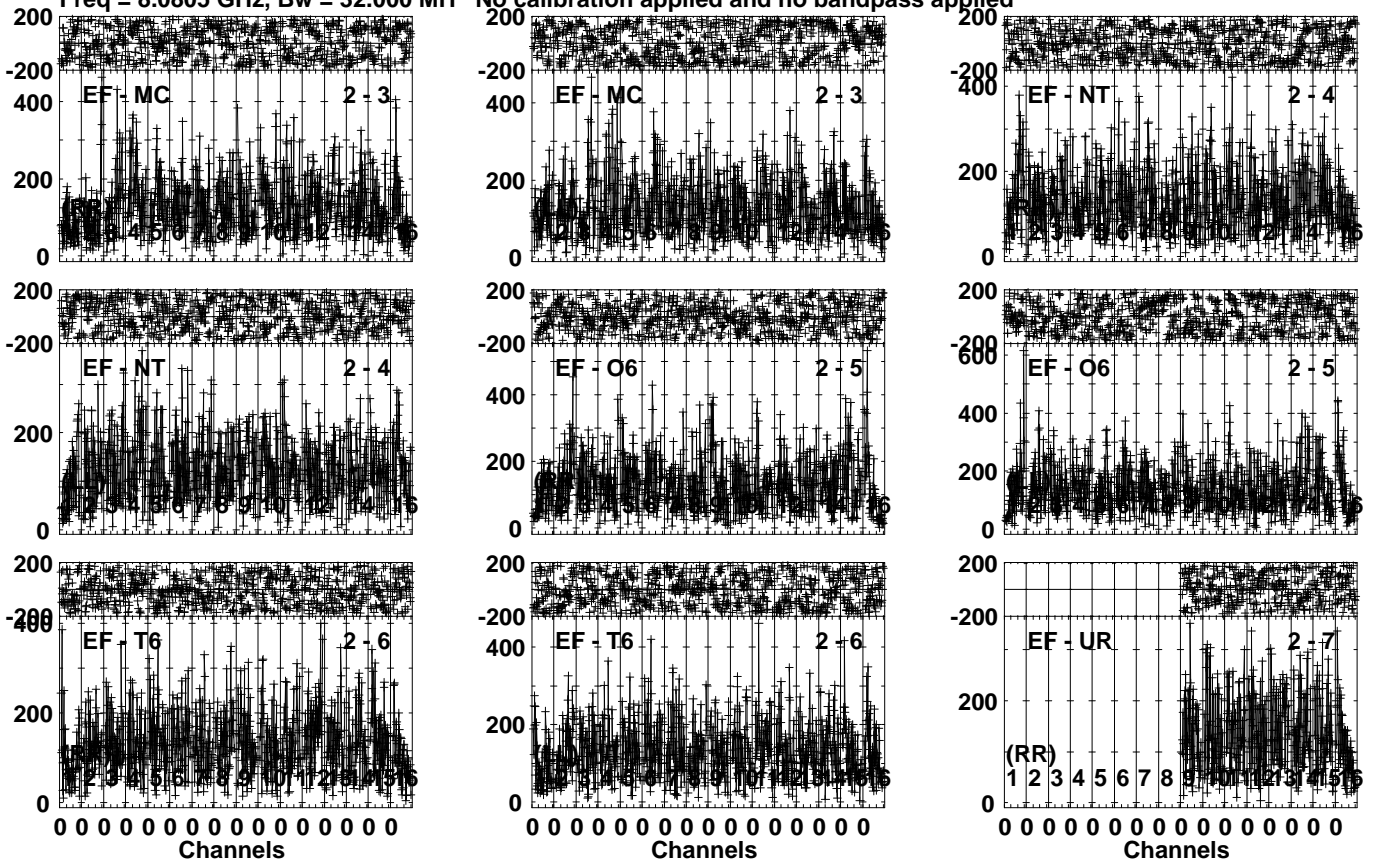


Lower frame: Milli Ampl Jy Top frame: Phas deg  
Vector averaged cross-power spectrum Several baselines displayed  
Timerange: 00/05:37:45 to 00/05:39:03

Plot file version 19 created 23-APR-2024 10:25:40

SN2014C EB107.UVDATA.1

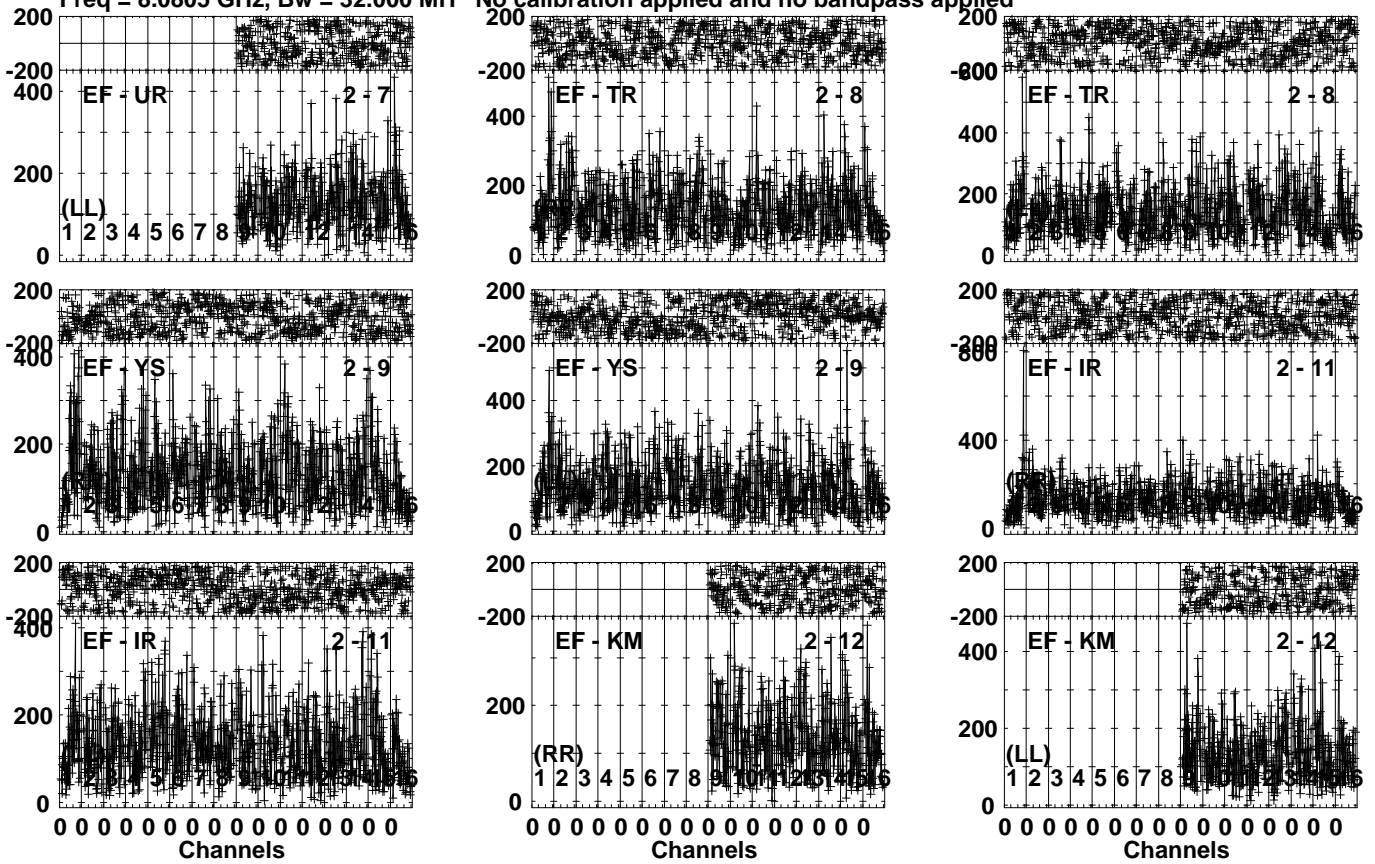
Freq = 8.0805 GHz, Bw = 32.000 MH No calibration applied and no bandpass applied



Plot file version 20 created 23-APR-2024 10:25:40

SN2014C EB107.UVDATA.1

Freq = 8.0805 GHz, Bw = 32.000 MH No calibration applied and no bandpass applied

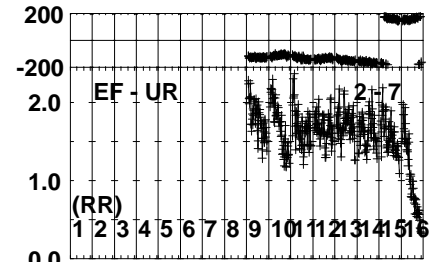
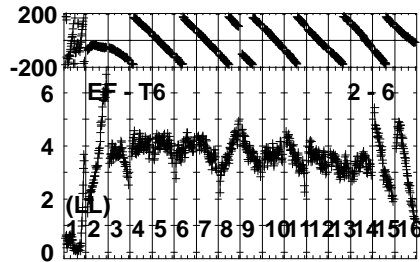
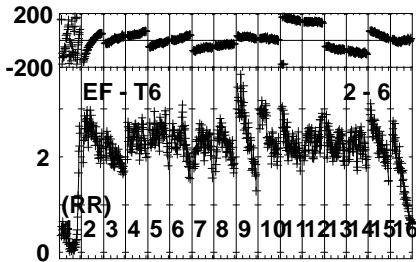
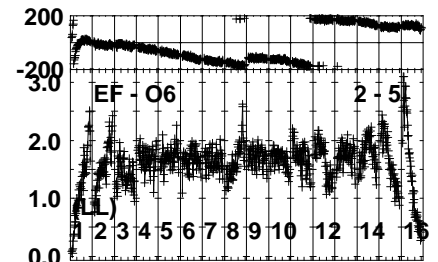
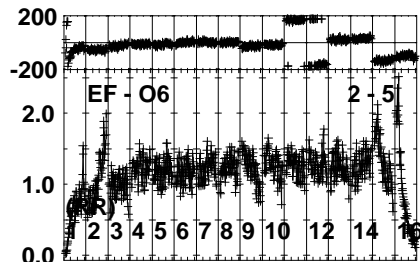
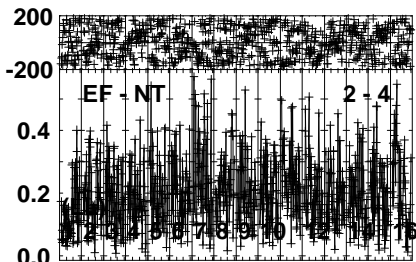
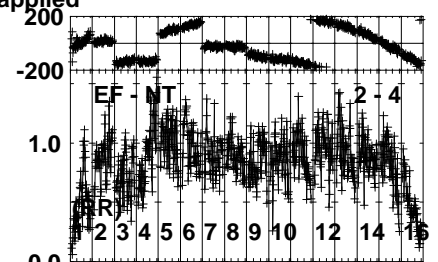
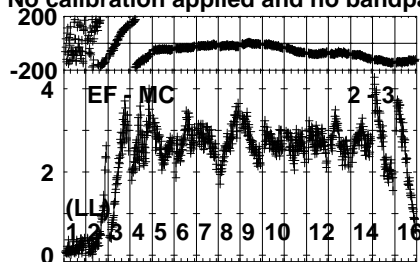
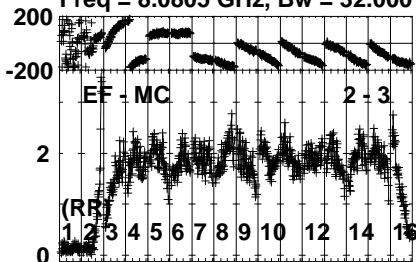


Lower frame: Micro Ampl Jy Top frame: Phas deg  
Vector averaged cross-power spectrum Several baselines displayed  
Timerange: 00/05:39:07 to 00/05:41:03

Plot file version 21 created 23-APR-2024 10:25:40

J2248+3718 EB107.UVDATA.1

Freq = 8.0805 GHz, Bw = 32.000 MH No calibration applied and no bandpass applied



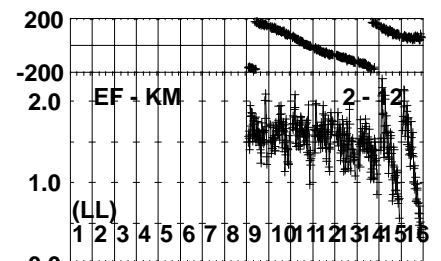
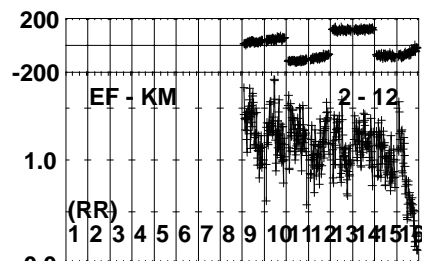
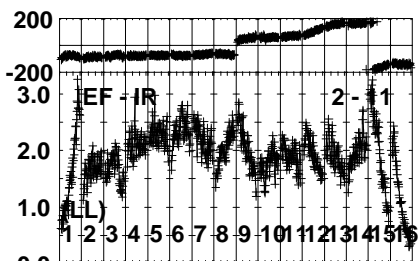
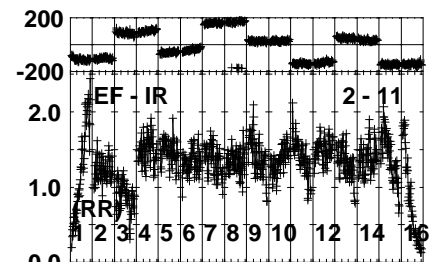
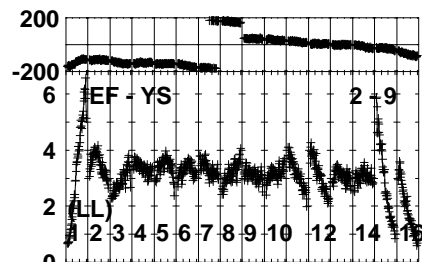
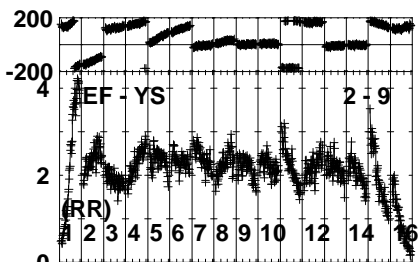
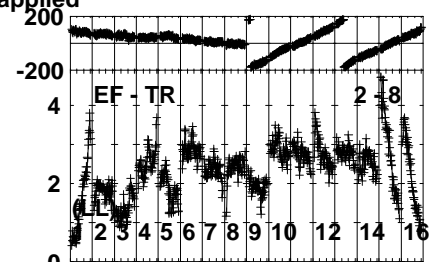
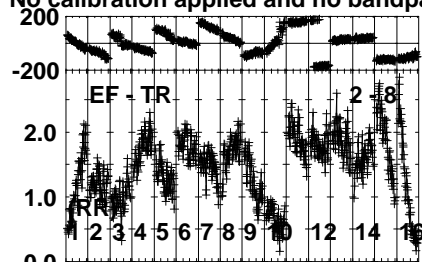
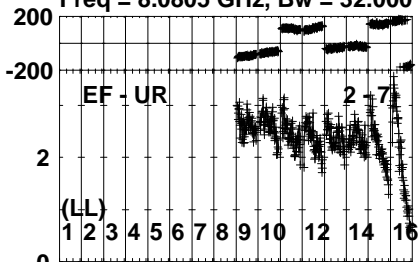
Lower frame: Milli Ampl Jy Top frame: Phas deg  
Vector averaged cross-power spectrum Several baselines displayed  
Timerange: 00/05:41:07 to 00/05:42:23

Plot file version 22 created 23-APR-2024 10:25:41

J2248+3718 EB107.UVDATA.1

Freq = 8.0805 GHz, Bw = 32.000 MH

No calibration applied and no bandpass applied

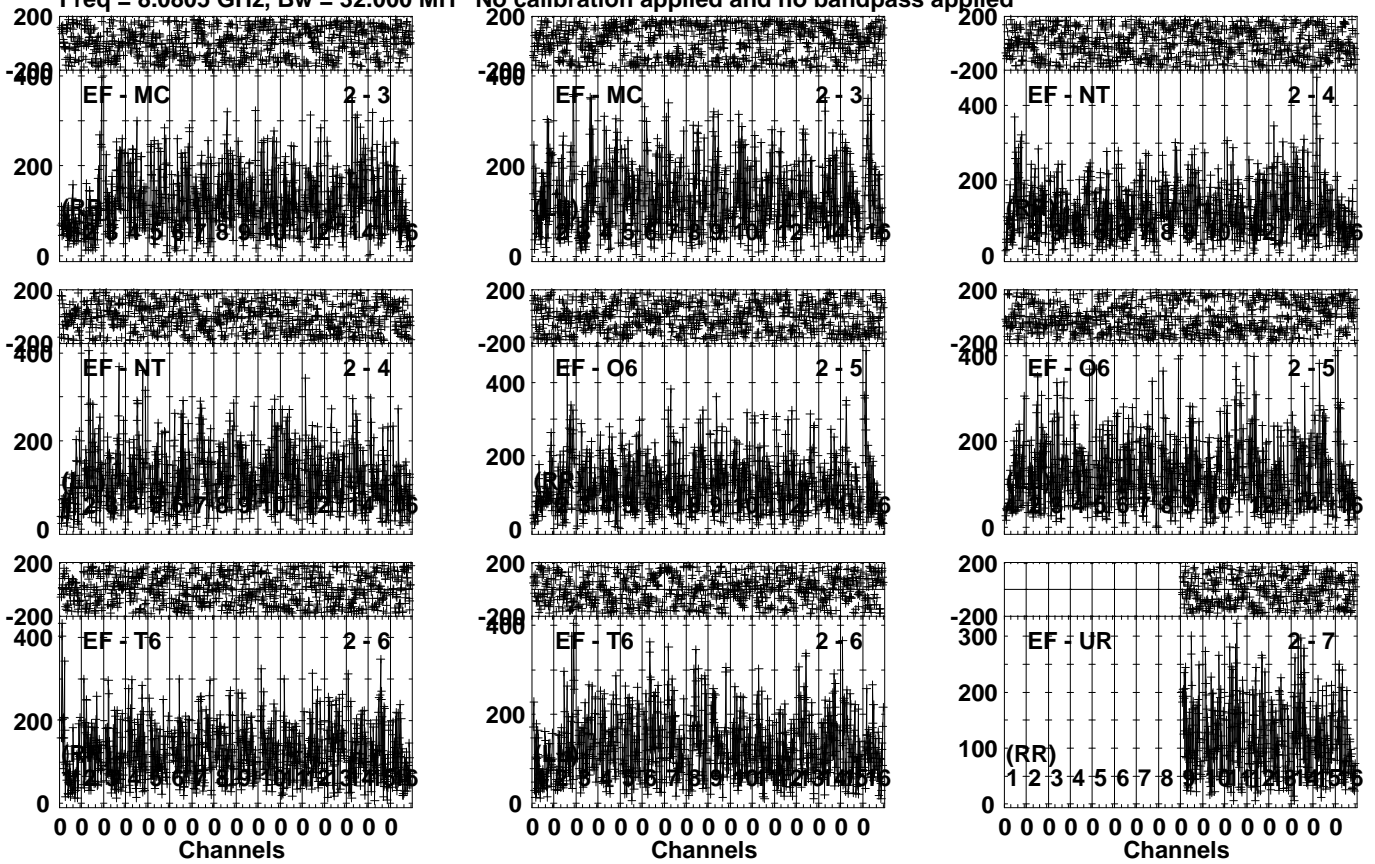


Lower frame: Milli Ampl Jy Top frame: Phas deg  
Vector averaged cross-power spectrum Several baselines displayed  
Timerange: 00/05:41:07 to 00/05:42:23

Plot file version 23 created 23-APR-2024 10:25:41

SN2014C EB107.UVDATA.1

Freq = 8.0805 GHz, Bw = 32.000 MH No calibration applied and no bandpass applied

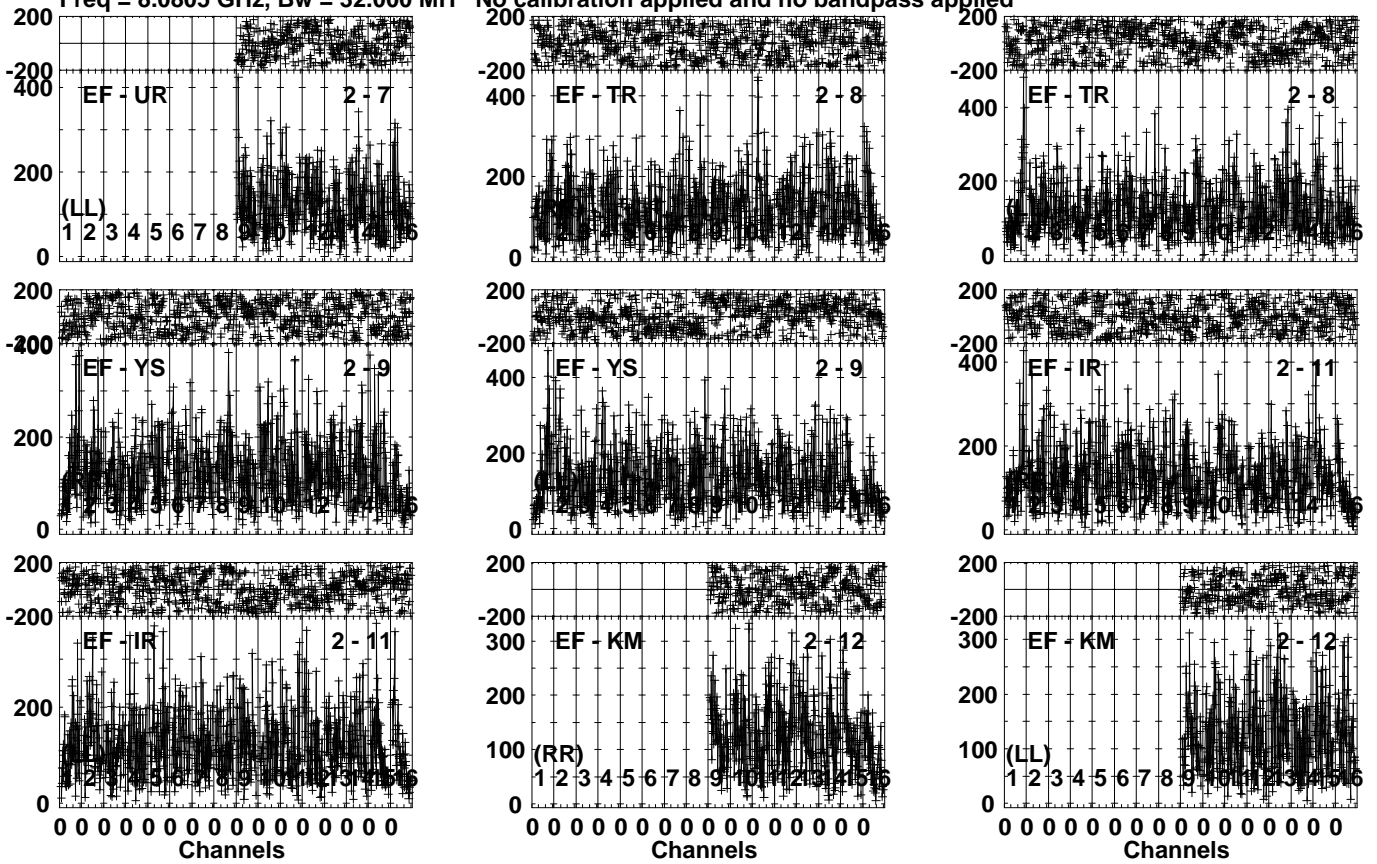


Lower frame: Micro Ampl Jy Top frame: Phas deg  
Vector averaged cross-power spectrum Several baselines displayed  
Timerange: 00/05:42:55 to 00/05:44:33

Plot file version 24 created 23-APR-2024 10:25:41

SN2014C EB107.UVDATA.1

Freq = 8.0805 GHz, Bw = 32.000 MH No calibration applied and no bandpass applied



Lower frame: Micro Ampl Jy Top frame: Phas deg  
Vector averaged cross-power spectrum Several baselines displayed  
Timerange: 00/05:42:55 to 00/05:44:33

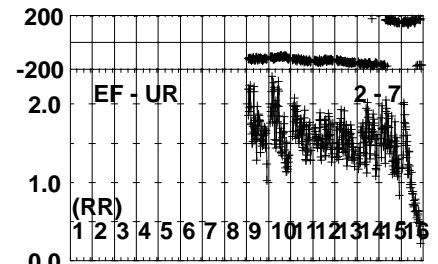
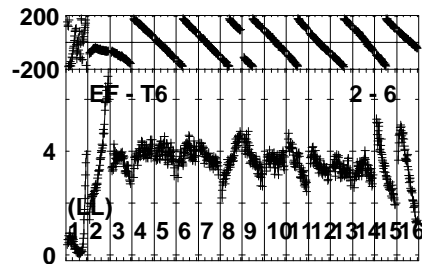
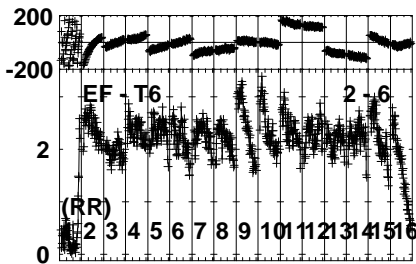
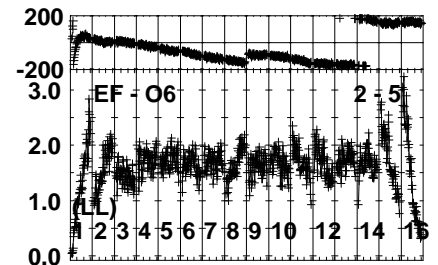
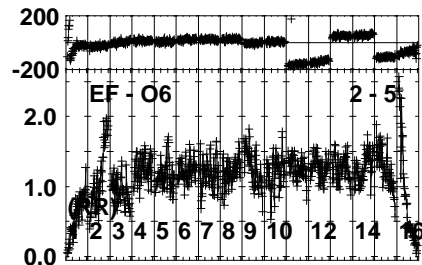
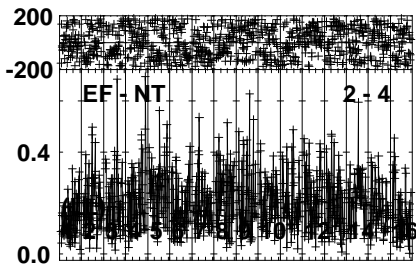
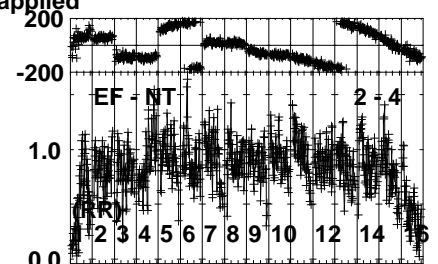
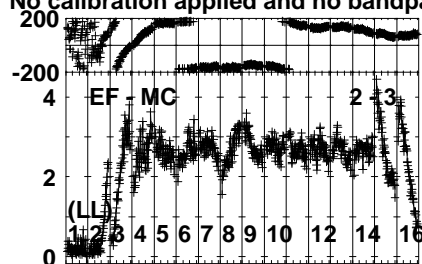
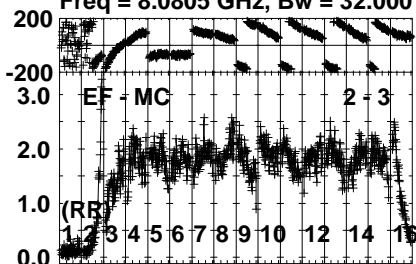


Plot file version 25 created 23-APR-2024 10:25:41

J2248+3718 EB107.UVDATA.1

Freq = 8.0805 GHz, Bw = 32.000 MH

No calibration applied and no bandpass applied



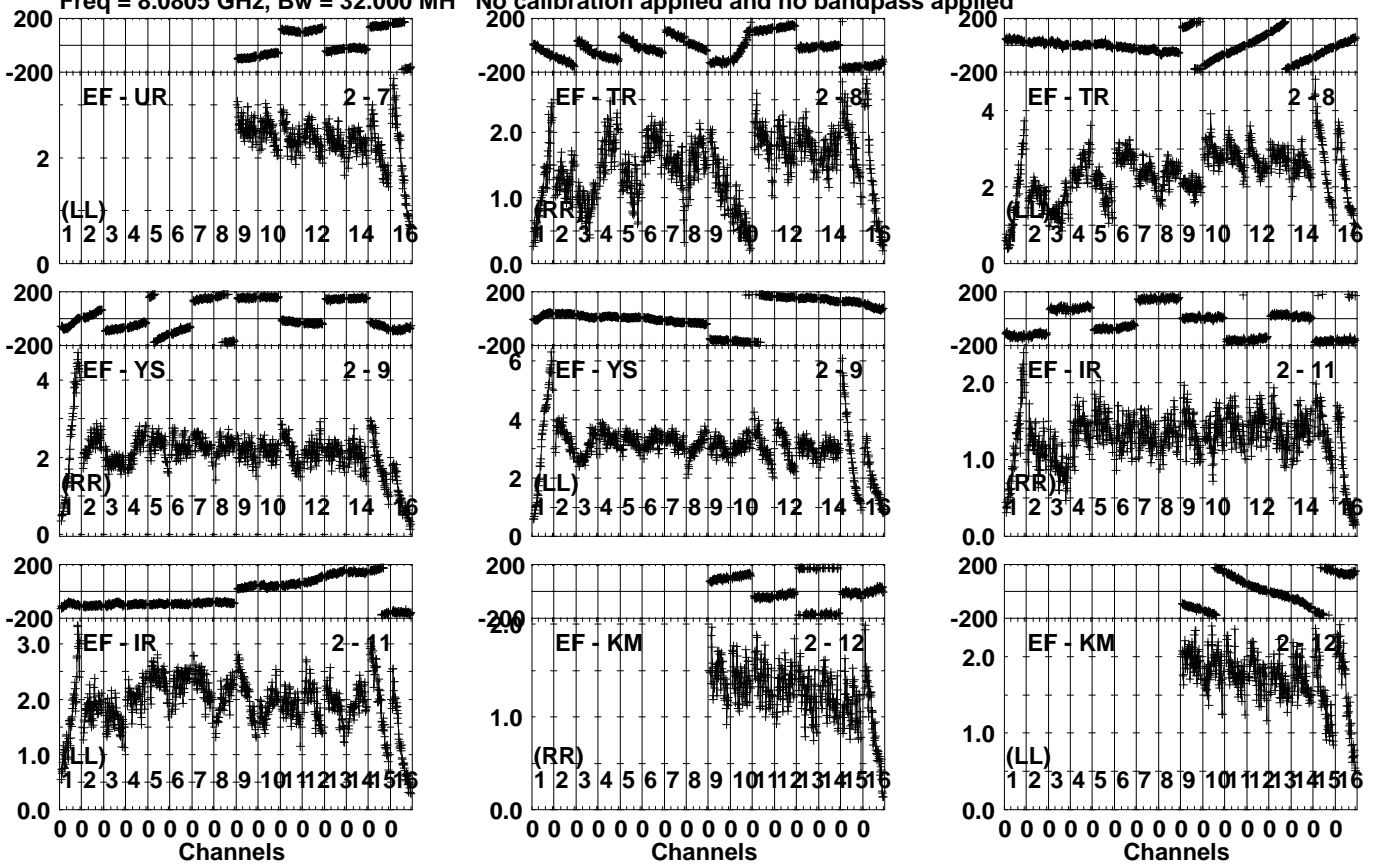
Lower frame: Milli Ampl Jy Top frame: Phas deg  
Vector averaged cross-power spectrum Several baselines displayed  
Timerange: 00/05:44:37 to 00/05:45:53

Plot file version 26 created 23-APR-2024 10:25:41

J2248+3718 EB107.UVDATA.1

Freq = 8.0805 GHz, Bw = 32.000 MH

No calibration applied and no bandpass applied

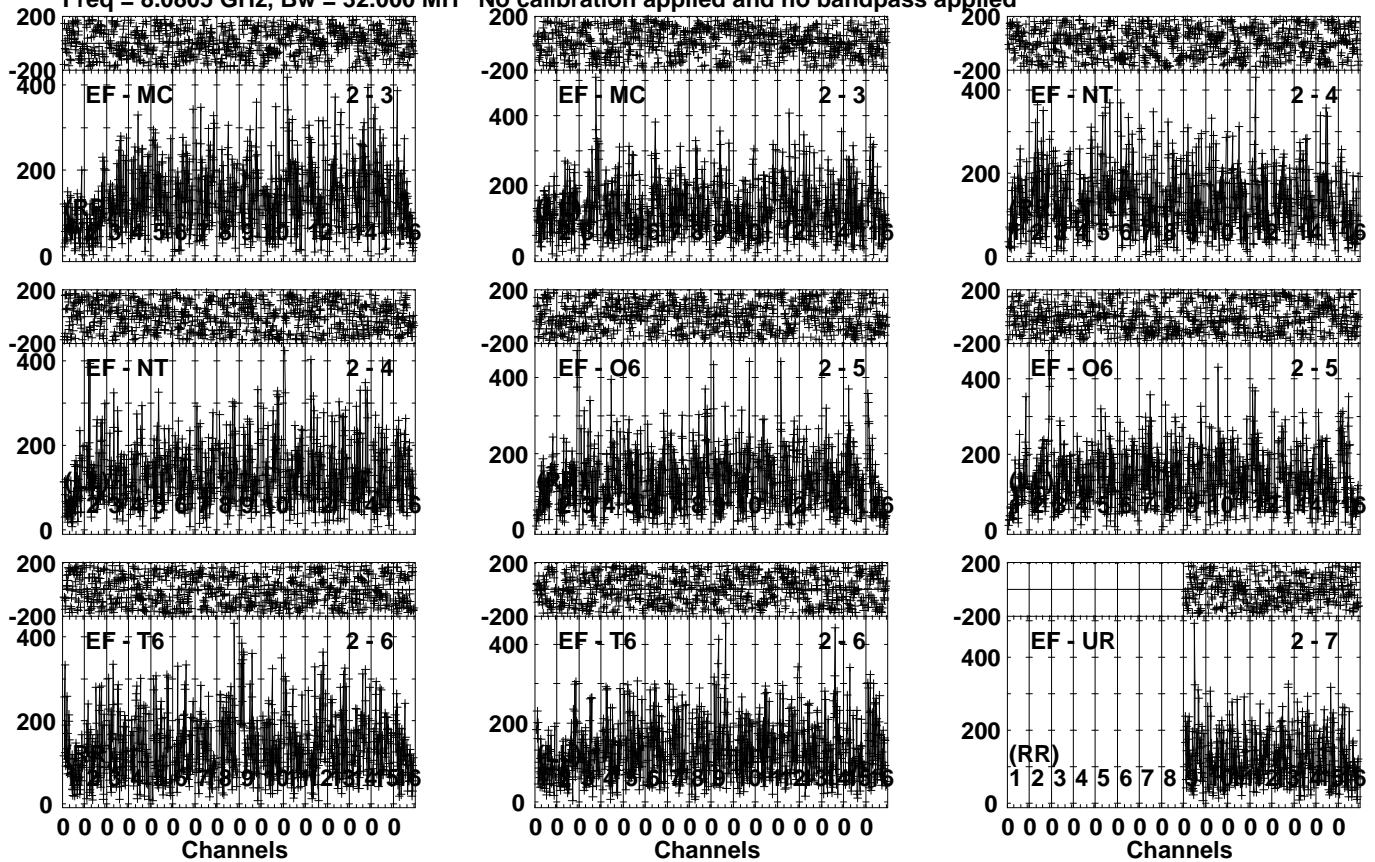


Lower frame: Milli Ampl Jy Top frame: Phas deg  
Vector averaged cross-power spectrum Several baselines displayed  
Timerange: 00/05:44:37 to 00/05:45:53

Plot file version 27 created 23-APR-2024 10:25:42

SN2014C EB107.UVDATA.1

Freq = 8.0805 GHz, Bw = 32.000 MH No calibration applied and no bandpass applied

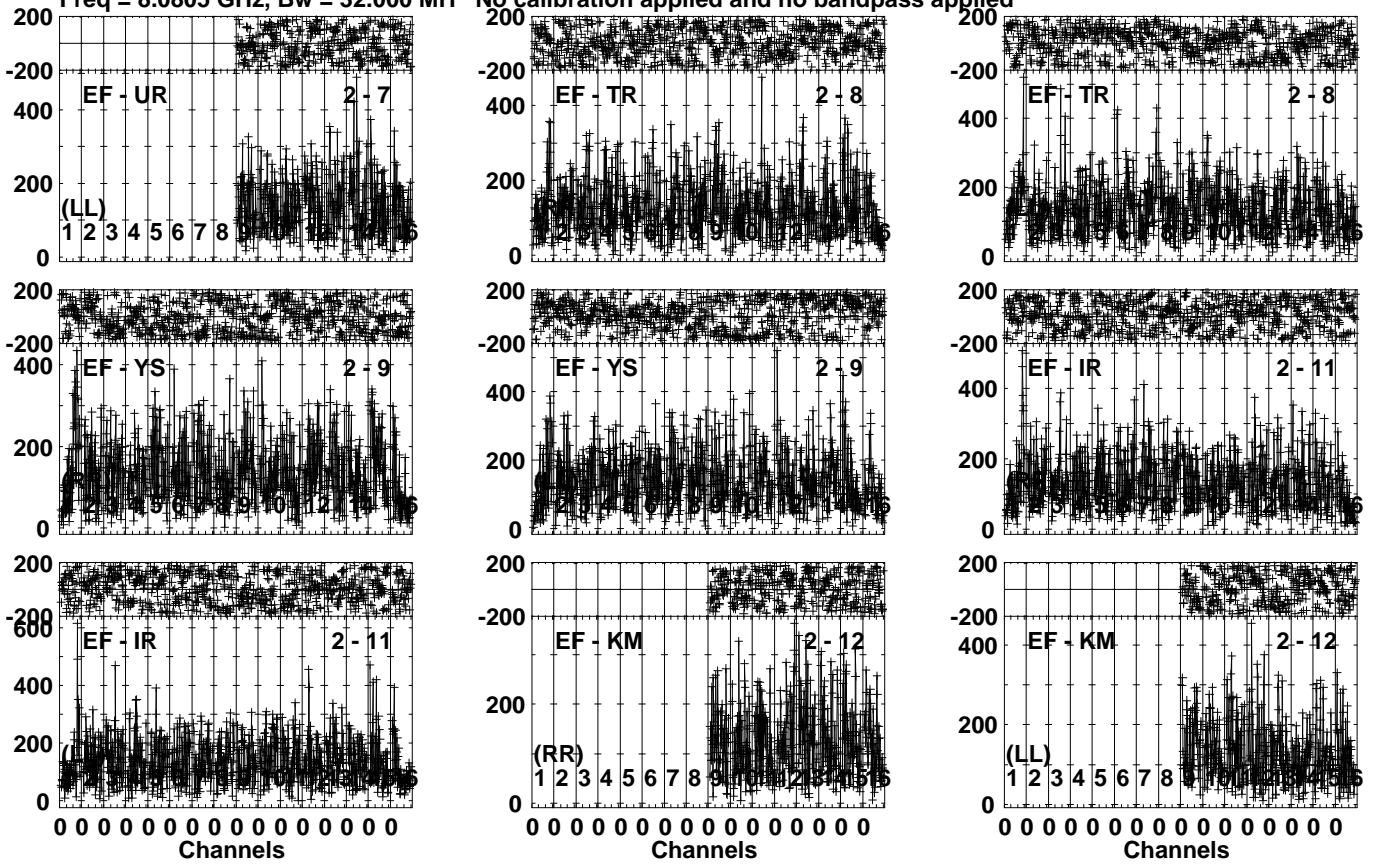


Lower frame: Micro Ampl Jy Top frame: Phas deg  
Vector averaged cross-power spectrum Several baselines displayed  
Timerange: 00/05:45:57 to 00/05:47:53

Plot file version 28 created 23-APR-2024 10:25:42

SN2014C EB107.UVDATA.1

Freq = 8.0805 GHz, Bw = 32.000 MH No calibration applied and no bandpass applied



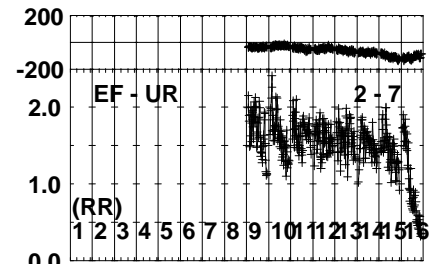
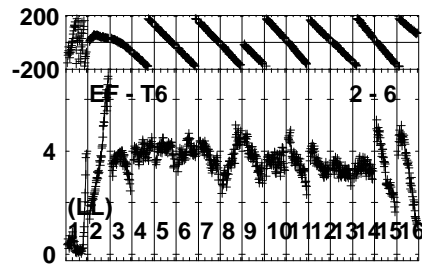
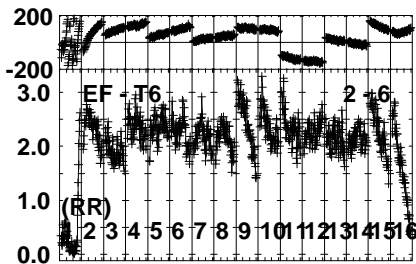
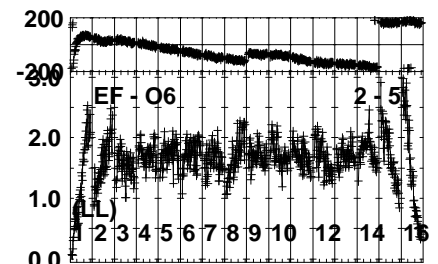
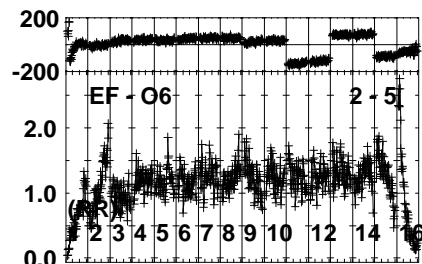
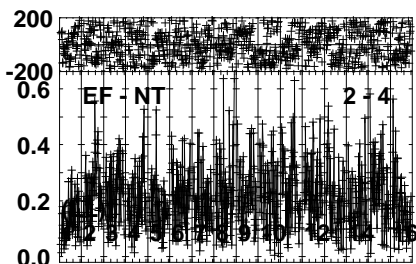
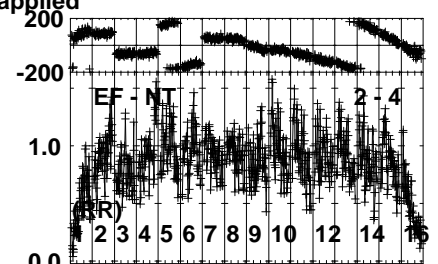
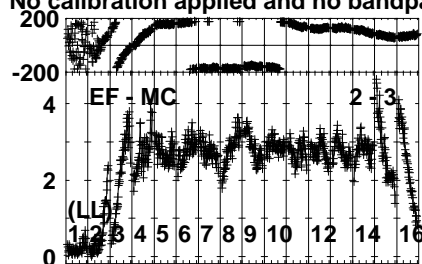
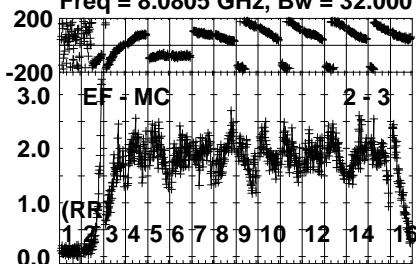
Lower frame: Micro Ampl Jy Top frame: Phas deg  
Vector averaged cross-power spectrum Several baselines displayed  
Timerange: 00/05:45:57 to 00/05:47:53

Plot file version 29 created 23-APR-2024 10:25:42

J2248+3718 EB107.UVDATA.1

Freq = 8.0805 GHz, Bw = 32.000 MH

No calibration applied and no bandpass applied



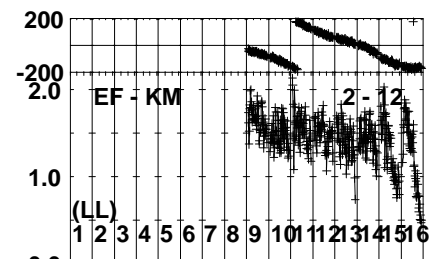
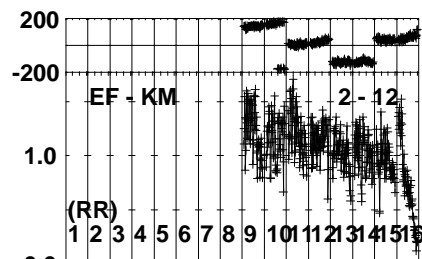
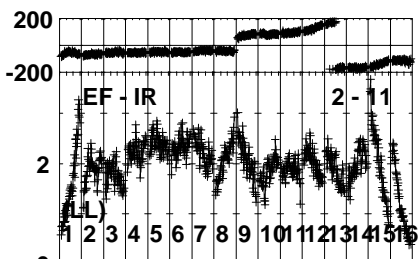
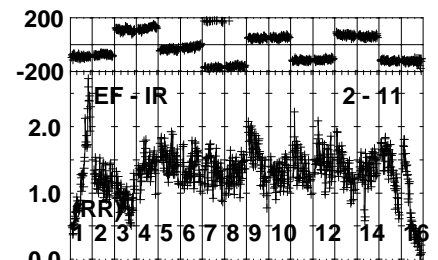
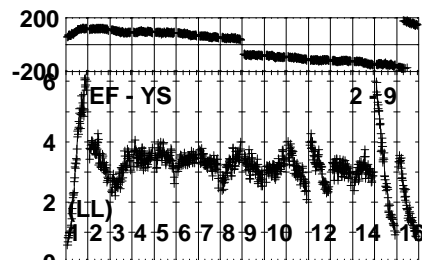
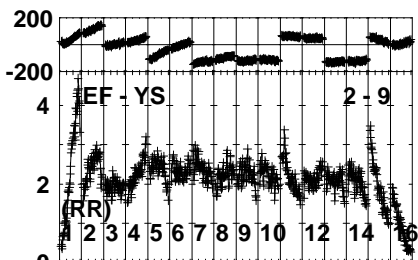
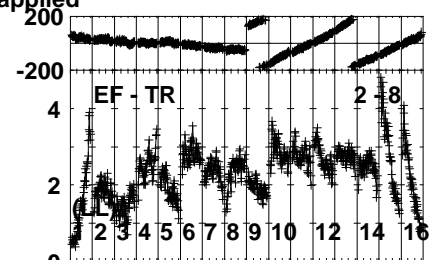
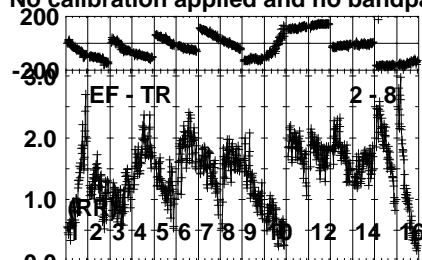
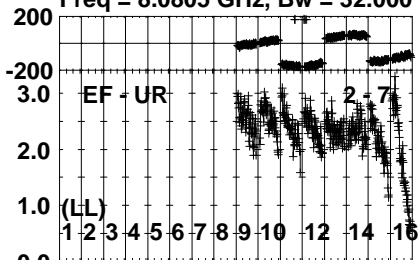
Lower frame: Milli Ampl Jy Top frame: Phas deg  
Vector averaged cross-power spectrum Several baselines displayed  
Timerange: 00/05:47:57 to 00/05:49:13

Plot file version 30 created 23-APR-2024 10:25:42

J2248+3718 EB107.UVDATA.1

Freq = 8.0805 GHz, Bw = 32.000 MH

No calibration applied and no bandpass applied

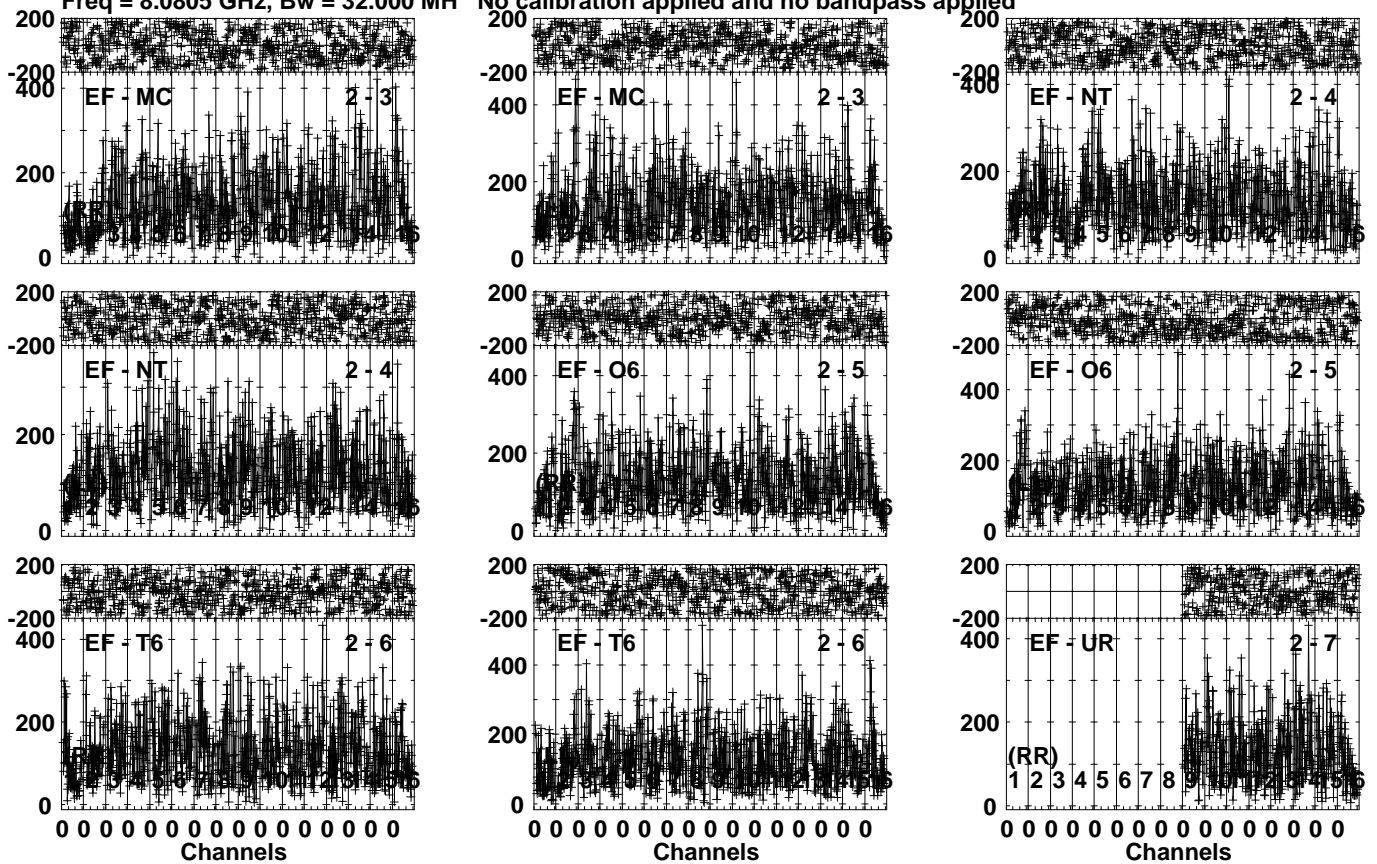


Lower frame: Milli Ampl Jy Top frame: Phas deg  
Vector averaged cross-power spectrum Several baselines displayed  
Timerange: 00/05:47:57 to 00/05:49:13

Plot file version 31 created 23-APR-2024 10:25:42

SN2014C EB107.UVDATA.1

Freq = 8.0805 GHz, Bw = 32.000 MH No calibration applied and no bandpass applied



Lower frame: Micro Ampl Jy Top frame: Phas deg  
Vector averaged cross-power spectrum Several baselines displayed  
Timerange: 00/05:49:17 to 00/05:51:13



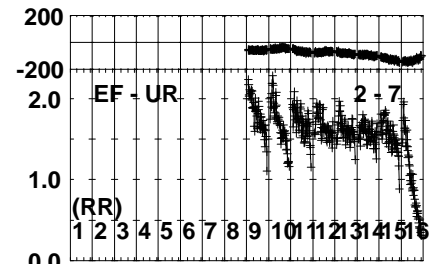
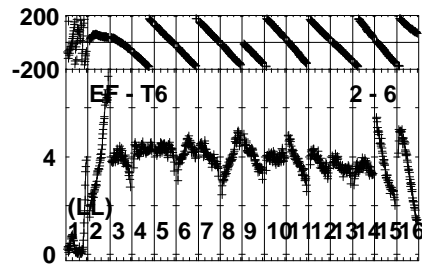
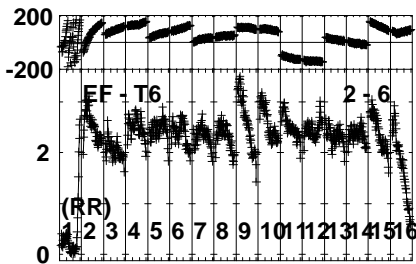
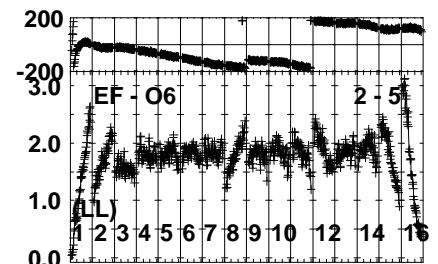
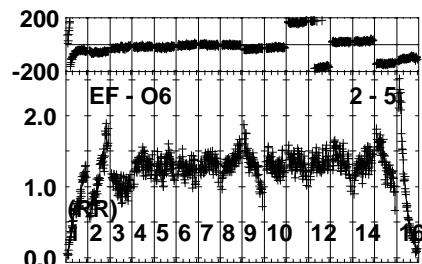
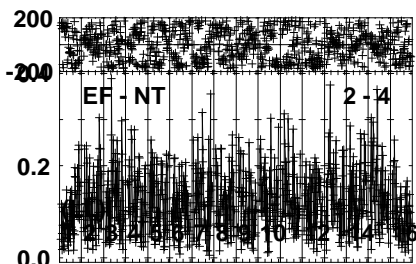
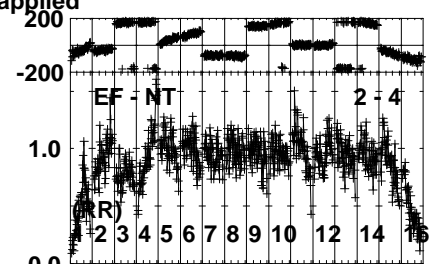
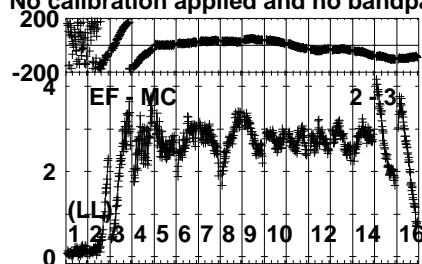
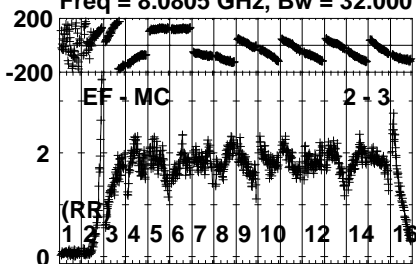


Plot file version 33 created 23-APR-2024 10:25:43

J2248+3718 EB107.UVDATA.1

Freq = 8.0805 GHz, Bw = 32.000 MH

No calibration applied and no bandpass applied



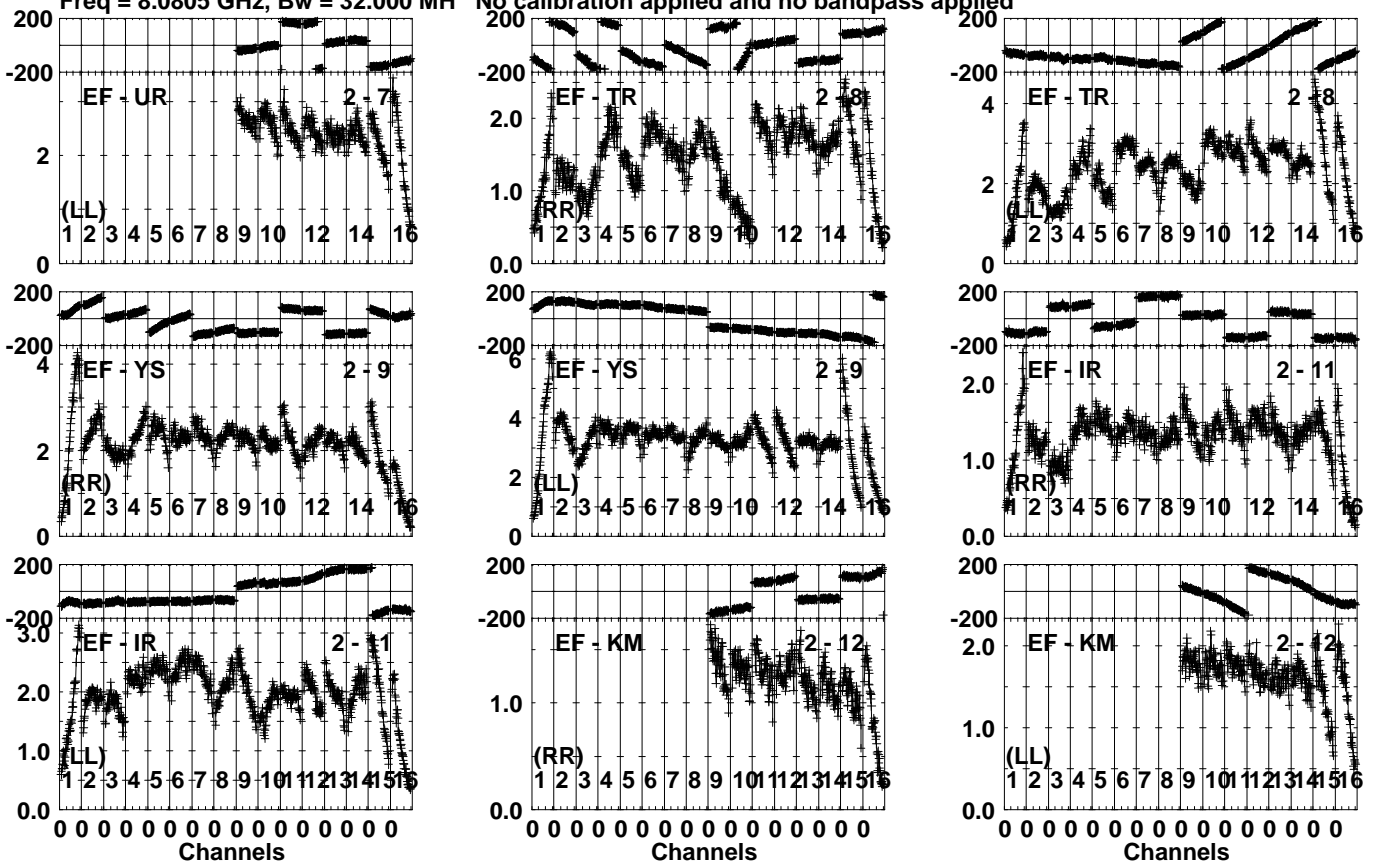
Lower frame: Milli Ampl Jy Top frame: Phas deg  
Vector averaged cross-power spectrum Several baselines displayed  
Timerange: 00/05:51:45 to 00/05:53:13

Plot file version 34 created 23-APR-2024 10:25:43

J2248+3718 EB107.UVDATA.1

Freq = 8.0805 GHz, Bw = 32.000 MH

No calibration applied and no bandpass applied

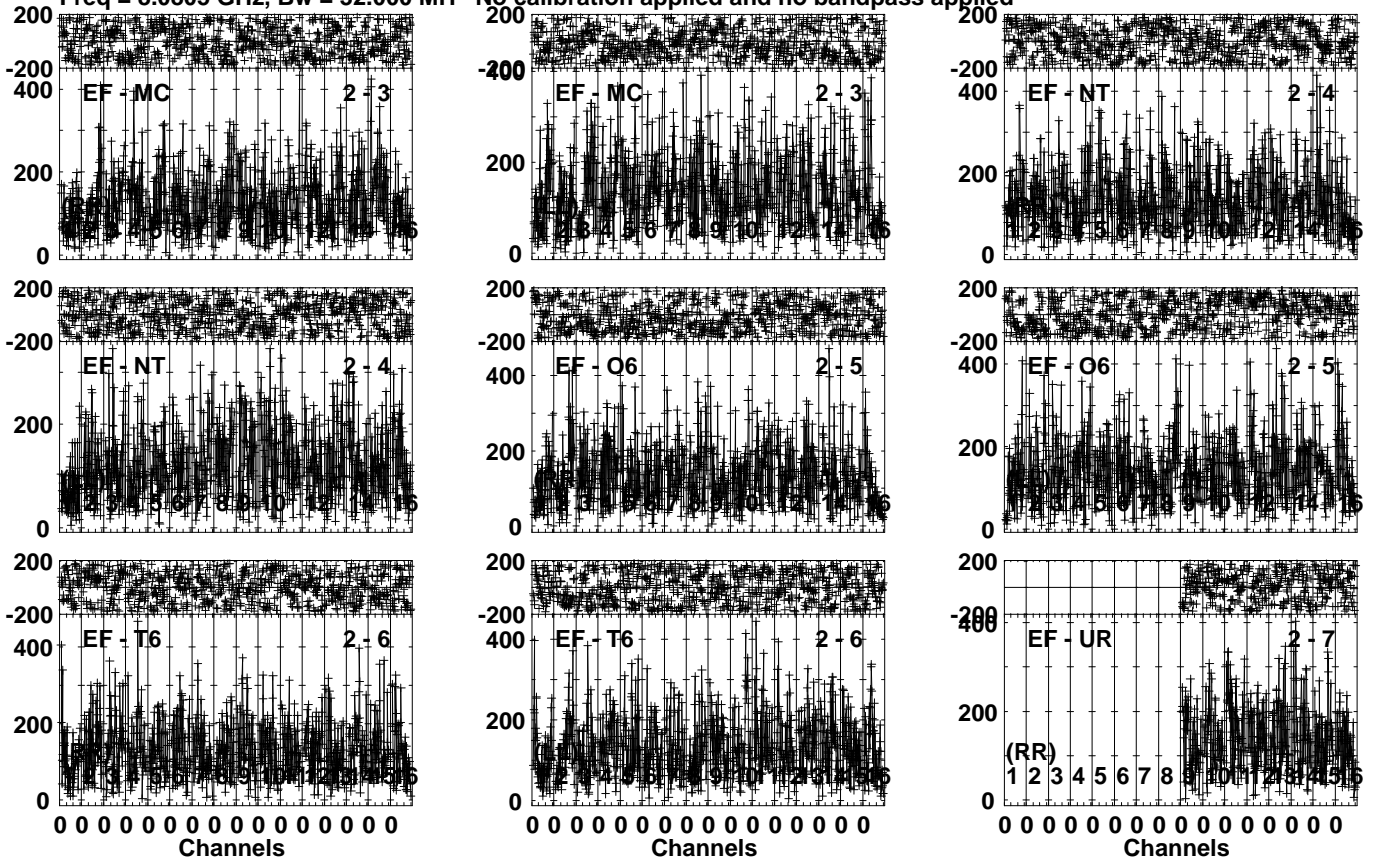


Lower frame: Milli Ampl Jy Top frame: Phas deg  
Vector averaged cross-power spectrum Several baselines displayed  
Timerange: 00/05:51:45 to 00/05:53:13

Plot file version 35 created 23-APR-2024 10:25:43

SN2014C EB107.UVDATA.1

Freq = 8.0805 GHz, Bw = 32.000 MH No calibration applied and no bandpass applied

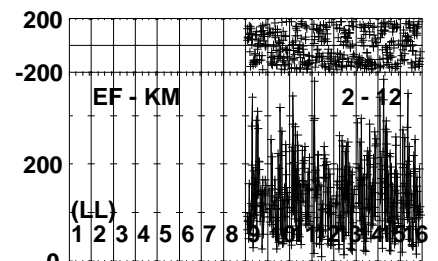
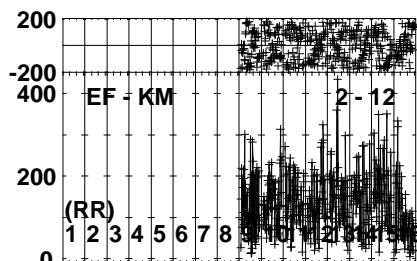
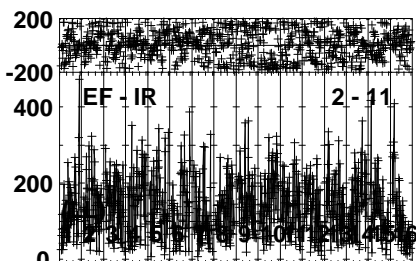
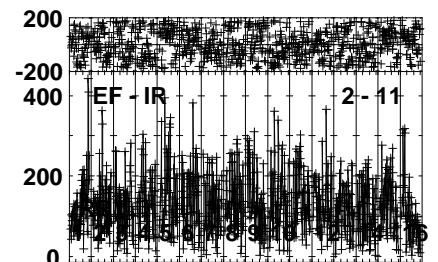
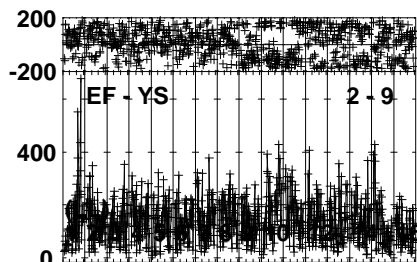
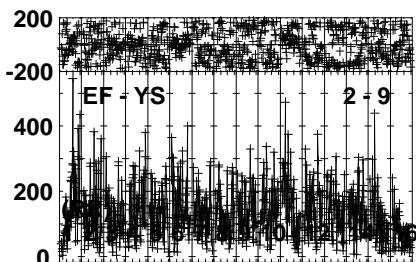
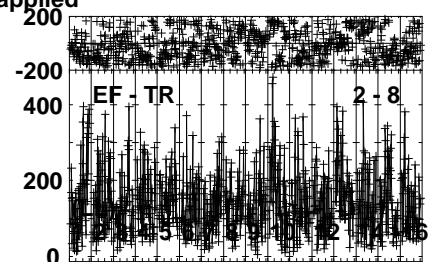
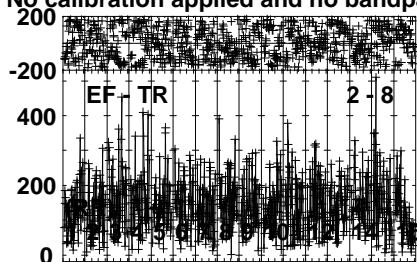
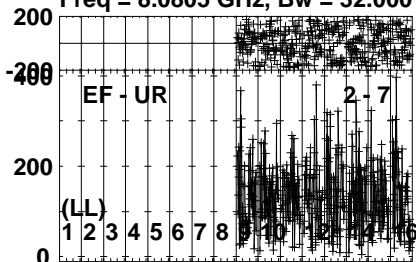


Lower frame: Micro Ampl Jy Top frame: Phas deg  
Vector averaged cross-power spectrum Several baselines displayed  
Timerange: 00/05:53:15 to 00/05:55:13

Plot file version 36 created 23-APR-2024 10:25:43

SN2014C EB107.UVDATA.1

Freq = 8.0805 GHz, Bw = 32.000 MH No calibration applied and no bandpass applied



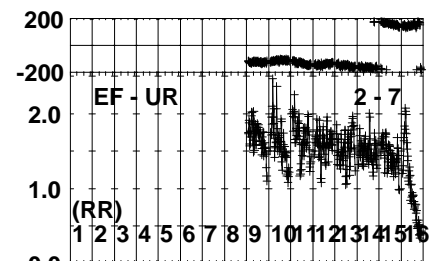
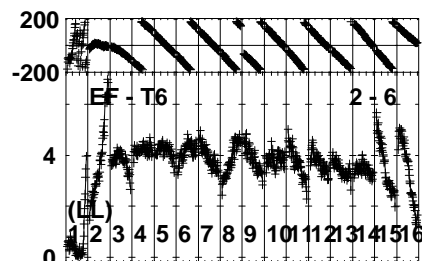
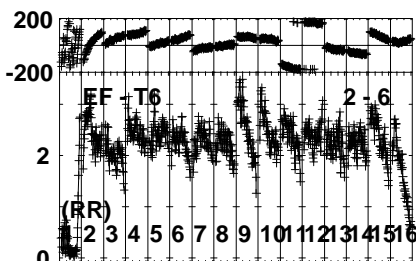
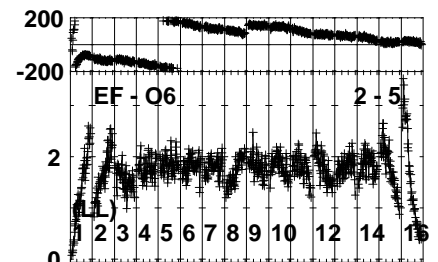
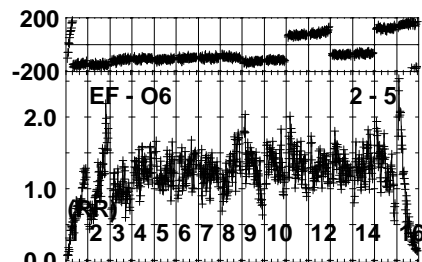
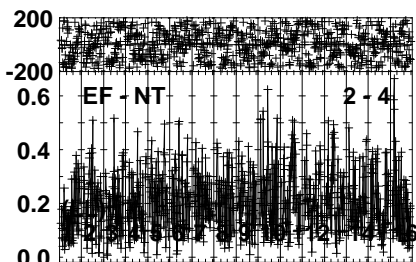
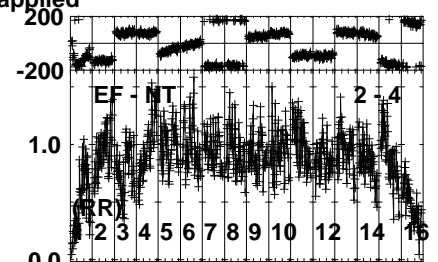
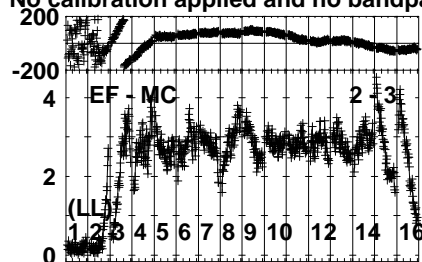
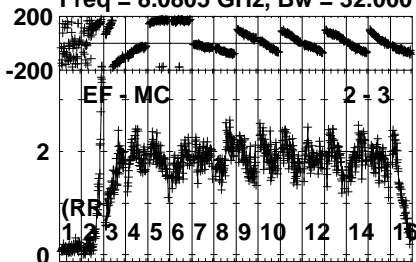
Lower frame: Micro Ampl Jy Top frame: Phas deg  
Vector averaged cross-power spectrum Several baselines displayed  
Timerange: 00/05:53:15 to 00/05:55:13

Plot file version 37 created 23-APR-2024 10:25:44

J2248+3718 EB107.UVDATA.1

Freq = 8.0805 GHz, Bw = 32.000 MH

No calibration applied and no bandpass applied



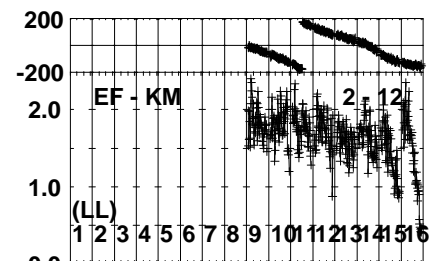
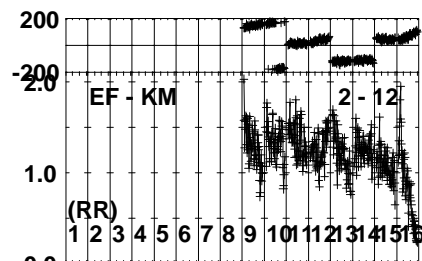
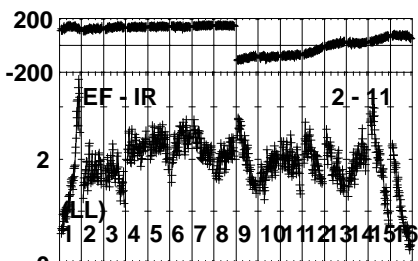
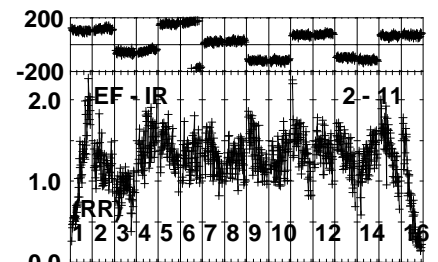
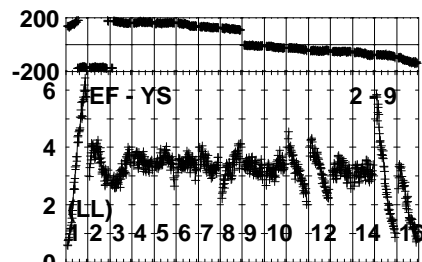
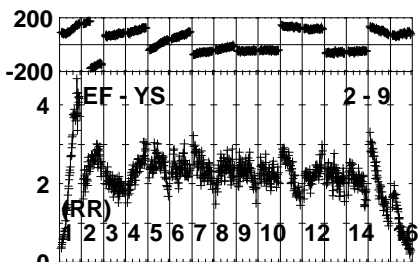
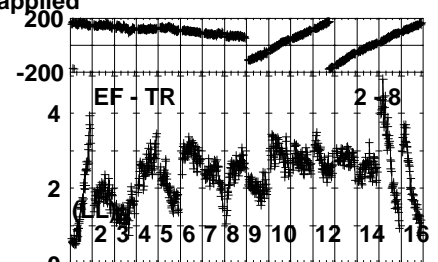
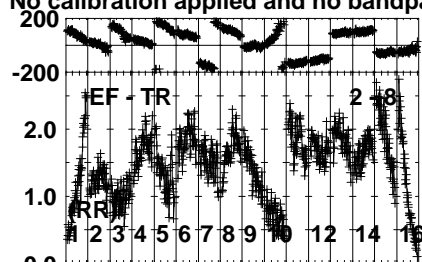
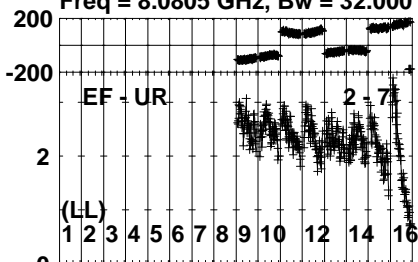
Lower frame: Milli Ampl Jy Top frame: Phas deg  
Vector averaged cross-power spectrum Several baselines displayed  
Timerange: 00/05:55:15 to 00/05:56:33

Plot file version 38 created 23-APR-2024 10:25:44

J2248+3718 EB107.UVDATA.1

Freq = 8.0805 GHz, Bw = 32.000 MH

No calibration applied and no bandpass applied

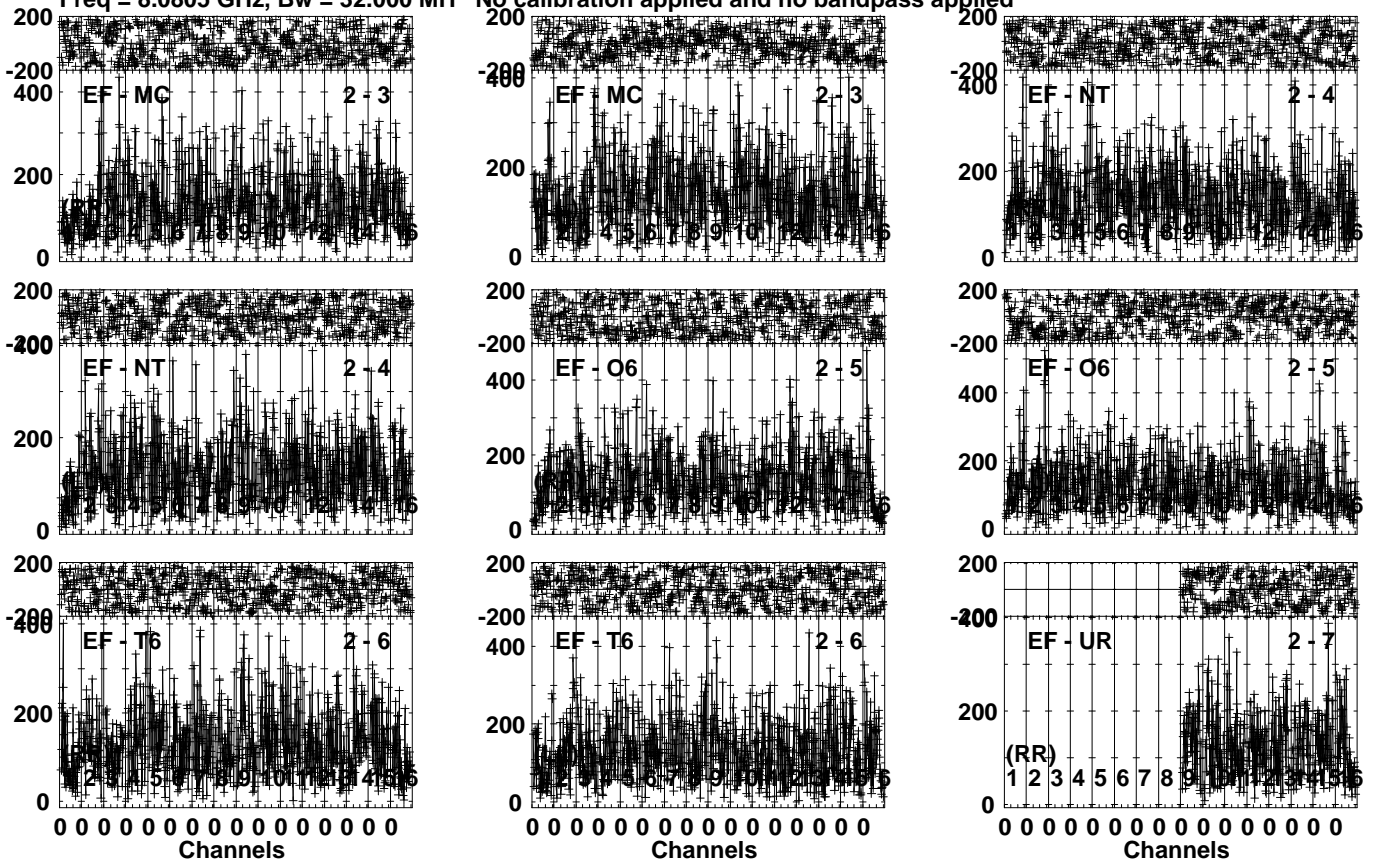


Lower frame: Milli Ampl Jy Top frame: Phas deg  
Vector averaged cross-power spectrum Several baselines displayed  
Timerange: 00/05:55:15 to 00/05:56:33

Plot file version 39 created 23-APR-2024 10:25:44

SN2014C EB107.UVDATA.1

Freq = 8.0805 GHz, Bw = 32.000 MH No calibration applied and no bandpass applied

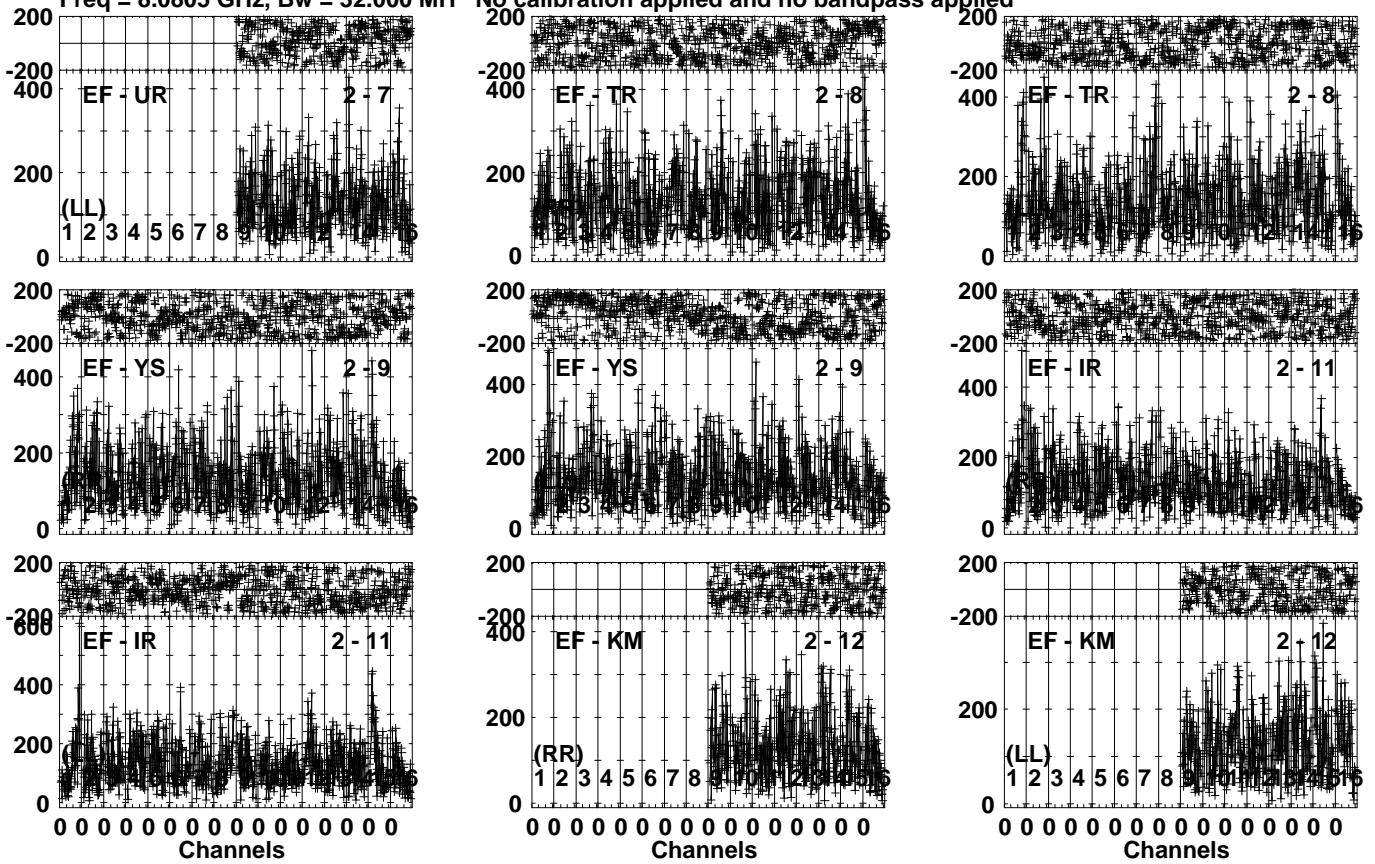


Lower frame: Micro Ampl Jy Top frame: Phas deg  
Vector averaged cross-power spectrum Several baselines displayed  
Timerange: 00/05:56:37 to 00/05:58:33

Plot file version 40 created 23-APR-2024 10:25:44

SN2014C EB107.UVDATA.1

Freq = 8.0805 GHz, Bw = 32.000 MH No calibration applied and no bandpass applied



Lower frame: Micro Ampl Jy Top frame: Phas deg  
Vector averaged cross-power spectrum Several baselines displayed  
Timerange: 00/05:56:37 to 00/05:58:33

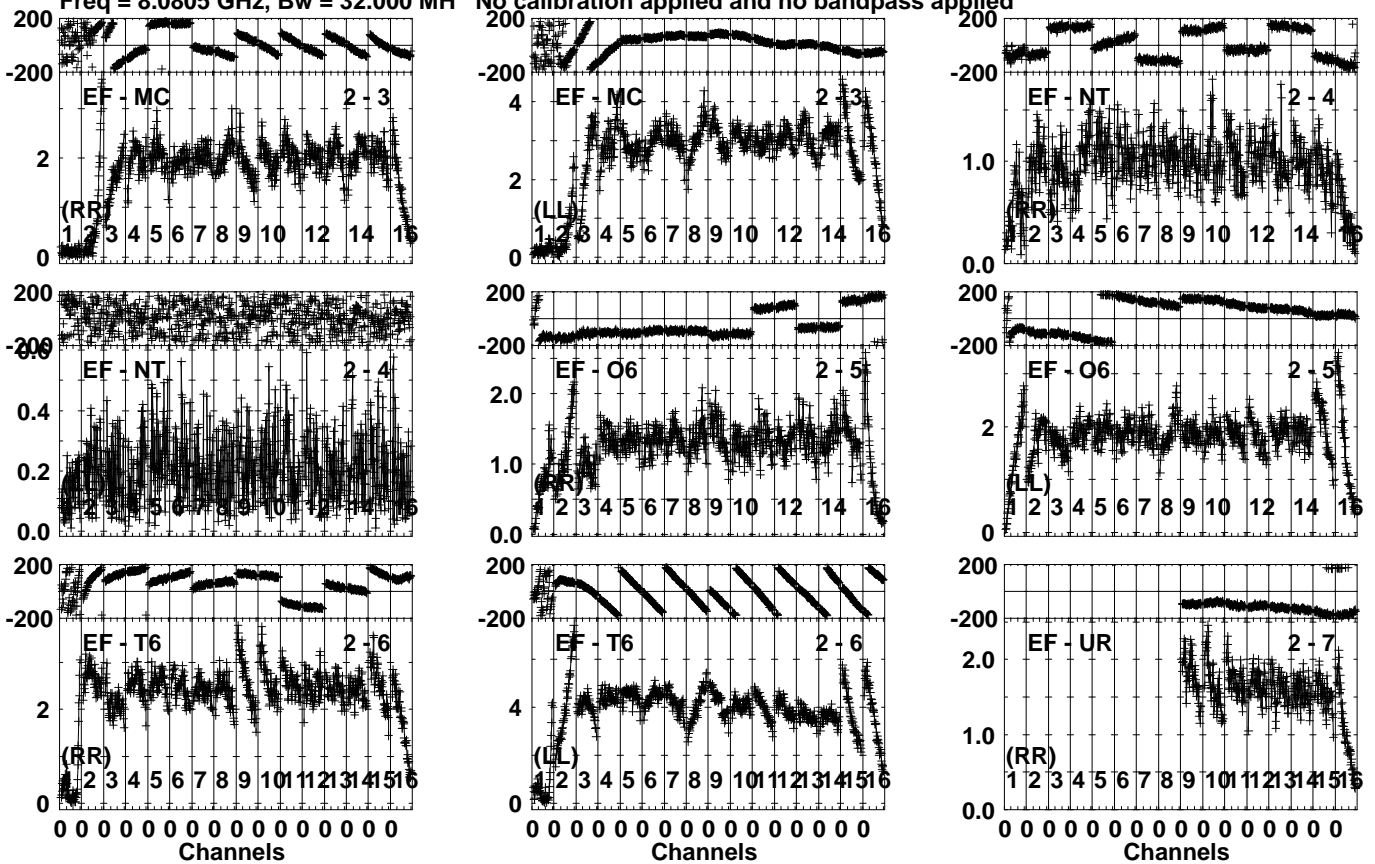


Plot file version 41 created 23-APR-2024 10:25:44

J2248+3718 EB107.UVDATA.1

Freq = 8.0805 GHz, Bw = 32.000 MH

No calibration applied and no bandpass applied



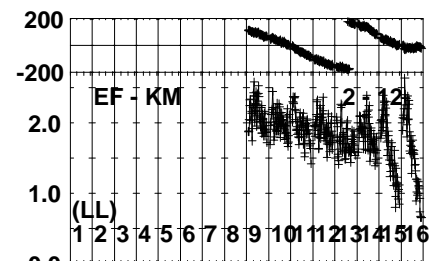
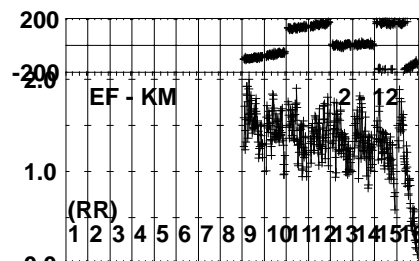
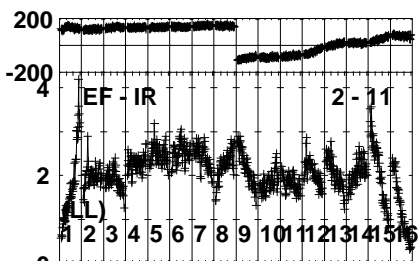
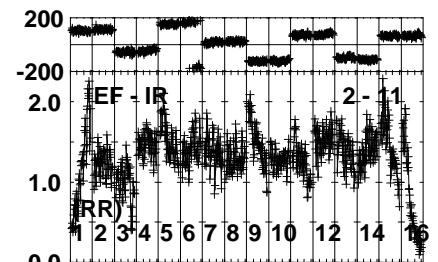
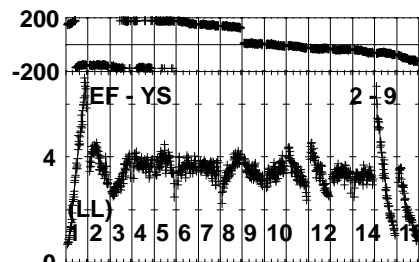
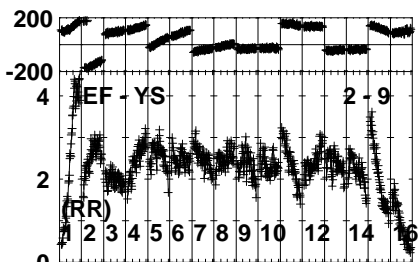
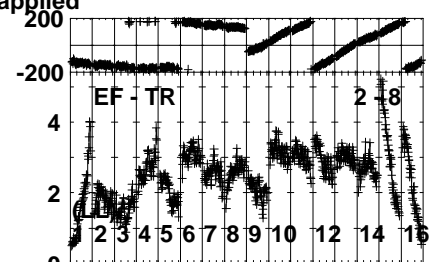
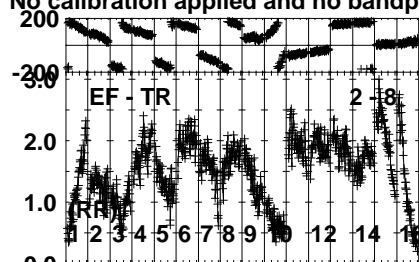
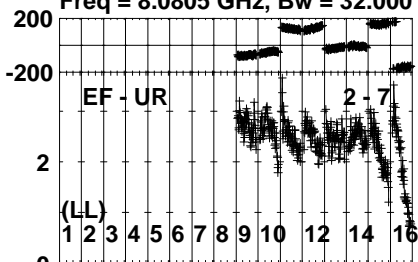
Lower frame: Milli Ampl Jy Top frame: Phas deg  
Vector averaged cross-power spectrum Several baselines displayed  
Timerange: 00/05:58:37 to 00/05:59:53

Plot file version 42 created 23-APR-2024 10:25:44

J2248+3718 EB107.UVDATA.1

Freq = 8.0805 GHz, Bw = 32.000 MH

No calibration applied and no bandpass applied



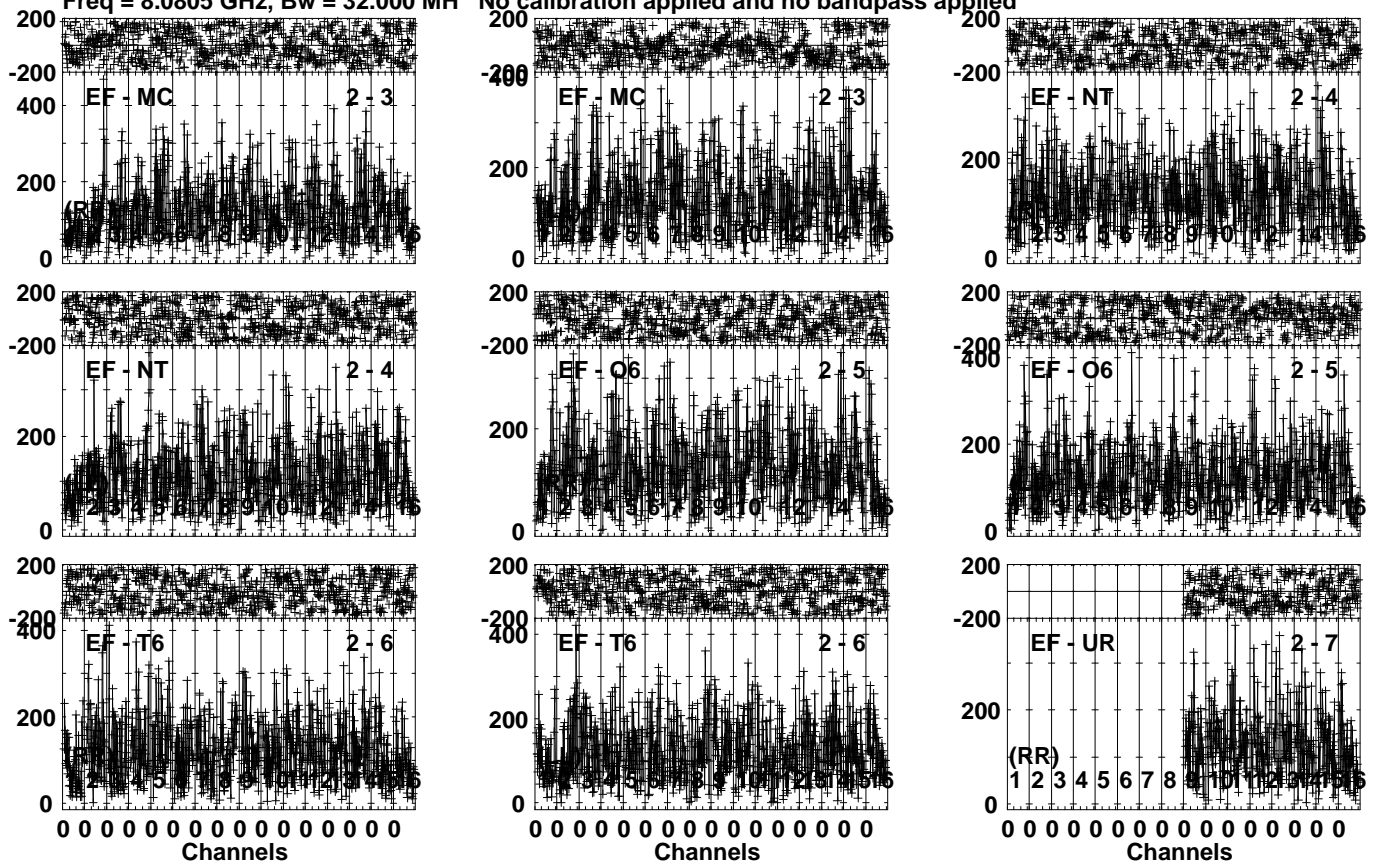
Lower frame: Milli Ampl Jy Top frame: Phas deg  
Vector averaged cross-power spectrum Several baselines displayed  
Timerange: 00/05:58:37 to 00/05:59:53

Plot file version 43 created 23-APR-2024 10:25:45

SN2014C EB107.UVDATA.1

Freq = 8.0805 GHz, Bw = 32.000 MH

No calibration applied and no bandpass applied

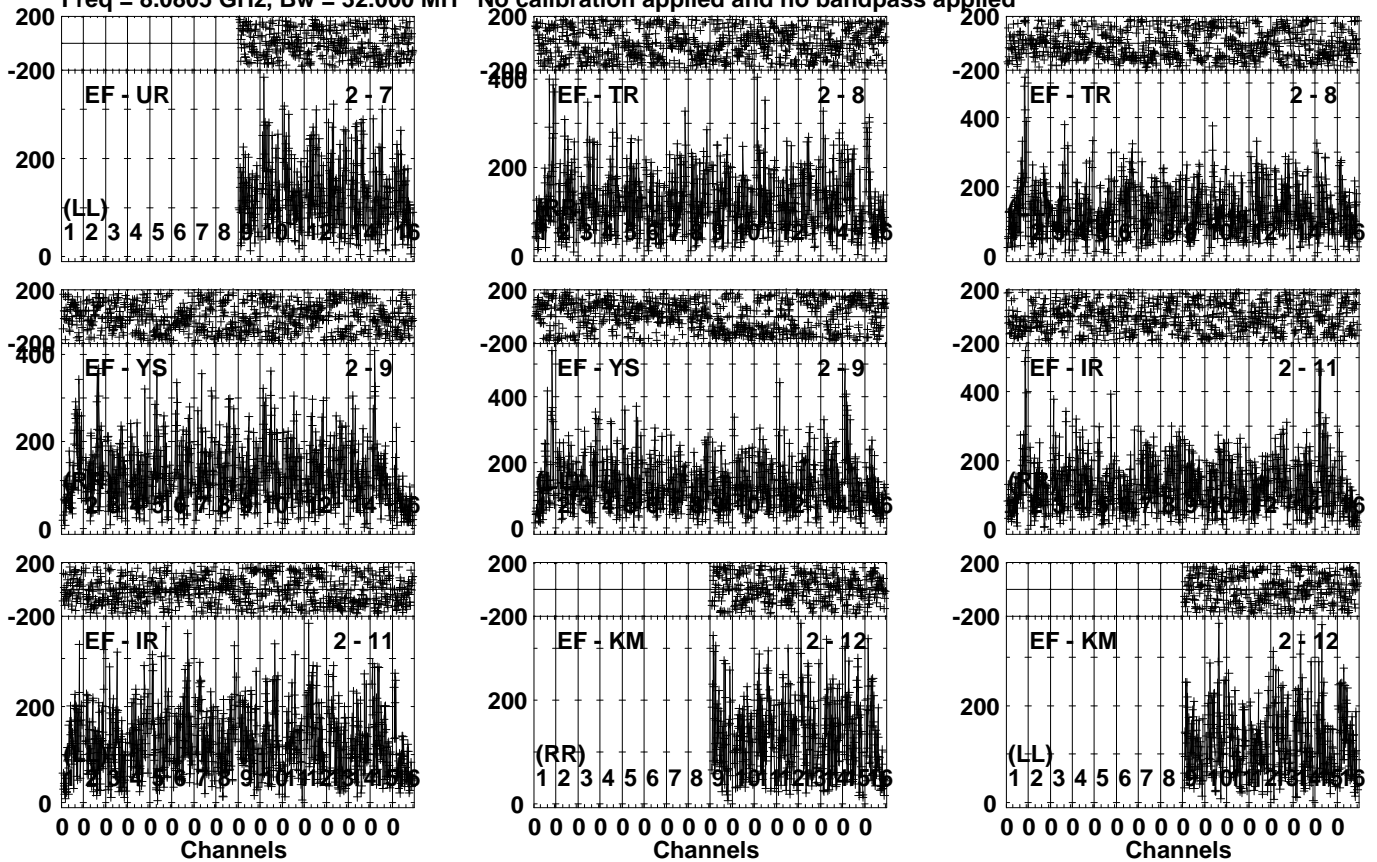


Lower frame: Micro Ampl Jy Top frame: Phas deg  
Vector averaged cross-power spectrum Several baselines displayed  
Timerange: 00/06:00:25 to 00/06:02:03

Plot file version 44 created 23-APR-2024 10:25:45

SN2014C EB107.UVDATA.1

Freq = 8.0805 GHz, Bw = 32.000 MH No calibration applied and no bandpass applied



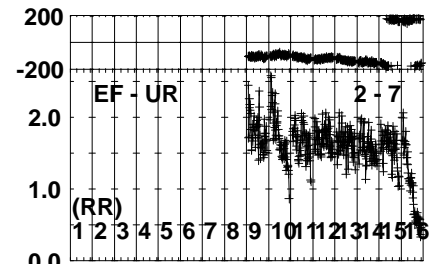
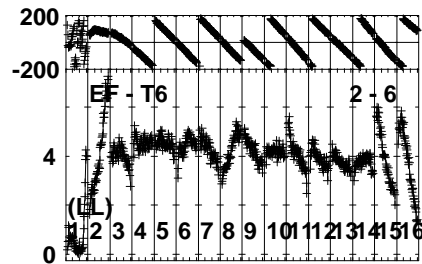
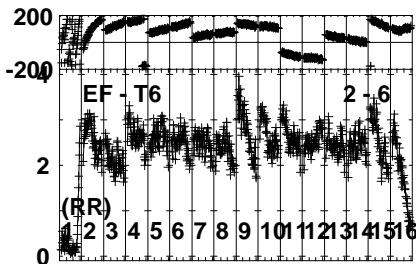
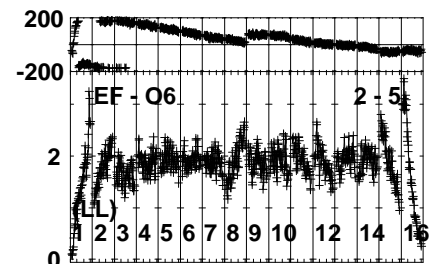
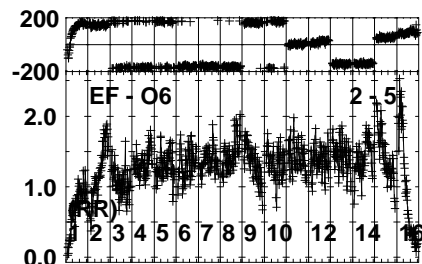
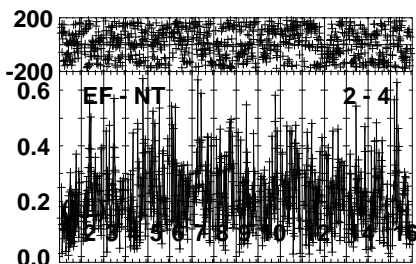
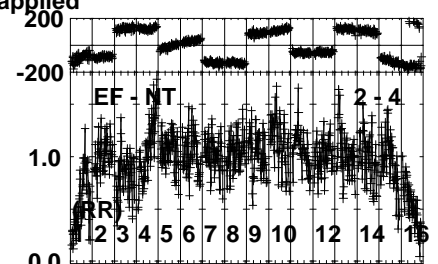
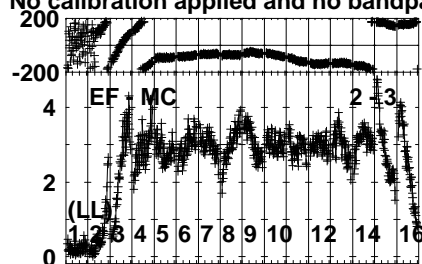
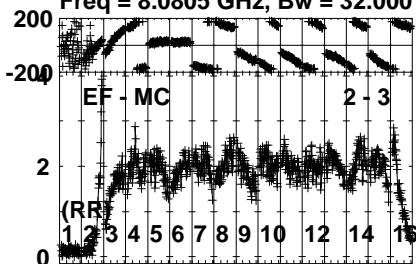
Lower frame: Micro Ampl Jy Top frame: Phas deg  
Vector averaged cross-power spectrum Several baselines displayed  
Timerange: 00/06:00:25 to 00/06:02:03

Plot file version 45 created 23-APR-2024 10:25:45

J2248+3718 EB107.UVDATA.1

Freq = 8.0805 GHz, Bw = 32.000 MH

No calibration applied and no bandpass applied



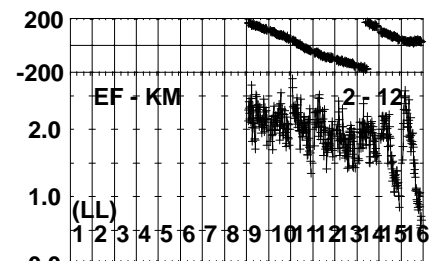
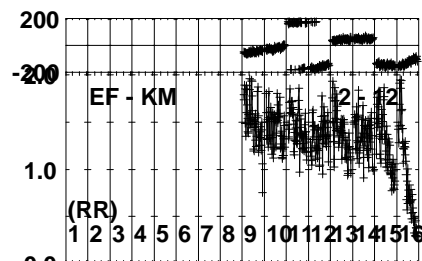
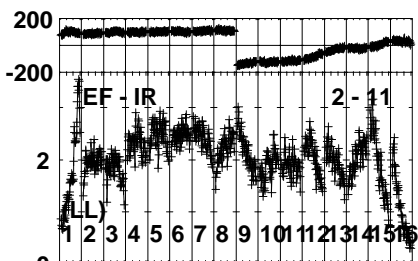
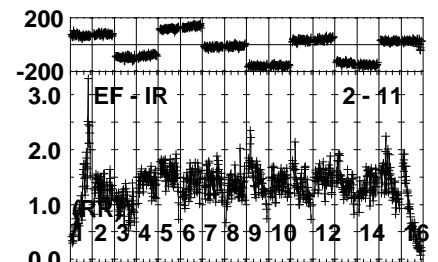
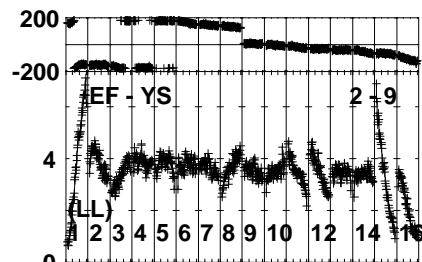
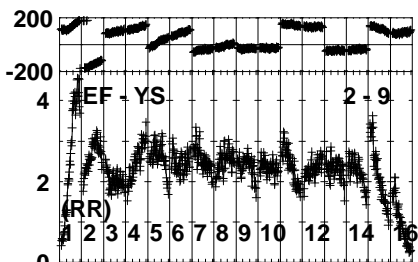
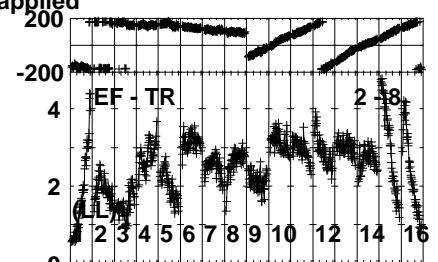
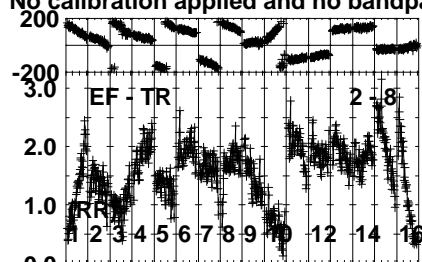
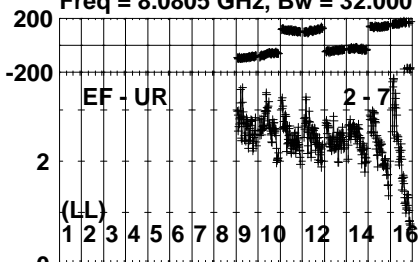
Lower frame: Milli Ampl Jy Top frame: Phas deg  
Vector averaged cross-power spectrum Several baselines displayed  
Timerange: 00/06:02:07 to 00/06:03:23

Plot file version 46 created 23-APR-2024 10:25:45

J2248+3718 EB107.UVDATA.1

Freq = 8.0805 GHz, Bw = 32.000 MH

No calibration applied and no bandpass applied

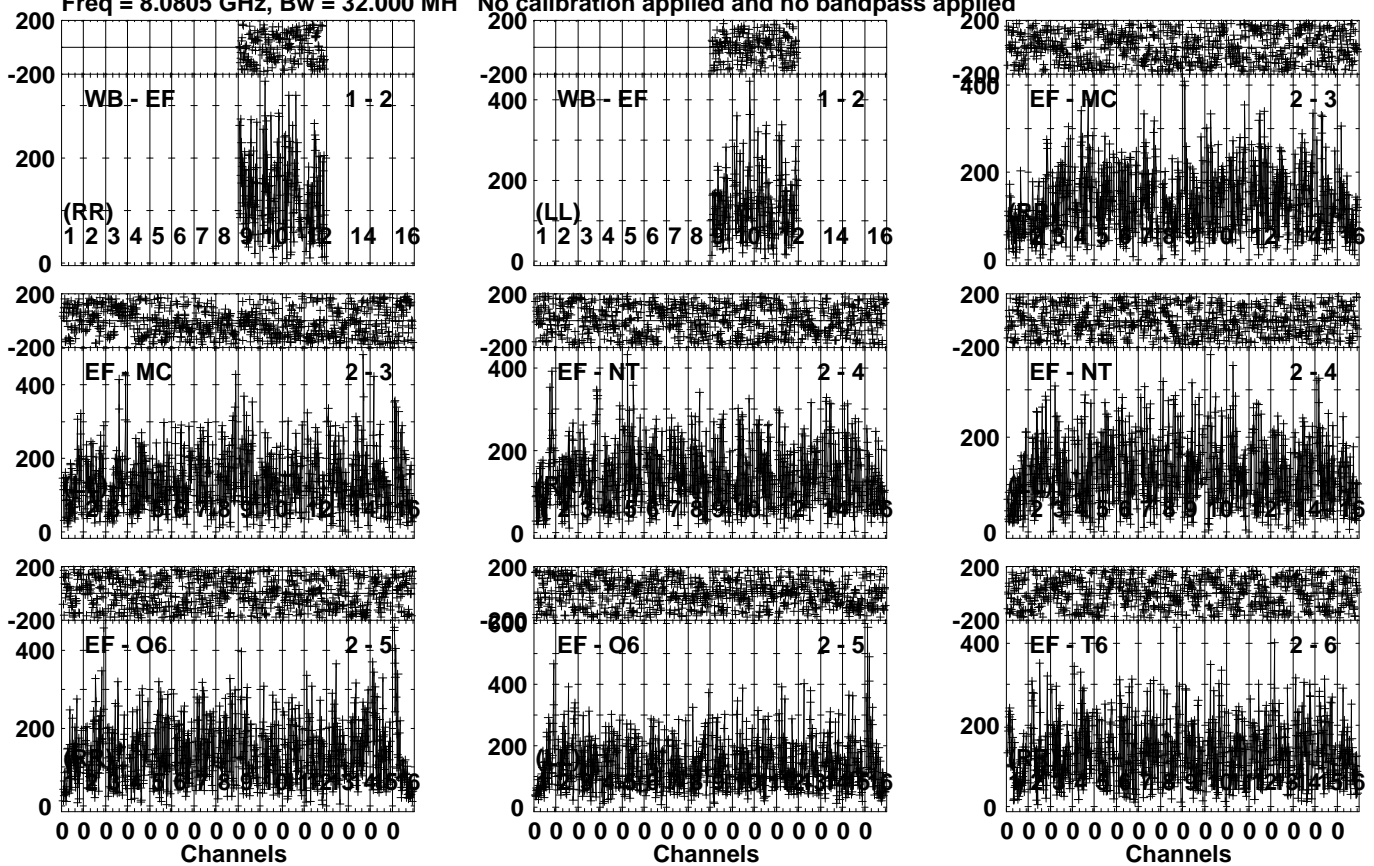


Lower frame: Milli Ampl Jy Top frame: Phas deg  
Vector averaged cross-power spectrum Several baselines displayed  
Timerange: 00/06:02:07 to 00/06:03:23

Plot file version 47 created 23-APR-2024 10:25:45

SN2014C EB107.UVDATA.1

Freq = 8.0805 GHz, Bw = 32.000 MH No calibration applied and no bandpass applied

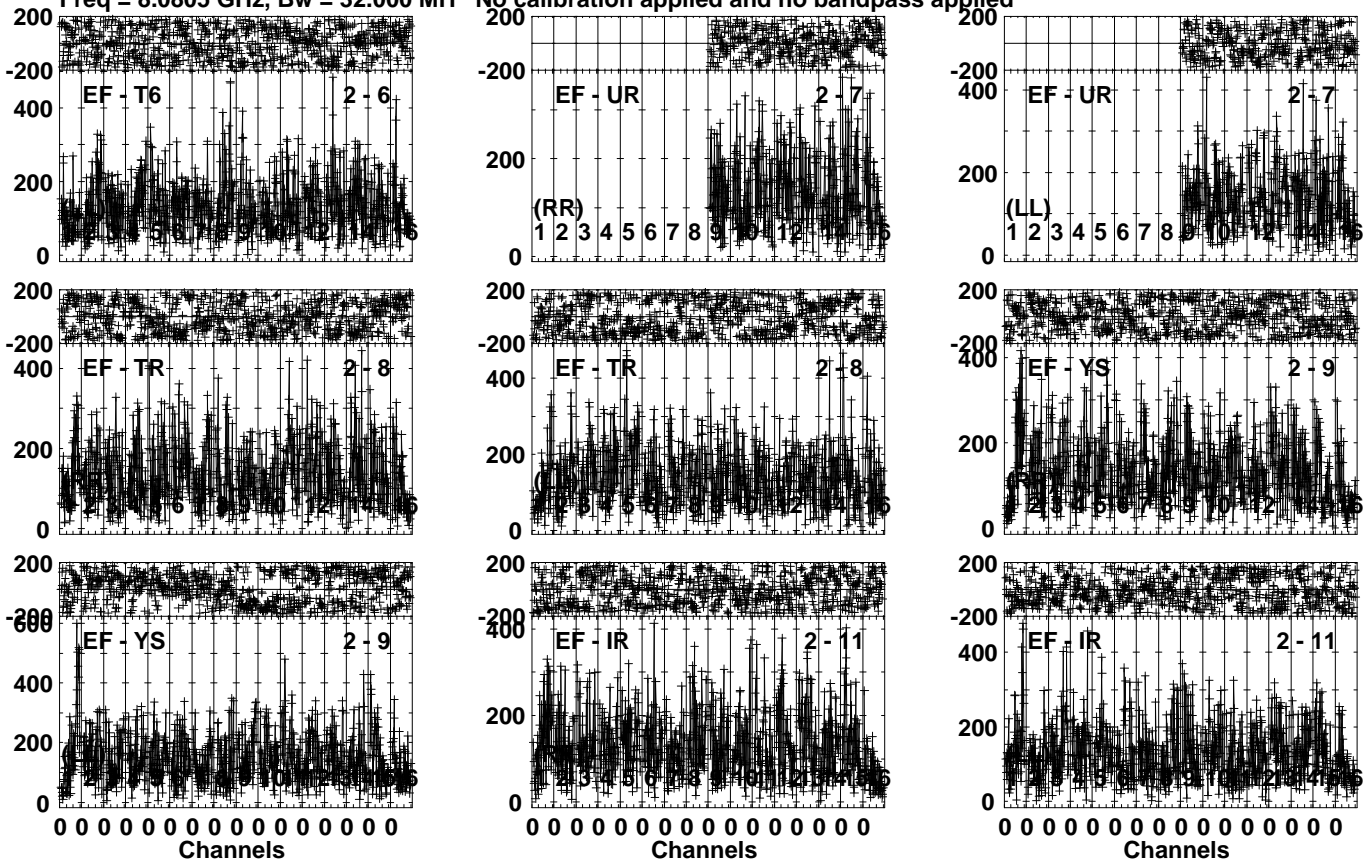


Lower frame: Micro Ampl Jy Top frame: Phas deg  
Vector averaged cross-power spectrum Several baselines displayed  
Timerange: 00/06:03:27 to 00/06:05:23

Plot file version 48 created 23-APR-2024 10:25:46

SN2014C EB107.UVDATA.1

Freq = 8.0805 GHz, Bw = 32.000 MH No calibration applied and no bandpass applied



Lower frame: Micro Ampl Jy Top frame: Phas deg  
Vector averaged cross-power spectrum Several baselines displayed  
Timerange: 00/06:03:27 to 00/06:05:23

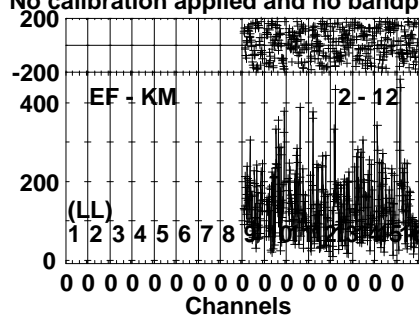
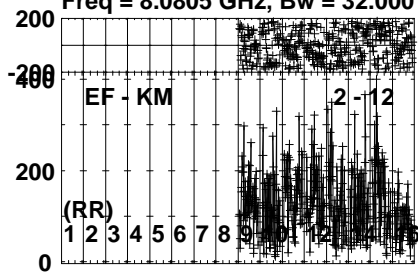


Plot file version 49 created 23-APR-2024 10:25:46

SN2014C EB107.UVDATA.1

Freq = 8.0805 GHz, Bw = 32.000 MH

No calibration applied and no bandpass applied



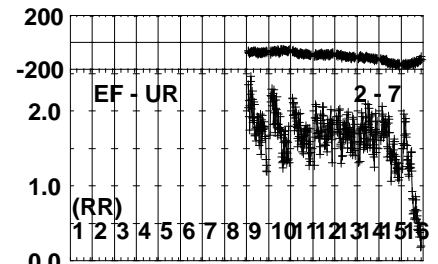
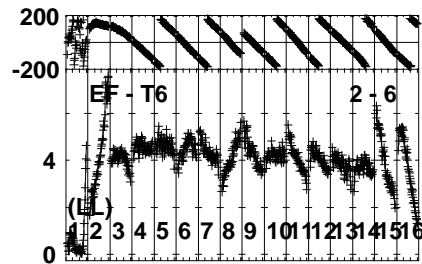
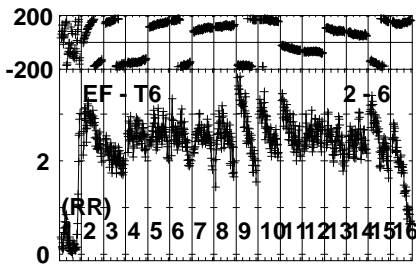
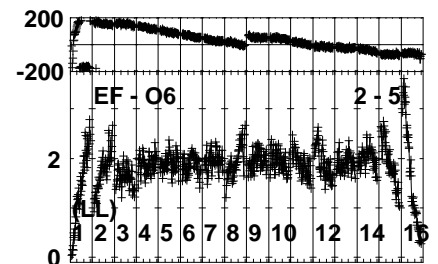
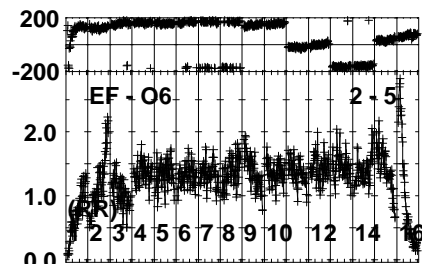
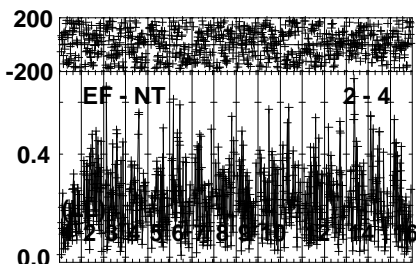
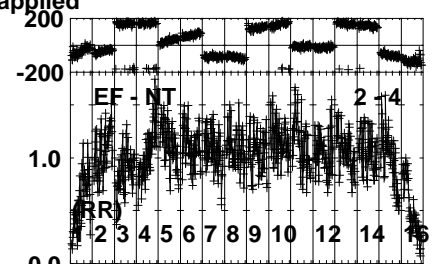
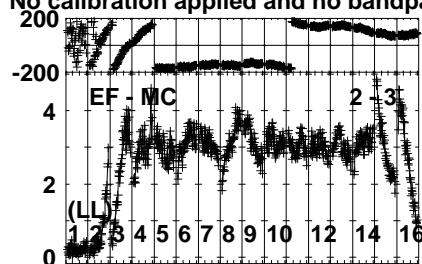
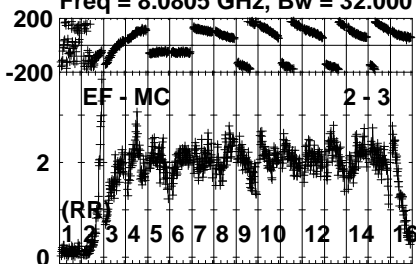
Lower frame: Micro Ampl Jy Top frame: Phas deg  
Vector averaged cross-power spectrum Several baselines displayed  
Timerange: 00/06:03:27 to 00/06:05:23

Plot file version 50 created 23-APR-2024 10:25:46

J2248+3718 EB107.UVDATA.1

Freq = 8.0805 GHz, Bw = 32.000 MH

No calibration applied and no bandpass applied



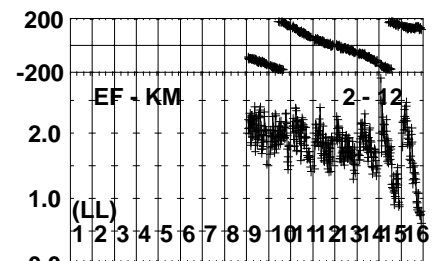
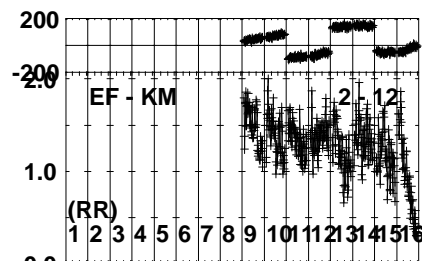
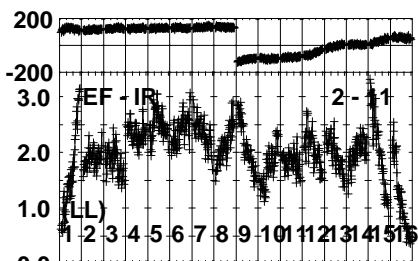
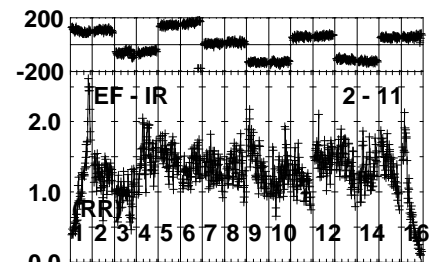
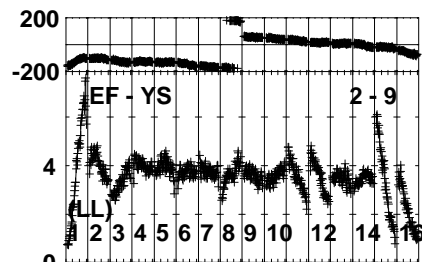
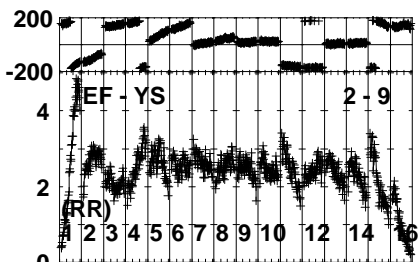
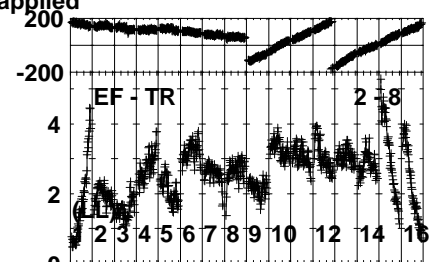
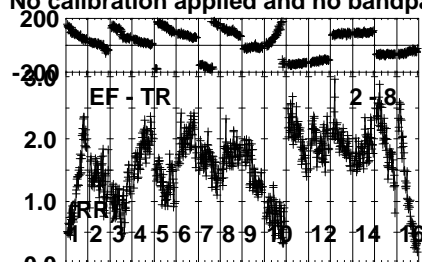
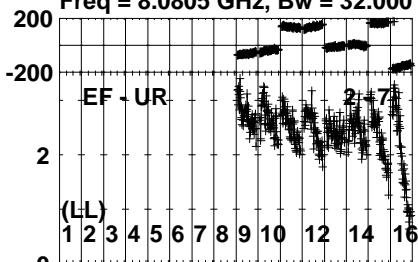
Lower frame: Milli Ampl Jy Top frame: Phas deg  
Vector averaged cross-power spectrum Several baselines displayed  
Timerange: 00/06:05:27 to 00/06:06:43

Plot file version 51 created 23-APR-2024 10:25:46

J2248+3718 EB107.UVDATA.1

Freq = 8.0805 GHz, Bw = 32.000 MH

No calibration applied and no bandpass applied

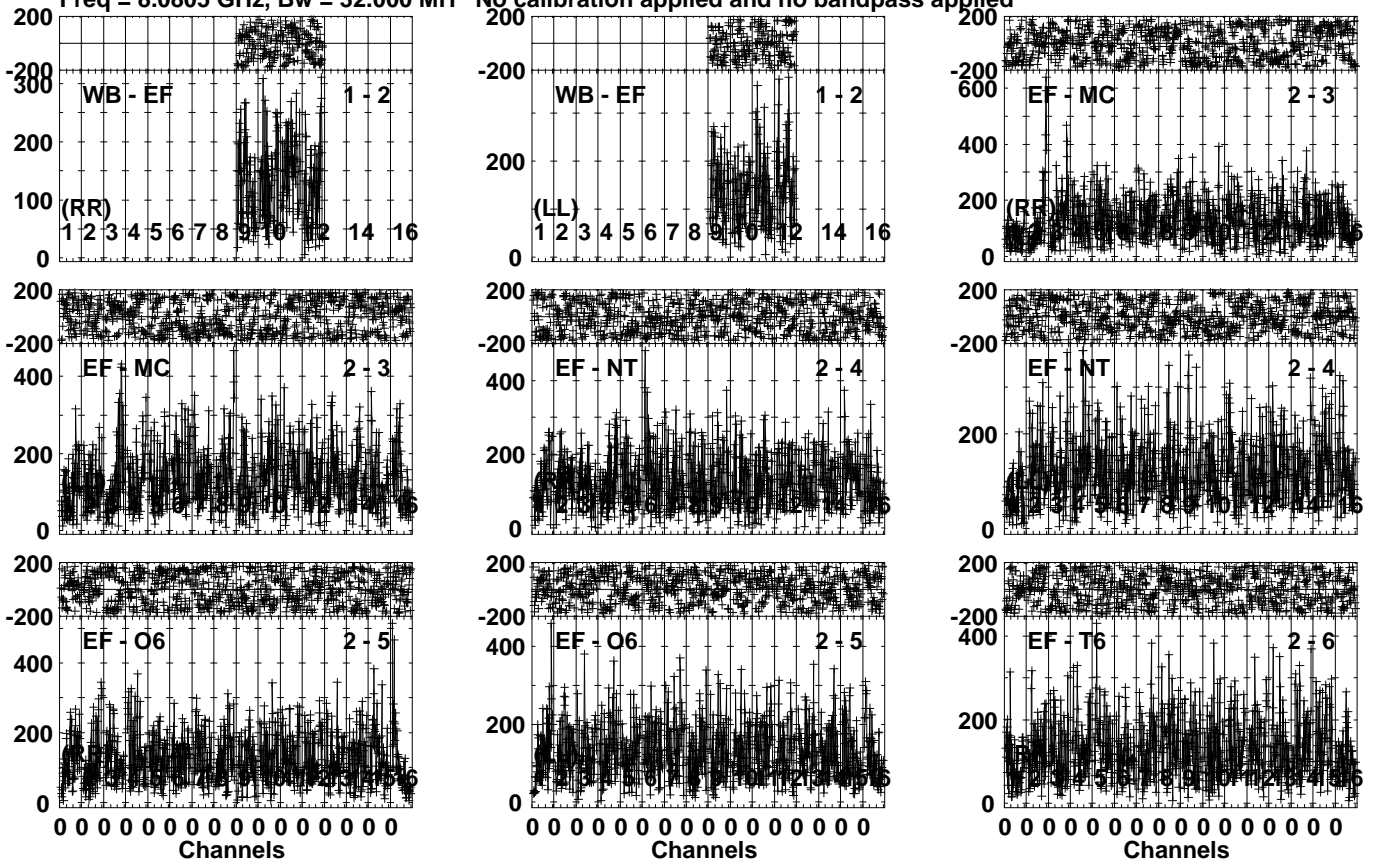


Lower frame: Milli Ampl Jy Top frame: Phas deg  
Vector averaged cross-power spectrum Several baselines displayed  
Timerange: 00/06:05:27 to 00/06:06:43

Plot file version 52 created 23-APR-2024 10:25:46

SN2014C EB107.UVDATA.1

Freq = 8.0805 GHz, Bw = 32.000 MH No calibration applied and no bandpass applied

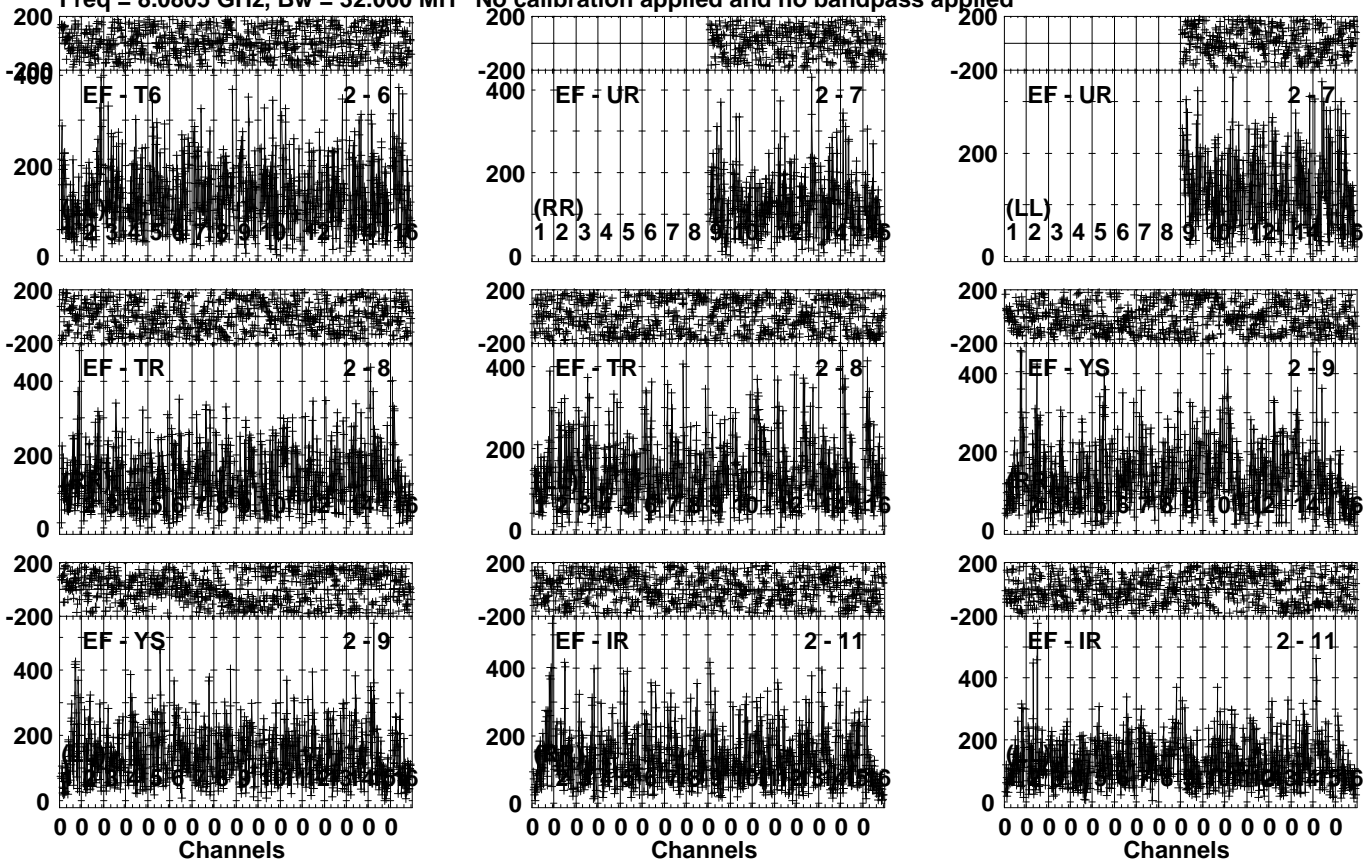


Lower frame: Micro Ampl Jy Top frame: Phas deg  
Vector averaged cross-power spectrum Several baselines displayed  
Timerange: 00/06:06:47 to 00/06:08:43

Plot file version 53 created 23-APR-2024 10:25:47

SN2014C EB107.UVDATA.1

Freq = 8.0805 GHz, Bw = 32.000 MH No calibration applied and no bandpass applied



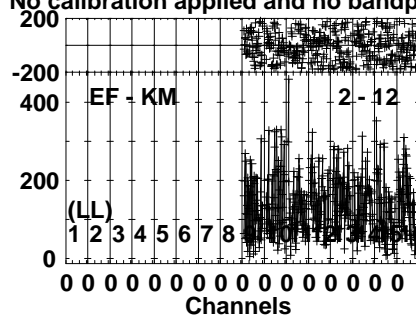
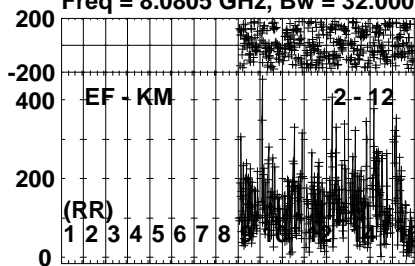
Lower frame: Micro Ampl Jy Top frame: Phas deg  
Vector averaged cross-power spectrum Several baselines displayed  
Timerange: 00/06:06:47 to 00/06:08:43

Plot file version 54 created 23-APR-2024 10:25:47

SN2014C EB107.UVDATA.1

Freq = 8.0805 GHz, Bw = 32.000 MH

No calibration applied and no bandpass applied



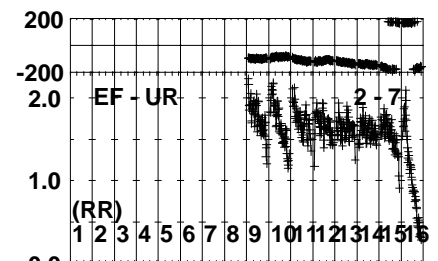
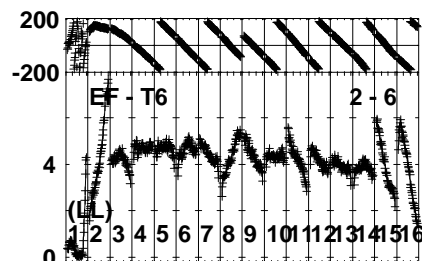
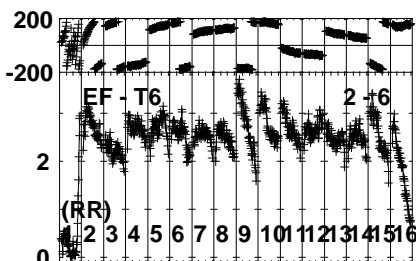
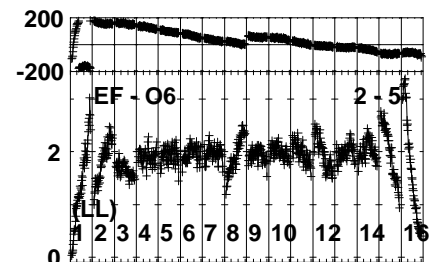
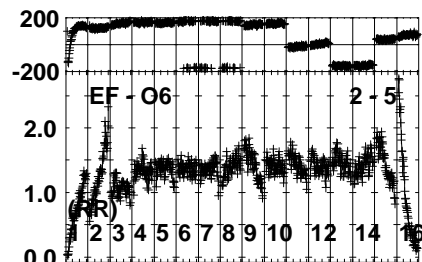
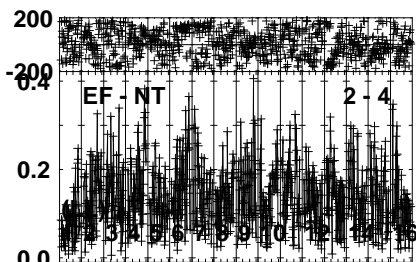
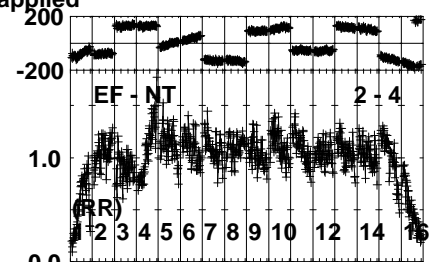
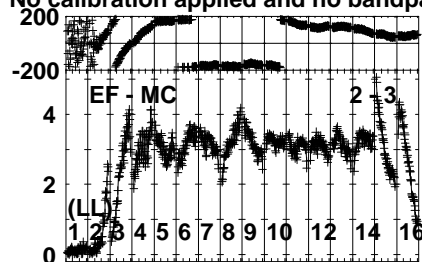
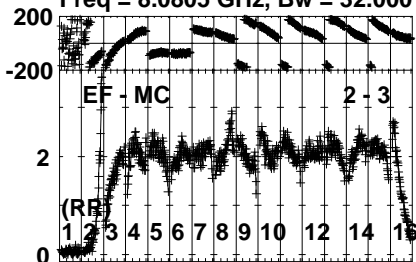
Lower frame: Micro Ampl Jy Top frame: Phas deg  
Vector averaged cross-power spectrum Several baselines displayed  
Timerange: 00/06:06:47 to 00/06:08:43

Plot file version 55 created 23-APR-2024 10:25:47

J2248+3718 EB107.UVDATA.1

Freq = 8.0805 GHz, Bw = 32.000 MH

No calibration applied and no bandpass applied



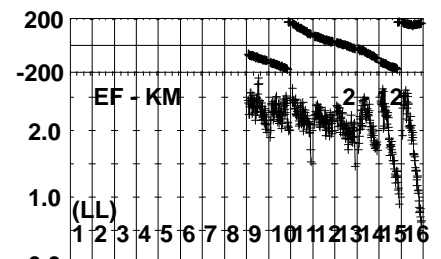
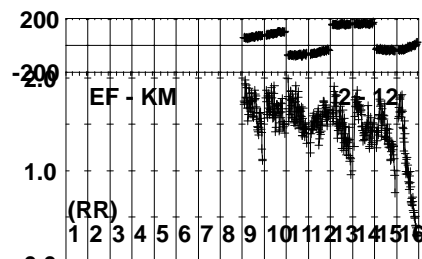
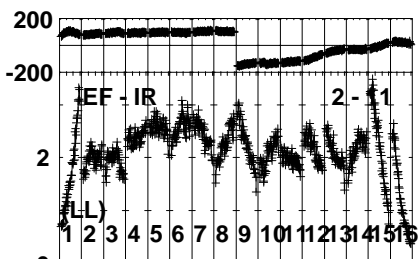
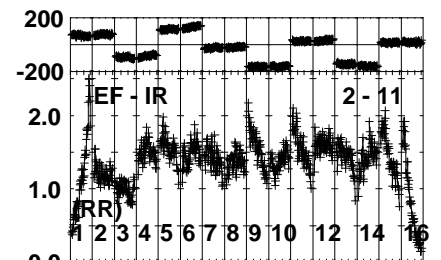
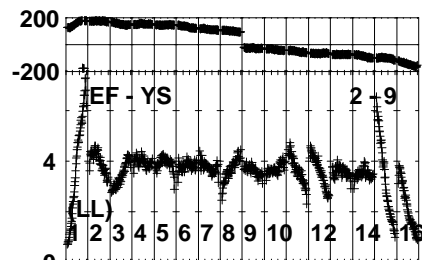
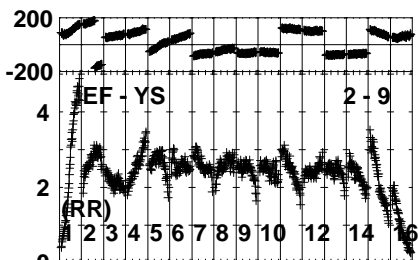
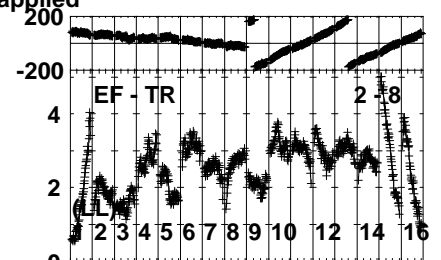
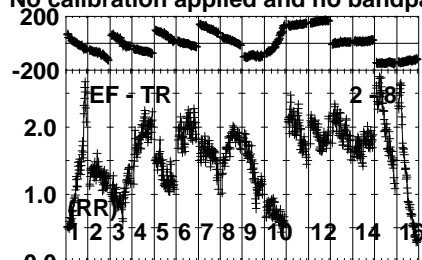
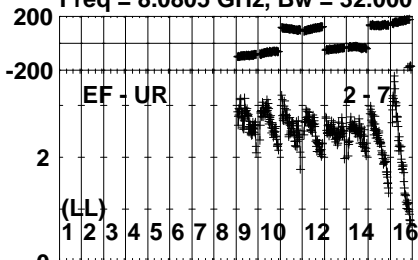
Lower frame: Milli Ampl Jy Top frame: Phas deg  
Vector averaged cross-power spectrum Several baselines displayed  
Timerange: 00/06:09:15 to 00/06:10:43

Plot file version 56 created 23-APR-2024 10:25:47

J2248+3718 EB107.UVDATA.1

Freq = 8.0805 GHz, Bw = 32.000 MH

No calibration applied and no bandpass applied



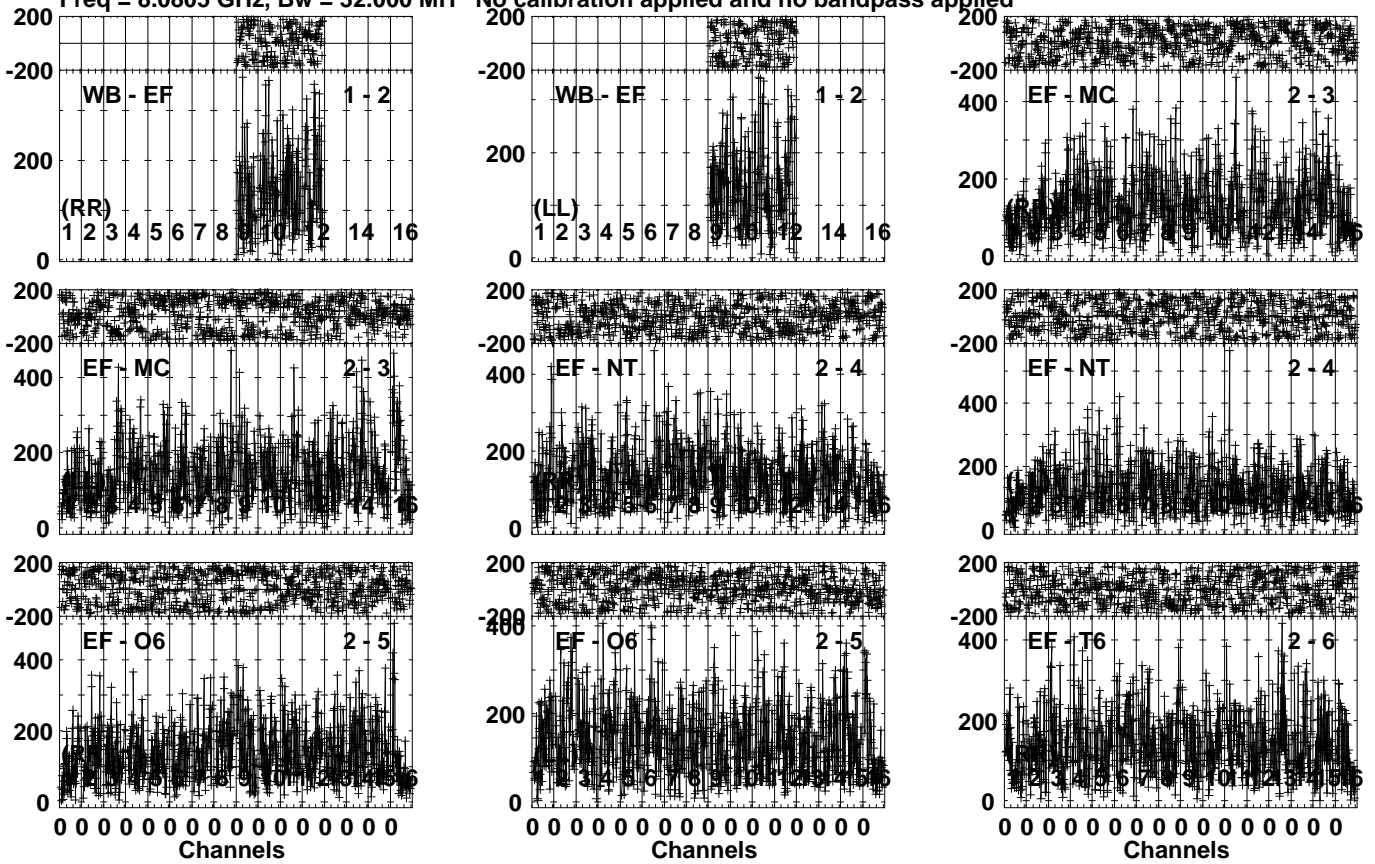
Lower frame: Milli Ampl Jy Top frame: Phas deg  
Vector averaged cross-power spectrum Several baselines displayed  
Timerange: 00/06:09:15 to 00/06:10:43



Plot file version 57 created 23-APR-2024 10:25:47

SN2014C EB107.UVDATA.1

Freq = 8.0805 GHz, Bw = 32.000 MH No calibration applied and no bandpass applied

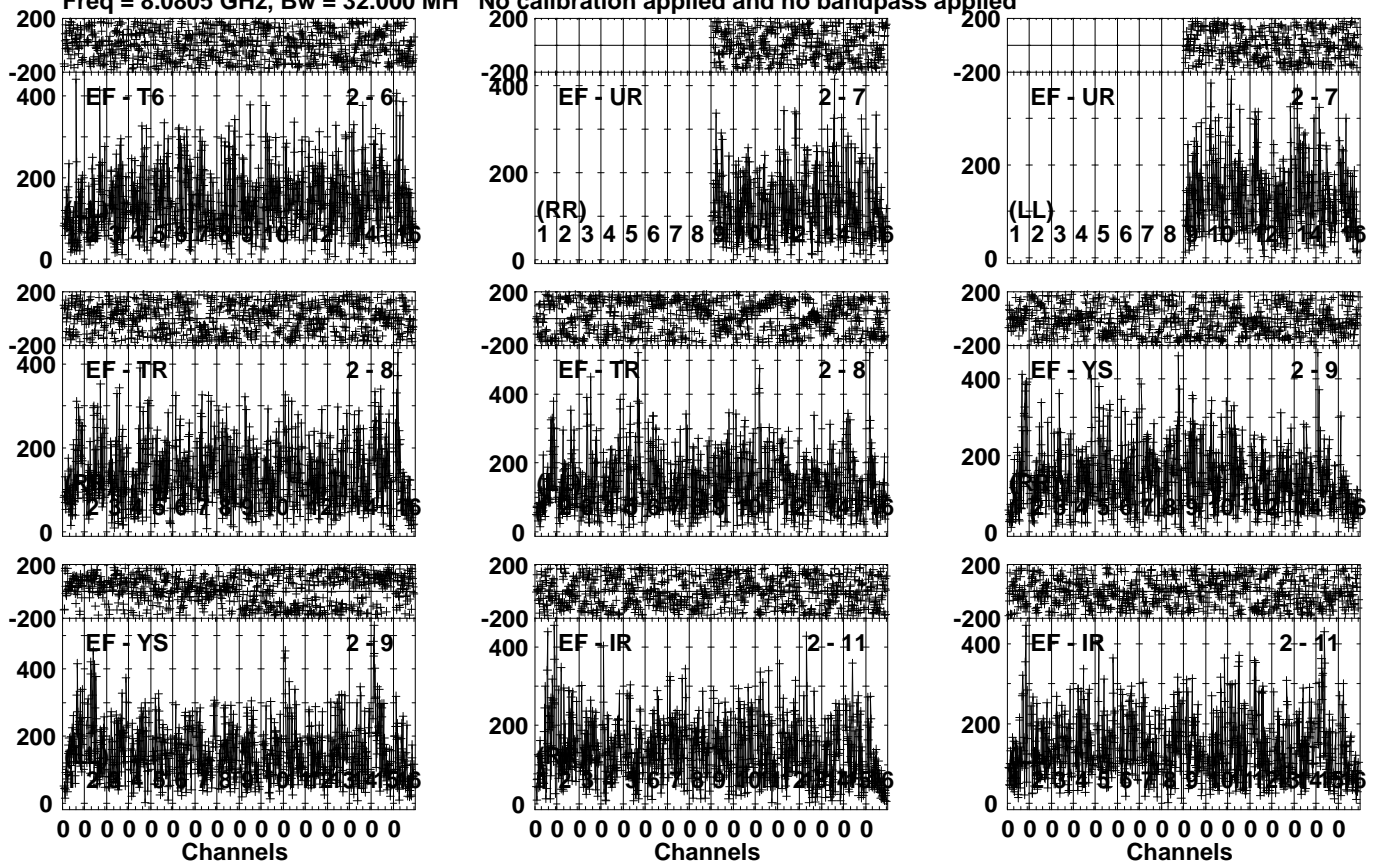


Lower frame: Micro Ampl Jy Top frame: Phas deg  
Vector averaged cross-power spectrum Several baselines displayed  
Timerange: 00/06:10:45 to 00/06:12:43

Plot file version 58 created 23-APR-2024 10:25:47

SN2014C EB107.UVDATA.1

Freq = 8.0805 GHz, Bw = 32.000 MH No calibration applied and no bandpass applied



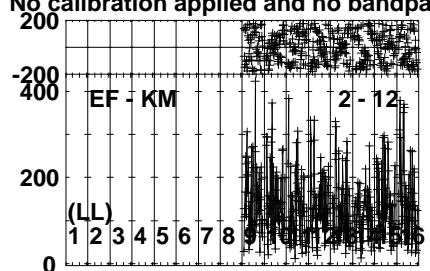
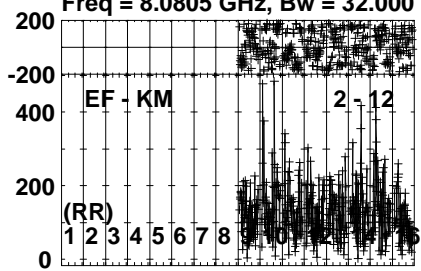
Lower frame: Micro Ampl Jy Top frame: Phas deg  
Vector averaged cross-power spectrum Several baselines displayed  
Timerange: 00/06:10:45 to 00/06:12:43

Plot file version 59 created 23-APR-2024 10:25:48

SN2014C EB107.UVDATA.1

Freq = 8.0805 GHz, Bw = 32.000 MH

No calibration applied and no bandpass applied



0 0 0 0 0 0 0 0 0 0 0 0 0 0 0 0  
Channels

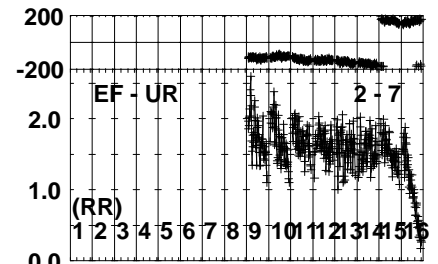
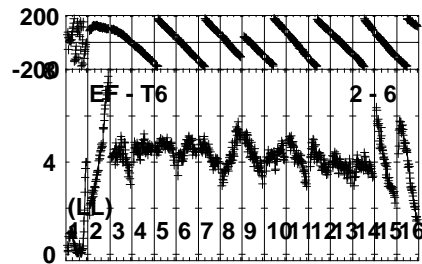
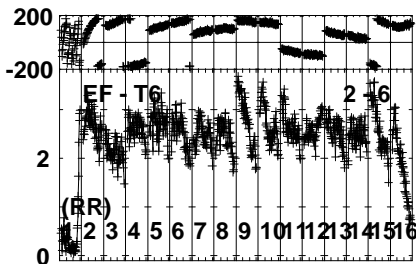
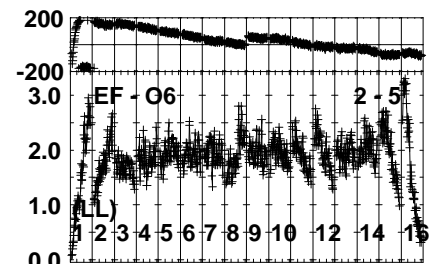
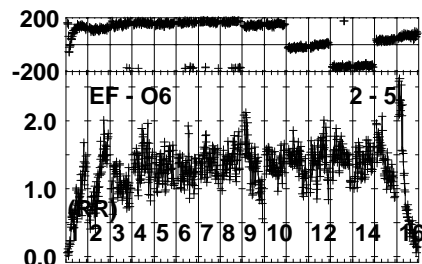
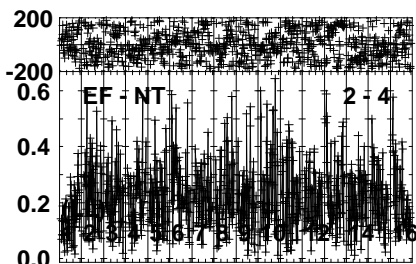
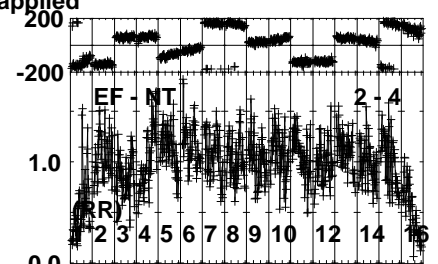
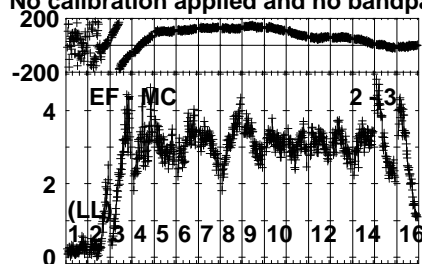
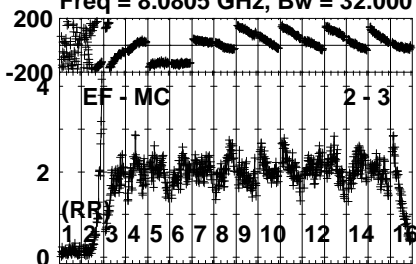
Lower frame: Micro Ampl Jy Top frame: Phas deg  
Vector averaged cross-power spectrum Several baselines displayed  
Timerange: 00/06:10:45 to 00/06:12:43

Plot file version 60 created 23-APR-2024 10:25:48

J2248+3718 EB107.UVDATA.1

Freq = 8.0805 GHz, Bw = 32.000 MH

No calibration applied and no bandpass applied



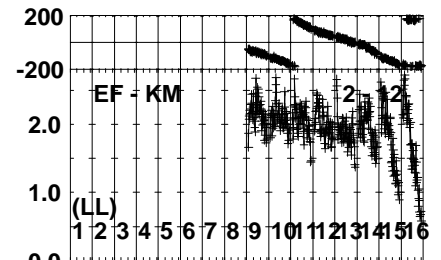
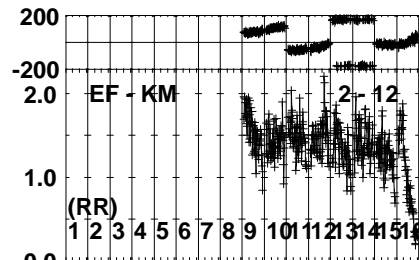
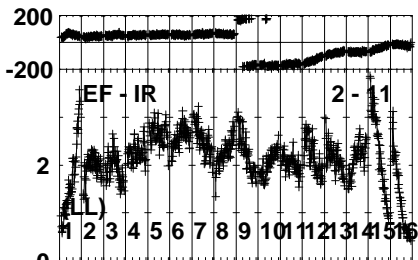
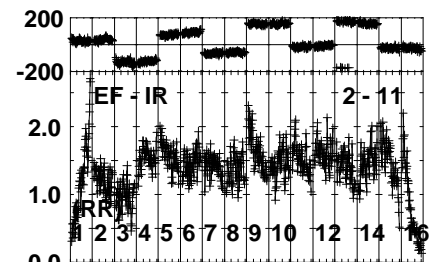
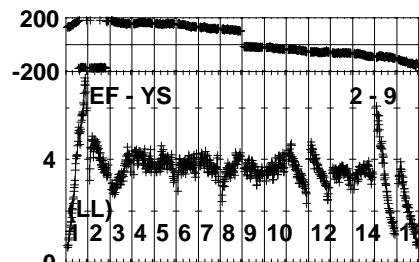
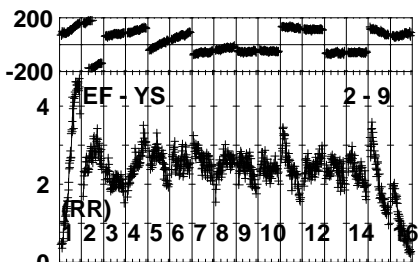
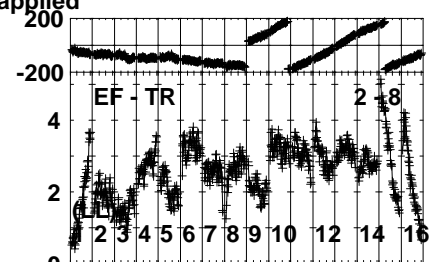
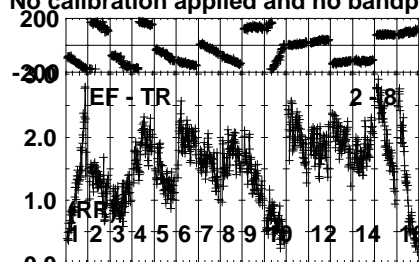
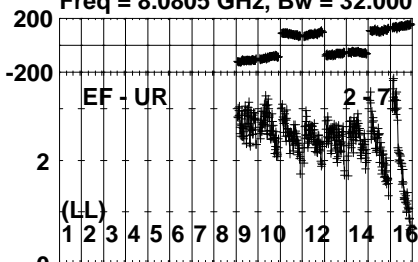
Lower frame: Milli Ampl Jy Top frame: Phas deg  
Vector averaged cross-power spectrum Several baselines displayed  
Timerange: 00/06:12:45 to 00/06:14:03

Plot file version 61 created 23-APR-2024 10:25:48

J2248+3718 EB107.UVDATA.1

Freq = 8.0805 GHz, Bw = 32.000 MH

No calibration applied and no bandpass applied

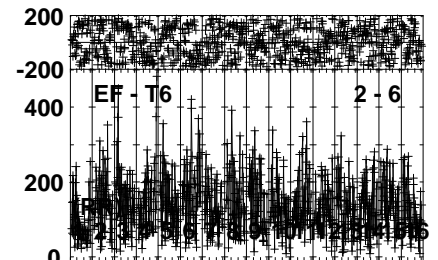
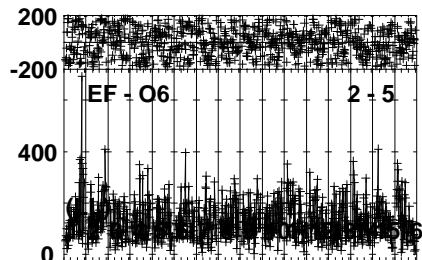
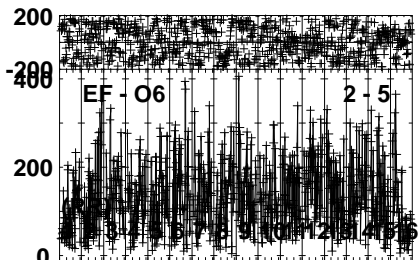
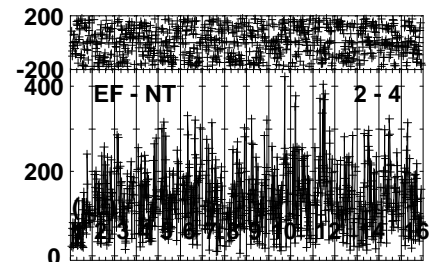
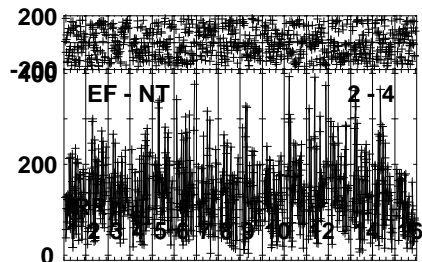
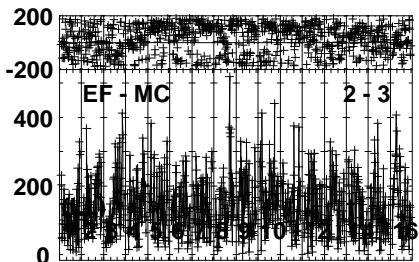
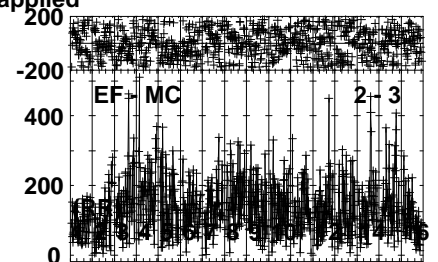
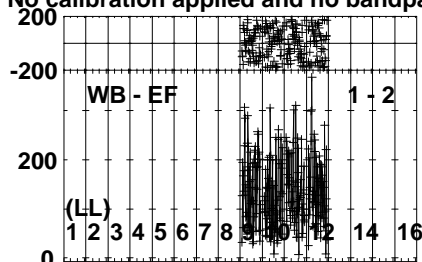
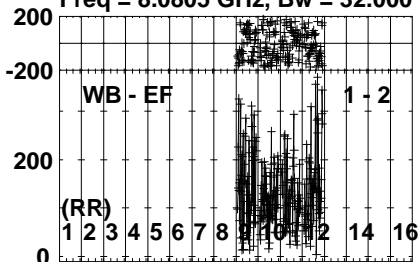


Lower frame: Milli Ampl Jy Top frame: Phas deg  
Vector averaged cross-power spectrum Several baselines displayed  
Timerange: 00/06:12:45 to 00/06:14:03

Plot file version 62 created 23-APR-2024 10:25:48

SN2014C EB107.UVDATA.1

Freq = 8.0805 GHz, Bw = 32.000 MH No calibration applied and no bandpass applied

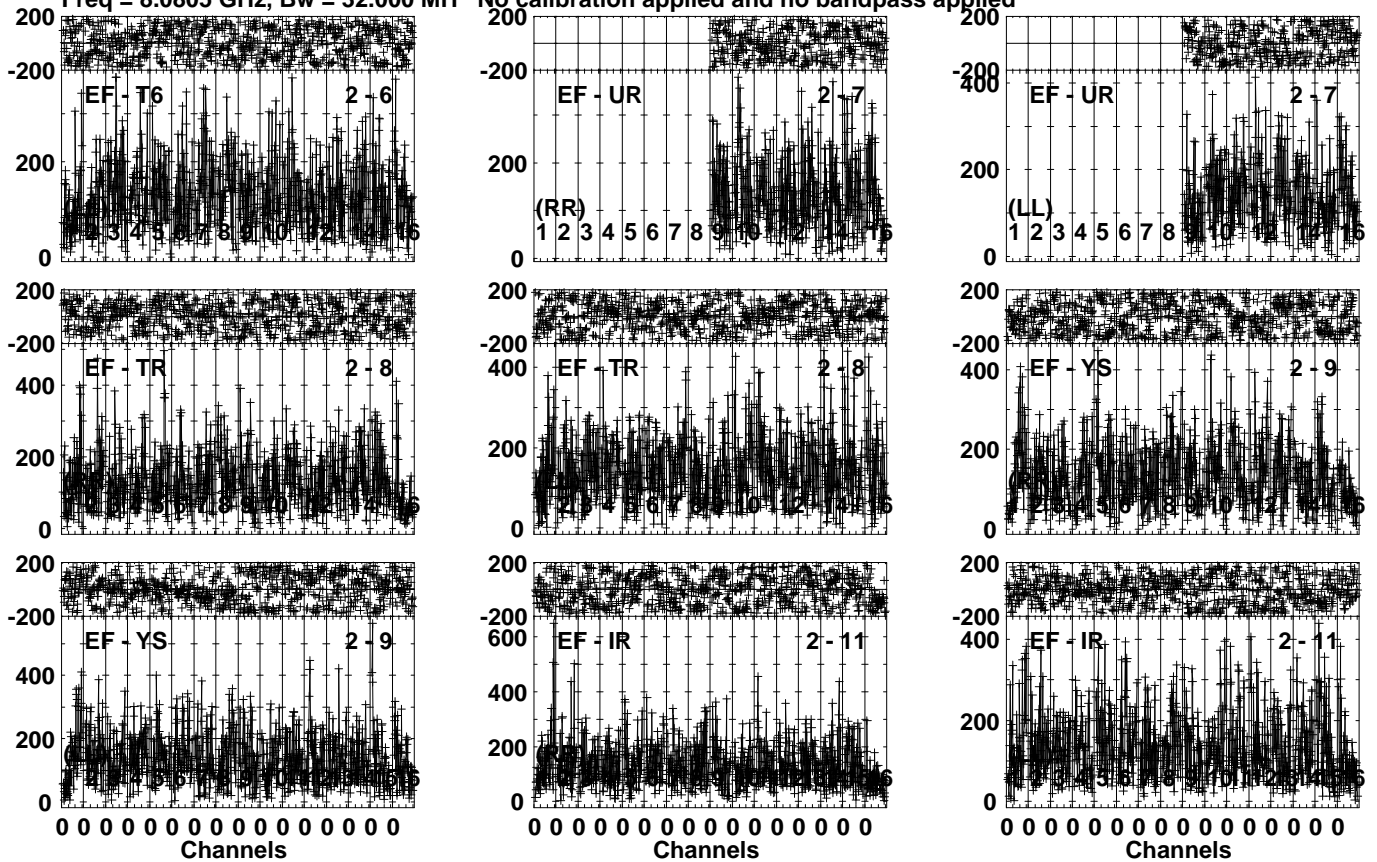


Lower frame: Micro Ampl Jy Top frame: Phas deg  
Vector averaged cross-power spectrum Several baselines displayed  
Timerange: 00/06:14:07 to 00/06:16:03

Plot file version 63 created 23-APR-2024 10:25:48

SN2014C EB107.UVDATA.1

Freq = 8.0805 GHz, Bw = 32.000 MH No calibration applied and no bandpass applied

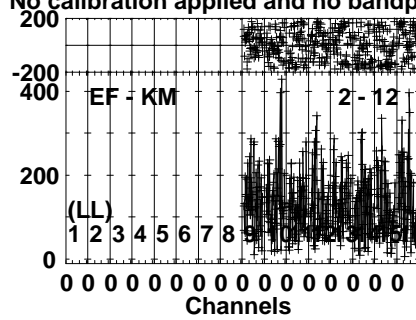
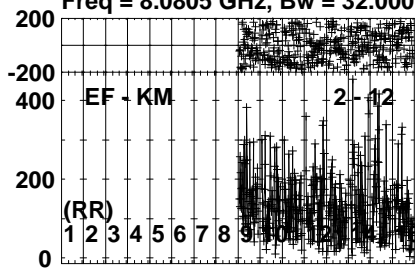


Lower frame: Micro Ampl Jy Top frame: Phas deg  
Vector averaged cross-power spectrum Several baselines displayed  
Timerange: 00/06:14:07 to 00/06:16:03

Plot file version 64 created 23-APR-2024 10:25:49

SN2014C EB107.UVDATA.1

Freq = 8.0805 GHz, Bw = 32.000 MH No calibration applied and no bandpass applied



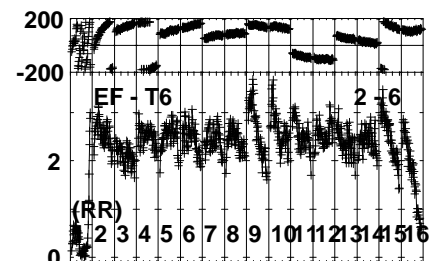
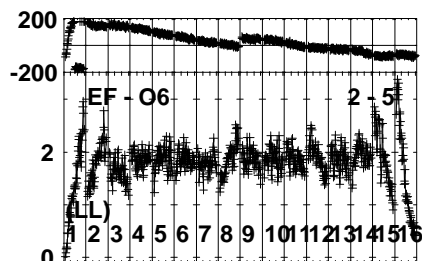
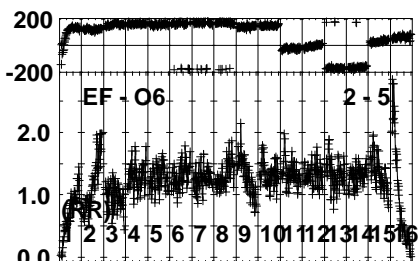
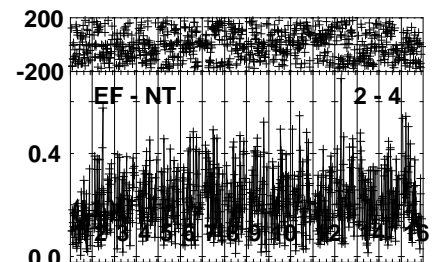
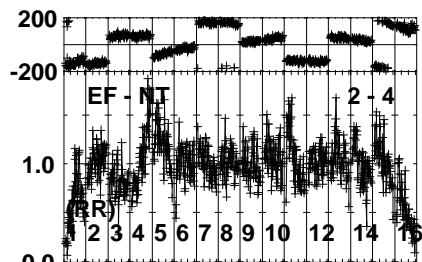
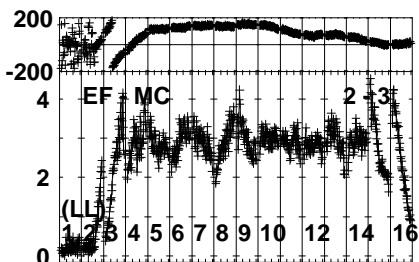
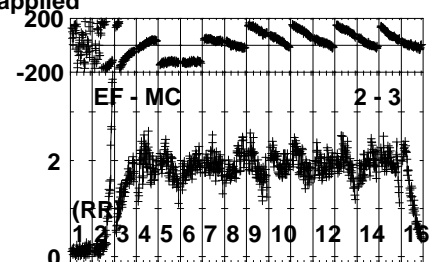
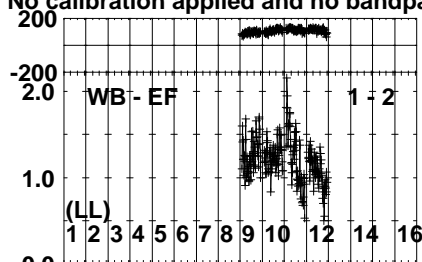
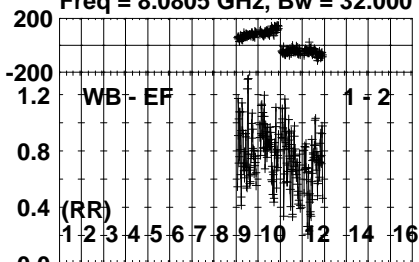
Lower frame: Micro Ampl Jy Top frame: Phas deg  
Vector averaged cross-power spectrum Several baselines displayed  
Timerange: 00/06:14:07 to 00/06:16:03



Plot file version 65 created 23-APR-2024 10:25:49

J2248+3718 EB107.UVDATA.1

Freq = 8.0805 GHz, Bw = 32.000 MH No calibration applied and no bandpass applied



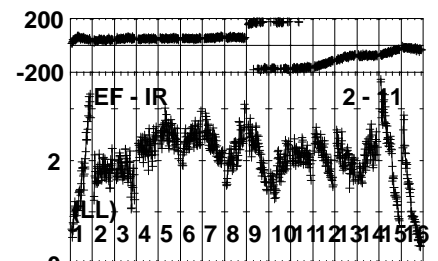
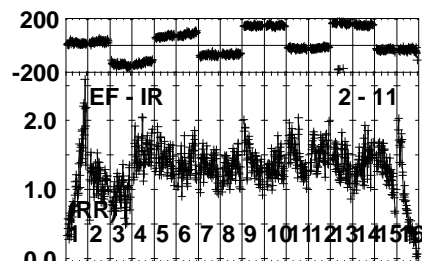
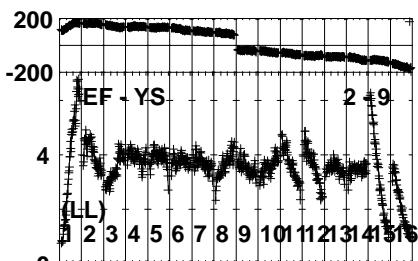
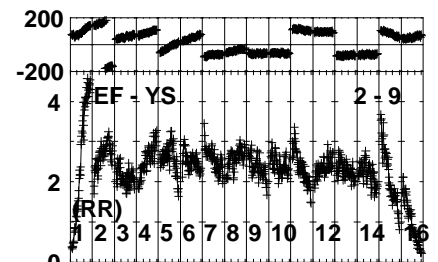
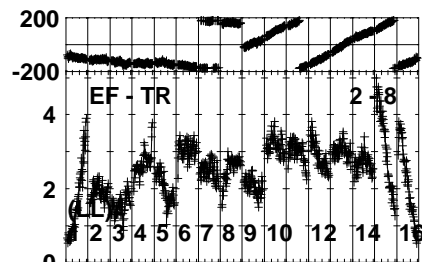
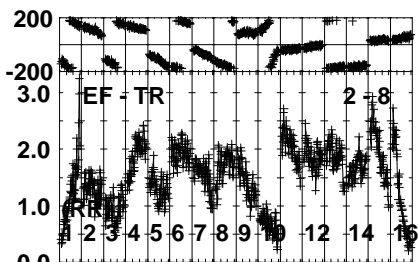
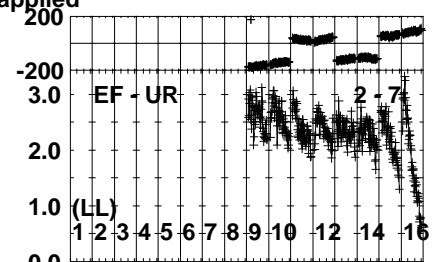
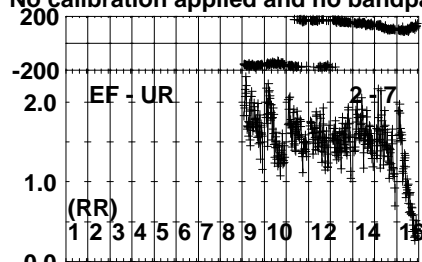
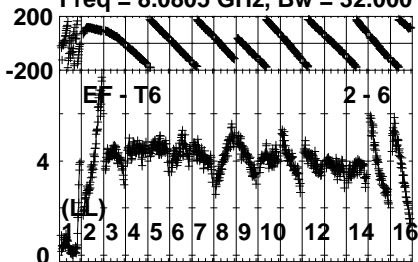
Lower frame: Milli Ampl Jy Top frame: Phas deg  
Vector averaged cross-power spectrum Several baselines displayed  
Timerange: 00/06:16:07 to 00/06:17:23

Plot file version 66 created 23-APR-2024 10:25:49

J2248+3718 EB107.UVDATA.1

Freq = 8.0805 GHz, Bw = 32.000 MH

No calibration applied and no bandpass applied



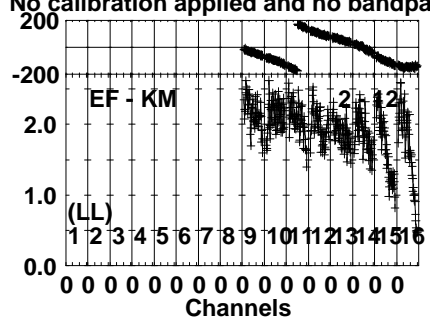
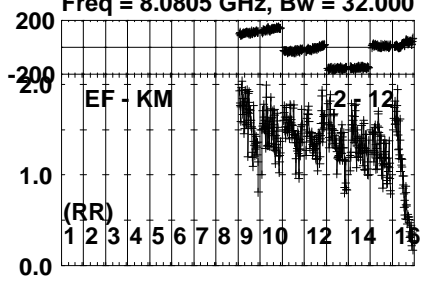
Lower frame: Milli Ampl Jy Top frame: Phas deg  
Vector averaged cross-power spectrum Several baselines displayed  
Timerange: 00/06:16:07 to 00/06:17:23

Plot file version 67 created 23-APR-2024 10:25:49

J2248+3718 EB107.UVDATA.1

Freq = 8.0805 GHz, Bw = 32.000 MH

No calibration applied and no bandpass applied



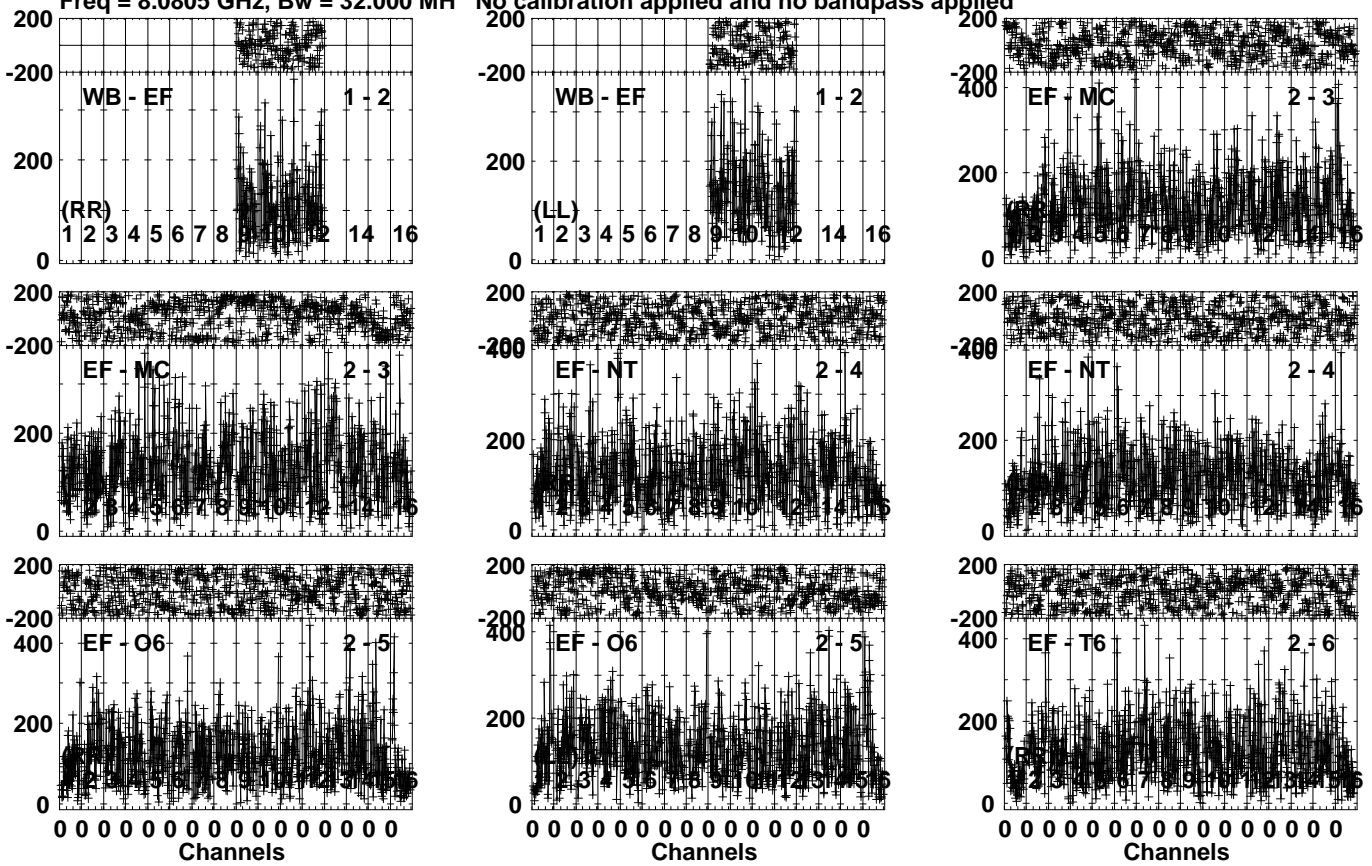
Lower frame: Milli Ampl Jy Top frame: Phas deg  
Vector averaged cross-power spectrum Several baselines displayed  
Timerange: 00/06:16:07 to 00/06:17:23

Plot file version 68 created 23-APR-2024 10:25:49

SN2014C EB107.UVDATA.1

Freq = 8.0805 GHz, Bw = 32.000 MH

No calibration applied and no bandpass applied

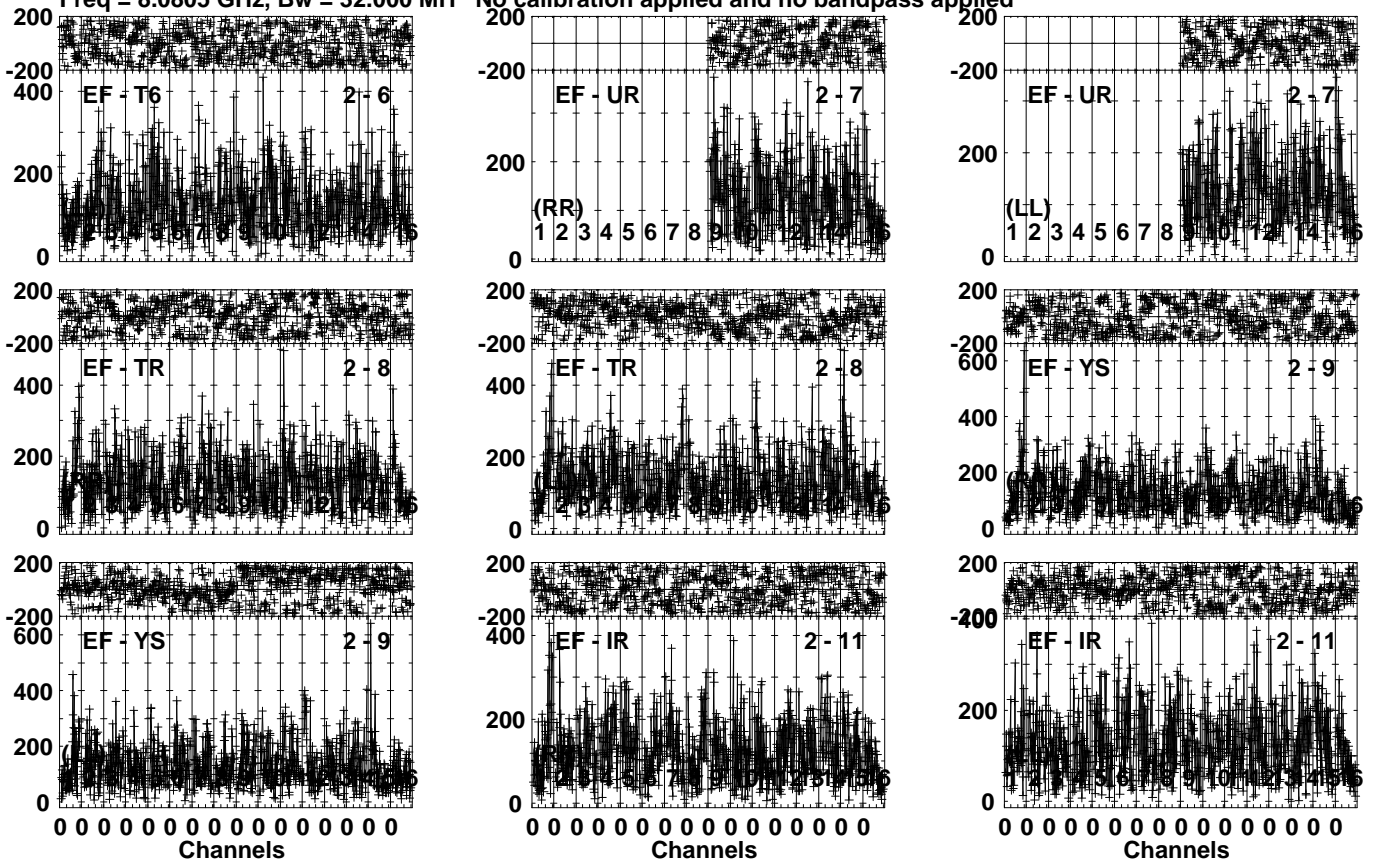


Lower frame: Micro Ampl Jy Top frame: Phas deg  
Vector averaged cross-power spectrum Several baselines displayed  
Timerange: 00/06:17:55 to 00/06:19:33

Plot file version 69 created 23-APR-2024 10:25:49

SN2014C EB107.UVDATA.1

Freq = 8.0805 GHz, Bw = 32.000 MH No calibration applied and no bandpass applied

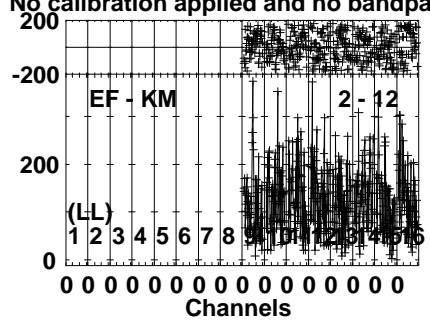
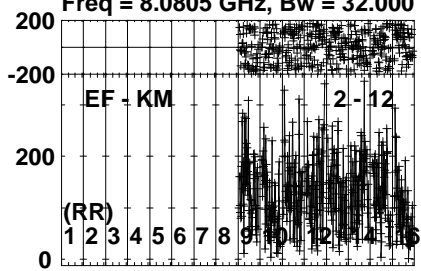


Lower frame: Micro Ampl Jy Top frame: Phas deg  
Vector averaged cross-power spectrum Several baselines displayed  
Timerange: 00/06:17:55 to 00/06:19:33

Plot file version 70 created 23-APR-2024 10:25:49

SN2014C EB107.UVDATA.1

Freq = 8.0805 GHz, Bw = 32.000 MH No calibration applied and no bandpass applied

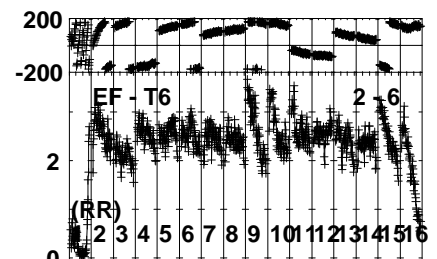
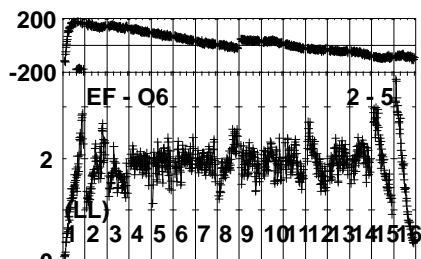
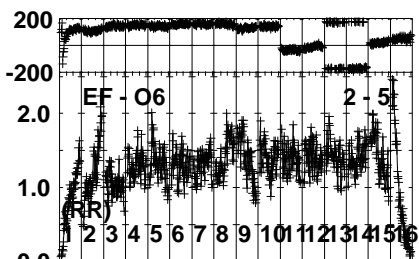
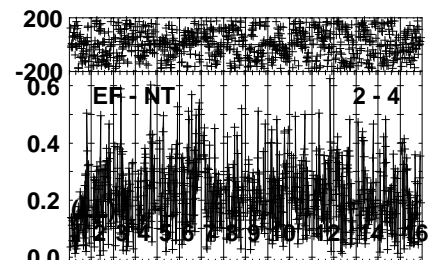
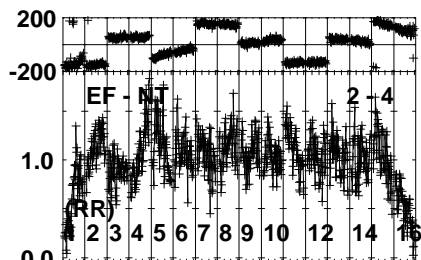
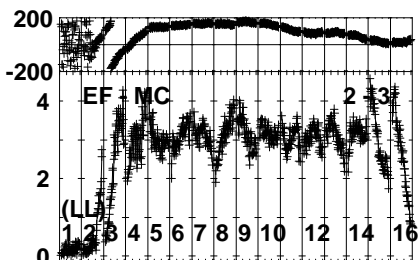
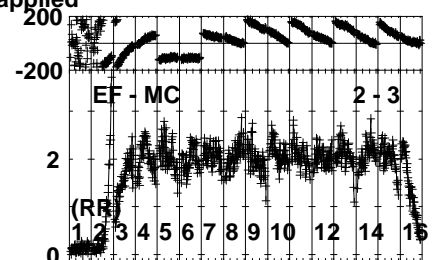
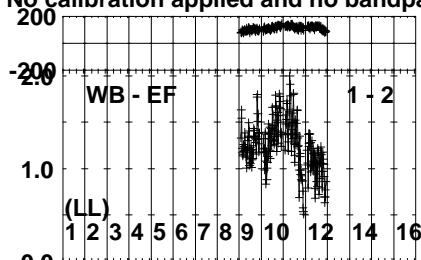
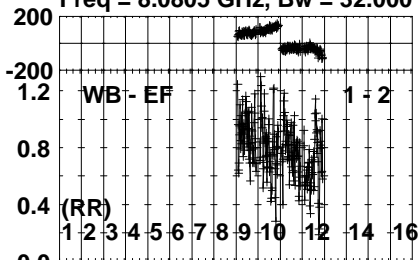


Lower frame: Micro Ampl Jy Top frame: Phas deg  
Vector averaged cross-power spectrum Several baselines displayed  
Timerange: 00/06:17:55 to 00/06:19:33

Plot file version 71 created 23-APR-2024 10:25:49

J2248+3718 EB107.UVDATA.1

Freq = 8.0805 GHz, Bw = 32.000 MH No calibration applied and no bandpass applied



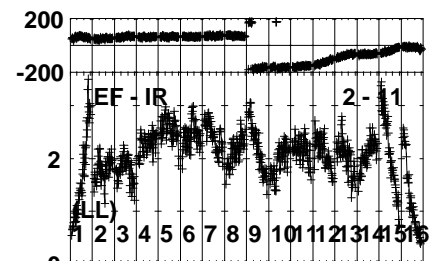
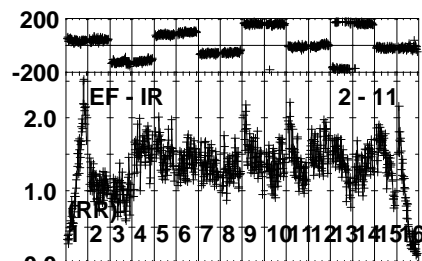
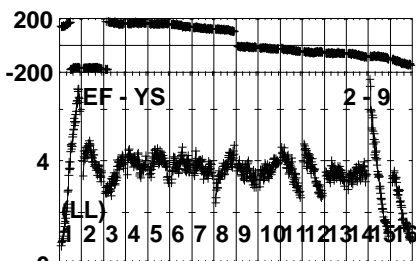
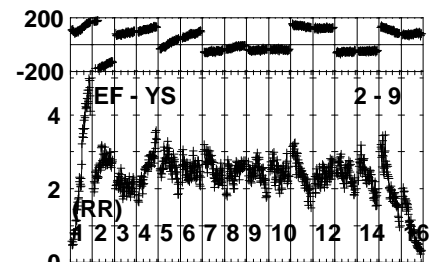
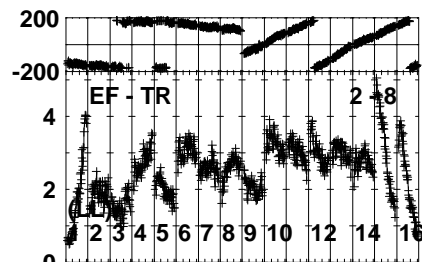
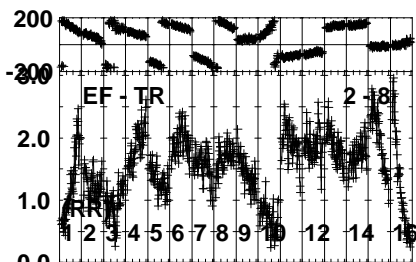
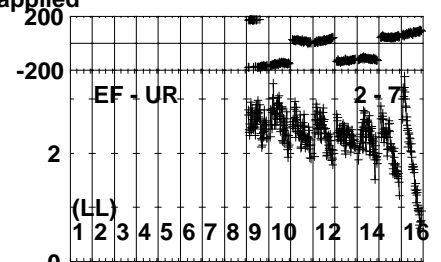
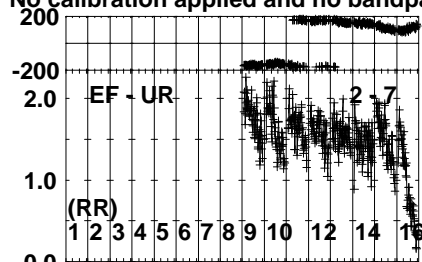
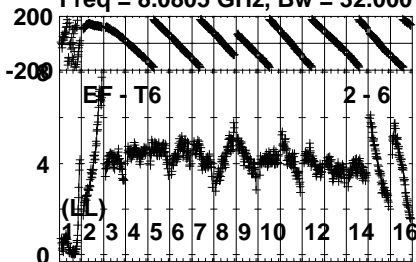
Lower frame: Milli Ampl Jy Top frame: Phas deg  
Vector averaged cross-power spectrum Several baselines displayed  
Timerange: 00/06:19:37 to 00/06:20:53

Plot file version 72 created 23-APR-2024 10:25:50

J2248+3718 EB107.UVDATA.1

Freq = 8.0805 GHz, Bw = 32.000 MH

No calibration applied and no bandpass applied



Lower frame: Milli Ampl Jy Top frame: Phas deg  
Vector averaged cross-power spectrum Several baselines displayed  
Timerange: 00/06:19:37 to 00/06:20:53

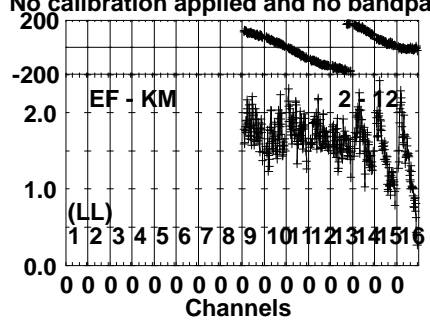
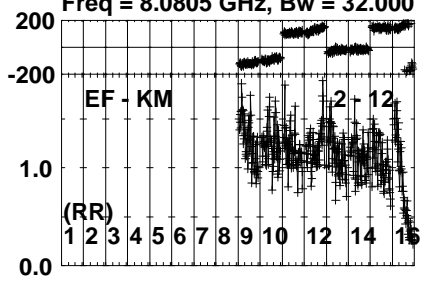


Plot file version 73 created 23-APR-2024 10:25:50

J2248+3718 EB107.UVDATA.1

Freq = 8.0805 GHz, Bw = 32.000 MH

No calibration applied and no bandpass applied



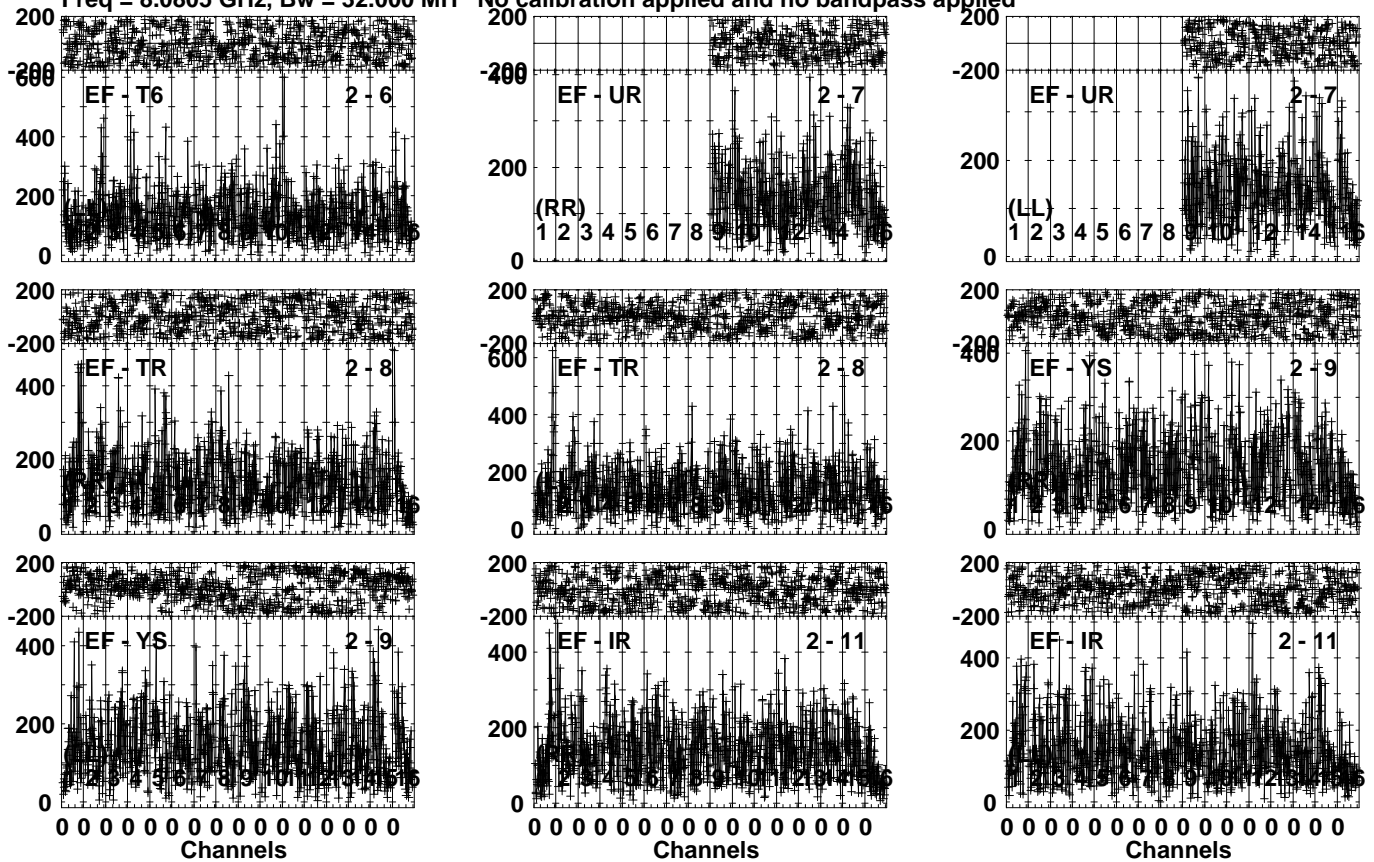
Lower frame: Milli Ampl Jy Top frame: Phas deg  
Vector averaged cross-power spectrum Several baselines displayed  
Timerange: 00/06:19:37 to 00/06:20:53



Plot file version 75 created 23-APR-2024 10:25:50

SN2014C EB107.UVDATA.1

Freq = 8.0805 GHz, Bw = 32.000 MH No calibration applied and no bandpass applied



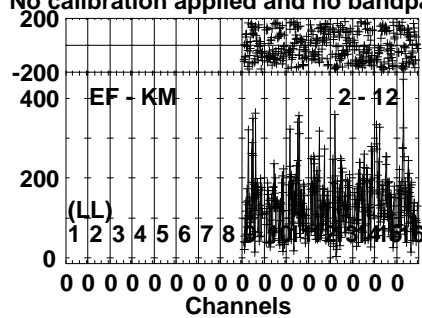
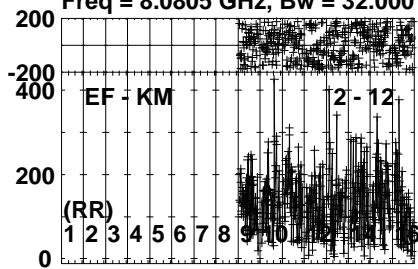
Lower frame: Micro Ampl Jy Top frame: Phas deg  
Vector averaged cross-power spectrum Several baselines displayed  
Timerange: 00/06:20:55 to 00/06:22:53

Plot file version 76 created 23-APR-2024 10:25:50

SN2014C EB107.UVDATA.1

Freq = 8.0805 GHz, Bw = 32.000 MH

No calibration applied and no bandpass applied

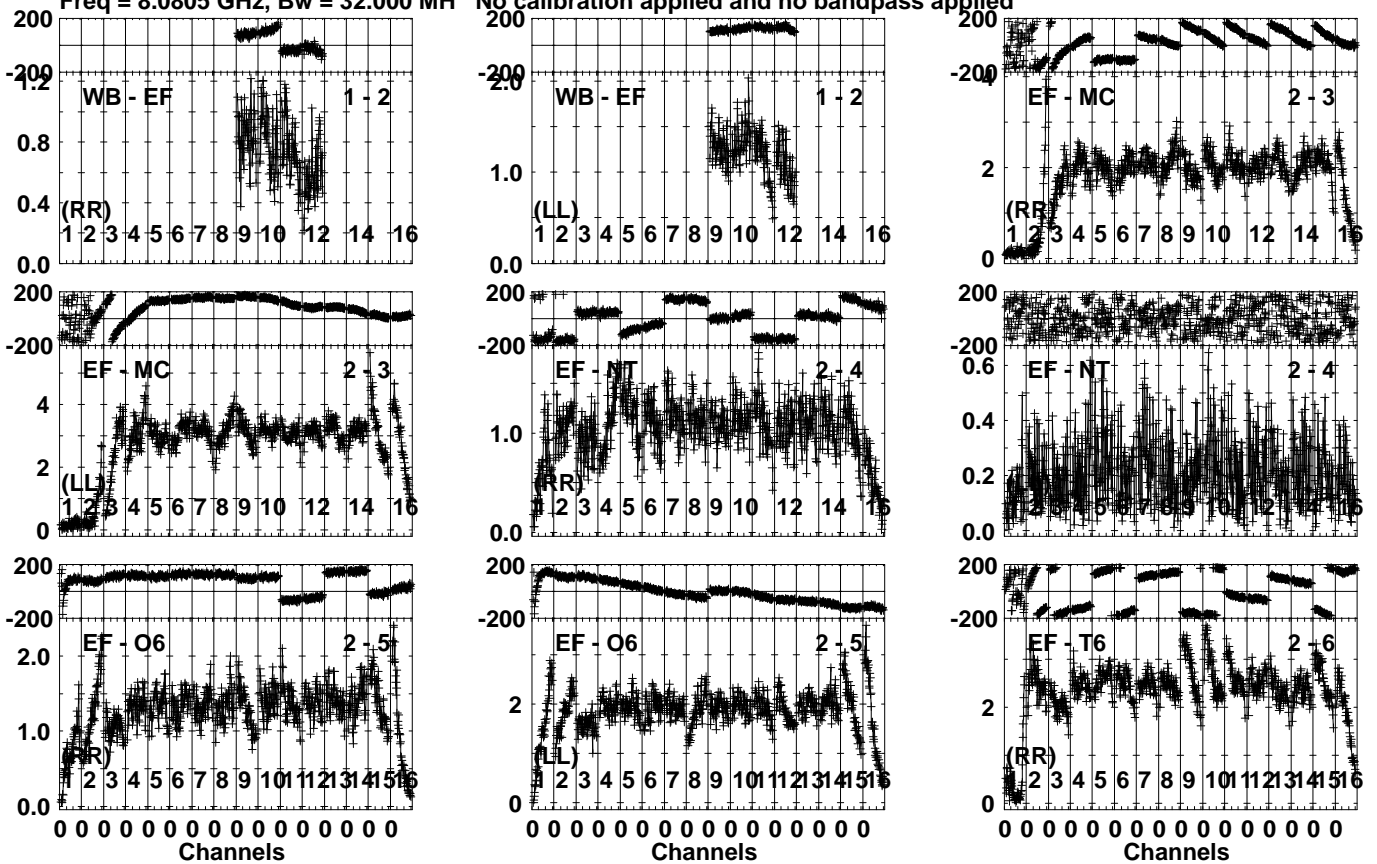


Lower frame: Micro Ampl Jy Top frame: Phas deg  
Vector averaged cross-power spectrum Several baselines displayed  
Timerange: 00/06:20:55 to 00/06:22:53

Plot file version 77 created 23-APR-2024 10:25:50

J2248+3718 EB107.UVDATA.1

Freq = 8.0805 GHz, Bw = 32.000 MH No calibration applied and no bandpass applied



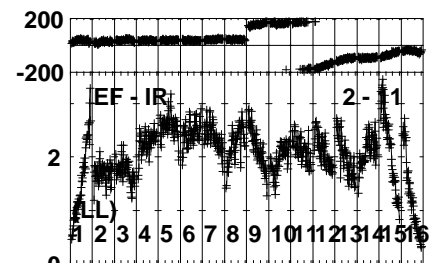
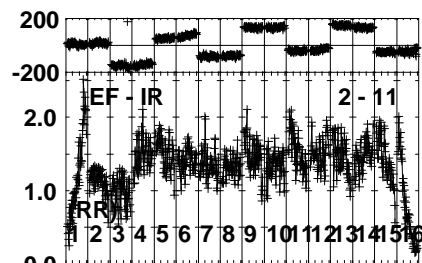
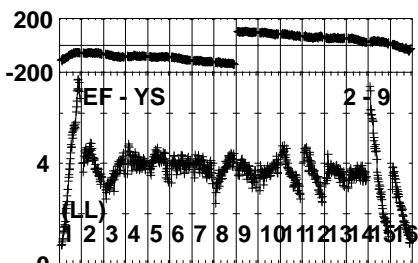
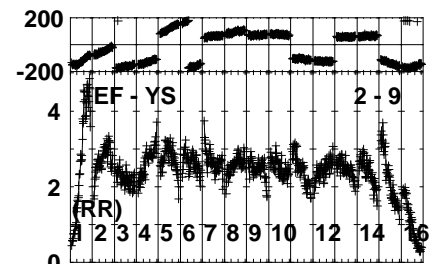
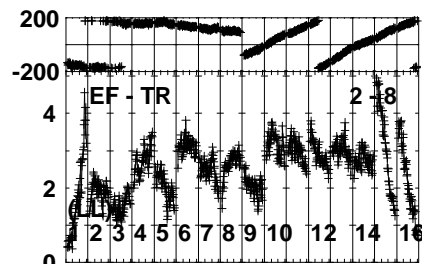
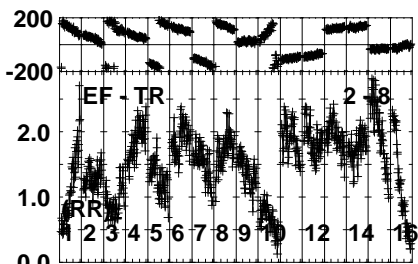
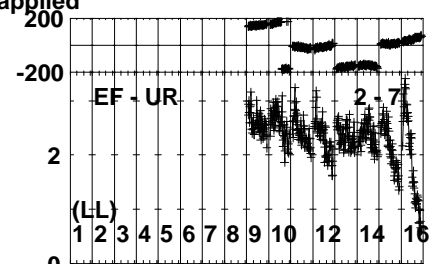
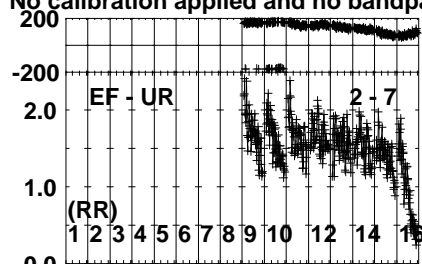
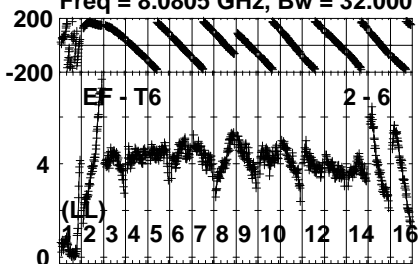
Lower frame: Milli Ampl Jy Top frame: Phas deg  
Vector averaged cross-power spectrum Several baselines displayed  
Timerange: 00/06:22:55 to 00/06:24:13

Plot file version 78 created 23-APR-2024 10:25:51

J2248+3718 EB107.UVDATA.1

Freq = 8.0805 GHz, Bw = 32.000 MH

No calibration applied and no bandpass applied



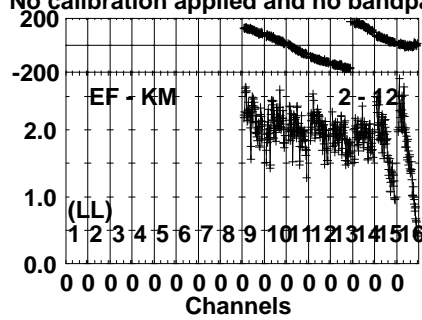
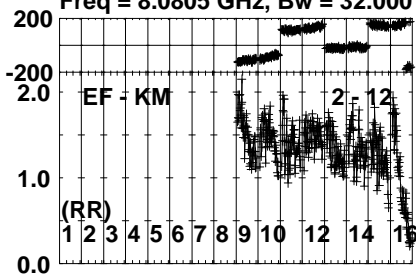
Lower frame: Milli Ampl Jy Top frame: Phas deg  
Vector averaged cross-power spectrum Several baselines displayed  
Timerange: 00/06:22:55 to 00/06:24:13

Plot file version 79 created 23-APR-2024 10:25:51

J2248+3718 EB107.UVDATA.1

Freq = 8.0805 GHz, Bw = 32.000 MH

No calibration applied and no bandpass applied

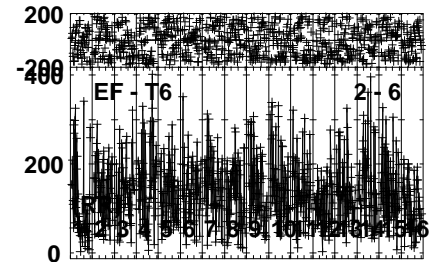
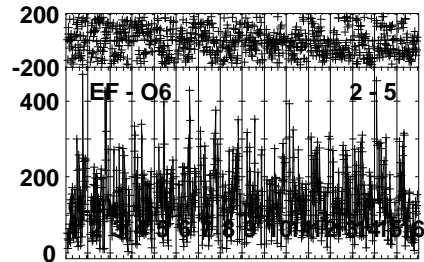
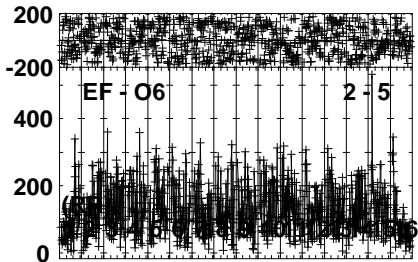
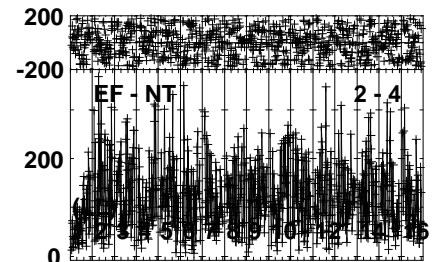
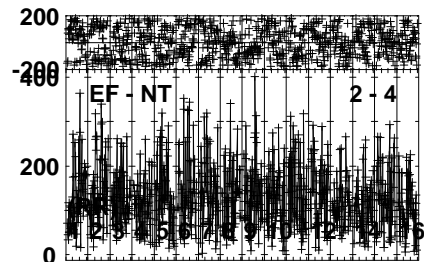
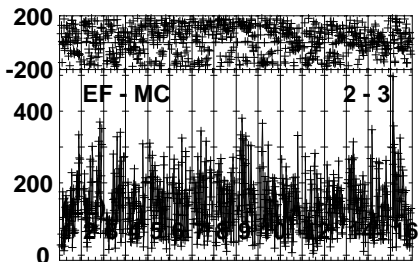
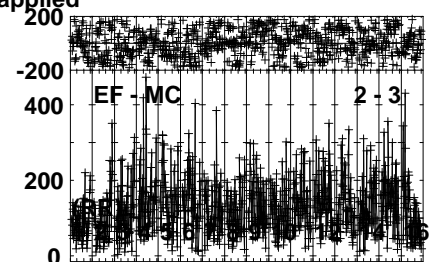
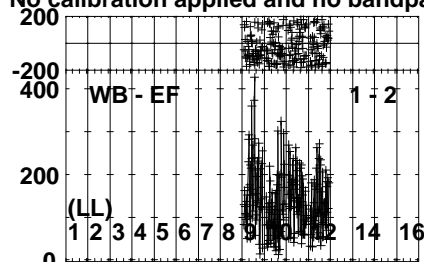
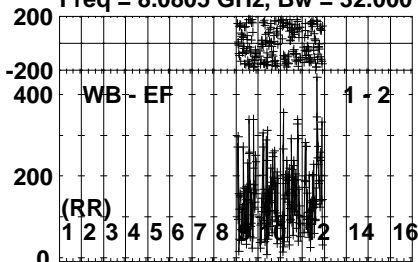


Lower frame: Milli Ampl Jy Top frame: Phas deg  
Vector averaged cross-power spectrum Several baselines displayed  
Timerange: 00/06:22:55 to 00/06:24:13

Plot file version 80 created 23-APR-2024 10:25:51

SN2014C EB107.UVDATA.1

Freq = 8.0805 GHz, Bw = 32.000 MH No calibration applied and no bandpass applied



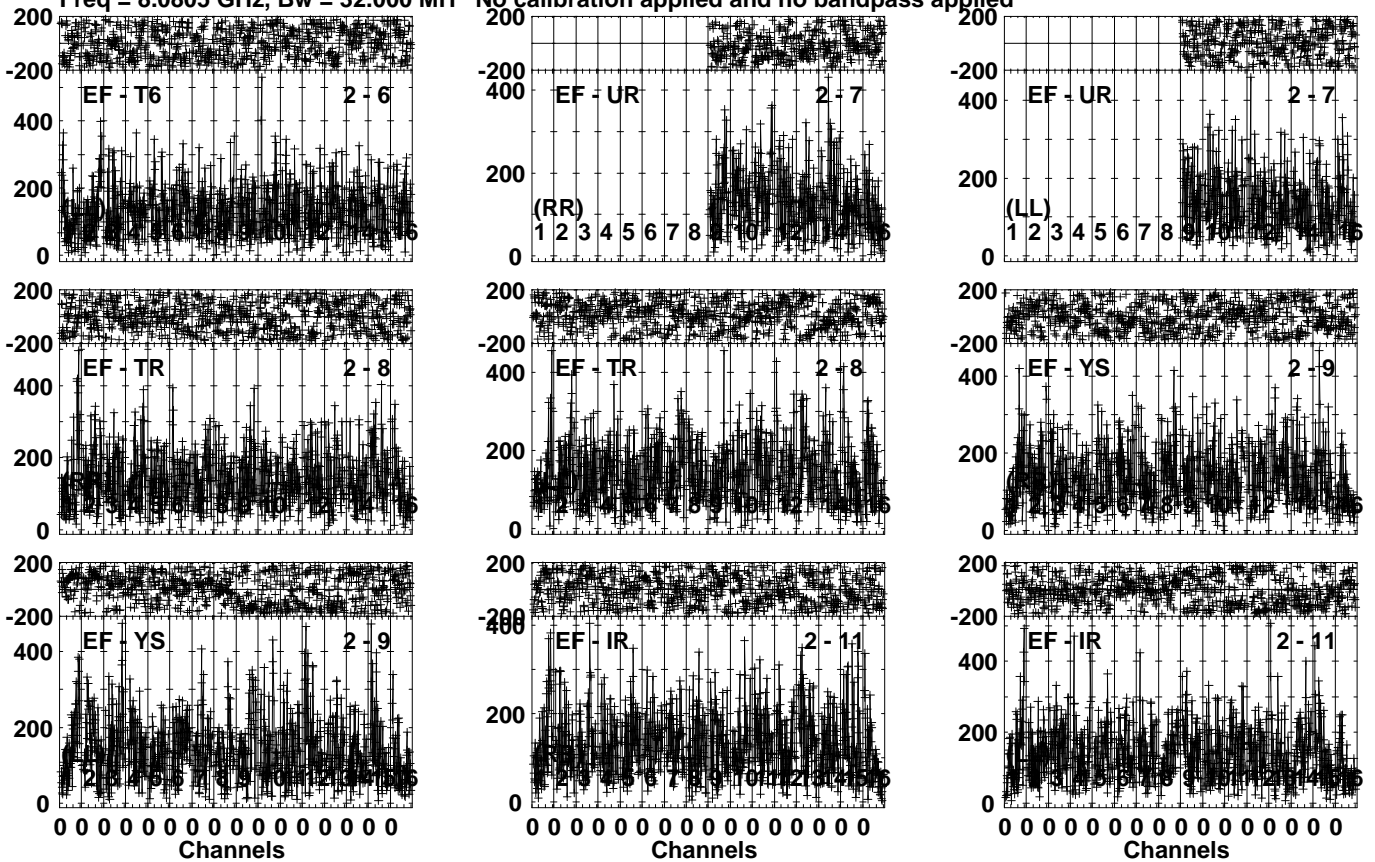
Lower frame: Micro Ampl Jy Top frame: Phas deg  
Vector averaged cross-power spectrum Several baselines displayed  
Timerange: 00/06:24:15 to 00/06:26:13



Plot file version 81 created 23-APR-2024 10:25:51

SN2014C EB107.UVDATA.1

Freq = 8.0805 GHz, Bw = 32.000 MH No calibration applied and no bandpass applied

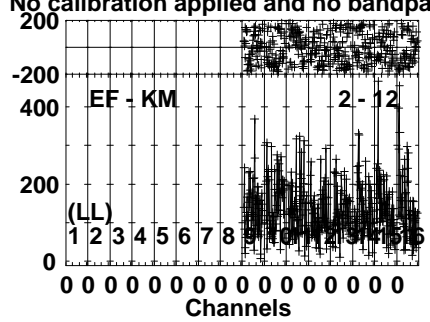
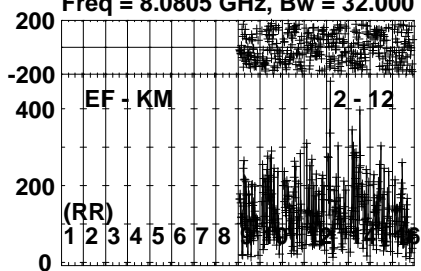


Lower frame: Micro Ampl Jy Top frame: Phas deg  
Vector averaged cross-power spectrum Several baselines displayed  
Timerange: 00/06:24:15 to 00/06:26:13

Plot file version 82 created 23-APR-2024 10:25:51

SN2014C EB107.UVDATA.1

Freq = 8.0805 GHz, Bw = 32.000 MH No calibration applied and no bandpass applied

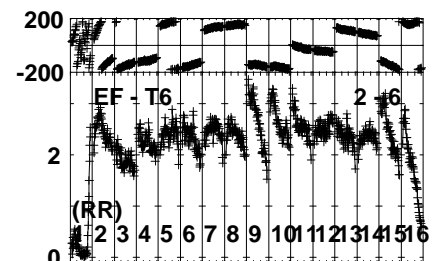
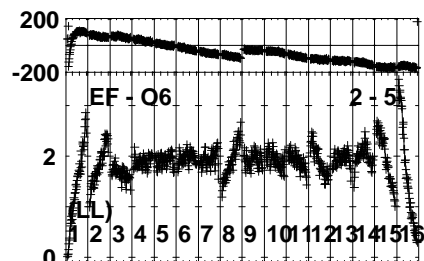
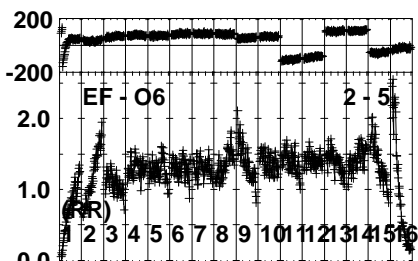
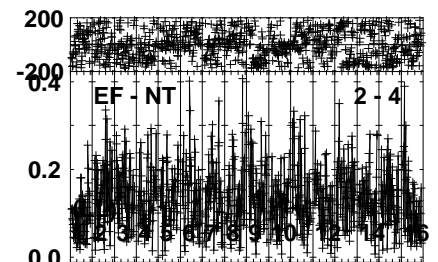
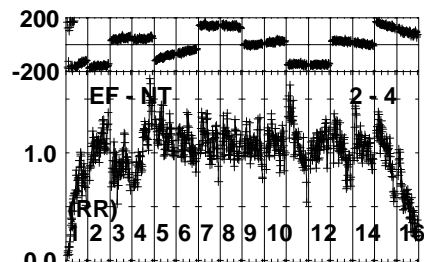
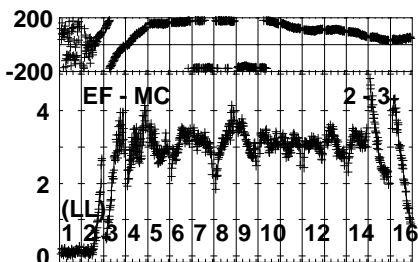
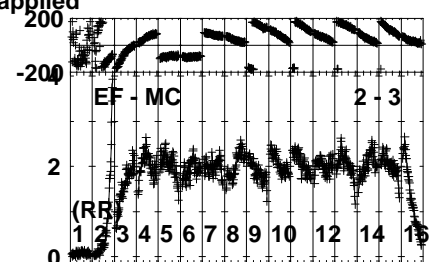
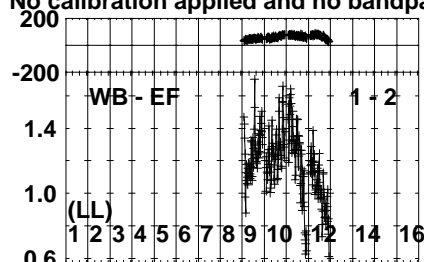
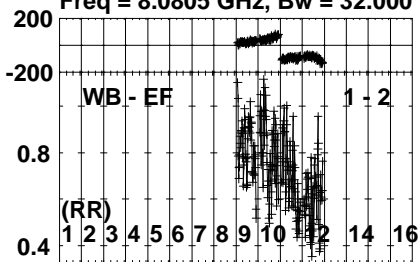


Lower frame: Micro Ampl Jy Top frame: Phas deg  
Vector averaged cross-power spectrum Several baselines displayed  
Timerange: 00/06:24:15 to 00/06:26:13

Plot file version 83 created 23-APR-2024 10:25:51

J2248+3718 EB107.UVDATA.1

Freq = 8.0805 GHz, Bw = 32.000 MH No calibration applied and no bandpass applied



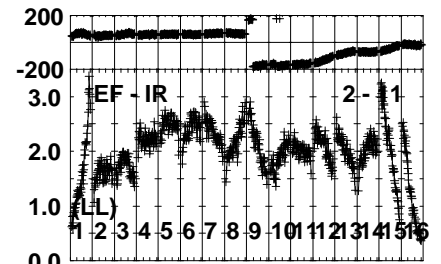
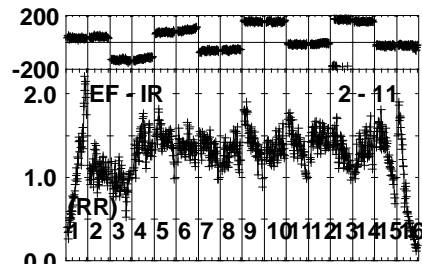
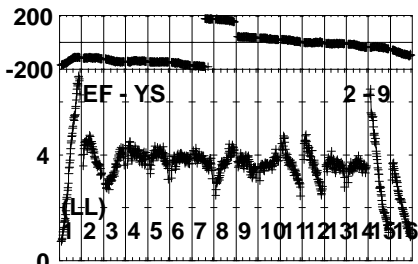
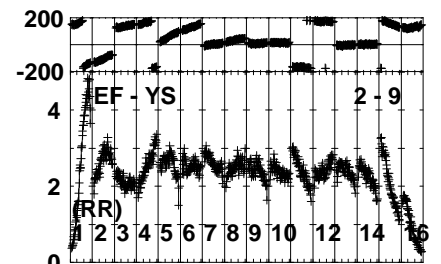
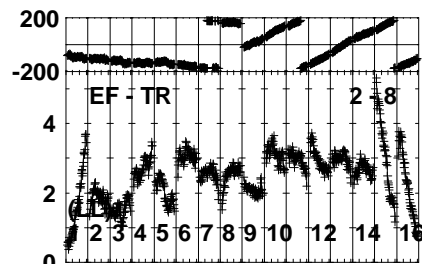
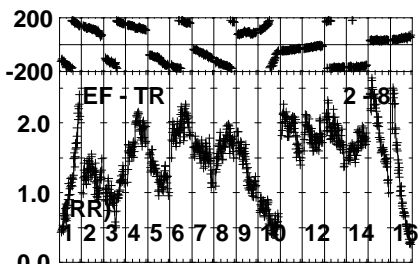
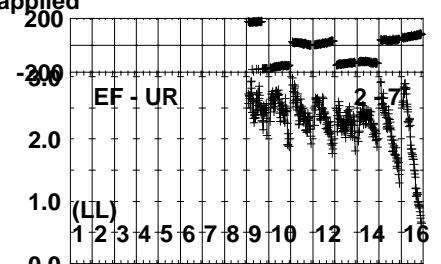
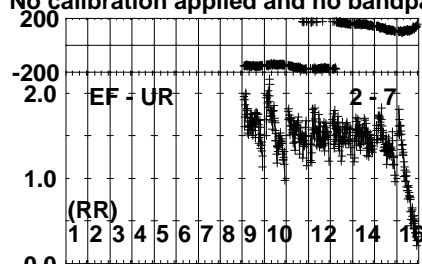
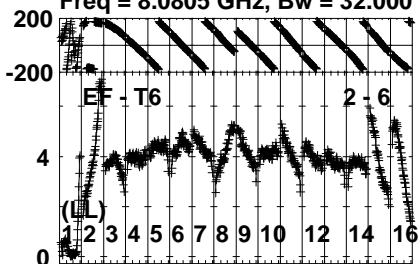
Lower frame: Milli Ampl Jy Top frame: Phas deg  
Vector averaged cross-power spectrum Several baselines displayed  
Timerange: 00/06:26:45 to 00/06:28:13

Plot file version 84 created 23-APR-2024 10:25:51

J2248+3718 EB107.UVDATA.1

Freq = 8.0805 GHz, Bw = 32.000 MH

No calibration applied and no bandpass applied



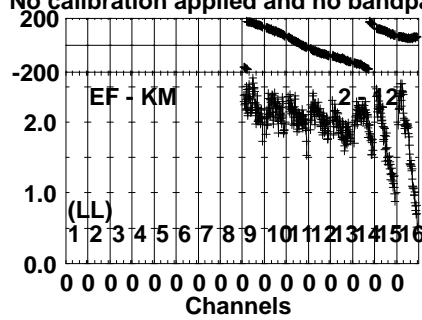
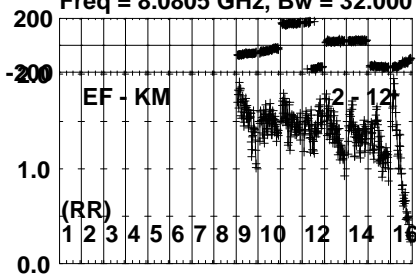
Lower frame: Milli Ampl Jy Top frame: Phas deg  
Vector averaged cross-power spectrum Several baselines displayed  
Timerange: 00/06:26:45 to 00/06:28:13

Plot file version 85 created 23-APR-2024 10:25:52

J2248+3718 EB107.UVDATA.1

Freq = 8.0805 GHz, Bw = 32.000 MH

No calibration applied and no bandpass applied

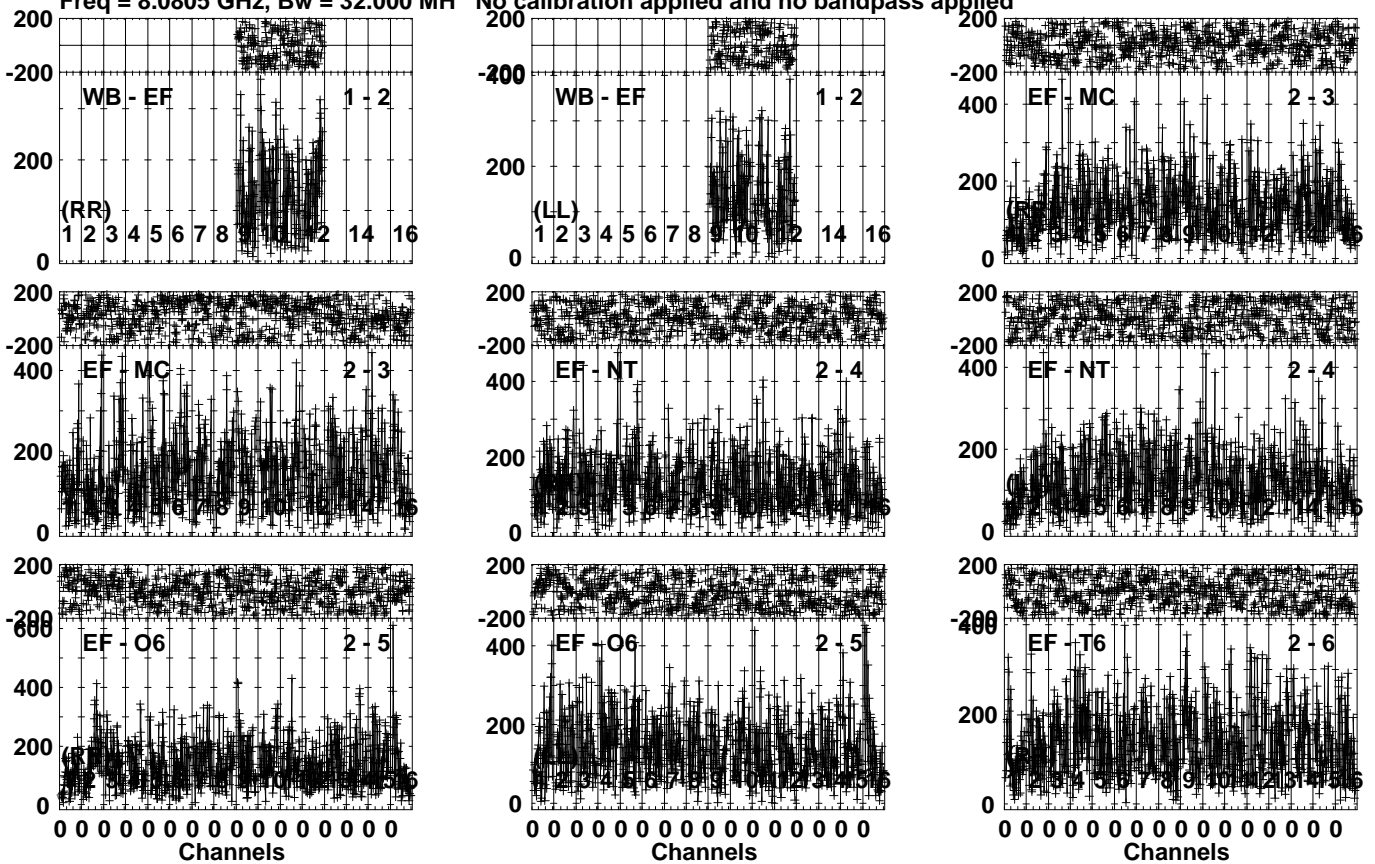


Lower frame: Milli Ampl Jy Top frame: Phas deg  
Vector averaged cross-power spectrum Several baselines displayed  
Timerange: 00/06:26:45 to 00/06:28:13

Plot file version 86 created 23-APR-2024 10:25:52

SN2014C EB107.UVDATA.1

Freq = 8.0805 GHz, Bw = 32.000 MH No calibration applied and no bandpass applied

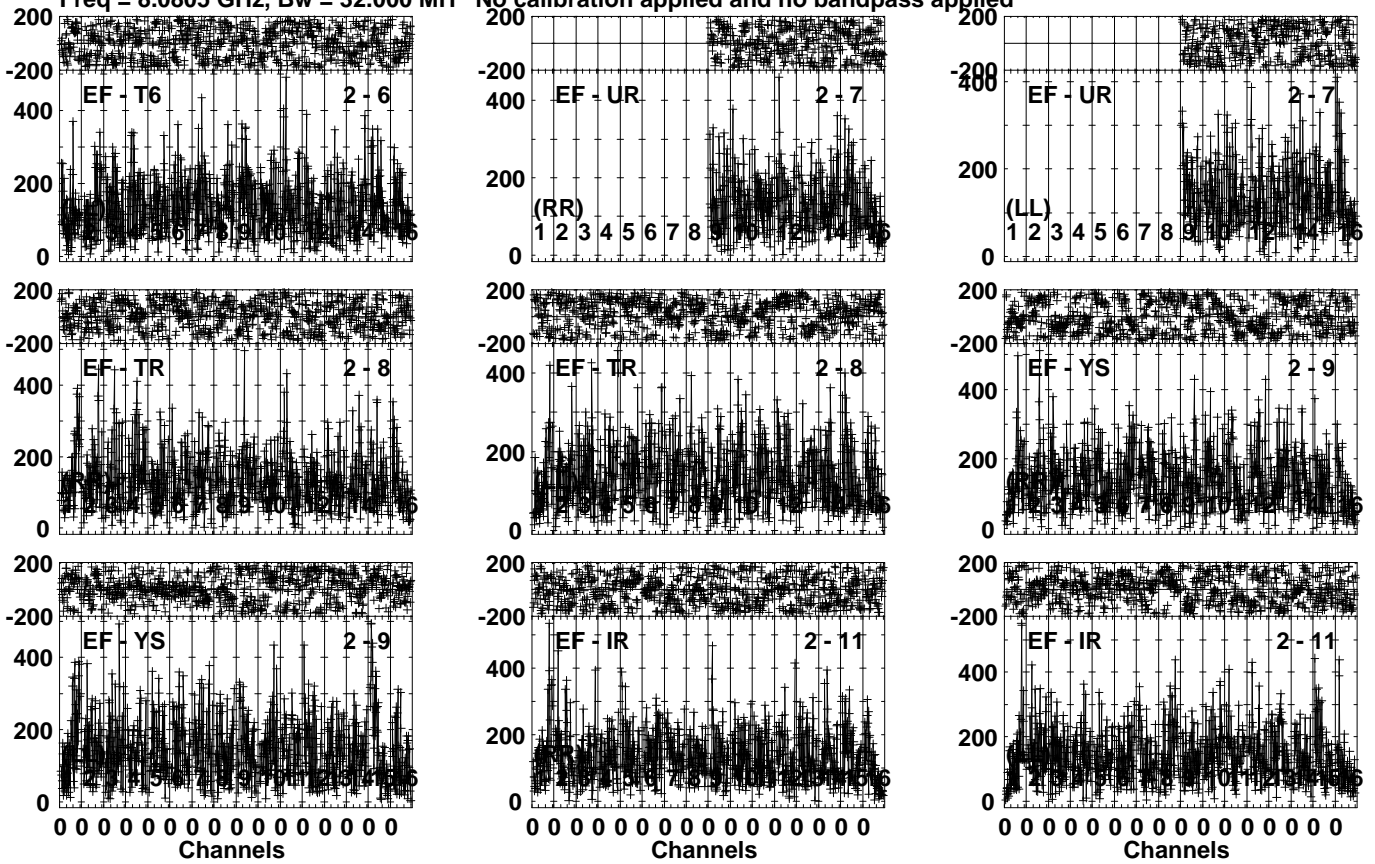


Lower frame: Micro Ampl Jy Top frame: Phas deg  
Vector averaged cross-power spectrum Several baselines displayed  
Timerange: 00/06:28:15 to 00/06:30:13

Plot file version 87 created 23-APR-2024 10:25:52

SN2014C EB107.UVDATA.1

Freq = 8.0805 GHz, Bw = 32.000 MH No calibration applied and no bandpass applied



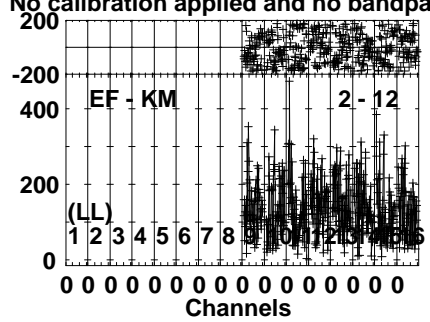
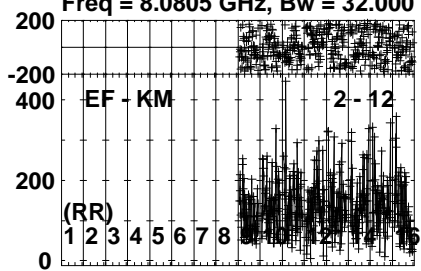
Lower frame: Micro Ampl Jy Top frame: Phas deg  
Vector averaged cross-power spectrum Several baselines displayed  
Timerange: 00/06:28:15 to 00/06:30:13

Plot file version 88 created 23-APR-2024 10:25:52

SN2014C EB107.UVDATA.1

Freq = 8.0805 GHz, Bw = 32.000 MH

No calibration applied and no bandpass applied



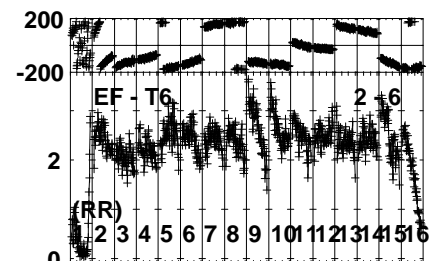
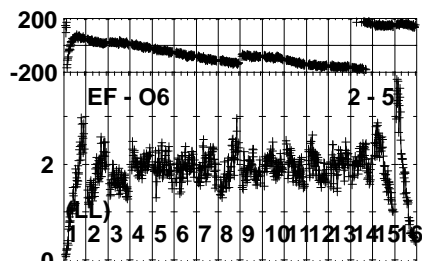
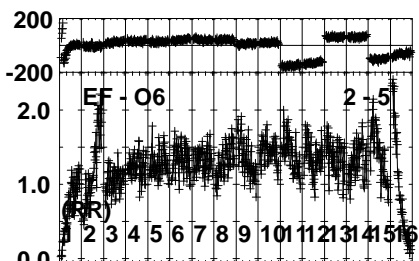
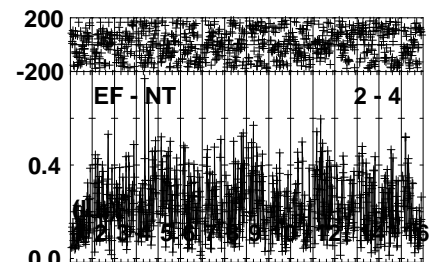
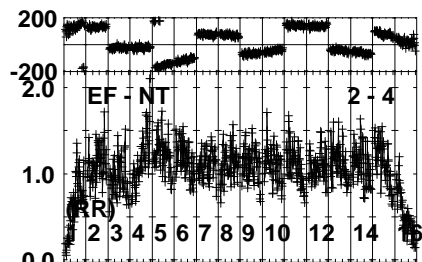
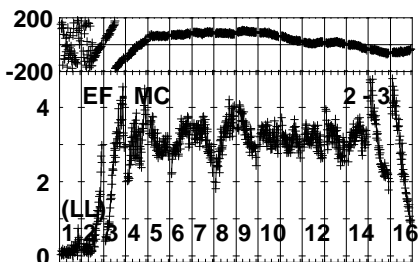
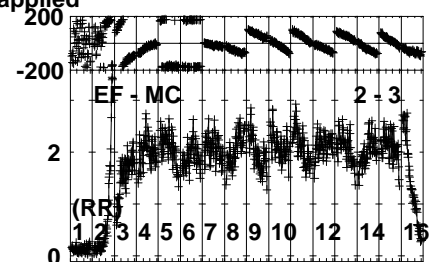
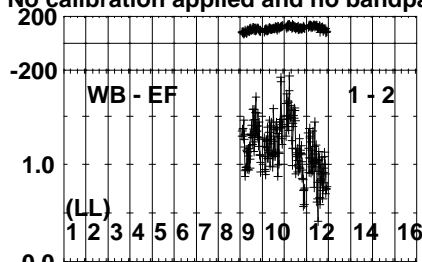
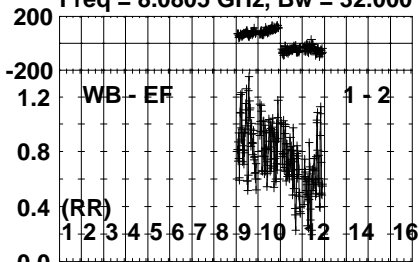
Lower frame: Micro Ampl Jy Top frame: Phas deg  
Vector averaged cross-power spectrum Several baselines displayed  
Timerange: 00/06:28:15 to 00/06:30:13



Plot file version 89 created 23-APR-2024 10:25:52

J2248+3718 EB107.UVDATA.1

Freq = 8.0805 GHz, Bw = 32.000 MH No calibration applied and no bandpass applied

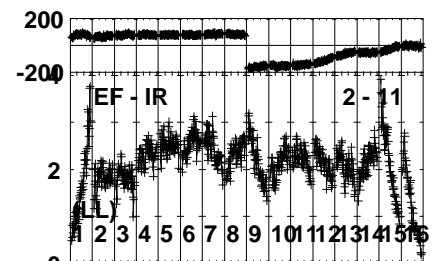
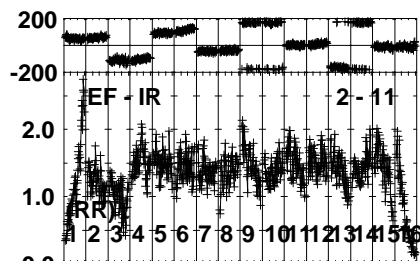
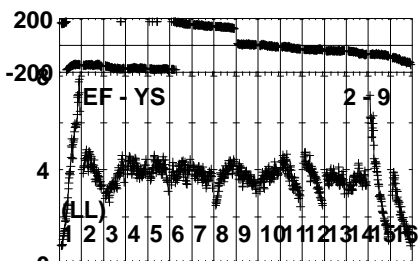
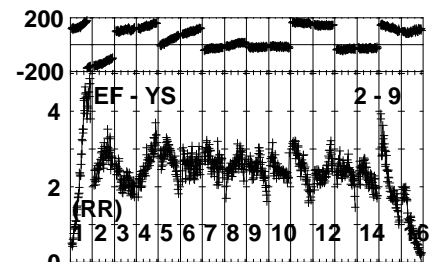
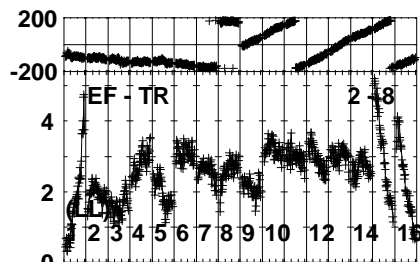
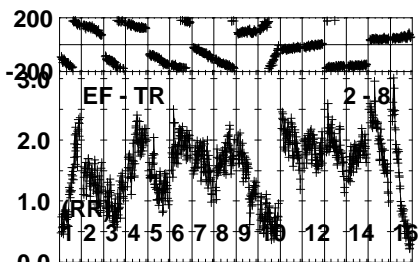
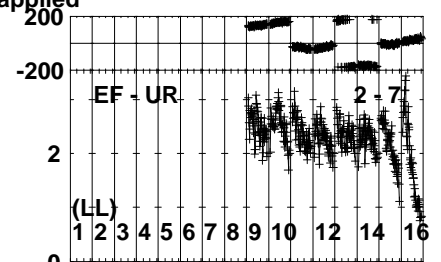
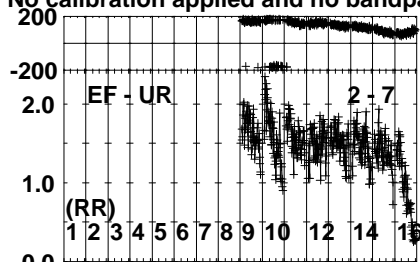
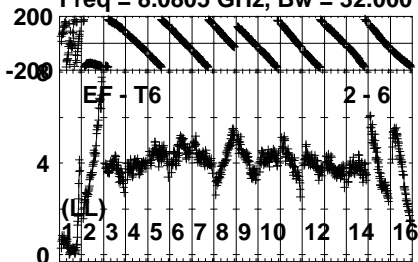


Lower frame: Milli Ampl Jy Top frame: Phas deg  
Vector averaged cross-power spectrum Several baselines displayed  
Timerange: 00/06:30:15 to 00/06:31:33

Plot file version 90 created 23-APR-2024 10:25:52

J2248+3718 EB107.UVDATA.1

Freq = 8.0805 GHz, Bw = 32.000 MH No calibration applied and no bandpass applied



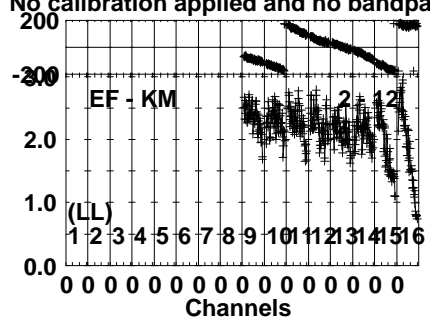
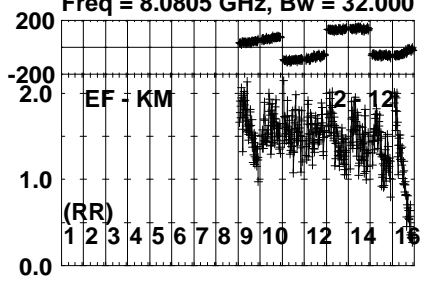
Lower frame: Milli Ampl Jy Top frame: Phas deg  
Vector averaged cross-power spectrum Several baselines displayed  
Timerange: 00/06:30:15 to 00/06:31:33

Plot file version 91 created 23-APR-2024 10:25:53

J2248+3718 EB107.UVDATA.1

Freq = 8.0805 GHz, Bw = 32.000 MH

No calibration applied and no bandpass applied

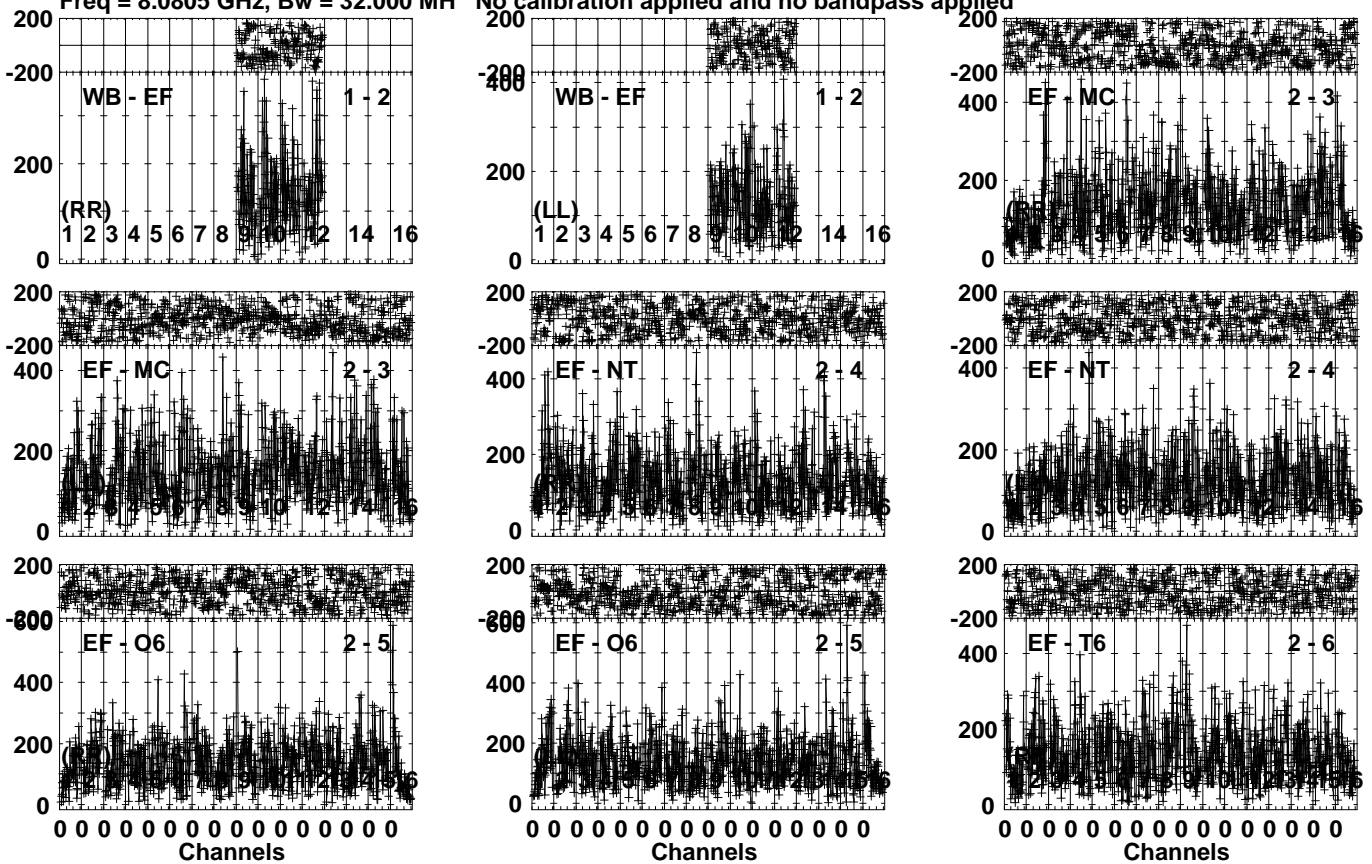


Lower frame: Milli Ampl Jy Top frame: Phas deg  
Vector averaged cross-power spectrum Several baselines displayed  
Timerange: 00/06:30:15 to 00/06:31:33

Plot file version 92 created 23-APR-2024 10:25:53

SN2014C EB107.UVDATA.1

Freq = 8.0805 GHz, Bw = 32.000 MH No calibration applied and no bandpass applied

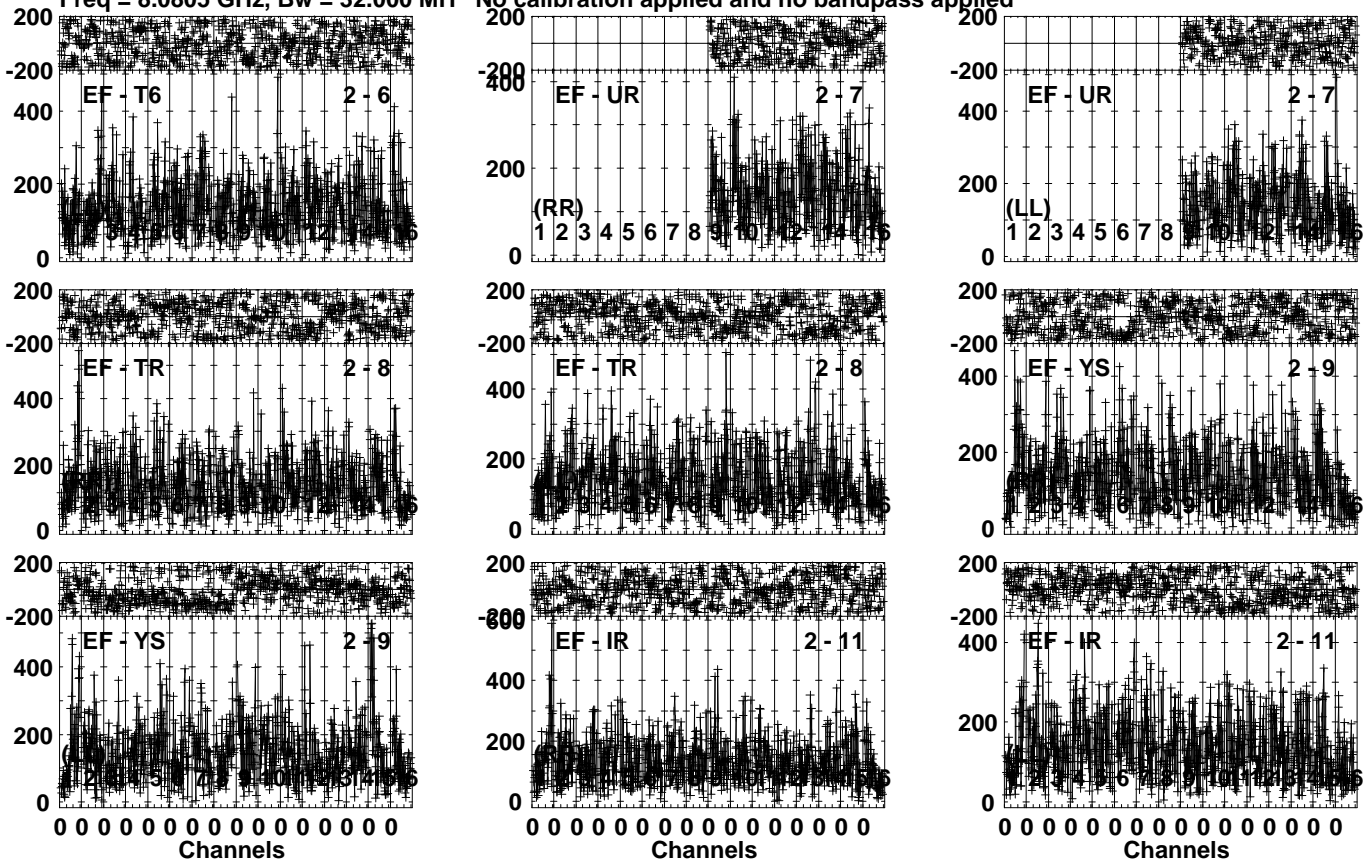


Lower frame: Micro Ampl Jy Top frame: Phas deg  
Vector averaged cross-power spectrum Several baselines displayed  
Timerange: 00/06:31:35 to 00/06:33:33

Plot file version 93 created 23-APR-2024 10:25:53

SN2014C EB107.UVDATA.1

Freq = 8.0805 GHz, Bw = 32.000 MH No calibration applied and no bandpass applied

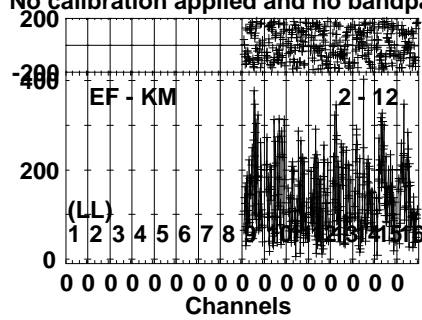
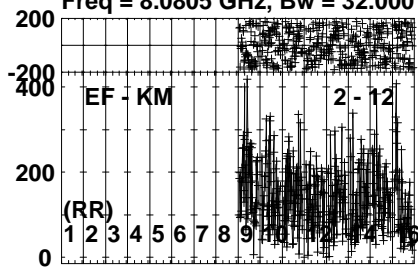


Lower frame: Micro Ampl Jy Top frame: Phas deg  
Vector averaged cross-power spectrum Several baselines displayed  
Timerange: 00/06:31:35 to 00/06:33:33

Plot file version 94 created 23-APR-2024 10:25:53

SN2014C EB107.UVDATA.1

Freq = 8.0805 GHz, Bw = 32.000 MH No calibration applied and no bandpass applied

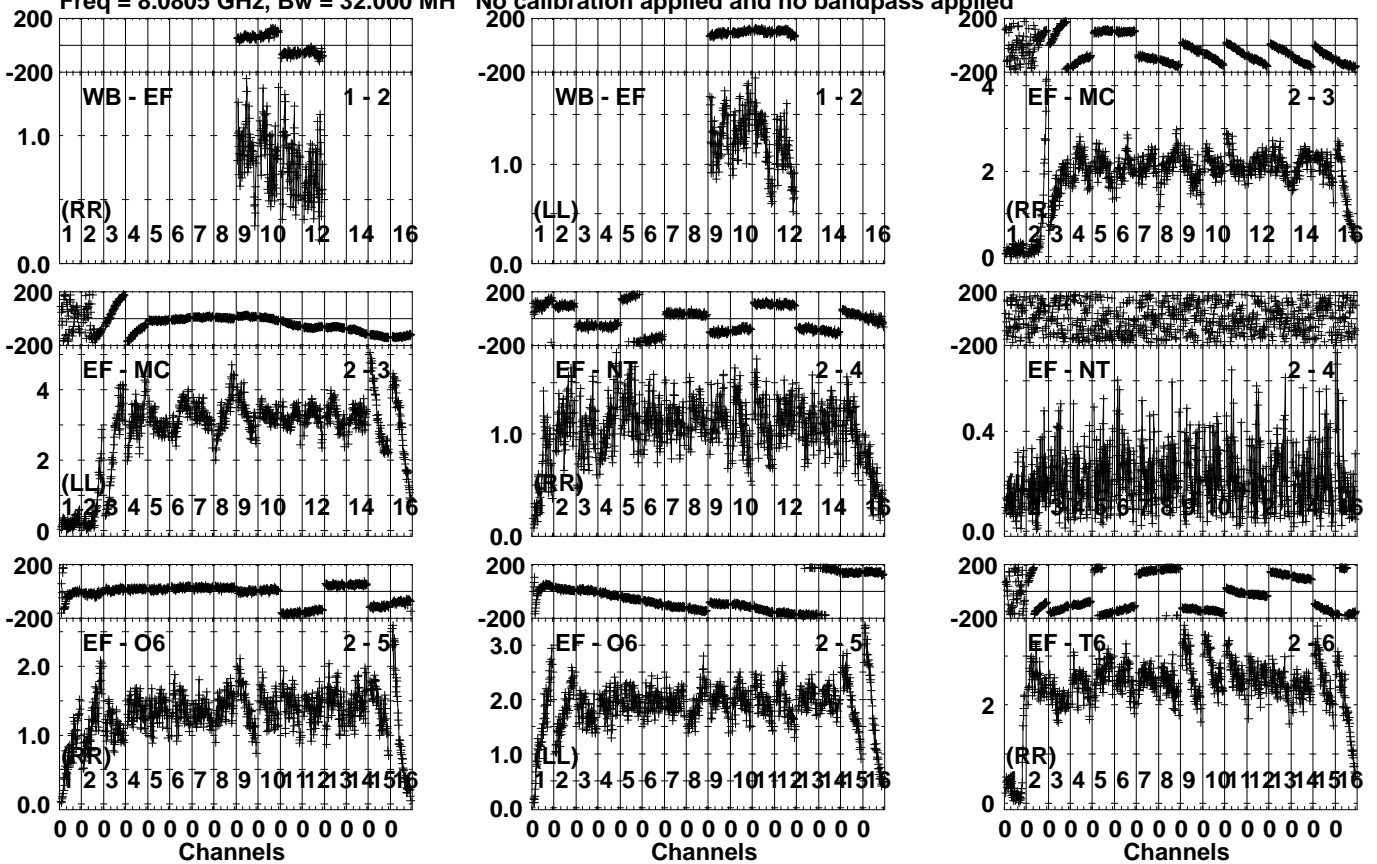


Lower frame: Micro Ampl Jy Top frame: Phas deg  
Vector averaged cross-power spectrum Several baselines displayed  
Timerange: 00/06:31:35 to 00/06:33:33

Plot file version 95 created 23-APR-2024 10:25:53

J2248+3718 EB107.UVDATA.1

Freq = 8.0805 GHz, Bw = 32.000 MH No calibration applied and no bandpass applied

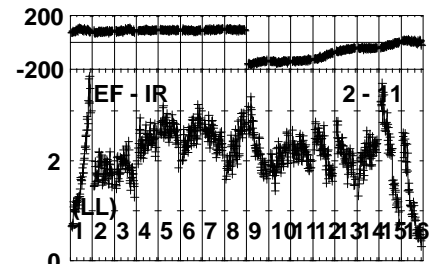
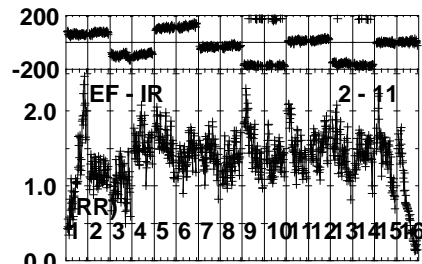
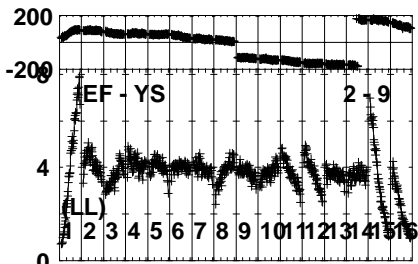
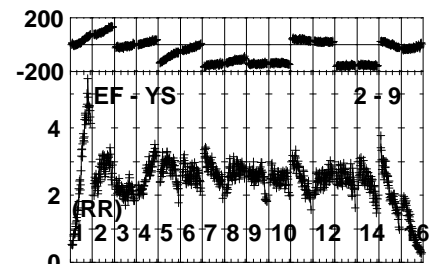
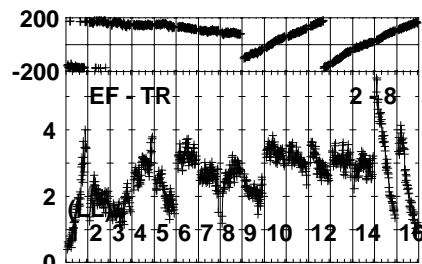
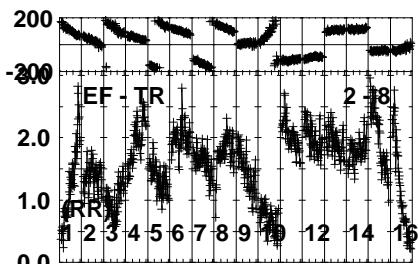
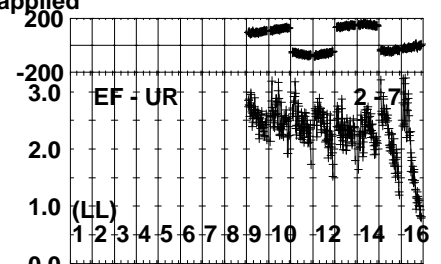
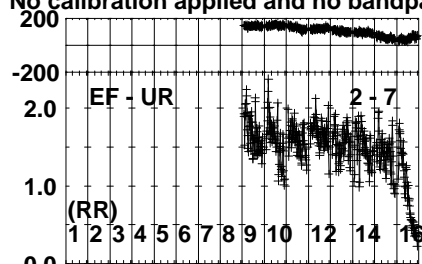
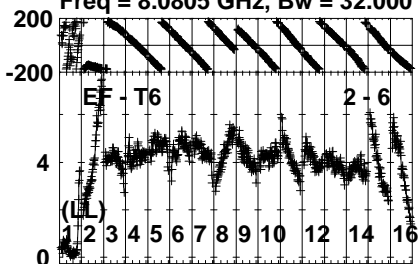


Lower frame: Milli Ampl Jy Top frame: Phas deg  
Vector averaged cross-power spectrum Several baselines displayed  
Timerange: 00/06:33:37 to 00/06:34:53

Plot file version 96 created 23-APR-2024 10:25:53

J2248+3718 EB107.UVDATA.1

Freq = 8.0805 GHz, Bw = 32.000 MH No calibration applied and no bandpass applied



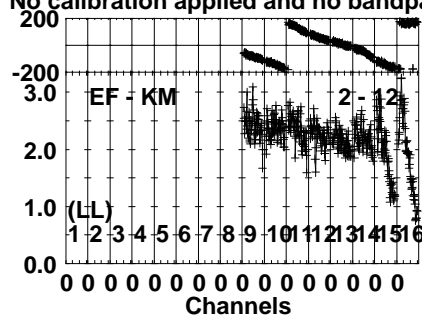
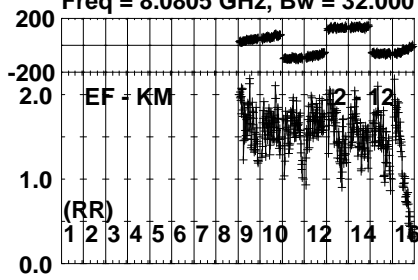
Lower frame: Milli Ampl Jy Top frame: Phas deg  
Vector averaged cross-power spectrum Several baselines displayed  
Timerange: 00/06:33:37 to 00/06:34:53



Plot file version 97 created 23-APR-2024 10:25:54

J2248+3718 EB107.UVDATA.1

Freq = 8.0805 GHz, Bw = 32.000 MH No calibration applied and no bandpass applied

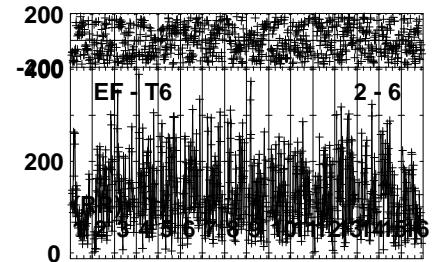
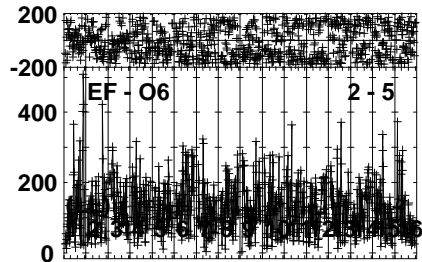
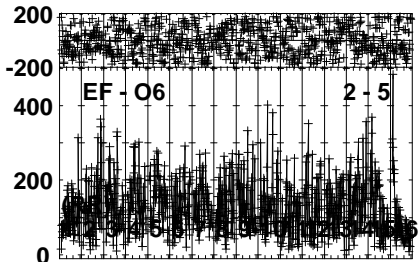
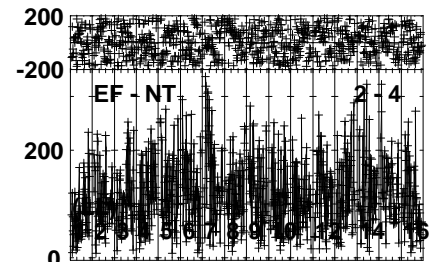
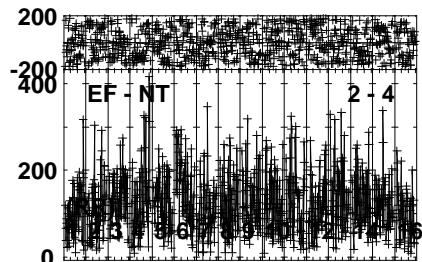
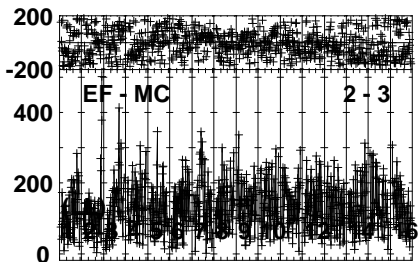
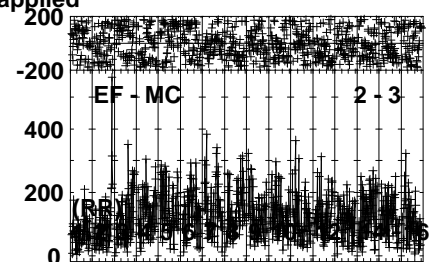
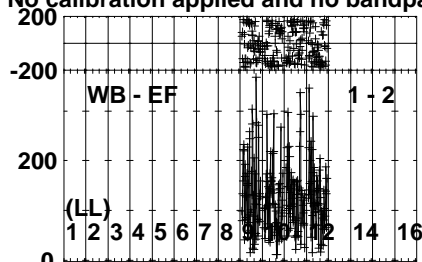
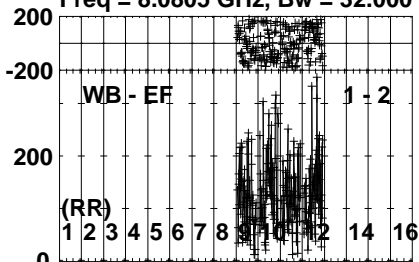


Lower frame: Milli Ampl Jy Top frame: Phas deg  
Vector averaged cross-power spectrum Several baselines displayed  
Timerange: 00/06:33:37 to 00/06:34:53

Plot file version 98 created 23-APR-2024 10:25:54

SN2014C EB107.UVDATA.1

Freq = 8.0805 GHz, Bw = 32.000 MH No calibration applied and no bandpass applied

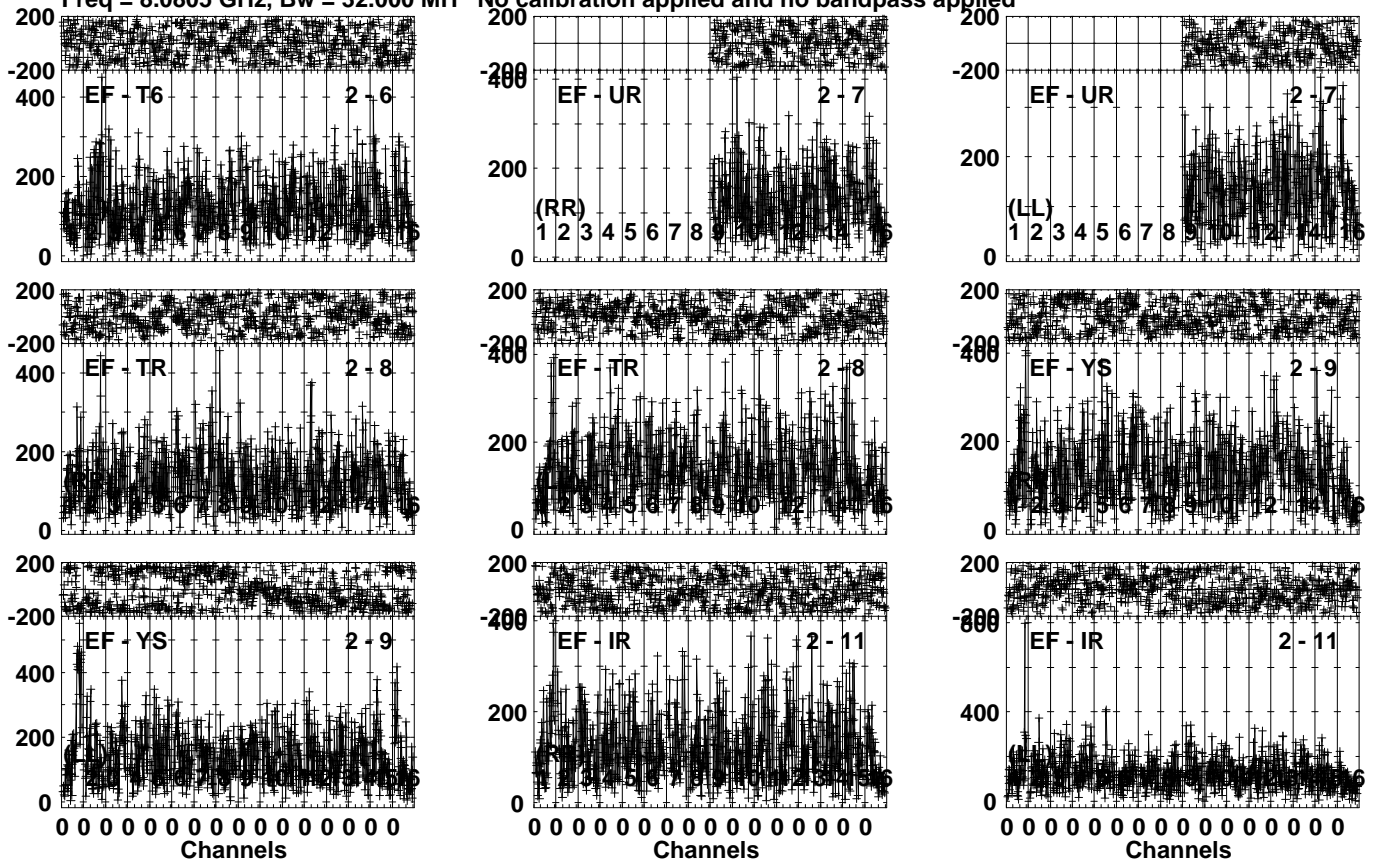


Lower frame: Micro Ampl Jy Top frame: Phas deg  
Vector averaged cross-power spectrum Several baselines displayed  
Timerange: 00/06:35:25 to 00/06:37:03

Plot file version 99 created 23-APR-2024 10:25:54

SN2014C EB107.UVDATA.1

Freq = 8.0805 GHz, Bw = 32.000 MH No calibration applied and no bandpass applied

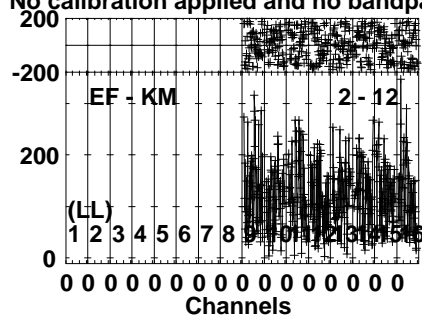
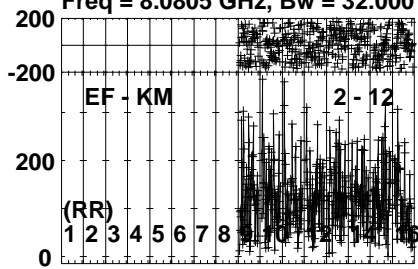


Lower frame: Micro Ampl Jy Top frame: Phas deg  
Vector averaged cross-power spectrum Several baselines displayed  
Timerange: 00/06:35:25 to 00/06:37:03

Plot file version 100 created 23-APR-2024 10:25:54

SN2014C EB107.UVDATA.1

Freq = 8.0805 GHz, Bw = 32.000 MH No calibration applied and no bandpass applied

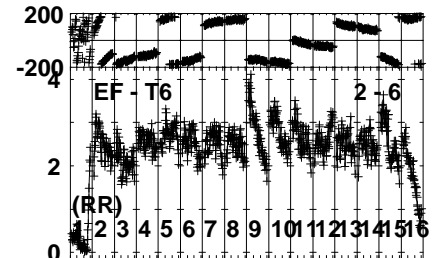
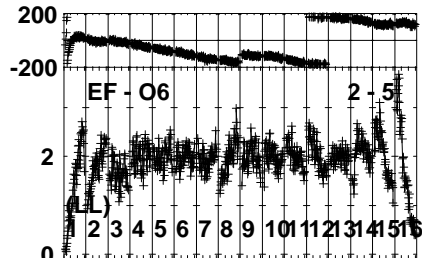
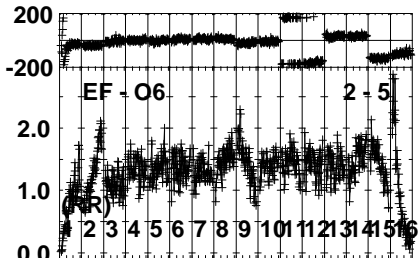
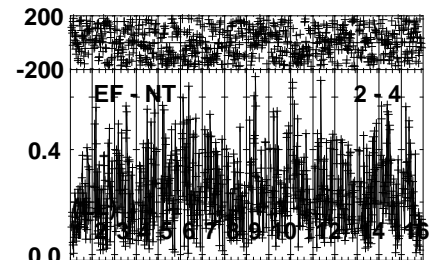
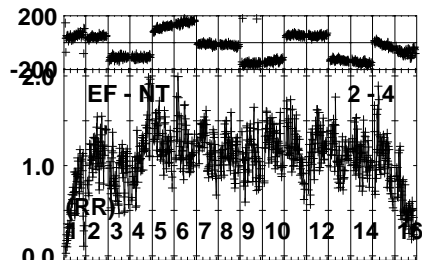
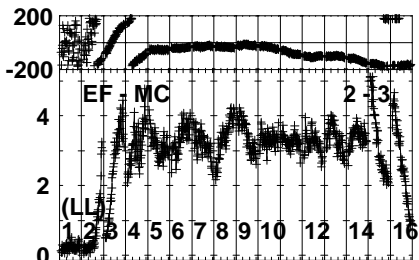
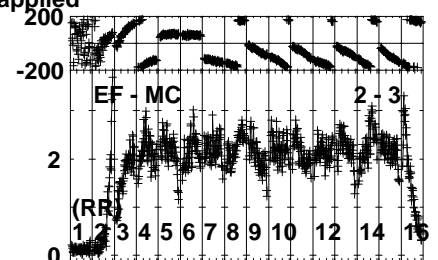
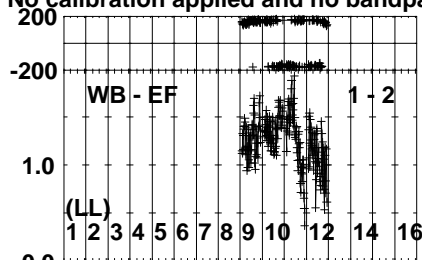
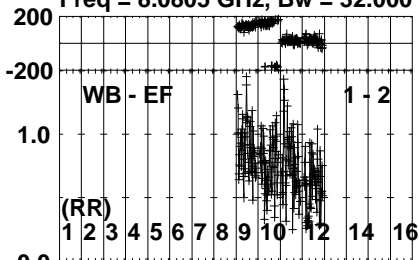


Lower frame: Micro Ampl Jy Top frame: Phas deg  
Vector averaged cross-power spectrum Several baselines displayed  
Timerange: 00/06:35:25 to 00/06:37:03

Plot file version 101 created 23-APR-2024 10:25:54

J2248+3718 EB107.UVDATA.1

Freq = 8.0805 GHz, Bw = 32.000 MH No calibration applied and no bandpass applied

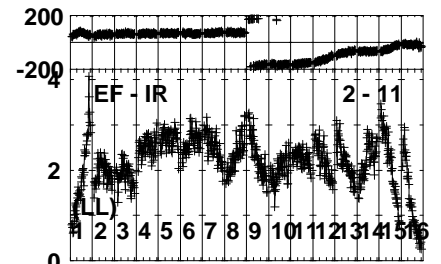
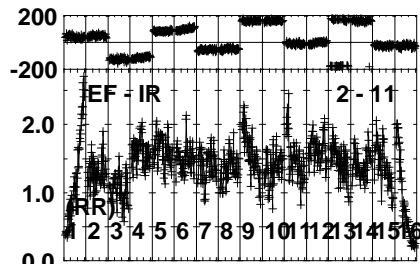
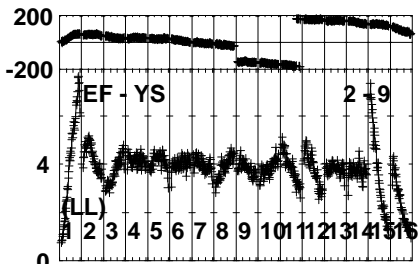
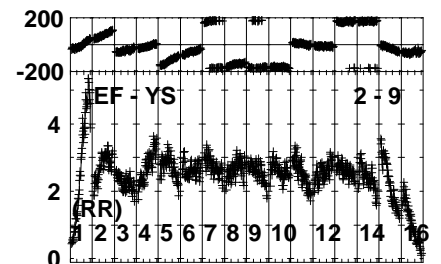
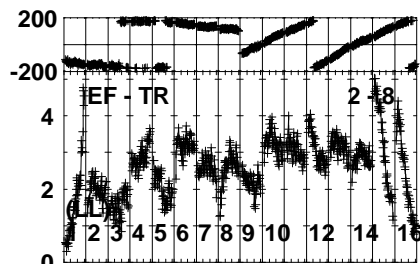
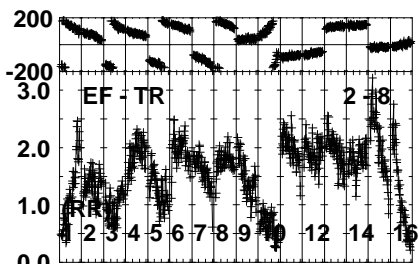
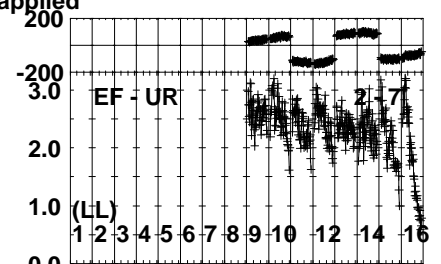
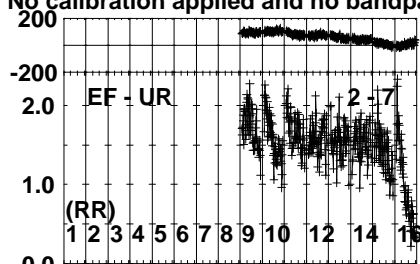
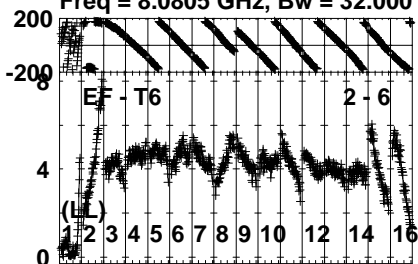


Lower frame: Milli Ampl Jy Top frame: Phas deg  
Vector averaged cross-power spectrum Several baselines displayed  
Timerange: 00/06:37:07 to 00/06:38:23

Plot file version 102 created 23-APR-2024 10:25:54

J2248+3718 EB107.UVDATA.1

Freq = 8.0805 GHz, Bw = 32.000 MH No calibration applied and no bandpass applied



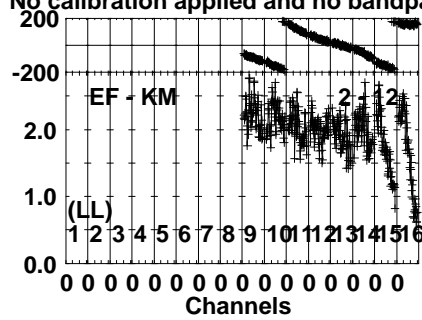
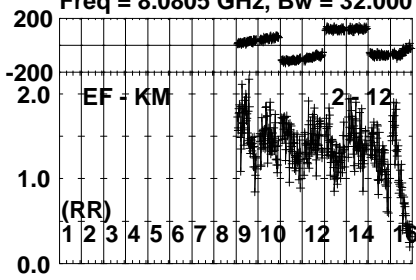
Lower frame: Milli Ampl Jy Top frame: Phas deg  
Vector averaged cross-power spectrum Several baselines displayed  
Timerange: 00/06:37:07 to 00/06:38:23

Plot file version 103 created 23-APR-2024 10:25:55

J2248+3718 EB107.UVDATA.1

Freq = 8.0805 GHz, Bw = 32.000 MH

No calibration applied and no bandpass applied

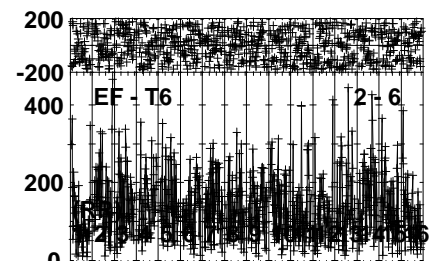
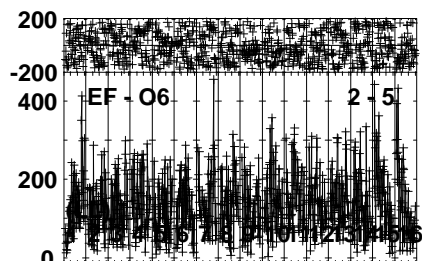
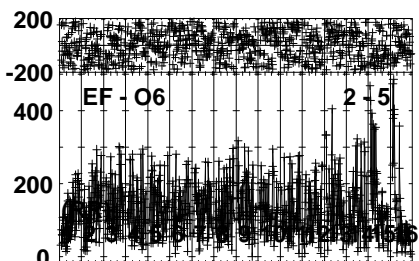
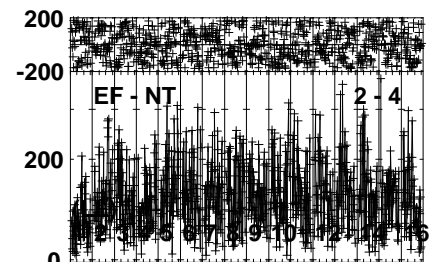
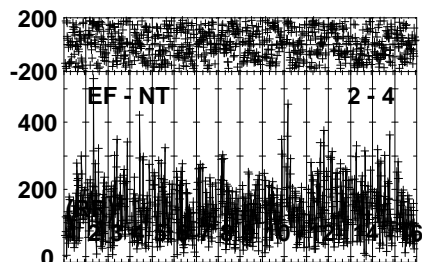
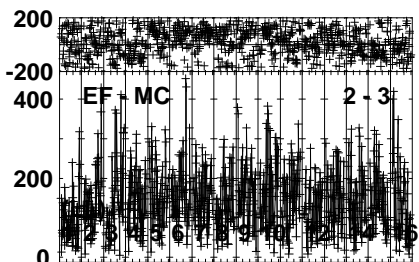
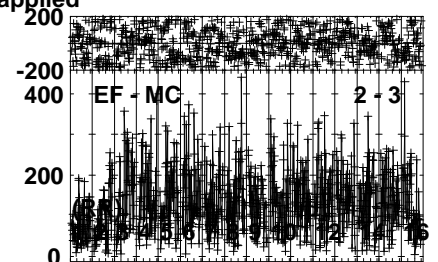
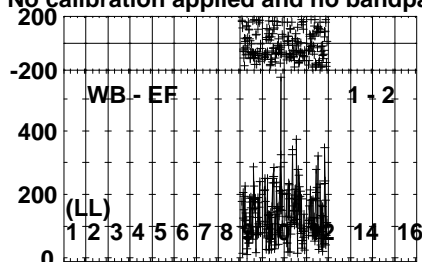
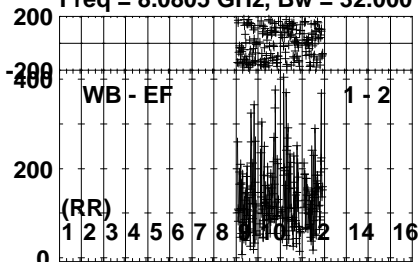


Lower frame: Milli Ampl Jy Top frame: Phas deg  
Vector averaged cross-power spectrum Several baselines displayed  
Timerange: 00/06:37:07 to 00/06:38:23

Plot file version 104 created 23-APR-2024 10:25:55

SN2014C EB107.UVDATA.1

Freq = 8.0805 GHz, Bw = 32.000 MH No calibration applied and no bandpass applied



0 0 0 0 0 0 0 0 0 0 0 0 0 0 0 0  
Channels

0 0 0 0 0 0 0 0 0 0 0 0 0 0 0 0  
Channels

0 0 0 0 0 0 0 0 0 0 0 0 0 0 0 0  
Channels

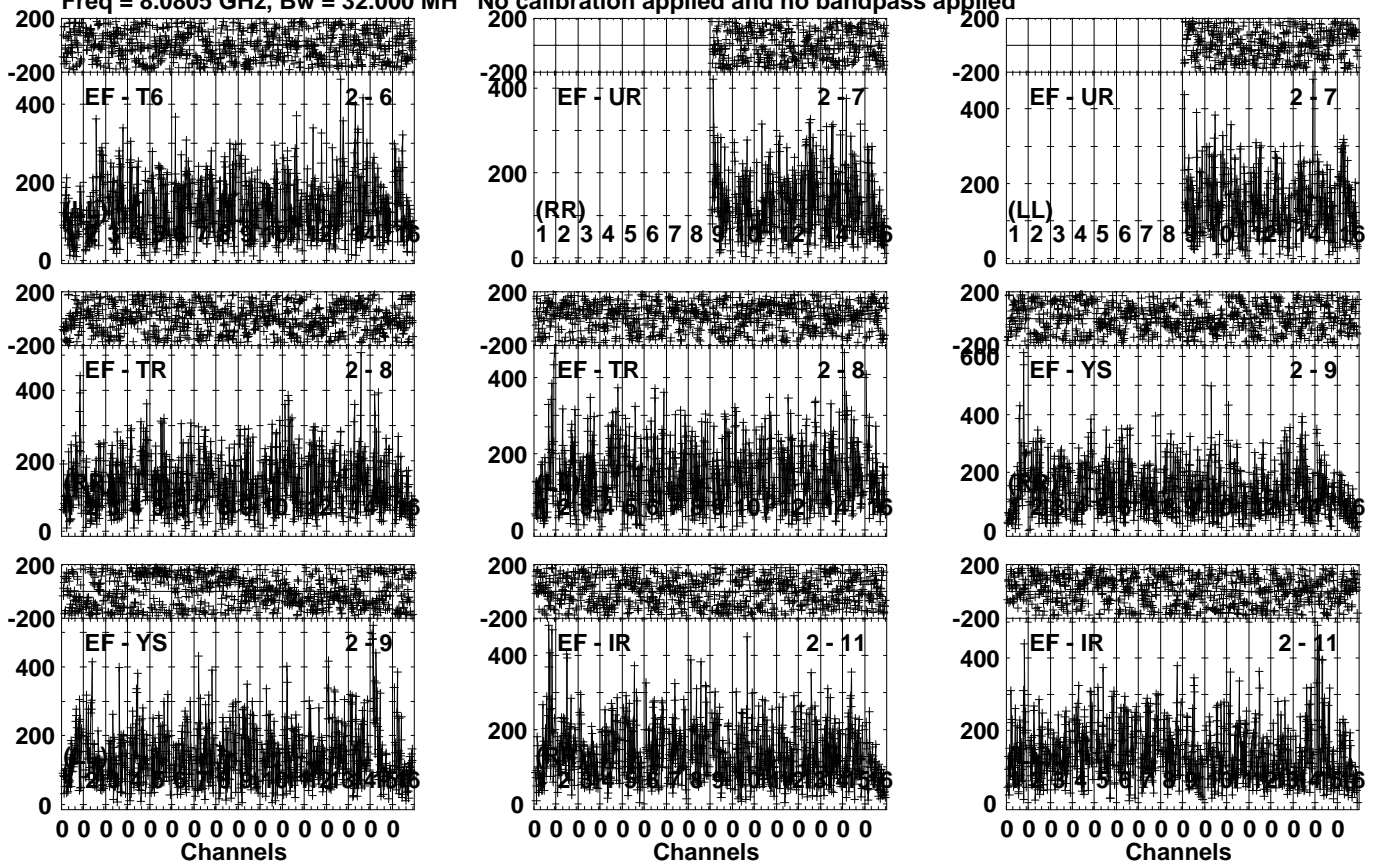
Lower frame: Micro Ampl Jy Top frame: Phas deg  
Vector averaged cross-power spectrum Several baselines displayed  
Timerange: 00/06:38:25 to 00/06:40:23



Plot file version 105 created 23-APR-2024 10:25:55

SN2014C EB107.UVDATA.1

Freq = 8.0805 GHz, Bw = 32.000 MH No calibration applied and no bandpass applied

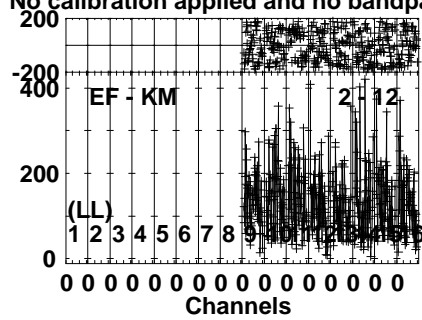
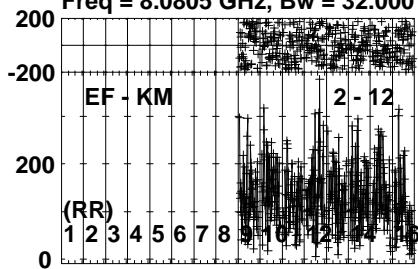


Lower frame: Micro Ampl Jy Top frame: Phas deg  
Vector averaged cross-power spectrum Several baselines displayed  
Timerange: 00/06:38:25 to 00/06:40:23

Plot file version 106 created 23-APR-2024 10:25:55

SN2014C EB107.UVDATA.1

Freq = 8.0805 GHz, Bw = 32.000 MH No calibration applied and no bandpass applied

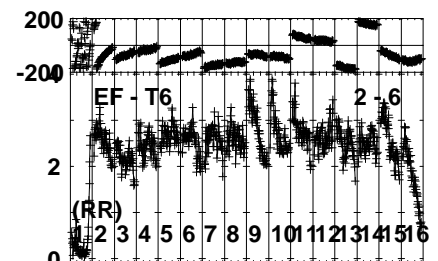
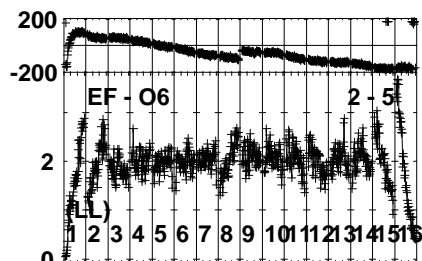
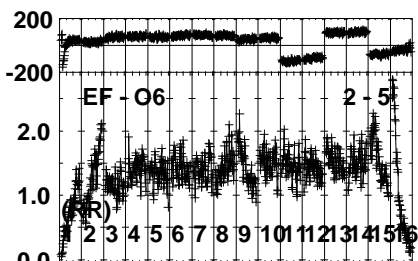
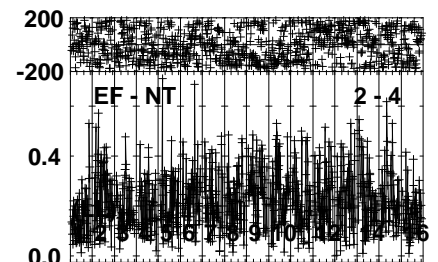
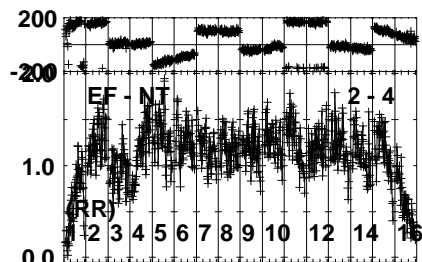
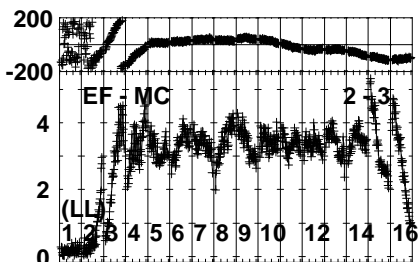
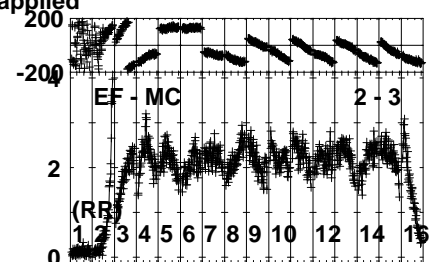
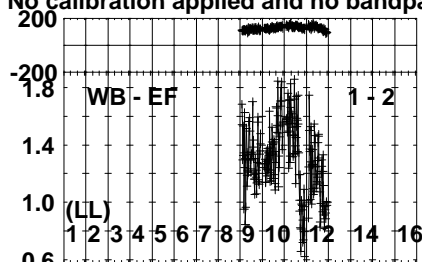
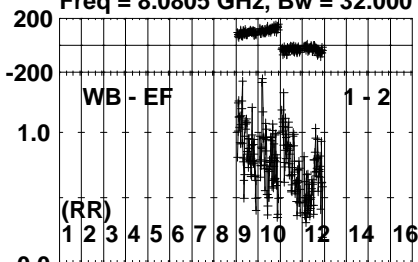


Lower frame: Micro Ampl Jy Top frame: Phas deg  
Vector averaged cross-power spectrum Several baselines displayed  
Timerange: 00/06:38:25 to 00/06:40:23

Plot file version 107 created 23-APR-2024 10:25:55

J2248+3718 EB107.UVDATA.1

Freq = 8.0805 GHz, Bw = 32.000 MH No calibration applied and no bandpass applied

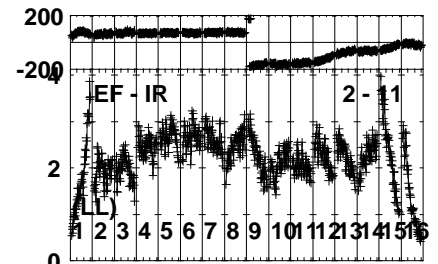
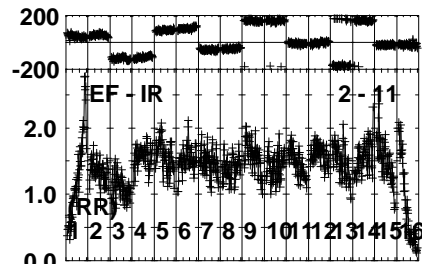
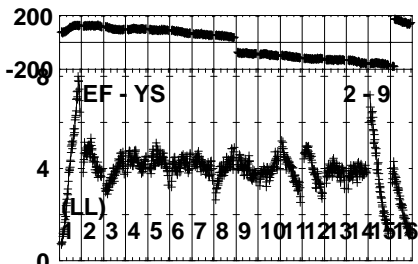
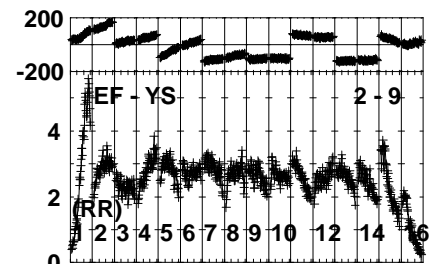
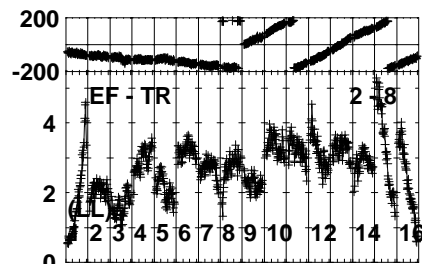
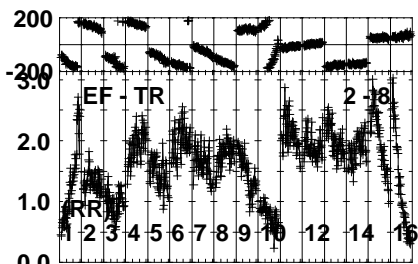
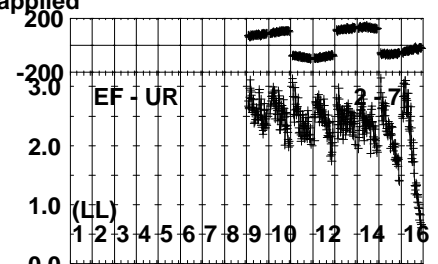
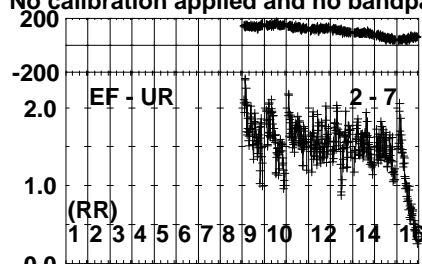
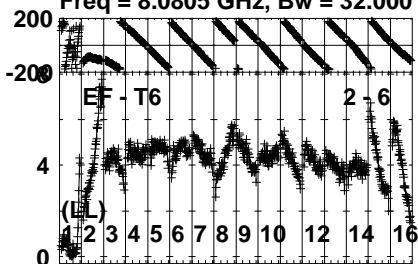


Lower frame: Milli Ampl Jy Top frame: Phas deg  
Vector averaged cross-power spectrum Several baselines displayed  
Timerange: 00/06:40:25 to 00/06:41:43

Plot file version 108 created 23-APR-2024 10:25:55

J2248+3718 EB107.UVDATA.1

Freq = 8.0805 GHz, Bw = 32.000 MH No calibration applied and no bandpass applied



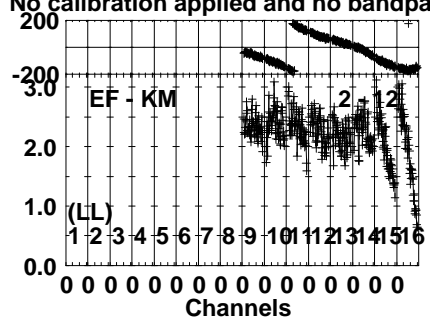
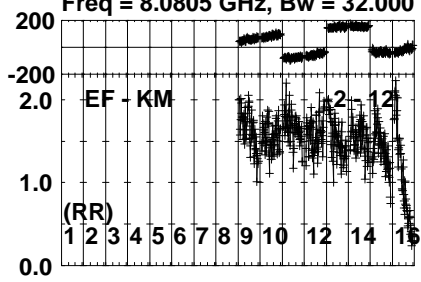
Lower frame: Milli Ampl Jy Top frame: Phas deg  
Vector averaged cross-power spectrum Several baselines displayed  
Timerange: 00/06:40:25 to 00/06:41:43

Plot file version 109 created 23-APR-2024 10:25:56

J2248+3718 EB107.UVDATA.1

Freq = 8.0805 GHz, Bw = 32.000 MH

No calibration applied and no bandpass applied

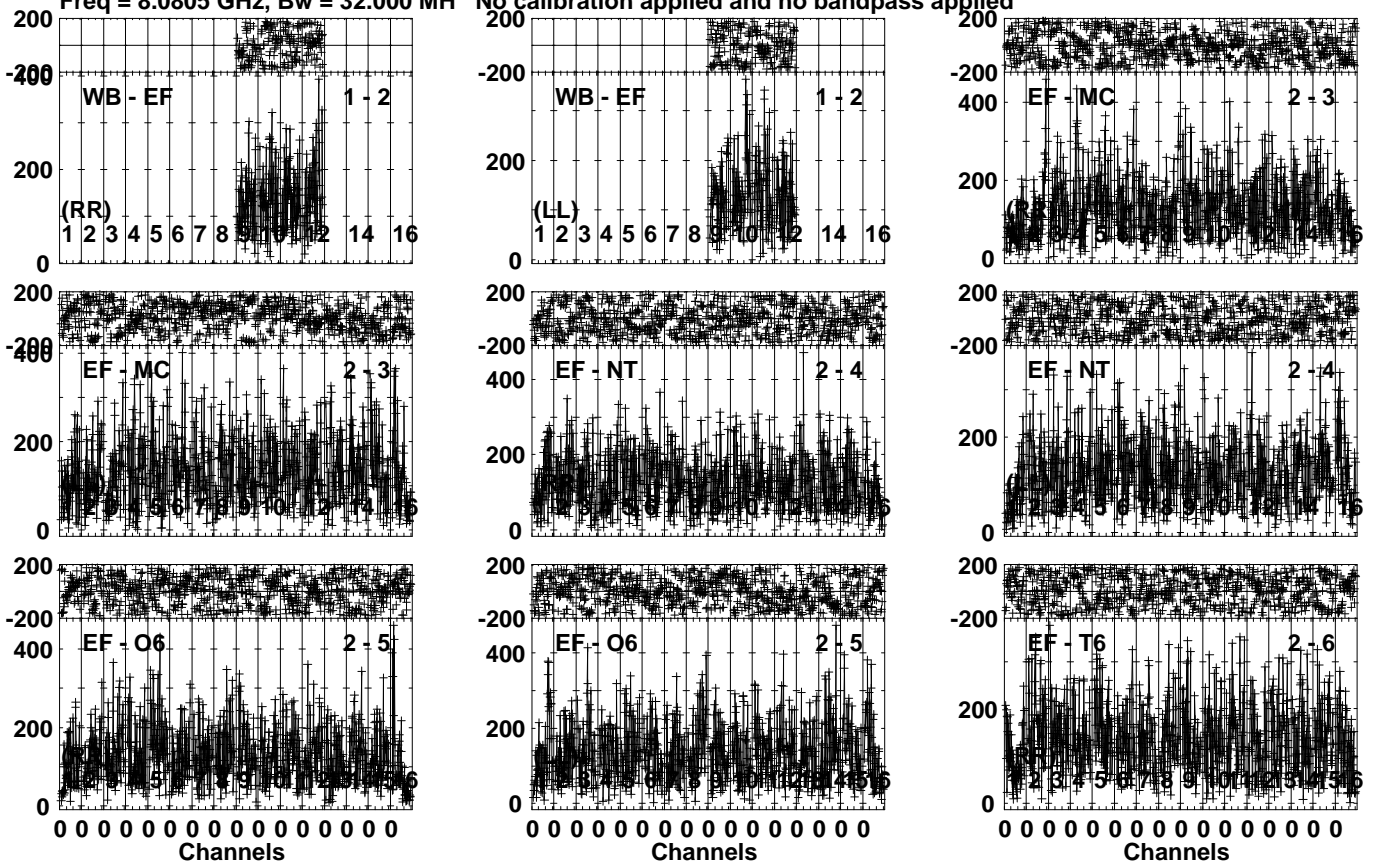


Lower frame: Milli Ampl Jy Top frame: Phas deg  
Vector averaged cross-power spectrum Several baselines displayed  
Timerange: 00/06:40:25 to 00/06:41:43

Plot file version 110 created 23-APR-2024 10:25:56

SN2014C EB107.UVDATA.1

Freq = 8.0805 GHz, Bw = 32.000 MH No calibration applied and no bandpass applied

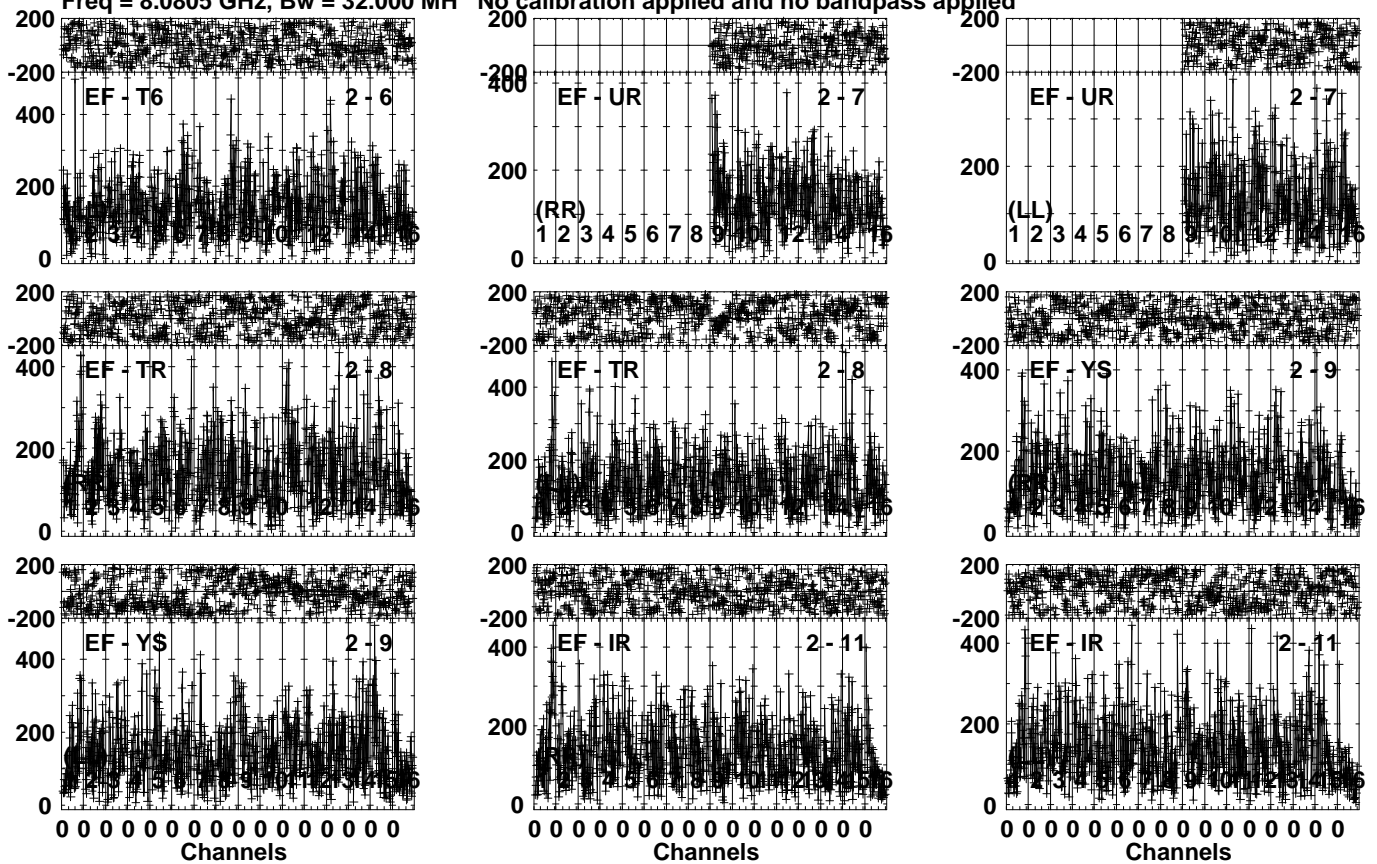


Lower frame: Micro Ampl Jy Top frame: Phas deg  
Vector averaged cross-power spectrum Several baselines displayed  
Timerange: 00/06:41:45 to 00/06:43:43

Plot file version 111 created 23-APR-2024 10:25:56

SN2014C EB107.UVDATA.1

Freq = 8.0805 GHz, Bw = 32.000 MH No calibration applied and no bandpass applied

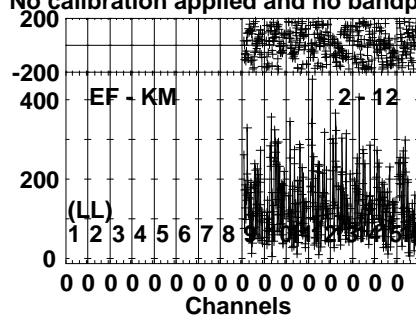
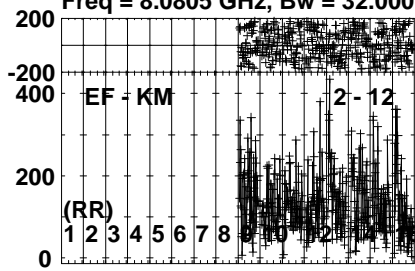


Lower frame: Micro Ampl Jy Top frame: Phas deg  
Vector averaged cross-power spectrum Several baselines displayed  
Timerange: 00/06:41:45 to 00/06:43:43

Plot file version 112 created 23-APR-2024 10:25:56

SN2014C EB107.UVDATA.1

Freq = 8.0805 GHz, Bw = 32.000 MH No calibration applied and no bandpass applied



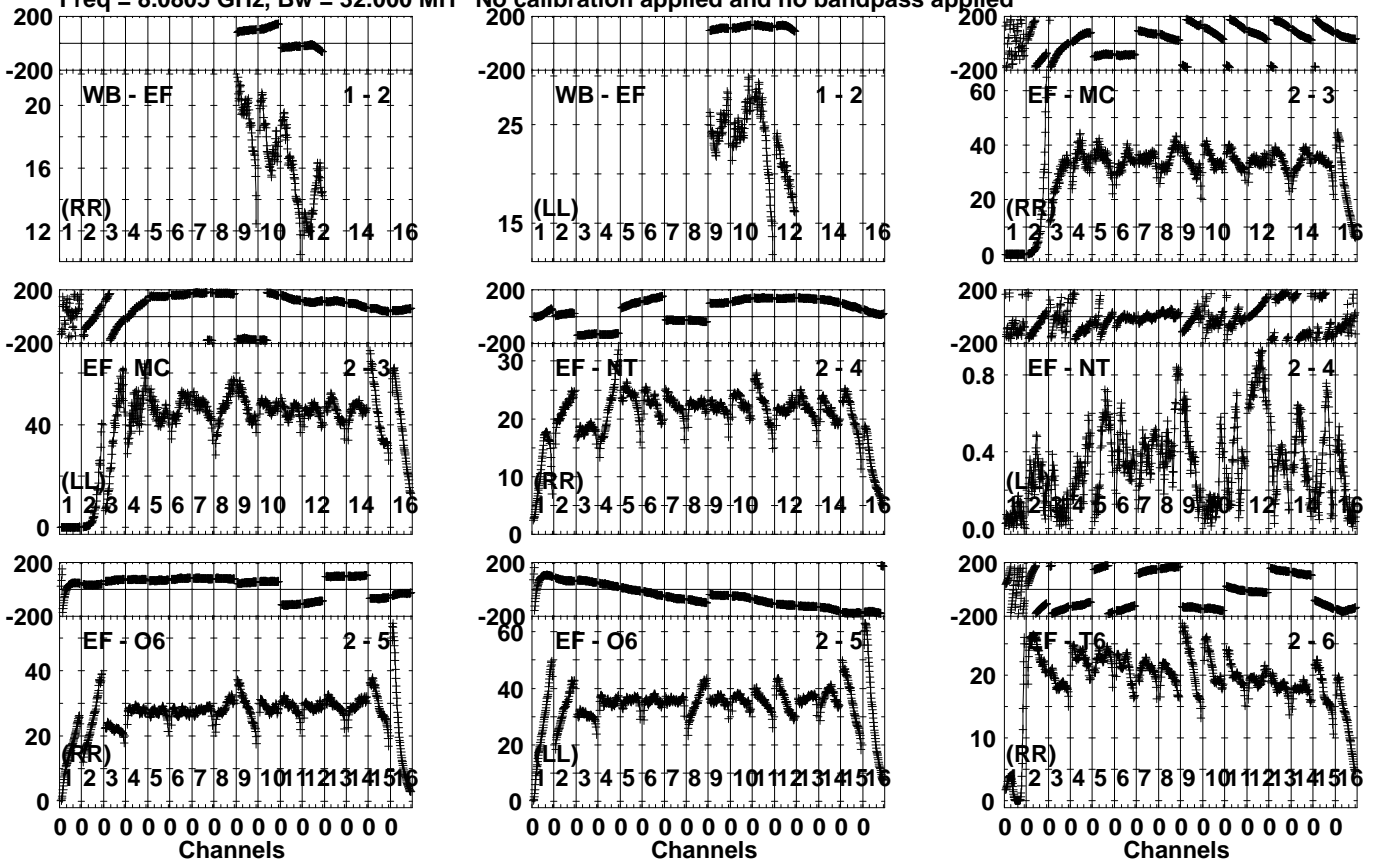
Lower frame: Micro Ampl Jy Top frame: Phas deg  
Vector averaged cross-power spectrum Several baselines displayed  
Timerange: 00/06:41:45 to 00/06:43:43



Plot file version 113 created 23-APR-2024 10:25:58

3C454.3 EB107.UVDATA.1

Freq = 8.0805 GHz, Bw = 32.000 MH No calibration applied and no bandpass applied

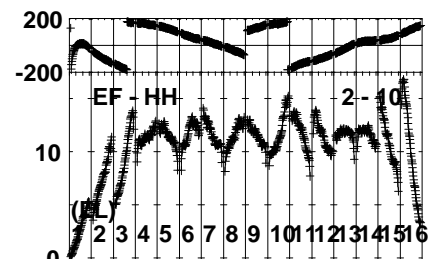
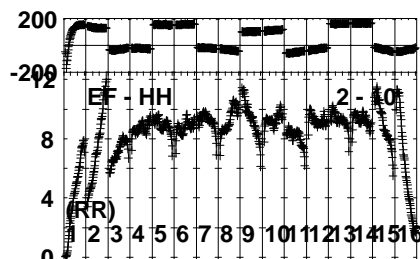
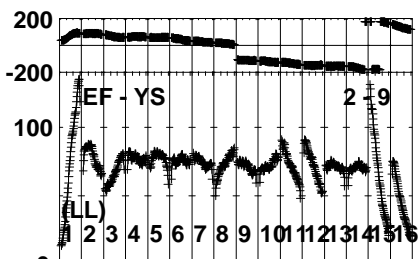
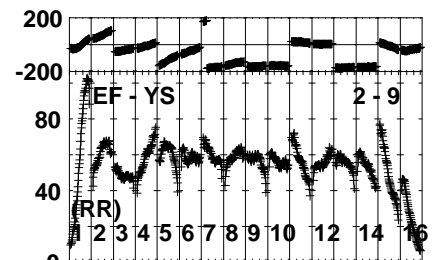
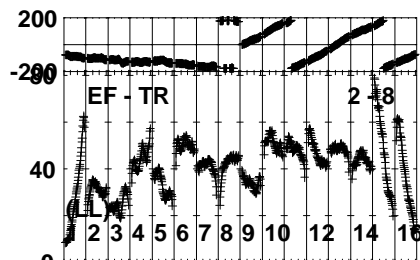
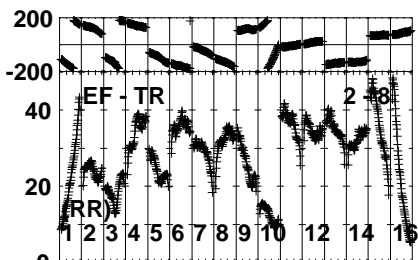
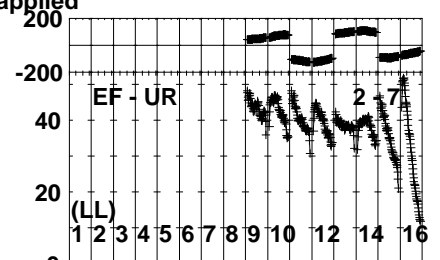
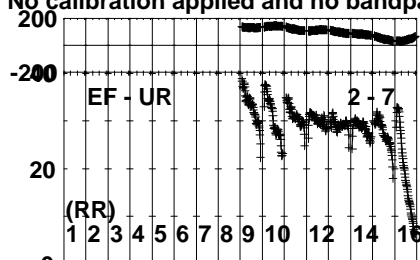
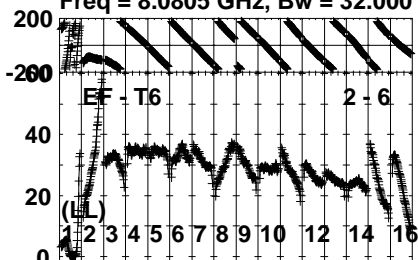


Lower frame: Milli Ampl Jy Top frame: Phas deg  
Vector averaged cross-power spectrum Several baselines displayed  
Timerange: 00/06:54:57 to 00/06:58:15

Plot file version 114 created 23-APR-2024 10:25:59

3C454.3 EB107.UVDATA.1

Freq = 8.0805 GHz, Bw = 32.000 MH No calibration applied and no bandpass applied

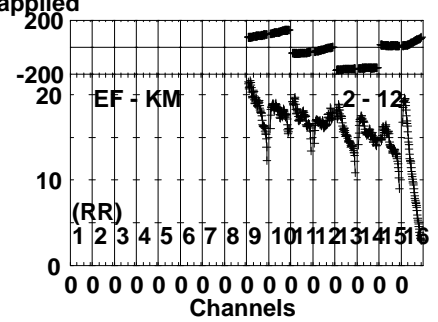
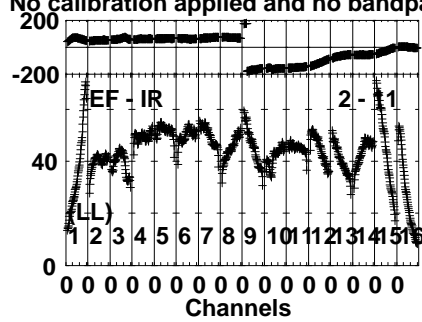
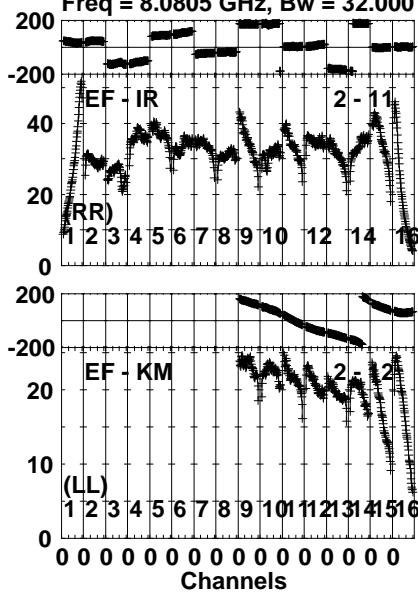


Lower frame: Milli Ampl Jy Top frame: Phas deg  
Vector averaged cross-power spectrum Several baselines displayed  
Timerange: 00/06:54:57 to 00/06:58:15

Plot file version 115 created 23-APR-2024 10:25:59

3C454.3 EB107.UVDATA.1

Freq = 8.0805 GHz, Bw = 32.000 MH No calibration applied and no bandpass applied

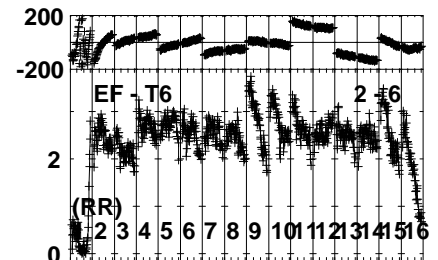
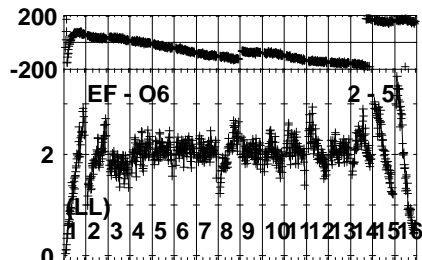
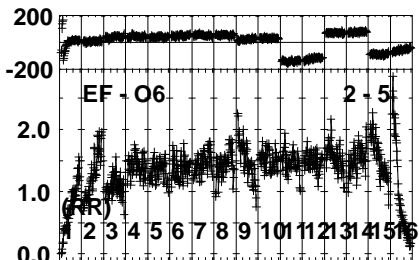
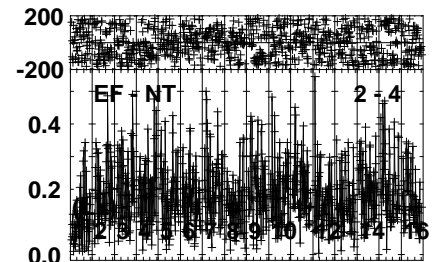
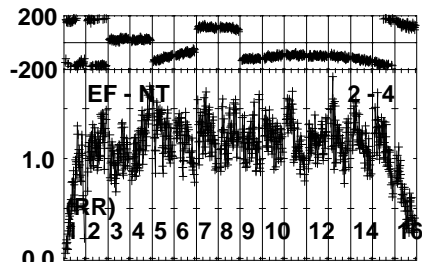
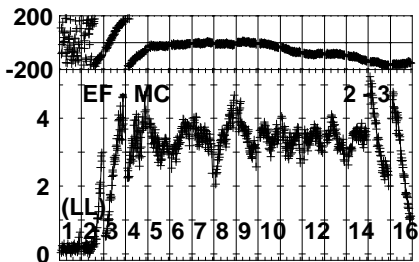
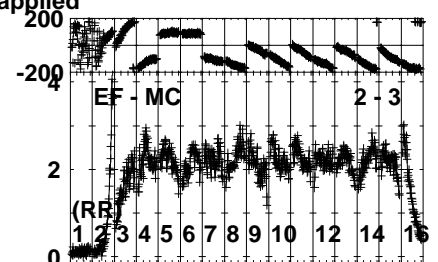
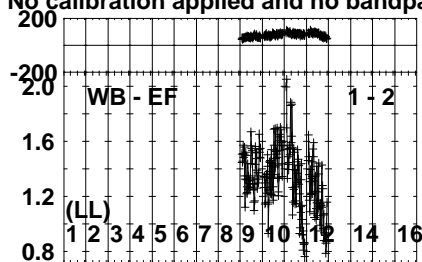
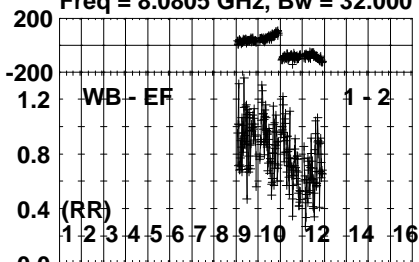


Lower frame: Milli Ampl Jy Top frame: Phas deg  
Vector averaged cross-power spectrum Several baselines displayed  
Timerange: 00/06:54:57 to 00/06:58:15

Plot file version 116 created 23-APR-2024 10:26:00

J2248+3718 EB107.UVDATA.1

Freq = 8.0805 GHz, Bw = 32.000 MH No calibration applied and no bandpass applied

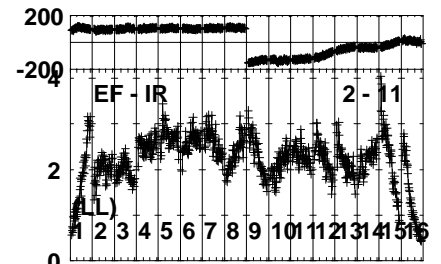
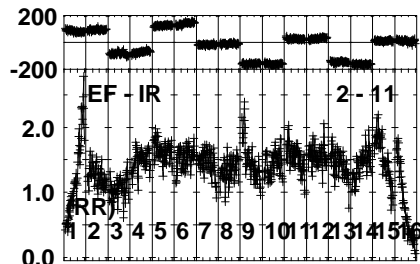
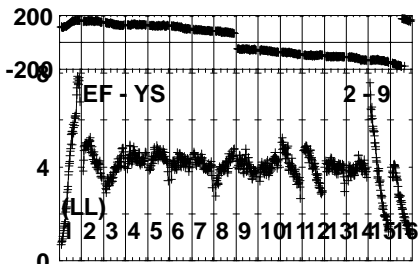
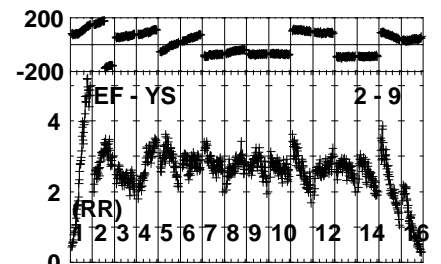
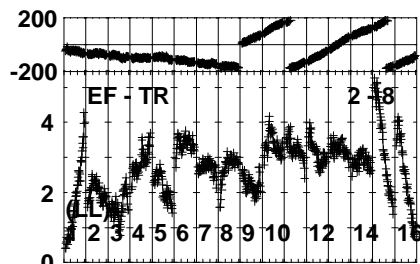
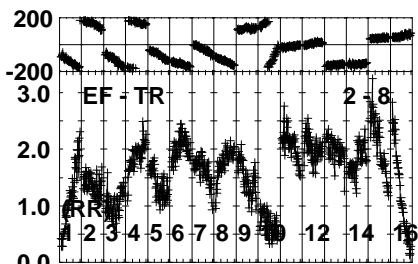
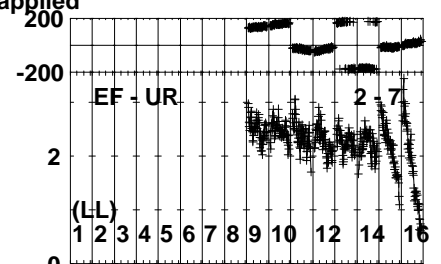
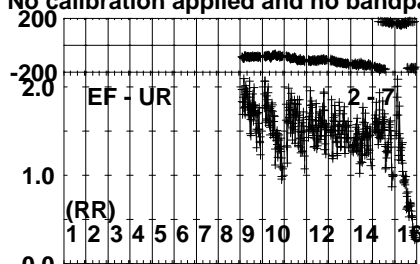
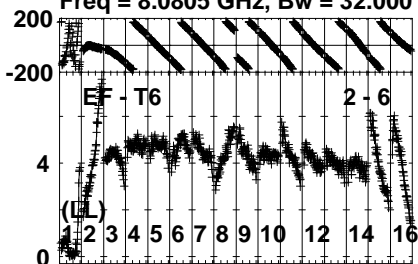


Lower frame: Milli Ampl Jy Top frame: Phas deg  
Vector averaged cross-power spectrum Several baselines displayed  
Timerange: 00/07:00:17 to 00/07:01:45

Plot file version 117 created 23-APR-2024 10:26:00

J2248+3718 EB107.UVDATA.1

Freq = 8.0805 GHz, Bw = 32.000 MH No calibration applied and no bandpass applied



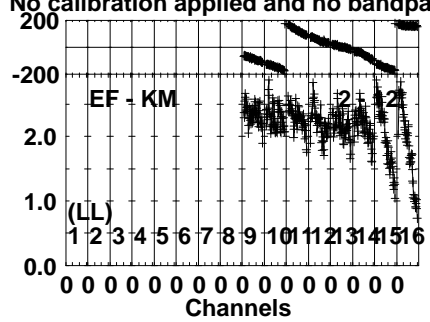
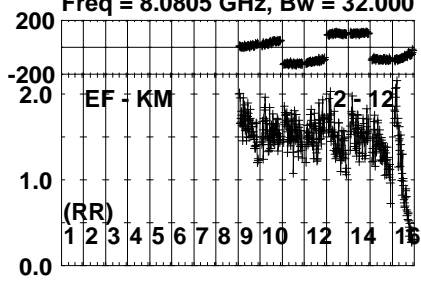
Lower frame: Milli Ampl Jy Top frame: Phas deg  
Vector averaged cross-power spectrum Several baselines displayed  
Timerange: 00/07:00:17 to 00/07:01:45

Plot file version 118 created 23-APR-2024 10:26:00

J2248+3718 EB107.UVDATA.1

Freq = 8.0805 GHz, Bw = 32.000 MH

No calibration applied and no bandpass applied

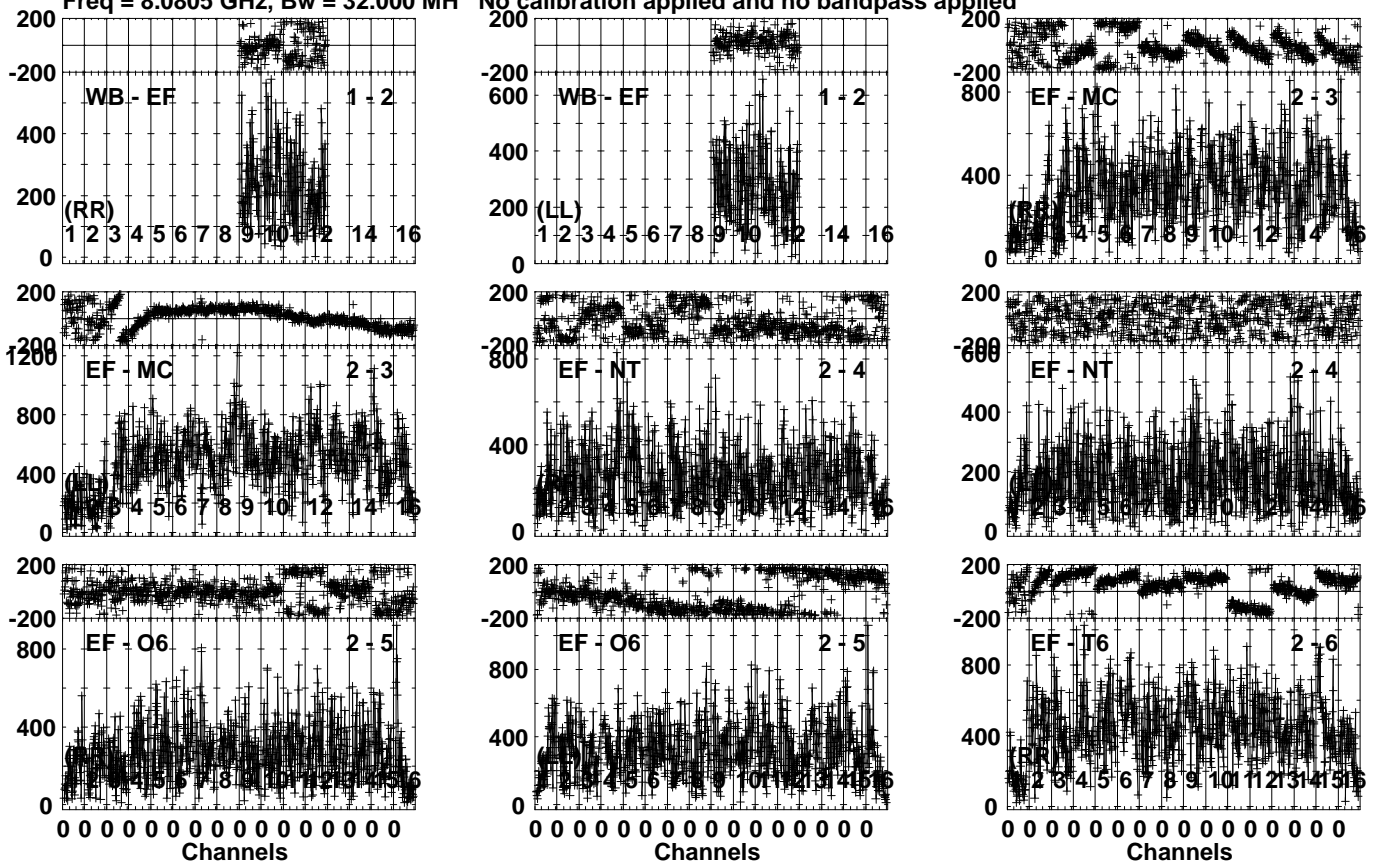


Lower frame: Milli Ampl Jy Top frame: Phas deg  
Vector averaged cross-power spectrum Several baselines displayed  
Timerange: 00/07:00:17 to 00/07:01:45

Plot file version 119 created 23-APR-2024 10:26:00

J2235+3418 EB107.UVDATA.1

Freq = 8.0805 GHz, Bw = 32.000 MH No calibration applied and no bandpass applied

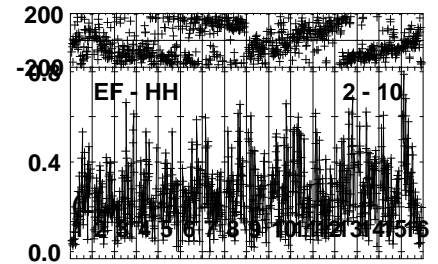
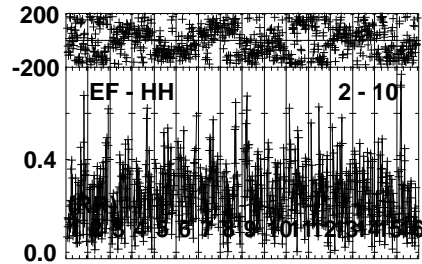
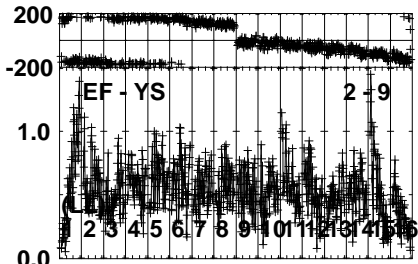
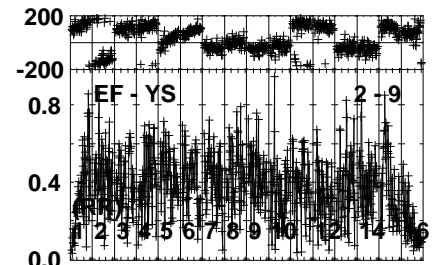
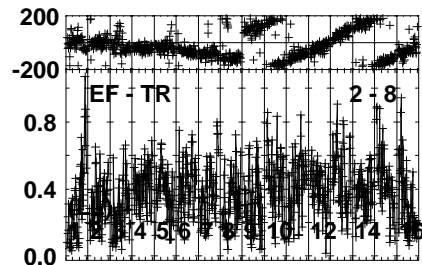
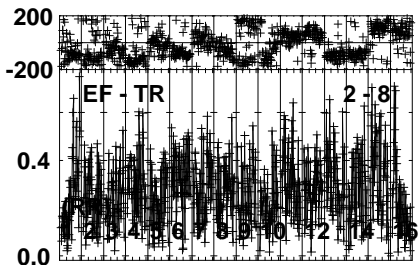
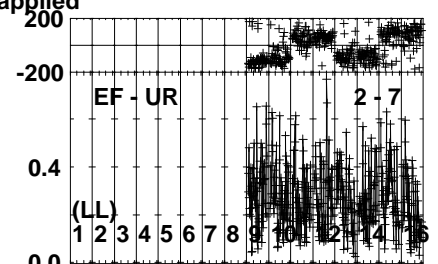
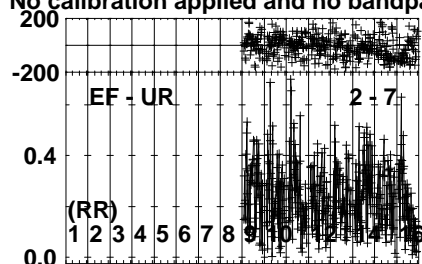
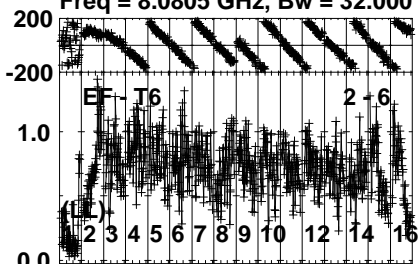


Lower frame: Micro Ampl Jy Top frame: Phas deg  
Vector averaged cross-power spectrum Several baselines displayed  
Timerange: 00/07:01:47 to 00/07:03:15

Plot file version 120 created 23-APR-2024 10:26:01

J2235+3418 EB107.UVDATA.1

Freq = 8.0805 GHz, Bw = 32.000 MH No calibration applied and no bandpass applied



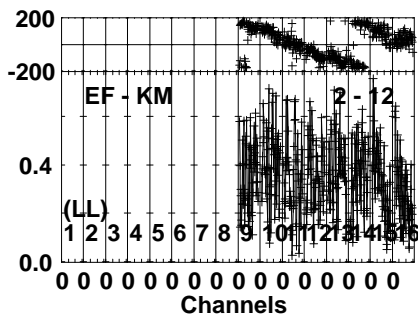
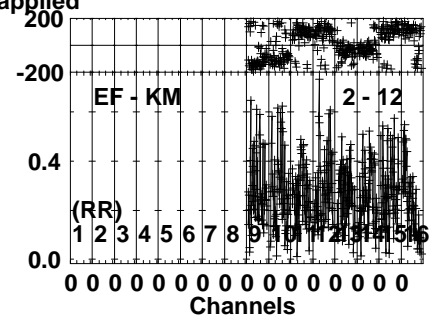
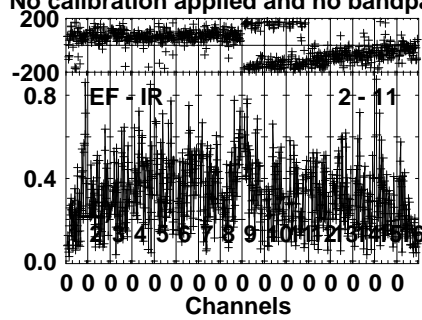
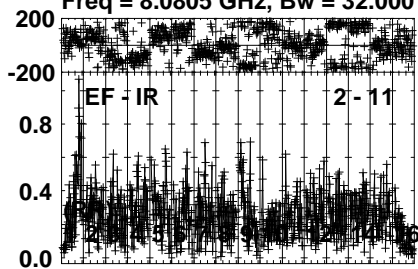
0 0 0 0 0 0 0 0 0 0 0 0 0 0 0 0 Channels  
Lower frame: Milli Ampl Jy Top frame: Phas deg  
Vector averaged cross-power spectrum Several baselines displayed  
Timerange: 00/07:01:47 to 00/07:03:15



Plot file version 121 created 23-APR-2024 10:26:01

J2235+3418 EB107.UVDATA.1

Freq = 8.0805 GHz, Bw = 32.000 MH No calibration applied and no bandpass applied

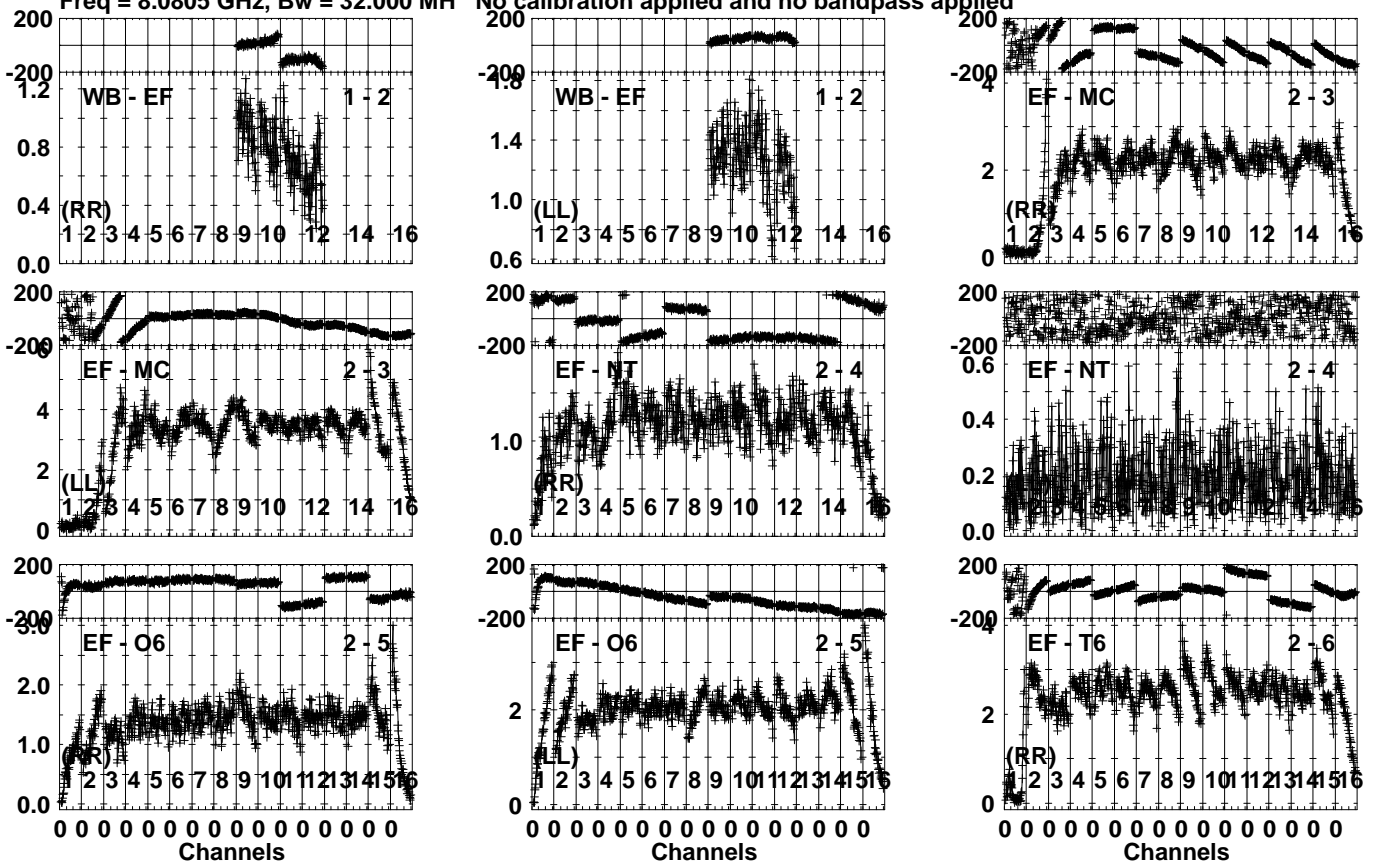


Lower frame: Milli Ampl Jy Top frame: Phas deg  
Vector averaged cross-power spectrum Several baselines displayed  
Timerange: 00/07:01:47 to 00/07:03:15

Plot file version 122 created 23-APR-2024 10:26:01

J2248+3718 EB107.UVDATA.1

Freq = 8.0805 GHz, Bw = 32.000 MH No calibration applied and no bandpass applied

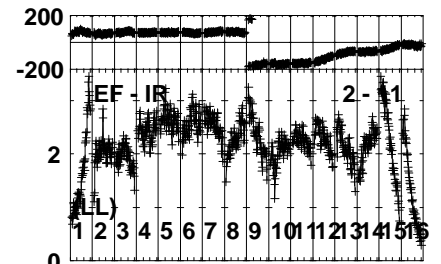
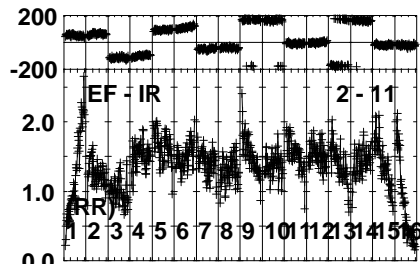
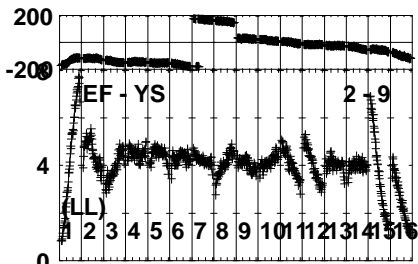
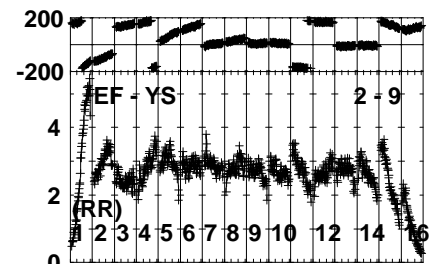
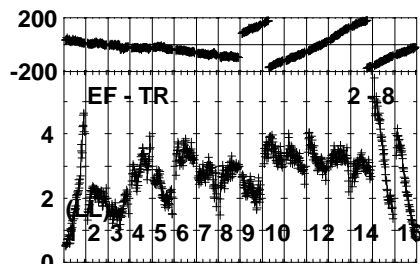
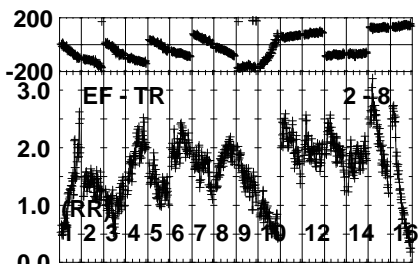
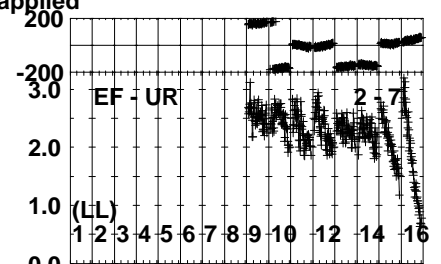
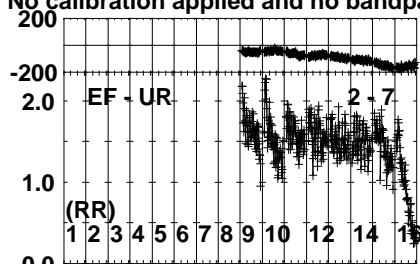
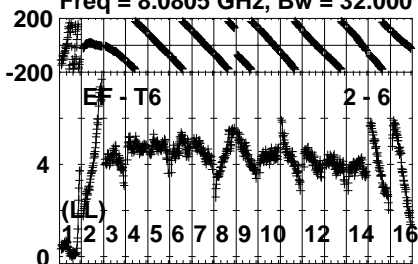


Lower frame: Milli Ampl Jy Top frame: Phas deg  
Vector averaged cross-power spectrum Several baselines displayed  
Timerange: 00/07:03:17 to 00/07:04:45

Plot file version 123 created 23-APR-2024 10:26:01

J2248+3718 EB107.UVDATA.1

Freq = 8.0805 GHz, Bw = 32.000 MH No calibration applied and no bandpass applied

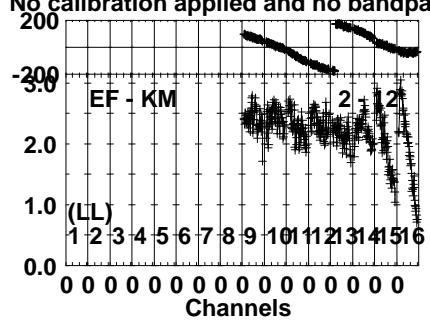
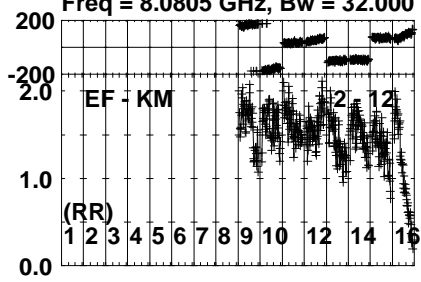


Lower frame: Milli Ampl Jy Top frame: Phas deg  
Vector averaged cross-power spectrum Several baselines displayed  
Timerange: 00/07:03:17 to 00/07:04:45

Plot file version 124 created 23-APR-2024 10:26:01

J2248+3718 EB107.UVDATA.1

Freq = 8.0805 GHz, Bw = 32.000 MH No calibration applied and no bandpass applied

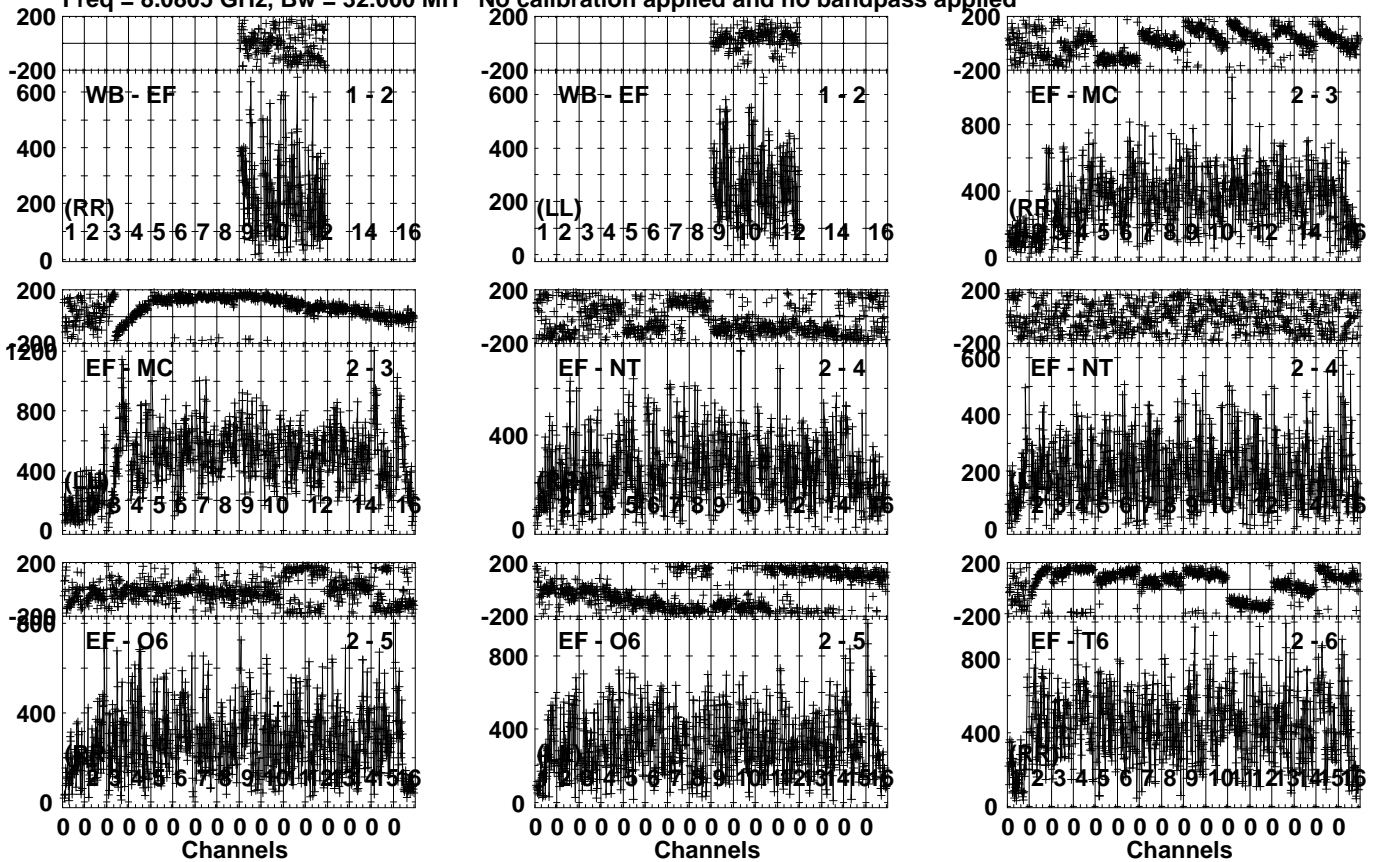


Lower frame: Milli Ampl Jy Top frame: Phas deg  
Vector averaged cross-power spectrum Several baselines displayed  
Timerange: 00/07:03:17 to 00/07:04:45

Plot file version 125 created 23-APR-2024 10:26:01

J2235+3418 EB107.UVDATA.1

Freq = 8.0805 GHz, Bw = 32.000 MH No calibration applied and no bandpass applied

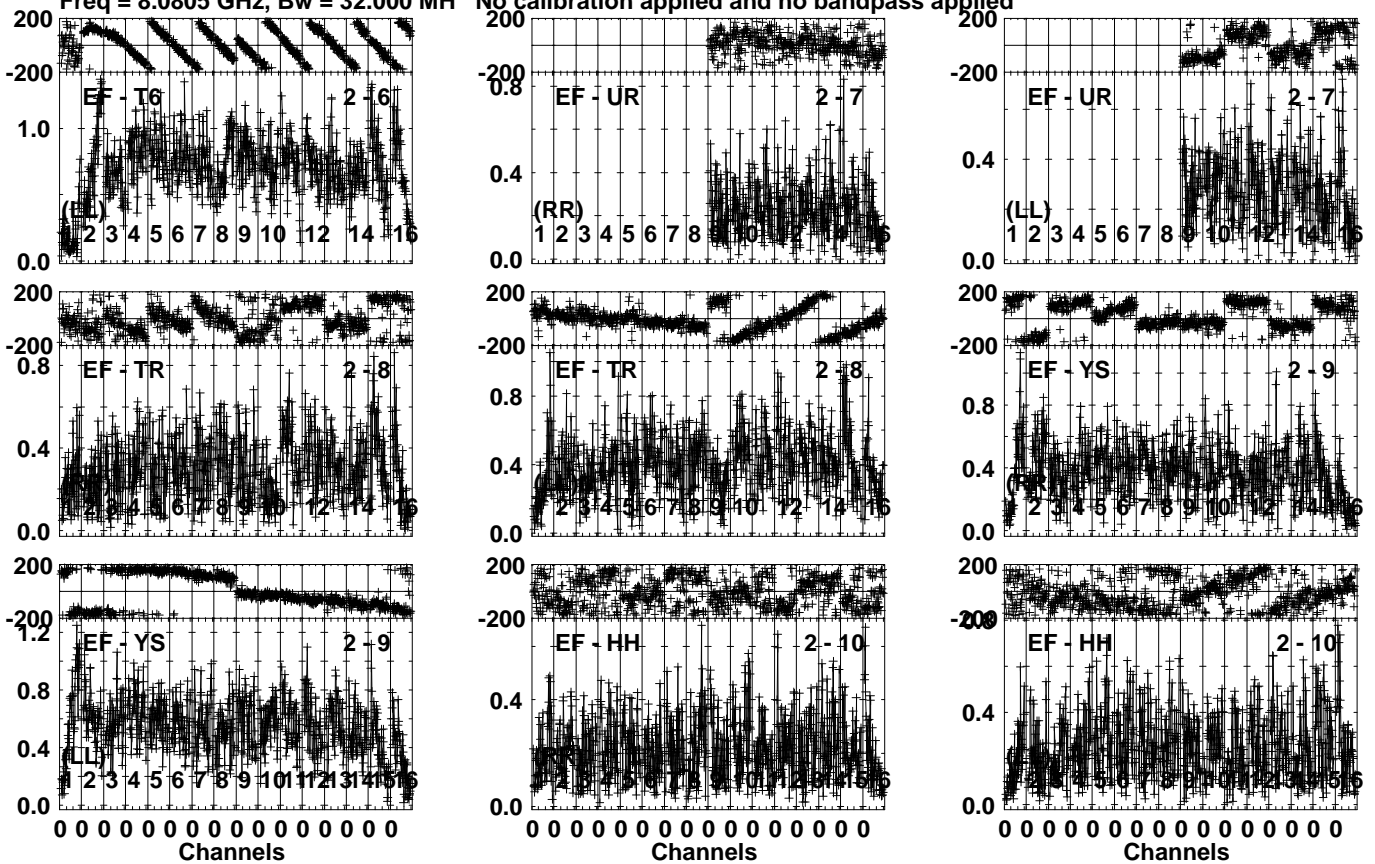


Lower frame: Micro Ampl Jy Top frame: Phas deg  
Vector averaged cross-power spectrum Several baselines displayed  
Timerange: 00/07:04:47 to 00/07:06:15

Plot file version 126 created 23-APR-2024 10:26:02

J2235+3418 EB107.UVDATA.1

Freq = 8.0805 GHz, Bw = 32.000 MH No calibration applied and no bandpass applied

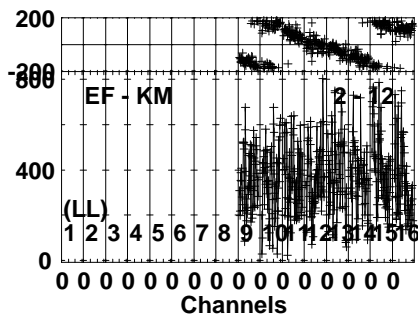
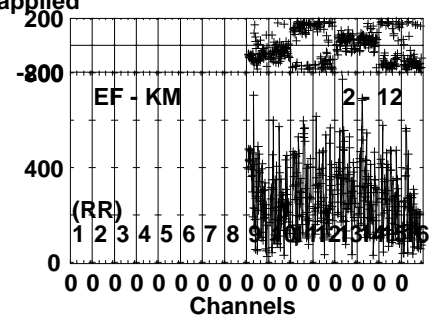
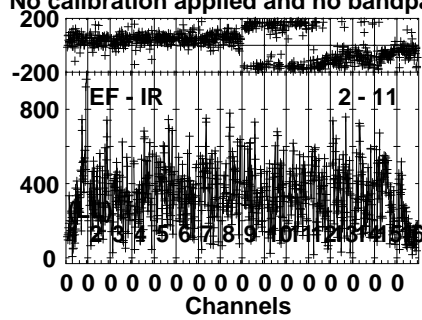
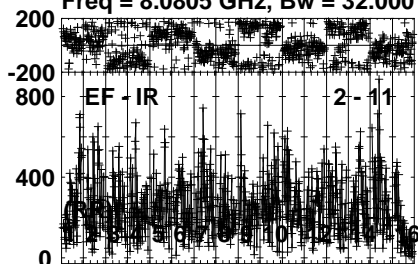


Lower frame: Milli Ampl Jy Top frame: Phas deg  
Vector averaged cross-power spectrum Several baselines displayed  
Timerange: 00/07:04:47 to 00/07:06:15

Plot file version 127 created 23-APR-2024 10:26:02

J2235+3418 EB107.UVDATA.1

Freq = 8.0805 GHz, Bw = 32.000 MH No calibration applied and no bandpass applied

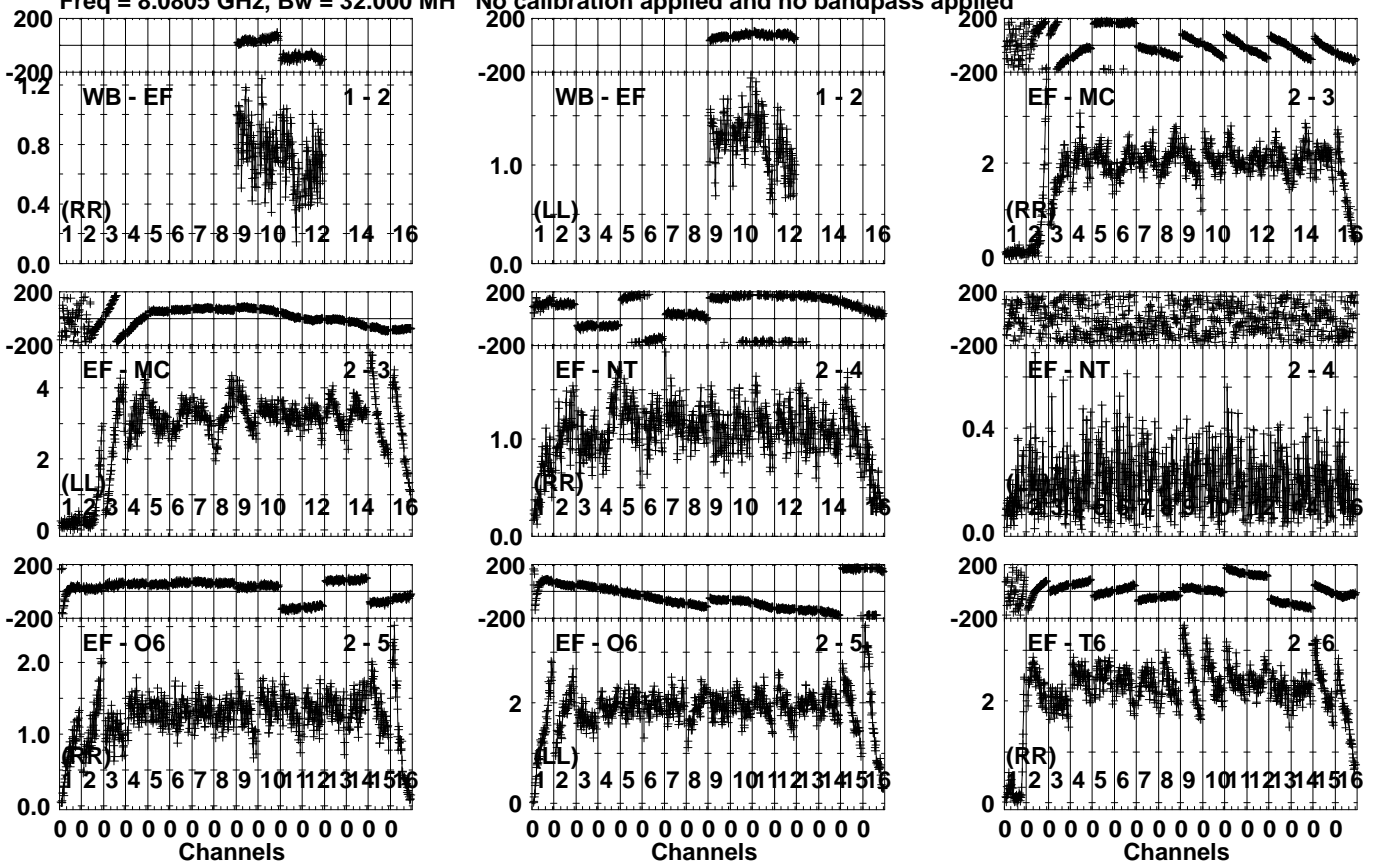


Lower frame: Micro Ampl Jy Top frame: Phas deg  
Vector averaged cross-power spectrum Several baselines displayed  
Timerange: 00/07:04:47 to 00/07:06:15

Plot file version 128 created 23-APR-2024 10:26:02

J2248+3718 EB107.UVDATA.1

Freq = 8.0805 GHz, Bw = 32.000 MH No calibration applied and no bandpass applied



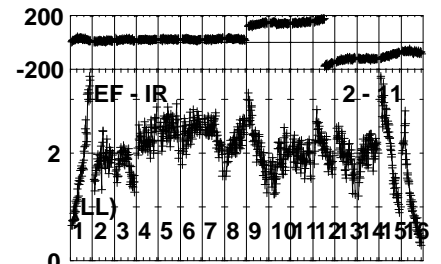
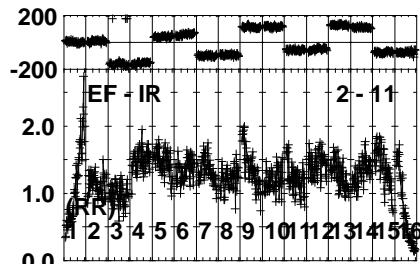
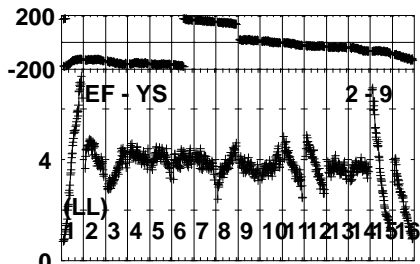
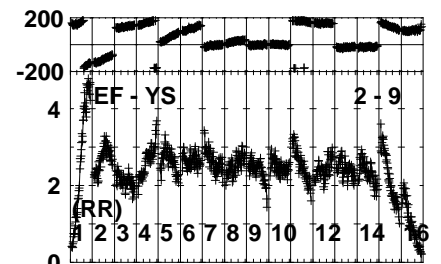
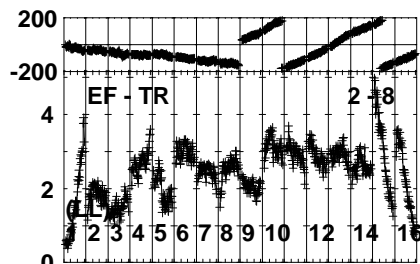
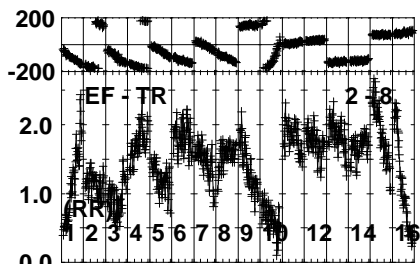
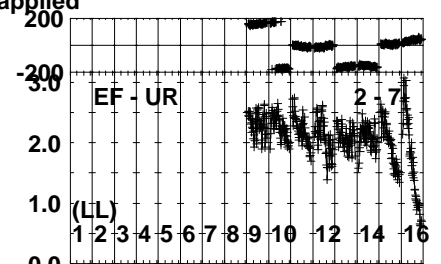
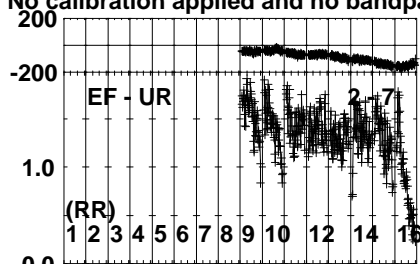
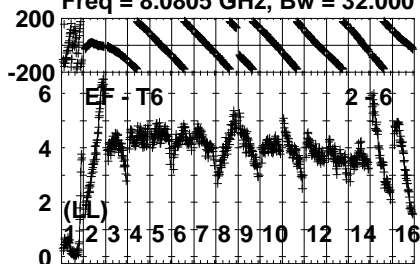
Lower frame: Milli Ampl Jy Top frame: Phas deg  
Vector averaged cross-power spectrum Several baselines displayed  
Timerange: 00/07:06:19 to 00/07:07:45



Plot file version 129 created 23-APR-2024 10:26:02

J2248+3718 EB107.UVDATA.1

Freq = 8.0805 GHz, Bw = 32.000 MH No calibration applied and no bandpass applied



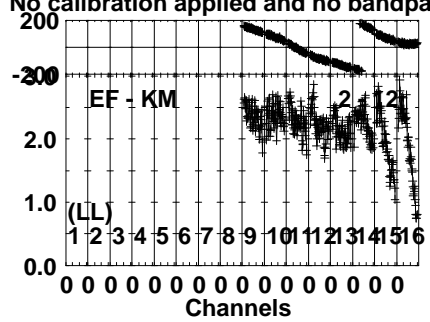
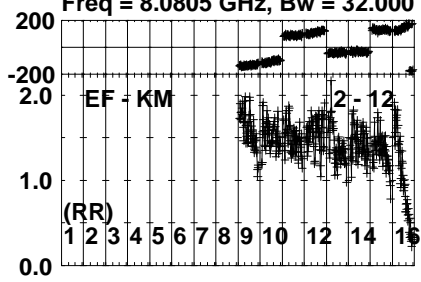
Lower frame: Milli Ampl Jy Top frame: Phas deg  
Vector averaged cross-power spectrum Several baselines displayed  
Timerange: 00/07:06:19 to 00/07:07:45

Plot file version 130 created 23-APR-2024 10:26:03

J2248+3718 EB107.UVDATA.1

Freq = 8.0805 GHz, Bw = 32.000 MH

No calibration applied and no bandpass applied

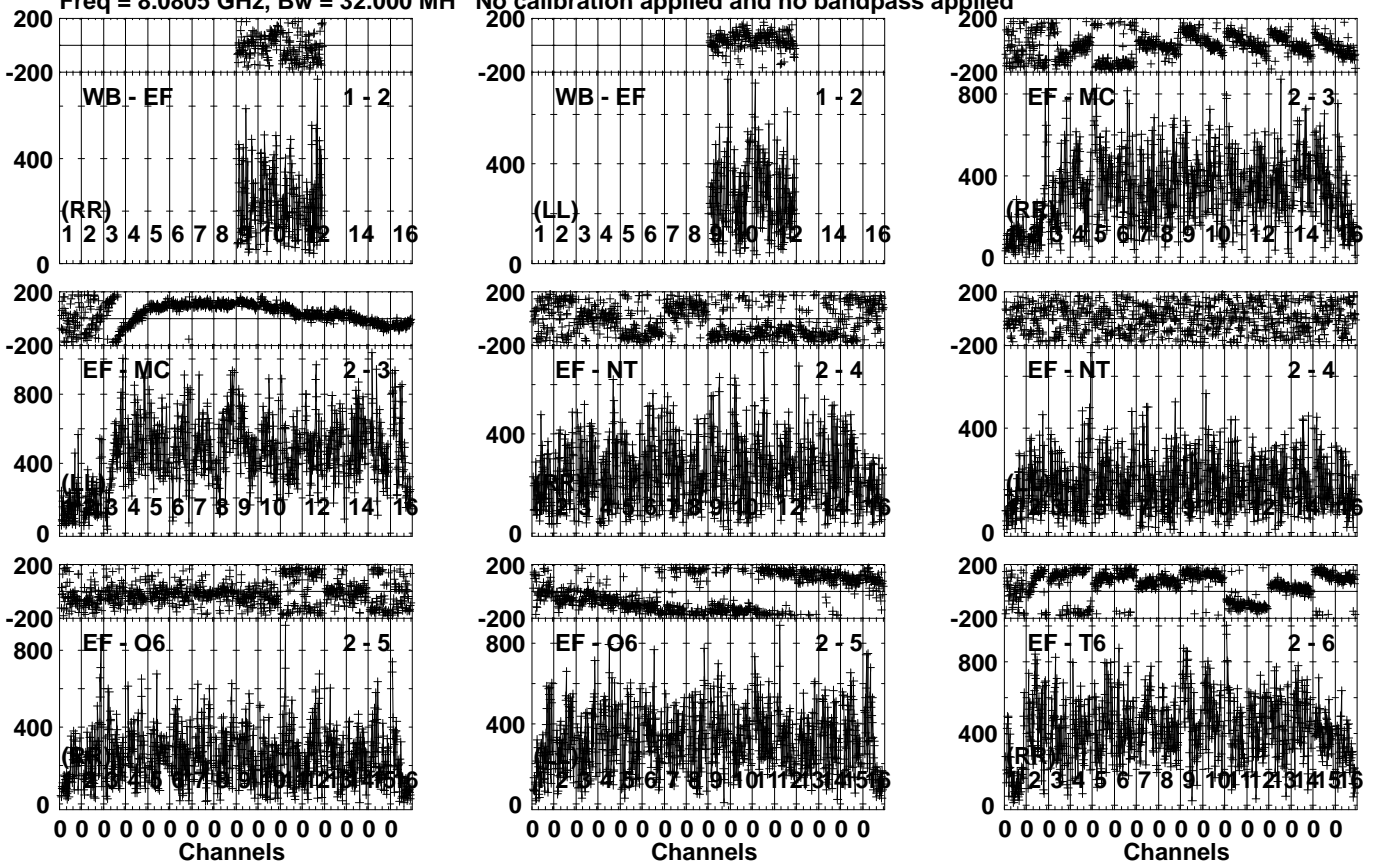


Lower frame: Milli Ampl Jy Top frame: Phas deg  
Vector averaged cross-power spectrum Several baselines displayed  
Timerange: 00/07:06:19 to 00/07:07:45

Plot file version 131 created 23-APR-2024 10:26:03

J2235+3418 EB107.UVDATA.1

Freq = 8.0805 GHz, Bw = 32.000 MH No calibration applied and no bandpass applied

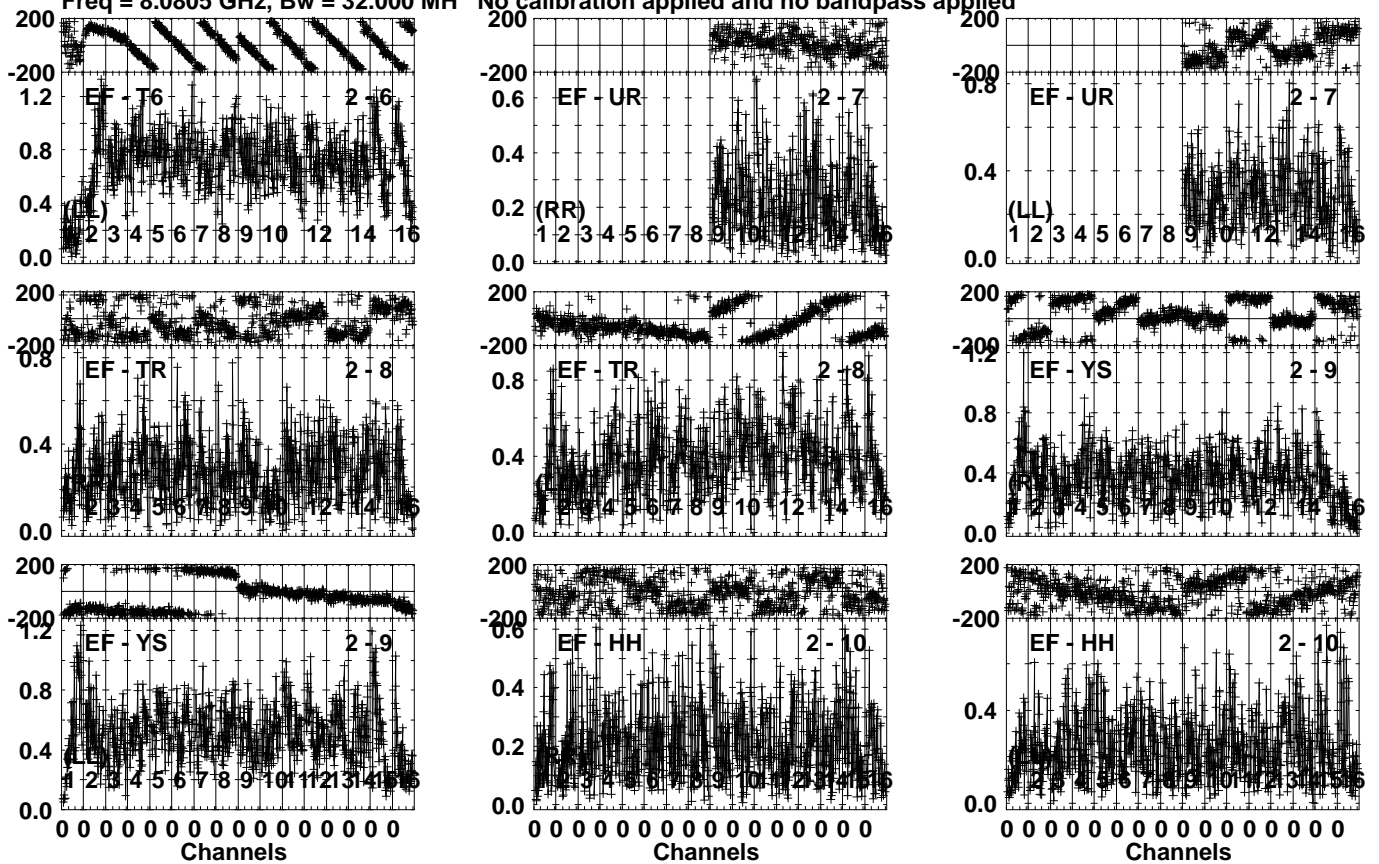


Lower frame: Micro Ampl Jy Top frame: Phas deg  
Vector averaged cross-power spectrum Several baselines displayed  
Timerange: 00/07:07:49 to 00/07:09:15

Plot file version 132 created 23-APR-2024 10:26:03

J2235+3418 EB107.UVDATA.1

Freq = 8.0805 GHz, Bw = 32.000 MH No calibration applied and no bandpass applied

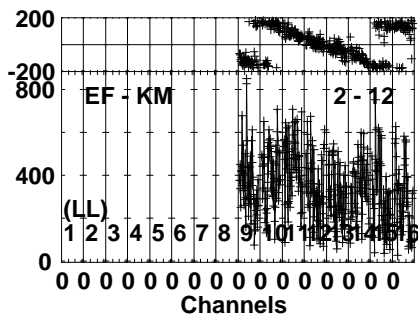
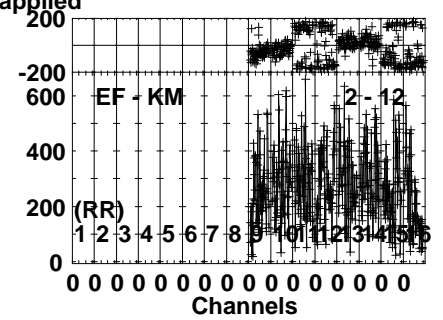
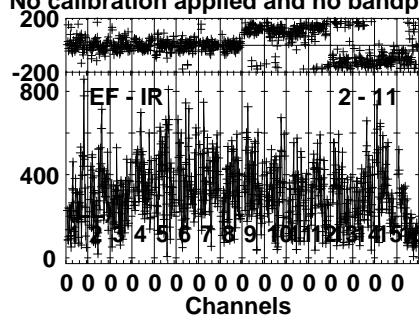
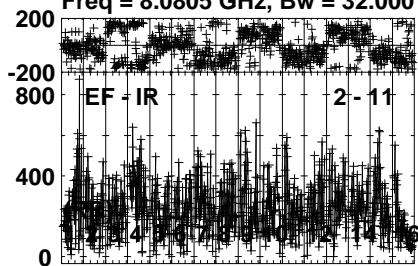


Lower frame: Milli Ampl Jy Top frame: Phas deg  
Vector averaged cross-power spectrum Several baselines displayed  
Timerange: 00/07:07:49 to 00/07:09:15

Plot file version 133 created 23-APR-2024 10:26:03

J2235+3418 EB107.UVDATA.1

Freq = 8.0805 GHz, Bw = 32.000 MH No calibration applied and no bandpass applied

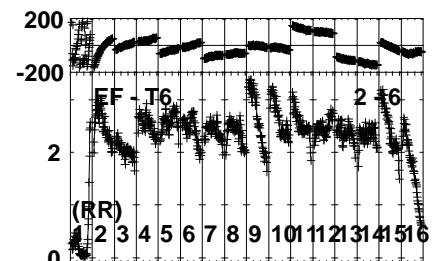
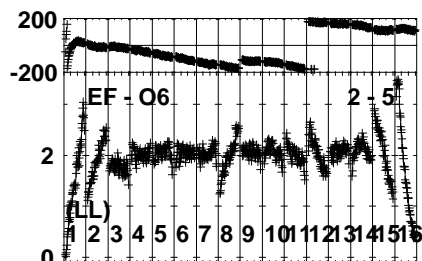
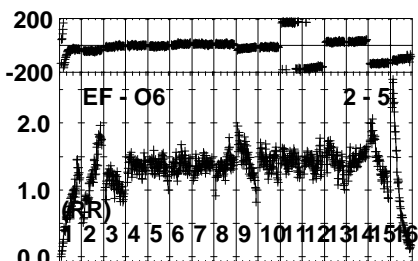
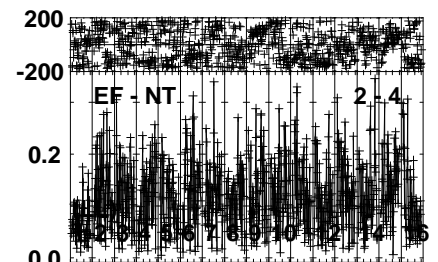
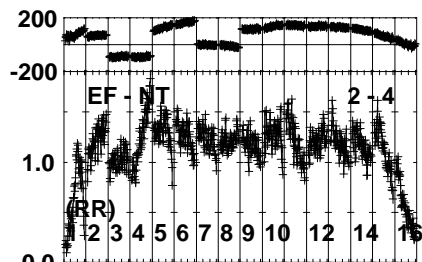
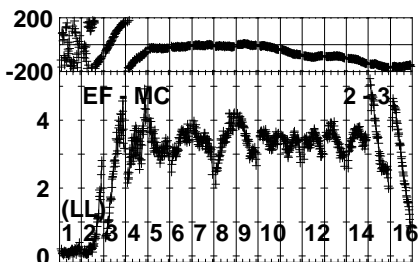
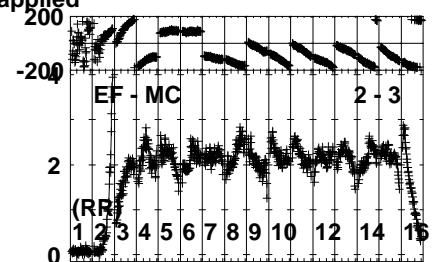
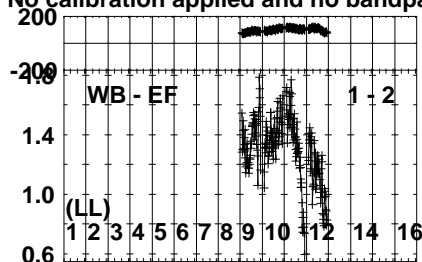
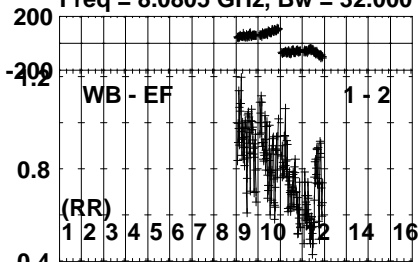


Lower frame: Micro Ampl Jy Top frame: Phas deg  
Vector averaged cross-power spectrum Several baselines displayed  
Timerange: 00/07:07:49 to 00/07:09:15

Plot file version 134 created 23-APR-2024 10:26:03

J2248+3718 EB107.UVDATA.1

Freq = 8.0805 GHz, Bw = 32.000 MH No calibration applied and no bandpass applied

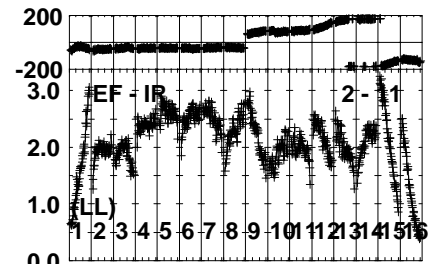
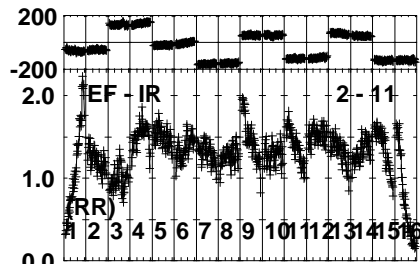
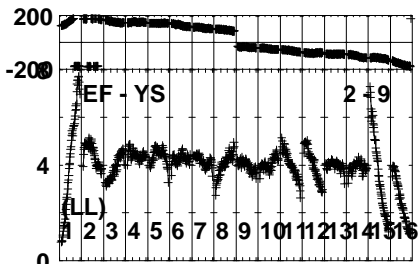
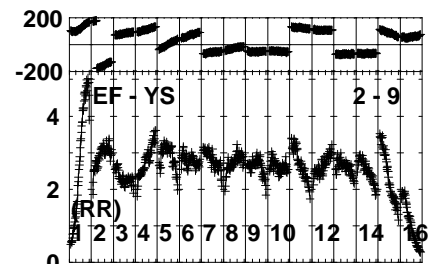
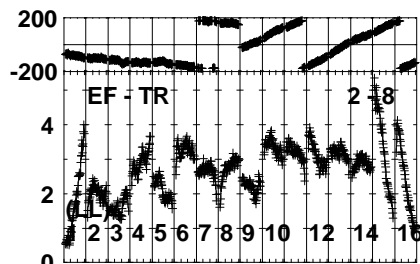
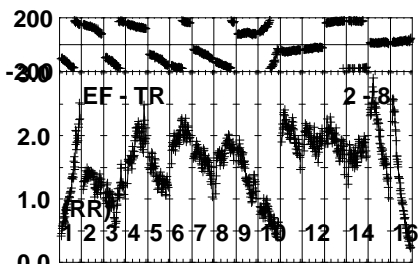
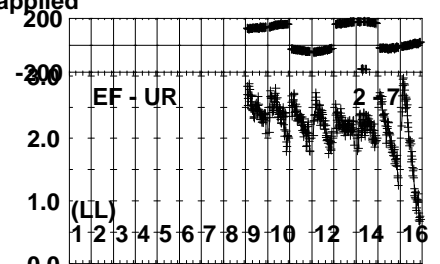
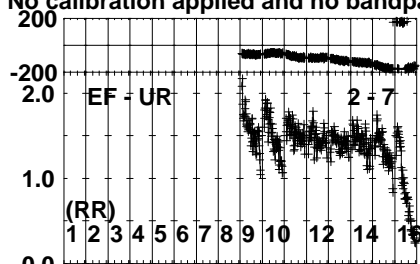
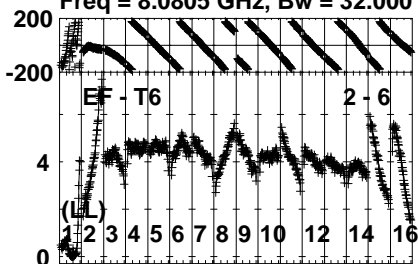


Lower frame: Milli Ampl Jy Top frame: Phas deg  
 Vector averaged cross-power spectrum Several baselines displayed  
 Timerange: 00/07:10:03 to 00/07:11:31

Plot file version 135 created 23-APR-2024 10:26:03

J2248+3718 EB107.UVDATA.1

Freq = 8.0805 GHz, Bw = 32.000 MH No calibration applied and no bandpass applied



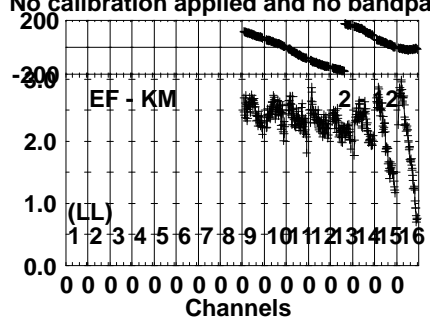
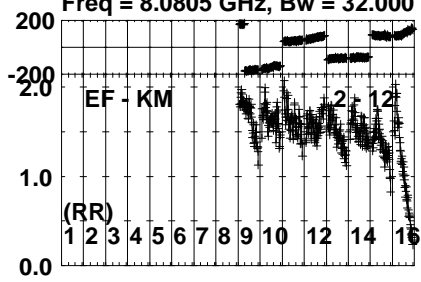
Lower frame: Milli Ampl Jy Top frame: Phas deg  
Vector averaged cross-power spectrum Several baselines displayed  
Timerange: 00:07:10:03 to 00:07:11:31

Plot file version 136 created 23-APR-2024 10:26:04

J2248+3718 EB107.UVDATA.1

Freq = 8.0805 GHz, Bw = 32.000 MH

No calibration applied and no bandpass applied



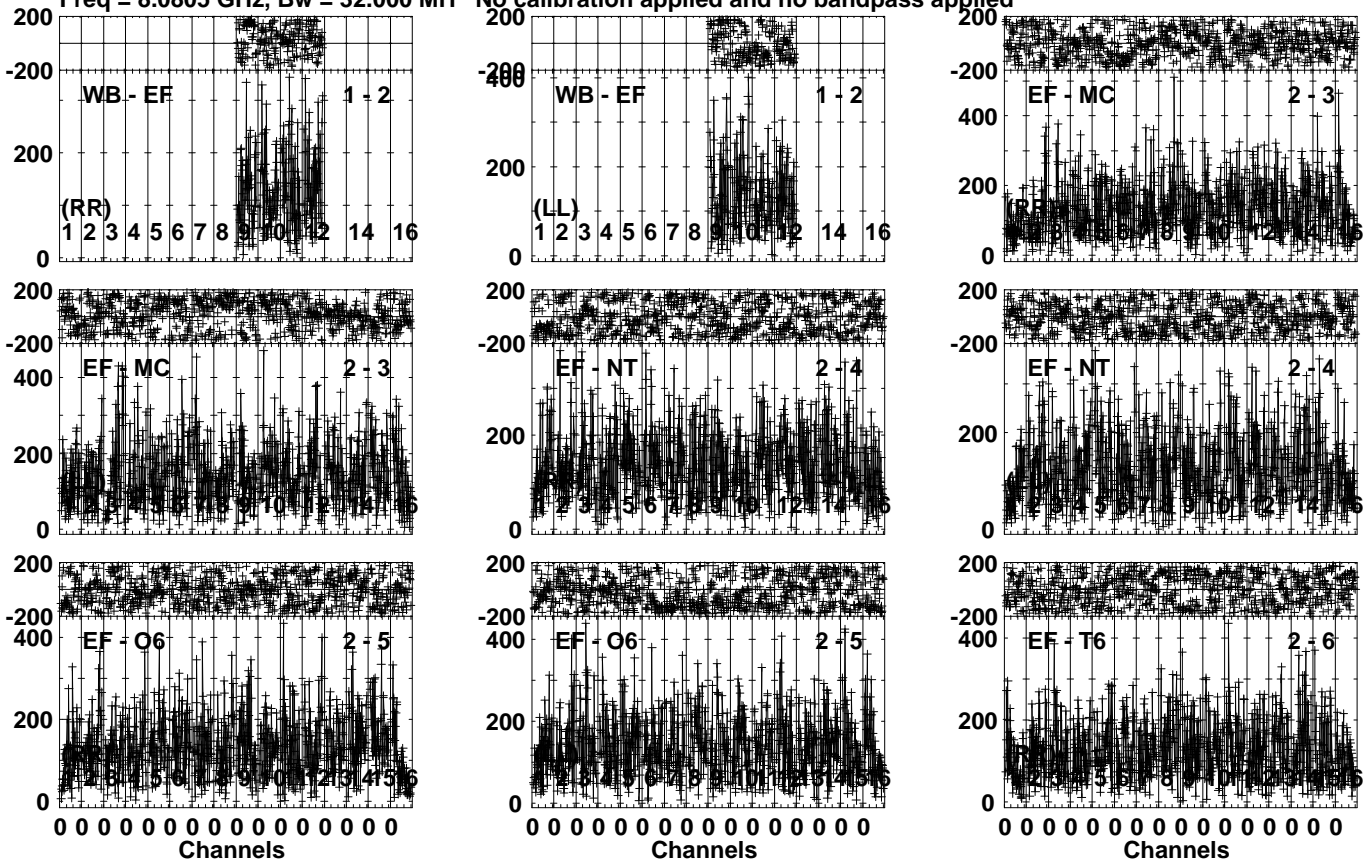
Lower frame: Milli Ampl Jy Top frame: Phas deg  
Vector averaged cross-power spectrum Several baselines displayed  
Timerange: 00/07:10:03 to 00/07:11:31



Plot file version 137 created 23-APR-2024 10:26:04

SN2014C EB107.UVDATA.1

Freq = 8.0805 GHz, Bw = 32.000 MH No calibration applied and no bandpass applied

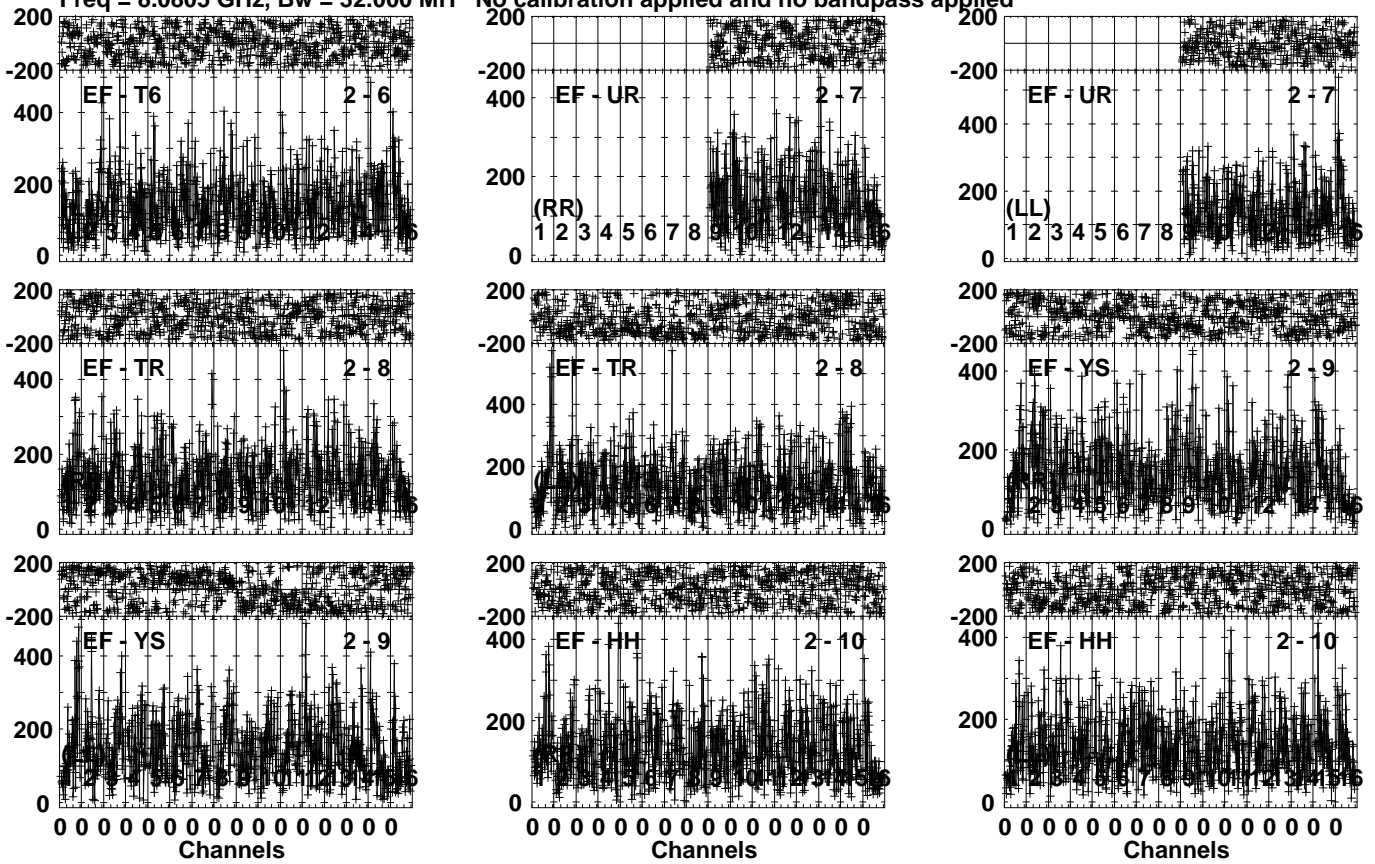


Lower frame: Micro Ampl Jy Top frame: Phas deg  
Vector averaged cross-power spectrum Several baselines displayed  
Timerange: 00/07:11:33 to 00/07:13:31

Plot file version 138 created 23-APR-2024 10:26:04

SN2014C EB107.UVDATA.1

Freq = 8.0805 GHz, Bw = 32.000 MH No calibration applied and no bandpass applied

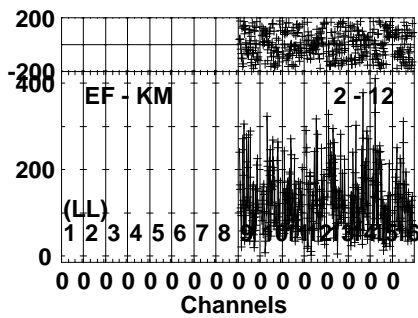
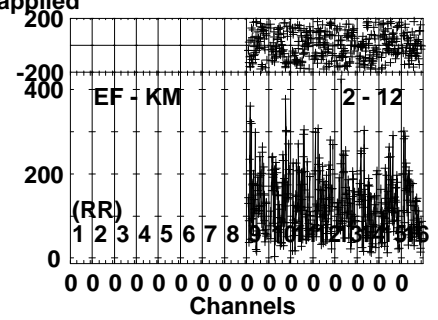
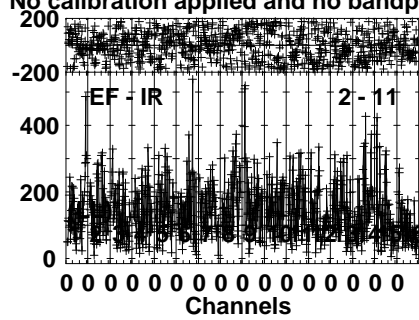
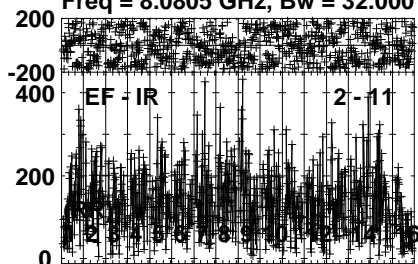


Lower frame: Micro Ampl Jy Top frame: Phas deg  
Vector averaged cross-power spectrum Several baselines displayed  
Timerange: 00/07:11:33 to 00/07:13:31

Plot file version 139 created 23-APR-2024 10:26:04

SN2014C EB107.UVDATA.1

Freq = 8.0805 GHz, Bw = 32.000 MH No calibration applied and no bandpass applied

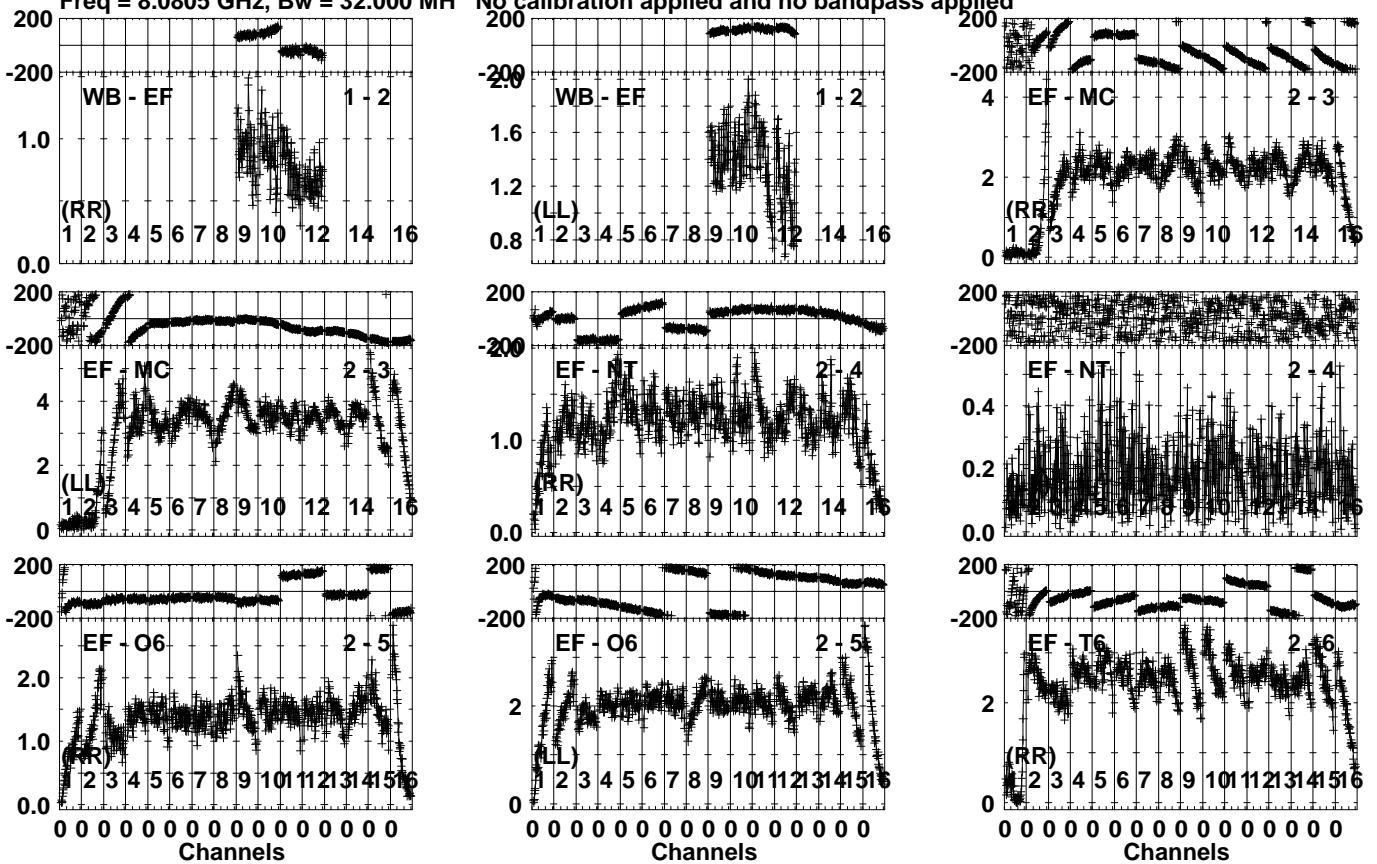


Lower frame: Micro Ampl Jy Top frame: Phas deg  
Vector averaged cross-power spectrum Several baselines displayed  
Timerange: 00/07:11:33 to 00/07:13:31

Plot file version 140 created 23-APR-2024 10:26:04

J2248+3718 EB107.UVDATA.1

Freq = 8.0805 GHz, Bw = 32.000 MH No calibration applied and no bandpass applied

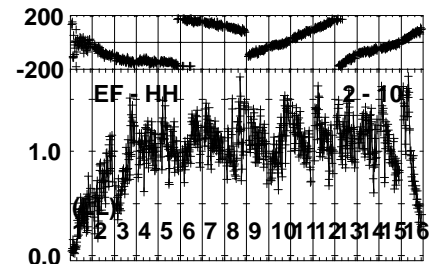
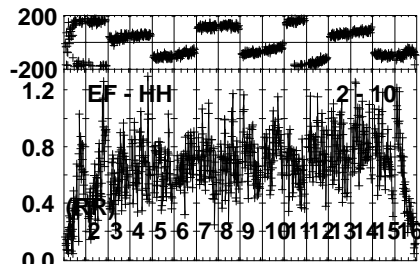
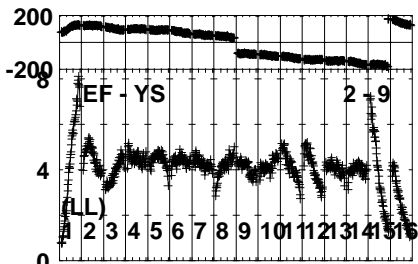
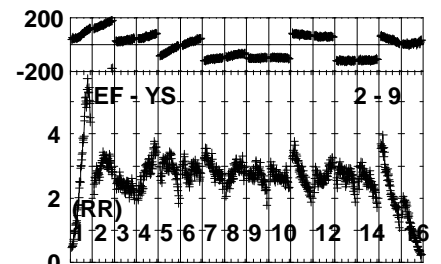
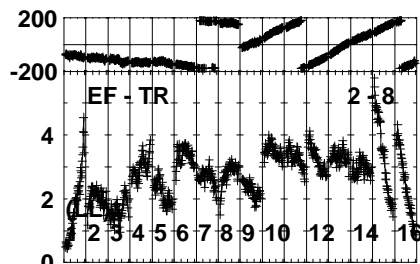
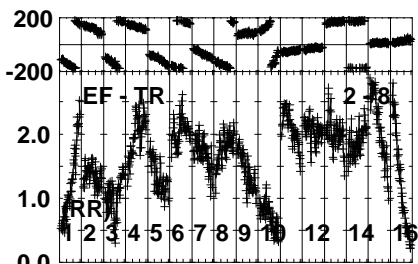
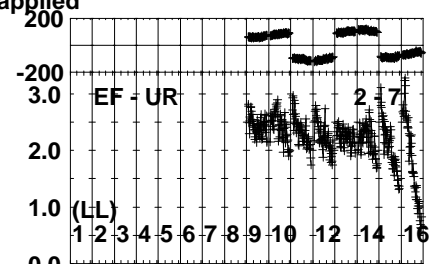
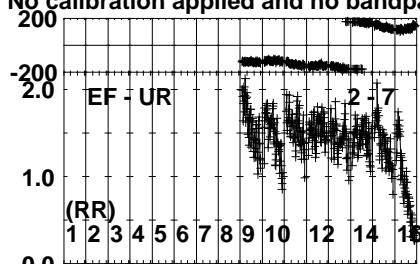
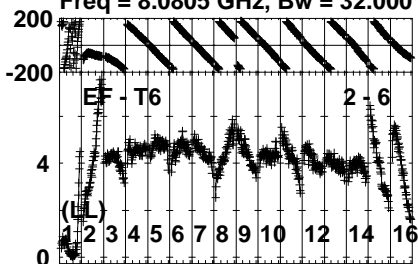


Lower frame: Milli Ampl Jy Top frame: Phas deg  
Vector averaged cross-power spectrum Several baselines displayed  
Timerange: 00/07:13:33 to 00/07:15:01

Plot file version 141 created 23-APR-2024 10:26:05

J2248+3718 EB107.UVDATA.1

Freq = 8.0805 GHz, Bw = 32.000 MH No calibration applied and no bandpass applied

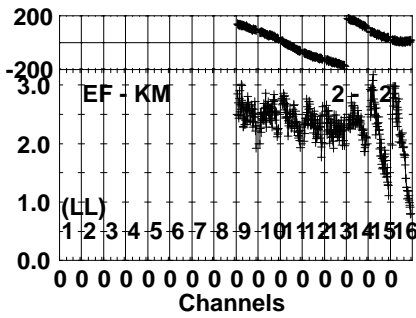
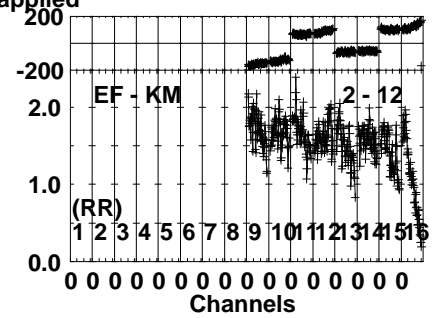
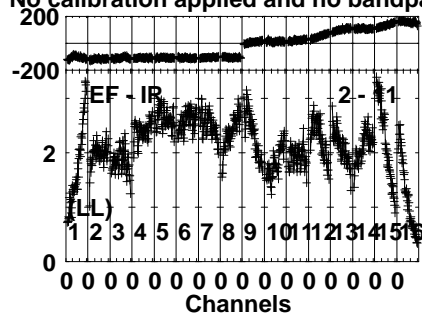
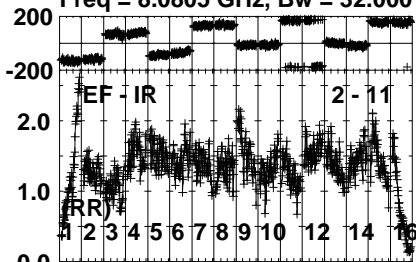


Lower frame: Milli Ampl Jy Top frame: Phas deg  
Vector averaged cross-power spectrum Several baselines displayed  
Timerange: 00/07:13:33 to 00/07:15:01

Plot file version 142 created 23-APR-2024 10:26:05

J2248+3718 EB107.UVDATA.1

Freq = 8.0805 GHz, Bw = 32.000 MH No calibration applied and no bandpass applied

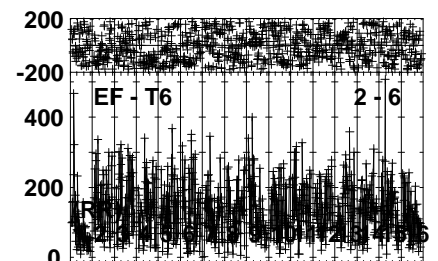
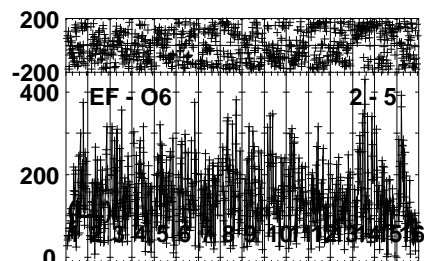
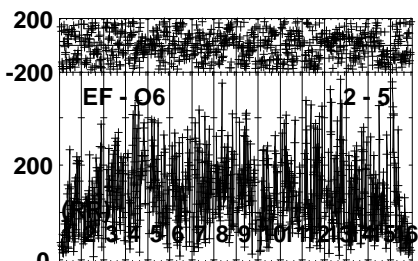
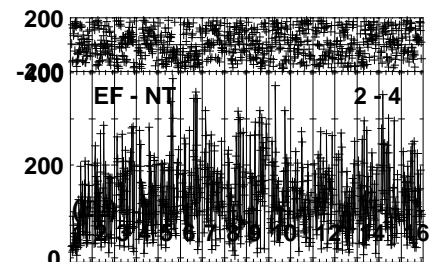
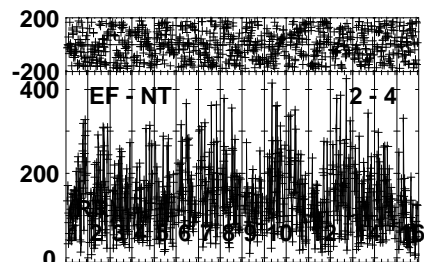
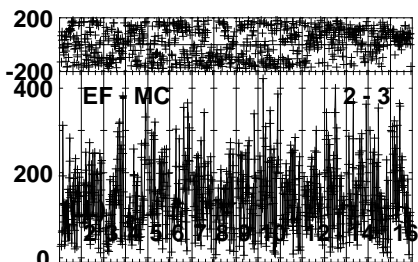
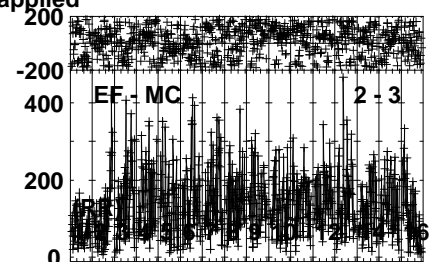
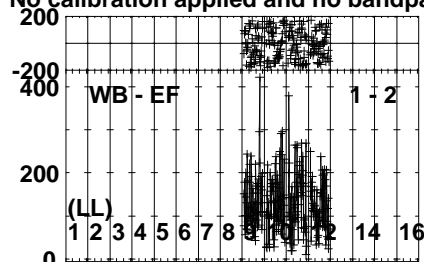
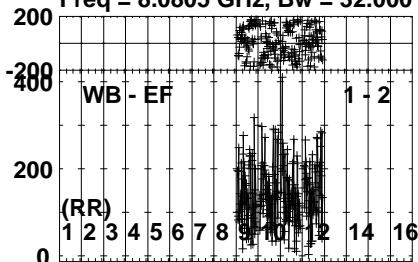


Lower frame: Milli Ampl Jy Top frame: Phas deg  
Vector averaged cross-power spectrum Several baselines displayed  
Timerange: 00/07:13:33 to 00/07:15:01

Plot file version 143 created 23-APR-2024 10:26:05

SN2014C EB107.UVDATA.1

Freq = 8.0805 GHz, Bw = 32.000 MH No calibration applied and no bandpass applied

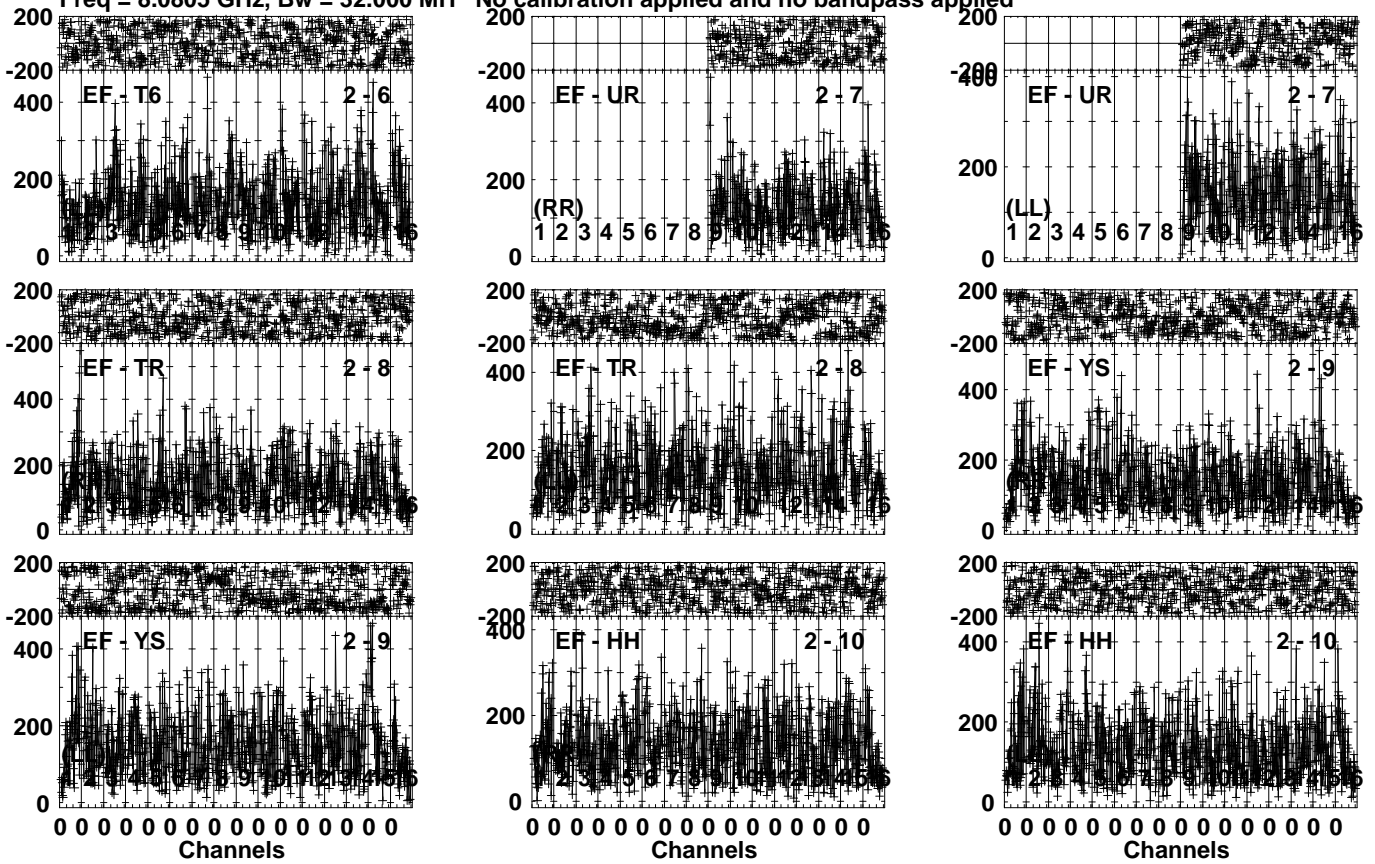


Lower frame: Micro Ampl Jy Top frame: Phas deg  
Vector averaged cross-power spectrum Several baselines displayed  
Timerange: 00/07:15:03 to 00/07:17:01

Plot file version 144 created 23-APR-2024 10:26:05

SN2014C EB107.UVDATA.1

Freq = 8.0805 GHz, Bw = 32.000 MH No calibration applied and no bandpass applied



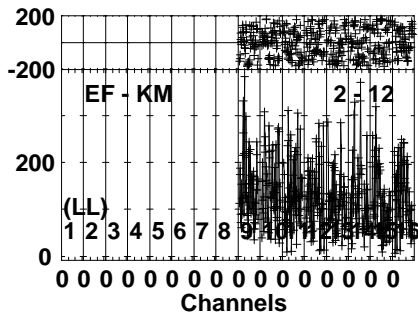
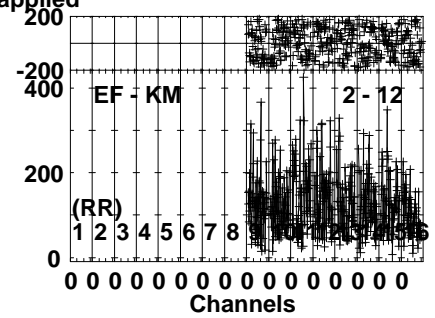
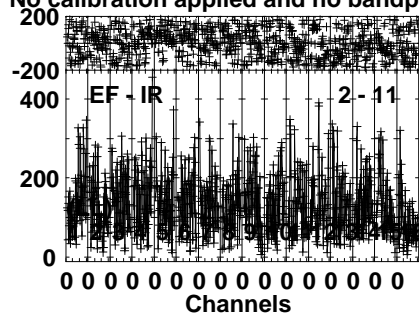
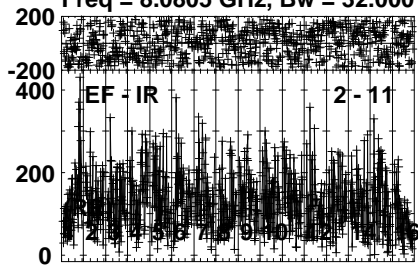
Lower frame: Micro Ampl Jy Top frame: Phas deg  
Vector averaged cross-power spectrum Several baselines displayed  
Timerange: 00/07:15:03 to 00/07:17:01



Plot file version 145 created 23-APR-2024 10:26:06

SN2014C EB107.UVDATA.1

Freq = 8.0805 GHz, Bw = 32.000 MH No calibration applied and no bandpass applied

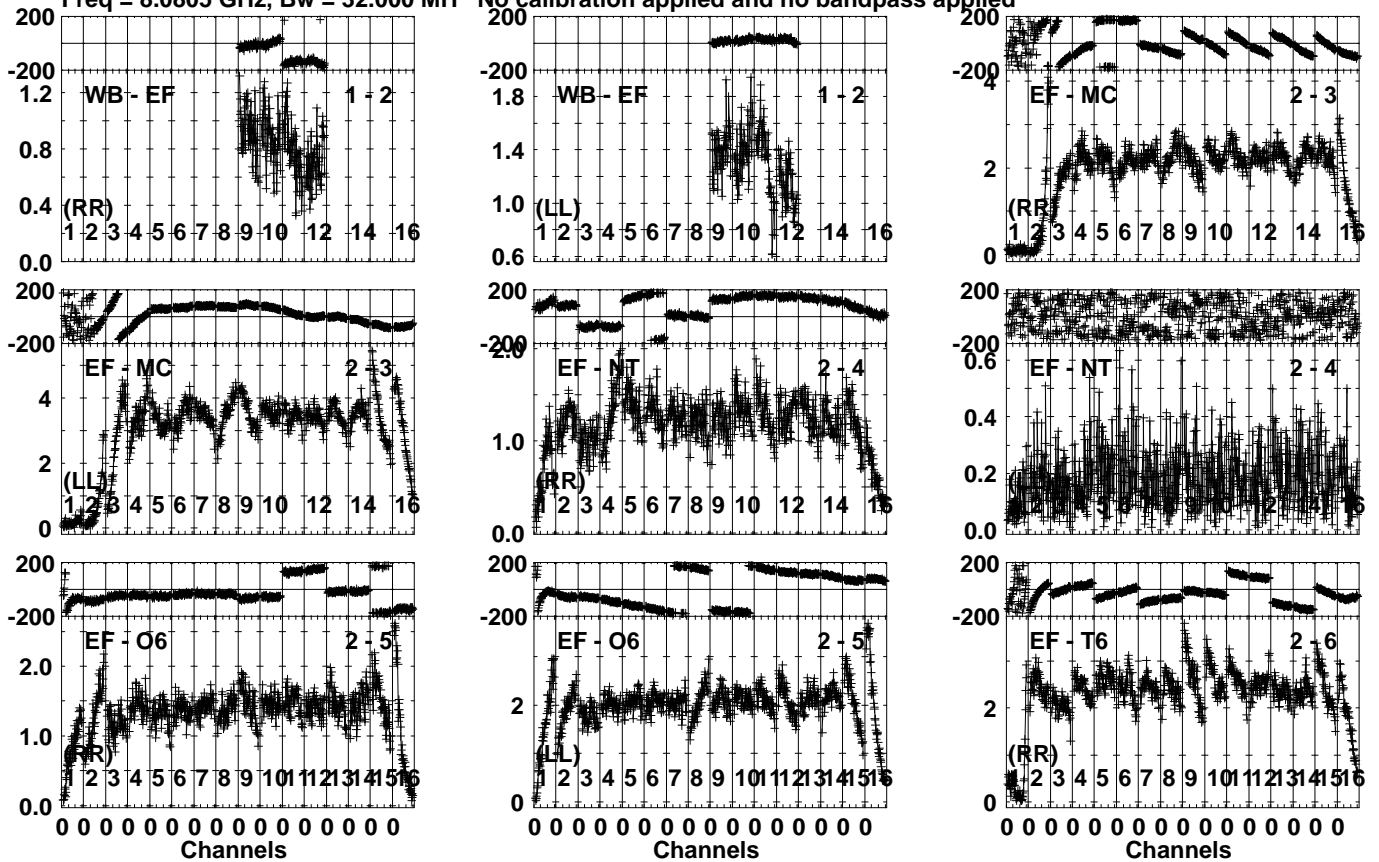


Lower frame: Micro Ampl Jy Top frame: Phas deg  
Vector averaged cross-power spectrum Several baselines displayed  
Timerange: 00/07:15:03 to 00/07:17:01

Plot file version 146 created 23-APR-2024 10:26:06

J2248+3718 EB107.UVDATA.1

Freq = 8.0805 GHz, Bw = 32.000 MH No calibration applied and no bandpass applied

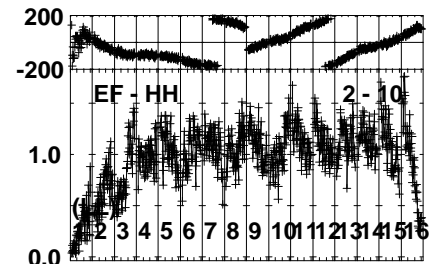
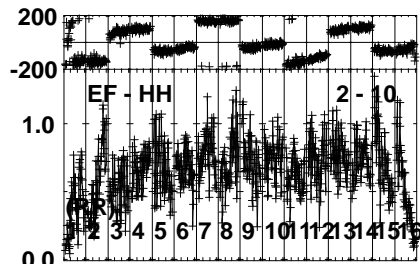
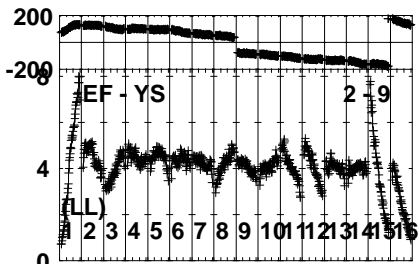
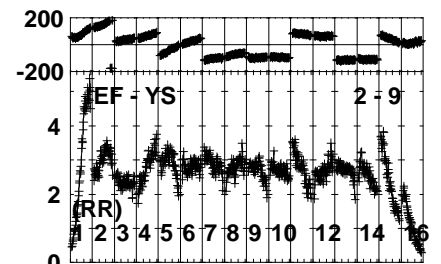
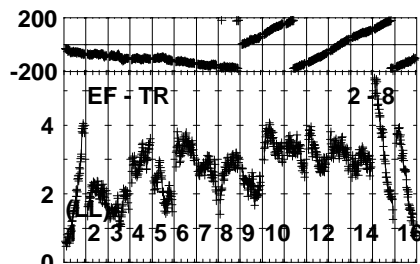
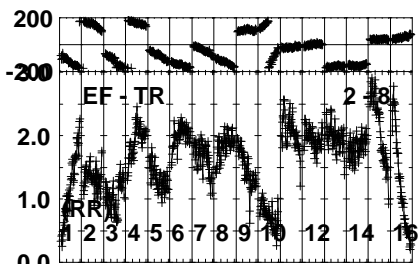
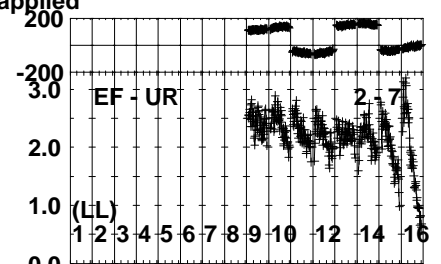
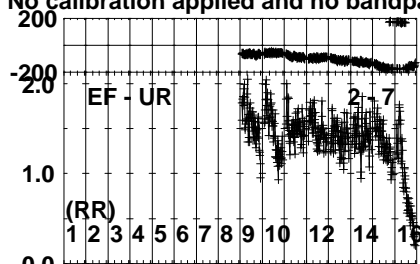
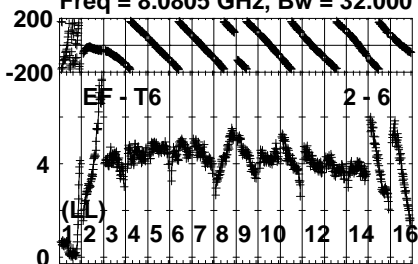


Lower frame: Milli Ampl Jy Top frame: Phas deg  
Vector averaged cross-power spectrum Several baselines displayed  
Timerange: 00/07:17:03 to 00/07:18:31

Plot file version 147 created 23-APR-2024 10:26:06

J2248+3718 EB107.UVDATA.1

Freq = 8.0805 GHz, Bw = 32.000 MH No calibration applied and no bandpass applied



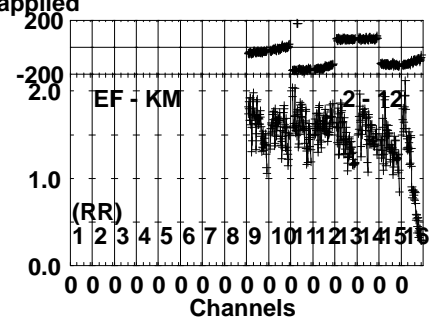
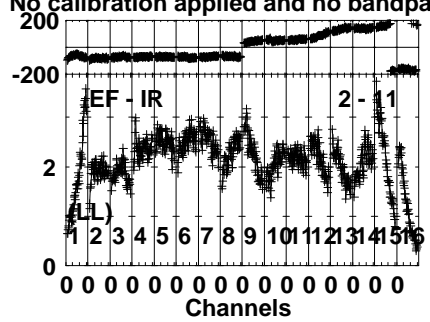
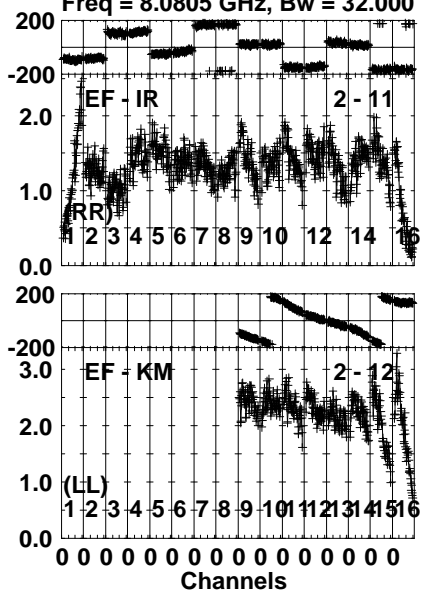
Lower frame: Milli Ampl Jy Top frame: Phas deg  
Vector averaged cross-power spectrum Several baselines displayed  
Timerange: 00/07:17:03 to 00/07:18:31

Plot file version 148 created 23-APR-2024 10:26:06

J2248+3718 EB107.UVDATA.1

Freq = 8.0805 GHz, Bw = 32.000 MH

No calibration applied and no bandpass applied

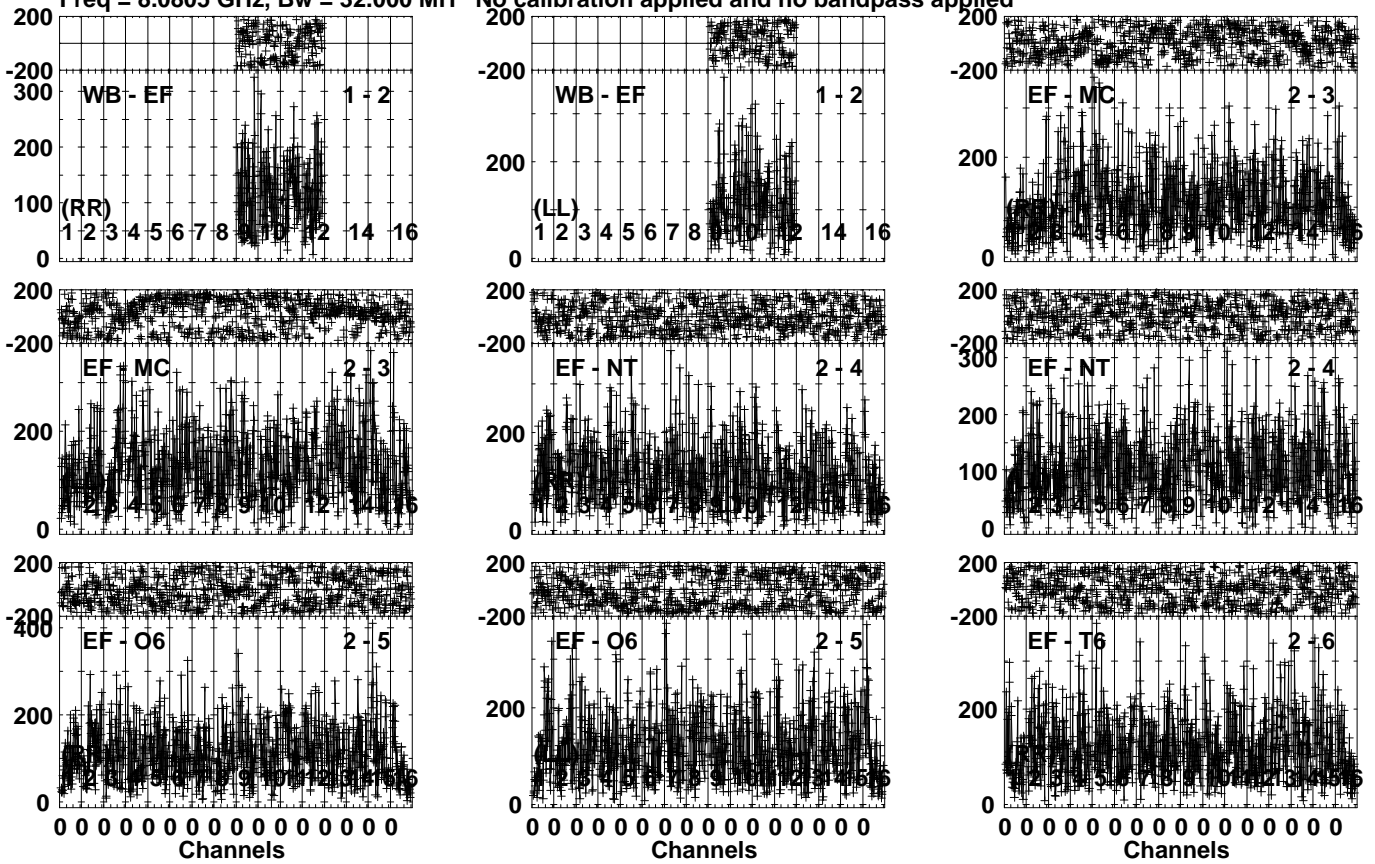


Lower frame: Milli Ampl Jy Top frame: Phas deg  
Vector averaged cross-power spectrum Several baselines displayed  
Timerange: 00/07:17:03 to 00/07:18:31

Plot file version 149 created 23-APR-2024 10:26:06

SN2014C EB107.UVDATA.1

Freq = 8.0805 GHz, Bw = 32.000 MH No calibration applied and no bandpass applied

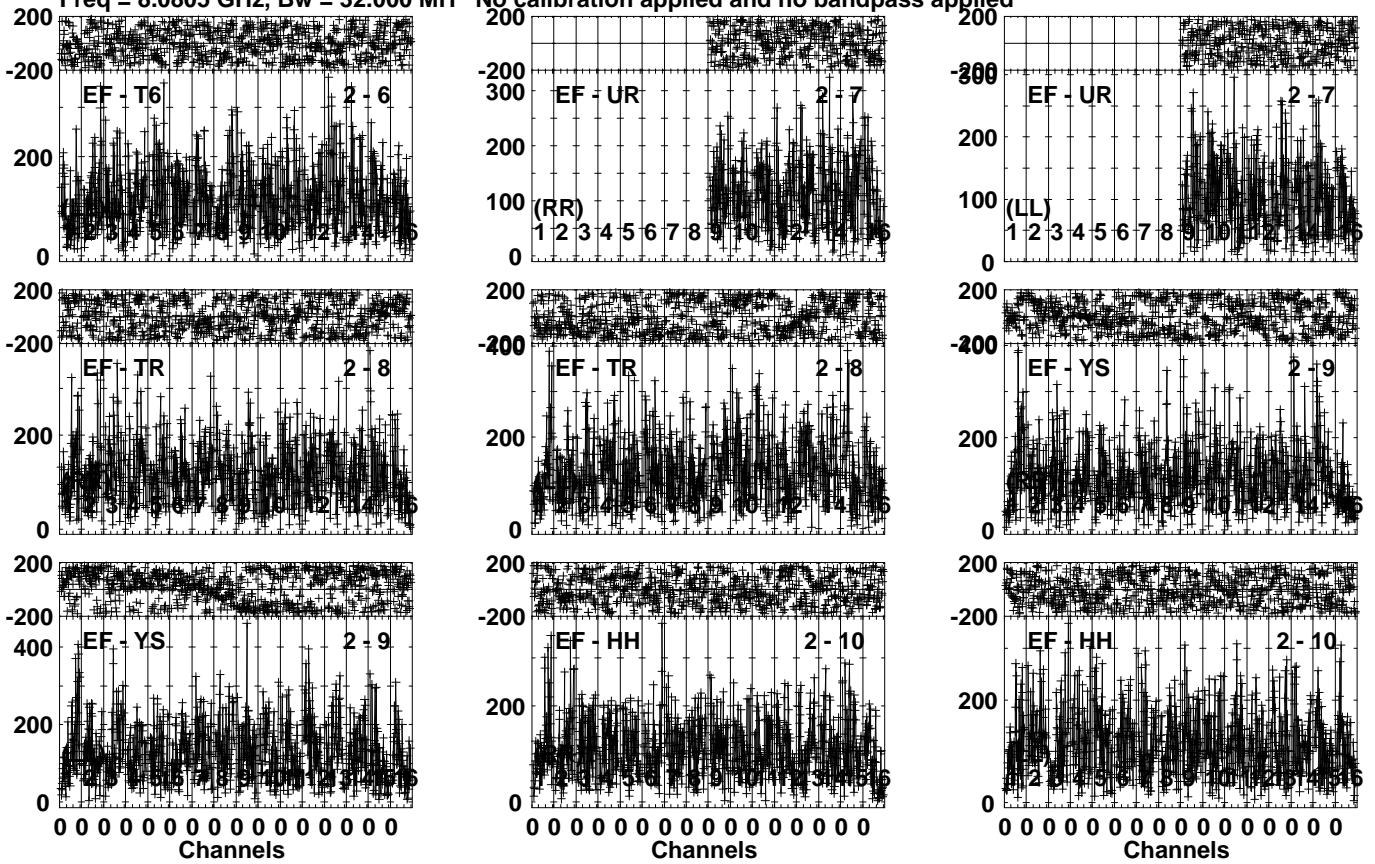


Lower frame: Micro Ampl Jy Top frame: Phas deg  
Vector averaged cross-power spectrum Several baselines displayed  
Timerange: 00/07:19:19 to 00/07:20:57

Plot file version 150 created 23-APR-2024 10:26:07

SN2014C EB107.UVDATA.1

Freq = 8.0805 GHz, Bw = 32.000 MH No calibration applied and no bandpass applied

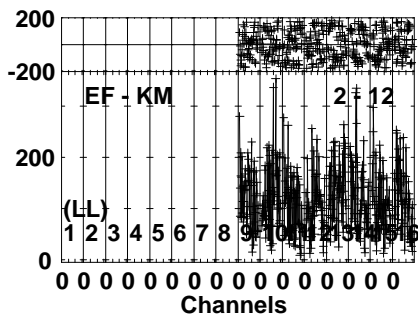
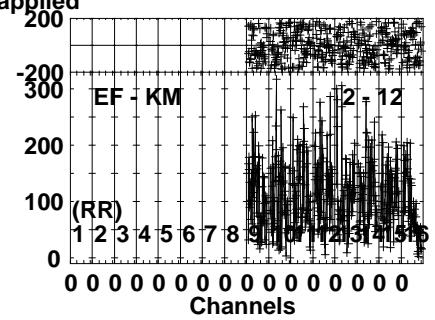
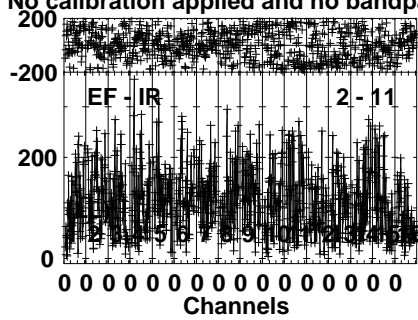
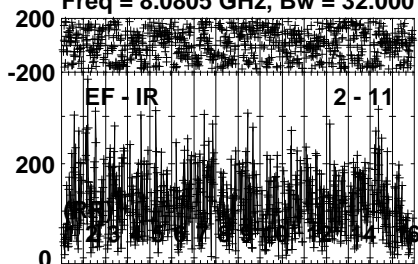


Lower frame: Micro Ampl Jy Top frame: Phas deg  
Vector averaged cross-power spectrum Several baselines displayed  
Timerange: 00/07:19:19 to 00/07:20:57

Plot file version 151 created 23-APR-2024 10:26:07

SN2014C EB107.UVDATA.1

Freq = 8.0805 GHz, Bw = 32.000 MH No calibration applied and no bandpass applied

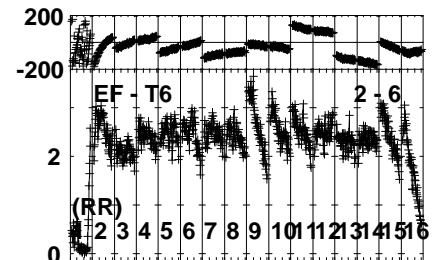
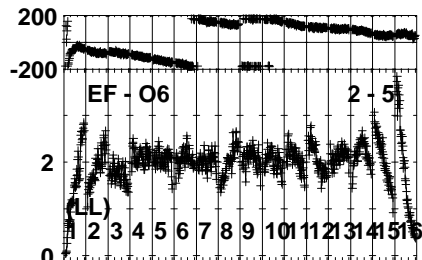
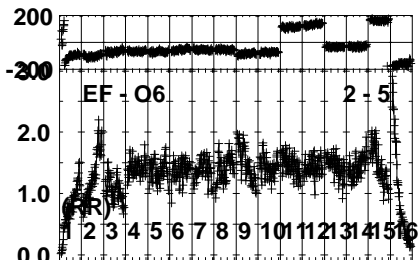
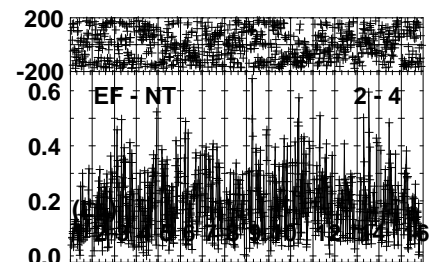
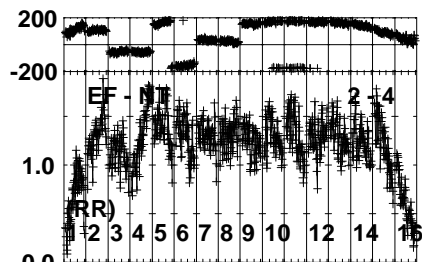
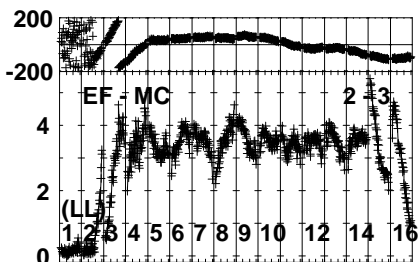
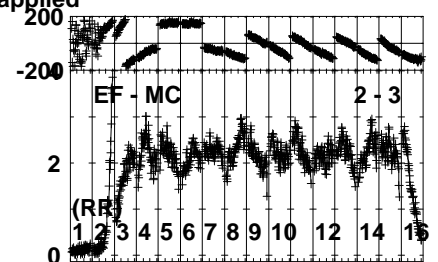
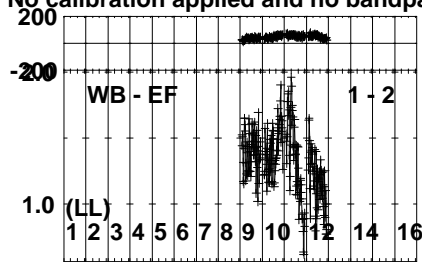
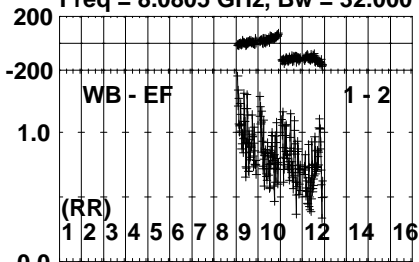


Lower frame: Micro Ampl Jy Top frame: Phas deg  
Vector averaged cross-power spectrum Several baselines displayed  
Timerange: 00/07:19:19 to 00/07:20:57

Plot file version 152 created 23-APR-2024 10:26:07

J2248+3718 EB107.UVDATA.1

Freq = 8.0805 GHz, Bw = 32.000 MH No calibration applied and no bandpass applied



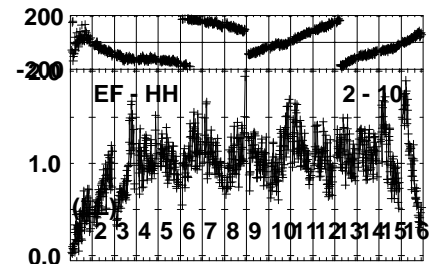
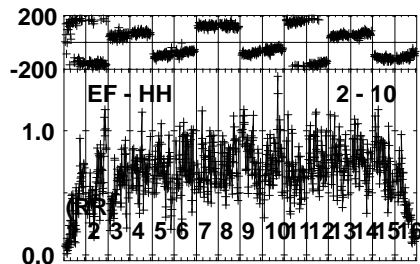
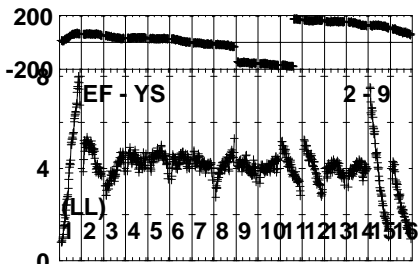
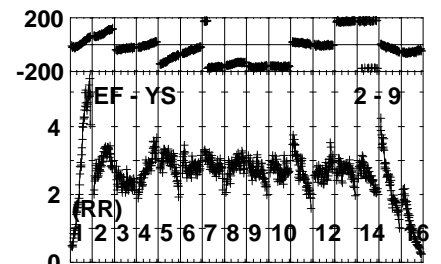
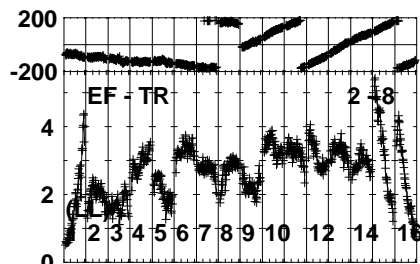
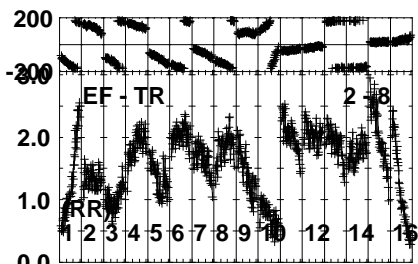
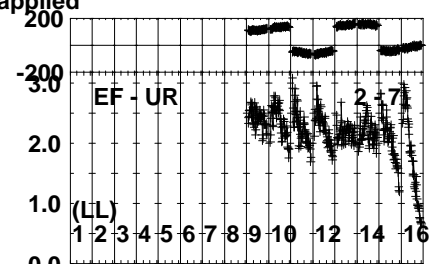
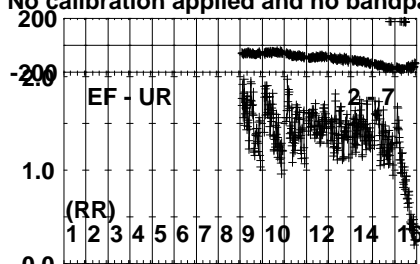
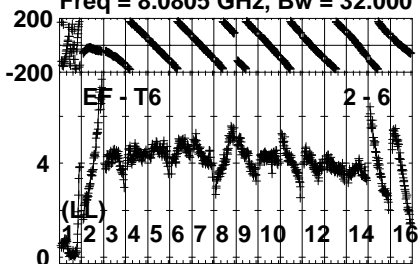
Lower frame: Milli Ampl Jy Top frame: Phas deg  
Vector averaged cross-power spectrum Several baselines displayed  
Timerange: 00/07:21:01 to 00/07:22:27



Plot file version 153 created 23-APR-2024 10:26:07

J2248+3718 EB107.UVDATA.1

Freq = 8.0805 GHz, Bw = 32.000 MH No calibration applied and no bandpass applied

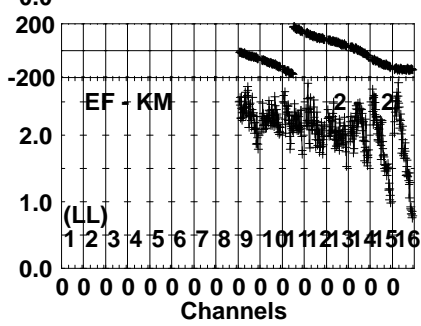
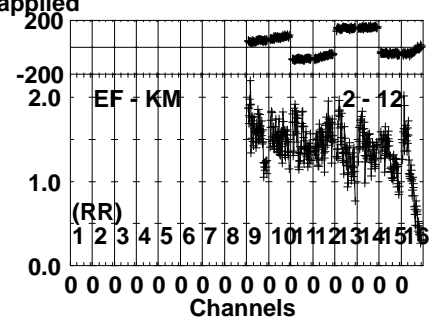
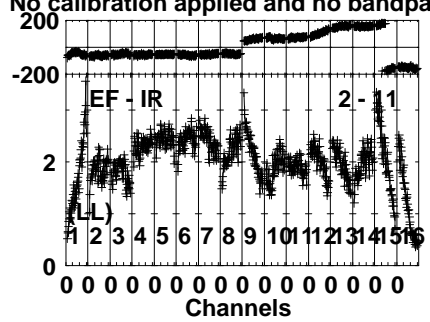
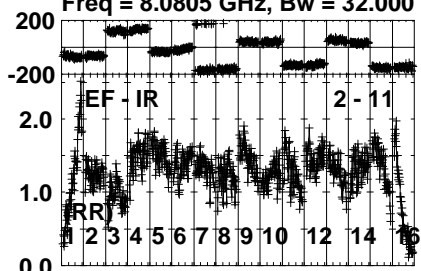


Lower frame: Milli Ampl Jy Top frame: Phas deg  
Vector averaged cross-power spectrum Several baselines displayed  
Timerange: 00/07:21:01 to 00/07:22:27

Plot file version 154 created 23-APR-2024 10:26:08

J2248+3718 EB107.UVDATA.1

Freq = 8.0805 GHz, Bw = 32.000 MH No calibration applied and no bandpass applied

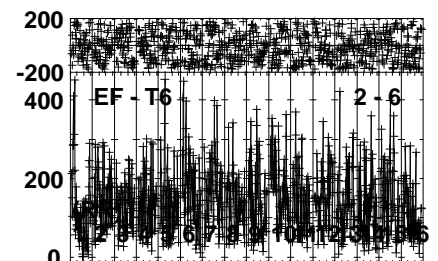
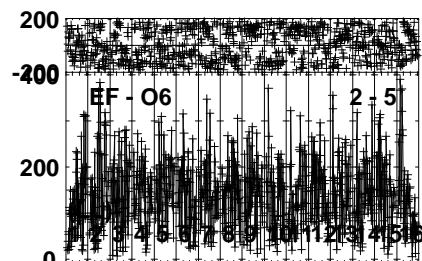
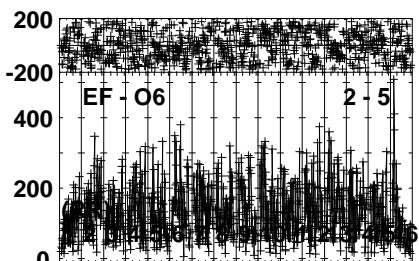
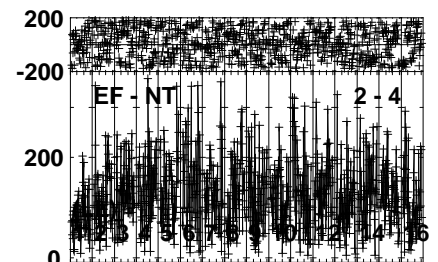
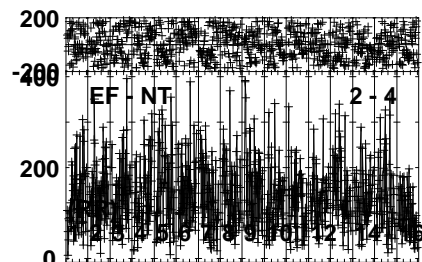
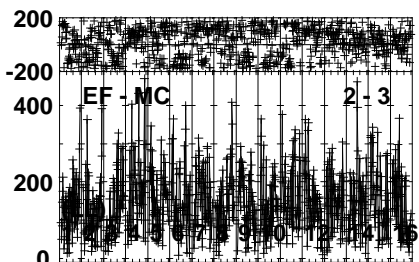
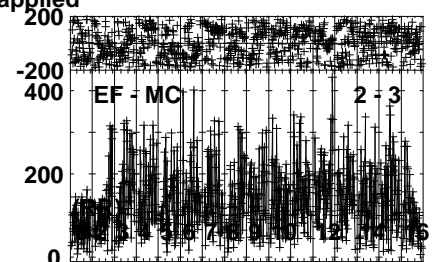
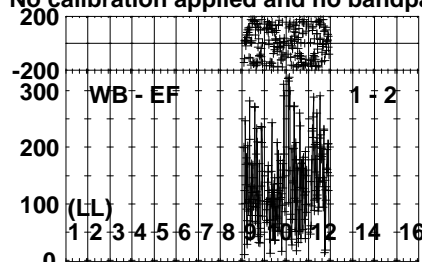
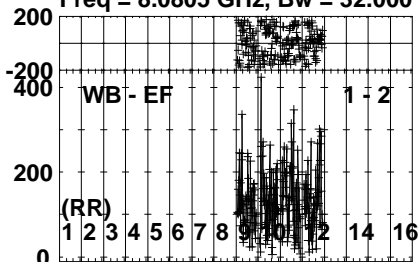


Lower frame: Milli Ampl Jy Top frame: Phas deg  
Vector averaged cross-power spectrum Several baselines displayed  
Timerange: 00/07:21:01 to 00/07:22:27

Plot file version 155 created 23-APR-2024 10:26:08

SN2014C EB107.UVDATA.1

Freq = 8.0805 GHz, Bw = 32.000 MH No calibration applied and no bandpass applied

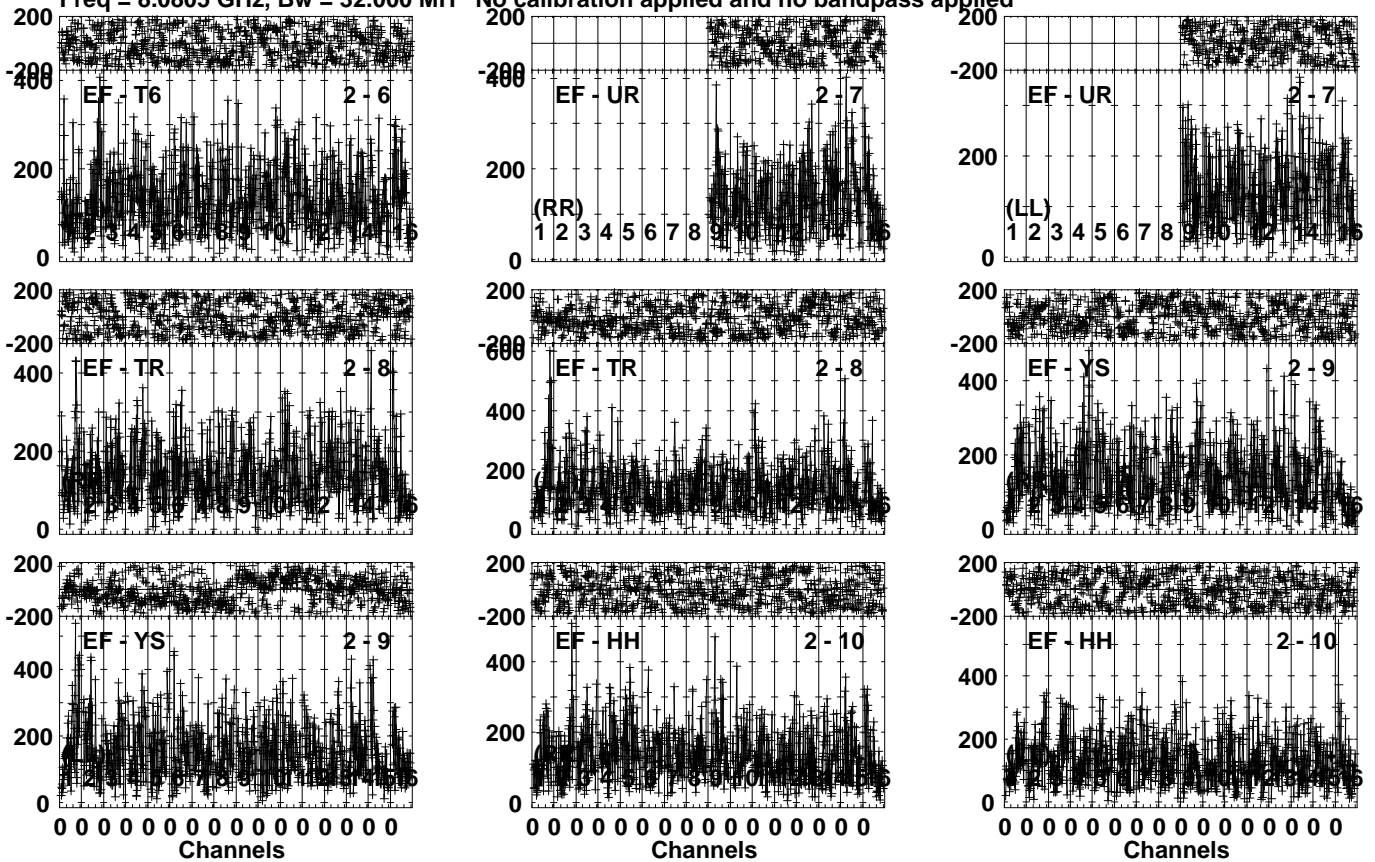


Lower frame: Micro Ampl Jy Top frame: Phas deg  
Vector averaged cross-power spectrum Several baselines displayed  
Timerange: 00/07:22:31 to 00/07:24:27

Plot file version 156 created 23-APR-2024 10:26:08

SN2014C EB107.UVDATA.1

Freq = 8.0805 GHz, Bw = 32.000 MH No calibration applied and no bandpass applied

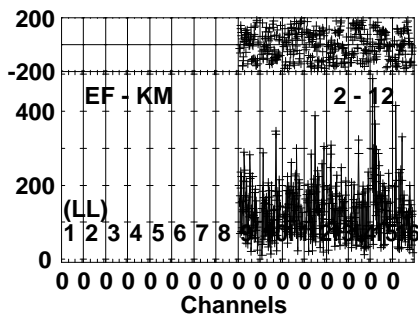
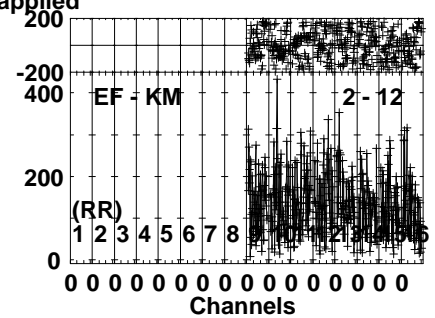
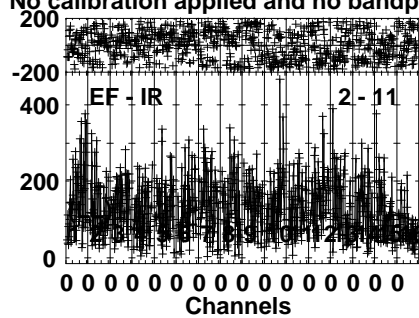
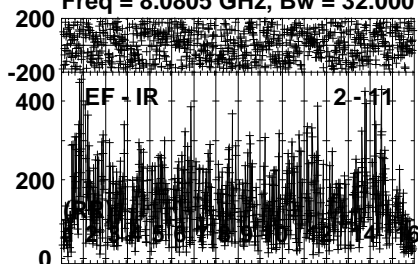


Lower frame: Micro Ampl Jy Top frame: Phas deg  
Vector averaged cross-power spectrum Several baselines displayed  
Timerange: 00/07:22:31 to 00/07:24:27

Plot file version 157 created 23-APR-2024 10:26:08

SN2014C EB107.UVDATA.1

Freq = 8.0805 GHz, Bw = 32.000 MH No calibration applied and no bandpass applied

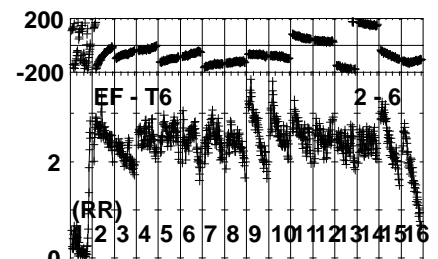
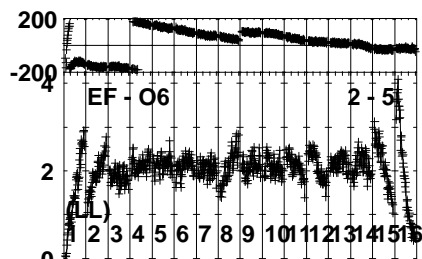
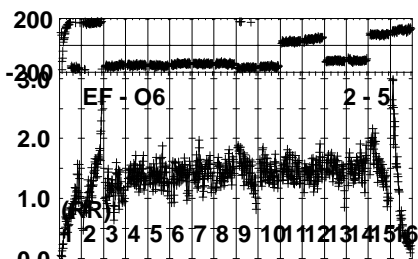
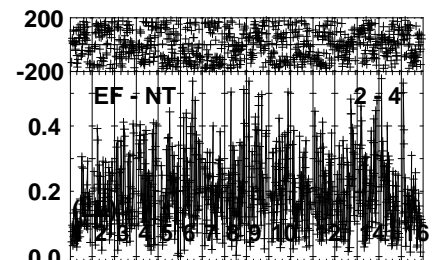
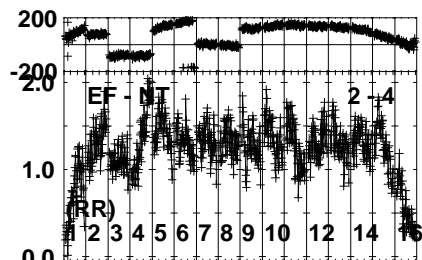
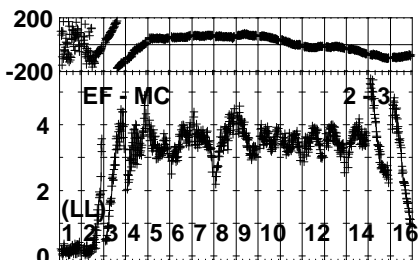
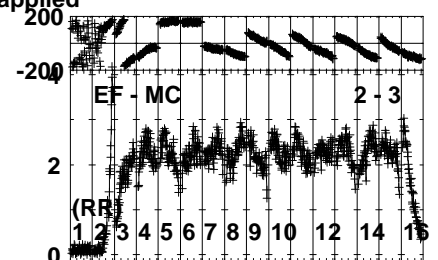
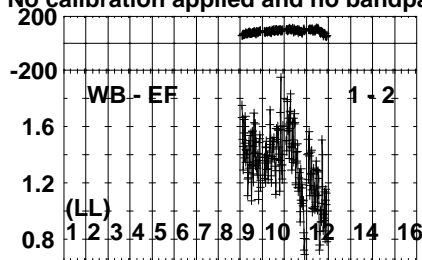
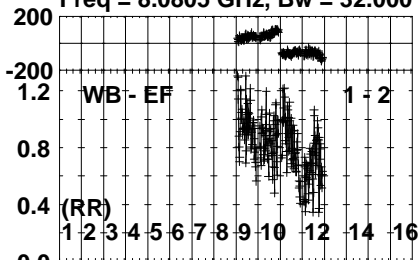


Lower frame: Micro Ampl Jy Top frame: Phas deg  
Vector averaged cross-power spectrum Several baselines displayed  
Timerange: 00/07:22:31 to 00/07:24:27

Plot file version 158 created 23-APR-2024 10:26:08

J2248+3718 EB107.UVDATA.1

Freq = 8.0805 GHz, Bw = 32.000 MH No calibration applied and no bandpass applied

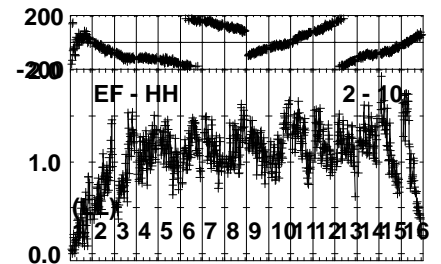
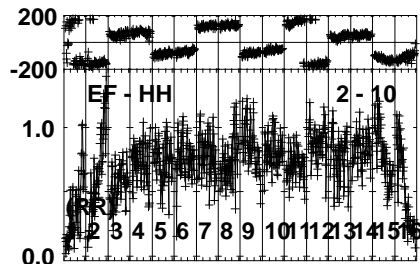
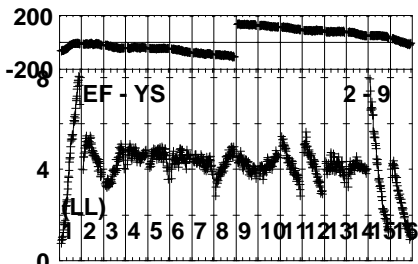
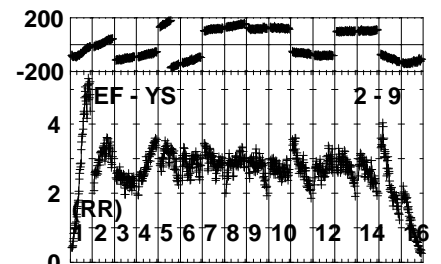
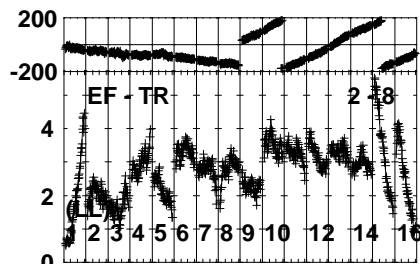
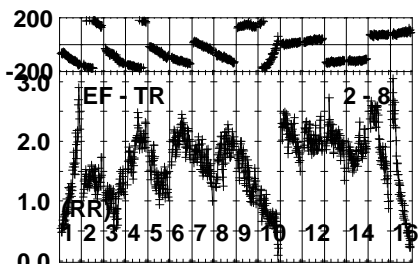
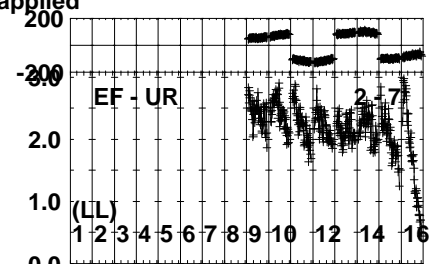
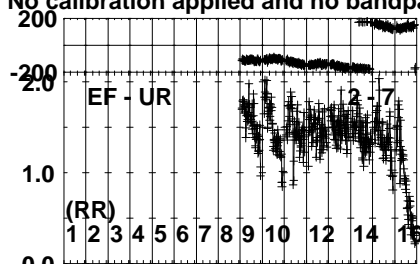
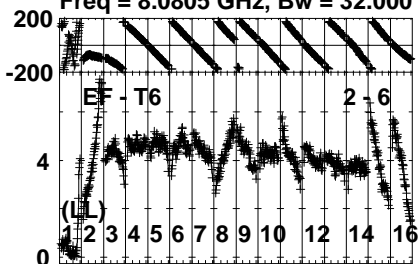


Lower frame: Milli Ampl Jy Top frame: Phas deg  
Vector averaged cross-power spectrum Several baselines displayed  
Timerange: 00/07:24:29 to 00/07:25:57

Plot file version 159 created 23-APR-2024 10:26:09

J2248+3718 EB107.UVDATA.1

Freq = 8.0805 GHz, Bw = 32.000 MH No calibration applied and no bandpass applied



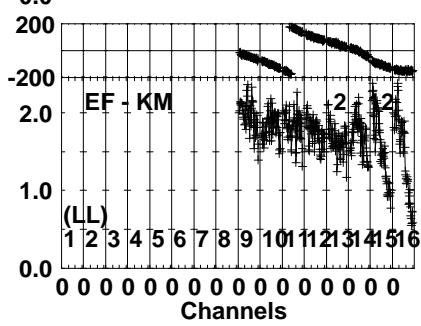
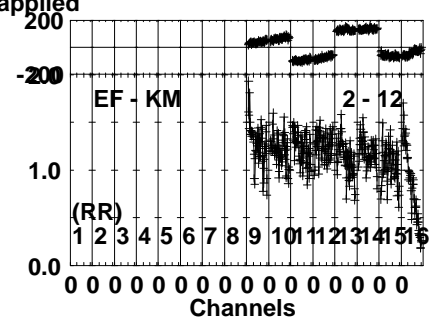
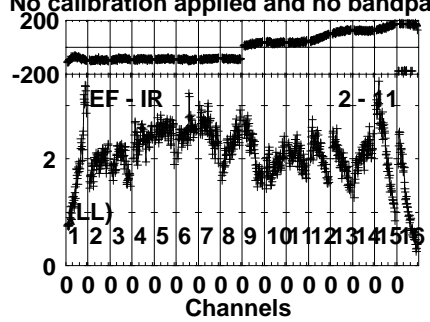
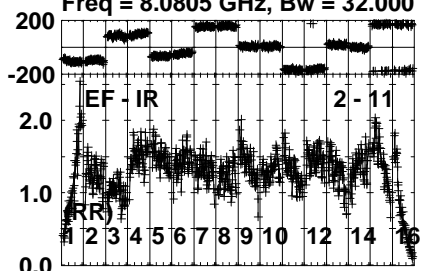
Lower frame: Milli Ampl Jy Top frame: Phas deg  
Vector averaged cross-power spectrum Several baselines displayed  
Timerange: 00/07:24:29 to 00/07:25:57

Plot file version 160 created 23-APR-2024 10:26:09

J2248+3718 EB107.UVDATA.1

Freq = 8.0805 GHz, Bw = 32.000 MH

No calibration applied and no bandpass applied



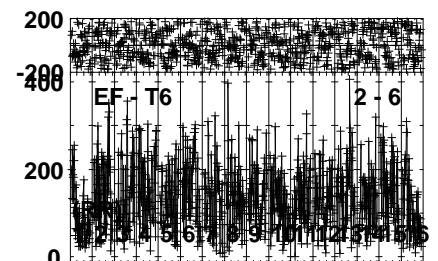
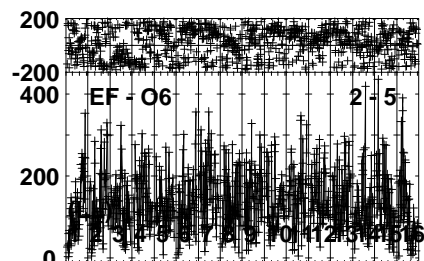
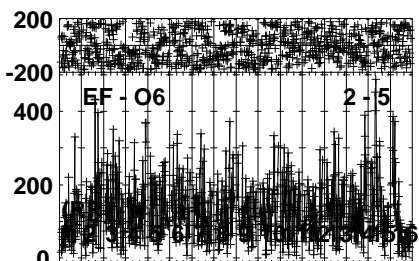
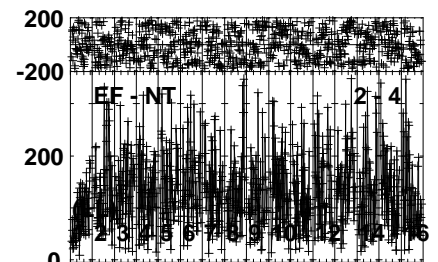
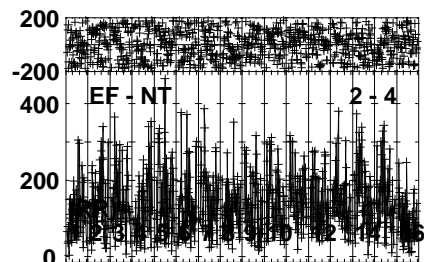
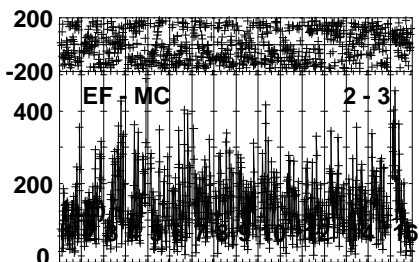
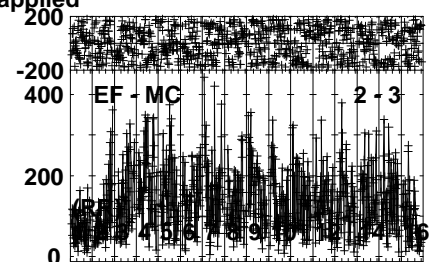
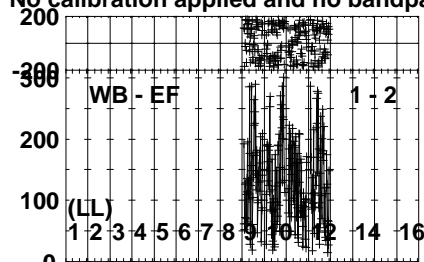
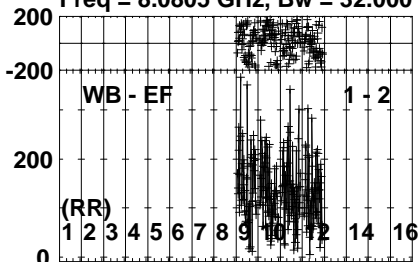
Lower frame: Milli Ampl Jy Top frame: Phas deg  
Vector averaged cross-power spectrum Several baselines displayed  
Timerange: 00/07:24:29 to 00/07:25:57



Plot file version 161 created 23-APR-2024 10:26:09

SN2014C EB107.UVDATA.1

Freq = 8.0805 GHz, Bw = 32.000 MH No calibration applied and no bandpass applied

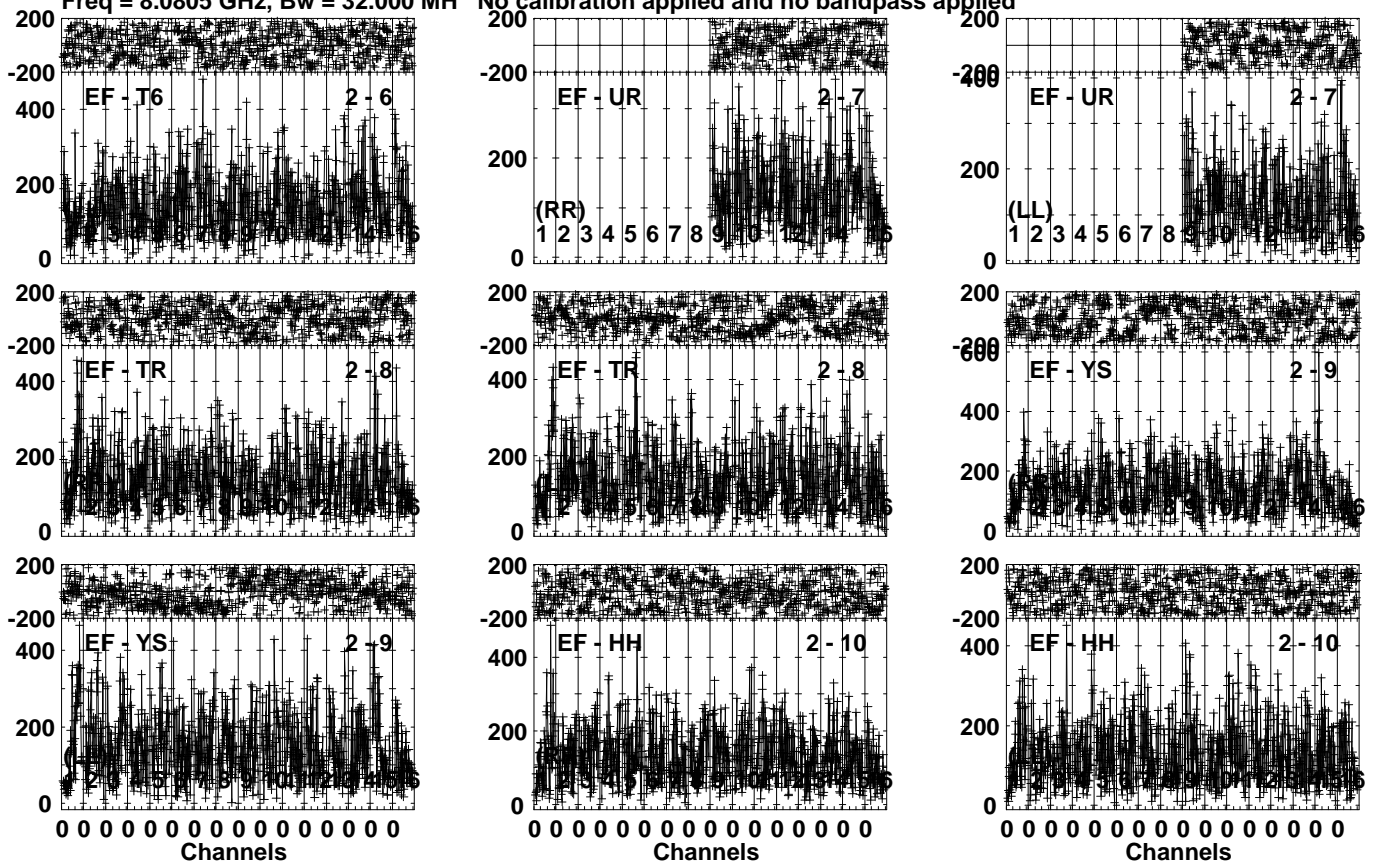


Lower frame: Micro Ampl Jy Top frame: Phas deg  
Vector averaged cross-power spectrum Several baselines displayed  
Timerange: 00/07:25:59 to 00/07:27:57

Plot file version 162 created 23-APR-2024 10:26:09

SN2014C EB107.UVDATA.1

Freq = 8.0805 GHz, Bw = 32.000 MH No calibration applied and no bandpass applied

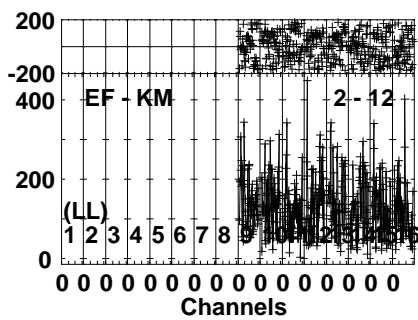
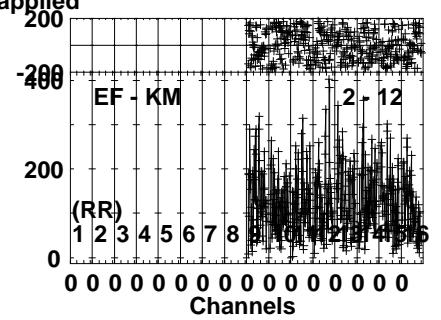
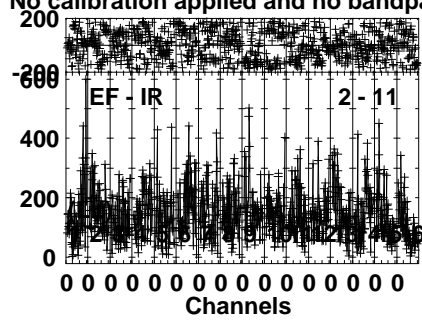
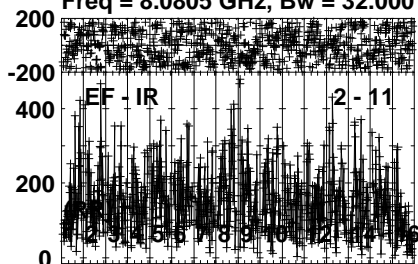


Lower frame: Micro Ampl Jy Top frame: Phas deg  
Vector averaged cross-power spectrum Several baselines displayed  
Timerange: 00/07:25:59 to 00/07:27:57

Plot file version 163 created 23-APR-2024 10:26:10

SN2014C EB107.UVDATA.1

Freq = 8.0805 GHz, Bw = 32.000 MH No calibration applied and no bandpass applied

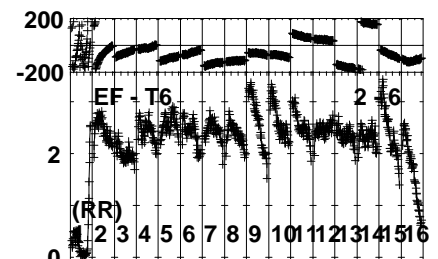
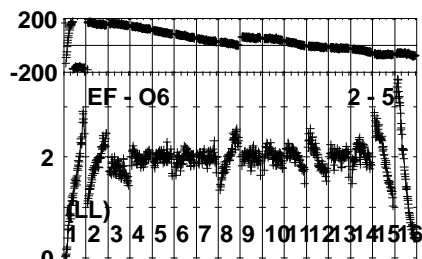
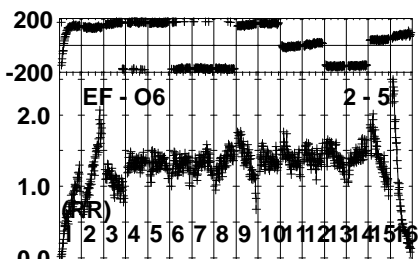
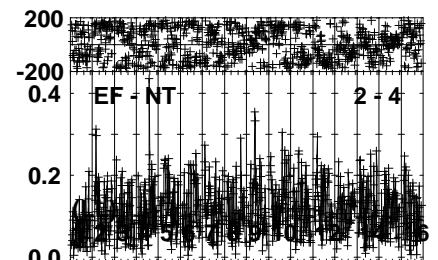
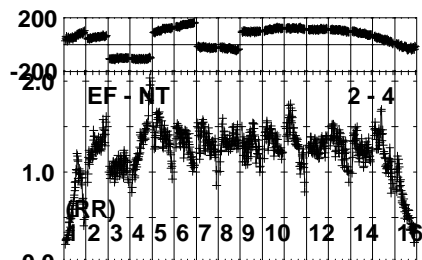
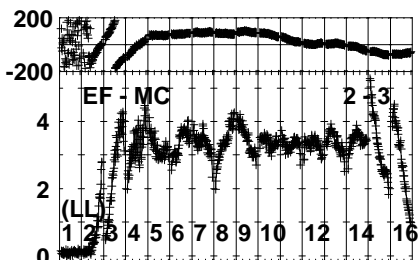
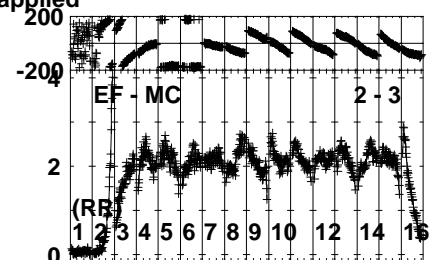
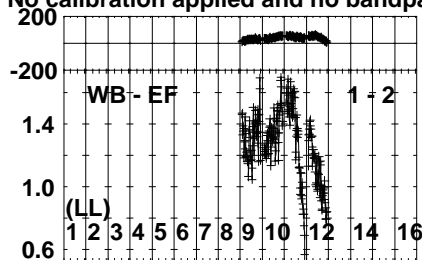
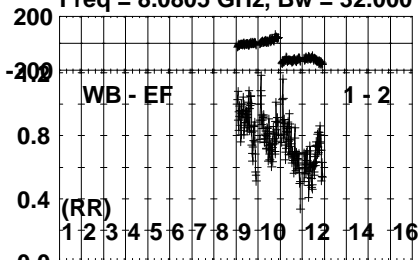


Lower frame: Micro Ampl Jy Top frame: Phas deg  
Vector averaged cross-power spectrum Several baselines displayed  
Timerange: 00/07:25:59 to 00/07:27:57

Plot file version 164 created 23-APR-2024 10:26:10

J2248+3718 EB107.UVDATA.1

Freq = 8.0805 GHz, Bw = 32.000 MH No calibration applied and no bandpass applied

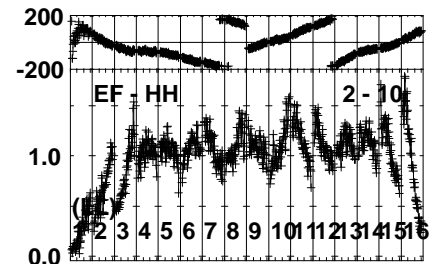
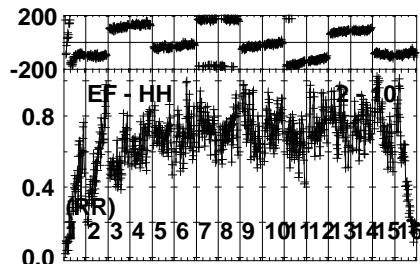
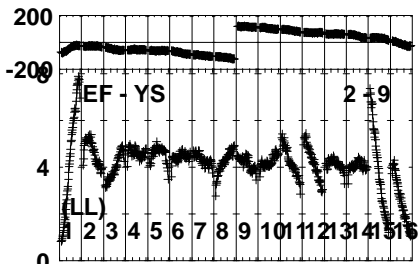
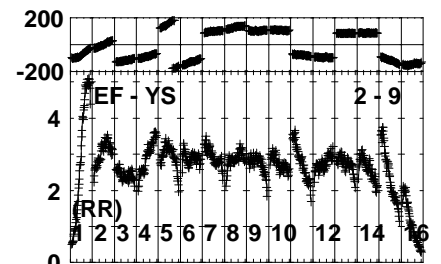
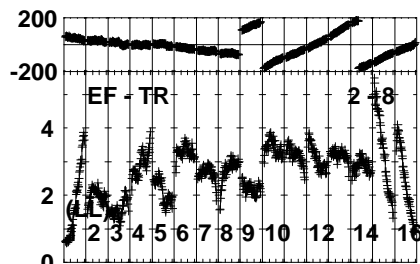
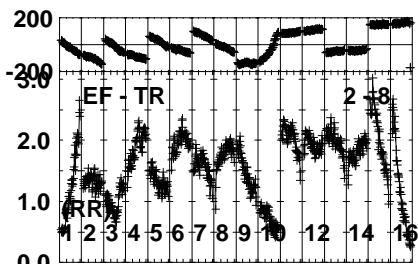
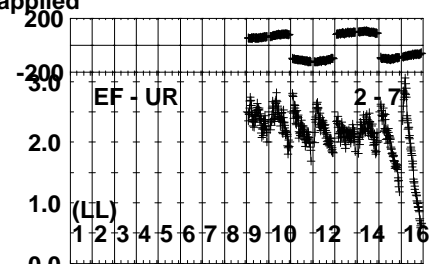
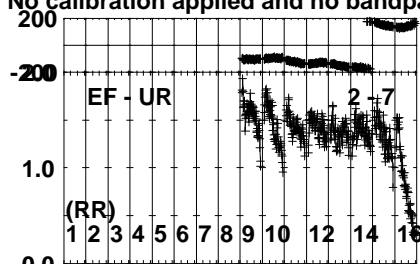
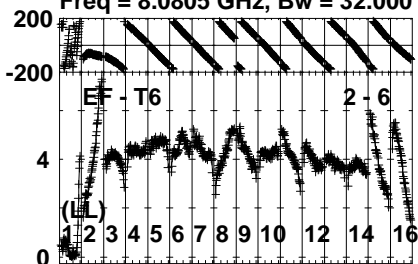


Lower frame: Milli Ampl Jy Top frame: Phas deg  
Vector averaged cross-power spectrum Several baselines displayed  
Timerange: 00/07:28:45 to 00/07:30:23

Plot file version 165 created 23-APR-2024 10:26:10

J2248+3718 EB107.UVDATA.1

Freq = 8.0805 GHz, Bw = 32.000 MH No calibration applied and no bandpass applied



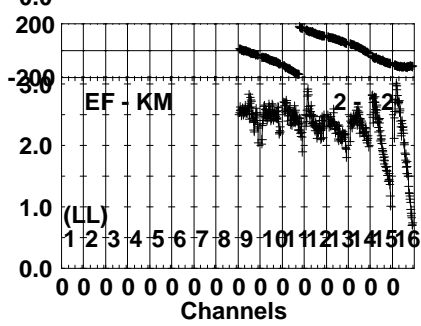
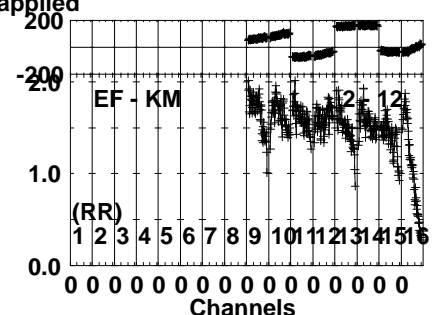
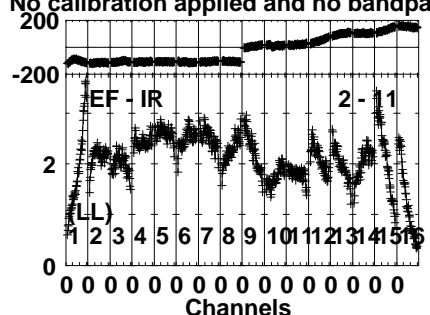
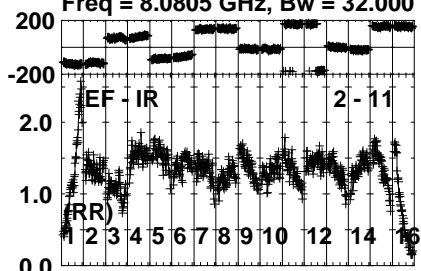
Lower frame: Milli Ampl Jy Top frame: Phas deg  
Vector averaged cross-power spectrum Several baselines displayed  
Timerange: 00/07:28:45 to 00/07:30:23

Plot file version 166 created 23-APR-2024 10:26:10

J2248+3718 EB107.UVDATA.1

Freq = 8.0805 GHz, Bw = 32.000 MH

No calibration applied and no bandpass applied

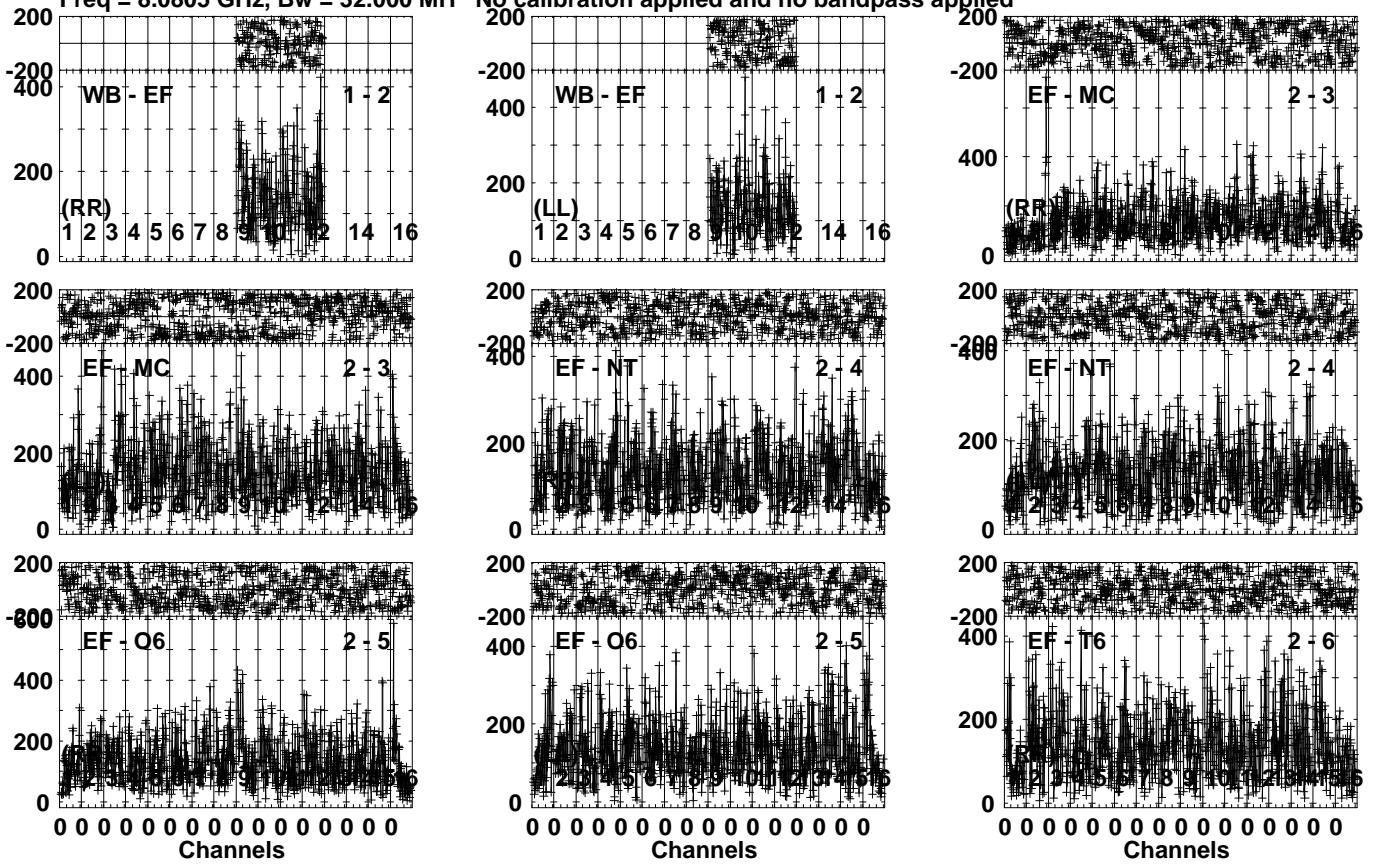


Lower frame: Milli Ampl Jy Top frame: Phas deg  
Vector averaged cross-power spectrum Several baselines displayed  
Timerange: 00/07:28:45 to 00/07:30:23

Plot file version 167 created 23-APR-2024 10:26:11

SN2014C EB107.UVDATA.1

Freq = 8.0805 GHz, Bw = 32.000 MH No calibration applied and no bandpass applied

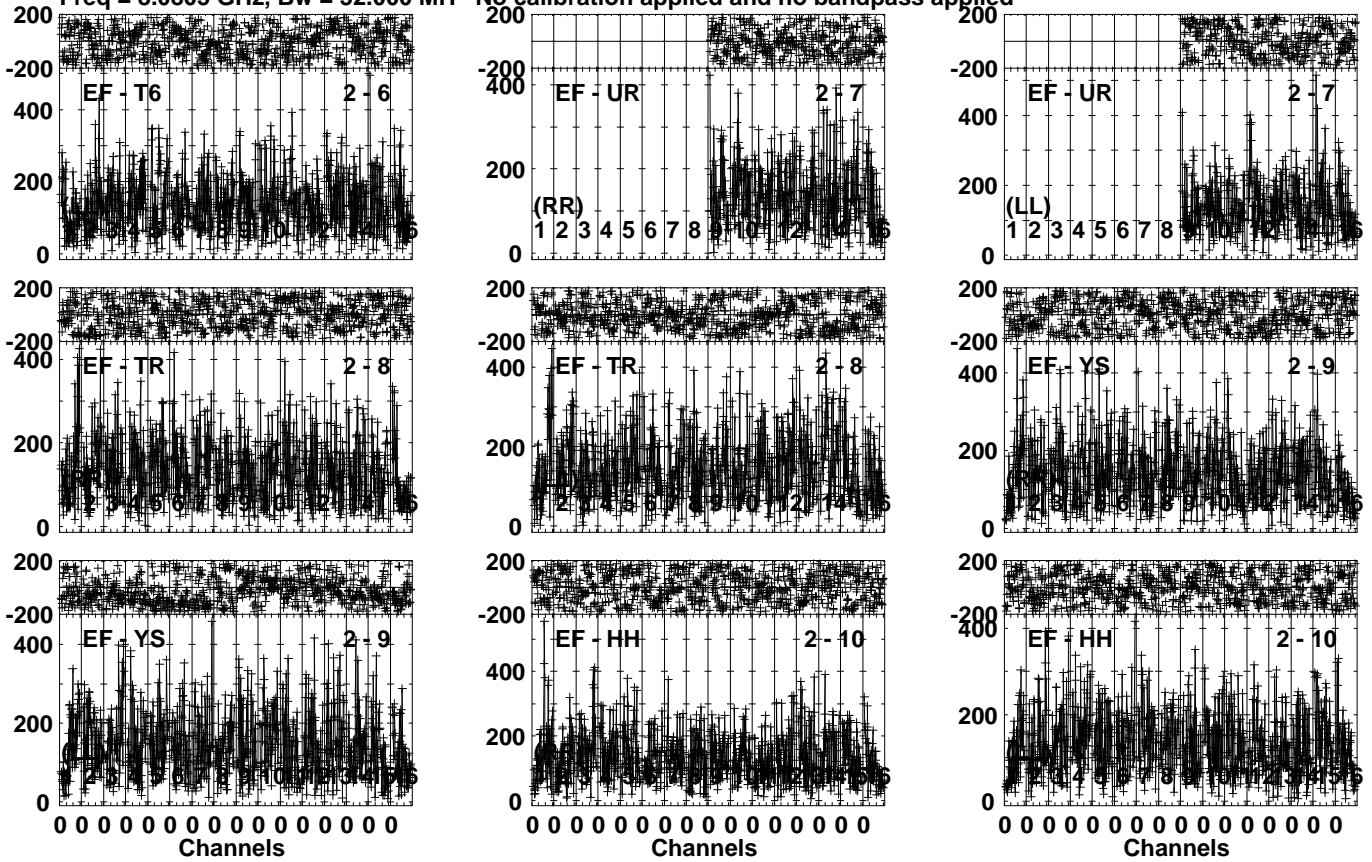


Lower frame: Micro Ampl Jy Top frame: Phas deg  
Vector averaged cross-power spectrum Several baselines displayed  
Timerange: 00/07:30:27 to 00/07:32:23

Plot file version 168 created 23-APR-2024 10:26:11

SN2014C EB107.UVDATA.1

Freq = 8.0805 GHz, Bw = 32.000 MH No calibration applied and no bandpass applied



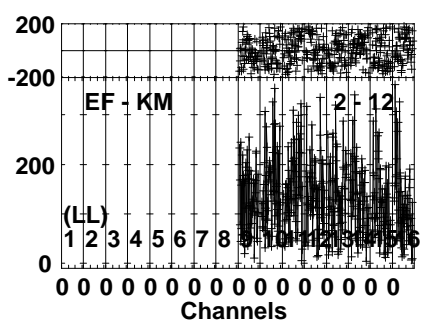
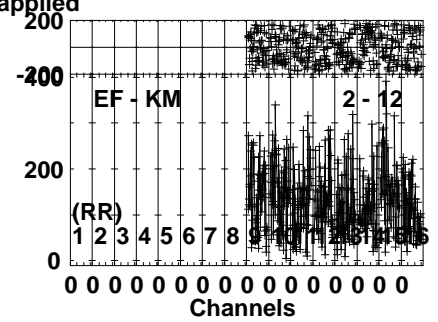
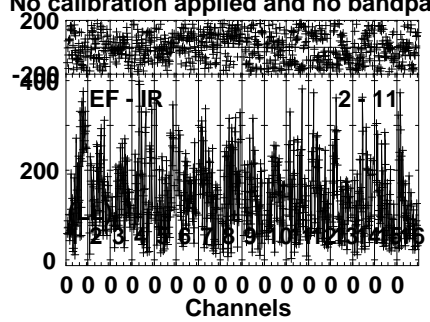
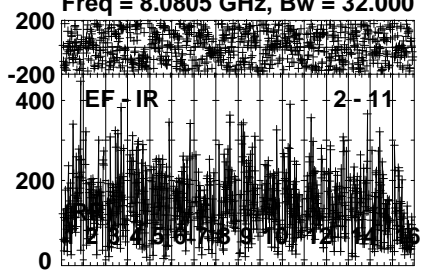
Lower frame: Micro Ampl Jy Top frame: Phas deg  
Vector averaged cross-power spectrum Several baselines displayed  
Timerange: 00/07:30:27 to 00/07:32:23



Plot file version 169 created 23-APR-2024 10:26:11

SN2014C EB107.UVDATA.1

Freq = 8.0805 GHz, Bw = 32.000 MH No calibration applied and no bandpass applied

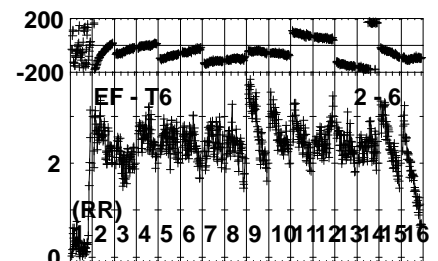
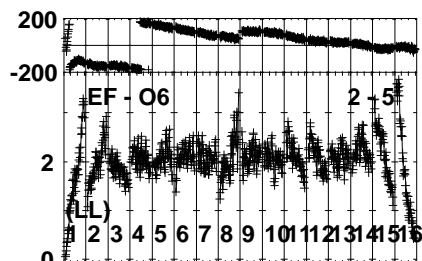
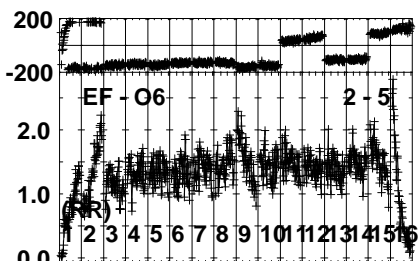
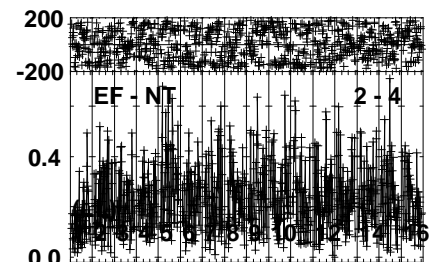
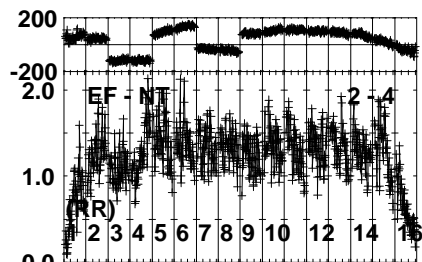
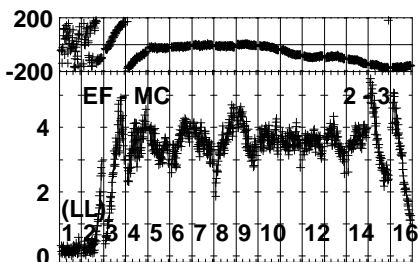
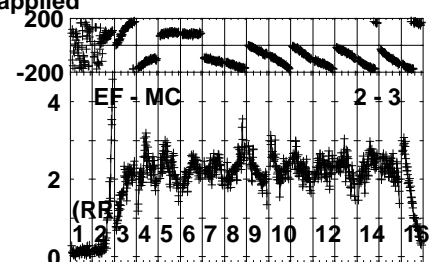
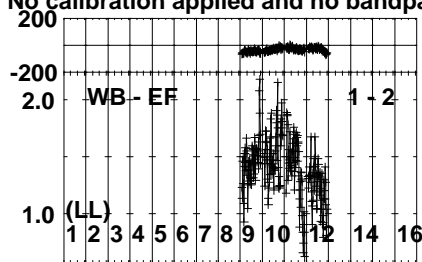
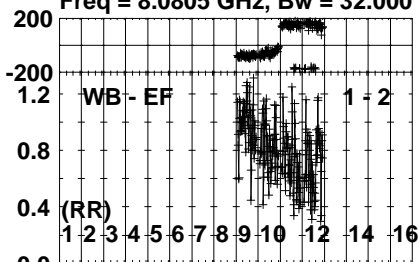


Lower frame: Micro Ampl Jy Top frame: Phas deg  
Vector averaged cross-power spectrum Several baselines displayed  
Timerange: 00/07:30:27 to 00/07:32:23

Plot file version 170 created 23-APR-2024 10:26:11

J2248+3718 EB107.UVDATA.1

Freq = 8.0805 GHz, Bw = 32.000 MH No calibration applied and no bandpass applied



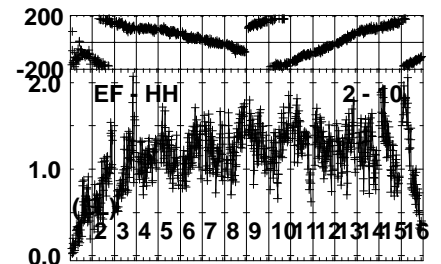
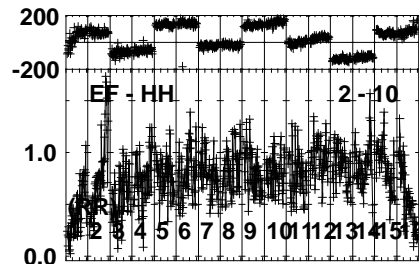
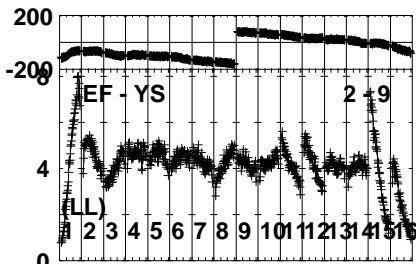
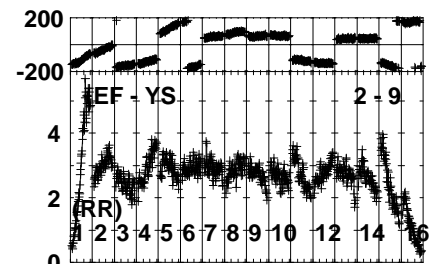
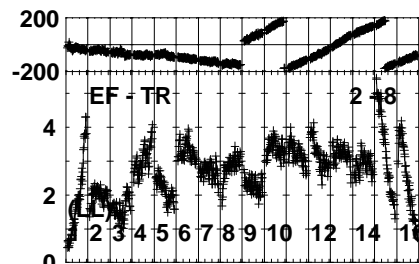
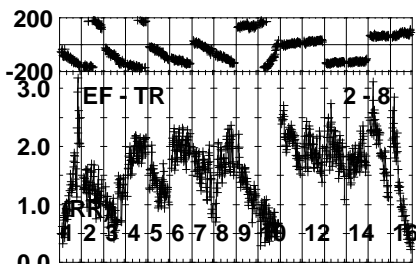
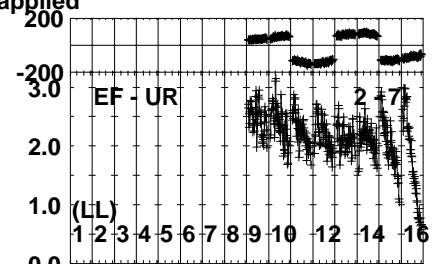
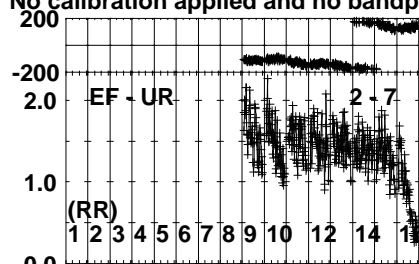
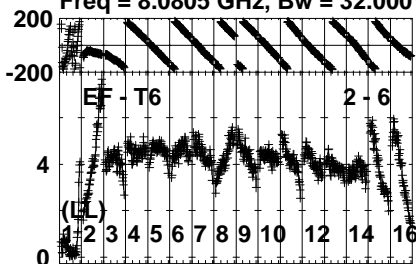
Lower frame: Milli Ampl Jy Top frame: Phas deg  
Vector averaged cross-power spectrum Several baselines displayed  
Timerange: 00/07:32:25 to 00/07:33:43

Plot file version 171 created 23-APR-2024 10:26:11

J2248+3718 EB107.UVDATA.1

Freq = 8.0805 GHz, Bw = 32.000 MH

No calibration applied and no bandpass applied



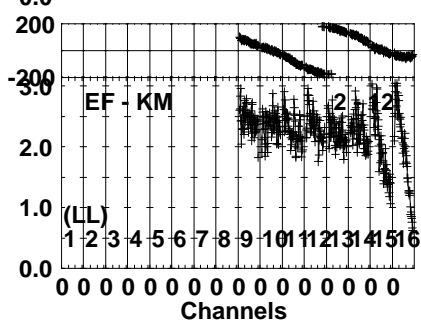
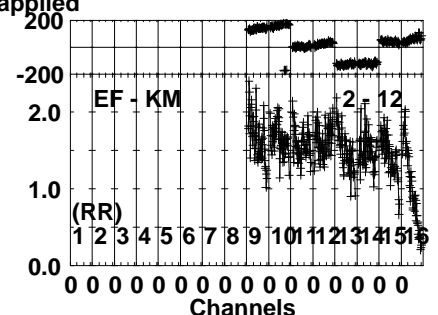
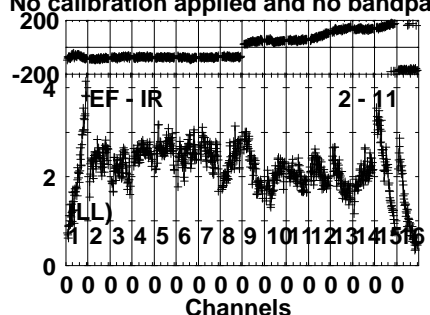
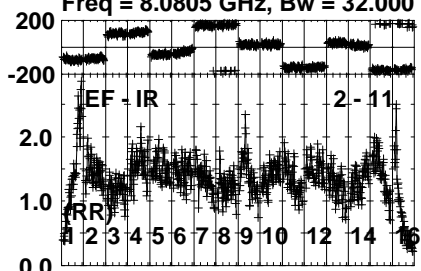
Lower frame: Milli Ampl Jy Top frame: Phas deg  
Vector averaged cross-power spectrum Several baselines displayed  
Timerange: 00/07:32:25 to 00/07:33:43

Plot file version 172 created 23-APR-2024 10:26:12

J2248+3718 EB107.UVDATA.1

Freq = 8.0805 GHz, Bw = 32.000 MH

No calibration applied and no bandpass applied

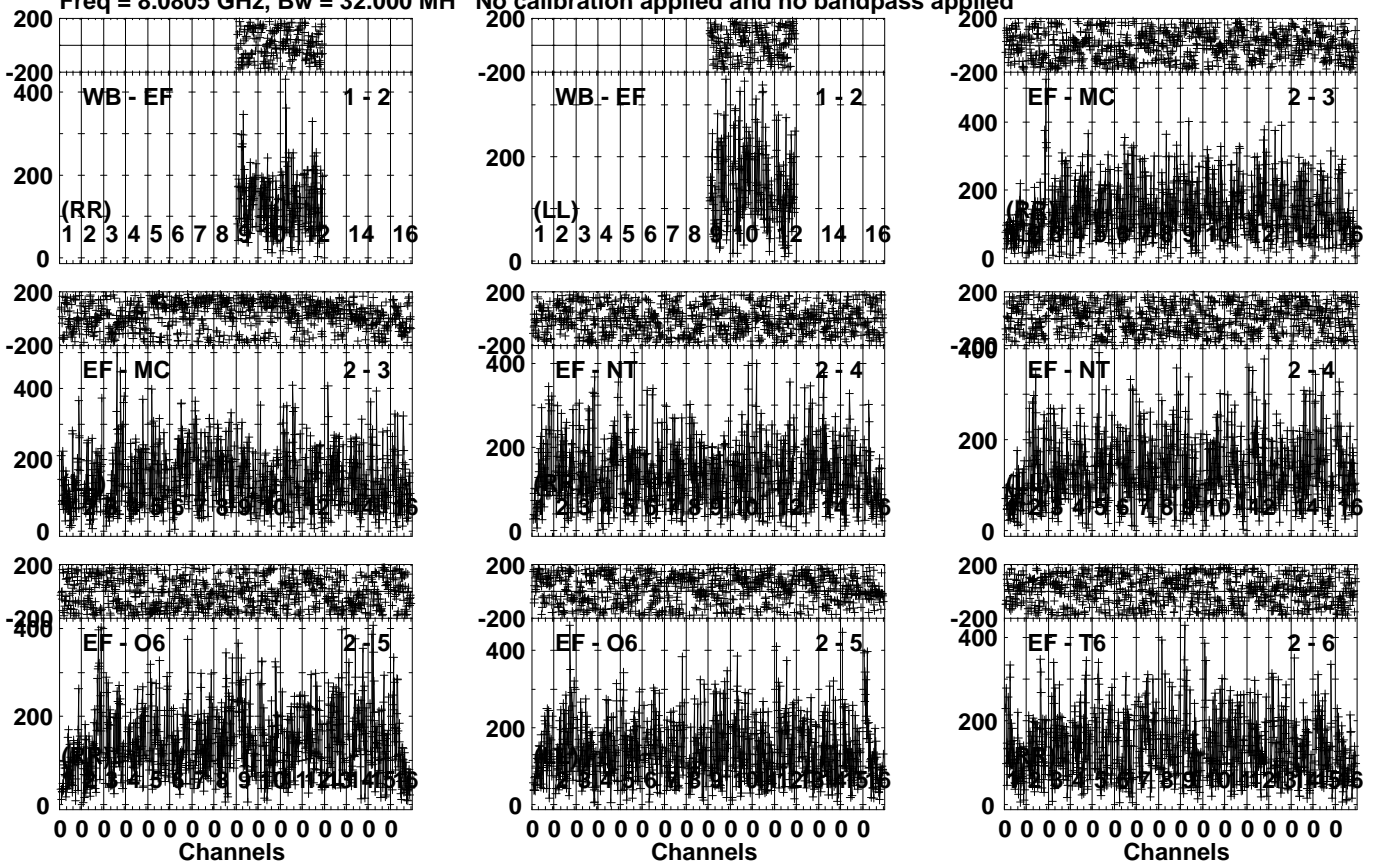


Lower frame: Milli Ampl Jy Top frame: Phas deg  
Vector averaged cross-power spectrum Several baselines displayed  
Timerange: 00/07:32:25 to 00/07:33:43

Plot file version 173 created 23-APR-2024 10:26:12

SN2014C EB107.UVDATA.1

Freq = 8.0805 GHz, Bw = 32.000 MH No calibration applied and no bandpass applied

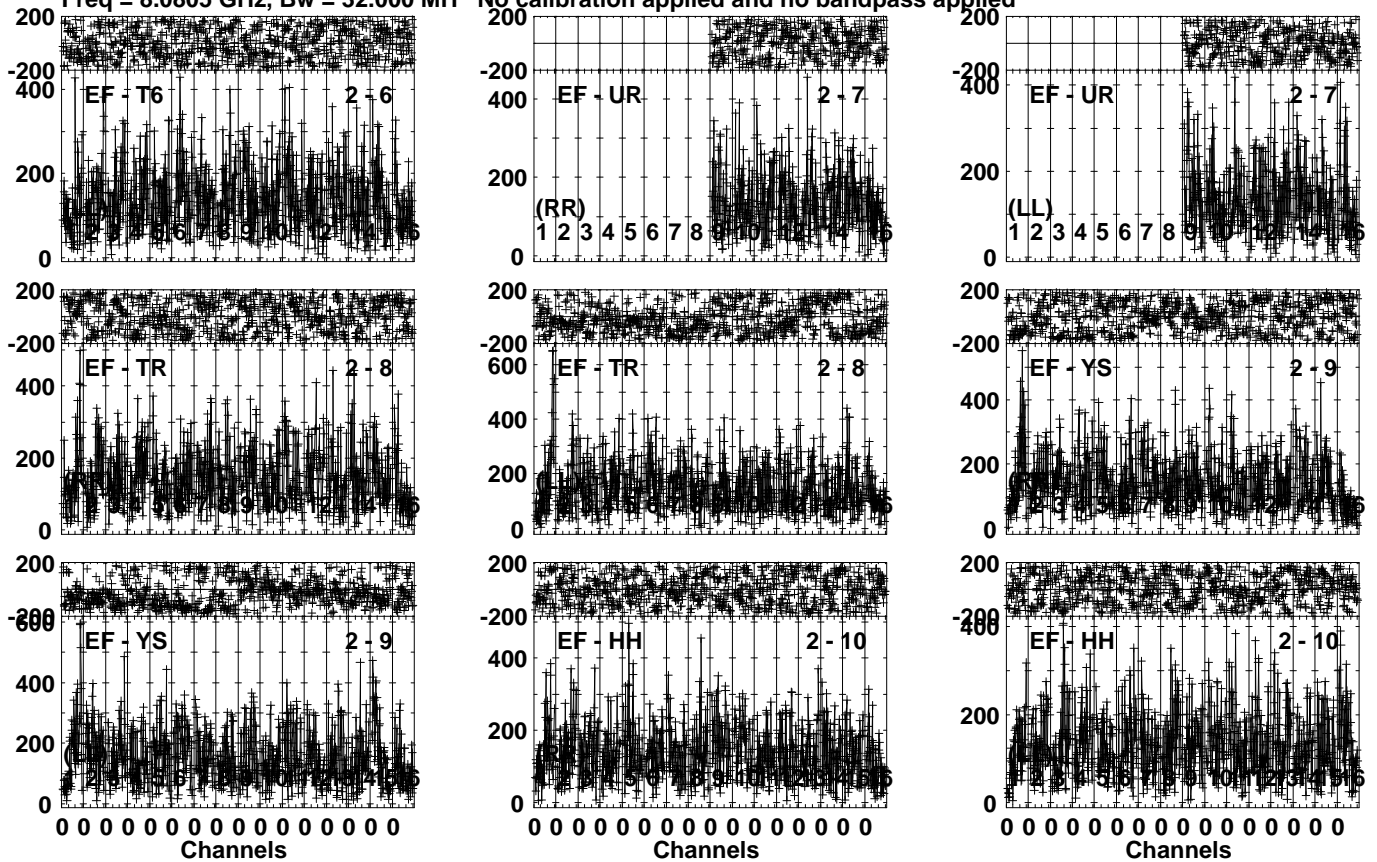


Lower frame: Micro Ampl Jy Top frame: Phas deg  
Vector averaged cross-power spectrum Several baselines displayed  
Timerange: 00/07:33:45 to 00/07:35:43

Plot file version 174 created 23-APR-2024 10:26:12

SN2014C EB107.UVDATA.1

Freq = 8.0805 GHz, Bw = 32.000 MH No calibration applied and no bandpass applied

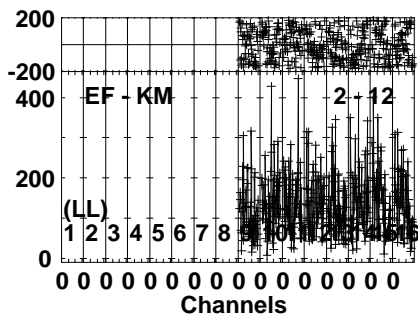
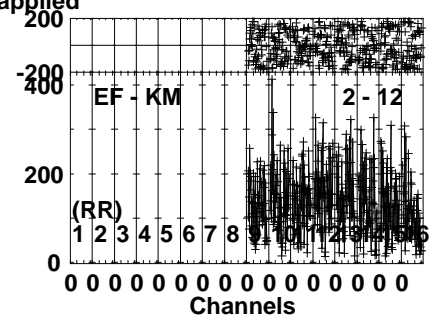
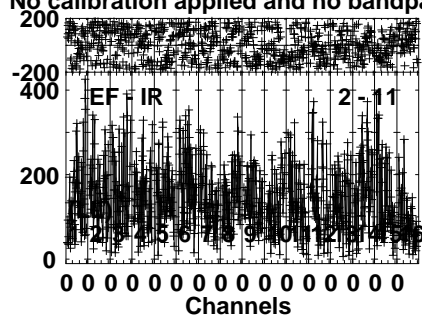
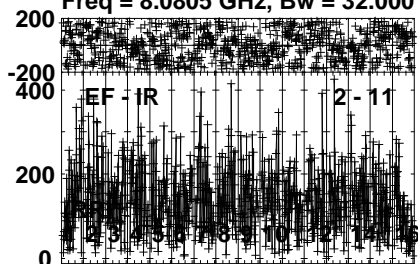


Lower frame: Micro Ampl Jy Top frame: Phas deg  
Vector averaged cross-power spectrum Several baselines displayed  
Timerange: 00/07:33:45 to 00/07:35:43

Plot file version 175 created 23-APR-2024 10:26:12

SN2014C EB107.UVDATA.1

Freq = 8.0805 GHz, Bw = 32.000 MH No calibration applied and no bandpass applied

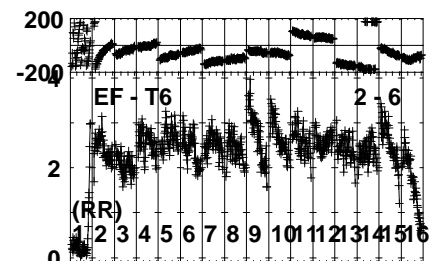
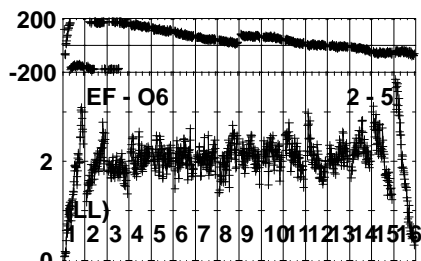
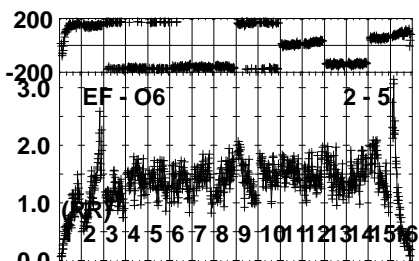
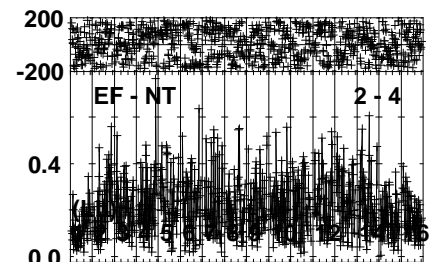
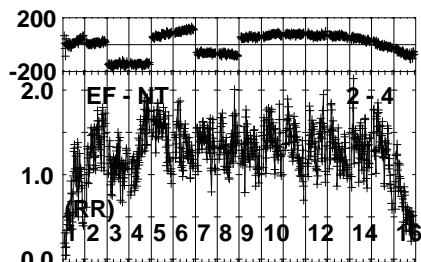
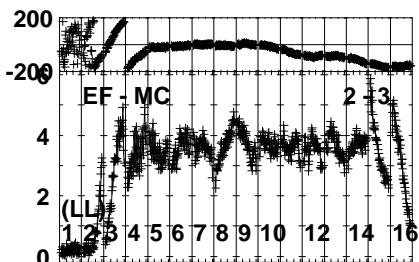
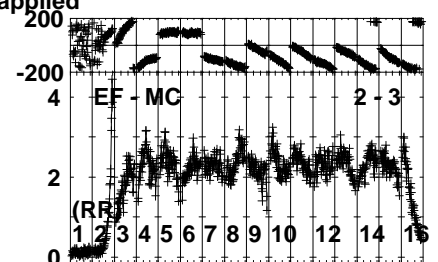
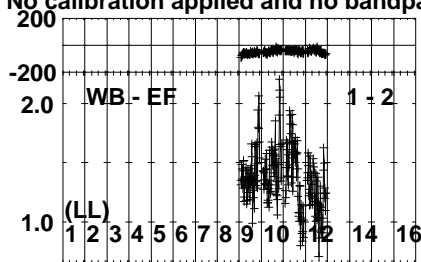
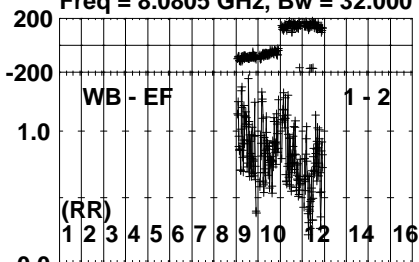


Lower frame: Micro Ampl Jy Top frame: Phas deg  
Vector averaged cross-power spectrum Several baselines displayed  
Timerange: 00/07:33:45 to 00/07:35:43

Plot file version 176 created 23-APR-2024 10:26:13

J2248+3718 EB107.UVDATA.1

Freq = 8.0805 GHz, Bw = 32.000 MH No calibration applied and no bandpass applied



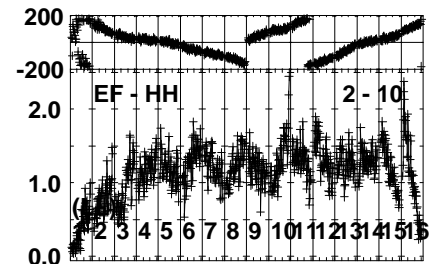
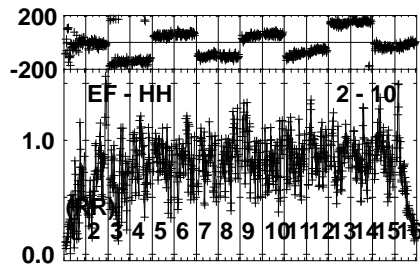
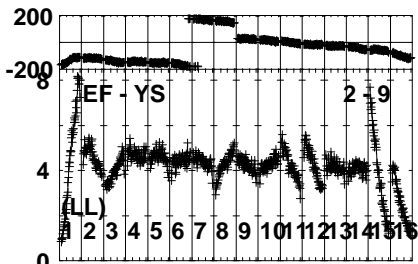
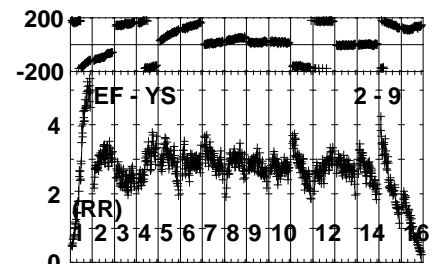
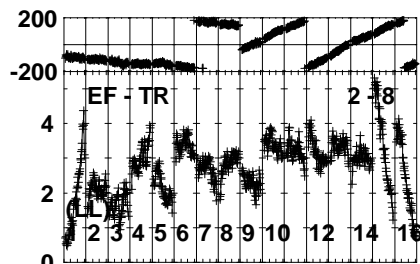
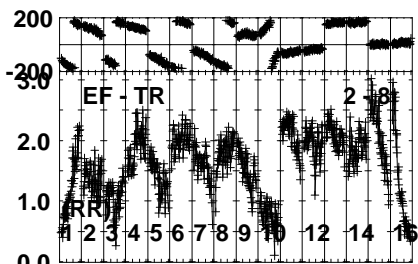
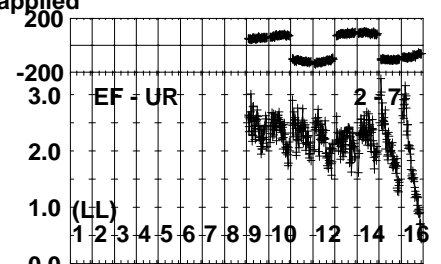
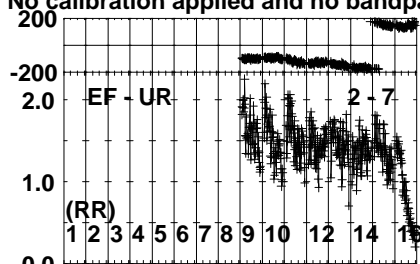
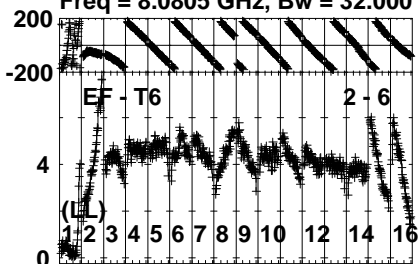
Lower frame: Milli Ampl Jy Top frame: Phas deg  
Vector averaged cross-power spectrum Several baselines displayed  
Timerange: 00/07:35:45 to 00/07:37:03



Plot file version 177 created 23-APR-2024 10:26:13

J2248+3718 EB107.UVDATA.1

Freq = 8.0805 GHz, Bw = 32.000 MH No calibration applied and no bandpass applied

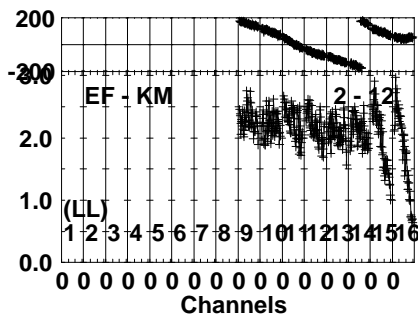
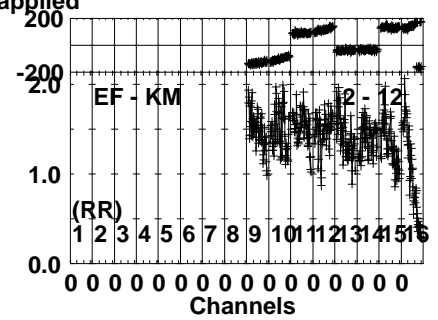
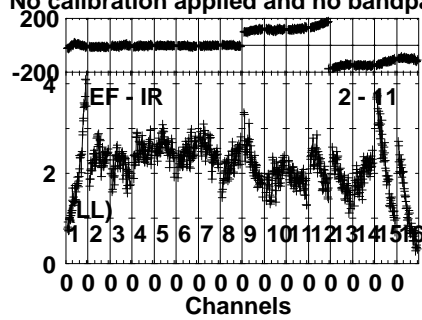
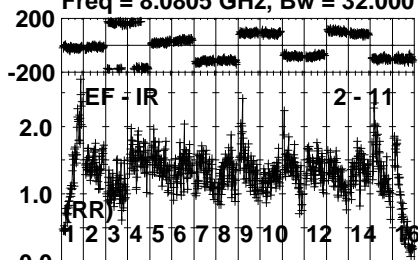


Lower frame: Milli Ampl Jy Top frame: Phas deg  
Vector averaged cross-power spectrum Several baselines displayed  
Timerange: 00/07:35:45 to 00/07:37:03

Plot file version 178 created 23-APR-2024 10:26:13

J2248+3718 EB107.UVDATA.1

Freq = 8.0805 GHz, Bw = 32.000 MH No calibration applied and no bandpass applied

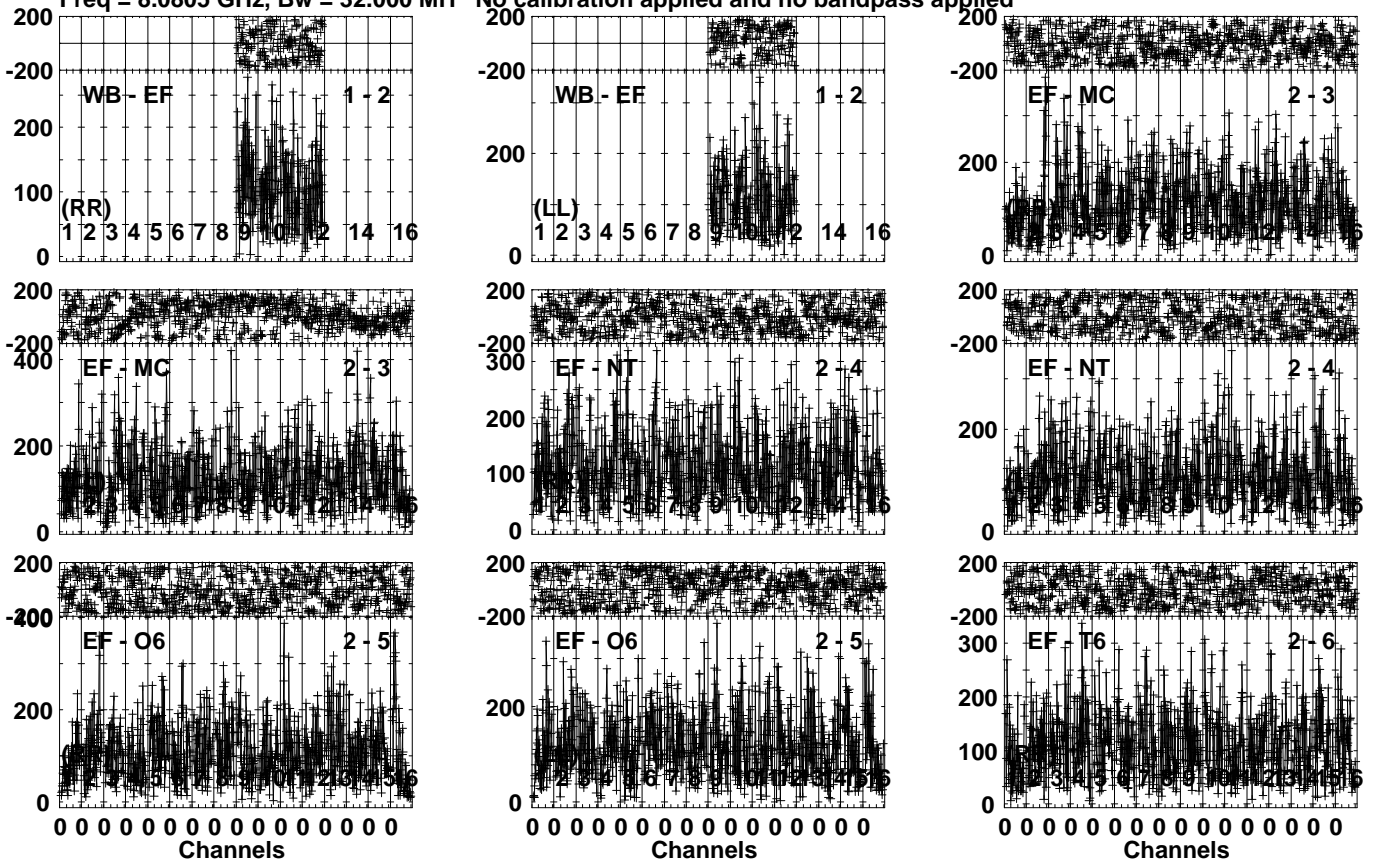


Lower frame: Milli Ampl Jy Top frame: Phas deg  
Vector averaged cross-power spectrum Several baselines displayed  
Timerange: 00/07:35:45 to 00/07:37:03

Plot file version 179 created 23-APR-2024 10:26:13

SN2014C EB107.UVDATA.1

Freq = 8.0805 GHz, Bw = 32.000 MH No calibration applied and no bandpass applied

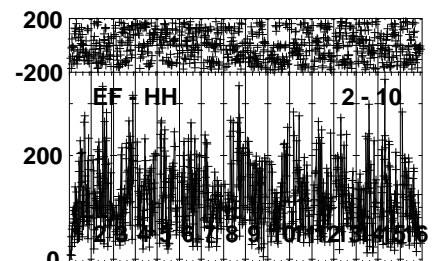
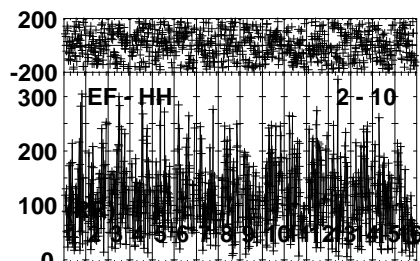
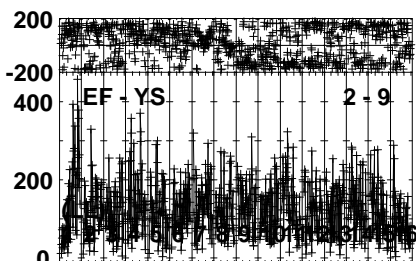
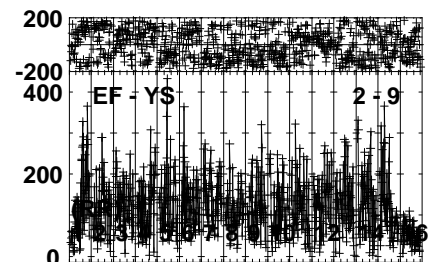
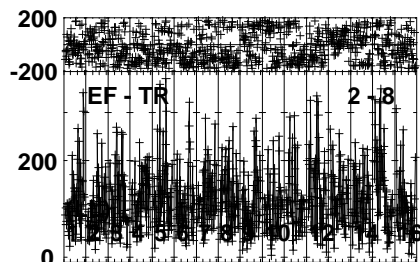
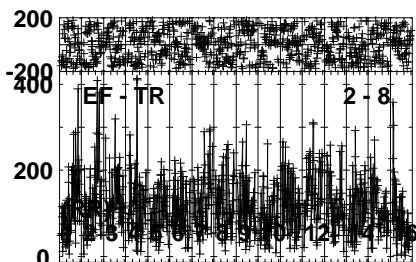
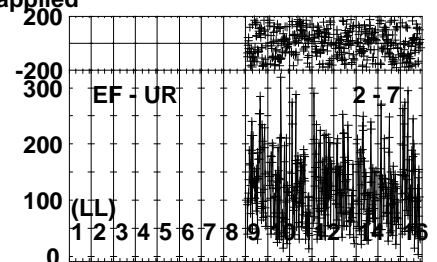
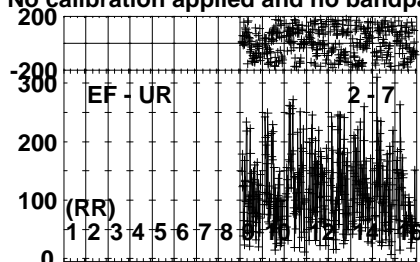
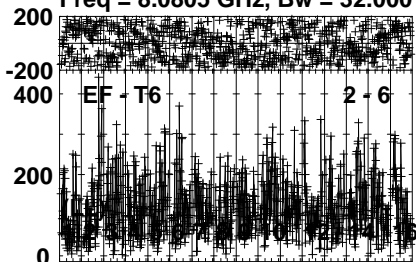


Lower frame: Micro Ampl Jy Top frame: Phas deg  
Vector averaged cross-power spectrum Several baselines displayed  
Timerange: 00/07:37:51 to 00/07:39:29

Plot file version 180 created 23-APR-2024 10:26:13

SN2014C EB107.UVDATA.1

Freq = 8.0805 GHz, Bw = 32.000 MH No calibration applied and no bandpass applied

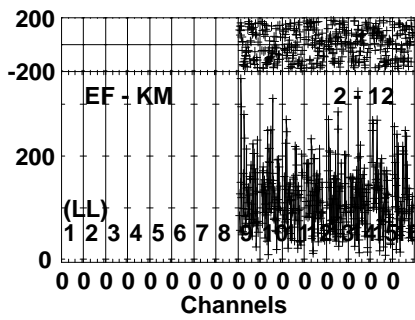
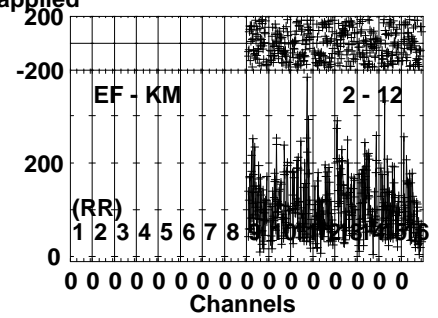
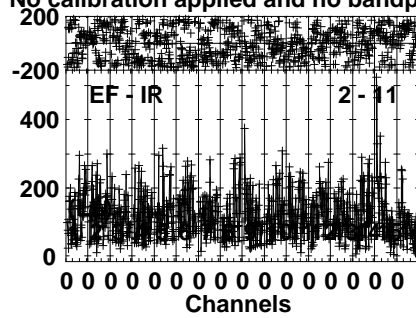
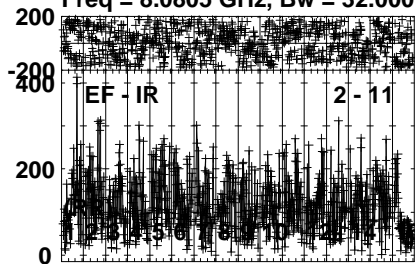


Lower frame: Micro Ampl Jy Top frame: Phas deg  
Vector averaged cross-power spectrum Several baselines displayed  
Timerange: 00/07:37:51 to 00/07:39:29

Plot file version 181 created 23-APR-2024 10:26:14

SN2014C EB107.UVDATA.1

Freq = 8.0805 GHz, Bw = 32.000 MH No calibration applied and no bandpass applied

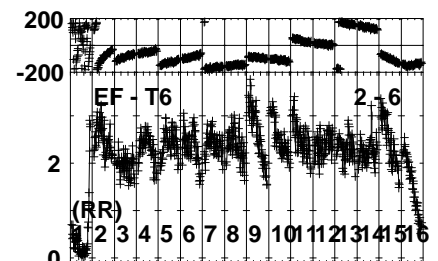
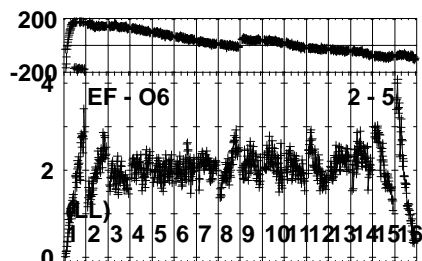
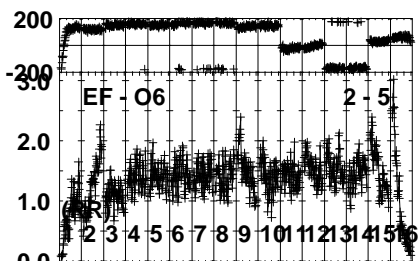
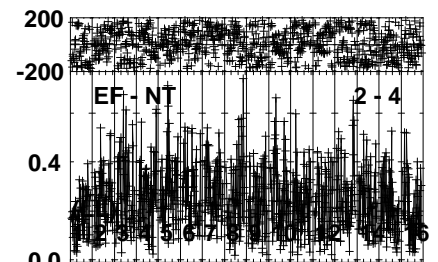
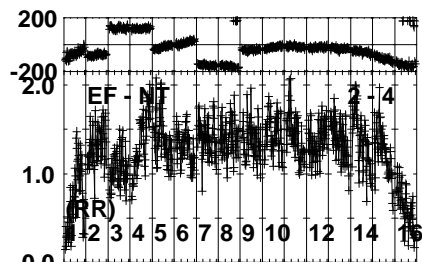
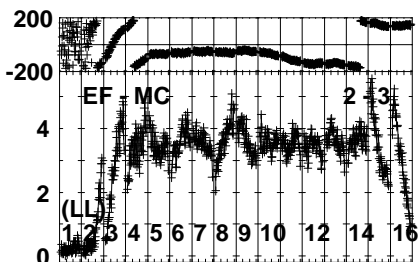
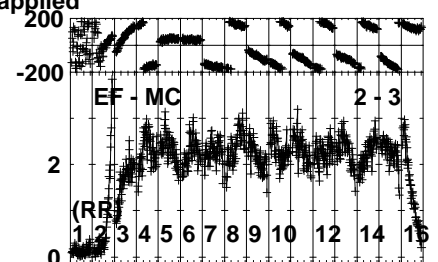
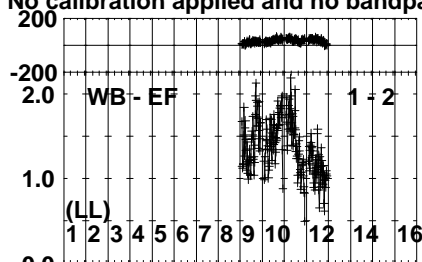
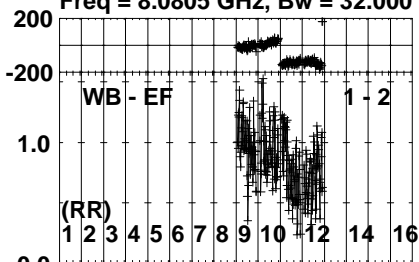


Lower frame: Micro Ampl Jy Top frame: Phas deg  
Vector averaged cross-power spectrum Several baselines displayed  
Timerange: 00/07:37:51 to 00/07:39:29

Plot file version 182 created 23-APR-2024 10:26:14

J2248+3718 EB107.UVDATA.1

Freq = 8.0805 GHz, Bw = 32.000 MH No calibration applied and no bandpass applied



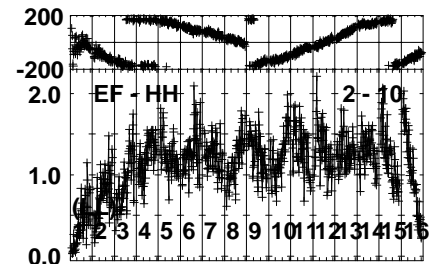
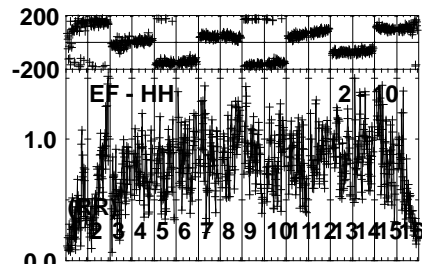
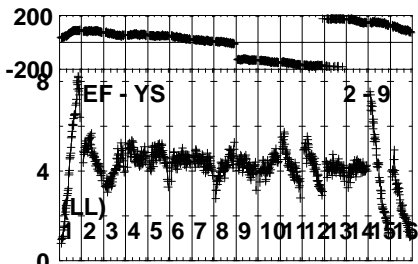
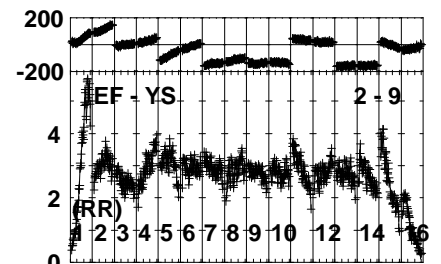
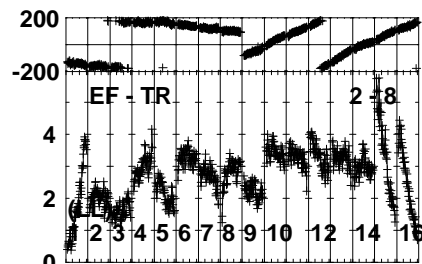
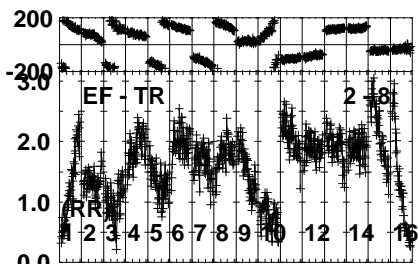
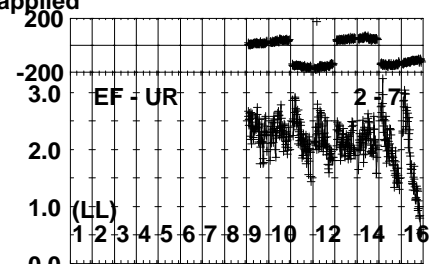
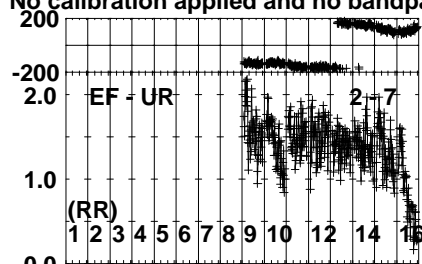
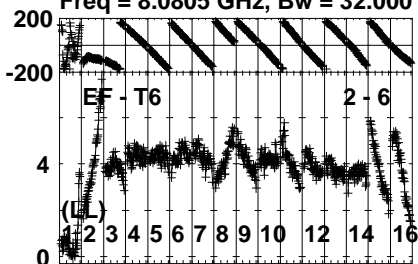
Lower frame: Milli Ampl Jy Top frame: Phas deg  
Vector averaged cross-power spectrum Several baselines displayed  
Timerange: 00/07:39:33 to 00/07:40:49

Plot file version 183 created 23-APR-2024 10:26:14

J2248+3718 EB107.UVDATA.1

Freq = 8.0805 GHz, Bw = 32.000 MH

No calibration applied and no bandpass applied

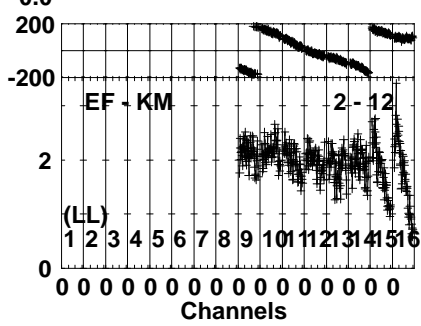
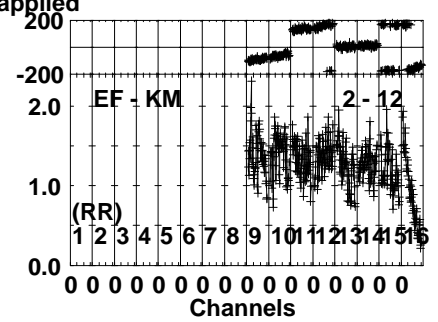
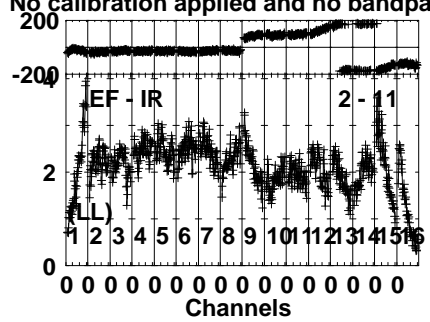
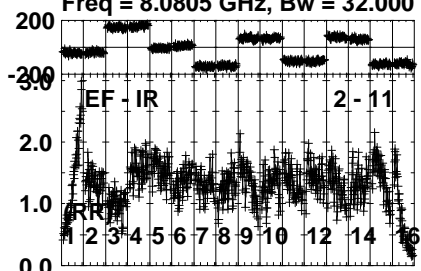


Lower frame: Milli Ampl Jy Top frame: Phas deg  
Vector averaged cross-power spectrum Several baselines displayed  
Timerange: 00/07:39:33 to 00/07:40:49

Plot file version 184 created 23-APR-2024 10:26:14

J2248+3718 EB107.UVDATA.1

Freq = 8.0805 GHz, Bw = 32.000 MH No calibration applied and no bandpass applied



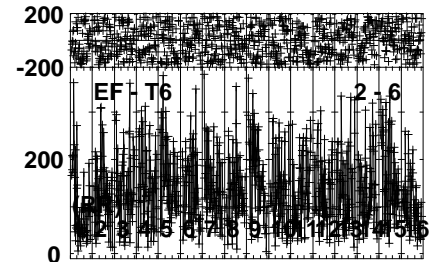
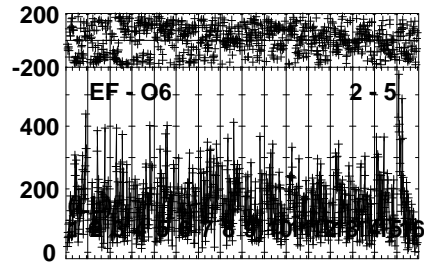
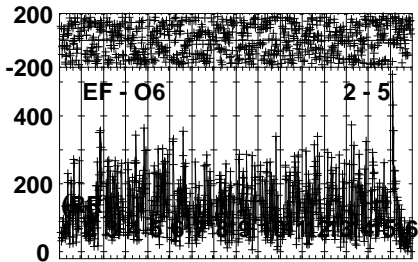
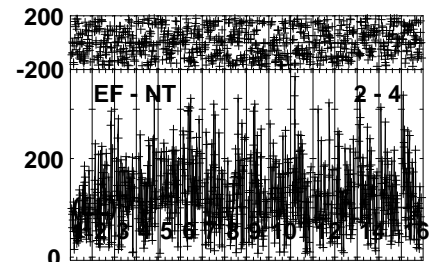
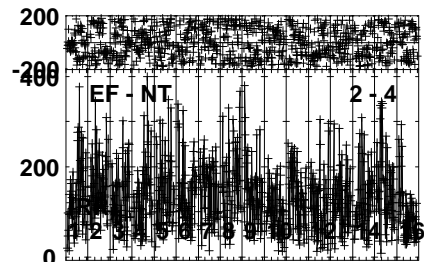
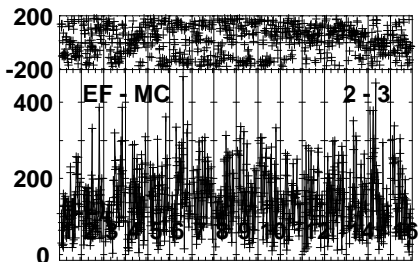
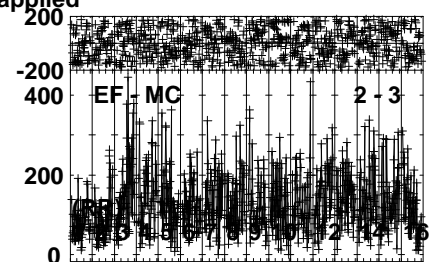
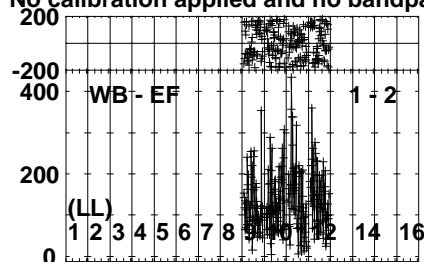
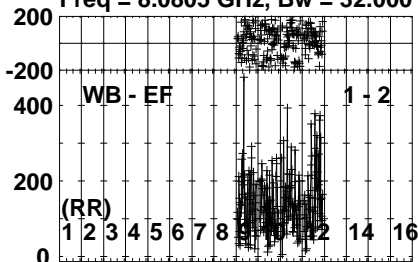
Lower frame: Milli Ampl Jy Top frame: Phas deg  
Vector averaged cross-power spectrum Several baselines displayed  
Timerange: 00/07:39:33 to 00/07:40:49



Plot file version 185 created 23-APR-2024 10:26:14

SN2014C EB107.UVDATA.1

Freq = 8.0805 GHz, Bw = 32.000 MH No calibration applied and no bandpass applied

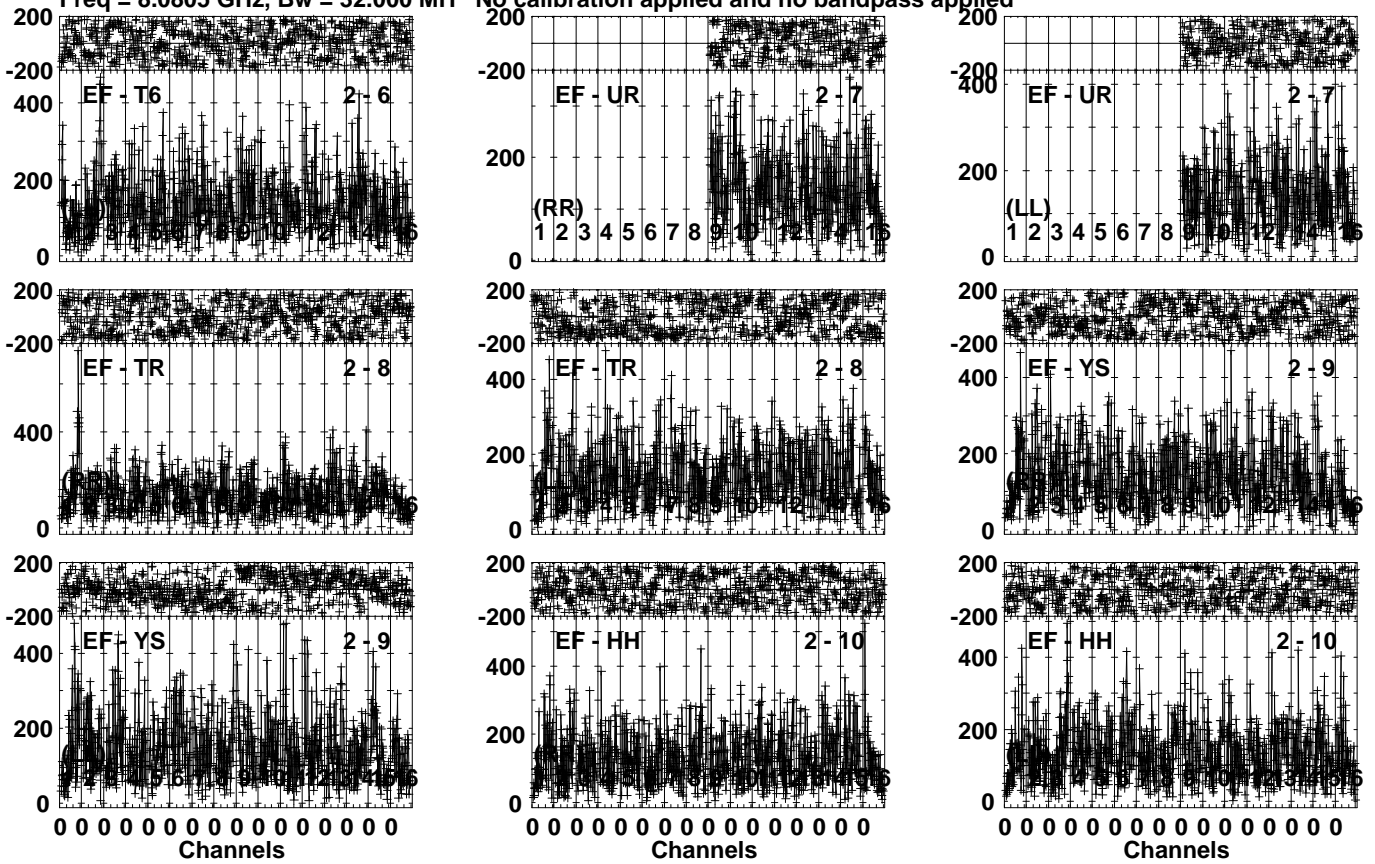


Lower frame: Micro Ampl Jy Top frame: Phas deg  
Vector averaged cross-power spectrum Several baselines displayed  
Timerange: 00/07:40:53 to 00/07:42:49

Plot file version 186 created 23-APR-2024 10:26:15

SN2014C EB107.UVDATA.1

Freq = 8.0805 GHz, Bw = 32.000 MH No calibration applied and no bandpass applied

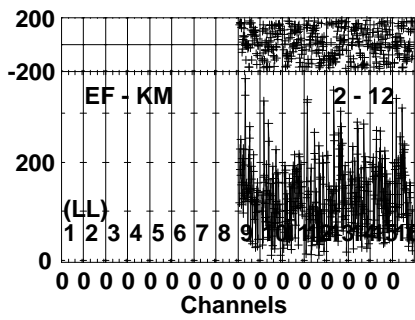
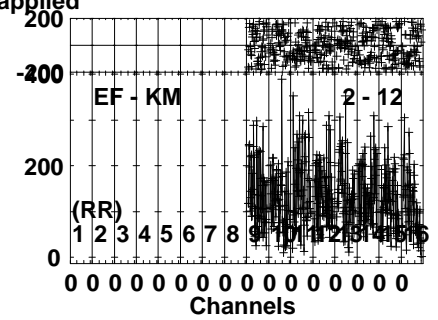
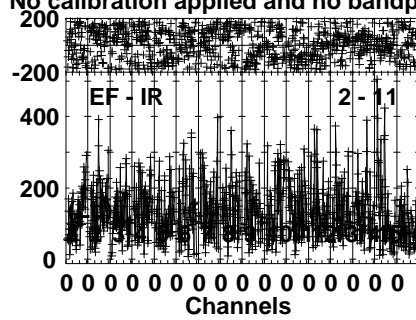
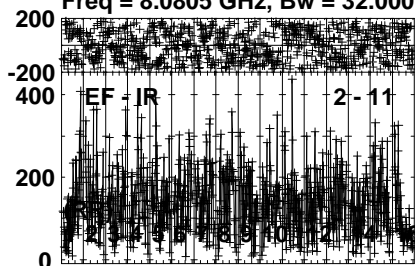


Lower frame: Micro Ampl Jy Top frame: Phas deg  
Vector averaged cross-power spectrum Several baselines displayed  
Timerange: 00/07:40:53 to 00/07:42:49

Plot file version 187 created 23-APR-2024 10:26:15

SN2014C EB107.UVDATA.1

Freq = 8.0805 GHz, Bw = 32.000 MH No calibration applied and no bandpass applied

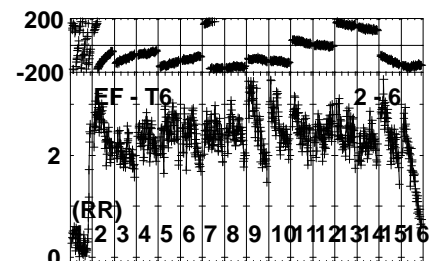
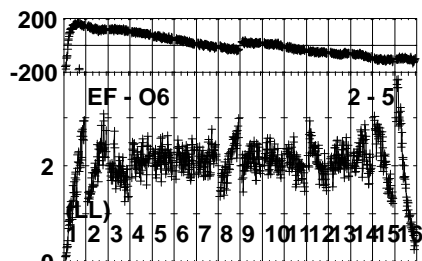
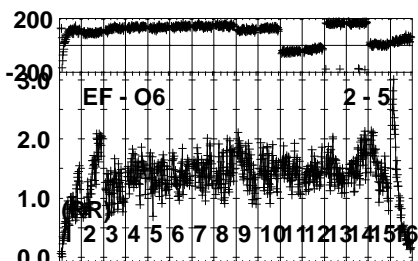
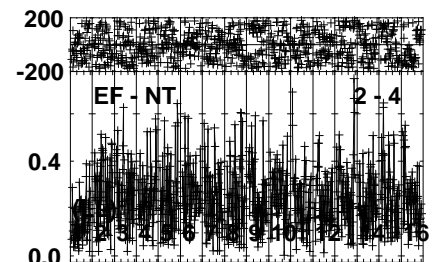
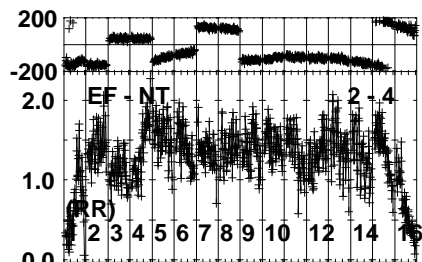
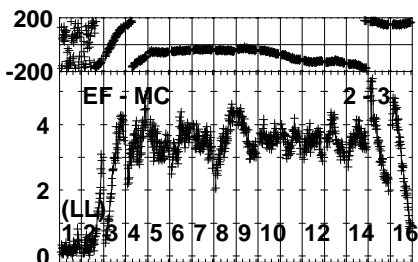
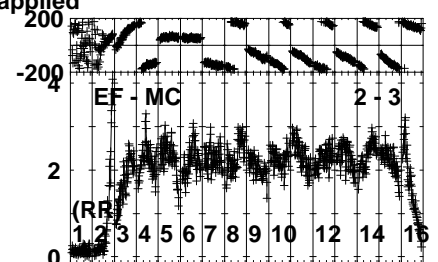
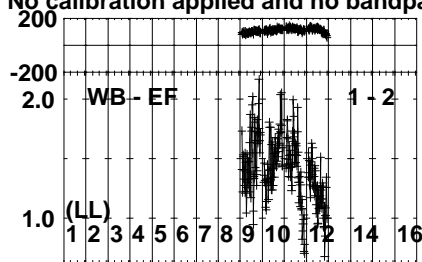
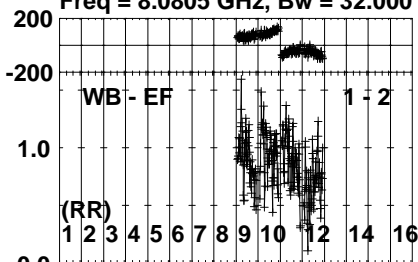


Lower frame: Micro Ampl Jy Top frame: Phas deg  
Vector averaged cross-power spectrum Several baselines displayed  
Timerange: 00/07:40:53 to 00/07:42:49

Plot file version 188 created 23-APR-2024 10:26:15

J2248+3718 EB107.UVDATA.1

Freq = 8.0805 GHz, Bw = 32.000 MH No calibration applied and no bandpass applied

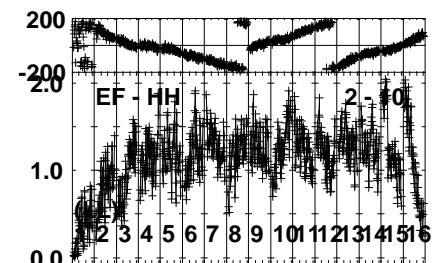
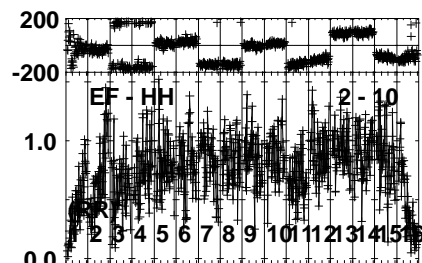
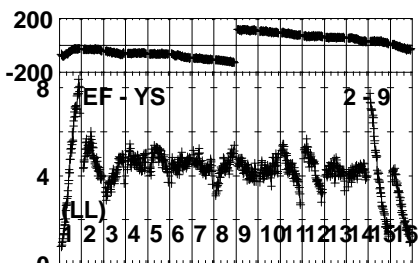
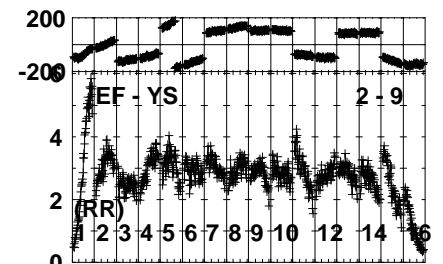
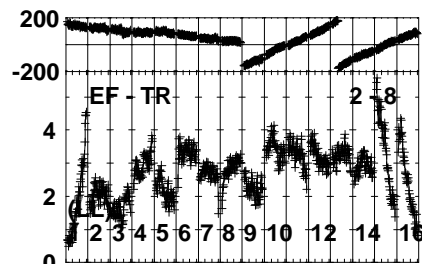
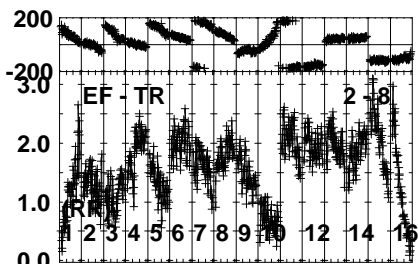
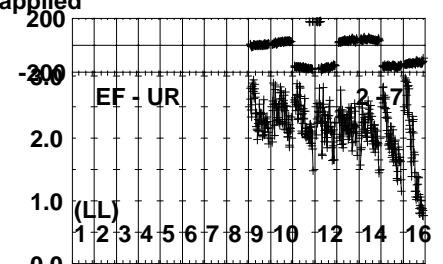
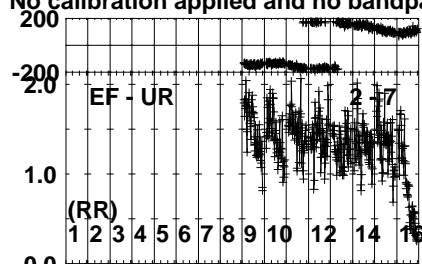
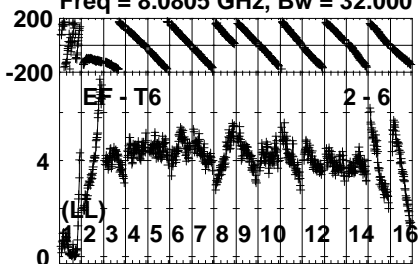


Lower frame: Milli Ampl Jy Top frame: Phas deg  
Vector averaged cross-power spectrum Several baselines displayed  
Timerange: 00/07:42:51 to 00/07:44:09

Plot file version 189 created 23-APR-2024 10:26:15

J2248+3718 EB107.UVDATA.1

Freq = 8.0805 GHz, Bw = 32.000 MH No calibration applied and no bandpass applied

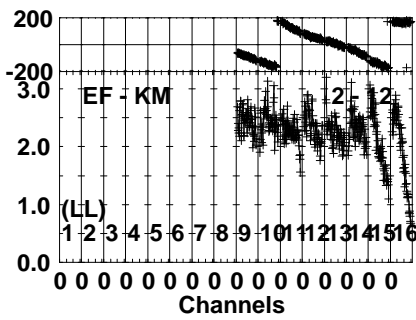
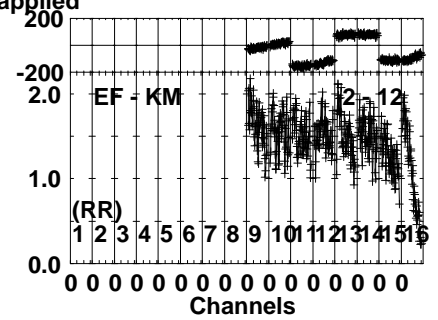
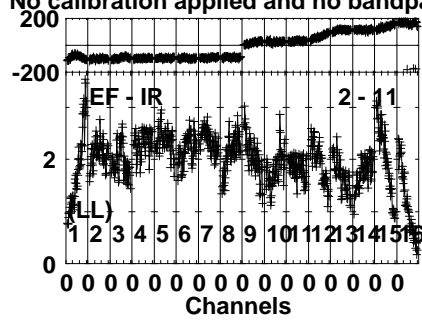
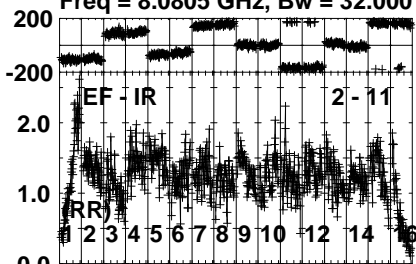


Lower frame: Milli Ampl Jy Top frame: Phas deg  
Vector averaged cross-power spectrum Several baselines displayed  
Timerange: 00/07:42:51 to 00/07:44:09

Plot file version 190 created 23-APR-2024 10:26:16

J2248+3718 EB107.UVDATA.1

Freq = 8.0805 GHz, Bw = 32.000 MH No calibration applied and no bandpass applied

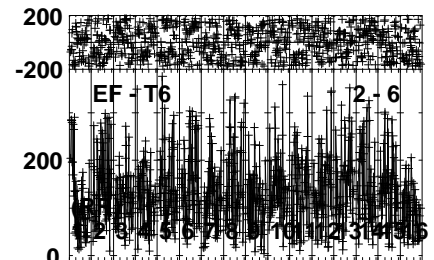
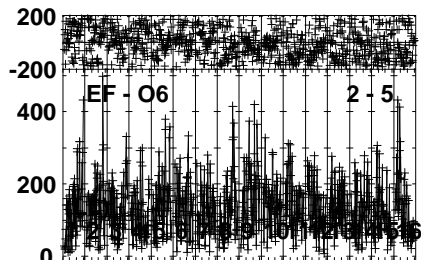
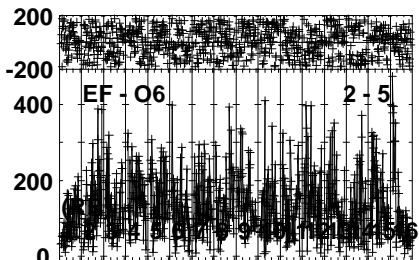
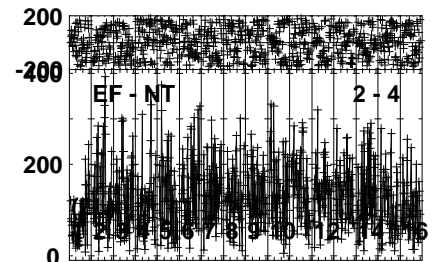
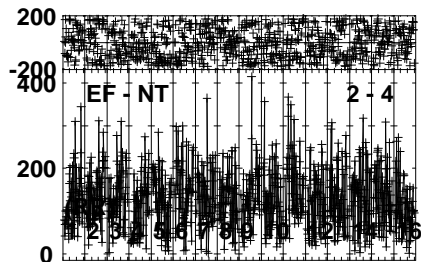
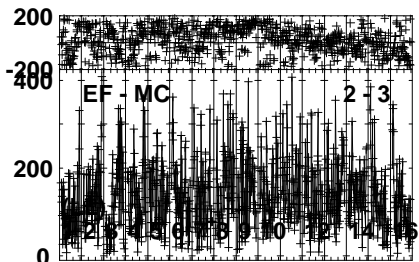
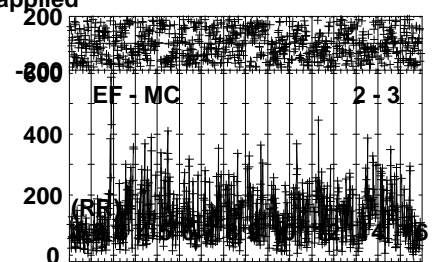
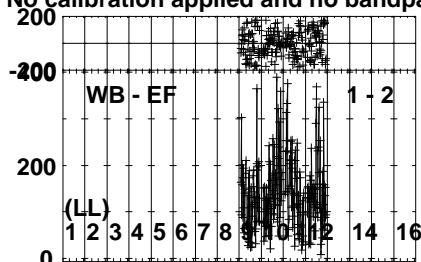
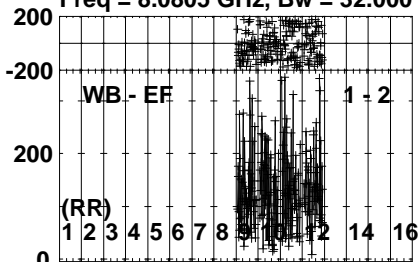


Lower frame: Milli Ampl Jy Top frame: Phas deg  
Vector averaged cross-power spectrum Several baselines displayed  
Timerange: 00/07:42:51 to 00/07:44:09

Plot file version 191 created 23-APR-2024 10:26:16

SN2014C EB107.UVDATA.1

Freq = 8.0805 GHz, Bw = 32.000 MH No calibration applied and no bandpass applied

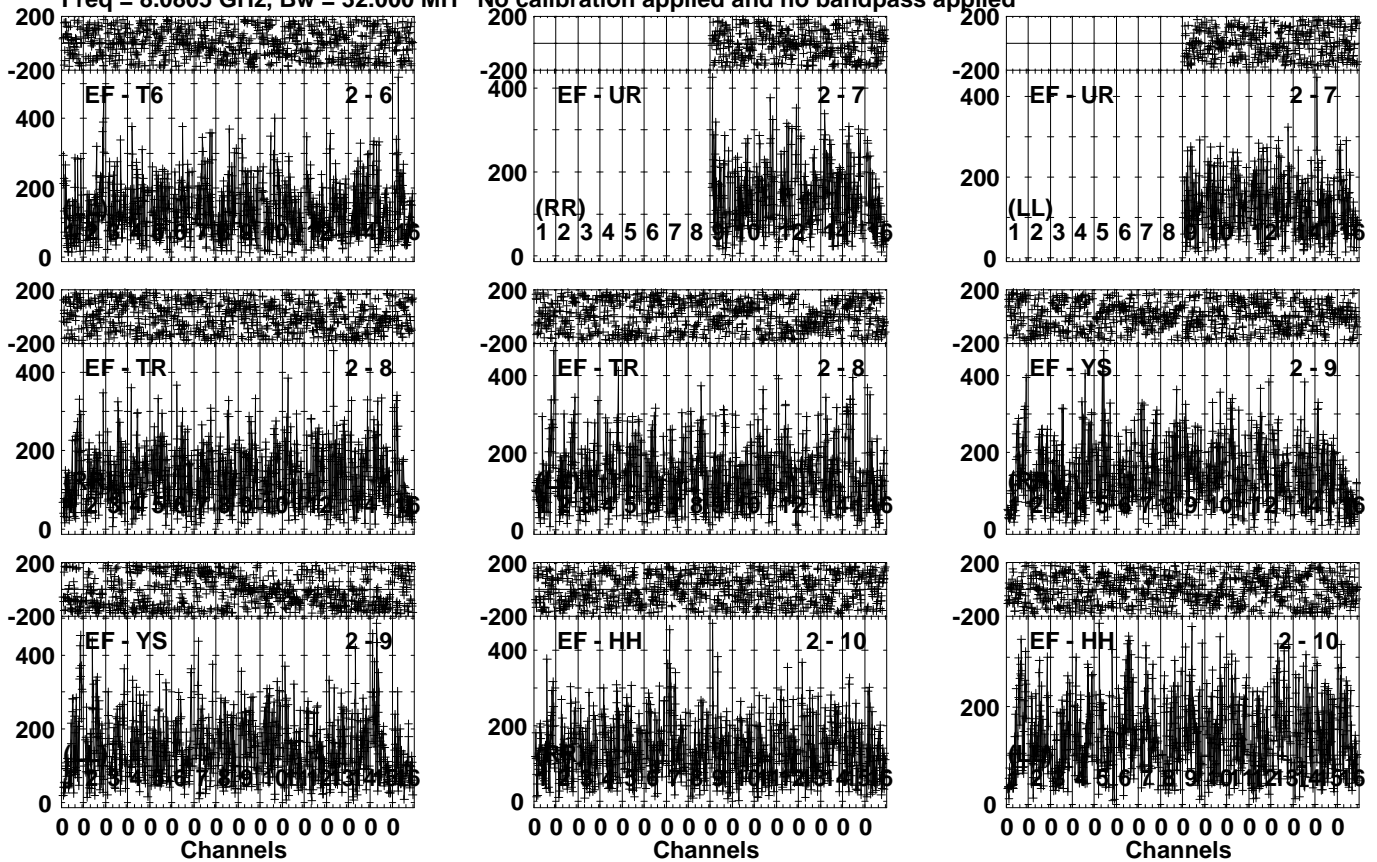


Lower frame: Micro Ampl Jy Top frame: Phas deg  
Vector averaged cross-power spectrum Several baselines displayed  
Timerange: 00/07:44:11 to 00/07:46:09

Plot file version 192 created 23-APR-2024 10:26:16

SN2014C EB107.UVDATA.1

Freq = 8.0805 GHz, Bw = 32.000 MH No calibration applied and no bandpass applied



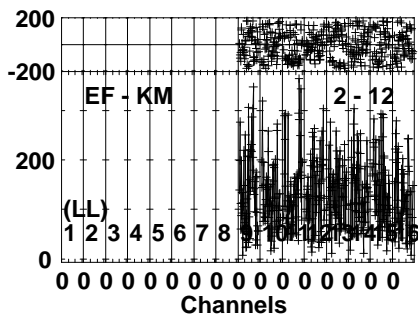
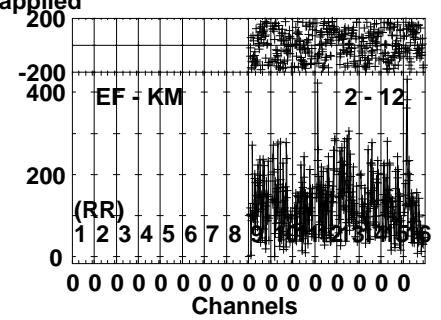
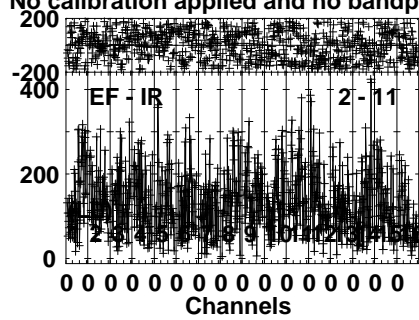
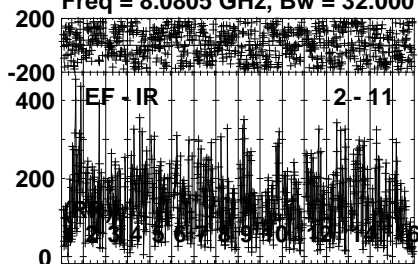
Lower frame: Micro Ampl Jy Top frame: Phas deg  
Vector averaged cross-power spectrum Several baselines displayed  
Timerange: 00/07:44:11 to 00/07:46:09



Plot file version 193 created 23-APR-2024 10:26:16

SN2014C EB107.UVDATA.1

Freq = 8.0805 GHz, Bw = 32.000 MH No calibration applied and no bandpass applied

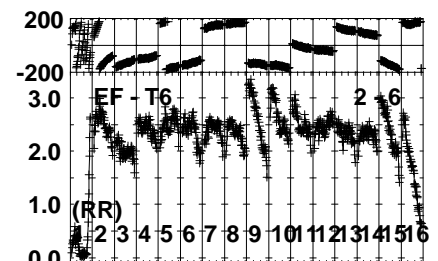
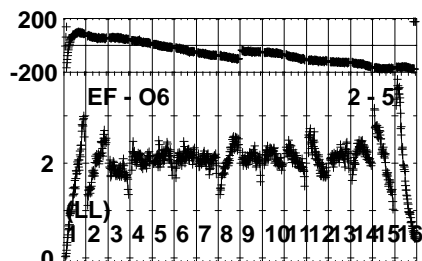
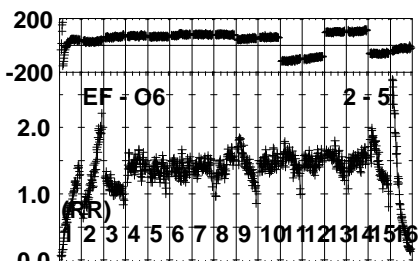
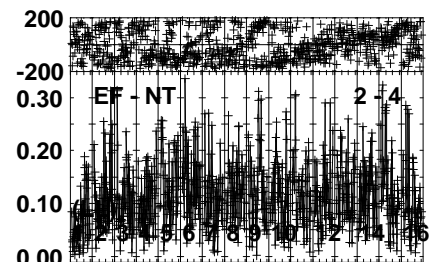
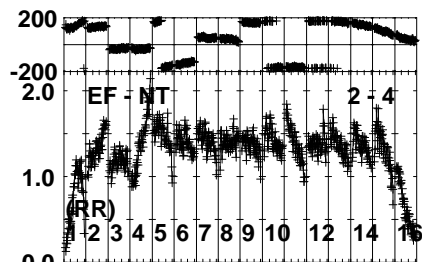
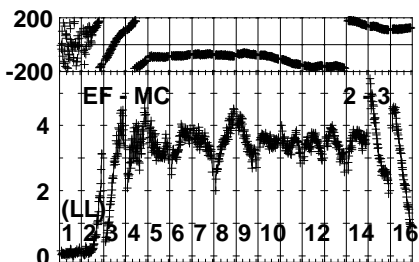
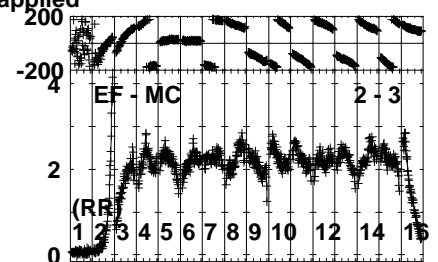
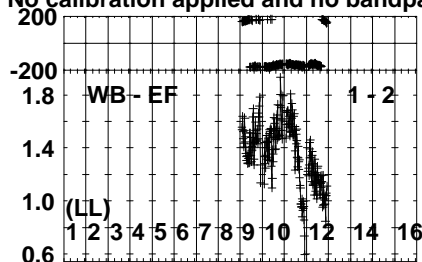
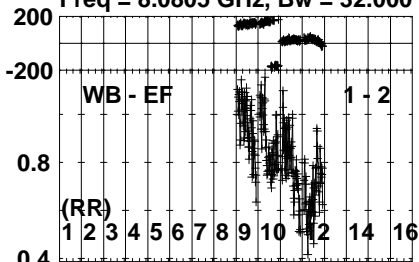


Lower frame: Micro Ampl Jy Top frame: Phas deg  
Vector averaged cross-power spectrum Several baselines displayed  
Timerange: 00/07:44:11 to 00/07:46:09

Plot file version 194 created 23-APR-2024 10:26:17

J2248+3718 EB107.UVDATA.1

Freq = 8.0805 GHz, Bw = 32.000 MH No calibration applied and no bandpass applied

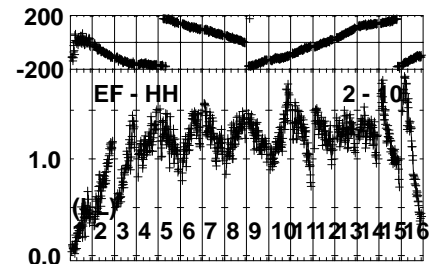
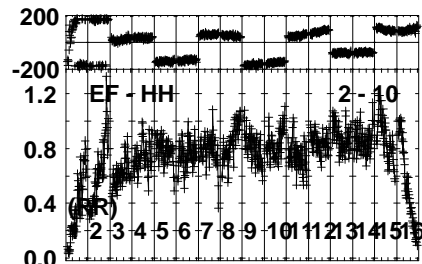
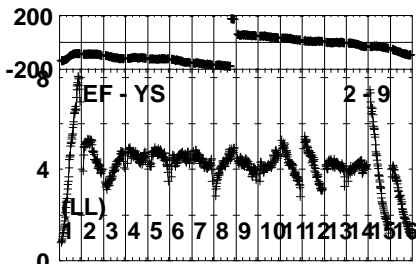
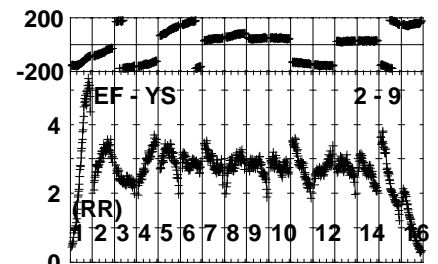
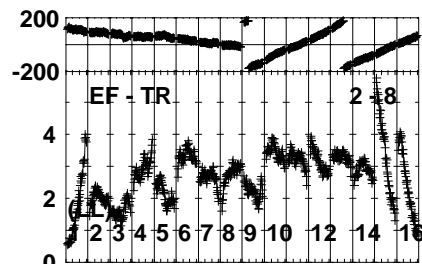
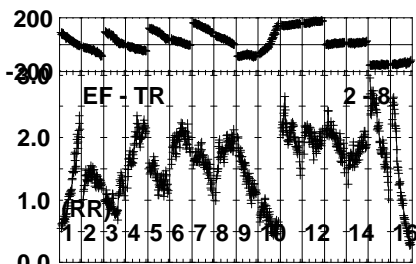
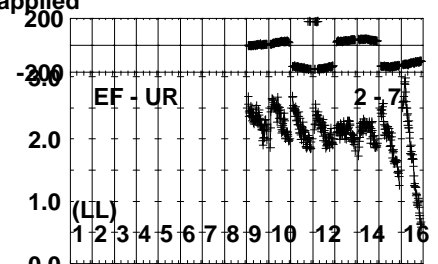
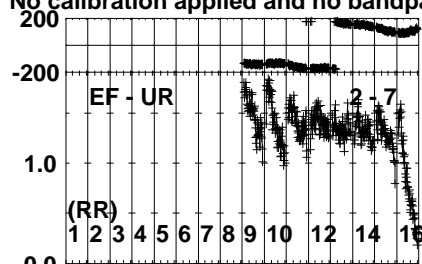
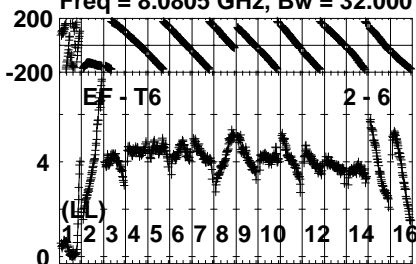


Lower frame: Milli Ampl Jy Top frame: Phas deg  
Vector averaged cross-power spectrum Several baselines displayed  
Timerange: 00/07:46:57 to 00/07:48:35

Plot file version 195 created 23-APR-2024 10:26:17

J2248+3718 EB107.UVDATA.1

Freq = 8.0805 GHz, Bw = 32.000 MH No calibration applied and no bandpass applied



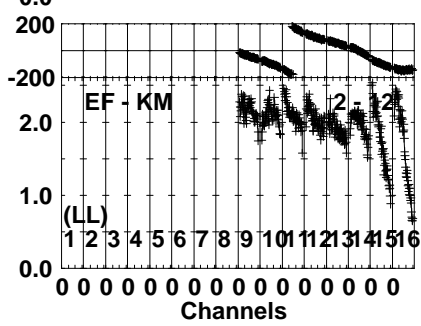
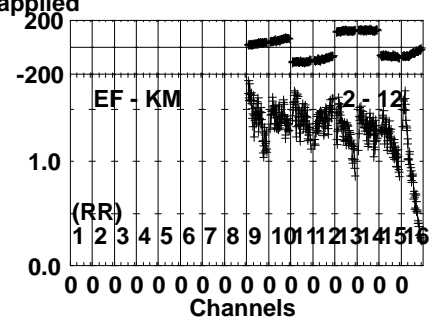
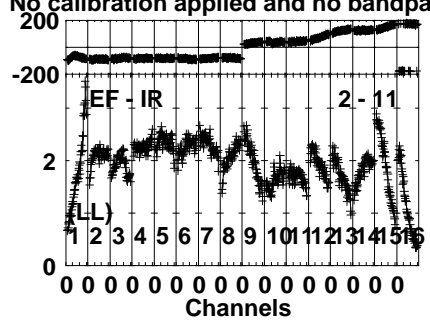
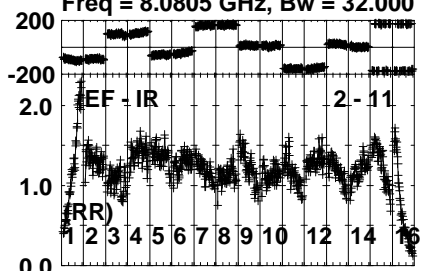
Lower frame: Milli Ampl Jy Top frame: Phas deg  
Vector averaged cross-power spectrum Several baselines displayed  
Timerange: 00/07:46:57 to 00/07:48:35

Plot file version 196 created 23-APR-2024 10:26:17

J2248+3718 EB107.UVDATA.1

Freq = 8.0805 GHz, Bw = 32.000 MH

No calibration applied and no bandpass applied

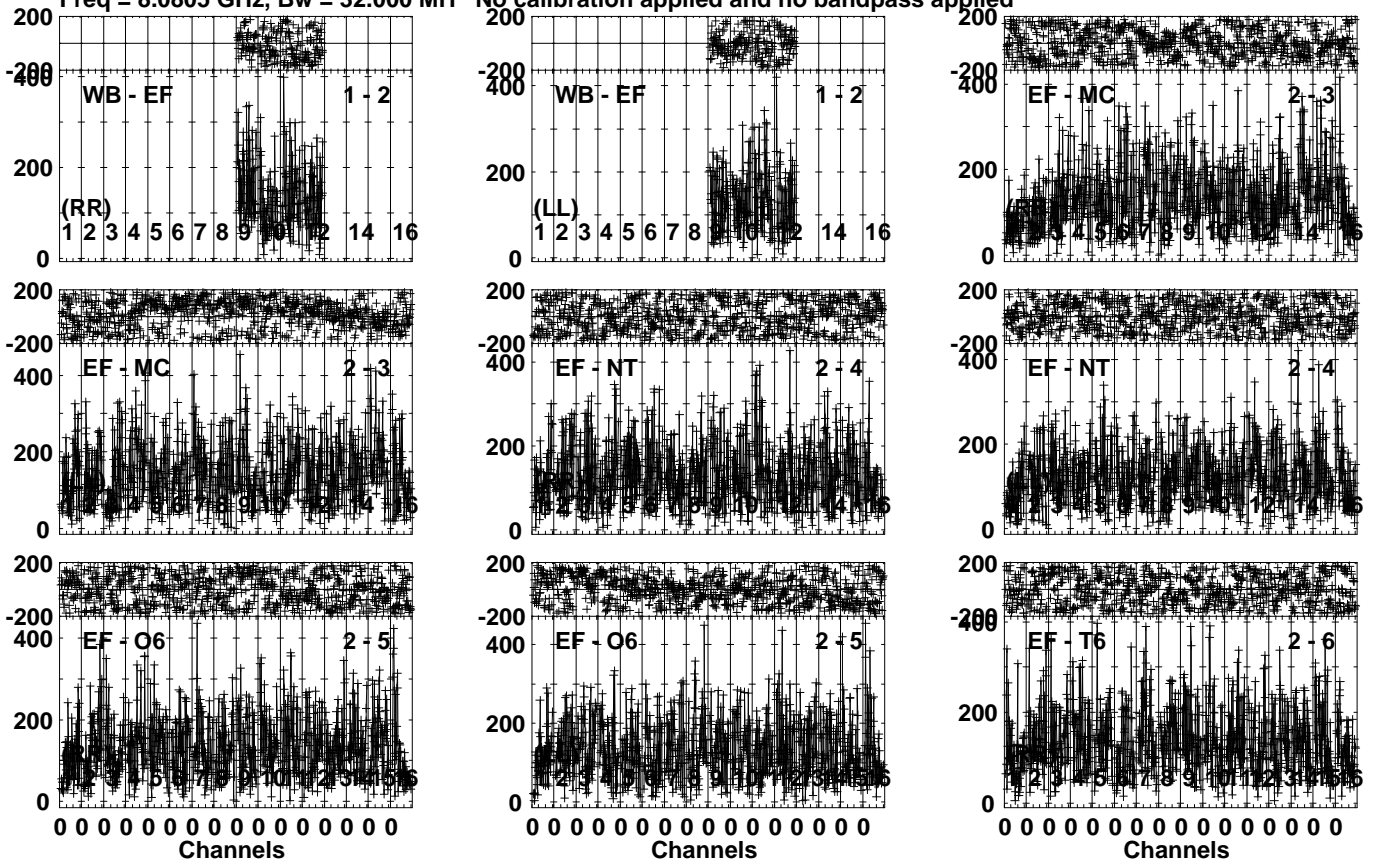


Lower frame: Milli Ampl Jy Top frame: Phas deg  
Vector averaged cross-power spectrum Several baselines displayed  
Timerange: 00/07:46:57 to 00/07:48:35

Plot file version 197 created 23-APR-2024 10:26:17

SN2014C EB107.UVDATA.1

Freq = 8.0805 GHz, Bw = 32.000 MH No calibration applied and no bandpass applied

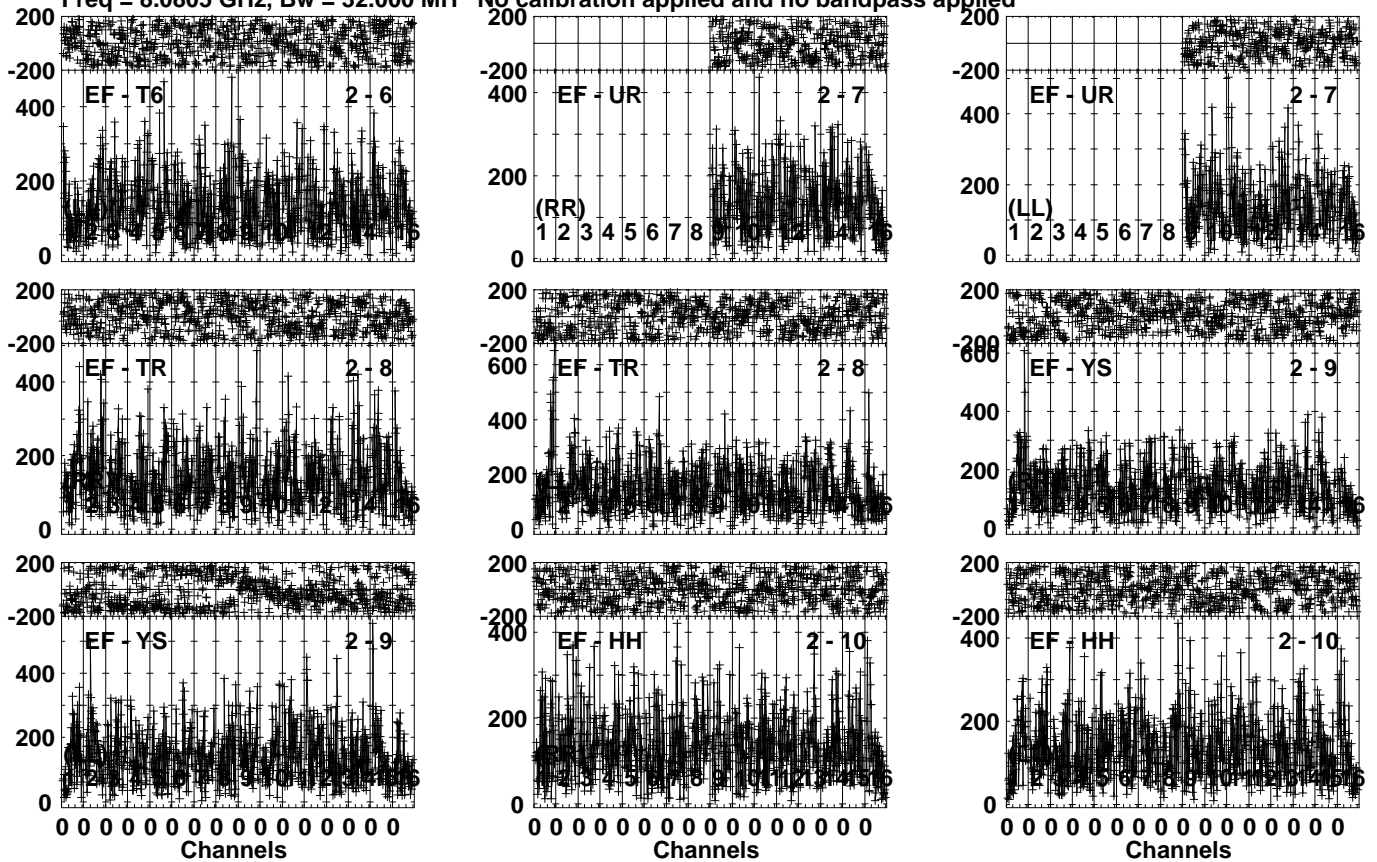


Lower frame: Micro Ampl Jy Top frame: Phas deg  
Vector averaged cross-power spectrum Several baselines displayed  
Timerange: 00/07:48:39 to 00/07:50:35

Plot file version 198 created 23-APR-2024 10:26:17

SN2014C EB107.UVDATA.1

Freq = 8.0805 GHz, Bw = 32.000 MH No calibration applied and no bandpass applied

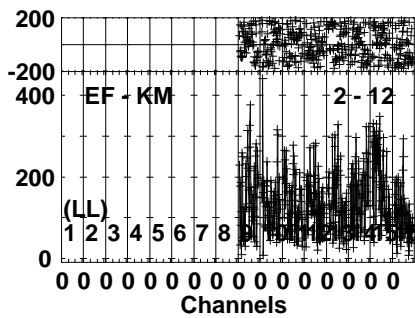
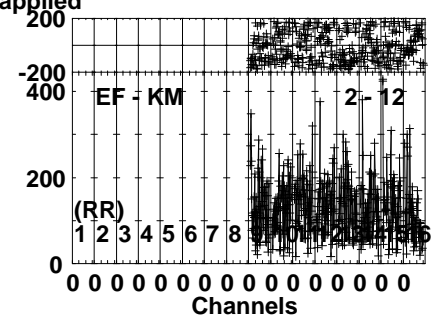
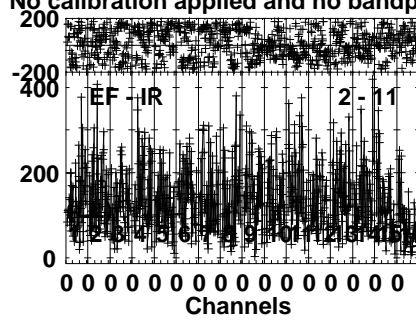
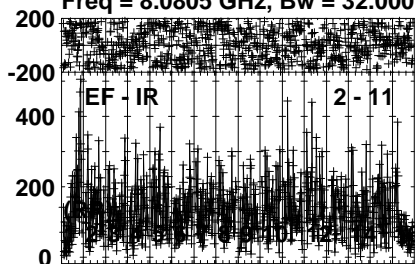


Lower frame: Micro Ampl Jy Top frame: Phas deg  
Vector averaged cross-power spectrum Several baselines displayed  
Timerange: 00/07:48:39 to 00/07:50:35

Plot file version 199 created 23-APR-2024 10:26:18

SN2014C EB107.UVDATA.1

Freq = 8.0805 GHz, Bw = 32.000 MH No calibration applied and no bandpass applied

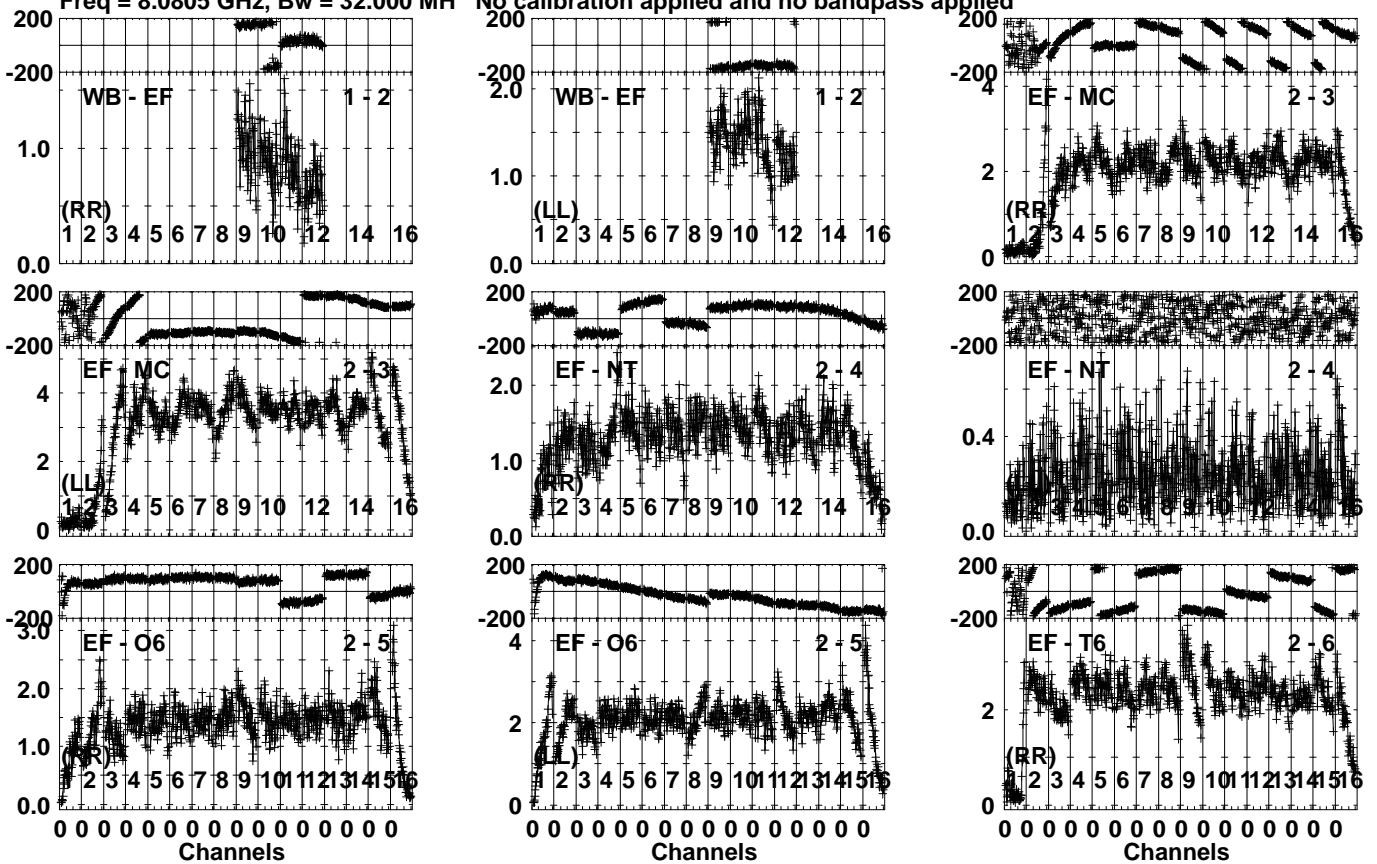


Lower frame: Micro Ampl Jy Top frame: Phas deg  
Vector averaged cross-power spectrum Several baselines displayed  
Timerange: 00/07:48:39 to 00/07:50:35

Plot file version 200 created 23-APR-2024 10:26:18

J2248+3718 EB107.UVDATA.1

Freq = 8.0805 GHz, Bw = 32.000 MH No calibration applied and no bandpass applied



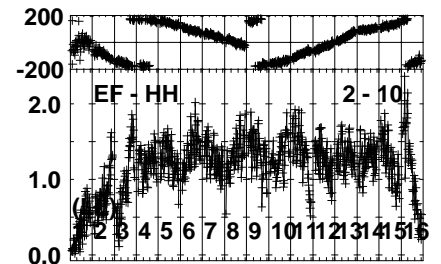
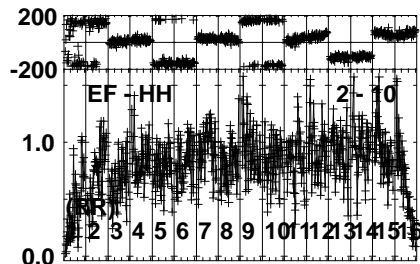
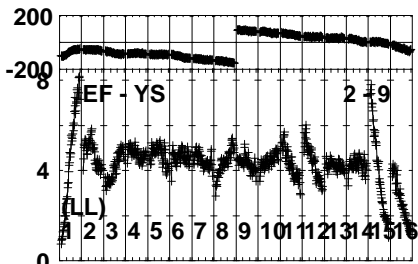
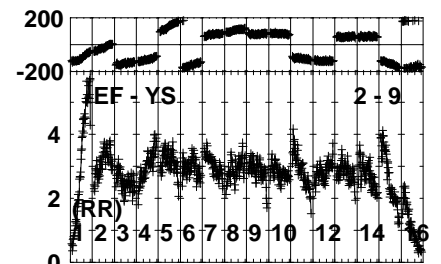
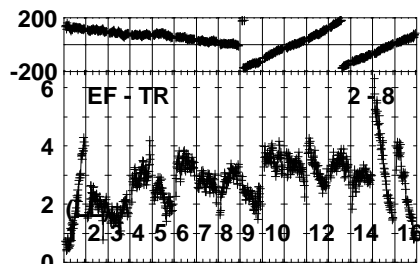
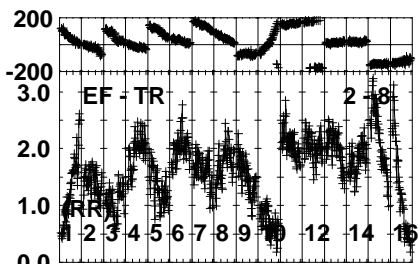
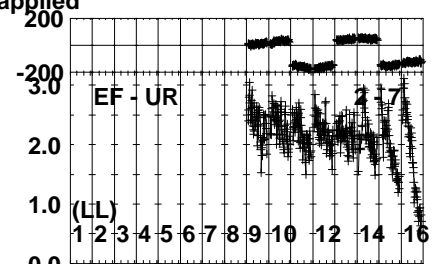
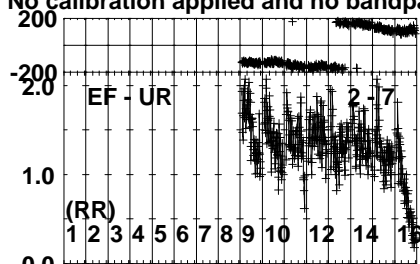
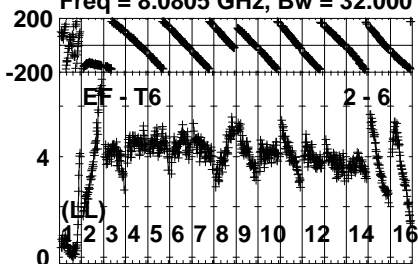
Lower frame: Milli Ampl Jy Top frame: Phas deg  
Vector averaged cross-power spectrum Several baselines displayed  
Timerange: 00/07:50:37 to 00/07:51:55



Plot file version 201 created 23-APR-2024 10:26:18

J2248+3718 EB107.UVDATA.1

Freq = 8.0805 GHz, Bw = 32.000 MH No calibration applied and no bandpass applied



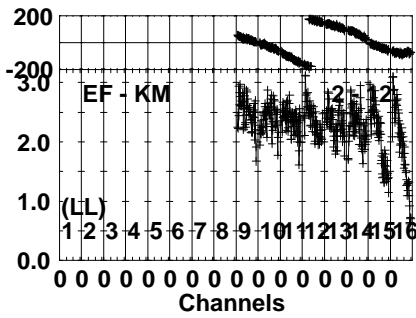
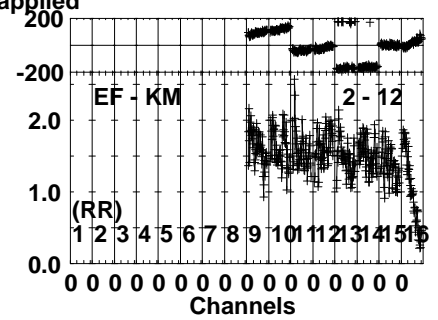
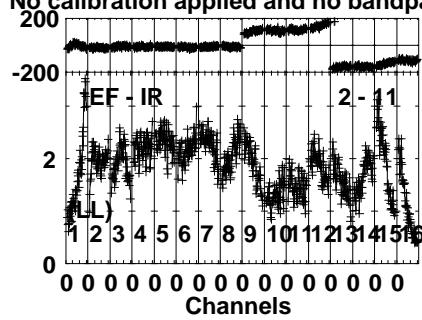
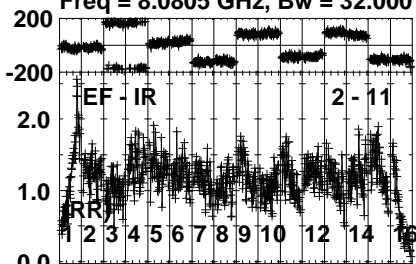
Lower frame: Milli Ampl Jy Top frame: Phas deg  
Vector averaged cross-power spectrum Several baselines displayed  
Timerange: 00/07:50:37 to 00/07:51:55

Plot file version 202 created 23-APR-2024 10:26:18

J2248+3718 EB107.UVDATA.1

Freq = 8.0805 GHz, Bw = 32.000 MH

No calibration applied and no bandpass applied

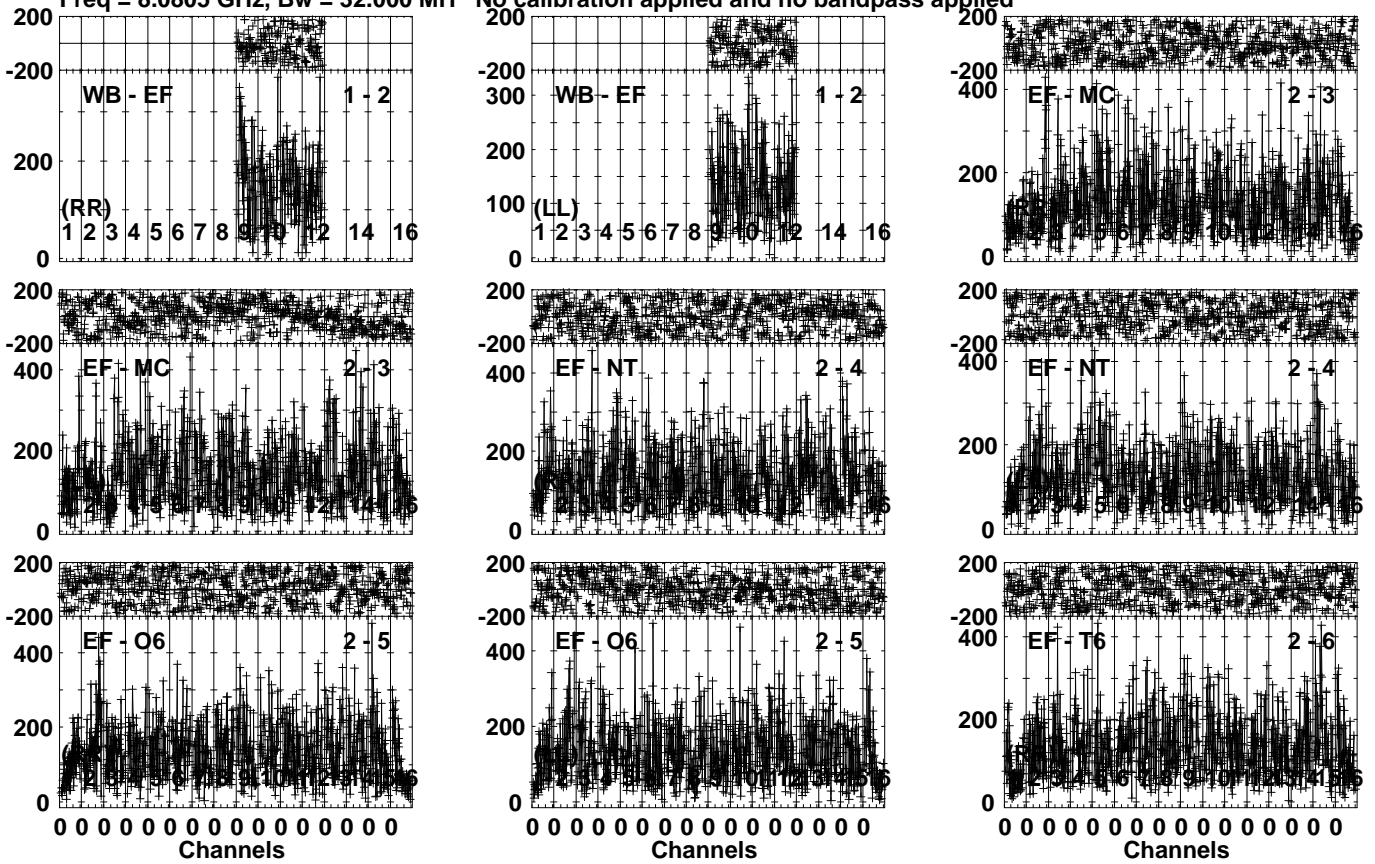


Lower frame: Milli Ampl Jy Top frame: Phas deg  
Vector averaged cross-power spectrum Several baselines displayed  
Timerange: 00/07:50:37 to 00/07:51:55

Plot file version 203 created 23-APR-2024 10:26:19

SN2014C EB107.UVDATA.1

Freq = 8.0805 GHz, Bw = 32.000 MH No calibration applied and no bandpass applied

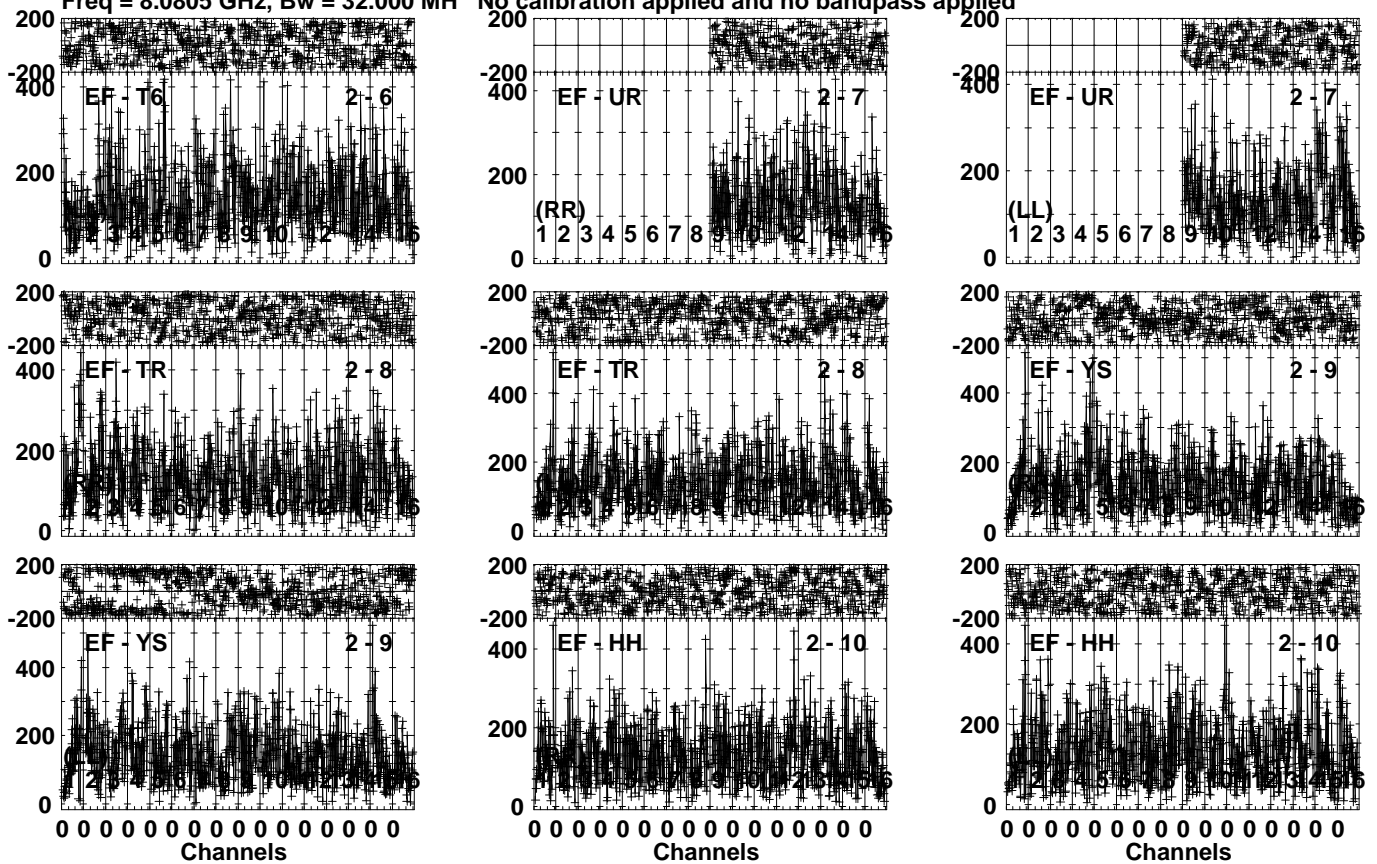


Lower frame: Micro Ampl Jy Top frame: Phas deg  
Vector averaged cross-power spectrum Several baselines displayed  
Timerange: 00/07:51:57 to 00/07:53:55

Plot file version 204 created 23-APR-2024 10:26:19

SN2014C EB107.UVDATA.1

Freq = 8.0805 GHz, Bw = 32.000 MH No calibration applied and no bandpass applied

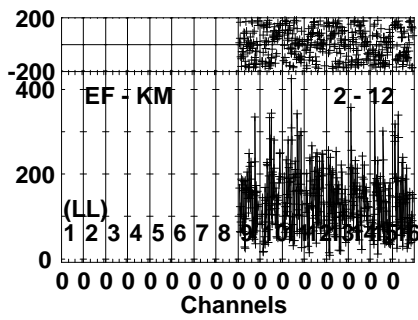
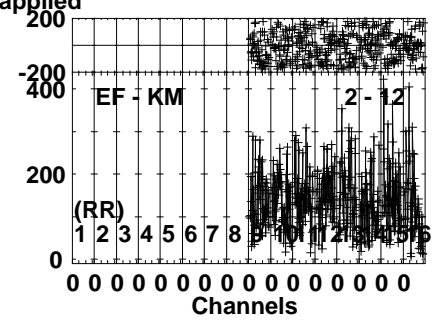
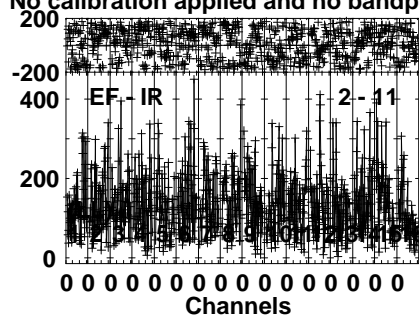
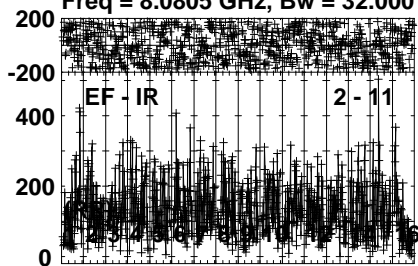


Lower frame: Micro Ampl Jy Top frame: Phas deg  
Vector averaged cross-power spectrum Several baselines displayed  
Timerange: 00/07:51:57 to 00/07:53:55

Plot file version 205 created 23-APR-2024 10:26:19

SN2014C EB107.UVDATA.1

Freq = 8.0805 GHz, Bw = 32.000 MH No calibration applied and no bandpass applied

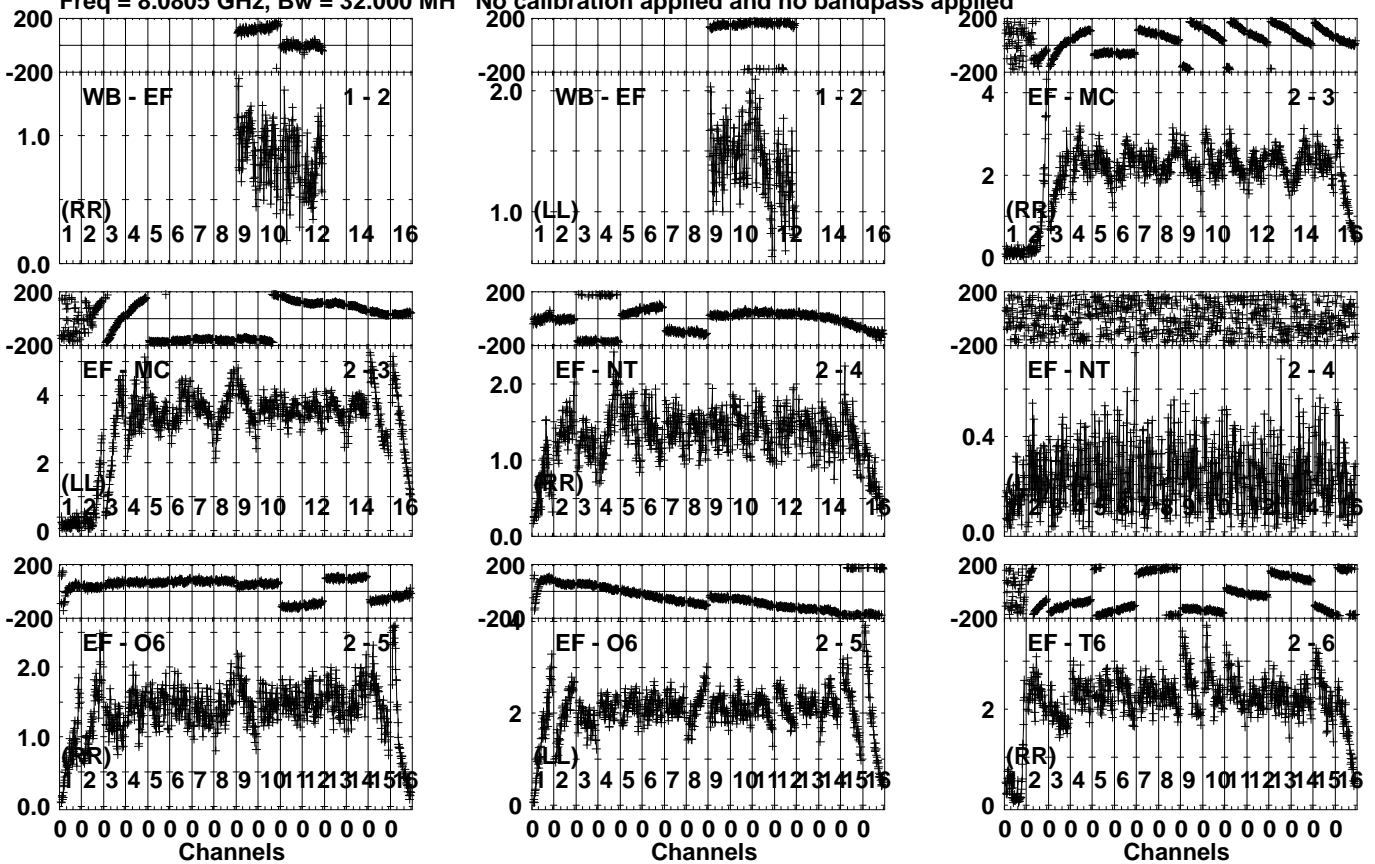


Lower frame: Micro Ampl Jy Top frame: Phas deg  
Vector averaged cross-power spectrum Several baselines displayed  
Timerange: 00/07:51:57 to 00/07:53:55

Plot file version 206 created 23-APR-2024 10:26:19

J2248+3718 EB107.UVDATA.1

Freq = 8.0805 GHz, Bw = 32.000 MH No calibration applied and no bandpass applied



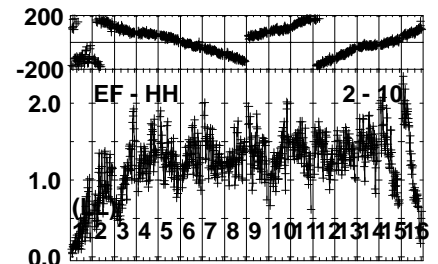
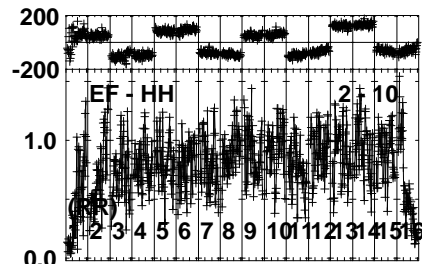
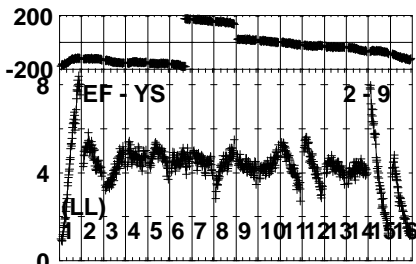
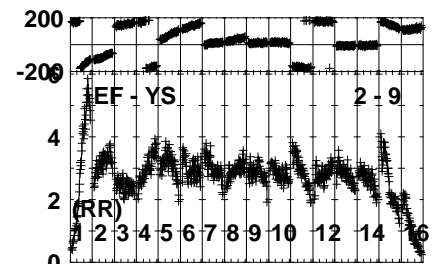
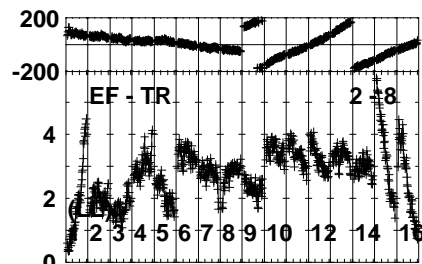
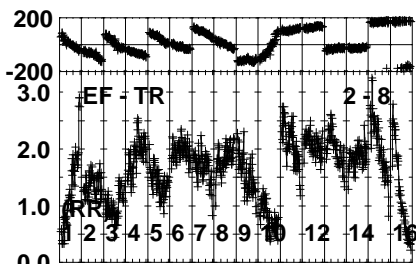
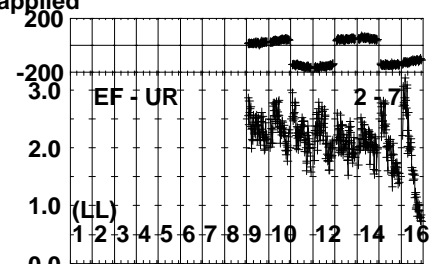
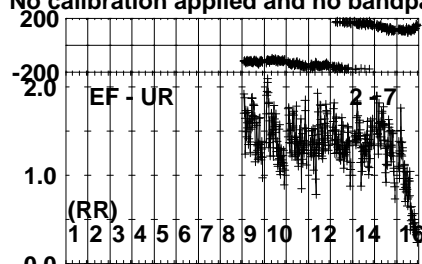
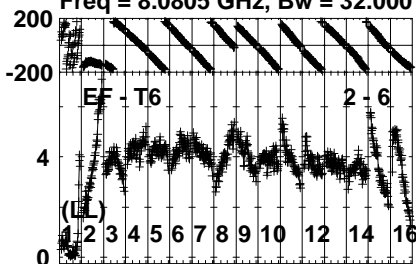
Lower frame: Milli Ampl Jy Top frame: Phas deg  
Vector averaged cross-power spectrum Several baselines displayed  
Timerange: 00/07:53:57 to 00/07:55:15

Plot file version 207 created 23-APR-2024 10:26:19

J2248+3718 EB107.UVDATA.1

Freq = 8.0805 GHz, Bw = 32.000 MH

No calibration applied and no bandpass applied



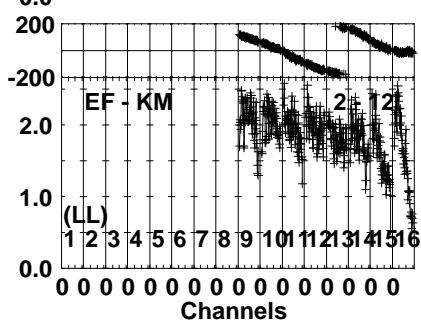
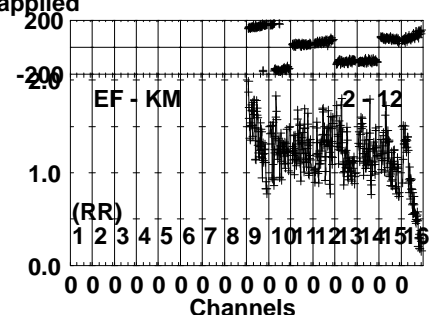
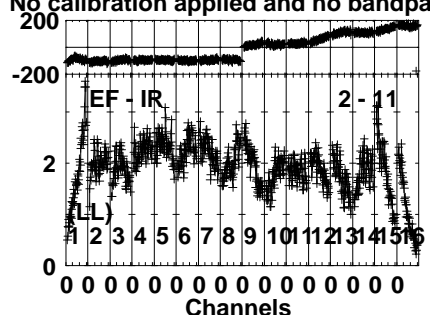
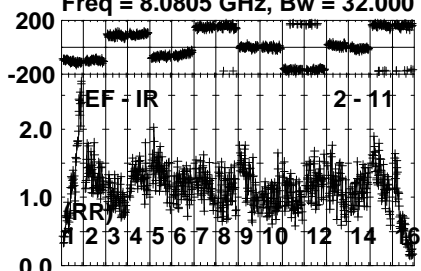
Lower frame: Milli Ampl Jy Top frame: Phas deg  
Vector averaged cross-power spectrum Several baselines displayed  
Timerange: 00/07:53:57 to 00/07:55:15

Plot file version 208 created 23-APR-2024 10:26:19

J2248+3718 EB107.UVDATA.1

Freq = 8.0805 GHz, Bw = 32.000 MH

No calibration applied and no bandpass applied



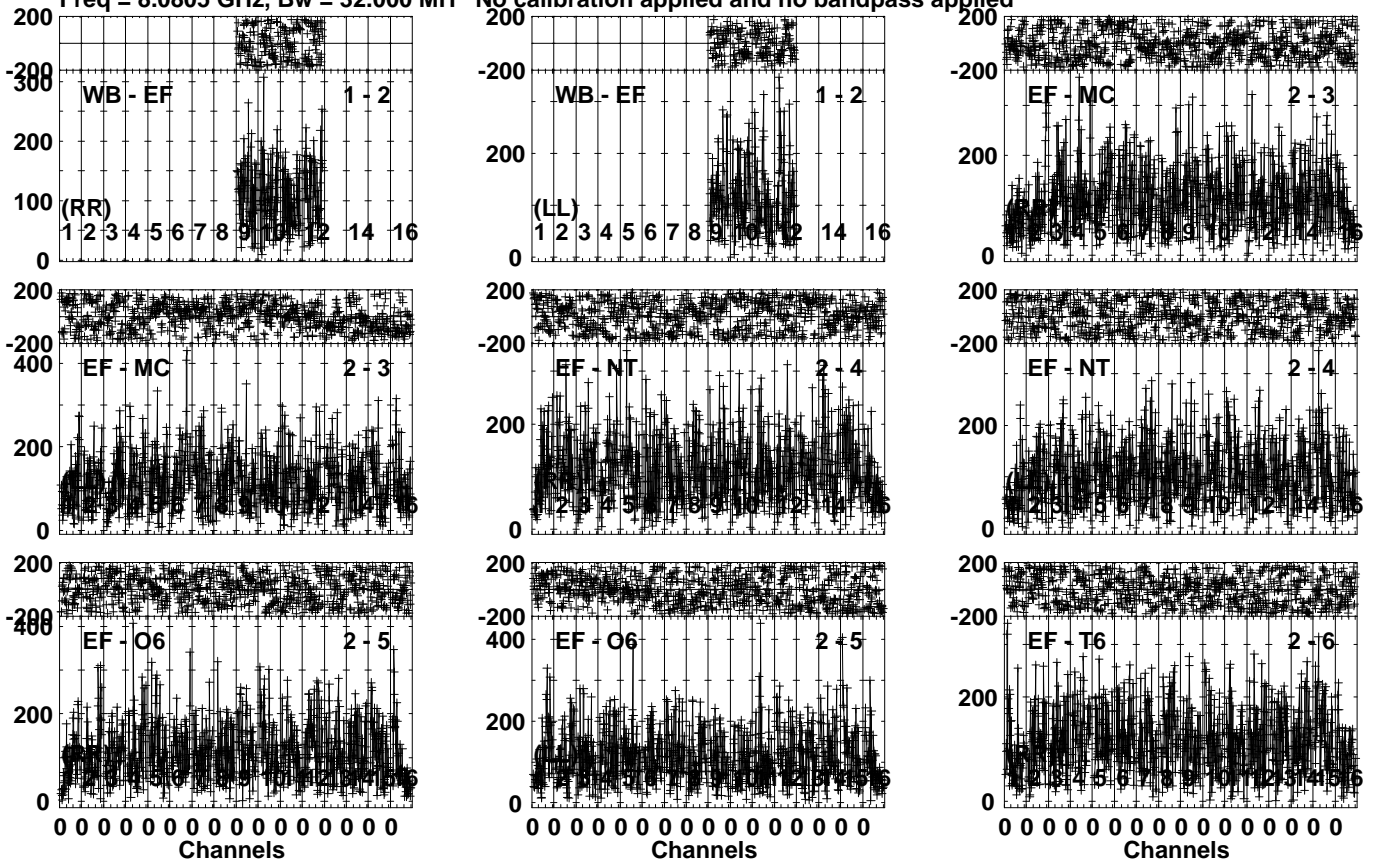
Lower frame: Milli Ampl Jy Top frame: Phas deg  
Vector averaged cross-power spectrum Several baselines displayed  
Timerange: 00/07:53:57 to 00/07:55:15



Plot file version 209 created 23-APR-2024 10:26:20

SN2014C EB107.UVDATA.1

Freq = 8.0805 GHz, Bw = 32.000 MH No calibration applied and no bandpass applied

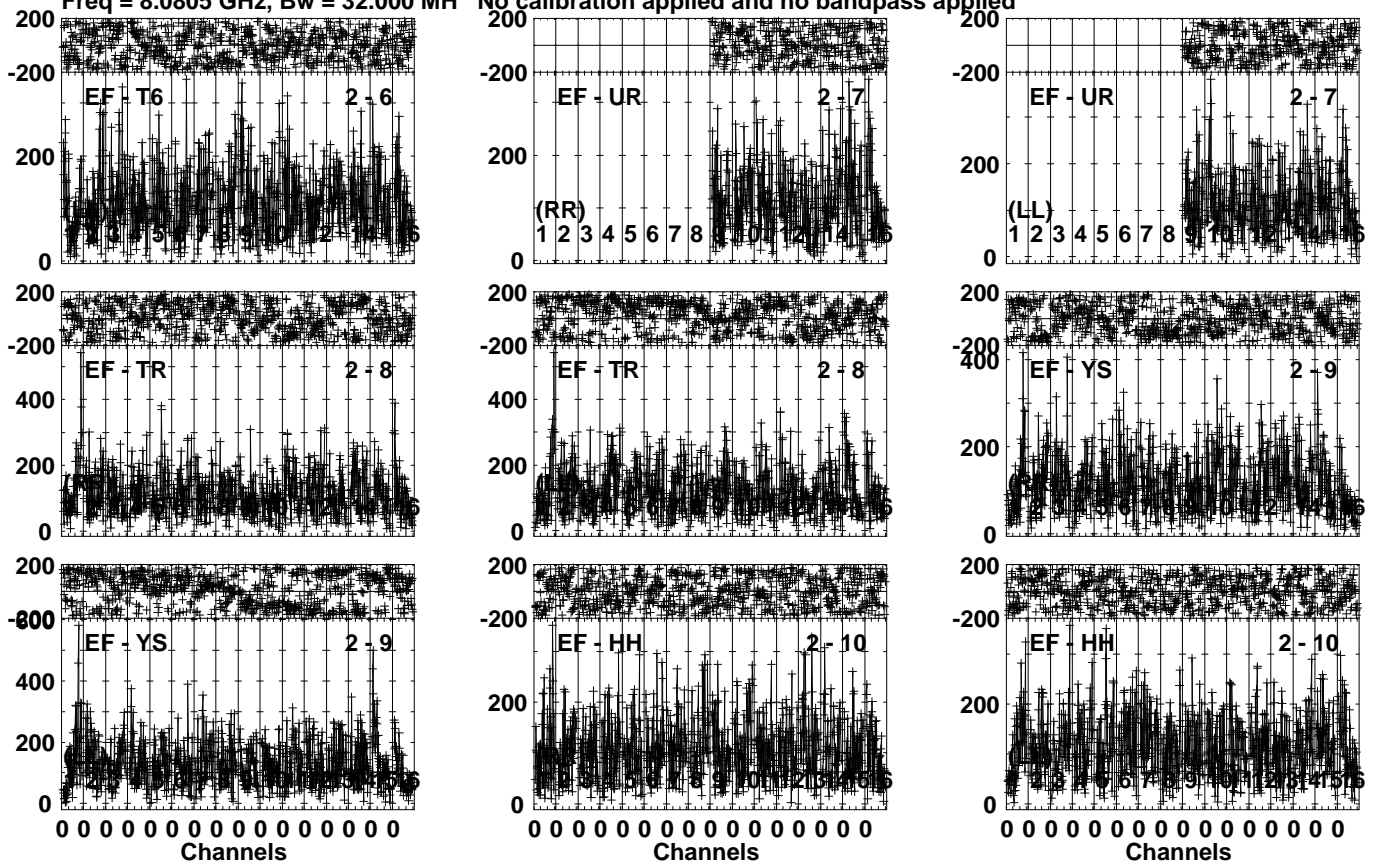


Lower frame: Micro Ampl Jy Top frame: Phas deg  
Vector averaged cross-power spectrum Several baselines displayed  
Timerange: 00/07:56:03 to 00/07:57:41

Plot file version 210 created 23-APR-2024 10:26:20

SN2014C EB107.UVDATA.1

Freq = 8.0805 GHz, Bw = 32.000 MH No calibration applied and no bandpass applied

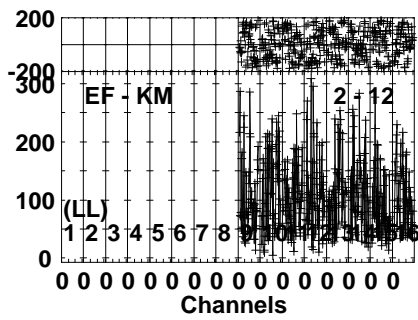
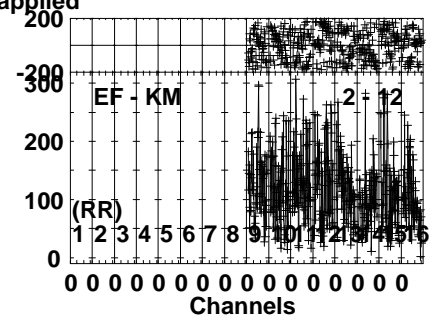
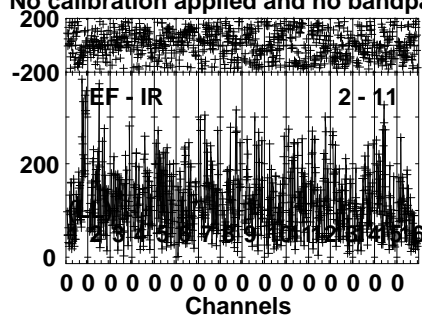
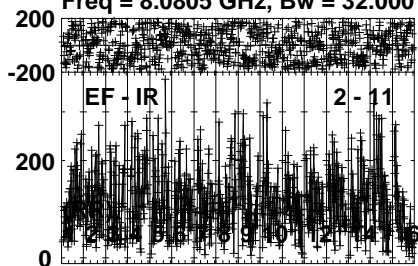


Lower frame: Micro Ampl Jy Top frame: Phas deg  
Vector averaged cross-power spectrum Several baselines displayed  
Timerange: 00/07:56:03 to 00/07:57:41

Plot file version 211 created 23-APR-2024 10:26:20

SN2014C EB107.UVDATA.1

Freq = 8.0805 GHz, Bw = 32.000 MH No calibration applied and no bandpass applied

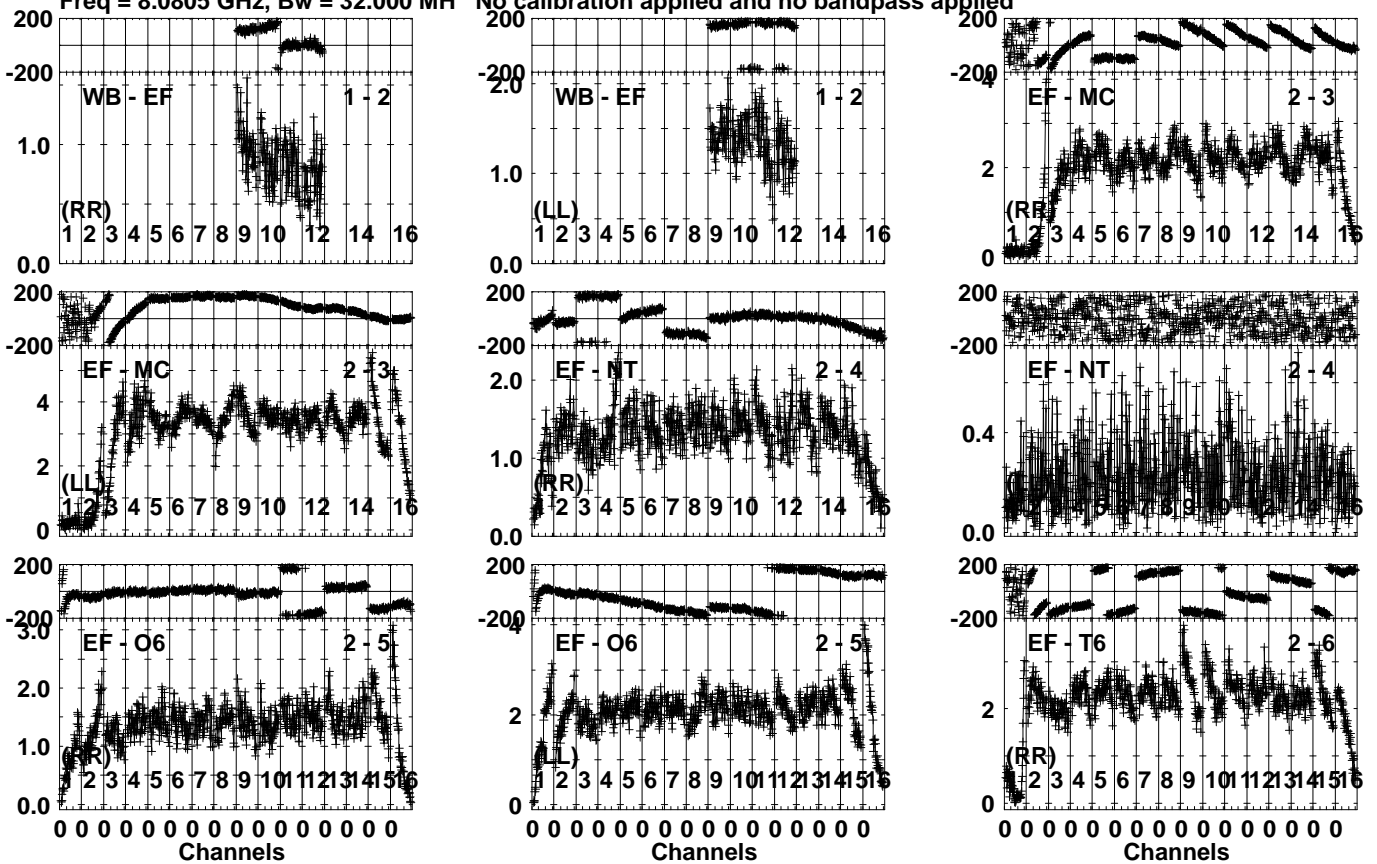


Lower frame: Micro Ampl Jy Top frame: Phas deg  
Vector averaged cross-power spectrum Several baselines displayed  
Timerange: 00/07:56:03 to 00/07:57:41

Plot file version 212 created 23-APR-2024 10:26:20

J2248+3718 EB107.UVDATA.1

Freq = 8.0805 GHz, Bw = 32.000 MH No calibration applied and no bandpass applied



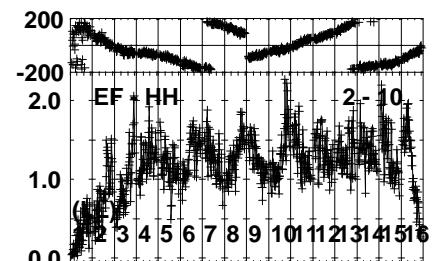
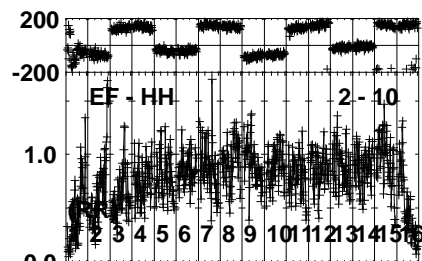
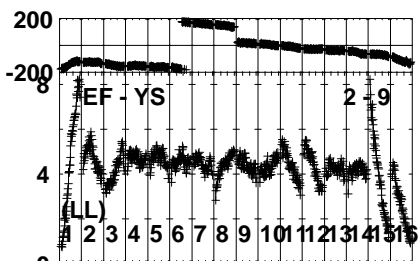
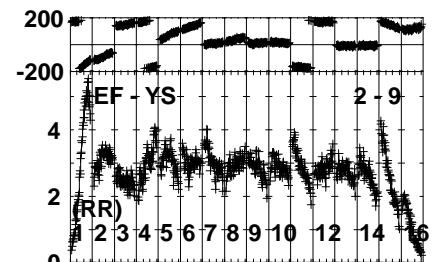
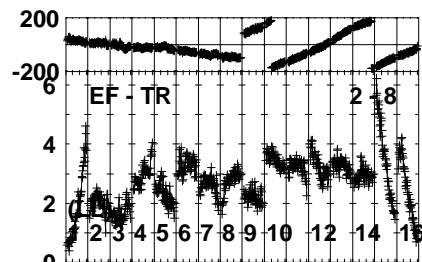
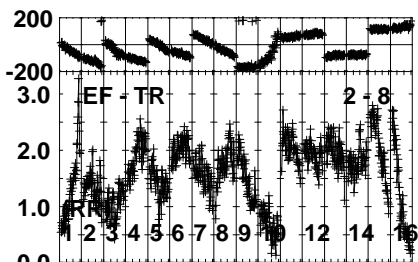
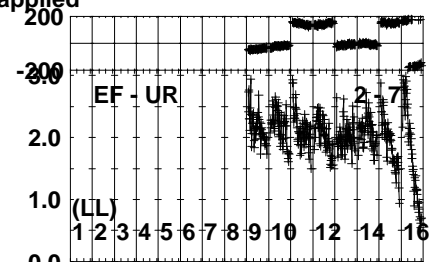
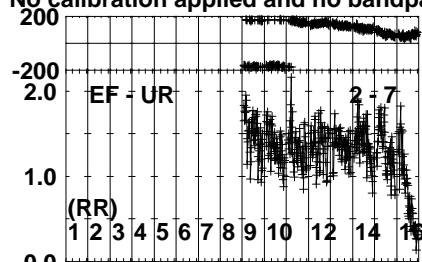
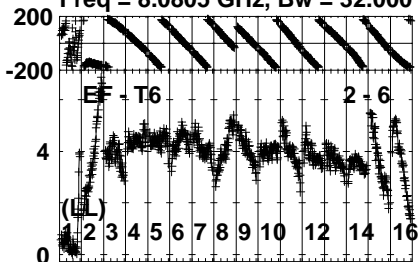
Lower frame: Milli Ampl Jy Top frame: Phas deg  
Vector averaged cross-power spectrum Several baselines displayed  
Timerange: 00/07:57:45 to 00/07:59:01

Plot file version 213 created 23-APR-2024 10:26:20

J2248+3718 EB107.UVDATA.1

Freq = 8.0805 GHz, Bw = 32.000 MH

No calibration applied and no bandpass applied



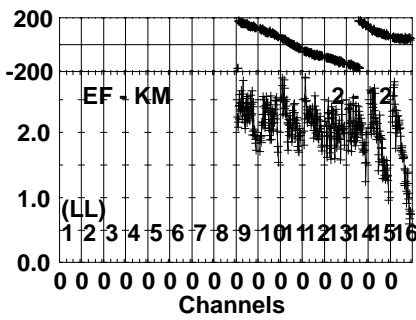
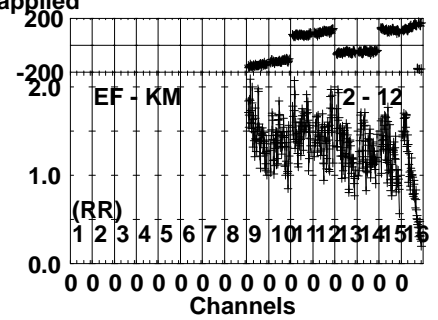
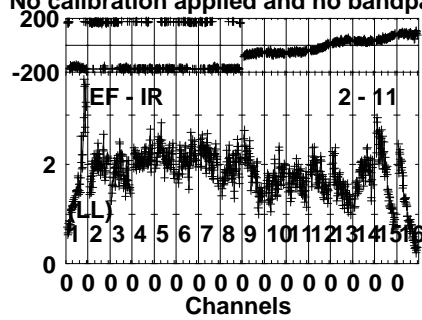
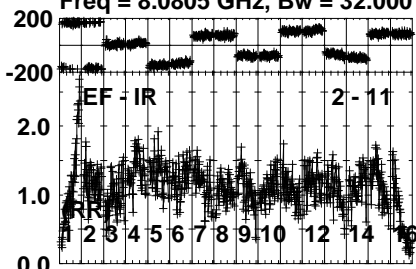
Lower frame: Milli Ampl Jy Top frame: Phas deg  
Vector averaged cross-power spectrum Several baselines displayed  
Timerange: 00/07:57:45 to 00/07:59:01

Plot file version 214 created 23-APR-2024 10:26:20

J2248+3718 EB107.UVDATA.1

Freq = 8.0805 GHz, Bw = 32.000 MH

No calibration applied and no bandpass applied

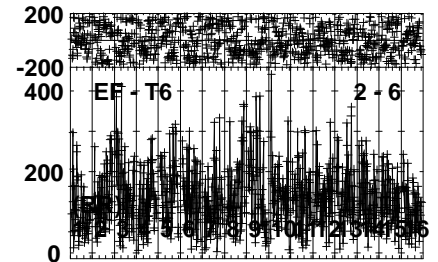
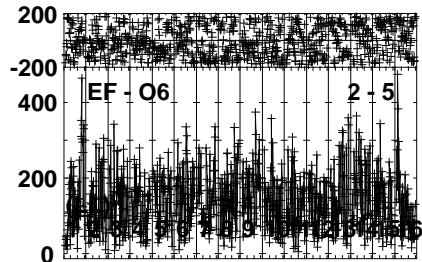
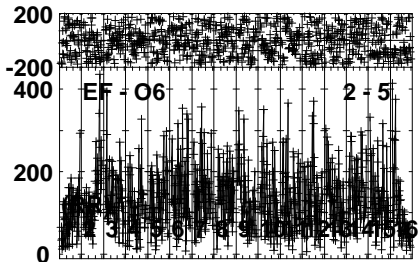
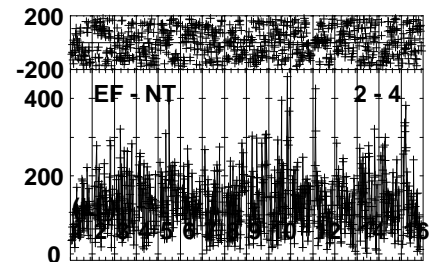
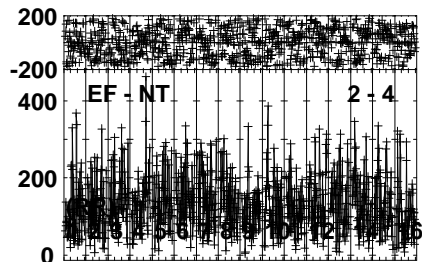
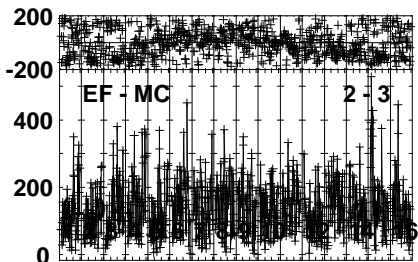
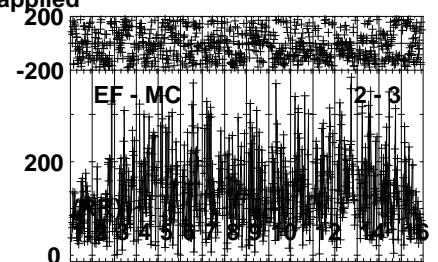
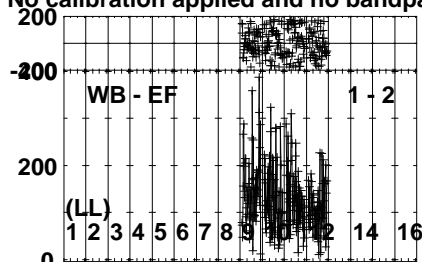
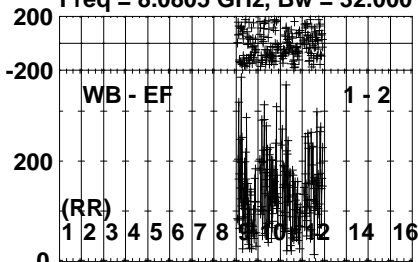


Lower frame: Milli Ampl Jy Top frame: Phas deg  
Vector averaged cross-power spectrum Several baselines displayed  
Timerange: 00/07:57:45 to 00/07:59:01

Plot file version 215 created 23-APR-2024 10:26:21

SN2014C EB107.UVDATA.1

Freq = 8.0805 GHz, Bw = 32.000 MH No calibration applied and no bandpass applied

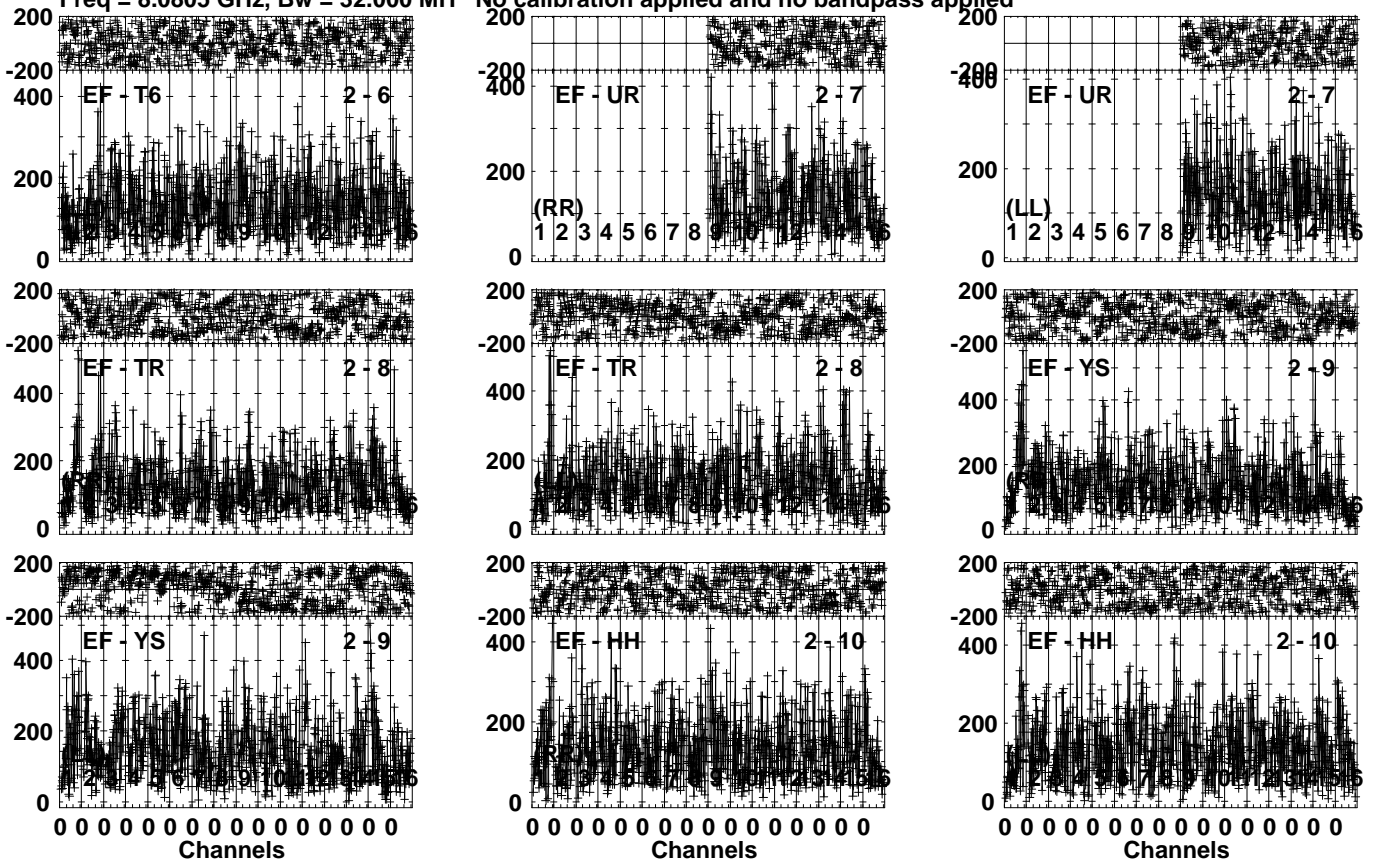


Lower frame: Micro Ampl Jy Top frame: Phas deg  
Vector averaged cross-power spectrum Several baselines displayed  
Timerange: 00/07:59:05 to 00/08:01:01

Plot file version 216 created 23-APR-2024 10:26:21

SN2014C EB107.UVDATA.1

Freq = 8.0805 GHz, Bw = 32.000 MH No calibration applied and no bandpass applied



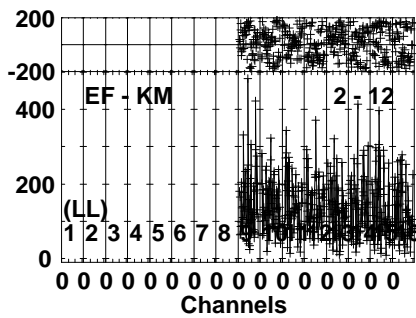
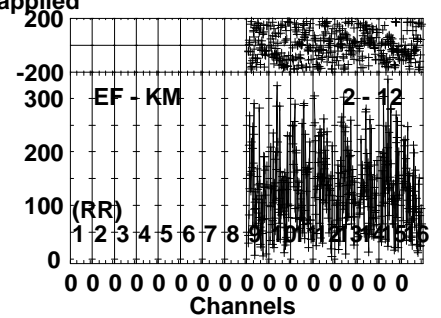
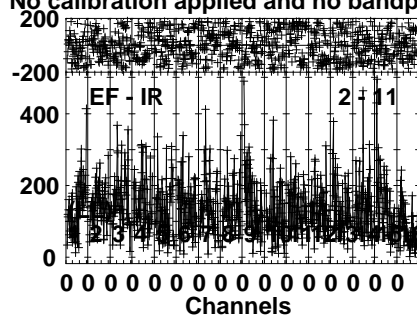
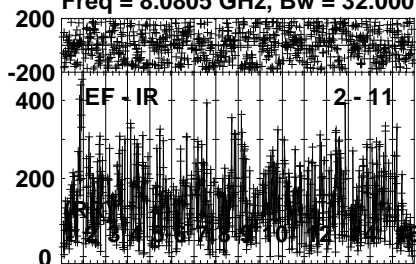
Lower frame: Micro Ampl Jy Top frame: Phas deg  
Vector averaged cross-power spectrum Several baselines displayed  
Timerange: 00/07:59:05 to 00/08:01:01



Plot file version 217 created 23-APR-2024 10:26:21

SN2014C EB107.UVDATA.1

Freq = 8.0805 GHz, Bw = 32.000 MH No calibration applied and no bandpass applied

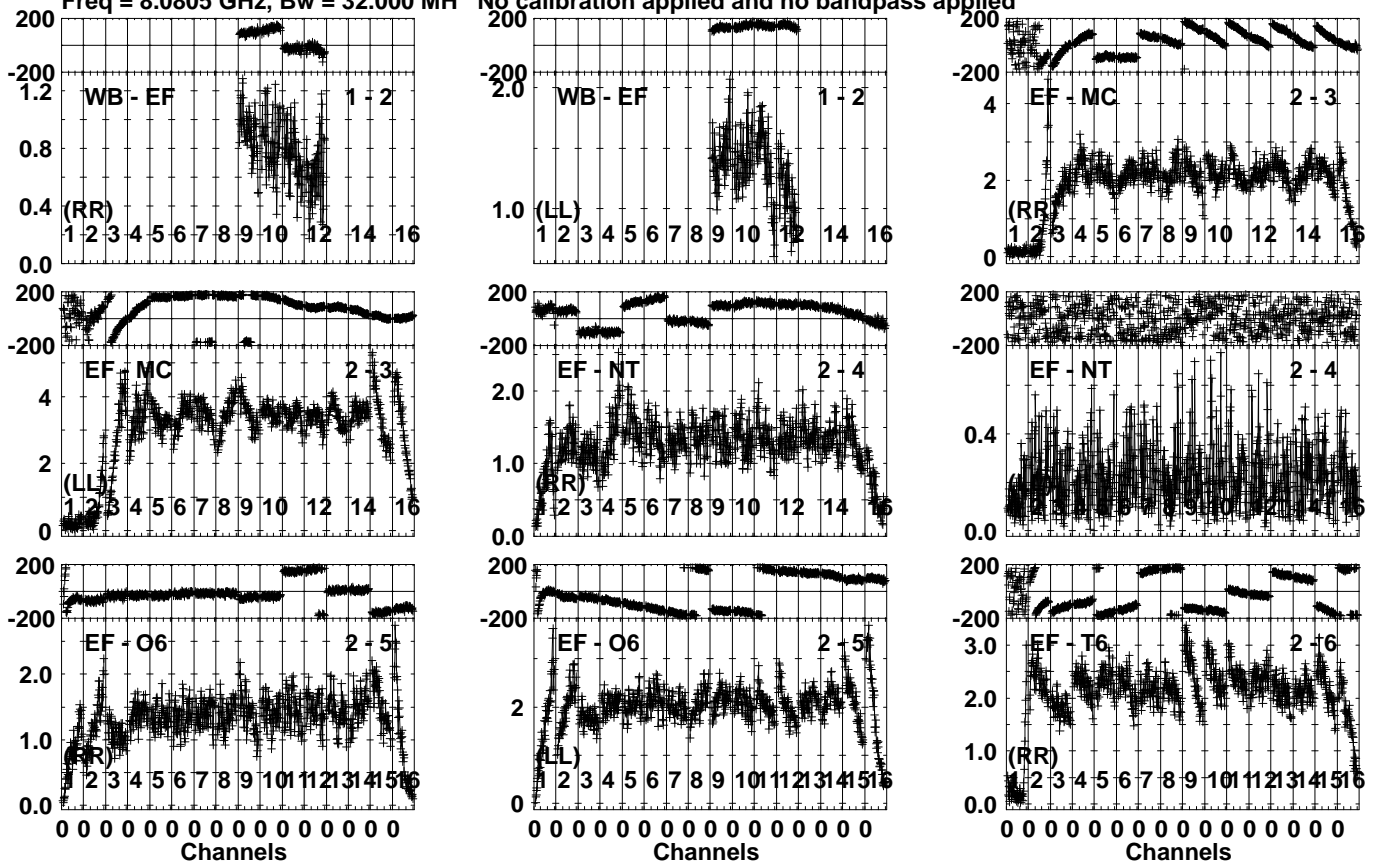


Lower frame: Micro Ampl Jy Top frame: Phas deg  
Vector averaged cross-power spectrum Several baselines displayed  
Timerange: 00/07:59:05 to 00/08:01:01

Plot file version 218 created 23-APR-2024 10:26:21

J2248+3718 EB107.UVDATA.1

Freq = 8.0805 GHz, Bw = 32.000 MH No calibration applied and no bandpass applied

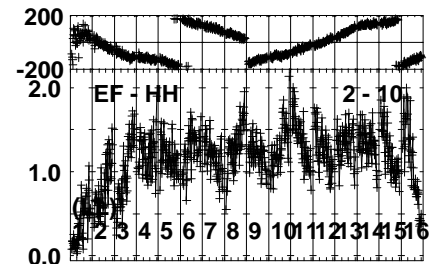
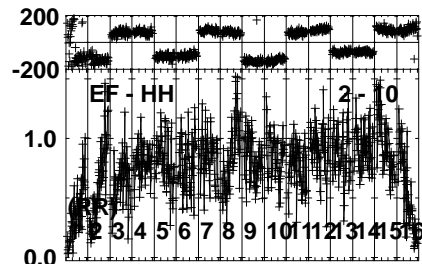
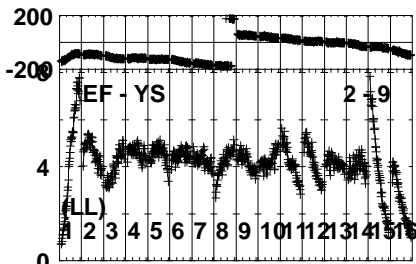
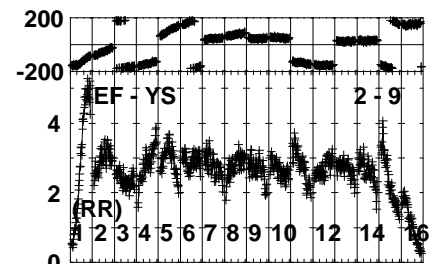
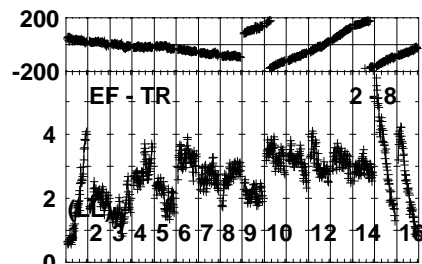
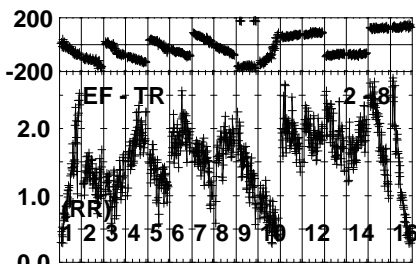
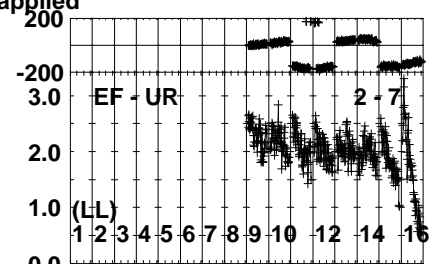
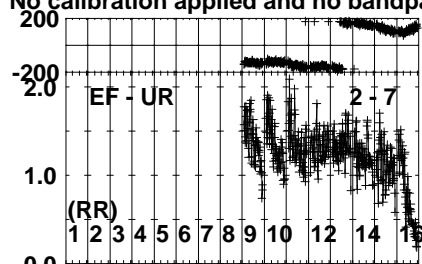
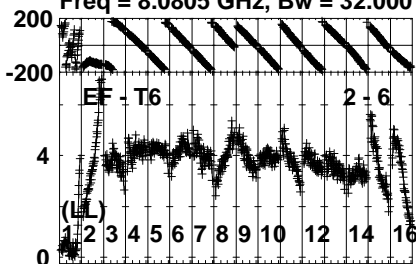


Lower frame: Milli Ampl Jy Top frame: Phas deg  
Vector averaged cross-power spectrum Several baselines displayed  
Timerange: 00/08:01:03 to 00/08:02:21

Plot file version 219 created 23-APR-2024 10:26:21

J2248+3718 EB107.UVDATA.1

Freq = 8.0805 GHz, Bw = 32.000 MH No calibration applied and no bandpass applied



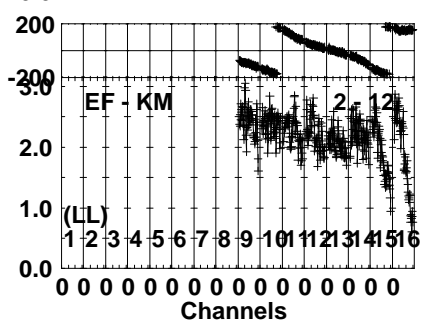
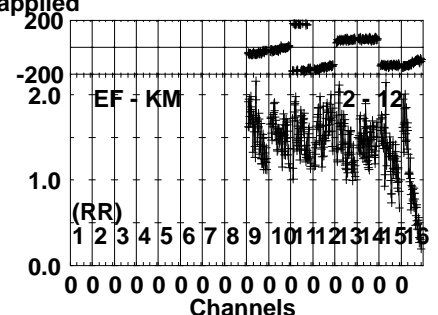
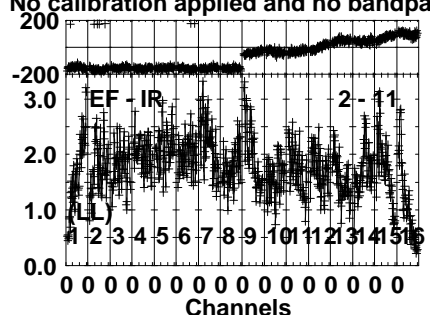
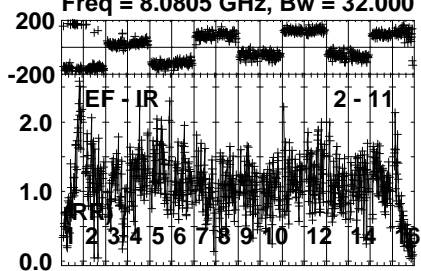
Lower frame: Milli Ampl Jy Top frame: Phas deg  
Vector averaged cross-power spectrum Several baselines displayed  
Timerange: 00/08:01:03 to 00/08:02:21

Plot file version 220 created 23-APR-2024 10:26:22

J2248+3718 EB107.UVDATA.1

Freq = 8.0805 GHz, Bw = 32.000 MH

No calibration applied and no bandpass applied

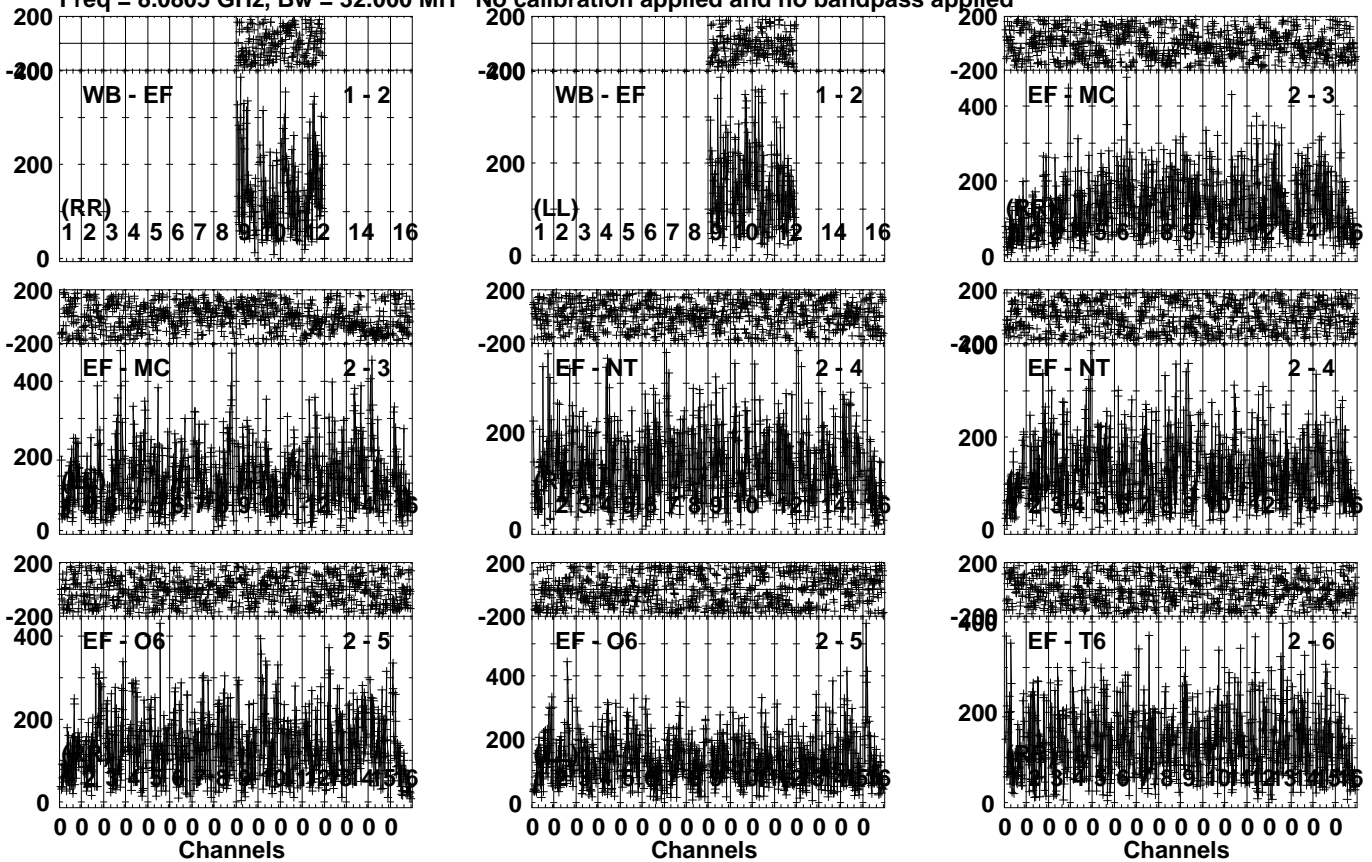


Lower frame: Milli Ampl Jy Top frame: Phas deg  
Vector averaged cross-power spectrum Several baselines displayed  
Timerange: 00/08:01:03 to 00/08:02:21

Plot file version 221 created 23-APR-2024 10:26:22

SN2014C EB107.UVDATA.1

Freq = 8.0805 GHz, Bw = 32.000 MH No calibration applied and no bandpass applied

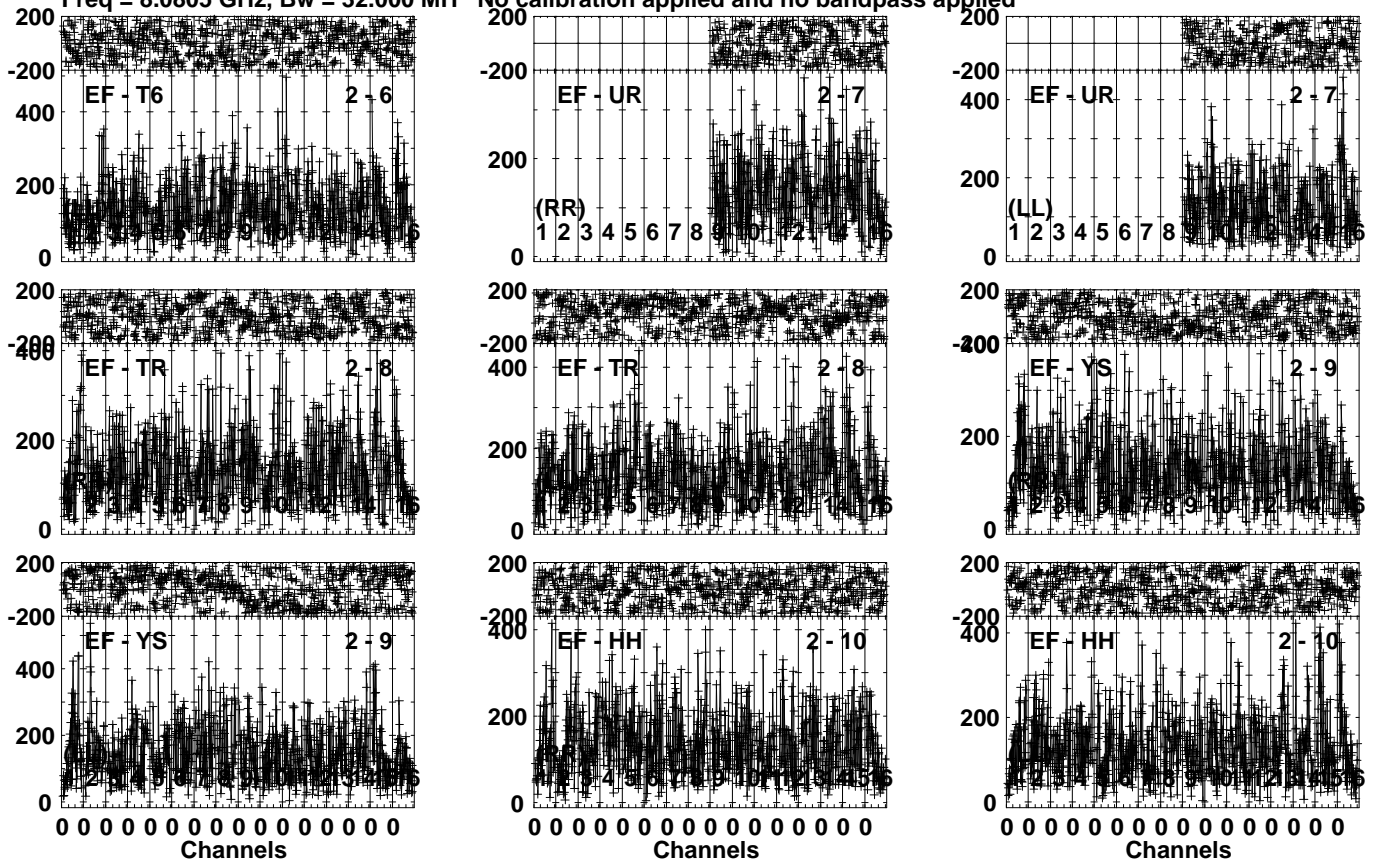


Lower frame: Micro Ampl Jy Top frame: Phas deg  
Vector averaged cross-power spectrum Several baselines displayed  
Timerange: 00/08:02:23 to 00/08:04:21

Plot file version 222 created 23-APR-2024 10:26:22

SN2014C EB107.UVDATA.1

Freq = 8.0805 GHz, Bw = 32.000 MH No calibration applied and no bandpass applied

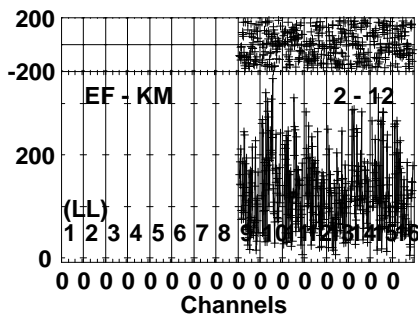
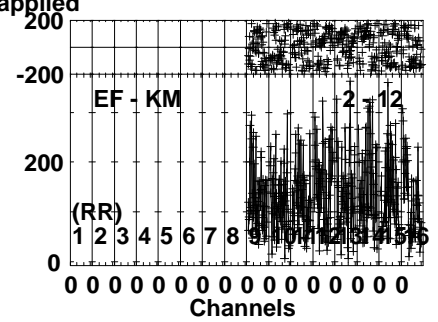
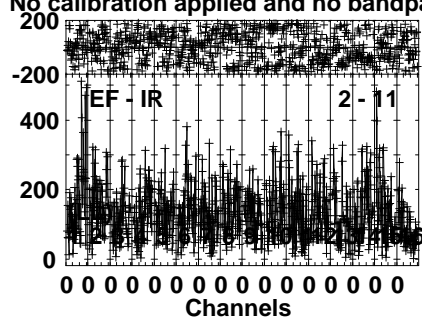
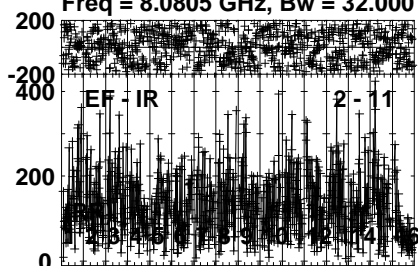


Lower frame: Micro Ampl Jy Top frame: Phas deg  
Vector averaged cross-power spectrum Several baselines displayed  
Timerange: 00/08:02:23 to 00/08:04:21

Plot file version 223 created 23-APR-2024 10:26:22

SN2014C EB107.UVDATA.1

Freq = 8.0805 GHz, Bw = 32.000 MH No calibration applied and no bandpass applied

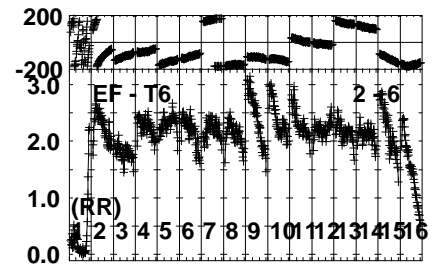
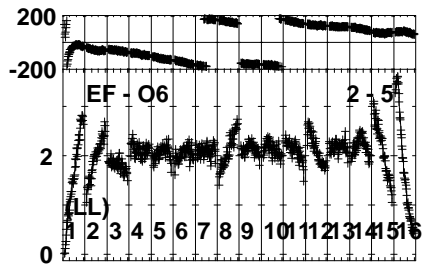
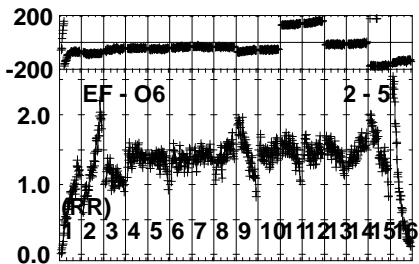
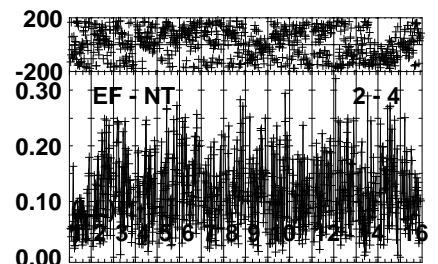
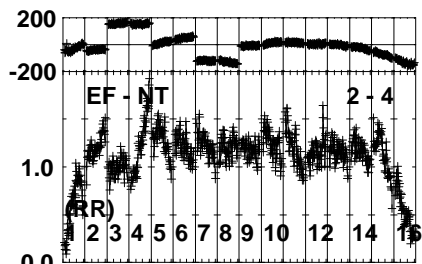
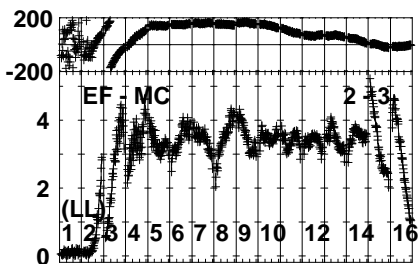
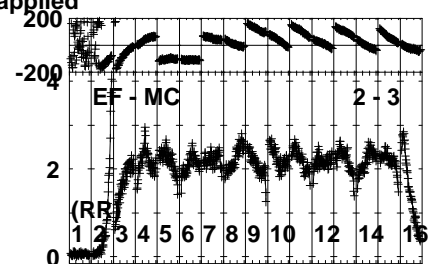
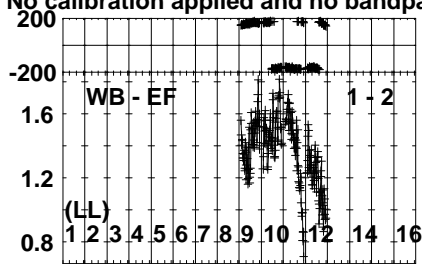
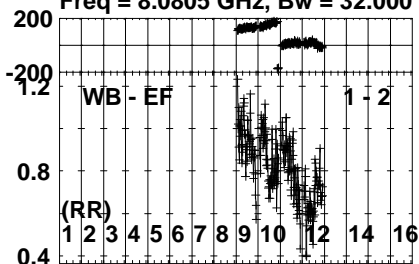


Lower frame: Micro Ampl Jy Top frame: Phas deg  
Vector averaged cross-power spectrum Several baselines displayed  
Timerange: 00/08:02:23 to 00/08:04:21

Plot file version 224 created 23-APR-2024 10:26:22

J2248+3718 EB107.UVDATA.1

Freq = 8.0805 GHz, Bw = 32.000 MH No calibration applied and no bandpass applied



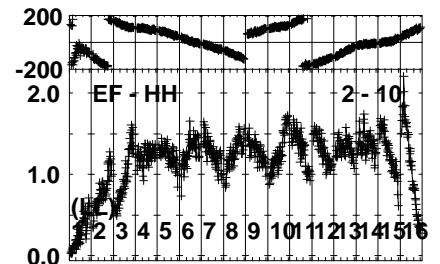
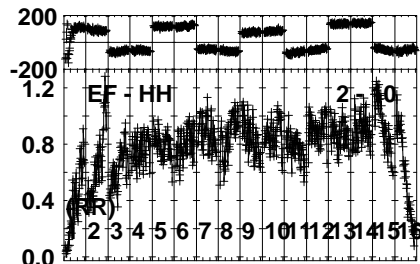
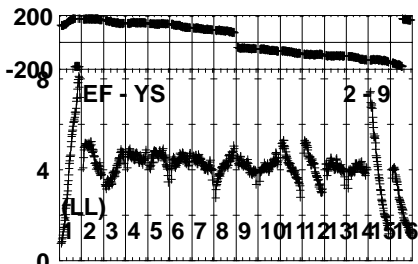
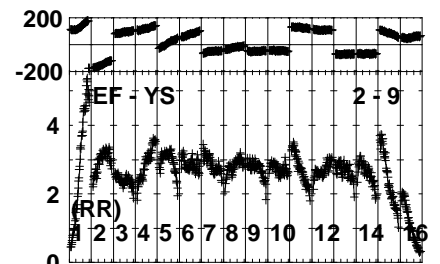
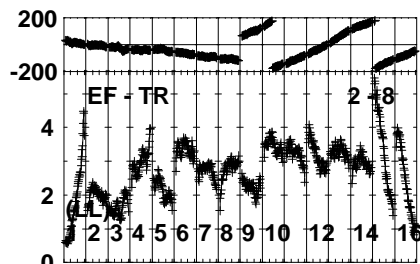
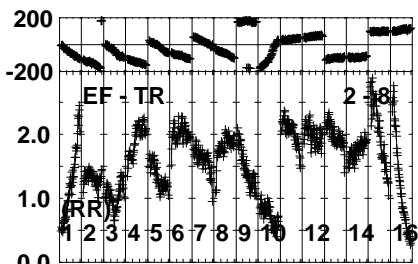
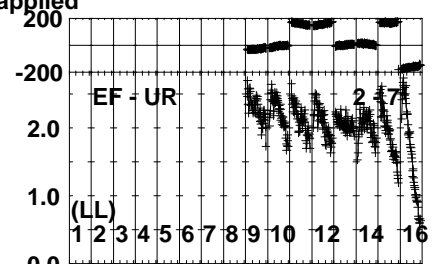
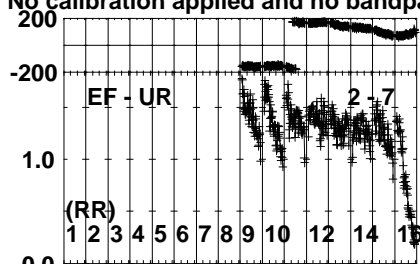
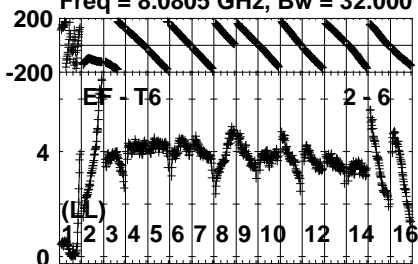
Lower frame: Milli Ampl Jy Top frame: Phas deg  
Vector averaged cross-power spectrum Several baselines displayed  
Timerange: 00/08:05:09 to 00/08:06:47



Plot file version 225 created 23-APR-2024 10:26:22

J2248+3718 EB107.UVDATA.1

Freq = 8.0805 GHz, Bw = 32.000 MH No calibration applied and no bandpass applied



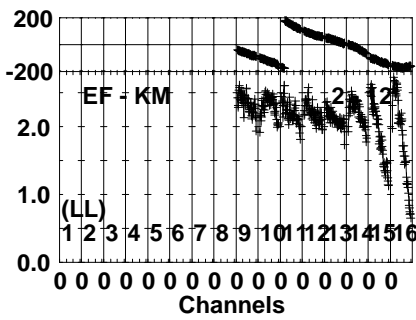
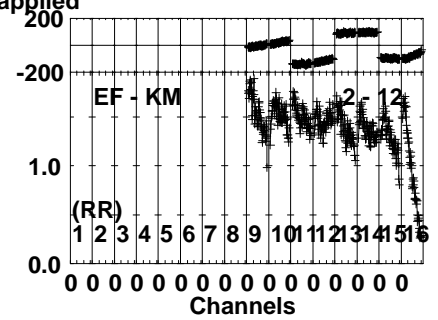
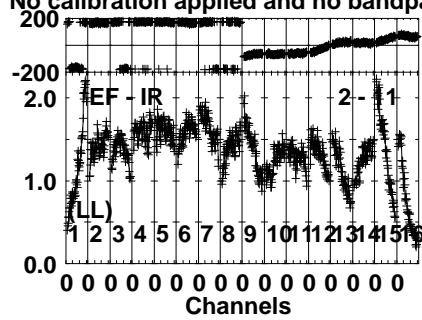
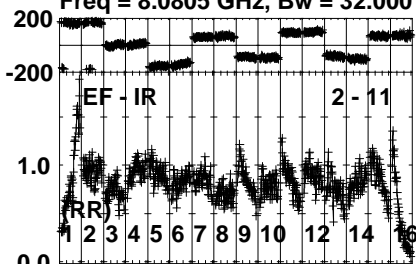
Lower frame: Milli Ampl Jy Top frame: Phas deg  
Vector averaged cross-power spectrum Several baselines displayed  
Timerange: 00/08:05:09 to 00/08:06:47

Plot file version 226 created 23-APR-2024 10:26:23

J2248+3718 EB107.UVDATA.1

Freq = 8.0805 GHz, Bw = 32.000 MH

No calibration applied and no bandpass applied

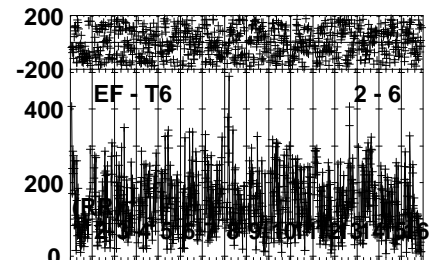
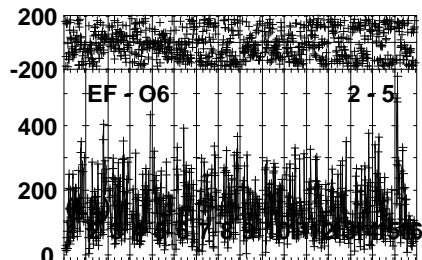
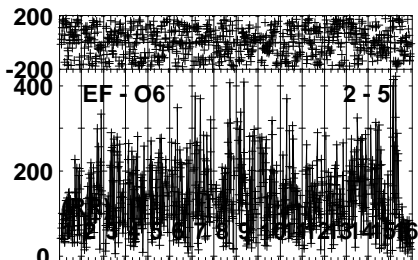
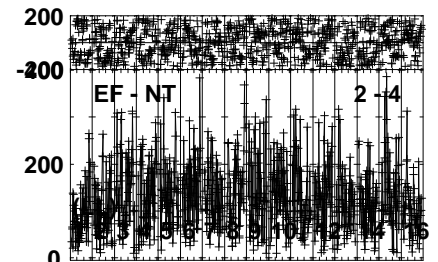
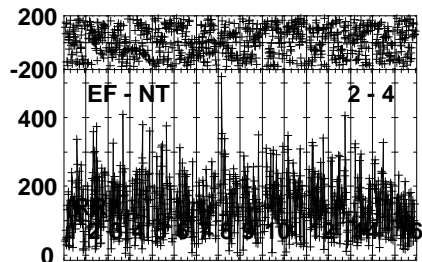
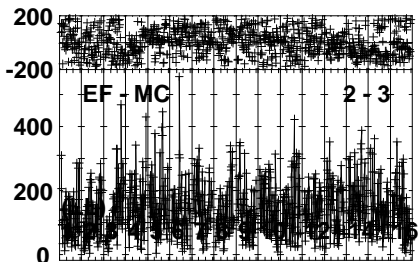
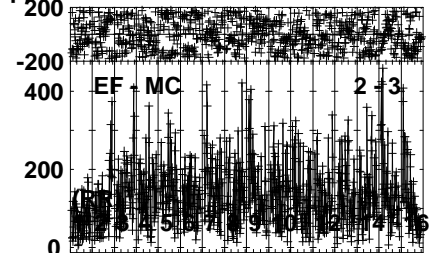
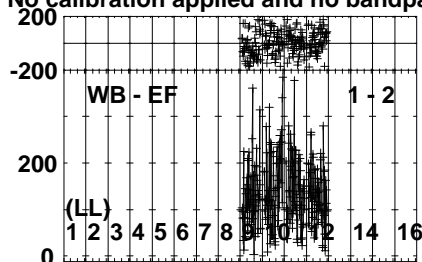
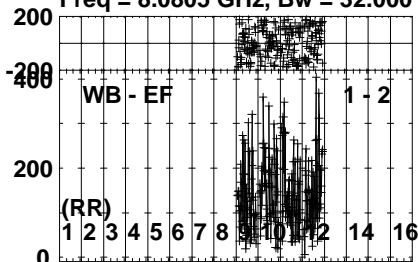


Lower frame: Milli Ampl Jy Top frame: Phas deg  
Vector averaged cross-power spectrum Several baselines displayed  
Timerange: 00/08:05:09 to 00/08:06:47

Plot file version 227 created 23-APR-2024 10:26:23

SN2014C EB107.UVDATA.1

Freq = 8.0805 GHz, Bw = 32.000 MH No calibration applied and no bandpass applied

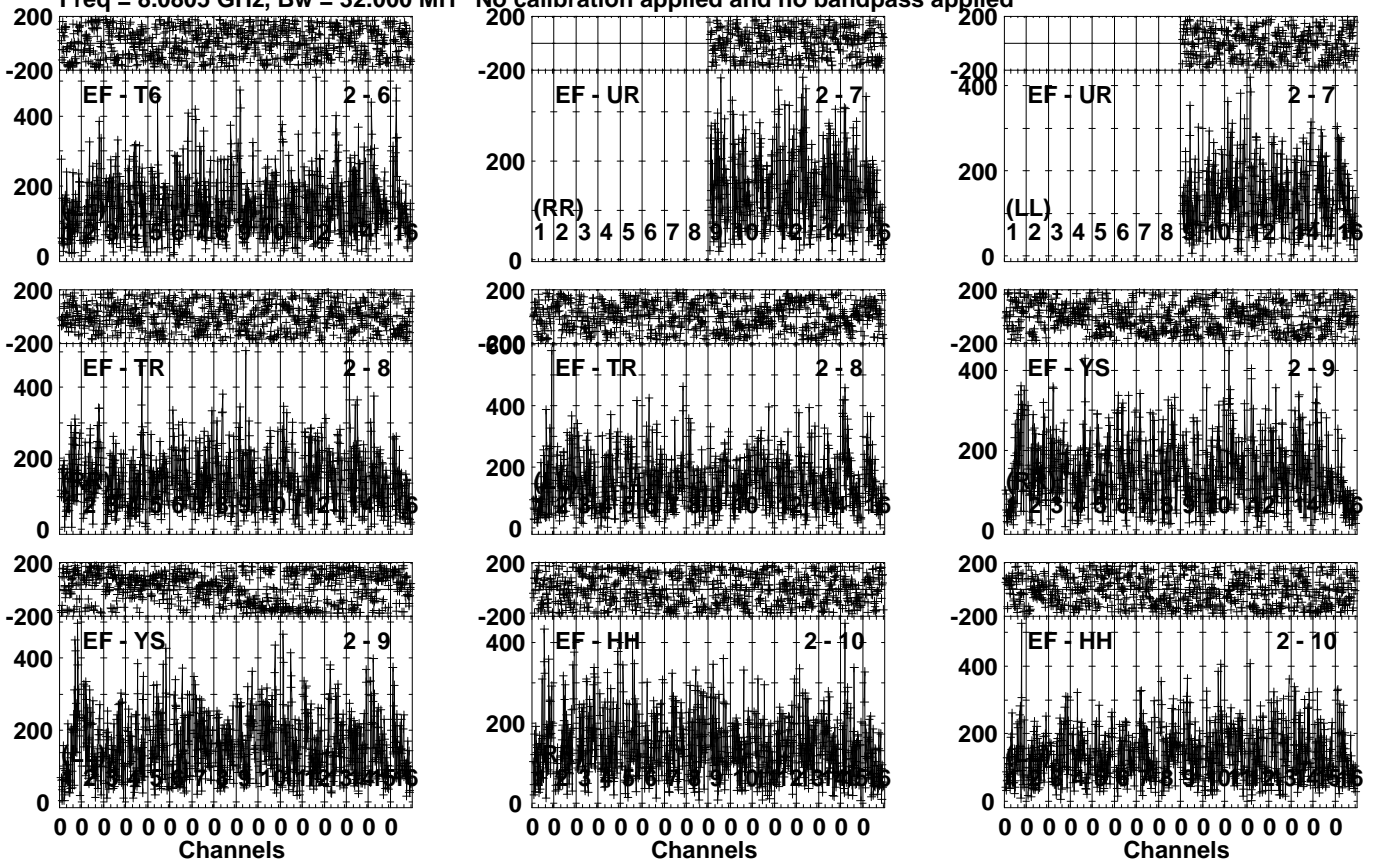


Lower frame: Micro Ampl Jy Top frame: Phas deg  
Vector averaged cross-power spectrum Several baselines displayed  
Timerange: 00/08:06:51 to 00/08:08:47

Plot file version 228 created 23-APR-2024 10:26:23

SN2014C EB107.UVDATA.1

Freq = 8.0805 GHz, Bw = 32.000 MH No calibration applied and no bandpass applied

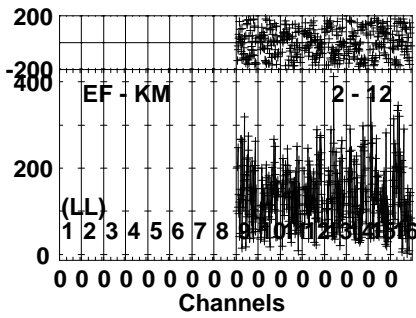
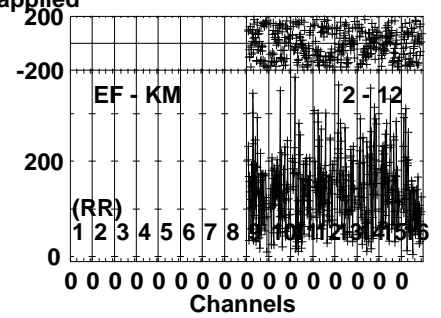
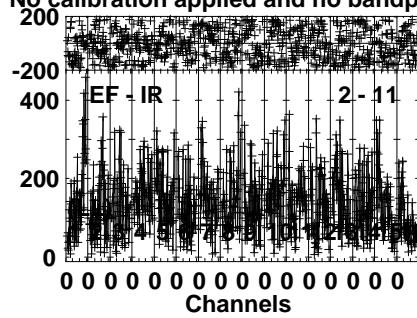
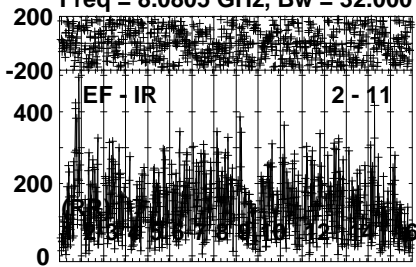


Lower frame: Micro Ampl Jy Top frame: Phas deg  
Vector averaged cross-power spectrum Several baselines displayed  
Timerange: 00/08:06:51 to 00/08:08:47

Plot file version 229 created 23-APR-2024 10:26:23

SN2014C EB107.UVDATA.1

Freq = 8.0805 GHz, Bw = 32.000 MH No calibration applied and no bandpass applied

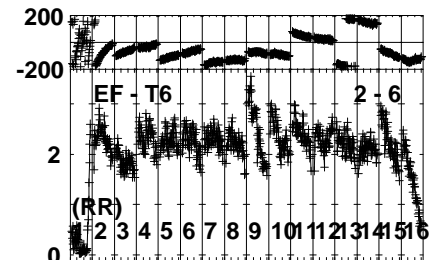
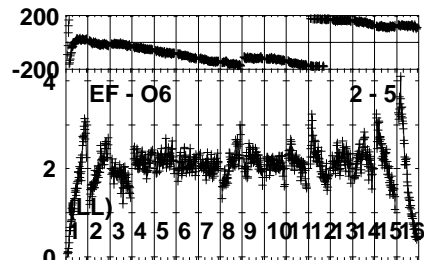
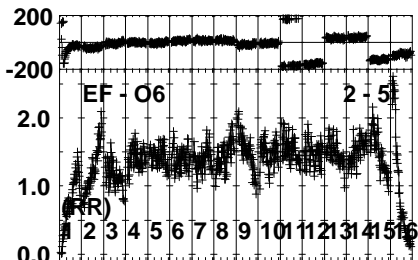
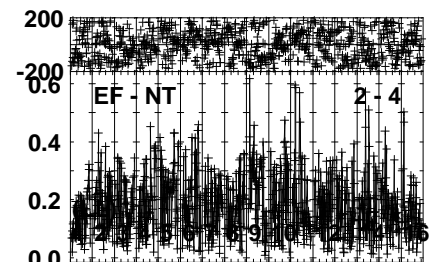
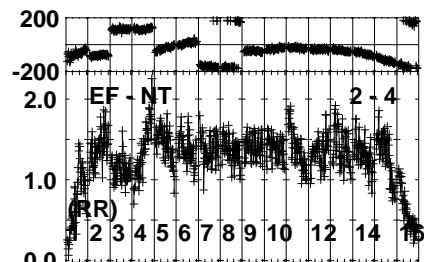
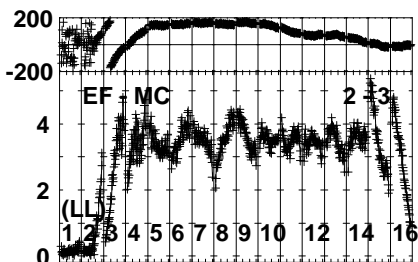
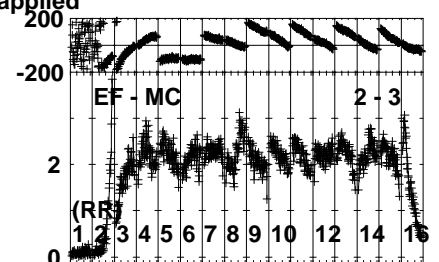
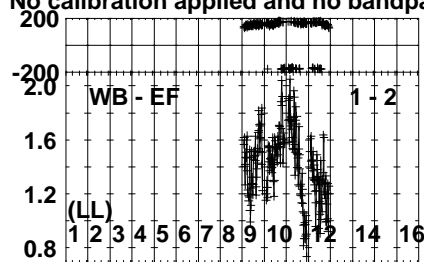
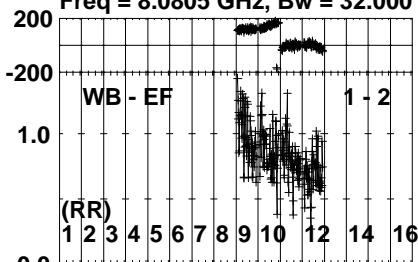


Lower frame: Micro Ampl Jy Top frame: Phas deg  
Vector averaged cross-power spectrum Several baselines displayed  
Timerange: 00/08:06:51 to 00/08:08:47

Plot file version 230 created 23-APR-2024 10:26:23

J2248+3718 EB107.UVDATA.1

Freq = 8.0805 GHz, Bw = 32.000 MH No calibration applied and no bandpass applied

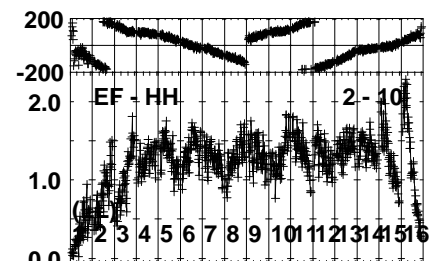
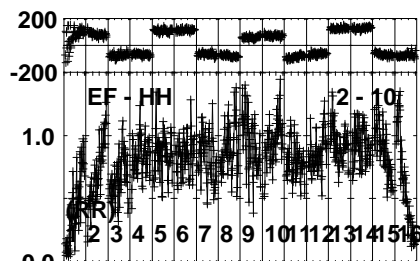
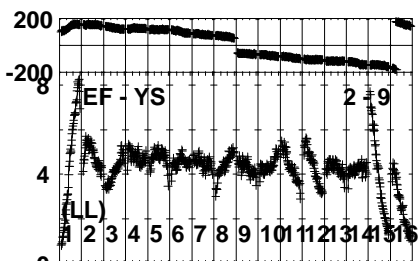
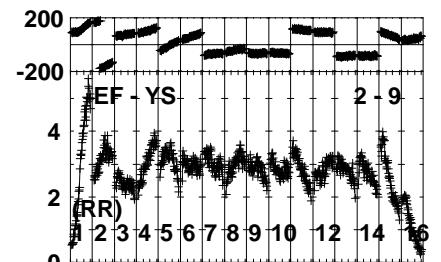
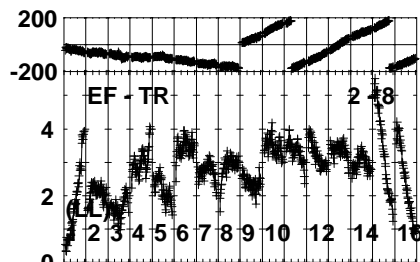
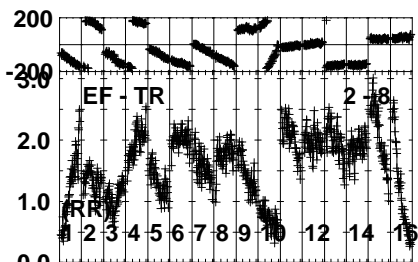
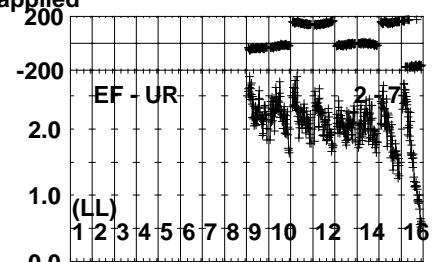
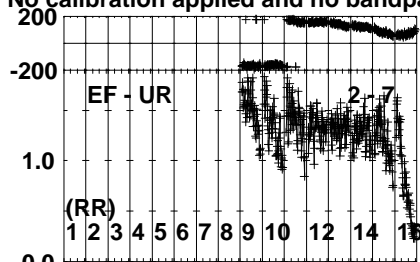
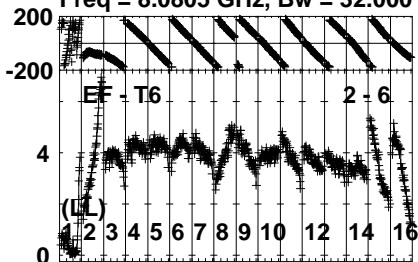


Lower frame: Milli Ampl Jy Top frame: Phas deg  
Vector averaged cross-power spectrum Several baselines displayed  
Timerange: 00/08:08:49 to 00/08:10:17

Plot file version 231 created 23-APR-2024 10:26:23

J2248+3718 EB107.UVDATA.1

Freq = 8.0805 GHz, Bw = 32.000 MH No calibration applied and no bandpass applied



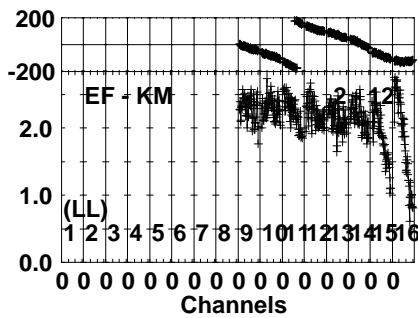
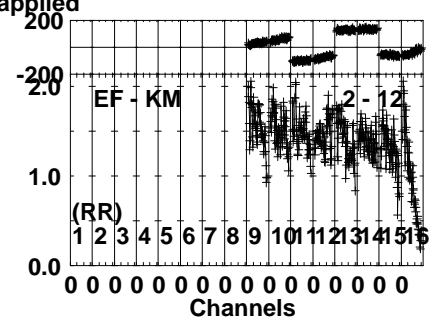
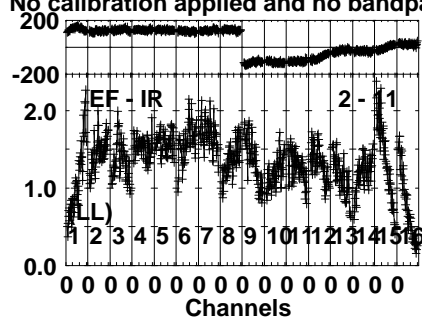
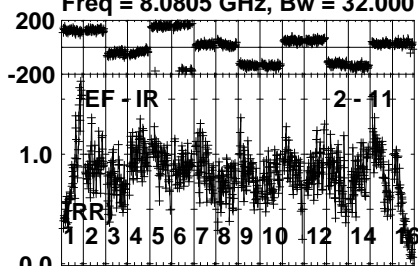
Lower frame: Milli Ampl Jy Top frame: Phas deg  
Vector averaged cross-power spectrum Several baselines displayed  
Timerange: 00/08:08:49 to 00/08:10:17

Plot file version 232 created 23-APR-2024 10:26:24

J2248+3718 EB107.UVDATA.1

Freq = 8.0805 GHz, Bw = 32.000 MH

No calibration applied and no bandpass applied



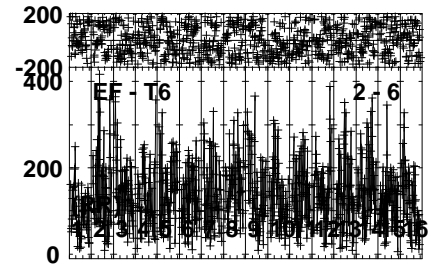
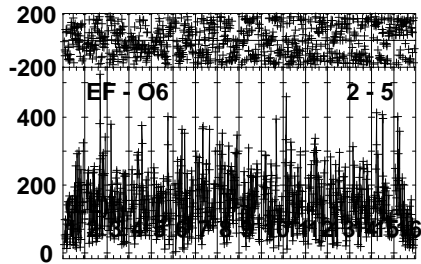
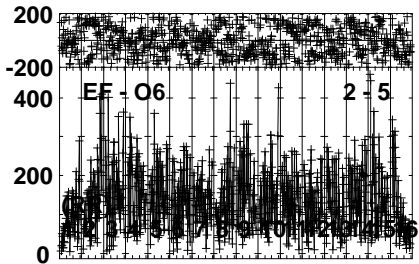
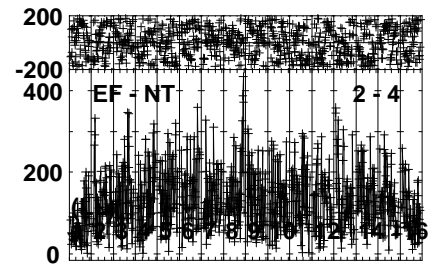
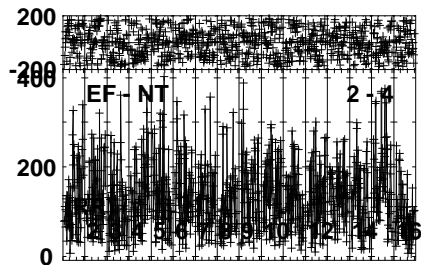
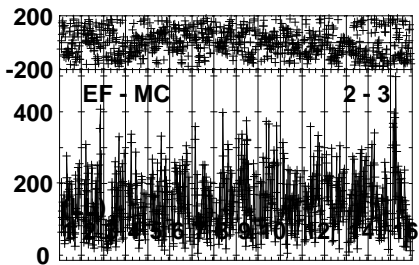
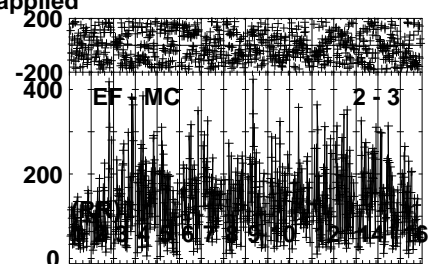
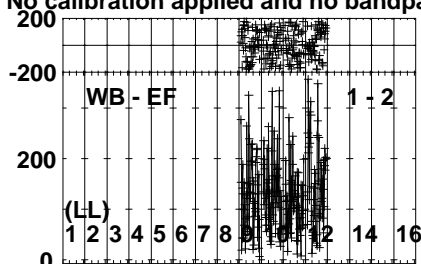
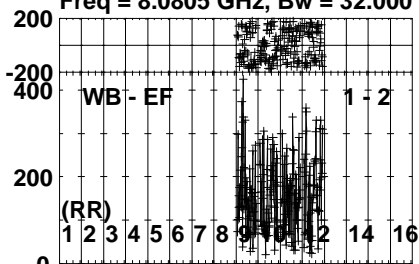
Lower frame: Milli Ampl Jy Top frame: Phas deg  
Vector averaged cross-power spectrum Several baselines displayed  
Timerange: 00/08:08:49 to 00/08:10:17



Plot file version 233 created 23-APR-2024 10:26:24

SN2014C EB107.UVDATA.1

Freq = 8.0805 GHz, Bw = 32.000 MH No calibration applied and no bandpass applied

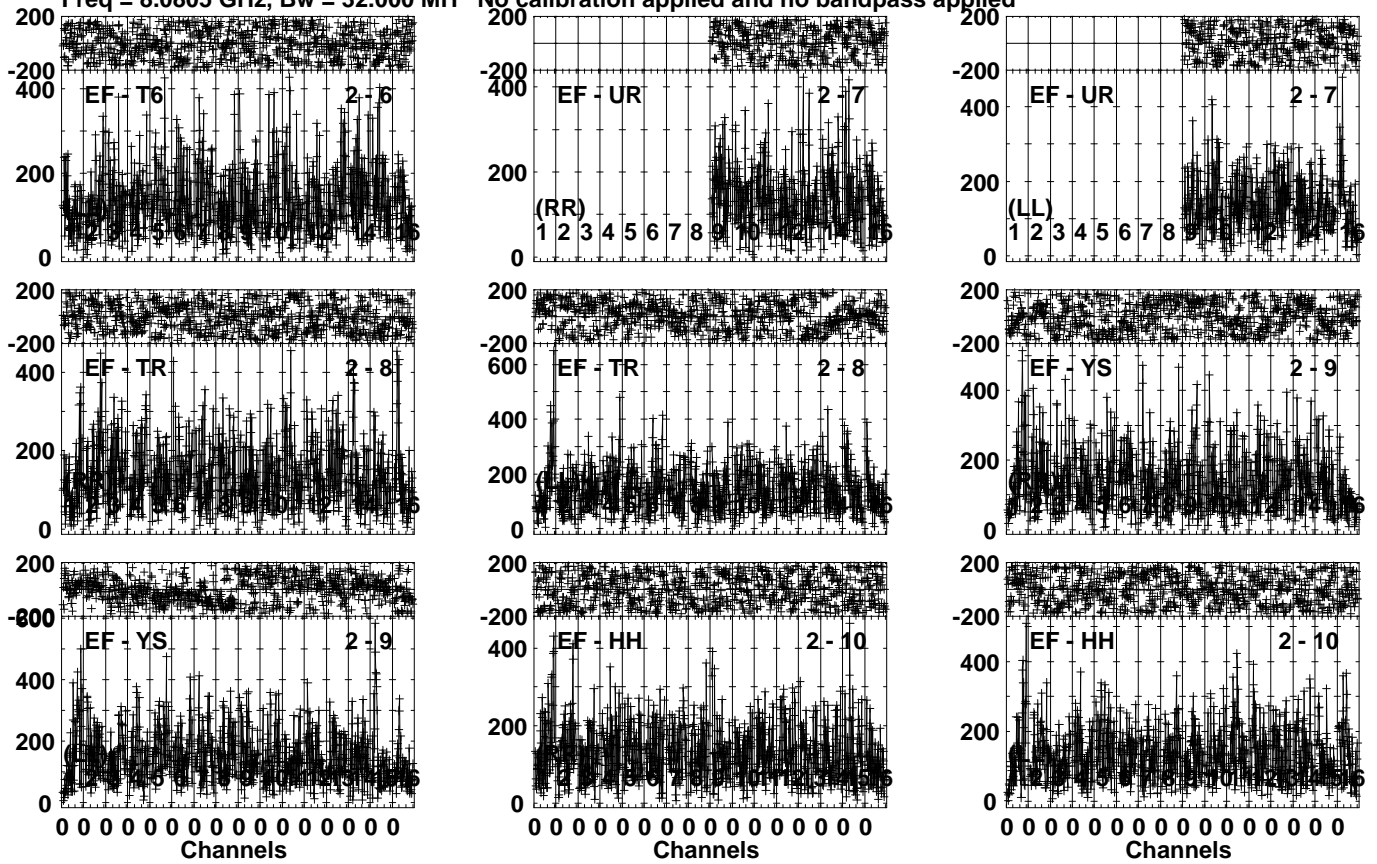


Lower frame: Micro Ampl Jy Top frame: Phas deg  
Vector averaged cross-power spectrum Several baselines displayed  
Timerange: 00/08:10:19 to 00/08:12:17

Plot file version 234 created 23-APR-2024 10:26:24

SN2014C EB107.UVDATA.1

Freq = 8.0805 GHz, Bw = 32.000 MH No calibration applied and no bandpass applied

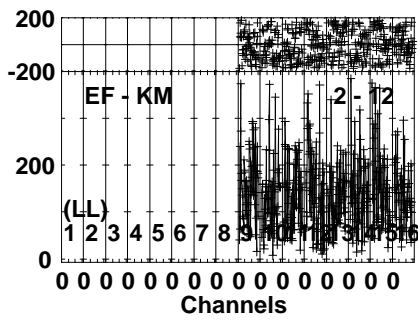
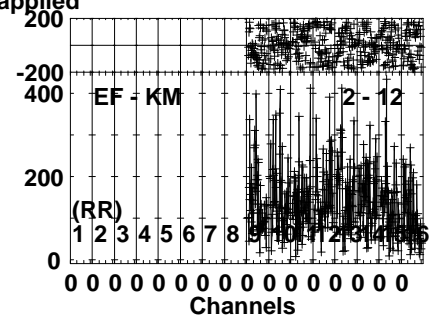
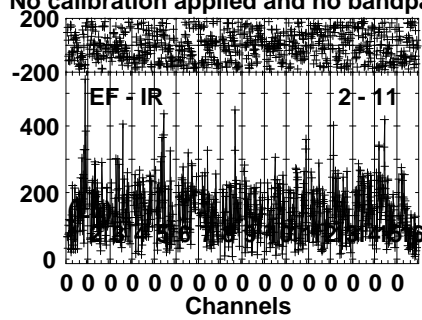
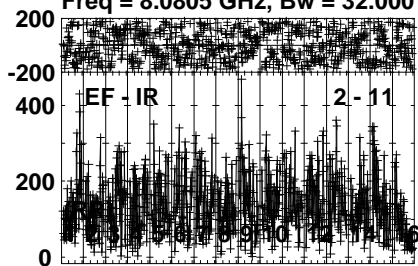


Lower frame: Micro Ampl Jy Top frame: Phas deg  
Vector averaged cross-power spectrum Several baselines displayed  
Timerange: 00/08:10:19 to 00/08:12:17

Plot file version 235 created 23-APR-2024 10:26:24

SN2014C EB107.UVDATA.1

Freq = 8.0805 GHz, Bw = 32.000 MH No calibration applied and no bandpass applied

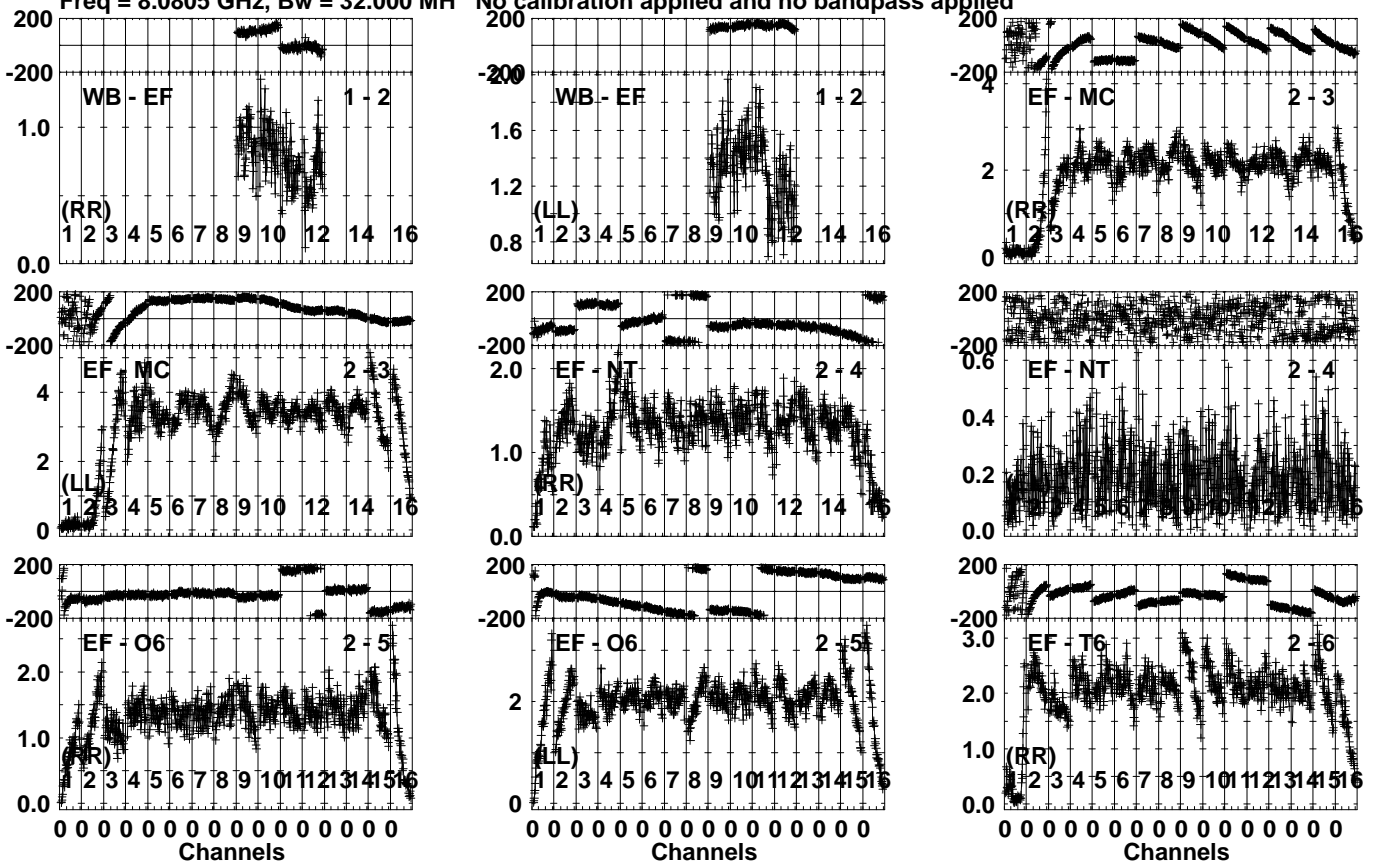


Lower frame: Micro Ampl Jy Top frame: Phas deg  
Vector averaged cross-power spectrum Several baselines displayed  
Timerange: 00/08:10:19 to 00/08:12:17

Plot file version 236 created 23-APR-2024 10:26:24

J2248+3718 EB107.UVDATA.1

Freq = 8.0805 GHz, Bw = 32.000 MH No calibration applied and no bandpass applied

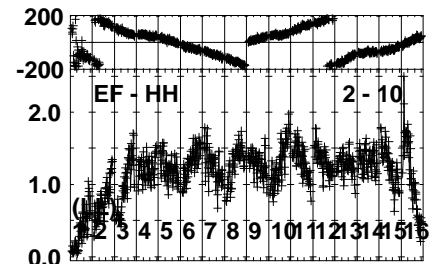
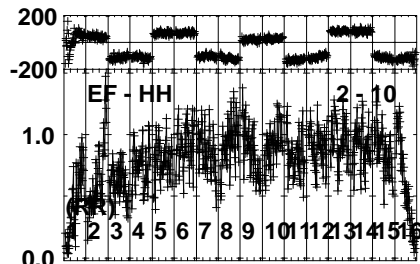
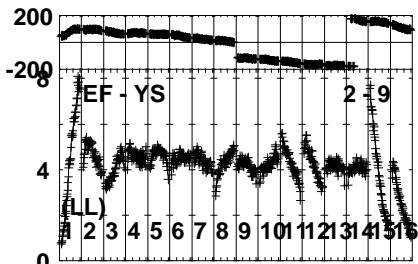
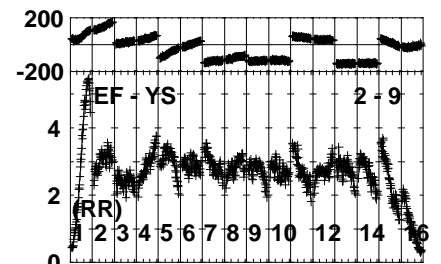
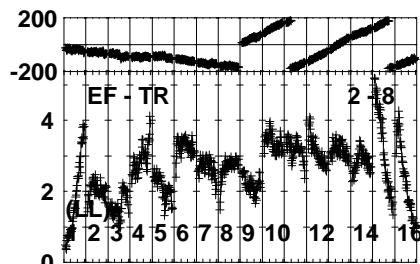
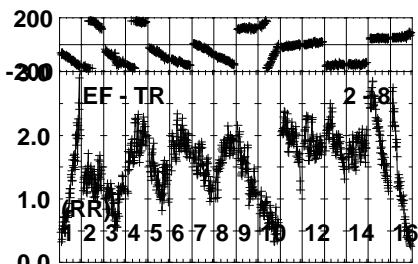
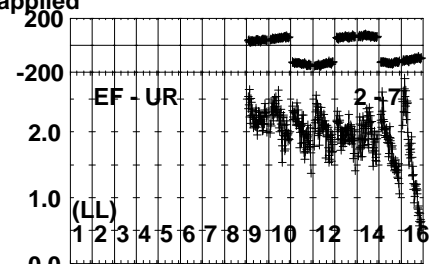
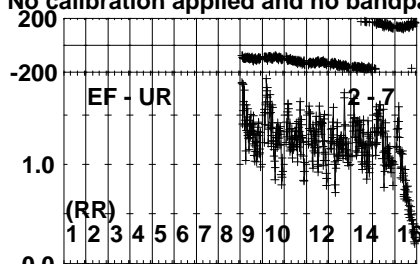
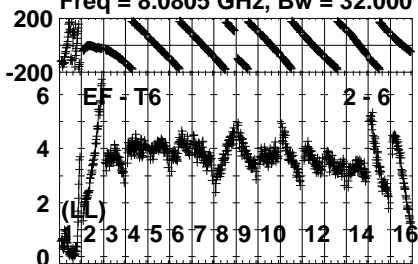


Lower frame: Milli Ampl Jy Top frame: Phas deg  
Vector averaged cross-power spectrum Several baselines displayed  
Timerange: 00/08:12:19 to 00/08:13:47

Plot file version 237 created 23-APR-2024 10:26:24

J2248+3718 EB107.UVDATA.1

Freq = 8.0805 GHz, Bw = 32.000 MH No calibration applied and no bandpass applied



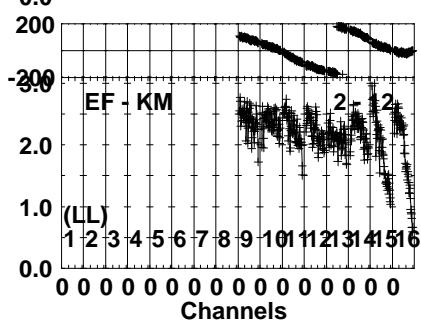
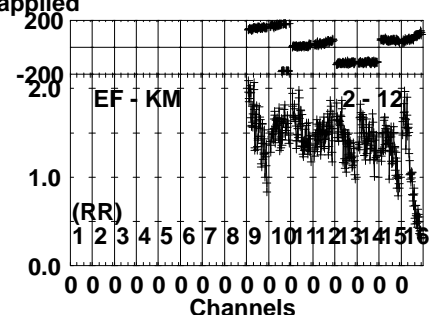
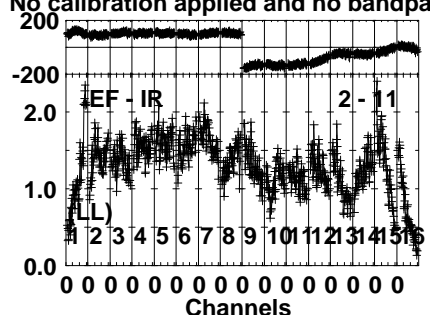
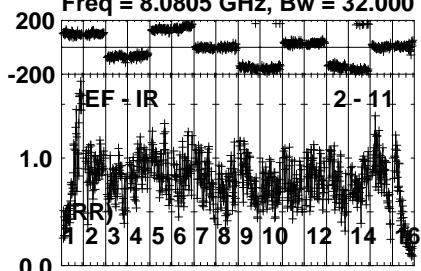
Lower frame: Milli Ampl Jy Top frame: Phas deg  
Vector averaged cross-power spectrum Several baselines displayed  
Timerange: 00/08:12:19 to 00/08:13:47

Plot file version 238 created 23-APR-2024 10:26:25

J2248+3718 EB107.UVDATA.1

Freq = 8.0805 GHz, Bw = 32.000 MH

No calibration applied and no bandpass applied

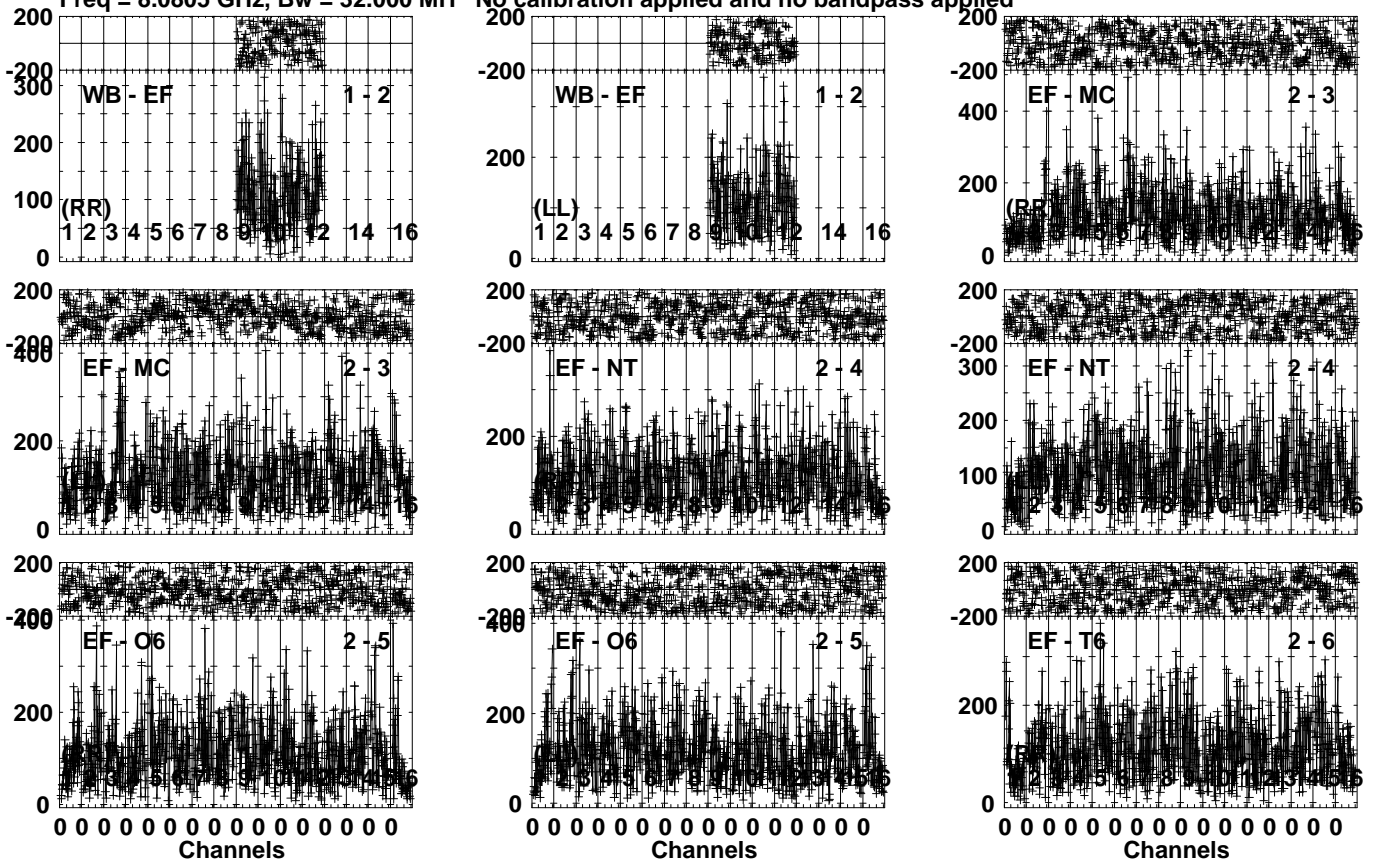


Lower frame: Milli Ampl Jy Top frame: Phas deg  
Vector averaged cross-power spectrum Several baselines displayed  
Timerange: 00/08:12:19 to 00/08:13:47

Plot file version 239 created 23-APR-2024 10:26:25

SN2014C EB107.UVDATA.1

Freq = 8.0805 GHz, Bw = 32.000 MH No calibration applied and no bandpass applied

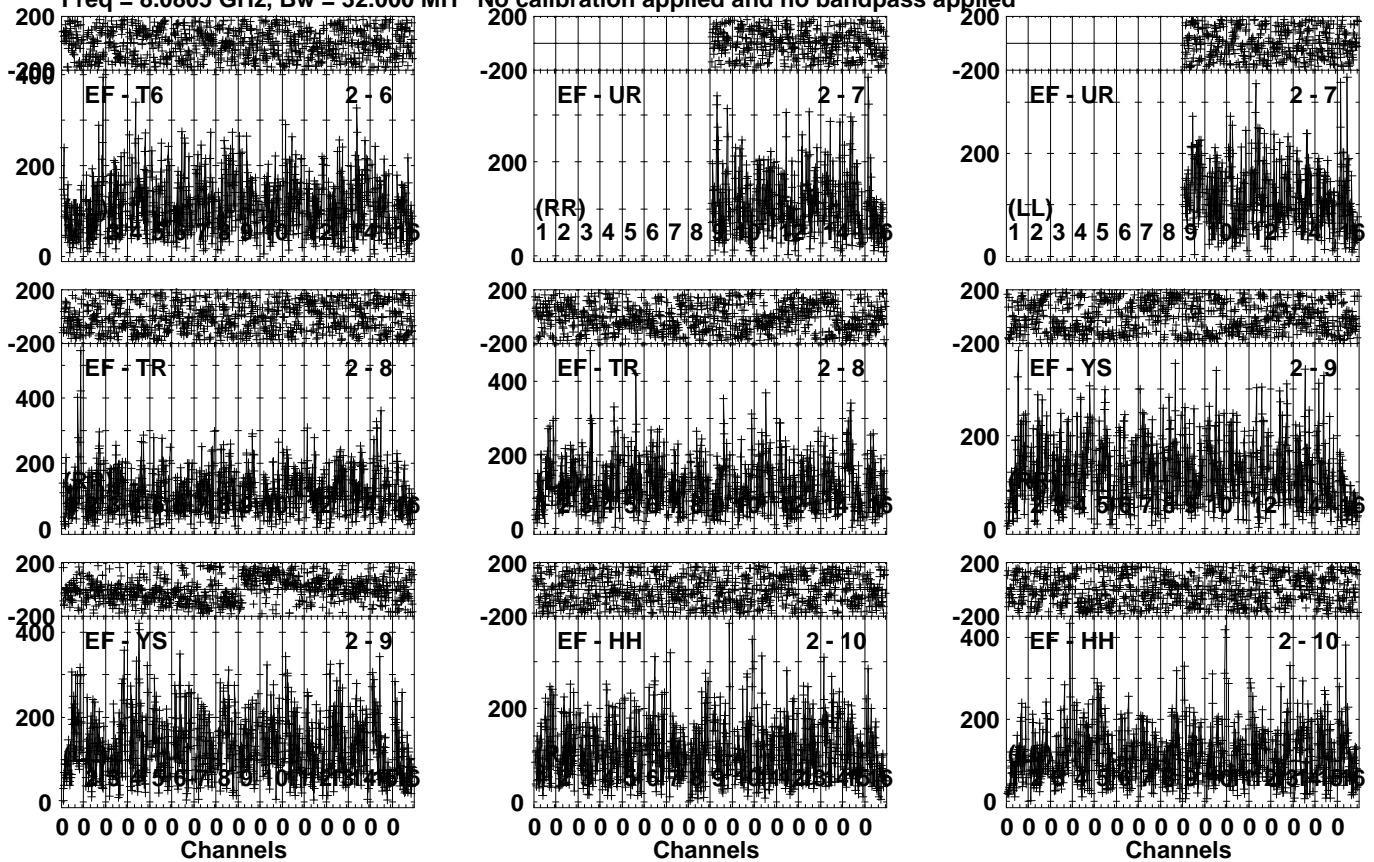


Lower frame: Micro Ampl Jy Top frame: Phas deg  
Vector averaged cross-power spectrum Several baselines displayed  
Timerange: 00/08:14:35 to 00/08:16:13

Plot file version 240 created 23-APR-2024 10:26:25

SN2014C EB107.UVDATA.1

Freq = 8.0805 GHz, Bw = 32.000 MH No calibration applied and no bandpass applied



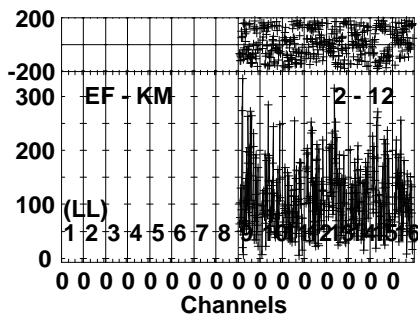
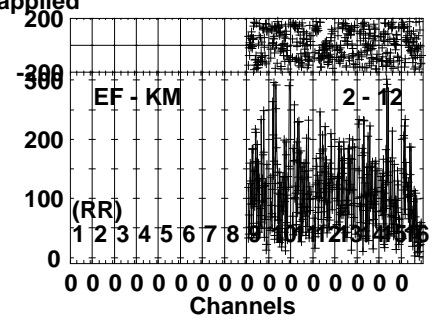
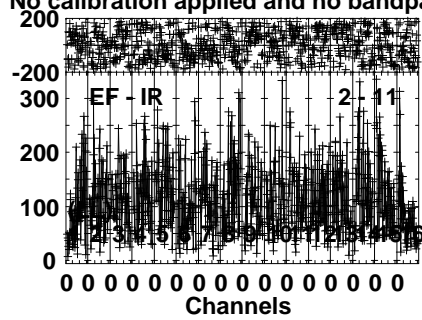
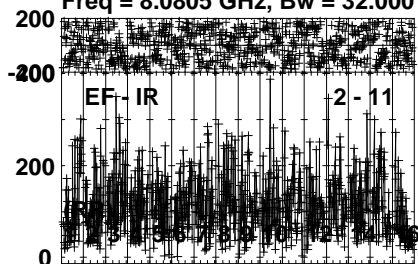
Lower frame: Micro Ampl Jy Top frame: Phas deg  
Vector averaged cross-power spectrum Several baselines displayed  
Timerange: 00/08:14:35 to 00/08:16:13



Plot file version 241 created 23-APR-2024 10:26:25

SN2014C EB107.UVDATA.1

Freq = 8.0805 GHz, Bw = 32.000 MH No calibration applied and no bandpass applied

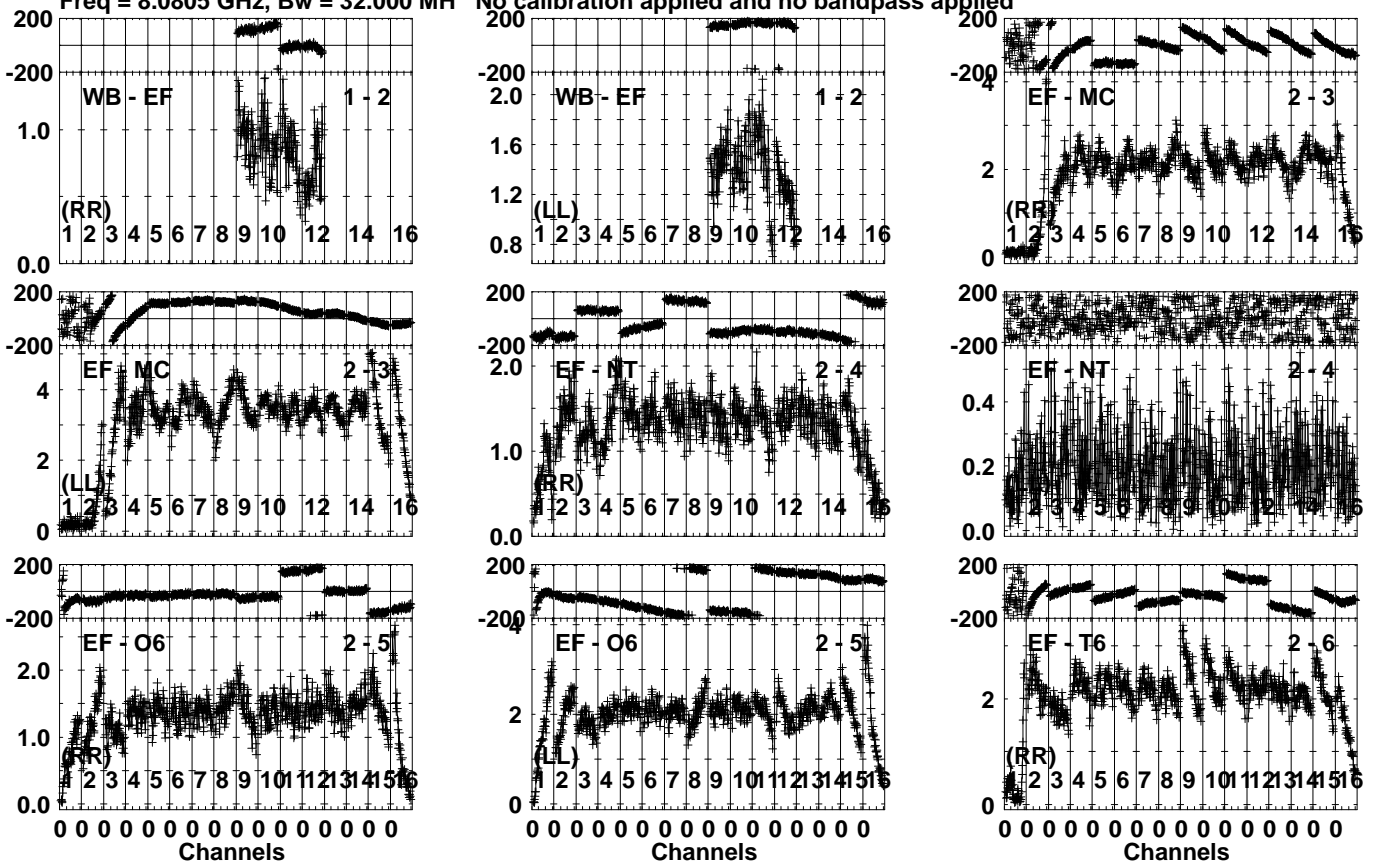


Lower frame: Micro Ampl Jy Top frame: Phas deg  
Vector averaged cross-power spectrum Several baselines displayed  
Timerange: 00/08:14:35 to 00/08:16:13

Plot file version 242 created 23-APR-2024 10:26:25

J2248+3718 EB107.UVDATA.1

Freq = 8.0805 GHz, Bw = 32.000 MH No calibration applied and no bandpass applied

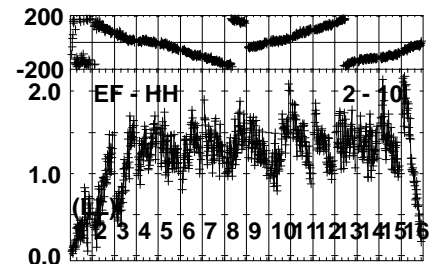
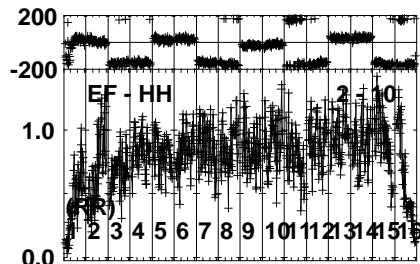
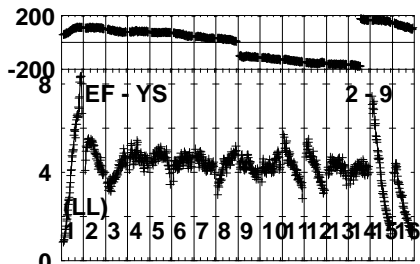
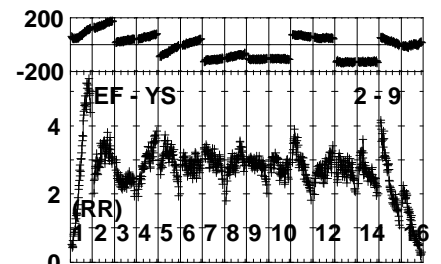
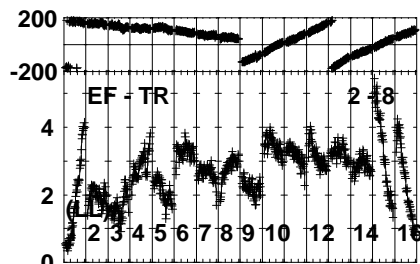
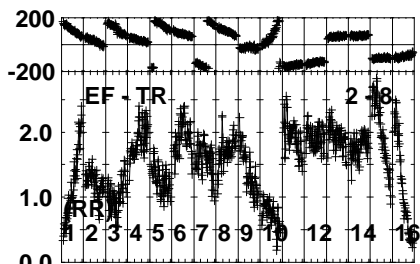
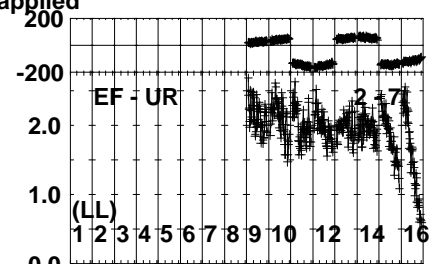
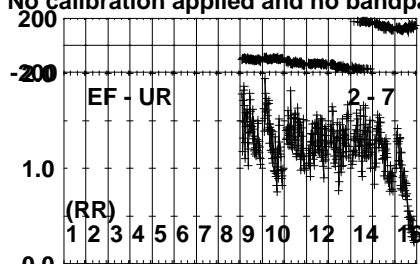
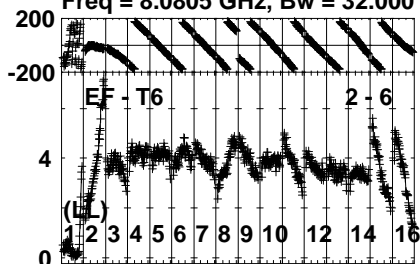


Lower frame: Milli Ampl Jy Top frame: Phas deg  
Vector averaged cross-power spectrum Several baselines displayed  
Timerange: 00/08:16:17 to 00/08:17:43

Plot file version 243 created 23-APR-2024 10:26:26

J2248+3718 EB107.UVDATA.1

Freq = 8.0805 GHz, Bw = 32.000 MH No calibration applied and no bandpass applied



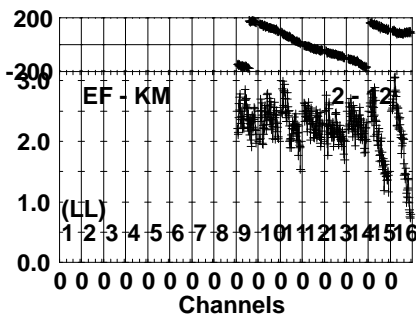
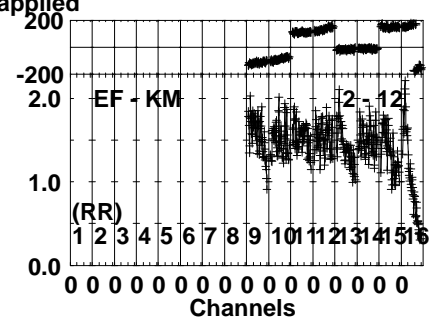
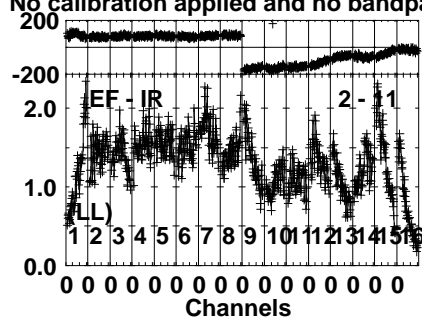
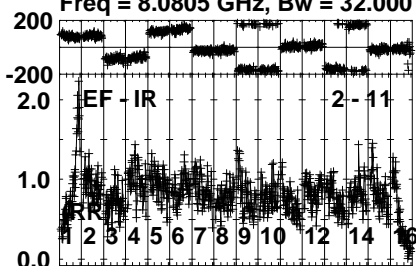
Lower frame: Milli Ampl Jy Top frame: Phas deg  
Vector averaged cross-power spectrum Several baselines displayed  
Timerange: 00/08:16:17 to 00/08:17:43

Plot file version 244 created 23-APR-2024 10:26:26

J2248+3718 EB107.UVDATA.1

Freq = 8.0805 GHz, Bw = 32.000 MH

No calibration applied and no bandpass applied

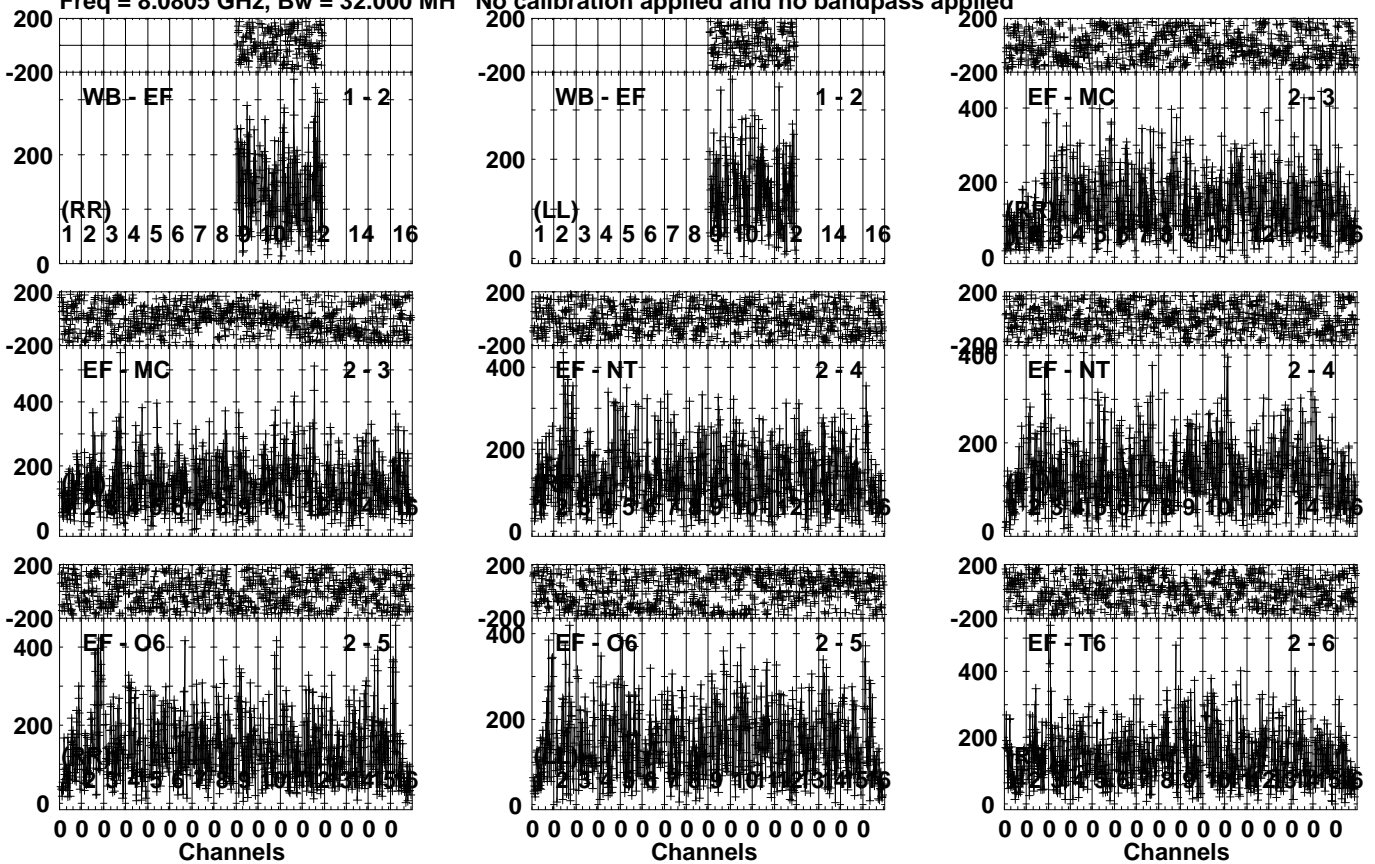


Lower frame: Milli Ampl Jy Top frame: Phas deg  
Vector averaged cross-power spectrum Several baselines displayed  
Timerange: 00/08:16:17 to 00/08:17:43

Plot file version 245 created 23-APR-2024 10:26:26

SN2014C EB107.UVDATA.1

Freq = 8.0805 GHz, Bw = 32.000 MH No calibration applied and no bandpass applied

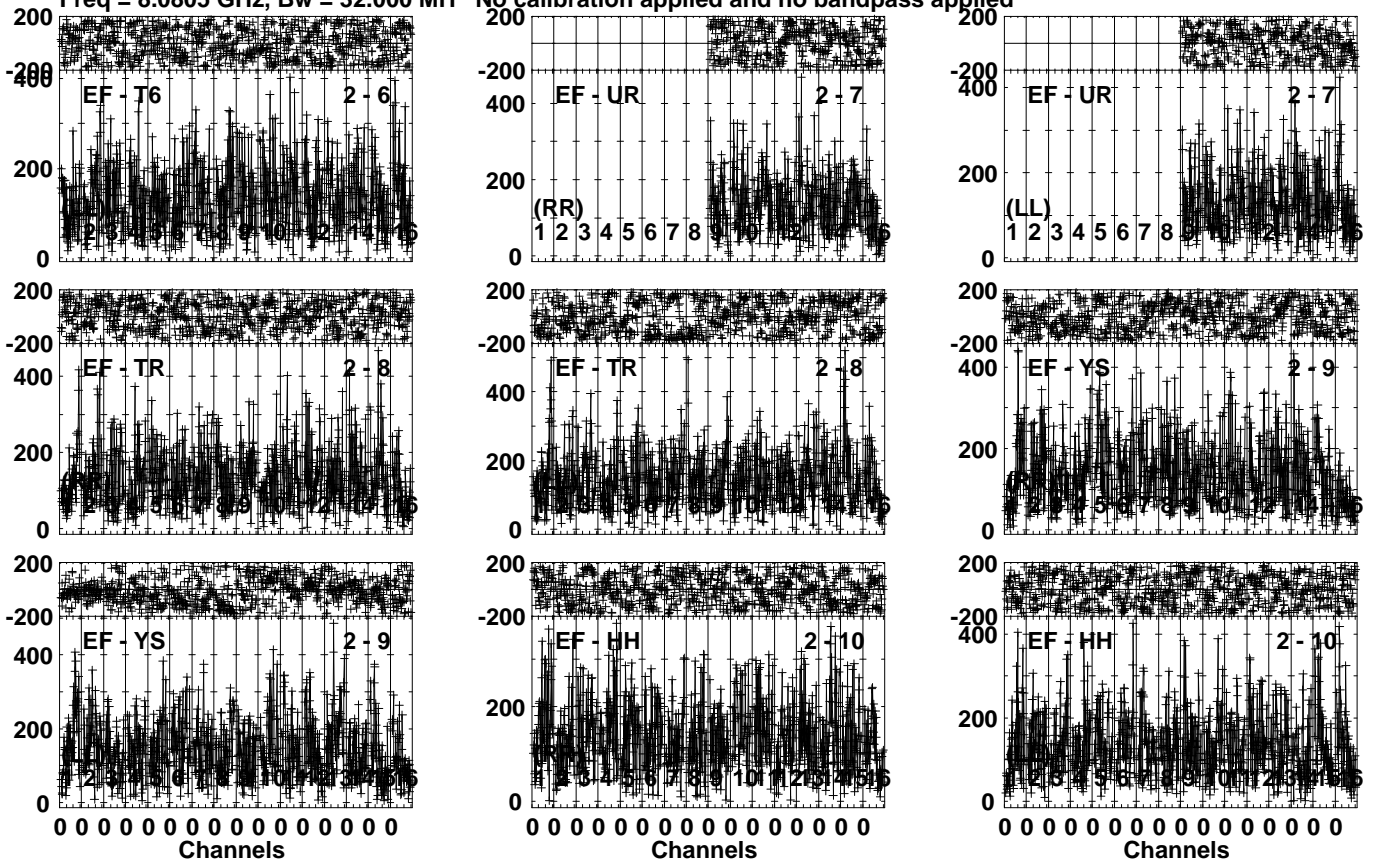


Lower frame: Micro Ampl Jy Top frame: Phas deg  
Vector averaged cross-power spectrum Several baselines displayed  
Timerange: 00/08:17:47 to 00/08:19:43

Plot file version 246 created 23-APR-2024 10:26:26

SN2014C EB107.UVDATA.1

Freq = 8.0805 GHz, Bw = 32.000 MH No calibration applied and no bandpass applied

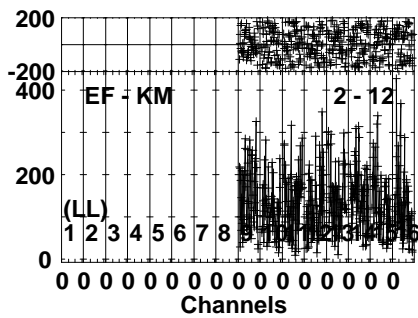
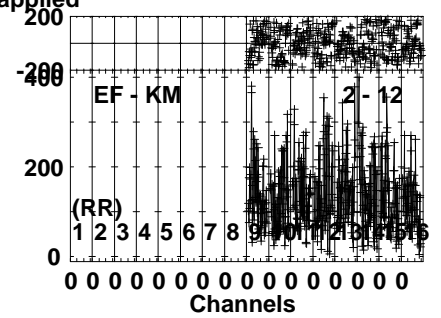
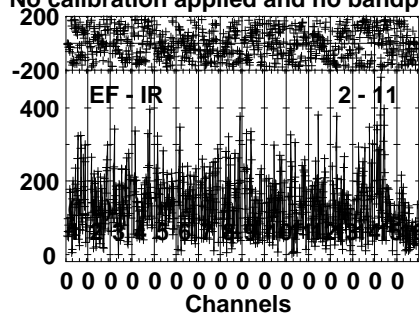
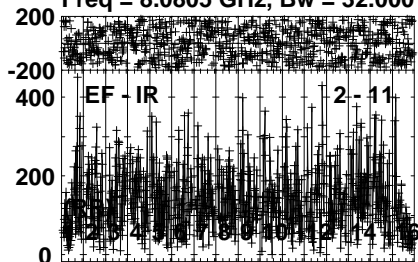


Lower frame: Micro Ampl Jy Top frame: Phas deg  
Vector averaged cross-power spectrum Several baselines displayed  
Timerange: 00/08:17:47 to 00/08:19:43

Plot file version 247 created 23-APR-2024 10:26:26

SN2014C EB107.UVDATA.1

Freq = 8.0805 GHz, Bw = 32.000 MH No calibration applied and no bandpass applied

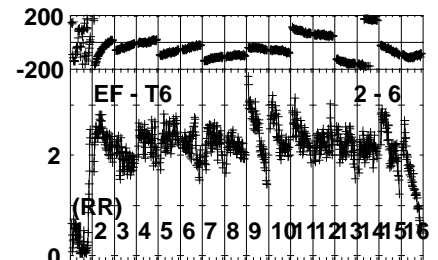
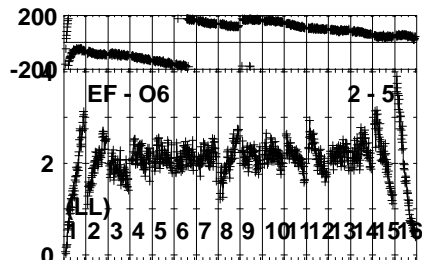
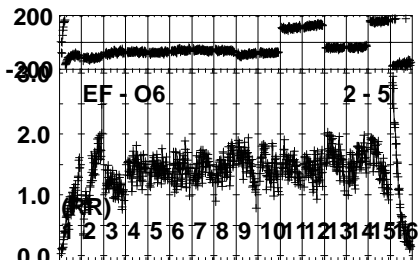
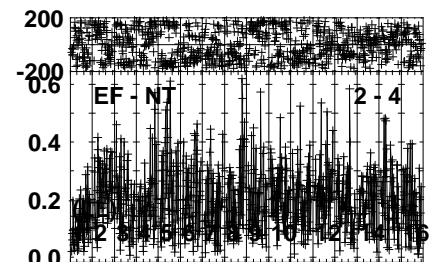
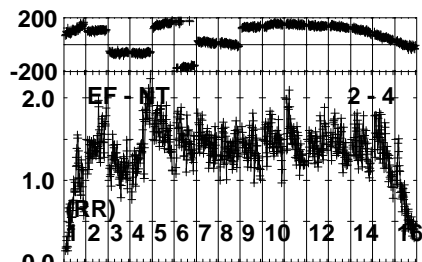
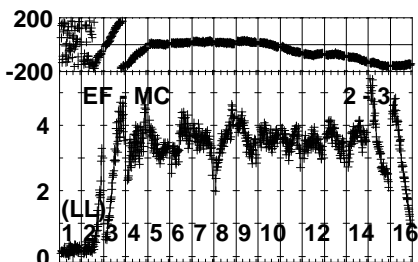
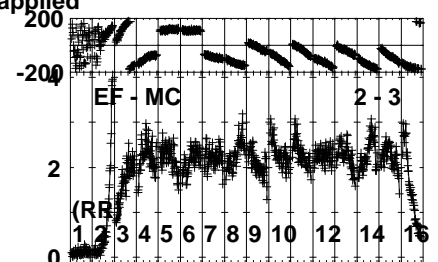
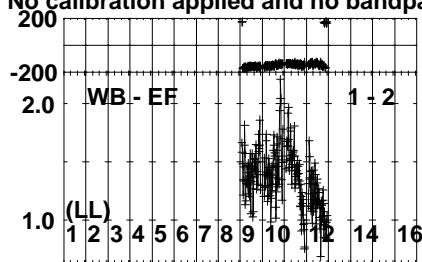
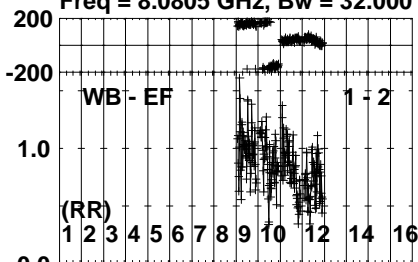


Lower frame: Micro Ampl Jy Top frame: Phas deg  
Vector averaged cross-power spectrum Several baselines displayed  
Timerange: 00/08:17:47 to 00/08:19:43

Plot file version 248 created 23-APR-2024 10:26:26

J2248+3718 EB107.UVDATA.1

Freq = 8.0805 GHz, Bw = 32.000 MH No calibration applied and no bandpass applied



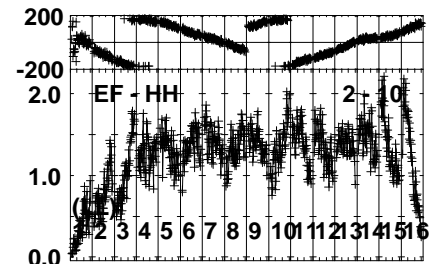
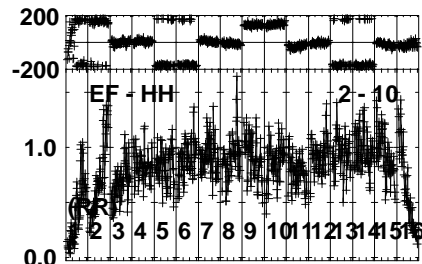
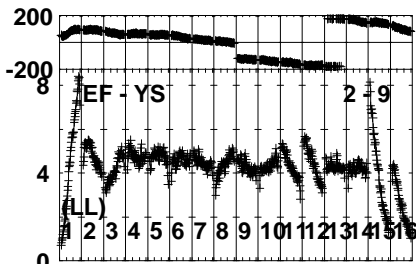
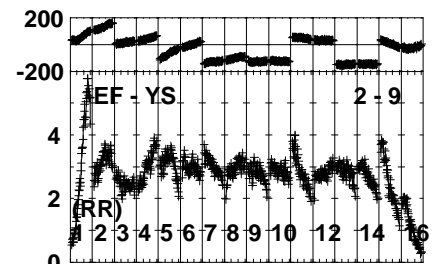
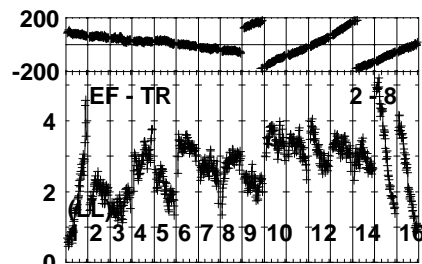
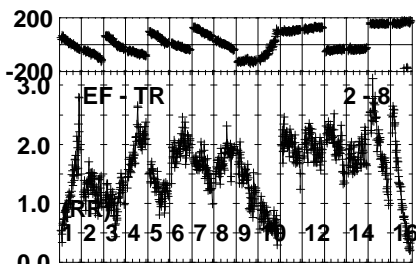
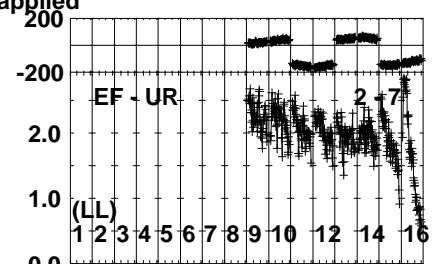
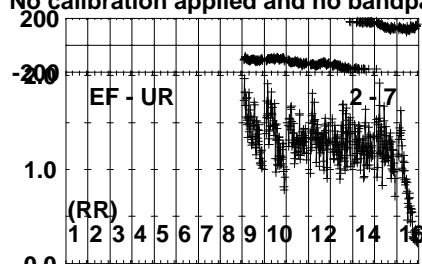
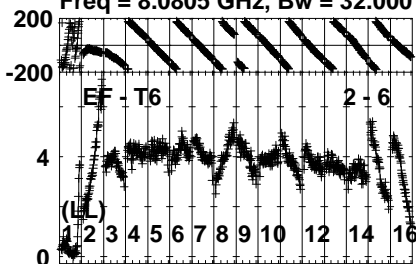
Lower frame: Milli Ampl Jy Top frame: Phas deg  
Vector averaged cross-power spectrum Several baselines displayed  
Timerange: 00/08:19:45 to 00/08:21:13



Plot file version 249 created 23-APR-2024 10:26:27

J2248+3718 EB107.UVDATA.1

Freq = 8.0805 GHz, Bw = 32.000 MH No calibration applied and no bandpass applied

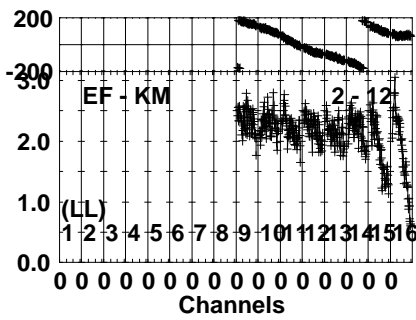
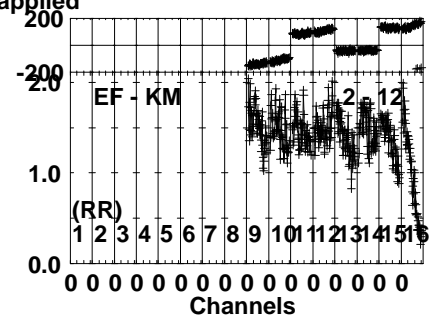
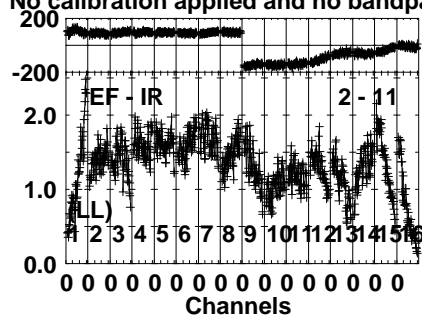
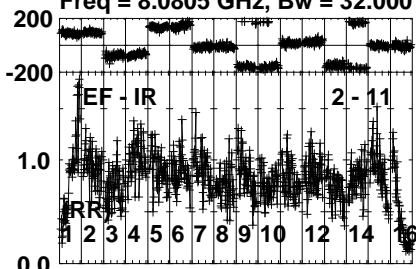


Lower frame: Milli Ampl Jy Top frame: Phas deg  
Vector averaged cross-power spectrum Several baselines displayed  
Timerange: 00/08:19:45 to 00/08:21:13

Plot file version 250 created 23-APR-2024 10:26:27

J2248+3718 EB107.UVDATA.1

Freq = 8.0805 GHz, Bw = 32.000 MH No calibration applied and no bandpass applied

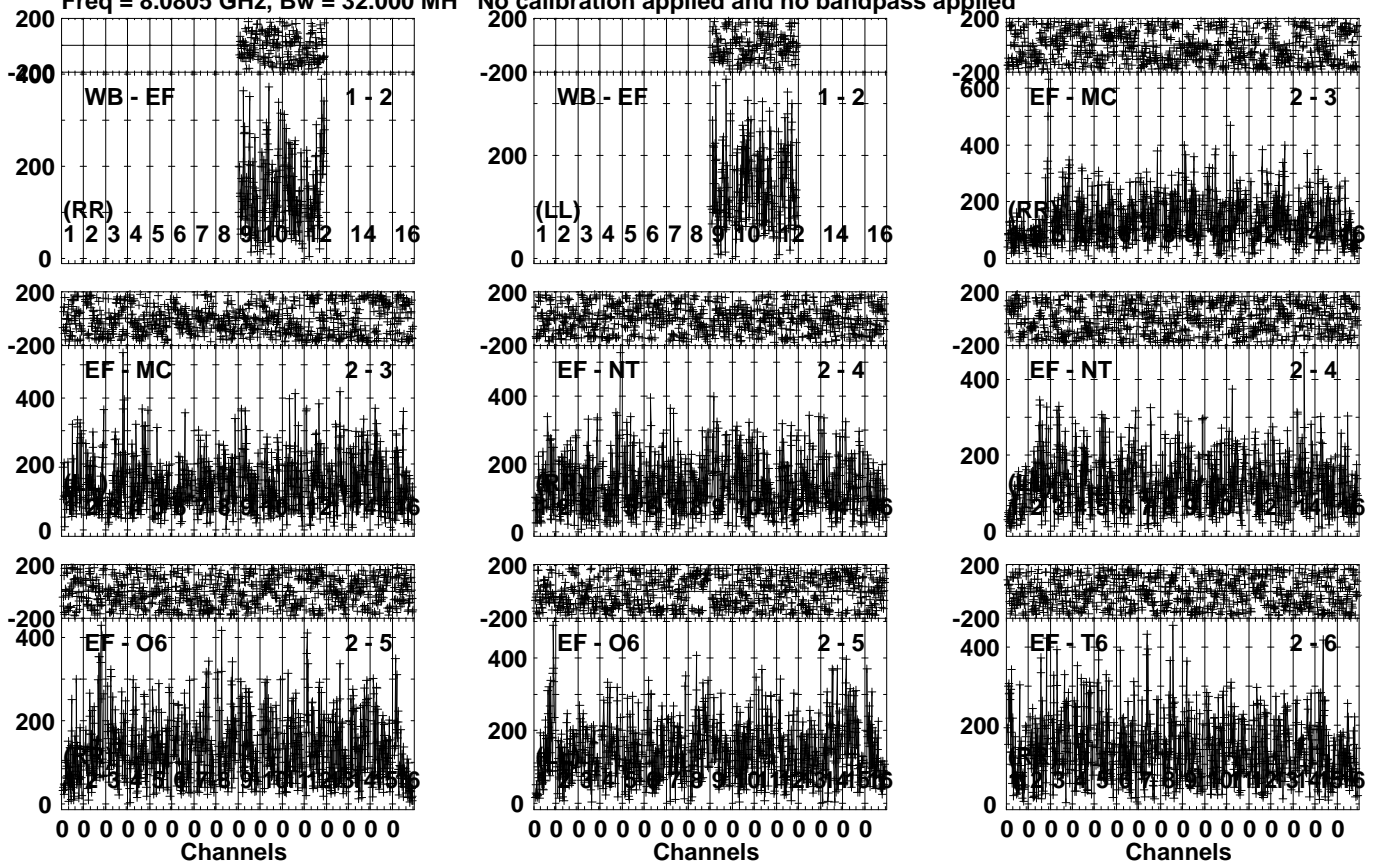


Lower frame: Milli Ampl Jy Top frame: Phas deg  
Vector averaged cross-power spectrum Several baselines displayed  
Timerange: 00/08:19:45 to 00/08:21:13

Plot file version 251 created 23-APR-2024 10:26:27

SN2014C EB107.UVDATA.1

Freq = 8.0805 GHz, Bw = 32.000 MH No calibration applied and no bandpass applied

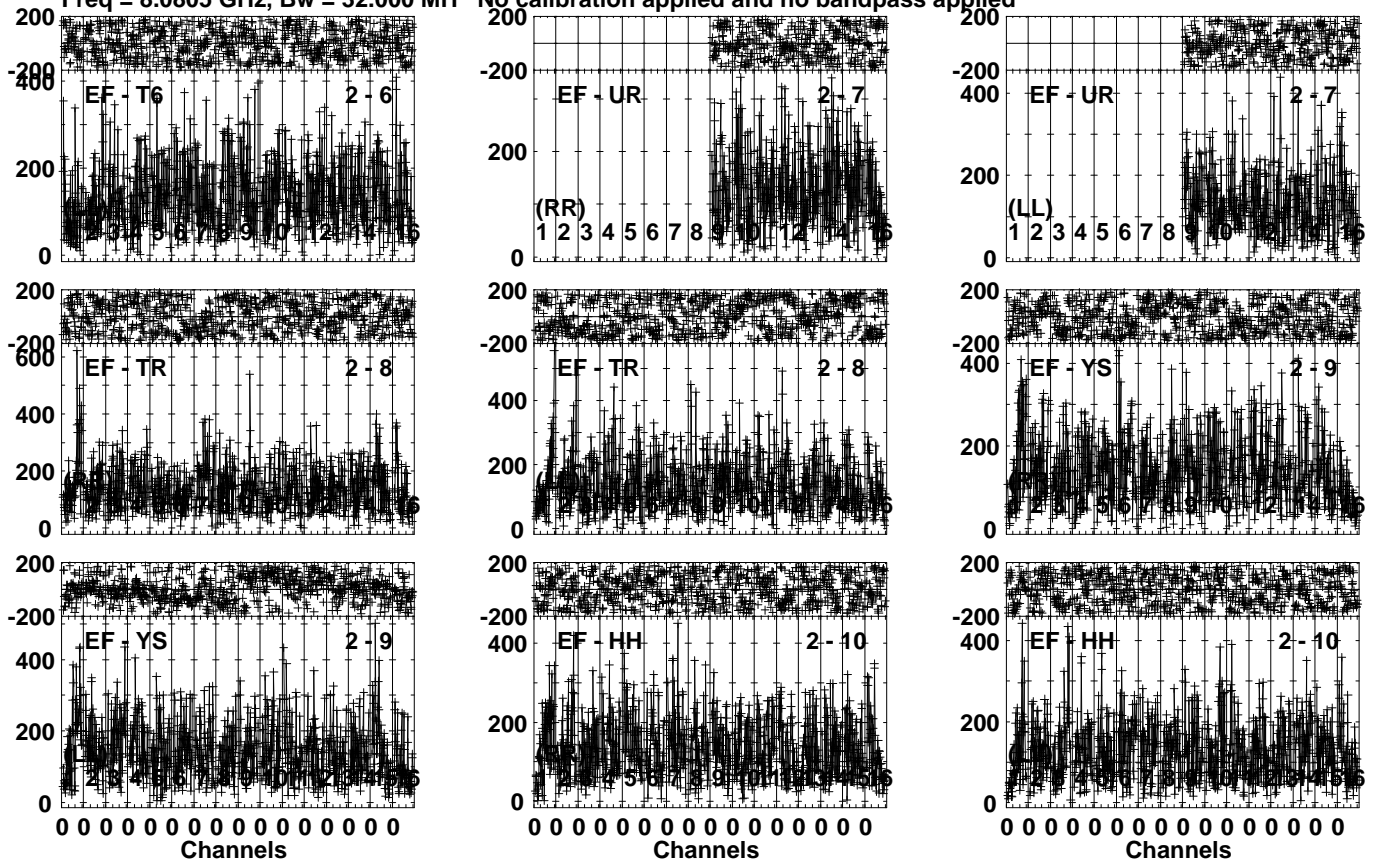


Lower frame: Micro Ampl Jy Top frame: Phas deg  
Vector averaged cross-power spectrum Several baselines displayed  
Timerange: 00/08:21:15 to 00/08:23:13

Plot file version 252 created 23-APR-2024 10:26:27

SN2014C EB107.UVDATA.1

Freq = 8.0805 GHz, Bw = 32.000 MH No calibration applied and no bandpass applied

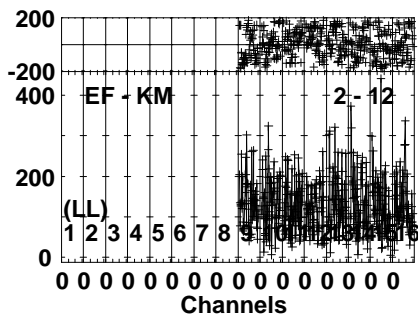
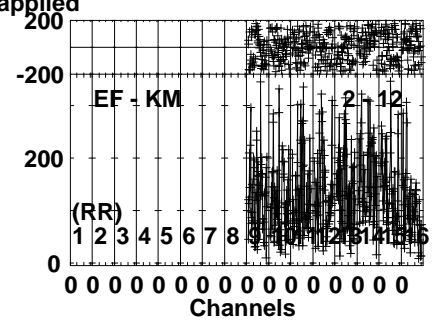
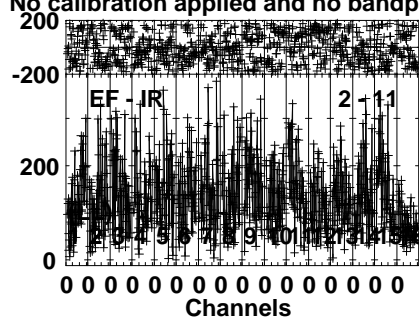
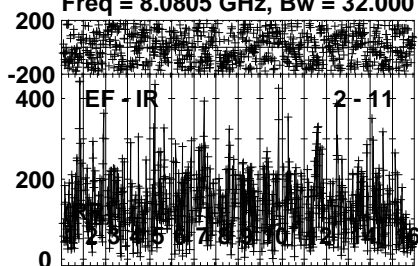


Lower frame: Micro Ampl Jy Top frame: Phas deg  
Vector averaged cross-power spectrum Several baselines displayed  
Timerange: 00/08:21:15 to 00/08:23:13

Plot file version 253 created 23-APR-2024 10:26:28

SN2014C EB107.UVDATA.1

Freq = 8.0805 GHz, Bw = 32.000 MH No calibration applied and no bandpass applied

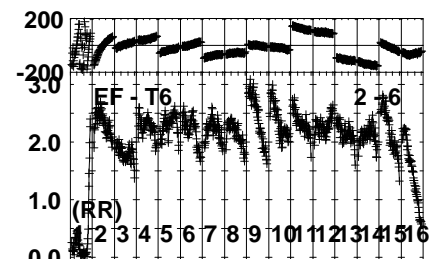
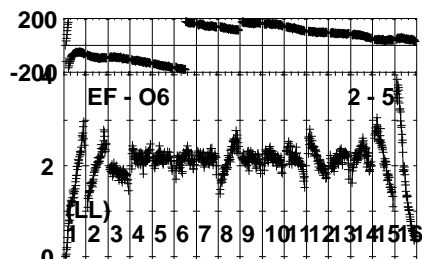
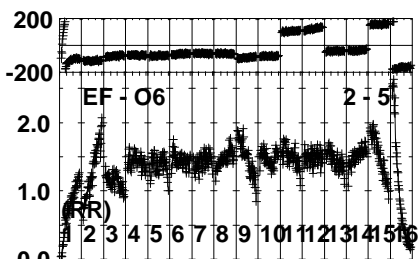
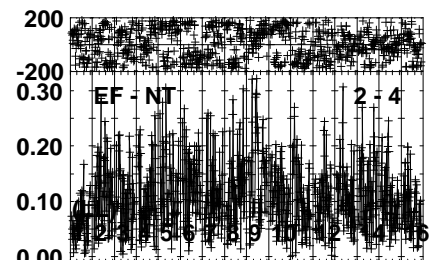
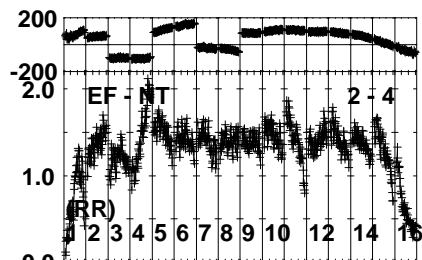
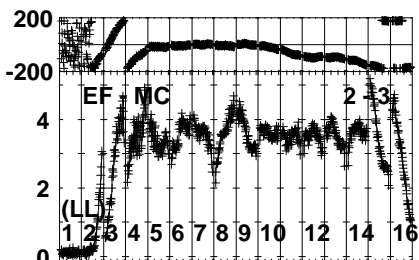
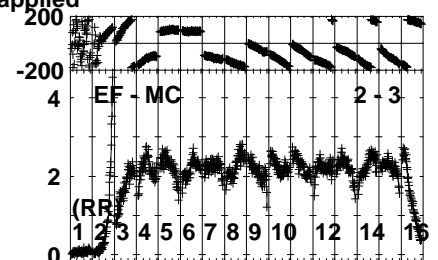
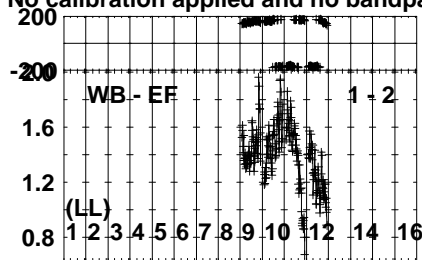
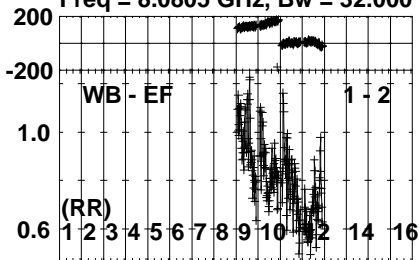


Lower frame: Micro Ampl Jy Top frame: Phas deg  
Vector averaged cross-power spectrum Several baselines displayed  
Timerange: 00/08:21:15 to 00/08:23:13

Plot file version 254 created 23-APR-2024 10:26:28

J2248+3718 EB107.UVDATA.1

Freq = 8.0805 GHz, Bw = 32.000 MH No calibration applied and no bandpass applied



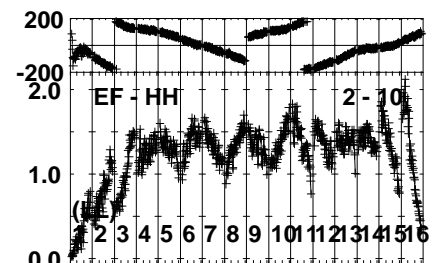
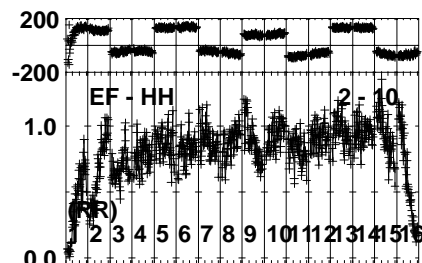
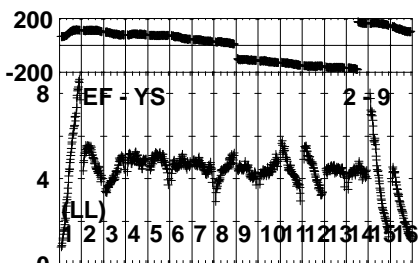
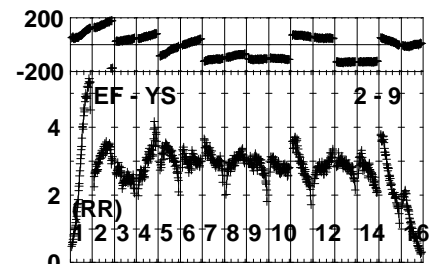
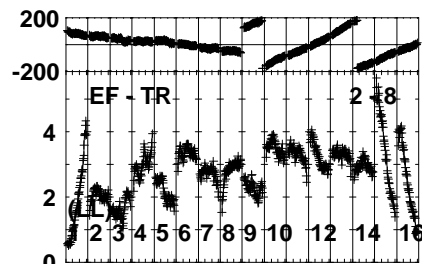
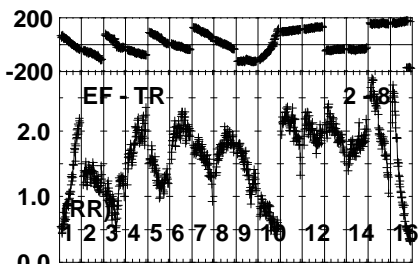
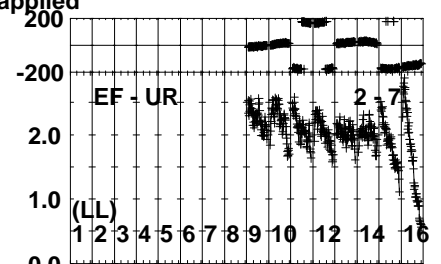
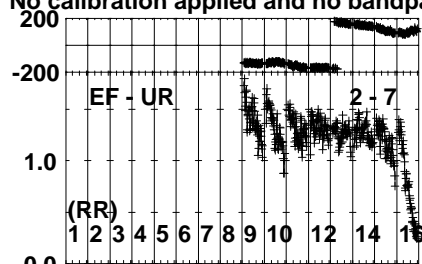
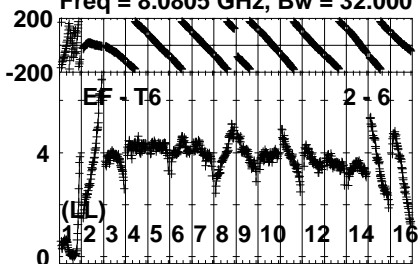
Lower frame: Milli Ampl Jy Top frame: Phas deg  
Vector averaged cross-power spectrum Several baselines displayed  
Timerange: 00/08:24:03 to 00/08:25:39

Plot file version 255 created 23-APR-2024 10:26:28

J2248+3718 EB107.UVDATA.1

Freq = 8.0805 GHz, Bw = 32.000 MH

No calibration applied and no bandpass applied



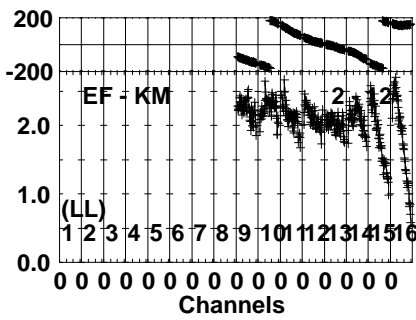
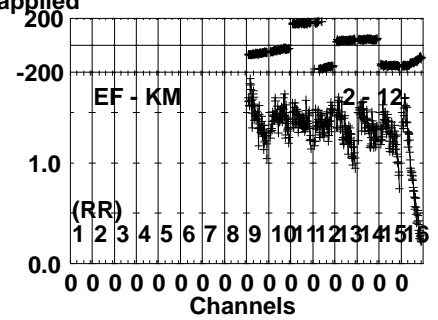
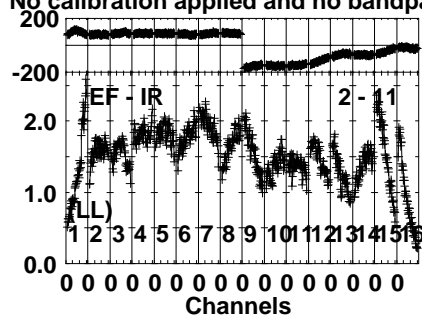
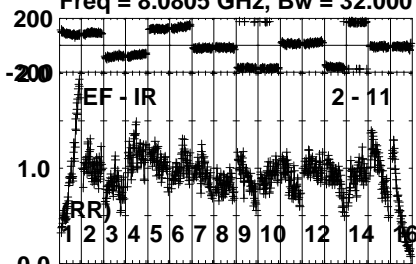
Lower frame: Milli Ampl Jy Top frame: Phas deg  
Vector averaged cross-power spectrum Several baselines displayed  
Timerange: 00/08:24:03 to 00/08:25:39

Plot file version 256 created 23-APR-2024 10:26:28

J2248+3718 EB107.UVDATA.1

Freq = 8.0805 GHz, Bw = 32.000 MH

No calibration applied and no bandpass applied



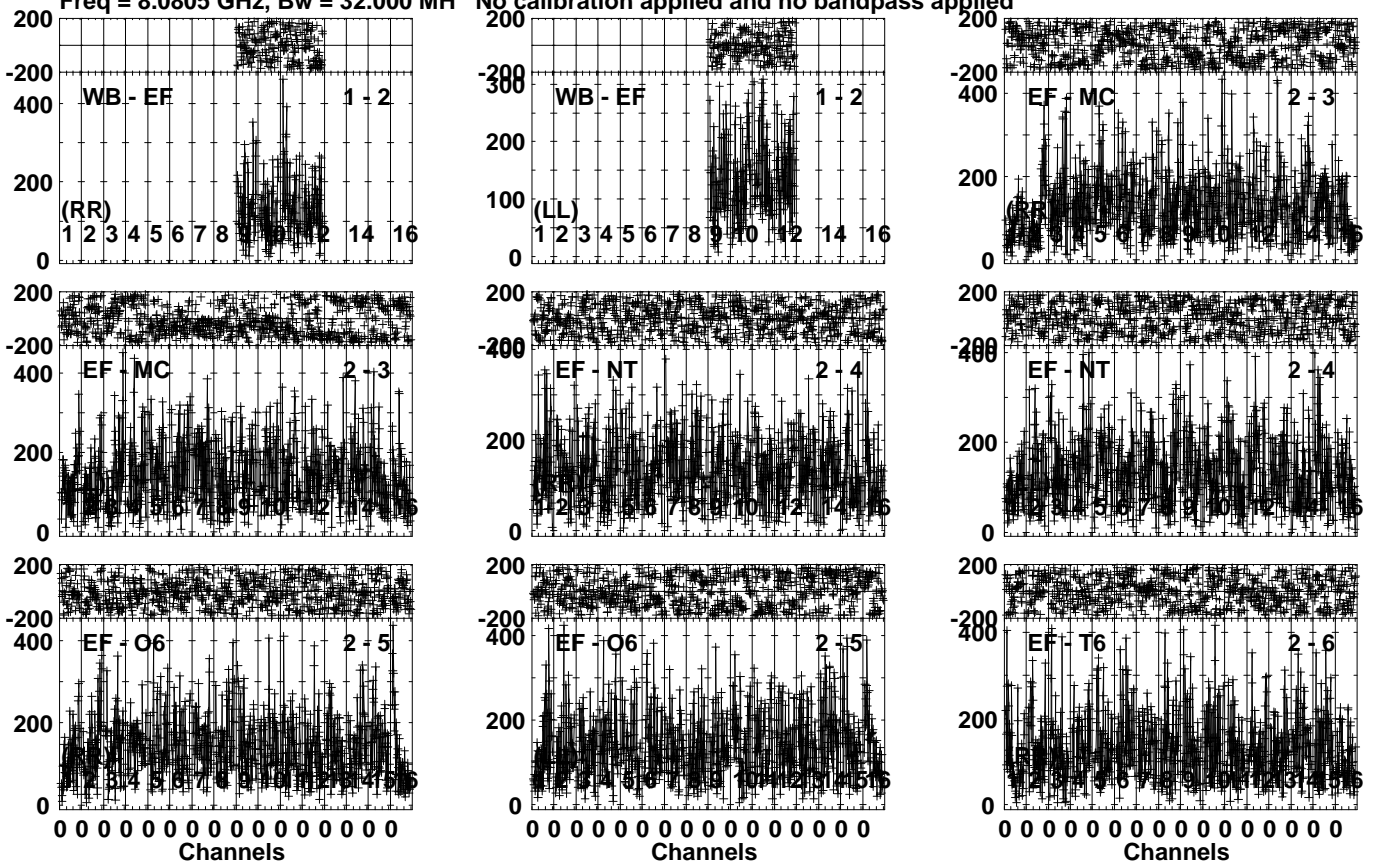
Lower frame: Milli Ampl Jy Top frame: Phas deg  
Vector averaged cross-power spectrum Several baselines displayed  
Timerange: 00/08:24:03 to 00/08:25:39



Plot file version 257 created 23-APR-2024 10:26:28

SN2014C EB107.UVDATA.1

Freq = 8.0805 GHz, Bw = 32.000 MH No calibration applied and no bandpass applied

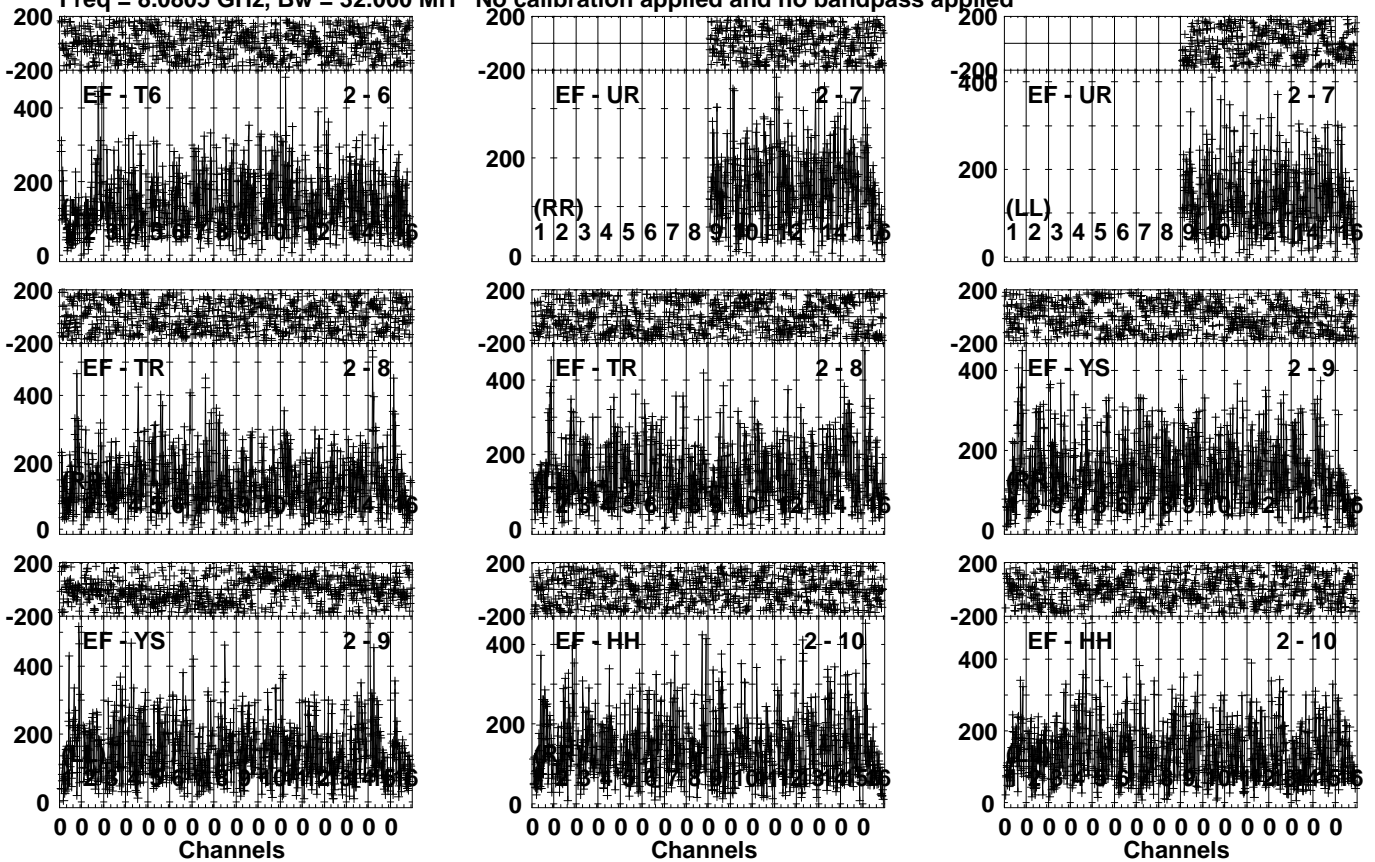


Lower frame: Micro Ampl Jy Top frame: Phas deg  
Vector averaged cross-power spectrum Several baselines displayed  
Timerange: 00/08:25:43 to 00/08:27:39

Plot file version 258 created 23-APR-2024 10:26:28

SN2014C EB107.UVDATA.1

Freq = 8.0805 GHz, Bw = 32.000 MH No calibration applied and no bandpass applied

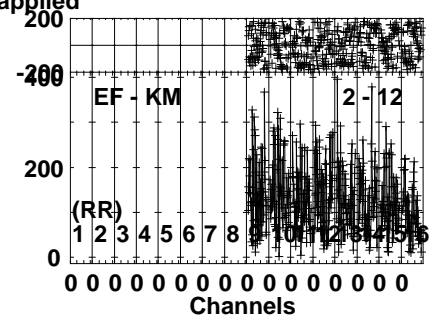
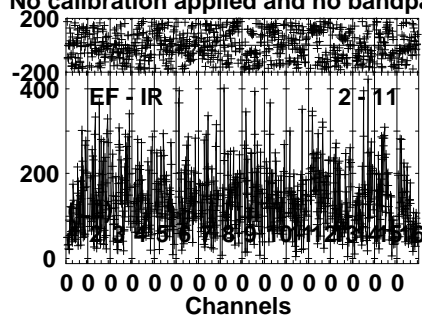
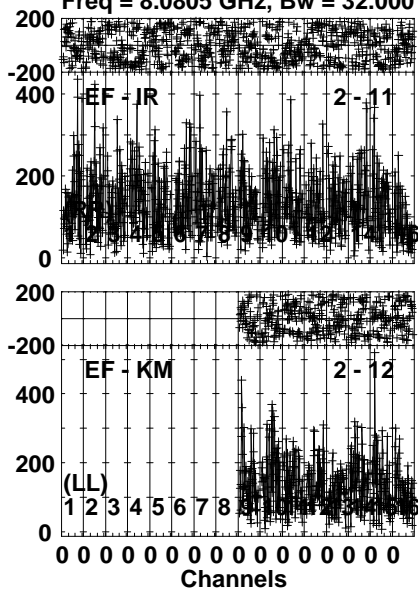


Lower frame: Micro Ampl Jy Top frame: Phas deg  
Vector averaged cross-power spectrum Several baselines displayed  
Timerange: 00/08:25:43 to 00/08:27:39

Plot file version 259 created 23-APR-2024 10:26:29

SN2014C EB107.UVDATA.1

Freq = 8.0805 GHz, Bw = 32.000 MH No calibration applied and no bandpass applied

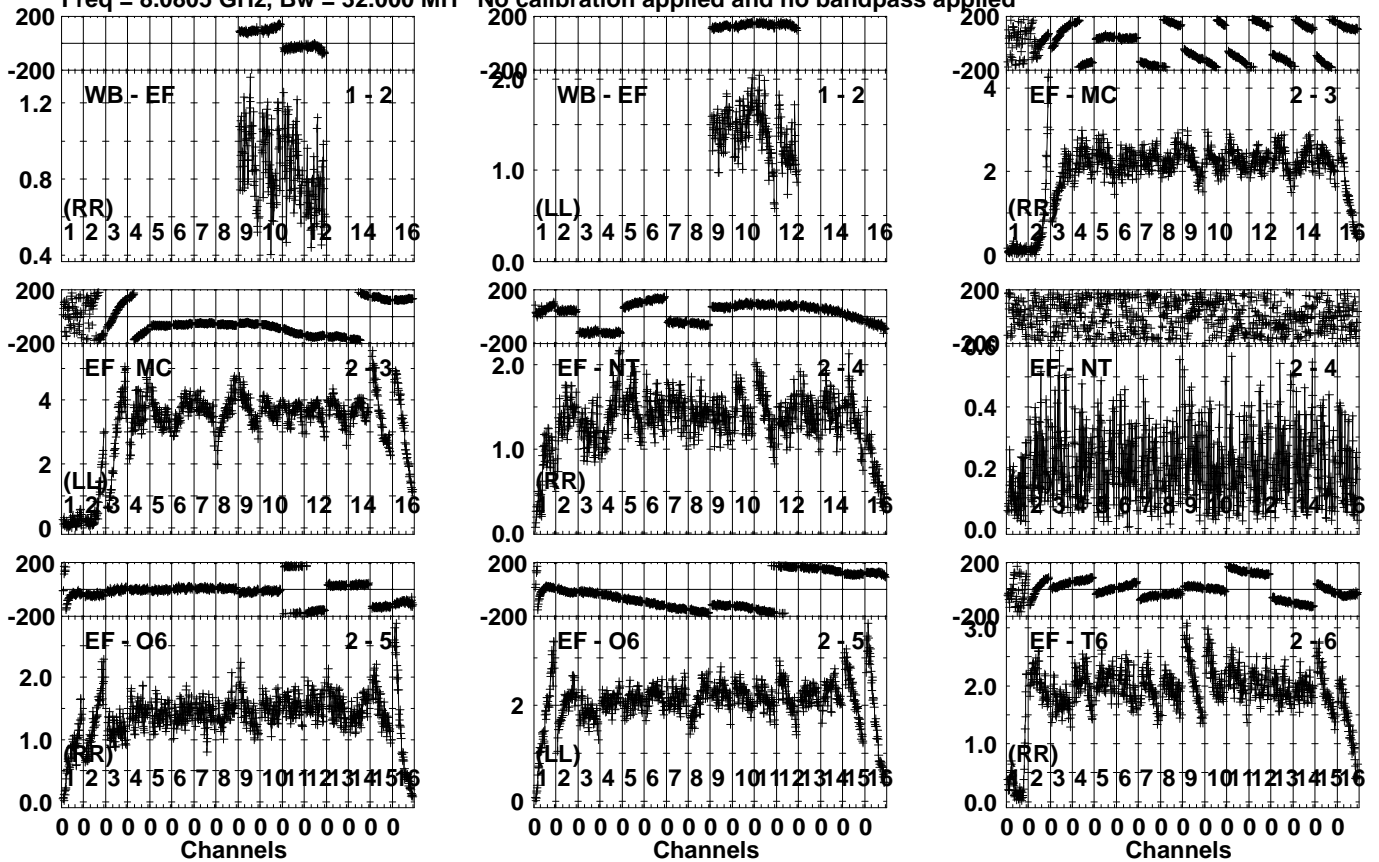


Lower frame: Micro Ampl Jy Top frame: Phas deg  
Vector averaged cross-power spectrum Several baselines displayed  
Timerange: 00/08:25:43 to 00/08:27:39

Plot file version 260 created 23-APR-2024 10:26:29

J2248+3718 EB107.UVDATA.1

Freq = 8.0805 GHz, Bw = 32.000 MH No calibration applied and no bandpass applied

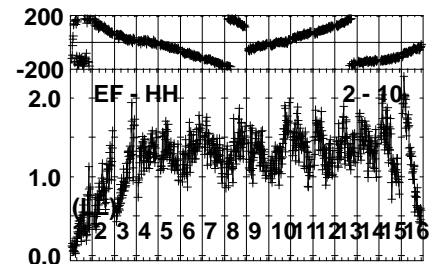
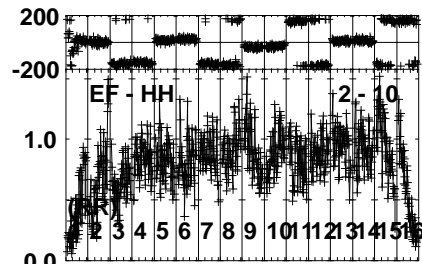
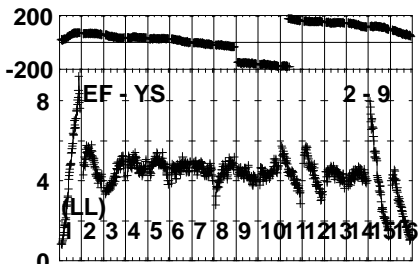
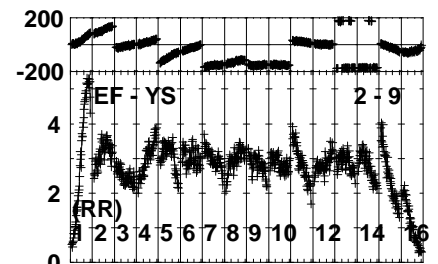
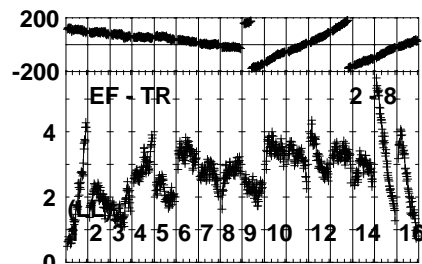
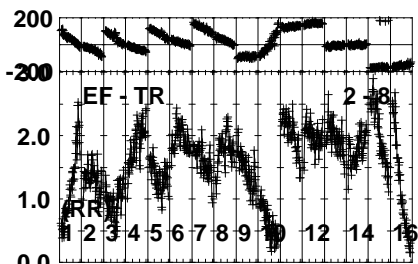
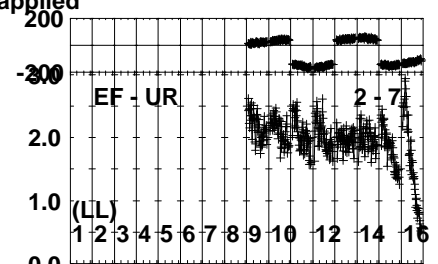
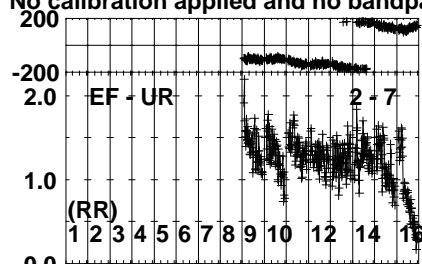
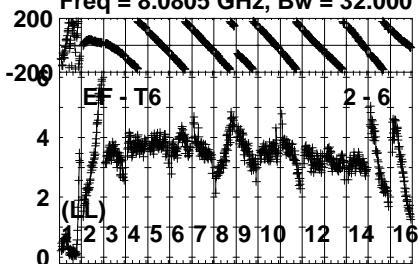


Lower frame: Milli Ampl Jy Top frame: Phas deg  
Vector averaged cross-power spectrum Several baselines displayed  
Timerange: 00/08:27:41 to 00/08:29:09

Plot file version 261 created 23-APR-2024 10:26:29

J2248+3718 EB107.UVDATA.1

Freq = 8.0805 GHz, Bw = 32.000 MH No calibration applied and no bandpass applied



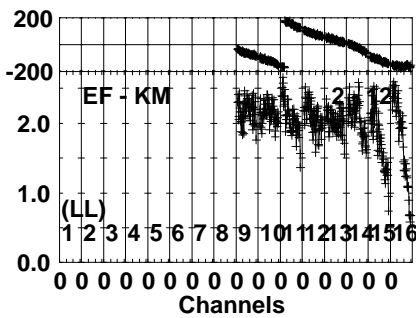
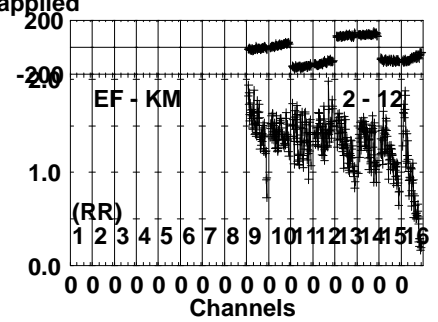
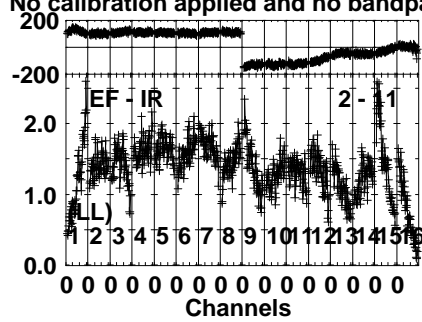
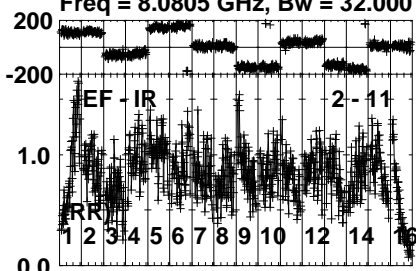
Lower frame: Milli Ampl Jy Top frame: Phas deg  
Vector averaged cross-power spectrum Several baselines displayed  
Timerange: 00/08:27:41 to 00/08:29:09

Plot file version 262 created 23-APR-2024 10:26:29

J2248+3718 EB107.UVDATA.1

Freq = 8.0805 GHz, Bw = 32.000 MH

No calibration applied and no bandpass applied

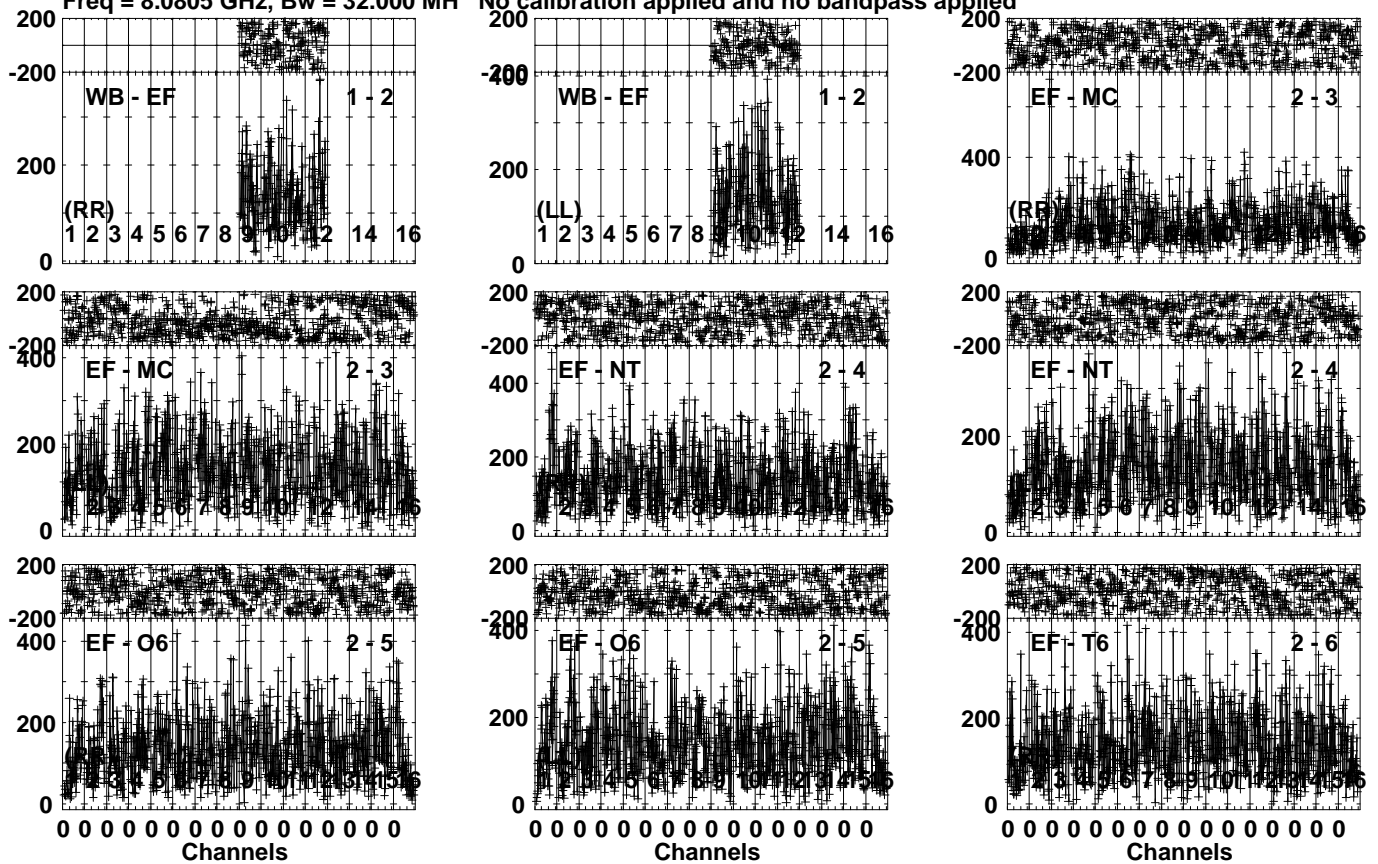


Lower frame: Milli Ampl Jy Top frame: Phas deg  
Vector averaged cross-power spectrum Several baselines displayed  
Timerange: 00/08:27:41 to 00/08:29:09

Plot file version 263 created 23-APR-2024 10:26:29

SN2014C EB107.UVDATA.1

Freq = 8.0805 GHz, Bw = 32.000 MH No calibration applied and no bandpass applied

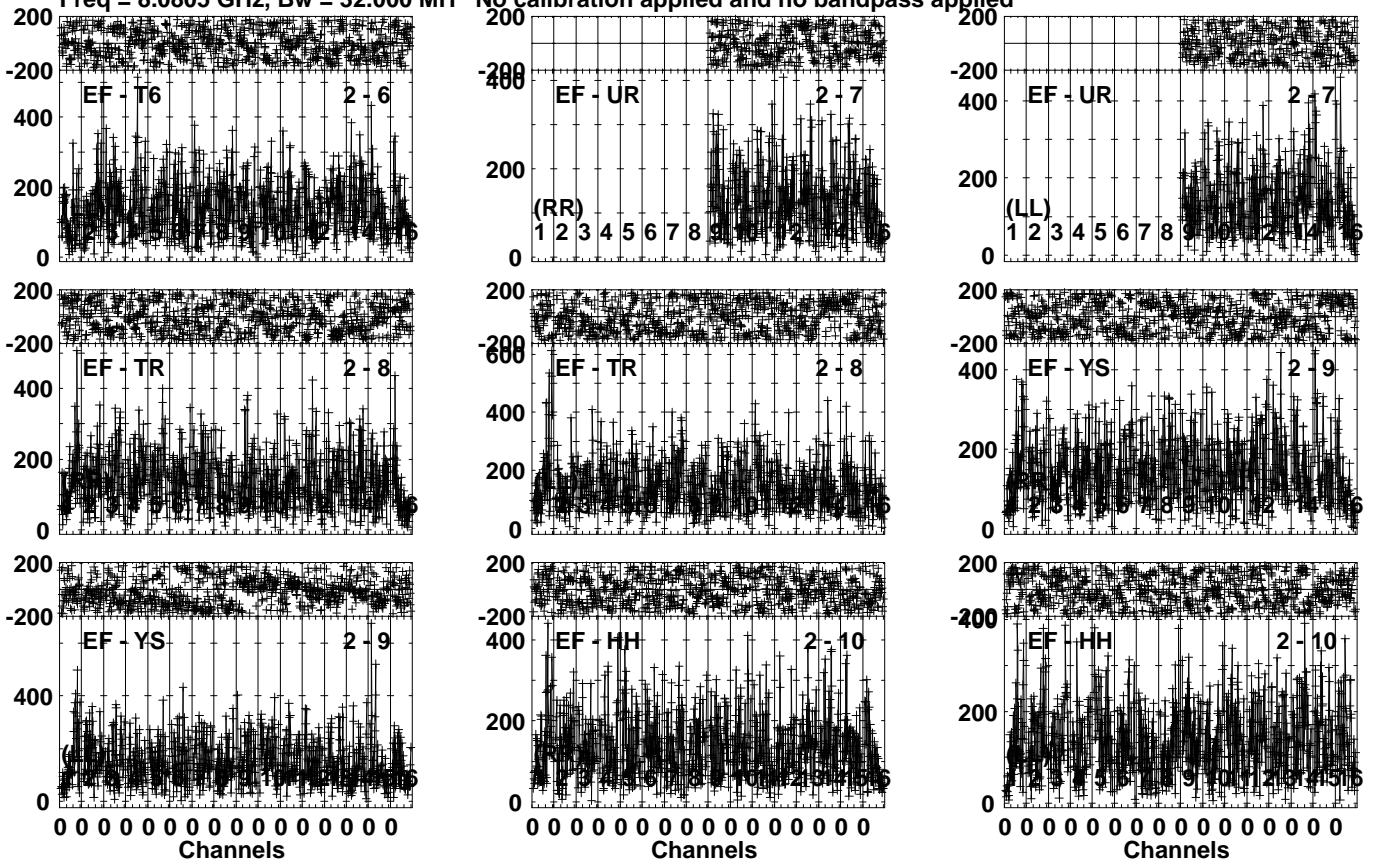


Lower frame: Micro Ampl Jy Top frame: Phas deg  
Vector averaged cross-power spectrum Several baselines displayed  
Timerange: 00/08:29:11 to 00/08:31:09

Plot file version 264 created 23-APR-2024 10:26:30

SN2014C EB107.UVDATA.1

Freq = 8.0805 GHz, Bw = 32.000 MH No calibration applied and no bandpass applied



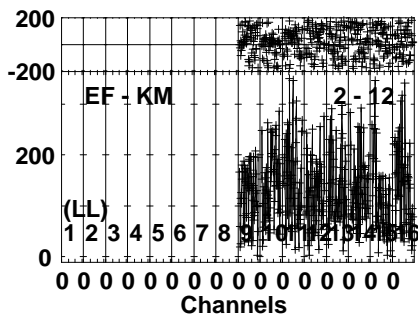
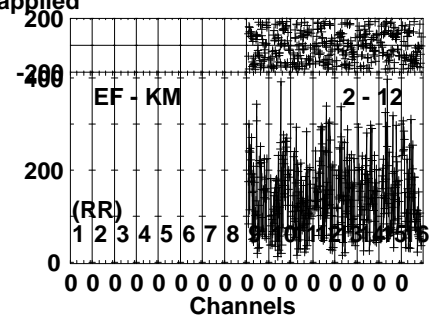
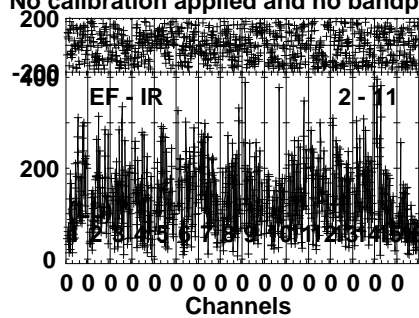
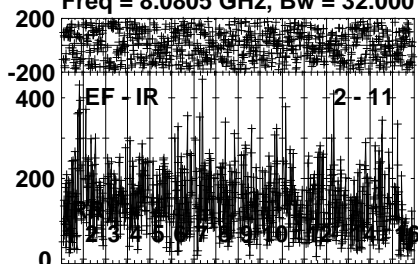
Lower frame: Micro Ampl Jy Top frame: Phas deg  
Vector averaged cross-power spectrum Several baselines displayed  
Timerange: 00/08:29:11 to 00/08:31:09



Plot file version 265 created 23-APR-2024 10:26:30

SN2014C EB107.UVDATA.1

Freq = 8.0805 GHz, Bw = 32.000 MH No calibration applied and no bandpass applied

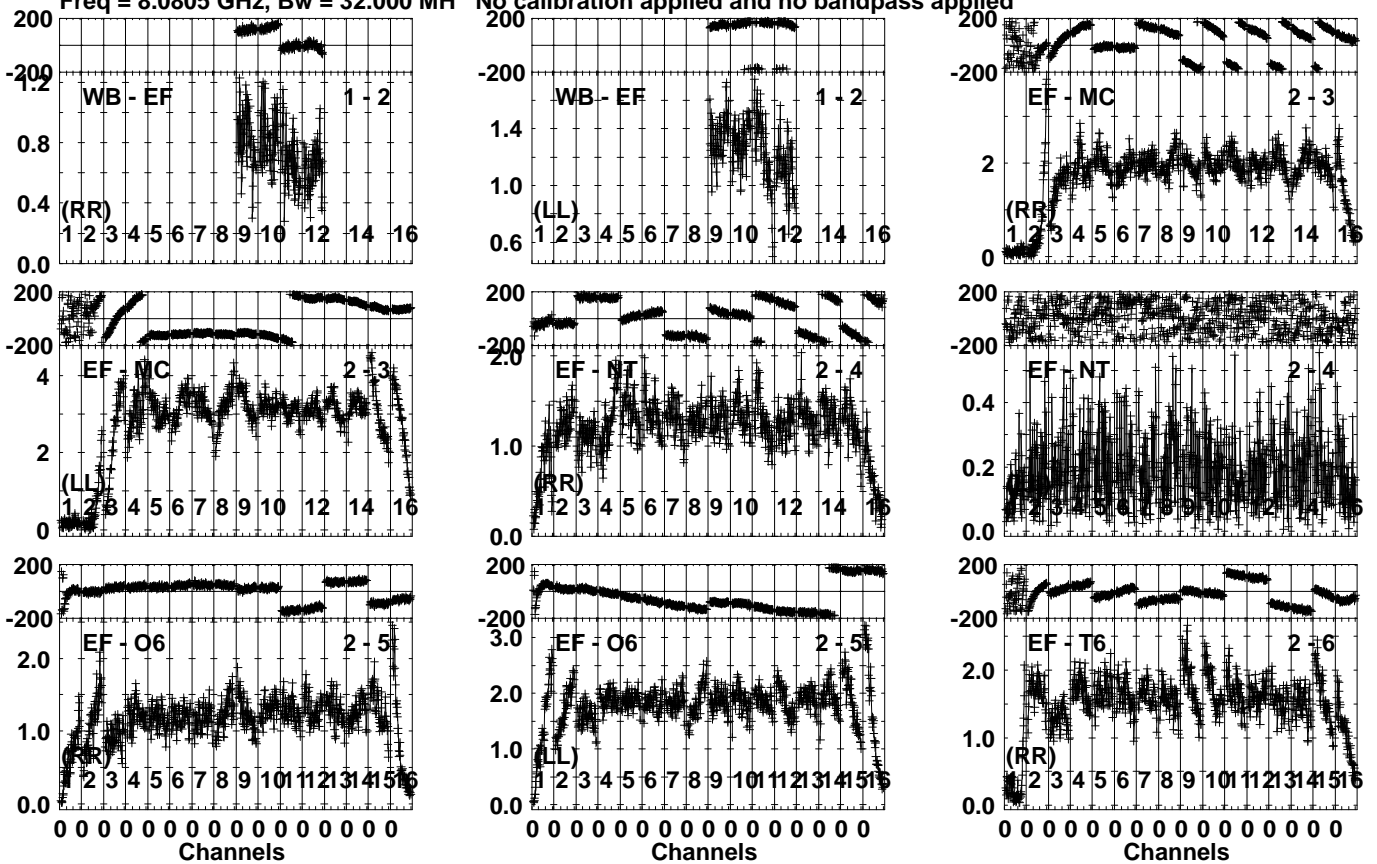


Lower frame: Micro Ampl Jy Top frame: Phas deg  
Vector averaged cross-power spectrum Several baselines displayed  
Timerange: 00/08:29:11 to 00/08:31:09

Plot file version 266 created 23-APR-2024 10:26:30

J2248+3718 EB107.UVDATA.1

Freq = 8.0805 GHz, Bw = 32.000 MH No calibration applied and no bandpass applied

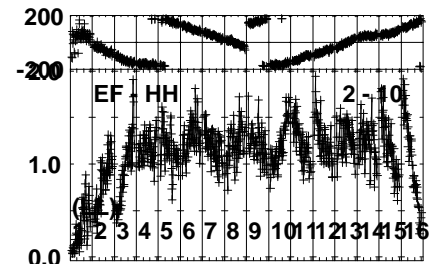
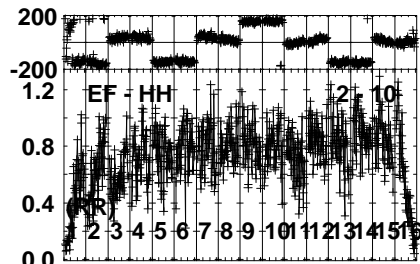
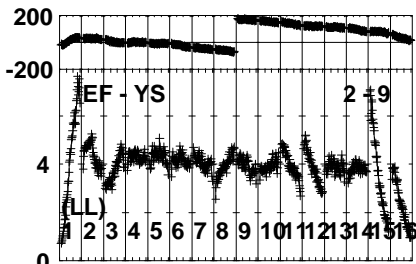
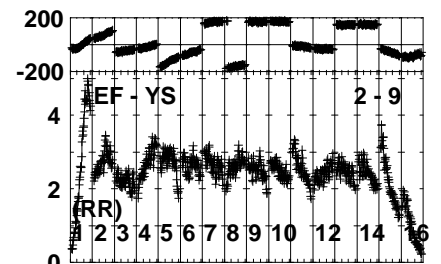
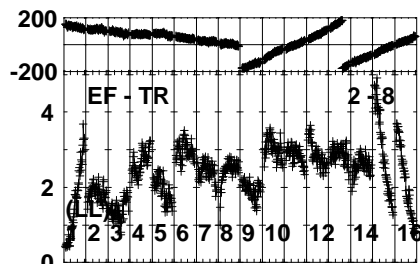
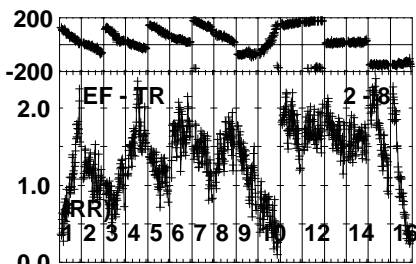
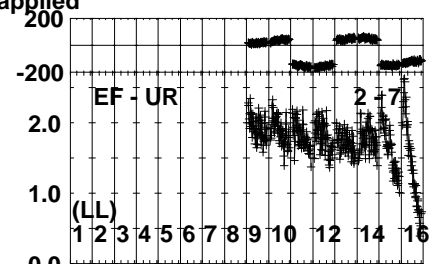
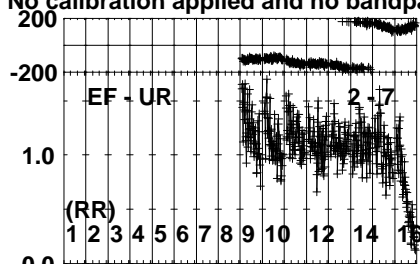
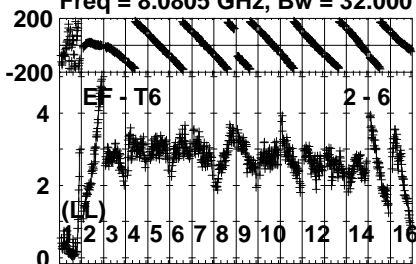


Lower frame: Milli Ampl Jy Top frame: Phas deg  
Vector averaged cross-power spectrum Several baselines displayed  
Timerange: 00/08:31:11 to 00/08:32:39

Plot file version 267 created 23-APR-2024 10:26:30

J2248+3718 EB107.UVDATA.1

Freq = 8.0805 GHz, Bw = 32.000 MH No calibration applied and no bandpass applied



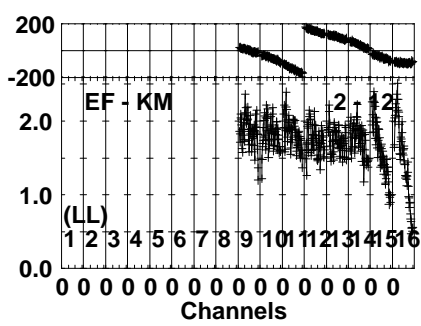
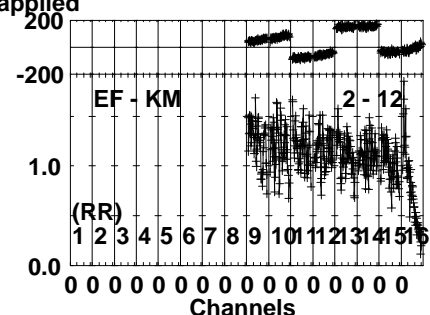
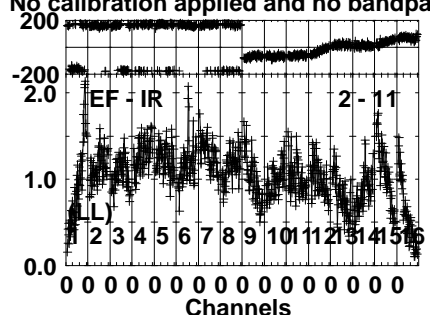
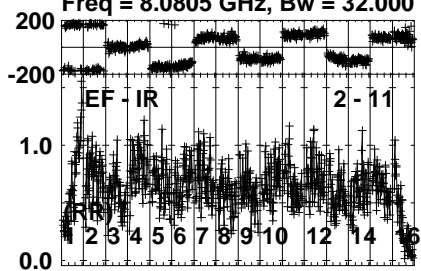
Lower frame: Milli Ampl Jy Top frame: Phas deg  
Vector averaged cross-power spectrum Several baselines displayed  
Timerange: 00/08:31:11 to 00/08:32:39

Plot file version 268 created 23-APR-2024 10:26:31

J2248+3718 EB107.UVDATA.1

Freq = 8.0805 GHz, Bw = 32.000 MH

No calibration applied and no bandpass applied

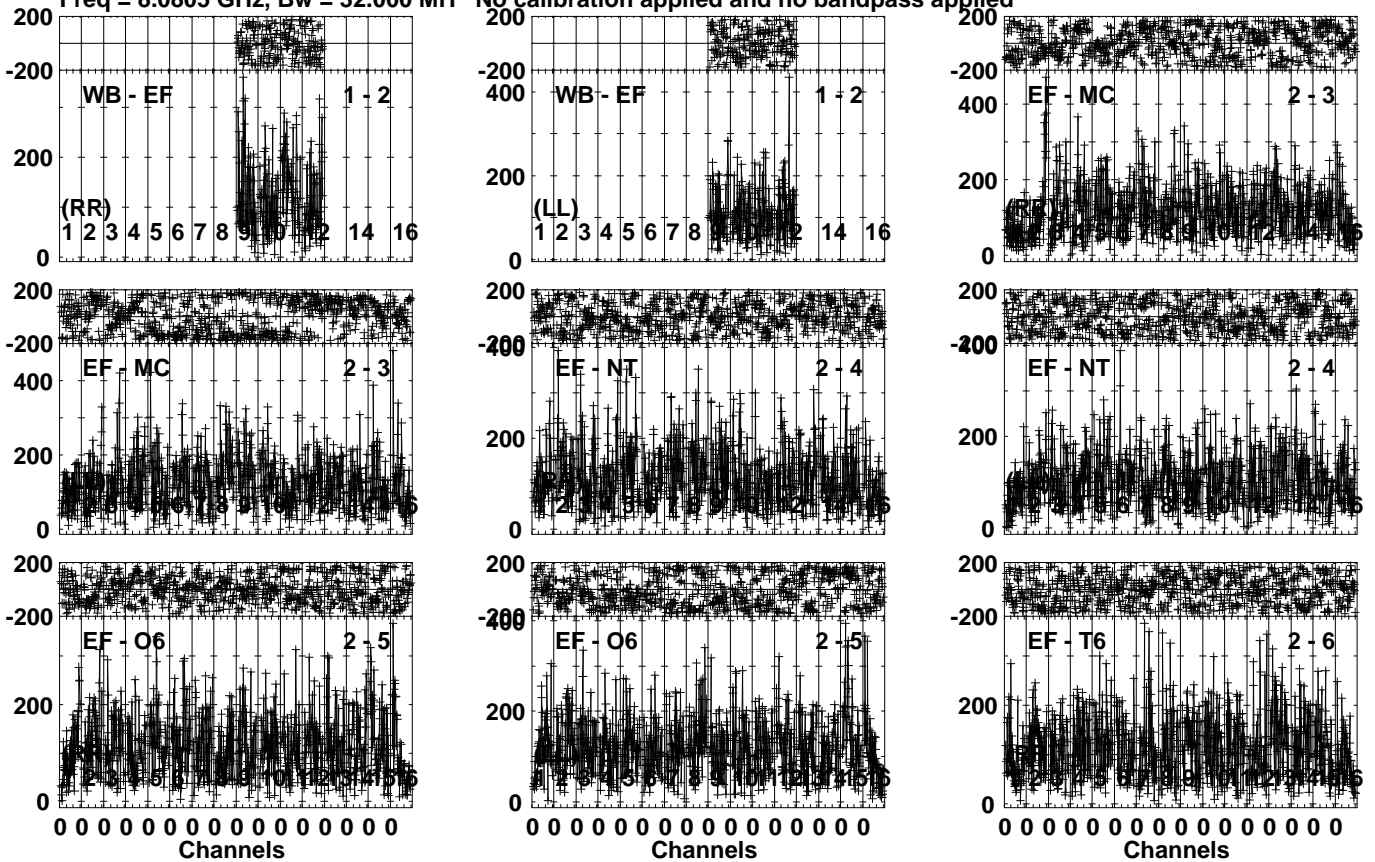


Lower frame: Milli Ampl Jy Top frame: Phas deg  
Vector averaged cross-power spectrum Several baselines displayed  
Timerange: 00/08:31:11 to 00/08:32:39

Plot file version 269 created 23-APR-2024 10:26:31

SN2014C EB107.UVDATA.1

Freq = 8.0805 GHz, Bw = 32.000 MH No calibration applied and no bandpass applied

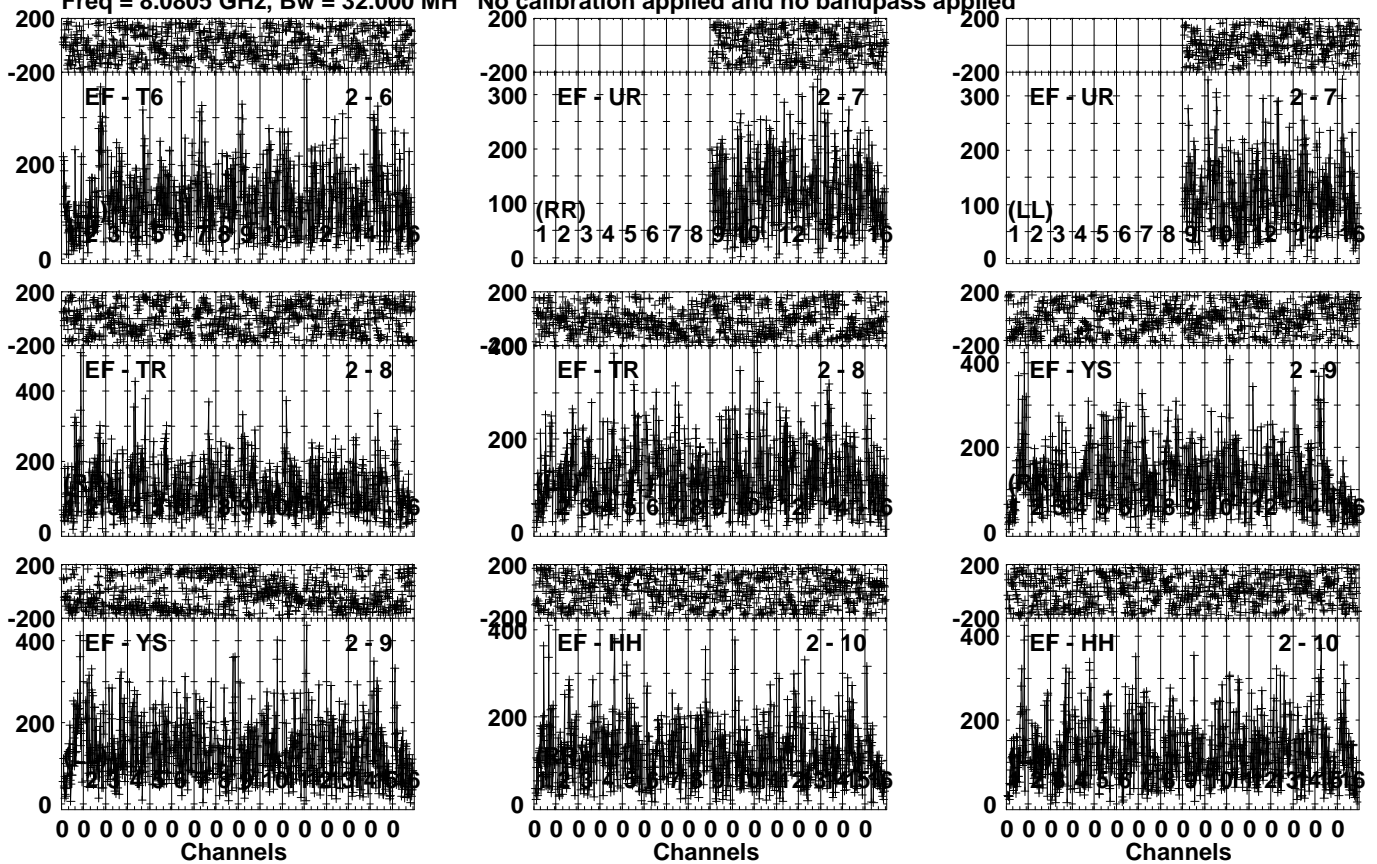


Lower frame: Micro Ampl Jy Top frame: Phas deg  
Vector averaged cross-power spectrum Several baselines displayed  
Timerange: 00/08:33:27 to 00/08:35:05

Plot file version 270 created 23-APR-2024 10:26:31

SN2014C EB107.UVDATA.1

Freq = 8.0805 GHz, Bw = 32.000 MH No calibration applied and no bandpass applied

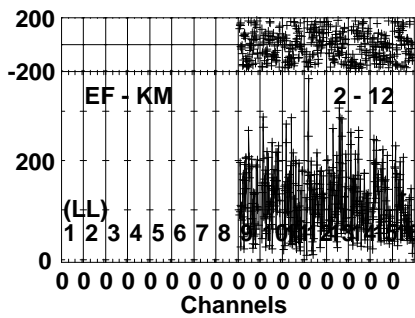
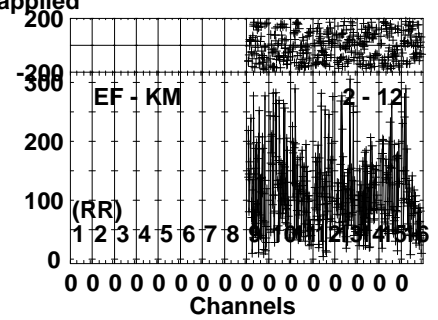
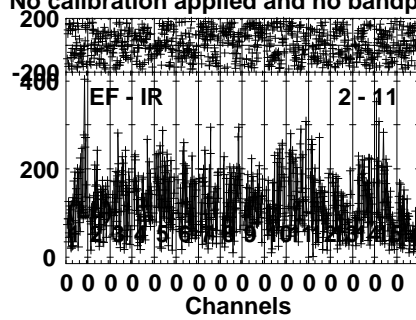
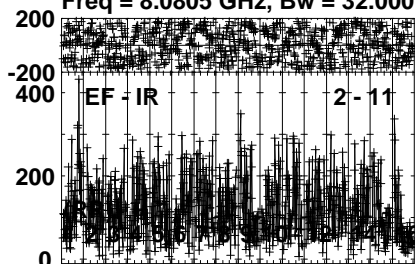


Lower frame: Micro Ampl Jy Top frame: Phas deg  
Vector averaged cross-power spectrum Several baselines displayed  
Timerange: 00/08:33:27 to 00/08:35:05

Plot file version 271 created 23-APR-2024 10:26:31

SN2014C EB107.UVDATA.1

Freq = 8.0805 GHz, Bw = 32.000 MH No calibration applied and no bandpass applied

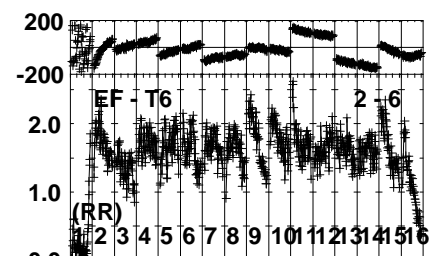
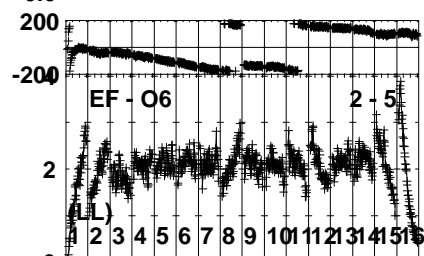
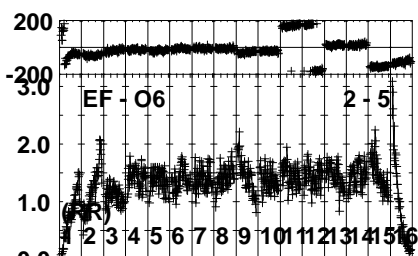
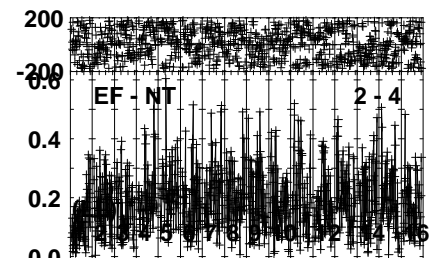
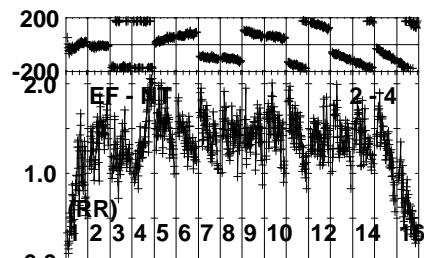
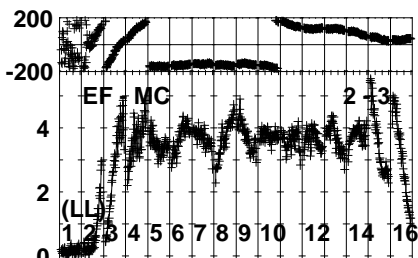
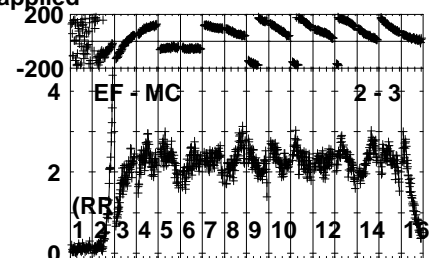
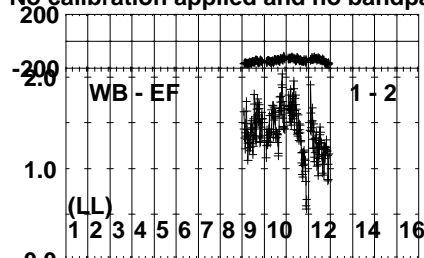
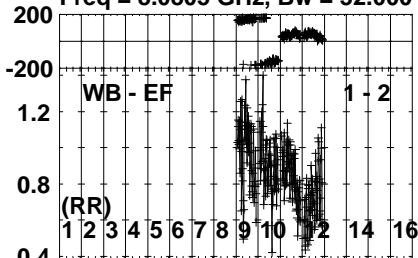


Lower frame: Micro Ampl Jy Top frame: Phas deg  
Vector averaged cross-power spectrum Several baselines displayed  
Timerange: 00/08:33:27 to 00/08:35:05

Plot file version 272 created 23-APR-2024 10:26:31

J2248+3718 EB107.UVDATA.1

Freq = 8.0805 GHz, Bw = 32.000 MH No calibration applied and no bandpass applied



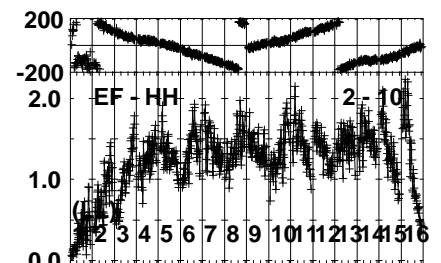
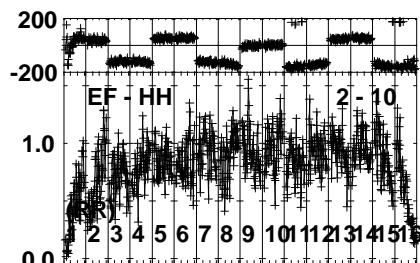
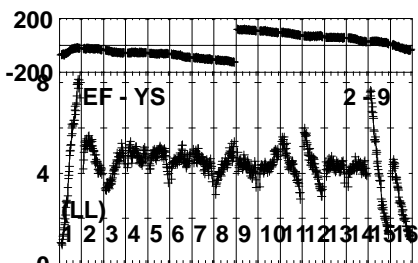
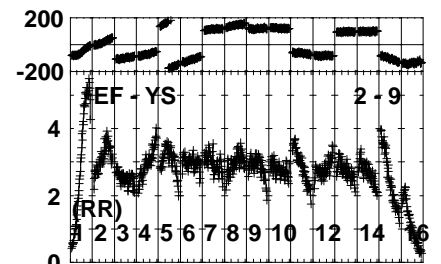
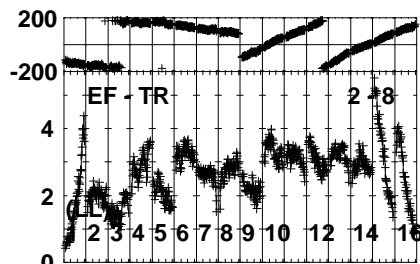
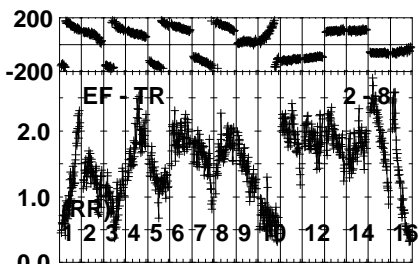
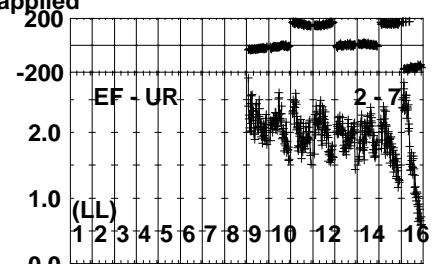
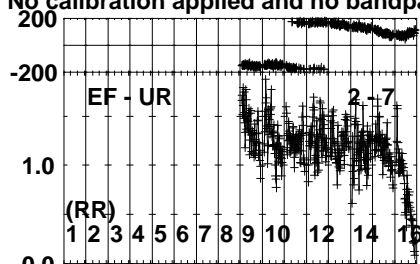
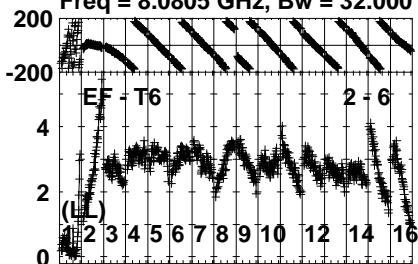
Lower frame: Milli Ampl Jy Top frame: Phas deg  
Vector averaged cross-power spectrum Several baselines displayed  
Timerange: 00/08:35:09 to 00/08:36:35



Plot file version 273 created 23-APR-2024 10:26:32

J2248+3718 EB107.UVDATA.1

Freq = 8.0805 GHz, Bw = 32.000 MH No calibration applied and no bandpass applied



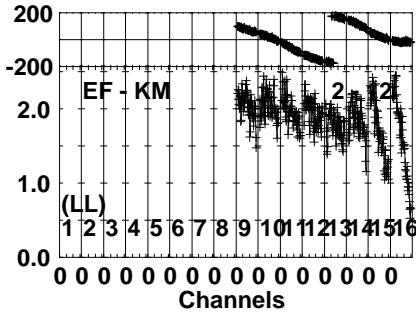
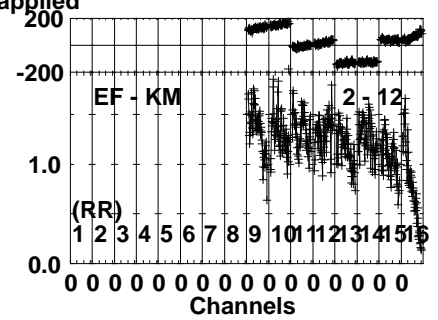
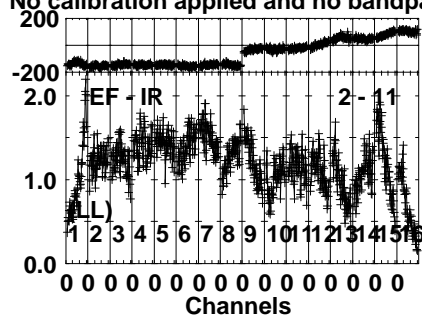
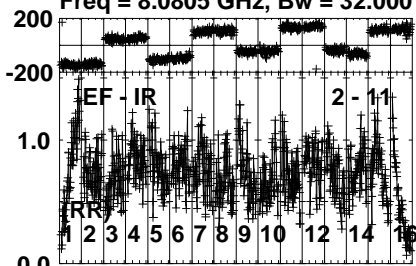
Lower frame: Milli Ampl Jy Top frame: Phas deg  
Vector averaged cross-power spectrum Several baselines displayed  
Timerange: 00/08:35:09 to 00/08:36:35

Plot file version 274 created 23-APR-2024 10:26:32

J2248+3718 EB107.UVDATA.1

Freq = 8.0805 GHz, Bw = 32.000 MH

No calibration applied and no bandpass applied

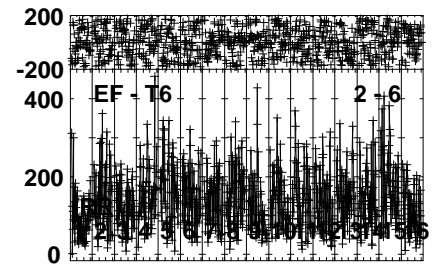
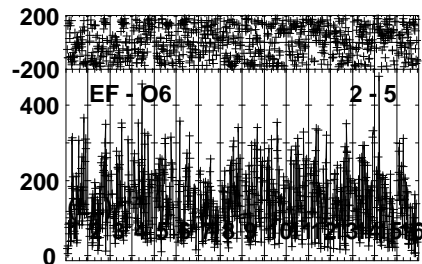
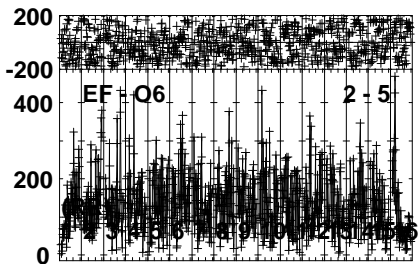
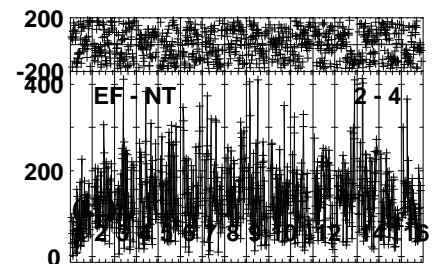
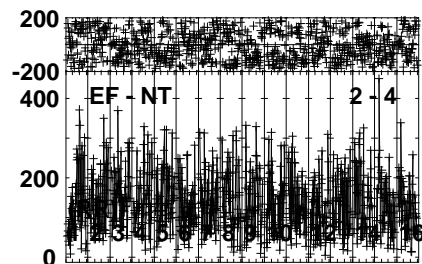
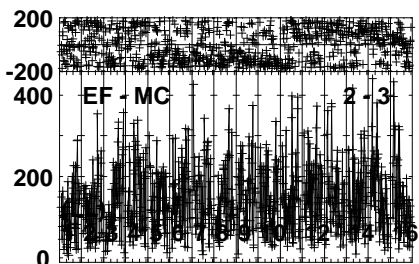
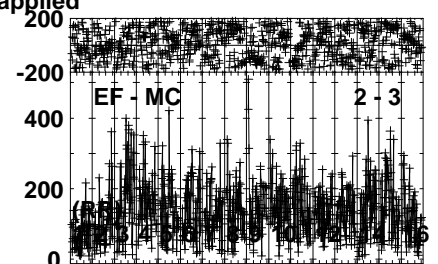
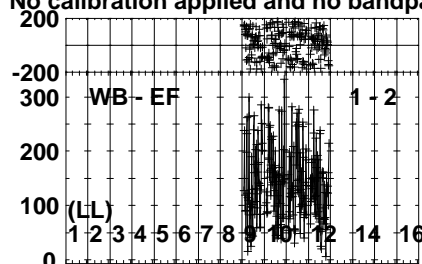
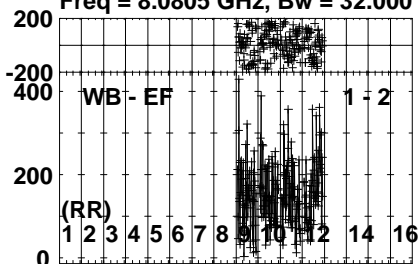


Lower frame: Milli Ampl Jy Top frame: Phas deg  
Vector averaged cross-power spectrum Several baselines displayed  
Timerange: 00/08:35:09 to 00/08:36:35

Plot file version 275 created 23-APR-2024 10:26:32

SN2014C EB107.UVDATA.1

Freq = 8.0805 GHz, Bw = 32.000 MH No calibration applied and no bandpass applied

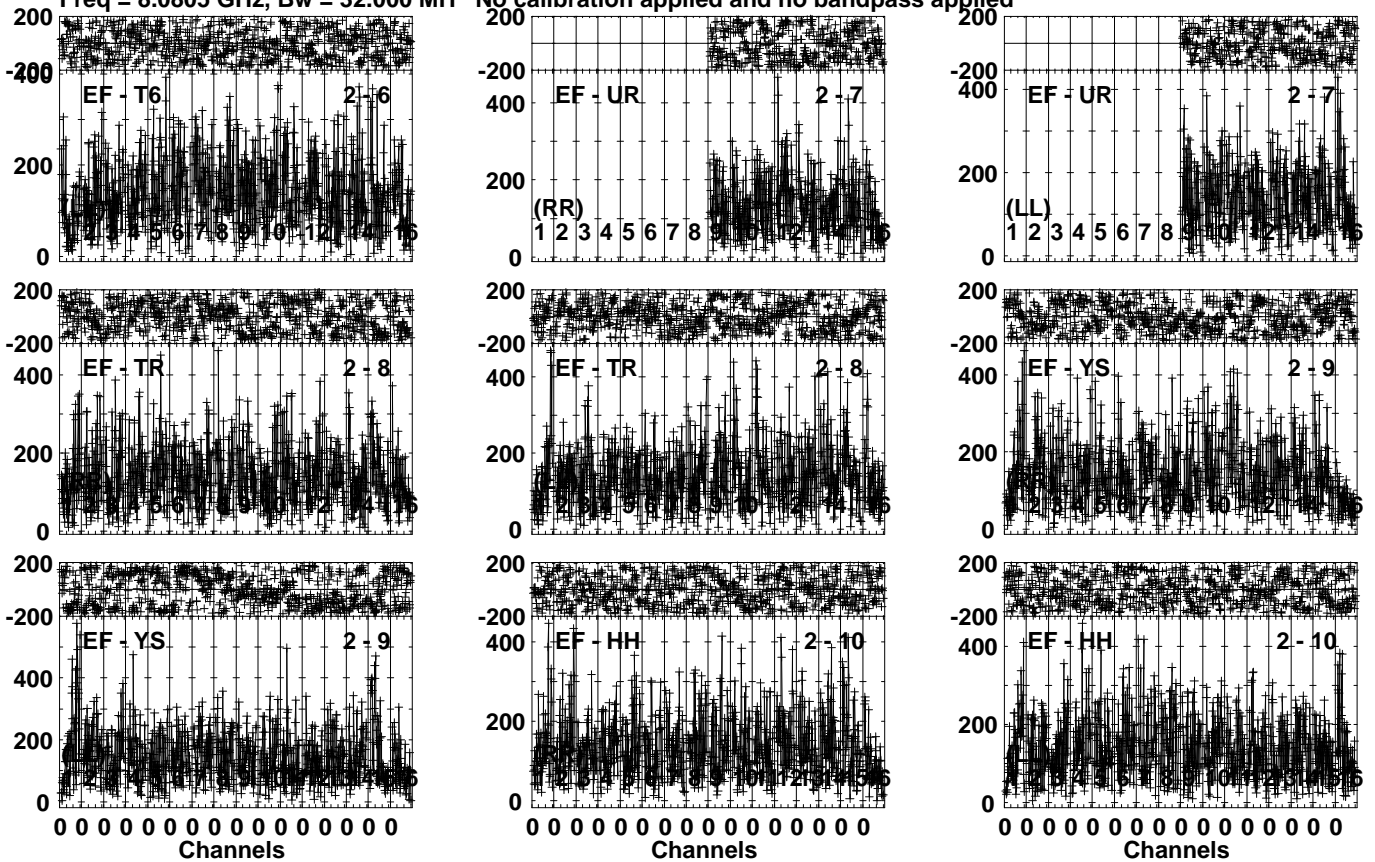


Lower frame: Micro Ampl Jy Top frame: Phas deg  
Vector averaged cross-power spectrum Several baselines displayed  
Timerange: 00/08:36:37 to 00/08:38:35

Plot file version 276 created 23-APR-2024 10:26:32

SN2014C EB107.UVDATA.1

Freq = 8.0805 GHz, Bw = 32.000 MH No calibration applied and no bandpass applied

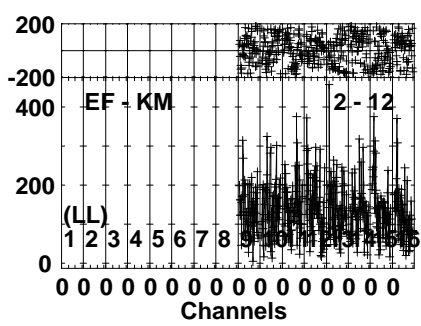
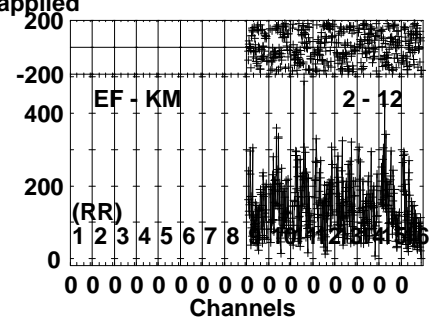
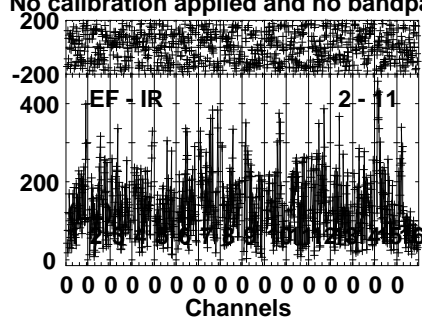
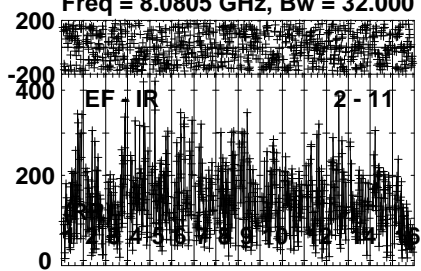


Lower frame: Micro Ampl Jy Top frame: Phas deg  
Vector averaged cross-power spectrum Several baselines displayed  
Timerange: 00/08:36:37 to 00/08:38:35

Plot file version 277 created 23-APR-2024 10:26:33

SN2014C EB107.UVDATA.1

Freq = 8.0805 GHz, Bw = 32.000 MH No calibration applied and no bandpass applied

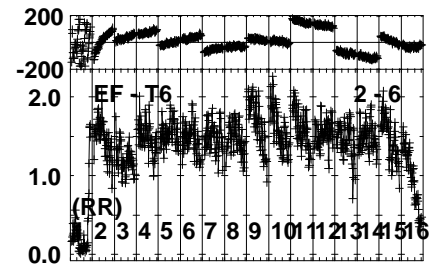
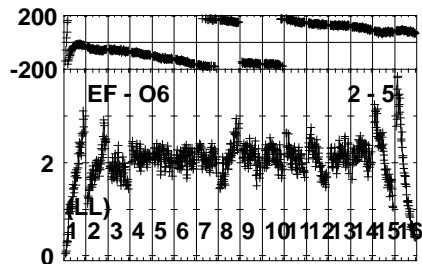
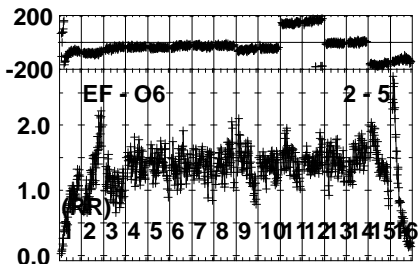
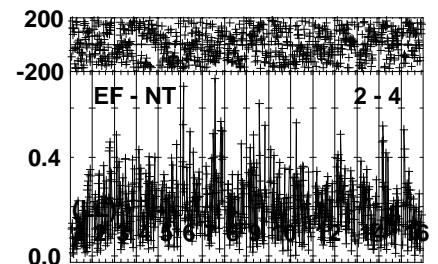
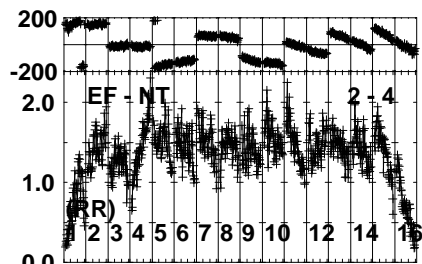
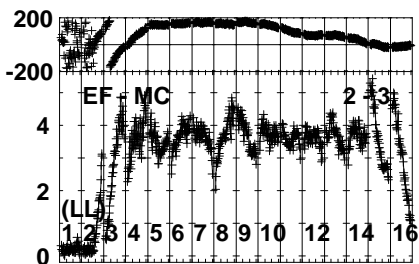
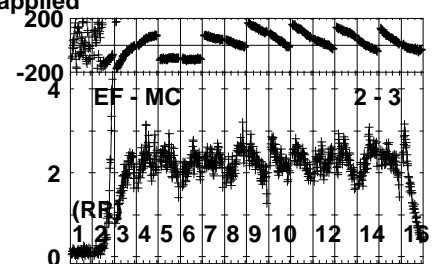
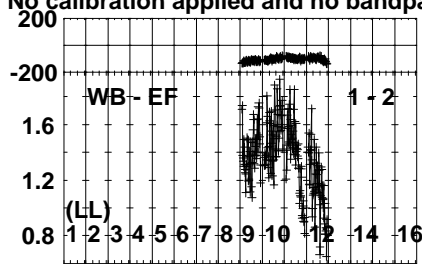
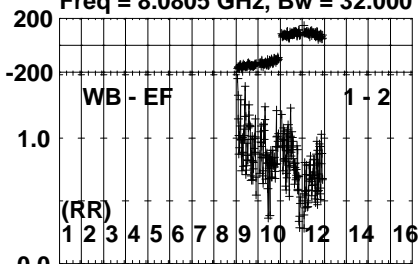


Lower frame: Micro Ampl Jy Top frame: Phas deg  
Vector averaged cross-power spectrum Several baselines displayed  
Timerange: 00/08:36:37 to 00/08:38:35

Plot file version 278 created 23-APR-2024 10:26:33

J2248+3718 EB107.UVDATA.1

Freq = 8.0805 GHz, Bw = 32.000 MH No calibration applied and no bandpass applied



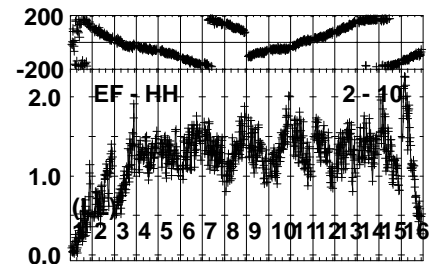
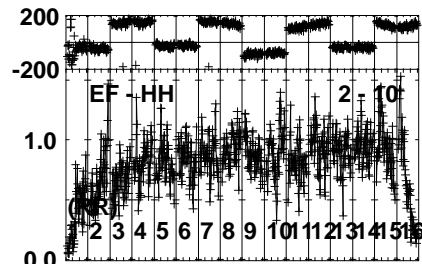
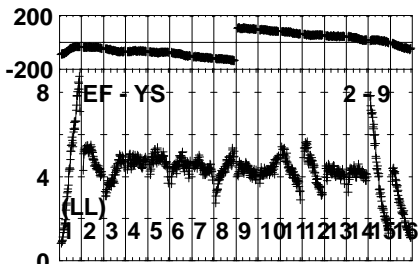
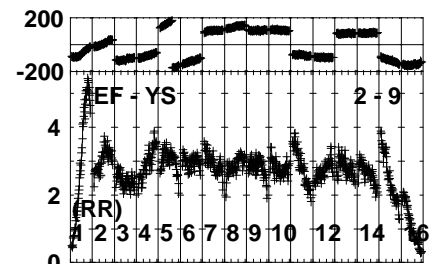
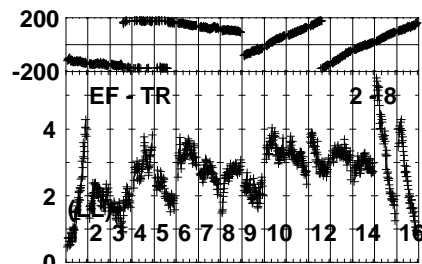
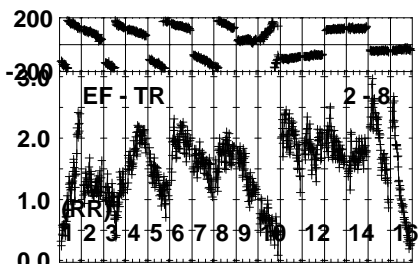
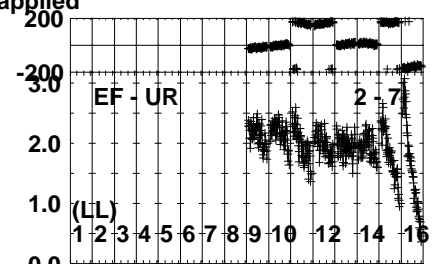
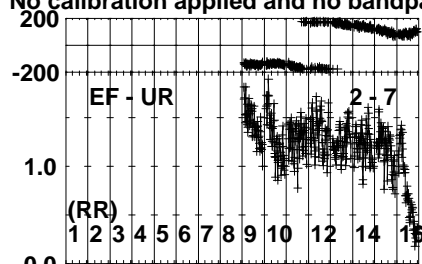
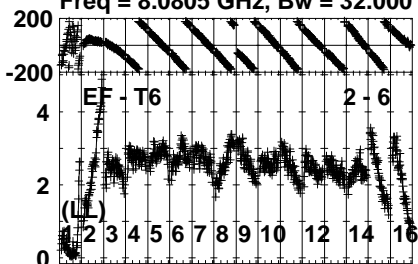
Lower frame: Milli Ampl Jy Top frame: Phas deg  
Vector averaged cross-power spectrum Several baselines displayed  
Timerange: 00/08:38:37 to 00/08:40:05

Plot file version 279 created 23-APR-2024 10:26:33

J2248+3718 EB107.UVDATA.1

Freq = 8.0805 GHz, Bw = 32.000 MH

No calibration applied and no bandpass applied



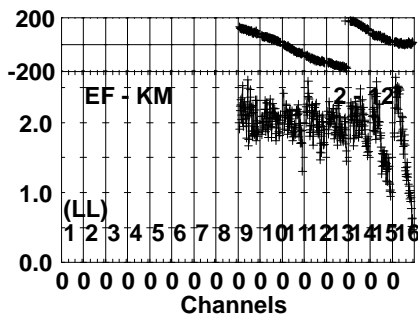
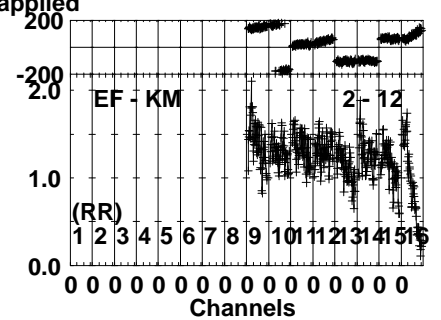
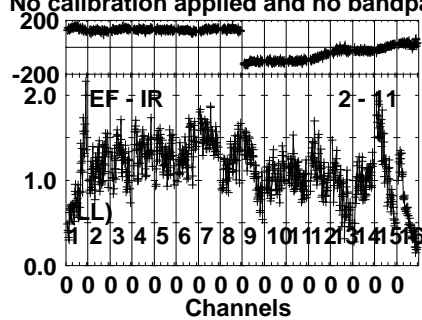
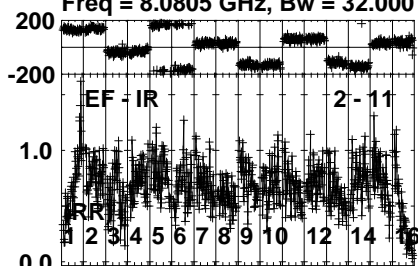
Lower frame: Milli Ampl Jy Top frame: Phas deg  
Vector averaged cross-power spectrum Several baselines displayed  
Timerange: 00/08:38:37 to 00/08:40:05

Plot file version 280 created 23-APR-2024 10:26:33

J2248+3718 EB107.UVDATA.1

Freq = 8.0805 GHz, Bw = 32.000 MH

No calibration applied and no bandpass applied



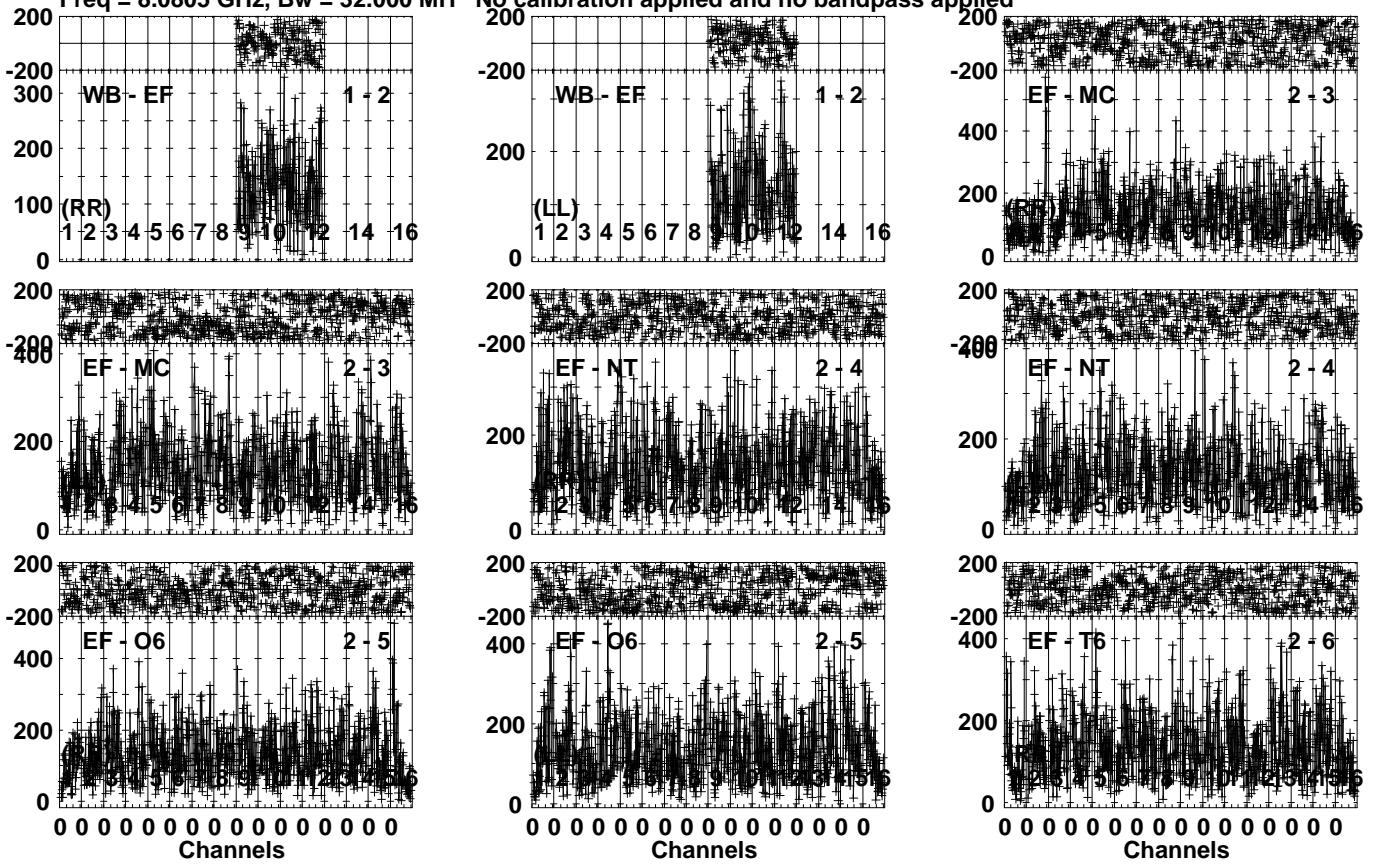
Lower frame: Milli Ampl Jy Top frame: Phas deg  
Vector averaged cross-power spectrum Several baselines displayed  
Timerange: 00/08:38:37 to 00/08:40:05



Plot file version 281 created 23-APR-2024 10:26:34

SN2014C EB107.UVDATA.1

Freq = 8.0805 GHz, Bw = 32.000 MH No calibration applied and no bandpass applied

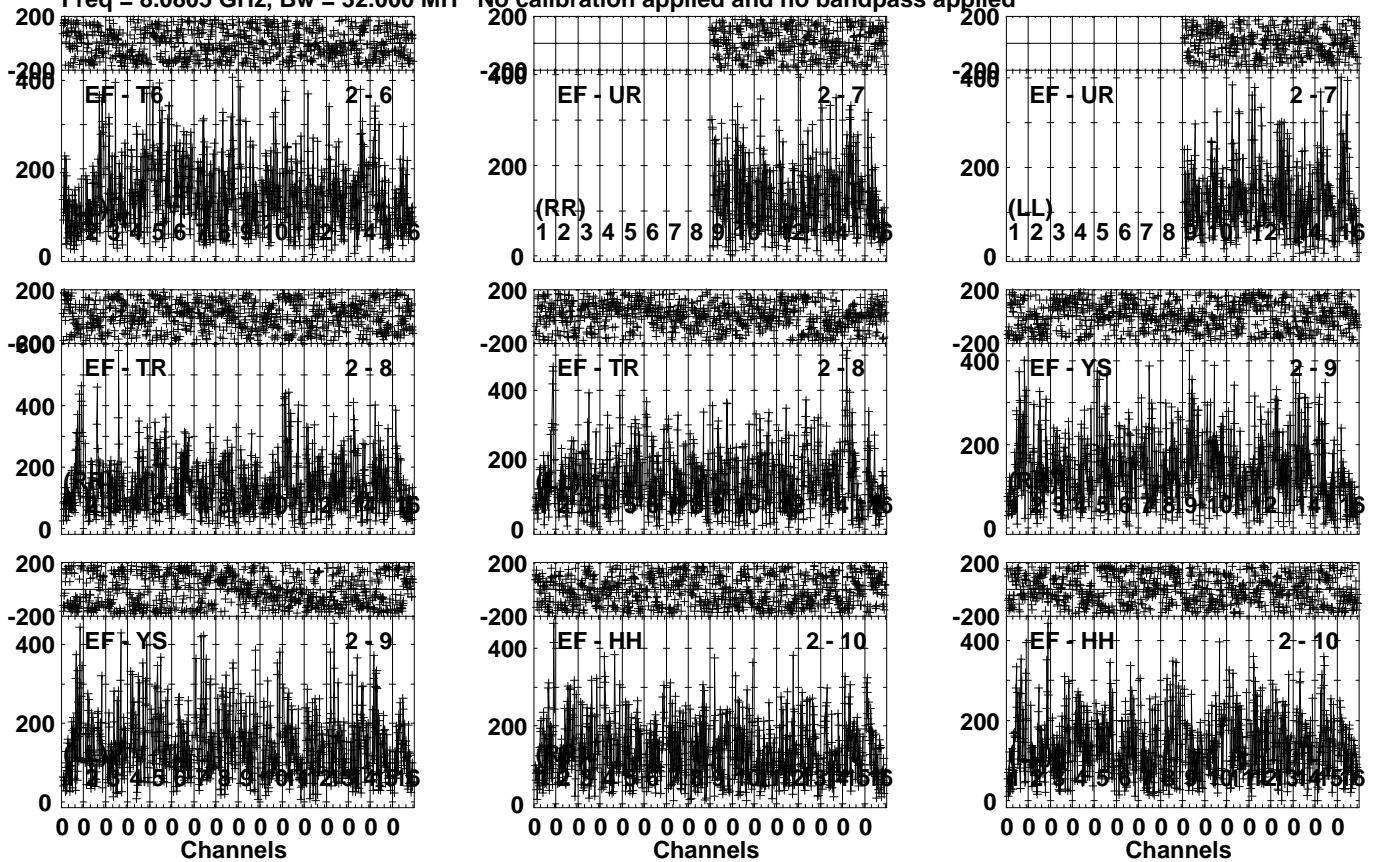


Lower frame: Micro Ampl Jy Top frame: Phas deg  
Vector averaged cross-power spectrum Several baselines displayed  
Timerange: 00/08:40:07 to 00/08:42:05

Plot file version 282 created 23-APR-2024 10:26:34

SN2014C EB107.UVDATA.1

Freq = 8.0805 GHz, Bw = 32.000 MH No calibration applied and no bandpass applied

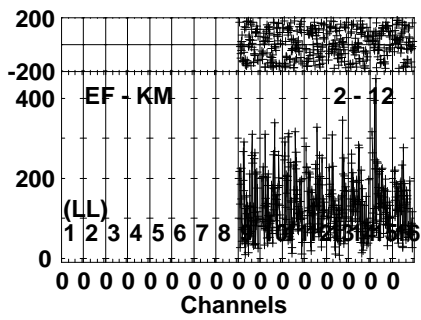
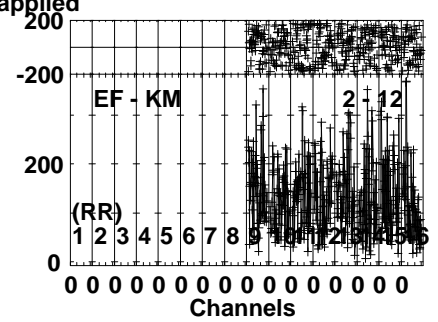
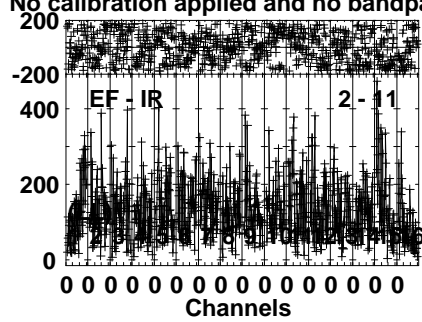
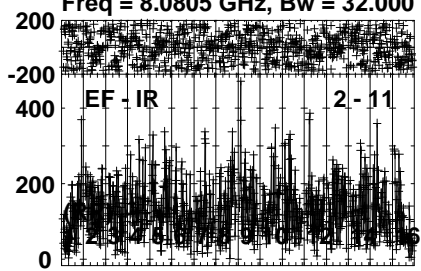


Lower frame: Micro Ampl Jy Top frame: Phas deg  
Vector averaged cross-power spectrum Several baselines displayed  
Timerange: 00/08:40:07 to 00/08:42:05

Plot file version 283 created 23-APR-2024 10:26:34

SN2014C EB107.UVDATA.1

Freq = 8.0805 GHz, Bw = 32.000 MH No calibration applied and no bandpass applied

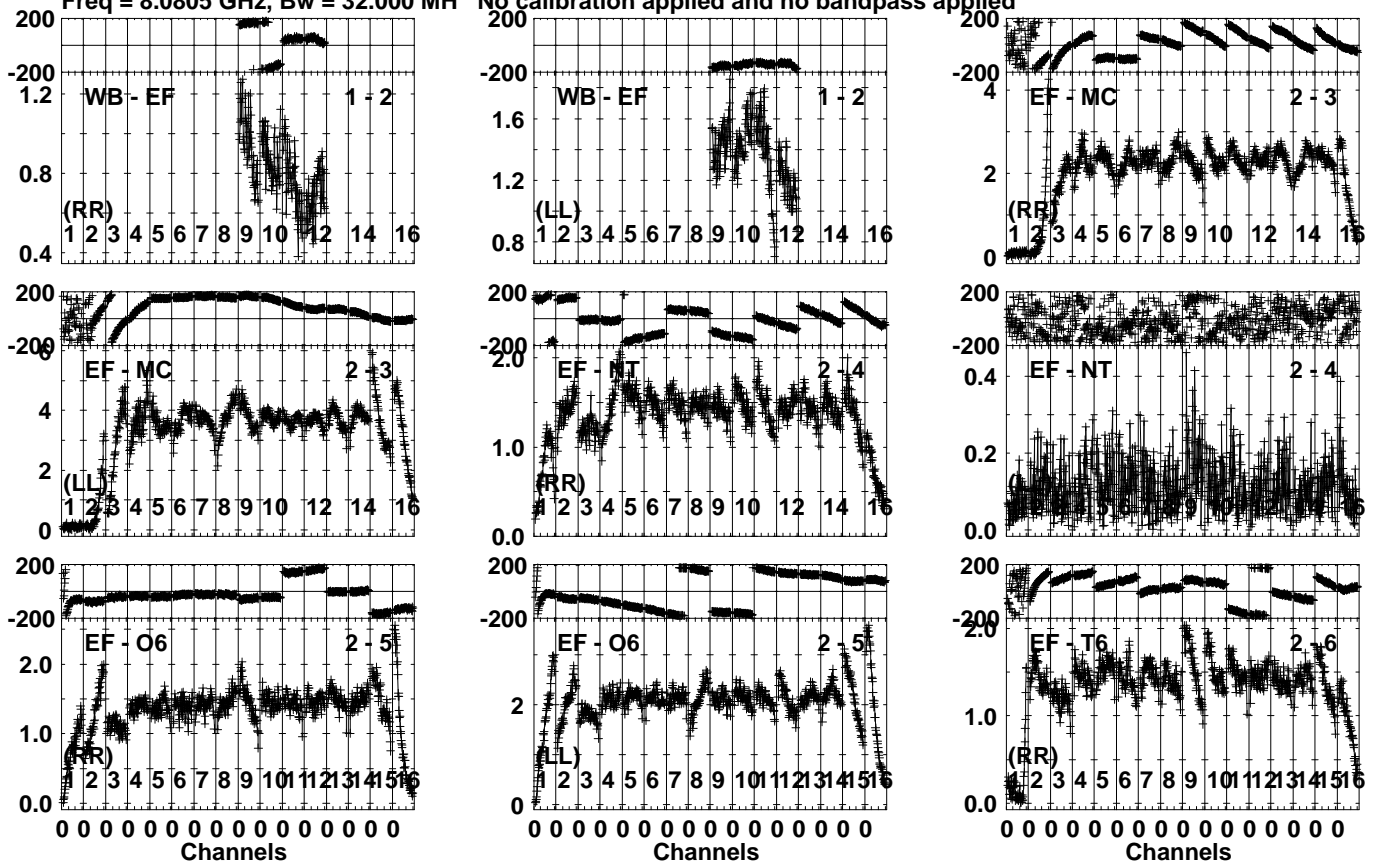


Lower frame: Micro Ampl Jy Top frame: Phas deg  
Vector averaged cross-power spectrum Several baselines displayed  
Timerange: 00/08:40:07 to 00/08:42:05

Plot file version 284 created 23-APR-2024 10:26:34

J2248+3718 EB107.UVDATA.1

Freq = 8.0805 GHz, Bw = 32.000 MH No calibration applied and no bandpass applied



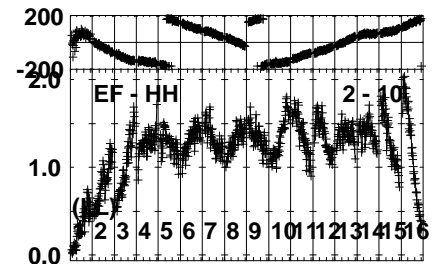
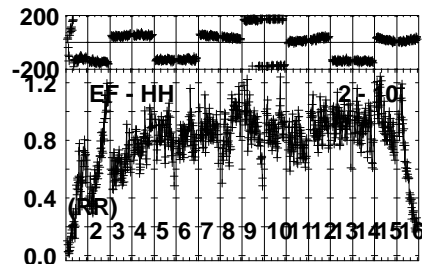
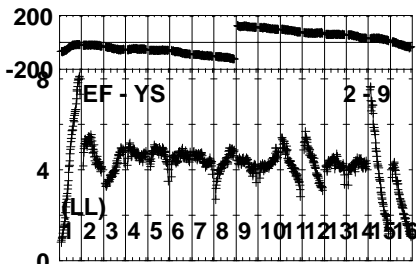
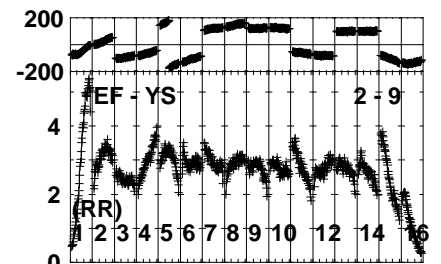
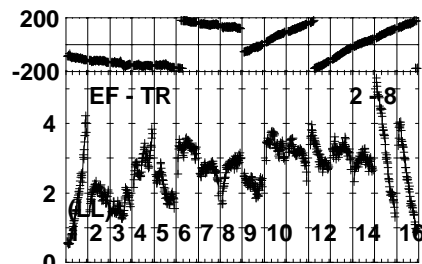
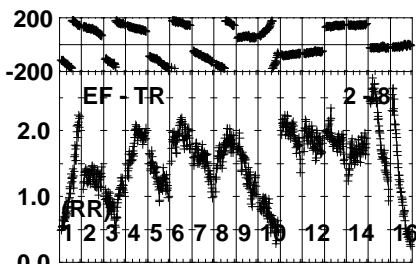
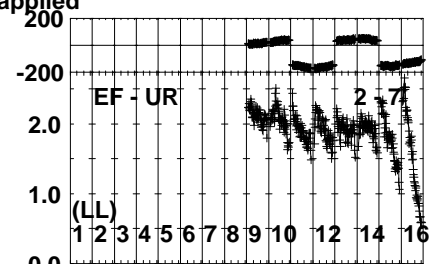
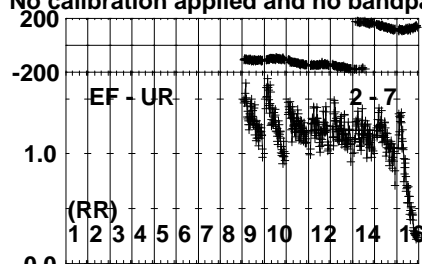
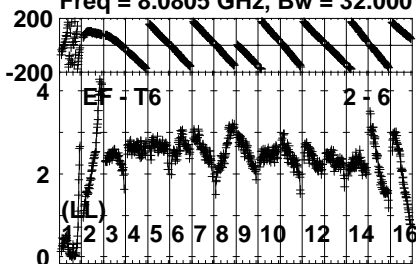
Lower frame: Milli Ampl Jy Top frame: Phas deg  
Vector averaged cross-power spectrum Several baselines displayed  
Timerange: 00/08:42:53 to 00/08:44:31

Plot file version 285 created 23-APR-2024 10:26:34

J2248+3718 EB107.UVDATA.1

Freq = 8.0805 GHz, Bw = 32.000 MH

No calibration applied and no bandpass applied



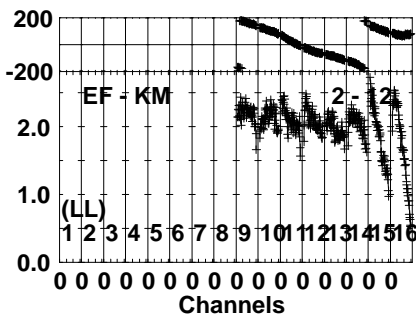
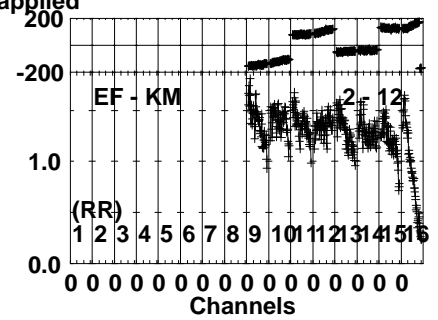
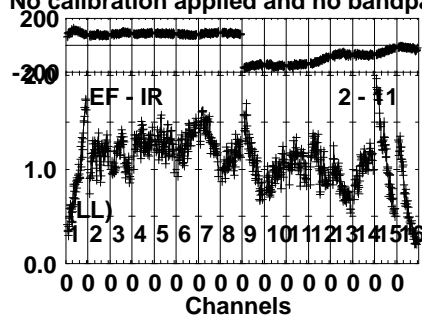
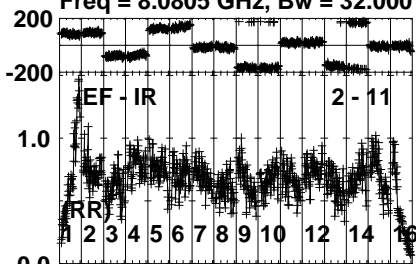
Lower frame: Milli Ampl Jy Top frame: Phas deg  
Vector averaged cross-power spectrum Several baselines displayed  
Timerange: 00/08:42:53 to 00/08:44:31

Plot file version 286 created 23-APR-2024 10:26:35

J2248+3718 EB107.UVDATA.1

Freq = 8.0805 GHz, Bw = 32.000 MH

No calibration applied and no bandpass applied

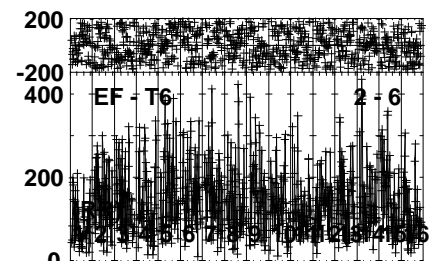
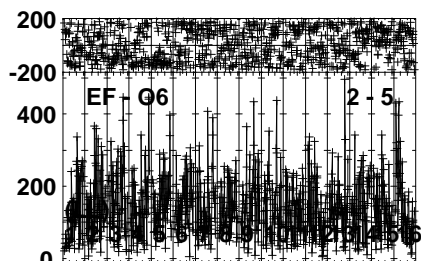
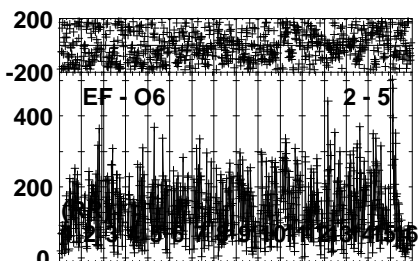
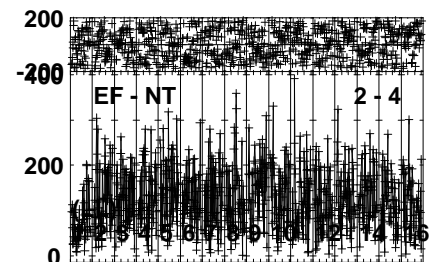
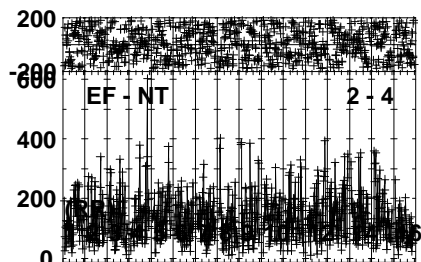
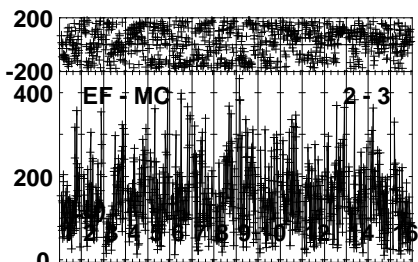
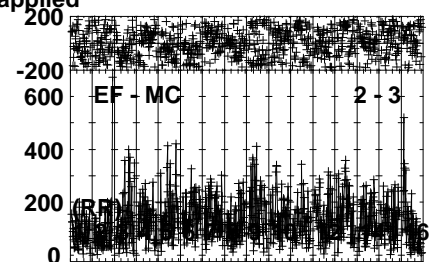
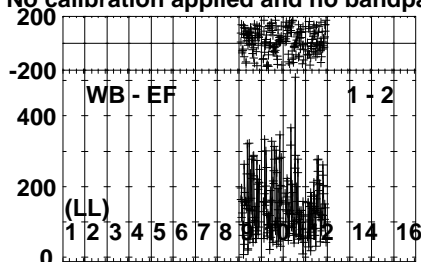
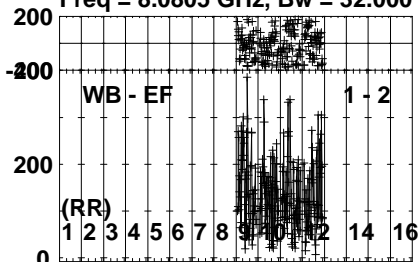


Lower frame: Milli Ampl Jy Top frame: Phas deg  
Vector averaged cross-power spectrum Several baselines displayed  
Timerange: 00/08:42:53 to 00/08:44:31

Plot file version 287 created 23-APR-2024 10:26:35

SN2014C EB107.UVDATA.1

Freq = 8.0805 GHz, Bw = 32.000 MH No calibration applied and no bandpass applied

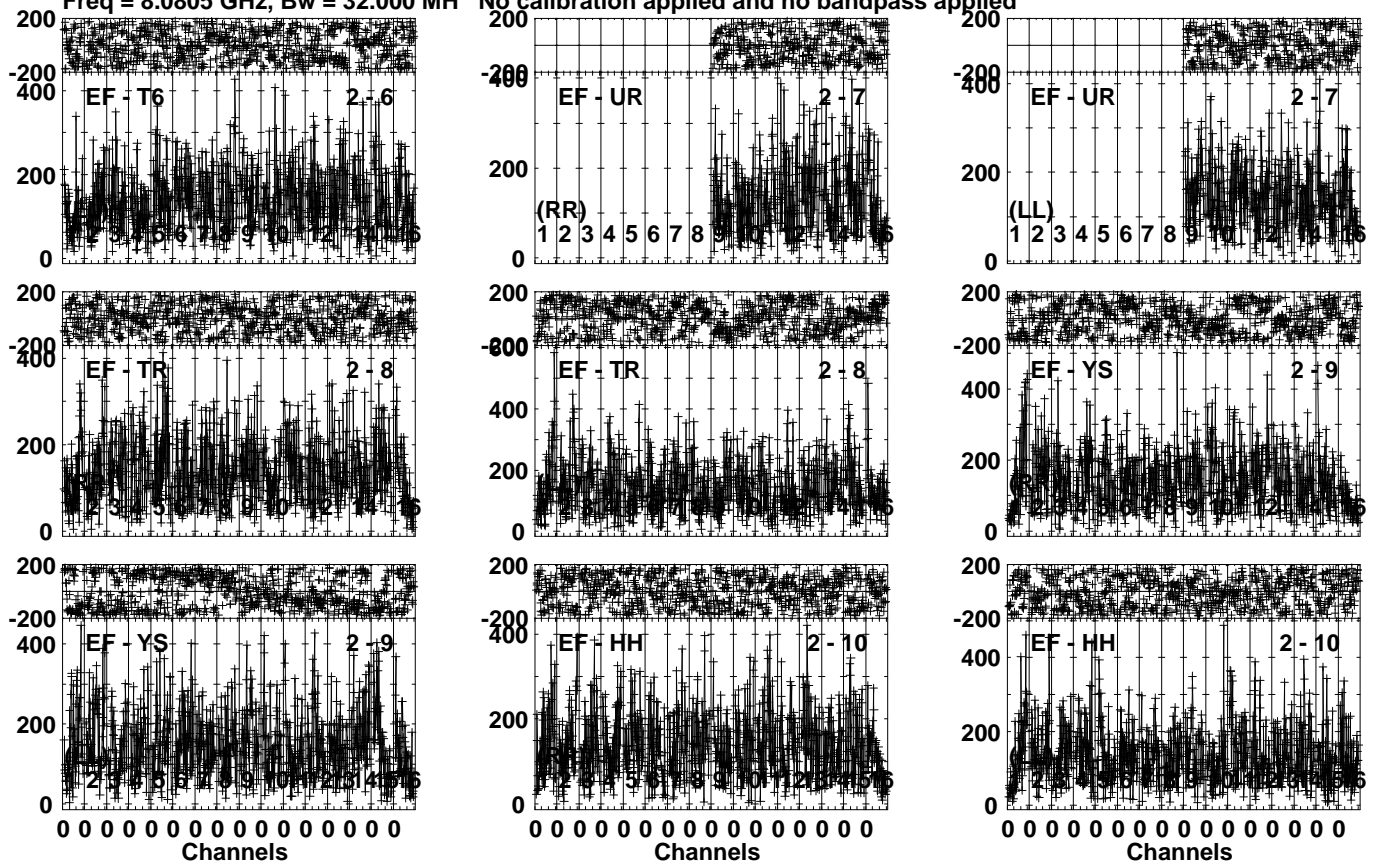


Lower frame: Micro Ampl Jy Top frame: Phas deg  
Vector averaged cross-power spectrum Several baselines displayed  
Timerange: 00/08:44:35 to 00/08:46:31

Plot file version 288 created 23-APR-2024 10:26:35

SN2014C EB107.UVDATA.1

Freq = 8.0805 GHz, Bw = 32.000 MH No calibration applied and no bandpass applied



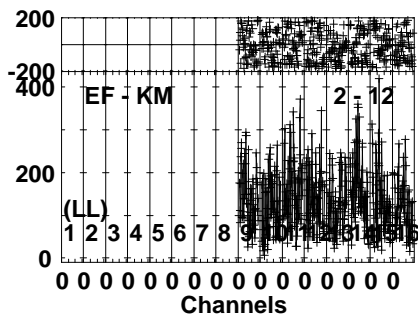
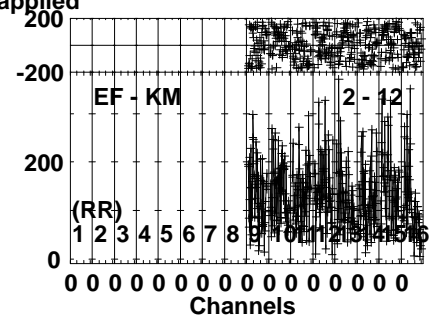
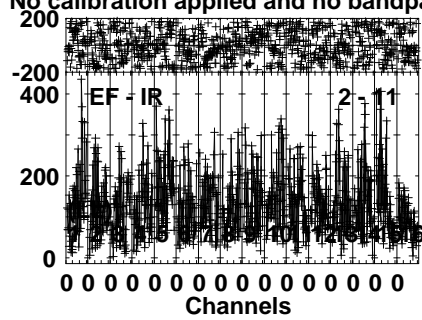
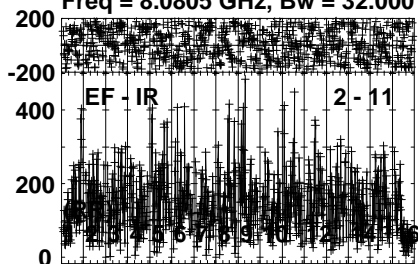
Lower frame: Micro Ampl Jy Top frame: Phas deg  
Vector averaged cross-power spectrum Several baselines displayed  
Timerange: 00/08:44:35 to 00/08:46:31



Plot file version 289 created 23-APR-2024 10:26:35

SN2014C EB107.UVDATA.1

Freq = 8.0805 GHz, Bw = 32.000 MH No calibration applied and no bandpass applied

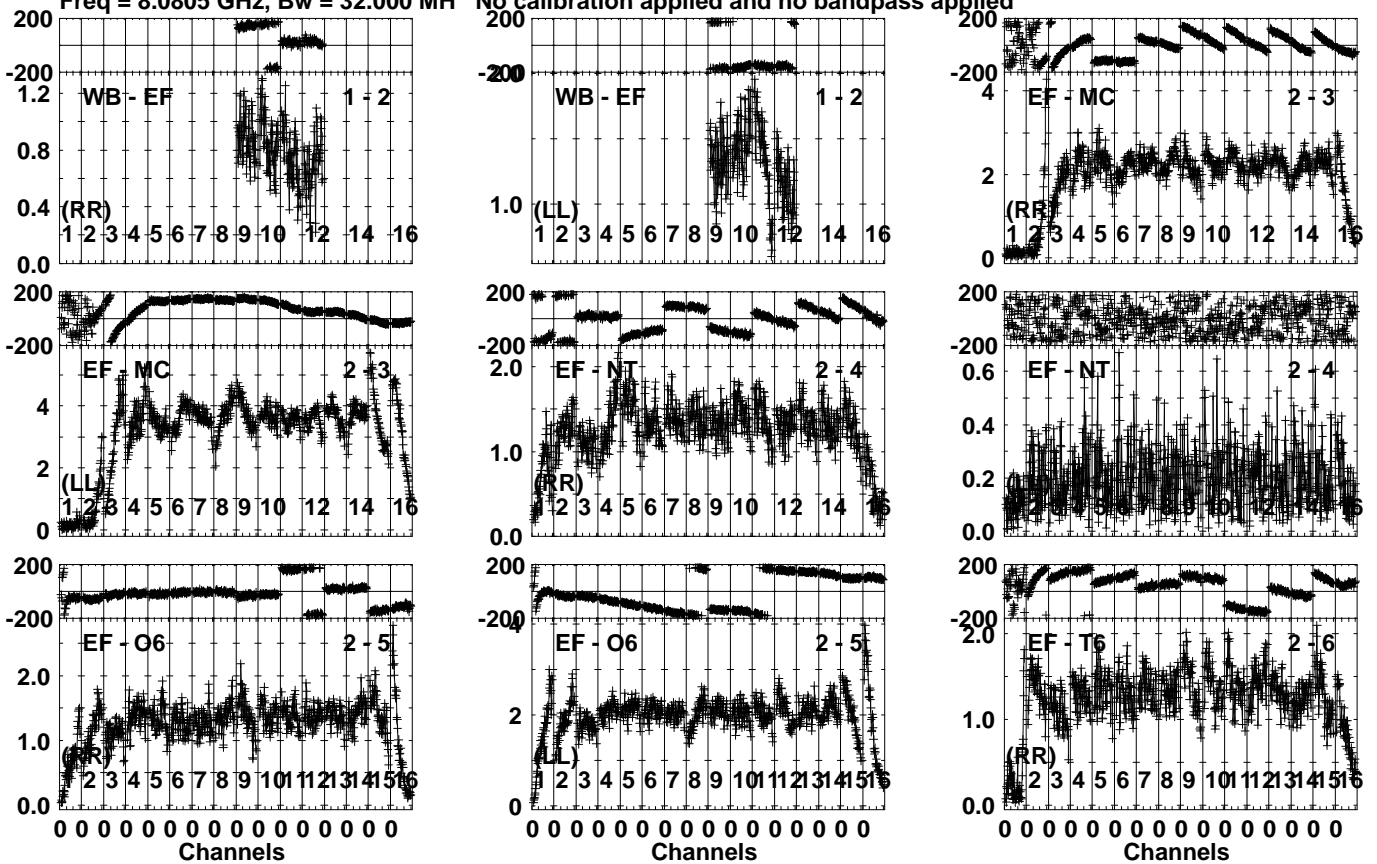


Lower frame: Micro Ampl Jy Top frame: Phas deg  
Vector averaged cross-power spectrum Several baselines displayed  
Timerange: 00/08:44:35 to 00/08:46:31

Plot file version 290 created 23-APR-2024 10:26:35

J2248+3718 EB107.UVDATA.1

Freq = 8.0805 GHz, Bw = 32.000 MH No calibration applied and no bandpass applied



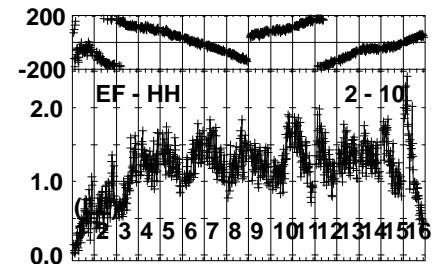
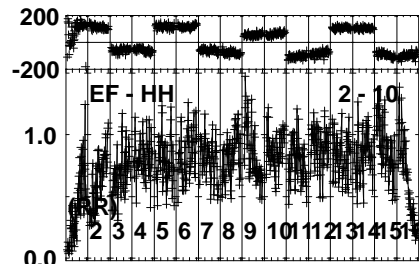
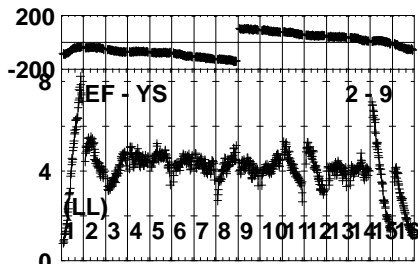
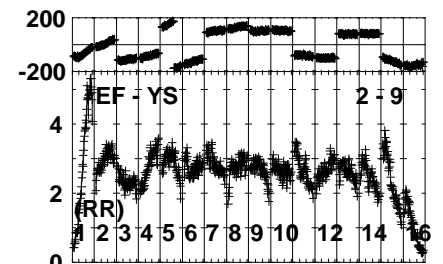
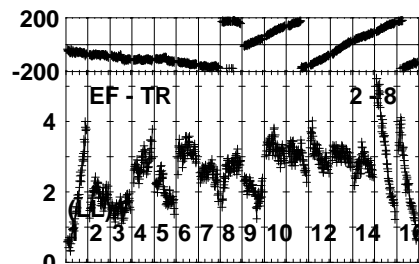
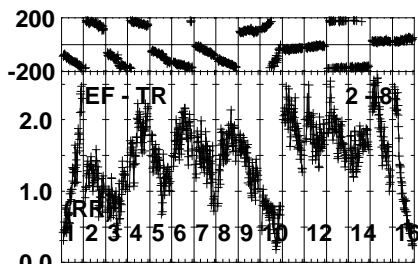
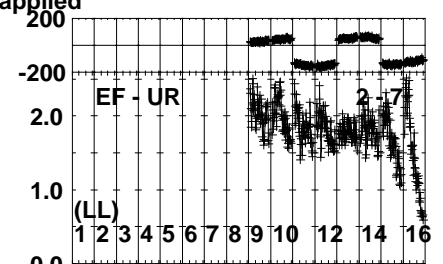
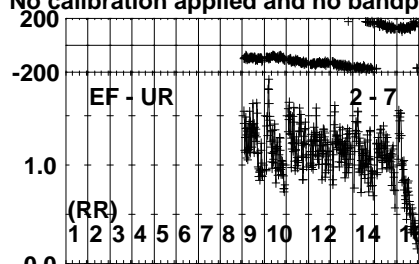
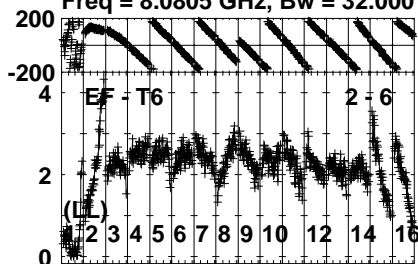
Lower frame: Milli Ampl Jy Top frame: Phas deg  
Vector averaged cross-power spectrum Several baselines displayed  
Timerange: 00/08:46:33 to 00/08:48:01

Plot file version 291 created 23-APR-2024 10:26:36

J2248+3718 EB107.UVDATA.1

Freq = 8.0805 GHz, Bw = 32.000 MH

No calibration applied and no bandpass applied

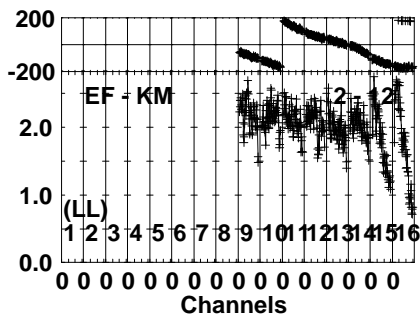
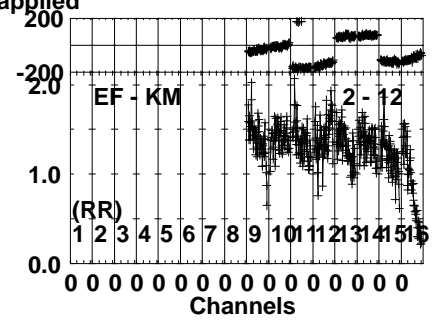
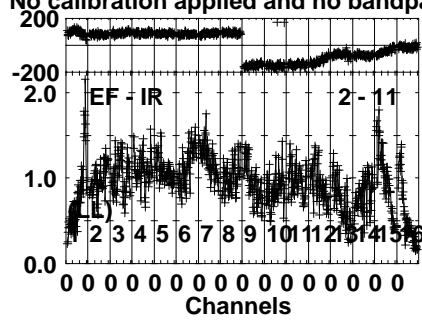
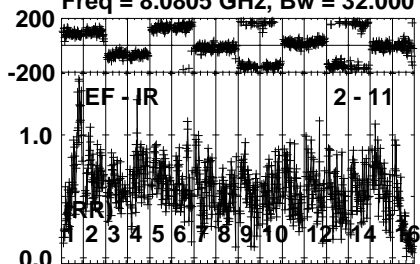


Lower frame: Milli Ampl Jy Top frame: Phas deg  
Vector averaged cross-power spectrum Several baselines displayed  
Timerange: 00/08:46:33 to 00/08:48:01

Plot file version 292 created 23-APR-2024 10:26:36

J2248+3718 EB107.UVDATA.1

Freq = 8.0805 GHz, Bw = 32.000 MH No calibration applied and no bandpass applied

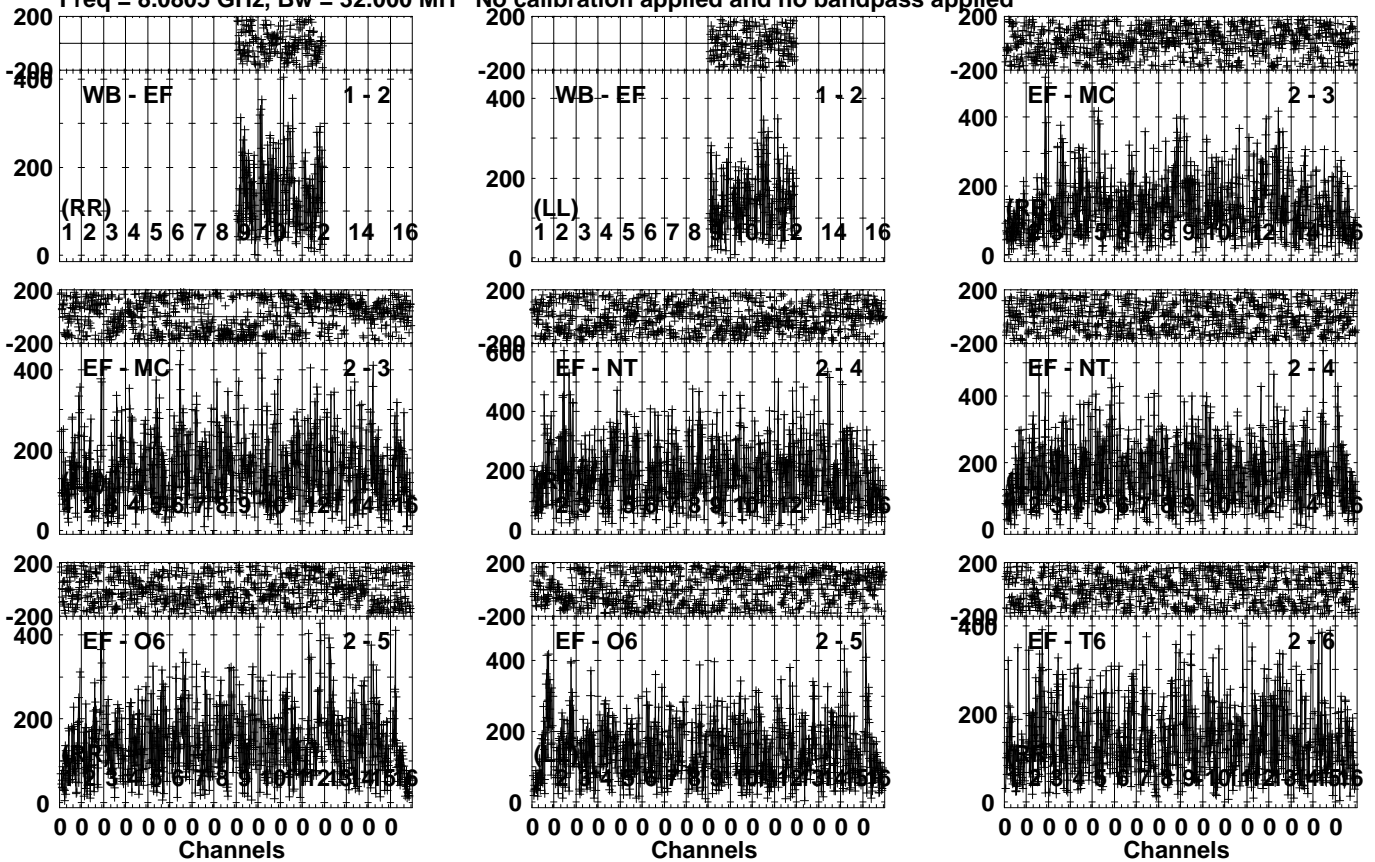


Lower frame: Milli Ampl Jy Top frame: Phas deg  
Vector averaged cross-power spectrum Several baselines displayed  
Timerange: 00/08:46:33 to 00/08:48:01

Plot file version 293 created 23-APR-2024 10:26:36

SN2014C EB107.UVDATA.1

Freq = 8.0805 GHz, Bw = 32.000 MH No calibration applied and no bandpass applied

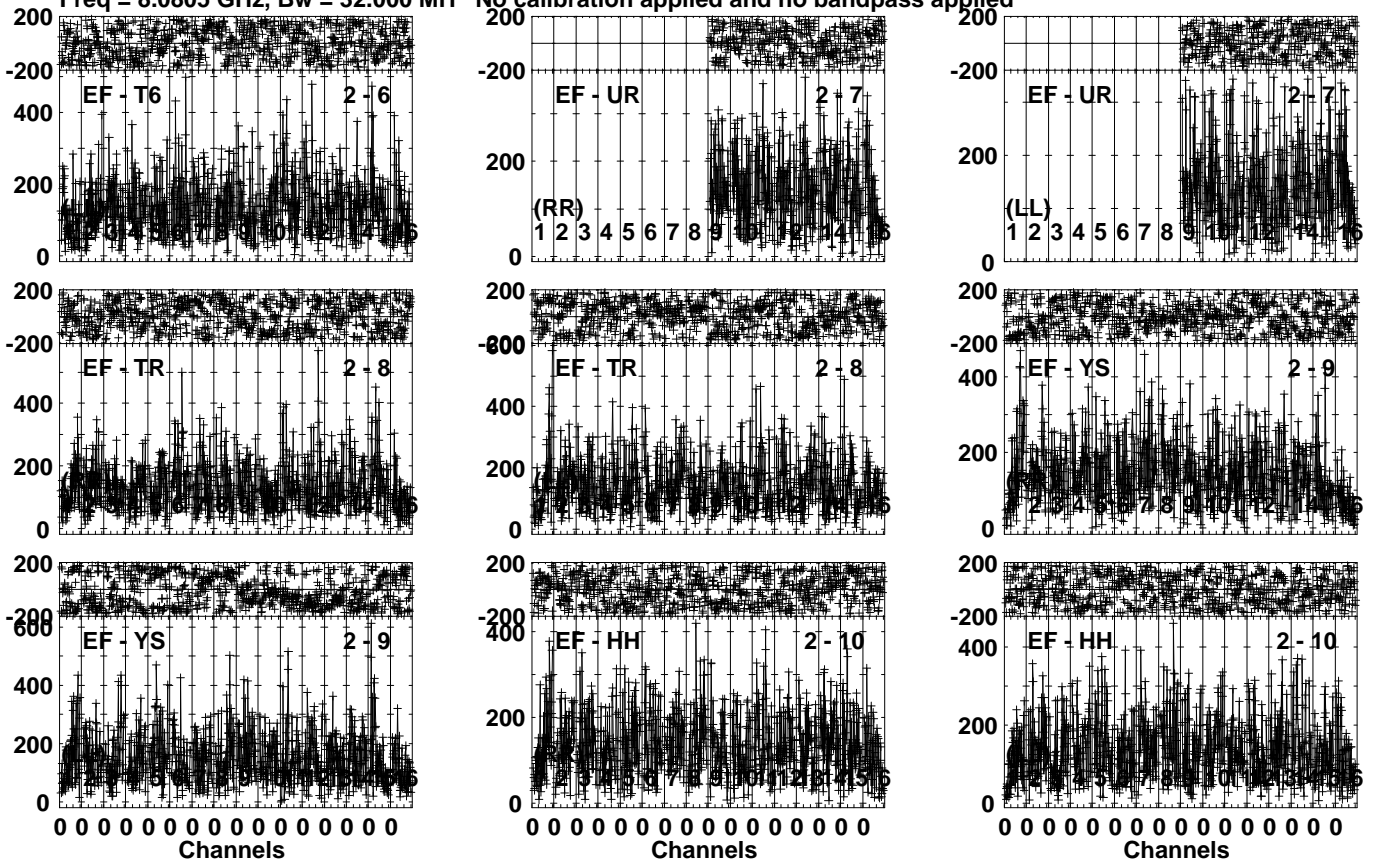


Lower frame: Micro Ampl Jy Top frame: Phas deg  
Vector averaged cross-power spectrum Several baselines displayed  
Timerange: 00/08:48:03 to 00/08:50:01

Plot file version 294 created 23-APR-2024 10:26:36

SN2014C EB107.UVDATA.1

Freq = 8.0805 GHz, Bw = 32.000 MH No calibration applied and no bandpass applied

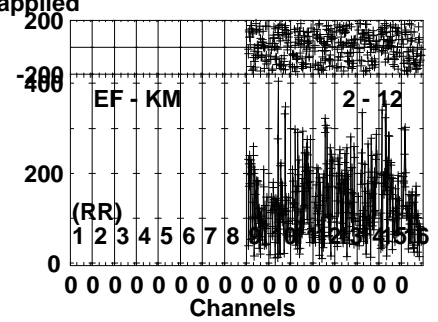
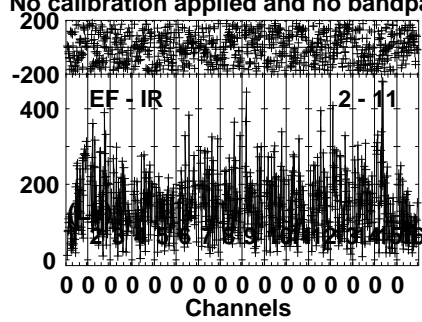
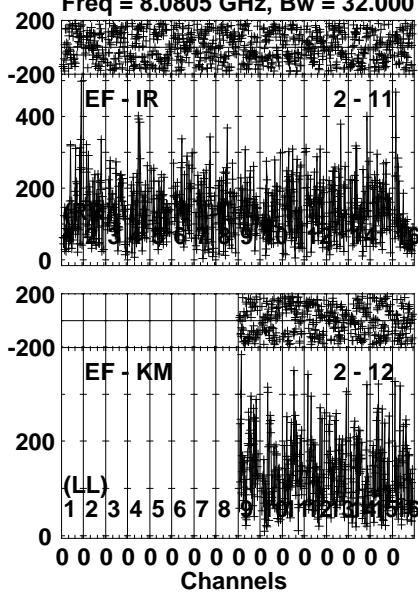


Lower frame: Micro Ampl Jy Top frame: Phas deg  
Vector averaged cross-power spectrum Several baselines displayed  
Timerange: 00/08:48:03 to 00/08:50:01

Plot file version 295 created 23-APR-2024 10:26:36

SN2014C EB107.UVDATA.1

Freq = 8.0805 GHz, Bw = 32.000 MH No calibration applied and no bandpass applied

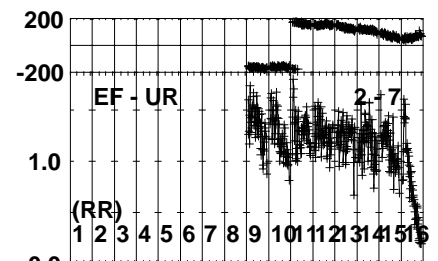
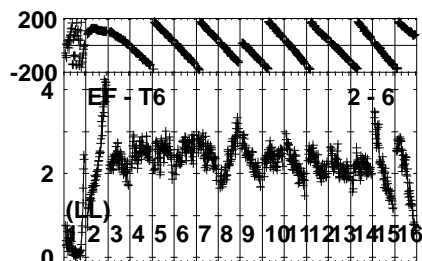
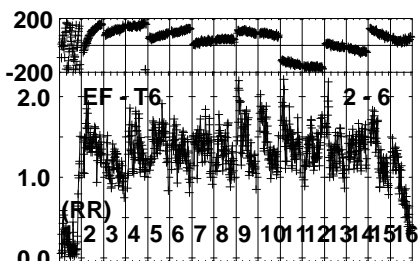
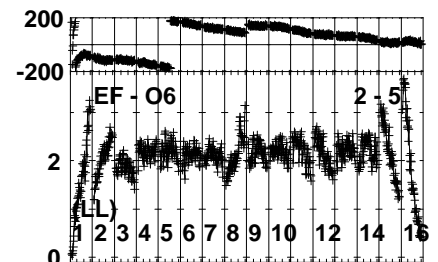
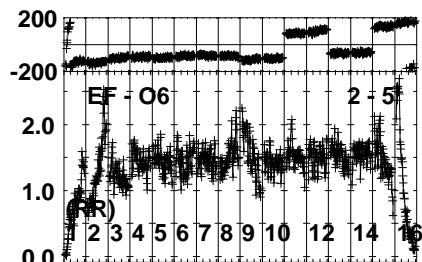
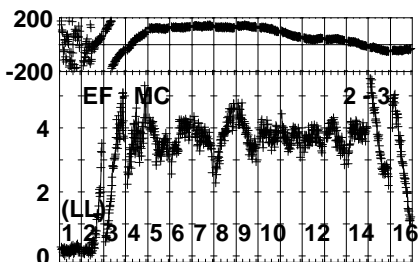
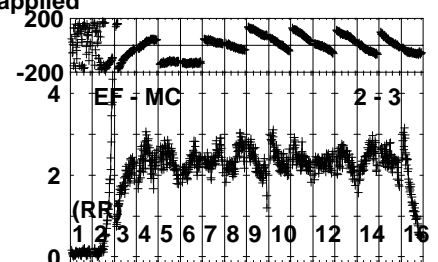
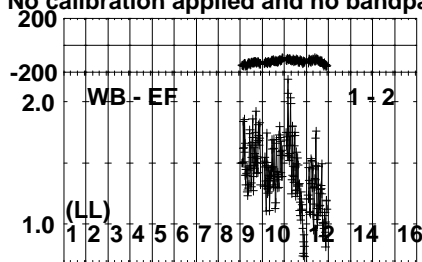
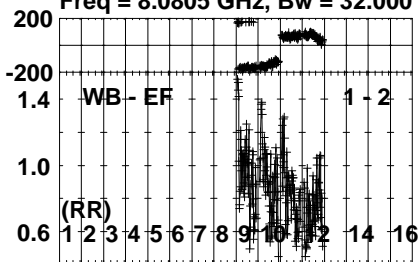


Lower frame: Micro Ampl Jy Top frame: Phas deg  
Vector averaged cross-power spectrum Several baselines displayed  
Timerange: 00/08:48:03 to 00/08:50:01

Plot file version 296 created 23-APR-2024 10:26:36

J2248+3718 EB107.UVDATA.1

Freq = 8.0805 GHz, Bw = 32.000 MH No calibration applied and no bandpass applied



Lower frame: Milli Ampl Jy Top frame: Phas deg  
Vector averaged cross-power spectrum Several baselines displayed  
Timerange: 00/08:50:03 to 00/08:51:31

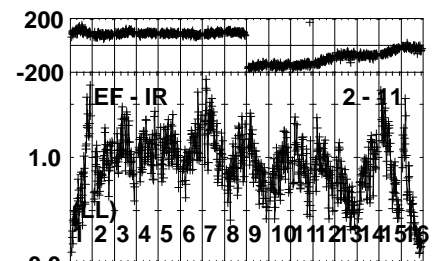
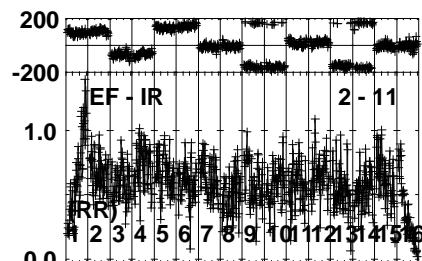
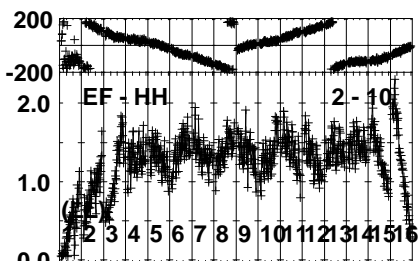
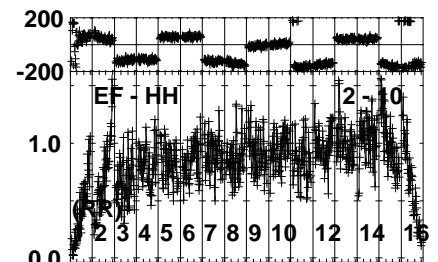
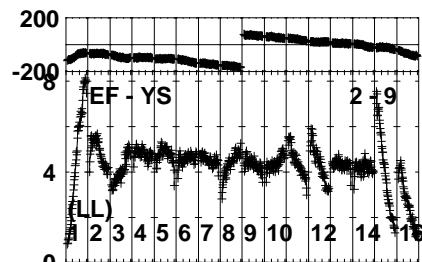
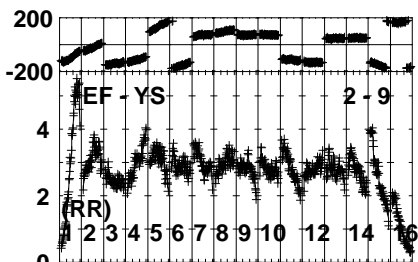
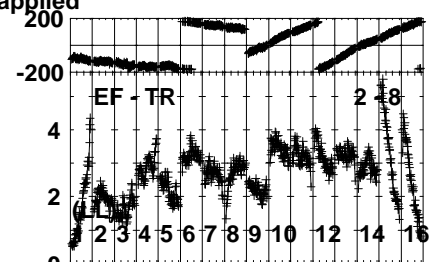
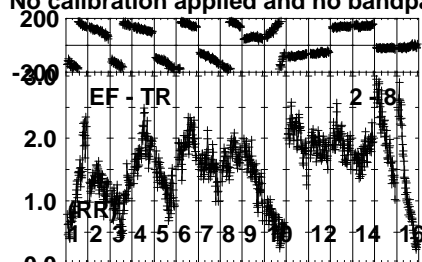
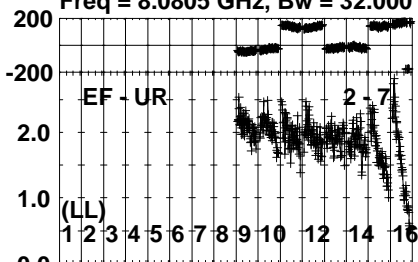


Plot file version 297 created 23-APR-2024 10:26:37

J2248+3718 EB107.UVDATA.1

Freq = 8.0805 GHz, Bw = 32.000 MH

No calibration applied and no bandpass applied

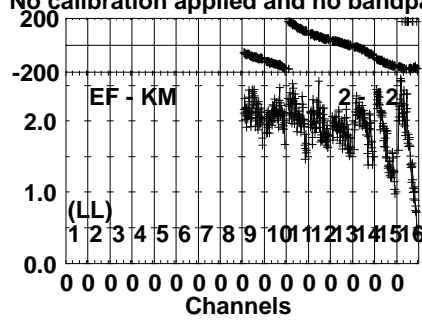
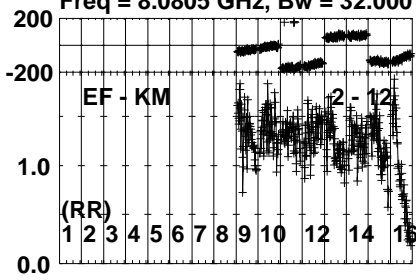


Lower frame: Milli Ampl Jy Top frame: Phas deg  
Vector averaged cross-power spectrum Several baselines displayed  
Timerange: 00/08:50:03 to 00/08:51:31

Plot file version 298 created 23-APR-2024 10:26:37

J2248+3718 EB107.UVDATA.1

Freq = 8.0805 GHz, Bw = 32.000 MH No calibration applied and no bandpass applied

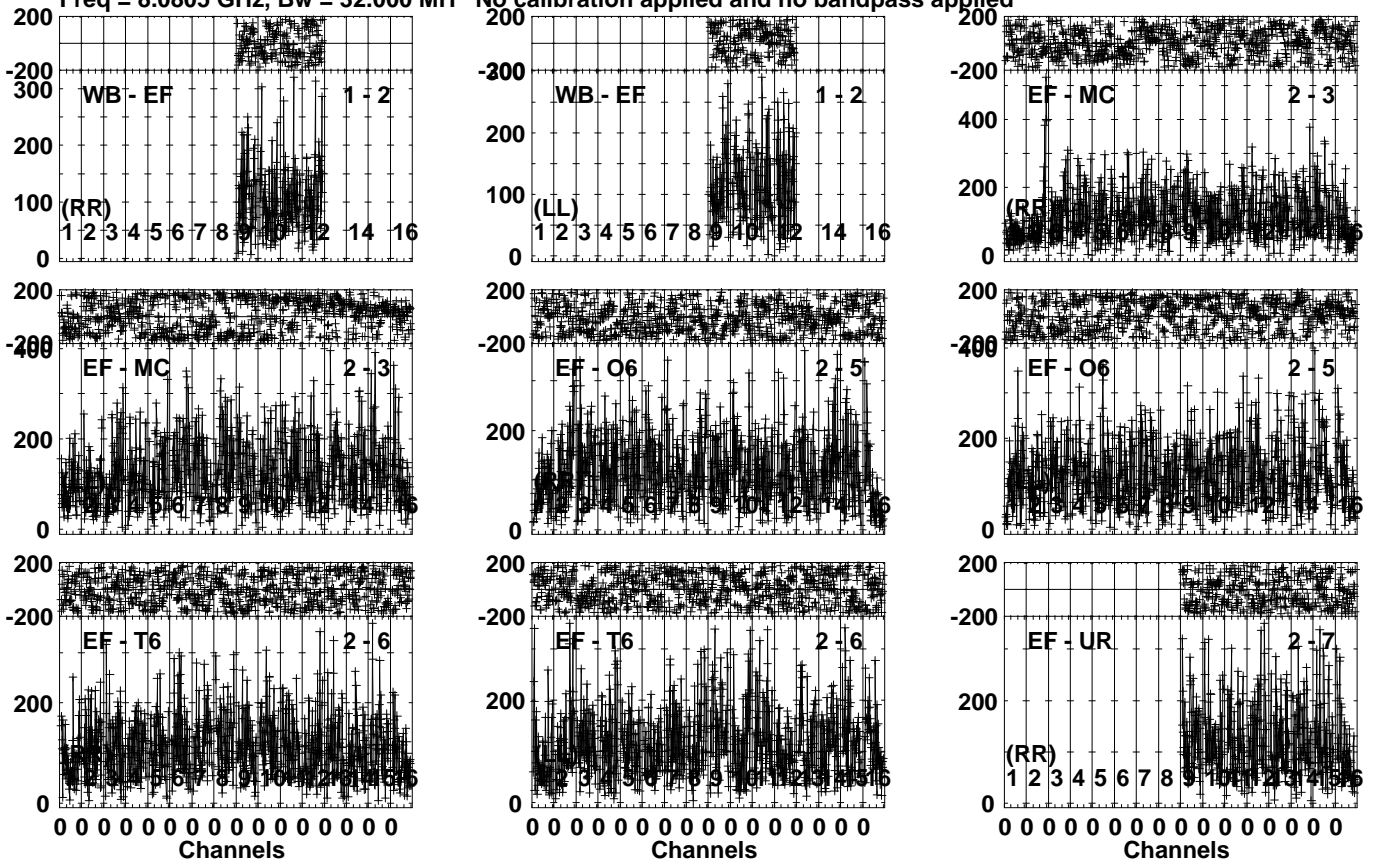


Lower frame: Milli Ampl Jy Top frame: Phas deg  
Vector averaged cross-power spectrum Several baselines displayed  
Timerange: 00/08:50:03 to 00/08:51:31

Plot file version 299 created 23-APR-2024 10:26:37

SN2014C EB107.UVDATA.1

Freq = 8.0805 GHz, Bw = 32.000 MH No calibration applied and no bandpass applied

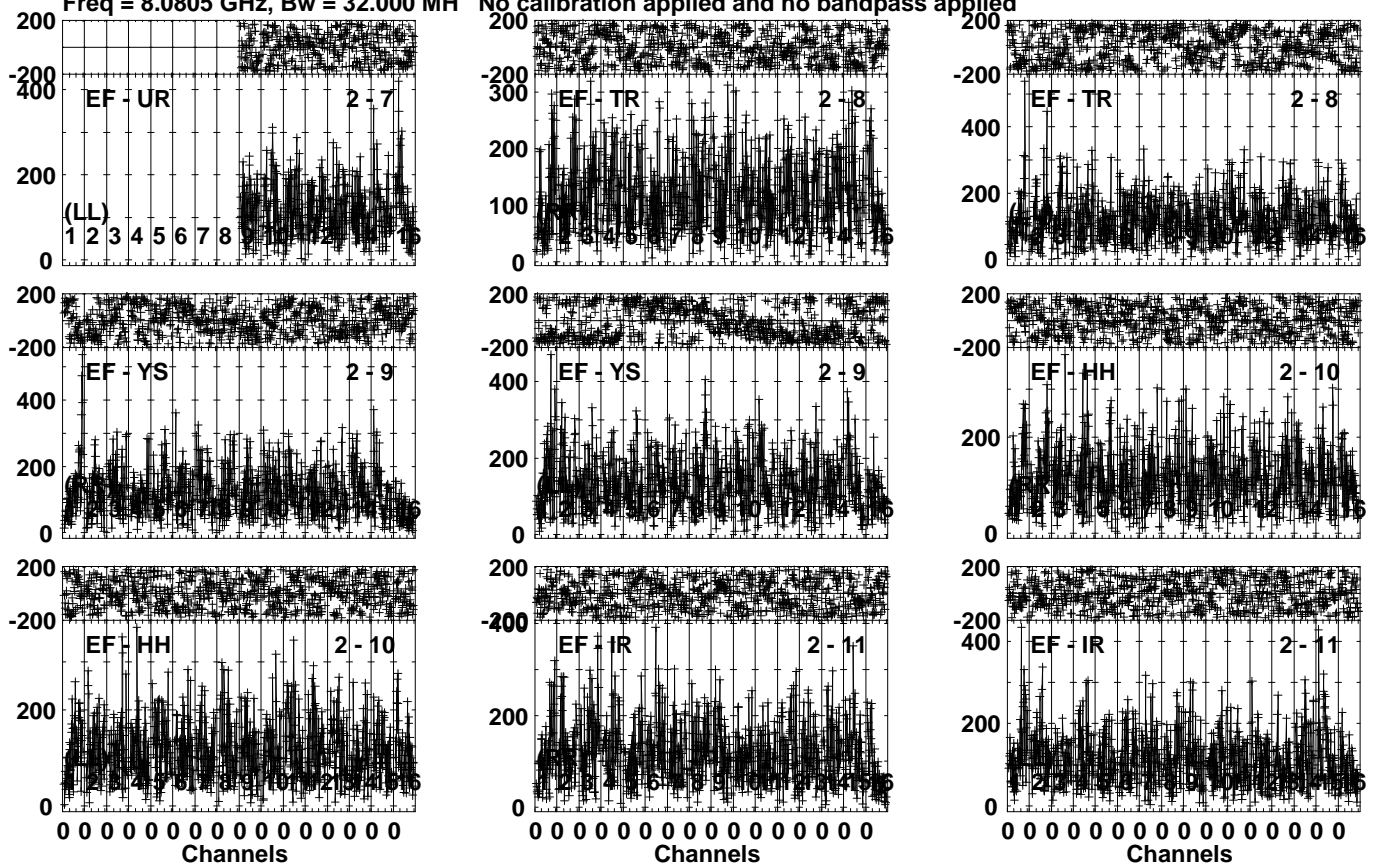


Lower frame: Micro Ampl Jy Top frame: Phas deg  
Vector averaged cross-power spectrum Several baselines displayed  
Timerange: 00/08:52:19 to 00/08:53:57

Plot file version 300 created 23-APR-2024 10:26:37

SN2014C EB107.UVDATA.1

Freq = 8.0805 GHz, Bw = 32.000 MH No calibration applied and no bandpass applied

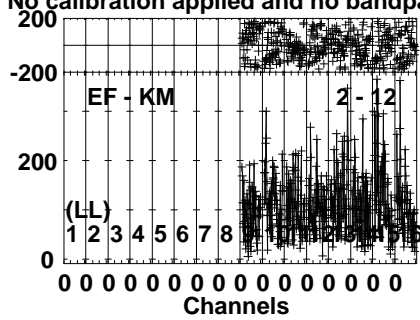
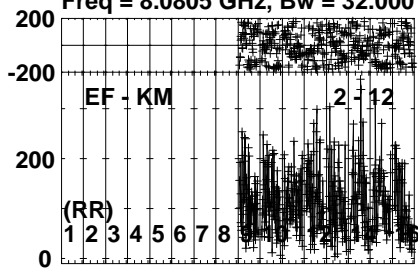


Lower frame: Micro Ampl Jy Top frame: Phas deg  
Vector averaged cross-power spectrum Several baselines displayed  
Timerange: 00/08:52:19 to 00/08:53:57

Plot file version 301 created 23-APR-2024 10:26:37

SN2014C EB107.UVDATA.1

Freq = 8.0805 GHz, Bw = 32.000 MH No calibration applied and no bandpass applied

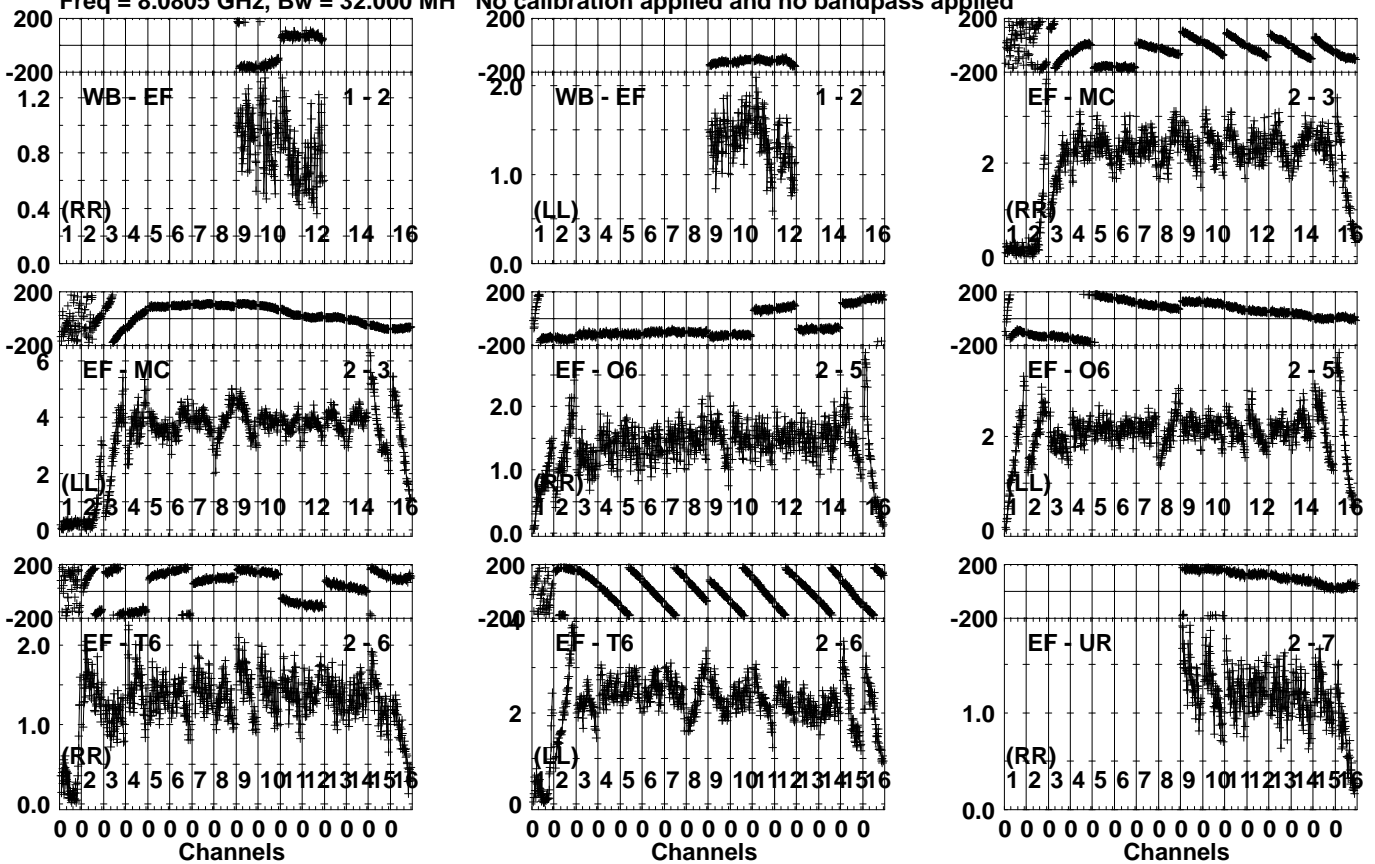


Lower frame: Micro Ampl Jy Top frame: Phas deg  
Vector averaged cross-power spectrum Several baselines displayed  
Timerange: 00/08:52:19 to 00/08:53:57

Plot file version 302 created 23-APR-2024 10:26:38

J2248+3718 EB107.UVDATA.1

Freq = 8.0805 GHz, Bw = 32.000 MH No calibration applied and no bandpass applied



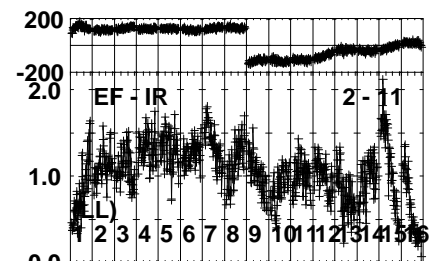
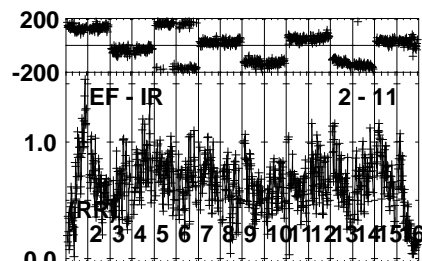
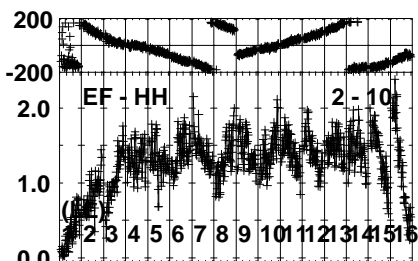
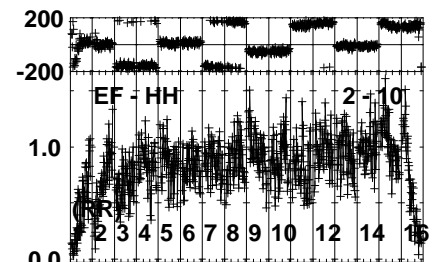
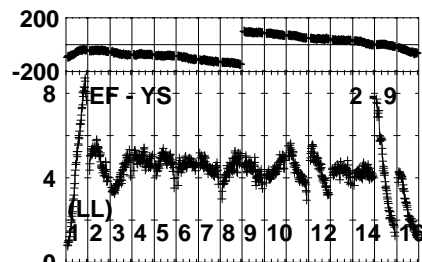
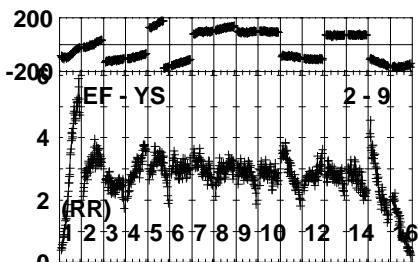
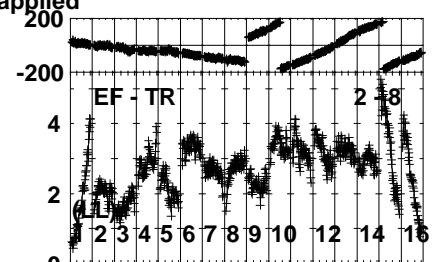
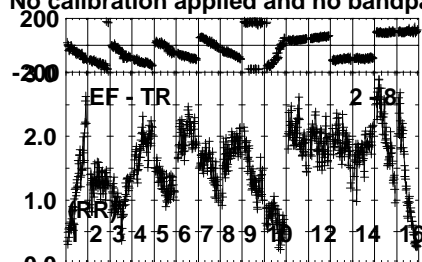
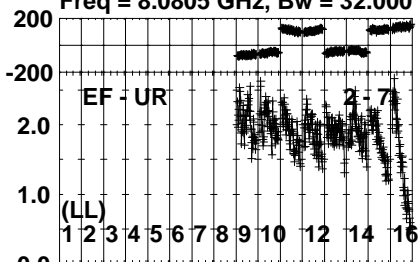
Lower frame: Milli Ampl Jy Top frame: Phas deg  
Vector averaged cross-power spectrum Several baselines displayed  
Timerange: 00/08:54:01 to 00/08:55:27

Plot file version 303 created 23-APR-2024 10:26:38

J2248+3718 EB107.UVDATA.1

Freq = 8.0805 GHz, Bw = 32.000 MH

No calibration applied and no bandpass applied



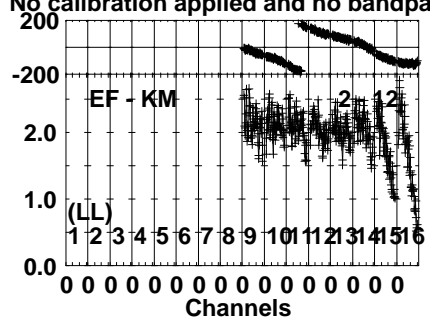
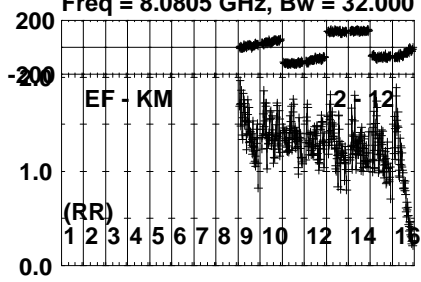
Lower frame: Milli Ampl Jy Top frame: Phas deg  
Vector averaged cross-power spectrum Several baselines displayed  
Timerange: 00/08:54:01 to 00/08:55:27

Plot file version 304 created 23-APR-2024 10:26:38

J2248+3718 EB107.UVDATA.1

Freq = 8.0805 GHz, Bw = 32.000 MH

No calibration applied and no bandpass applied



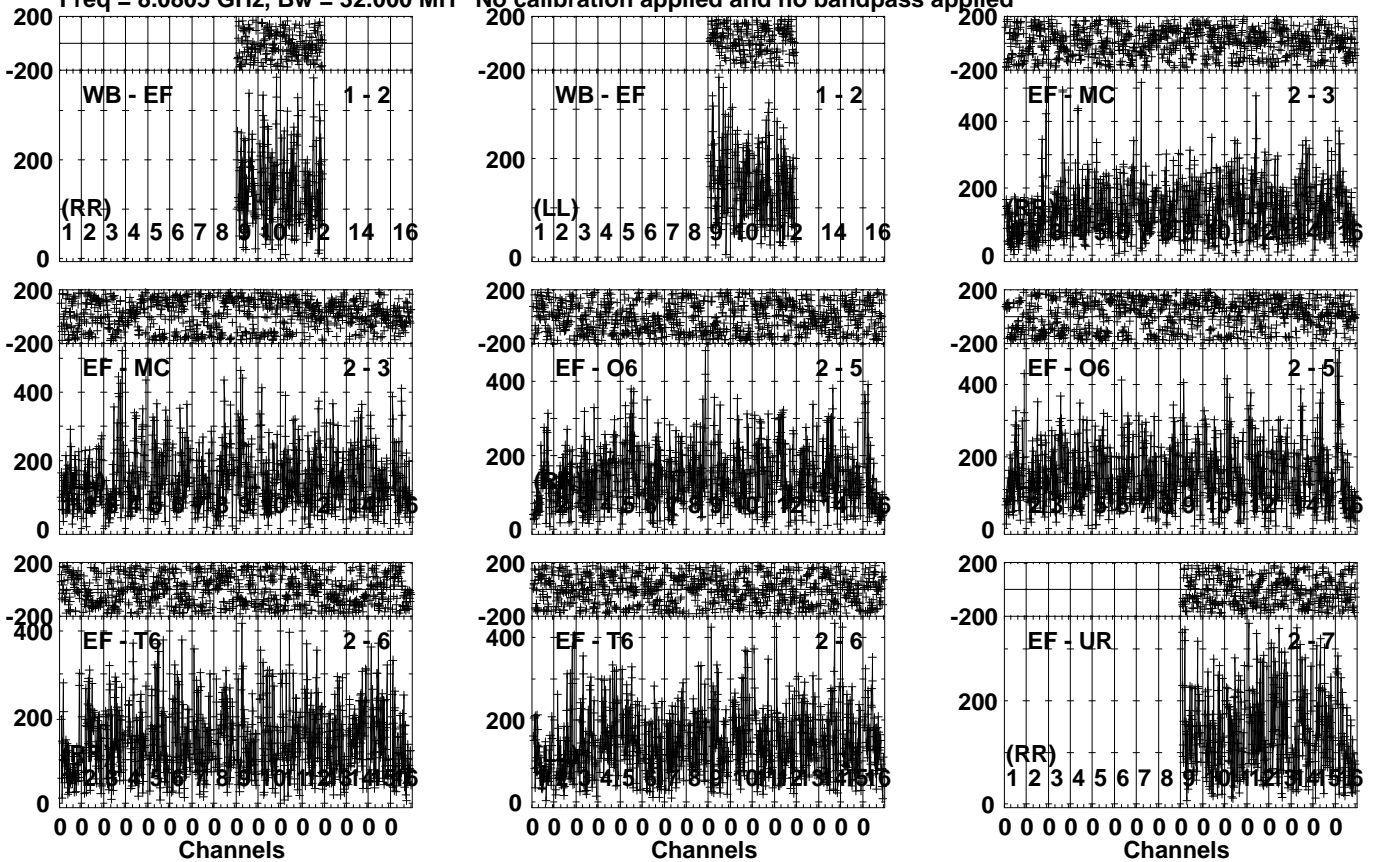
Lower frame: Milli Ampl Jy Top frame: Phas deg  
Vector averaged cross-power spectrum Several baselines displayed  
Timerange: 00/08:54:01 to 00/08:55:27



Plot file version 305 created 23-APR-2024 10:26:38

SN2014C EB107.UVDATA.1

Freq = 8.0805 GHz, Bw = 32.000 MH No calibration applied and no bandpass applied

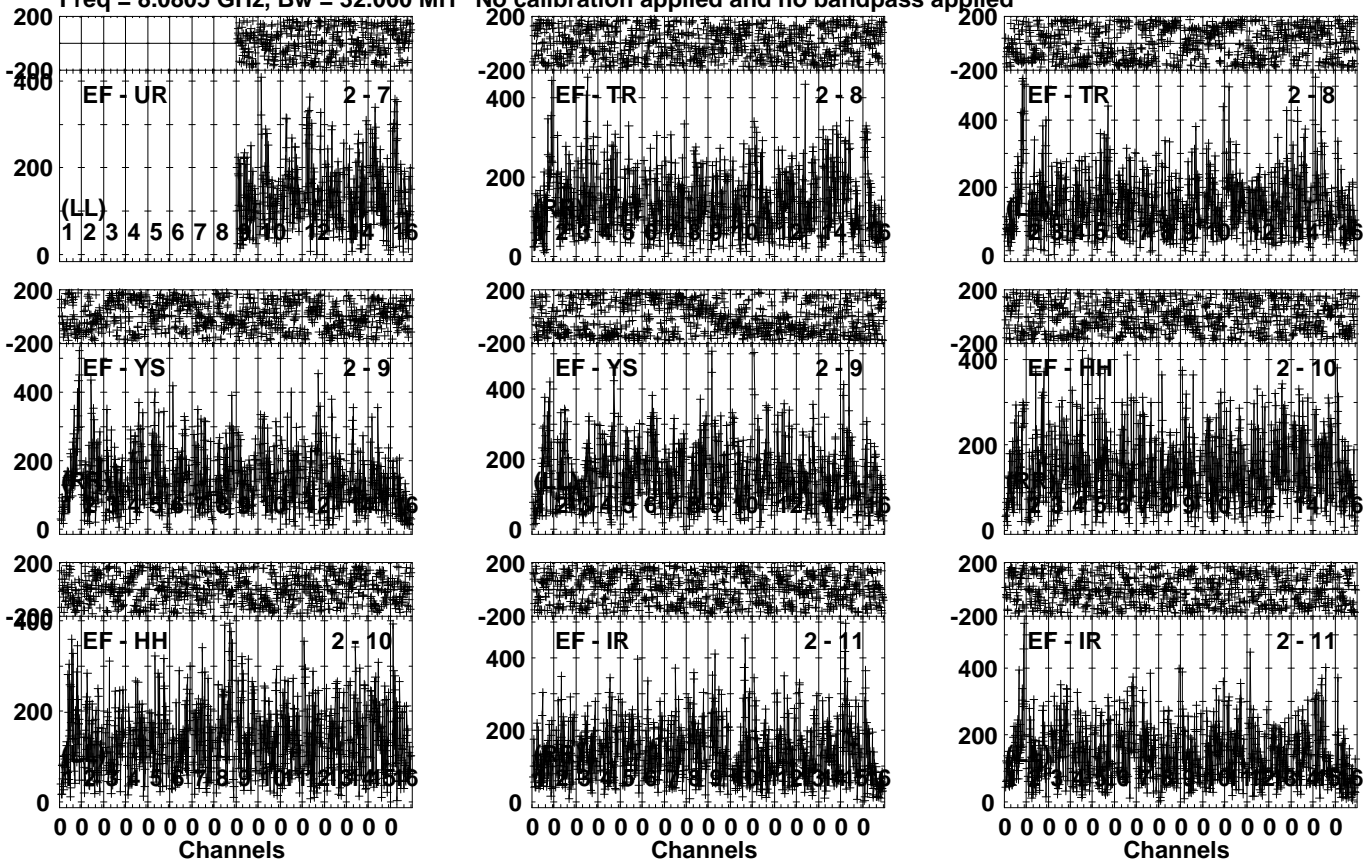


Lower frame: Micro Ampl Jy Top frame: Phas deg  
Vector averaged cross-power spectrum Several baselines displayed  
Timerange: 00/08:55:29 to 00/08:57:27

Plot file version 306 created 23-APR-2024 10:26:38

SN2014C EB107.UVDATA.1

Freq = 8.0805 GHz, Bw = 32.000 MH No calibration applied and no bandpass applied

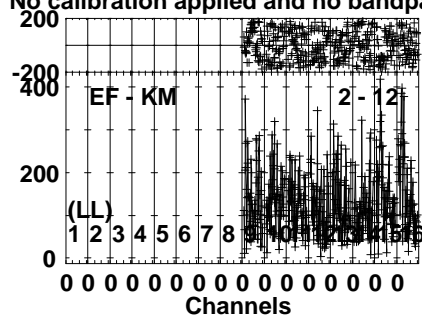
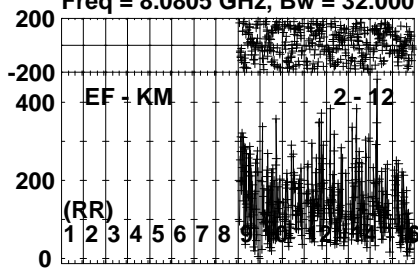


Lower frame: Micro Ampl Jy Top frame: Phas deg  
Vector averaged cross-power spectrum Several baselines displayed  
Timerange: 00/08:55:29 to 00/08:57:27

Plot file version 307 created 23-APR-2024 10:26:39

SN2014C EB107.UVDATA.1

Freq = 8.0805 GHz, Bw = 32.000 MH No calibration applied and no bandpass applied

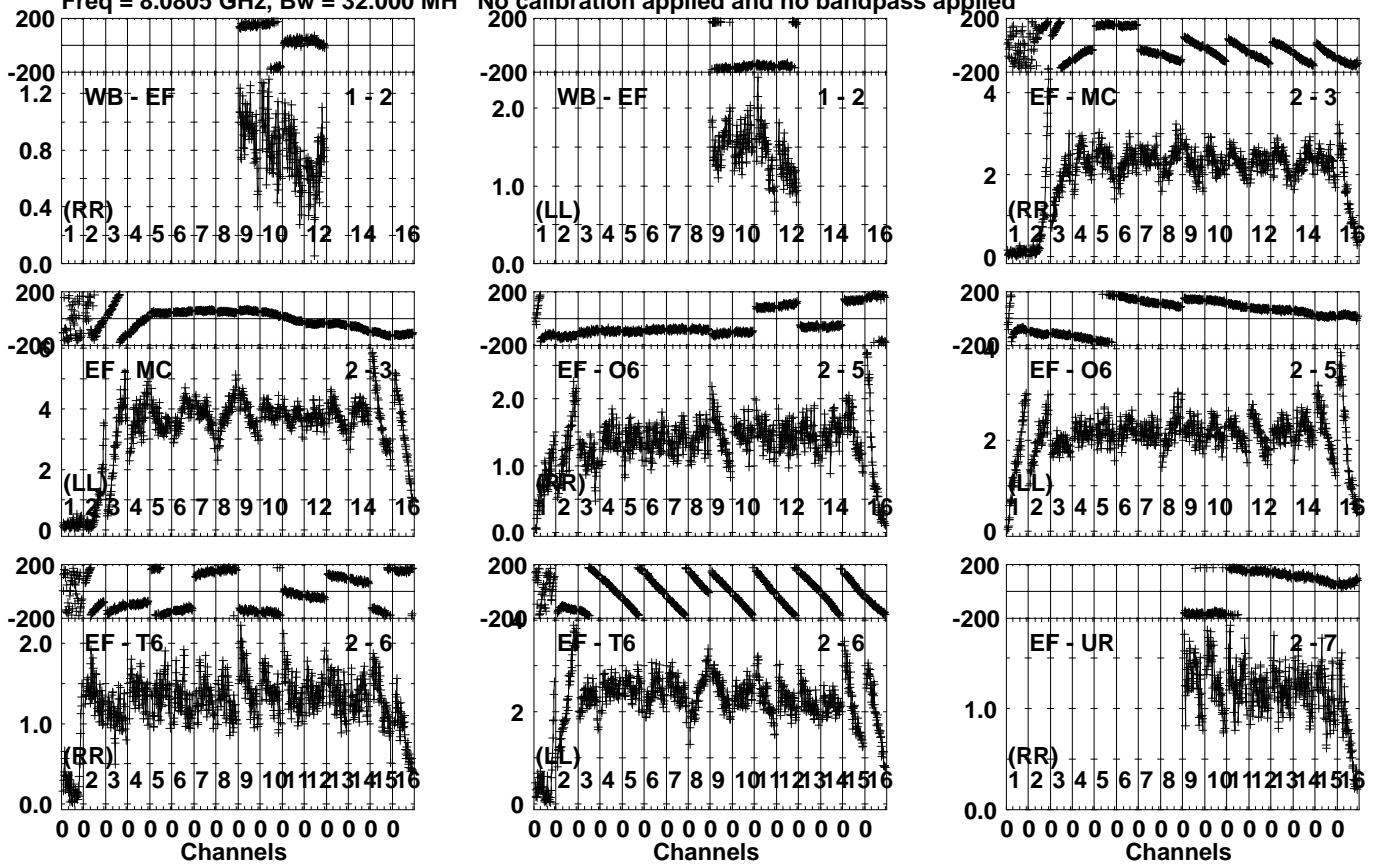


Lower frame: Micro Ampl Jy Top frame: Phas deg  
Vector averaged cross-power spectrum Several baselines displayed  
Timerange: 00/08:55:29 to 00/08:57:27

Plot file version 308 created 23-APR-2024 10:26:39

J2248+3718 EB107.UVDATA.1

Freq = 8.0805 GHz, Bw = 32.000 MH No calibration applied and no bandpass applied



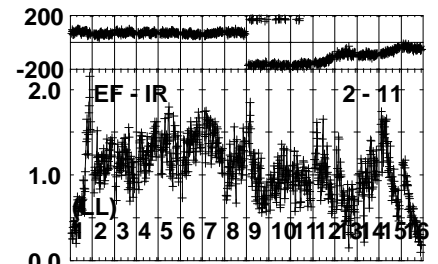
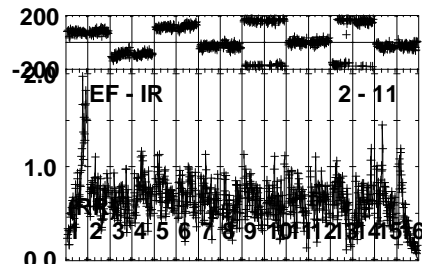
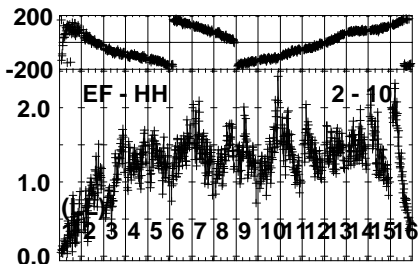
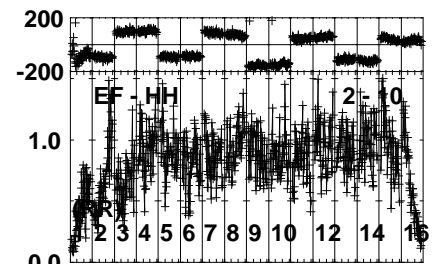
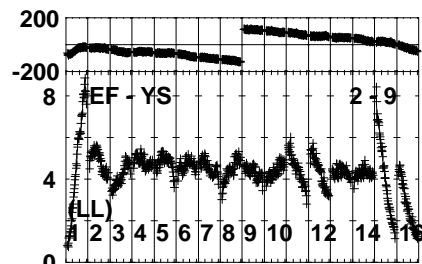
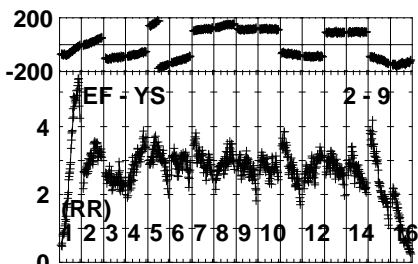
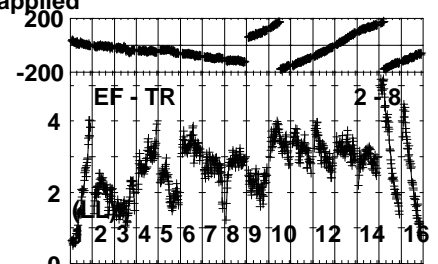
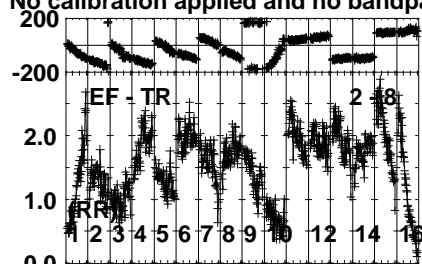
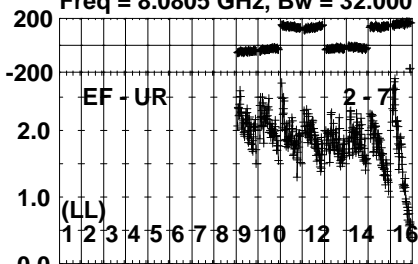
Lower frame: Milli Ampl Jy Top frame: Phas deg  
Vector averaged cross-power spectrum Several baselines displayed  
Timerange: 00/08:57:29 to 00/08:58:57

Plot file version 309 created 23-APR-2024 10:26:39

J2248+3718 EB107.UVDATA.1

Freq = 8.0805 GHz, Bw = 32.000 MH

No calibration applied and no bandpass applied



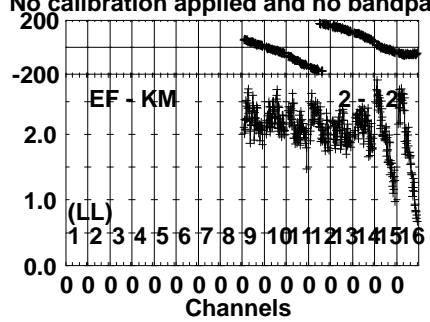
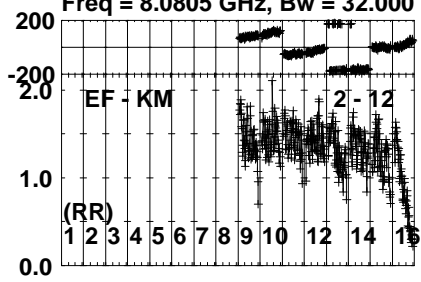
Lower frame: Milli Ampl Jy Top frame: Phas deg  
Vector averaged cross-power spectrum Several baselines displayed  
Timerange: 00/08:57:29 to 00/08:58:57

Plot file version 310 created 23-APR-2024 10:26:39

J2248+3718 EB107.UVDATA.1

Freq = 8.0805 GHz, Bw = 32.000 MH

No calibration applied and no bandpass applied

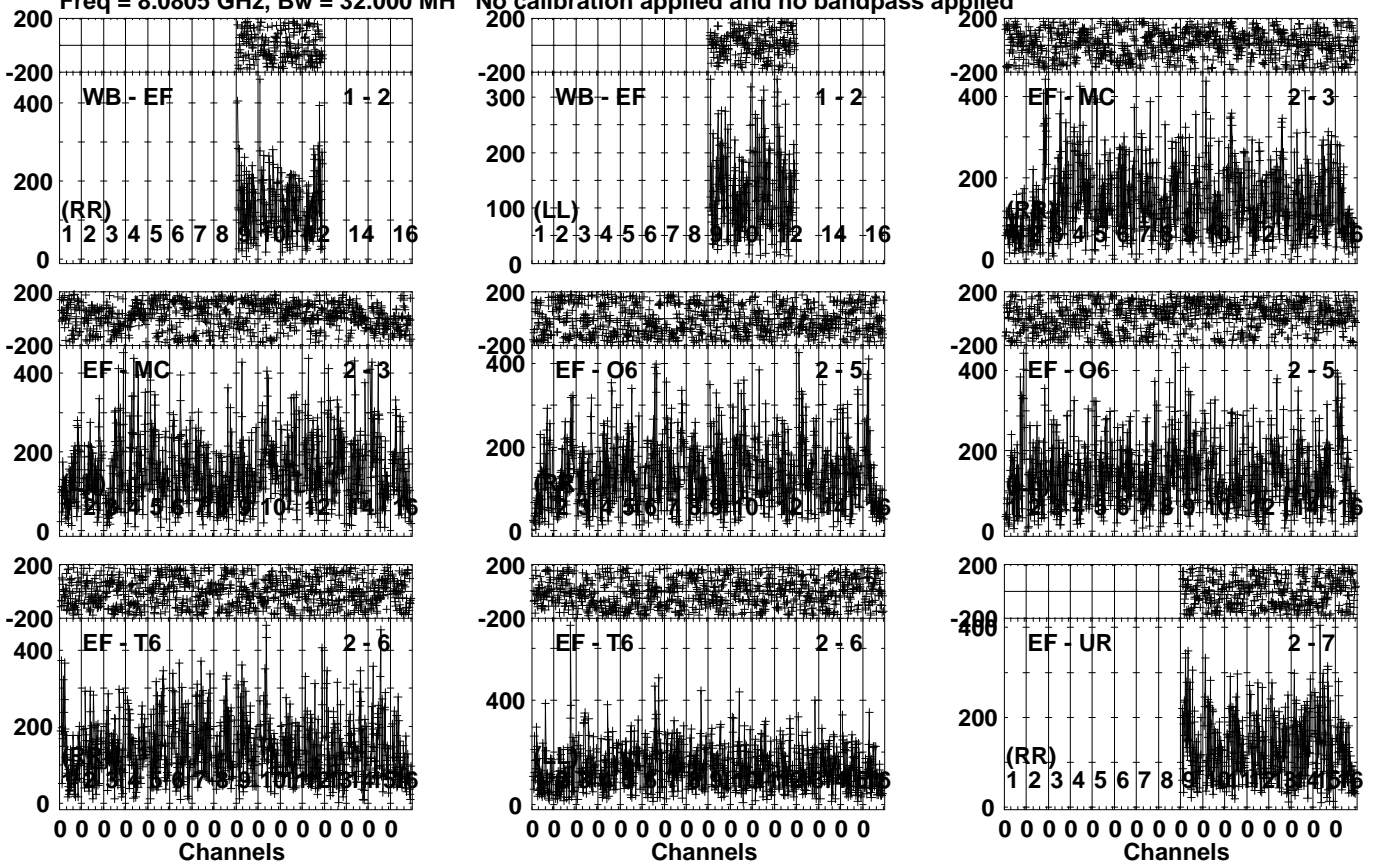


Lower frame: Milli Ampl Jy Top frame: Phas deg  
Vector averaged cross-power spectrum Several baselines displayed  
Timerange: 00/08:57:29 to 00/08:58:57

Plot file version 311 created 23-APR-2024 10:26:39

SN2014C EB107.UVDATA.1

Freq = 8.0805 GHz, Bw = 32.000 MH No calibration applied and no bandpass applied

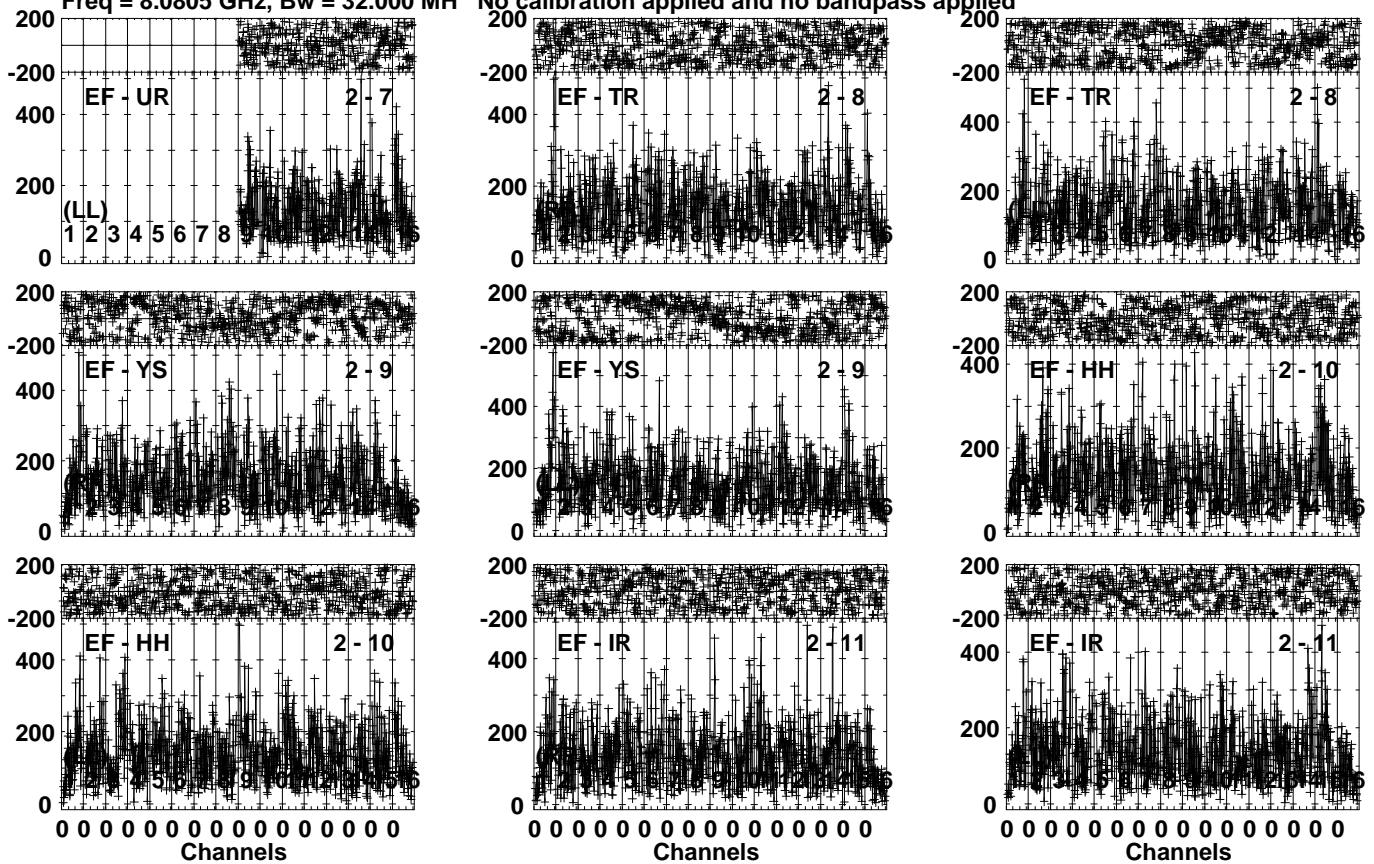


Lower frame: Micro Ampl Jy Top frame: Phas deg  
Vector averaged cross-power spectrum Several baselines displayed  
Timerange: 00/08:58:59 to 00/09:00:57

Plot file version 312 created 23-APR-2024 10:26:39

SN2014C EB107.UVDATA.1

Freq = 8.0805 GHz, Bw = 32.000 MH No calibration applied and no bandpass applied



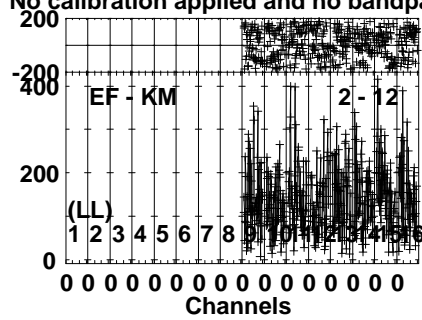
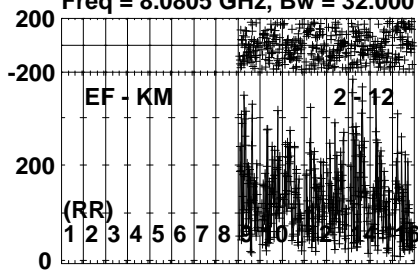
Lower frame: Micro Ampl Jy Top frame: Phas deg  
Vector averaged cross-power spectrum Several baselines displayed  
Timerange: 00/08:58:59 to 00/09:00:57



Plot file version 313 created 23-APR-2024 10:26:40

SN2014C EB107.UVDATA.1

Freq = 8.0805 GHz, Bw = 32.000 MH No calibration applied and no bandpass applied

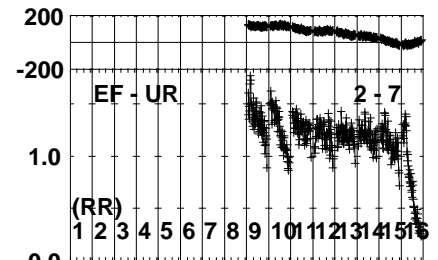
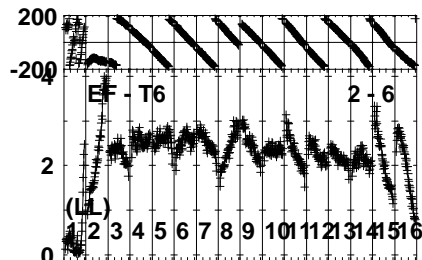
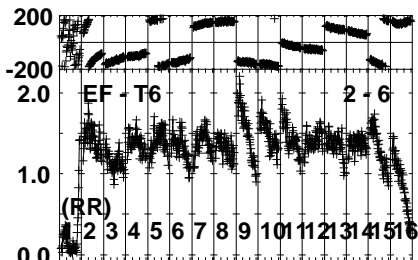
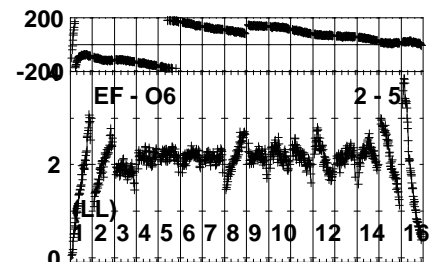
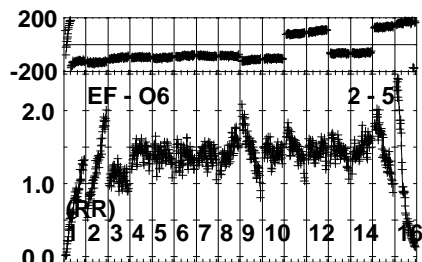
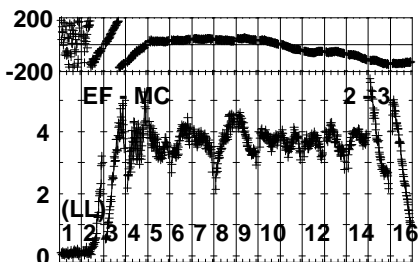
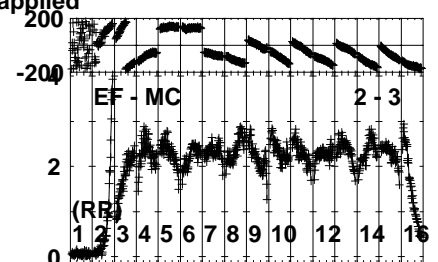
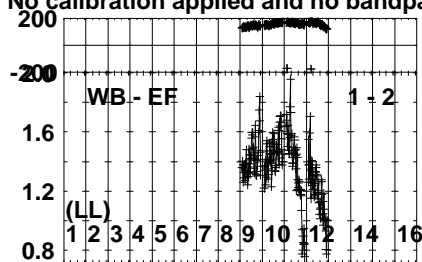
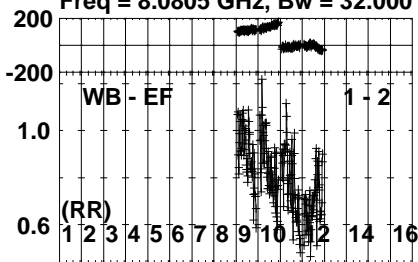


Lower frame: Micro Ampl Jy Top frame: Phas deg  
Vector averaged cross-power spectrum Several baselines displayed  
Timerange: 00/08:58:59 to 00/09:00:57

Plot file version 314 created 23-APR-2024 10:26:40

J2248+3718 EB107.UVDATA.1

Freq = 8.0805 GHz, Bw = 32.000 MH No calibration applied and no bandpass applied



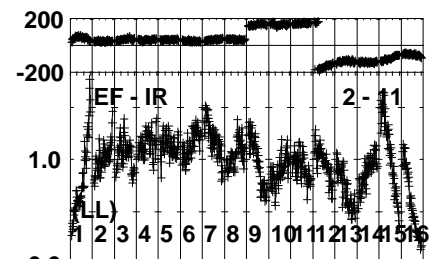
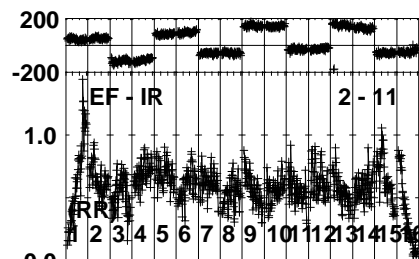
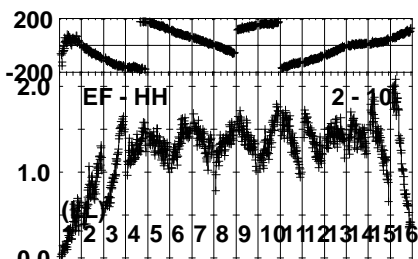
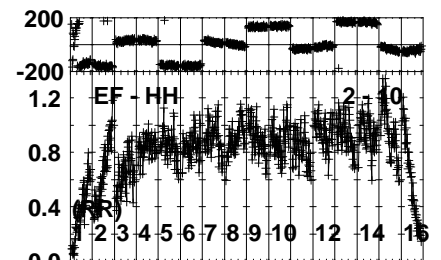
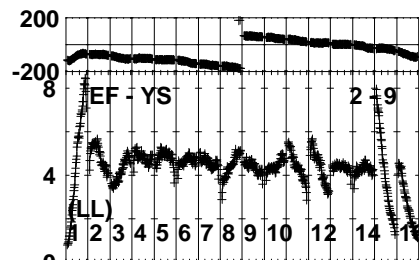
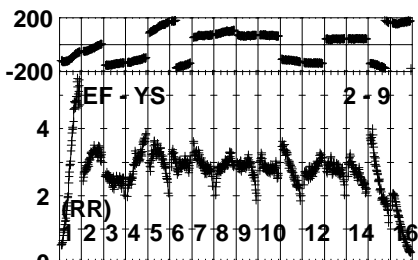
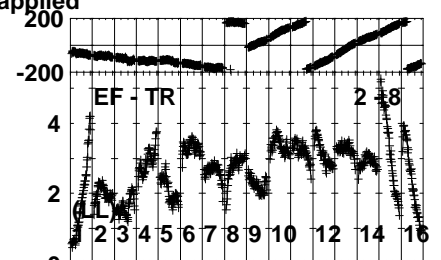
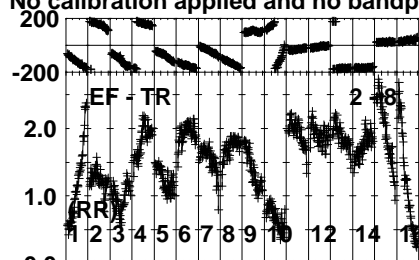
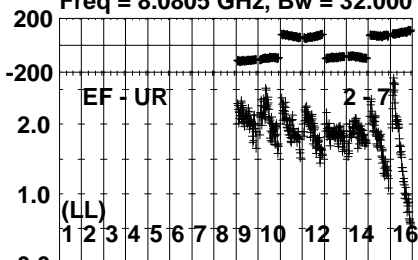
Lower frame: Milli Ampl Jy Top frame: Phas deg  
Vector averaged cross-power spectrum Several baselines displayed  
Timerange: 00/09:01:45 to 00/09:03:23

Plot file version 315 created 23-APR-2024 10:26:40

J2248+3718 EB107.UVDATA.1

Freq = 8.0805 GHz, Bw = 32.000 MH

No calibration applied and no bandpass applied



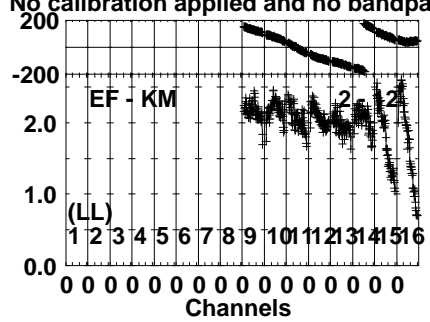
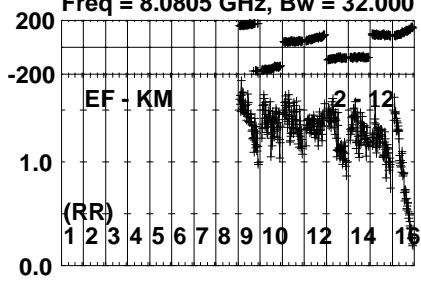
Lower frame: Milli Ampl Jy Top frame: Phas deg  
Vector averaged cross-power spectrum Several baselines displayed  
Timerange: 00/09:01:45 to 00/09:03:23

Plot file version 316 created 23-APR-2024 10:26:40

J2248+3718 EB107.UVDATA.1

Freq = 8.0805 GHz, Bw = 32.000 MH

No calibration applied and no bandpass applied

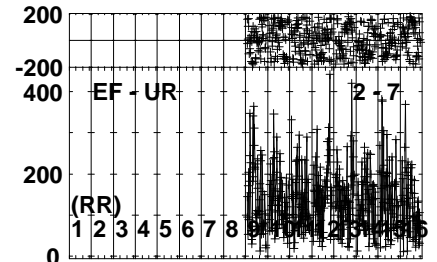
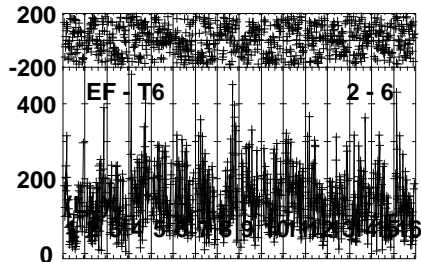
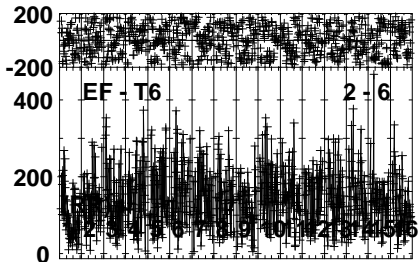
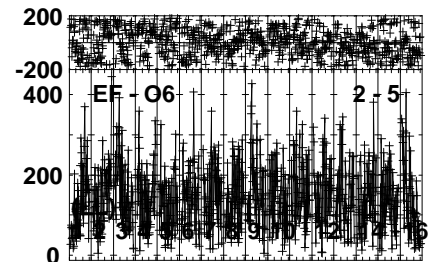
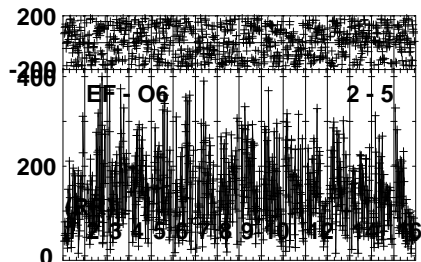
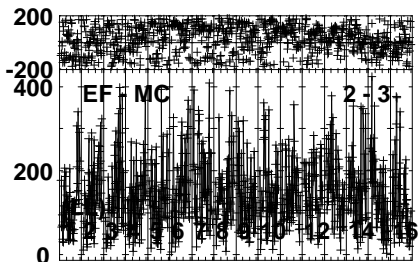
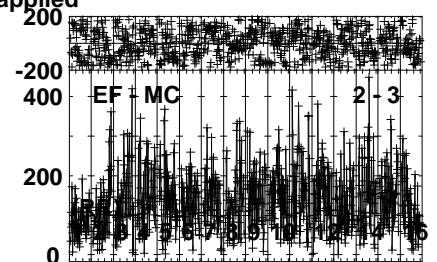
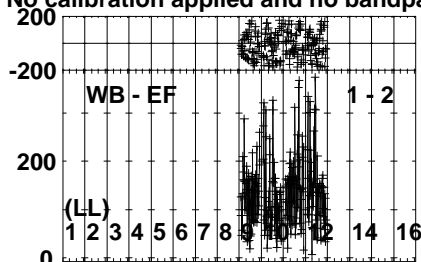
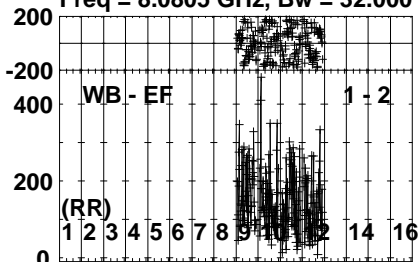


Lower frame: Milli Ampl Jy Top frame: Phas deg  
Vector averaged cross-power spectrum Several baselines displayed  
Timerange: 00/09:01:45 to 00/09:03:23

Plot file version 317 created 23-APR-2024 10:26:40

SN2014C EB107.UVDATA.1

Freq = 8.0805 GHz, Bw = 32.000 MH No calibration applied and no bandpass applied

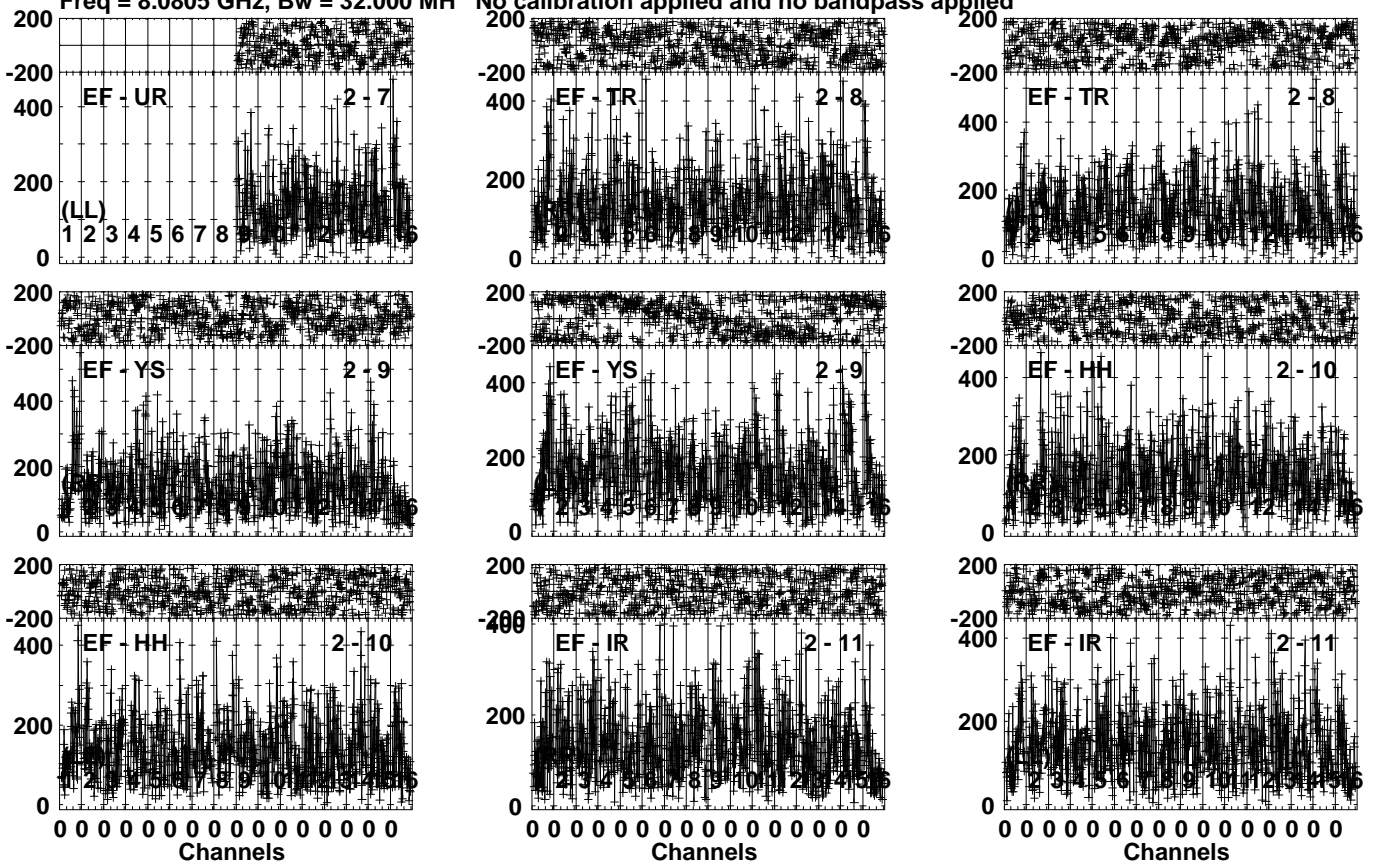


Lower frame: Micro Ampl Jy Top frame: Phas deg  
Vector averaged cross-power spectrum Several baselines displayed  
Timerange: 00/09:03:27 to 00/09:05:23

Plot file version 318 created 23-APR-2024 10:26:41

SN2014C EB107.UVDATA.1

Freq = 8.0805 GHz, Bw = 32.000 MH No calibration applied and no bandpass applied

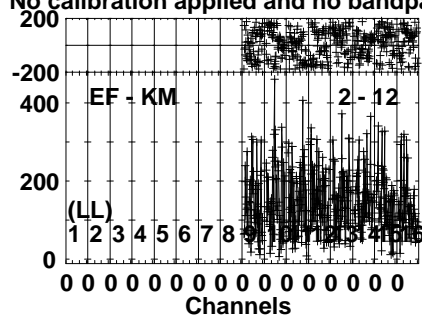
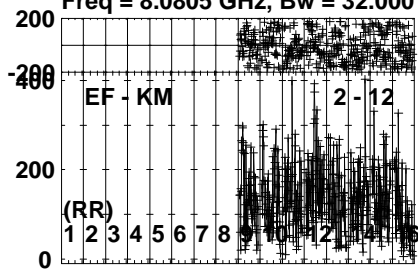


Lower frame: Micro Ampl Jy Top frame: Phas deg  
Vector averaged cross-power spectrum Several baselines displayed  
Timerange: 00/09:03:27 to 00/09:05:23

Plot file version 319 created 23-APR-2024 10:26:41

SN2014C EB107.UVDATA.1

Freq = 8.0805 GHz, Bw = 32.000 MH No calibration applied and no bandpass applied

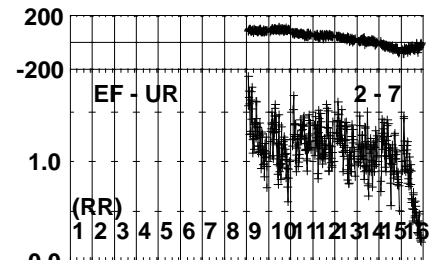
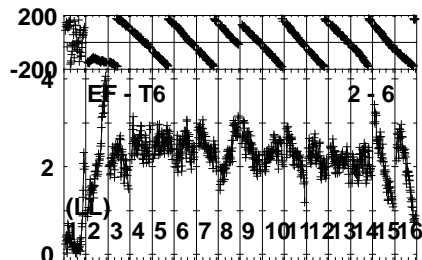
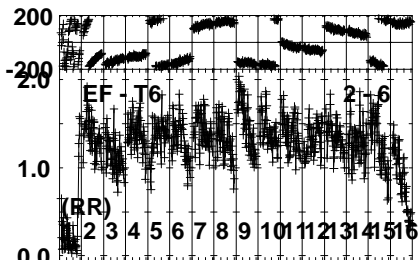
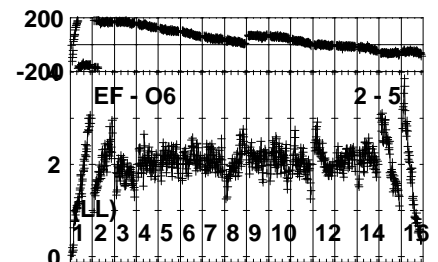
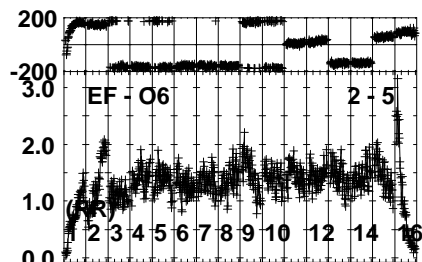
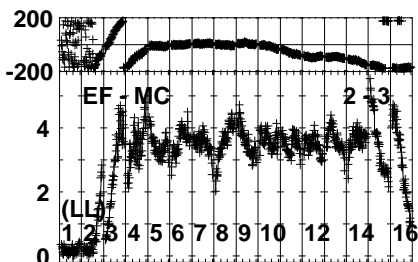
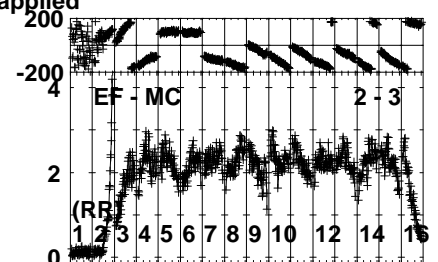
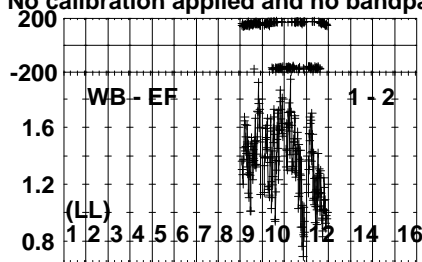
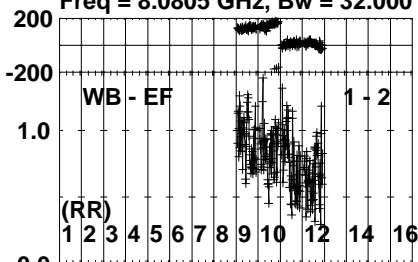


Lower frame: Micro Ampl Jy Top frame: Phas deg  
Vector averaged cross-power spectrum Several baselines displayed  
Timerange: 00/09:03:27 to 00/09:05:23

Plot file version 320 created 23-APR-2024 10:26:41

J2248+3718 EB107.UVDATA.1

Freq = 8.0805 GHz, Bw = 32.000 MH No calibration applied and no bandpass applied



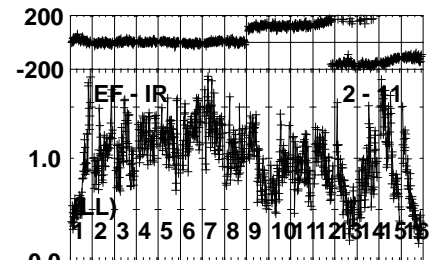
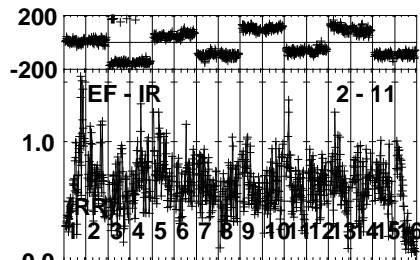
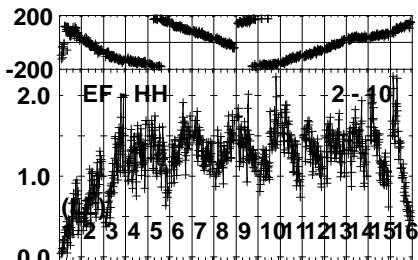
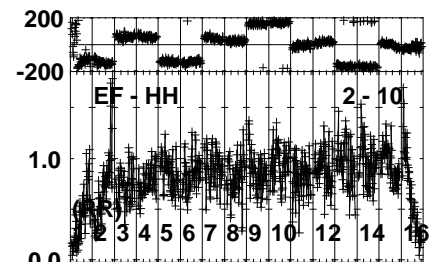
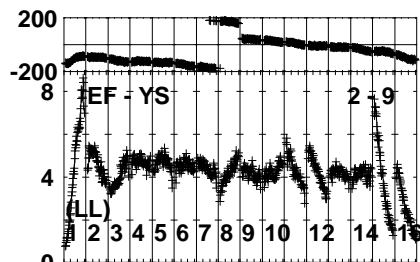
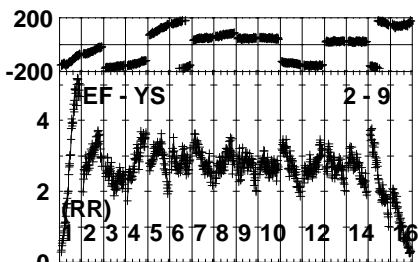
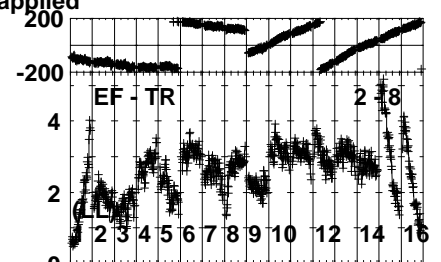
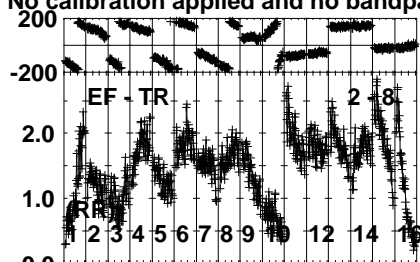
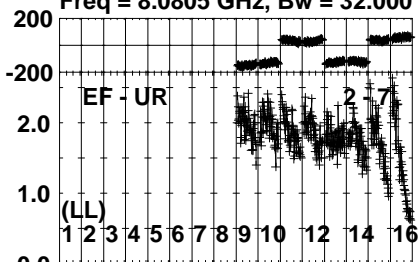
Lower frame: Milli Ampl Jy Top frame: Phas deg  
Vector averaged cross-power spectrum Several baselines displayed  
Timerange: 00/09:05:25 to 00/09:06:53



Plot file version 321 created 23-APR-2024 10:26:41

J2248+3718 EB107.UVDATA.1

Freq = 8.0805 GHz, Bw = 32.000 MH No calibration applied and no bandpass applied



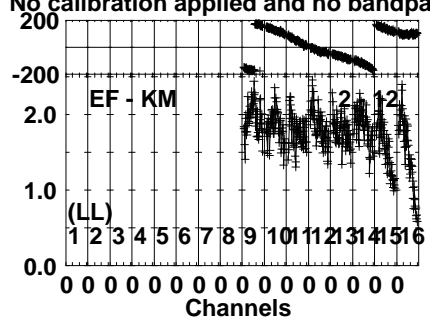
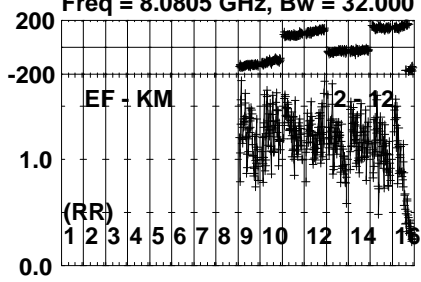
Lower frame: Milli Ampl Jy Top frame: Phas deg  
Vector averaged cross-power spectrum Several baselines displayed  
Timerange: 00/09:05:25 to 00/09:06:53

Plot file version 322 created 23-APR-2024 10:26:41

J2248+3718 EB107.UVDATA.1

Freq = 8.0805 GHz, Bw = 32.000 MH

No calibration applied and no bandpass applied

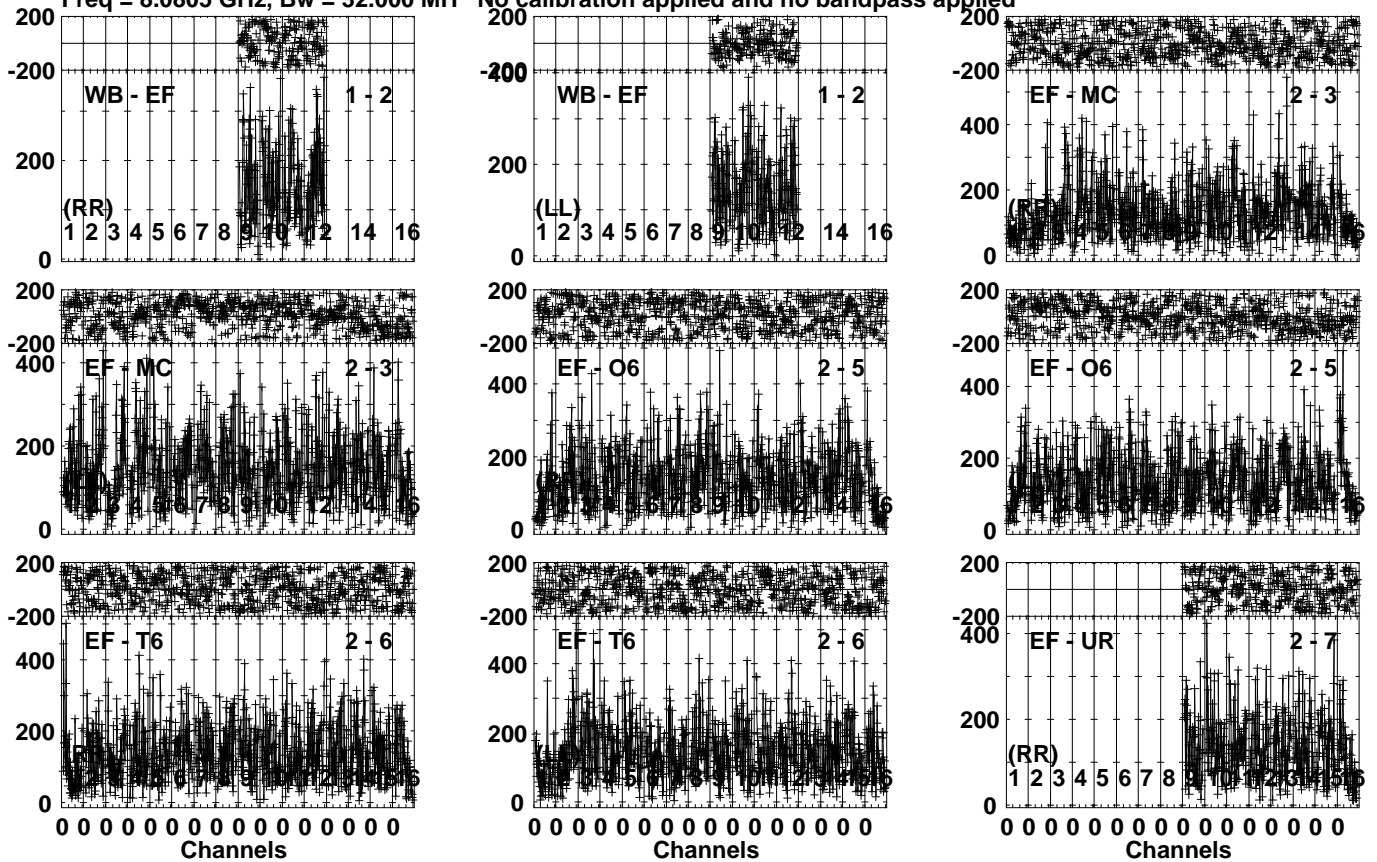


Lower frame: Milli Ampl Jy Top frame: Phas deg  
Vector averaged cross-power spectrum Several baselines displayed  
Timerange: 00/09:05:25 to 00/09:06:53

Plot file version 323 created 23-APR-2024 10:26:41

SN2014C EB107.UVDATA.1

Freq = 8.0805 GHz, Bw = 32.000 MH No calibration applied and no bandpass applied

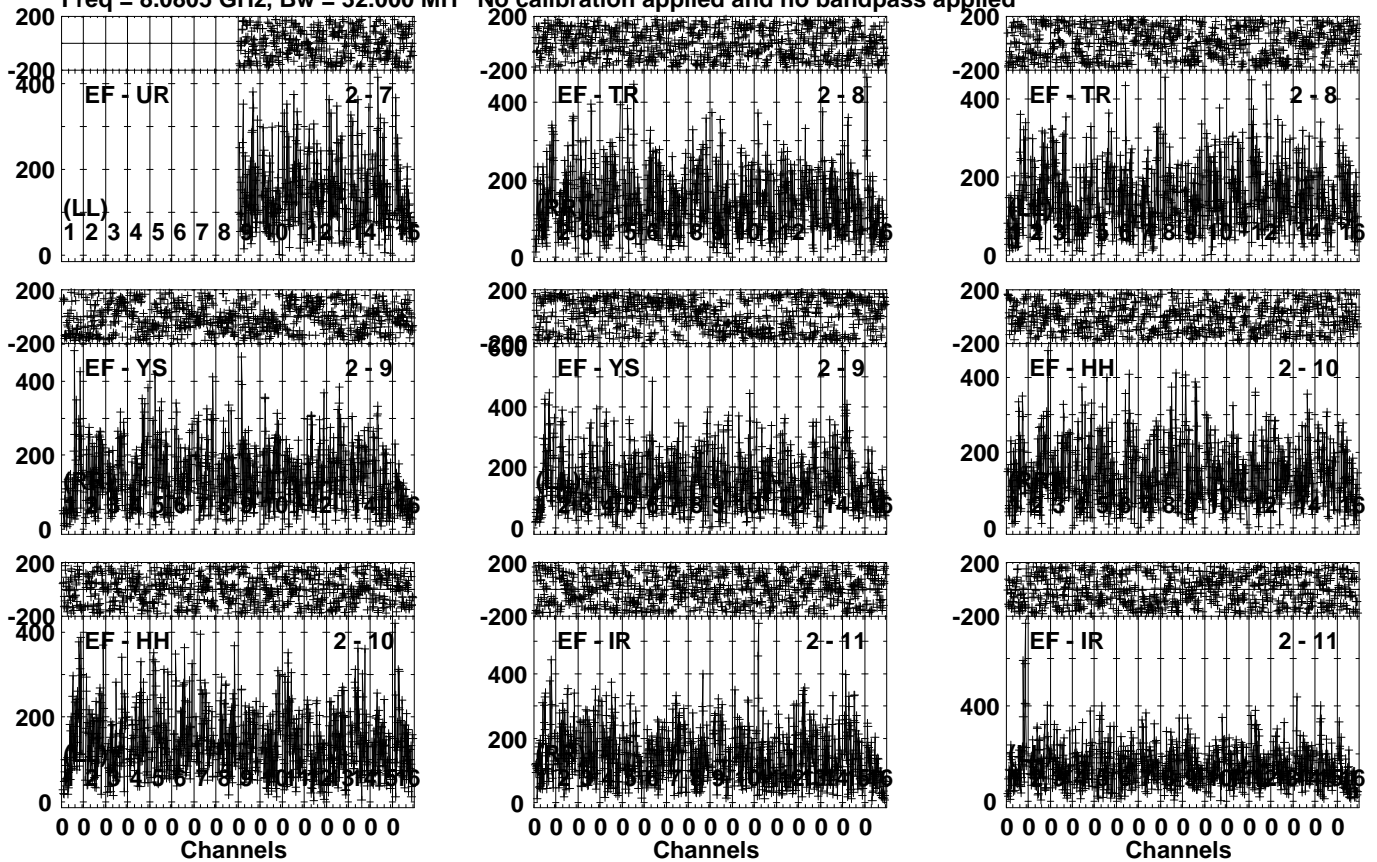


Lower frame: Micro Ampl Jy Top frame: Phas deg  
Vector averaged cross-power spectrum Several baselines displayed  
Timerange: 00/09:06:55 to 00/09:08:53

Plot file version 324 created 23-APR-2024 10:26:42

SN2014C EB107.UVDATA.1

Freq = 8.0805 GHz, Bw = 32.000 MH No calibration applied and no bandpass applied

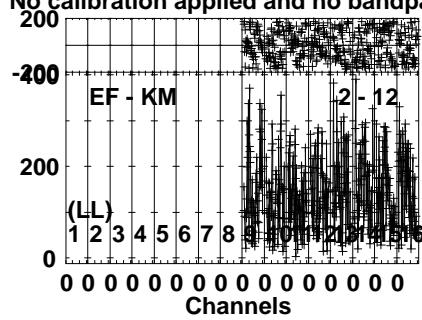
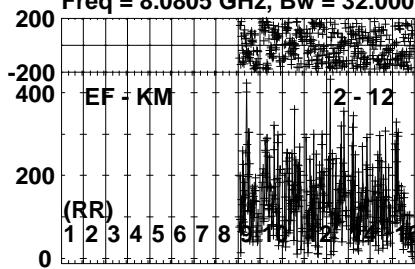


Lower frame: Micro Ampl Jy Top frame: Phas deg  
Vector averaged cross-power spectrum Several baselines displayed  
Timerange: 00/09:06:55 to 00/09:08:53

Plot file version 325 created 23-APR-2024 10:26:42

SN2014C EB107.UVDATA.1

Freq = 8.0805 GHz, Bw = 32.000 MH No calibration applied and no bandpass applied

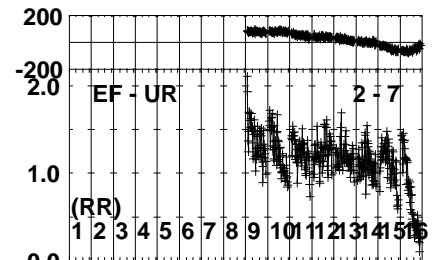
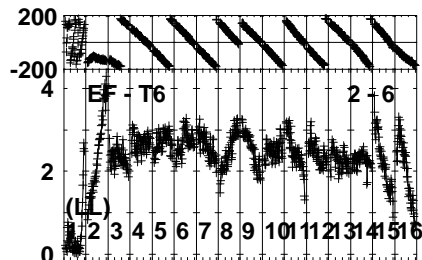
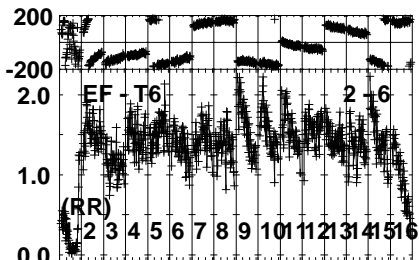
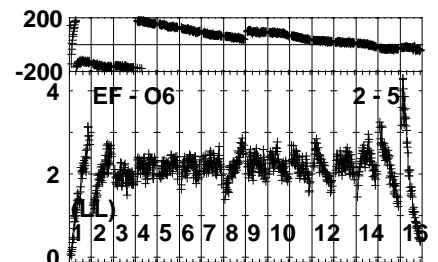
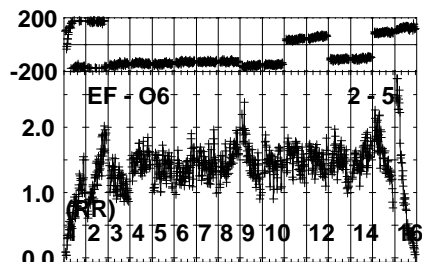
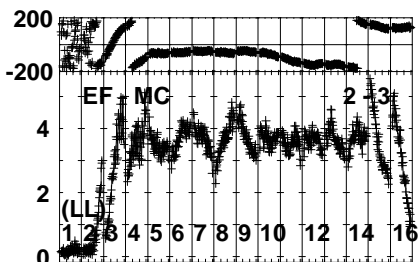
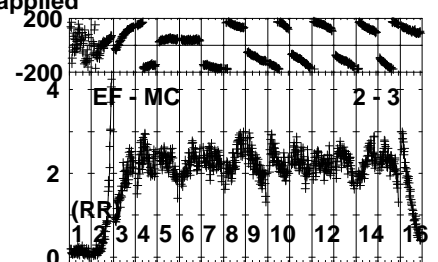
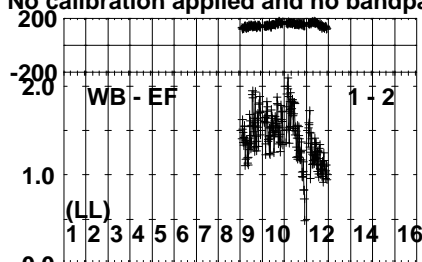
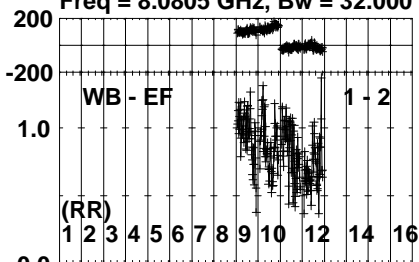


Lower frame: Micro Ampl Jy Top frame: Phas deg  
Vector averaged cross-power spectrum Several baselines displayed  
Timerange: 00/09:06:55 to 00/09:08:53

Plot file version 326 created 23-APR-2024 10:26:42

J2248+3718 EB107.UVDATA.1

Freq = 8.0805 GHz, Bw = 32.000 MH No calibration applied and no bandpass applied



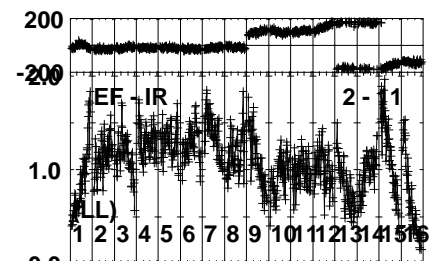
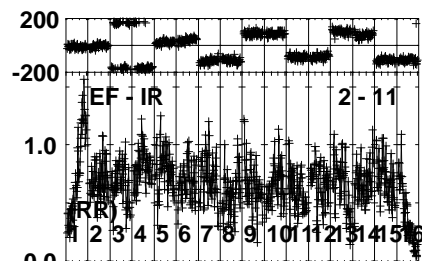
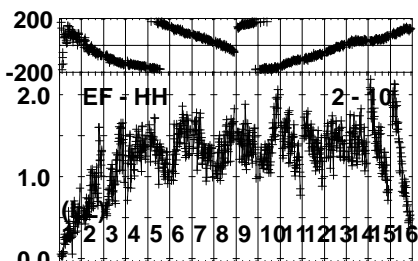
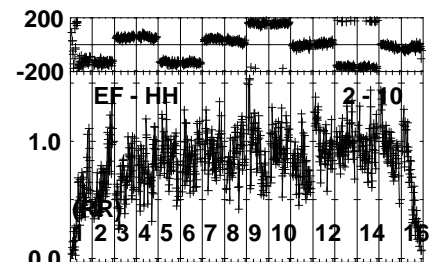
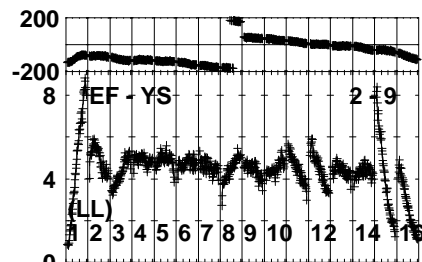
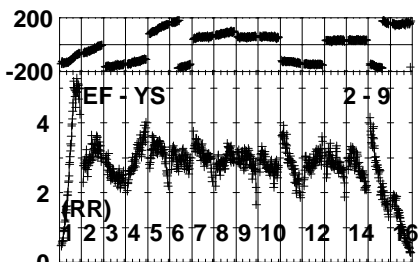
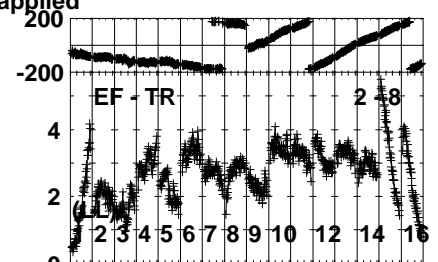
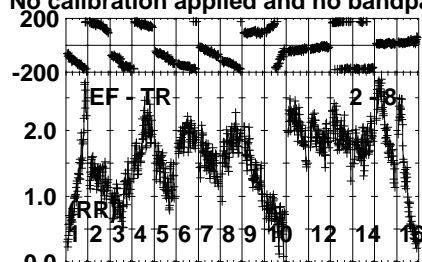
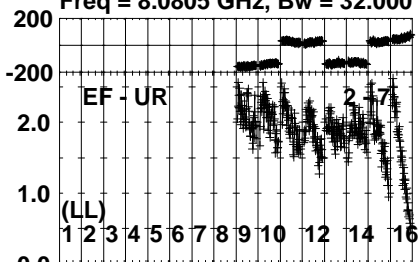
Lower frame: Milli Ampl Jy Top frame: Phas deg  
Vector averaged cross-power spectrum Several baselines displayed  
Timerange: 00/09:08:55 to 00/09:10:23

Plot file version 327 created 23-APR-2024 10:26:42

J2248+3718 EB107.UVDATA.1

Freq = 8.0805 GHz, Bw = 32.000 MH

No calibration applied and no bandpass applied



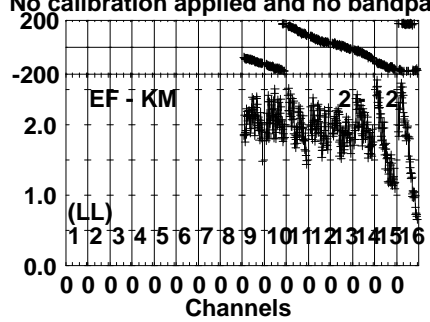
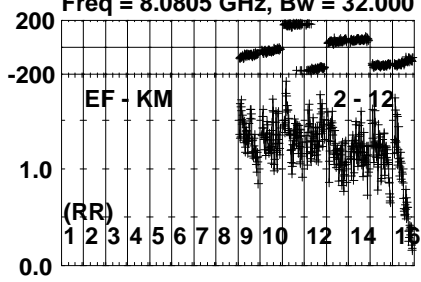
Lower frame: Milli Ampl Jy Top frame: Phas deg  
Vector averaged cross-power spectrum Several baselines displayed  
Timerange: 00/09:08:55 to 00/09:10:23

Plot file version 328 created 23-APR-2024 10:26:42

J2248+3718 EB107.UVDATA.1

Freq = 8.0805 GHz, Bw = 32.000 MH

No calibration applied and no bandpass applied



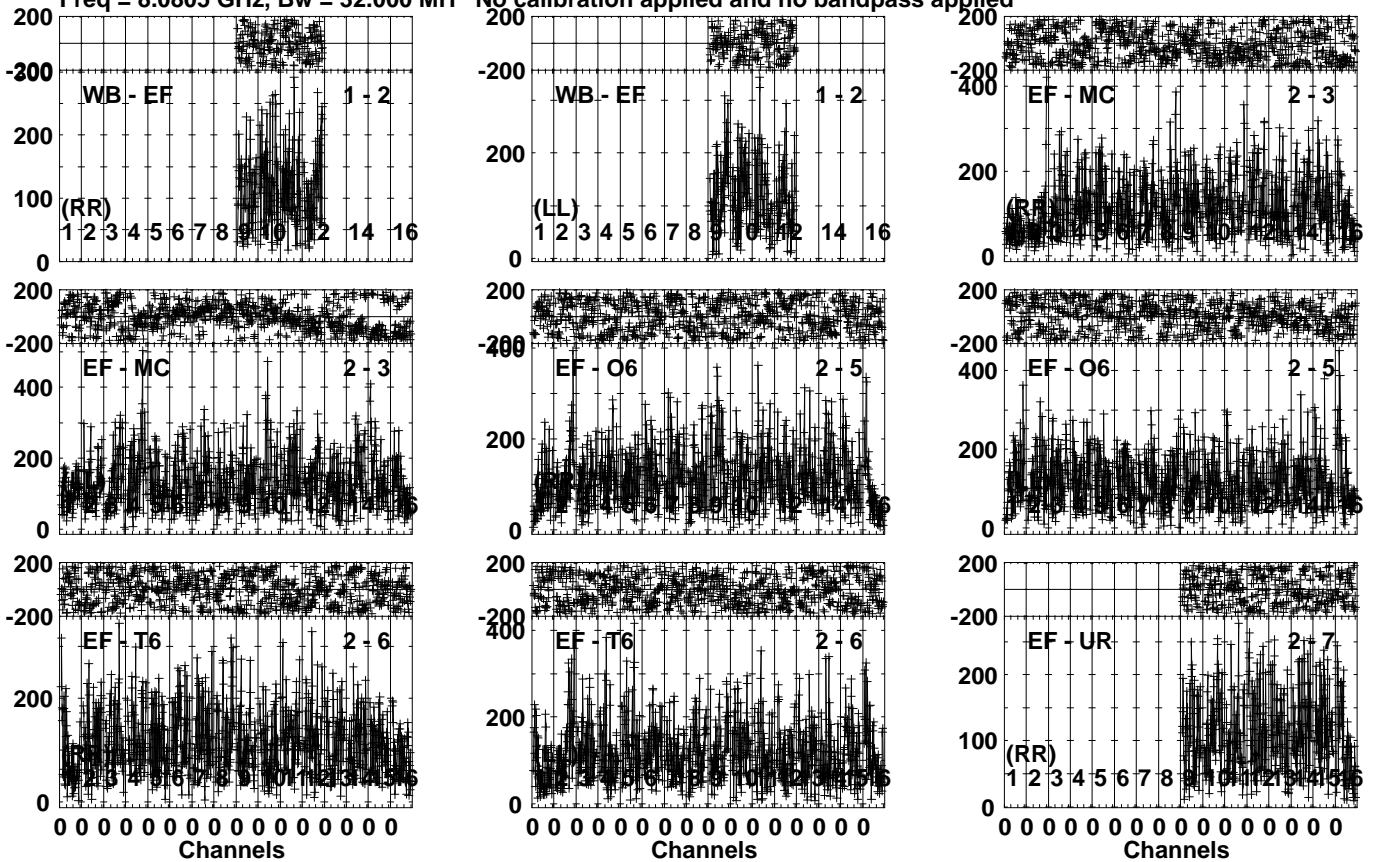
Lower frame: Milli Ampl Jy Top frame: Phas deg  
Vector averaged cross-power spectrum Several baselines displayed  
Timerange: 00/09:08:55 to 00/09:10:23



Plot file version 329 created 23-APR-2024 10:26:43

SN2014C EB107.UVDATA.1

Freq = 8.0805 GHz, Bw = 32.000 MH No calibration applied and no bandpass applied

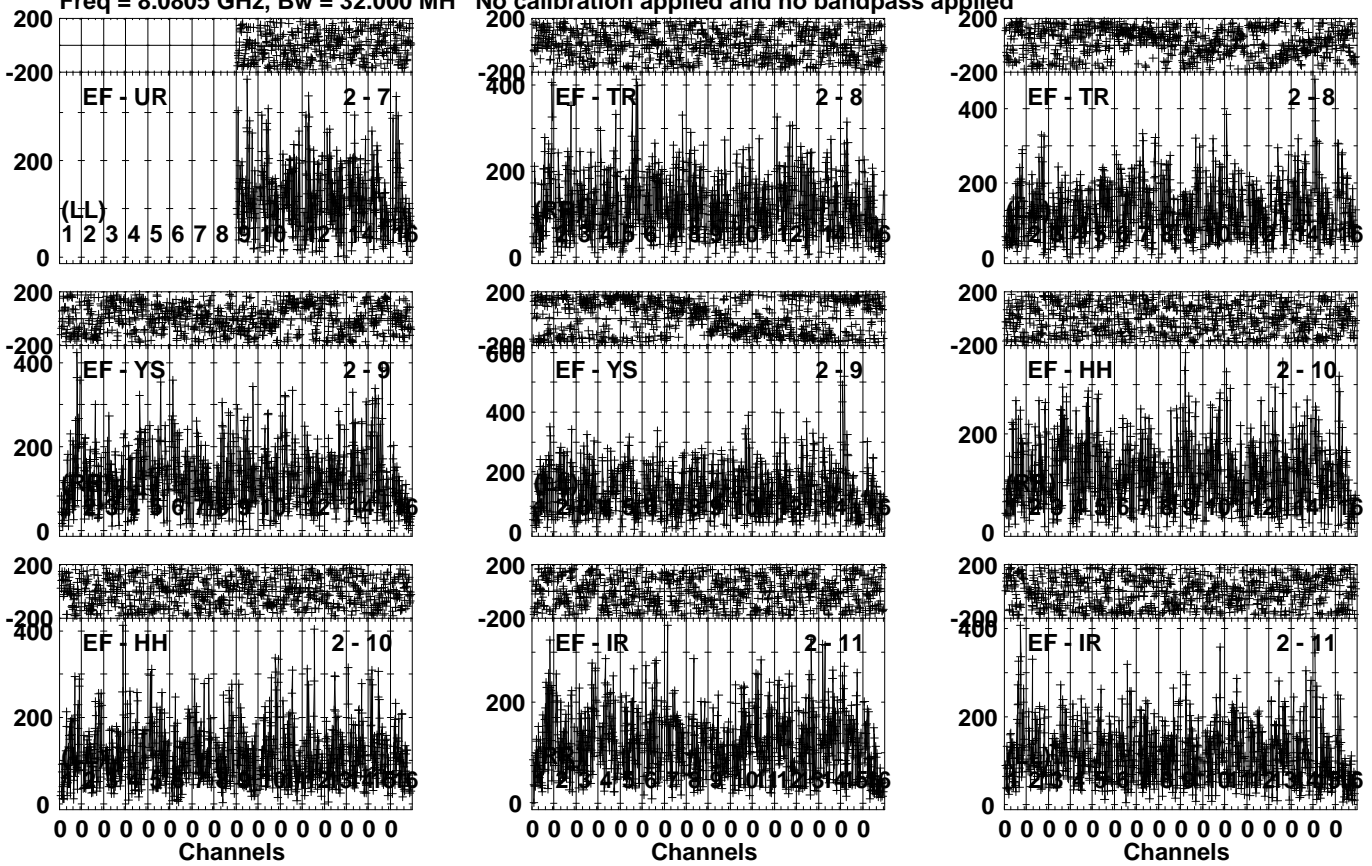


Lower frame: Micro Ampl Jy Top frame: Phas deg  
Vector averaged cross-power spectrum Several baselines displayed  
Timerange: 00/09:11:11 to 00/09:12:49

Plot file version 330 created 23-APR-2024 10:26:43

SN2014C EB107.UVDATA.1

Freq = 8.0805 GHz, Bw = 32.000 MH No calibration applied and no bandpass applied

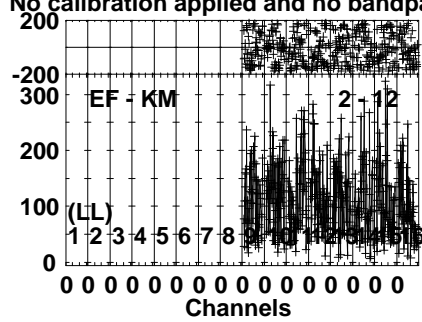
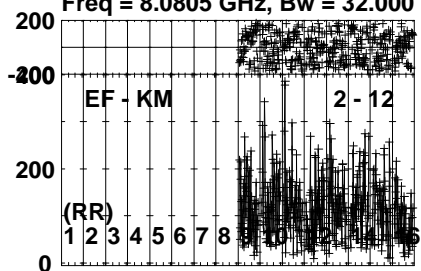


Lower frame: Micro Ampl Jy Top frame: Phas deg  
Vector averaged cross-power spectrum Several baselines displayed  
Timerange: 00/09:11:11 to 00/09:12:49

Plot file version 331 created 23-APR-2024 10:26:43

SN2014C EB107.UVDATA.1

Freq = 8.0805 GHz, Bw = 32.000 MH No calibration applied and no bandpass applied

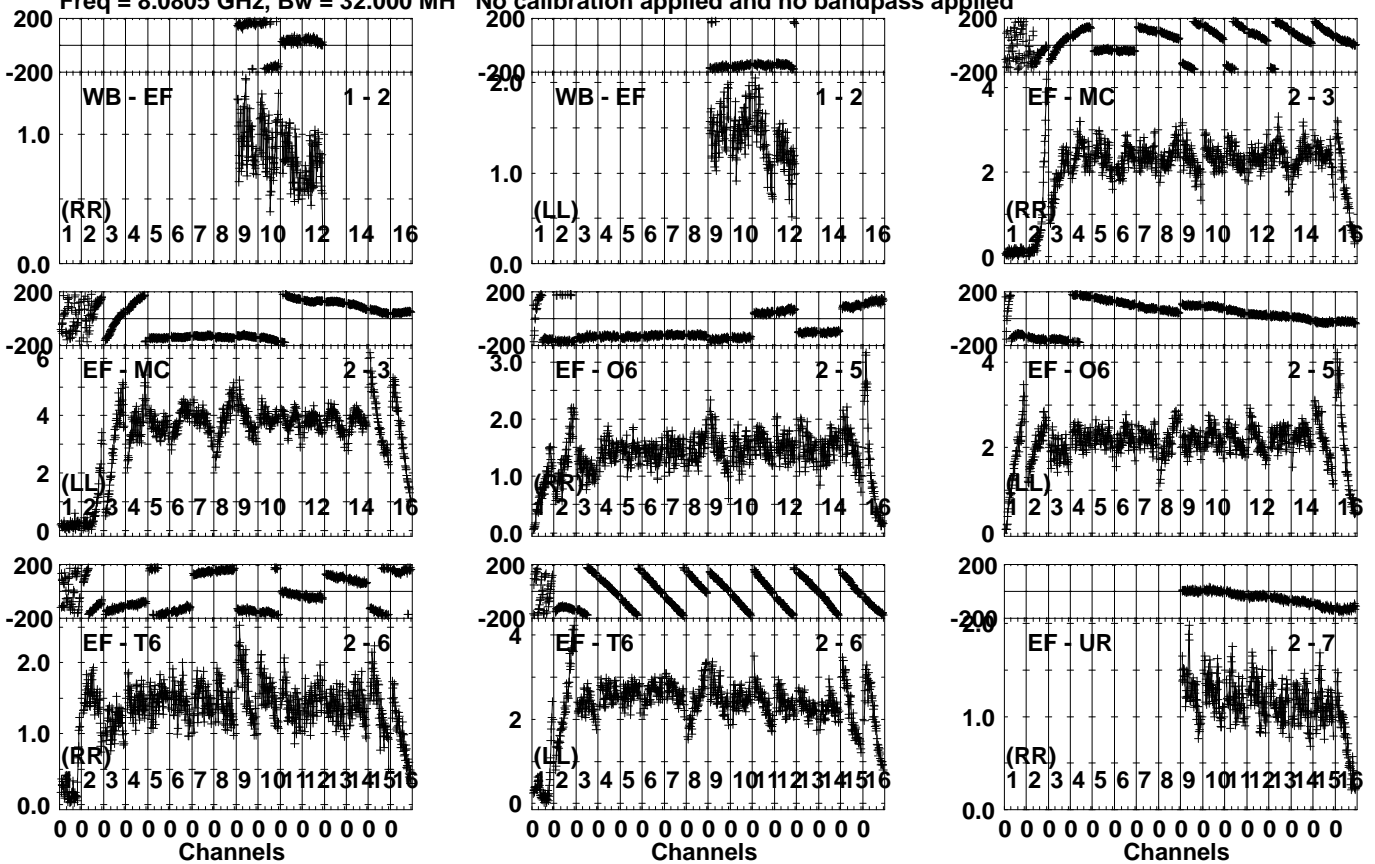


Lower frame: Micro Ampl Jy Top frame: Phas deg  
Vector averaged cross-power spectrum Several baselines displayed  
Timerange: 00/09:11:11 to 00/09:12:49

Plot file version 332 created 23-APR-2024 10:26:43

J2248+3718 EB107.UVDATA.1

Freq = 8.0805 GHz, Bw = 32.000 MH No calibration applied and no bandpass applied

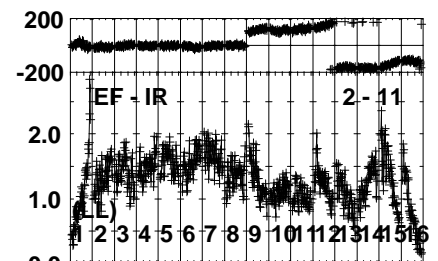
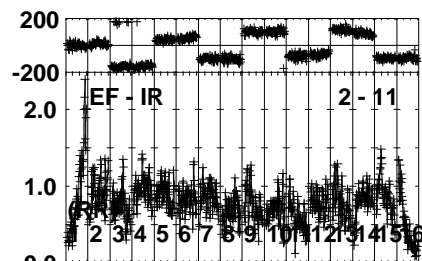
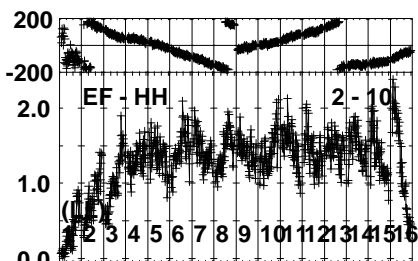
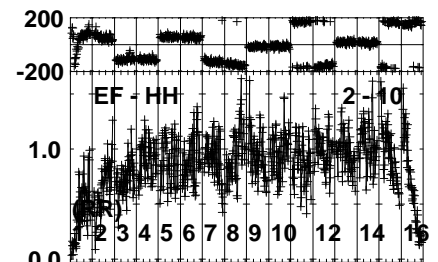
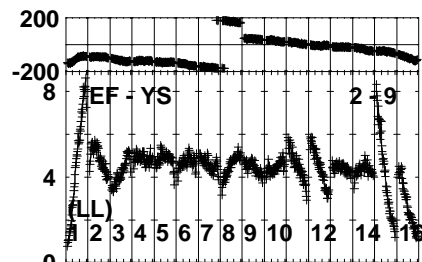
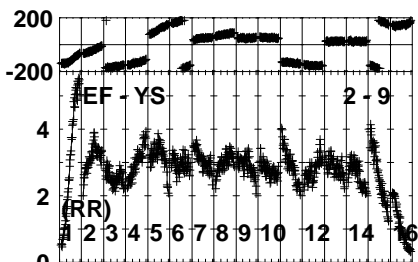
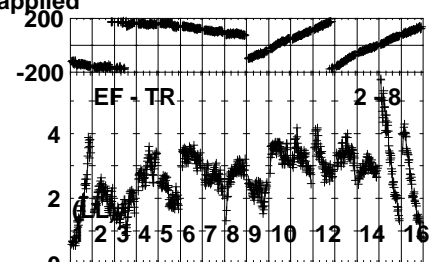
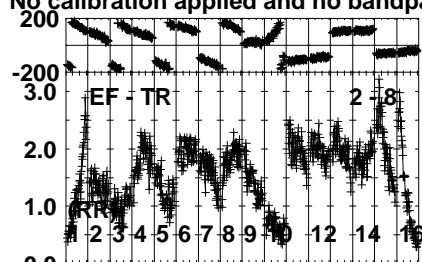
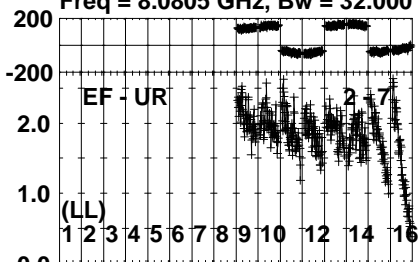


Lower frame: Milli Ampl Jy Top frame: Phas deg  
Vector averaged cross-power spectrum Several baselines displayed  
Timerange: 00/09:12:53 to 00/09:14:19

Plot file version 333 created 23-APR-2024 10:26:43

J2248+3718 EB107.UVDATA.1

Freq = 8.0805 GHz, Bw = 32.000 MH No calibration applied and no bandpass applied



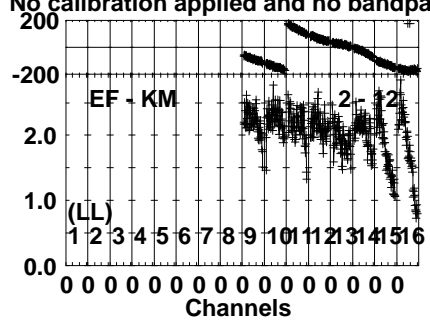
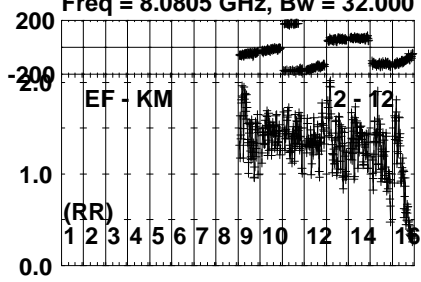
Lower frame: Milli Ampl Jy Top frame: Phas deg  
Vector averaged cross-power spectrum Several baselines displayed  
Timerange: 00/09:12:53 to 00/09:14:19

Plot file version 334 created 23-APR-2024 10:26:44

J2248+3718 EB107.UVDATA.1

Freq = 8.0805 GHz, Bw = 32.000 MH

No calibration applied and no bandpass applied

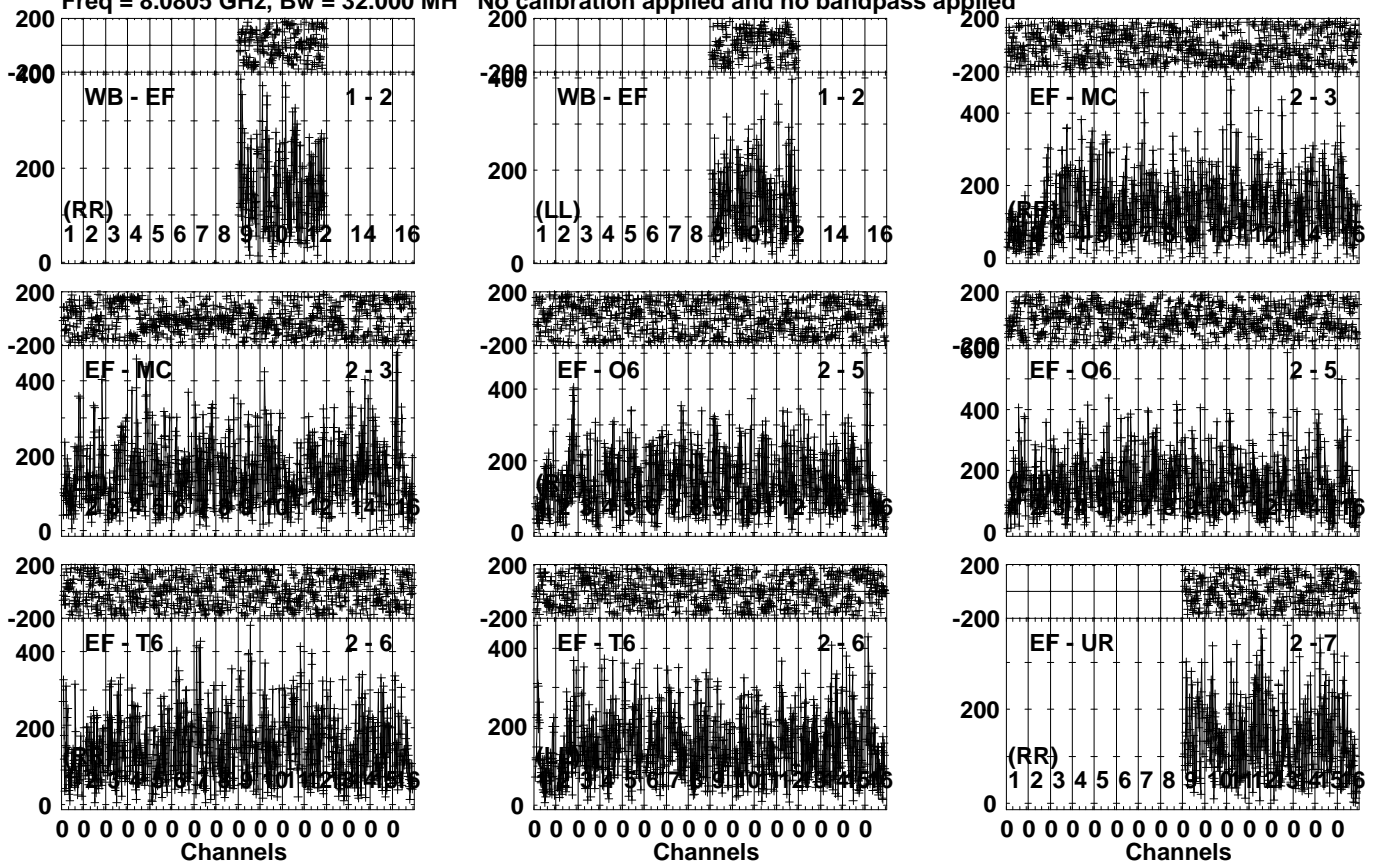


Lower frame: Milli Ampl Jy Top frame: Phas deg  
Vector averaged cross-power spectrum Several baselines displayed  
Timerange: 00/09:12:53 to 00/09:14:19

Plot file version 335 created 23-APR-2024 10:26:44

SN2014C EB107.UVDATA.1

Freq = 8.0805 GHz, Bw = 32.000 MH No calibration applied and no bandpass applied

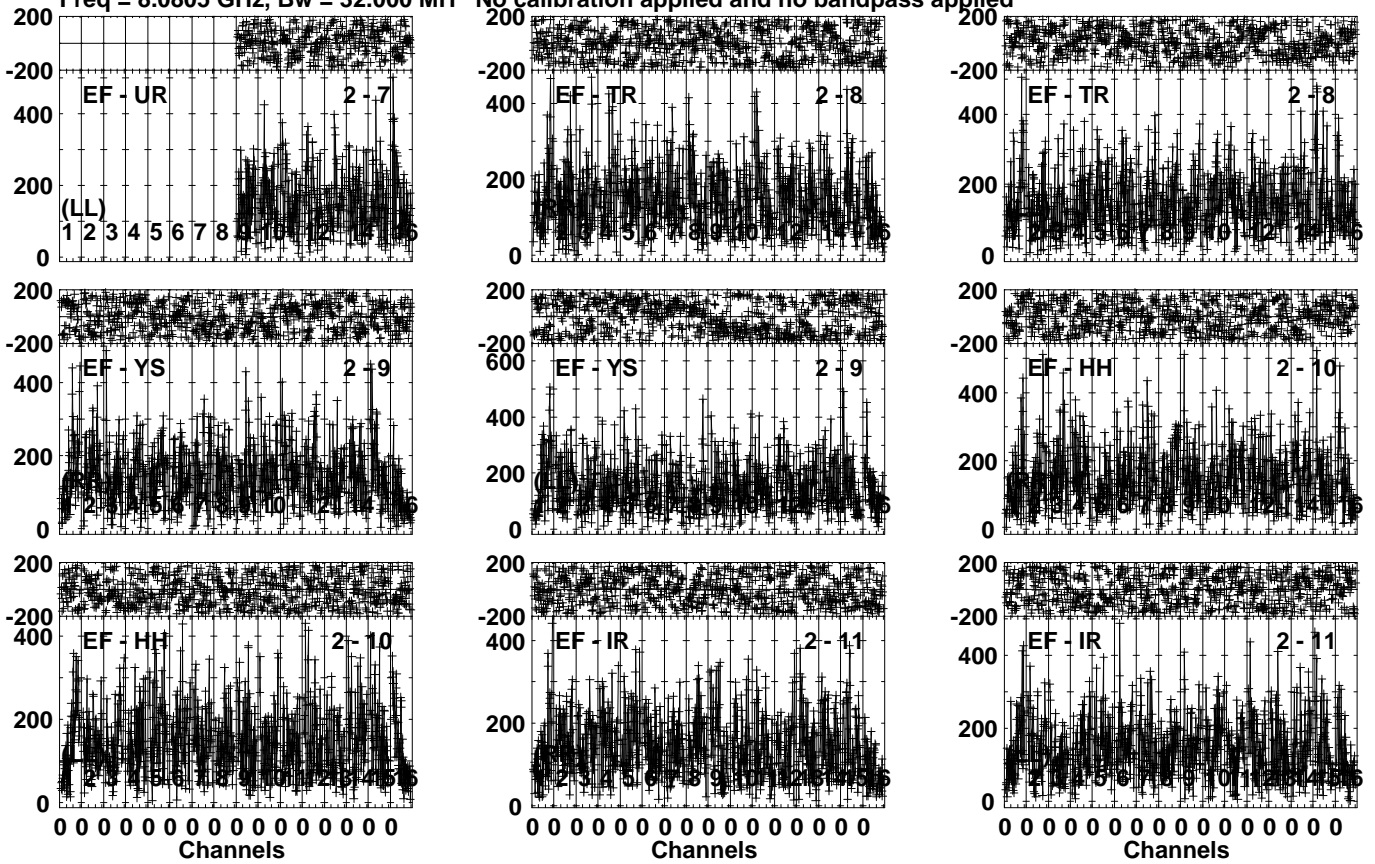


Lower frame: Micro Ampl Jy Top frame: Phas deg  
Vector averaged cross-power spectrum Several baselines displayed  
Timerange: 00/09:14:23 to 00/09:16:19

Plot file version 336 created 23-APR-2024 10:26:44

SN2014C EB107.UVDATA.1

Freq = 8.0805 GHz, Bw = 32.000 MH No calibration applied and no bandpass applied



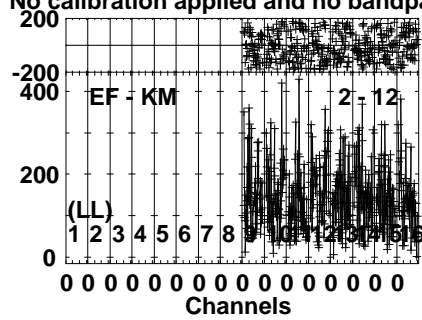
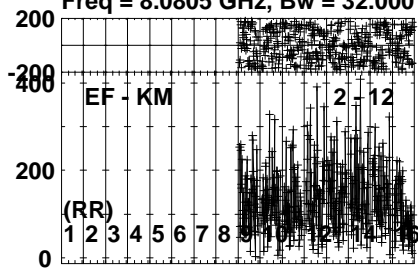
Lower frame: Micro Ampl Jy Top frame: Phas deg  
Vector averaged cross-power spectrum Several baselines displayed  
Timerange: 00/09:14:23 to 00/09:16:19



Plot file version 337 created 23-APR-2024 10:26:44

SN2014C EB107.UVDATA.1

Freq = 8.0805 GHz, Bw = 32.000 MH No calibration applied and no bandpass applied

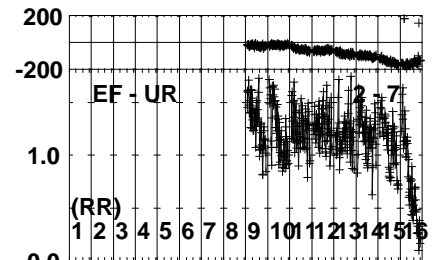
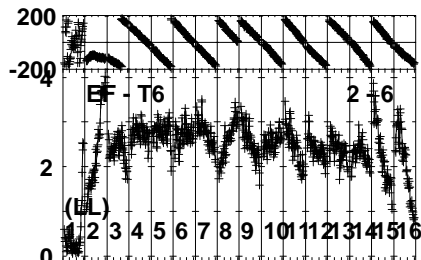
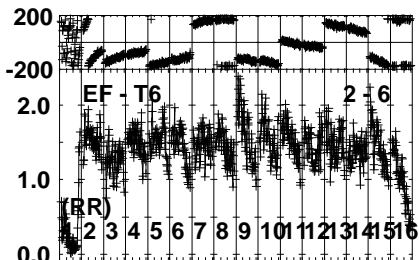
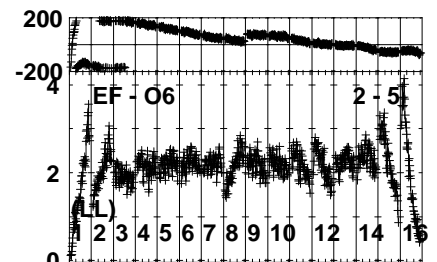
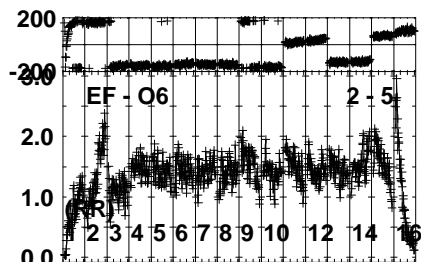
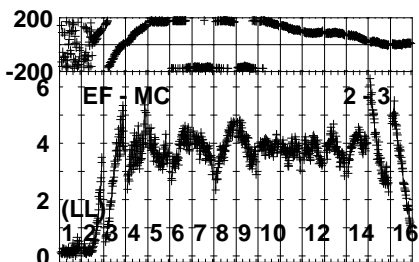
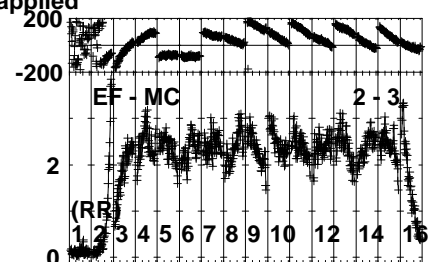
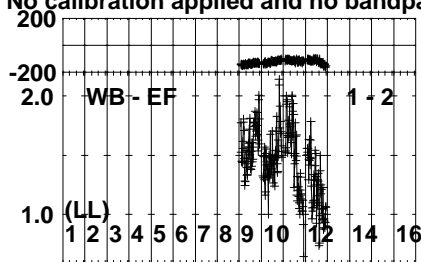
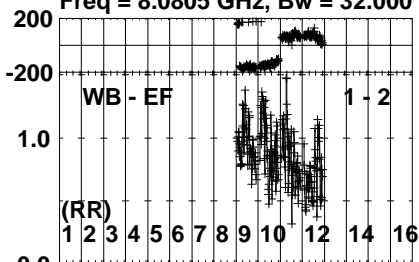


Lower frame: Micro Ampl Jy Top frame: Phas deg  
Vector averaged cross-power spectrum Several baselines displayed  
Timerange: 00/09:14:23 to 00/09:16:19

Plot file version 338 created 23-APR-2024 10:26:44

J2248+3718 EB107.UVDATA.1

Freq = 8.0805 GHz, Bw = 32.000 MH No calibration applied and no bandpass applied

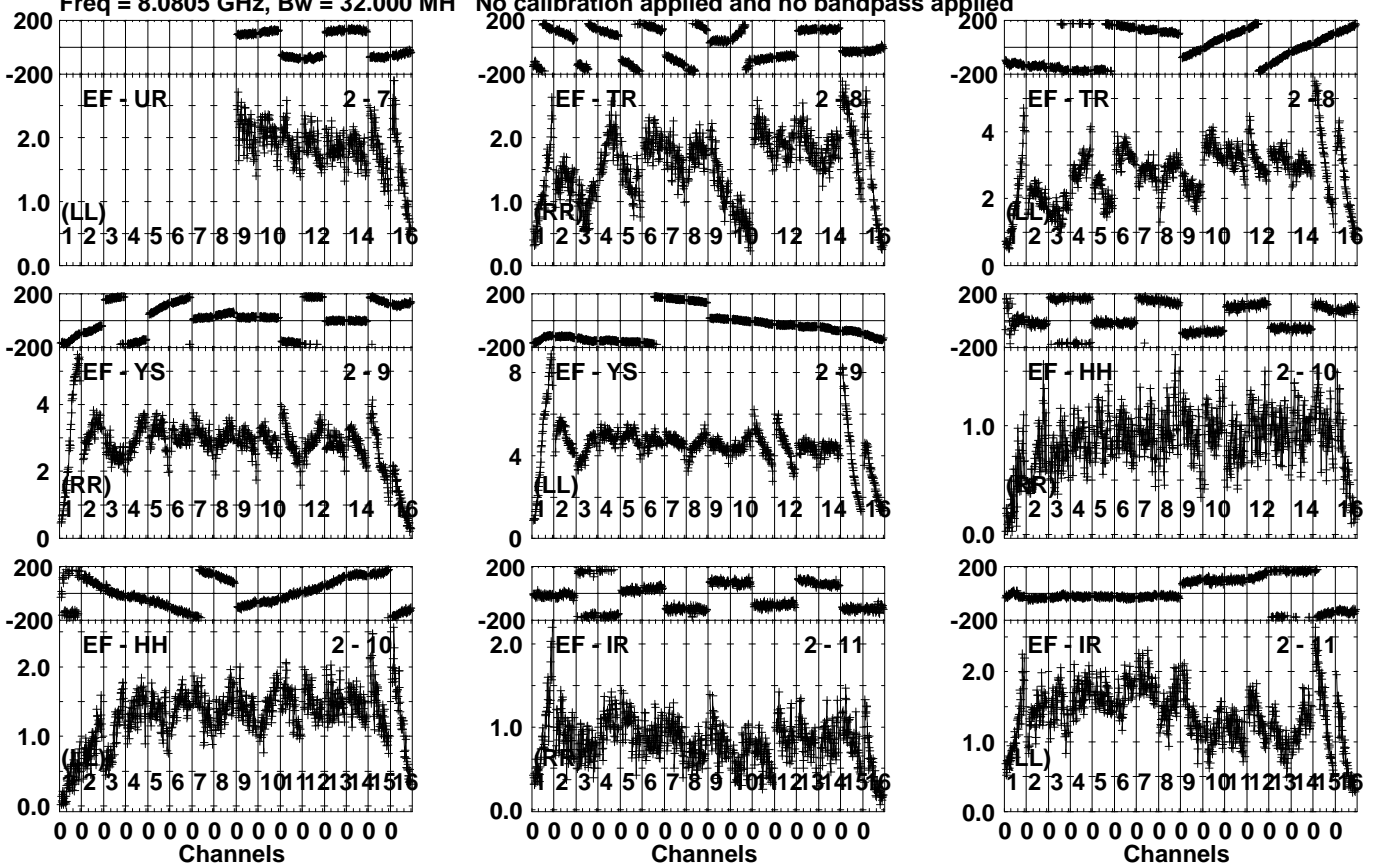


Lower frame: Milli Ampl Jy Top frame: Phas deg  
Vector averaged cross-power spectrum Several baselines displayed  
Timerange: 00/09:16:21 to 00/09:17:49

Plot file version 339 created 23-APR-2024 10:26:44

J2248+3718 EB107.UVDATA.1

Freq = 8.0805 GHz, Bw = 32.000 MH No calibration applied and no bandpass applied

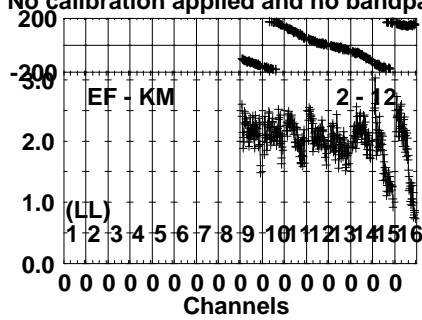
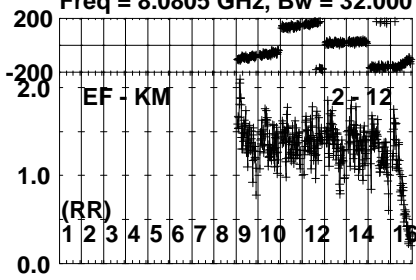


Lower frame: Milli Ampl Jy Top frame: Phas deg  
Vector averaged cross-power spectrum Several baselines displayed  
Timerange: 00/09:16:21 to 00/09:17:49

Plot file version 340 created 23-APR-2024 10:26:45

J2248+3718 EB107.UVDATA.1

Freq = 8.0805 GHz, Bw = 32.000 MH No calibration applied and no bandpass applied

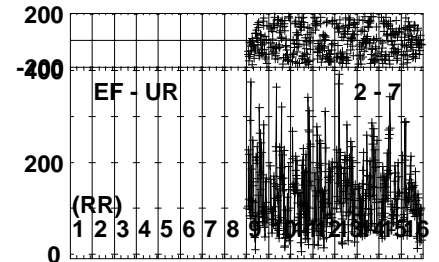
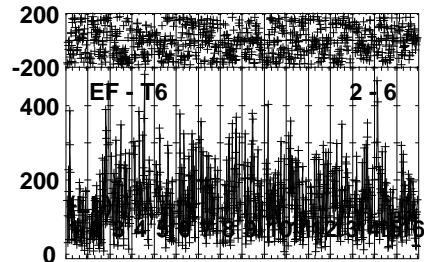
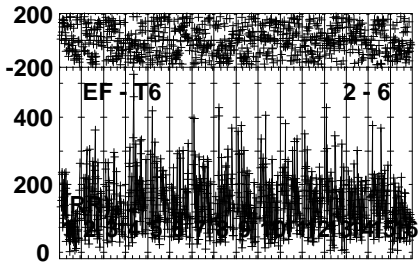
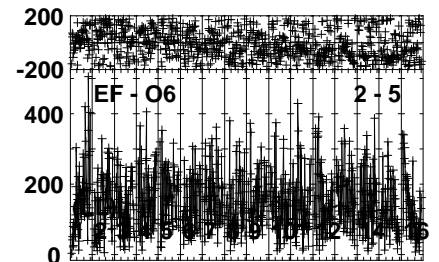
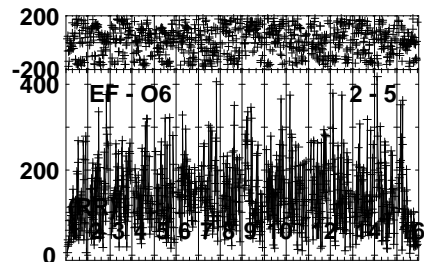
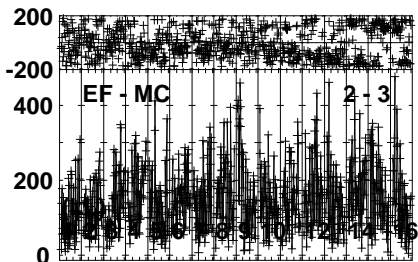
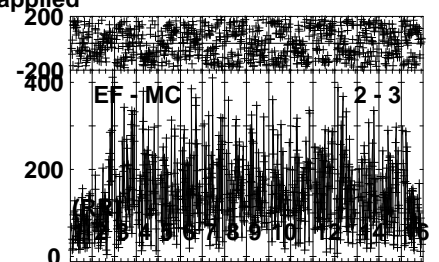
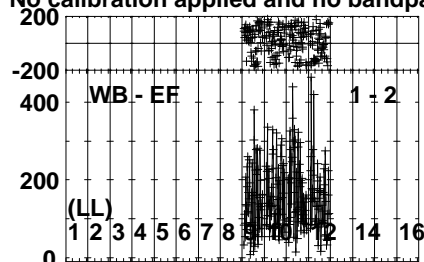
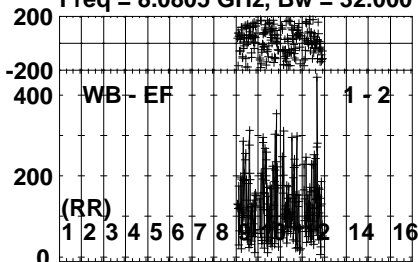


Lower frame: Milli Ampl Jy Top frame: Phas deg  
Vector averaged cross-power spectrum Several baselines displayed  
Timerange: 00/09:16:21 to 00/09:17:49

Plot file version 341 created 23-APR-2024 10:26:45

SN2014C EB107.UVDATA.1

Freq = 8.0805 GHz, Bw = 32.000 MH No calibration applied and no bandpass applied

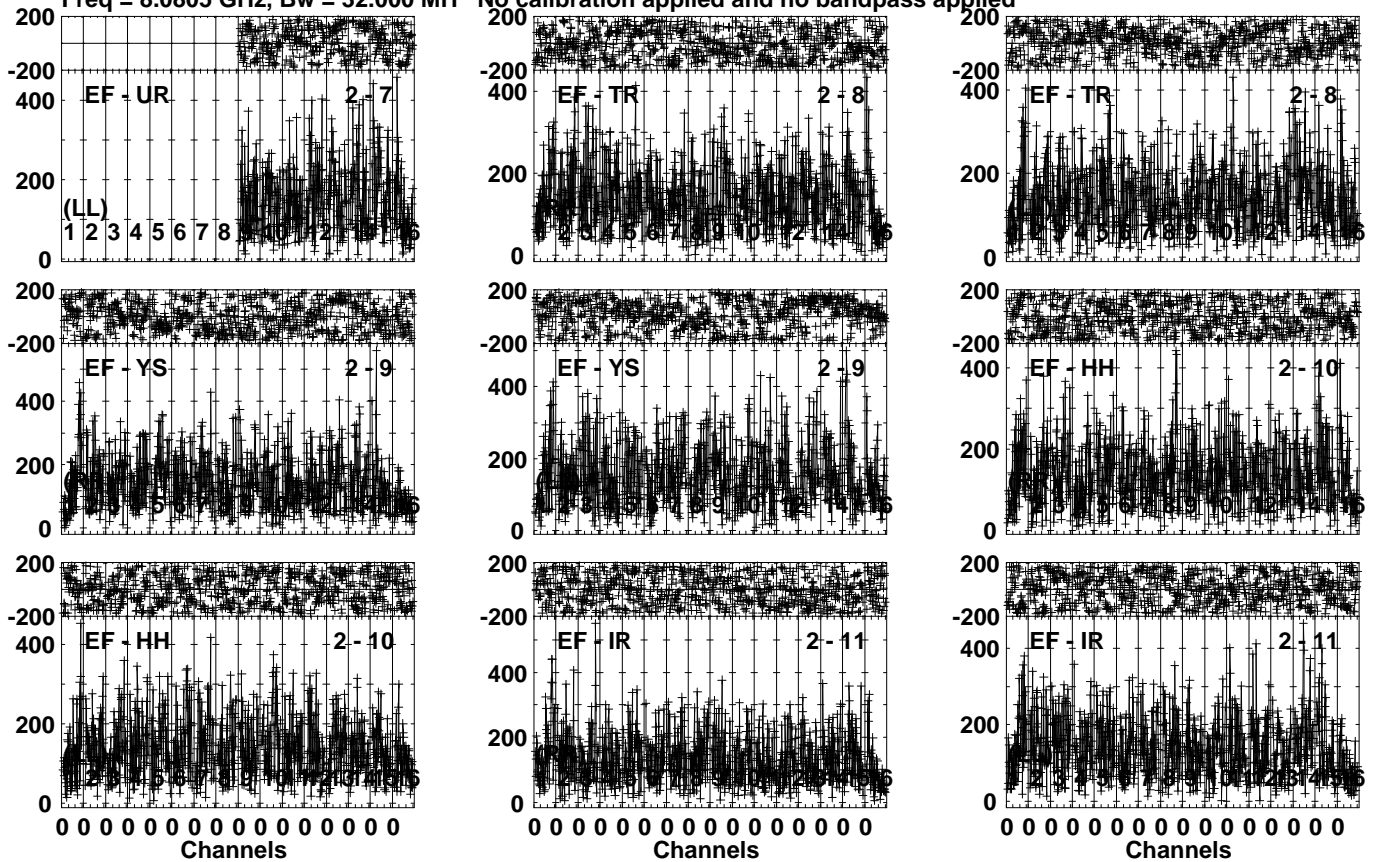


Lower frame: Micro Ampl Jy Top frame: Phas deg  
Vector averaged cross-power spectrum Several baselines displayed  
Timerange: 00/09:17:51 to 00/09:19:49

Plot file version 342 created 23-APR-2024 10:26:45

SN2014C EB107.UVDATA.1

Freq = 8.0805 GHz, Bw = 32.000 MH No calibration applied and no bandpass applied

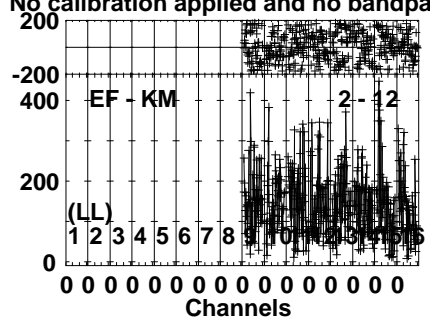
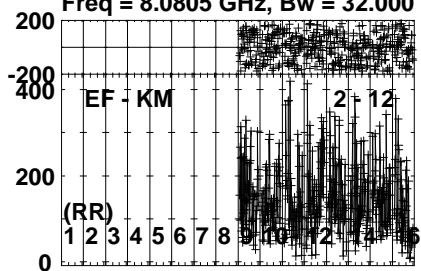


Lower frame: Micro Ampl Jy Top frame: Phas deg  
Vector averaged cross-power spectrum Several baselines displayed  
Timerange: 00/09:17:51 to 00/09:19:49

Plot file version 343 created 23-APR-2024 10:26:45

SN2014C EB107.UVDATA.1

Freq = 8.0805 GHz, Bw = 32.000 MH No calibration applied and no bandpass applied

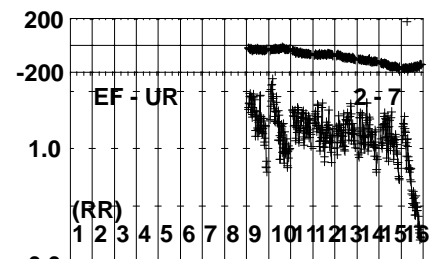
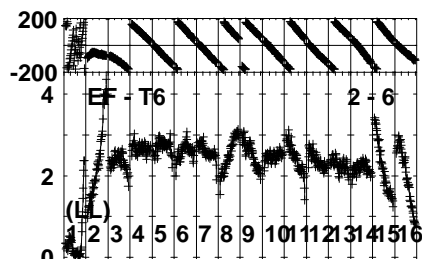
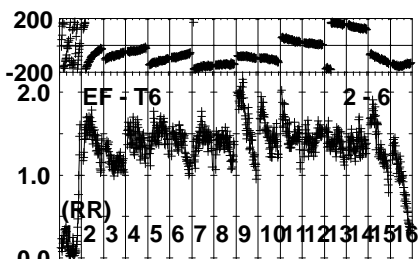
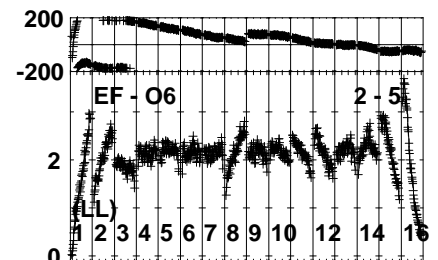
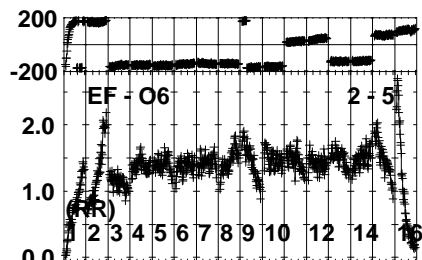
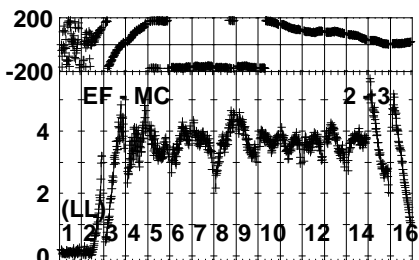
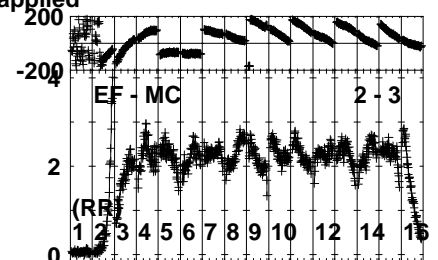
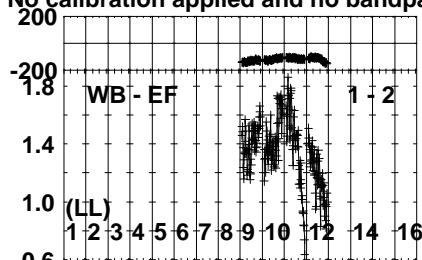
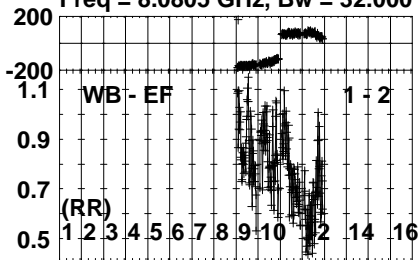


Lower frame: Micro Ampl Jy Top frame: Phas deg  
Vector averaged cross-power spectrum Several baselines displayed  
Timerange: 00/09:17:51 to 00/09:19:49

Plot file version 344 created 23-APR-2024 10:26:45

J2248+3718 EB107.UVDATA.1

Freq = 8.0805 GHz, Bw = 32.000 MH No calibration applied and no bandpass applied



Lower frame: Milli Ampl Jy Top frame: Phas deg  
Vector averaged cross-power spectrum Several baselines displayed  
Timerange: 00/09:20:37 to 00/09:22:15

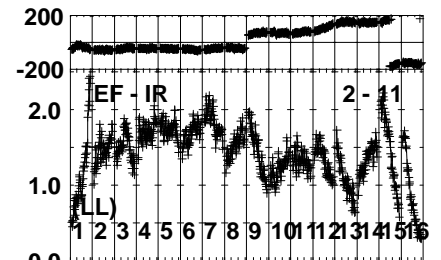
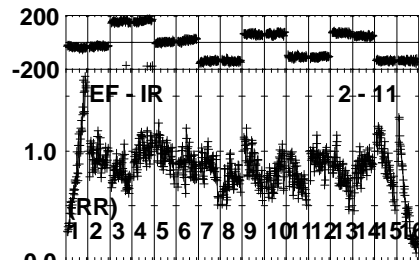
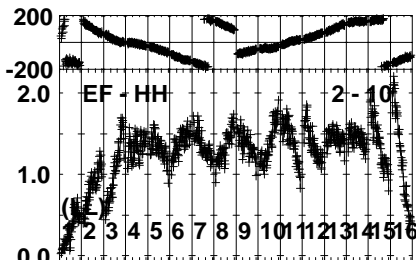
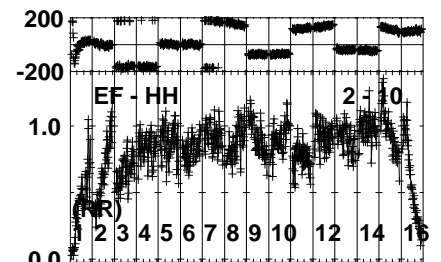
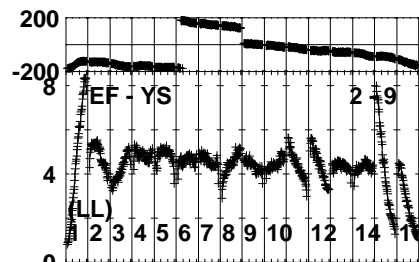
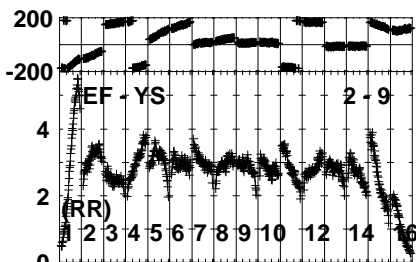
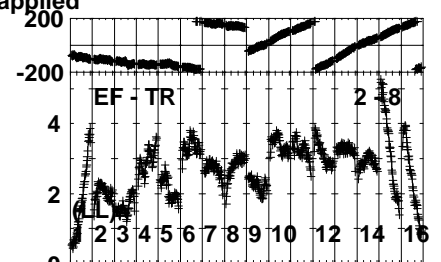
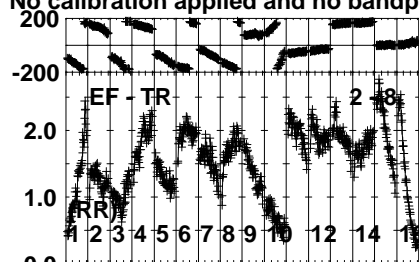
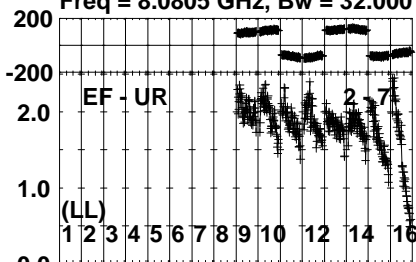


Plot file version 345 created 23-APR-2024 10:26:46

J2248+3718 EB107.UVDATA.1

Freq = 8.0805 GHz, Bw = 32.000 MH

No calibration applied and no bandpass applied



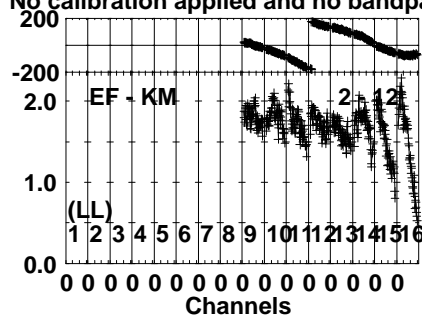
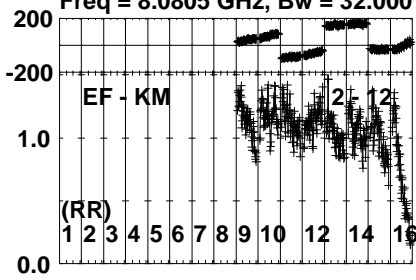
Lower frame: Milli Ampl Jy Top frame: Phas deg  
Vector averaged cross-power spectrum Several baselines displayed  
Timerange: 00/09:20:37 to 00/09:22:15

Plot file version 346 created 23-APR-2024 10:26:46

J2248+3718 EB107.UVDATA.1

Freq = 8.0805 GHz, Bw = 32.000 MH

No calibration applied and no bandpass applied

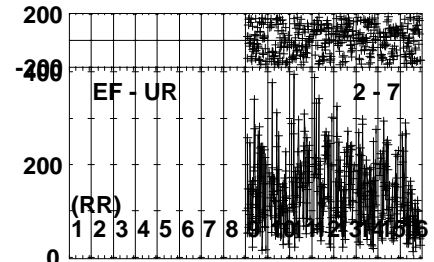
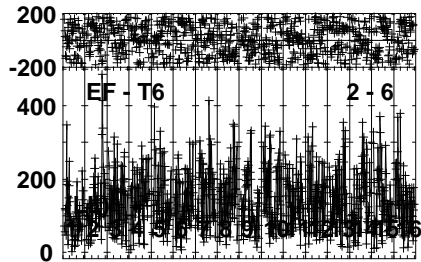
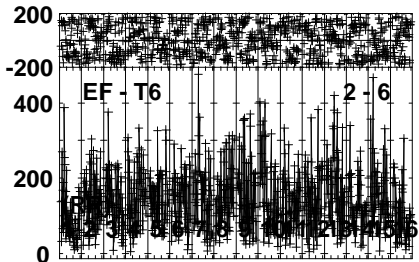
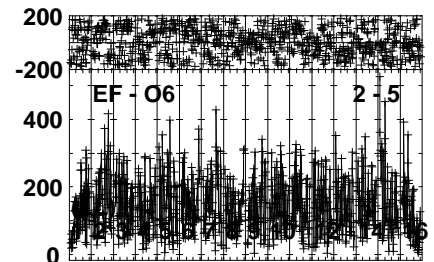
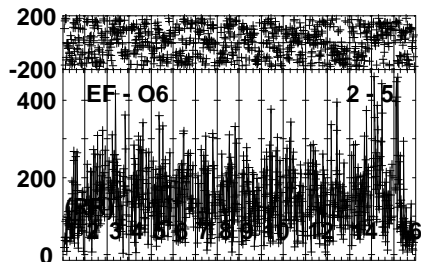
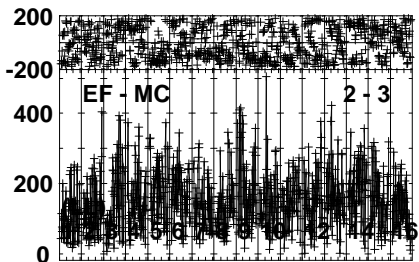
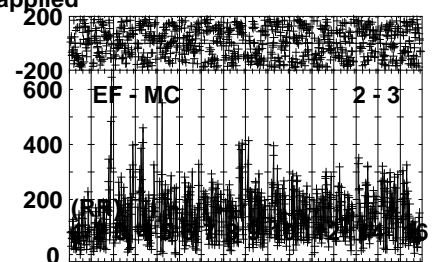
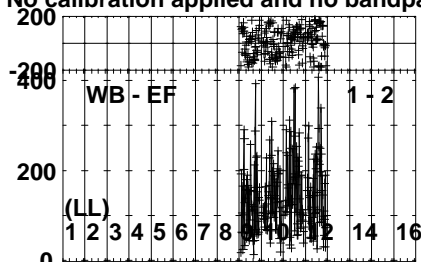
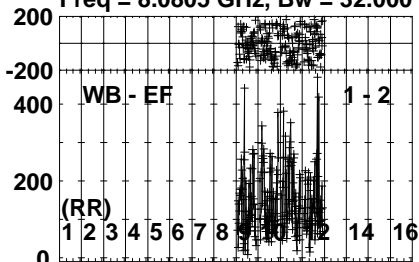


Lower frame: Milli Ampl Jy Top frame: Phas deg  
Vector averaged cross-power spectrum Several baselines displayed  
Timerange: 00/09:20:37 to 00/09:22:15

Plot file version 347 created 23-APR-2024 10:26:46

SN2014C EB107.UVDATA.1

Freq = 8.0805 GHz, Bw = 32.000 MH No calibration applied and no bandpass applied

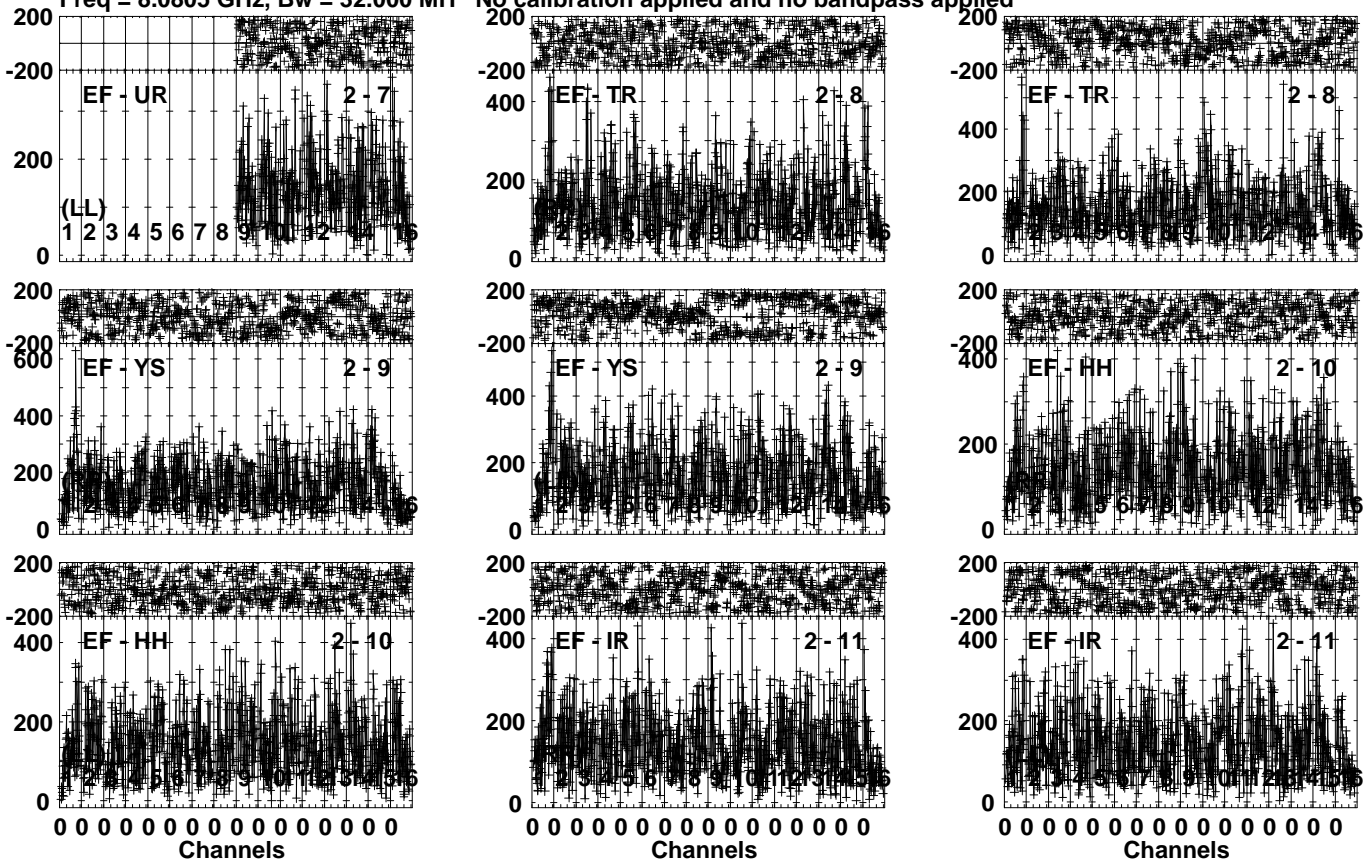


Lower frame: Micro Ampl Jy Top frame: Phas deg  
Vector averaged cross-power spectrum Several baselines displayed  
Timerange: 00/09:22:19 to 00/09:24:15

Plot file version 348 created 23-APR-2024 10:26:46

SN2014C EB107.UVDATA.1

Freq = 8.0805 GHz, Bw = 32.000 MH No calibration applied and no bandpass applied

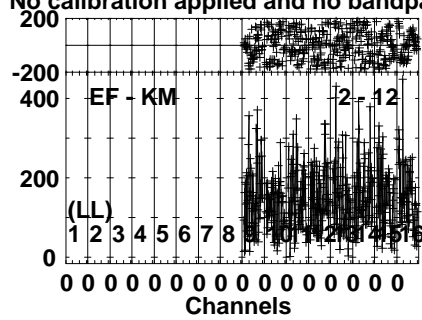
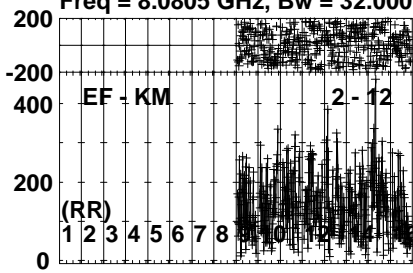


Lower frame: Micro Ampl Jy Top frame: Phas deg  
Vector averaged cross-power spectrum Several baselines displayed  
Timerange: 00/09:22:19 to 00/09:24:15

Plot file version 349 created 23-APR-2024 10:26:46

SN2014C EB107.UVDATA.1

Freq = 8.0805 GHz, Bw = 32.000 MH No calibration applied and no bandpass applied

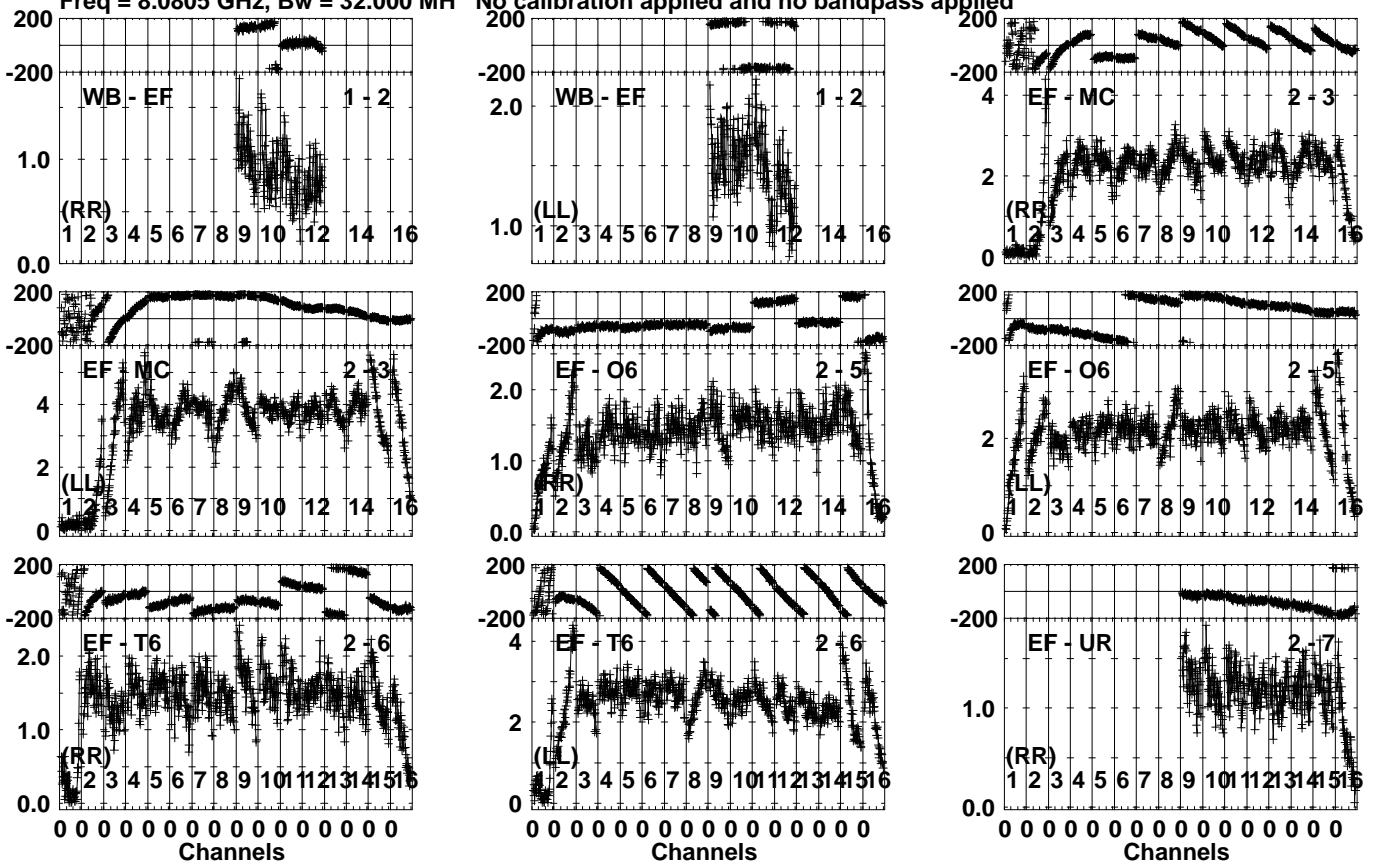


Lower frame: Micro Ampl Jy Top frame: Phas deg  
Vector averaged cross-power spectrum Several baselines displayed  
Timerange: 00/09:22:19 to 00/09:24:15

Plot file version 350 created 23-APR-2024 10:26:46

J2248+3718 EB107.UVDATA.1

Freq = 8.0805 GHz, Bw = 32.000 MH No calibration applied and no bandpass applied



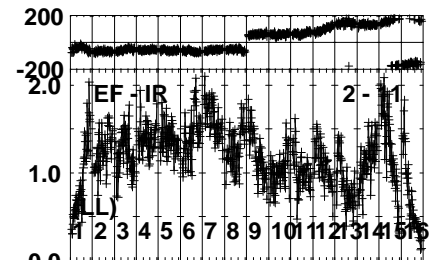
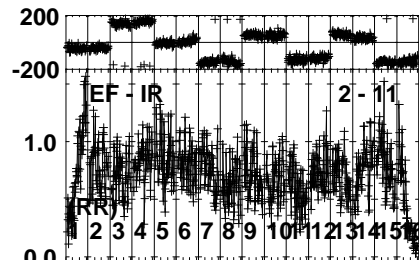
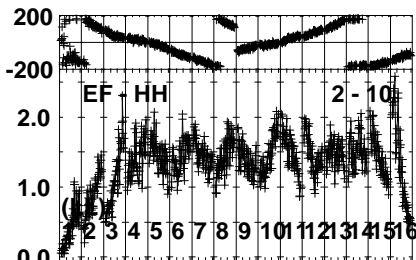
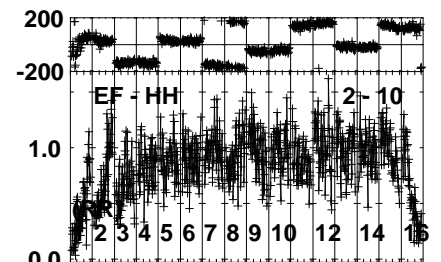
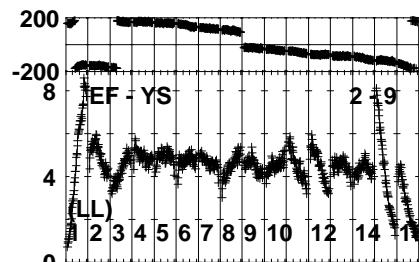
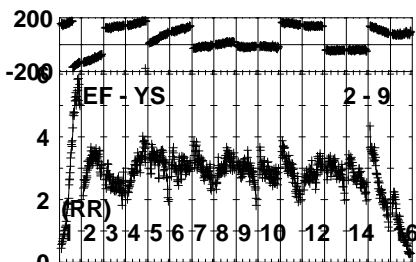
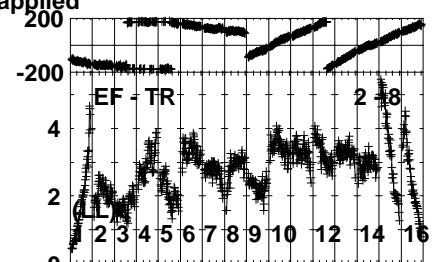
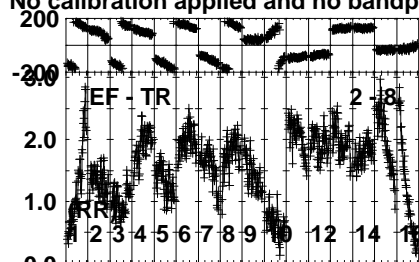
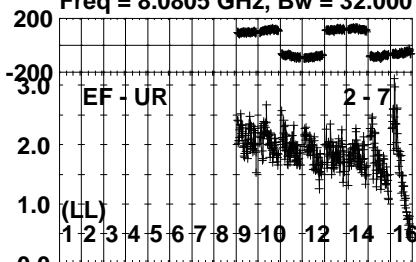
Lower frame: Milli Ampl Jy Top frame: Phas deg  
Vector averaged cross-power spectrum Several baselines displayed  
Timerange: 00/09:24:17 to 00/09:25:45

Plot file version 351 created 23-APR-2024 10:26:47

J2248+3718 EB107.UVDATA.1

Freq = 8.0805 GHz, Bw = 32.000 MH

No calibration applied and no bandpass applied



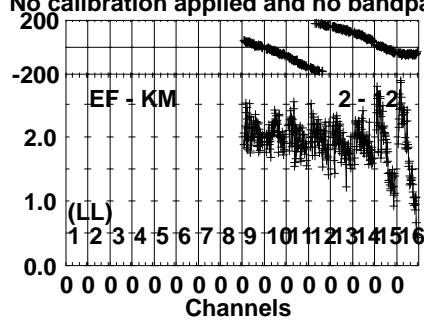
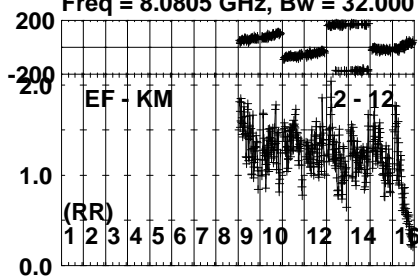
Lower frame: Milli Ampl Jy Top frame: Phas deg  
Vector averaged cross-power spectrum Several baselines displayed  
Timerange: 00/09:24:17 to 00/09:25:45

Plot file version 352 created 23-APR-2024 10:26:47

J2248+3718 EB107.UVDATA.1

Freq = 8.0805 GHz, Bw = 32.000 MH

No calibration applied and no bandpass applied



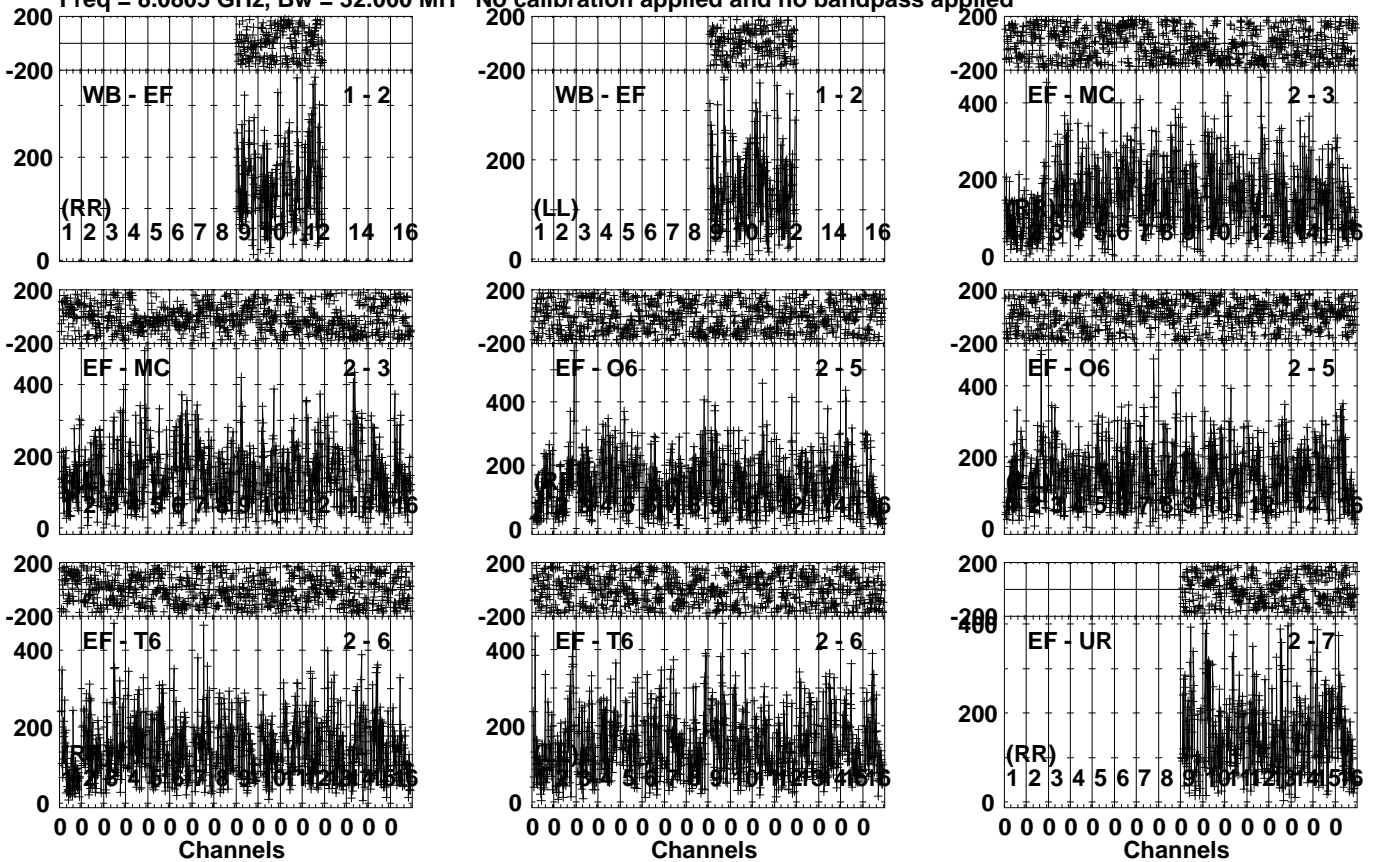
Lower frame: Milli Ampl Jy Top frame: Phas deg  
Vector averaged cross-power spectrum Several baselines displayed  
Timerange: 00/09:24:17 to 00/09:25:45



Plot file version 353 created 23-APR-2024 10:26:47

SN2014C EB107.UVDATA.1

Freq = 8.0805 GHz, Bw = 32.000 MH No calibration applied and no bandpass applied

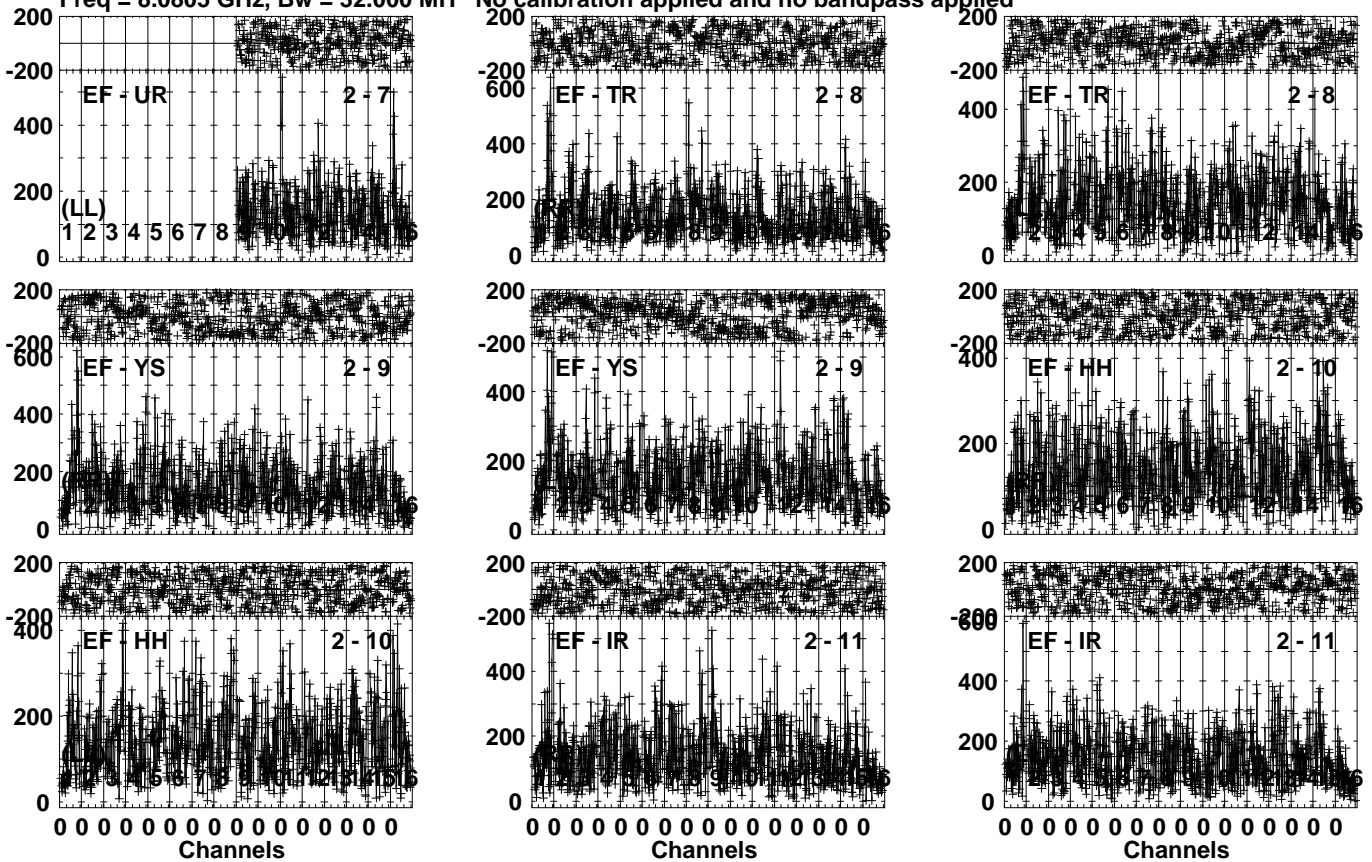


Lower frame: Micro Ampl Jy Top frame: Phas deg  
Vector averaged cross-power spectrum Several baselines displayed  
Timerange: 00/09:25:47 to 00/09:27:45

Plot file version 354 created 23-APR-2024 10:26:47

SN2014C EB107.UVDATA.1

Freq = 8.0805 GHz, Bw = 32.000 MH No calibration applied and no bandpass applied

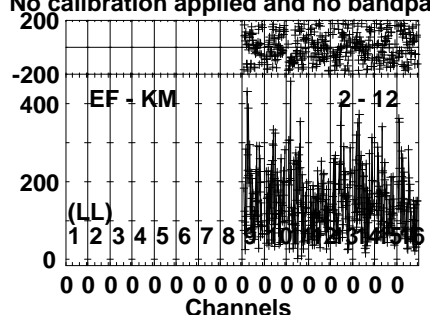
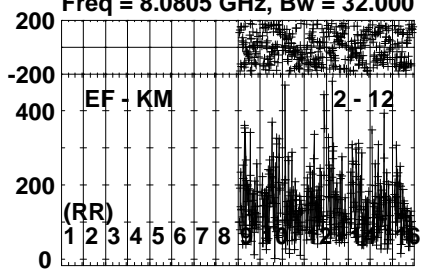


Lower frame: Micro Ampl Jy Top frame: Phas deg  
Vector averaged cross-power spectrum Several baselines displayed  
Timerange: 00/09:25:47 to 00/09:27:45

Plot file version 355 created 23-APR-2024 10:26:48

SN2014C EB107.UVDATA.1

Freq = 8.0805 GHz, Bw = 32.000 MH No calibration applied and no bandpass applied

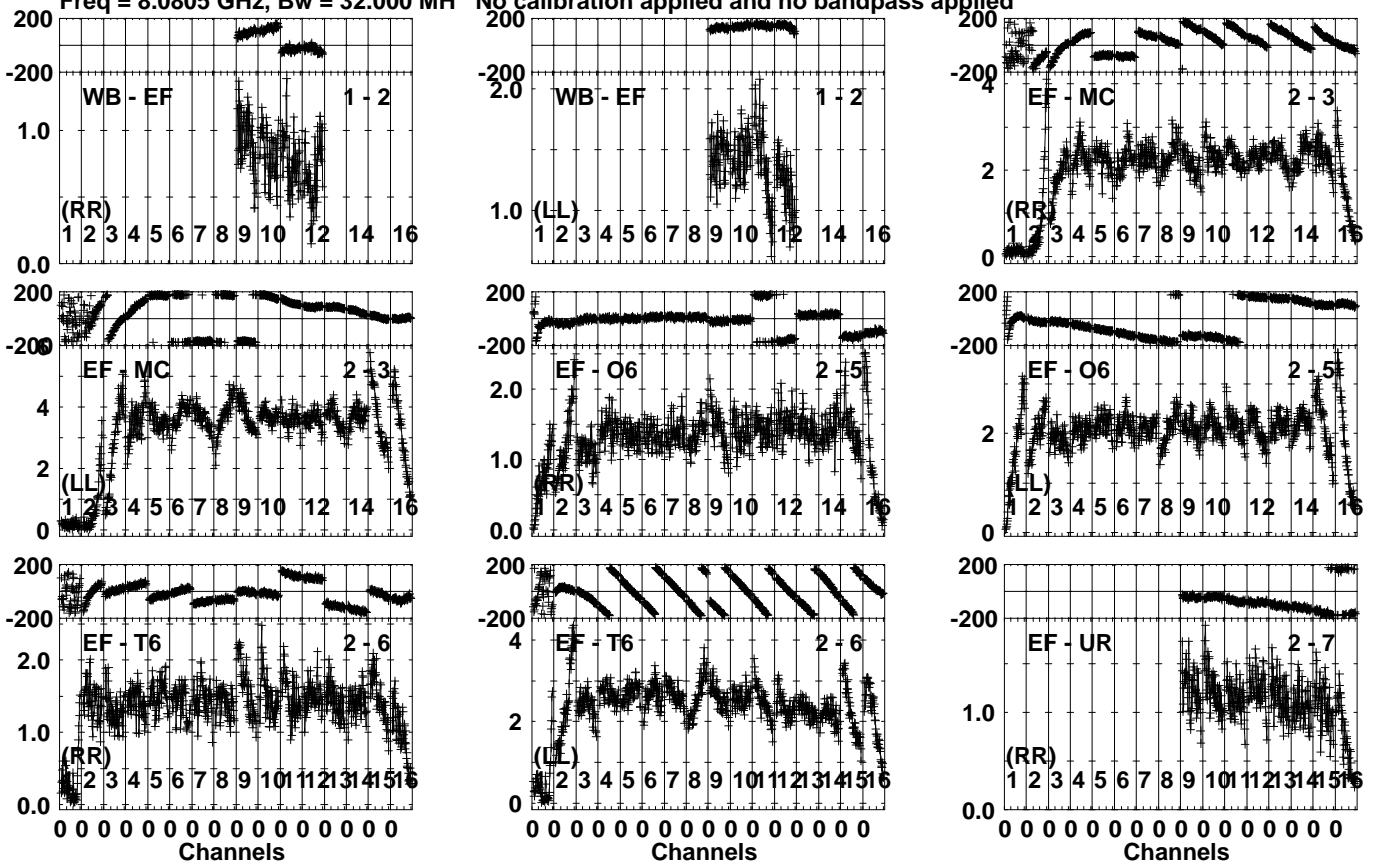


Lower frame: Micro Ampl Jy Top frame: Phas deg  
Vector averaged cross-power spectrum Several baselines displayed  
Timerange: 00/09:25:47 to 00/09:27:45

Plot file version 356 created 23-APR-2024 10:26:48

J2248+3718 EB107.UVDATA.1

Freq = 8.0805 GHz, Bw = 32.000 MH No calibration applied and no bandpass applied

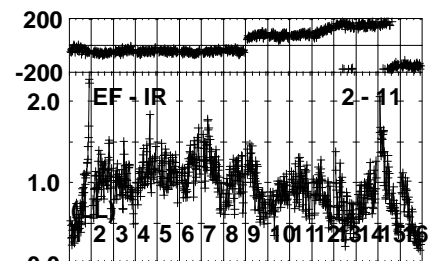
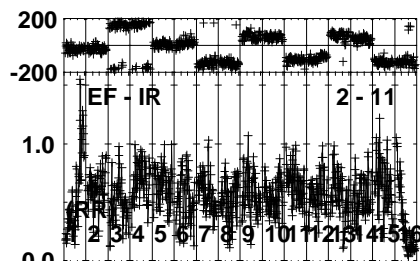
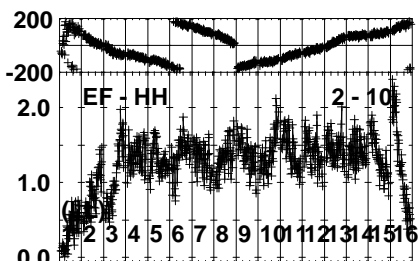
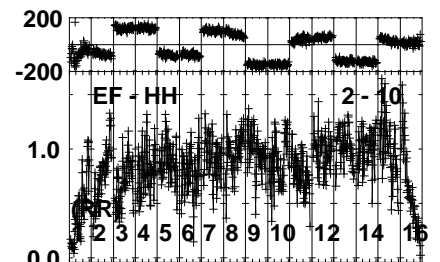
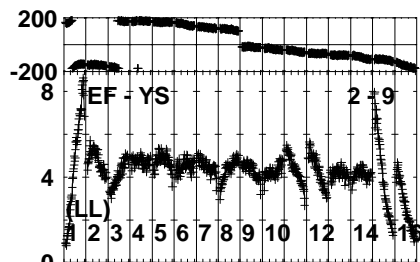
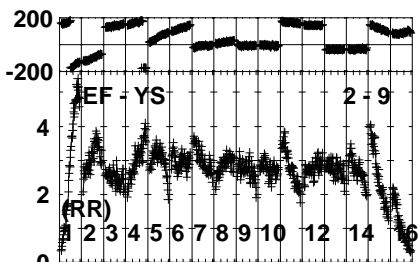
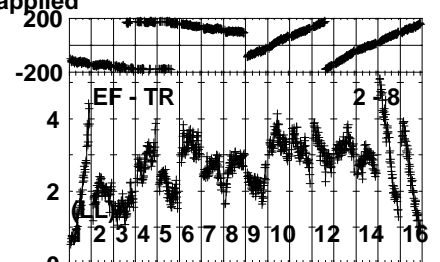
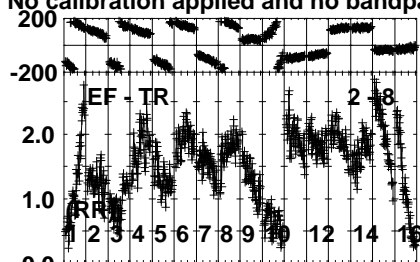
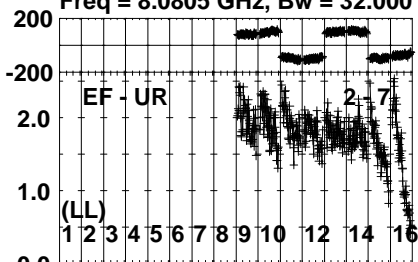


Lower frame: Milli Ampl Jy Top frame: Phas deg  
Vector averaged cross-power spectrum Several baselines displayed  
Timerange: 00/09:27:47 to 00/09:29:15

Plot file version 357 created 23-APR-2024 10:26:48

J2248+3718 EB107.UVDATA.1

Freq = 8.0805 GHz, Bw = 32.000 MH No calibration applied and no bandpass applied



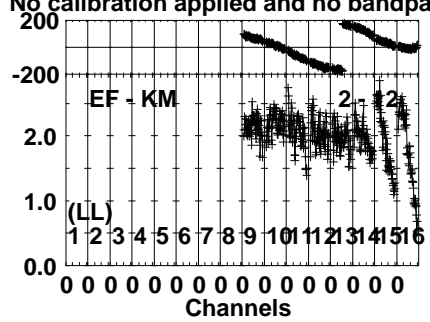
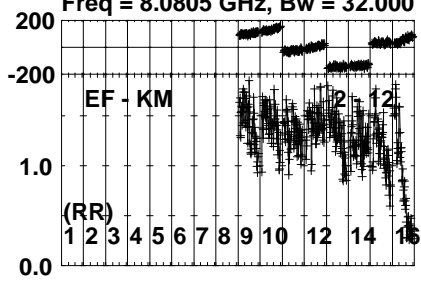
Lower frame: Milli Ampl Jy Top frame: Phas deg  
Vector averaged cross-power spectrum Several baselines displayed  
Timerange: 00/09:27:47 to 00/09:29:15

Plot file version 358 created 23-APR-2024 10:26:48

J2248+3718 EB107.UVDATA.1

Freq = 8.0805 GHz, Bw = 32.000 MH

No calibration applied and no bandpass applied

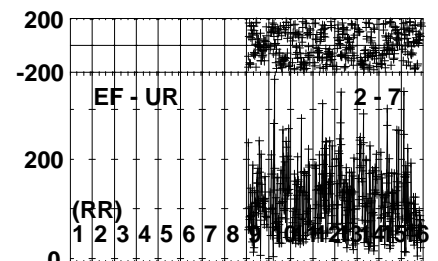
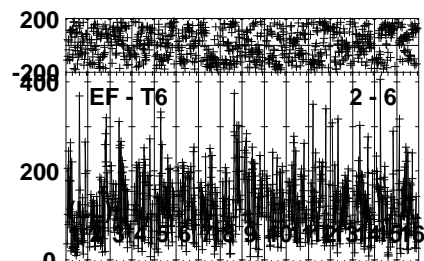
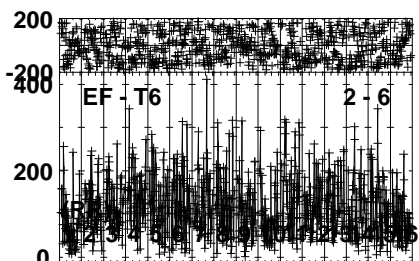
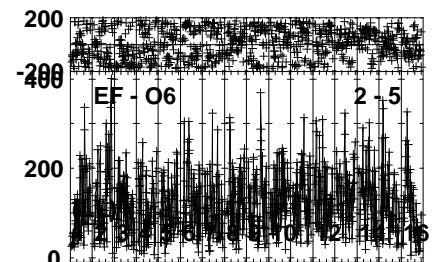
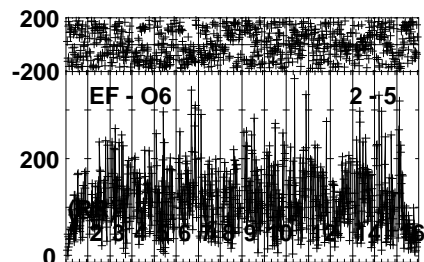
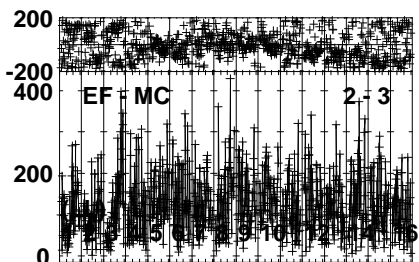
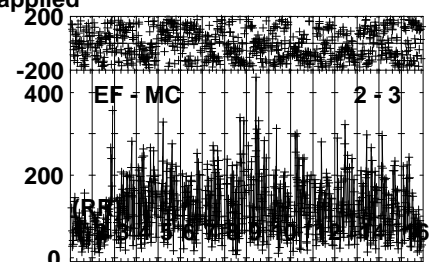
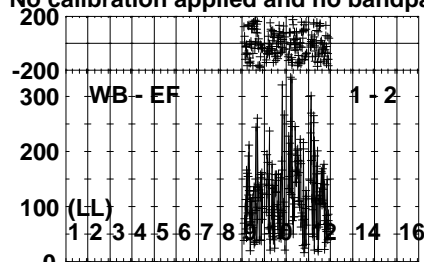
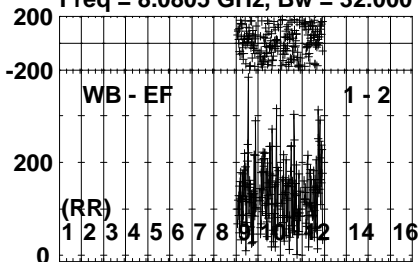


Lower frame: Milli Ampl Jy Top frame: Phas deg  
Vector averaged cross-power spectrum Several baselines displayed  
Timerange: 00/09:27:47 to 00/09:29:15

Plot file version 359 created 23-APR-2024 10:26:48

SN2014C EB107.UVDATA.1

Freq = 8.0805 GHz, Bw = 32.000 MH No calibration applied and no bandpass applied



0 0 0 0 0 0 0 0 0 0 0 0 0 0 0 0  
Channels

0 0 0 0 0 0 0 0 0 0 0 0 0 0 0 0  
Channels

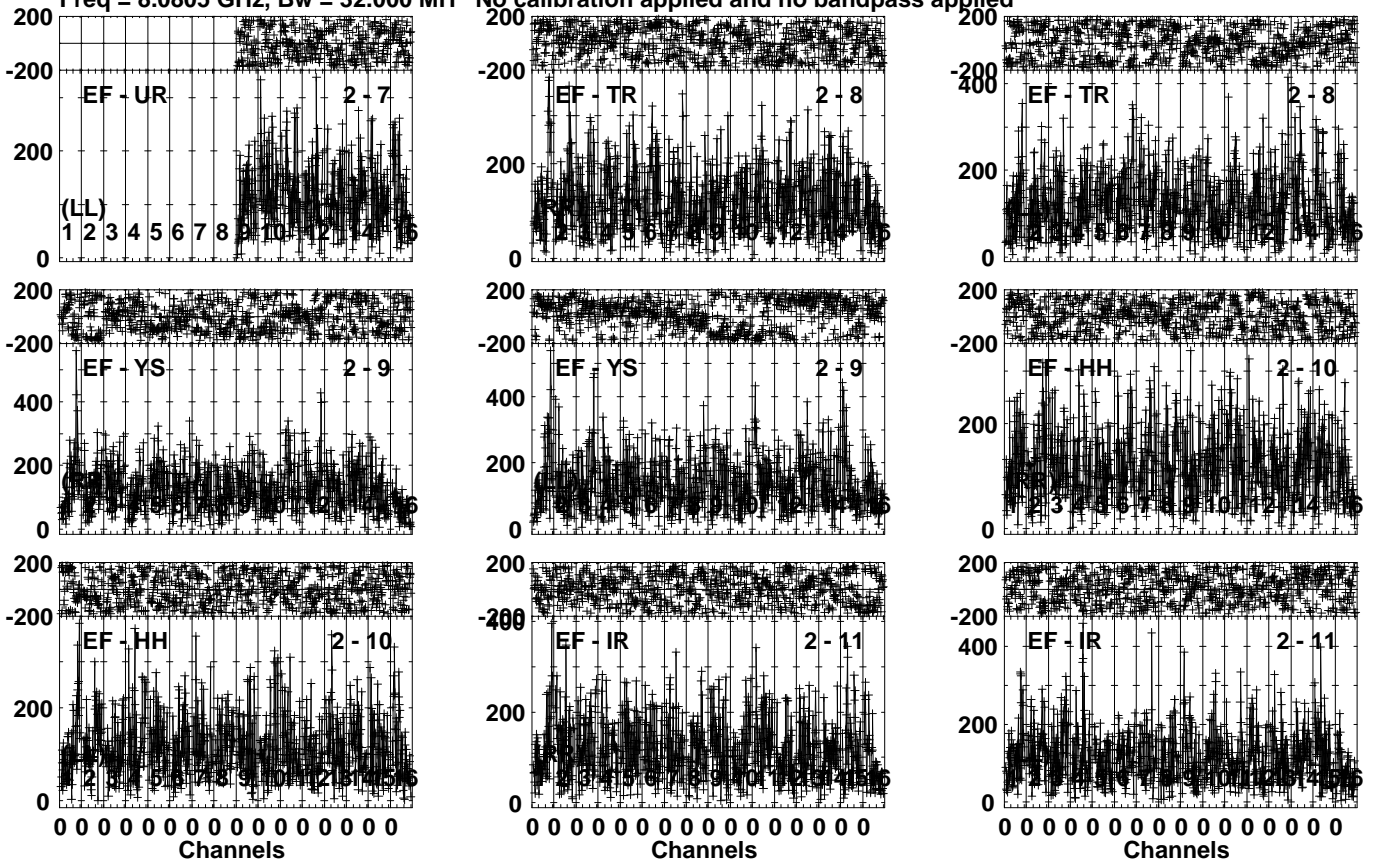
0 0 0 0 0 0 0 0 0 0 0 0 0 0 0 0  
Channels

Lower frame: Micro Ampl Jy Top frame: Phas deg  
Vector averaged cross-power spectrum Several baselines displayed  
Timerange: 00/09:30:03 to 00/09:31:41

Plot file version 360 created 23-APR-2024 10:26:48

SN2014C EB107.UVDATA.1

Freq = 8.0805 GHz, Bw = 32.000 MH No calibration applied and no bandpass applied



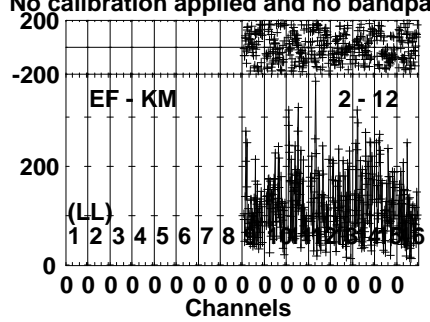
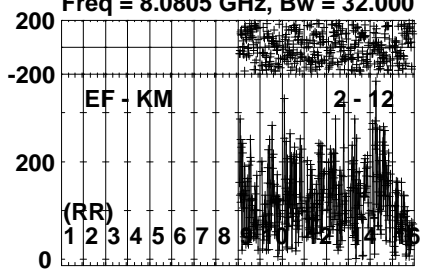
Lower frame: Micro Ampl Jy Top frame: Phas deg  
Vector averaged cross-power spectrum Several baselines displayed  
Timerange: 00/09:30:03 to 00/09:31:41



Plot file version 361 created 23-APR-2024 10:26:49

SN2014C EB107.UVDATA.1

Freq = 8.0805 GHz, Bw = 32.000 MH No calibration applied and no bandpass applied

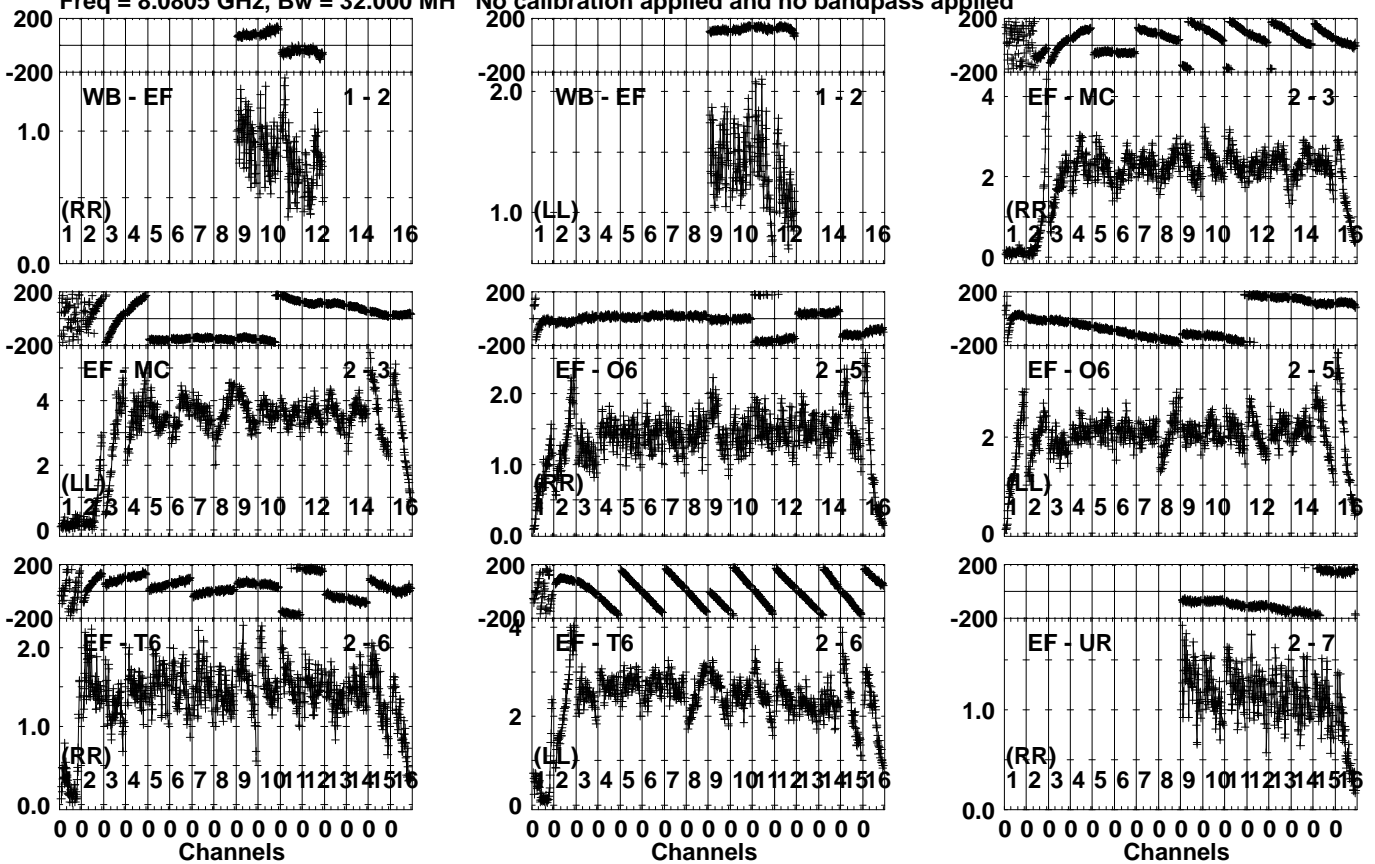


Lower frame: Micro Ampl Jy Top frame: Phas deg  
Vector averaged cross-power spectrum Several baselines displayed  
Timerange: 00/09:30:03 to 00/09:31:41

Plot file version 362 created 23-APR-2024 10:26:49

J2248+3718 EB107.UVDATA.1

Freq = 8.0805 GHz, Bw = 32.000 MH No calibration applied and no bandpass applied

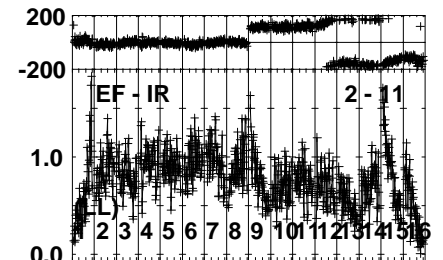
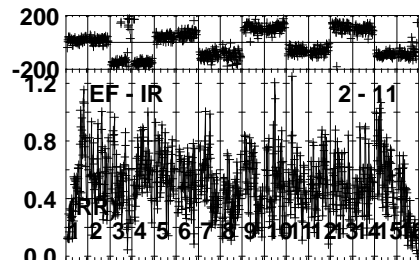
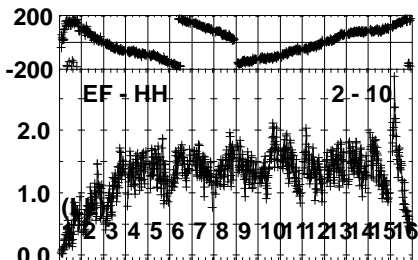
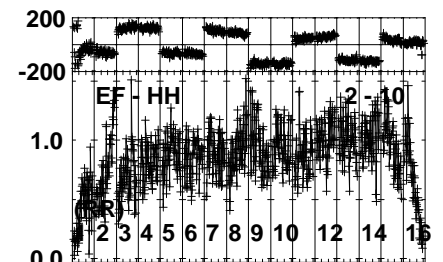
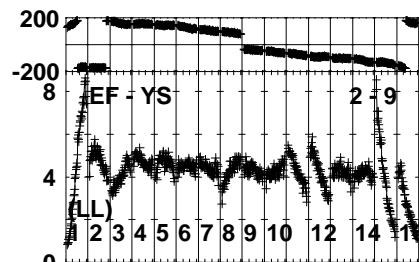
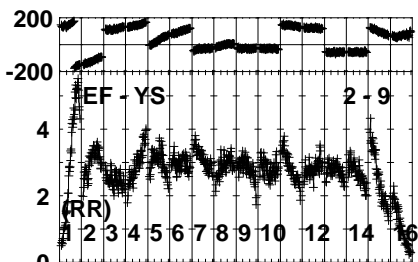
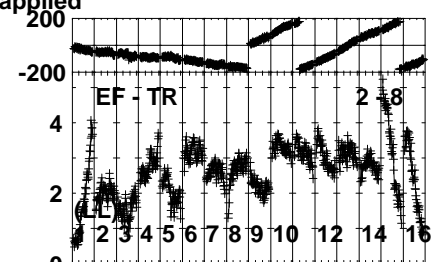
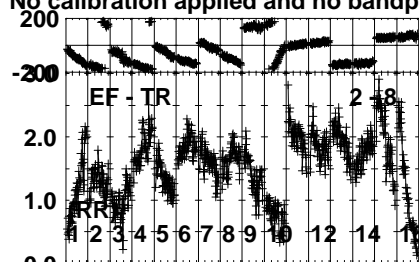
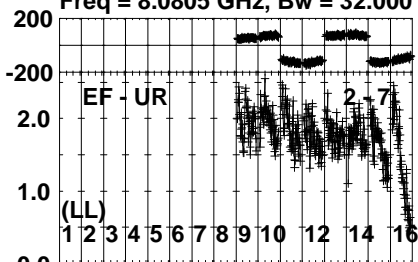


Lower frame: Milli Ampl Jy Top frame: Phas deg  
Vector averaged cross-power spectrum Several baselines displayed  
Timerange: 00/09:31:45 to 00/09:33:11

Plot file version 363 created 23-APR-2024 10:26:49

J2248+3718 EB107.UVDATA.1

Freq = 8.0805 GHz, Bw = 32.000 MH No calibration applied and no bandpass applied



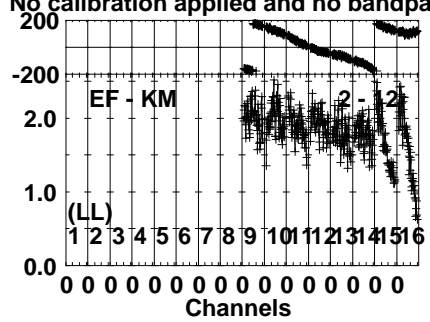
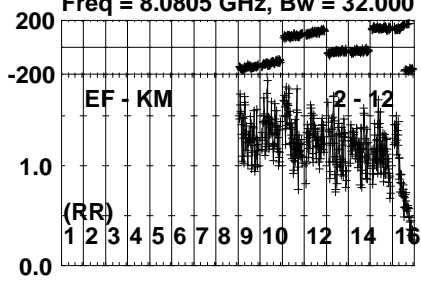
Lower frame: Milli Ampl Jy Top frame: Phas deg  
Vector averaged cross-power spectrum Several baselines displayed  
Timerange: 00/09:31:45 to 00/09:33:11

Plot file version 364 created 23-APR-2024 10:26:49

J2248+3718 EB107.UVDATA.1

Freq = 8.0805 GHz, Bw = 32.000 MH

No calibration applied and no bandpass applied

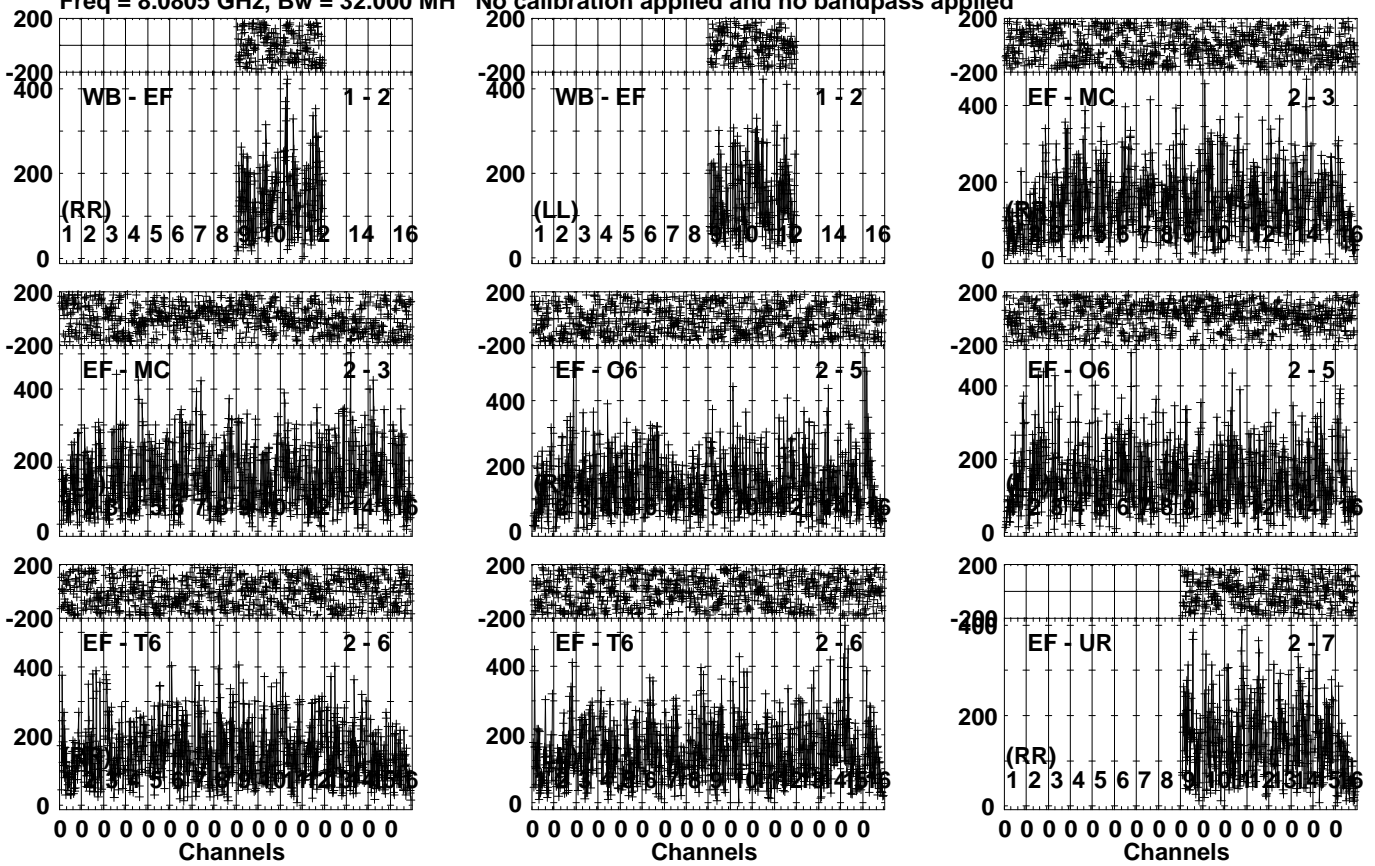


Lower frame: Milli Ampl Jy Top frame: Phas deg  
Vector averaged cross-power spectrum Several baselines displayed  
Timerange: 00/09:31:45 to 00/09:33:11

Plot file version 365 created 23-APR-2024 10:26:49

SN2014C EB107.UVDATA.1

Freq = 8.0805 GHz, Bw = 32.000 MH No calibration applied and no bandpass applied

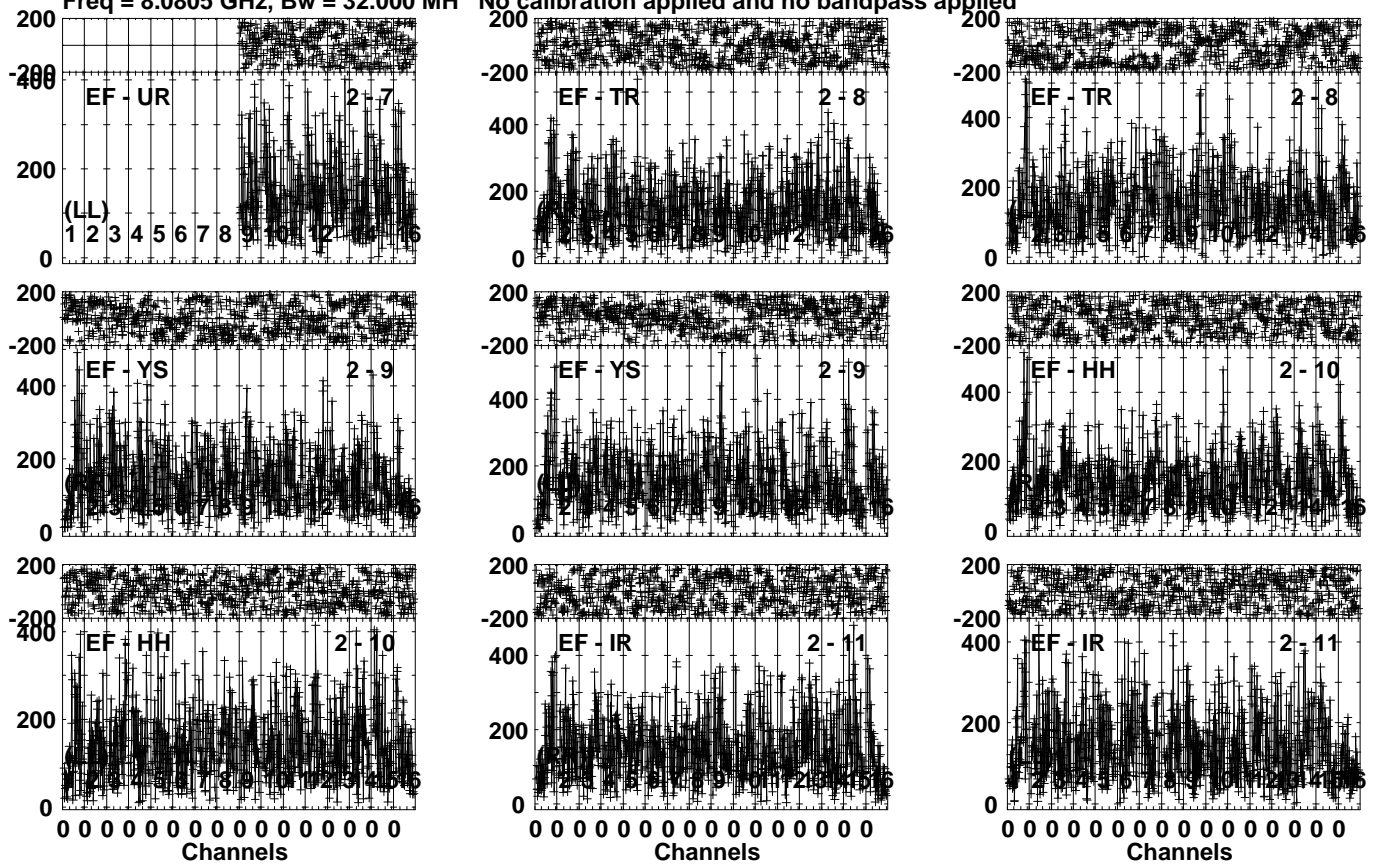


Lower frame: Micro Ampl Jy Top frame: Phas deg  
Vector averaged cross-power spectrum Several baselines displayed  
Timerange: 00/09:33:13 to 00/09:35:11

Plot file version 366 created 23-APR-2024 10:26:49

SN2014C EB107.UVDATA.1

Freq = 8.0805 GHz, Bw = 32.000 MH No calibration applied and no bandpass applied

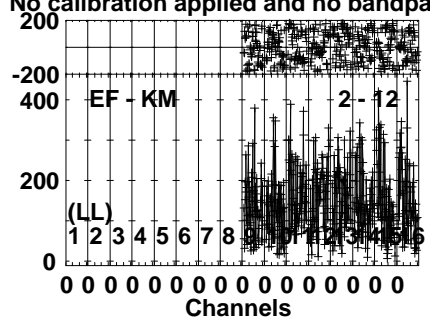
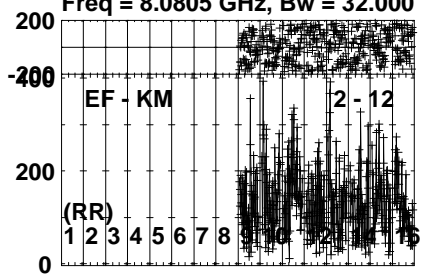


Lower frame: Micro Ampl Jy Top frame: Phas deg  
Vector averaged cross-power spectrum Several baselines displayed  
Timerange: 00/09:33:13 to 00/09:35:11

Plot file version 367 created 23-APR-2024 10:26:50

SN2014C EB107.UVDATA.1

Freq = 8.0805 GHz, Bw = 32.000 MH No calibration applied and no bandpass applied

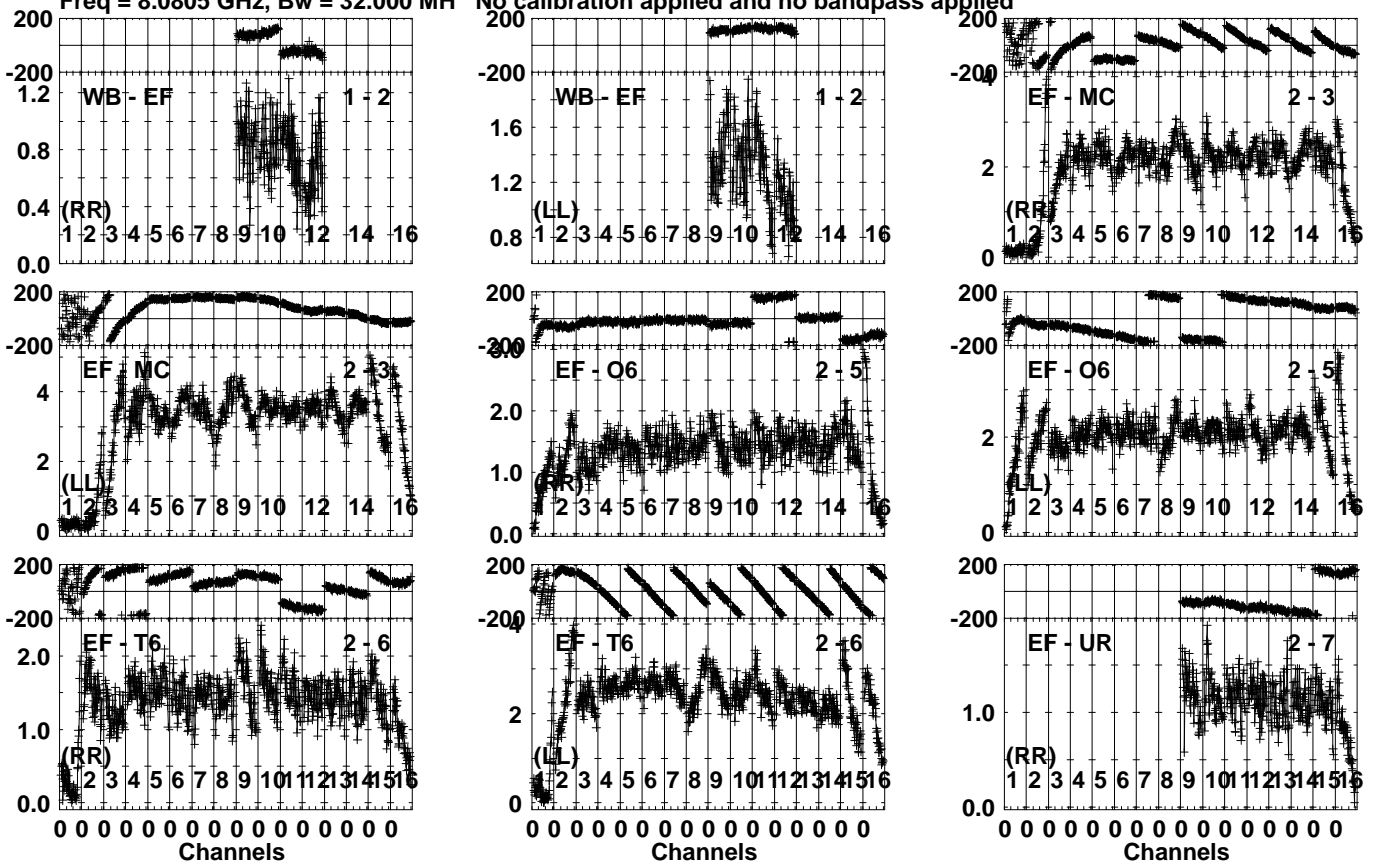


Lower frame: Micro Ampl Jy Top frame: Phas deg  
Vector averaged cross-power spectrum Several baselines displayed  
Timerange: 00/09:33:13 to 00/09:35:11

Plot file version 368 created 23-APR-2024 10:26:50

J2248+3718 EB107.UVDATA.1

Freq = 8.0805 GHz, Bw = 32.000 MH No calibration applied and no bandpass applied



Lower frame: Milli Ampl Jy Top frame: Phas deg  
Vector averaged cross-power spectrum Several baselines displayed  
Timerange: 00/09:35:13 to 00/09:36:41

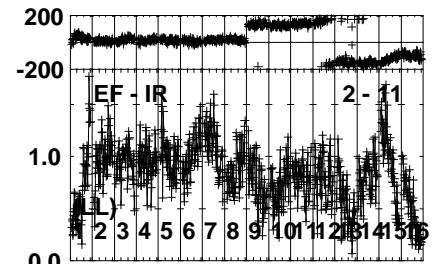
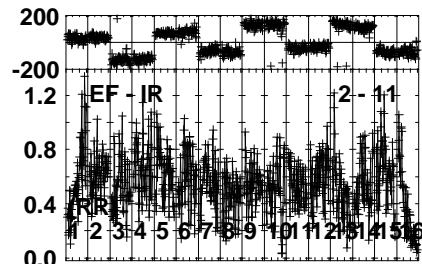
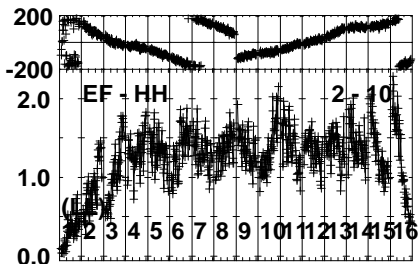
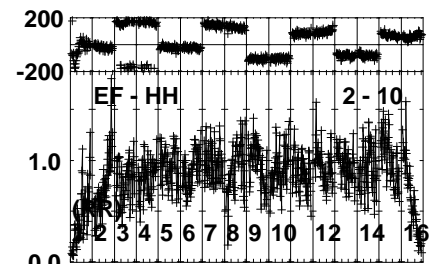
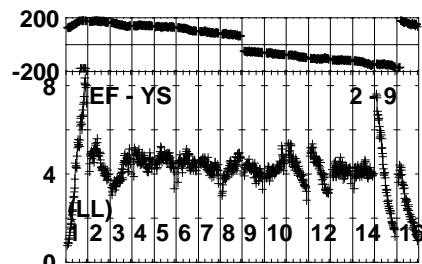
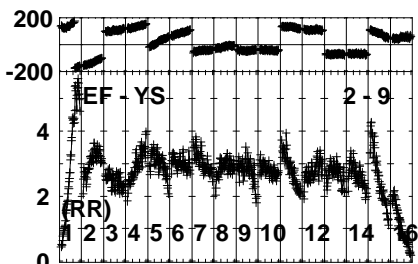
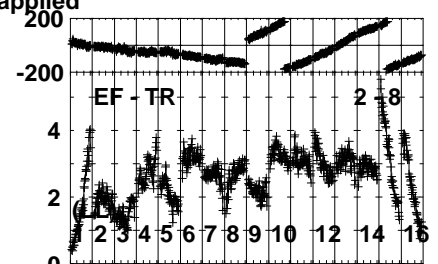
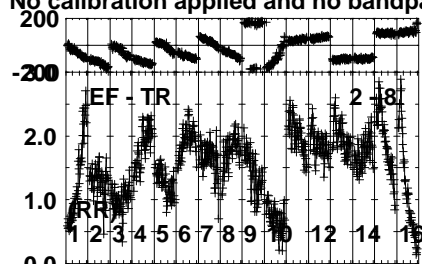
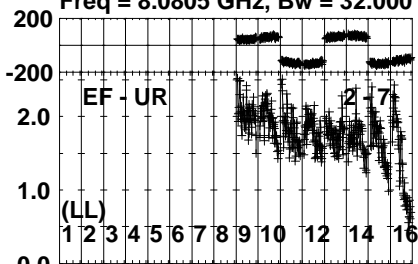


Plot file version 369 created 23-APR-2024 10:26:50

J2248+3718 EB107.UVDATA.1

Freq = 8.0805 GHz, Bw = 32.000 MH

No calibration applied and no bandpass applied



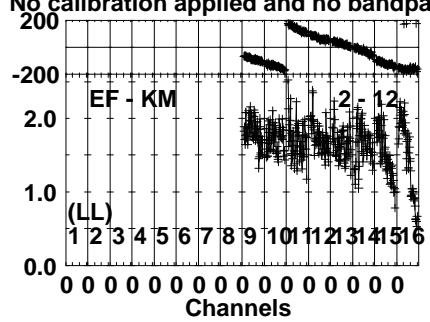
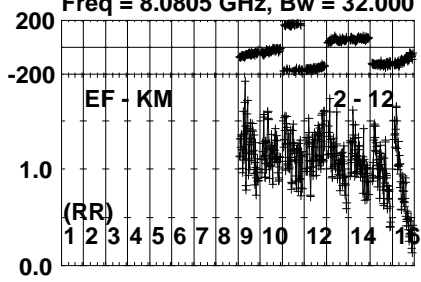
Lower frame: Milli Ampl Jy Top frame: Phas deg  
Vector averaged cross-power spectrum Several baselines displayed  
Timerange: 00/09:35:13 to 00/09:36:41

Plot file version 370 created 23-APR-2024 10:26:50

J2248+3718 EB107.UVDATA.1

Freq = 8.0805 GHz, Bw = 32.000 MH

No calibration applied and no bandpass applied

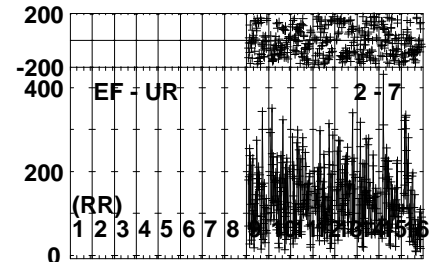
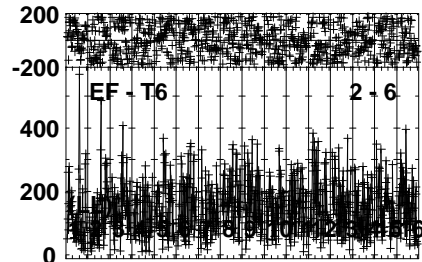
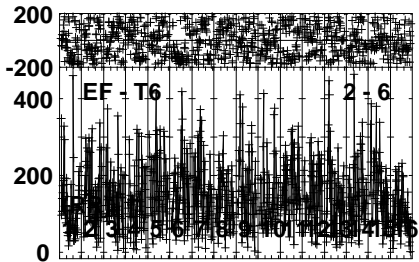
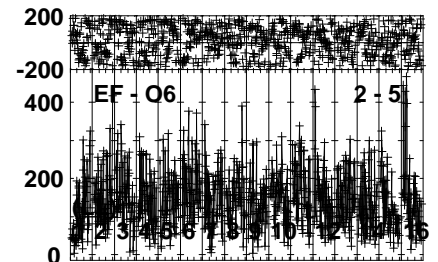
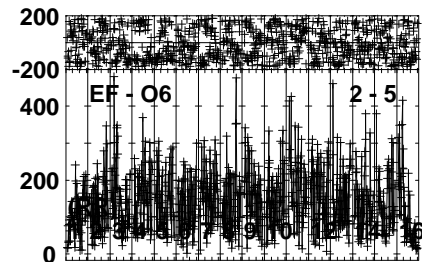
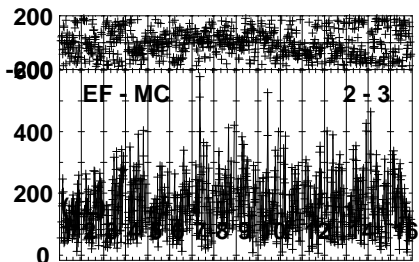
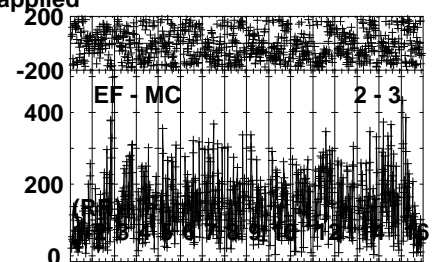
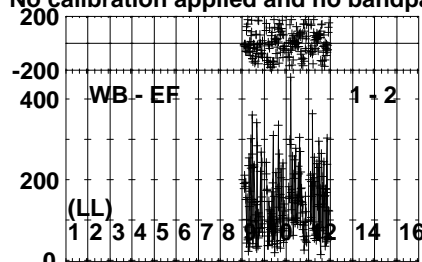
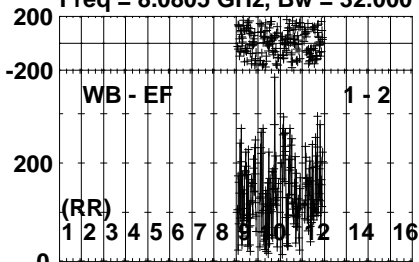


Lower frame: Milli Ampl Jy Top frame: Phas deg  
Vector averaged cross-power spectrum Several baselines displayed  
Timerange: 00/09:35:13 to 00/09:36:41

Plot file version 371 created 23-APR-2024 10:26:50

SN2014C EB107.UVDATA.1

Freq = 8.0805 GHz, Bw = 32.000 MH No calibration applied and no bandpass applied



0 0 0 0 0 0 0 0 0 0 0 0 0 0 0 0  
Channels

0 0 0 0 0 0 0 0 0 0 0 0 0 0 0 0  
Channels

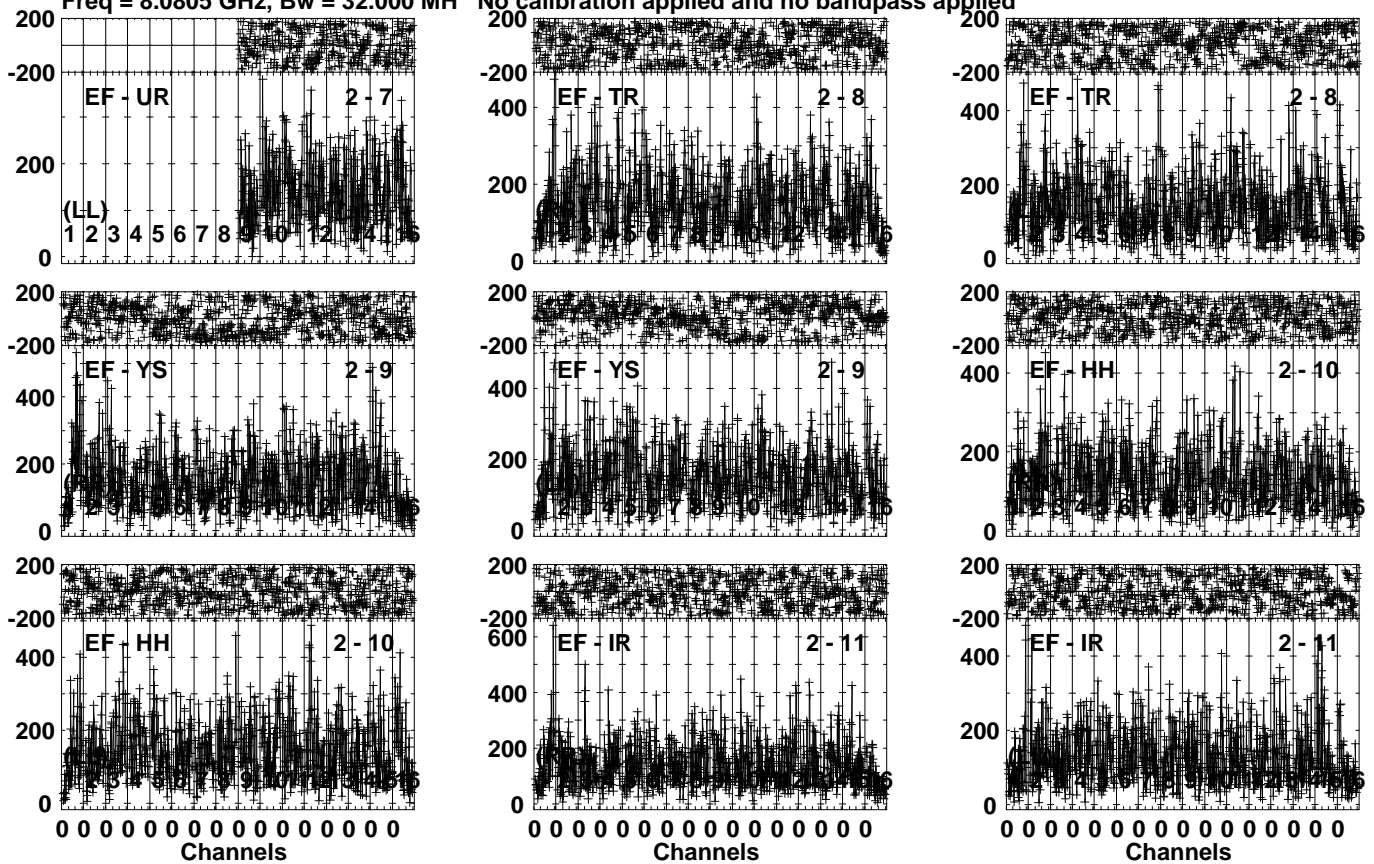
0 0 0 0 0 0 0 0 0 0 0 0 0 0 0 0  
Channels

Lower frame: Micro Ampl Jy Top frame: Phas deg  
Vector averaged cross-power spectrum Several baselines displayed  
Timerange: 00/09:36:43 to 00/09:38:41

Plot file version 372 created 23-APR-2024 10:26:50

SN2014C EB107.UVDATA.1

Freq = 8.0805 GHz, Bw = 32.000 MH No calibration applied and no bandpass applied

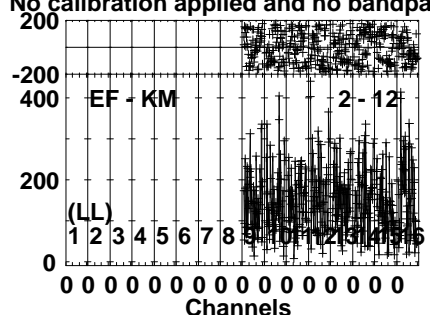
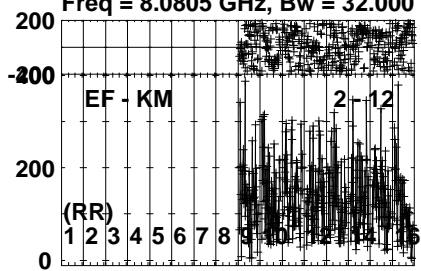


Lower frame: Micro Ampl Jy Top frame: Phas deg  
Vector averaged cross-power spectrum Several baselines displayed  
Timerange: 00/09:36:43 to 00/09:38:41

Plot file version 373 created 23-APR-2024 10:26:51

SN2014C EB107.UVDATA.1

Freq = 8.0805 GHz, Bw = 32.000 MH No calibration applied and no bandpass applied

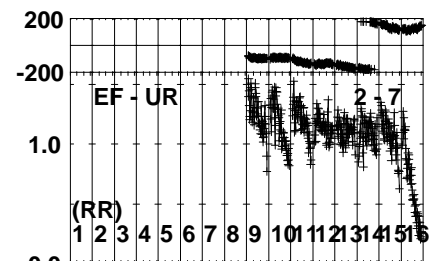
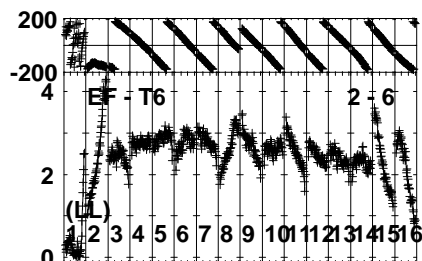
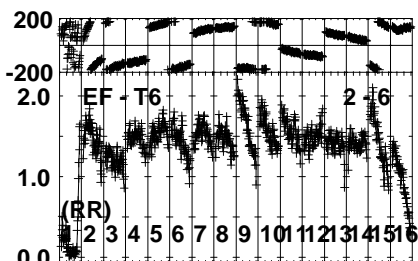
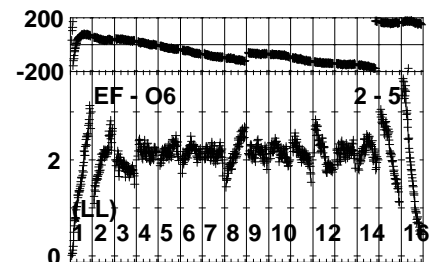
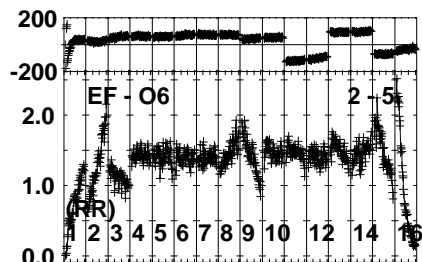
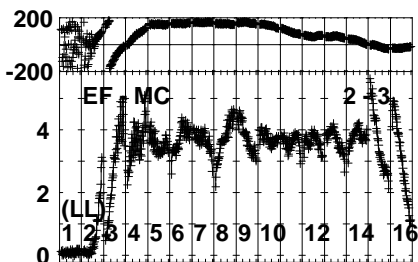
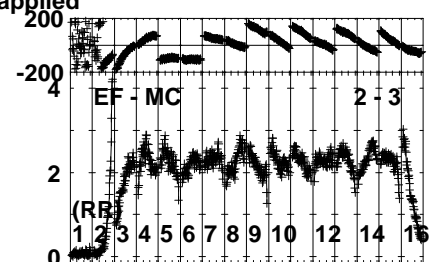
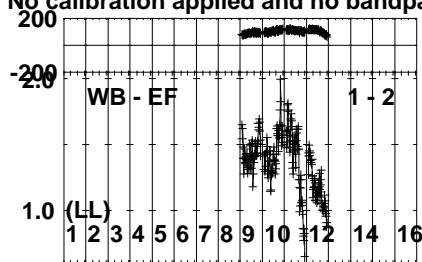
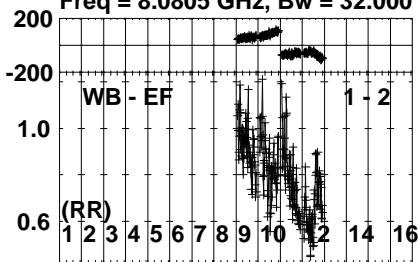


Lower frame: Micro Ampl Jy Top frame: Phas deg  
Vector averaged cross-power spectrum Several baselines displayed  
Timerange: 00/09:36:43 to 00/09:38:41

Plot file version 374 created 23-APR-2024 10:26:51

J2248+3718 EB107.UVDATA.1

Freq = 8.0805 GHz, Bw = 32.000 MH No calibration applied and no bandpass applied



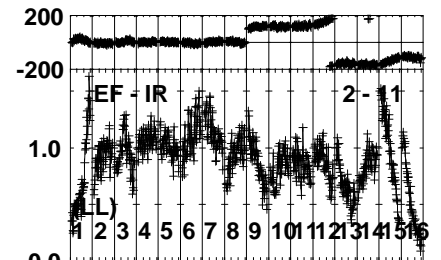
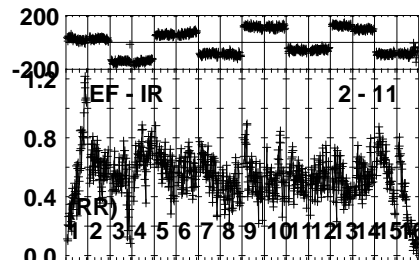
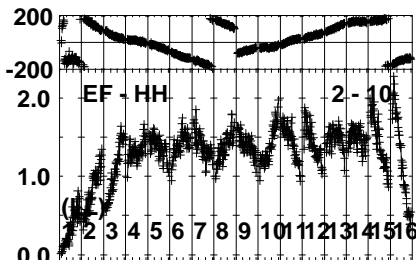
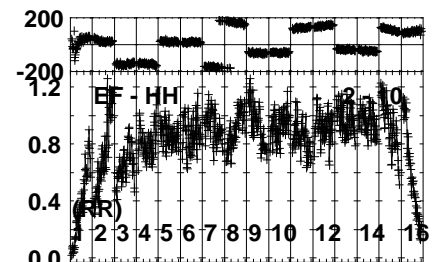
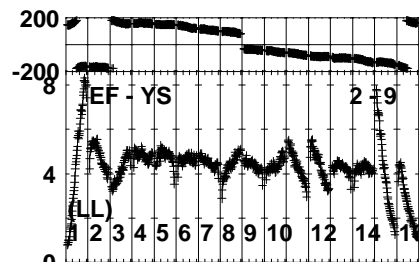
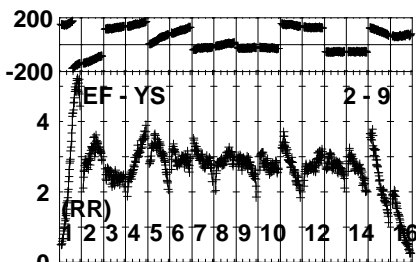
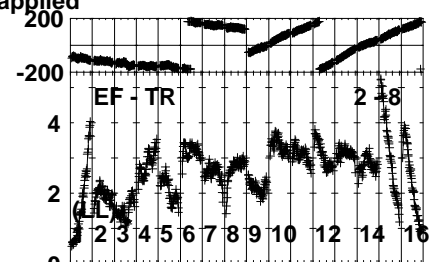
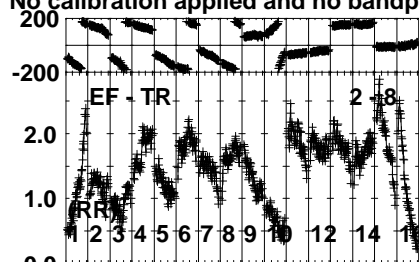
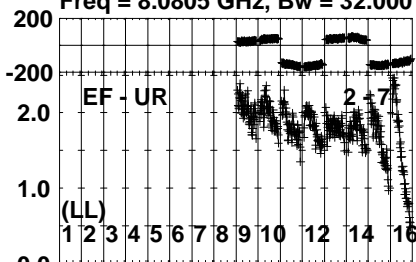
Lower frame: Milli Ampl Jy Top frame: Phas deg  
Vector averaged cross-power spectrum Several baselines displayed  
Timerange: 00/09:39:29 to 00/09:41:07

Plot file version 375 created 23-APR-2024 10:26:51

J2248+3718 EB107.UVDATA.1

Freq = 8.0805 GHz, Bw = 32.000 MH

No calibration applied and no bandpass applied

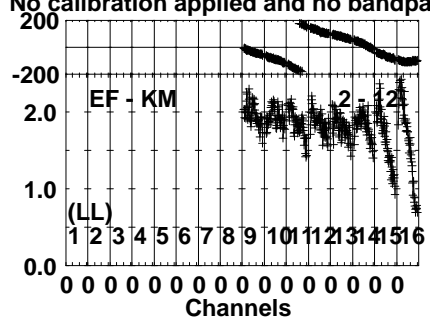
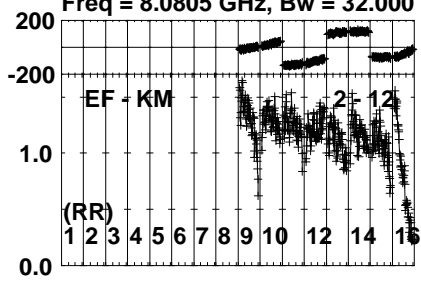


Lower frame: Milli Ampl Jy Top frame: Phas deg  
Vector averaged cross-power spectrum Several baselines displayed  
Timerange: 00/09:39:29 to 00/09:41:07

Plot file version 376 created 23-APR-2024 10:26:51

J2248+3718 EB107.UVDATA.1

Freq = 8.0805 GHz, Bw = 32.000 MH No calibration applied and no bandpass applied



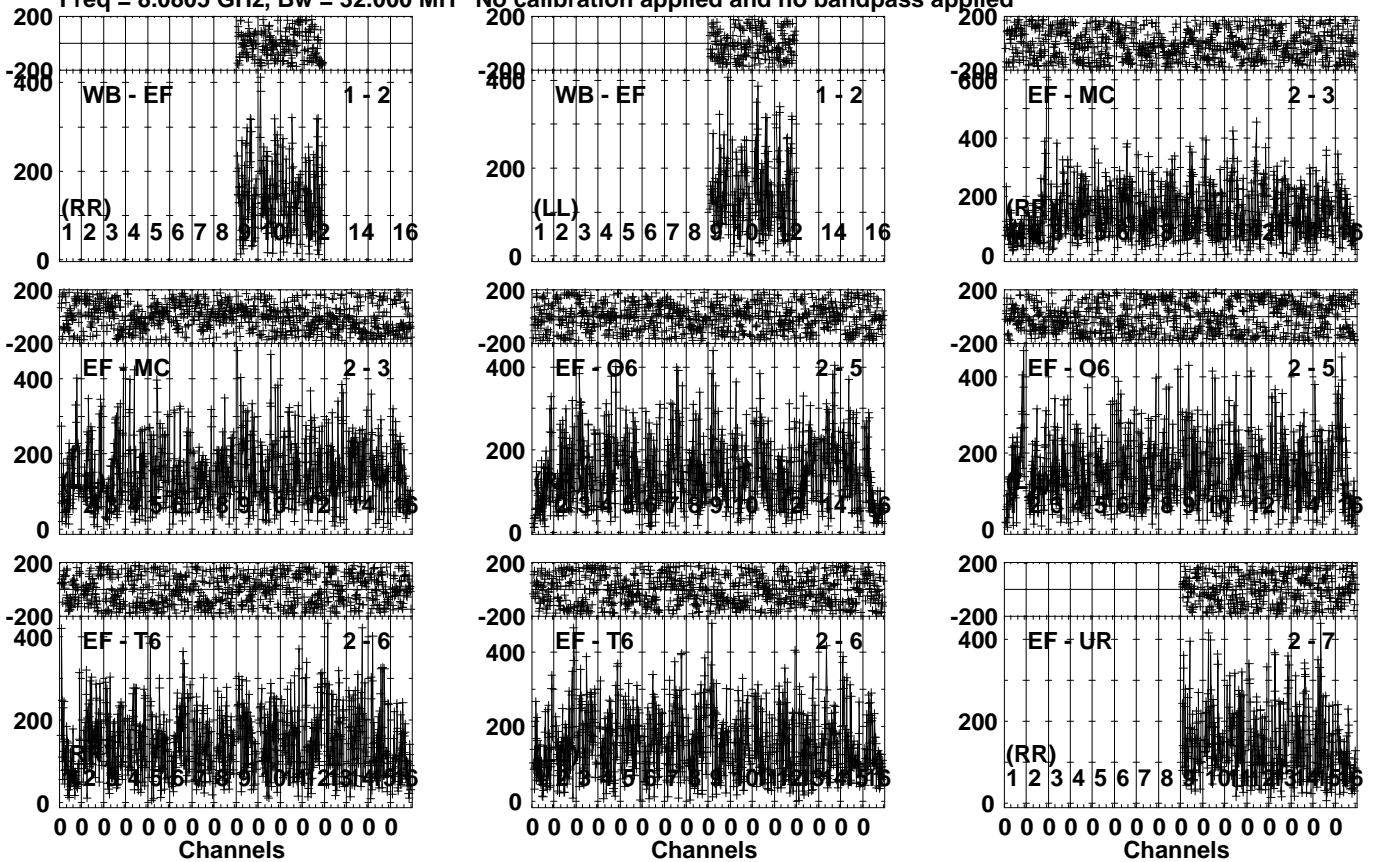
Lower frame: Milli Ampl Jy Top frame: Phas deg  
Vector averaged cross-power spectrum Several baselines displayed  
Timerange: 00/09:39:29 to 00/09:41:07



Plot file version 377 created 23-APR-2024 10:26:51

SN2014C EB107.UVDATA.1

Freq = 8.0805 GHz, Bw = 32.000 MH No calibration applied and no bandpass applied

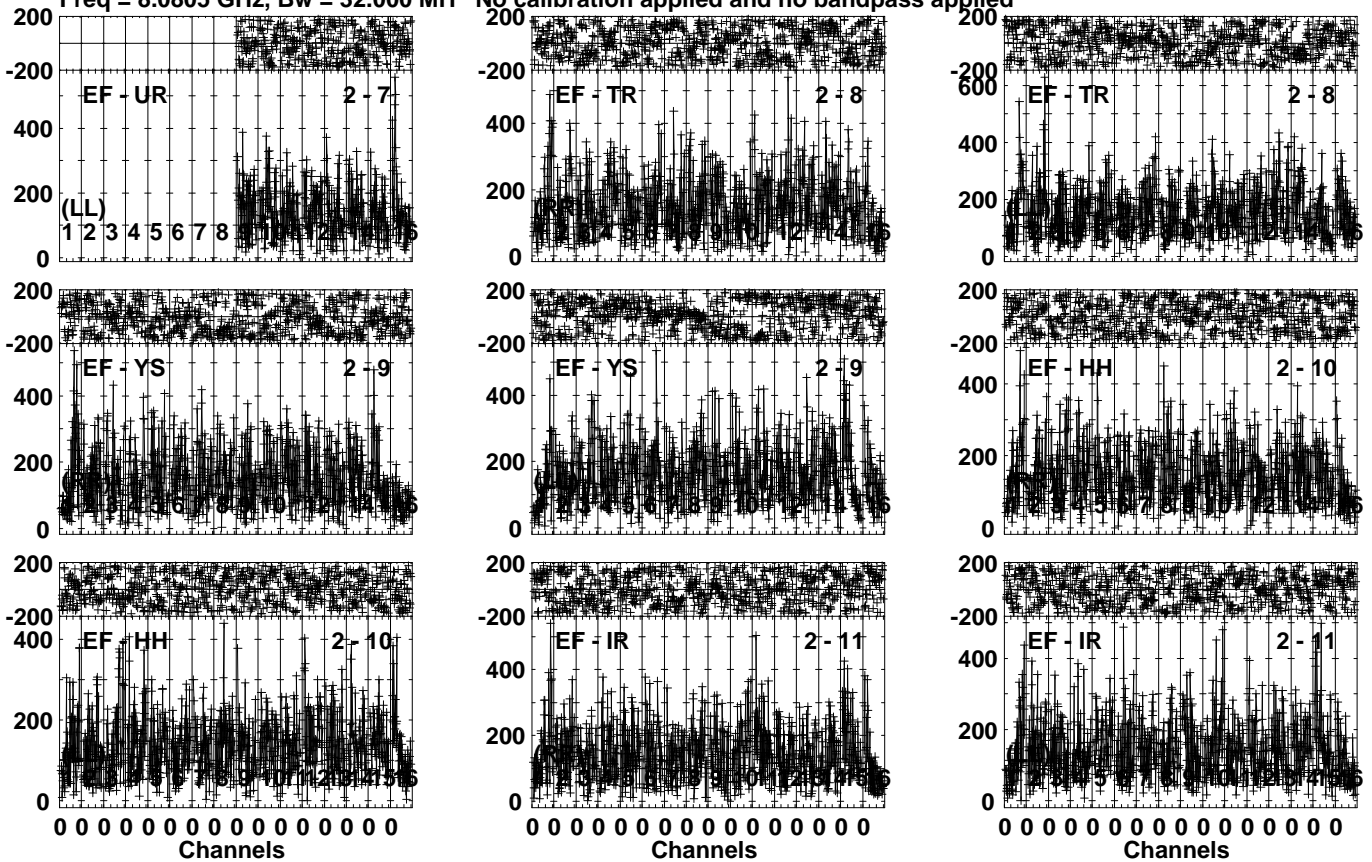


Lower frame: Micro Ampl Jy Top frame: Phas deg  
Vector averaged cross-power spectrum Several baselines displayed  
Timerange: 00/09:41:11 to 00/09:43:07

Plot file version 378 created 23-APR-2024 10:26:52

SN2014C EB107.UVDATA.1

Freq = 8.0805 GHz, Bw = 32.000 MH No calibration applied and no bandpass applied

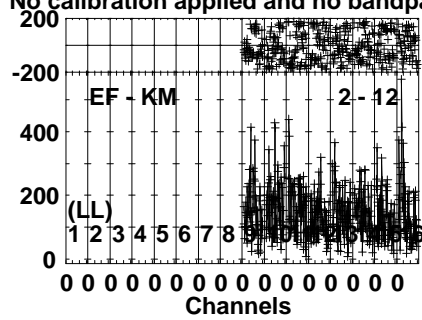
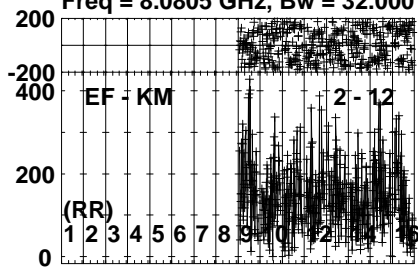


Lower frame: Micro Ampl Jy Top frame: Phas deg  
Vector averaged cross-power spectrum Several baselines displayed  
Timerange: 00/09:41:11 to 00/09:43:07

Plot file version 379 created 23-APR-2024 10:26:52

SN2014C EB107.UVDATA.1

Freq = 8.0805 GHz, Bw = 32.000 MH No calibration applied and no bandpass applied

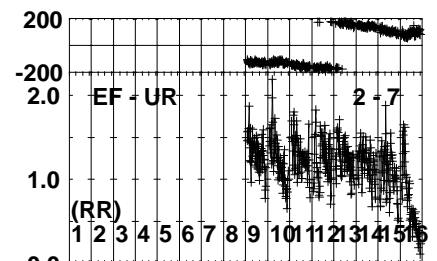
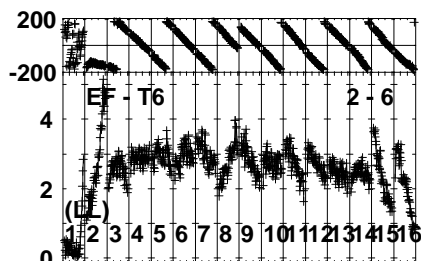
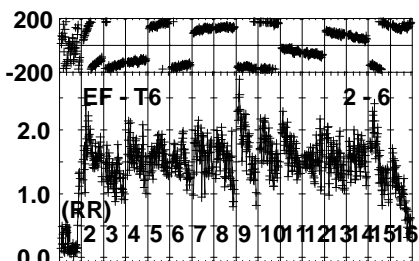
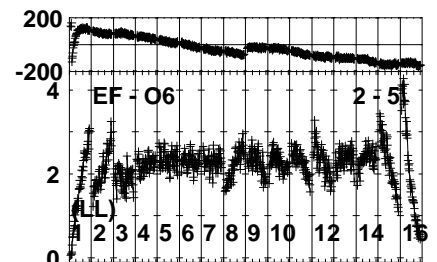
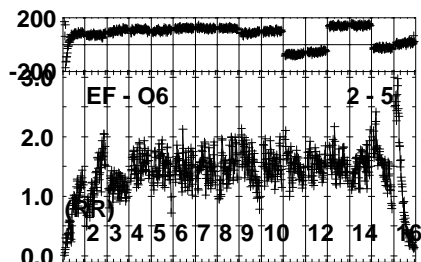
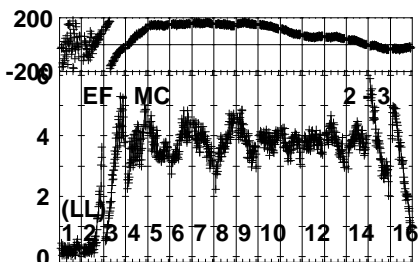
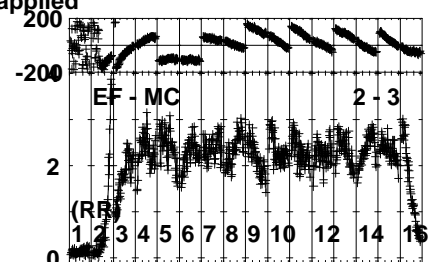
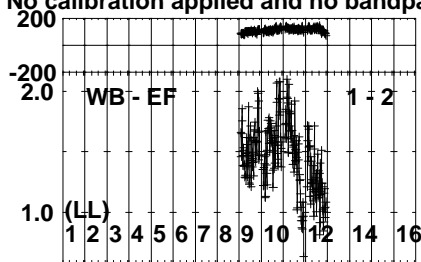
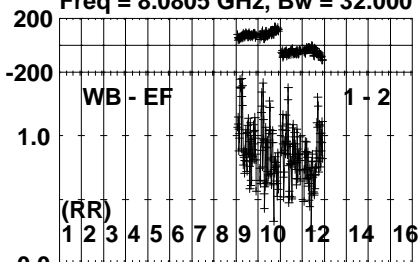


Lower frame: Micro Ampl Jy Top frame: Phas deg  
Vector averaged cross-power spectrum Several baselines displayed  
Timerange: 00/09:41:11 to 00/09:43:07

Plot file version 380 created 23-APR-2024 10:26:52

J2248+3718 EB107.UVDATA.1

Freq = 8.0805 GHz, Bw = 32.000 MH No calibration applied and no bandpass applied



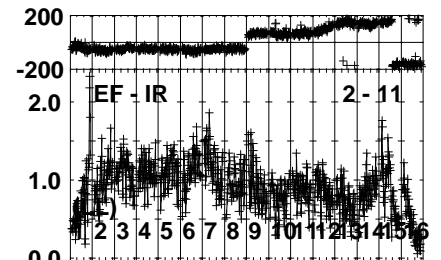
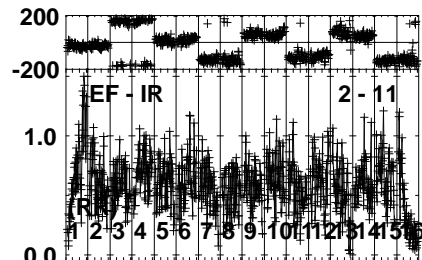
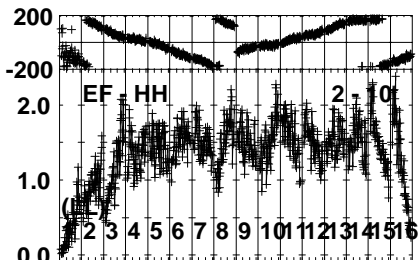
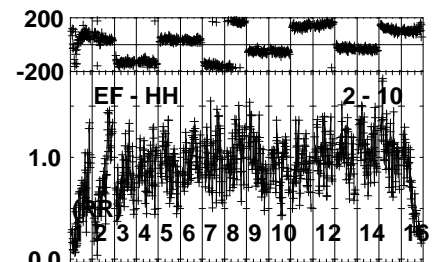
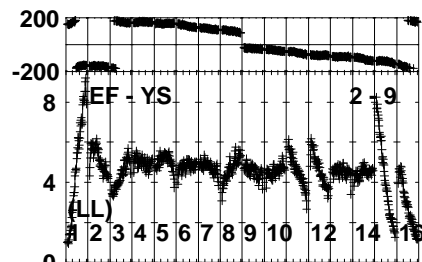
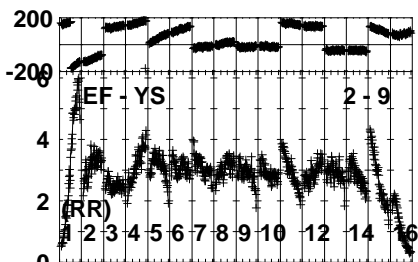
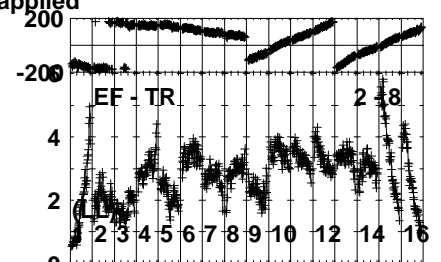
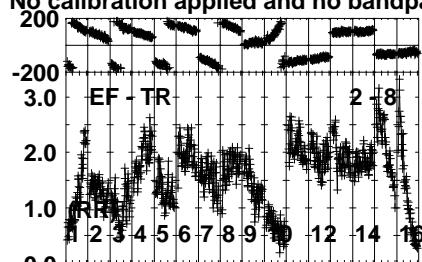
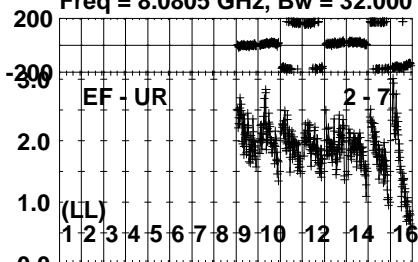
Lower frame: Milli Ampl Jy Top frame: Phas deg  
Vector averaged cross-power spectrum Several baselines displayed  
Timerange: 00/09:43:09 to 00/09:44:37

Plot file version 381 created 23-APR-2024 10:26:52

J2248+3718 EB107.UVDATA.1

Freq = 8.0805 GHz, Bw = 32.000 MH

No calibration applied and no bandpass applied



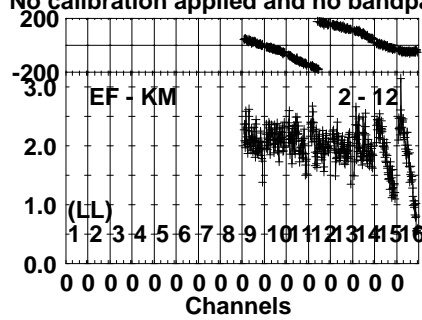
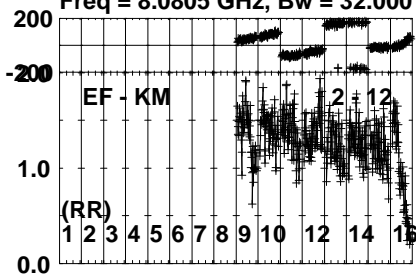
Lower frame: Milli Ampl Jy Top frame: Phas deg  
Vector averaged cross-power spectrum Several baselines displayed  
Timerange: 00/09:43:09 to 00/09:44:37

Plot file version 382 created 23-APR-2024 10:26:52

J2248+3718 EB107.UVDATA.1

Freq = 8.0805 GHz, Bw = 32.000 MH

No calibration applied and no bandpass applied

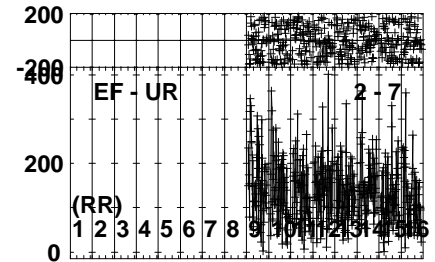
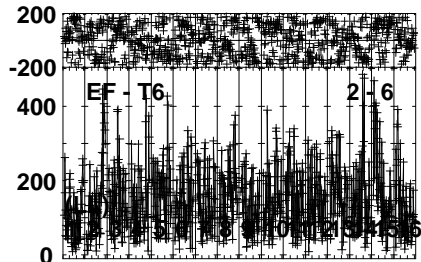
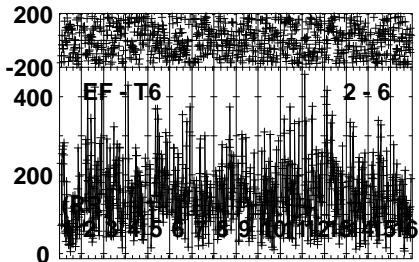
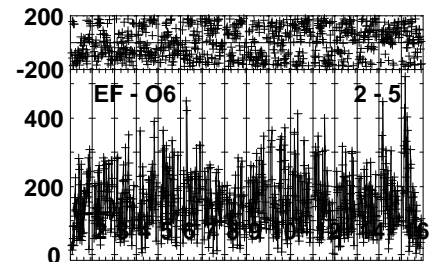
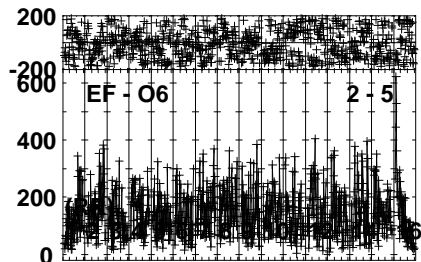
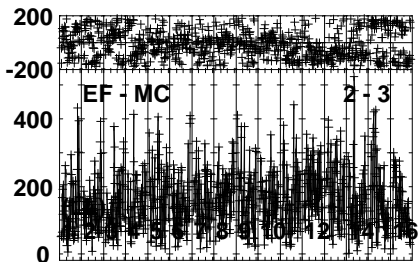
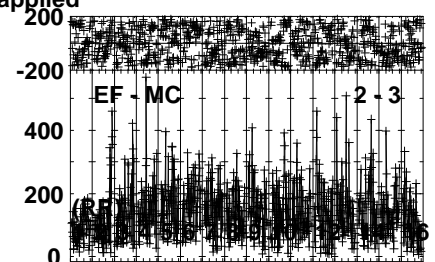
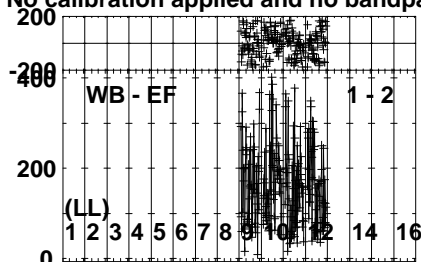
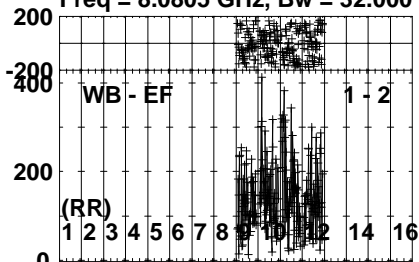


Lower frame: Milli Ampl Jy Top frame: Phas deg  
Vector averaged cross-power spectrum Several baselines displayed  
Timerange: 00/09:43:09 to 00/09:44:37

Plot file version 383 created 23-APR-2024 10:26:52

SN2014C EB107.UVDATA.1

Freq = 8.0805 GHz, Bw = 32.000 MH No calibration applied and no bandpass applied

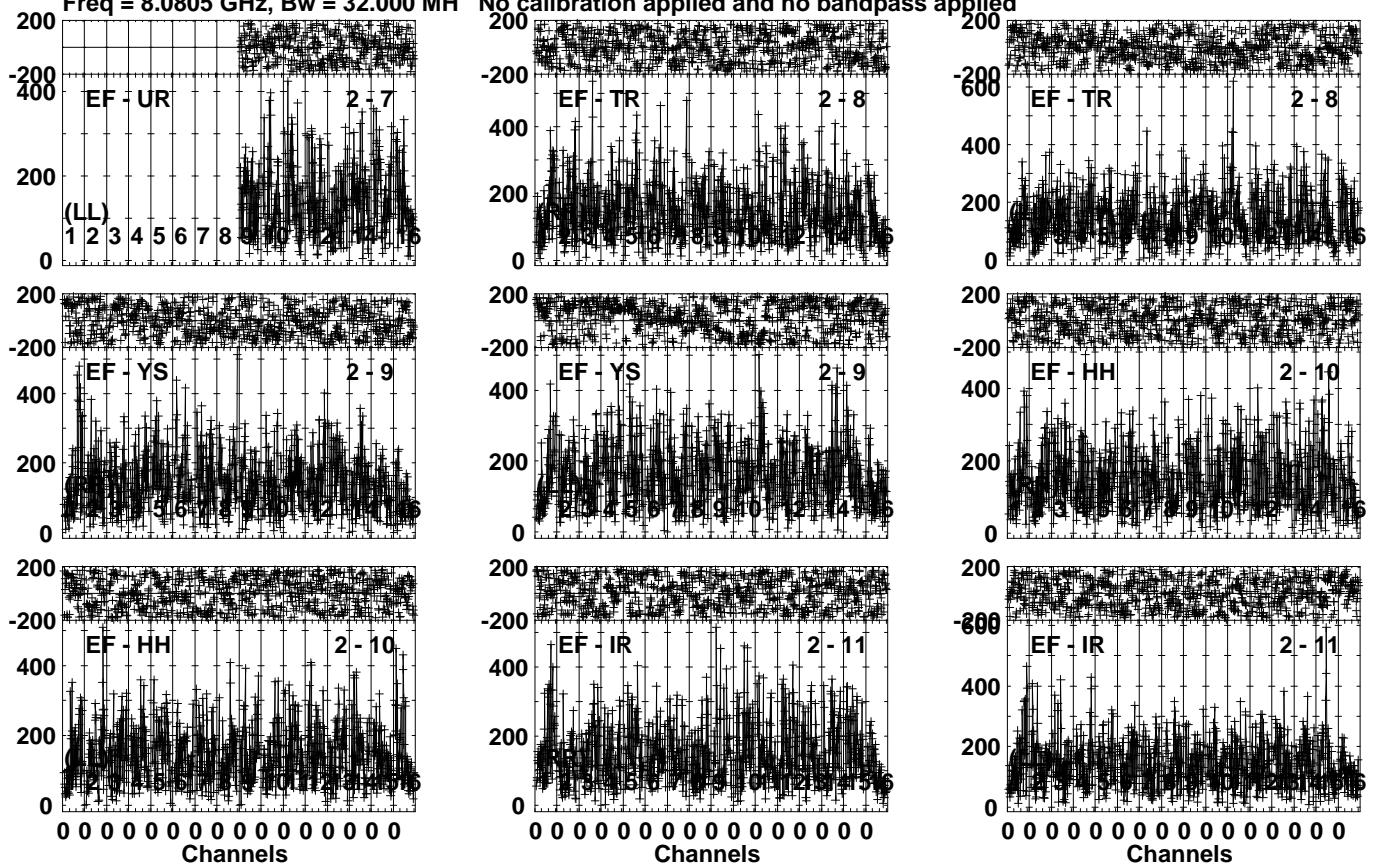


Lower frame: Micro Ampl Jy Top frame: Phas deg  
Vector averaged cross-power spectrum Several baselines displayed  
Timerange: 00/09:44:39 to 00/09:46:37

Plot file version 384 created 23-APR-2024 10:26:53

SN2014C EB107.UVDATA.1

Freq = 8.0805 GHz, Bw = 32.000 MH No calibration applied and no bandpass applied



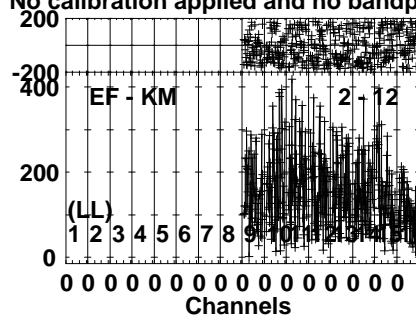
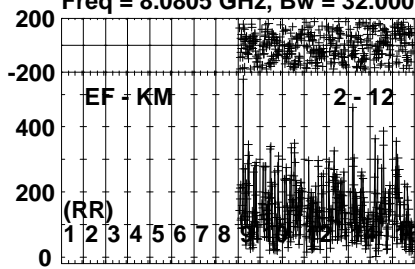
Lower frame: Micro Ampl Jy Top frame: Phas deg  
Vector averaged cross-power spectrum Several baselines displayed  
Timerange: 00/09:44:39 to 00/09:46:37



Plot file version 385 created 23-APR-2024 10:26:53

SN2014C EB107.UVDATA.1

Freq = 8.0805 GHz, Bw = 32.000 MH No calibration applied and no bandpass applied

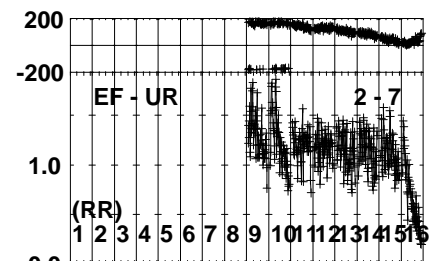
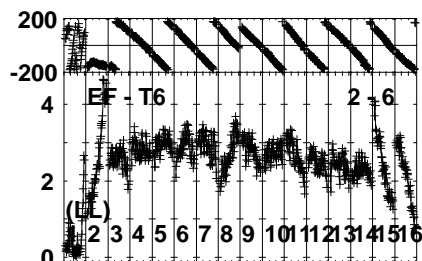
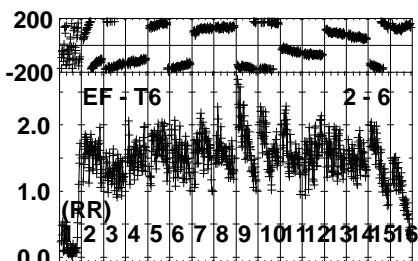
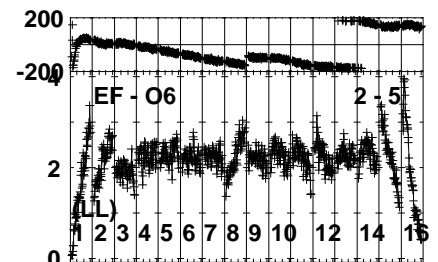
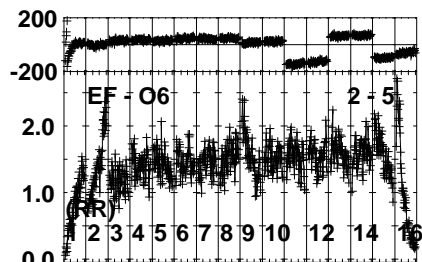
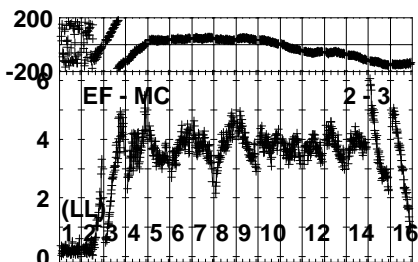
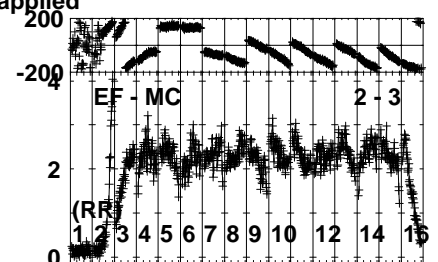
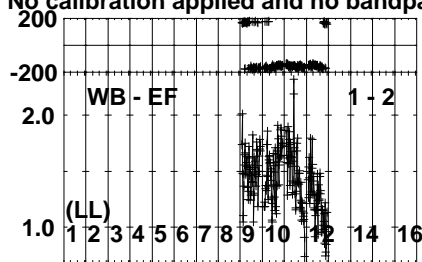
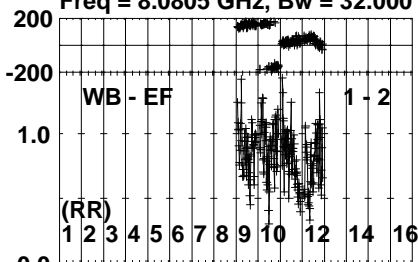


Lower frame: Micro Ampl Jy Top frame: Phas deg  
Vector averaged cross-power spectrum Several baselines displayed  
Timerange: 00/09:44:39 to 00/09:46:37

Plot file version 386 created 23-APR-2024 10:26:53

J2248+3718 EB107.UVDATA.1

Freq = 8.0805 GHz, Bw = 32.000 MH No calibration applied and no bandpass applied



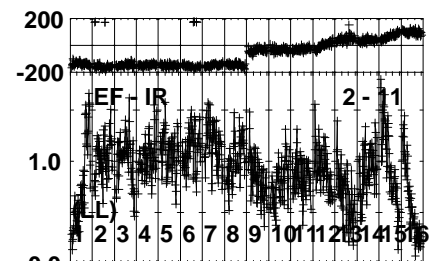
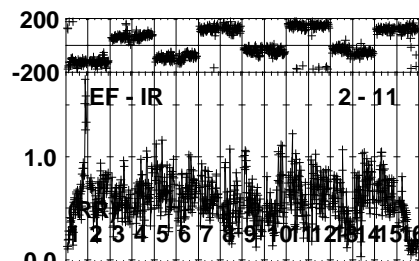
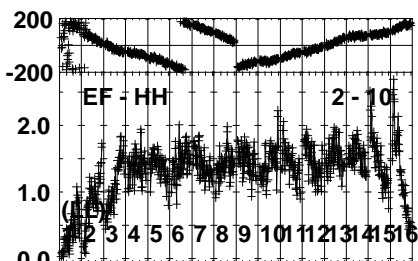
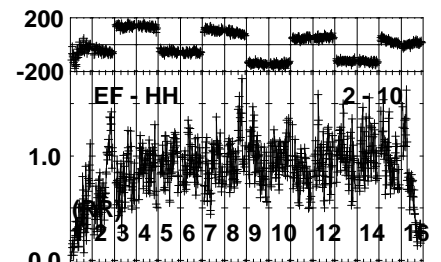
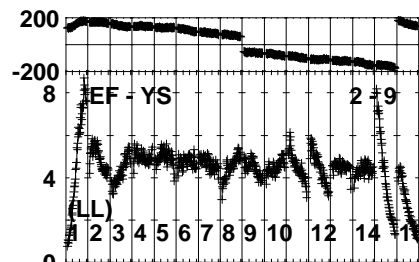
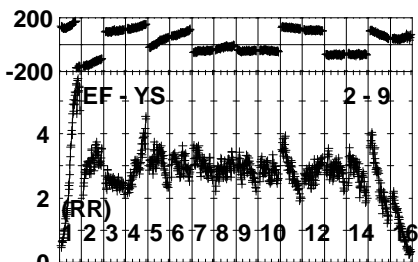
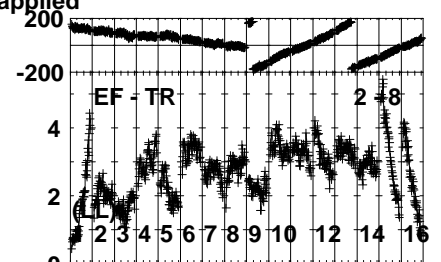
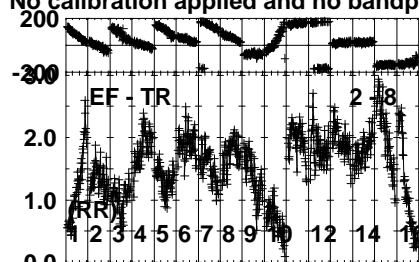
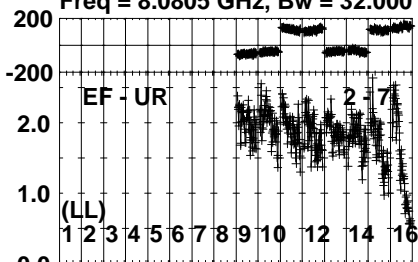
Lower frame: Milli Ampl Jy Top frame: Phas deg  
Vector averaged cross-power spectrum Several baselines displayed  
Timerange: 00/09:46:39 to 00/09:48:07

Plot file version 387 created 23-APR-2024 10:26:53

J2248+3718 EB107.UVDATA.1

Freq = 8.0805 GHz, Bw = 32.000 MH

No calibration applied and no bandpass applied

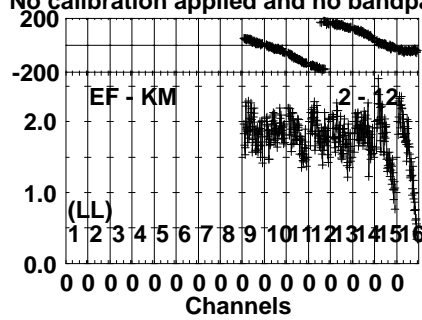
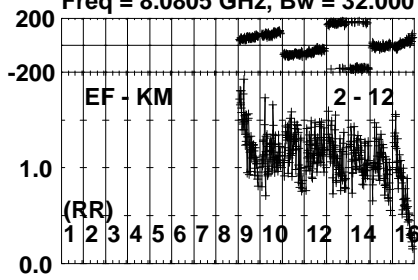


Lower frame: Milli Ampl Jy Top frame: Phas deg  
Vector averaged cross-power spectrum Several baselines displayed  
Timerange: 00/09:46:39 to 00/09:48:07

Plot file version 388 created 23-APR-2024 10:26:53

J2248+3718 EB107.UVDATA.1

Freq = 8.0805 GHz, Bw = 32.000 MH No calibration applied and no bandpass applied

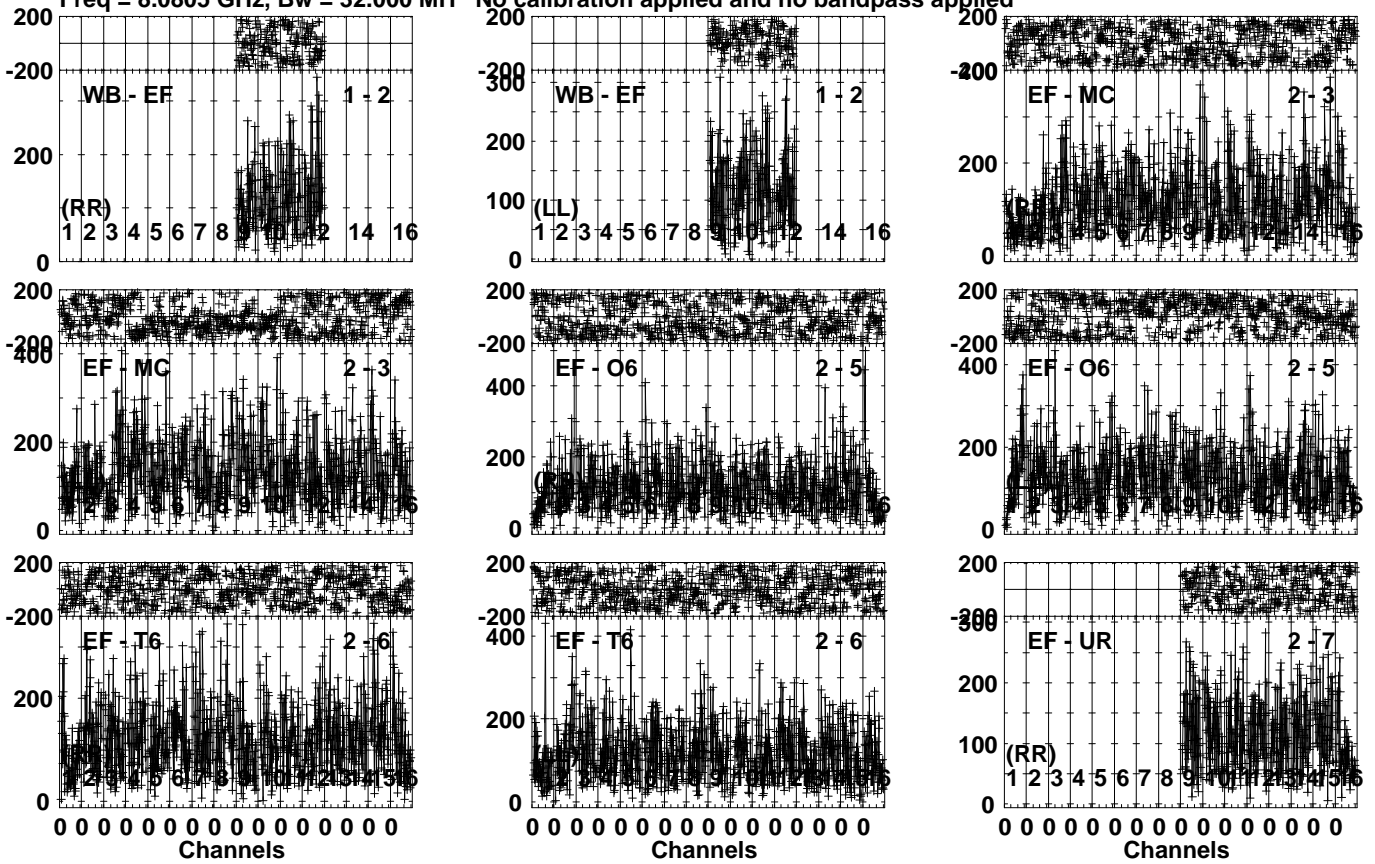


Lower frame: Milli Ampl Jy Top frame: Phas deg  
Vector averaged cross-power spectrum Several baselines displayed  
Timerange: 00/09:46:39 to 00/09:48:07

Plot file version 389 created 23-APR-2024 10:26:53

SN2014C EB107.UVDATA.1

Freq = 8.0805 GHz, Bw = 32.000 MH No calibration applied and no bandpass applied

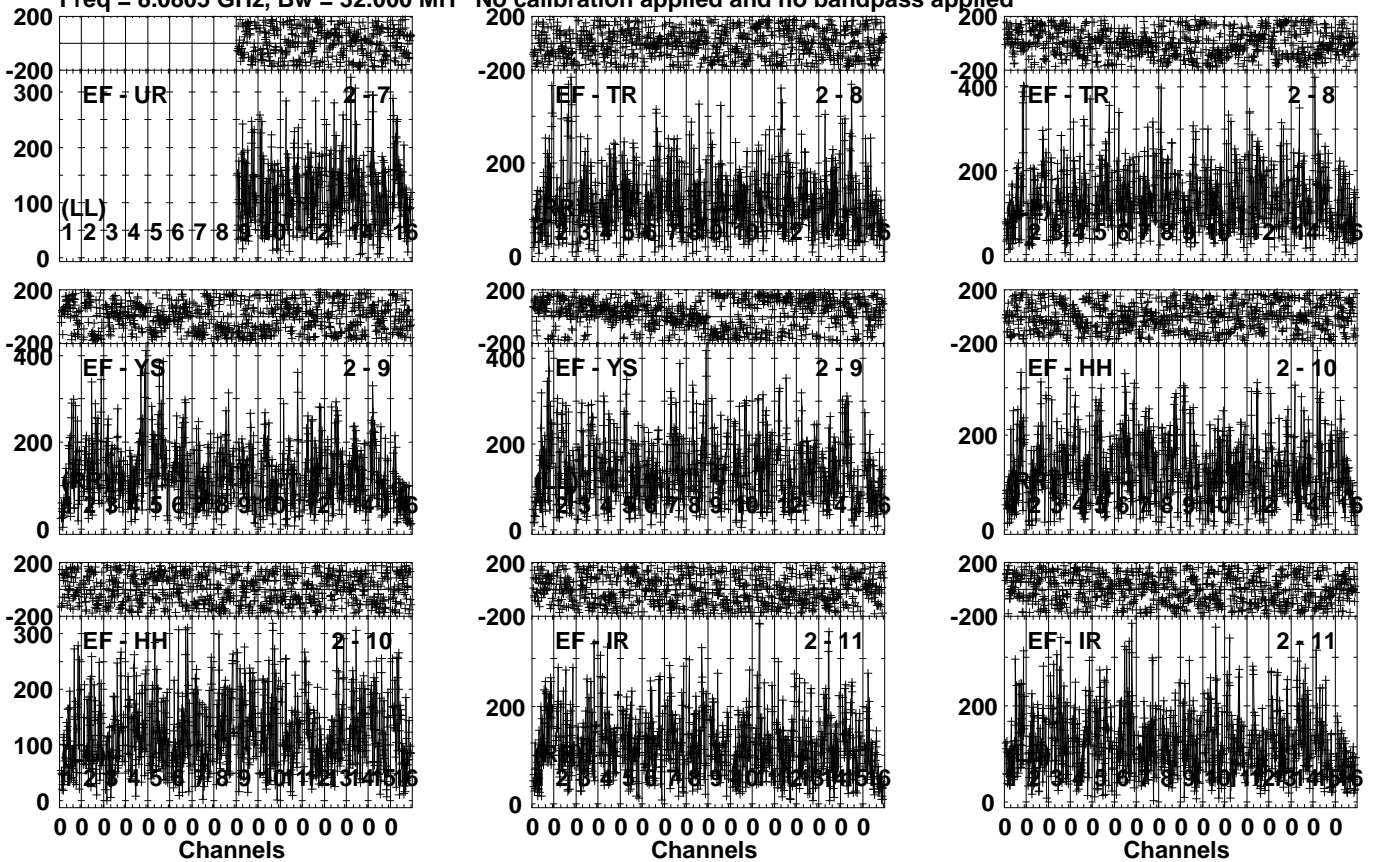


Lower frame: Micro Ampl Jy Top frame: Phas deg  
Vector averaged cross-power spectrum Several baselines displayed  
Timerange: 00/09:48:55 to 00/09:50:33

Plot file version 390 created 23-APR-2024 10:26:54

SN2014C EB107.UVDATA.1

Freq = 8.0805 GHz, Bw = 32.000 MH No calibration applied and no bandpass applied

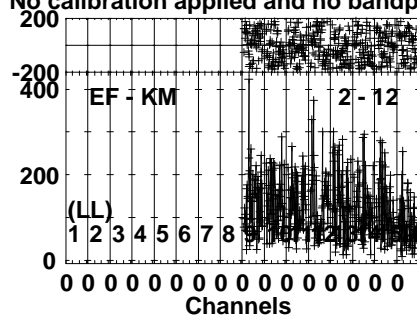
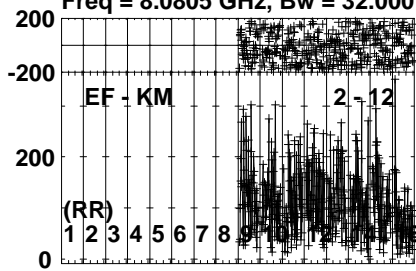


Lower frame: Micro Ampl Jy Top frame: Phas deg  
Vector averaged cross-power spectrum Several baselines displayed  
Timerange: 00/09:48:55 to 00/09:50:33

Plot file version 391 created 23-APR-2024 10:26:54

SN2014C EB107.UVDATA.1

Freq = 8.0805 GHz, Bw = 32.000 MH No calibration applied and no bandpass applied



Lower frame: Micro Ampl Jy Top frame: Phas deg  
Vector averaged cross-power spectrum Several baselines displayed  
Timerange: 00/09:48:55 to 00/09:50:33



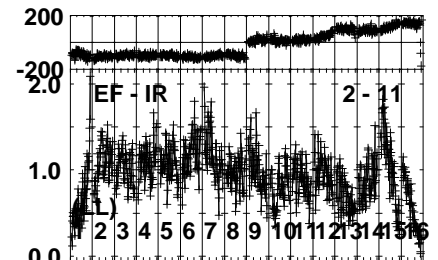
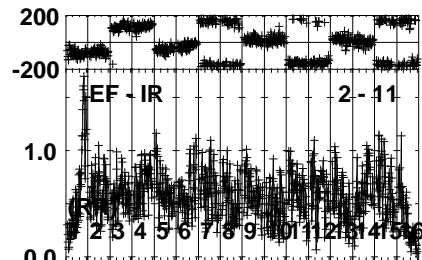
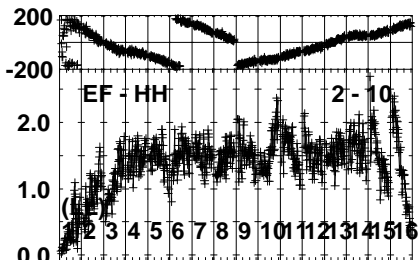
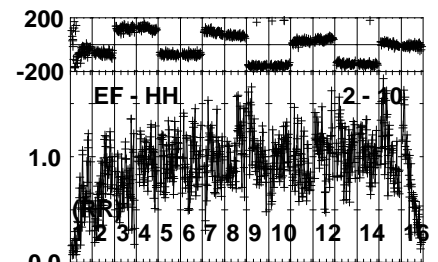
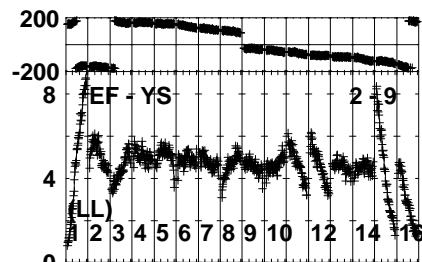
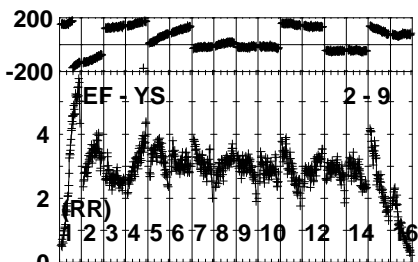
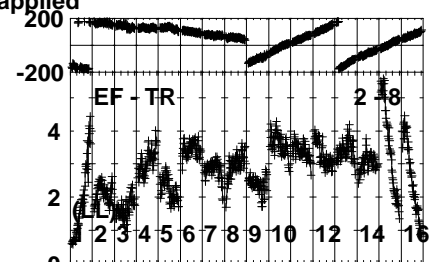
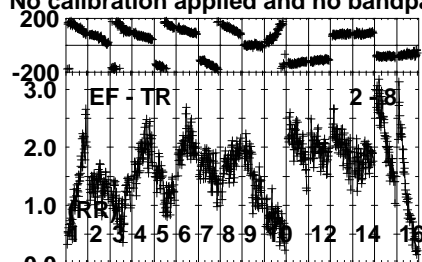
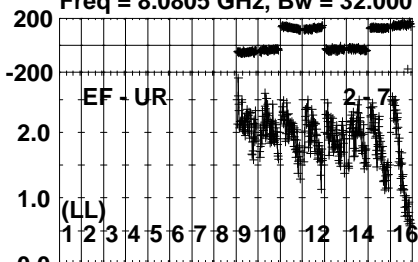


Plot file version 393 created 23-APR-2024 10:26:54

J2248+3718 EB107.UVDATA.1

Freq = 8.0805 GHz, Bw = 32.000 MH

No calibration applied and no bandpass applied



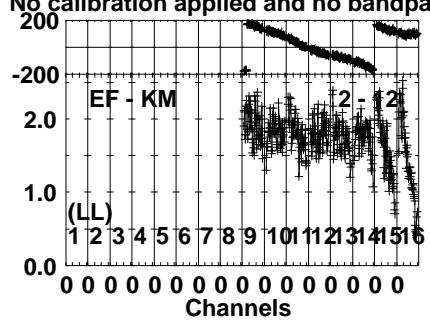
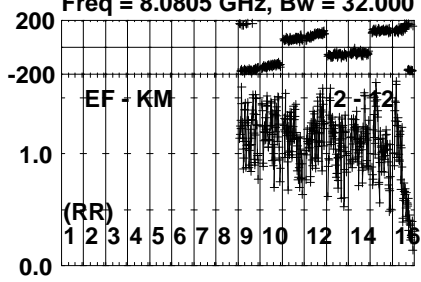
Lower frame: Milli Ampl Jy Top frame: Phas deg  
Vector averaged cross-power spectrum Several baselines displayed  
Timerange: 00/09:50:37 to 00/09:52:03

Plot file version 394 created 23-APR-2024 10:26:54

J2248+3718 EB107.UVDATA.1

Freq = 8.0805 GHz, Bw = 32.000 MH

No calibration applied and no bandpass applied

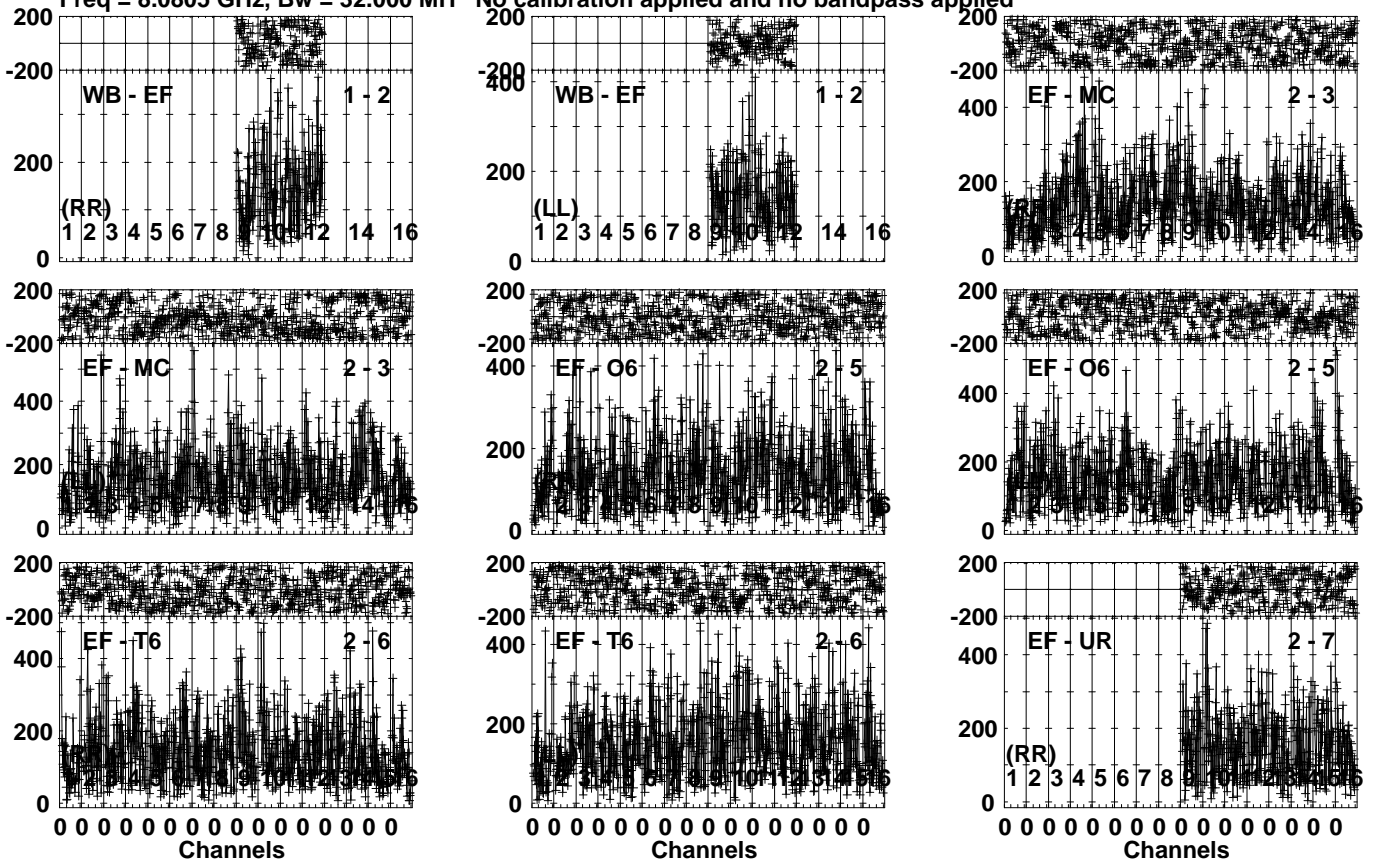


Lower frame: Milli Ampl Jy Top frame: Phas deg  
Vector averaged cross-power spectrum Several baselines displayed  
Timerange: 00/09:50:37 to 00/09:52:03

Plot file version 395 created 23-APR-2024 10:26:54

SN2014C EB107.UVDATA.1

Freq = 8.0805 GHz, Bw = 32.000 MH No calibration applied and no bandpass applied

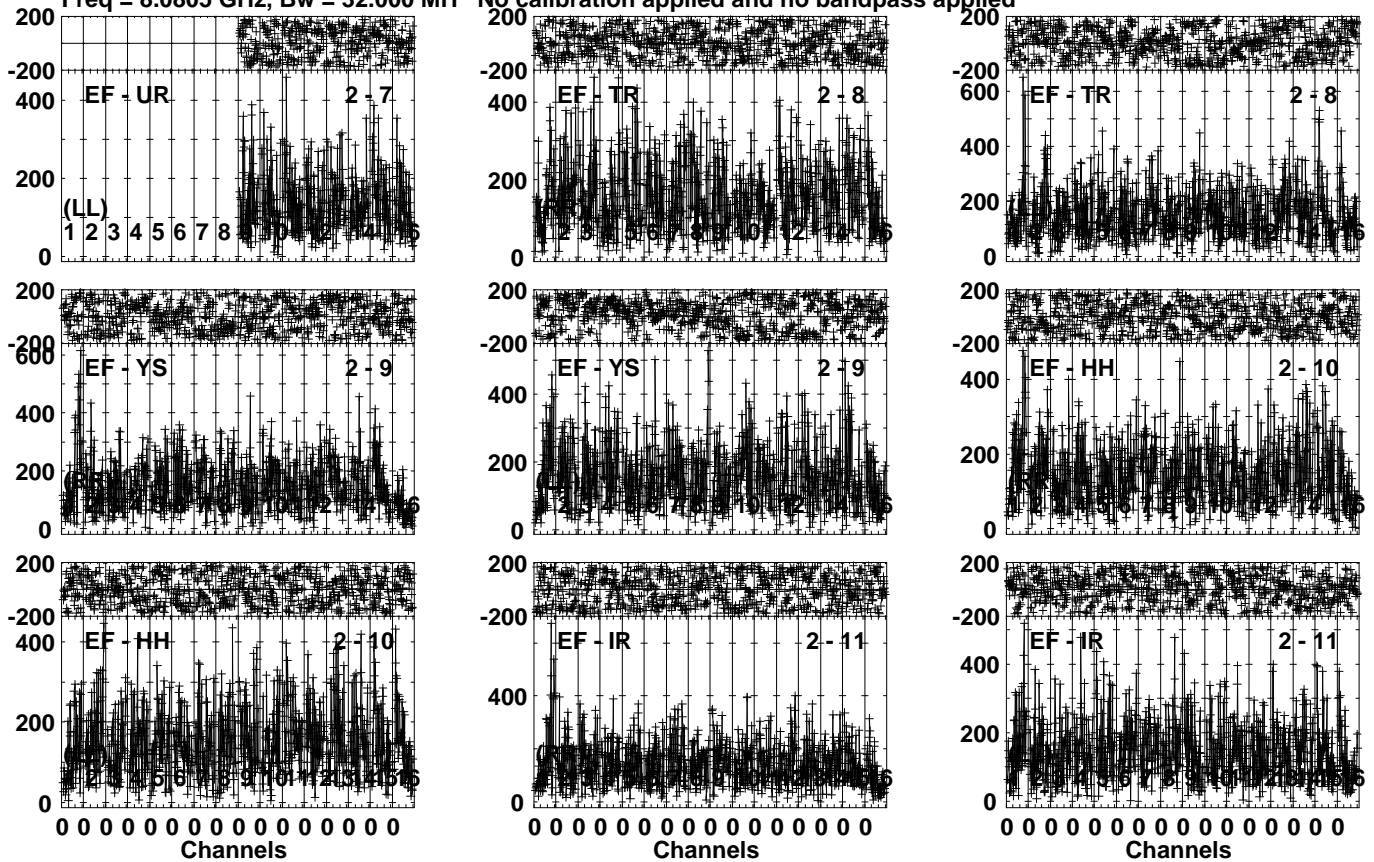


Lower frame: Micro Ampl Jy Top frame: Phas deg  
Vector averaged cross-power spectrum Several baselines displayed  
Timerange: 00/09:52:07 to 00/09:54:03

Plot file version 396 created 23-APR-2024 10:26:55

SN2014C EB107.UVDATA.1

Freq = 8.0805 GHz, Bw = 32.000 MH No calibration applied and no bandpass applied

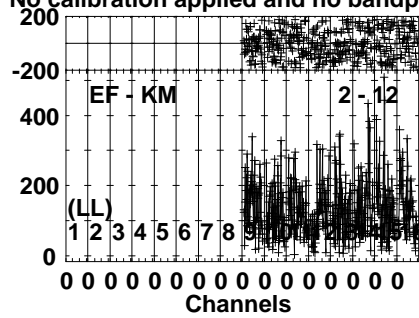
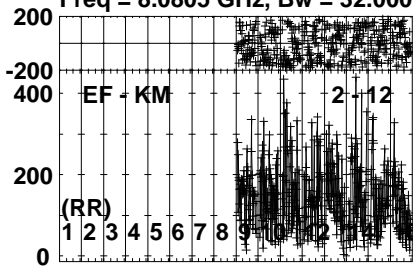


Lower frame: Micro Ampl Jy Top frame: Phas deg  
Vector averaged cross-power spectrum Several baselines displayed  
Timerange: 00/09:52:07 to 00/09:54:03

Plot file version 397 created 23-APR-2024 10:26:55

SN2014C EB107.UVDATA.1

Freq = 8.0805 GHz, Bw = 32.000 MH No calibration applied and no bandpass applied

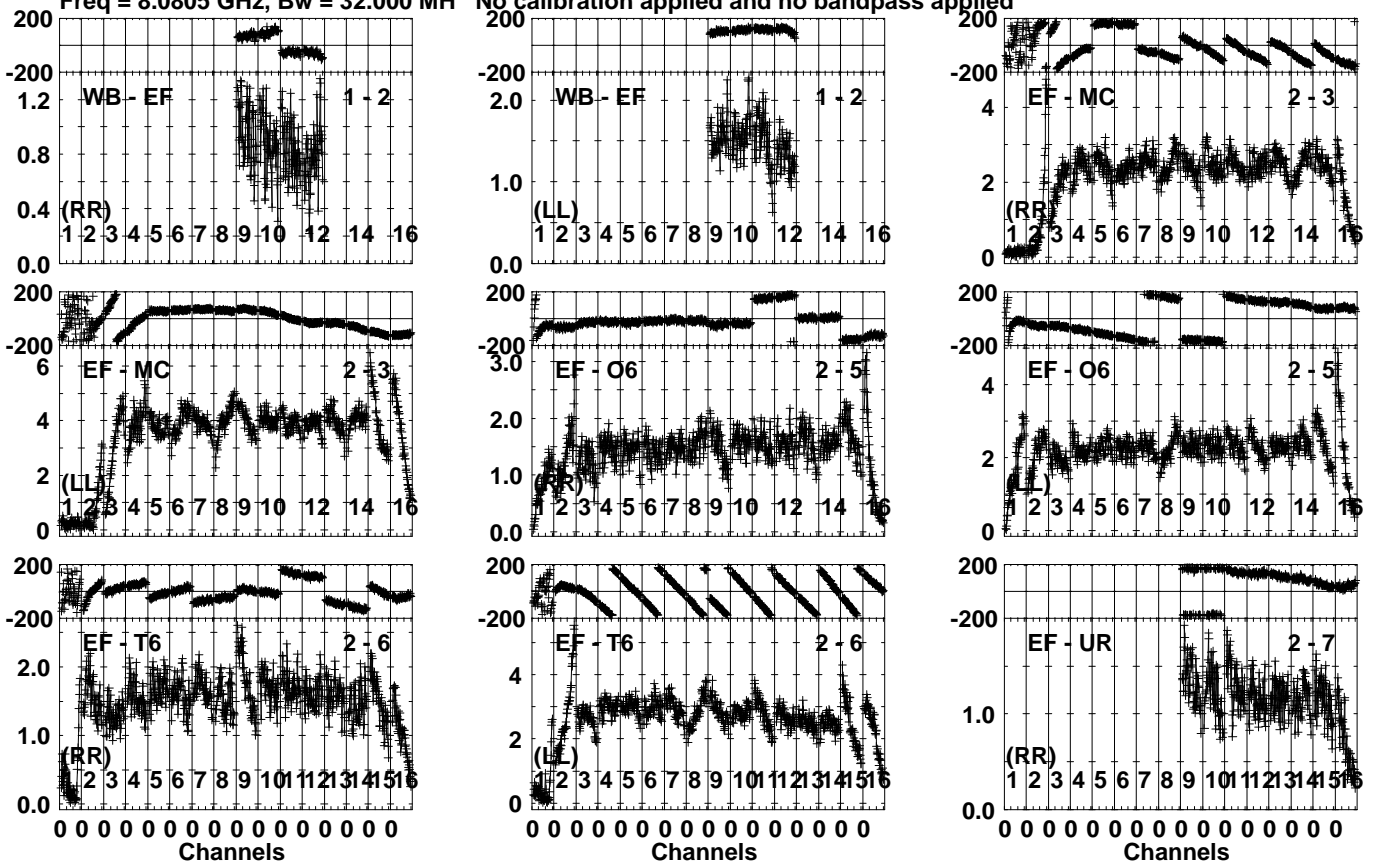


Lower frame: Micro Ampl Jy Top frame: Phas deg  
Vector averaged cross-power spectrum Several baselines displayed  
Timerange: 00/09:52:07 to 00/09:54:03

Plot file version 398 created 23-APR-2024 10:26:55

J2248+3718 EB107.UVDATA.1

Freq = 8.0805 GHz, Bw = 32.000 MH No calibration applied and no bandpass applied



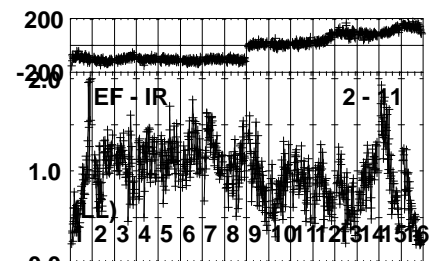
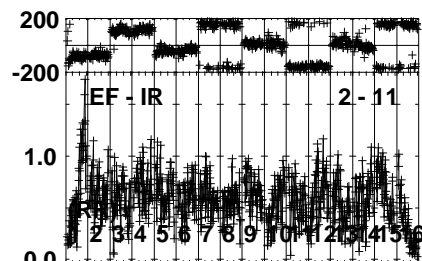
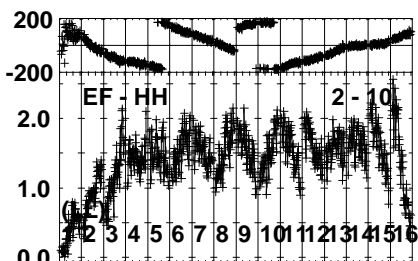
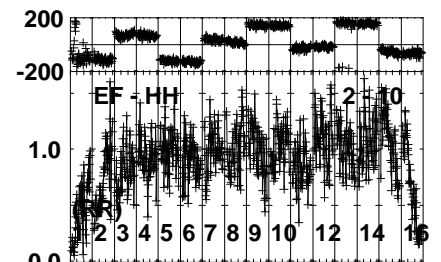
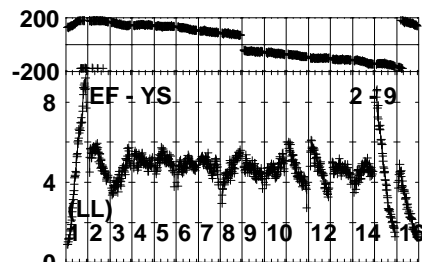
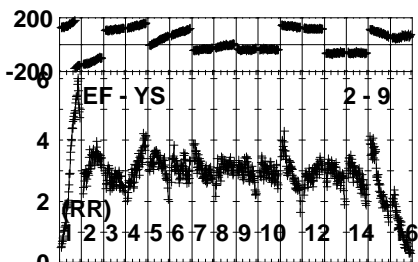
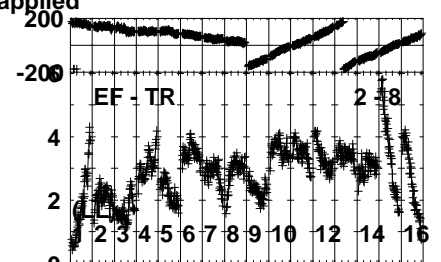
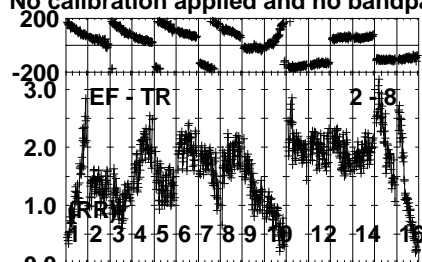
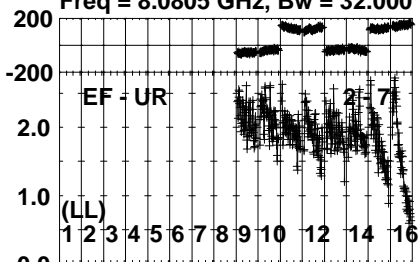
Lower frame: Milli Ampl Jy Top frame: Phas deg  
Vector averaged cross-power spectrum Several baselines displayed  
Timerange: 00/09:54:05 to 00/09:55:33

Plot file version 399 created 23-APR-2024 10:26:55

J2248+3718 EB107.UVDATA.1

Freq = 8.0805 GHz, Bw = 32.000 MH

No calibration applied and no bandpass applied



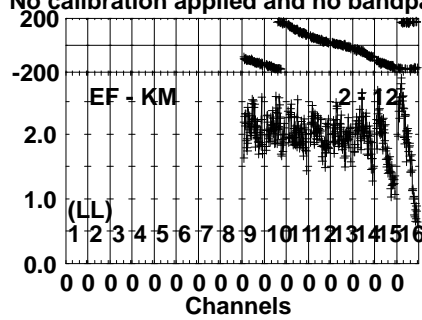
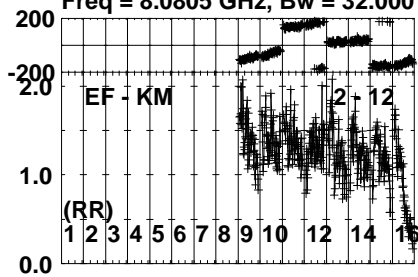
Lower frame: Milli Ampl Jy Top frame: Phas deg  
Vector averaged cross-power spectrum Several baselines displayed  
Timerange: 00/09:54:05 to 00/09:55:33

Plot file version 400 created 23-APR-2024 10:26:55

J2248+3718 EB107.UVDATA.1

Freq = 8.0805 GHz, Bw = 32.000 MH

No calibration applied and no bandpass applied



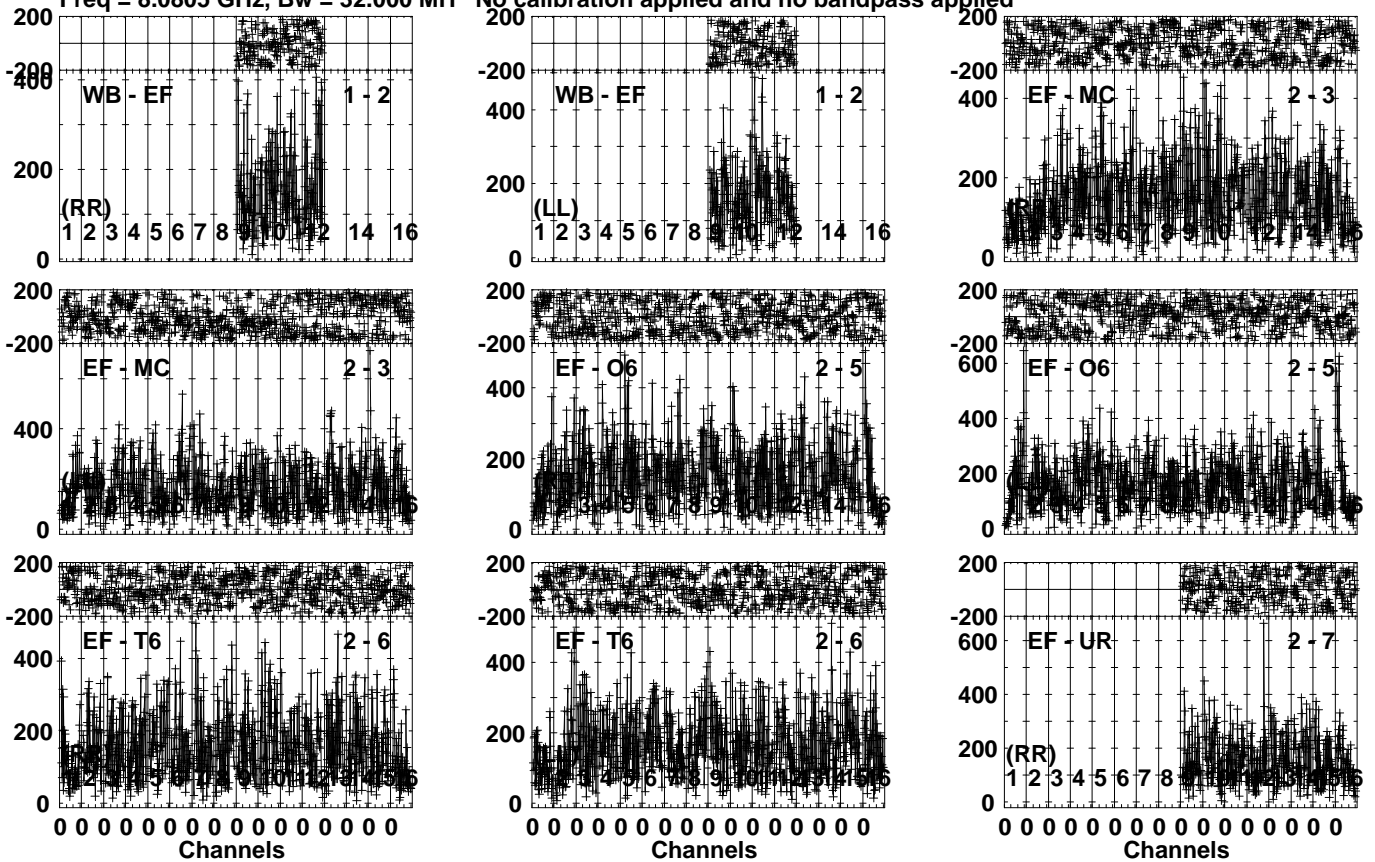
Lower frame: Milli Ampl Jy Top frame: Phas deg  
Vector averaged cross-power spectrum Several baselines displayed  
Timerange: 00/09:54:05 to 00/09:55:33



Plot file version 401 created 23-APR-2024 10:26:55

SN2014C EB107.UVDATA.1

Freq = 8.0805 GHz, Bw = 32.000 MH No calibration applied and no bandpass applied

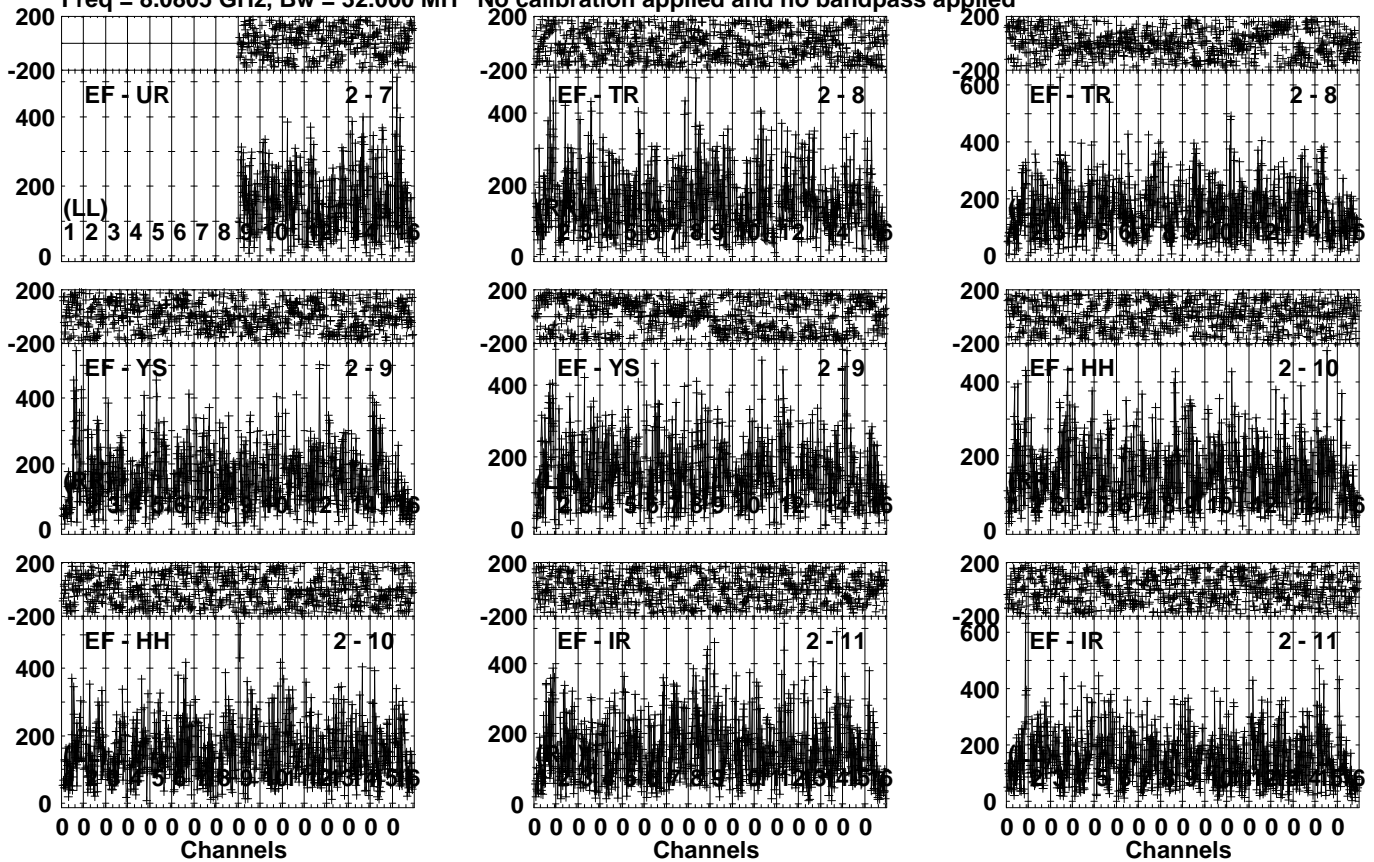


Lower frame: Micro Ampl Jy Top frame: Phas deg  
Vector averaged cross-power spectrum Several baselines displayed  
Timerange: 00/09:55:35 to 00/09:57:33

Plot file version 402 created 23-APR-2024 10:26:56

SN2014C EB107.UVDATA.1

Freq = 8.0805 GHz, Bw = 32.000 MH No calibration applied and no bandpass applied

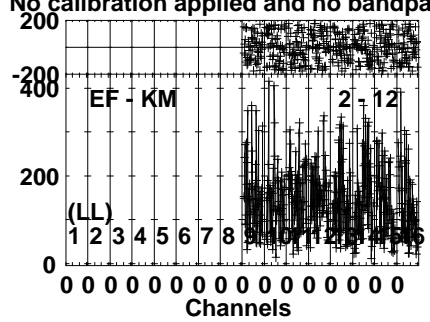
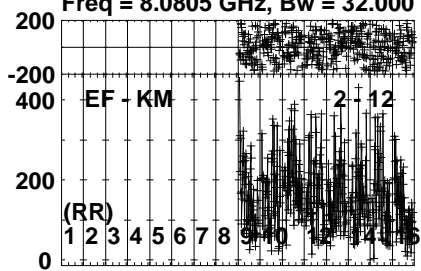


Lower frame: Micro Ampl Jy Top frame: Phas deg  
Vector averaged cross-power spectrum Several baselines displayed  
Timerange: 00/09:55:35 to 00/09:57:33

Plot file version 403 created 23-APR-2024 10:26:56

SN2014C EB107.UVDATA.1

Freq = 8.0805 GHz, Bw = 32.000 MH No calibration applied and no bandpass applied

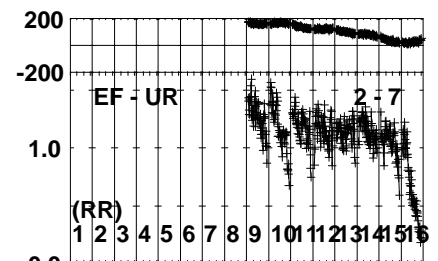
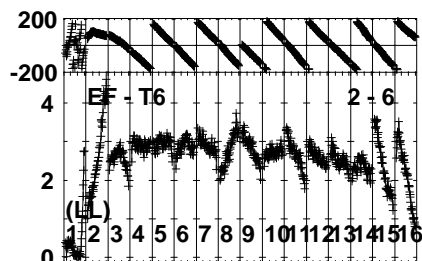
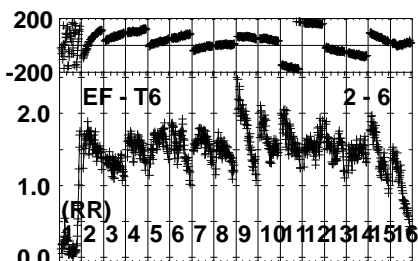
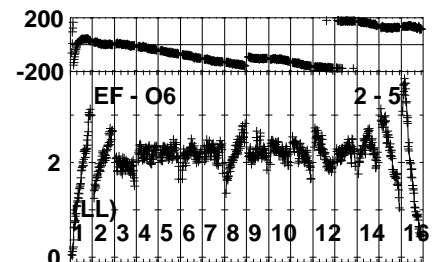
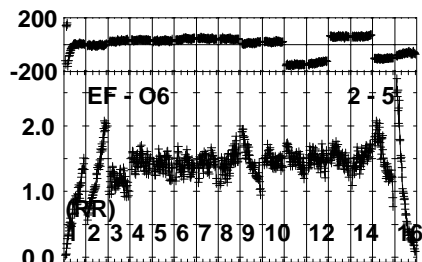
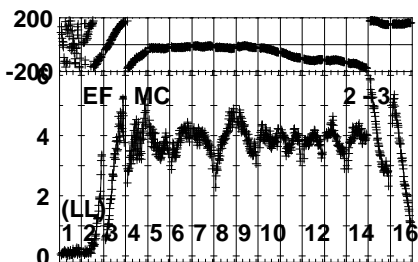
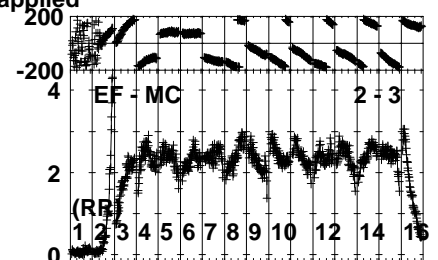
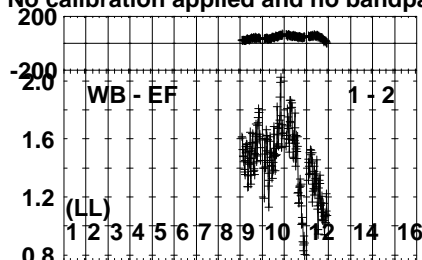
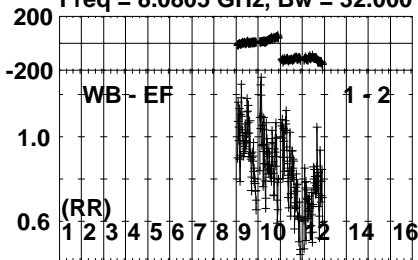


Lower frame: Micro Ampl Jy Top frame: Phas deg  
Vector averaged cross-power spectrum Several baselines displayed  
Timerange: 00/09:55:35 to 00/09:57:33

Plot file version 404 created 23-APR-2024 10:26:56

J2248+3718 EB107.UVDATA.1

Freq = 8.0805 GHz, Bw = 32.000 MH No calibration applied and no bandpass applied



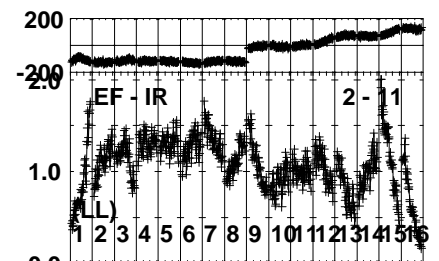
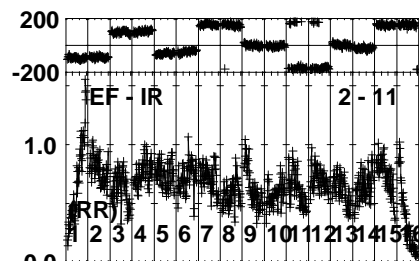
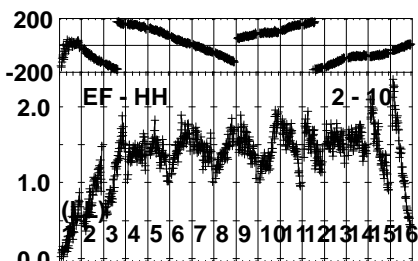
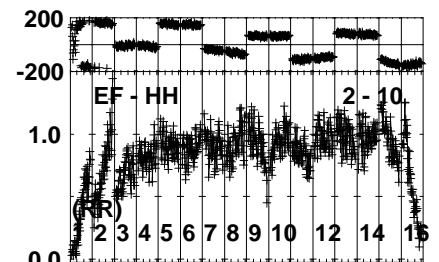
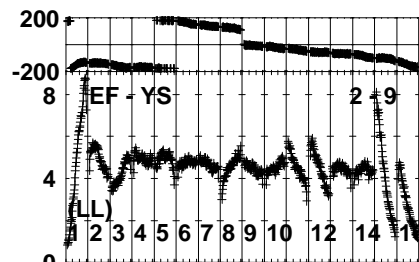
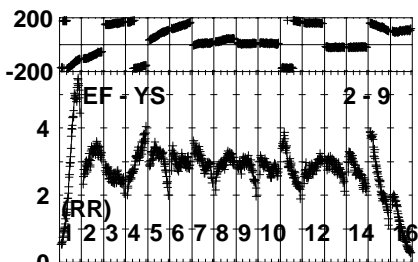
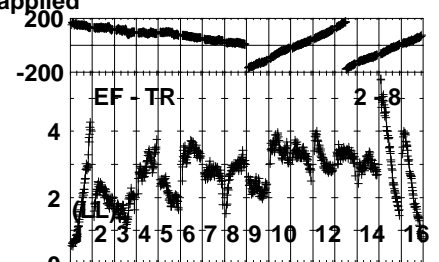
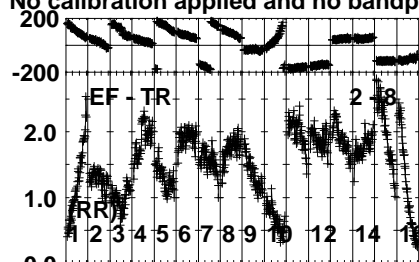
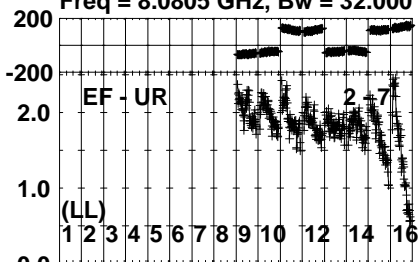
Lower frame: Milli Ampl Jy Top frame: Phas deg  
Vector averaged cross-power spectrum Several baselines displayed  
Timerange: 00/09:58:21 to 00/09:59:59

Plot file version 405 created 23-APR-2024 10:26:56

J2248+3718 EB107.UVDATA.1

Freq = 8.0805 GHz, Bw = 32.000 MH

No calibration applied and no bandpass applied



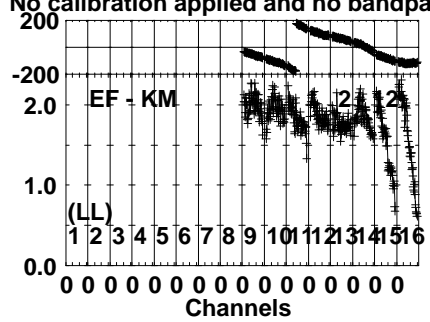
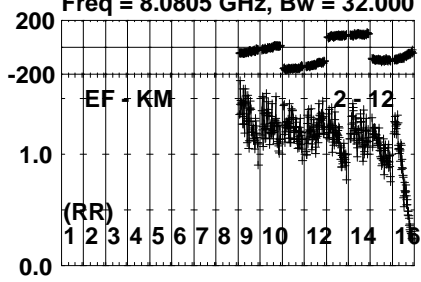
Lower frame: Milli Ampl Jy Top frame: Phas deg  
Vector averaged cross-power spectrum Several baselines displayed  
Timerange: 00/09:58:21 to 00/09:59:59

Plot file version 406 created 23-APR-2024 10:26:56

J2248+3718 EB107.UVDATA.1

Freq = 8.0805 GHz, Bw = 32.000 MH

No calibration applied and no bandpass applied

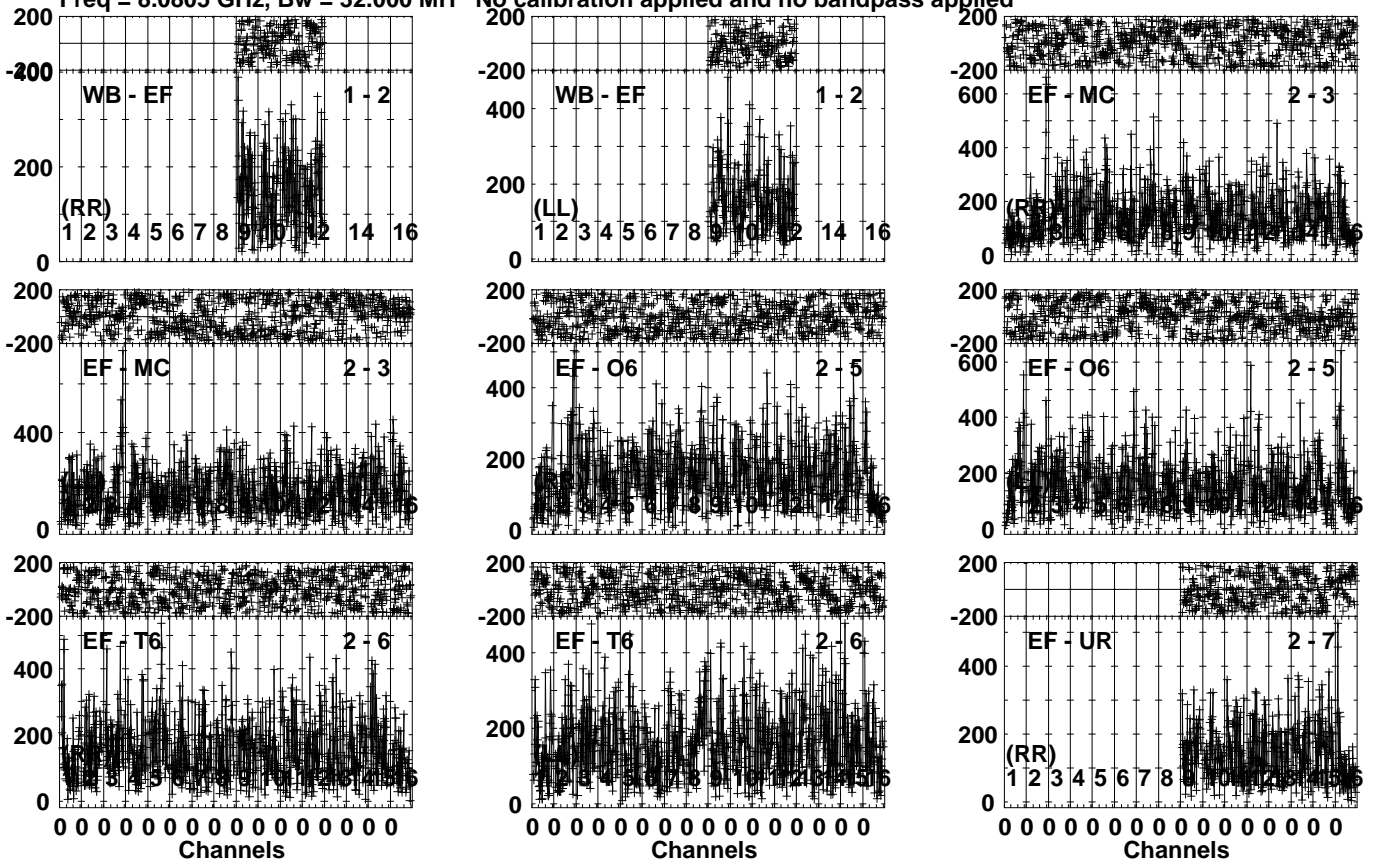


Lower frame: Milli Ampl Jy Top frame: Phas deg  
Vector averaged cross-power spectrum Several baselines displayed  
Timerange: 00/09:58:21 to 00/09:59:59

Plot file version 407 created 23-APR-2024 10:26:57

SN2014C EB107.UVDATA.1

Freq = 8.0805 GHz, Bw = 32.000 MH No calibration applied and no bandpass applied

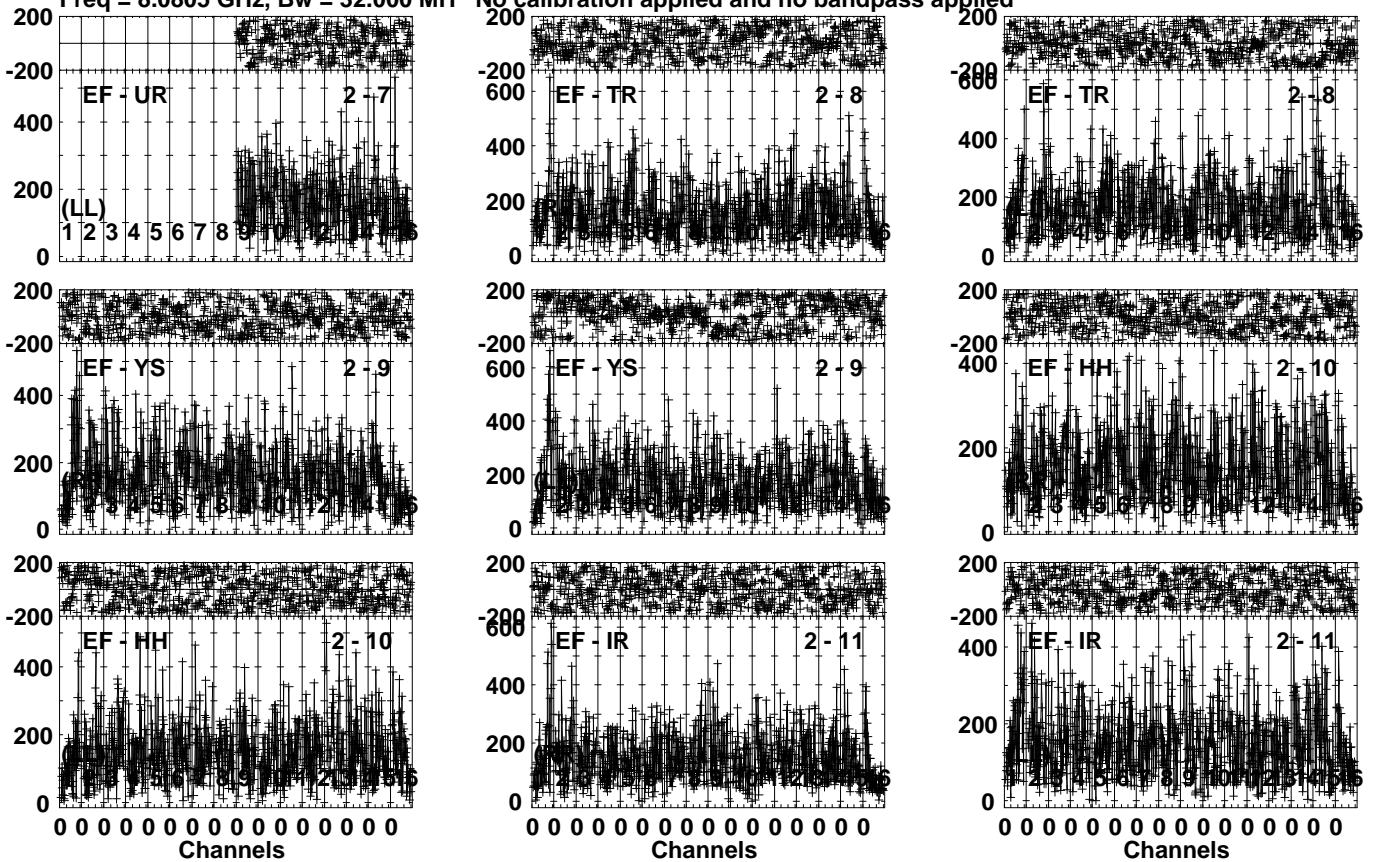


Lower frame: Micro Ampl Jy Top frame: Phas deg  
Vector averaged cross-power spectrum Several baselines displayed  
Timerange: 00/10:00:01 to 00/10:01:59

Plot file version 408 created 23-APR-2024 10:26:57

SN2014C EB107.UVDATA.1

Freq = 8.0805 GHz, Bw = 32.000 MH No calibration applied and no bandpass applied



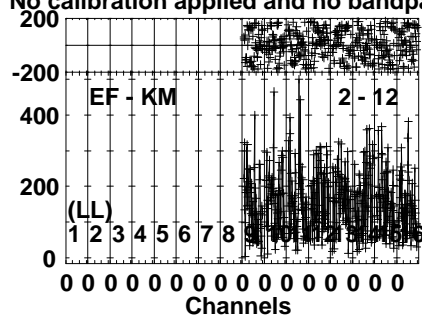
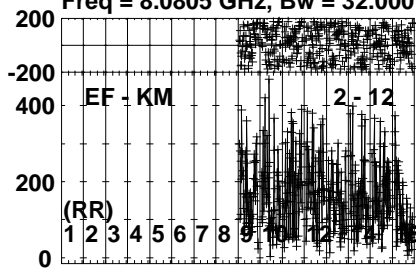
Lower frame: Micro Ampl Jy Top frame: Phas deg  
Vector averaged cross-power spectrum Several baselines displayed  
Timerange: 00/10:00:01 to 00/10:01:59



Plot file version 409 created 23-APR-2024 10:26:57

SN2014C EB107.UVDATA.1

Freq = 8.0805 GHz, Bw = 32.000 MH No calibration applied and no bandpass applied

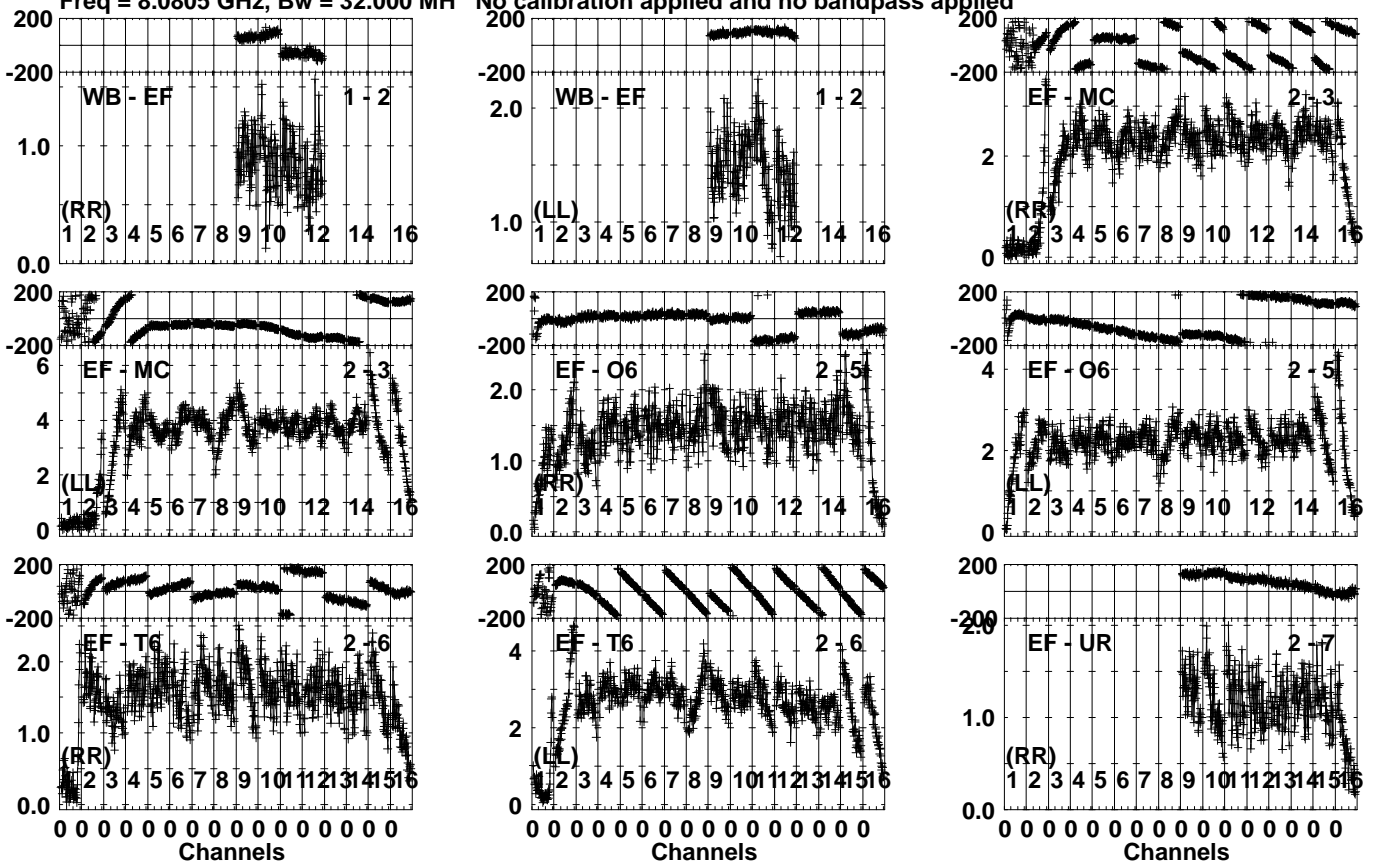


Lower frame: Micro Ampl Jy Top frame: Phas deg  
Vector averaged cross-power spectrum Several baselines displayed  
Timerange: 00/10:00:01 to 00/10:01:59

Plot file version 410 created 23-APR-2024 10:26:57

J2248+3718 EB107.UVDATA.1

Freq = 8.0805 GHz, Bw = 32.000 MH No calibration applied and no bandpass applied



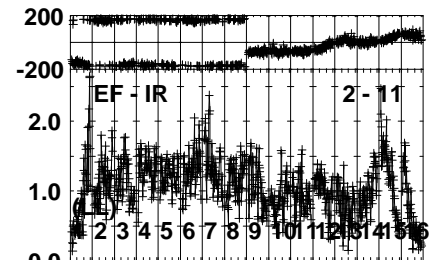
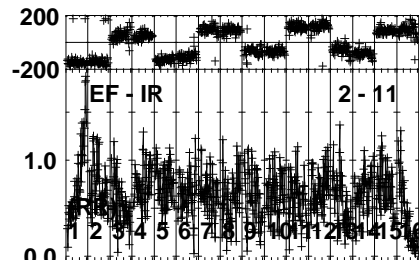
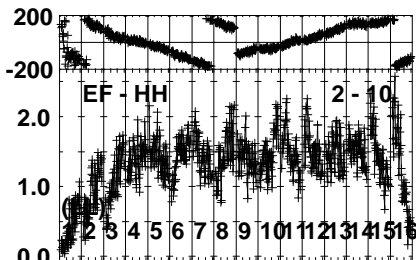
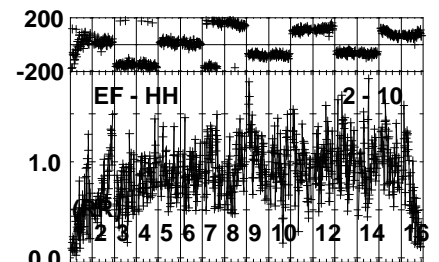
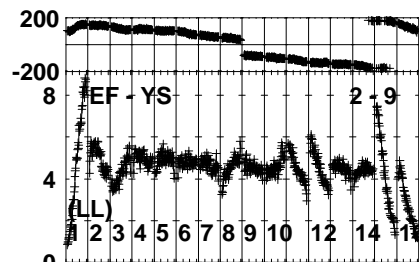
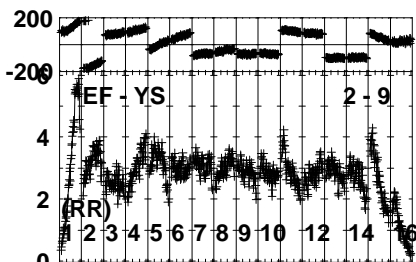
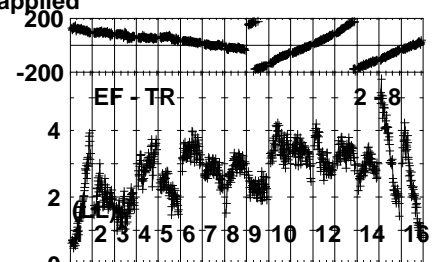
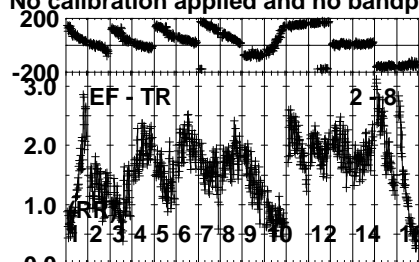
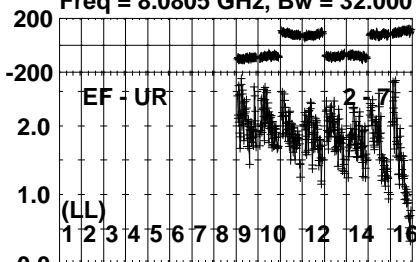
Lower frame: Milli Ampl Jy Top frame: Phas deg  
Vector averaged cross-power spectrum Several baselines displayed  
Timerange: 00/10:02:01 to 00/10:03:29

Plot file version 411 created 23-APR-2024 10:26:57

J2248+3718 EB107.UVDATA.1

Freq = 8.0805 GHz, Bw = 32.000 MH

No calibration applied and no bandpass applied



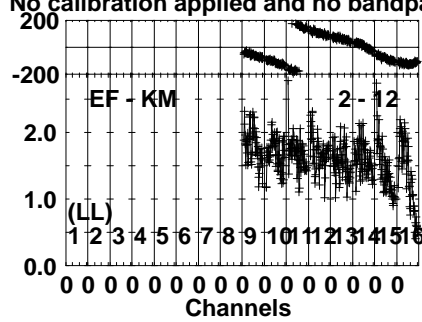
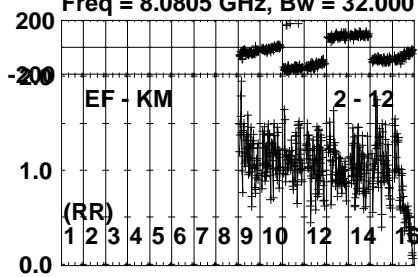
Lower frame: Milli Ampl Jy Top frame: Phas deg  
Vector averaged cross-power spectrum Several baselines displayed  
Timerange: 00/10:02:01 to 00/10:03:29

Plot file version 412 created 23-APR-2024 10:26:58

J2248+3718 EB107.UVDATA.1

Freq = 8.0805 GHz, Bw = 32.000 MH

No calibration applied and no bandpass applied

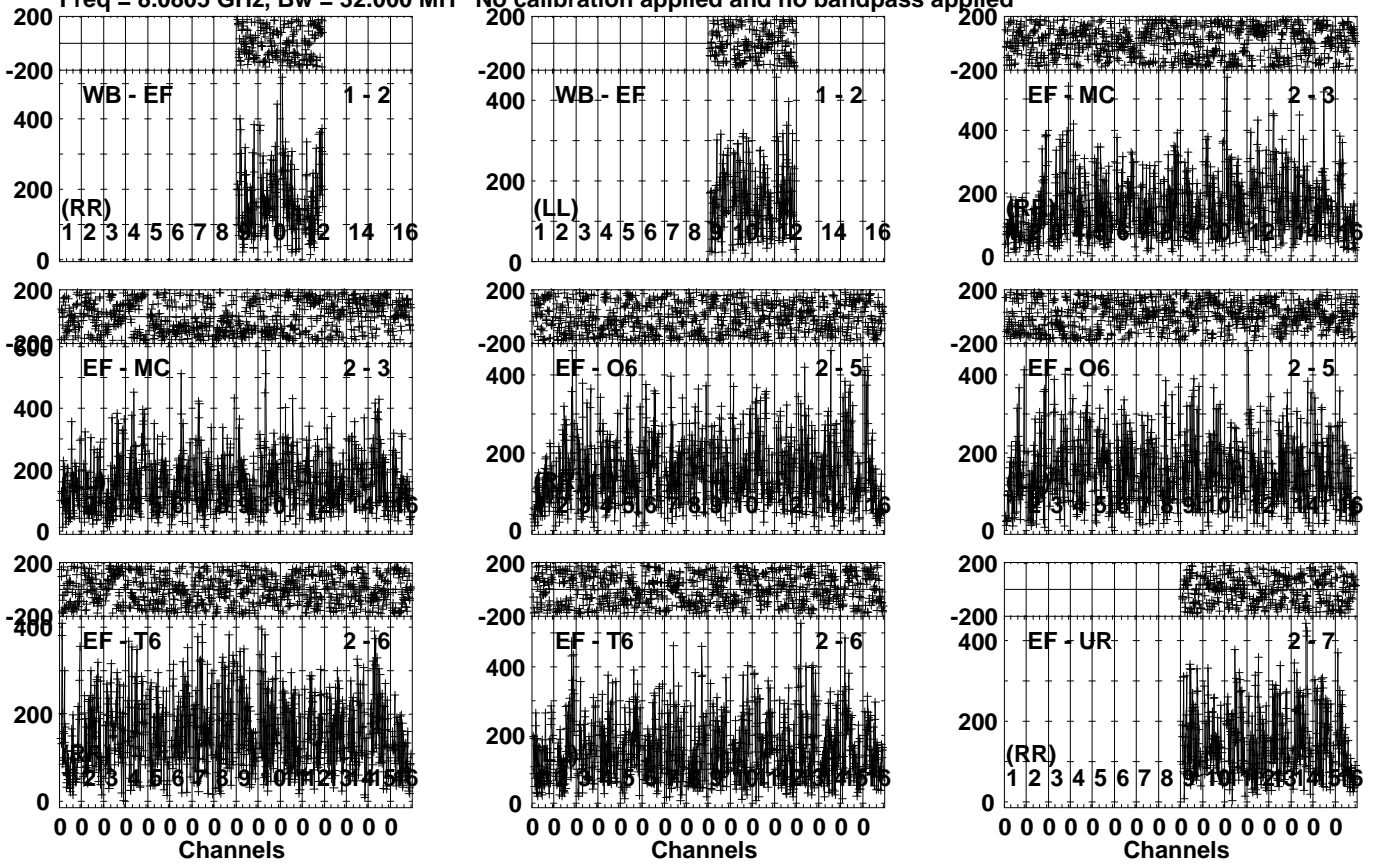


Lower frame: Milli Ampl Jy Top frame: Phas deg  
Vector averaged cross-power spectrum Several baselines displayed  
Timerange: 00/10:02:01 to 00/10:03:29

Plot file version 413 created 23-APR-2024 10:26:58

SN2014C EB107.UVDATA.1

Freq = 8.0805 GHz, Bw = 32.000 MH No calibration applied and no bandpass applied

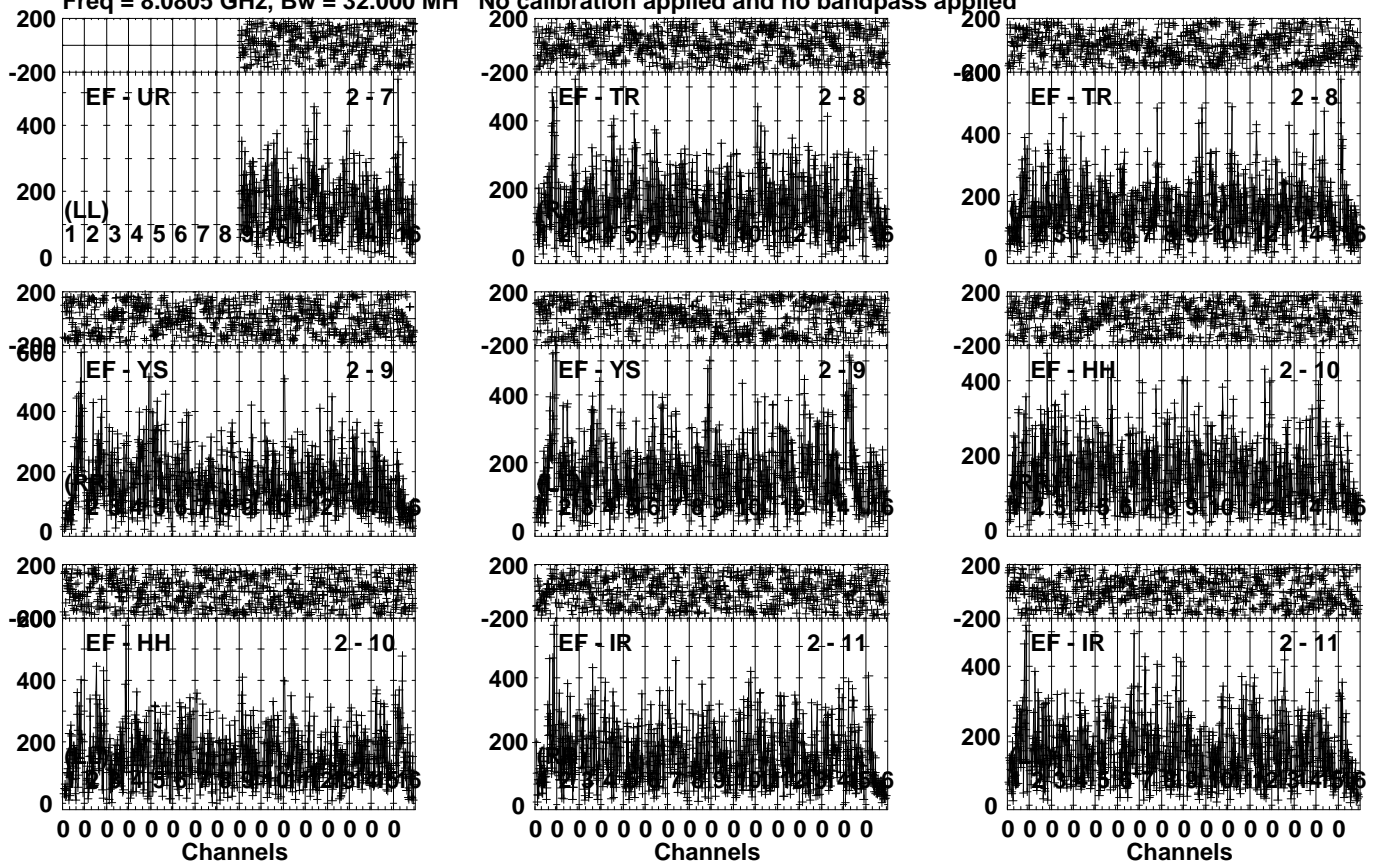


Lower frame: Micro Ampl Jy Top frame: Phas deg  
Vector averaged cross-power spectrum Several baselines displayed  
Timerange: 00/10:03:31 to 00/10:05:29

Plot file version 414 created 23-APR-2024 10:26:58

SN2014C EB107.UVDATA.1

Freq = 8.0805 GHz, Bw = 32.000 MH No calibration applied and no bandpass applied

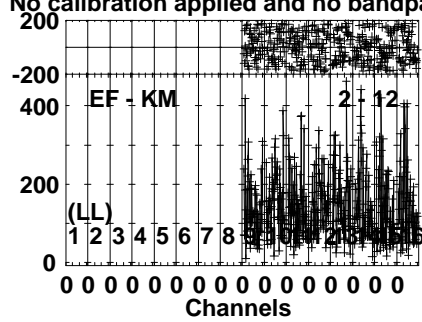
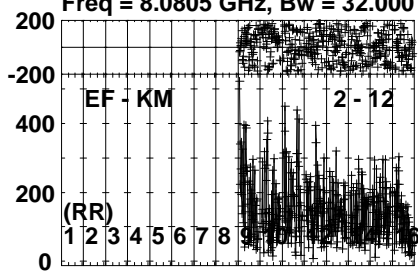


Lower frame: Micro Ampl Jy Top frame: Phas deg  
Vector averaged cross-power spectrum Several baselines displayed  
Timerange: 00/10:03:31 to 00/10:05:29

Plot file version 415 created 23-APR-2024 10:26:58

SN2014C EB107.UVDATA.1

Freq = 8.0805 GHz, Bw = 32.000 MH No calibration applied and no bandpass applied

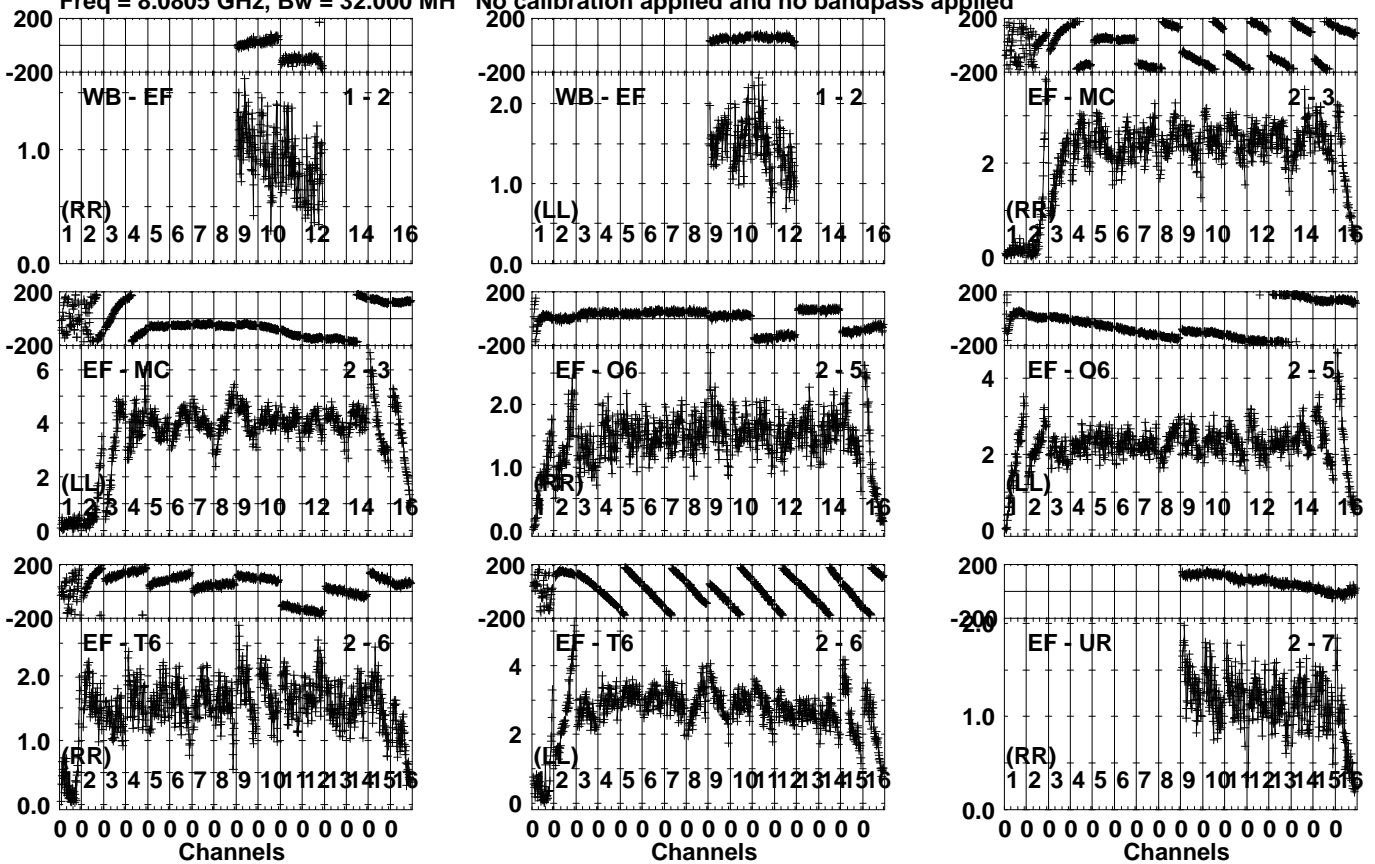


Lower frame: Micro Ampl Jy Top frame: Phas deg  
Vector averaged cross-power spectrum Several baselines displayed  
Timerange: 00/10:03:31 to 00/10:05:29

Plot file version 416 created 23-APR-2024 10:26:58

J2248+3718 EB107.UVDATA.1

Freq = 8.0805 GHz, Bw = 32.000 MH No calibration applied and no bandpass applied



Lower frame: Milli Ampl Jy Top frame: Phas deg  
Vector averaged cross-power spectrum Several baselines displayed  
Timerange: 00/10:05:31 to 00/10:06:59

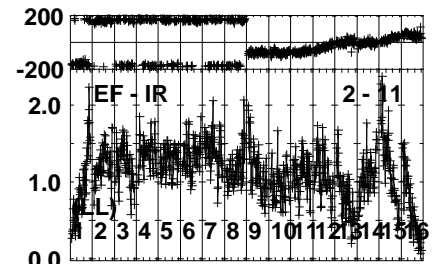
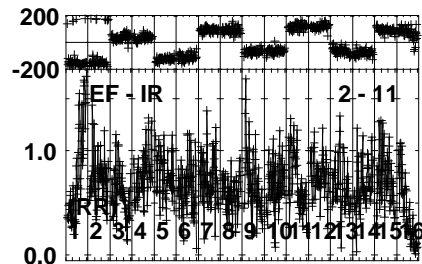
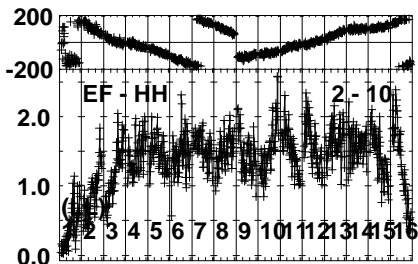
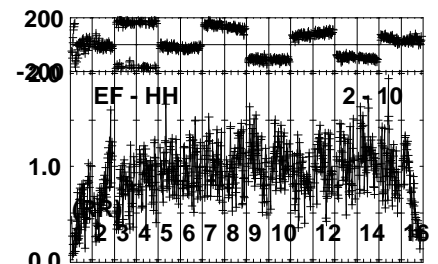
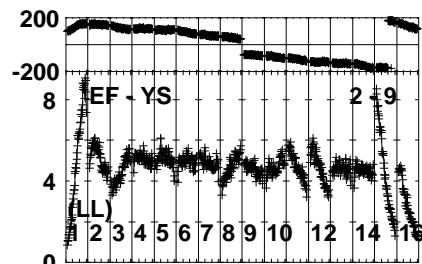
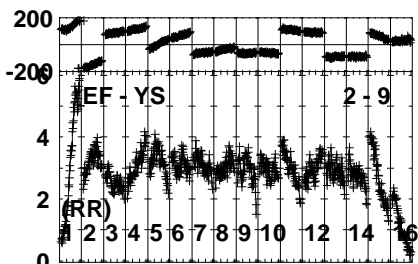
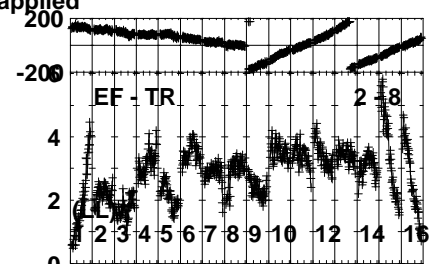
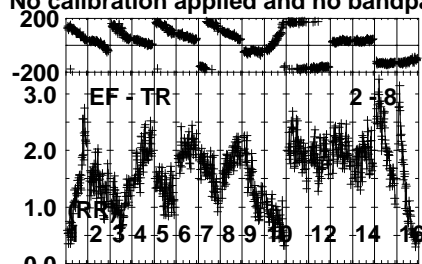
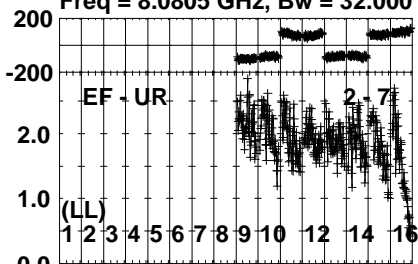


Plot file version 417 created 23-APR-2024 10:26:58

J2248+3718 EB107.UVDATA.1

Freq = 8.0805 GHz, Bw = 32.000 MH

No calibration applied and no bandpass applied



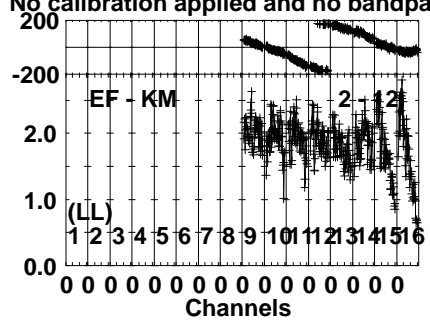
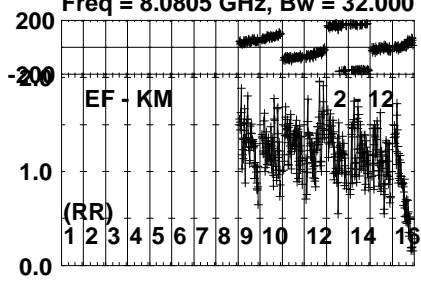
Lower frame: Milli Ampl Jy Top frame: Phas deg  
Vector averaged cross-power spectrum Several baselines displayed  
Timerange: 00/10:05:31 to 00/10:06:59

Plot file version 418 created 23-APR-2024 10:26:59

J2248+3718 EB107.UVDATA.1

Freq = 8.0805 GHz, Bw = 32.000 MH

No calibration applied and no bandpass applied

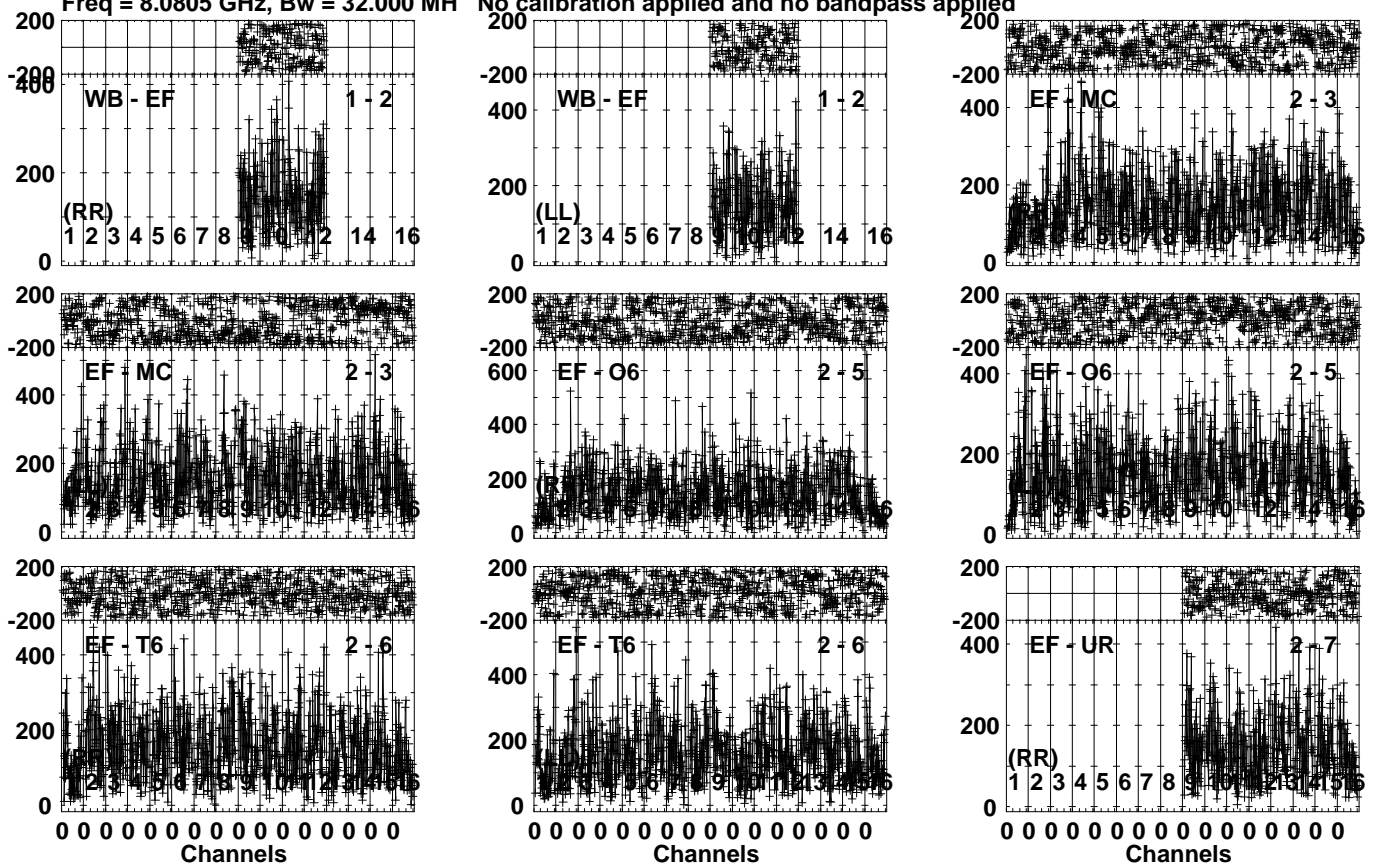


Lower frame: Milli Ampl Jy Top frame: Phas deg  
Vector averaged cross-power spectrum Several baselines displayed  
Timerange: 00/10:05:31 to 00/10:06:59

Plot file version 419 created 23-APR-2024 10:26:59

SN2014C EB107.UVDATA.1

Freq = 8.0805 GHz, Bw = 32.000 MH No calibration applied and no bandpass applied

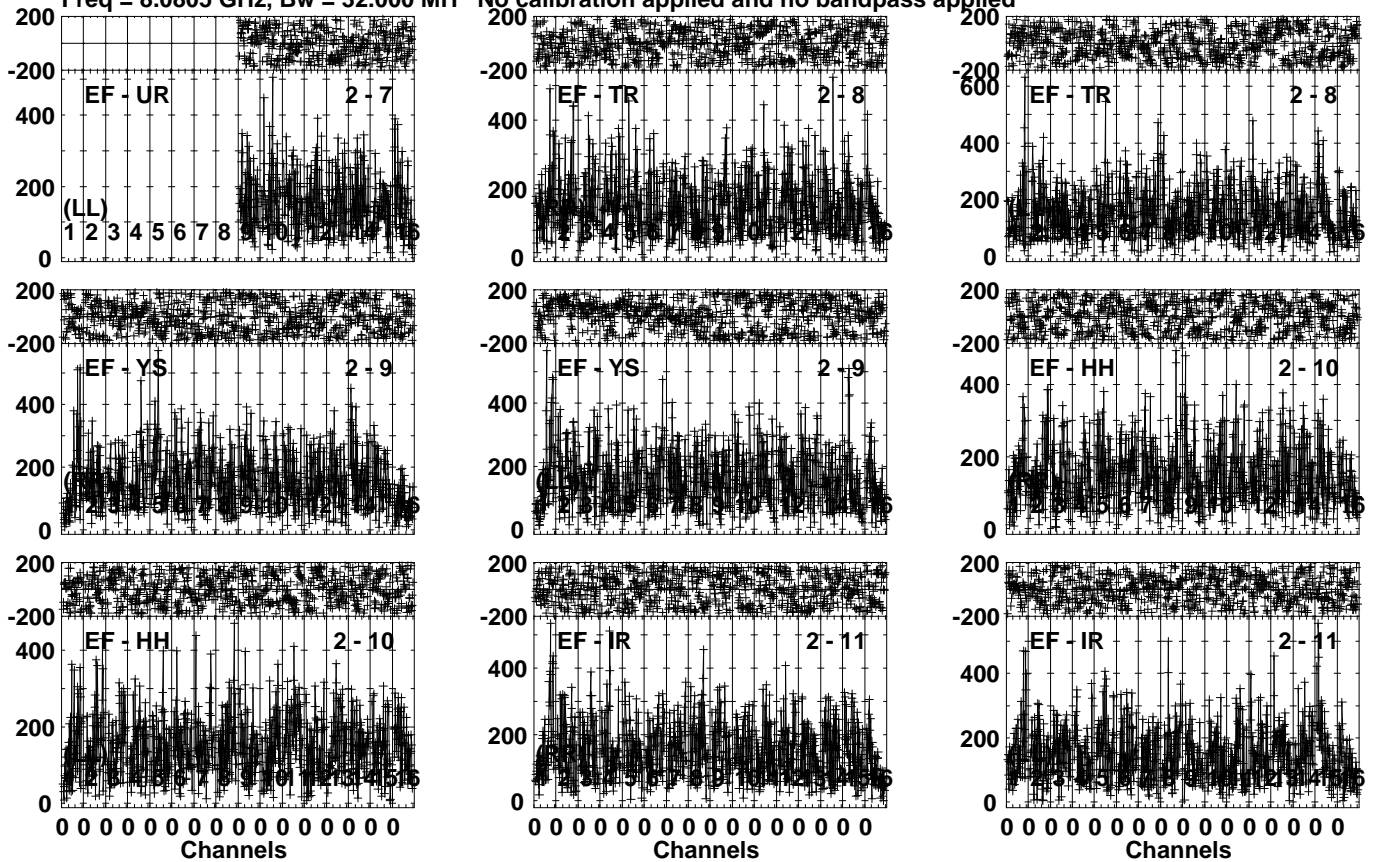


Lower frame: Micro Ampl Jy Top frame: Phas deg  
Vector averaged cross-power spectrum Several baselines displayed  
Timerange: 00/10:07:03 to 00/10:08:59

Plot file version 420 created 23-APR-2024 10:26:59

SN2014C EB107.UVDATA.1

Freq = 8.0805 GHz, Bw = 32.000 MH No calibration applied and no bandpass applied

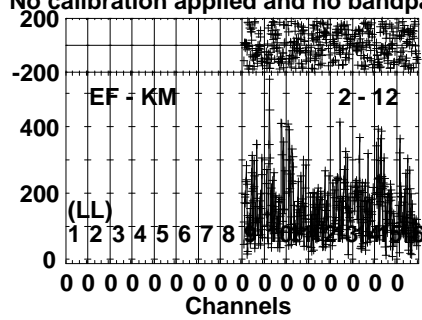
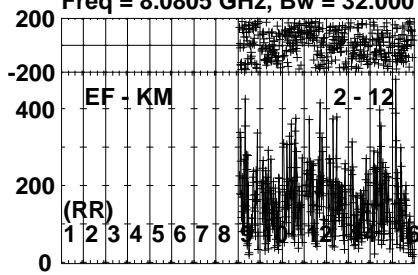


Lower frame: Micro Ampl Jy Top frame: Phas deg  
Vector averaged cross-power spectrum Several baselines displayed  
Timerange: 00/10:07:03 to 00/10:08:59

Plot file version 421 created 23-APR-2024 10:26:59

SN2014C EB107.UVDATA.1

Freq = 8.0805 GHz, Bw = 32.000 MH No calibration applied and no bandpass applied

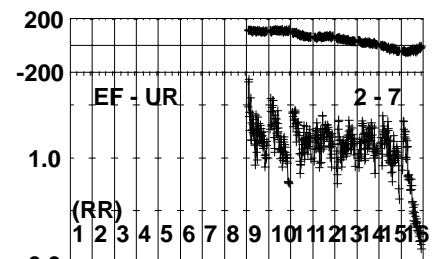
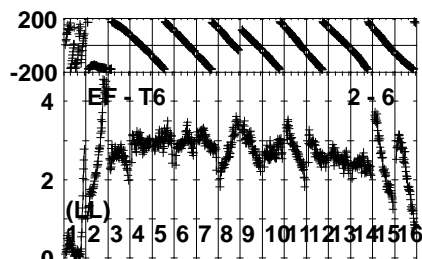
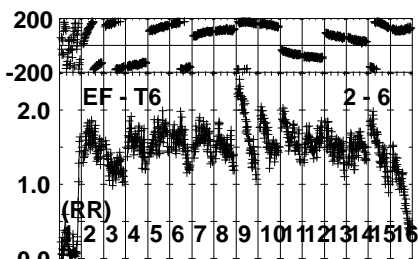
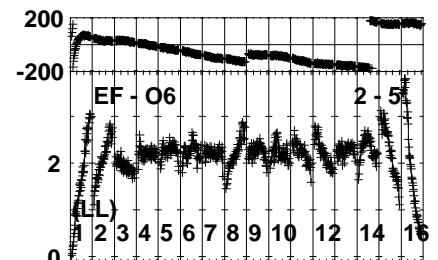
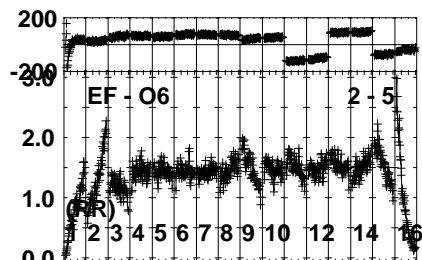
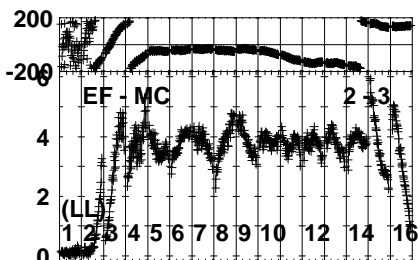
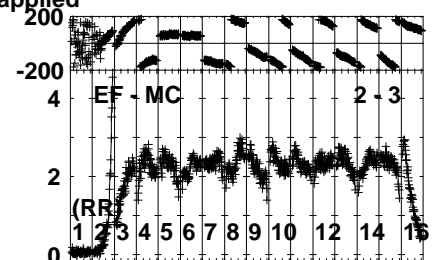
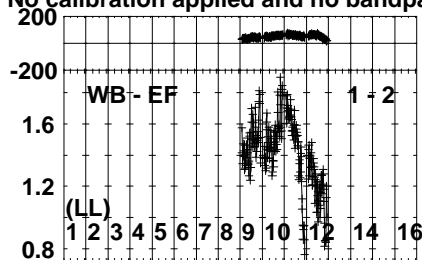
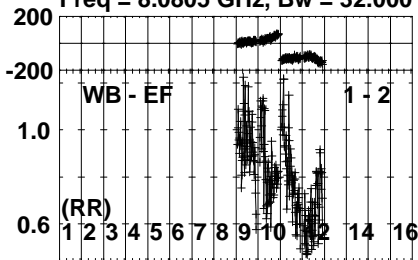


Lower frame: Micro Ampl Jy Top frame: Phas deg  
Vector averaged cross-power spectrum Several baselines displayed  
Timerange: 00/10:07:03 to 00/10:08:59

Plot file version 422 created 23-APR-2024 10:26:59

J2248+3718 EB107.UVDATA.1

Freq = 8.0805 GHz, Bw = 32.000 MH No calibration applied and no bandpass applied



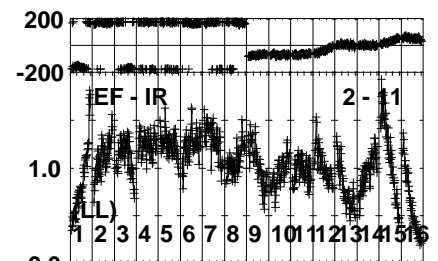
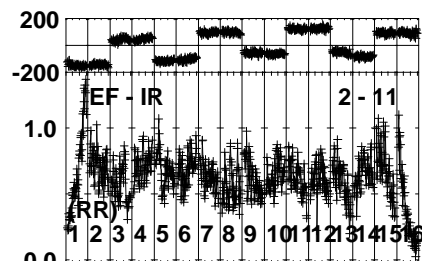
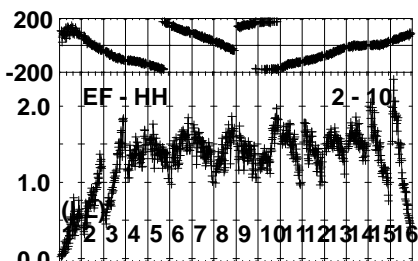
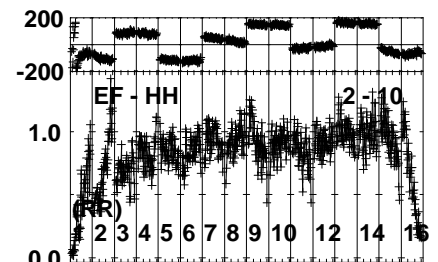
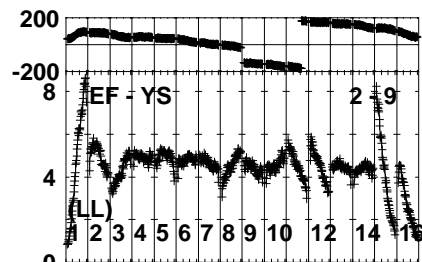
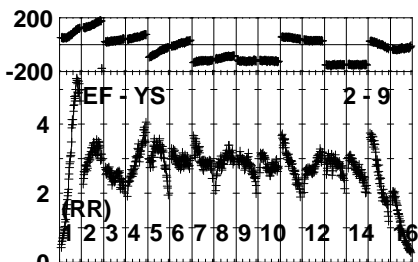
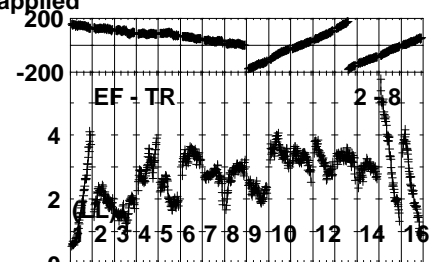
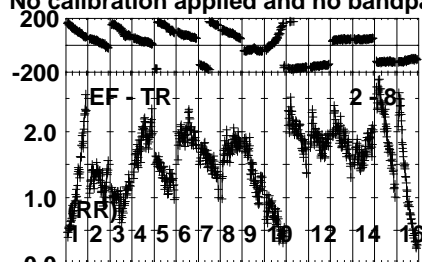
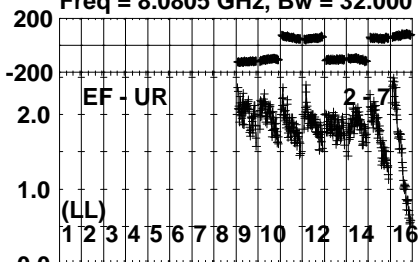
Lower frame: Milli Ampl Jy Top frame: Phas deg  
Vector averaged cross-power spectrum Several baselines displayed  
Timerange: 00/10:09:47 to 00/10:11:15

Plot file version 423 created 23-APR-2024 10:26:59

J2248+3718 EB107.UVDATA.1

Freq = 8.0805 GHz, Bw = 32.000 MH

No calibration applied and no bandpass applied

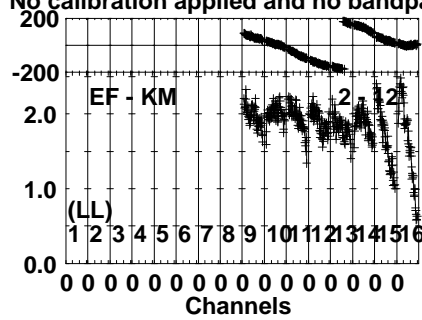
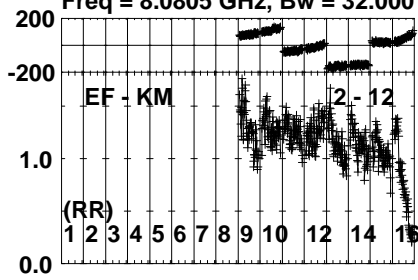


Lower frame: Milli Ampl Jy Top frame: Phas deg  
Vector averaged cross-power spectrum Several baselines displayed  
Timerange: 00/10:09:47 to 00/10:11:15

Plot file version 424 created 23-APR-2024 10:27:00

J2248+3718 EB107.UVDATA.1

Freq = 8.0805 GHz, Bw = 32.000 MH No calibration applied and no bandpass applied



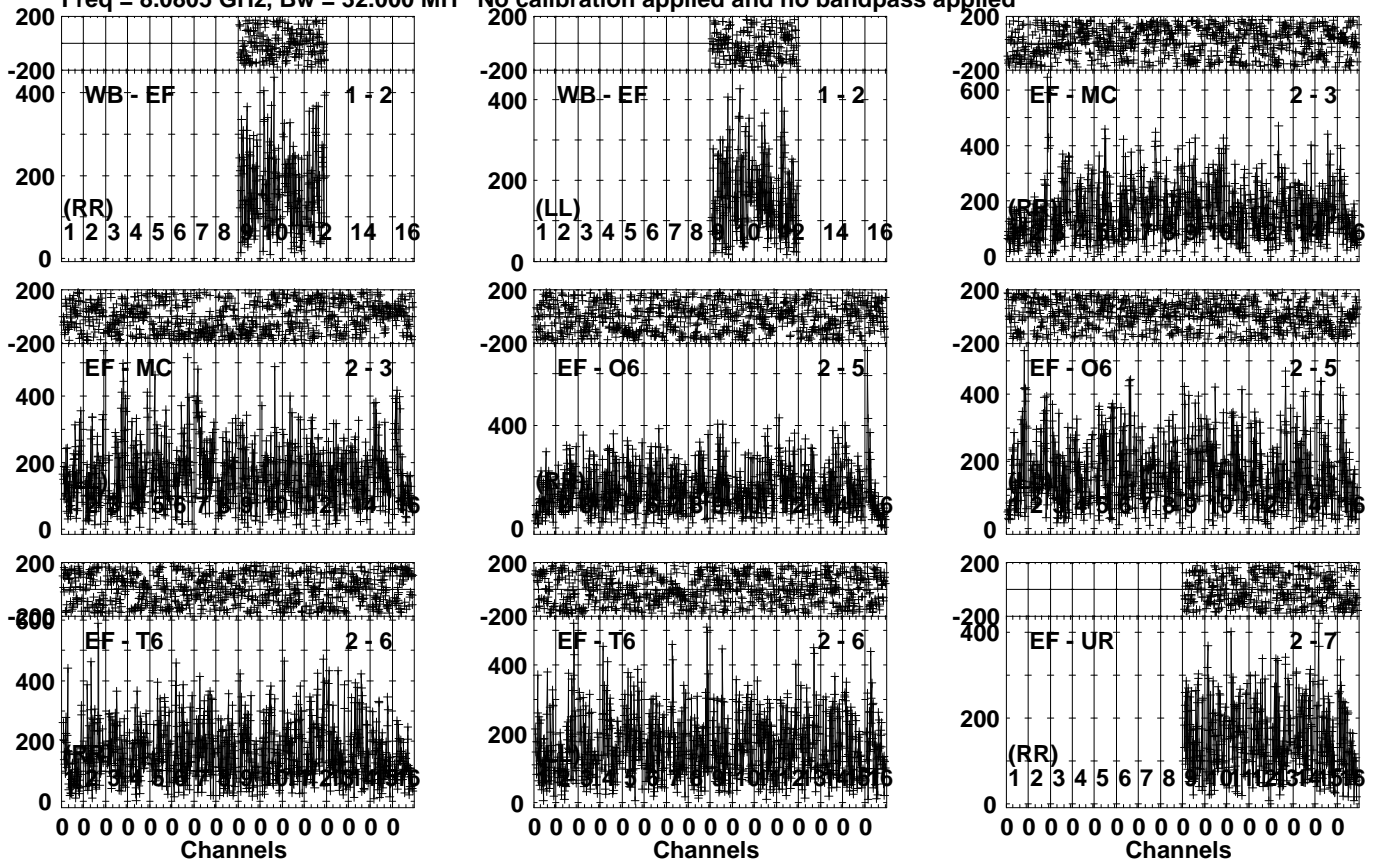
Lower frame: Milli Ampl Jy Top frame: Phas deg  
Vector averaged cross-power spectrum Several baselines displayed  
Timerange: 00/10:09:47 to 00/10:11:15



Plot file version 425 created 23-APR-2024 10:27:00

SN2014C EB107.UVDATA.1

Freq = 8.0805 GHz, Bw = 32.000 MH No calibration applied and no bandpass applied

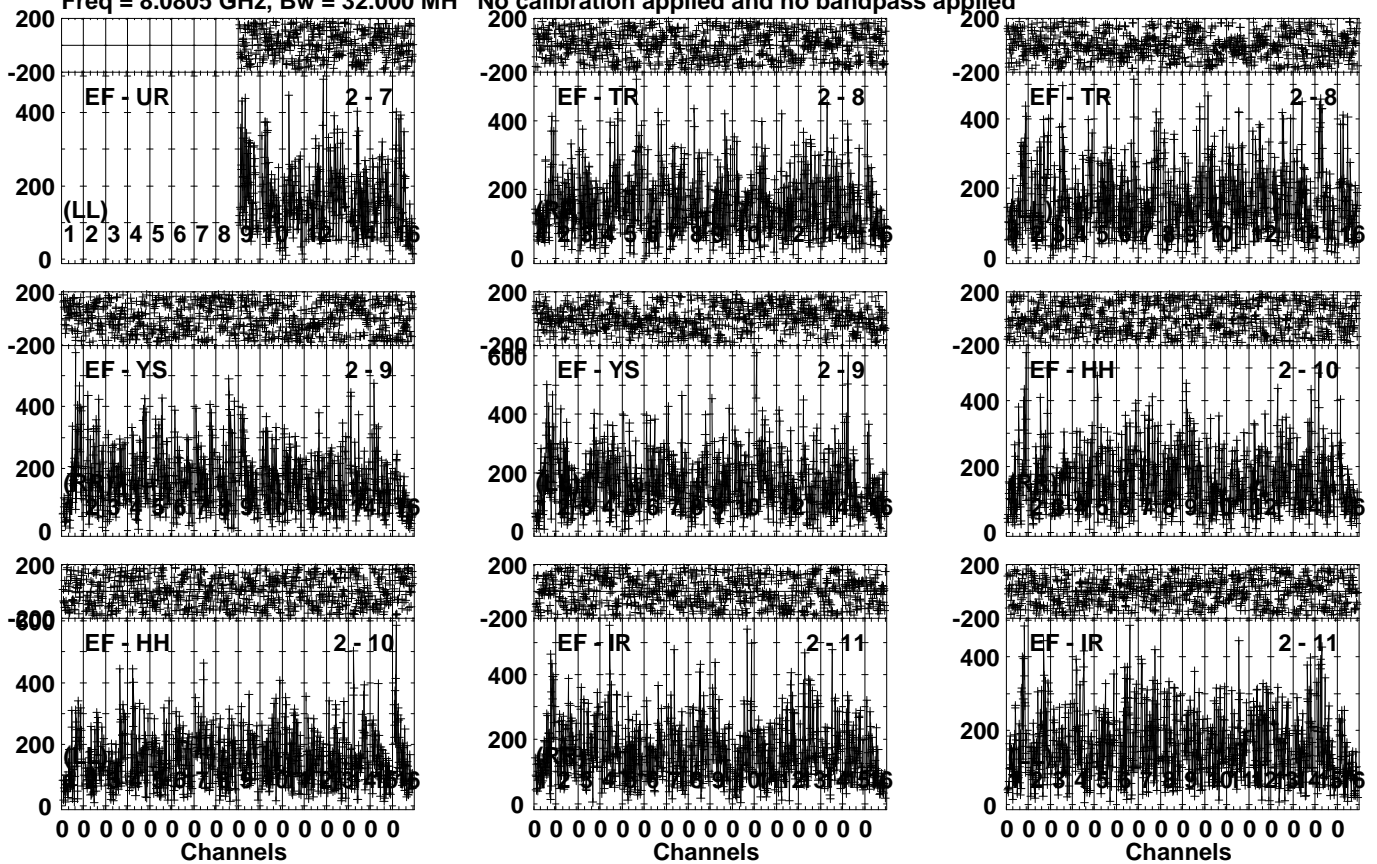


Lower frame: Micro Ampl Jy Top frame: Phas deg  
Vector averaged cross-power spectrum Several baselines displayed  
Timerange: 00/10:11:19 to 00/10:13:15

Plot file version 426 created 23-APR-2024 10:27:00

SN2014C EB107.UVDATA.1

Freq = 8.0805 GHz, Bw = 32.000 MH No calibration applied and no bandpass applied

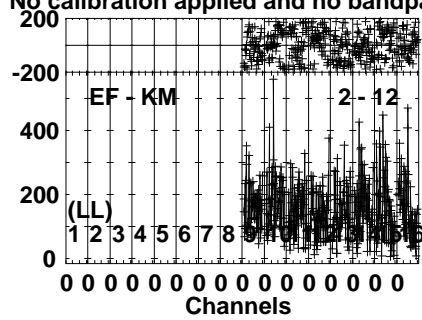
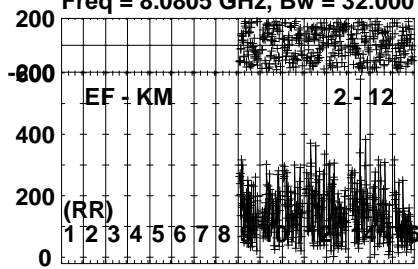


Lower frame: Micro Ampl Jy Top frame: Phas deg  
Vector averaged cross-power spectrum Several baselines displayed  
Timerange: 00/10:11:19 to 00/10:13:15

Plot file version 427 created 23-APR-2024 10:27:00

SN2014C EB107.UVDATA.1

Freq = 8.0805 GHz, Bw = 32.000 MH No calibration applied and no bandpass applied

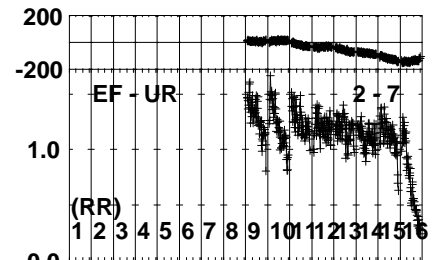
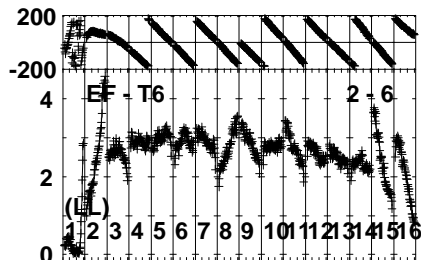
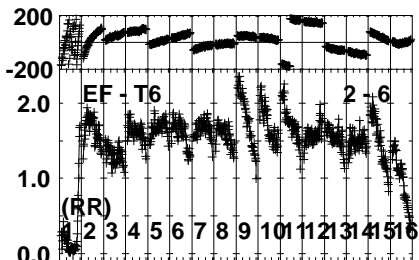
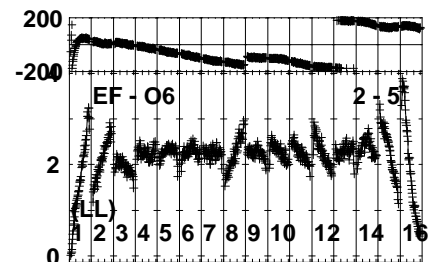
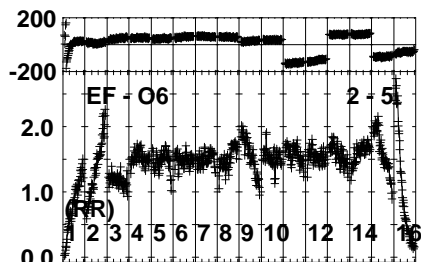
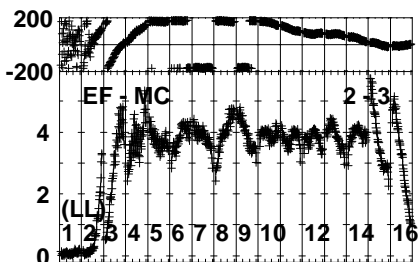
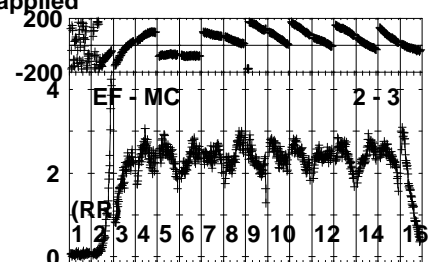
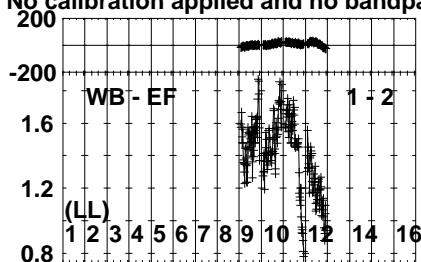
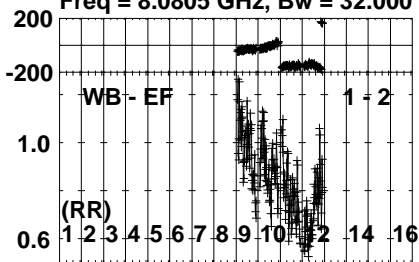


Lower frame: Micro Ampl Jy Top frame: Phas deg  
Vector averaged cross-power spectrum Several baselines displayed  
Timerange: 00/10:11:19 to 00/10:13:15

Plot file version 428 created 23-APR-2024 10:27:02

J2248+3718 EB107.UVDATA.1

Freq = 8.0805 GHz, Bw = 32.000 MH No calibration applied and no bandpass applied



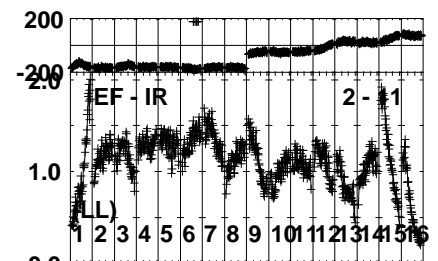
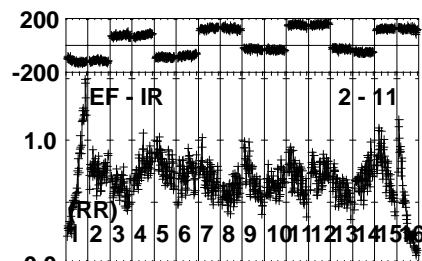
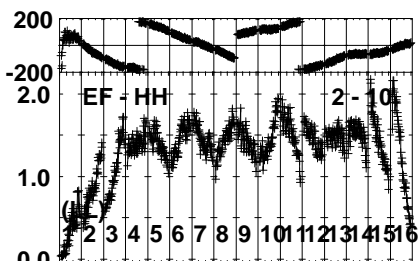
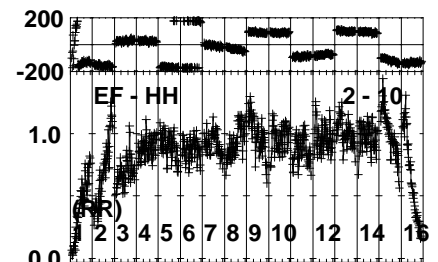
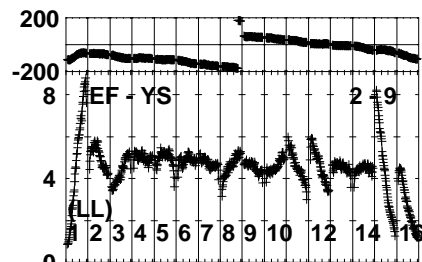
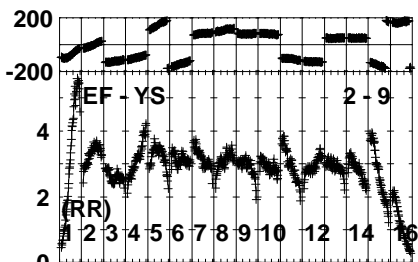
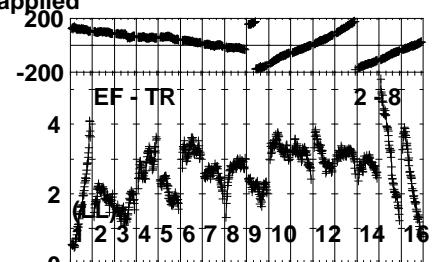
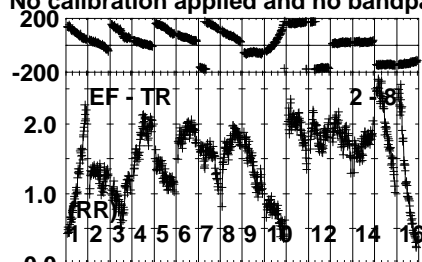
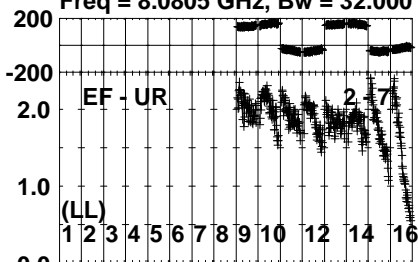
Lower frame: Milli Ampl Jy Top frame: Phas deg  
Vector averaged cross-power spectrum Several baselines displayed  
Timerange: 00/10:24:19 to 00/10:25:57

Plot file version 429 created 23-APR-2024 10:27:02

J2248+3718 EB107.UVDATA.1

Freq = 8.0805 GHz, Bw = 32.000 MH

No calibration applied and no bandpass applied



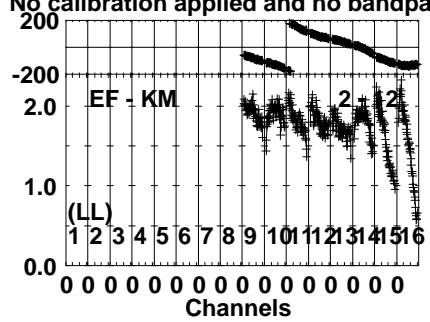
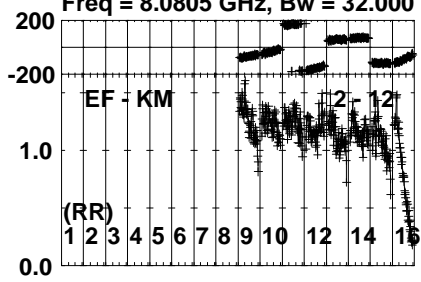
Lower frame: Milli Ampl Jy Top frame: Phas deg  
Vector averaged cross-power spectrum Several baselines displayed  
Timerange: 00/10:24:19 to 00/10:25:57

Plot file version 430 created 23-APR-2024 10:27:03

J2248+3718 EB107.UVDATA.1

Freq = 8.0805 GHz, Bw = 32.000 MH

No calibration applied and no bandpass applied

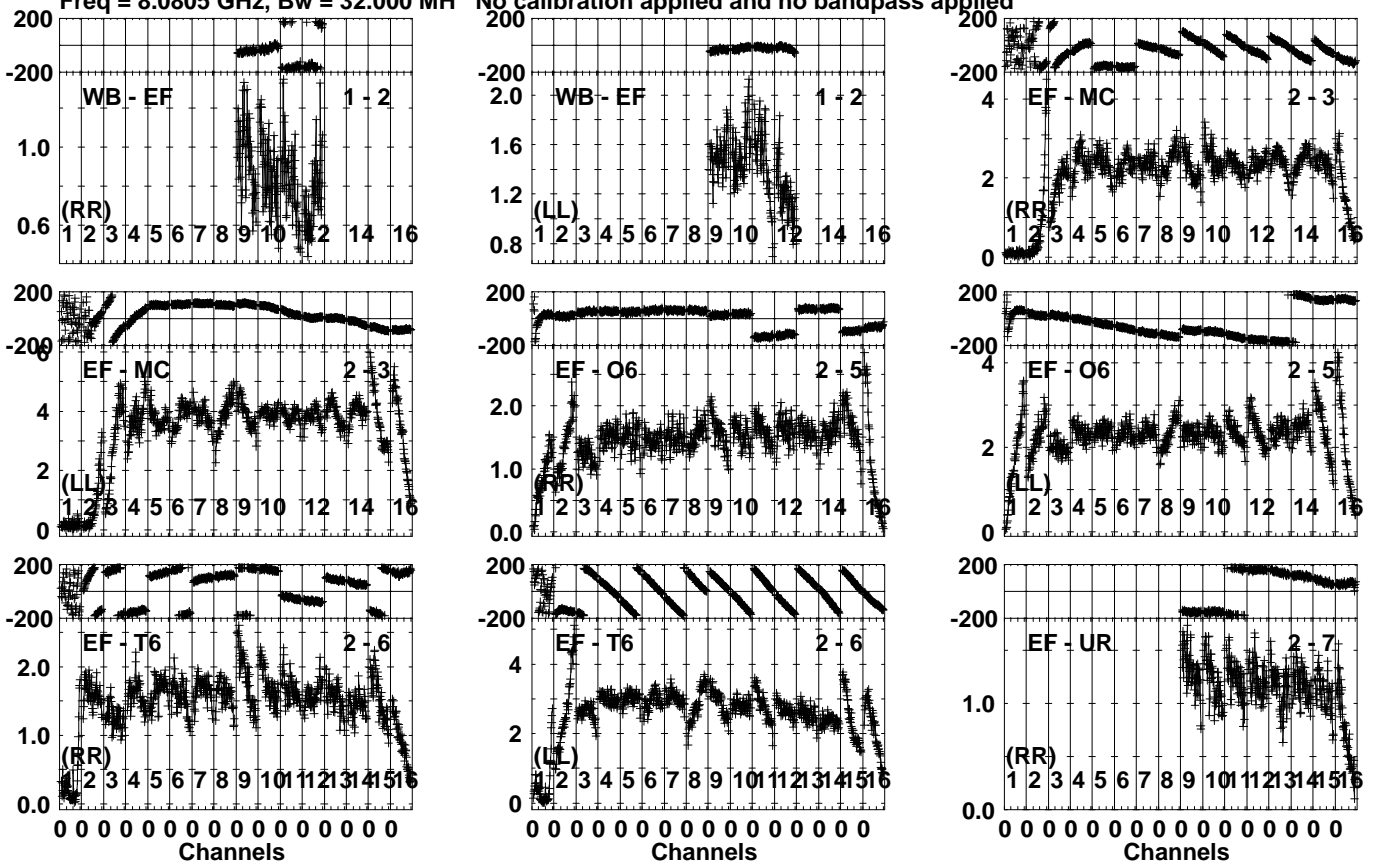


Lower frame: Milli Ampl Jy Top frame: Phas deg  
Vector averaged cross-power spectrum Several baselines displayed  
Timerange: 00/10:24:19 to 00/10:25:57

Plot file version 431 created 23-APR-2024 10:27:07

J2248+3718 EB107.UVDATA.1

Freq = 8.0805 GHz, Bw = 32.000 MH No calibration applied and no bandpass applied

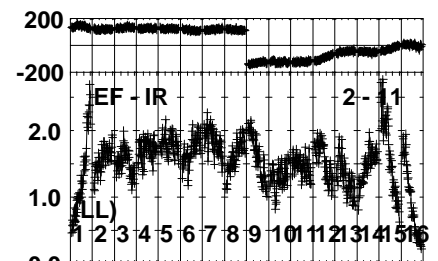
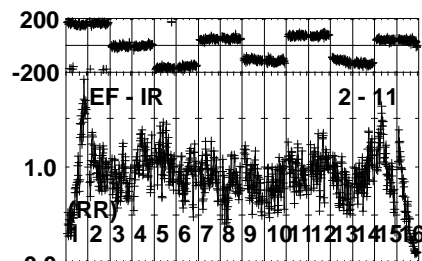
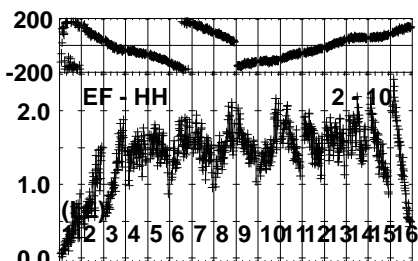
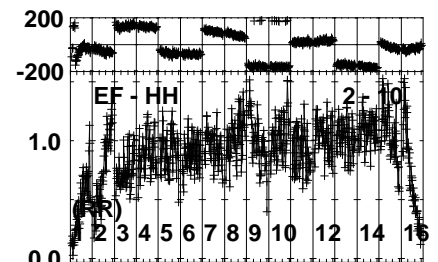
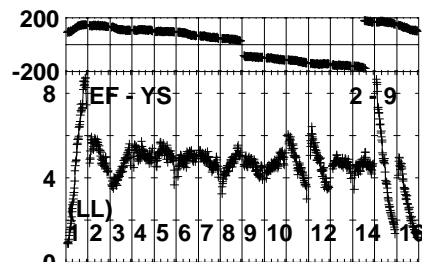
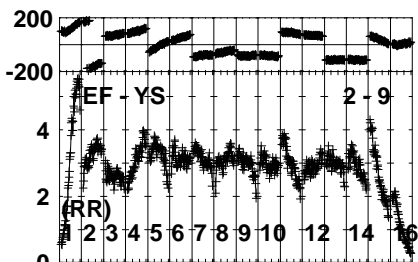
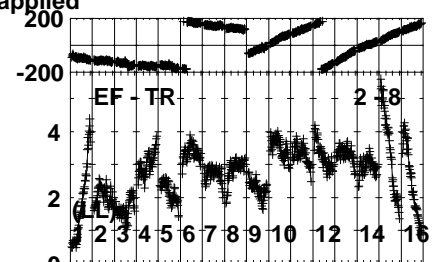
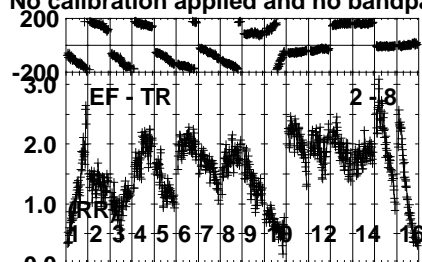
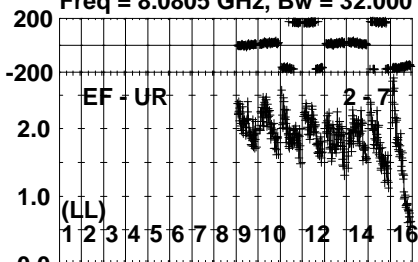


Lower frame: Milli Ampl Jy Top frame: Phas deg  
Vector averaged cross-power spectrum Several baselines displayed  
Timerange: 00/10:42:31 to 00/10:44:09

Plot file version 432 created 23-APR-2024 10:27:07

J2248+3718 EB107.UVDATA.1

Freq = 8.0805 GHz, Bw = 32.000 MH No calibration applied and no bandpass applied



Lower frame: Milli Ampl Jy Top frame: Phas deg  
Vector averaged cross-power spectrum Several baselines displayed  
Timerange: 00/10:42:31 to 00/10:44:09

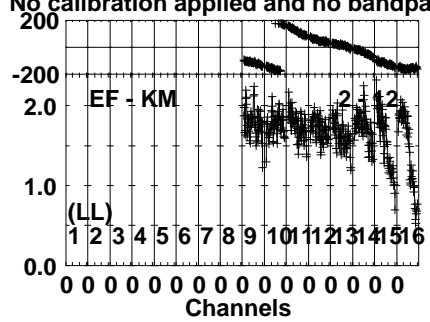
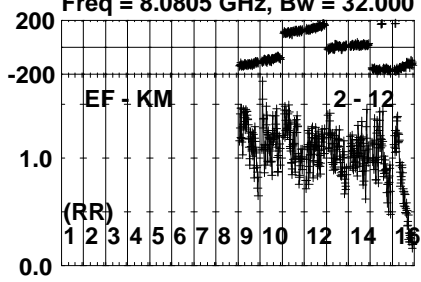


Plot file version 433 created 23-APR-2024 10:27:07

J2248+3718 EB107.UVDATA.1

Freq = 8.0805 GHz, Bw = 32.000 MH

No calibration applied and no bandpass applied

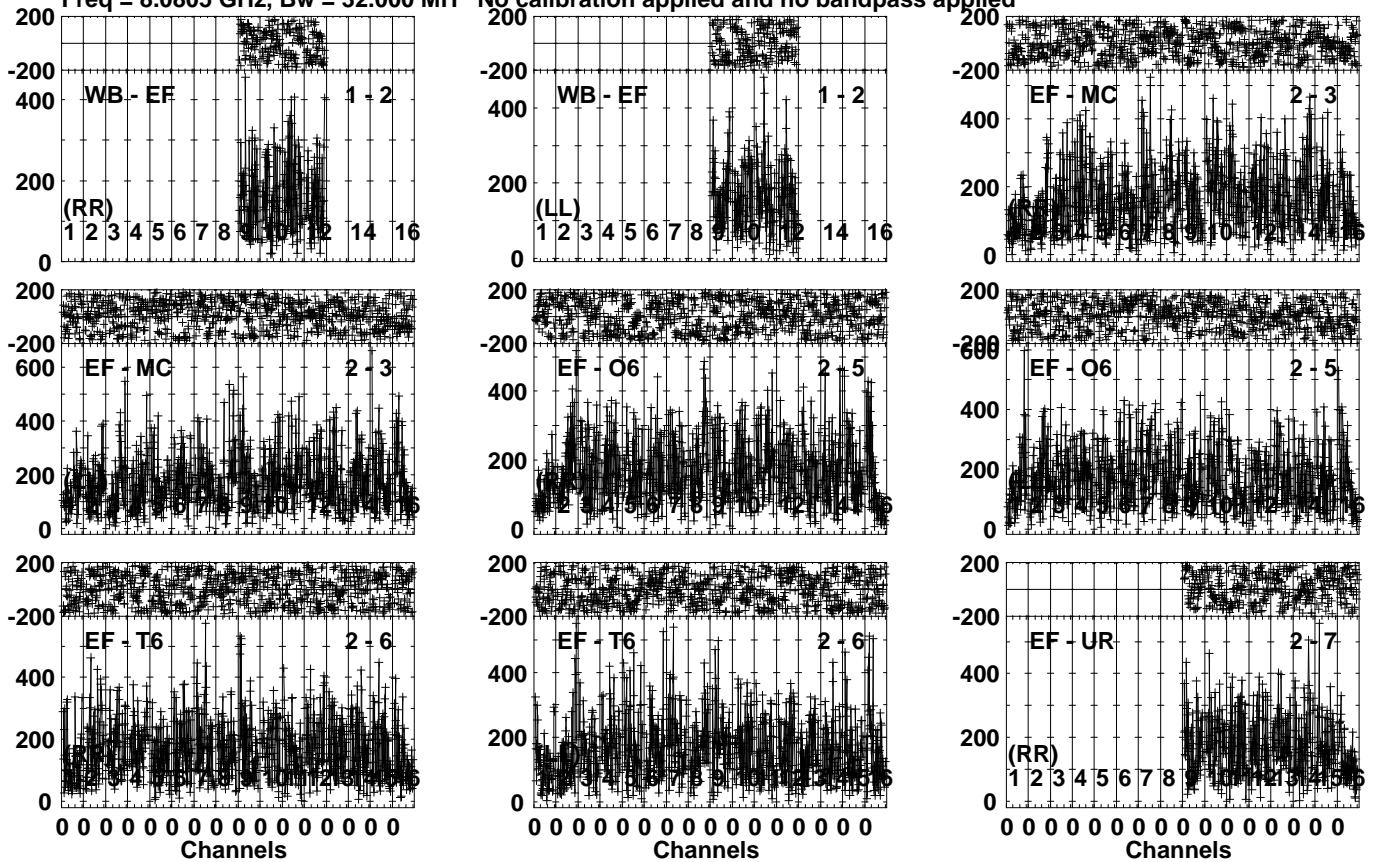


Lower frame: Milli Ampl Jy Top frame: Phas deg  
Vector averaged cross-power spectrum Several baselines displayed  
Timerange: 00/10:42:31 to 00/10:44:09

Plot file version 434 created 23-APR-2024 10:27:07

SN2014C EB107.UVDATA.1

Freq = 8.0805 GHz, Bw = 32.000 MH No calibration applied and no bandpass applied

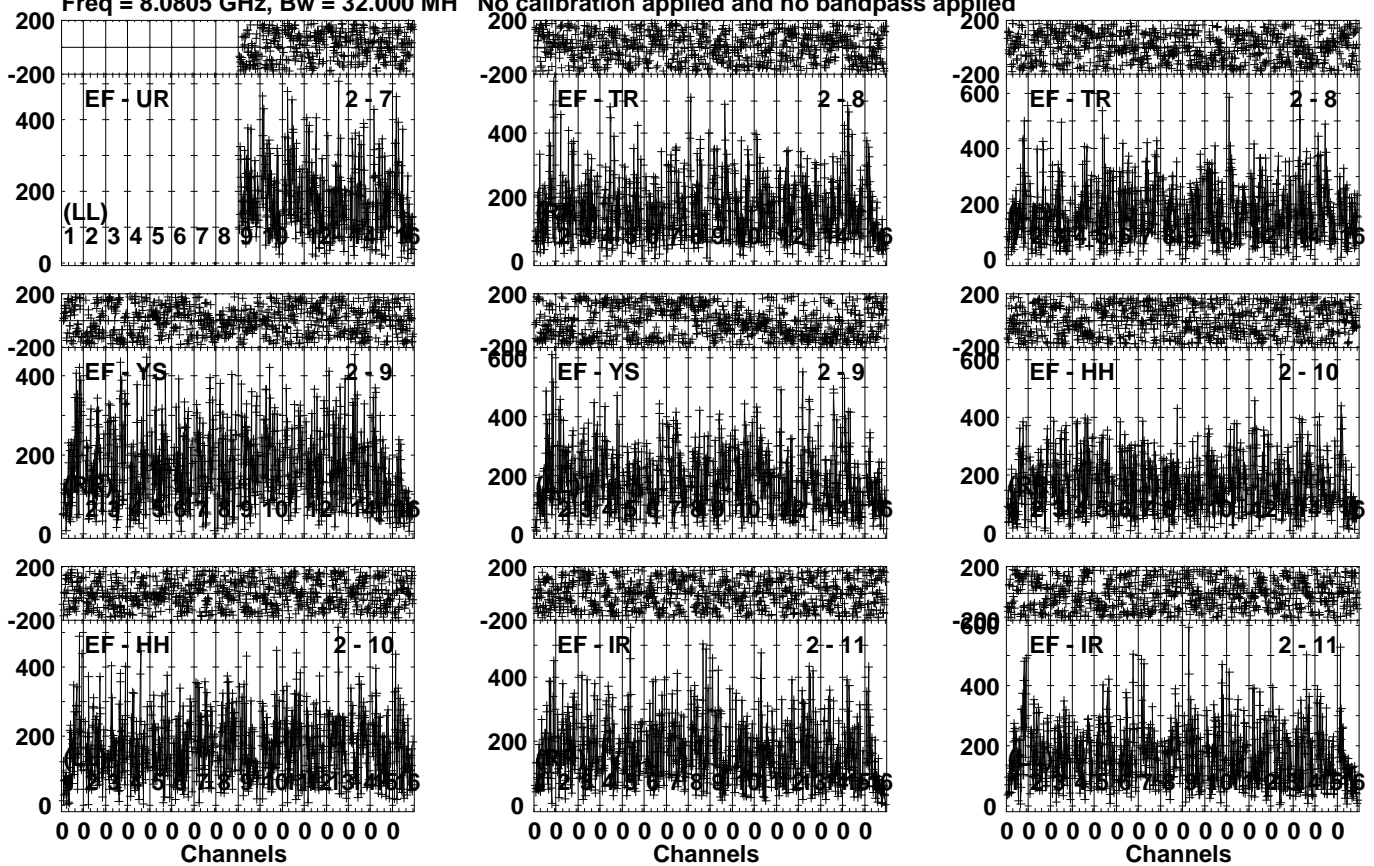


Lower frame: Micro Ampl Jy Top frame: Phas deg  
Vector averaged cross-power spectrum Several baselines displayed  
Timerange: 00/10:44:13 to 00/10:46:09

Plot file version 435 created 23-APR-2024 10:27:08

SN2014C EB107.UVDATA.1

Freq = 8.0805 GHz, Bw = 32.000 MH No calibration applied and no bandpass applied

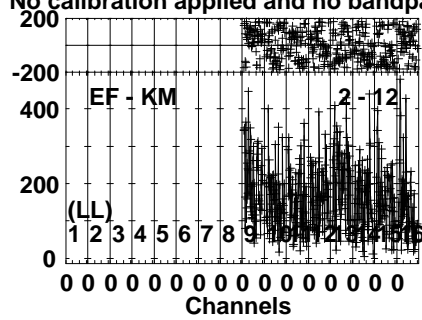
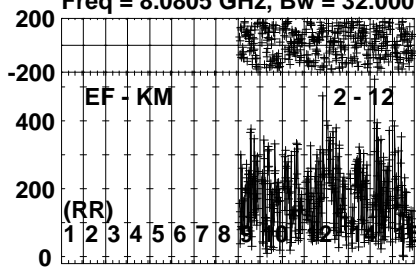


Lower frame: Micro Ampl Jy Top frame: Phas deg  
Vector averaged cross-power spectrum Several baselines displayed  
Timerange: 00/10:44:13 to 00/10:46:09

Plot file version 436 created 23-APR-2024 10:27:08

SN2014C EB107.UVDATA.1

Freq = 8.0805 GHz, Bw = 32.000 MH No calibration applied and no bandpass applied

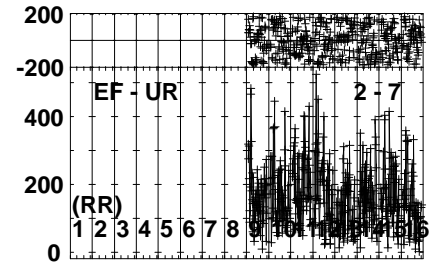
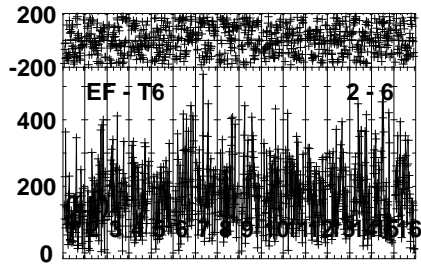
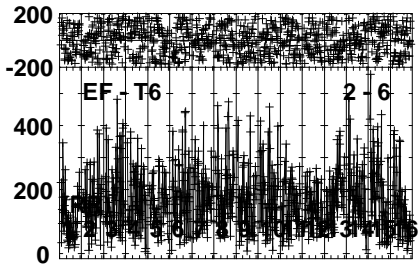
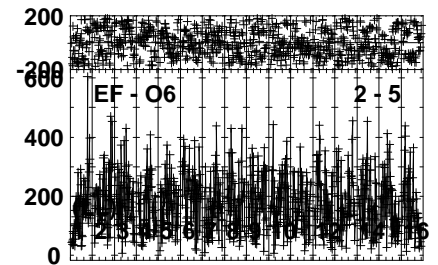
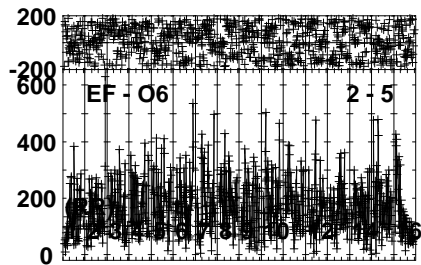
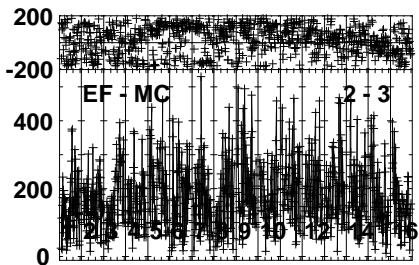
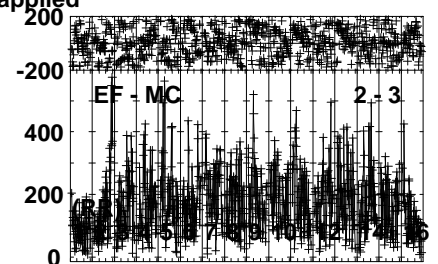
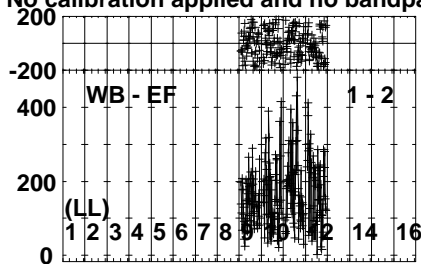
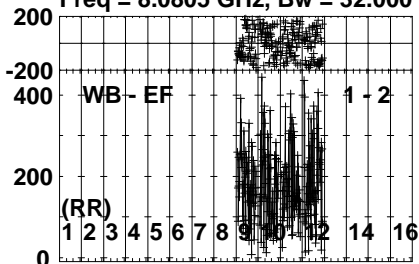


Lower frame: Micro Ampl Jy Top frame: Phas deg  
Vector averaged cross-power spectrum Several baselines displayed  
Timerange: 00/10:44:13 to 00/10:46:09

Plot file version 437 created 23-APR-2024 10:27:08

SN2014C EB107.UVDATA.1

Freq = 8.0805 GHz, Bw = 32.000 MH No calibration applied and no bandpass applied



0 0 0 0 0 0 0 0 0 0 0 0 0 0 0 0  
Channels

0 0 0 0 0 0 0 0 0 0 0 0 0 0 0 0  
Channels

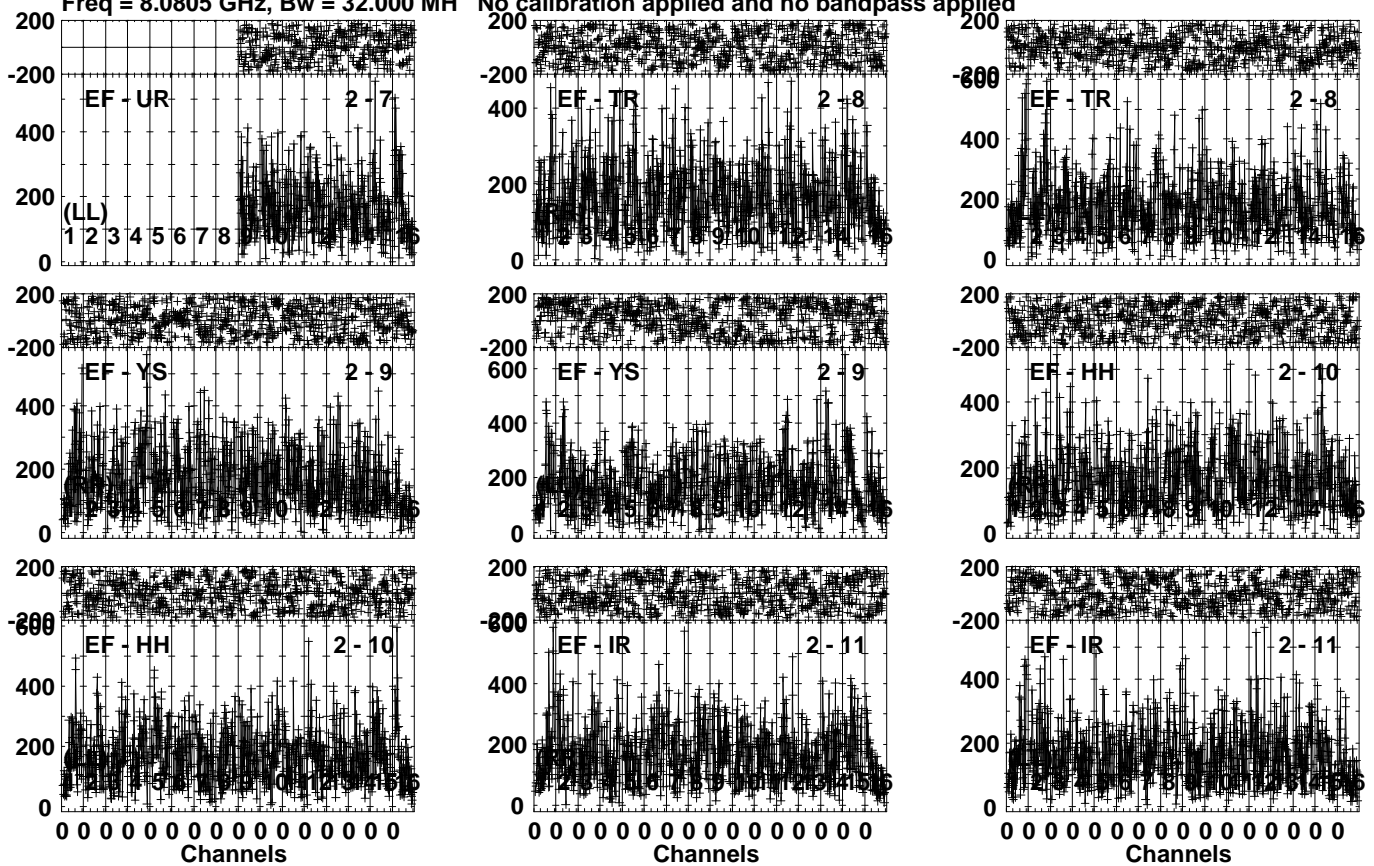
0 0 0 0 0 0 0 0 0 0 0 0 0 0 0 0  
Channels

Lower frame: Micro Ampl Jy Top frame: Phas deg  
Vector averaged cross-power spectrum Several baselines displayed  
Timerange: 00/10:47:31 to 00/10:49:29

Plot file version 438 created 23-APR-2024 10:27:09

SN2014C EB107.UVDATA.1

Freq = 8.0805 GHz, Bw = 32.000 MH No calibration applied and no bandpass applied

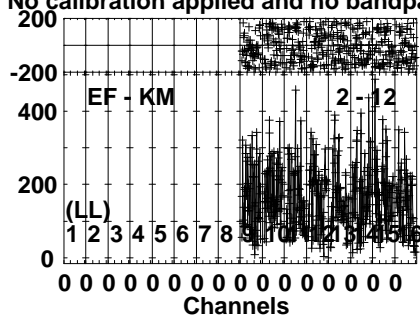
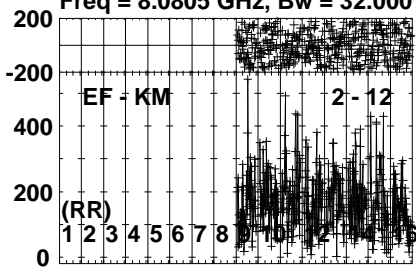


Lower frame: Micro Ampl Jy Top frame: Phas deg  
Vector averaged cross-power spectrum Several baselines displayed  
Timerange: 00/10:47:31 to 00/10:49:29

Plot file version 439 created 23-APR-2024 10:27:09

SN2014C EB107.UVDATA.1

Freq = 8.0805 GHz, Bw = 32.000 MH No calibration applied and no bandpass applied

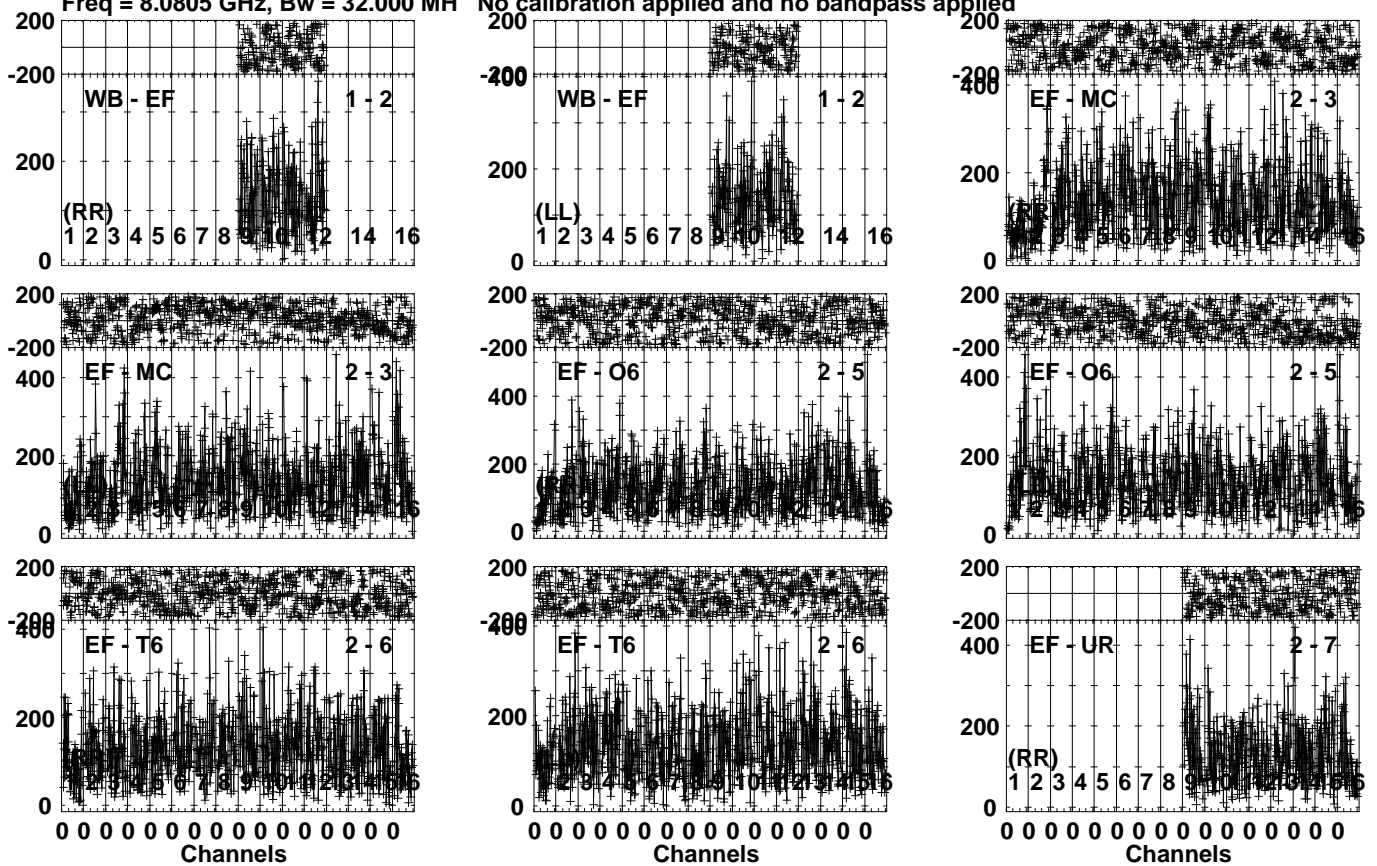


Lower frame: Micro Ampl Jy Top frame: Phas deg  
Vector averaged cross-power spectrum Several baselines displayed  
Timerange: 00/10:47:31 to 00/10:49:29

Plot file version 440 created 23-APR-2024 10:27:09

SN2014C EB107.UVDATA.1

Freq = 8.0805 GHz, Bw = 32.000 MH No calibration applied and no bandpass applied



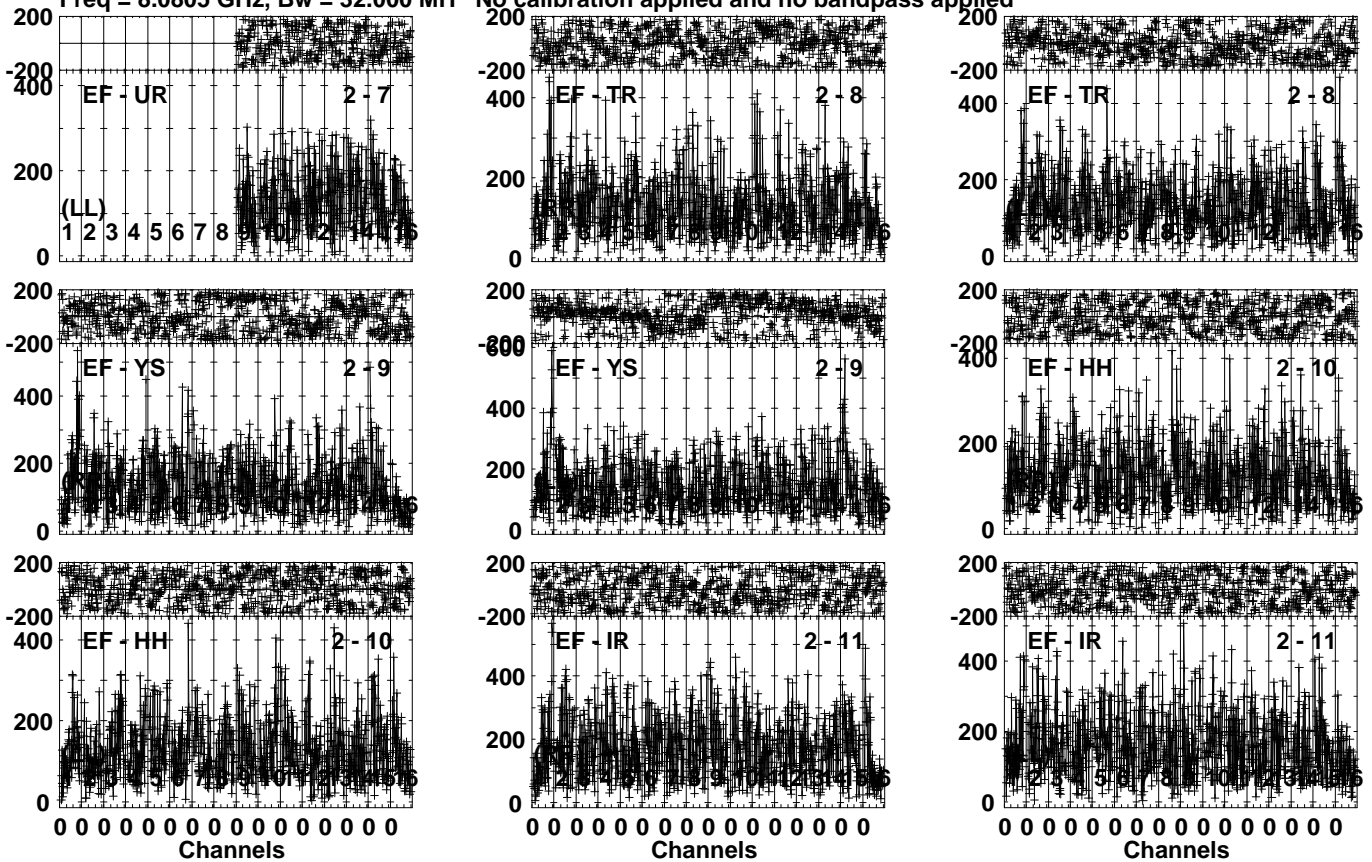
Lower frame: Micro Ampl Jy Top frame: Phas deg  
Vector averaged cross-power spectrum Several baselines displayed  
Timerange: 00/10:51:37 to 00/10:53:15



Plot file version 441 created 23-APR-2024 10:27:10

SN2014C EB107.UVDATA.1

Freq = 8.0805 GHz, Bw = 32.000 MH No calibration applied and no bandpass applied

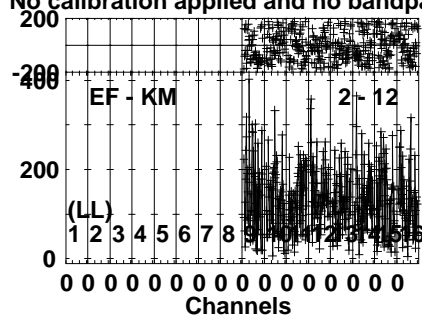
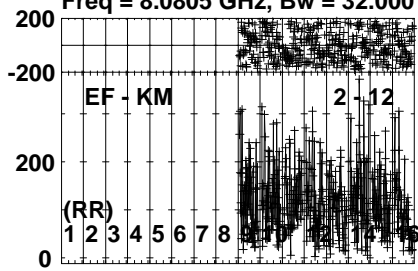


Lower frame: Micro Ampl Jy Top frame: Phas deg  
Vector averaged cross-power spectrum Several baselines displayed  
Timerange: 00/10:51:37 to 00/10:53:15

Plot file version 442 created 23-APR-2024 10:27:10

SN2014C EB107.UVDATA.1

Freq = 8.0805 GHz, Bw = 32.000 MH No calibration applied and no bandpass applied

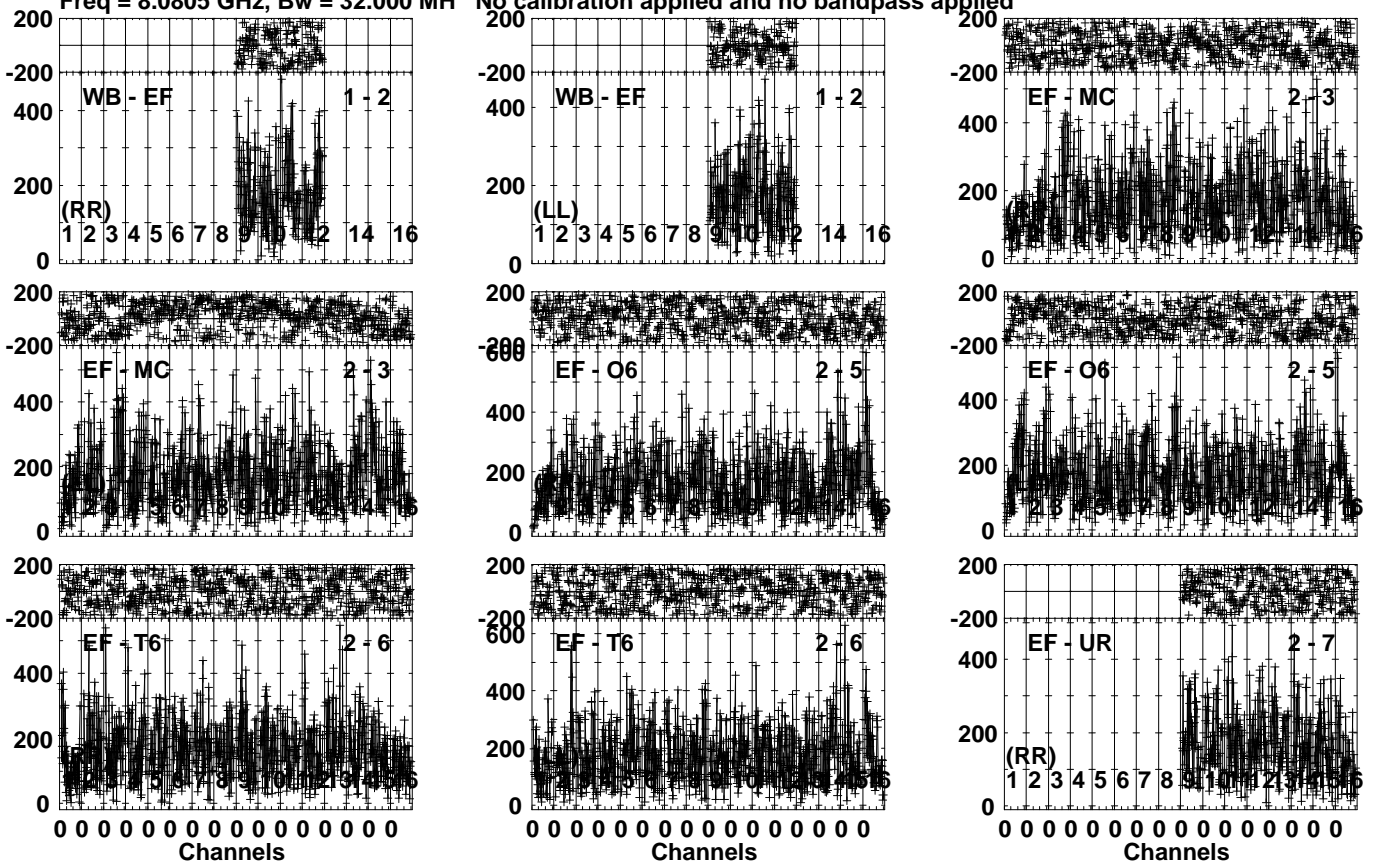


Lower frame: Micro Ampl Jy Top frame: Phas deg  
Vector averaged cross-power spectrum Several baselines displayed  
Timerange: 00/10:51:37 to 00/10:53:15

Plot file version 443 created 23-APR-2024 10:27:10

SN2014C EB107.UVDATA.1

Freq = 8.0805 GHz, Bw = 32.000 MH No calibration applied and no bandpass applied

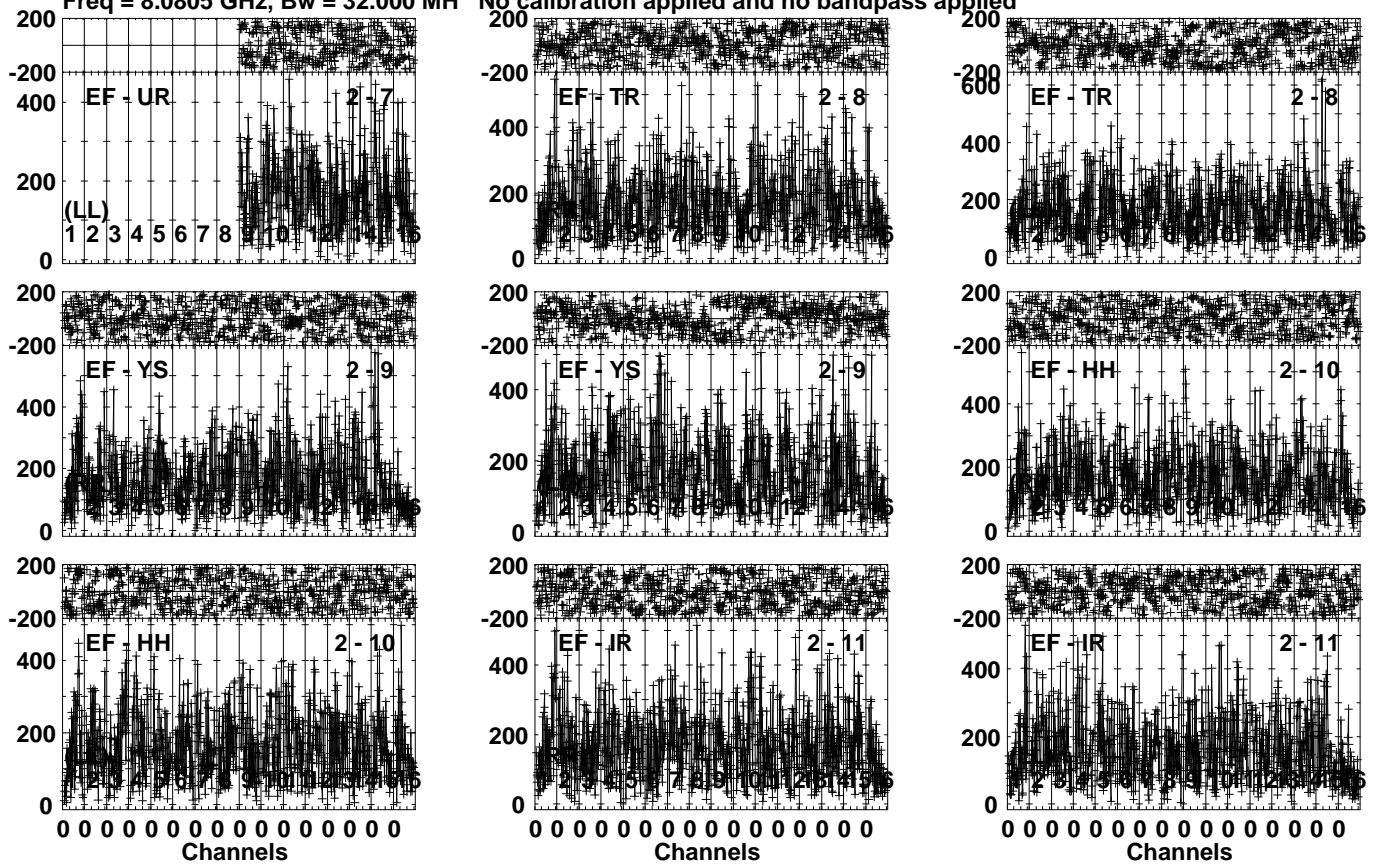


Lower frame: Micro Ampl Jy Top frame: Phas deg  
Vector averaged cross-power spectrum Several baselines displayed  
Timerange: 00/10:54:39 to 00/10:56:35

Plot file version 444 created 23-APR-2024 10:27:11

SN2014C EB107.UVDATA.1

Freq = 8.0805 GHz, Bw = 32.000 MH No calibration applied and no bandpass applied

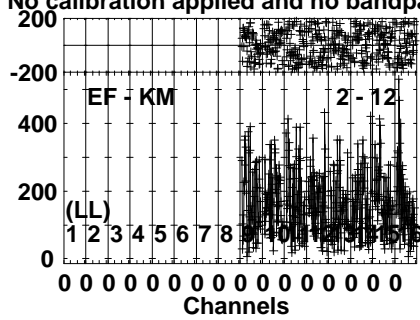
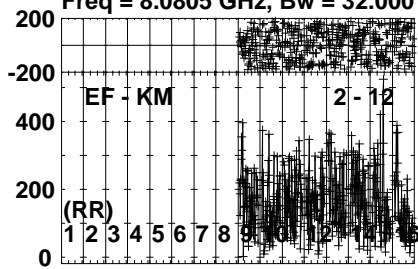


Lower frame: Micro Ampl Jy Top frame: Phas deg  
Vector averaged cross-power spectrum Several baselines displayed  
Timerange: 00/10:54:39 to 00/10:56:35

Plot file version 445 created 23-APR-2024 10:27:11

SN2014C EB107.UVDATA.1

Freq = 8.0805 GHz, Bw = 32.000 MH No calibration applied and no bandpass applied

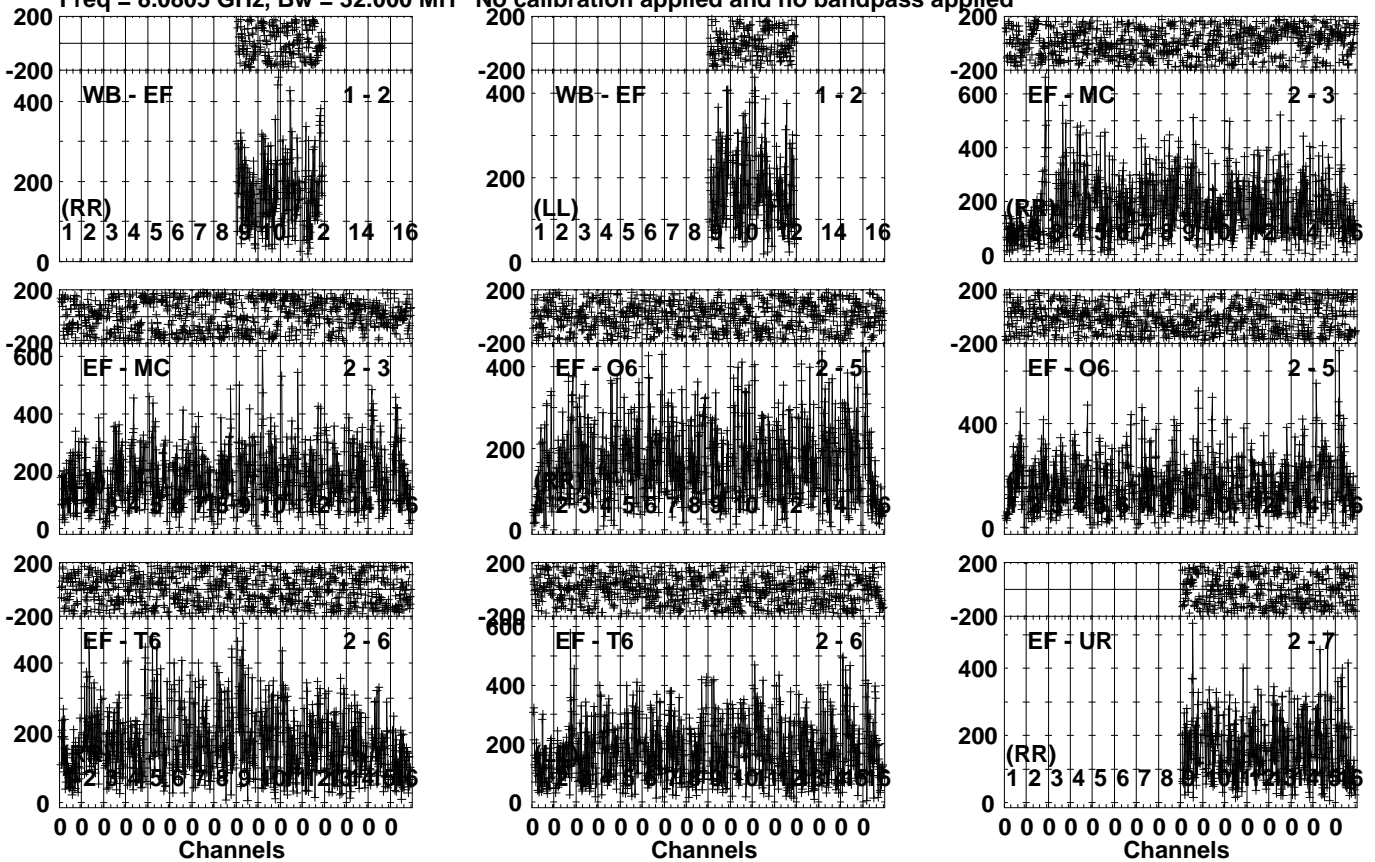


Lower frame: Micro Ampl Jy Top frame: Phas deg  
Vector averaged cross-power spectrum Several baselines displayed  
Timerange: 00/10:54:39 to 00/10:56:35

Plot file version 446 created 23-APR-2024 10:27:11

SN2014C EB107.UVDATA.1

Freq = 8.0805 GHz, Bw = 32.000 MH No calibration applied and no bandpass applied

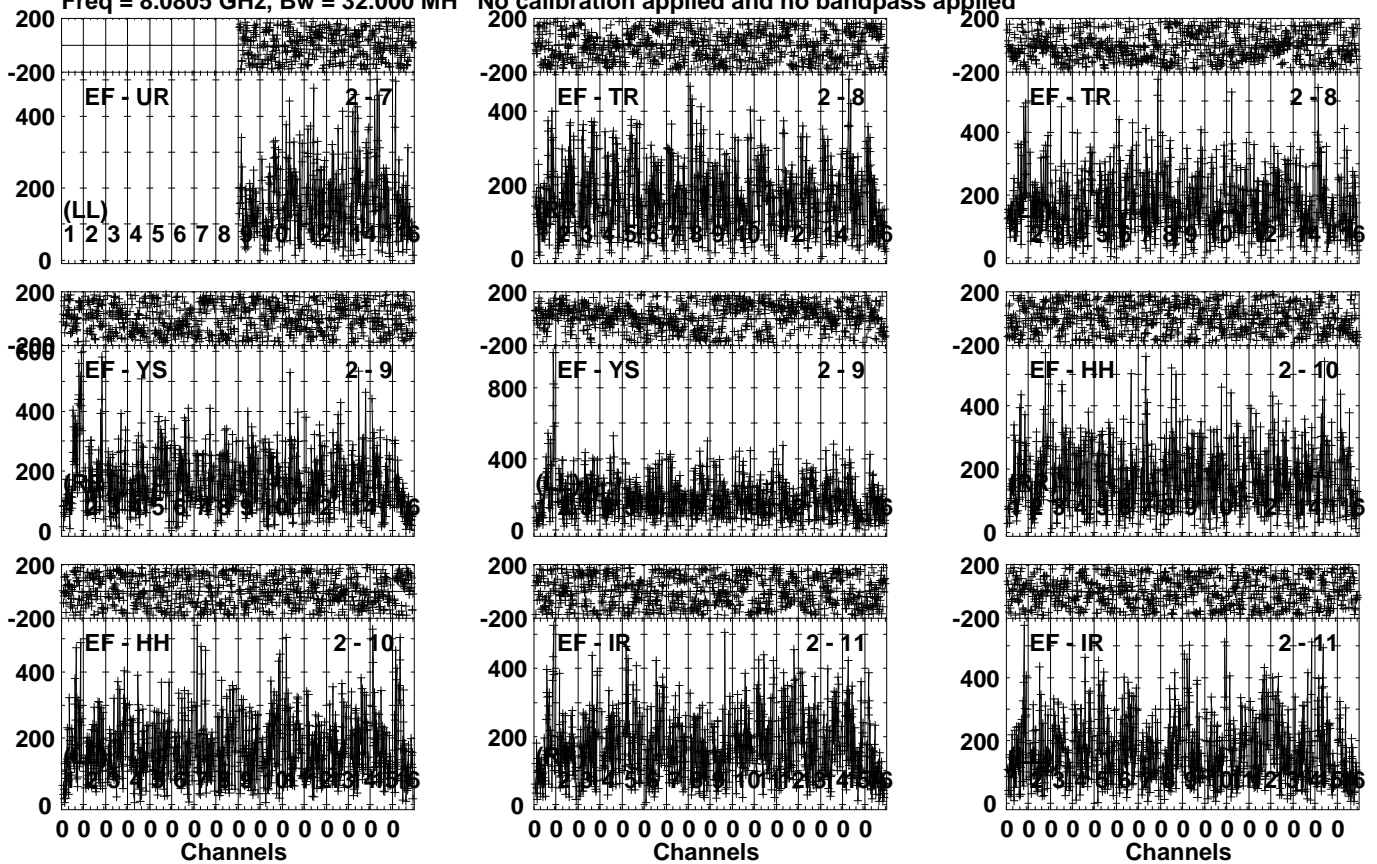


Lower frame: Micro Ampl Jy Top frame: Phas deg  
Vector averaged cross-power spectrum Several baselines displayed  
Timerange: 00/10:57:57 to 00/10:59:55

Plot file version 447 created 23-APR-2024 10:27:12

SN2014C EB107.UVDATA.1

Freq = 8.0805 GHz, Bw = 32.000 MH No calibration applied and no bandpass applied

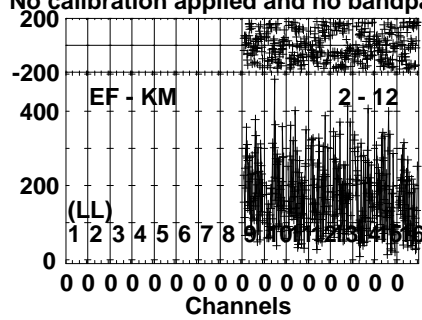
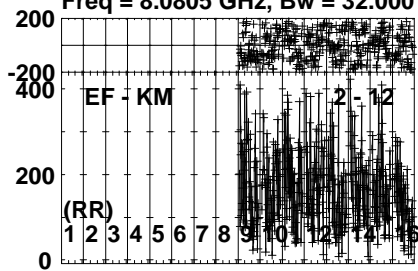


Lower frame: Micro Ampl Jy Top frame: Phas deg  
Vector averaged cross-power spectrum Several baselines displayed  
Timerange: 00/10:57:57 to 00/10:59:55

Plot file version 448 created 23-APR-2024 10:27:12

SN2014C EB107.UVDATA.1

Freq = 8.0805 GHz, Bw = 32.000 MH No calibration applied and no bandpass applied



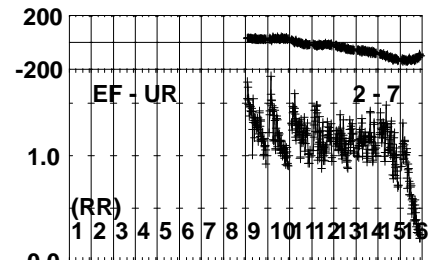
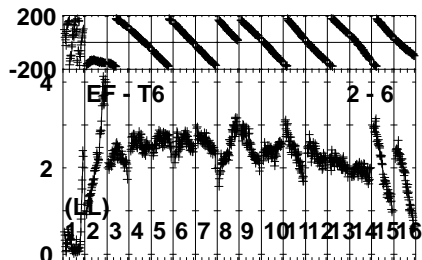
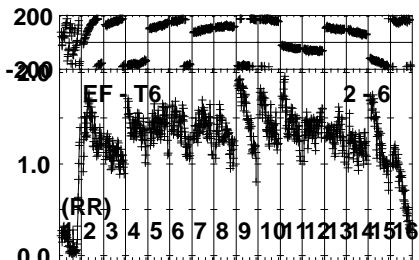
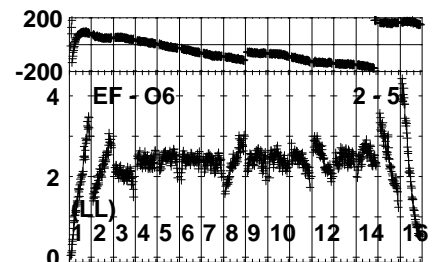
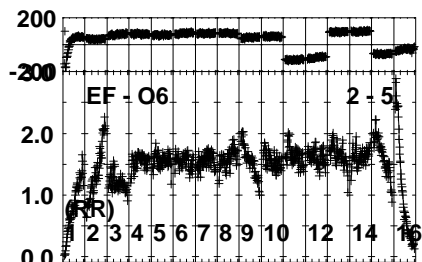
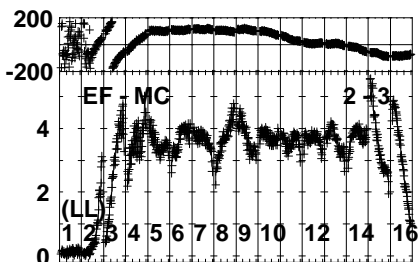
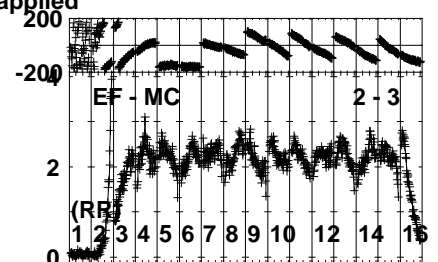
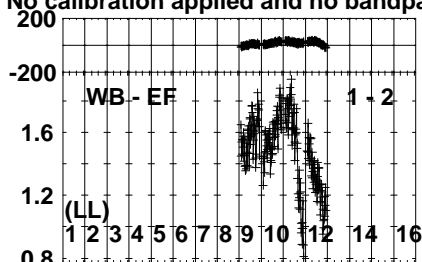
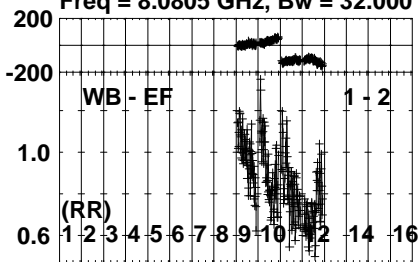
Lower frame: Micro Ampl Jy Top frame: Phas deg  
Vector averaged cross-power spectrum Several baselines displayed  
Timerange: 00/10:57:57 to 00/10:59:55



Plot file version 449 created 23-APR-2024 10:27:12

J2248+3718 EB107.UVDATA.1

Freq = 8.0805 GHz, Bw = 32.000 MH No calibration applied and no bandpass applied



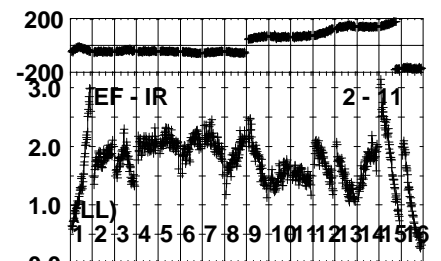
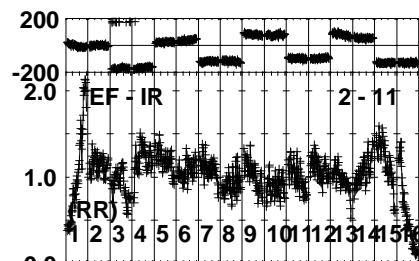
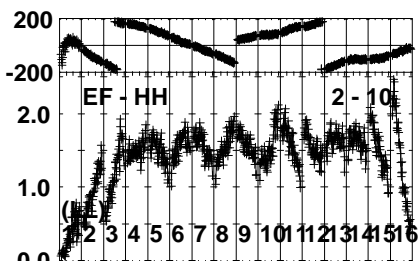
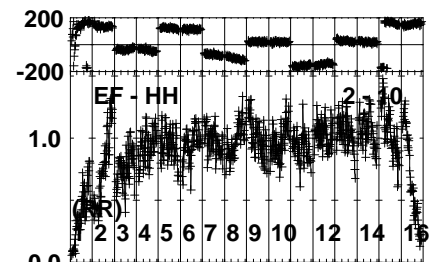
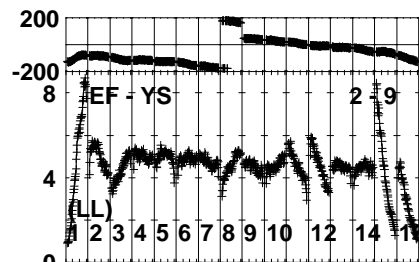
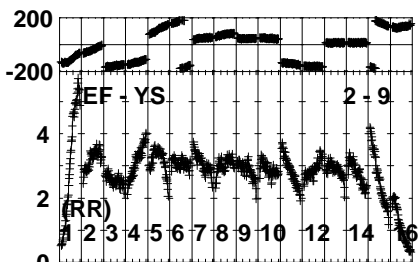
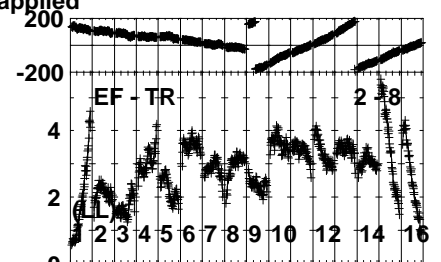
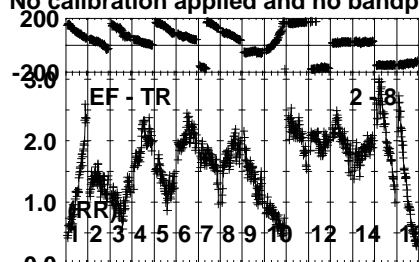
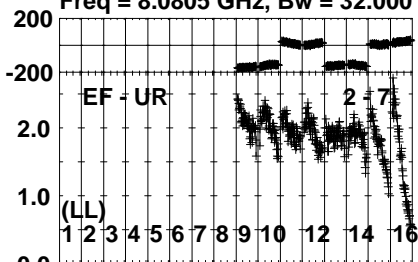
Lower frame: Milli Ampl Jy Top frame: Phas deg  
Vector averaged cross-power spectrum Several baselines displayed  
Timerange: 00/11:00:43 to 00/11:02:21

Plot file version 450 created 23-APR-2024 10:27:12

J2248+3718 EB107.UVDATA.1

Freq = 8.0805 GHz, Bw = 32.000 MH

No calibration applied and no bandpass applied

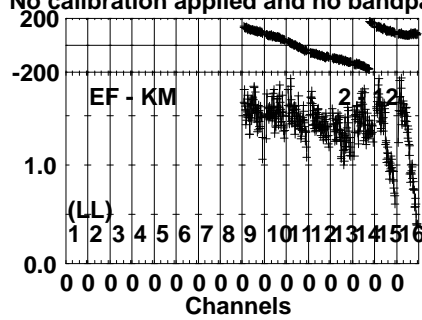
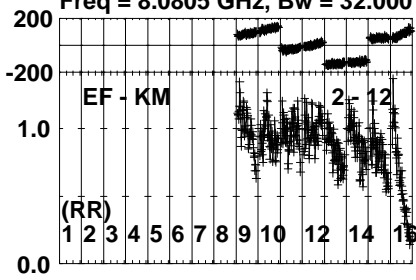


Lower frame: Milli Ampl Jy Top frame: Phas deg  
Vector averaged cross-power spectrum Several baselines displayed  
Timerange: 00/11:00:43 to 00/11:02:21

Plot file version 451 created 23-APR-2024 10:27:12

J2248+3718 EB107.UVDATA.1

Freq = 8.0805 GHz, Bw = 32.000 MH No calibration applied and no bandpass applied

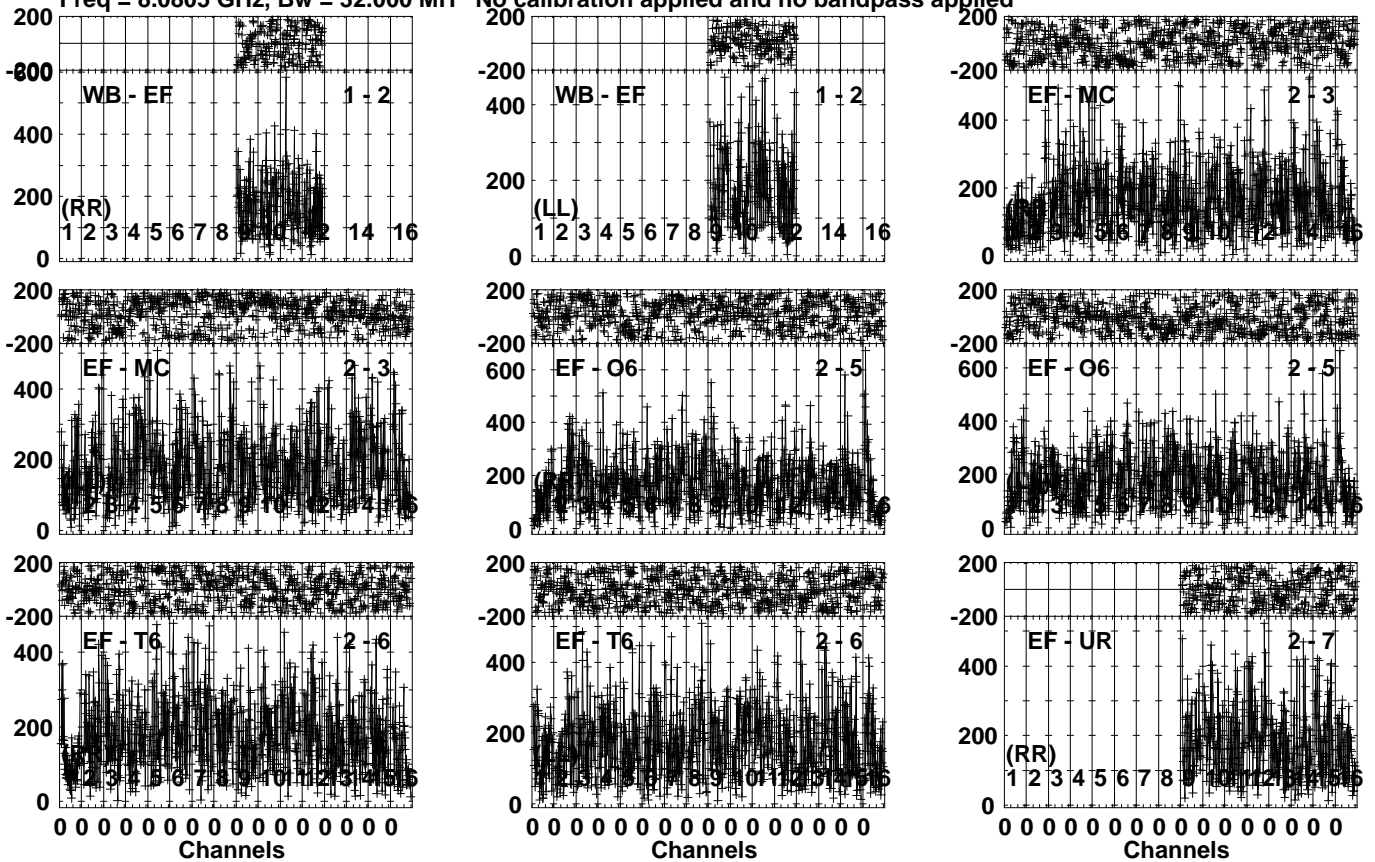


Lower frame: Milli Ampl Jy Top frame: Phas deg  
Vector averaged cross-power spectrum Several baselines displayed  
Timerange: 00/11:00:43 to 00/11:02:21

Plot file version 452 created 23-APR-2024 10:27:12

SN2014C EB107.UVDATA.1

Freq = 8.0805 GHz, Bw = 32.000 MH No calibration applied and no bandpass applied

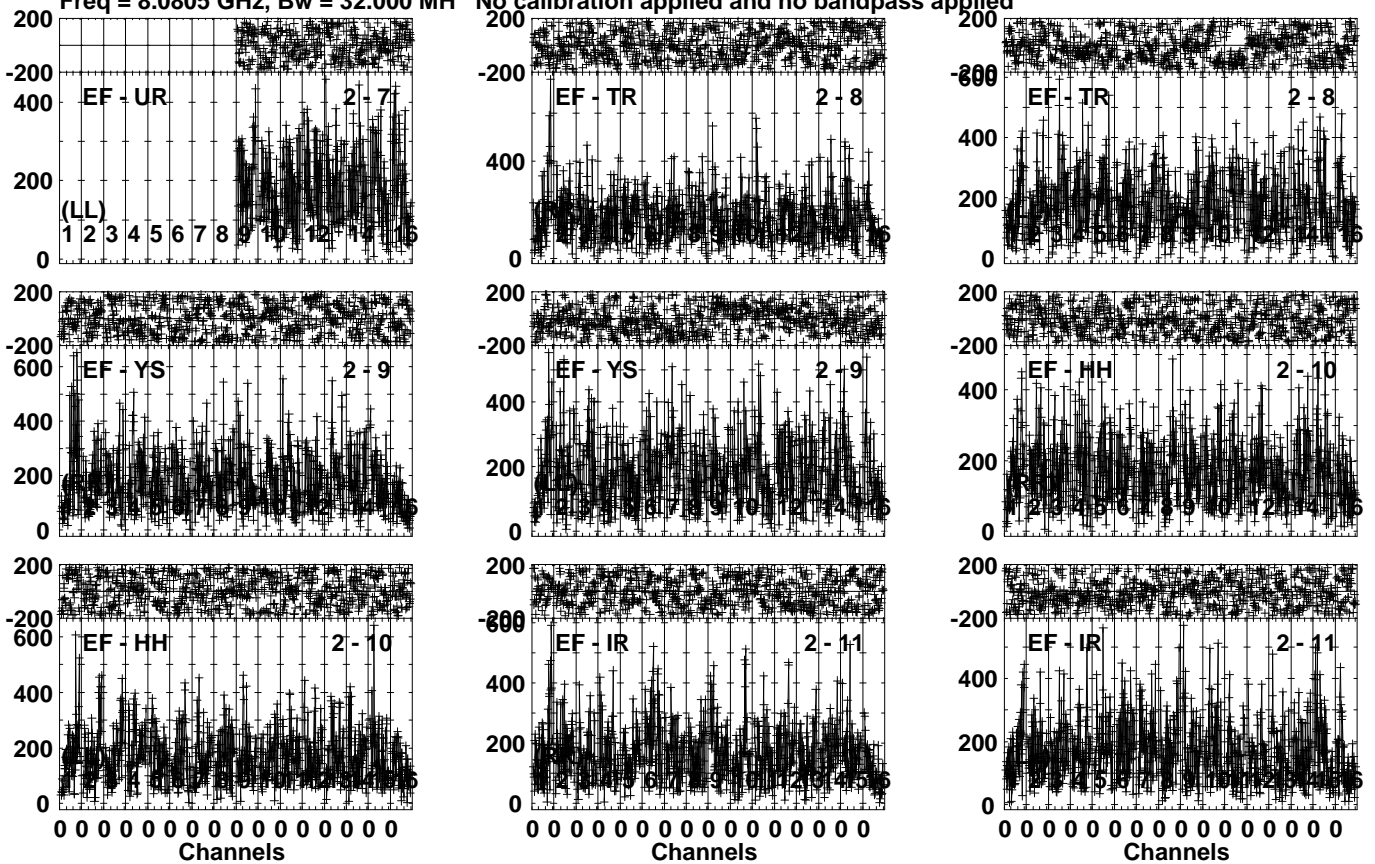


Lower frame: Micro Ampl Jy Top frame: Phas deg  
Vector averaged cross-power spectrum Several baselines displayed  
Timerange: 00/11:02:25 to 00/11:04:21

Plot file version 453 created 23-APR-2024 10:27:13

SN2014C EB107.UVDATA.1

Freq = 8.0805 GHz, Bw = 32.000 MH No calibration applied and no bandpass applied

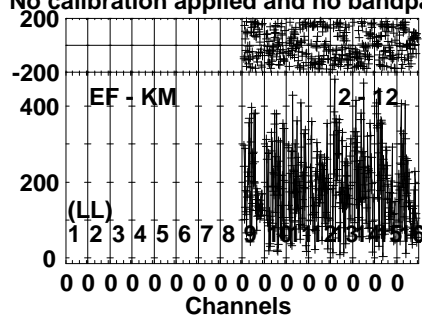
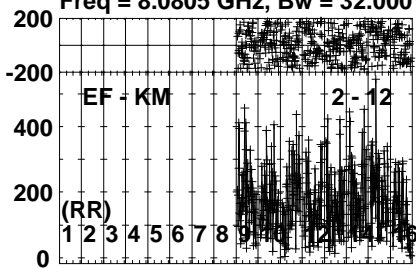


Lower frame: Micro Ampl Jy Top frame: Phas deg  
Vector averaged cross-power spectrum Several baselines displayed  
Timerange: 00/11:02:25 to 00/11:04:21

Plot file version 454 created 23-APR-2024 10:27:13

SN2014C EB107.UVDATA.1

Freq = 8.0805 GHz, Bw = 32.000 MH No calibration applied and no bandpass applied

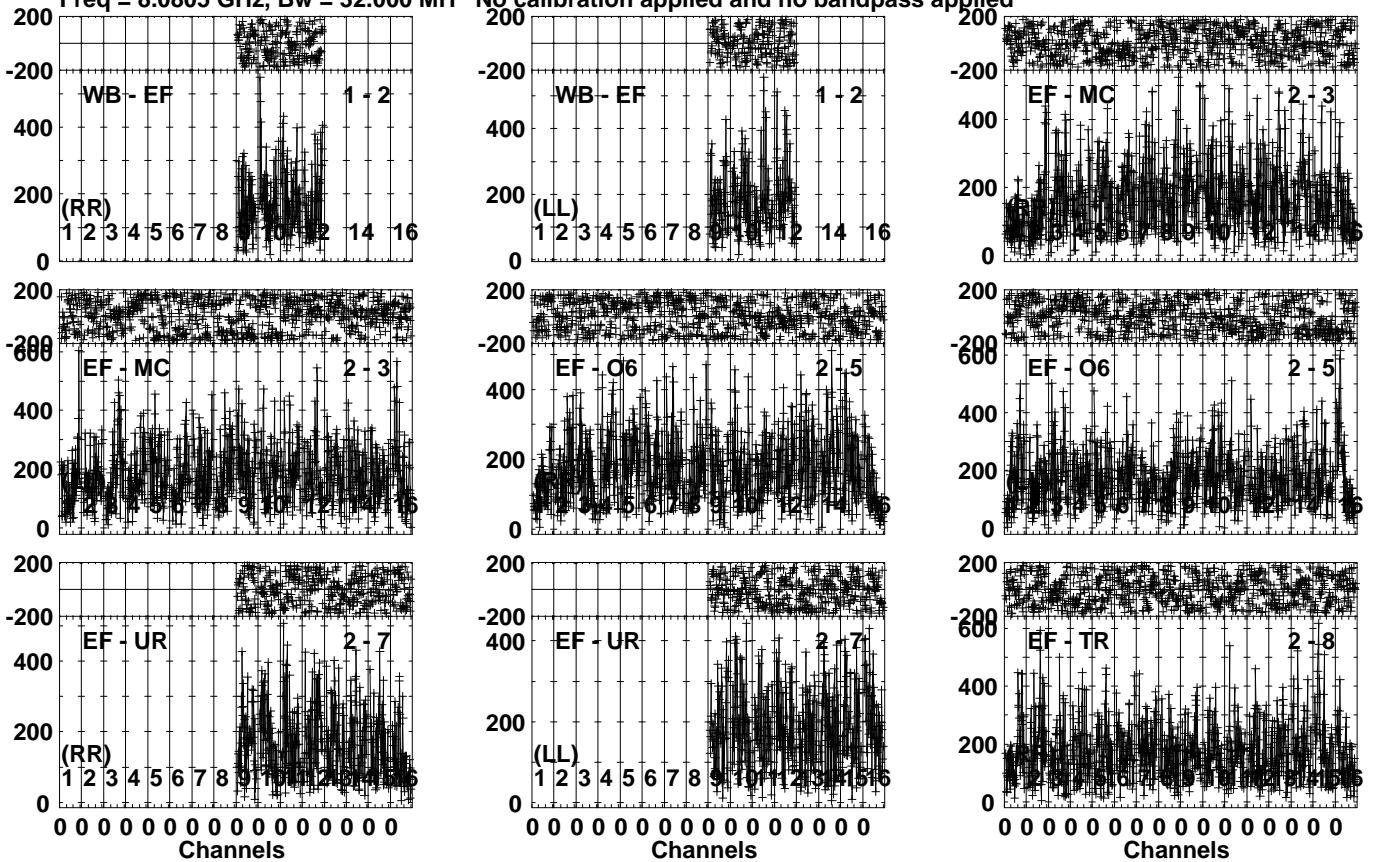


Lower frame: Micro Ampl Jy Top frame: Phas deg  
Vector averaged cross-power spectrum Several baselines displayed  
Timerange: 00/11:02:25 to 00/11:04:21

Plot file version 455 created 23-APR-2024 10:27:13

SN2014C EB107.UVDATA.1

Freq = 8.0805 GHz, Bw = 32.000 MH No calibration applied and no bandpass applied

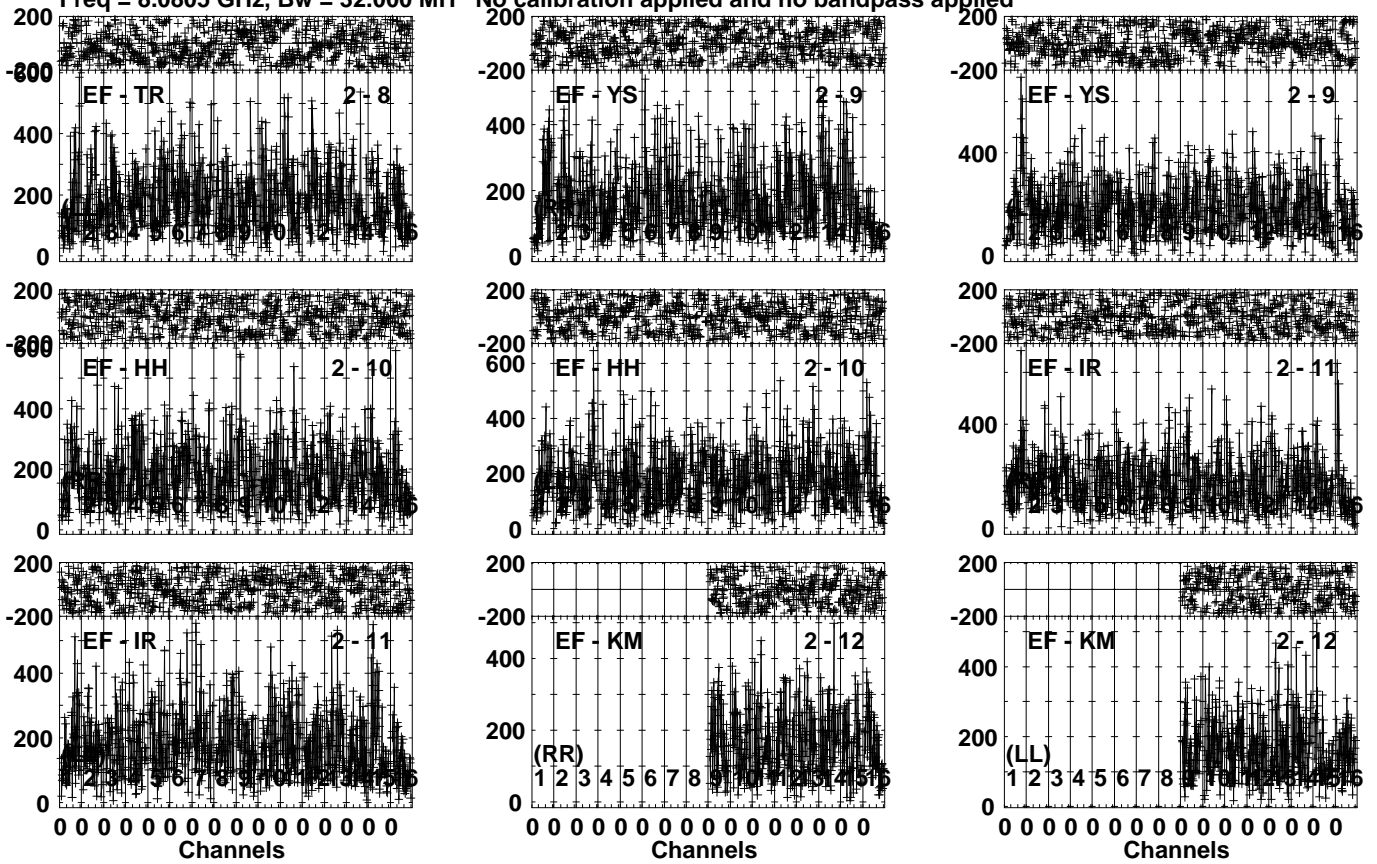


Lower frame: Micro Ampl Jy Top frame: Phas deg  
Vector averaged cross-power spectrum Several baselines displayed  
Timerange: 00/11:05:43 to 00/11:07:41

Plot file version 456 created 23-APR-2024 10:27:14

SN2014C EB107.UVDATA.1

Freq = 8.0805 GHz, Bw = 32.000 MH No calibration applied and no bandpass applied



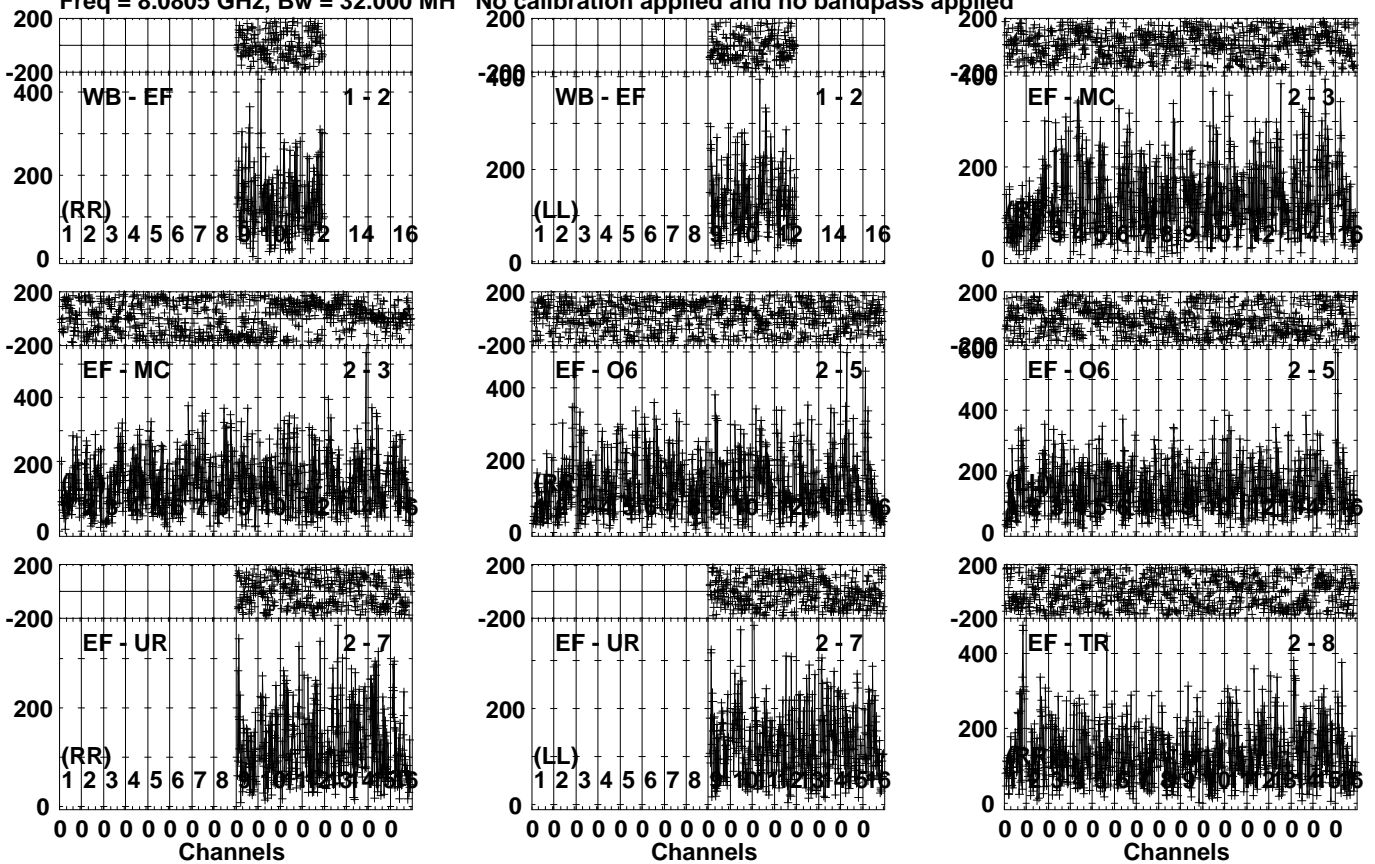
Lower frame: Micro Ampl Jy Top frame: Phas deg  
Vector averaged cross-power spectrum Several baselines displayed  
Timerange: 00/11:05:43 to 00/11:07:41



Plot file version 457 created 23-APR-2024 10:27:14

SN2014C EB107.UVDATA.1

Freq = 8.0805 GHz, Bw = 32.000 MH No calibration applied and no bandpass applied

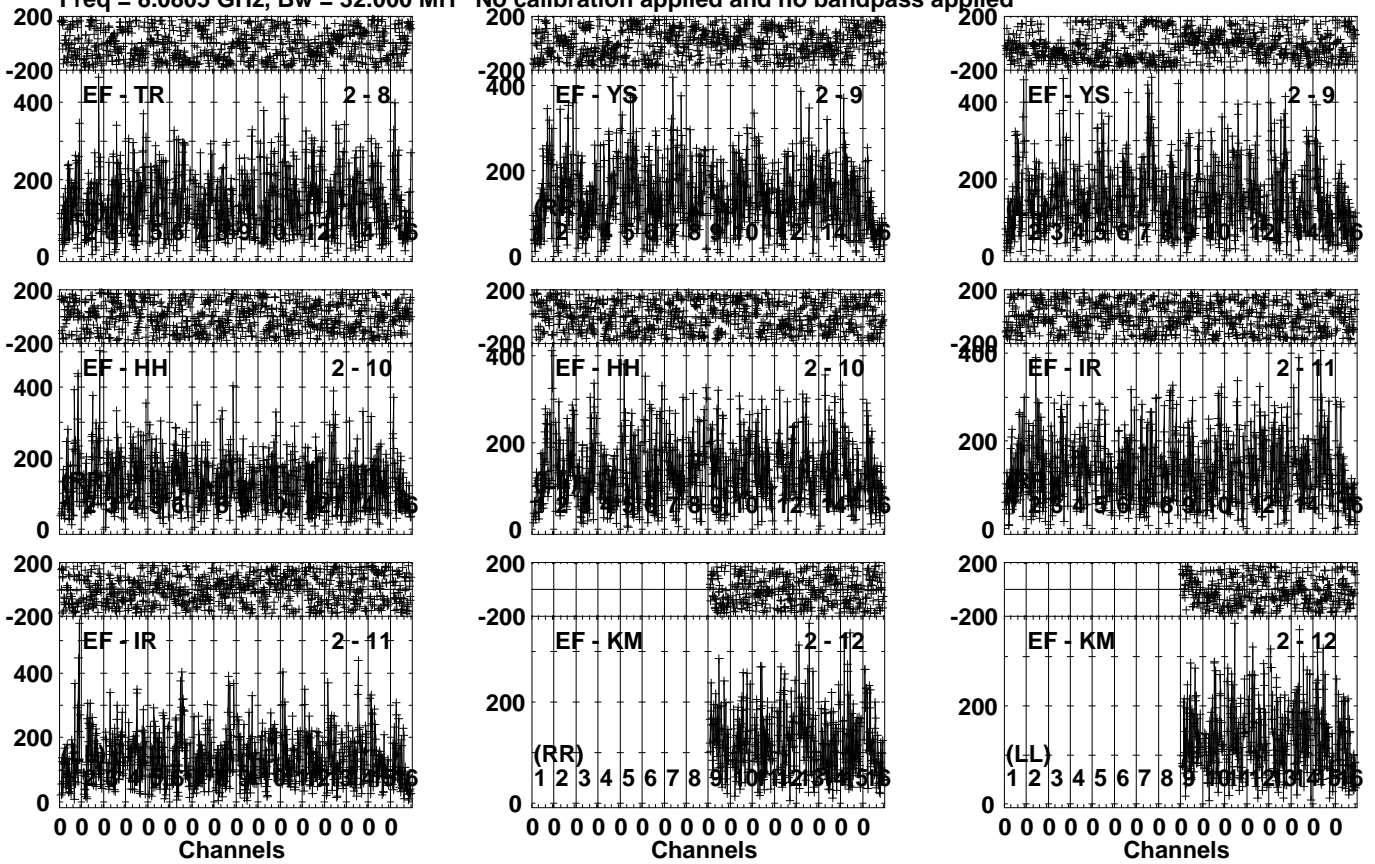


Lower frame: Micro Ampl Jy Top frame: Phas deg  
Vector averaged cross-power spectrum Several baselines displayed  
Timerange: 00/11:09:49 to 00/11:11:27

Plot file version 458 created 23-APR-2024 10:27:15

SN2014C EB107.UVDATA.1

Freq = 8.0805 GHz, Bw = 32.000 MH No calibration applied and no bandpass applied

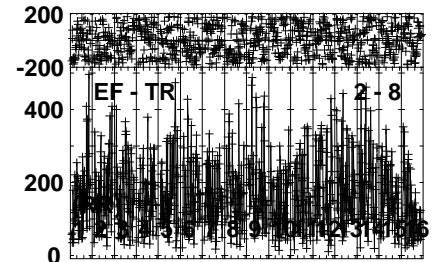
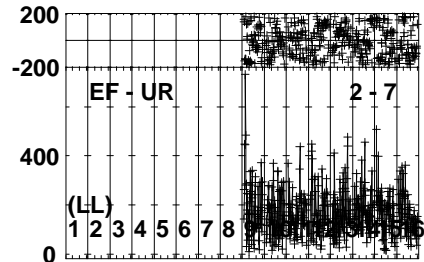
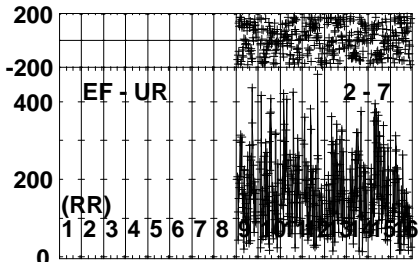
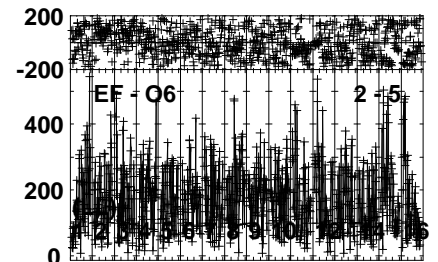
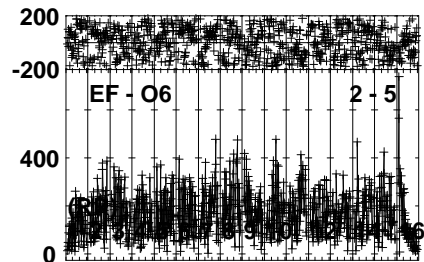
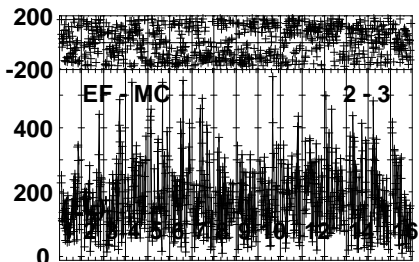
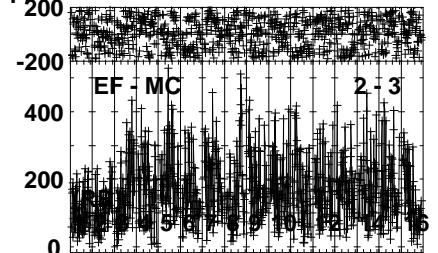
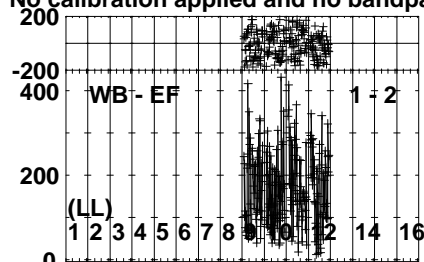
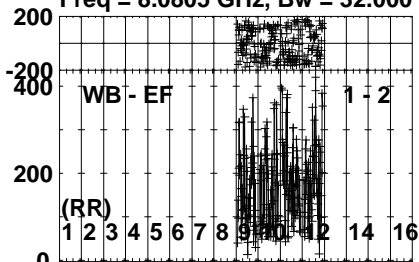


Lower frame: Micro Ampl Jy Top frame: Phas deg  
Vector averaged cross-power spectrum Several baselines displayed  
Timerange: 00/11:09:49 to 00/11:11:27

Plot file version 459 created 23-APR-2024 10:27:15

SN2014C EB107.UVDATA.1

Freq = 8.0805 GHz, Bw = 32.000 MH No calibration applied and no bandpass applied

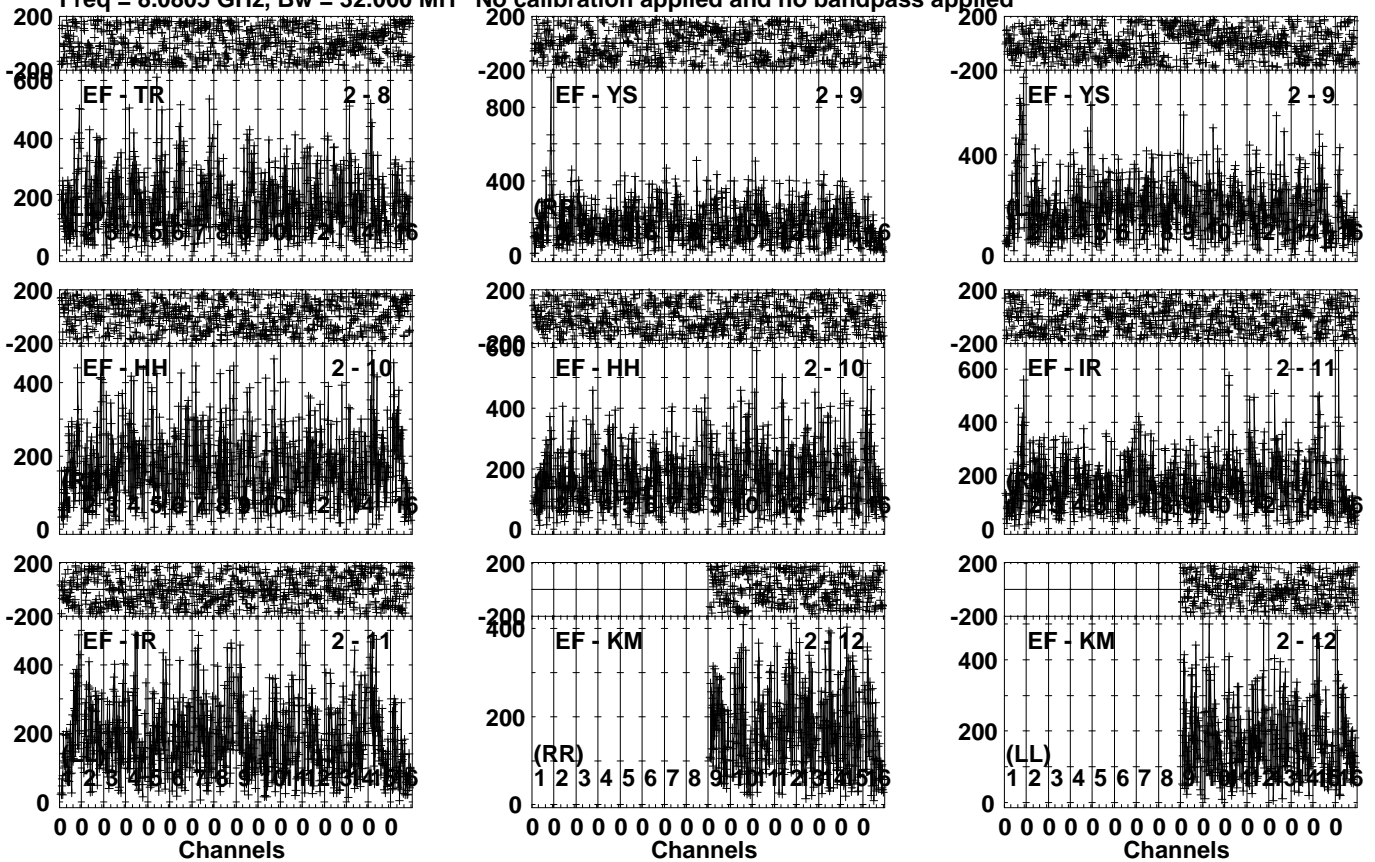


Lower frame: Micro Ampl Jy Top frame: Phas deg  
Vector averaged cross-power spectrum Several baselines displayed  
Timerange: 00/11:12:51 to 00/11:14:47

Plot file version 460 created 23-APR-2024 10:27:15

SN2014C EB107.UVDATA.1

Freq = 8.0805 GHz, Bw = 32.000 MH No calibration applied and no bandpass applied

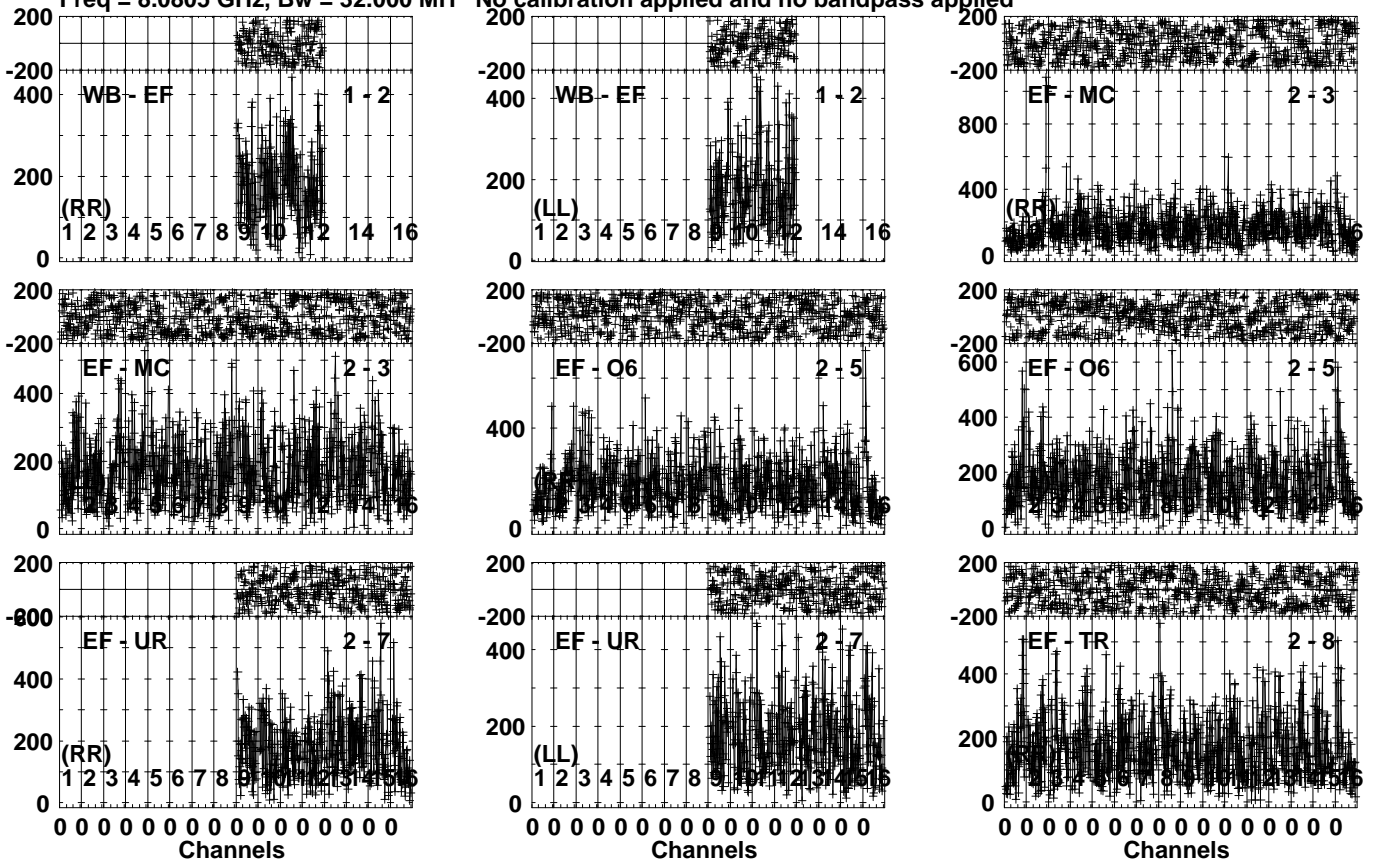


Lower frame: Micro Ampl Jy Top frame: Phas deg  
Vector averaged cross-power spectrum Several baselines displayed  
Timerange: 00/11:12:51 to 00/11:14:47

Plot file version 461 created 23-APR-2024 10:27:16

SN2014C EB107.UVDATA.1

Freq = 8.0805 GHz, Bw = 32.000 MH No calibration applied and no bandpass applied

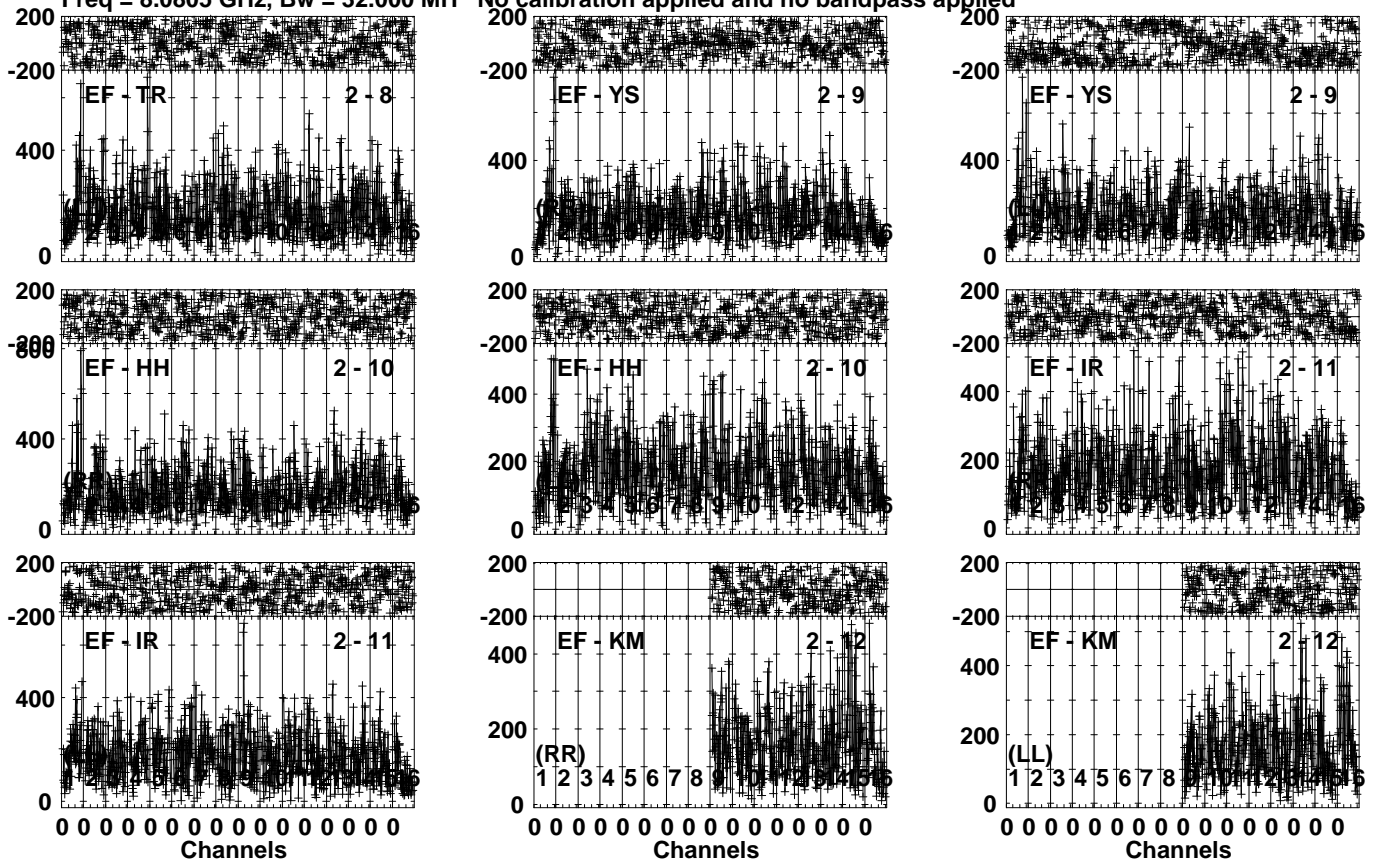


Lower frame: Micro Ampl Jy Top frame: Phas deg  
Vector averaged cross-power spectrum Several baselines displayed  
Timerange: 00/11:16:09 to 00/11:18:07

Plot file version 462 created 23-APR-2024 10:27:16

SN2014C EB107.UVDATA.1

Freq = 8.0805 GHz, Bw = 32.000 MH No calibration applied and no bandpass applied

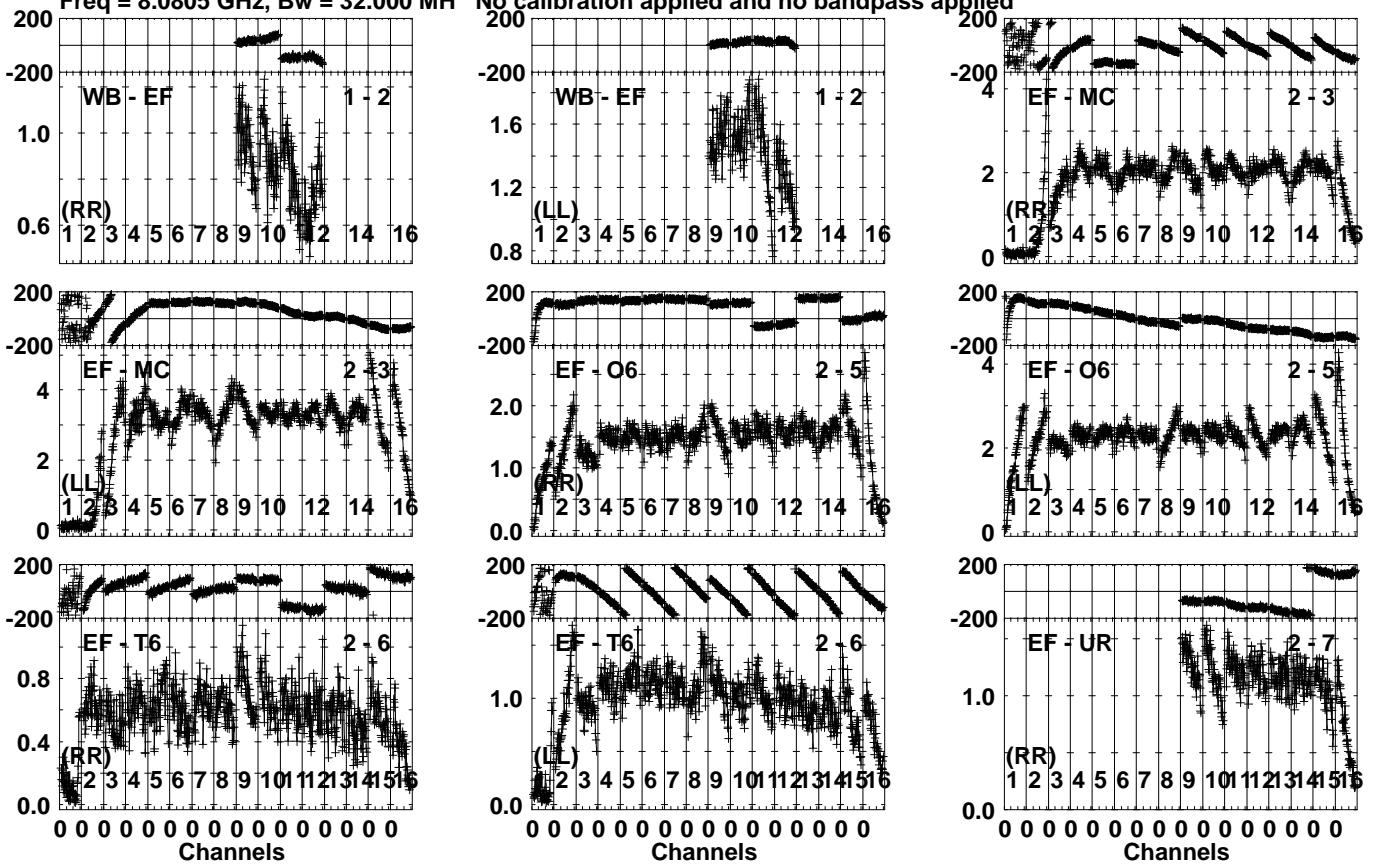


Lower frame: Micro Ampl Jy Top frame: Phas deg  
Vector averaged cross-power spectrum Several baselines displayed  
Timerange: 00/11:16:09 to 00/11:18:07

Plot file version 463 created 23-APR-2024 10:27:16

J2248+3718 EB107.UVDATA.1

Freq = 8.0805 GHz, Bw = 32.000 MH No calibration applied and no bandpass applied

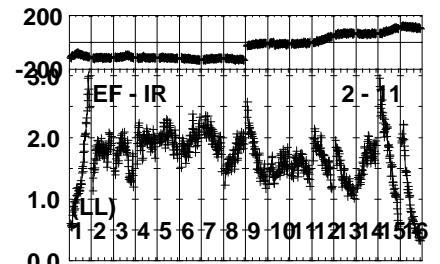
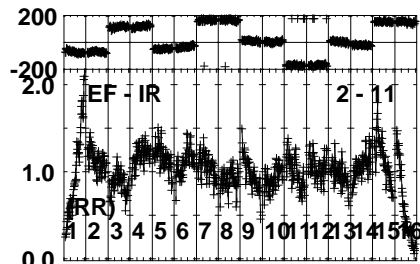
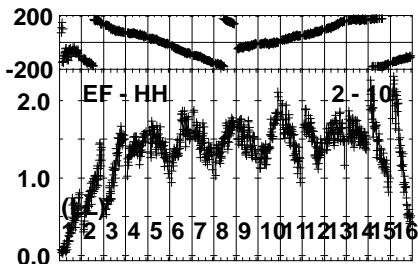
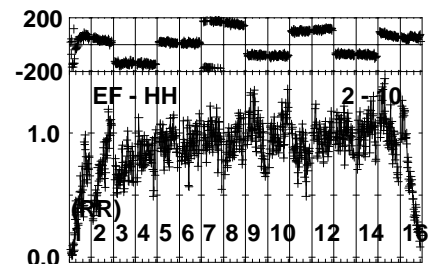
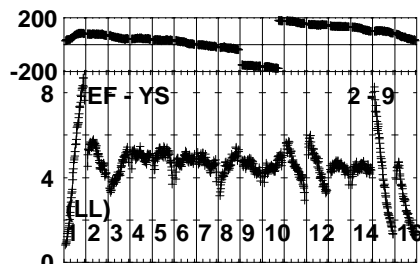
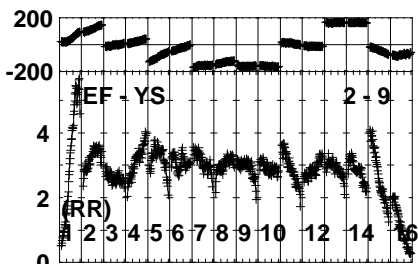
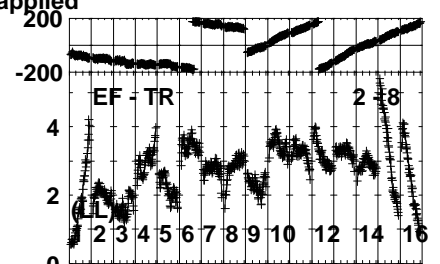
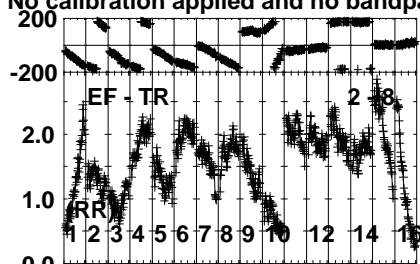
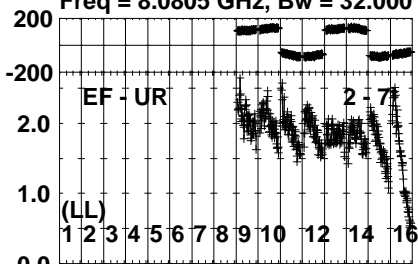


Lower frame: Milli Ampl Jy Top frame: Phas deg  
Vector averaged cross-power spectrum Several baselines displayed  
Timerange: 00/11:18:55 to 00/11:20:33

Plot file version 464 created 23-APR-2024 10:27:17

J2248+3718 EB107.UVDATA.1

Freq = 8.0805 GHz, Bw = 32.000 MH No calibration applied and no bandpass applied



Lower frame: Milli Ampl Jy Top frame: Phas deg  
Vector averaged cross-power spectrum Several baselines displayed  
Timerange: 00/11:18:55 to 00/11:20:33

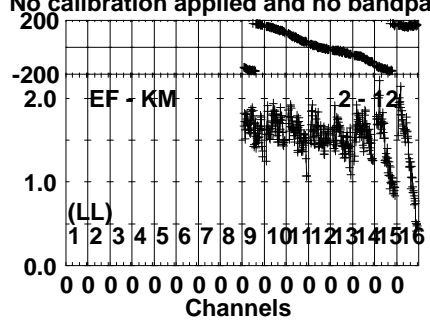
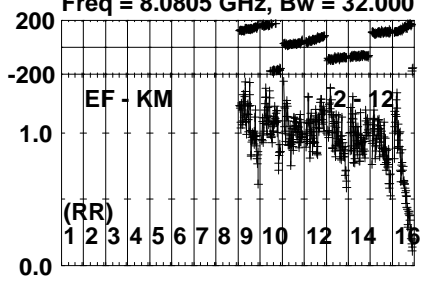


Plot file version 465 created 23-APR-2024 10:27:17

J2248+3718 EB107.UVDATA.1

Freq = 8.0805 GHz, Bw = 32.000 MH

No calibration applied and no bandpass applied

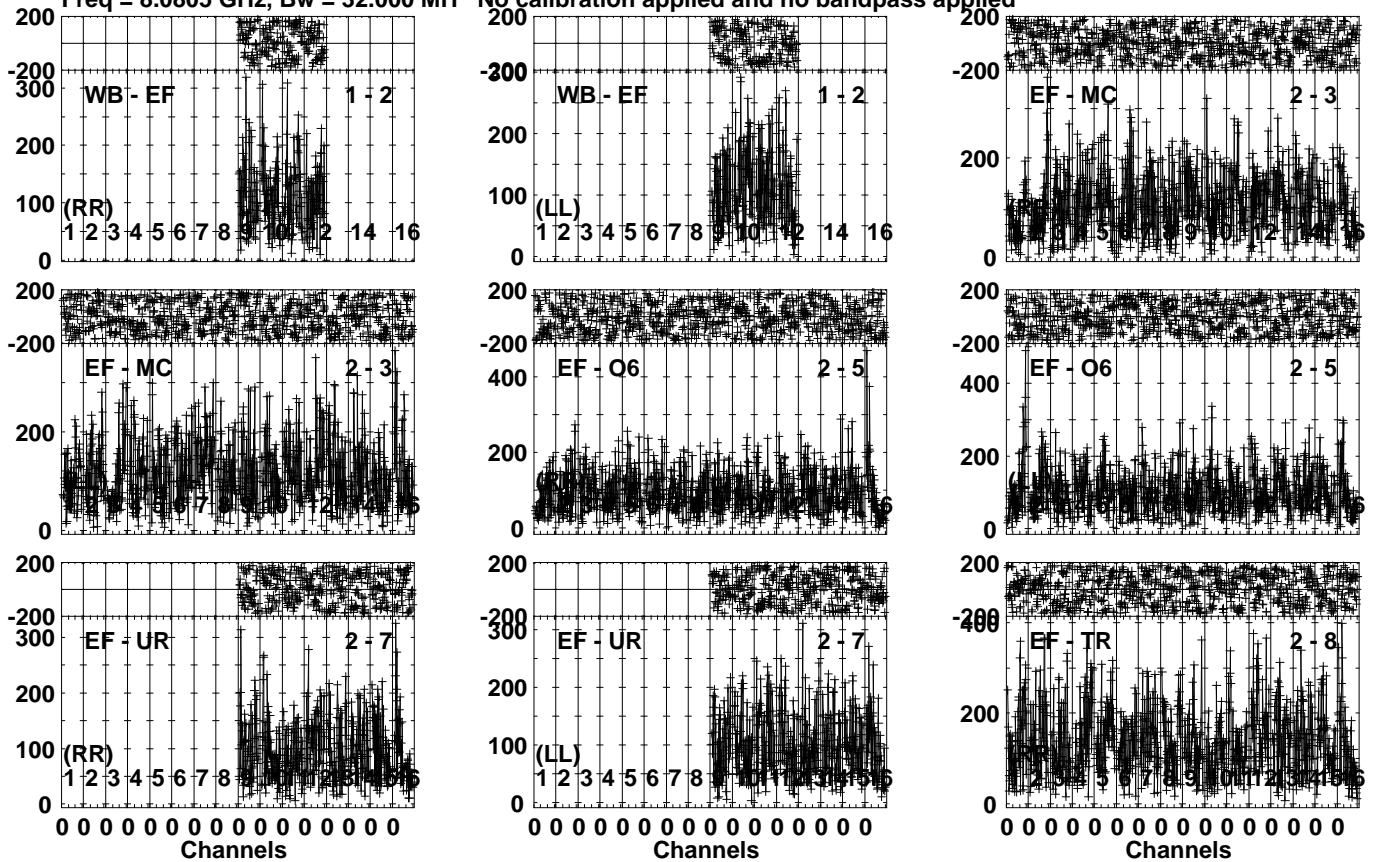


Lower frame: Milli Ampl Jy Top frame: Phas deg  
Vector averaged cross-power spectrum Several baselines displayed  
Timerange: 00/11:18:55 to 00/11:20:33

Plot file version 466 created 23-APR-2024 10:27:17

SN2014C EB107.UVDATA.1

Freq = 8.0805 GHz, Bw = 32.000 MH No calibration applied and no bandpass applied

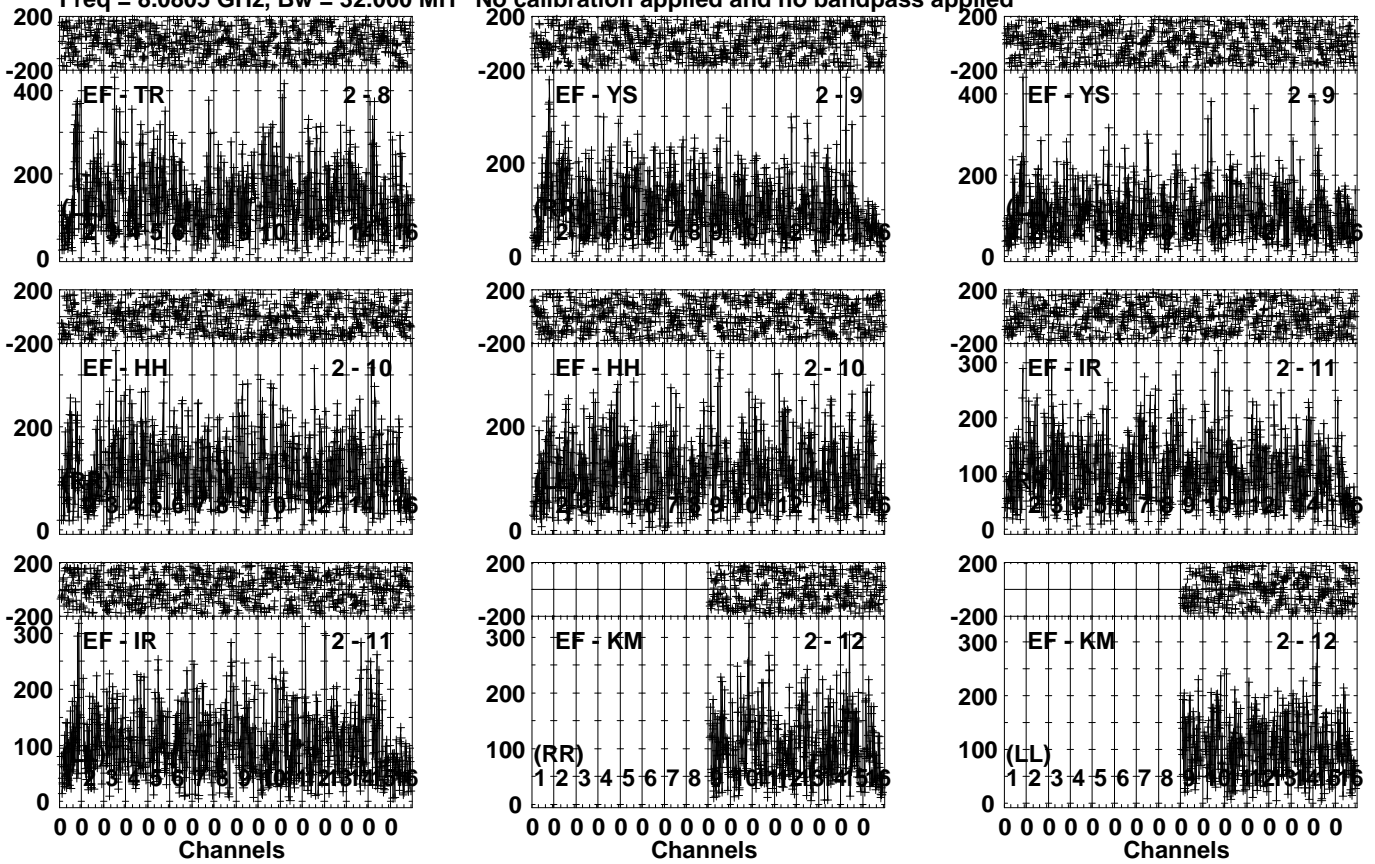


Lower frame: Micro Ampl Jy Top frame: Phas deg  
Vector averaged cross-power spectrum Several baselines displayed  
Timerange: 00/11:20:37 to 00/11:22:33

Plot file version 467 created 23-APR-2024 10:27:17

SN2014C EB107.UVDATA.1

Freq = 8.0805 GHz, Bw = 32.000 MH No calibration applied and no bandpass applied

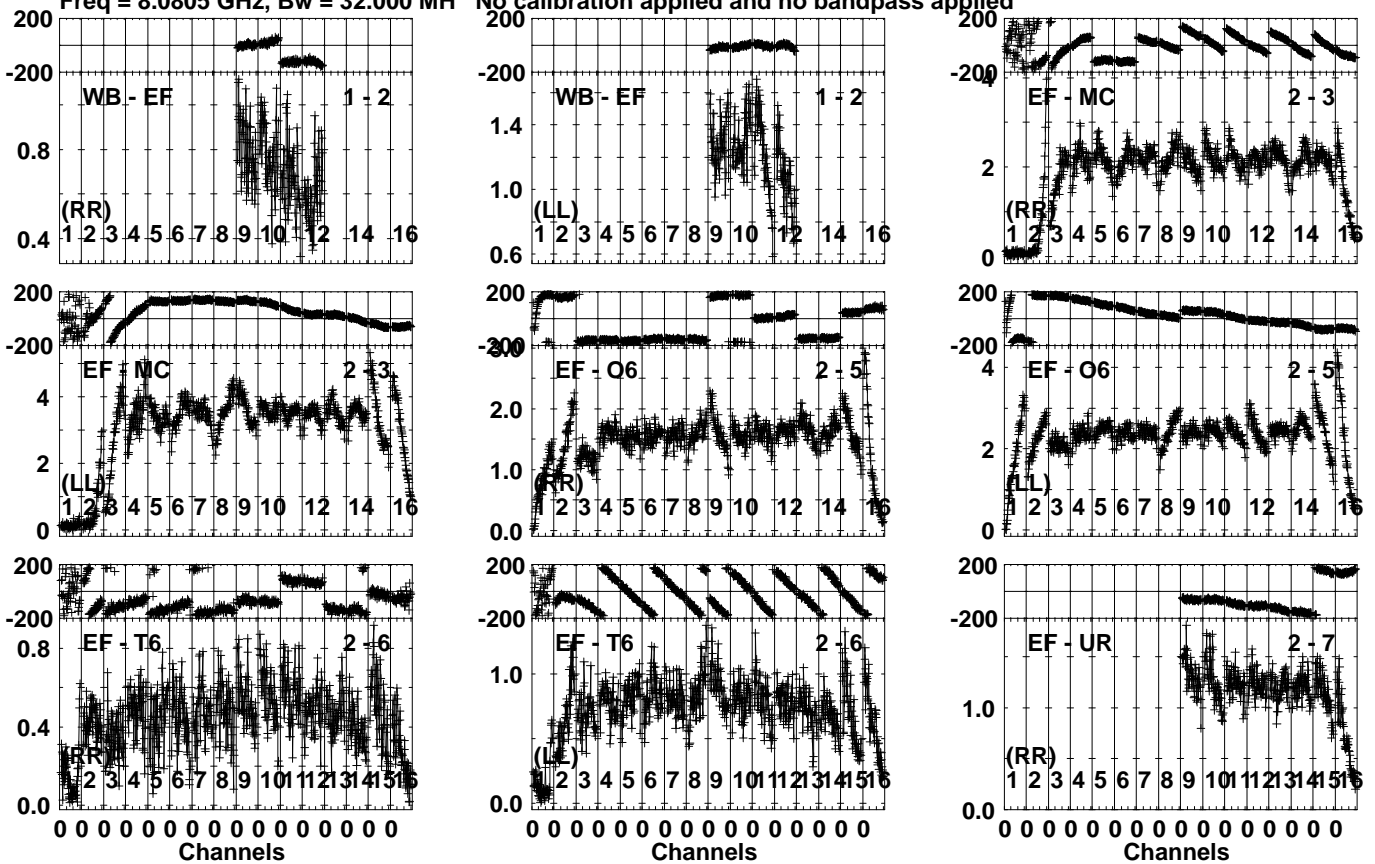


Lower frame: Micro Ampl Jy Top frame: Phas deg  
Vector averaged cross-power spectrum Several baselines displayed  
Timerange: 00/11:20:37 to 00/11:22:33

Plot file version 468 created 23-APR-2024 10:27:17

J2248+3718 EB107.UVDATA.1

Freq = 8.0805 GHz, Bw = 32.000 MH No calibration applied and no bandpass applied

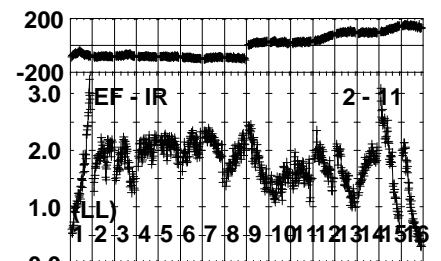
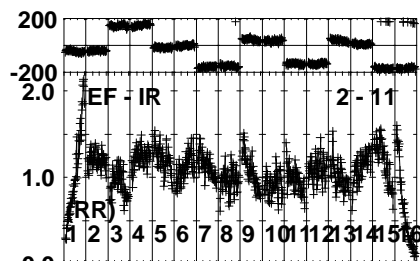
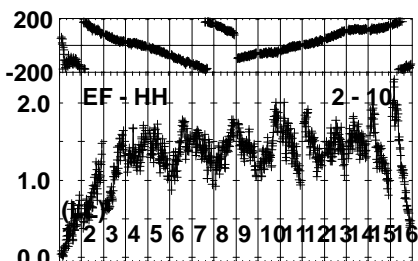
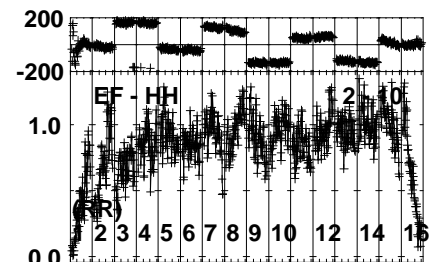
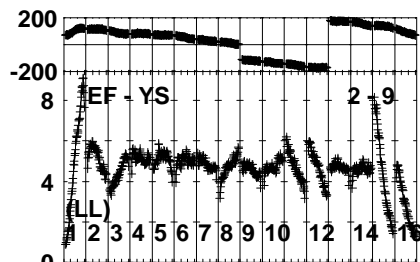
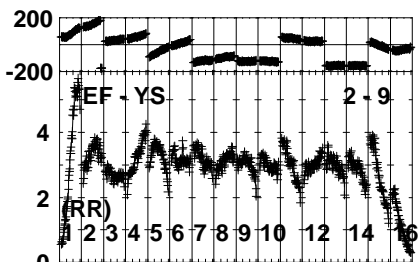
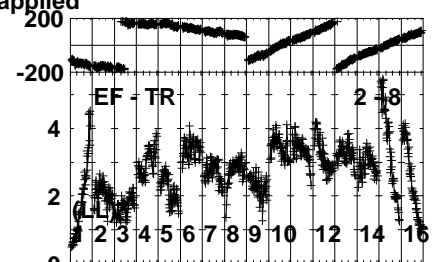
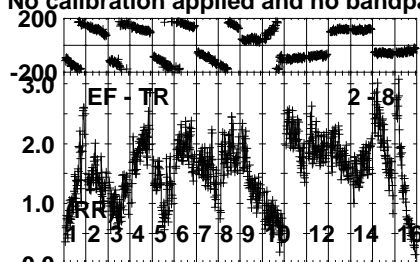
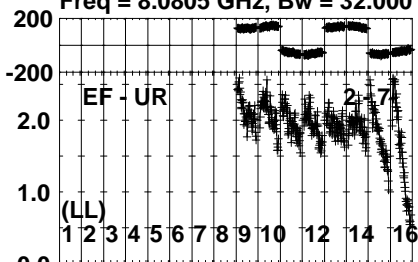


Lower frame: Milli Ampl Jy Top frame: Phas deg  
Vector averaged cross-power spectrum Several baselines displayed  
Timerange: 00/11:22:35 to 00/11:23:53

Plot file version 469 created 23-APR-2024 10:27:17

J2248+3718 EB107.UVDATA.1

Freq = 8.0805 GHz, Bw = 32.000 MH No calibration applied and no bandpass applied



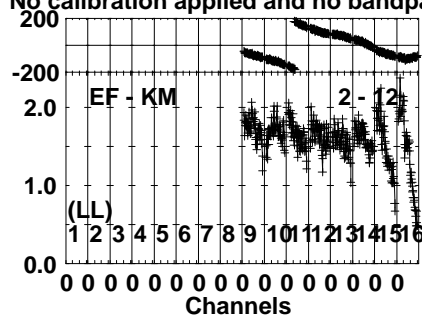
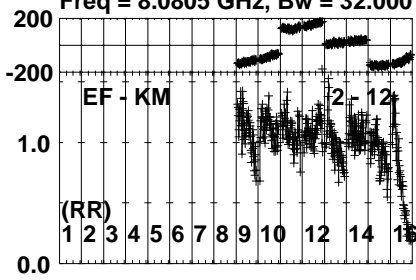
Lower frame: Milli Ampl Jy Top frame: Phas deg  
Vector averaged cross-power spectrum Several baselines displayed  
Timerange: 00/11:22:35 to 00/11:23:53

Plot file version 470 created 23-APR-2024 10:27:18

J2248+3718 EB107.UVDATA.1

Freq = 8.0805 GHz, Bw = 32.000 MH

No calibration applied and no bandpass applied

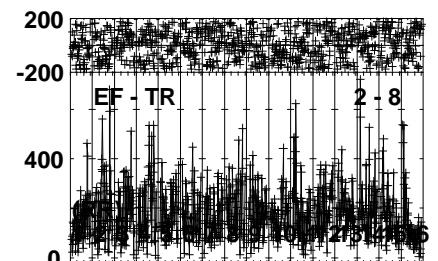
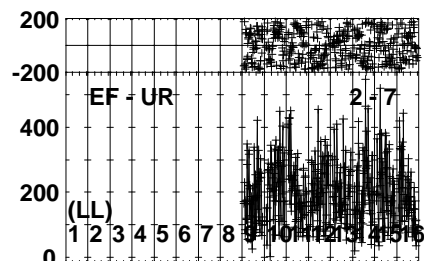
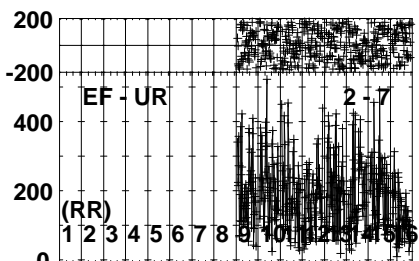
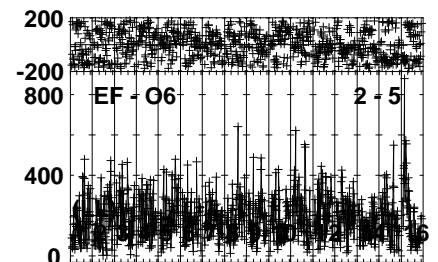
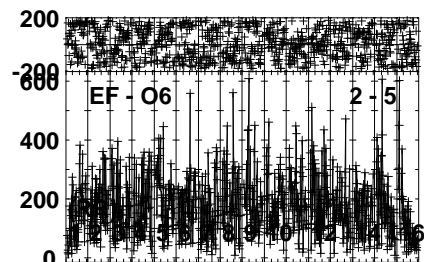
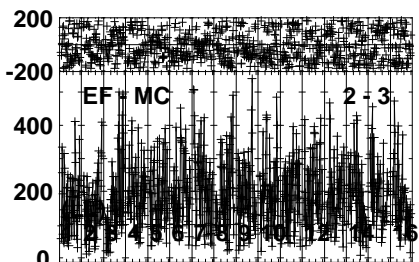
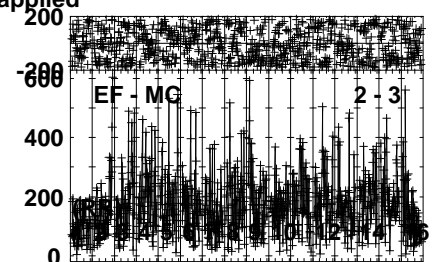
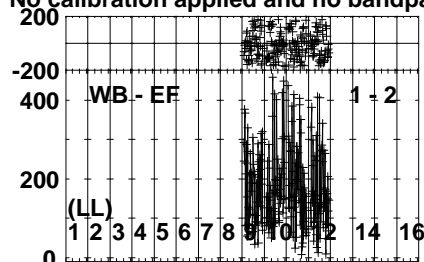
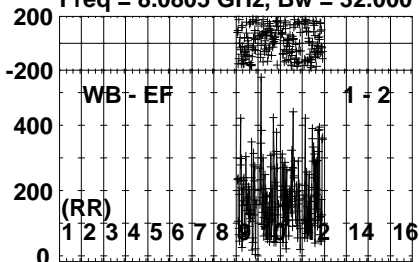


Lower frame: Milli Ampl Jy Top frame: Phas deg  
Vector averaged cross-power spectrum Several baselines displayed  
Timerange: 00/11:22:35 to 00/11:23:53

Plot file version 471 created 23-APR-2024 10:27:18

SN2014C EB107.UVDATA.1

Freq = 8.0805 GHz, Bw = 32.000 MH No calibration applied and no bandpass applied



0 0 0 0 0 0 0 0 0 0 0 0 0 0 0 0  
Channels

0 0 0 0 0 0 0 0 0 0 0 0 0 0 0 0  
Channels

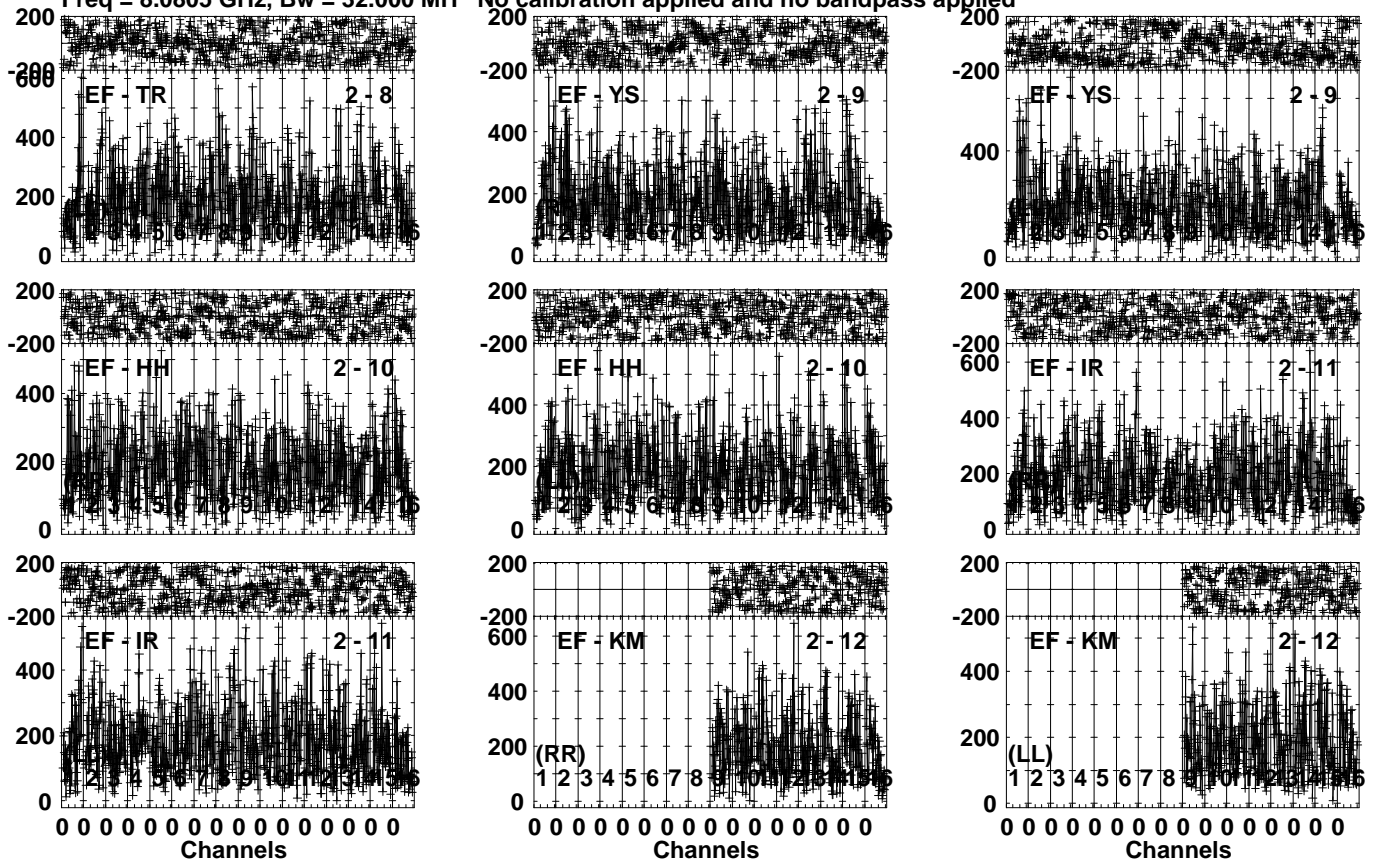
0 0 0 0 0 0 0 0 0 0 0 0 0 0 0 0  
Channels

Lower frame: Micro Ampl Jy Top frame: Phas deg  
Vector averaged cross-power spectrum Several baselines displayed  
Timerange: 00/11:23:55 to 00/11:25:53

Plot file version 472 created 23-APR-2024 10:27:18

SN2014C EB107.UVDATA.1

Freq = 8.0805 GHz, Bw = 32.000 MH No calibration applied and no bandpass applied



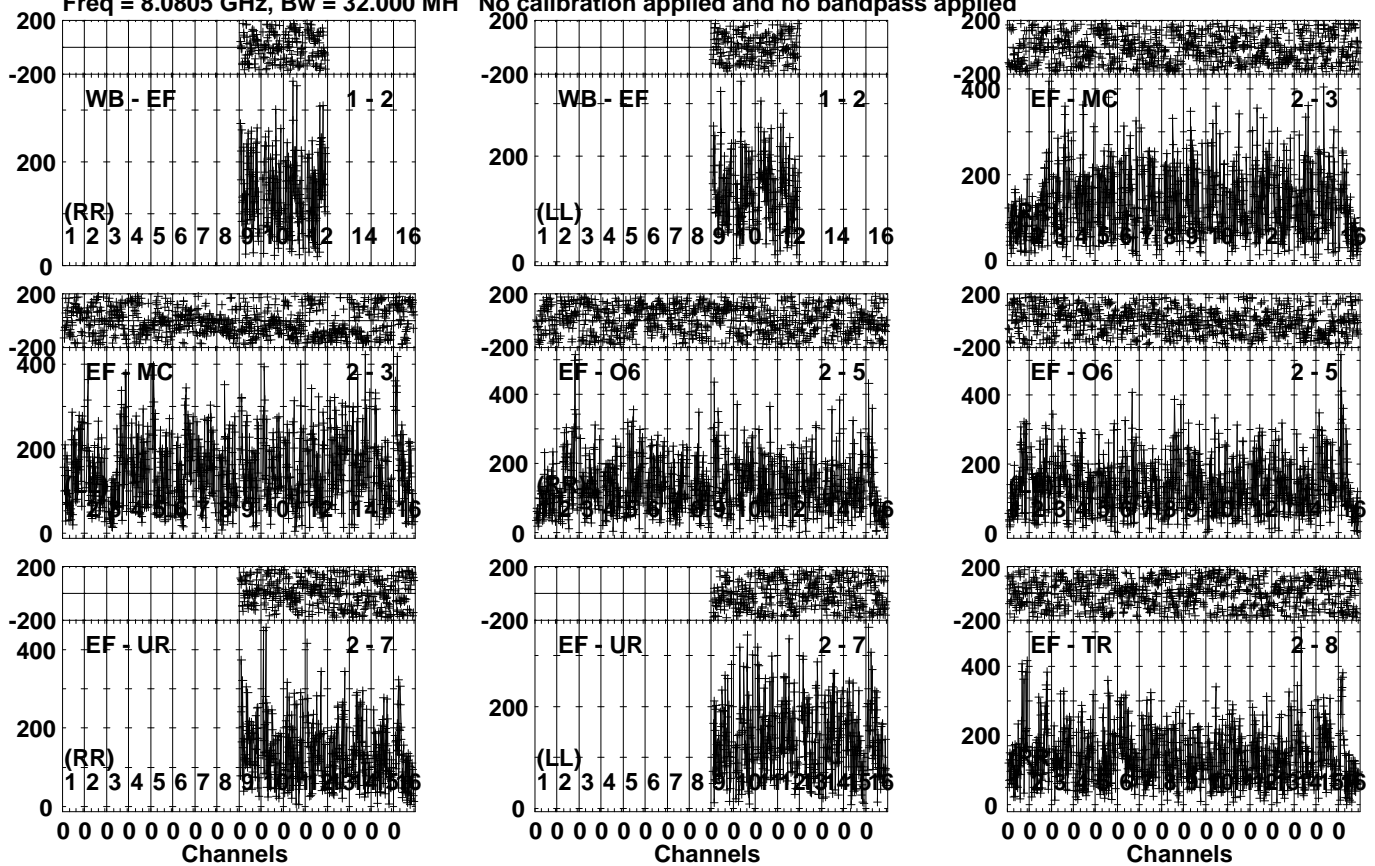
Lower frame: Micro Ampl Jy Top frame: Phas deg  
Vector averaged cross-power spectrum Several baselines displayed  
Timerange: 00/11:23:55 to 00/11:25:53



Plot file version 473 created 23-APR-2024 10:27:18

SN2014C EB107.UVDATA.1

Freq = 8.0805 GHz, Bw = 32.000 MH No calibration applied and no bandpass applied

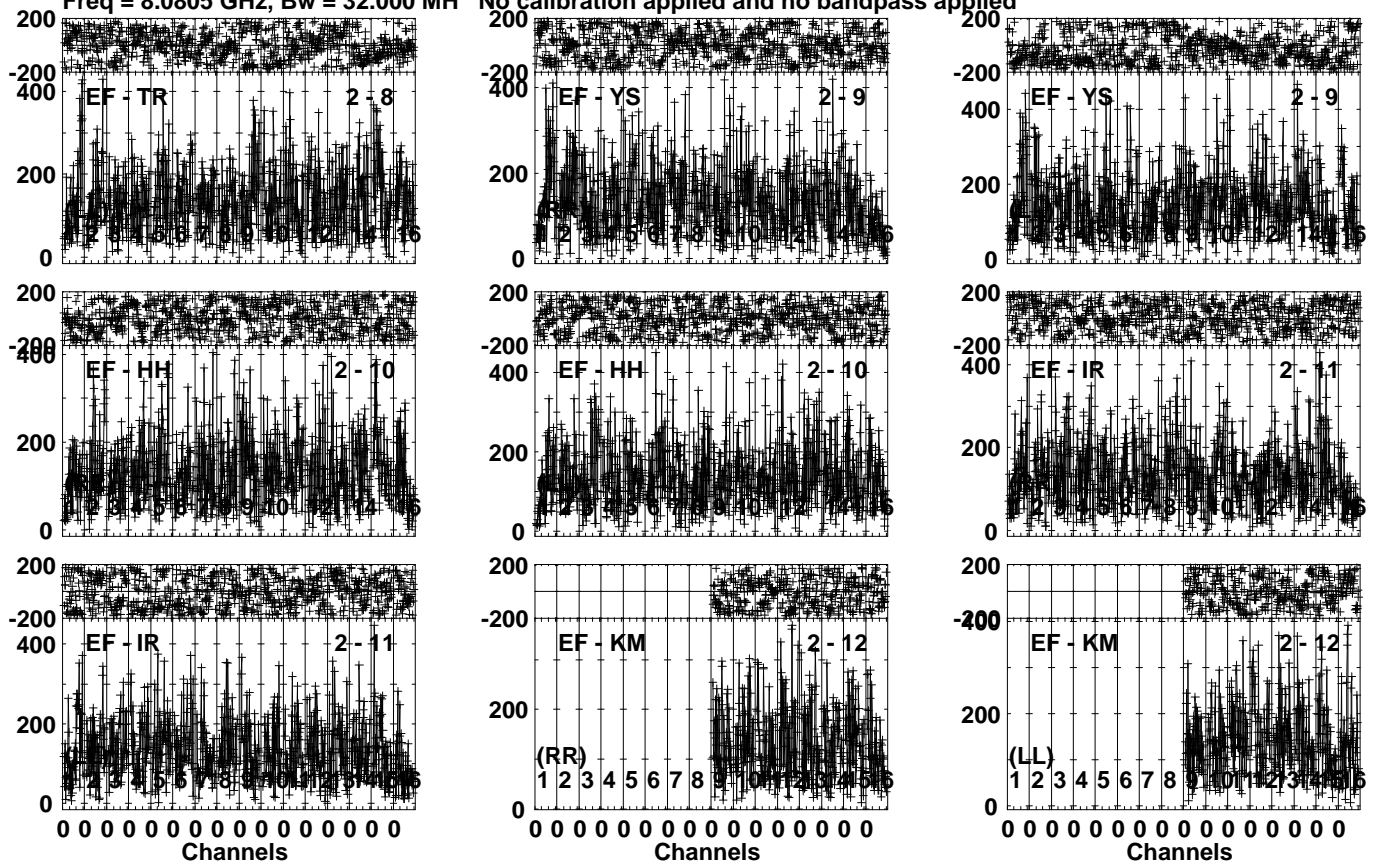


Lower frame: Micro Ampl Jy Top frame: Phas deg  
Vector averaged cross-power spectrum Several baselines displayed  
Timerange: 00/11:28:01 to 00/11:29:39

Plot file version 474 created 23-APR-2024 10:27:19

SN2014C EB107.UVDATA.1

Freq = 8.0805 GHz, Bw = 32.000 MH No calibration applied and no bandpass applied

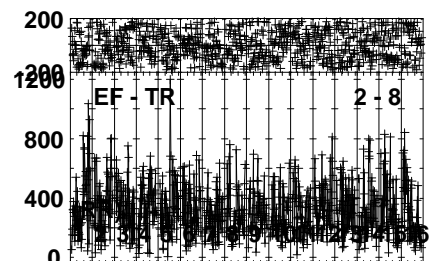
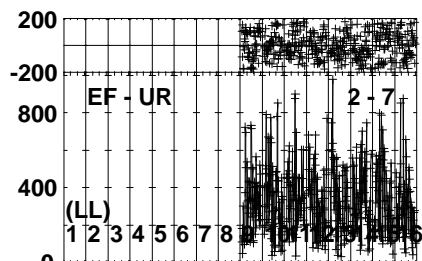
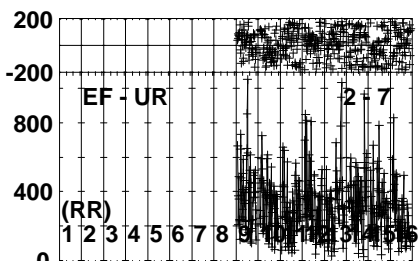
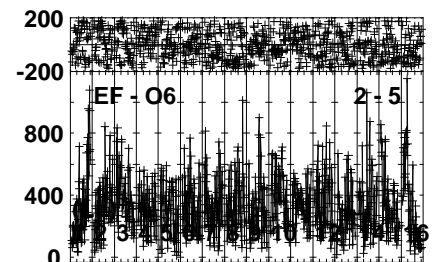
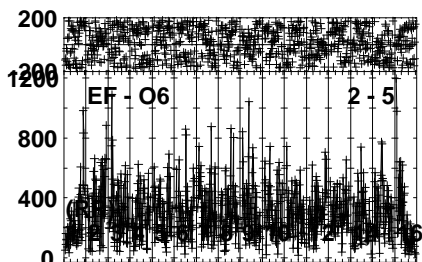
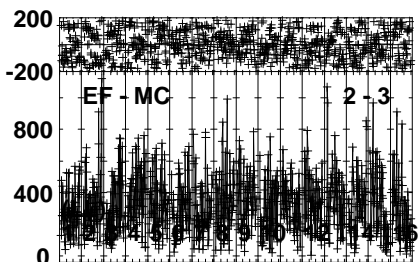
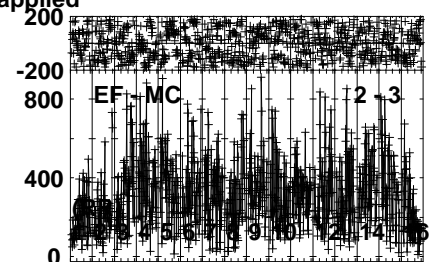
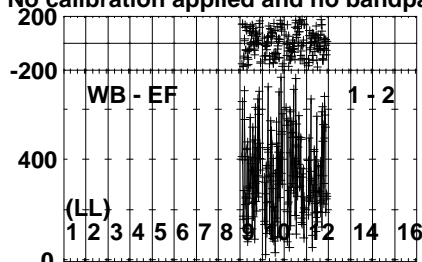
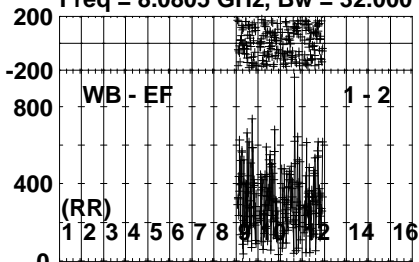


Lower frame: Micro Ampl Jy Top frame: Phas deg  
Vector averaged cross-power spectrum Several baselines displayed  
Timerange: 00/11:28:01 to 00/11:29:39

Plot file version 475 created 23-APR-2024 10:27:19

SN2014C EB107.UVDATA.1

Freq = 8.0805 GHz, Bw = 32.000 MH No calibration applied and no bandpass applied

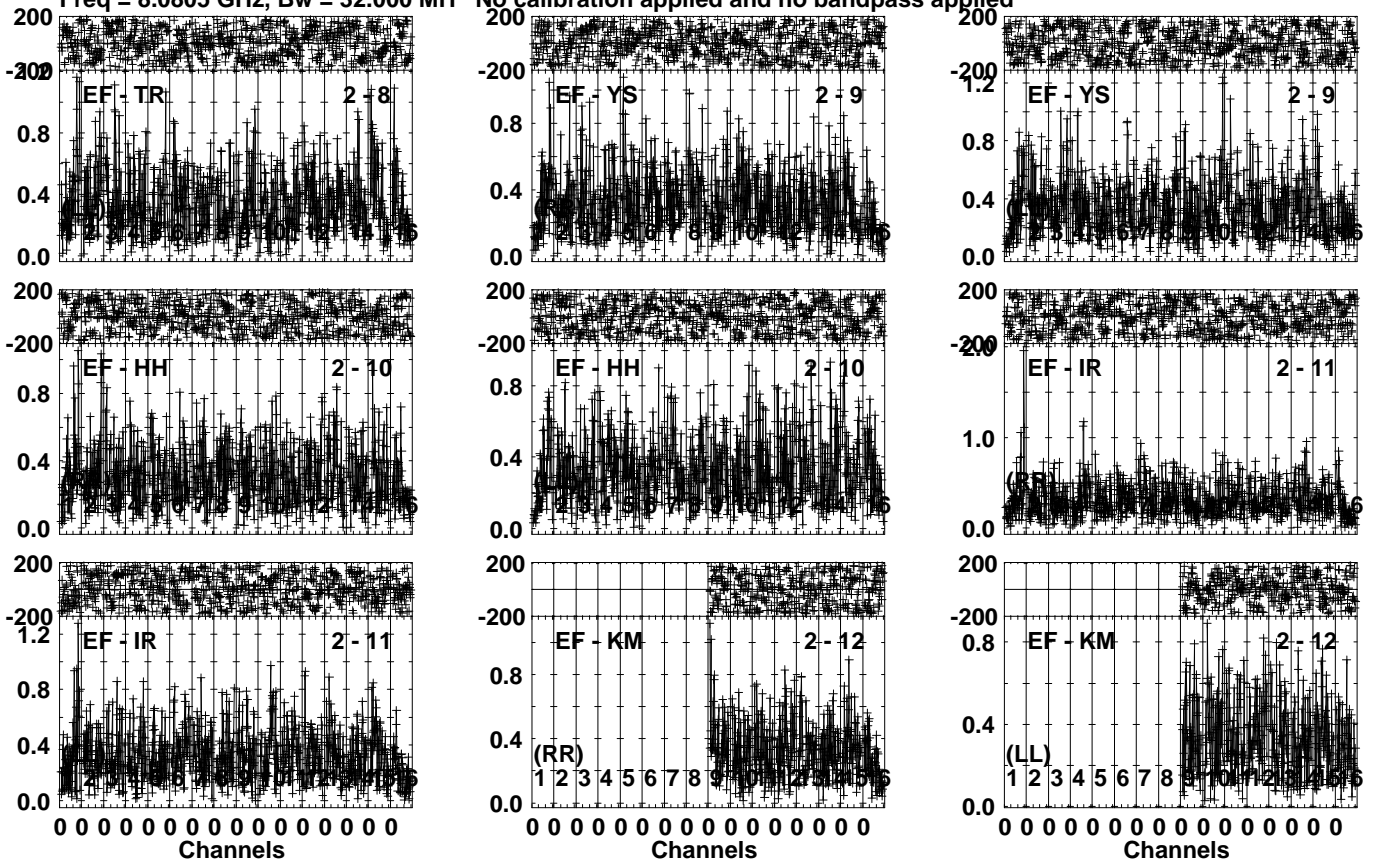


Lower frame: Micro Ampl Jy Top frame: Phas deg  
Vector averaged cross-power spectrum Several baselines displayed  
Timerange: 00/11:31:03 to 00/11:32:59

Plot file version 476 created 23-APR-2024 10:27:19

SN2014C EB107.UVDATA.1

Freq = 8.0805 GHz, Bw = 32.000 MH No calibration applied and no bandpass applied

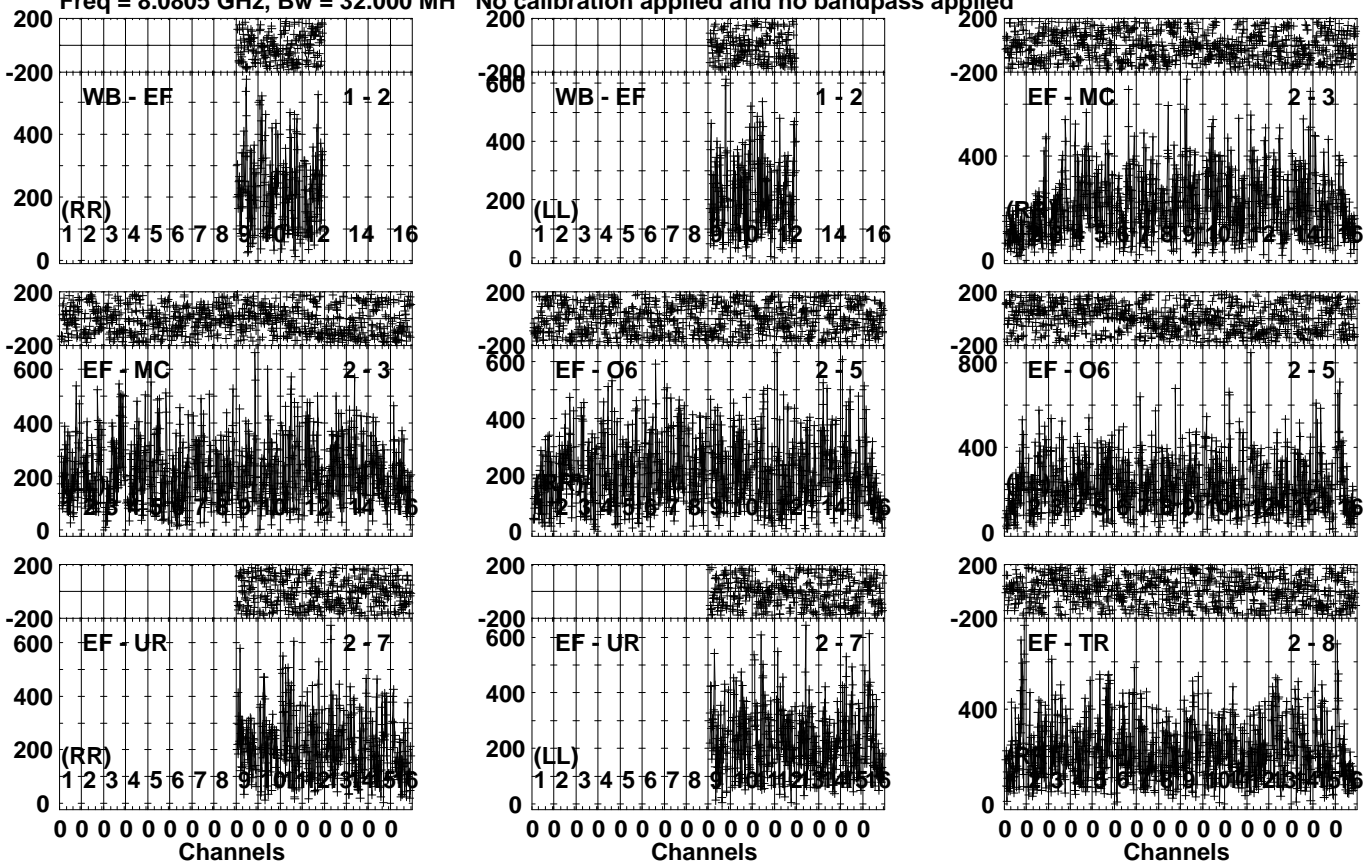


Lower frame: Milli Ampl Jy Top frame: Phas deg  
Vector averaged cross-power spectrum Several baselines displayed  
Timerange: 00/11:31:03 to 00/11:32:59

Plot file version 477 created 23-APR-2024 10:27:20

SN2014C EB107.UVDATA.1

Freq = 8.0805 GHz, Bw = 32.000 MH No calibration applied and no bandpass applied

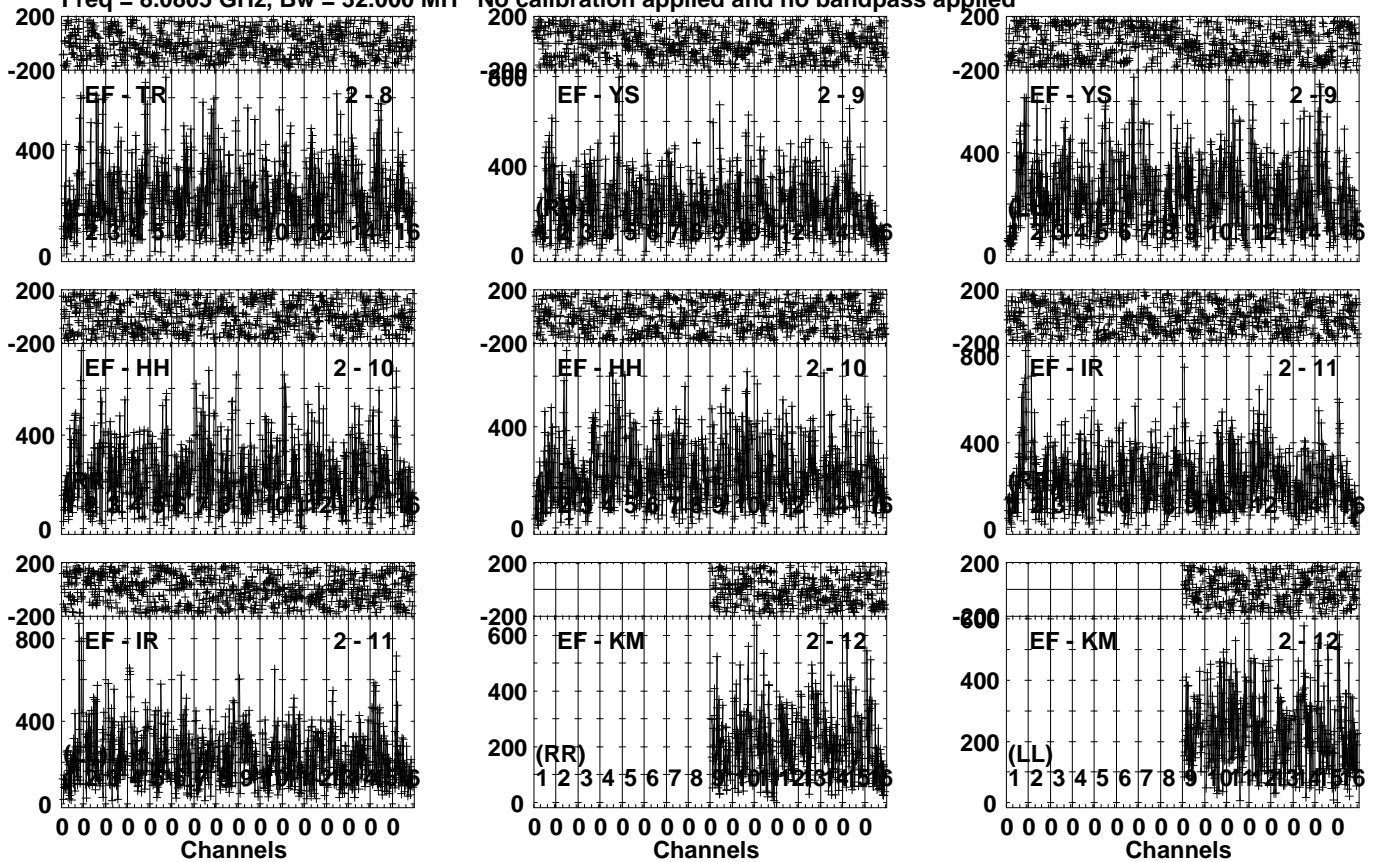


Lower frame: Micro Ampl Jy Top frame: Phas deg  
Vector averaged cross-power spectrum Several baselines displayed  
Timerange: 00/11:34:21 to 00/11:36:19

Plot file version 478 created 23-APR-2024 10:27:20

SN2014C EB107.UVDATA.1

Freq = 8.0805 GHz, Bw = 32.000 MH No calibration applied and no bandpass applied

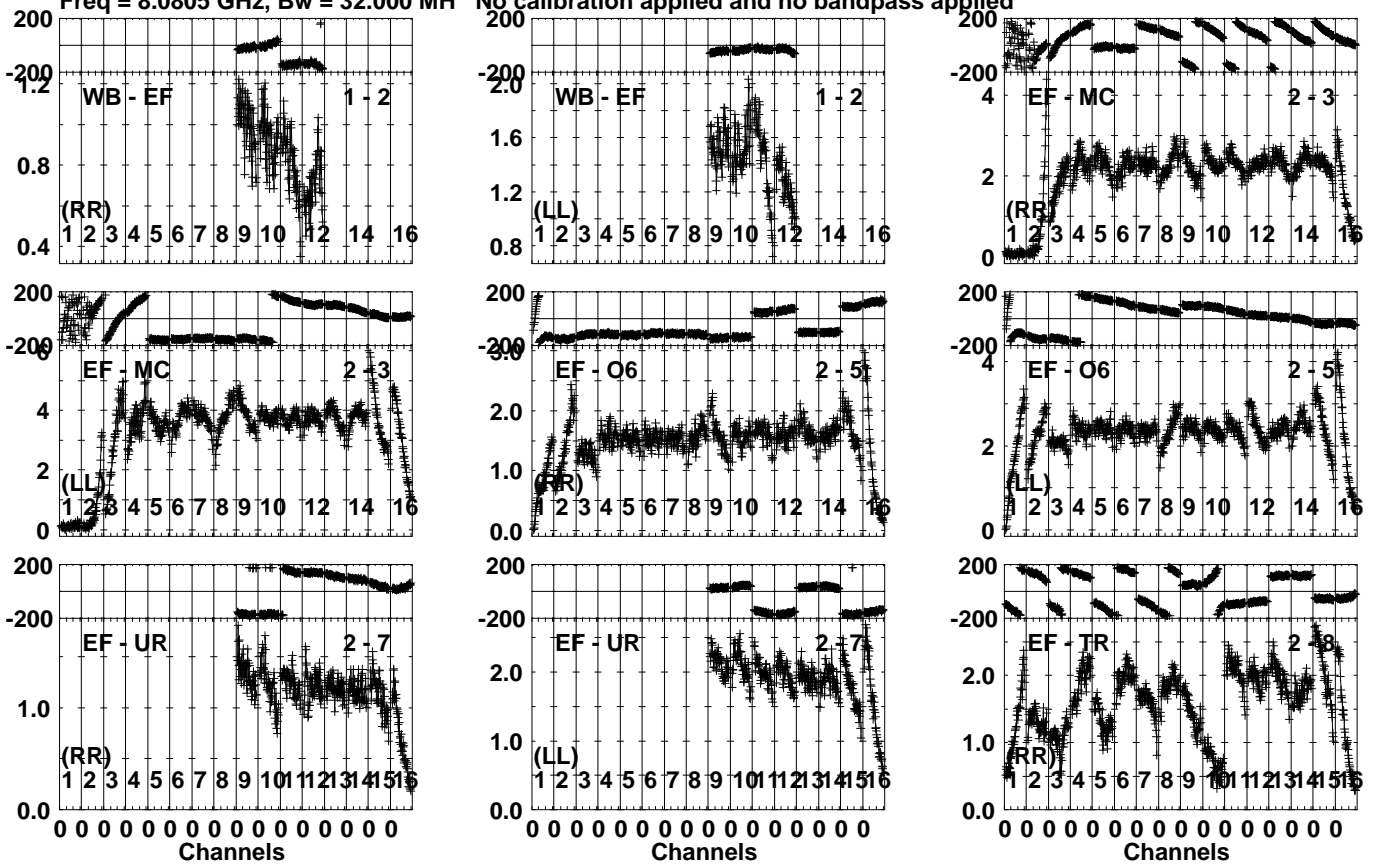


Lower frame: Micro Ampl Jy Top frame: Phas deg  
Vector averaged cross-power spectrum Several baselines displayed  
Timerange: 00/11:34:21 to 00/11:36:19

Plot file version 479 created 23-APR-2024 10:27:20

J2248+3718 EB107.UVDATA.1

Freq = 8.0805 GHz, Bw = 32.000 MH No calibration applied and no bandpass applied



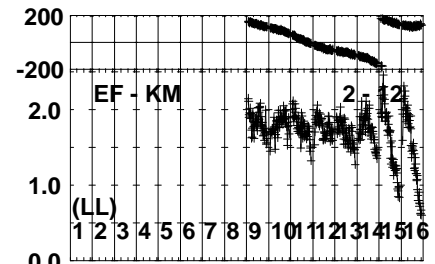
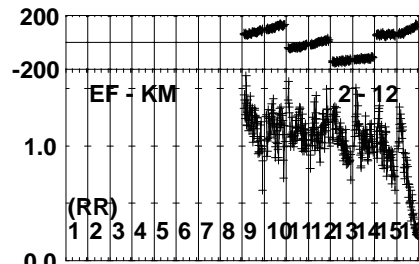
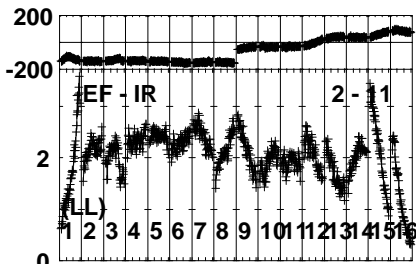
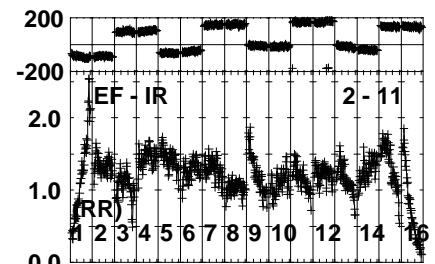
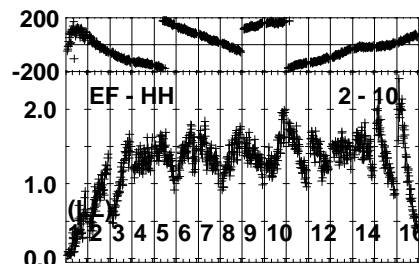
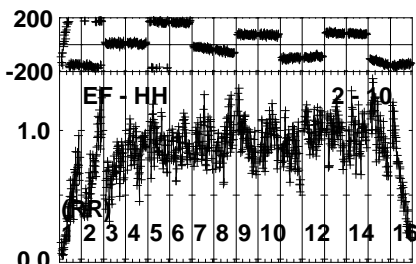
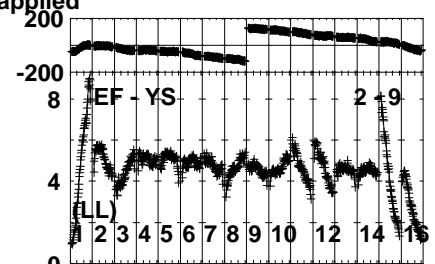
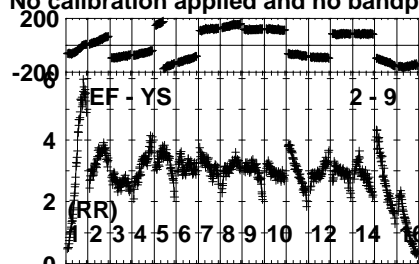
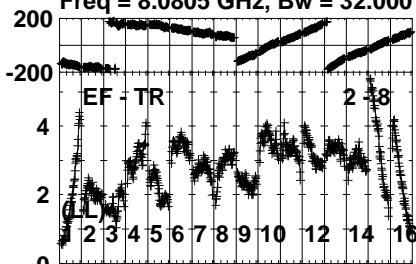
Lower frame: Milli Ampl Jy Top frame: Phas deg  
Vector averaged cross-power spectrum Several baselines displayed  
Timerange: 00/11:37:07 to 00/11:38:45

Plot file version 480 created 23-APR-2024 10:27:21

J2248+3718 EB107.UVDATA.1

Freq = 8.0805 GHz, Bw = 32.000 MH

No calibration applied and no bandpass applied



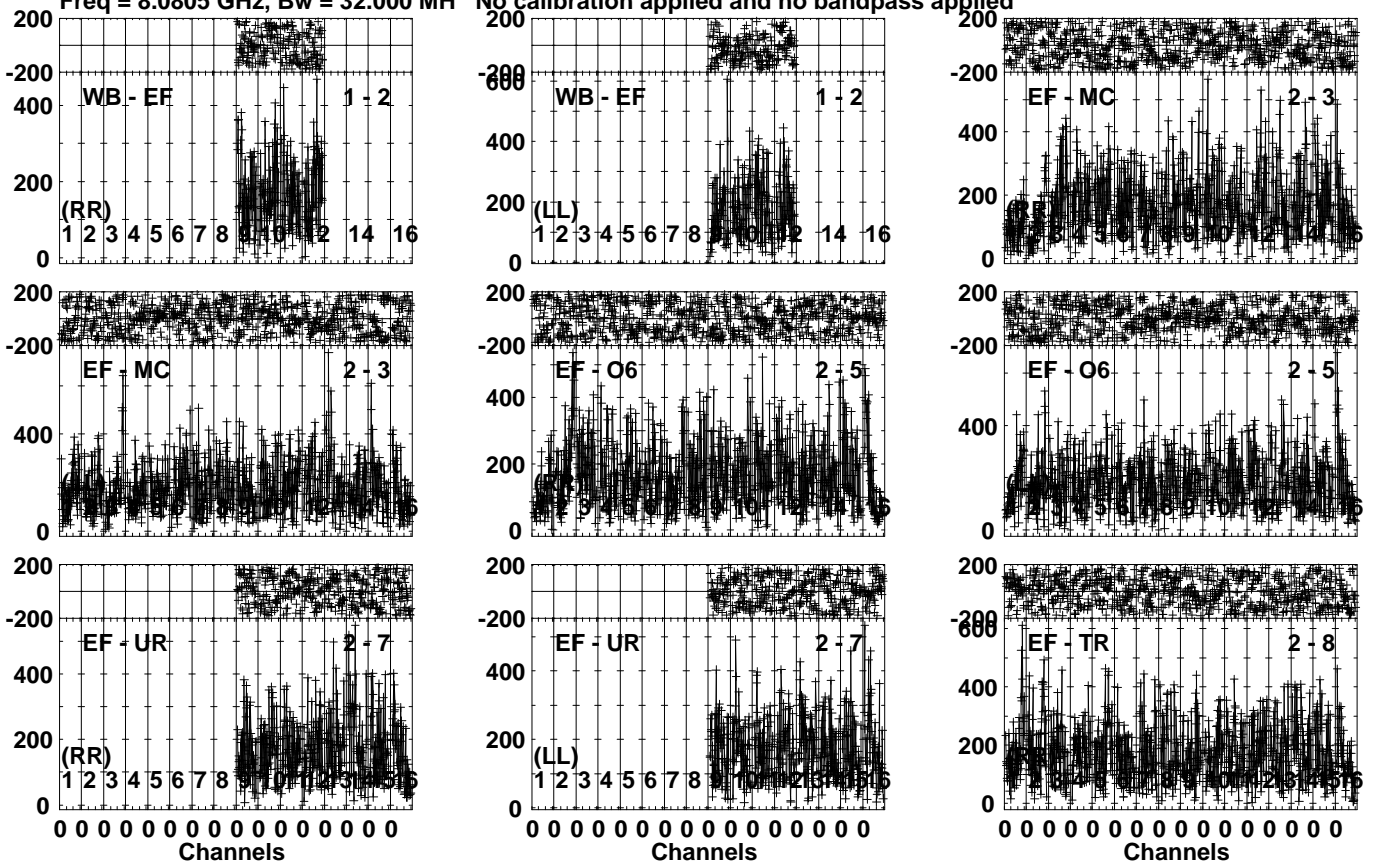
Lower frame: Milli Ampl Jy Top frame: Phas deg  
Vector averaged cross-power spectrum Several baselines displayed  
Timerange: 00/11:37:07 to 00/11:38:45



Plot file version 481 created 23-APR-2024 10:27:21

SN2014C EB107.UVDATA.1

Freq = 8.0805 GHz, Bw = 32.000 MH No calibration applied and no bandpass applied

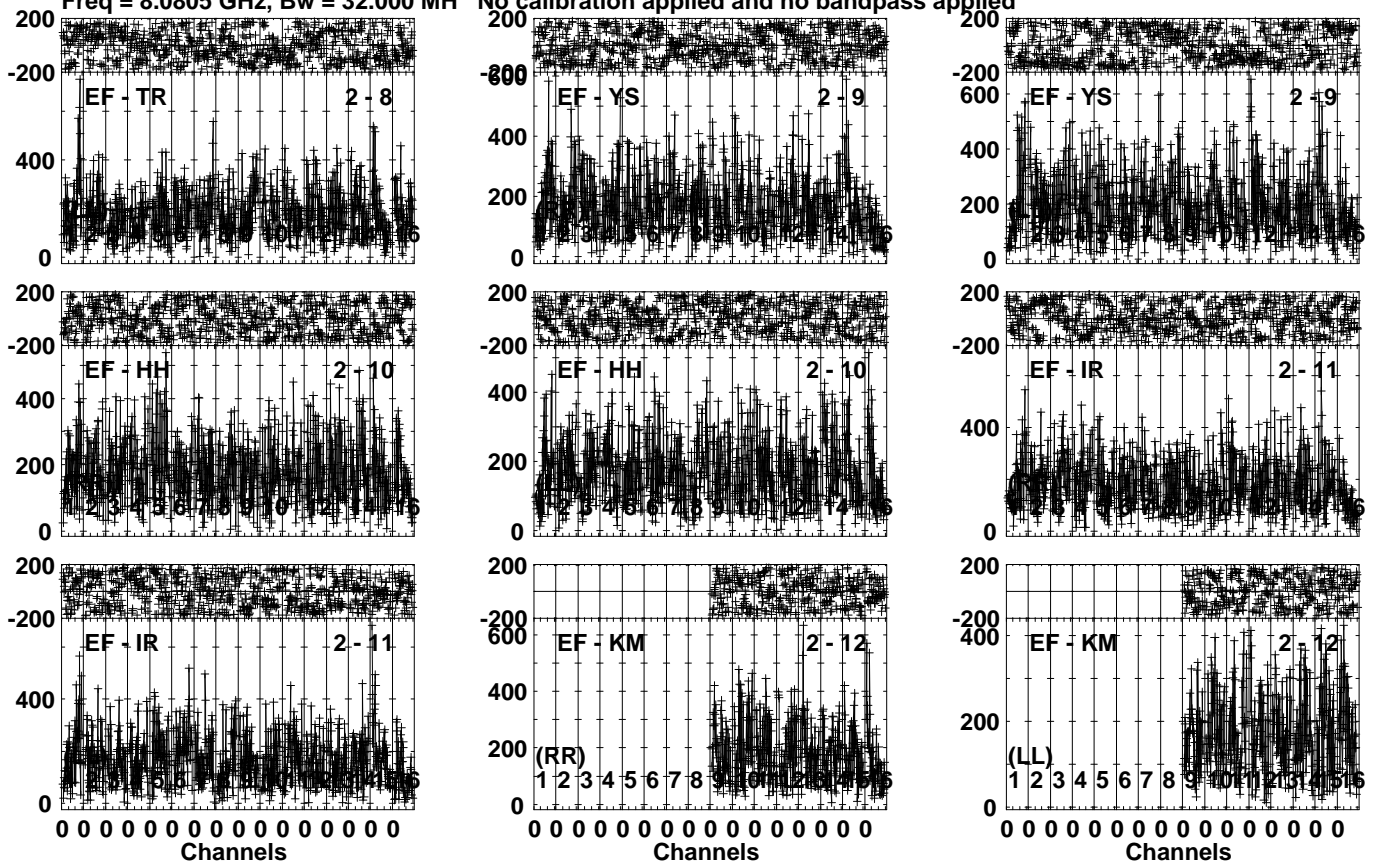


Lower frame: Micro Ampl Jy Top frame: Phas deg  
Vector averaged cross-power spectrum Several baselines displayed  
Timerange: 00/11:38:49 to 00/11:40:45

Plot file version 482 created 23-APR-2024 10:27:21

SN2014C EB107.UVDATA.1

Freq = 8.0805 GHz, Bw = 32.000 MH No calibration applied and no bandpass applied

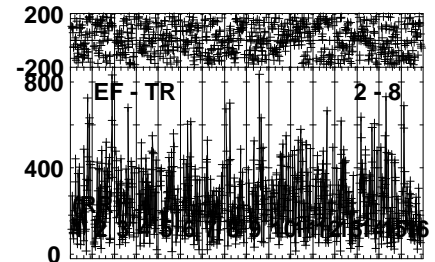
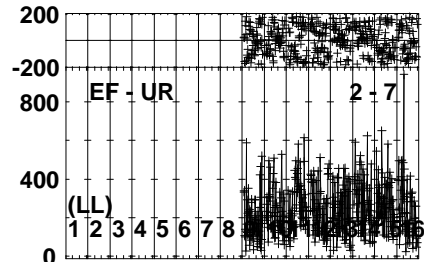
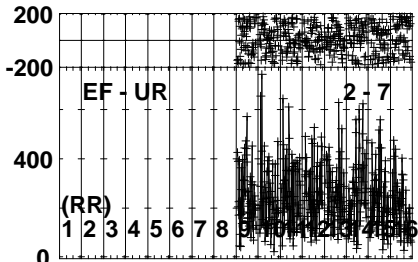
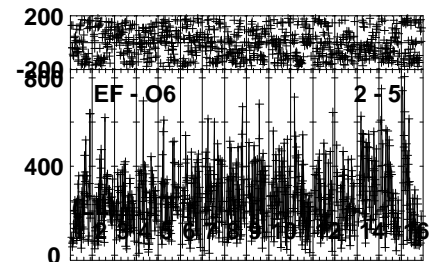
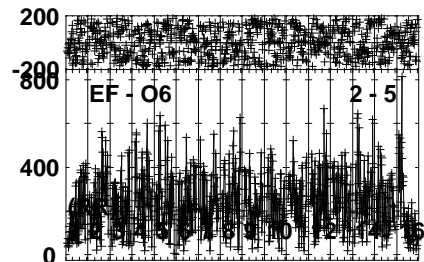
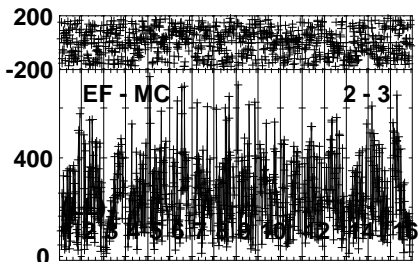
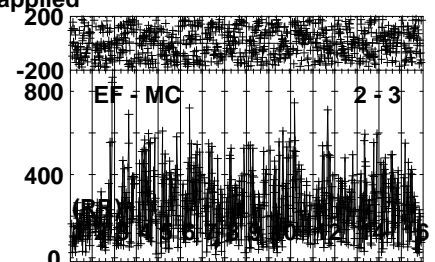
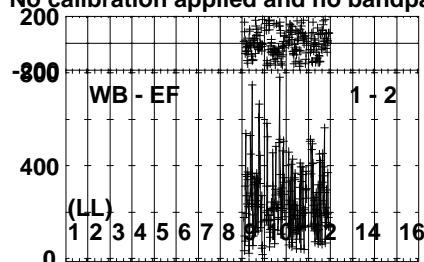
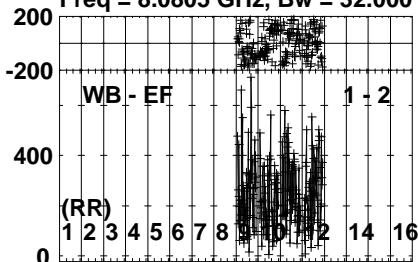


Lower frame: Micro Ampl Jy Top frame: Phas deg  
Vector averaged cross-power spectrum Several baselines displayed  
Timerange: 00/11:38:49 to 00/11:40:45

Plot file version 483 created 23-APR-2024 10:27:22

SN2014C EB107.UVDATA.1

Freq = 8.0805 GHz, Bw = 32.000 MH No calibration applied and no bandpass applied

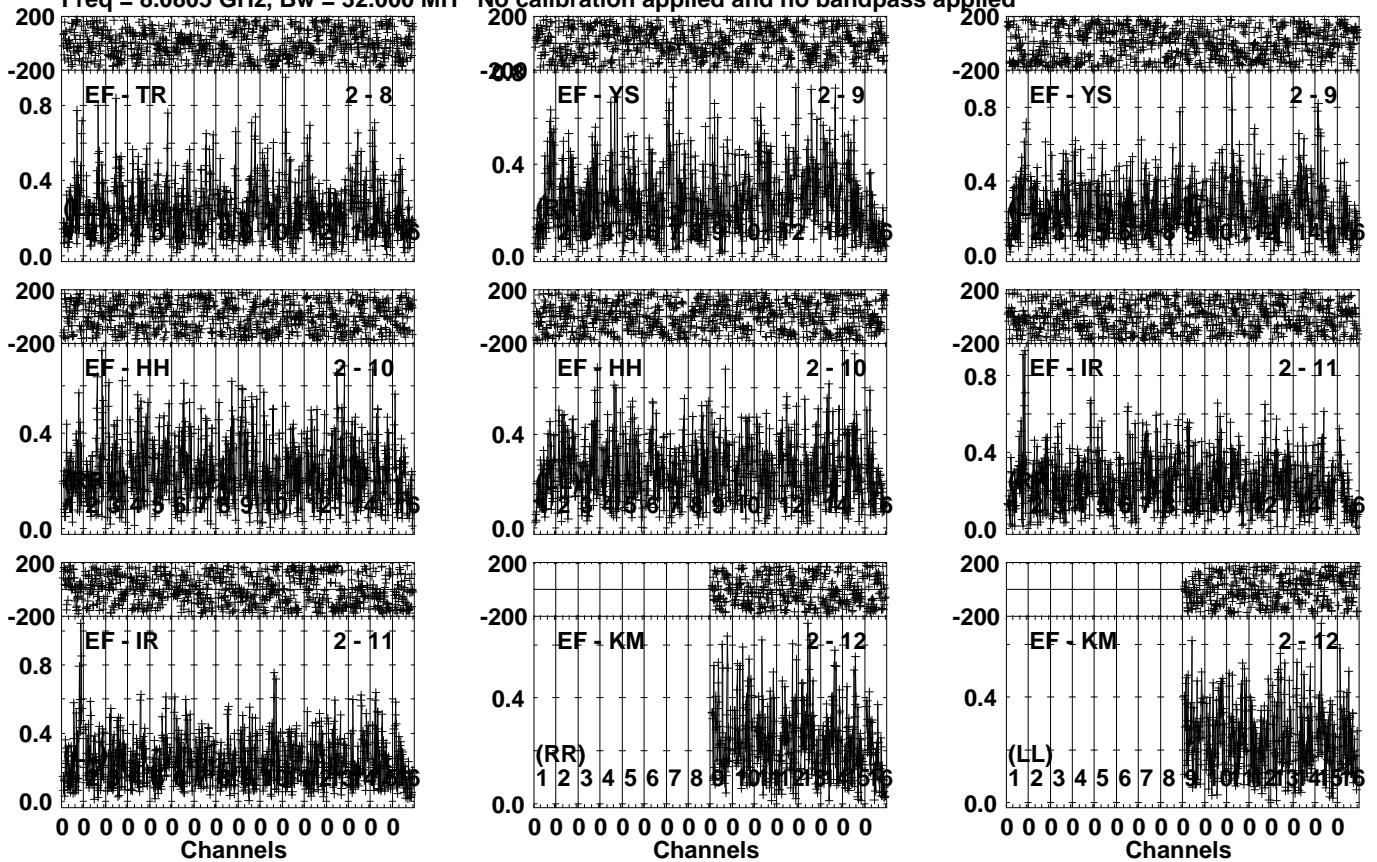


Lower frame: Micro Ampl Jy Top frame: Phas deg  
Vector averaged cross-power spectrum Several baselines displayed  
Timerange: 00/11:42:07 to 00/11:44:05

Plot file version 484 created 23-APR-2024 10:27:22

SN2014C EB107.UVDATA.1

Freq = 8.0805 GHz, Bw = 32.000 MH No calibration applied and no bandpass applied

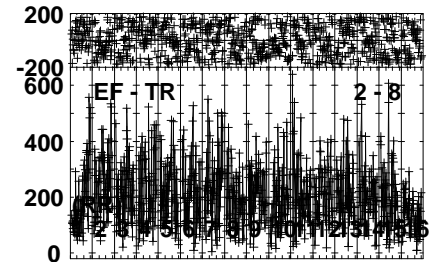
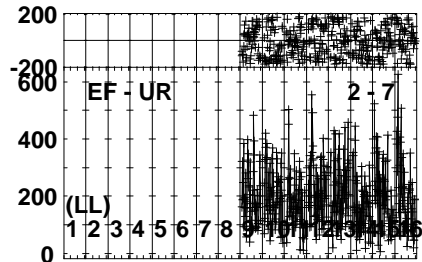
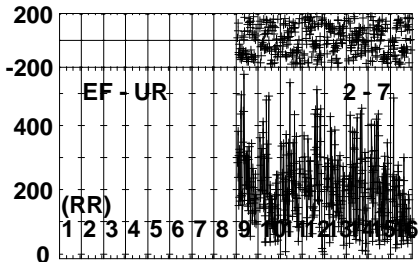
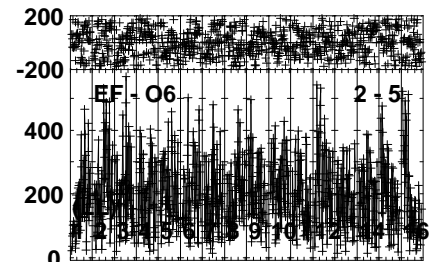
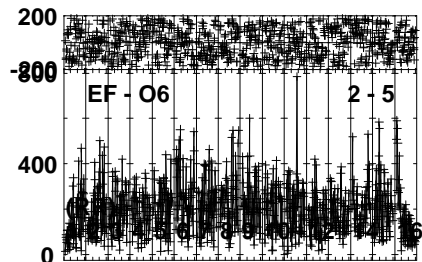
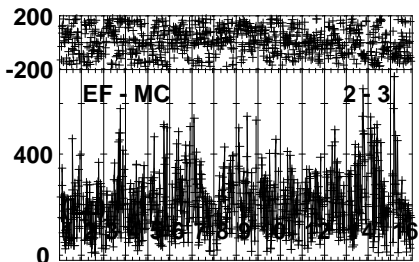
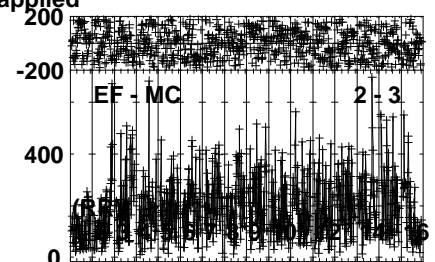
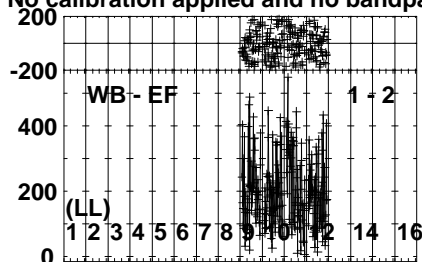
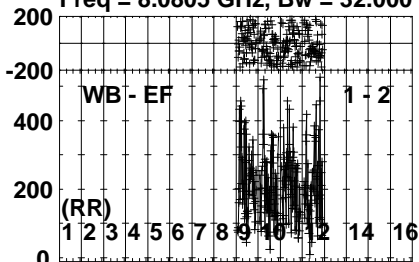


Lower frame: Milli Ampl Jy Top frame: Phas deg  
Vector averaged cross-power spectrum Several baselines displayed  
Timerange: 00/11:42:07 to 00/11:44:05

Plot file version 485 created 23-APR-2024 10:27:22

SN2014C EB107.UVDATA.1

Freq = 8.0805 GHz, Bw = 32.000 MH No calibration applied and no bandpass applied

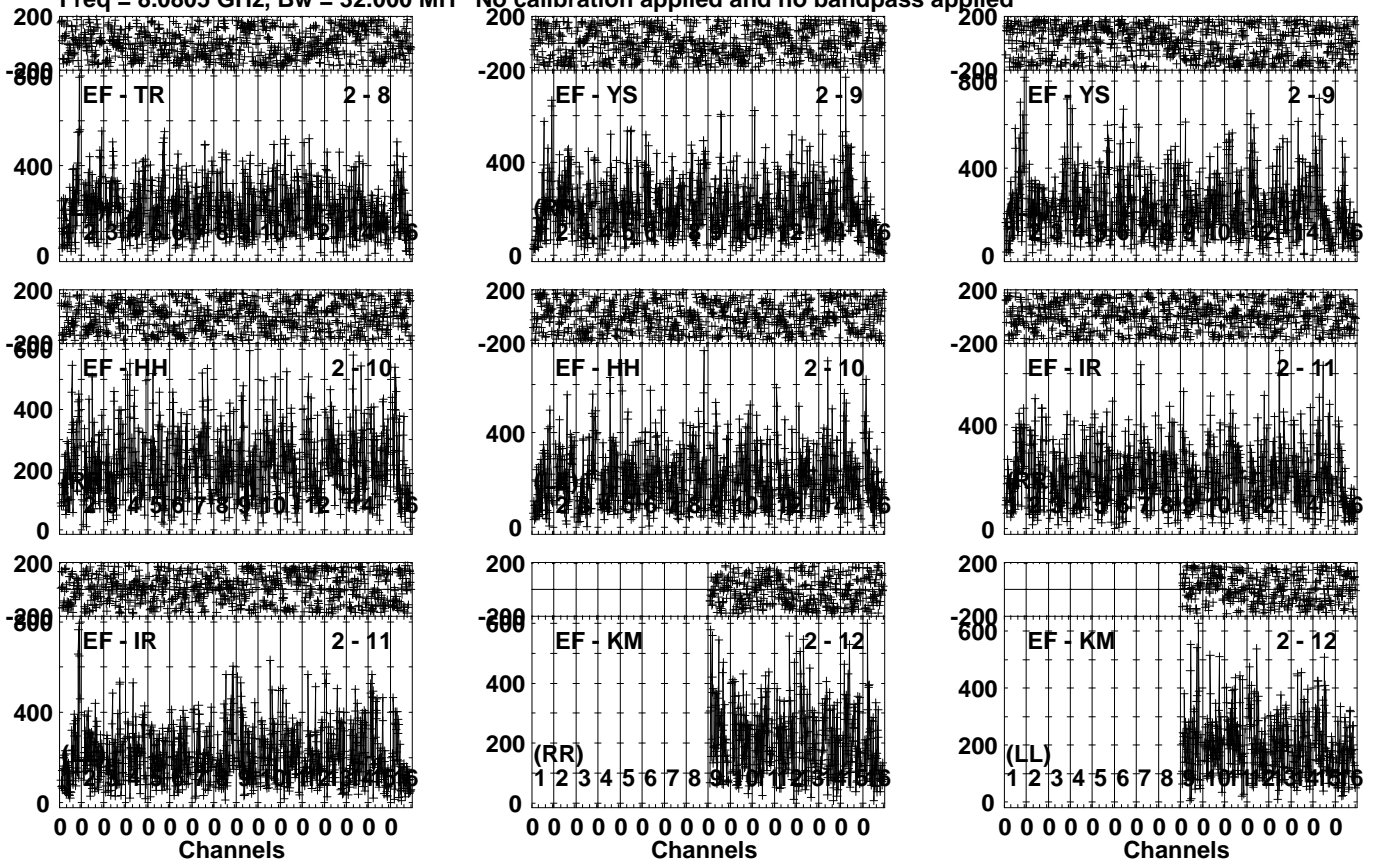


Lower frame: Micro Ampl Jy Top frame: Phas deg  
Vector averaged cross-power spectrum Several baselines displayed  
Timerange: 00/11:46:13 to 00/11:47:51

Plot file version 486 created 23-APR-2024 10:27:22

SN2014C EB107.UVDATA.1

Freq = 8.0805 GHz, Bw = 32.000 MH No calibration applied and no bandpass applied

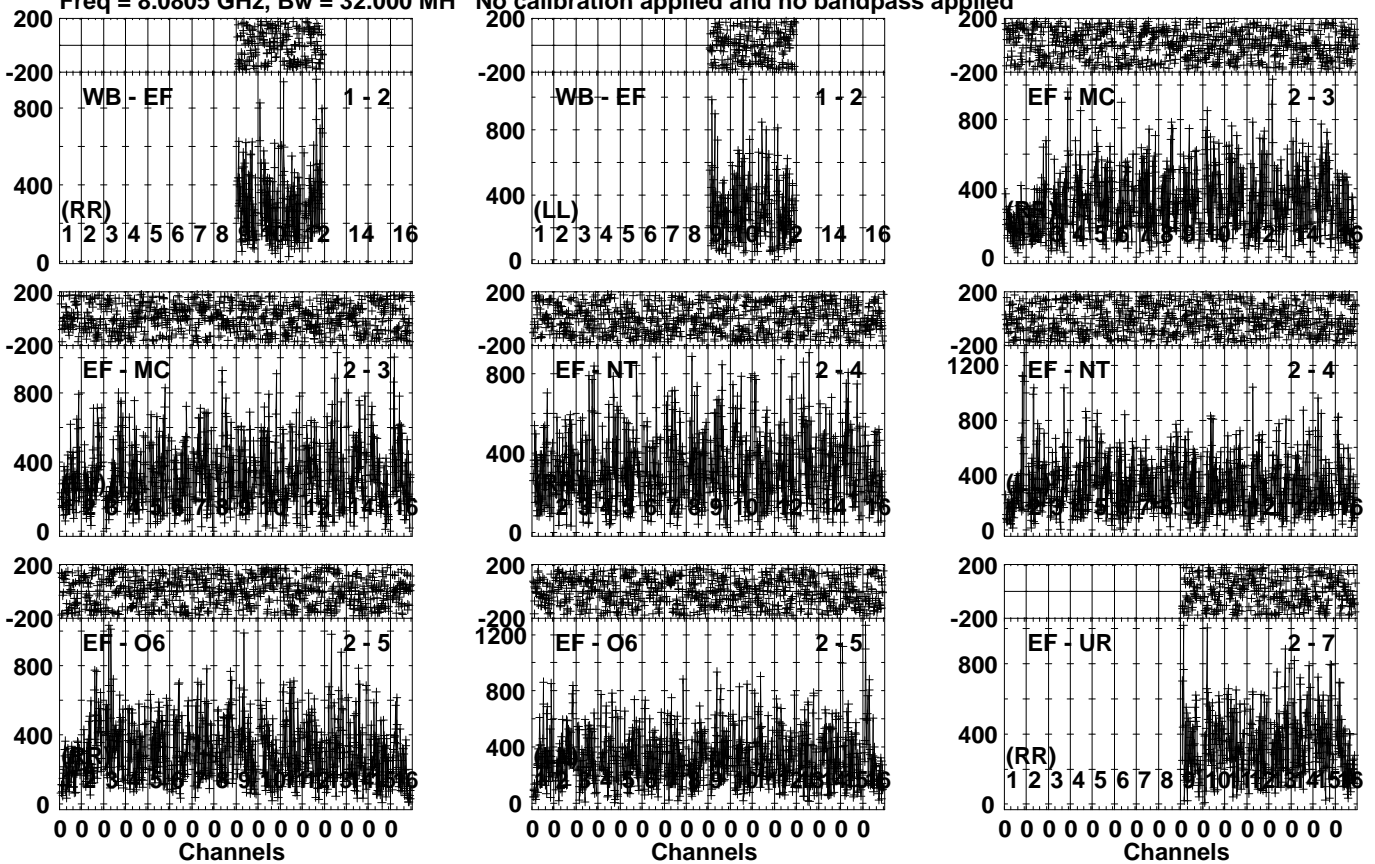


Lower frame: Micro Ampl Jy Top frame: Phas deg  
Vector averaged cross-power spectrum Several baselines displayed  
Timerange: 00/11:46:13 to 00/11:47:51

Plot file version 487 created 23-APR-2024 10:27:23

SN2014C EB107.UVDATA.1

Freq = 8.0805 GHz, Bw = 32.000 MH No calibration applied and no bandpass applied

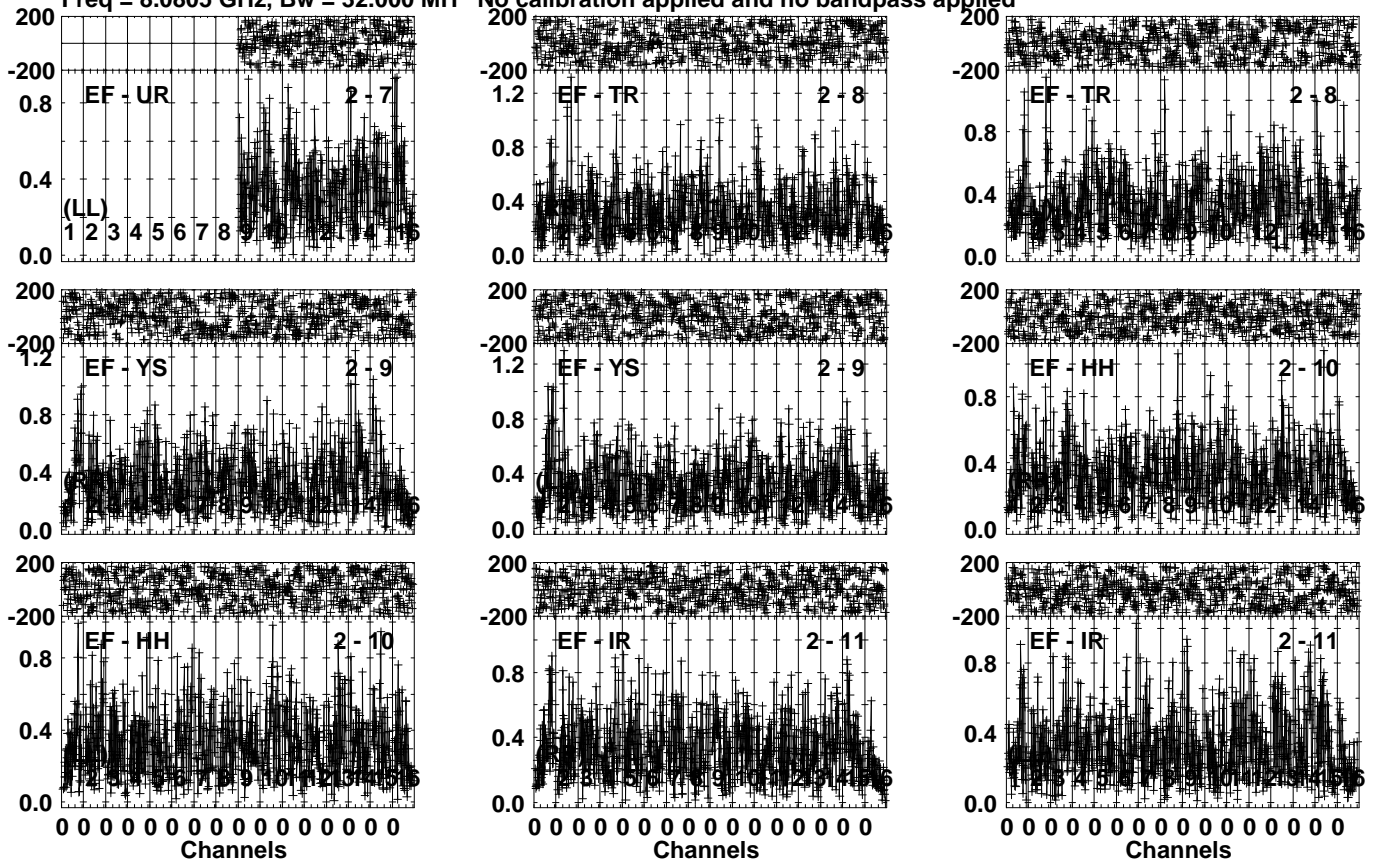


Lower frame: Micro Ampl Jy Top frame: Phas deg  
Vector averaged cross-power spectrum Several baselines displayed  
Timerange: 00/11:49:15 to 00/11:51:11

Plot file version 488 created 23-APR-2024 10:27:23

SN2014C EB107.UVDATA.1

Freq = 8.0805 GHz, Bw = 32.000 MH No calibration applied and no bandpass applied



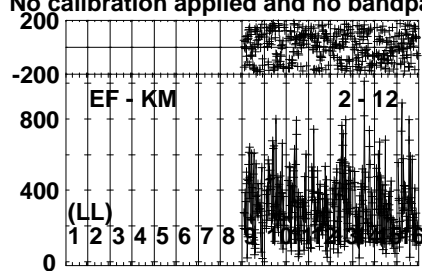
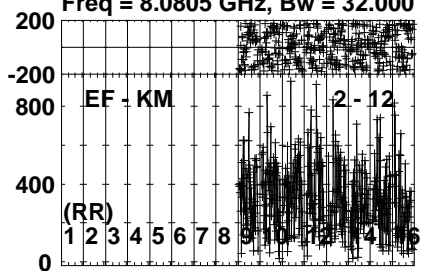
Lower frame: Milli Ampl Jy Top frame: Phas deg  
Vector averaged cross-power spectrum Several baselines displayed  
Timerange: 00/11:49:15 to 00/11:51:11



Plot file version 489 created 23-APR-2024 10:27:23

SN2014C EB107.UVDATA.1

Freq = 8.0805 GHz, Bw = 32.000 MH No calibration applied and no bandpass applied



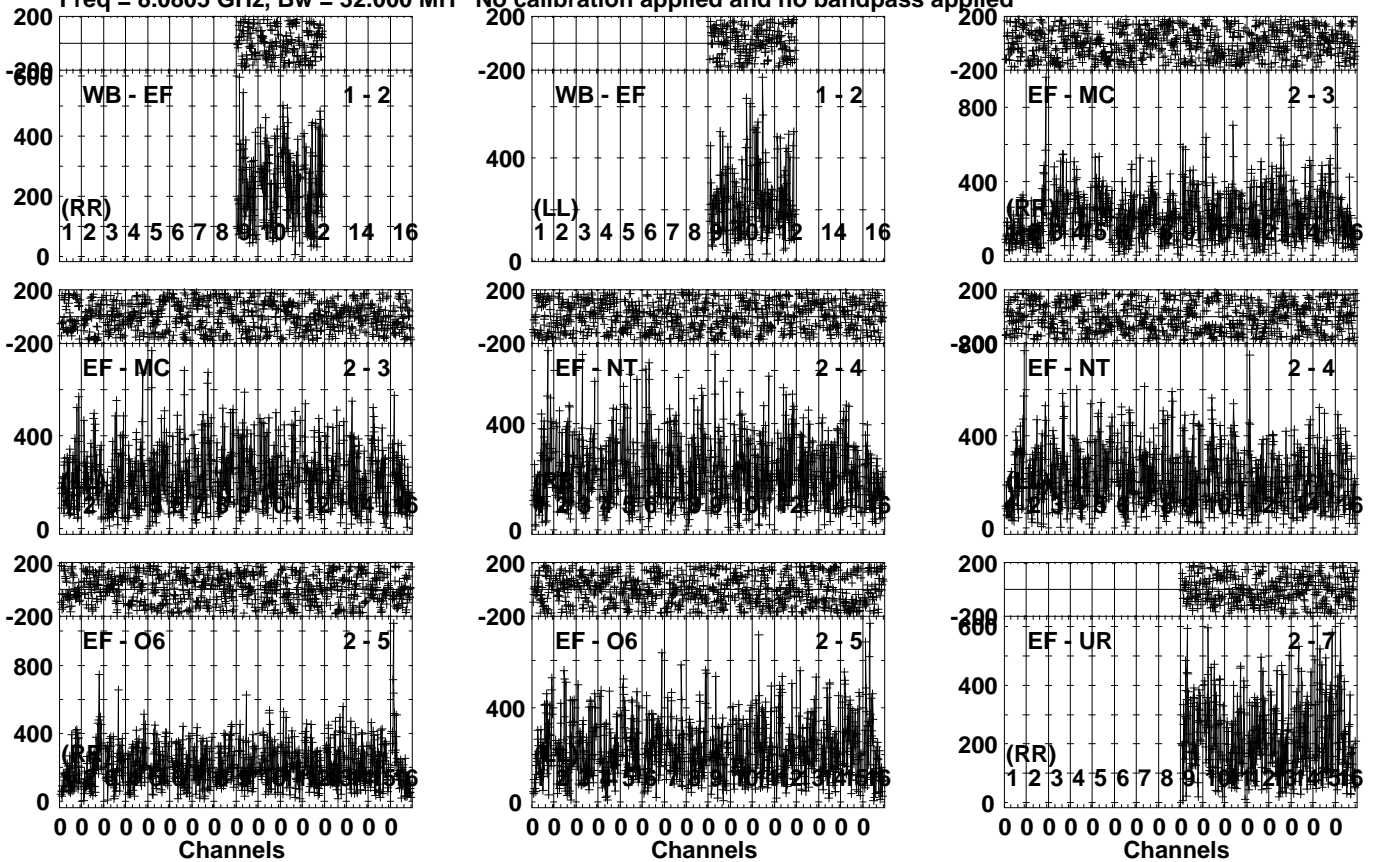
0 0 0 0 0 0 0 0 0 0 0 0 0 0 0 0  
Channels

Lower frame: Micro Ampl Jy Top frame: Phas deg  
Vector averaged cross-power spectrum Several baselines displayed  
Timerange: 00/11:49:15 to 00/11:51:11

Plot file version 490 created 23-APR-2024 10:27:24

SN2014C EB107.UVDATA.1

Freq = 8.0805 GHz, Bw = 32.000 MH No calibration applied and no bandpass applied

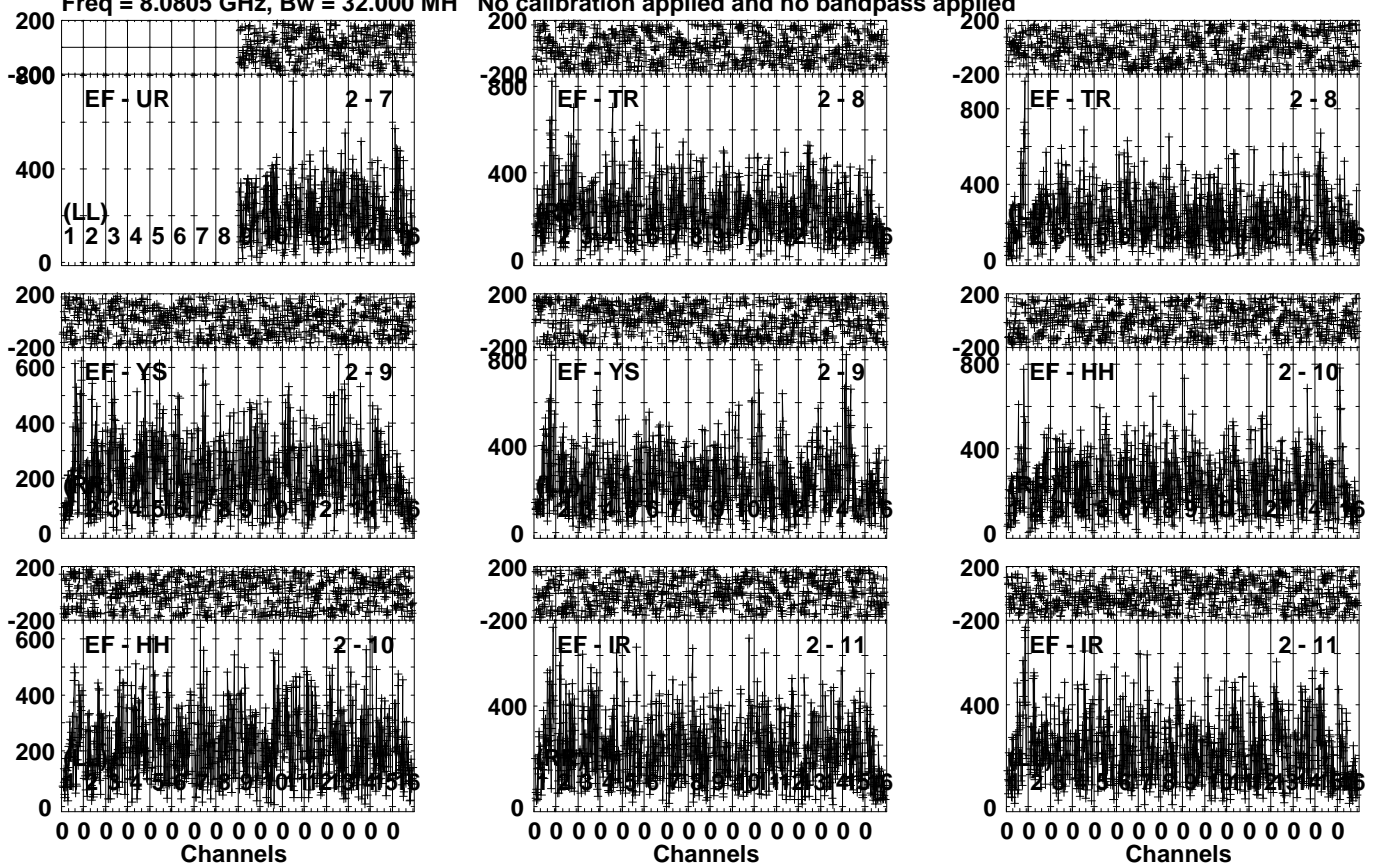


Lower frame: Micro Ampl Jy Top frame: Phas deg  
Vector averaged cross-power spectrum Several baselines displayed  
Timerange: 00/11:52:33 to 00/11:54:31

Plot file version 491 created 23-APR-2024 10:27:24

SN2014C EB107.UVDATA.1

Freq = 8.0805 GHz, Bw = 32.000 MH No calibration applied and no bandpass applied

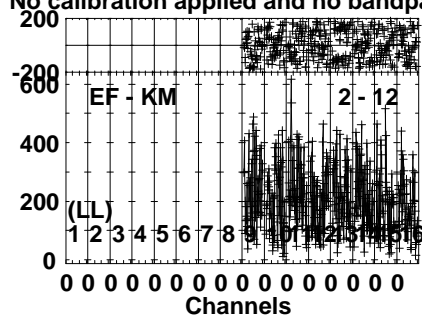
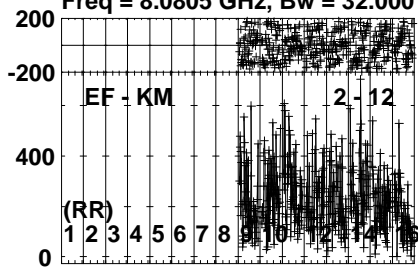


Lower frame: Micro Ampl Jy Top frame: Phas deg  
Vector averaged cross-power spectrum Several baselines displayed  
Timerange: 00/11:52:33 to 00/11:54:31

Plot file version 492 created 23-APR-2024 10:27:24

SN2014C EB107.UVDATA.1

Freq = 8.0805 GHz, Bw = 32.000 MH No calibration applied and no bandpass applied

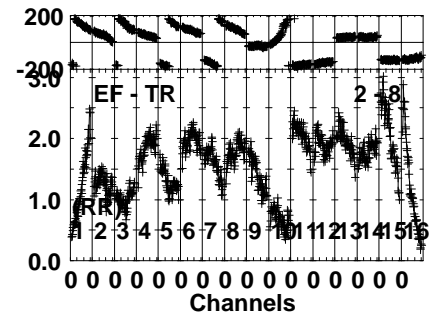
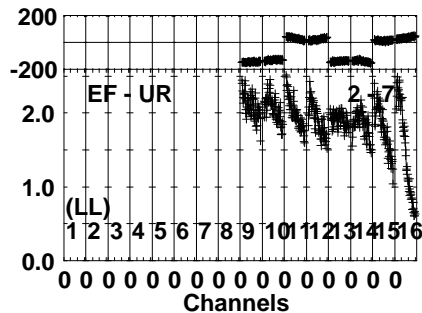
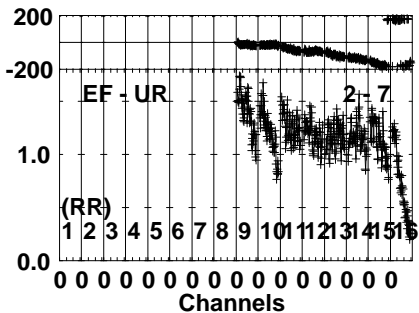
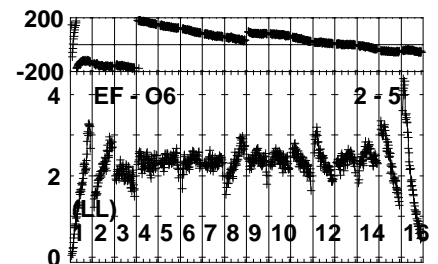
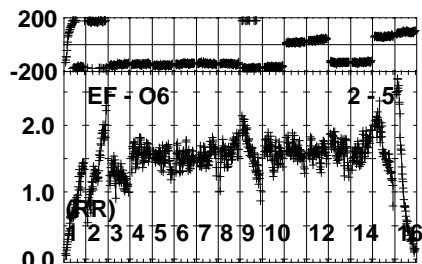
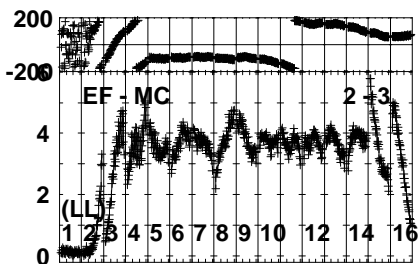
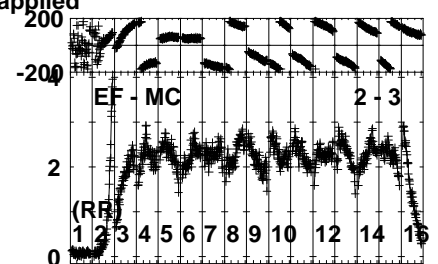
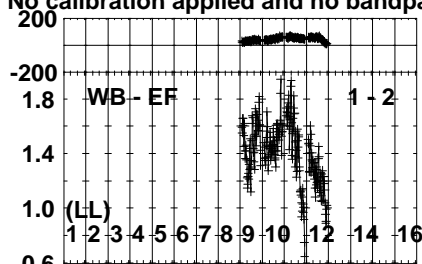
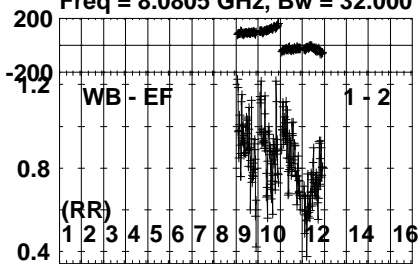


Lower frame: Micro Ampl Jy Top frame: Phas deg  
Vector averaged cross-power spectrum Several baselines displayed  
Timerange: 00/11:52:33 to 00/11:54:31

Plot file version 493 created 23-APR-2024 10:27:24

J2248+3718 EB107.UVDATA.1

Freq = 8.0805 GHz, Bw = 32.000 MH No calibration applied and no bandpass applied



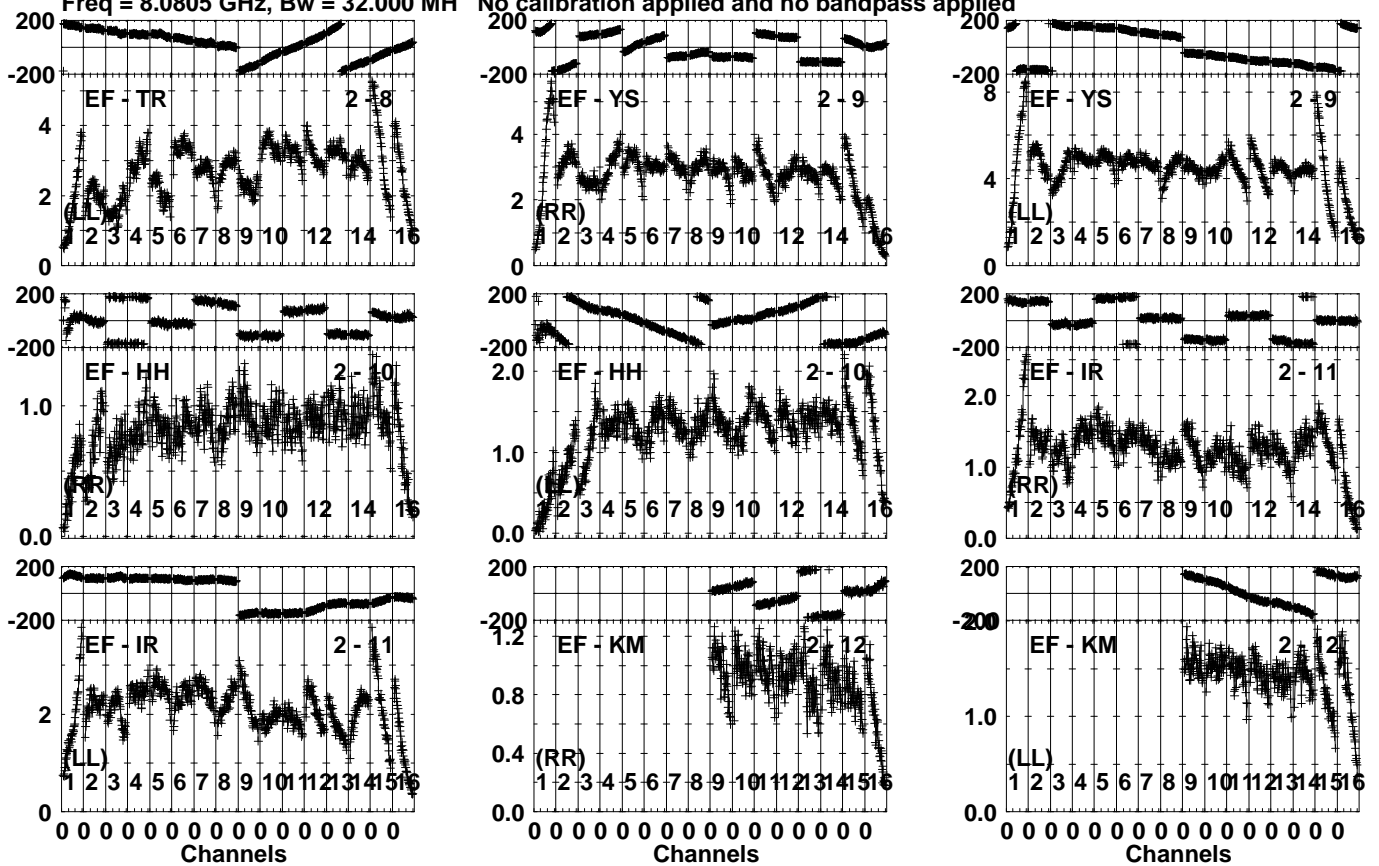
Lower frame: Milli Ampl Jy Top frame: Phas deg  
Vector averaged cross-power spectrum Several baselines displayed  
Timerange: 00/11:55:19 to 00/11:56:57

Plot file version 494 created 23-APR-2024 10:27:25

J2248+3718 EB107.UVDATA.1

Freq = 8.0805 GHz, Bw = 32.000 MH

No calibration applied and no bandpass applied

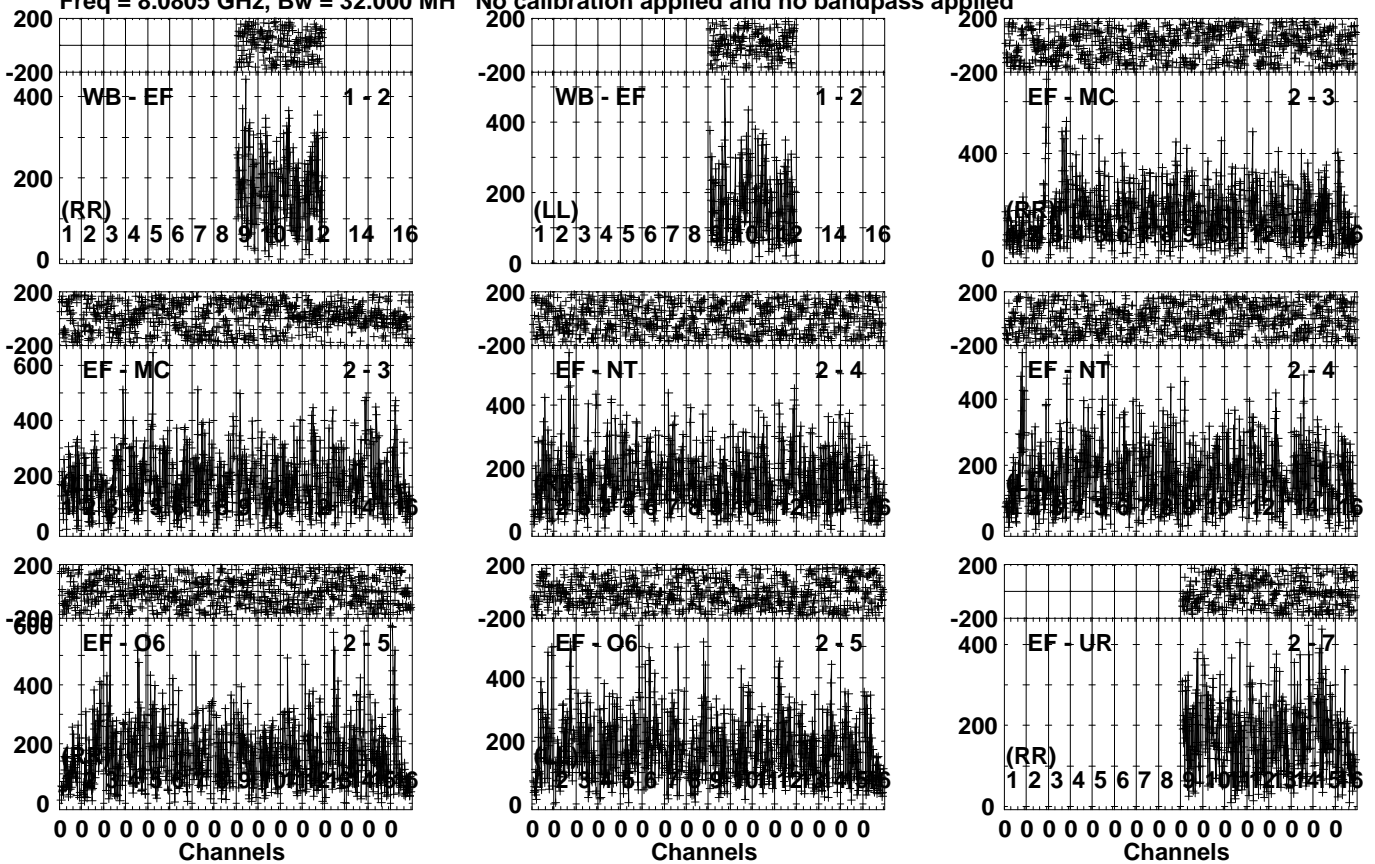


Lower frame: Milli Ampl Jy Top frame: Phas deg  
Vector averaged cross-power spectrum Several baselines displayed  
Timerange: 00/11:55:19 to 00/11:56:57

Plot file version 495 created 23-APR-2024 10:27:25

SN2014C EB107.UVDATA.1

Freq = 8.0805 GHz, Bw = 32.000 MH No calibration applied and no bandpass applied

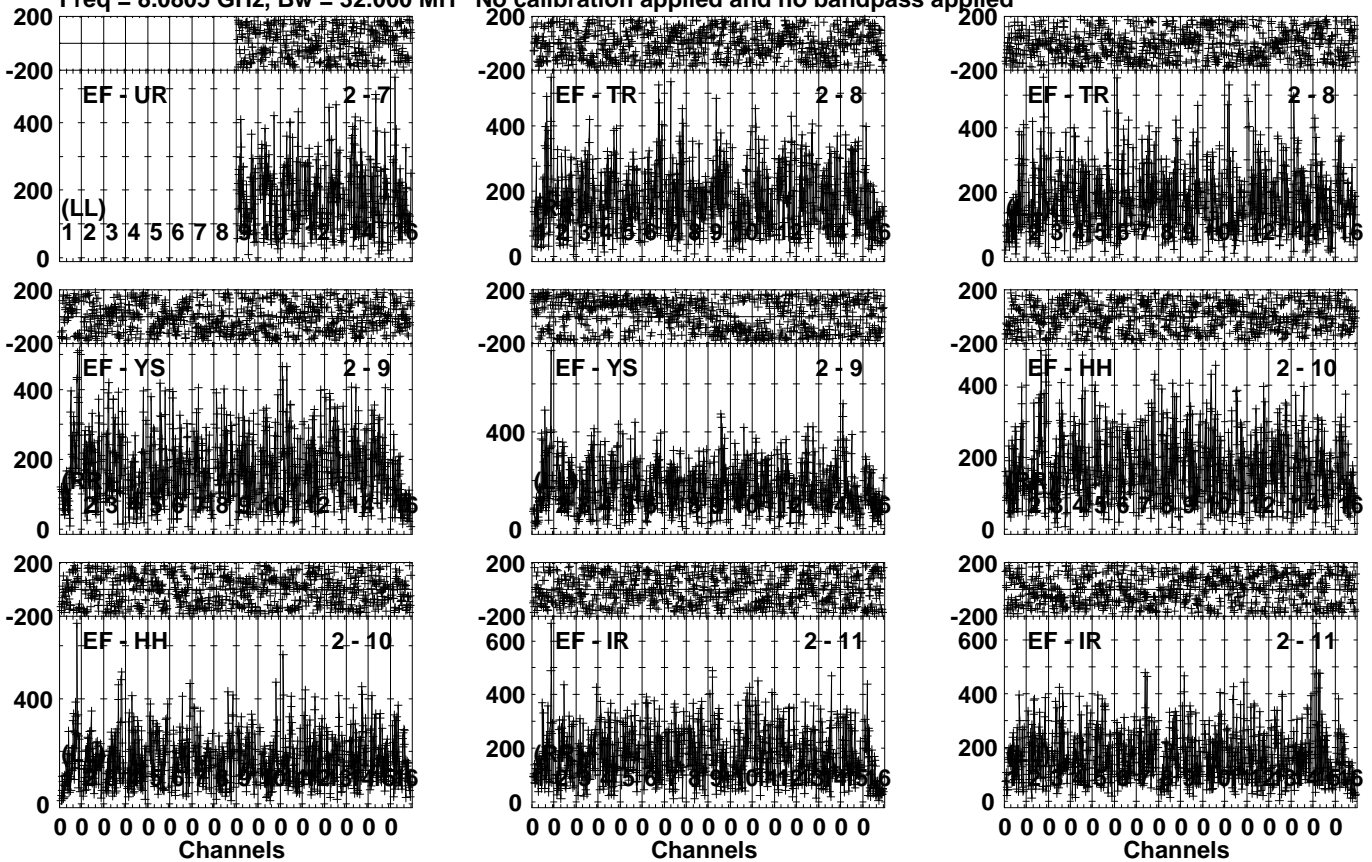


Lower frame: Micro Ampl Jy Top frame: Phas deg  
Vector averaged cross-power spectrum Several baselines displayed  
Timerange: 00/11:57:01 to 00/11:58:57

Plot file version 496 created 23-APR-2024 10:27:25

SN2014C EB107.UVDATA.1

Freq = 8.0805 GHz, Bw = 32.000 MH No calibration applied and no bandpass applied



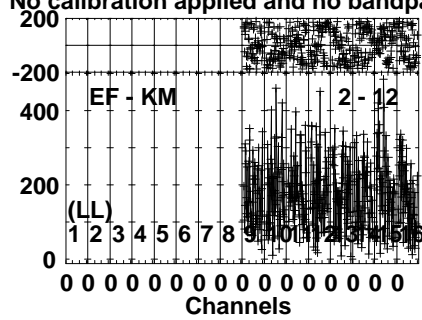
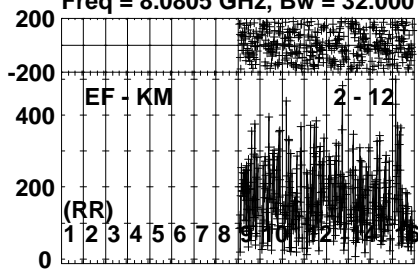
Lower frame: Micro Ampl Jy Top frame: Phas deg  
Vector averaged cross-power spectrum Several baselines displayed  
Timerange: 00/11:57:01 to 00/11:58:57



Plot file version 497 created 23-APR-2024 10:27:25

SN2014C EB107.UVDATA.1

Freq = 8.0805 GHz, Bw = 32.000 MH No calibration applied and no bandpass applied

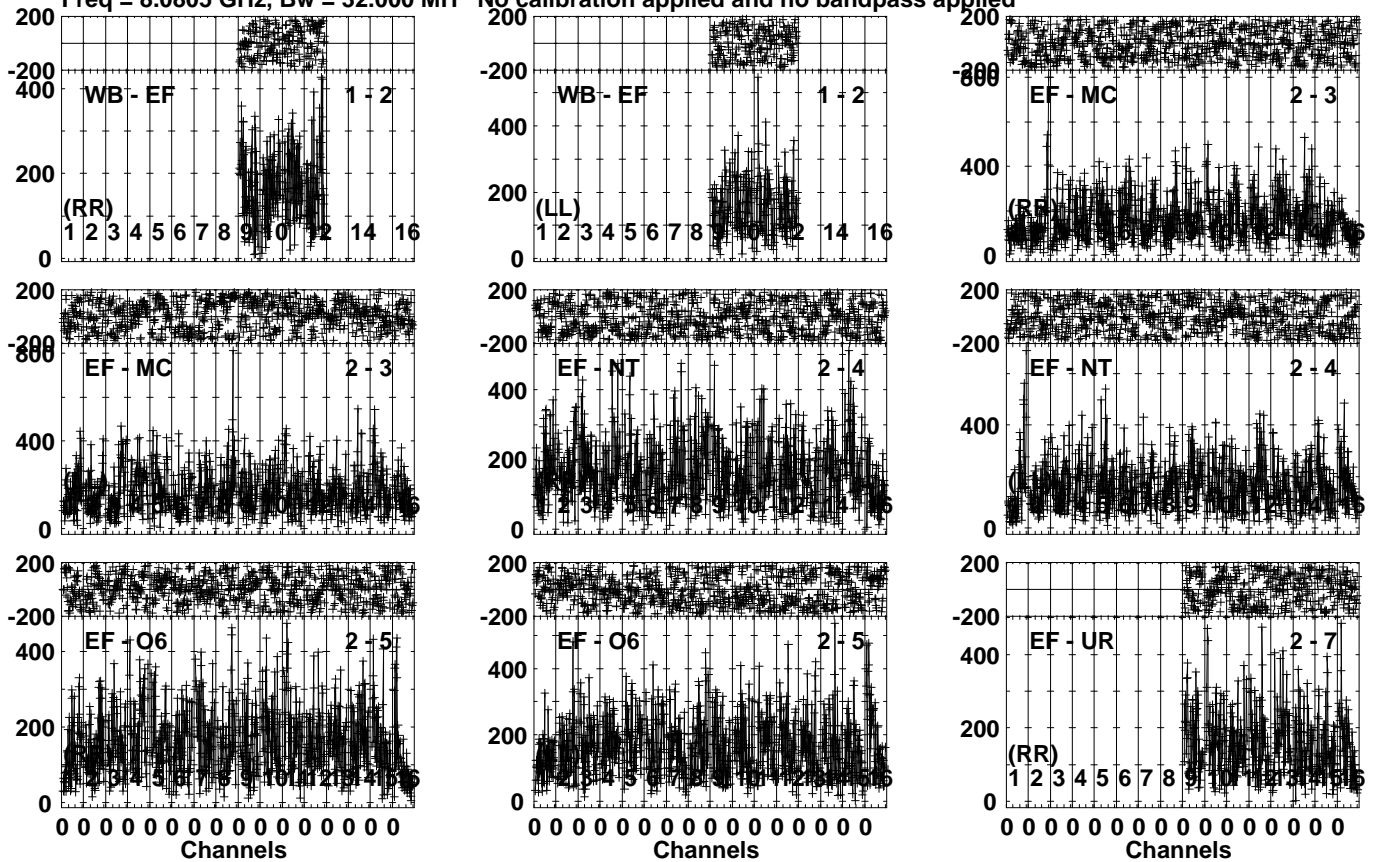


Lower frame: Micro Ampl Jy Top frame: Phas deg  
Vector averaged cross-power spectrum Several baselines displayed  
Timerange: 00/11:57:01 to 00/11:58:57

Plot file version 498 created 23-APR-2024 10:27:26

SN2014C EB107.UVDATA.1

Freq = 8.0805 GHz, Bw = 32.000 MH No calibration applied and no bandpass applied

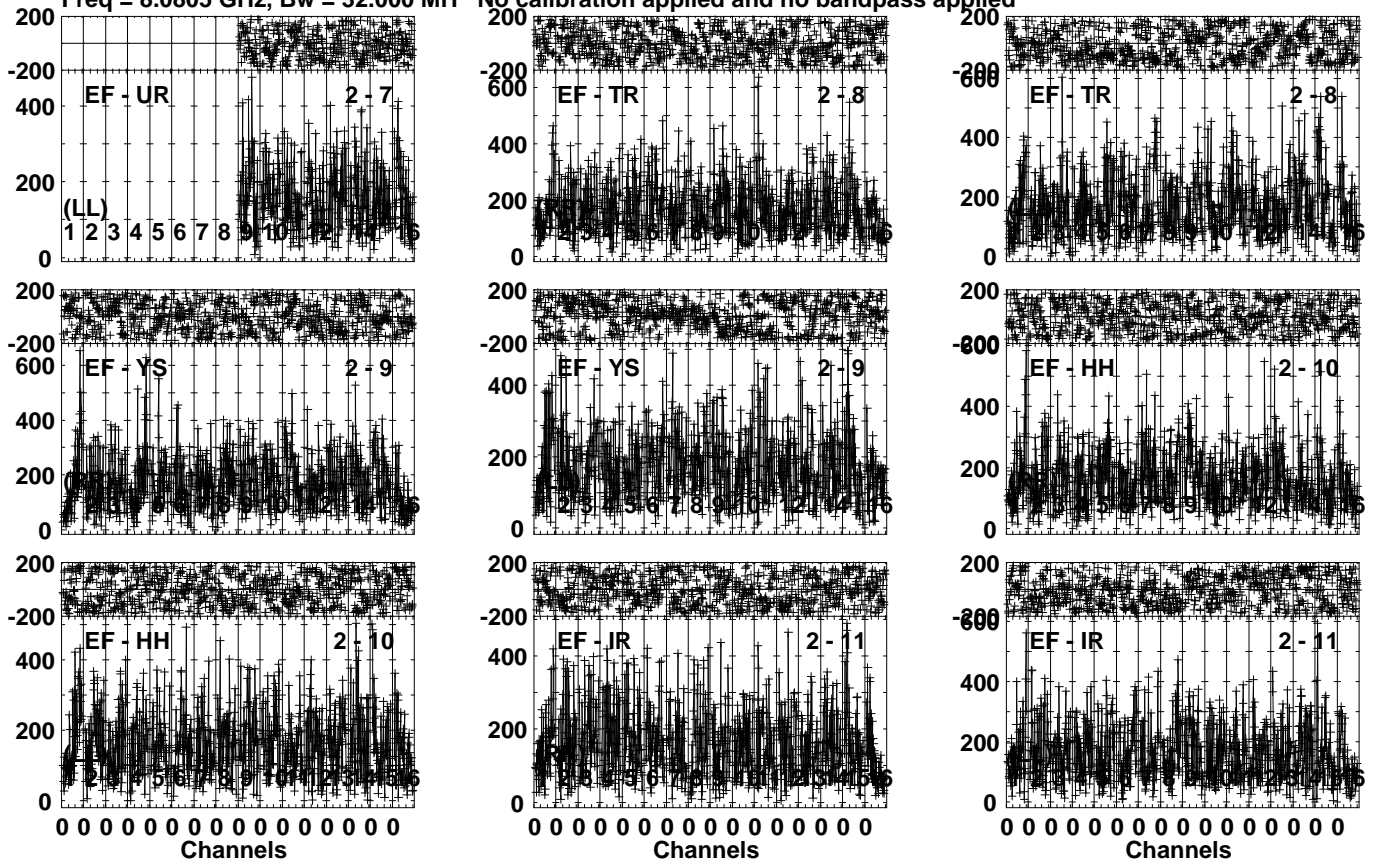


Lower frame: Micro Ampl Jy Top frame: Phas deg  
Vector averaged cross-power spectrum Several baselines displayed  
Timerange: 00/12:00:19 to 00/12:02:17

Plot file version 499 created 23-APR-2024 10:27:26

SN2014C EB107.UVDATA.1

Freq = 8.0805 GHz, Bw = 32.000 MH No calibration applied and no bandpass applied

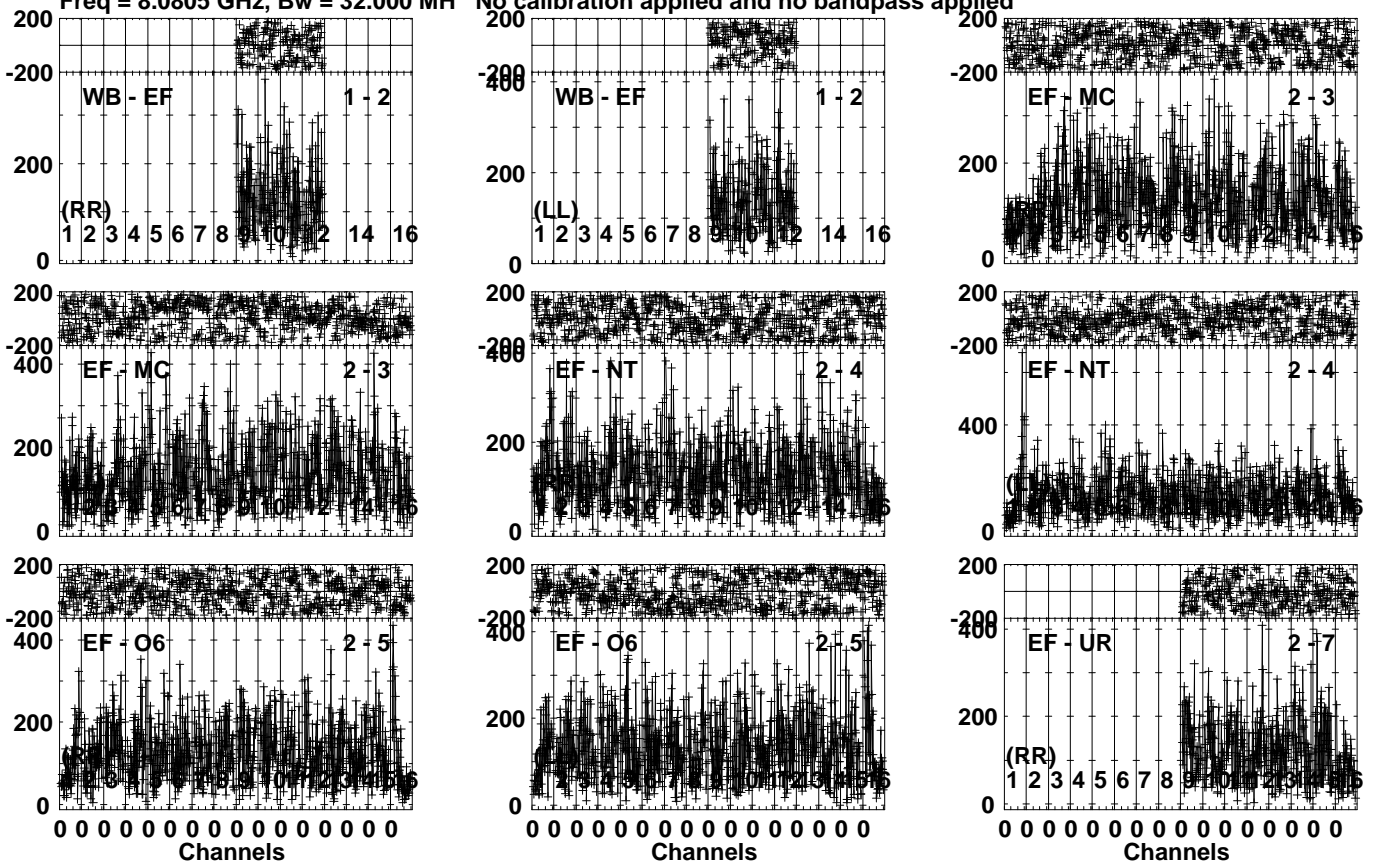


Lower frame: Micro Ampl Jy Top frame: Phas deg  
Vector averaged cross-power spectrum Several baselines displayed  
Timerange: 00/12:00:19 to 00/12:02:17

Plot file version 500 created 23-APR-2024 10:27:26

SN2014C EB107.UVDATA.1

Freq = 8.0805 GHz, Bw = 32.000 MH No calibration applied and no bandpass applied

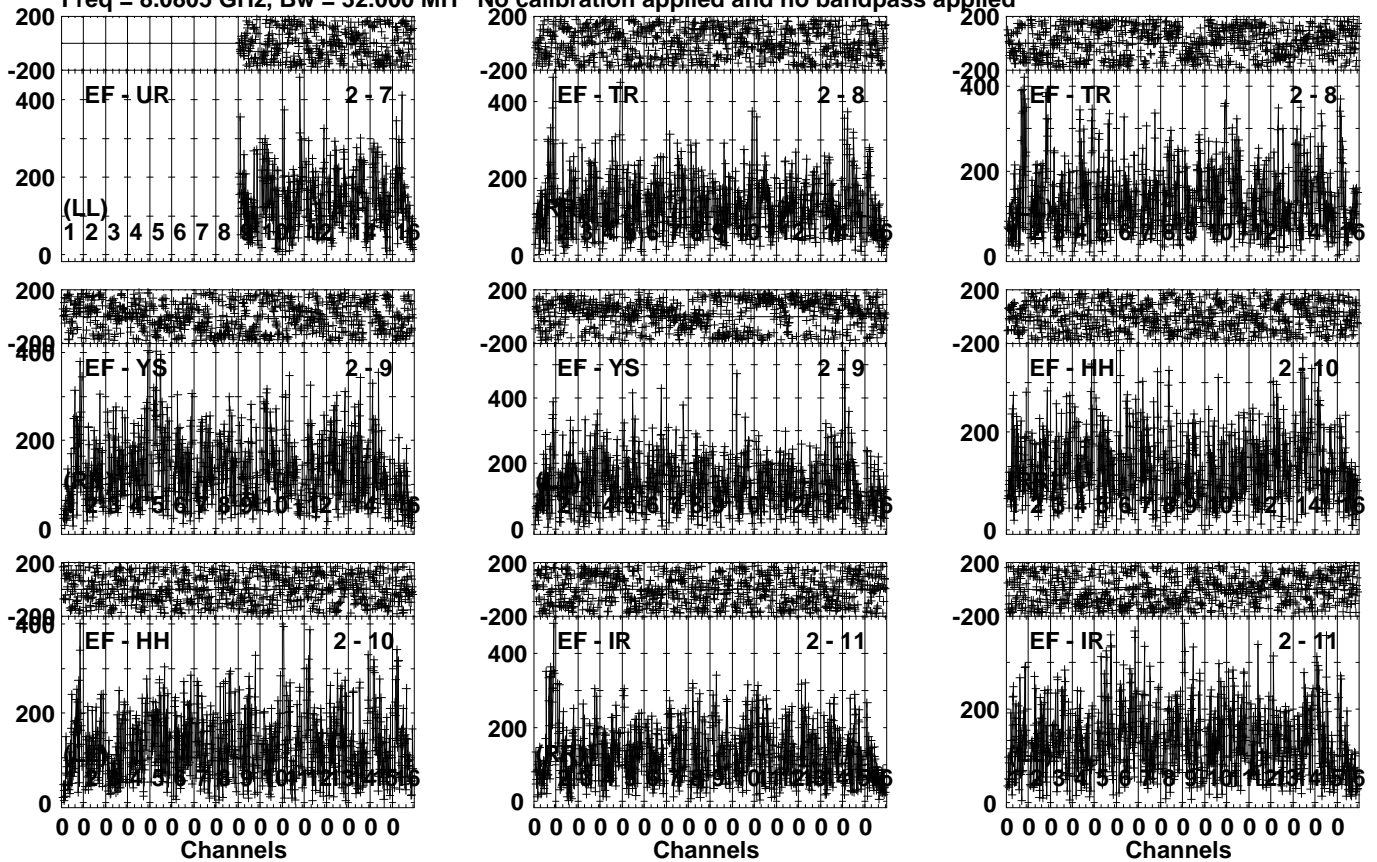


Lower frame: Micro Ampl Jy Top frame: Phas deg  
Vector averaged cross-power spectrum Several baselines displayed  
Timerange: 00/12:04:27 to 00/12:06:03

Plot file version 501 created 23-APR-2024 10:27:27

SN2014C EB107.UVDATA.1

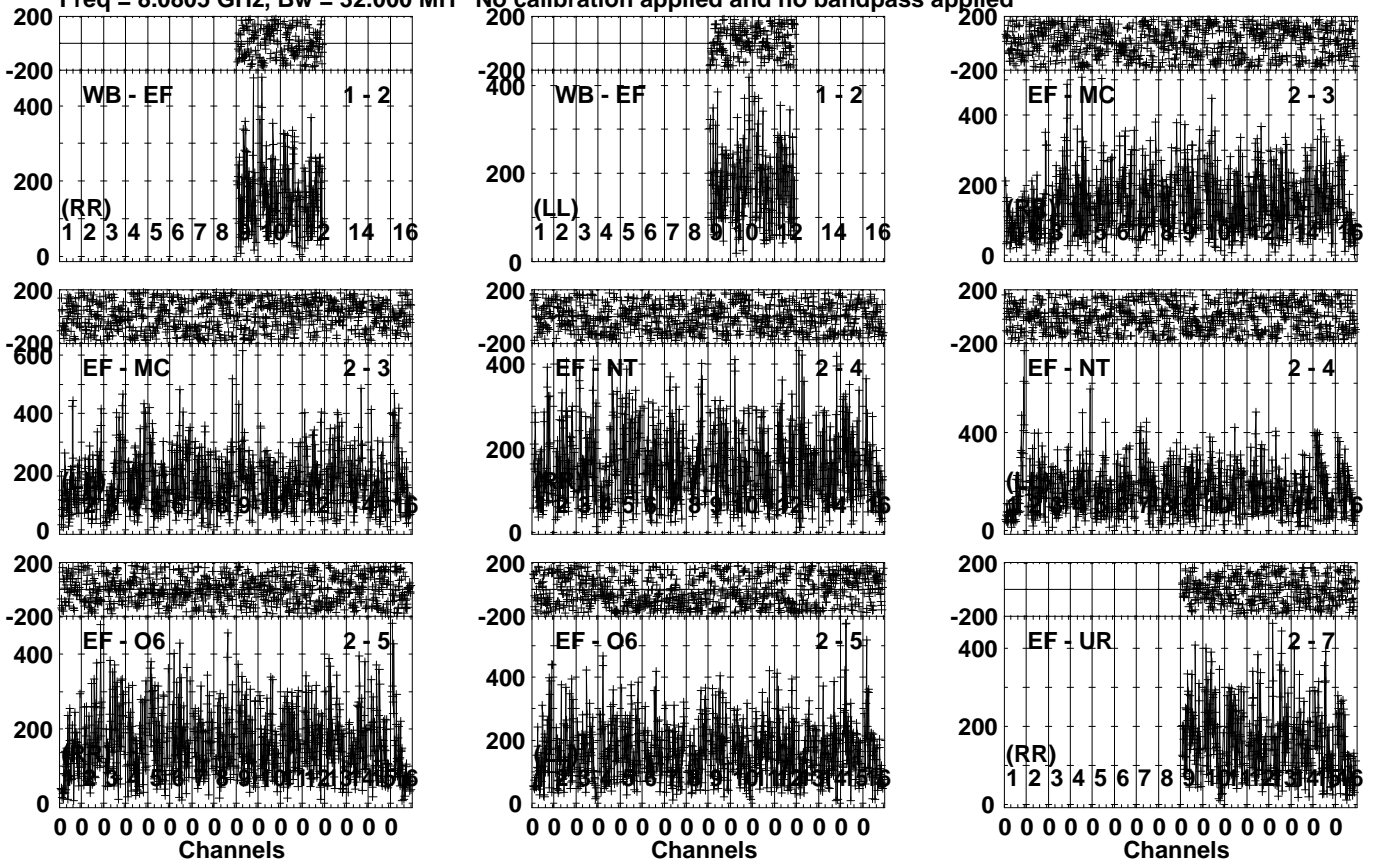
Freq = 8.0805 GHz, Bw = 32.000 MH No calibration applied and no bandpass applied



Plot file version 502 created 23-APR-2024 10:27:27

SN2014C EB107.UVDATA.1

Freq = 8.0805 GHz, Bw = 32.000 MH No calibration applied and no bandpass applied

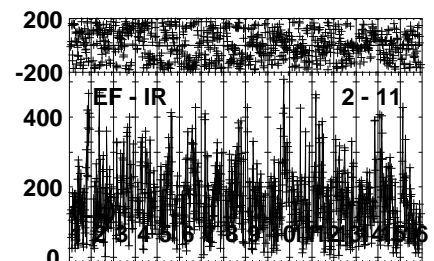
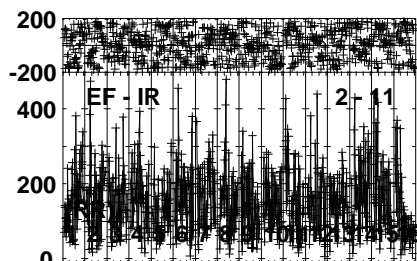
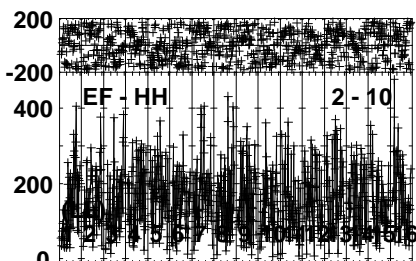
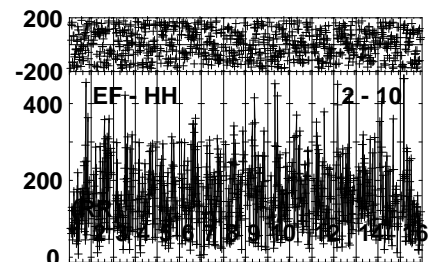
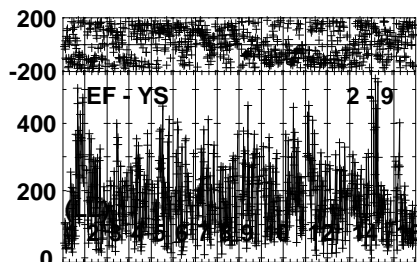
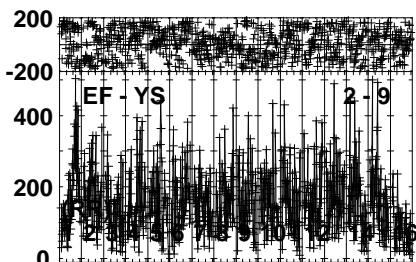
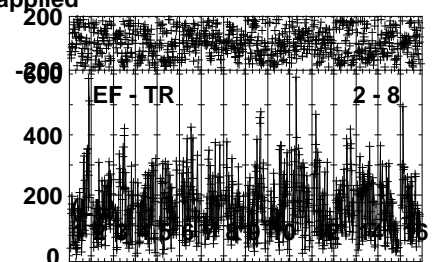
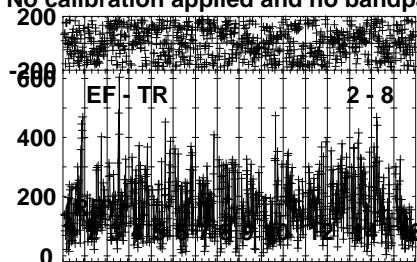
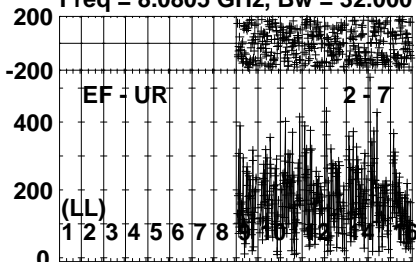


Lower frame: Micro Ampl Jy Top frame: Phas deg  
Vector averaged cross-power spectrum Several baselines displayed  
Timerange: 00/12:07:27 to 00/12:09:23

Plot file version 503 created 23-APR-2024 10:27:27

SN2014C EB107.UVDATA.1

Freq = 8.0805 GHz, Bw = 32.000 MH No calibration applied and no bandpass applied



0 0 0 0 0 0 0 0 0 0 0 0 0 0 0 0  
Channels

0 0 0 0 0 0 0 0 0 0 0 0 0 0 0 0  
Channels

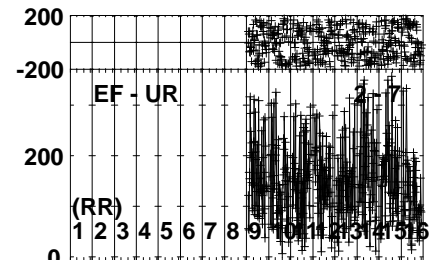
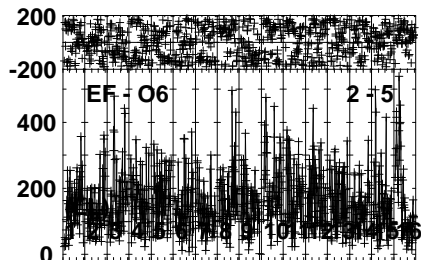
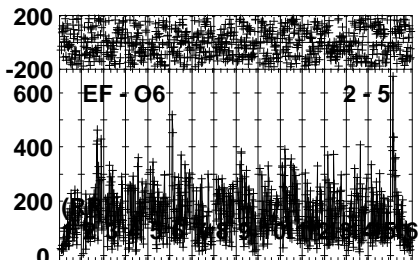
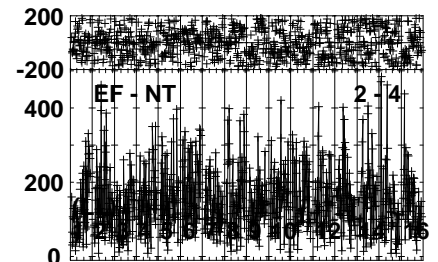
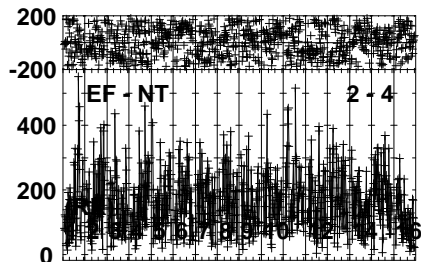
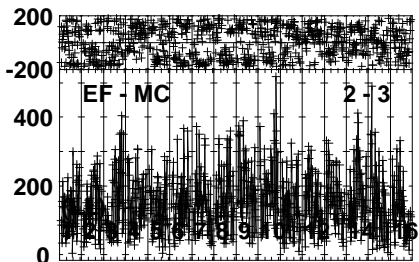
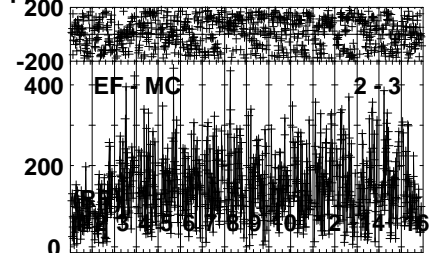
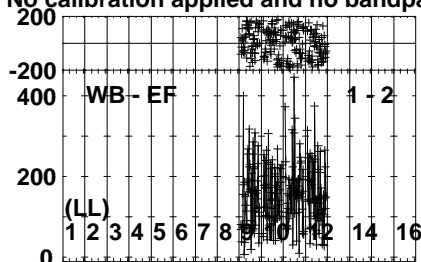
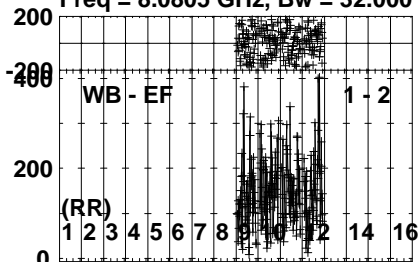
0 0 0 0 0 0 0 0 0 0 0 0 0 0 0 0  
Channels

Lower frame: Micro Ampl Jy Top frame: Phas deg  
Vector averaged cross-power spectrum Several baselines displayed  
Timerange: 00/12:07:27 to 00/12:09:23

Plot file version 504 created 23-APR-2024 10:27:28

SN2014C EB107.UVDATA.1

Freq = 8.0805 GHz, Bw = 32.000 MH No calibration applied and no bandpass applied



0 0 0 0 0 0 0 0 0 0 0 0 0 0 0 0  
Channels

0 0 0 0 0 0 0 0 0 0 0 0 0 0 0 0  
Channels

0 0 0 0 0 0 0 0 0 0 0 0 0 0 0 0  
Channels

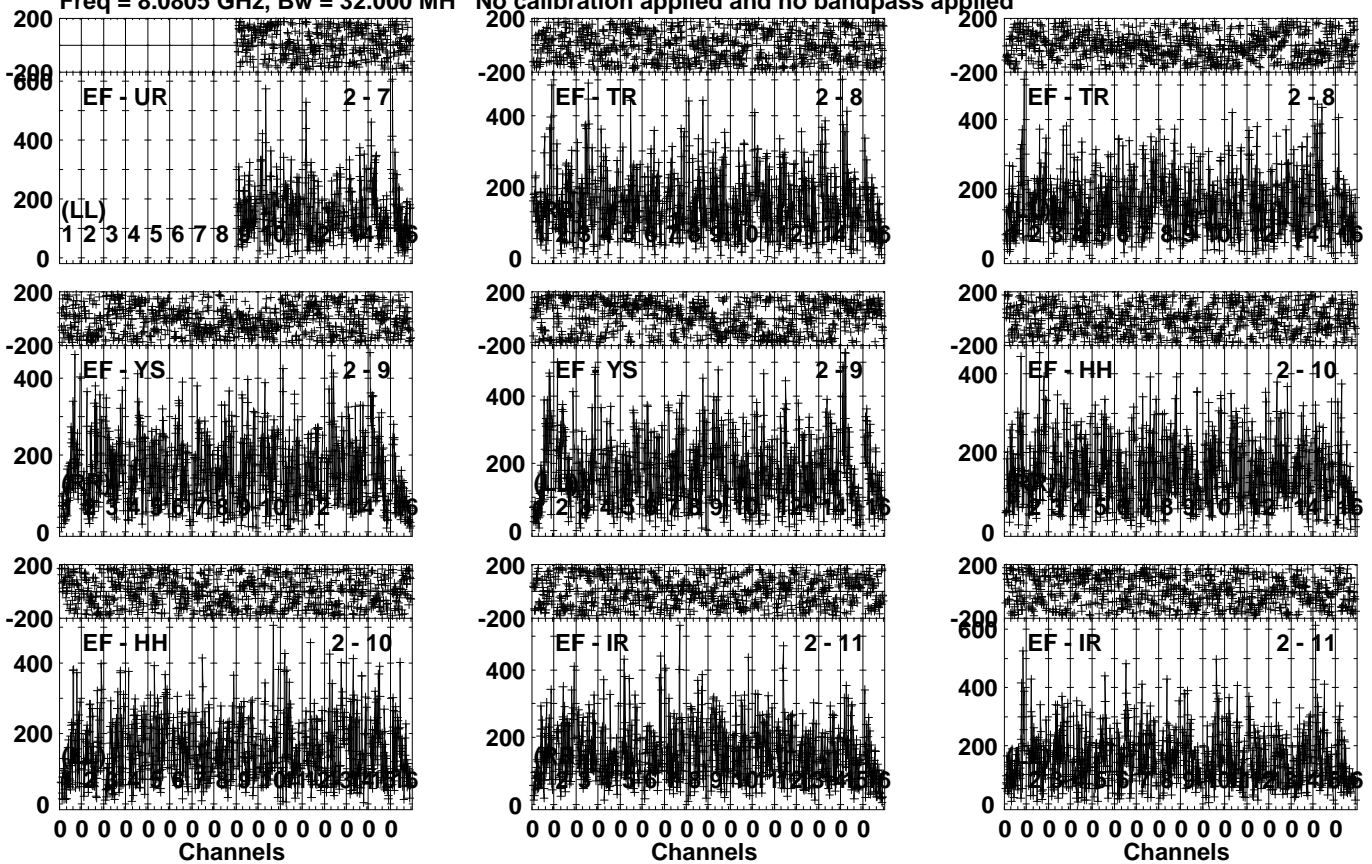
Lower frame: Micro Ampl Jy Top frame: Phas deg  
Vector averaged cross-power spectrum Several baselines displayed  
Timerange: 00/12:10:45 to 00/12:12:43



Plot file version 505 created 23-APR-2024 10:27:28

SN2014C EB107.UVDATA.1

Freq = 8.0805 GHz, Bw = 32.000 MH No calibration applied and no bandpass applied

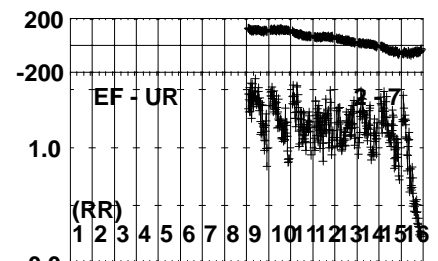
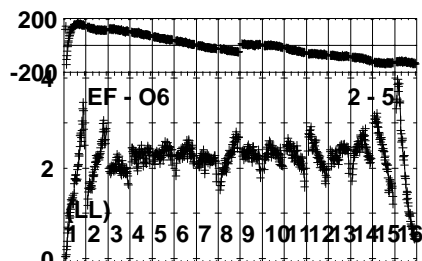
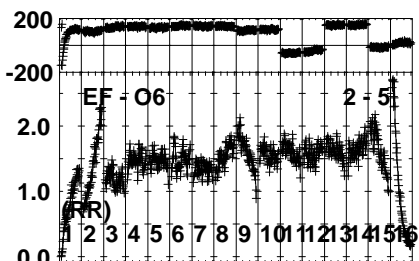
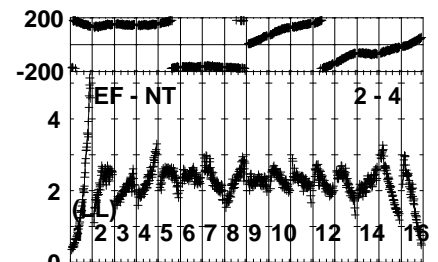
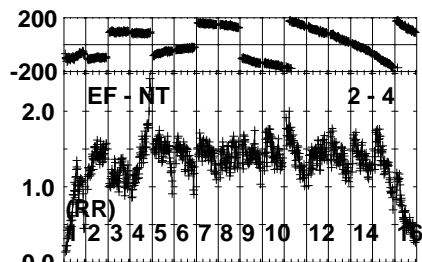
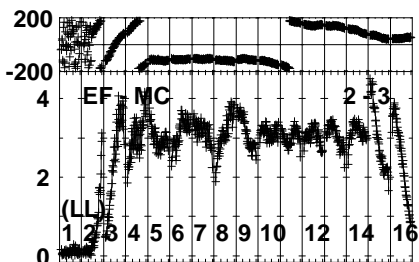
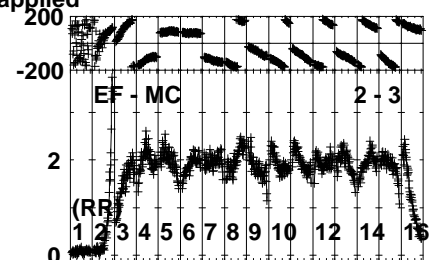
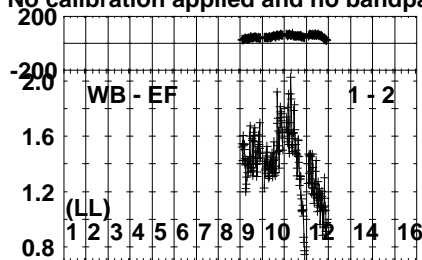
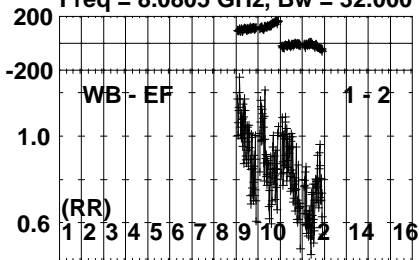


Lower frame: Micro Ampl Jy Top frame: Phas deg  
Vector averaged cross-power spectrum Several baselines displayed  
Timerange: 00/12:10:45 to 00/12:12:43

Plot file version 506 created 23-APR-2024 10:27:28

J2248+3718 EB107.UVDATA.1

Freq = 8.0805 GHz, Bw = 32.000 MH No calibration applied and no bandpass applied

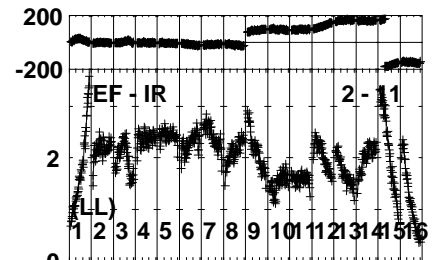
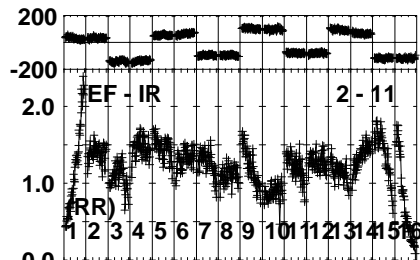
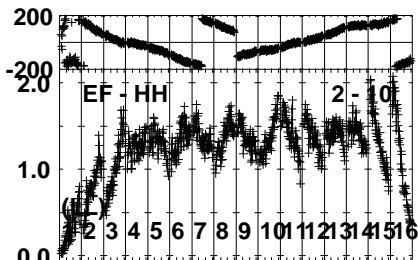
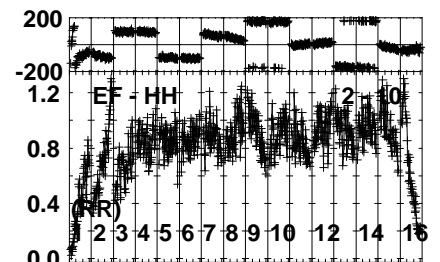
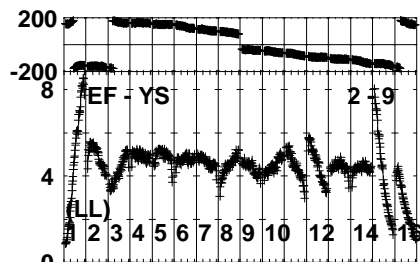
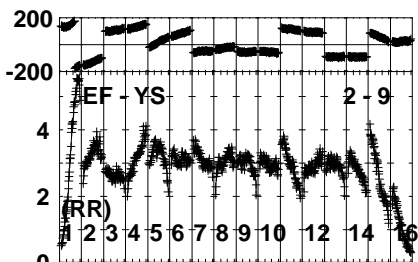
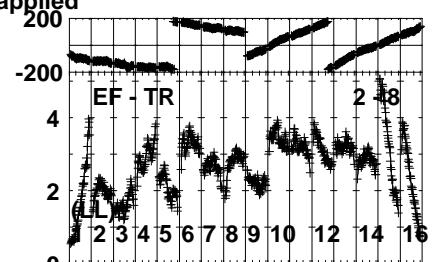
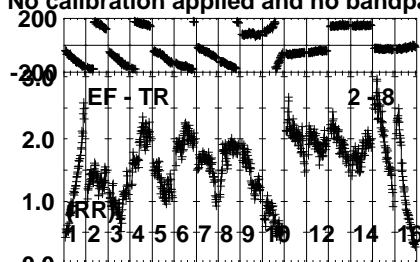
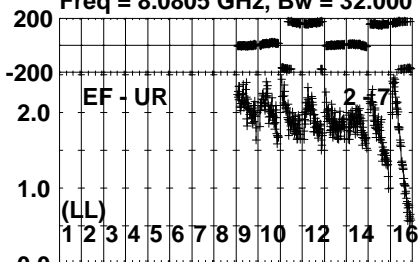


Lower frame: Milli Ampl Jy Top frame: Phas deg  
Vector averaged cross-power spectrum Several baselines displayed  
Timerange: 00/12:13:31 to 00/12:15:09

Plot file version 507 created 23-APR-2024 10:27:29

J2248+3718 EB107.UVDATA.1

Freq = 8.0805 GHz, Bw = 32.000 MH No calibration applied and no bandpass applied



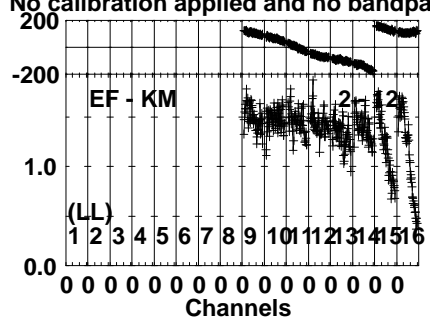
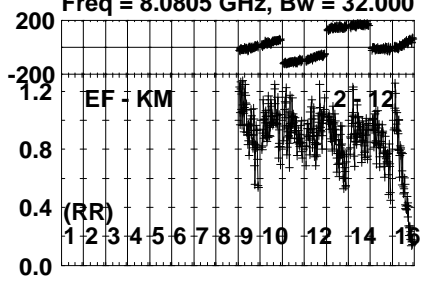
Lower frame: Milli Ampl Jy Top frame: Phas deg  
Vector averaged cross-power spectrum Several baselines displayed  
Timerange: 00/12:13:31 to 00/12:15:09

Plot file version 508 created 23-APR-2024 10:27:29

J2248+3718 EB107.UVDATA.1

Freq = 8.0805 GHz, Bw = 32.000 MH

No calibration applied and no bandpass applied

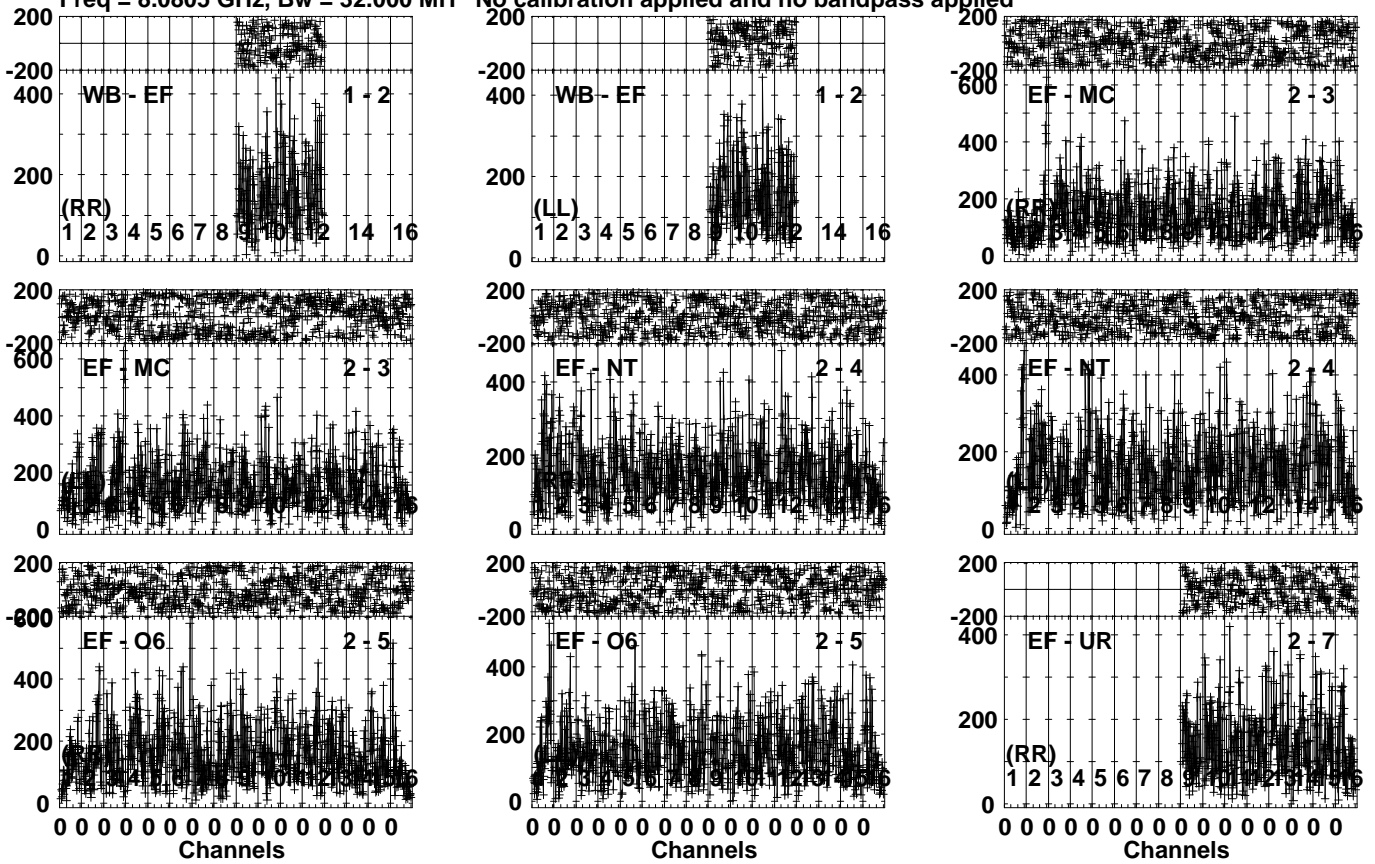


Lower frame: Milli Ampl Jy Top frame: Phas deg  
Vector averaged cross-power spectrum Several baselines displayed  
Timerange: 00/12:13:31 to 00/12:15:09

Plot file version 509 created 23-APR-2024 10:27:29

SN2014C EB107.UVDATA.1

Freq = 8.0805 GHz, Bw = 32.000 MH No calibration applied and no bandpass applied

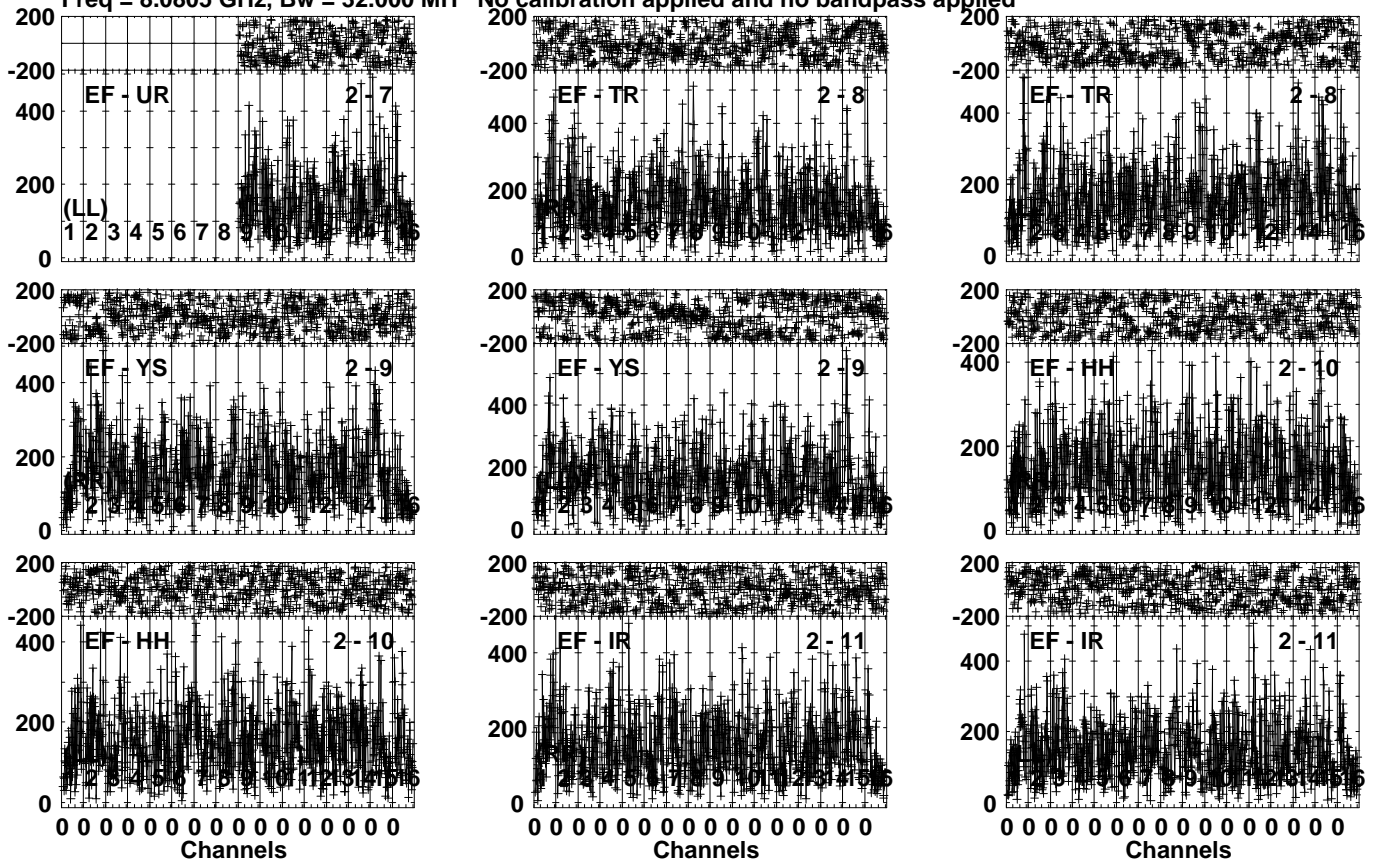


Lower frame: Micro Ampl Jy Top frame: Phas deg  
Vector averaged cross-power spectrum Several baselines displayed  
Timerange: 00/12:15:13 to 00/12:17:09

Plot file version 510 created 23-APR-2024 10:27:29

SN2014C EB107.UVDATA.1

Freq = 8.0805 GHz, Bw = 32.000 MH No calibration applied and no bandpass applied

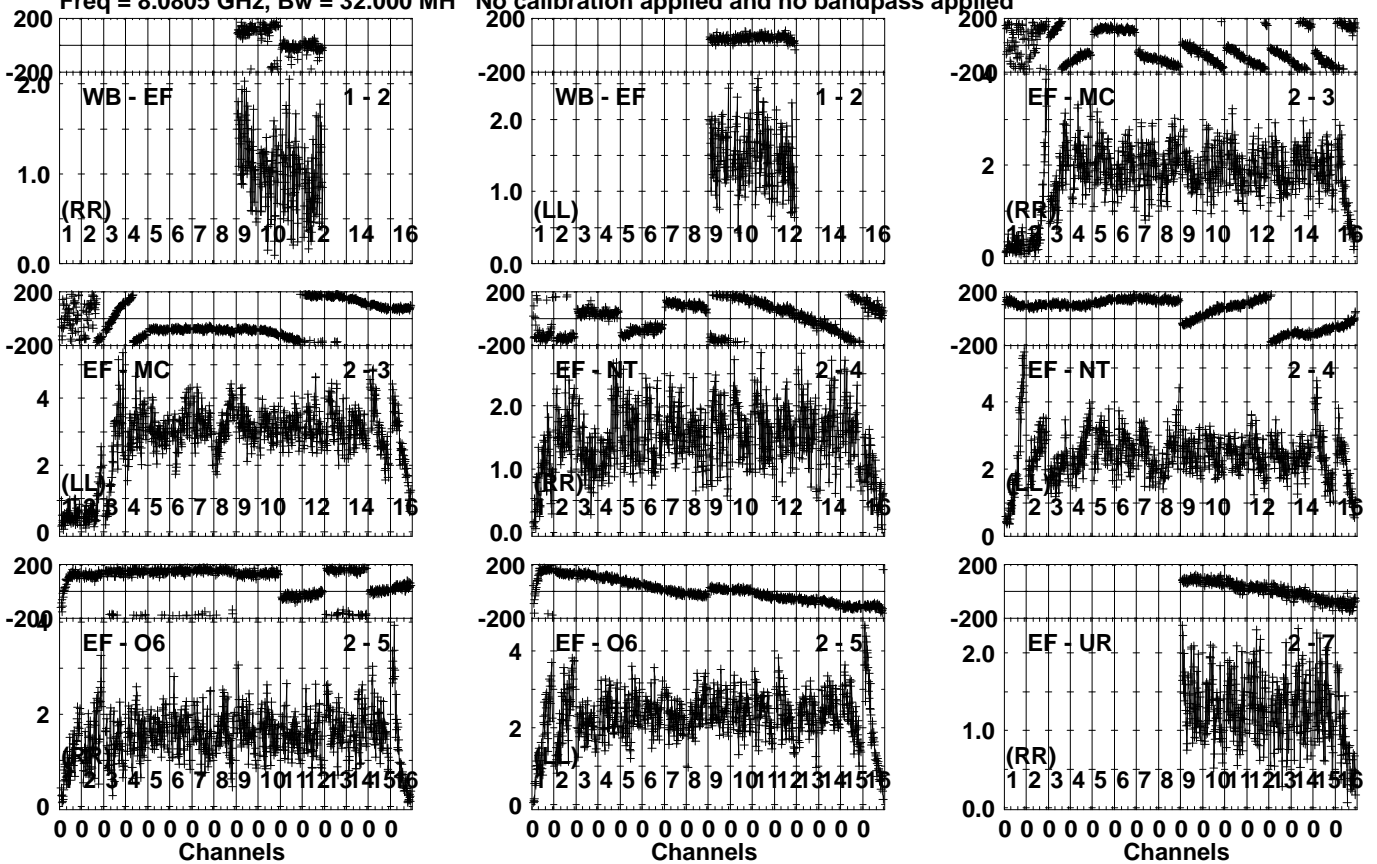


Lower frame: Micro Ampl Jy Top frame: Phas deg  
Vector averaged cross-power spectrum Several baselines displayed  
Timerange: 00/12:15:13 to 00/12:17:09

Plot file version 511 created 23-APR-2024 10:27:29

J2248+3718 EB107.UVDATA.1

Freq = 8.0805 GHz, Bw = 32.000 MH No calibration applied and no bandpass applied



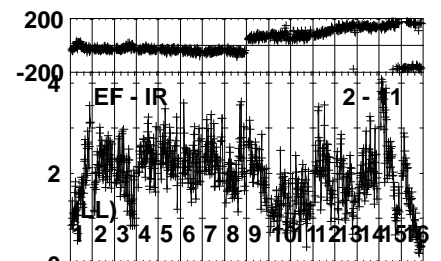
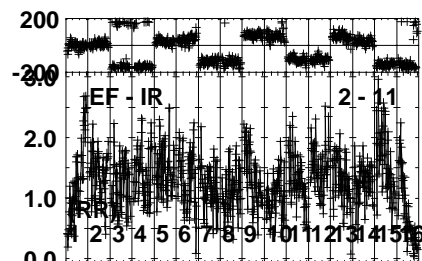
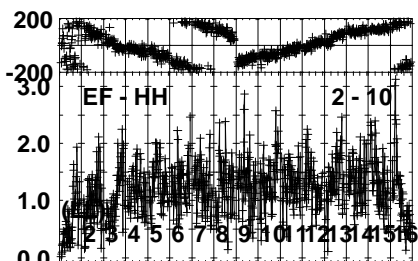
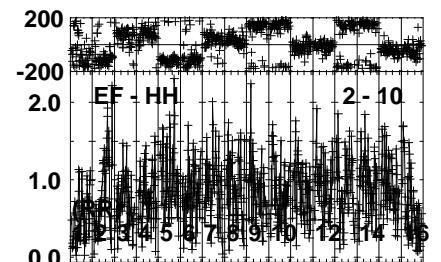
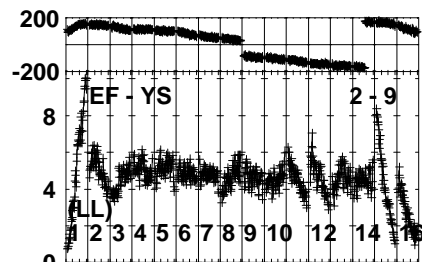
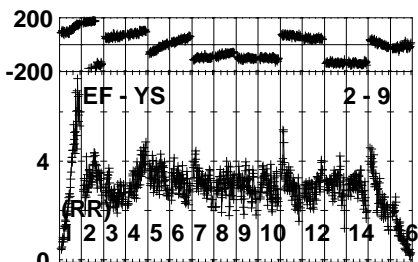
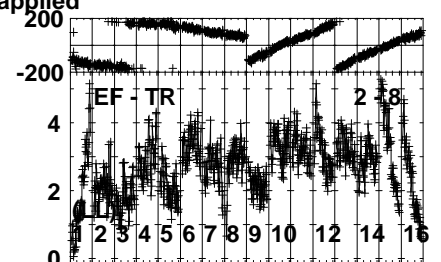
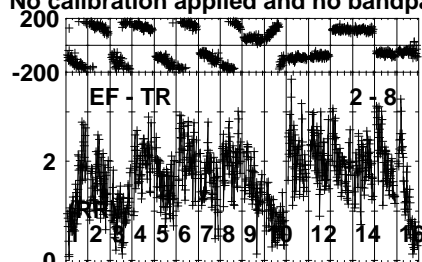
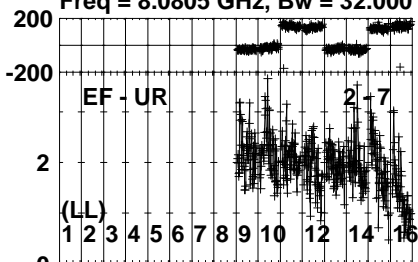
Lower frame: Milli Ampl Jy Top frame: Phas deg  
Vector averaged cross-power spectrum Several baselines displayed  
Timerange: 00/12:17:11 to 00/12:18:29

Plot file version 512 created 23-APR-2024 10:27:29

J2248+3718 EB107.UVDATA.1

Freq = 8.0805 GHz, Bw = 32.000 MH

No calibration applied and no bandpass applied



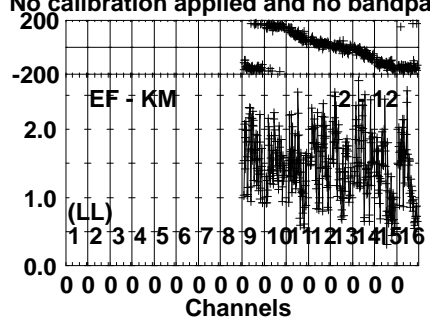
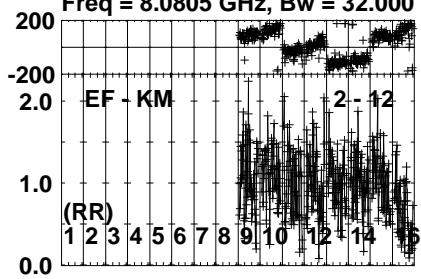
Lower frame: Milli Ampl Jy Top frame: Phas deg  
Vector averaged cross-power spectrum Several baselines displayed  
Timerange: 00/12:17:11 to 00/12:18:29



Plot file version 513 created 23-APR-2024 10:27:30

J2248+3718 EB107.UVDATA.1

Freq = 8.0805 GHz, Bw = 32.000 MH No calibration applied and no bandpass applied

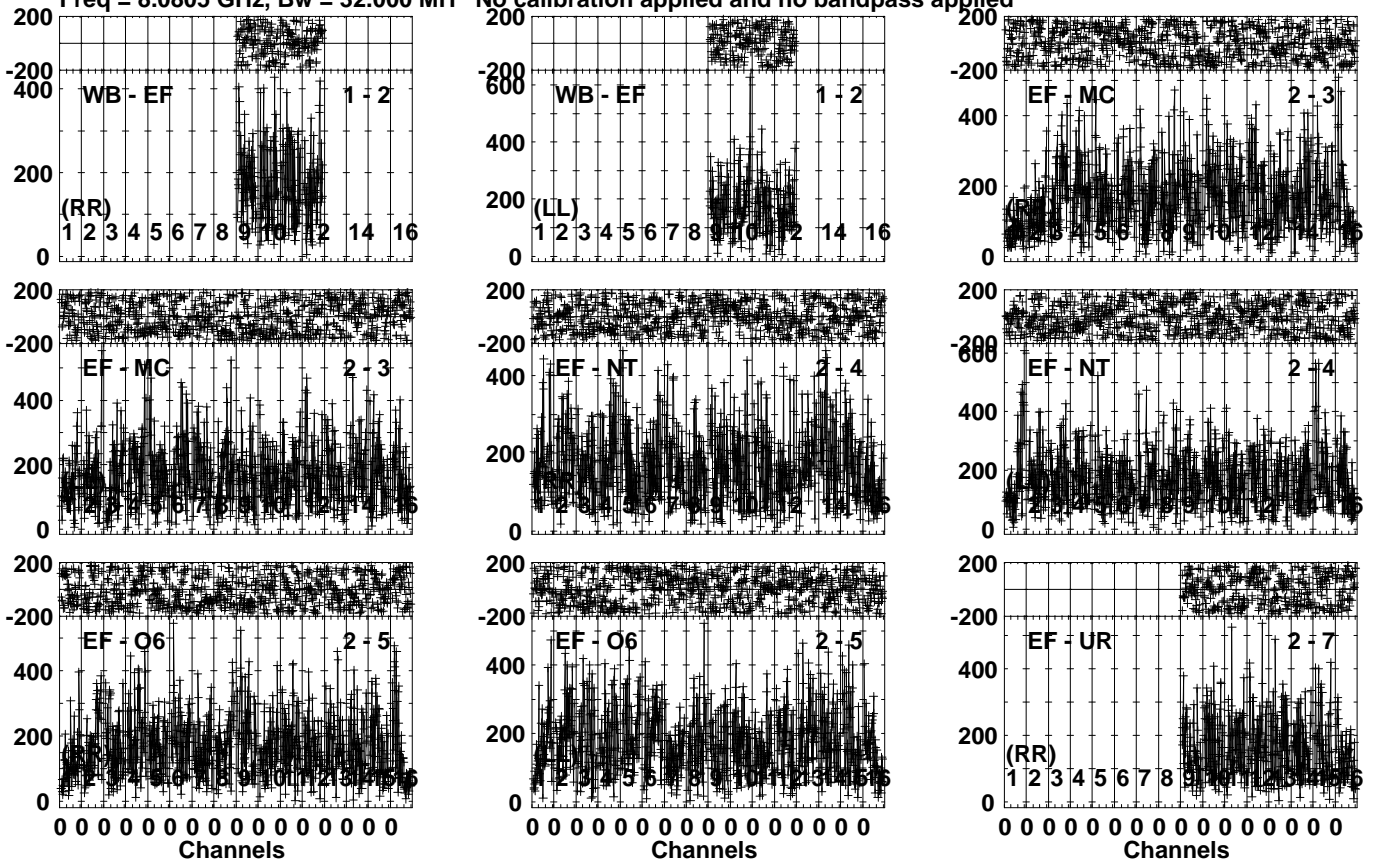


Lower frame: Milli Ampl Jy Top frame: Phas deg  
Vector averaged cross-power spectrum Several baselines displayed  
Timerange: 00/12:17:11 to 00/12:18:29

Plot file version 514 created 23-APR-2024 10:27:30

SN2014C EB107.UVDATA.1

Freq = 8.0805 GHz, Bw = 32.000 MH No calibration applied and no bandpass applied

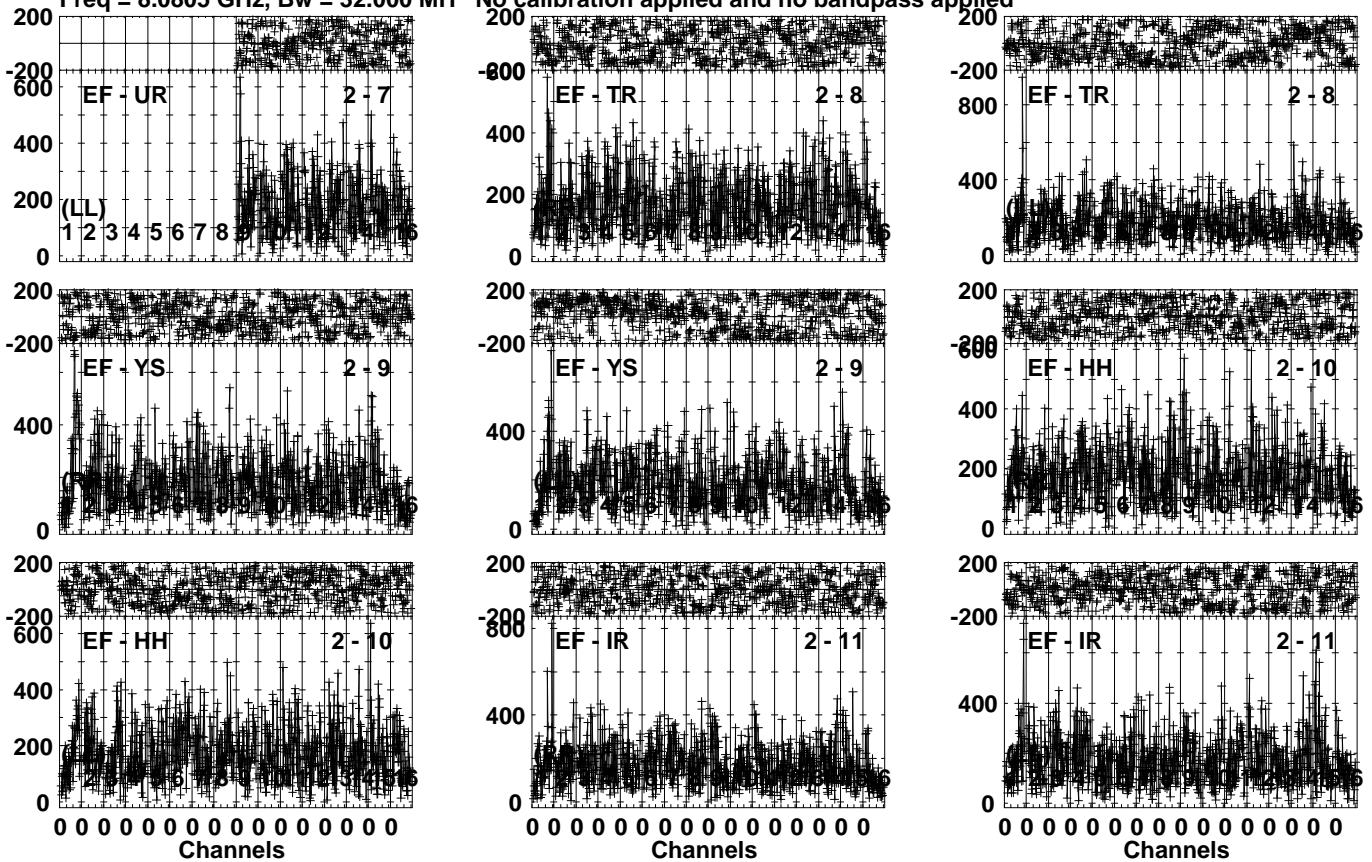


Lower frame: Micro Ampl Jy Top frame: Phas deg  
Vector averaged cross-power spectrum Several baselines displayed  
Timerange: 00/12:18:31 to 00/12:20:29

Plot file version 515 created 23-APR-2024 10:27:30

SN2014C EB107.UVDATA.1

Freq = 8.0805 GHz, Bw = 32.000 MH No calibration applied and no bandpass applied

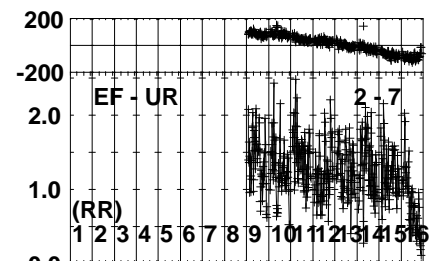
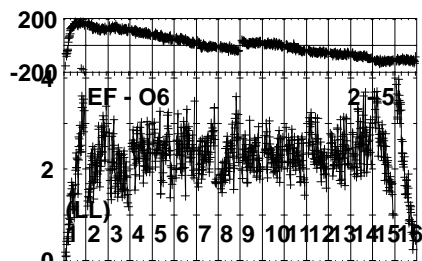
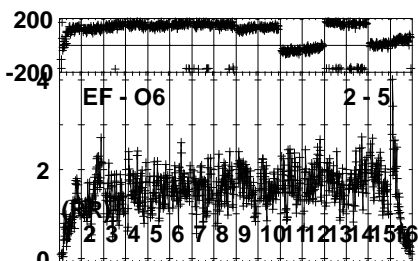
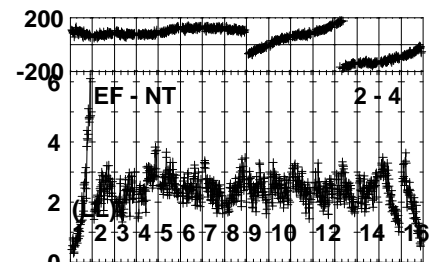
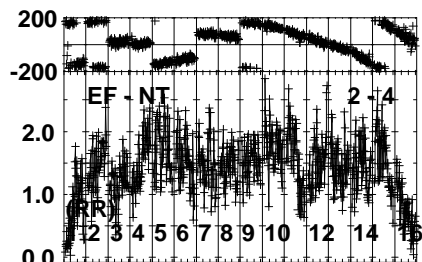
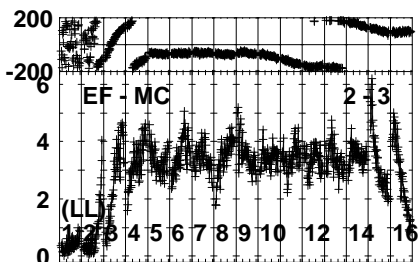
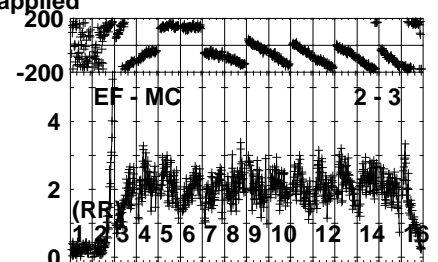
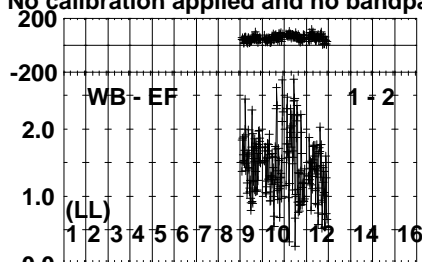
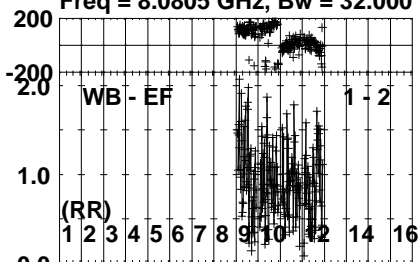


Lower frame: Micro Ampl Jy Top frame: Phas deg  
Vector averaged cross-power spectrum Several baselines displayed  
Timerange: 00/12:18:31 to 00/12:20:29

Plot file version 516 created 23-APR-2024 10:27:30

J2248+3718 EB107.UVDATA.1

Freq = 8.0805 GHz, Bw = 32.000 MH No calibration applied and no bandpass applied

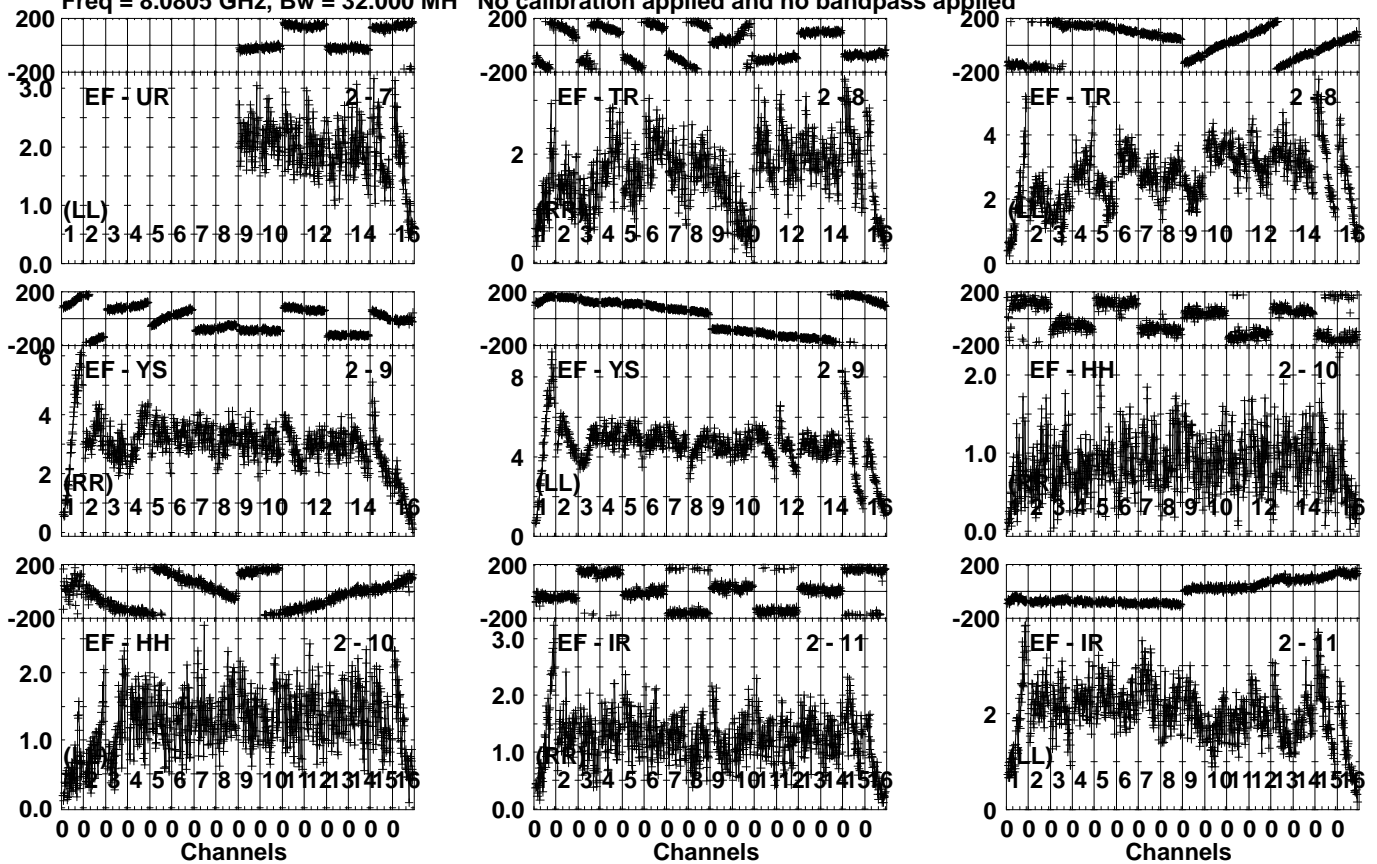


Lower frame: Milli Ampl Jy Top frame: Phas deg  
Vector averaged cross-power spectrum Several baselines displayed  
Timerange: 00/12:20:31 to 00/12:21:49

Plot file version 517 created 23-APR-2024 10:27:30

J2248+3718 EB107.UVDATA.1

Freq = 8.0805 GHz, Bw = 32.000 MH No calibration applied and no bandpass applied

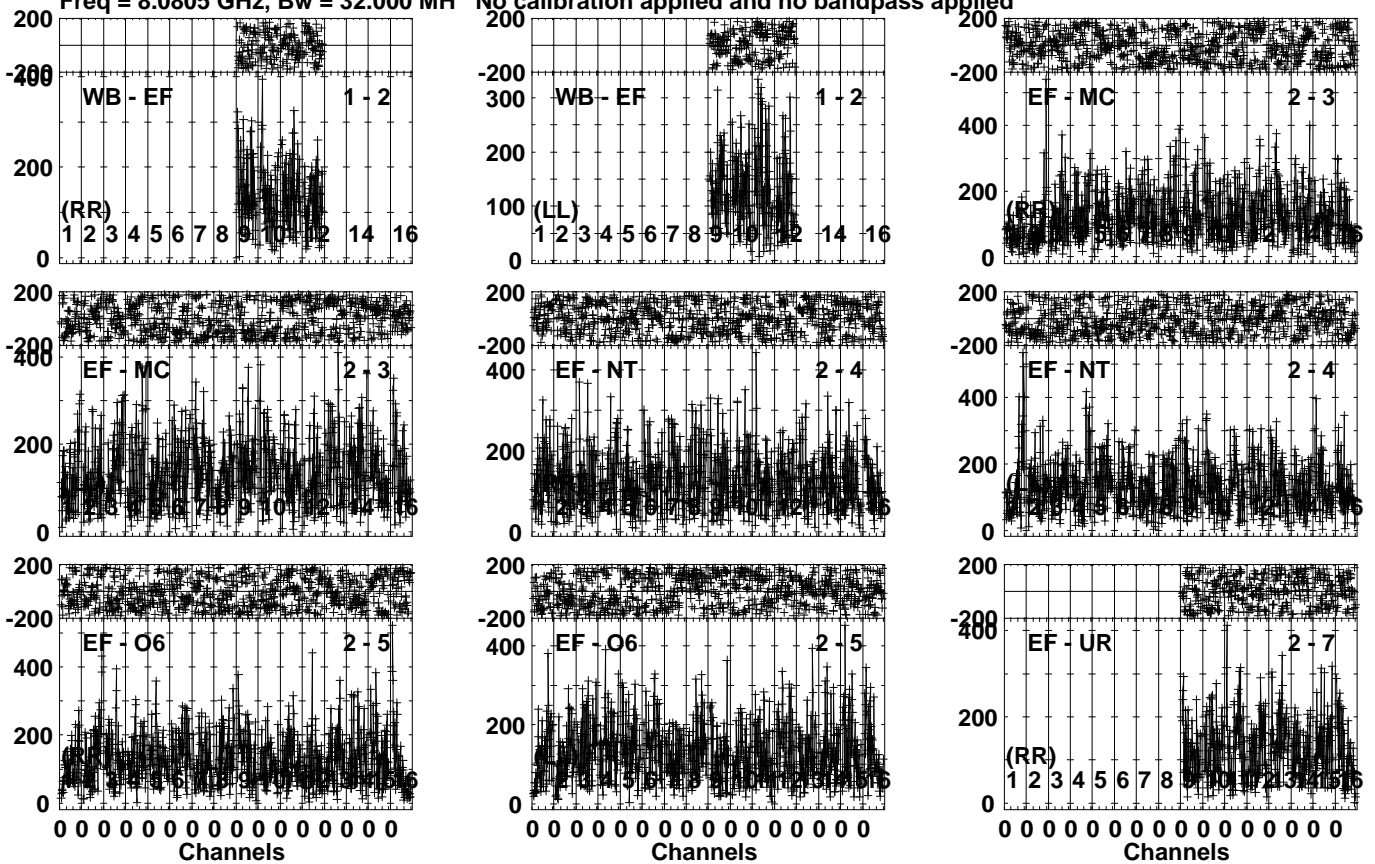


Lower frame: Milli Ampl Jy Top frame: Phas deg  
Vector averaged cross-power spectrum Several baselines displayed  
Timerange: 00/12:20:31 to 00/12:21:49

Plot file version 518 created 23-APR-2024 10:27:30

SN2014C EB107.UVDATA.1

Freq = 8.0805 GHz, Bw = 32.000 MH No calibration applied and no bandpass applied

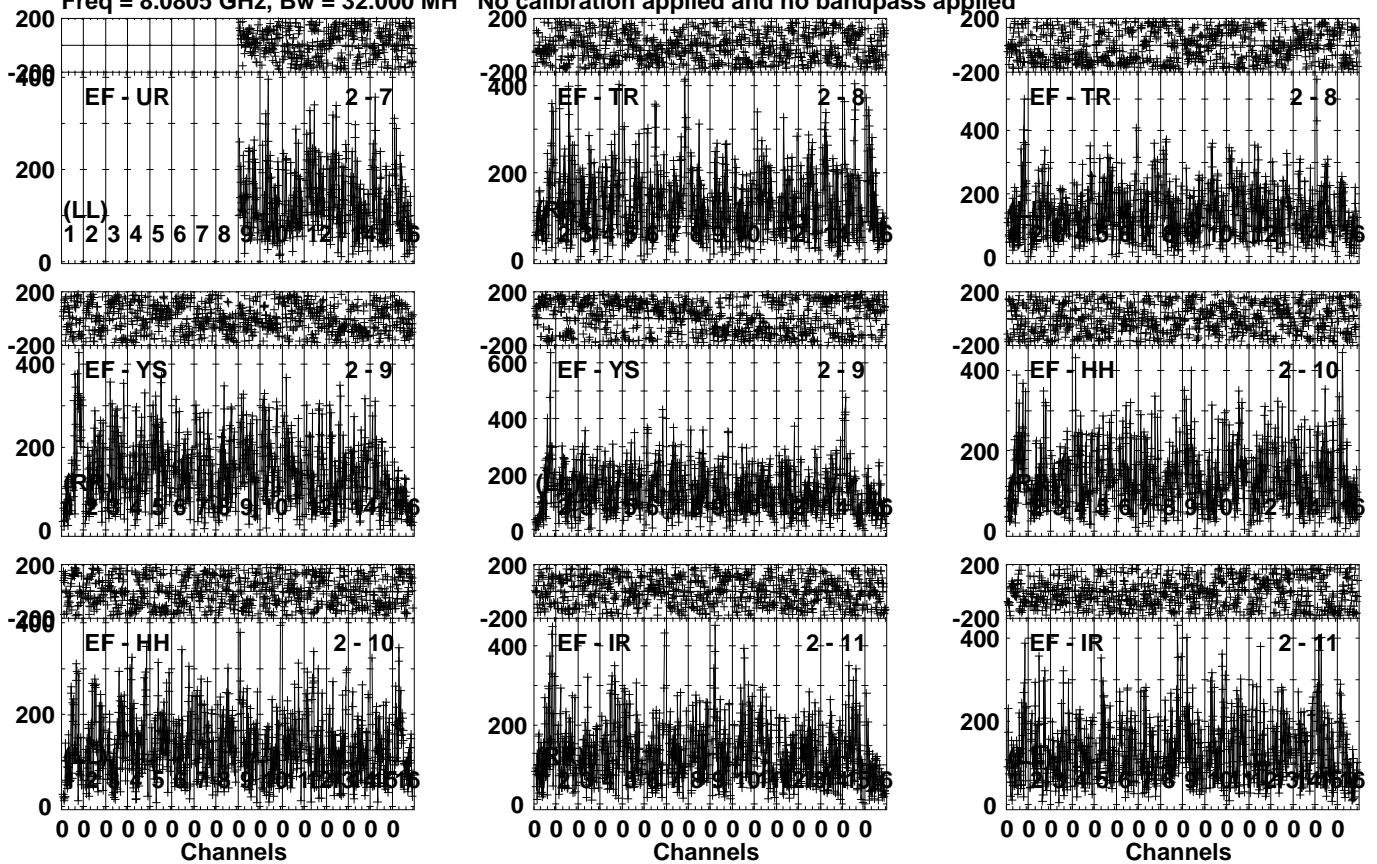


Lower frame: Micro Ampl Jy Top frame: Phas deg  
Vector averaged cross-power spectrum Several baselines displayed  
Timerange: 00/12:22:39 to 00/12:24:15

Plot file version 519 created 23-APR-2024 10:27:31

SN2014C EB107.UVDATA.1

Freq = 8.0805 GHz, Bw = 32.000 MH No calibration applied and no bandpass applied

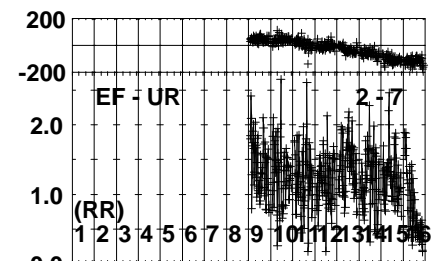
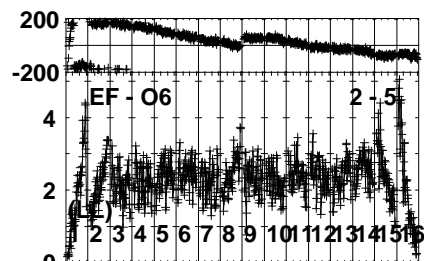
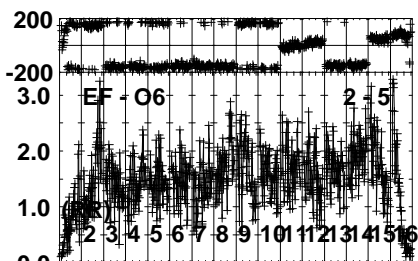
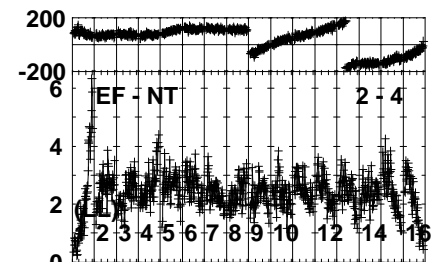
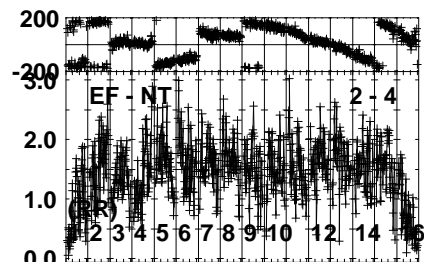
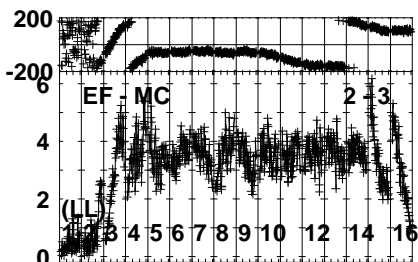
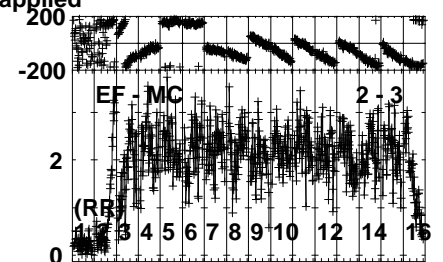
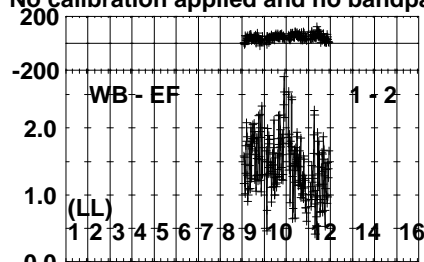
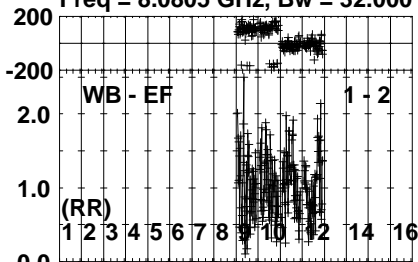


Lower frame: Micro Ampl Jy Top frame: Phas deg  
Vector averaged cross-power spectrum Several baselines displayed  
Timerange: 00/12:22:39 to 00/12:24:15

Plot file version 520 created 23-APR-2024 10:27:31

J2248+3718 EB107.UVDATA.1

Freq = 8.0805 GHz, Bw = 32.000 MH No calibration applied and no bandpass applied



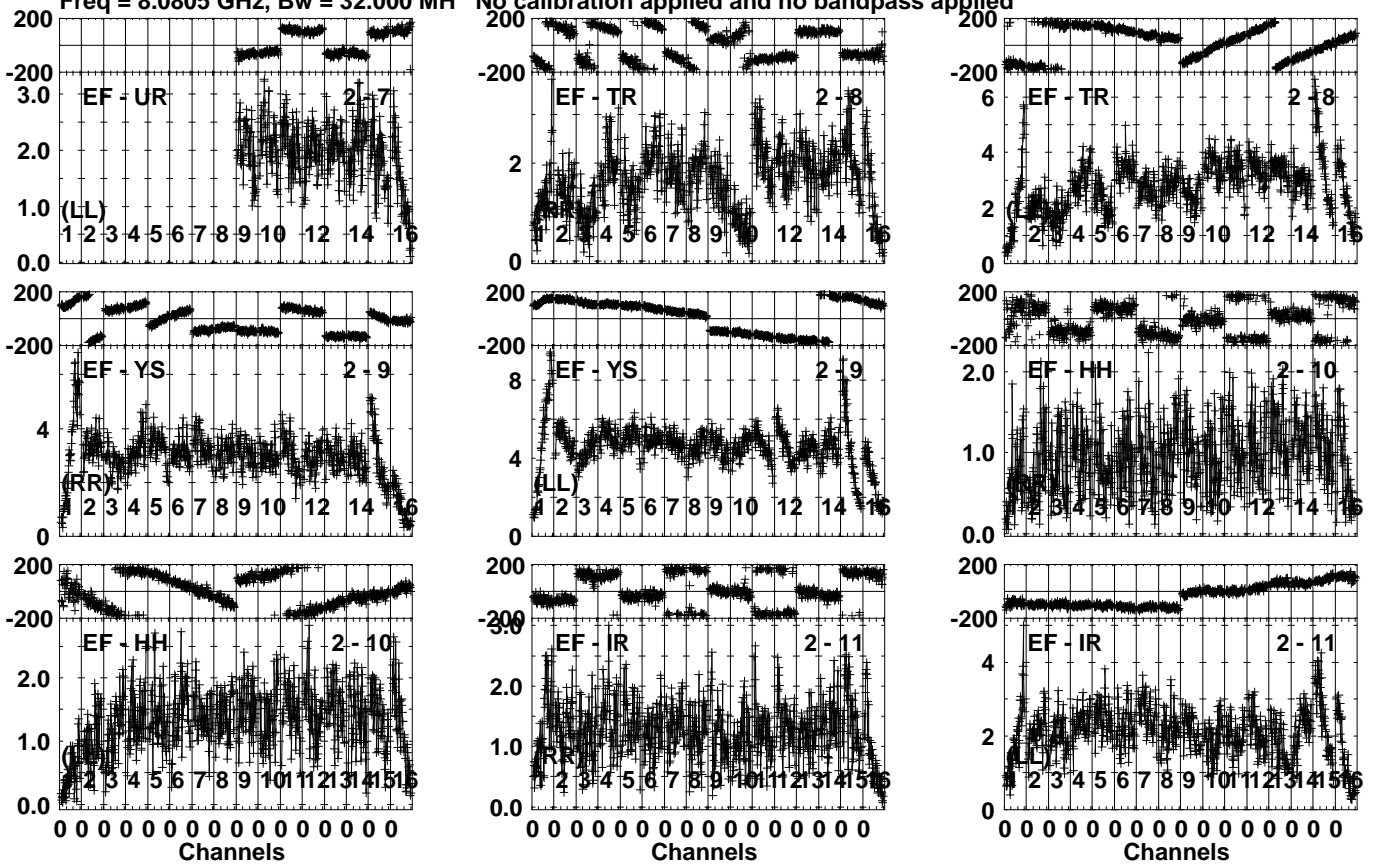
Lower frame: Milli Ampl Jy Top frame: Phas deg  
Vector averaged cross-power spectrum Several baselines displayed  
Timerange: 00/12:24:19 to 00/12:25:35



Plot file version 521 created 23-APR-2024 10:27:31

J2248+3718 EB107.UVDATA.1

Freq = 8.0805 GHz, Bw = 32.000 MH No calibration applied and no bandpass applied

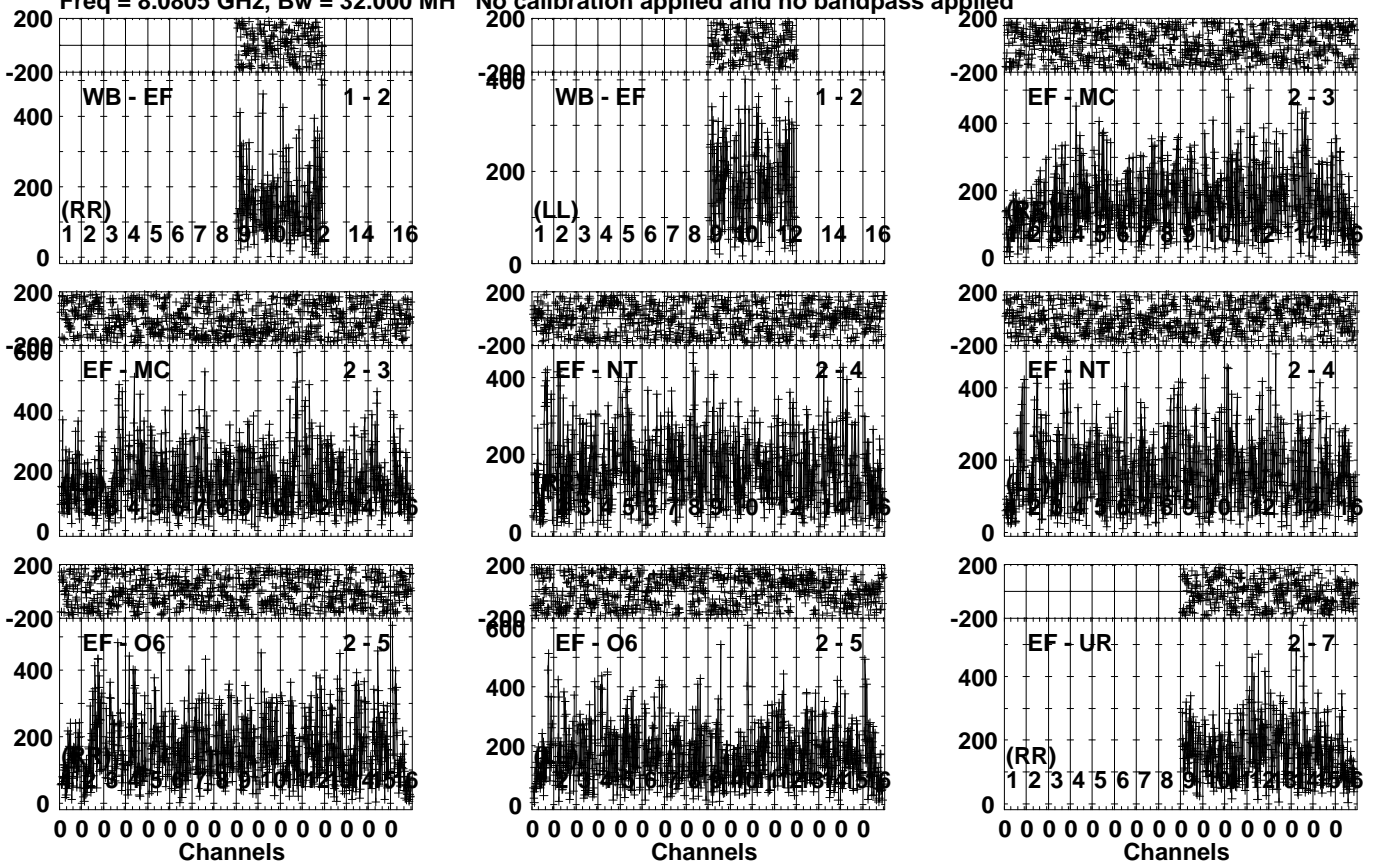


Lower frame: Milli Ampl Jy Top frame: Phas deg  
Vector averaged cross-power spectrum Several baselines displayed  
Timerange: 00/12:24:19 to 00/12:25:35

Plot file version 522 created 23-APR-2024 10:27:31

SN2014C EB107.UVDATA.1

Freq = 8.0805 GHz, Bw = 32.000 MH No calibration applied and no bandpass applied

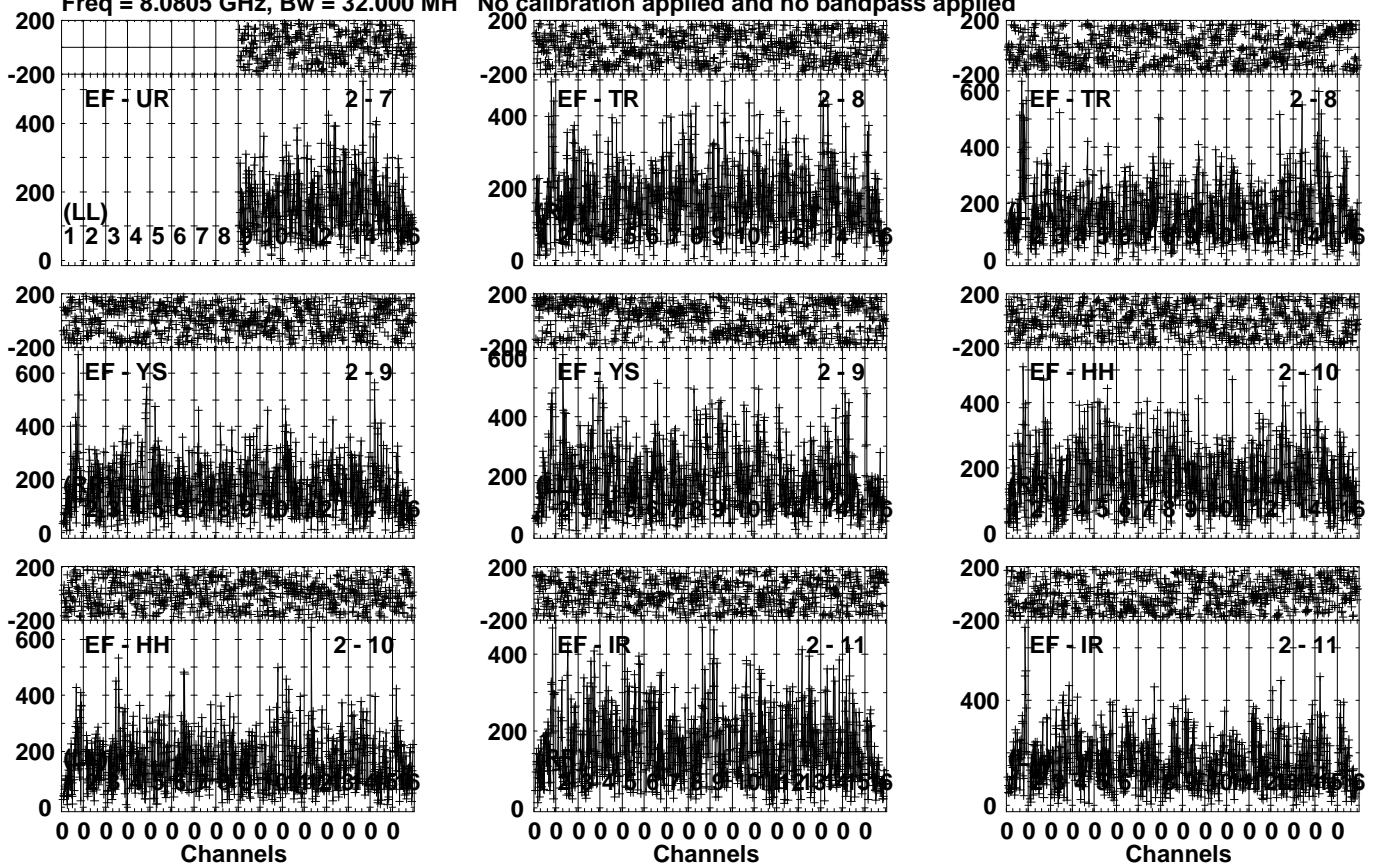


Lower frame: Micro Ampl Jy Top frame: Phas deg  
Vector averaged cross-power spectrum Several baselines displayed  
Timerange: 00/12:25:39 to 00/12:27:35

Plot file version 523 created 23-APR-2024 10:27:31

SN2014C EB107.UVDATA.1

Freq = 8.0805 GHz, Bw = 32.000 MH No calibration applied and no bandpass applied

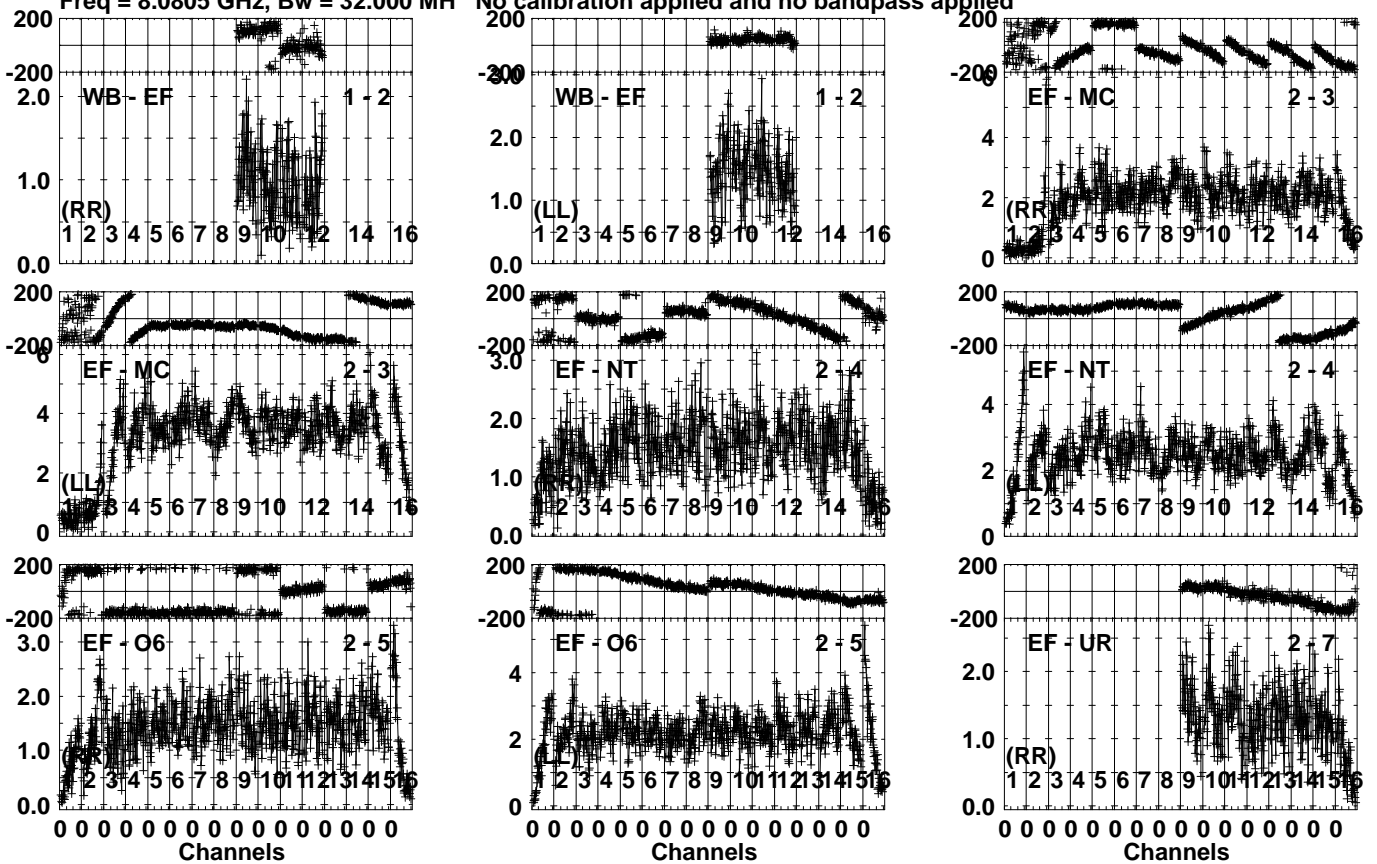


Lower frame: Micro Ampl Jy Top frame: Phas deg  
Vector averaged cross-power spectrum Several baselines displayed  
Timerange: 00/12:25:39 to 00/12:27:35

Plot file version 524 created 23-APR-2024 10:27:31

J2248+3718 EB107.UVDATA.1

Freq = 8.0805 GHz, Bw = 32.000 MH No calibration applied and no bandpass applied



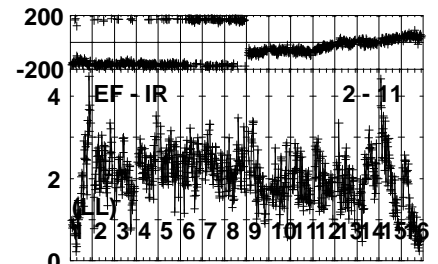
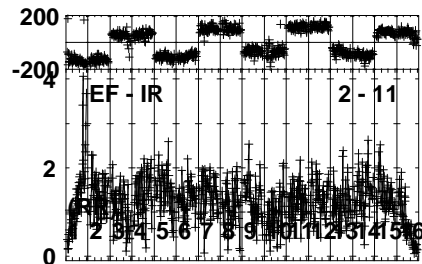
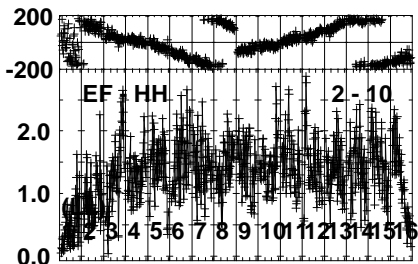
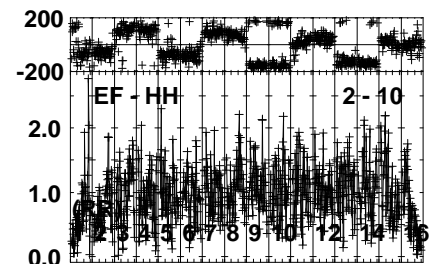
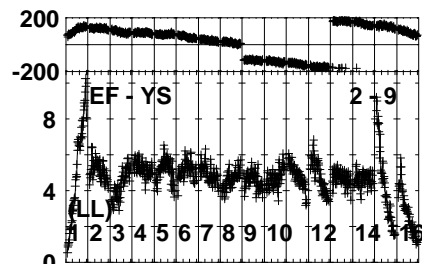
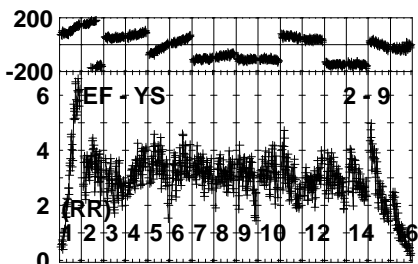
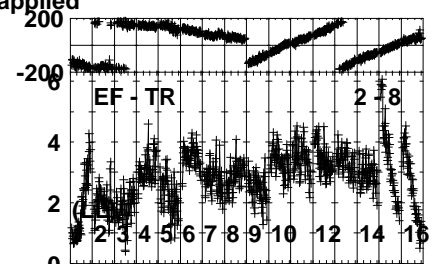
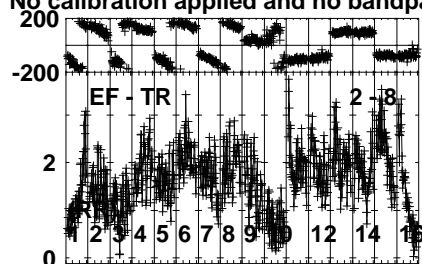
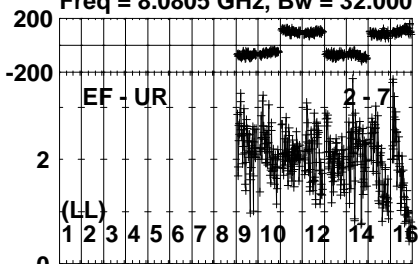
Lower frame: Milli Ampl Jy Top frame: Phas deg  
Vector averaged cross-power spectrum Several baselines displayed  
Timerange: 00/12:27:37 to 00/12:28:55

Plot file version 525 created 23-APR-2024 10:27:32

J2248+3718 EB107.UVDATA.1

Freq = 8.0805 GHz, Bw = 32.000 MH

No calibration applied and no bandpass applied

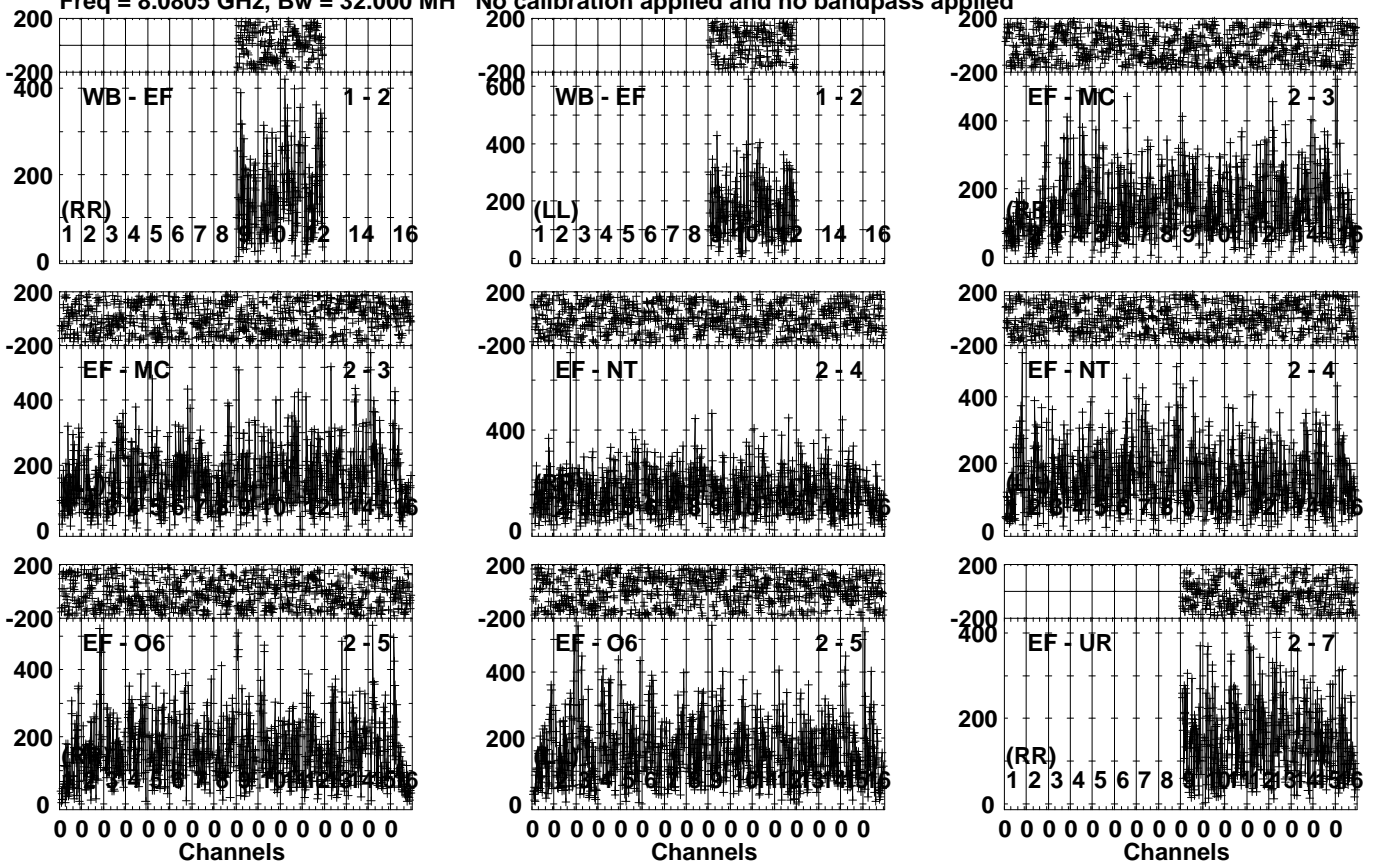


Lower frame: Milli Ampl Jy Top frame: Phas deg  
Vector averaged cross-power spectrum Several baselines displayed  
Timerange: 00/12:27:37 to 00/12:28:55

Plot file version 526 created 23-APR-2024 10:27:32

SN2014C EB107.UVDATA.1

Freq = 8.0805 GHz, Bw = 32.000 MH No calibration applied and no bandpass applied

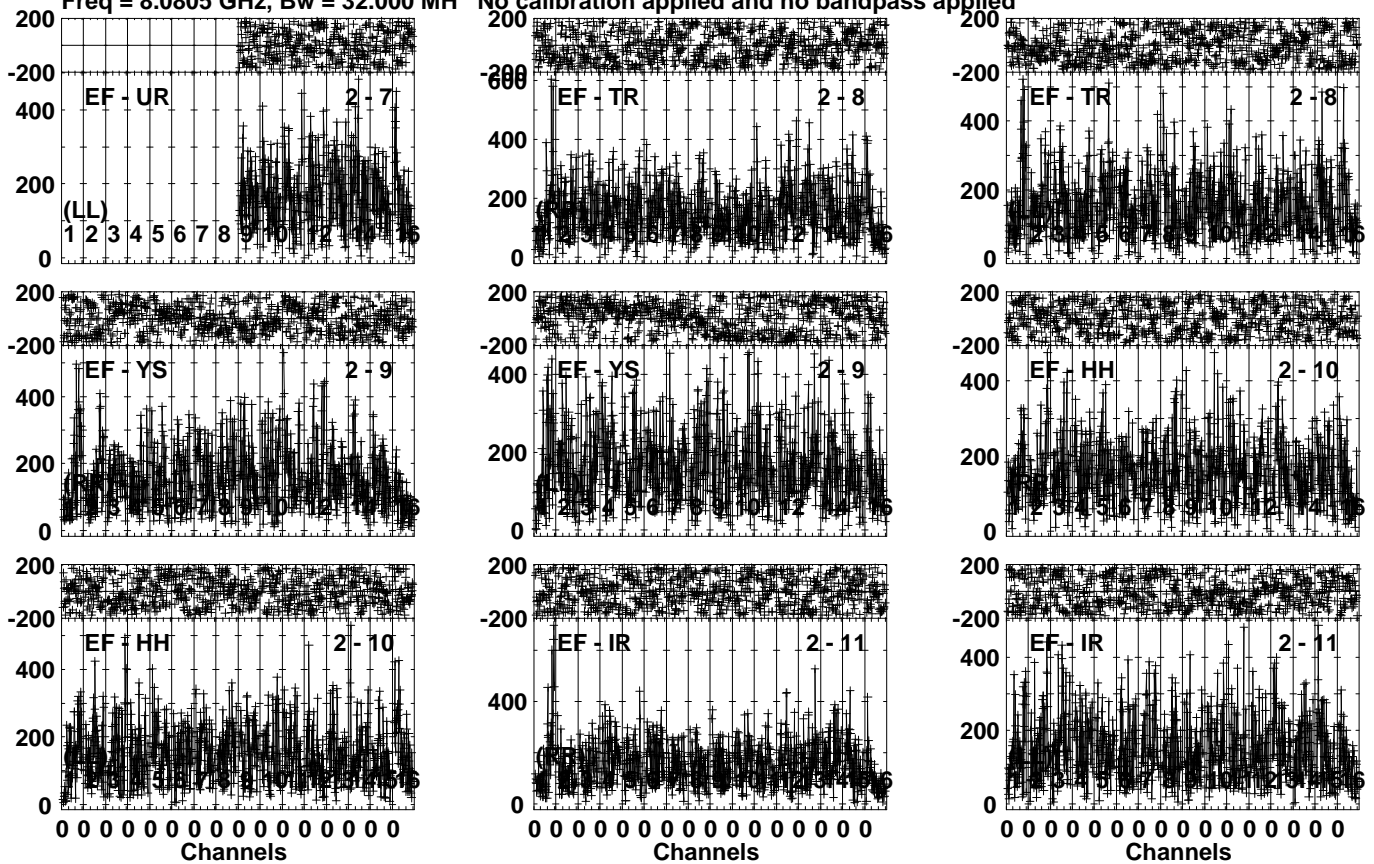


Lower frame: Micro Ampl Jy Top frame: Phas deg  
Vector averaged cross-power spectrum Several baselines displayed  
Timerange: 00/12:28:57 to 00/12:30:55

Plot file version 527 created 23-APR-2024 10:27:32

SN2014C EB107.UVDATA.1

Freq = 8.0805 GHz, Bw = 32.000 MH No calibration applied and no bandpass applied

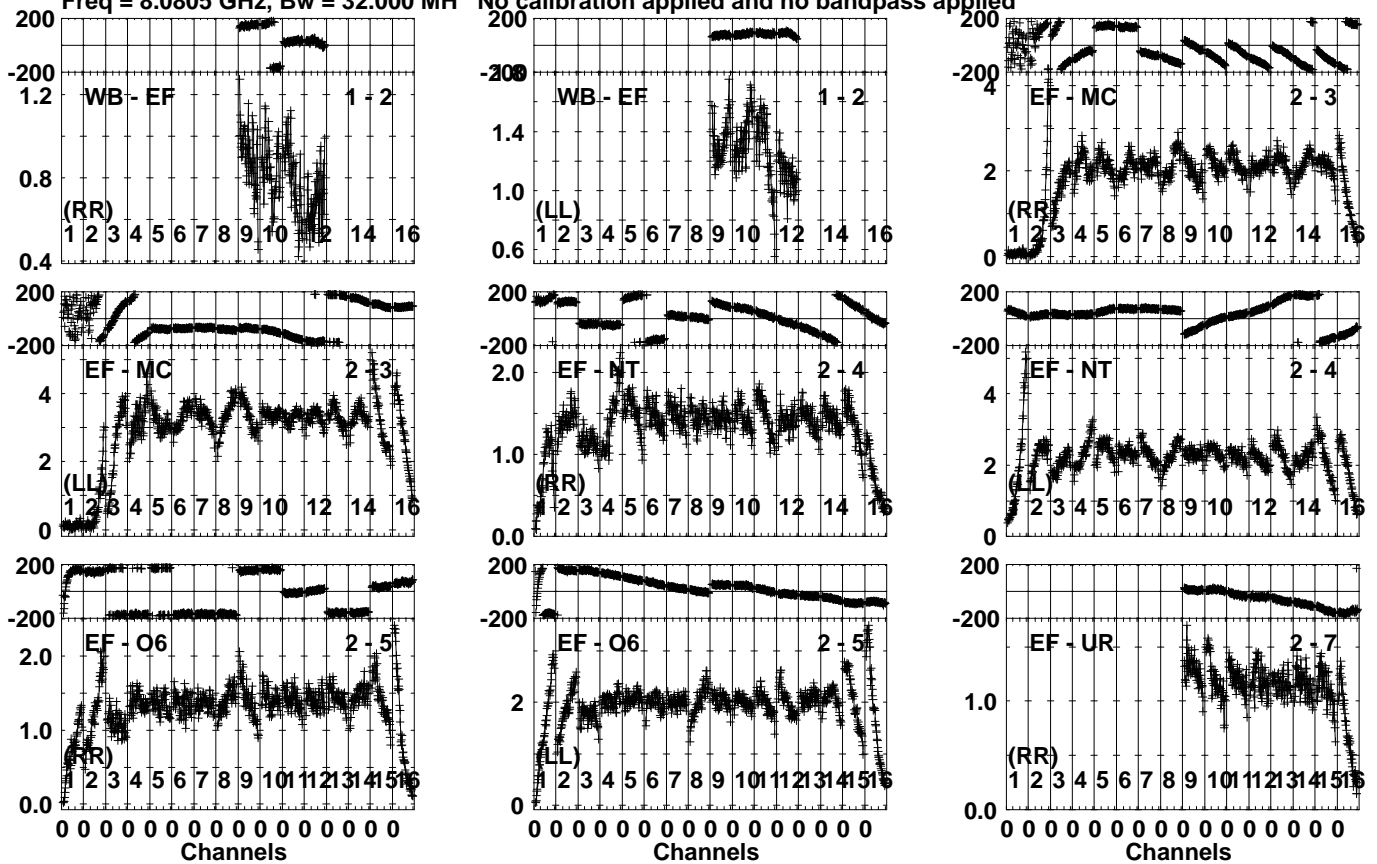


Lower frame: Micro Ampl Jy Top frame: Phas deg  
Vector averaged cross-power spectrum Several baselines displayed  
Timerange: 00/12:28:57 to 00/12:30:55

Plot file version 528 created 23-APR-2024 10:27:32

J2248+3718 EB107.UVDATA.1

Freq = 8.0805 GHz, Bw = 32.000 MH No calibration applied and no bandpass applied



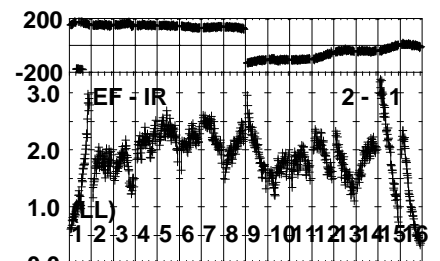
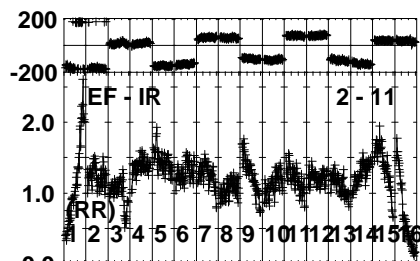
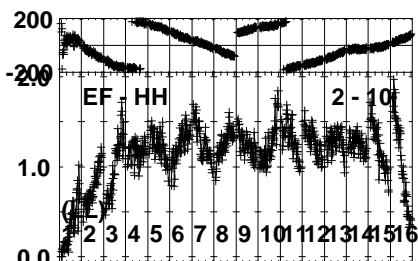
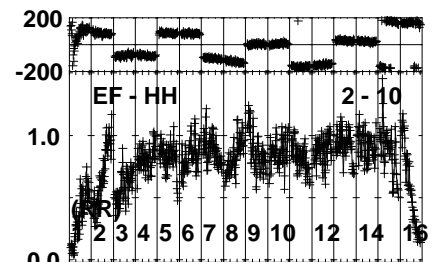
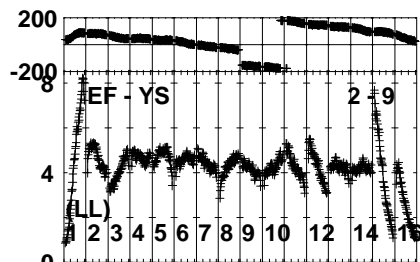
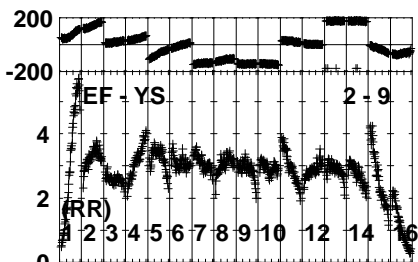
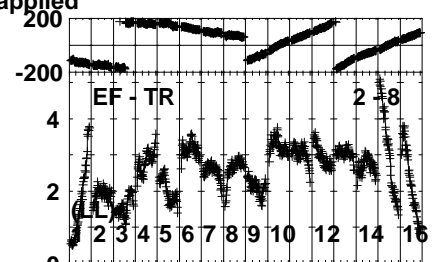
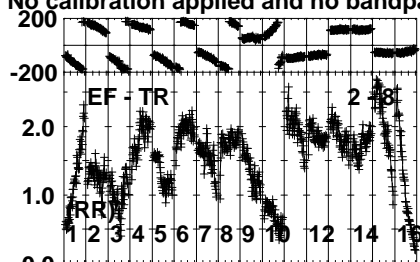
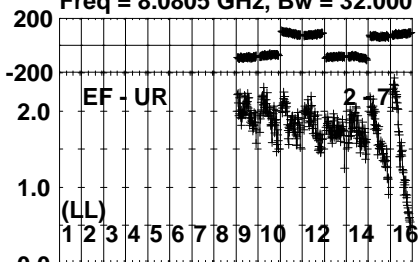
Lower frame: Milli Ampl Jy Top frame: Phas deg  
Vector averaged cross-power spectrum Several baselines displayed  
Timerange: 00/12:31:45 to 00/12:33:21



Plot file version 529 created 23-APR-2024 10:27:32

J2248+3718 EB107.UVDATA.1

Freq = 8.0805 GHz, Bw = 32.000 MH No calibration applied and no bandpass applied

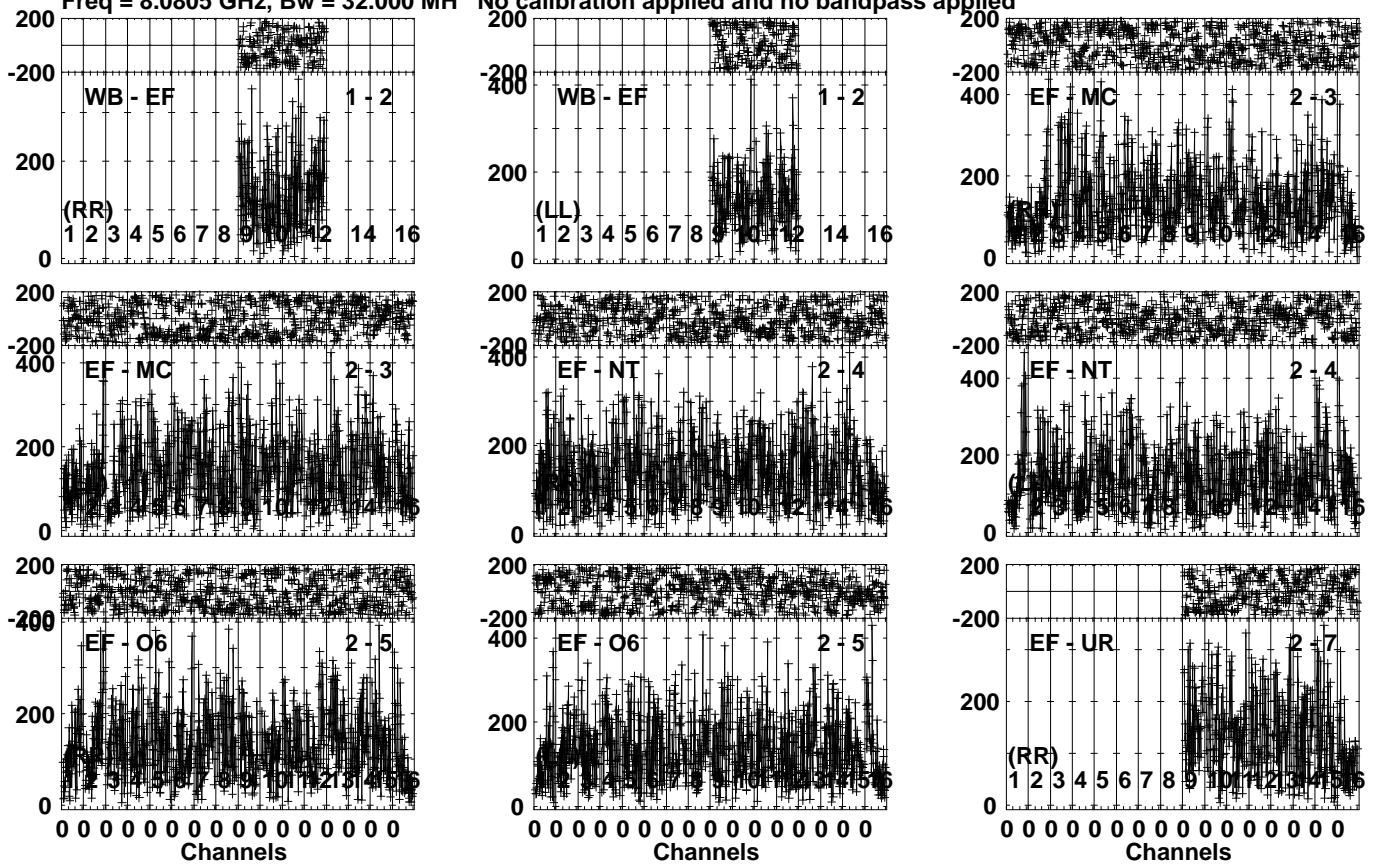


Lower frame: Milli Ampl Jy Top frame: Phas deg  
Vector averaged cross-power spectrum Several baselines displayed  
Timerange: 00/12:31:45 to 00/12:33:21

Plot file version 530 created 23-APR-2024 10:27:33

SN2014C EB107.UVDATA.1

Freq = 8.0805 GHz, Bw = 32.000 MH No calibration applied and no bandpass applied

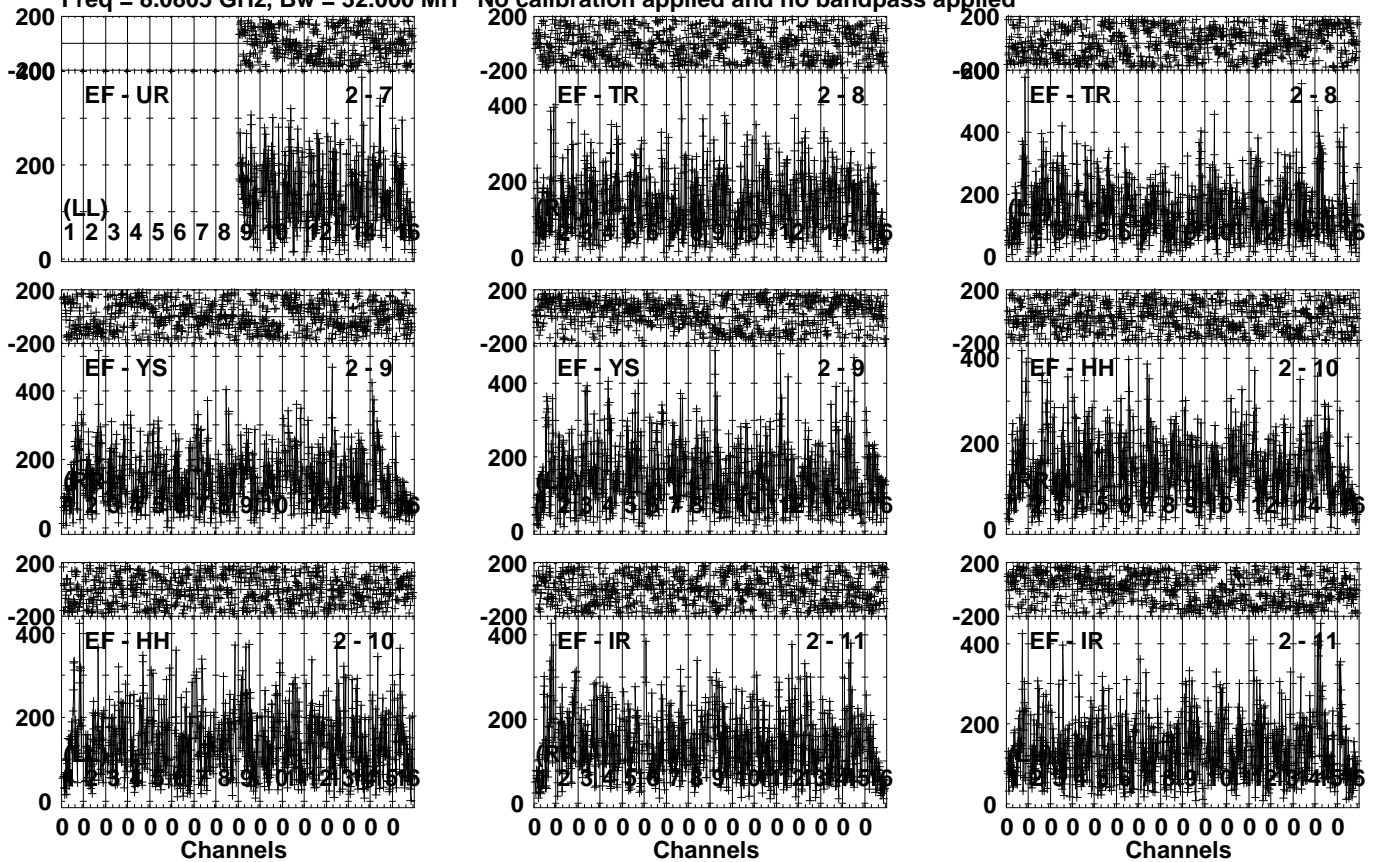


Lower frame: Micro Ampl Jy Top frame: Phas deg  
Vector averaged cross-power spectrum Several baselines displayed  
Timerange: 00/12:33:25 to 00/12:35:21

Plot file version 531 created 23-APR-2024 10:27:33

SN2014C EB107.UVDATA.1

Freq = 8.0805 GHz, Bw = 32.000 MH No calibration applied and no bandpass applied



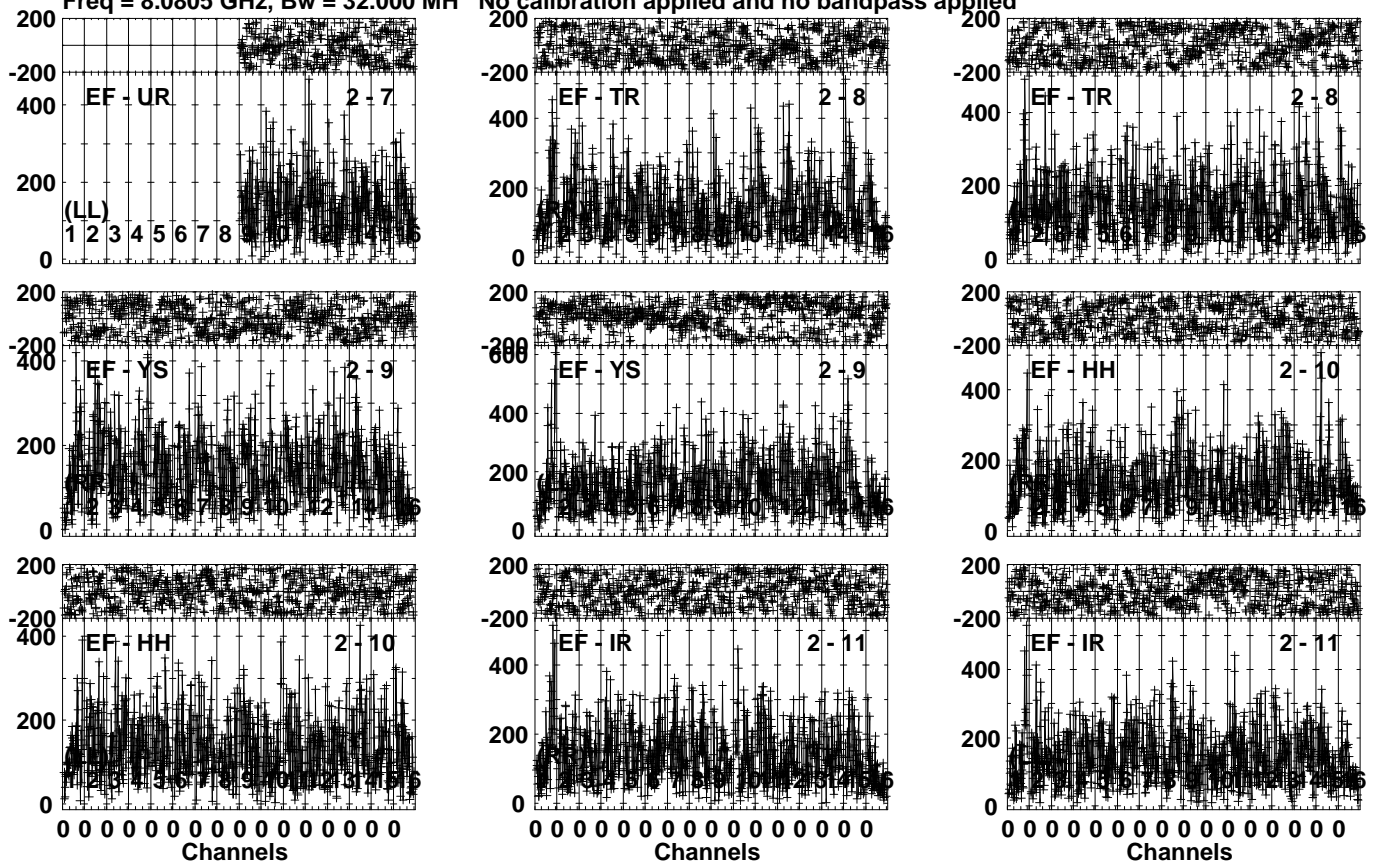
Lower frame: Micro Ampl Jy Top frame: Phas deg  
Vector averaged cross-power spectrum Several baselines displayed  
Timerange: 00/12:33:25 to 00/12:35:21



Plot file version 533 created 23-APR-2024 10:27:34

SN2014C EB107.UVDATA.1

Freq = 8.0805 GHz, Bw = 32.000 MH No calibration applied and no bandpass applied

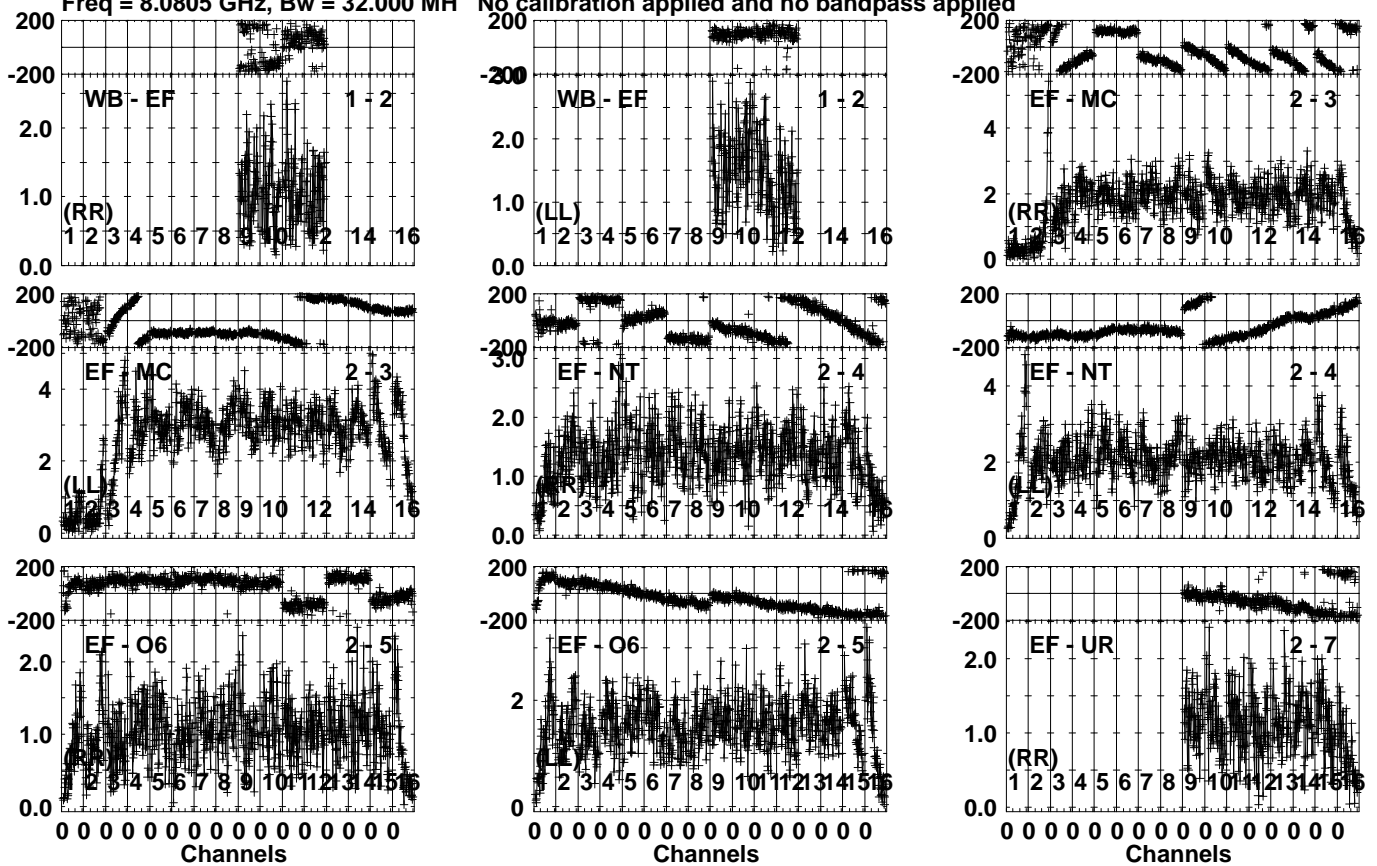


Lower frame: Micro Ampl Jy Top frame: Phas deg  
Vector averaged cross-power spectrum Several baselines displayed  
Timerange: 00/12:36:43 to 00/12:38:41

Plot file version 534 created 23-APR-2024 10:27:34

J2248+3718 EB107.UVDATA.1

Freq = 8.0805 GHz, Bw = 32.000 MH No calibration applied and no bandpass applied



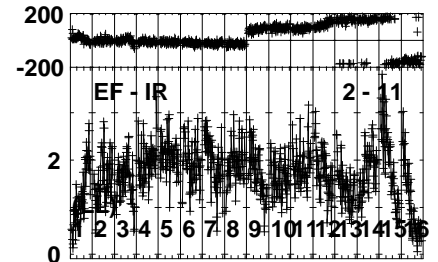
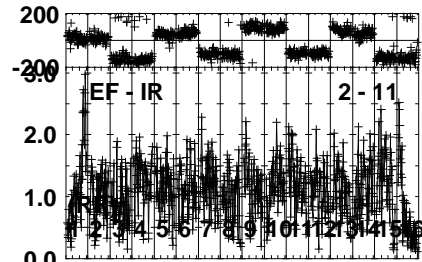
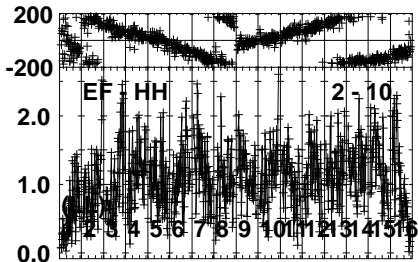
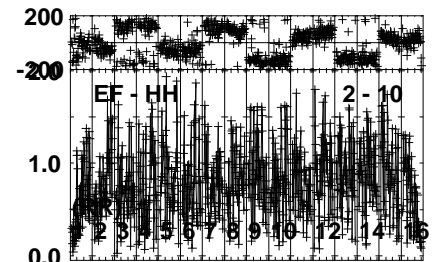
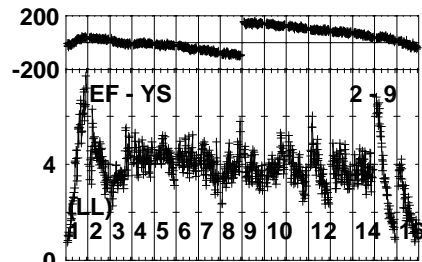
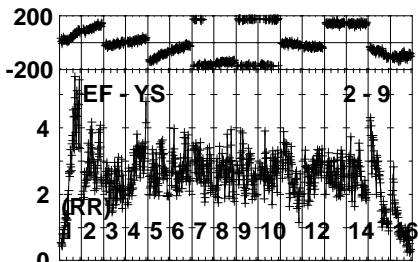
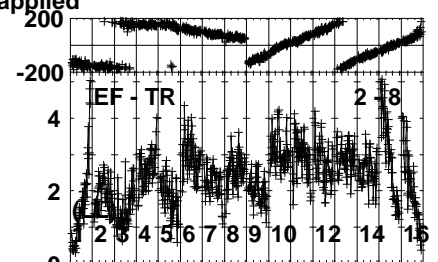
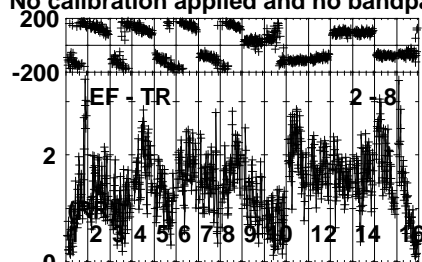
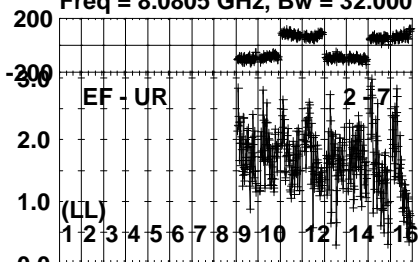
Lower frame: Milli Ampl Jy Top frame: Phas deg  
Vector averaged cross-power spectrum Several baselines displayed  
Timerange: 00/12:38:43 to 00/12:40:01

Plot file version 535 created 23-APR-2024 10:27:34

J2248+3718 EB107.UVDATA.1

Freq = 8.0805 GHz, Bw = 32.000 MH

No calibration applied and no bandpass applied

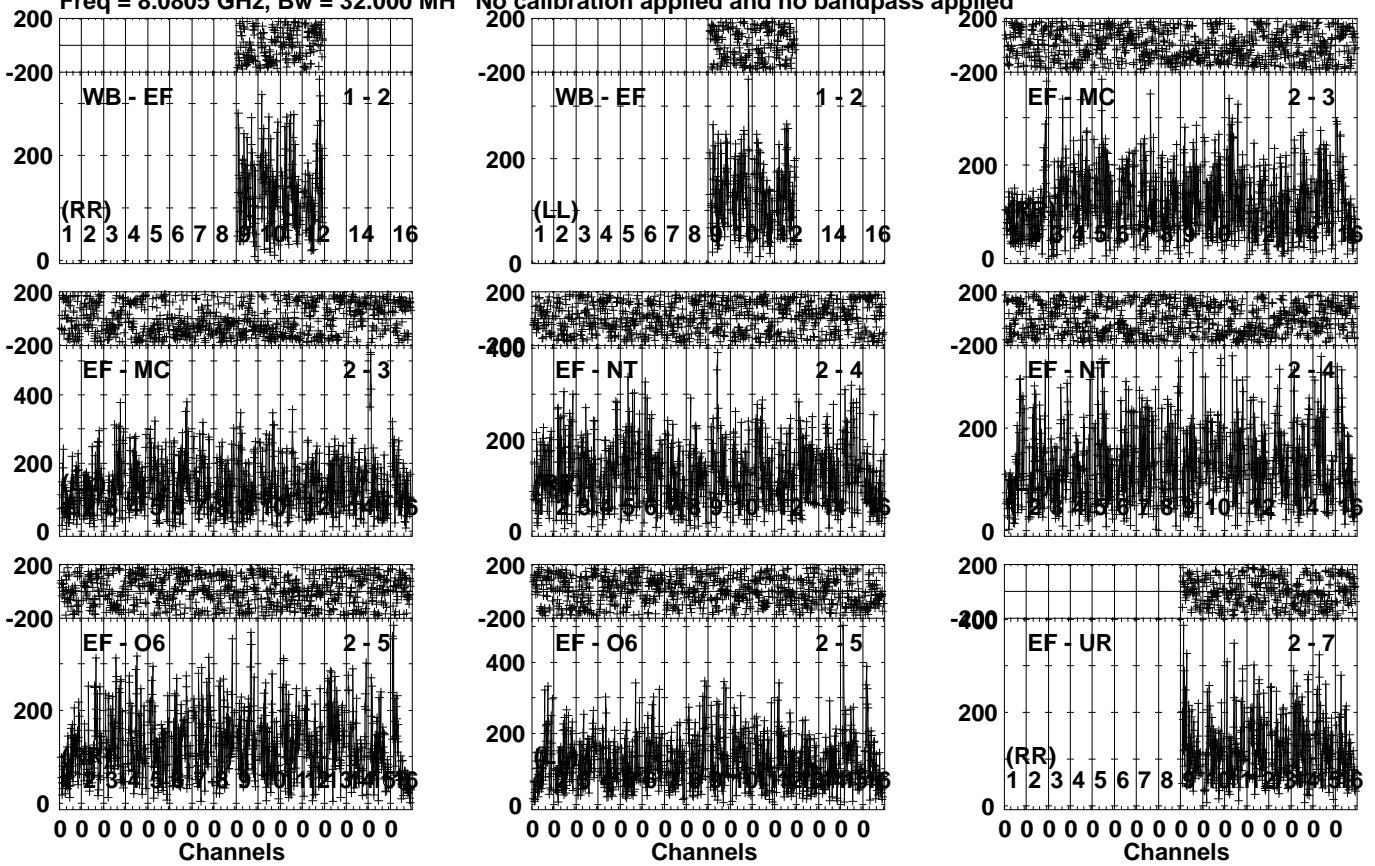


Lower frame: Milli Ampl Jy Top frame: Phas deg  
Vector averaged cross-power spectrum Several baselines displayed  
Timerange: 00/12:38:43 to 00/12:40:01

Plot file version 536 created 23-APR-2024 10:27:34

SN2014C EB107.UVDATA.1

Freq = 8.0805 GHz, Bw = 32.000 MH No calibration applied and no bandpass applied



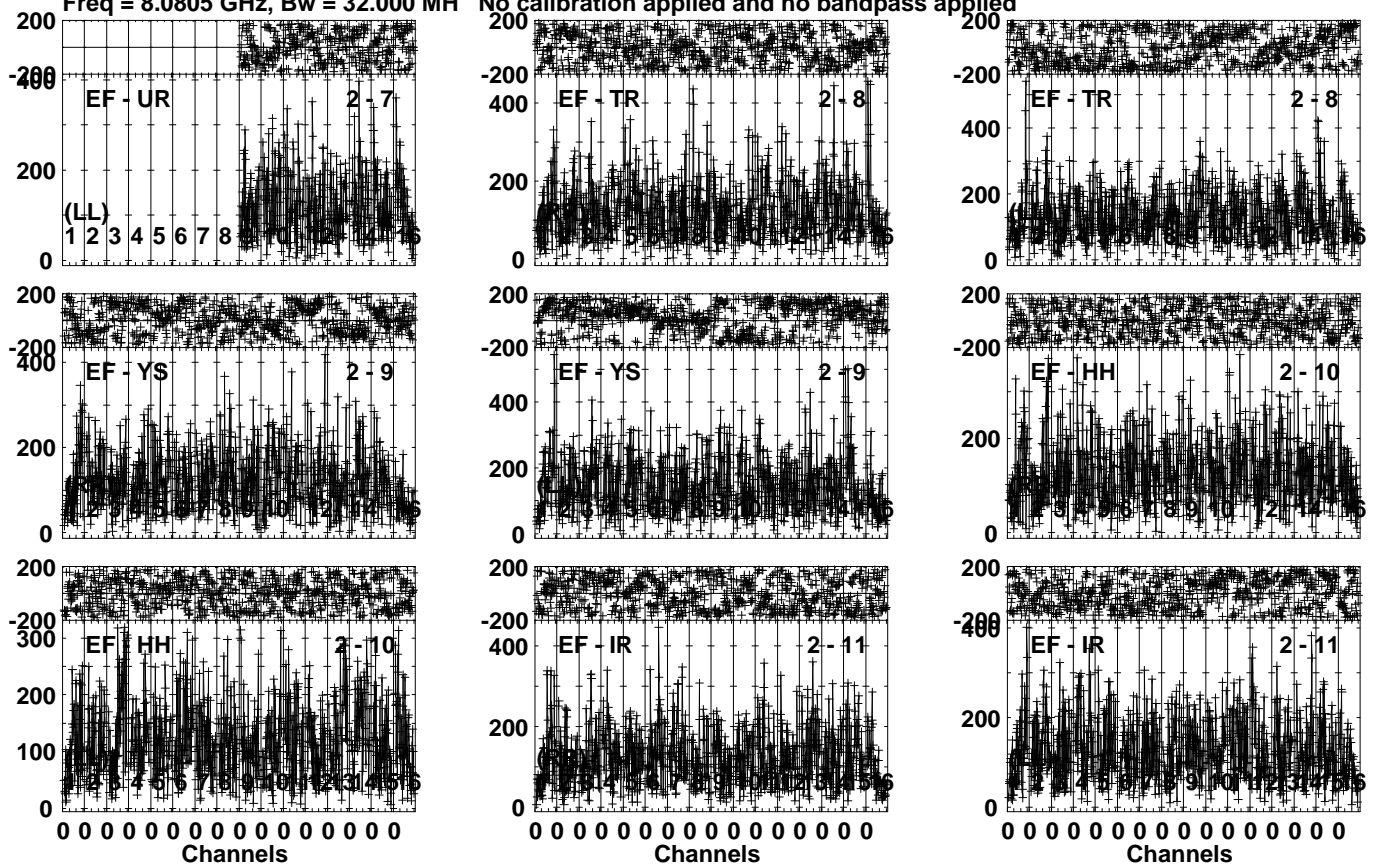
Lower frame: Micro Ampl Jy Top frame: Phas deg  
Vector averaged cross-power spectrum Several baselines displayed  
Timerange: 00/12:40:51 to 00/12:42:27



Plot file version 537 created 23-APR-2024 10:27:34

SN2014C EB107.UVDATA.1

Freq = 8.0805 GHz, Bw = 32.000 MH No calibration applied and no bandpass applied

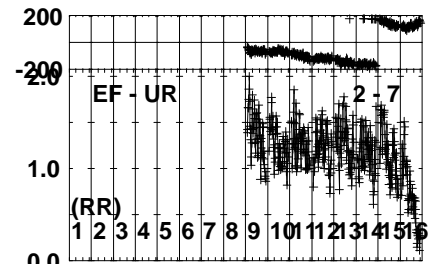
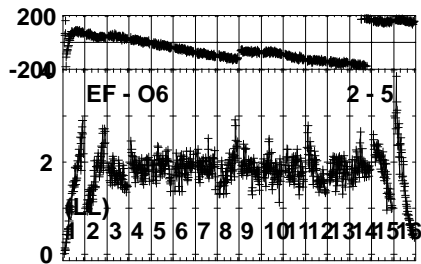
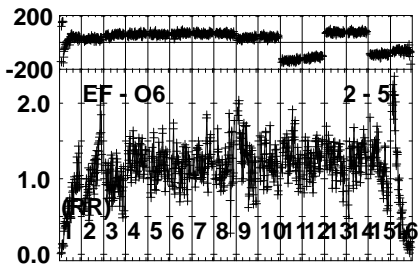
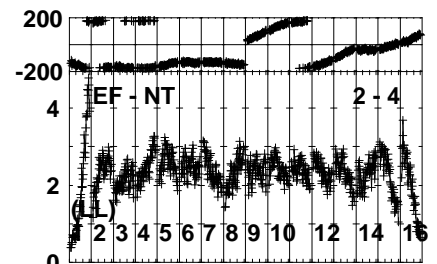
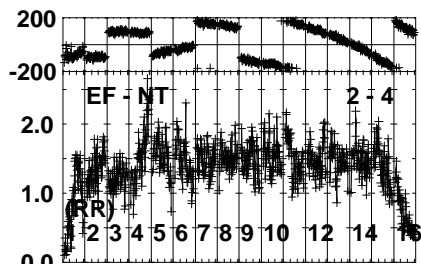
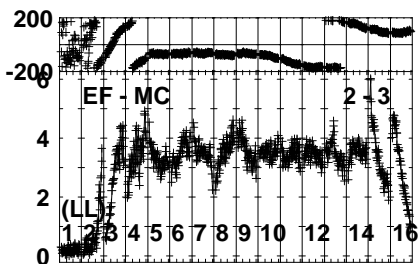
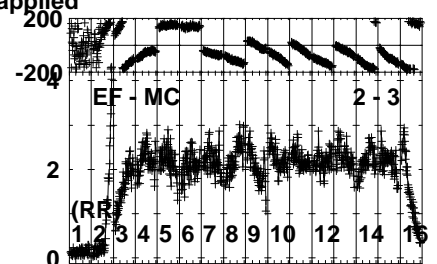
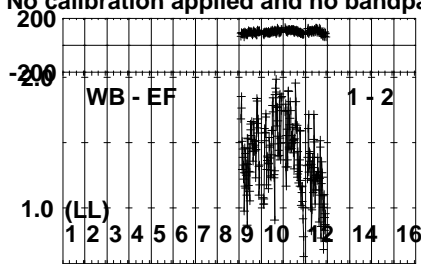
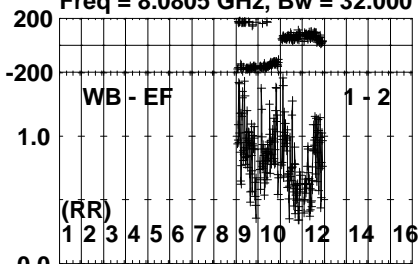


Lower frame: Micro Ampl Jy Top frame: Phas deg  
Vector averaged cross-power spectrum Several baselines displayed  
Timerange: 00/12:40:51 to 00/12:42:27

Plot file version 538 created 23-APR-2024 10:27:34

J2248+3718 EB107.UVDATA.1

Freq = 8.0805 GHz, Bw = 32.000 MH No calibration applied and no bandpass applied



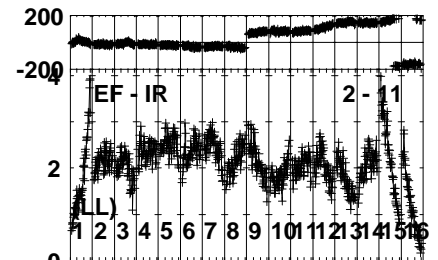
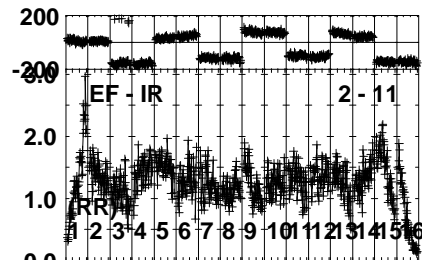
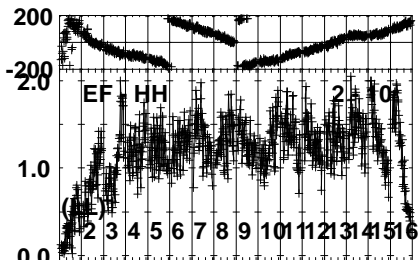
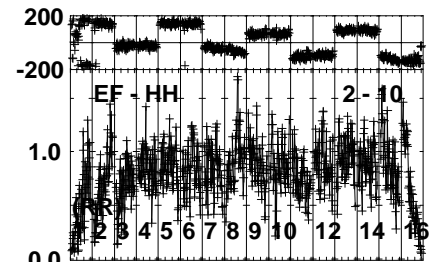
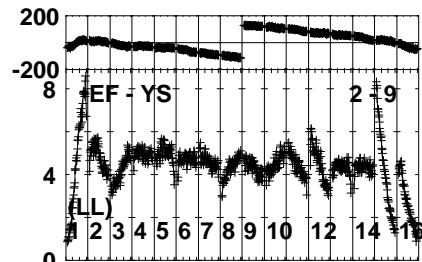
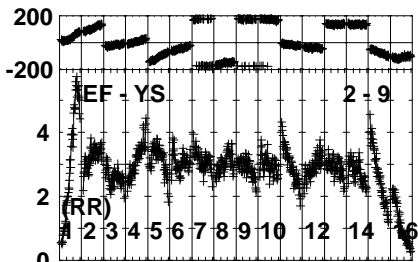
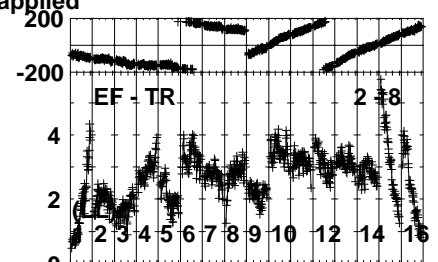
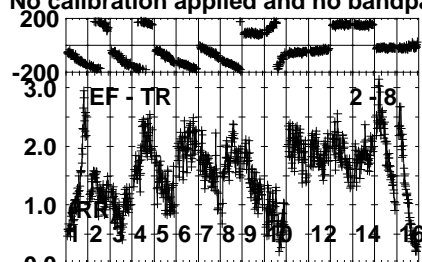
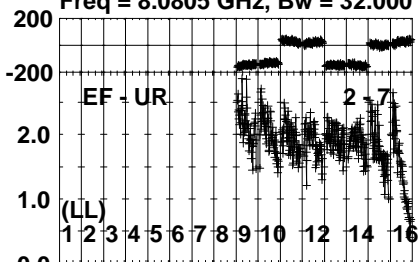
Lower frame: Milli Ampl Jy Top frame: Phas deg  
Vector averaged cross-power spectrum Several baselines displayed  
Timerange: 00/12:42:31 to 00/12:43:47

Plot file version 539 created 23-APR-2024 10:27:35

J2248+3718 EB107.UVDATA.1

Freq = 8.0805 GHz, Bw = 32.000 MH

No calibration applied and no bandpass applied

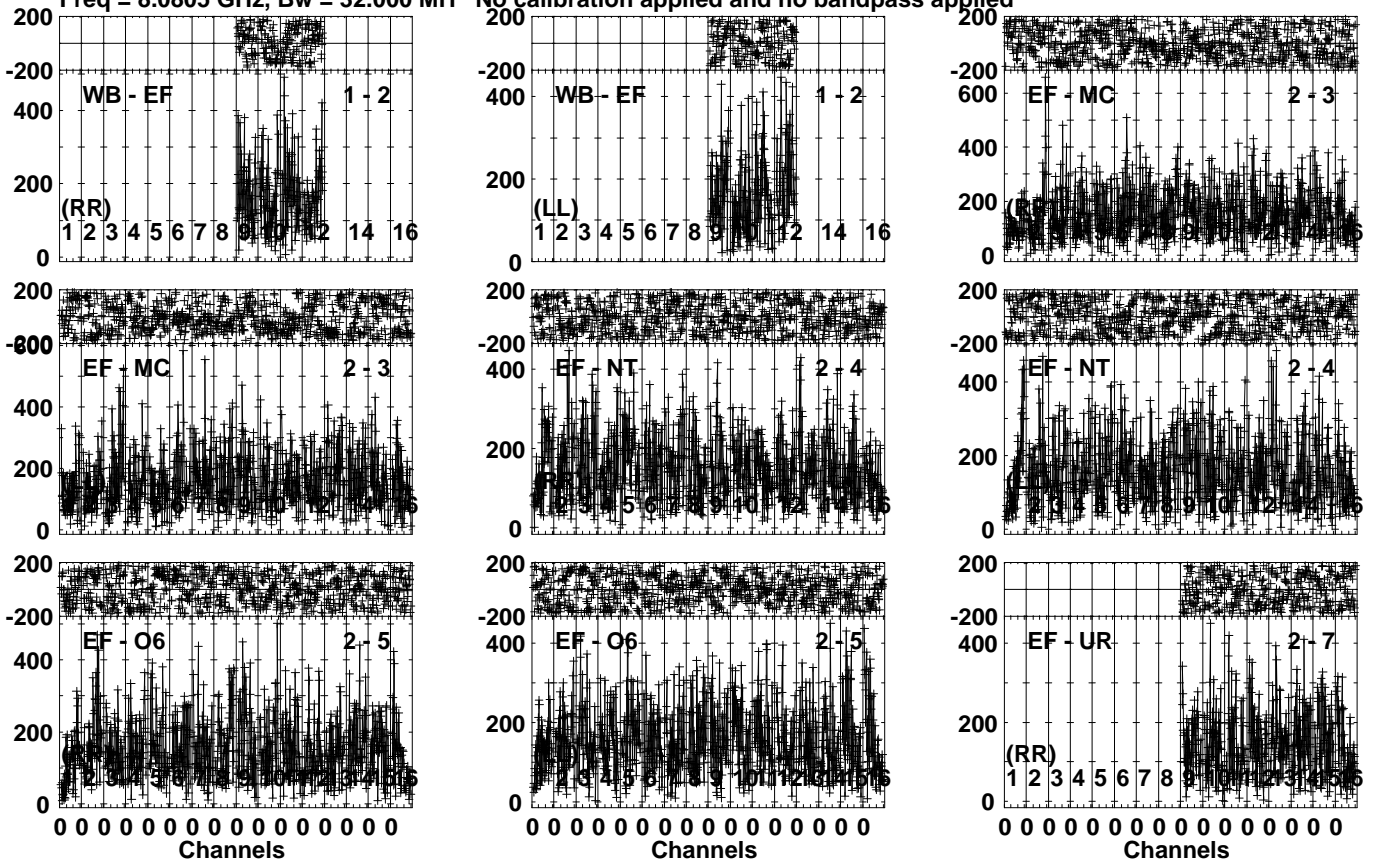


Lower frame: Milli Ampl Jy Top frame: Phas deg  
Vector averaged cross-power spectrum Several baselines displayed  
Timerange: 00/12:42:31 to 00/12:43:47

Plot file version 540 created 23-APR-2024 10:27:35

SN2014C EB107.UVDATA.1

Freq = 8.0805 GHz, Bw = 32.000 MH No calibration applied and no bandpass applied

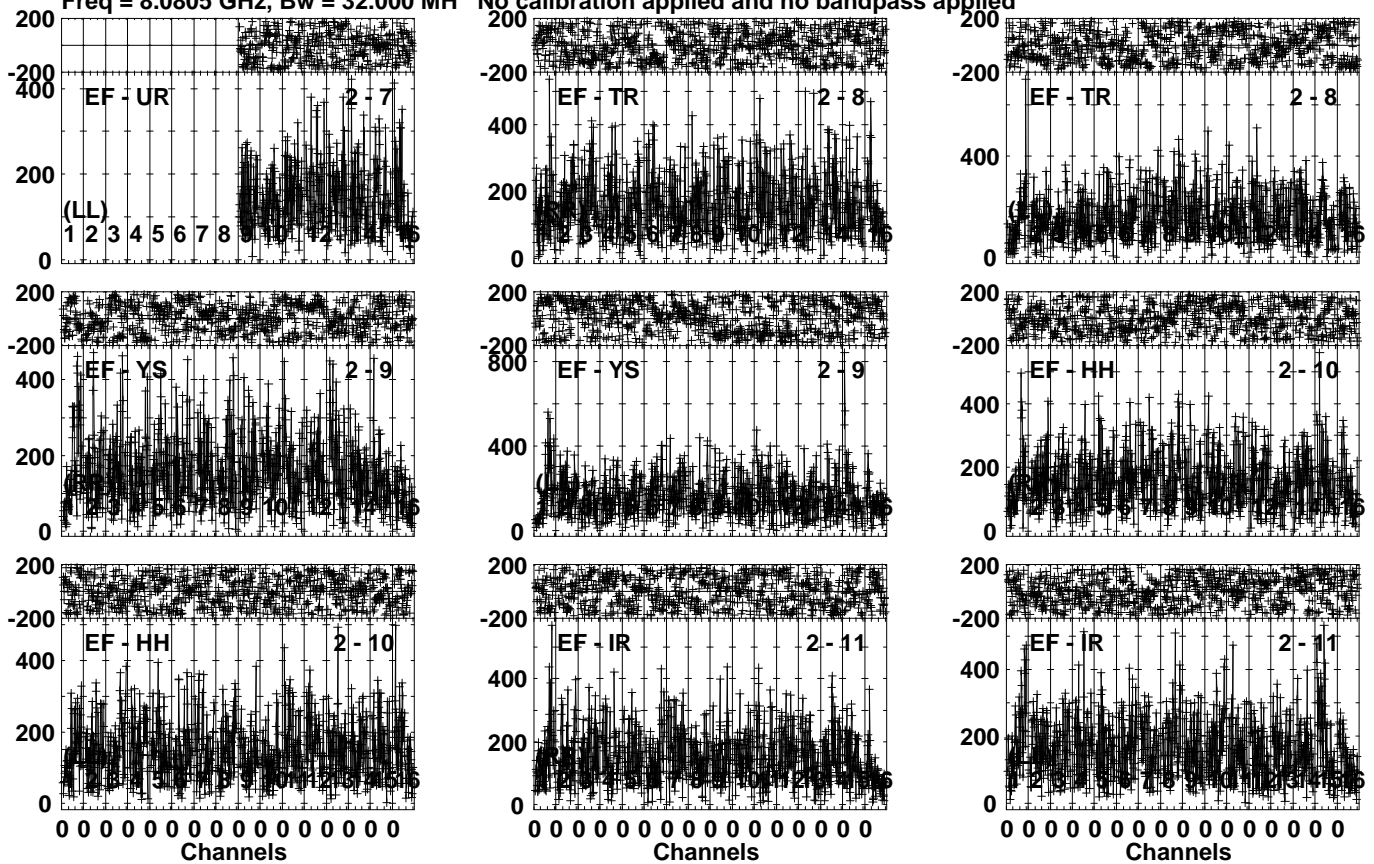


Lower frame: Micro Ampl Jy Top frame: Phas deg  
Vector averaged cross-power spectrum Several baselines displayed  
Timerange: 00/12:43:51 to 00/12:45:47

Plot file version 541 created 23-APR-2024 10:27:35

SN2014C EB107.UVDATA.1

Freq = 8.0805 GHz, Bw = 32.000 MH No calibration applied and no bandpass applied

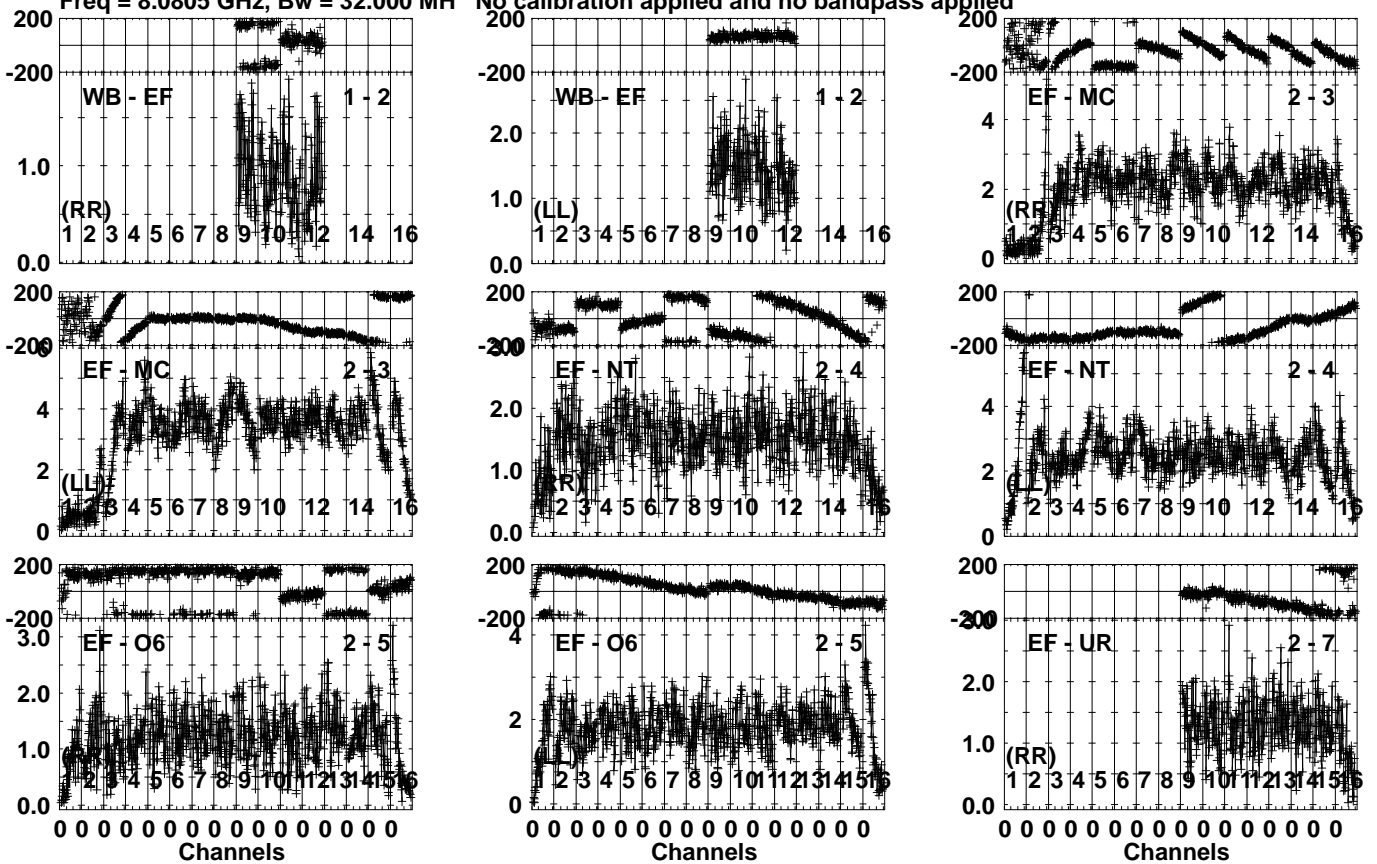


Lower frame: Micro Ampl Jy Top frame: Phas deg  
Vector averaged cross-power spectrum Several baselines displayed  
Timerange: 00/12:43:51 to 00/12:45:47

Plot file version 542 created 23-APR-2024 10:27:35

J2248+3718 EB107.UVDATA.1

Freq = 8.0805 GHz, Bw = 32.000 MH No calibration applied and no bandpass applied



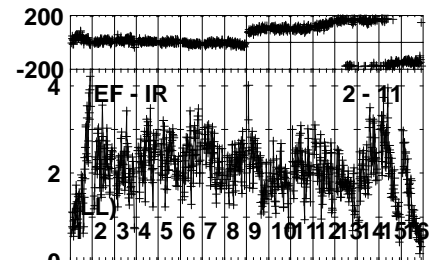
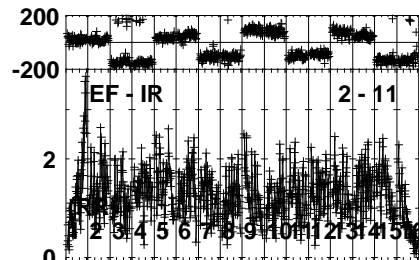
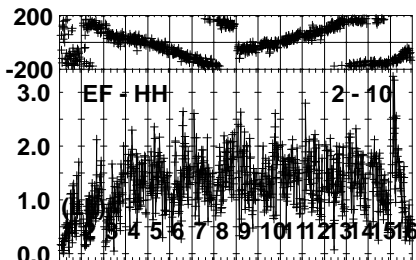
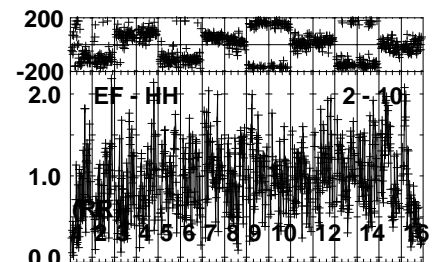
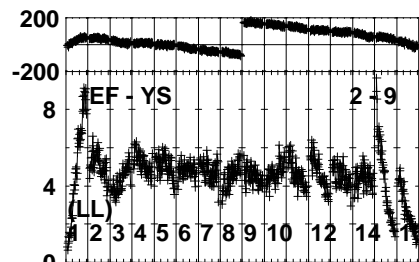
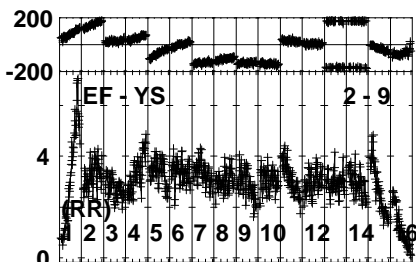
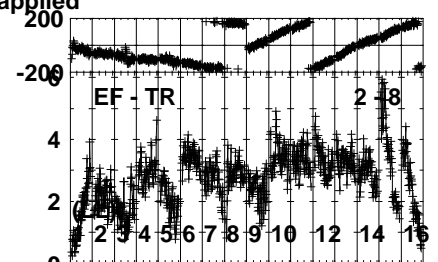
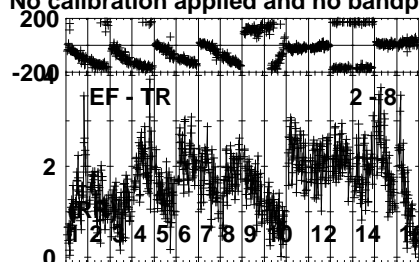
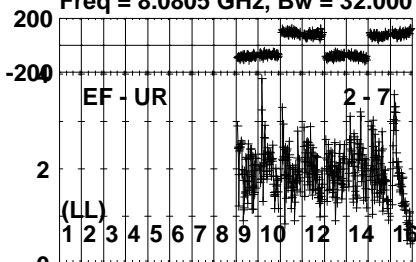
Lower frame: Milli Ampl Jy Top frame: Phas deg  
Vector averaged cross-power spectrum Several baselines displayed  
Timerange: 00/12:45:49 to 00/12:47:07

Plot file version 543 created 23-APR-2024 10:27:35

J2248+3718 EB107.UVDATA.1

Freq = 8.0805 GHz, Bw = 32.000 MH

No calibration applied and no bandpass applied

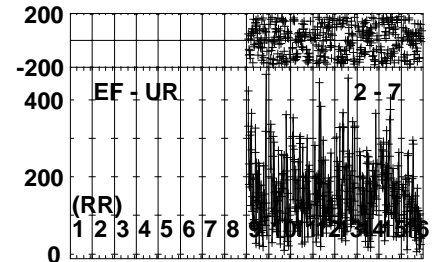
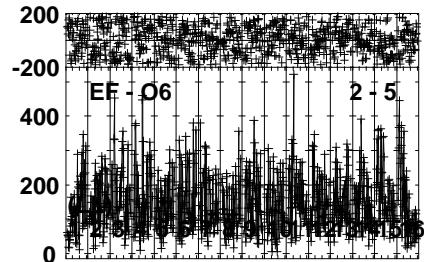
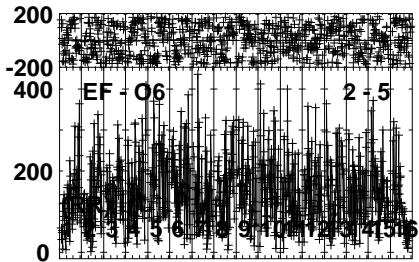
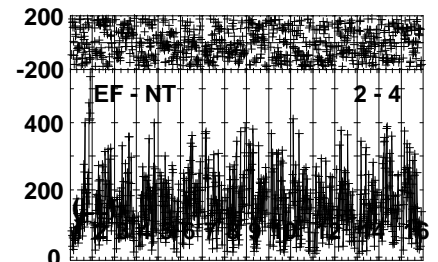
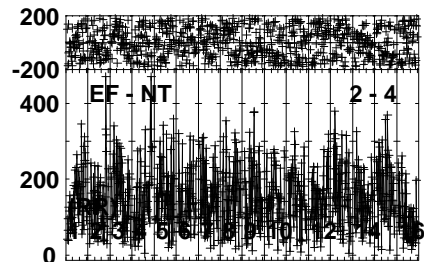
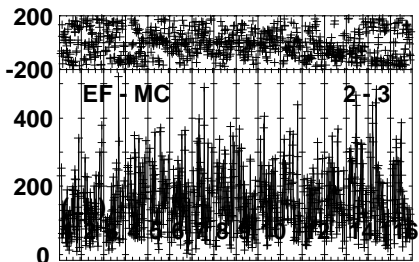
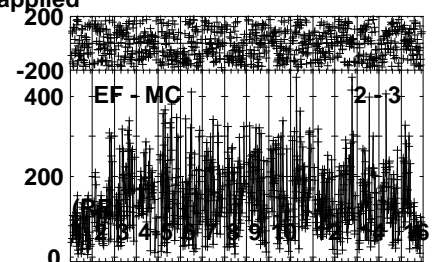
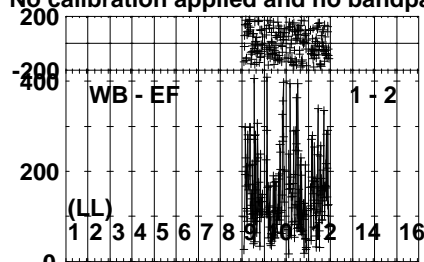
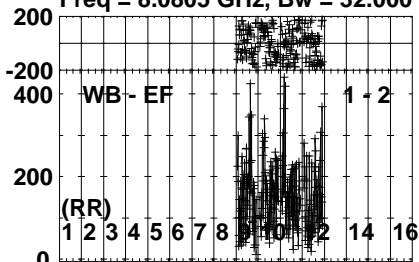


Lower frame: Milli Ampl Jy Top frame: Phas deg  
Vector averaged cross-power spectrum Several baselines displayed  
Timerange: 00/12:45:49 to 00/12:47:07

Plot file version 544 created 23-APR-2024 10:27:36

SN2014C EB107.UVDATA.1

Freq = 8.0805 GHz, Bw = 32.000 MH No calibration applied and no bandpass applied



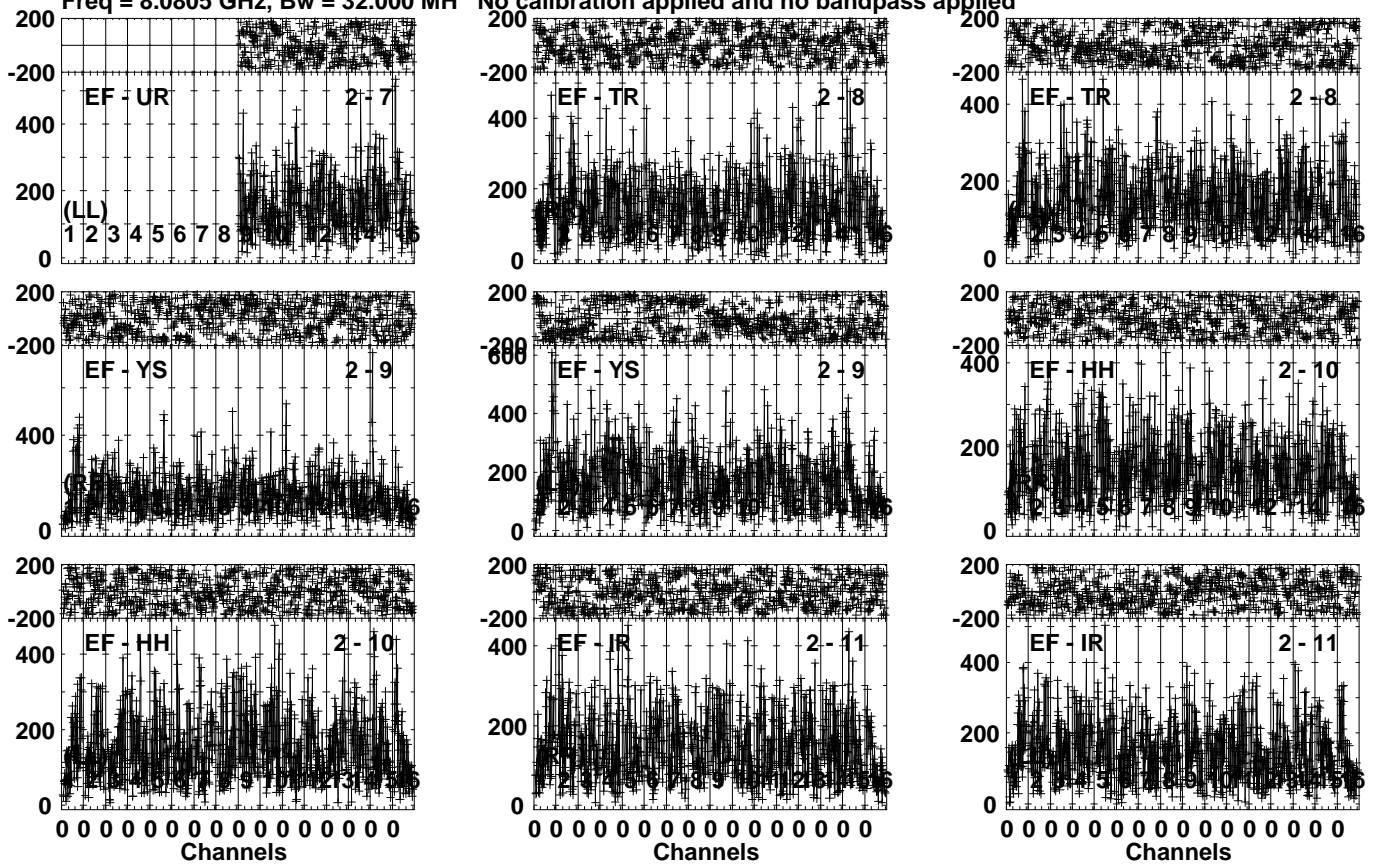
Lower frame: Micro Ampl Jy Top frame: Phas deg  
Vector averaged cross-power spectrum Several baselines displayed  
Timerange: 00/12:47:09 to 00/12:49:07



Plot file version 545 created 23-APR-2024 10:27:36

SN2014C EB107.UVDATA.1

Freq = 8.0805 GHz, Bw = 32.000 MH No calibration applied and no bandpass applied

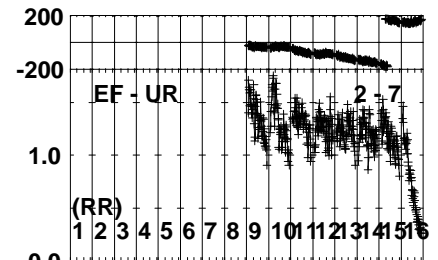
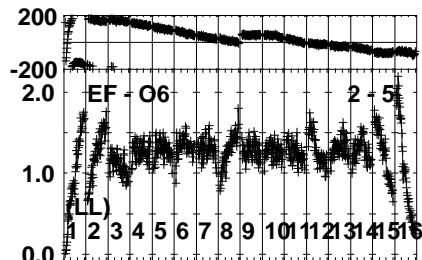
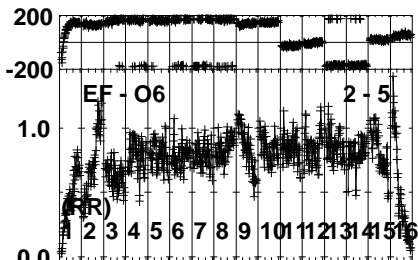
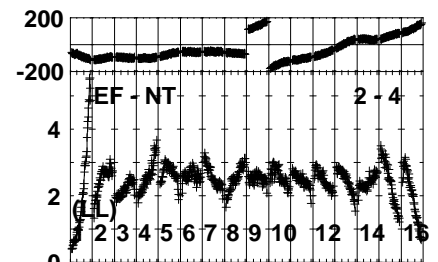
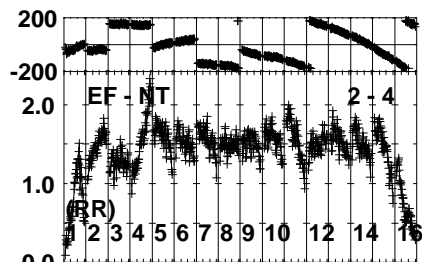
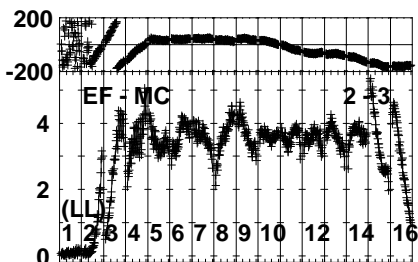
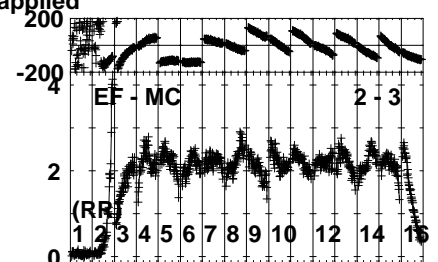
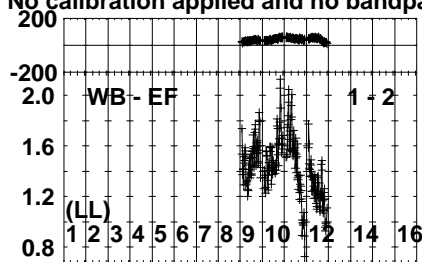
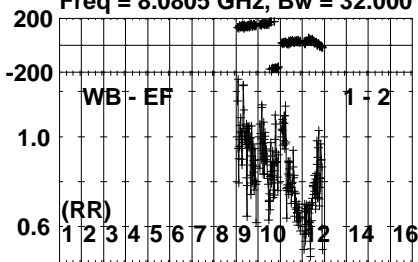


Lower frame: Micro Ampl Jy Top frame: Phas deg  
Vector averaged cross-power spectrum Several baselines displayed  
Timerange: 00/12:47:09 to 00/12:49:07

Plot file version 546 created 23-APR-2024 10:27:36

J2248+3718 EB107.UVDATA.1

Freq = 8.0805 GHz, Bw = 32.000 MH No calibration applied and no bandpass applied



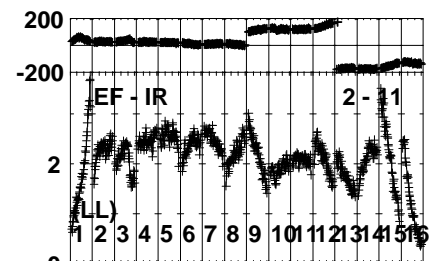
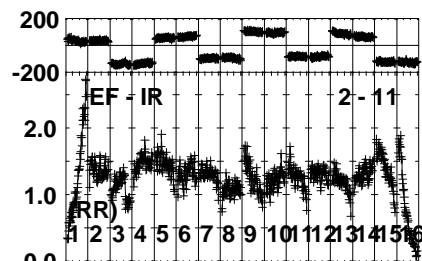
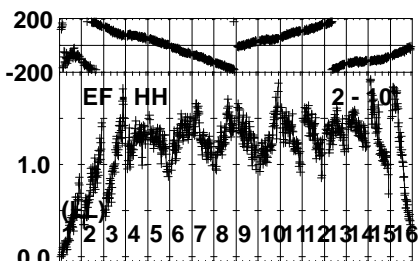
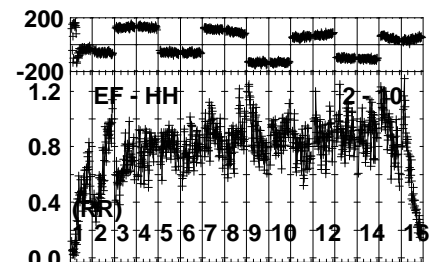
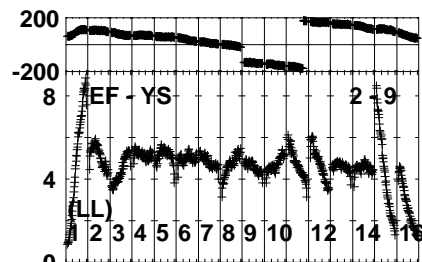
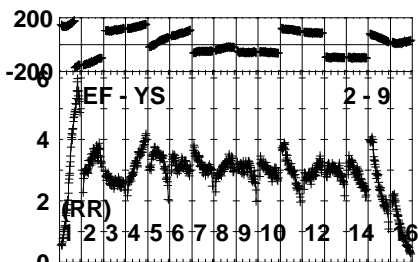
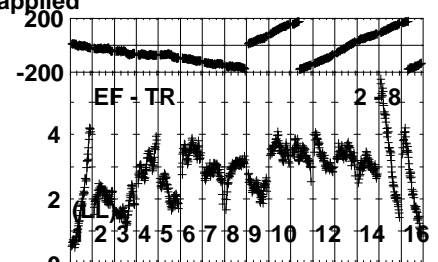
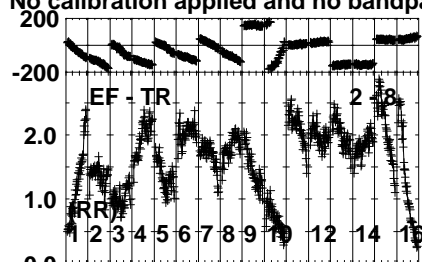
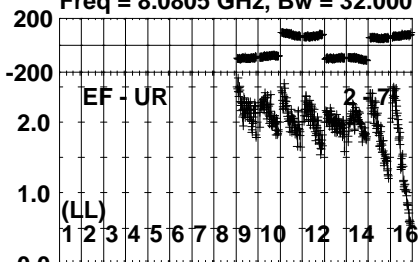
Lower frame: Milli Ampl Jy Top frame: Phas deg  
Vector averaged cross-power spectrum Several baselines displayed  
Timerange: 00/12:49:57 to 00/12:51:33

Plot file version 547 created 23-APR-2024 10:27:36

J2248+3718 EB107.UVDATA.1

Freq = 8.0805 GHz, Bw = 32.000 MH

No calibration applied and no bandpass applied

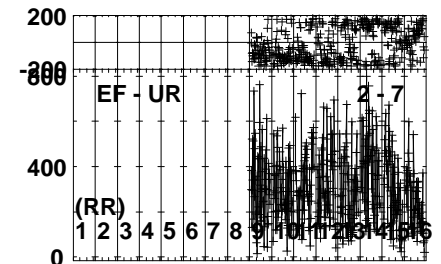
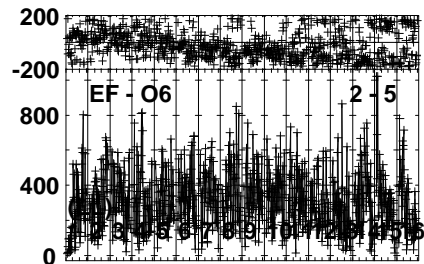
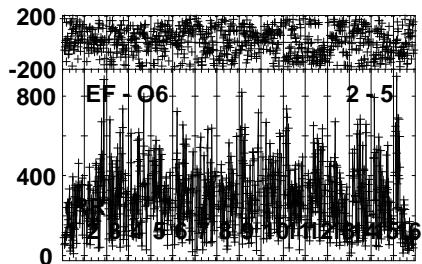
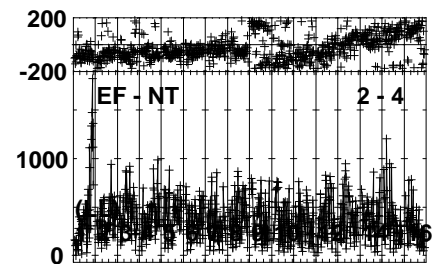
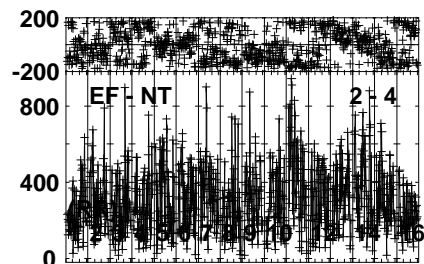
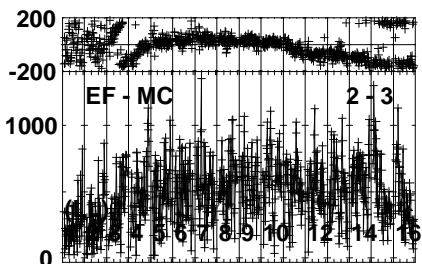
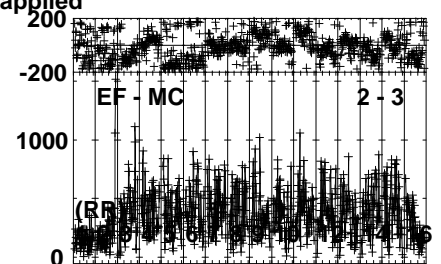
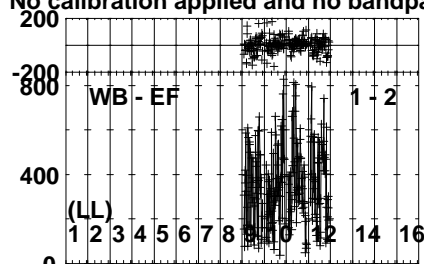
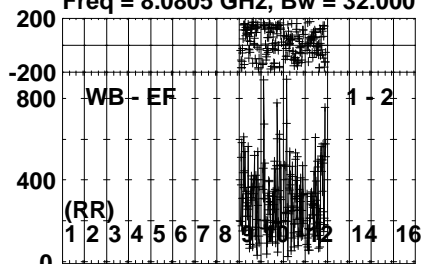


Lower frame: Milli Ampl Jy Top frame: Phas deg  
Vector averaged cross-power spectrum Several baselines displayed  
Timerange: 00/12:49:57 to 00/12:51:33

Plot file version 548 created 23-APR-2024 10:27:36

J2235+3418 EB107.UVDATA.1

Freq = 8.0805 GHz, Bw = 32.000 MH No calibration applied and no bandpass applied

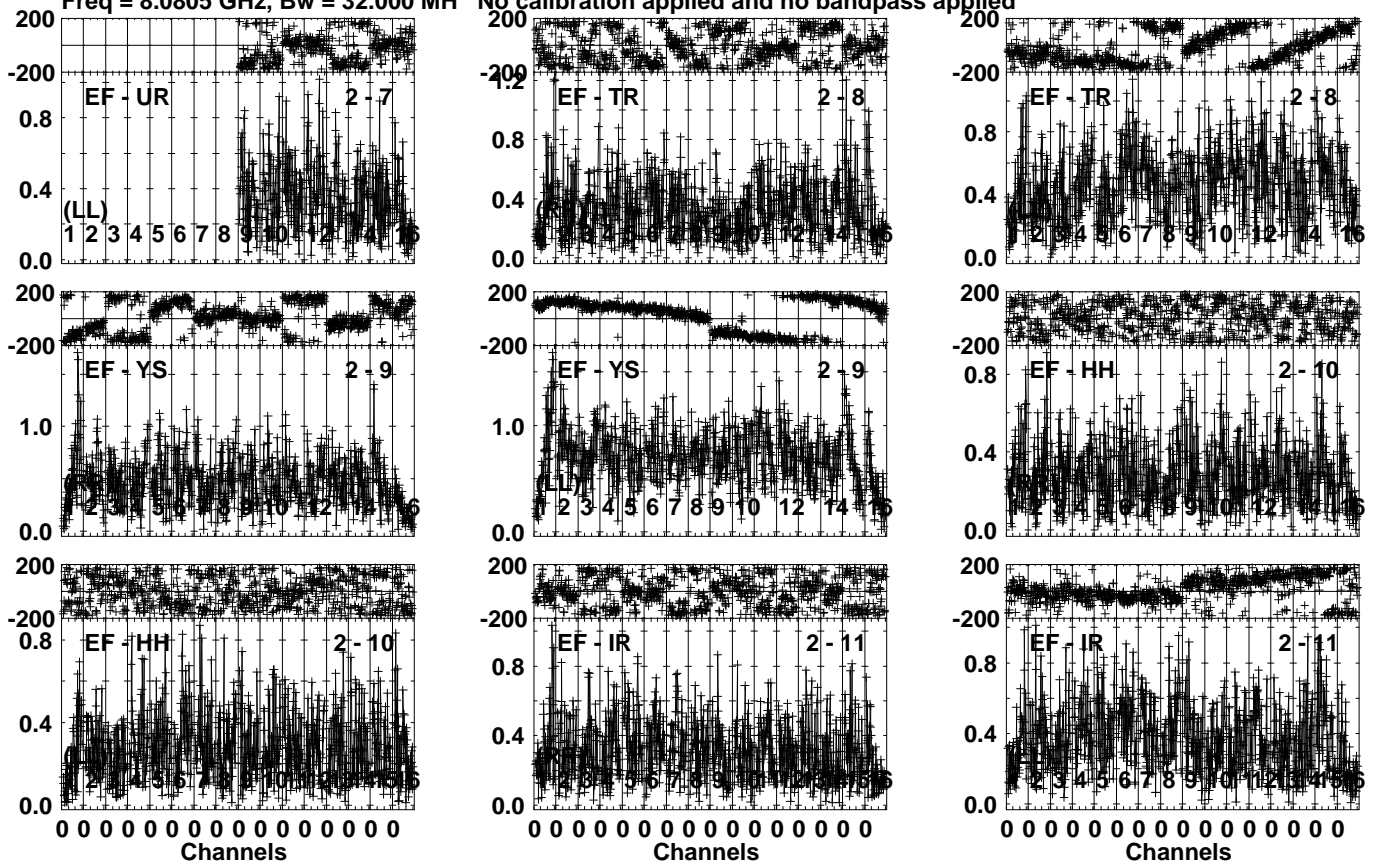


Lower frame: Micro Ampl Jy Top frame: Phas deg  
Vector averaged cross-power spectrum Several baselines displayed  
Timerange: 00/12:51:35 to 00/12:53:03

Plot file version 549 created 23-APR-2024 10:27:37

J2235+3418 EB107.UVDATA.1

Freq = 8.0805 GHz, Bw = 32.000 MH No calibration applied and no bandpass applied

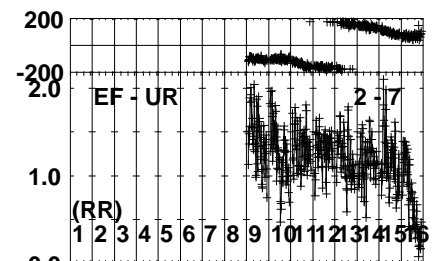
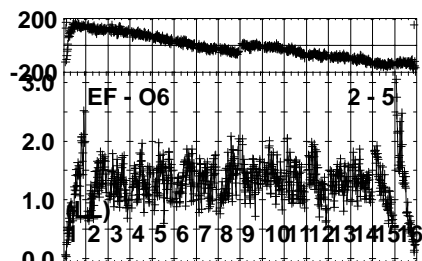
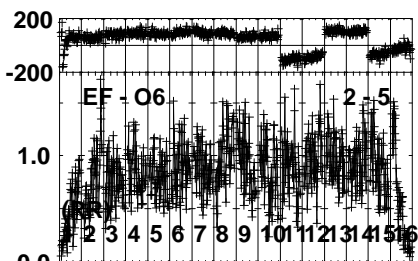
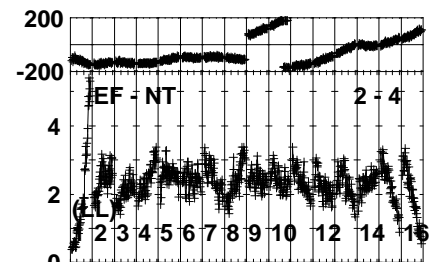
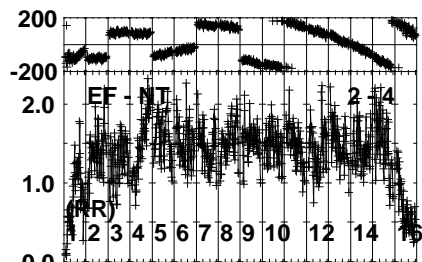
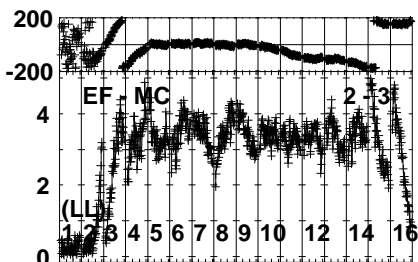
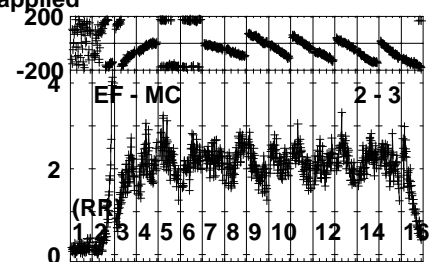
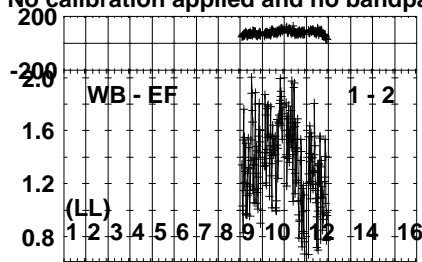
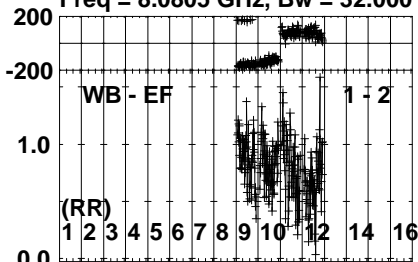


Lower frame: Milli Ampl Jy Top frame: Phas deg  
Vector averaged cross-power spectrum Several baselines displayed  
Timerange: 00/12:51:35 to 00/12:53:03

Plot file version 550 created 23-APR-2024 10:27:37

J2248+3718 EB107.UVDATA.1

Freq = 8.0805 GHz, Bw = 32.000 MH No calibration applied and no bandpass applied



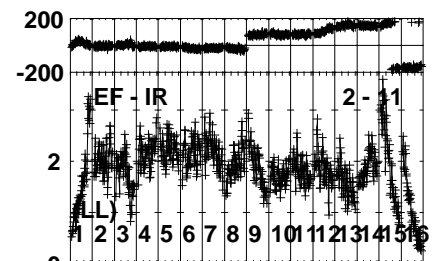
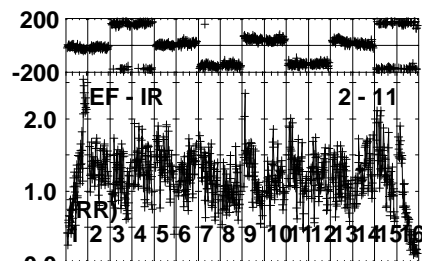
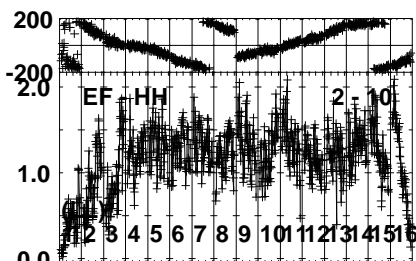
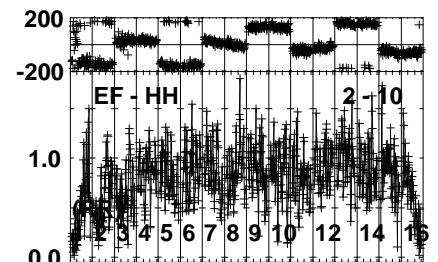
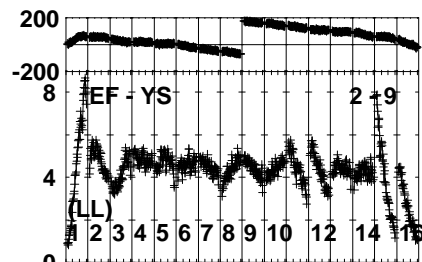
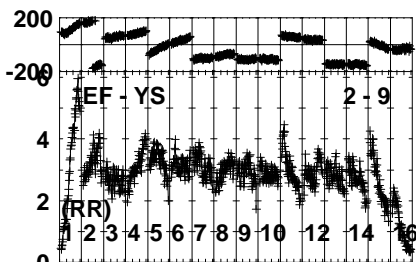
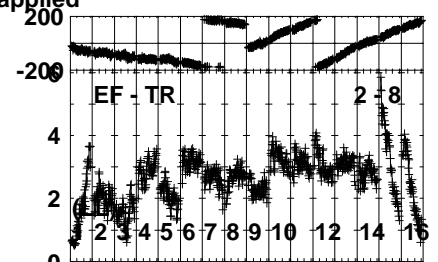
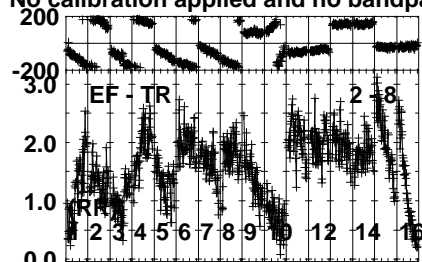
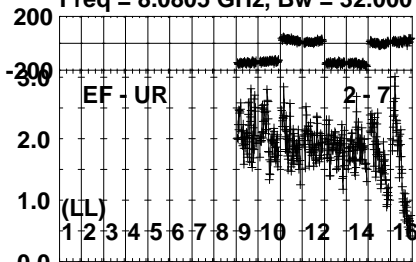
Lower frame: Milli Ampl Jy Top frame: Phas deg  
Vector averaged cross-power spectrum Several baselines displayed  
Timerange: 00/12:53:07 to 00/12:54:33

Plot file version 551 created 23-APR-2024 10:27:37

J2248+3718 EB107.UVDATA.1

Freq = 8.0805 GHz, Bw = 32.000 MH

No calibration applied and no bandpass applied



Lower frame: Milli Ampl Jy Top frame: Phas deg  
Vector averaged cross-power spectrum Several baselines displayed  
Timerange: 00/12:53:07 to 00/12:54:33

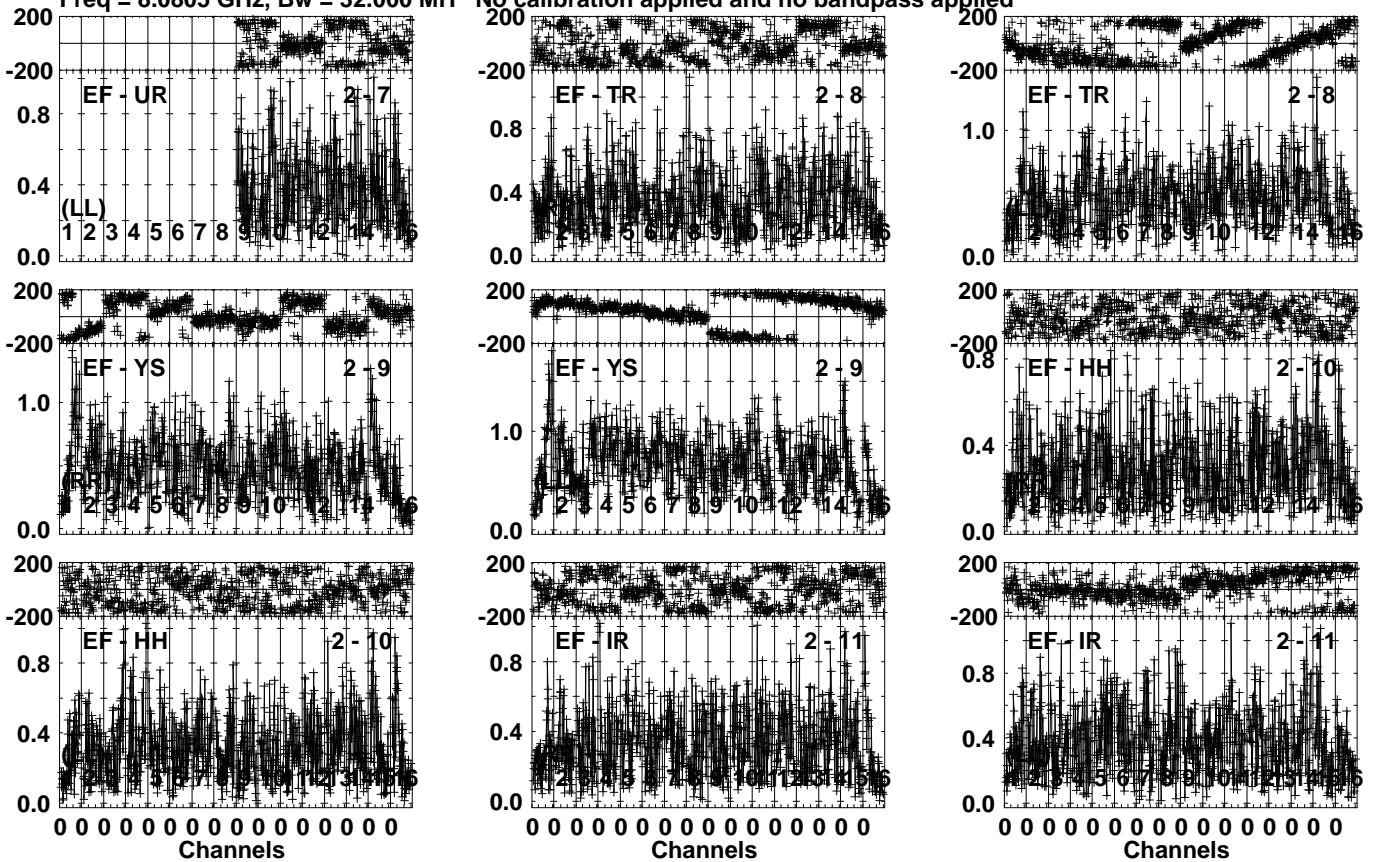




Plot file version 553 created 23-APR-2024 10:27:37

J2235+3418 EB107.UVDATA.1

Freq = 8.0805 GHz, Bw = 32.000 MH No calibration applied and no bandpass applied

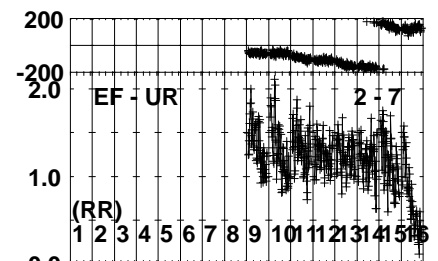
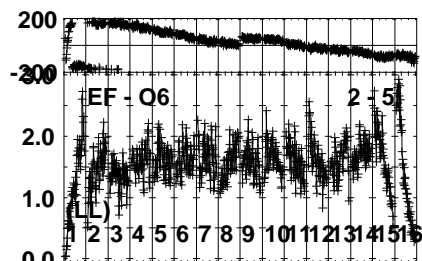
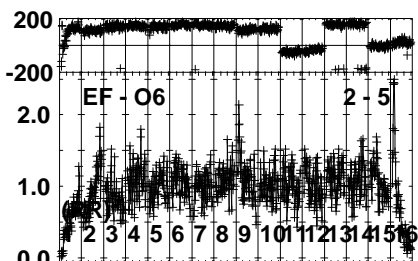
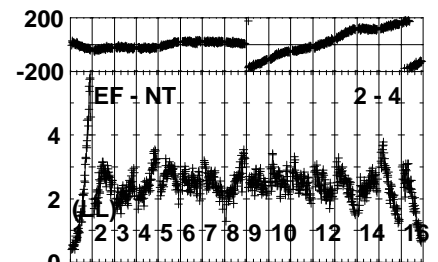
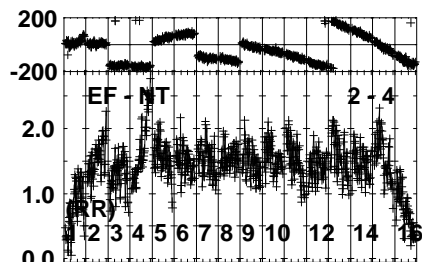
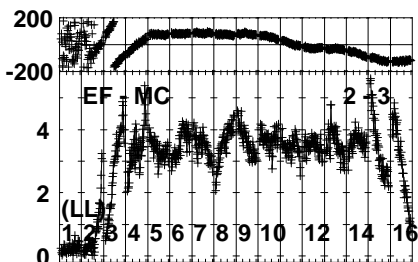
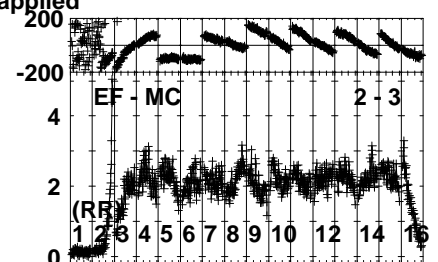
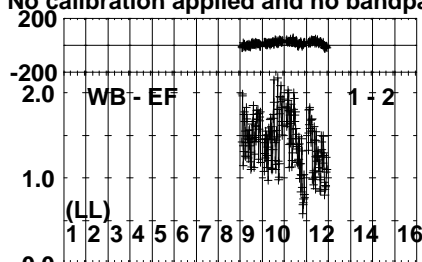
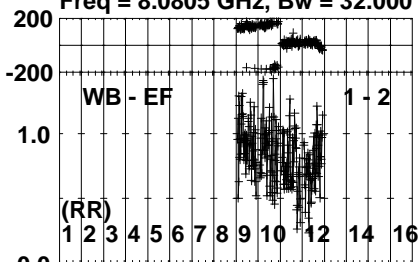


Lower frame: Milli Ampl Jy Top frame: Phas deg  
Vector averaged cross-power spectrum Several baselines displayed  
Timerange: 00/12:54:35 to 00/12:56:03

Plot file version 554 created 23-APR-2024 10:27:37

J2248+3718 EB107.UVDATA.1

Freq = 8.0805 GHz, Bw = 32.000 MH No calibration applied and no bandpass applied



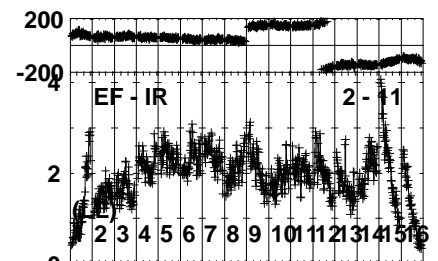
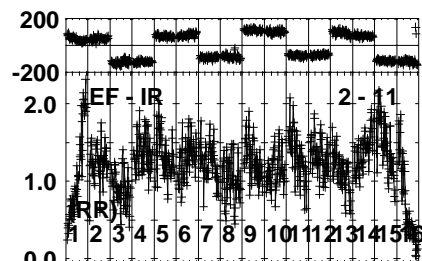
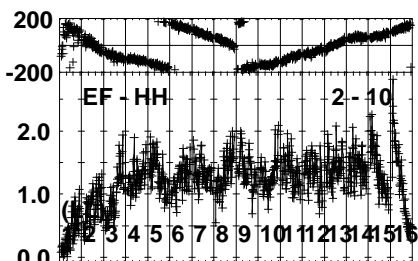
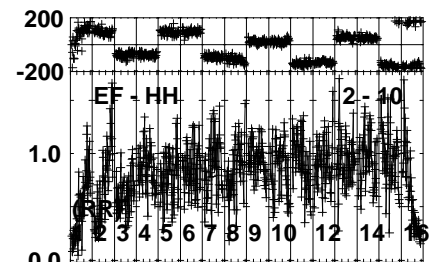
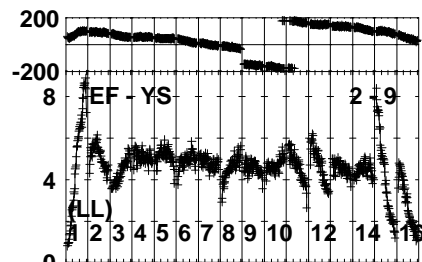
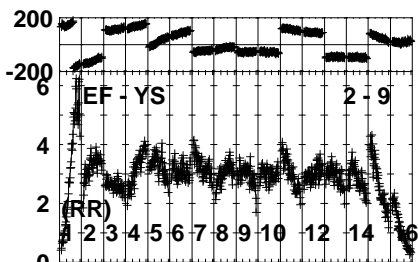
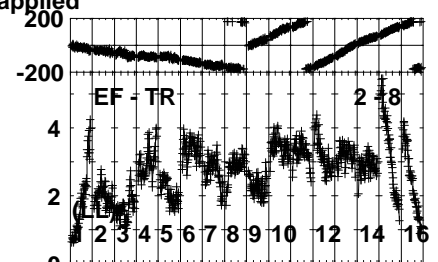
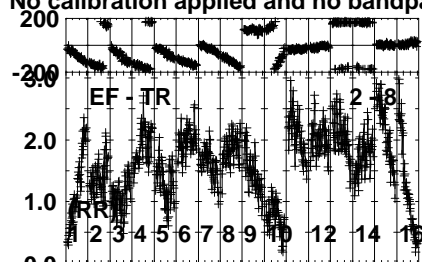
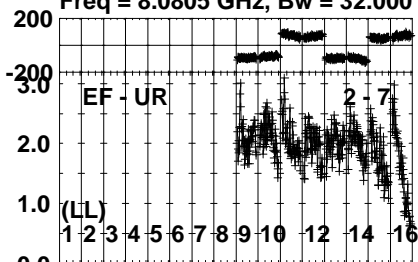
Lower frame: Milli Ampl Jy Top frame: Phas deg  
Vector averaged cross-power spectrum Several baselines displayed  
Timerange: 00/12:56:05 to 00/12:57:33

Plot file version 555 created 23-APR-2024 10:27:38

J2248+3718 EB107.UVDATA.1

Freq = 8.0805 GHz, Bw = 32.000 MH

No calibration applied and no bandpass applied



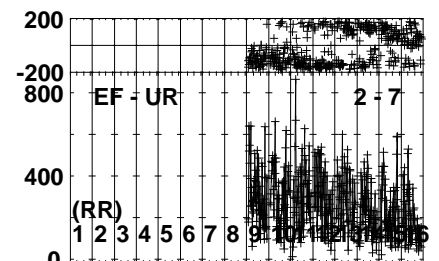
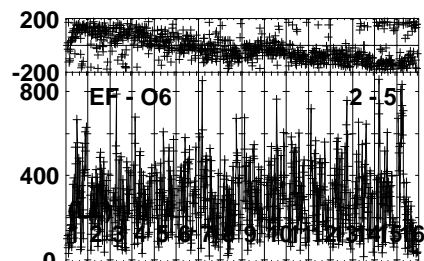
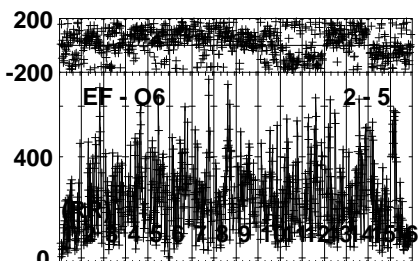
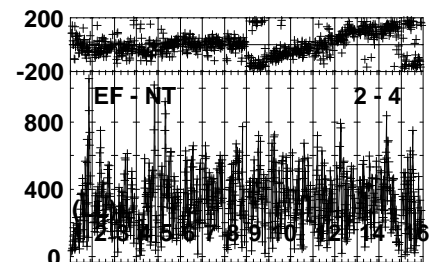
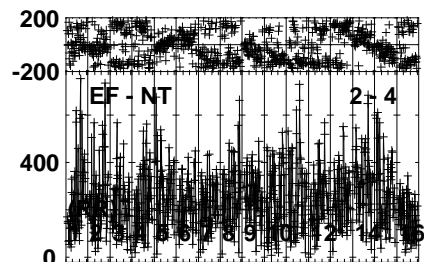
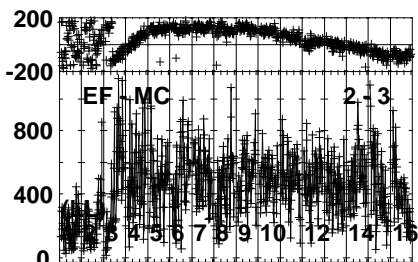
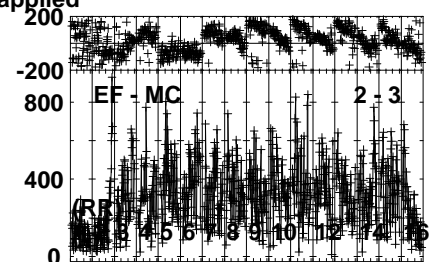
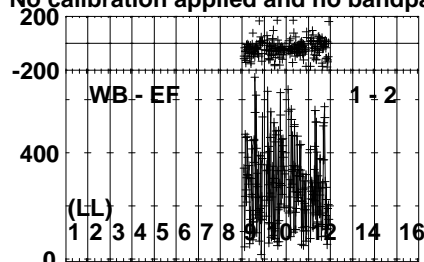
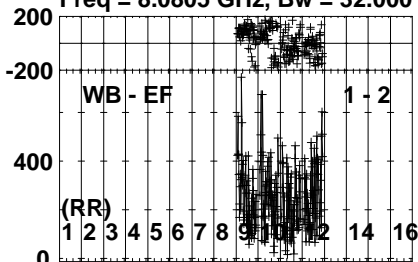
Lower frame: Milli Ampl Jy Top frame: Phas deg  
Vector averaged cross-power spectrum Several baselines displayed  
Timerange: 00/12:56:05 to 00/12:57:33

Plot file version 556 created 23-APR-2024 10:27:38

J2235+3418 EB107.UVDATA.1

Freq = 8.0805 GHz, Bw = 32.000 MH

No calibration applied and no bandpass applied



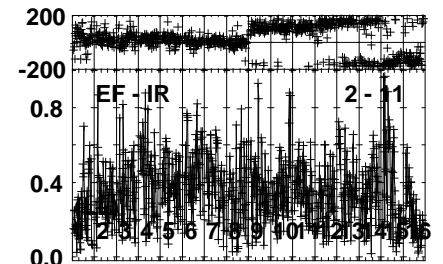
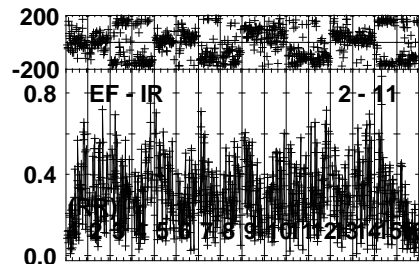
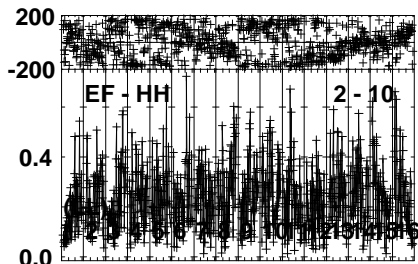
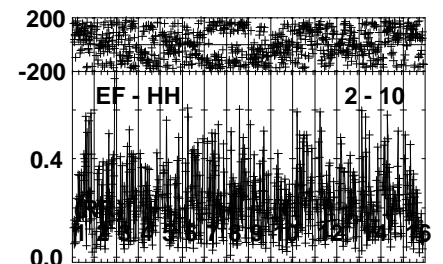
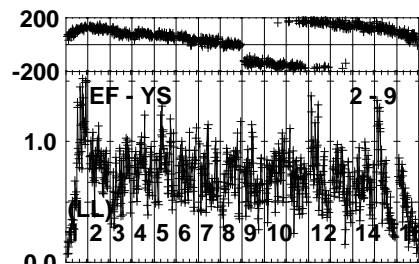
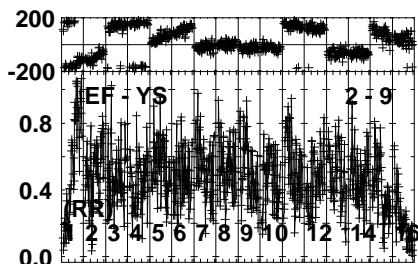
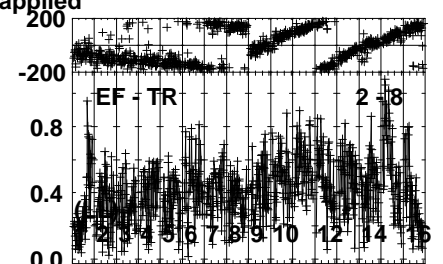
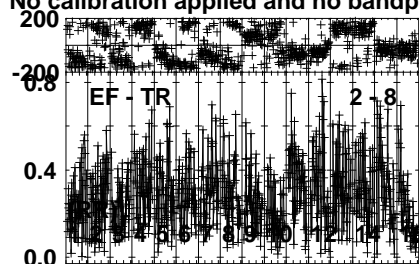
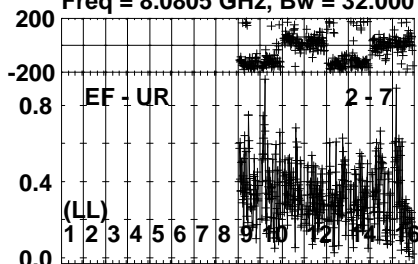
Lower frame: Micro Ampl Jy Top frame: Phas deg  
Vector averaged cross-power spectrum Several baselines displayed  
Timerange: 00:12:57:35 to 00:12:59:03

Plot file version 557 created 23-APR-2024 10:27:38

J2235+3418 EB107.UVDATA.1

Freq = 8.0805 GHz, Bw = 32.000 MH

No calibration applied and no bandpass applied



Lower frame: Milli Ampl Jy Top frame: Phas deg

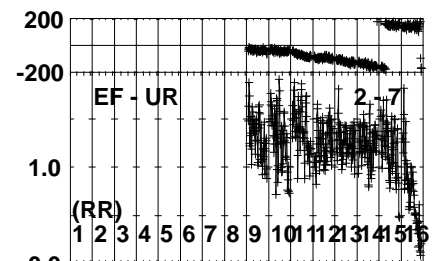
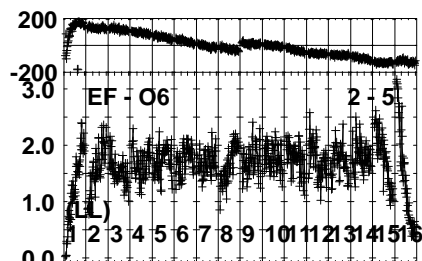
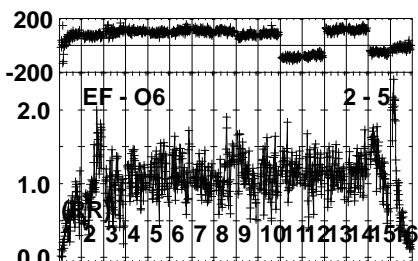
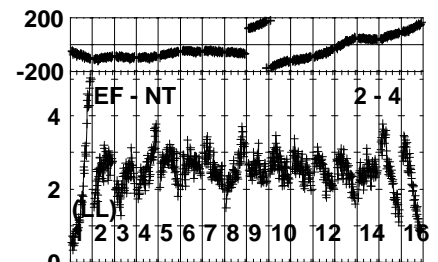
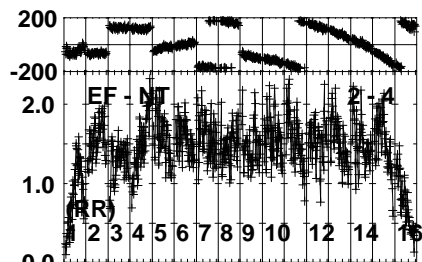
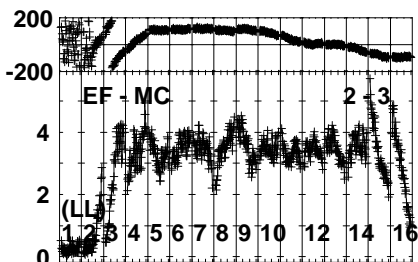
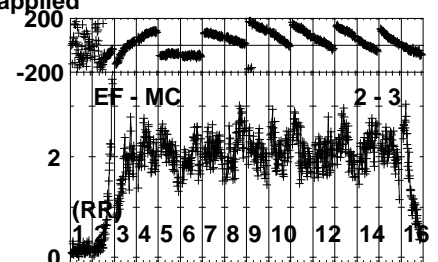
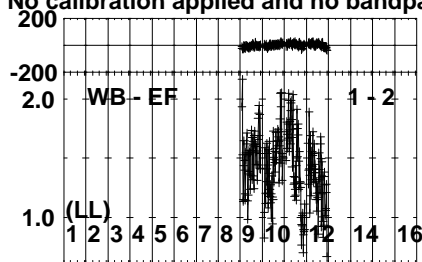
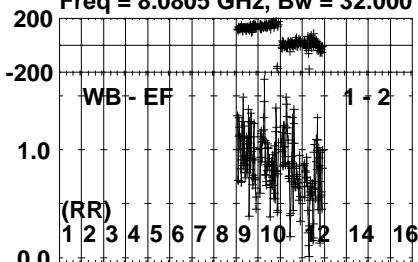
Vector averaged cross-power spectrum Several baselines displayed

Timerange: 00/12:57:35 to 00/12:59:03

Plot file version 558 created 23-APR-2024 10:27:38

J2248+3718 EB107.UVDATA.1

Freq = 8.0805 GHz, Bw = 32.000 MH No calibration applied and no bandpass applied



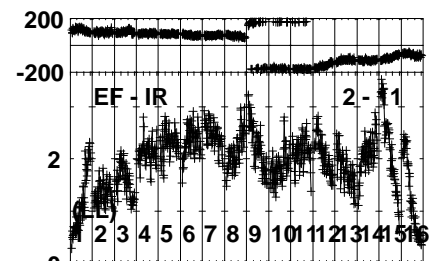
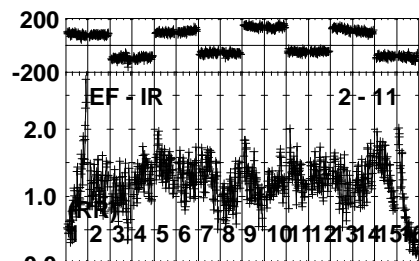
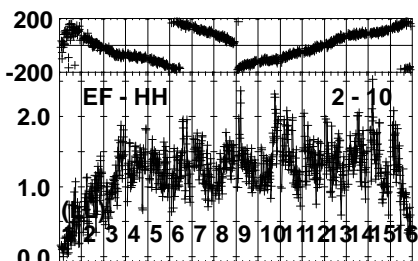
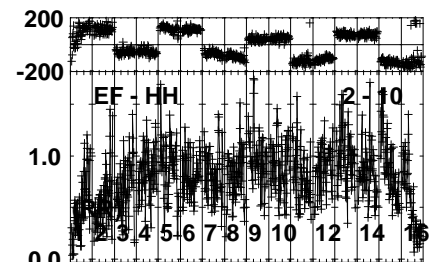
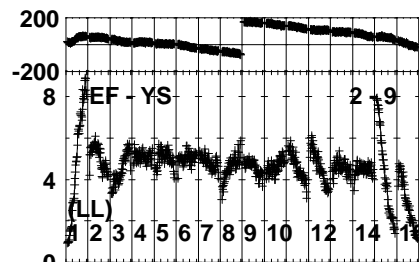
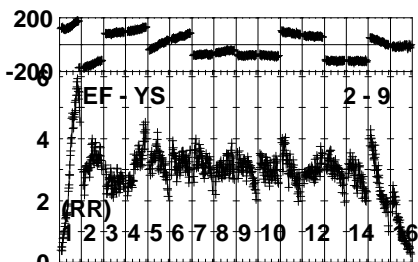
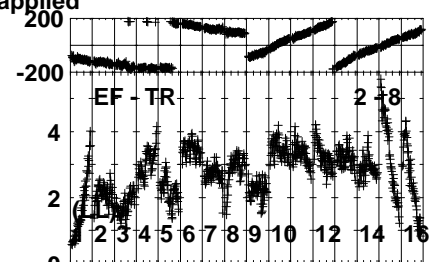
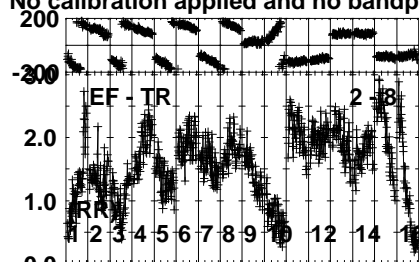
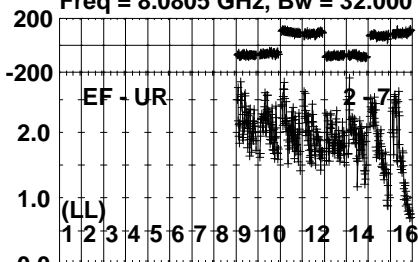
Lower frame: Milli Ampl Jy Top frame: Phas deg  
Vector averaged cross-power spectrum Several baselines displayed  
Timerange: 00/12:59:07 to 00/13:00:33

Plot file version 559 created 23-APR-2024 10:27:38

J2248+3718 EB107.UVDATA.1

Freq = 8.0805 GHz, Bw = 32.000 MH

No calibration applied and no bandpass applied



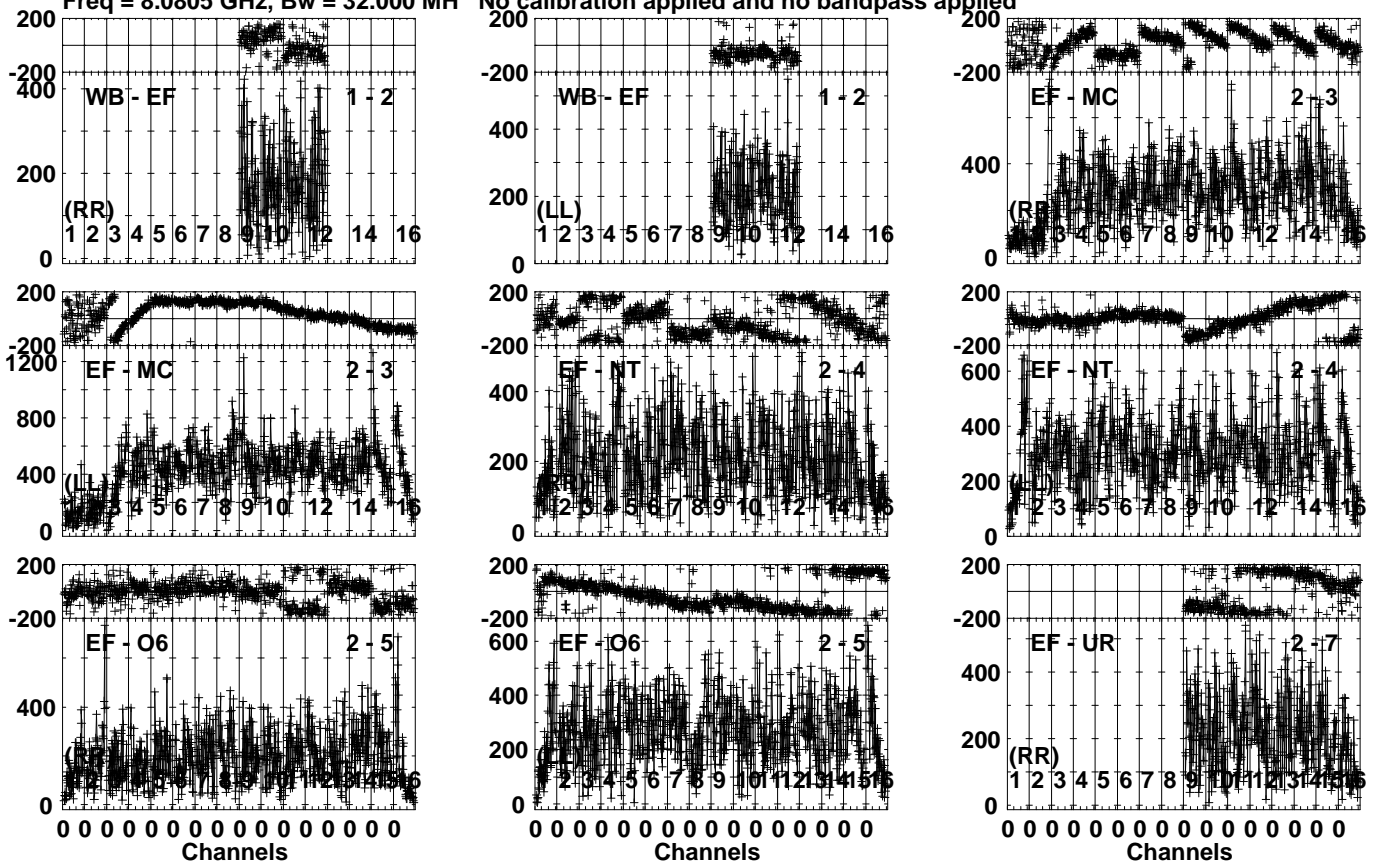
Lower frame: Milli Ampl Jy Top frame: Phas deg  
Vector averaged cross-power spectrum Several baselines displayed  
Timerange: 00/12:59:07 to 00/13:00:33

Plot file version 560 created 23-APR-2024 10:27:38

J2235+3418 EB107.UVDATA.1

Freq = 8.0805 GHz, Bw = 32.000 MH

No calibration applied and no bandpass applied



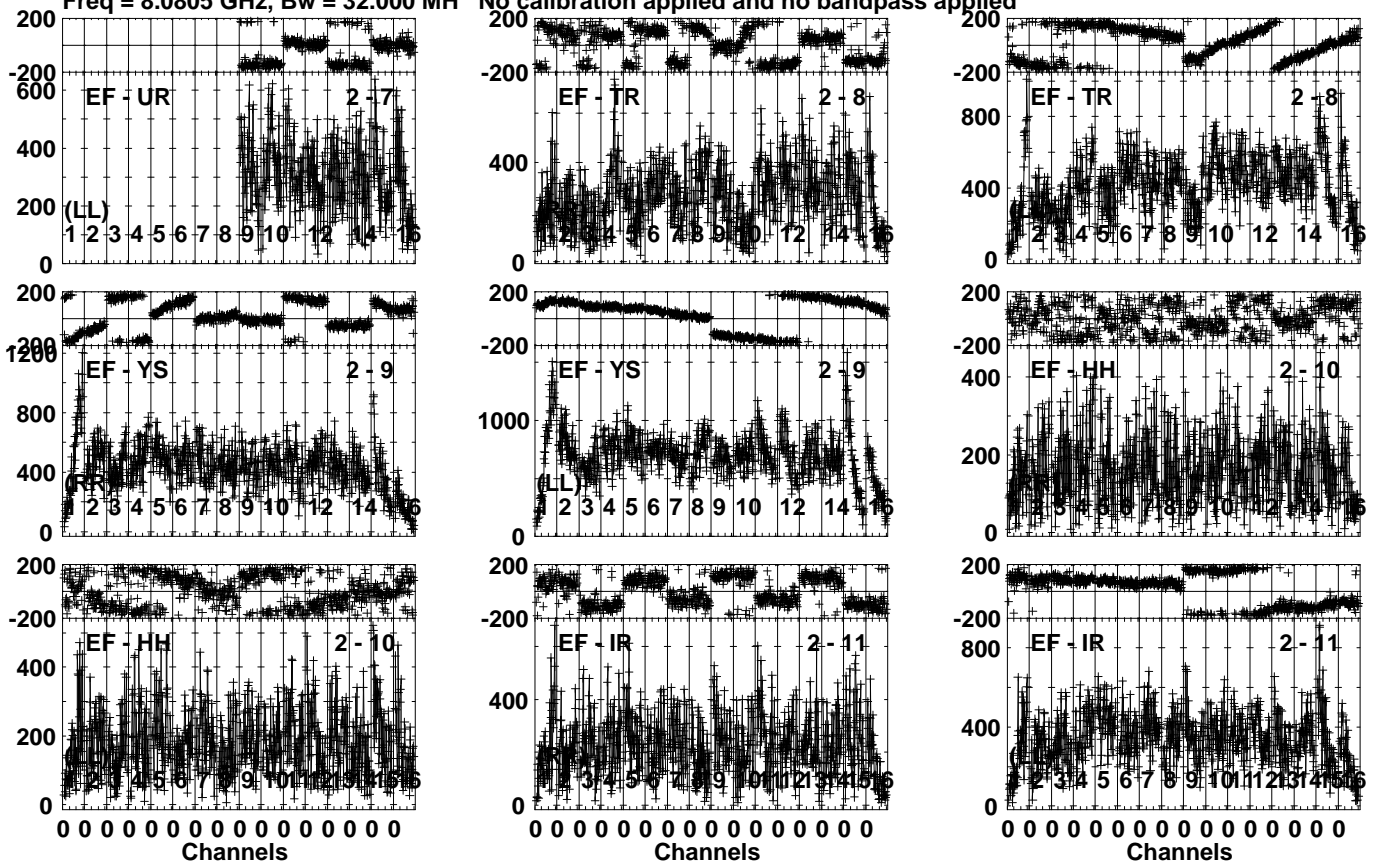
Lower frame: Micro Ampl Jy Top frame: Phas deg  
Vector averaged cross-power spectrum Several baselines displayed  
Timerange: 00/13:01:23 to 00/13:02:29



Plot file version 561 created 23-APR-2024 10:27:39

J2235+3418 EB107.UVDATA.1

Freq = 8.0805 GHz, Bw = 32.000 MH No calibration applied and no bandpass applied

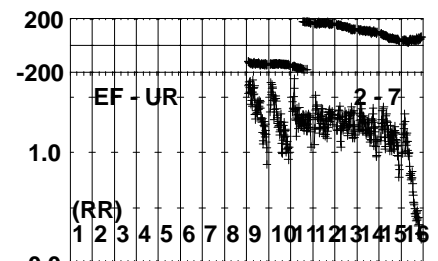
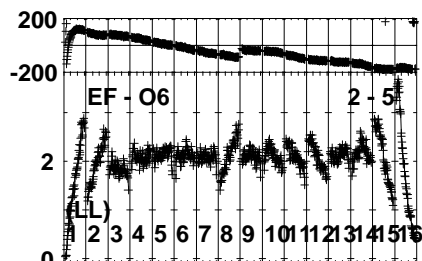
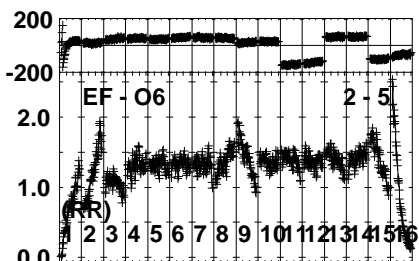
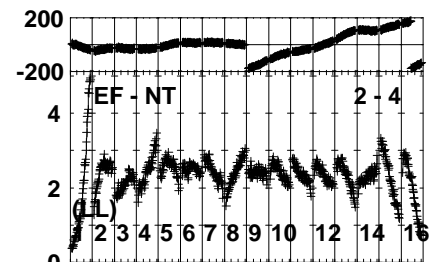
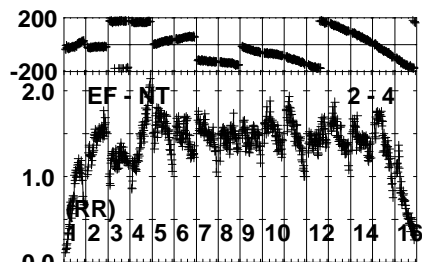
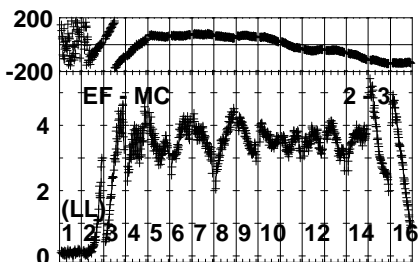
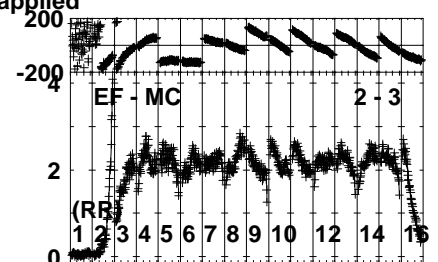
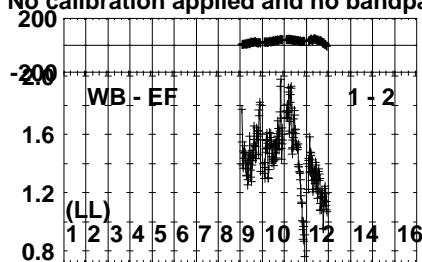
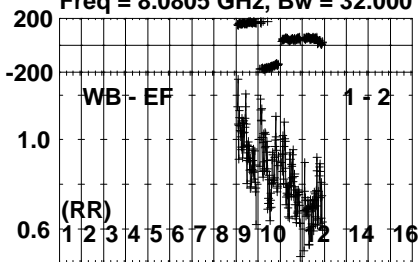


Lower frame: Micro Ampl Jy Top frame: Phas deg  
Vector averaged cross-power spectrum Several baselines displayed  
Timerange: 00/13:01:23 to 00/13:02:29

Plot file version 562 created 23-APR-2024 10:27:40

J2248+3718 EB107.UVDATA.1

Freq = 8.0805 GHz, Bw = 32.000 MH No calibration applied and no bandpass applied

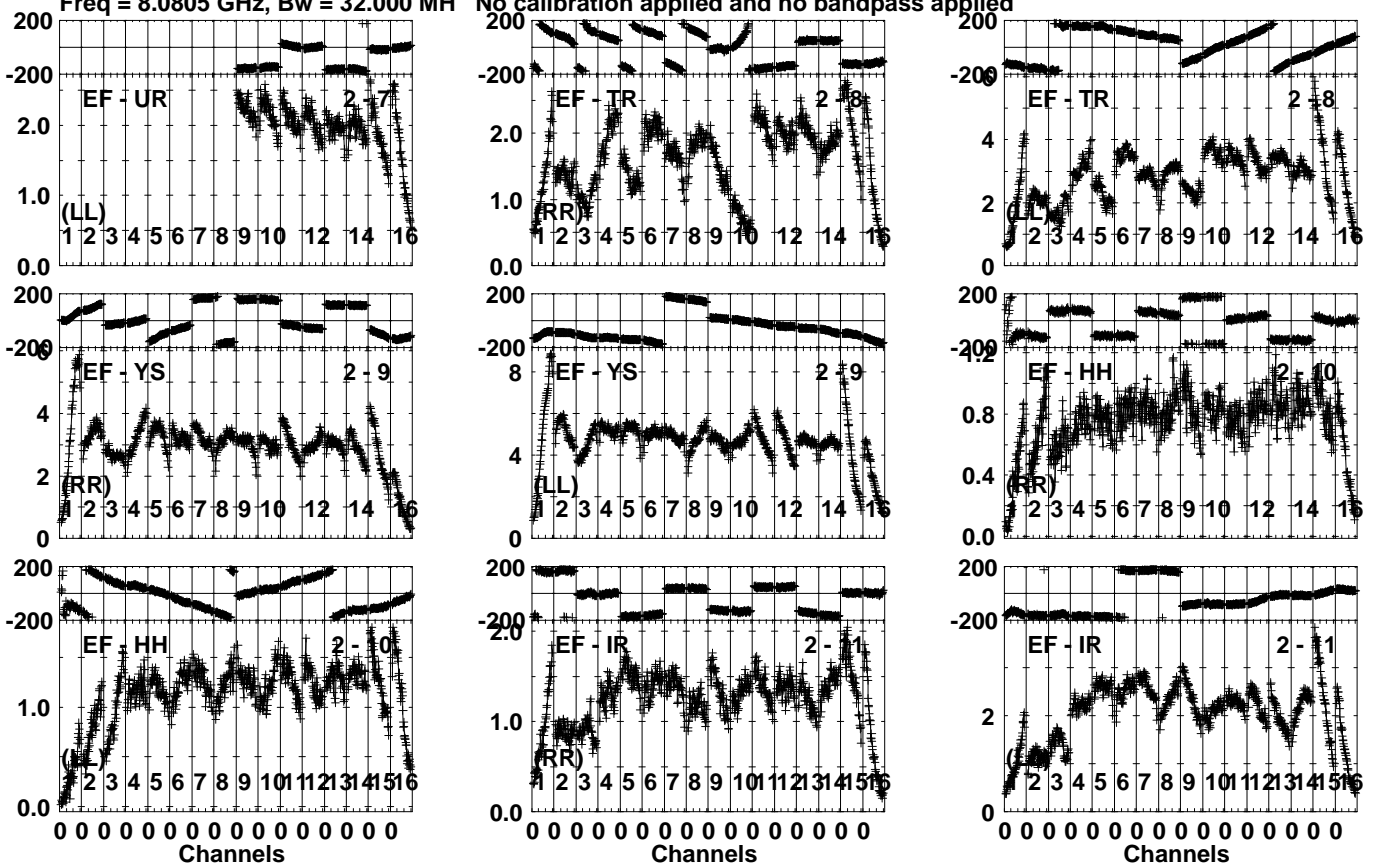


Lower frame: Milli Ampl Jy Top frame: Phas deg  
Vector averaged cross-power spectrum Several baselines displayed  
Timerange: 00/13:13:09 to 00/13:14:45

Plot file version 563 created 23-APR-2024 10:27:40

J2248+3718 EB107.UVDATA.1

Freq = 8.0805 GHz, Bw = 32.000 MH No calibration applied and no bandpass applied

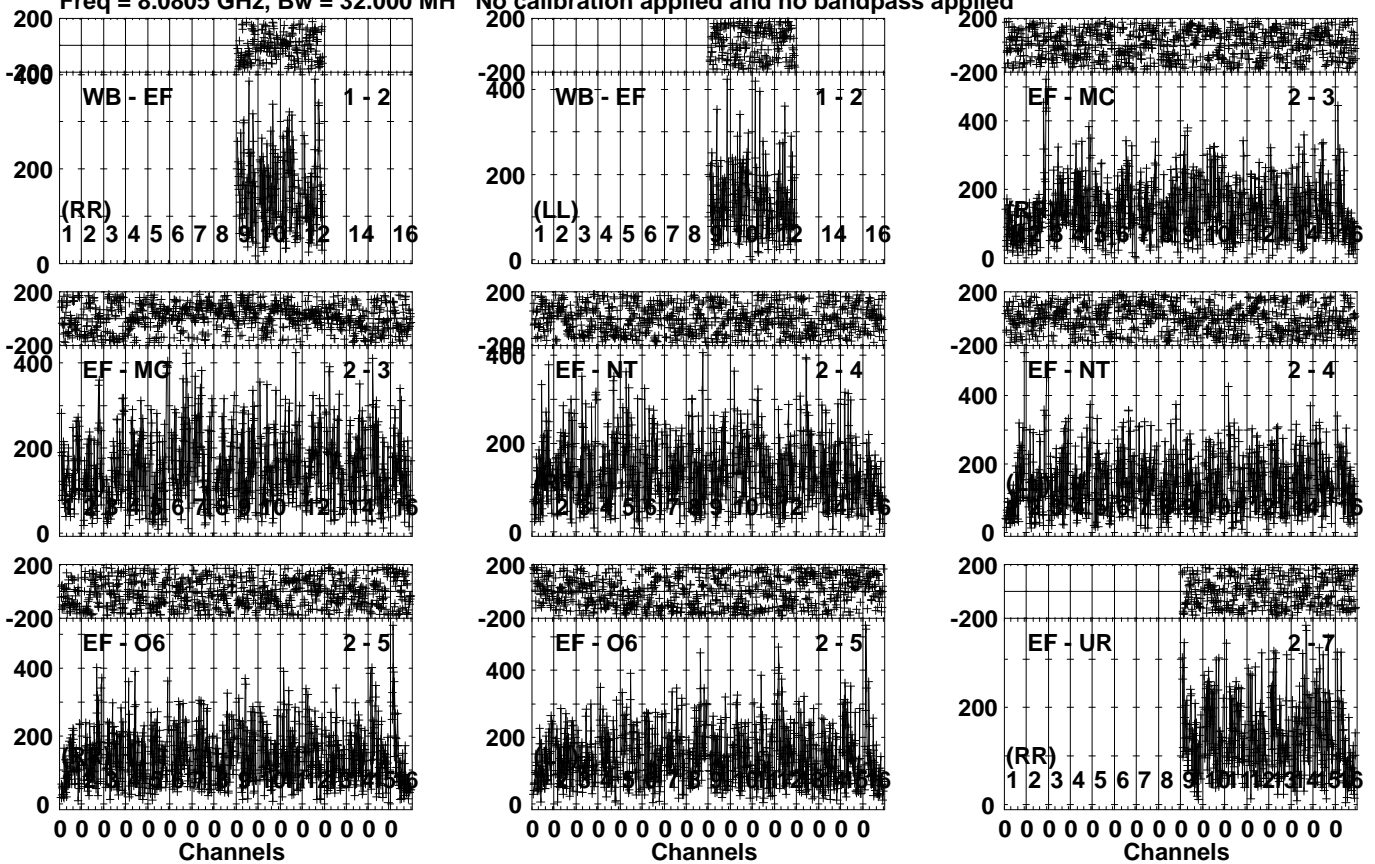


Lower frame: Milli Ampl Jy Top frame: Phas deg  
Vector averaged cross-power spectrum Several baselines displayed  
Timerange: 00/13:13:09 to 00/13:14:45

Plot file version 564 created 23-APR-2024 10:27:40

SN2014C EB107.UVDATA.1

Freq = 8.0805 GHz, Bw = 32.000 MH No calibration applied and no bandpass applied

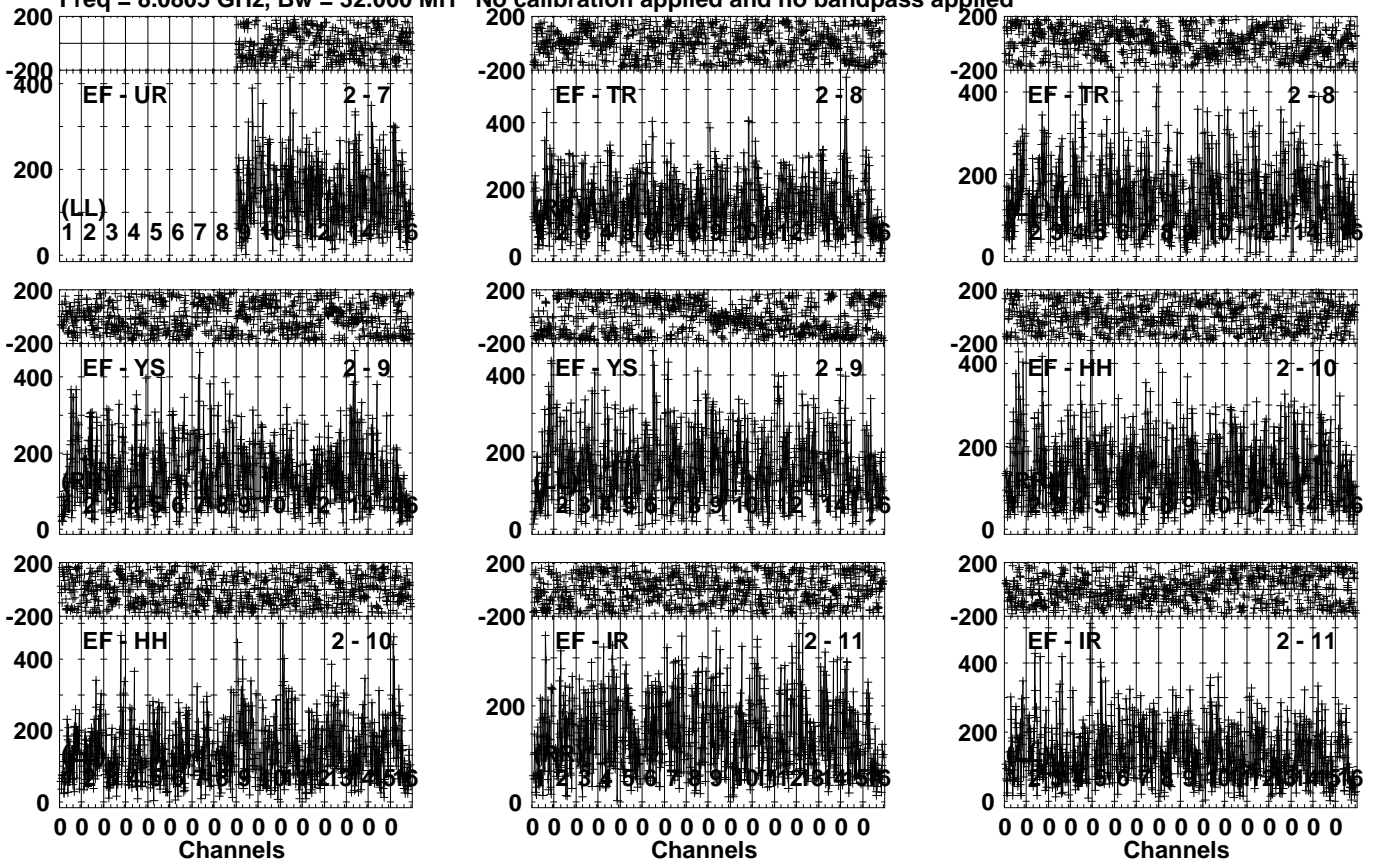


Lower frame: Micro Ampl Jy Top frame: Phas deg  
Vector averaged cross-power spectrum Several baselines displayed  
Timerange: 00/13:14:49 to 00/13:16:45

Plot file version 565 created 23-APR-2024 10:27:41

SN2014C EB107.UVDATA.1

Freq = 8.0805 GHz, Bw = 32.000 MH No calibration applied and no bandpass applied

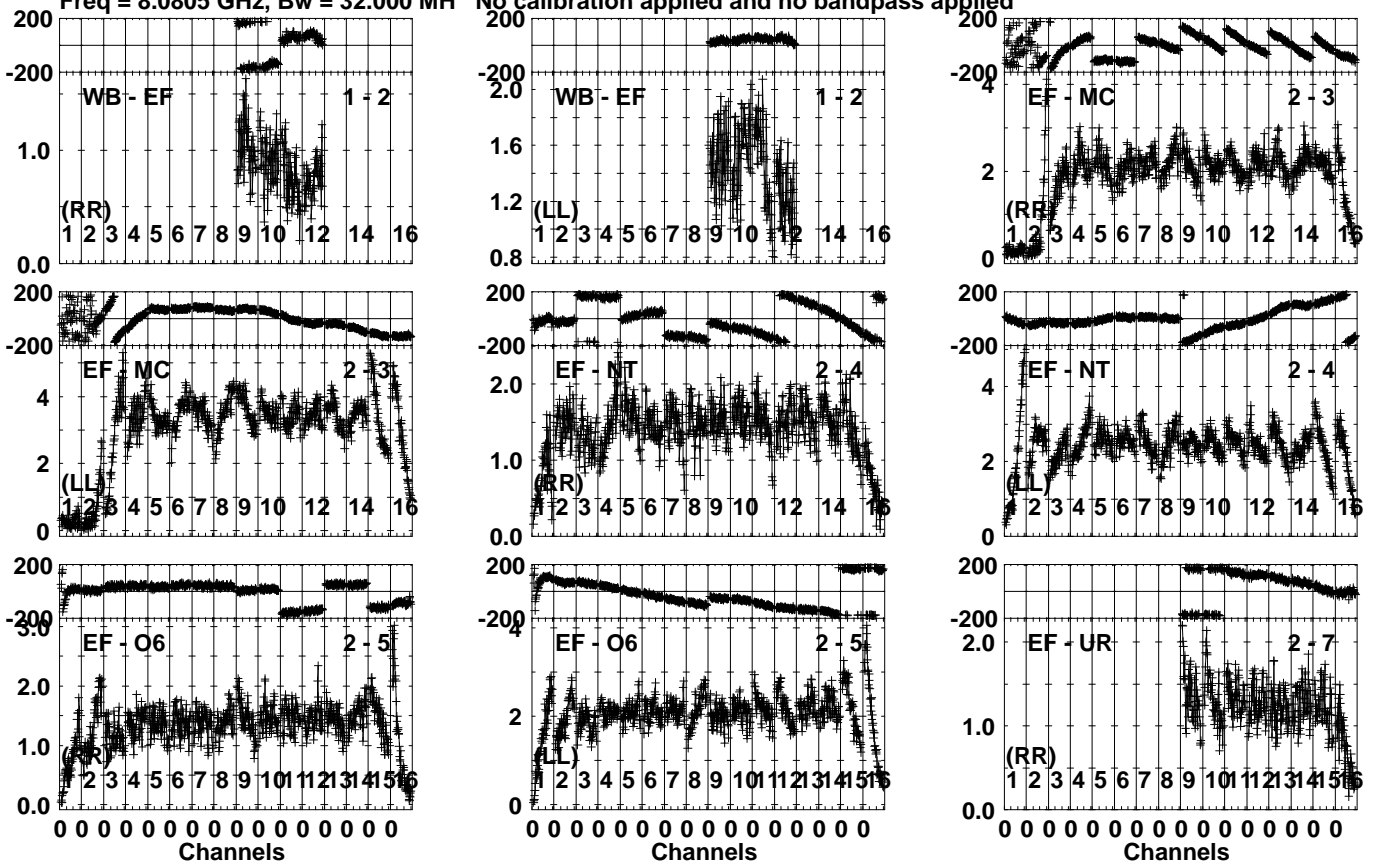


Lower frame: Micro Ampl Jy Top frame: Phas deg  
Vector averaged cross-power spectrum Several baselines displayed  
Timerange: 00/13:14:49 to 00/13:16:45

Plot file version 566 created 23-APR-2024 10:27:41

J2248+3718 EB107.UVDATA.1

Freq = 8.0805 GHz, Bw = 32.000 MH No calibration applied and no bandpass applied



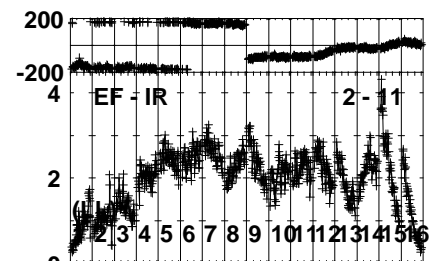
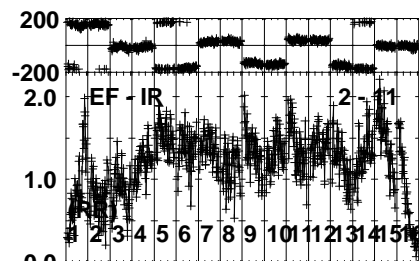
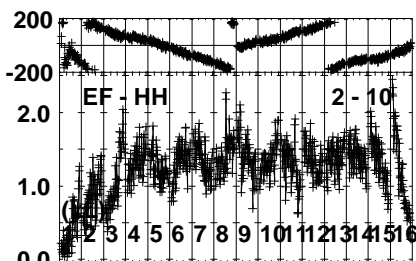
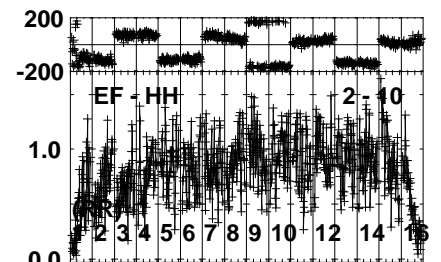
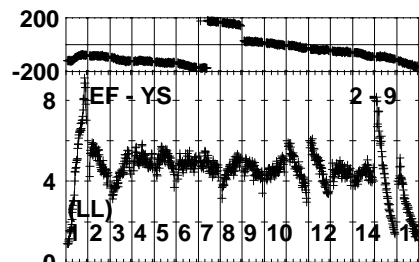
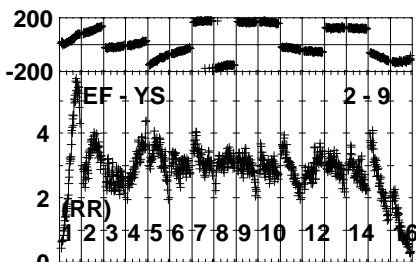
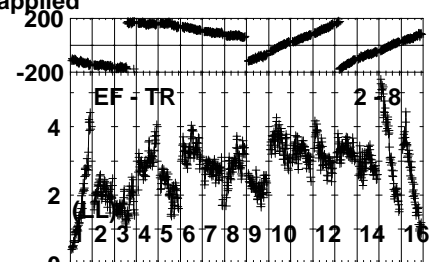
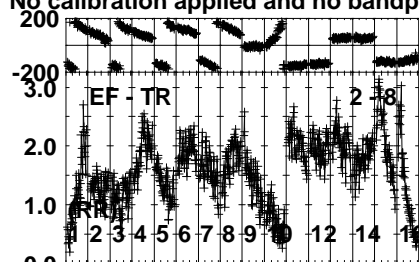
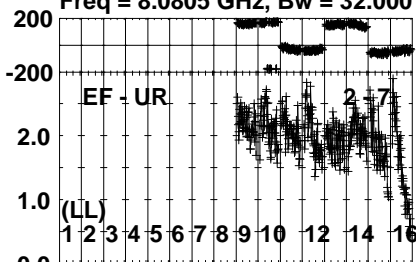
Lower frame: Milli Ampl Jy Top frame: Phas deg  
Vector averaged cross-power spectrum Several baselines displayed  
Timerange: 00/13:16:47 to 00/13:18:05

Plot file version 567 created 23-APR-2024 10:27:41

J2248+3718 EB107.UVDATA.1

Freq = 8.0805 GHz, Bw = 32.000 MH

No calibration applied and no bandpass applied

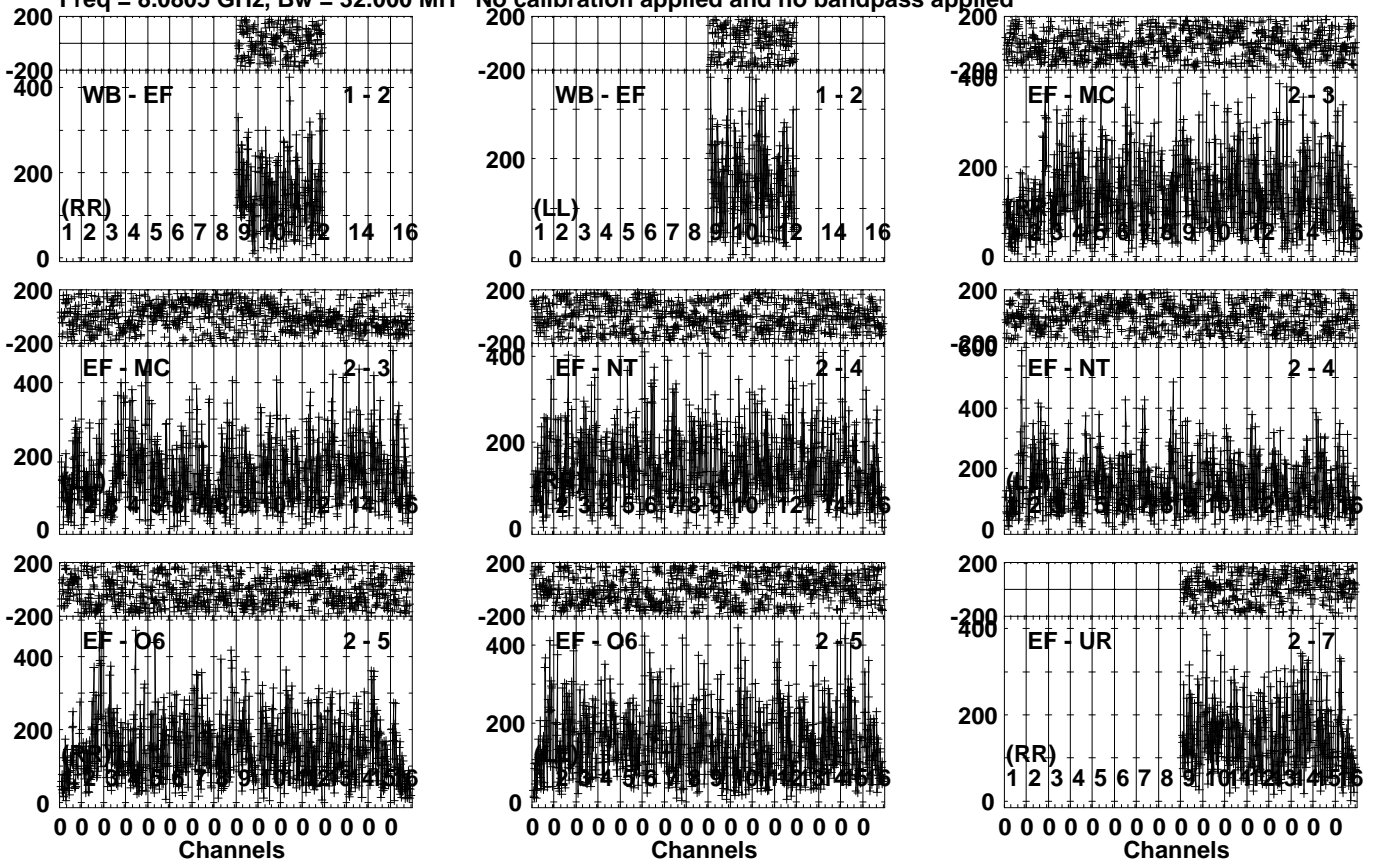


Lower frame: Milli Ampl Jy Top frame: Phas deg  
Vector averaged cross-power spectrum Several baselines displayed  
Timerange: 00/13:16:47 to 00/13:18:05

Plot file version 568 created 23-APR-2024 10:27:41

SN2014C EB107.UVDATA.1

Freq = 8.0805 GHz, Bw = 32.000 MH No calibration applied and no bandpass applied



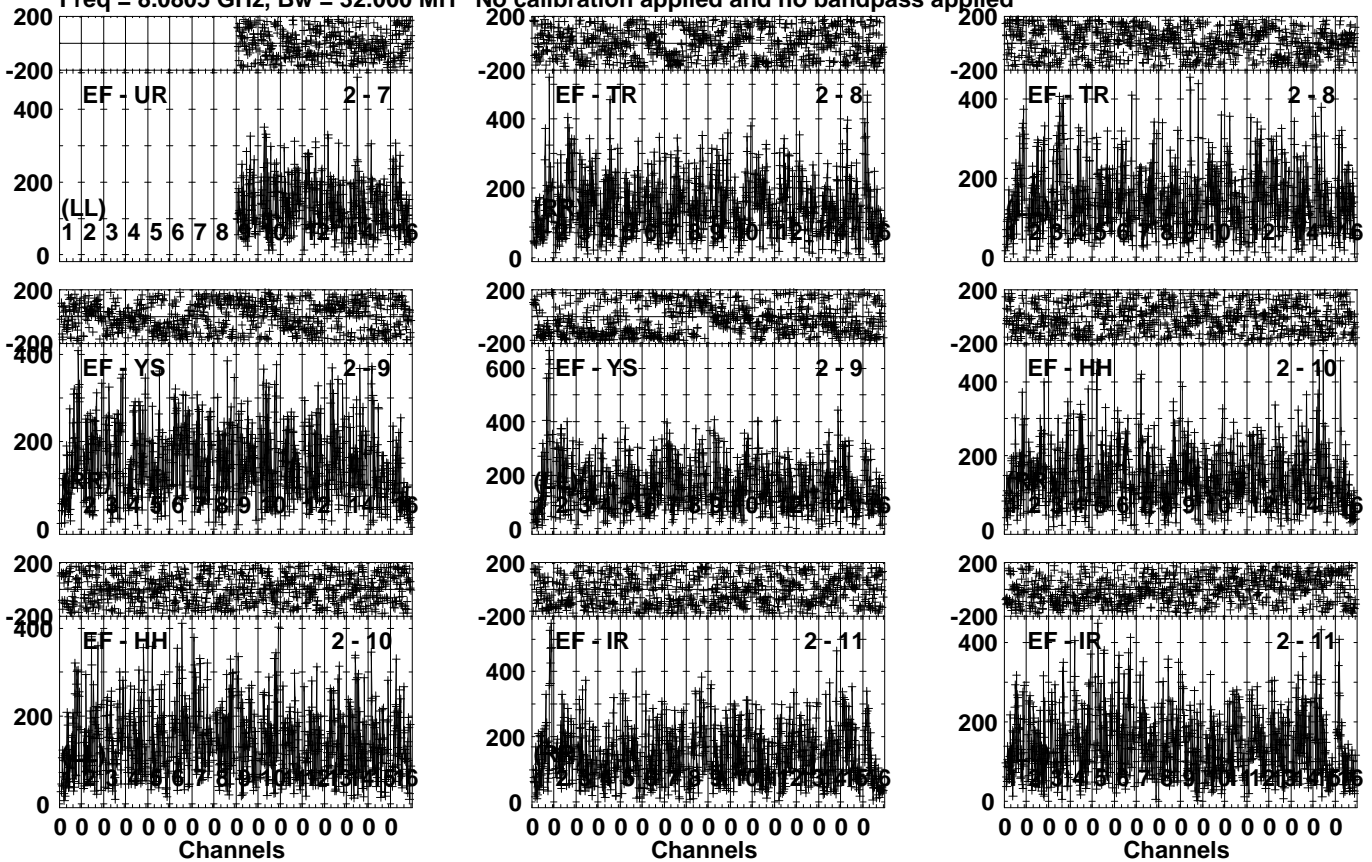
Lower frame: Micro Ampl Jy Top frame: Phas deg  
Vector averaged cross-power spectrum Several baselines displayed  
Timerange: 00/13:18:07 to 00/13:20:05



Plot file version 569 created 23-APR-2024 10:27:41

SN2014C EB107.UVDATA.1

Freq = 8.0805 GHz, Bw = 32.000 MH No calibration applied and no bandpass applied

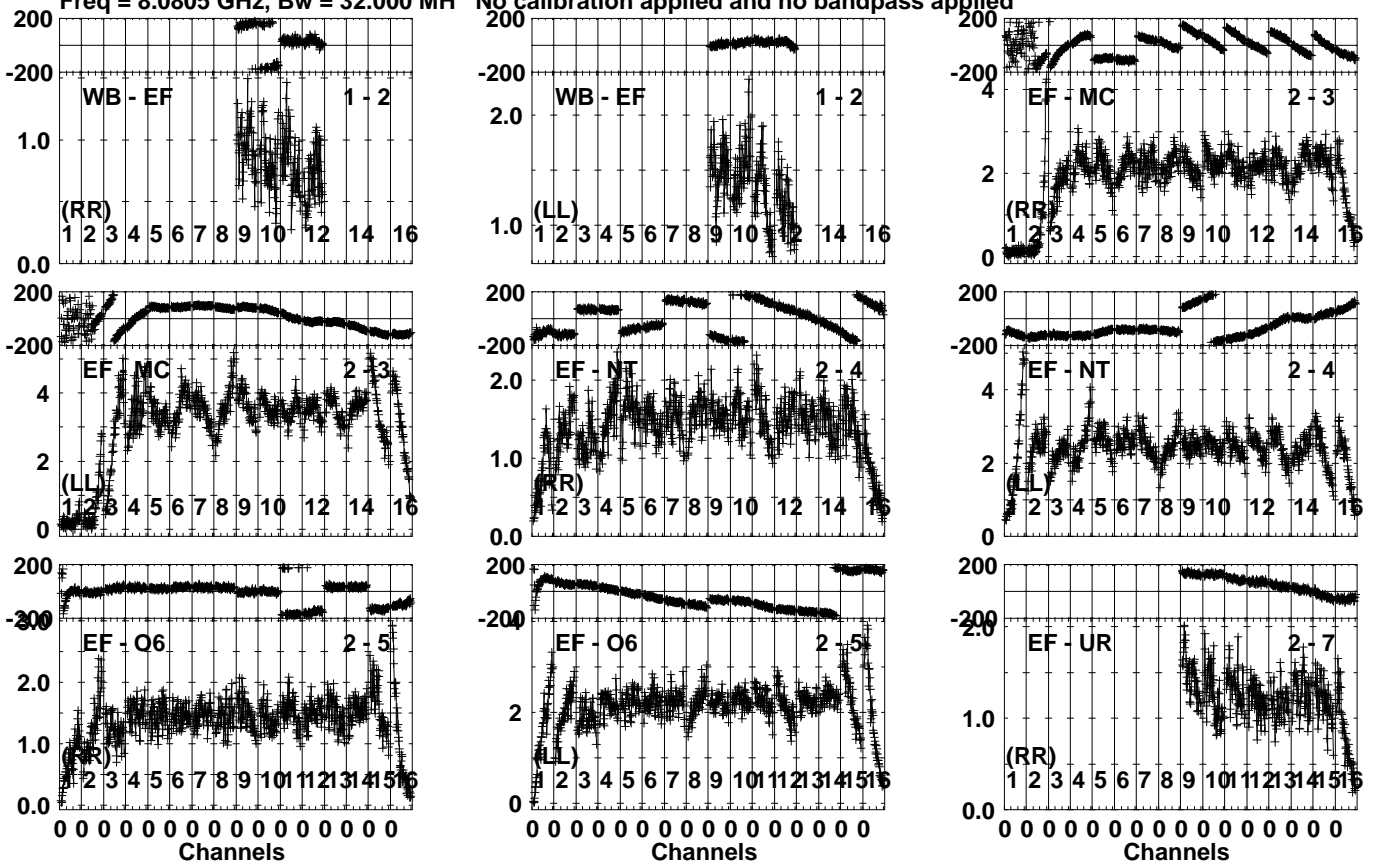


Lower frame: Micro Ampl Jy Top frame: Phas deg  
Vector averaged cross-power spectrum Several baselines displayed  
Timerange: 00/13:18:07 to 00/13:20:05

Plot file version 570 created 23-APR-2024 10:27:42

J2248+3718 EB107.UVDATA.1

Freq = 8.0805 GHz, Bw = 32.000 MH No calibration applied and no bandpass applied

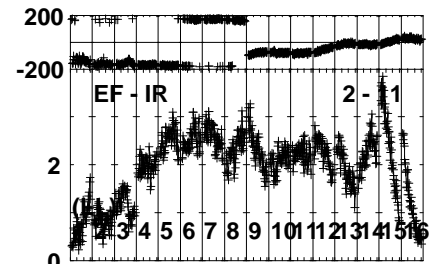
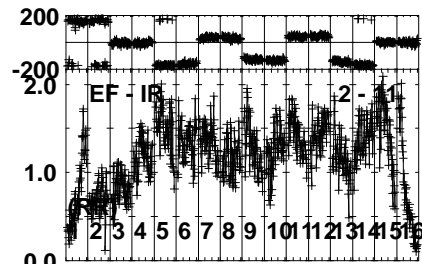
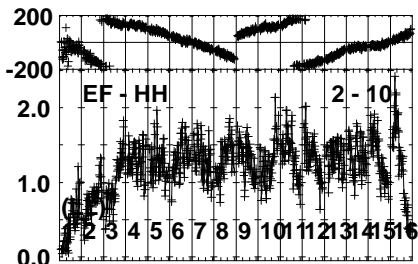
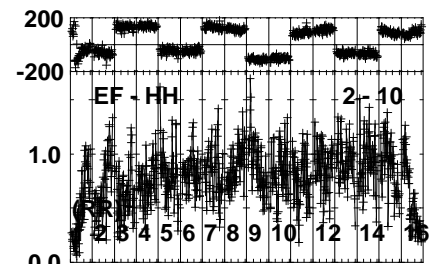
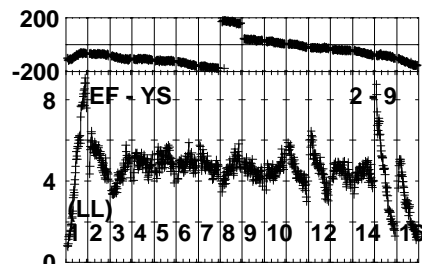
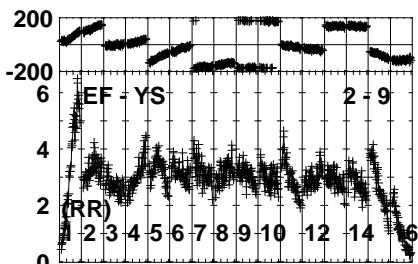
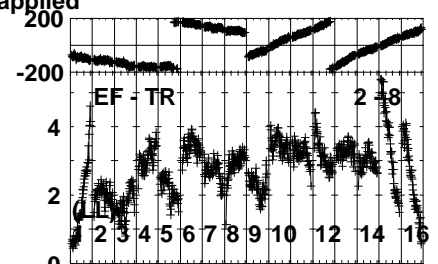
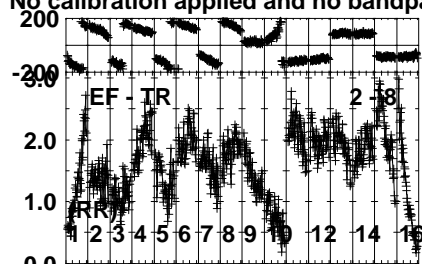
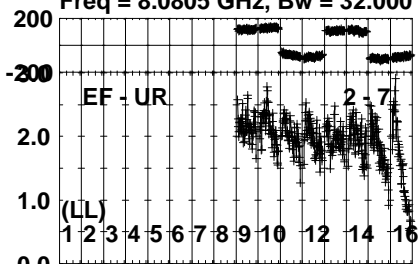


Lower frame: Milli Ampl Jy Top frame: Phas deg  
Vector averaged cross-power spectrum Several baselines displayed  
Timerange: 00/13:20:07 to 00/13:21:25

Plot file version 571 created 23-APR-2024 10:27:42

J2248+3718 EB107.UVDATA.1

Freq = 8.0805 GHz, Bw = 32.000 MH No calibration applied and no bandpass applied

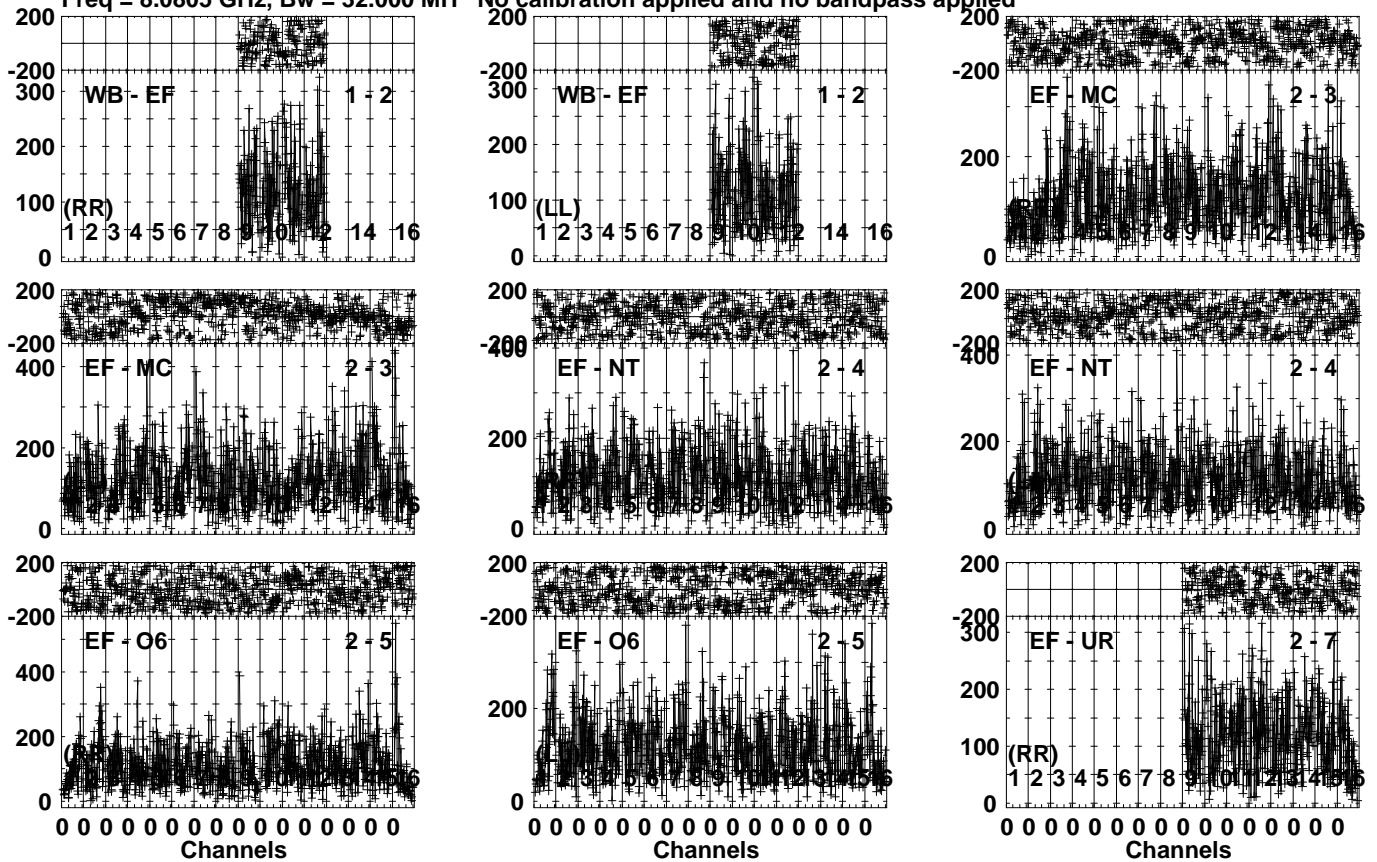


Lower frame: Milli Ampl Jy Top frame: Phas deg  
Vector averaged cross-power spectrum Several baselines displayed  
Timerange: 00/13:20:07 to 00/13:21:25

Plot file version 572 created 23-APR-2024 10:27:42

SN2014C EB107.UVDATA.1

Freq = 8.0805 GHz, Bw = 32.000 MH No calibration applied and no bandpass applied

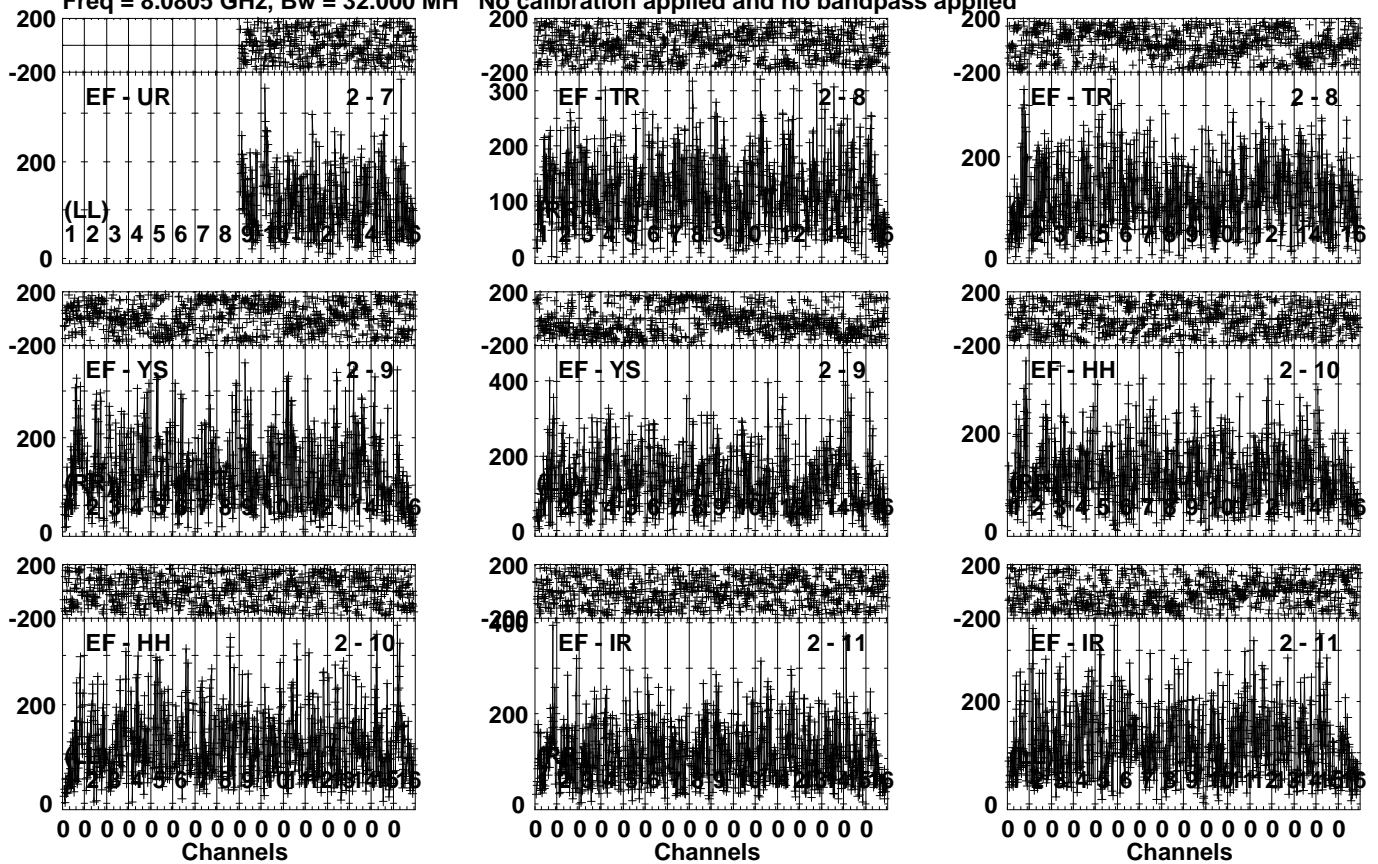


Lower frame: Micro Ampl Jy Top frame: Phas deg  
Vector averaged cross-power spectrum Several baselines displayed  
Timerange: 00/13:22:15 to 00/13:23:51

Plot file version 573 created 23-APR-2024 10:27:42

SN2014C EB107.UVDATA.1

Freq = 8.0805 GHz, Bw = 32.000 MH No calibration applied and no bandpass applied

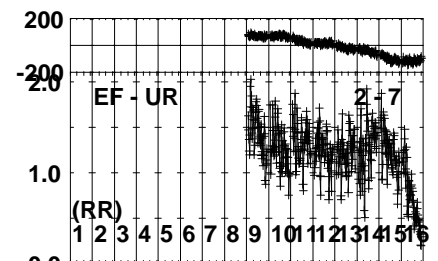
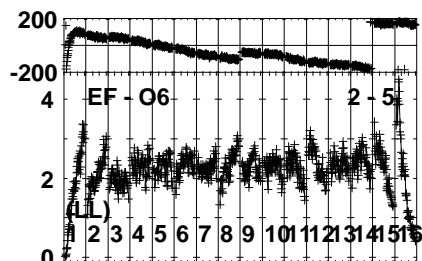
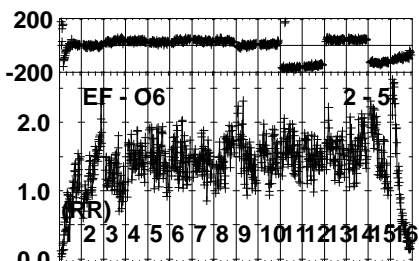
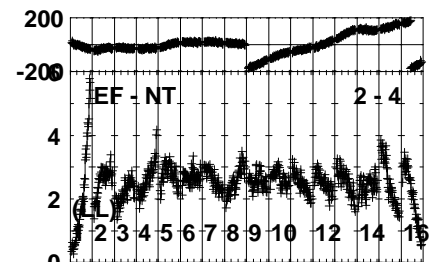
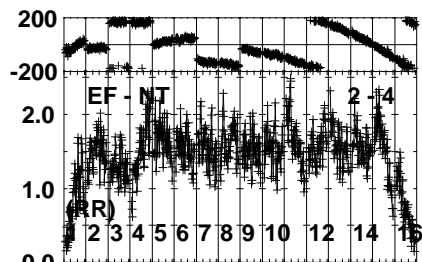
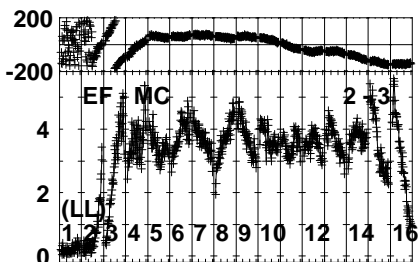
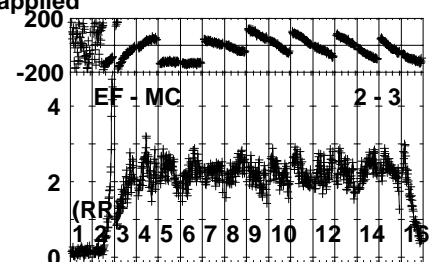
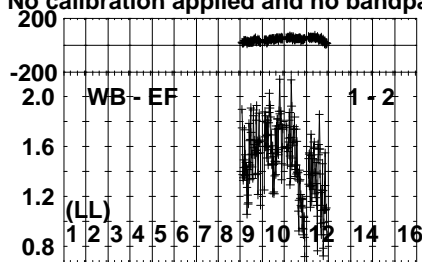
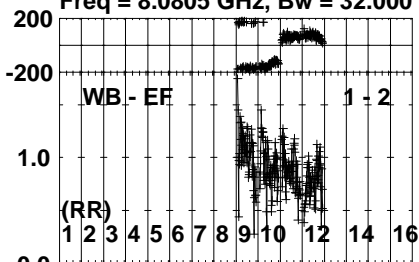


Lower frame: Micro Ampl Jy Top frame: Phas deg  
Vector averaged cross-power spectrum Several baselines displayed  
Timerange: 00/13:22:15 to 00/13:23:51

Plot file version 574 created 23-APR-2024 10:27:43

J2248+3718 EB107.UVDATA.1

Freq = 8.0805 GHz, Bw = 32.000 MH No calibration applied and no bandpass applied

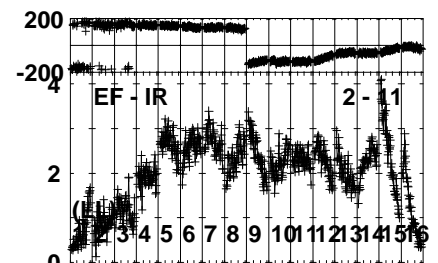
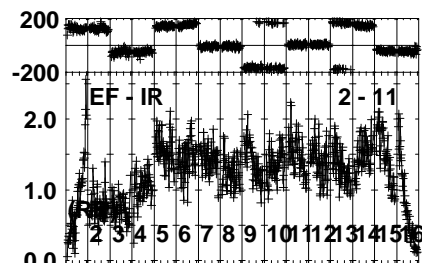
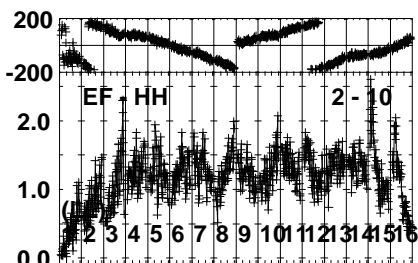
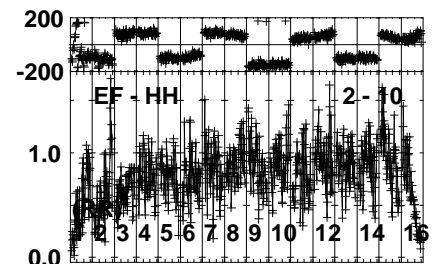
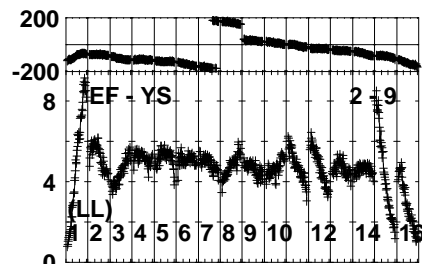
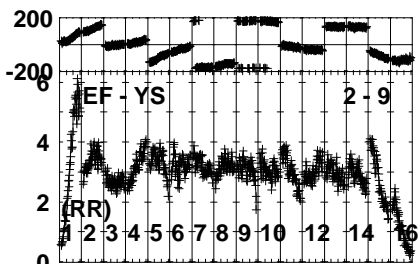
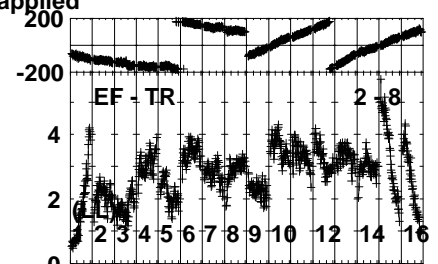
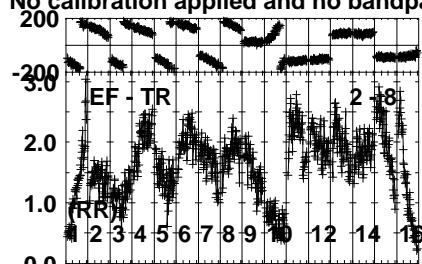
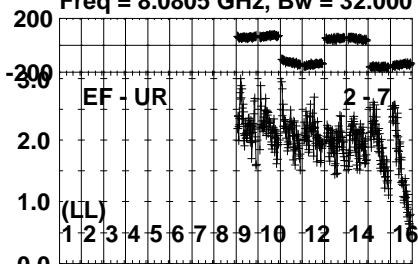


Lower frame: Milli Ampl Jy Top frame: Phas deg  
Vector averaged cross-power spectrum Several baselines displayed  
Timerange: 00/13:23:55 to 00/13:25:11

Plot file version 575 created 23-APR-2024 10:27:43

J2248+3718 EB107.UVDATA.1

Freq = 8.0805 GHz, Bw = 32.000 MH No calibration applied and no bandpass applied

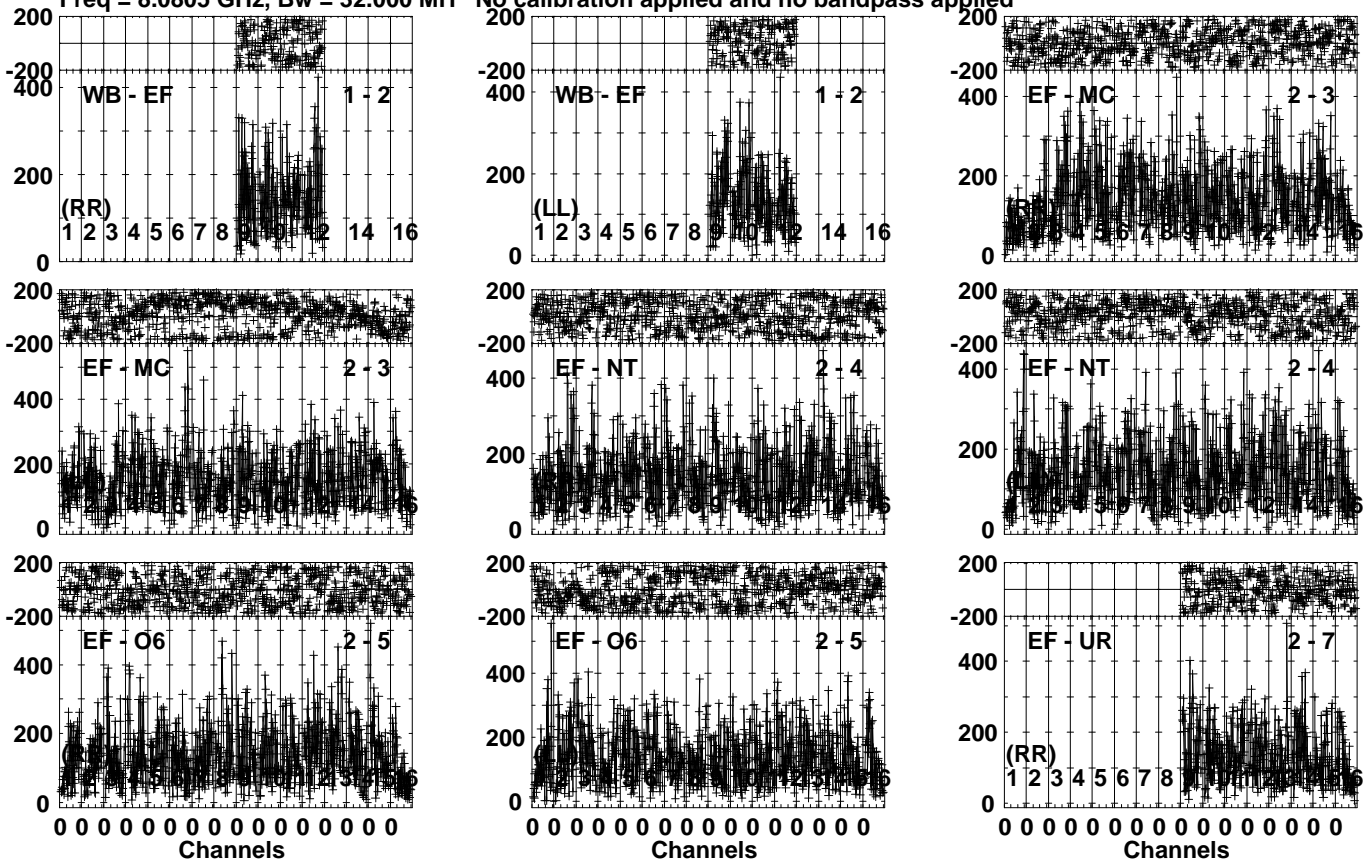


Lower frame: Milli Ampl Jy Top frame: Phas deg  
Vector averaged cross-power spectrum Several baselines displayed  
Timerange: 00/13:23:55 to 00/13:25:11

Plot file version 576 created 23-APR-2024 10:27:43

SN2014C EB107.UVDATA.1

Freq = 8.0805 GHz, Bw = 32.000 MH No calibration applied and no bandpass applied



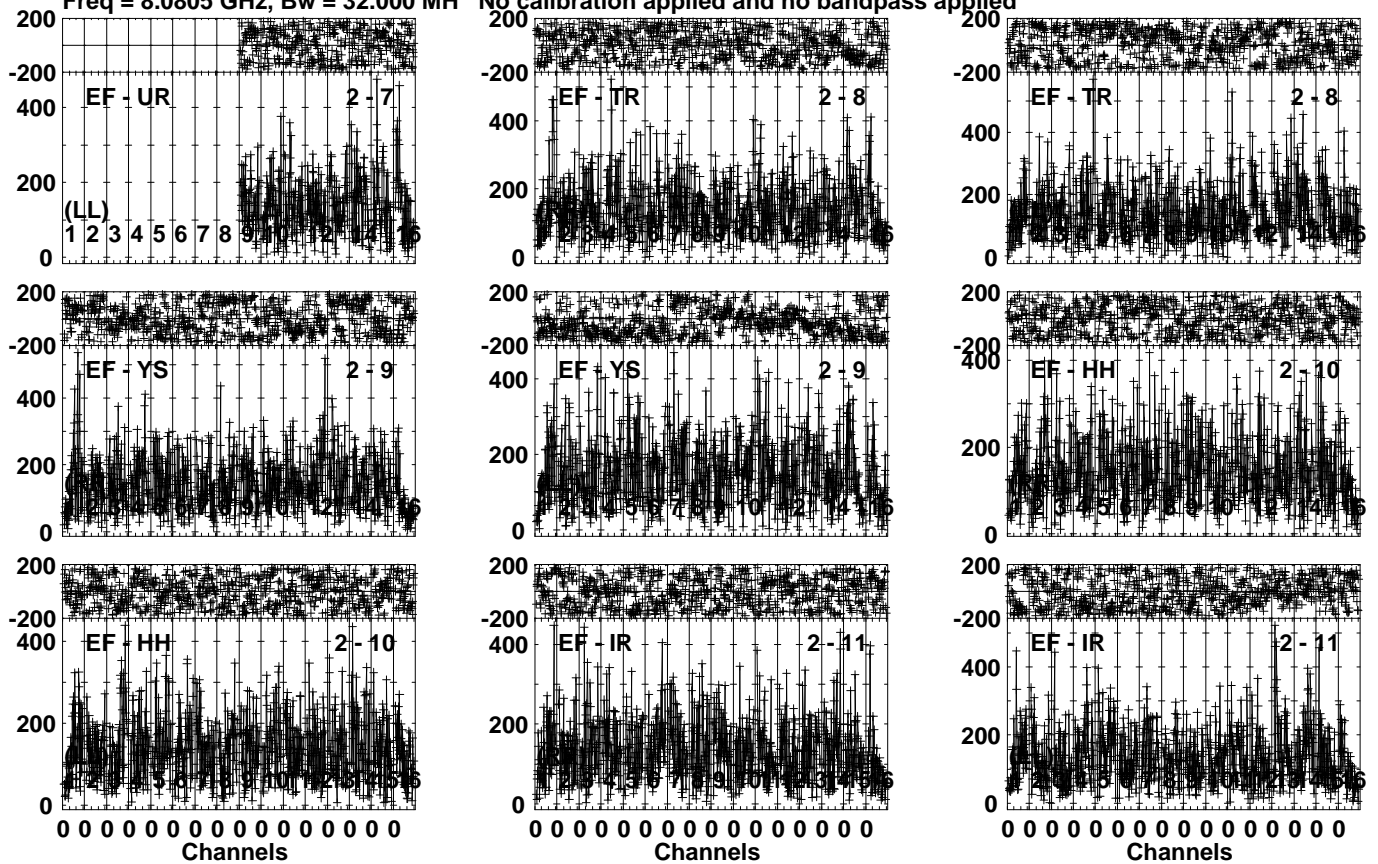
Lower frame: Micro Ampl Jy Top frame: Phas deg  
Vector averaged cross-power spectrum Several baselines displayed  
Timerange: 00/13:25:15 to 00/13:27:11



Plot file version 577 created 23-APR-2024 10:27:43

SN2014C EB107.UVDATA.1

Freq = 8.0805 GHz, Bw = 32.000 MH No calibration applied and no bandpass applied

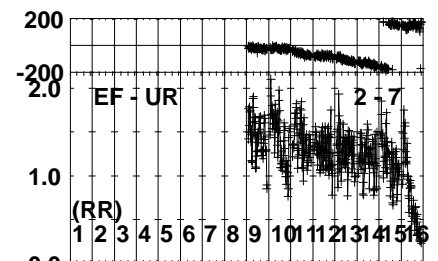
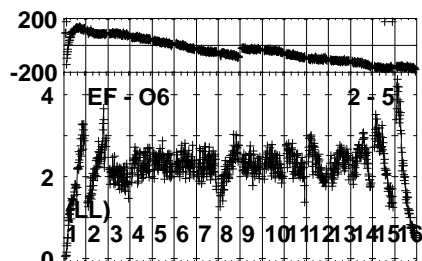
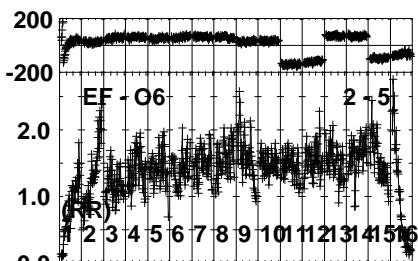
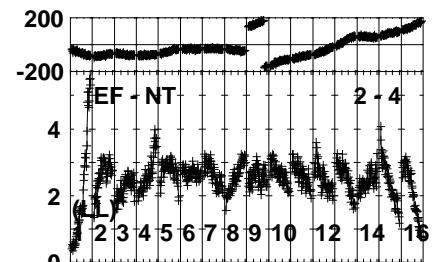
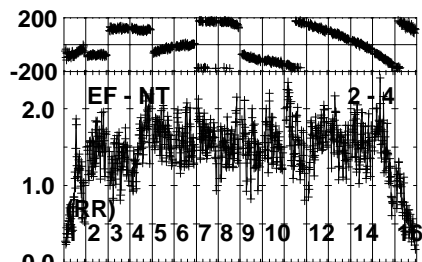
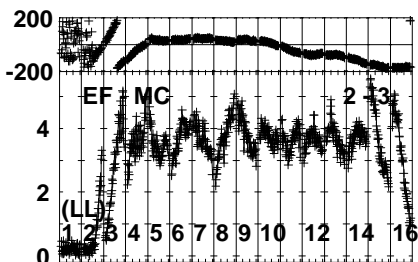
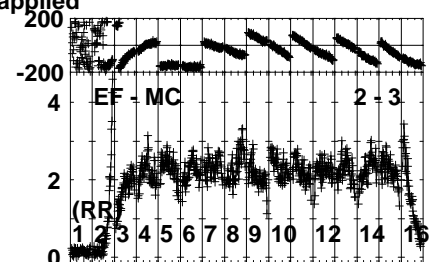
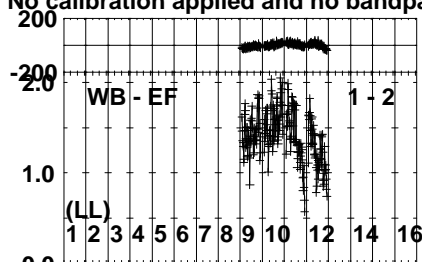
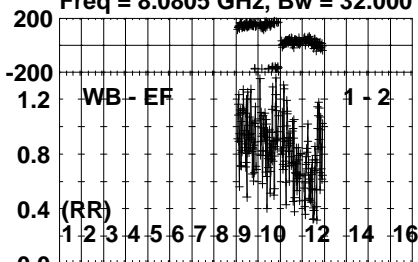


Lower frame: Micro Ampl Jy Top frame: Phas deg  
Vector averaged cross-power spectrum Several baselines displayed  
Timerange: 00/13:25:15 to 00/13:27:11

Plot file version 578 created 23-APR-2024 10:27:44

J2248+3718 EB107.UVDATA.1

Freq = 8.0805 GHz, Bw = 32.000 MH No calibration applied and no bandpass applied



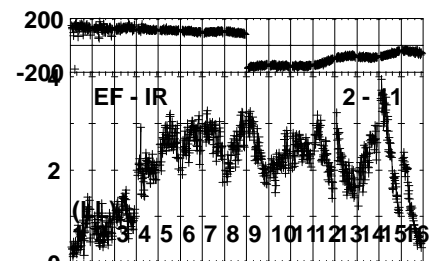
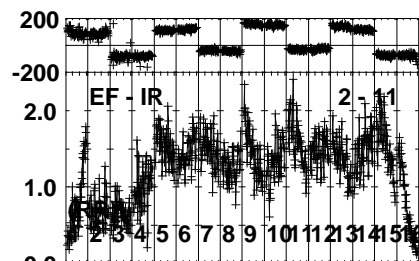
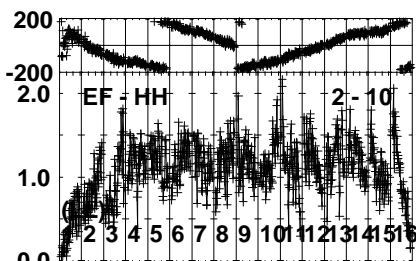
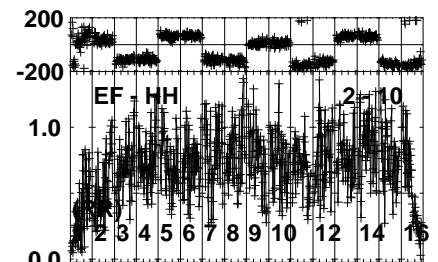
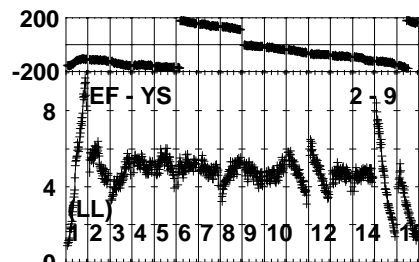
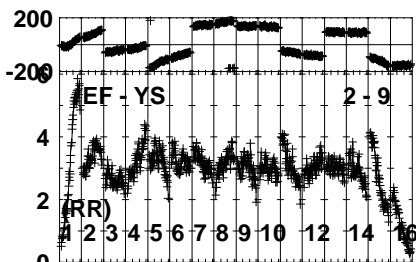
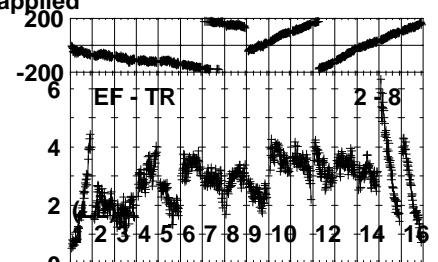
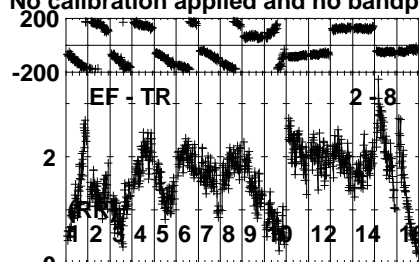
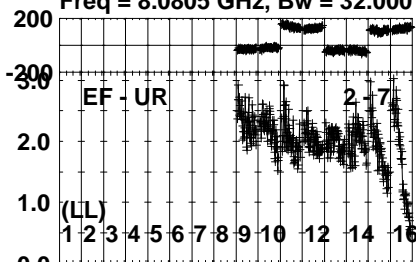
Lower frame: Milli Ampl Jy Top frame: Phas deg  
Vector averaged cross-power spectrum Several baselines displayed  
Timerange: 00/13:27:13 to 00/13:28:31

Plot file version 579 created 23-APR-2024 10:27:44

J2248+3718 EB107.UVDATA.1

Freq = 8.0805 GHz, Bw = 32.000 MH

No calibration applied and no bandpass applied

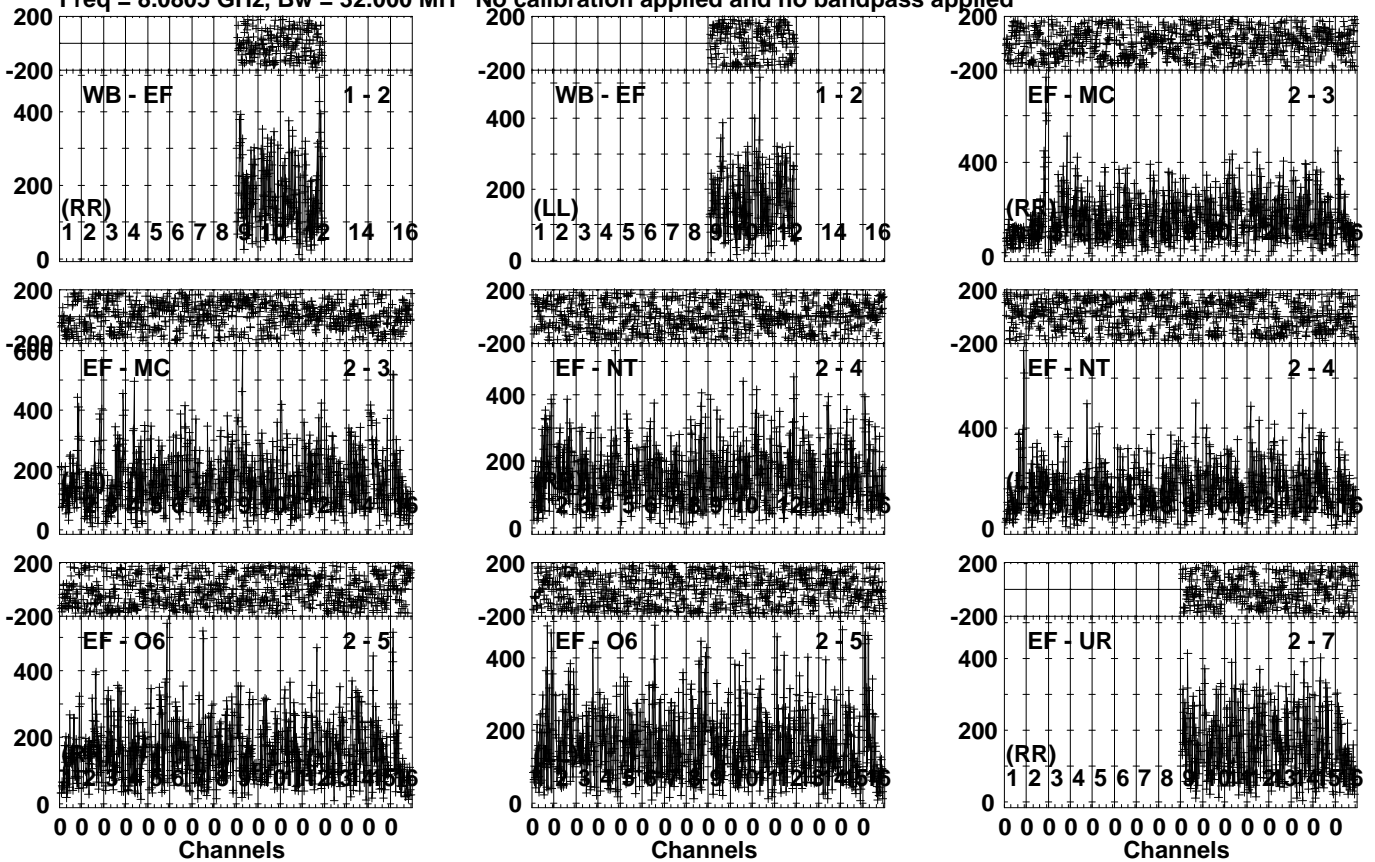


Lower frame: Milli Ampl Jy Top frame: Phas deg  
Vector averaged cross-power spectrum Several baselines displayed  
Timerange: 00/13:27:13 to 00/13:28:31

Plot file version 580 created 23-APR-2024 10:27:44

SN2014C EB107.UVDATA.1

Freq = 8.0805 GHz, Bw = 32.000 MH No calibration applied and no bandpass applied

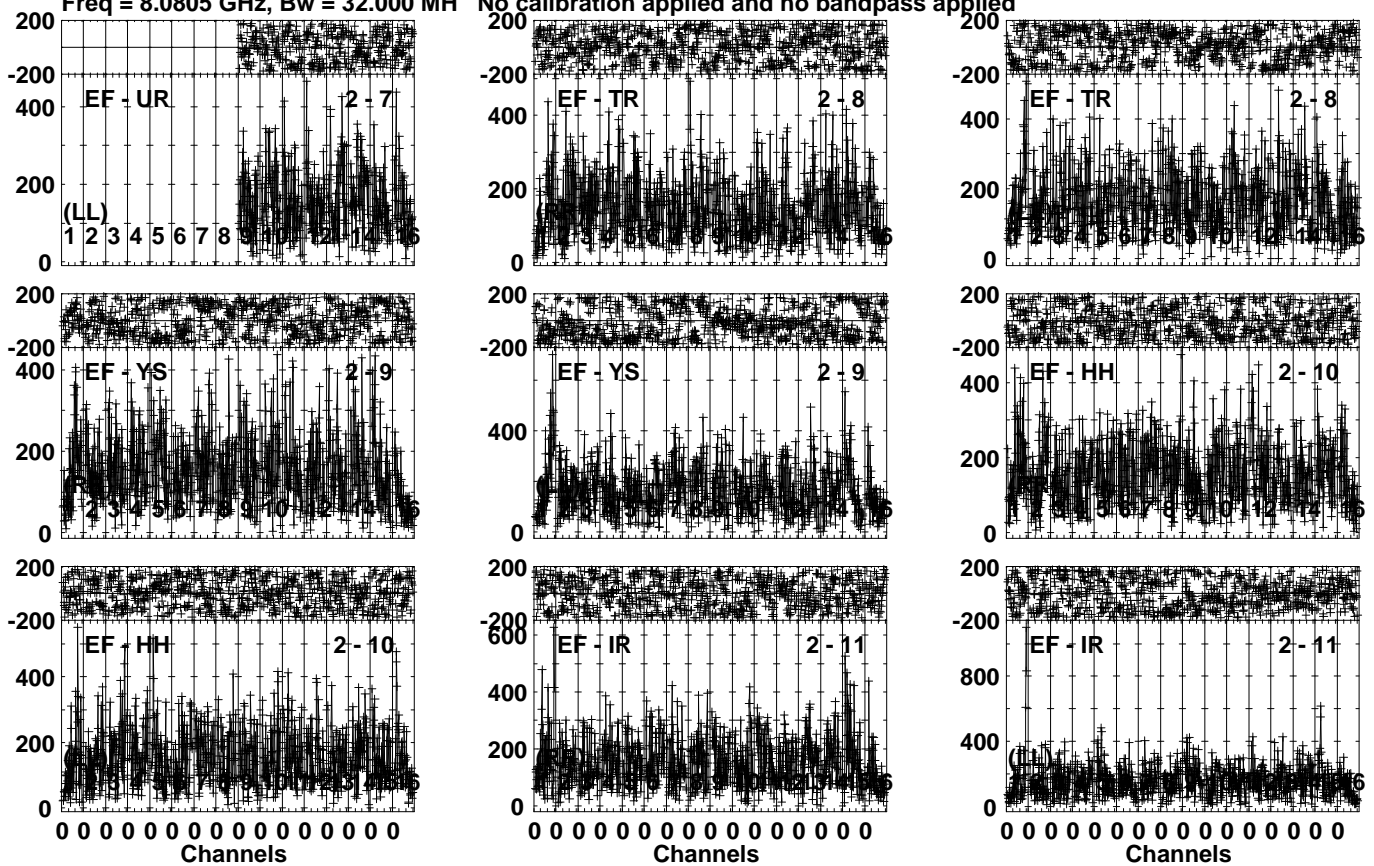


Lower frame: Micro Ampl Jy Top frame: Phas deg  
Vector averaged cross-power spectrum Several baselines displayed  
Timerange: 00/13:28:33 to 00/13:30:31

Plot file version 581 created 23-APR-2024 10:27:44

SN2014C EB107.UVDATA.1

Freq = 8.0805 GHz, Bw = 32.000 MH No calibration applied and no bandpass applied

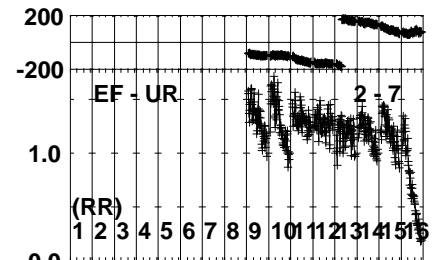
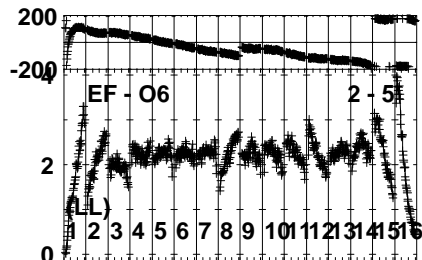
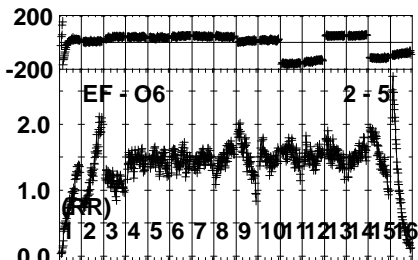
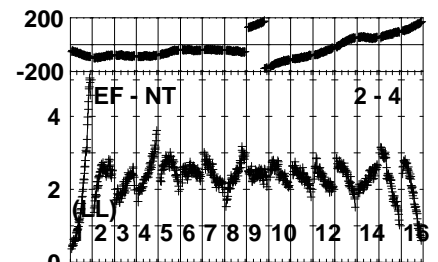
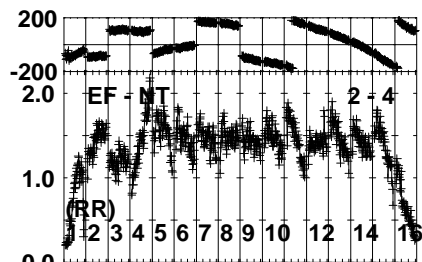
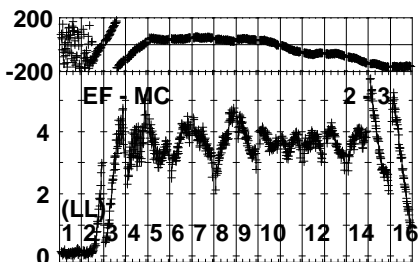
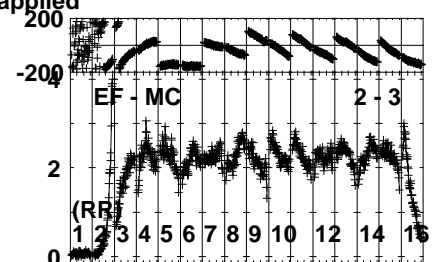
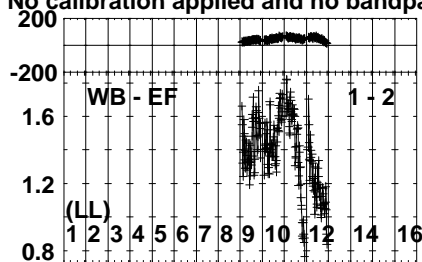
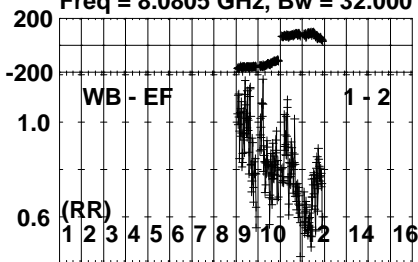


Lower frame: Micro Ampl Jy Top frame: Phas deg  
Vector averaged cross-power spectrum Several baselines displayed  
Timerange: 00/13:28:33 to 00/13:30:31

Plot file version 582 created 23-APR-2024 10:27:45

J2248+3718 EB107.UVDATA.1

Freq = 8.0805 GHz, Bw = 32.000 MH No calibration applied and no bandpass applied



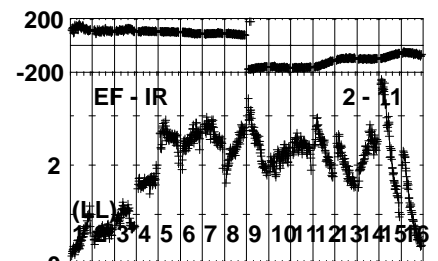
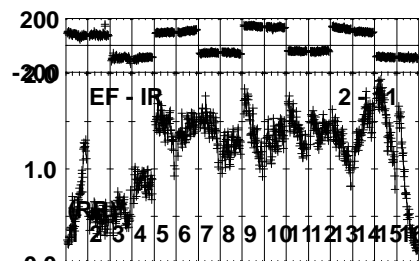
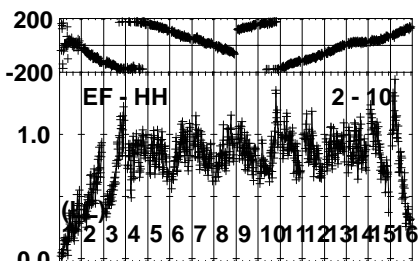
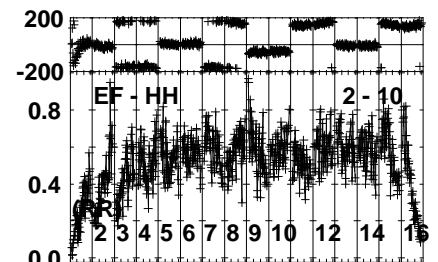
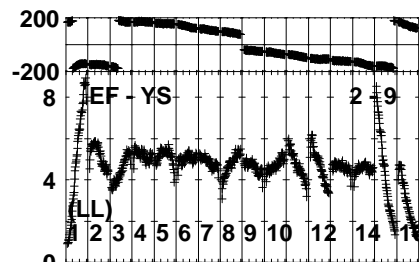
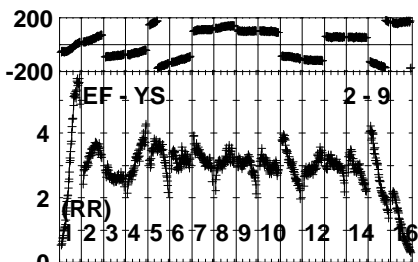
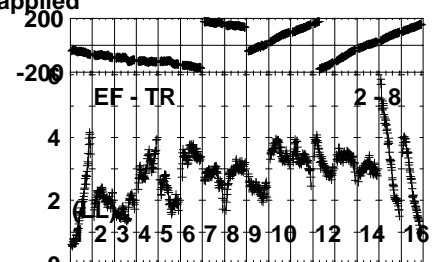
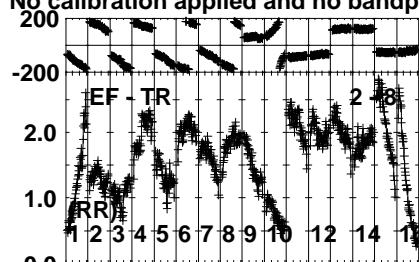
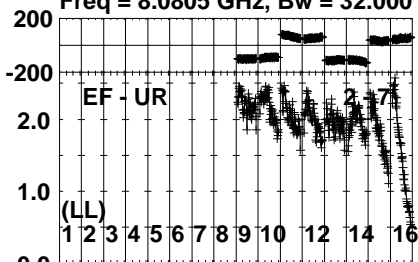
Lower frame: Milli Ampl Jy Top frame: Phas deg  
Vector averaged cross-power spectrum Several baselines displayed  
Timerange: 00/13:31:21 to 00/13:32:57

Plot file version 583 created 23-APR-2024 10:27:45

J2248+3718 EB107.UVDATA.1

Freq = 8.0805 GHz, Bw = 32.000 MH

No calibration applied and no bandpass applied

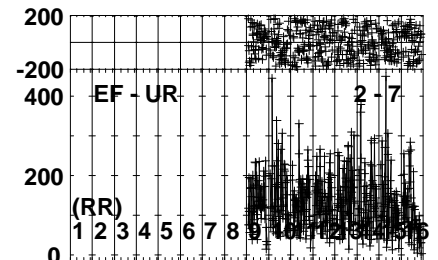
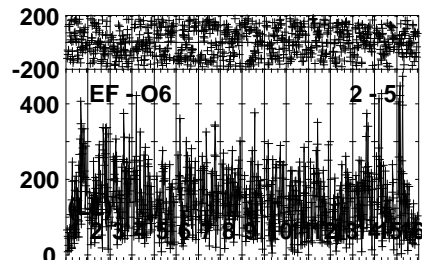
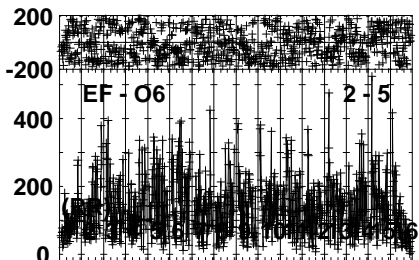
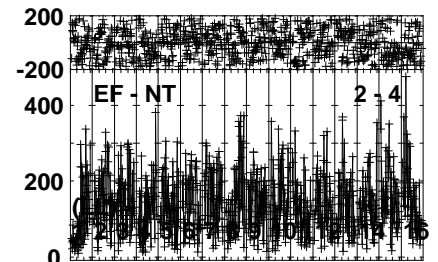
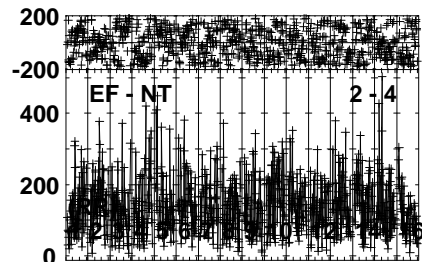
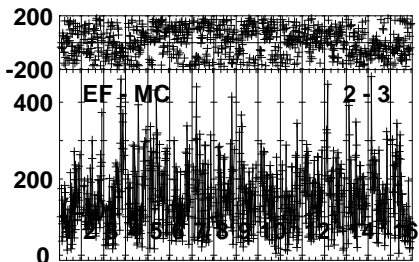
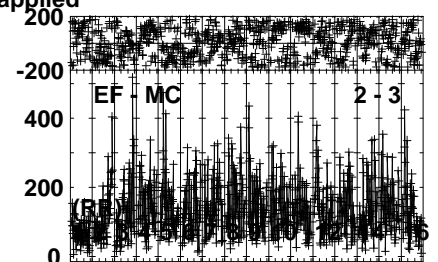
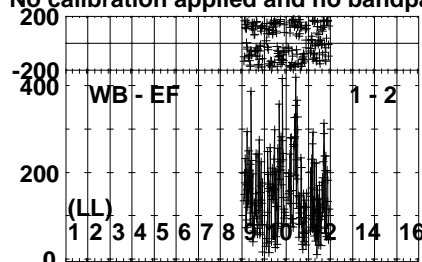
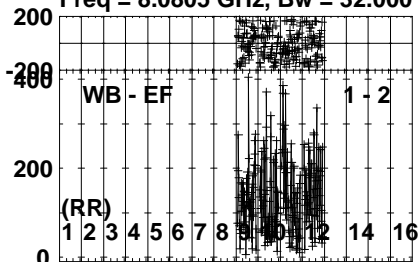


Lower frame: Milli Ampl Jy Top frame: Phas deg  
Vector averaged cross-power spectrum Several baselines displayed  
Timerange: 00/13:31:21 to 00/13:32:57

Plot file version 584 created 23-APR-2024 10:27:45

SN2014C EB107.UVDATA.1

Freq = 8.0805 GHz, Bw = 32.000 MH No calibration applied and no bandpass applied



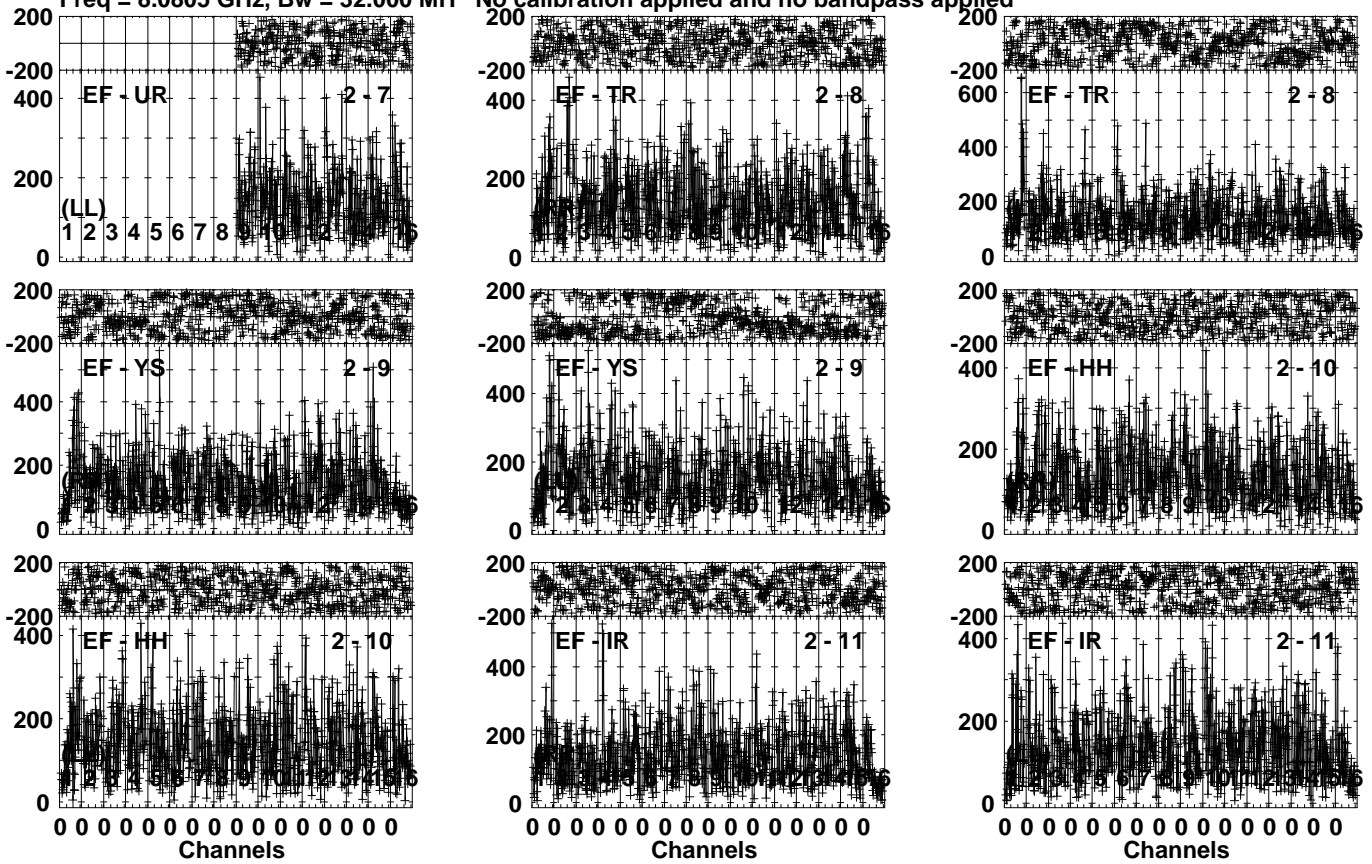
Lower frame: Micro Ampl Jy Top frame: Phas deg  
Vector averaged cross-power spectrum Several baselines displayed  
Timerange: 00/13:32:59 to 00/13:34:57



Plot file version 585 created 23-APR-2024 10:27:45

SN2014C EB107.UVDATA.1

Freq = 8.0805 GHz, Bw = 32.000 MH No calibration applied and no bandpass applied

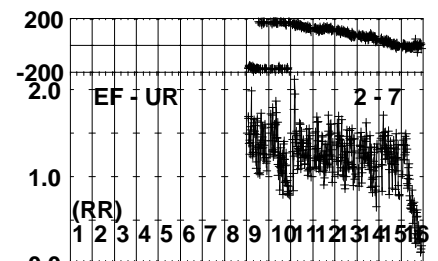
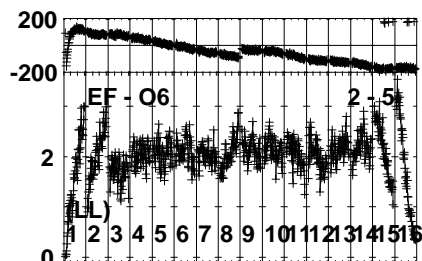
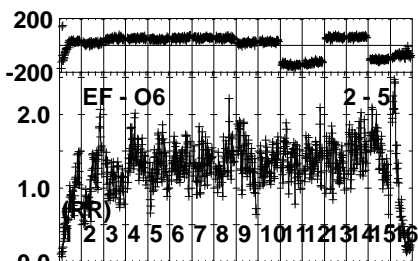
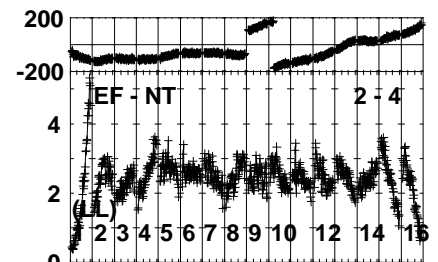
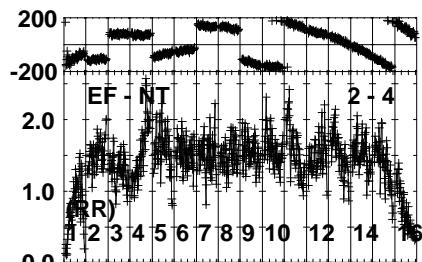
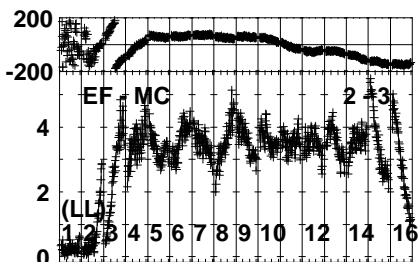
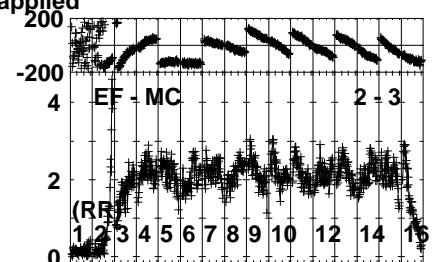
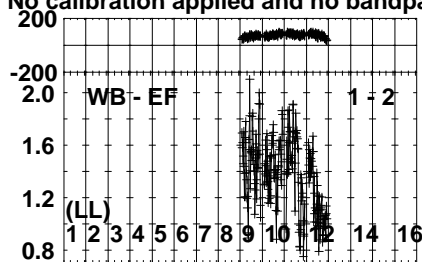
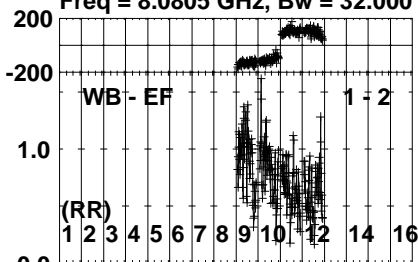


Lower frame: Micro Ampl Jy Top frame: Phas deg  
Vector averaged cross-power spectrum Several baselines displayed  
Timerange: 00/13:32:59 to 00/13:34:57

Plot file version 586 created 23-APR-2024 10:27:46

J2248+3718 EB107.UVDATA.1

Freq = 8.0805 GHz, Bw = 32.000 MH No calibration applied and no bandpass applied



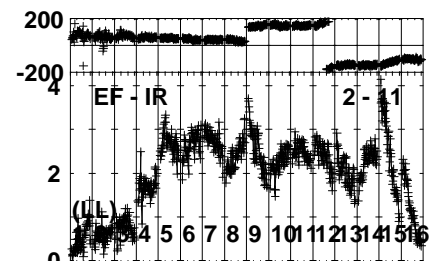
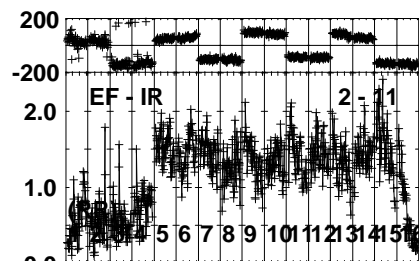
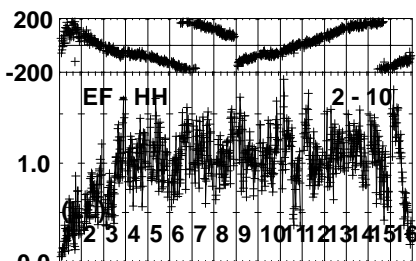
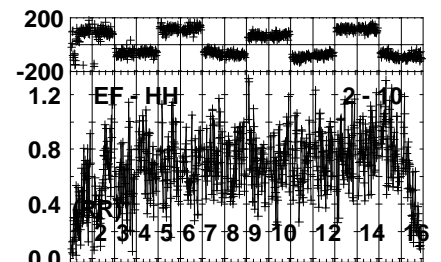
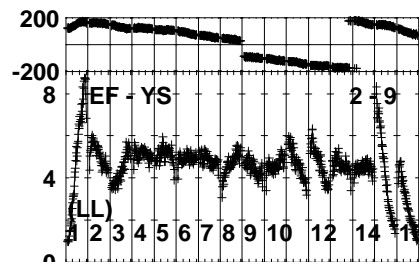
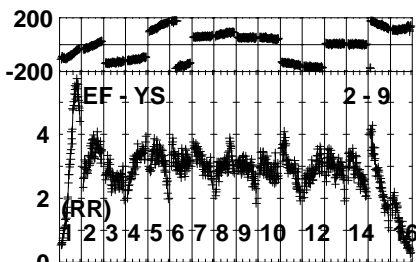
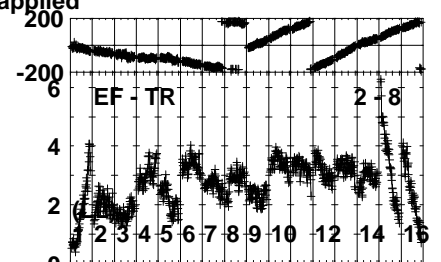
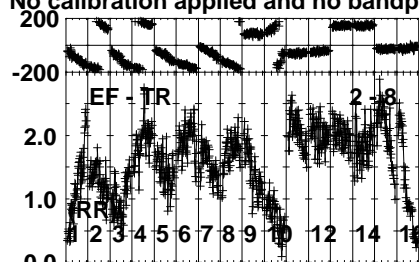
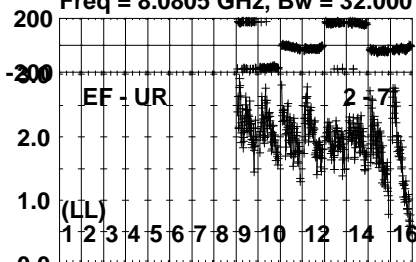
Lower frame: Milli Ampl Jy Top frame: Phas deg  
Vector averaged cross-power spectrum Several baselines displayed  
Timerange: 00/13:35:01 to 00/13:36:17

Plot file version 587 created 23-APR-2024 10:27:46

J2248+3718 EB107.UVDATA.1

Freq = 8.0805 GHz, Bw = 32.000 MH

No calibration applied and no bandpass applied

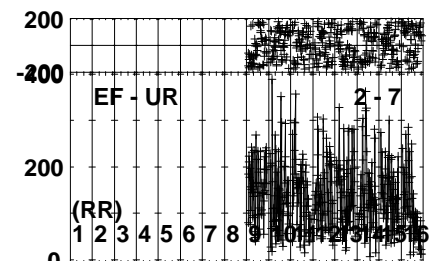
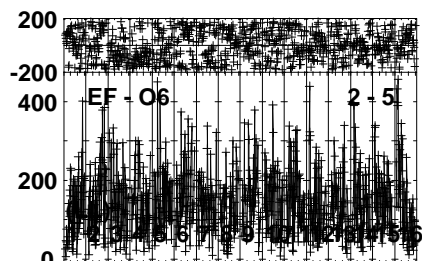
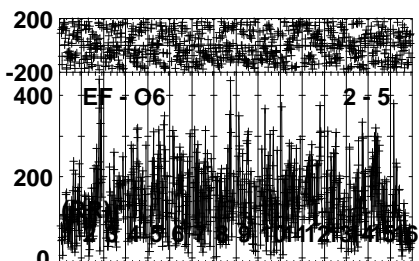
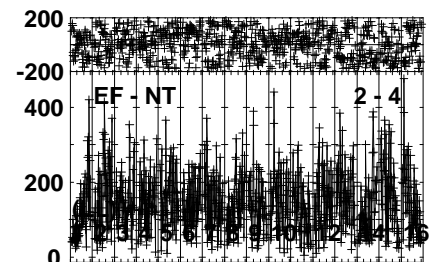
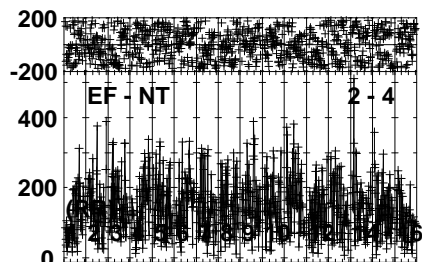
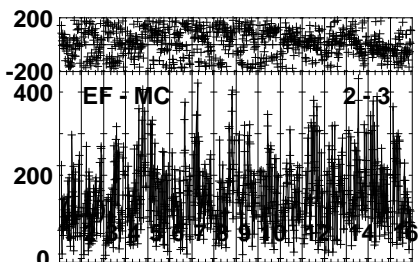
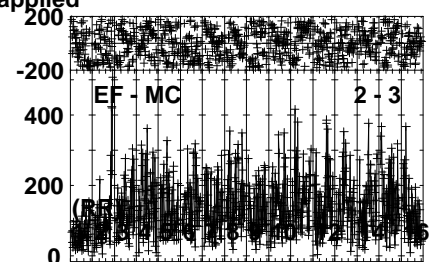
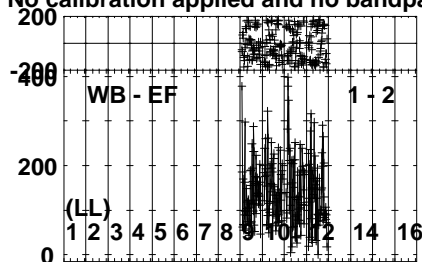
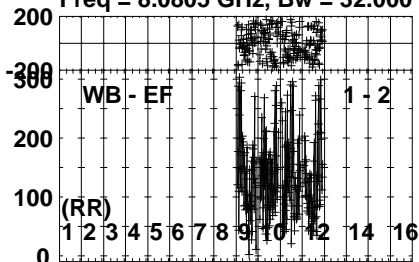


Lower frame: Milli Ampl Jy Top frame: Phas deg  
Vector averaged cross-power spectrum Several baselines displayed  
Timerange: 00/13:35:01 to 00/13:36:17

Plot file version 588 created 23-APR-2024 10:27:46

SN2014C EB107.UVDATA.1

Freq = 8.0805 GHz, Bw = 32.000 MH No calibration applied and no bandpass applied

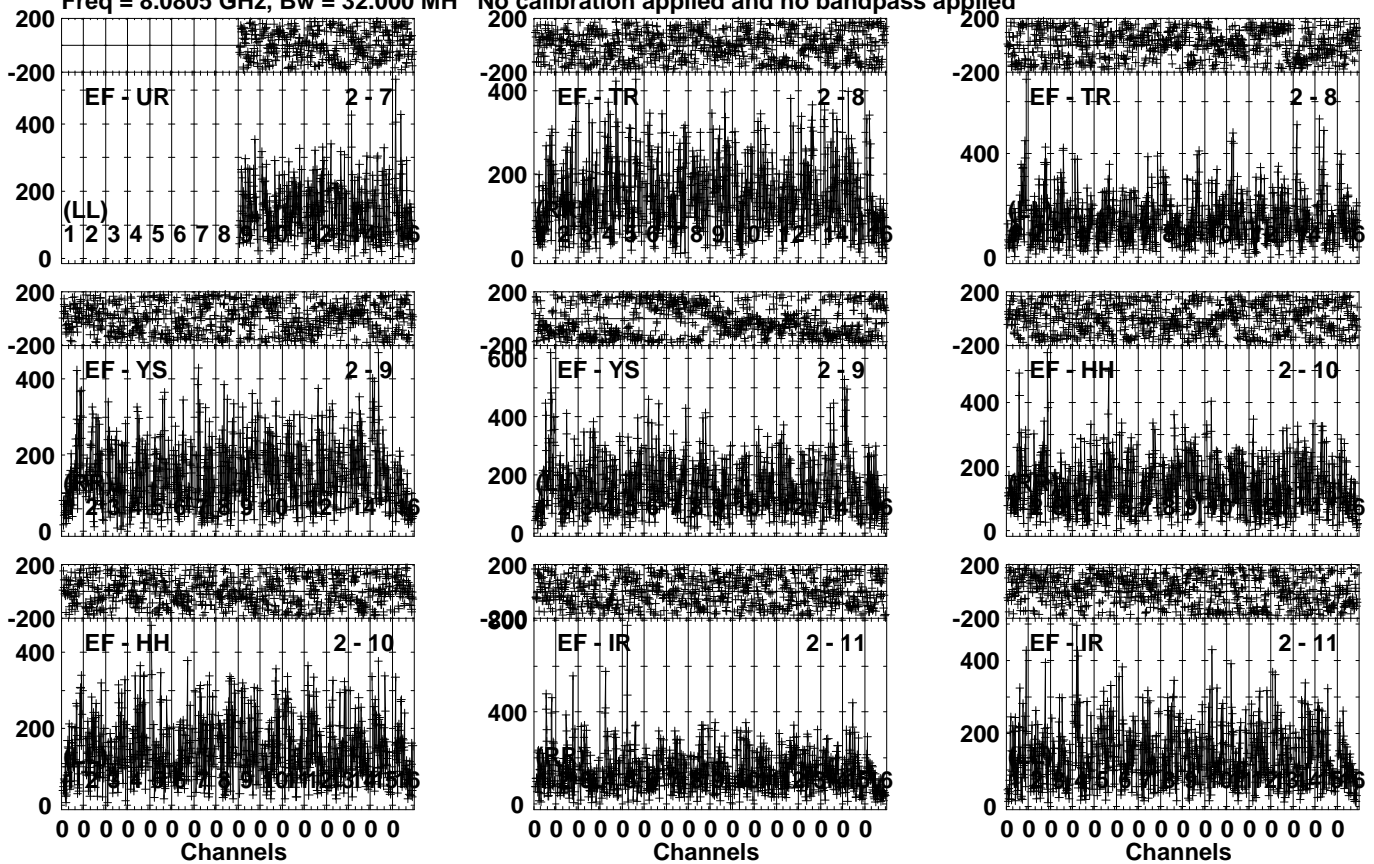


Lower frame: Micro Ampl Jy Top frame: Phas deg  
Vector averaged cross-power spectrum Several baselines displayed  
Timerange: 00/13:36:21 to 00/13:38:17

Plot file version 589 created 23-APR-2024 10:27:46

SN2014C EB107.UVDATA.1

Freq = 8.0805 GHz, Bw = 32.000 MH No calibration applied and no bandpass applied

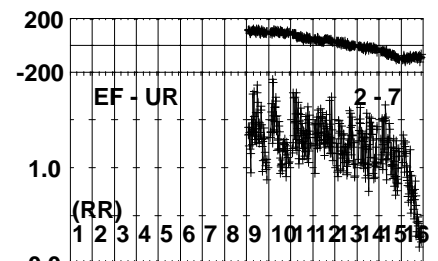
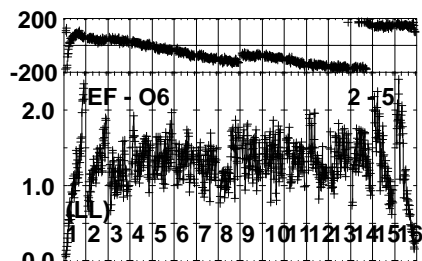
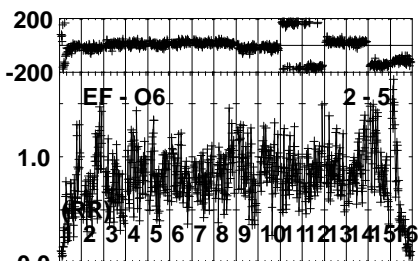
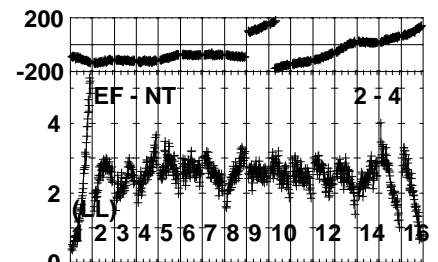
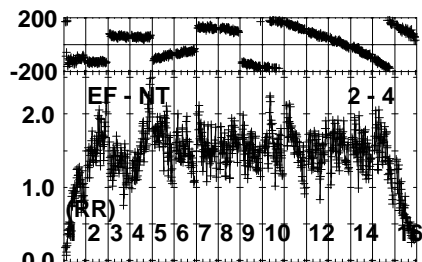
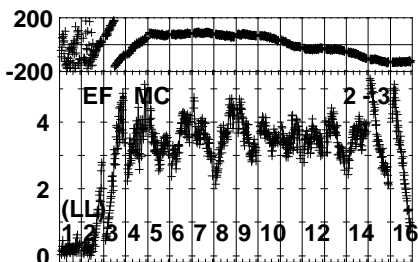
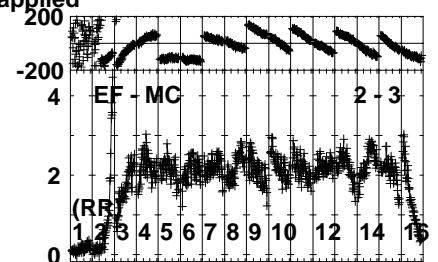
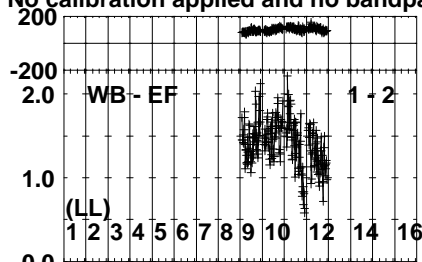
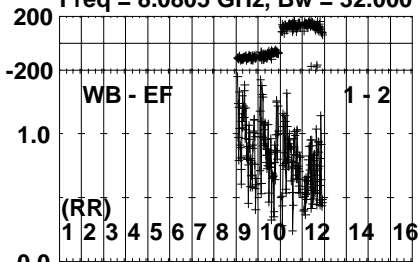


Lower frame: Micro Ampl Jy Top frame: Phas deg  
Vector averaged cross-power spectrum Several baselines displayed  
Timerange: 00/13:36:21 to 00/13:38:17

Plot file version 590 created 23-APR-2024 10:27:47

J2248+3718 EB107.UVDATA.1

Freq = 8.0805 GHz, Bw = 32.000 MH No calibration applied and no bandpass applied

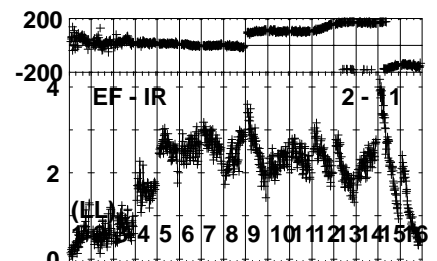
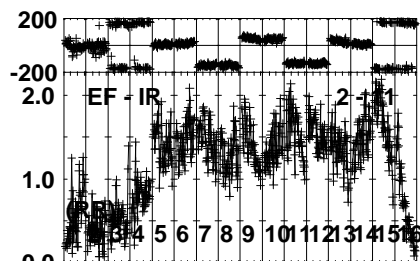
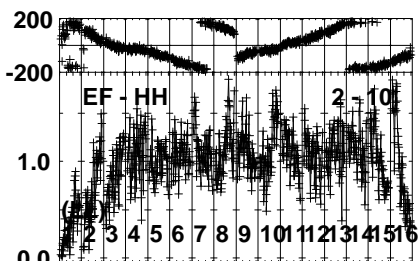
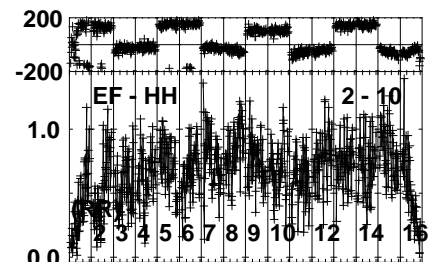
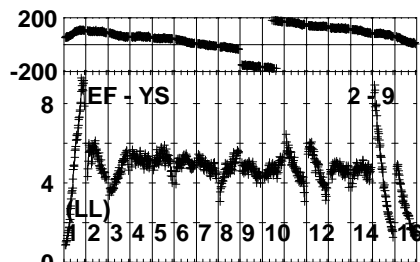
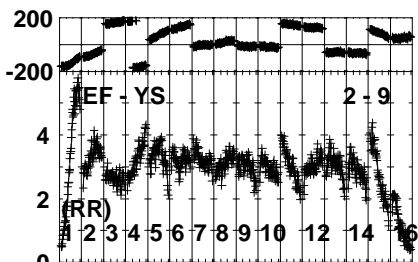
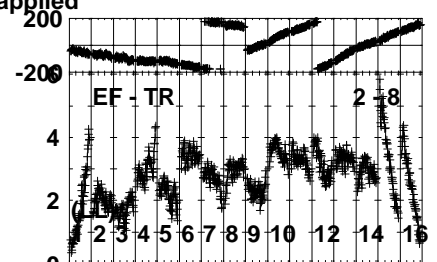
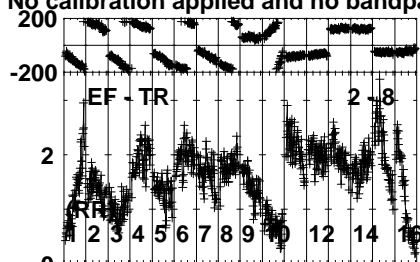
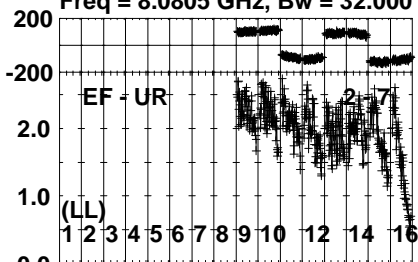


Lower frame: Milli Ampl Jy Top frame: Phas deg  
Vector averaged cross-power spectrum Several baselines displayed  
Timerange: 00/13:38:19 to 00/13:39:37

Plot file version 591 created 23-APR-2024 10:27:47

J2248+3718 EB107.UVDATA.1

Freq = 8.0805 GHz, Bw = 32.000 MH No calibration applied and no bandpass applied

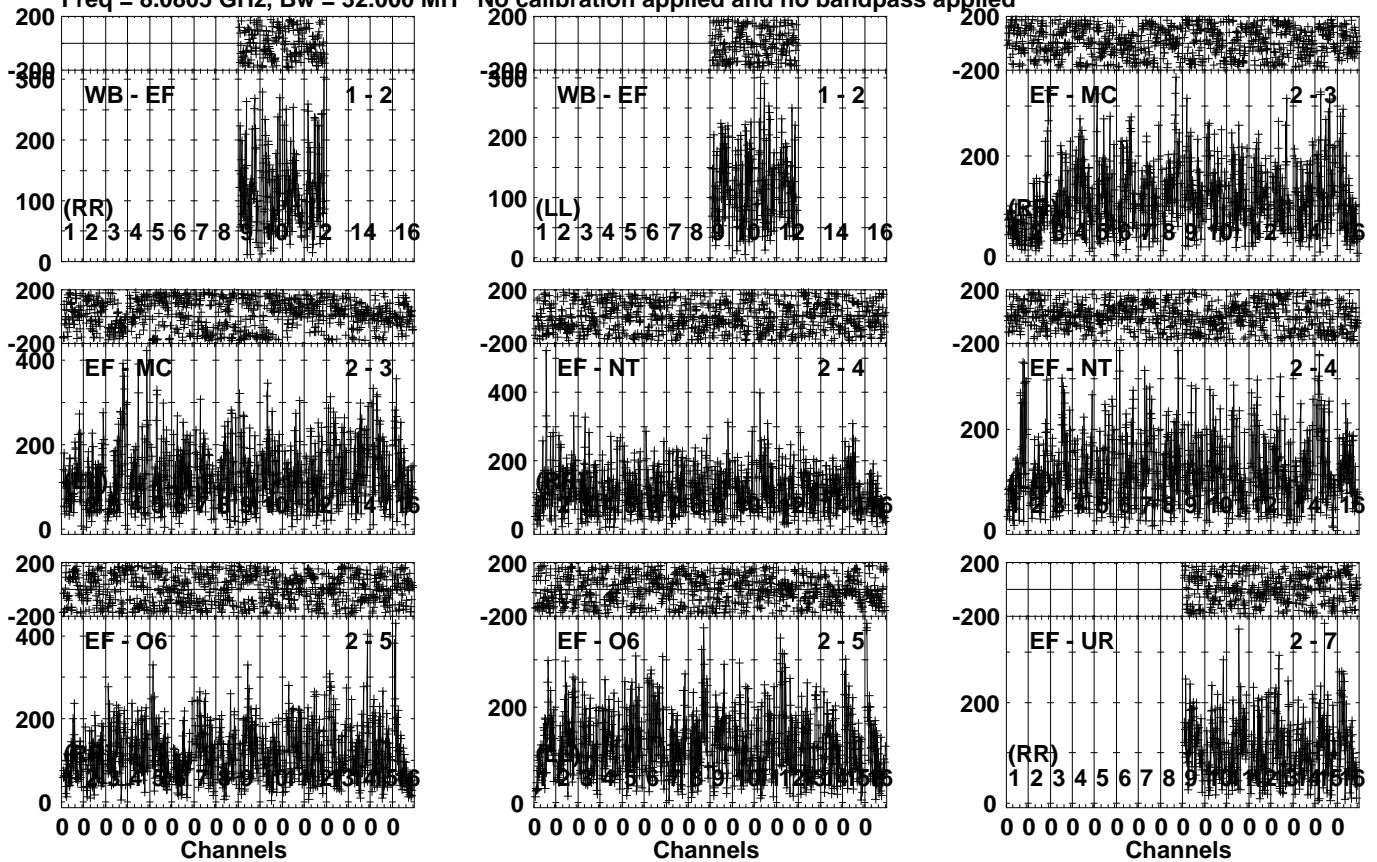


Lower frame: Milli Ampl Jy Top frame: Phas deg  
Vector averaged cross-power spectrum Several baselines displayed  
Timerange: 00/13:38:19 to 00/13:39:37

Plot file version 592 created 23-APR-2024 10:27:47

SN2014C EB107.UVDATA.1

Freq = 8.0805 GHz, Bw = 32.000 MH No calibration applied and no bandpass applied



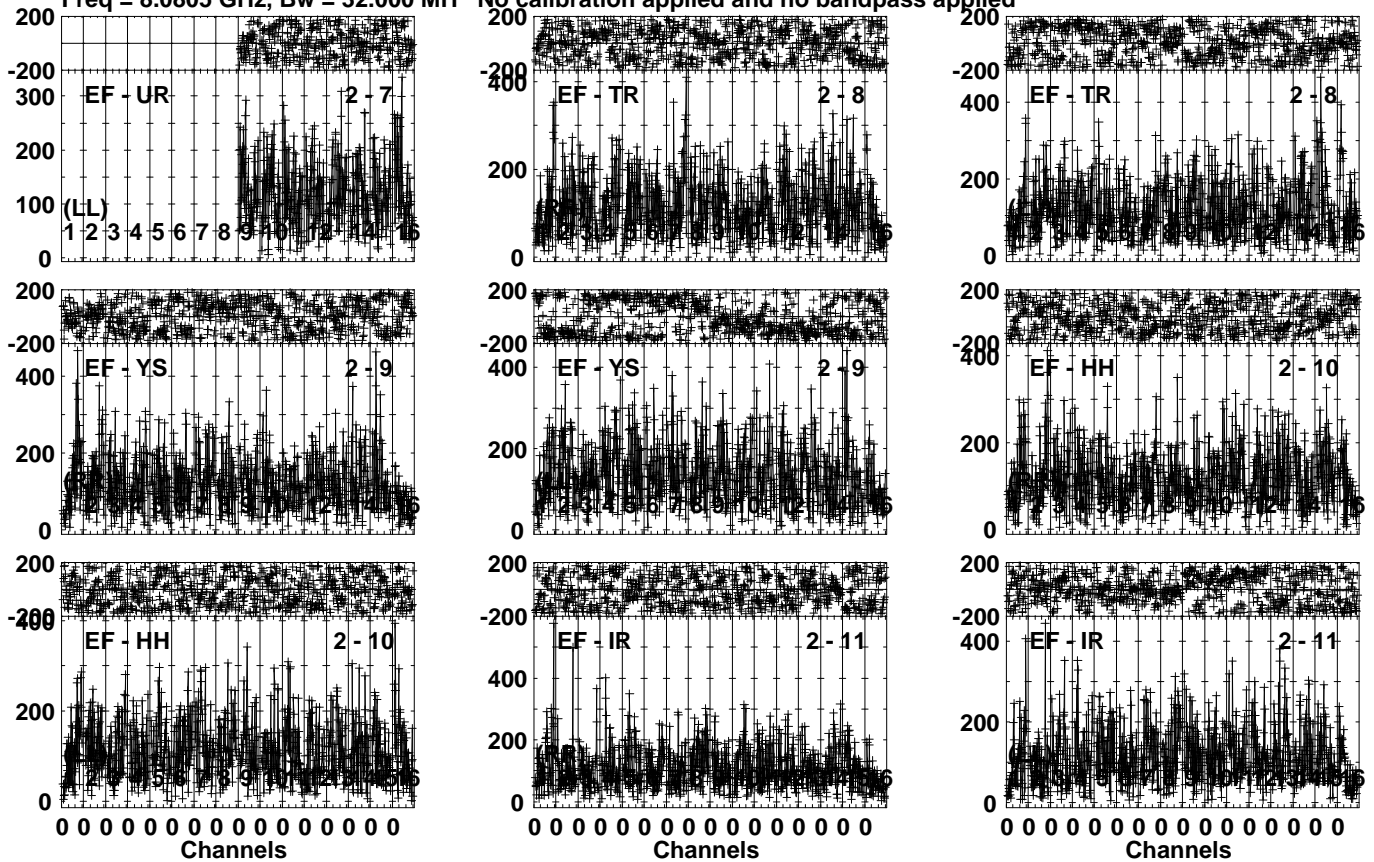
Lower frame: Micro Ampl Jy Top frame: Phas deg  
Vector averaged cross-power spectrum Several baselines displayed  
Timerange: 00/13:40:27 to 00/13:42:03



Plot file version 593 created 23-APR-2024 10:27:47

SN2014C EB107.UVDATA.1

Freq = 8.0805 GHz, Bw = 32.000 MH No calibration applied and no bandpass applied

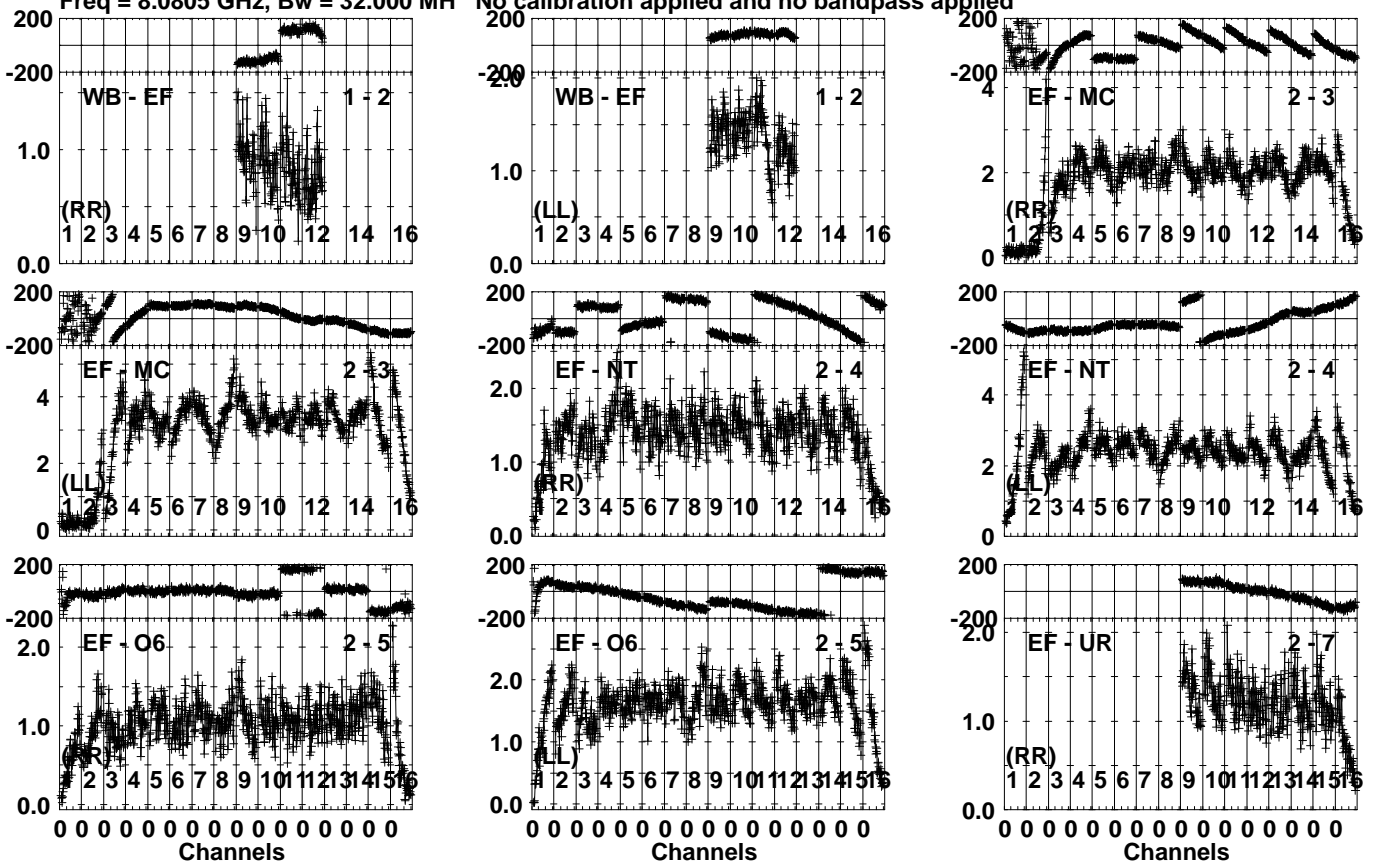


Lower frame: Micro Ampl Jy Top frame: Phas deg  
Vector averaged cross-power spectrum Several baselines displayed  
Timerange: 00/13:40:27 to 00/13:42:03

Plot file version 594 created 23-APR-2024 10:27:47

J2248+3718 EB107.UVDATA.1

Freq = 8.0805 GHz, Bw = 32.000 MH No calibration applied and no bandpass applied

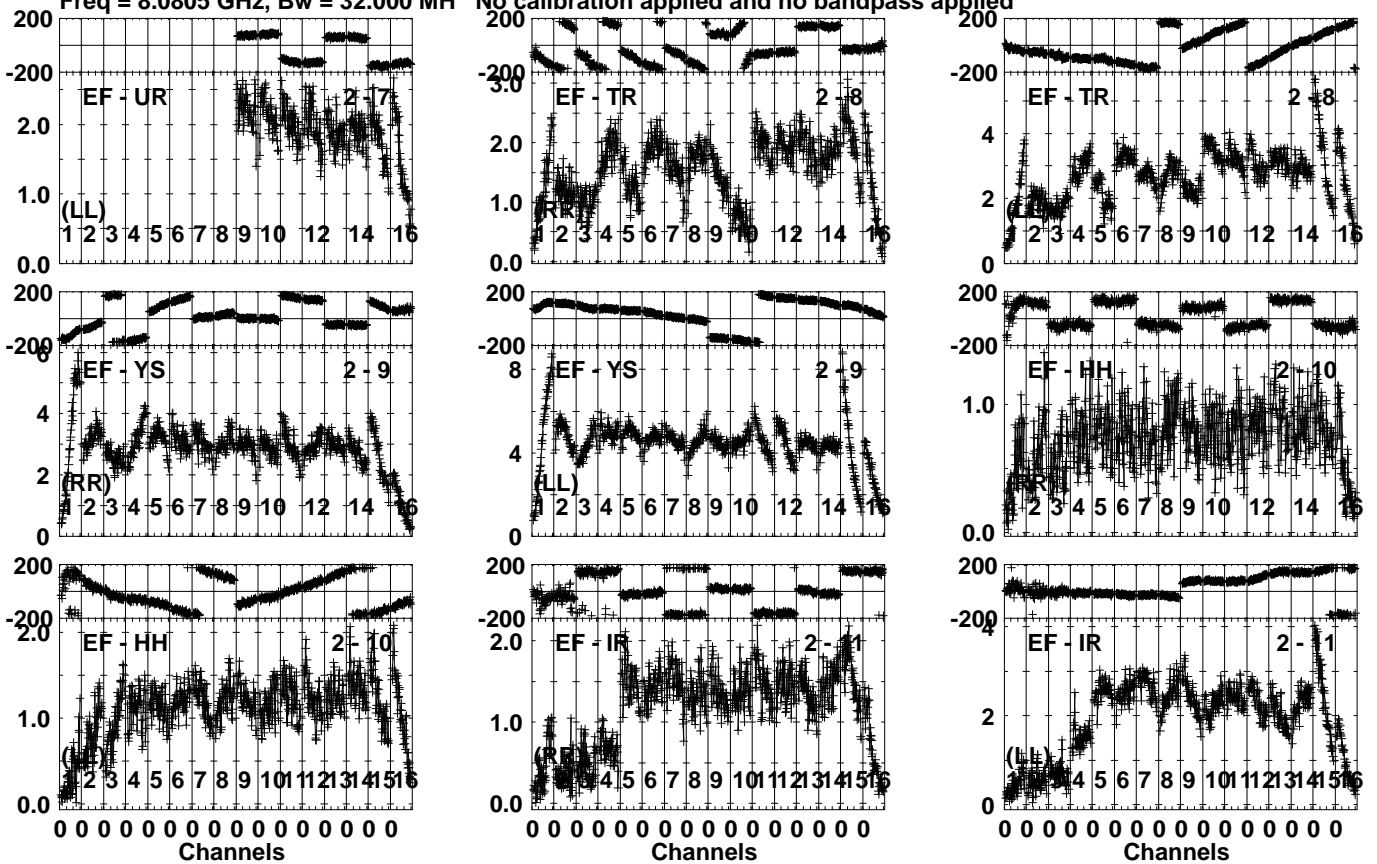


Lower frame: Milli Ampl Jy Top frame: Phas deg  
Vector averaged cross-power spectrum Several baselines displayed  
Timerange: 00/13:42:07 to 00/13:43:23

Plot file version 595 created 23-APR-2024 10:27:48

J2248+3718 EB107.UVDATA.1

Freq = 8.0805 GHz, Bw = 32.000 MH No calibration applied and no bandpass applied

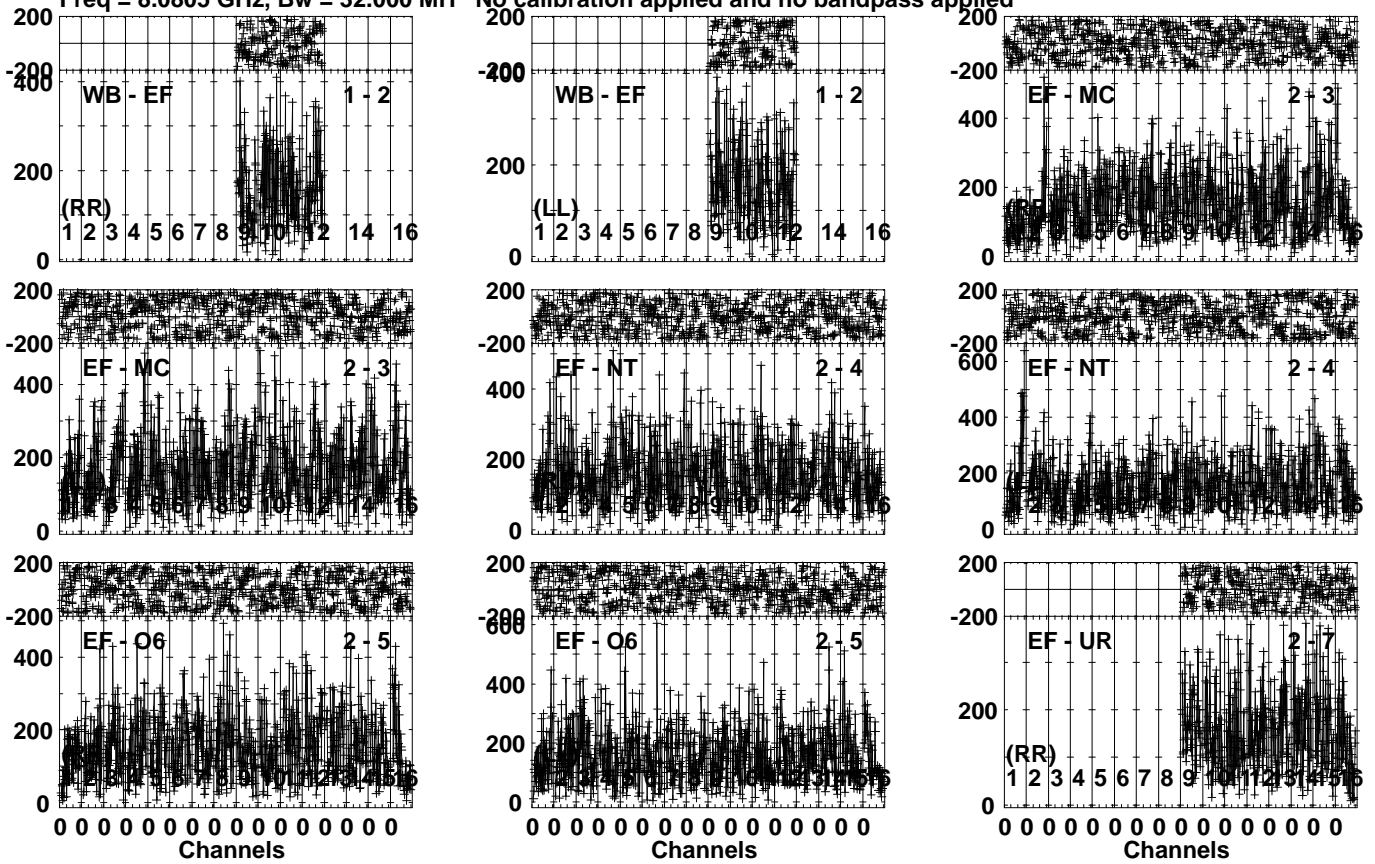


Lower frame: Milli Ampl Jy Top frame: Phas deg  
Vector averaged cross-power spectrum Several baselines displayed  
Timerange: 00/13:42:07 to 00/13:43:23

Plot file version 596 created 23-APR-2024 10:27:48

SN2014C EB107.UVDATA.1

Freq = 8.0805 GHz, Bw = 32.000 MH No calibration applied and no bandpass applied

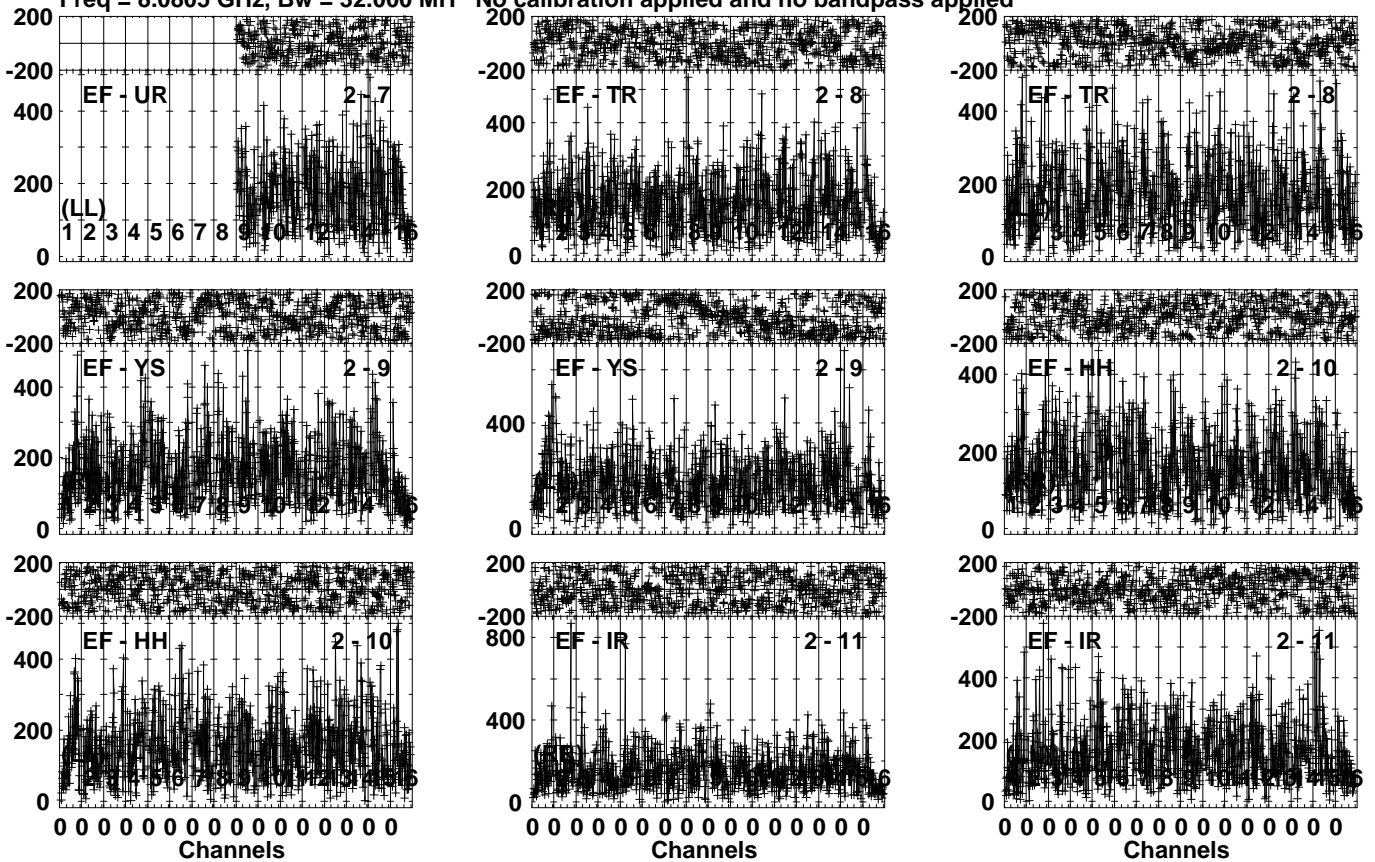


Lower frame: Micro Ampl Jy Top frame: Phas deg  
Vector averaged cross-power spectrum Several baselines displayed  
Timerange: 00/13:43:27 to 00/13:45:23

Plot file version 597 created 23-APR-2024 10:27:48

SN2014C EB107.UVDATA.1

Freq = 8.0805 GHz, Bw = 32.000 MH No calibration applied and no bandpass applied

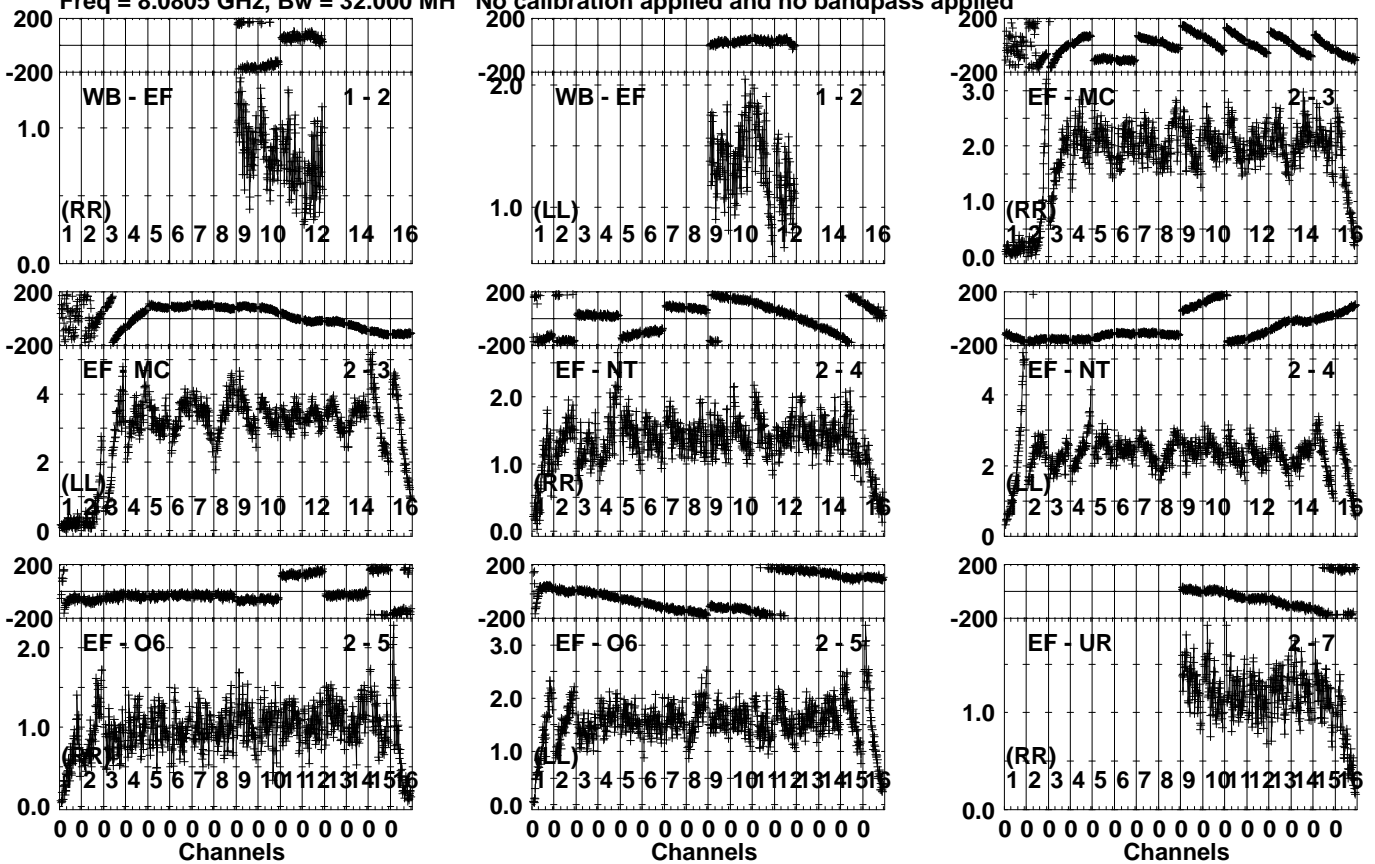


Lower frame: Micro Ampl Jy Top frame: Phas deg  
Vector averaged cross-power spectrum Several baselines displayed  
Timerange: 00/13:43:27 to 00/13:45:23

Plot file version 598 created 23-APR-2024 10:27:48

J2248+3718 EB107.UVDATA.1

Freq = 8.0805 GHz, Bw = 32.000 MH No calibration applied and no bandpass applied



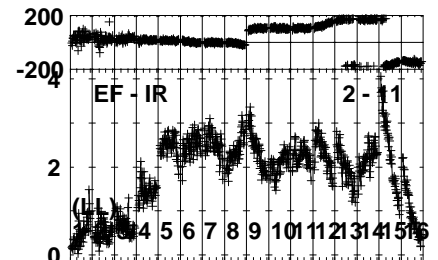
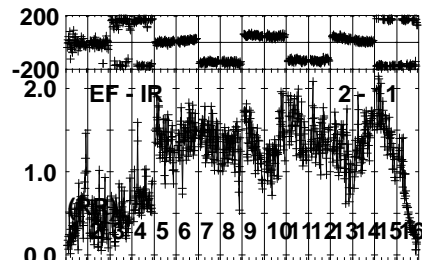
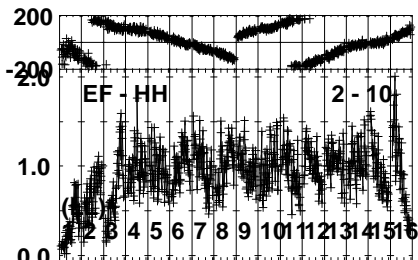
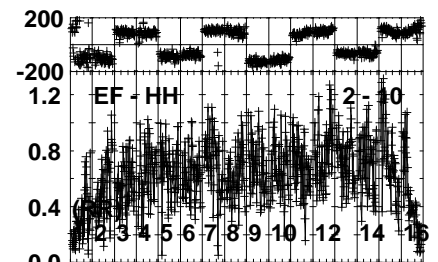
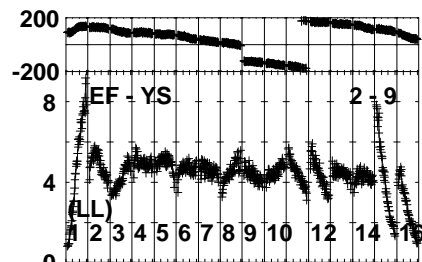
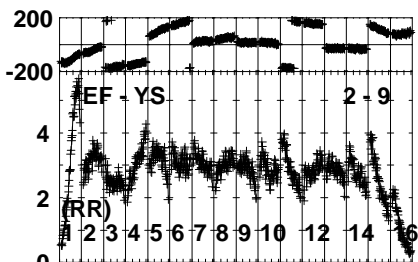
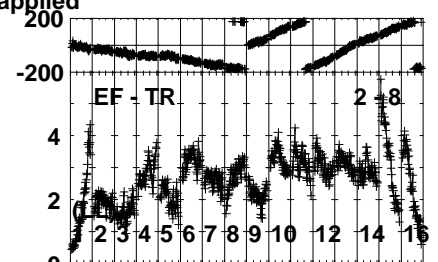
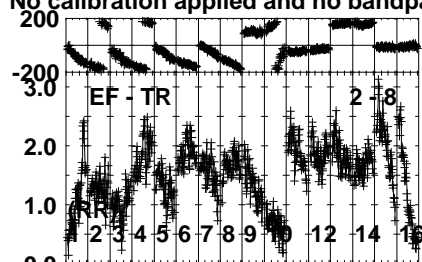
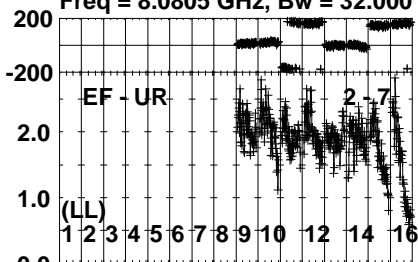
Lower frame: Milli Ampl Jy Top frame: Phas deg  
Vector averaged cross-power spectrum Several baselines displayed  
Timerange: 00/13:45:25 to 00/13:46:43

Plot file version 599 created 23-APR-2024 10:27:49

J2248+3718 EB107.UVDATA.1

Freq = 8.0805 GHz, Bw = 32.000 MH

No calibration applied and no bandpass applied

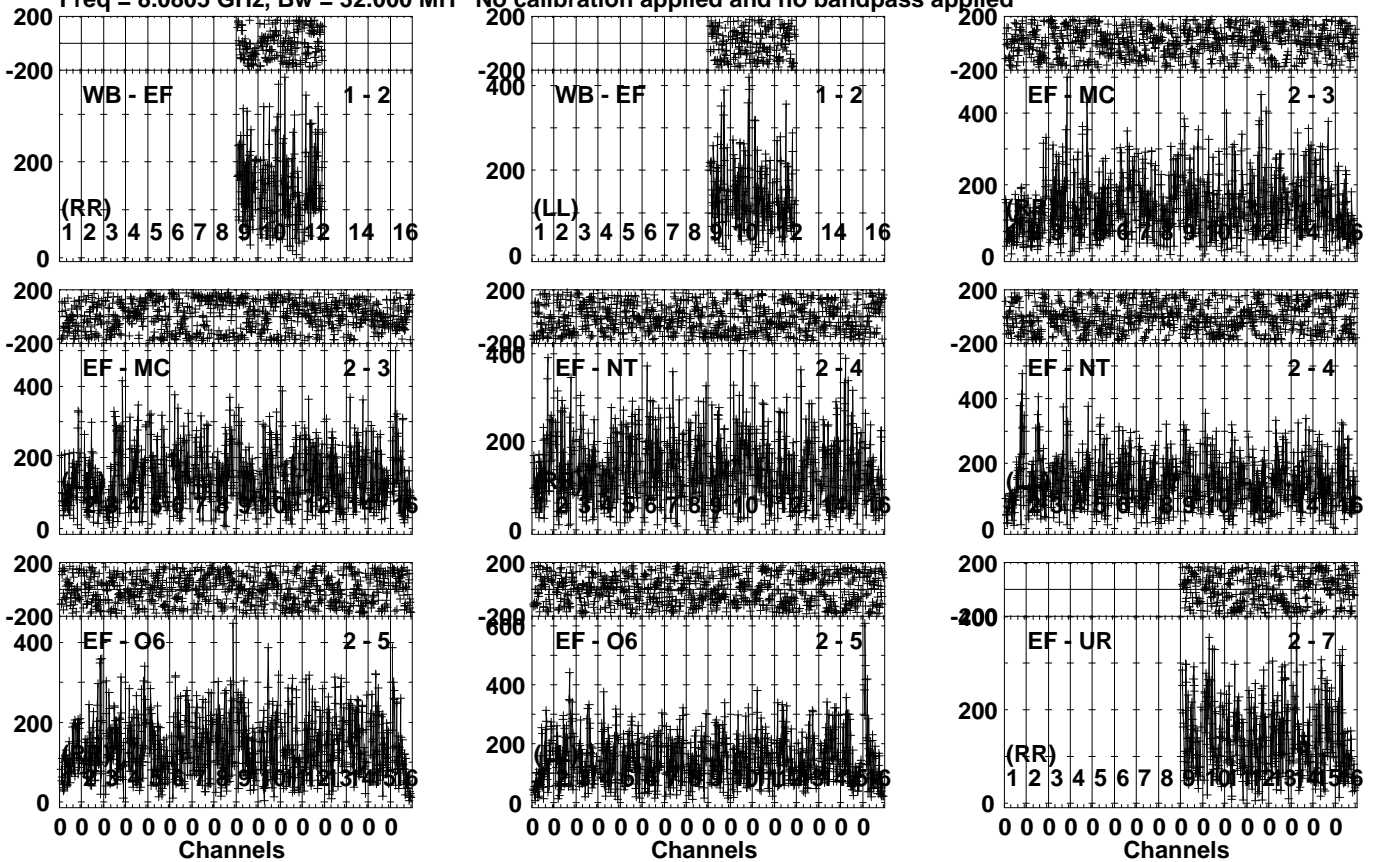


Lower frame: Milli Ampl Jy Top frame: Phas deg  
Vector averaged cross-power spectrum Several baselines displayed  
Timerange: 00/13:45:25 to 00/13:46:43

Plot file version 600 created 23-APR-2024 10:27:49

SN2014C EB107.UVDATA.1

Freq = 8.0805 GHz, Bw = 32.000 MH No calibration applied and no bandpass applied



Lower frame: Micro Ampl Jy Top frame: Phas deg  
Vector averaged cross-power spectrum Several baselines displayed  
Timerange: 00/13:46:45 to 00/13:48:43

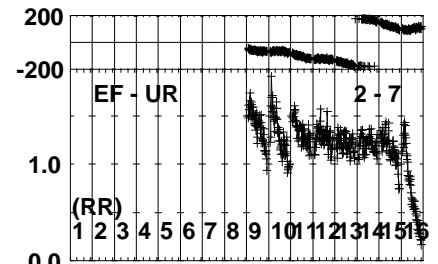
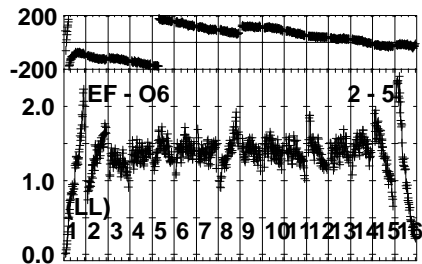
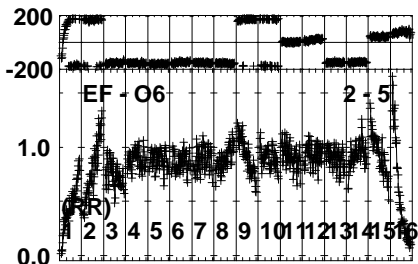
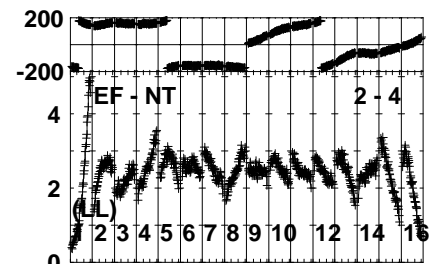
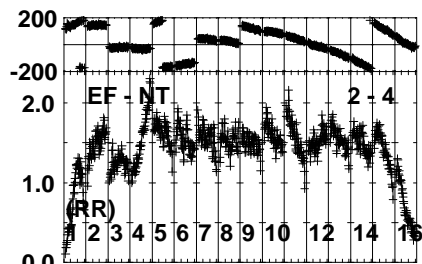
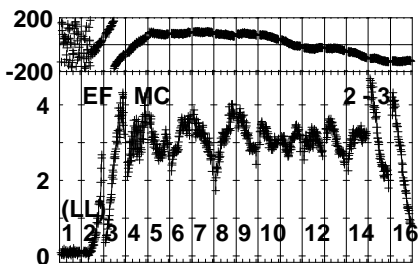
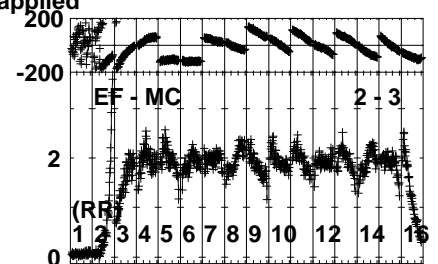
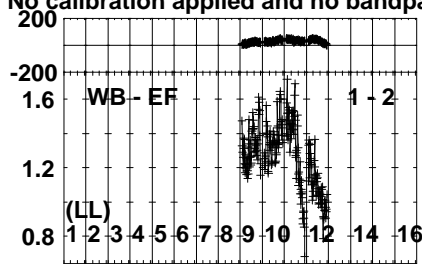
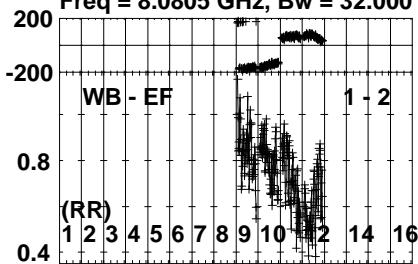




Plot file version 602 created 23-APR-2024 10:27:49

J2248+3718 EB107.UVDATA.1

Freq = 8.0805 GHz, Bw = 32.000 MH No calibration applied and no bandpass applied



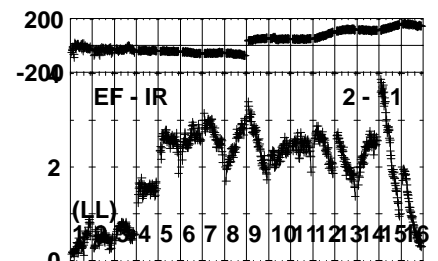
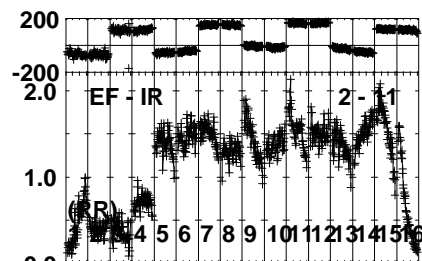
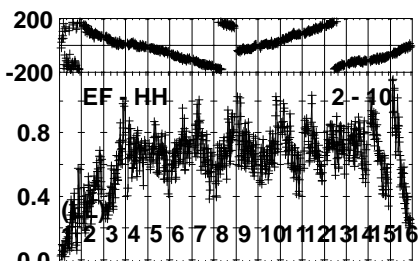
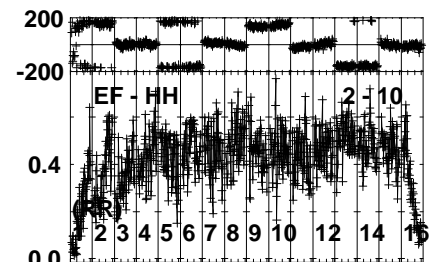
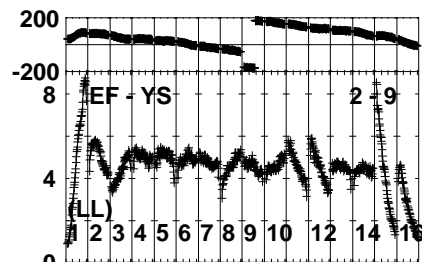
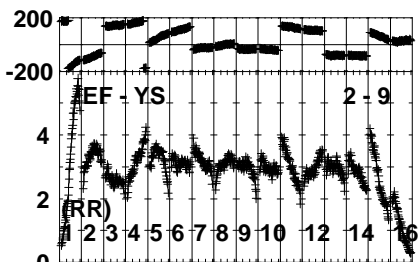
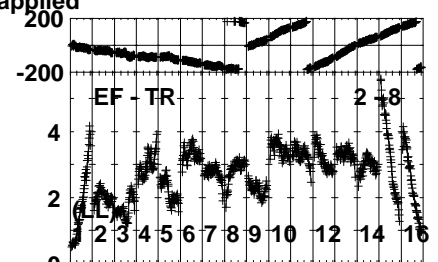
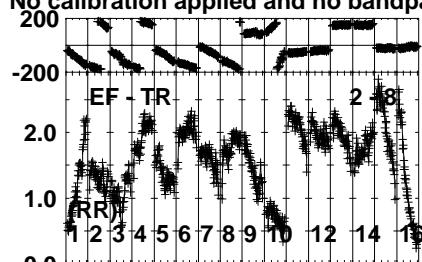
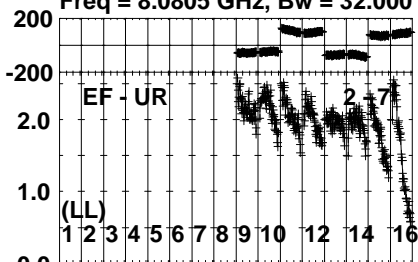
Lower frame: Milli Ampl Jy Top frame: Phas deg  
Vector averaged cross-power spectrum Several baselines displayed  
Timerange: 00/13:49:33 to 00/13:51:09

Plot file version 603 created 23-APR-2024 10:27:49

J2248+3718 EB107.UVDATA.1

Freq = 8.0805 GHz, Bw = 32.000 MH

No calibration applied and no bandpass applied

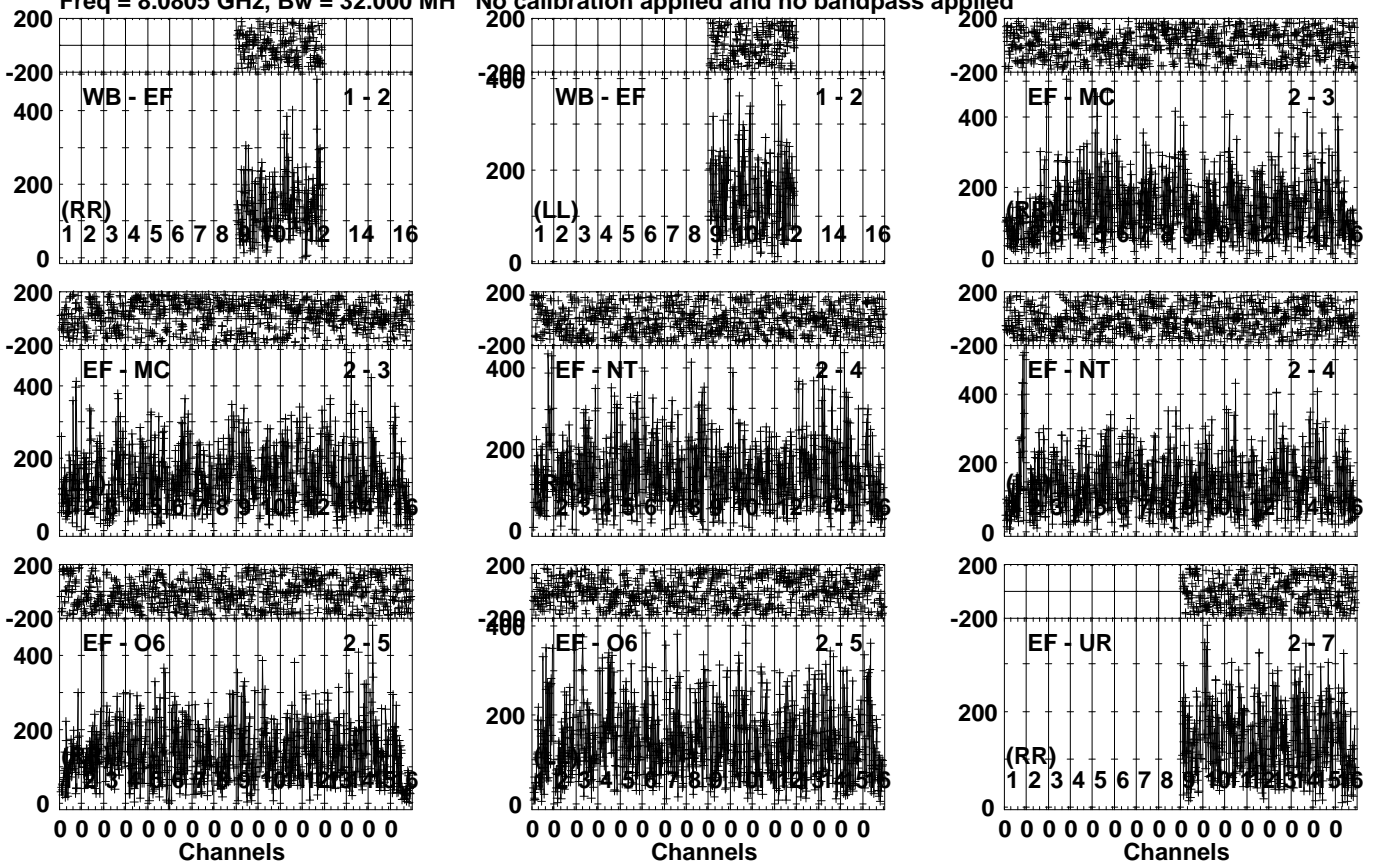


Lower frame: Milli Ampl Jy Top frame: Phas deg  
Vector averaged cross-power spectrum Several baselines displayed  
Timerange: 00/13:49:33 to 00/13:51:09

Plot file version 604 created 23-APR-2024 10:27:50

SN2014C EB107.UVDATA.1

Freq = 8.0805 GHz, Bw = 32.000 MH No calibration applied and no bandpass applied

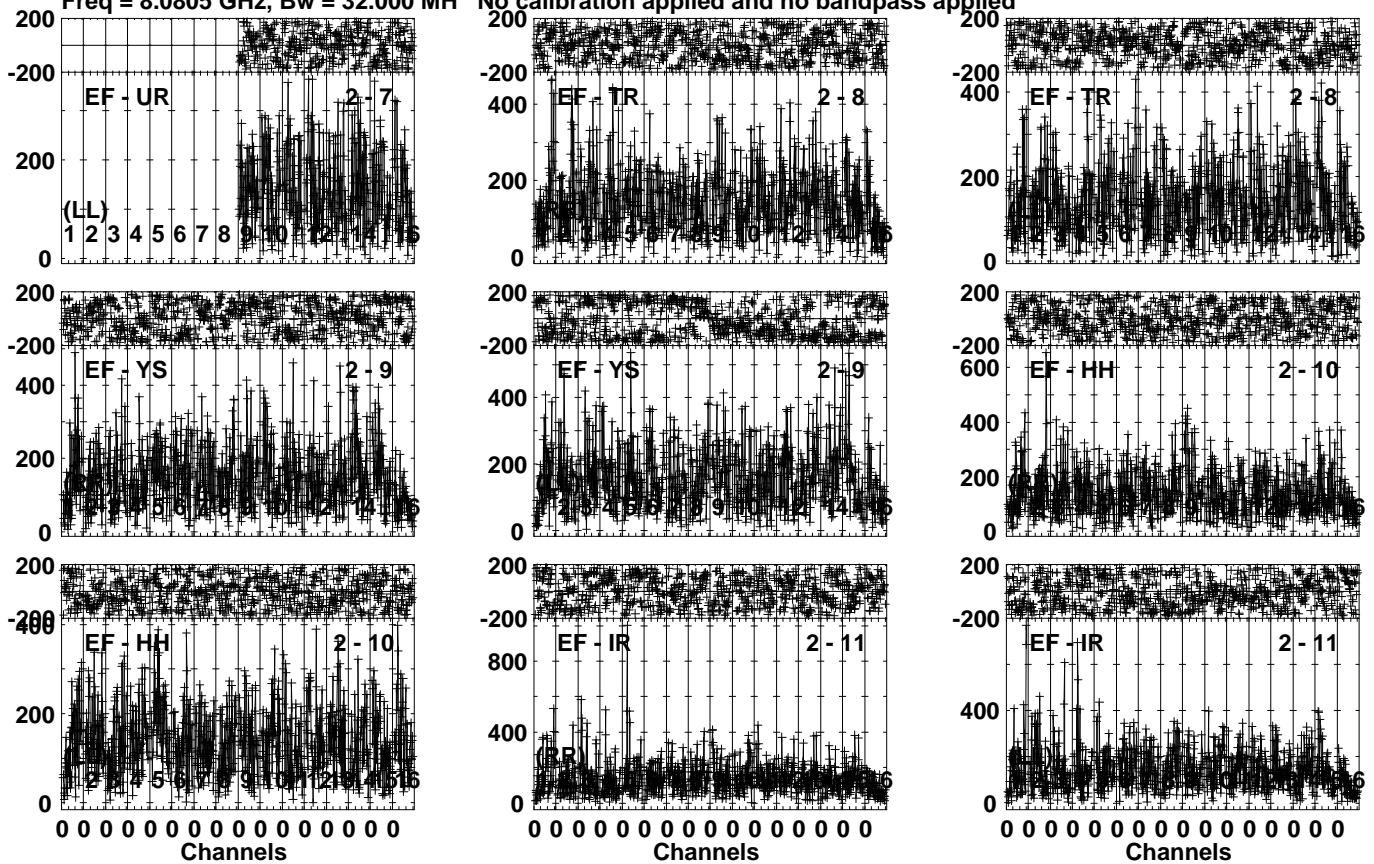


Lower frame: Micro Ampl Jy Top frame: Phas deg  
Vector averaged cross-power spectrum Several baselines displayed  
Timerange: 00/13:51:11 to 00/13:53:09

Plot file version 605 created 23-APR-2024 10:27:50

SN2014C EB107.UVDATA.1

Freq = 8.0805 GHz, Bw = 32.000 MH No calibration applied and no bandpass applied

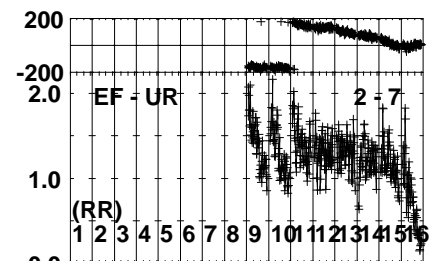
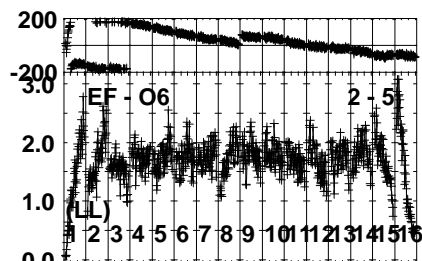
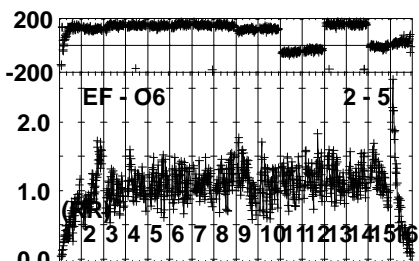
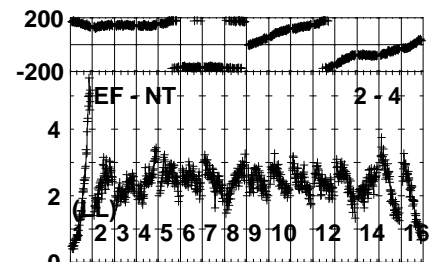
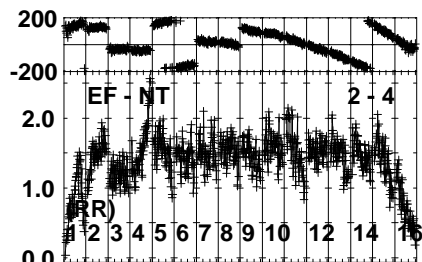
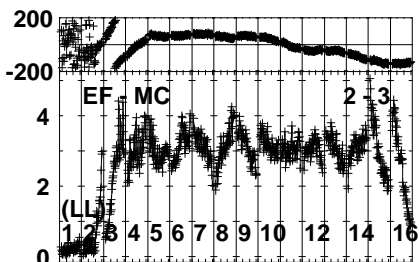
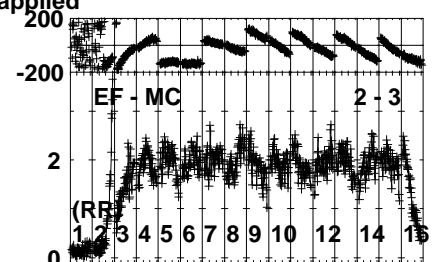
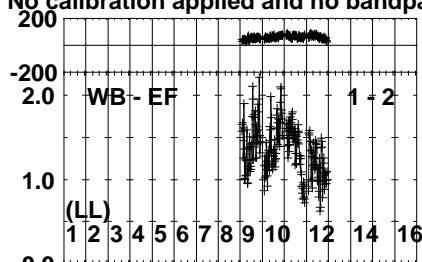
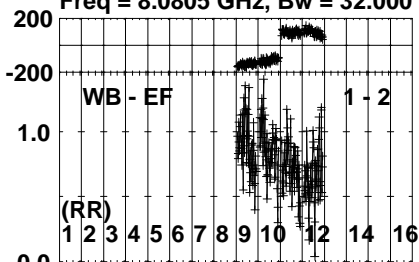


Lower frame: Micro Ampl Jy Top frame: Phas deg  
Vector averaged cross-power spectrum Several baselines displayed  
Timerange: 00/13:51:11 to 00/13:53:09

Plot file version 606 created 23-APR-2024 10:27:50

J2248+3718 EB107.UVDATA.1

Freq = 8.0805 GHz, Bw = 32.000 MH No calibration applied and no bandpass applied



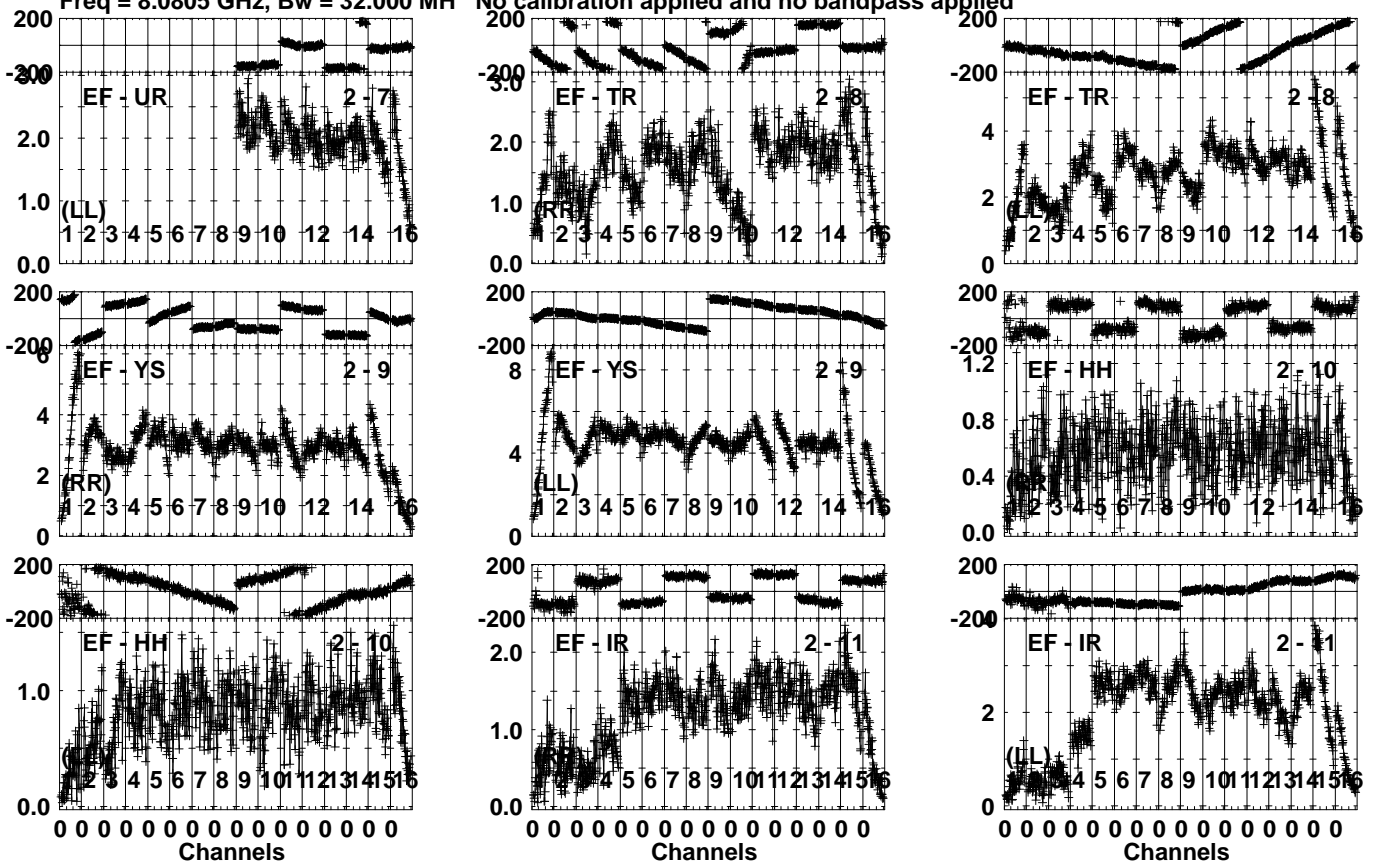
Lower frame: Milli Ampl Jy Top frame: Phas deg  
Vector averaged cross-power spectrum Several baselines displayed  
Timerange: 00/13:53:11 to 00/13:54:29

Plot file version 607 created 23-APR-2024 10:27:50

J2248+3718 EB107.UVDATA.1

Freq = 8.0805 GHz, Bw = 32.000 MH

No calibration applied and no bandpass applied

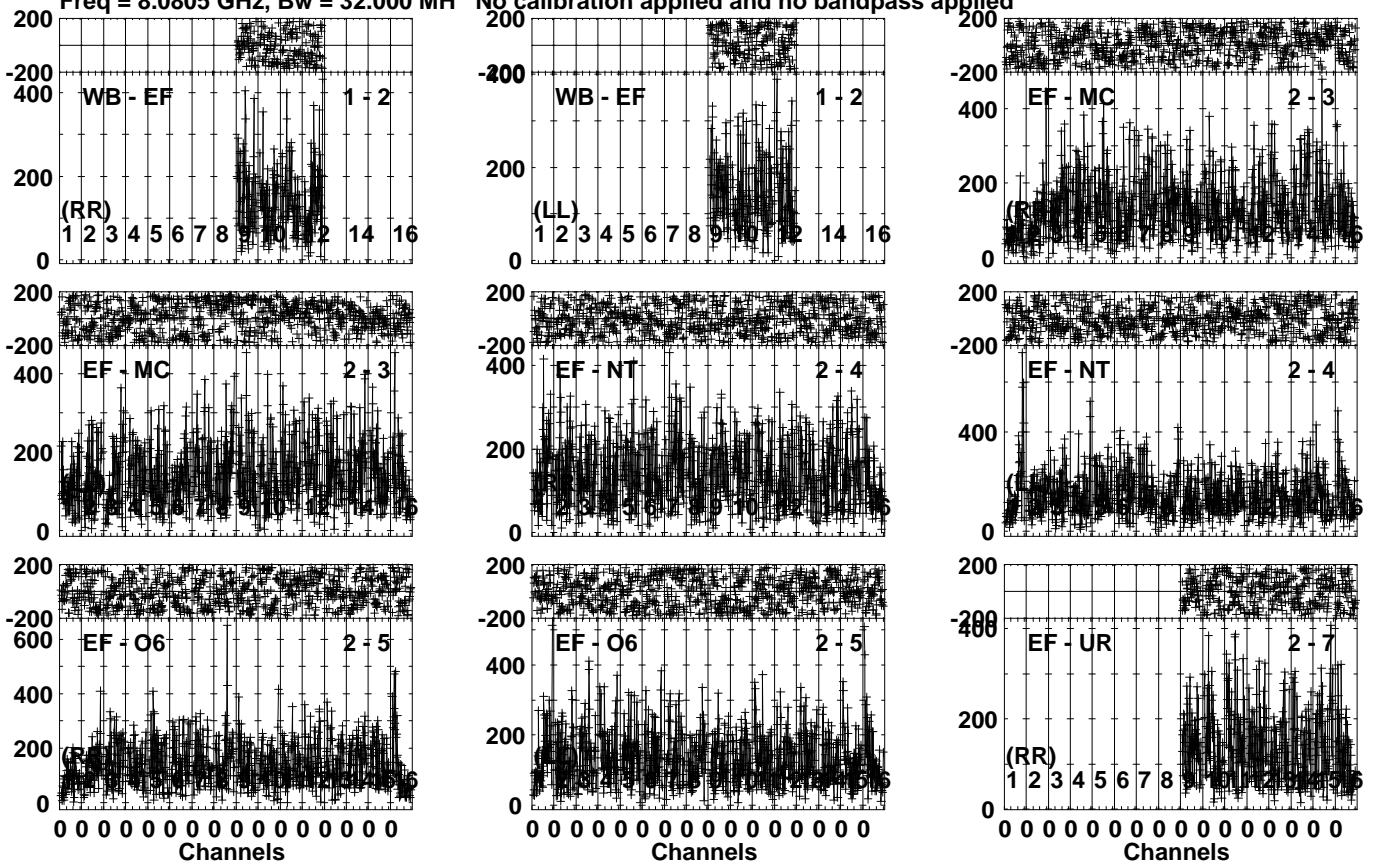


Lower frame: Milli Ampl Jy Top frame: Phas deg  
Vector averaged cross-power spectrum Several baselines displayed  
Timerange: 00/13:53:11 to 00/13:54:29

Plot file version 608 created 23-APR-2024 10:27:51

SN2014C EB107.UVDATA.1

Freq = 8.0805 GHz, Bw = 32.000 MH No calibration applied and no bandpass applied



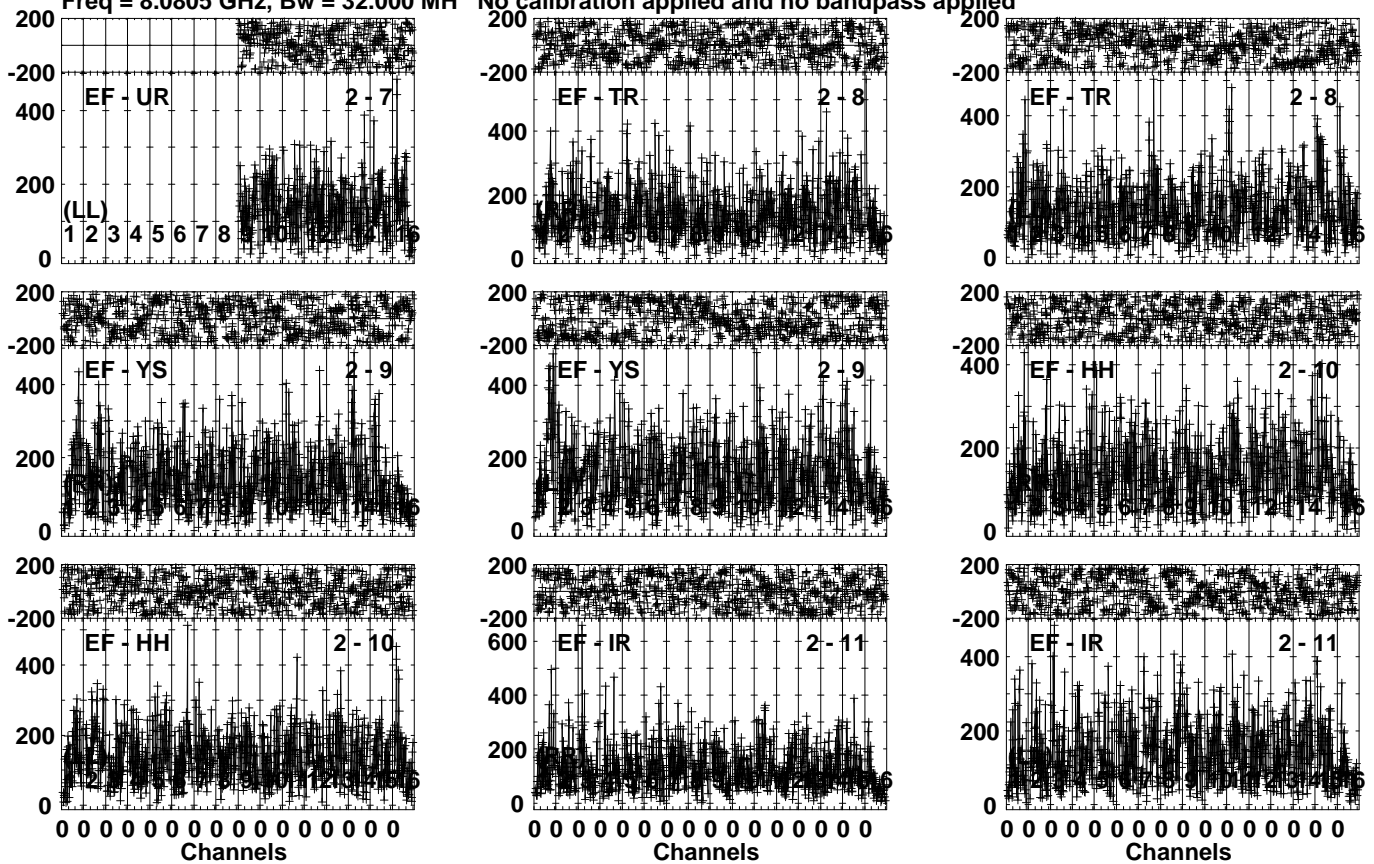
Lower frame: Micro Ampl Jy Top frame: Phas deg  
Vector averaged cross-power spectrum Several baselines displayed  
Timerange: 00/13:54:31 to 00/13:56:29



Plot file version 609 created 23-APR-2024 10:27:51

SN2014C EB107.UVDATA.1

Freq = 8.0805 GHz, Bw = 32.000 MH No calibration applied and no bandpass applied

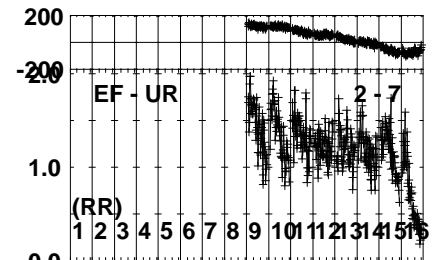
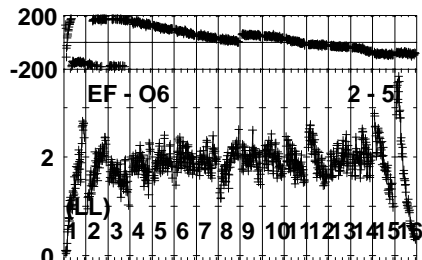
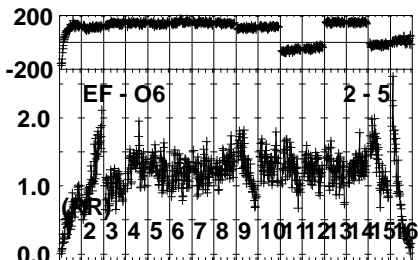
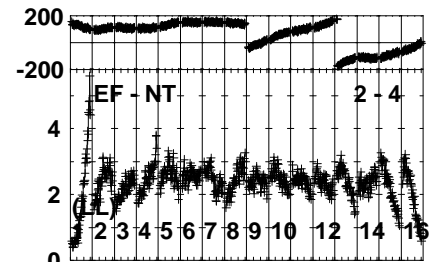
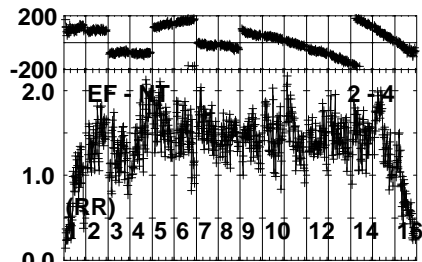
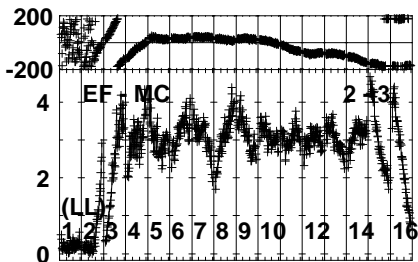
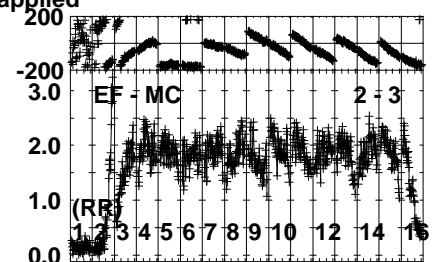
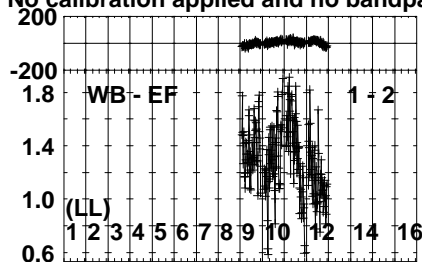
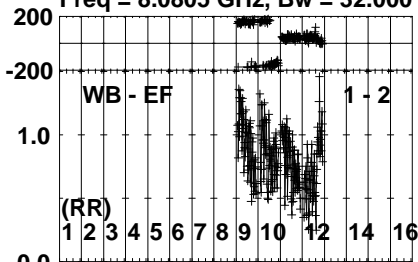


Lower frame: Micro Ampl Jy Top frame: Phas deg  
Vector averaged cross-power spectrum Several baselines displayed  
Timerange: 00/13:54:31 to 00/13:56:29

Plot file version 610 created 23-APR-2024 10:27:51

J2248+3718 EB107.UVDATA.1

Freq = 8.0805 GHz, Bw = 32.000 MH No calibration applied and no bandpass applied

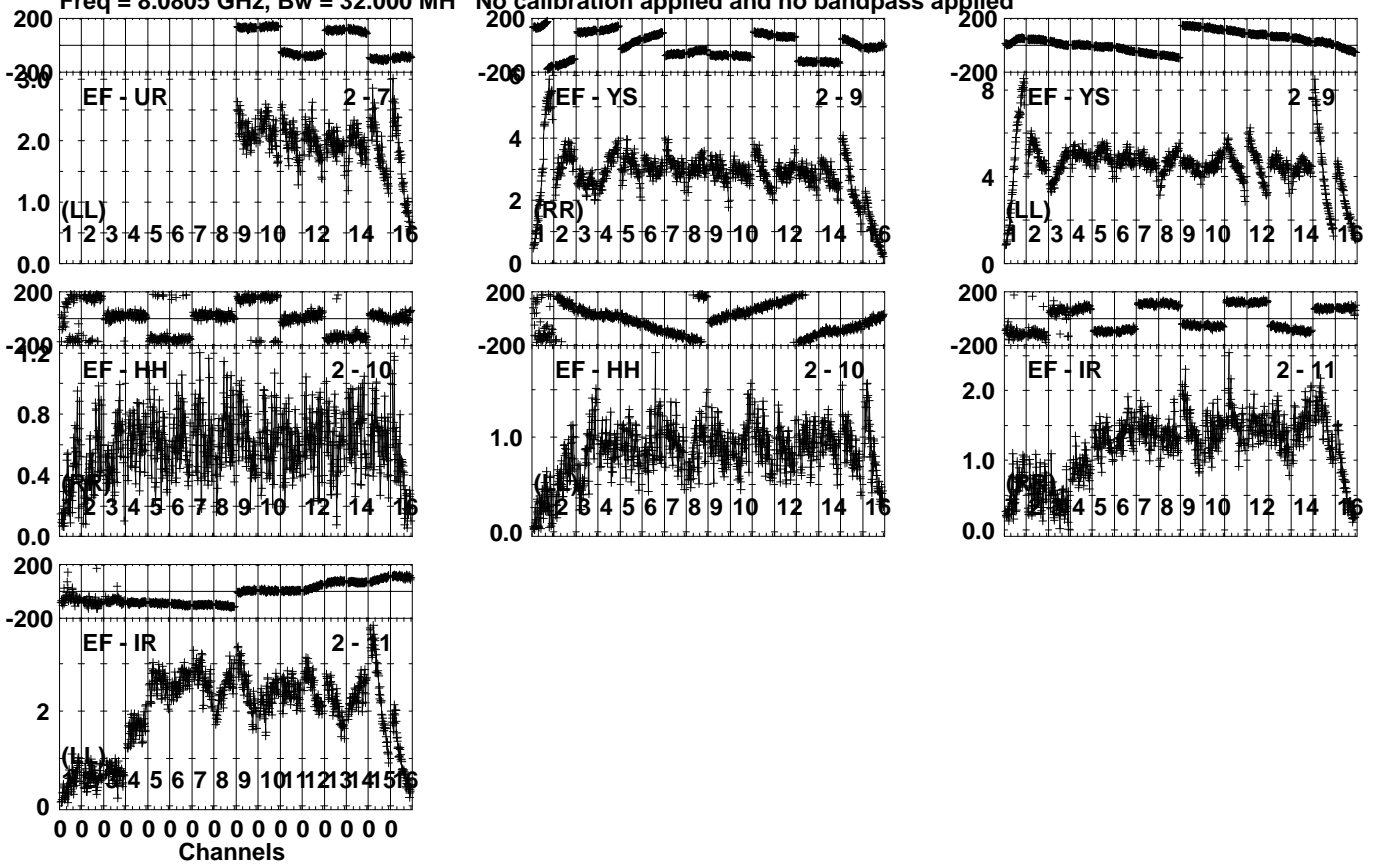


Lower frame: Milli Ampl Jy Top frame: Phas deg  
Vector averaged cross-power spectrum Several baselines displayed  
Timerange: 00/13:56:31 to 00/13:57:49

Plot file version 611 created 23-APR-2024 10:27:51

J2248+3718 EB107.UVDATA.1

Freq = 8.0805 GHz, Bw = 32.000 MH No calibration applied and no bandpass applied

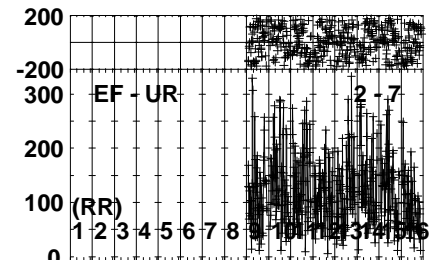
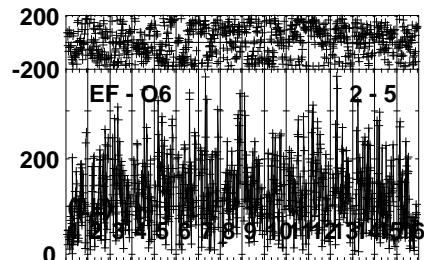
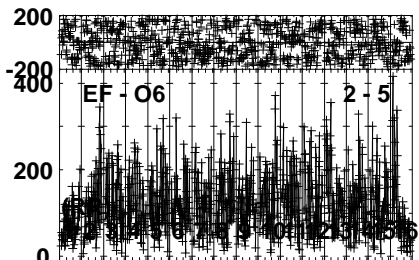
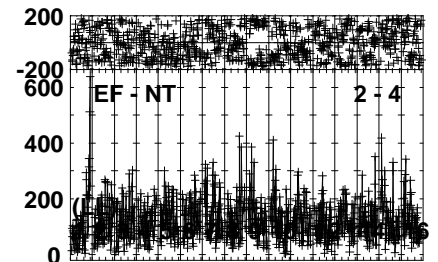
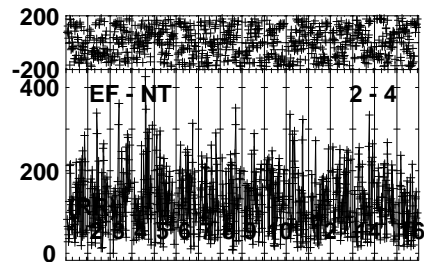
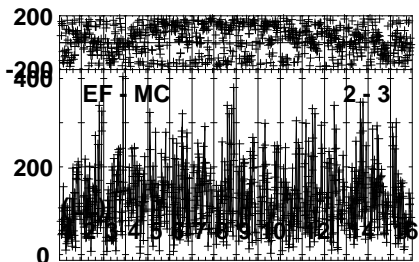
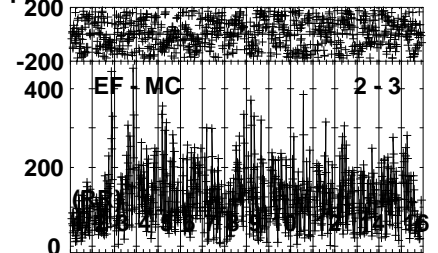
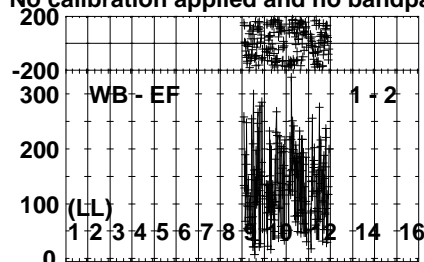
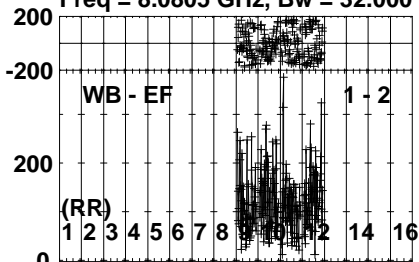


Lower frame: Milli Ampl Jy Top frame: Phas deg  
Vector averaged cross-power spectrum Several baselines displayed  
Timerange: 00/13:56:31 to 00/13:57:49

Plot file version 612 created 23-APR-2024 10:27:52

SN2014C EB107.UVDATA.1

Freq = 8.0805 GHz, Bw = 32.000 MH No calibration applied and no bandpass applied

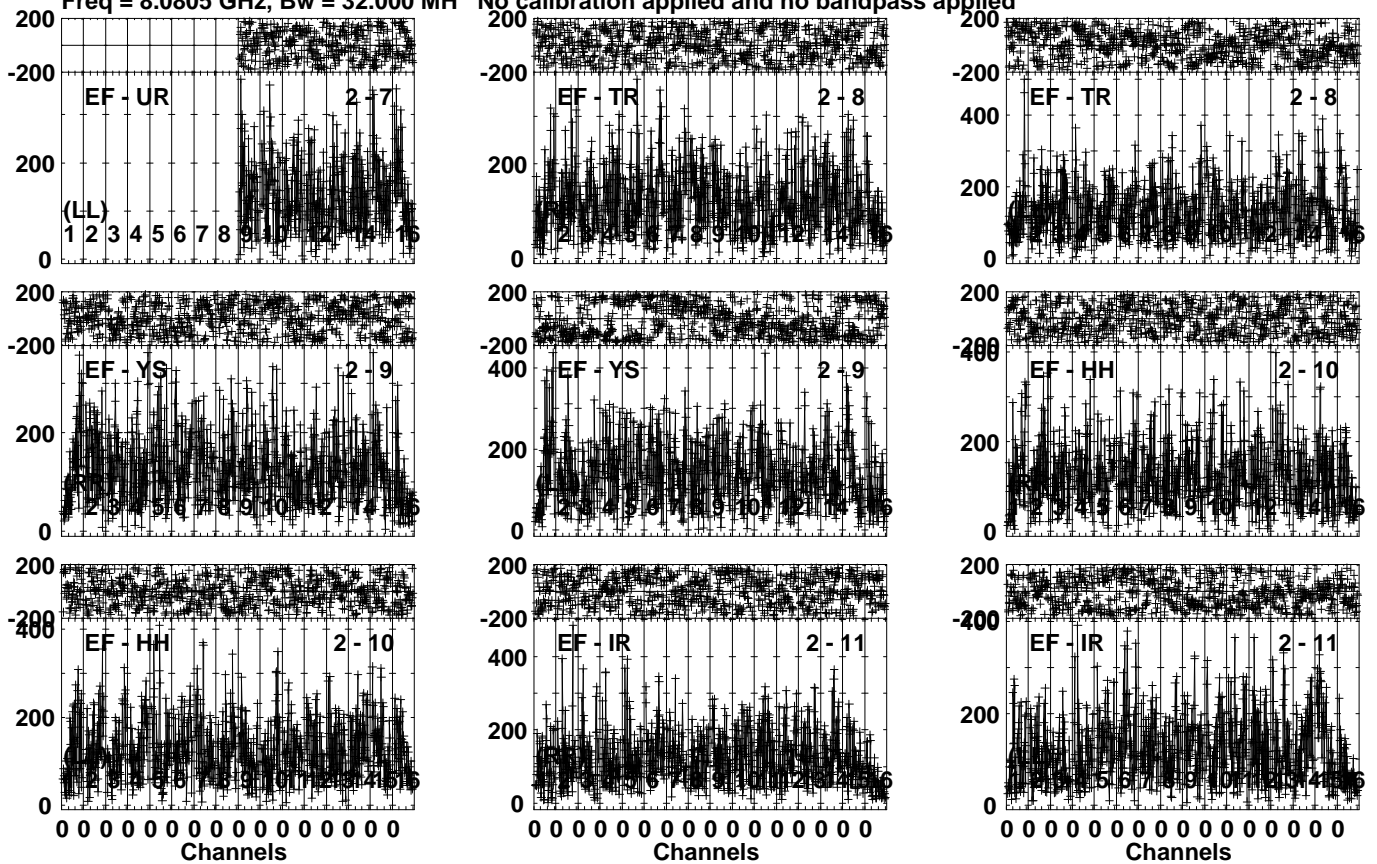


Lower frame: Micro Ampl Jy Top frame: Phas deg  
Vector averaged cross-power spectrum Several baselines displayed  
Timerange: 00/13:58:39 to 00/14:00:15

Plot file version 613 created 23-APR-2024 10:27:52

SN2014C EB107.UVDATA.1

Freq = 8.0805 GHz, Bw = 32.000 MH No calibration applied and no bandpass applied

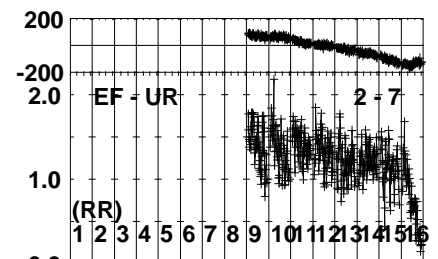
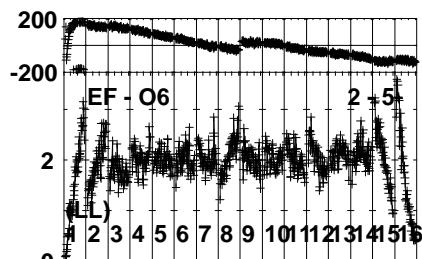
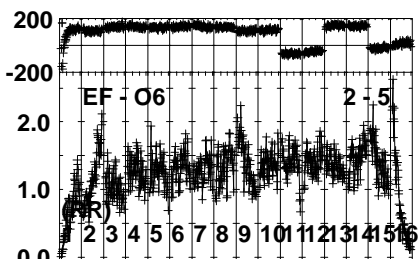
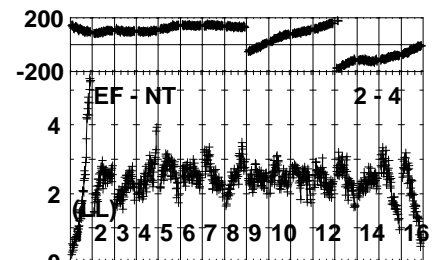
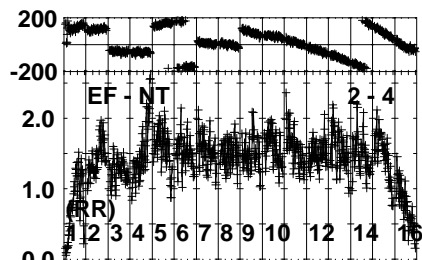
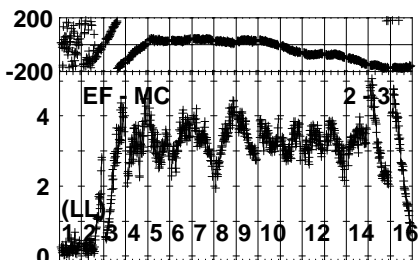
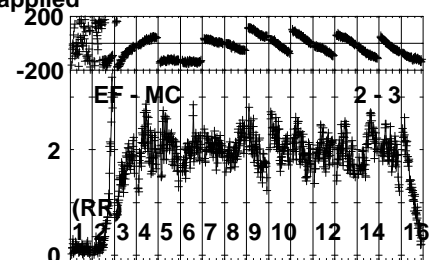
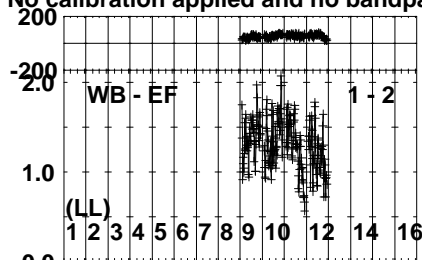
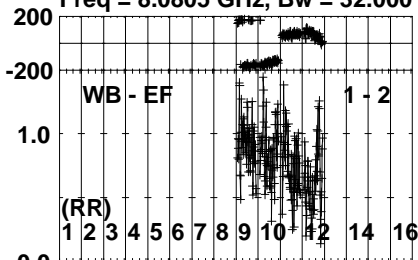


Lower frame: Micro Ampl Jy Top frame: Phas deg  
Vector averaged cross-power spectrum Several baselines displayed  
Timerange: 00/13:58:39 to 00/14:00:15

Plot file version 614 created 23-APR-2024 10:27:52

J2248+3718 EB107.UVDATA.1

Freq = 8.0805 GHz, Bw = 32.000 MH No calibration applied and no bandpass applied



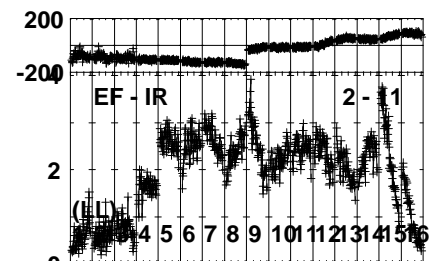
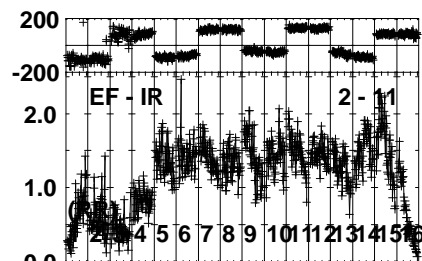
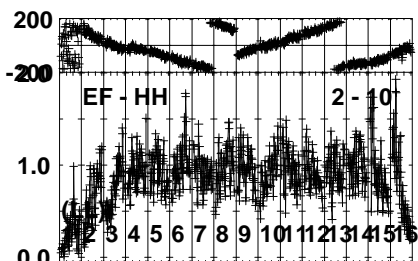
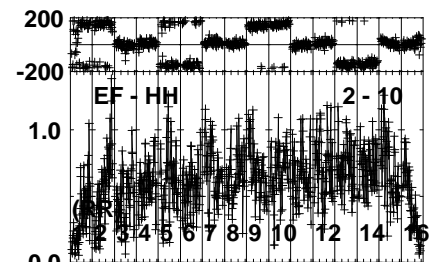
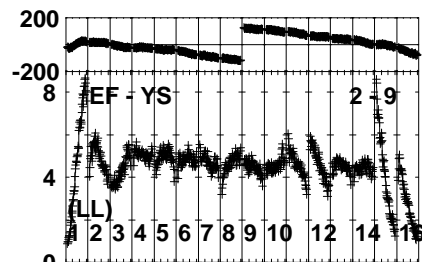
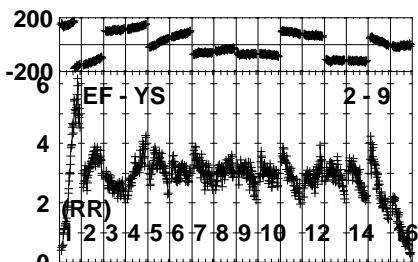
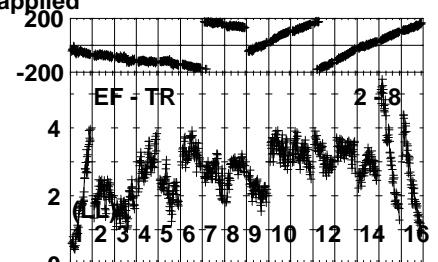
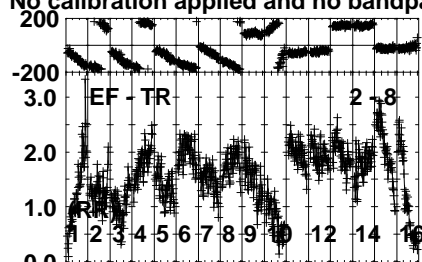
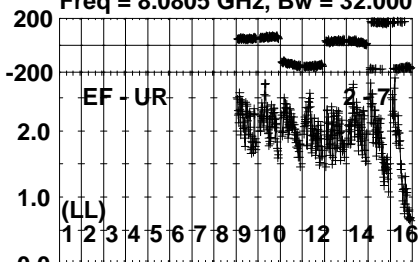
Lower frame: Milli Ampl Jy Top frame: Phas deg  
Vector averaged cross-power spectrum Several baselines displayed  
Timerange: 00/14:00:19 to 00/14:01:35

Plot file version 615 created 23-APR-2024 10:27:52

J2248+3718 EB107.UVDATA.1

Freq = 8.0805 GHz, Bw = 32.000 MH

No calibration applied and no bandpass applied

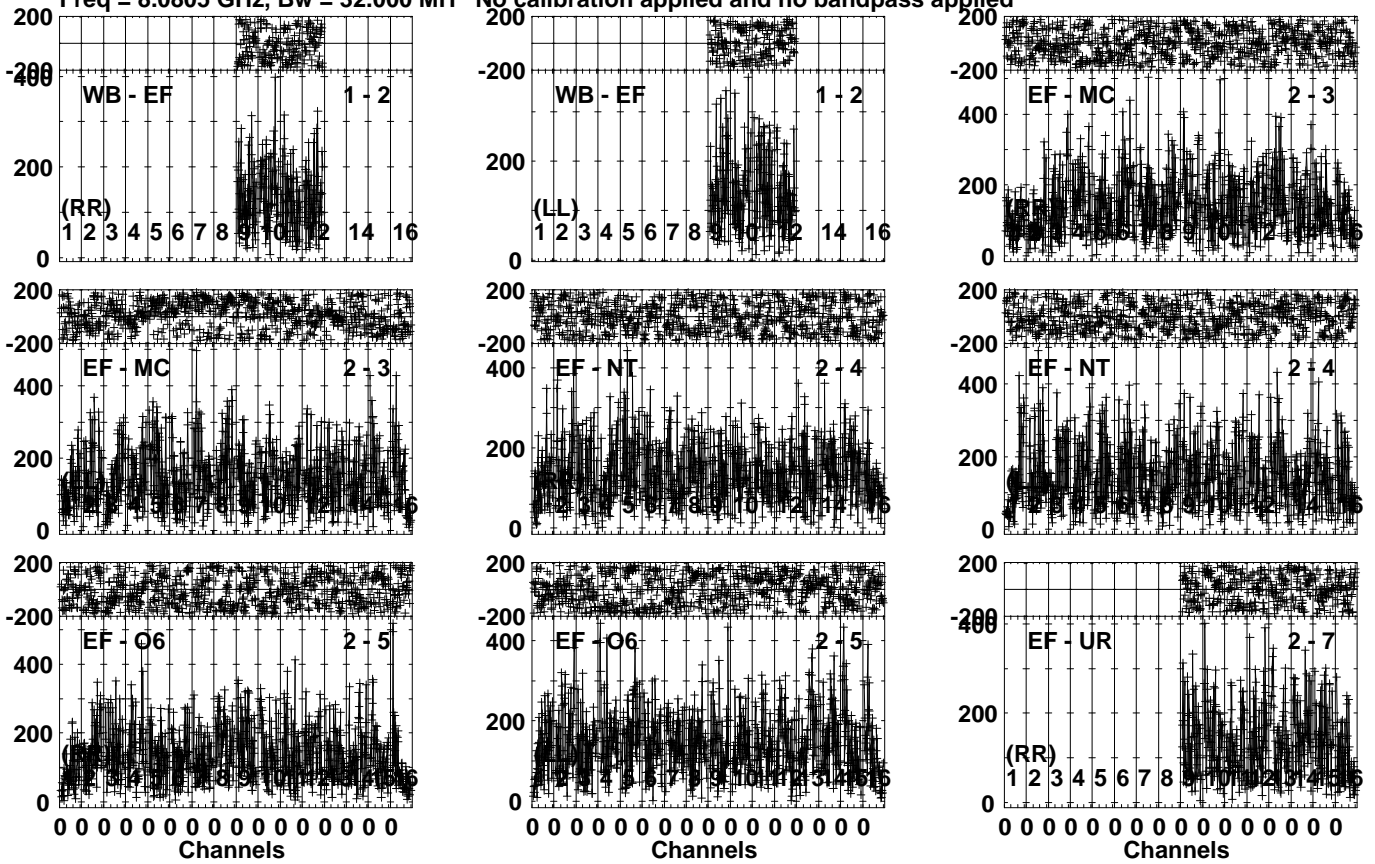


Lower frame: Milli Ampl Jy Top frame: Phas deg  
Vector averaged cross-power spectrum Several baselines displayed  
Timerange: 00/14:00:19 to 00/14:01:35

Plot file version 616 created 23-APR-2024 10:27:53

SN2014C EB107.UVDATA.1

Freq = 8.0805 GHz, Bw = 32.000 MH No calibration applied and no bandpass applied



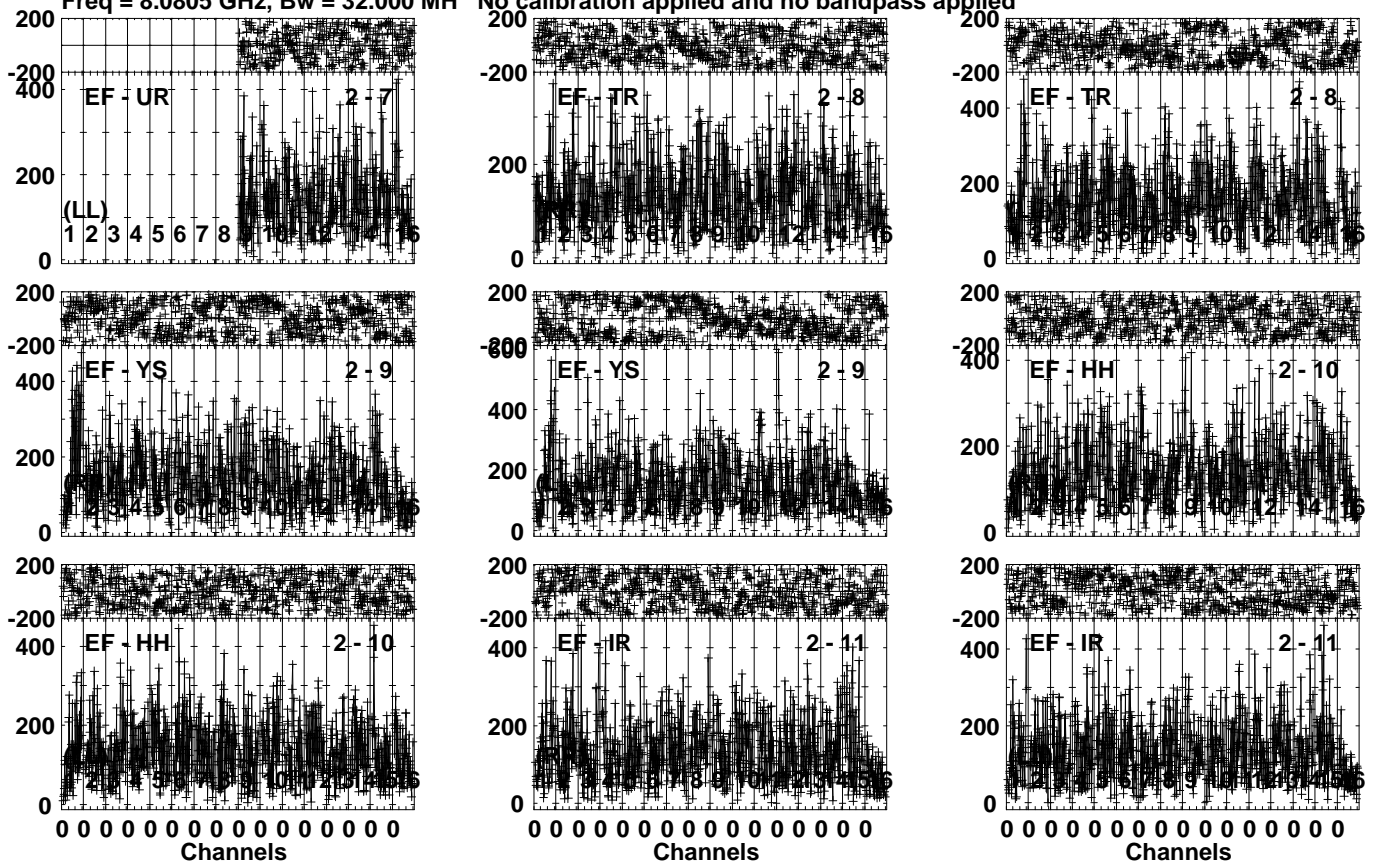
Lower frame: Micro Ampl Jy Top frame: Phas deg  
Vector averaged cross-power spectrum Several baselines displayed  
Timerange: 00/14:01:39 to 00/14:03:35



Plot file version 617 created 23-APR-2024 10:27:53

SN2014C EB107.UVDATA.1

Freq = 8.0805 GHz, Bw = 32.000 MH No calibration applied and no bandpass applied

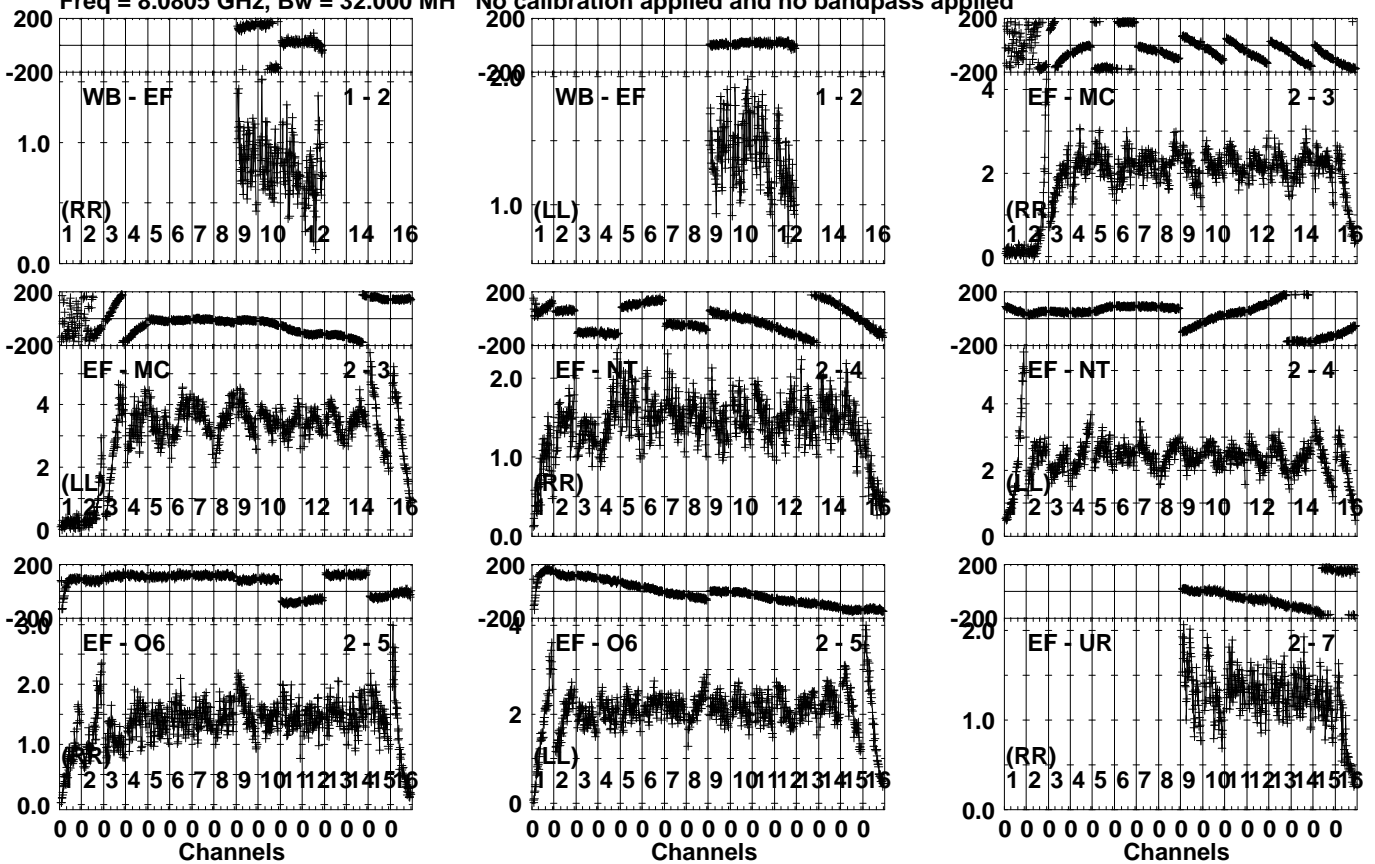


Lower frame: Micro Ampl Jy Top frame: Phas deg  
Vector averaged cross-power spectrum Several baselines displayed  
Timerange: 00/14:01:39 to 00/14:03:35

Plot file version 618 created 23-APR-2024 10:27:53

J2248+3718 EB107.UVDATA.1

Freq = 8.0805 GHz, Bw = 32.000 MH No calibration applied and no bandpass applied

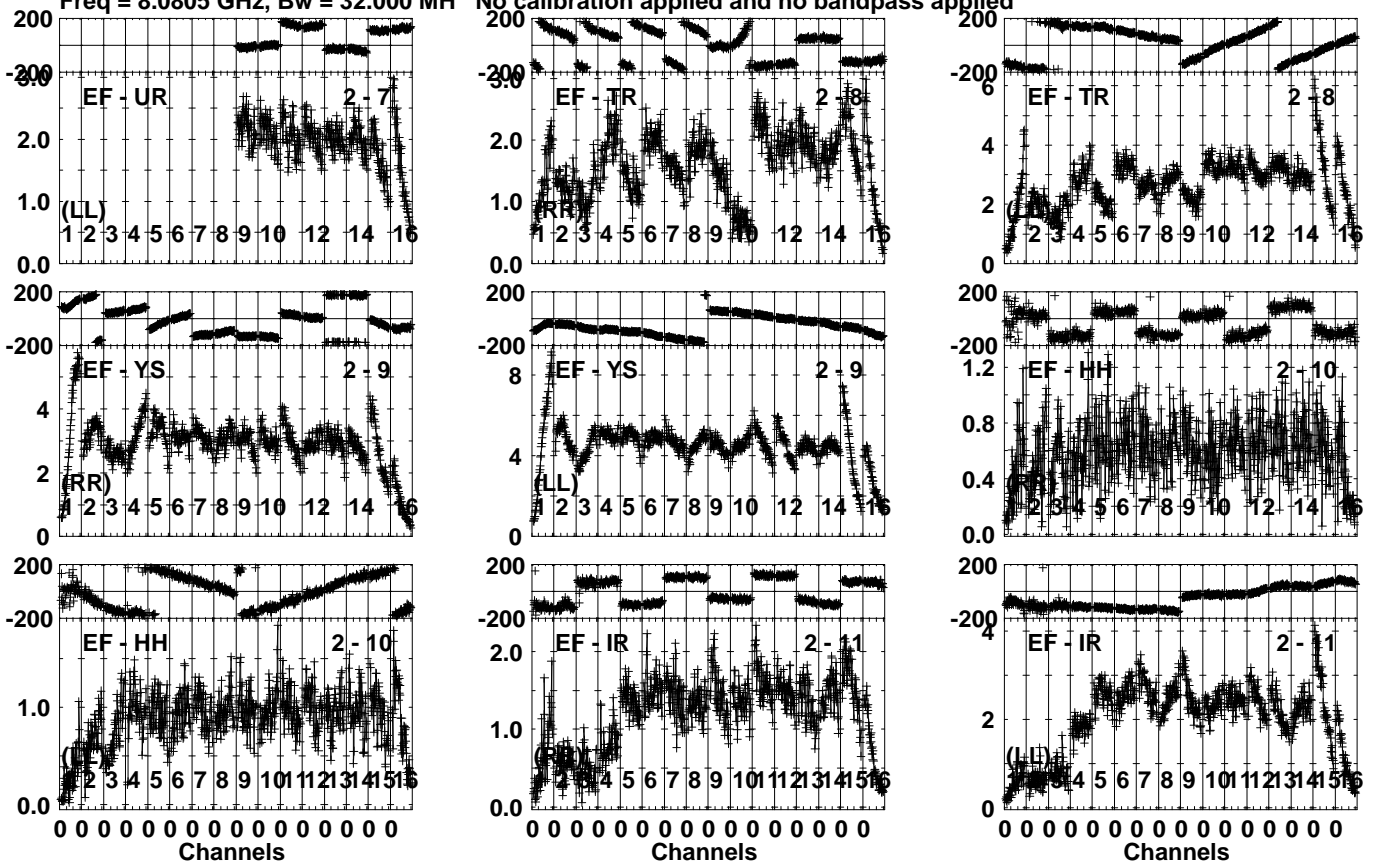


Lower frame: Milli Ampl Jy Top frame: Phas deg  
Vector averaged cross-power spectrum Several baselines displayed  
Timerange: 00/14:03:37 to 00/14:04:55

Plot file version 619 created 23-APR-2024 10:27:53

J2248+3718 EB107.UVDATA.1

Freq = 8.0805 GHz, Bw = 32.000 MH No calibration applied and no bandpass applied

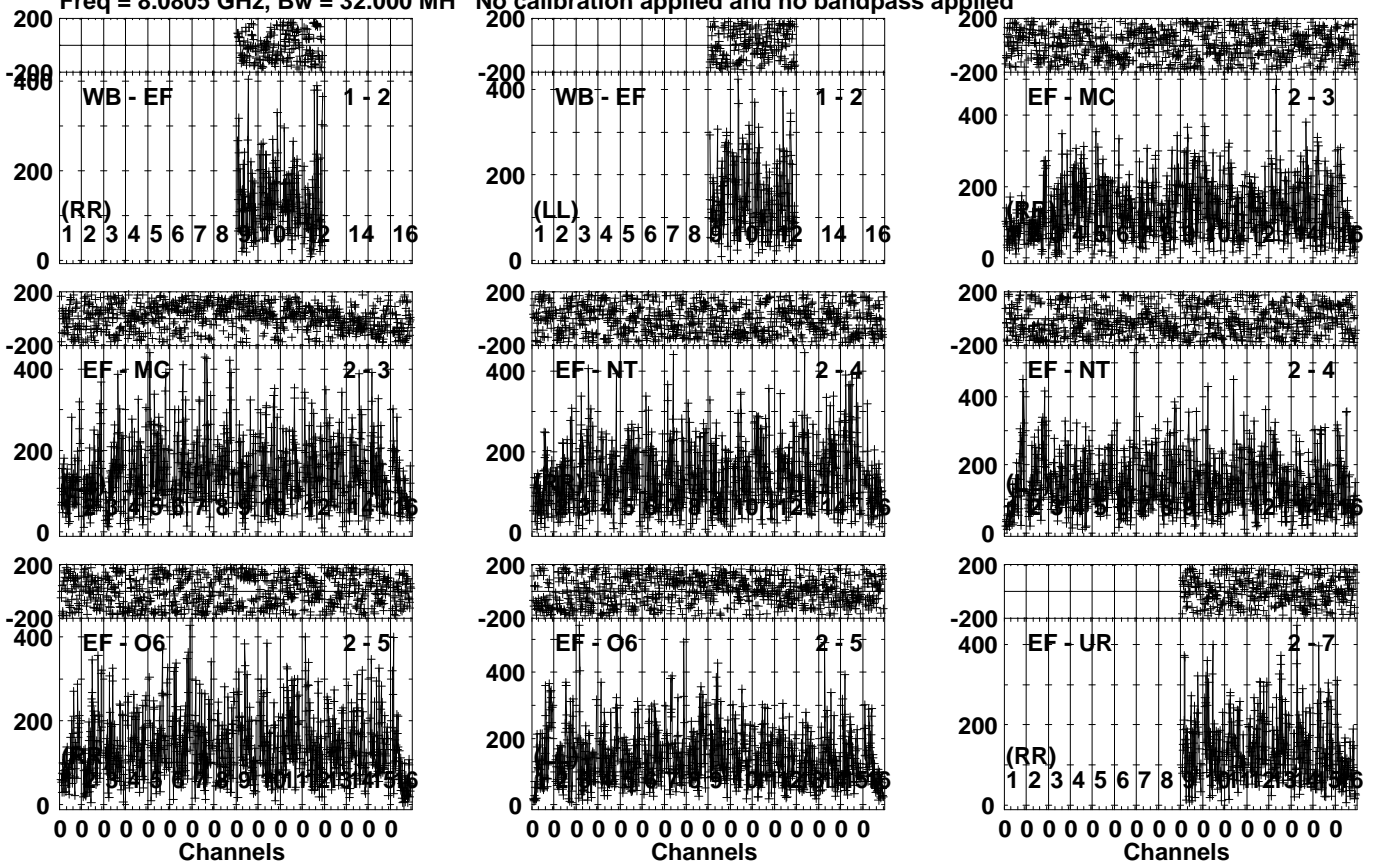


Lower frame: Milli Ampl Jy Top frame: Phas deg  
Vector averaged cross-power spectrum Several baselines displayed  
Timerange: 00/14:03:37 to 00/14:04:55

Plot file version 620 created 23-APR-2024 10:27:53

SN2014C EB107.UVDATA.1

Freq = 8.0805 GHz, Bw = 32.000 MH No calibration applied and no bandpass applied

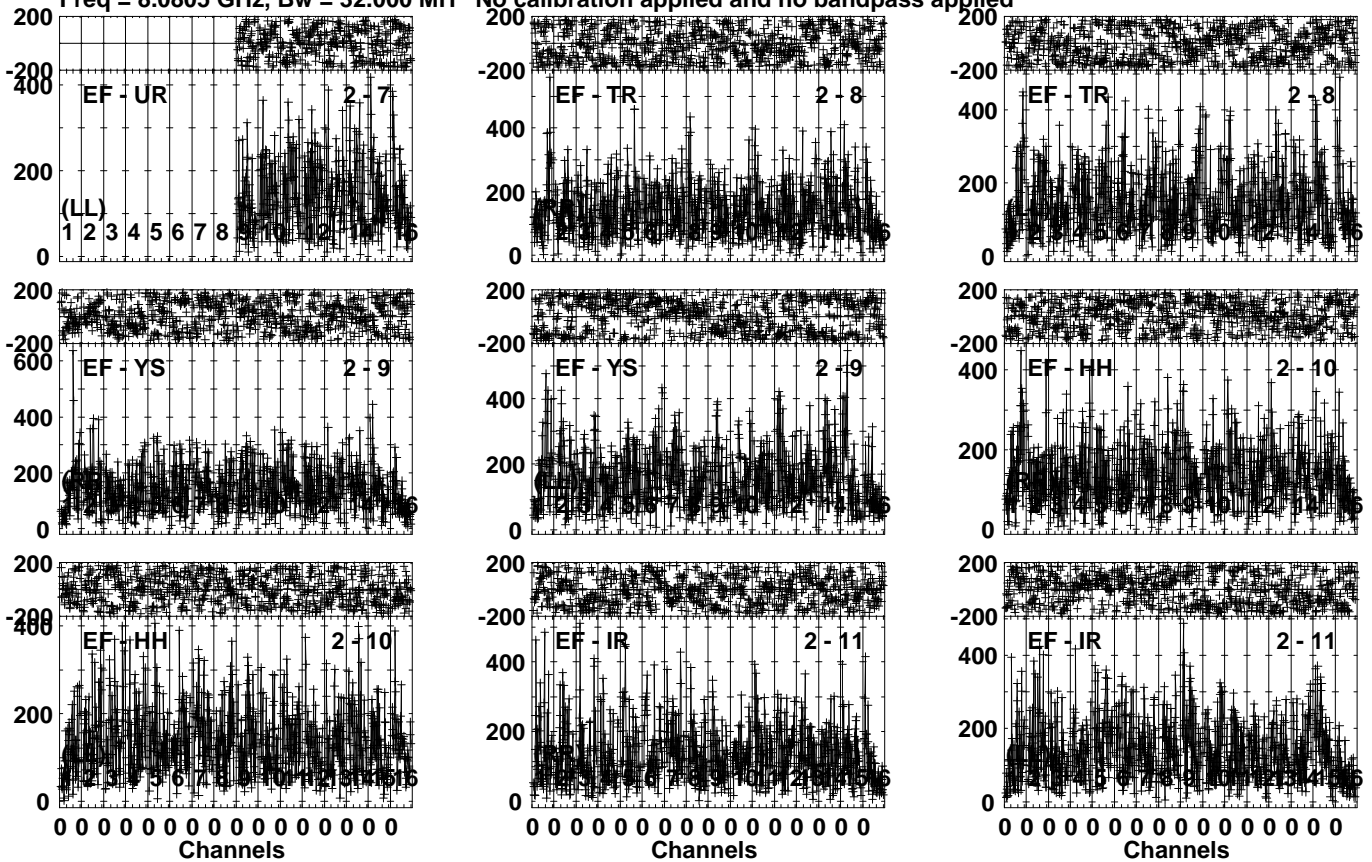


Lower frame: Micro Ampl Jy Top frame: Phas deg  
Vector averaged cross-power spectrum Several baselines displayed  
Timerange: 00/14:04:57 to 00/14:06:55

Plot file version 621 created 23-APR-2024 10:27:54

SN2014C EB107.UVDATA.1

Freq = 8.0805 GHz, Bw = 32.000 MH No calibration applied and no bandpass applied

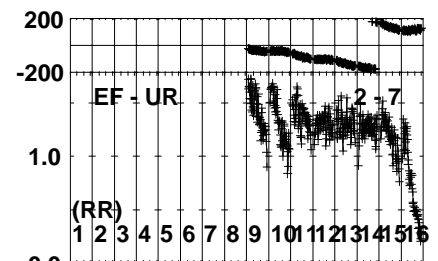
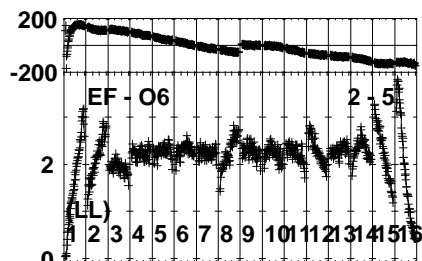
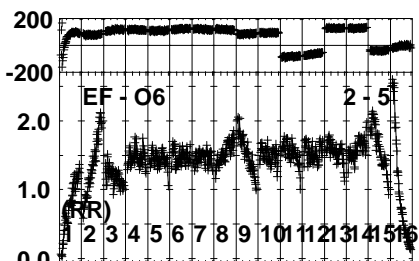
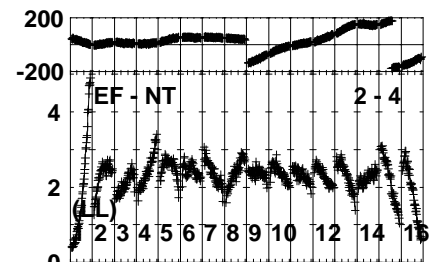
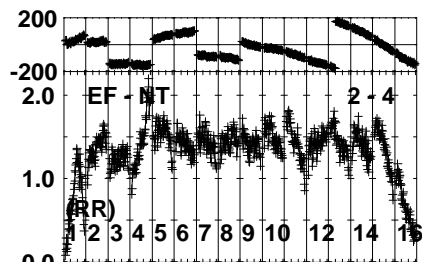
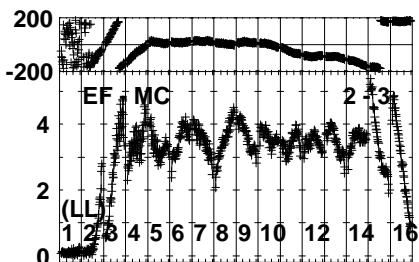
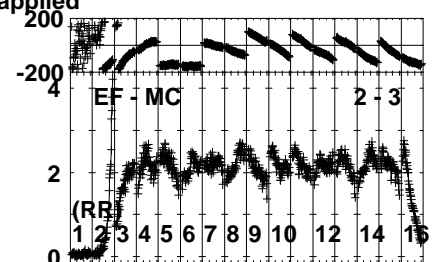
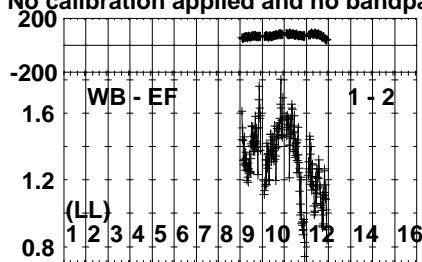
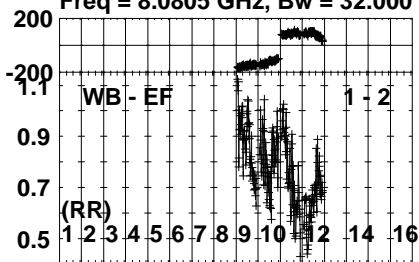


Lower frame: Micro Ampl Jy Top frame: Phas deg  
Vector averaged cross-power spectrum Several baselines displayed  
Timerange: 00/14:04:57 to 00/14:06:55

Plot file version 622 created 23-APR-2024 10:27:54

J2248+3718 EB107.UVDATA.1

Freq = 8.0805 GHz, Bw = 32.000 MH No calibration applied and no bandpass applied



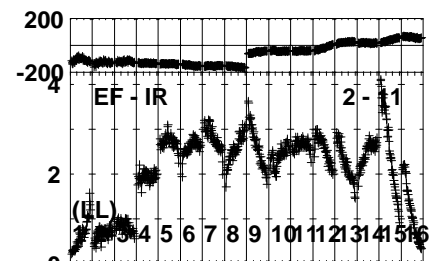
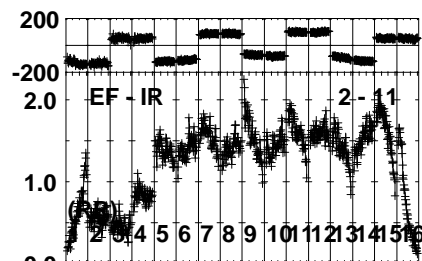
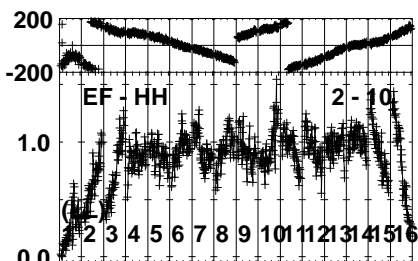
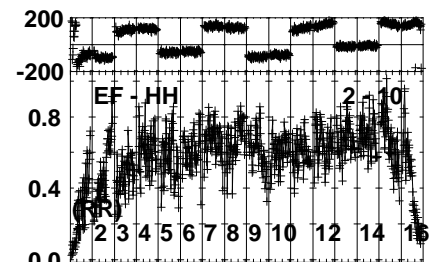
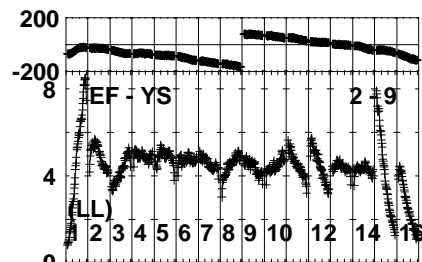
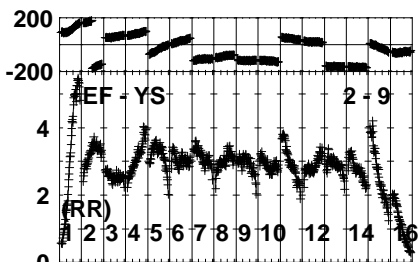
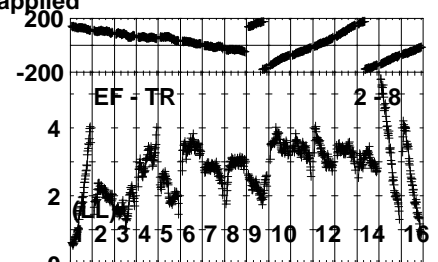
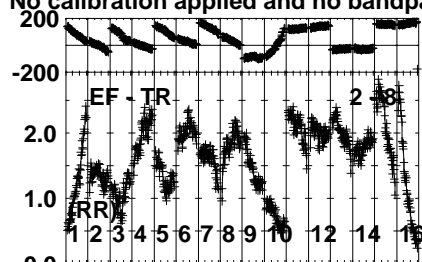
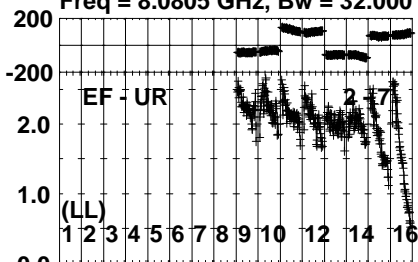
Lower frame: Milli Ampl Jy Top frame: Phas deg  
Vector averaged cross-power spectrum Several baselines displayed  
Timerange: 00/14:07:45 to 00/14:09:21

Plot file version 623 created 23-APR-2024 10:27:54

J2248+3718 EB107.UVDATA.1

Freq = 8.0805 GHz, Bw = 32.000 MH

No calibration applied and no bandpass applied

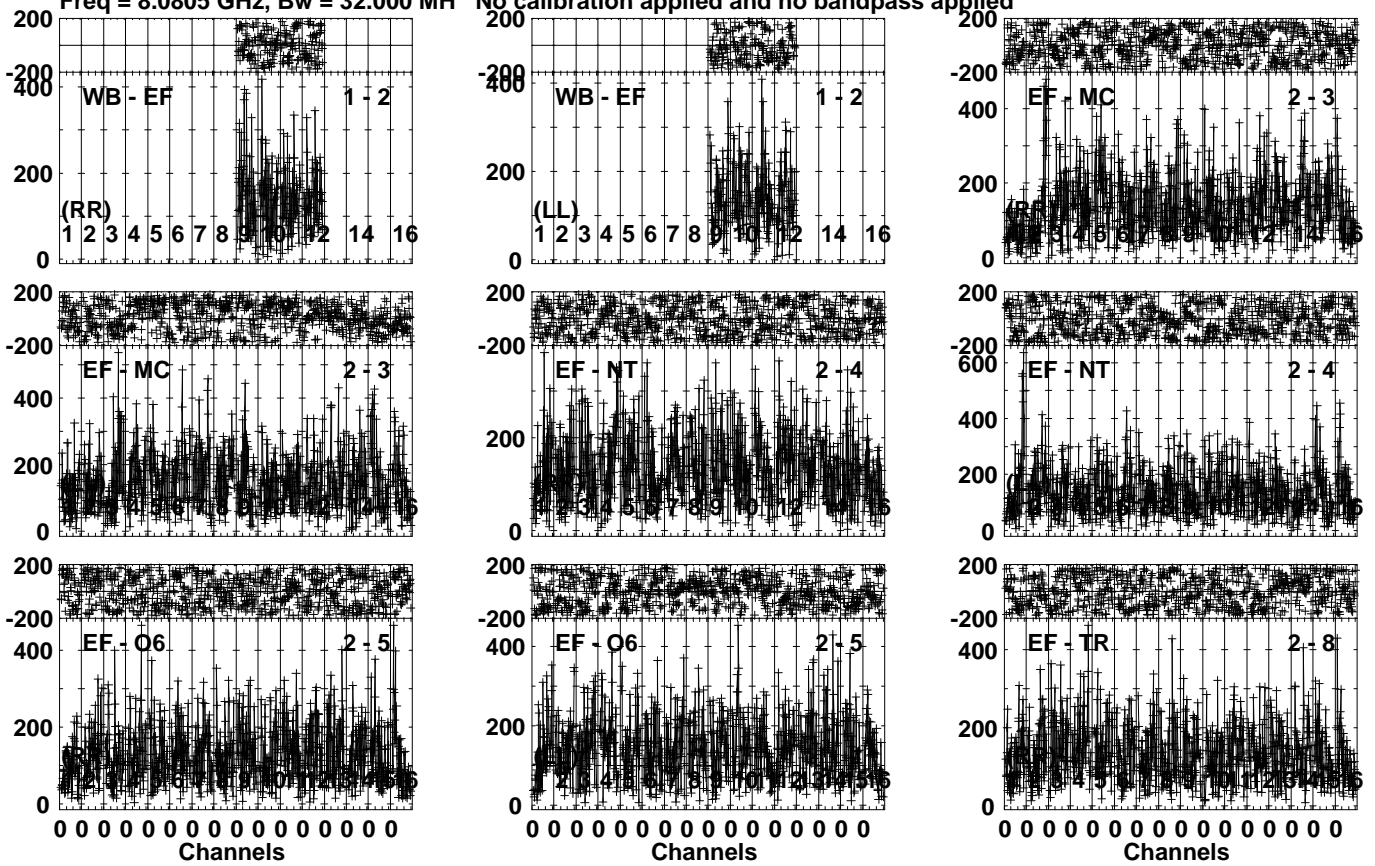


Lower frame: Milli Ampl Jy Top frame: Phas deg  
Vector averaged cross-power spectrum Several baselines displayed  
Timerange: 00/14:07:45 to 00/14:09:21

Plot file version 624 created 23-APR-2024 10:27:54

SN2014C EB107.UVDATA.1

Freq = 8.0805 GHz, Bw = 32.000 MH No calibration applied and no bandpass applied



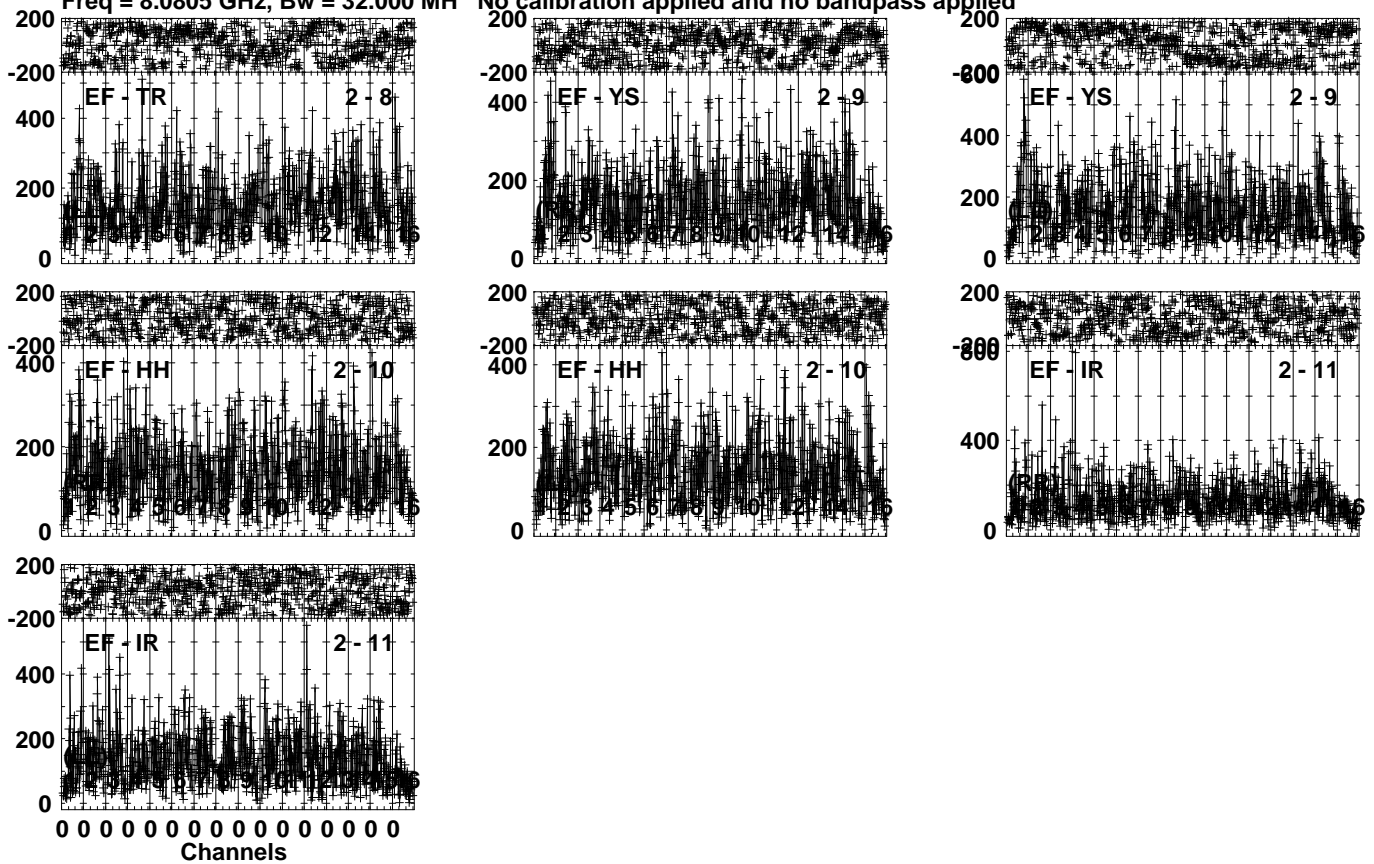
Lower frame: Micro Ampl Jy Top frame: Phas deg  
Vector averaged cross-power spectrum Several baselines displayed  
Timerange: 00/14:09:25 to 00/14:11:21



Plot file version 625 created 23-APR-2024 10:27:55

SN2014C EB107.UVDATA.1

Freq = 8.0805 GHz, Bw = 32.000 MH No calibration applied and no bandpass applied

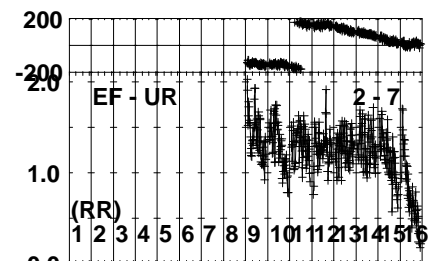
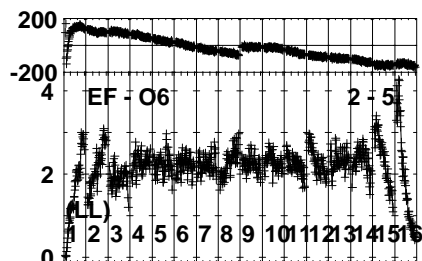
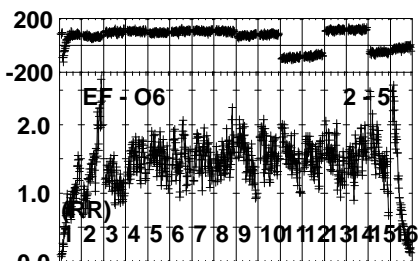
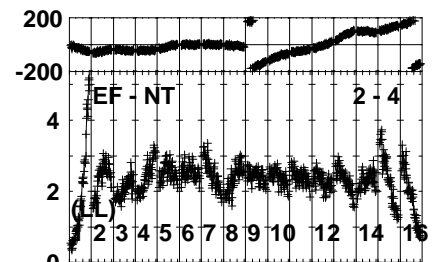
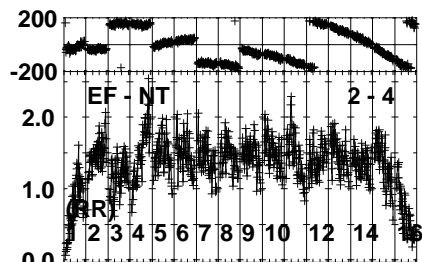
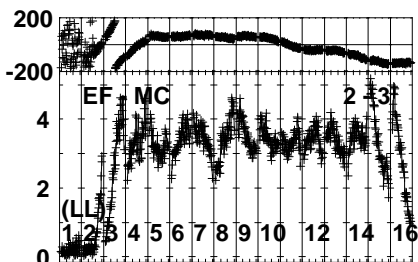
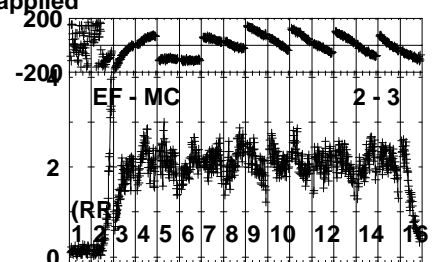
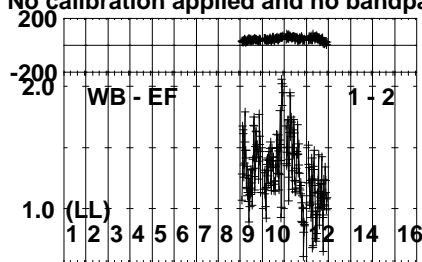
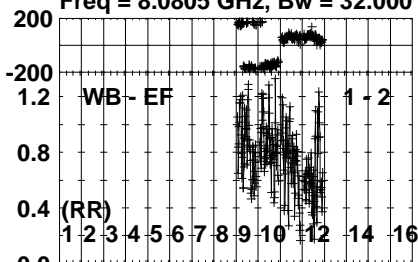


0 0 0 0 0 0 0 0 0 0 0 0 0 0 0  
Channels  
Lower frame: Micro Ampl Jy Top frame: Phas deg  
Vector averaged cross-power spectrum Several baselines displayed  
Timerange: 00/14:09:25 to 00/14:11:21

Plot file version 626 created 23-APR-2024 10:27:55

J2248+3718 EB107.UVDATA.1

Freq = 8.0805 GHz, Bw = 32.000 MH No calibration applied and no bandpass applied



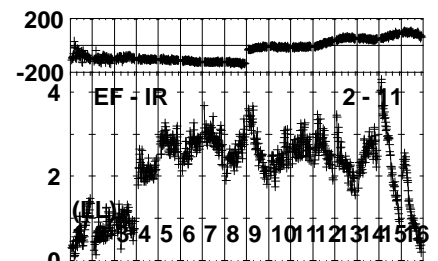
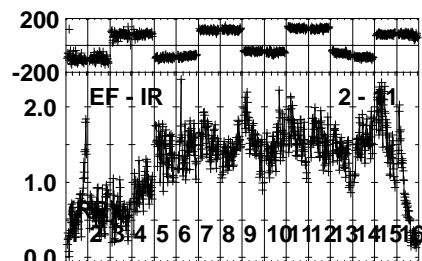
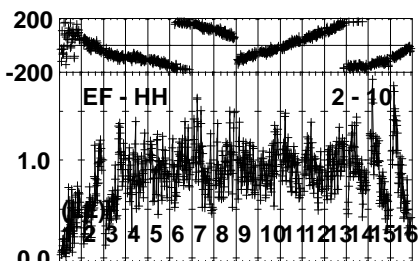
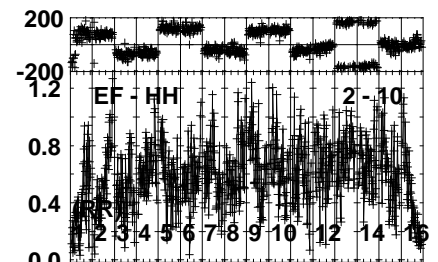
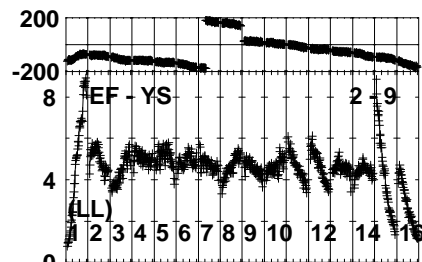
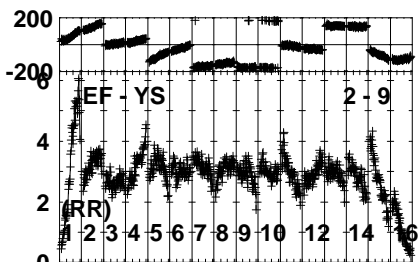
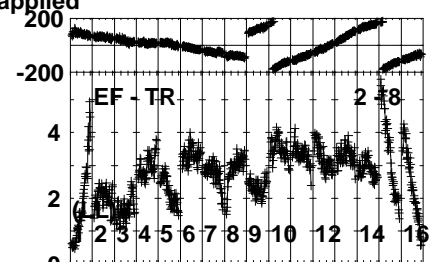
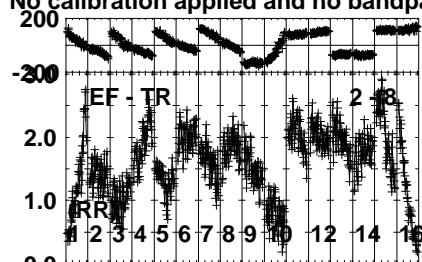
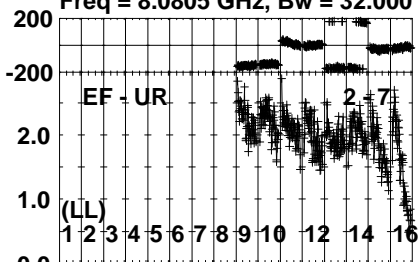
Lower frame: Milli Ampl Jy Top frame: Phas deg  
Vector averaged cross-power spectrum Several baselines displayed  
Timerange: 00/14:11:23 to 00/14:12:41

Plot file version 627 created 23-APR-2024 10:27:55

J2248+3718 EB107.UVDATA.1

Freq = 8.0805 GHz, Bw = 32.000 MH

No calibration applied and no bandpass applied

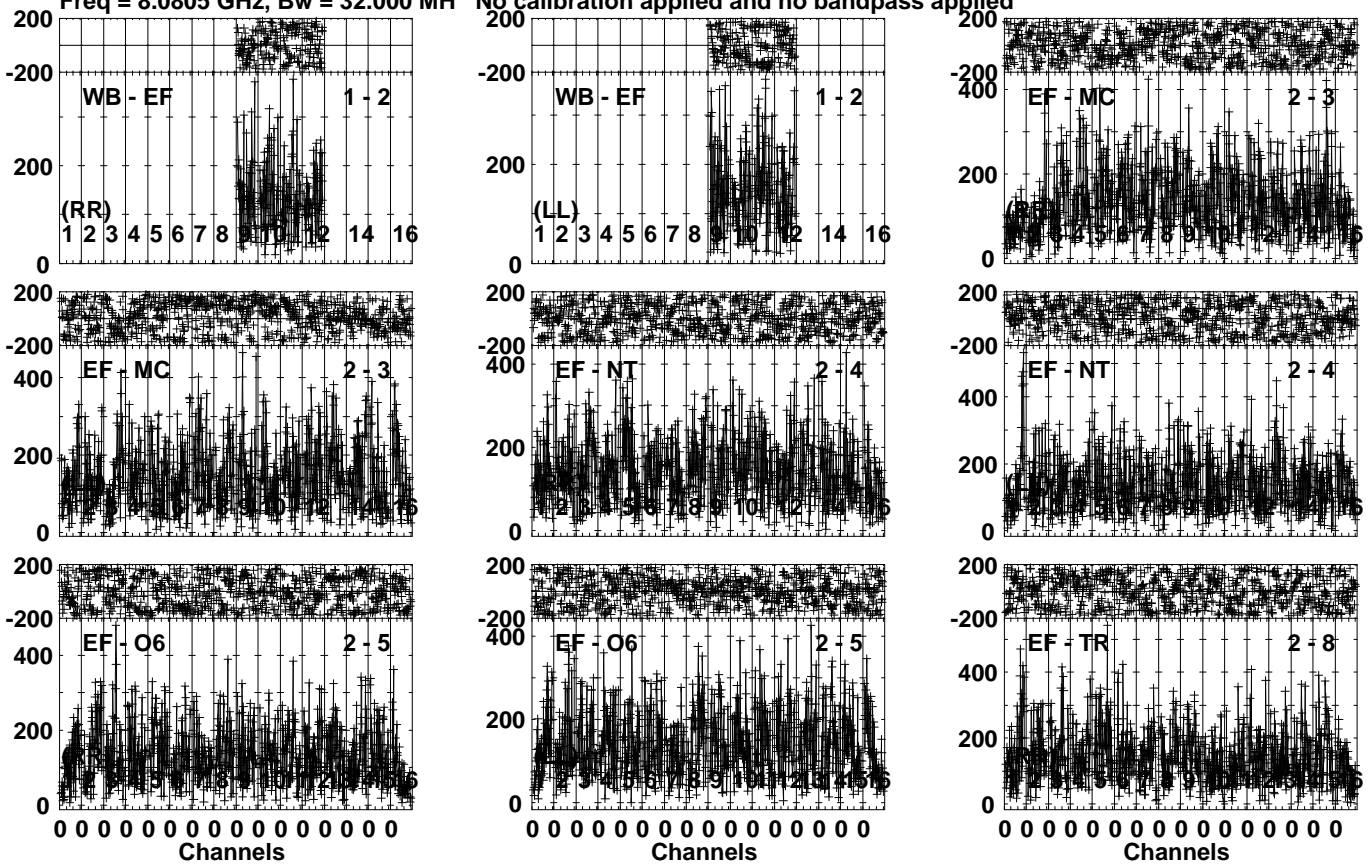


Lower frame: Milli Ampl Jy Top frame: Phas deg  
Vector averaged cross-power spectrum Several baselines displayed  
Timerange: 00/14:11:23 to 00/14:12:41

Plot file version 628 created 23-APR-2024 10:27:55

SN2014C EB107.UVDATA.1

Freq = 8.0805 GHz, Bw = 32.000 MH No calibration applied and no bandpass applied

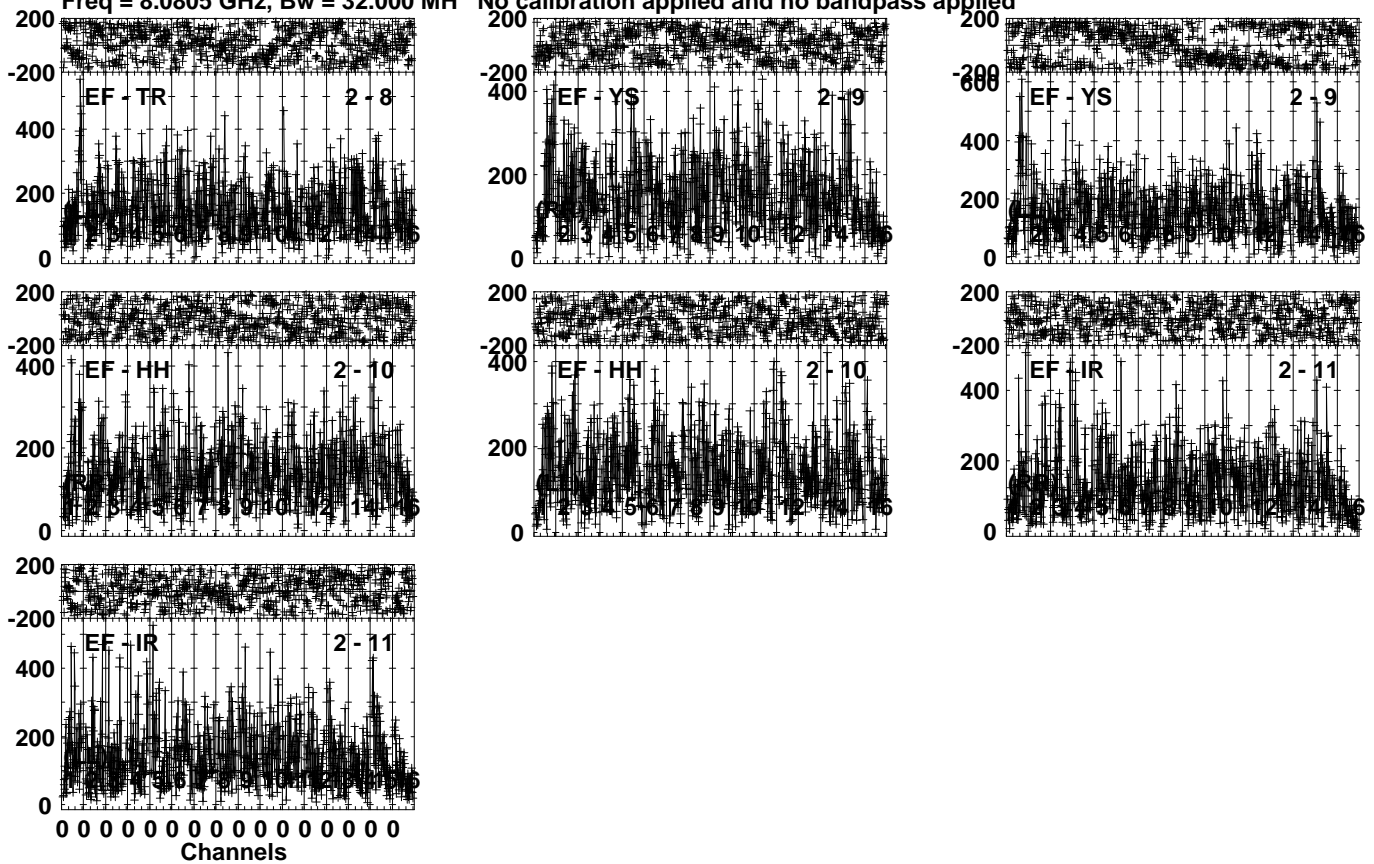


Lower frame: Micro Ampl Jy Top frame: Phas deg  
Vector averaged cross-power spectrum Several baselines displayed  
Timerange: 00/14:12:43 to 00/14:14:41

Plot file version 629 created 23-APR-2024 10:27:56

SN2014C EB107.UVDATA.1

Freq = 8.0805 GHz, Bw = 32.000 MH No calibration applied and no bandpass applied

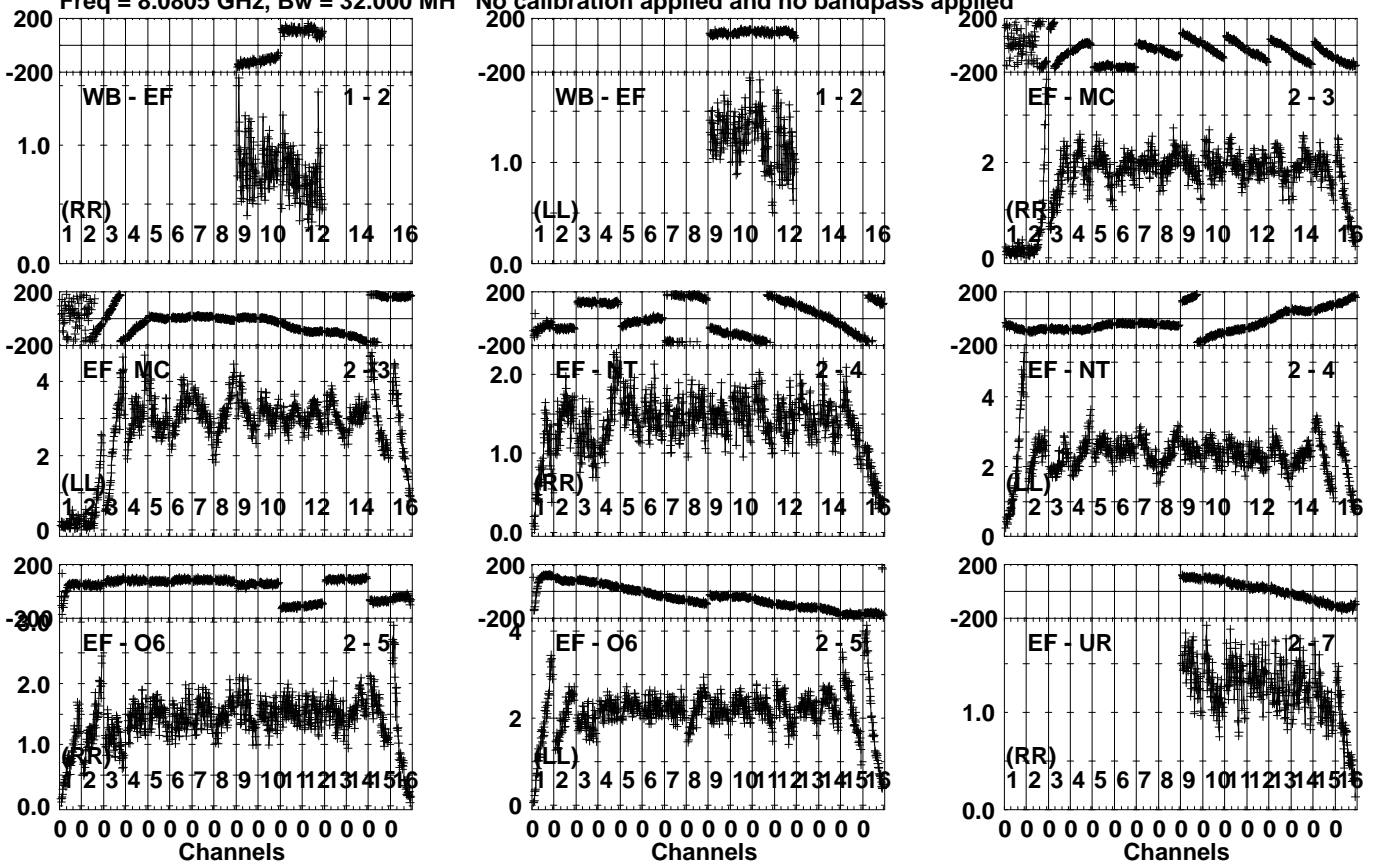


Lower frame: Micro Ampl Jy Top frame: Phas deg  
Vector averaged cross-power spectrum Several baselines displayed  
Timerange: 00/14:12:43 to 00/14:14:41

Plot file version 630 created 23-APR-2024 10:27:56

J2248+3718 EB107.UVDATA.1

Freq = 8.0805 GHz, Bw = 32.000 MH No calibration applied and no bandpass applied



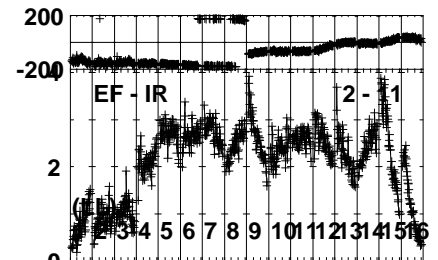
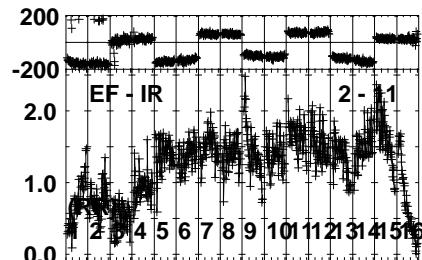
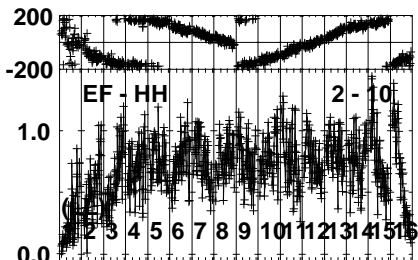
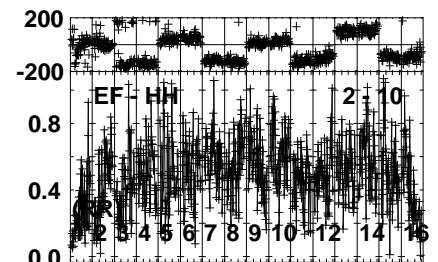
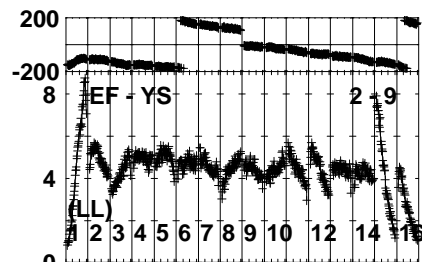
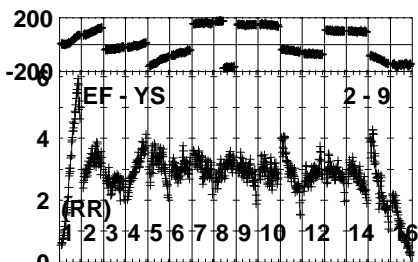
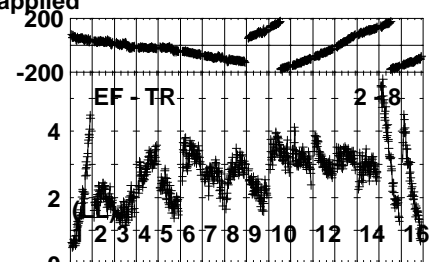
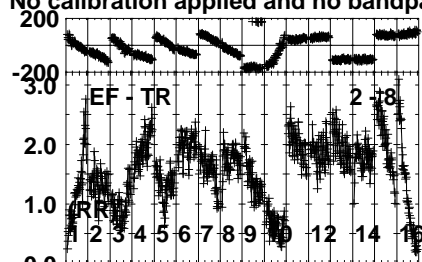
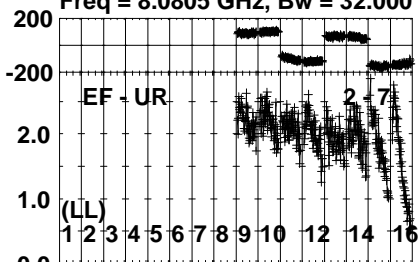
Lower frame: Milli Ampl Jy Top frame: Phas deg  
Vector averaged cross-power spectrum Several baselines displayed  
Timerange: 00/14:14:43 to 00/14:16:01

Plot file version 631 created 23-APR-2024 10:27:56

J2248+3718 EB107.UVDATA.1

Freq = 8.0805 GHz, Bw = 32.000 MH

No calibration applied and no bandpass applied

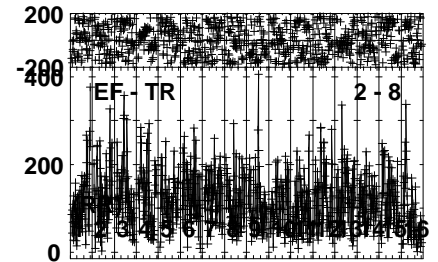
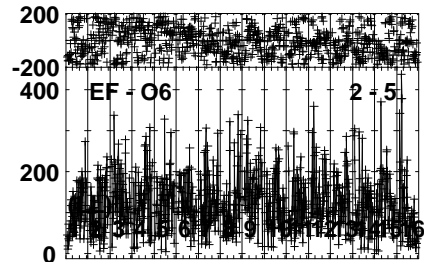
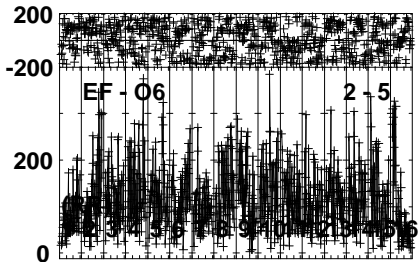
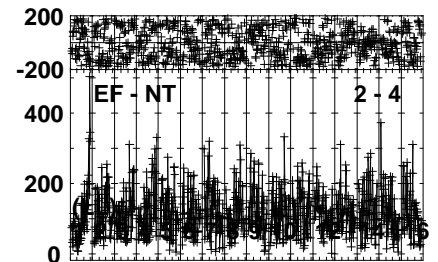
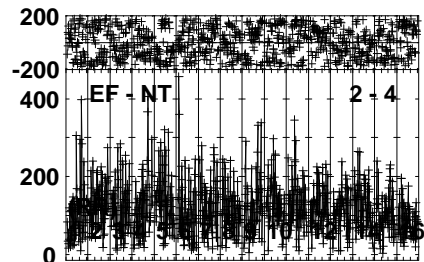
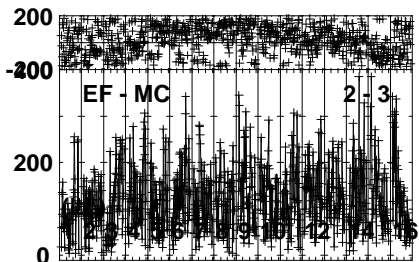
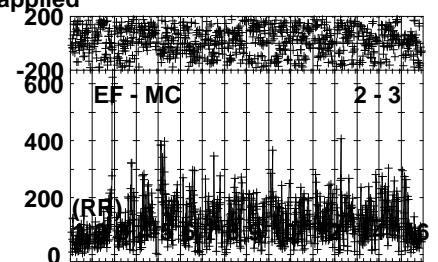
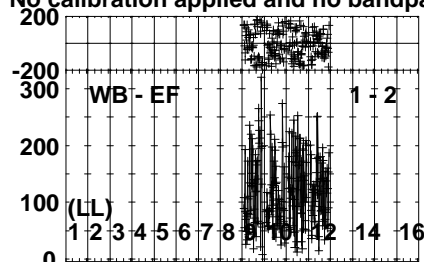
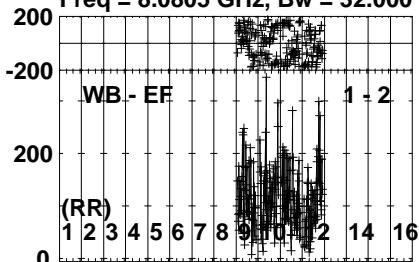


Lower frame: Milli Ampl Jy Top frame: Phas deg  
Vector averaged cross-power spectrum Several baselines displayed  
Timerange: 00/14:14:43 to 00/14:16:01

Plot file version 632 created 23-APR-2024 10:27:56

SN2014C EB107.UVDATA.1

Freq = 8.0805 GHz, Bw = 32.000 MH No calibration applied and no bandpass applied



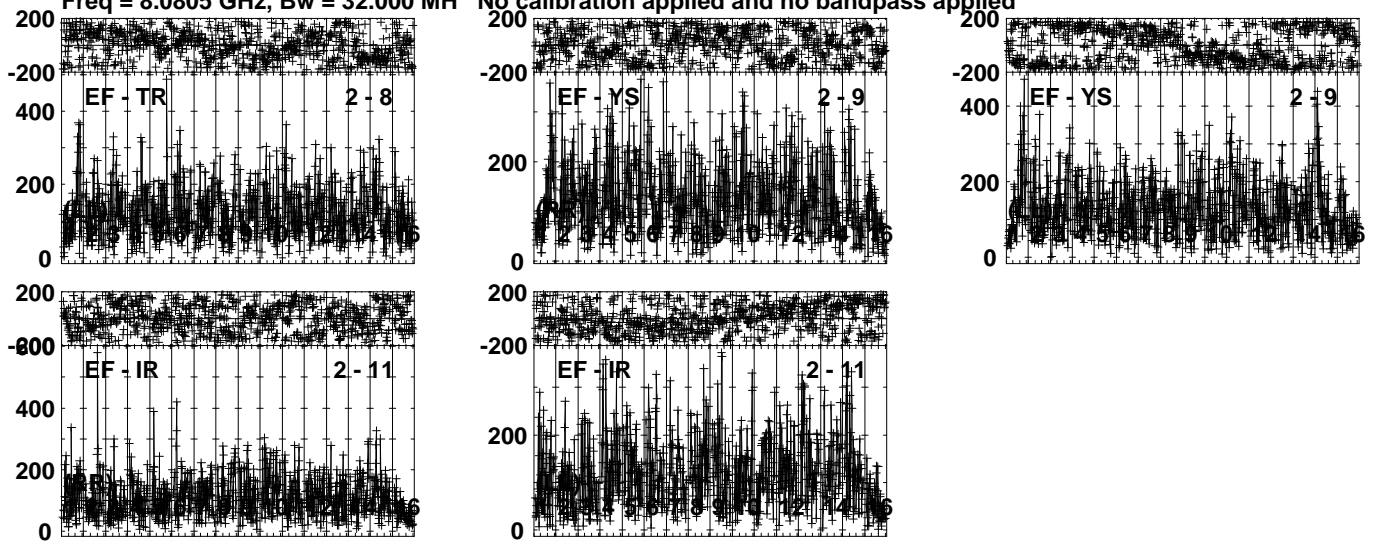
Lower frame: Micro Ampl Jy Top frame: Phas deg  
Vector averaged cross-power spectrum Several baselines displayed  
Timerange: 00/14:16:51 to 00/14:18:27



Plot file version 633 created 23-APR-2024 10:27:56

SN2014C EB107.UVDATA.1

Freq = 8.0805 GHz, Bw = 32.000 MH No calibration applied and no bandpass applied

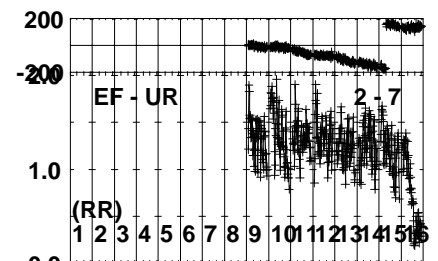
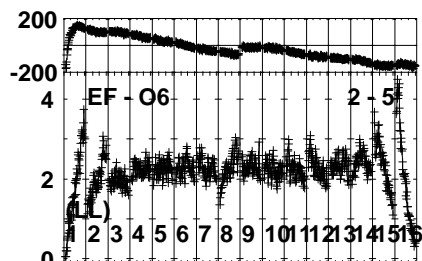
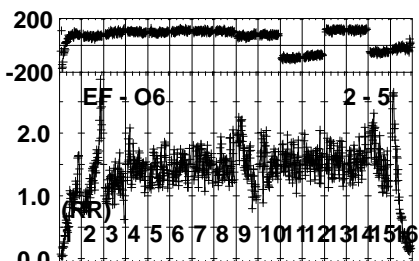
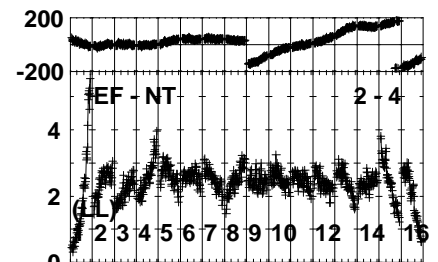
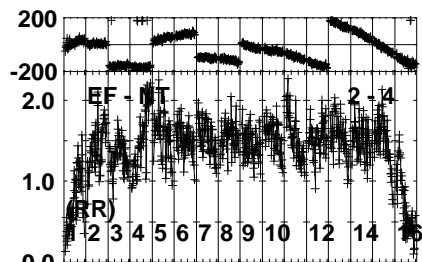
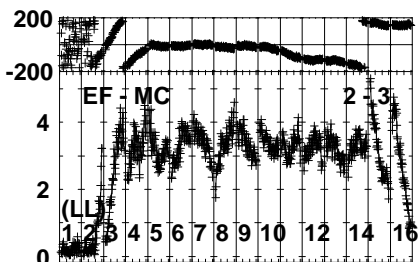
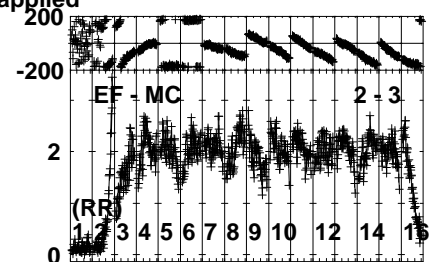
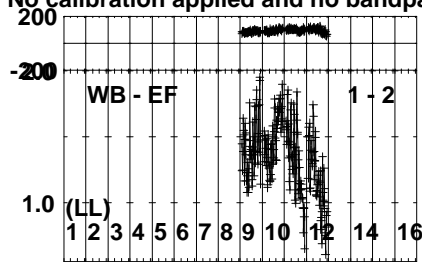
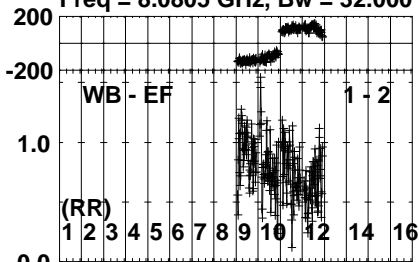


Lower frame: Micro Ampl Jy Top frame: Phas deg  
Vector averaged cross-power spectrum Several baselines displayed  
Timerange: 00/14:16:51 to 00/14:18:27

Plot file version 634 created 23-APR-2024 10:27:57

J2248+3718 EB107.UVDATA.1

Freq = 8.0805 GHz, Bw = 32.000 MH No calibration applied and no bandpass applied



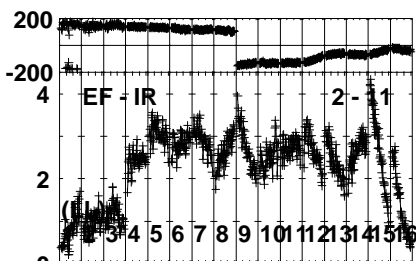
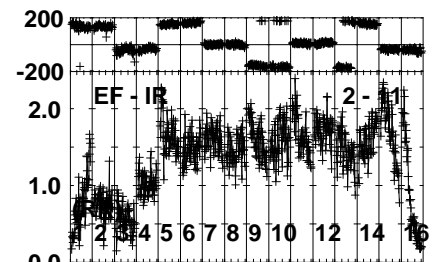
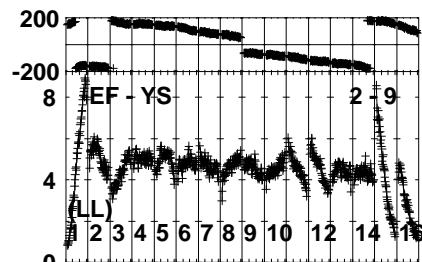
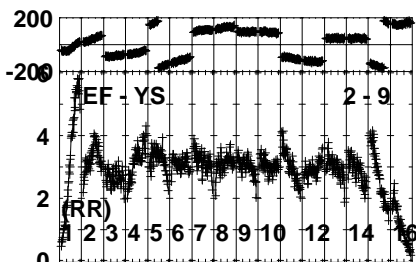
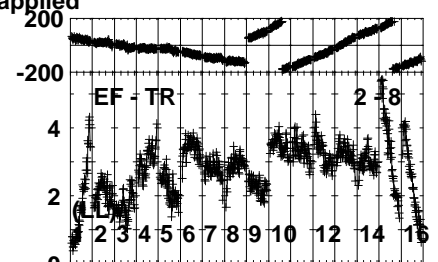
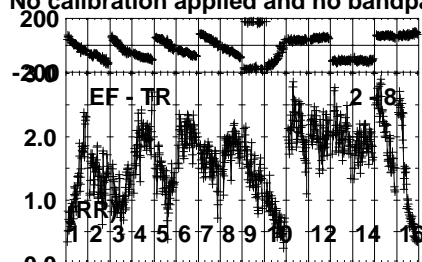
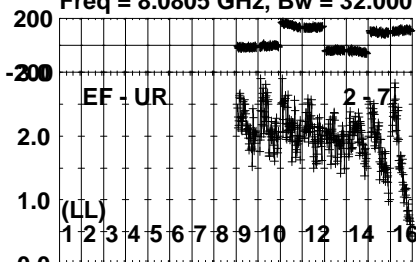
Lower frame: Milli Ampl Jy Top frame: Phas deg  
Vector averaged cross-power spectrum Several baselines displayed  
Timerange: 00/14:18:31 to 00/14:19:47

Plot file version 635 created 23-APR-2024 10:27:57

J2248+3718 EB107.UVDATA.1

Freq = 8.0805 GHz, Bw = 32.000 MH

No calibration applied and no bandpass applied



0 0 0 0 0 0 0 0 0 0 0 0 0 0 0 0  
Channels

Lower frame: Milli Ampl Jy Top frame: Phas deg

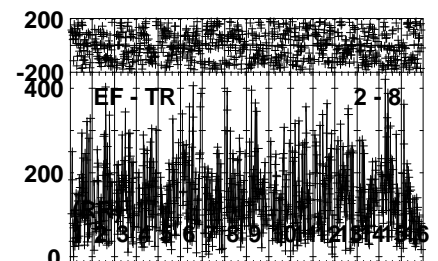
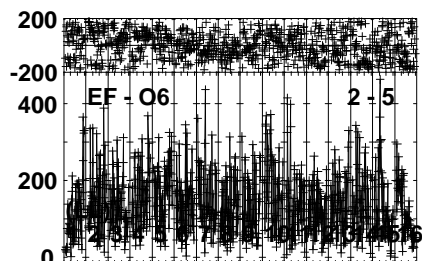
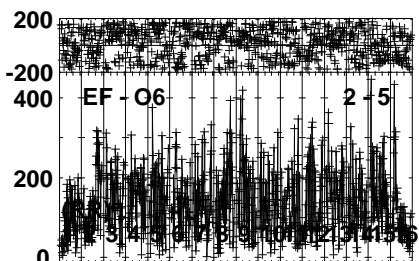
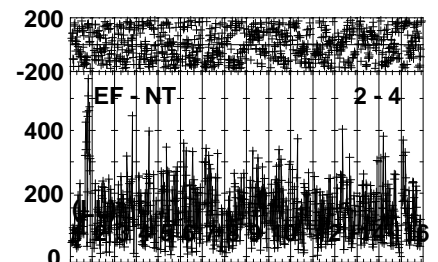
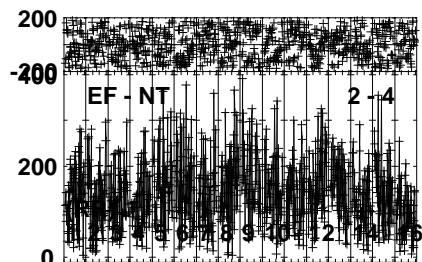
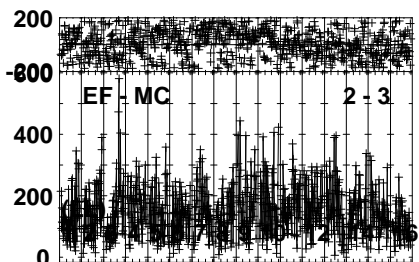
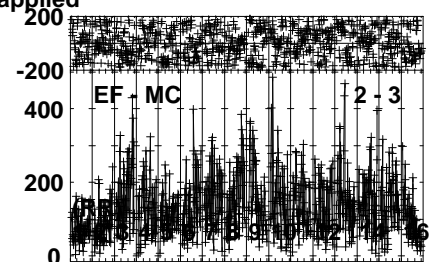
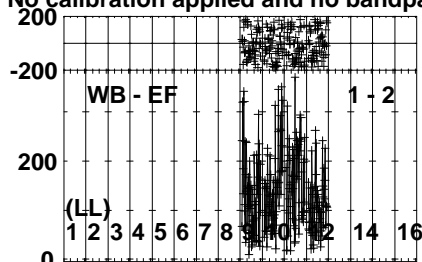
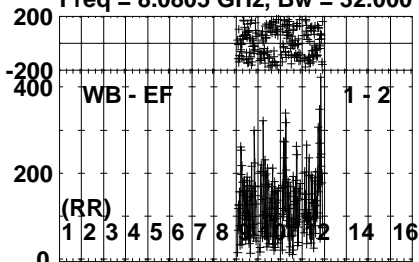
Vector averaged cross-power spectrum Several baselines displayed

Timerange: 00/14:18:31 to 00/14:19:47

Plot file version 636 created 23-APR-2024 10:27:57

SN2014C EB107.UVDATA.1

Freq = 8.0805 GHz, Bw = 32.000 MH No calibration applied and no bandpass applied



0 0 0 0 0 0 0 0 0 0 0 0 0 0 0 0  
Channels

0 0 0 0 0 0 0 0 0 0 0 0 0 0 0 0  
Channels

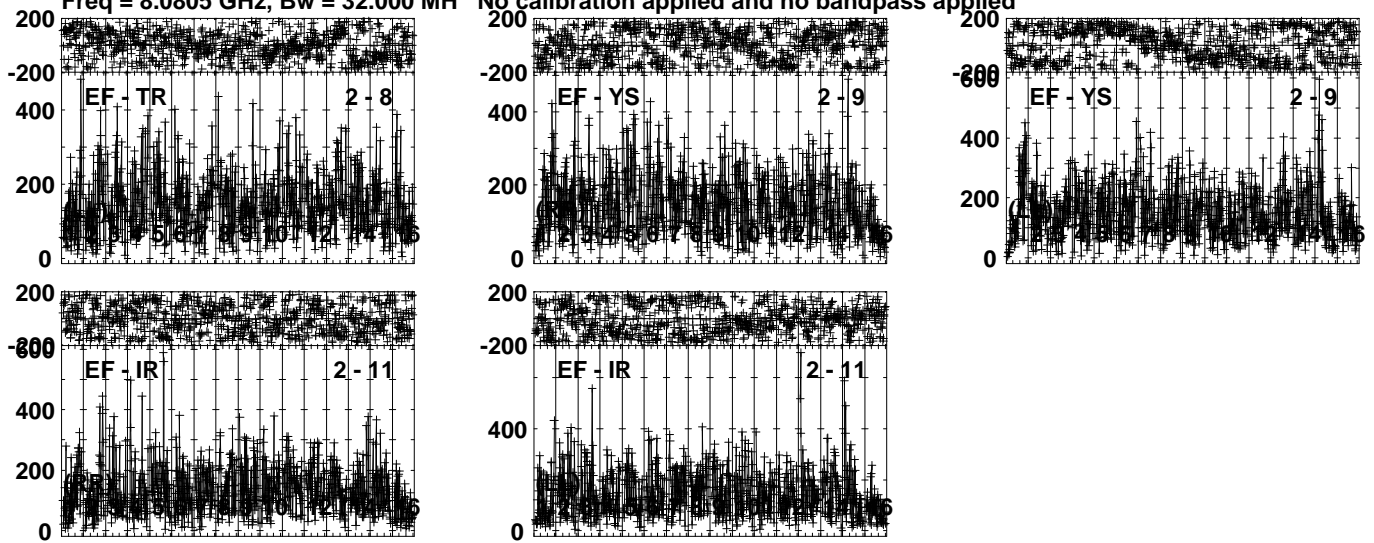
0 0 0 0 0 0 0 0 0 0 0 0 0 0 0 0  
Channels

Lower frame: Micro Ampl Jy Top frame: Phas deg  
Vector averaged cross-power spectrum Several baselines displayed  
Timerange: 00/14:19:49 to 00/14:21:47

Plot file version 637 created 23-APR-2024 10:27:57

SN2014C EB107.UVDATA.1

Freq = 8.0805 GHz, Bw = 32.000 MH No calibration applied and no bandpass applied

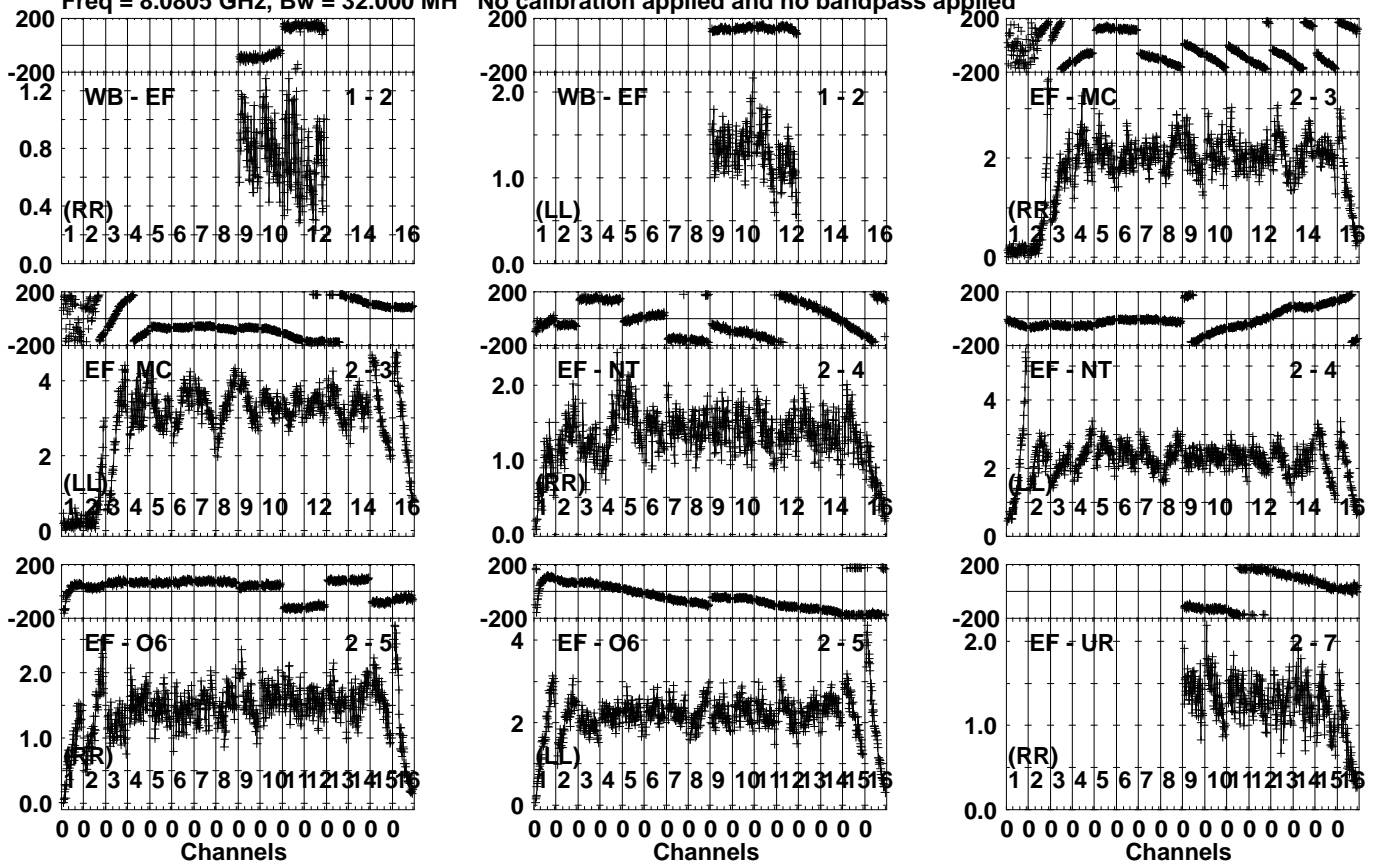


Lower frame: Micro Ampl Jy Top frame: Phas deg  
Vector averaged cross-power spectrum Several baselines displayed  
Timerange: 00/14:19:49 to 00/14:21:47

Plot file version 638 created 23-APR-2024 10:27:57

J2248+3718 EB107.UVDATA.1

Freq = 8.0805 GHz, Bw = 32.000 MH No calibration applied and no bandpass applied



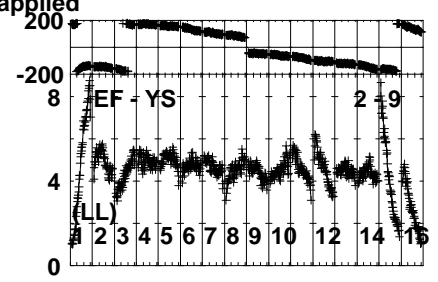
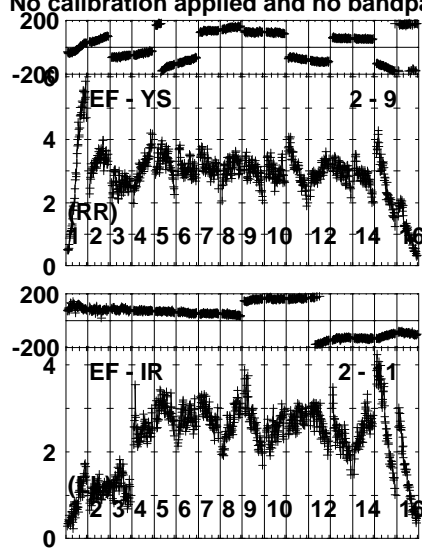
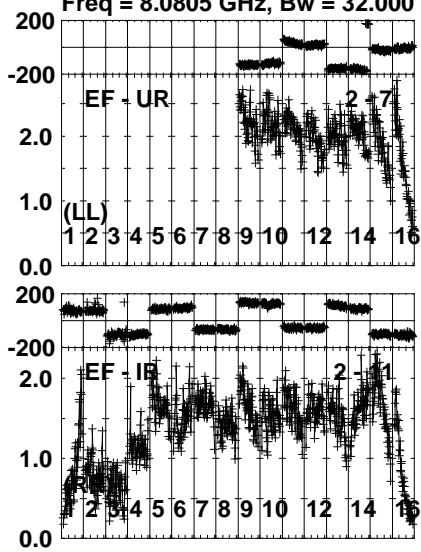
Lower frame: Milli Ampl Jy Top frame: Phas deg  
Vector averaged cross-power spectrum Several baselines displayed  
Timerange: 00/14:21:49 to 00/14:23:07

Plot file version 639 created 23-APR-2024 10:27:58

J2248+3718 EB107.UVDATA.1

Freq = 8.0805 GHz, Bw = 32.000 MH

No calibration applied and no bandpass applied

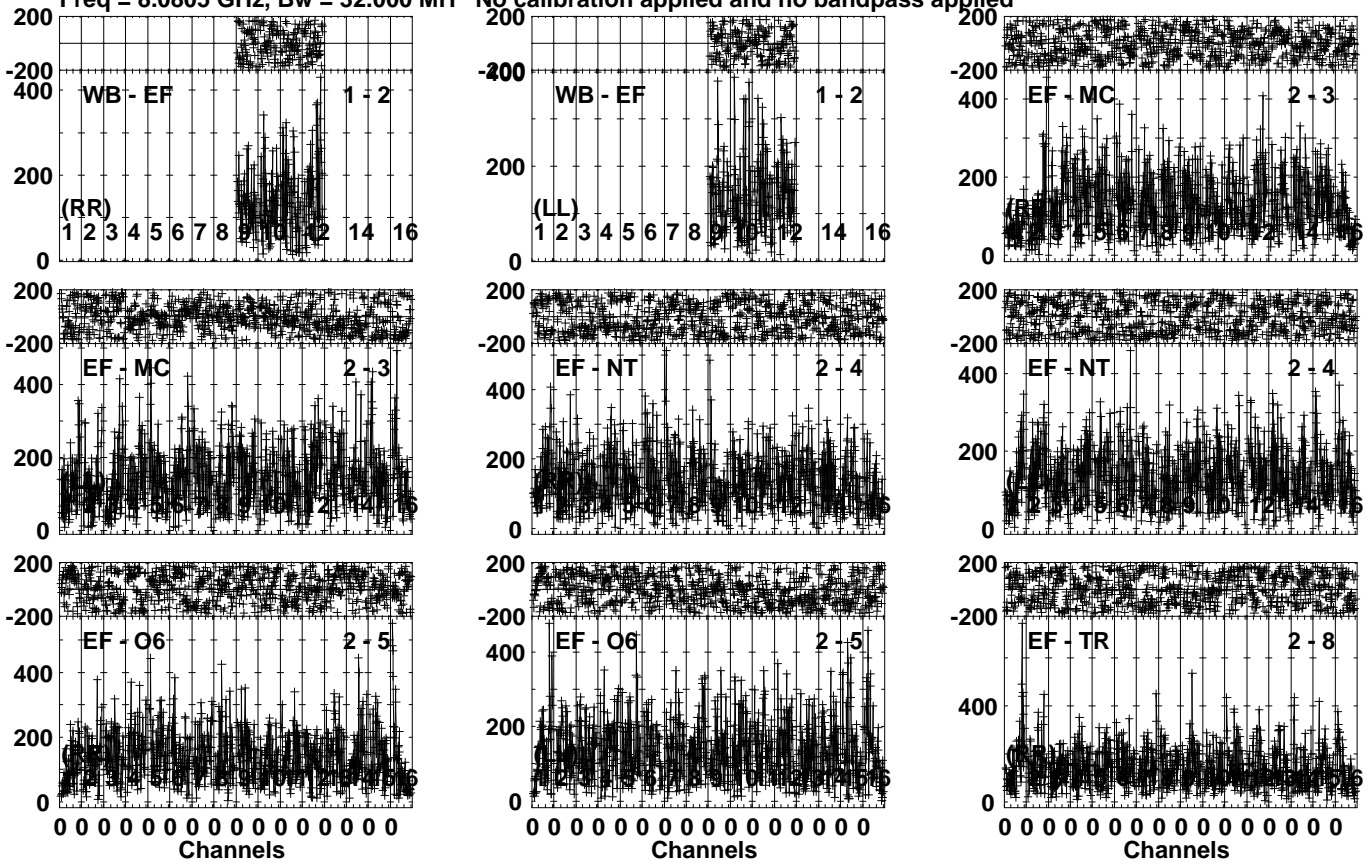


Lower frame: Milli Ampl Jy Top frame: Phas deg  
Vector averaged cross-power spectrum Several baselines displayed  
Timerange: 00/14:21:49 to 00/14:23:07

Plot file version 640 created 23-APR-2024 10:27:58

SN2014C EB107.UVDATA.1

Freq = 8.0805 GHz, Bw = 32.000 MH No calibration applied and no bandpass applied



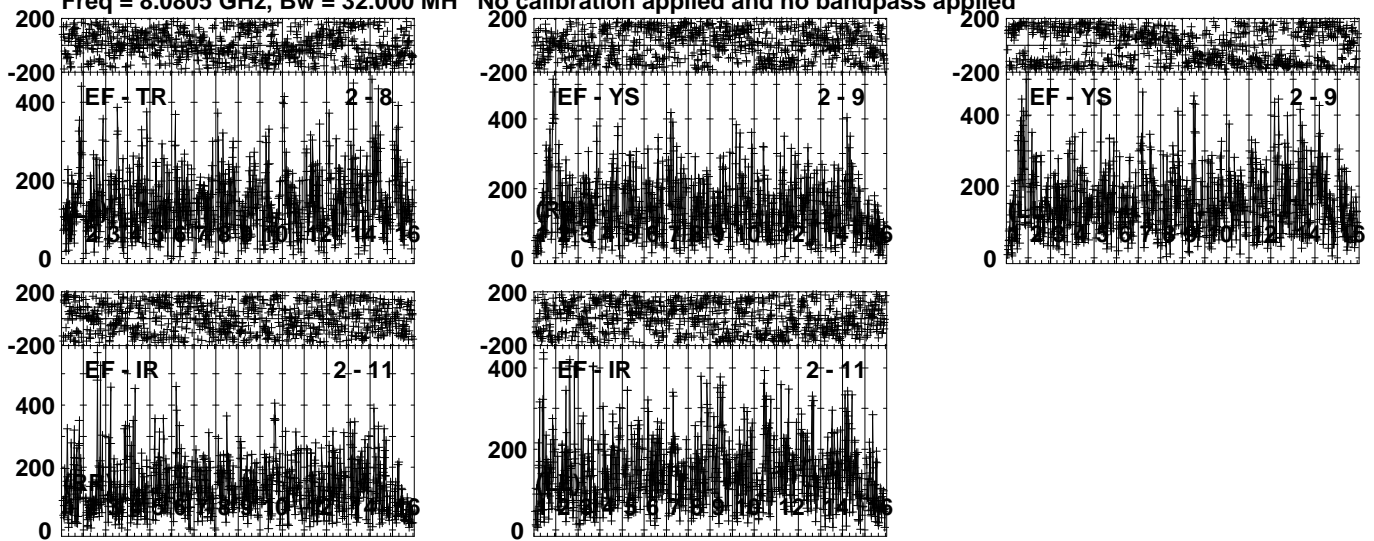
Lower frame: Micro Ampl Jy Top frame: Phas deg  
Vector averaged cross-power spectrum Several baselines displayed  
Timerange: 00/14:23:09 to 00/14:25:07



Plot file version 641 created 23-APR-2024 10:27:58

SN2014C EB107.UVDATA.1

Freq = 8.0805 GHz, Bw = 32.000 MH No calibration applied and no bandpass applied

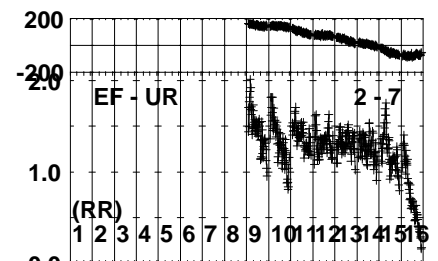
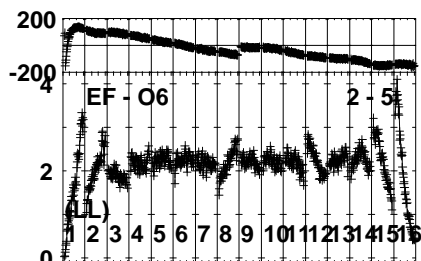
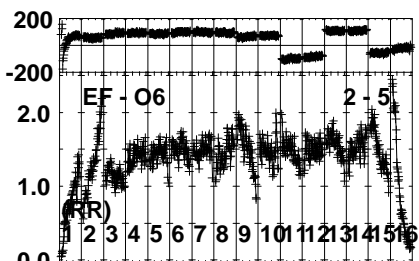
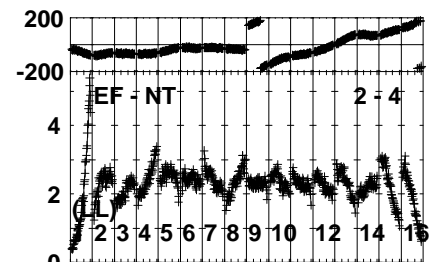
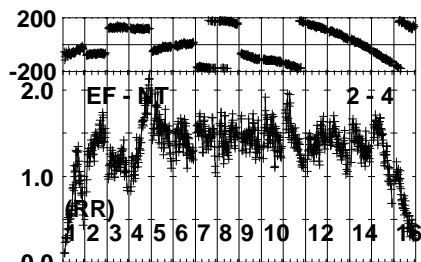
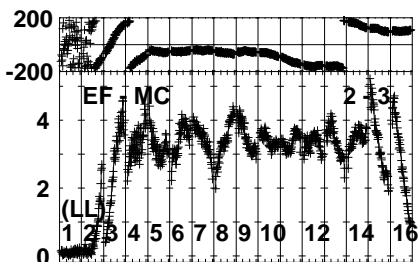
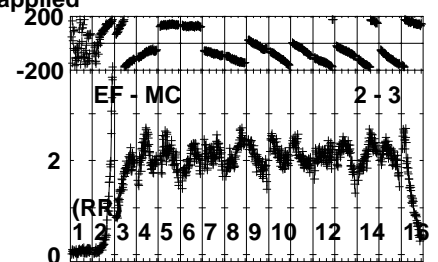
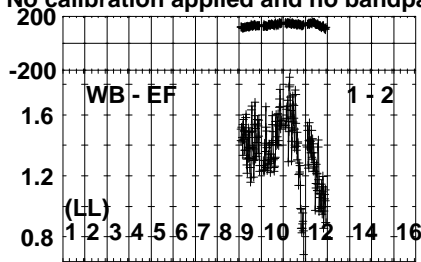
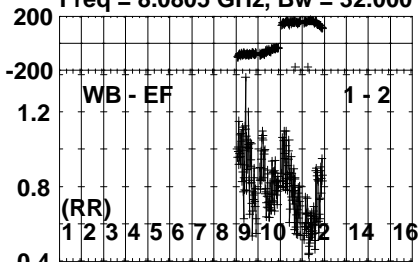


Lower frame: Micro Ampl Jy Top frame: Phas deg  
Vector averaged cross-power spectrum Several baselines displayed  
Timerange: 00/14:23:09 to 00/14:25:07

Plot file version 642 created 23-APR-2024 10:27:58

J2248+3718 EB107.UVDATA.1

Freq = 8.0805 GHz, Bw = 32.000 MH No calibration applied and no bandpass applied



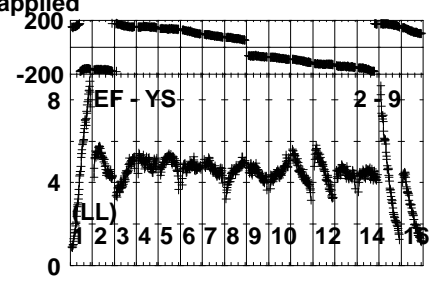
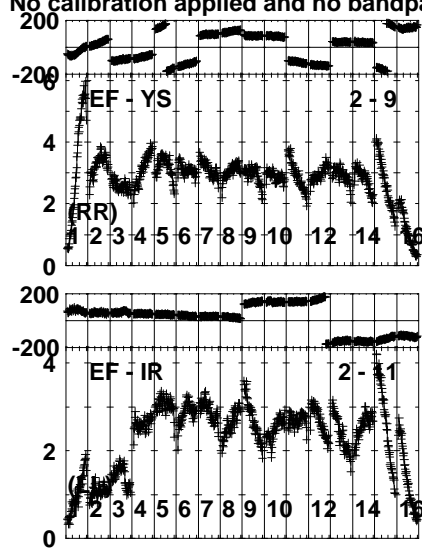
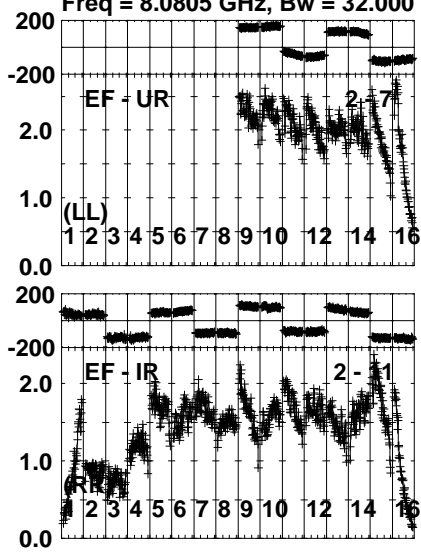
Lower frame: Milli Ampl Jy Top frame: Phas deg  
Vector averaged cross-power spectrum Several baselines displayed  
Timerange: 00/14:25:31 to 00/14:27:07

Plot file version 643 created 23-APR-2024 10:27:58

J2248+3718 EB107.UVDATA.1

Freq = 8.0805 GHz, Bw = 32.000 MH

No calibration applied and no bandpass applied

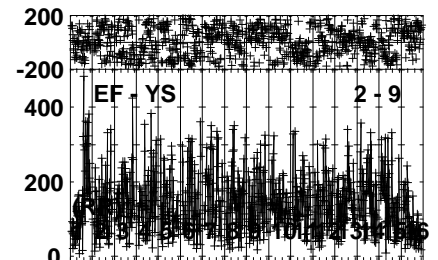
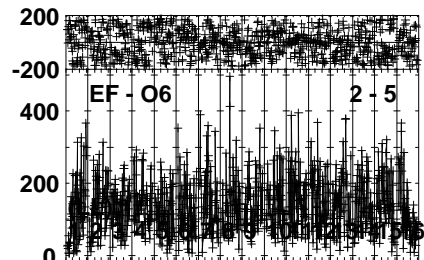
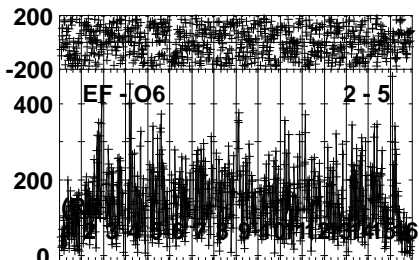
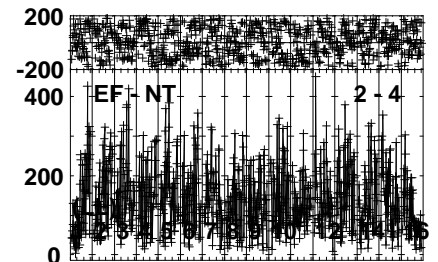
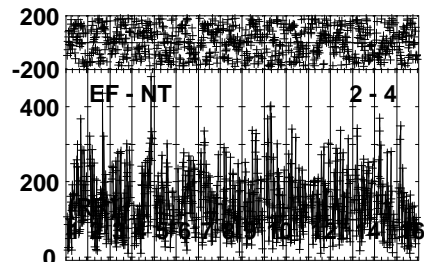
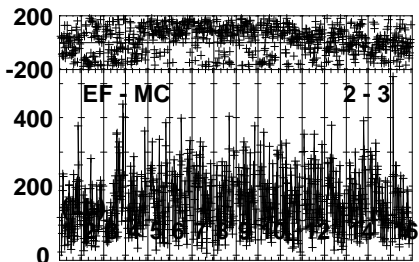
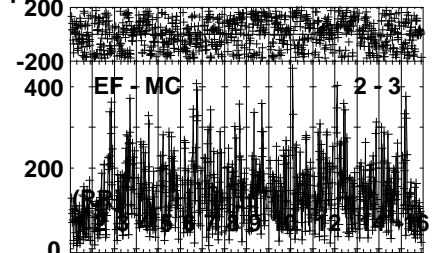
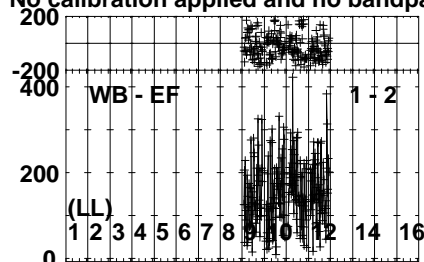
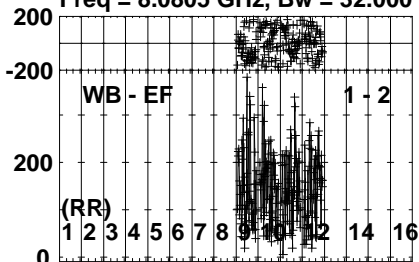


Lower frame: Milli Ampl Jy Top frame: Phas deg  
Vector averaged cross-power spectrum Several baselines displayed  
Timerange: 00/14:25:31 to 00/14:27:07

Plot file version 644 created 23-APR-2024 10:27:59

SN2014C EB107.UVDATA.1

Freq = 8.0805 GHz, Bw = 32.000 MH No calibration applied and no bandpass applied

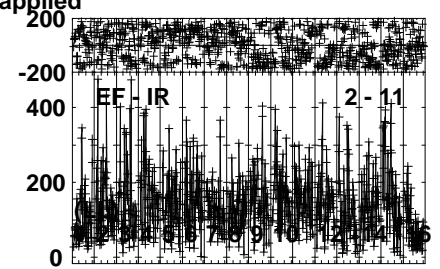
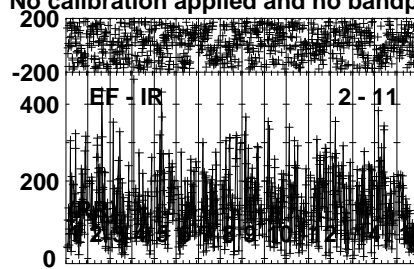
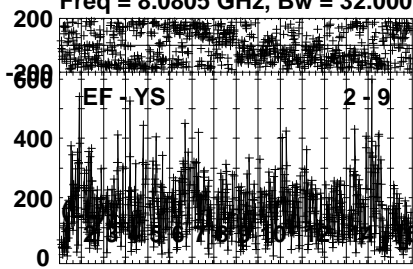


Lower frame: Micro Ampl Jy Top frame: Phas deg  
Vector averaged cross-power spectrum Several baselines displayed  
Timerange: 00/14:27:09 to 00/14:29:07

Plot file version 645 created 23-APR-2024 10:27:59

SN2014C EB107.UVDATA.1

Freq = 8.0805 GHz, Bw = 32.000 MH No calibration applied and no bandpass applied

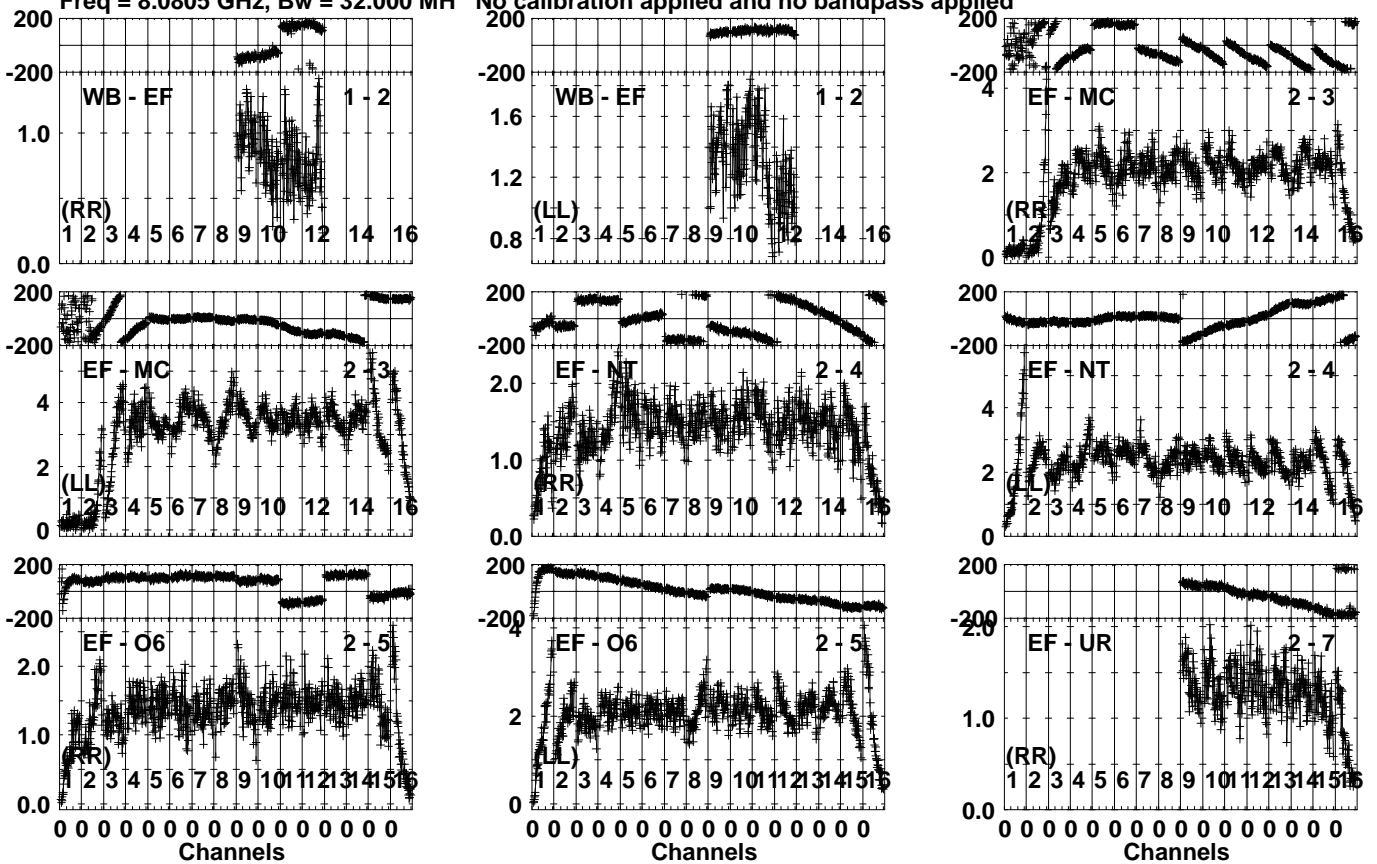


Lower frame: Micro Ampl Jy Top frame: Phas deg  
Vector averaged cross-power spectrum Several baselines displayed  
Timerange: 00/14:27:09 to 00/14:29:07

Plot file version 646 created 23-APR-2024 10:27:59

J2248+3718 EB107.UVDATA.1

Freq = 8.0805 GHz, Bw = 32.000 MH No calibration applied and no bandpass applied

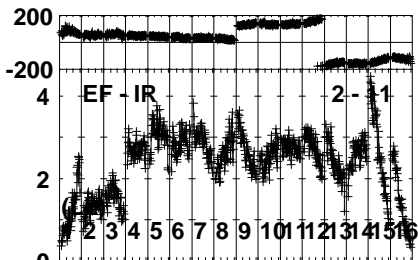
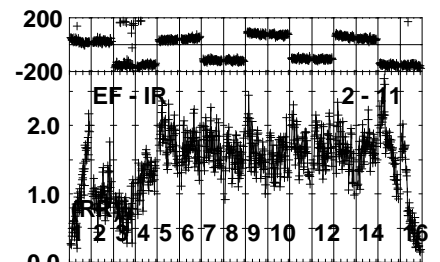
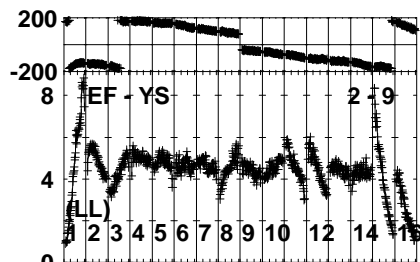
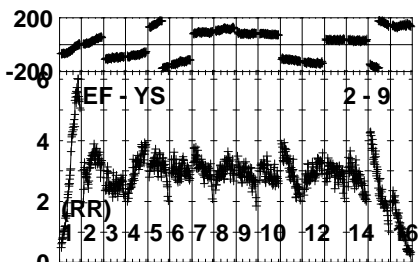
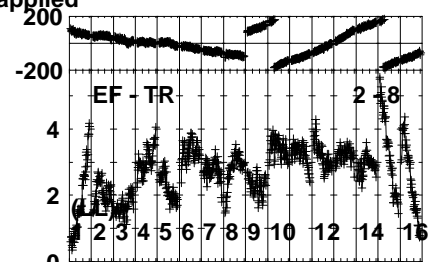
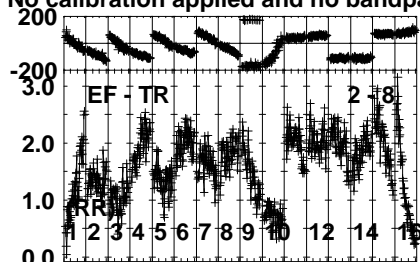
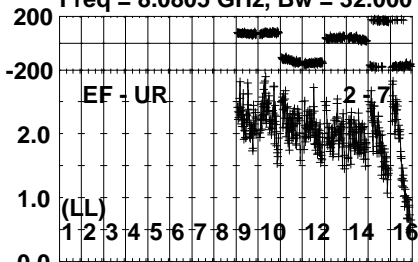


Lower frame: Milli Ampl Jy Top frame: Phas deg  
Vector averaged cross-power spectrum Several baselines displayed  
Timerange: 00/14:29:11 to 00/14:30:27

Plot file version 647 created 23-APR-2024 10:27:59

J2248+3718 EB107.UVDATA.1

Freq = 8.0805 GHz, Bw = 32.000 MH No calibration applied and no bandpass applied



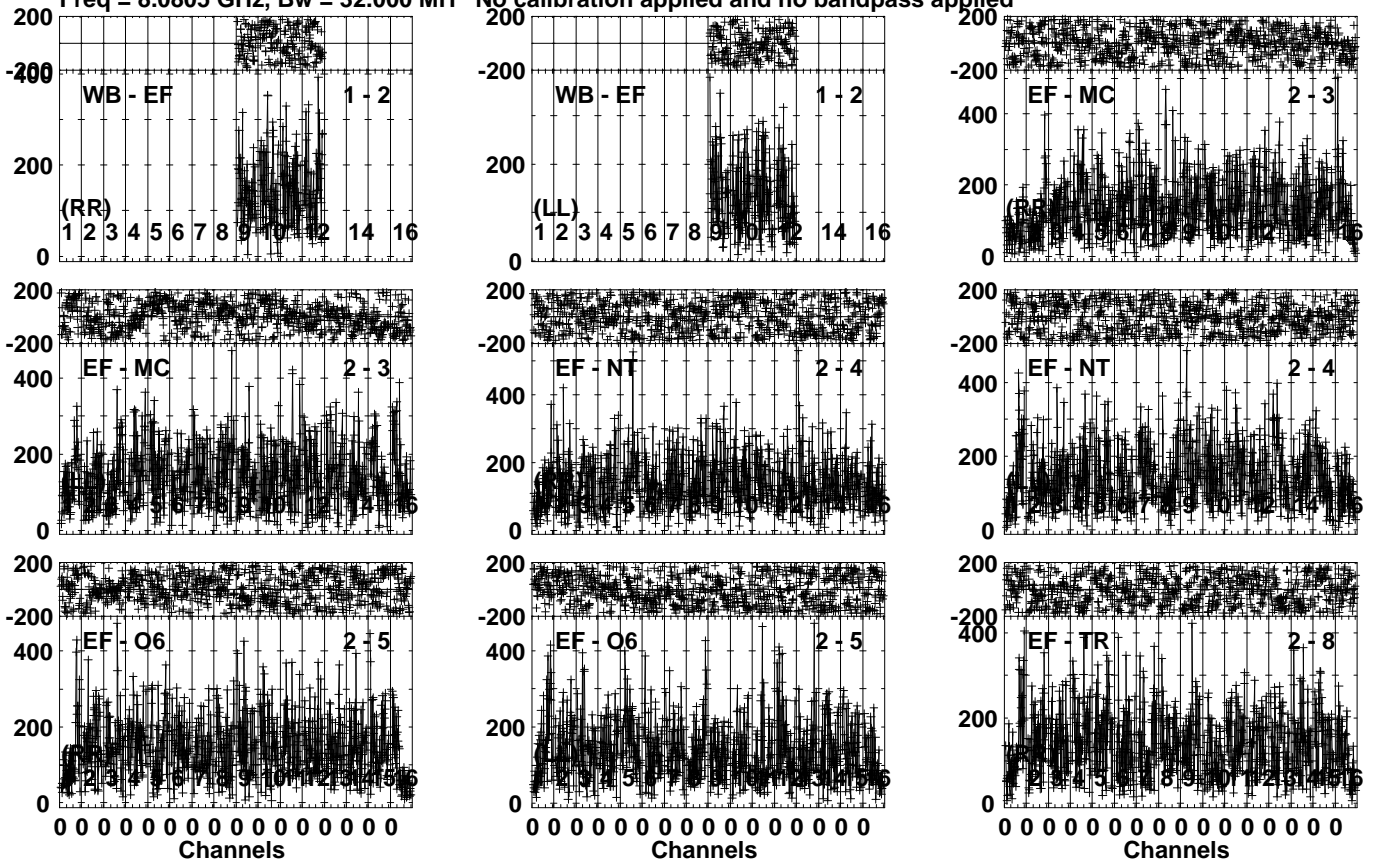
0 0 0 0 0 0 0 0 0 0 0 0 0 0 0 0  
Channels

Lower frame: Milli Ampl Jy Top frame: Phas deg  
Vector averaged cross-power spectrum Several baselines displayed  
Timerange: 00/14:29:11 to 00/14:30:27

Plot file version 648 created 23-APR-2024 10:27:59

SN2014C EB107.UVDATA.1

Freq = 8.0805 GHz, Bw = 32.000 MH No calibration applied and no bandpass applied



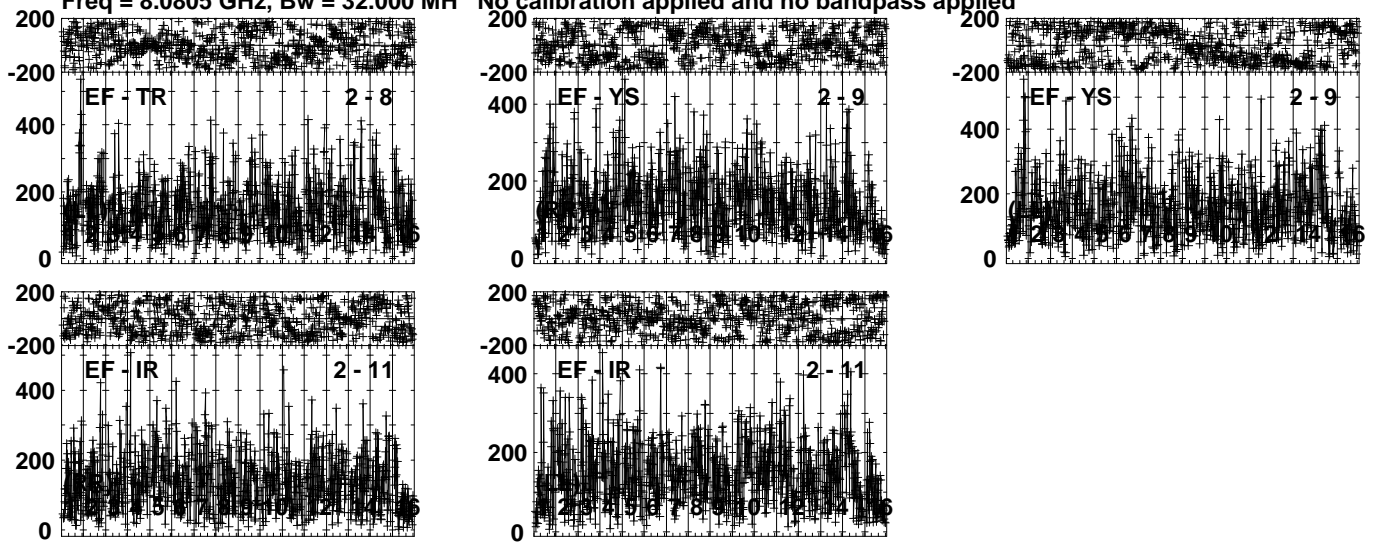
Lower frame: Micro Ampl Jy Top frame: Phas deg  
Vector averaged cross-power spectrum Several baselines displayed  
Timerange: 00/14:30:31 to 00/14:32:27



Plot file version 649 created 23-APR-2024 10:27:59

SN2014C EB107.UVDATA.1

Freq = 8.0805 GHz, Bw = 32.000 MH No calibration applied and no bandpass applied

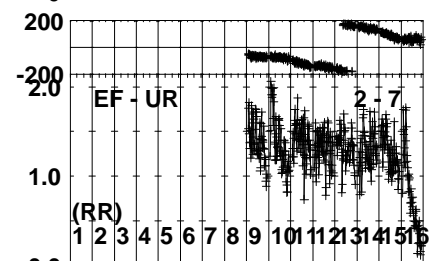
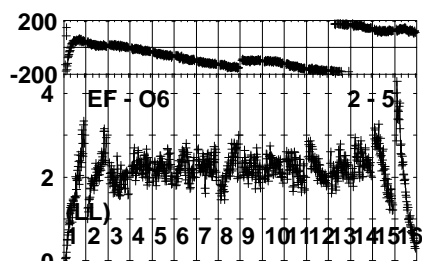
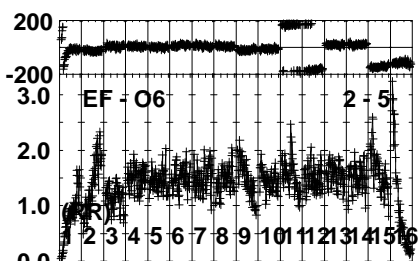
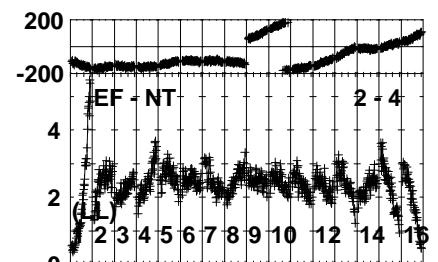
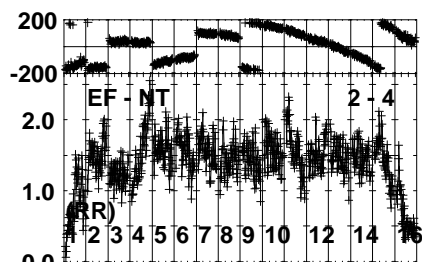
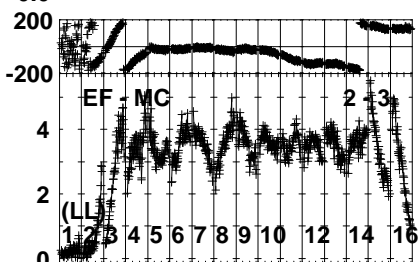
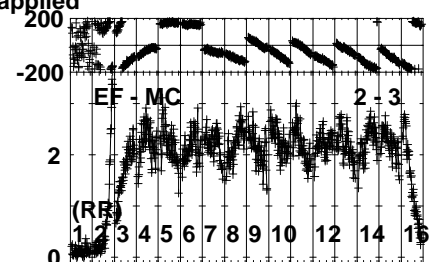
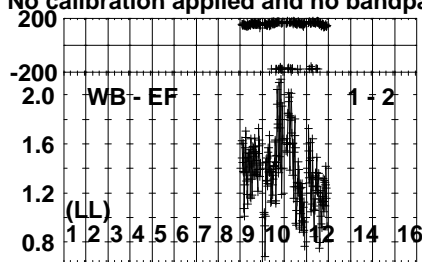
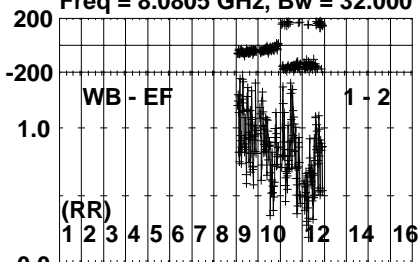


Lower frame: Micro Ampl Jy Top frame: Phas deg  
Vector averaged cross-power spectrum Several baselines displayed  
Timerange: 00/14:30:31 to 00/14:32:27

Plot file version 650 created 23-APR-2024 10:28:00

J2248+3718 EB107.UVDATA.1

Freq = 8.0805 GHz, Bw = 32.000 MH No calibration applied and no bandpass applied

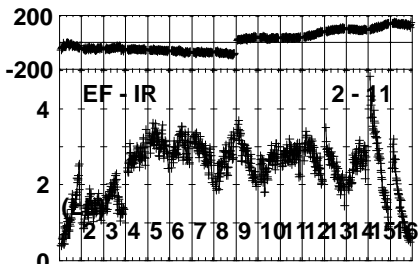
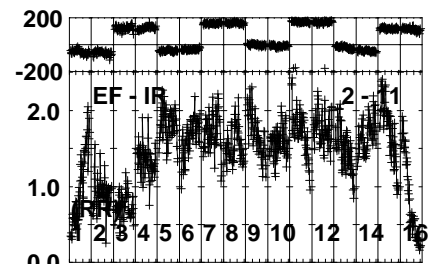
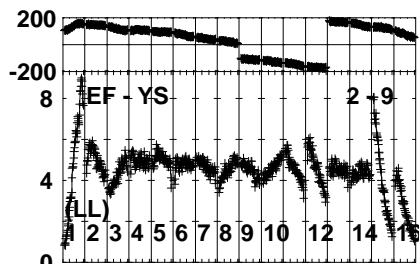
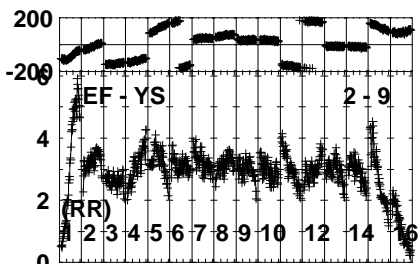
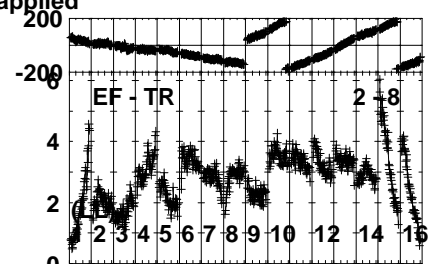
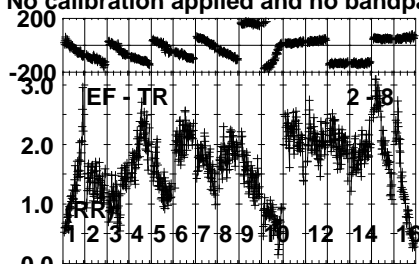
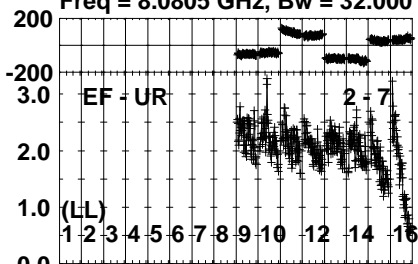


Lower frame: Milli Ampl Jy Top frame: Phas deg  
Vector averaged cross-power spectrum Several baselines displayed  
Timerange: 00/14:32:29 to 00/14:33:47

Plot file version 651 created 23-APR-2024 10:28:00

J2248+3718 EB107.UVDATA.1

Freq = 8.0805 GHz, Bw = 32.000 MH No calibration applied and no bandpass applied



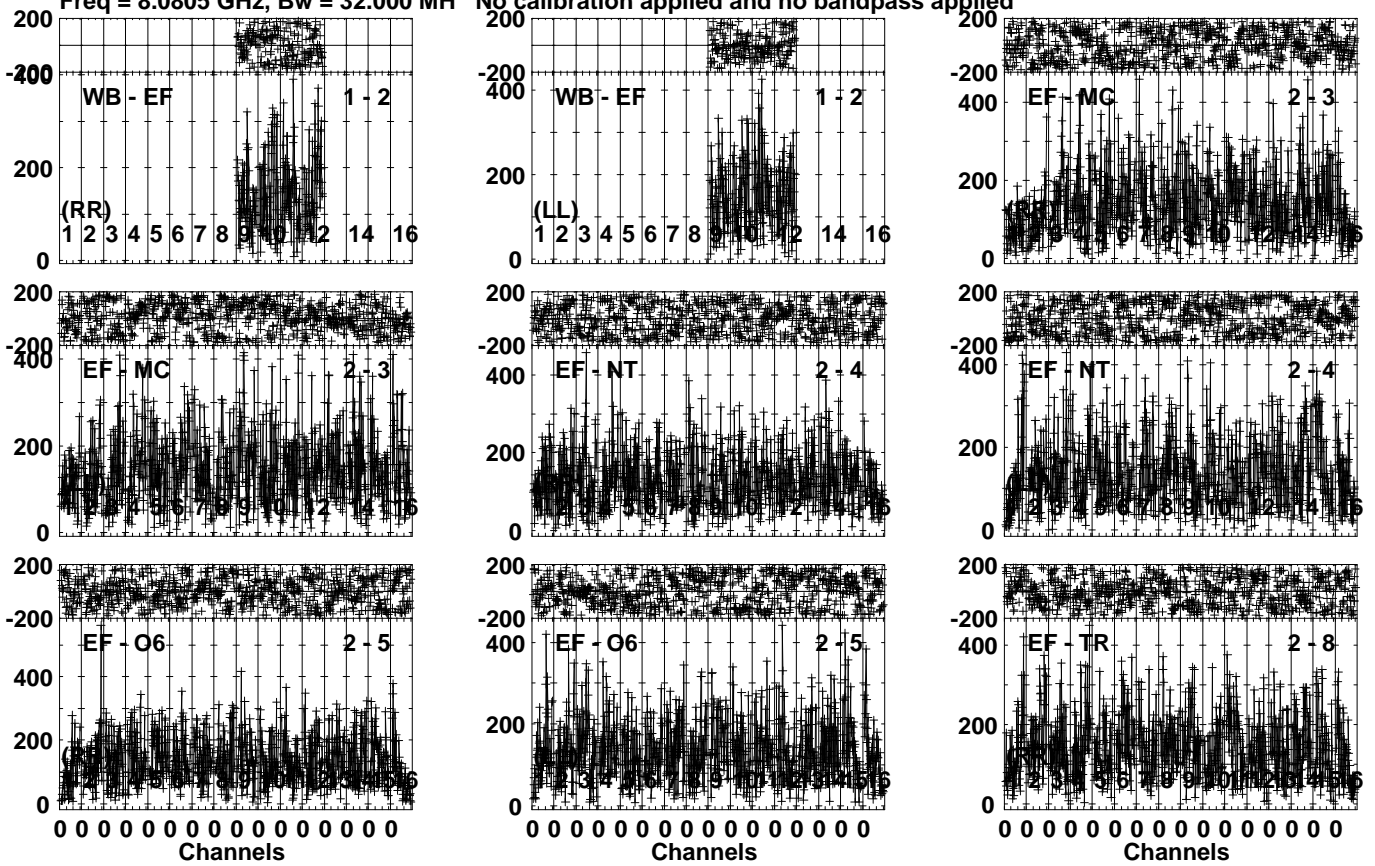
0 0 0 0 0 0 0 0 0 0 0 0 0 0 0 0  
Channels

Lower frame: Milli Ampl Jy Top frame: Phas deg  
Vector averaged cross-power spectrum Several baselines displayed  
Timerange: 00/14:32:29 to 00/14:33:47

Plot file version 652 created 23-APR-2024 10:28:00

SN2014C EB107.UVDATA.1

Freq = 8.0805 GHz, Bw = 32.000 MH No calibration applied and no bandpass applied

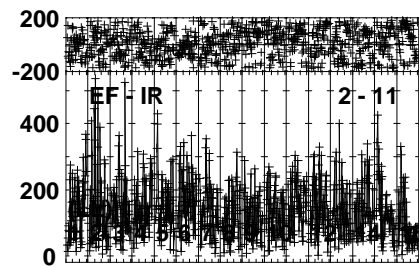
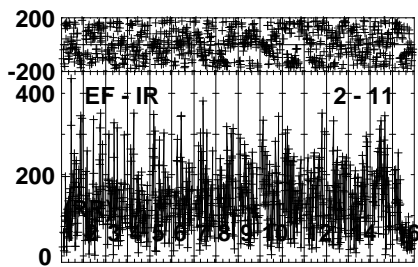
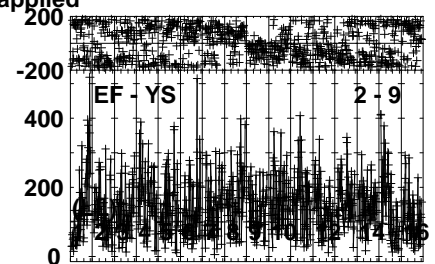
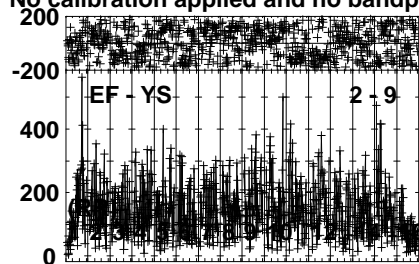
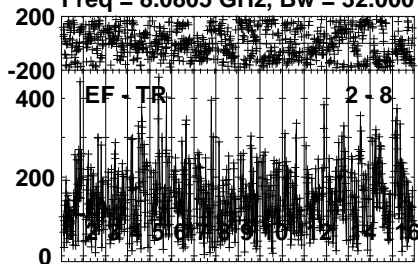


Lower frame: Micro Ampl Jy Top frame: Phas deg  
Vector averaged cross-power spectrum Several baselines displayed  
Timerange: 00/14:34:11 to 00/14:35:47

Plot file version 653 created 23-APR-2024 10:28:00

SN2014C EB107.UVDATA.1

Freq = 8.0805 GHz, Bw = 32.000 MH No calibration applied and no bandpass applied

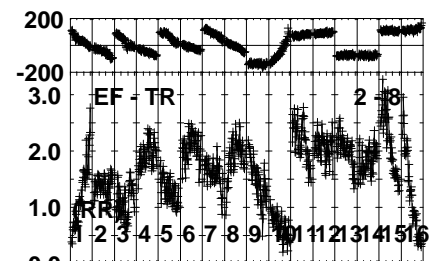
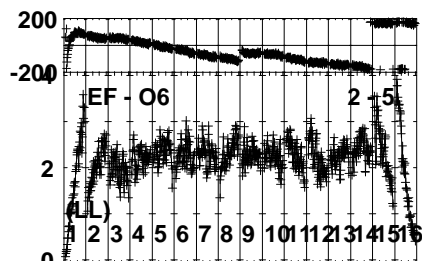
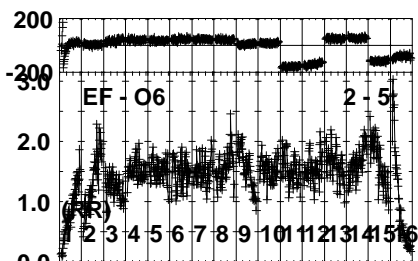
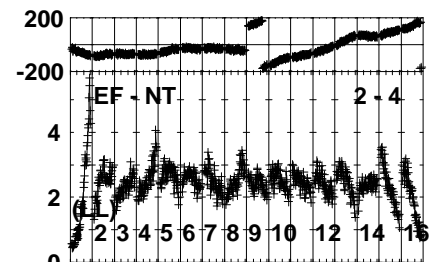
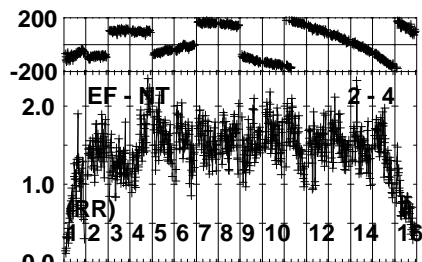
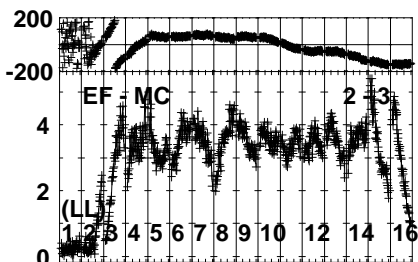
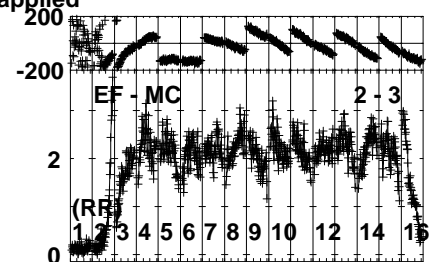
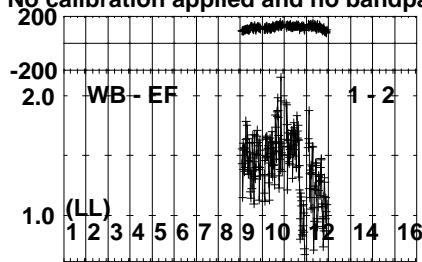
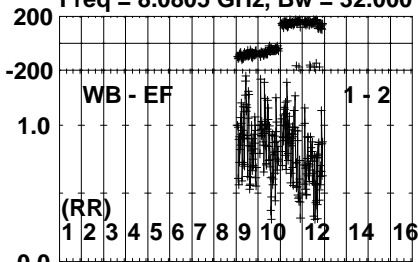


Lower frame: Micro Ampl Jy Top frame: Phas deg  
Vector averaged cross-power spectrum Several baselines displayed  
Timerange: 00/14:34:11 to 00/14:35:47

Plot file version 654 created 23-APR-2024 10:28:00

J2248+3718 EB107.UVDATA.1

Freq = 8.0805 GHz, Bw = 32.000 MH No calibration applied and no bandpass applied

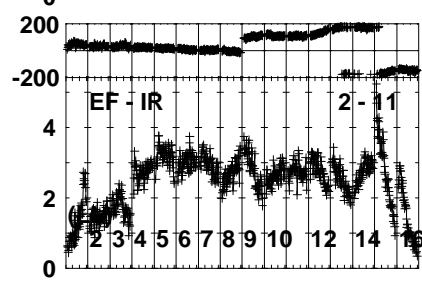
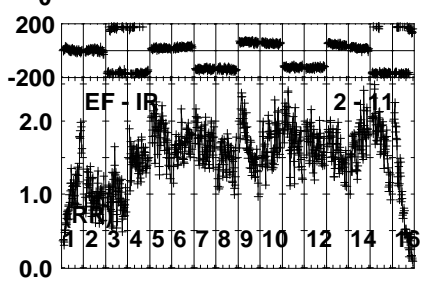
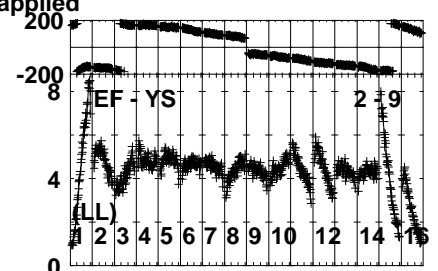
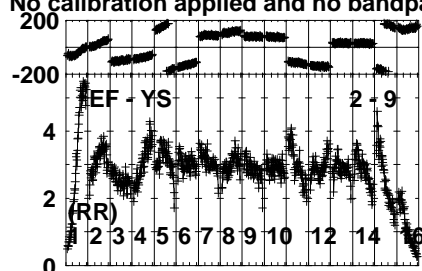
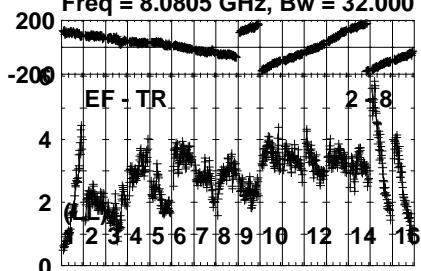


Lower frame: Milli Ampl Jy Top frame: Phas deg  
Vector averaged cross-power spectrum Several baselines displayed  
Timerange: 00/14:35:49 to 00/14:37:07

Plot file version 655 created 23-APR-2024 10:28:00

J2248+3718 EB107.UVDATA.1

Freq = 8.0805 GHz, Bw = 32.000 MH No calibration applied and no bandpass applied

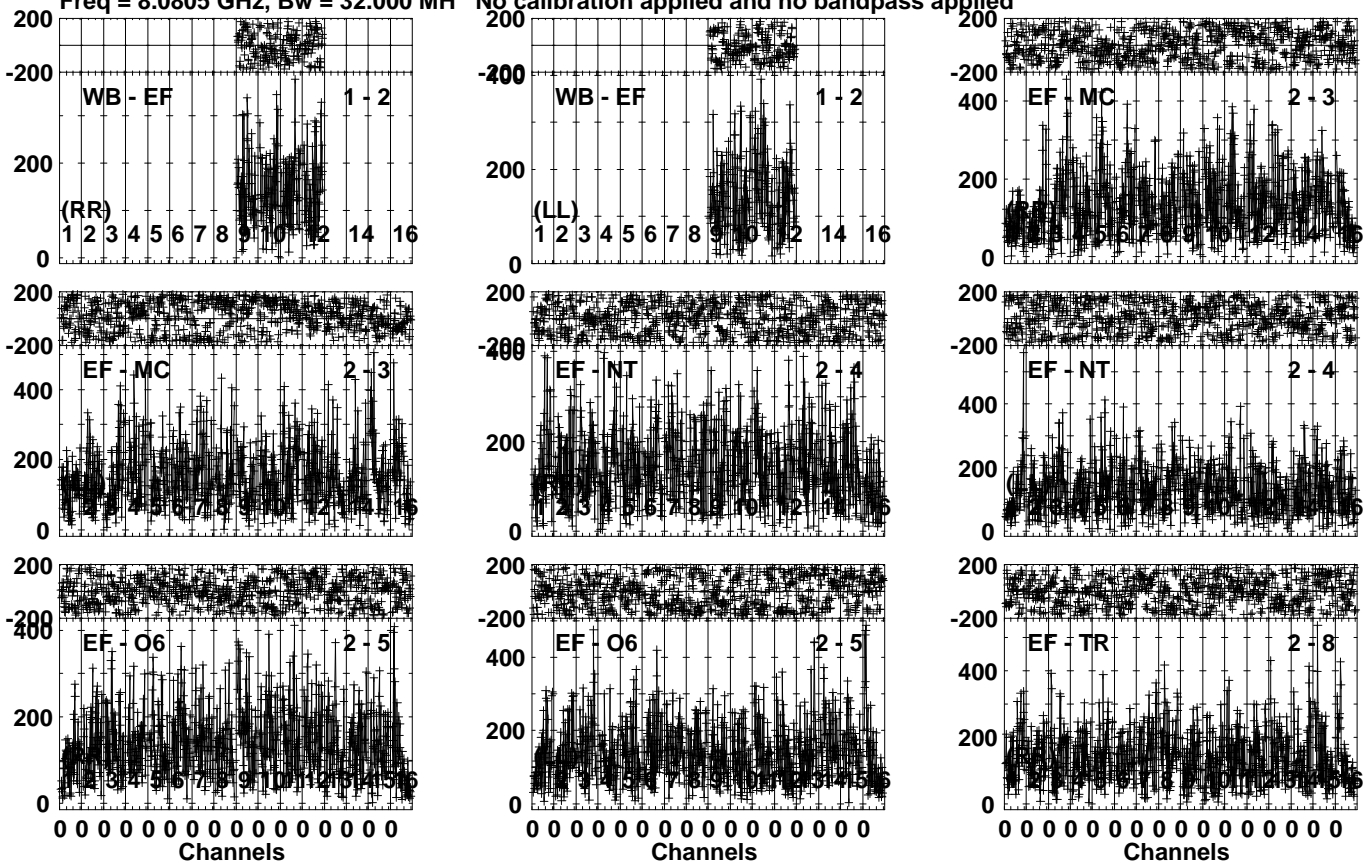


Lower frame: Milli Ampl Jy Top frame: Phas deg  
Vector averaged cross-power spectrum Several baselines displayed  
Timerange: 00/14:35:49 to 00/14:37:07

Plot file version 656 created 23-APR-2024 10:28:01

SN2014C EB107.UVDATA.1

Freq = 8.0805 GHz, Bw = 32.000 MH No calibration applied and no bandpass applied



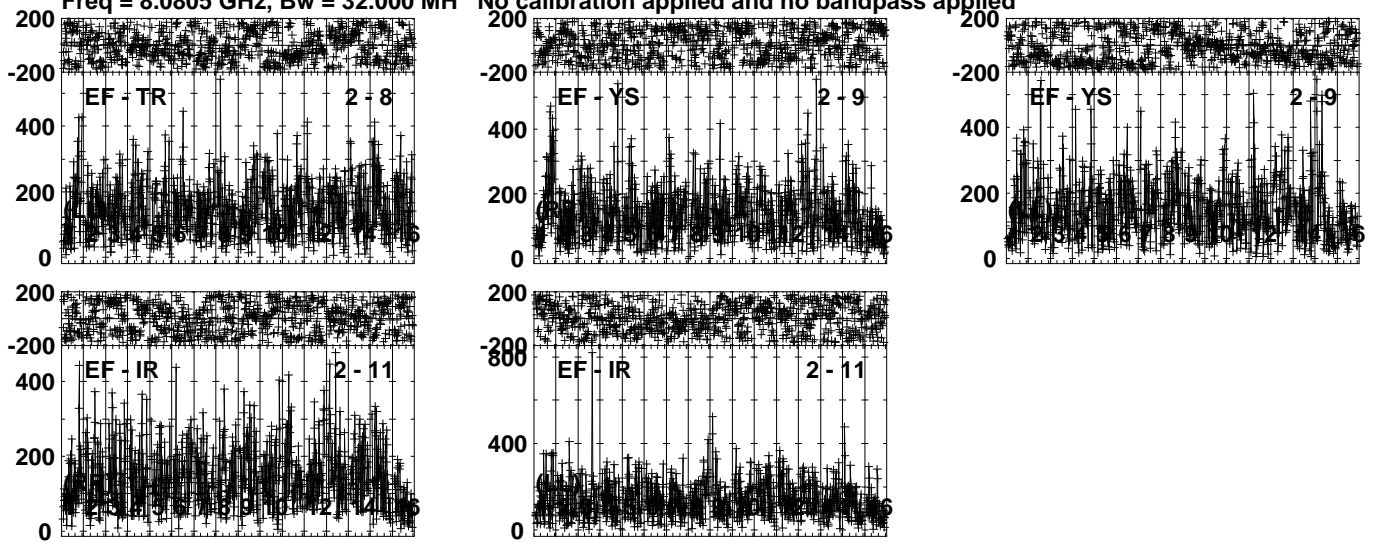
Lower frame: Micro Ampl Jy Top frame: Phas deg  
Vector averaged cross-power spectrum Several baselines displayed  
Timerange: 00/14:37:11 to 00/14:39:07



Plot file version 657 created 23-APR-2024 10:28:01

SN2014C EB107.UVDATA.1

Freq = 8.0805 GHz, Bw = 32.000 MH No calibration applied and no bandpass applied

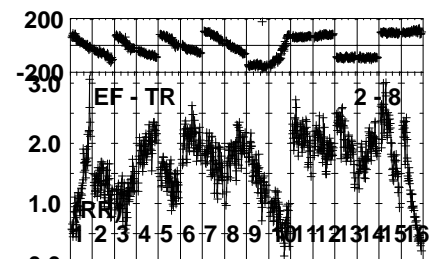
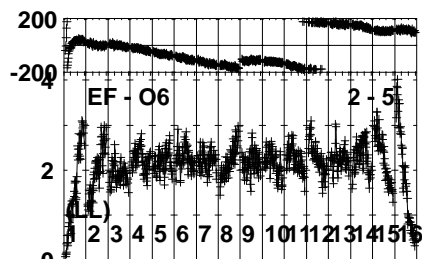
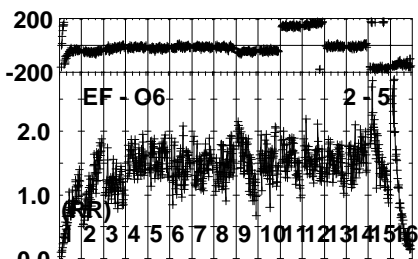
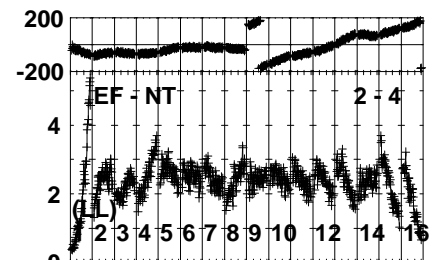
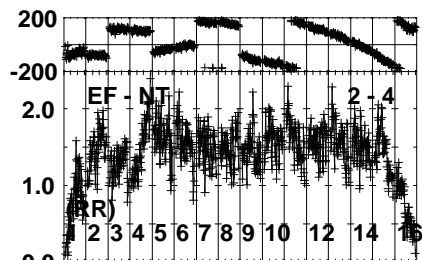
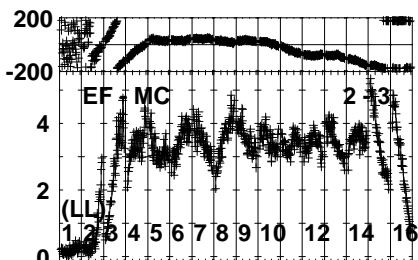
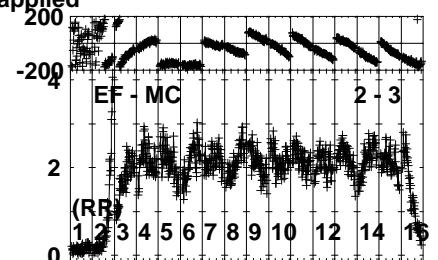
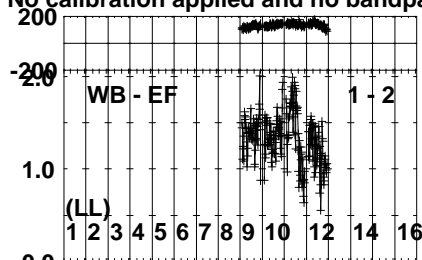
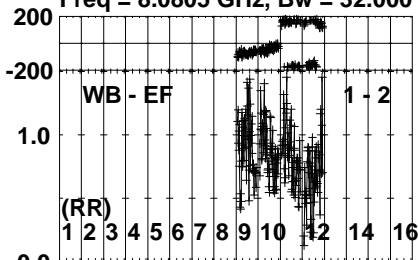


Lower frame: Micro Ampl Jy Top frame: Phas deg  
Vector averaged cross-power spectrum Several baselines displayed  
Timerange: 00/14:37:11 to 00/14:39:07

Plot file version 658 created 23-APR-2024 10:28:01

J2248+3718 EB107.UVDATA.1

Freq = 8.0805 GHz, Bw = 32.000 MH No calibration applied and no bandpass applied

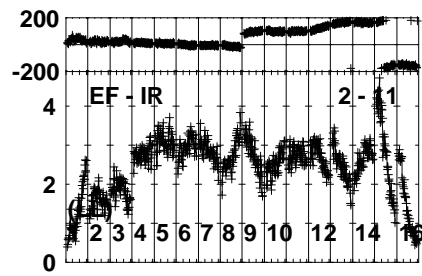
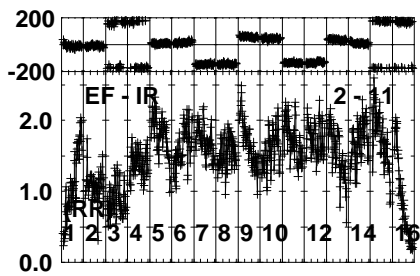
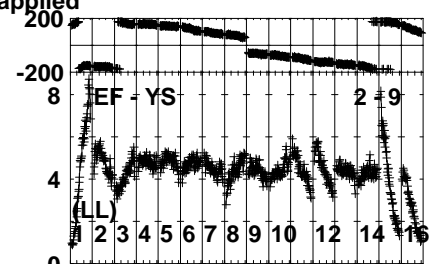
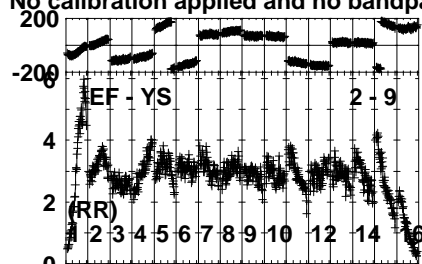
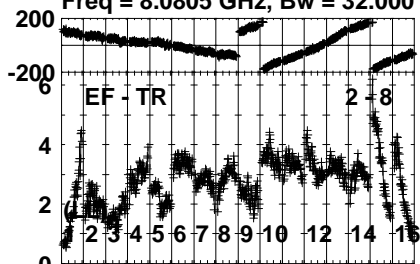


Lower frame: Milli Ampl Jy Top frame: Phas deg  
Vector averaged cross-power spectrum Several baselines displayed  
Timerange: 00/14:39:11 to 00/14:40:27

Plot file version 659 created 23-APR-2024 10:28:01

J2248+3718 EB107.UVDATA.1

Freq = 8.0805 GHz, Bw = 32.000 MH No calibration applied and no bandpass applied

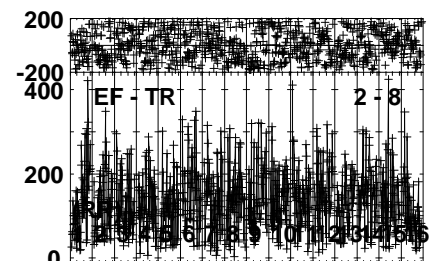
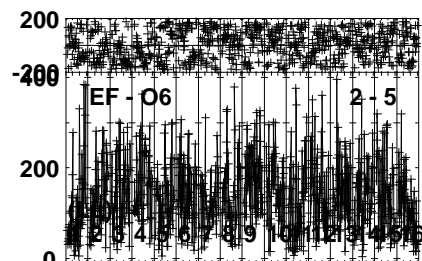
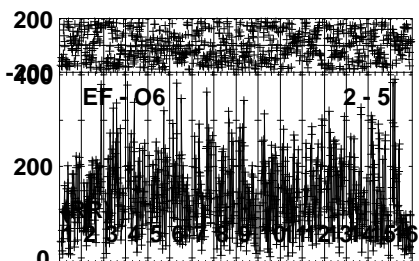
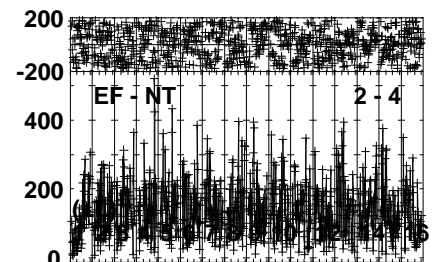
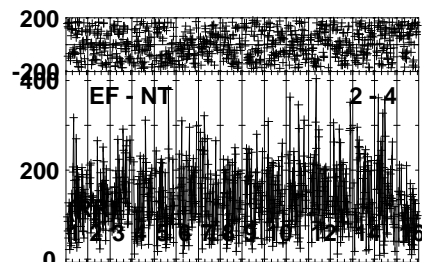
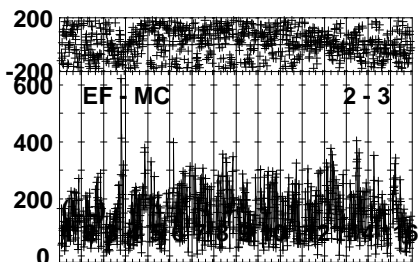
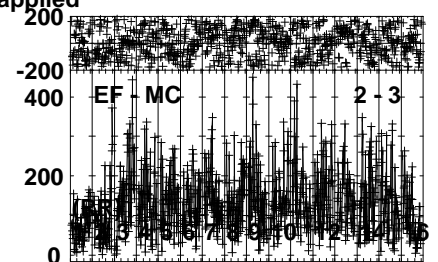
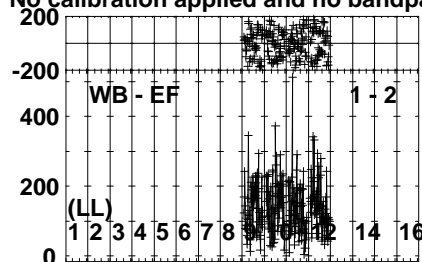
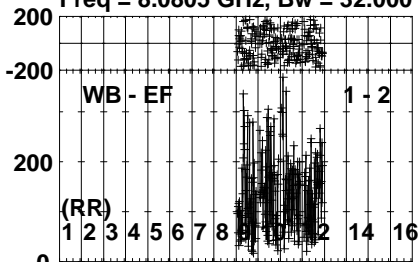


Lower frame: Milli Ampl Jy Top frame: Phas deg  
Vector averaged cross-power spectrum Several baselines displayed  
Timerange: 00/14:39:11 to 00/14:40:27

Plot file version 660 created 23-APR-2024 10:28:01

SN2014C EB107.UVDATA.1

Freq = 8.0805 GHz, Bw = 32.000 MH No calibration applied and no bandpass applied



0 0 0 0 0 0 0 0 0 0 0 0 0 0 0 0  
Channels

0 0 0 0 0 0 0 0 0 0 0 0 0 0 0 0  
Channels

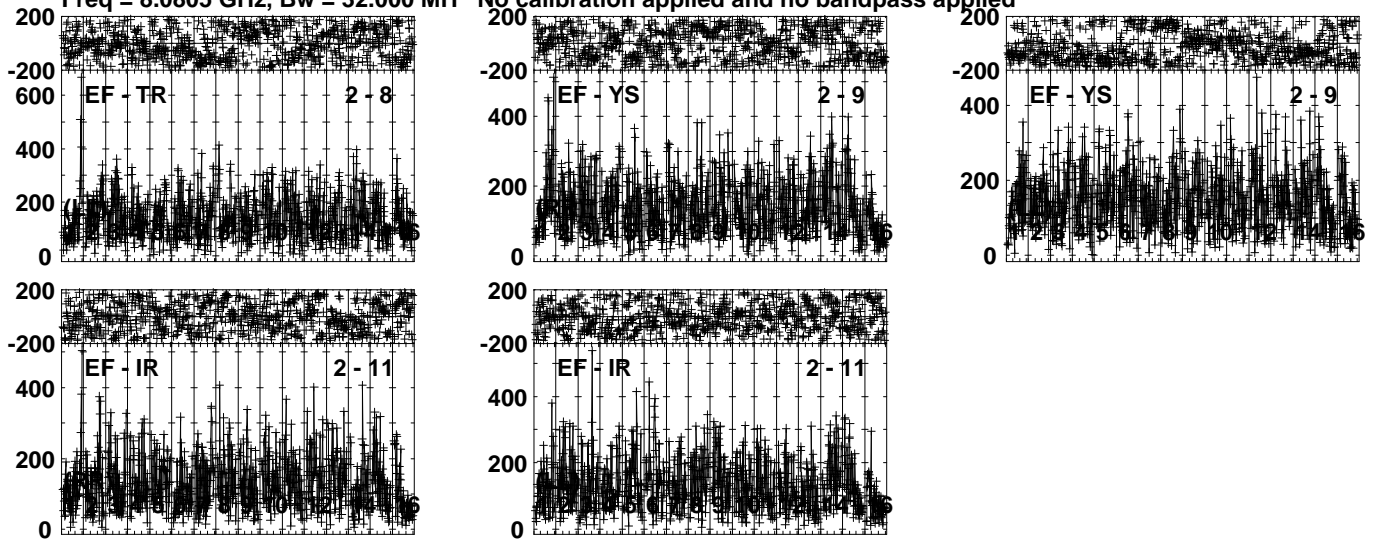
0 0 0 0 0 0 0 0 0 0 0 0 0 0 0 0  
Channels

Lower frame: Micro Ampl Jy Top frame: Phas deg  
Vector averaged cross-power spectrum Several baselines displayed  
Timerange: 00/14:40:29 to 00/14:42:27

Plot file version 661 created 23-APR-2024 10:28:02

SN2014C EB107.UVDATA.1

Freq = 8.0805 GHz, Bw = 32.000 MH No calibration applied and no bandpass applied

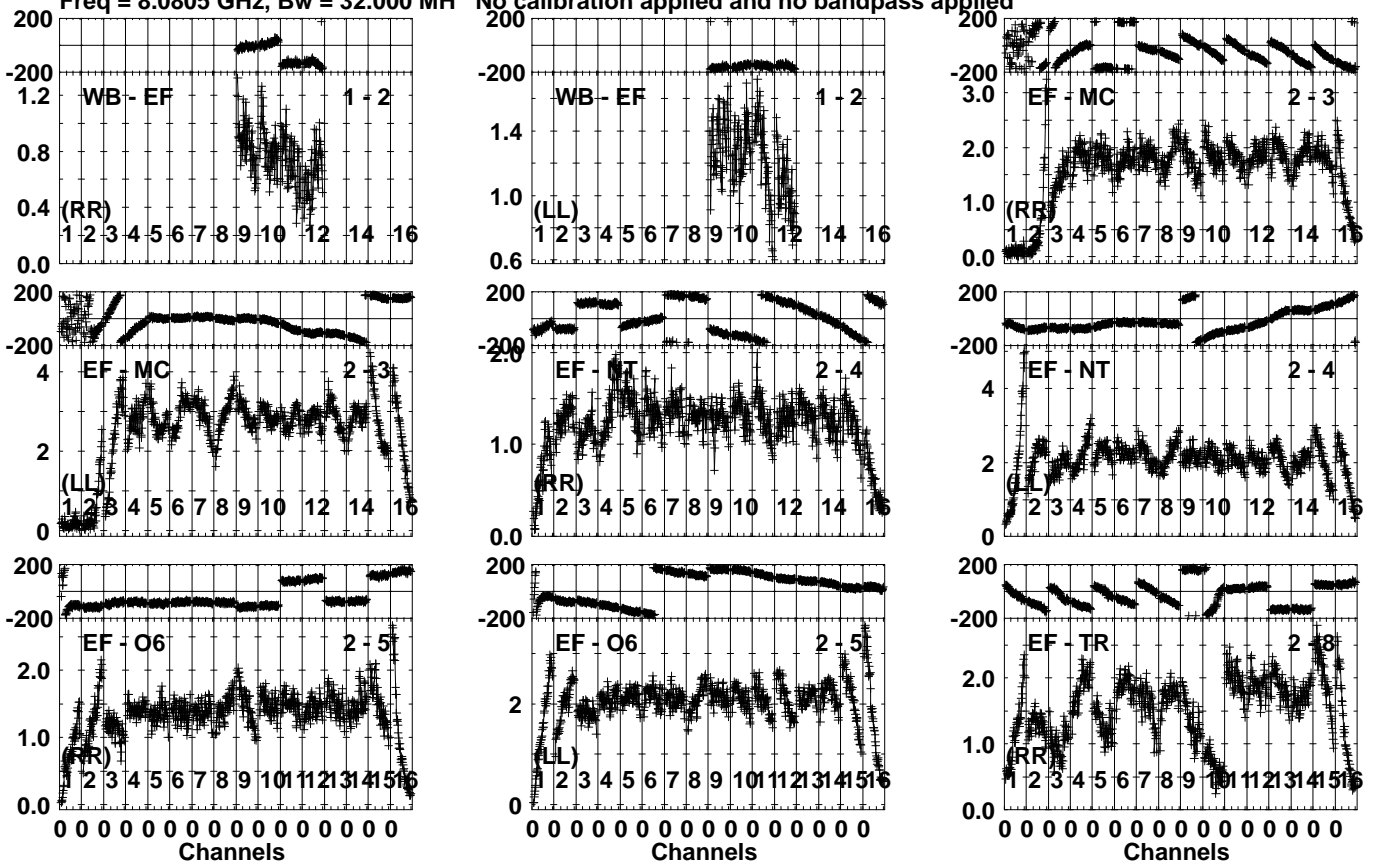


Lower frame: Micro Ampl Jy Top frame: Phas deg  
Vector averaged cross-power spectrum Several baselines displayed  
Timerange: 00/14:40:29 to 00/14:42:27

Plot file version 662 created 23-APR-2024 10:28:02

J2248+3718 EB107.UVDATA.1

Freq = 8.0805 GHz, Bw = 32.000 MH No calibration applied and no bandpass applied



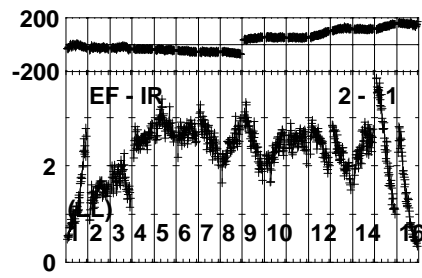
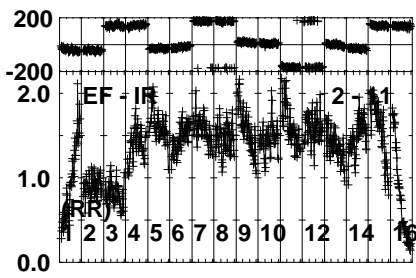
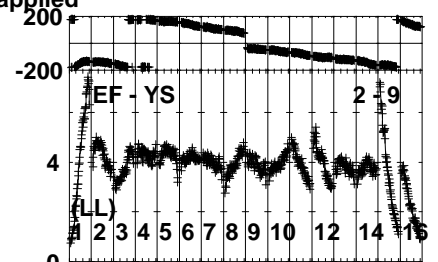
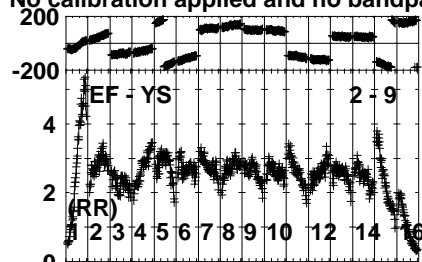
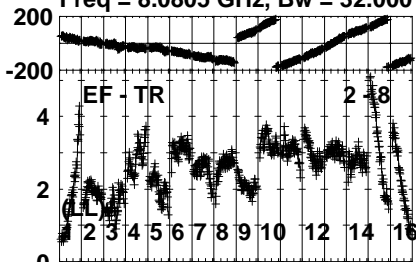
Lower frame: Milli Ampl Jy Top frame: Phas deg  
Vector averaged cross-power spectrum Several baselines displayed  
Timerange: 00/14:42:51 to 00/14:44:07

Plot file version 663 created 23-APR-2024 10:28:02

J2248+3718 EB107.UVDATA.1

Freq = 8.0805 GHz, Bw = 32.000 MH

No calibration applied and no bandpass applied

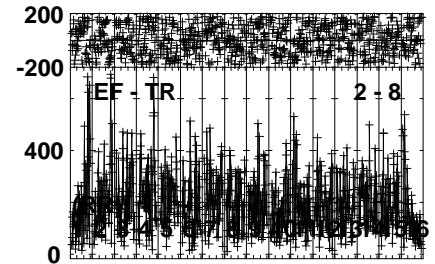
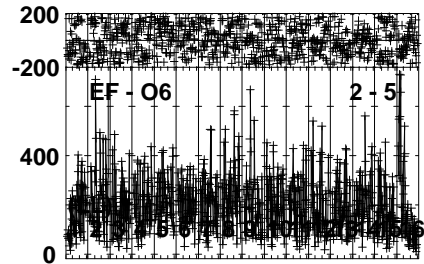
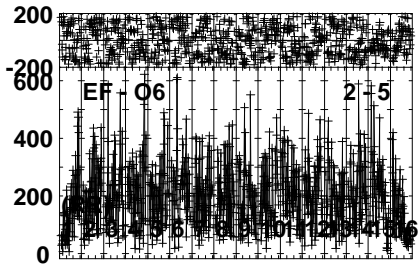
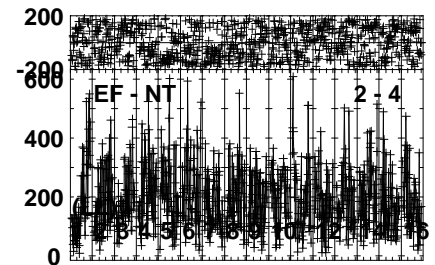
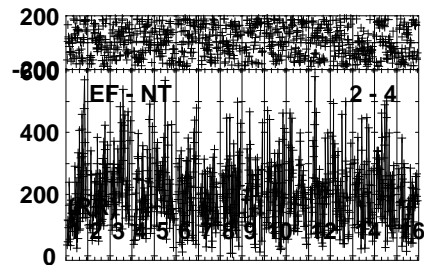
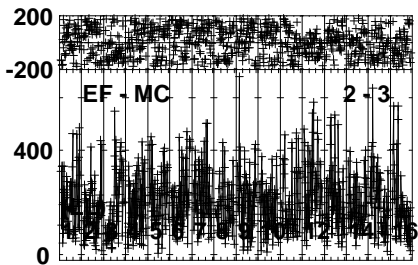
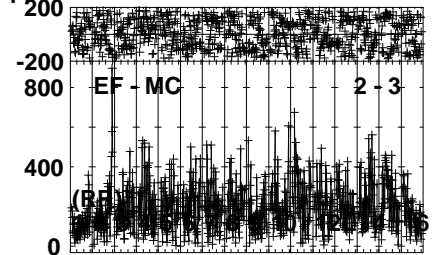
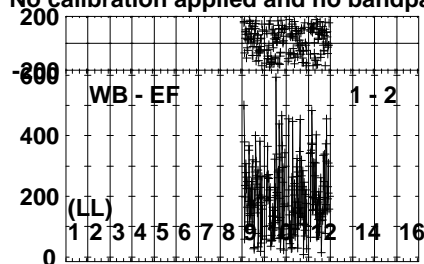
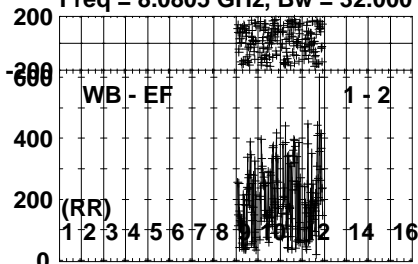


Lower frame: Milli Ampl Jy Top frame: Phas deg  
Vector averaged cross-power spectrum Several baselines displayed  
Timerange: 00/14:42:51 to 00/14:44:07

Plot file version 664 created 23-APR-2024 10:28:02

SN2014C EB107.UVDATA.1

Freq = 8.0805 GHz, Bw = 32.000 MH No calibration applied and no bandpass applied



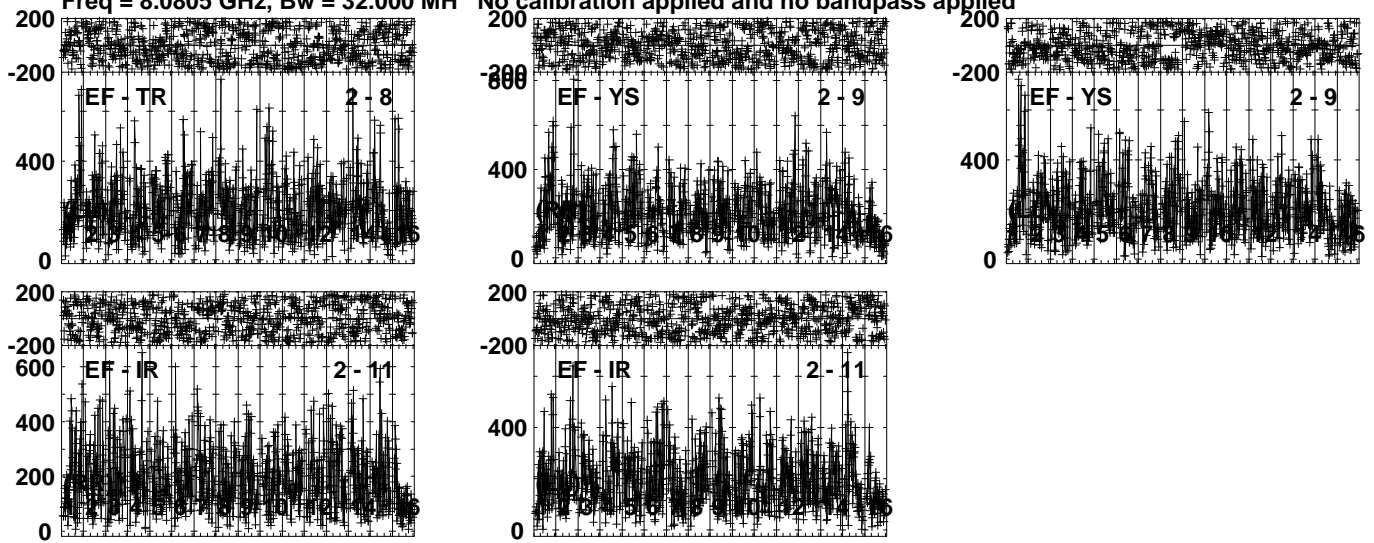
Lower frame: Micro Ampl Jy Top frame: Phas deg  
Vector averaged cross-power spectrum Several baselines displayed  
Timerange: 00/14:44:09 to 00/14:45:37



Plot file version 665 created 23-APR-2024 10:28:02

SN2014C EB107.UVDATA.1

Freq = 8.0805 GHz, Bw = 32.000 MH No calibration applied and no bandpass applied

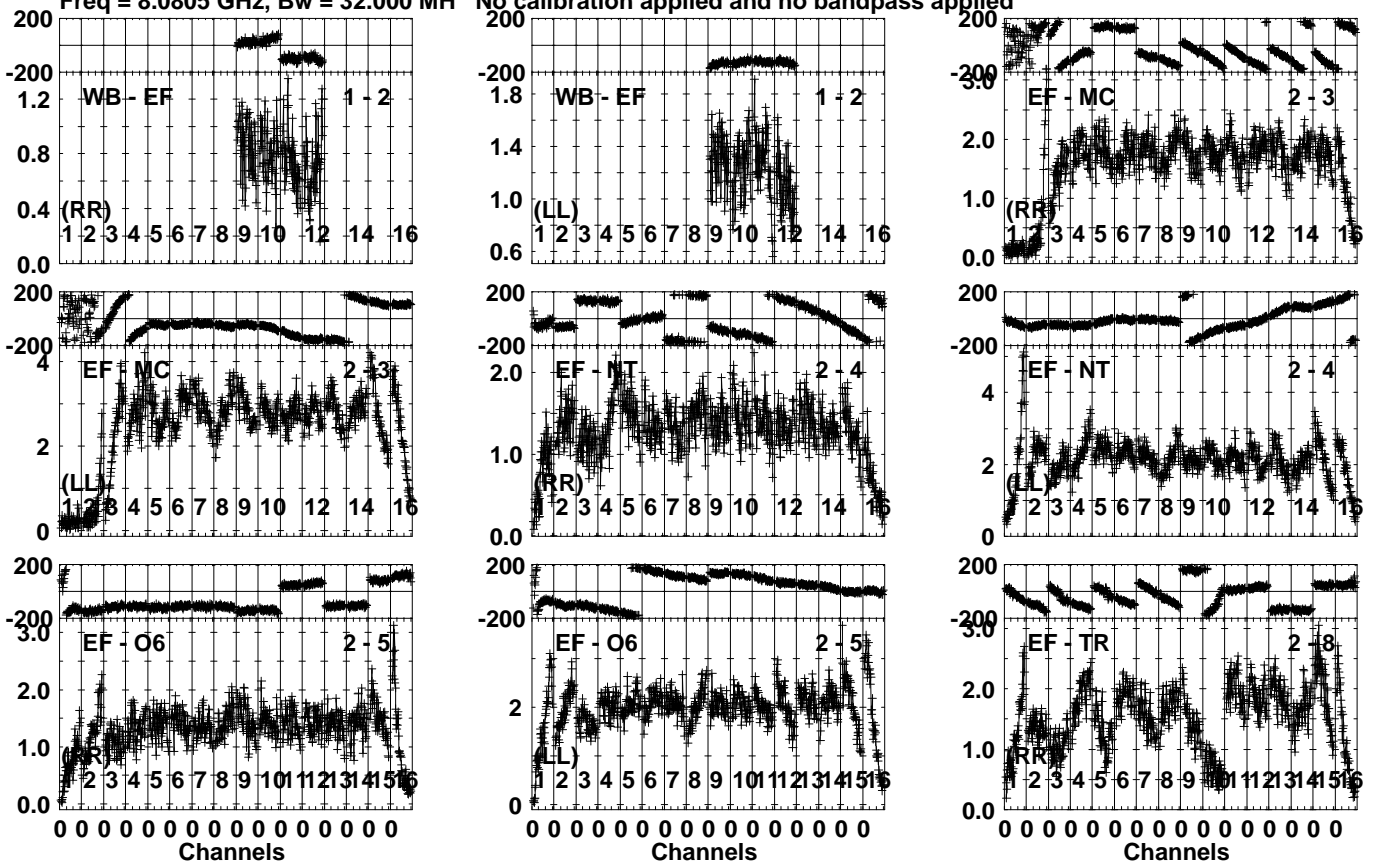


Lower frame: Micro Ampl Jy Top frame: Phas deg  
Vector averaged cross-power spectrum Several baselines displayed  
Timerange: 00/14:44:09 to 00/14:45:37

Plot file version 666 created 23-APR-2024 10:28:02

J2248+3718 EB107.UVDATA.1

Freq = 8.0805 GHz, Bw = 32.000 MH No calibration applied and no bandpass applied

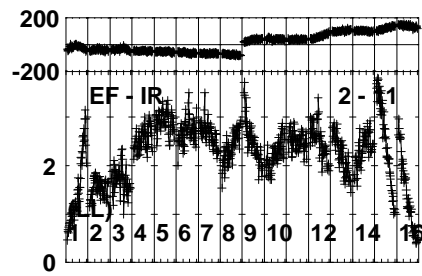
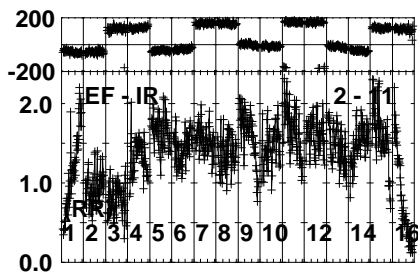
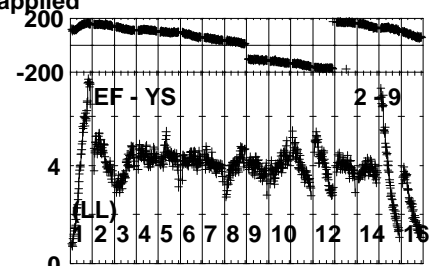
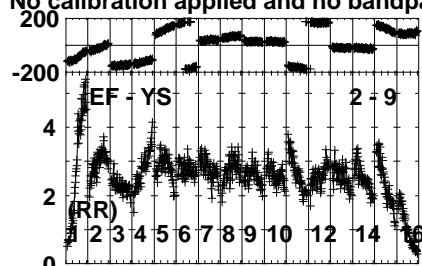
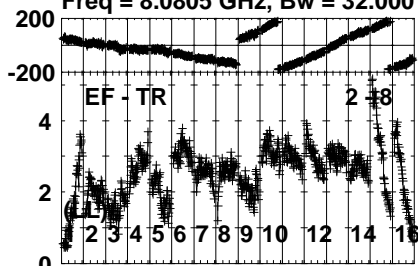


Lower frame: Milli Ampl Jy Top frame: Phas deg  
Vector averaged cross-power spectrum Several baselines displayed  
Timerange: 00/14:45:39 to 00/14:46:57

Plot file version 667 created 23-APR-2024 10:28:03

J2248+3718 EB107.UVDATA.1

Freq = 8.0805 GHz, Bw = 32.000 MH No calibration applied and no bandpass applied

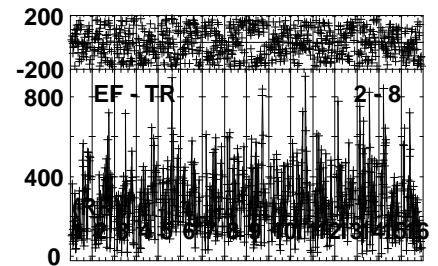
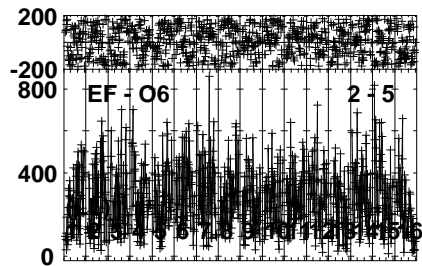
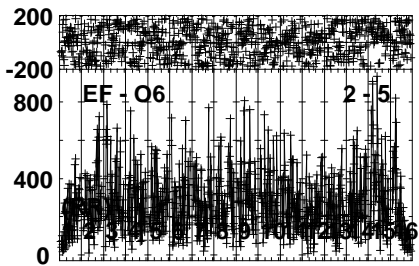
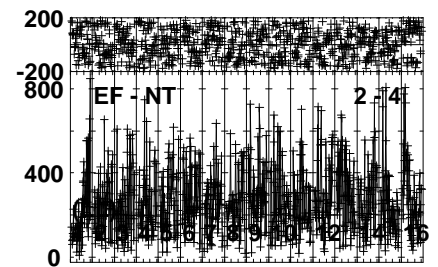
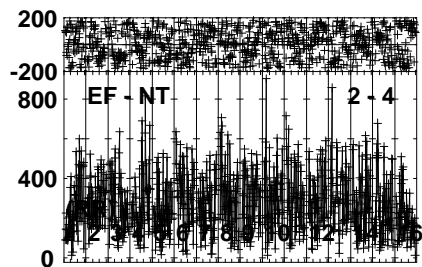
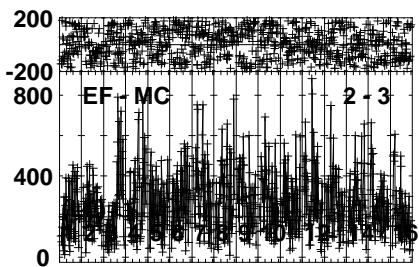
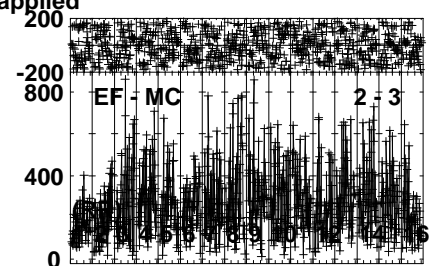
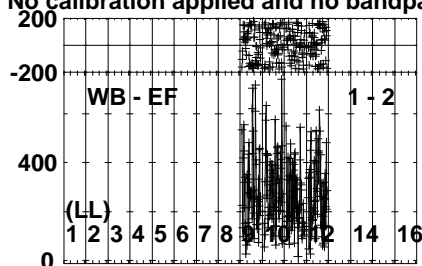
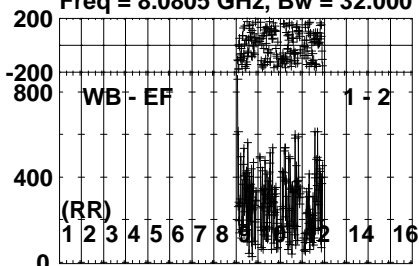


Lower frame: Milli Ampl Jy Top frame: Phas deg  
Vector averaged cross-power spectrum Several baselines displayed  
Timerange: 00/14:45:39 to 00/14:46:57

Plot file version 668 created 23-APR-2024 10:28:03

SN2014C EB107.UVDATA.1

Freq = 8.0805 GHz, Bw = 32.000 MH No calibration applied and no bandpass applied

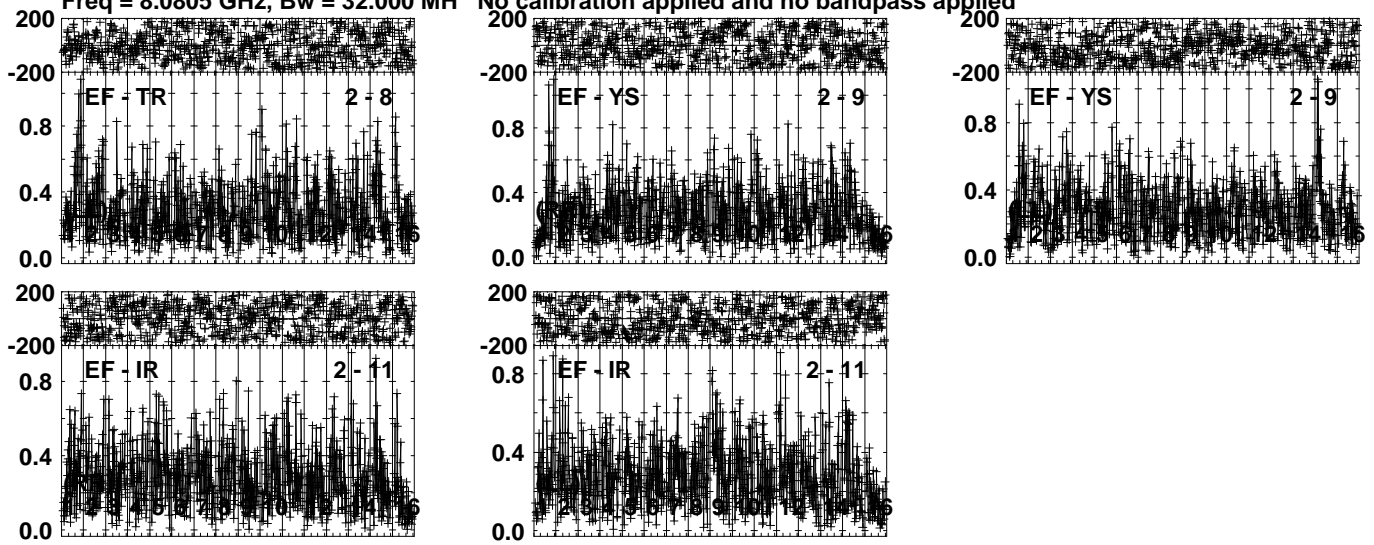


Lower frame: Micro Ampl Jy Top frame: Phas deg  
Vector averaged cross-power spectrum Several baselines displayed  
Timerange: 00/14:47:01 to 00/14:48:27

Plot file version 669 created 23-APR-2024 10:28:03

SN2014C EB107.UVDATA.1

Freq = 8.0805 GHz, Bw = 32.000 MH No calibration applied and no bandpass applied

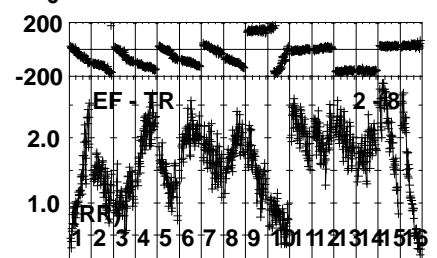
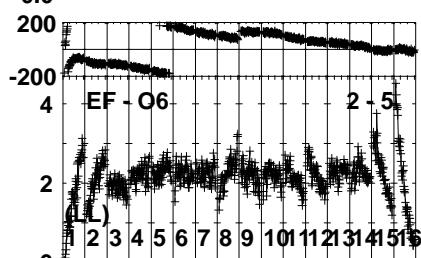
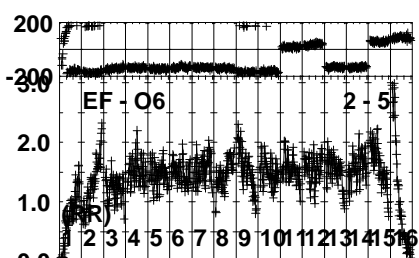
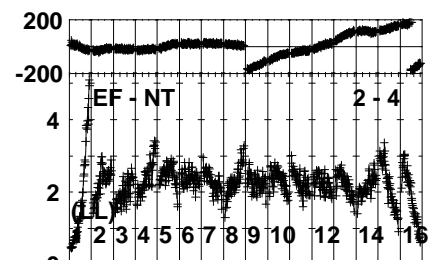
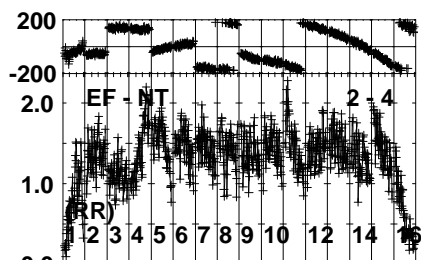
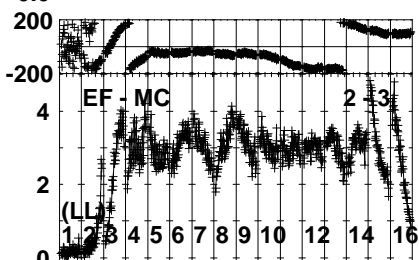
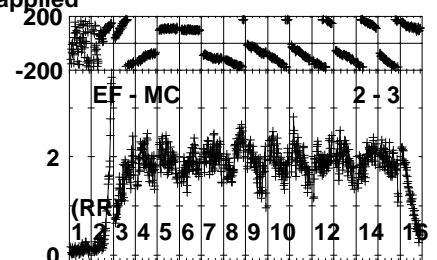
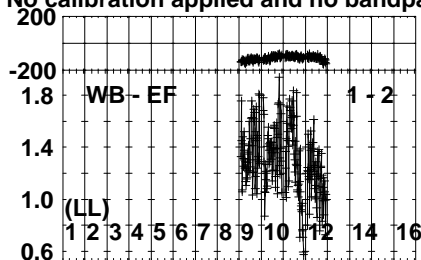
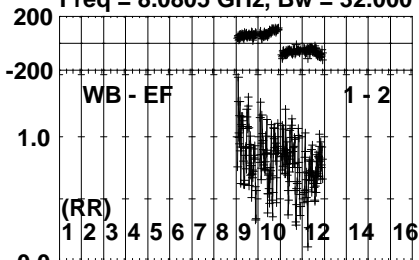


Lower frame: Milli Ampl Jy Top frame: Phas deg  
Vector averaged cross-power spectrum Several baselines displayed  
Timerange: 00/14:47:01 to 00/14:48:27

Plot file version 670 created 23-APR-2024 10:28:03

J2248+3718 EB107.UVDATA.1

Freq = 8.0805 GHz, Bw = 32.000 MH No calibration applied and no bandpass applied



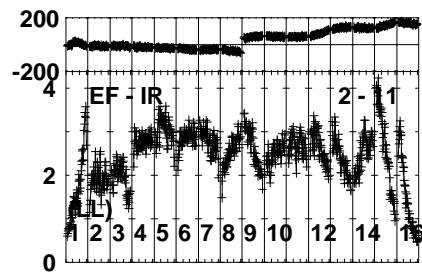
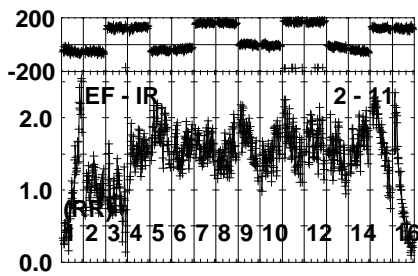
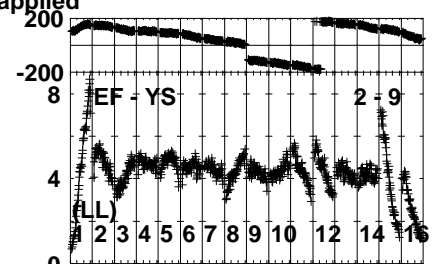
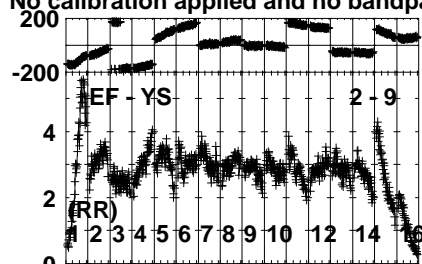
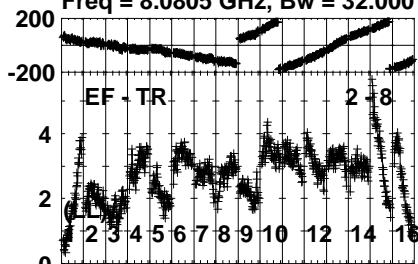
Lower frame: Milli Ampl Jy Top frame: Phas deg  
Vector averaged cross-power spectrum Several baselines displayed  
Timerange: 00/14:48:31 to 00/14:49:47

Plot file version 671 created 23-APR-2024 10:28:03

J2248+3718 EB107.UVDATA.1

Freq = 8.0805 GHz, Bw = 32.000 MH

No calibration applied and no bandpass applied

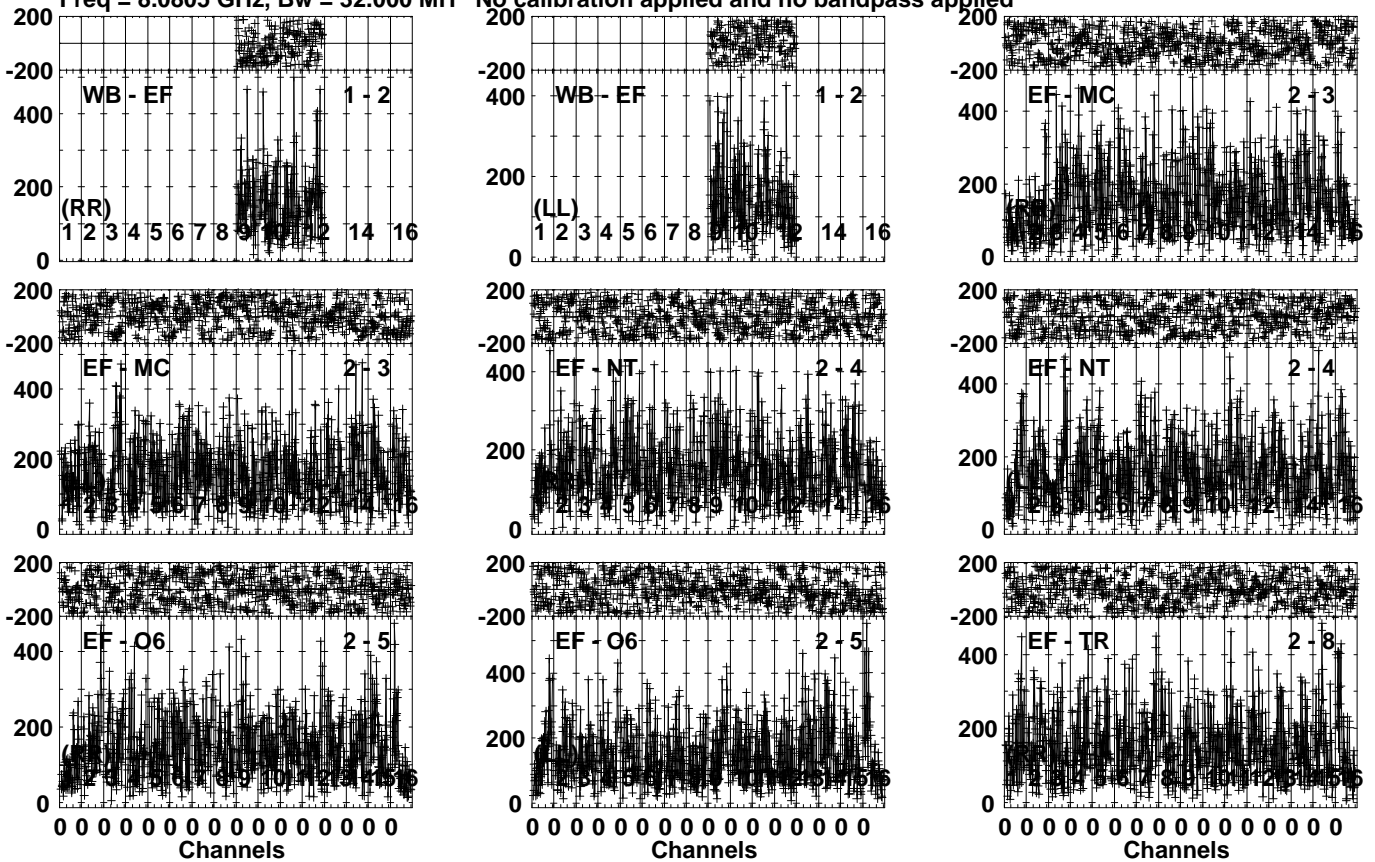


Lower frame: Milli Ampl Jy Top frame: Phas deg  
Vector averaged cross-power spectrum Several baselines displayed  
Timerange: 00/14:48:31 to 00/14:49:47

Plot file version 672 created 23-APR-2024 10:28:03

SN2014C EB107.UVDATA.1

Freq = 8.0805 GHz, Bw = 32.000 MH No calibration applied and no bandpass applied



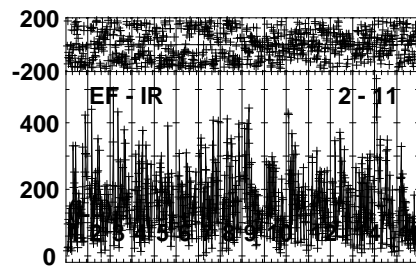
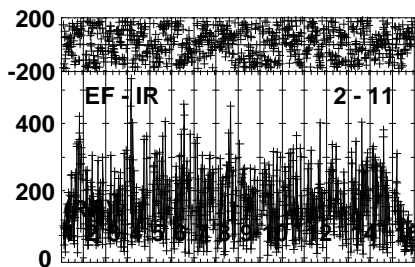
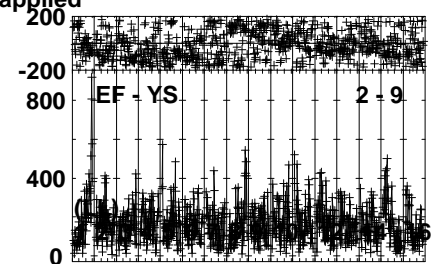
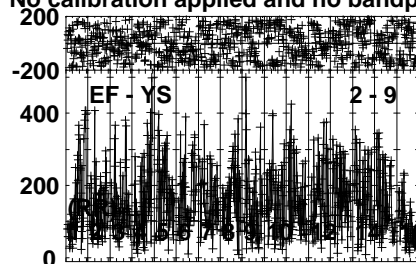
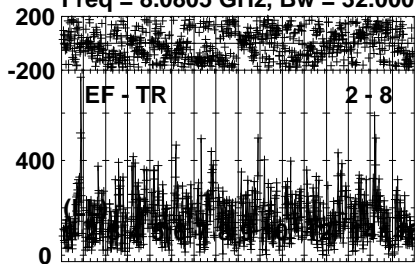
Lower frame: Micro Ampl Jy Top frame: Phas deg  
Vector averaged cross-power spectrum Several baselines displayed  
Timerange: 00/14:50:11 to 00/14:51:37



Plot file version 673 created 23-APR-2024 10:28:03

SN2014C EB107.UVDATA.1

Freq = 8.0805 GHz, Bw = 32.000 MH No calibration applied and no bandpass applied

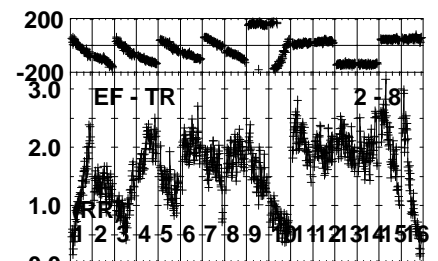
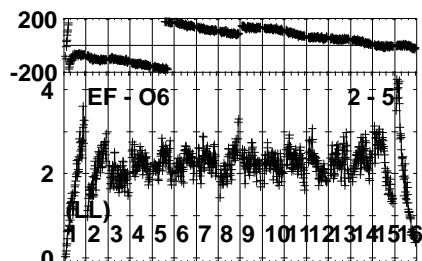
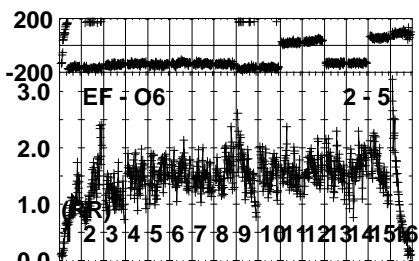
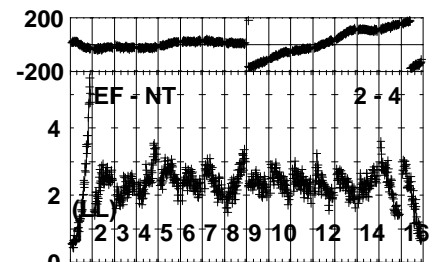
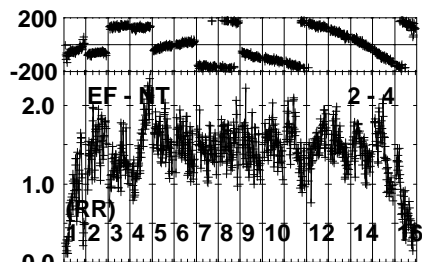
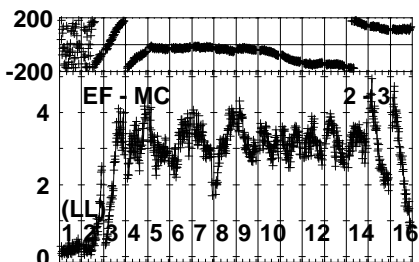
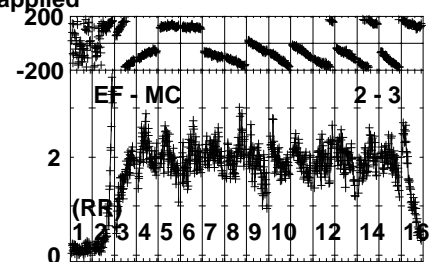
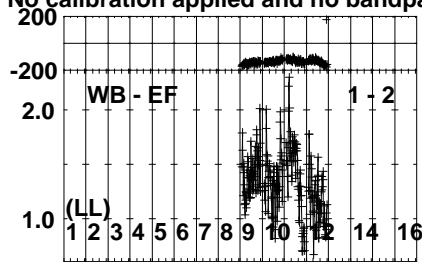
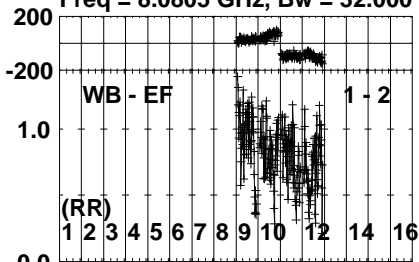


Lower frame: Micro Ampl Jy Top frame: Phas deg  
Vector averaged cross-power spectrum Several baselines displayed  
Timerange: 00/14:50:11 to 00/14:51:37

Plot file version 674 created 23-APR-2024 10:28:03

J2248+3718 EB107.UVDATA.1

Freq = 8.0805 GHz, Bw = 32.000 MH No calibration applied and no bandpass applied

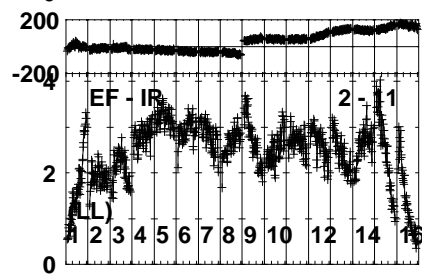
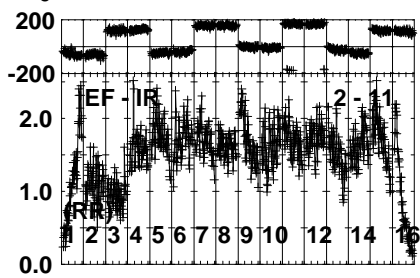
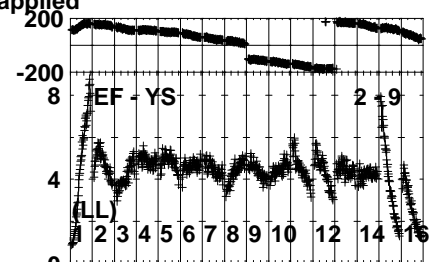
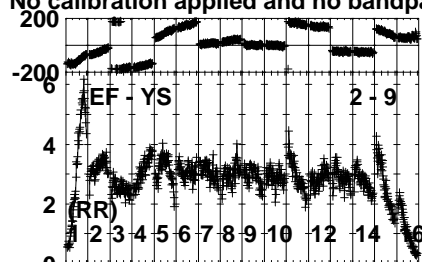
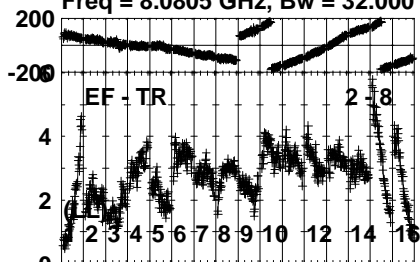


Lower frame: Milli Ampl Jy Top frame: Phas deg  
Vector averaged cross-power spectrum Several baselines displayed  
Timerange: 00/14:51:39 to 00/14:52:57

Plot file version 675 created 23-APR-2024 10:28:04

J2248+3718 EB107.UVDATA.1

Freq = 8.0805 GHz, Bw = 32.000 MH No calibration applied and no bandpass applied

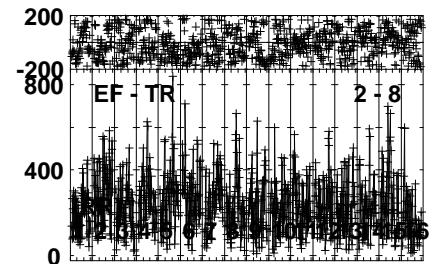
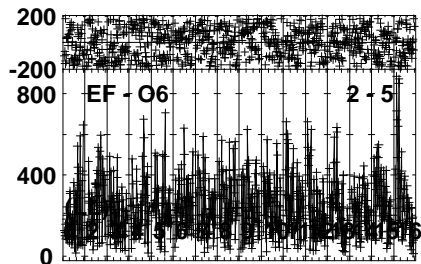
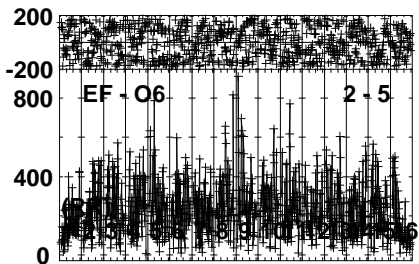
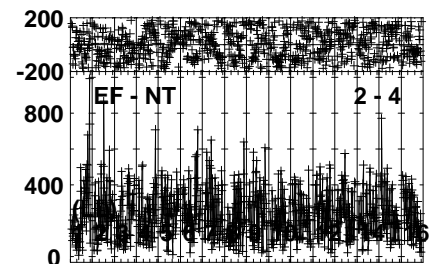
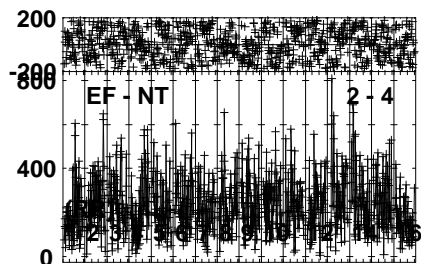
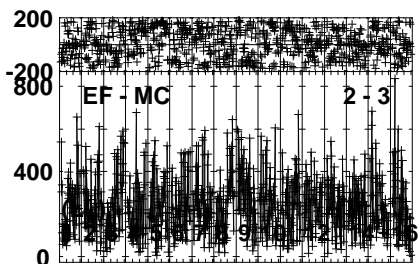
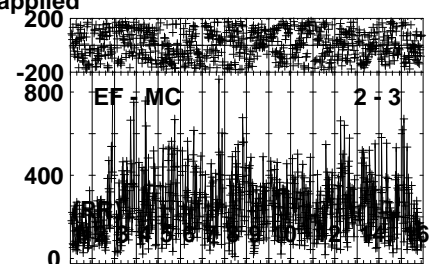
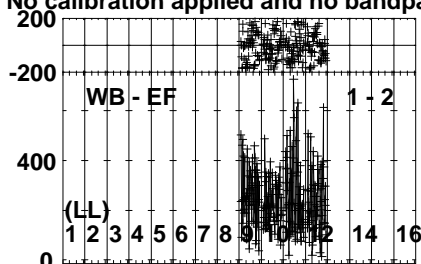
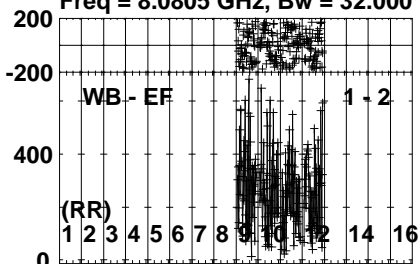


Lower frame: Milli Ampl Jy Top frame: Phas deg  
Vector averaged cross-power spectrum Several baselines displayed  
Timerange: 00/14:51:39 to 00/14:52:57

Plot file version 676 created 23-APR-2024 10:28:04

SN2014C EB107.UVDATA.1

Freq = 8.0805 GHz, Bw = 32.000 MH No calibration applied and no bandpass applied

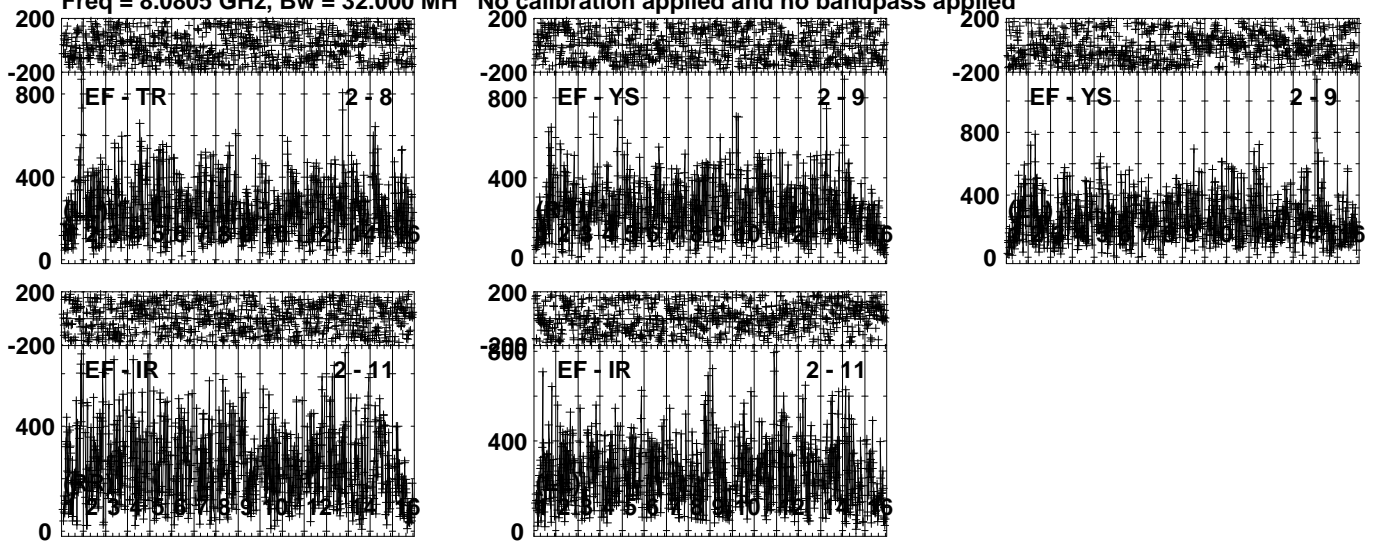


Lower frame: Micro Ampl Jy Top frame: Phas deg  
Vector averaged cross-power spectrum Several baselines displayed  
Timerange: 00/14:53:01 to 00/14:54:17

Plot file version 677 created 23-APR-2024 10:28:04

SN2014C EB107.UVDATA.1

Freq = 8.0805 GHz, Bw = 32.000 MH No calibration applied and no bandpass applied

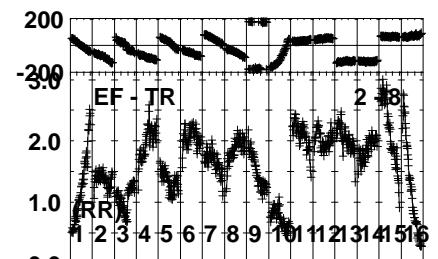
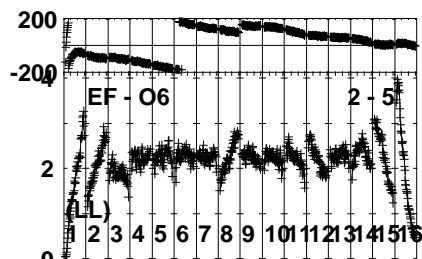
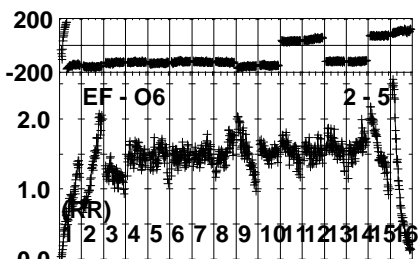
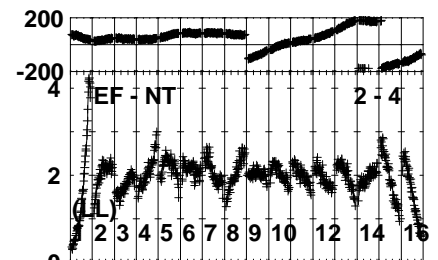
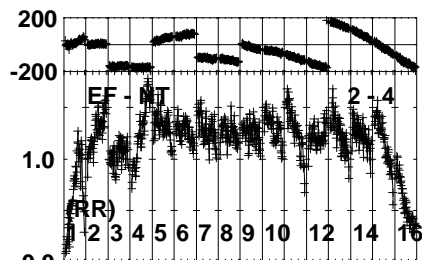
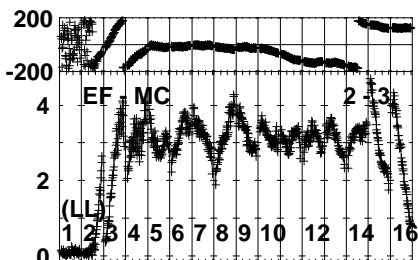
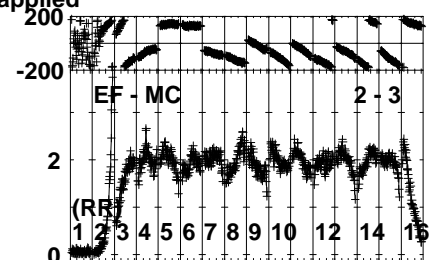
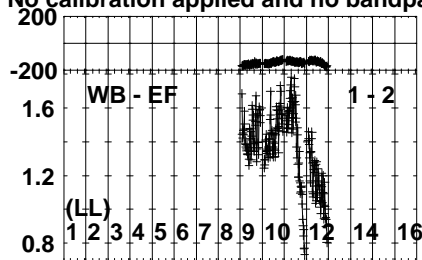
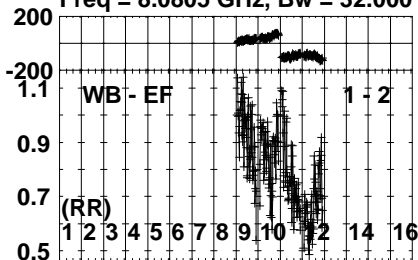


Lower frame: Micro Ampl Jy Top frame: Phas deg  
Vector averaged cross-power spectrum Several baselines displayed  
Timerange: 00/14:53:01 to 00/14:54:17

Plot file version 678 created 23-APR-2024 10:28:04

J2248+3718 EB107.UVDATA.1

Freq = 8.0805 GHz, Bw = 32.000 MH No calibration applied and no bandpass applied

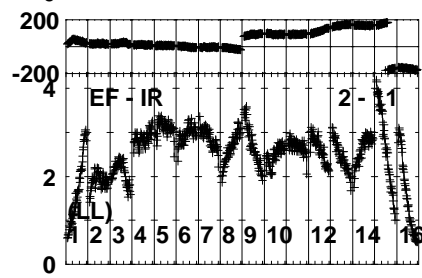
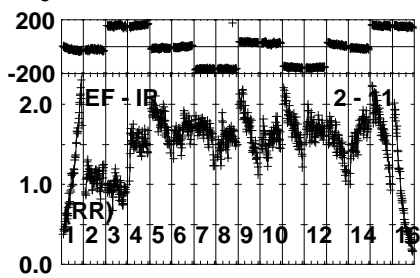
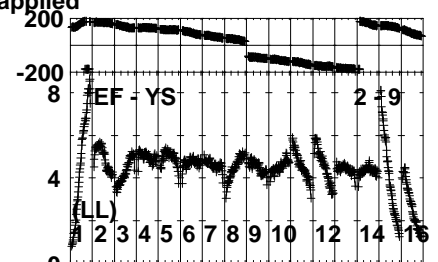
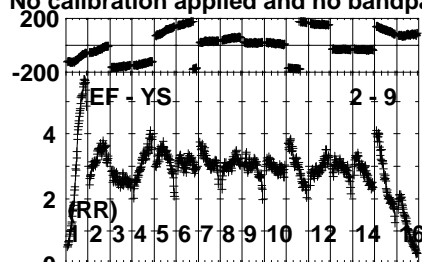
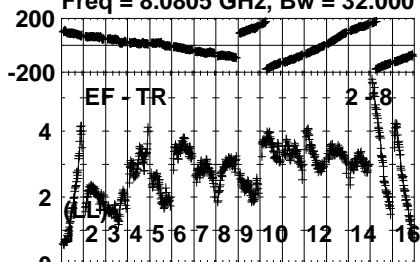


Lower frame: Milli Ampl Jy Top frame: Phas deg  
Vector averaged cross-power spectrum Several baselines displayed  
Timerange: 00/14:54:41 to 00/14:56:37

Plot file version 679 created 23-APR-2024 10:28:04

J2248+3718 EB107.UVDATA.1

Freq = 8.0805 GHz, Bw = 32.000 MH No calibration applied and no bandpass applied

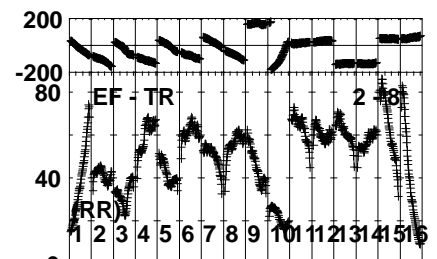
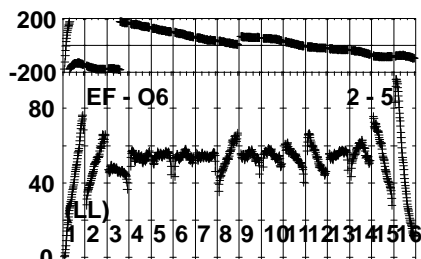
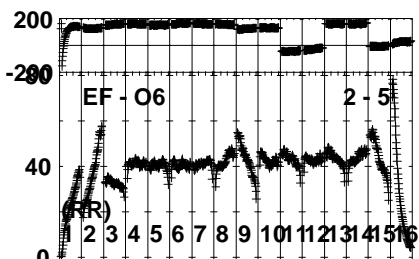
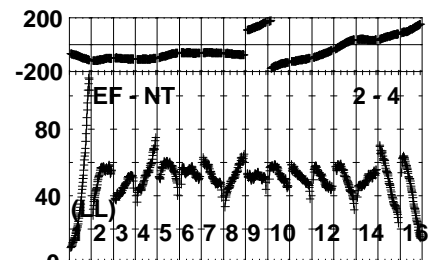
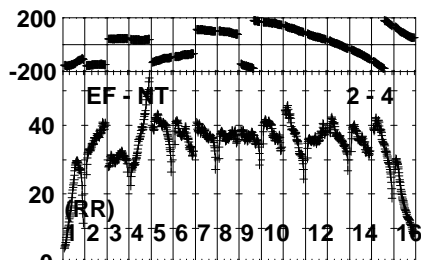
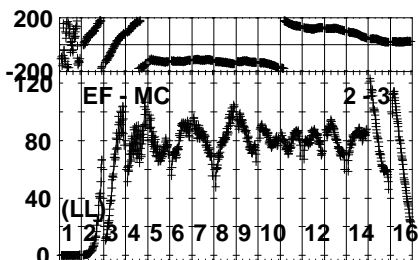
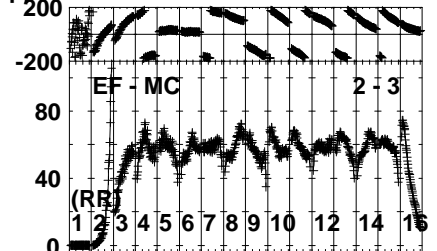
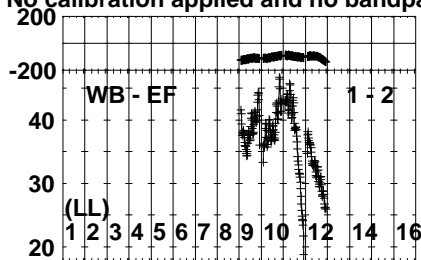
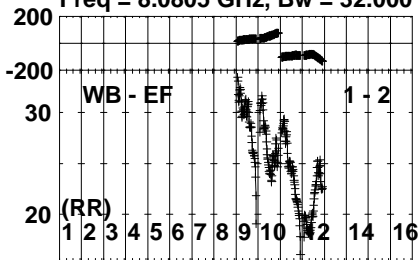


Lower frame: Milli Ampl Jy Top frame: Phas deg  
Vector averaged cross-power spectrum Several baselines displayed  
Timerange: 00/14:54:41 to 00/14:56:37

Plot file version 680 created 23-APR-2024 10:28:04

3C454.3 EB107.UVDATA.1

Freq = 8.0805 GHz, Bw = 32.000 MH No calibration applied and no bandpass applied



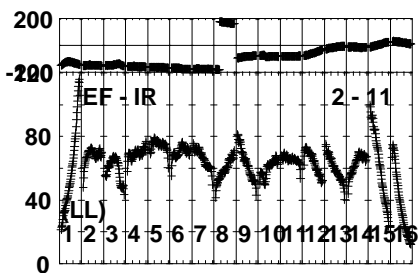
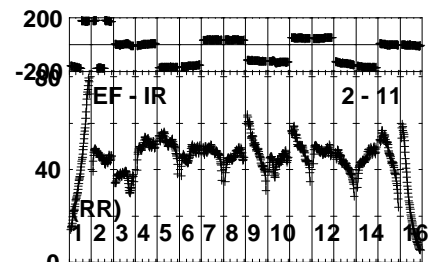
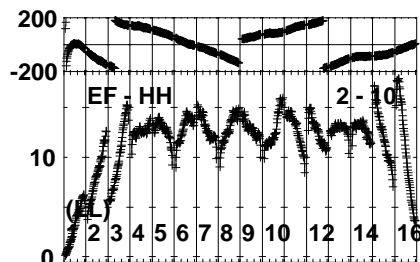
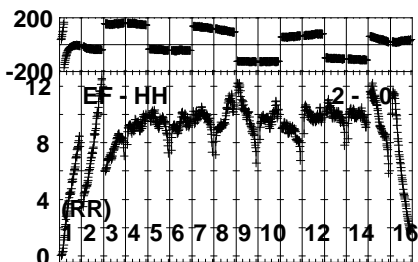
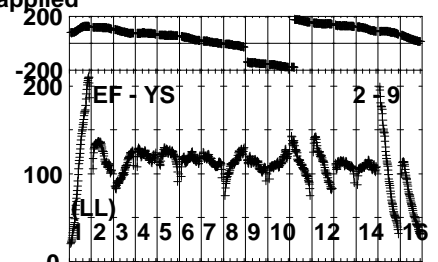
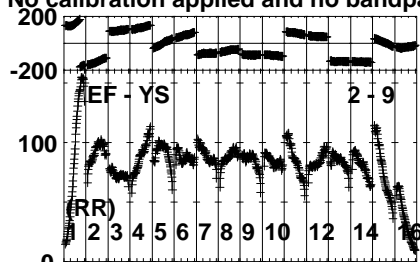
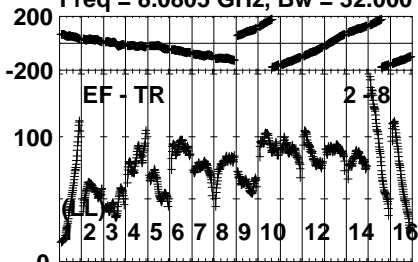
Lower frame: Milli Ampl Jy Top frame: Phas deg  
Vector averaged cross-power spectrum Several baselines displayed  
Timerange: 00/14:57:11 to 00/14:59:59



Plot file version 681 created 23-APR-2024 10:28:05

3C454.3 EB107.UVDATA.1

Freq = 8.0805 GHz, Bw = 32.000 MH No calibration applied and no bandpass applied



0 0 0 0 0 0 0 0 0 0 0 0 0 0 0 0  
Channels  
Lower frame: Milli Ampl Jy Top frame: Phas deg  
Vector averaged cross-power spectrum Several baselines displayed  
Timerange: 00/14:57:11 to 00/14:59:59