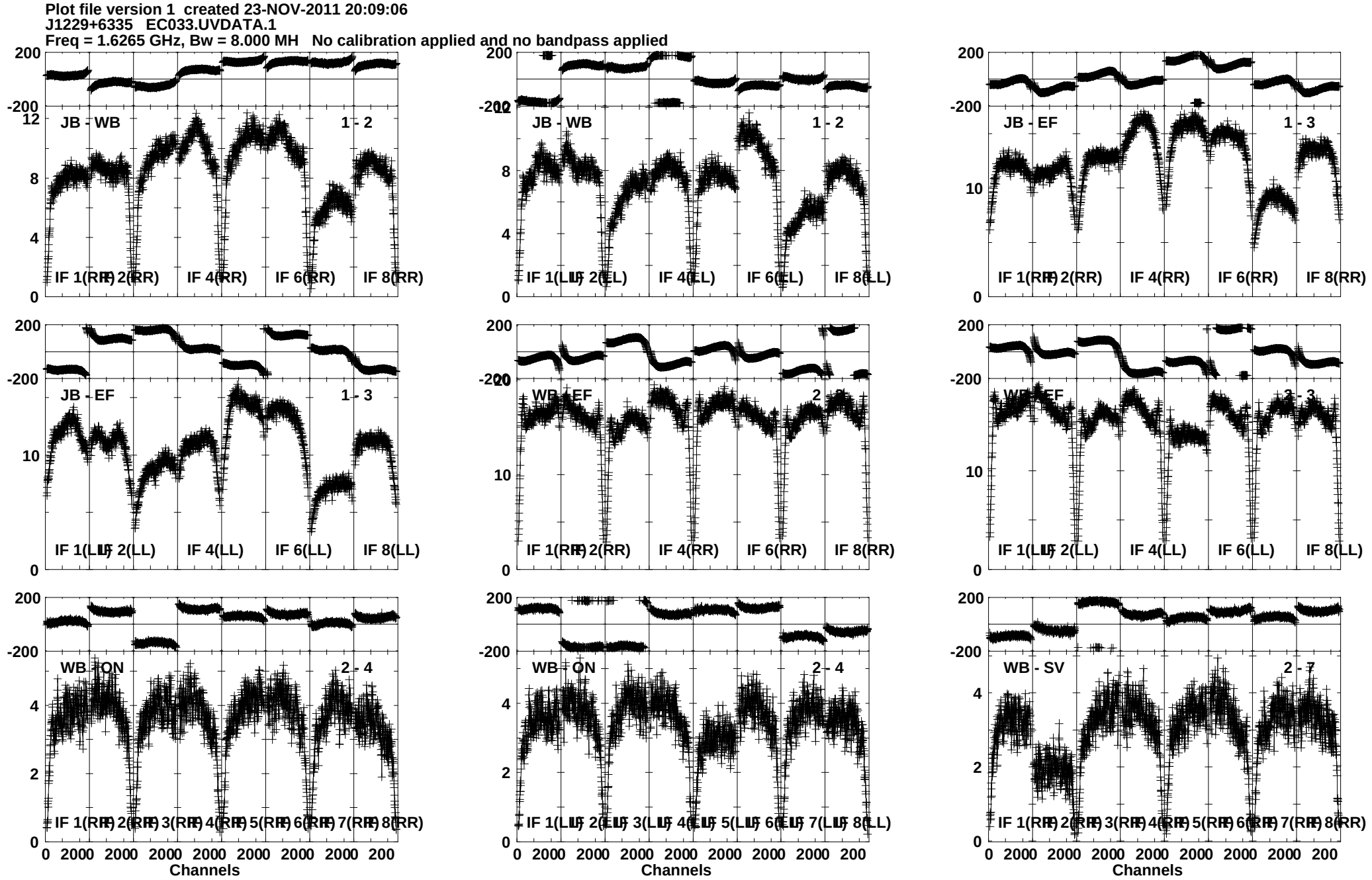
Plot file version 1 created 23-NOV-2011 20:09:06
J1229+6335 EC033.UVDATA.1
Freq = 1.6265 GHz, Bw = 8.000 MH No calibration applied and no bandpass applied
JB - WB 1 - 2
IF 1(RR) IF 2(RR) IF 4(RR) IF 6(RR) IF 8(RR)
JB - WB 1 - 2
IF 1(LL) IF 2(LL) IF 4(LL) IF 6(LL) IF 8(LL)
JB - EF 1 - 3
IF 1(RR) IF 2(RR) IF 4(RR) IF 6(RR) IF 8(RR)
JB - EF 1 - 3
IF 1(LL) IF 2(LL) IF 4(LL) IF 6(LL) IF 8(LL)
WB - EF 2
IF 1(RR) IF 2(RR) IF 4(RR) IF 6(RR) IF 8(RR)
WB - EF 2 - 3
IF 1(LL) IF 2(LL) IF 4(LL) IF 6(LL) IF 8(LL)
WB - ON 2 - 4
IF 1(RR) IF 2(RR) IF 3(RR) IF 4(RR) IF 5(RR) IF 6(RR) IF 7(RR) IF 8(RR)
WB - ON 2 - 4
IF 1(LL) IF 2(LL) IF 3(LL) IF 4(LL) IF 5(LL) IF 6(LL) IF 7(LL) IF 8(LL)
WB - SV 2 - 7
IF 1(RR) IF 2(RR) IF 3(RR) IF 4(RR) IF 5(RR) IF 6(RR) IF 7(RR) IF 8(RR)
Channels
Lower frame: Milli Ampl Jy Top frame: Phas deg
Vector averaged cross-power spectrum Several baselines displayed
Timerange: 00/13:30:00 to 00/13:31:30

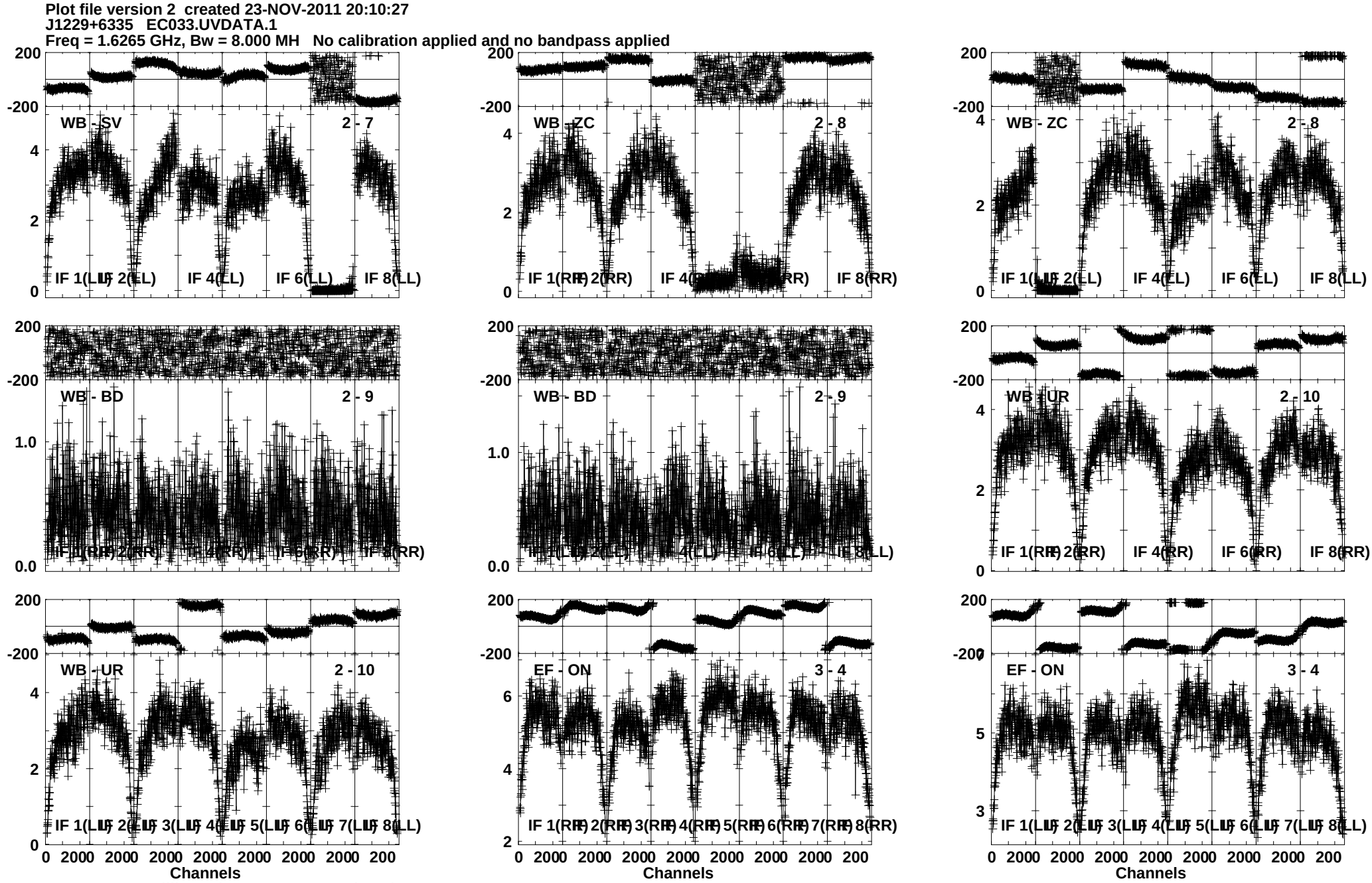
Plot file version 2 created 23-NOV-2011 20:10:27
J1229+6335 EC033.UVDATA.1
Freq = 1.6265 GHz, Bw = 8.000 MH No calibration applied and no bandpass applied
WB - SV 2 - 7
IF 1(LL) IF 2(LL) IF 4(LL) IF 6(LL) IF 8(LL)
WB - ZC 2 - 8
IF 1(RR) IF 2(RR) IF 4(RR) IF 8(RR)
WB - ZC 2 - 8
IF 1(LL) IF 2(LL) IF 4(LL) IF 6(LL) IF 8(LL)
WB - BD 2 - 9
IF 1(RR) IF 2(RR) IF 4(RR) IF 6(RR) IF 8(RR)
WB - BD 2 - 9
IF 1(LL) IF 2(LL) IF 4(LL) IF 6(LL) IF 8(LL)
WB - UR 2 - 10
IF 1(RR) IF 2(RR) IF 4(RR) IF 6(RR) IF 8(RR)
WB - UR 2 - 10
IF 1(LL) IF 2(LL) IF 3(LL) IF 4(LL) IF 5(LL) IF 6(LL) IF 7(LL) IF 8(LL)
EF - ON 3 - 4
IF 1(RR) IF 2(RR) IF 3(RR) IF 4(RR) IF 5(RR) IF 6(RR) IF 7(RR) IF 8(RR)
EF - ON 3 - 4
IF 1(LL) IF 2(LL) IF 3(LL) IF 4(LL) IF 5(LL) IF 6(LL) IF 7(LL) IF 8(LL)
0 2000 2000 2000 2000 2000 2000 2000 200
Channels
Lower frame: Milli Ampl Jy Top frame: Phas deg
Vector averaged cross-power spectrum Several baselines displayed
Timerange: 00/13:30:00 to 00/13:31:30

Plot file version 3 created 23-NOV-2011 20:11:55
J1229+6335 EC033.UVDATA.1
Freq = 1.6265 GHz, Bw = 8.000 MH No calibration applied and no bandpass applied

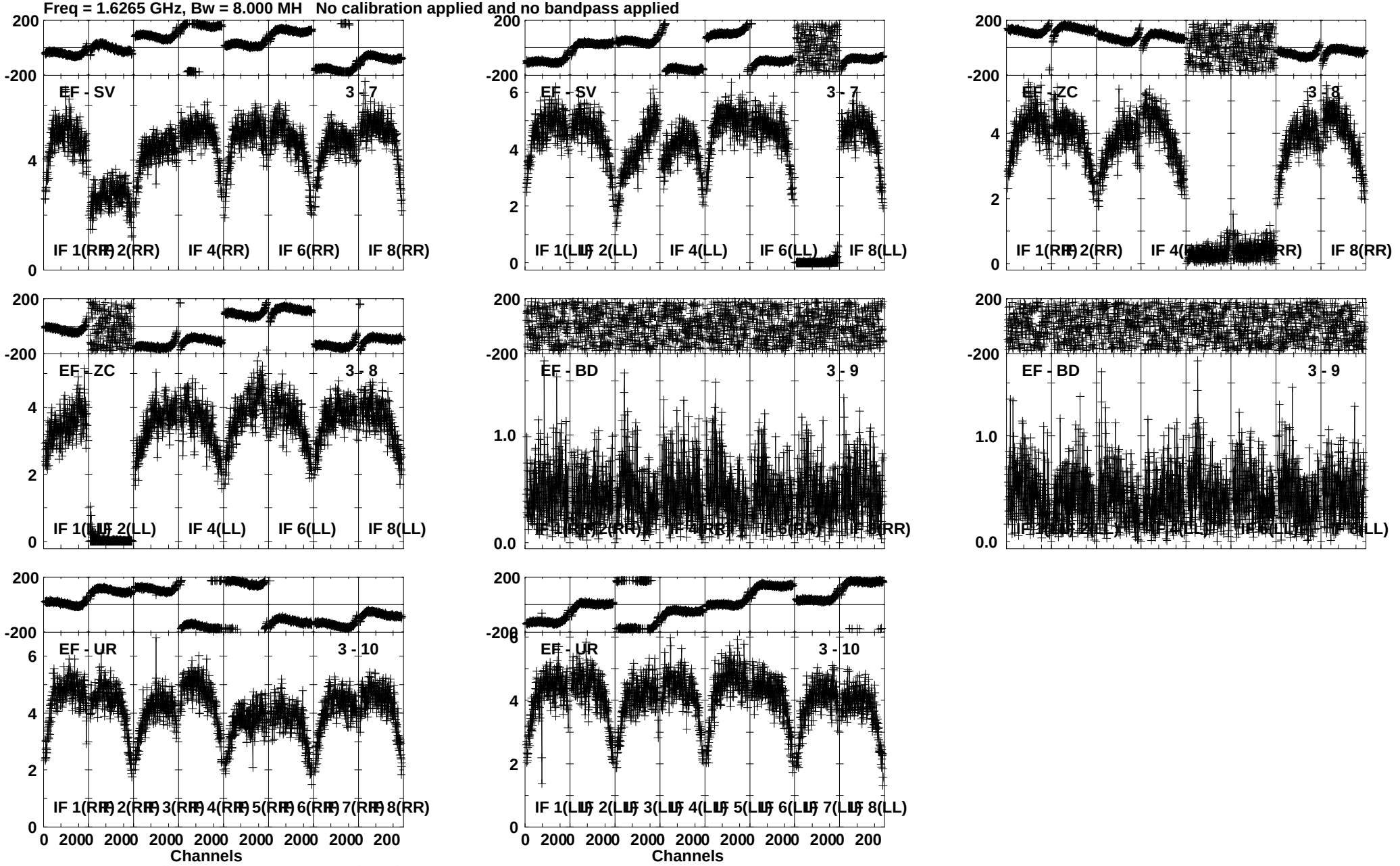

Lower frame: Milli Ampl Jy Top frame: Phas deg
Vector averaged cross-power spectrum Several baselines displayed
Timerange: 00/13:30:00 to 00/13:31:30

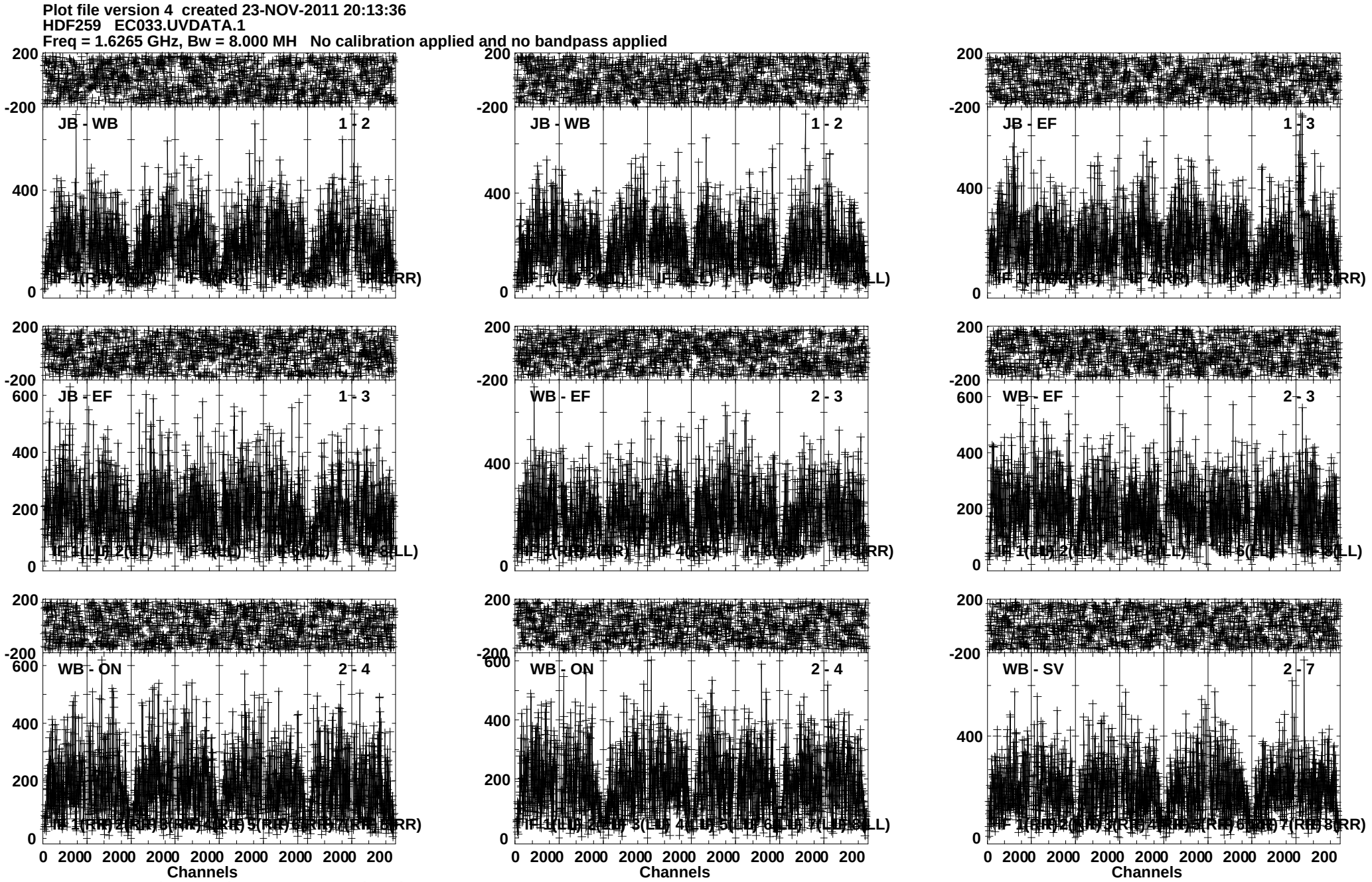
Plot file version 4 created 23-NOV-2011 20:13:36
HDF259 EC033.UVDATA.1
Freq = 1.6265 GHz, Bw = 8.000 MH No calibration applied and no bandpass applied
JB - WB 1 - 2
JB - WB 1 - 2
JB - EF 1 - 3
JB - EF 1 - 3
WB - EF 2 - 3
WB - EF 2 - 3
WB - ON 2 - 4
WB - ON 2 - 4
WB - SV 2 - 7
Channels
Channels
Channels
Lower frame: Micro Ampl Jy Top frame: Phas deg
Vector averaged cross-power spectrum Several baselines displayed
Timerange: 00/13:31:36 to 00/13:40:00

Plot file version 5 created 23-NOV-2011 20:19:59
HDF259 EC033.UVDATA.1
Freq = 1.6265 GHz, Bw = 8.000 MH No calibration applied and no bandpass applied

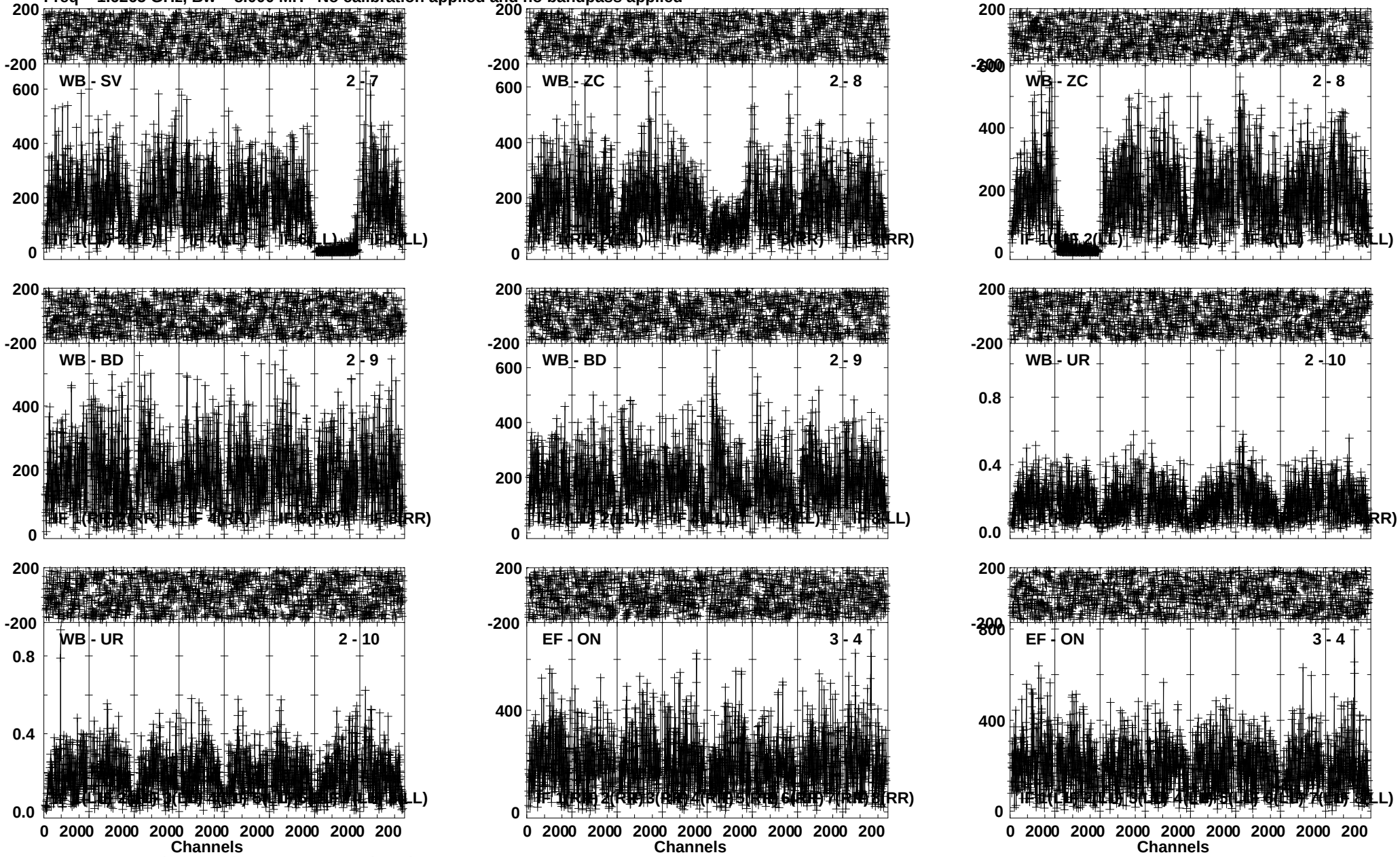

Lower frame: Micro Ampl Jy Top frame: Phas deg
Vector averaged cross-power spectrum Several baselines displayed
Timerange: 00/13:31:36 to 00/13:40:00

Plot file version 6 created 23-NOV-2011 20:27:05
HDF259 EC033.UVDATA.1
Freq = 1.6265 GHz, Bw = 8.000 MH No calibration applied and no bandpass applied

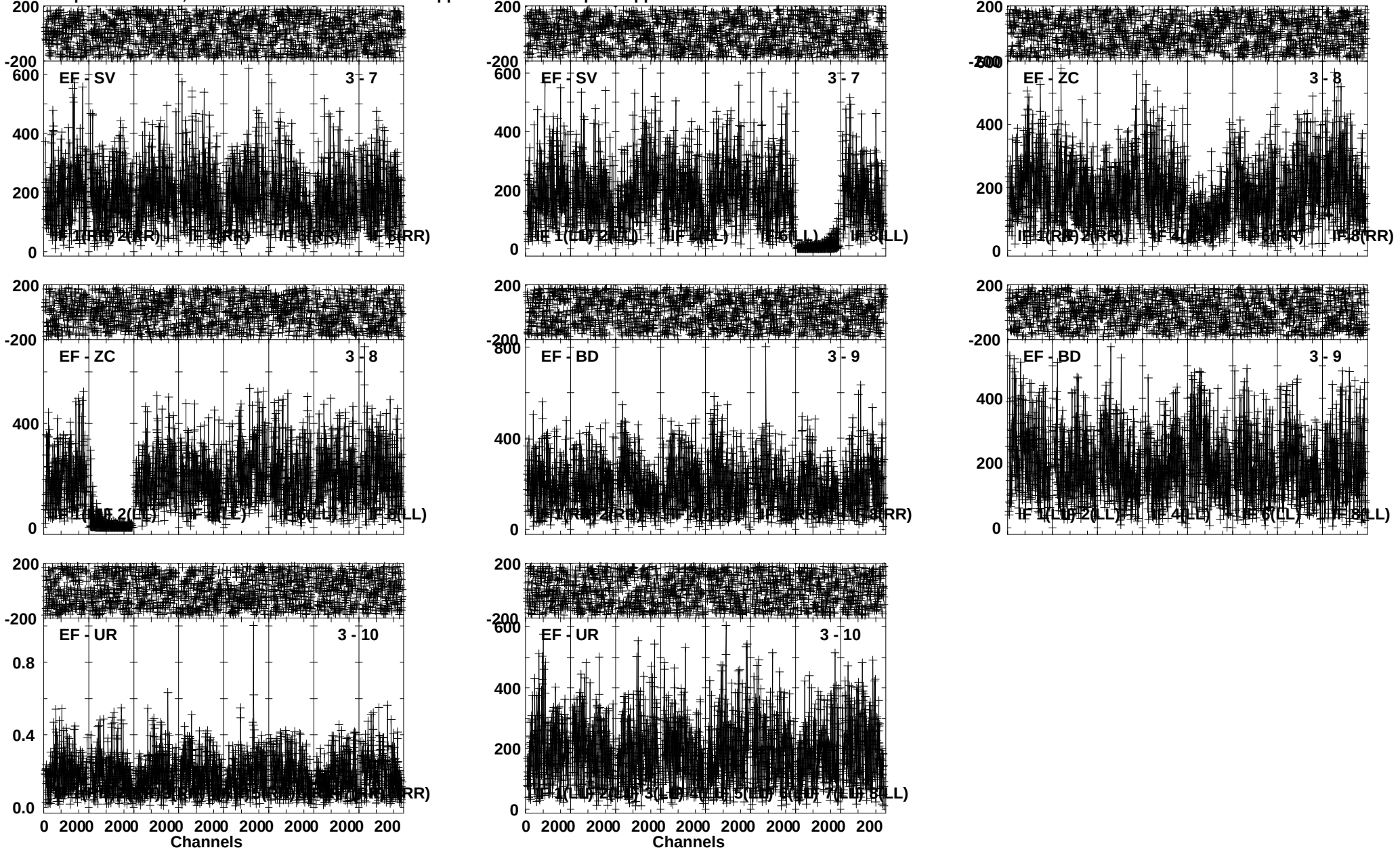

Lower frame: Micro Ampl Jy Top frame: Phas deg
Vector averaged cross-power spectrum Several baselines displayed
Timerange: 00/13:31:36 to 00/13:40:00

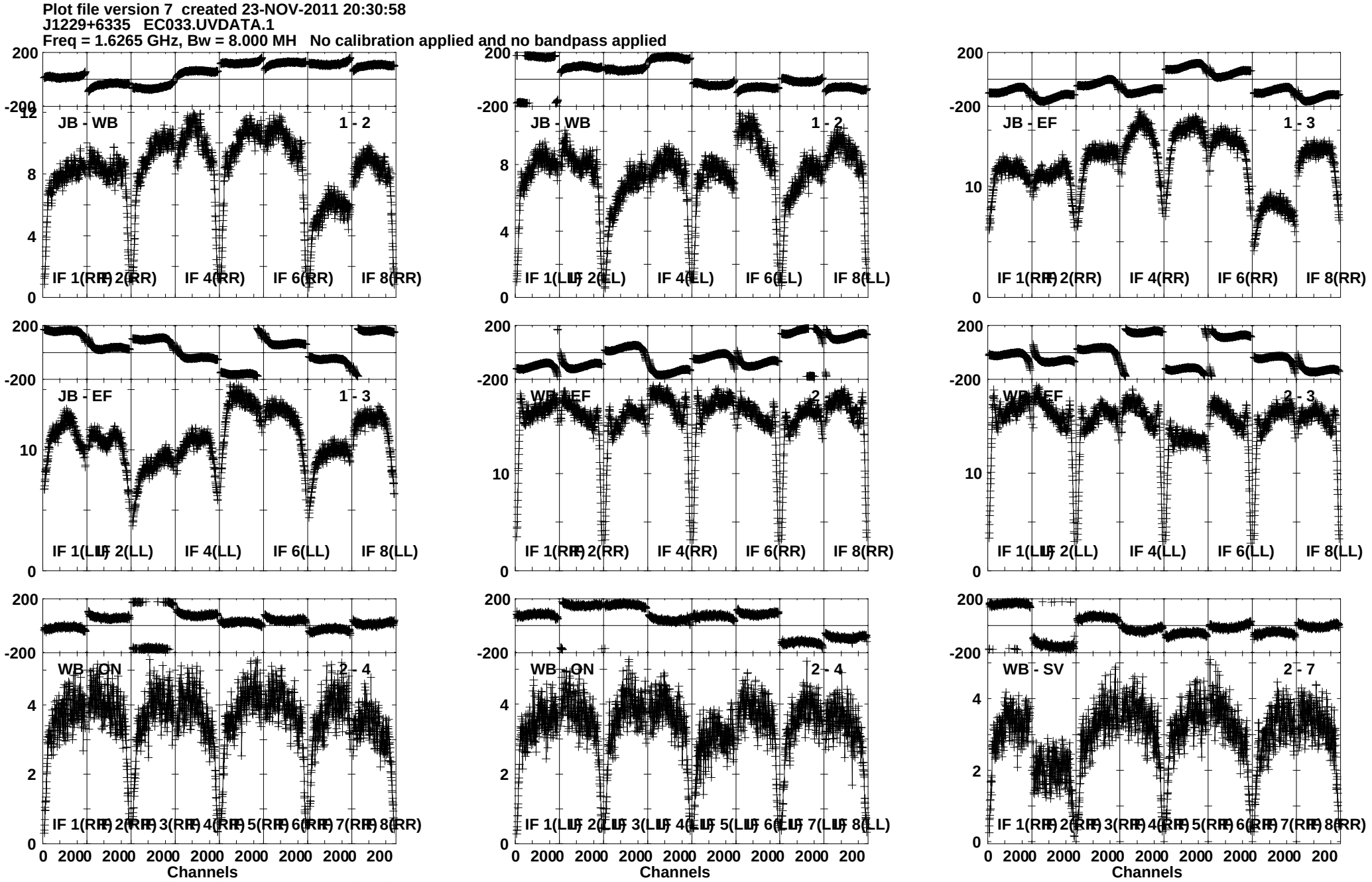
Plot file version 7 created 23-NOV-2011 20:30:58
J1229+6335 EC033.UVDATA.1
Freq = 1.6265 GHz, Bw = 8.000 MH No calibration applied and no bandpass applied
JB - WB 1 - 2
IF 1(RR) IF 2(RR) IF 4(RR) IF 6(RR) IF 8(RR)
JB - WB 1 - 2
IF 1(LL) IF 2(LL) IF 4(LL) IF 6(LL) IF 8(LL)
JB - EF 1 - 3
IF 1(RR) IF 2(RR) IF 4(RR) IF 6(RR) IF 8(RR)
JB - EF 1 - 3
IF 1(LL) IF 2(LL) IF 4(LL) IF 6(LL) IF 8(LL)
WB - EF 2
IF 1(RR) IF 2(RR) IF 4(RR) IF 6(RR) IF 8(RR)
WB - EF 2 - 3
IF 1(LL) IF 2(LL) IF 4(LL) IF 6(LL) IF 8(LL)
WB - ON 2 - 4
IF 1(RR) IF 2(RR) IF 3(RR) IF 4(RR) IF 5(RR) IF 6(RR) IF 7(RR) IF 8(RR)
WB - ON 2 - 4
IF 1(LL) IF 2(LL) IF 3(LL) IF 4(LL) IF 5(LL) IF 6(LL) IF 7(LL) IF 8(LL)
WB - SV 2 - 7
IF 1(RR) IF 2(RR) IF 3(RR) IF 4(RR) IF 5(RR) IF 6(RR) IF 7(RR) IF 8(RR)
Channels
Lower frame: Milli Ampl Jy Top frame: Phas deg
Vector averaged cross-power spectrum Several baselines displayed
Timerange: 00/13:40:05 to 00/13:42:00

Plot file version 8 created 23-NOV-2011 20:32:23
J1229+6335 EC033.UVDATA.1
Freq = 1.6265 GHz, Bw = 8.000 MH No calibration applied and no bandpass applied

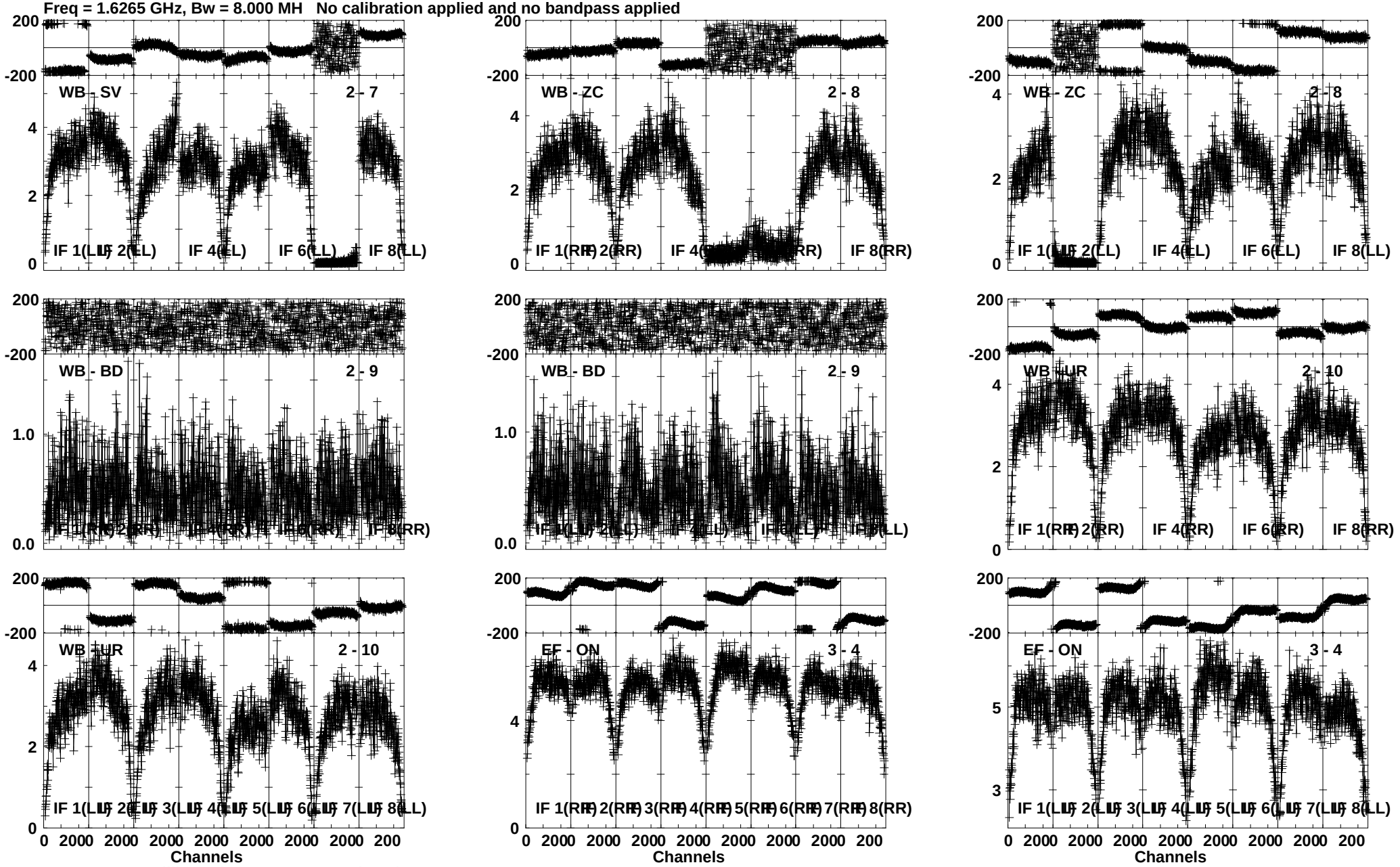

Lower frame: Milli Ampl Jy Top frame: Phas deg
Vector averaged cross-power spectrum Several baselines displayed
Timerange: 00/13:40:05 to 00/13:42:00

Plot file version 9 created 23-NOV-2011 20:33:58
J1229+6335 EC033.UVDATA.1
Freq = 1.6265 GHz, Bw = 8.000 MH No calibration applied and no bandpass applied

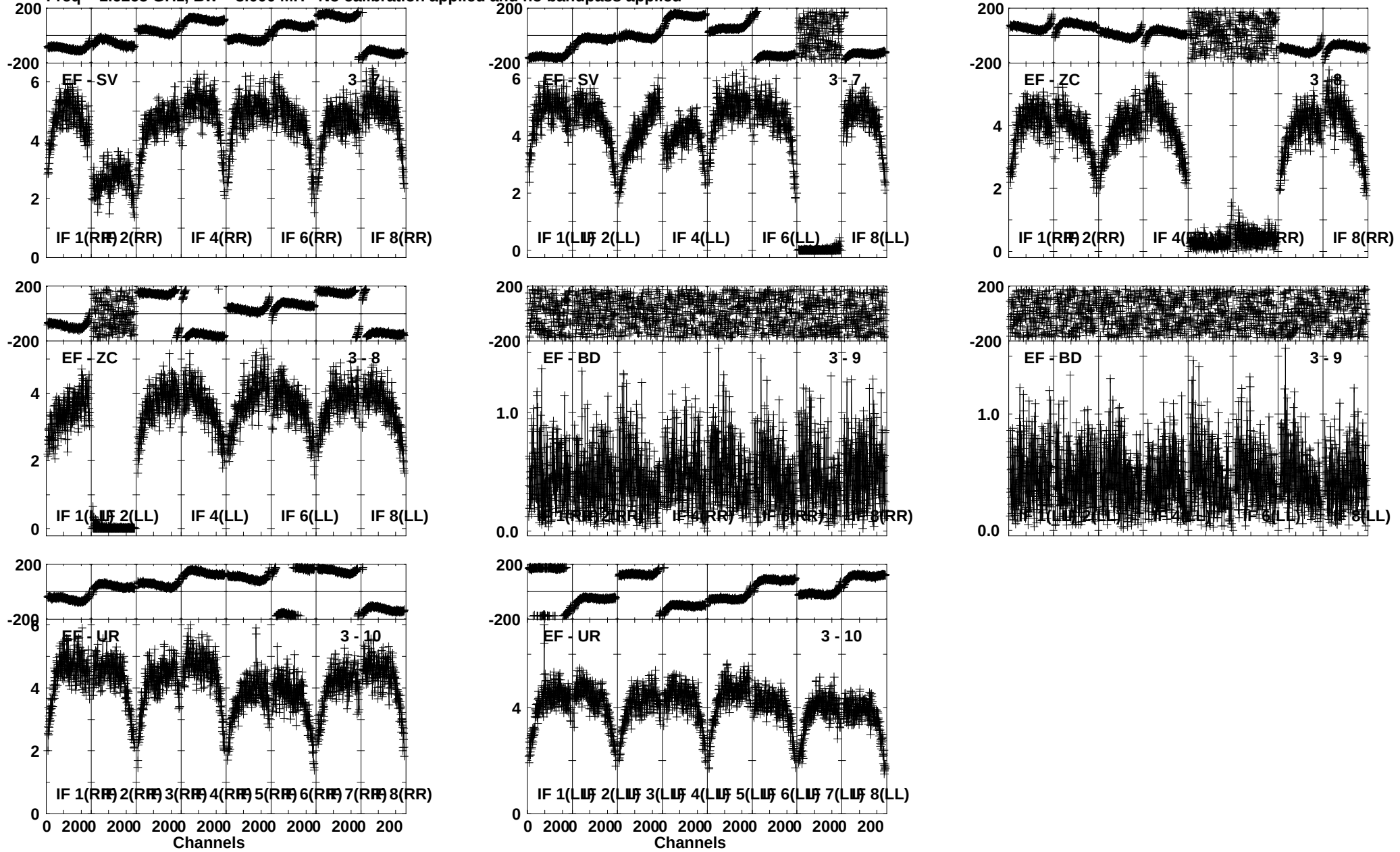

Lower frame: Milli Ampl Jy Top frame: Phas deg
Vector averaged cross-power spectrum Several baselines displayed
Timerange: 00/13:40:05 to 00/13:42:00

Plot file version 10 created 23-NOV-2011 20:35:49
HDF259 EC033.UVDATA.1
Freq = 1.6265 GHz, Bw = 8.000 MH No calibration applied and no bandpass applied

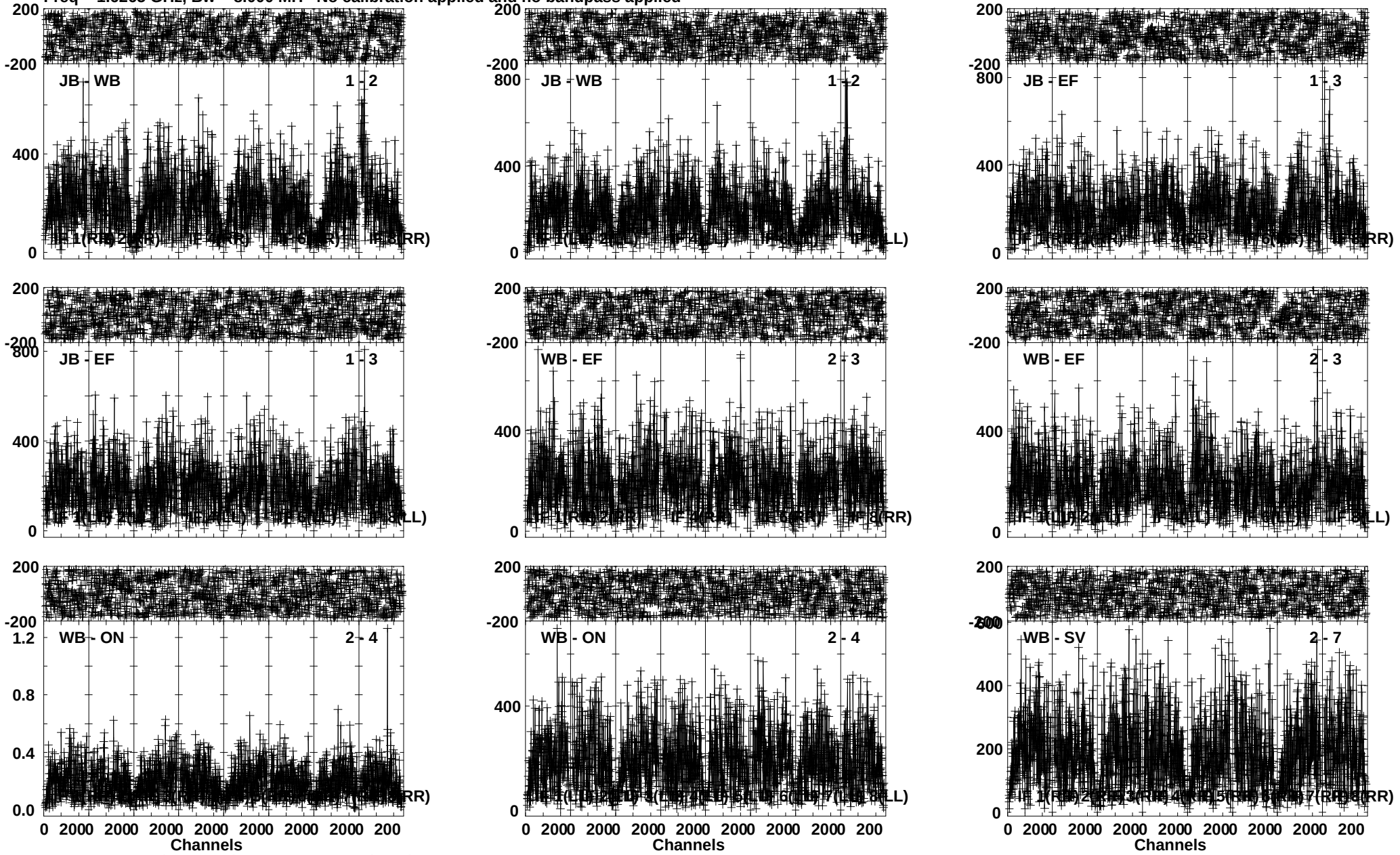

Lower frame: Micro Ampl Jy Top frame: Phas deg
Vector averaged cross-power spectrum Several baselines displayed
Timerange: 00/13:42:05 to 00/13:50:00

Plot file version 11 created 23-NOV-2011 20:41:35
HDF259 EC033.UVDATA.1
Freq = 1.6265 GHz, Bw = 8.000 MH No calibration applied and no bandpass applied

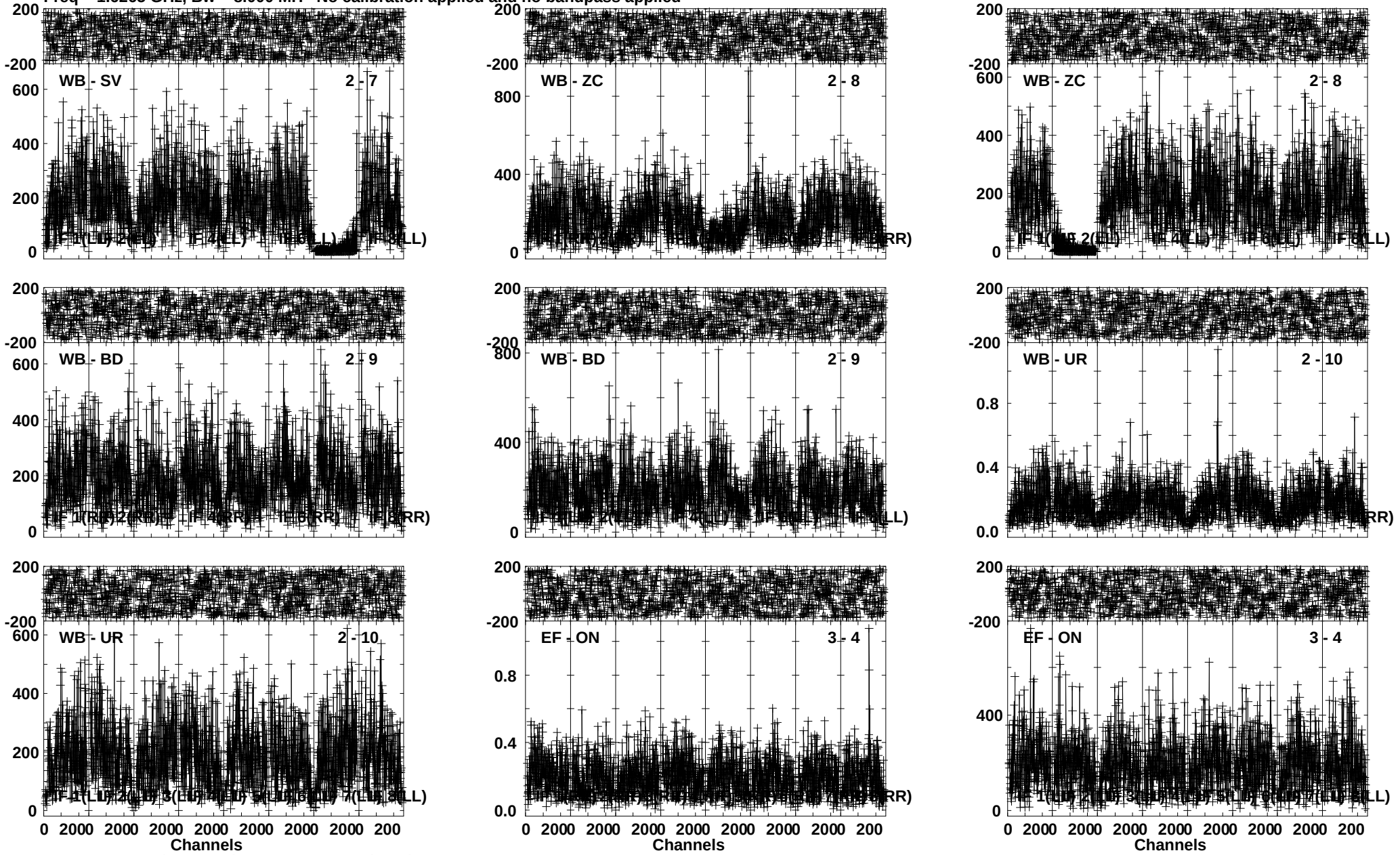

Lower frame: Micro Ampl Jy Top frame: Phas deg
Vector averaged cross-power spectrum Several baselines displayed
Timerange: 00/13:42:05 to 00/13:50:00

Plot file version 12 created 23-NOV-2011 20:48:05
HDF259 EC033.UVDATA.1
Freq = 1.6265 GHz, Bw = 8.000 MH No calibration applied and no bandpass applied

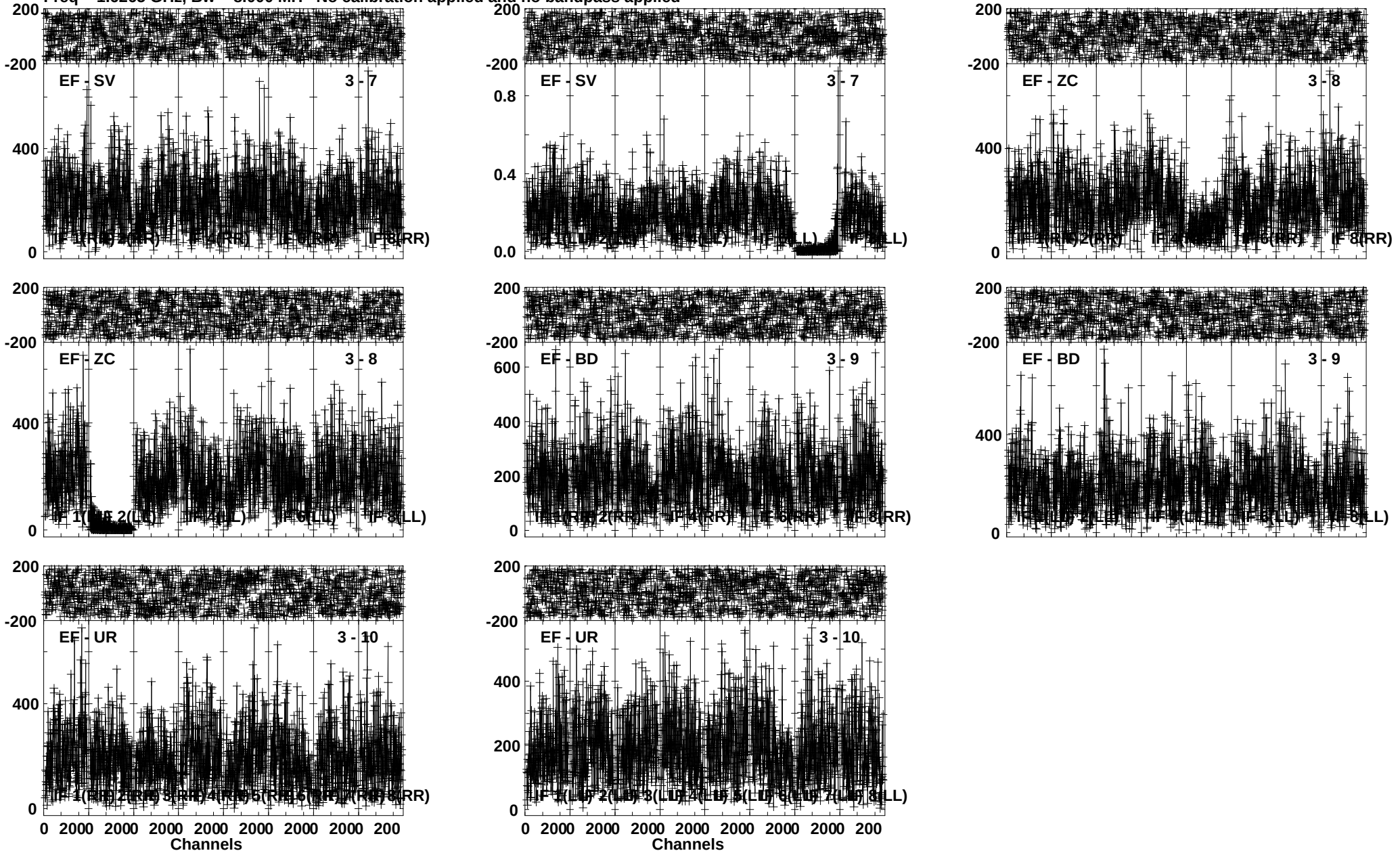

Lower frame: Micro Ampl Jy Top frame: Phas deg
Vector averaged cross-power spectrum Several baselines displayed
Timerange: 00/13:42:05 to 00/13:50:00

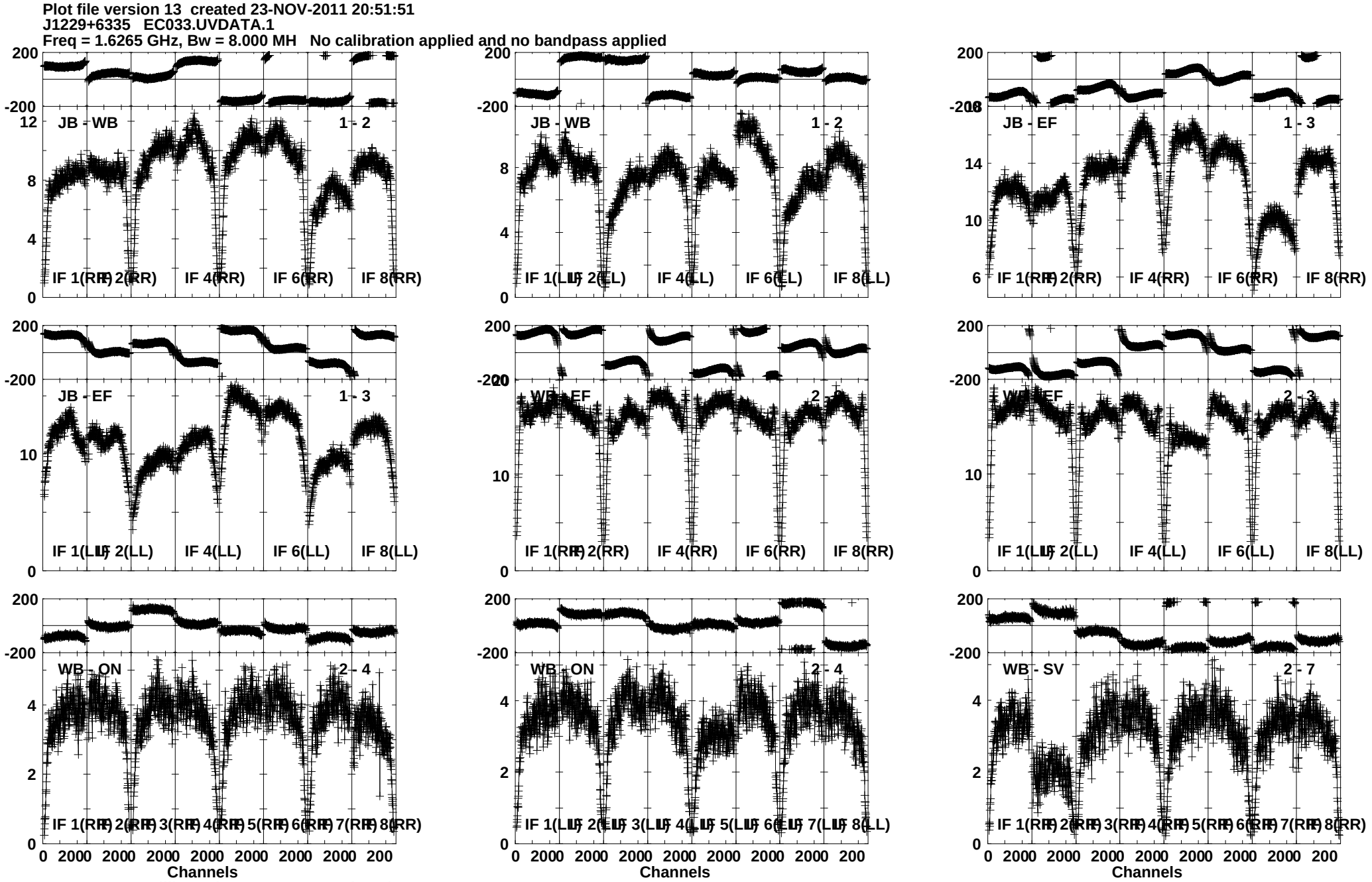
Plot file version 13 created 23-NOV-2011 20:51:51
J1229+6335 EC033.UVDATA.1
Freq = 1.6265 GHz, Bw = 8.000 MH No calibration applied and no bandpass applied
JB - WB 1 - 2
JB - WB 1 - 2
JB - EF 1 - 3
JB - EF 1 - 3
WB - EF 2 - 4
WB - EF 2 - 3
WB - ON 2 - 4
WB - ON 2 - 4
WB - SV 2 - 7
IF 1(RR) IF 2(RR) IF 4(RR) IF 6(RR) IF 8(RR)
IF 1(LL) IF 2(LL) IF 4(LL) IF 6(LL) IF 8(LL)
IF 1(RR) IF 2(RR) IF 3(RR) IF 4(RR) IF 5(RR) IF 6(RR) IF 7(RR) IF 8(RR)
IF 1(LL) IF 2(LL) IF 3(LL) IF 4(LL) IF 5(LL) IF 6(LL) IF 7(LL) IF 8(LL)
Channels
Lower frame: Milli Ampl Jy Top frame: Phas deg
Vector averaged cross-power spectrum Several baselines displayed
Timerange: 00/13:50:40 to 00/13:52:10

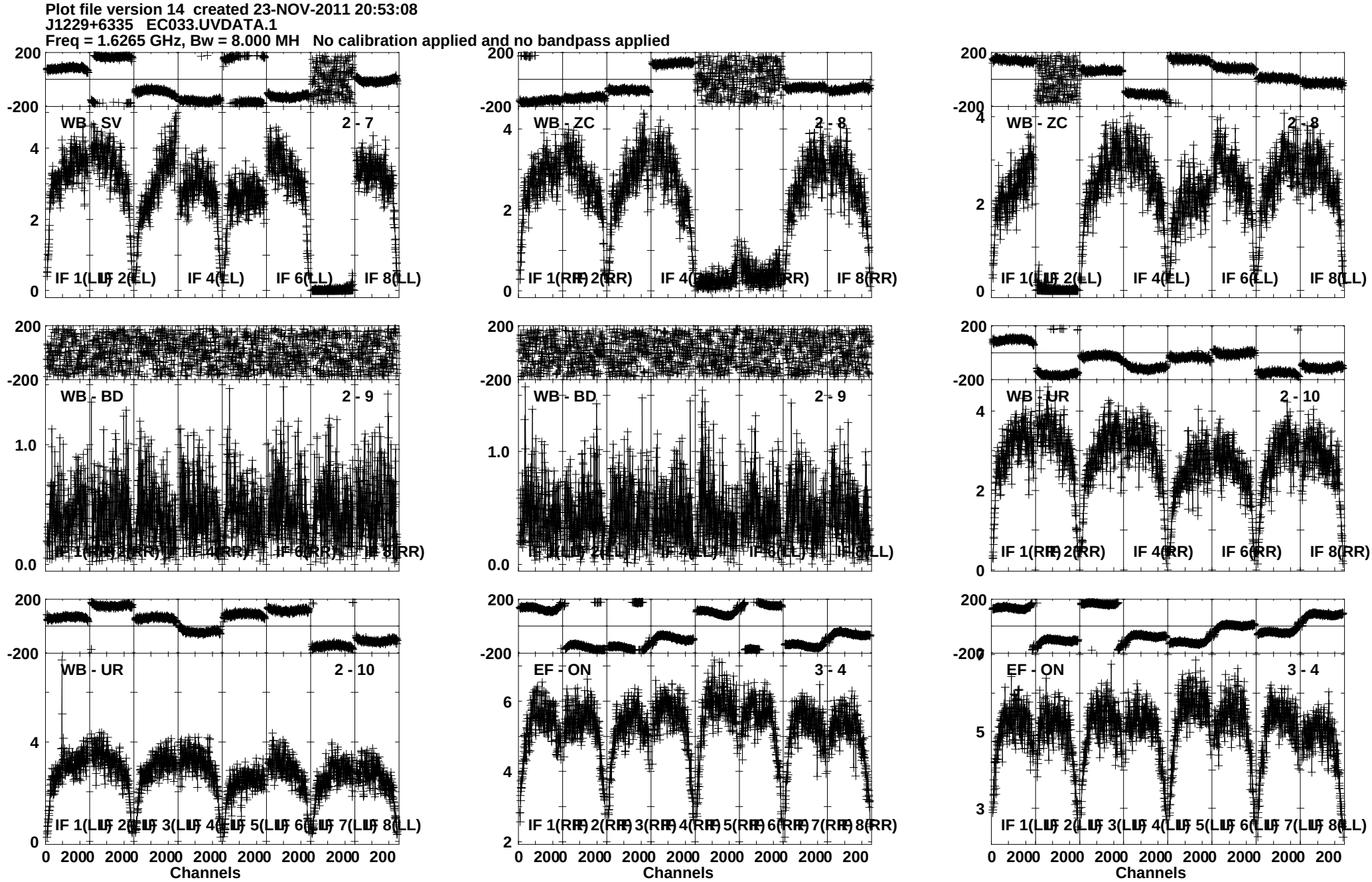
Plot file version 14 created 23-NOV-2011 20:53:08
J1229+6335 EC033.UVDATA.1
Freq = 1.6265 GHz, Bw = 8.000 MH No calibration applied and no bandpass applied
WB - SV 2 - 7
WB - ZC 2 - 8
WB - ZC 2 - 8
WB - BD 2 - 9
WB - BD 2 - 9
WB - UR 2 - 10
WB - UR 2 - 10
EF - ON 3 - 4
EF - ON 3 - 4
IF 1(LL) IF 2(LL) IF 4(LL) IF 6(LL) IF 8(LL)
IF 1(RR) IF 2(RR) IF 4(RR) IF 6(RR) IF 8(RR)
IF 1(LL) IF 2(LL) IF 3(LL) IF 4(LL) IF 5(LL) IF 6(LL) IF 7(LL) IF 8(LL)
IF 1(RR) IF 2(RR) IF 3(RR) IF 4(RR) IF 5(RR) IF 6(RR) IF 7(RR) IF 8(RR)
Channels
Lower frame: Milli Ampl Jy Top frame: Phas deg
Vector averaged cross-power spectrum Several baselines displayed
Timerange: 00/13:50:40 to 00/13:52:10

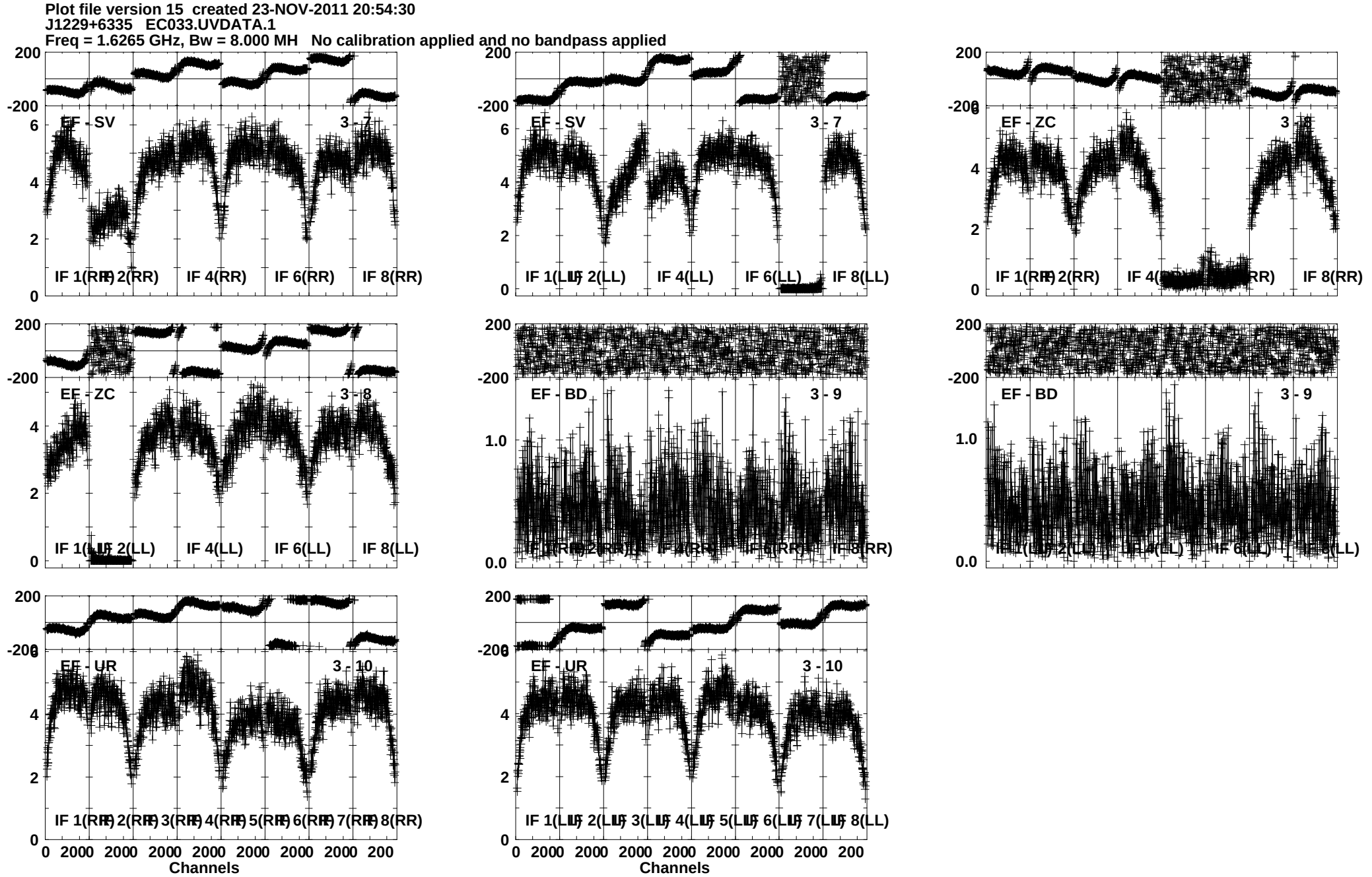

Lower frame: Milli Ampl Jy Top frame: Phas deg
Vector averaged cross-power spectrum Several baselines displayed
Timerange: 00/13:50:40 to 00/13:52:10

Plot file version 16 created 23-NOV-2011 20:56:12
HDF259 EC033.UVDATA.1
Freq = 1.6265 GHz, Bw = 8.000 MH No calibration applied and no bandpass applied

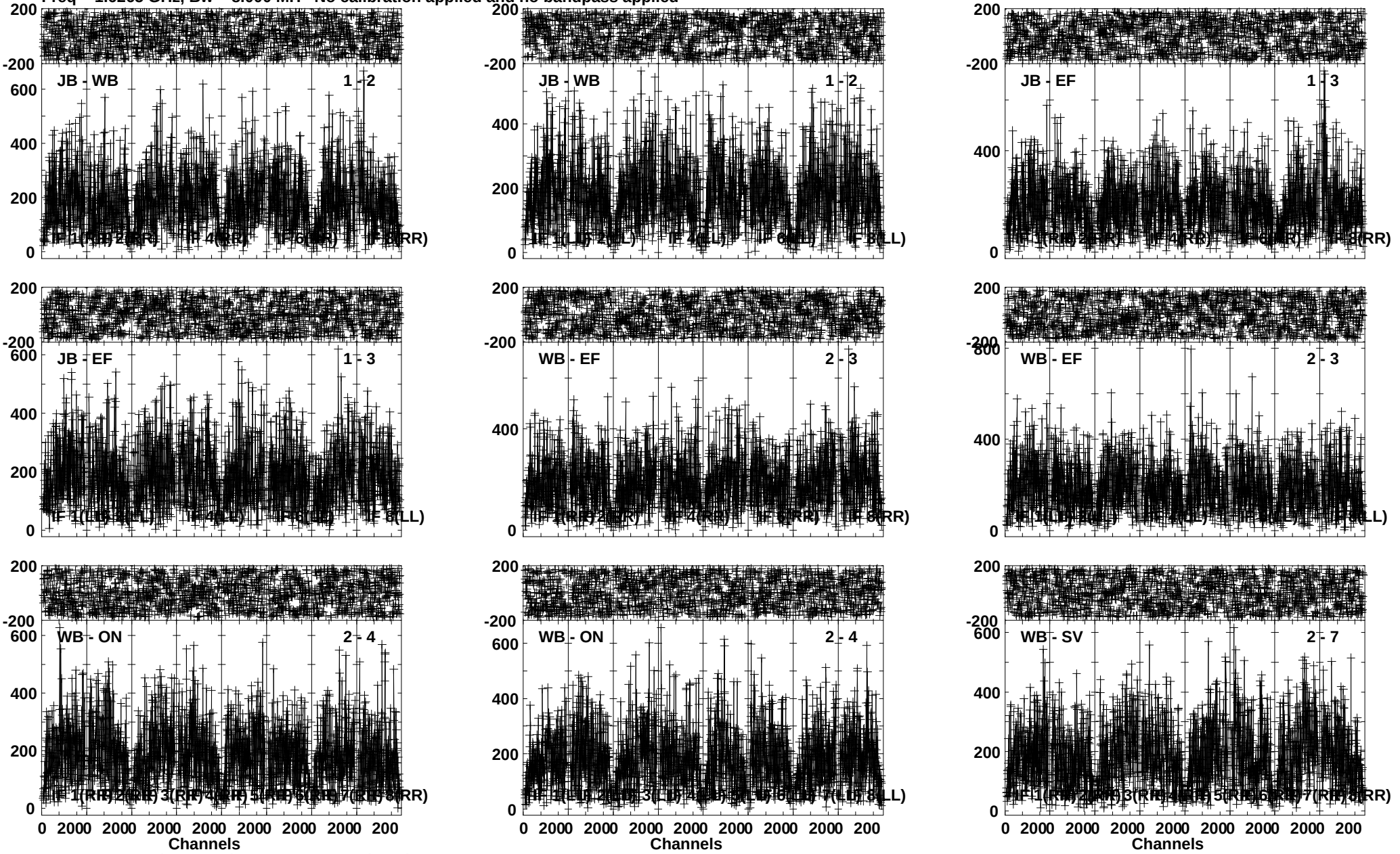

Lower frame: Micro Ampl Jy Top frame: Phas deg
Vector averaged cross-power spectrum Several baselines displayed
Timerange: 00/13:52:15 to 00/14:00:40

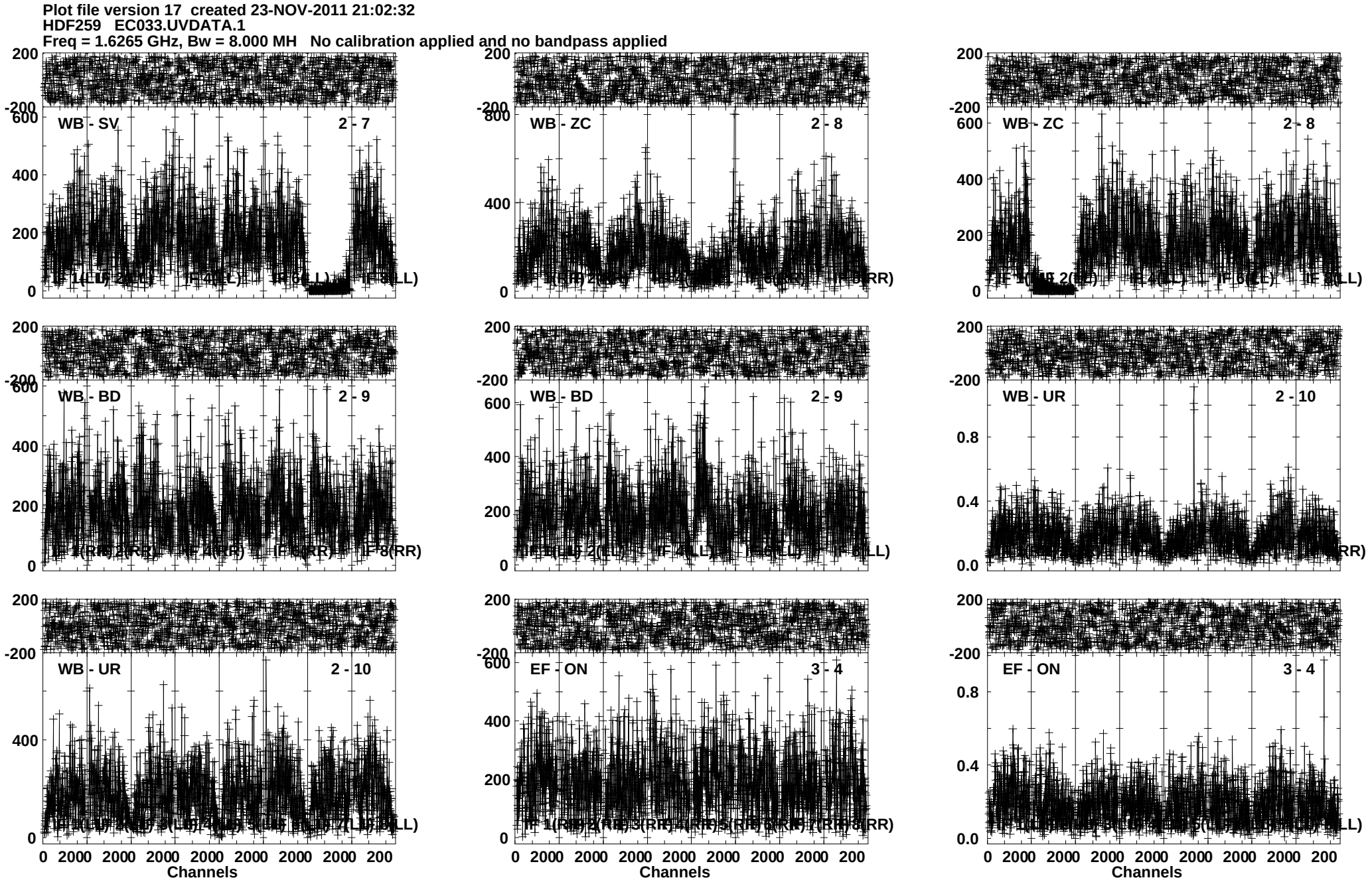
Plot file version 17 created 23-NOV-2011 21:02:32
HDF259 EC033.UVDATA.1
Freq = 1.6265 GHz, Bw = 8.000 MH No calibration applied and no bandpass applied
WB - SV 2 - 7
WB - ZC 2 - 8
WB - ZC 2 - 8
WB - BD 2 - 9
WB - BD 2 - 9
WB - UR 2 - 10
WB - UR 2 - 10
EF - ON 3 - 4
EF - ON 3 - 4
Channels
Channels
Channels
Lower frame: Micro Ampl Jy Top frame: Phas deg
Vector averaged cross-power spectrum Several baselines displayed
Timerange: 00/13:52:15 to 00/14:00:40

Plot file version 18 created 23-NOV-2011 21:09:52
HDF259 EC033.UVDATA.1
Freq = 1.6265 GHz, Bw = 8.000 MH No calibration applied and no bandpass applied

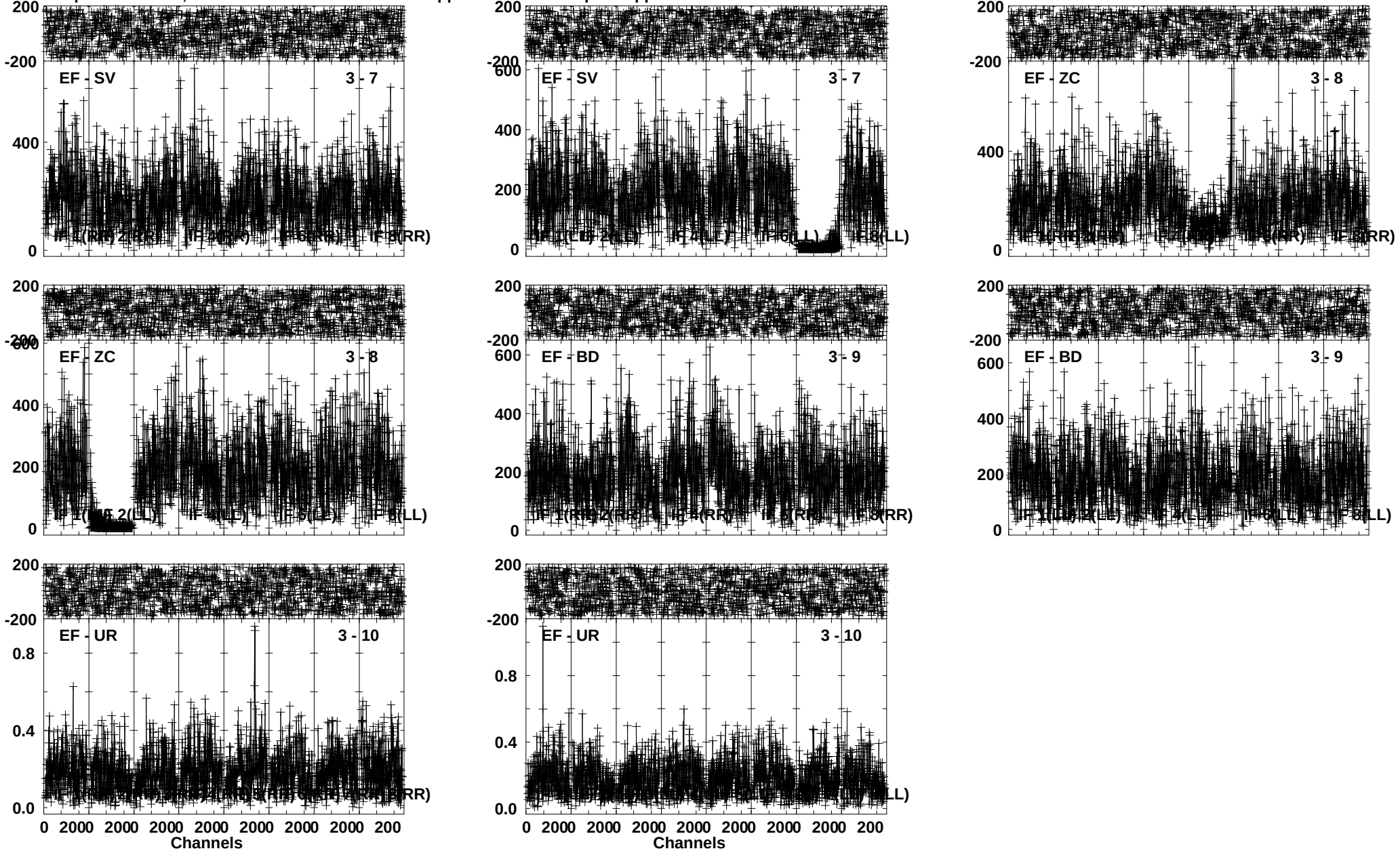

Lower frame: Micro Ampl Jy Top frame: Phas deg
Vector averaged cross-power spectrum Several baselines displayed
Timerange: 00/13:52:15 to 00/14:00:40

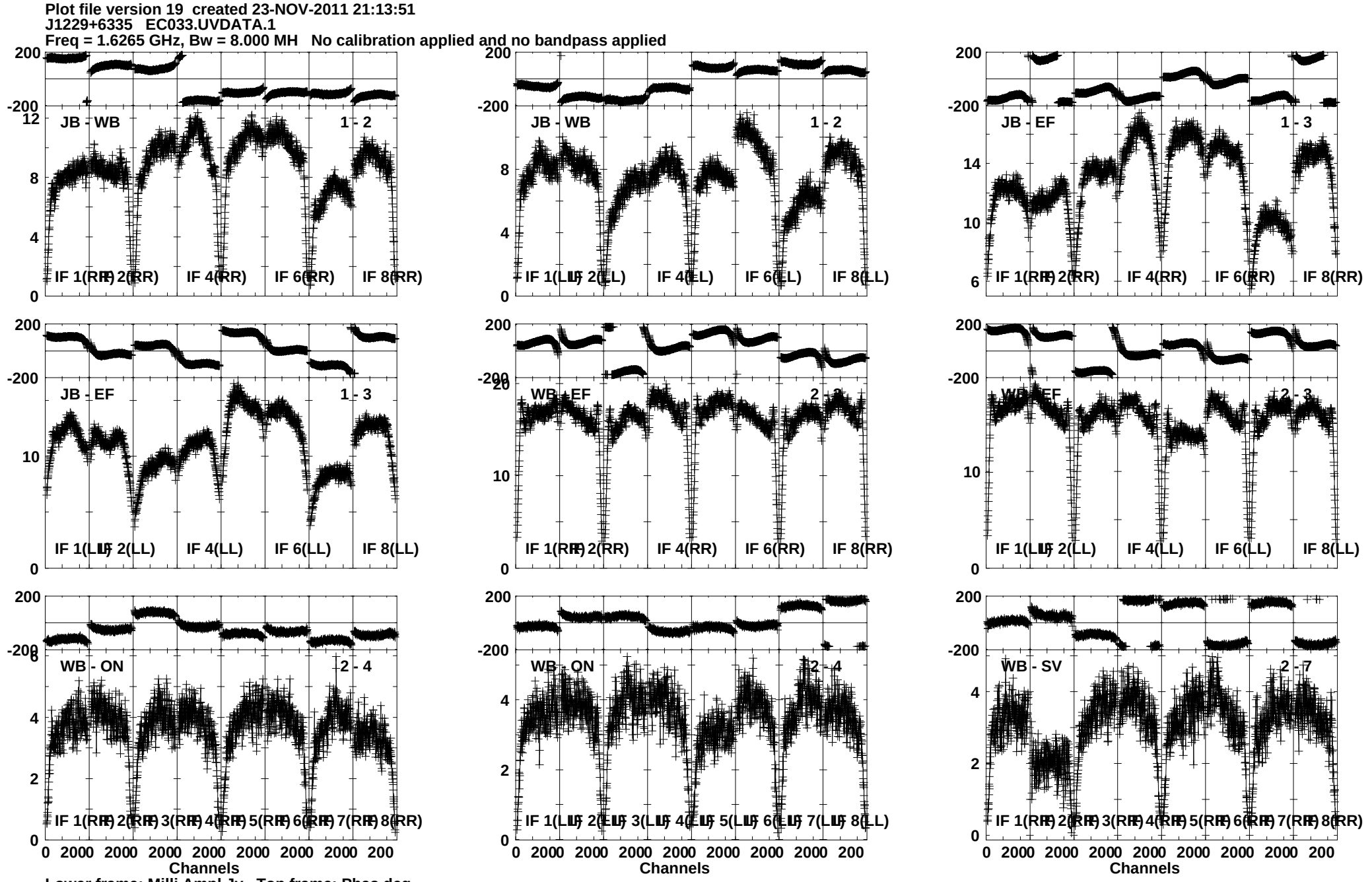
Plot file version 19 created 23-NOV-2011 21:13:51
J1229+6335 EC033.UVDATA.1
Freq = 1.6265 GHz, Bw = 8.000 MH No calibration applied and no bandpass applied
JB - WB 1 - 2
IF 1(RR) IF 2(RR) IF 4(RR) IF 6(RR) IF 8(RR)
JB - WB 1 - 2
IF 1(LL) IF 2(LL) IF 4(LL) IF 6(LL) IF 8(LL)
JB - EF 1 - 3
IF 1(RR) IF 2(RR) IF 4(RR) IF 6(RR) IF 8(RR)
JB - EF 1 - 3
IF 1(LL) IF 2(LL) IF 4(LL) IF 6(LL) IF 8(LL)
WB - EF 2 - 3
IF 1(RR) IF 2(RR) IF 4(RR) IF 6(RR) IF 8(RR)
WB - EF 2 - 3
IF 1(LL) IF 2(LL) IF 4(LL) IF 6(LL) IF 8(LL)
WB - ON 2 - 4
IF 1(RR) IF 2(RR) IF 3(RR) IF 4(RR) IF 5(RR) IF 6(RR) IF 7(RR) IF 8(RR)
WB - ON 2 - 4
IF 1(LL) IF 2(LL) IF 3(LL) IF 4(LL) IF 5(LL) IF 6(LL) IF 7(LL) IF 8(LL)
WB - SV 2 - 7
IF 1(RR) IF 2(RR) IF 3(RR) IF 4(RR) IF 5(RR) IF 6(RR) IF 7(RR) IF 8(RR)
0 2000 2000 2000 2000 2000 2000 2000 200
Channels
Lower frame: Milli Ampl Jy Top frame: Phas deg
Vector averaged cross-power spectrum Several baselines displayed
Timerange: 00/14:00:45 to 00/14:02:40

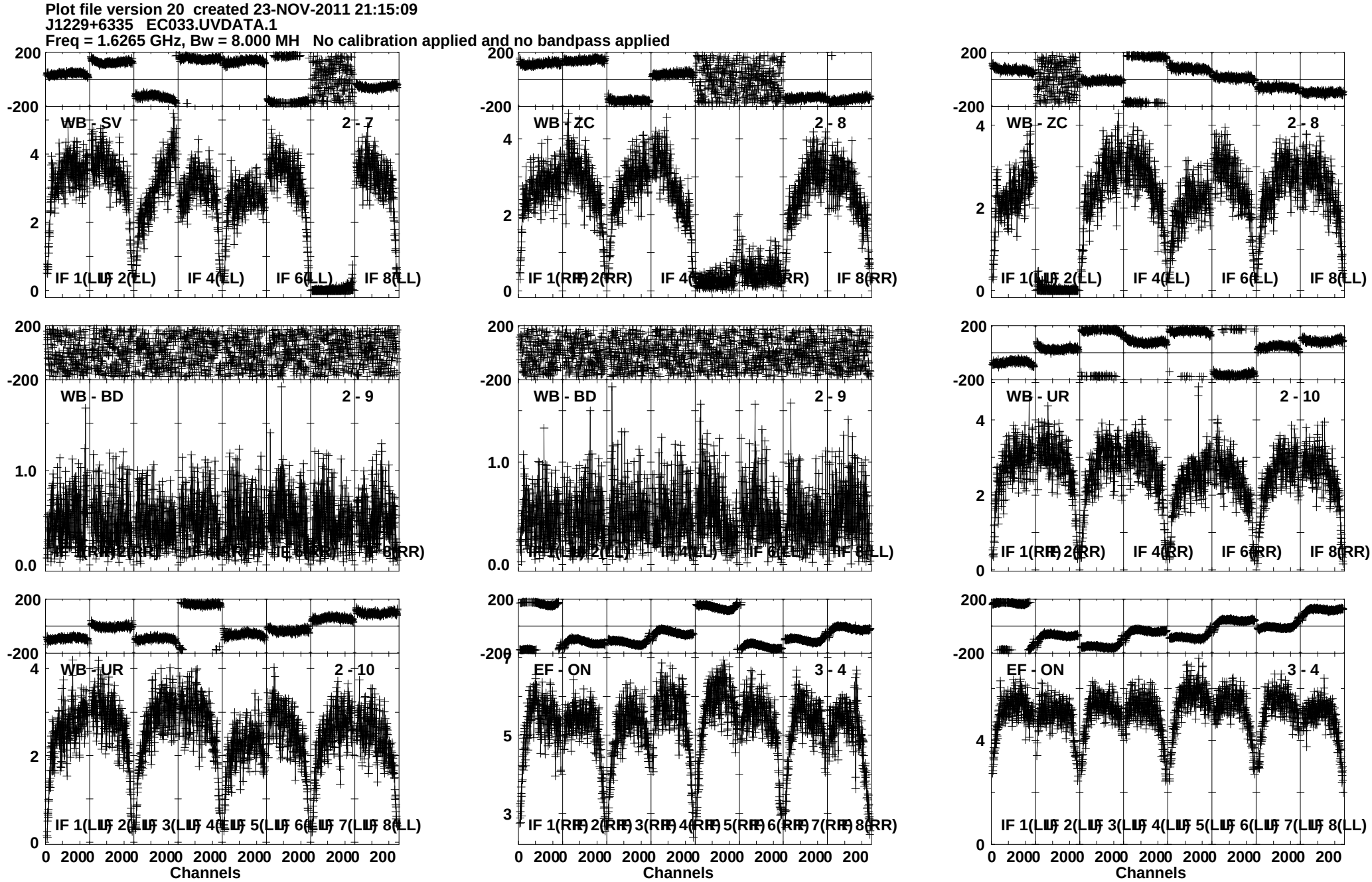
Plot file version 20 created 23-NOV-2011 21:15:09
J1229+6335 EC033.UVDATA.1
Freq = 1.6265 GHz, Bw = 8.000 MH No calibration applied and no bandpass applied
WB - SV 2 - 7
IF 1(LL) IF 2(LL) IF 4(LL) IF 6(LL) IF 8(LL)
WB - ZC 2 - 8
IF 1(RR) IF 2(RR) IF 4(RR) IF 8(RR)
WB - ZC 2 - 8
IF 1(LL) IF 2(LL) IF 4(LL) IF 6(LL) IF 8(LL)
WB - BD 2 - 9
WB - BD 2 - 9
WB - UR 2 - 10
IF 1(RR) IF 2(RR) IF 4(RR) IF 6(RR) IF 8(RR)
WB - UR 2 - 10
IF 1(LL) IF 2(LL) IF 3(LL) IF 4(LL) IF 5(LL) IF 6(LL) IF 7(LL) IF 8(LL)
EF - ON 3 - 4
IF 1(RR) IF 2(RR) IF 3(RR) IF 4(RR) IF 5(RR) IF 6(RR) IF 7(RR) IF 8(RR)
EF - ON 3 - 4
IF 1(LL) IF 2(LL) IF 3(LL) IF 4(LL) IF 5(LL) IF 6(LL) IF 7(LL) IF 8(LL)
0 2000 2000 2000 2000 2000 2000 2000 200
Channels
Lower frame: Milli Ampl Jy Top frame: Phas deg
Vector averaged cross-power spectrum Several baselines displayed
Timerange: 00/14:00:45 to 00/14:02:40

Plot file version 21 created 23-NOV-2011 21:16:52
J1229+6335 EC033.UVDATA.1
Freq = 1.6265 GHz, Bw = 8.000 MH No calibration applied and no bandpass applied

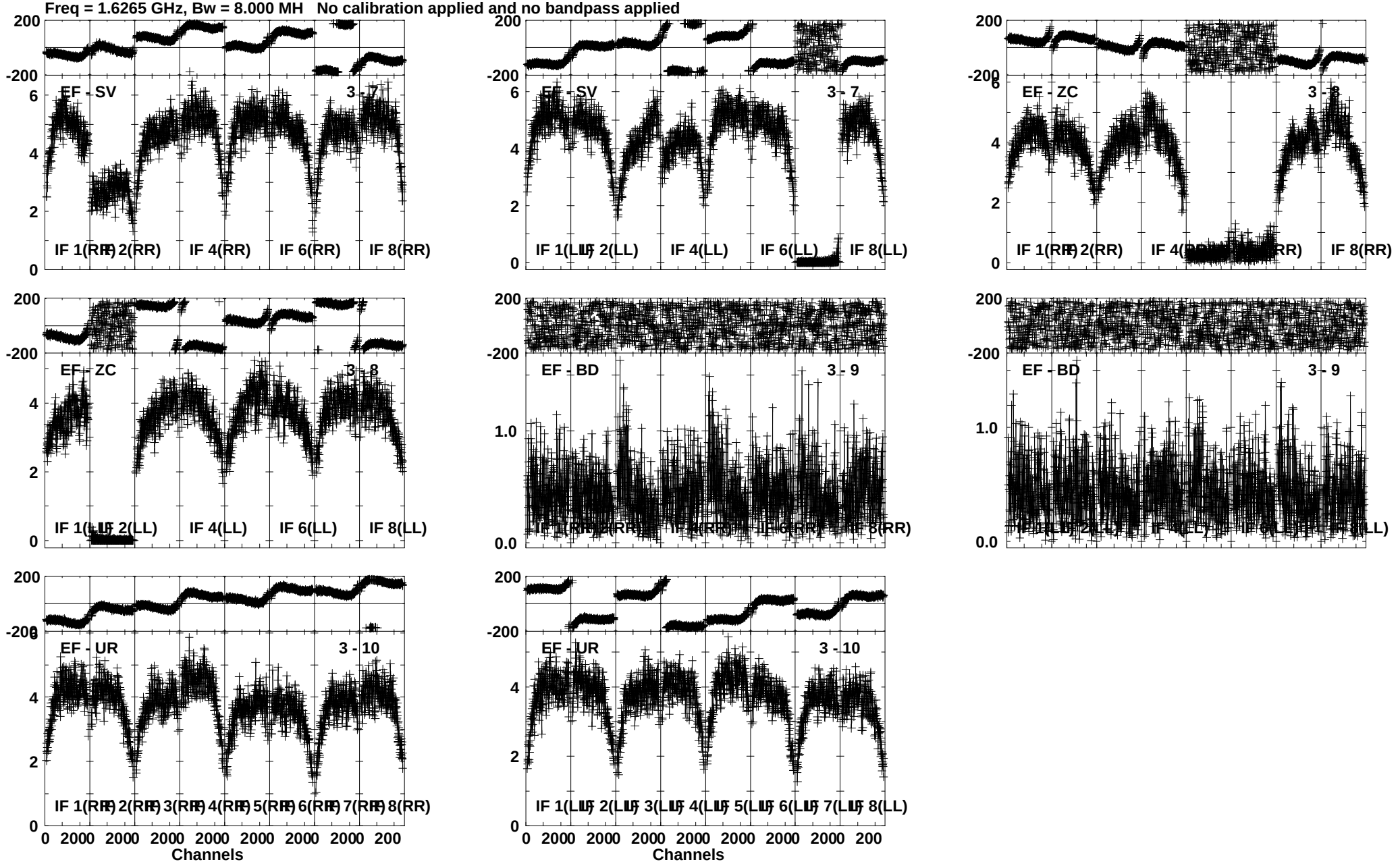

Lower frame: Milli Ampl Jy Top frame: Phas deg
Vector averaged cross-power spectrum Several baselines displayed
Timerange: 00/14:00:45 to 00/14:02:40

Plot file version 22 created 23-NOV-2011 21:18:31
HDF259 EC033.UVDATA.1
Freq = 1.6265 GHz, Bw = 8.000 MH No calibration applied and no bandpass applied

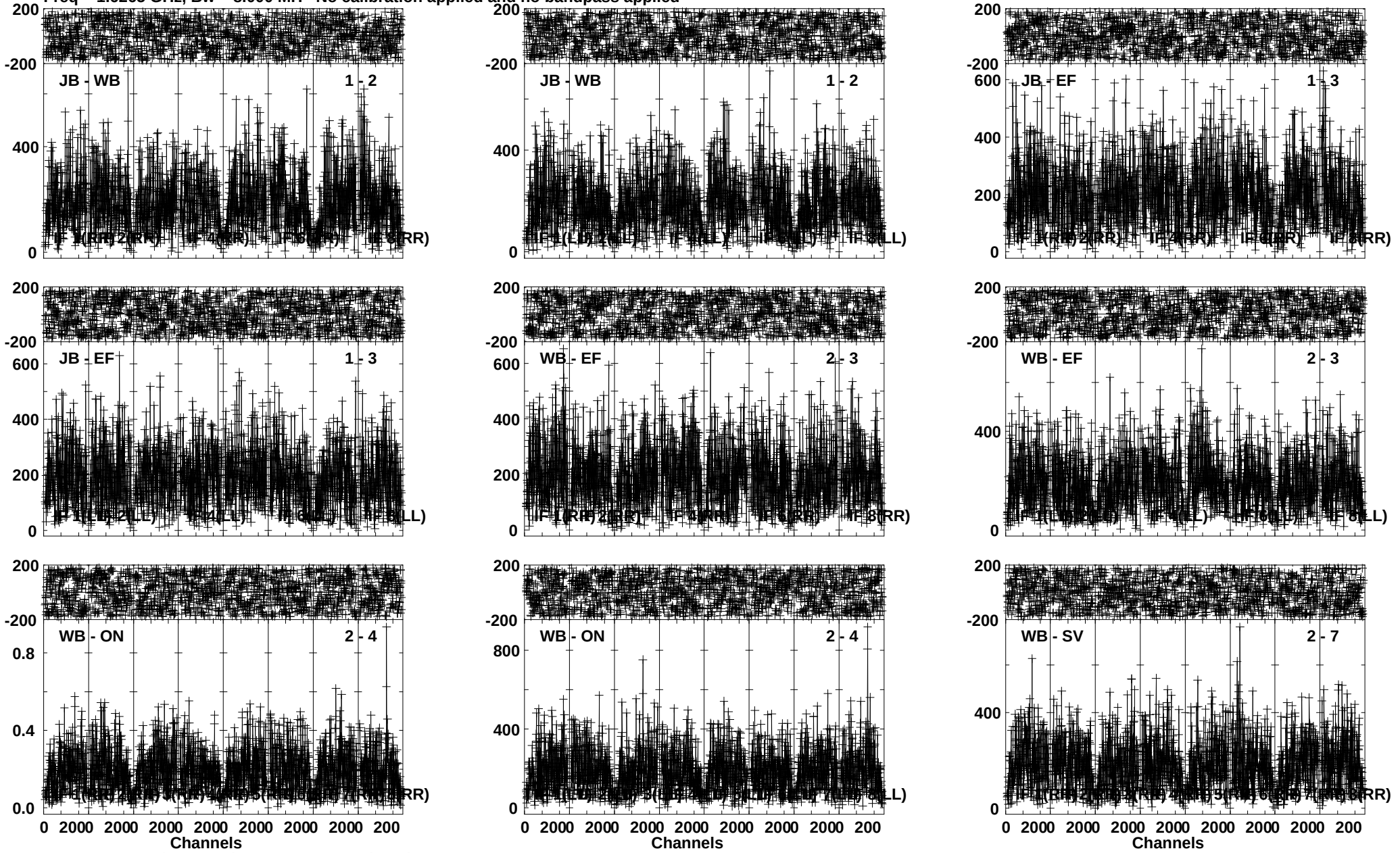

Lower frame: Micro Ampl Jy Top frame: Phas deg
Vector averaged cross-power spectrum Several baselines displayed
Timerange: 00/14:02:45 to 00/14:10:40

Plot file version 23 created 23-NOV-2011 21:24:14
HDF259 EC033.UVDATA.1
Freq = 1.6265 GHz, Bw = 8.000 MH No calibration applied and no bandpass applied

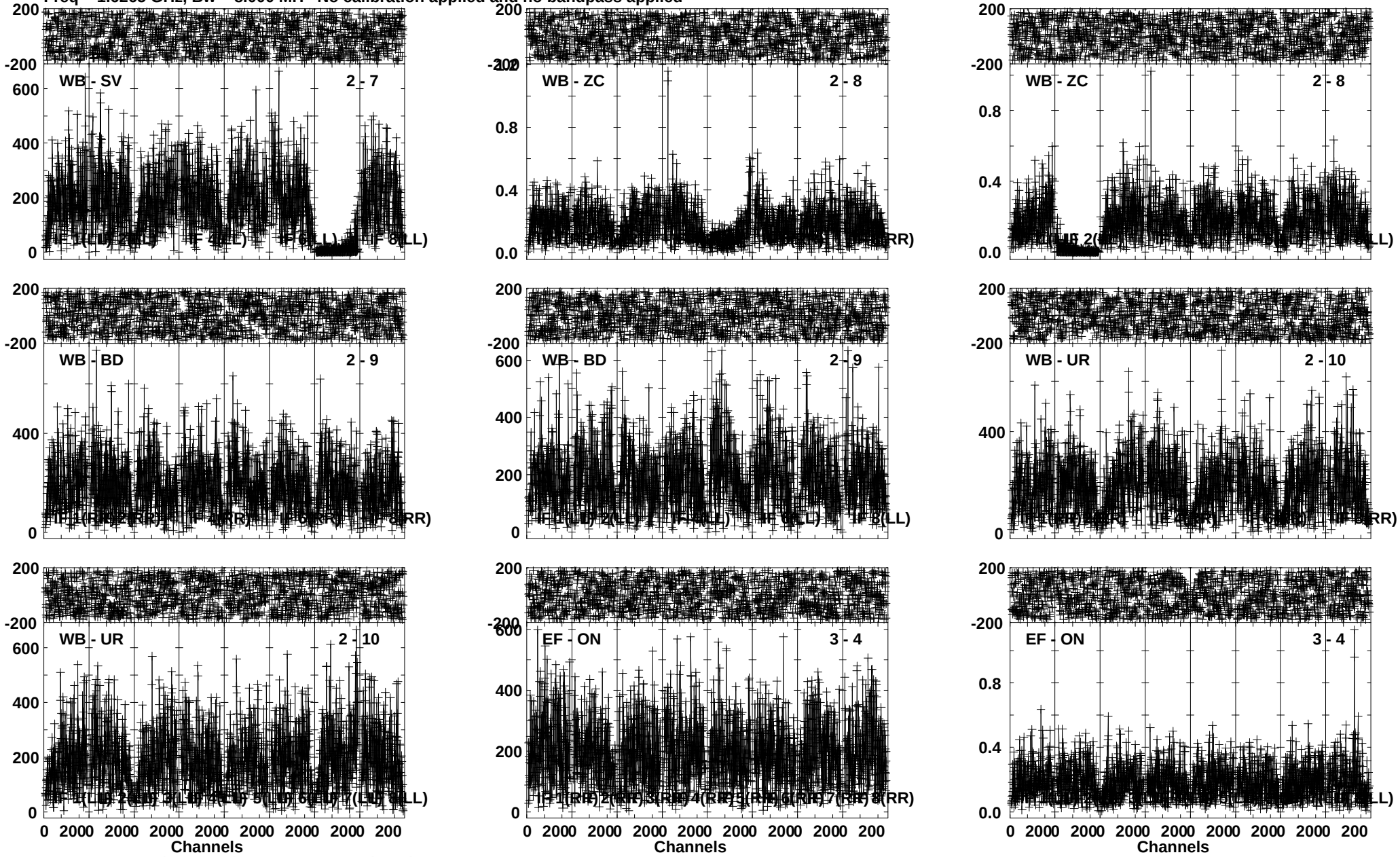

Lower frame: Micro Ampl Jy Top frame: Phas deg
Vector averaged cross-power spectrum Several baselines displayed
Timerange: 00/14:02:45 to 00/14:10:40

Plot file version 24 created 23-NOV-2011 21:30:45
HDF259 EC033.UVDATA.1
Freq = 1.6265 GHz, Bw = 8.000 MH No calibration applied and no bandpass applied

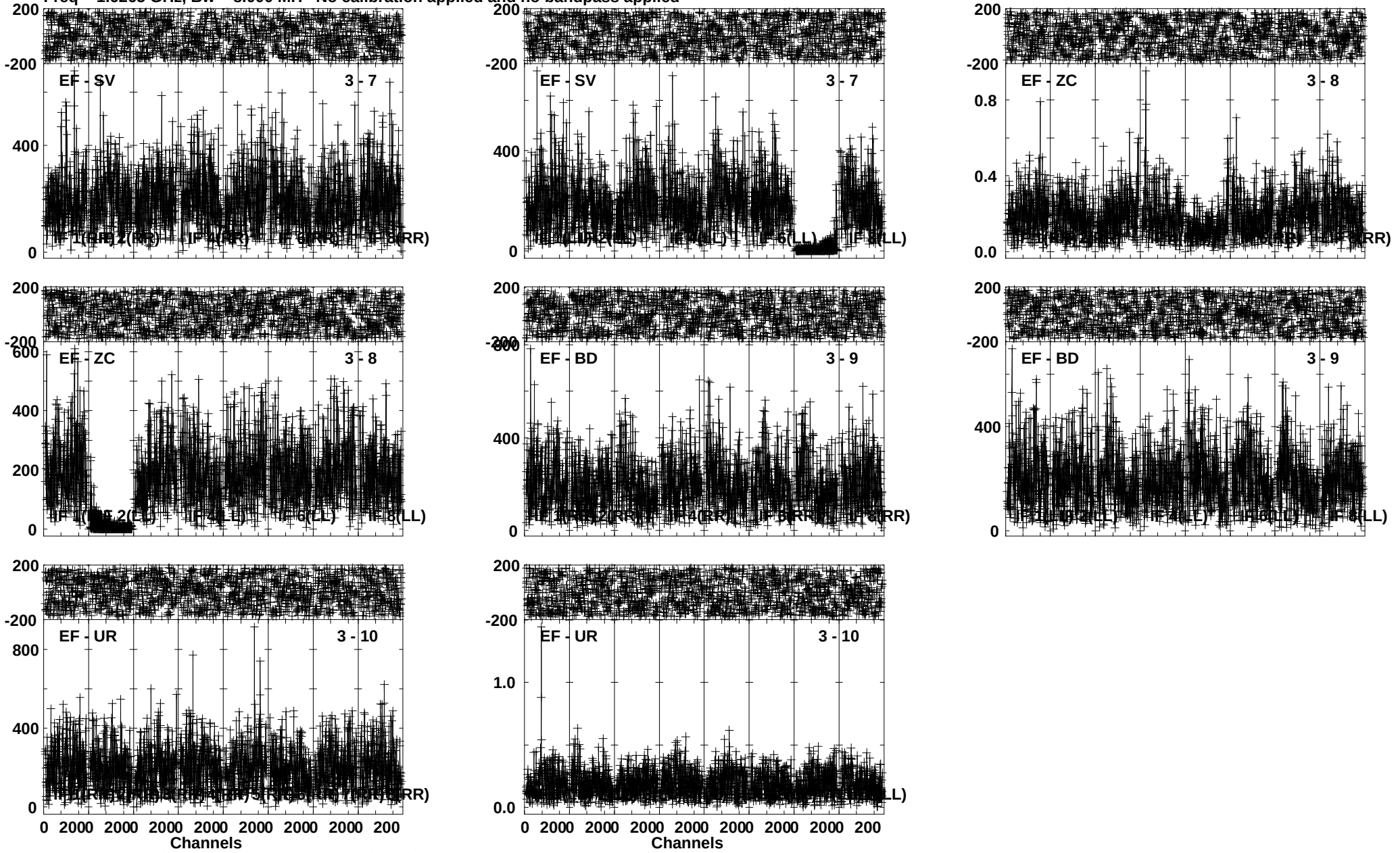

Lower frame: Micro Ampl Jy Top frame: Phas deg
Vector averaged cross-power spectrum Several baselines displayed
Timerange: 00/14:02:45 to 00/14:10:40

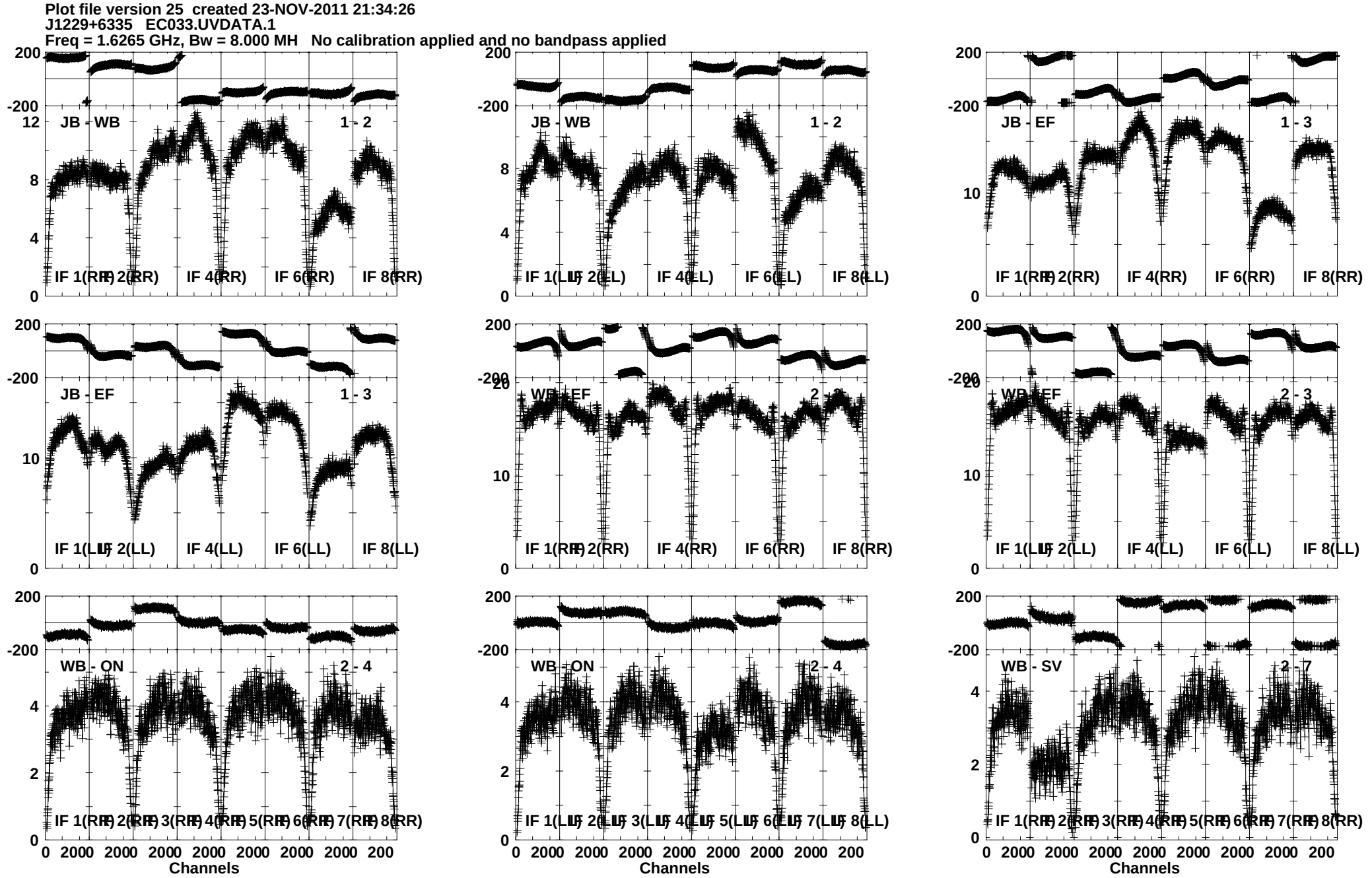
Plot file version 25 created 23-NOV-2011 21:34:26
J1229+6335 EC033.UVDATA.1
Freq = 1.6265 GHz, Bw = 8.000 MH No calibration applied and no bandpass applied
JB - WB 1 - 2
JB - WB 1 - 2
JB - EF 1 - 3
JB - EF 1 - 3
WB - EF 2 - 3
WB - EF 2 - 3
WB - ON 2 - 4
WB - ON 2 - 4
WB - SV 2 - 7
IF 1(RR) IF 2(RR) IF 4(RR) IF 6(RR) IF 8(RR)
IF 1(LL) IF 2(LL) IF 4(LL) IF 6(LL) IF 8(LL)
IF 1(RR) IF 2(RR) IF 3(RR) IF 4(RR) IF 5(RR) IF 6(RR) IF 7(RR) IF 8(RR)
IF 1(LL) IF 2(LL) IF 3(LL) IF 4(LL) IF 5(LL) IF 6(LL) IF 7(LL) IF 8(LL)
Channels
Lower frame: Milli Ampl Jy Top frame: Phas deg
Vector averaged cross-power spectrum Several baselines displayed
Timerange: 00/14:11:20 to 00/14:12:50

Plot file version 26 created 23-NOV-2011 21:36:01
J1229+6335 EC033.UVDATA.1
Freq = 1.6265 GHz, Bw = 8.000 MH No calibration applied and no bandpass applied

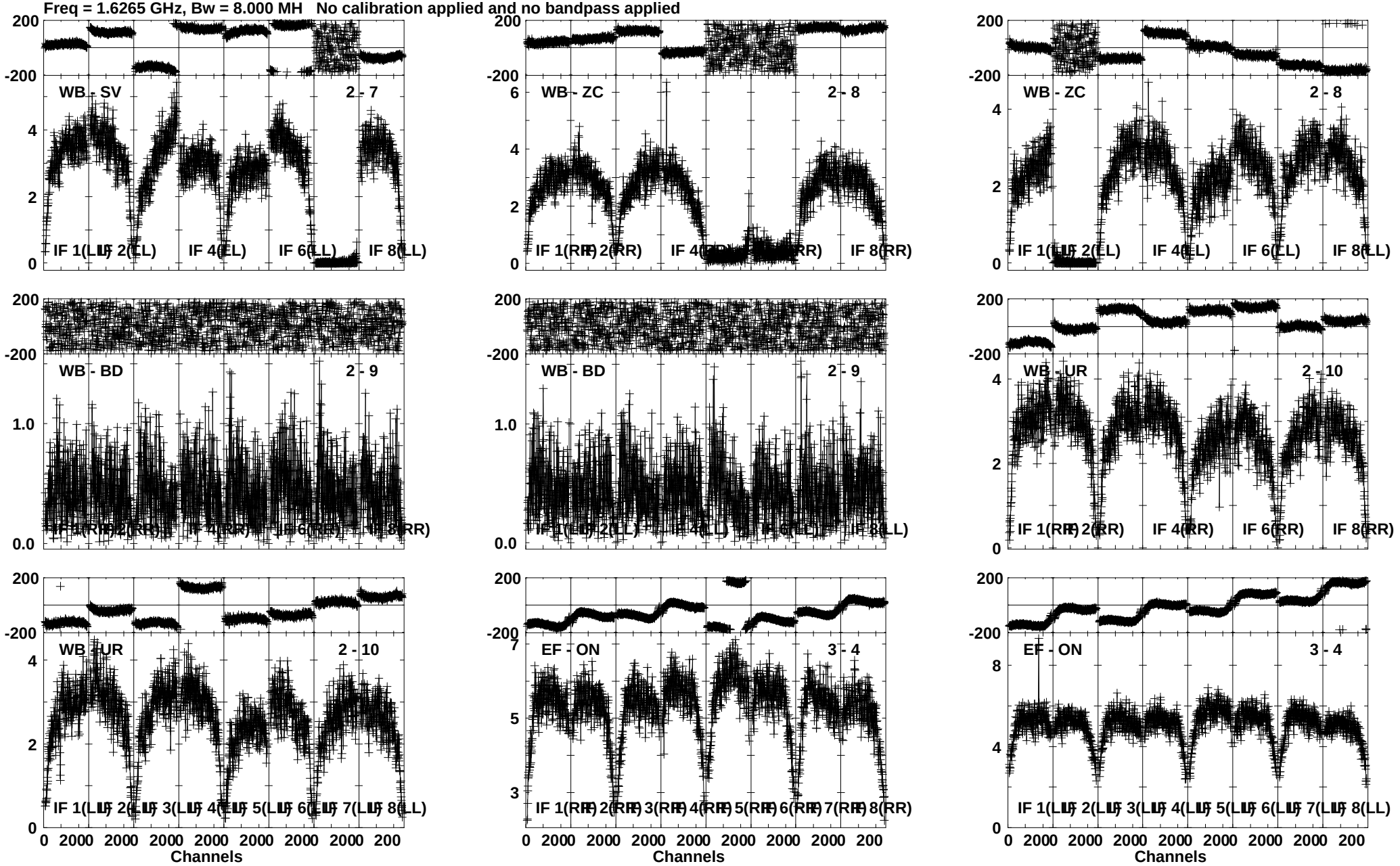

Lower frame: Milli Ampl Jy Top frame: Phas deg
Vector averaged cross-power spectrum Several baselines displayed
Timerange: 00/14:11:20 to 00/14:12:50

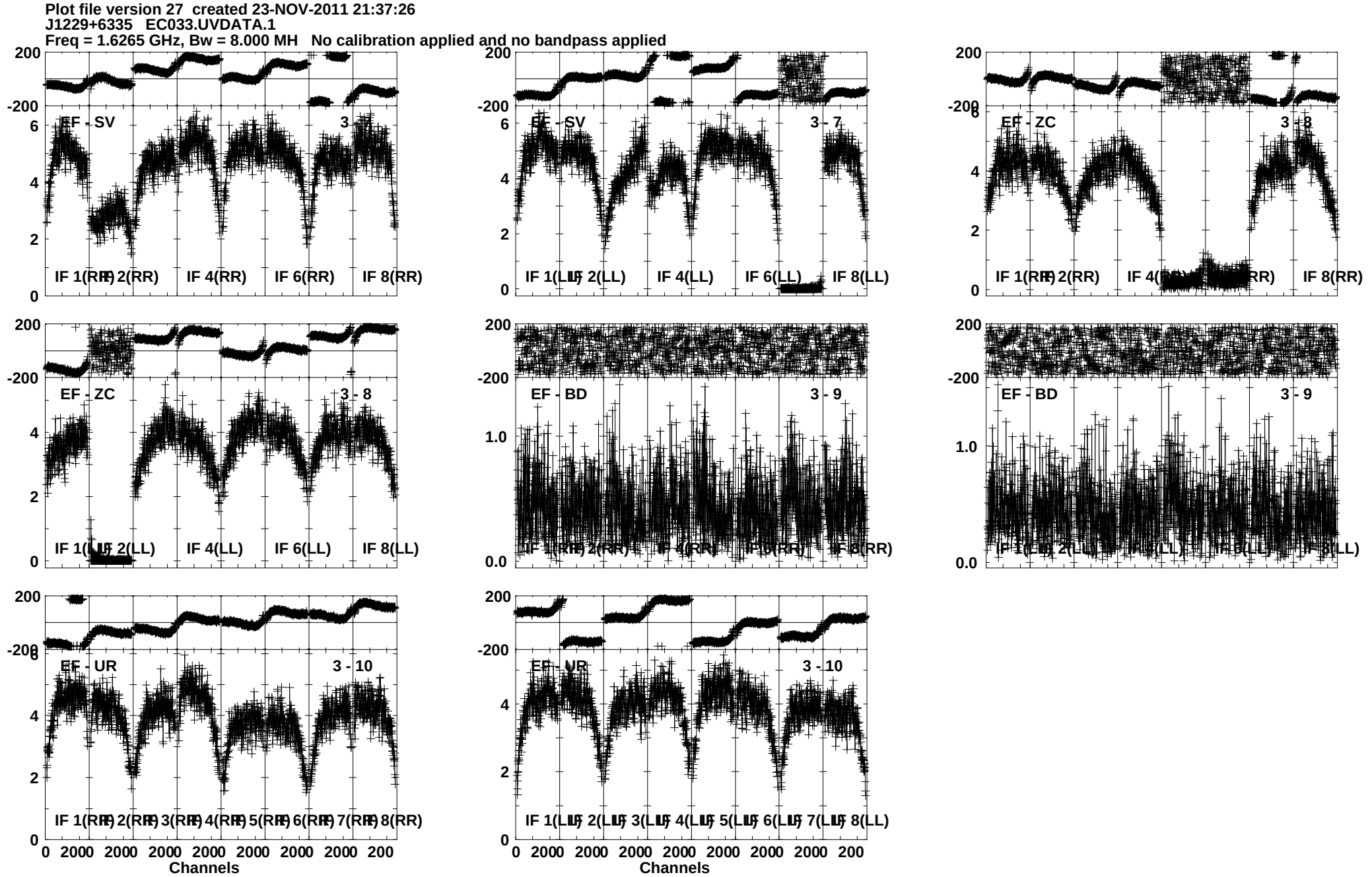
Plot file version 27 created 23-NOV-2011 21:37:26
J1229+6335 EC033.UVDATA.1
Freq = 1.6265 GHz, Bw = 8.000 MH No calibration applied and no bandpass applied
EF - SV 3
IF 1(RR) IF 2(RR) IF 4(RR) IF 6(RR) IF 8(RR)
EF - SV 3 - 7
IF 1(LL) IF 2(LL) IF 4(LL) IF 6(LL) IF 8(LL)
EF - ZC 3 - 8
IF 1(RR) IF 2(RR) IF 4(RR) IF 8(RR)
EF - ZC 3 - 8
IF 1(LL) IF 2(LL) IF 4(LL) IF 6(LL) IF 8(LL)
EF - BD 3 - 9
IF 1(RR) IF 2(RR) IF 4(RR) IF 8(RR)
EF - BD 3 - 9
IF 1(LL) IF 2(LL) IF 4(LL) IF 8(LL)
EF - UR 3 - 10
IF 1(RR) IF 2(RR) IF 3(RR) IF 4(RR) IF 5(RR) IF 6(RR) IF 7(RR) IF 8(RR)
EF - UR 3 - 10
IF 1(LL) IF 2(LL) IF 3(LL) IF 4(LL) IF 5(LL) IF 6(LL) IF 7(LL) IF 8(LL)
Channels
Channels
Lower frame: Milli Ampl Jy Top frame: Phas deg
Vector averaged cross-power spectrum Several baselines displayed
Timerange: 00/14:11:20 to 00/14:12:50

Plot file version 28 created 23-NOV-2011 21:39:04
HDF259 EC033.UVDATA.1
Freq = 1.6265 GHz, Bw = 8.000 MH No calibration applied and no bandpass applied

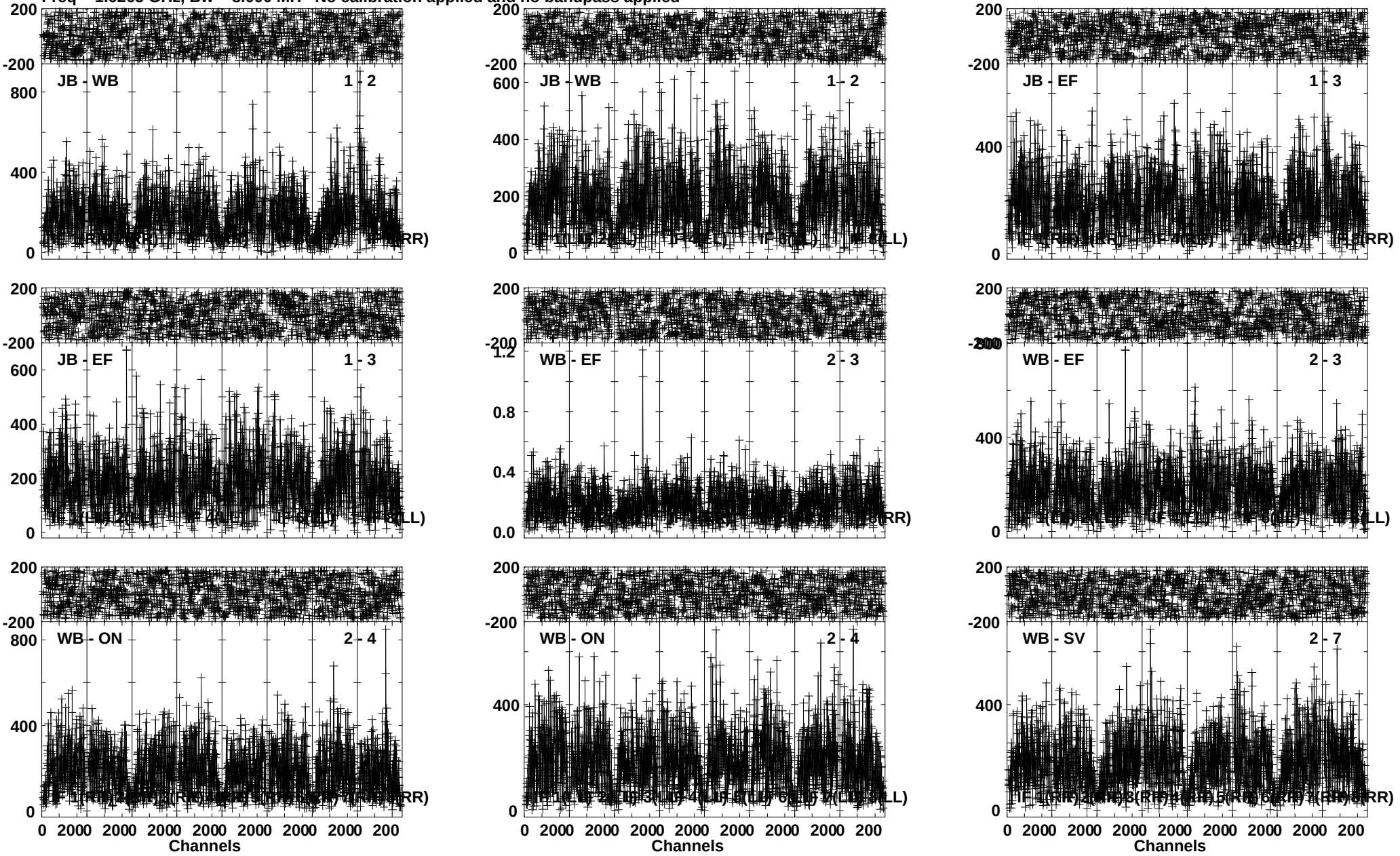

Lower frame: Micro Ampl Jy Top frame: Phas deg
Vector averaged cross-power spectrum Several baselines displayed
Timerange: 00/14:12:55 to 00/14:21:20

Plot file version 29 created 23-NOV-2011 21:45:14
HDF259 EC033.UVDATA.1
Freq = 1.6265 GHz, Bw = 8.000 MH No calibration applied and no bandpass applied

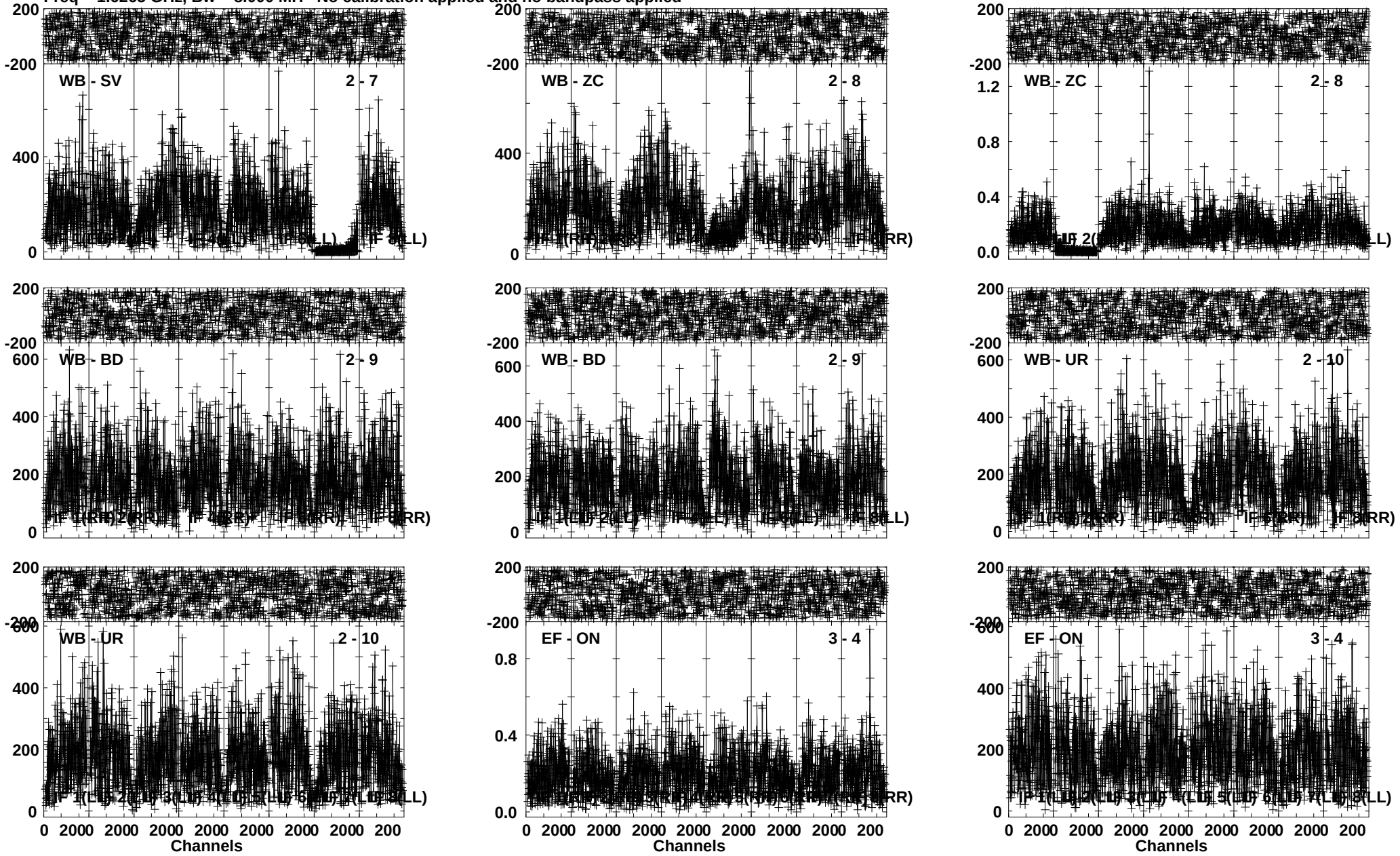

Lower frame: Micro Ampl Jy Top frame: Phas deg
Vector averaged cross-power spectrum Several baselines displayed
Timerange: 00/14:12:55 to 00/14:21:20

Plot file version 30 created 23-NOV-2011 21:53:12
HDF259 EC033.UVDATA.1
Freq = 1.6265 GHz, Bw = 8.000 MH No calibration applied and no bandpass applied

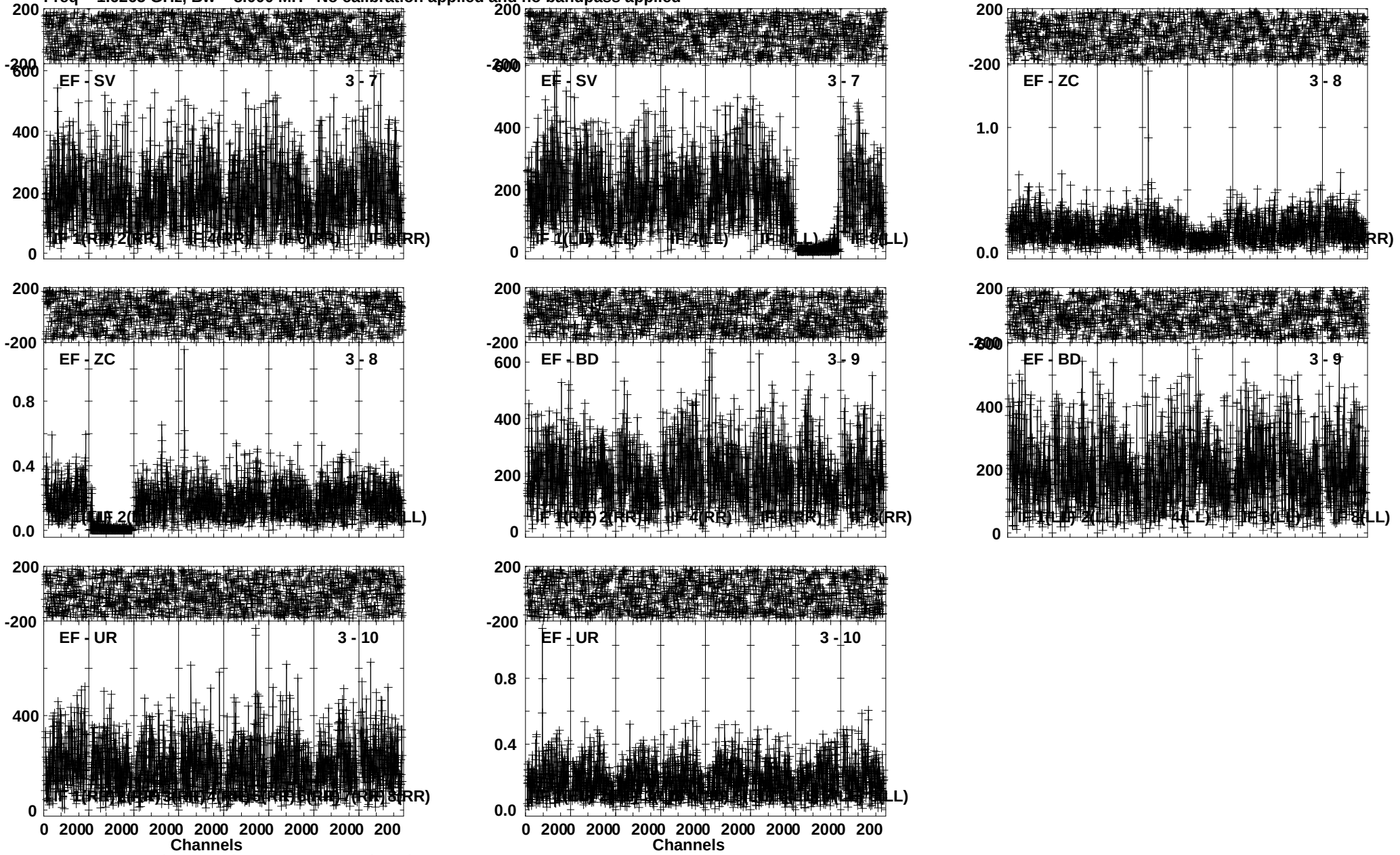

Lower frame: Micro Ampl Jy Top frame: Phas deg
Vector averaged cross-power spectrum Several baselines displayed
Timerange: 00/14:12:55 to 00/14:21:20

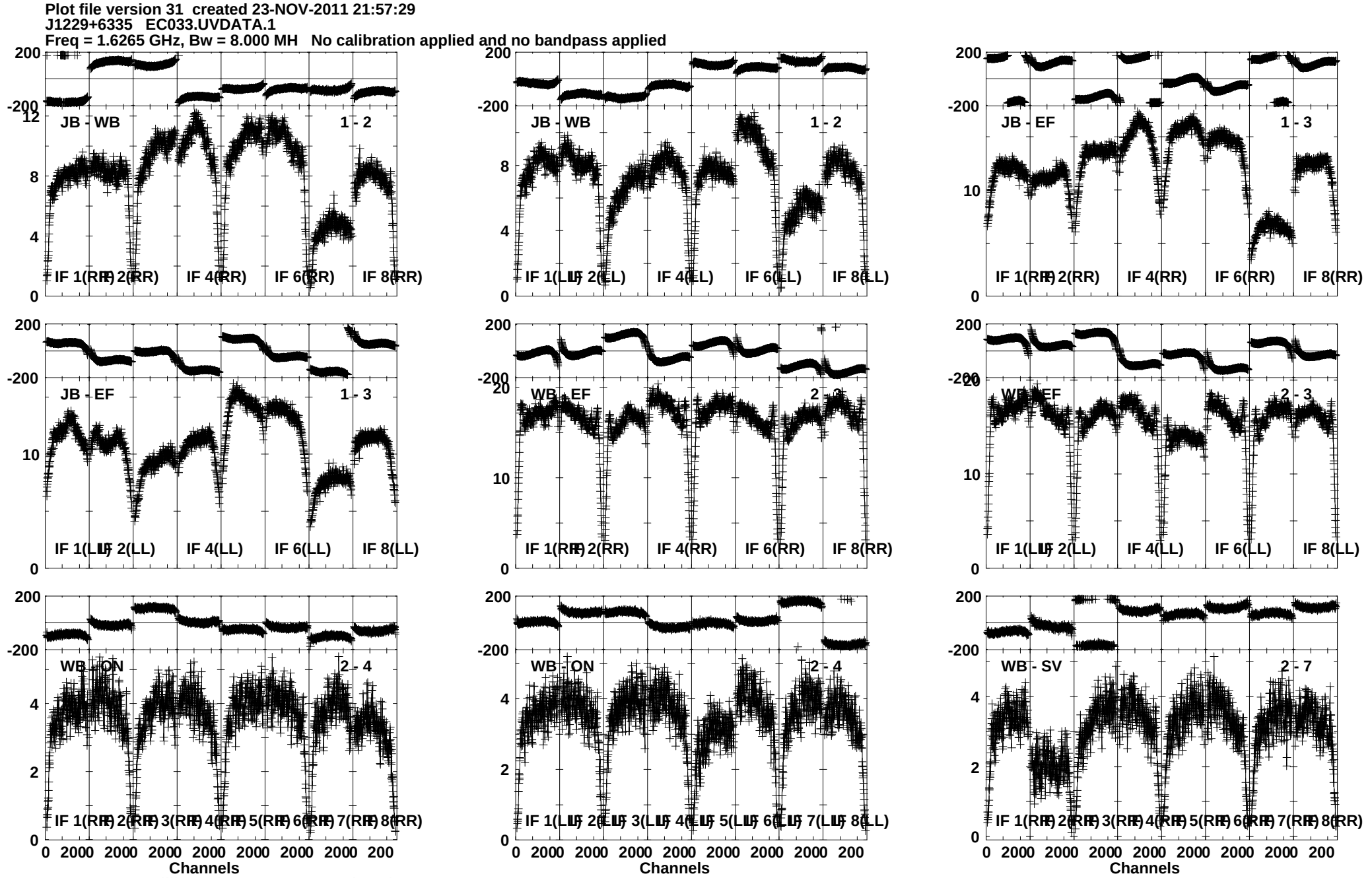
Plot file version 31 created 23-NOV-2011 21:57:29
J1229+6335 EC033.UVDATA.1
Freq = 1.6265 GHz, Bw = 8.000 MH No calibration applied and no bandpass applied
JB - WB 1 - 2
IF 1(RR) IF 2(RR) IF 4(RR) IF 6(RR) IF 8(RR)
JB - WB 1 - 2
IF 1(LL) IF 2(LL) IF 4(LL) IF 6(LL) IF 8(LL)
JB - EF 1 - 3
IF 1(RR) IF 2(RR) IF 4(RR) IF 6(RR) IF 8(RR)
JB - EF 1 - 3
IF 1(LL) IF 2(LL) IF 4(LL) IF 6(LL) IF 8(LL)
WB - EF 2 - 3
IF 1(RR) IF 2(RR) IF 4(RR) IF 6(RR) IF 8(RR)
WB - EF 2 - 3
IF 1(LL) IF 2(LL) IF 4(LL) IF 6(LL) IF 8(LL)
WB - ON 2 - 4
IF 1(RR) IF 2(RR) IF 3(RR) IF 4(RR) IF 5(RR) IF 6(RR) IF 7(RR) IF 8(RR)
WB - ON 2 - 4
IF 1(LL) IF 2(LL) IF 3(LL) IF 4(LL) IF 5(LL) IF 6(LL) IF 7(LL) IF 8(LL)
WB - SV 2 - 7
IF 1(RR) IF 2(RR) IF 3(RR) IF 4(RR) IF 5(RR) IF 6(RR) IF 7(RR) IF 8(RR)
0 2000 2000 2000 2000 2000 2000 2000 200
Channels
Lower frame: Milli Ampl Jy Top frame: Phas deg
Vector averaged cross-power spectrum Several baselines displayed
Timerange: 00/14:21:25 to 00/14:23:20

Plot file version 32 created 23-NOV-2011 21:58:39
J1229+6335 EC033.UVDATA.1
Freq = 1.6265 GHz, Bw = 8.000 MH No calibration applied and no bandpass applied

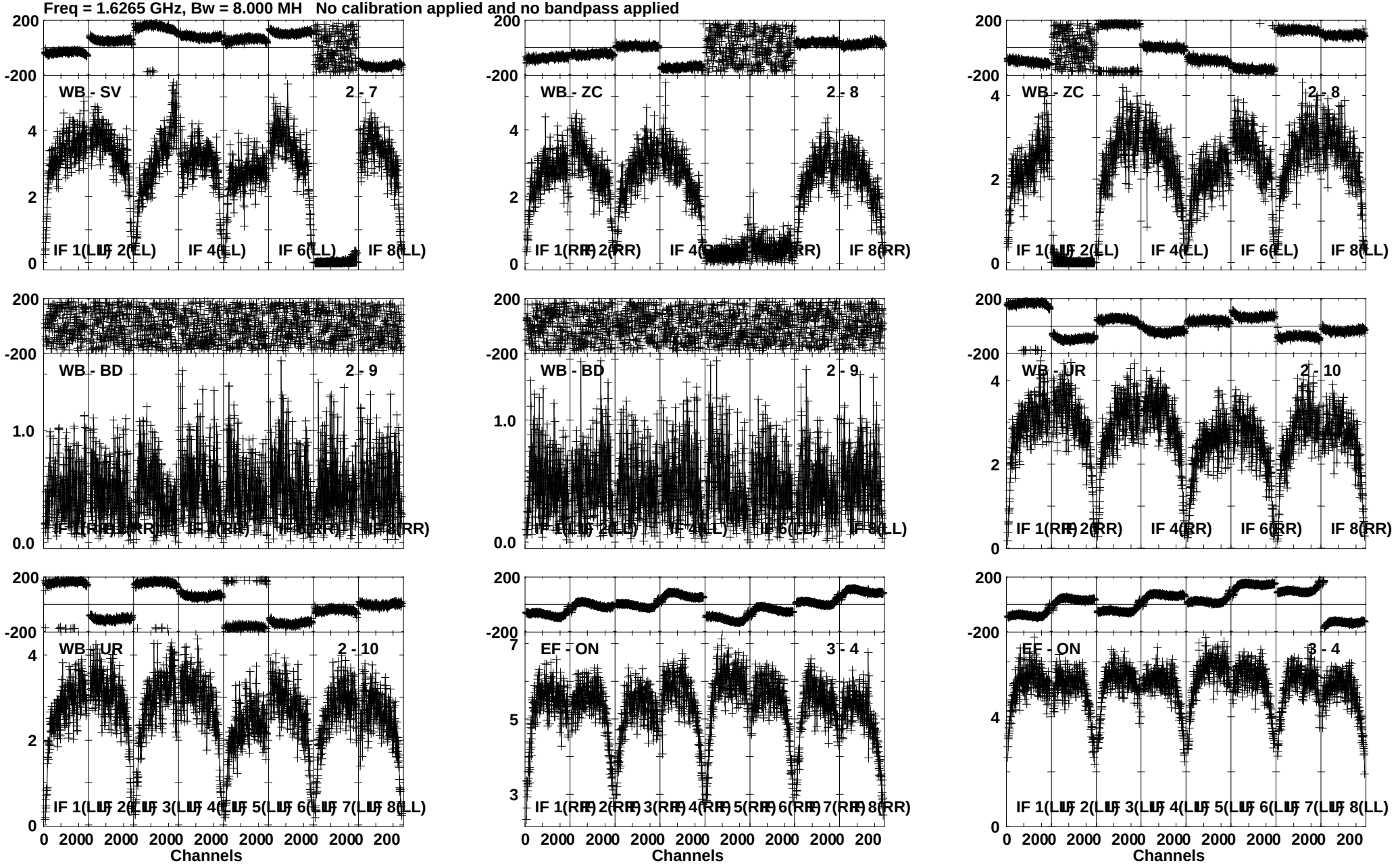

Lower frame: Milli Ampl Jy Top frame: Phas deg
Vector averaged cross-power spectrum Several baselines displayed
Timerange: 00/14:21:25 to 00/14:23:20

Plot file version 33 created 23-NOV-2011 22:00:05
J1229+6335 EC033.UVDATA.1
Freq = 1.6265 GHz, Bw = 8.000 MH No calibration applied and no bandpass applied

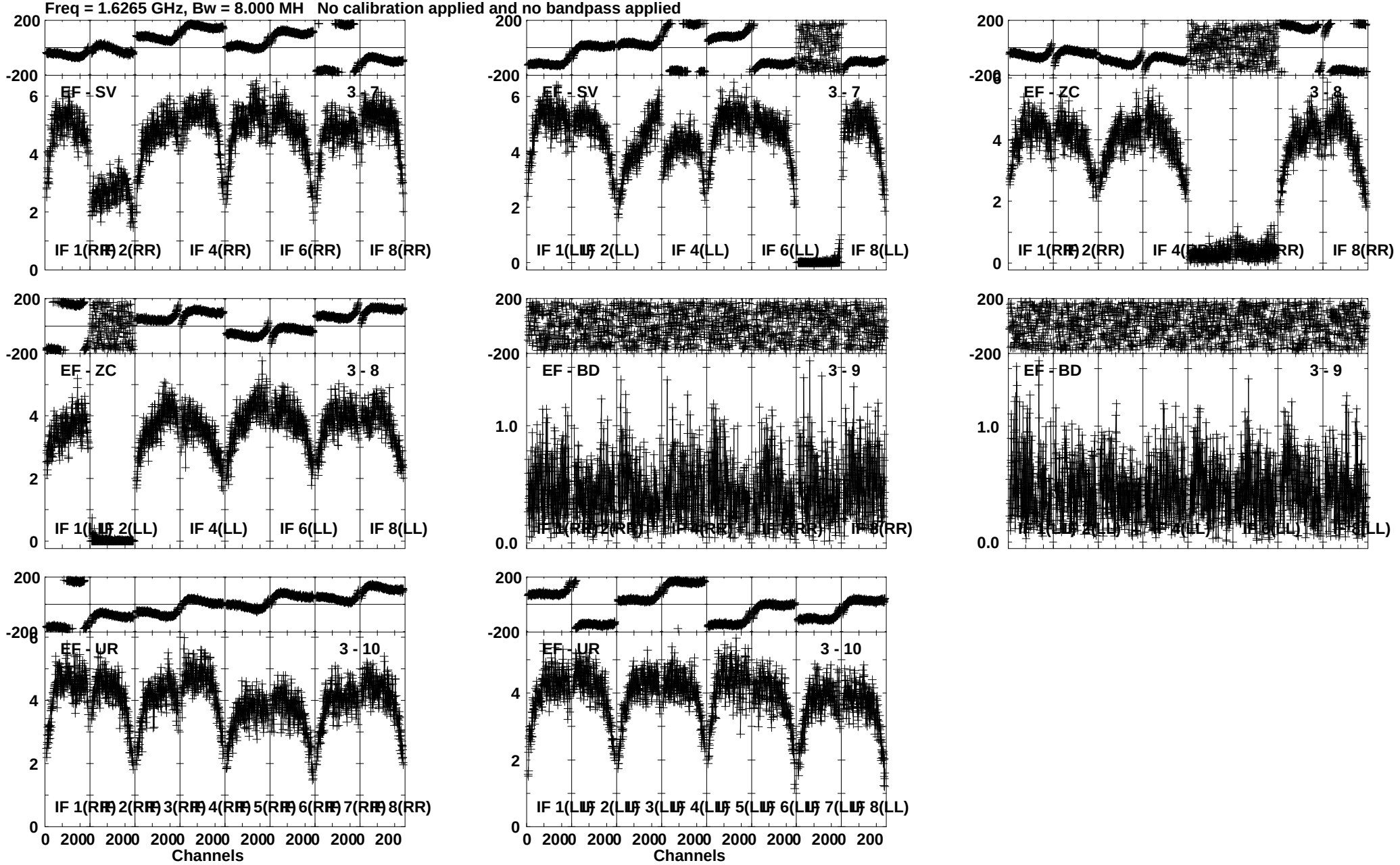

Lower frame: Milli Ampl Jy Top frame: Phas deg
Vector averaged cross-power spectrum Several baselines displayed
Timerange: 00/14:21:25 to 00/14:23:20

Plot file version 34 created 23-NOV-2011 22:04:45
HDF259 EC033.UVDATA.1
Freq = 1.6265 GHz, Bw = 8.000 MH No calibration applied and no bandpass applied

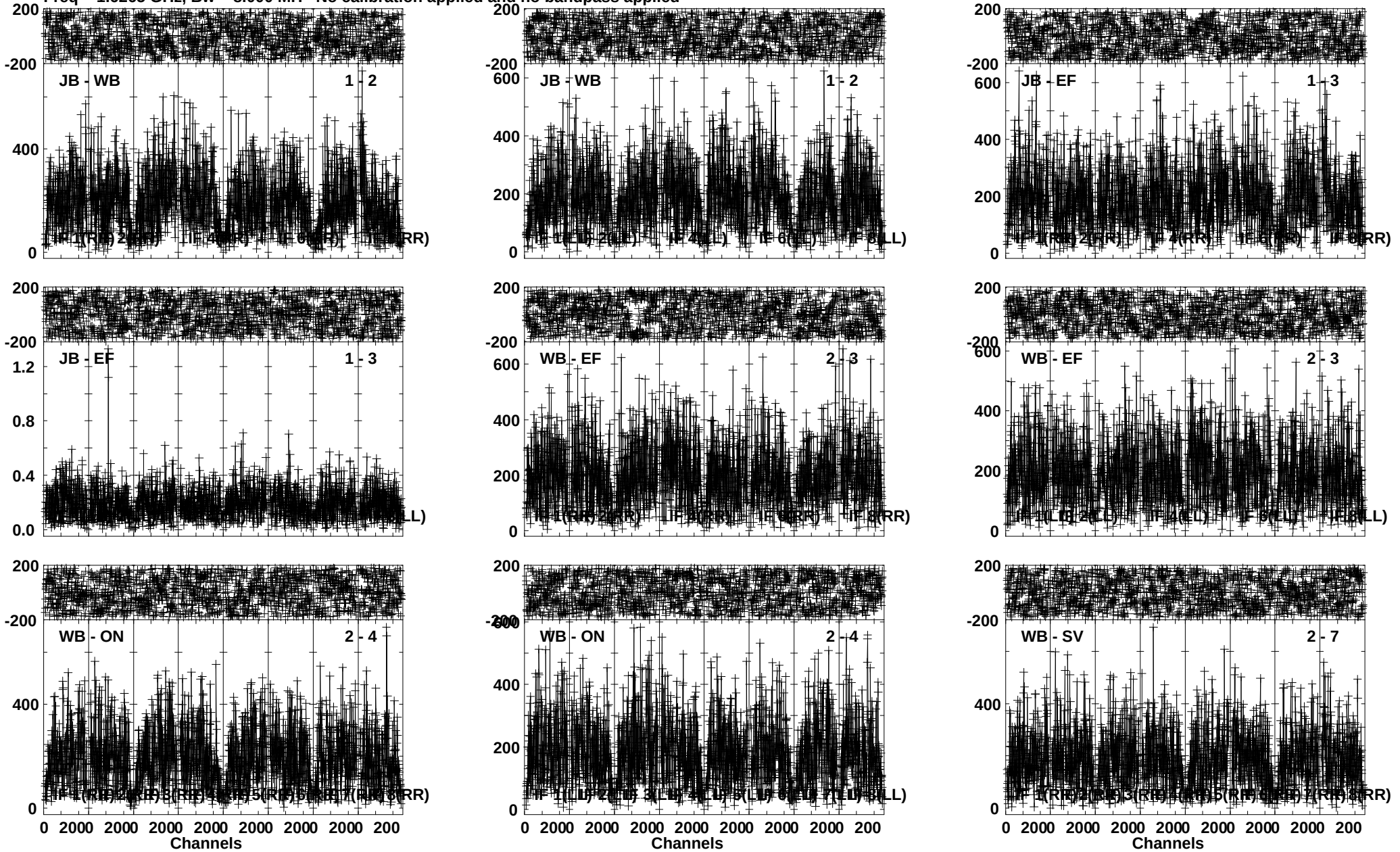

Lower frame: Micro Ampl Jy Top frame: Phas deg
Vector averaged cross-power spectrum Several baselines displayed
Timerange: 00/14:23:25 to 00/14:31:20

Plot file version 35 created 23-NOV-2011 22:16:41
HDF259 EC033.UVDATA.1
Freq = 1.6265 GHz, Bw = 8.000 MH No calibration applied and no bandpass applied

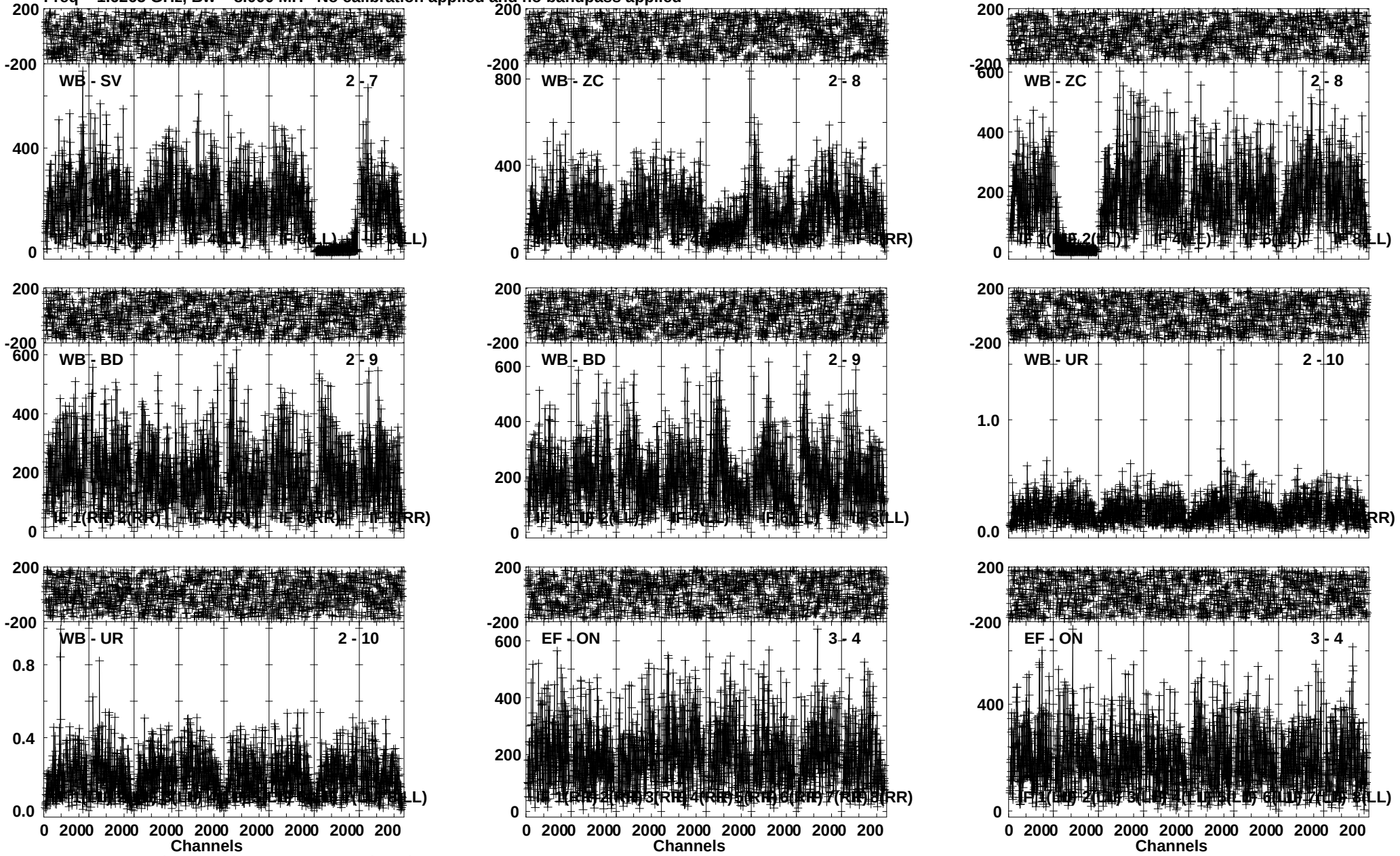

Lower frame: Micro Ampl Jy Top frame: Phas deg
Vector averaged cross-power spectrum Several baselines displayed
Timerange: 00/14:23:25 to 00/14:31:20

Plot file version 36 created 23-NOV-2011 22:22:22
HDF259 EC033.UVDATA.1
Freq = 1.6265 GHz, Bw = 8.000 MH No calibration applied and no bandpass applied

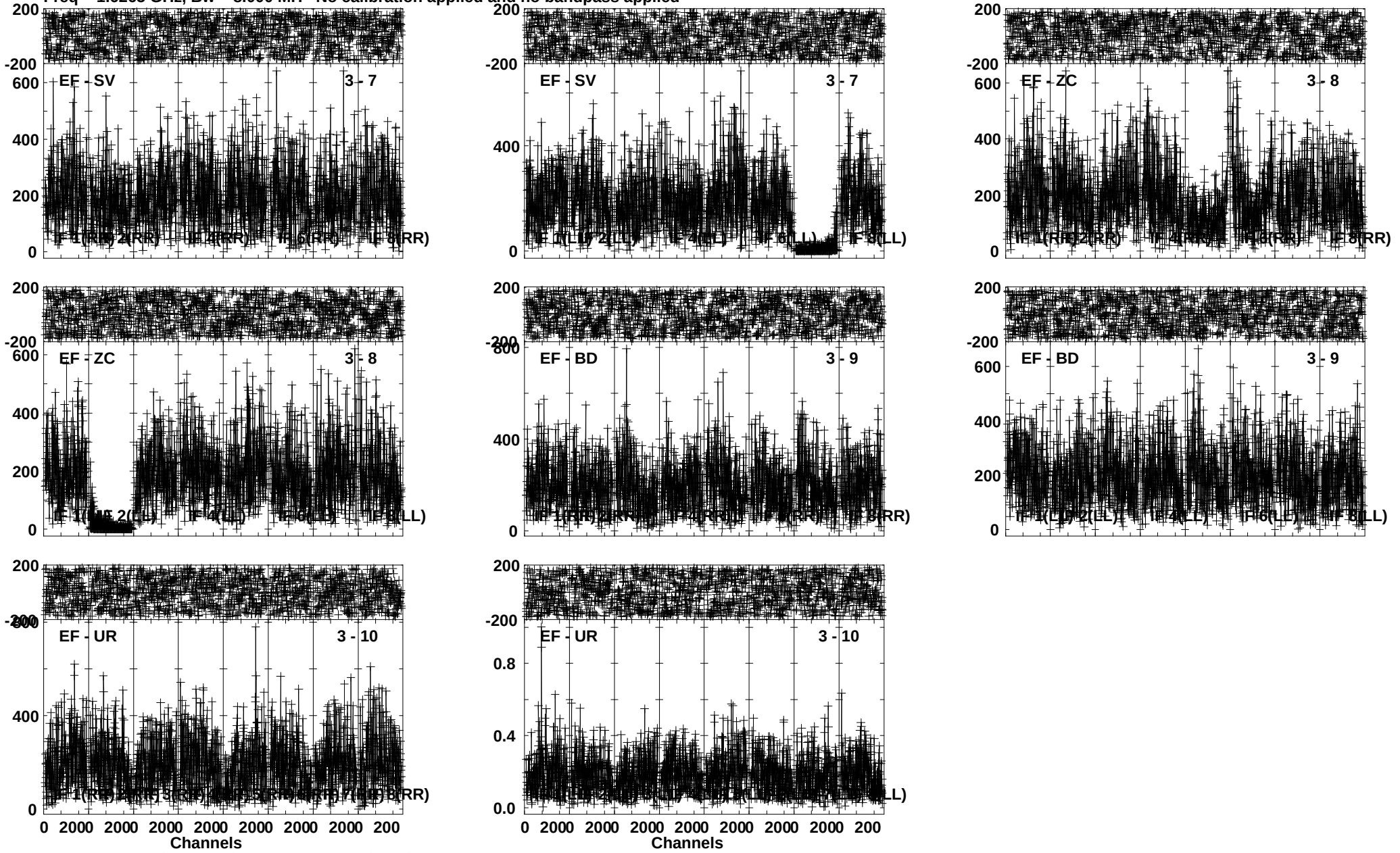

Lower frame: Micro Ampl Jy Top frame: Phas deg
Vector averaged cross-power spectrum Several baselines displayed
Timerange: 00/14:23:25 to 00/14:31:20

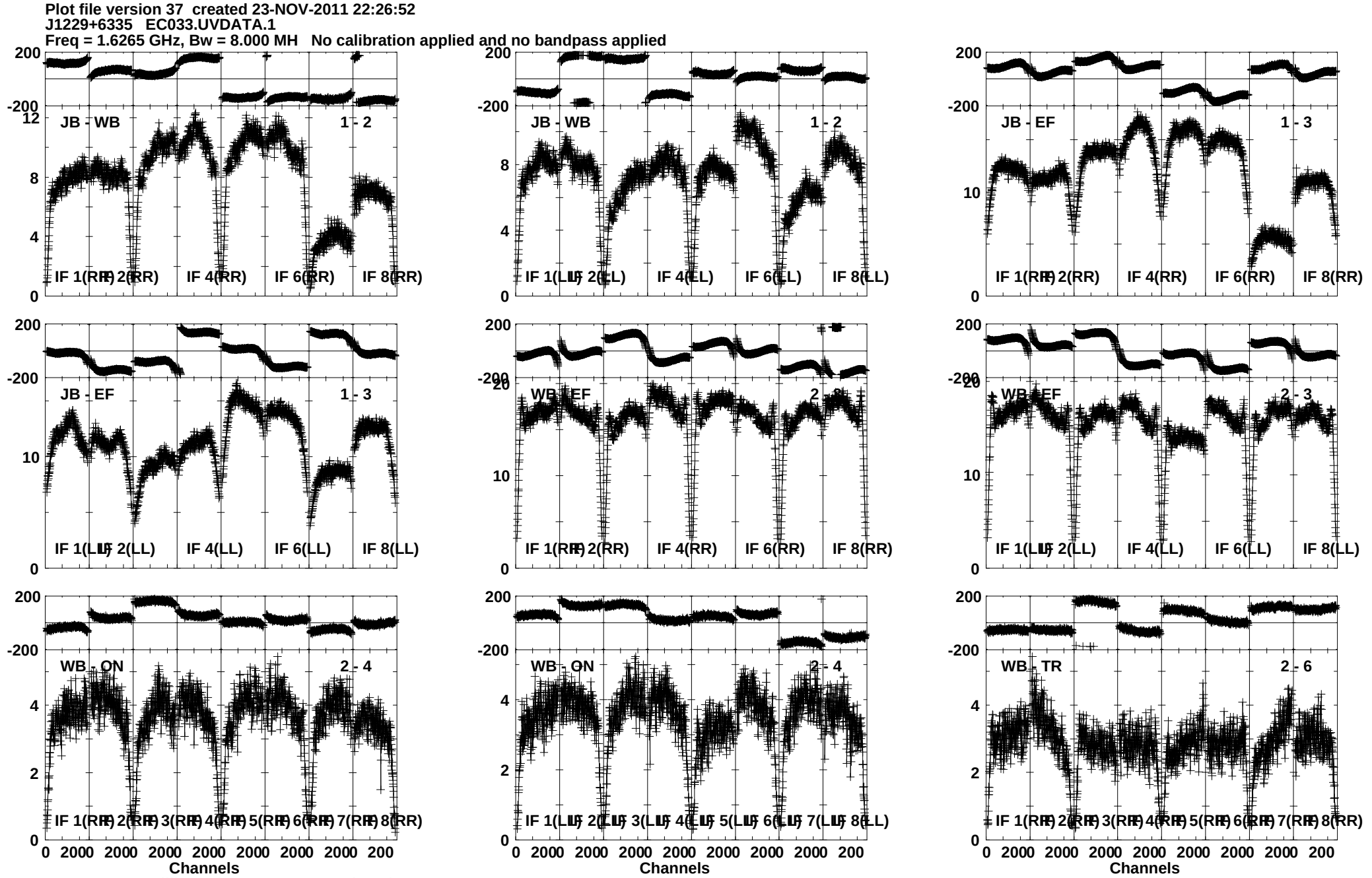
Plot file version 37 created 23-NOV-2011 22:26:52
J1229+6335 EC033.UVDATA.1
Freq = 1.6265 GHz, Bw = 8.000 MH No calibration applied and no bandpass applied
JB - WB 1 - 2
JB - WB 1 - 2
JB - EF 1 - 3
JB - EF 1 - 3
WB - EF 2 - 3
WB - EF 2 - 3
WB - ON 2 - 4
WB - ON 2 - 4
WB - TR 2 - 6
IF 1(RR) IF 2(RR) IF 4(RR) IF 6(RR) IF 8(RR)
IF 1(LL) IF 2(LL) IF 4(LL) IF 6(LL) IF 8(LL)
IF 1(RR) IF 2(RR) IF 3(RR) IF 4(RR) IF 5(RR) IF 6(RR) IF 7(RR) IF 8(RR)
IF 1(LL) IF 2(LL) IF 3(LL) IF 4(LL) IF 5(LL) IF 6(LL) IF 7(LL) IF 8(LL)
Channels
Lower frame: Milli Ampl Jy Top frame: Phas deg
Vector averaged cross-power spectrum Several baselines displayed
Timerange: 00/14:32:00 to 00/14:33:30

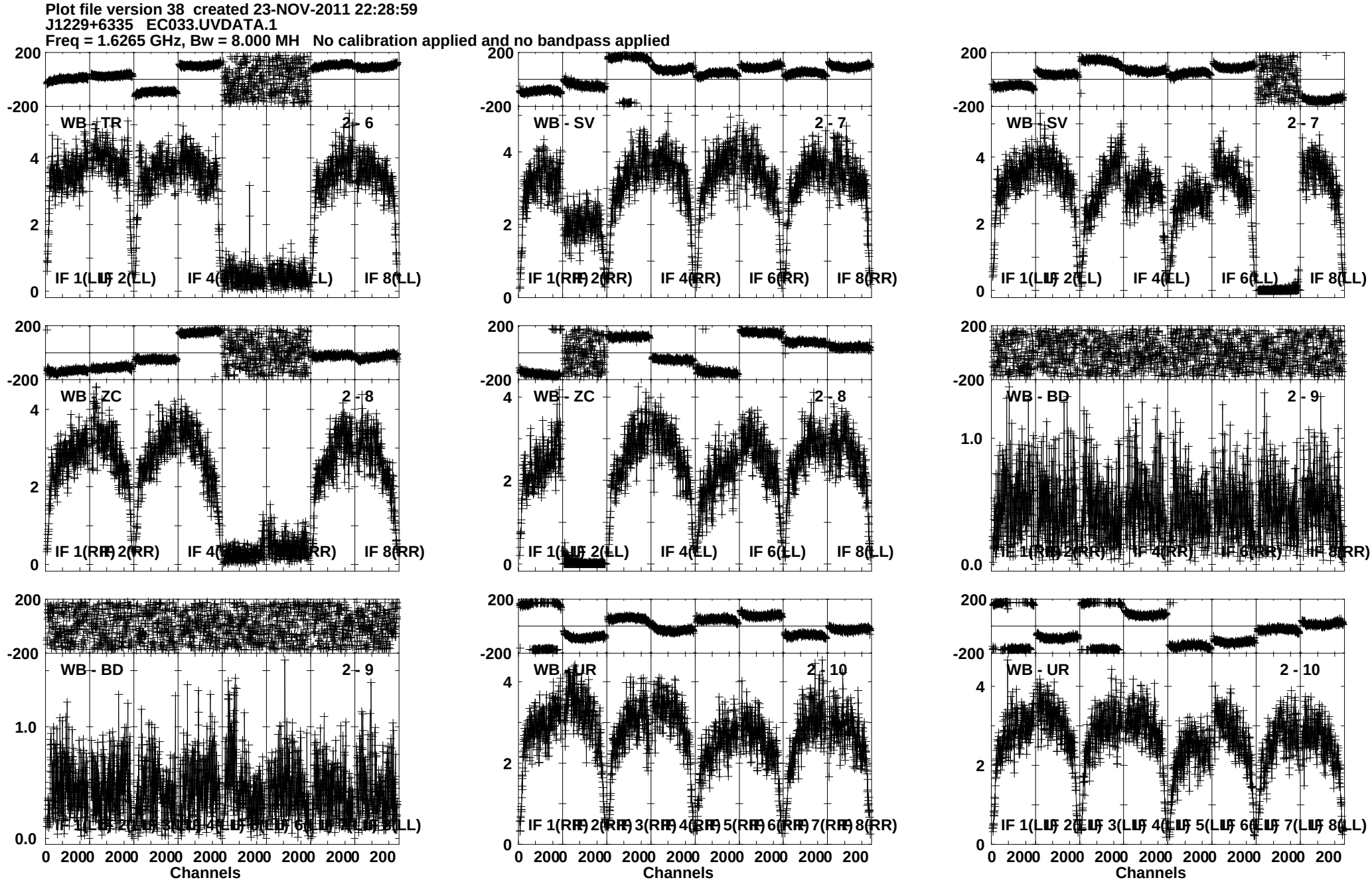
Plot file version 38 created 23-NOV-2011 22:28:59
J1229+6335 EC033.UVDATA.1
Freq = 1.6265 GHz, Bw = 8.000 MH No calibration applied and no bandpass applied
WB - TR 2 - 6
WB - SV 2 - 7
WB - SV 2 - 7
WB - ZC 2 - 8
WB - ZC 2 - 8
WB - BD 2 - 9
WB - BD 2 - 9
WB - UR 2 - 10
WB - UR 2 - 10
Channels
Channels
Channels
Lower frame: Milli Ampl Jy Top frame: Phas deg
Vector averaged cross-power spectrum Several baselines displayed
Timerange: 00/14:32:00 to 00/14:33:30

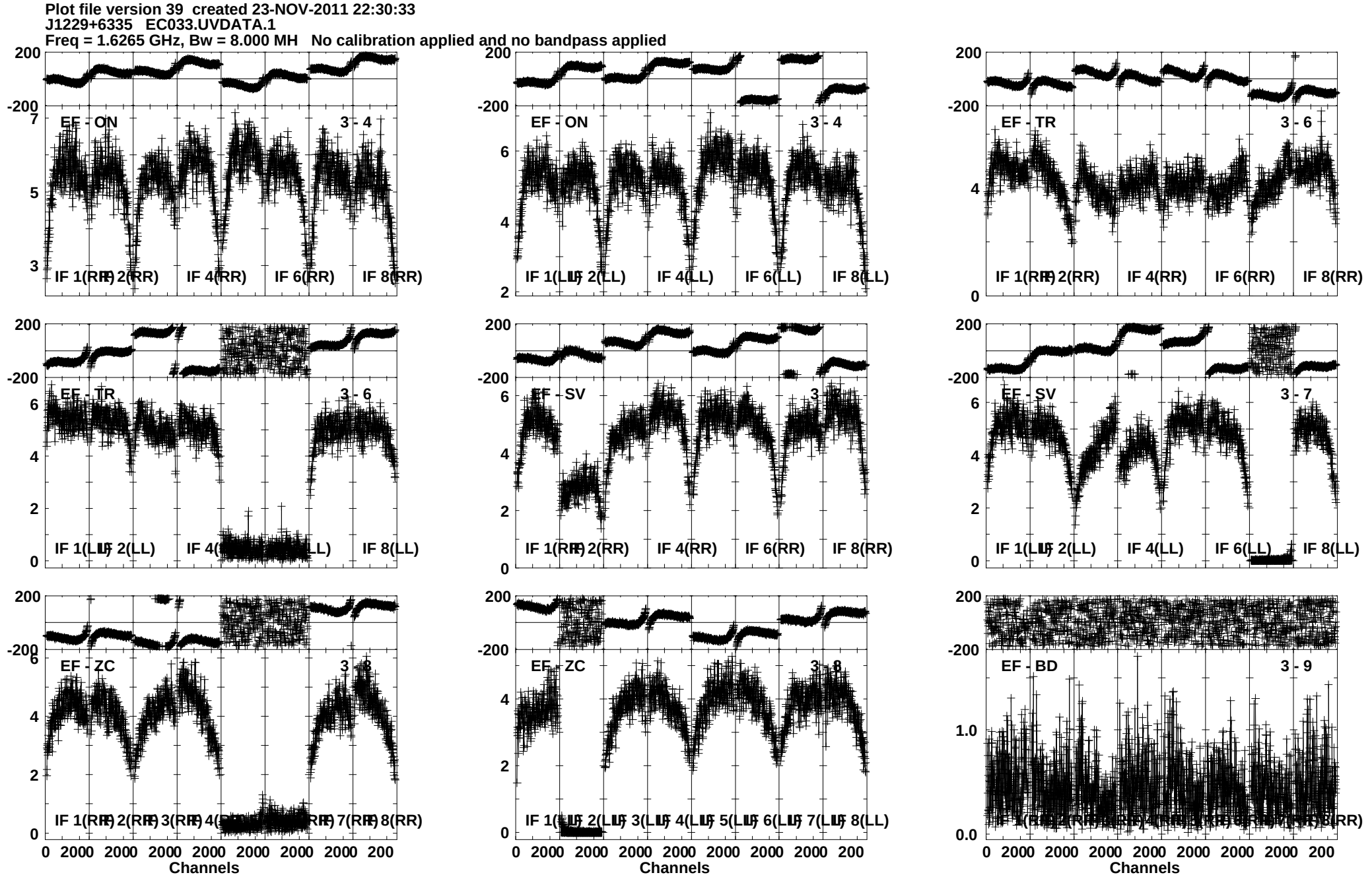
Plot file version 39 created 23-NOV-2011 22:30:33
J1229+6335 EC033.UVDATA.1
Freq = 1.6265 GHz, Bw = 8.000 MH No calibration applied and no bandpass applied
EF - ON 3 - 4
EF - ON 3 - 4
EF - TR 3 - 6
EF - TR 3 - 6
EF - SV 3
EF - SV 3 - 7
EF - ZC 3
EF - ZC 3
EF - BD 3 - 9
IF 1(RR) IF 2(RR) IF 4(RR) IF 6(RR) IF 8(RR)
IF 1(LL) IF 2(LL) IF 4(LL) IF 6(LL) IF 8(LL)
IF 1(RR) IF 2(RR) IF 3(RR) IF 4(RR) IF 5(RR) IF 6(RR) IF 7(RR) IF 8(RR)
IF 1(LL) IF 2(LL) IF 3(LL) IF 4(LL) IF 5(LL) IF 6(LL) IF 7(LL) IF 8(LL)
Channels
Lower frame: Milli Ampl Jy Top frame: Phas deg
Vector averaged cross-power spectrum Several baselines displayed
Timerange: 00/14:32:00 to 00/14:33:30

Plot file version 40 created 23-NOV-2011 22:32:21
J1229+6335 EC033.UVDATA.1
Freq = 1.6265 GHz, Bw = 8.000 MH No calibration applied and no bandpass applied

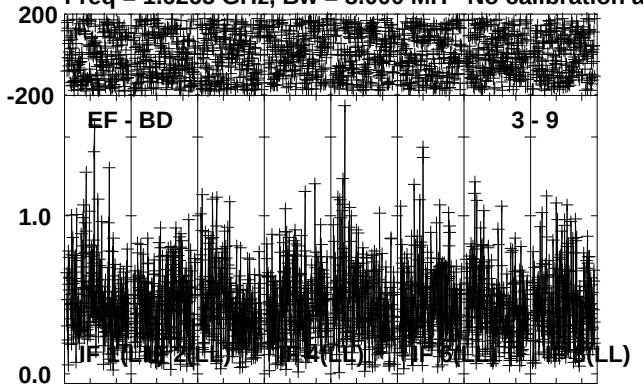

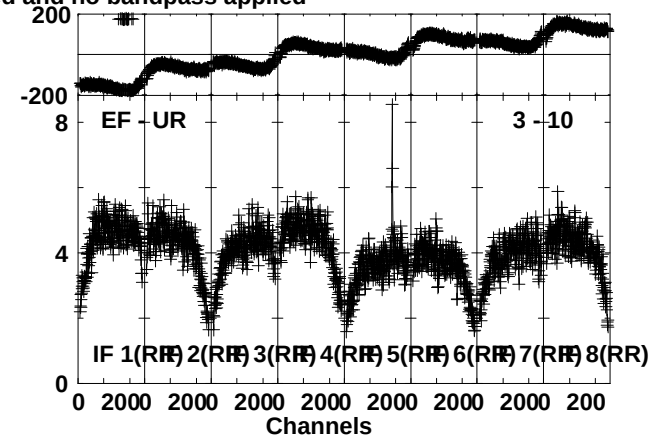

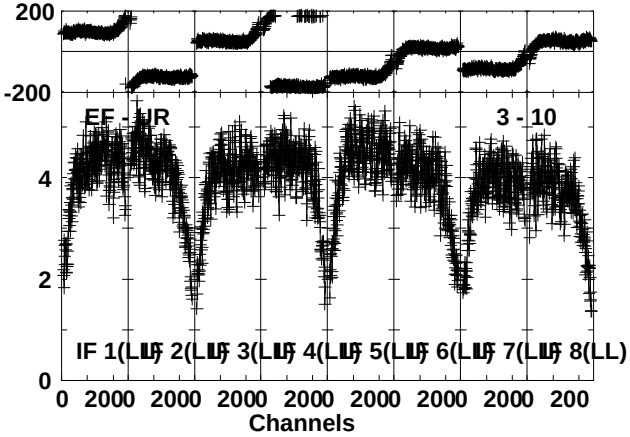

Lower frame: Milli Ampl Jy Top frame: Phas deg
Vector averaged cross-power spectrum Several baselines displayed
Timerange: 00/14:32:00 to 00/14:33:30

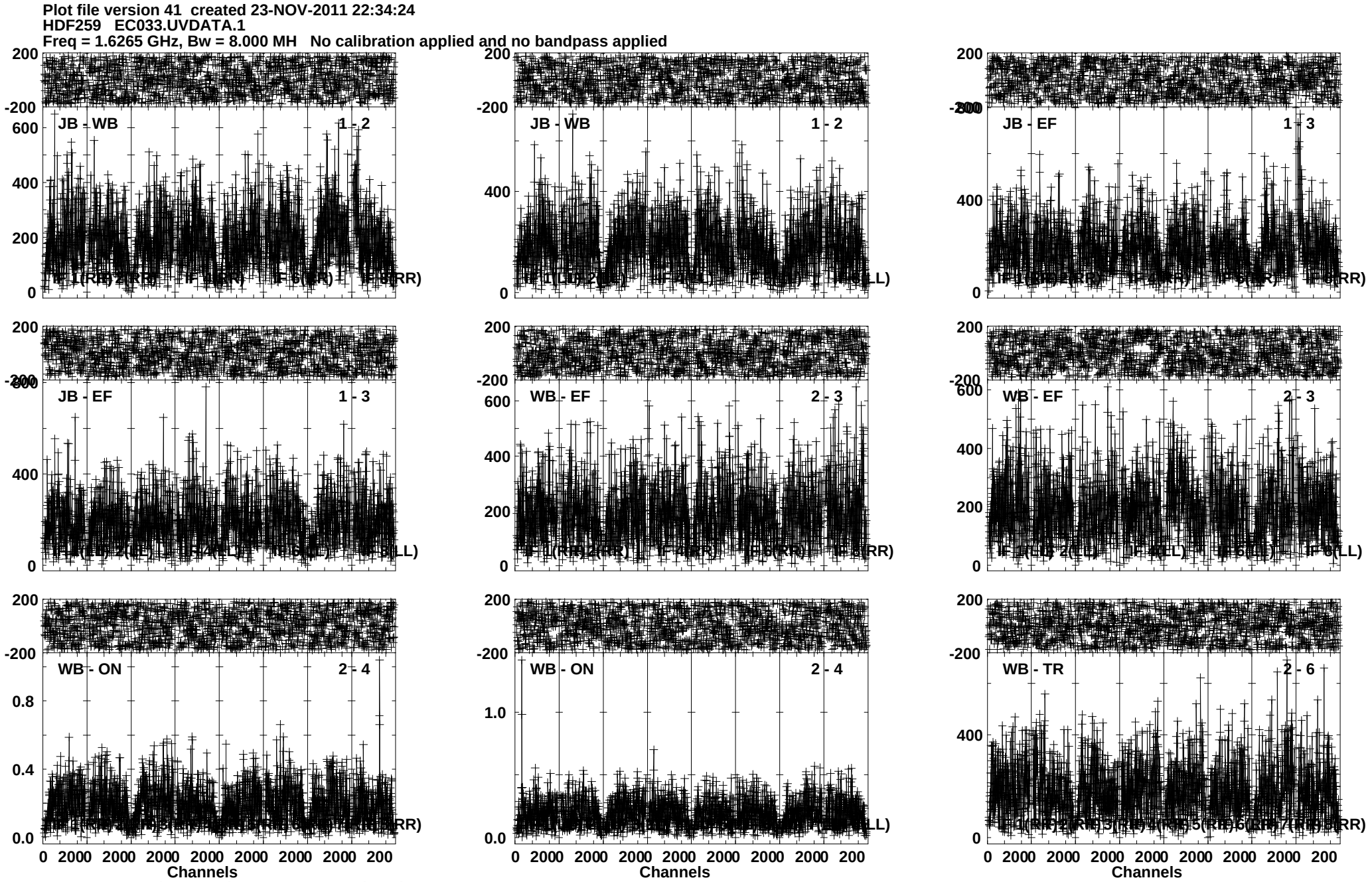
Plot file version 41 created 23-NOV-2011 22:34:24
HDF259 EC033.UVDATA.1
Freq = 1.6265 GHz, Bw = 8.000 MH No calibration applied and no bandpass applied
JB - WB 1 - 2
JB - WB 1 - 2
JB - EF 1 - 3
JB - EF 1 - 3
WB - EF 2 - 3
WB - EF 2 - 3
WB - ON 2 - 4
WB - ON 2 - 4
WB - TR 2 - 6
Channels
Channels
Channels
Lower frame: Micro Ampl Jy Top frame: Phas deg
Vector averaged cross-power spectrum Several baselines displayed
Timerange: 00/14:33:35 to 00/14:42:00

Plot file version 42 created 23-NOV-2011 22:38:50
HDF259 EC033.UVDATA.1
Freq = 1.6265 GHz, Bw = 8.000 MH No calibration applied and no bandpass applied

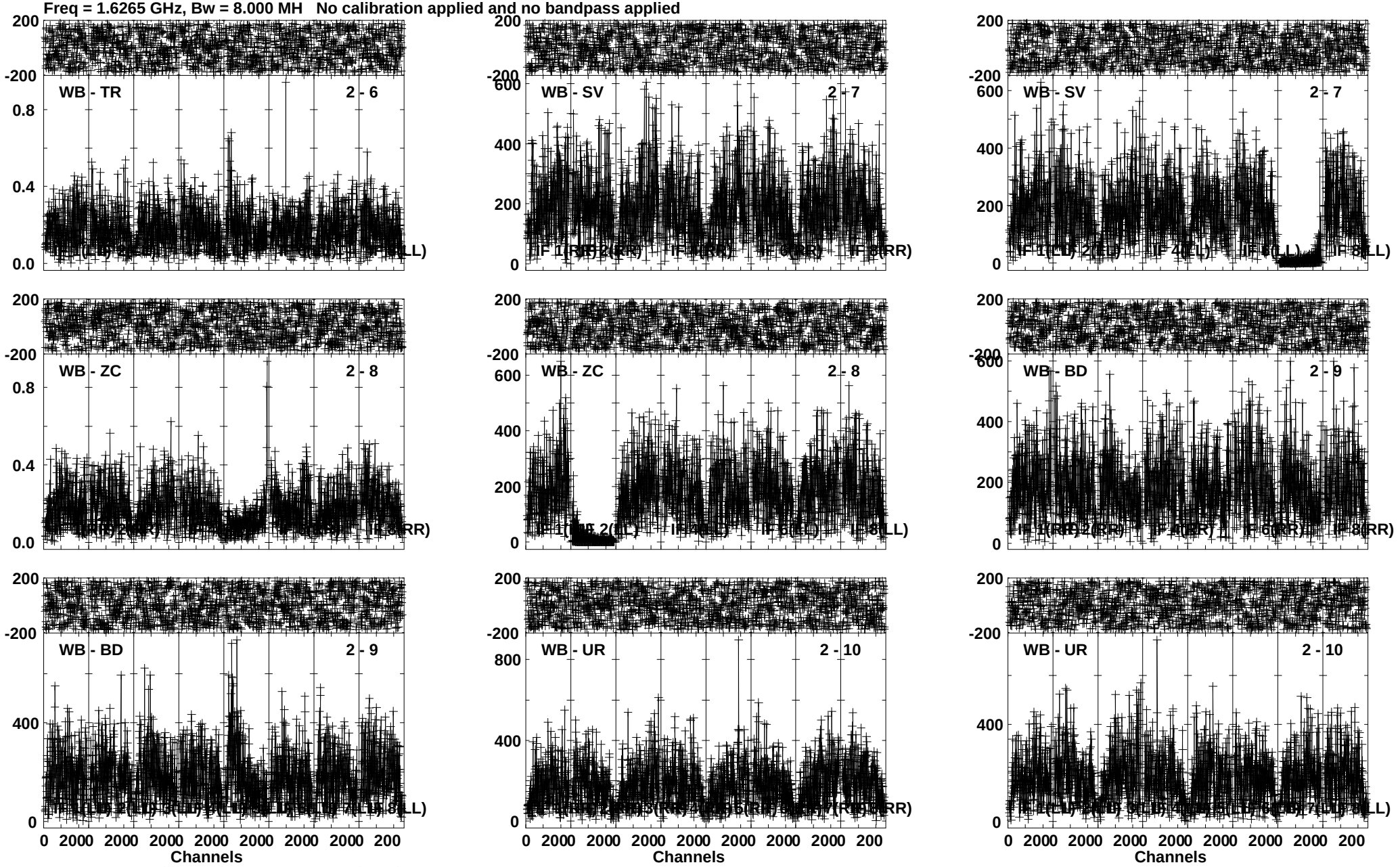

Lower frame: Milli Ampl Jy Top frame: Phas deg
Vector averaged cross-power spectrum Several baselines displayed
Timerange: 00/14:33:35 to 00/14:42:00

Plot file version 43 created 23-NOV-2011 22:43:09
HDF259 EC033.UVDATA.1
Freq = 1.6265 GHz, Bw = 8.000 MH No calibration applied and no bandpass applied

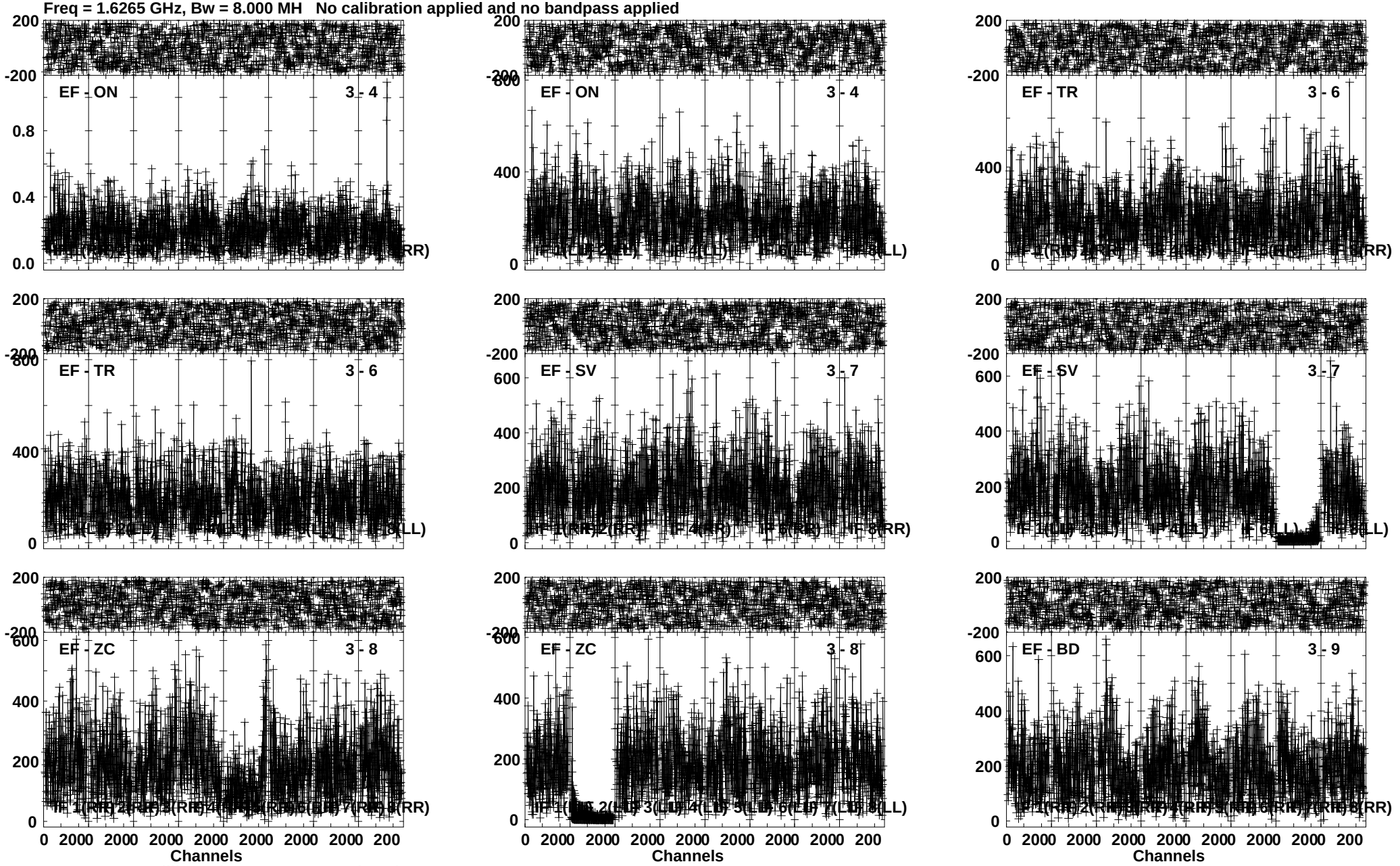

Lower frame: Milli Ampl Jy Top frame: Phas deg
Vector averaged cross-power spectrum Several baselines displayed
Timerange: 00/14:33:35 to 00/14:42:00

Plot file version 44 created 23-NOV-2011 22:47:27
HDF259 EC033.UVDATA.1
Freq = 1.6265 GHz, Bw = 8.000 MH No calibration applied and no bandpass applied

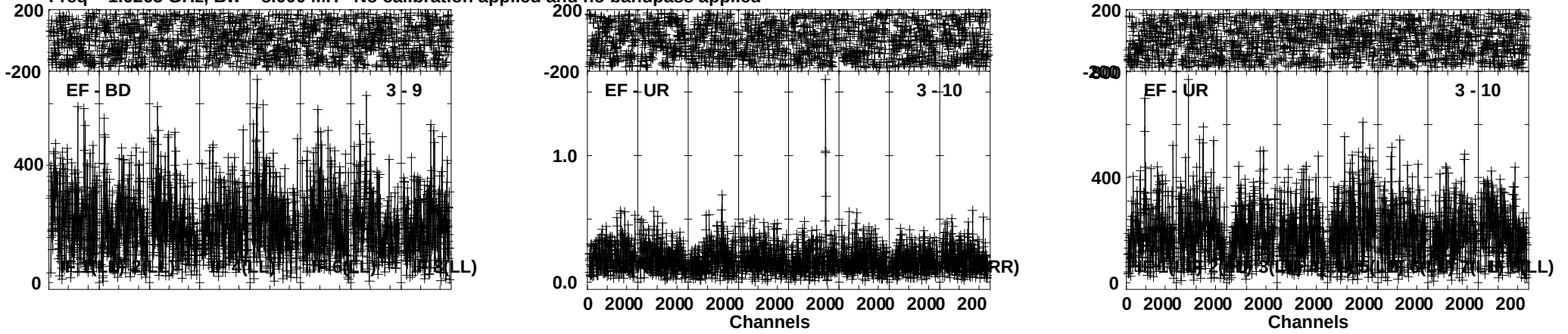

Lower frame: Micro Ampl Jy Top frame: Phas deg
Vector averaged cross-power spectrum Several baselines displayed
Timerange: 00/14:33:35 to 00/14:42:00

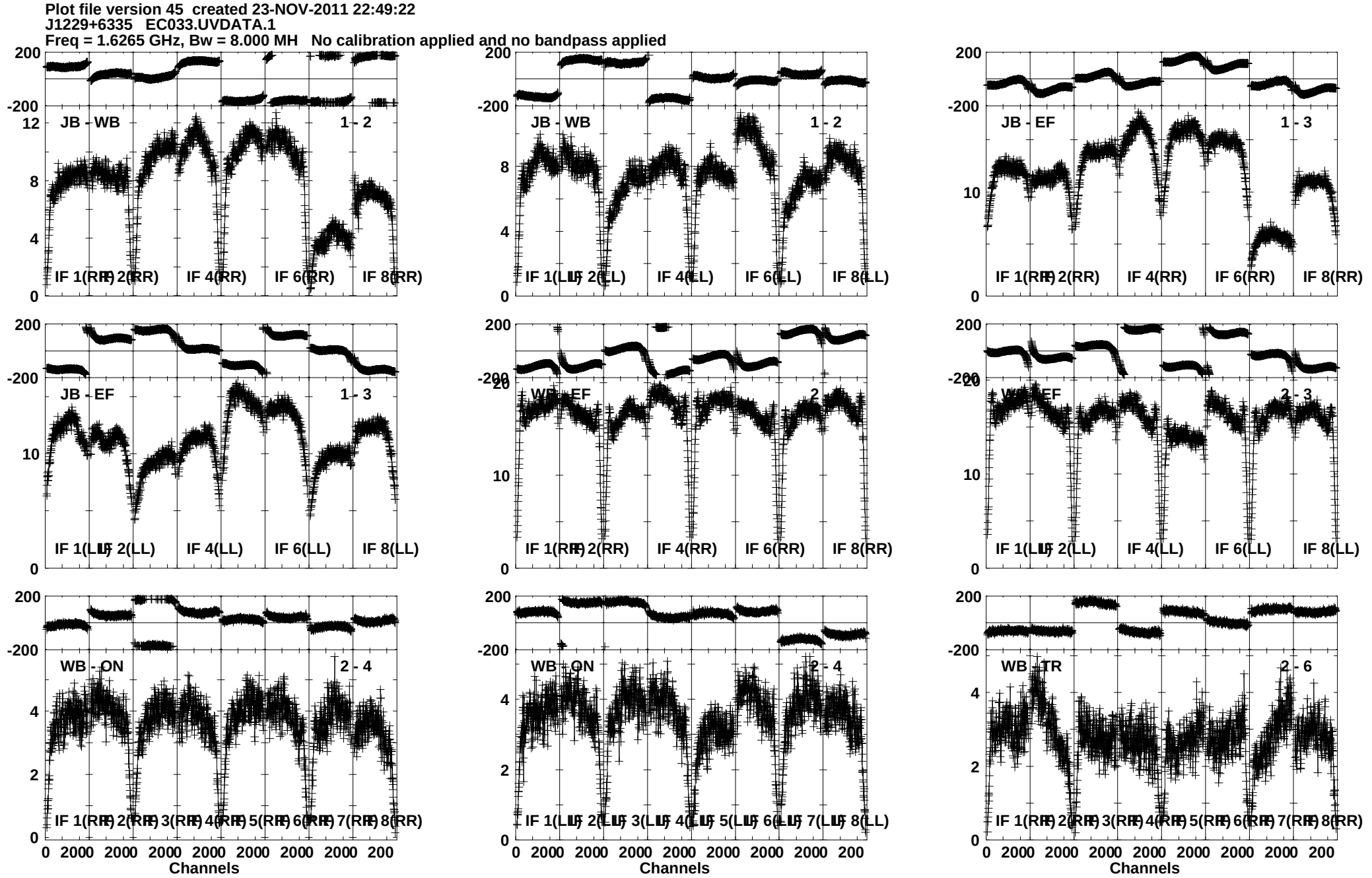
Plot file version 45 created 23-NOV-2011 22:49:22
J1229+6335 EC033.UVDATA.1
Freq = 1.6265 GHz, Bw = 8.000 MH No calibration applied and no bandpass applied
JB - WB 1 - 2
IF 1(RR) IF 2(RR) IF 4(RR) IF 6(RR) IF 8(RR)
JB - WB 1 - 2
IF 1(LL) IF 2(LL) IF 4(LL) IF 6(LL) IF 8(LL)
JB - EF 1 - 3
IF 1(RR) IF 2(RR) IF 4(RR) IF 6(RR) IF 8(RR)
JB - EF 1 - 3
IF 1(LL) IF 2(LL) IF 4(LL) IF 6(LL) IF 8(LL)
WB - EF 2
IF 1(RR) IF 2(RR) IF 4(RR) IF 6(RR) IF 8(RR)
WB - EF 2 - 3
IF 1(LL) IF 2(LL) IF 4(LL) IF 6(LL) IF 8(LL)
WB - ON 2 - 4
IF 1(RR) IF 2(RR) IF 3(RR) IF 4(RR) IF 5(RR) IF 6(RR) IF 7(RR) IF 8(RR)
WB - ON 2 - 4
IF 1(LL) IF 2(LL) IF 3(LL) IF 4(LL) IF 5(LL) IF 6(LL) IF 7(LL) IF 8(LL)
WB - TR 2 - 6
IF 1(RR) IF 2(RR) IF 3(RR) IF 4(RR) IF 5(RR) IF 6(RR) IF 7(RR) IF 8(RR)
0 2000 2000 2000 2000 2000 2000 2000 200
Channels
Lower frame: Milli Ampl Jy Top frame: Phas deg
Vector averaged cross-power spectrum Several baselines displayed
Timerange: 00/14:42:05 to 00/14:44:00

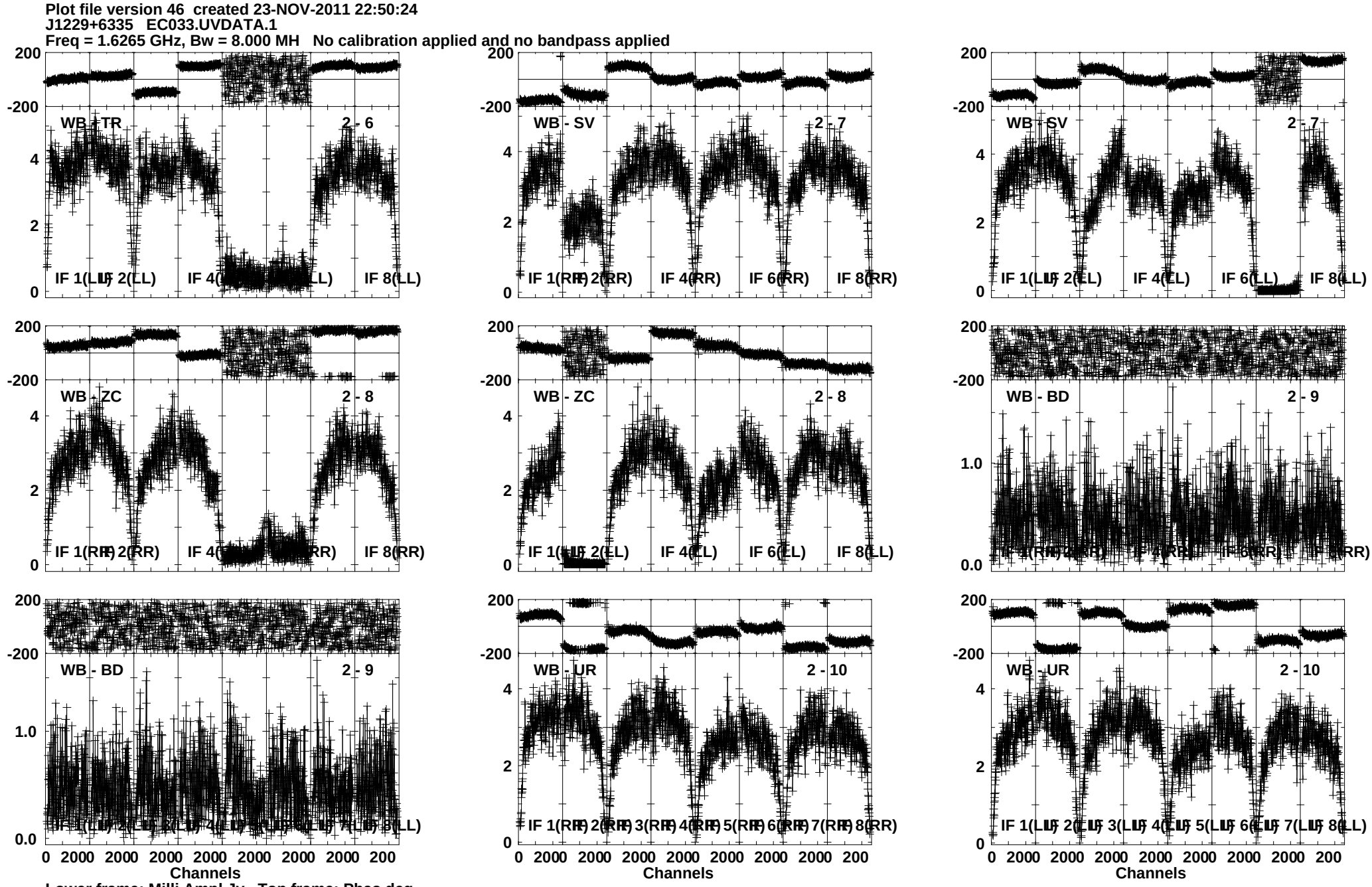
Plot file version 46 created 23-NOV-2011 22:50:24
J1229+6335 EC033.UVDATA.1
Freq = 1.6265 GHz, Bw = 8.000 MH No calibration applied and no bandpass applied
WB - TR 2 - 6
WB - SV 2 - 7
WB - SV 2 - 7
WB - ZC 2 - 8
WB - ZC 2 - 8
WB - BD 2 - 9
WB - BD 2 - 9
WB - UR 2 - 10
WB - UR 2 - 10
Channels
Channels
Channels
Lower frame: Milli Ampl Jy Top frame: Phas deg
Vector averaged cross-power spectrum Several baselines displayed
Timerange: 00/14:42:05 to 00/14:44:00

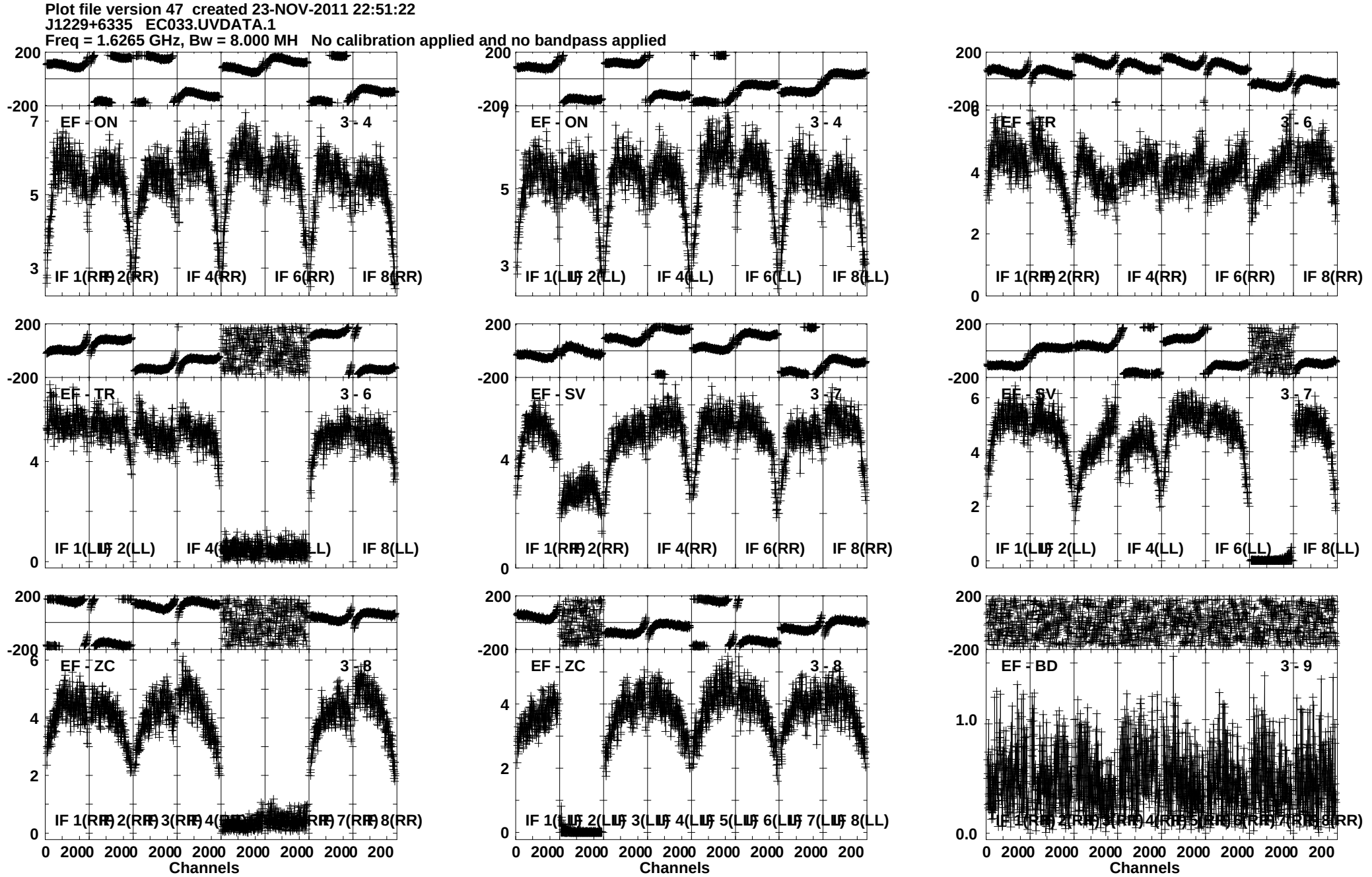
Plot file version 47 created 23-NOV-2011 22:51:22
J1229+6335 EC033.UVDATA.1
Freq = 1.6265 GHz, Bw = 8.000 MH No calibration applied and no bandpass applied
EF - ON 3 - 4
IF 1(RR) IF 2(RR) IF 4(RR) IF 6(RR) IF 8(RR)
EF - ON 3 - 4
IF 1(LL) IF 2(LL) IF 4(LL) IF 6(LL) IF 8(LL)
EF - TR 3 - 6
IF 1(RR) IF 2(RR) IF 4(RR) IF 6(RR) IF 8(RR)
EF - TR 3 - 6
IF 1(LL) IF 2(LL) IF 4(LL) IF 8(LL)
EF - SV 3 - 7
IF 1(RR) IF 2(RR) IF 4(RR) IF 6(RR) IF 8(RR)
EF - SV 3 - 7
IF 1(LL) IF 2(LL) IF 4(LL) IF 6(LL) IF 8(LL)
EF - ZC 3 - 8
IF 1(RR) IF 2(RR) IF 3(RR) IF 4(RR) IF 7(RR) IF 8(RR)
EF - ZC 3 - 8
IF 1(LL) IF 2(LL) IF 3(LL) IF 4(LL) IF 5(LL) IF 6(LL) IF 7(LL) IF 8(LL)
EF - BD 3 - 9
IF 1(RR) IF 2(RR) IF 3(RR) IF 4(RR) IF 5(RR) IF 6(RR) IF 7(RR) IF 8(RR)
0 2000 2000 2000 2000 2000 2000 2000 200
Channels
Lower frame: Milli Ampl Jy Top frame: Phas deg
Vector averaged cross-power spectrum Several baselines displayed
Timerange: 00/14:42:05 to 00/14:44:00

Plot file version 48 created 23-NOV-2011 22:52:20
J1229+6335 EC033.UVDATA.1
Freq = 1.6265 GHz, Bw = 8.000 MH No calibration applied and no bandpass applied

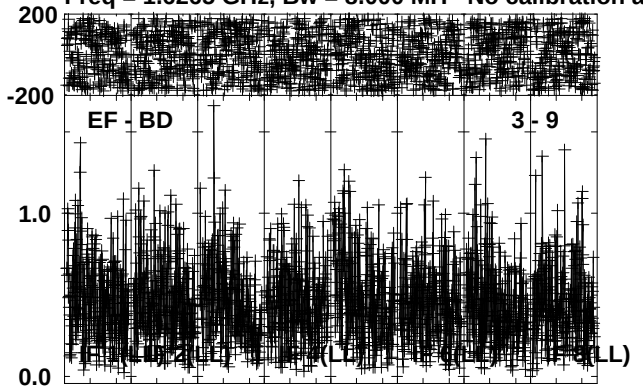

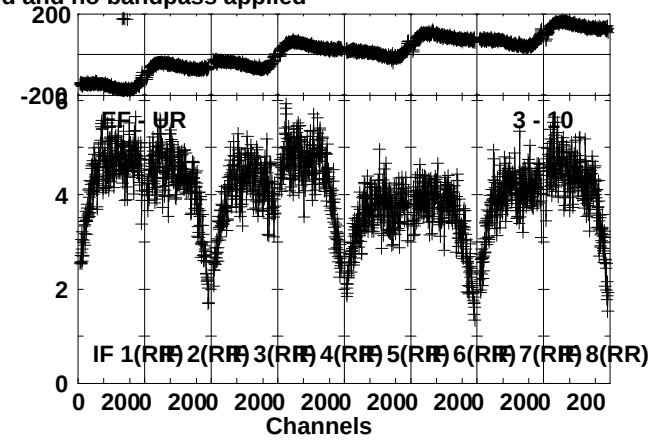

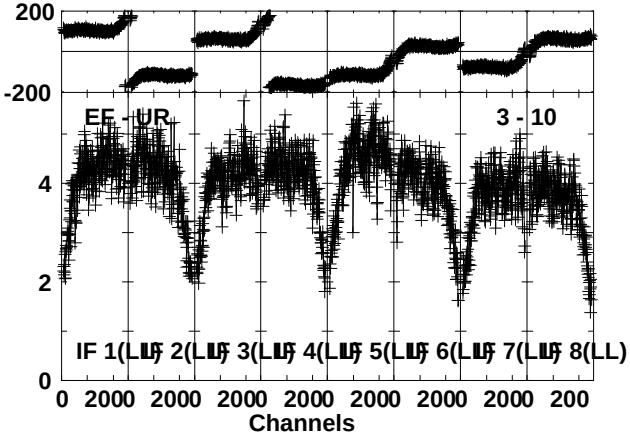

Lower frame: Milli Ampl Jy Top frame: Phas deg
Vector averaged cross-power spectrum Several baselines displayed
Timerange: 00/14:42:05 to 00/14:44:00

Plot file version 49 created 23-NOV-2011 22:53:30
HDF259 EC033.UVDATA.1
Freq = 1.6265 GHz, Bw = 8.000 MH No calibration applied and no bandpass applied

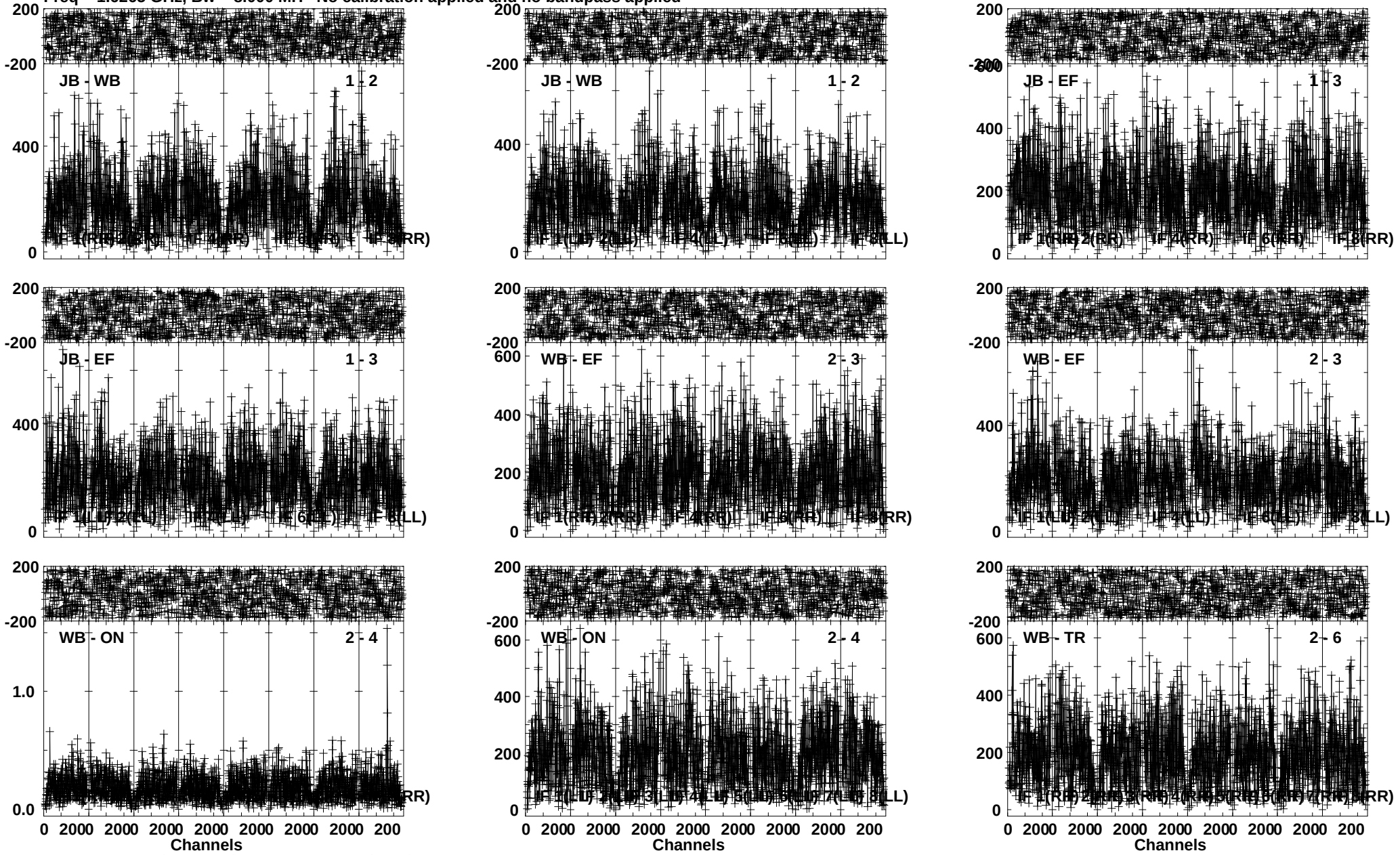

Lower frame: Micro Ampl Jy Top frame: Phas deg
Vector averaged cross-power spectrum Several baselines displayed
Timerange: 00/14:44:05 to 00/14:52:00

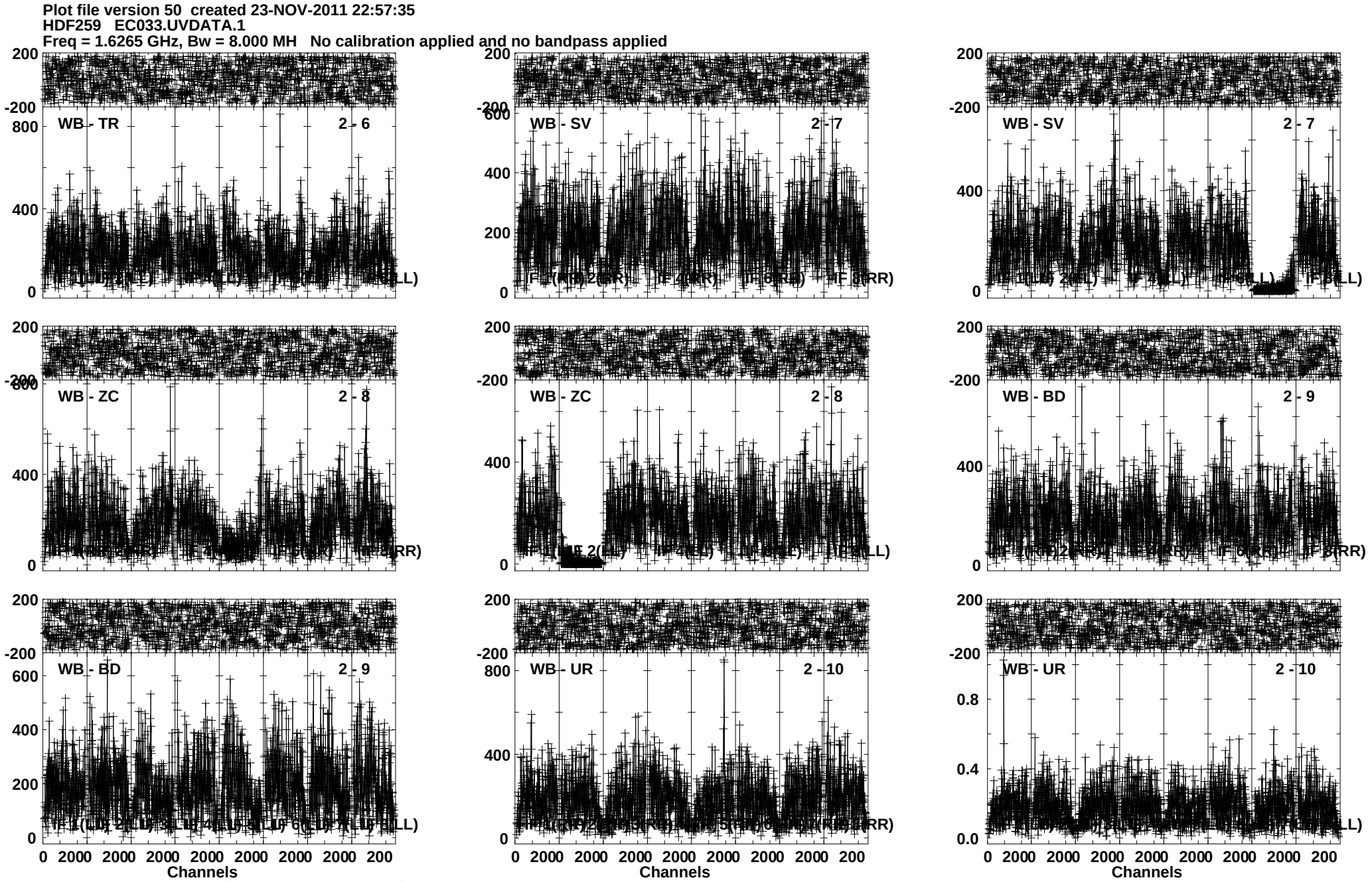
Plot file version 50 created 23-NOV-2011 22:57:35
HDF259 EC033.UVDATA.1
Freq = 1.6265 GHz, Bw = 8.000 MH No calibration applied and no bandpass applied
WB - TR 2 - 6
WB - SV 2 - 7
WB - SV 2 - 7
WB - ZC 2 - 8
WB - ZC 2 - 8
WB - BD 2 - 9
WB - BD 2 - 9
WB - UR 2 - 10
WB - UR 2 - 10
Channels
Channels
Channels
Lower frame: Micro Ampl Jy Top frame: Phas deg
Vector averaged cross-power spectrum Several baselines displayed
Timerange: 00/14:44:05 to 00/14:52:00

Plot file version 51 created 23-NOV-2011 23:01:37
HDF259 EC033.UVDATA.1
Freq = 1.6265 GHz, Bw = 8.000 MH No calibration applied and no bandpass applied

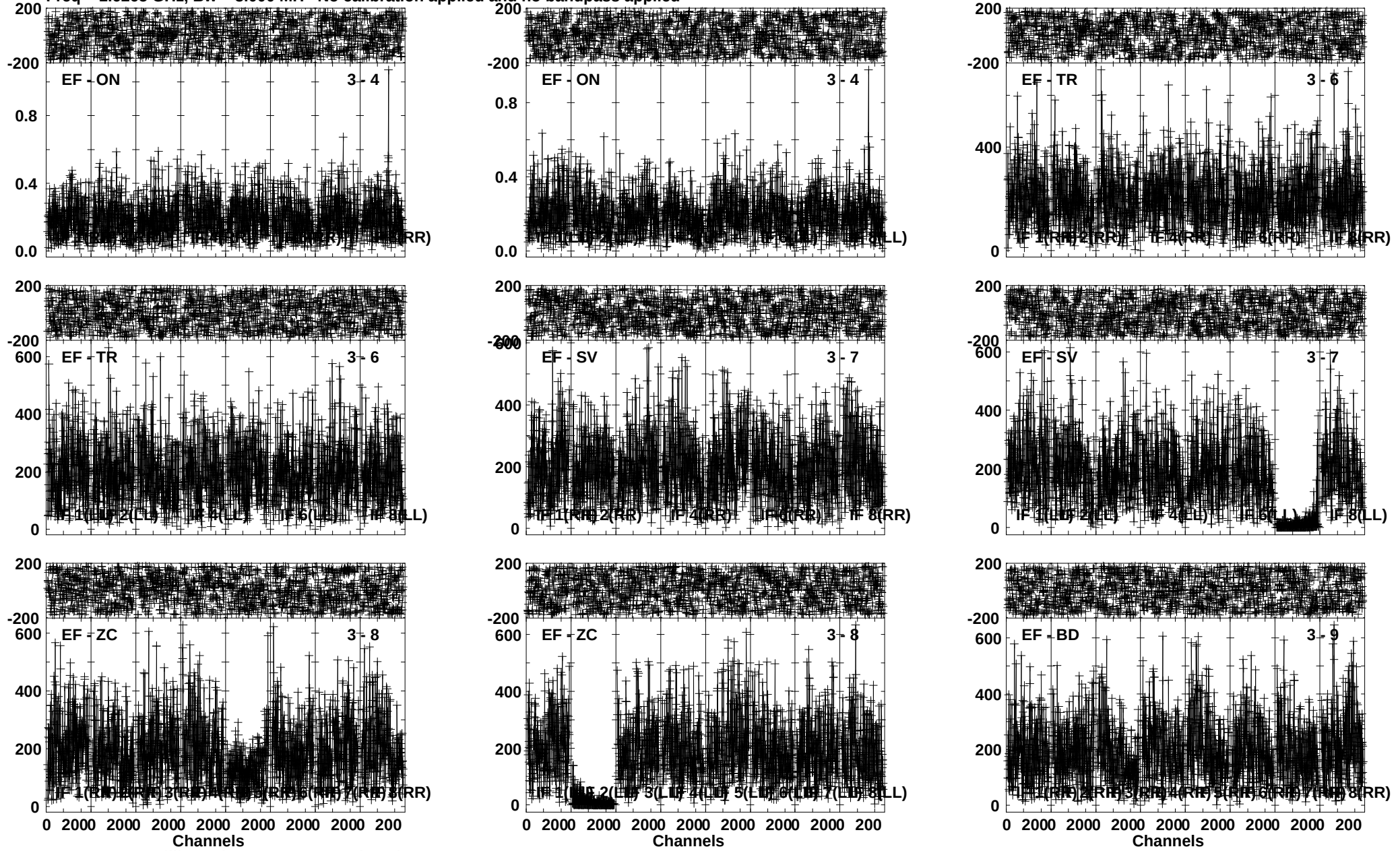

Lower frame: Milli Ampl Jy Top frame: Phas deg
Vector averaged cross-power spectrum Several baselines displayed
Timerange: 00/14:44:05 to 00/14:52:00

Plot file version 52 created 23-NOV-2011 23:05:38
HDF259 EC033.UVDATA.1
Freq = 1.6265 GHz, Bw = 8.000 MH No calibration applied and no bandpass applied

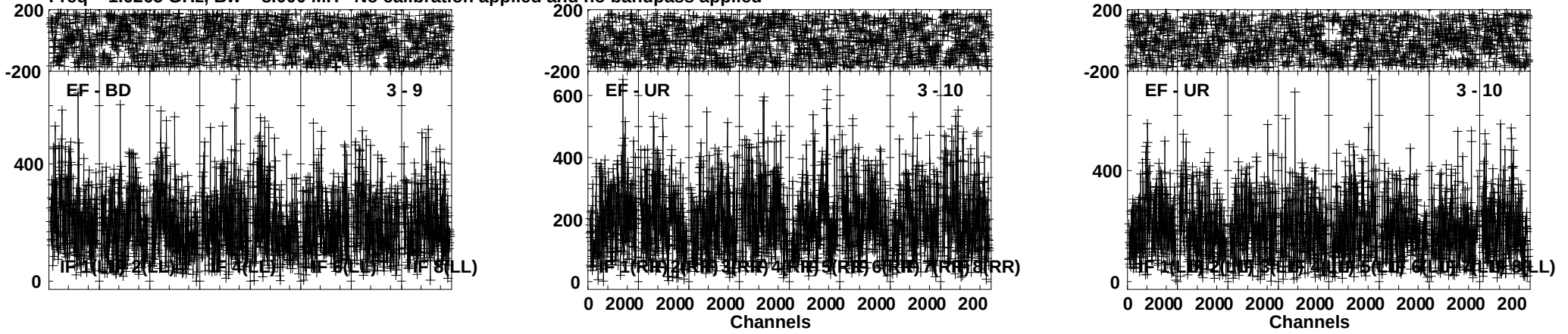

Lower frame: Micro Ampl Jy Top frame: Phas deg
Vector averaged cross-power spectrum Several baselines displayed
Timerange: 00/14:44:05 to 00/14:52:00

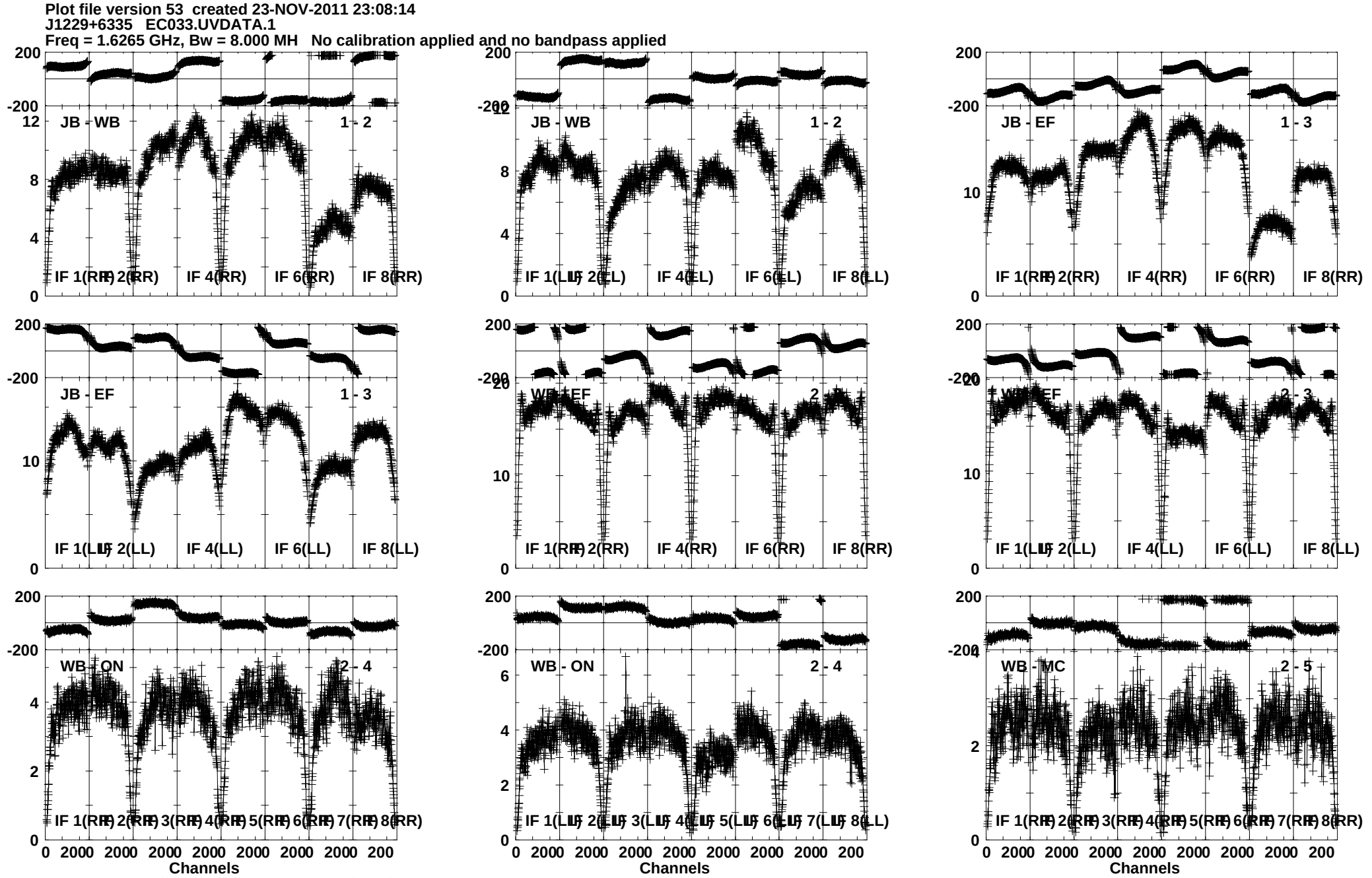
Plot file version 53 created 23-NOV-2011 23:08:14
J1229+6335 EC033.UVDATA.1
Freq = 1.6265 GHz, Bw = 8.000 MH No calibration applied and no bandpass applied
JB - WB 1 - 2
IF 1(RR) IF 2(RR) IF 4(RR) IF 6(RR) IF 8(RR)
JB - WB 1 - 2
IF 1(LL) IF 2(LL) IF 4(LL) IF 6(LL) IF 8(LL)
JB - EF 1 - 3
IF 1(RR) IF 2(RR) IF 4(RR) IF 6(RR) IF 8(RR)
JB - EF 1 - 3
IF 1(LL) IF 2(LL) IF 4(LL) IF 6(LL) IF 8(LL)
WB - EF 2
IF 1(RR) IF 2(RR) IF 4(RR) IF 6(RR) IF 8(RR)
WB - EF 2 - 3
IF 1(LL) IF 2(LL) IF 4(LL) IF 6(LL) IF 8(LL)
WB - ON 2 - 4
IF 1(RR) IF 2(RR) IF 3(RR) IF 4(RR) IF 5(RR) IF 6(RR) IF 7(RR) IF 8(RR)
WB - ON 2 - 4
IF 1(LL) IF 2(LL) IF 3(LL) IF 4(LL) IF 5(LL) IF 6(LL) IF 7(LL) IF 8(LL)
WB - MC 2 - 5
IF 1(RR) IF 2(RR) IF 3(RR) IF 4(RR) IF 5(RR) IF 6(RR) IF 7(RR) IF 8(RR)
0 2000 2000 2000 2000 2000 2000 2000 200
Channels
Lower frame: Milli Ampl Jy Top frame: Phas deg
Vector averaged cross-power spectrum Several baselines displayed
Timerange: 00/14:52:40 to 00/14:54:10

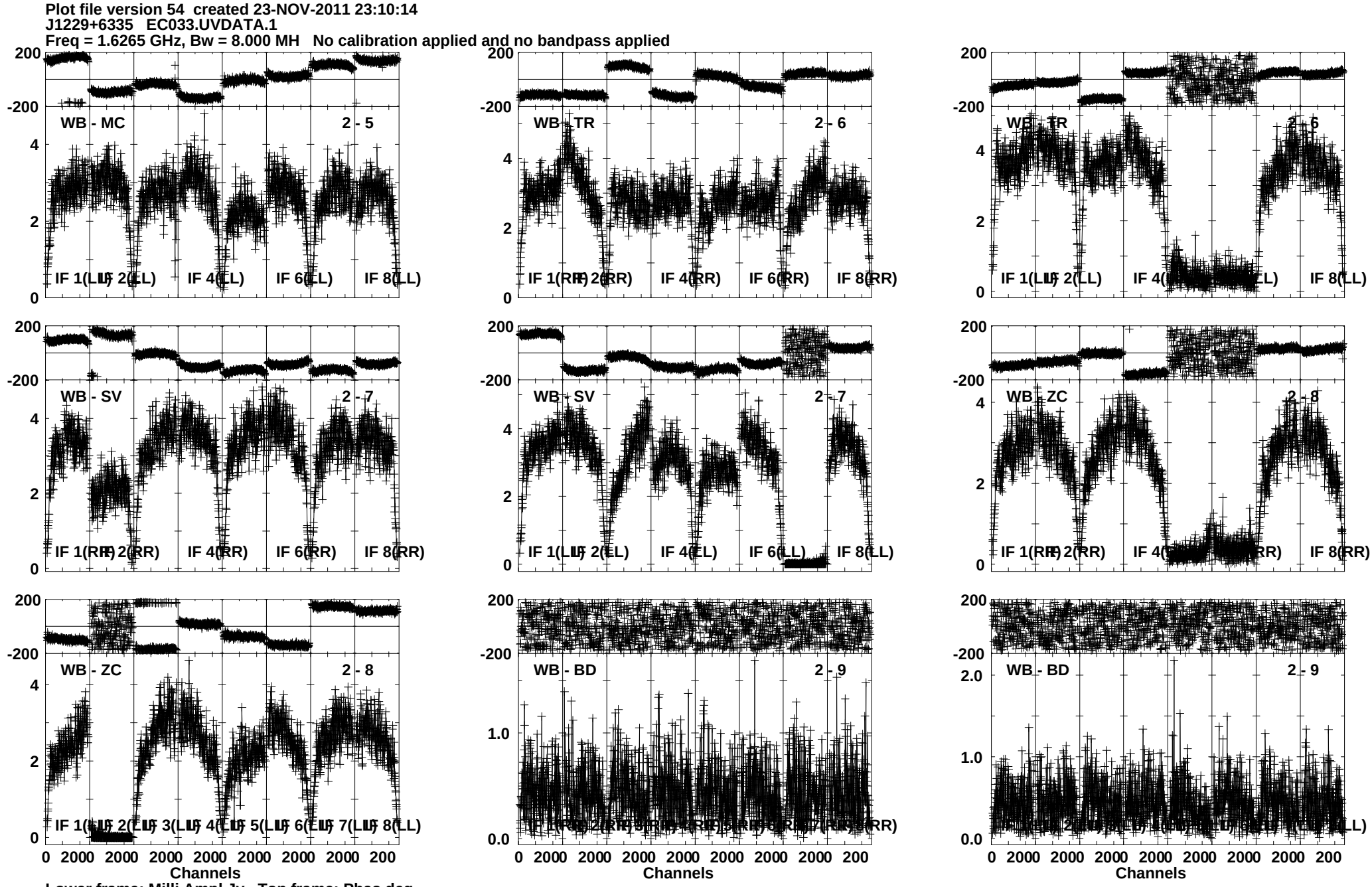
Plot file version 54 created 23-NOV-2011 23:10:14
J1229+6335 EC033.UVDATA.1
Freq = 1.6265 GHz, Bw = 8.000 MH No calibration applied and no bandpass applied
WB - MC 2 - 5
WB - TR 2 - 6
WB - TR 2 - 6
WB - SV 2 - 7
WB - SV 2 - 7
WB - ZC 2 - 8
WB - ZC 2 - 8
WB - BD 2 - 9
WB - BD 2 - 9
IF 1(LL) IF 2(LL) IF 4(LL) IF 6(LL) IF 8(LL)
IF 1(RR) IF 2(RR) IF 4(RR) IF 6(RR) IF 8(RR)
IF 1(LL) IF 2(LL) IF 3(LL) IF 4(LL) IF 5(LL) IF 6(LL) IF 7(LL) IF 8(LL)
Channels
Lower frame: Milli Ampl Jy Top frame: Phas deg
Vector averaged cross-power spectrum Several baselines displayed
Timerange: 00/14:52:40 to 00/14:54:10

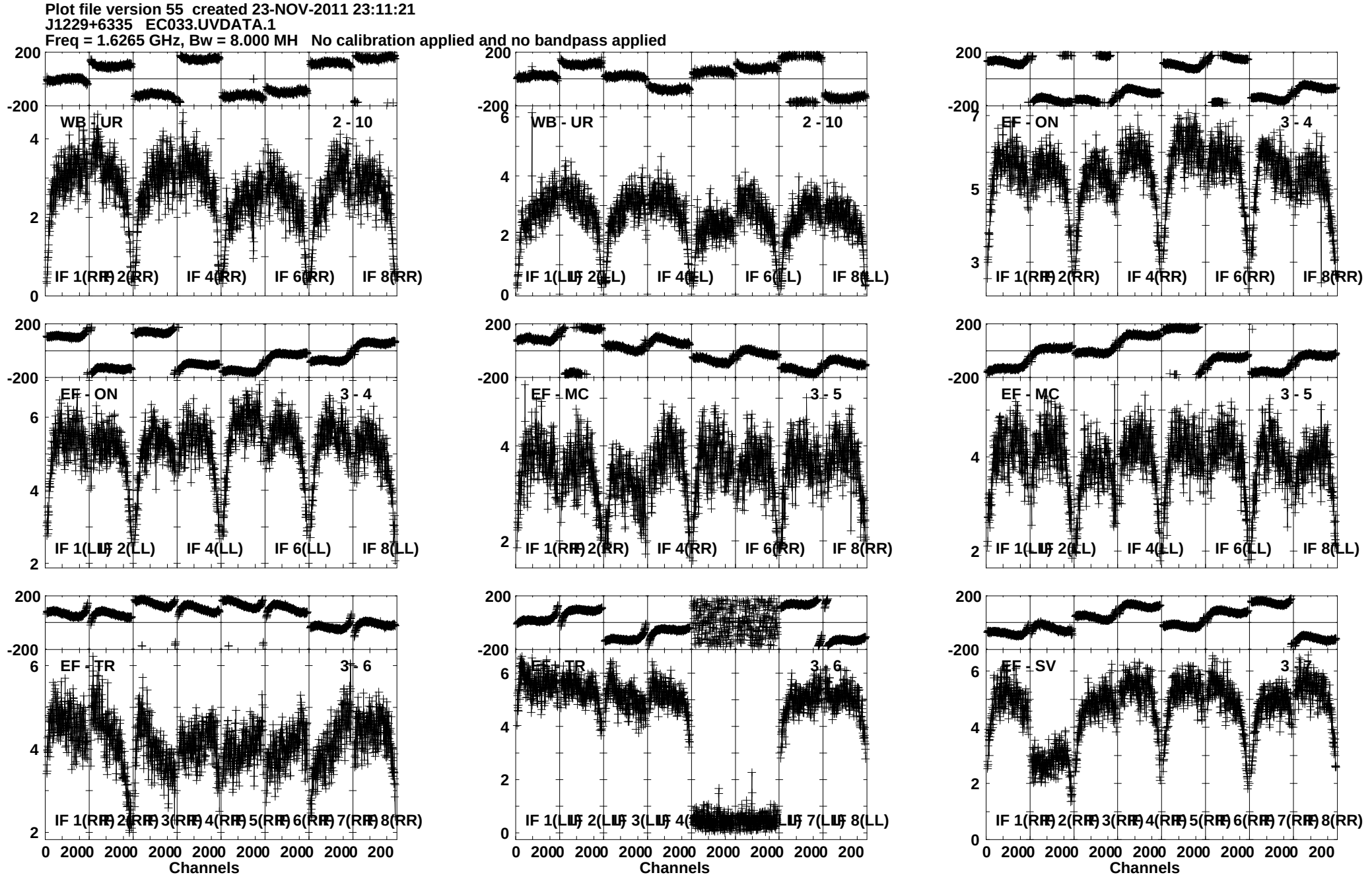
Plot file version 55 created 23-NOV-2011 23:11:21
J1229+6335 EC033.UVDATA.1
Freq = 1.6265 GHz, Bw = 8.000 MH No calibration applied and no bandpass applied
WB - UR 2 - 10
IF 1(RR) IF 2(RR) IF 4(RR) IF 6(RR) IF 8(RR)
WB - UR 2 - 10
IF 1(LL) IF 2(LL) IF 4(LL) IF 6(LL) IF 8(LL)
EF - ON 3 - 4
IF 1(RR) IF 2(RR) IF 4(RR) IF 6(RR) IF 8(RR)
EF - ON 3 - 4
IF 1(LL) IF 2(LL) IF 4(LL) IF 6(LL) IF 8(LL)
EF - MC 3 - 5
IF 1(RR) IF 2(RR) IF 4(RR) IF 6(RR) IF 8(RR)
EF - MC 3 - 5
IF 1(LL) IF 2(LL) IF 4(LL) IF 6(LL) IF 8(LL)
EF - TR 3 - 6
IF 1(RR) IF 2(RR) IF 3(RR) IF 4(RR) IF 5(RR) IF 6(RR) IF 7(RR) IF 8(RR)
EF - TR 3 - 6
IF 1(LL) IF 2(LL) IF 3(LL) IF 4(LL) IF 7(LL) IF 8(LL)
EF - SV 3 - 7
IF 1(RR) IF 2(RR) IF 3(RR) IF 4(RR) IF 5(RR) IF 6(RR) IF 7(RR) IF 8(RR)
Channels
Channels
Channels
Lower frame: Milli Ampl Jy Top frame: Phas deg
Vector averaged cross-power spectrum Several baselines displayed
Timerange: 00/14:52:40 to 00/14:54:10

Plot file version 56 created 23-NOV-2011 23:12:14
J1229+6335 EC033.UVDATA.1
Freq = 1.6265 GHz, Bw = 8.000 MH No calibration applied and no bandpass applied

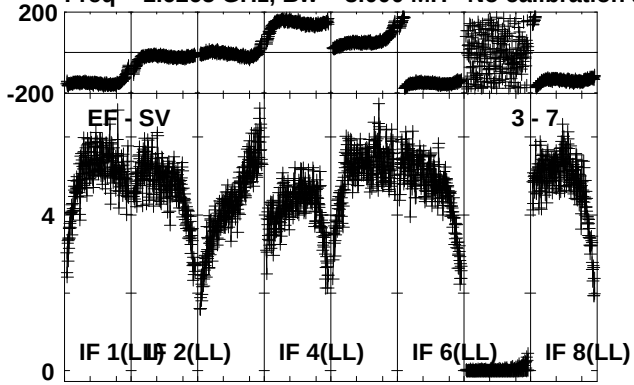

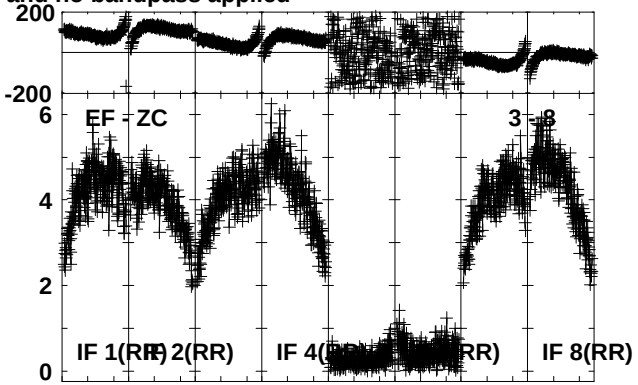

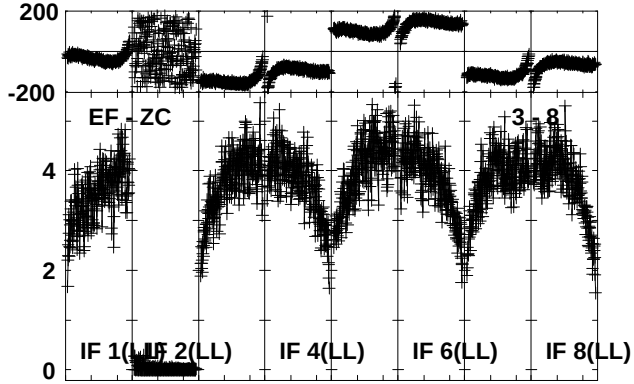

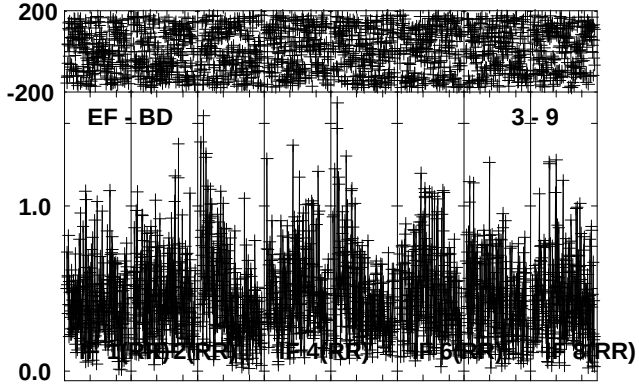

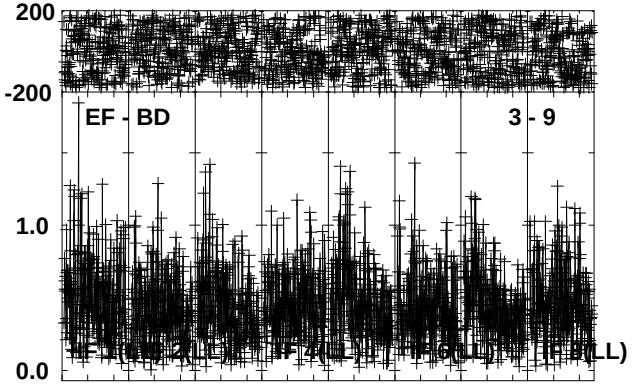

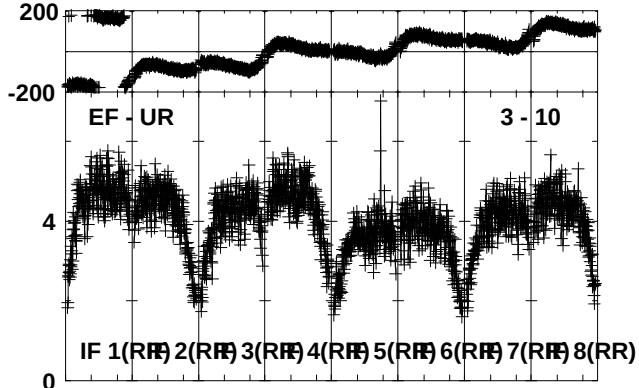

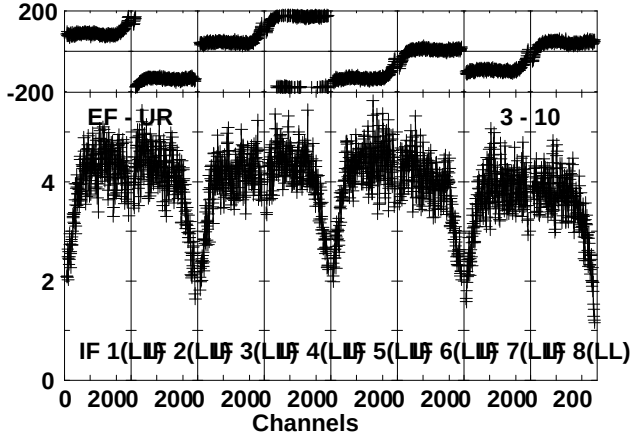

Lower frame: Milli Ampl Jy Top frame: Phas deg
Vector averaged cross-power spectrum Several baselines displayed
Timerange: 00/14:52:40 to 00/14:54:10

Plot file version 57 created 23-NOV-2011 23:14:03
HDF259 EC033.UVDATA.1
Freq = 1.6265 GHz, Bw = 8.000 MH No calibration applied and no bandpass applied

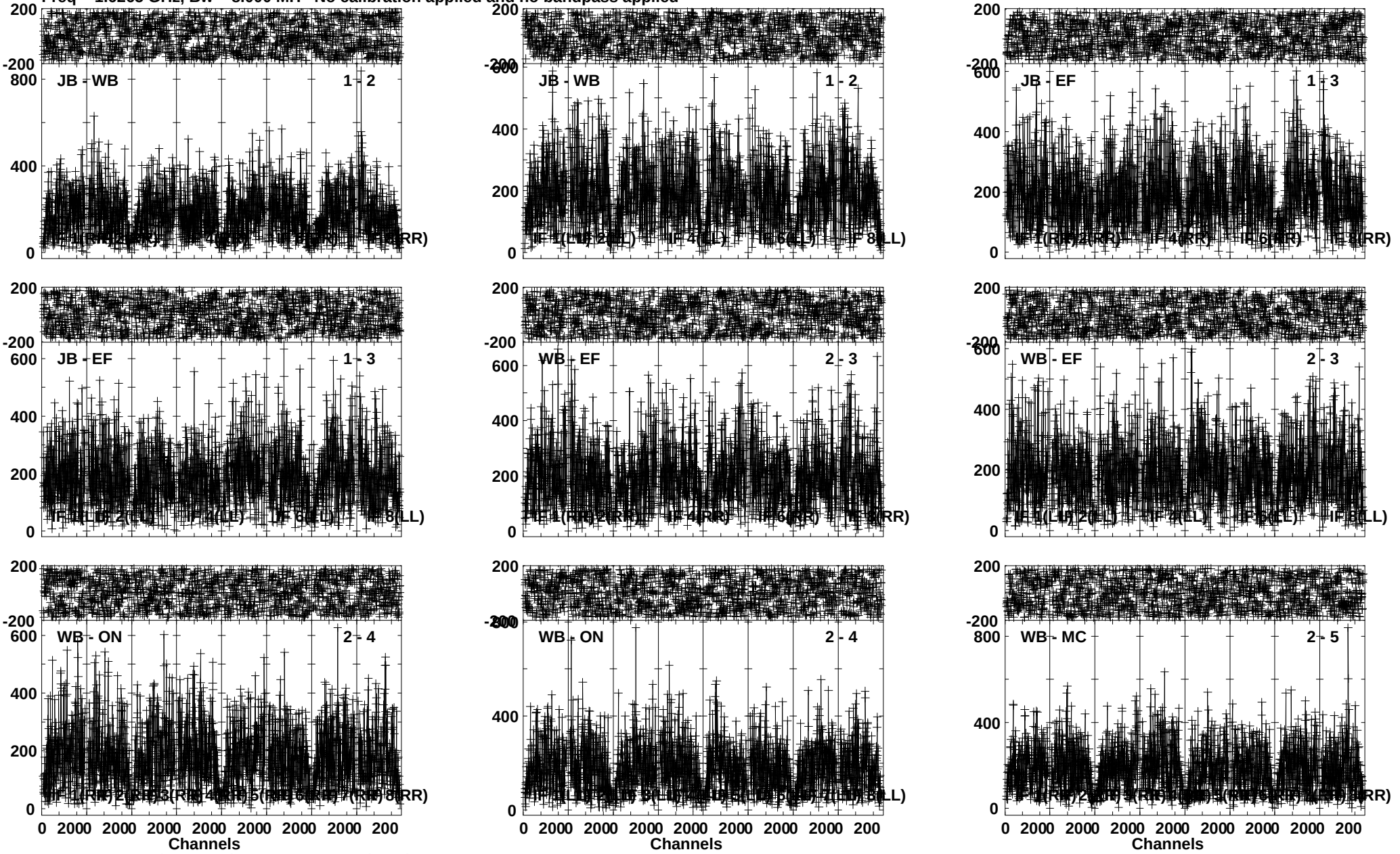

Lower frame: Micro Ampl Jy Top frame: Phas deg
Vector averaged cross-power spectrum Several baselines displayed
Timerange: 00/14:54:15 to 00/15:02:40

Plot file version 58 created 23-NOV-2011 23:18:36
HDF259 EC033.UVDATA.1
Freq = 1.6265 GHz, Bw = 8.000 MH No calibration applied and no bandpass applied

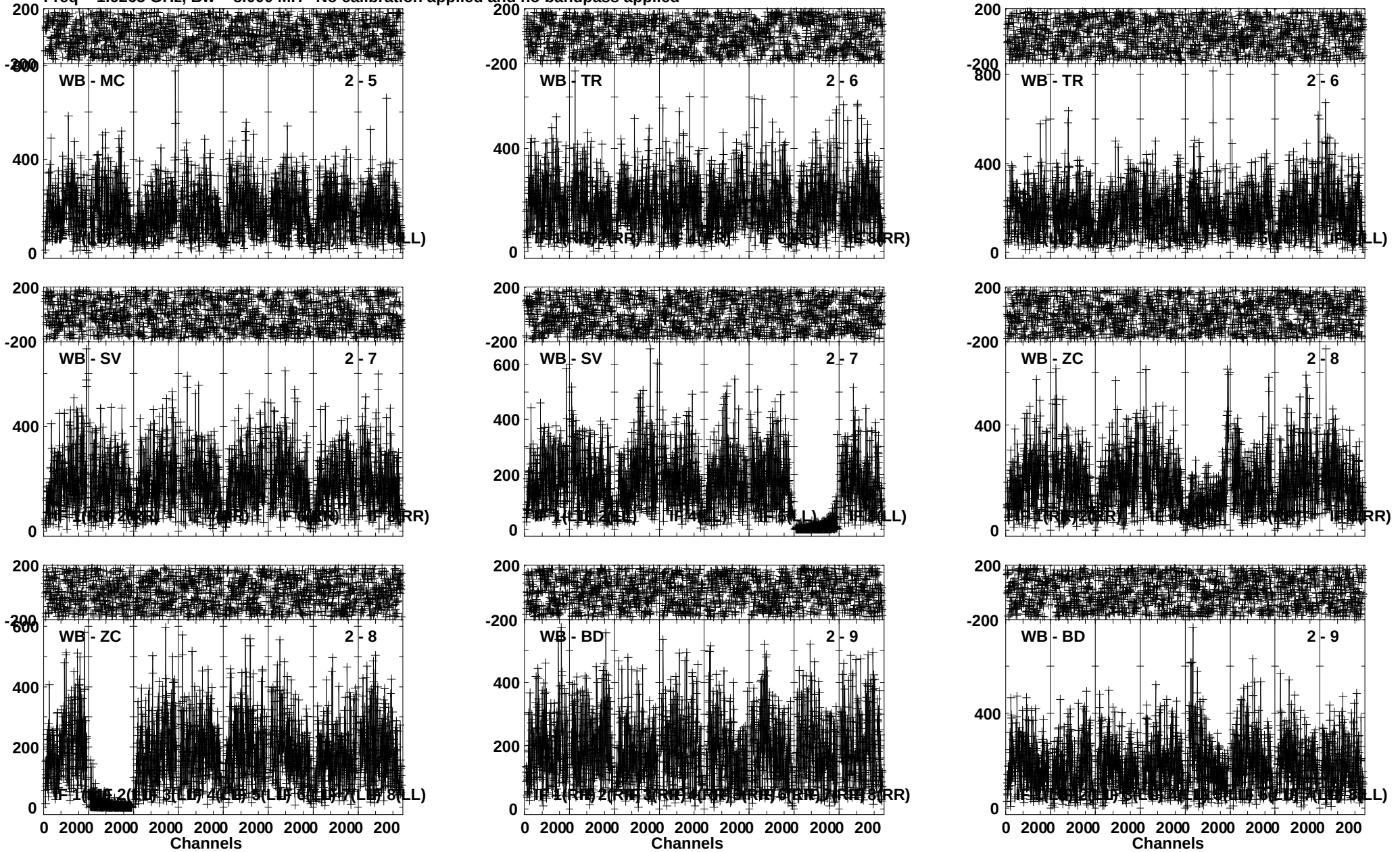

Lower frame: Micro Ampl Jy Top frame: Phas deg
Vector averaged cross-power spectrum Several baselines displayed
Timerange: 00/14:54:15 to 00/15:02:40

Plot file version 59 created 23-NOV-2011 23:23:52
HDF259 EC033.UVDATA.1
Freq = 1.6265 GHz, Bw = 8.000 MH No calibration applied and no bandpass applied

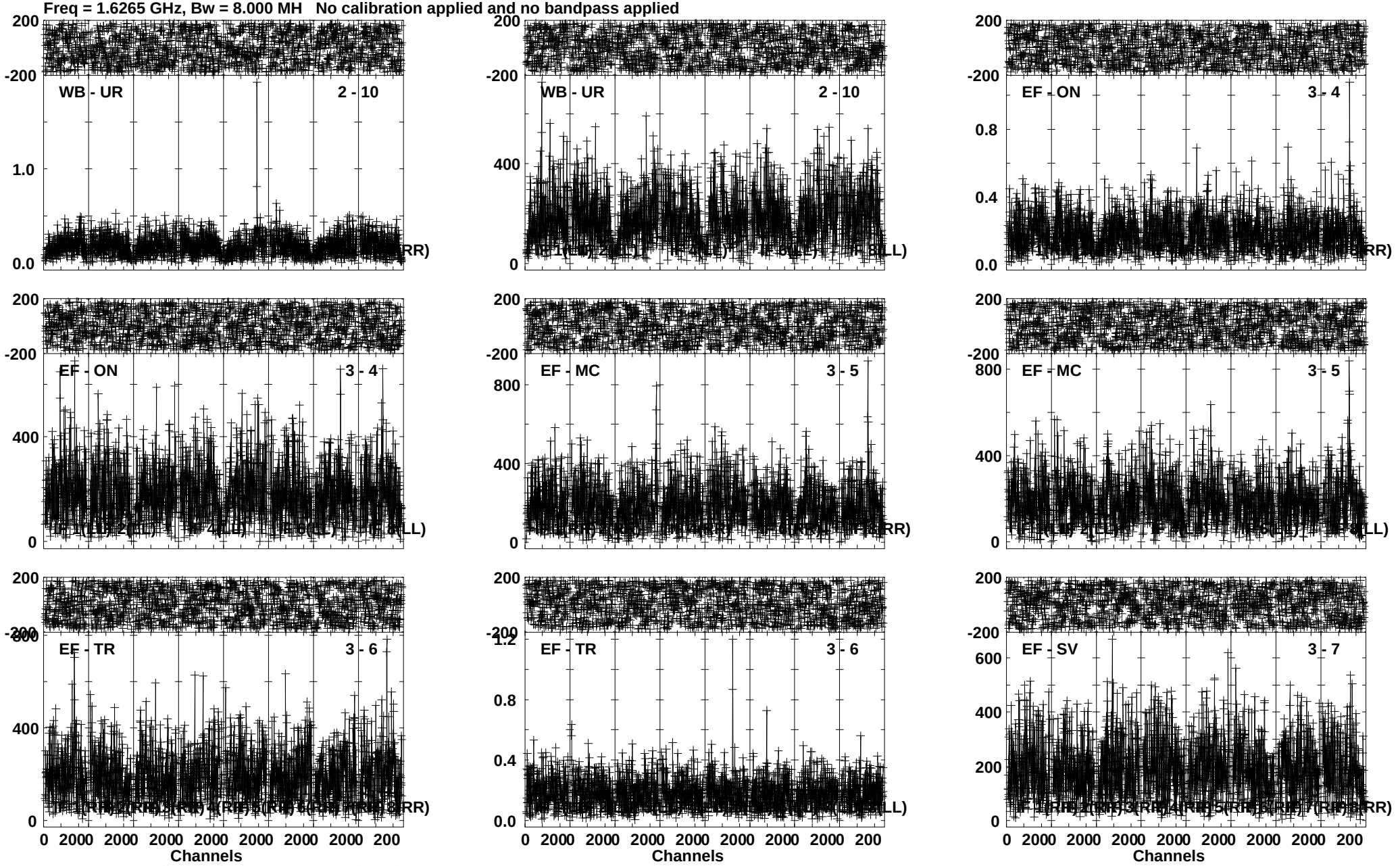

Lower frame: Milli Ampl Jy Top frame: Phas deg
Vector averaged cross-power spectrum Several baselines displayed
Timerange: 00/14:54:15 to 00/15:02:40

Plot file version 60 created 23-NOV-2011 23:28:05
HDF259 EC033.UVDATA.1
Freq = 1.6265 GHz, Bw = 8.000 MH No calibration applied and no bandpass applied

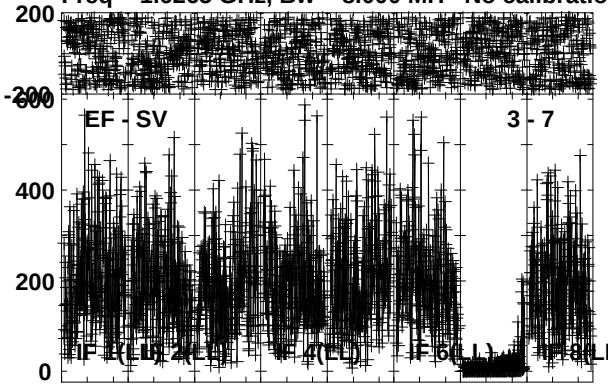

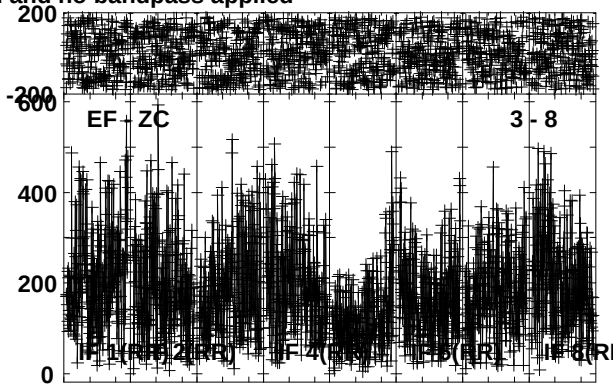

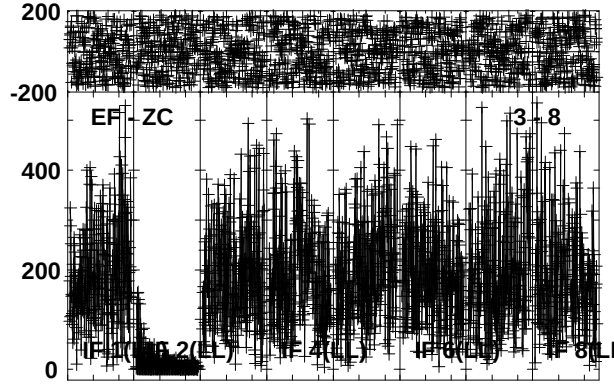

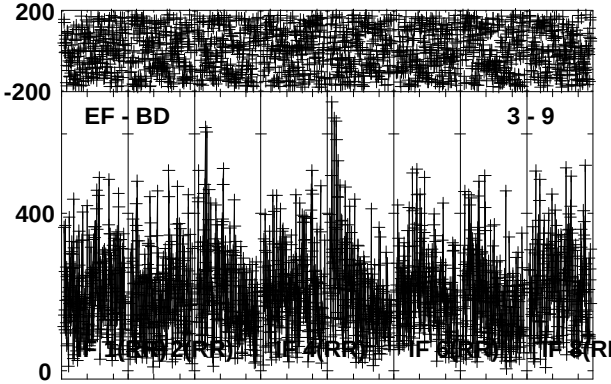

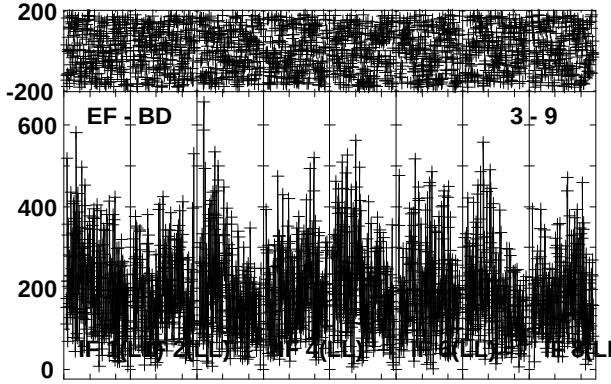

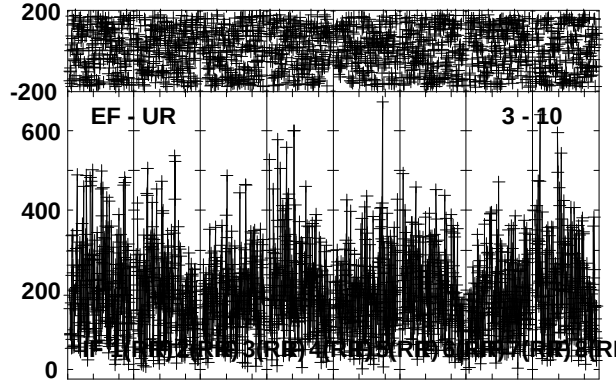

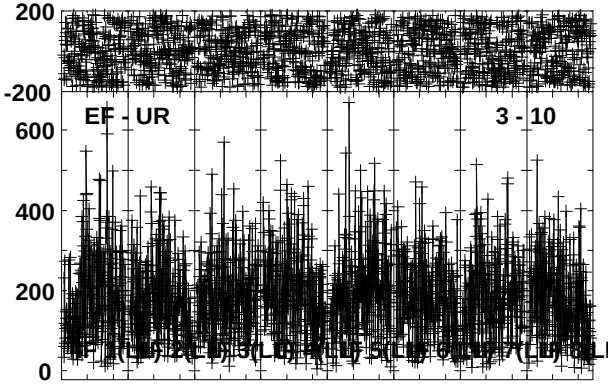

Channels

Lower frame: Micro Ampl Jy Top frame: Phas deg
Vector averaged cross-power spectrum Several baselines displayed
Timerange: 00/14:54:15 to 00/15:02:40

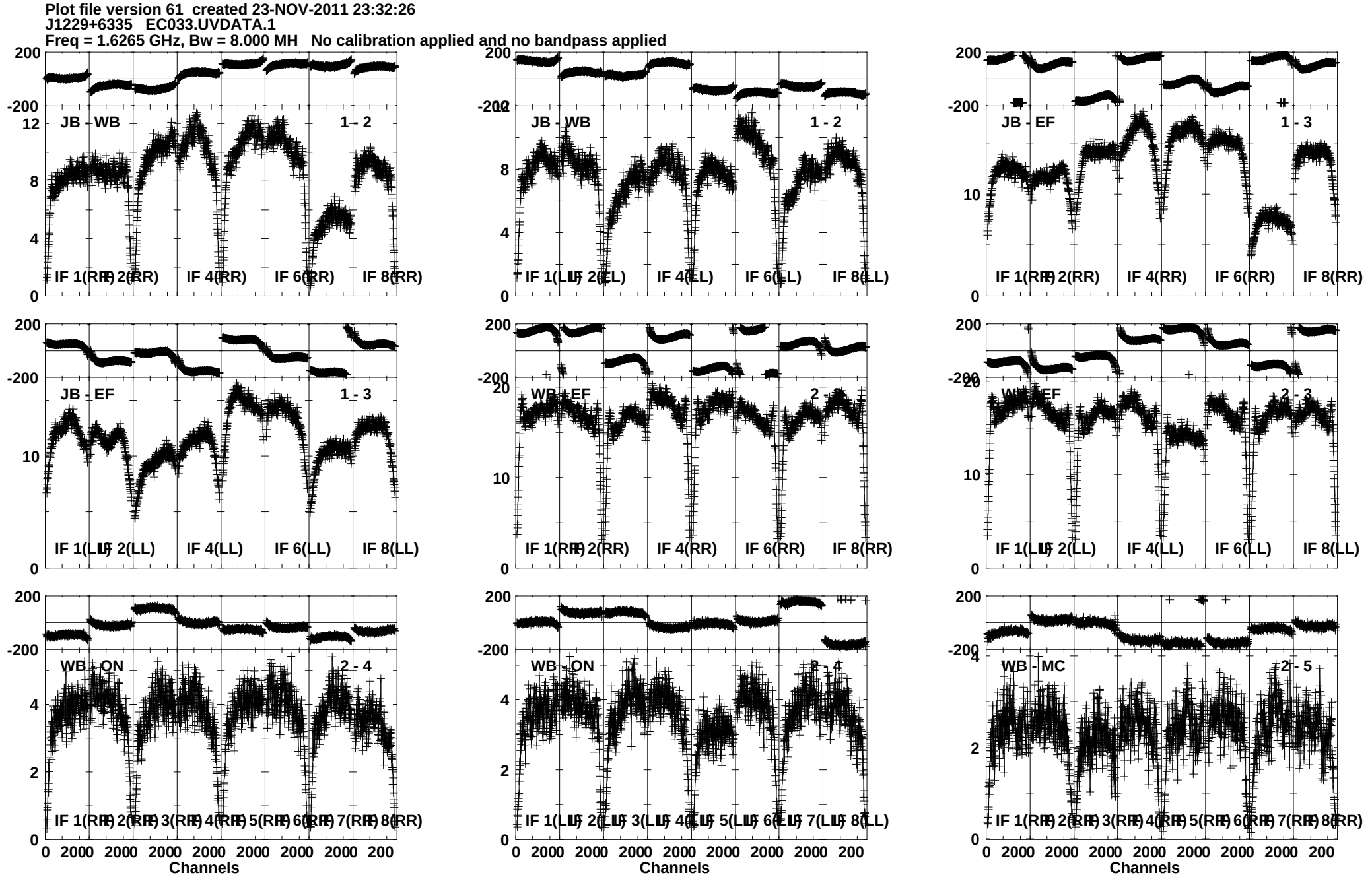
Plot file version 61 created 23-NOV-2011 23:32:26
J1229+6335 EC033.UVDATA.1
Freq = 1.6265 GHz, Bw = 8.000 MH No calibration applied and no bandpass applied
JB - WB 1 - 2
IF 1(RR) IF 2(RR) IF 4(RR) IF 6(RR) IF 8(RR)
JB - WB 1 - 2
IF 1(LL) IF 2(LL) IF 4(LL) IF 6(LL) IF 8(LL)
JB - EF 1 - 3
IF 1(RR) IF 2(RR) IF 4(RR) IF 6(RR) IF 8(RR)
JB - EF 1 - 3
IF 1(LL) IF 2(LL) IF 4(LL) IF 6(LL) IF 8(LL)
WB - EF 2
IF 1(RR) IF 2(RR) IF 4(RR) IF 6(RR) IF 8(RR)
WB - EF 2 - 3
IF 1(LL) IF 2(LL) IF 4(LL) IF 6(LL) IF 8(LL)
WB - ON 2 - 4
IF 1(RR) IF 2(RR) IF 3(RR) IF 4(RR) IF 5(RR) IF 6(RR) IF 7(RR) IF 8(RR)
WB - ON 2 - 4
IF 1(LL) IF 2(LL) IF 3(LL) IF 4(LL) IF 5(LL) IF 6(LL) IF 7(LL) IF 8(LL)
WB - MC 2 - 5
IF 1(RR) IF 2(RR) IF 3(RR) IF 4(RR) IF 5(RR) IF 6(RR) IF 7(RR) IF 8(RR)
Channels
Lower frame: Milli Ampl Jy Top frame: Phas deg
Vector averaged cross-power spectrum Several baselines displayed
Timerange: 00/15:02:45 to 00/15:04:40

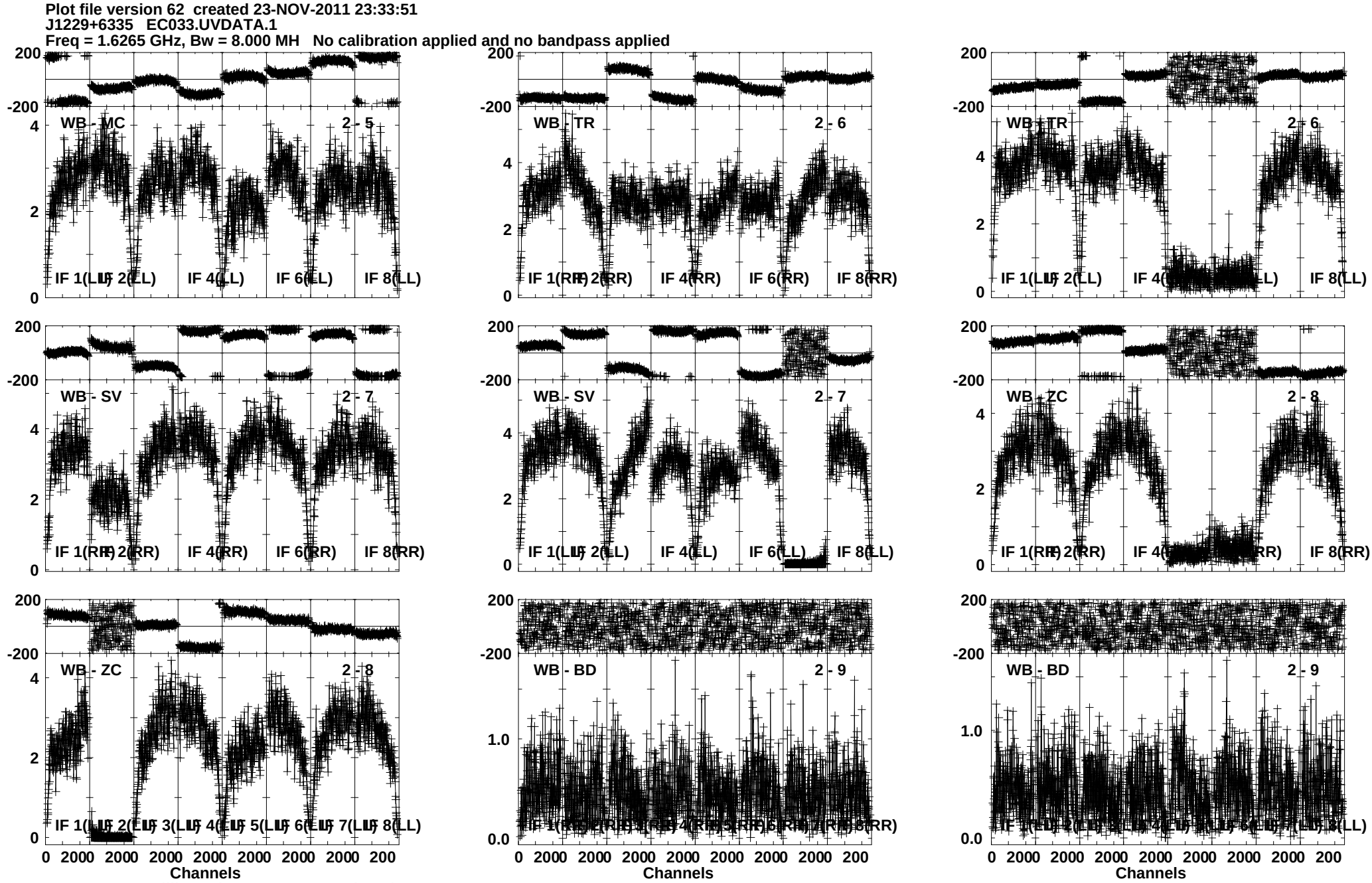
Plot file version 62 created 23-NOV-2011 23:33:51
J1229+6335 EC033.UVDATA.1
Freq = 1.6265 GHz, Bw = 8.000 MH No calibration applied and no bandpass applied
WB - MC 2 - 5
WB - TR 2 - 6
WB - TR 2 - 6
WB - SV 2 - 7
WB - SV 2 - 7
WB - ZC 2 - 8
WB - ZC 2 - 8
WB - BD 2 - 9
WB - BD 2 - 9
Channels
Channels
Channels
Lower frame: Milli Ampl Jy Top frame: Phas deg
Vector averaged cross-power spectrum Several baselines displayed
Timerange: 00/15:02:45 to 00/15:04:40

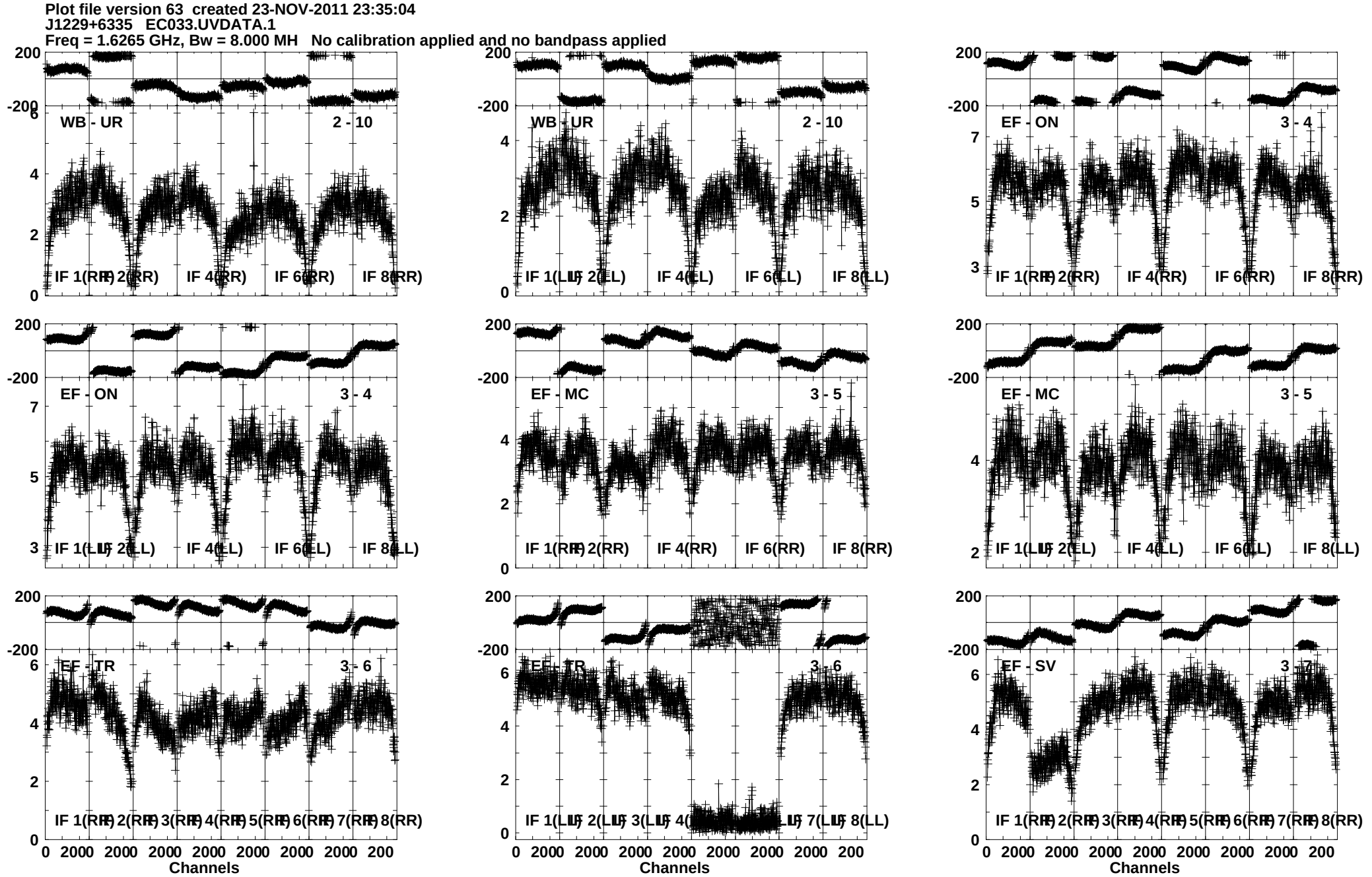
Plot file version 63 created 23-NOV-2011 23:35:04
J1229+6335 EC033.UVDATA.1
Freq = 1.6265 GHz, Bw = 8.000 MH No calibration applied and no bandpass applied
WB - UR 2 - 10
IF 1(RR) IF 2(RR) IF 4(RR) IF 6(RR) IF 8(RR)
WB - UR 2 - 10
IF 1(LL) IF 2(LL) IF 4(LL) IF 6(LL) IF 8(LL)
EF - ON 3 - 4
IF 1(RR) IF 2(RR) IF 4(RR) IF 6(RR) IF 8(RR)
EF - ON 3 - 4
IF 1(LL) IF 2(LL) IF 4(LL) IF 6(LL) IF 8(LL)
EF - MC 3 - 5
IF 1(RR) IF 2(RR) IF 4(RR) IF 6(RR) IF 8(RR)
EF - MC 3 - 5
IF 1(LL) IF 2(LL) IF 4(LL) IF 6(LL) IF 8(LL)
EF - TR 3 - 6
IF 1(RR) IF 2(RR) IF 3(RR) IF 4(RR) IF 5(RR) IF 6(RR) IF 7(RR) IF 8(RR)
EF - TR 3 - 6
IF 1(LL) IF 2(LL) IF 3(LL) IF 4(LL) IF 7(LL) IF 8(LL)
EF - SV 3 - 7
IF 1(RR) IF 2(RR) IF 3(RR) IF 4(RR) IF 5(RR) IF 6(RR) IF 7(RR) IF 8(RR)
0 2000 2000 2000 2000 2000 2000 2000 200
Channels
Lower frame: Milli Ampl Jy Top frame: Phas deg
Vector averaged cross-power spectrum Several baselines displayed
Timerange: 00/15:02:45 to 00/15:04:40

Plot file version 64 created 23-NOV-2011 23:36:02
J1229+6335 EC033.UVDATA.1
Freq = 1.6265 GHz, Bw = 8.000 MH No calibration applied and no bandpass applied

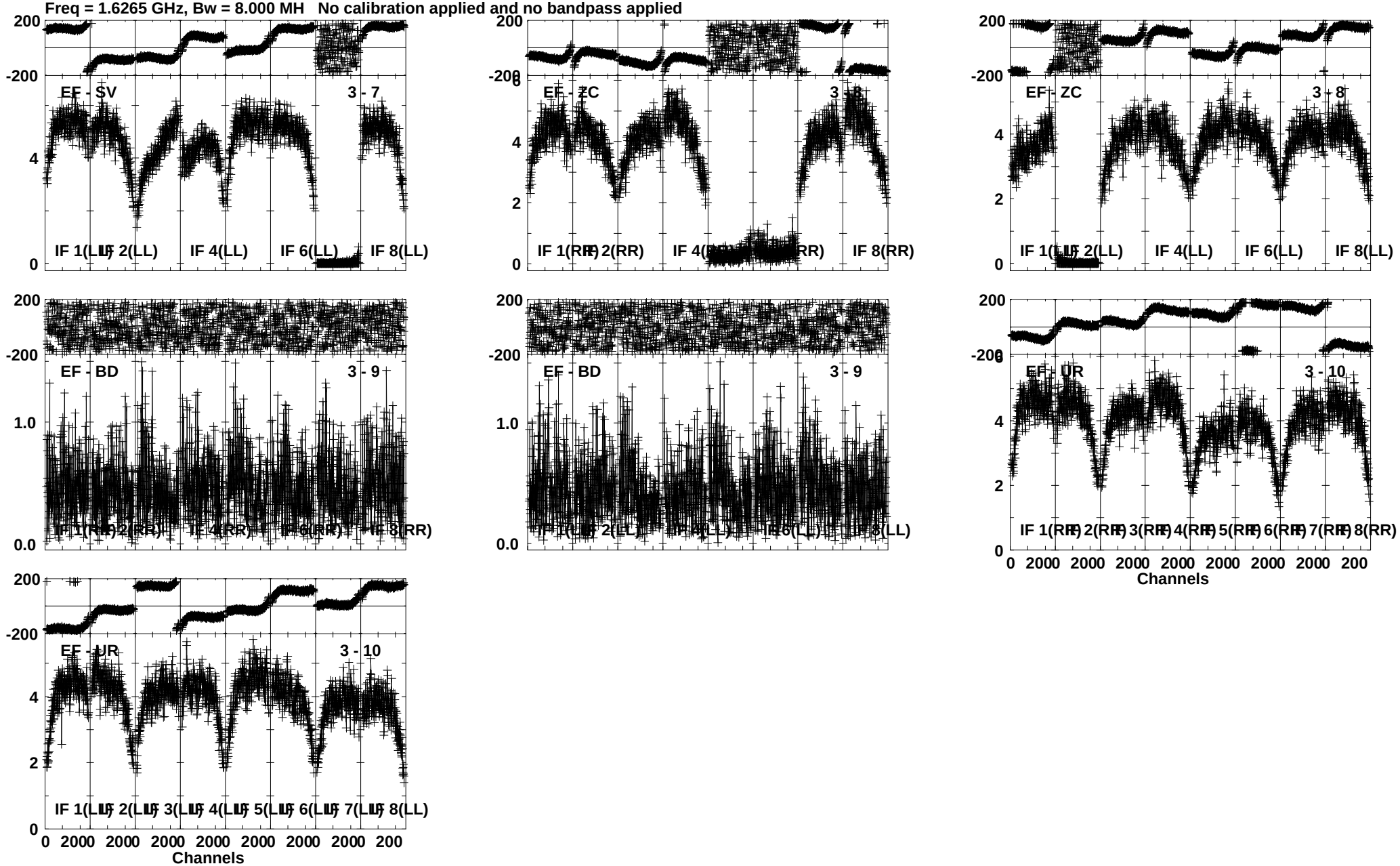

Lower frame: Milli Ampl Jy Top frame: Phas deg
Vector averaged cross-power spectrum Several baselines displayed
Timerange: 00/15:02:45 to 00/15:04:40

Plot file version 65 created 23-NOV-2011 23:37:54
HDF259 EC033.UVDATA.1
Freq = 1.6265 GHz, Bw = 8.000 MH No calibration applied and no bandpass applied

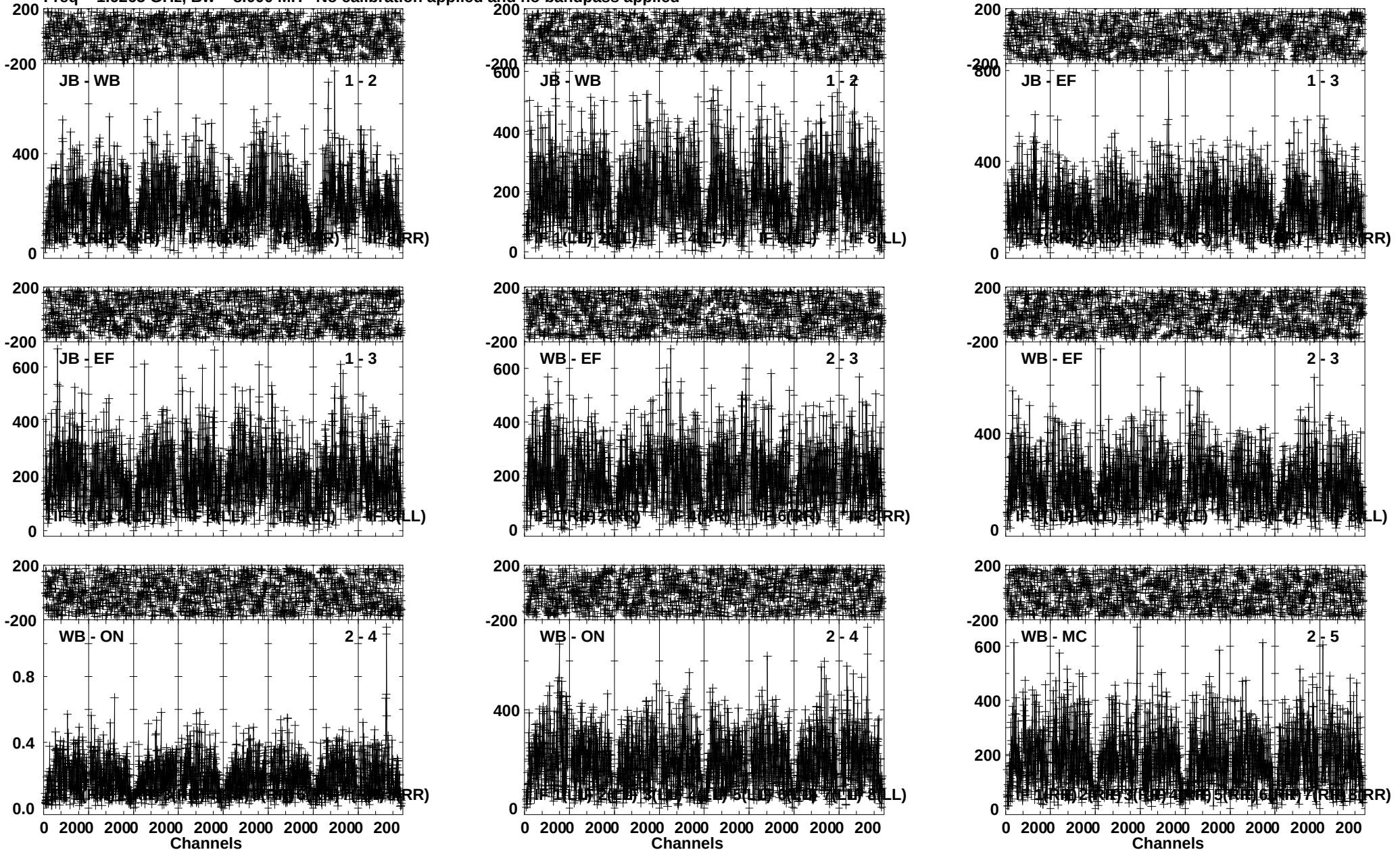

Lower frame: Micro Ampl Jy Top frame: Phas deg
Vector averaged cross-power spectrum Several baselines displayed
Timerange: 00/15:04:45 to 00/15:12:40

Plot file version 66 created 23-NOV-2011 23:41:52
HDF259 EC033.UVDATA.1
Freq = 1.6265 GHz, Bw = 8.000 MH No calibration applied and no bandpass applied

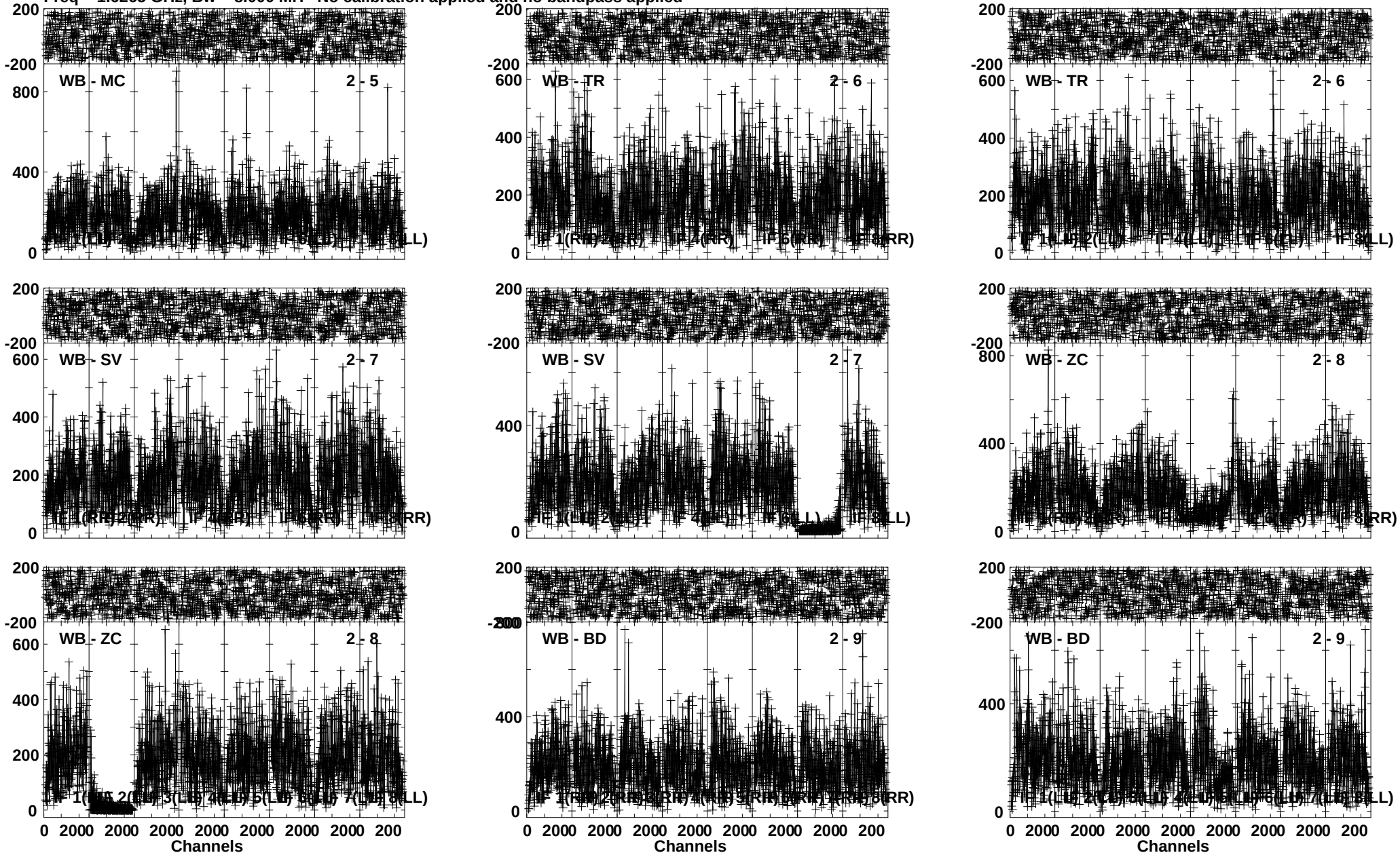

Lower frame: Micro Ampl Jy Top frame: Phas deg
Vector averaged cross-power spectrum Several baselines displayed
Timerange: 00/15:04:45 to 00/15:12:40

Plot file version 67 created 23-NOV-2011 23:46:52
HDF259 EC033.UVDATA.1
Freq = 1.6265 GHz, Bw = 8.000 MH No calibration applied and no bandpass applied

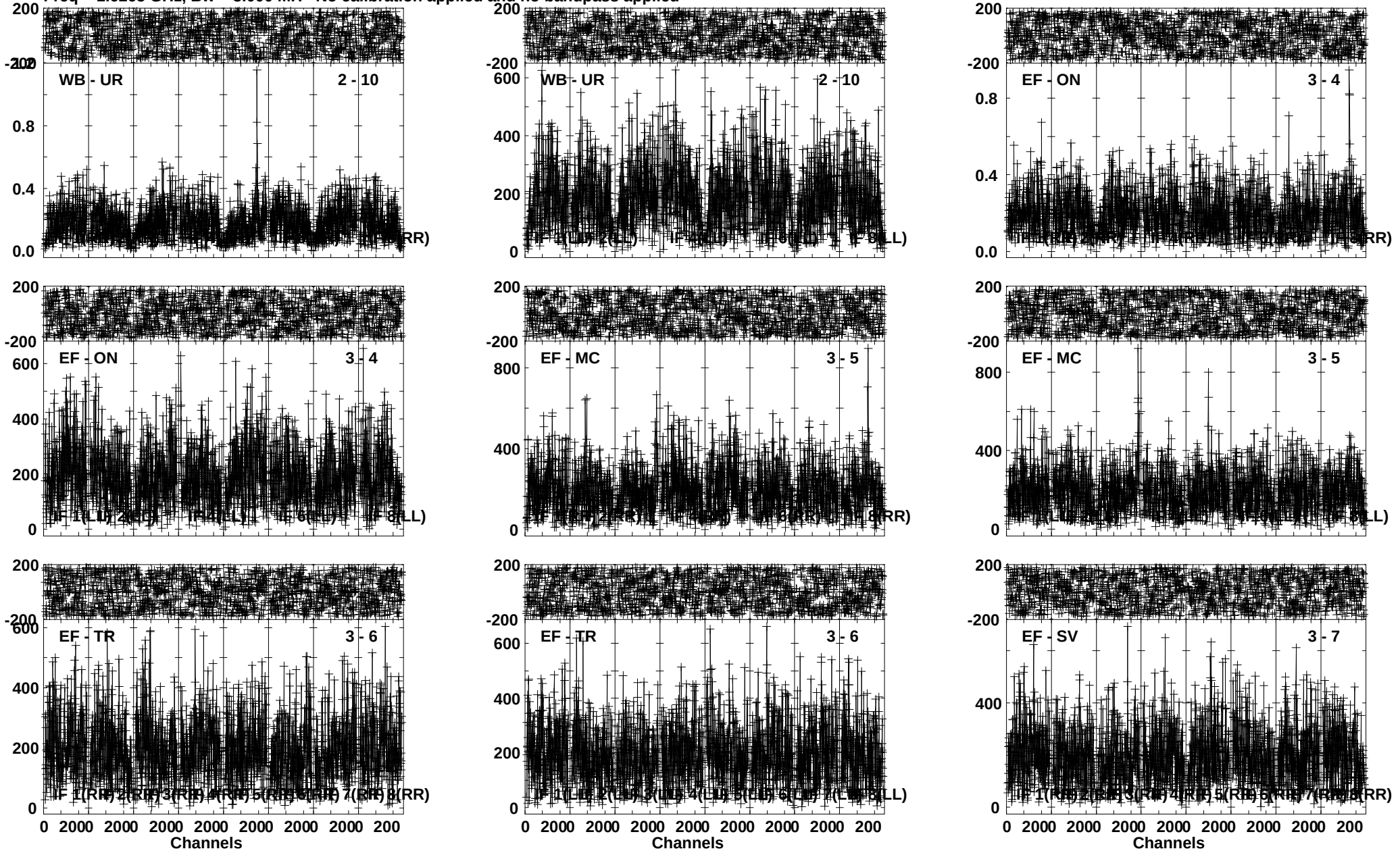

Lower frame: Milli Ampl Jy Top frame: Phas deg
Vector averaged cross-power spectrum Several baselines displayed
Timerange: 00/15:04:45 to 00/15:12:40

Plot file version 68 created 23-NOV-2011 23:50:51
HDF259 EC033.UVDATA.1
Freq = 1.6265 GHz, Bw = 8.000 MH No calibration applied and no bandpass applied

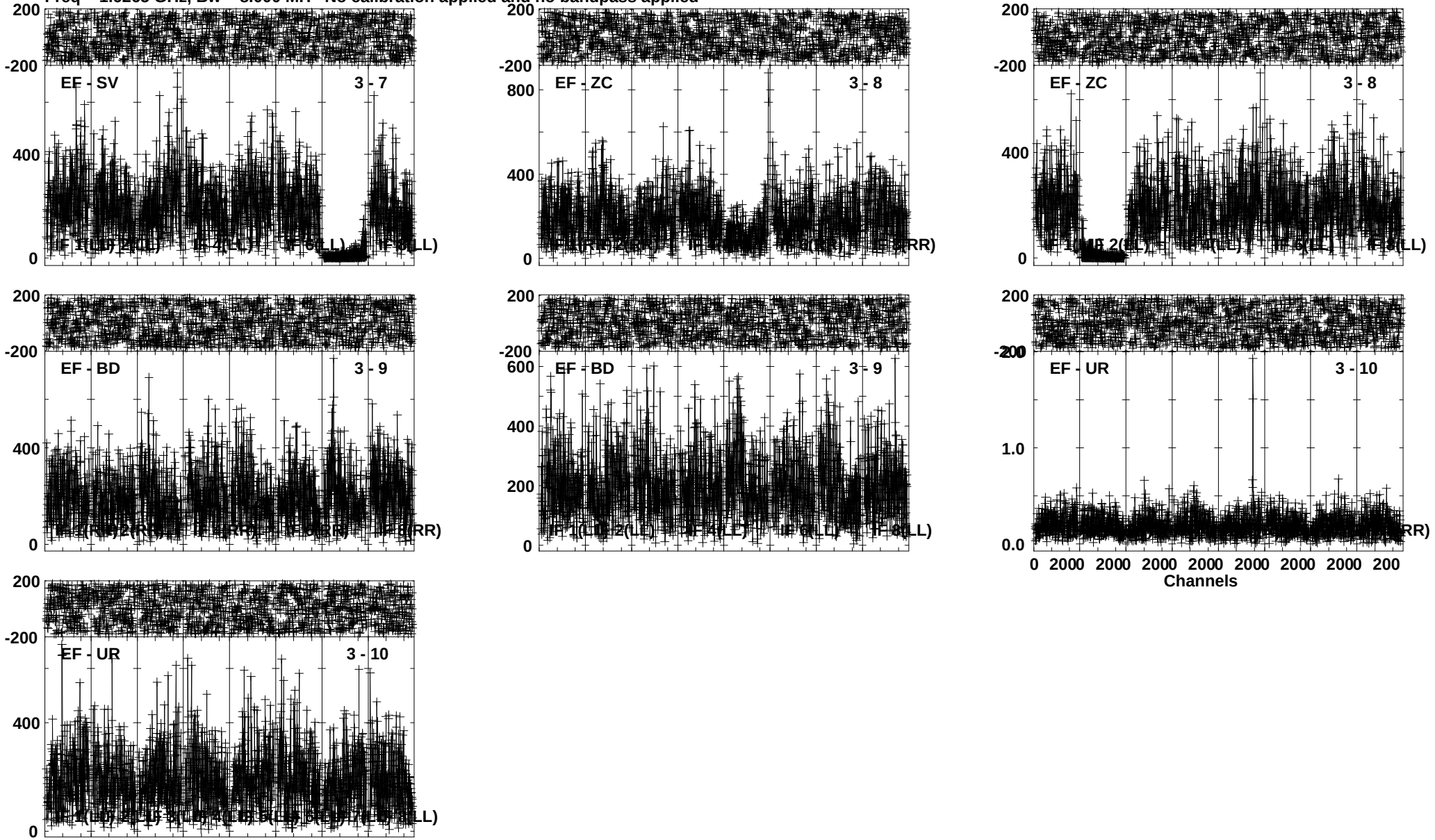

Lower frame: Micro Ampl Jy Top frame: Phas deg
Vector averaged cross-power spectrum Several baselines displayed
Timerange: 00/15:04:45 to 00/15:12:40

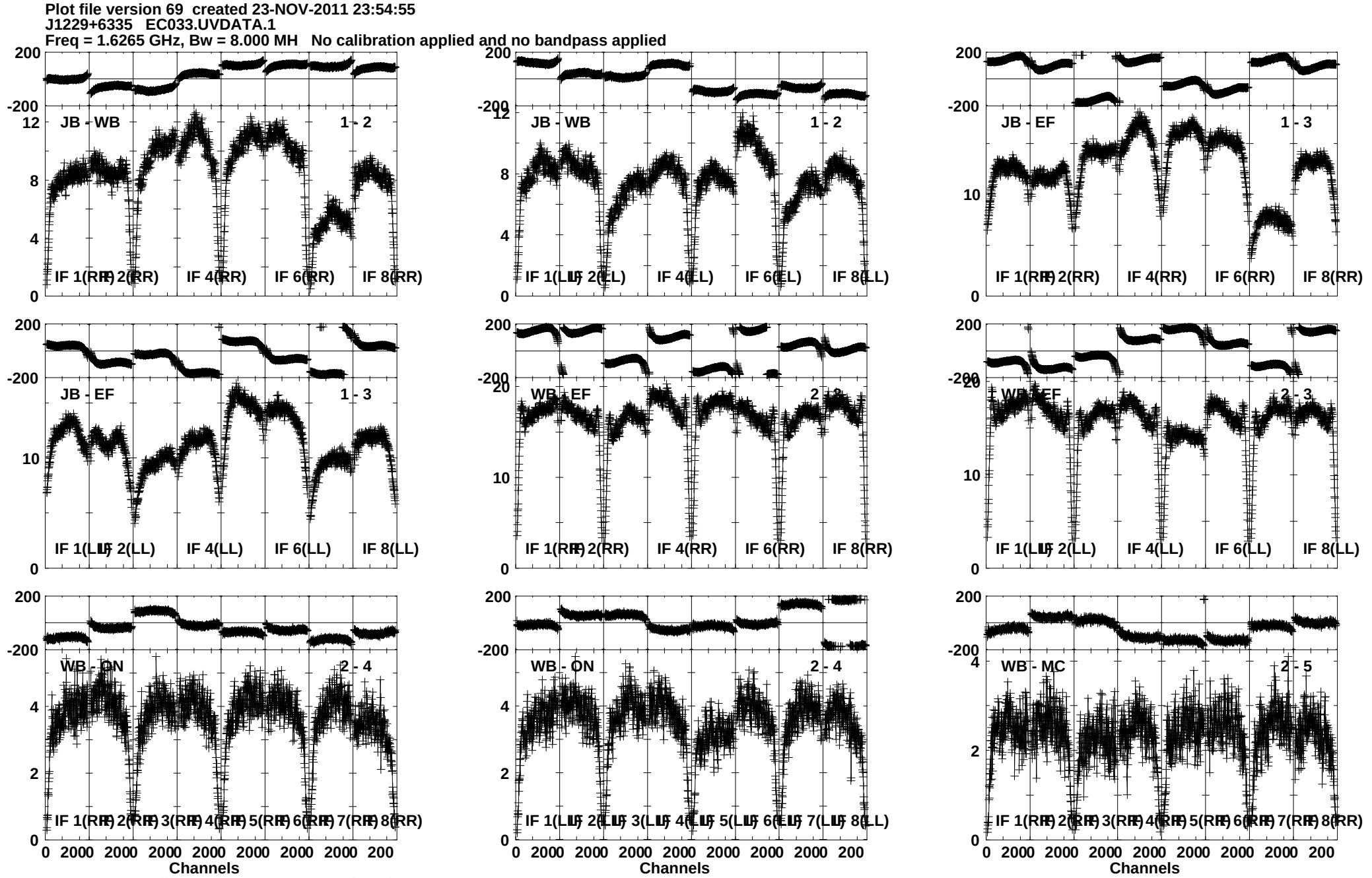
Plot file version 69 created 23-NOV-2011 23:54:55
J1229+6335 EC033.UVDATA.1
Freq = 1.6265 GHz, Bw = 8.000 MH No calibration applied and no bandpass applied
JB - WB 1 - 2
JB - WB 1 - 2
JB - EF 1 - 3
JB - EF 1 - 3
WB - EF 2 - 3
WB - EF 2 - 3
WB - ON 2 - 4
WB - ON 2 - 4
WB - MC 2 - 5
IF 1(RR) IF 2(RR) IF 4(RR) IF 6(RR) IF 8(RR)
IF 1(LL) IF 2(LL) IF 4(LL) IF 6(LL) IF 8(LL)
IF 1(RR) IF 2(RR) IF 3(RR) IF 4(RR) IF 5(RR) IF 6(RR) IF 7(RR) IF 8(RR)
IF 1(LL) IF 2(LL) IF 3(LL) IF 4(LL) IF 5(LL) IF 6(LL) IF 7(LL) IF 8(LL)
Channels
Lower frame: Milli Ampl Jy Top frame: Phas deg
Vector averaged cross-power spectrum Several baselines displayed
Timerange: 00/15:13:20 to 00/15:14:50

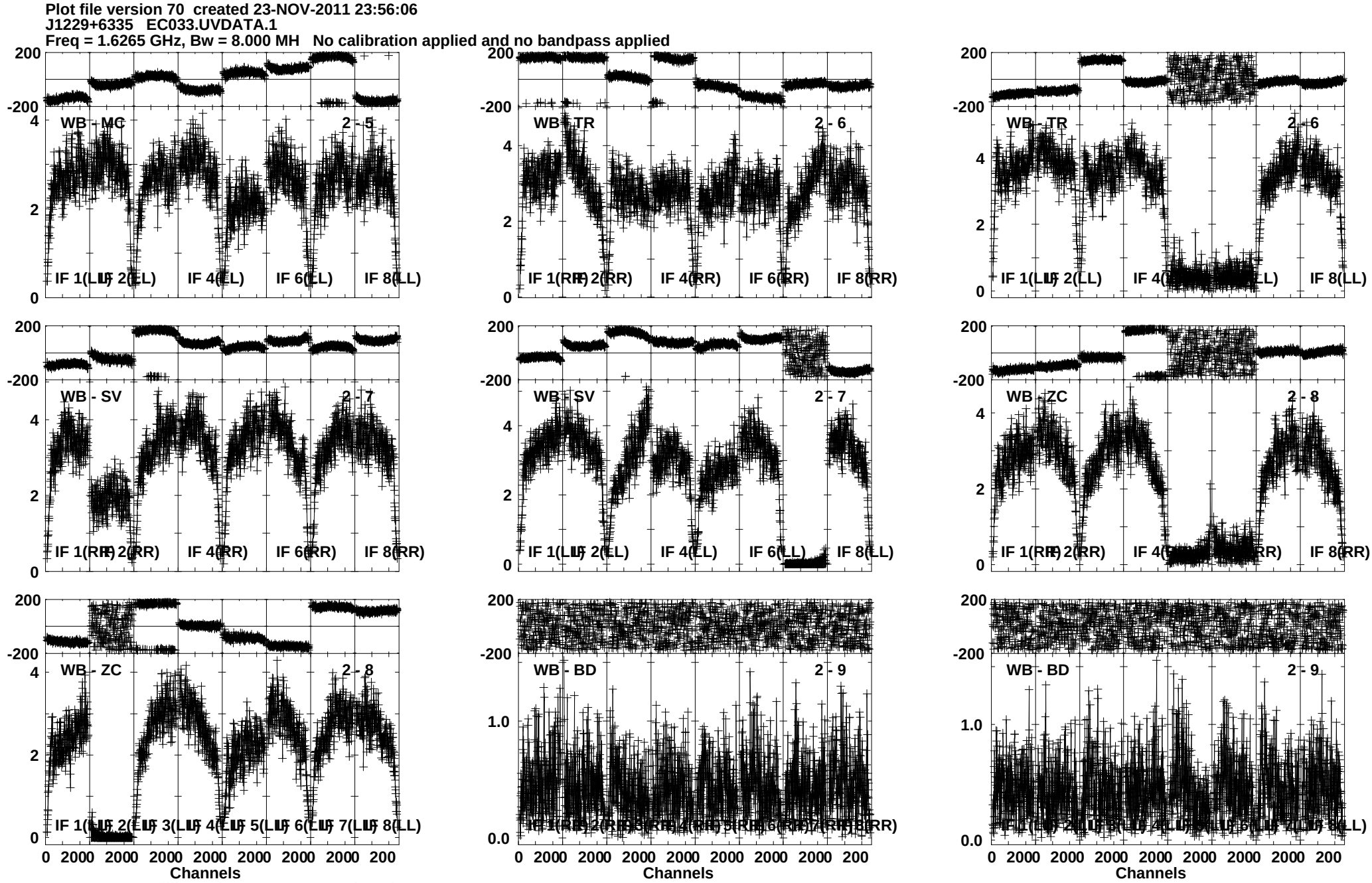
Plot file version 70 created 23-NOV-2011 23:56:06
J1229+6335 EC033.UVDATA.1
Freq = 1.6265 GHz, Bw = 8.000 MH No calibration applied and no bandpass applied
WB - MC 2 - 5
WB - TR 2 - 6
WB - TR 2 - 6
WB - SV 2 - 7
WB - SV 2 - 7
WB - ZC 2 - 8
WB - ZC 2 - 8
WB - BD 2 - 9
WB - BD 2 - 9
Channels
Channels
Channels
Lower frame: Milli Ampl Jy Top frame: Phas deg
Vector averaged cross-power spectrum Several baselines displayed
Timerange: 00/15:13:20 to 00/15:14:50

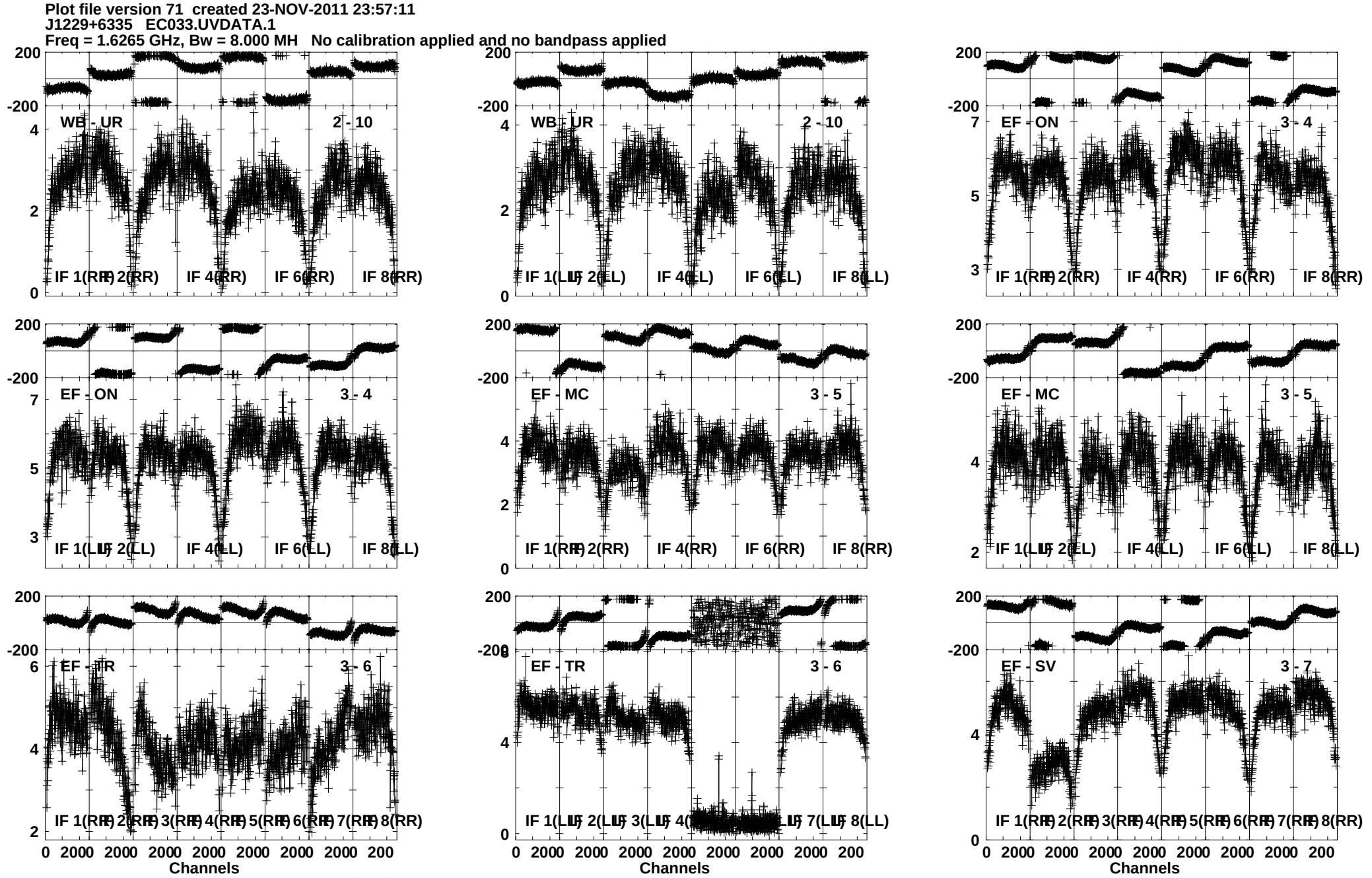
Plot file version 71 created 23-NOV-2011 23:57:11
J1229+6335 EC033.UVDATA.1
Freq = 1.6265 GHz, Bw = 8.000 MH No calibration applied and no bandpass applied
WB - UR 2 - 10
IF 1(RR) IF 2(RR) IF 4(RR) IF 6(RR) IF 8(RR)
WB - UR 2 - 10
IF 1(LL) IF 2(LL) IF 4(LL) IF 6(LL) IF 8(LL)
EF - ON 3 - 4
IF 1(RR) IF 2(RR) IF 4(RR) IF 6(RR) IF 8(RR)
EF - ON 3 - 4
IF 1(LL) IF 2(LL) IF 4(LL) IF 6(LL) IF 8(LL)
EF - MC 3 - 5
IF 1(RR) IF 2(RR) IF 4(RR) IF 6(RR) IF 8(RR)
EF - MC 3 - 5
IF 1(LL) IF 2(LL) IF 4(LL) IF 6(LL) IF 8(LL)
EF - TR 3 - 6
IF 1(RR) IF 2(RR) IF 3(RR) IF 4(RR) IF 5(RR) IF 6(RR) IF 7(RR) IF 8(RR)
EF - TR 3 - 6
IF 1(LL) IF 2(LL) IF 3(LL) IF 4(LL) IF 7(LL) IF 8(LL)
EF - SV 3 - 7
IF 1(RR) IF 2(RR) IF 3(RR) IF 4(RR) IF 5(RR) IF 6(RR) IF 7(RR) IF 8(RR)
Channels
Channels
Channels
Lower frame: Milli Ampl Jy Top frame: Phas deg
Vector averaged cross-power spectrum Several baselines displayed
Timerange: 00/15:13:20 to 00/15:14:50

Plot file version 72 created 23-NOV-2011 23:58:03
J1229+6335 EC033.UVDATA.1
Freq = 1.6265 GHz, Bw = 8.000 MH No calibration applied and no bandpass applied

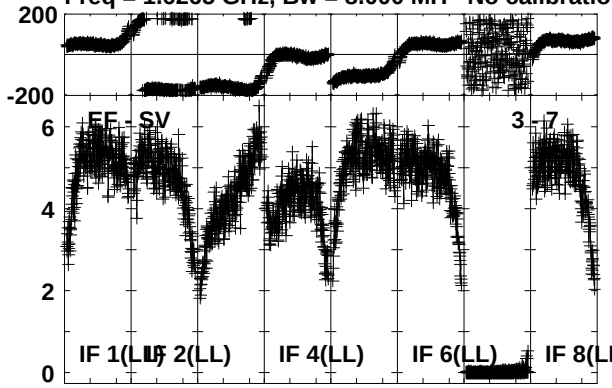

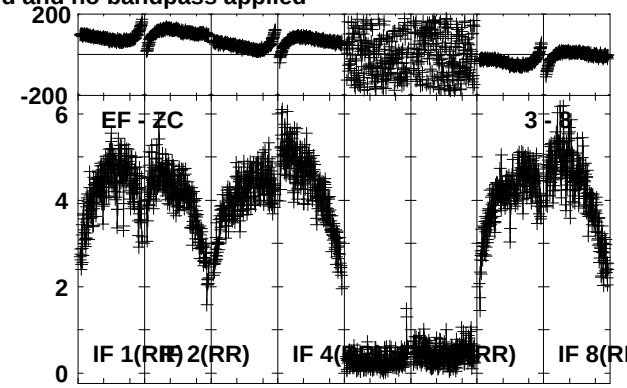

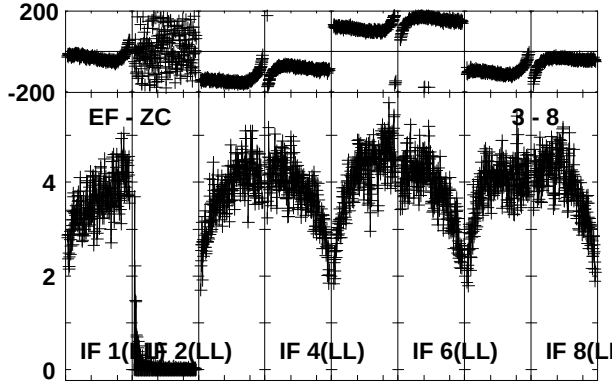

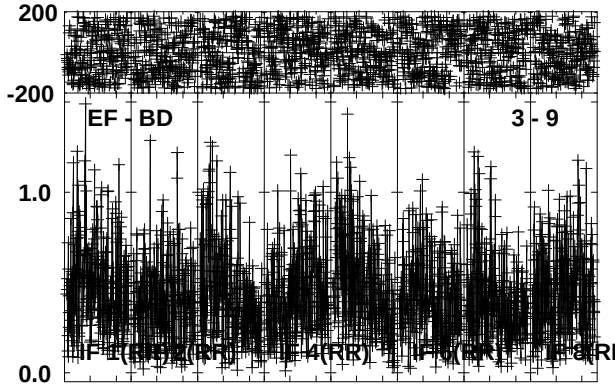

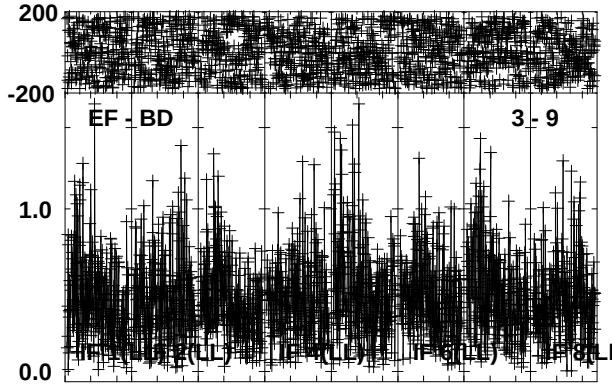

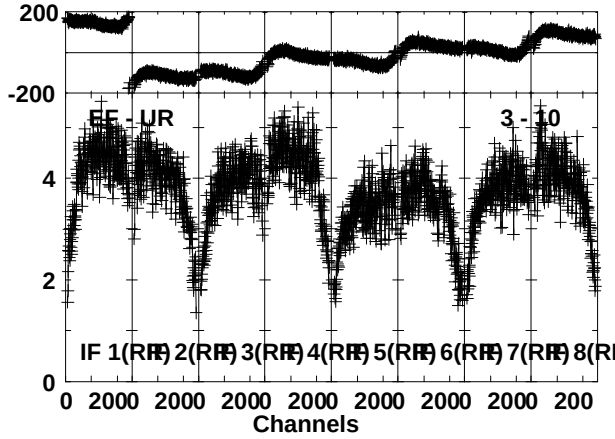

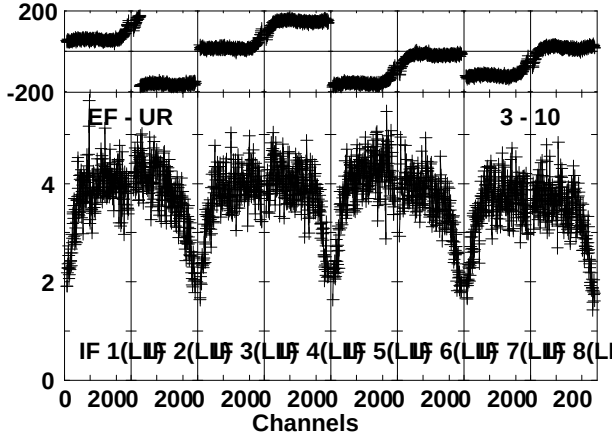

Lower frame: Milli Ampl Jy Top frame: Phas deg
Vector averaged cross-power spectrum Several baselines displayed
Timerange: 00/15:13:20 to 00/15:14:50

Plot file version 73 created 23-NOV-2011 23:59:45
HDF259 EC033.UVDATA.1
Freq = 1.6265 GHz, Bw = 8.000 MH No calibration applied and no bandpass applied

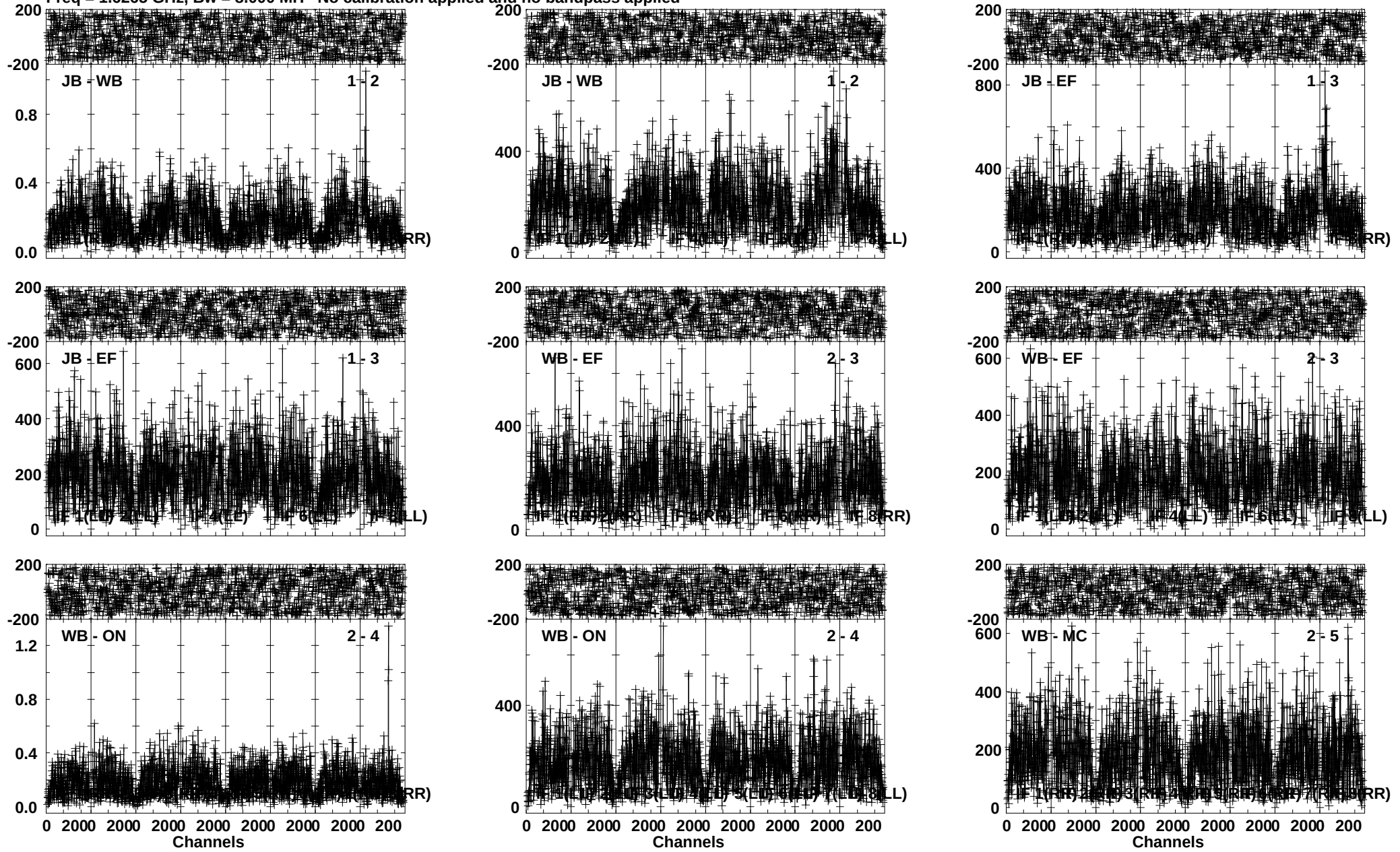

Lower frame: Milli Ampl Jy Top frame: Phas deg
Vector averaged cross-power spectrum Several baselines displayed
Timerange: 00/15:14:55 to 00/15:23:20

Plot file version 74 created 24-NOV-2011 00:04:22
HDF259 EC033.UVDATA.1
Freq = 1.6265 GHz, Bw = 8.000 MH No calibration applied and no bandpass applied

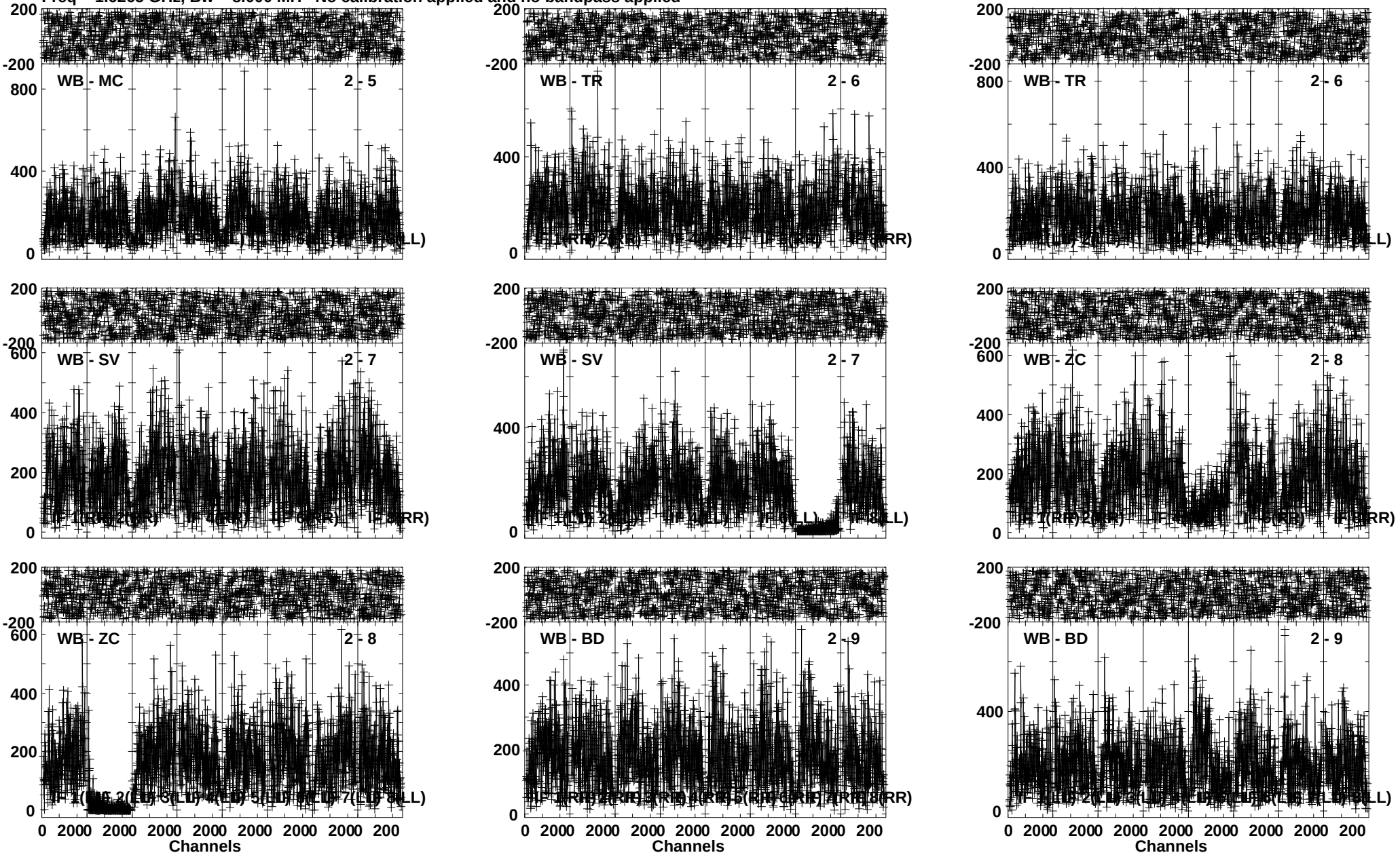

Lower frame: Micro Ampl Jy Top frame: Phas deg
Vector averaged cross-power spectrum Several baselines displayed
Timerange: 00/15:14:55 to 00/15:23:20

Plot file version 75 created 24-NOV-2011 00:09:38
HDF259 EC033.UVDATA.1
Freq = 1.6265 GHz, Bw = 8.000 MH No calibration applied and no bandpass applied

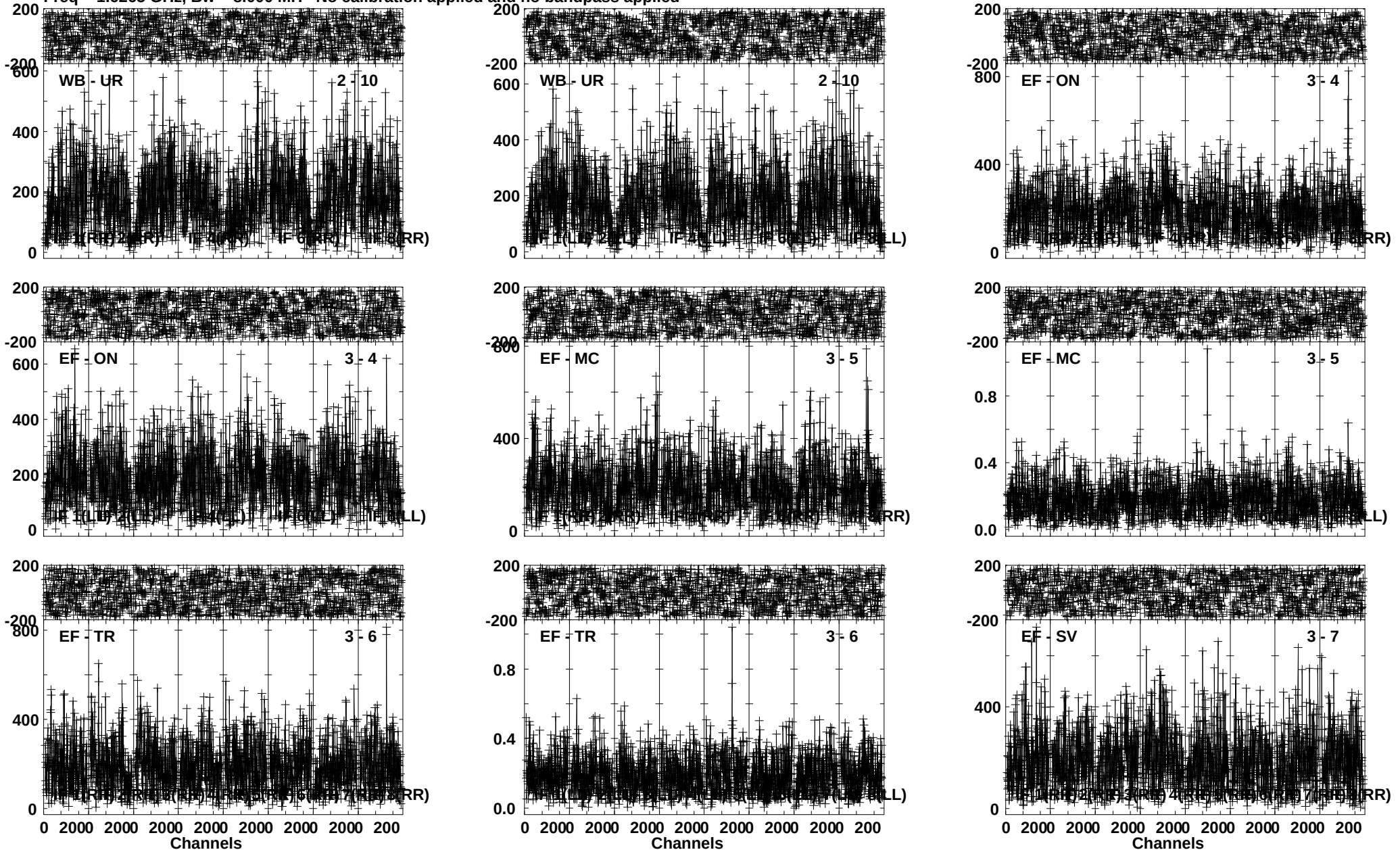

Lower frame: Micro Ampl Jy Top frame: Phas deg
Vector averaged cross-power spectrum Several baselines displayed
Timerange: 00/15:14:55 to 00/15:23:20

Plot file version 76 created 24-NOV-2011 00:13:56
HDF259 EC033.UVDATA.1
Freq = 1.6265 GHz, Bw = 8.000 MH No calibration applied and no bandpass applied

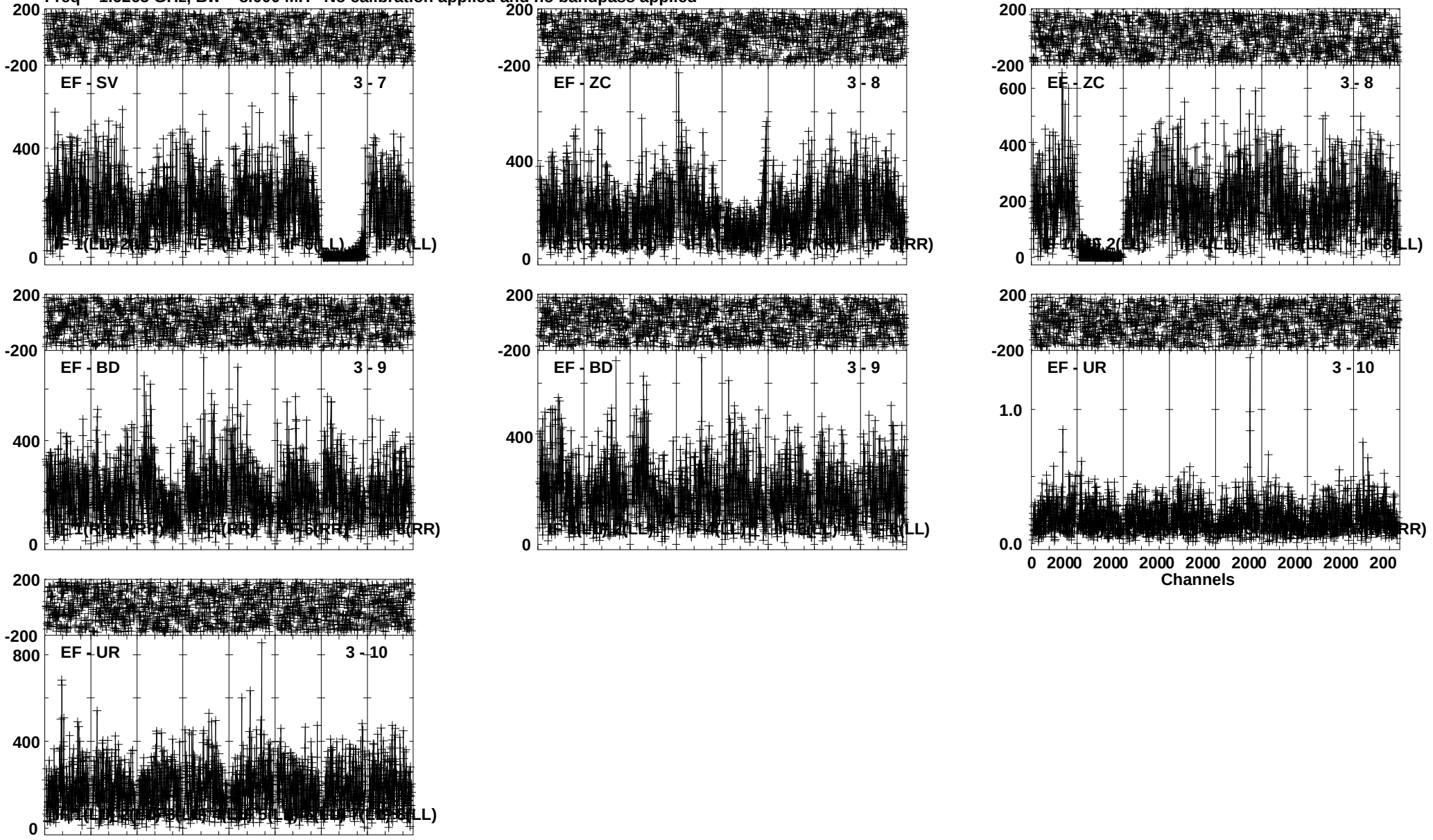

Lower frame: Micro Ampl Jy Top frame: Phas deg
Vector averaged cross-power spectrum Several baselines displayed
Timerange: 00/15:14:55 to 00/15:23:20

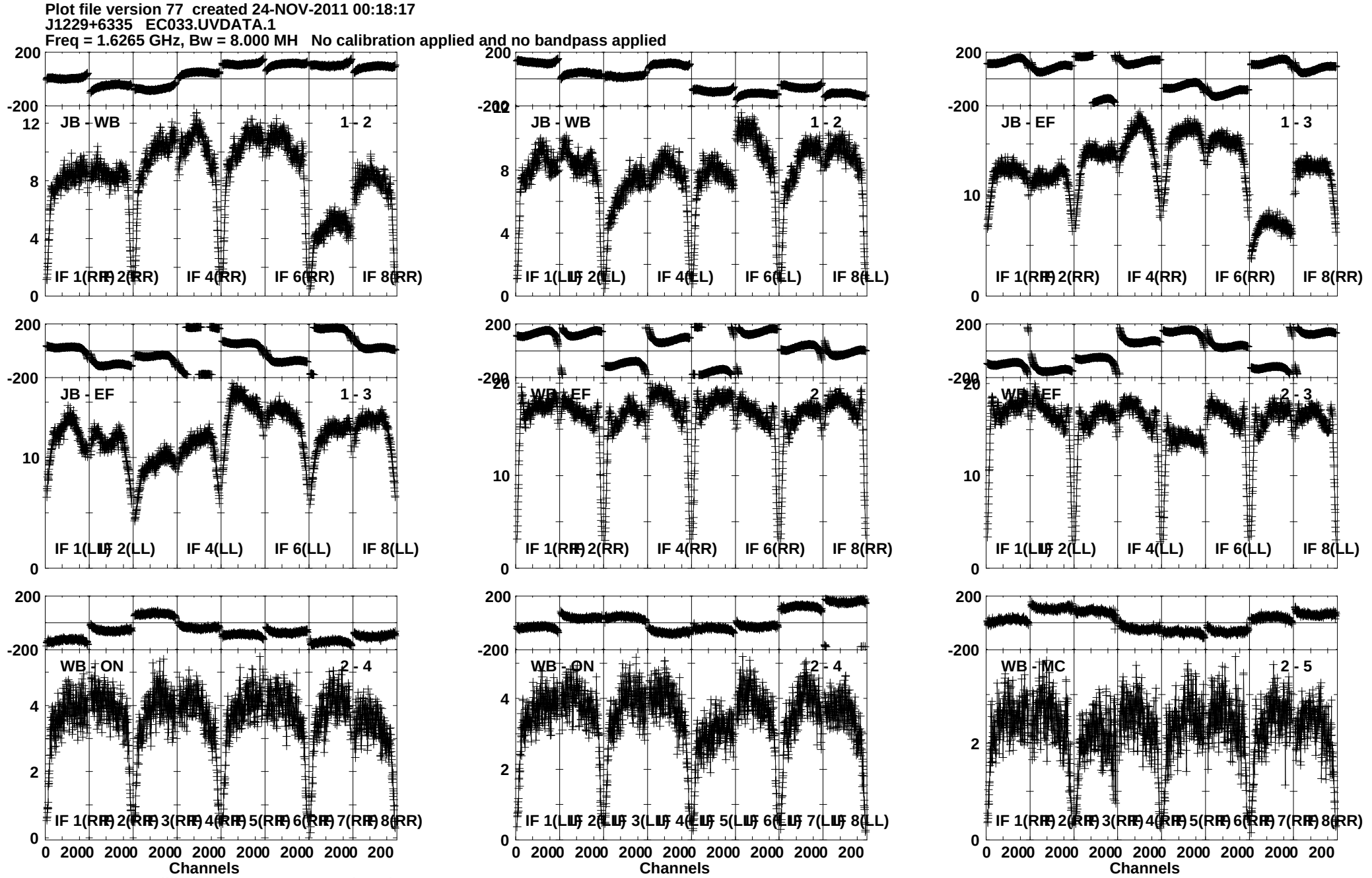
Plot file version 77 created 24-NOV-2011 00:18:17
J1229+6335 EC033.UVDATA.1
Freq = 1.6265 GHz, Bw = 8.000 MH No calibration applied and no bandpass applied
JB - WB 1 - 2
IF 1(RR) IF 2(RR) IF 4(RR) IF 6(RR) IF 8(RR)
JB - WB 1 - 2
IF 1(LL) IF 2(LL) IF 4(LL) IF 6(LL) IF 8(LL)
JB - EF 1 - 3
IF 1(RR) IF 2(RR) IF 4(RR) IF 6(RR) IF 8(RR)
JB - EF 1 - 3
IF 1(LL) IF 2(LL) IF 4(LL) IF 6(LL) IF 8(LL)
WB - EF 2
IF 1(RR) IF 2(RR) IF 4(RR) IF 6(RR) IF 8(RR)
WB - EF 2 - 3
IF 1(LL) IF 2(LL) IF 4(LL) IF 6(LL) IF 8(LL)
WB - ON 2 - 4
IF 1(RR) IF 2(RR) IF 3(RR) IF 4(RR) IF 5(RR) IF 6(RR) IF 7(RR) IF 8(RR)
WB - ON 2 - 4
IF 1(LL) IF 2(LL) IF 3(LL) IF 4(LL) IF 5(LL) IF 6(LL) IF 7(LL) IF 8(LL)
WB - MC 2 - 5
IF 1(RR) IF 2(RR) IF 3(RR) IF 4(RR) IF 5(RR) IF 6(RR) IF 7(RR) IF 8(RR)
0 2000 2000 2000 2000 2000 2000 2000 200
Channels
Lower frame: Milli Ampl Jy Top frame: Phas deg
Vector averaged cross-power spectrum Several baselines displayed
Timerange: 00/15:23:25 to 00/15:25:20

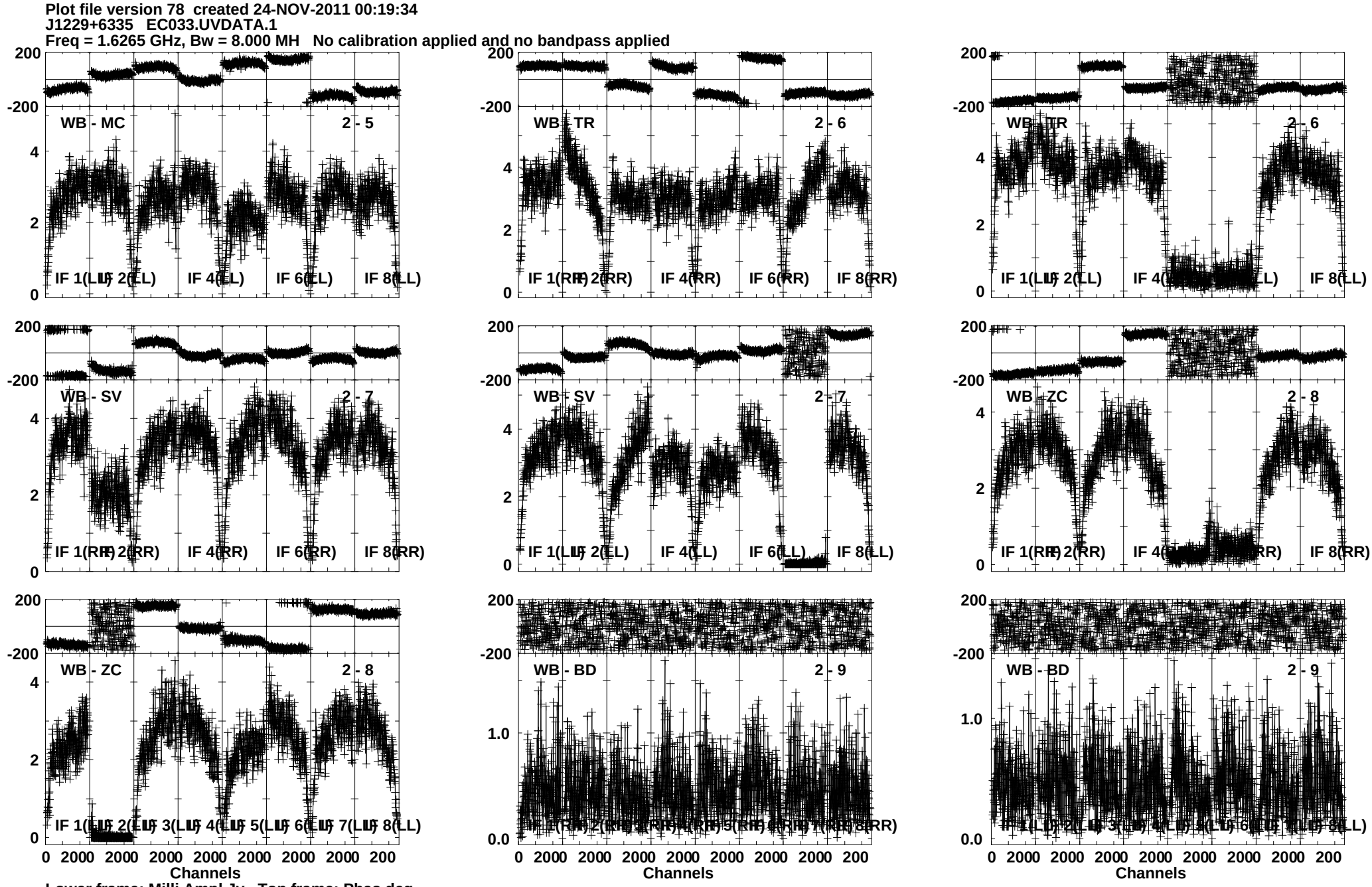
Plot file version 78 created 24-NOV-2011 00:19:34
J1229+6335 EC033.UVDATA.1
Freq = 1.6265 GHz, Bw = 8.000 MH No calibration applied and no bandpass applied
WB - MC 2 - 5
WB - TR 2 - 6
WB - TR 2 - 6
WB - SV 2 - 7
WB - SV 2 - 7
WB - ZC 2 - 8
WB - ZC 2 - 8
WB - BD 2 - 9
WB - BD 2 - 9
Channels
Channels
Channels
Lower frame: Milli Ampl Jy Top frame: Phas deg
Vector averaged cross-power spectrum Several baselines displayed
Timerange: 00/15:23:25 to 00/15:25:20

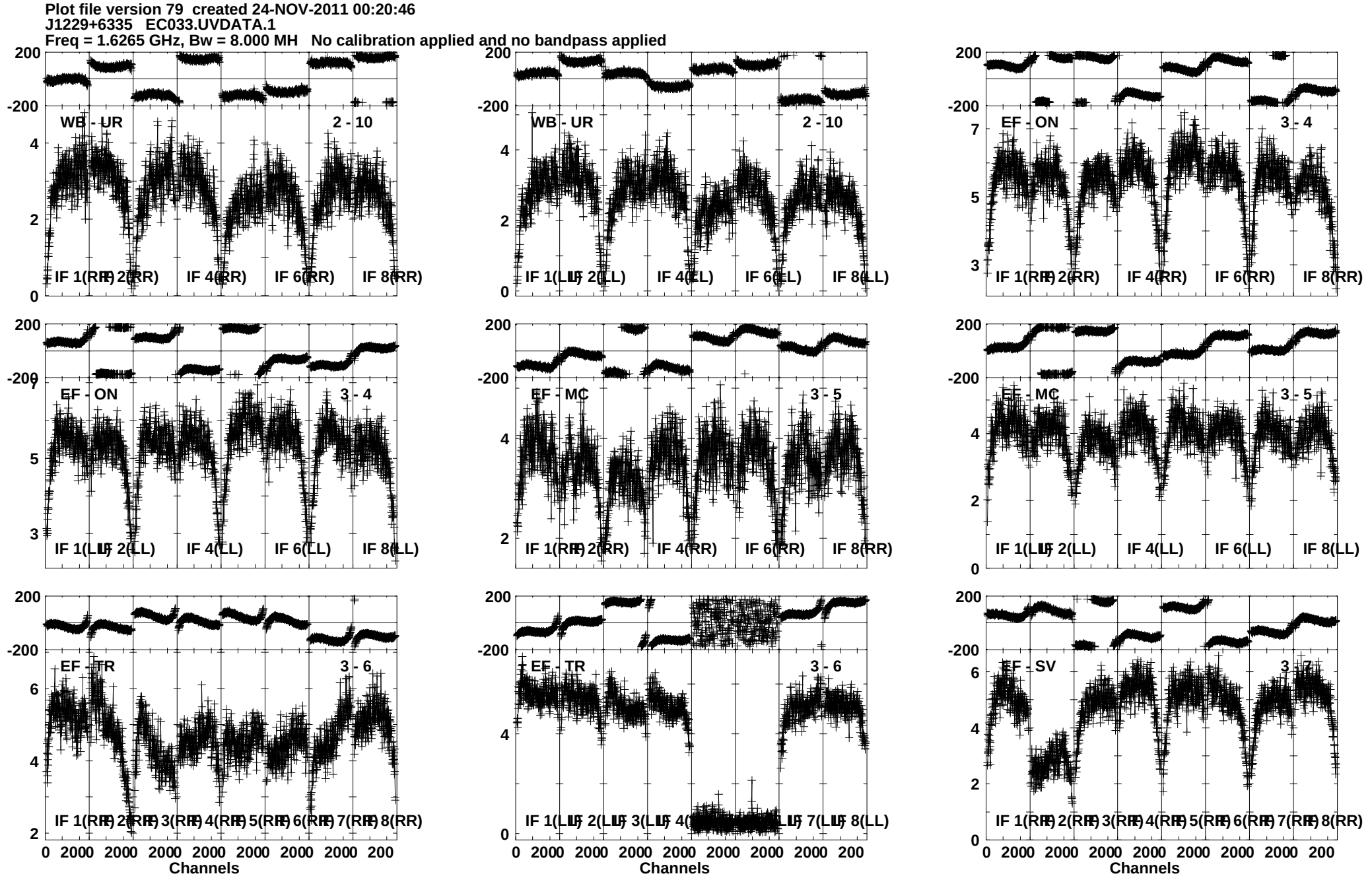
Plot file version 79 created 24-NOV-2011 00:20:46
J1229+6335 EC033.UVDATA.1
Freq = 1.6265 GHz, Bw = 8.000 MH No calibration applied and no bandpass applied
WB - UR 2 - 10
IF 1(RR) IF 2(RR) IF 4(RR) IF 6(RR) IF 8(RR)
WB - UR 2 - 10
IF 1(LL) IF 2(LL) IF 4(LL) IF 6(LL) IF 8(LL)
EF - ON 3 - 4
IF 1(RR) IF 2(RR) IF 4(RR) IF 6(RR) IF 8(RR)
EF - ON 3 - 4
IF 1(LL) IF 2(LL) IF 4(LL) IF 6(LL) IF 8(LL)
EF - MC 3 - 5
IF 1(RR) IF 2(RR) IF 4(RR) IF 6(RR) IF 8(RR)
EF - MC 3 - 5
IF 1(LL) IF 2(LL) IF 4(LL) IF 6(LL) IF 8(LL)
EF - TR 3 - 6
IF 1(RR) IF 2(RR) IF 3(RR) IF 4(RR) IF 5(RR) IF 6(RR) IF 7(RR) IF 8(RR)
EF - TR 3 - 6
IF 1(LL) IF 2(LL) IF 3(LL) IF 4(LL) IF 5(LL) IF 6(LL) IF 7(LL) IF 8(LL)
EF - SV 3 - 7
IF 1(RR) IF 2(RR) IF 3(RR) IF 4(RR) IF 5(RR) IF 6(RR) IF 7(RR) IF 8(RR)
0 2000 2000 2000 2000 2000 2000 2000 200
Channels
Lower frame: Milli Ampl Jy Top frame: Phas deg
Vector averaged cross-power spectrum Several baselines displayed
Timerange: 00/15:23:25 to 00/15:25:20

Plot file version 80 created 24-NOV-2011 00:21:42
J1229+6335 EC033.UVDATA.1
Freq = 1.6265 GHz, Bw = 8.000 MH No calibration applied and no bandpass applied

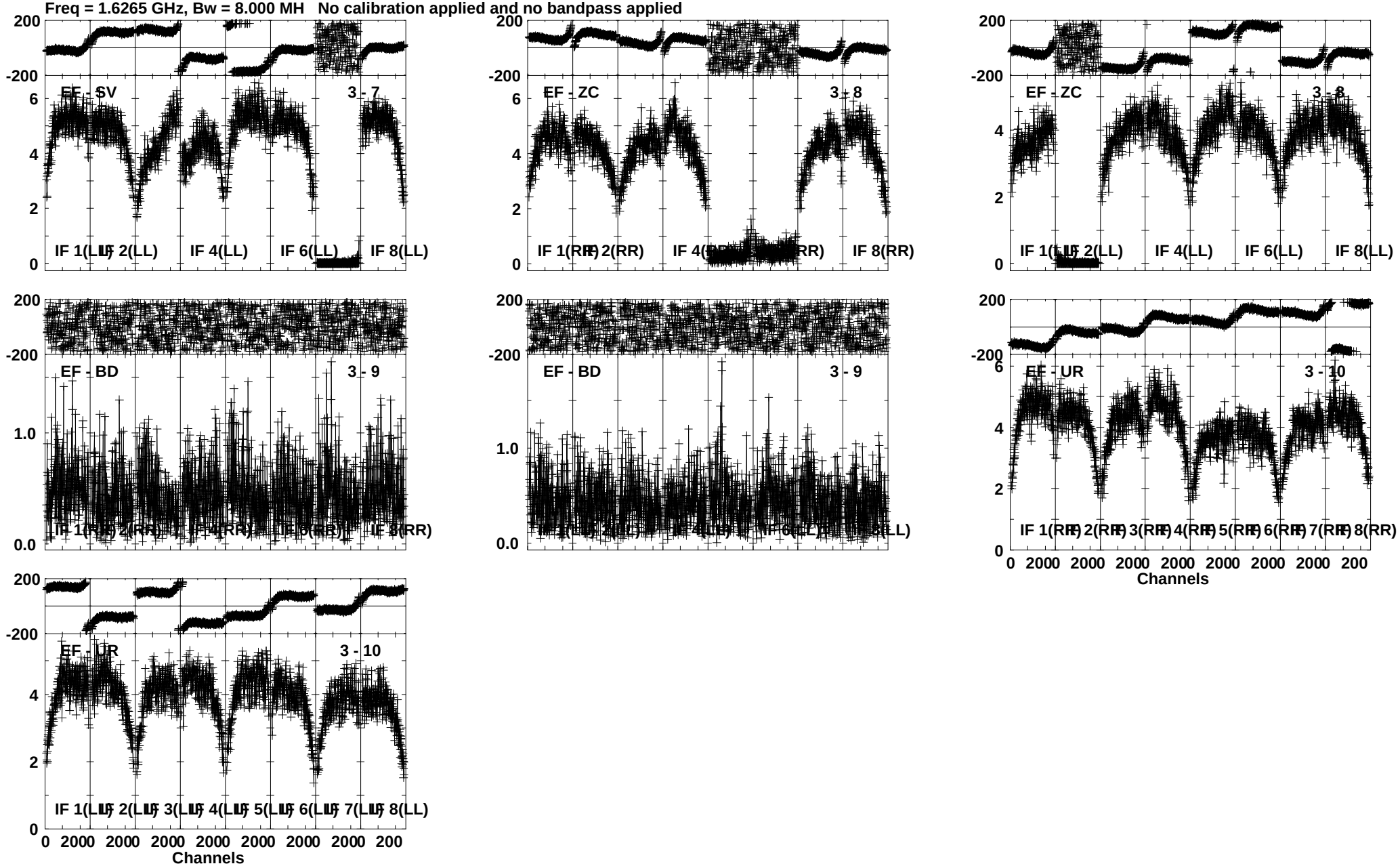

Lower frame: Milli Ampl Jy Top frame: Phas deg
Vector averaged cross-power spectrum Several baselines displayed
Timerange: 00/15:23:25 to 00/15:25:20

Plot file version 81 created 24-NOV-2011 00:23:35
HDF259 EC033.UVDATA.1
Freq = 1.6265 GHz, Bw = 8.000 MH No calibration applied and no bandpass applied

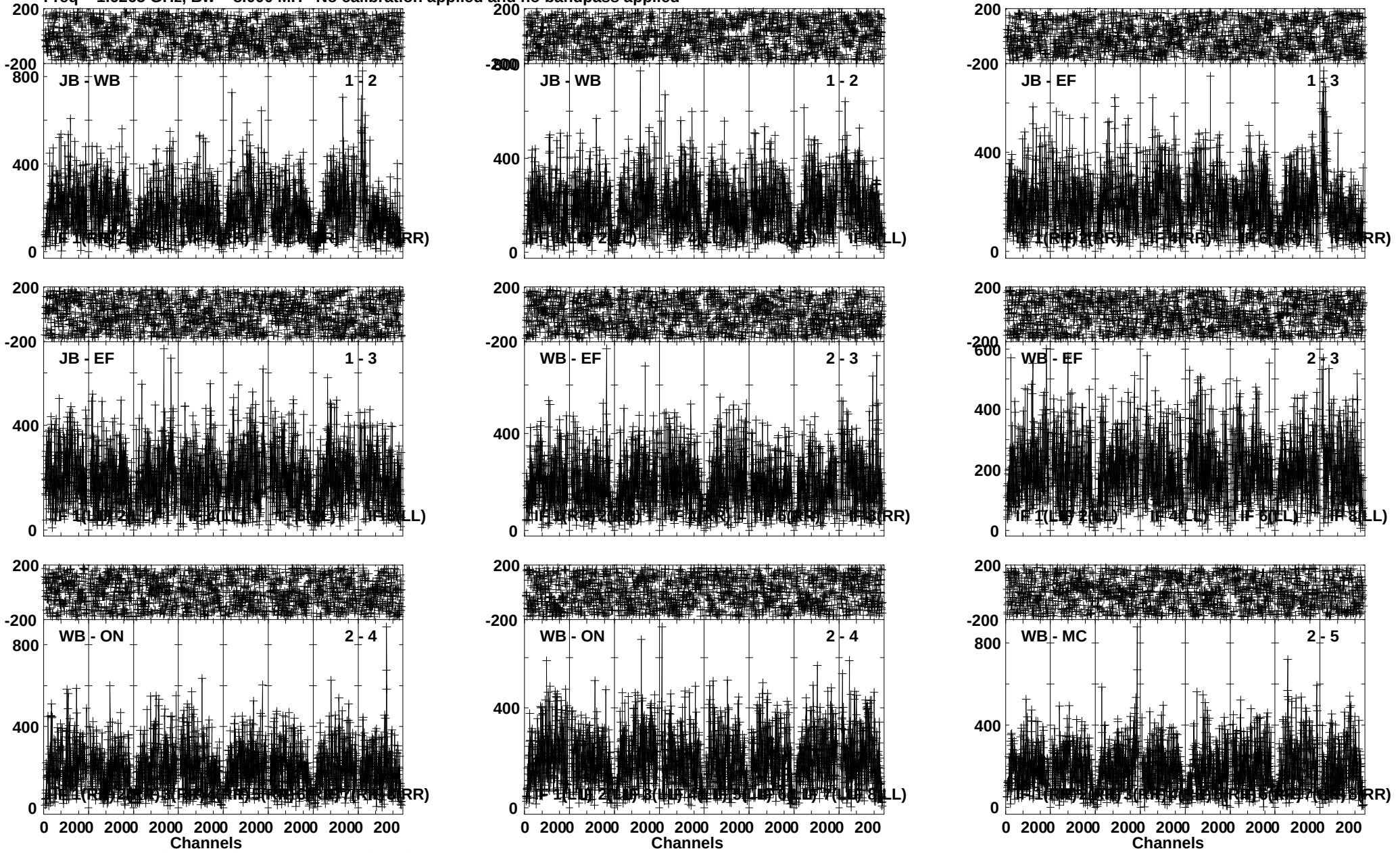

Lower frame: Micro Ampl Jy Top frame: Phas deg
Vector averaged cross-power spectrum Several baselines displayed
Timerange: 00/15:25:25 to 00/15:33:20

Plot file version 82 created 24-NOV-2011 00:27:32
HDF259 EC033.UVDATA.1
Freq = 1.6265 GHz, Bw = 8.000 MH No calibration applied and no bandpass applied

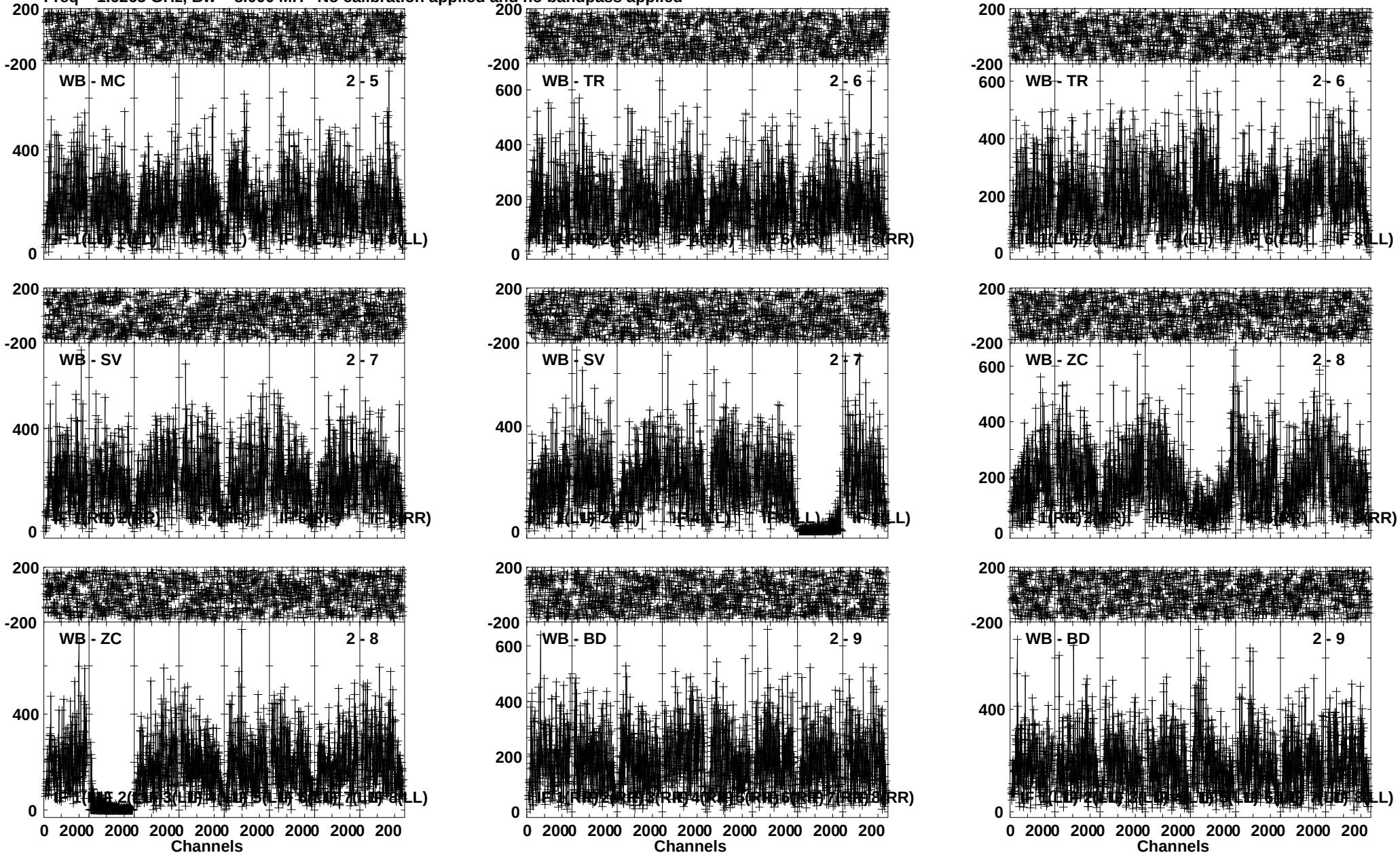

Lower frame: Micro Ampl Jy Top frame: Phas deg
Vector averaged cross-power spectrum Several baselines displayed
Timerange: 00/15:25:25 to 00/15:33:20

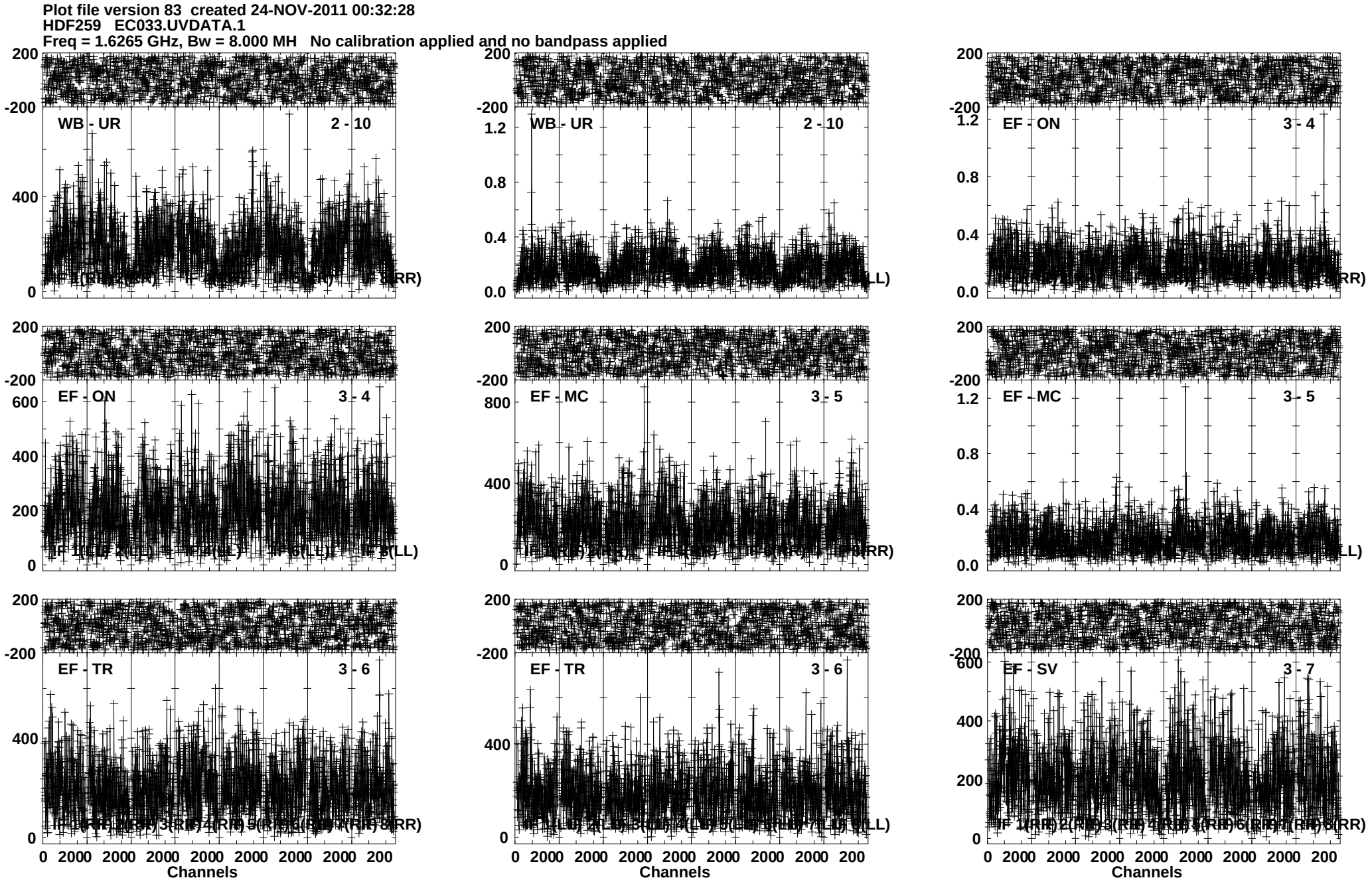
Plot file version 83 created 24-NOV-2011 00:32:28
HDF259 EC033.UVDATA.1
Freq = 1.6265 GHz, Bw = 8.000 MH No calibration applied and no bandpass applied
WB - UR 2 - 10
EF - ON 3 - 4
EF - MC 3 - 5
EF - TR 3 - 6
EF - SV 3 - 7
Channels
Lower frame: Micro Ampl Jy Top frame: Phas deg
Vector averaged cross-power spectrum Several baselines displayed
Timerange: 00/15:25:25 to 00/15:33:20

Plot file version 84 created 24-NOV-2011 00:36:27
HDF259 EC033.UVDATA.1
Freq = 1.6265 GHz, Bw = 8.000 MH No calibration applied and no bandpass applied

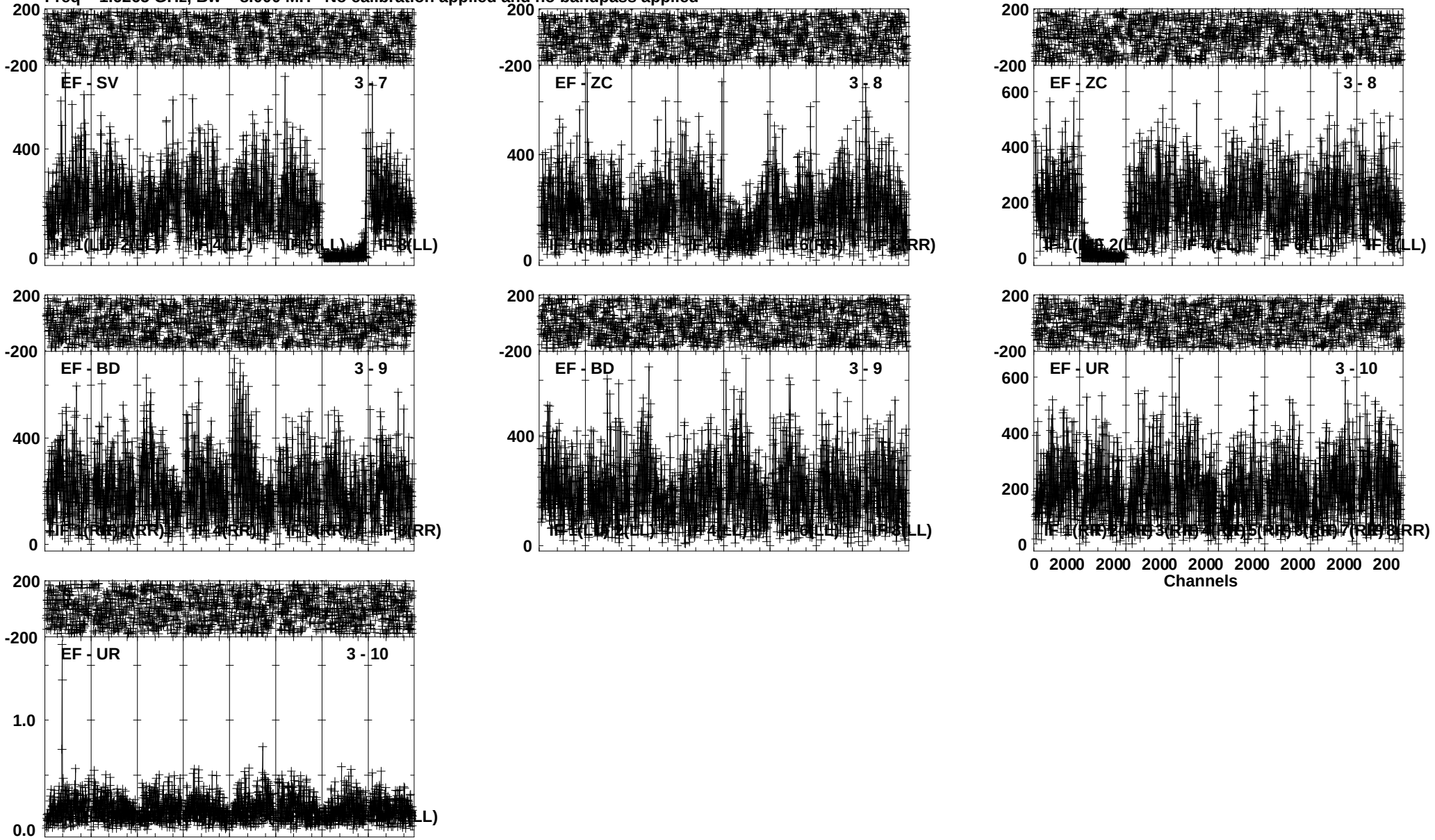

Lower frame: Micro Ampl Jy Top frame: Phas deg
Vector averaged cross-power spectrum Several baselines displayed
Timerange: 00/15:25:25 to 00/15:33:20

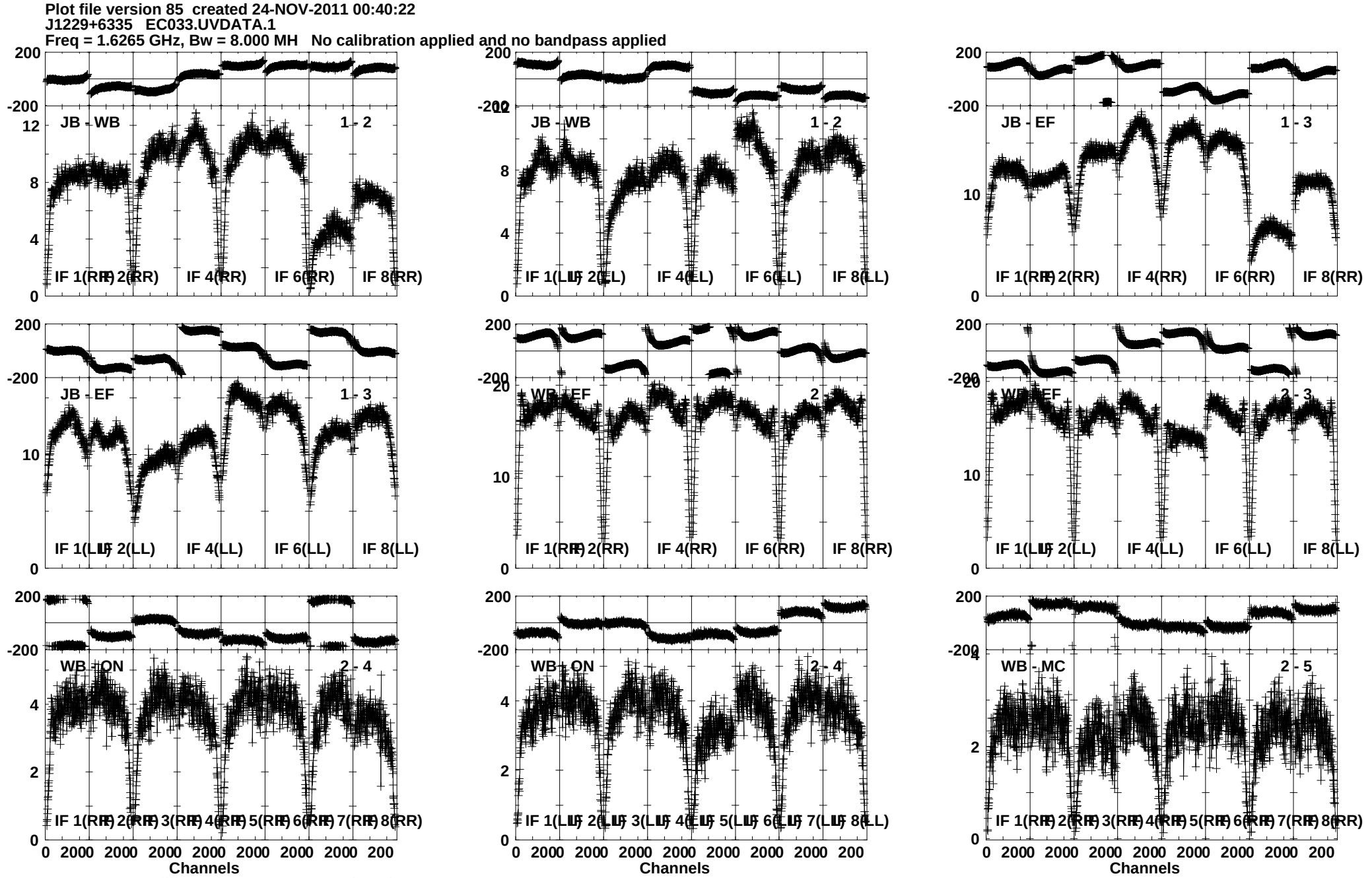

Lower frame: Milli Ampl Jy Top frame: Phas deg
Vector averaged cross-power spectrum Several baselines displayed
Timerange: 00/15:33:25 to 00/15:35:20

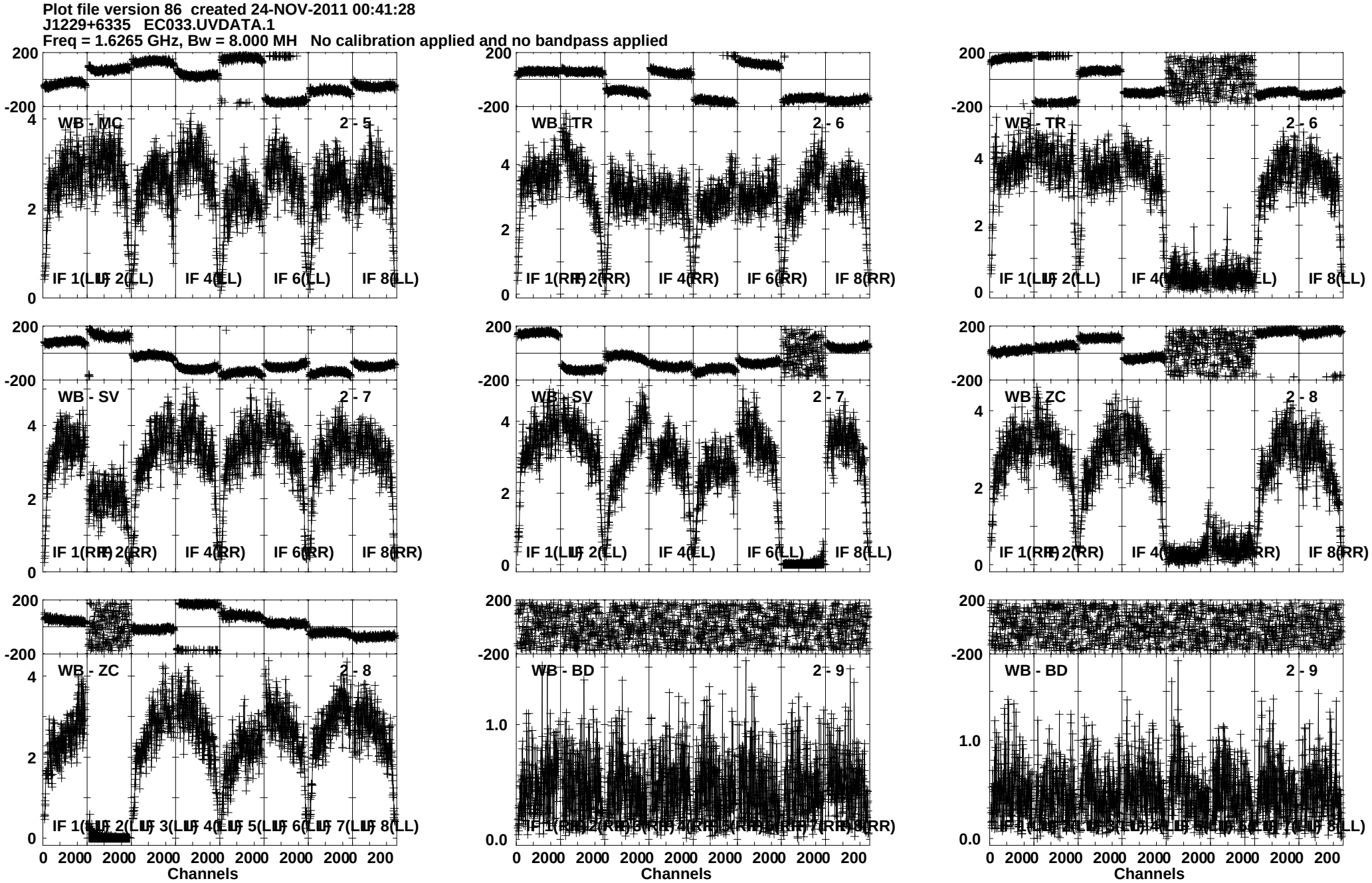
Plot file version 86 created 24-NOV-2011 00:41:28
J1229+6335 EC033.UVDATA.1
Freq = 1.6265 GHz, Bw = 8.000 MH No calibration applied and no bandpass applied
WB - MC 2 - 5
WB - TR 2 - 6
WB - TR 2 - 6
WB - SV 2 - 7
WB - SV 2 - 7
WB - ZC 2 - 8
WB - ZC 2 - 8
WB - BD 2 - 9
WB - BD 2 - 9
Channels
Channels
Channels
Lower frame: Milli Ampl Jy Top frame: Phas deg
Vector averaged cross-power spectrum Several baselines displayed
Timerange: 00/15:33:25 to 00/15:35:20

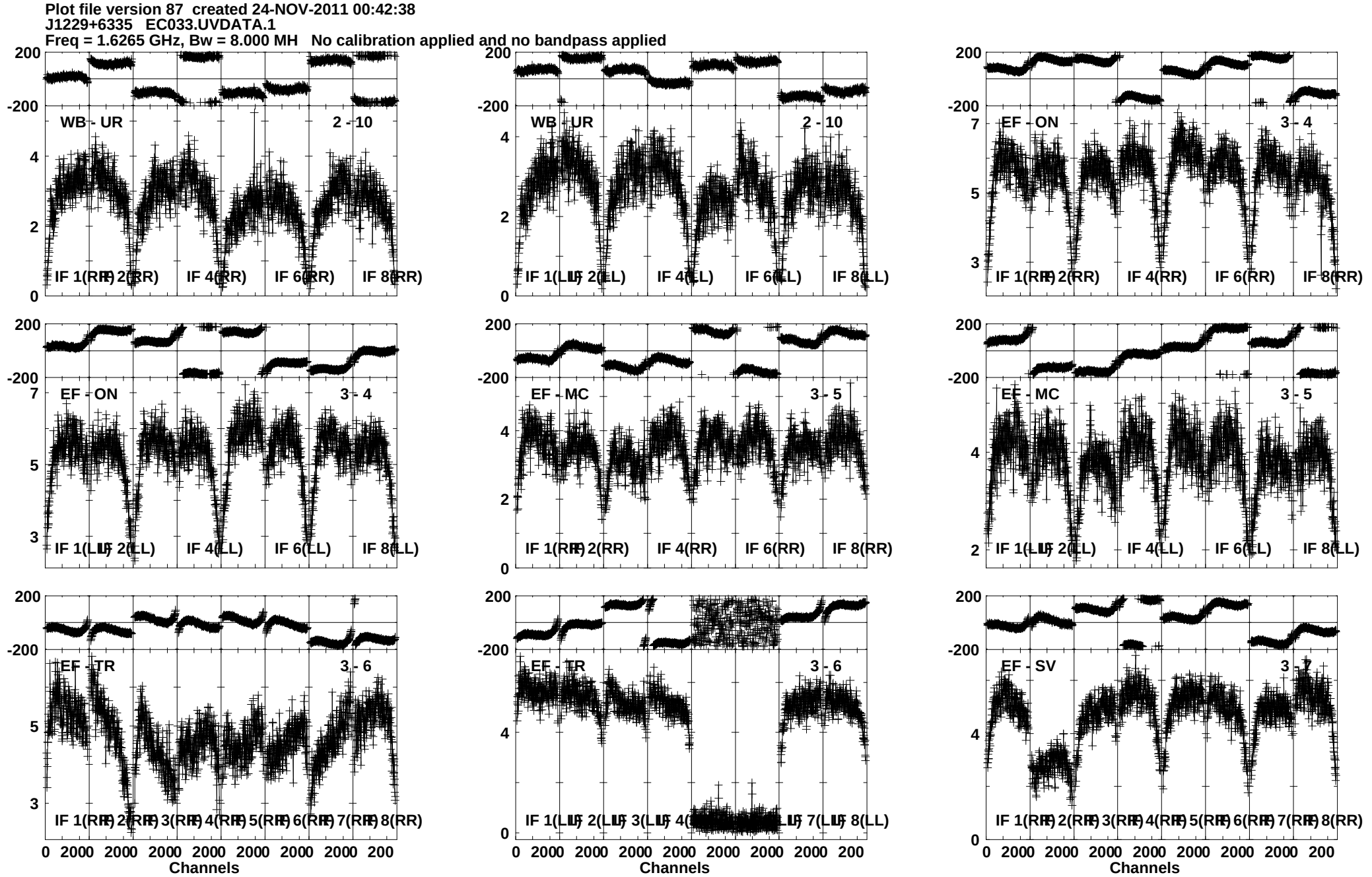
Plot file version 87 created 24-NOV-2011 00:42:38
J1229+6335 EC033.UVDATA.1
Freq = 1.6265 GHz, Bw = 8.000 MH No calibration applied and no bandpass applied
WB - UR 2 - 10
WB - UR 2 - 10
EF - ON 3 - 4
EF - ON 3 - 4
EF - MC 3 - 5
EF - MC 3 - 5
EF - TR 3 - 6
EF - TR 3 - 6
EF - SV 3 - 7
IF 1(RR) 2(RR) IF 4(RR) IF 6(RR) IF 8(RR)
IF 1(LL) 2(LL) IF 4(LL) IF 6(LL) IF 8(LL)
IF 1(RR) 2(RR) 3(RR) 4(RR) 5(RR) 6(RR) 7(RR) 8(RR)
IF 1(LL) 2(LL) 3(LL) 4(LL) 5(LL) 6(LL) 7(LL) 8(LL)
Channels
Lower frame: Milli Ampl Jy Top frame: Phas deg
Vector averaged cross-power spectrum Several baselines displayed
Timerange: 00/15:33:25 to 00/15:35:20

Plot file version 88 created 24-NOV-2011 00:43:34
J1229+6335 EC033.UVDATA.1
Freq = 1.6265 GHz, Bw = 8.000 MH No calibration applied and no bandpass applied

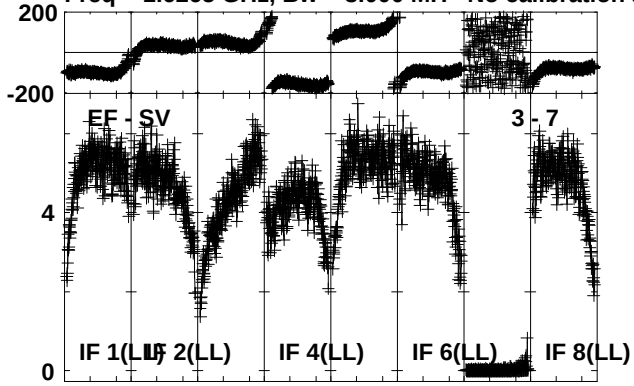

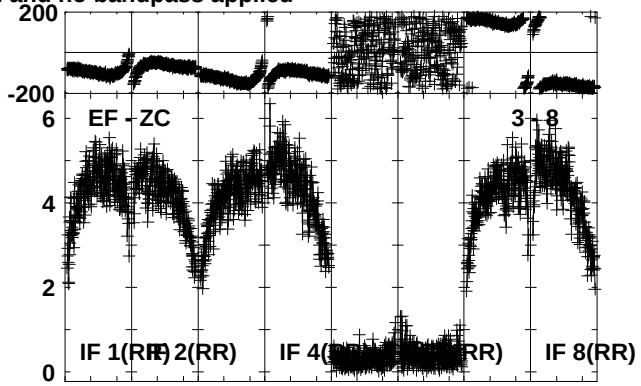

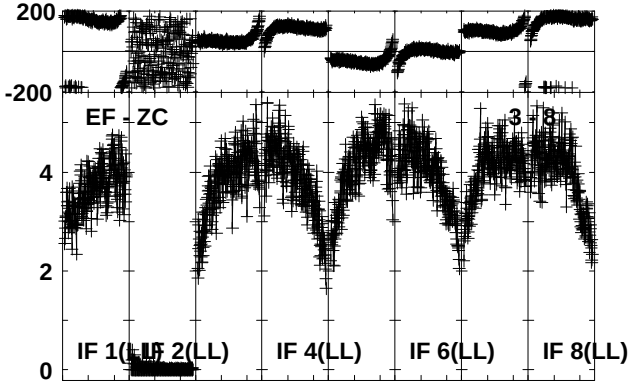

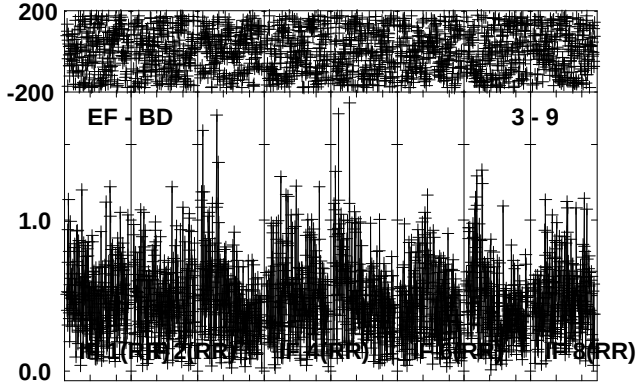

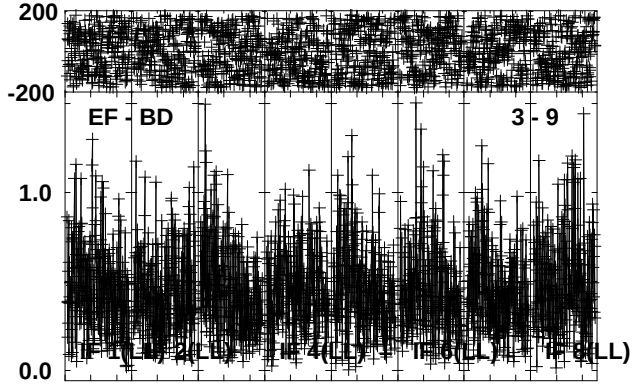

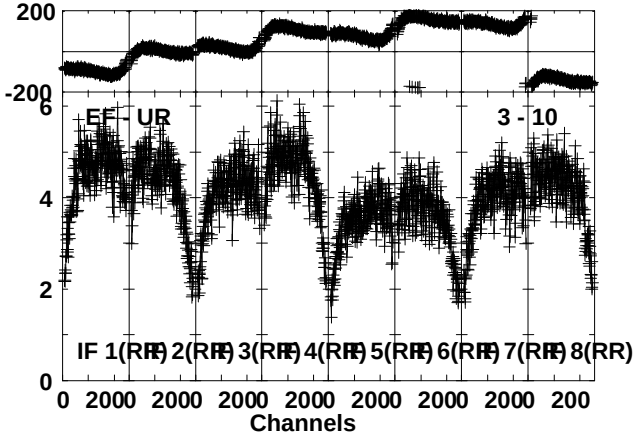

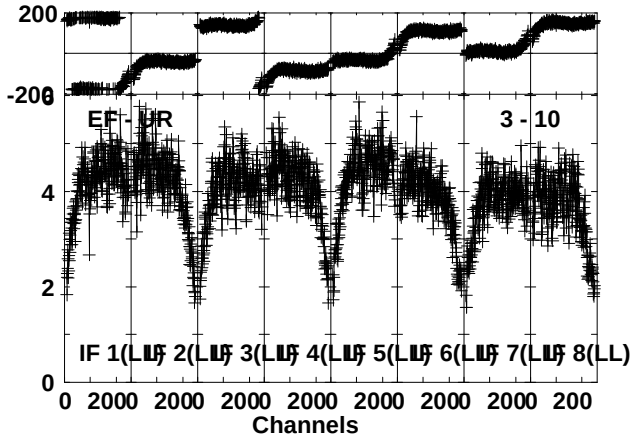

Lower frame: Milli Ampl Jy Top frame: Phas deg
Vector averaged cross-power spectrum Several baselines displayed
Timerange: 00/15:33:25 to 00/15:35:20

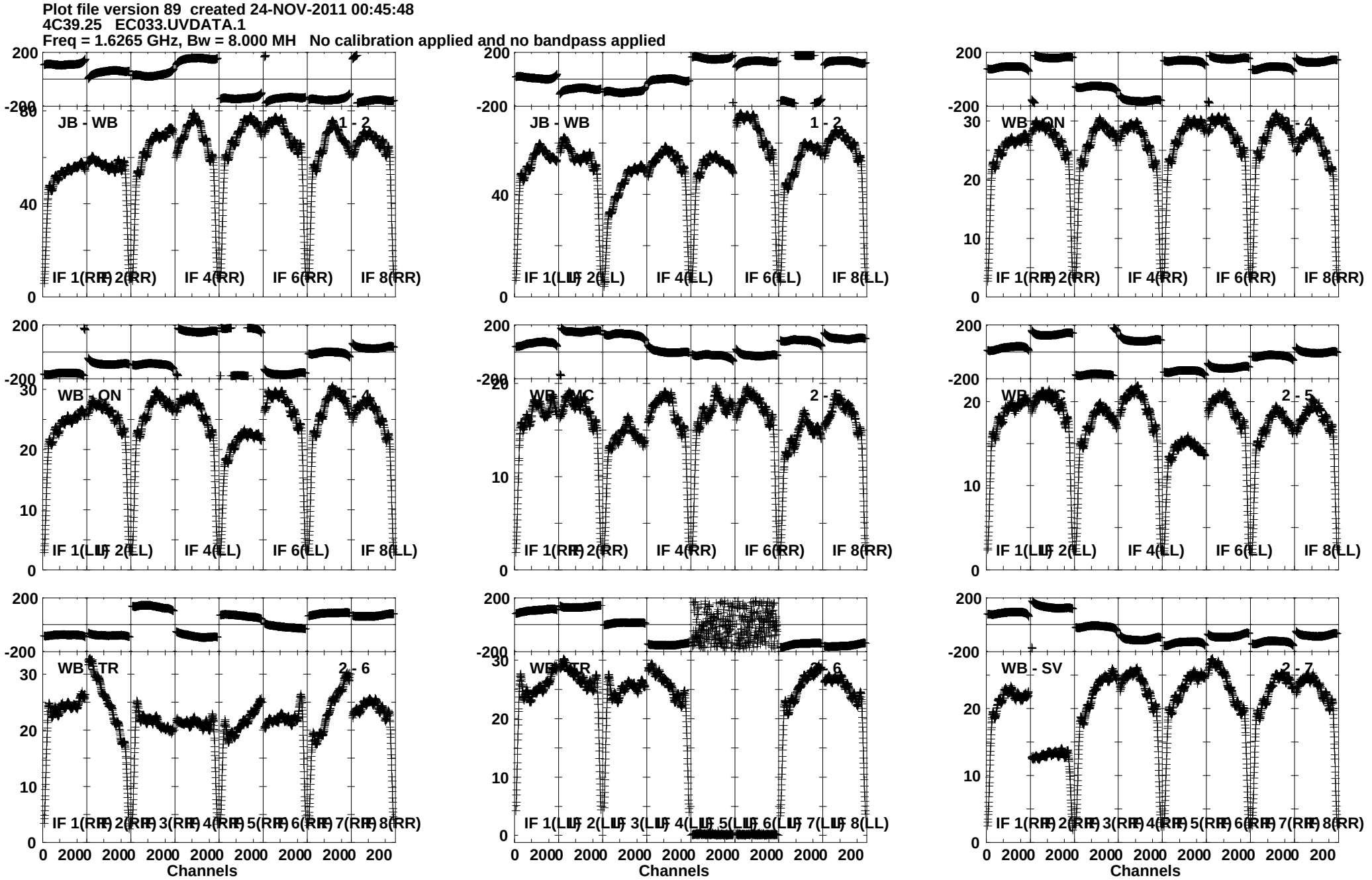
Plot file version 89 created 24-NOV-2011 00:45:48
4C39.25 EC033.UVDATA.1
Freq = 1.6265 GHz, Bw = 8.000 MH No calibration applied and no bandpass applied
JB - WB 1 - 2
JB - WB 1 - 2
WB - ON 1 - 4
WB - ON 1 - 4
WB - MC 2 - 5
WB - MC 2 - 5
WB - TR 2 - 6
WB - TR 2 - 6
WB - SV 2 - 7
IF 1(RR) 2(RR) IF 4(RR) IF 6(RR) IF 8(RR)
IF 1(LL) 2(LL) IF 4(LL) IF 6(LL) IF 8(LL)
IF 1(RR) 2(RR) 3(RR) 4(RR) 5(RR) 6(RR) 7(RR) 8(RR)
IF 1(LL) 2(LL) 3(LL) 4(LL) 5(LL) 6(LL) 7(LL) 8(LL)
Channels
Lower frame: Milli Ampl Jy Top frame: Phas deg
Vector averaged cross-power spectrum Several baselines displayed
Timerange: 00/15:44:20 to 00/15:52:20

Plot file version 90 created 24-NOV-2011 00:50:54
4C39.25 EC033.UVDATA.1
Freq = 1.6265 GHz, Bw = 8.000 MH No calibration applied and no bandpass applied

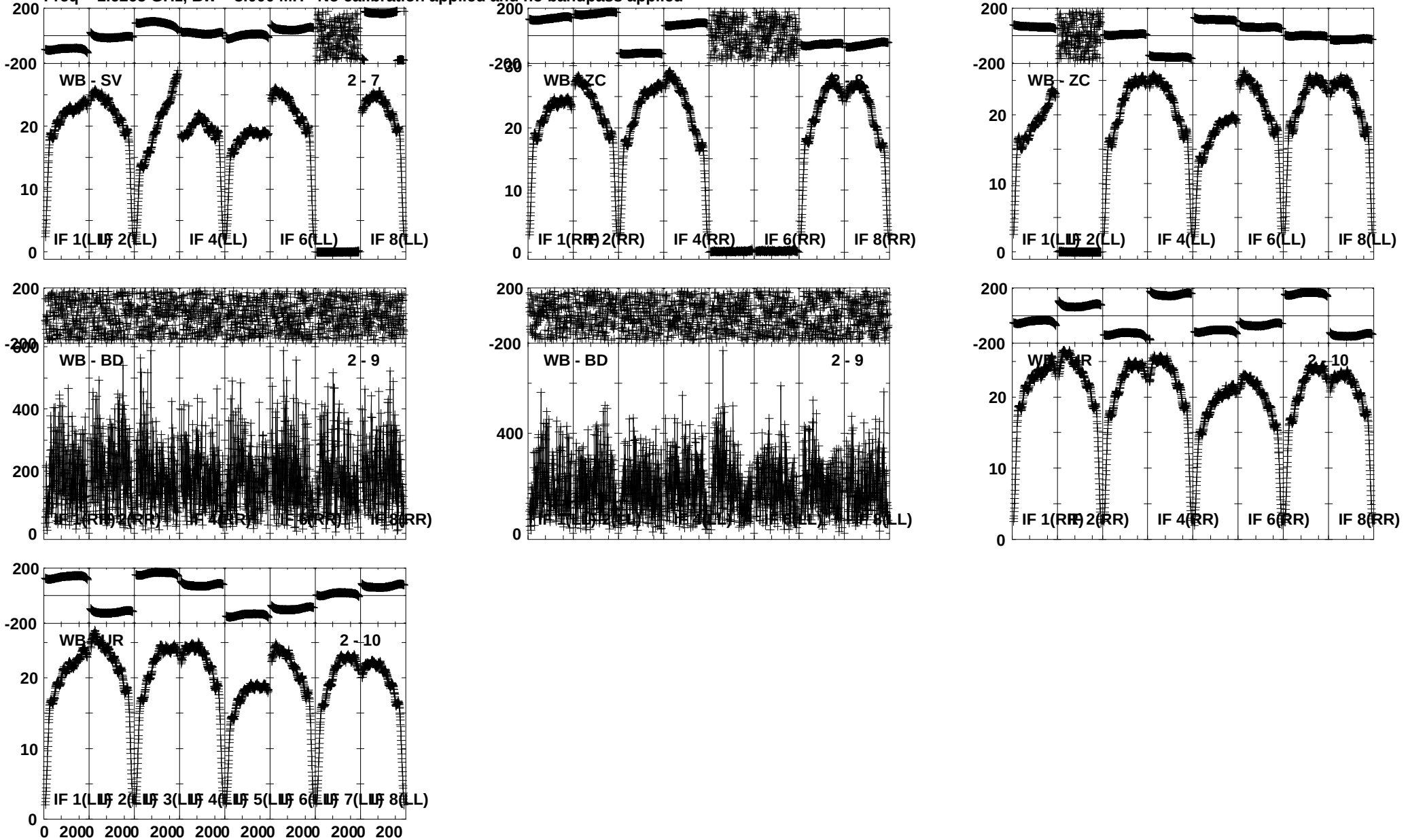

Lower frame: Milli Ampl Jy Top frame: Phas deg
Vector averaged cross-power spectrum Several baselines displayed
Timerange: 00/15:44:20 to 00/15:52:20

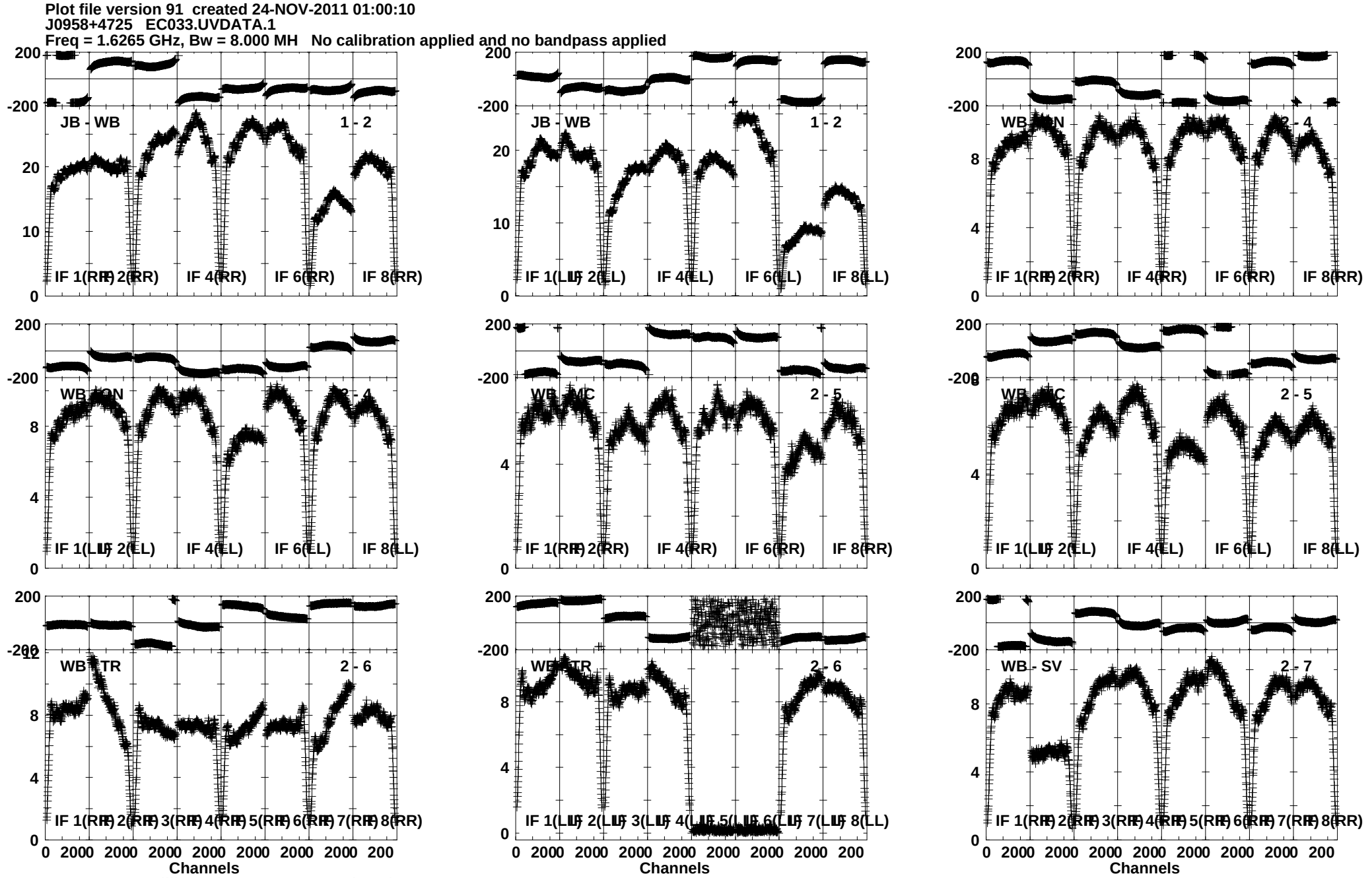
Plot file version 91 created 24-NOV-2011 01:00:10
J0958+4725 EC033.UVDATA.1
Freq = 1.6265 GHz, Bw = 8.000 MH No calibration applied and no bandpass applied
JB - WB 1 - 2
IF 1(RR) IF 2(RR) IF 4(RR) IF 6(RR) IF 8(RR)
JB - WB 1 - 2
IF 1(LL) IF 2(LL) IF 4(LL) IF 6(LL) IF 8(LL)
WB - ON 2 - 4
IF 1(RR) IF 2(RR) IF 4(RR) IF 6(RR) IF 8(RR)
WB - ON 2 - 4
IF 1(LL) IF 2(LL) IF 4(LL) IF 6(LL) IF 8(LL)
WB - MC 2 - 5
IF 1(RR) IF 2(RR) IF 4(RR) IF 6(RR) IF 8(RR)
WB - MC 2 - 5
IF 1(LL) IF 2(LL) IF 4(LL) IF 6(LL) IF 8(LL)
WB - TR 2 - 6
IF 1(RR) IF 2(RR) IF 3(RR) IF 4(RR) IF 5(RR) IF 6(RR) IF 7(RR) IF 8(RR)
WB - TR 2 - 6
IF 1(LL) IF 2(LL) IF 3(LL) IF 4(LL) IF 5(LL) IF 6(LL) IF 7(LL) IF 8(LL)
WB - SV 2 - 7
IF 1(RR) IF 2(RR) IF 3(RR) IF 4(RR) IF 5(RR) IF 6(RR) IF 7(RR) IF 8(RR)
Channels
Channels
Channels
Lower frame: Milli Ampl Jy Top frame: Phas deg
Vector averaged cross-power spectrum Several baselines displayed
Timerange: 00/15:56:20 to 00/16:04:20

Plot file version 92 created 24-NOV-2011 01:05:06
J0958+4725 EC033.UVDATA.1
Freq = 1.6265 GHz, Bw = 8.000 MH No calibration applied and no bandpass applied

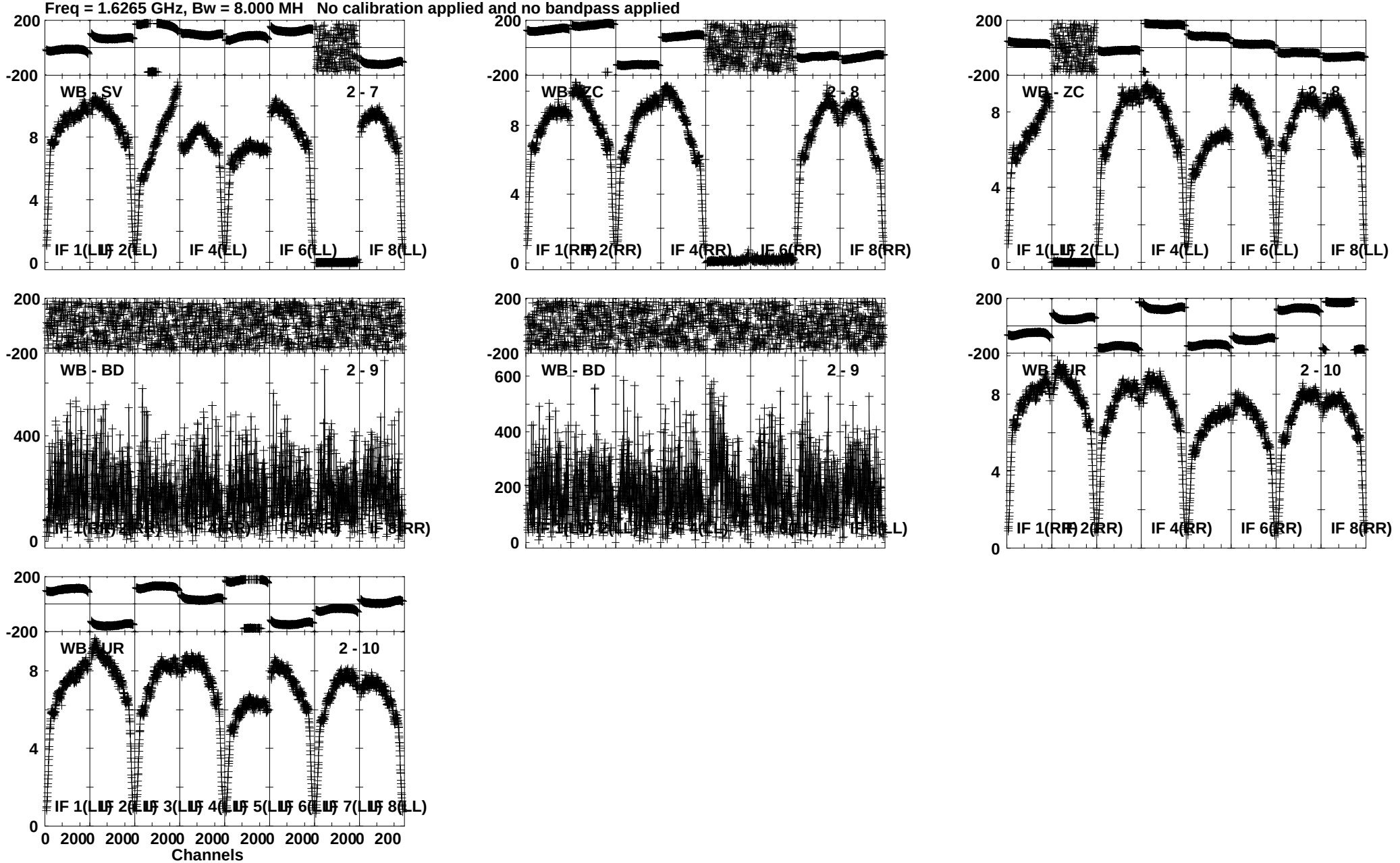

Lower frame: Milli Ampl Jy Top frame: Phas deg
Vector averaged cross-power spectrum Several baselines displayed
Timerange: 00/15:56:20 to 00/16:04:20

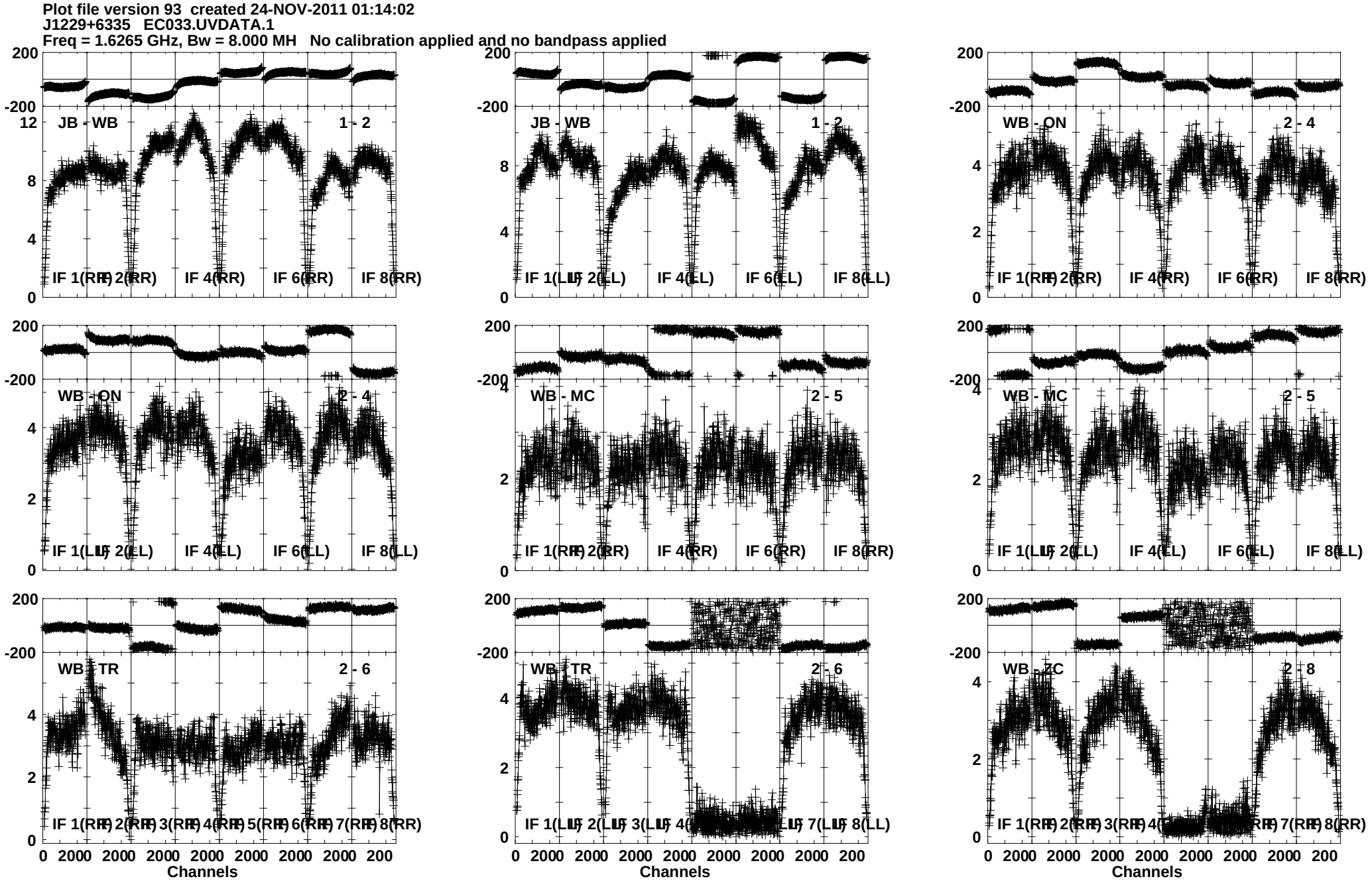
Plot file version 93 created 24-NOV-2011 01:14:02
J1229+6335 EC033.UVDATA.1
Freq = 1.6265 GHz, Bw = 8.000 MH No calibration applied and no bandpass applied
JB - WB 1 - 2
IF 1(RR) IF 2(RR) IF 4(RR) IF 6(RR) IF 8(RR)
JB - WB 1 - 2
IF 1(LL) IF 2(LL) IF 4(LL) IF 6(LL) IF 8(LL)
WB - ON 2 - 4
IF 1(RR) IF 2(RR) IF 4(RR) IF 6(RR) IF 8(RR)
WB - ON 2 - 4
IF 1(LL) IF 2(LL) IF 4(LL) IF 6(LL) IF 8(LL)
WB - MC 2 - 5
IF 1(RR) IF 2(RR) IF 4(RR) IF 6(RR) IF 8(RR)
WB - MC 2 - 5
IF 1(LL) IF 2(LL) IF 4(LL) IF 6(LL) IF 8(LL)
WB - TR 2 - 6
IF 1(RR) IF 2(RR) IF 3(RR) IF 4(RR) IF 5(RR) IF 6(RR) IF 7(RR) IF 8(RR)
WB - TR 2 - 6
IF 1(LL) IF 2(LL) IF 3(LL) IF 4(LL) IF 7(LL) IF 8(LL)
WB - ZC 2 - 8
IF 1(RR) IF 2(RR) IF 3(RR) IF 4(RR) IF 7(RR) IF 8(RR)
Channels
Channels
Channels
Lower frame: Milli Ampl Jy Top frame: Phas deg
Vector averaged cross-power spectrum Several baselines displayed
Timerange: 00/16:11:20 to 00/16:12:50

Plot file version 94 created 24-NOV-2011 01:15:05
J1229+6335 EC033.UVDATA.1
Freq = 1.6265 GHz, Bw = 8.000 MH No calibration applied and no bandpass applied

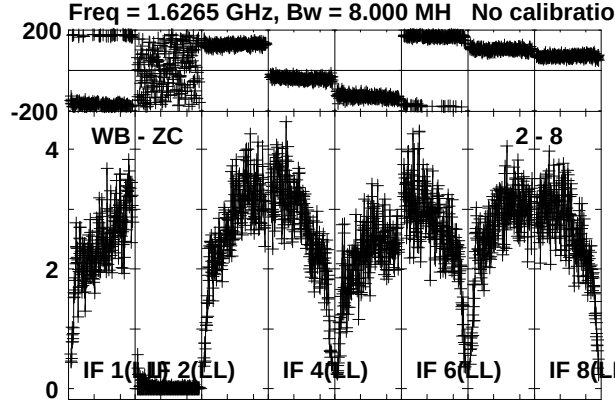

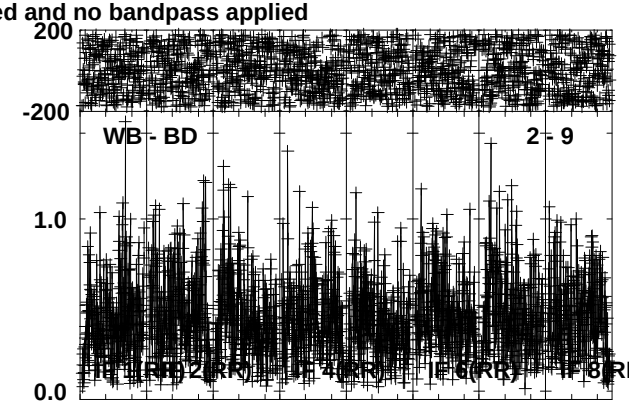

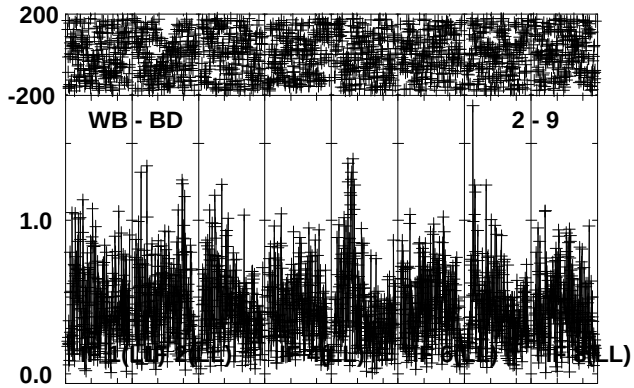

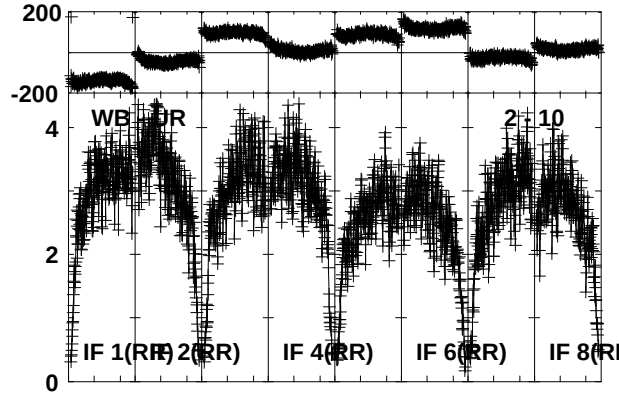

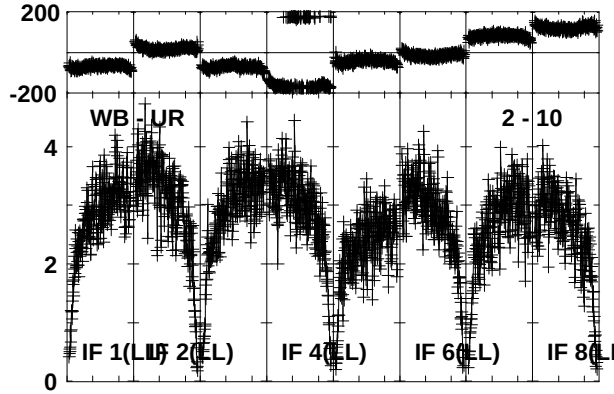

Lower frame: Milli Ampl Jy Top frame: Phas deg
Vector averaged cross-power spectrum Several baselines displayed
Timerange: 00/16:11:20 to 00/16:12:50

Plot file version 95 created 24-NOV-2011 01:17:05
HDF259 EC033.UVDATA.1
Freq = 1.6265 GHz, Bw = 8.000 MH No calibration applied and no bandpass applied

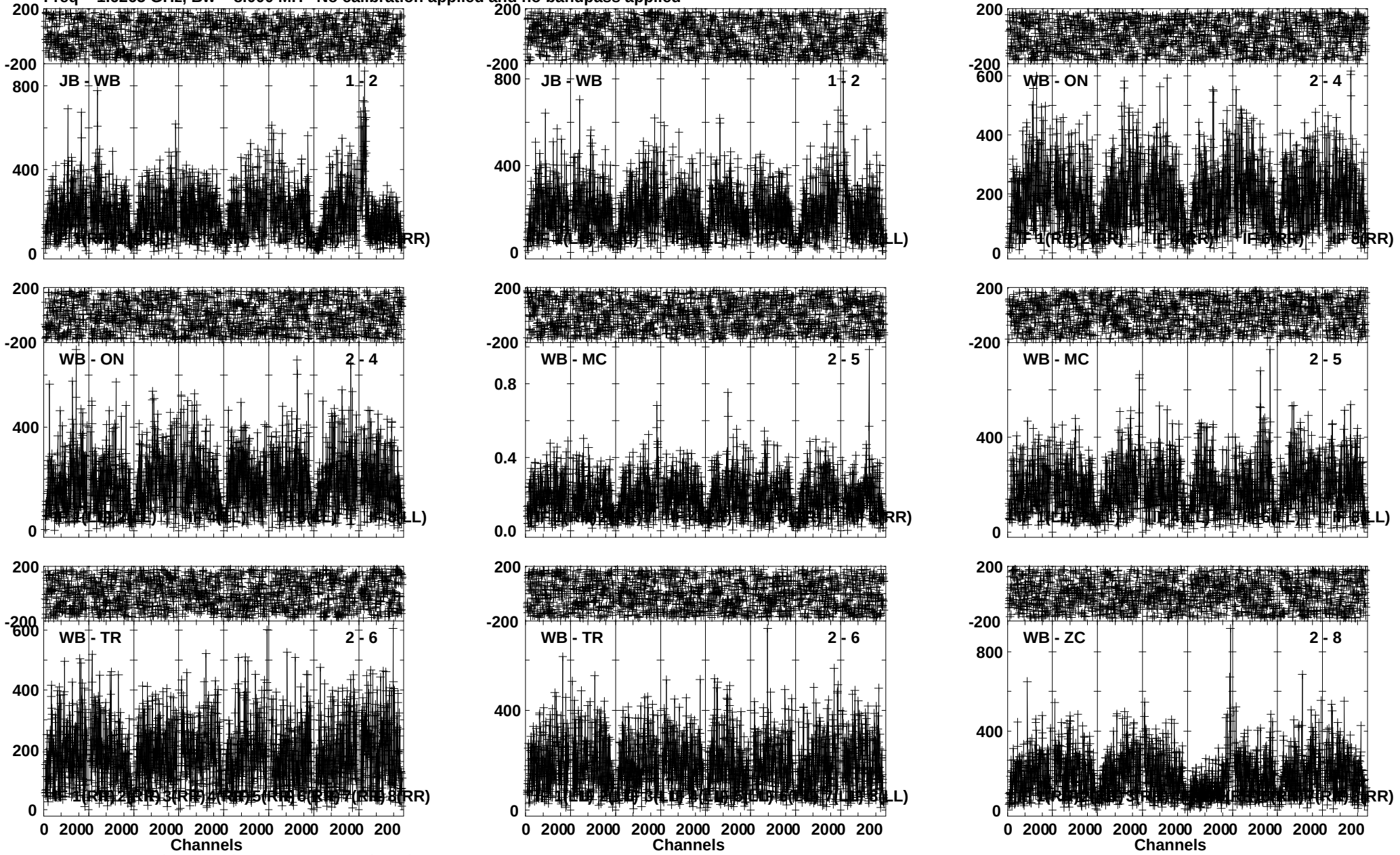

Lower frame: Micro Ampl Jy Top frame: Phas deg
Vector averaged cross-power spectrum Several baselines displayed
Timerange: 00/16:12:55 to 00/16:21:20

Plot file version 96 created 24-NOV-2011 01:21:43
HDF259 EC033.UVDATA.1
Freq = 1.6265 GHz, Bw = 8.000 MH No calibration applied and no bandpass applied

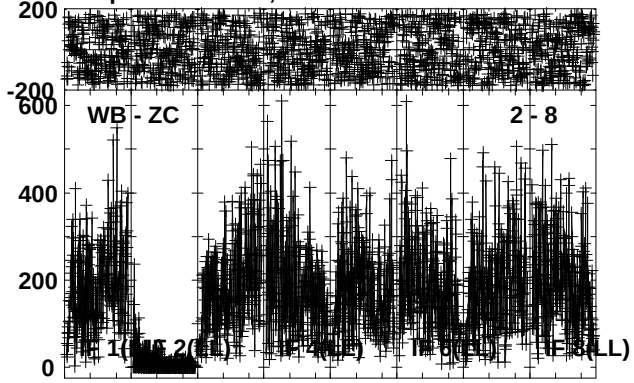

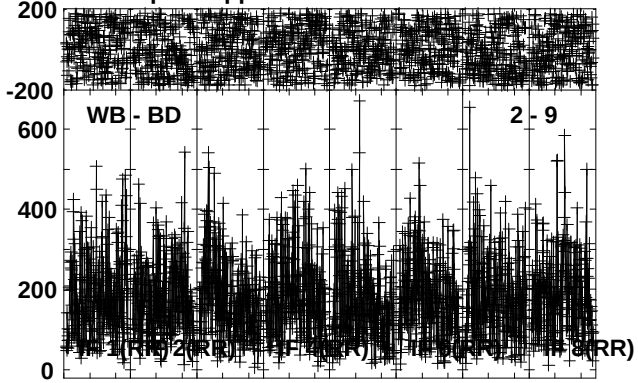

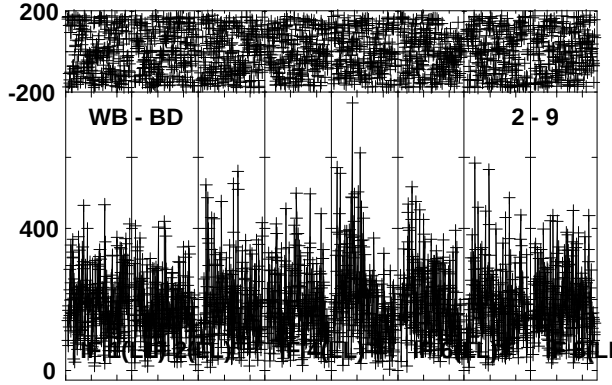

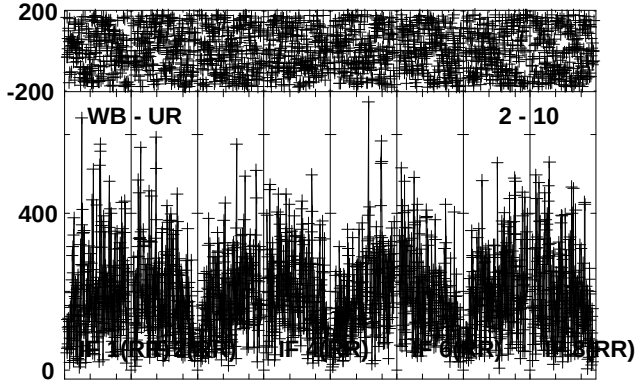

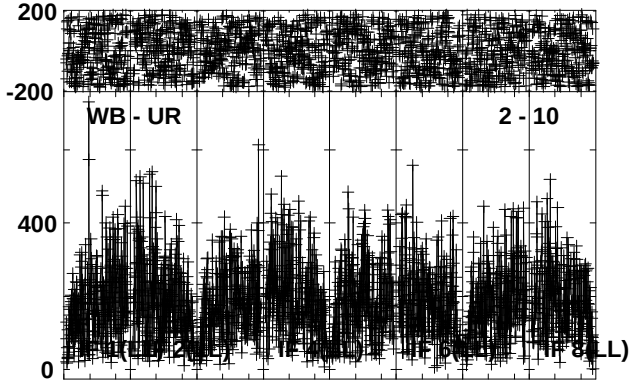

Lower frame: Micro Ampl Jy Top frame: Phas deg
Vector averaged cross-power spectrum Several baselines displayed
Timerange: 00/16:12:55 to 00/16:21:20

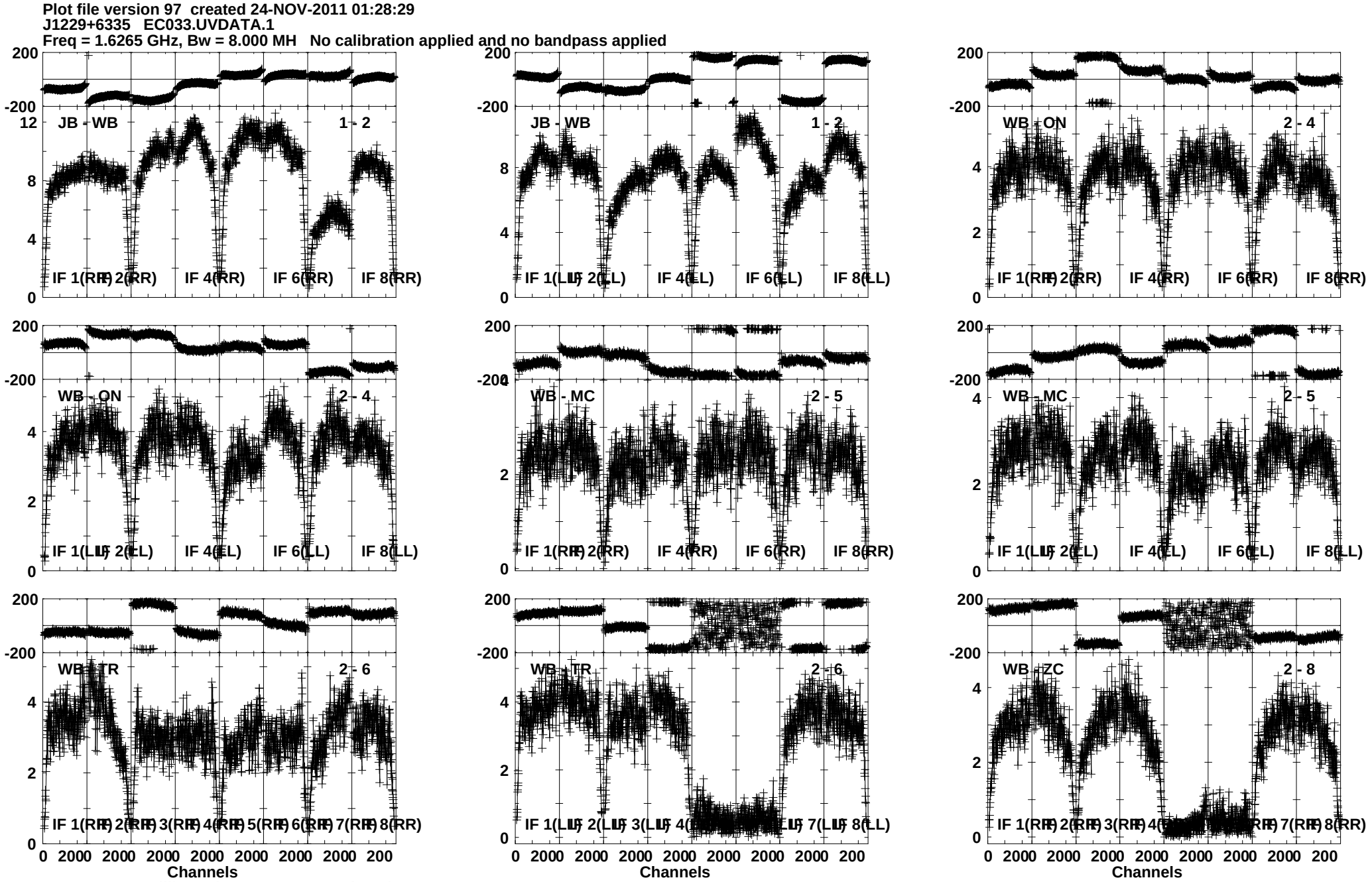
Plot file version 97 created 24-NOV-2011 01:28:29
J1229+6335 EC033.UVDATA.1
Freq = 1.6265 GHz, Bw = 8.000 MH No calibration applied and no bandpass applied
JB - WB 1 - 2
IF 1(RR) IF 2(RR) IF 4(RR) IF 6(RR) IF 8(RR)
JB - WB 1 - 2
IF 1(LL) IF 2(LL) IF 4(LL) IF 6(LL) IF 8(LL)
WB - ON 2 - 4
IF 1(RR) IF 2(RR) IF 4(RR) IF 6(RR) IF 8(RR)
WB - ON 2 - 4
IF 1(LL) IF 2(LL) IF 4(LL) IF 6(LL) IF 8(LL)
WB - MC 2 - 5
IF 1(RR) IF 2(RR) IF 4(RR) IF 6(RR) IF 8(RR)
WB - MC 2 - 5
IF 1(LL) IF 2(LL) IF 4(LL) IF 6(LL) IF 8(LL)
WB - TR 2 - 6
IF 1(RR) IF 2(RR) IF 3(RR) IF 4(RR) IF 5(RR) IF 6(RR) IF 7(RR) IF 8(RR)
WB - TR 2 - 6
IF 1(LL) IF 2(LL) IF 3(LL) IF 4(LL) IF 7(LL) IF 8(LL)
WB - ZC 2 - 8
IF 1(RR) IF 2(RR) IF 3(RR) IF 4(RR) IF 7(RR) IF 8(RR)
Channels
Channels
Channels
Lower frame: Milli Ampl Jy Top frame: Phas deg
Vector averaged cross-power spectrum Several baselines displayed
Timerange: 00/16:21:25 to 00/16:23:20

Plot file version 98 created 24-NOV-2011 01:29:36
J1229+6335 EC033.UVDATA.1
Freq = 1.6265 GHz, Bw = 8.000 MH No calibration applied and no bandpass applied

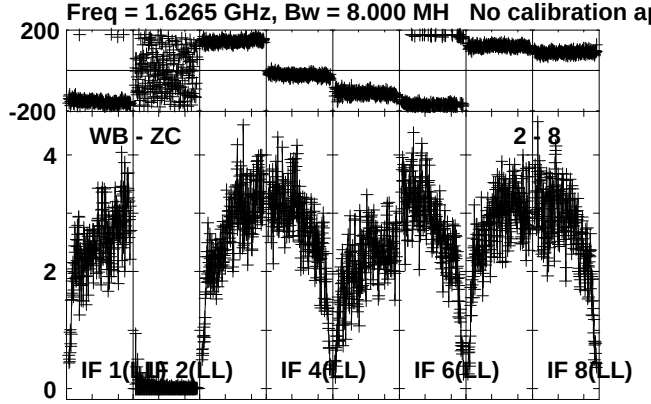

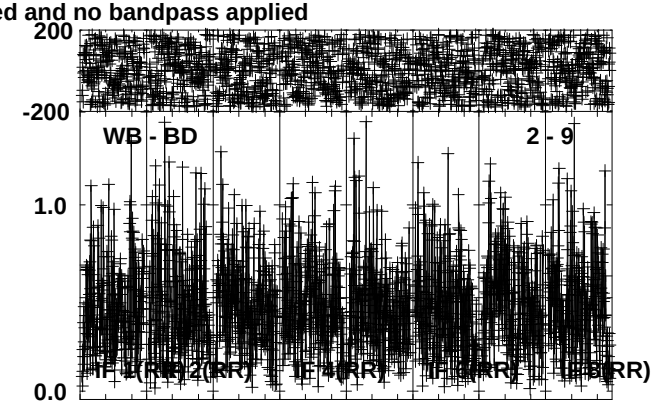

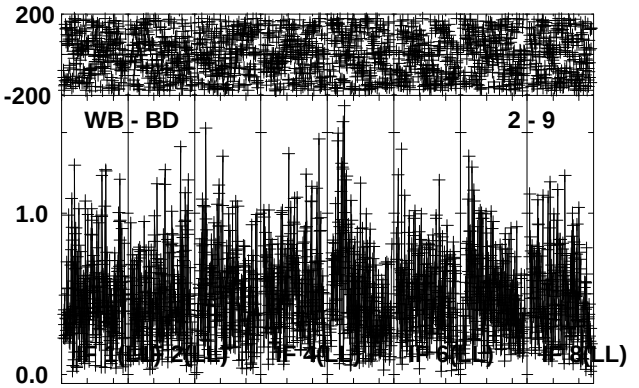

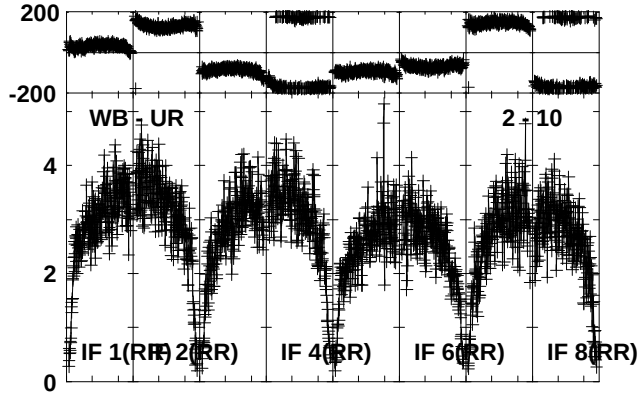

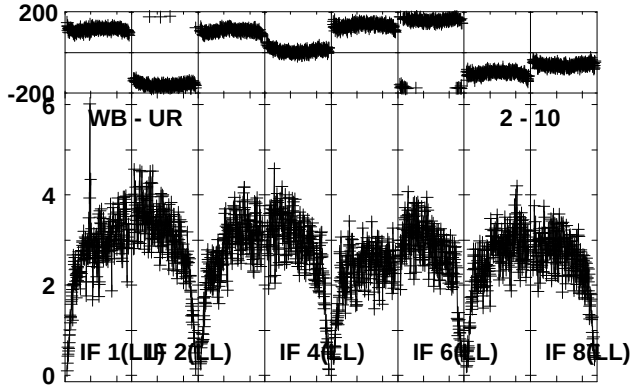

Lower frame: Milli Ampl Jy Top frame: Phas deg
Vector averaged cross-power spectrum Several baselines displayed
Timerange: 00/16:21:25 to 00/16:23:20

Plot file version 99 created 24-NOV-2011 01:31:52
HDF259 EC033.UVDATA.1
Freq = 1.6265 GHz, Bw = 8.000 MH No calibration applied and no bandpass applied

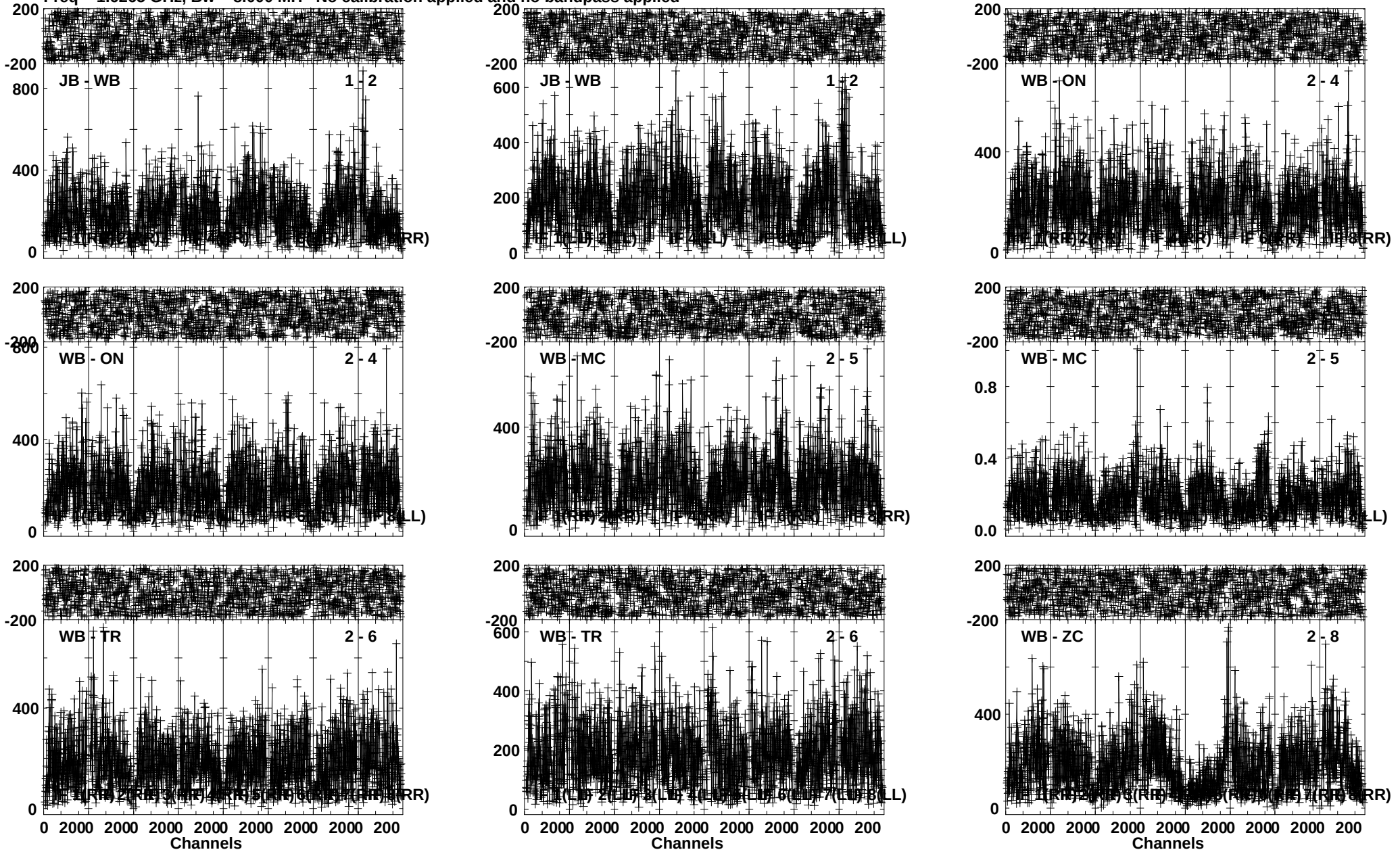

Lower frame: Micro Ampl Jy Top frame: Phas deg
Vector averaged cross-power spectrum Several baselines displayed
Timerange: 00/16:23:25 to 00/16:31:20

Plot file version 100 created 24-NOV-2011 01:37:12
HDF259 EC033.UVDATA.1
Freq = 1.6265 GHz, Bw = 8.000 MH No calibration applied and no bandpass applied

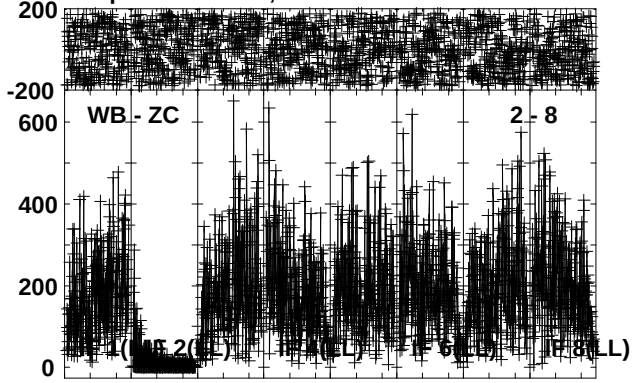

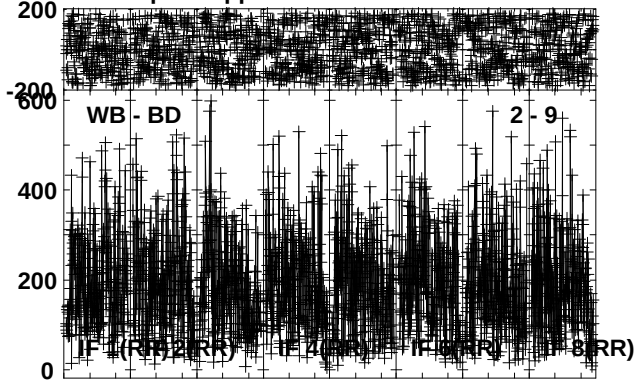

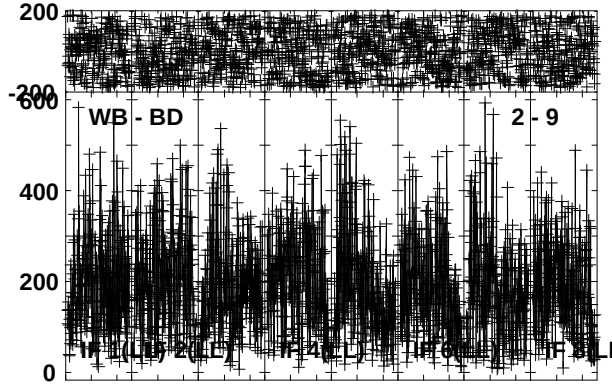

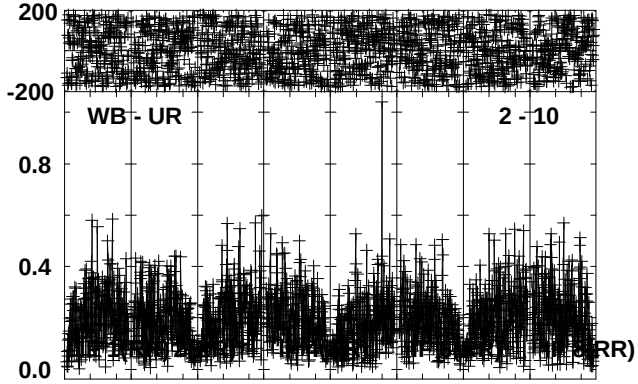

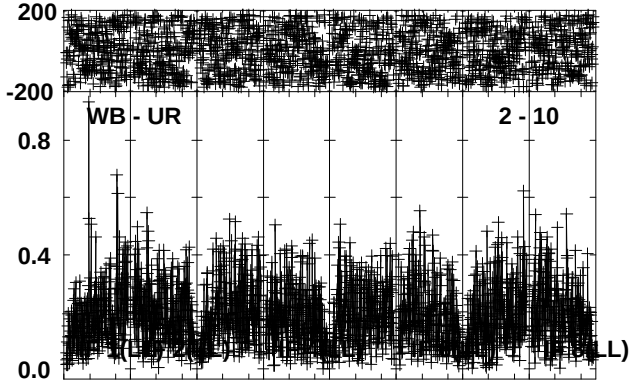

Lower frame: Micro Ampl Jy Top frame: Phas deg
Vector averaged cross-power spectrum Several baselines displayed
Timerange: 00/16:23:25 to 00/16:31:20

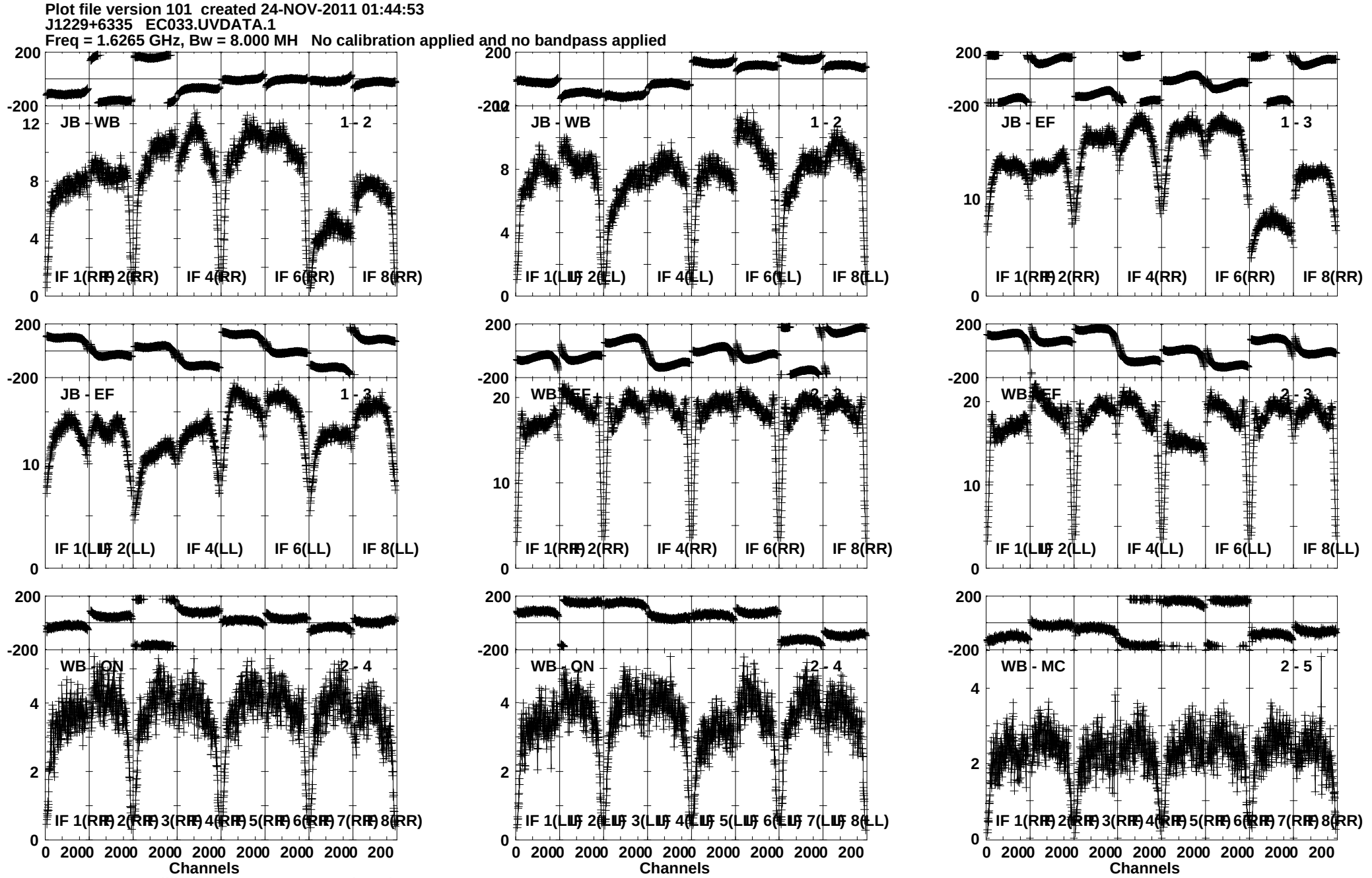
Plot file version 101 created 24-NOV-2011 01:44:53
J1229+6335 EC033.UVDATA.1
Freq = 1.6265 GHz, Bw = 8.000 MH No calibration applied and no bandpass applied
JB - WB 1 - 2
IF 1(RR) IF 2(RR) IF 4(RR) IF 6(RR) IF 8(RR)
JB - WB 1 - 2
IF 1(LL) IF 2(LL) IF 4(LL) IF 6(LL) IF 8(LL)
JB - EF 1 - 3
IF 1(RR) IF 2(RR) IF 4(RR) IF 6(RR) IF 8(RR)
JB - EF 1 - 3
IF 1(LL) IF 2(LL) IF 4(LL) IF 6(LL) IF 8(LL)
WB - EF 2 - 3
IF 1(RR) IF 2(RR) IF 4(RR) IF 6(RR) IF 8(RR)
WB - EF 2 - 3
IF 1(LL) IF 2(LL) IF 4(LL) IF 6(LL) IF 8(LL)
WB - ON 2 - 4
IF 1(RR) IF 2(RR) IF 3(RR) IF 4(RR) IF 5(RR) IF 6(RR) IF 7(RR) IF 8(RR)
WB - ON 2 - 4
IF 1(LL) IF 2(LL) IF 3(LL) IF 4(LL) IF 5(LL) IF 6(LL) IF 7(LL) IF 8(LL)
WB - MC 2 - 5
IF 1(RR) IF 2(RR) IF 3(RR) IF 4(RR) IF 5(RR) IF 6(RR) IF 7(RR) IF 8(RR)
0 2000 2000 2000 2000 2000 2000 2000 200
Channels
Lower frame: Milli Ampl Jy Top frame: Phas deg
Vector averaged cross-power spectrum Several baselines displayed
Timerange: 00/16:32:00 to 00/16:33:30

Plot file version 102 created 24-NOV-2011 01:45:43
J1229+6335 EC033.UVDATA.1
Freq = 1.6265 GHz, Bw = 8.000 MH No calibration applied and no bandpass applied

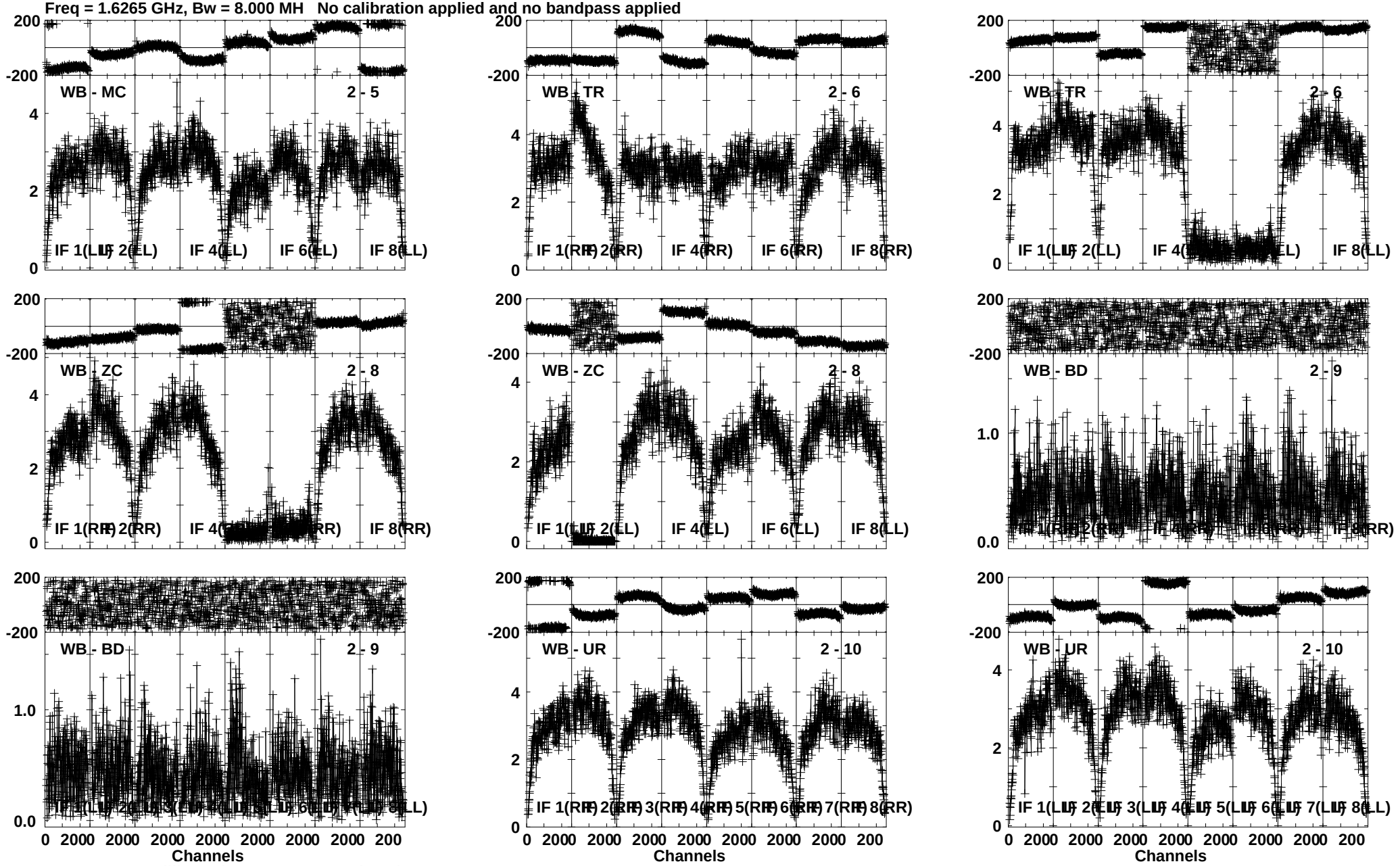

Lower frame: Milli Ampl Jy Top frame: Phas deg
Vector averaged cross-power spectrum Several baselines displayed
Timerange: 00/16:32:00 to 00/16:33:30

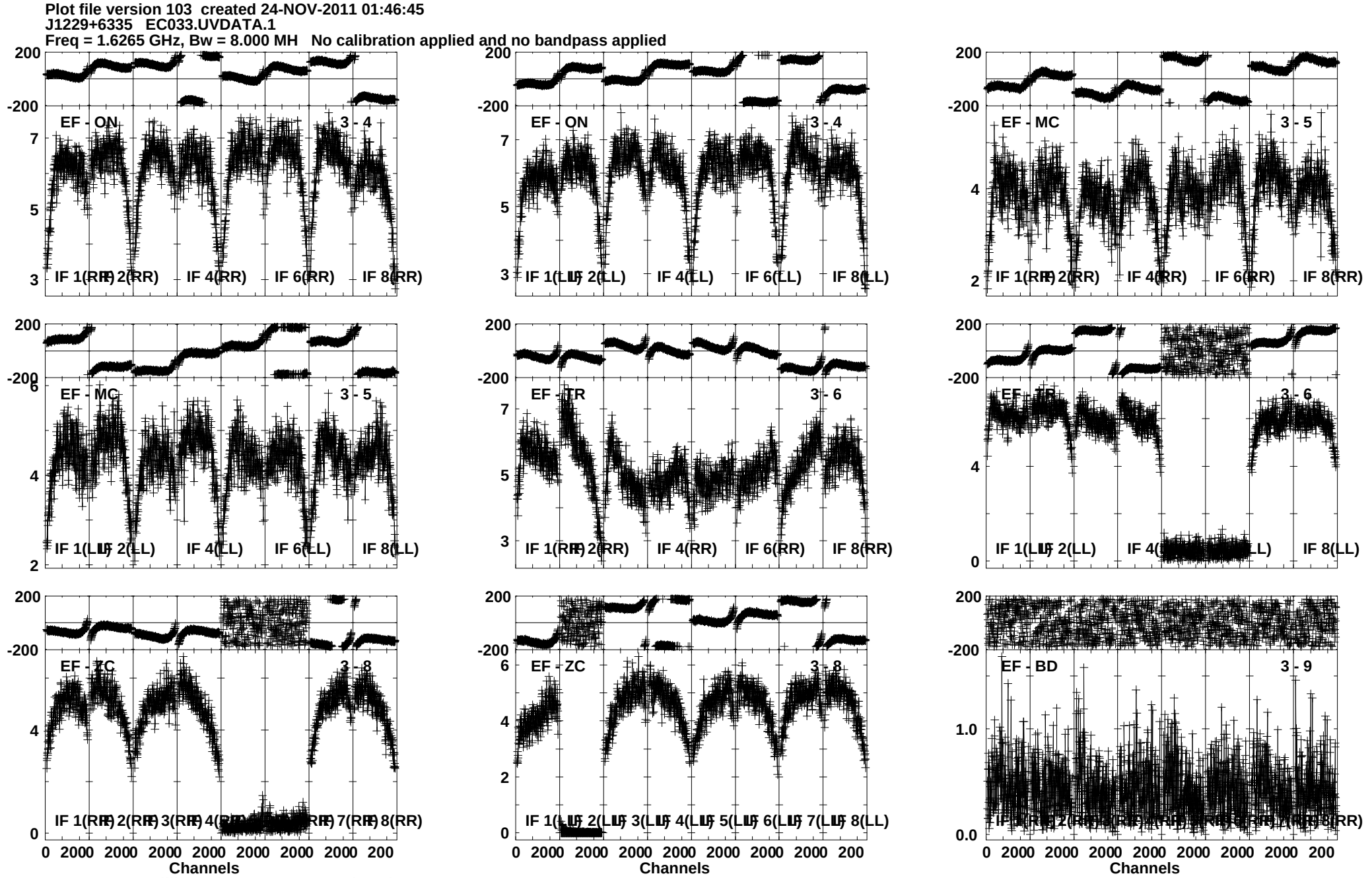
Plot file version 103 created 24-NOV-2011 01:46:45
J1229+6335 EC033.UVDATA.1
Freq = 1.6265 GHz, Bw = 8.000 MH No calibration applied and no bandpass applied
EF - ON 3 - 4
IF 1(RR) IF 2(RR) IF 4(RR) IF 6(RR) IF 8(RR)
EF - ON 3 - 4
IF 1(LL) IF 2(LL) IF 4(LL) IF 6(LL) IF 8(LL)
EF - MC 3 - 5
IF 1(RR) IF 2(RR) IF 4(RR) IF 6(RR) IF 8(RR)
EF - MC 3 - 5
IF 1(LL) IF 2(LL) IF 4(LL) IF 6(LL) IF 8(LL)
EF - TR 3 - 6
IF 1(RR) IF 2(RR) IF 4(RR) IF 6(RR) IF 8(RR)
EF - TR 3 - 6
IF 1(LL) IF 2(LL) IF 4(LL) IF 8(LL)
EF - ZC 3 - 8
IF 1(RR) IF 2(RR) IF 3(RR) IF 4(RR) IF 7(RR) IF 8(RR)
EF - ZC 3 - 8
IF 1(LL) IF 2(LL) IF 3(LL) IF 4(LL) IF 5(LL) IF 6(LL) IF 7(LL) IF 8(LL)
EF - BD 3 - 9
IF 1(RR) IF 2(RR) IF 3(RR) IF 4(RR) IF 5(RR) IF 6(RR) IF 7(RR) IF 8(RR)
Channels
Channels
Channels
Lower frame: Milli Ampl Jy Top frame: Phas deg
Vector averaged cross-power spectrum Several baselines displayed
Timerange: 00/16:32:00 to 00/16:33:30

Plot file version 104 created 24-NOV-2011 01:47:38
J1229+6335 EC033.UVDATA.1
Freq = 1.6265 GHz, Bw = 8.000 MH No calibration applied and no bandpass applied

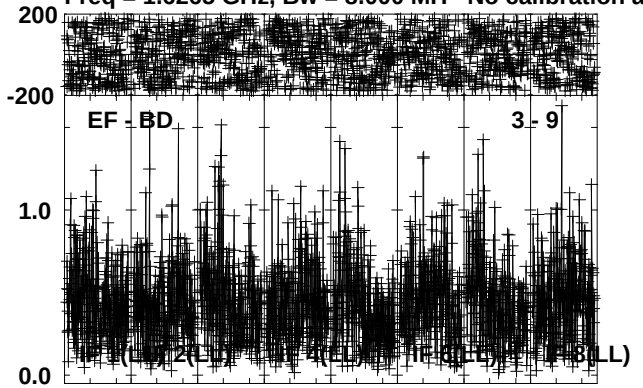

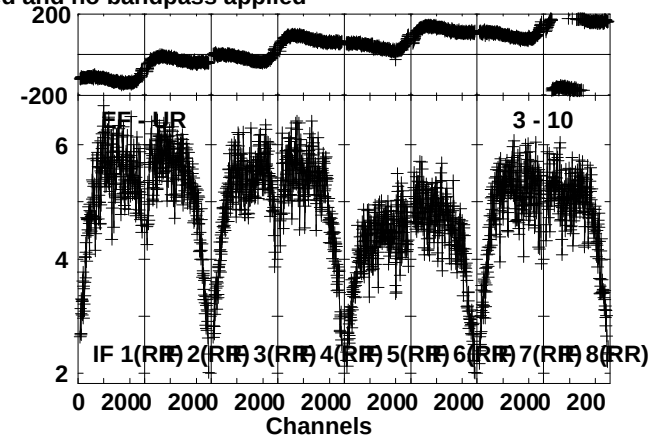

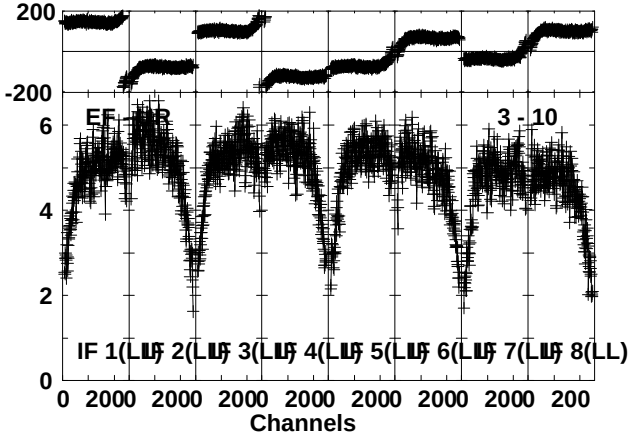

Lower frame: Milli Ampl Jy Top frame: Phas deg
Vector averaged cross-power spectrum Several baselines displayed
Timerange: 00/16:32:00 to 00/16:33:30

Plot file version 105 created 24-NOV-2011 01:48:47
HDF259 EC033.UVDATA.1
Freq = 1.6265 GHz, Bw = 8.000 MH No calibration applied and no bandpass applied

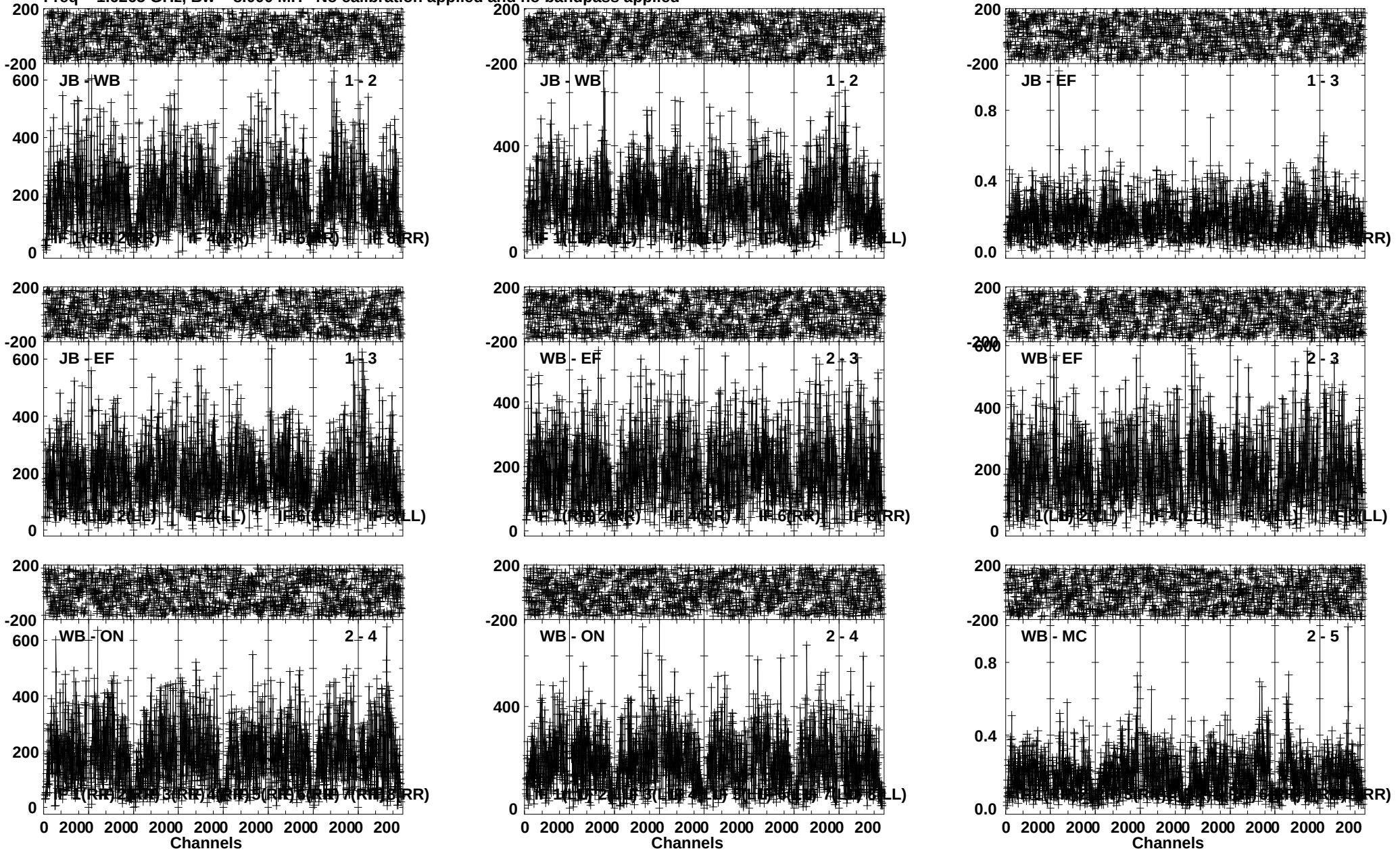

Lower frame: Micro Ampl Jy Top frame: Phas deg
Vector averaged cross-power spectrum Several baselines displayed
Timerange: 00/16:33:35 to 00/16:42:00

Plot file version 106 created 24-NOV-2011 01:52:10
HDF259 EC033.UVDATA.1
Freq = 1.6265 GHz, Bw = 8.000 MH No calibration applied and no bandpass applied

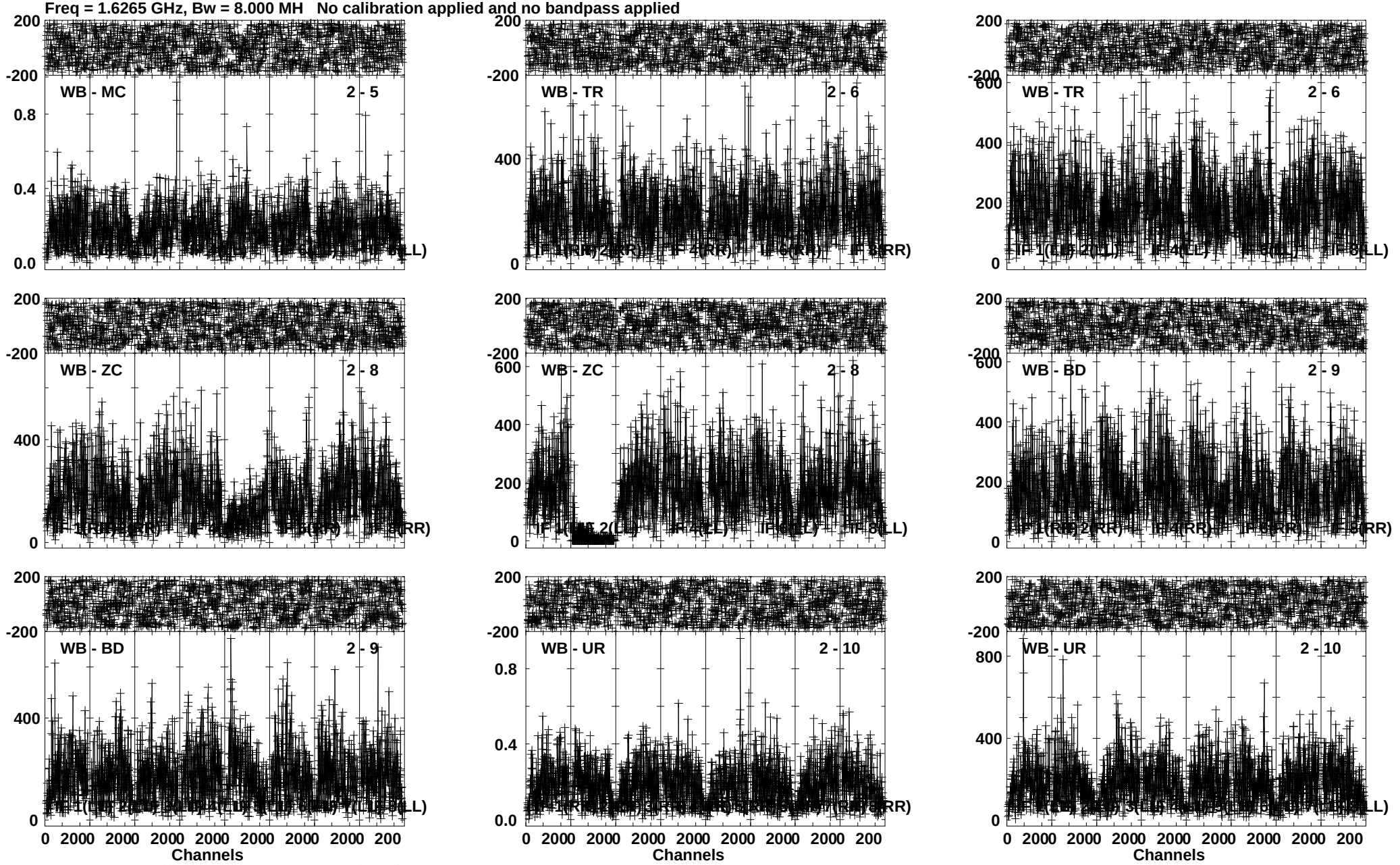

Lower frame: Milli Ampl Jy Top frame: Phas deg
Vector averaged cross-power spectrum Several baselines displayed
Timerange: 00/16:33:35 to 00/16:42:00

Plot file version 107 created 24-NOV-2011 01:57:14
HDF259 EC033.UVDATA.1
Freq = 1.6265 GHz, Bw = 8.000 MH No calibration applied and no bandpass applied

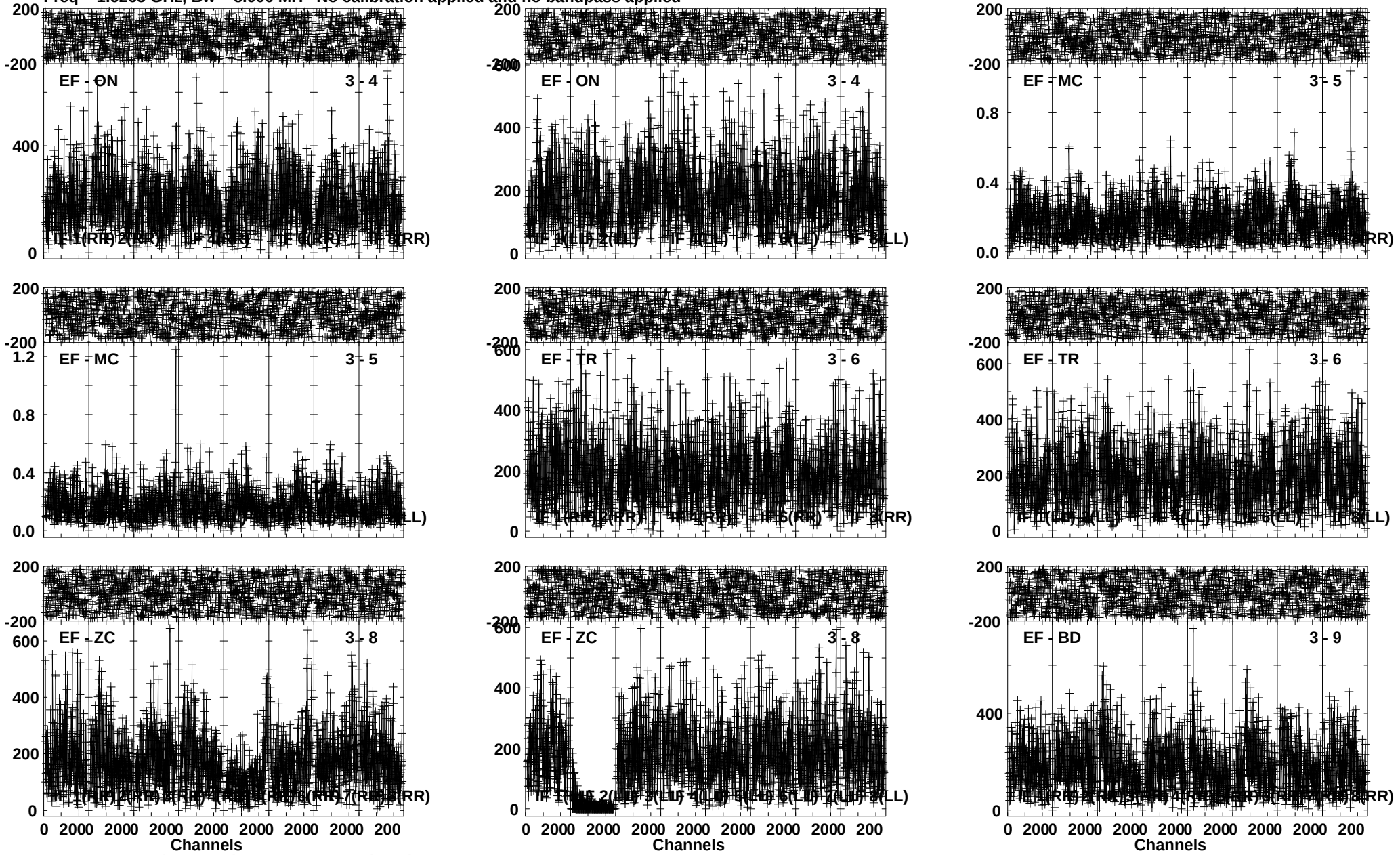

Lower frame: Micro Ampl Jy Top frame: Phas deg
Vector averaged cross-power spectrum Several baselines displayed
Timerange: 00/16:33:35 to 00/16:42:00

Plot file version 108 created 24-NOV-2011 02:01:28
HDF259 EC033.UVDATA.1
Freq = 1.6265 GHz, Bw = 8.000 MH No calibration applied and no bandpass applied

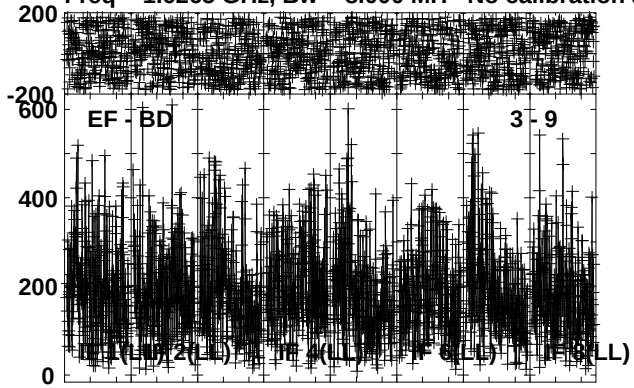

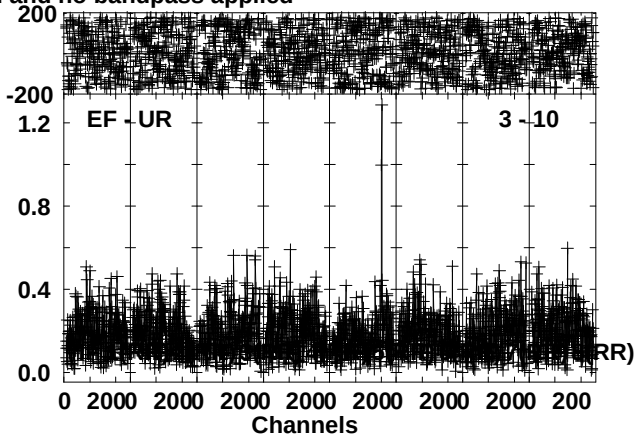

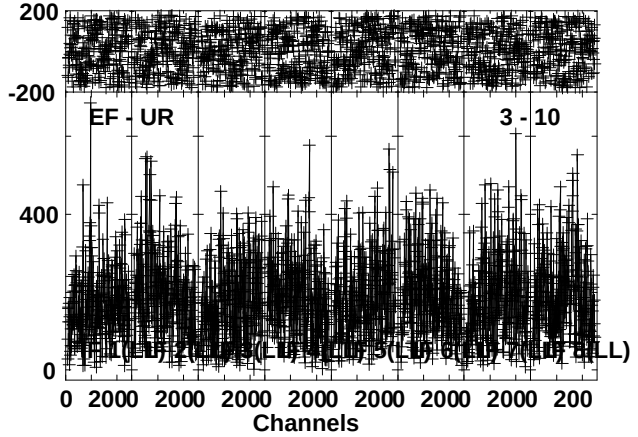

Lower frame: Micro Ampl Jy Top frame: Phas deg
Vector averaged cross-power spectrum Several baselines displayed
Timerange: 00/16:33:35 to 00/16:42:00

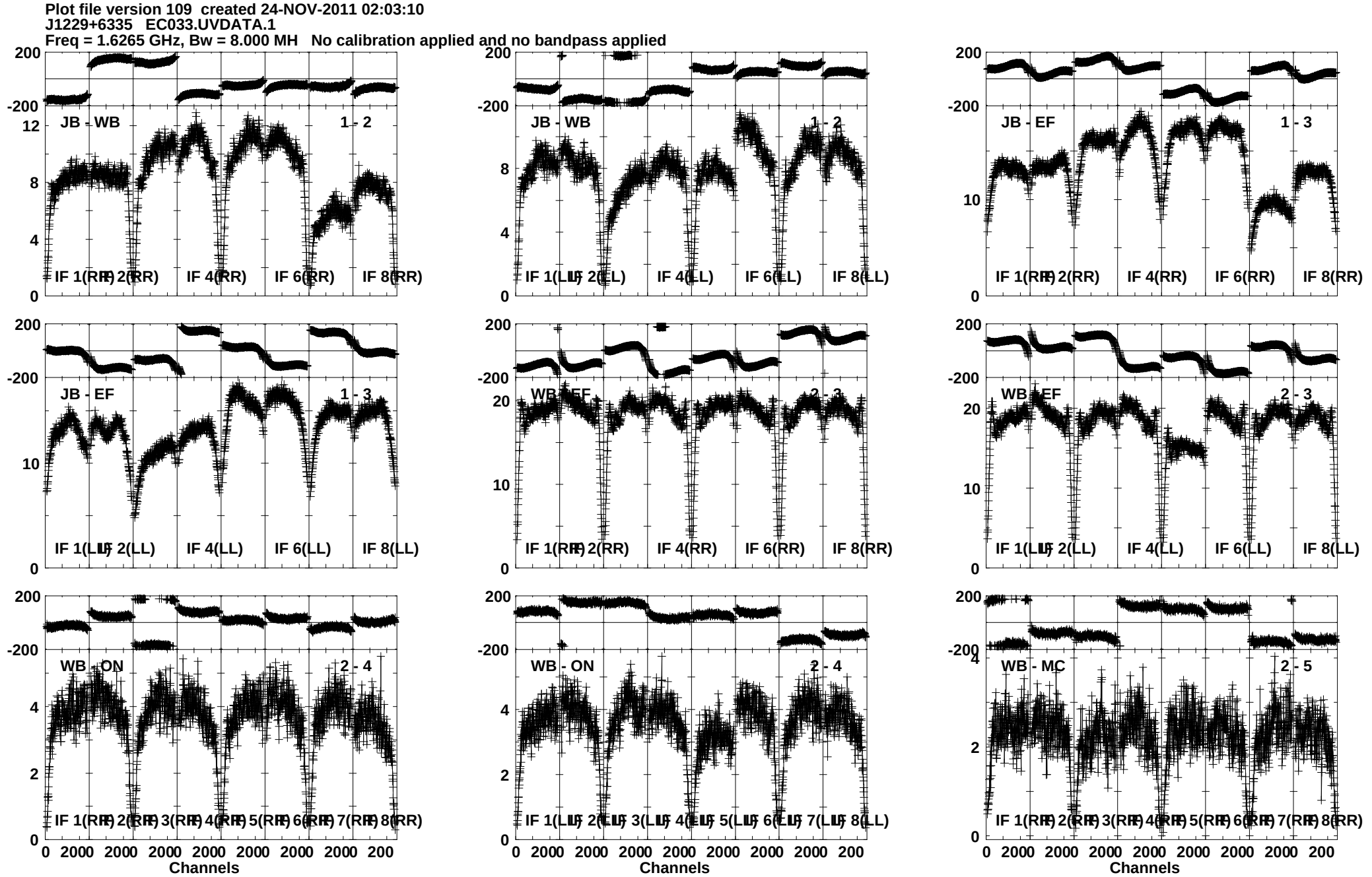
Plot file version 109 created 24-NOV-2011 02:03:10
J1229+6335 EC033.UVDATA.1
Freq = 1.6265 GHz, Bw = 8.000 MH No calibration applied and no bandpass applied
JB - WB 1 - 2
IF 1(RR) IF 2(RR) IF 4(RR) IF 6(RR) IF 8(RR)
JB - WB 1 - 2
IF 1(LL) IF 2(LL) IF 4(LL) IF 6(LL) IF 8(LL)
JB - EF 1 - 3
IF 1(RR) IF 2(RR) IF 4(RR) IF 6(RR) IF 8(RR)
JB - EF 1 - 3
IF 1(LL) IF 2(LL) IF 4(LL) IF 6(LL) IF 8(LL)
WB - EF 2 - 3
IF 1(RR) IF 2(RR) IF 4(RR) IF 6(RR) IF 8(RR)
WB - EF 2 - 3
IF 1(LL) IF 2(LL) IF 4(LL) IF 6(LL) IF 8(LL)
WB - ON 2 - 4
IF 1(RR) IF 2(RR) IF 3(RR) IF 4(RR) IF 5(RR) IF 6(RR) IF 7(RR) IF 8(RR)
WB - ON 2 - 4
IF 1(LL) IF 2(LL) IF 3(LL) IF 4(LL) IF 5(LL) IF 6(LL) IF 7(LL) IF 8(LL)
WB - MC 2 - 5
IF 1(RR) IF 2(RR) IF 3(RR) IF 4(RR) IF 5(RR) IF 6(RR) IF 7(RR) IF 8(RR)
0 2000 2000 2000 2000 2000 2000 2000 200
Channels
Lower frame: Milli Ampl Jy Top frame: Phas deg
Vector averaged cross-power spectrum Several baselines displayed
Timerange: 00/16:42:05 to 00/16:44:00

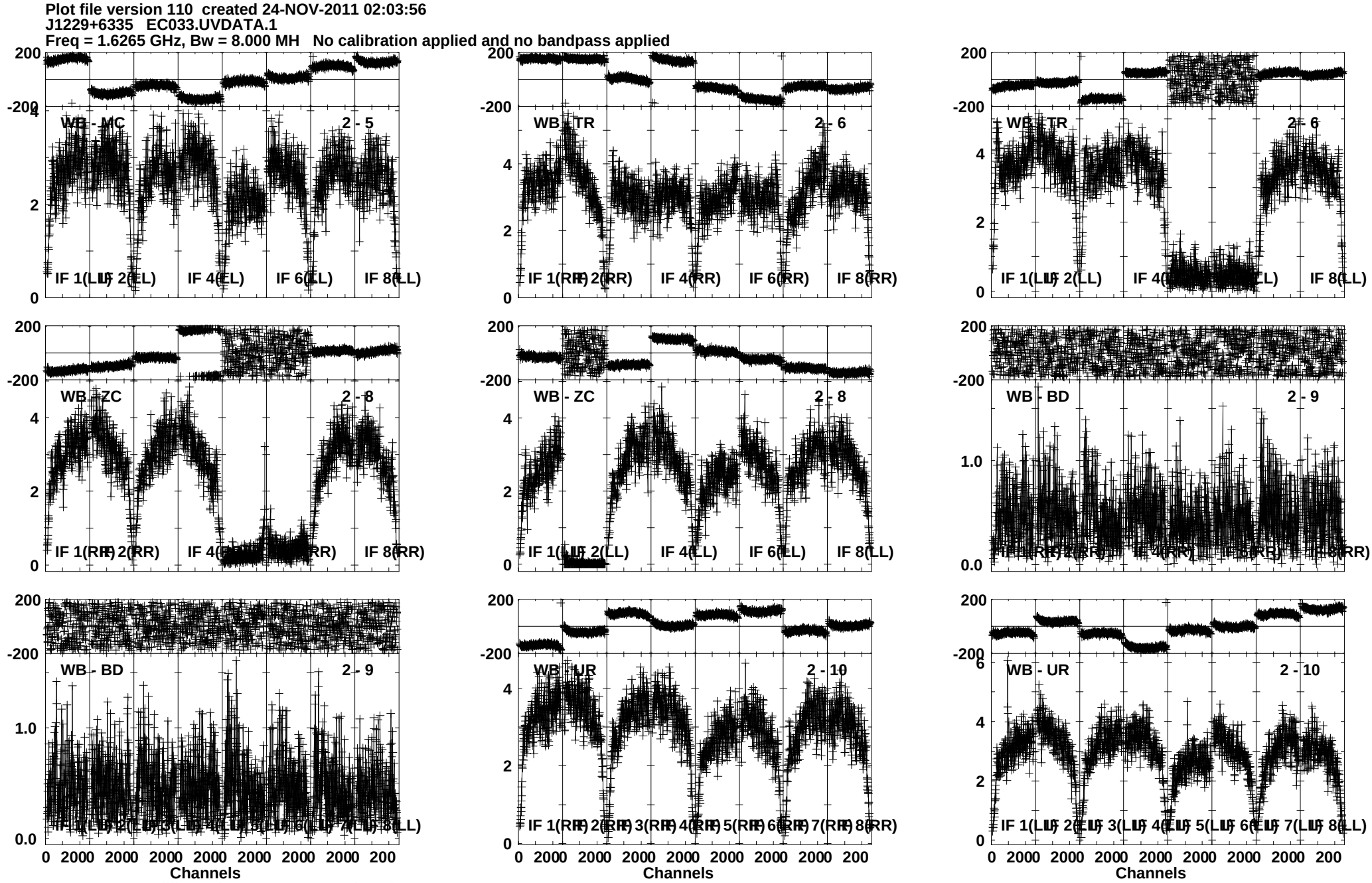
Plot file version 110 created 24-NOV-2011 02:03:56
J1229+6335 EC033.UVDATA.1
Freq = 1.6265 GHz, Bw = 8.000 MH No calibration applied and no bandpass applied
WB - MC 2 - 5
WB - TR 2 - 6
WB - TR 2 - 6
WB - ZC 2 - 8
WB - ZC 2 - 8
WB - BD 2 - 9
WB - BD 2 - 9
WB - UR 2 - 10
WB - UR 2 - 10
IF 1(LL) 2(LL) IF 4(LL) IF 6(LL) IF 8(LL)
IF 1(RR) 2(RR) IF 4(RR) IF 6(RR) IF 8(RR)
IF 1(LL) 2(LL) IF 3(LL) IF 4(LL) IF 5(LL) IF 6(LL) IF 7(LL) IF 8(LL)
IF 1(RR) 2(RR) IF 3(RR) IF 4(RR) IF 5(RR) IF 6(RR) IF 7(RR) IF 8(RR)
Channels
Lower frame: Milli Ampl Jy Top frame: Phas deg
Vector averaged cross-power spectrum Several baselines displayed
Timerange: 00/16:42:05 to 00/16:44:00

Plot file version 111 created 24-NOV-2011 02:05:04
J1229+6335 EC033.UVDATA.1
Freq = 1.6265 GHz, Bw = 8.000 MH No calibration applied and no bandpass applied

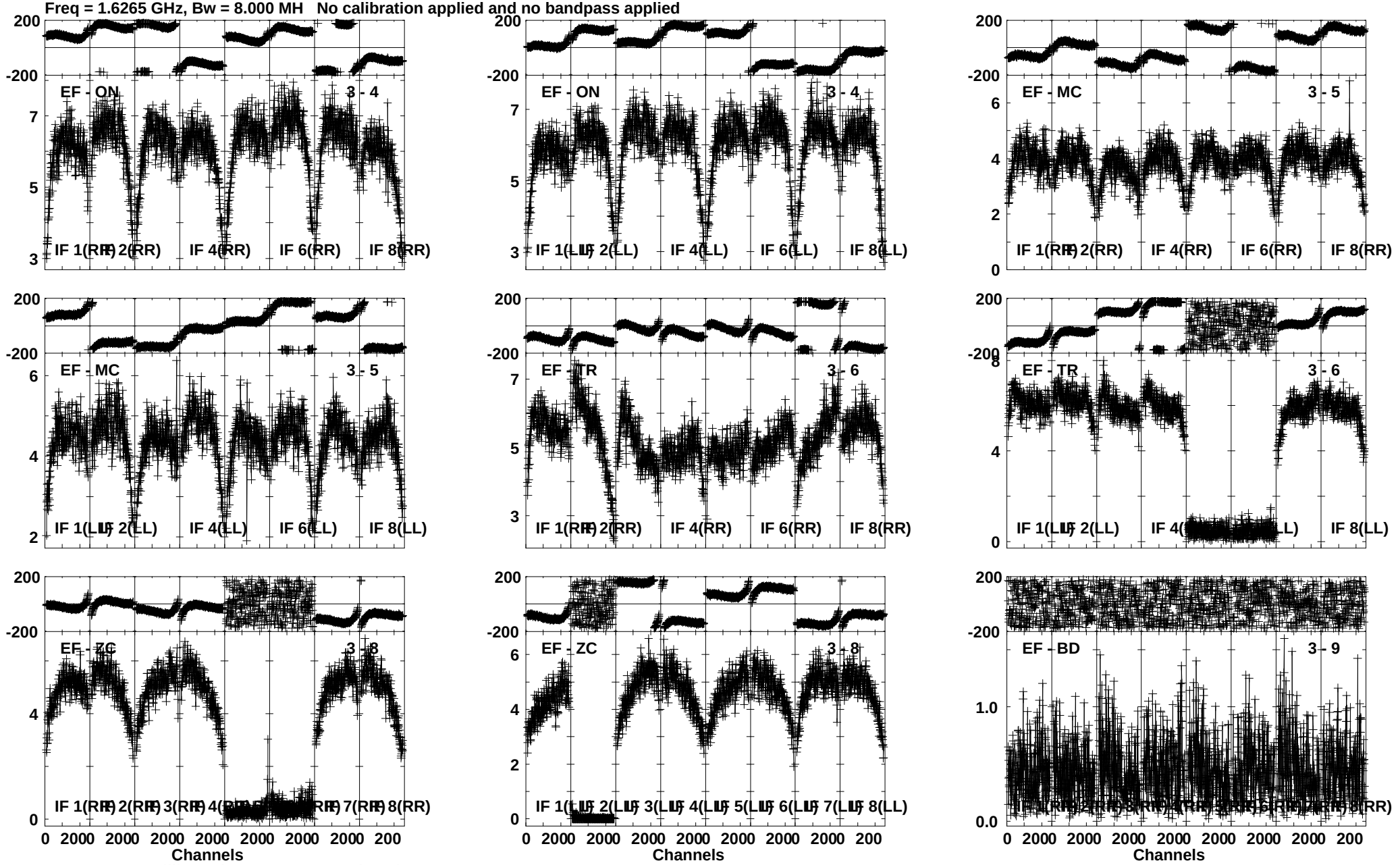

Lower frame: Milli Ampl Jy Top frame: Phas deg
Vector averaged cross-power spectrum Several baselines displayed
Timerange: 00/16:42:05 to 00/16:44:00

Plot file version 112 created 24-NOV-2011 02:06:00
J1229+6335 EC033.UVDATA.1
Freq = 1.6265 GHz, Bw = 8.000 MH No calibration applied and no bandpass applied

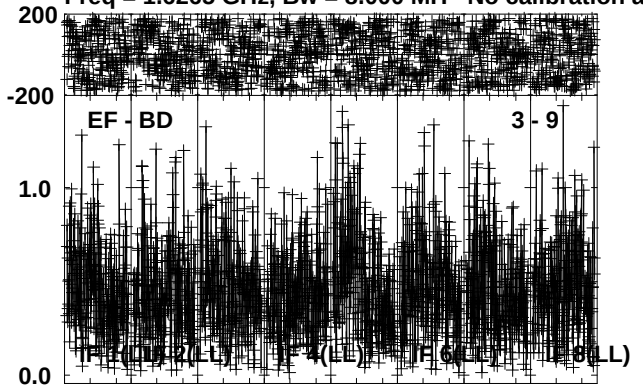

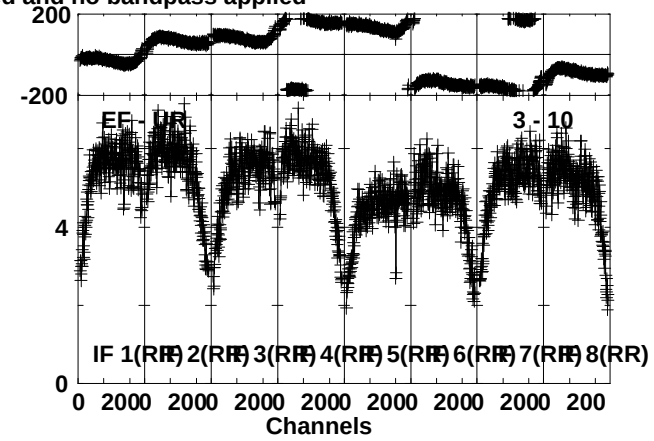

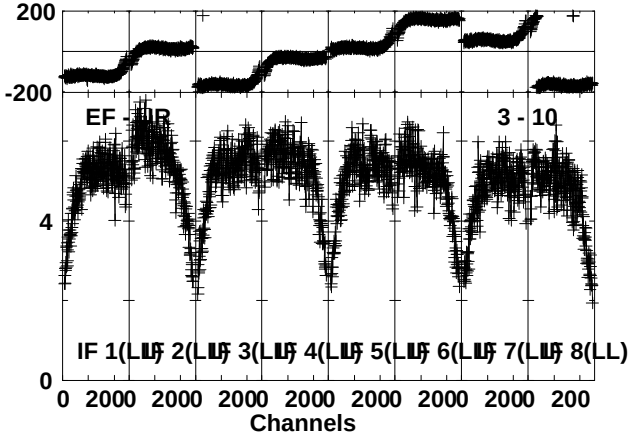

Lower frame: Milli Ampl Jy Top frame: Phas deg
Vector averaged cross-power spectrum Several baselines displayed
Timerange: 00/16:42:05 to 00/16:44:00

Plot file version 113 created 24-NOV-2011 02:07:06
HDF259 EC033.UVDATA.1
Freq = 1.6265 GHz, Bw = 8.000 MH No calibration applied and no bandpass applied

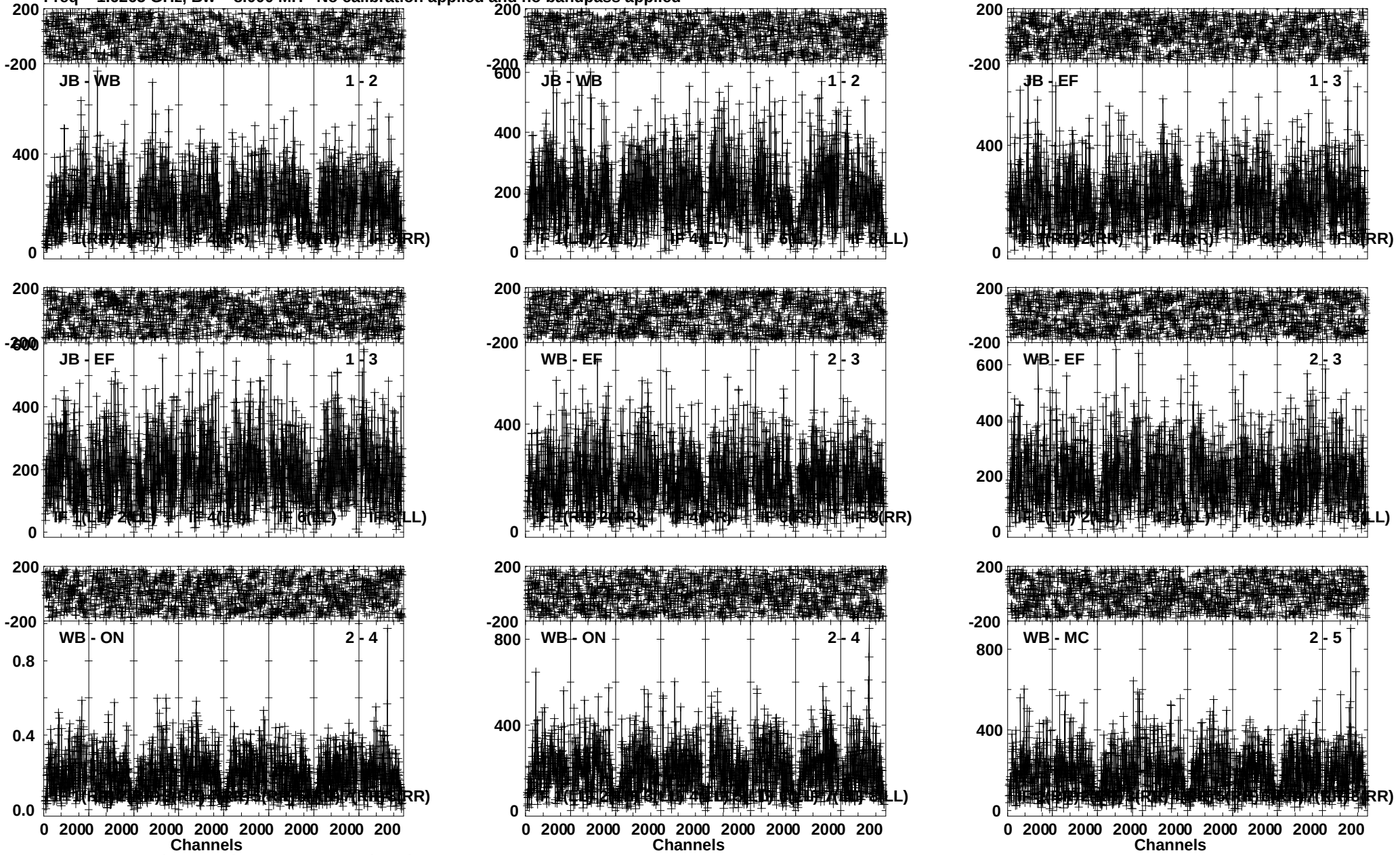

Lower frame: Micro Ampl Jy Top frame: Phas deg
Vector averaged cross-power spectrum Several baselines displayed
Timerange: 00/16:44:05 to 00/16:52:00

Plot file version 114 created 24-NOV-2011 02:10:16
HDF259 EC033.UVDATA.1
Freq = 1.6265 GHz, Bw = 8.000 MH No calibration applied and no bandpass applied

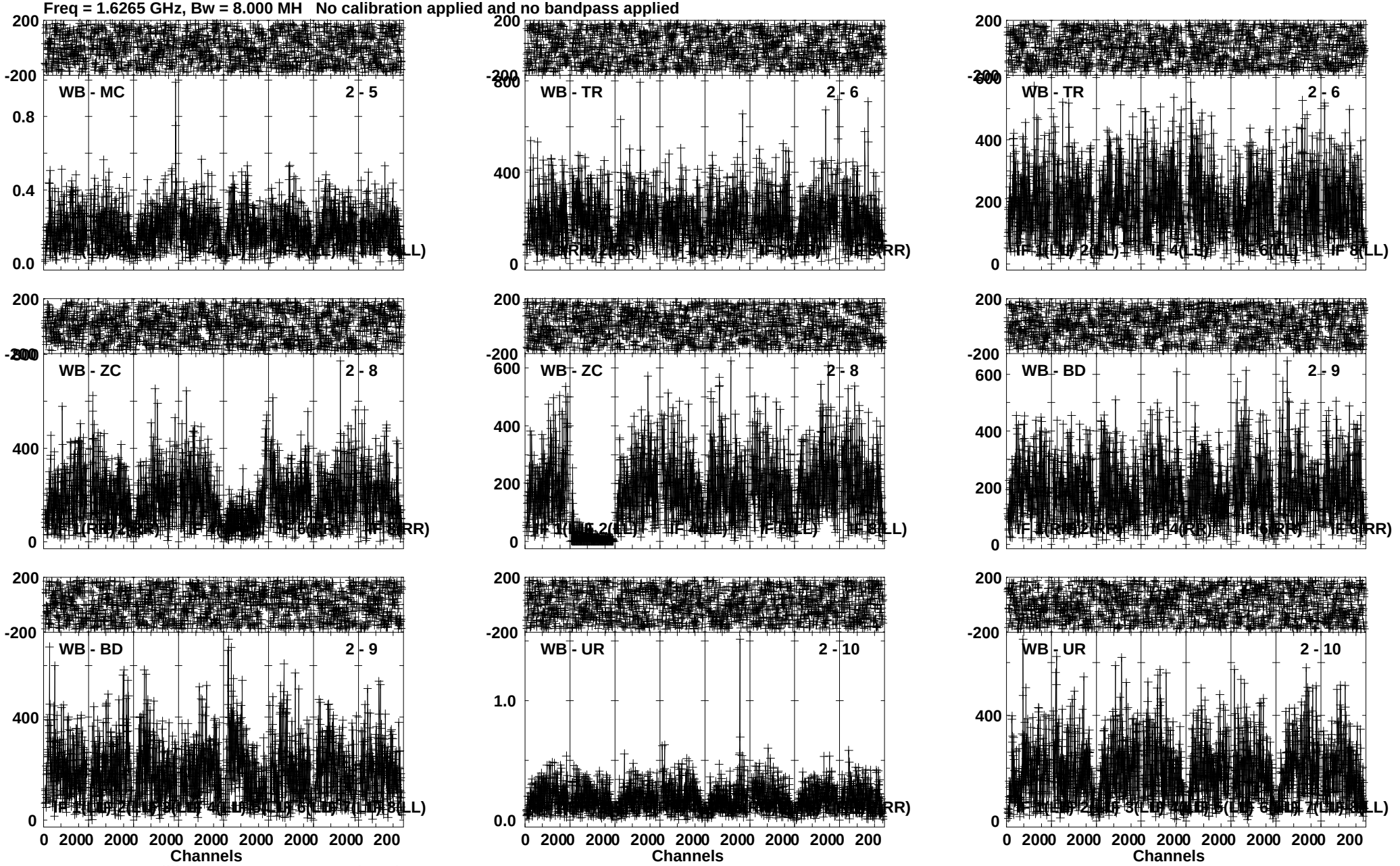

Lower frame: Milli Ampl Jy Top frame: Phas deg
Vector averaged cross-power spectrum Several baselines displayed
Timerange: 00/16:44:05 to 00/16:52:00

Plot file version 115 created 24-NOV-2011 02:15:02
HDF259 EC033.UVDATA.1
Freq = 1.6265 GHz, Bw = 8.000 MH No calibration applied and no bandpass applied

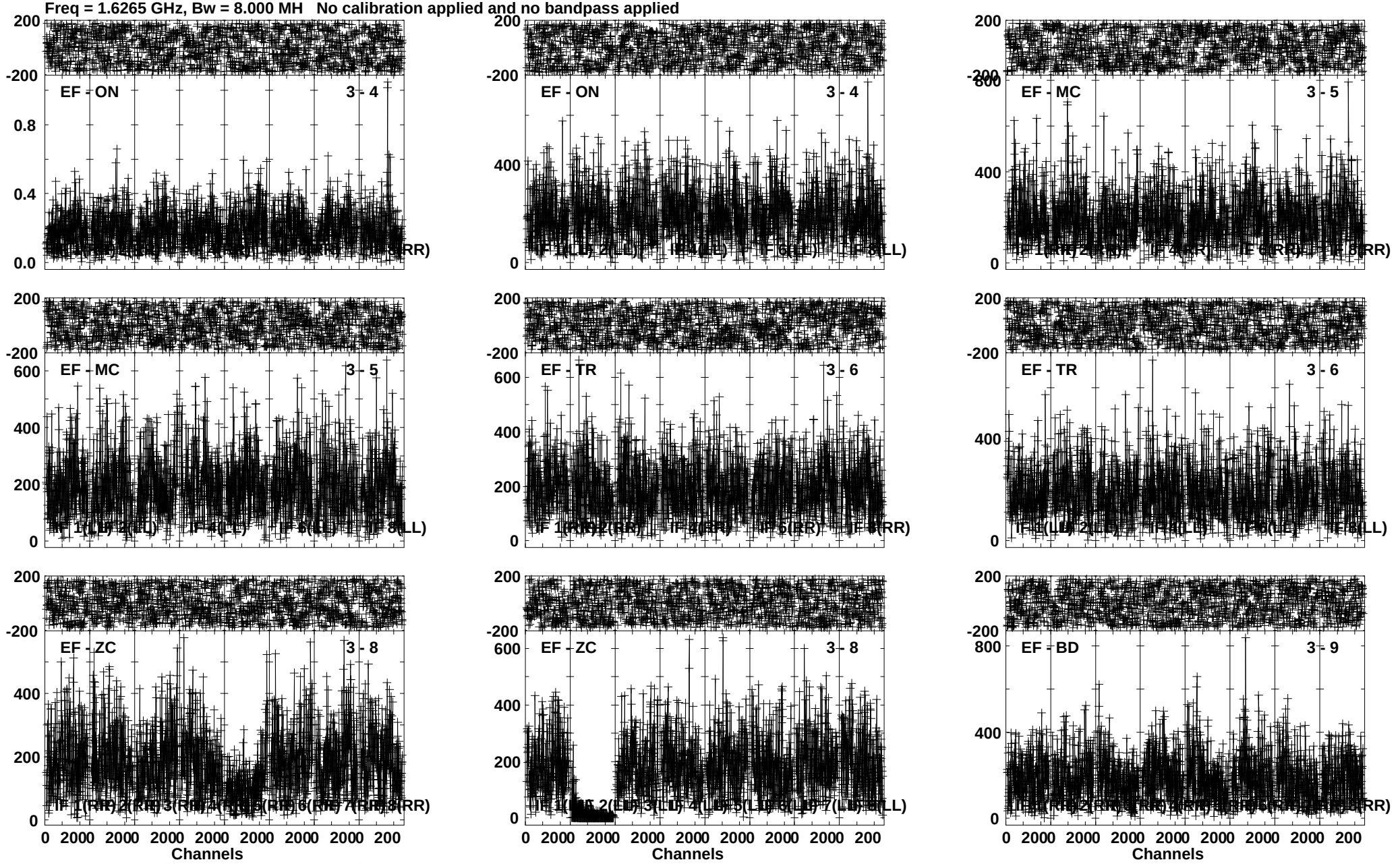

Lower frame: Milli Ampl Jy Top frame: Phas deg
Vector averaged cross-power spectrum Several baselines displayed
Timerange: 00/16:44:05 to 00/16:52:00

Plot file version 116 created 24-NOV-2011 02:18:59
HDF259 EC033.UVDATA.1
Freq = 1.6265 GHz, Bw = 8.000 MH No calibration applied and no bandpass applied

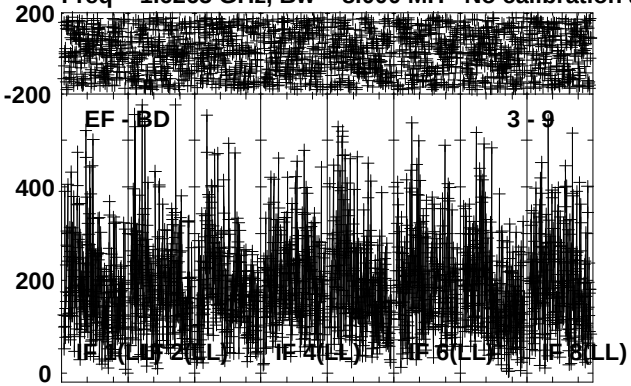

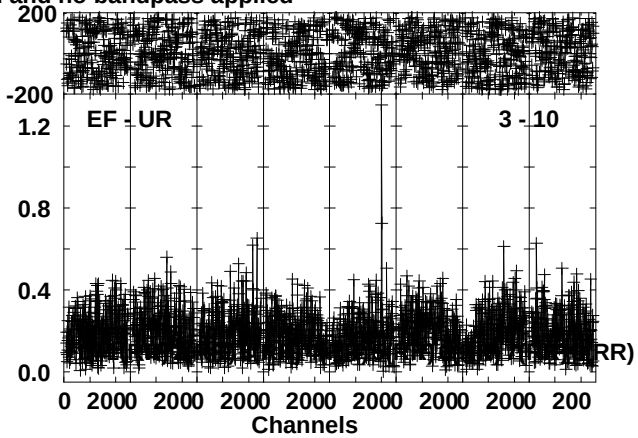

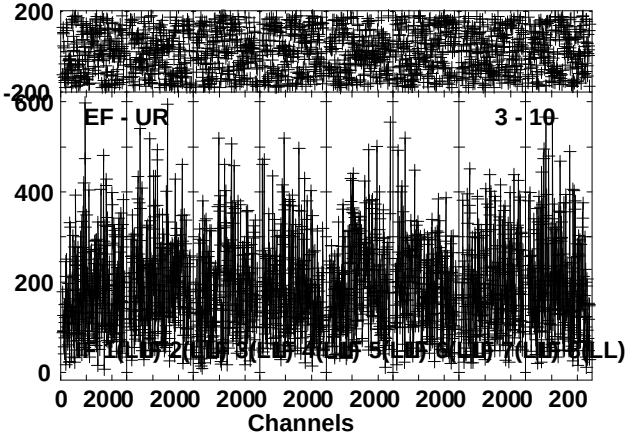

Lower frame: Micro Ampl Jy Top frame: Phas deg
Vector averaged cross-power spectrum Several baselines displayed
Timerange: 00/16:44:05 to 00/16:52:00

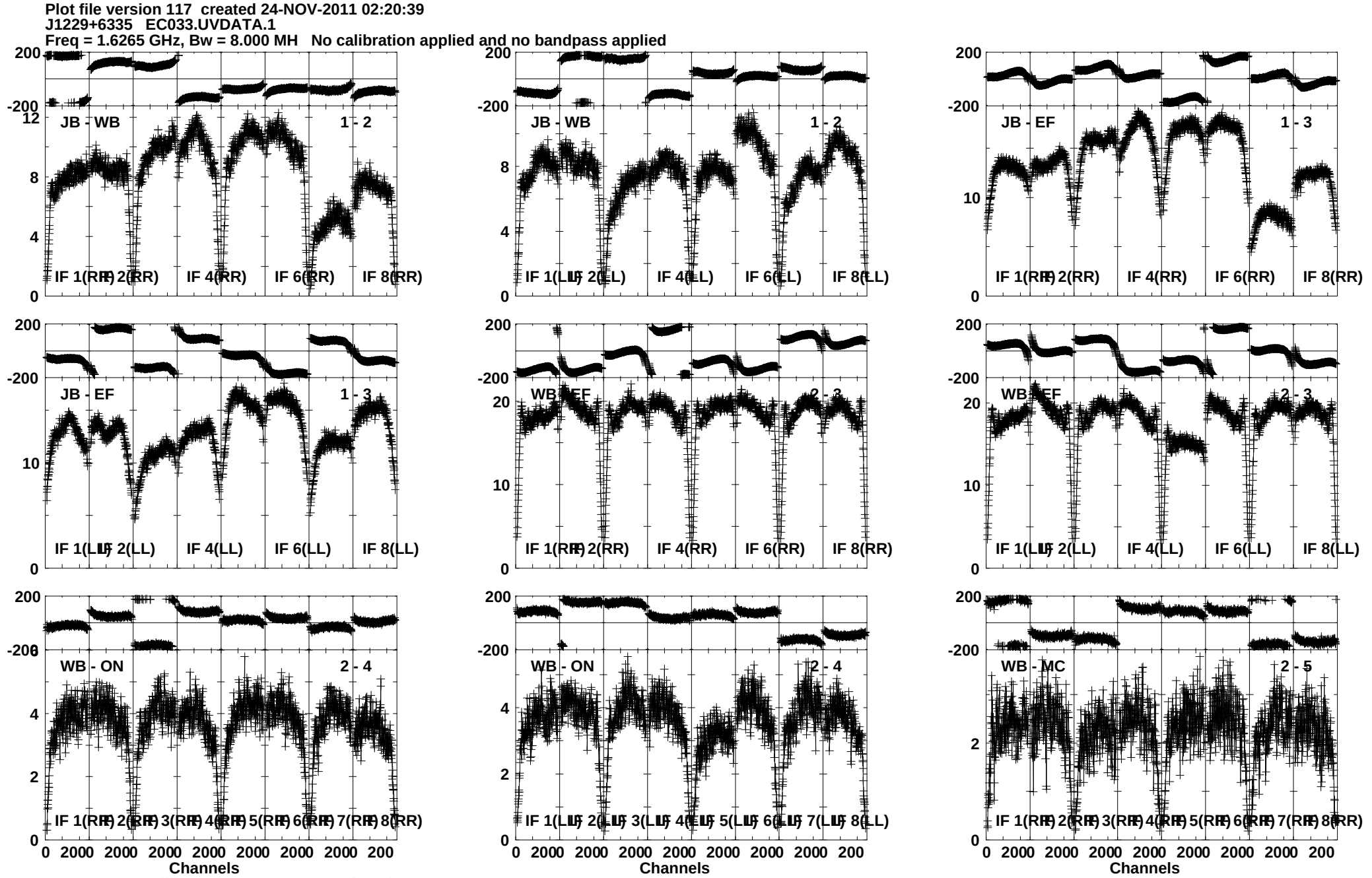
Plot file version 117 created 24-NOV-2011 02:20:39
J1229+6335 EC033.UVDATA.1
Freq = 1.6265 GHz, Bw = 8.000 MH No calibration applied and no bandpass applied
JB - WB 1 - 2
IF 1(RR) IF 2(RR) IF 4(RR) IF 6(RR) IF 8(RR)
JB - WB 1 - 2
IF 1(LL) IF 2(LL) IF 4(LL) IF 6(LL) IF 8(LL)
JB - EF 1 - 3
IF 1(RR) IF 2(RR) IF 4(RR) IF 6(RR) IF 8(RR)
JB - EF 1 - 3
IF 1(LL) IF 2(LL) IF 4(LL) IF 6(LL) IF 8(LL)
WB - EF 2 - 3
IF 1(RR) IF 2(RR) IF 4(RR) IF 6(RR) IF 8(RR)
WB - EF 2 - 3
IF 1(LL) IF 2(LL) IF 4(LL) IF 6(LL) IF 8(LL)
WB - ON 2 - 4
IF 1(RR) IF 2(RR) IF 3(RR) IF 4(RR) IF 5(RR) IF 6(RR) IF 7(RR) IF 8(RR)
WB - ON 2 - 4
IF 1(LL) IF 2(LL) IF 3(LL) IF 4(LL) IF 5(LL) IF 6(LL) IF 7(LL) IF 8(LL)
WB - MC 2 - 5
IF 1(RR) IF 2(RR) IF 3(RR) IF 4(RR) IF 5(RR) IF 6(RR) IF 7(RR) IF 8(RR)
0 2000 2000 2000 2000 2000 2000 2000 200
Channels
Lower frame: Milli Ampl Jy Top frame: Phas deg
Vector averaged cross-power spectrum Several baselines displayed
Timerange: 00/16:52:40 to 00/16:54:10

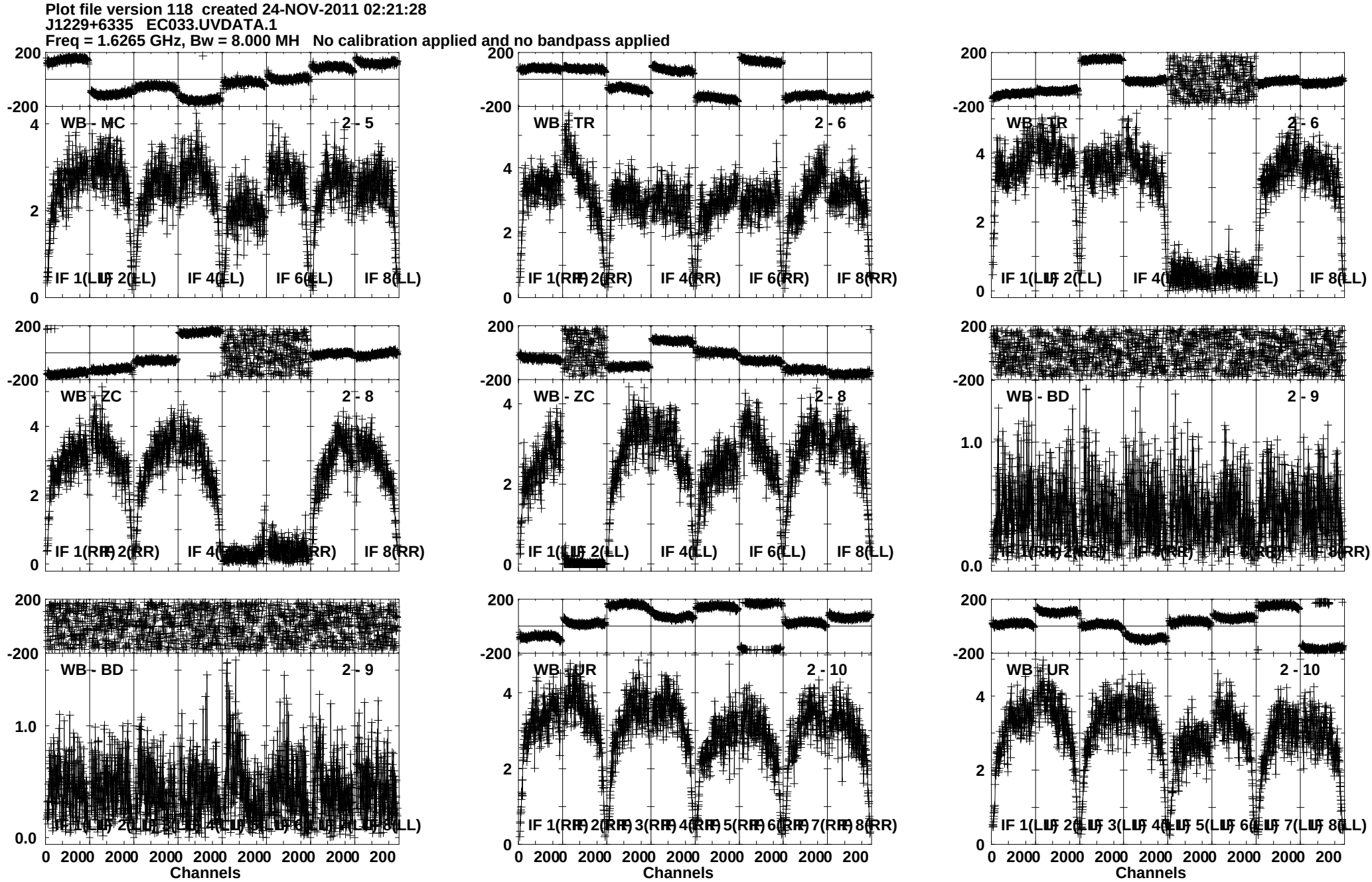
Plot file version 118 created 24-NOV-2011 02:21:28
J1229+6335 EC033.UVDATA.1
Freq = 1.6265 GHz, Bw = 8.000 MH No calibration applied and no bandpass applied
WB - MC 2 - 5
WB - TR 2 - 6
WB - TR 2 - 6
WB - ZC 2 - 8
WB - ZC 2 - 8
WB - BD 2 - 9
WB - BD 2 - 9
WB - UR 2 - 10
WB - UR 2 - 10
IF 1(LL) IF 2(LL) IF 4(LL) IF 6(LL) IF 8(LL)
IF 1(RR) IF 2(RR) IF 4(RR) IF 6(RR) IF 8(RR)
IF 1(RR) IF 2(RR) IF 3(RR) IF 4(RR) IF 5(RR) IF 6(RR) IF 7(RR) IF 8(RR)
IF 1(LL) IF 2(LL) IF 3(LL) IF 4(LL) IF 5(LL) IF 6(LL) IF 7(LL) IF 8(LL)
Channels
Lower frame: Milli Ampl Jy Top frame: Phas deg
Vector averaged cross-power spectrum Several baselines displayed
Timerange: 00/16:52:40 to 00/16:54:10

Plot file version 119 created 24-NOV-2011 02:22:30
J1229+6335 EC033.UVDATA.1
Freq = 1.6265 GHz, Bw = 8.000 MH No calibration applied and no bandpass applied

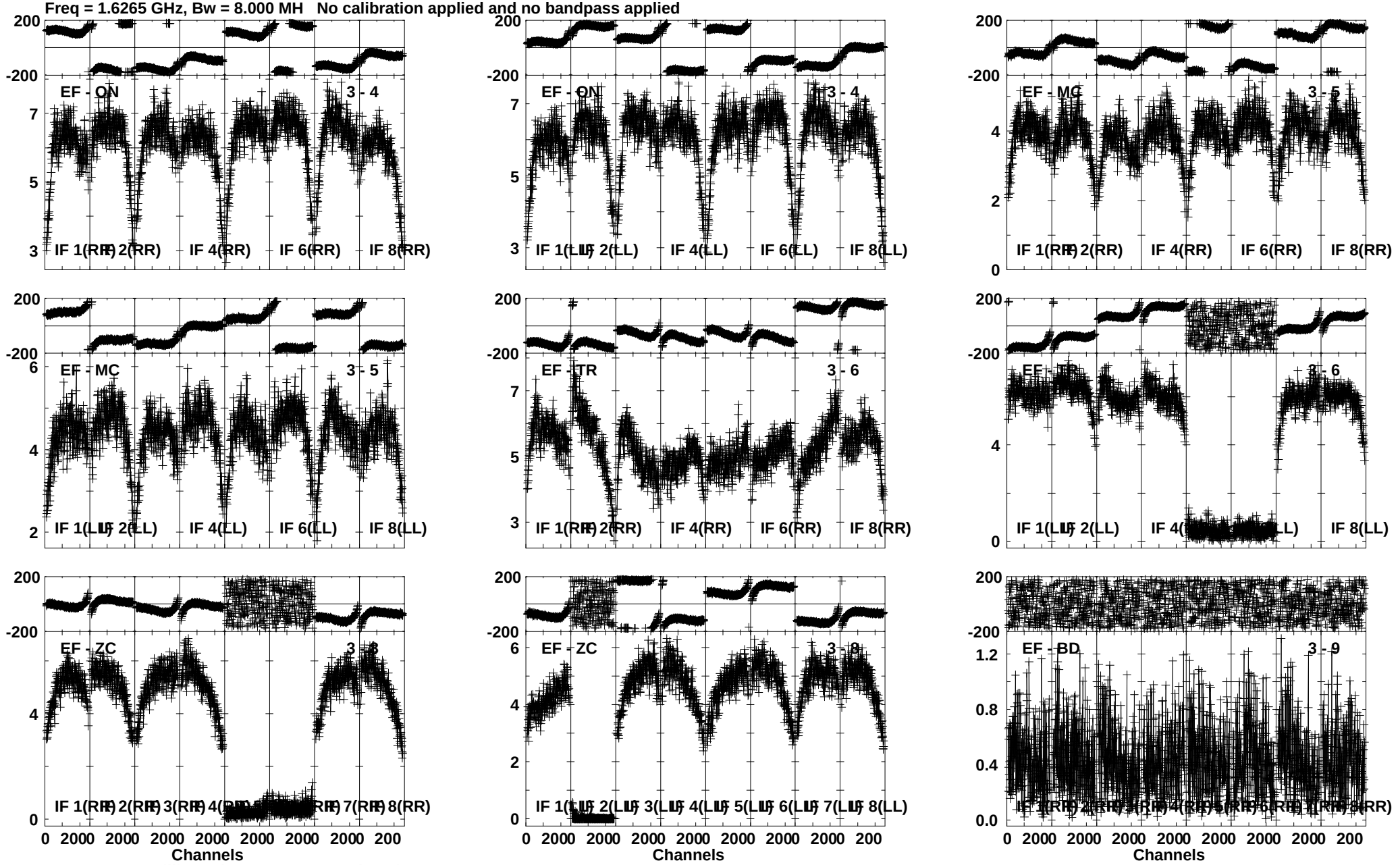

Lower frame: Milli Ampl Jy Top frame: Phas deg
Vector averaged cross-power spectrum Several baselines displayed
Timerange: 00/16:52:40 to 00/16:54:10

Plot file version 120 created 24-NOV-2011 02:23:22
J1229+6335 EC033.UVDATA.1
Freq = 1.6265 GHz, Bw = 8.000 MH No calibration applied and no bandpass applied

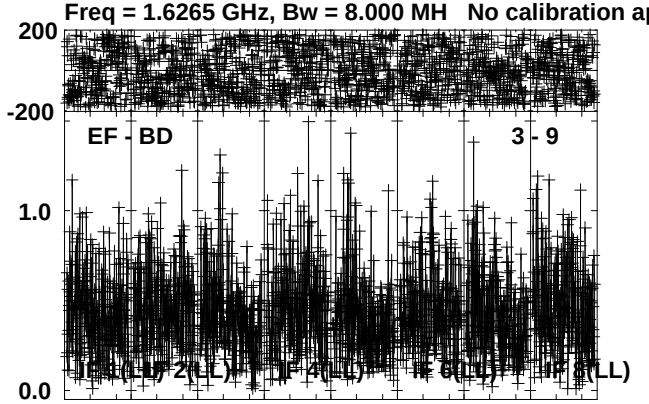

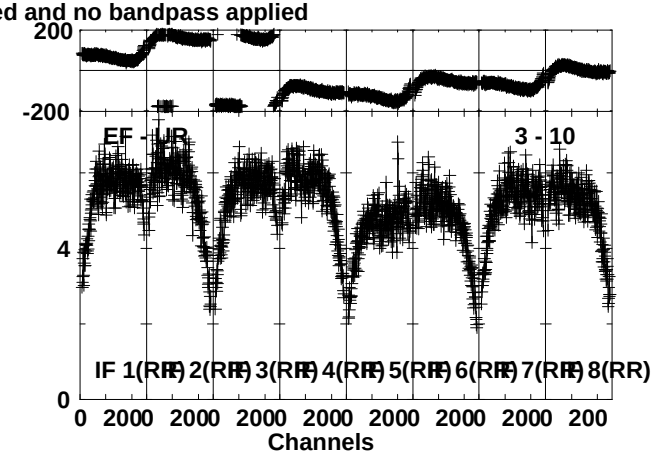

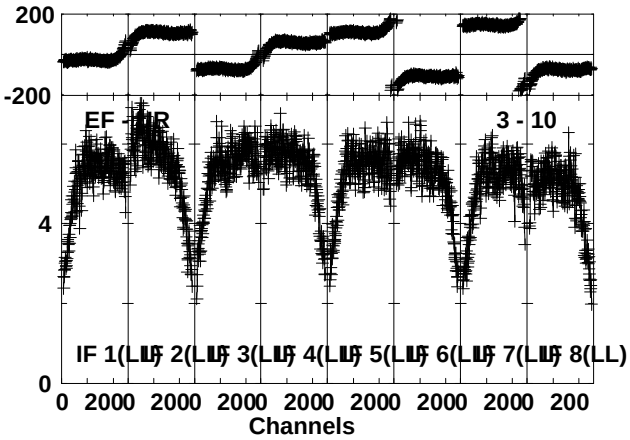

Lower frame: Milli Ampl Jy Top frame: Phas deg
Vector averaged cross-power spectrum Several baselines displayed
Timerange: 00/16:52:40 to 00/16:54:10

Plot file version 121 created 24-NOV-2011 02:24:32
HDF259 EC033.UVDATA.1
Freq = 1.6265 GHz, Bw = 8.000 MH No calibration applied and no bandpass applied

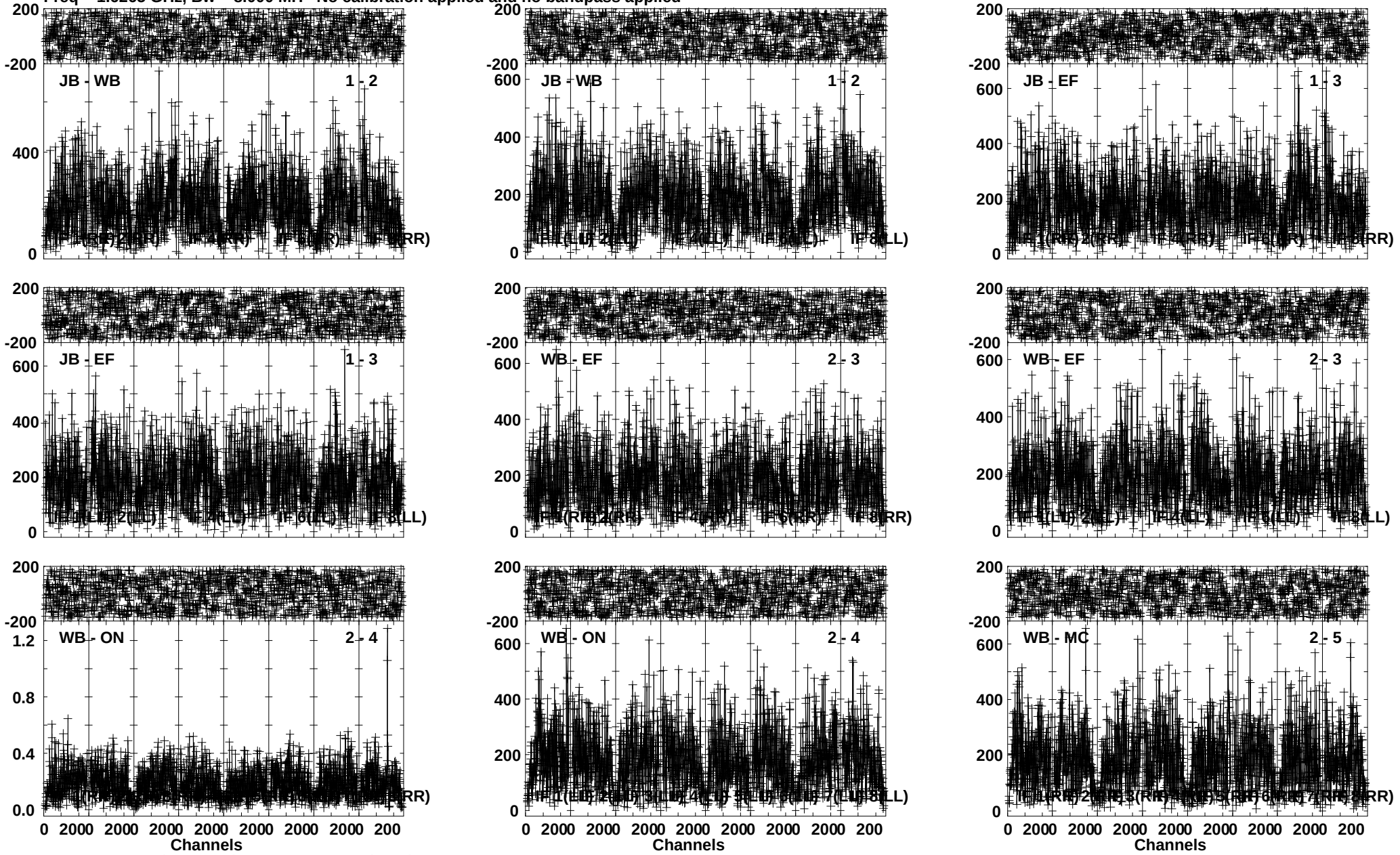

Lower frame: Micro Ampl Jy Top frame: Phas deg
Vector averaged cross-power spectrum Several baselines displayed
Timerange: 00/16:54:15 to 00/17:02:40

Plot file version 122 created 24-NOV-2011 02:27:54
HDF259 EC033.UVDATA.1
Freq = 1.6265 GHz, Bw = 8.000 MH No calibration applied and no bandpass applied

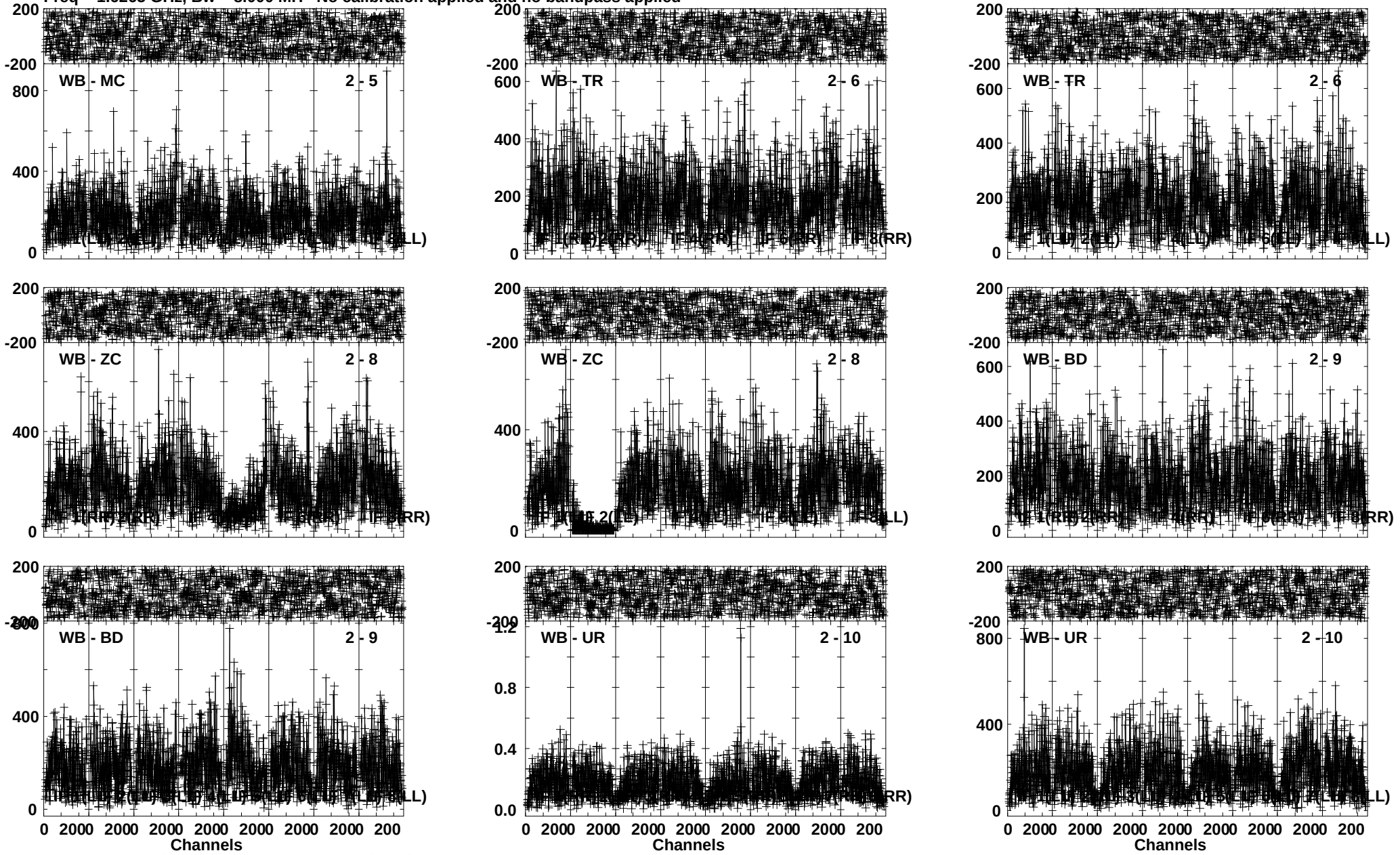

Lower frame: Micro Ampl Jy Top frame: Phas deg
Vector averaged cross-power spectrum Several baselines displayed
Timerange: 00/16:54:15 to 00/17:02:40

Plot file version 123 created 24-NOV-2011 02:32:58
HDF259 EC033.UVDATA.1
Freq = 1.6265 GHz, Bw = 8.000 MH No calibration applied and no bandpass applied

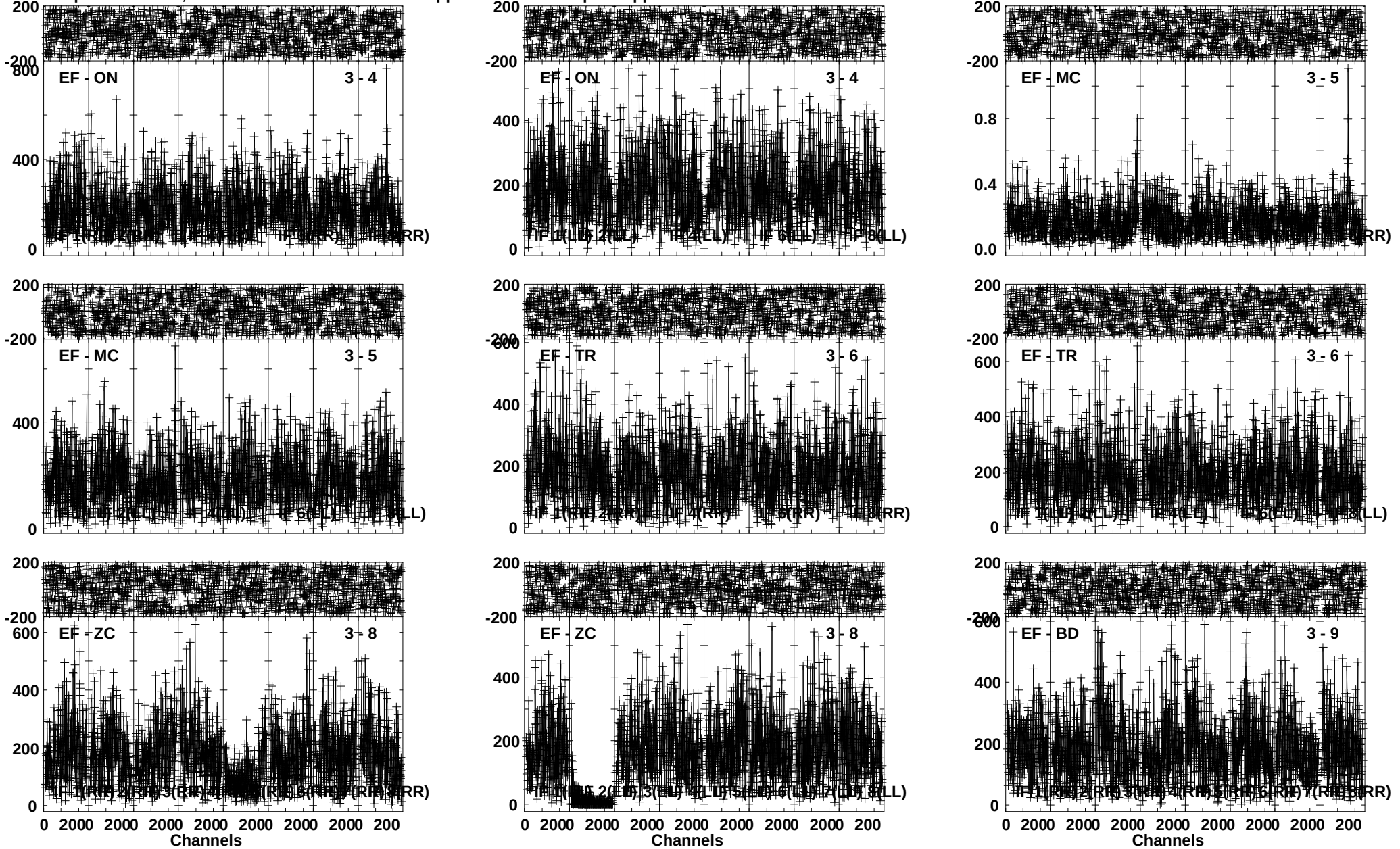

Lower frame: Micro Ampl Jy Top frame: Phas deg
Vector averaged cross-power spectrum Several baselines displayed
Timerange: 00/16:54:15 to 00/17:02:40

Plot file version 124 created 24-NOV-2011 02:37:11
HDF259 EC033.UVDATA.1
Freq = 1.6265 GHz, Bw = 8.000 MH No calibration applied and no bandpass applied

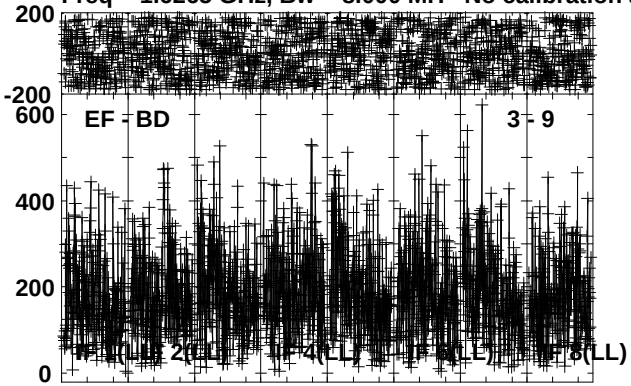

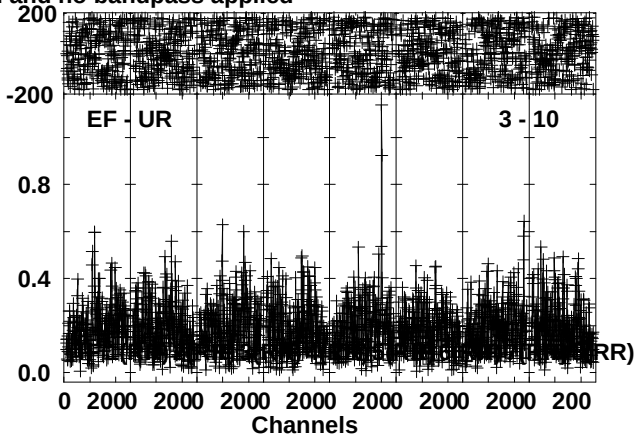

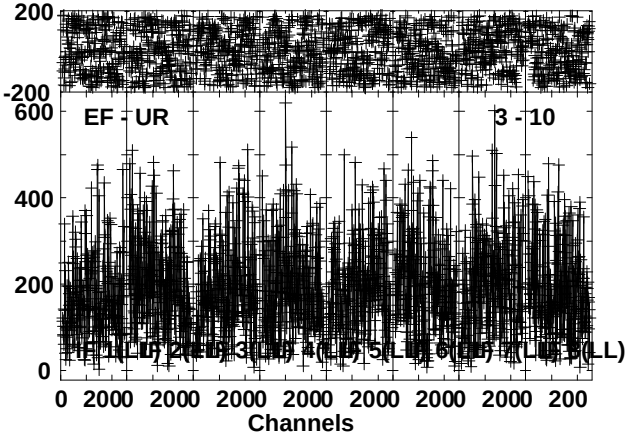

Lower frame: Micro Ampl Jy Top frame: Phas deg
Vector averaged cross-power spectrum Several baselines displayed
Timerange: 00/16:54:15 to 00/17:02:40

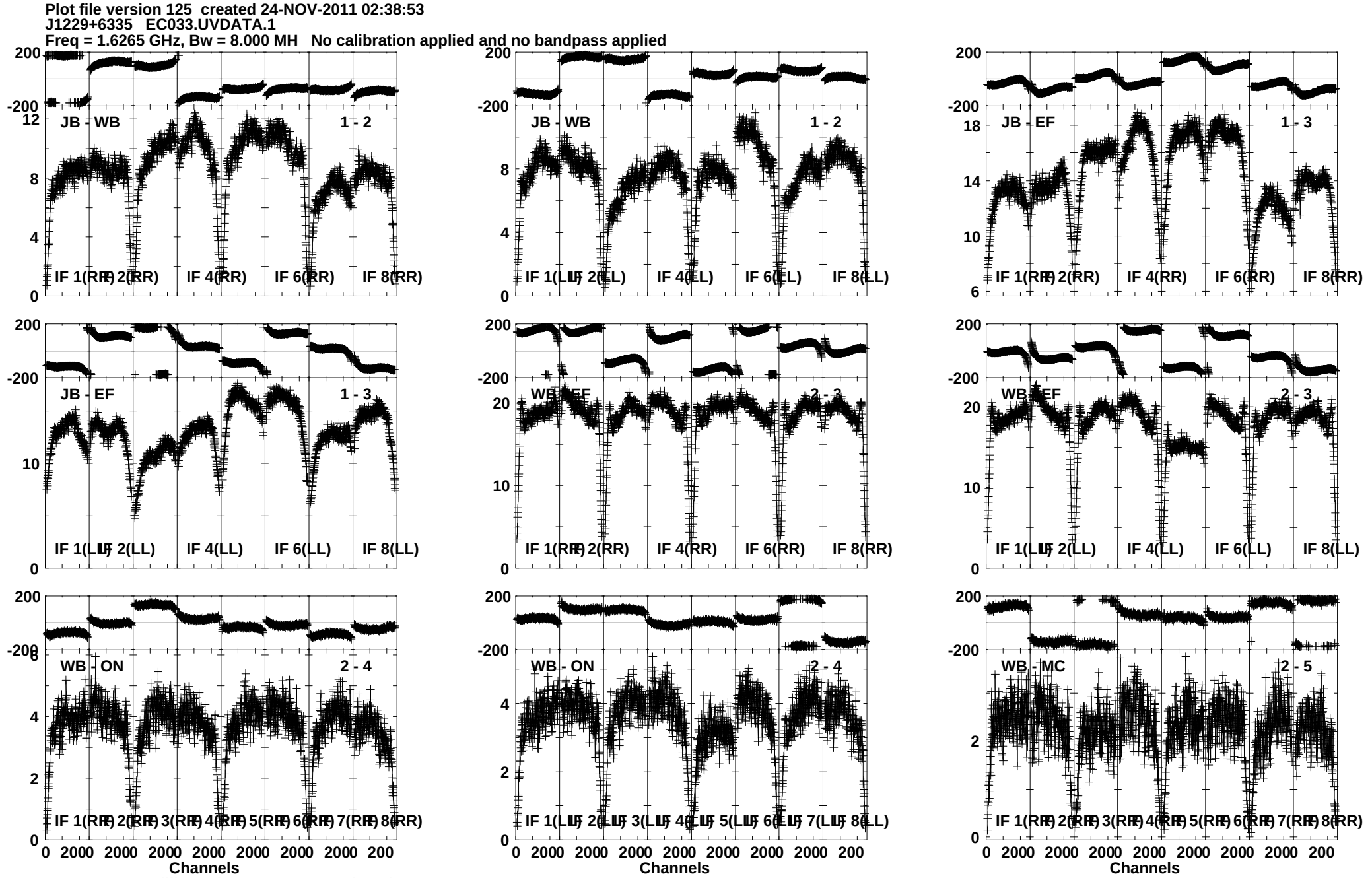
Plot file version 125 created 24-NOV-2011 02:38:53
J1229+6335 EC033.UVDATA.1
Freq = 1.6265 GHz, Bw = 8.000 MH No calibration applied and no bandpass applied
JB - WB 1 - 2
IF 1(RR) IF 2(RR) IF 4(RR) IF 6(RR) IF 8(RR)
JB - WB 1 - 2
IF 1(LL) IF 2(LL) IF 4(LL) IF 6(LL) IF 8(LL)
JB - EF 1 - 3
IF 1(RR) IF 2(RR) IF 4(RR) IF 6(RR) IF 8(RR)
JB - EF 1 - 3
IF 1(LL) IF 2(LL) IF 4(LL) IF 6(LL) IF 8(LL)
WB - EF 2 - 3
IF 1(RR) IF 2(RR) IF 4(RR) IF 6(RR) IF 8(RR)
WB - EF 2 - 3
IF 1(LL) IF 2(LL) IF 4(LL) IF 6(LL) IF 8(LL)
WB - ON 2 - 4
IF 1(RR) IF 2(RR) IF 3(RR) IF 4(RR) IF 5(RR) IF 6(RR) IF 7(RR) IF 8(RR)
WB - ON 2 - 4
IF 1(LL) IF 2(LL) IF 3(LL) IF 4(LL) IF 5(LL) IF 6(LL) IF 7(LL) IF 8(LL)
WB - MC 2 - 5
IF 1(RR) IF 2(RR) IF 3(RR) IF 4(RR) IF 5(RR) IF 6(RR) IF 7(RR) IF 8(RR)
0 2000 2000 2000 2000 2000 2000 2000 200
Channels
Lower frame: Milli Ampl Jy Top frame: Phas deg
Vector averaged cross-power spectrum Several baselines displayed
Timerange: 00/17:02:45 to 00/17:04:40

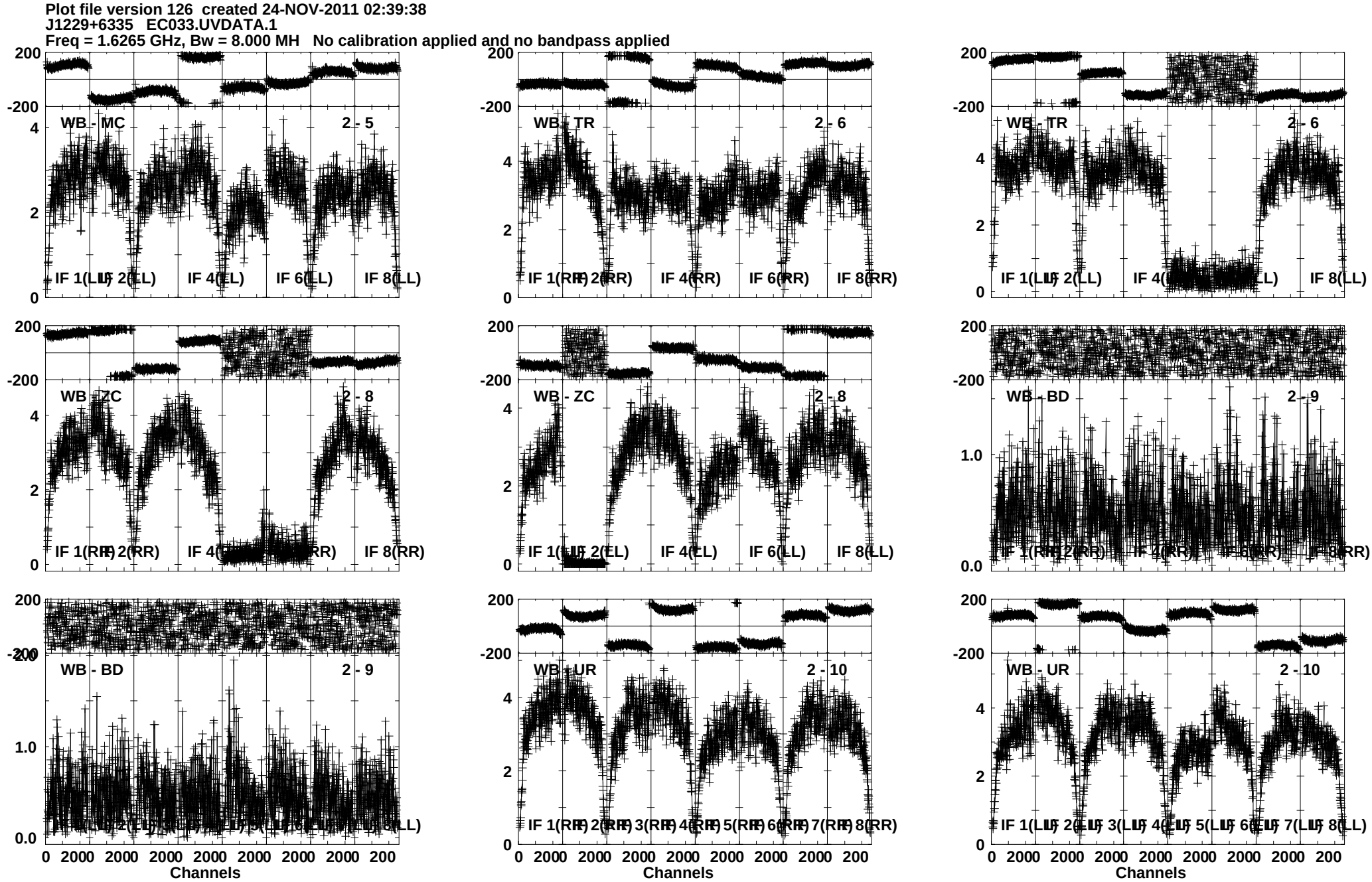
Plot file version 126 created 24-NOV-2011 02:39:38
J1229+6335 EC033.UVDATA.1
Freq = 1.6265 GHz, Bw = 8.000 MH No calibration applied and no bandpass applied
WB - MC 2 - 5
WB - TR 2 - 6
WB - TR 2 - 6
WB - ZC 2 - 8
WB - ZC 2 - 8
WB - BD 2 - 9
WB - BD 2 - 9
WB - UR 2 - 10
WB - UR 2 - 10
IF 1(LL) 2(LL) IF 4(LL) IF 6(LL) IF 8(LL)
IF 1(RR) 2(RR) IF 4(RR) IF 6(RR) IF 8(RR)
IF 1(RR) 2(RR) IF 3(RR) IF 4(RR) IF 5(RR) IF 6(RR) IF 7(RR) IF 8(RR)
IF 1(LL) 2(LL) IF 3(LL) IF 4(LL) IF 5(LL) IF 6(LL) IF 7(LL) IF 8(LL)
Channels
Lower frame: Milli Ampl Jy Top frame: Phas deg
Vector averaged cross-power spectrum Several baselines displayed
Timerange: 00/17:02:45 to 00/17:04:40

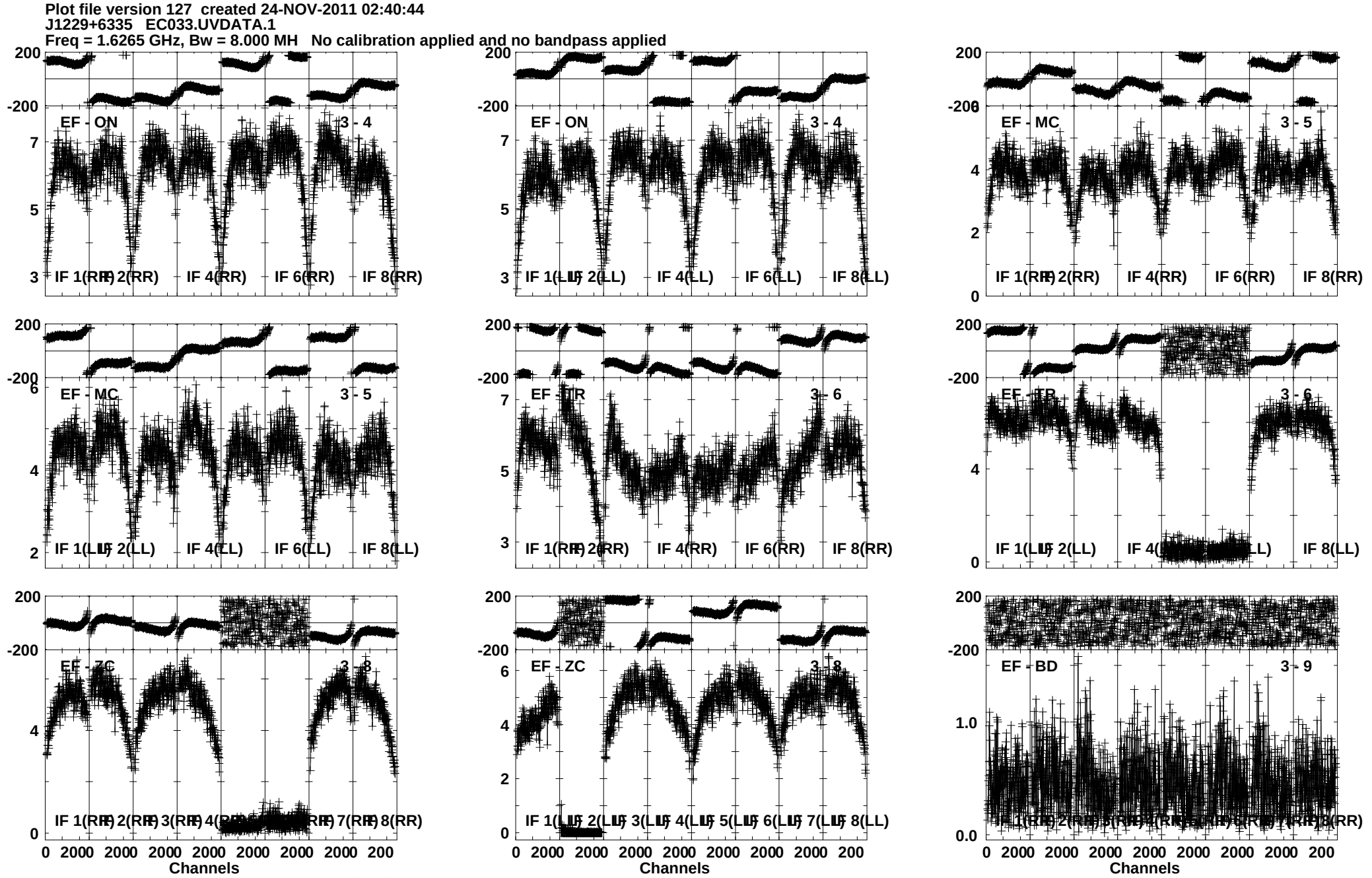
Plot file version 127 created 24-NOV-2011 02:40:44
J1229+6335 EC033.UVDATA.1
Freq = 1.6265 GHz, Bw = 8.000 MH No calibration applied and no bandpass applied
EF - ON 3 - 4
IF 1(RR) IF 2(RR) IF 4(RR) IF 6(RR) IF 8(RR)
EF - ON 3 - 4
IF 1(LL) IF 2(LL) IF 4(LL) IF 6(LL) IF 8(LL)
EF - MC 3 - 5
IF 1(RR) IF 2(RR) IF 4(RR) IF 6(RR) IF 8(RR)
EF - MC 3 - 5
IF 1(LL) IF 2(LL) IF 4(LL) IF 6(LL) IF 8(LL)
EF - TR 3 - 6
IF 1(RR) IF 2(RR) IF 4(RR) IF 6(RR) IF 8(RR)
EF - TR 3 - 6
IF 1(LL) IF 2(LL) IF 4(LL) IF 8(LL)
EF - ZC 3 - 8
IF 1(RR) IF 2(RR) IF 3(RR) IF 4(RR) IF 7(RR) IF 8(RR)
EF - ZC 3 - 8
IF 1(LL) IF 2(LL) IF 3(LL) IF 4(LL) IF 5(LL) IF 6(LL) IF 7(LL) IF 8(LL)
EF - BD 3 - 9
IF 1(RR) IF 2(RR) IF 3(RR) IF 4(RR) IF 7(RR) IF 8(RR)
0 2000 2000 2000 2000 2000 2000 2000 200
Channels
Lower frame: Milli Ampl Jy Top frame: Phas deg
Vector averaged cross-power spectrum Several baselines displayed
Timerange: 00/17:02:45 to 00/17:04:40

Plot file version 128 created 24-NOV-2011 02:41:40
J1229+6335 EC033.UVDATA.1
Freq = 1.6265 GHz, Bw = 8.000 MH No calibration applied and no bandpass applied

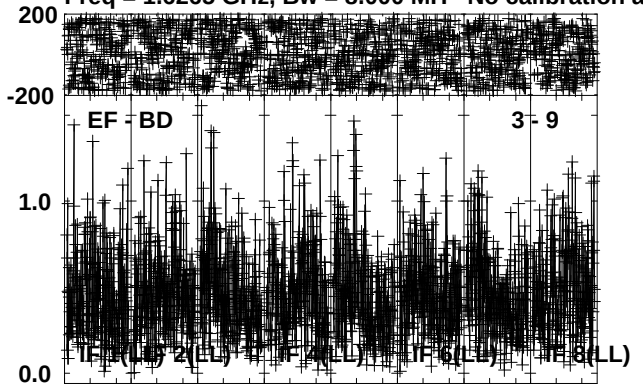

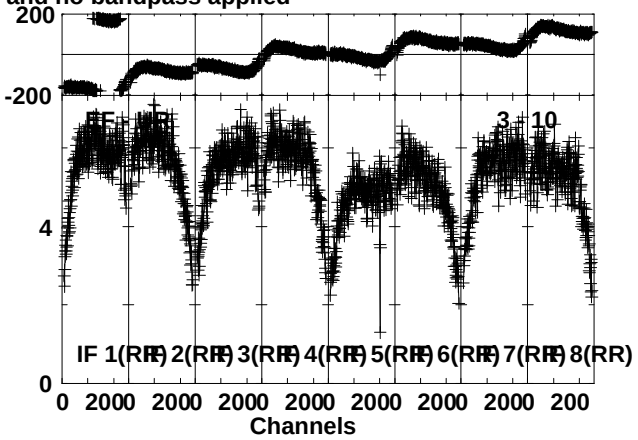

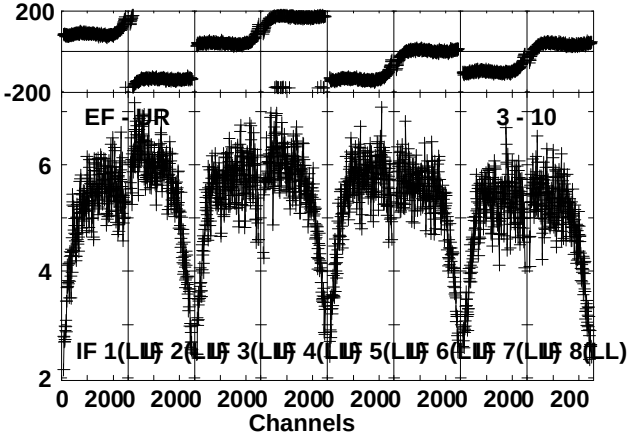

Lower frame: Milli Ampl Jy Top frame: Phas deg
Vector averaged cross-power spectrum Several baselines displayed
Timerange: 00/17:02:45 to 00/17:04:40

Plot file version 129 created 24-NOV-2011 02:42:44
HDF259 EC033.UVDATA.1
Freq = 1.6265 GHz, Bw = 8.000 MH No calibration applied and no bandpass applied

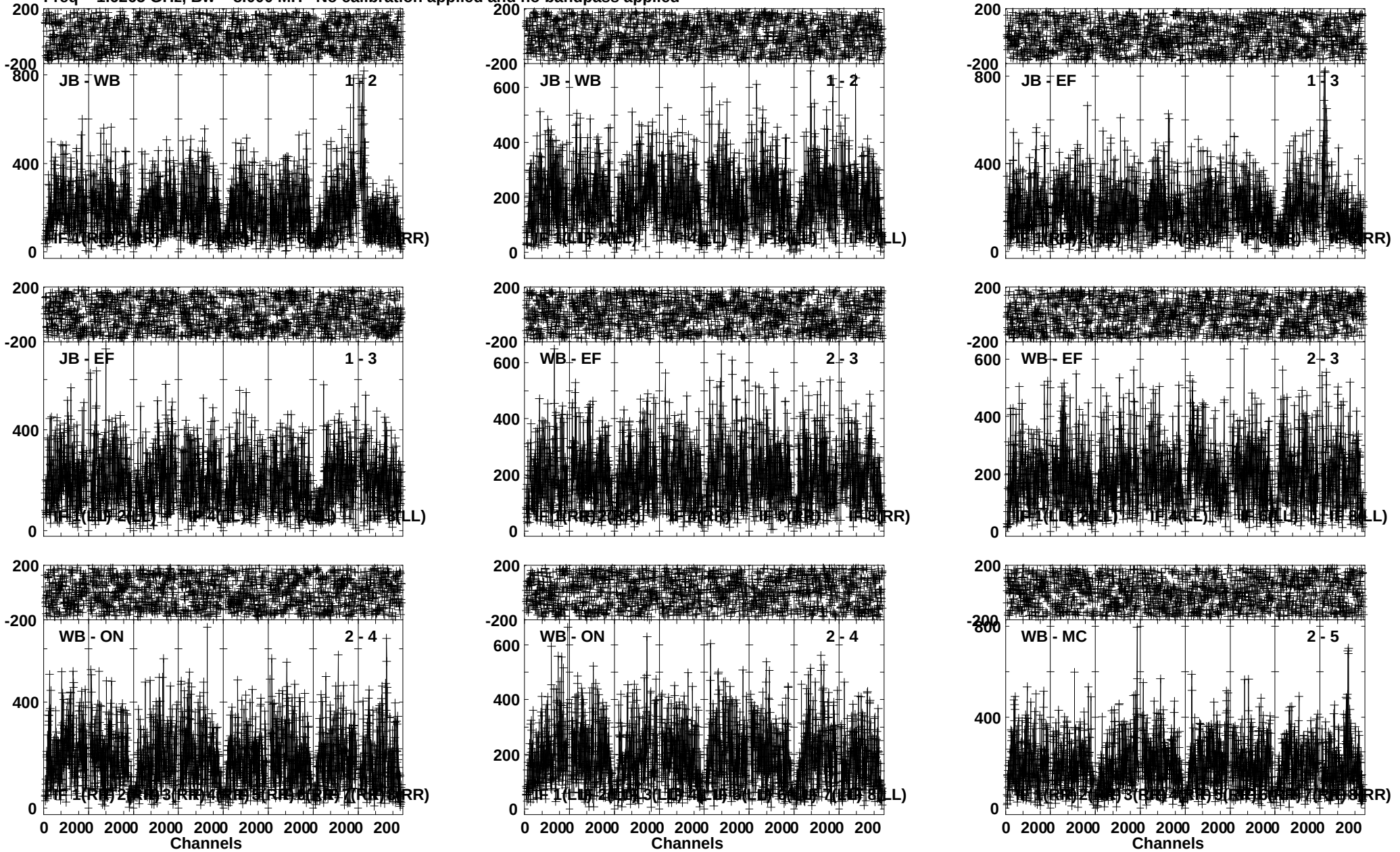

Lower frame: Micro Ampl Jy Top frame: Phas deg
Vector averaged cross-power spectrum Several baselines displayed
Timerange: 00/17:04:45 to 00/17:12:40

Plot file version 130 created 24-NOV-2011 02:45:54
HDF259 EC033.UVDATA.1
Freq = 1.6265 GHz, Bw = 8.000 MH No calibration applied and no bandpass applied

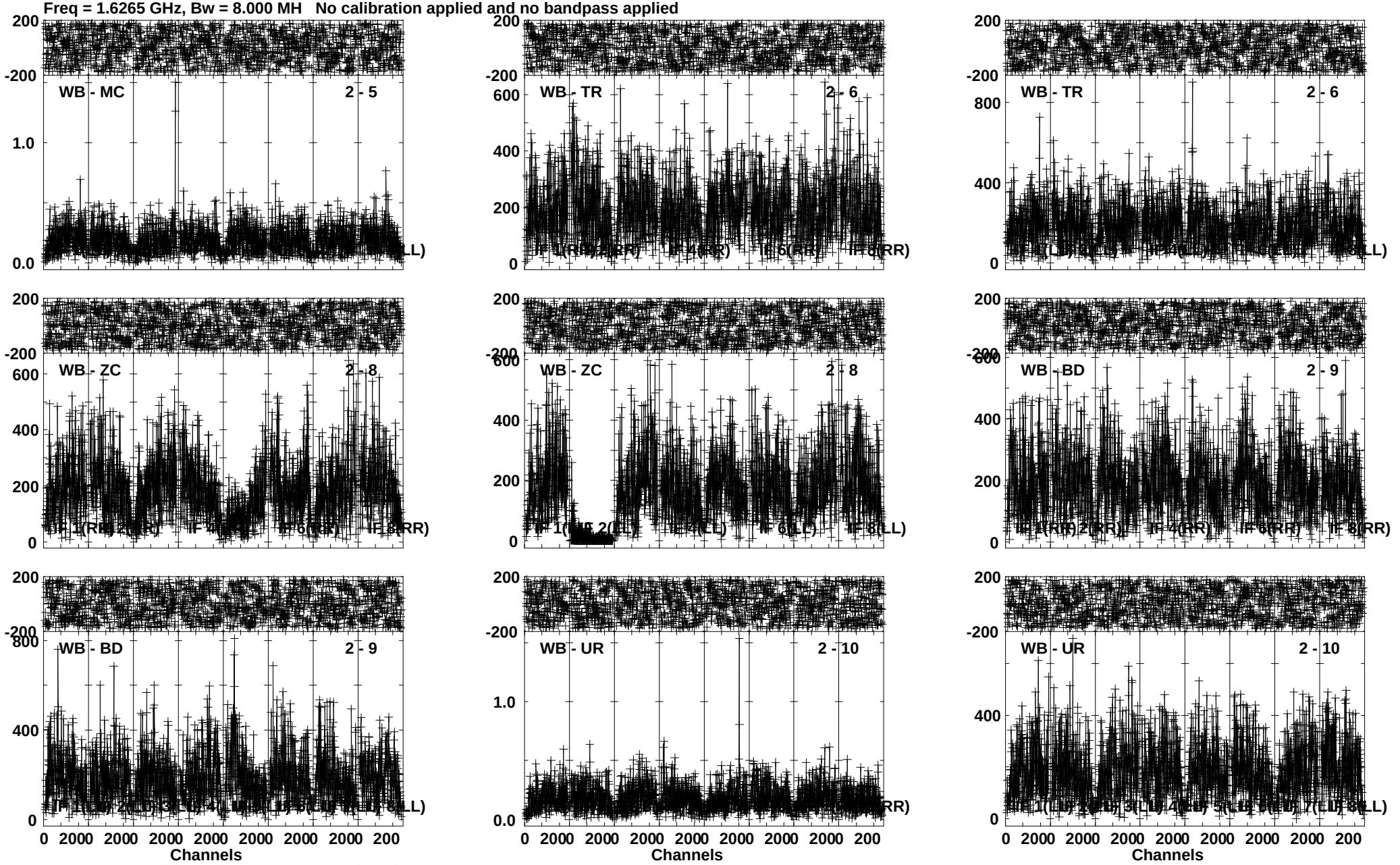

Lower frame: Milli Ampl Jy Top frame: Phas deg
Vector averaged cross-power spectrum Several baselines displayed
Timerange: 00/17:04:45 to 00/17:12:40

Plot file version 131 created 24-NOV-2011 02:50:38
HDF259 EC033.UVDATA.1
Freq = 1.6265 GHz, Bw = 8.000 MH No calibration applied and no bandpass applied

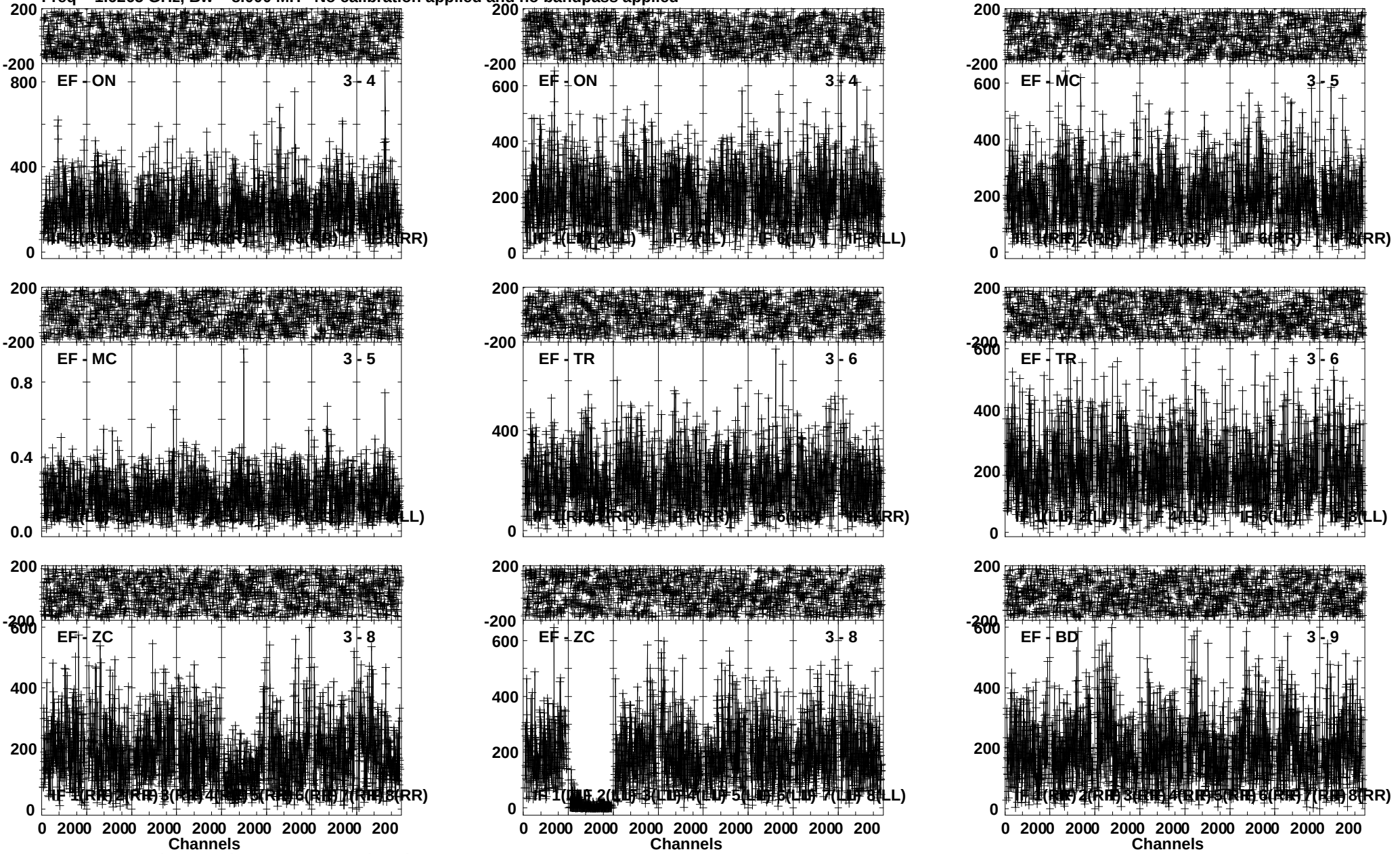

Lower frame: Micro Ampl Jy Top frame: Phas deg
Vector averaged cross-power spectrum Several baselines displayed
Timerange: 00/17:04:45 to 00/17:12:40

Plot file version 132 created 24-NOV-2011 02:54:34
HDF259 EC033.UVDATA.1
Freq = 1.6265 GHz, Bw = 8.000 MH No calibration applied and no bandpass applied

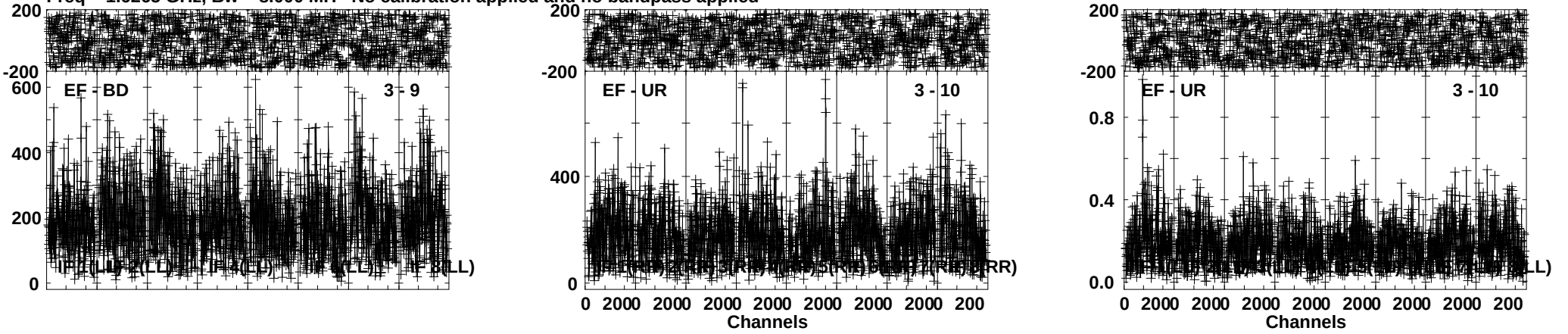

Lower frame: Micro Ampl Jy Top frame: Phas deg
Vector averaged cross-power spectrum Several baselines displayed
Timerange: 00/17:04:45 to 00/17:12:40

Plot file version 133 created 24-NOV-2011 02:56:12
J1229+6335 EC033.UVDATA.1
Freq = 1.6265 GHz, Bw = 8.000 MH No calibration applied and no bandpass applied

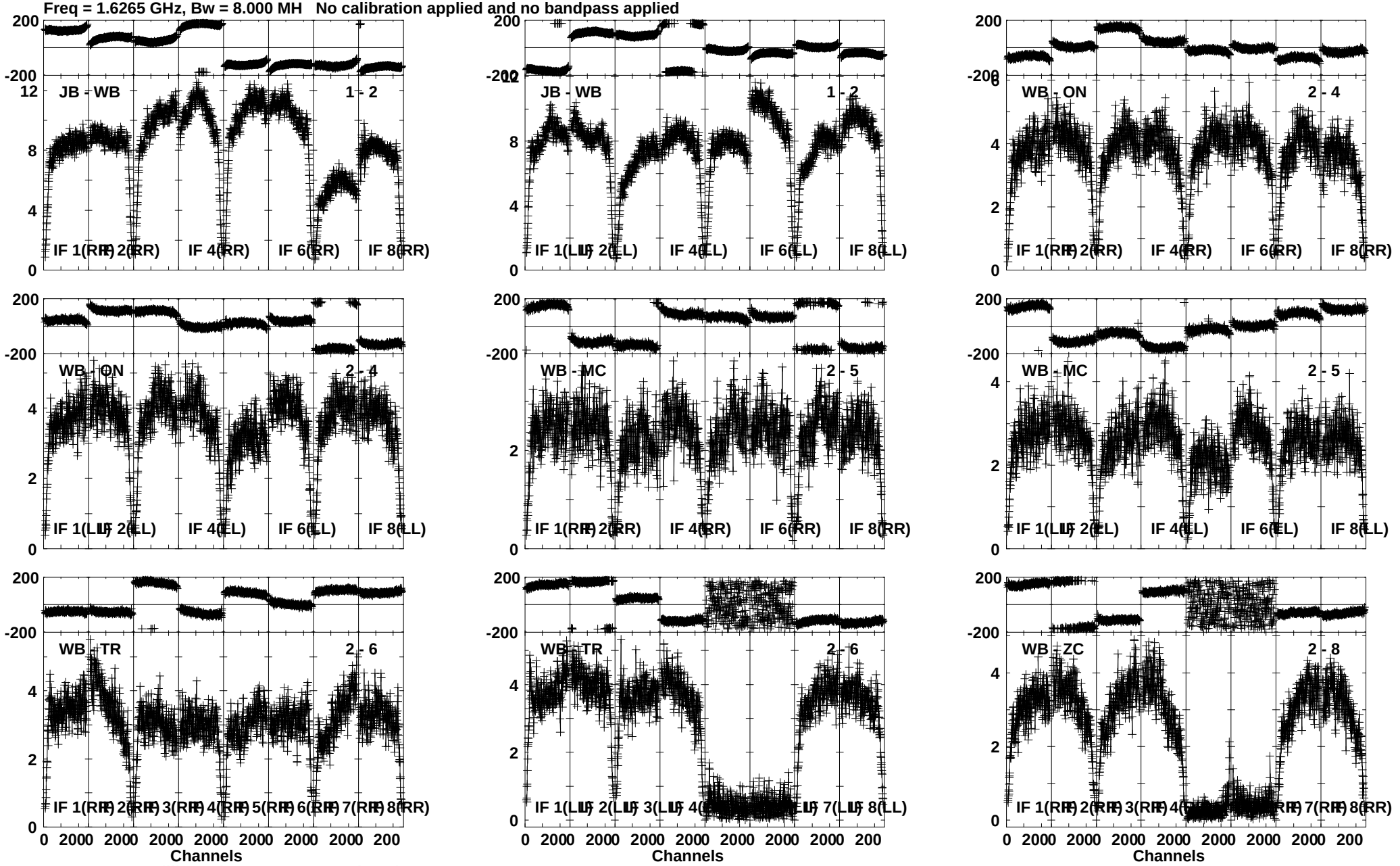

Lower frame: Milli Ampl Jy Top frame: Phas deg
Vector averaged cross-power spectrum Several baselines displayed
Timerange: 00/17:13:20 to 00/17:14:50

Plot file version 134 created 24-NOV-2011 02:57:20
J1229+6335 EC033.UVDATA.1
Freq = 1.6265 GHz, Bw = 8.000 MH No calibration applied and no bandpass applied

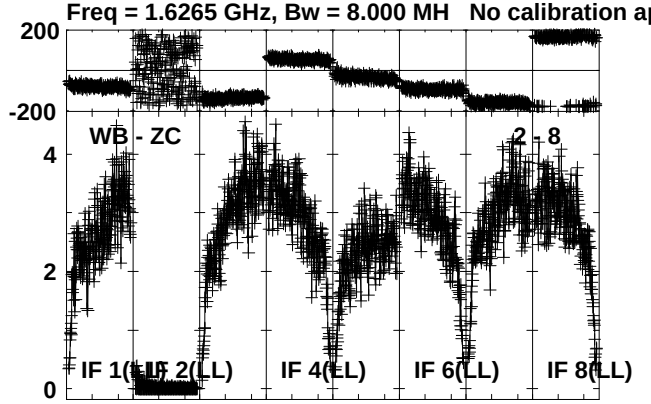

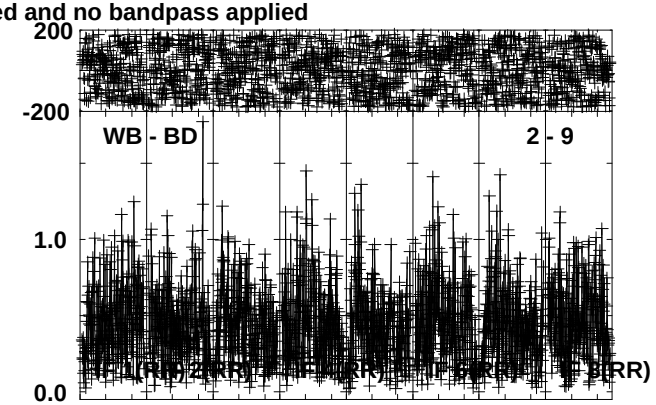

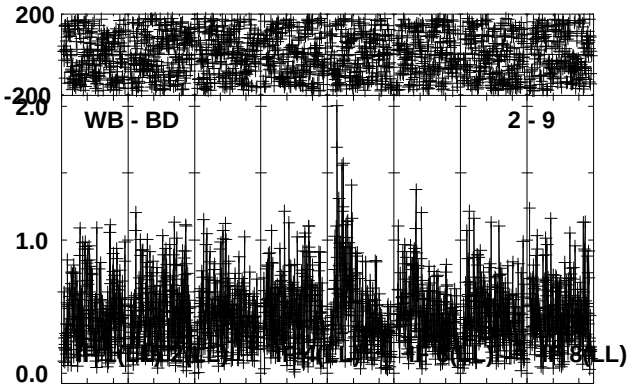

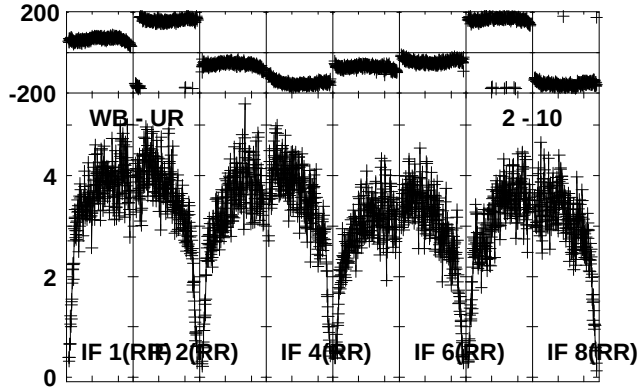

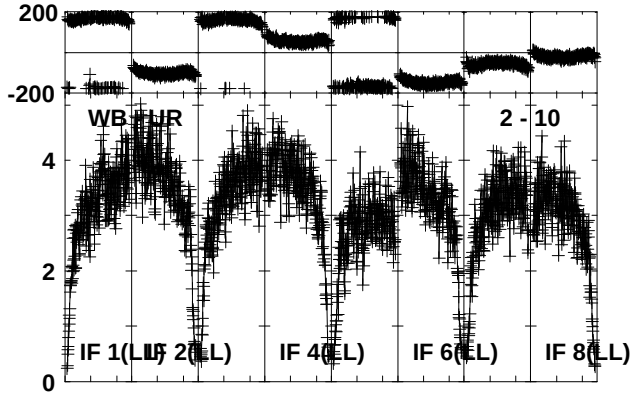

Lower frame: Milli Ampl Jy Top frame: Phas deg
Vector averaged cross-power spectrum Several baselines displayed
Timerange: 00/17:13:20 to 00/17:14:50

Plot file version 135 created 24-NOV-2011 02:59:33
HDF259 EC033.UVDATA.1
Freq = 1.6265 GHz, Bw = 8.000 MH No calibration applied and no bandpass applied

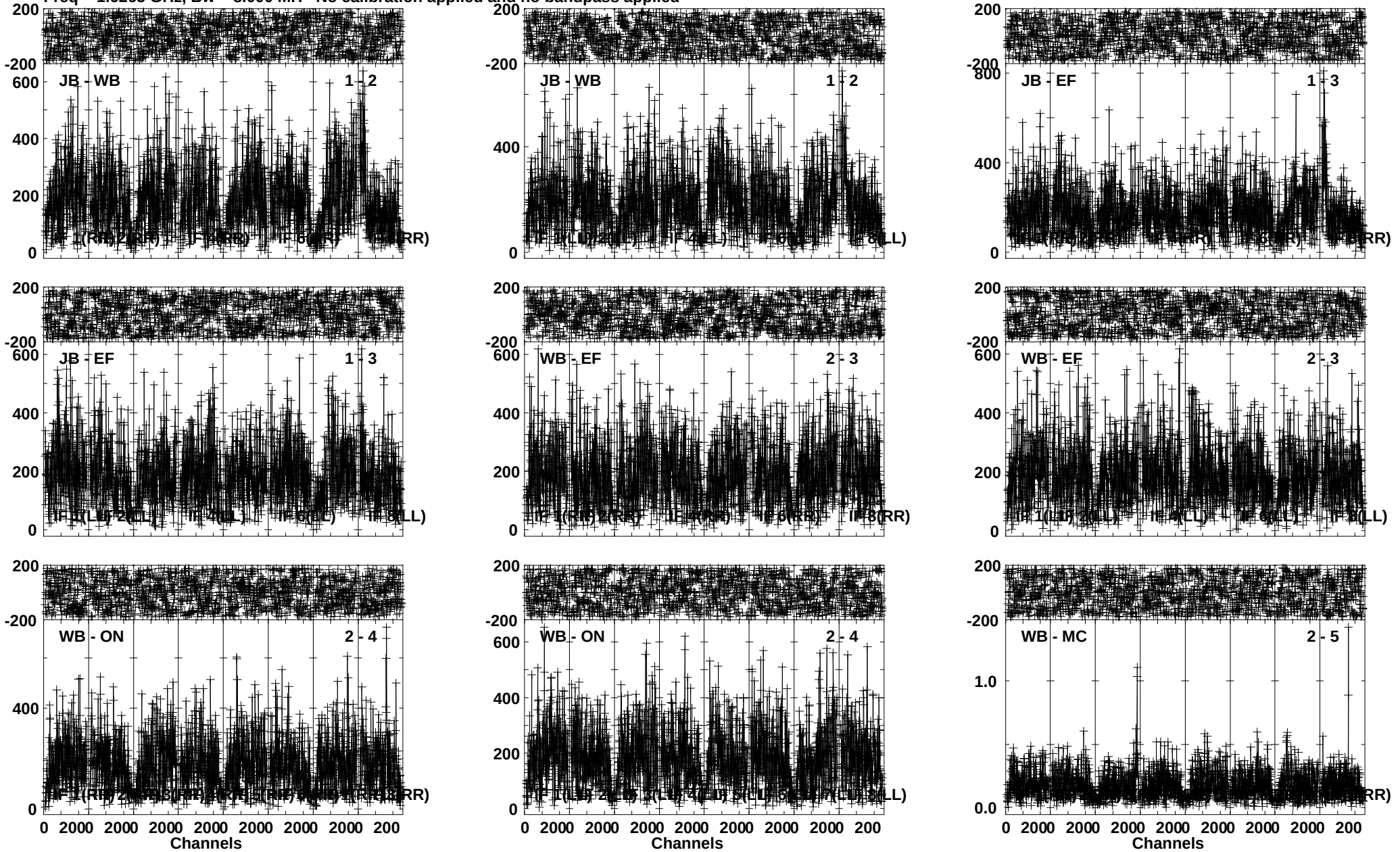

Lower frame: Micro Ampl Jy Top frame: Phas deg
Vector averaged cross-power spectrum Several baselines displayed
Timerange: 00/17:14:55 to 00/17:23:20

Plot file version 136 created 24-NOV-2011 03:02:54
HDF259 EC033.UVDATA.1
Freq = 1.6265 GHz, Bw = 8.000 MH No calibration applied and no bandpass applied

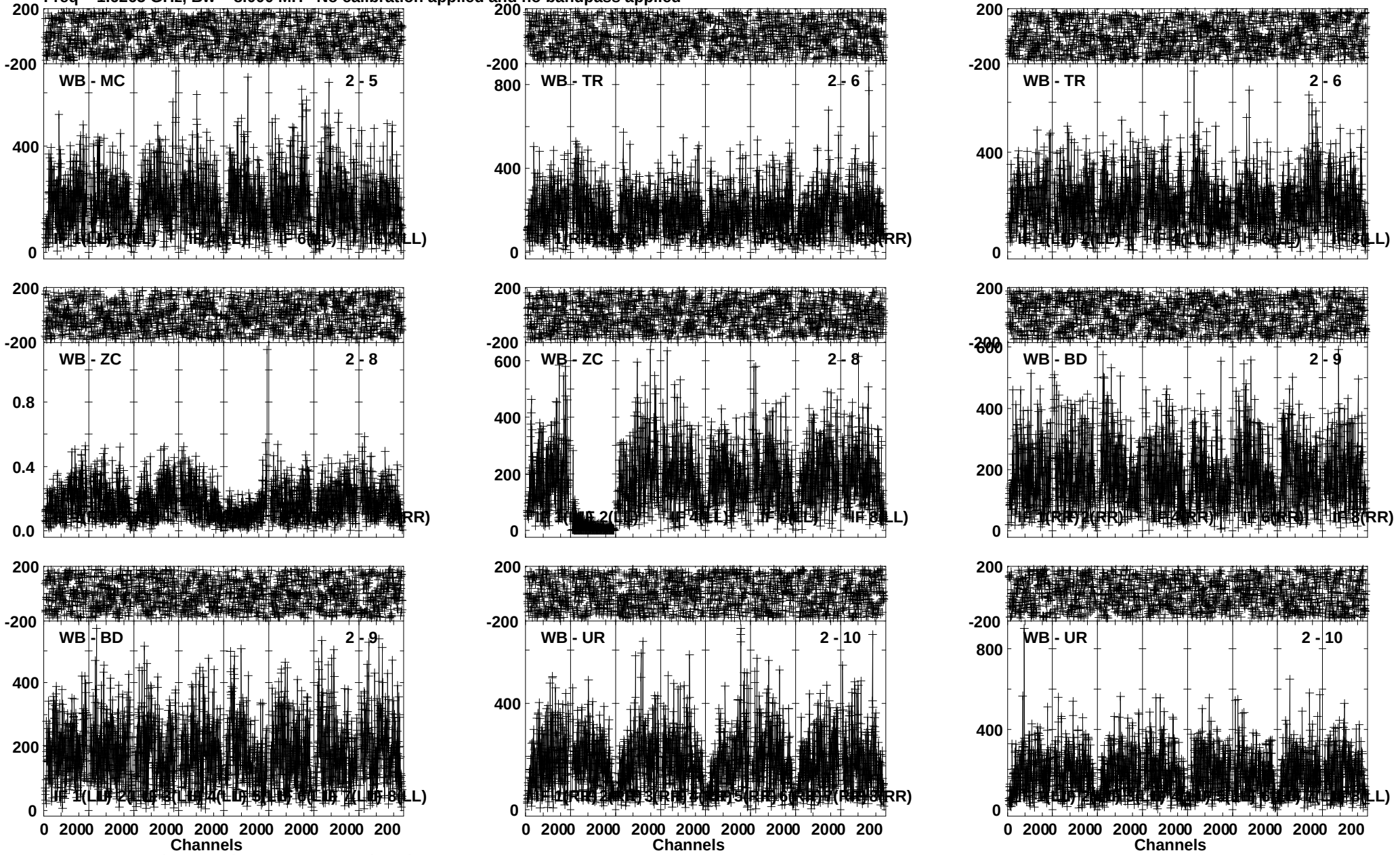

Lower frame: Micro Ampl Jy Top frame: Phas deg
Vector averaged cross-power spectrum Several baselines displayed
Timerange: 00/17:14:55 to 00/17:23:20

Plot file version 137 created 24-NOV-2011 03:07:57
HDF259 EC033.UVDATA.1
Freq = 1.6265 GHz, Bw = 8.000 MH No calibration applied and no bandpass applied

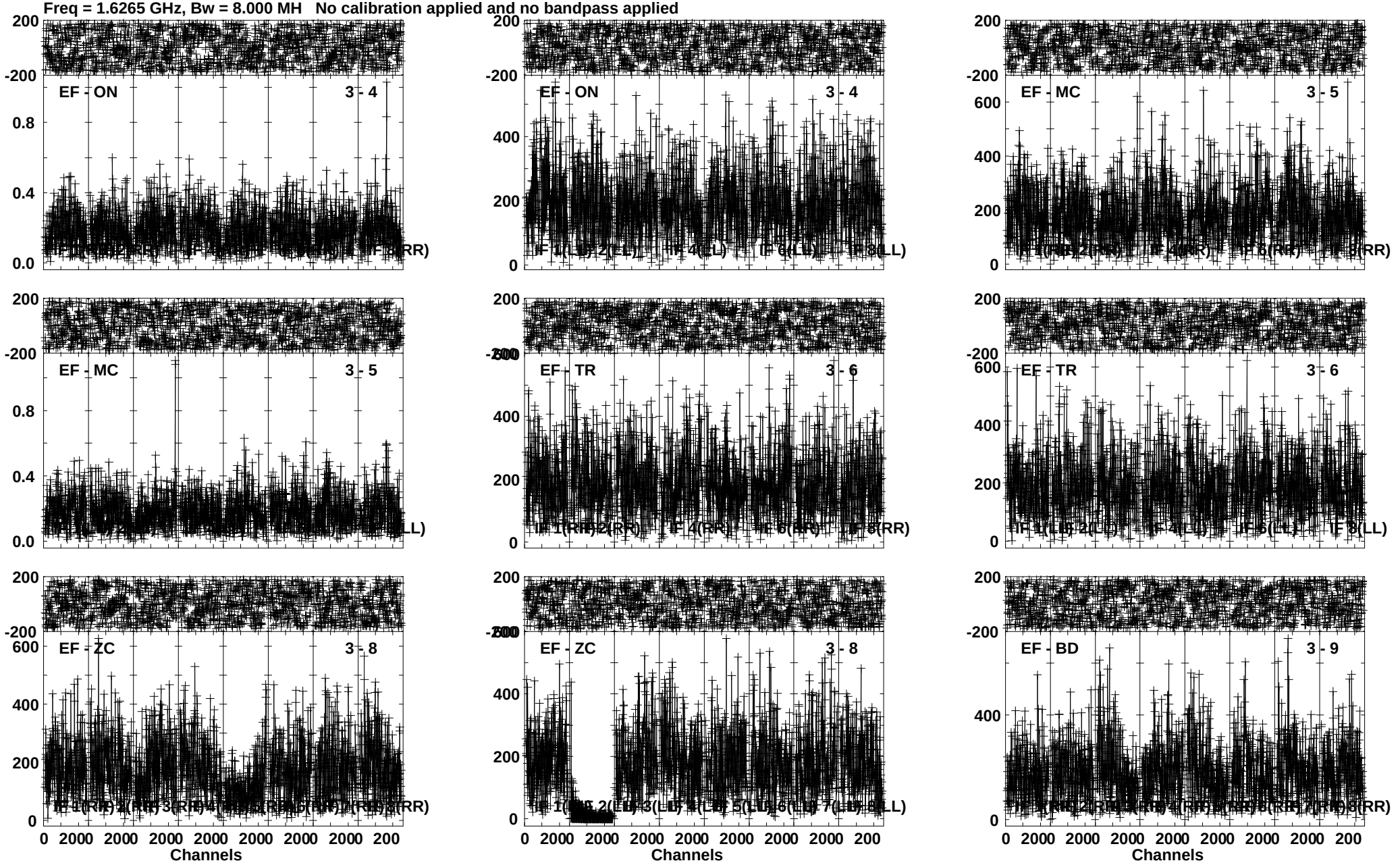

Lower frame: Milli Ampl Jy Top frame: Phas deg
Vector averaged cross-power spectrum Several baselines displayed
Timerange: 00/17:14:55 to 00/17:23:20

Plot file version 138 created 24-NOV-2011 03:12:09
HDF259 EC033.UVDATA.1
Freq = 1.6265 GHz, Bw = 8.000 MH No calibration applied and no bandpass applied

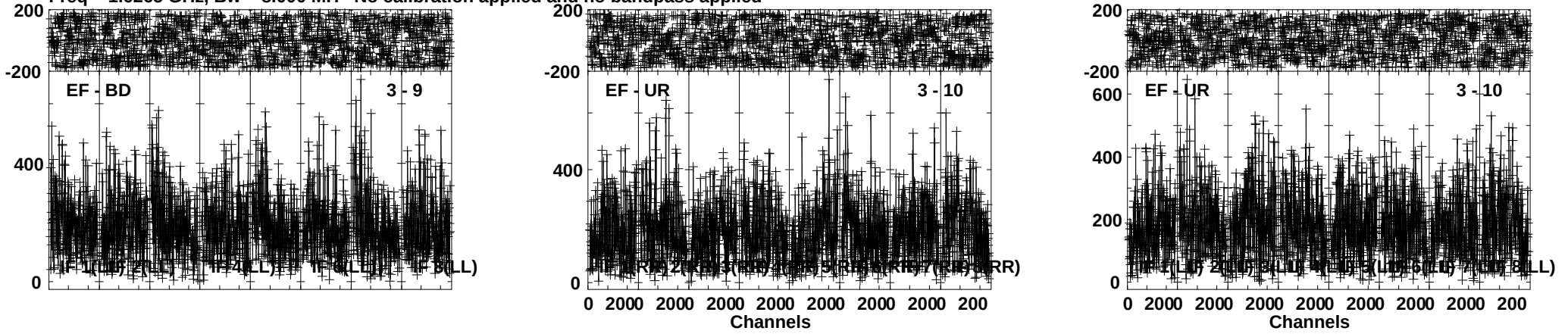

Lower frame: Micro Ampl Jy Top frame: Phas deg
Vector averaged cross-power spectrum Several baselines displayed
Timerange: 00/17:14:55 to 00/17:23:20

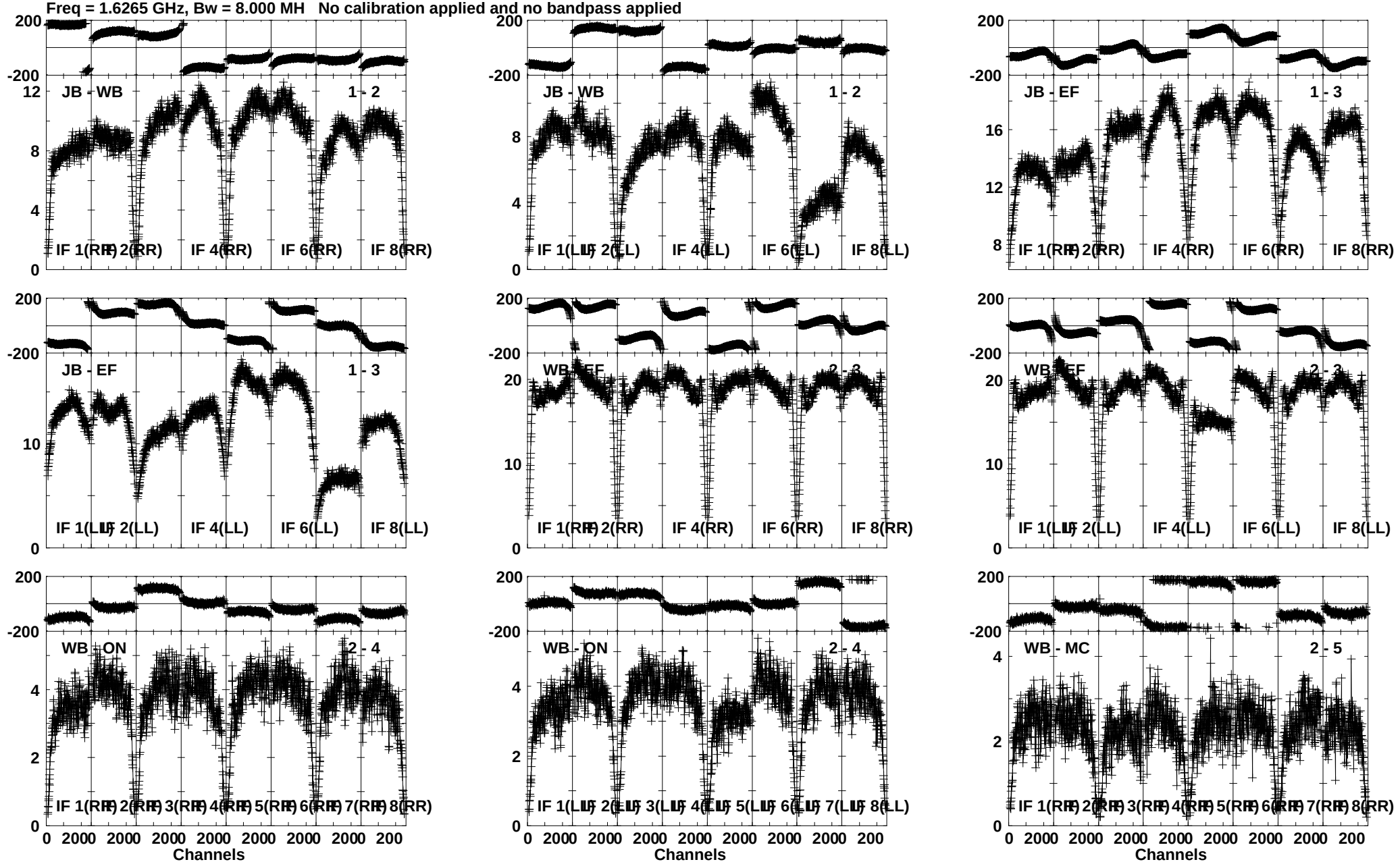
Plot file version 139 created 24-NOV-2011 03:13:51
J1229+6335 EC033.UVDATA.1
Freq = 1.6265 GHz, Bw = 8.000 MH No calibration applied and no bandpass applied
JB - WB 1 - 2
IF 1(RR) IF 2(RR) IF 4(RR) IF 6(RR) IF 8(RR)
JB - WB 1 - 2
IF 1(LL) IF 2(LL) IF 4(LL) IF 6(LL) IF 8(LL)
JB - EF 1 - 3
IF 1(RR) IF 2(RR) IF 4(RR) IF 6(RR) IF 8(RR)
JB - EF 1 - 3
IF 1(LL) IF 2(LL) IF 4(LL) IF 6(LL) IF 8(LL)
WB - EF 2 - 3
IF 1(RR) IF 2(RR) IF 4(RR) IF 6(RR) IF 8(RR)
WB - EF 2 - 3
IF 1(LL) IF 2(LL) IF 4(LL) IF 6(LL) IF 8(LL)
WB - ON 2 - 4
IF 1(RR) IF 2(RR) IF 3(RR) IF 4(RR) IF 5(RR) IF 6(RR) IF 7(RR) IF 8(RR)
WB - ON 2 - 4
IF 1(LL) IF 2(LL) IF 3(LL) IF 4(LL) IF 5(LL) IF 6(LL) IF 7(LL) IF 8(LL)
WB - MC 2 - 5
IF 1(RR) IF 2(RR) IF 3(RR) IF 4(RR) IF 5(RR) IF 6(RR) IF 7(RR) IF 8(RR)
0 2000 2000 2000 2000 2000 2000 2000 200
Channels
Lower frame: Milli Ampl Jy Top frame: Phas deg
Vector averaged cross-power spectrum Several baselines displayed
Timerange: 00/17:23:25 to 00/17:25:20

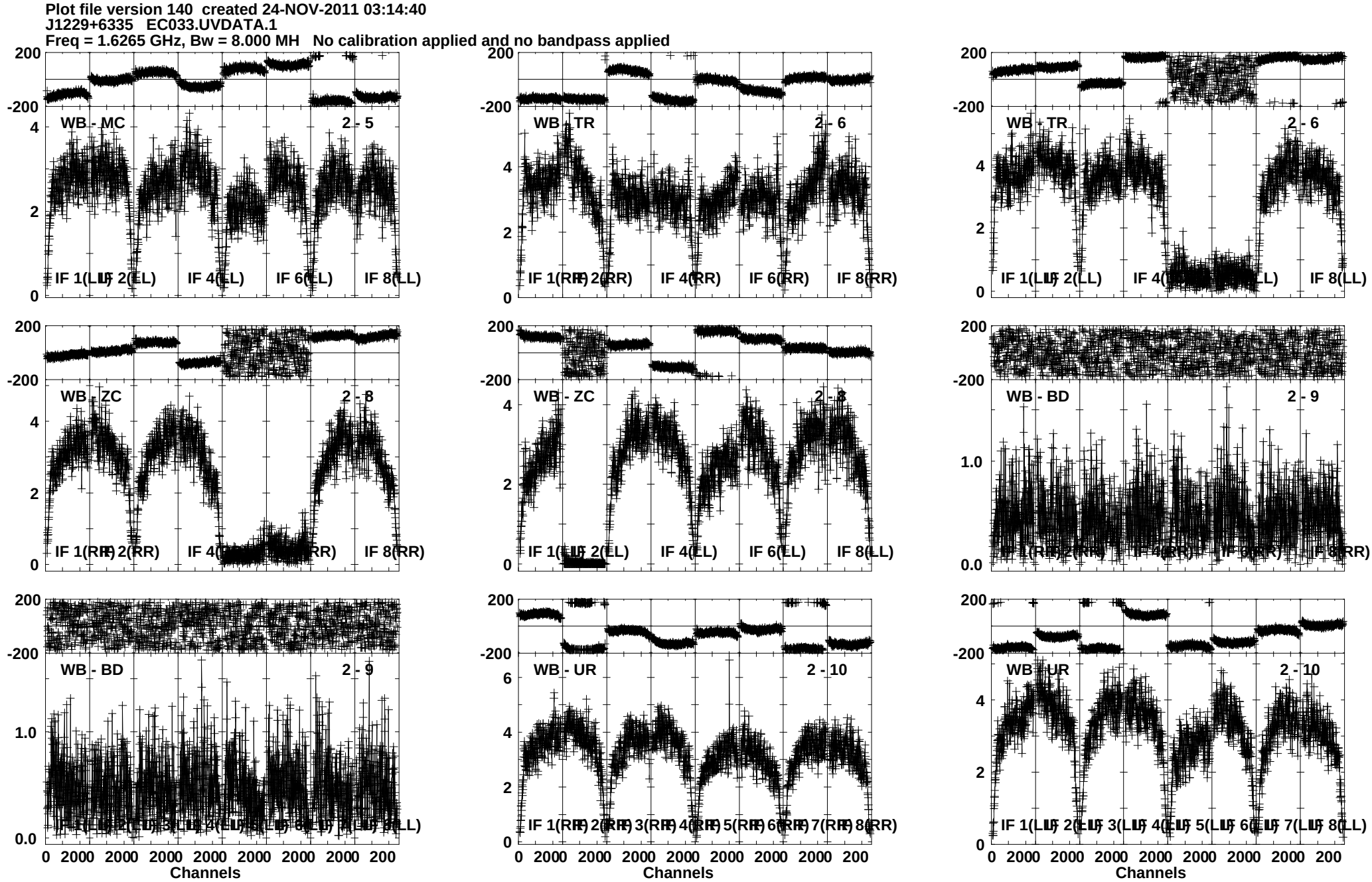
Plot file version 140 created 24-NOV-2011 03:14:40
J1229+6335 EC033.UVDATA.1
Freq = 1.6265 GHz, Bw = 8.000 MH No calibration applied and no bandpass applied
WB - MC 2 - 5
WB - TR 2 - 6
WB - TR 2 - 6
WB - ZC 2 - 8
WB - ZC 2 - 8
WB - BD 2 - 9
WB - BD 2 - 9
WB - UR 2 - 10
WB - UR 2 - 10
IF 1(LL) IF 2(LL) IF 4(LL) IF 6(LL) IF 8(LL)
IF 1(RR) IF 2(RR) IF 4(RR) IF 6(RR) IF 8(RR)
IF 1(RR) IF 2(RR) IF 4(RR) IF 6(RR) IF 8(RR)
IF 1(LL) IF 2(LL) IF 4(LL) IF 6(LL) IF 8(LL)
IF 1(RR) IF 2(RR) IF 3(RR) IF 4(RR) IF 5(RR) IF 6(RR) IF 7(RR) IF 8(RR)
IF 1(LL) IF 2(LL) IF 3(LL) IF 4(LL) IF 5(LL) IF 6(LL) IF 7(LL) IF 8(LL)
0 2000 2000 2000 2000 2000 2000 2000 200
Channels
Lower frame: Milli Ampl Jy Top frame: Phas deg
Vector averaged cross-power spectrum Several baselines displayed
Timerange: 00/17:23:25 to 00/17:25:20

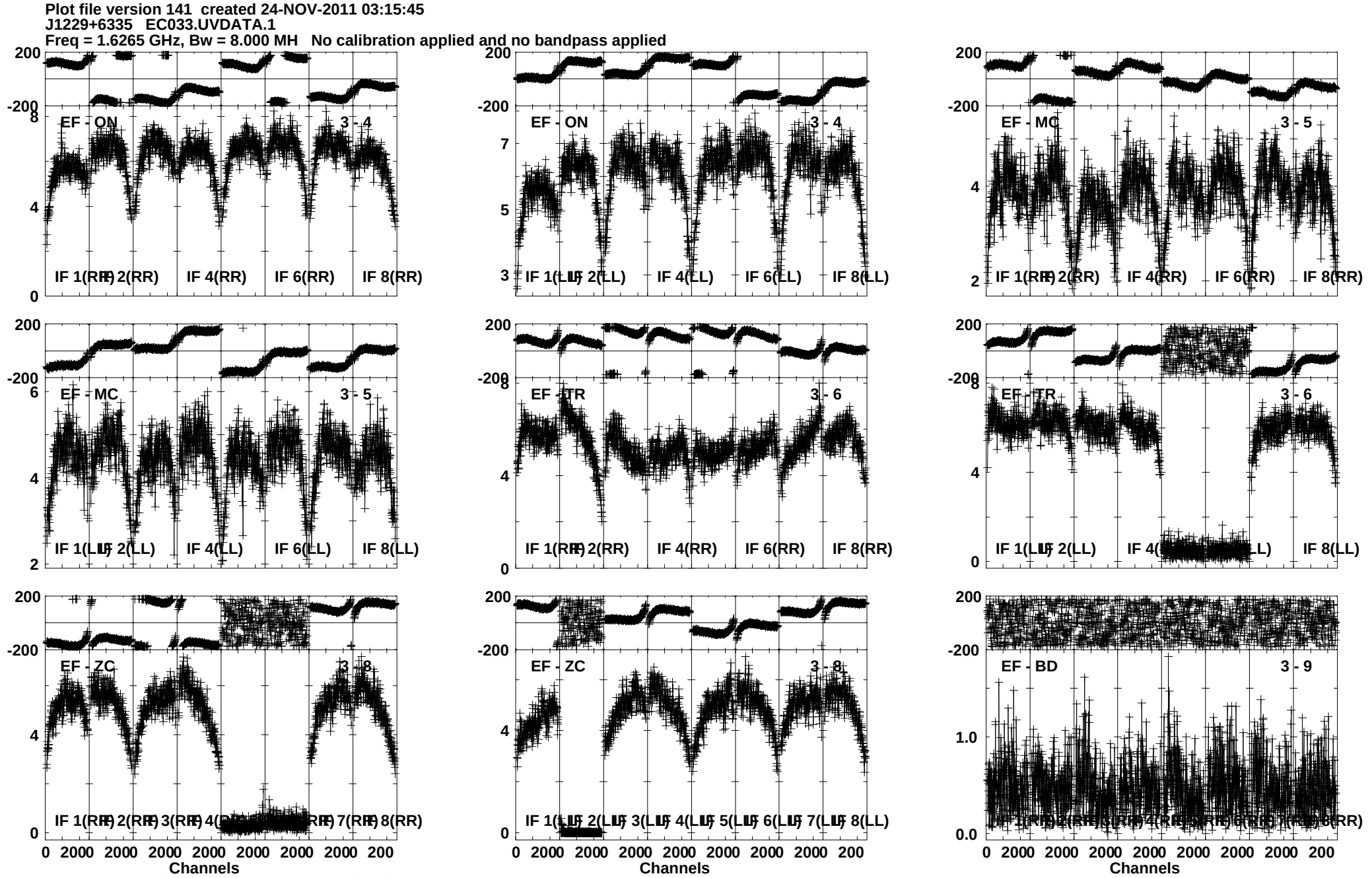
Plot file version 141 created 24-NOV-2011 03:15:45
J1229+6335 EC033.UVDATA.1
Freq = 1.6265 GHz, Bw = 8.000 MH No calibration applied and no bandpass applied
EF - ON 3 - 4
IF 1(RR) IF 2(RR) IF 4(RR) IF 6(RR) IF 8(RR)
EF - ON 3 - 4
IF 1(LL) IF 2(LL) IF 4(LL) IF 6(LL) IF 8(LL)
EF - MC 3 - 5
IF 1(RR) IF 2(RR) IF 4(RR) IF 6(RR) IF 8(RR)
EF - MC 3 - 5
IF 1(LL) IF 2(LL) IF 4(LL) IF 6(LL) IF 8(LL)
EF - TR 3 - 6
IF 1(RR) IF 2(RR) IF 4(RR) IF 6(RR) IF 8(RR)
EF - TR 3 - 6
IF 1(LL) IF 2(LL) IF 8(LL)
EF - ZC 3 - 8
IF 1(RR) IF 2(RR) IF 8(RR)
EF - ZC 3 - 8
IF 1(LL) IF 2(LL) IF 3(LL) IF 4(LL) IF 5(LL) IF 6(LL) IF 7(LL) IF 8(LL)
EF - BD 3 - 9
0 2000 2000 2000 2000 2000 2000 2000 200
Channels
Lower frame: Milli Ampl Jy Top frame: Phas deg
Vector averaged cross-power spectrum Several baselines displayed
Timerange: 00/17:23:25 to 00/17:25:20

Plot file version 142 created 24-NOV-2011 03:16:39
J1229+6335 EC033.UVDATA.1
Freq = 1.6265 GHz, Bw = 8.000 MH No calibration applied and no bandpass applied

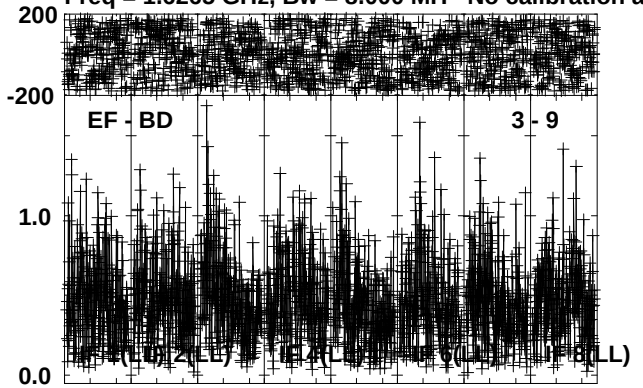

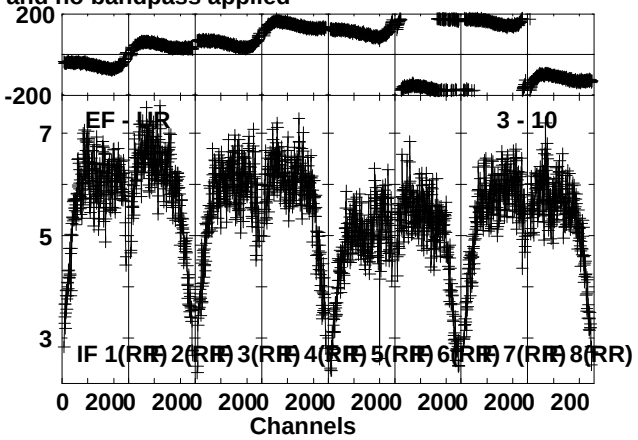

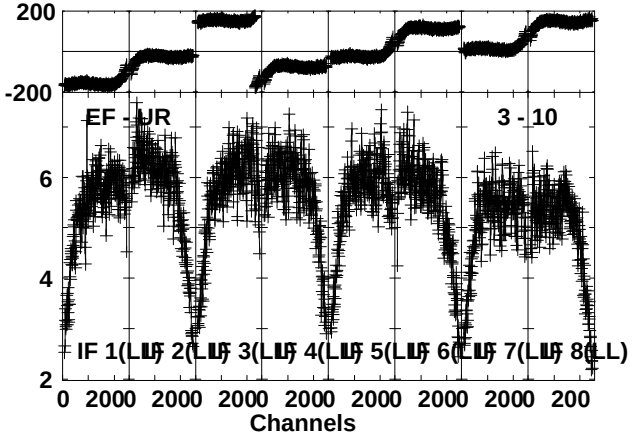

Lower frame: Milli Ampl Jy Top frame: Phas deg
Vector averaged cross-power spectrum Several baselines displayed
Timerange: 00/17:23:25 to 00/17:25:20

Plot file version 143 created 24-NOV-2011 03:17:44
HDF259 EC033.UVDATA.1
Freq = 1.6265 GHz, Bw = 8.000 MH No calibration applied and no bandpass applied

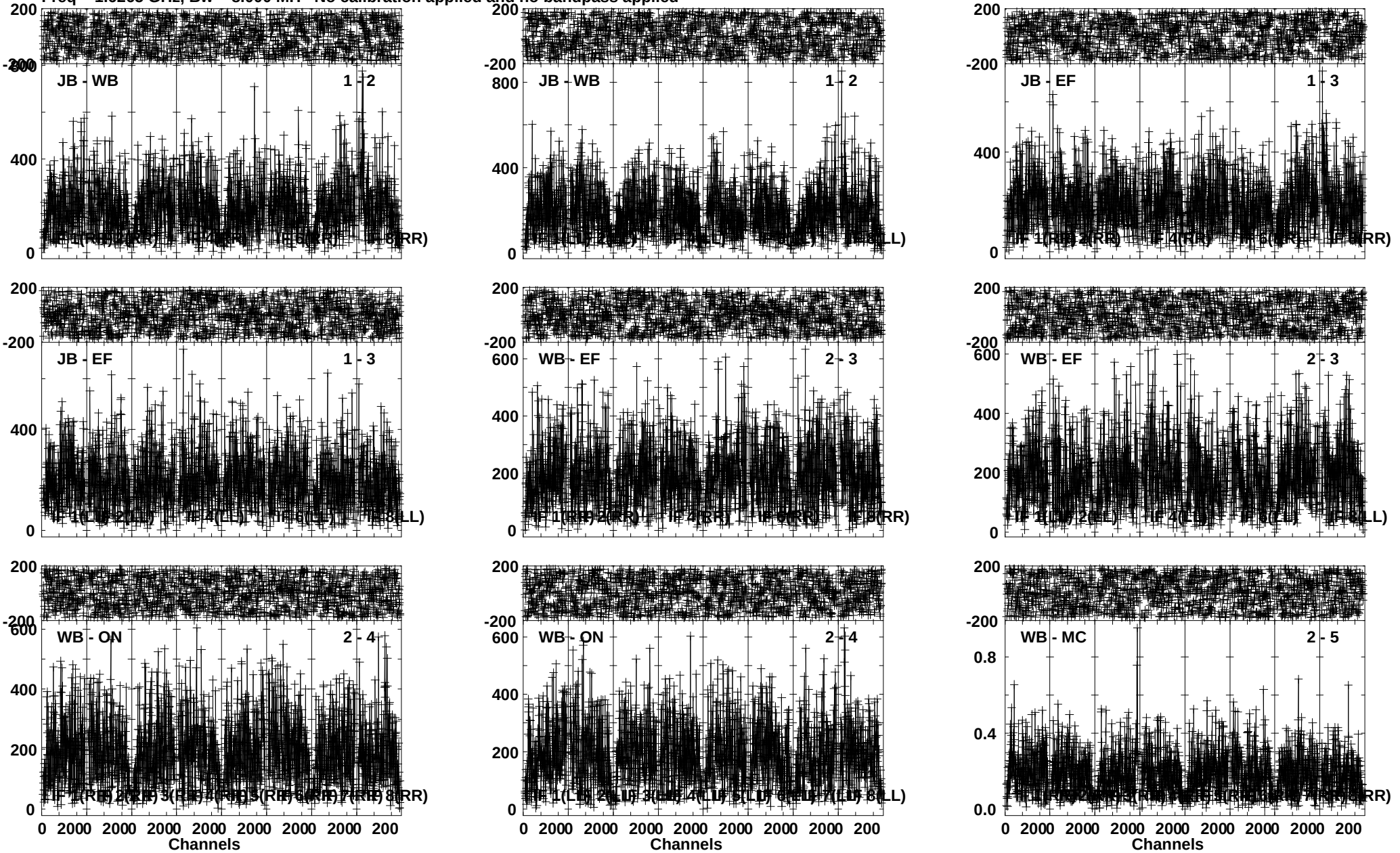

Lower frame: Micro Ampl Jy Top frame: Phas deg
Vector averaged cross-power spectrum Several baselines displayed
Timerange: 00/17:25:25 to 00/17:33:20

Plot file version 144 created 24-NOV-2011 03:20:52
HDF259 EC033.UVDATA.1
Freq = 1.6265 GHz, Bw = 8.000 MH No calibration applied and no bandpass applied

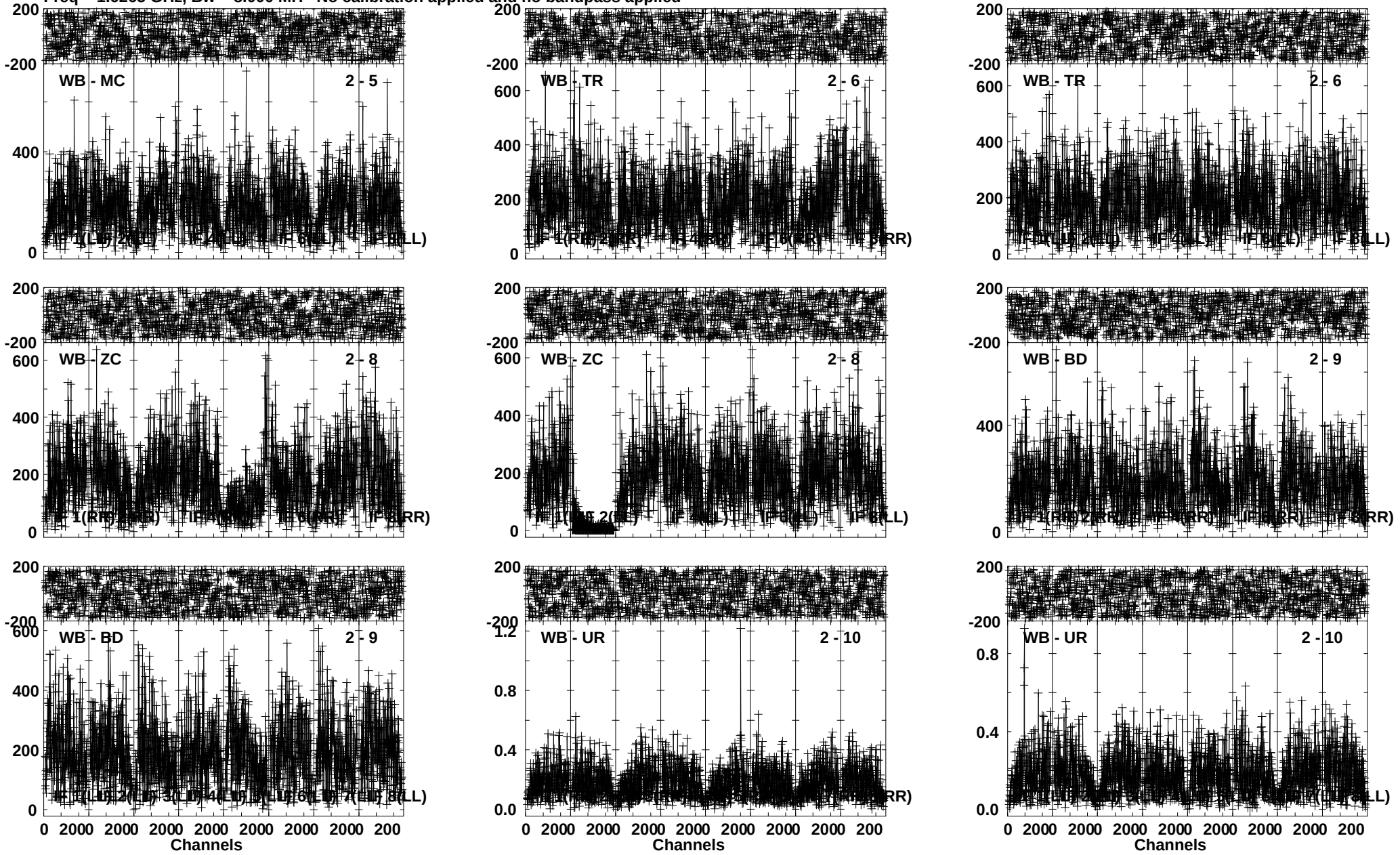

Lower frame: Micro Ampl Jy Top frame: Phas deg
Vector averaged cross-power spectrum Several baselines displayed
Timerange: 00/17:25:25 to 00/17:33:20

Plot file version 145 created 24-NOV-2011 03:25:34
HDF259 EC033.UVDATA.1
Freq = 1.6265 GHz, Bw = 8.000 MH No calibration applied and no bandpass applied

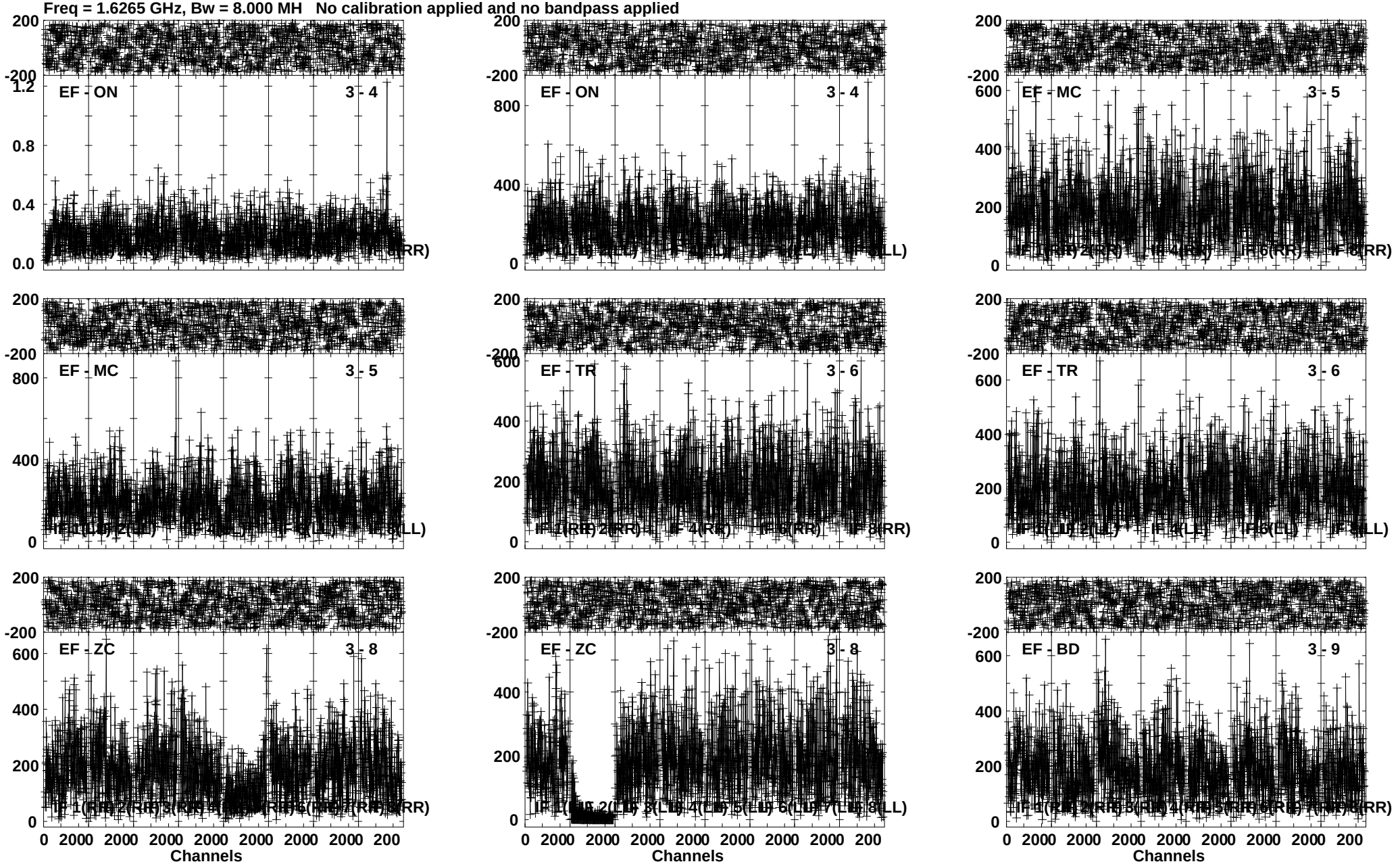

Lower frame: Milli Ampl Jy Top frame: Phas deg
Vector averaged cross-power spectrum Several baselines displayed
Timerange: 00/17:25:25 to 00/17:33:20

Plot file version 146 created 24-NOV-2011 03:29:29
HDF259 EC033.UVDATA.1
Freq = 1.6265 GHz, Bw = 8.000 MH No calibration applied and no bandpass applied

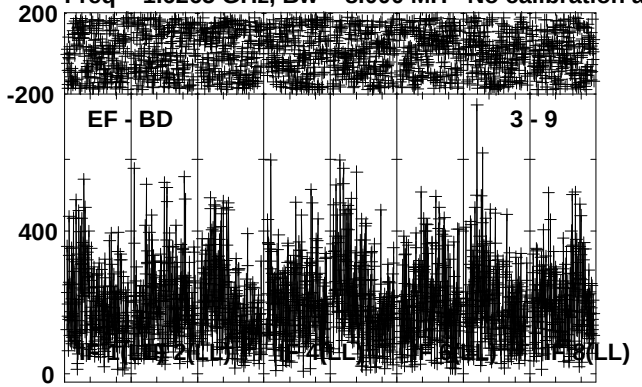

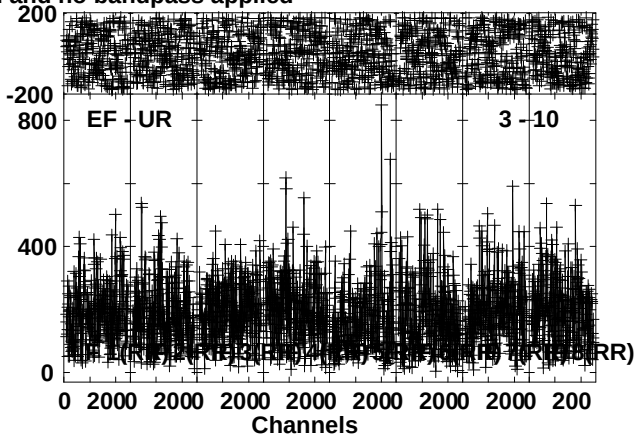

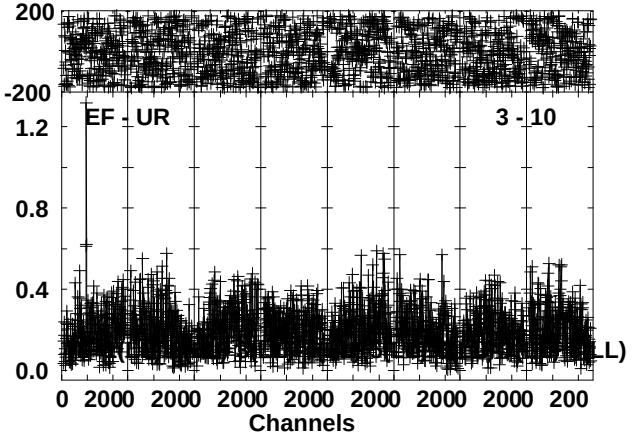

Lower frame: Micro Ampl Jy Top frame: Phas deg
Vector averaged cross-power spectrum Several baselines displayed
Timerange: 00/17:25:25 to 00/17:33:20

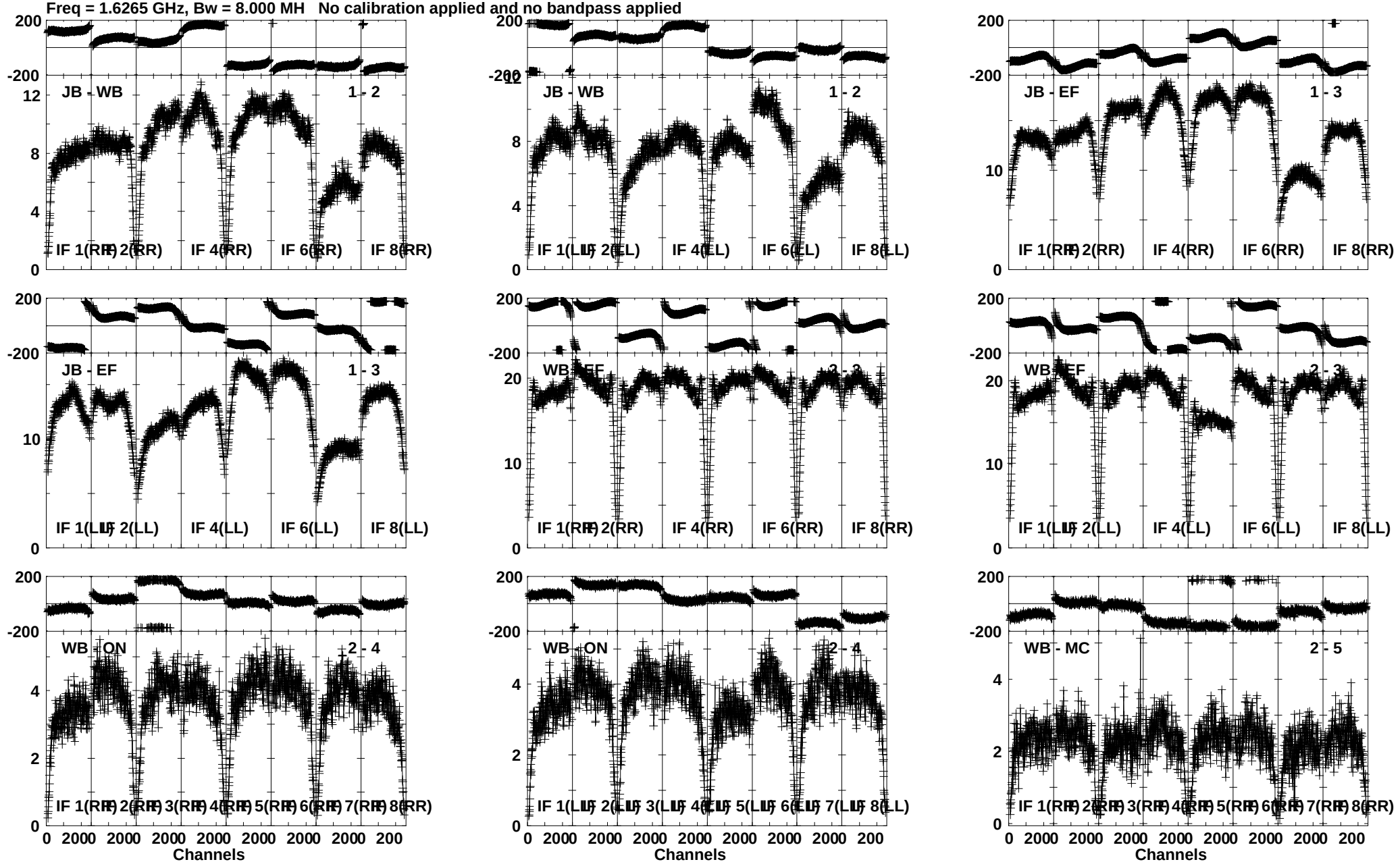
Plot file version 147 created 24-NOV-2011 03:31:09
J1229+6335 EC033.UVDATA.1
Freq = 1.6265 GHz, Bw = 8.000 MH No calibration applied and no bandpass applied
JB - WB 1 - 2
IF 1(RR) IF 2(RR) IF 4(RR) IF 6(RR) IF 8(RR)
JB - WB 1 - 2
IF 1(LL) IF 2(LL) IF 4(LL) IF 6(LL) IF 8(LL)
JB - EF 1 - 3
IF 1(RR) IF 2(RR) IF 4(RR) IF 6(RR) IF 8(RR)
JB - EF 1 - 3
IF 1(LL) IF 2(LL) IF 4(LL) IF 6(LL) IF 8(LL)
WB - EF 2 - 3
IF 1(RR) IF 2(RR) IF 4(RR) IF 6(RR) IF 8(RR)
WB - EF 2 - 3
IF 1(LL) IF 2(LL) IF 4(LL) IF 6(LL) IF 8(LL)
WB - ON 2 - 4
IF 1(RR) IF 2(RR) IF 3(RR) IF 4(RR) IF 5(RR) IF 6(RR) IF 7(RR) IF 8(RR)
WB - ON 2 - 4
IF 1(LL) IF 2(LL) IF 3(LL) IF 4(LL) IF 5(LL) IF 6(LL) IF 7(LL) IF 8(LL)
WB - MC 2 - 5
IF 1(RR) IF 2(RR) IF 3(RR) IF 4(RR) IF 5(RR) IF 6(RR) IF 7(RR) IF 8(RR)
0 2000 2000 2000 2000 2000 2000 2000 200
Channels
Lower frame: Milli Ampl Jy Top frame: Phas deg
Vector averaged cross-power spectrum Several baselines displayed
Timerange: 00/17:34:20 to 00/17:35:50

Plot file version 148 created 24-NOV-2011 03:31:56
J1229+6335 EC033.UVDATA.1
Freq = 1.6265 GHz, Bw = 8.000 MH No calibration applied and no bandpass applied

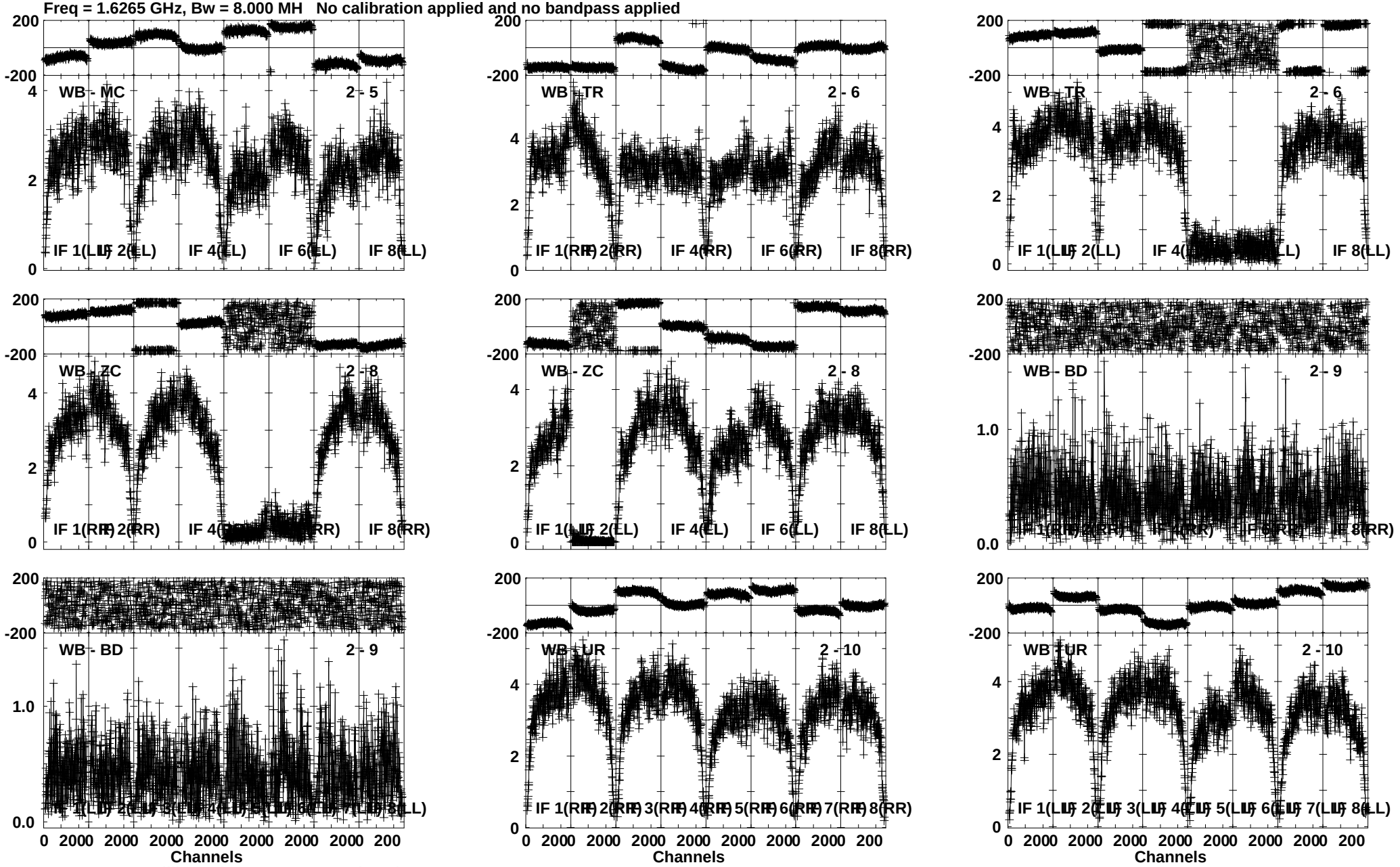

Lower frame: Milli Ampl Jy Top frame: Phas deg
Vector averaged cross-power spectrum Several baselines displayed
Timerange: 00/17:34:20 to 00/17:35:50

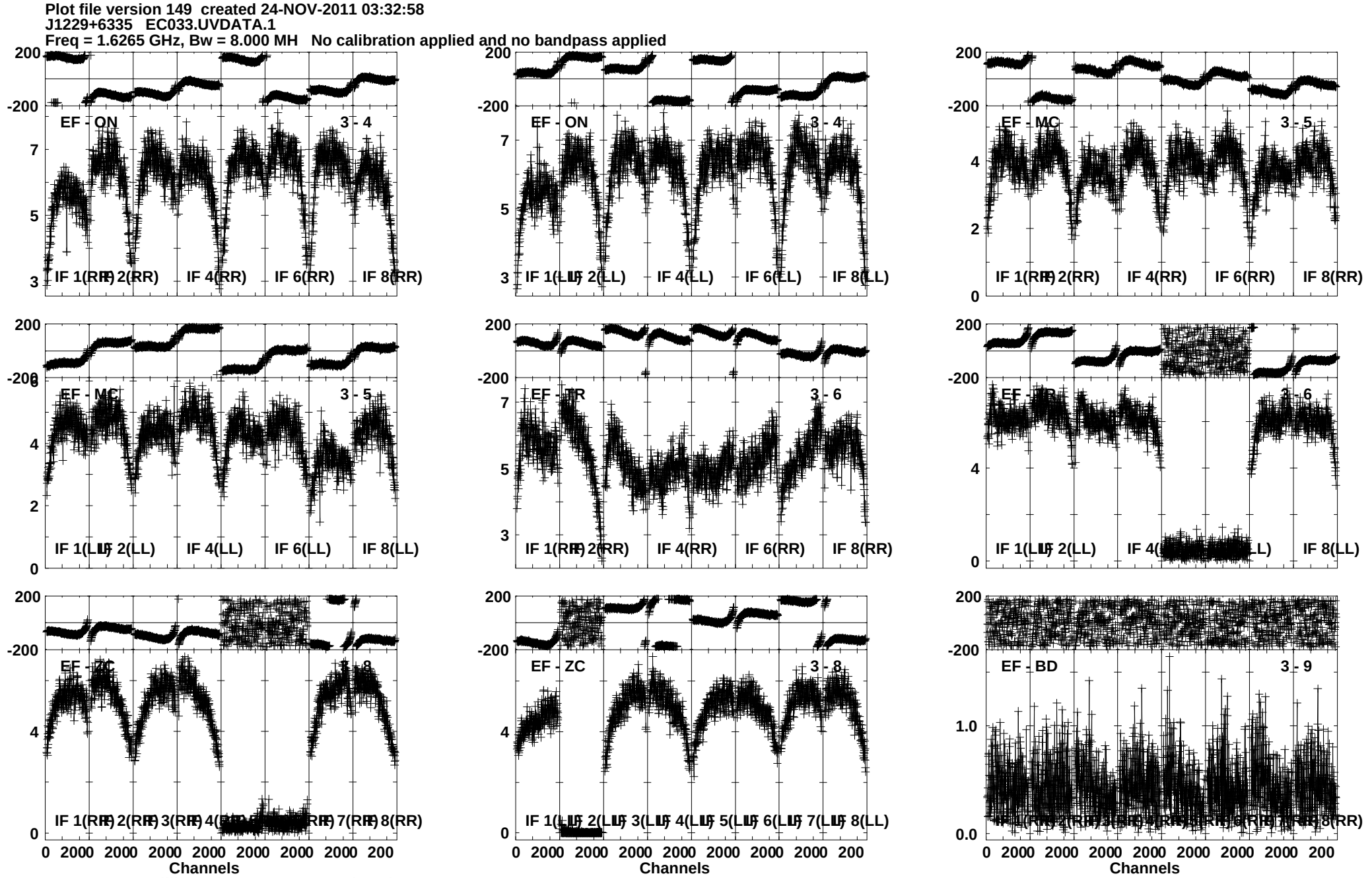
Plot file version 149 created 24-NOV-2011 03:32:58
J1229+6335 EC033.UVDATA.1
Freq = 1.6265 GHz, Bw = 8.000 MH No calibration applied and no bandpass applied
EF - ON 3 - 4
EF - ON 3 - 4
EF - MC 3 - 5
EF - MC 3 - 5
EF - ER 3 - 6
EF - ER 3 - 6
EF - ZC 3 - 8
EF - ZC 3 - 8
EF - BD 3 - 9
IF 1(RR) IF 2(RR) IF 4(RR) IF 6(RR) IF 8(RR)
IF 1(LL) IF 2(LL) IF 4(LL) IF 6(LL) IF 8(LL)
IF 1(RR) IF 2(RR) IF 3(RR) IF 4(RR) IF 5(RR) IF 6(RR) IF 7(RR) IF 8(RR)
IF 1(LL) IF 2(LL) IF 3(LL) IF 4(LL) IF 5(LL) IF 6(LL) IF 7(LL) IF 8(LL)
Channels
Lower frame: Milli Ampl Jy Top frame: Phas deg
Vector averaged cross-power spectrum Several baselines displayed
Timerange: 00/17:34:20 to 00/17:35:50

Plot file version 150 created 24-NOV-2011 03:33:49
J1229+6335 EC033.UVDATA.1
Freq = 1.6265 GHz, Bw = 8.000 MH No calibration applied and no bandpass applied

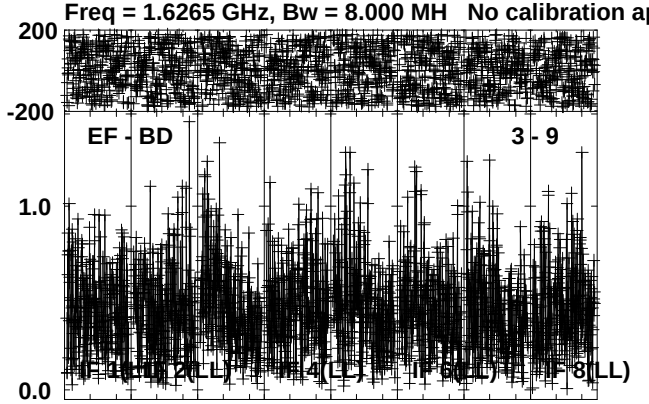

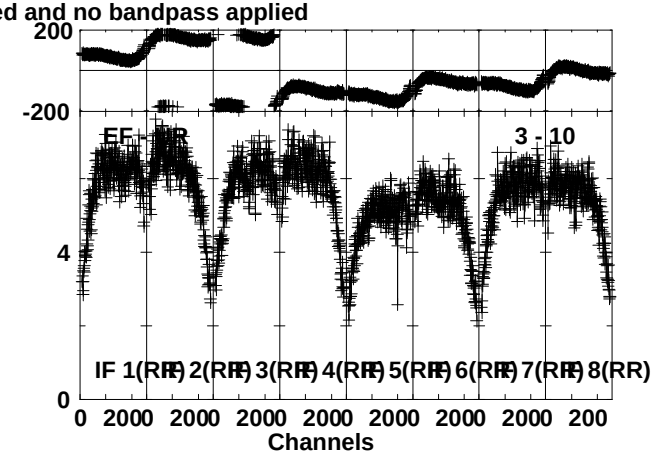

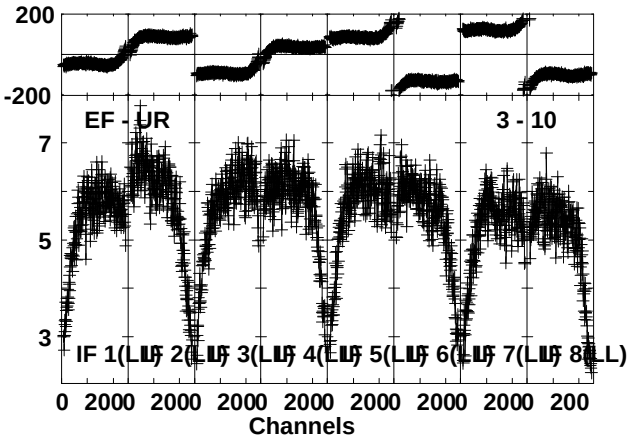

Lower frame: Milli Ampl Jy Top frame: Phas deg
Vector averaged cross-power spectrum Several baselines displayed
Timerange: 00/17:34:20 to 00/17:35:50

Plot file version 151 created 24-NOV-2011 03:34:57
HDF259 EC033.UVDATA.1
Freq = 1.6265 GHz, Bw = 8.000 MH No calibration applied and no bandpass applied

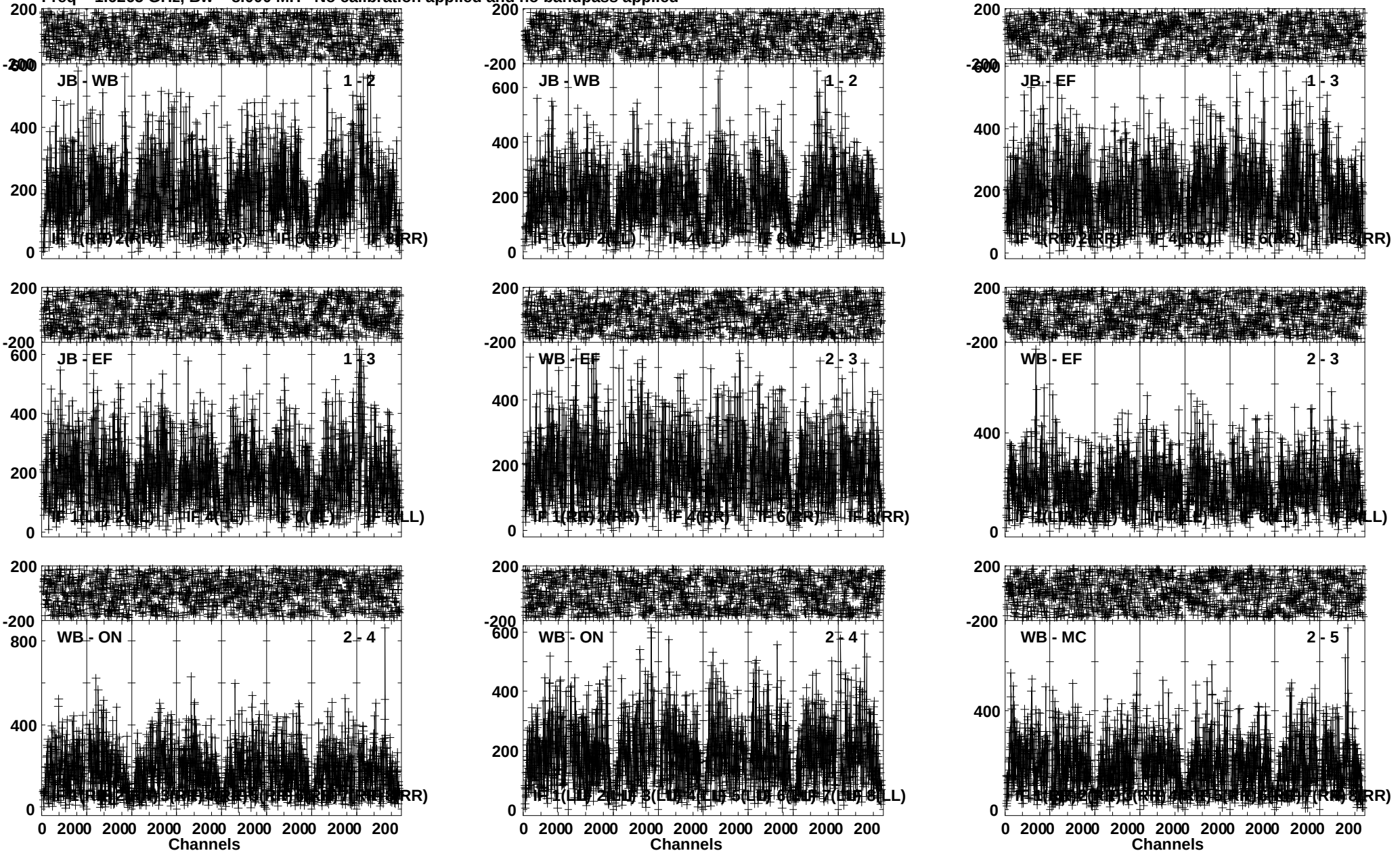

Lower frame: Micro Ampl Jy Top frame: Phas deg
Vector averaged cross-power spectrum Several baselines displayed
Timerange: 00/17:35:55 to 00/17:44:20

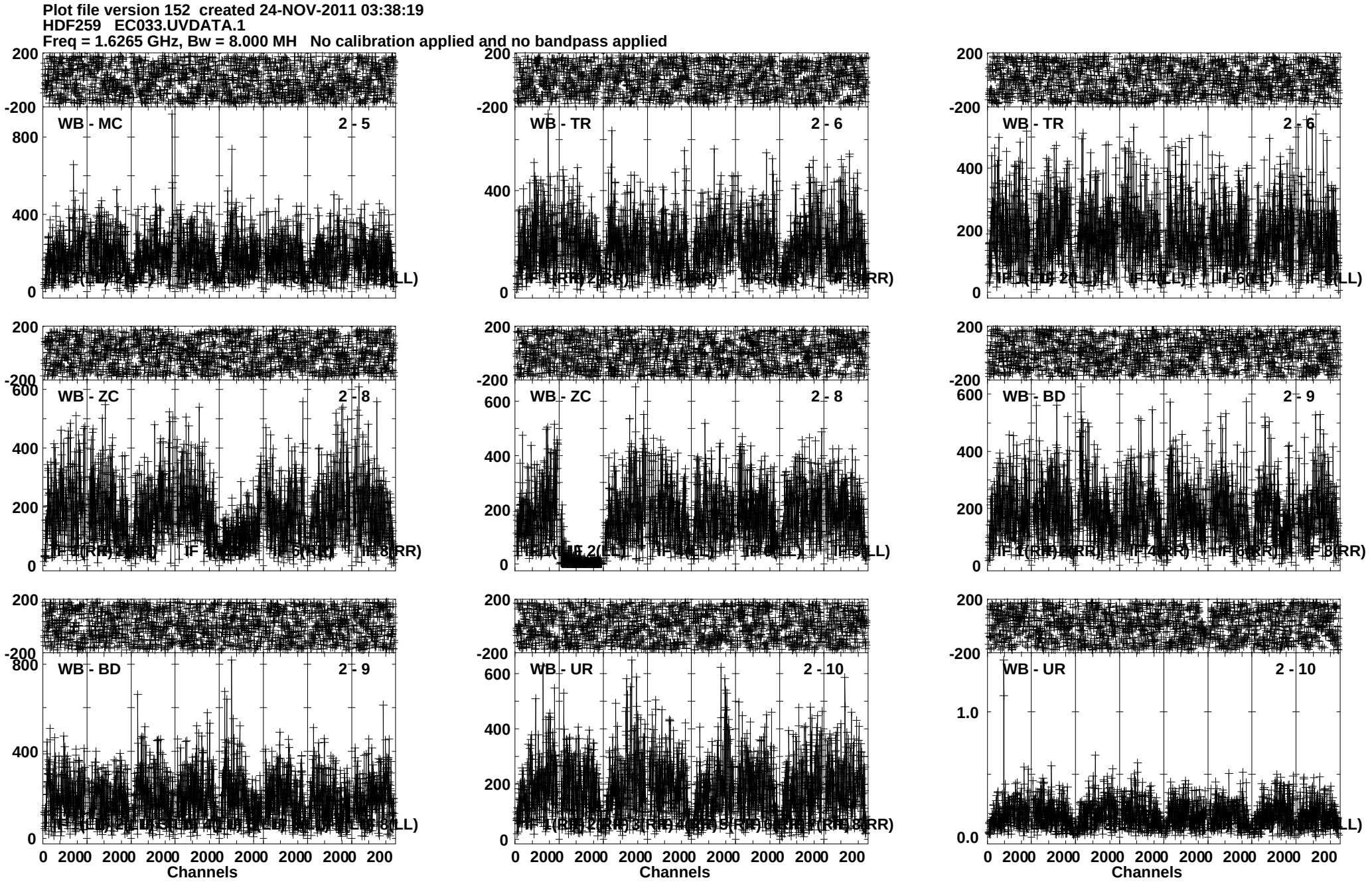
Plot file version 152 created 24-NOV-2011 03:38:19
HDF259 EC033.UVDATA.1
Freq = 1.6265 GHz, Bw = 8.000 MH No calibration applied and no bandpass applied
WB - MC 2 - 5
WB - TR 2 - 6
WB - TR 2 - 6
WB - ZC 2 - 8
WB - ZC 2 - 8
WB - BD 2 - 9
WB - BD 2 - 9
WB - UR 2 - 10
WB - UR 2 - 10
Channels
Channels
Channels
Lower frame: Micro Ampl Jy Top frame: Phas deg
Vector averaged cross-power spectrum Several baselines displayed
Timerange: 00/17:35:55 to 00/17:44:20

Plot file version 153 created 24-NOV-2011 03:43:21
HDF259 EC033.UVDATA.1
Freq = 1.6265 GHz, Bw = 8.000 MH No calibration applied and no bandpass applied

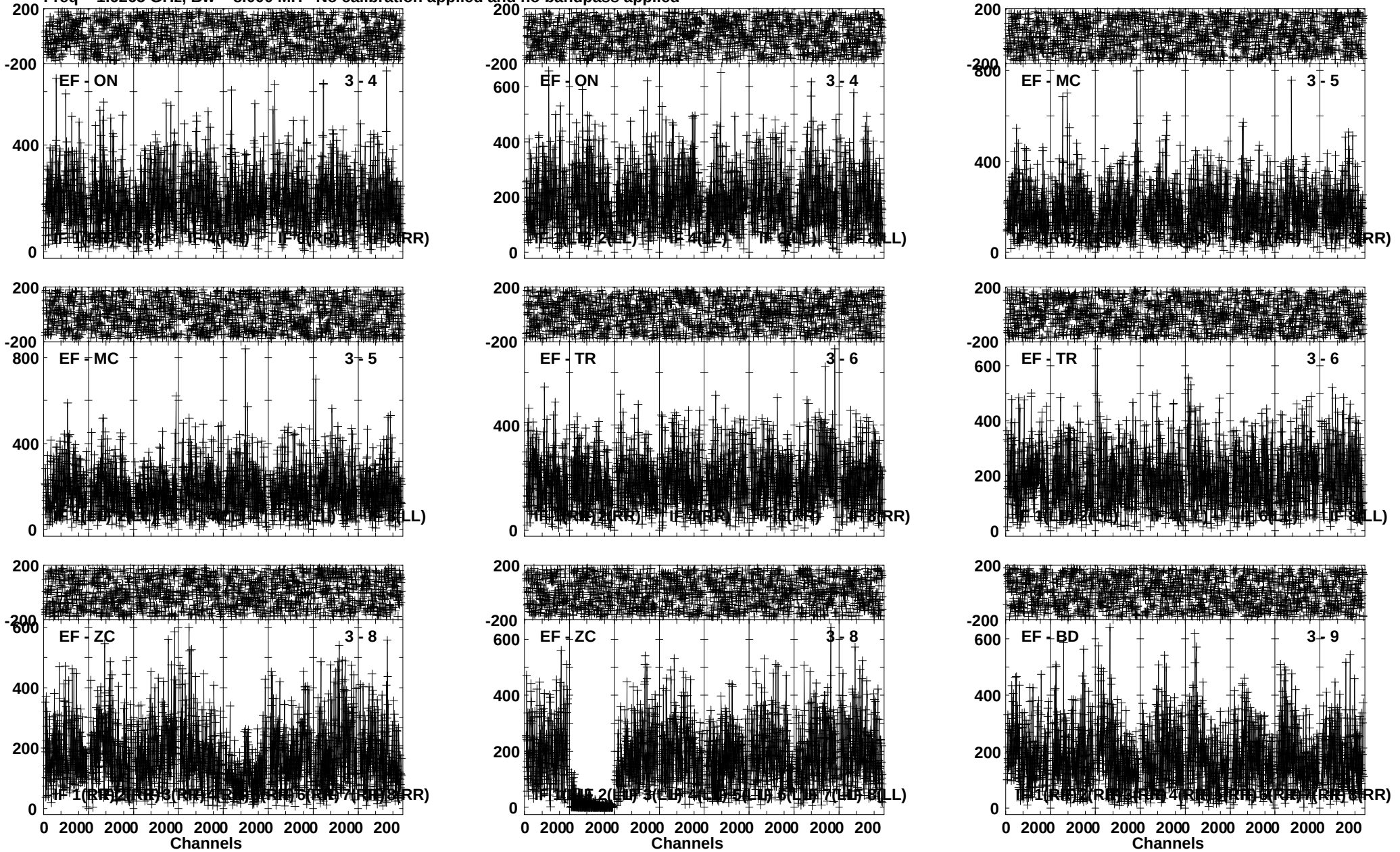

Lower frame: Micro Ampl Jy Top frame: Phas deg
Vector averaged cross-power spectrum Several baselines displayed
Timerange: 00/17:35:55 to 00/17:44:20

Plot file version 154 created 24-NOV-2011 03:47:32
HDF259 EC033.UVDATA.1
Freq = 1.6265 GHz, Bw = 8.000 MH No calibration applied and no bandpass applied

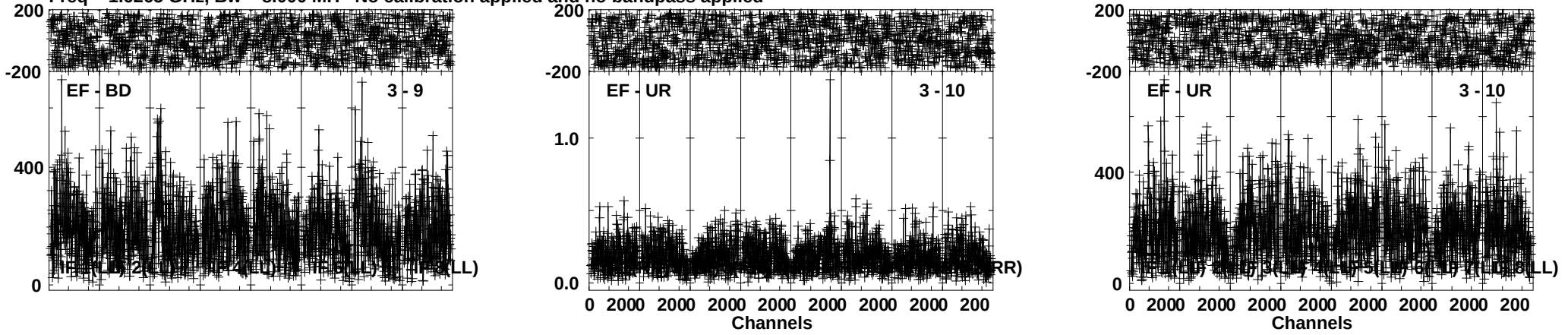

Lower frame: Micro Ampl Jy Top frame: Phas deg
Vector averaged cross-power spectrum Several baselines displayed
Timerange: 00/17:35:55 to 00/17:44:20

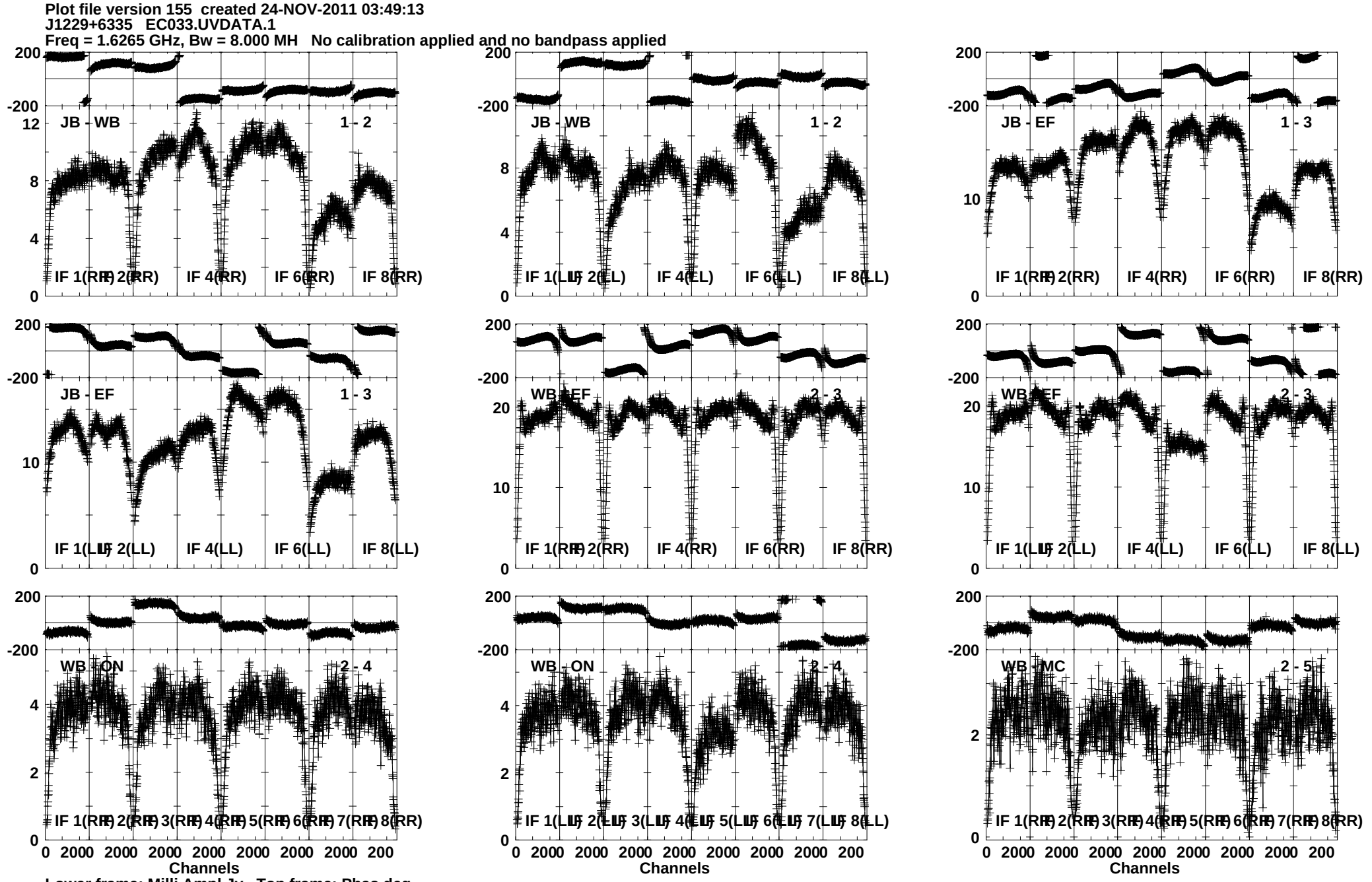
Plot file version 155 created 24-NOV-2011 03:49:13
J1229+6335 EC033.UVDATA.1
Freq = 1.6265 GHz, Bw = 8.000 MH No calibration applied and no bandpass applied
JB - WB 1 - 2
IF 1(RR) IF 2(RR) IF 4(RR) IF 6(RR) IF 8(RR)
JB - WB 1 - 2
IF 1(LL) IF 2(LL) IF 4(LL) IF 6(LL) IF 8(LL)
JB - EF 1 - 3
IF 1(RR) IF 2(RR) IF 4(RR) IF 6(RR) IF 8(RR)
JB - EF 1 - 3
IF 1(LL) IF 2(LL) IF 4(LL) IF 6(LL) IF 8(LL)
WB - EF 2 - 3
IF 1(RR) IF 2(RR) IF 4(RR) IF 6(RR) IF 8(RR)
WB - EF 2 - 3
IF 1(LL) IF 2(LL) IF 4(LL) IF 6(LL) IF 8(LL)
WB - ON 2 - 4
IF 1(RR) IF 2(RR) IF 3(RR) IF 4(RR) IF 5(RR) IF 6(RR) IF 7(RR) IF 8(RR)
WB - ON 2 - 4
IF 1(LL) IF 2(LL) IF 3(LL) IF 4(LL) IF 5(LL) IF 6(LL) IF 7(LL) IF 8(LL)
WB - MC 2 - 5
IF 1(RR) IF 2(RR) IF 3(RR) IF 4(RR) IF 5(RR) IF 6(RR) IF 7(RR) IF 8(RR)
0 2000 2000 2000 2000 2000 2000 2000 200
Channels
Lower frame: Milli Ampl Jy Top frame: Phas deg
Vector averaged cross-power spectrum Several baselines displayed
Timerange: 00/17:44:25 to 00/17:46:20

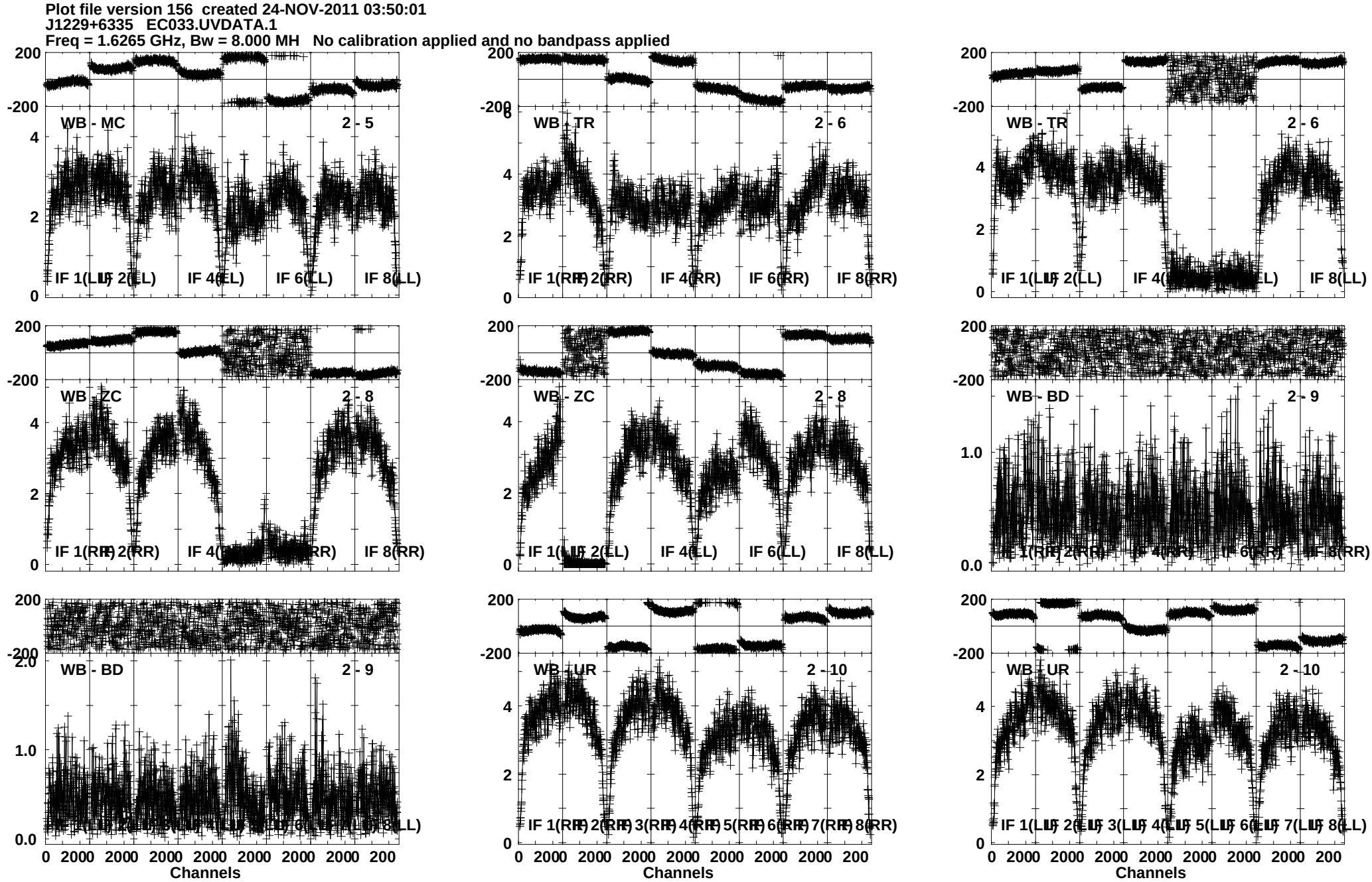
Plot file version 156 created 24-NOV-2011 03:50:01
J1229+6335 EC033.UVDATA.1
Freq = 1.6265 GHz, Bw = 8.000 MH No calibration applied and no bandpass applied
WB - MC 2 - 5
WB - TR 2 - 6
WB - TR 2 - 6
WB - ZC 2 - 8
WB - ZC 2 - 8
WB - BD 2 - 9
WB - BD 2 - 9
WB - UR 2 - 10
WB - UR 2 - 10
IF 1(LL) IF 2(LL) IF 4(LL) IF 6(LL) IF 8(LL)
IF 1(RR) IF 2(RR) IF 4(RR) IF 6(RR) IF 8(RR)
IF 1(RR) IF 2(RR) IF 3(RR) IF 4(RR) IF 5(RR) IF 6(RR) IF 7(RR) IF 8(RR)
IF 1(LL) IF 2(LL) IF 3(LL) IF 4(LL) IF 5(LL) IF 6(LL) IF 7(LL) IF 8(LL)
Channels
Lower frame: Milli Ampl Jy Top frame: Phas deg
Vector averaged cross-power spectrum Several baselines displayed
Timerange: 00/17:44:25 to 00/17:46:20

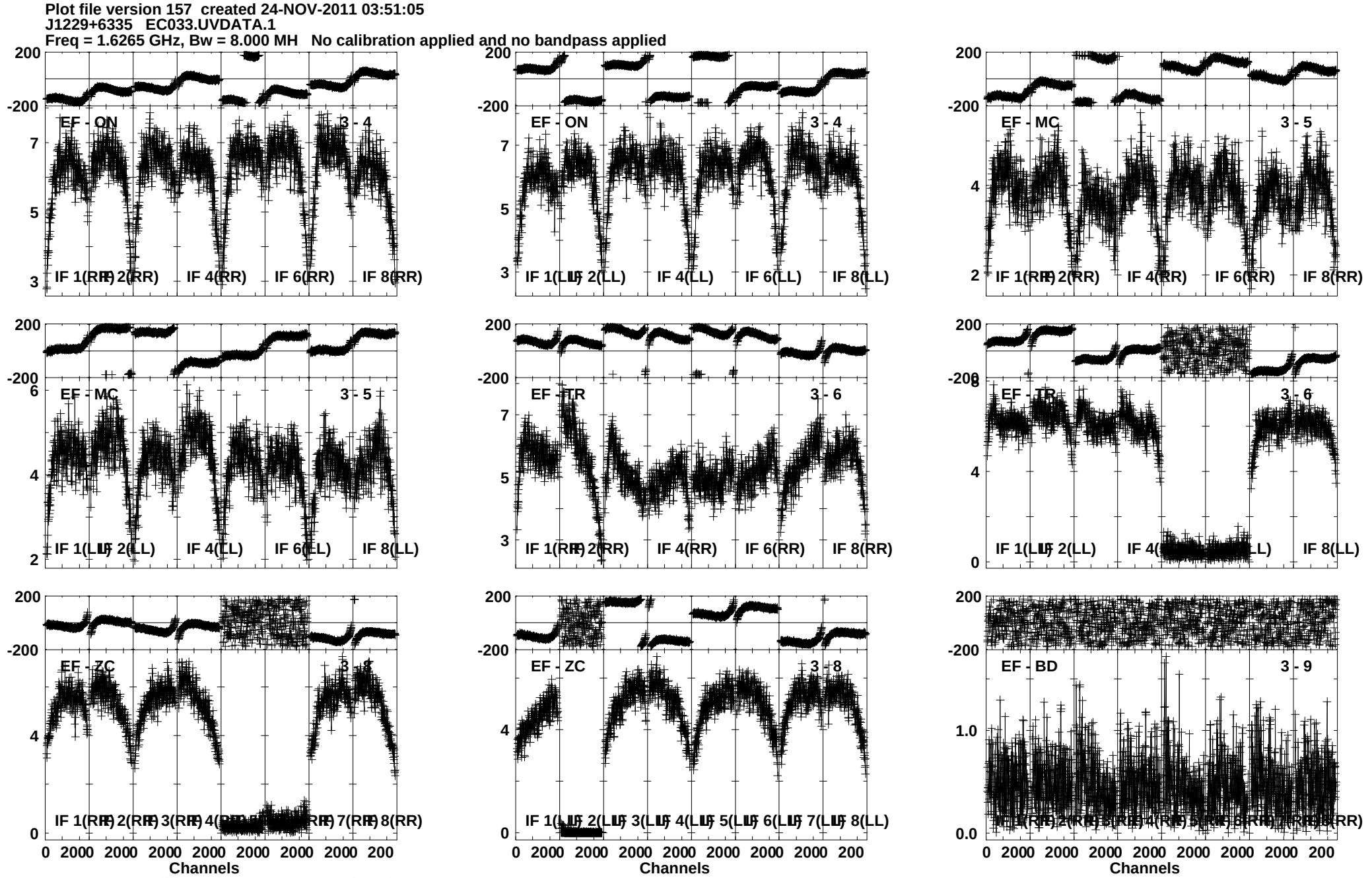
Plot file version 157 created 24-NOV-2011 03:51:05
J1229+6335 EC033.UVDATA.1
Freq = 1.6265 GHz, Bw = 8.000 MH No calibration applied and no bandpass applied
EF - ON 3 - 4
EF - ON 3 - 4
EF - MC 3 - 5
EF - MC 3 - 5
EF - TR 3 - 6
EF - TR 3 - 6
EF - ZC 3 - 7
EF - ZC 3 - 8
EF - BD 3 - 9
Channels
Channels
Channels
Lower frame: Milli Ampl Jy Top frame: Phas deg
Vector averaged cross-power spectrum Several baselines displayed
Timerange: 00/17:44:25 to 00/17:46:20

Plot file version 158 created 24-NOV-2011 03:51:59
J1229+6335 EC033.UVDATA.1
Freq = 1.6265 GHz, Bw = 8.000 MH No calibration applied and no bandpass applied

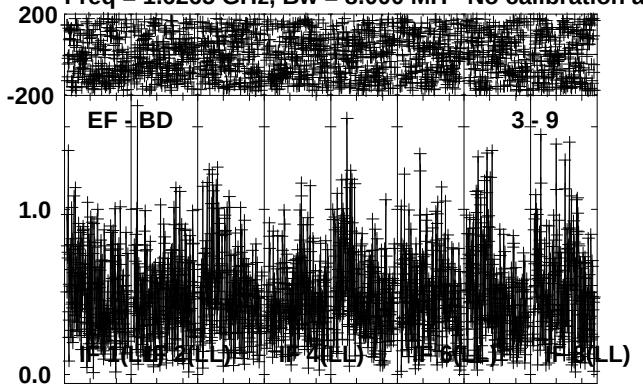

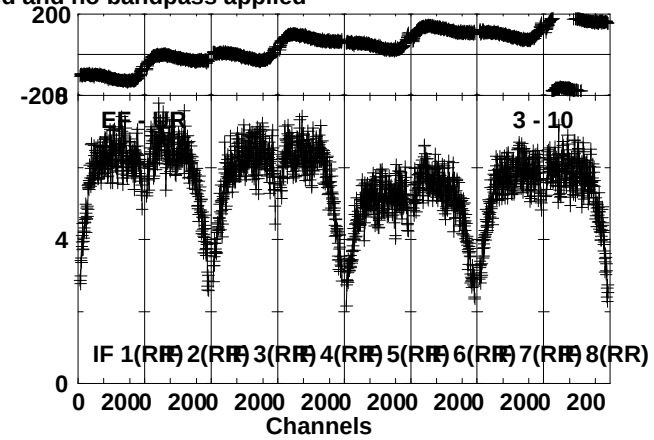

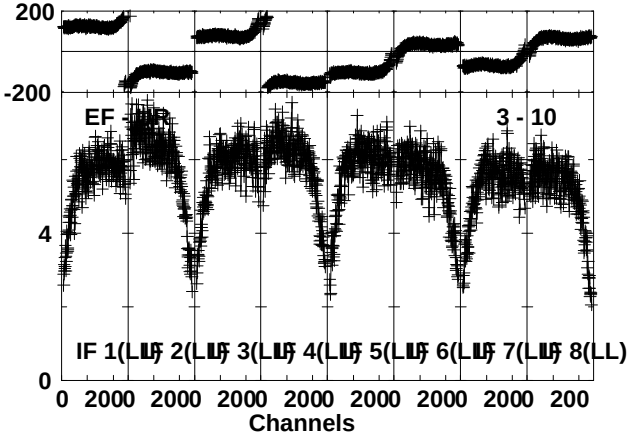

Lower frame: Milli Ampl Jy Top frame: Phas deg
Vector averaged cross-power spectrum Several baselines displayed
Timerange: 00/17:44:25 to 00/17:46:20

Plot file version 159 created 24-NOV-2011 03:53:05
HDF259 EC033.UVDATA.1
Freq = 1.6265 GHz, Bw = 8.000 MH No calibration applied and no bandpass applied

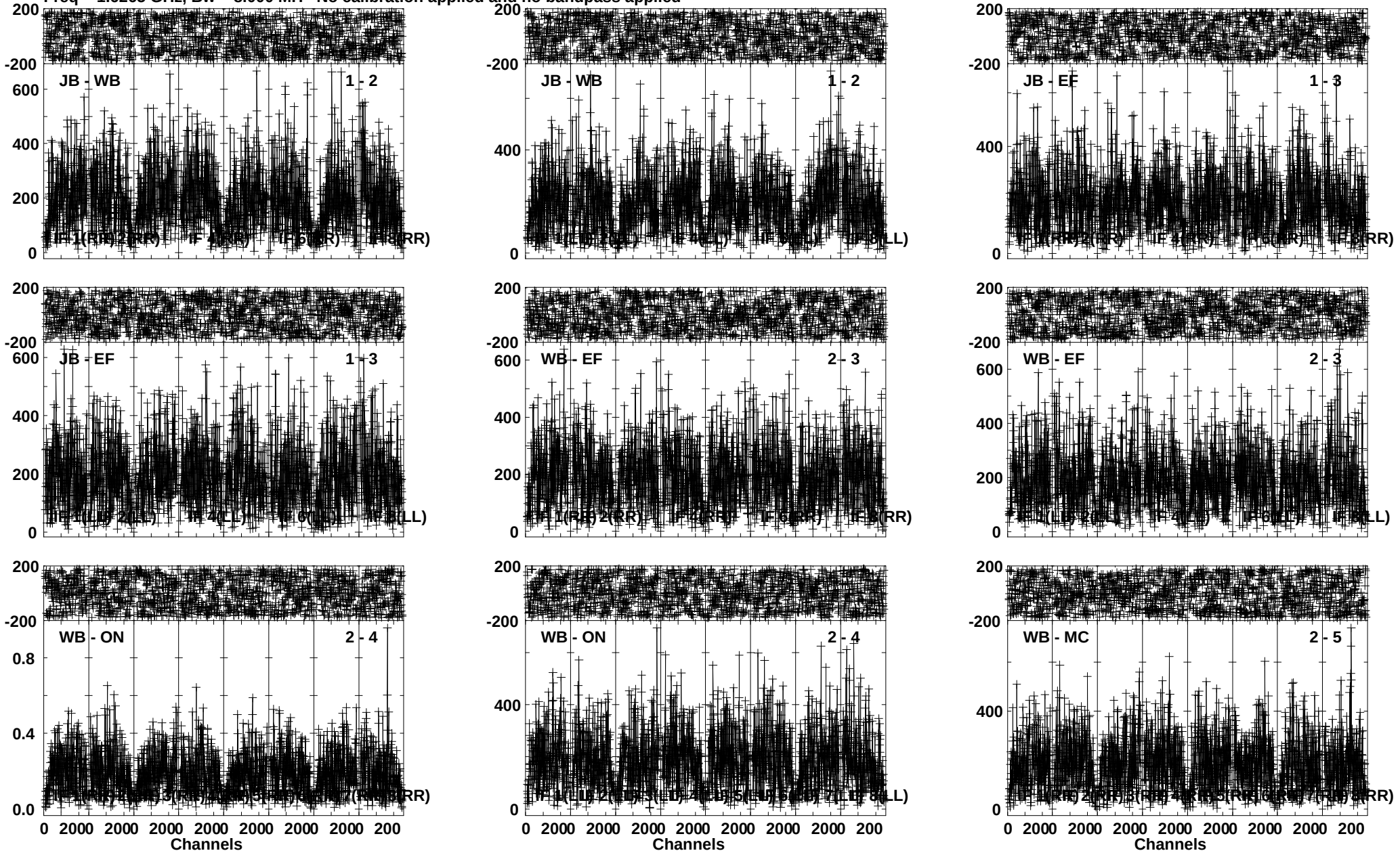

Lower frame: Micro Ampl Jy Top frame: Phas deg
Vector averaged cross-power spectrum Several baselines displayed
Timerange: 00/17:46:25 to 00/17:54:20

Plot file version 160 created 24-NOV-2011 03:56:13
HDF259 EC033.UVDATA.1
Freq = 1.6265 GHz, Bw = 8.000 MH No calibration applied and no bandpass applied

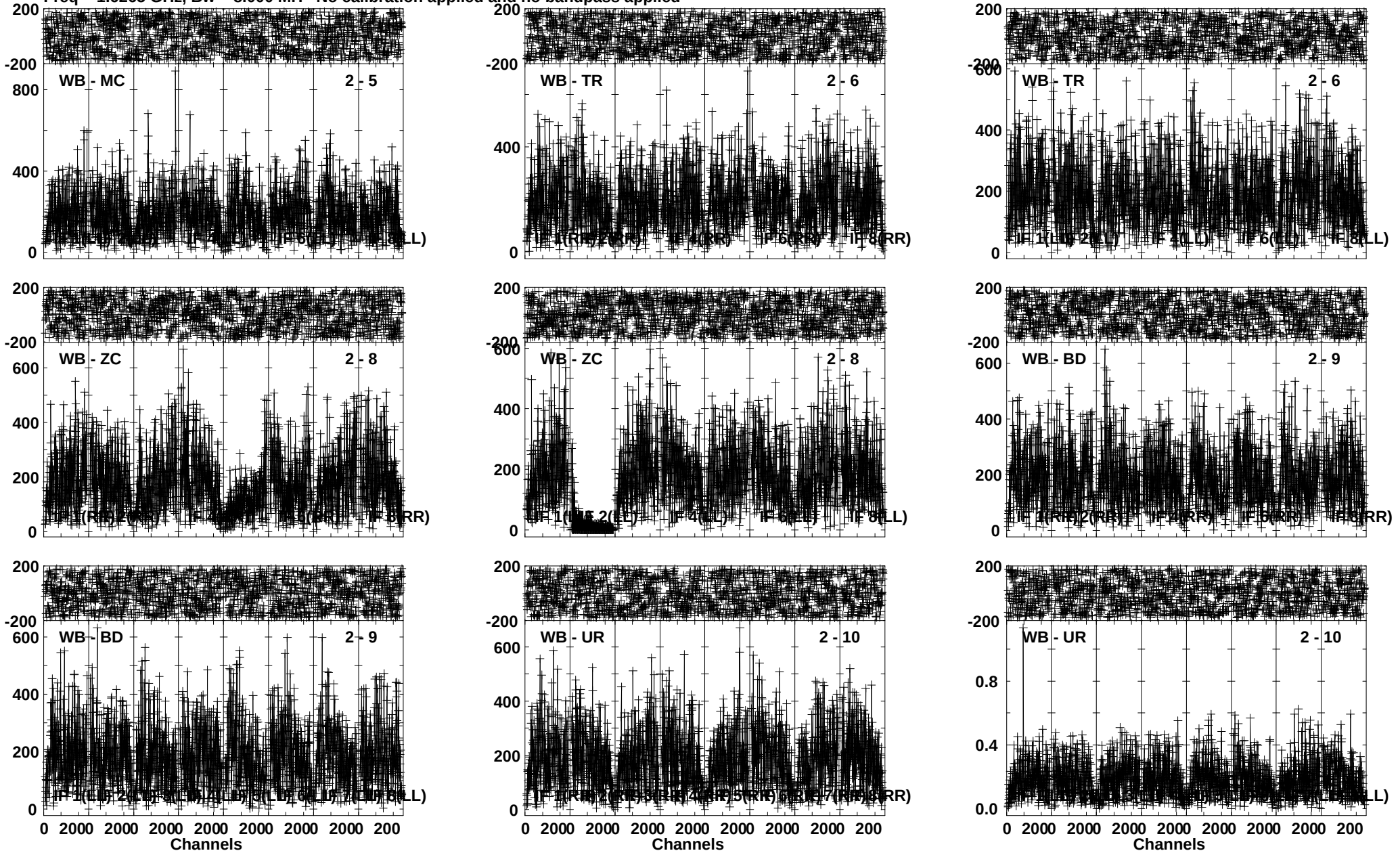

Lower frame: Micro Ampl Jy Top frame: Phas deg
Vector averaged cross-power spectrum Several baselines displayed
Timerange: 00/17:46:25 to 00/17:54:20

Plot file version 161 created 24-NOV-2011 04:01:08
HDF259 EC033.UVDATA.1
Freq = 1.6265 GHz, Bw = 8.000 MH No calibration applied and no bandpass applied

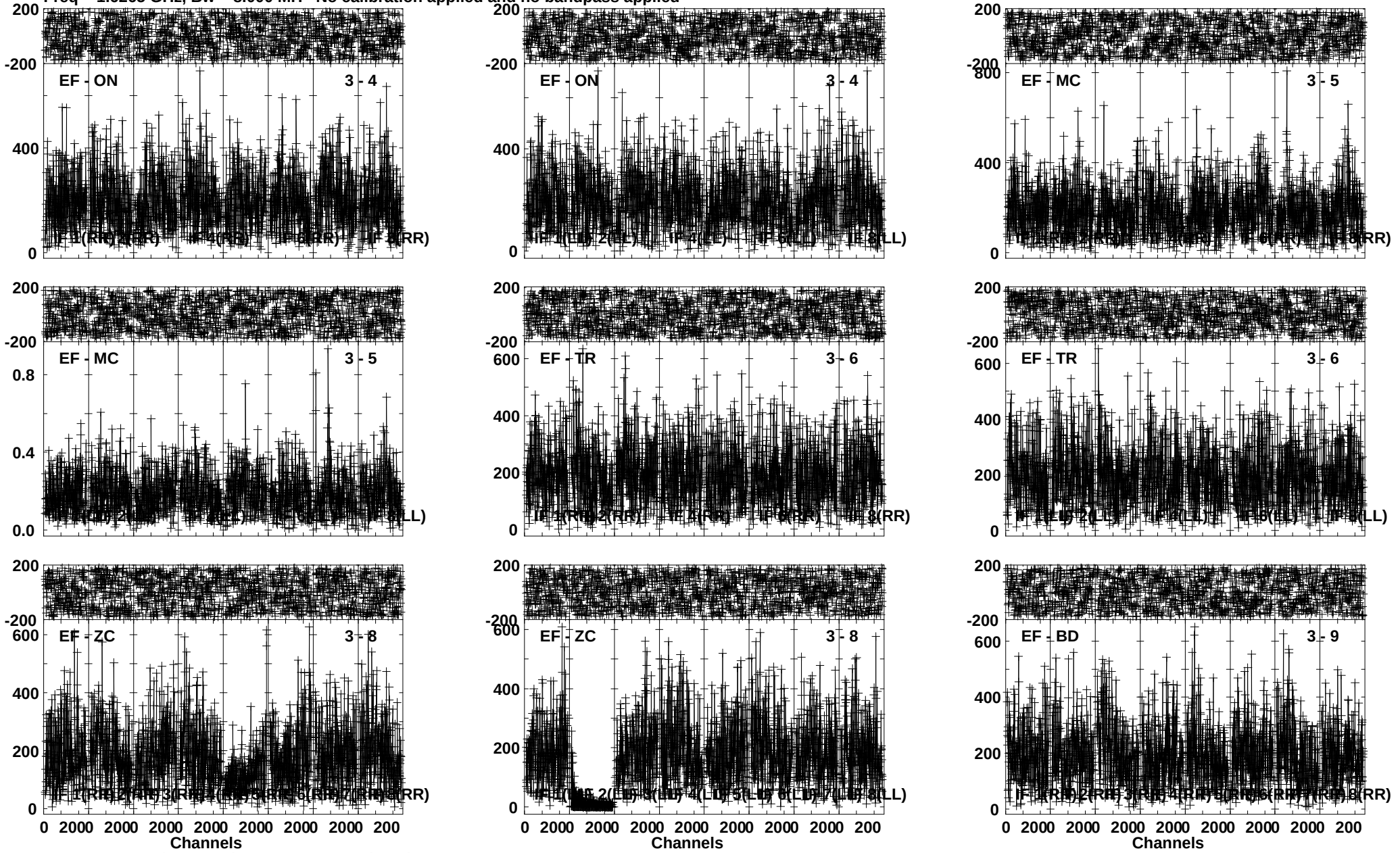

Lower frame: Micro Ampl Jy Top frame: Phas deg
Vector averaged cross-power spectrum Several baselines displayed
Timerange: 00/17:46:25 to 00/17:54:20

Plot file version 162 created 24-NOV-2011 04:05:04
HDF259 EC033.UVDATA.1
Freq = 1.6265 GHz, Bw = 8.000 MH No calibration applied and no bandpass applied

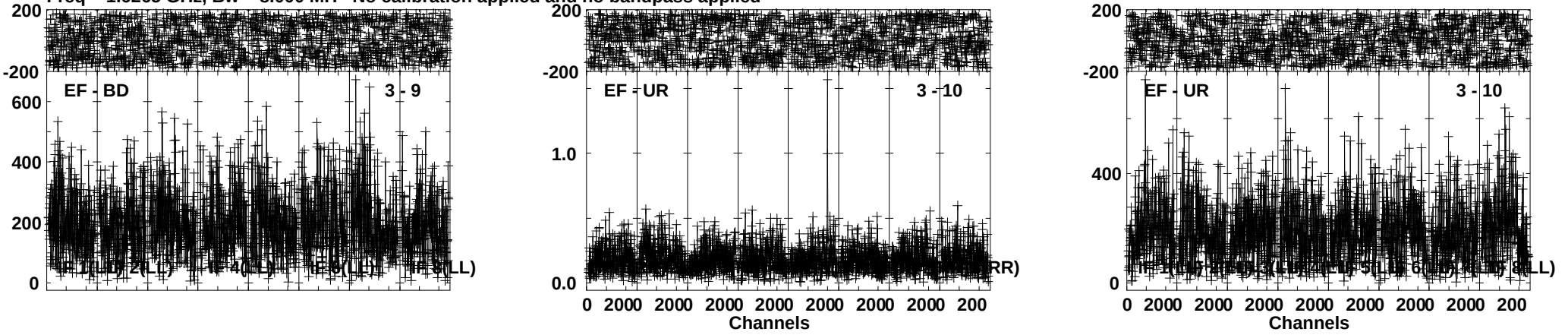

Lower frame: Micro Ampl Jy Top frame: Phas deg
Vector averaged cross-power spectrum Several baselines displayed
Timerange: 00/17:46:25 to 00/17:54:20

Plot file version 163 created 24-NOV-2011 04:06:44
J1229+6335 EC033.UVDATA.1
Freq = 1.6265 GHz, Bw = 8.000 MH No calibration applied and no bandpass applied

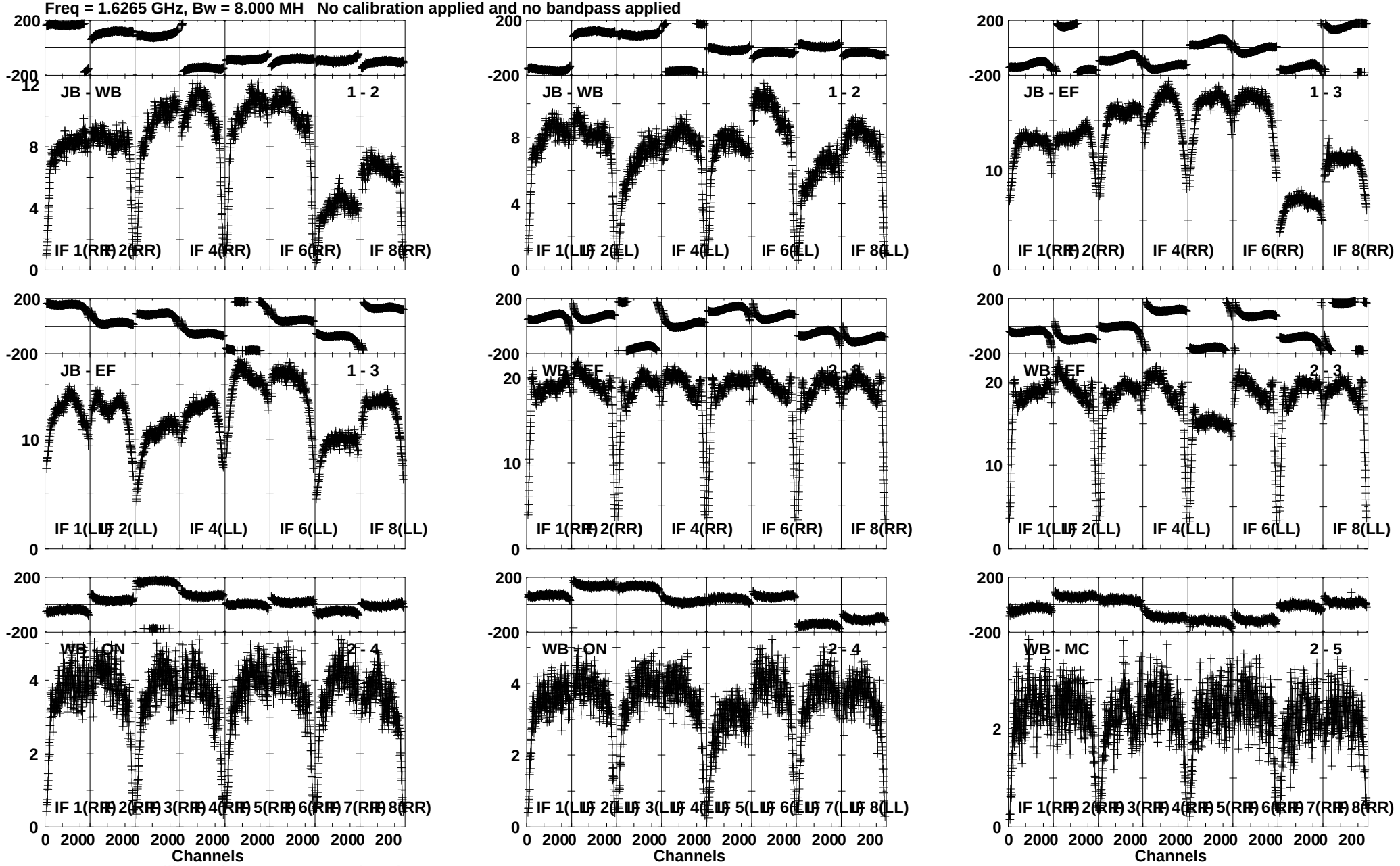

Lower frame: Milli Ampl Jy Top frame: Phas deg
Vector averaged cross-power spectrum Several baselines displayed
Timerange: 00/17:55:20 to 00/17:56:50

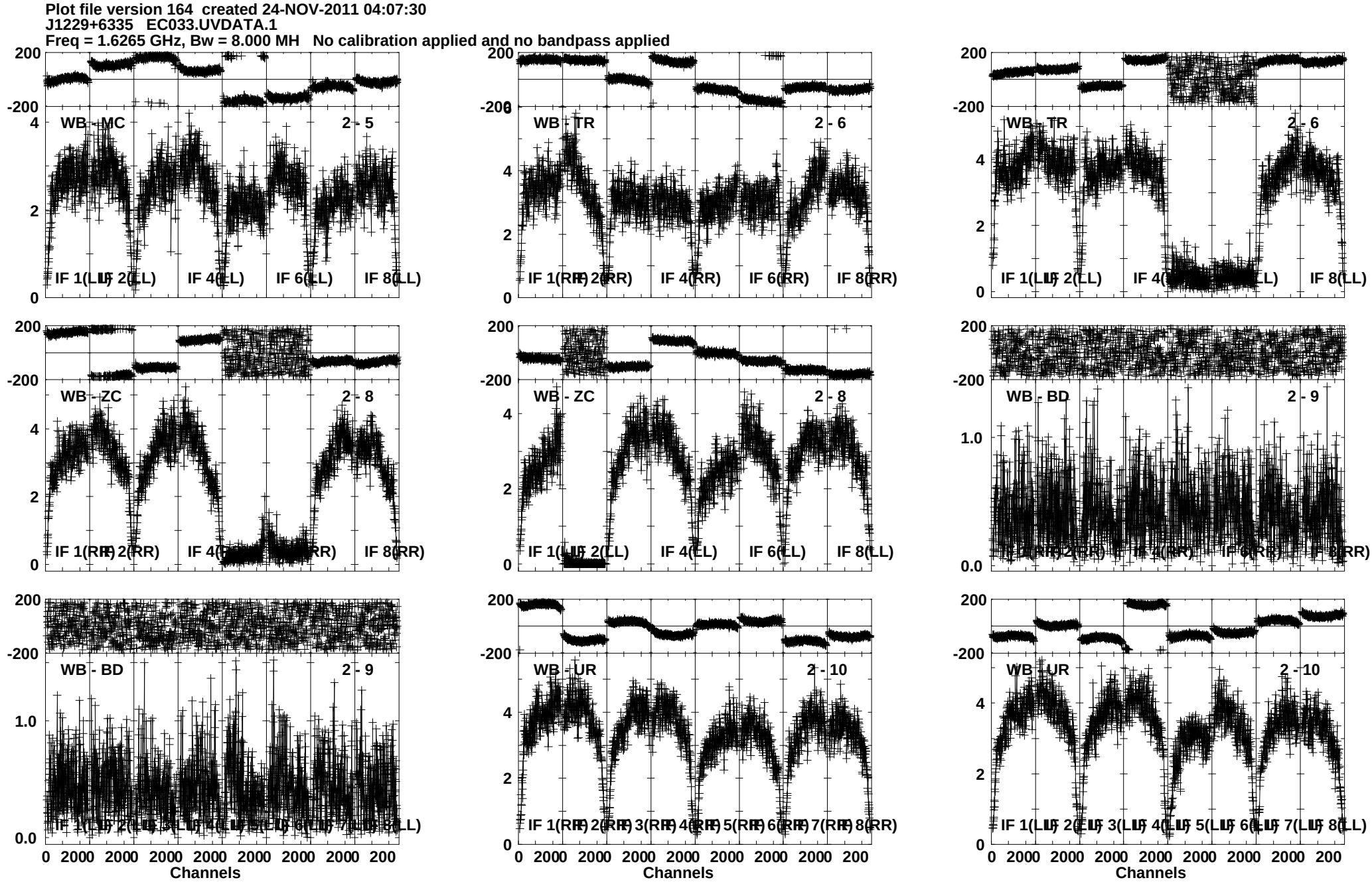
Plot file version 164 created 24-NOV-2011 04:07:30
J1229+6335 EC033.UVDATA.1
Freq = 1.6265 GHz, Bw = 8.000 MH No calibration applied and no bandpass applied
WB - MC 2 - 5
WB - TR 2 - 6
WB - TR 2 - 6
WB - ZC 2 - 8
WB - ZC 2 - 8
WB - BD 2 - 9
WB - BD 2 - 9
WB - UR 2 - 10
WB - UR 2 - 10
IF 1(LL) IF 2(LL) IF 4(LL) IF 6(LL) IF 8(LL)
IF 1(RR) IF 2(RR) IF 4(RR) IF 6(RR) IF 8(RR)
IF 1(LL) IF 2(LL) IF 3(LL) IF 4(LL) IF 5(LL) IF 6(LL) IF 7(LL) IF 8(LL)
IF 1(RR) IF 2(RR) IF 3(RR) IF 4(RR) IF 5(RR) IF 6(RR) IF 7(RR) IF 8(RR)
Channels
Lower frame: Milli Ampl Jy Top frame: Phas deg
Vector averaged cross-power spectrum Several baselines displayed
Timerange: 00/17:55:20 to 00/17:56:50

Plot file version 165 created 24-NOV-2011 04:08:31
J1229+6335 EC033.UVDATA.1
Freq = 1.6265 GHz, Bw = 8.000 MH No calibration applied and no bandpass applied

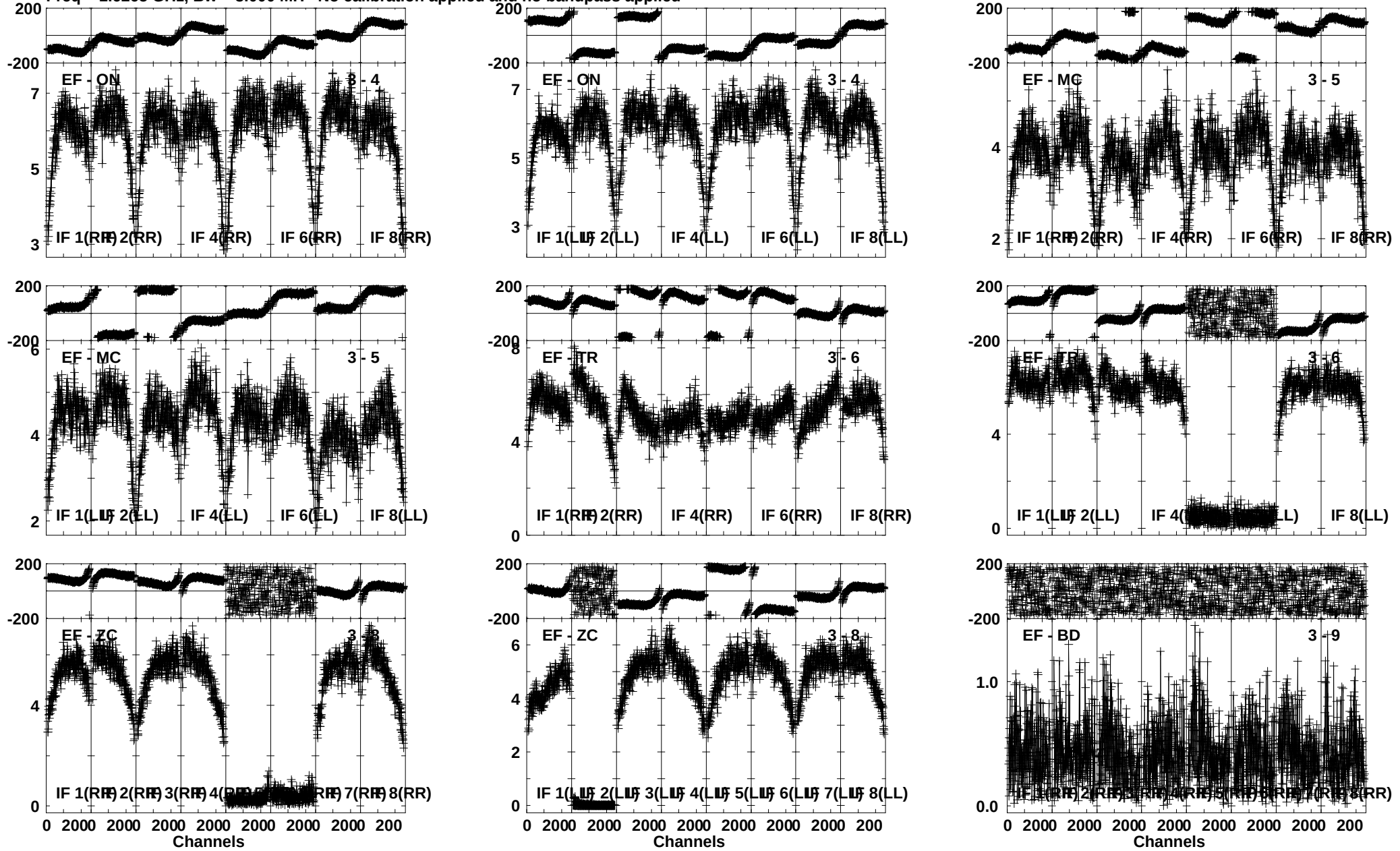

Lower frame: Milli Ampl Jy Top frame: Phas deg
Vector averaged cross-power spectrum Several baselines displayed
Timerange: 00/17:55:20 to 00/17:56:50

Plot file version 166 created 24-NOV-2011 04:09:23
J1229+6335 EC033.UVDATA.1
Freq = 1.6265 GHz, Bw = 8.000 MH No calibration applied and no bandpass applied

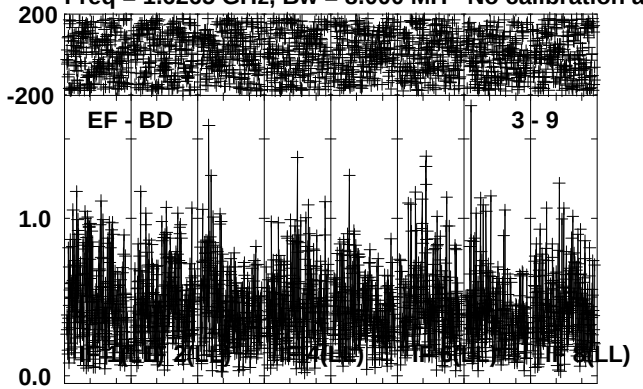

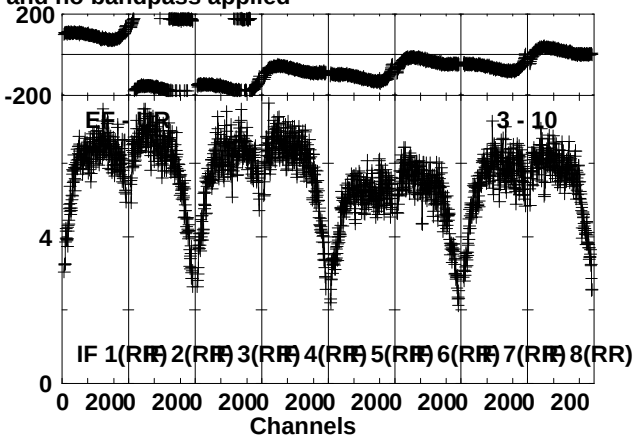

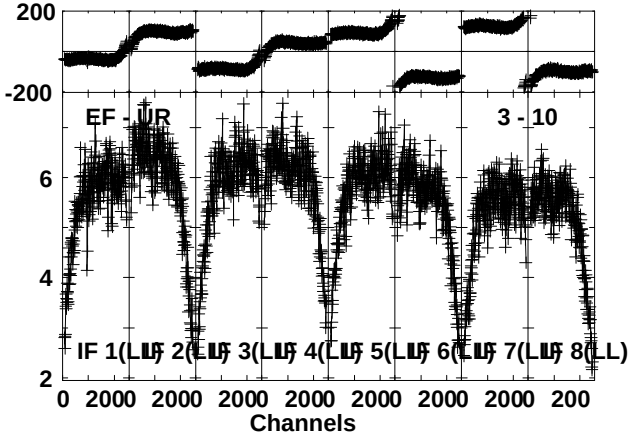

Lower frame: Milli Ampl Jy Top frame: Phas deg
Vector averaged cross-power spectrum Several baselines displayed
Timerange: 00/17:55:20 to 00/17:56:50

Plot file version 167 created 24-NOV-2011 04:10:32
HDF259 EC033.UVDATA.1
Freq = 1.6265 GHz, Bw = 8.000 MH No calibration applied and no bandpass applied

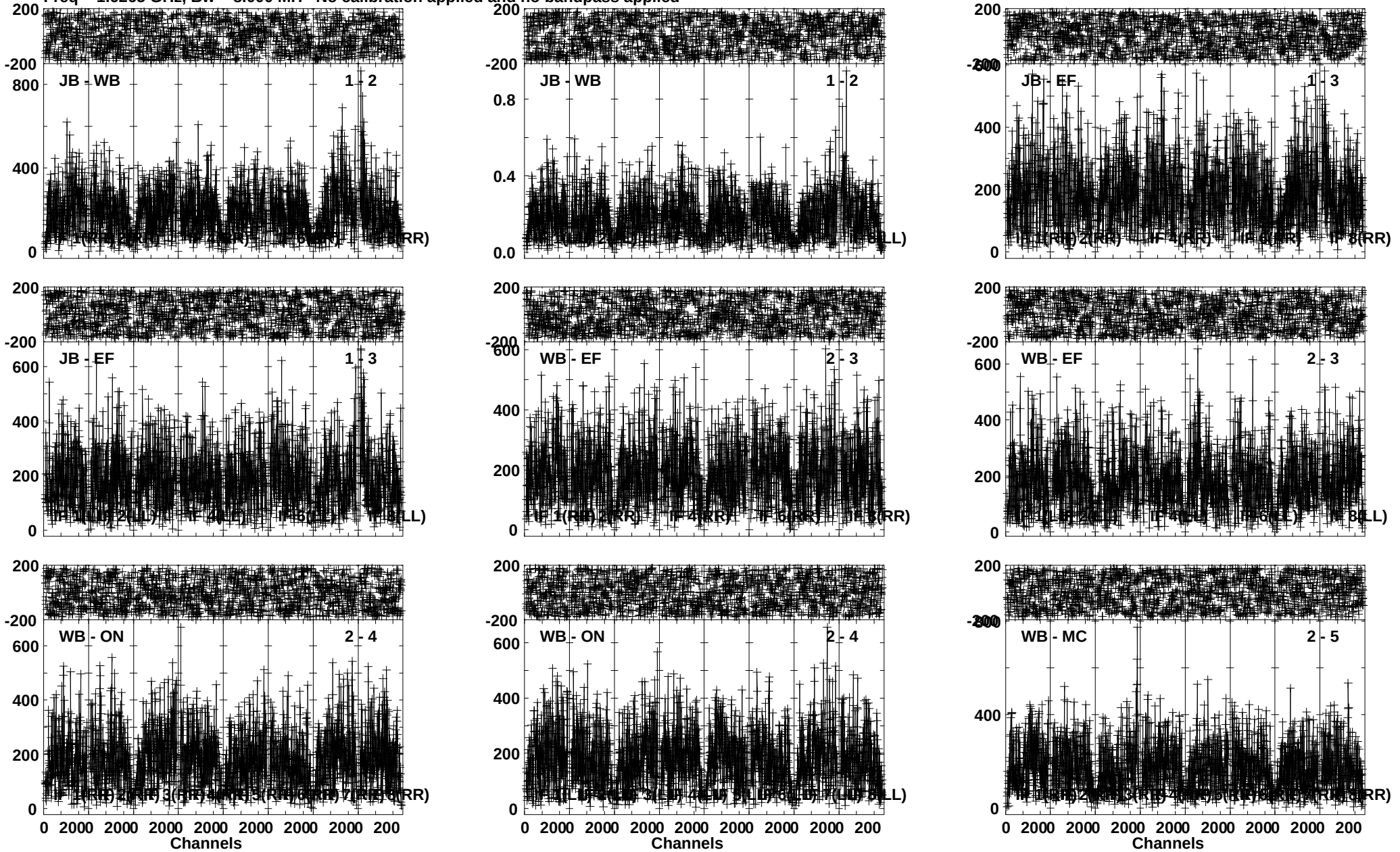

Lower frame: Micro Ampl Jy Top frame: Phas deg
Vector averaged cross-power spectrum Several baselines displayed
Timerange: 00/17:56:55 to 00/18:05:20

Plot file version 168 created 24-NOV-2011 04:13:53
HDF259 EC033.UVDATA.1
Freq = 1.6265 GHz, Bw = 8.000 MH No calibration applied and no bandpass applied

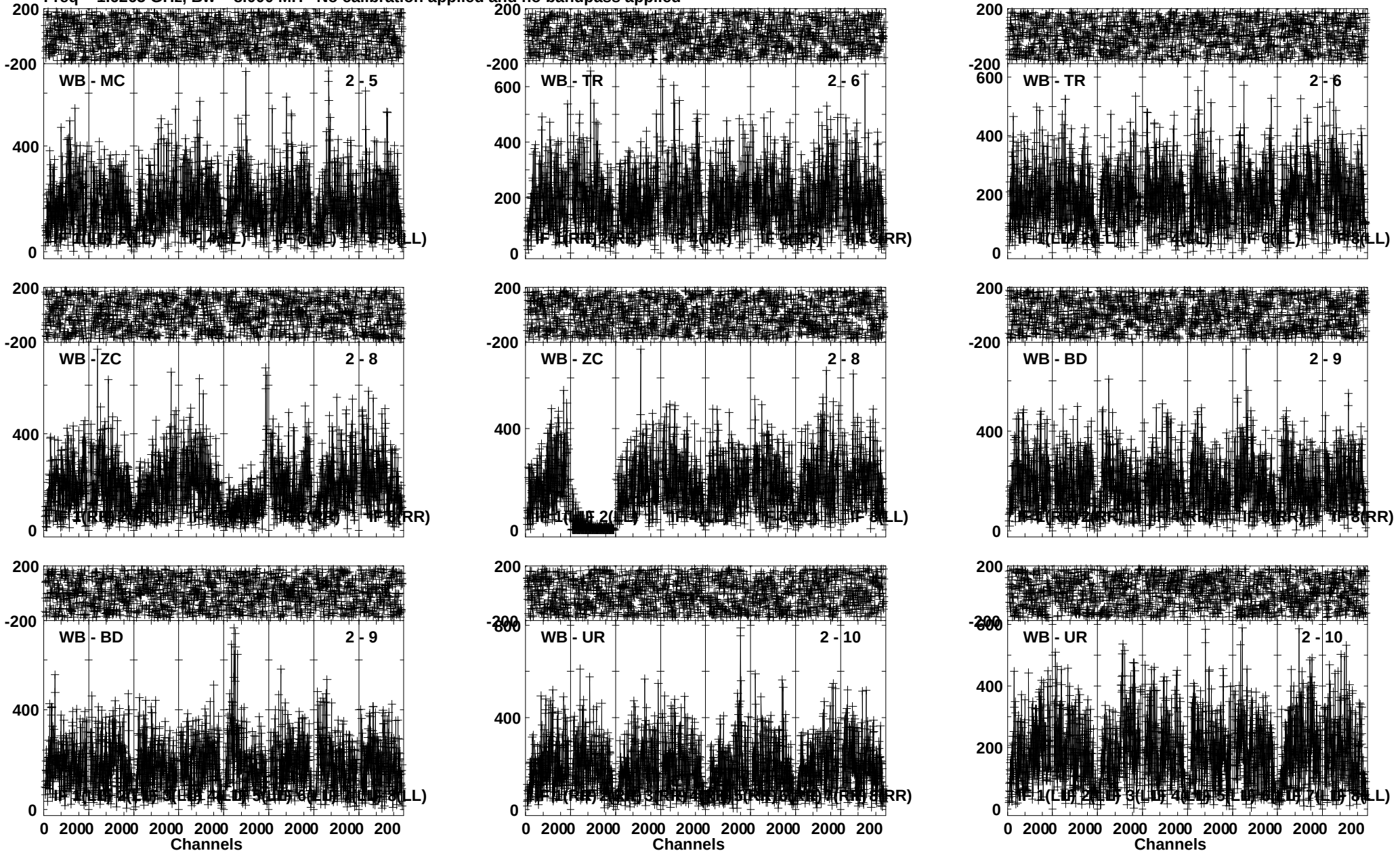

Lower frame: Micro Ampl Jy Top frame: Phas deg
Vector averaged cross-power spectrum Several baselines displayed
Timerange: 00/17:56:55 to 00/18:05:20

Plot file version 169 created 24-NOV-2011 04:18:53
HDF259 EC033.UVDATA.1
Freq = 1.6265 GHz, Bw = 8.000 MH No calibration applied and no bandpass applied

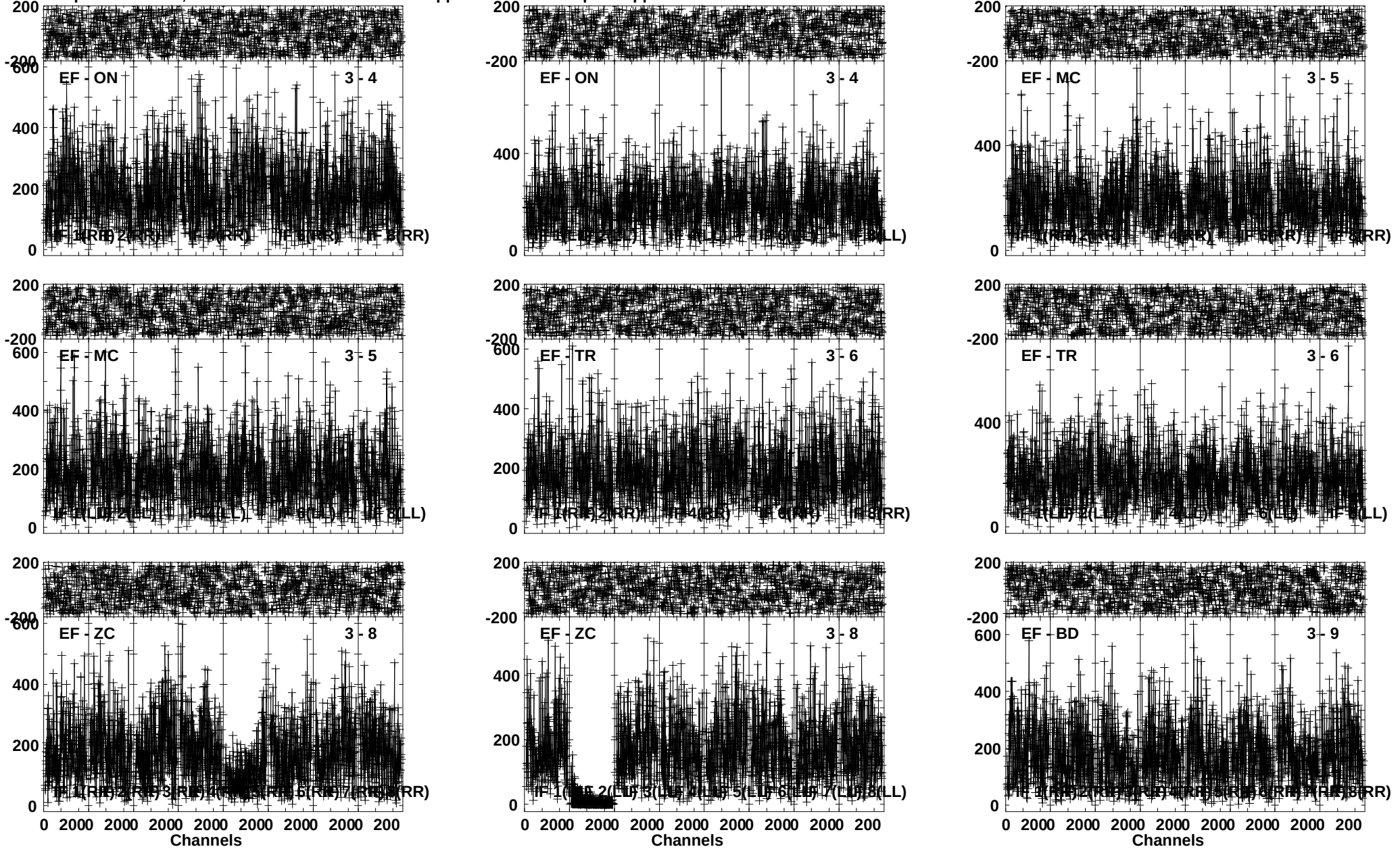

Lower frame: Micro Ampl Jy Top frame: Phas deg
Vector averaged cross-power spectrum Several baselines displayed
Timerange: 00/17:56:55 to 00/18:05:20

Plot file version 170 created 24-NOV-2011 04:23:03
HDF259 EC033.UVDATA.1
Freq = 1.6265 GHz, Bw = 8.000 MH No calibration applied and no bandpass applied

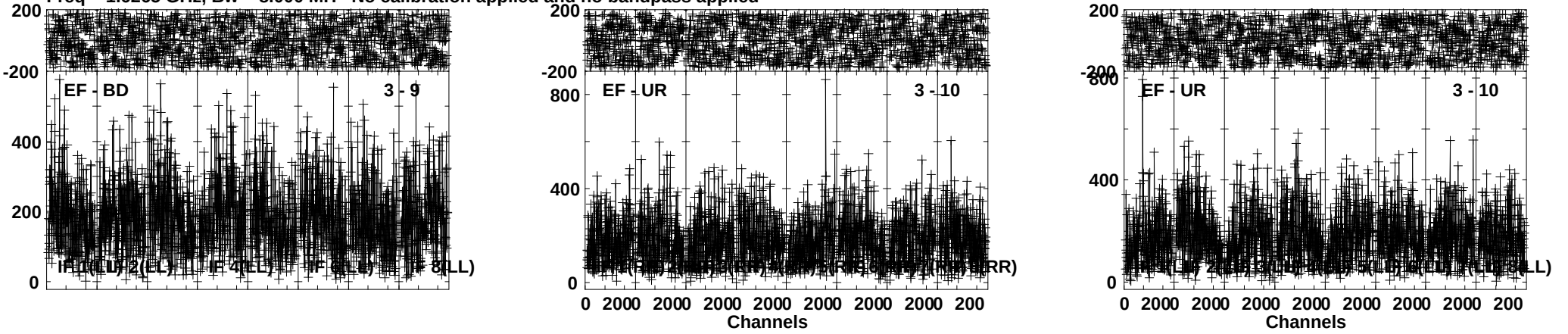

Lower frame: Micro Ampl Jy Top frame: Phas deg
Vector averaged cross-power spectrum Several baselines displayed
Timerange: 00/17:56:55 to 00/18:05:20

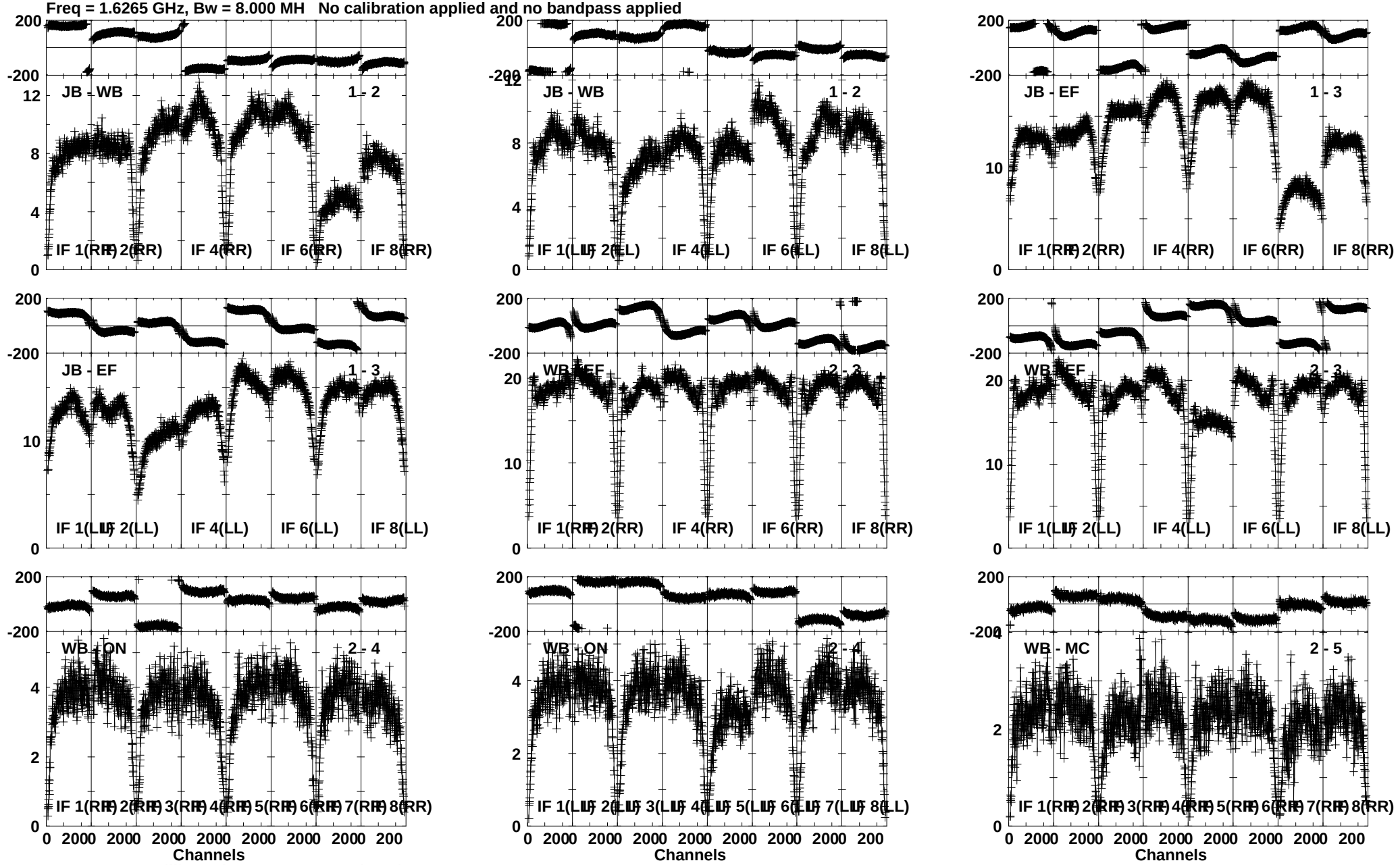

Lower frame: Milli Ampl Jy Top frame: Phas deg
Vector averaged cross-power spectrum Several baselines displayed
Timerange: 00/18:05:25 to 00/18:07:20

Plot file version 172 created 24-NOV-2011 04:25:31
J1229+6335 EC033.UVDATA.1
Freq = 1.6265 GHz, Bw = 8.000 MH No calibration applied and no bandpass applied

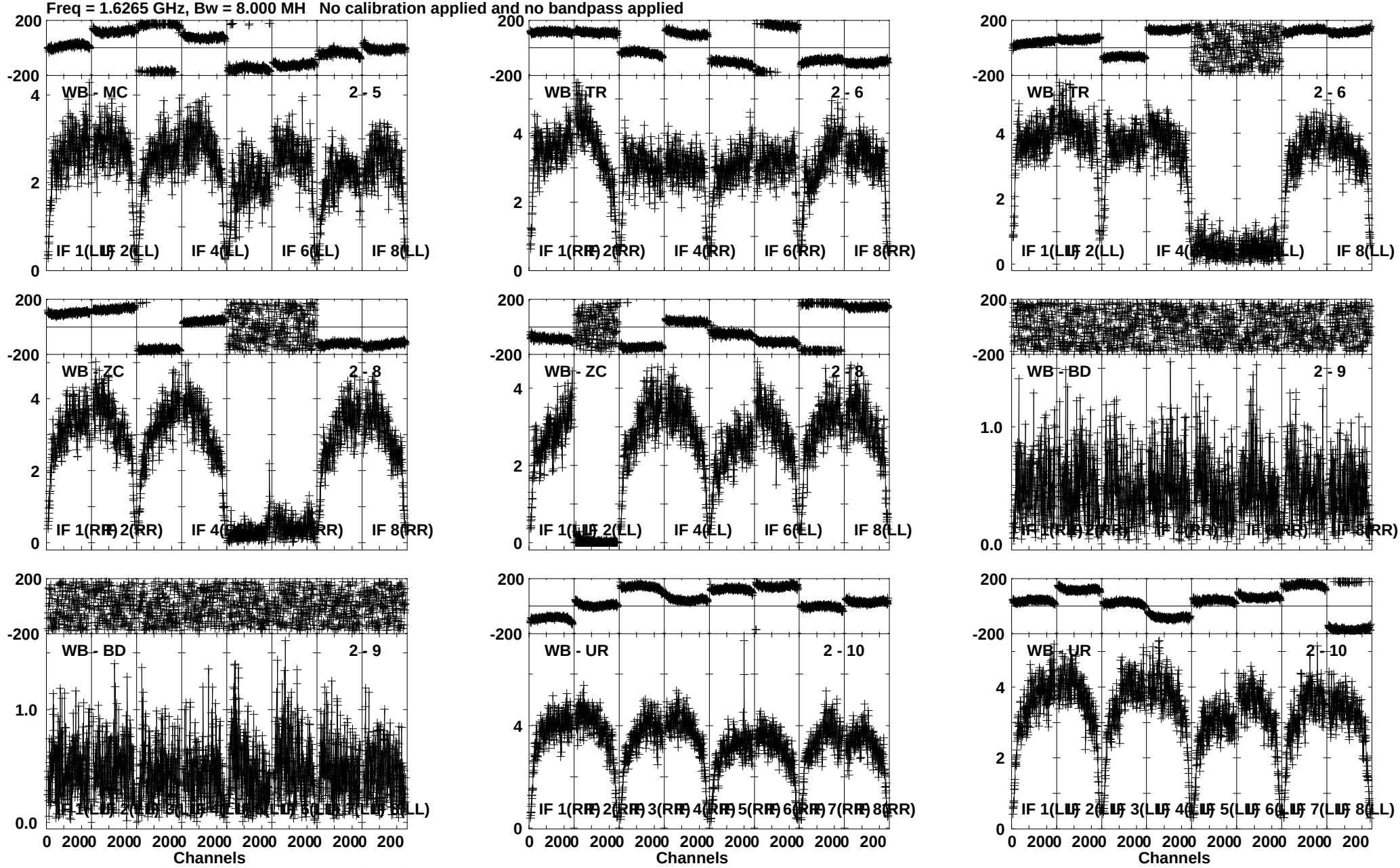

Lower frame: Milli Ampl Jy Top frame: Phas deg
Vector averaged cross-power spectrum Several baselines displayed
Timerange: 00/18:05:25 to 00/18:07:20

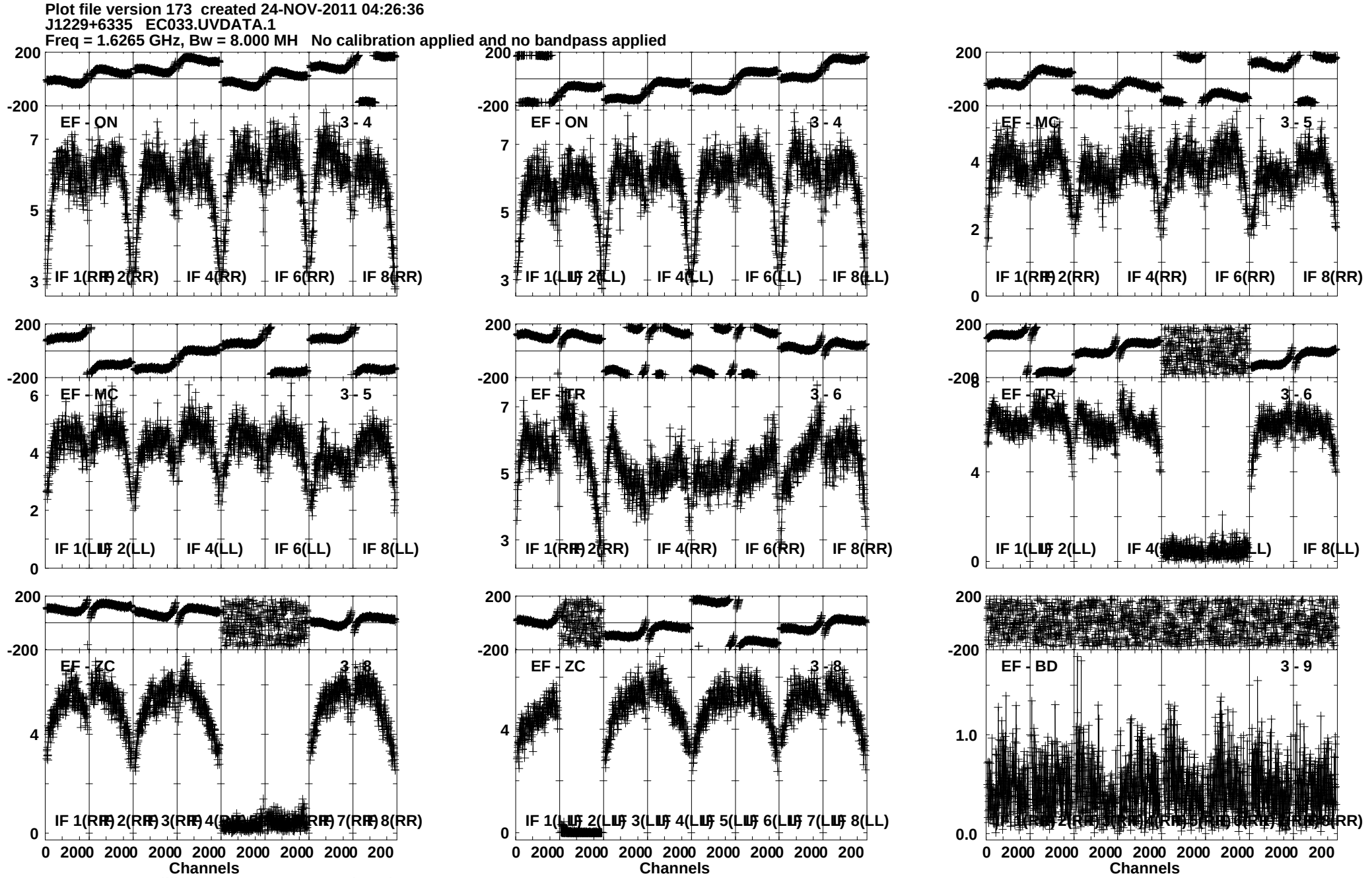
Plot file version 173 created 24-NOV-2011 04:26:36
J1229+6335 EC033.UVDATA.1
Freq = 1.6265 GHz, Bw = 8.000 MH No calibration applied and no bandpass applied
EF - ON 3 - 4
IF 1(RR) IF 2(RR) IF 4(RR) IF 6(RR) IF 8(RR)
EF - ON 3 - 4
IF 1(LL) IF 2(LL) IF 4(LL) IF 6(LL) IF 8(LL)
EF - MC 3 - 5
IF 1(RR) IF 2(RR) IF 4(RR) IF 6(RR) IF 8(RR)
EF - MC 3 - 5
IF 1(LL) IF 2(LL) IF 4(LL) IF 6(LL) IF 8(LL)
EF - TR 3 - 6
IF 1(RR) IF 2(RR) IF 4(RR) IF 6(RR) IF 8(RR)
EF - TR 3 - 6
IF 1(LL) IF 2(LL) IF 4(LL) IF 8(LL)
EF - ZC 3 - 8
IF 1(RR) IF 2(RR) IF 3(RR) IF 4(RR) IF 7(RR) IF 8(RR)
EF - ZC 3 - 8
IF 1(LL) IF 2(LL) IF 3(LL) IF 4(LL) IF 5(LL) IF 6(LL) IF 7(LL) IF 8(LL)
EF - BD 3 - 9
Channels
Channels
Channels
Lower frame: Milli Ampl Jy Top frame: Phas deg
Vector averaged cross-power spectrum Several baselines displayed
Timerange: 00/18:05:25 to 00/18:07:20

Plot file version 174 created 24-NOV-2011 04:27:29
J1229+6335 EC033.UVDATA.1
Freq = 1.6265 GHz, Bw = 8.000 MH No calibration applied and no bandpass applied

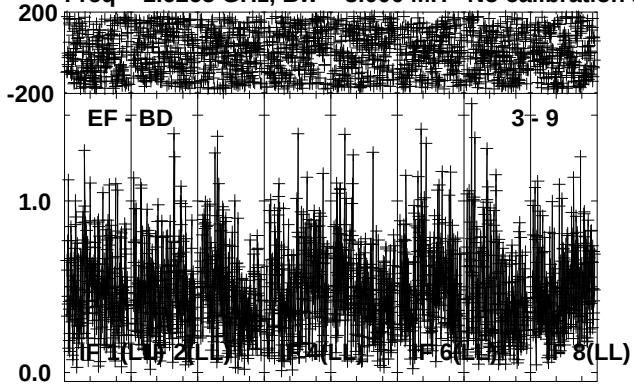

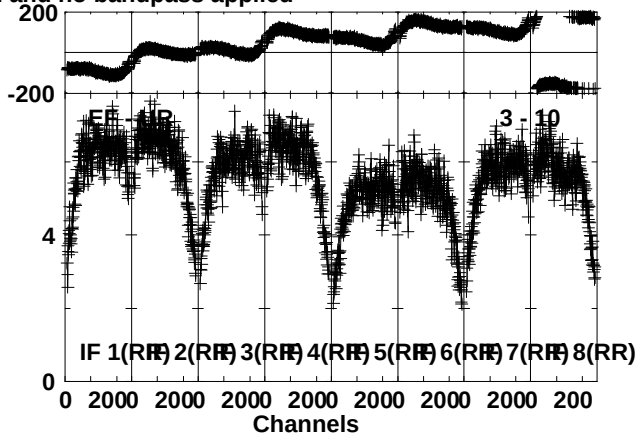

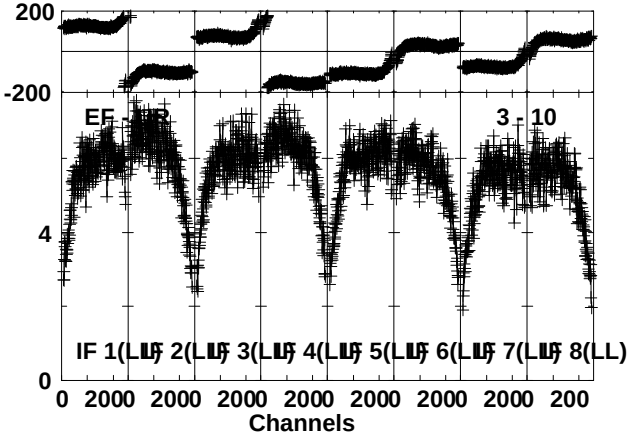

Lower frame: Milli Ampl Jy Top frame: Phas deg
Vector averaged cross-power spectrum Several baselines displayed
Timerange: 00/18:05:25 to 00/18:07:20

Plot file version 175 created 24-NOV-2011 04:28:34
HDF259 EC033.UVDATA.1
Freq = 1.6265 GHz, Bw = 8.000 MH No calibration applied and no bandpass applied

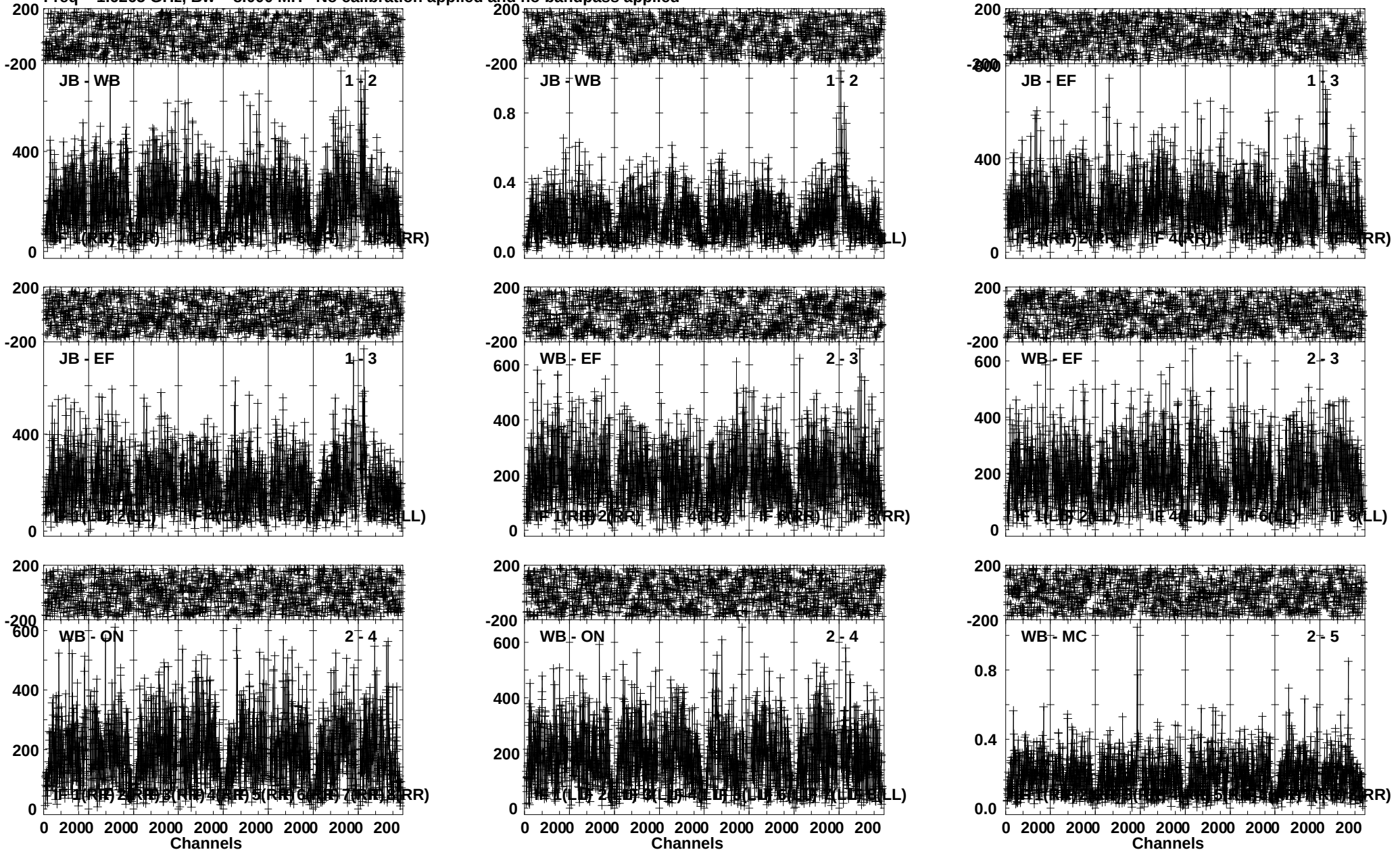

Lower frame: Micro Ampl Jy Top frame: Phas deg
Vector averaged cross-power spectrum Several baselines displayed
Timerange: 00/18:07:25 to 00/18:15:20

Plot file version 176 created 24-NOV-2011 04:31:43
HDF259 EC033.UVDATA.1
Freq = 1.6265 GHz, Bw = 8.000 MH No calibration applied and no bandpass applied

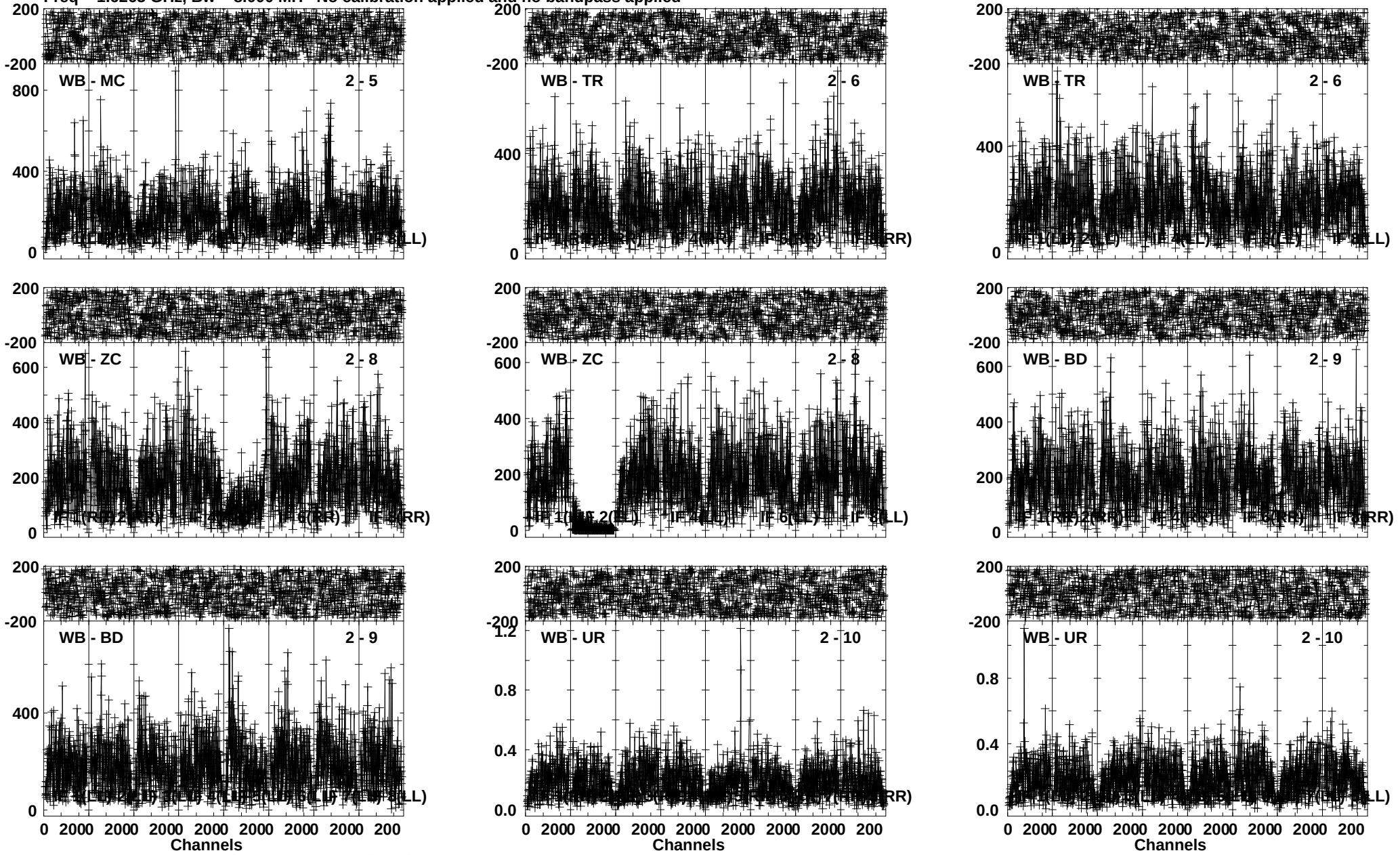

Lower frame: Micro Ampl Jy Top frame: Phas deg
Vector averaged cross-power spectrum Several baselines displayed
Timerange: 00/18:07:25 to 00/18:15:20

Plot file version 177 created 24-NOV-2011 04:36:27
HDF259 EC033.UVDATA.1
Freq = 1.6265 GHz, Bw = 8.000 MH No calibration applied and no bandpass applied

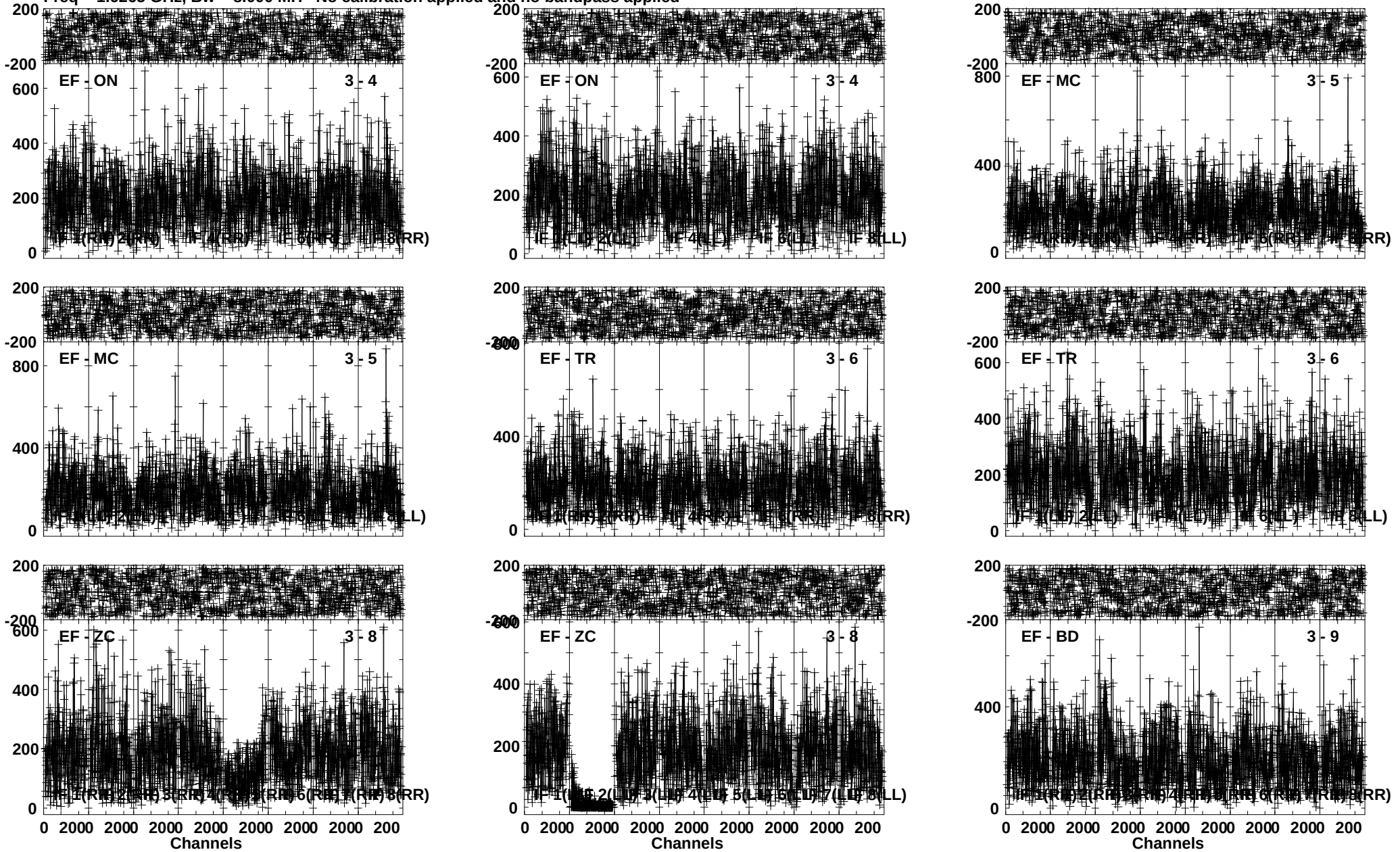

Lower frame: Micro Ampl Jy Top frame: Phas deg
Vector averaged cross-power spectrum Several baselines displayed
Timerange: 00/18:07:25 to 00/18:15:20

Plot file version 178 created 24-NOV-2011 04:40:22
HDF259 EC033.UVDATA.1
Freq = 1.6265 GHz, Bw = 8.000 MH No calibration applied and no bandpass applied

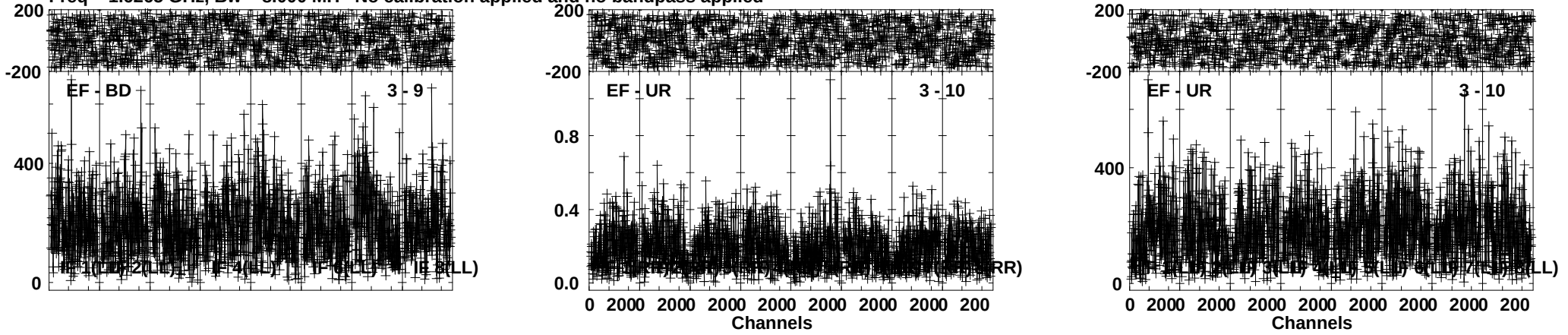

Lower frame: Micro Ampl Jy Top frame: Phas deg
Vector averaged cross-power spectrum Several baselines displayed
Timerange: 00/18:07:25 to 00/18:15:20

Plot file version 179 created 24-NOV-2011 04:42:01
J1229+6335 EC033.UVDATA.1
Freq = 1.6265 GHz, Bw = 8.000 MH No calibration applied and no bandpass applied

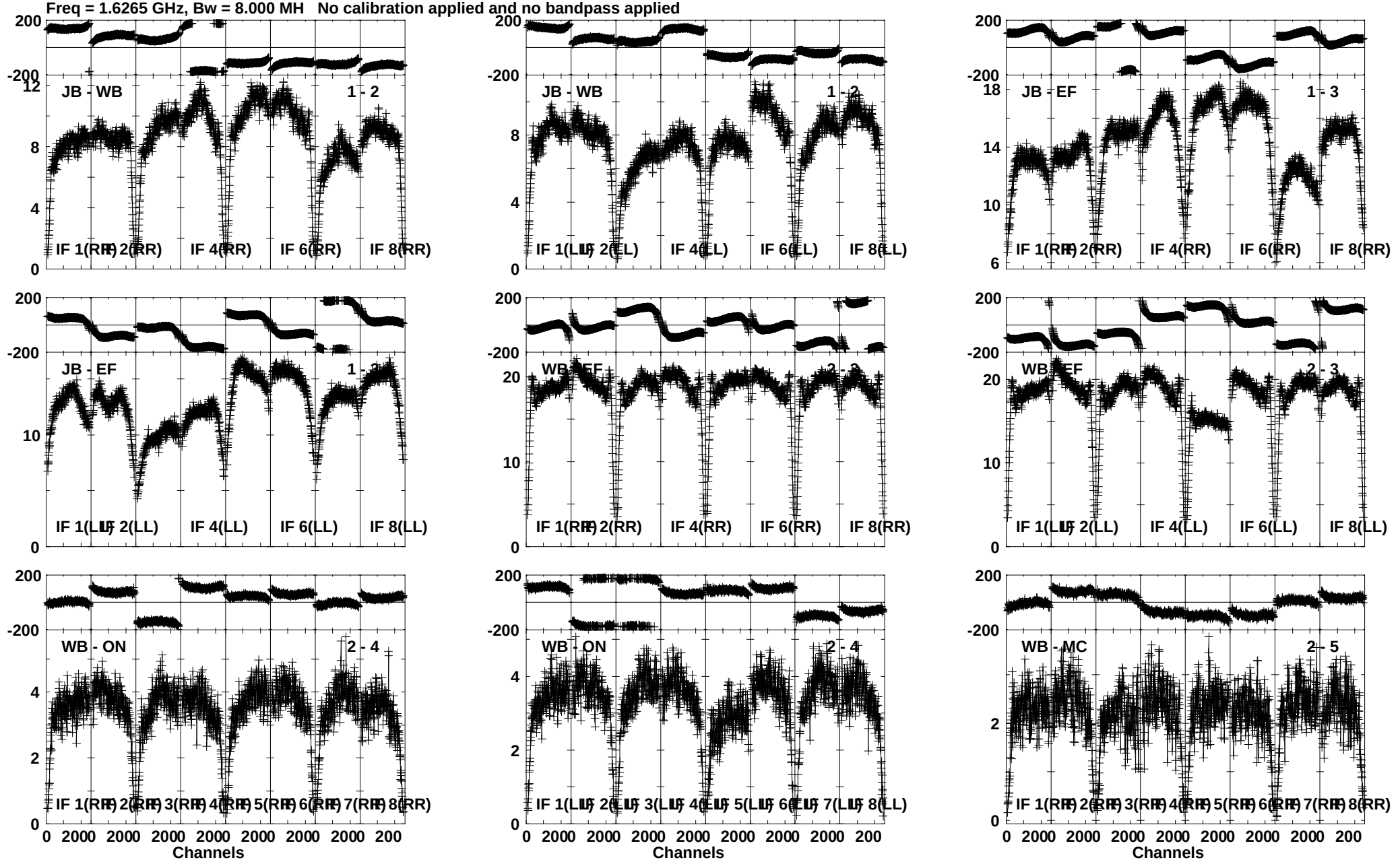

Lower frame: Milli Ampl Jy Top frame: Phas deg
Vector averaged cross-power spectrum Several baselines displayed
Timerange: 00/18:16:10 to 00/18:17:40

Plot file version 180 created 24-NOV-2011 04:42:49
J1229+6335 EC033.UVDATA.1
Freq = 1.6265 GHz, Bw = 8.000 MH No calibration applied and no bandpass applied

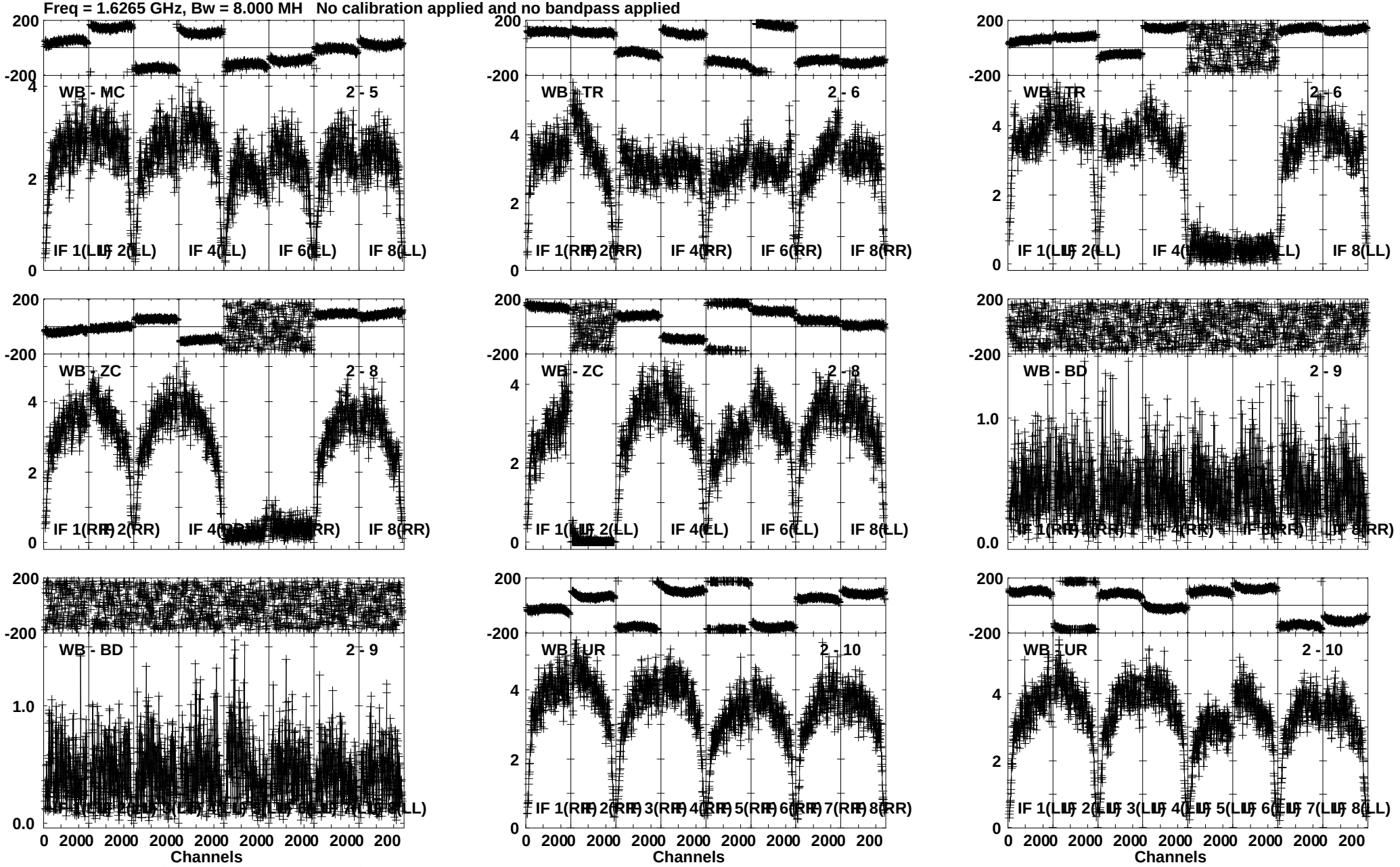

Lower frame: Milli Ampl Jy Top frame: Phas deg
Vector averaged cross-power spectrum Several baselines displayed
Timerange: 00/18:16:10 to 00/18:17:40

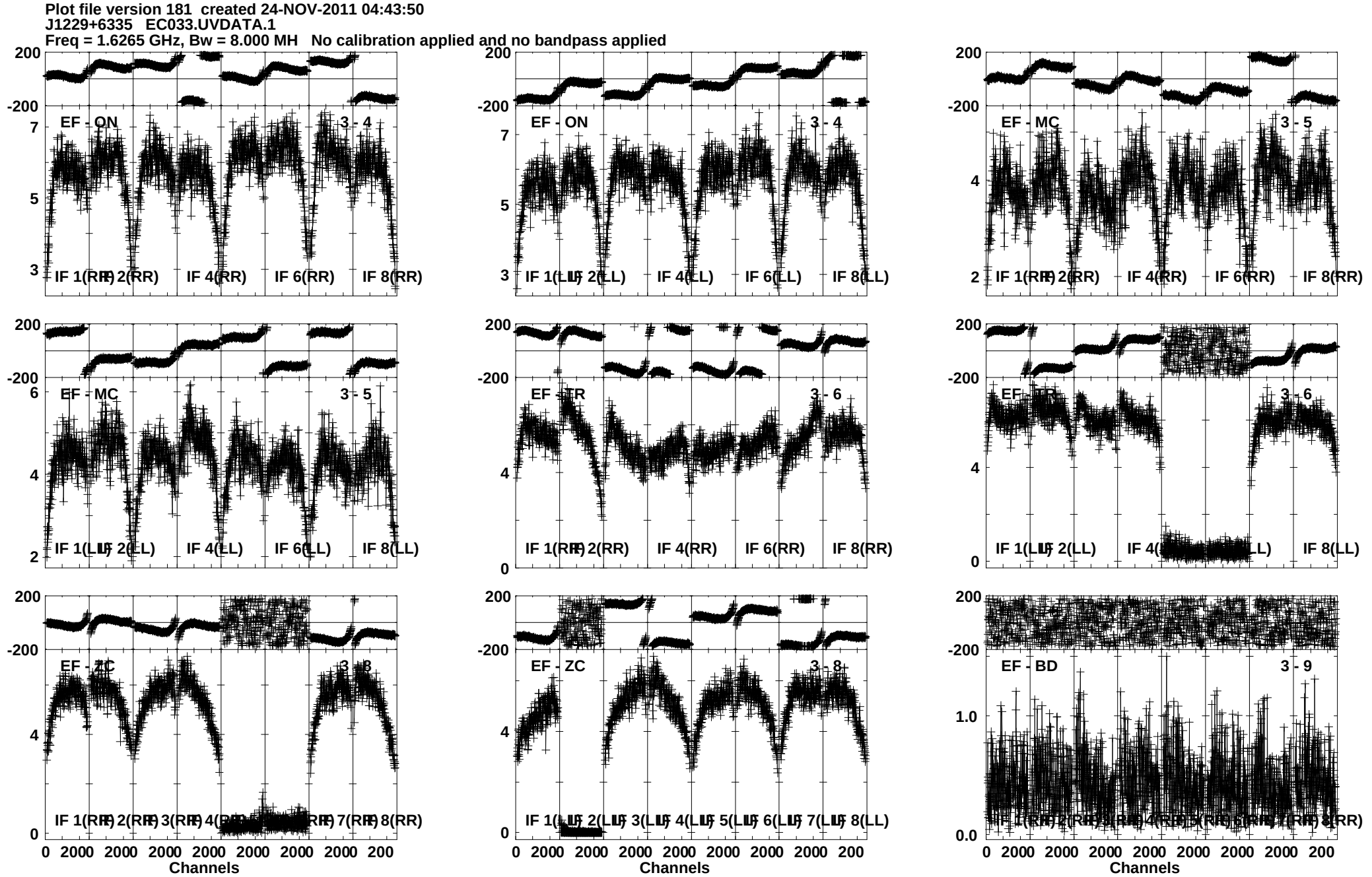
Plot file version 181 created 24-NOV-2011 04:43:50
J1229+6335 EC033.UVDATA.1
Freq = 1.6265 GHz, Bw = 8.000 MH No calibration applied and no bandpass applied
EF - ON 3 - 4
IF 1(RR) IF 2(RR) IF 4(RR) IF 6(RR) IF 8(RR)
EF - ON 3 - 4
IF 1(LL) IF 2(LL) IF 4(LL) IF 6(LL) IF 8(LL)
EF - MC 3 - 5
IF 1(RR) IF 2(RR) IF 4(RR) IF 6(RR) IF 8(RR)
EF - MC 3 - 5
IF 1(LL) IF 2(LL) IF 4(LL) IF 6(LL) IF 8(LL)
EF - ER 3 - 6
IF 1(RR) IF 2(RR) IF 4(RR) IF 6(RR) IF 8(RR)
EF - ER 3 - 6
IF 1(LL) IF 2(LL) IF 4(LL) IF 8(LL)
EF - ZC 3 - 8
IF 1(RR) IF 2(RR) IF 3(RR) IF 4(RR) IF 7(RR) IF 8(RR)
EF - ZC 3 - 8
IF 1(LL) IF 2(LL) IF 3(LL) IF 4(LL) IF 5(LL) IF 6(LL) IF 7(LL) IF 8(LL)
EF - BD 3 - 9
IF 1(RR) IF 2(RR) IF 3(RR) IF 4(RR) IF 5(RR) IF 6(RR) IF 7(RR) IF 8(RR)
Channels
Channels
Channels
Lower frame: Milli Ampl Jy Top frame: Phas deg
Vector averaged cross-power spectrum Several baselines displayed
Timerange: 00/18:16:10 to 00/18:17:40

Plot file version 182 created 24-NOV-2011 04:44:42
J1229+6335 EC033.UVDATA.1
Freq = 1.6265 GHz, Bw = 8.000 MH No calibration applied and no bandpass applied

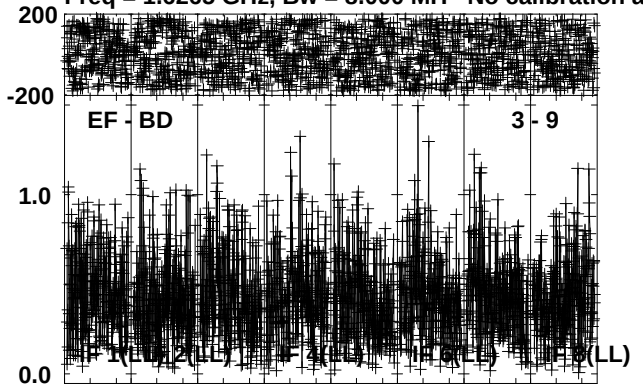

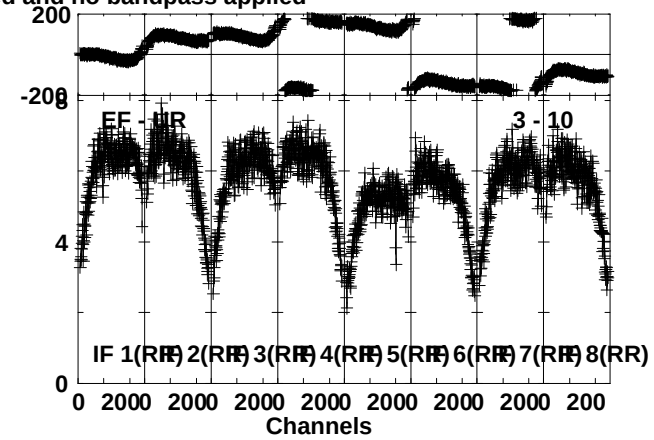

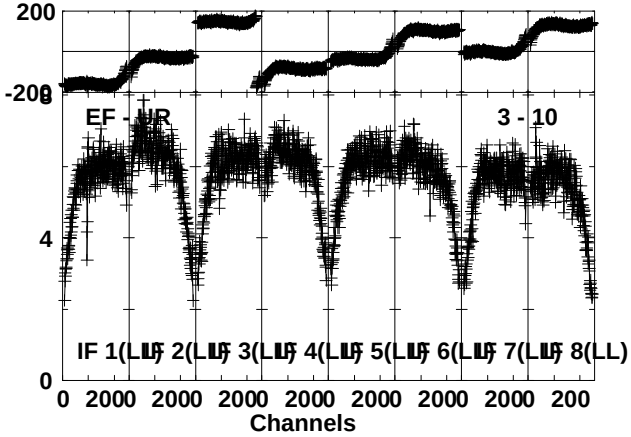

Lower frame: Milli Ampl Jy Top frame: Phas deg
Vector averaged cross-power spectrum Several baselines displayed
Timerange: 00/18:16:10 to 00/18:17:40

Plot file version 183 created 24-NOV-2011 04:45:53
HDF259 EC033.UVDATA.1
Freq = 1.6265 GHz, Bw = 8.000 MH No calibration applied and no bandpass applied

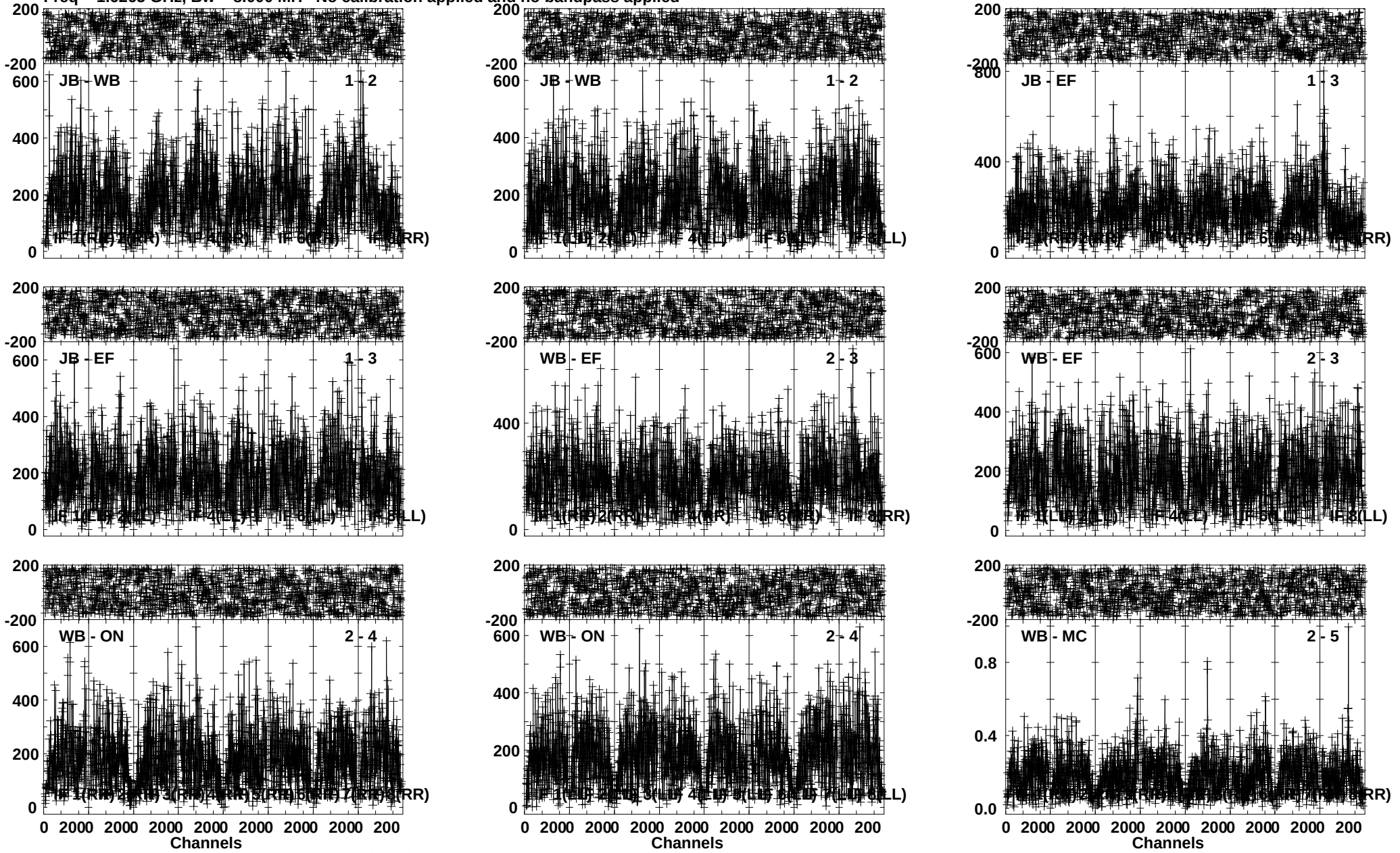

Lower frame: Micro Ampl Jy Top frame: Phas deg
Vector averaged cross-power spectrum Several baselines displayed
Timerange: 00/18:17:45 to 00/18:26:10

Plot file version 184 created 24-NOV-2011 04:49:14
HDF259 EC033.UVDATA.1
Freq = 1.6265 GHz, Bw = 8.000 MH No calibration applied and no bandpass applied

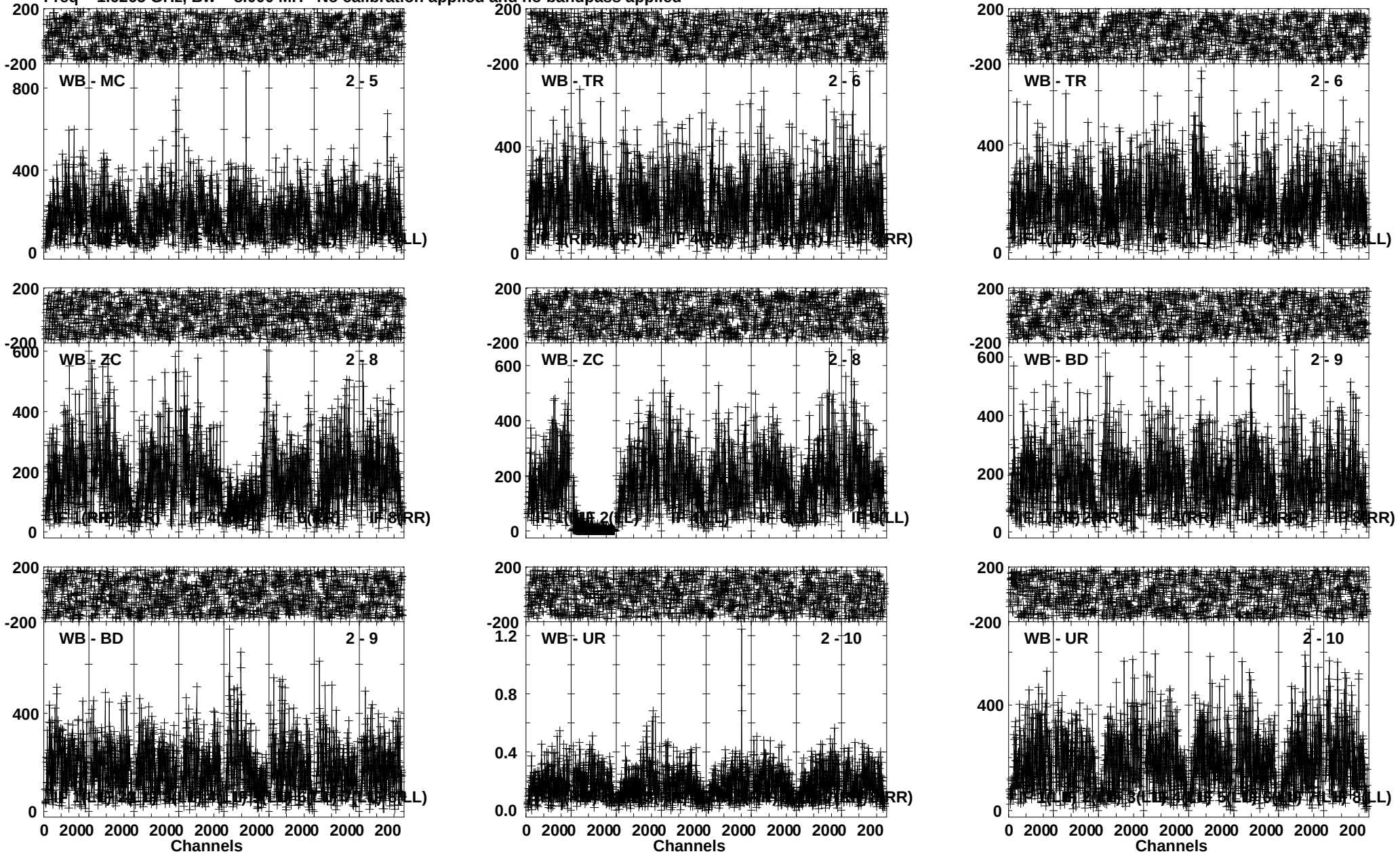

Lower frame: Micro Ampl Jy Top frame: Phas deg
Vector averaged cross-power spectrum Several baselines displayed
Timerange: 00/18:17:45 to 00/18:26:10

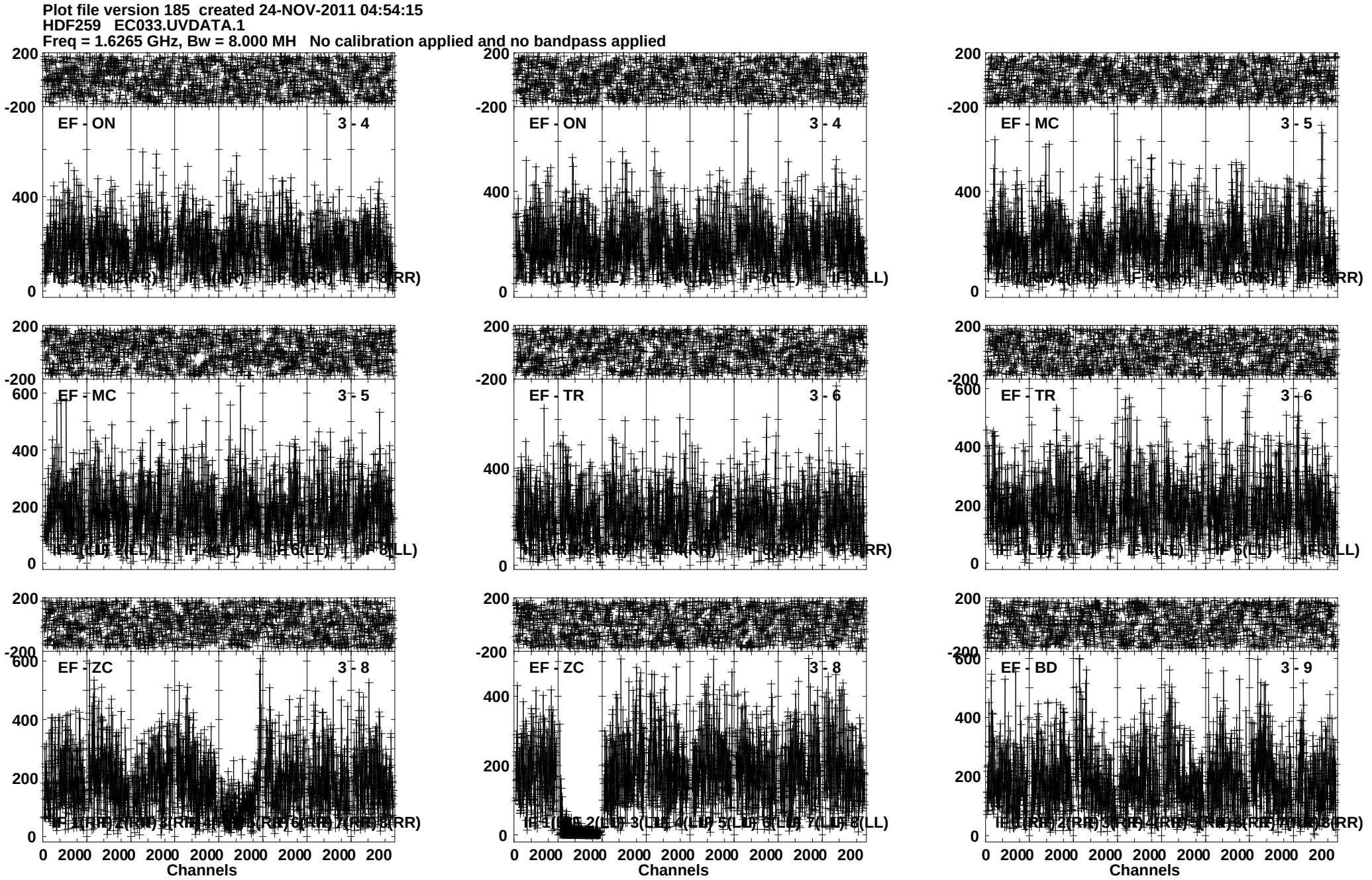
Plot file version 185 created 24-NOV-2011 04:54:15
HDF259 EC033.UVDATA.1
Freq = 1.6265 GHz, Bw = 8.000 MH No calibration applied and no bandpass applied
EF - ON 3 - 4
EF - ON 3 - 4
EF - MC 3 - 5
EF - MC 3 - 5
EF - TR 3 - 6
EF - TR 3 - 6
EF - ZC 3 - 8
EF - ZC 3 - 8
EF - BD 3 - 9
Channels
Channels
Channels
Lower frame: Micro Ampl Jy Top frame: Phas deg
Vector averaged cross-power spectrum Several baselines displayed
Timerange: 00/18:17:45 to 00/18:26:10

Plot file version 186 created 24-NOV-2011 04:58:27
HDF259 EC033.UVDATA.1
Freq = 1.6265 GHz, Bw = 8.000 MH No calibration applied and no bandpass applied

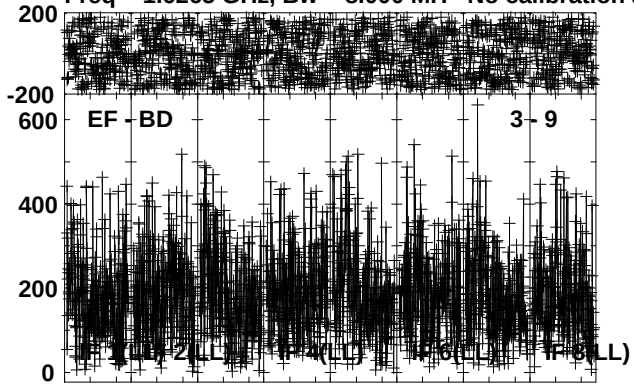

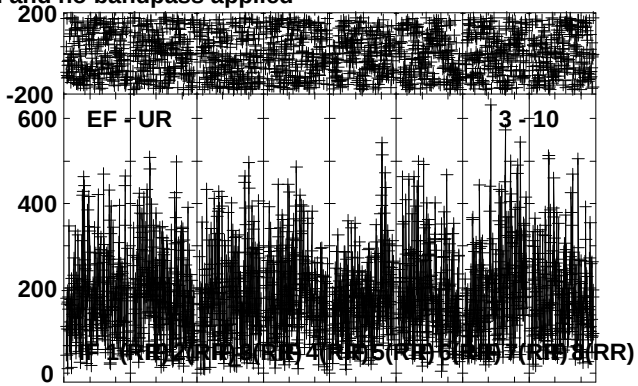

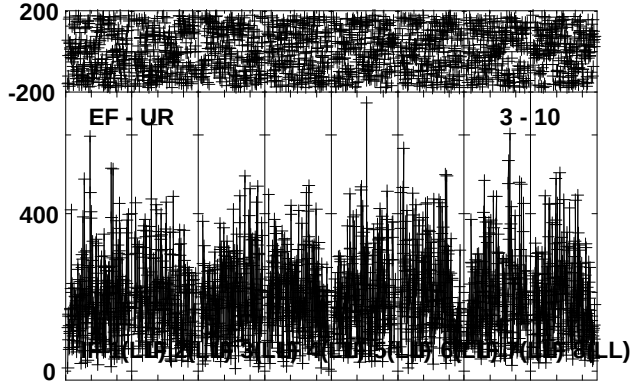

Lower frame: Micro Ampl Jy Top frame: Phas deg
Vector averaged cross-power spectrum Several baselines displayed
Timerange: 00/18:17:45 to 00/18:26:10

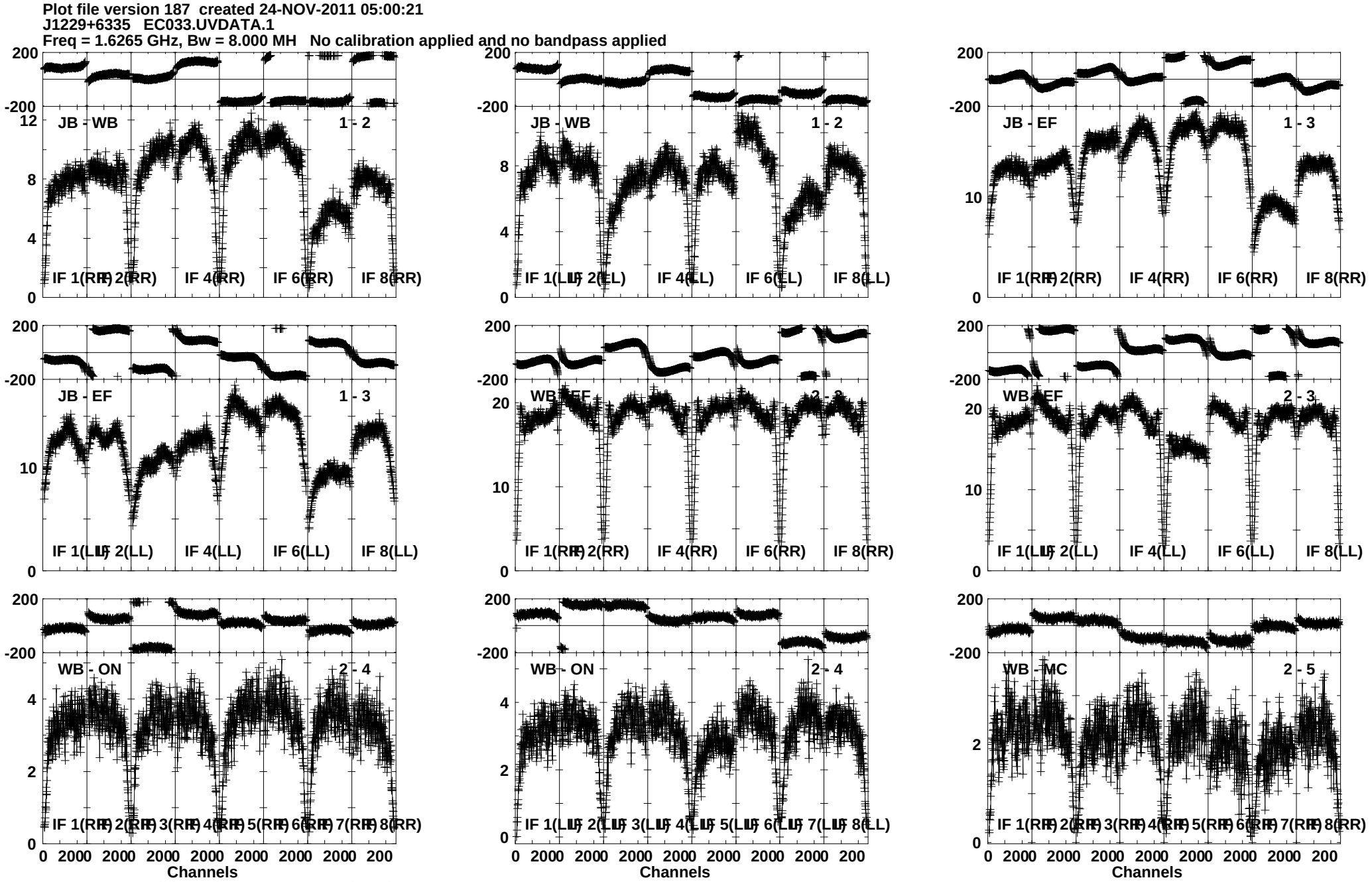
Plot file version 187 created 24-NOV-2011 05:00:21
J1229+6335 EC033.UVDATA.1
Freq = 1.6265 GHz, Bw = 8.000 MH No calibration applied and no bandpass applied
JB - WB 1 - 2
IF 1(RR) IF 2(RR) IF 4(RR) IF 6(RR) IF 8(RR)
JB - WB 1 - 2
IF 1(LL) IF 2(LL) IF 4(LL) IF 6(LL) IF 8(LL)
JB - EF 1 - 3
IF 1(RR) IF 2(RR) IF 4(RR) IF 6(RR) IF 8(RR)
JB - EF 1 - 3
IF 1(LL) IF 2(LL) IF 4(LL) IF 6(LL) IF 8(LL)
WB - EF 2 - 3
IF 1(RR) IF 2(RR) IF 4(RR) IF 6(RR) IF 8(RR)
WB - EF 2 - 3
IF 1(LL) IF 2(LL) IF 4(LL) IF 6(LL) IF 8(LL)
WB - ON 2 - 4
IF 1(RR) IF 2(RR) IF 3(RR) IF 4(RR) IF 5(RR) IF 6(RR) IF 7(RR) IF 8(RR)
WB - ON 2 - 4
IF 1(LL) IF 2(LL) IF 3(LL) IF 4(LL) IF 5(LL) IF 6(LL) IF 7(LL) IF 8(LL)
WB - MC 2 - 5
IF 1(RR) IF 2(RR) IF 3(RR) IF 4(RR) IF 5(RR) IF 6(RR) IF 7(RR) IF 8(RR)
0 2000 2000 2000 2000 2000 2000 2000 200
Channels
Lower frame: Milli Ampl Jy Top frame: Phas deg
Vector averaged cross-power spectrum Several baselines displayed
Timerange: 00/18:26:11 to 00/18:28:10

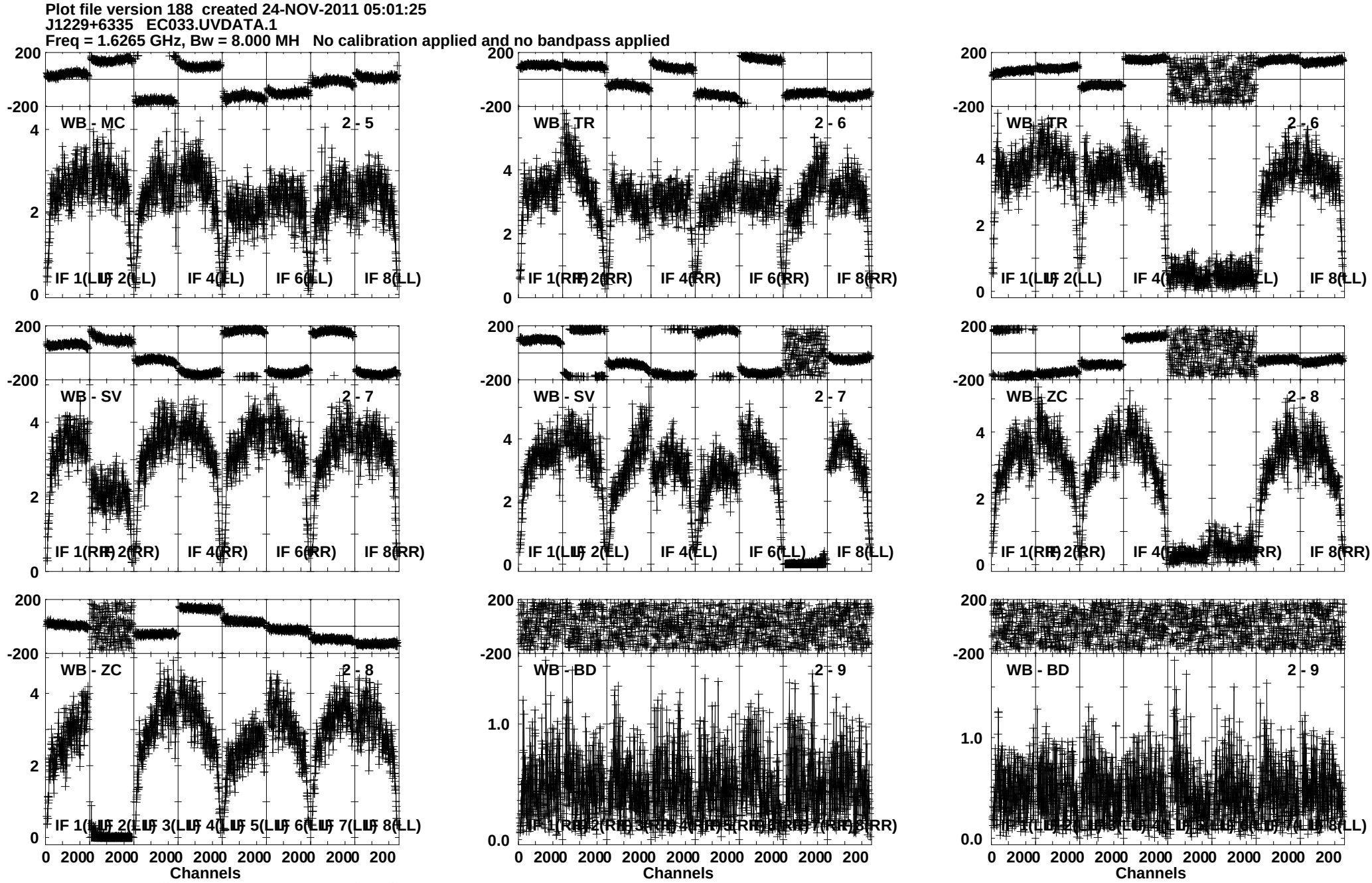
Plot file version 188 created 24-NOV-2011 05:01:25
J1229+6335 EC033.UVDATA.1
Freq = 1.6265 GHz, Bw = 8.000 MH No calibration applied and no bandpass applied
WB - MC 2 - 5
WB - TR 2 - 6
WB - TR 2 - 6
WB - SV 2 - 7
WB - SV 2 - 7
WB - ZC 2 - 8
WB - ZC 2 - 8
WB - BD 2 - 9
WB - BD 2 - 9
Channels
Channels
Channels
Lower frame: Milli Ampl Jy Top frame: Phas deg
Vector averaged cross-power spectrum Several baselines displayed
Timerange: 00/18:26:11 to 00/18:28:10

Plot file version 189 created 24-NOV-2011 05:02:33
J1229+6335 EC033.UVDATA.1
Freq = 1.6265 GHz, Bw = 8.000 MH No calibration applied and no bandpass applied

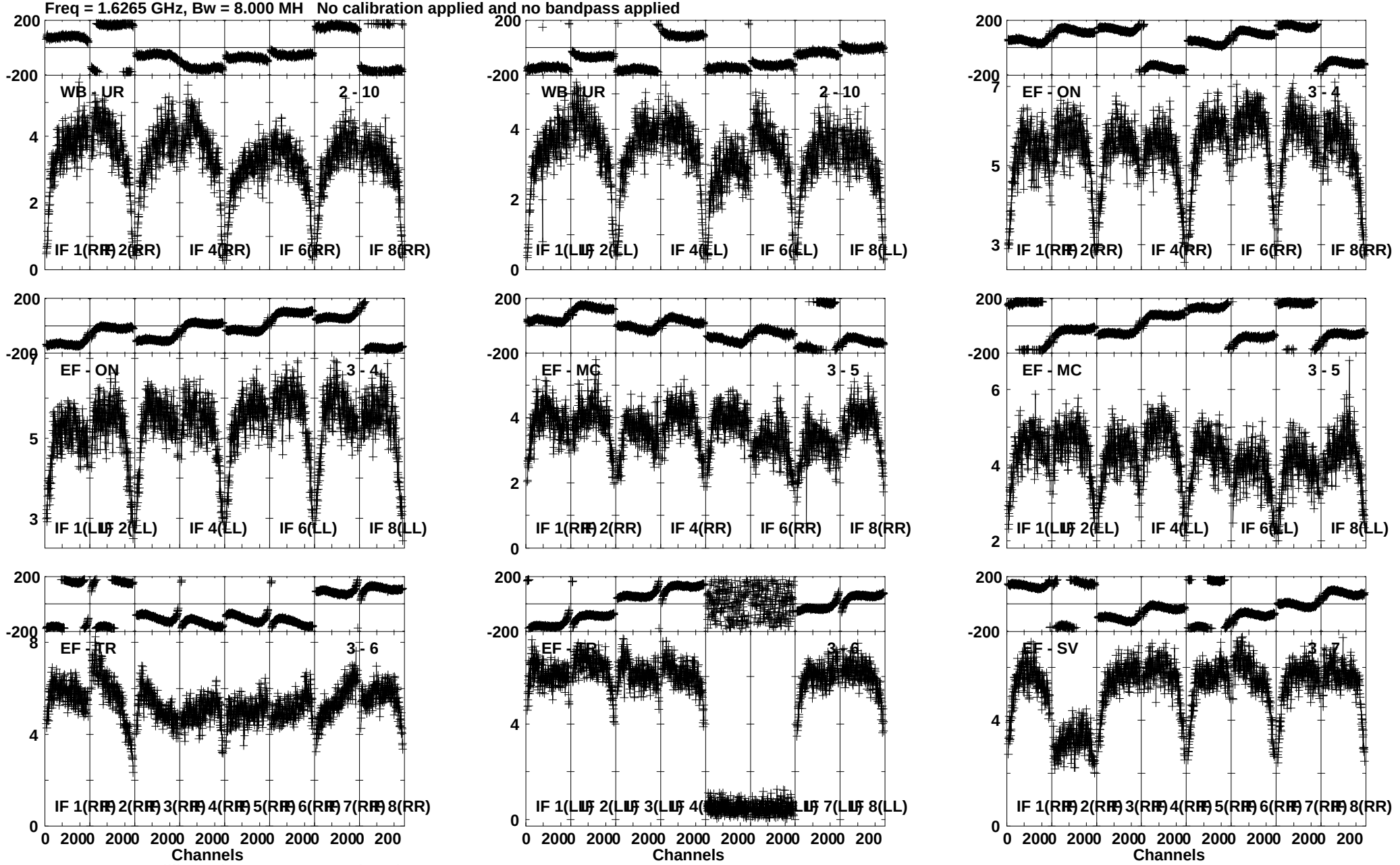

Lower frame: Milli Ampl Jy Top frame: Phas deg
Vector averaged cross-power spectrum Several baselines displayed
Timerange: 00/18:26:11 to 00/18:28:10

Plot file version 190 created 24-NOV-2011 05:03:27
J1229+6335 EC033.UVDATA.1
Freq = 1.6265 GHz, Bw = 8.000 MH No calibration applied and no bandpass applied

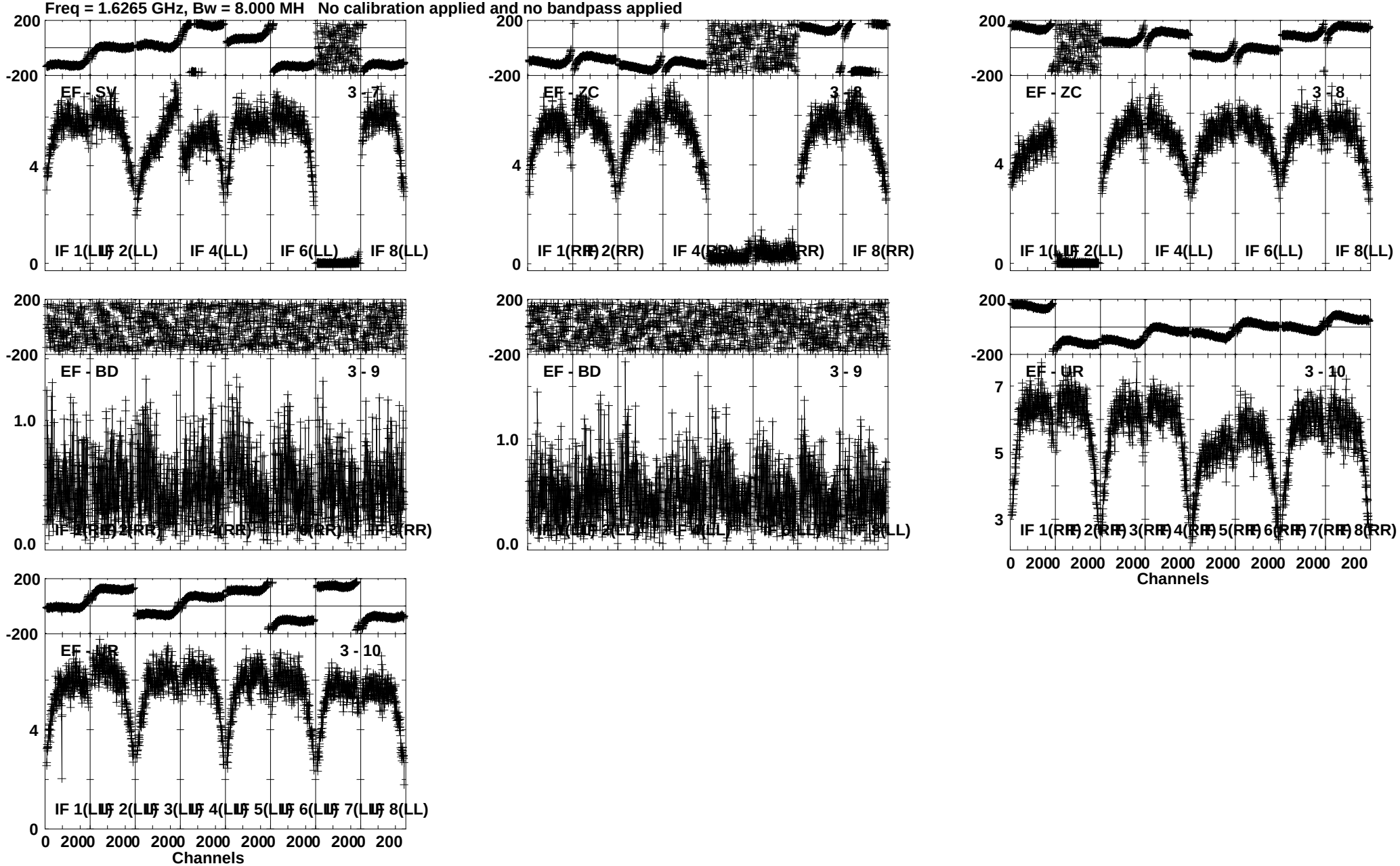

Lower frame: Milli Ampl Jy Top frame: Phas deg
Vector averaged cross-power spectrum Several baselines displayed
Timerange: 00/18:26:11 to 00/18:28:10

Plot file version 191 created 24-NOV-2011 05:05:16
HDF259 EC033.UVDATA.1
Freq = 1.6265 GHz, Bw = 8.000 MH No calibration applied and no bandpass applied

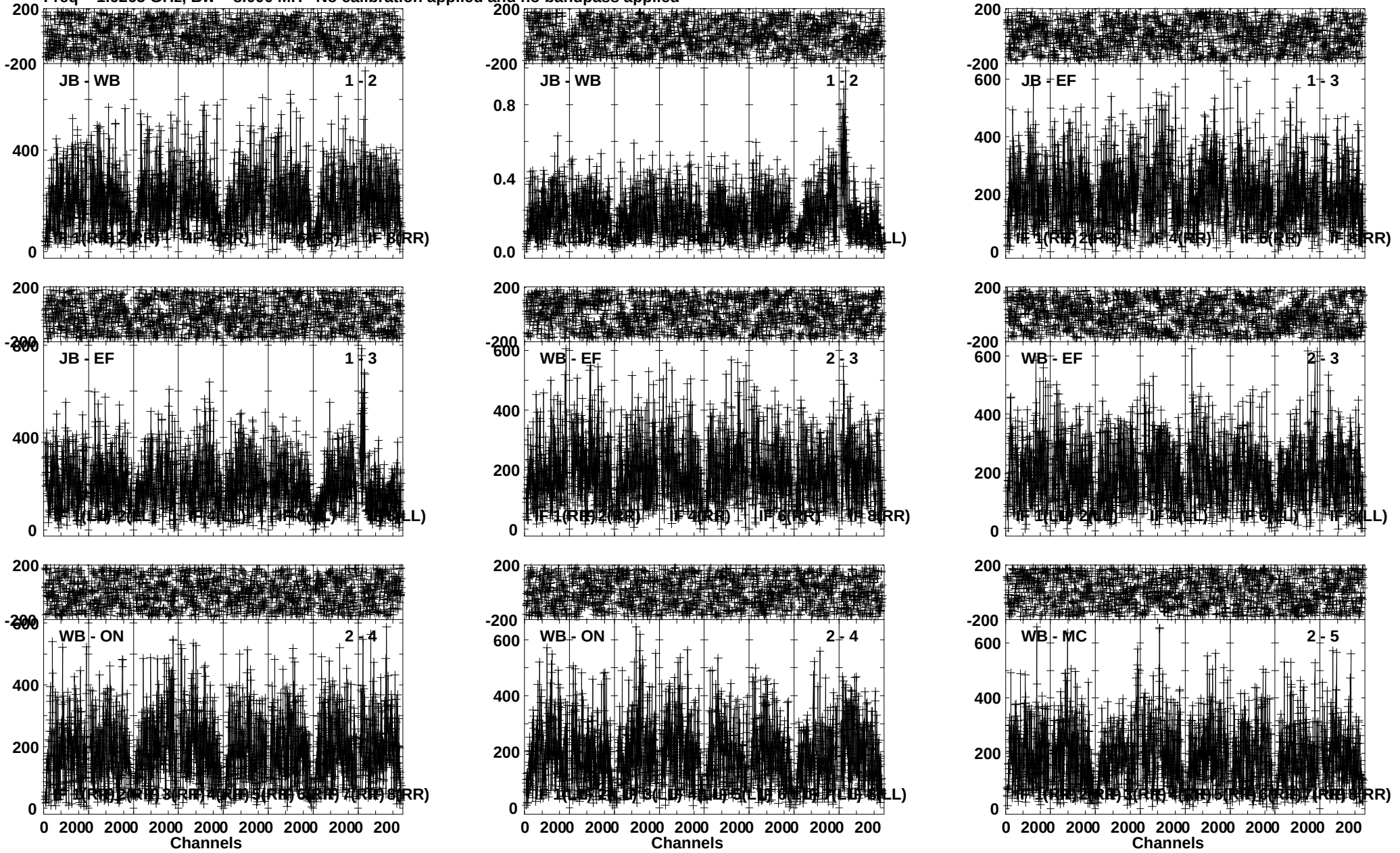

Lower frame: Micro Ampl Jy Top frame: Phas deg
Vector averaged cross-power spectrum Several baselines displayed
Timerange: 00/18:28:15 to 00/18:36:10

Plot file version 192 created 24-NOV-2011 05:09:11
HDF259 EC033.UVDATA.1
Freq = 1.6265 GHz, Bw = 8.000 MH No calibration applied and no bandpass applied

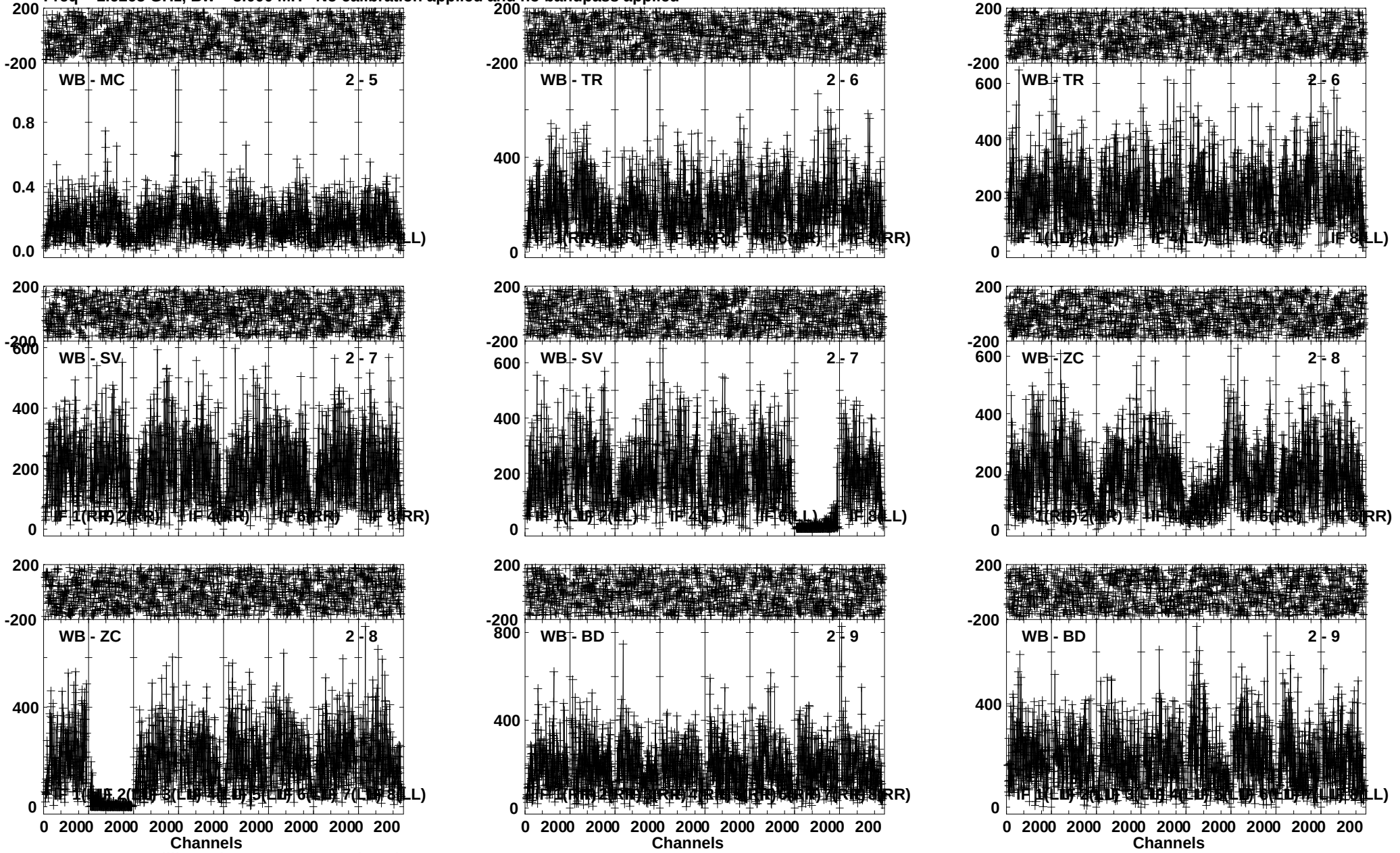

Lower frame: Milli Ampl Jy Top frame: Phas deg
Vector averaged cross-power spectrum Several baselines displayed
Timerange: 00/18:28:15 to 00/18:36:10

Plot file version 193 created 24-NOV-2011 05:14:05
HDF259 EC033.UVDATA.1
Freq = 1.6265 GHz, Bw = 8.000 MH No calibration applied and no bandpass applied

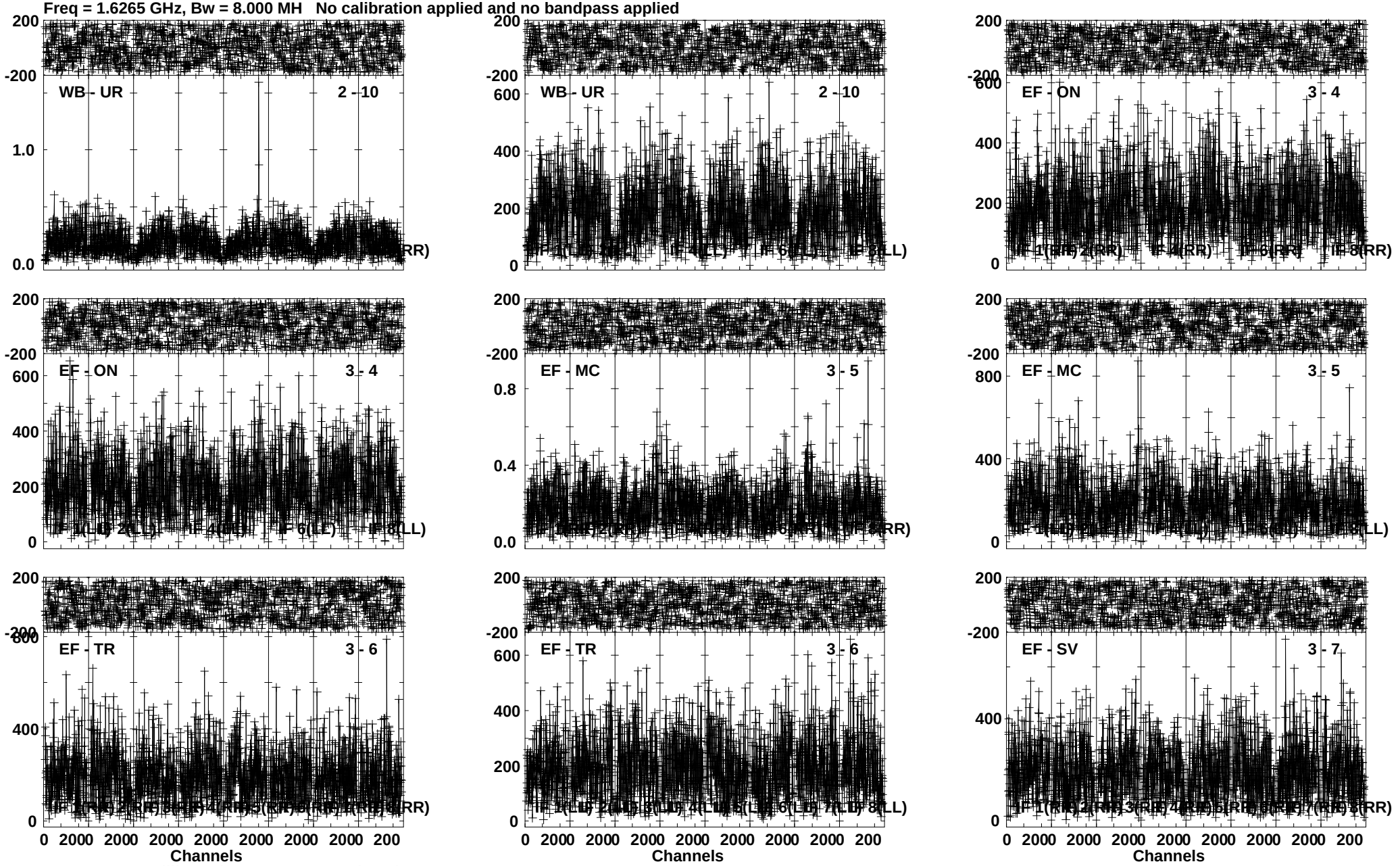

Lower frame: Milli Ampl Jy Top frame: Phas deg
Vector averaged cross-power spectrum Several baselines displayed
Timerange: 00/18:28:15 to 00/18:36:10

Plot file version 194 created 24-NOV-2011 05:18:01
HDF259 EC033.UVDATA.1
Freq = 1.6265 GHz, Bw = 8.000 MH No calibration applied and no bandpass applied

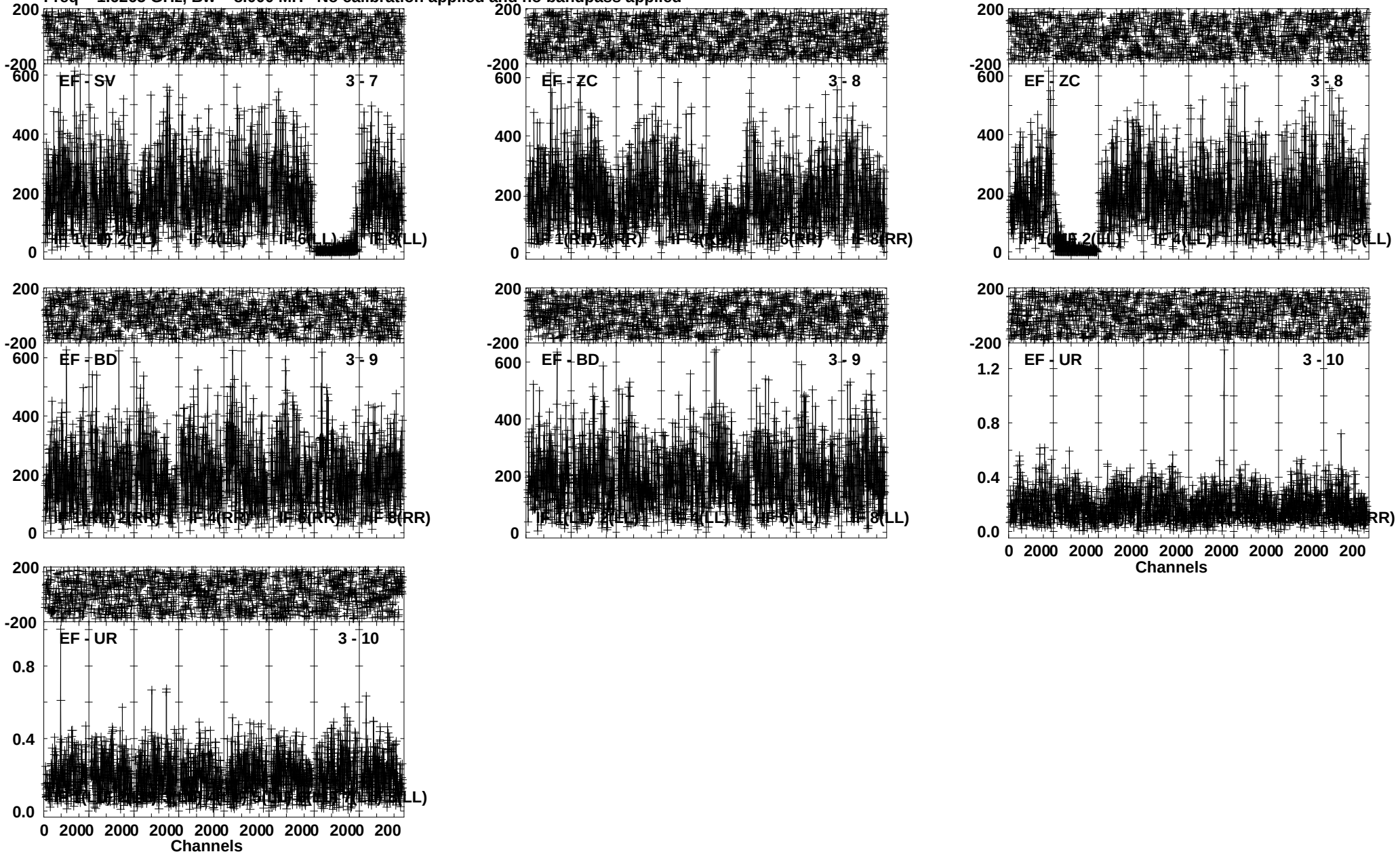

Lower frame: Micro Ampl Jy Top frame: Phas deg
Vector averaged cross-power spectrum Several baselines displayed
Timerange: 00/18:28:15 to 00/18:36:10

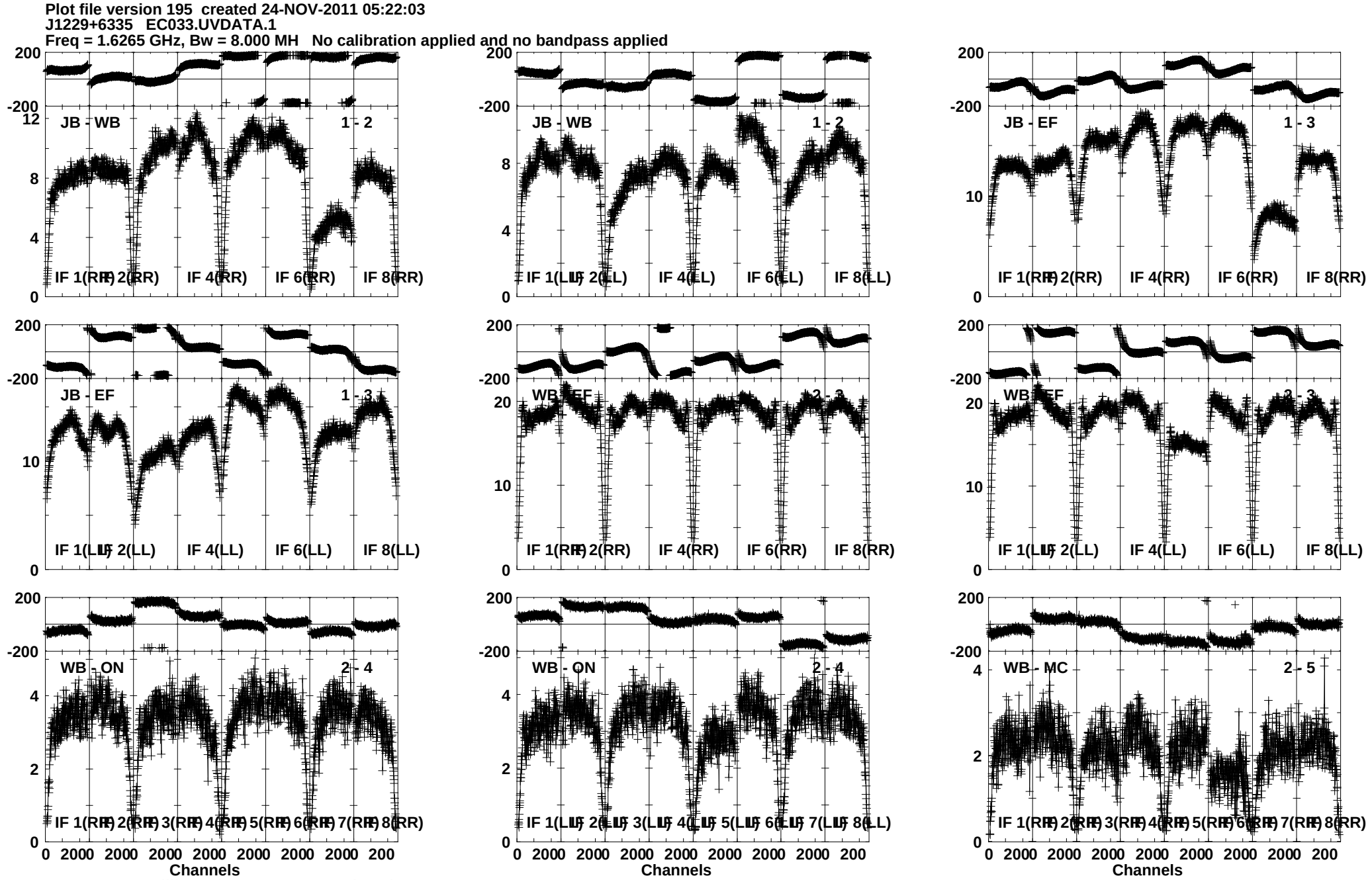
Plot file version 195 created 24-NOV-2011 05:22:03
J1229+6335 EC033.UVDATA.1
Freq = 1.6265 GHz, Bw = 8.000 MH No calibration applied and no bandpass applied
JB - WB 1 - 2
IF 1(RR) IF 2(RR) IF 4(RR) IF 6(RR) IF 8(RR)
JB - WB 1 - 2
IF 1(LL) IF 2(LL) IF 4(LL) IF 6(LL) IF 8(LL)
JB - EF 1 - 3
IF 1(RR) IF 2(RR) IF 4(RR) IF 6(RR) IF 8(RR)
JB - EF 1 - 3
IF 1(LL) IF 2(LL) IF 4(LL) IF 6(LL) IF 8(LL)
WB - EF 2 - 3
IF 1(RR) IF 2(RR) IF 4(RR) IF 6(RR) IF 8(RR)
WB - EF 2 - 3
IF 1(LL) IF 2(LL) IF 4(LL) IF 6(LL) IF 8(LL)
WB - ON 2 - 4
IF 1(RR) IF 2(RR) IF 3(RR) IF 4(RR) IF 5(RR) IF 6(RR) IF 7(RR) IF 8(RR)
WB - ON 2 - 4
IF 1(LL) IF 2(LL) IF 3(LL) IF 4(LL) IF 5(LL) IF 6(LL) IF 7(LL) IF 8(LL)
WB - MC 2 - 5
IF 1(RR) IF 2(RR) IF 3(RR) IF 4(RR) IF 5(RR) IF 6(RR) IF 7(RR) IF 8(RR)
0 2000 2000 2000 2000 2000 2000 2000 200
Channels
Lower frame: Milli Ampl Jy Top frame: Phas deg
Vector averaged cross-power spectrum Several baselines displayed
Timerange: 00/18:37:10 to 00/18:38:40

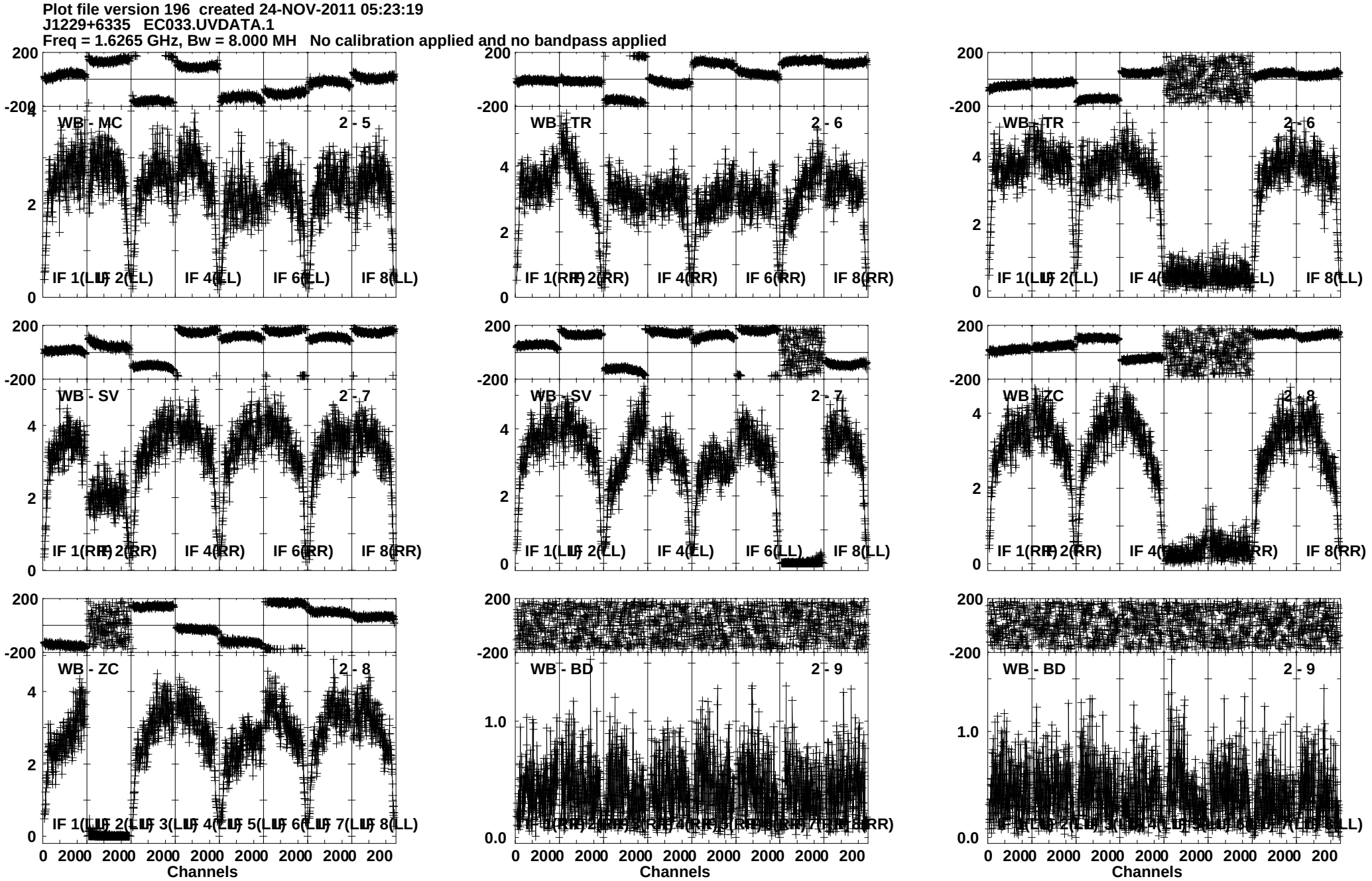
Plot file version 196 created 24-NOV-2011 05:23:19
J1229+6335 EC033.UVDATA.1
Freq = 1.6265 GHz, Bw = 8.000 MH No calibration applied and no bandpass applied
WB - MC 2 - 5
WB - TR 2 - 6
WB - TR 2 - 6
WB - SV 2 - 7
WB - SV 2 - 7
WB - ZC 2 - 8
WB - ZC 2 - 8
WB - BD 2 - 9
WB - BD 2 - 9
Channels
Channels
Channels
Lower frame: Milli Ampl Jy Top frame: Phas deg
Vector averaged cross-power spectrum Several baselines displayed
Timerange: 00/18:37:10 to 00/18:38:40

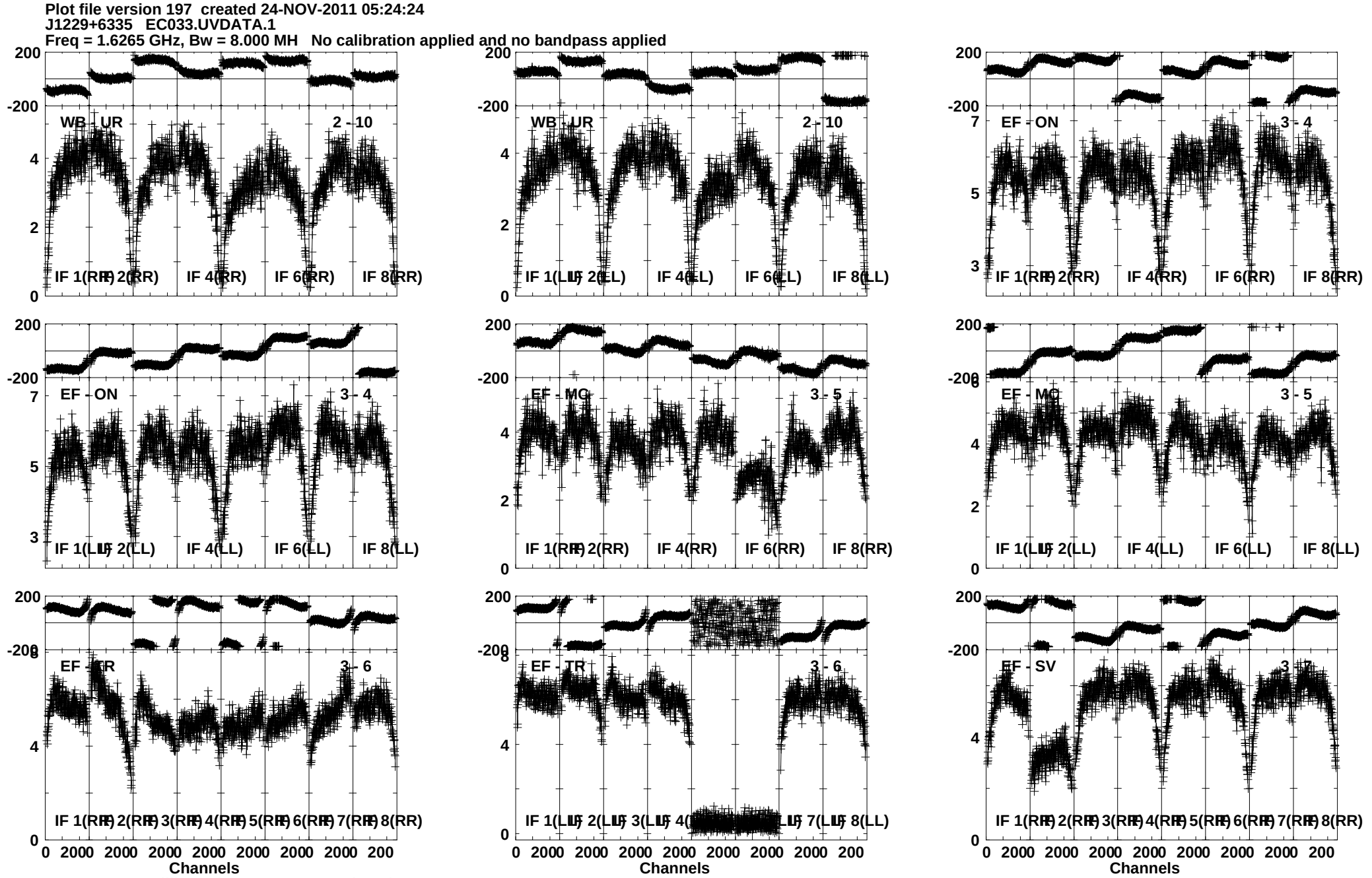
Plot file version 197 created 24-NOV-2011 05:24:24
J1229+6335 EC033.UVDATA.1
Freq = 1.6265 GHz, Bw = 8.000 MH No calibration applied and no bandpass applied
WB - UR 2 - 10
IF 1(RR) IF 2(RR) IF 4(RR) IF 6(RR) IF 8(RR)
WB - UR 2 - 10
IF 1(LL) IF 2(LL) IF 4(LL) IF 6(LL) IF 8(LL)
EF - ON 3 - 4
IF 1(RR) IF 2(RR) IF 4(RR) IF 6(RR) IF 8(RR)
EF - ON 3 - 4
IF 1(LL) IF 2(LL) IF 4(LL) IF 6(LL) IF 8(LL)
EF - MC 3 - 5
IF 1(RR) IF 2(RR) IF 4(RR) IF 6(RR) IF 8(RR)
EF - MC 3 - 5
IF 1(LL) IF 2(LL) IF 4(LL) IF 6(LL) IF 8(LL)
EF - TR 3 - 6
IF 1(RR) IF 2(RR) IF 3(RR) IF 4(RR) IF 5(RR) IF 6(RR) IF 7(RR) IF 8(RR)
EF - TR 3 - 6
IF 1(LL) IF 2(LL) IF 3(LL) IF 4(LL) IF 7(LL) IF 8(LL)
EF - SV 3 - 7
IF 1(RR) IF 2(RR) IF 3(RR) IF 4(RR) IF 5(RR) IF 6(RR) IF 7(RR) IF 8(RR)
Channels
Channels
Channels
Lower frame: Milli Ampl Jy Top frame: Phas deg
Vector averaged cross-power spectrum Several baselines displayed
Timerange: 00/18:37:10 to 00/18:38:40

Plot file version 198 created 24-NOV-2011 05:25:15
J1229+6335 EC033.UVDATA.1
Freq = 1.6265 GHz, Bw = 8.000 MH No calibration applied and no bandpass applied

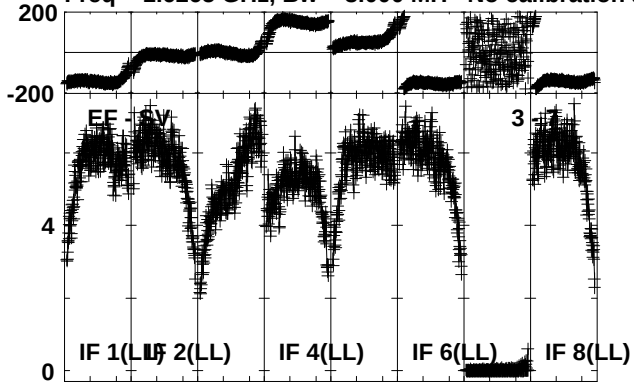

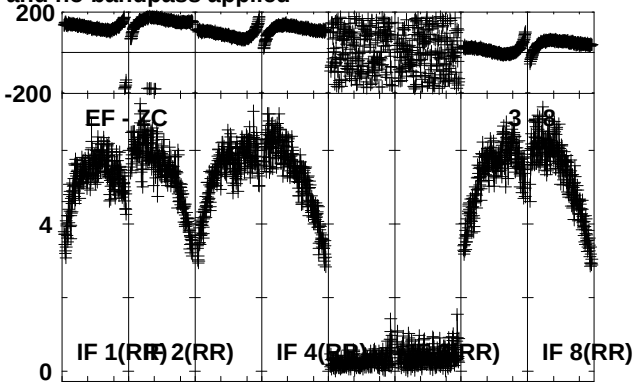

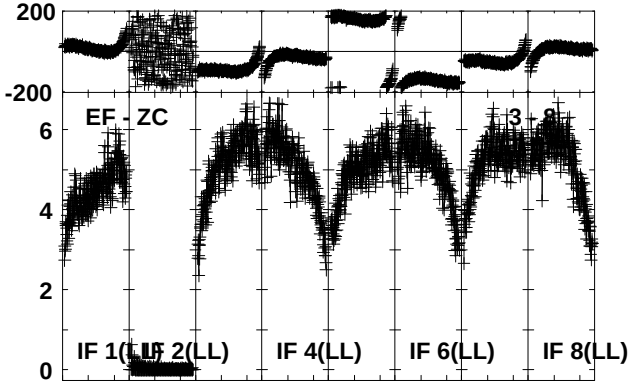

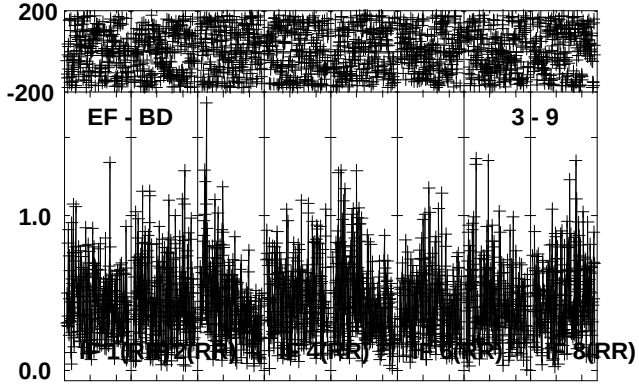

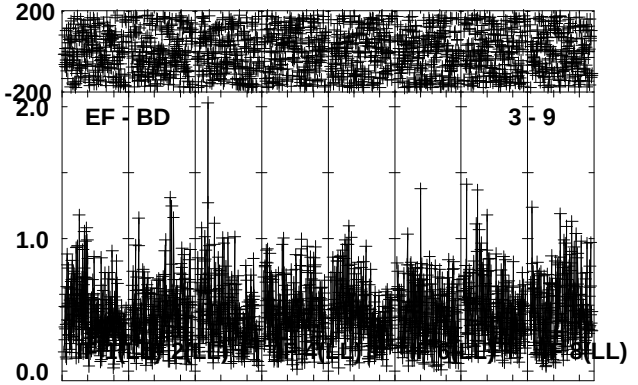

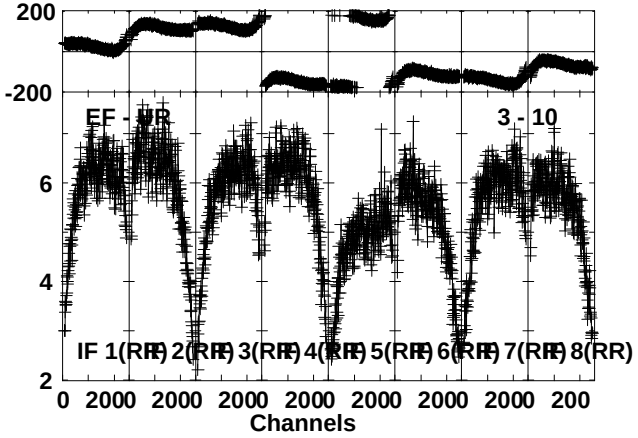

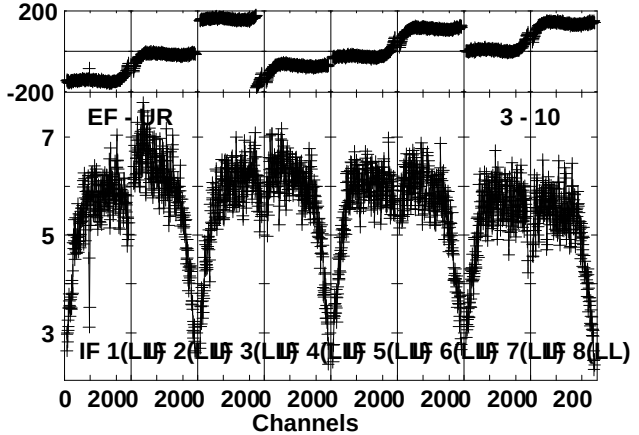

Lower frame: Milli Ampl Jy Top frame: Phas deg
Vector averaged cross-power spectrum Several baselines displayed
Timerange: 00/18:37:10 to 00/18:38:40

Plot file version 199 created 24-NOV-2011 05:26:56
HDF259 EC033.UVDATA.1
Freq = 1.6265 GHz, Bw = 8.000 MH No calibration applied and no bandpass applied

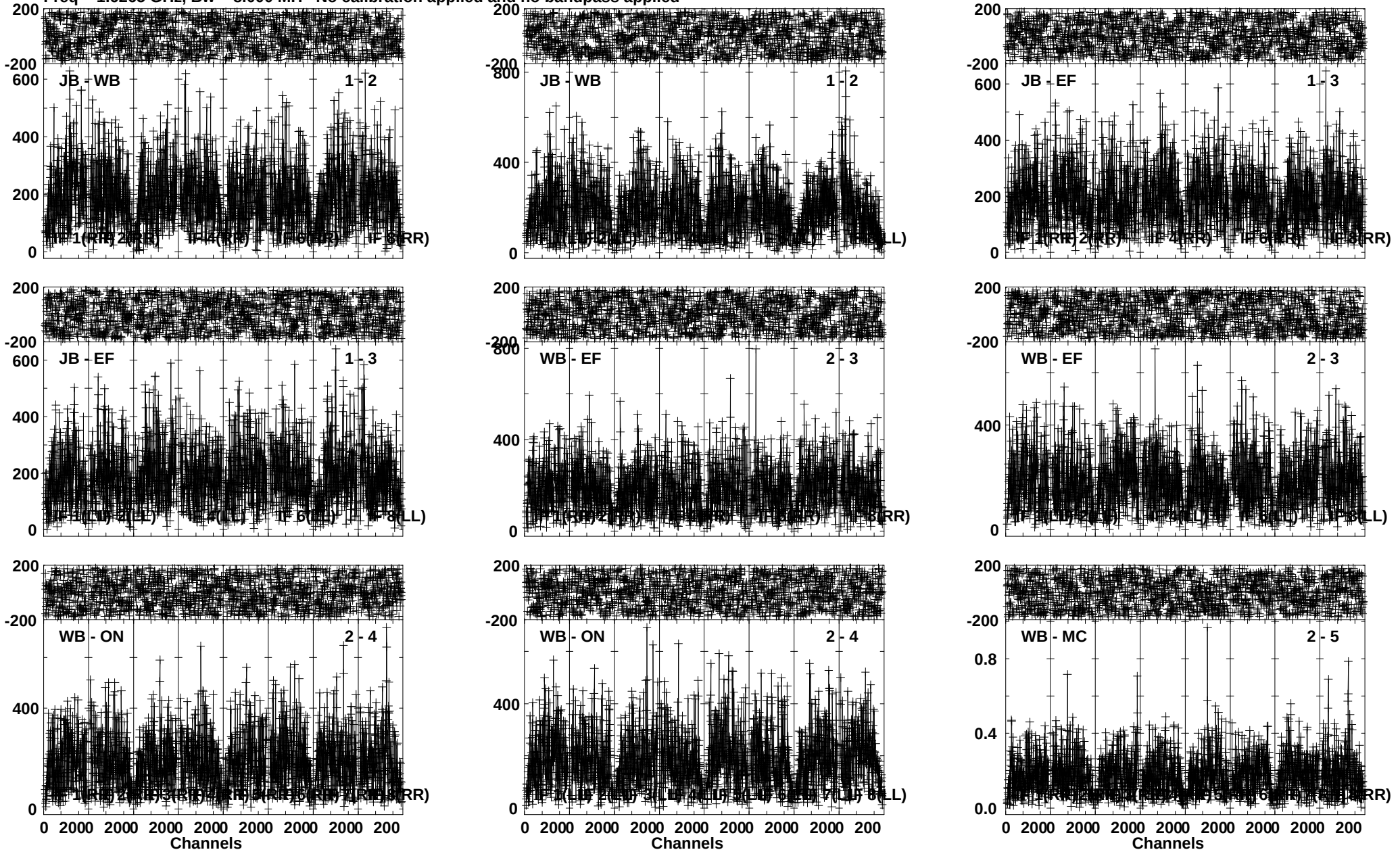

Lower frame: Micro Ampl Jy Top frame: Phas deg
Vector averaged cross-power spectrum Several baselines displayed
Timerange: 00/18:38:45 to 00/18:47:10

Plot file version 200 created 24-NOV-2011 05:31:05
HDF259 EC033.UVDATA.1
Freq = 1.6265 GHz, Bw = 8.000 MH No calibration applied and no bandpass applied

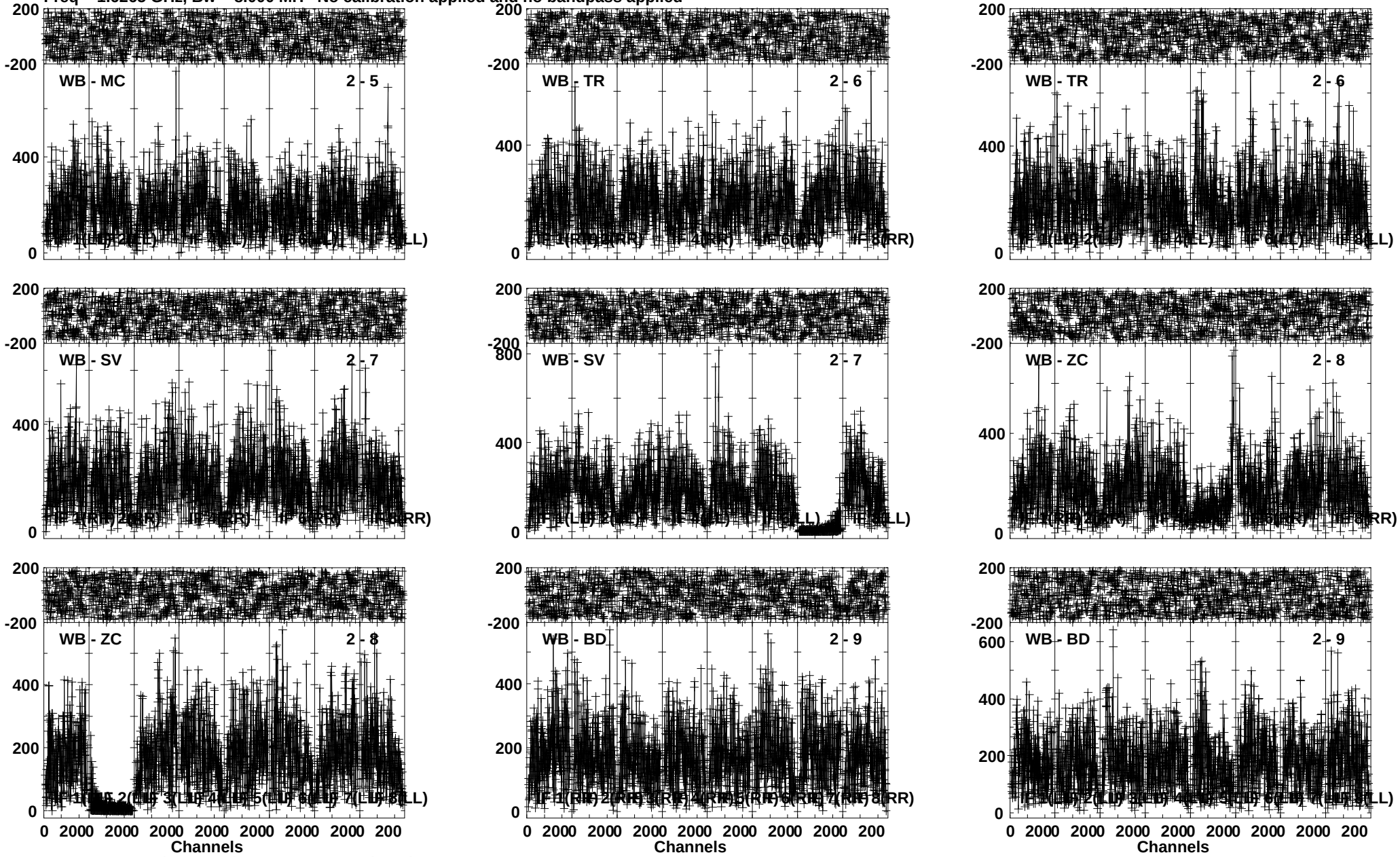

Lower frame: Micro Ampl Jy Top frame: Phas deg
Vector averaged cross-power spectrum Several baselines displayed
Timerange: 00/18:38:45 to 00/18:47:10

Plot file version 201 created 24-NOV-2011 05:36:15
HDF259 EC033.UVDATA.1
Freq = 1.6265 GHz, Bw = 8.000 MH No calibration applied and no bandpass applied

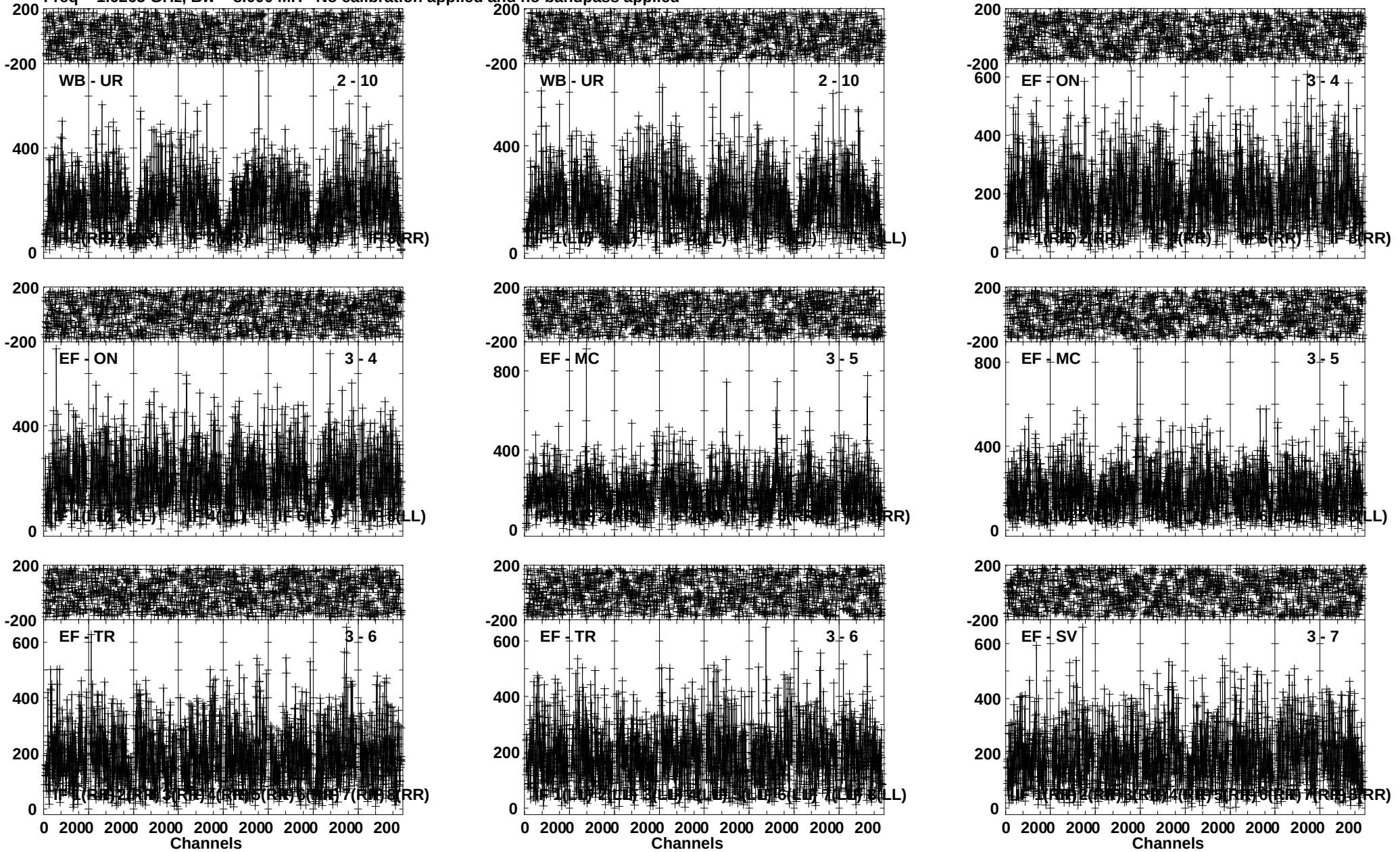

Lower frame: Micro Ampl Jy Top frame: Phas deg
Vector averaged cross-power spectrum Several baselines displayed
Timerange: 00/18:38:45 to 00/18:47:10

Plot file version 202 created 24-NOV-2011 05:40:24
HDF259 EC033.UVDATA.1
Freq = 1.6265 GHz, Bw = 8.000 MH No calibration applied and no bandpass applied

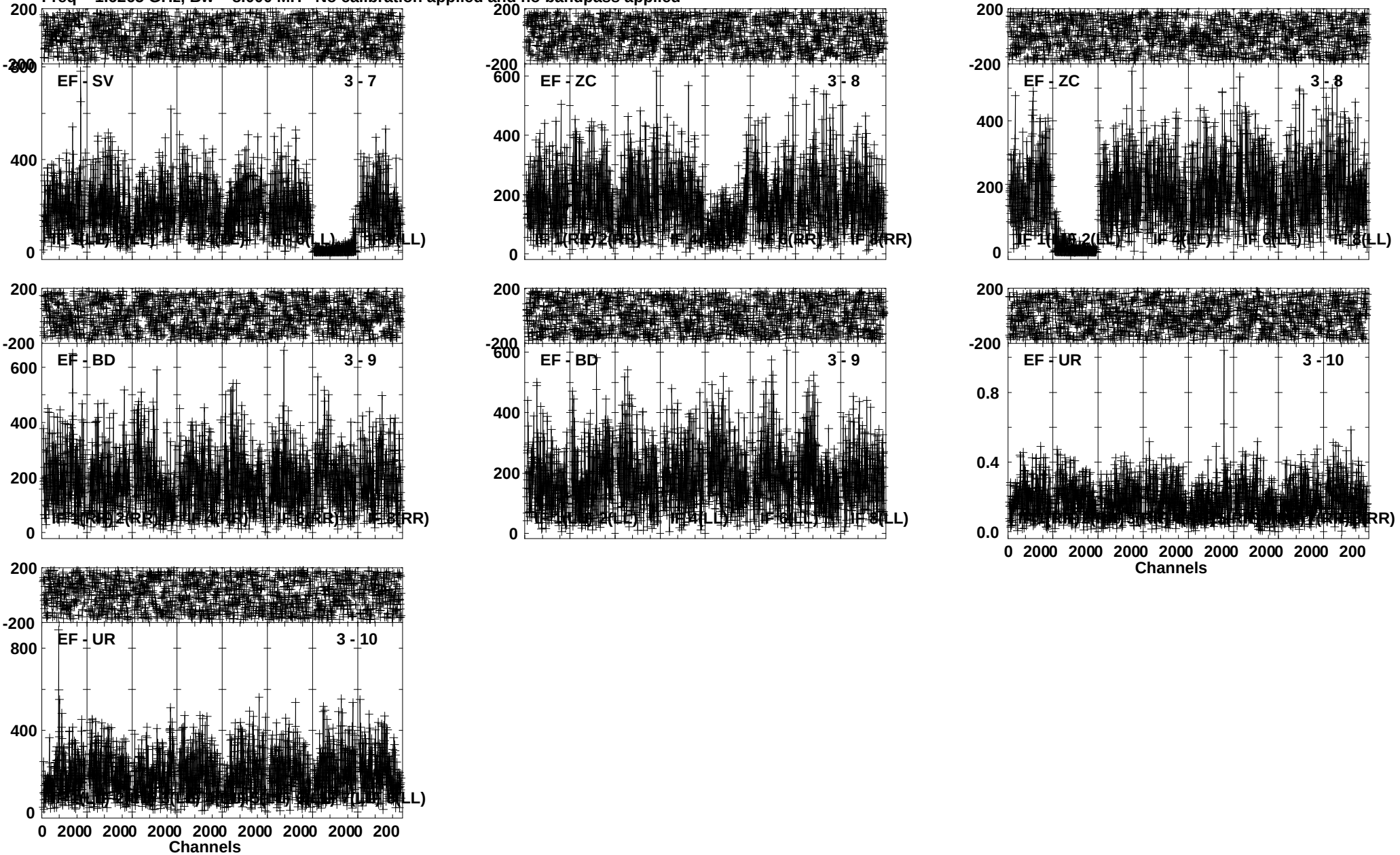

Lower frame: Micro Ampl Jy Top frame: Phas deg
Vector averaged cross-power spectrum Several baselines displayed
Timerange: 00/18:38:45 to 00/18:47:10

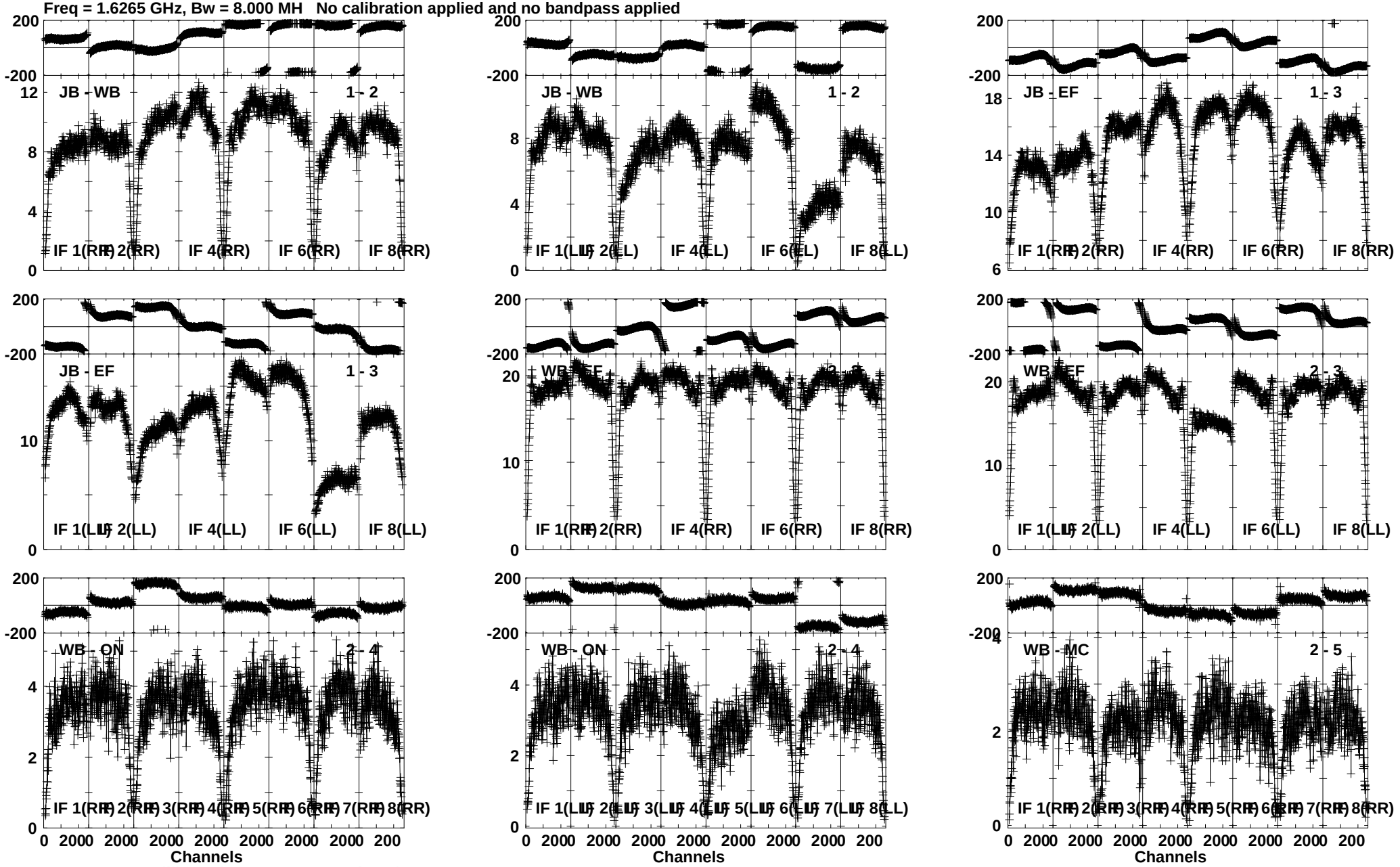
Plot file version 203 created 24-NOV-2011 05:44:41
J1229+6335 EC033.UVDATA.1
Freq = 1.6265 GHz, Bw = 8.000 MH No calibration applied and no bandpass applied
JB - WB 1 - 2
JB - WB 1 - 2
JB - EF 1 - 3
JB - EF 1 - 3
WB - EF 2 - 3
WB - EF 2 - 3
WB - ON 2 - 4
WB - ON 2 - 4
WB - MC 2 - 5
IF 1(RR) IF 2(RR) IF 4(RR) IF 6(RR) IF 8(RR)
IF 1(LL) IF 2(LL) IF 4(LL) IF 6(LL) IF 8(LL)
IF 1(RR) IF 2(RR) IF 3(RR) IF 4(RR) IF 5(RR) IF 6(RR) IF 7(RR) IF 8(RR)
IF 1(LL) IF 2(LL) IF 3(LL) IF 4(LL) IF 5(LL) IF 6(LL) IF 7(LL) IF 8(LL)
0 2000 2000 2000 2000 2000 2000 2000 200
Channels
Lower frame: Milli Ampl Jy Top frame: Phas deg
Vector averaged cross-power spectrum Several baselines displayed
Timerange: 00/18:47:15 to 00/18:49:10

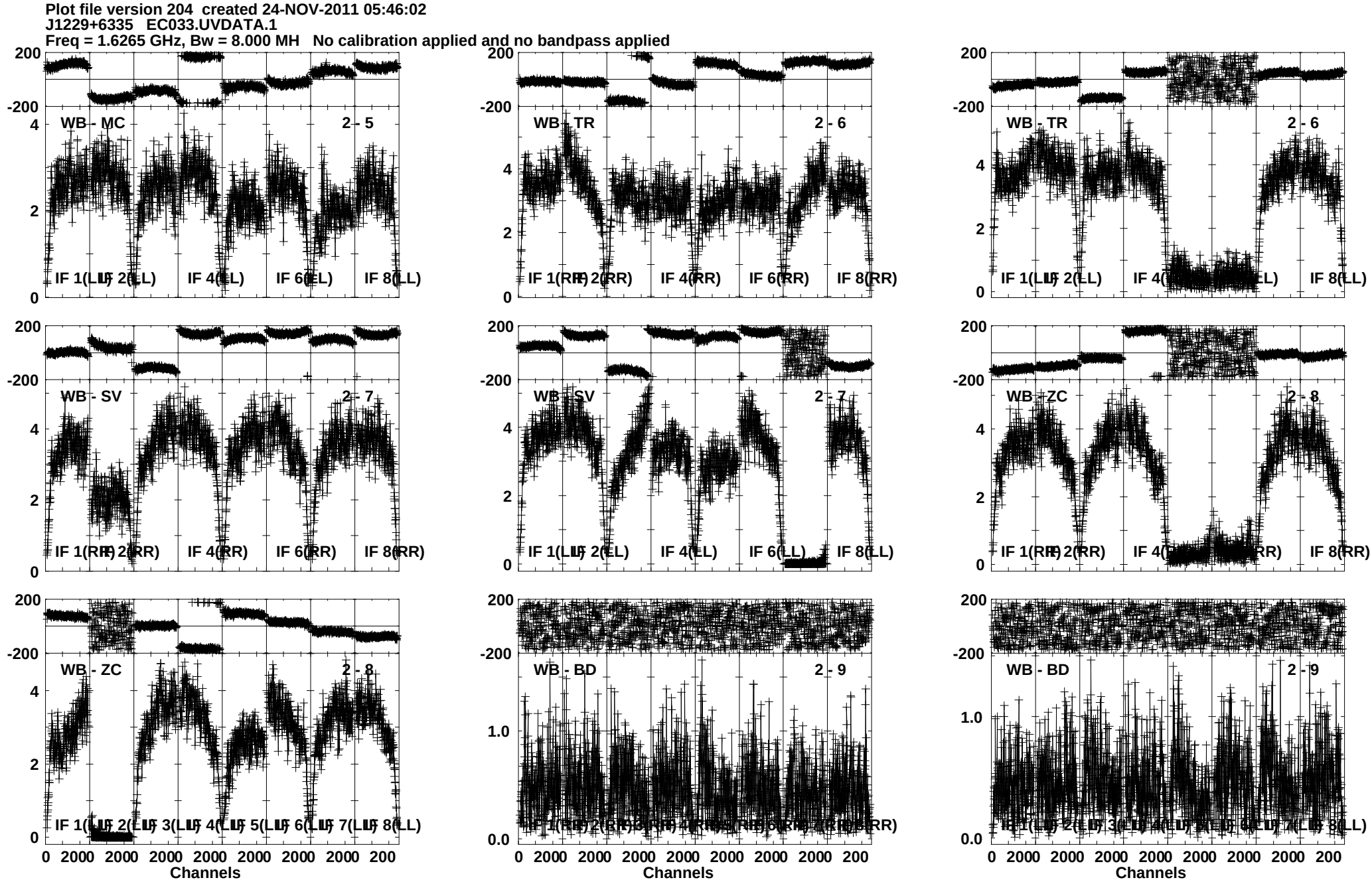
Plot file version 204 created 24-NOV-2011 05:46:02
J1229+6335 EC033.UVDATA.1
Freq = 1.6265 GHz, Bw = 8.000 MH No calibration applied and no bandpass applied
WB - MC 2 - 5
WB - TR 2 - 6
WB - TR 2 - 6
WB - SV 2 - 7
WB - SV 2 - 7
WB - ZC 2 - 8
WB - ZC 2 - 8
WB - BD 2 - 9
WB - BD 2 - 9
Channels
Channels
Channels
Lower frame: Milli Ampl Jy Top frame: Phas deg
Vector averaged cross-power spectrum Several baselines displayed
Timerange: 00/18:47:15 to 00/18:49:10

Plot file version 205 created 24-NOV-2011 05:47:08
J1229+6335 EC033.UVDATA.1
Freq = 1.6265 GHz, Bw = 8.000 MH No calibration applied and no bandpass applied

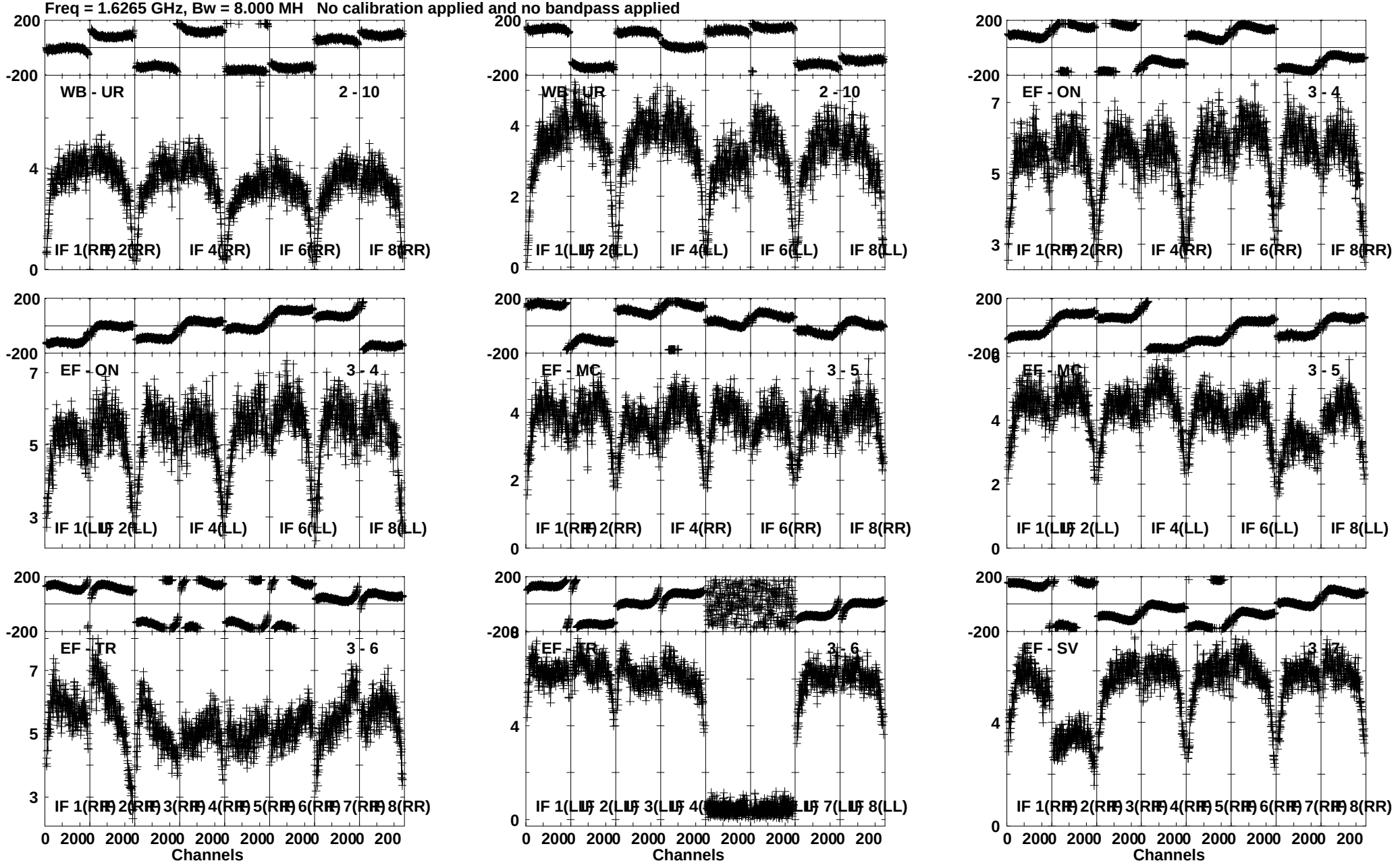

Lower frame: Milli Ampl Jy Top frame: Phas deg
Vector averaged cross-power spectrum Several baselines displayed
Timerange: 00/18:47:15 to 00/18:49:10

Plot file version 206 created 24-NOV-2011 05:48:01
J1229+6335 EC033.UVDATA.1
Freq = 1.6265 GHz, Bw = 8.000 MH No calibration applied and no bandpass applied

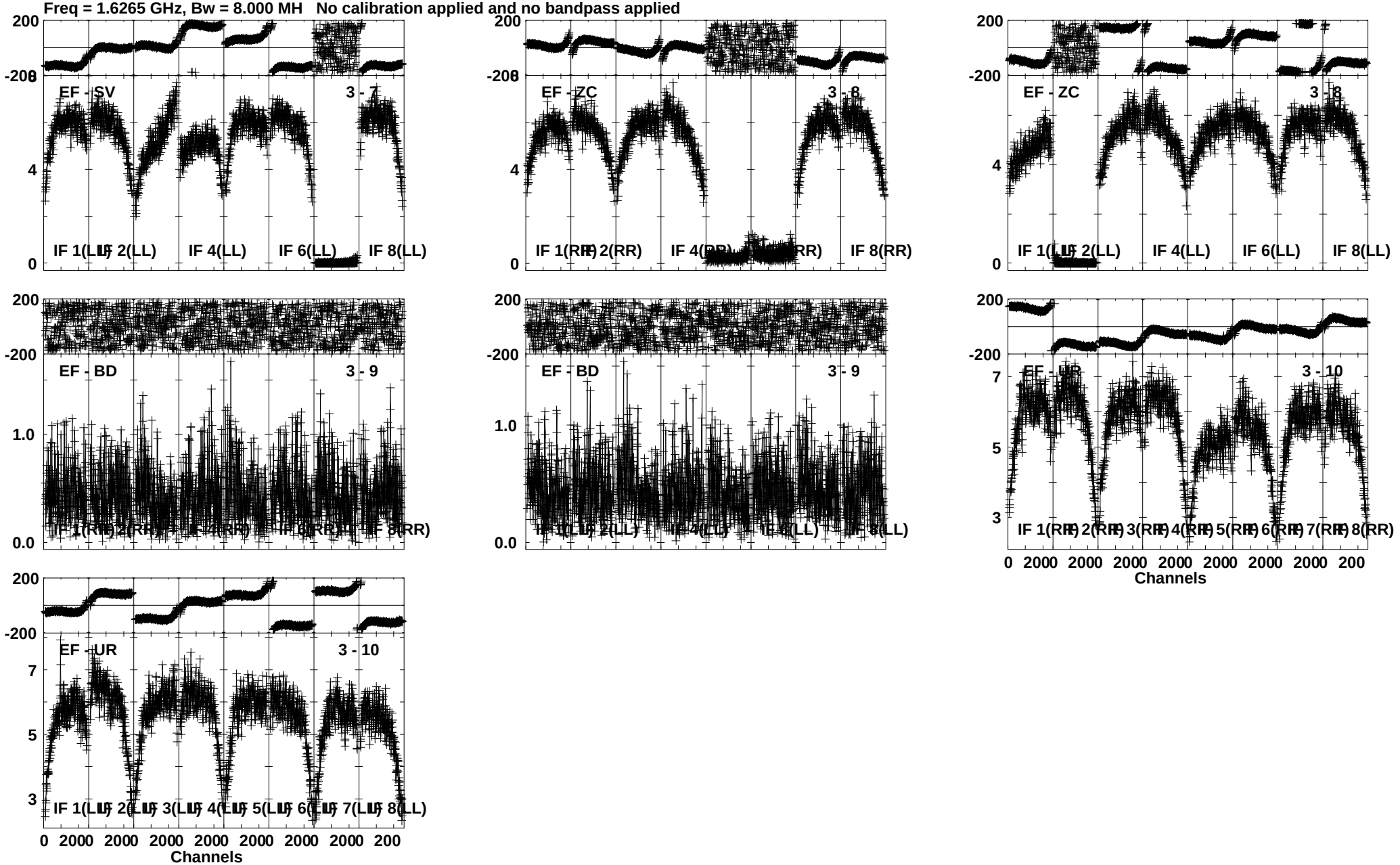

Lower frame: Milli Ampl Jy Top frame: Phas deg
Vector averaged cross-power spectrum Several baselines displayed
Timerange: 00/18:47:15 to 00/18:49:10

Plot file version 207 created 24-NOV-2011 05:49:49
HDF259 EC033.UVDATA.1
Freq = 1.6265 GHz, Bw = 8.000 MH No calibration applied and no bandpass applied

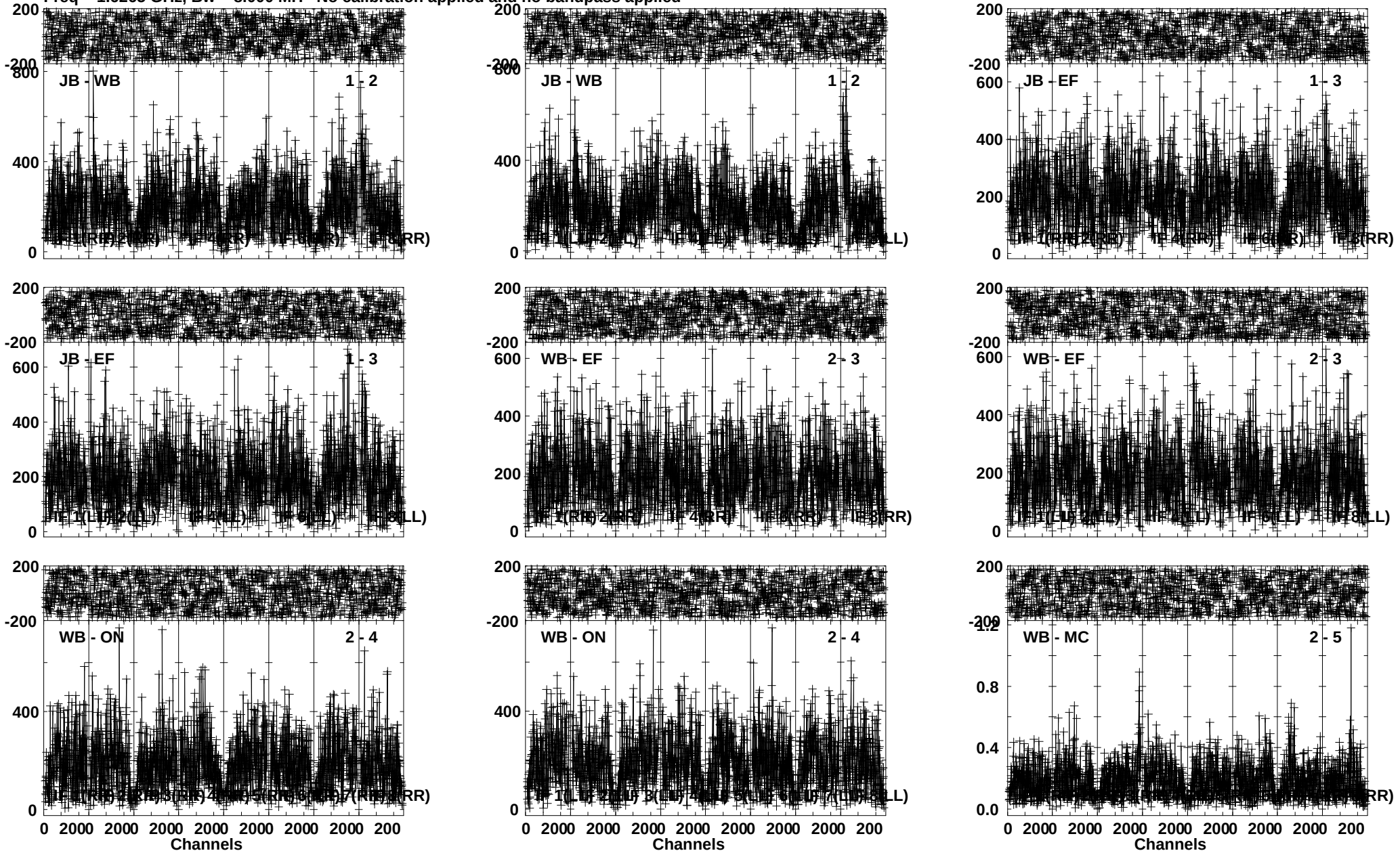

Lower frame: Micro Ampl Jy Top frame: Phas deg
Vector averaged cross-power spectrum Several baselines displayed
Timerange: 00/18:49:15 to 00/18:57:10

Plot file version 208 created 24-NOV-2011 05:53:46
HDF259 EC033.UVDATA.1
Freq = 1.6265 GHz, Bw = 8.000 MH No calibration applied and no bandpass applied

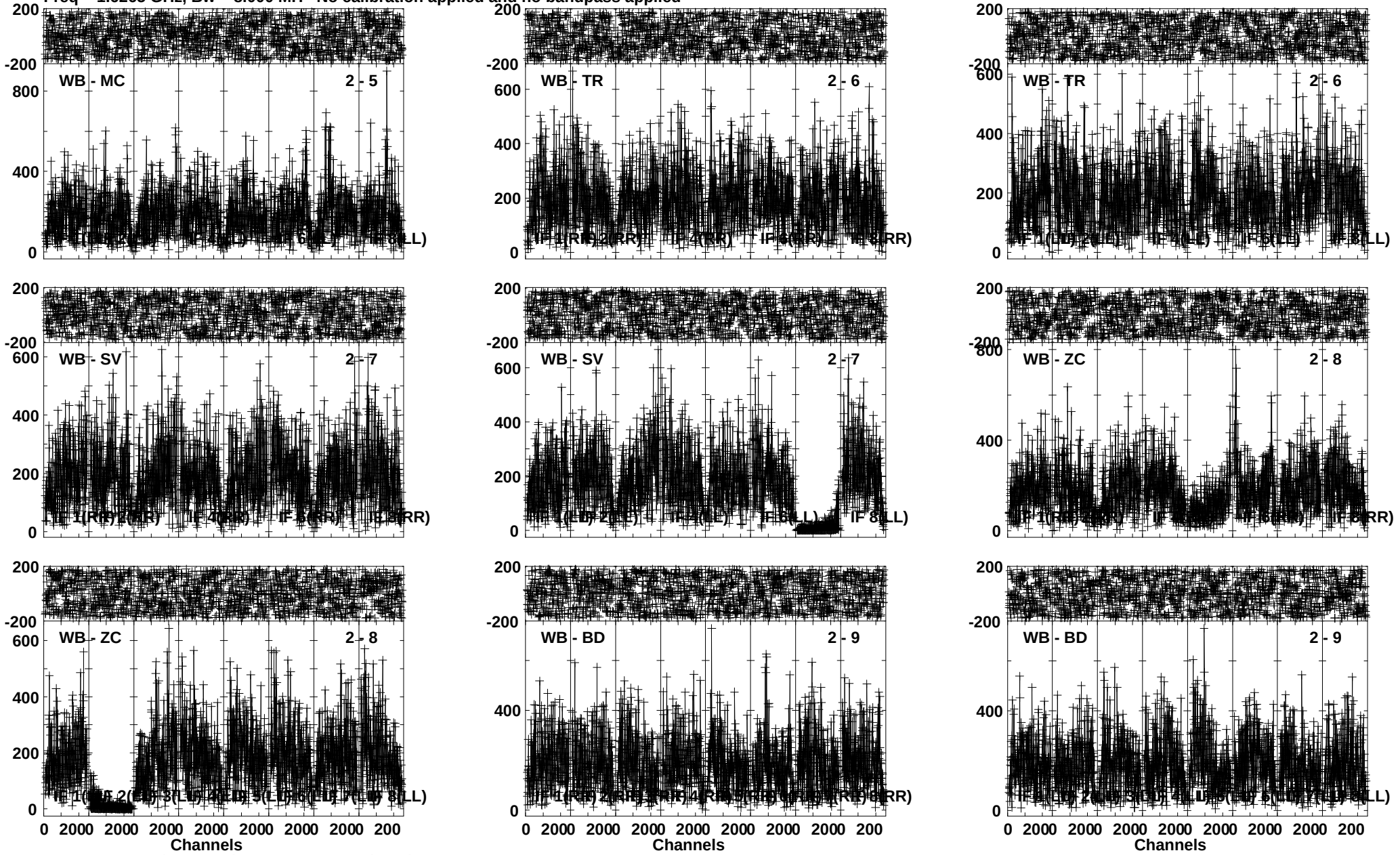

Lower frame: Micro Ampl Jy Top frame: Phas deg
Vector averaged cross-power spectrum Several baselines displayed
Timerange: 00/18:49:15 to 00/18:57:10

Plot file version 209 created 24-NOV-2011 05:58:41
HDF259 EC033.UVDATA.1
Freq = 1.6265 GHz, Bw = 8.000 MH No calibration applied and no bandpass applied

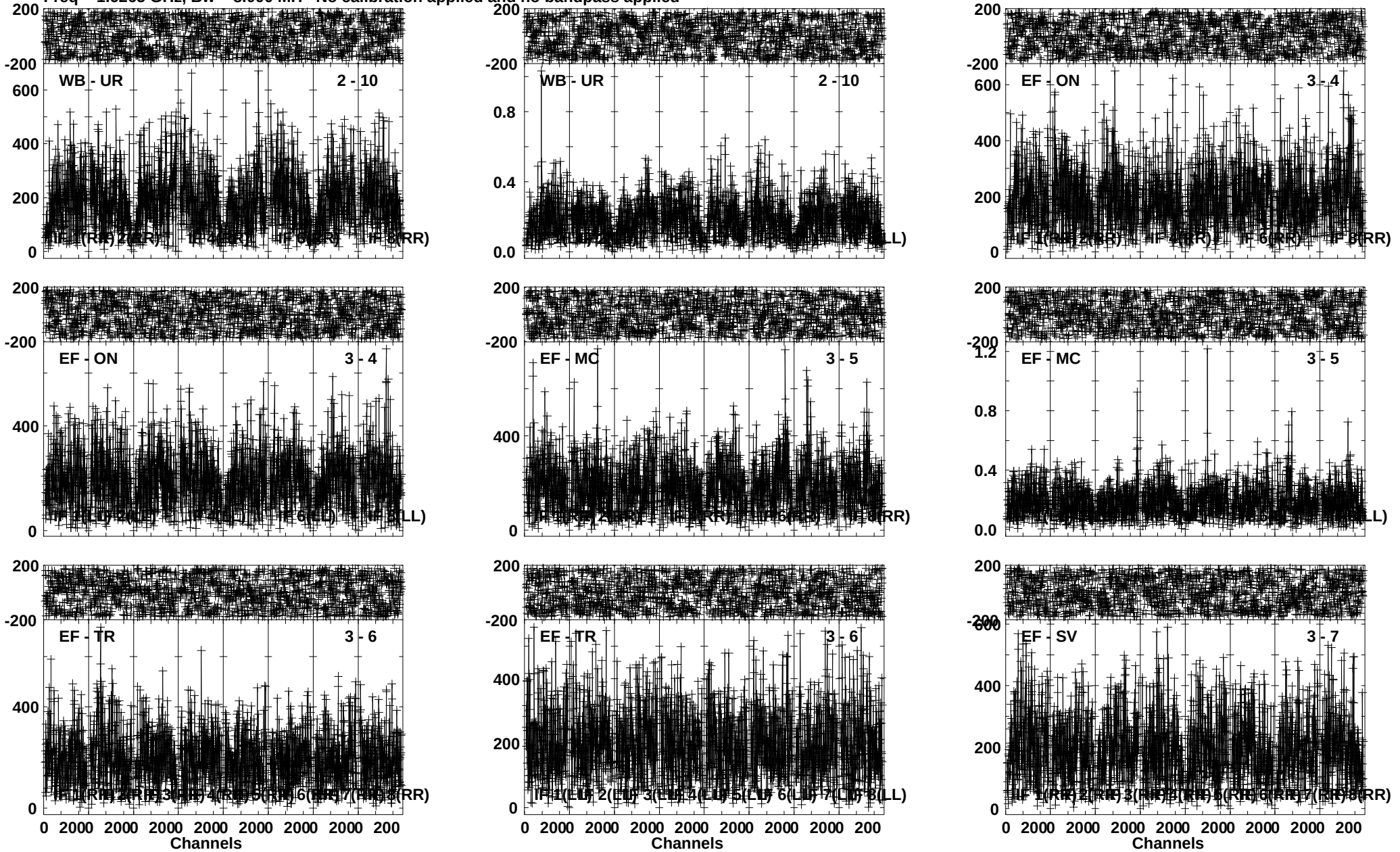

Lower frame: Micro Ampl Jy Top frame: Phas deg
Vector averaged cross-power spectrum Several baselines displayed
Timerange: 00/18:49:15 to 00/18:57:10

Plot file version 210 created 24-NOV-2011 06:02:36
HDF259 EC033.UVDATA.1
Freq = 1.6265 GHz, Bw = 8.000 MH No calibration applied and no bandpass applied

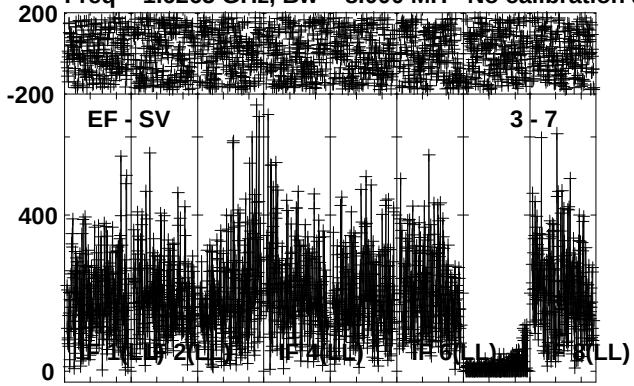

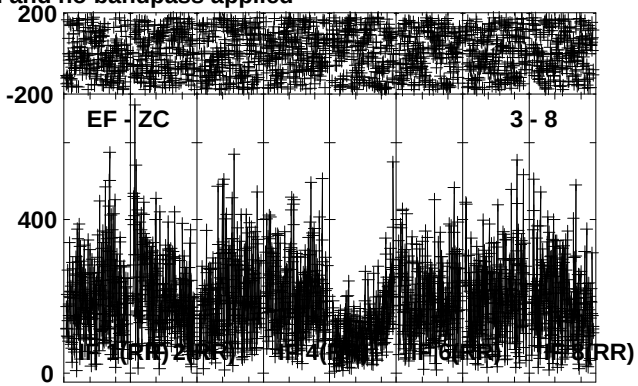

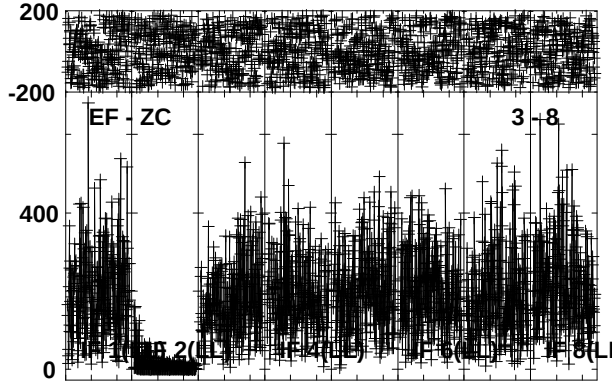

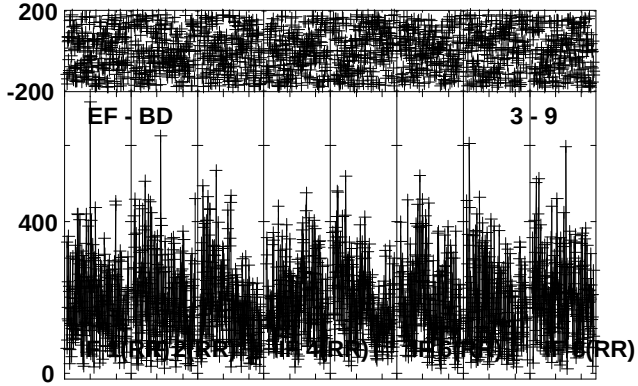

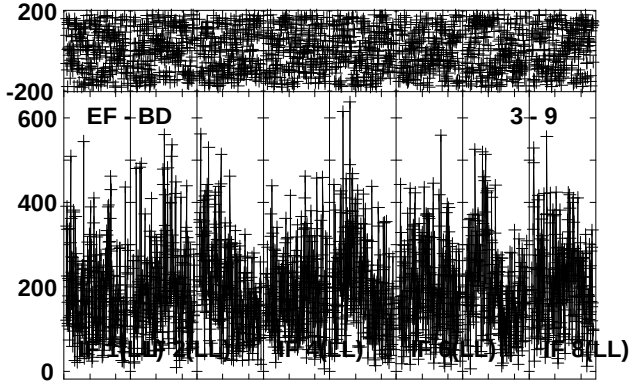

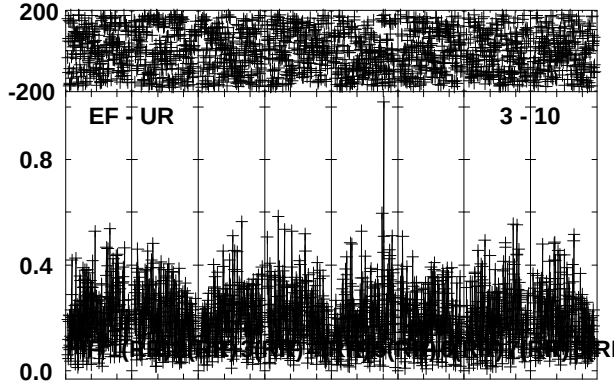

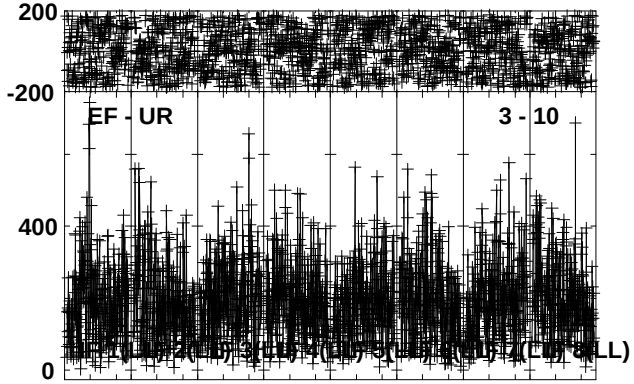

0 2000 2000 2000 2000 2000 2000 2000 200
Channels

Lower frame: Micro Ampl Jy Top frame: Phas deg
Vector averaged cross-power spectrum Several baselines displayed
Timerange: 00/18:49:15 to 00/18:57:10

Plot file version 211 created 24-NOV-2011 06:06:38
J1229+6335 EC033.UVDATA.1
Freq = 1.6265 GHz, Bw = 8.000 MH No calibration applied and no bandpass applied

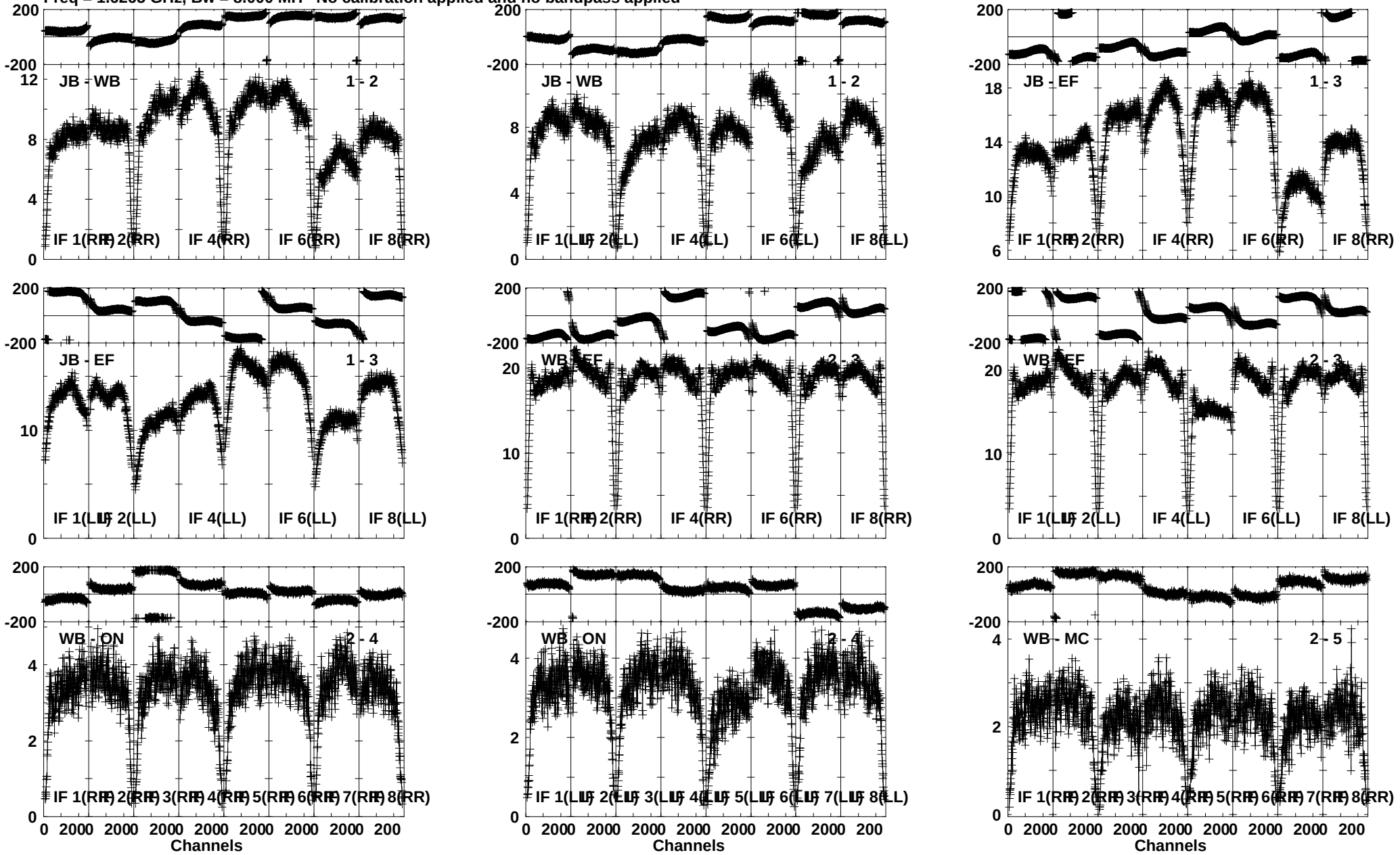

Lower frame: Milli Ampl Jy Top frame: Phas deg
Vector averaged cross-power spectrum Several baselines displayed
Timerange: 00/18:58:10 to 00/18:59:40

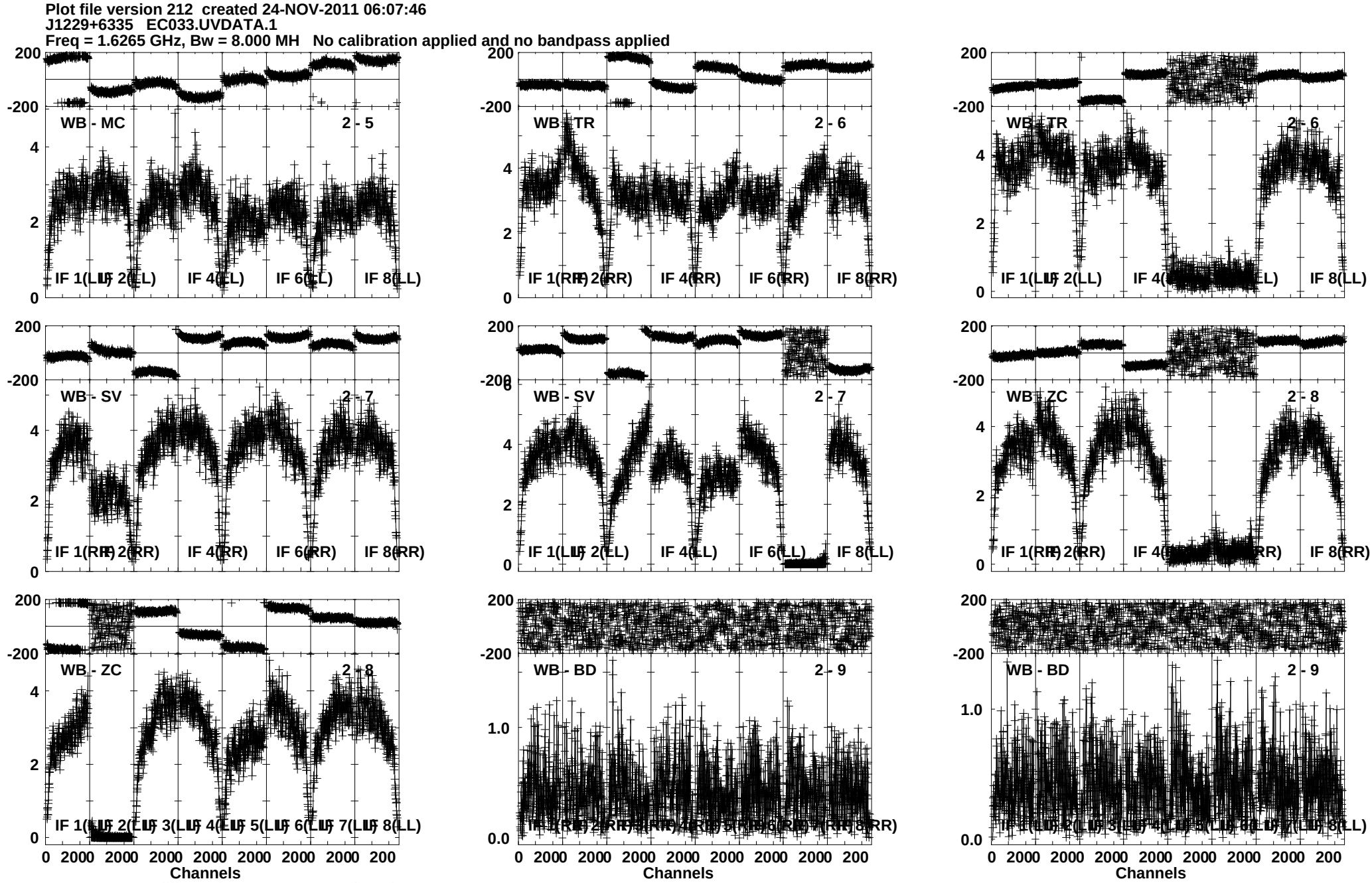
Plot file version 212 created 24-NOV-2011 06:07:46
J1229+6335 EC033.UVDATA.1
Freq = 1.6265 GHz, Bw = 8.000 MH No calibration applied and no bandpass applied
WB - MC 2 - 5
WB - TR 2 - 6
WB - TR 2 - 6
WB - SV 2 - 7
WB - SV 2 - 7
WB - ZC 2 - 8
WB - ZC 2 - 8
WB - BD 2 - 9
WB - BD 2 - 9
IF 1(LL) IF 2(LL) IF 4(LL) IF 6(LL) IF 8(LL)
IF 1(RR) IF 2(RR) IF 4(RR) IF 6(RR) IF 8(RR)
IF 1(LL) IF 2(LL) IF 3(LL) IF 4(LL) IF 5(LL) IF 6(LL) IF 7(LL) IF 8(LL)
200
-200
4
2
0
1.0
0.0
0 2000 2000 2000 2000 2000 2000 2000 200
Channels
Lower frame: Milli Ampl Jy Top frame: Phas deg
Vector averaged cross-power spectrum Several baselines displayed
Timerange: 00/18:58:10 to 00/18:59:40

Plot file version 213 created 24-NOV-2011 06:08:51
J1229+6335 EC033.UVDATA.1
Freq = 1.6265 GHz, Bw = 8.000 MH No calibration applied and no bandpass applied

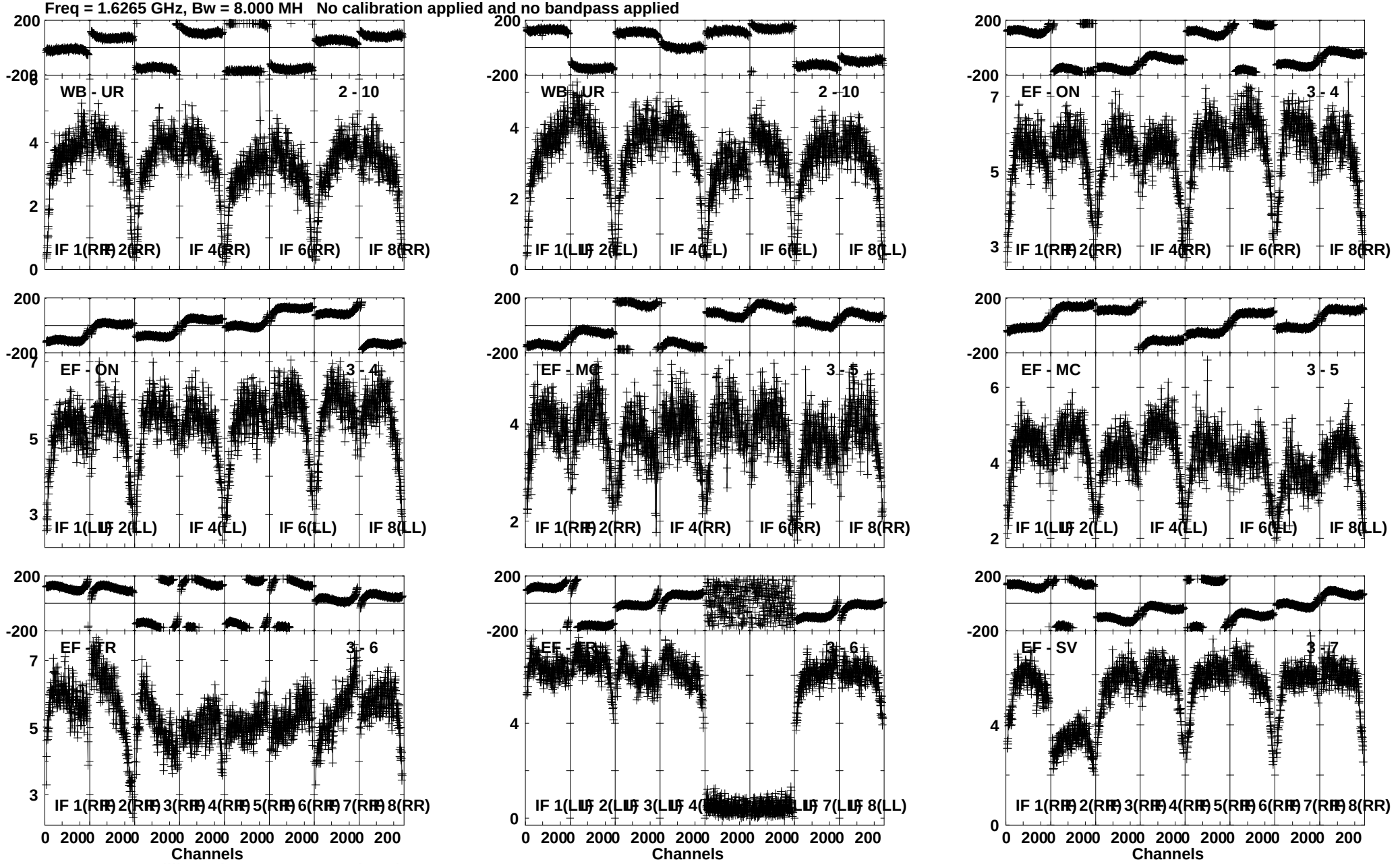

Lower frame: Milli Ampl Jy Top frame: Phas deg
Vector averaged cross-power spectrum Several baselines displayed
Timerange: 00/18:58:10 to 00/18:59:40

Plot file version 214 created 24-NOV-2011 06:09:42
J1229+6335 EC033.UVDATA.1
Freq = 1.6265 GHz, Bw = 8.000 MH No calibration applied and no bandpass applied

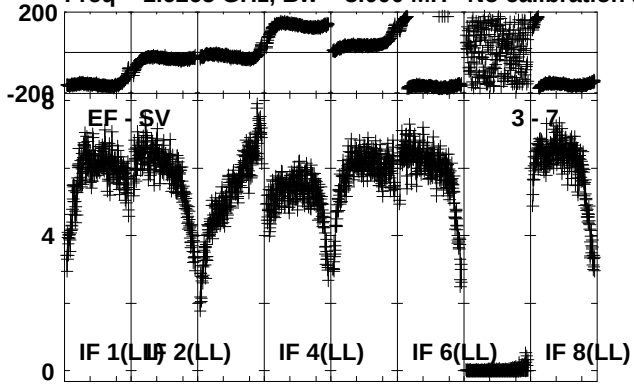

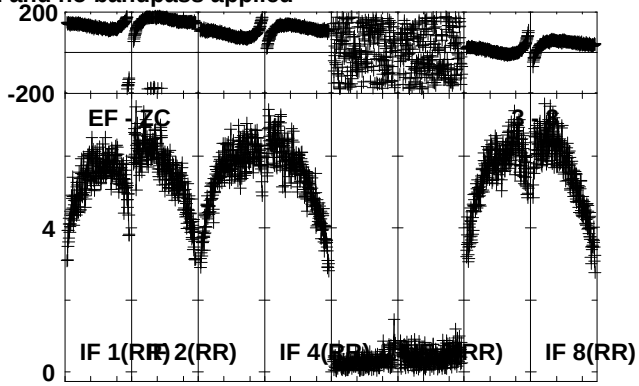

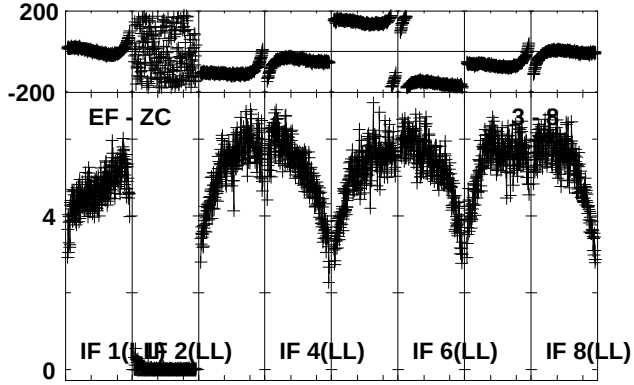

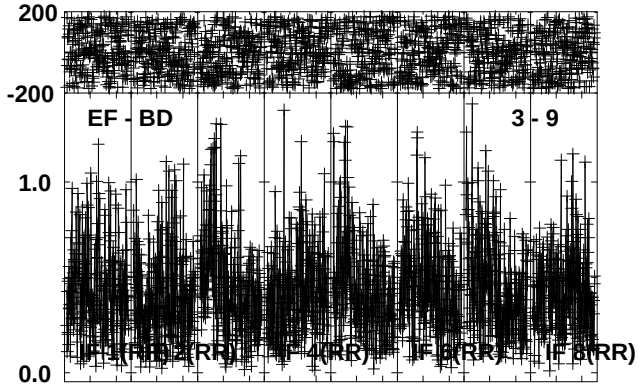

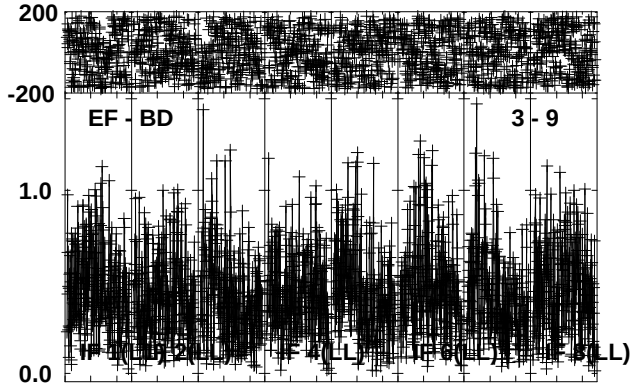

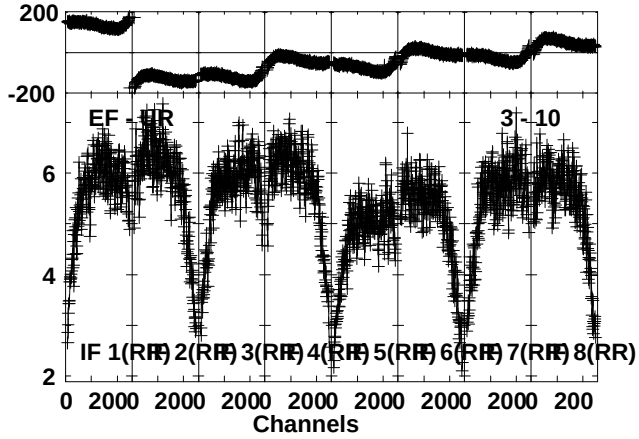

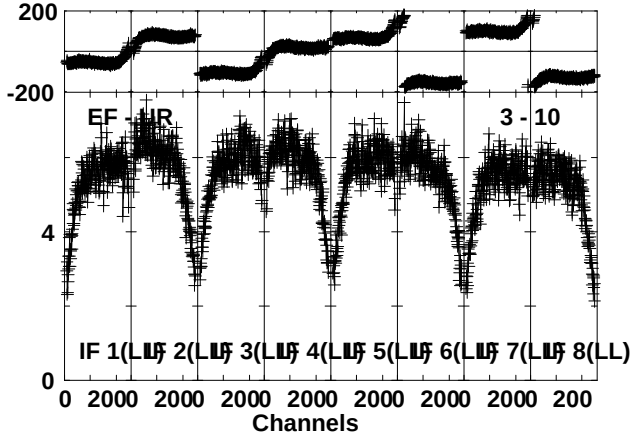

Lower frame: Milli Ampl Jy Top frame: Phas deg
Vector averaged cross-power spectrum Several baselines displayed
Timerange: 00/18:58:10 to 00/18:59:40

Plot file version 215 created 24-NOV-2011 06:11:23
HDF259 EC033.UVDATA.1
Freq = 1.6265 GHz, Bw = 8.000 MH No calibration applied and no bandpass applied

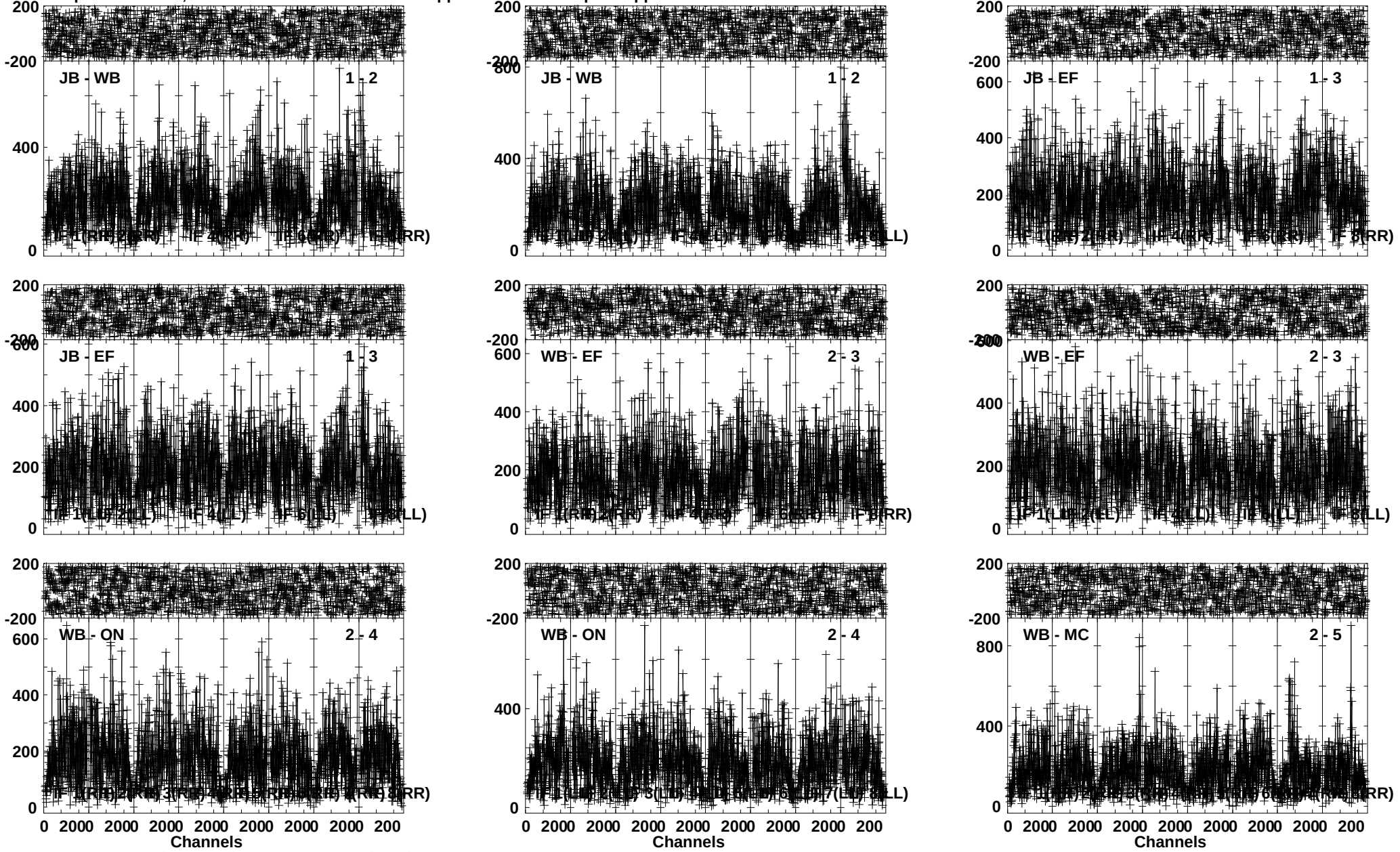

Lower frame: Micro Ampl Jy Top frame: Phas deg
Vector averaged cross-power spectrum Several baselines displayed
Timerange: 00/18:59:45 to 00/19:08:10

Plot file version 216 created 24-NOV-2011 06:15:31
HDF259 EC033.UVDATA.1
Freq = 1.6265 GHz, Bw = 8.000 MH No calibration applied and no bandpass applied

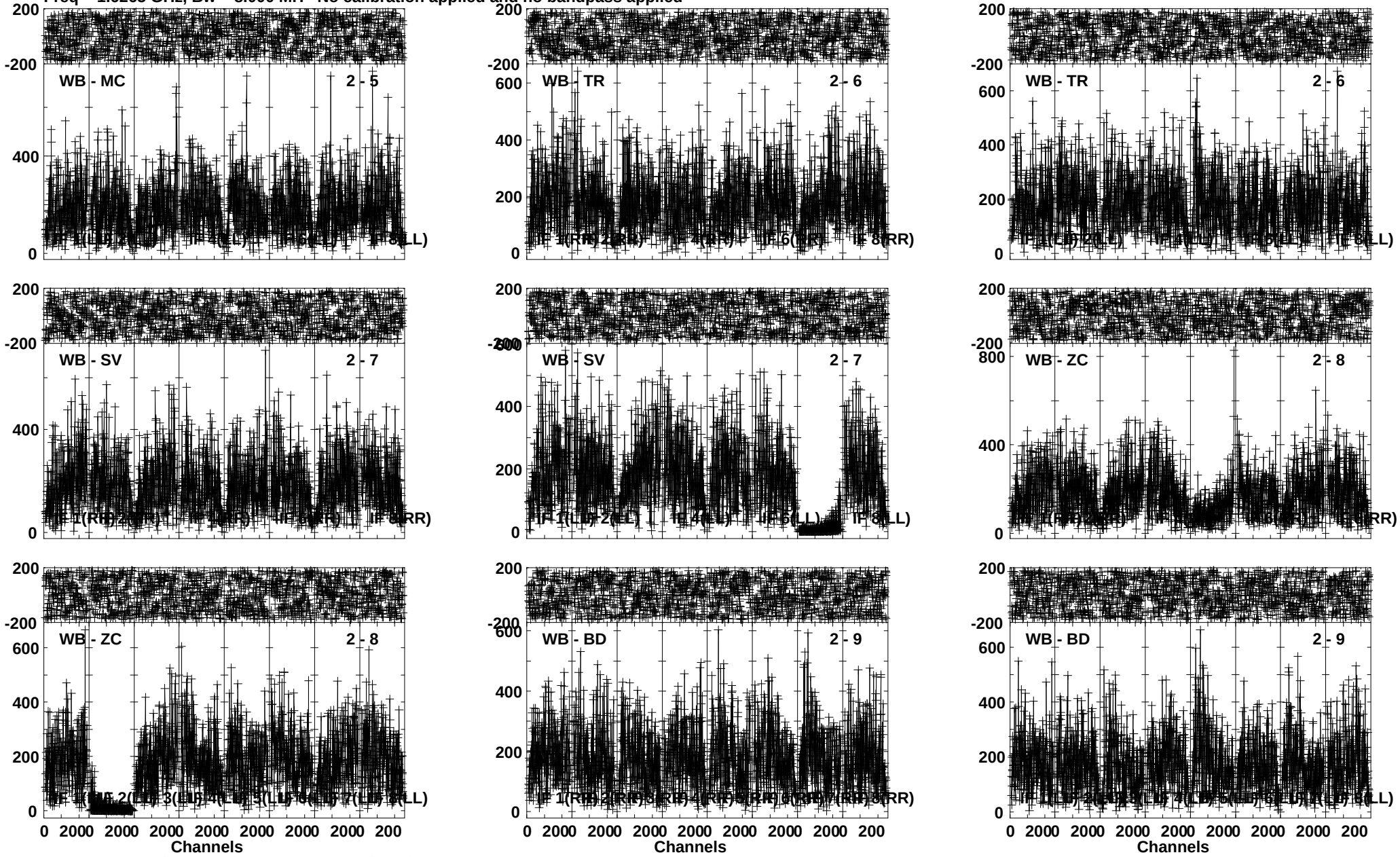

Lower frame: Micro Ampl Jy Top frame: Phas deg
Vector averaged cross-power spectrum Several baselines displayed
Timerange: 00/18:59:45 to 00/19:08:10

Plot file version 217 created 24-NOV-2011 06:20:41
HDF259 EC033.UVDATA.1
Freq = 1.6265 GHz, Bw = 8.000 MH No calibration applied and no bandpass applied

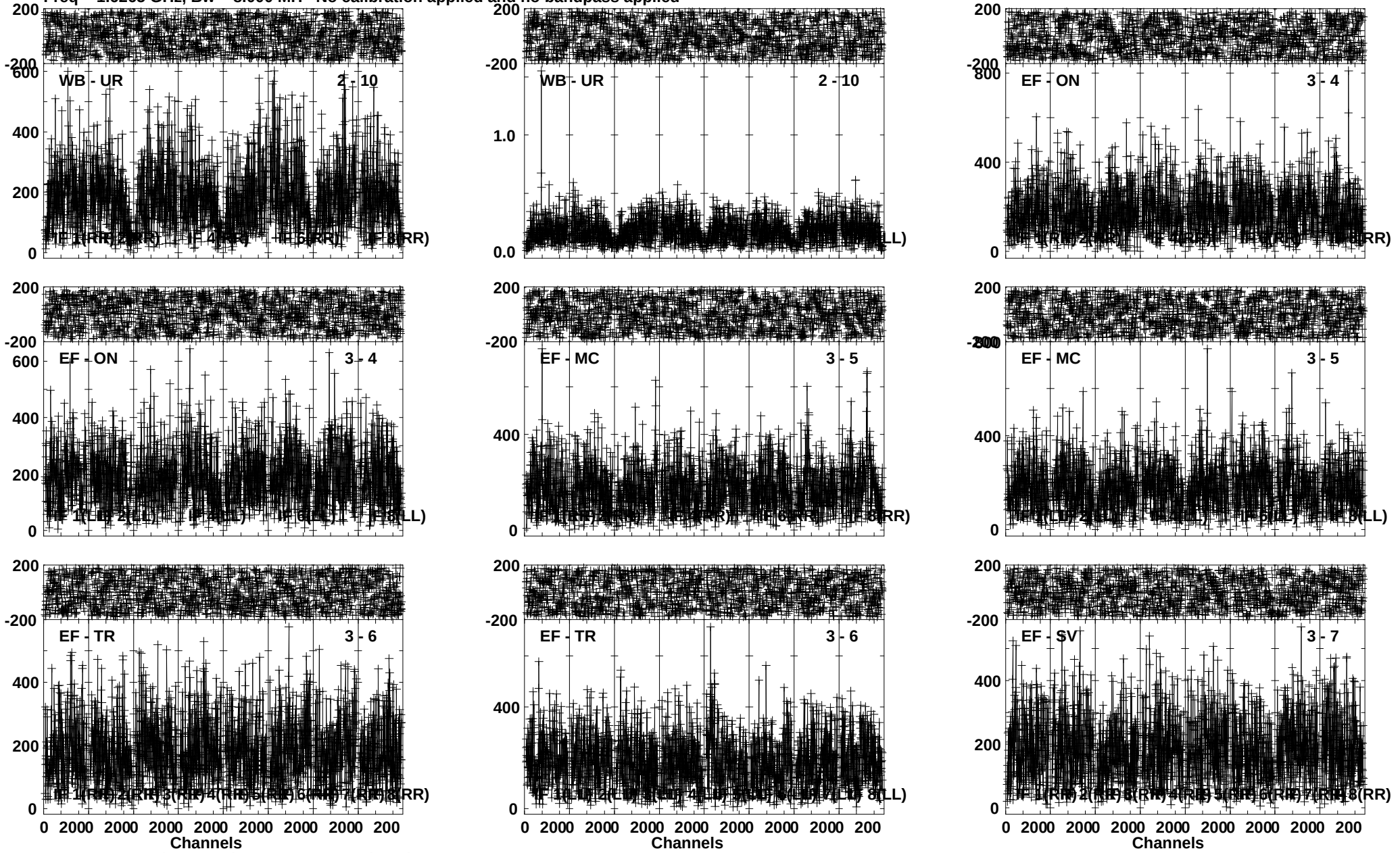

Lower frame: Micro Ampl Jy Top frame: Phas deg
Vector averaged cross-power spectrum Several baselines displayed
Timerange: 00/18:59:45 to 00/19:08:10

Plot file version 218 created 24-NOV-2011 06:24:51
HDF259 EC033.UVDATA.1
Freq = 1.6265 GHz, Bw = 8.000 MH No calibration applied and no bandpass applied

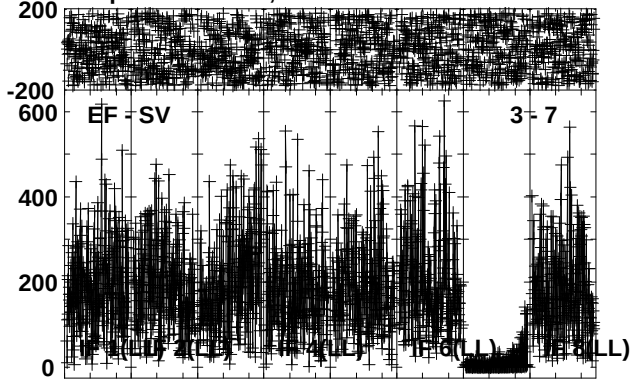

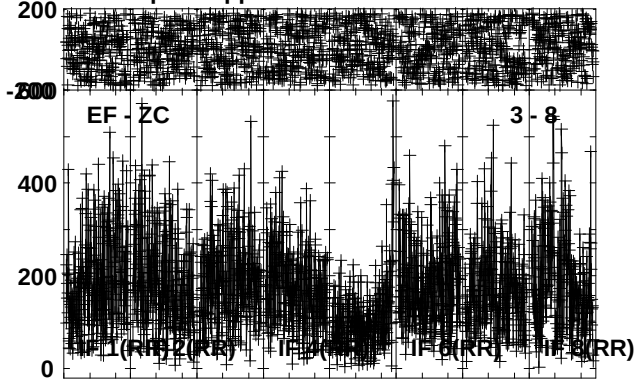

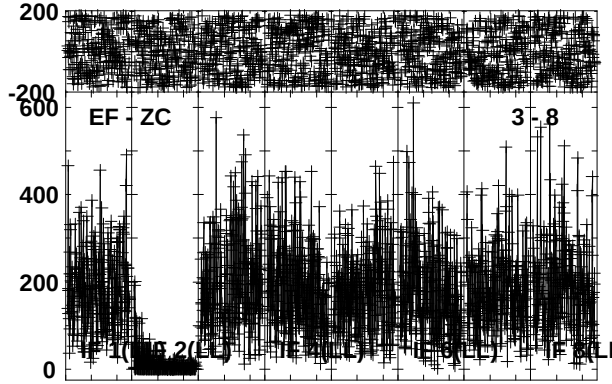

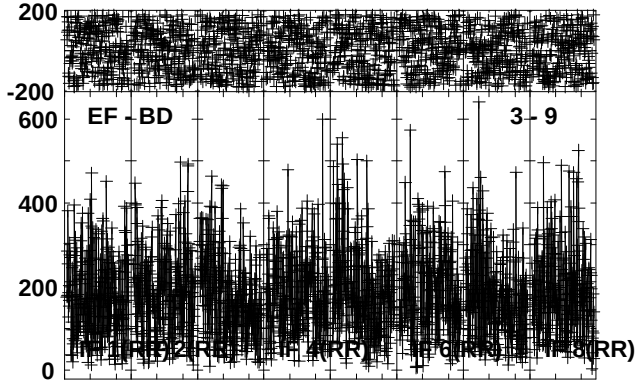

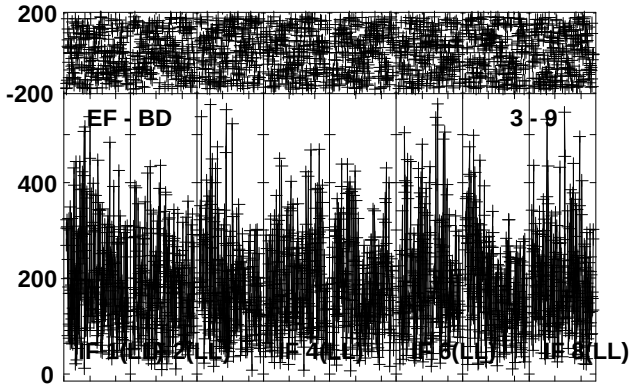

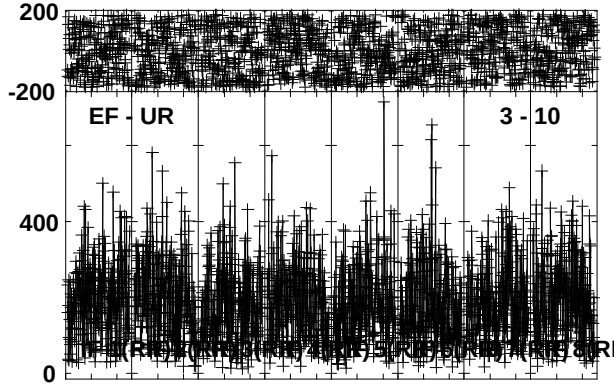

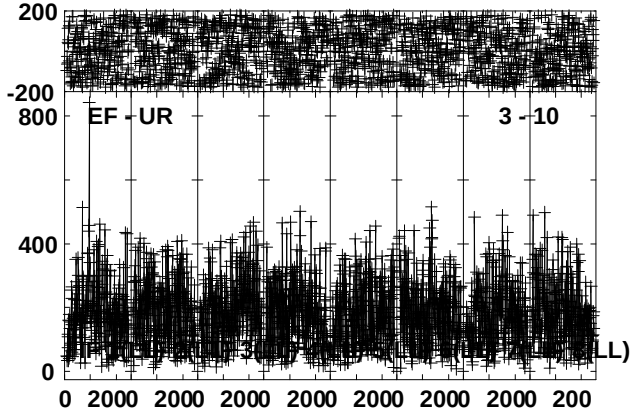

Lower frame: Micro Ampl Jy Top frame: Phas deg
Vector averaged cross-power spectrum Several baselines displayed
Timerange: 00/18:59:45 to 00/19:08:10

Plot file version 219 created 24-NOV-2011 06:29:10
J1229+6335 EC033.UVDATA.1
Freq = 1.6265 GHz, Bw = 8.000 MH No calibration applied and no bandpass applied

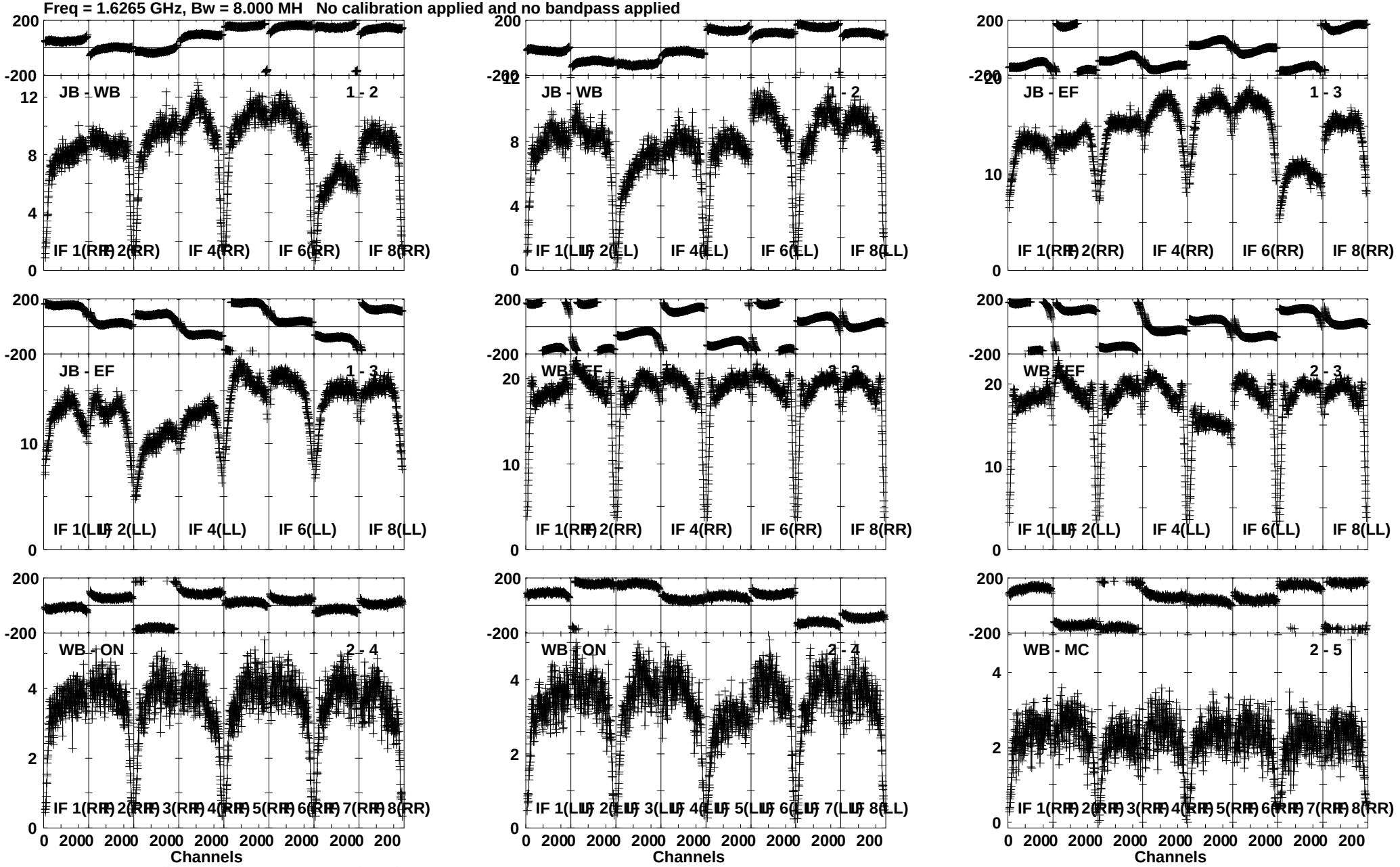

Lower frame: Milli Ampl Jy Top frame: Phas deg
Vector averaged cross-power spectrum Several baselines displayed
Timerange: 00/19:08:15 to 00/19:10:10

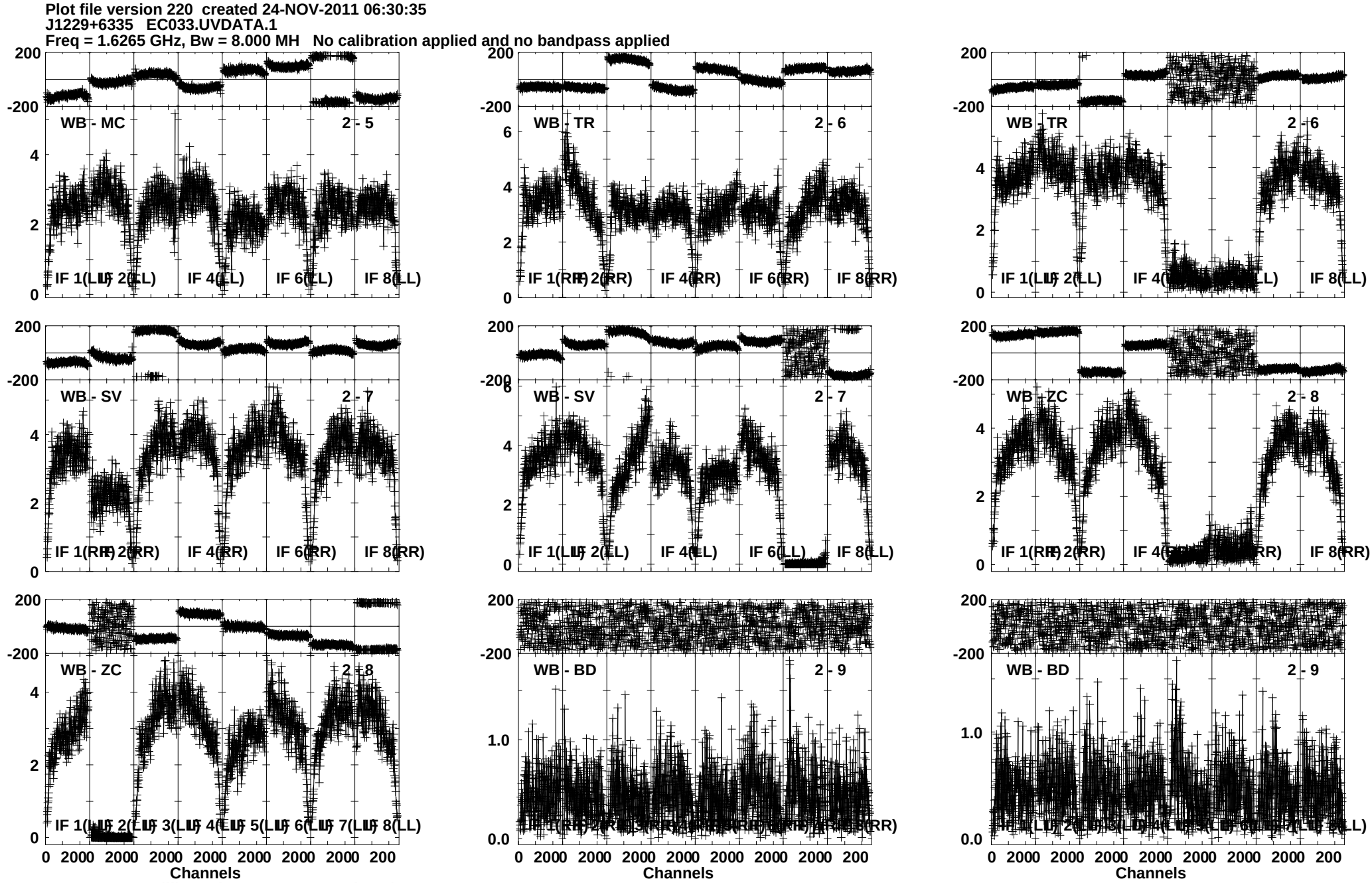
Plot file version 220 created 24-NOV-2011 06:30:35
J1229+6335 EC033.UVDATA.1
Freq = 1.6265 GHz, Bw = 8.000 MH No calibration applied and no bandpass applied
WB - MC 2 - 5
WB - TR 2 - 6
WB - TR 2 - 6
WB - SV 2 - 7
WB - SV 2 - 7
WB - ZC 2 - 8
WB - ZC 2 - 8
WB - BD 2 - 9
WB - BD 2 - 9
Channels
Channels
Channels
Lower frame: Milli Ampl Jy Top frame: Phas deg
Vector averaged cross-power spectrum Several baselines displayed
Timerange: 00/19:08:15 to 00/19:10:10

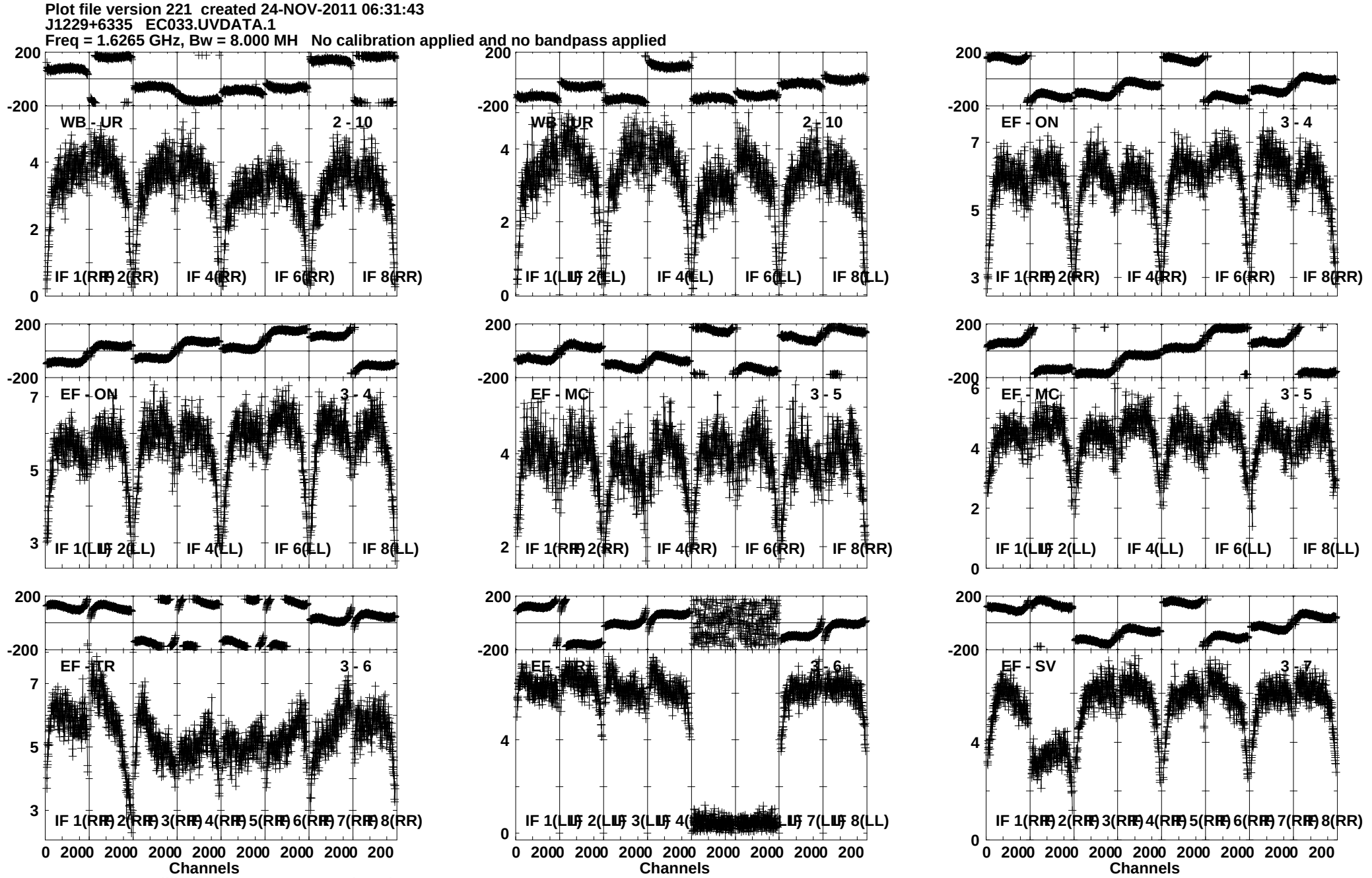
Plot file version 221 created 24-NOV-2011 06:31:43
J1229+6335 EC033.UVDATA.1
Freq = 1.6265 GHz, Bw = 8.000 MH No calibration applied and no bandpass applied
WB - UR 2 - 10
IF 1(RR) IF 2(RR) IF 4(RR) IF 6(RR) IF 8(RR)
WB - UR 2 - 10
IF 1(LL) IF 2(LL) IF 4(LL) IF 6(LL) IF 8(LL)
EF - ON 3 - 4
IF 1(RR) IF 2(RR) IF 4(RR) IF 6(RR) IF 8(RR)
EF - ON 3 - 4
IF 1(LL) IF 2(LL) IF 4(LL) IF 6(LL) IF 8(LL)
EF - MC 3 - 5
IF 1(RR) IF 2(RR) IF 4(RR) IF 6(RR) IF 8(RR)
EF - MC 3 - 5
IF 1(LL) IF 2(LL) IF 4(LL) IF 6(LL) IF 8(LL)
EF - TR 3 - 6
IF 1(RR) IF 2(RR) IF 3(RR) IF 4(RR) IF 5(RR) IF 6(RR) IF 7(RR) IF 8(RR)
EF - TR 3 - 6
IF 1(LL) IF 2(LL) IF 3(LL) IF 4(LL) IF 7(LL) IF 8(LL)
EF - SV 3 - 7
IF 1(RR) IF 2(RR) IF 3(RR) IF 4(RR) IF 5(RR) IF 6(RR) IF 7(RR) IF 8(RR)
0 2000 2000 2000 2000 2000 2000 2000 200
Channels
Lower frame: Milli Ampl Jy Top frame: Phas deg
Vector averaged cross-power spectrum Several baselines displayed
Timerange: 00/19:08:15 to 00/19:10:10

Plot file version 222 created 24-NOV-2011 06:32:37
J1229+6335 EC033.UVDATA.1
Freq = 1.6265 GHz, Bw = 8.000 MH No calibration applied and no bandpass applied

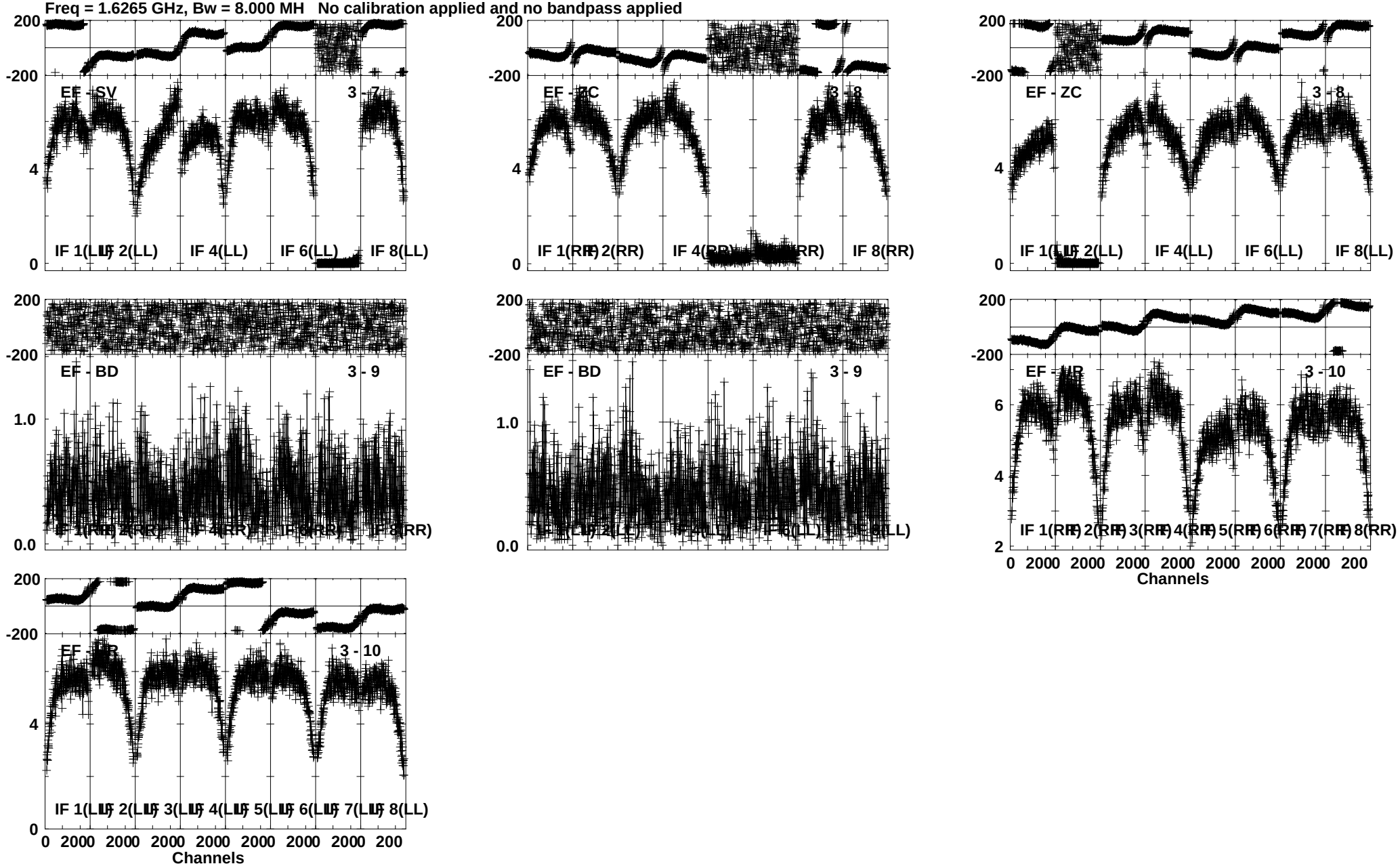

Lower frame: Milli Ampl Jy Top frame: Phas deg
Vector averaged cross-power spectrum Several baselines displayed
Timerange: 00/19:08:15 to 00/19:10:10

Plot file version 223 created 24-NOV-2011 06:34:26
HDF259 EC033.UVDATA.1
Freq = 1.6265 GHz, Bw = 8.000 MH No calibration applied and no bandpass applied

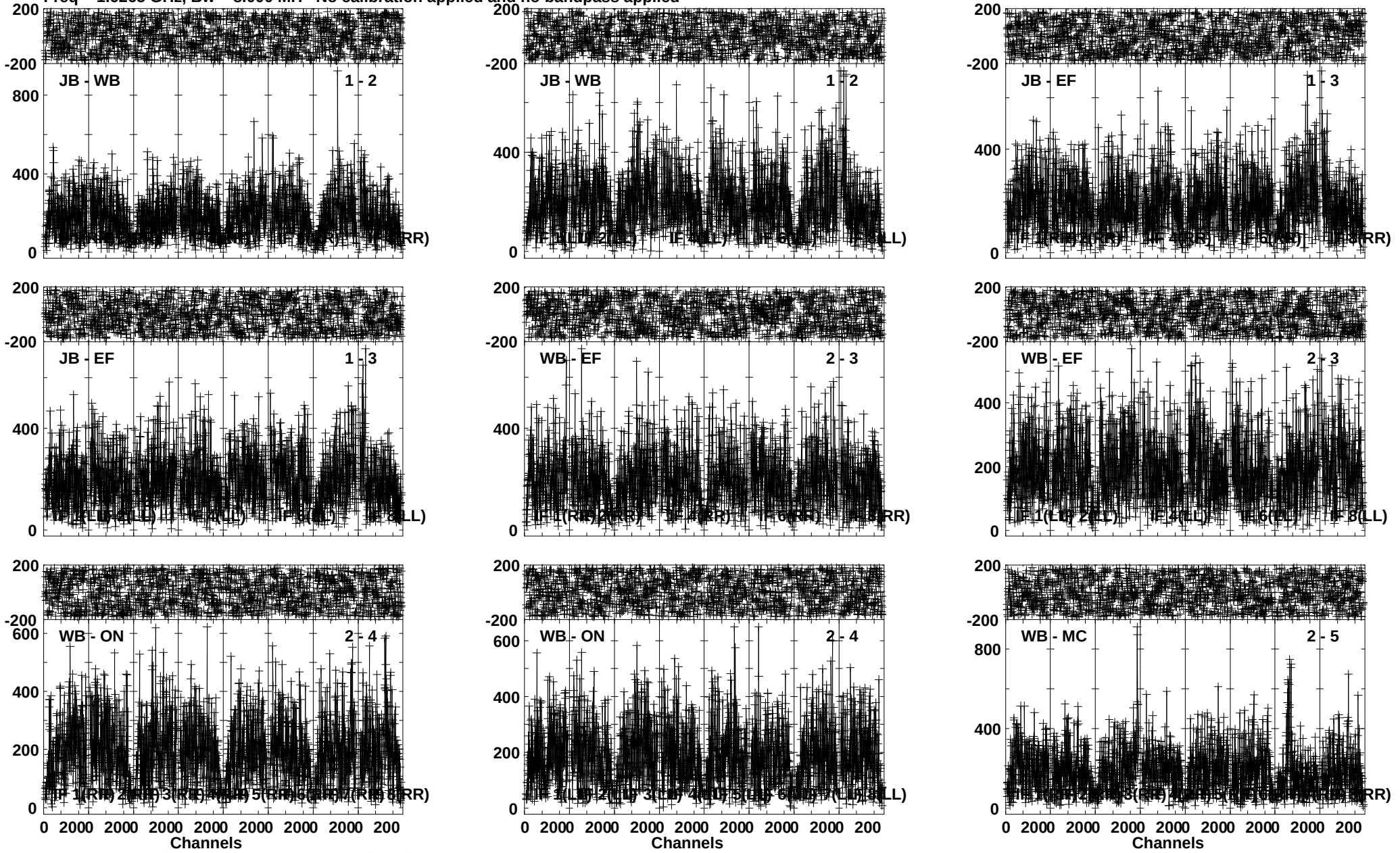

Lower frame: Micro Ampl Jy Top frame: Phas deg
Vector averaged cross-power spectrum Several baselines displayed
Timerange: 00/19:10:15 to 00/19:18:10

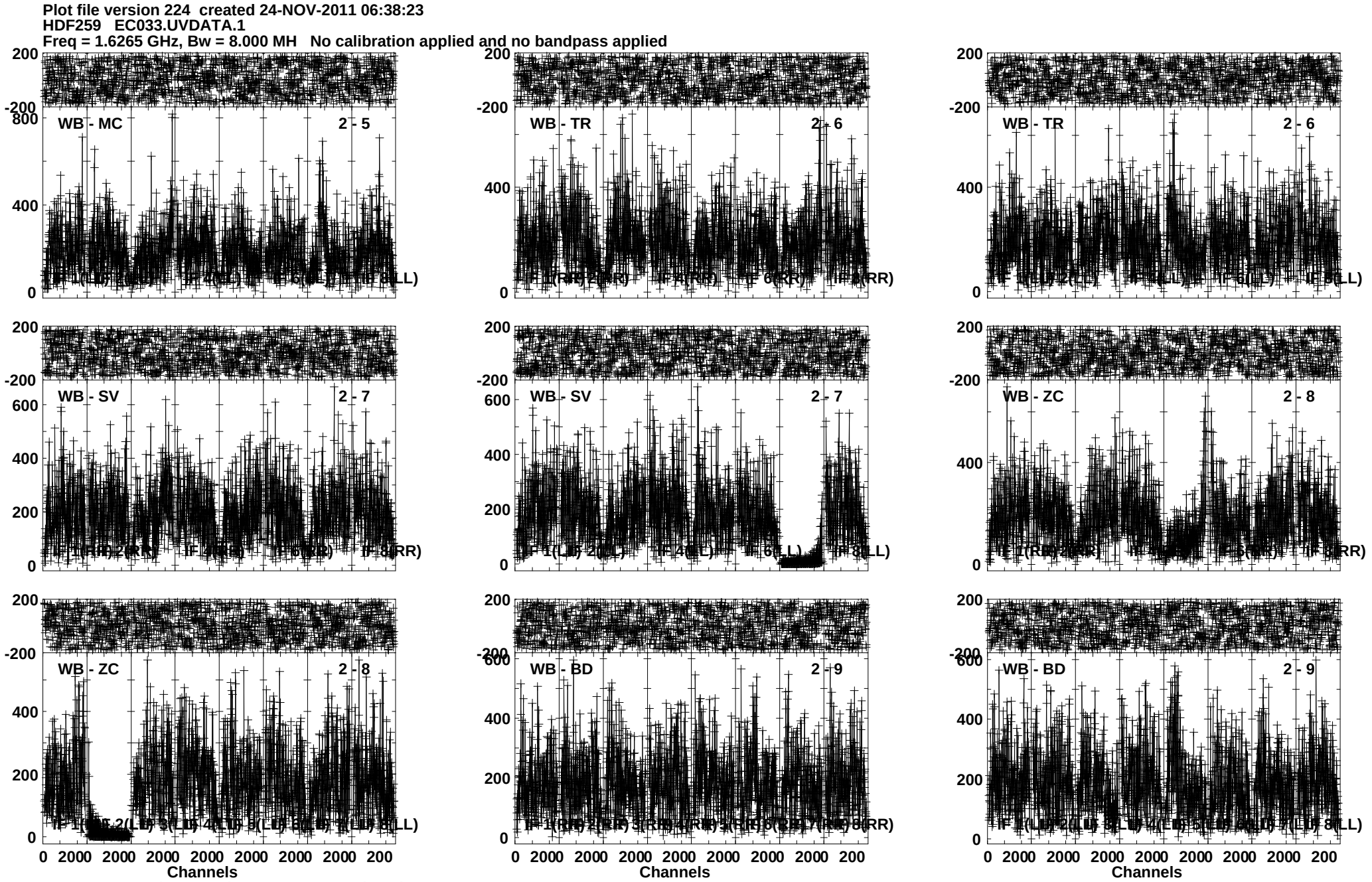
Plot file version 224 created 24-NOV-2011 06:38:23
HDF259 EC033.UVDATA.1
Freq = 1.6265 GHz, Bw = 8.000 MH No calibration applied and no bandpass applied
WB - MC 2 - 5
WB - TR 2 - 6
WB - TR 2 - 6
WB - SV 2 - 7
WB - SV 2 - 7
WB - ZC 2 - 8
WB - ZC 2 - 8
WB - BD 2 - 9
WB - BD 2 - 9
Channels
Channels
Channels
Lower frame: Micro Ampl Jy Top frame: Phas deg
Vector averaged cross-power spectrum Several baselines displayed
Timerange: 00/19:10:15 to 00/19:18:10

Plot file version 225 created 24-NOV-2011 06:43:19
HDF259 EC033.UVDATA.1
Freq = 1.6265 GHz, Bw = 8.000 MH No calibration applied and no bandpass applied

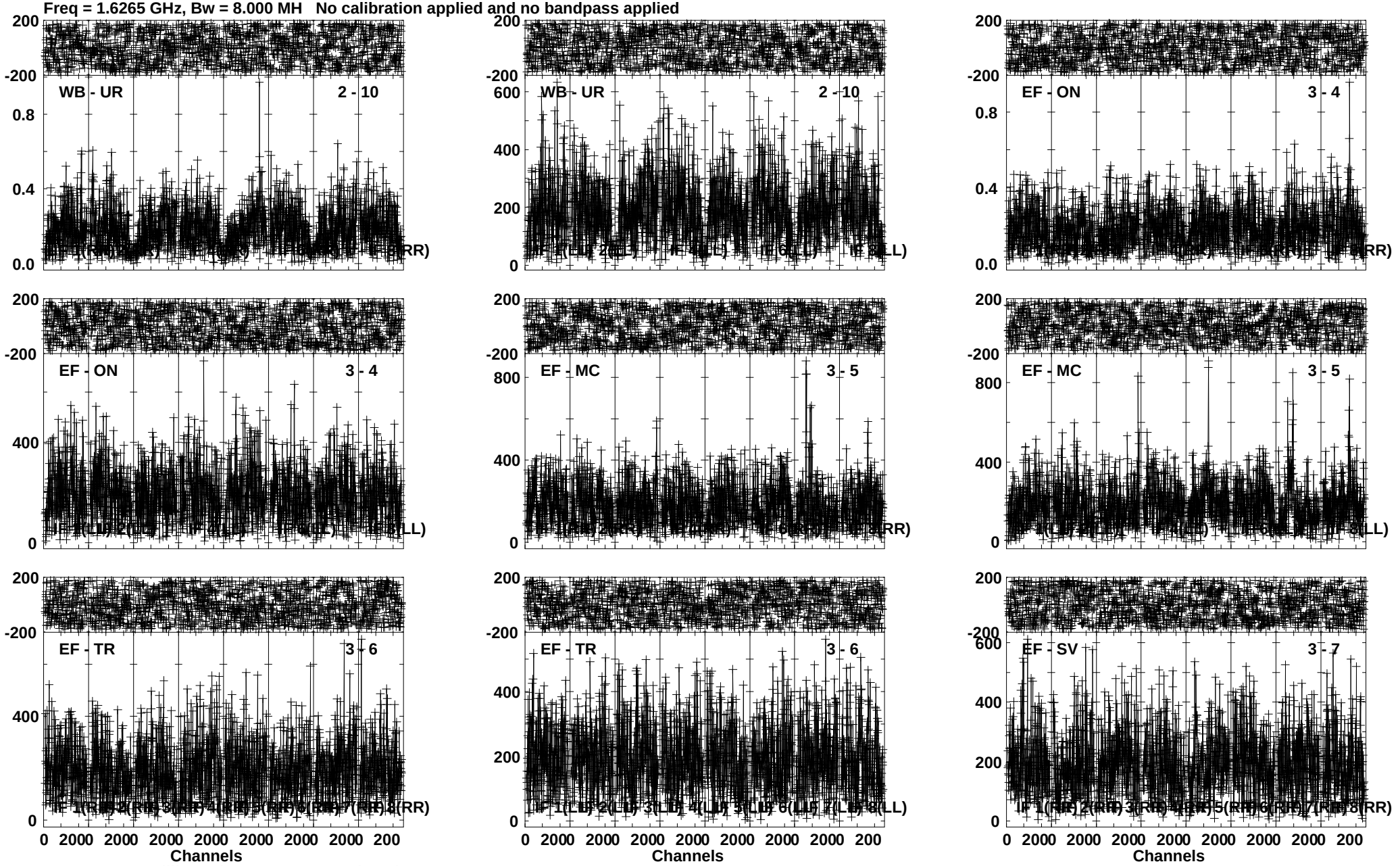

Lower frame: Milli Ampl Jy Top frame: Phas deg
Vector averaged cross-power spectrum Several baselines displayed
Timerange: 00/19:10:15 to 00/19:18:10

Plot file version 226 created 24-NOV-2011 06:47:15
HDF259 EC033.UVDATA.1
Freq = 1.6265 GHz, Bw = 8.000 MH No calibration applied and no bandpass applied

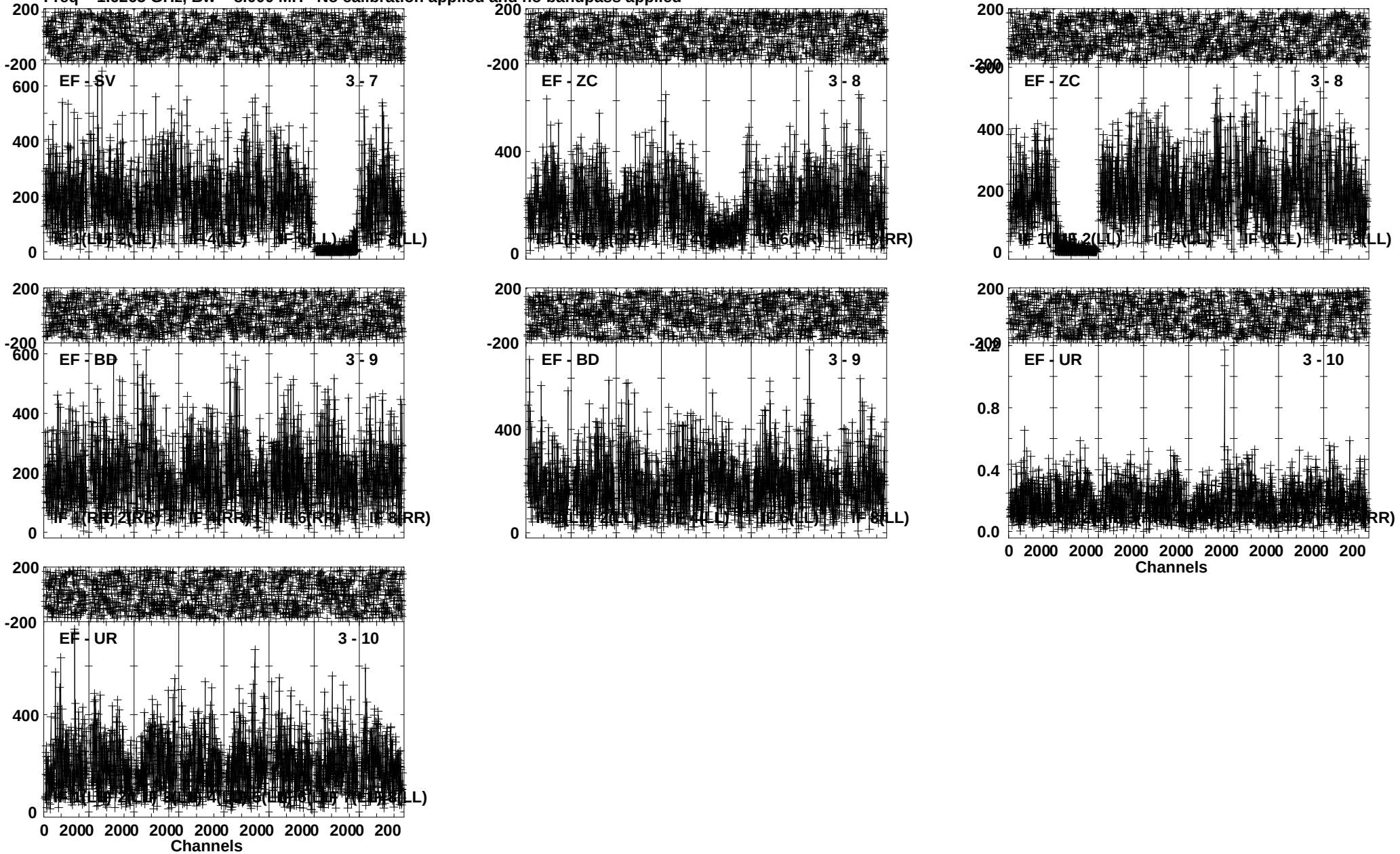

Lower frame: Micro Ampl Jy Top frame: Phas deg
Vector averaged cross-power spectrum Several baselines displayed
Timerange: 00/19:10:15 to 00/19:18:10

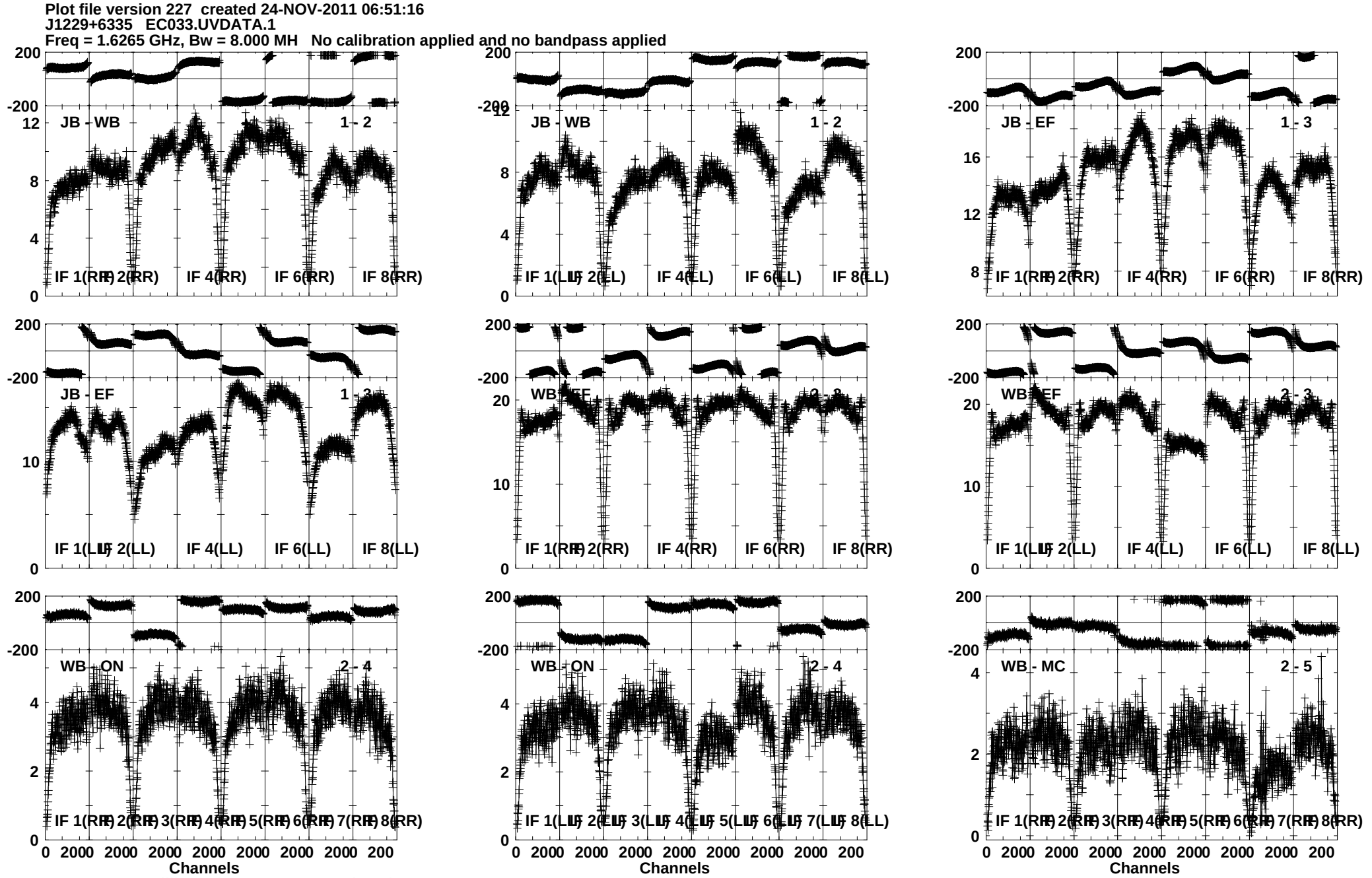
Plot file version 227 created 24-NOV-2011 06:51:16
J1229+6335 EC033.UVDATA.1
Freq = 1.6265 GHz, Bw = 8.000 MH No calibration applied and no bandpass applied
JB - WB 1 - 2
IF 1(RR) IF 2(RR) IF 4(RR) IF 6(RR) IF 8(RR)
JB - WB 1 - 2
IF 1(LL) IF 2(LL) IF 4(LL) IF 6(LL) IF 8(LL)
JB - EF 1 - 3
IF 1(RR) IF 2(RR) IF 4(RR) IF 6(RR) IF 8(RR)
JB - EF 1 - 3
IF 1(LL) IF 2(LL) IF 4(LL) IF 6(LL) IF 8(LL)
WB - EF 2 - 3
IF 1(RR) IF 2(RR) IF 4(RR) IF 6(RR) IF 8(RR)
WB - EF 2 - 3
IF 1(LL) IF 2(LL) IF 4(LL) IF 6(LL) IF 8(LL)
WB - ON 2 - 4
IF 1(RR) IF 2(RR) IF 3(RR) IF 4(RR) IF 5(RR) IF 6(RR) IF 7(RR) IF 8(RR)
WB - ON 2 - 4
IF 1(LL) IF 2(LL) IF 3(LL) IF 4(LL) IF 5(LL) IF 6(LL) IF 7(LL) IF 8(LL)
WB - MC 2 - 5
IF 1(RR) IF 2(RR) IF 3(RR) IF 4(RR) IF 5(RR) IF 6(RR) IF 7(RR) IF 8(RR)
0 2000 2000 2000 2000 2000 2000 2000 200
Channels
Lower frame: Milli Ampl Jy Top frame: Phas deg
Vector averaged cross-power spectrum Several baselines displayed
Timerange: 00/19:18:50 to 00/19:20:20

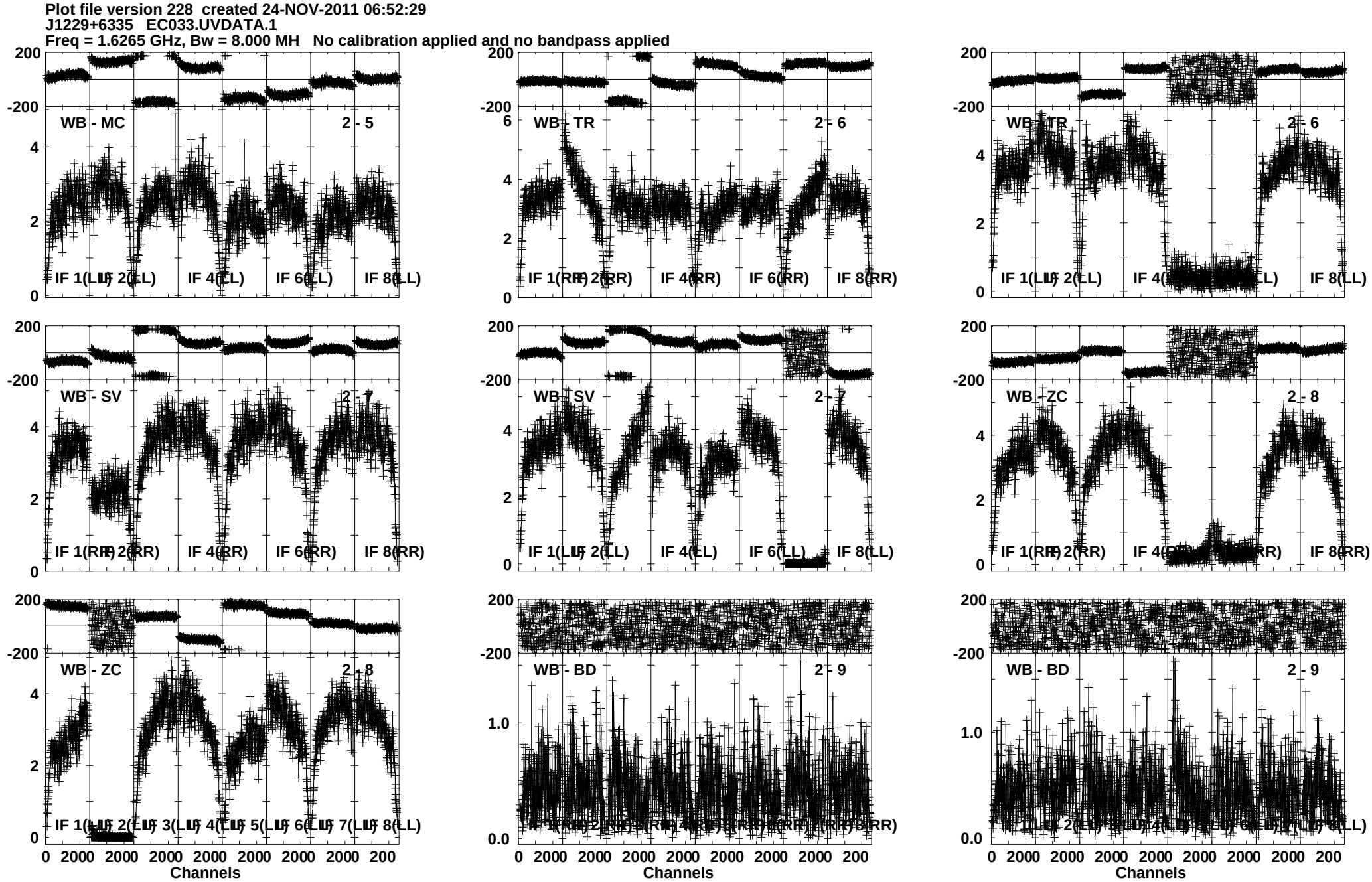
Plot file version 228 created 24-NOV-2011 06:52:29
J1229+6335 EC033.UVDATA.1
Freq = 1.6265 GHz, Bw = 8.000 MH No calibration applied and no bandpass applied
WB - MC 2 - 5
WB - TR 2 - 6
WB - TR 2 - 6
WB - SV 2 - 7
WB - SV 2 - 7
WB - ZC 2 - 8
WB - ZC 2 - 8
WB - BD 2 - 9
WB - BD 2 - 9
Channels
Channels
Channels
Lower frame: Milli Ampl Jy Top frame: Phas deg
Vector averaged cross-power spectrum Several baselines displayed
Timerange: 00/19:18:50 to 00/19:20:20

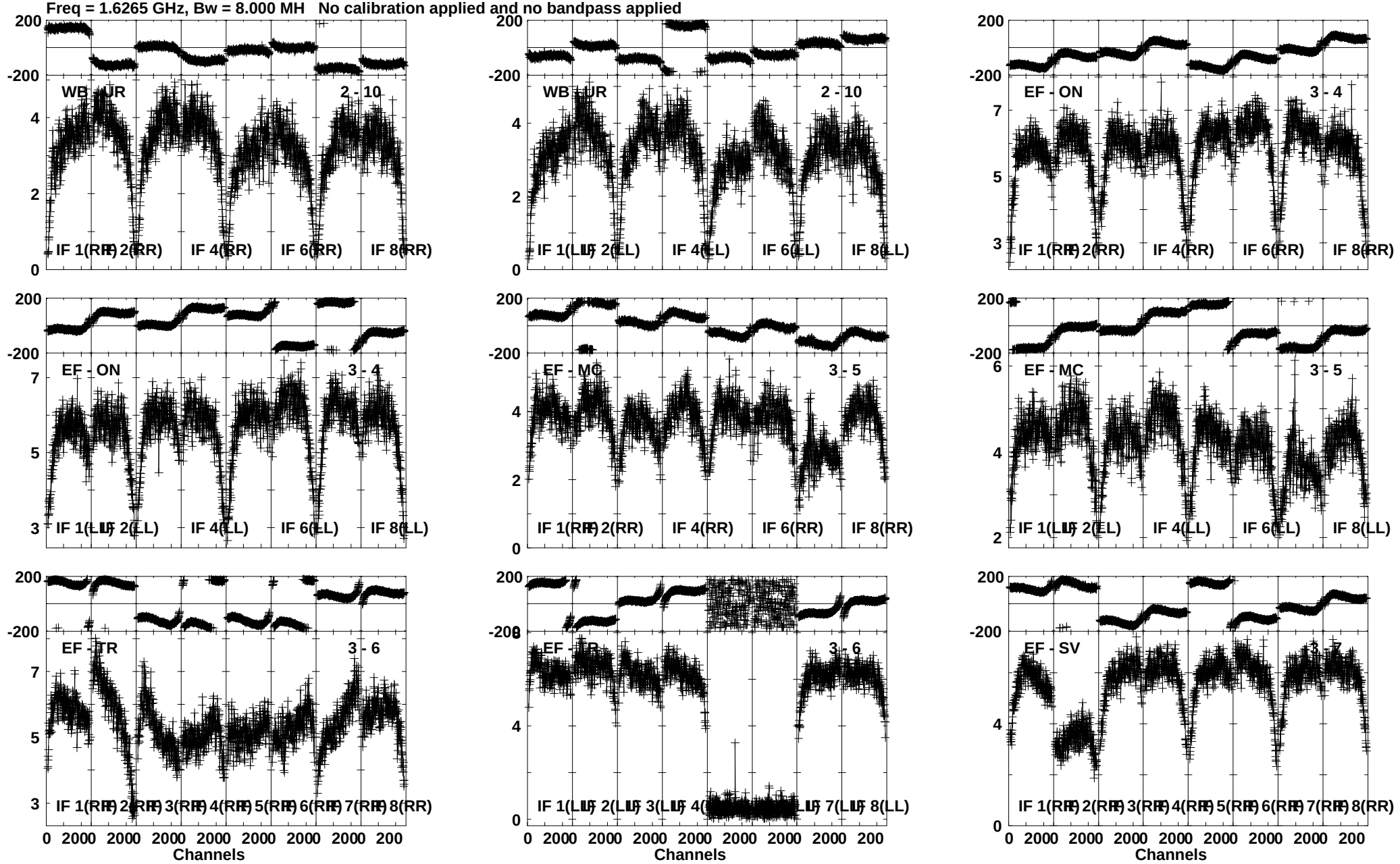
Plot file version 229 created 24-NOV-2011 06:53:33
J1229+6335 EC033.UVDATA.1
Freq = 1.6265 GHz, Bw = 8.000 MH No calibration applied and no bandpass applied
WB - UR 2 - 10
IF 1(RR) IF 2(RR) IF 4(RR) IF 6(RR) IF 8(RR)
WB - UR 2 - 10
IF 1(LL) IF 2(LL) IF 4(LL) IF 6(LL) IF 8(LL)
EF - ON 3 - 4
IF 1(RR) IF 2(RR) IF 4(RR) IF 6(RR) IF 8(RR)
EF - ON 3 - 4
IF 1(LL) IF 2(LL) IF 4(LL) IF 6(LL) IF 8(LL)
EF - MC 3 - 5
IF 1(RR) IF 2(RR) IF 4(RR) IF 6(RR) IF 8(RR)
EF - MC 3 - 5
IF 1(LL) IF 2(LL) IF 4(LL) IF 6(LL) IF 8(LL)
EF - TR 3 - 6
IF 1(RR) IF 2(RR) IF 3(RR) IF 4(RR) IF 5(RR) IF 6(RR) IF 7(RR) IF 8(RR)
EF - TR 3 - 6
IF 1(LL) IF 2(LL) IF 3(LL) IF 4(LL) IF 5(LL) IF 6(LL) IF 7(LL) IF 8(LL)
EF - SV 3 - 7
IF 1(RR) IF 2(RR) IF 3(RR) IF 4(RR) IF 5(RR) IF 6(RR) IF 7(RR) IF 8(RR)
0 2000 2000 2000 2000 2000 2000 2000 200
Channels
Lower frame: Milli Ampl Jy Top frame: Phas deg
Vector averaged cross-power spectrum Several baselines displayed
Timerange: 00/19:18:50 to 00/19:20:20

Plot file version 230 created 24-NOV-2011 06:54:24
J1229+6335 EC033.UVDATA.1
Freq = 1.6265 GHz, Bw = 8.000 MH No calibration applied and no bandpass applied

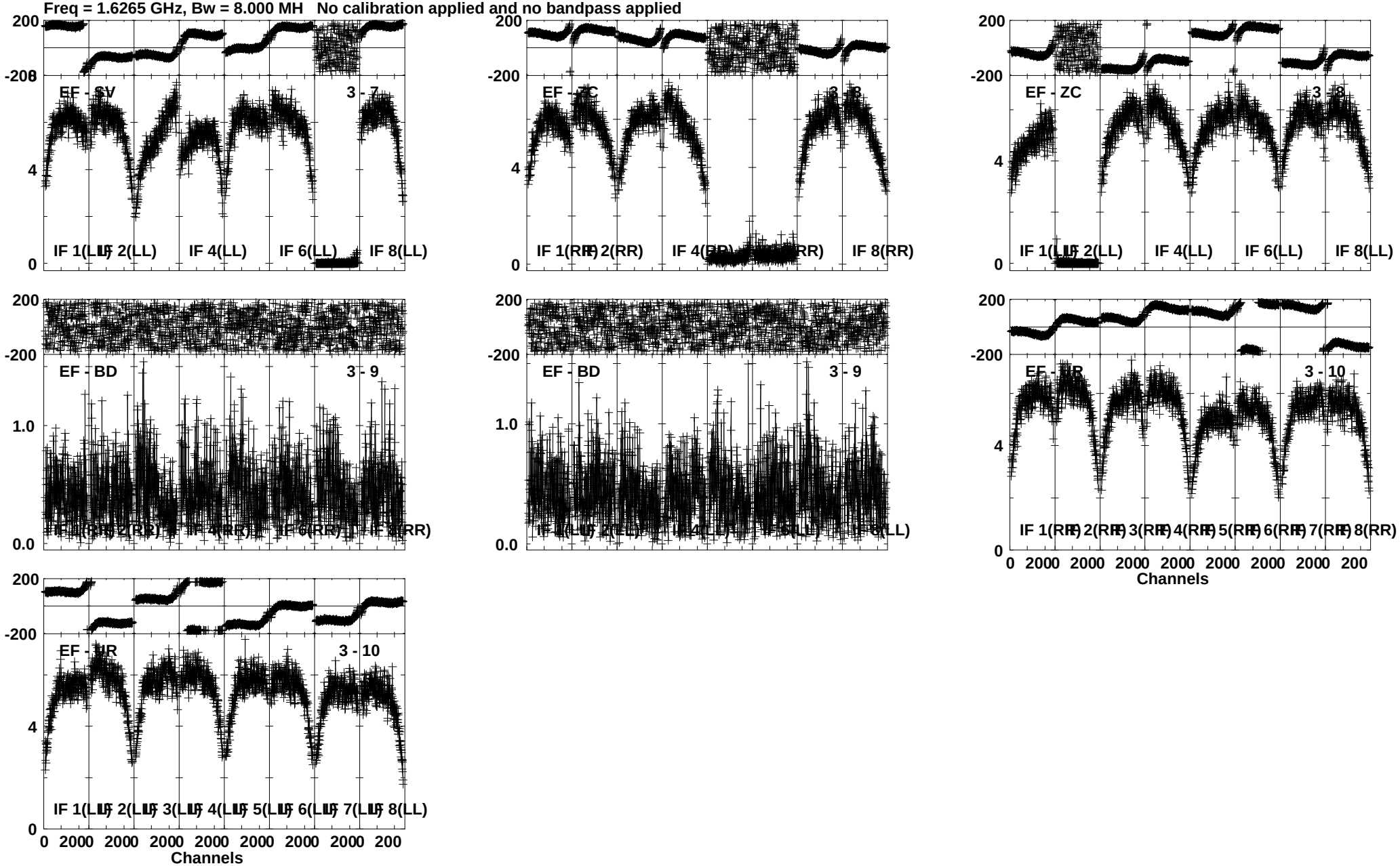

Lower frame: Milli Ampl Jy Top frame: Phas deg
Vector averaged cross-power spectrum Several baselines displayed
Timerange: 00/19:18:50 to 00/19:20:20

Plot file version 231 created 24-NOV-2011 06:56:05
HDF259 EC033.UVDATA.1
Freq = 1.6265 GHz, Bw = 8.000 MH No calibration applied and no bandpass applied

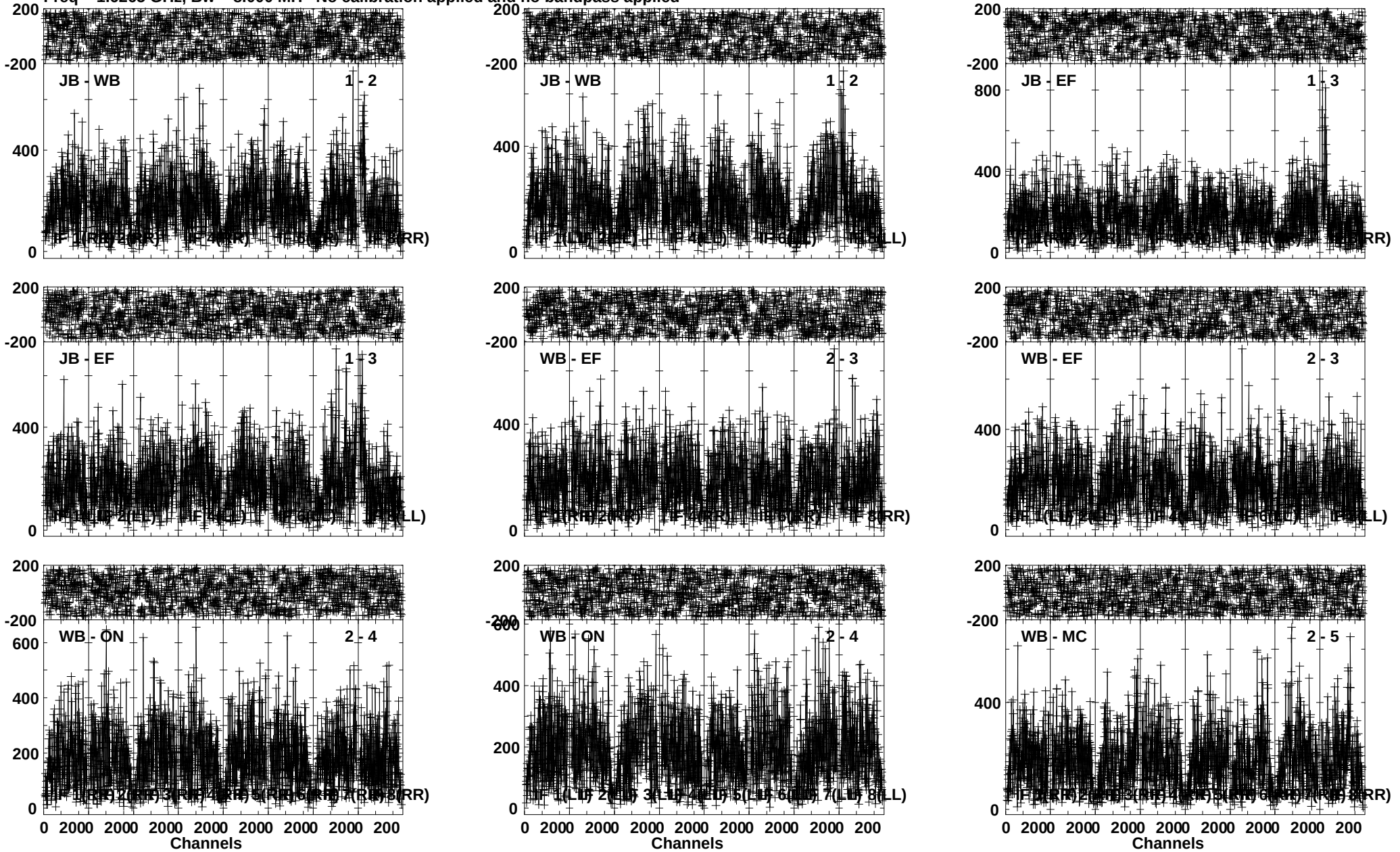

Lower frame: Micro Ampl Jy Top frame: Phas deg
Vector averaged cross-power spectrum Several baselines displayed
Timerange: 00/19:20:25 to 00/19:28:50

Plot file version 232 created 24-NOV-2011 07:00:16
HDF259 EC033.UVDATA.1
Freq = 1.6265 GHz, Bw = 8.000 MH No calibration applied and no bandpass applied

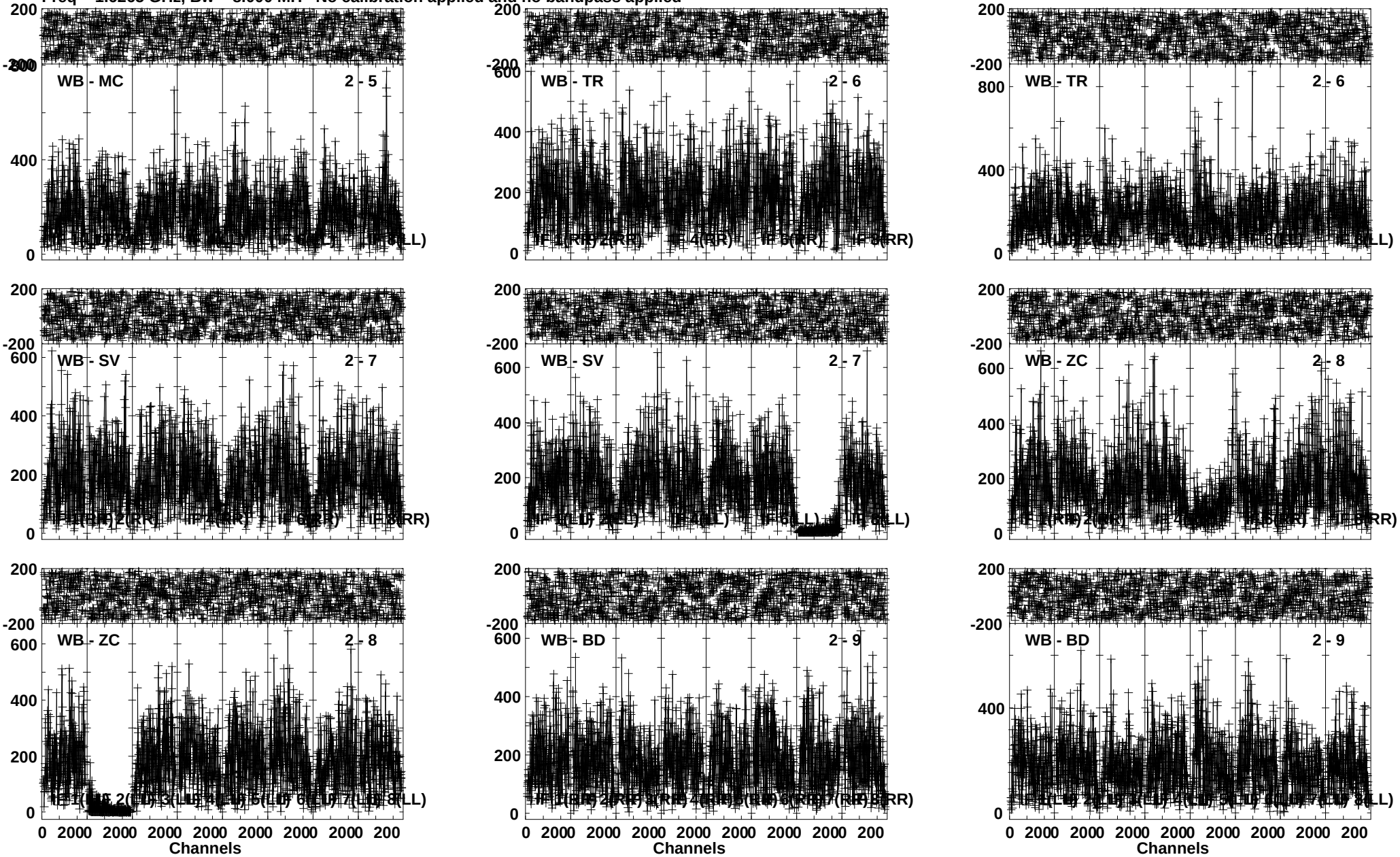

Lower frame: Micro Ampl Jy Top frame: Phas deg
Vector averaged cross-power spectrum Several baselines displayed
Timerange: 00/19:20:25 to 00/19:28:50

Plot file version 233 created 24-NOV-2011 07:05:29
HDF259 EC033.UVDATA.1
Freq = 1.6265 GHz, Bw = 8.000 MH No calibration applied and no bandpass applied

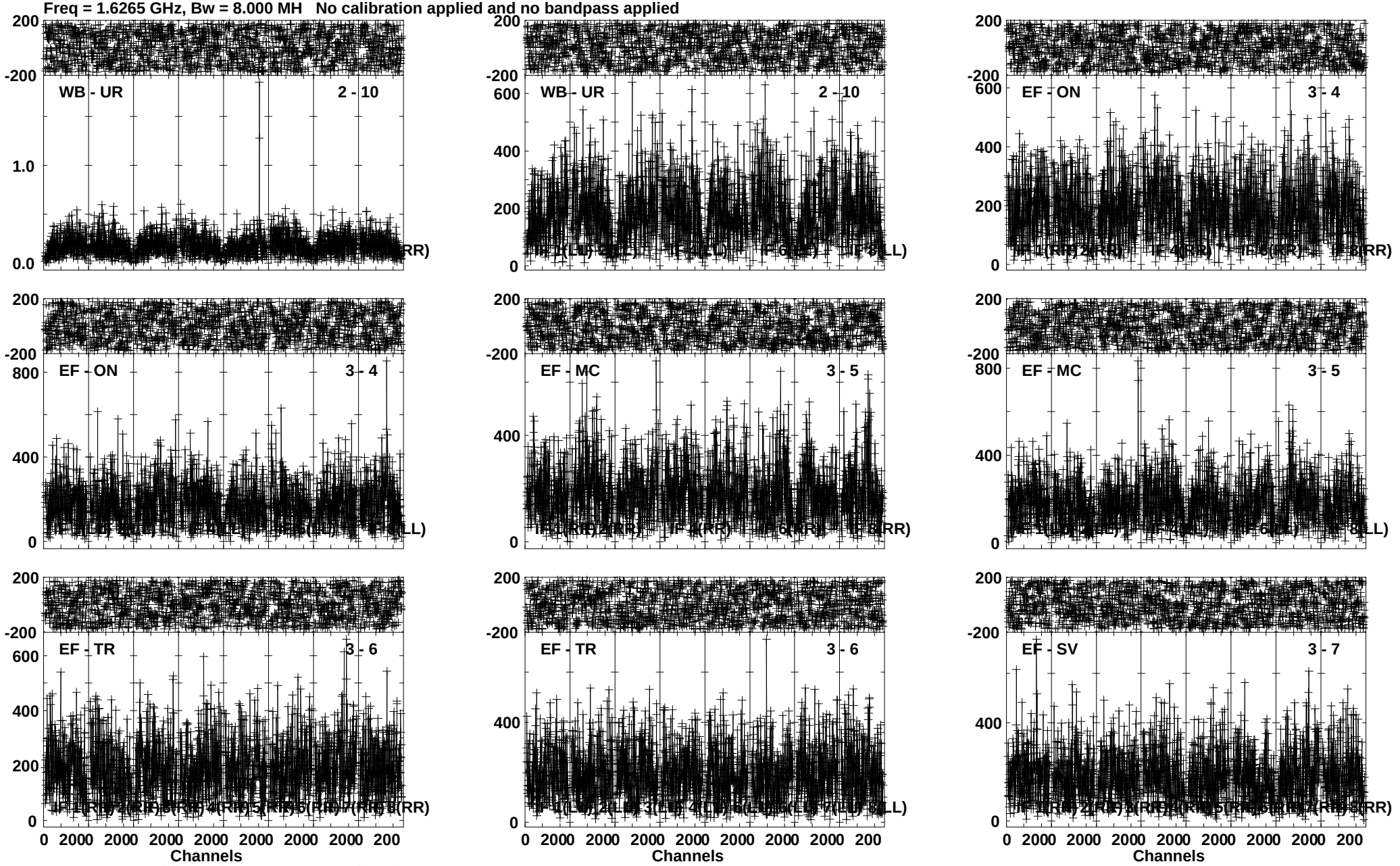

Lower frame: Milli Ampl Jy Top frame: Phas deg
Vector averaged cross-power spectrum Several baselines displayed
Timerange: 00/19:20:25 to 00/19:28:50

Plot file version 234 created 24-NOV-2011 07:09:39
HDF259 EC033.UVDATA.1
Freq = 1.6265 GHz, Bw = 8.000 MH No calibration applied and no bandpass applied

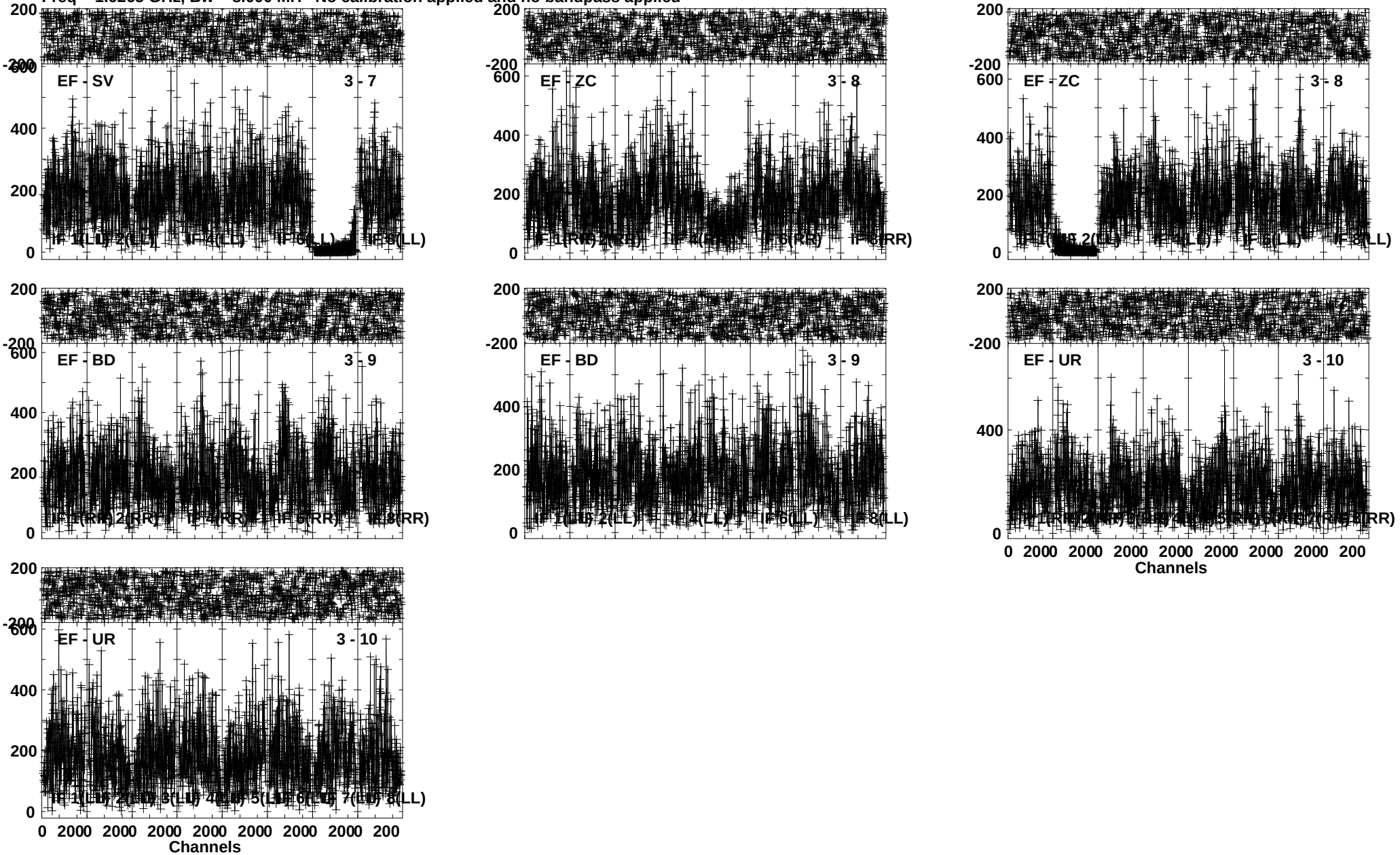

Lower frame: Micro Ampl Jy Top frame: Phas deg
Vector averaged cross-power spectrum Several baselines displayed
Timerange: 00/19:20:25 to 00/19:28:50

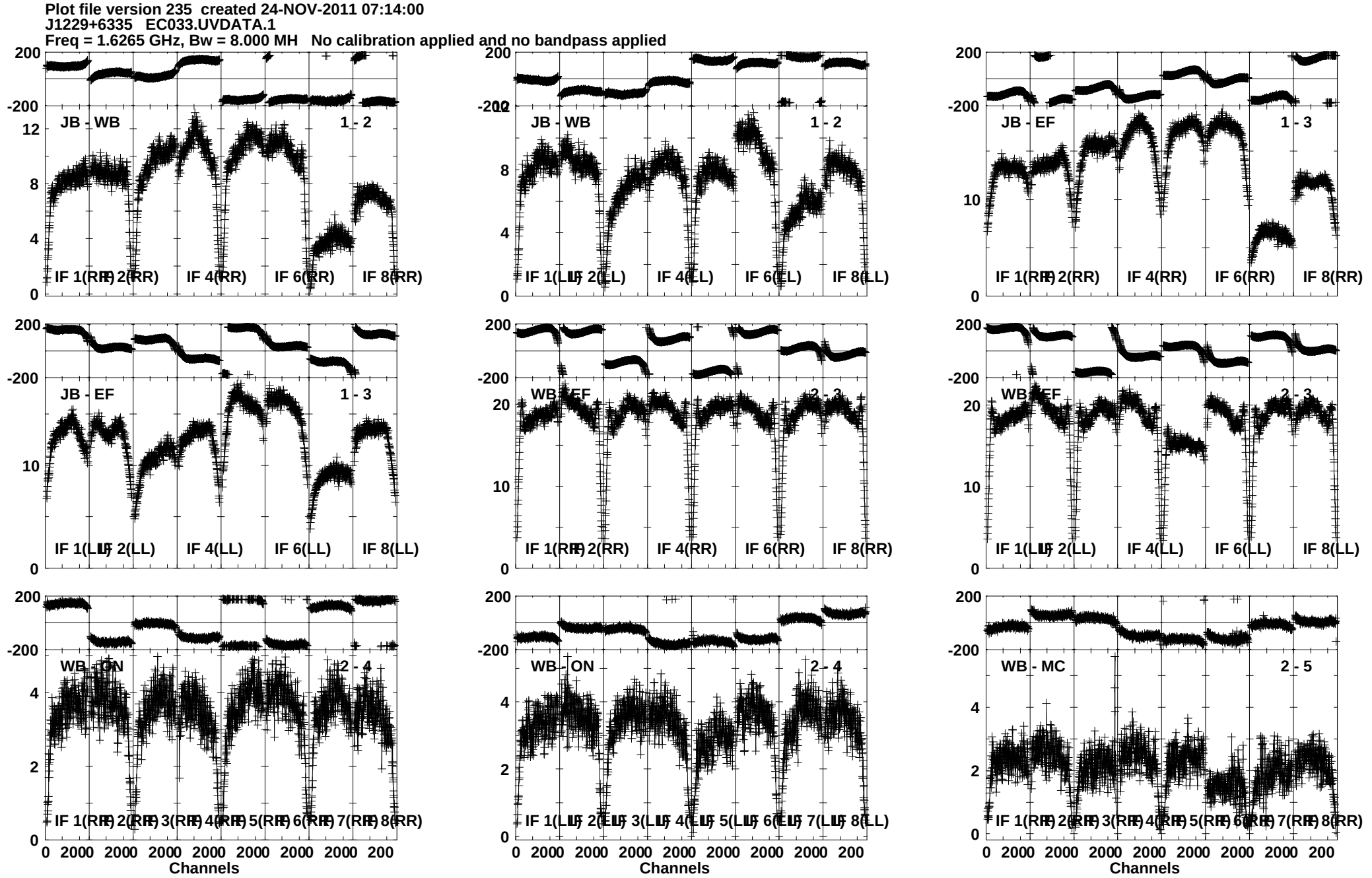
Plot file version 235 created 24-NOV-2011 07:14:00
J1229+6335 EC033.UVDATA.1
Freq = 1.6265 GHz, Bw = 8.000 MH No calibration applied and no bandpass applied
JB - WB 1 - 2
IF 1(RR) IF 2(RR) IF 4(RR) IF 6(RR) IF 8(RR)
JB - WB 1 - 2
IF 1(LL) IF 2(LL) IF 4(LL) IF 6(LL) IF 8(LL)
JB - EF 1 - 3
IF 1(RR) IF 2(RR) IF 4(RR) IF 6(RR) IF 8(RR)
JB - EF 1 - 3
IF 1(LL) IF 2(LL) IF 4(LL) IF 6(LL) IF 8(LL)
WB - EF 2 - 3
IF 1(RR) IF 2(RR) IF 4(RR) IF 6(RR) IF 8(RR)
WB - EF 2 - 3
IF 1(LL) IF 2(LL) IF 4(LL) IF 6(LL) IF 8(LL)
WB - ON 2 - 4
IF 1(RR) IF 2(RR) IF 3(RR) IF 4(RR) IF 5(RR) IF 6(RR) IF 7(RR) IF 8(RR)
WB - ON 2 - 4
IF 1(LL) IF 2(LL) IF 3(LL) IF 4(LL) IF 5(LL) IF 6(LL) IF 7(LL) IF 8(LL)
WB - MC 2 - 5
IF 1(RR) IF 2(RR) IF 3(RR) IF 4(RR) IF 5(RR) IF 6(RR) IF 7(RR) IF 8(RR)
0 2000 2000 2000 2000 2000 2000 2000 200
Channels
Lower frame: Milli Ampl Jy Top frame: Phas deg
Vector averaged cross-power spectrum Several baselines displayed
Timerange: 00/19:28:55 to 00/19:30:50

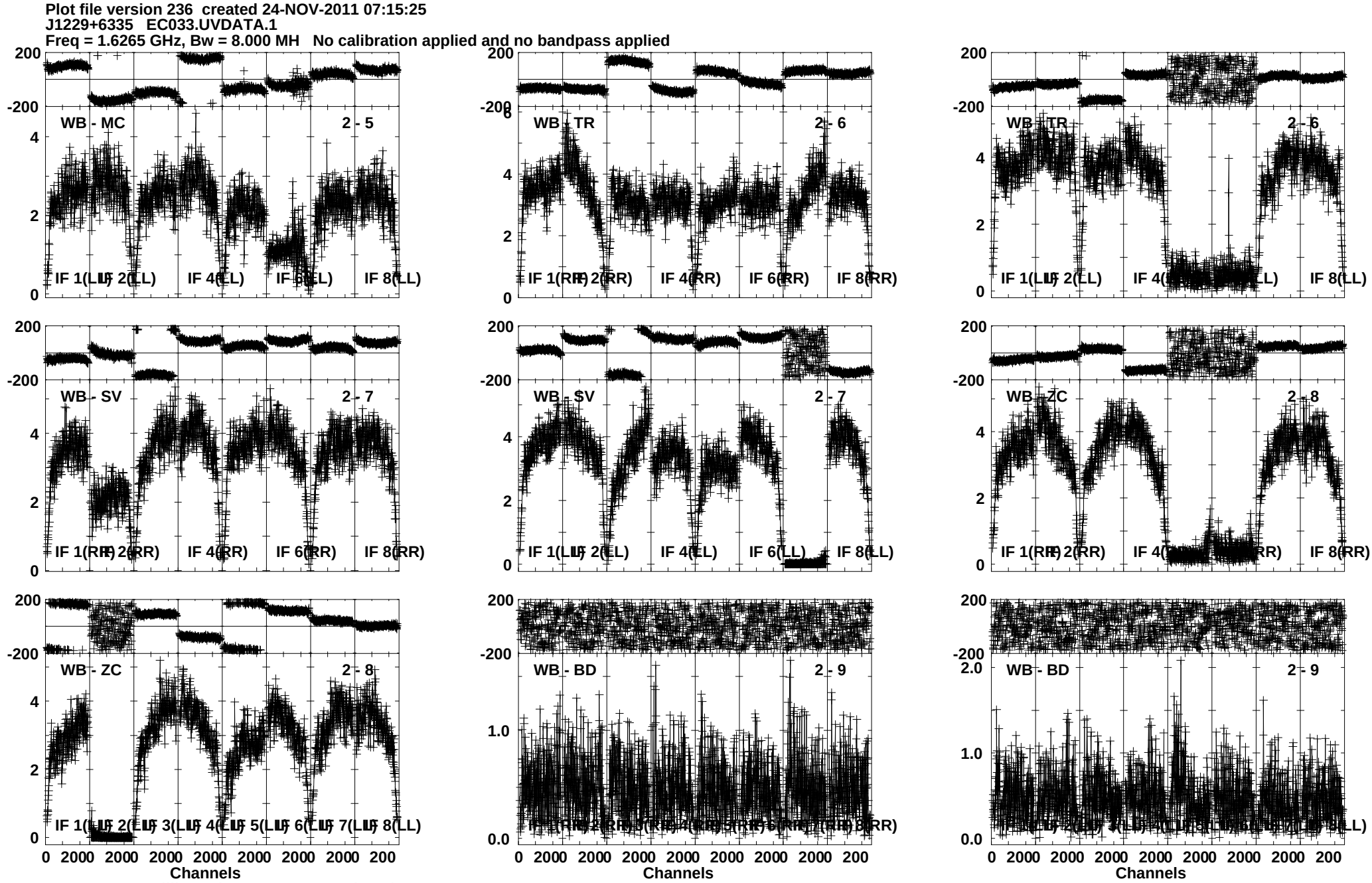
Plot file version 236 created 24-NOV-2011 07:15:25
J1229+6335 EC033.UVDATA.1
Freq = 1.6265 GHz, Bw = 8.000 MH No calibration applied and no bandpass applied
WB - MC 2 - 5
WB - TR 2 - 6
WB - TR 2 - 6
WB - SV 2 - 7
WB - SV 2 - 7
WB - ZC 2 - 8
WB - ZC 2 - 8
WB - BD 2 - 9
WB - BD 2 - 9
Channels
Channels
Channels
Lower frame: Milli Ampl Jy Top frame: Phas deg
Vector averaged cross-power spectrum Several baselines displayed
Timerange: 00/19:28:55 to 00/19:30:50

Plot file version 237 created 24-NOV-2011 07:16:34
J1229+6335 EC033.UVDATA.1
Freq = 1.6265 GHz, Bw = 8.000 MH No calibration applied and no bandpass applied

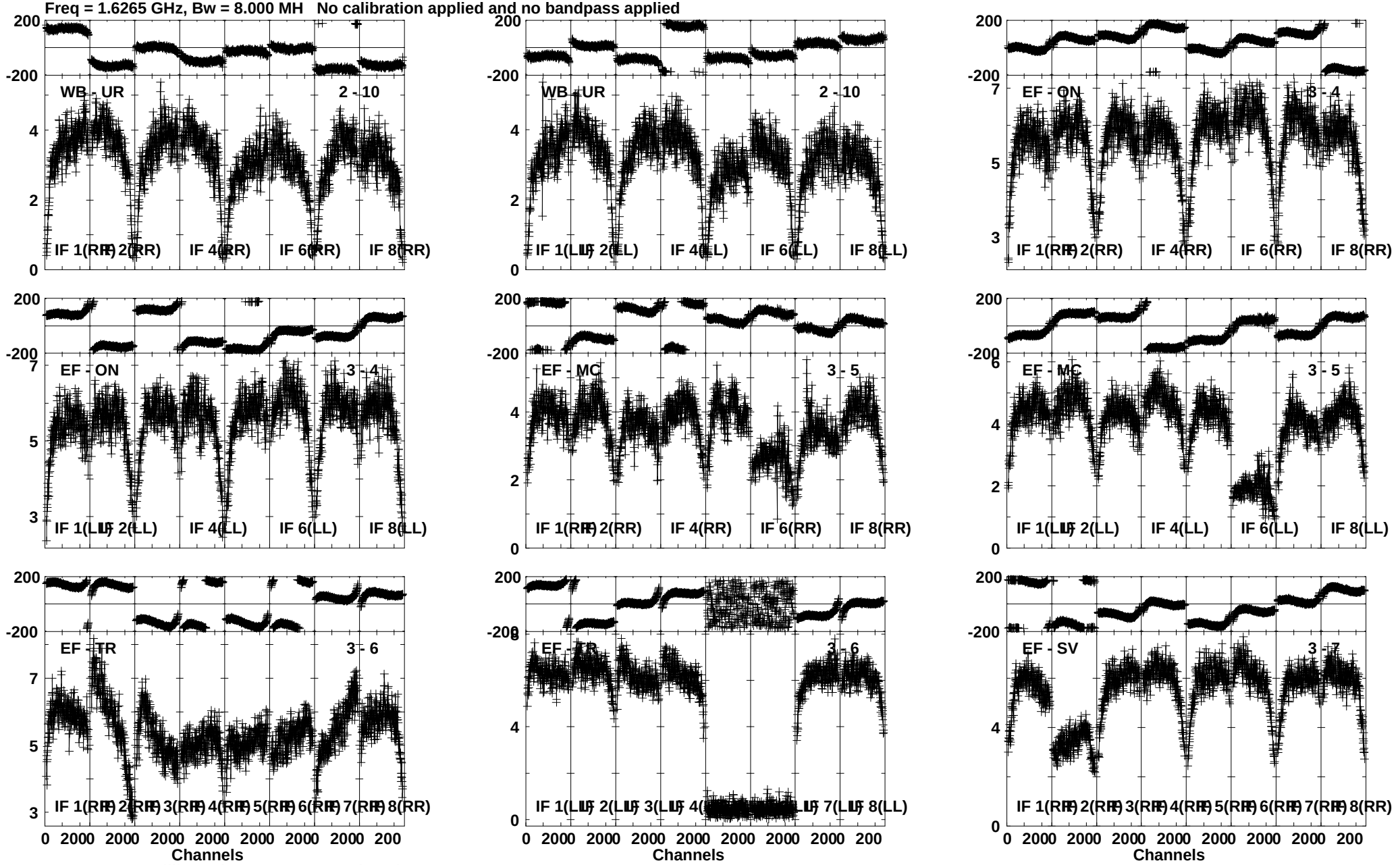

Lower frame: Milli Ampl Jy Top frame: Phas deg
Vector averaged cross-power spectrum Several baselines displayed
Timerange: 00/19:28:55 to 00/19:30:50

Plot file version 238 created 24-NOV-2011 07:17:30
J1229+6335 EC033.UVDATA.1
Freq = 1.6265 GHz, Bw = 8.000 MH No calibration applied and no bandpass applied

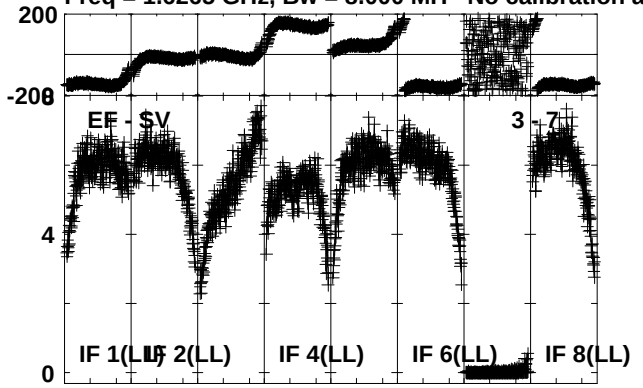

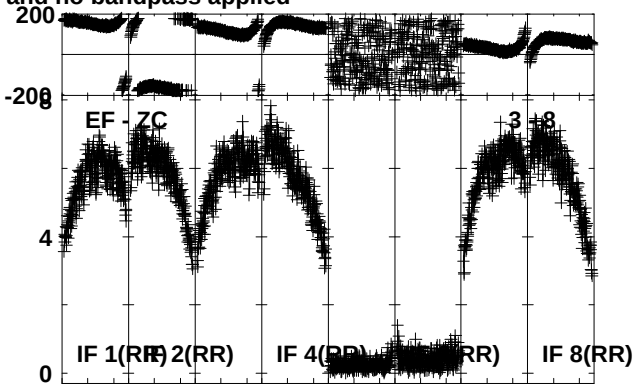

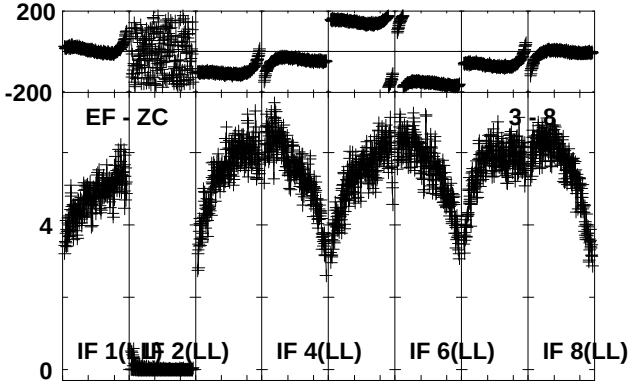

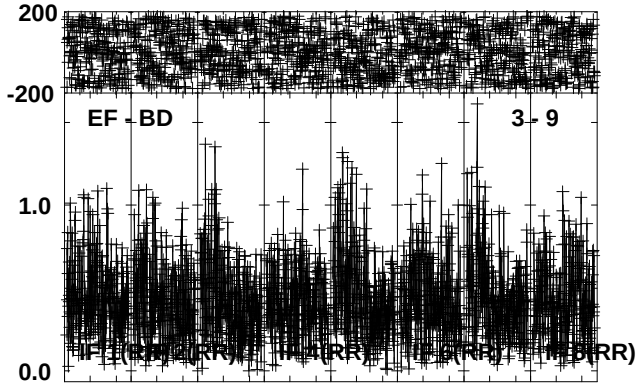

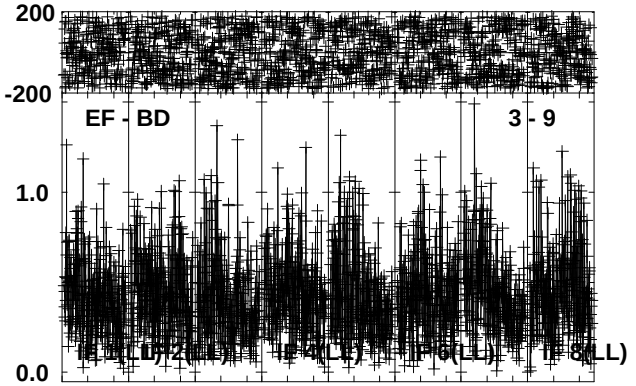

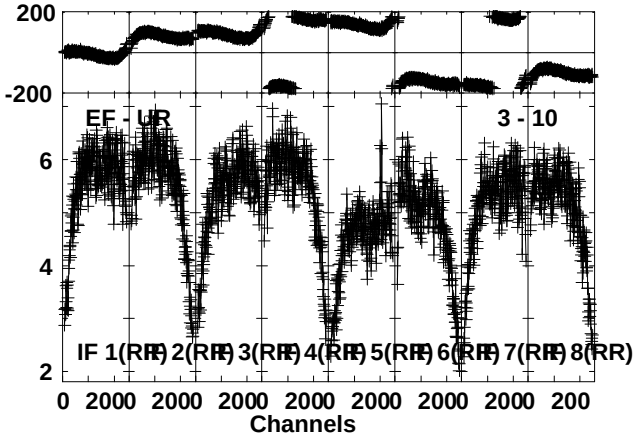

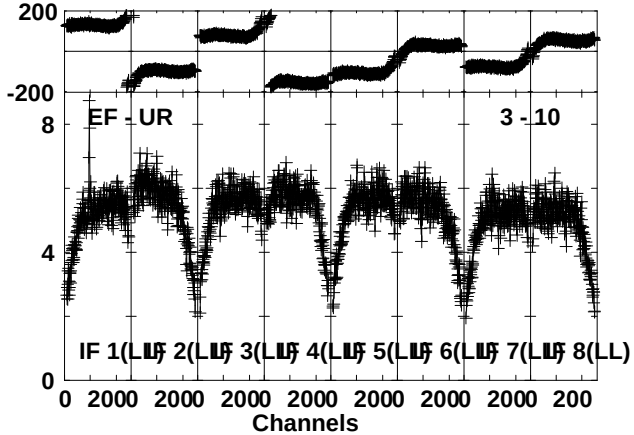

Lower frame: Milli Ampl Jy Top frame: Phas deg
Vector averaged cross-power spectrum Several baselines displayed
Timerange: 00/19:28:55 to 00/19:30:50

Plot file version 239 created 24-NOV-2011 07:19:20
HDF259 EC033.UVDATA.1
Freq = 1.6265 GHz, Bw = 8.000 MH No calibration applied and no bandpass applied

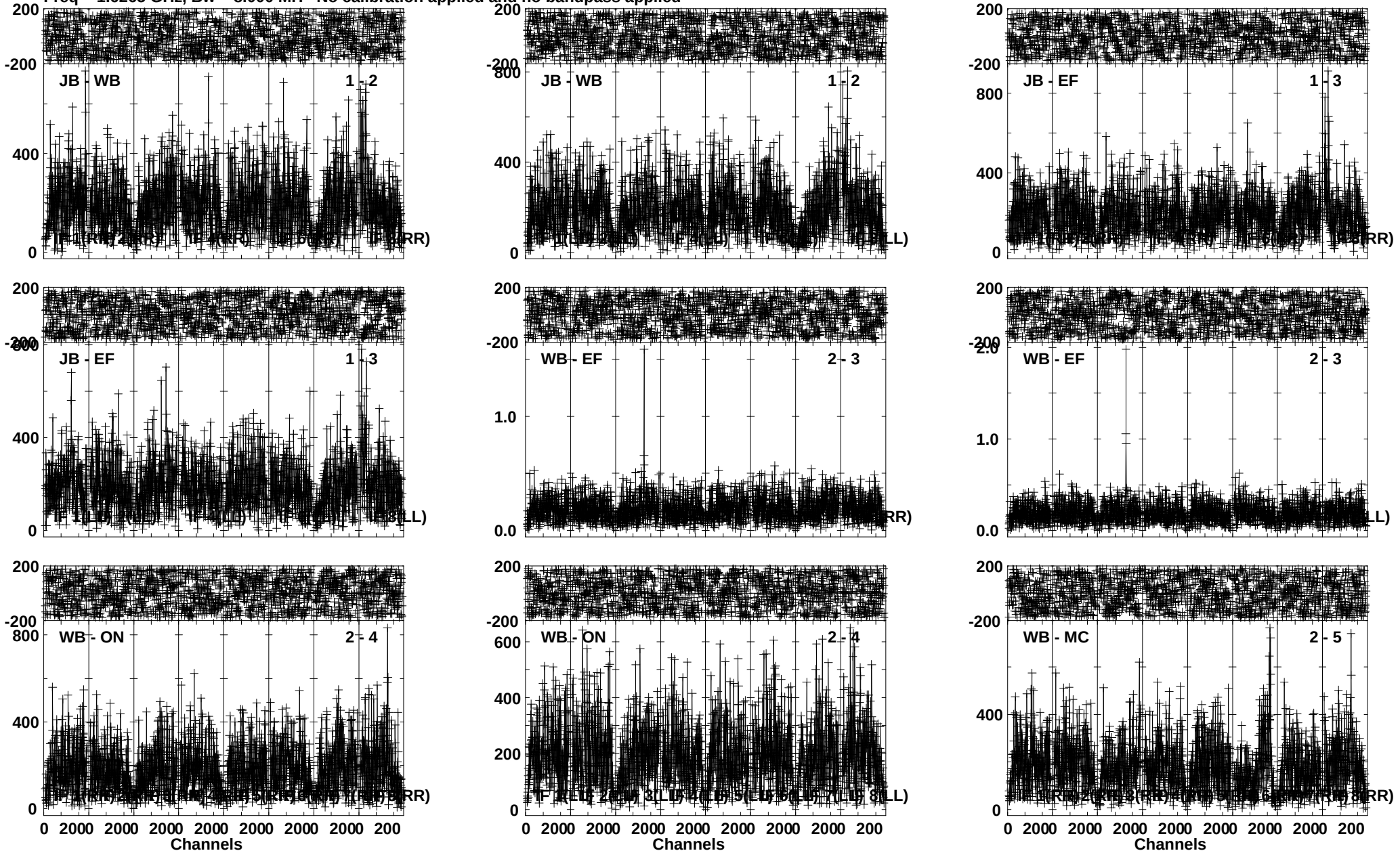

Lower frame: Micro Ampl Jy Top frame: Phas deg
Vector averaged cross-power spectrum Several baselines displayed
Timerange: 00/19:30:55 to 00/19:38:50

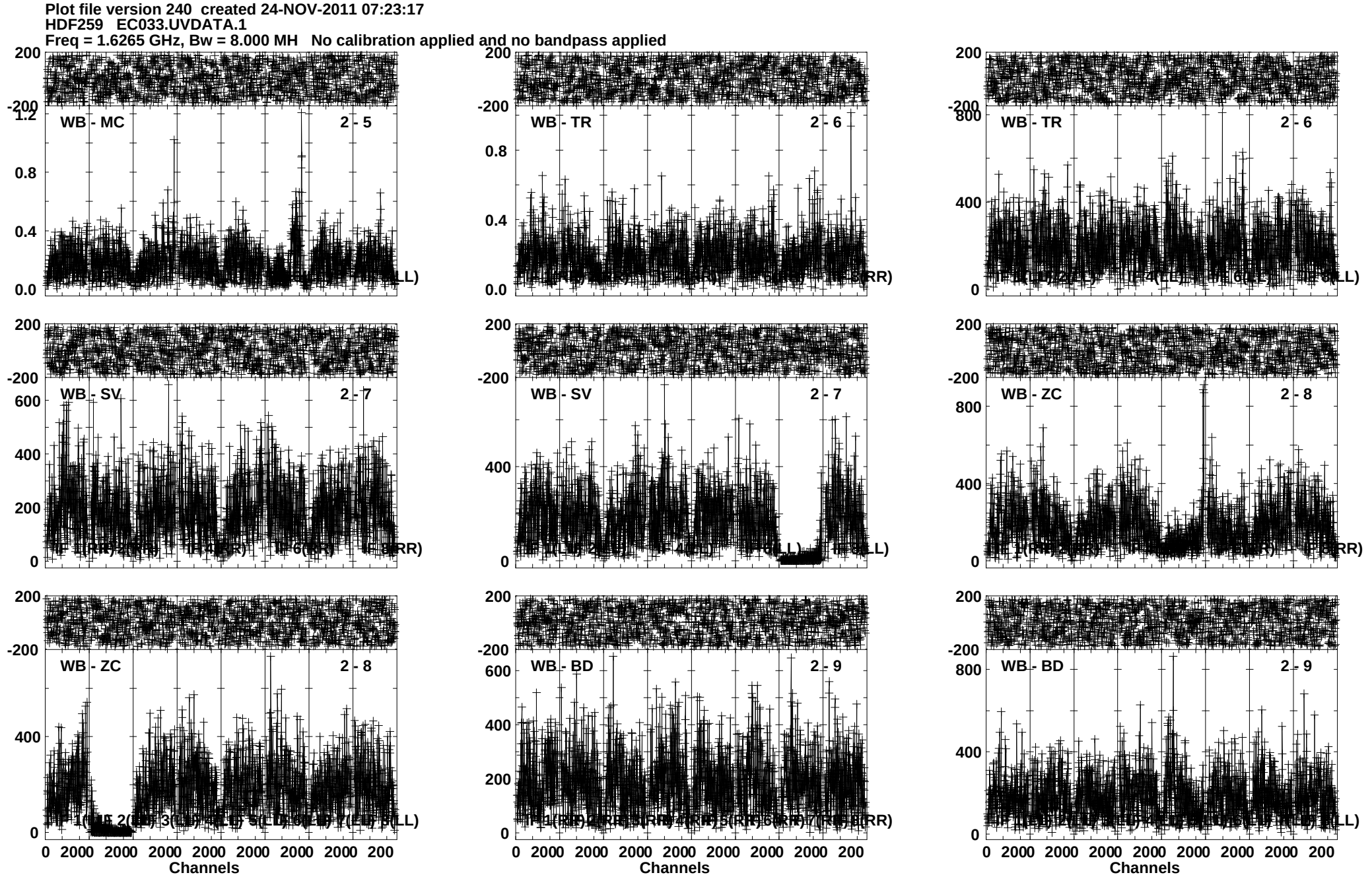
Plot file version 240 created 24-NOV-2011 07:23:17
HDF259 EC033.UVDATA.1
Freq = 1.6265 GHz, Bw = 8.000 MH No calibration applied and no bandpass applied
WB - MC 2 - 5
WB - TR 2 - 6
WB - TR 2 - 6
WB - SV 2 - 7
WB - SV 2 - 7
WB - ZC 2 - 8
WB - ZC 2 - 8
WB - BD 2 - 9
WB - BD 2 - 9
Channels
Channels
Channels
Lower frame: Milli Ampl Jy Top frame: Phas deg
Vector averaged cross-power spectrum Several baselines displayed
Timerange: 00/19:30:55 to 00/19:38:50

Plot file version 241 created 24-NOV-2011 07:28:14
HDF259 EC033.UVDATA.1
Freq = 1.6265 GHz, Bw = 8.000 MH No calibration applied and no bandpass applied

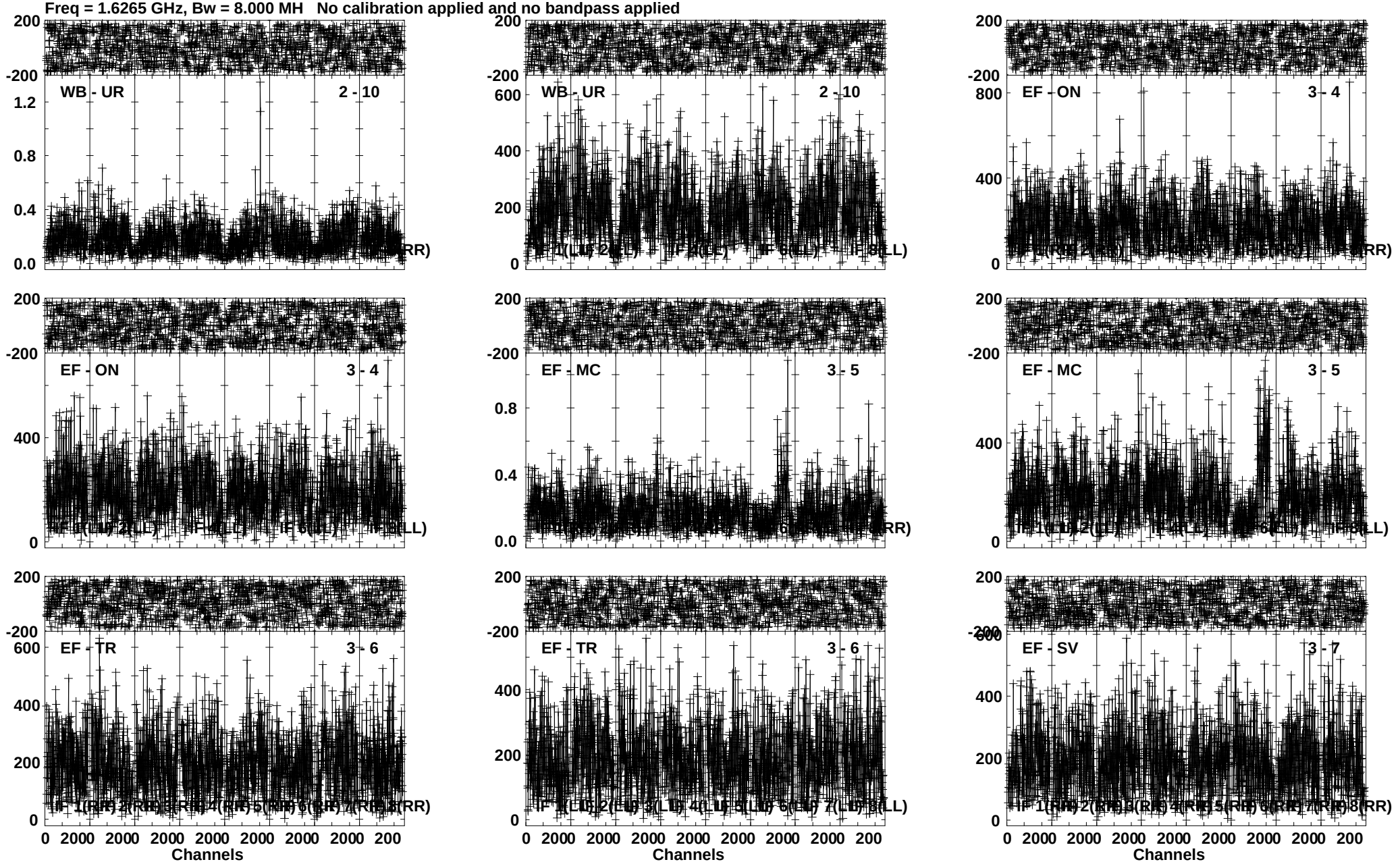

Lower frame: Milli Ampl Jy Top frame: Phas deg
Vector averaged cross-power spectrum Several baselines displayed
Timerange: 00/19:30:55 to 00/19:38:50

Plot file version 242 created 24-NOV-2011 07:32:11
HDF259 EC033.UVDATA.1
Freq = 1.6265 GHz, Bw = 8.000 MH No calibration applied and no bandpass applied

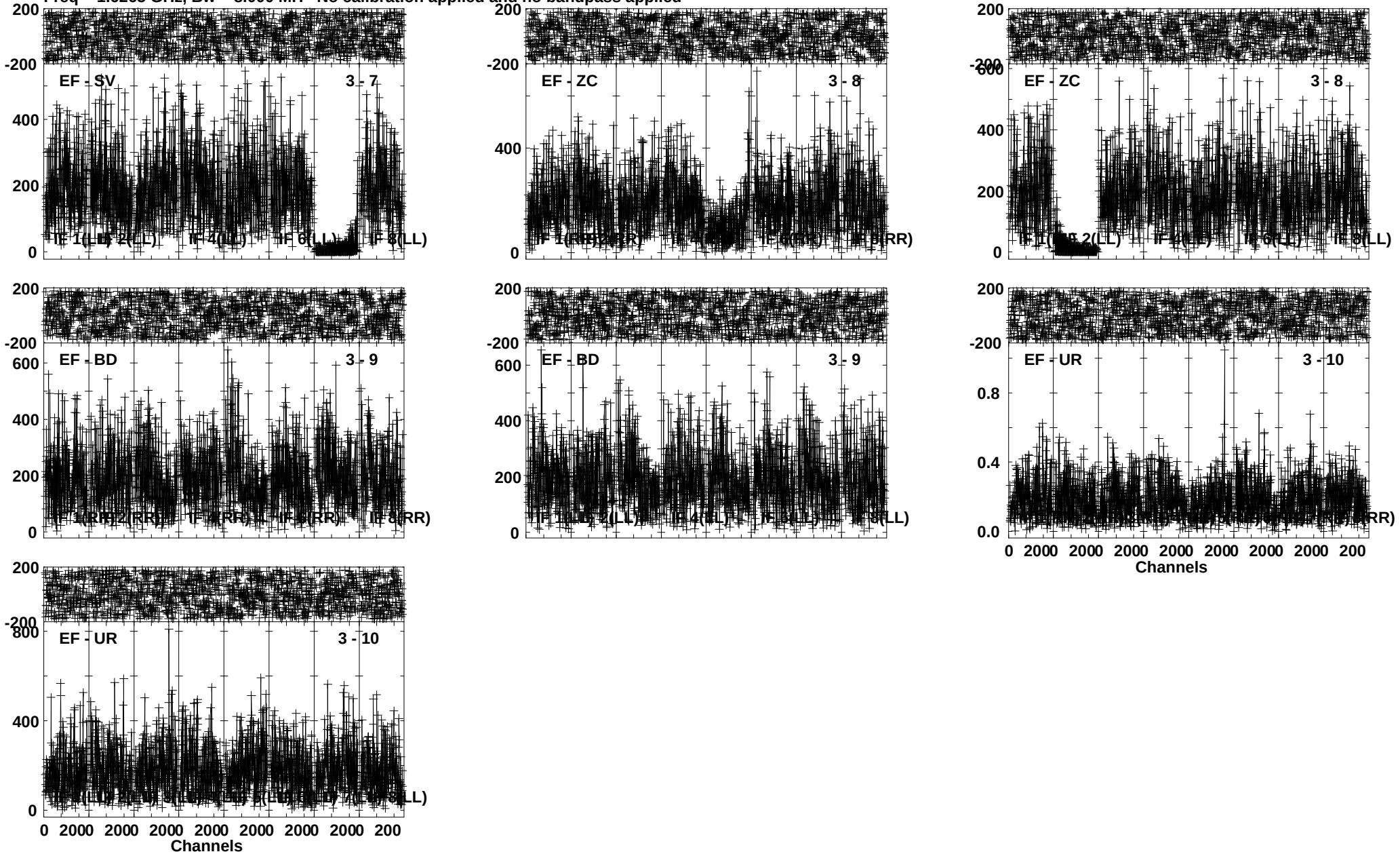

Lower frame: Micro Ampl Jy Top frame: Phas deg
Vector averaged cross-power spectrum Several baselines displayed
Timerange: 00/19:30:55 to 00/19:38:50

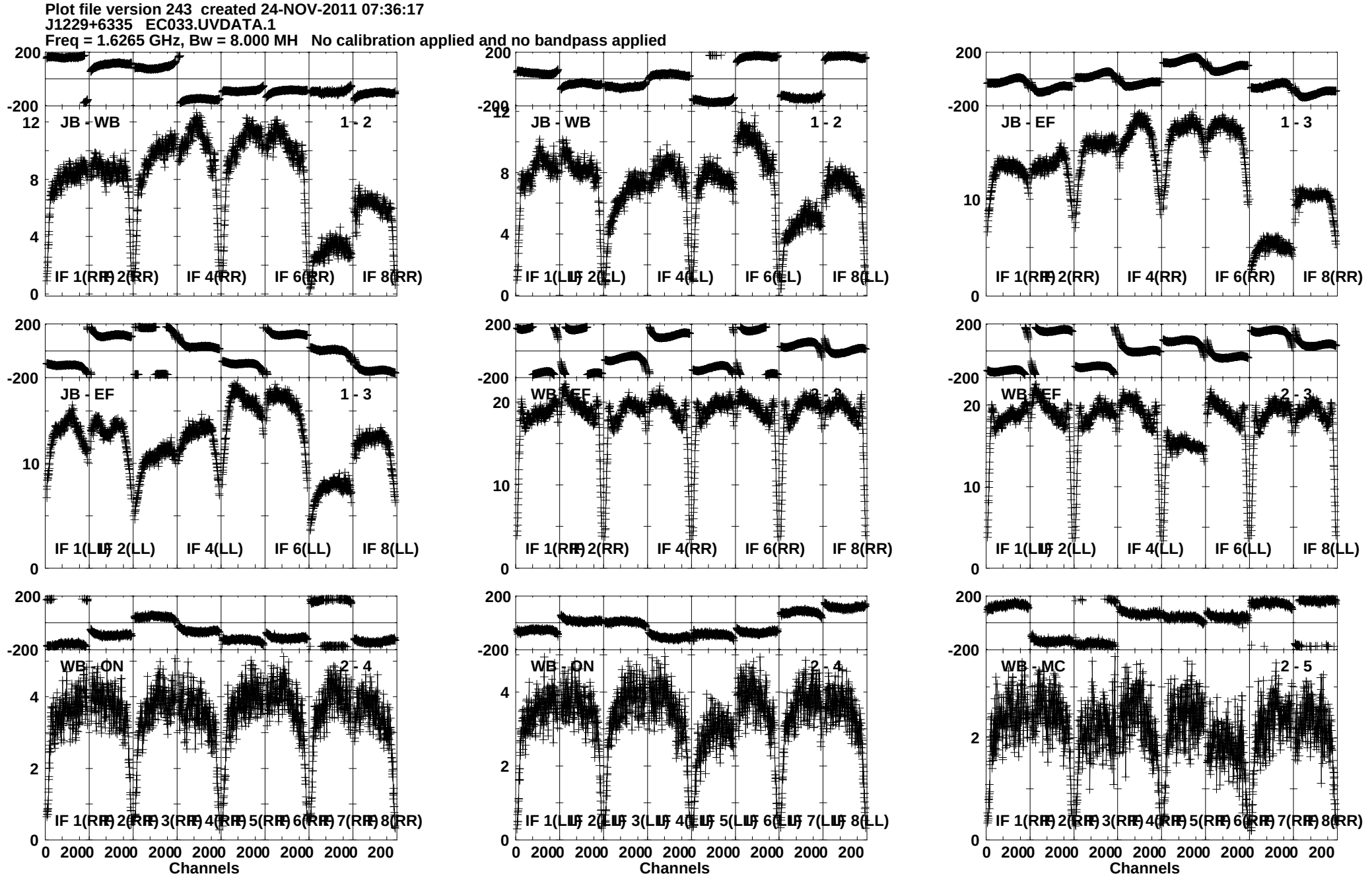

Lower frame: Milli Ampl Jy Top frame: Phas deg
Vector averaged cross-power spectrum Several baselines displayed
Timerange: 00/19:39:30 to 00/19:41:00

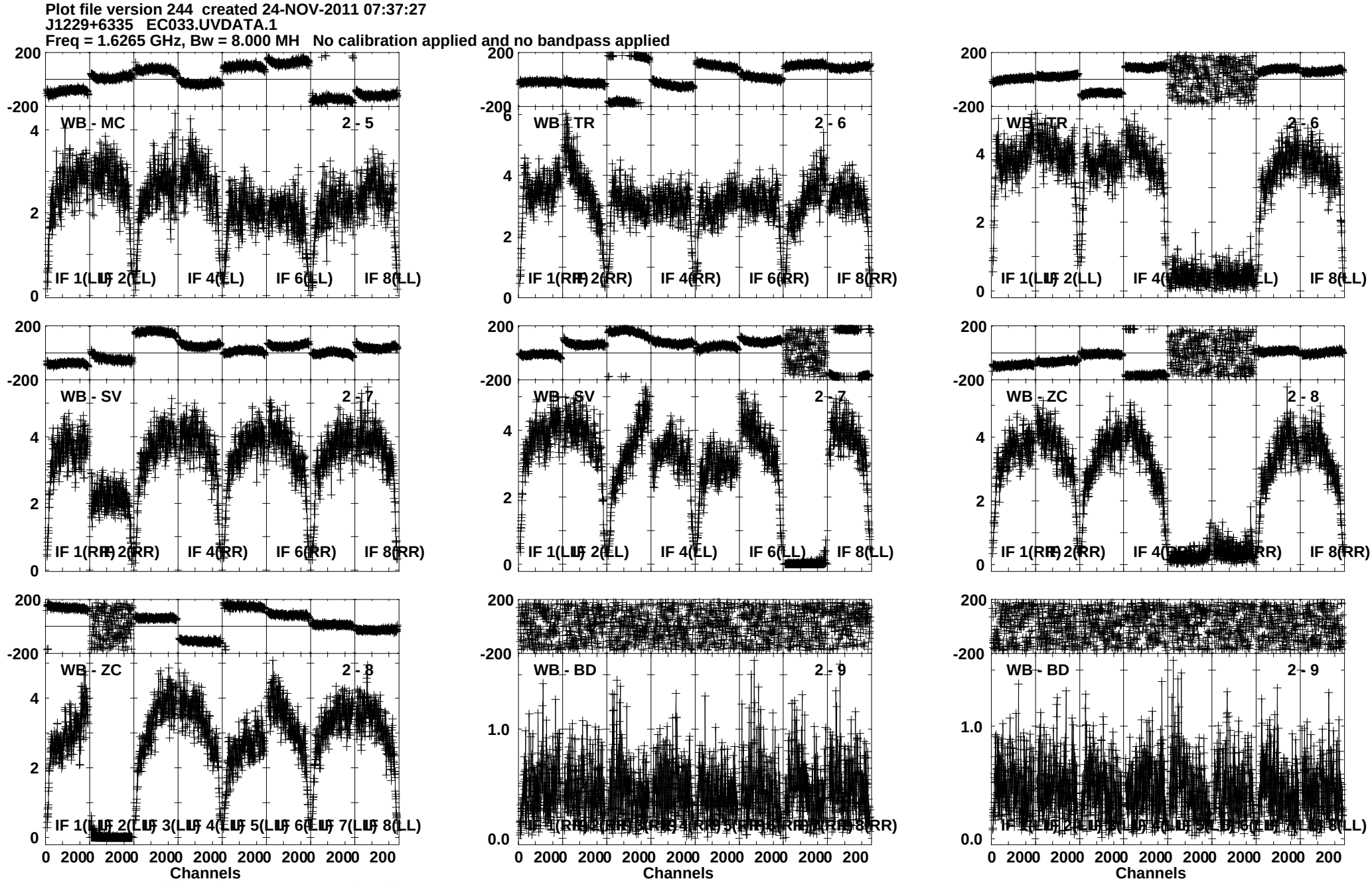
Plot file version 244 created 24-NOV-2011 07:37:27
J1229+6335 EC033.UVDATA.1
Freq = 1.6265 GHz, Bw = 8.000 MH No calibration applied and no bandpass applied
WB - MC 2 - 5
IF 1(LL) IF 2(LL) IF 4(LL) IF 6(LL) IF 8(LL)
WB - TR 2 - 6
IF 1(RR) IF 2(RR) IF 4(RR) IF 6(RR) IF 8(RR)
WB - TR 2 - 6
IF 1(LL) IF 2(LL) IF 4(LL) IF 8(LL)
WB - SV 2 - 7
IF 1(RR) IF 2(RR) IF 4(RR) IF 6(RR) IF 8(RR)
WB - SV 2 - 7
IF 1(LL) IF 2(LL) IF 4(LL) IF 6(LL) IF 8(LL)
WB - ZC 2 - 8
IF 1(RR) IF 2(RR) IF 4(RR) IF 8(RR)
WB - ZC 2 - 8
IF 1(LL) IF 2(LL) IF 3(LL) IF 4(LL) IF 5(LL) IF 6(LL) IF 7(LL) IF 8(LL)
WB - BD 2 - 9
IF 1(RR) IF 2(RR) IF 3(RR) IF 4(RR) IF 5(RR) IF 6(RR) IF 7(RR) IF 8(RR)
WB - BD 2 - 9
IF 1(LL) IF 2(LL) IF 3(LL) IF 4(LL) IF 5(LL) IF 6(LL) IF 7(LL) IF 8(LL)
Channels
Channels
Channels
Lower frame: Milli Ampl Jy Top frame: Phas deg
Vector averaged cross-power spectrum Several baselines displayed
Timerange: 00/19:39:30 to 00/19:41:00

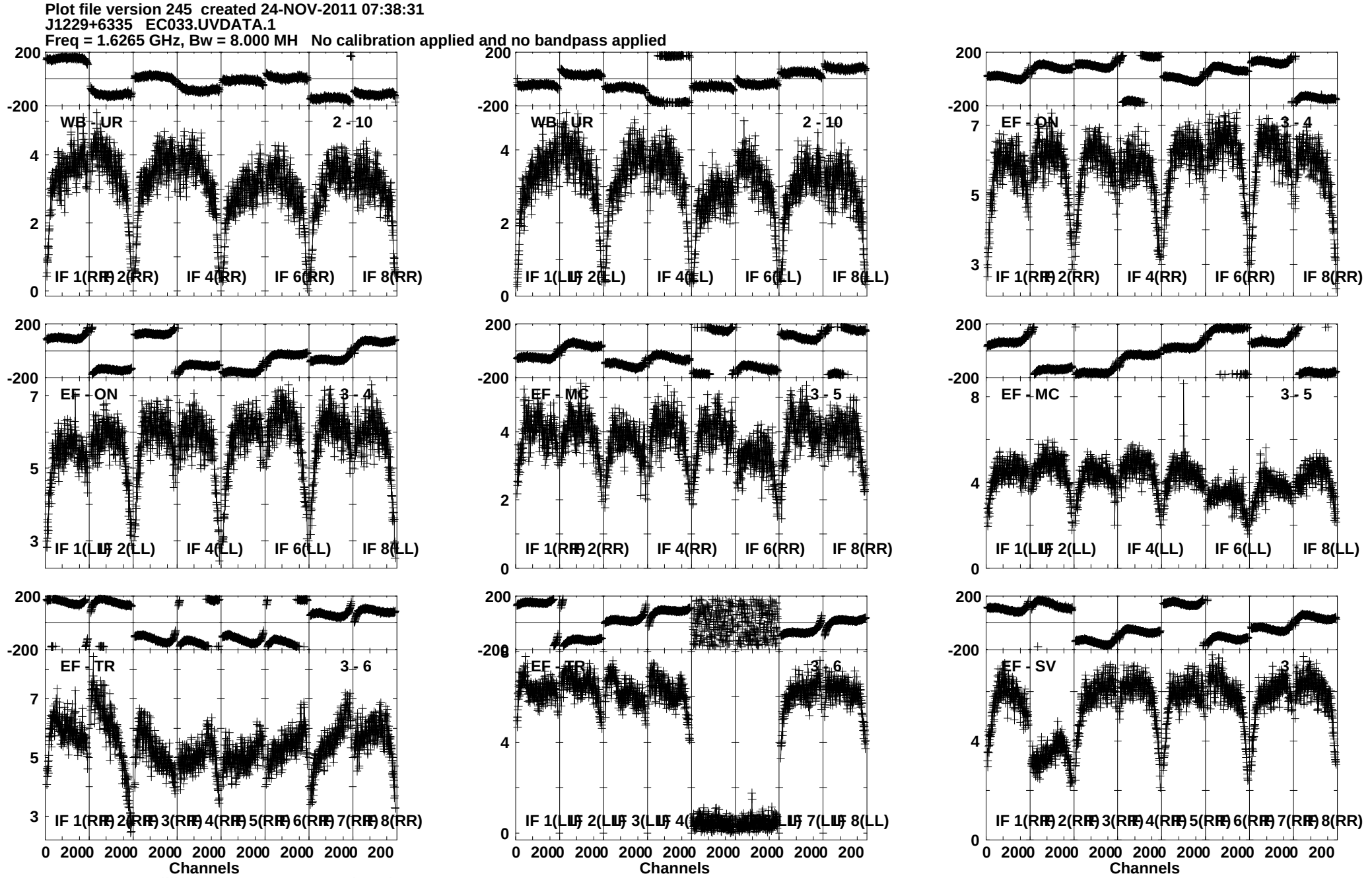
Plot file version 245 created 24-NOV-2011 07:38:31
J1229+6335 EC033.UVDATA.1
Freq = 1.6265 GHz, Bw = 8.000 MH No calibration applied and no bandpass applied
WB - UR 2 - 10
IF 1(RR) IF 2(RR) IF 4(RR) IF 6(RR) IF 8(RR)
WB - UR 2 - 10
IF 1(LL) IF 2(LL) IF 4(LL) IF 6(LL) IF 8(LL)
EF - ON 3 - 4
IF 1(RR) IF 2(RR) IF 4(RR) IF 6(RR) IF 8(RR)
EF - ON 3 - 4
IF 1(LL) IF 2(LL) IF 4(LL) IF 6(LL) IF 8(LL)
EF - MC 3 - 5
IF 1(RR) IF 2(RR) IF 4(RR) IF 6(RR) IF 8(RR)
EF - MC 3 - 5
IF 1(LL) IF 2(LL) IF 4(LL) IF 6(LL) IF 8(LL)
EF - TR 3 - 6
IF 1(RR) IF 2(RR) IF 3(RR) IF 4(RR) IF 5(RR) IF 6(RR) IF 7(RR) IF 8(RR)
EF - TR 3 - 6
IF 1(LL) IF 2(LL) IF 3(LL) IF 4(LL) IF 7(LL) IF 8(LL)
EF - SV 3 - 7
IF 1(RR) IF 2(RR) IF 3(RR) IF 4(RR) IF 5(RR) IF 6(RR) IF 7(RR) IF 8(RR)
Channels
Channels
Channels
Lower frame: Milli Ampl Jy Top frame: Phas deg
Vector averaged cross-power spectrum Several baselines displayed
Timerange: 00/19:39:30 to 00/19:41:00

Plot file version 246 created 24-NOV-2011 07:39:23
J1229+6335 EC033.UVDATA.1
Freq = 1.6265 GHz, Bw = 8.000 MH No calibration applied and no bandpass applied

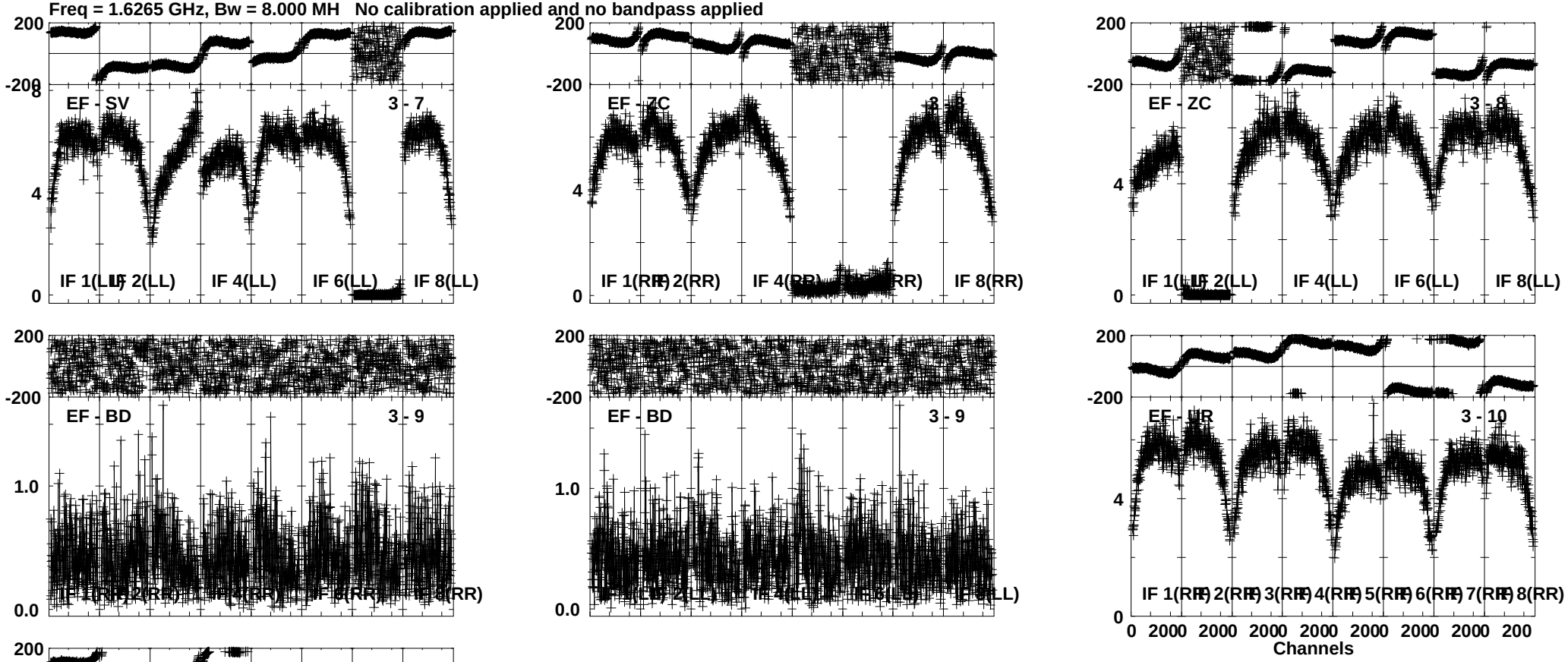

Lower frame: Milli Ampl Jy Top frame: Phas deg
Vector averaged cross-power spectrum Several baselines displayed
Timerange: 00/19:39:30 to 00/19:41:00

Plot file version 247 created 24-NOV-2011 07:41:05
HDF259 EC033.UVDATA.1
Freq = 1.6265 GHz, Bw = 8.000 MH No calibration applied and no bandpass applied

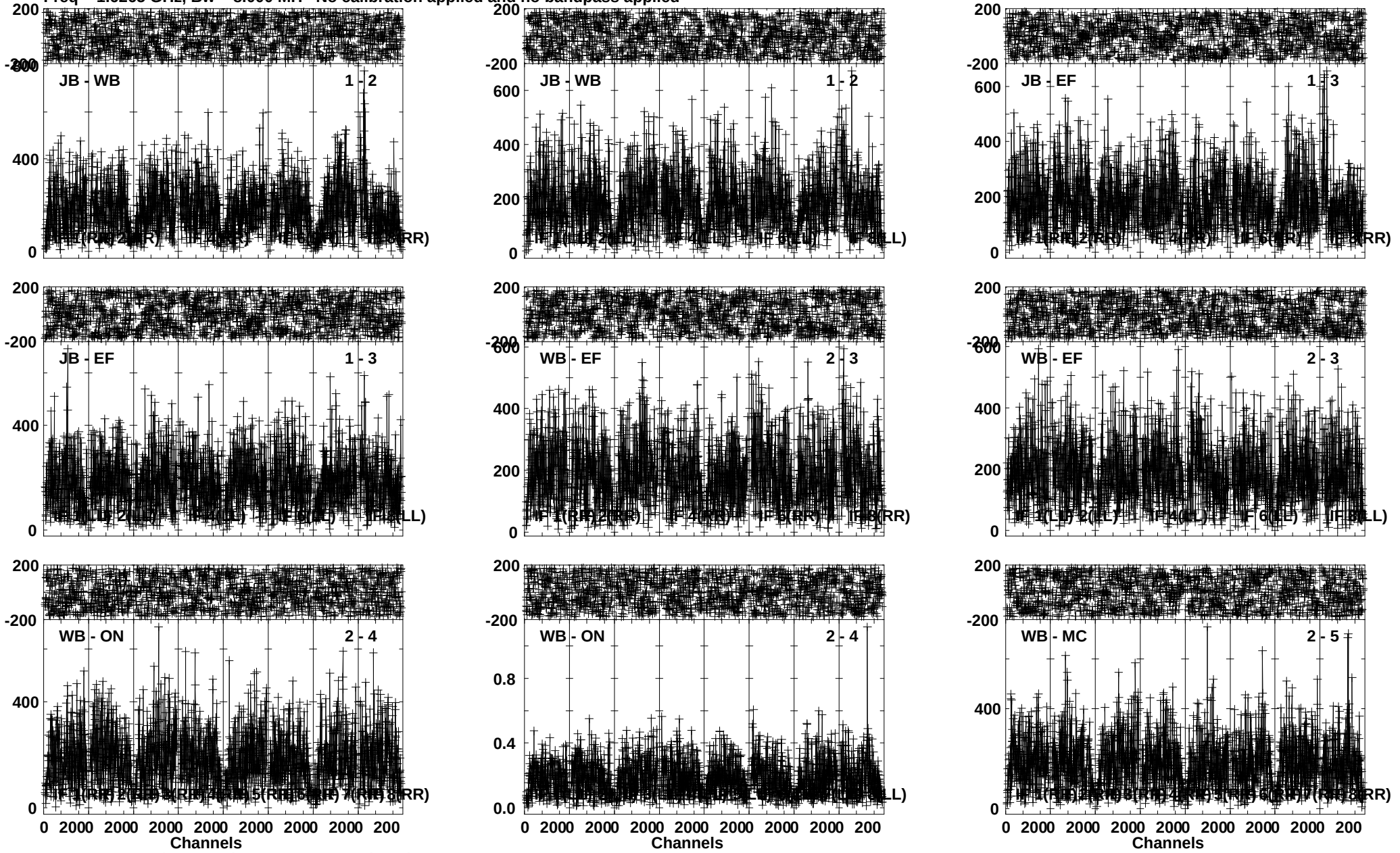

Lower frame: Micro Ampl Jy Top frame: Phas deg
Vector averaged cross-power spectrum Several baselines displayed
Timerange: 00/19:41:05 to 00/19:49:30

Plot file version 248 created 24-NOV-2011 07:45:18
HDF259 EC033.UVDATA.1
Freq = 1.6265 GHz, Bw = 8.000 MH No calibration applied and no bandpass applied

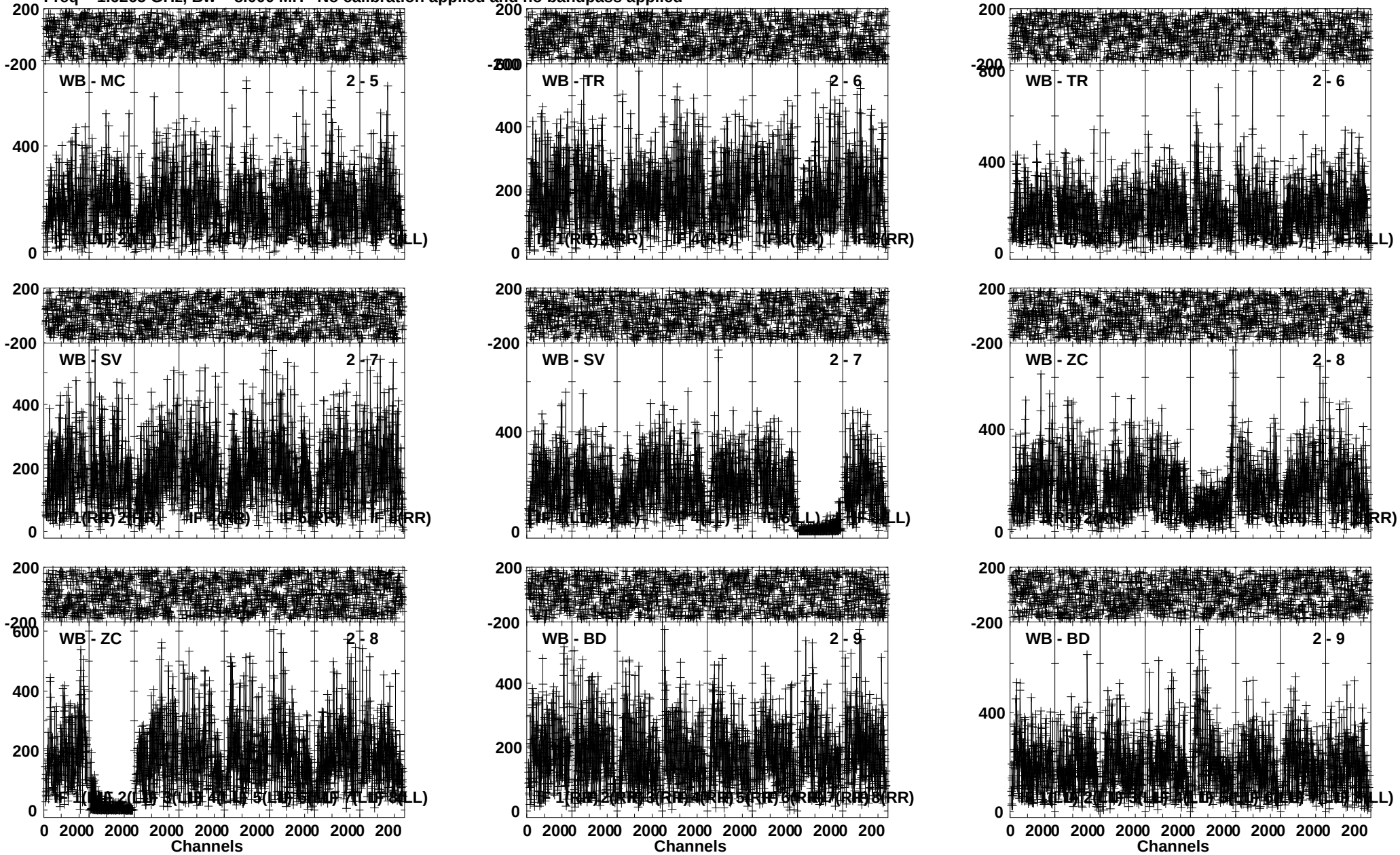

Lower frame: Micro Ampl Jy Top frame: Phas deg
Vector averaged cross-power spectrum Several baselines displayed
Timerange: 00/19:41:05 to 00/19:49:30

Plot file version 249 created 24-NOV-2011 07:50:33
HDF259 EC033.UVDATA.1
Freq = 1.6265 GHz, Bw = 8.000 MH No calibration applied and no bandpass applied

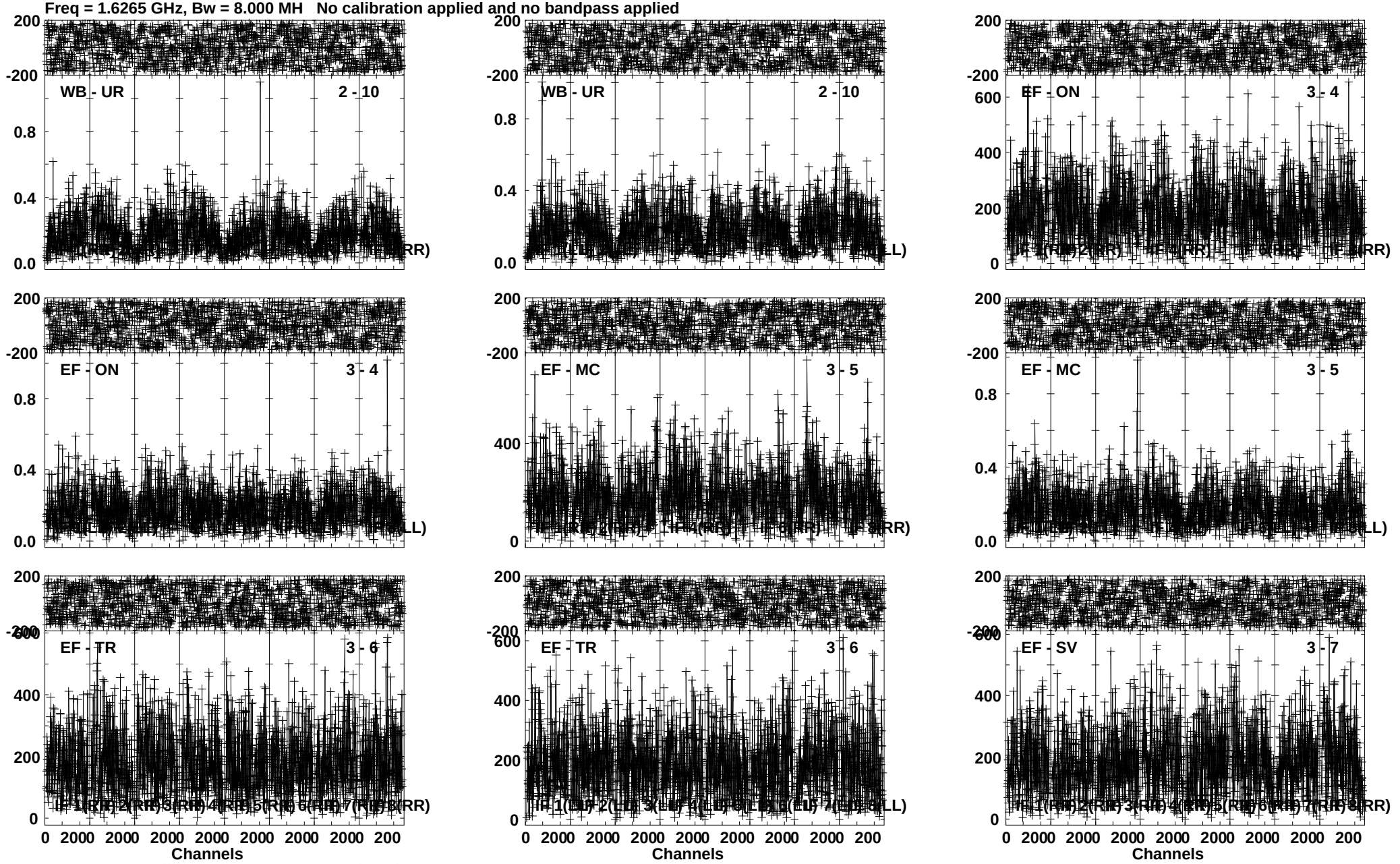

Lower frame: Milli Ampl Jy Top frame: Phas deg
Vector averaged cross-power spectrum Several baselines displayed
Timerange: 00/19:41:05 to 00/19:49:30

Plot file version 250 created 24-NOV-2011 07:54:45
HDF259 EC033.UVDATA.1
Freq = 1.6265 GHz, Bw = 8.000 MH No calibration applied and no bandpass applied

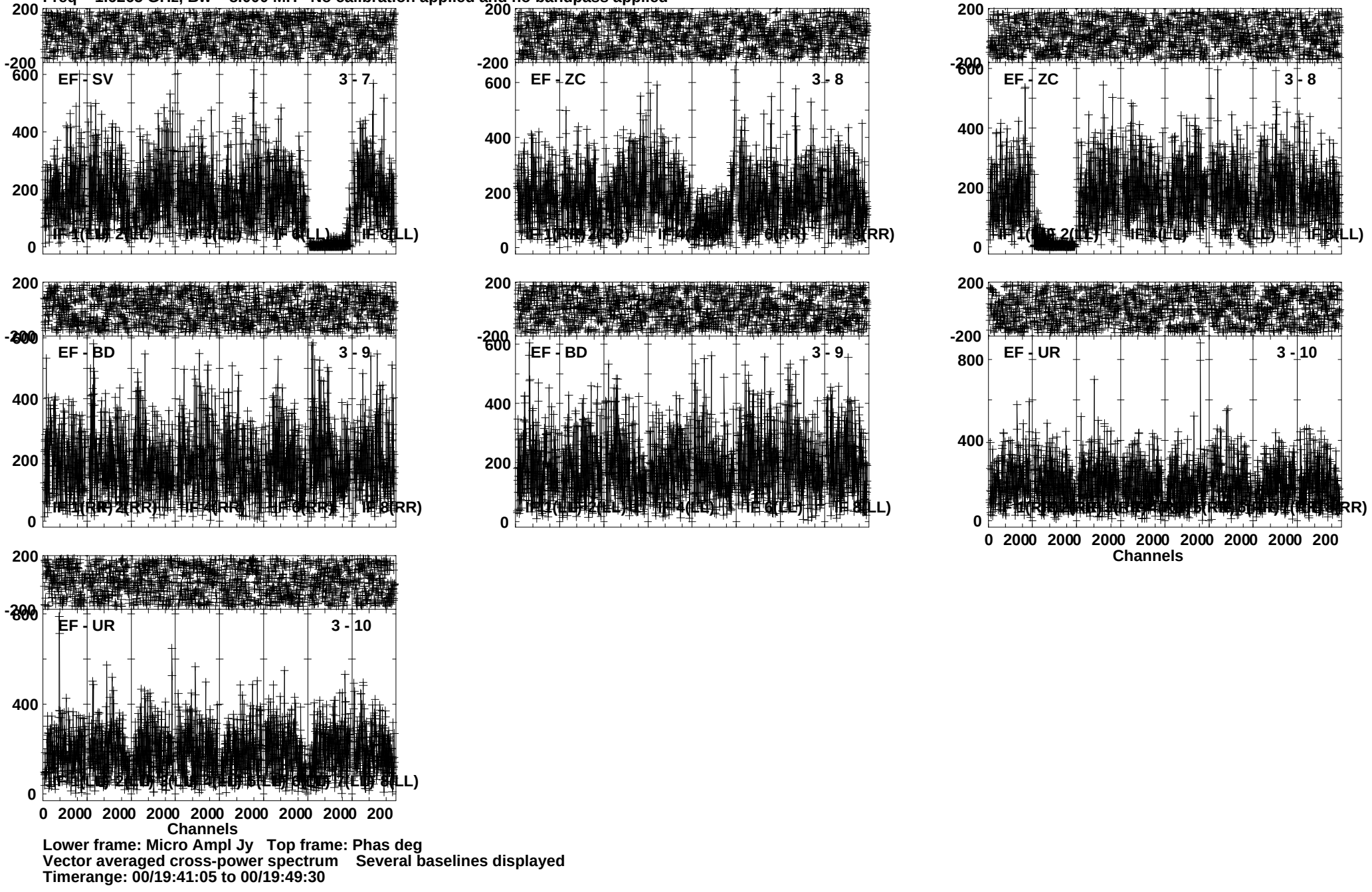

Lower frame: Micro Ampl Jy Top frame: Phas deg
Vector averaged cross-power spectrum Several baselines displayed
Timerange: 00/19:41:05 to 00/19:49:30

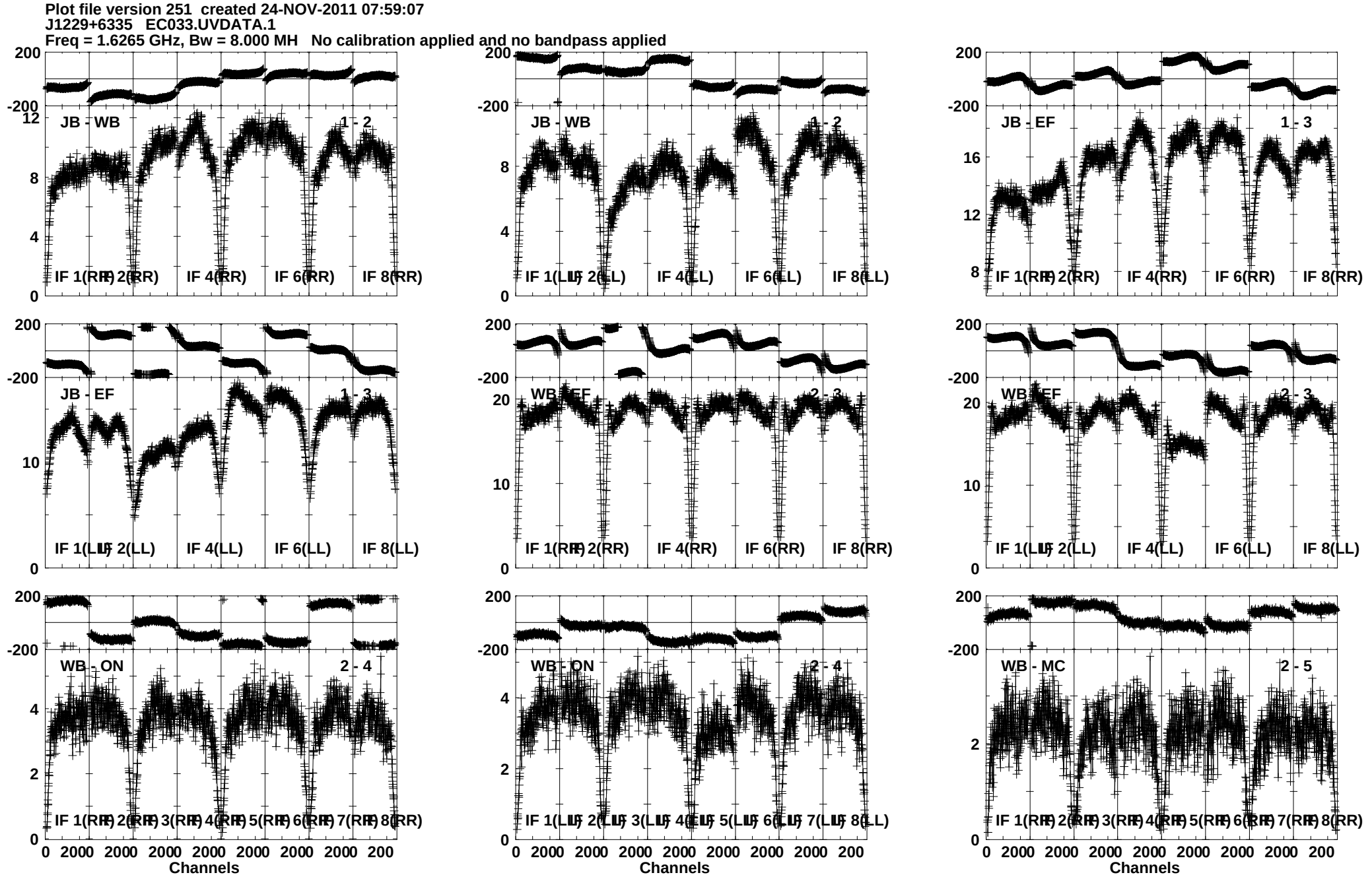
Plot file version 251 created 24-NOV-2011 07:59:07
J1229+6335 EC033.UVDATA.1
Freq = 1.6265 GHz, Bw = 8.000 MH No calibration applied and no bandpass applied
JB - WB 1 - 2
IF 1(RR) IF 2(RR) IF 4(RR) IF 6(RR) IF 8(RR)
JB - WB 1 - 2
IF 1(LL) IF 2(LL) IF 4(LL) IF 6(LL) IF 8(LL)
JB - EF 1 - 3
IF 1(RR) IF 2(RR) IF 4(RR) IF 6(RR) IF 8(RR)
JB - EF 1 - 3
IF 1(LL) IF 2(LL) IF 4(LL) IF 6(LL) IF 8(LL)
WB - EF 2 - 3
IF 1(RR) IF 2(RR) IF 4(RR) IF 6(RR) IF 8(RR)
WB - EF 2 - 3
IF 1(LL) IF 2(LL) IF 4(LL) IF 6(LL) IF 8(LL)
WB - ON 2 - 4
IF 1(RR) IF 2(RR) IF 3(RR) IF 4(RR) IF 5(RR) IF 6(RR) IF 7(RR) IF 8(RR)
WB - ON 2 - 4
IF 1(LL) IF 2(LL) IF 3(LL) IF 4(LL) IF 5(LL) IF 6(LL) IF 7(LL) IF 8(LL)
WB - MC 2 - 5
IF 1(RR) IF 2(RR) IF 3(RR) IF 4(RR) IF 5(RR) IF 6(RR) IF 7(RR) IF 8(RR)
0 2000 2000 2000 2000 2000 2000 2000 200
Channels
Lower frame: Milli Ampl Jy Top frame: Phas deg
Vector averaged cross-power spectrum Several baselines displayed
Timerange: 00/19:49:35 to 00/19:51:30

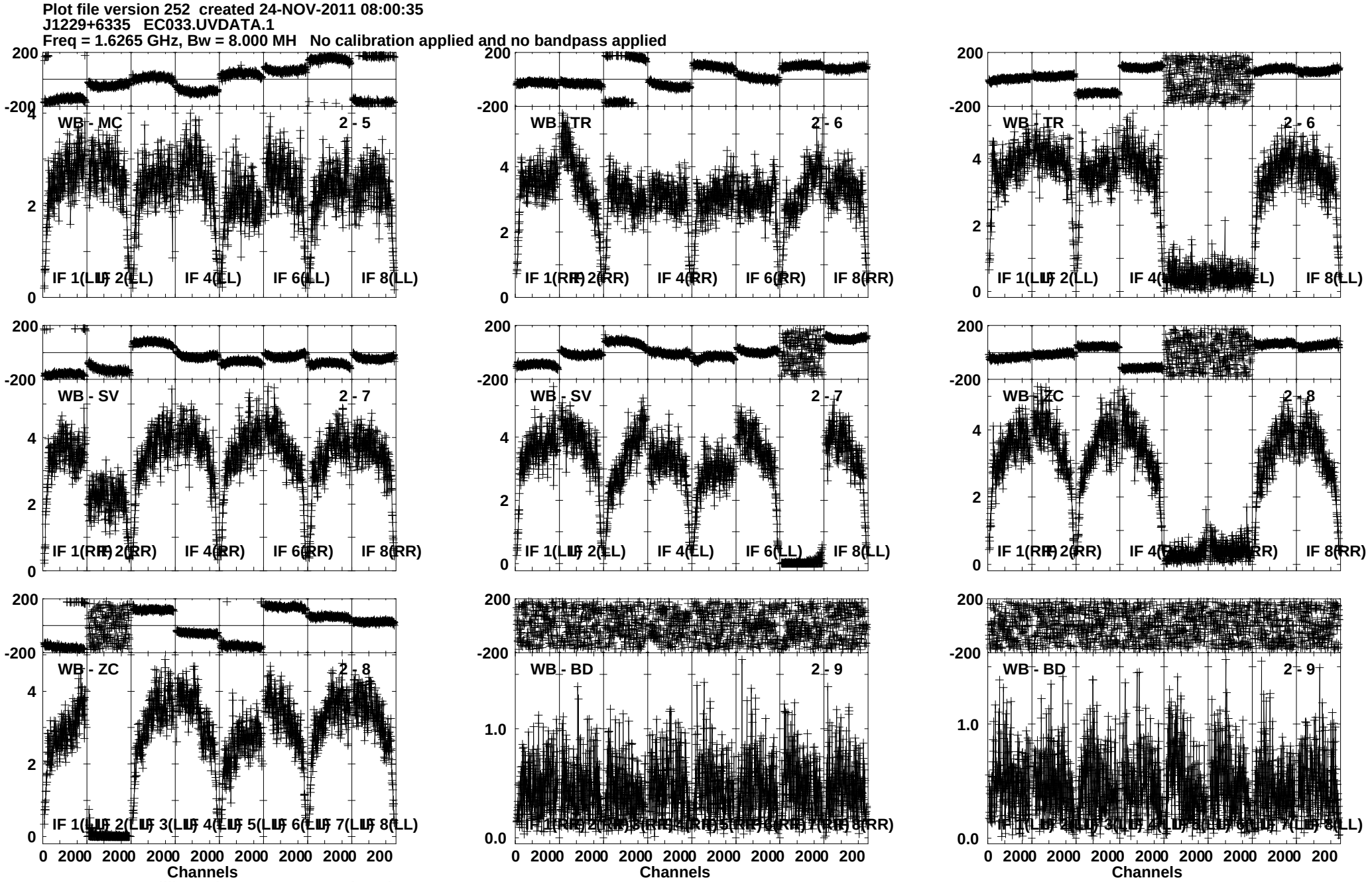
Plot file version 252 created 24-NOV-2011 08:00:35
J1229+6335 EC033.UVDATA.1
Freq = 1.6265 GHz, Bw = 8.000 MH No calibration applied and no bandpass applied
WB - MC 2 - 5
WB - TR 2 - 6
WB - TR 2 - 6
WB - SV 2 - 7
WB - SV 2 - 7
WB - ZC 2 - 8
WB - ZC 2 - 8
WB - BD 2 - 9
WB - BD 2 - 9
Channels
Channels
Channels
Lower frame: Milli Ampl Jy Top frame: Phas deg
Vector averaged cross-power spectrum Several baselines displayed
Timerange: 00/19:49:35 to 00/19:51:30

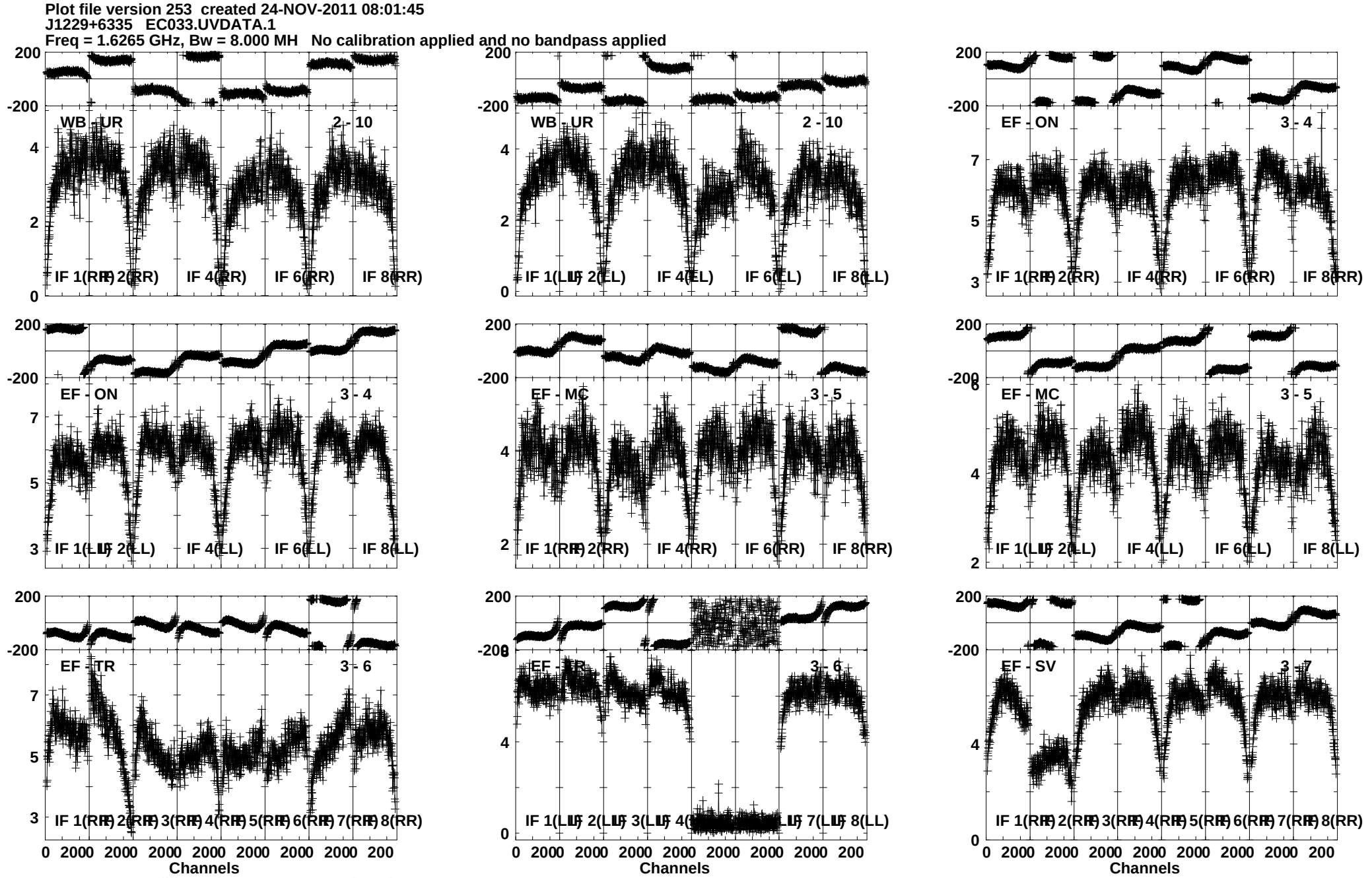
Plot file version 253 created 24-NOV-2011 08:01:45
J1229+6335 EC033.UVDATA.1
Freq = 1.6265 GHz, Bw = 8.000 MH No calibration applied and no bandpass applied
WB - UR 2 - 10
IF 1(RR) IF 2(RR) IF 4(RR) IF 6(RR) IF 8(RR)
WB - UR 2 - 10
IF 1(LL) IF 2(LL) IF 4(LL) IF 6(LL) IF 8(LL)
EF - ON 3 - 4
IF 1(RR) IF 2(RR) IF 4(RR) IF 6(RR) IF 8(RR)
EF - ON 3 - 4
IF 1(LL) IF 2(LL) IF 4(LL) IF 6(LL) IF 8(LL)
EF - MC 3 - 5
IF 1(RR) IF 2(RR) IF 4(RR) IF 6(RR) IF 8(RR)
EF - MC 3 - 5
IF 1(LL) IF 2(LL) IF 4(LL) IF 6(LL) IF 8(LL)
EF - TR 3 - 6
IF 1(RR) IF 2(RR) IF 3(RR) IF 4(RR) IF 5(RR) IF 6(RR) IF 7(RR) IF 8(RR)
EF - TR 3 - 6
IF 1(LL) IF 2(LL) IF 3(LL) IF 4(LL) IF 7(LL) IF 8(LL)
EF - SV 3 - 7
IF 1(RR) IF 2(RR) IF 3(RR) IF 4(RR) IF 5(RR) IF 6(RR) IF 7(RR) IF 8(RR)
0 2000 2000 2000 2000 2000 2000 2000 200
Channels
Lower frame: Milli Ampl Jy Top frame: Phas deg
Vector averaged cross-power spectrum Several baselines displayed
Timerange: 00/19:49:35 to 00/19:51:30

Plot file version 254 created 24-NOV-2011 08:02:41
J1229+6335 EC033.UVDATA.1
Freq = 1.6265 GHz, Bw = 8.000 MH No calibration applied and no bandpass applied

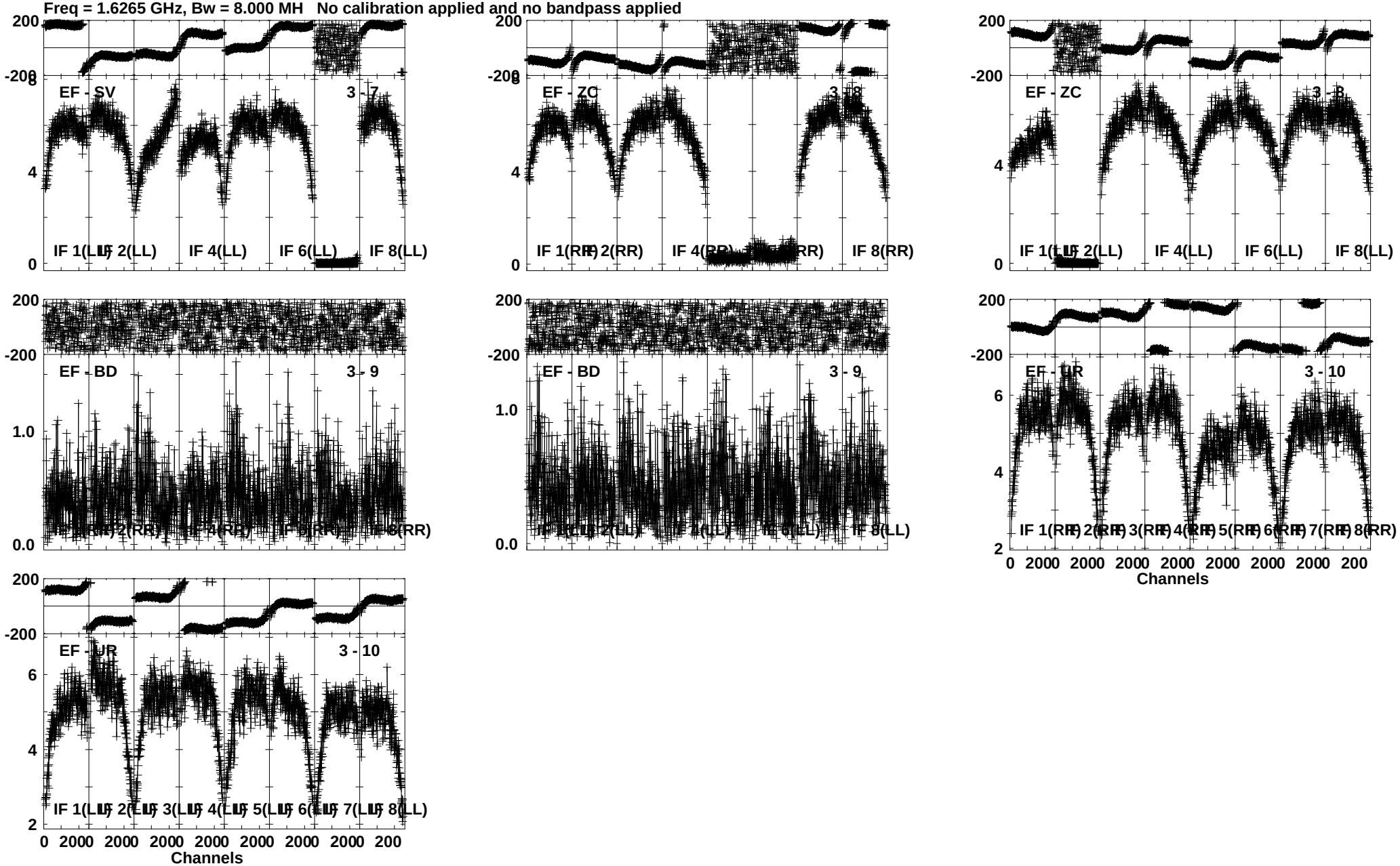

Lower frame: Milli Ampl Jy Top frame: Phas deg
Vector averaged cross-power spectrum Several baselines displayed
Timerange: 00/19:49:35 to 00/19:51:30

Plot file version 255 created 24-NOV-2011 08:04:33
HDF259 EC033.UVDATA.1
Freq = 1.6265 GHz, Bw = 8.000 MH No calibration applied and no bandpass applied

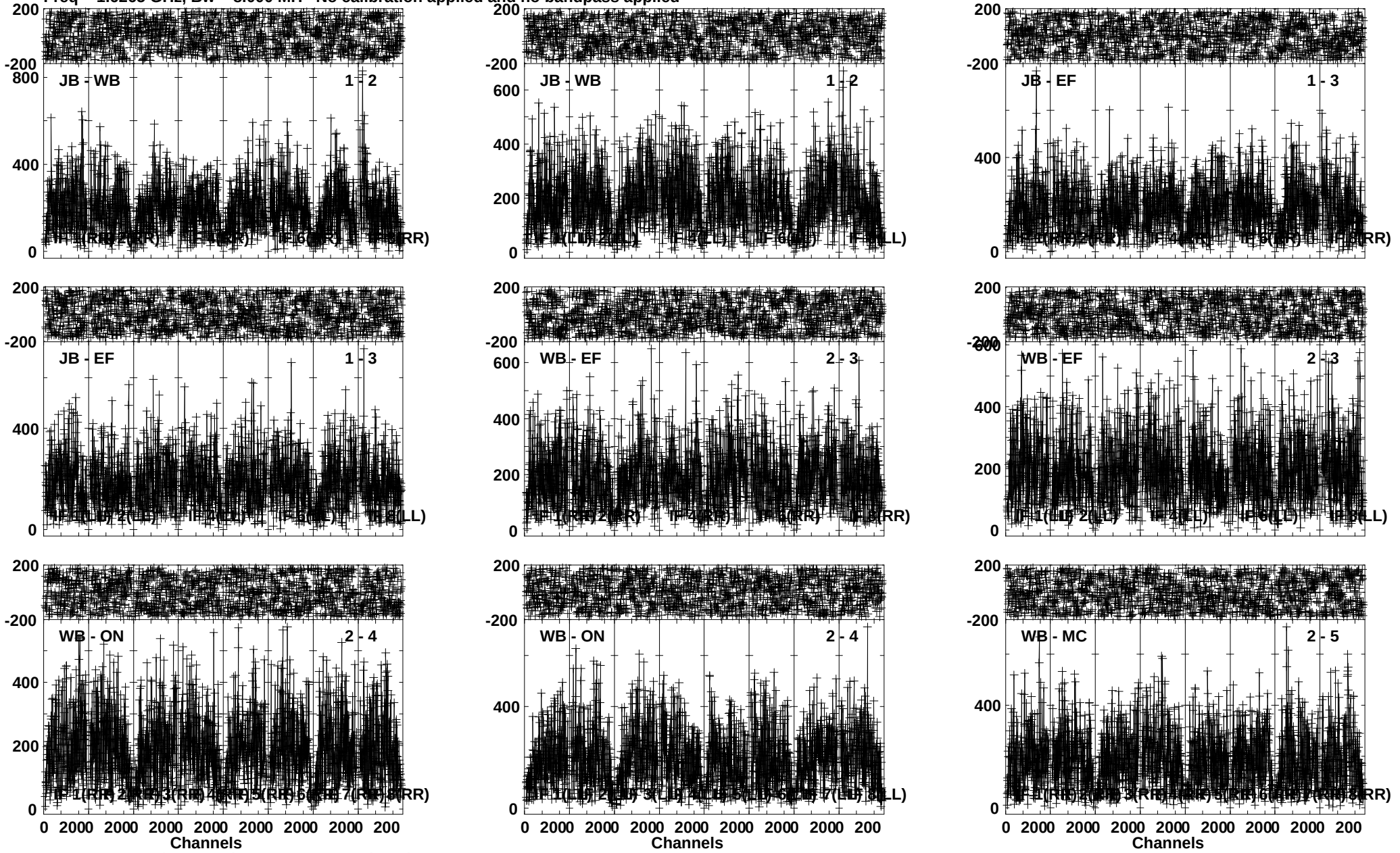

Lower frame: Micro Ampl Jy Top frame: Phas deg
Vector averaged cross-power spectrum Several baselines displayed
Timerange: 00/19:51:35 to 00/19:59:30

Plot file version 256 created 24-NOV-2011 08:08:27
HDF259 EC033.UVDATA.1
Freq = 1.6265 GHz, Bw = 8.000 MH No calibration applied and no bandpass applied

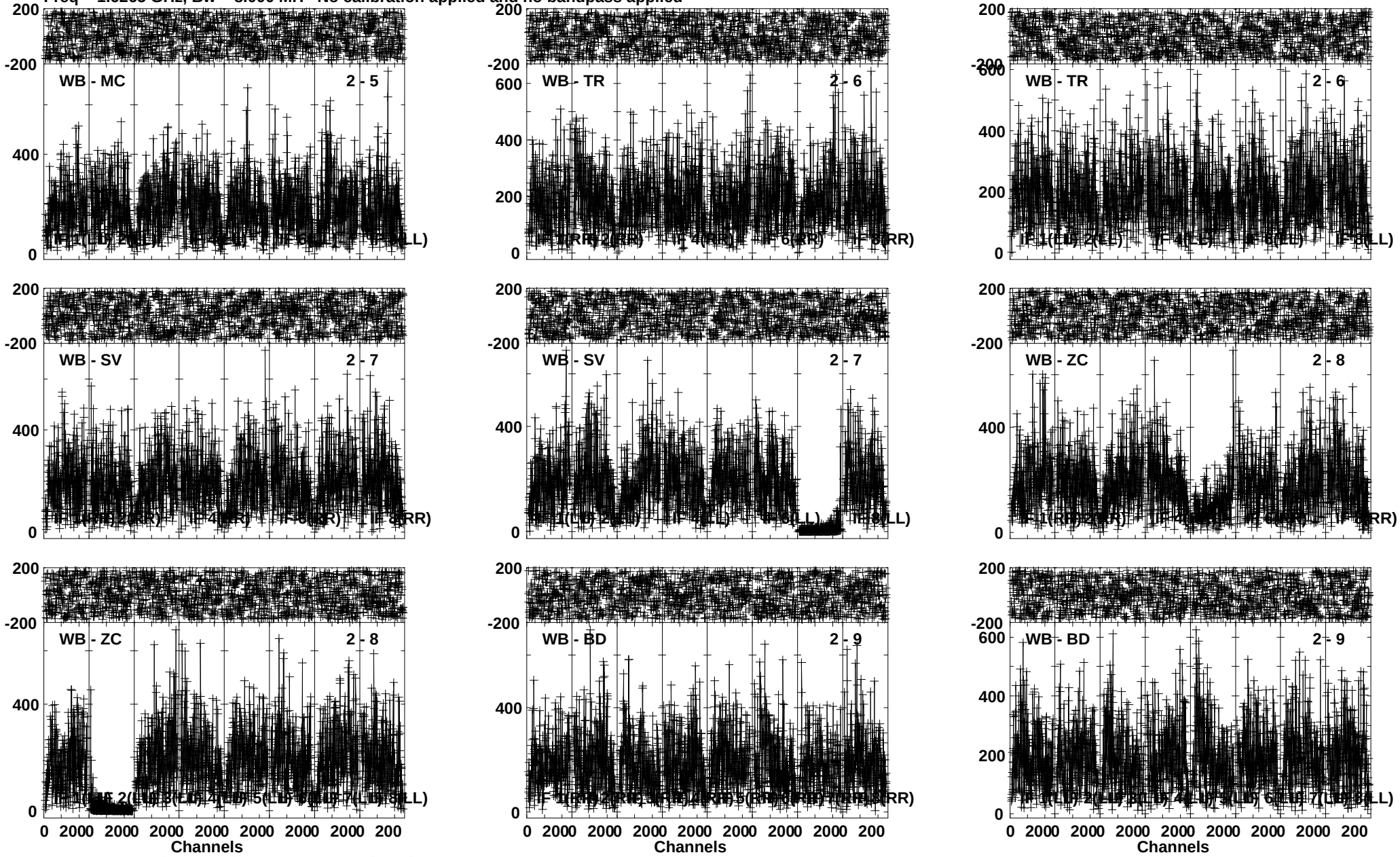

Lower frame: Micro Ampl Jy Top frame: Phas deg
Vector averaged cross-power spectrum Several baselines displayed
Timerange: 00/19:51:35 to 00/19:59:30

Plot file version 257 created 24-NOV-2011 08:13:23
HDF259 EC033.UVDATA.1
Freq = 1.6265 GHz, Bw = 8.000 MH No calibration applied and no bandpass applied

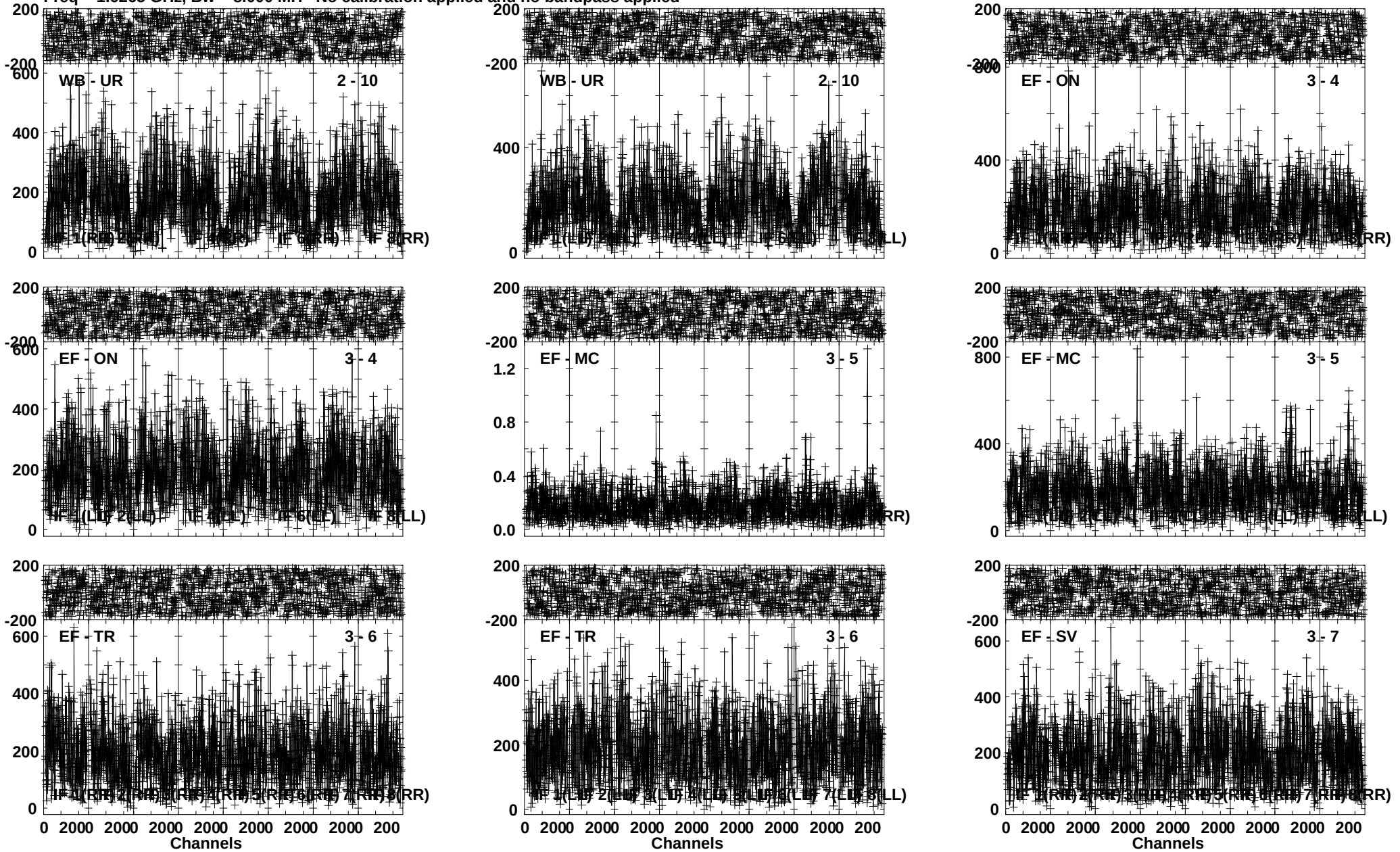

Lower frame: Micro Ampl Jy Top frame: Phas deg
Vector averaged cross-power spectrum Several baselines displayed
Timerange: 00/19:51:35 to 00/19:59:30

Plot file version 258 created 24-NOV-2011 08:17:22
HDF259 EC033.UVDATA.1
Freq = 1.6265 GHz, Bw = 8.000 MH No calibration applied and no bandpass applied

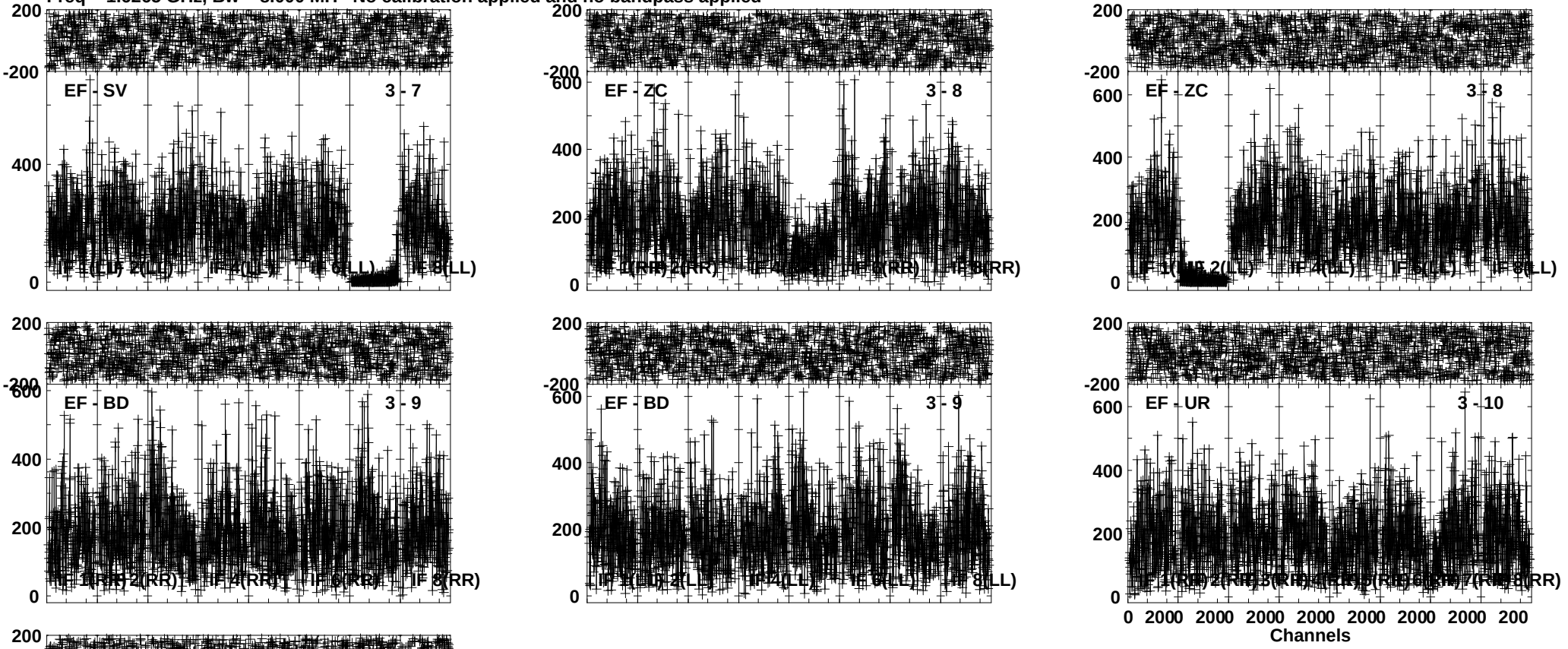

Lower frame: Micro Ampl Jy Top frame: Phas deg
Vector averaged cross-power spectrum Several baselines displayed
Timerange: 00/19:51:35 to 00/19:59:30

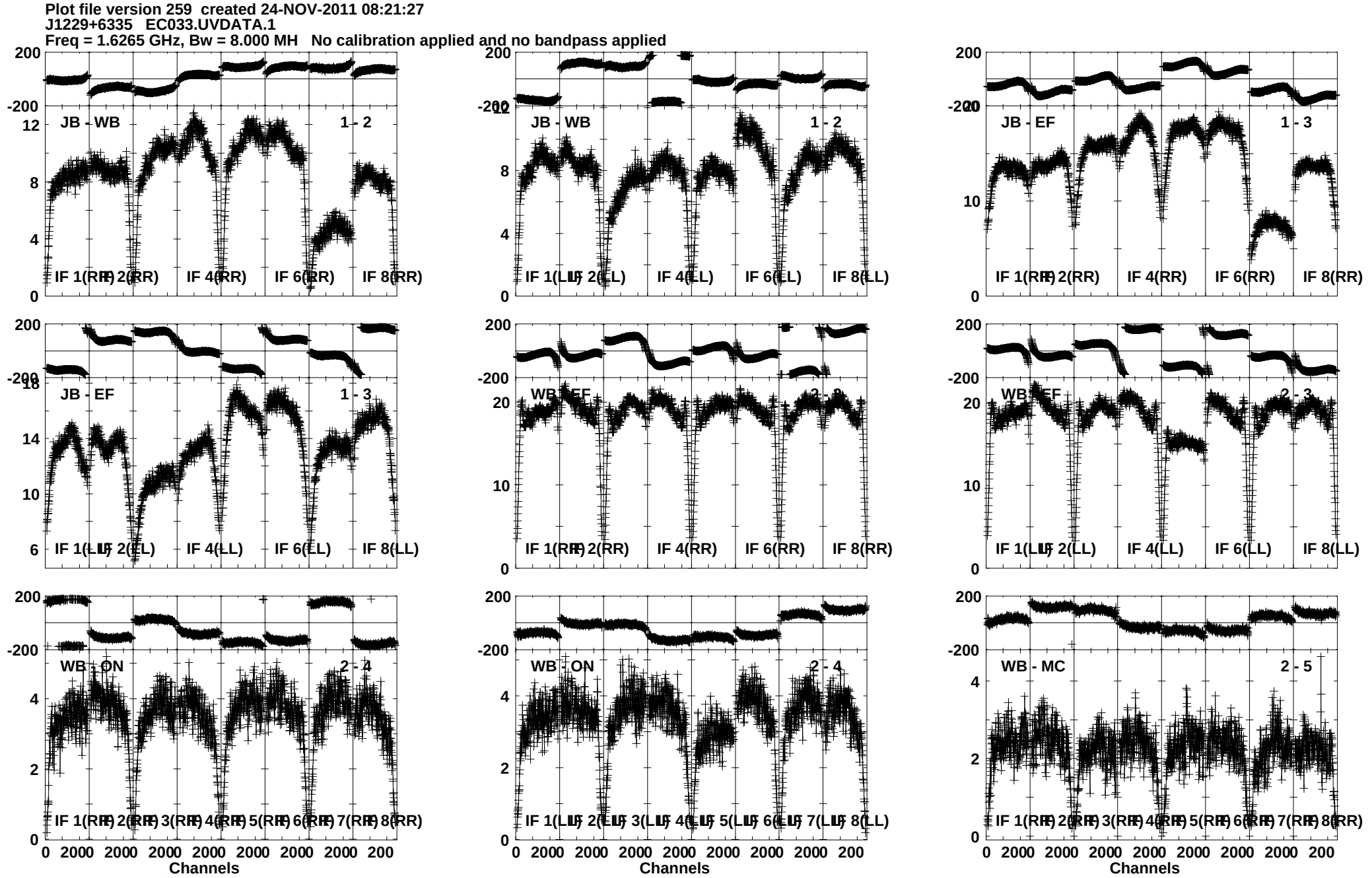
Plot file version 259 created 24-NOV-2011 08:21:27
J1229+6335 EC033.UVDATA.1
Freq = 1.6265 GHz, Bw = 8.000 MH No calibration applied and no bandpass applied
JB - WB 1 - 2
JB - WB 1 - 2
JB - EF 1 - 3
JB - EF 1 - 3
WB - EF 2 - 3
WB - EF 2 - 3
WB - ON 2 - 4
WB - ON 2 - 4
WB - MC 2 - 5
IF 1(RR) IF 2(RR) IF 4(RR) IF 6(RR) IF 8(RR)
IF 1(LL) IF 2(LL) IF 4(LL) IF 6(LL) IF 8(LL)
IF 1(RR) IF 2(RR) IF 3(RR) IF 4(RR) IF 5(RR) IF 6(RR) IF 7(RR) IF 8(RR)
IF 1(LL) IF 2(LL) IF 3(LL) IF 4(LL) IF 5(LL) IF 6(LL) IF 7(LL) IF 8(LL)
Channels
Lower frame: Milli Ampl Jy Top frame: Phas deg
Vector averaged cross-power spectrum Several baselines displayed
Timerange: 00/20:00:30 to 00/20:02:00

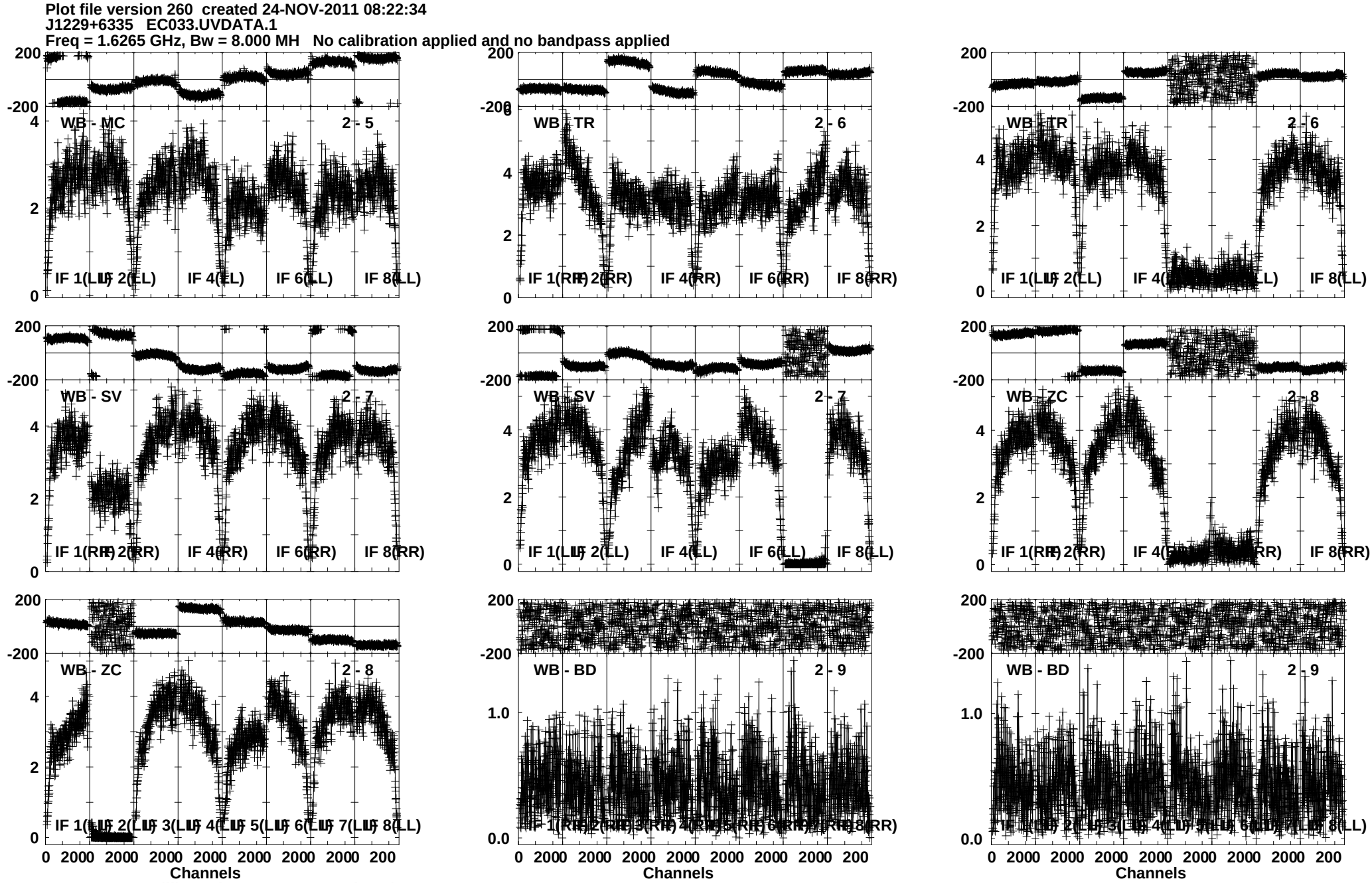
Plot file version 260 created 24-NOV-2011 08:22:34
J1229+6335 EC033.UVDATA.1
Freq = 1.6265 GHz, Bw = 8.000 MH No calibration applied and no bandpass applied
WB - MC 2 - 5
WB - TR 2 - 6
WB - TR 2 - 6
WB - SV 2 - 7
WB - SV 2 - 7
WB - ZC 2 - 8
WB - ZC 2 - 8
WB - BD 2 - 9
WB - BD 2 - 9
IF 1(LL) IF 2(LL) IF 4(LL) IF 6(LL) IF 8(LL)
IF 1(RR) IF 2(RR) IF 4(RR) IF 6(RR) IF 8(RR)
IF 1(LL) IF 2(LL) IF 3(LL) IF 4(LL) IF 5(LL) IF 6(LL) IF 7(LL) IF 8(LL)
Channels
Lower frame: Milli Ampl Jy Top frame: Phas deg
Vector averaged cross-power spectrum Several baselines displayed
Timerange: 00/20:00:30 to 00/20:02:00

Plot file version 261 created 24-NOV-2011 08:23:39
J1229+6335 EC033.UVDATA.1
Freq = 1.6265 GHz, Bw = 8.000 MH No calibration applied and no bandpass applied

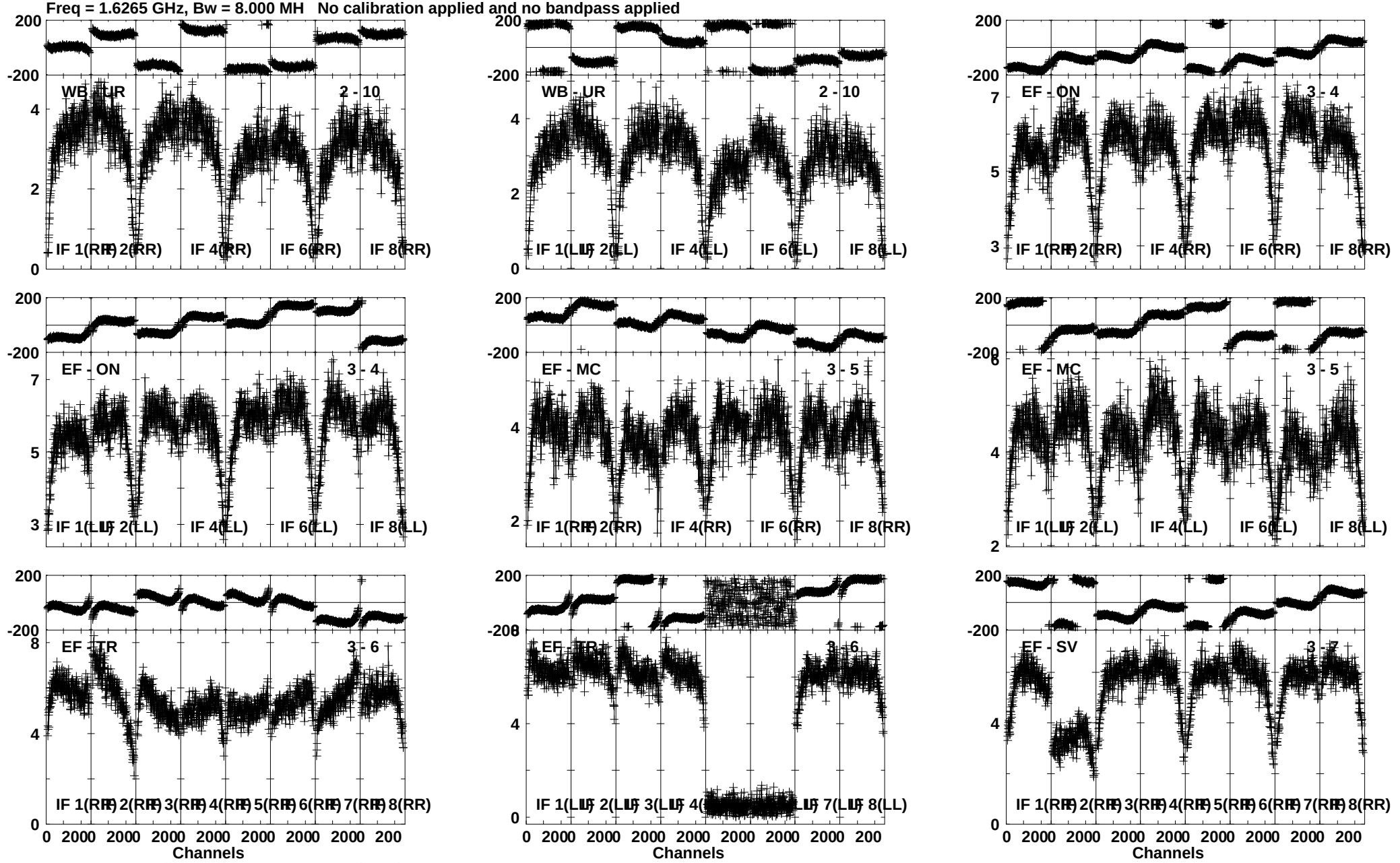

Lower frame: Milli Ampl Jy Top frame: Phas deg
Vector averaged cross-power spectrum Several baselines displayed
Timerange: 00/20:00:30 to 00/20:02:00

Plot file version 262 created 24-NOV-2011 08:24:30
J1229+6335 EC033.UVDATA.1
Freq = 1.6265 GHz, Bw = 8.000 MH No calibration applied and no bandpass applied

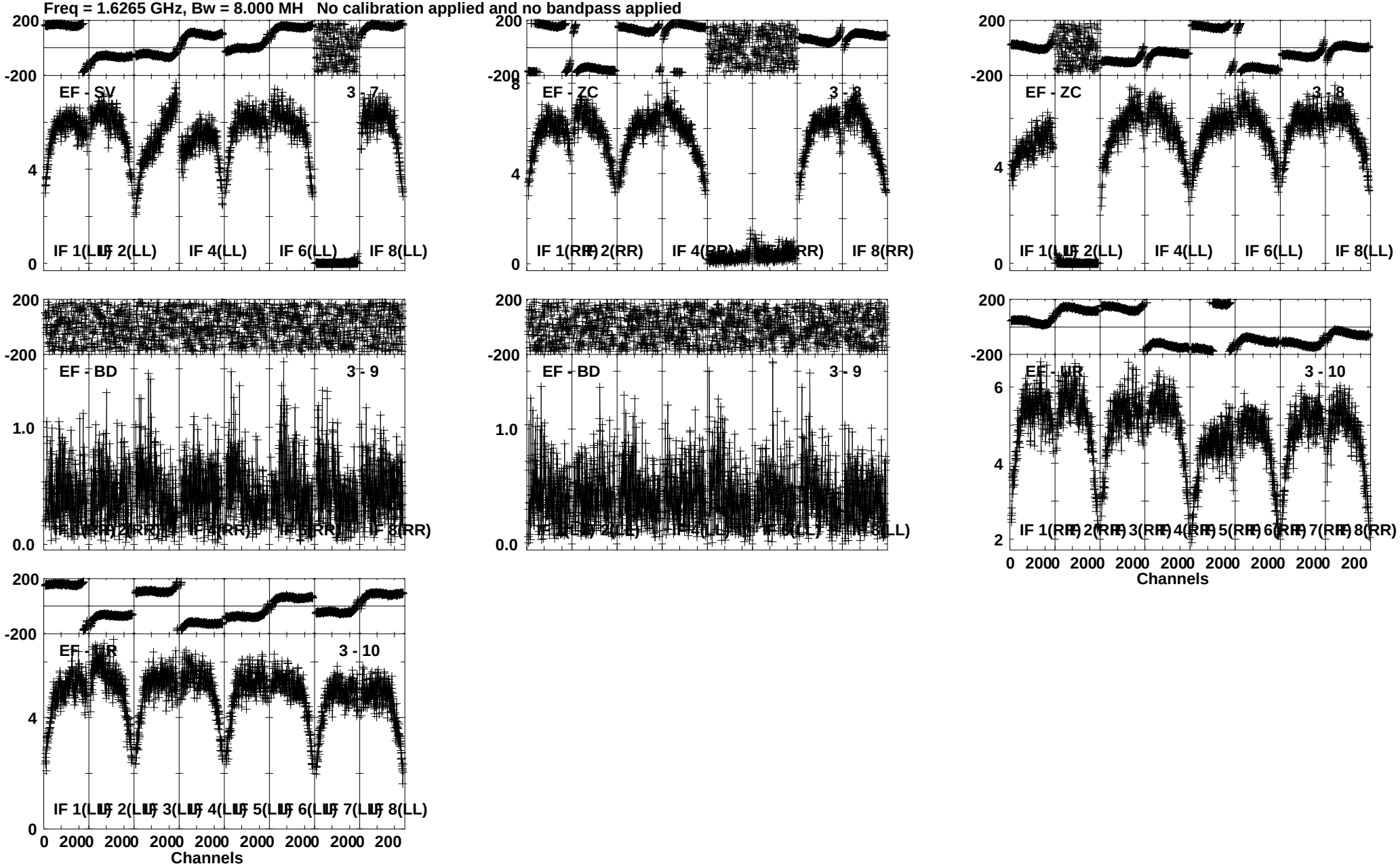

Lower frame: Milli Ampl Jy Top frame: Phas deg
Vector averaged cross-power spectrum Several baselines displayed
Timerange: 00/20:00:30 to 00/20:02:00

Plot file version 263 created 24-NOV-2011 08:26:12
HDF259 EC033.UVDATA.1
Freq = 1.6265 GHz, Bw = 8.000 MH No calibration applied and no bandpass applied

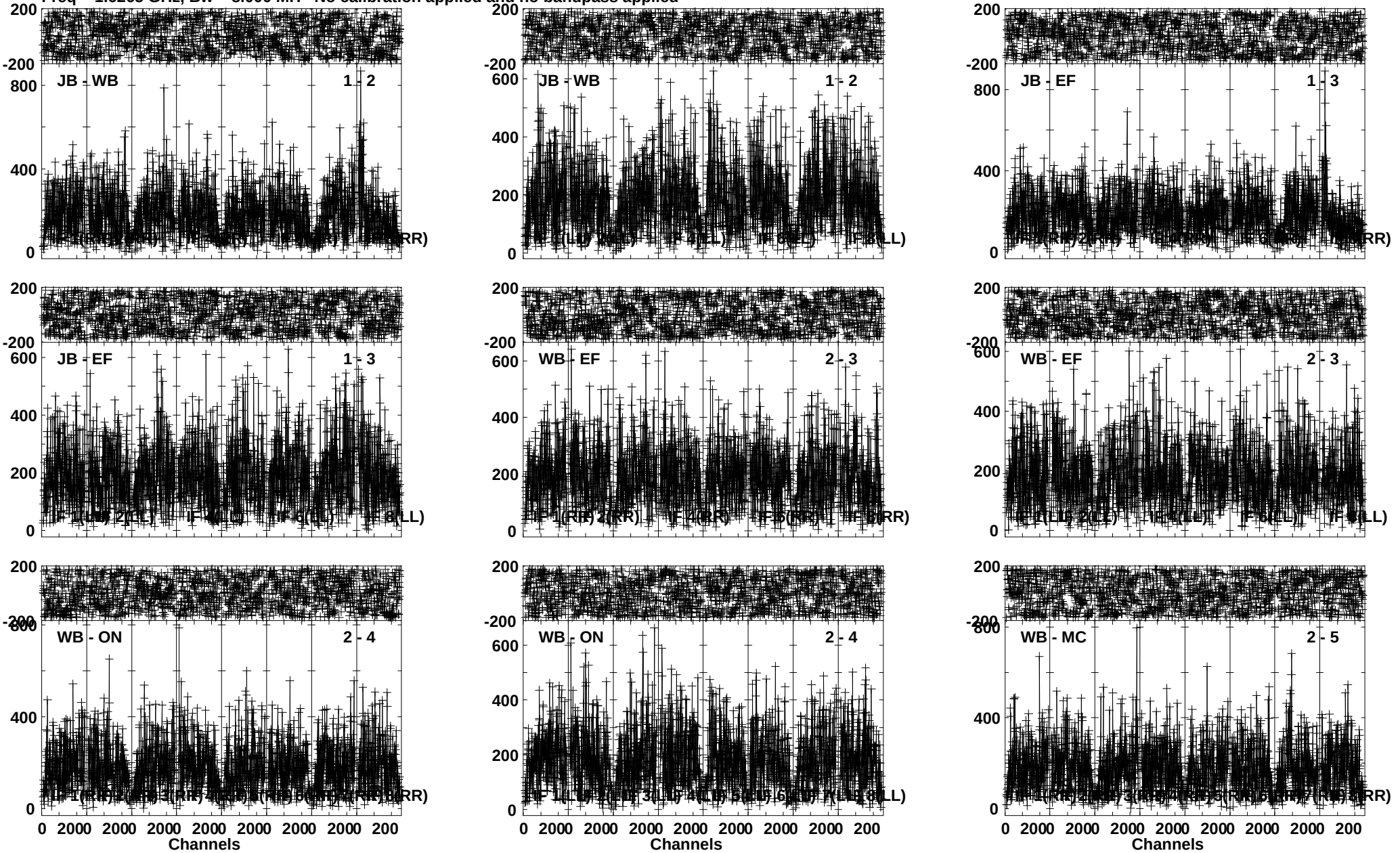

Lower frame: Micro Ampl Jy Top frame: Phas deg
Vector averaged cross-power spectrum Several baselines displayed
Timerange: 00/20:02:05 to 00/20:10:30

Plot file version 264 created 24-NOV-2011 08:30:25
HDF259 EC033.UVDATA.1
Freq = 1.6265 GHz, Bw = 8.000 MH No calibration applied and no bandpass applied

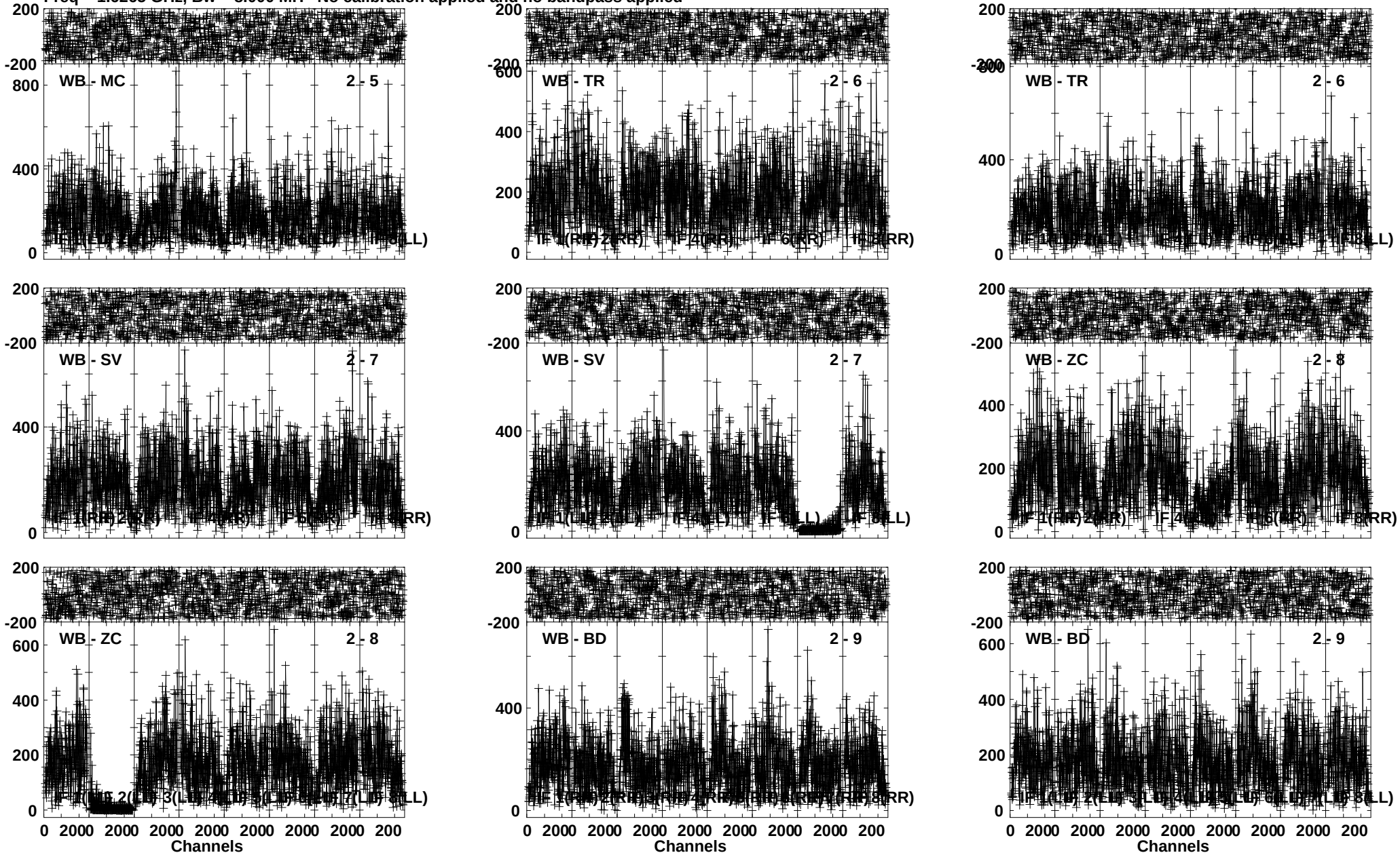

Lower frame: Micro Ampl Jy Top frame: Phas deg
Vector averaged cross-power spectrum Several baselines displayed
Timerange: 00/20:02:05 to 00/20:10:30

Plot file version 265 created 24-NOV-2011 08:35:40
HDF259 EC033.UVDATA.1
Freq = 1.6265 GHz, Bw = 8.000 MH No calibration applied and no bandpass applied

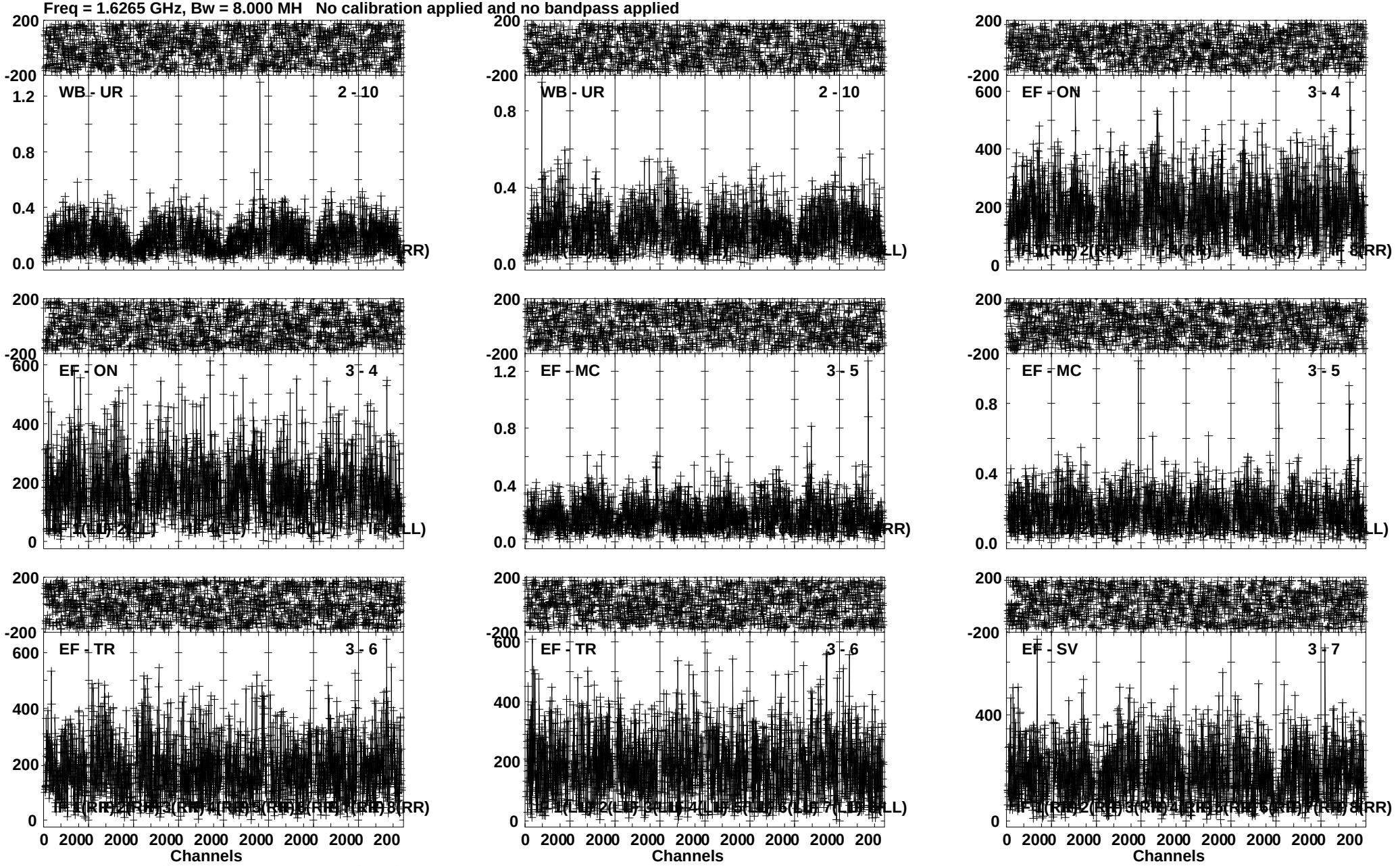

Lower frame: Milli Ampl Jy Top frame: Phas deg
Vector averaged cross-power spectrum Several baselines displayed
Timerange: 00/20:02:05 to 00/20:10:30

Plot file version 266 created 24-NOV-2011 08:39:51
HDF259 EC033.UVDATA.1
Freq = 1.6265 GHz, Bw = 8.000 MH No calibration applied and no bandpass applied

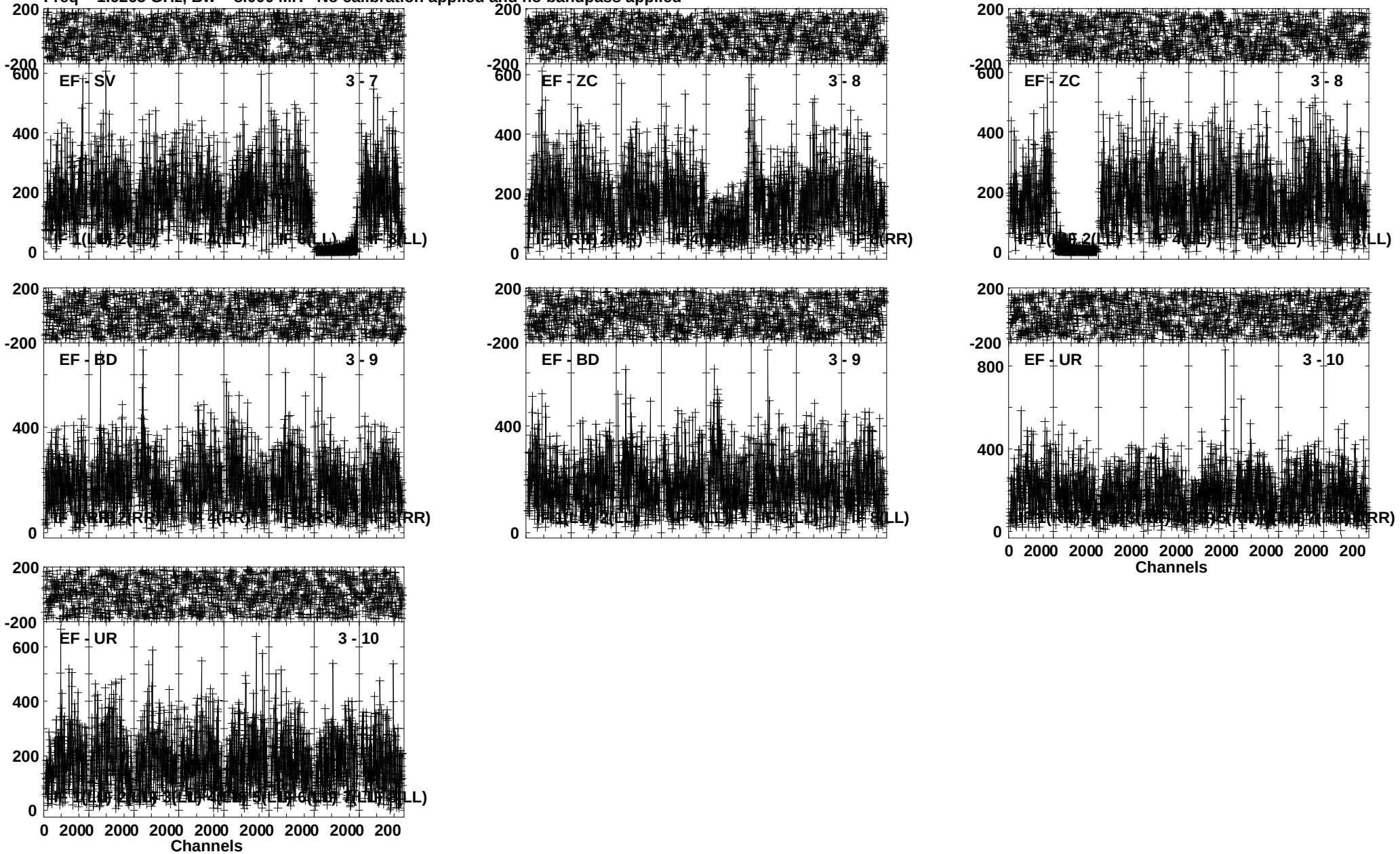

Lower frame: Micro Ampl Jy Top frame: Phas deg
Vector averaged cross-power spectrum Several baselines displayed
Timerange: 00/20:02:05 to 00/20:10:30

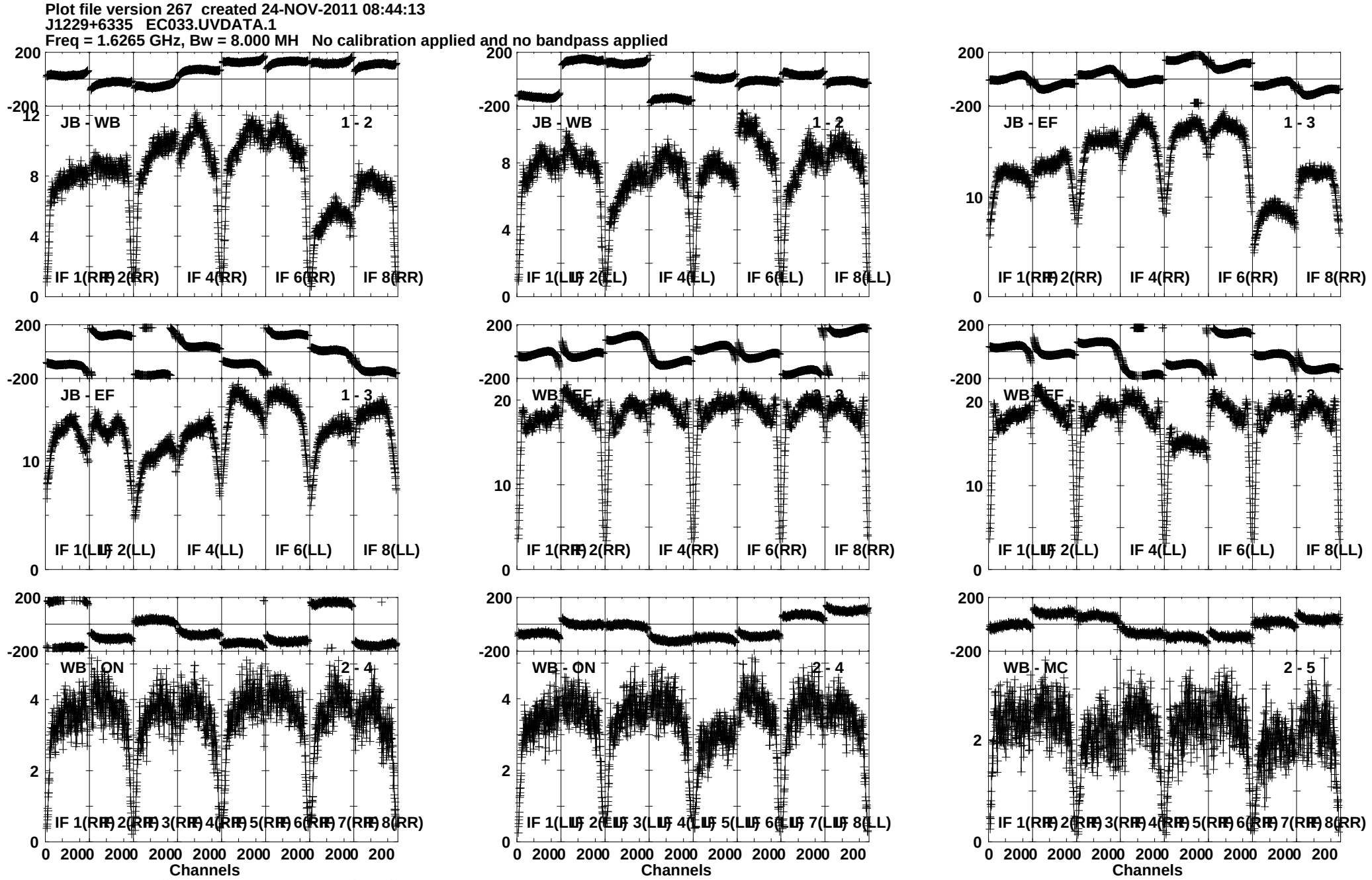
Plot file version 267 created 24-NOV-2011 08:44:13
J1229+6335 EC033.UVDATA.1
Freq = 1.6265 GHz, Bw = 8.000 MH No calibration applied and no bandpass applied
JB - WB 1 - 2
IF 1(RR) IF 2(RR) IF 4(RR) IF 6(RR) IF 8(RR)
JB - WB 1 - 2
IF 1(LL) IF 2(LL) IF 4(LL) IF 6(LL) IF 8(LL)
JB - EF 1 - 3
IF 1(RR) IF 2(RR) IF 4(RR) IF 6(RR) IF 8(RR)
JB - EF 1 - 3
IF 1(LL) IF 2(LL) IF 4(LL) IF 6(LL) IF 8(LL)
WB - EF 2 - 3
IF 1(RR) IF 2(RR) IF 4(RR) IF 6(RR) IF 8(RR)
WB - EF 2 - 3
IF 1(LL) IF 2(LL) IF 4(LL) IF 6(LL) IF 8(LL)
WB - ON 2 - 4
IF 1(RR) IF 2(RR) IF 3(RR) IF 4(RR) IF 5(RR) IF 6(RR) IF 7(RR) IF 8(RR)
WB - ON 2 - 4
IF 1(LL) IF 2(LL) IF 3(LL) IF 4(LL) IF 5(LL) IF 6(LL) IF 7(LL) IF 8(LL)
WB - MC 2 - 5
IF 1(RR) IF 2(RR) IF 3(RR) IF 4(RR) IF 5(RR) IF 6(RR) IF 7(RR) IF 8(RR)
0 2000 2000 2000 2000 2000 2000 2000 200
Channels
Lower frame: Milli Ampl Jy Top frame: Phas deg
Vector averaged cross-power spectrum Several baselines displayed
Timerange: 00/20:10:35 to 00/20:12:30

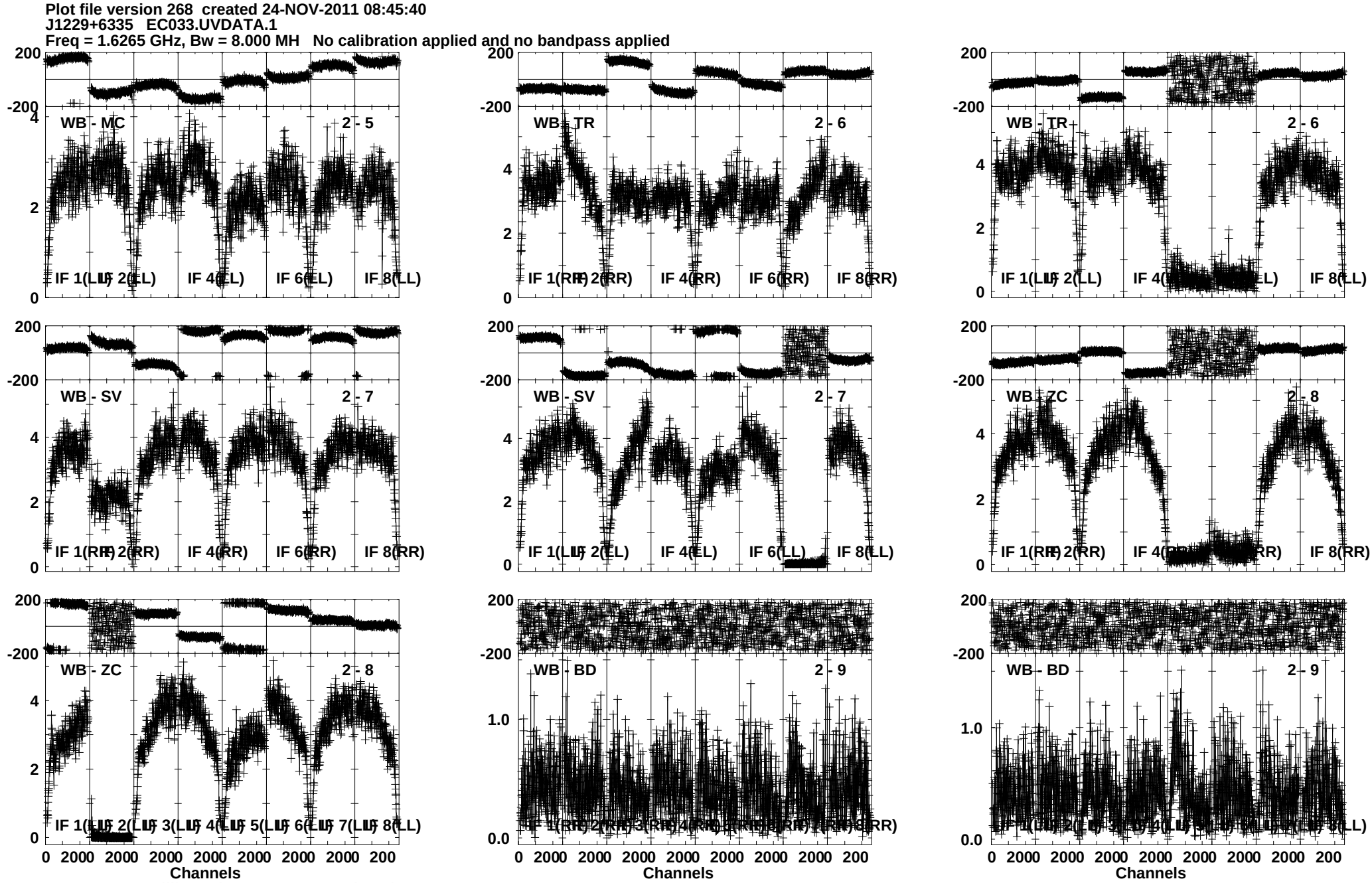
Plot file version 268 created 24-NOV-2011 08:45:40
J1229+6335 EC033.UVDATA.1
Freq = 1.6265 GHz, Bw = 8.000 MH No calibration applied and no bandpass applied
WB - MC 2 - 5
WB - TR 2 - 6
WB - TR 2 - 6
WB - SV 2 - 7
WB - SV 2 - 7
WB - ZC 2 - 8
WB - ZC 2 - 8
WB - BD 2 - 9
WB - BD 2 - 9
Channels
Channels
Channels
Lower frame: Milli Ampl Jy Top frame: Phas deg
Vector averaged cross-power spectrum Several baselines displayed
Timerange: 00/20:10:35 to 00/20:12:30

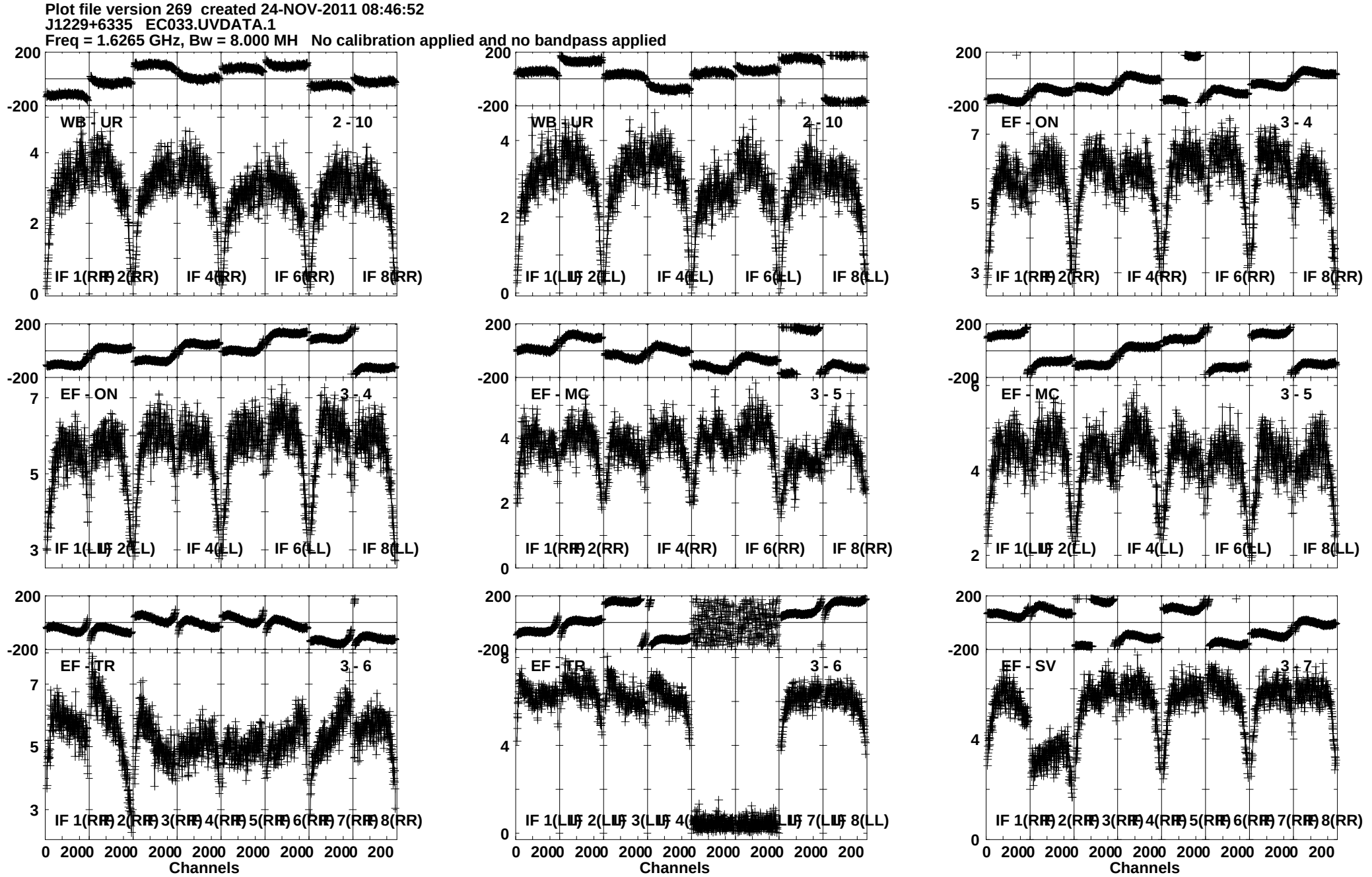
Plot file version 269 created 24-NOV-2011 08:46:52
J1229+6335 EC033.UVDATA.1
Freq = 1.6265 GHz, Bw = 8.000 MH No calibration applied and no bandpass applied
WB - UR 2 - 10
IF 1(RR) IF 2(RR) IF 4(RR) IF 6(RR) IF 8(RR)
WB - UR 2 - 10
IF 1(LL) IF 2(LL) IF 4(LL) IF 6(LL) IF 8(LL)
EF - ON 3 - 4
IF 1(RR) IF 2(RR) IF 4(RR) IF 6(RR) IF 8(RR)
EF - ON 3 - 4
IF 1(LL) IF 2(LL) IF 4(LL) IF 6(LL) IF 8(LL)
EF - MC 3 - 5
IF 1(RR) IF 2(RR) IF 4(RR) IF 6(RR) IF 8(RR)
EF - MC 3 - 5
IF 1(LL) IF 2(LL) IF 4(LL) IF 6(LL) IF 8(LL)
EF - TR 3 - 6
IF 1(RR) IF 2(RR) IF 3(RR) IF 4(RR) IF 5(RR) IF 6(RR) IF 7(RR) IF 8(RR)
EF - TR 3 - 6
IF 1(LL) IF 2(LL) IF 3(LL) IF 4(LL) IF 7(LL) IF 8(LL)
EF - SV 3 - 7
IF 1(RR) IF 2(RR) IF 3(RR) IF 4(RR) IF 5(RR) IF 6(RR) IF 7(RR) IF 8(RR)
0 2000 2000 2000 2000 2000 2000 2000 200
Channels
Lower frame: Milli Ampl Jy Top frame: Phas deg
Vector averaged cross-power spectrum Several baselines displayed
Timerange: 00/20:10:35 to 00/20:12:30

Plot file version 270 created 24-NOV-2011 08:47:48
J1229+6335 EC033.UVDATA.1
Freq = 1.6265 GHz, Bw = 8.000 MH No calibration applied and no bandpass applied

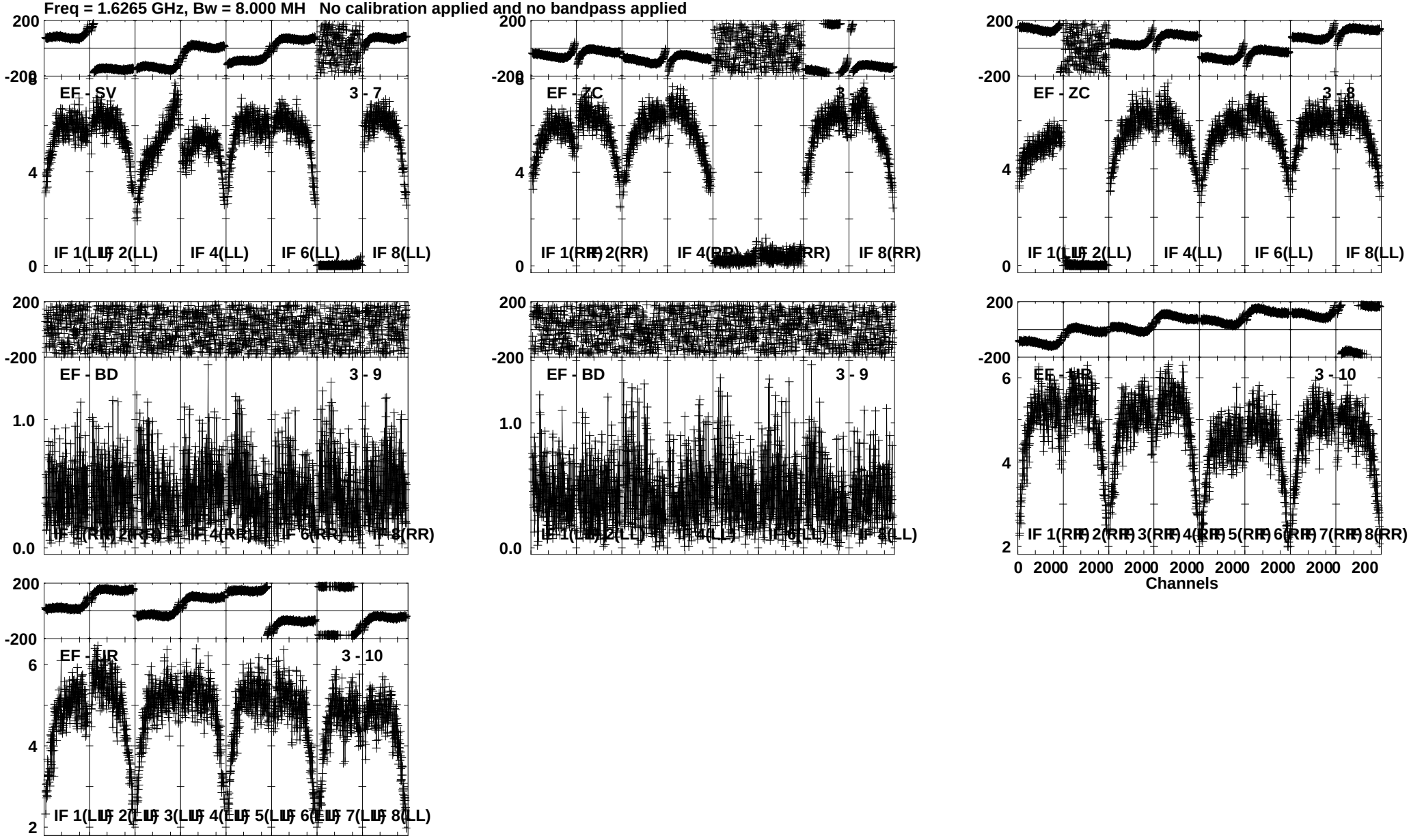

Lower frame: Milli Ampl Jy Top frame: Phas deg
Vector averaged cross-power spectrum Several baselines displayed
Timerange: 00/20:10:35 to 00/20:12:30

Plot file version 271 created 24-NOV-2011 08:49:42
HDF259 EC033.UVDATA.1
Freq = 1.6265 GHz, Bw = 8.000 MH No calibration applied and no bandpass applied

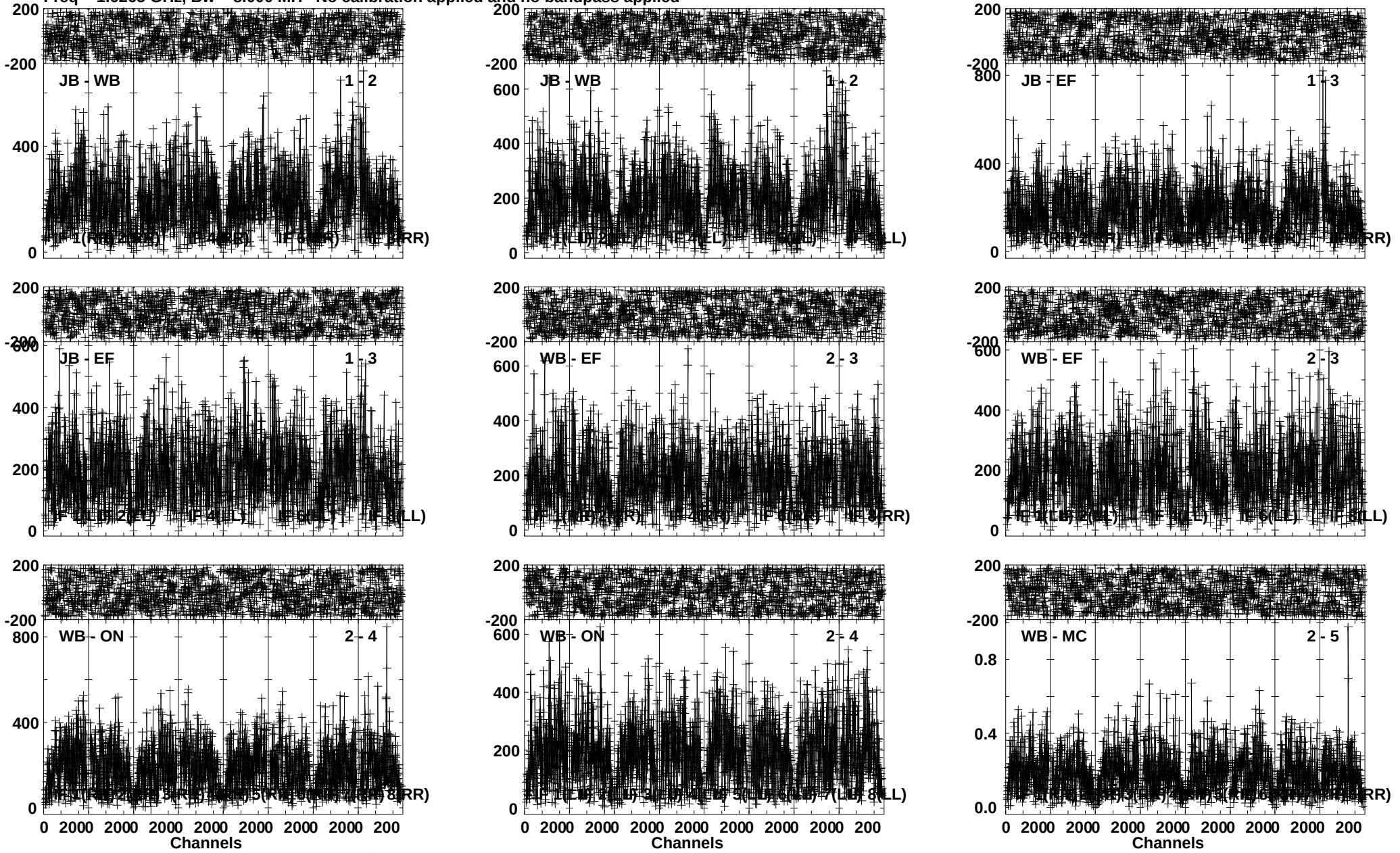

Lower frame: Micro Ampl Jy Top frame: Phas deg
Vector averaged cross-power spectrum Several baselines displayed
Timerange: 00/20:12:35 to 00/20:20:30

Plot file version 272 created 24-NOV-2011 08:53:41
HDF259 EC033.UVDATA.1
Freq = 1.6265 GHz, Bw = 8.000 MH No calibration applied and no bandpass applied

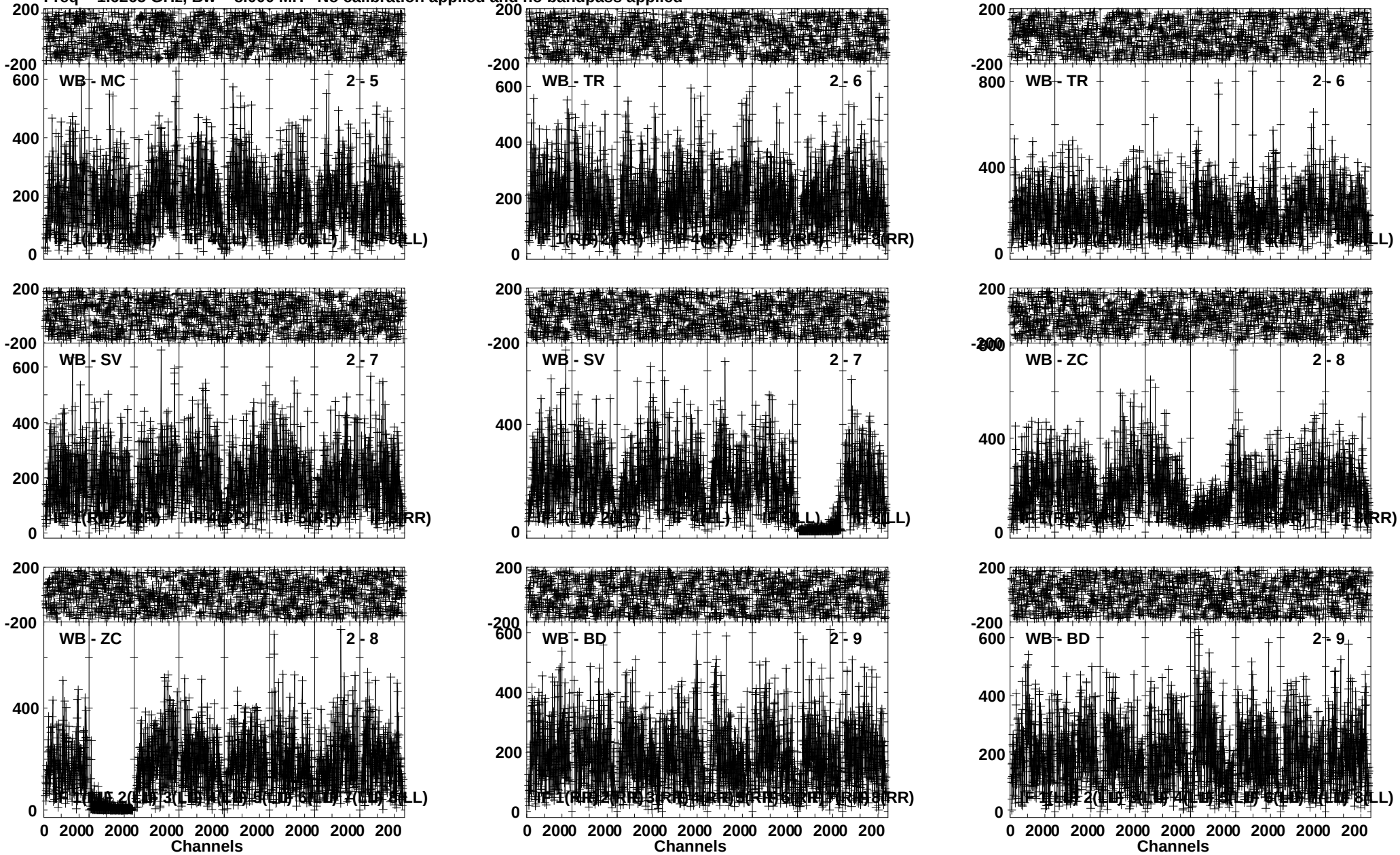

Lower frame: Micro Ampl Jy Top frame: Phas deg
Vector averaged cross-power spectrum Several baselines displayed
Timerange: 00/20:12:35 to 00/20:20:30

Plot file version 273 created 24-NOV-2011 08:58:38
HDF259 EC033.UVDATA.1
Freq = 1.6265 GHz, Bw = 8.000 MH No calibration applied and no bandpass applied

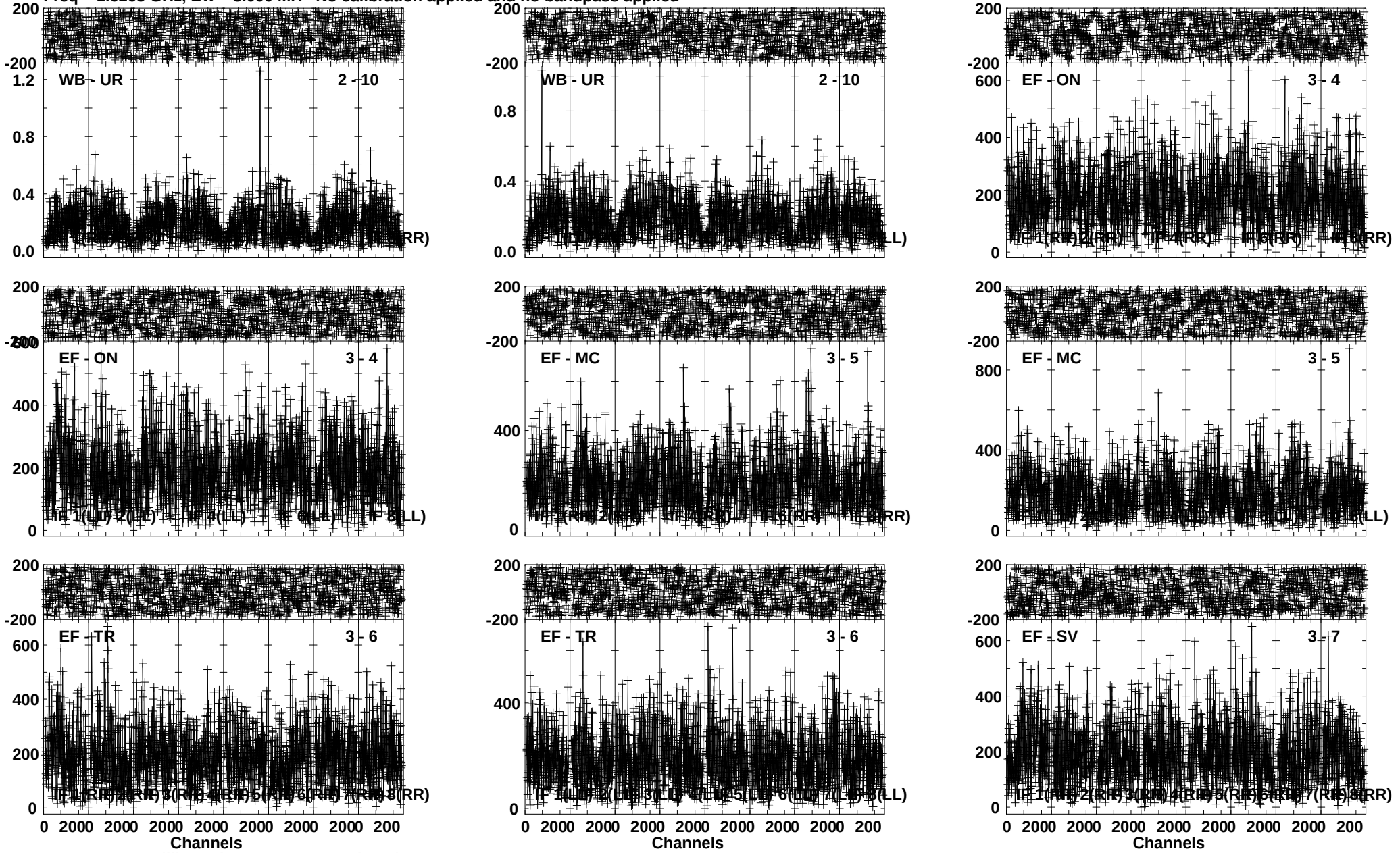

Lower frame: Milli Ampl Jy Top frame: Phas deg
Vector averaged cross-power spectrum Several baselines displayed
Timerange: 00/20:12:35 to 00/20:20:30

Plot file version 274 created 24-NOV-2011 09:02:38
HDF259 EC033.UVDATA.1
Freq = 1.6265 GHz, Bw = 8.000 MH No calibration applied and no bandpass applied

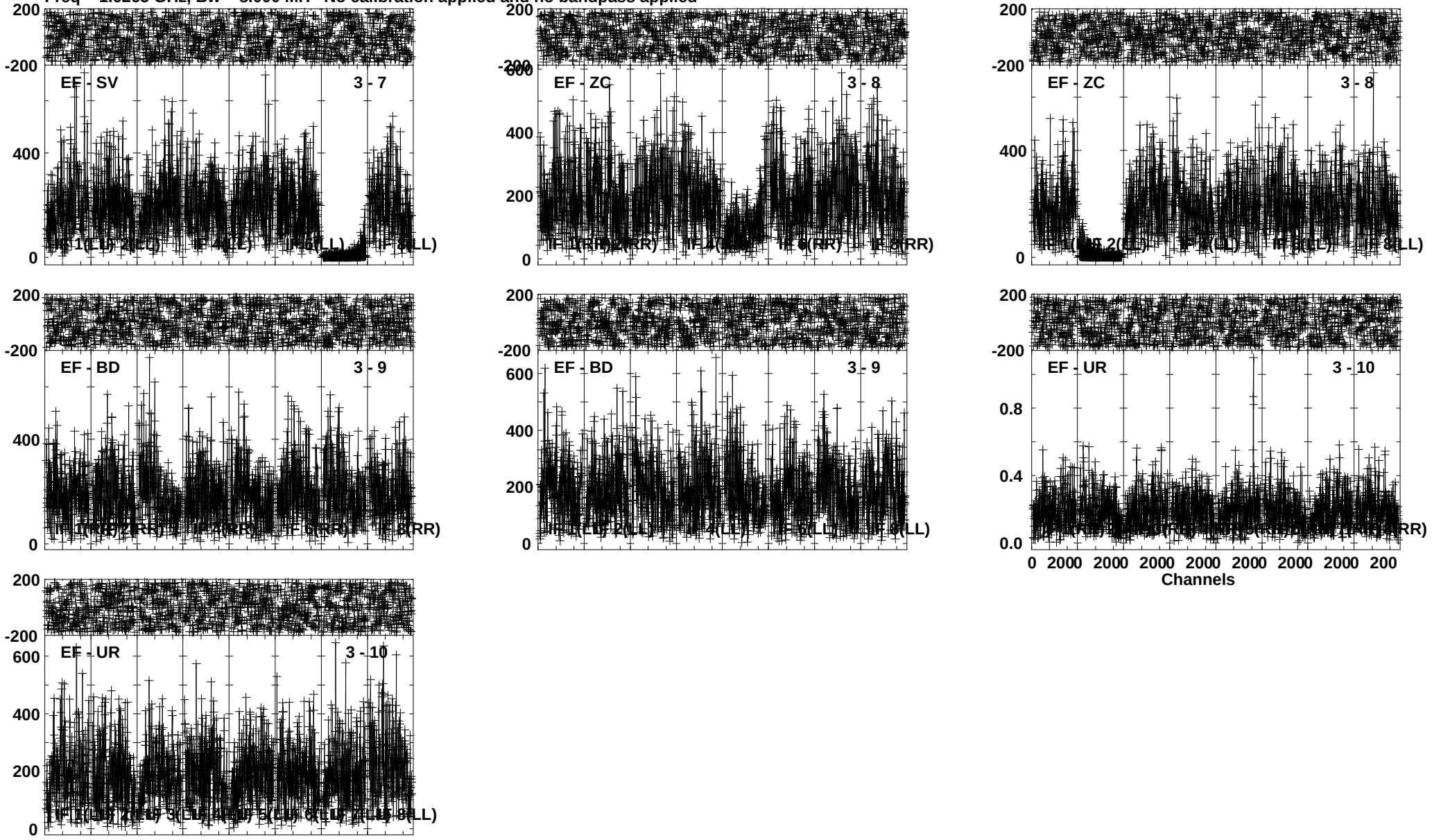

Lower frame: Micro Ampl Jy Top frame: Phas deg
Vector averaged cross-power spectrum Several baselines displayed
Timerange: 00/20:12:35 to 00/20:20:30

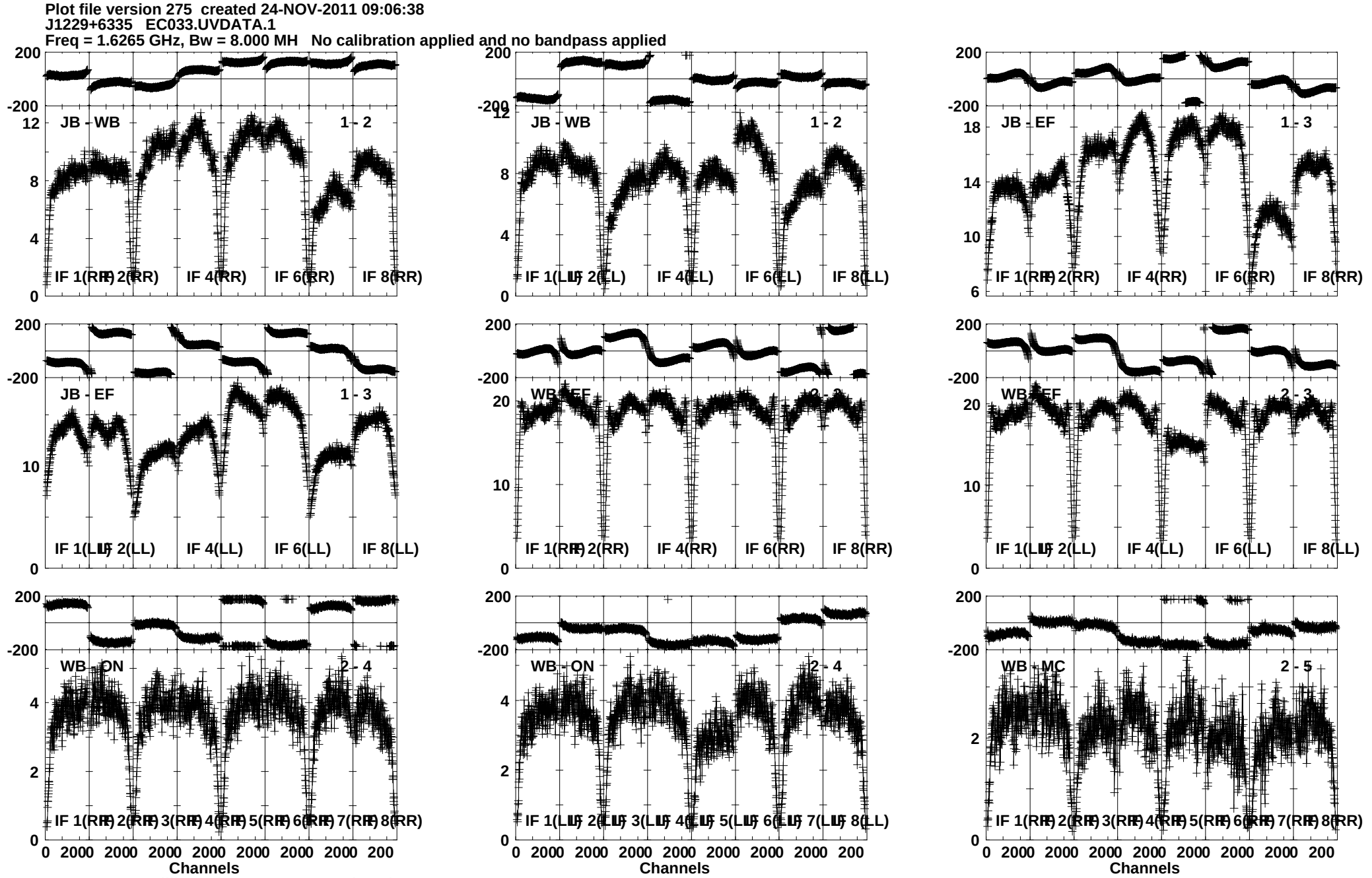
Plot file version 275 created 24-NOV-2011 09:06:38
J1229+6335 EC033.UVDATA.1
Freq = 1.6265 GHz, Bw = 8.000 MH No calibration applied and no bandpass applied
JB - WB 1 - 2
IF 1(RR) IF 2(RR) IF 4(RR) IF 6(RR) IF 8(RR)
JB - WB 1 - 2
IF 1(LL) IF 2(LL) IF 4(LL) IF 6(LL) IF 8(LL)
JB - EF 1 - 3
IF 1(RR) IF 2(RR) IF 4(RR) IF 6(RR) IF 8(RR)
JB - EF 1 - 3
IF 1(LL) IF 2(LL) IF 4(LL) IF 6(LL) IF 8(LL)
WB - EF 2 - 3
IF 1(RR) IF 2(RR) IF 4(RR) IF 6(RR) IF 8(RR)
WB - EF 2 - 3
IF 1(LL) IF 2(LL) IF 4(LL) IF 6(LL) IF 8(LL)
WB - ON 2 - 4
IF 1(RR) IF 2(RR) IF 3(RR) IF 4(RR) IF 5(RR) IF 6(RR) IF 7(RR) IF 8(RR)
WB - ON 2 - 4
IF 1(LL) IF 2(LL) IF 3(LL) IF 4(LL) IF 5(LL) IF 6(LL) IF 7(LL) IF 8(LL)
WB - MC 2 - 5
IF 1(RR) IF 2(RR) IF 3(RR) IF 4(RR) IF 5(RR) IF 6(RR) IF 7(RR) IF 8(RR)
0 2000 2000 2000 2000 2000 2000 2000 200
Channels
Lower frame: Milli Ampl Jy Top frame: Phas deg
Vector averaged cross-power spectrum Several baselines displayed
Timerange: 00/20:20:35 to 00/20:22:30

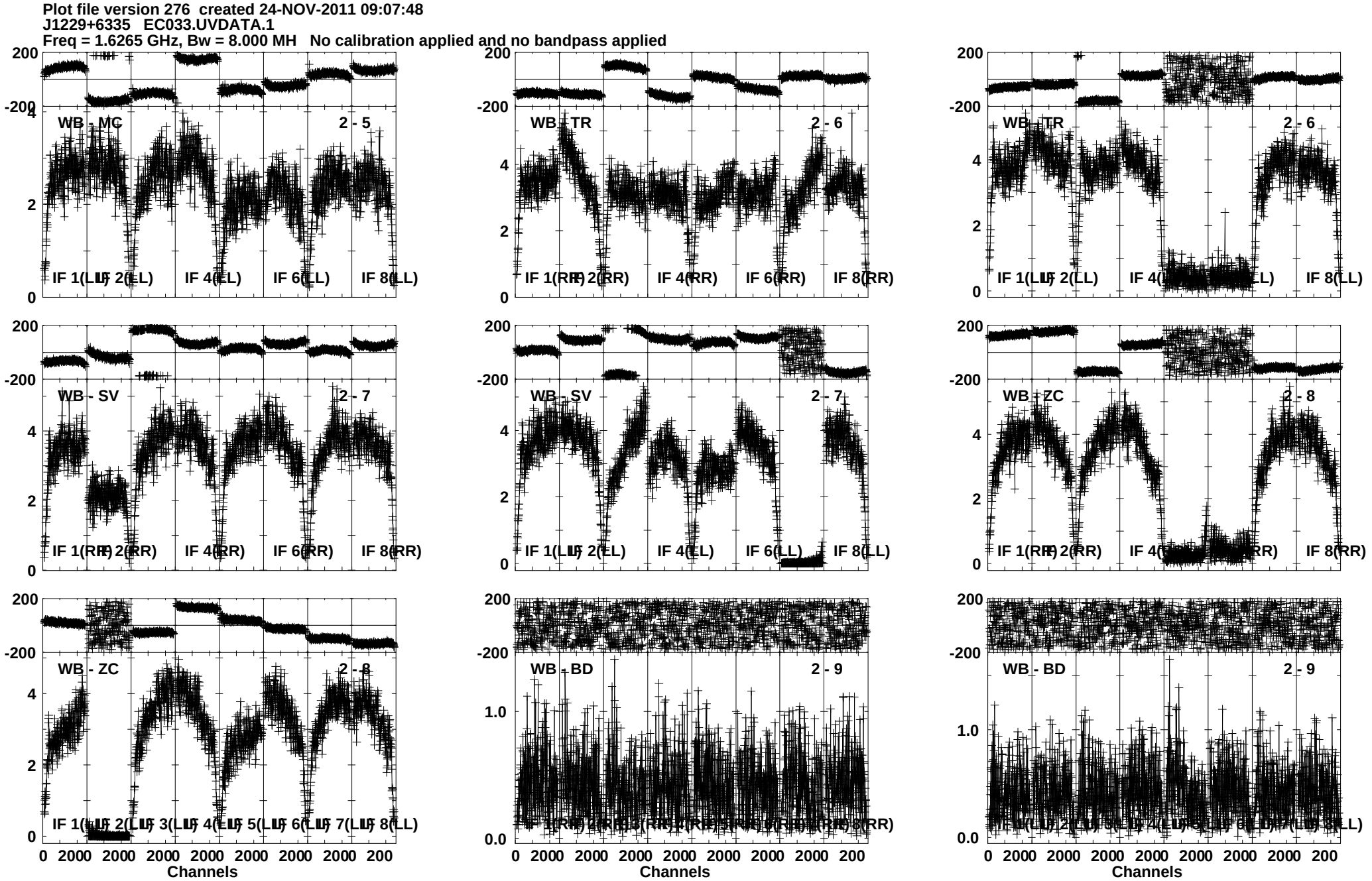
Plot file version 276 created 24-NOV-2011 09:07:48
J1229+6335 EC033.UVDATA.1
Freq = 1.6265 GHz, Bw = 8.000 MH No calibration applied and no bandpass applied
WB - MC 2 - 5
WB - TR 2 - 6
WB - TR 2 - 6
WB - SV 2 - 7
WB - SV 2 - 7
WB - ZC 2 - 8
WB - ZC 2 - 8
WB - BD 2 - 9
WB - BD 2 - 9
Channels
Channels
Channels
Lower frame: Milli Ampl Jy Top frame: Phas deg
Vector averaged cross-power spectrum Several baselines displayed
Timerange: 00/20:20:35 to 00/20:22:30

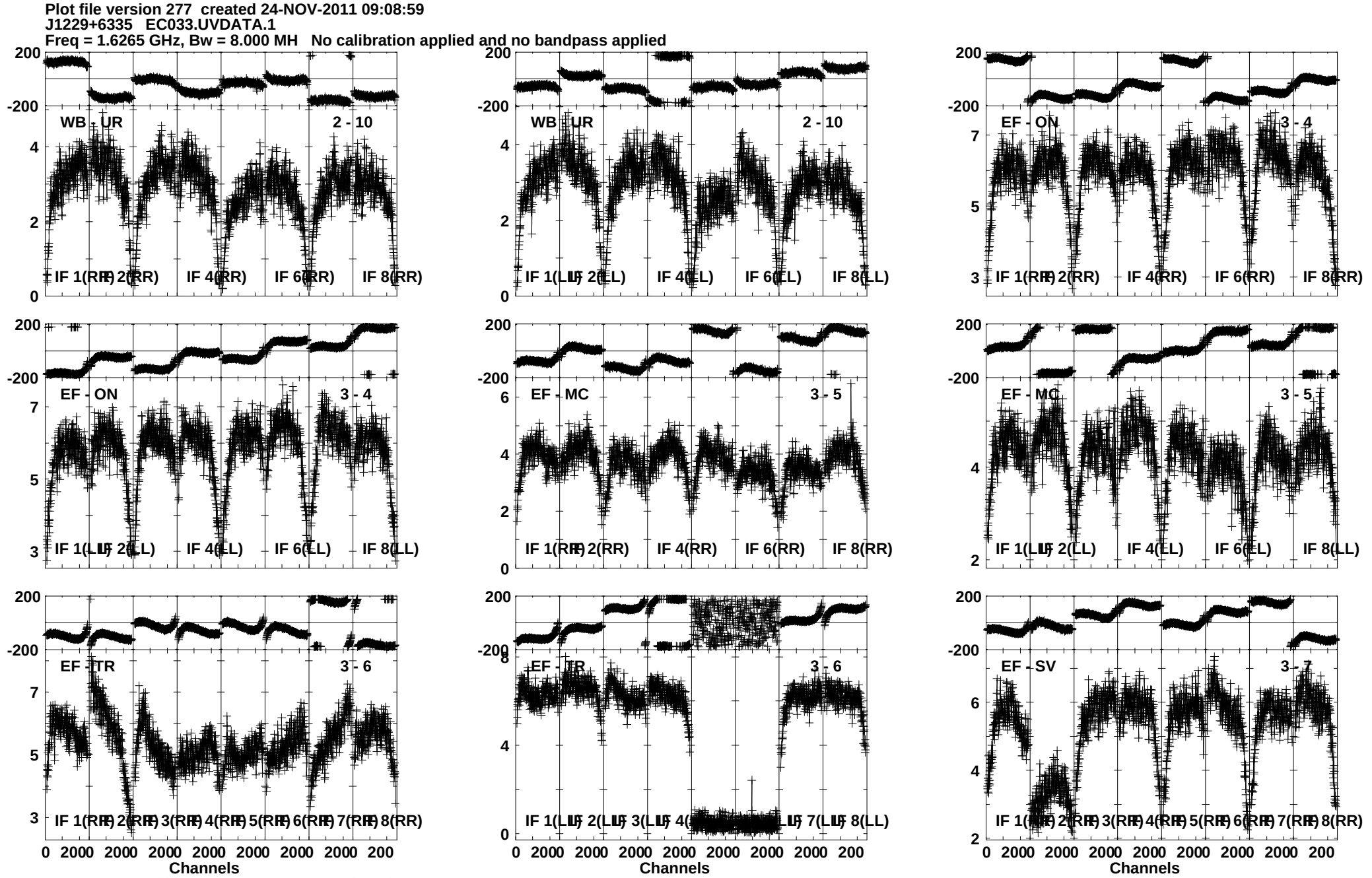
Plot file version 277 created 24-NOV-2011 09:08:59
J1229+6335 EC033.UVDATA.1
Freq = 1.6265 GHz, Bw = 8.000 MH No calibration applied and no bandpass applied
WB - UR 2 - 10
IF 1(RR) IF 2(RR) IF 4(RR) IF 6(RR) IF 8(RR)
WB - UR 2 - 10
IF 1(LL) IF 2(LL) IF 4(LL) IF 6(LL) IF 8(LL)
EF - ON 3 - 4
IF 1(RR) IF 2(RR) IF 4(RR) IF 6(RR) IF 8(RR)
EF - ON 3 - 4
IF 1(LL) IF 2(LL) IF 4(LL) IF 6(LL) IF 8(LL)
EF - MC 3 - 5
IF 1(RR) IF 2(RR) IF 4(RR) IF 6(RR) IF 8(RR)
EF - MC 3 - 5
IF 1(LL) IF 2(LL) IF 4(LL) IF 6(LL) IF 8(LL)
EF - TR 3 - 6
IF 1(RR) IF 2(RR) IF 3(RR) IF 4(RR) IF 5(RR) IF 6(RR) IF 7(RR) IF 8(RR)
EF - TR 3 - 6
IF 1(LL) IF 2(LL) IF 3(LL) IF 4(LL) IF 5(LL) IF 6(LL) IF 7(LL) IF 8(LL)
EF - SV 3 - 7
IF 1(RR) IF 2(RR) IF 3(RR) IF 4(RR) IF 5(RR) IF 6(RR) IF 7(RR) IF 8(RR)
0 2000 2000 2000 2000 2000 2000 2000 200
Channels
Lower frame: Milli Ampl Jy Top frame: Phas deg
Vector averaged cross-power spectrum Several baselines displayed
Timerange: 00/20:20:35 to 00/20:22:30

Plot file version 278 created 24-NOV-2011 09:09:55
J1229+6335 EC033.UVDATA.1
Freq = 1.6265 GHz, Bw = 8.000 MH No calibration applied and no bandpass applied

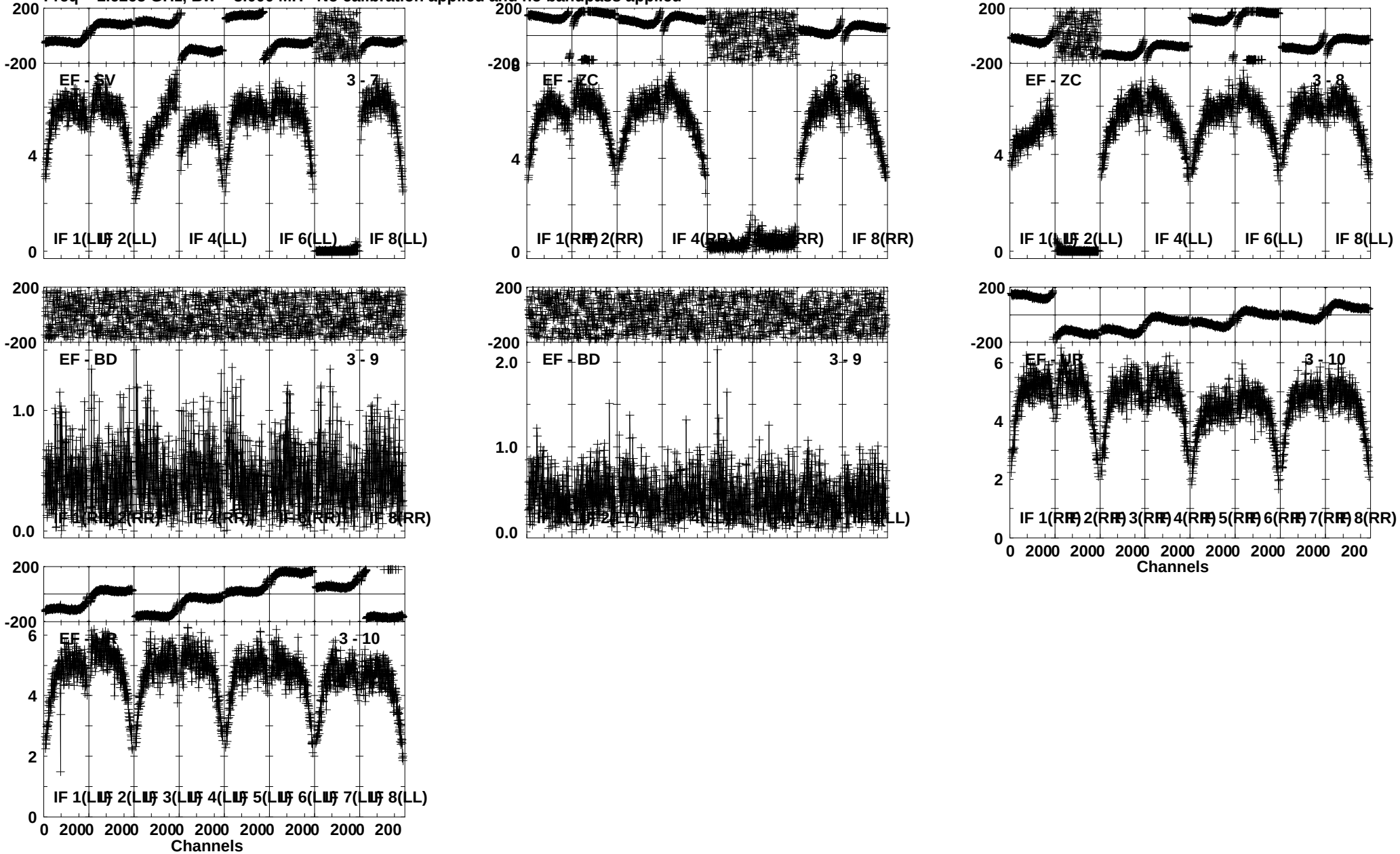

Lower frame: Milli Ampl Jy Top frame: Phas deg
Vector averaged cross-power spectrum Several baselines displayed
Timerange: 00/20:20:35 to 00/20:22:30

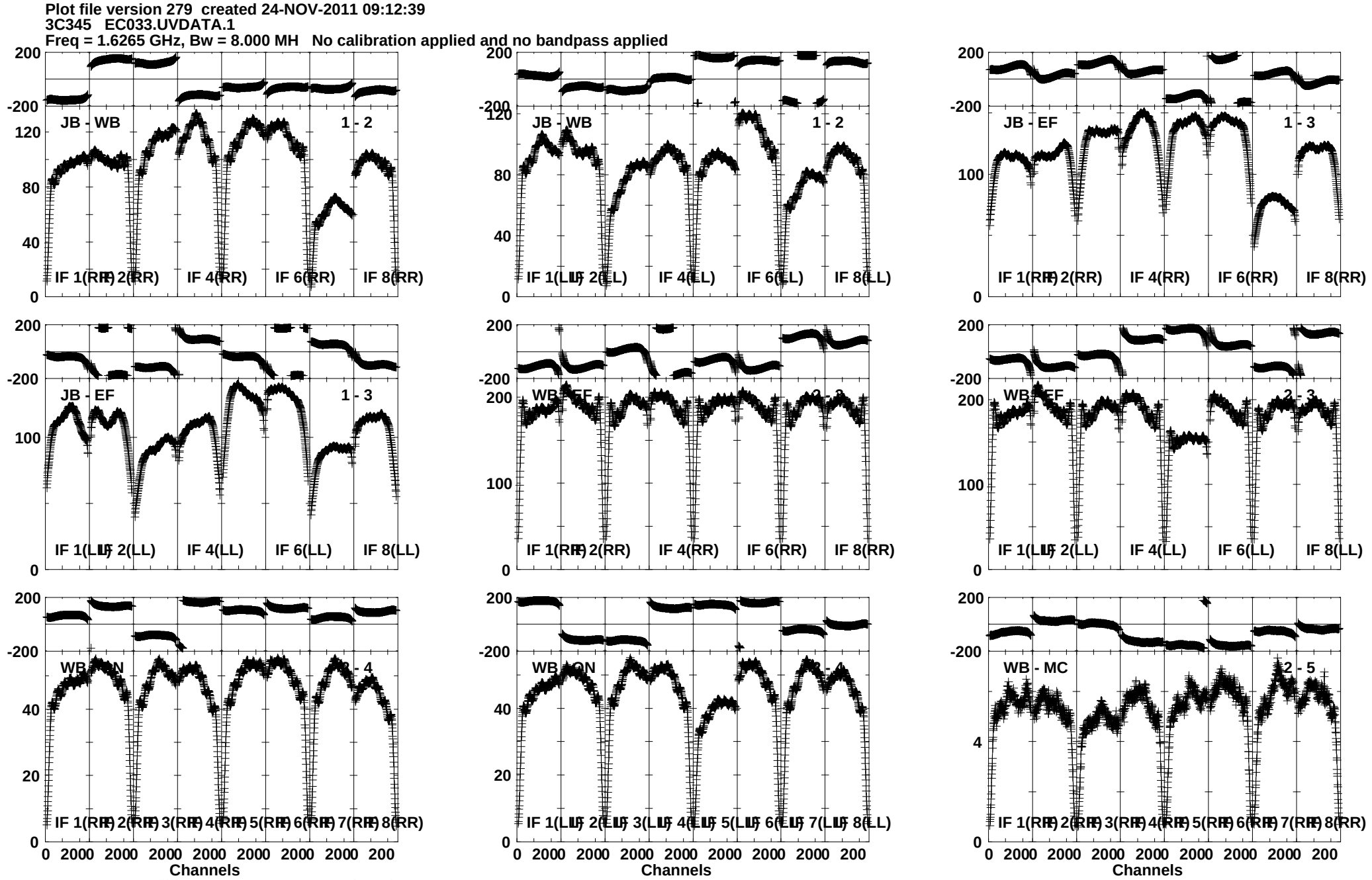
Plot file version 279 created 24-NOV-2011 09:12:39
3C345 EC033.UVDATA.1
Freq = 1.6265 GHz, Bw = 8.000 MH No calibration applied and no bandpass applied
JB - WB 1 - 2
JB - WB 1 - 2
JB - EF 1 - 3
JB - EF 1 - 3
WB - EF 2 - 3
WB - EF 2 - 3
WB - ON 2 - 4
WB - ON 2 - 4
WB - MC 2 - 5
IF 1(RR) 2(RR) IF 4(RR) IF 6(RR) IF 8(RR)
IF 1(LL) 2(LL) IF 4(LL) IF 6(LL) IF 8(LL)
IF 1(RR) 2(RR) IF 3(RR) 4(RR) IF 5(RR) 6(RR) IF 7(RR) 8(RR)
IF 1(LL) 2(LL) IF 3(LL) 4(LL) IF 5(LL) 6(LL) IF 7(LL) 8(LL)
Channels
Lower frame: Milli Ampl Jy Top frame: Phas deg
Vector averaged cross-power spectrum Several baselines displayed
Timerange: 00/20:32:30 to 00/20:41:30

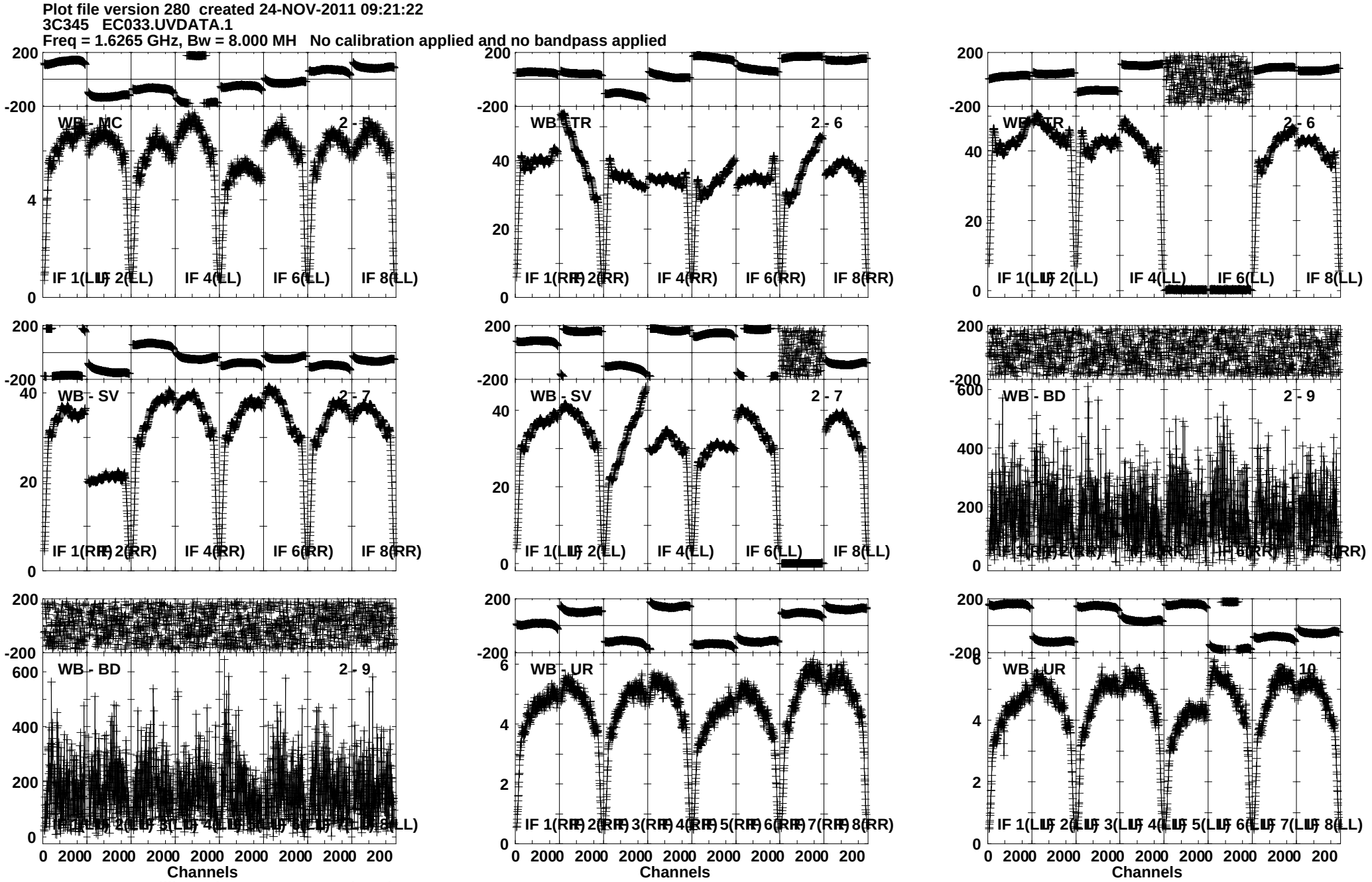
Plot file version 280 created 24-NOV-2011 09:21:22
3C345 EC033.UVDATA.1
Freq = 1.6265 GHz, Bw = 8.000 MH No calibration applied and no bandpass applied
WB - MC 2 - 5
WB - TR 2 - 6
WB - TR 2 - 6
WB - SV 2 - 7
WB - SV 2 - 7
WB - BD 2 - 9
WB - BD 2 - 9
WB - UR 10
WB - UR 10
IF 1(LL) IF 2(LL) IF 4(LL) IF 6(LL) IF 8(LL)
IF 1(RR) IF 2(RR) IF 4(RR) IF 6(RR) IF 8(RR)
IF 1(RR) IF 2(RR) IF 3(RR) IF 4(RR) IF 5(RR) IF 6(RR) IF 7(RR) IF 8(RR)
IF 1(LL) IF 2(LL) IF 3(LL) IF 4(LL) IF 5(LL) IF 6(LL) IF 7(LL) IF 8(LL)
0 2000 2000 2000 2000 2000 2000 2000 200
Channels
Lower frame: Milli Ampl Jy Top frame: Phas deg
Vector averaged cross-power spectrum Several baselines displayed
Timerange: 00/20:32:30 to 00/20:41:30

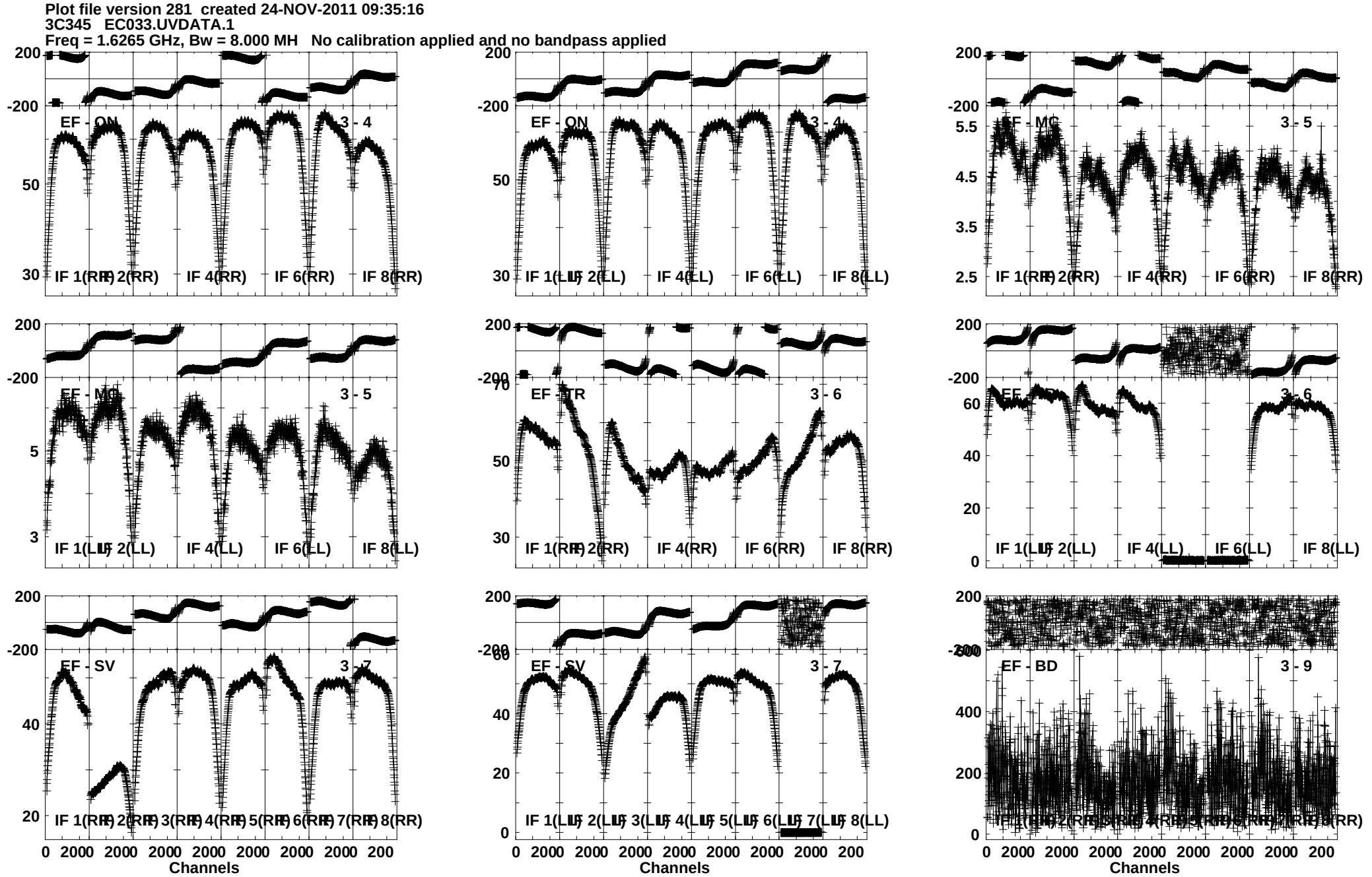
Plot file version 281 created 24-NOV-2011 09:35:16
3C345 EC033.UVDATA.1
Freq = 1.6265 GHz, Bw = 8.000 MH No calibration applied and no bandpass applied
EF - ON 3 - 4
IF 1(RR) IF 2(RR) IF 4(RR) IF 6(RR) IF 8(RR)
EF - ON 3 - 4
IF 1(LL) IF 2(LL) IF 4(LL) IF 6(LL) IF 8(LL)
EF - MC 3 - 5
IF 1(RR) IF 2(RR) IF 4(RR) IF 6(RR) IF 8(RR)
EF - MC 3 - 5
IF 1(LL) IF 2(LL) IF 4(LL) IF 6(LL) IF 8(LL)
EF - TR 3 - 6
IF 1(RR) IF 2(RR) IF 4(RR) IF 6(RR) IF 8(RR)
EF - TR 3 - 6
IF 1(LL) IF 2(LL) IF 4(LL) IF 6(LL) IF 8(LL)
EF - SV 3 - 7
IF 1(RR) IF 2(RR) IF 3(RR) IF 4(RR) IF 5(RR) IF 6(RR) IF 7(RR) IF 8(RR)
EF - SV 3 - 7
IF 1(LL) IF 2(LL) IF 3(LL) IF 4(LL) IF 5(LL) IF 6(LL) IF 7(LL) IF 8(LL)
EF - BD 3 - 9
IF 1(RR) IF 2(RR) IF 3(RR) IF 4(RR) IF 5(RR) IF 6(RR) IF 7(RR) IF 8(RR)
0 2000 2000 2000 2000 2000 2000 2000 200
Channels
Lower frame: Milli Ampl Jy Top frame: Phas deg
Vector averaged cross-power spectrum Several baselines displayed
Timerange: 00/20:32:30 to 00/20:41:30

Plot file version 282 created 24-NOV-2011 09:47:12
3C345 EC033.UVDATA.1
Freq = 1.6265 GHz, Bw = 8.000 MH No calibration applied and no bandpass applied

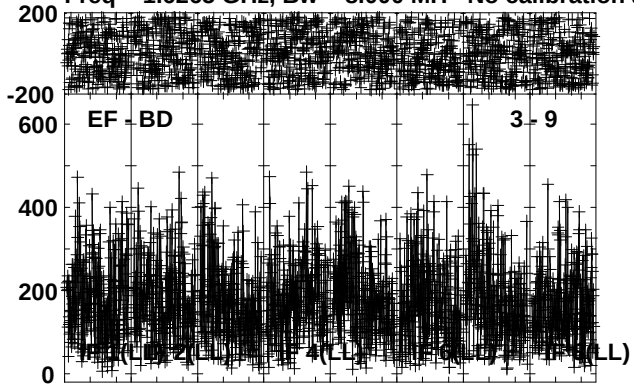

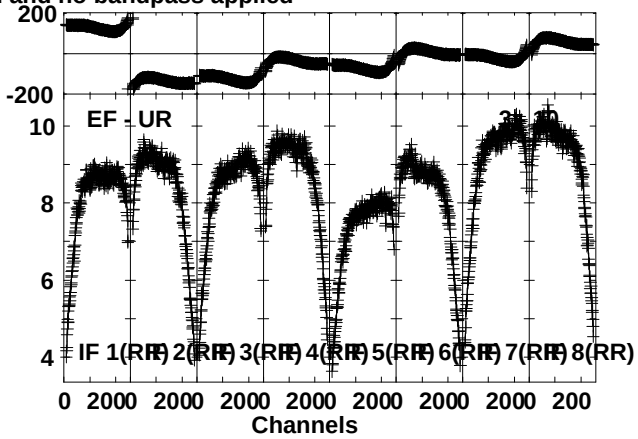

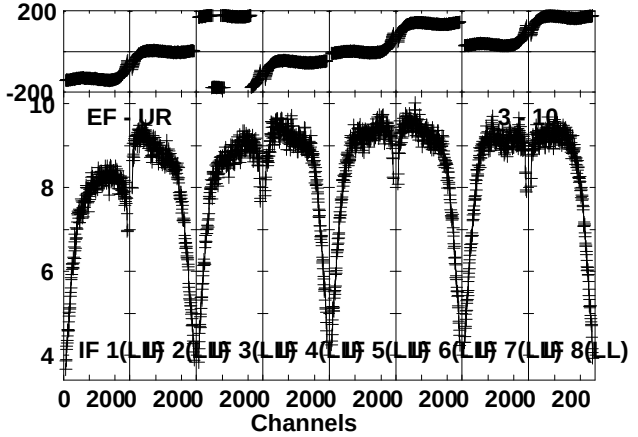

Lower frame: Micro Ampl Jy Top frame: Phas deg
Vector averaged cross-power spectrum Several baselines displayed
Timerange: 00/20:32:30 to 00/20:41:30

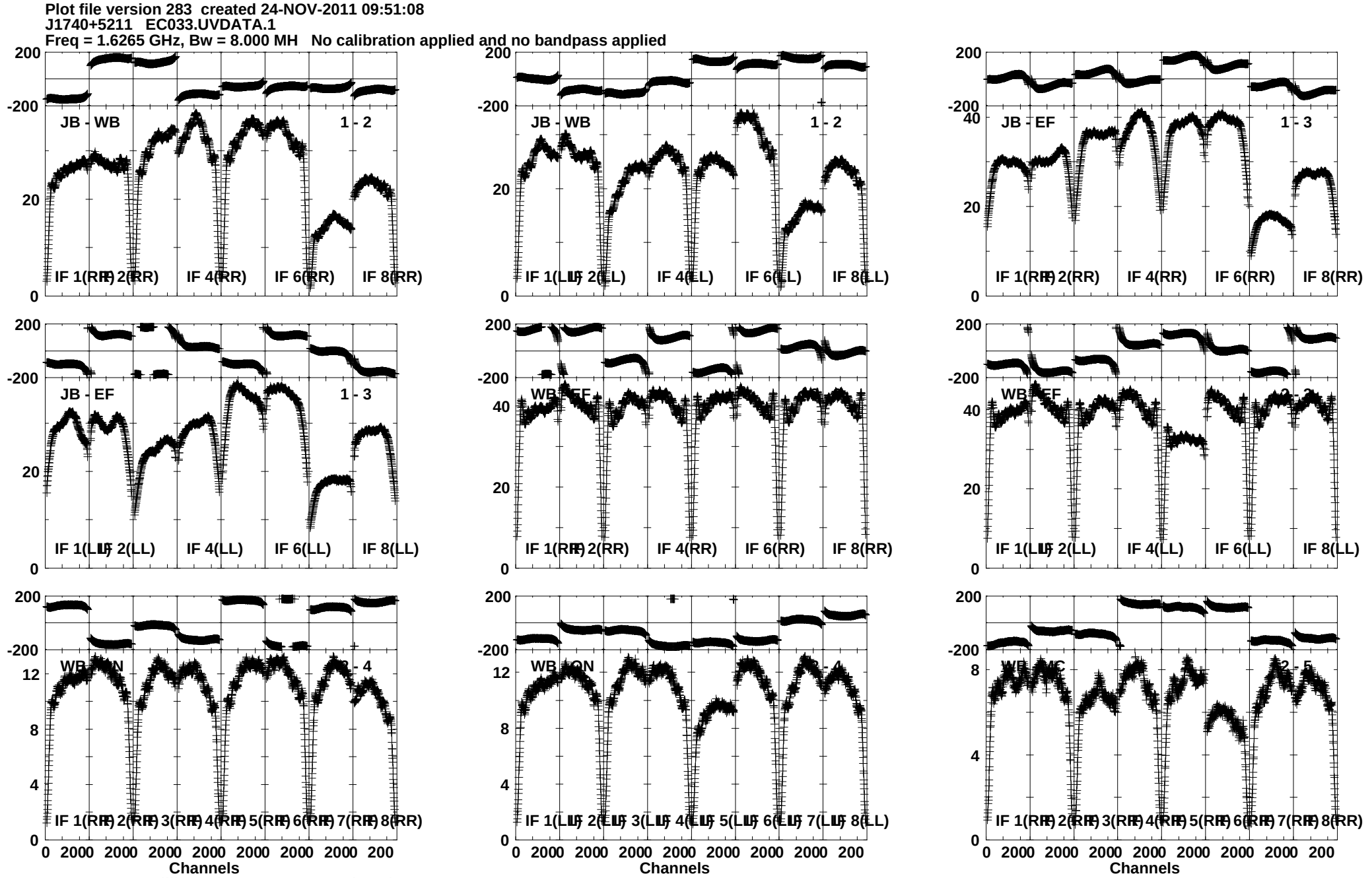
Plot file version 283 created 24-NOV-2011 09:51:08
J1740+5211 EC033.UVDATA.1
Freq = 1.6265 GHz, Bw = 8.000 MH No calibration applied and no bandpass applied
JB - WB 1 - 2
JB - WB 1 - 2
JB - EF 1 - 3
JB - EF 1 - 3
WB - EF 2 - 4
WB - EF 2 - 4
WB - MC 2 - 5
IF 1(RR) IF 2(RR) IF 4(RR) IF 6(RR) IF 8(RR)
IF 1(LL) IF 2(LL) IF 4(LL) IF 6(LL) IF 8(LL)
IF 1(RR) IF 2(RR) IF 3(RR) IF 4(RR) IF 5(RR) IF 6(RR) IF 7(RR) IF 8(RR)
IF 1(LL) IF 2(LL) IF 3(LL) IF 4(LL) IF 5(LL) IF 6(LL) IF 7(LL) IF 8(LL)
Channels
Lower frame: Milli Ampl Jy Top frame: Phas deg
Vector averaged cross-power spectrum Several baselines displayed
Timerange: 00/20:44:30 to 00/20:54:20

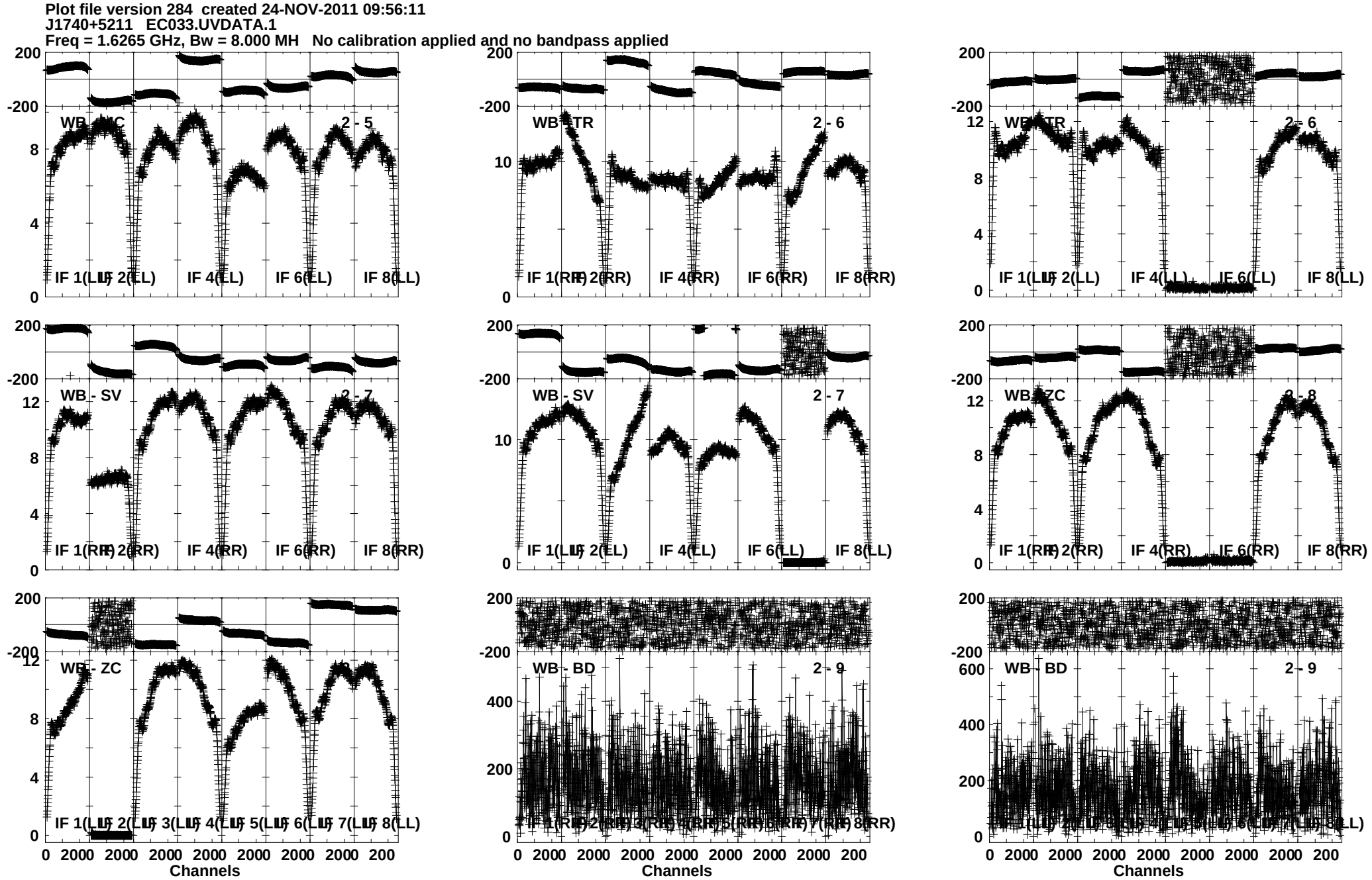
Plot file version 284 created 24-NOV-2011 09:56:11
J1740+5211 EC033.UVDATA.1
Freq = 1.6265 GHz, Bw = 8.000 MH No calibration applied and no bandpass applied
WB - ZC 2 - 5
WB - TR 2 - 6
WB - TR 2 - 6
WB - SV 2 - 7
WB - SV 2 - 7
WB - ZC 2 - 8
WB - ZC
WB - BD 2 - 9
WB - BD 2 - 9
IF 1(LL) IF 2(LL) IF 4(LL) IF 6(LL) IF 8(LL)
IF 1(RR) IF 2(RR) IF 4(RR) IF 6(RR) IF 8(RR)
IF 1(LL) IF 2(LL) IF 3(LL) IF 4(LL) IF 5(LL) IF 6(LL) IF 7(LL) IF 8(LL)
IF 1(RR) IF 2(RR) IF 3(RR) IF 4(RR) IF 5(RR) IF 6(RR) IF 7(RR) IF 8(RR)
Channels
Lower frame: Milli Ampl Jy Top frame: Phas deg
Vector averaged cross-power spectrum Several baselines displayed
Timerange: 00/20:44:30 to 00/20:54:20

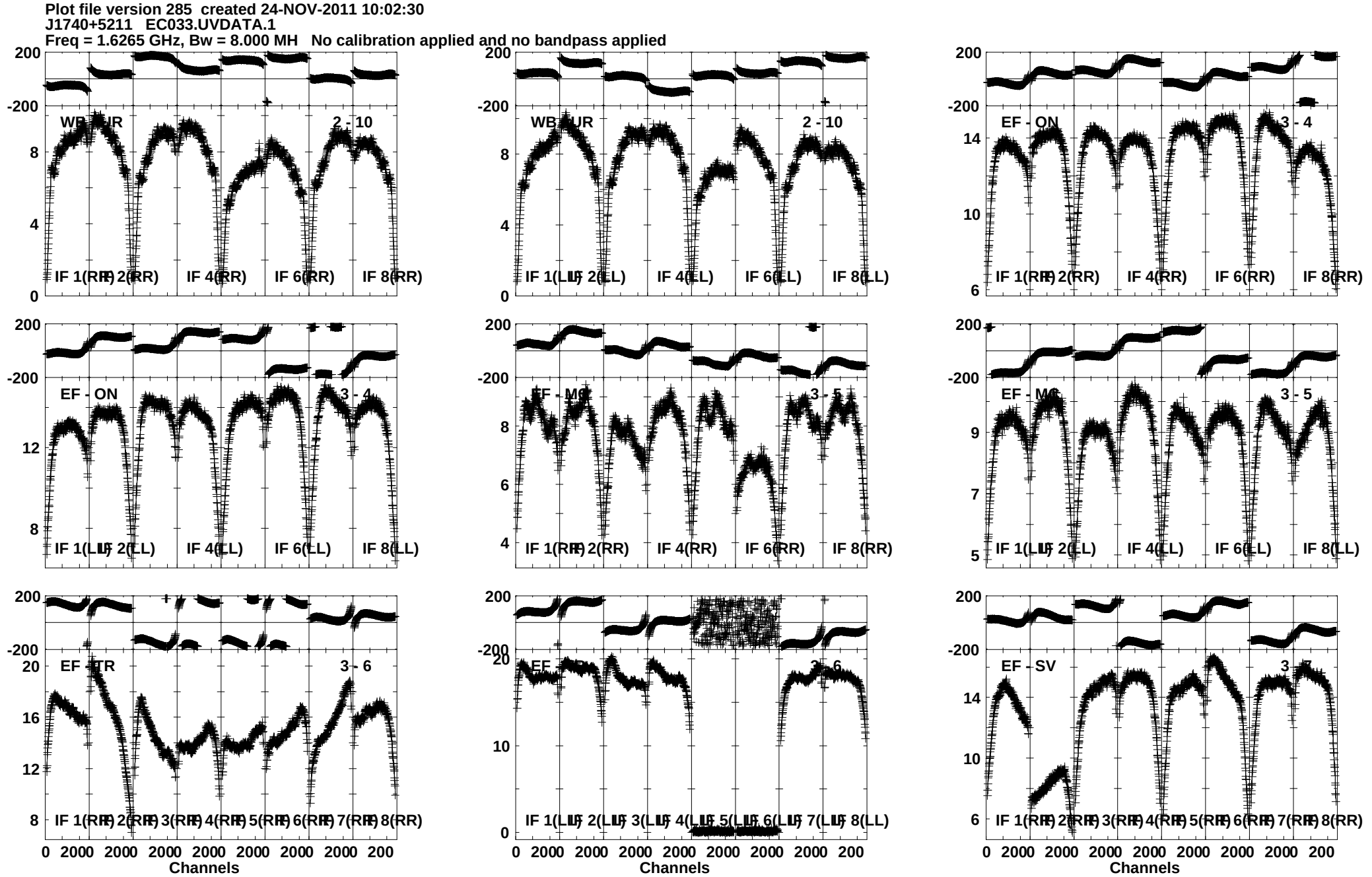

Lower frame: Milli Ampl Jy Top frame: Phas deg
Vector averaged cross-power spectrum Several baselines displayed
Timerange: 00/20:44:30 to 00/20:54:20

Plot file version 286 created 24-NOV-2011 10:09:53
J1740+5211 EC033.UVDATA.1
Freq = 1.6265 GHz, Bw = 8.000 MH No calibration applied and no bandpass applied

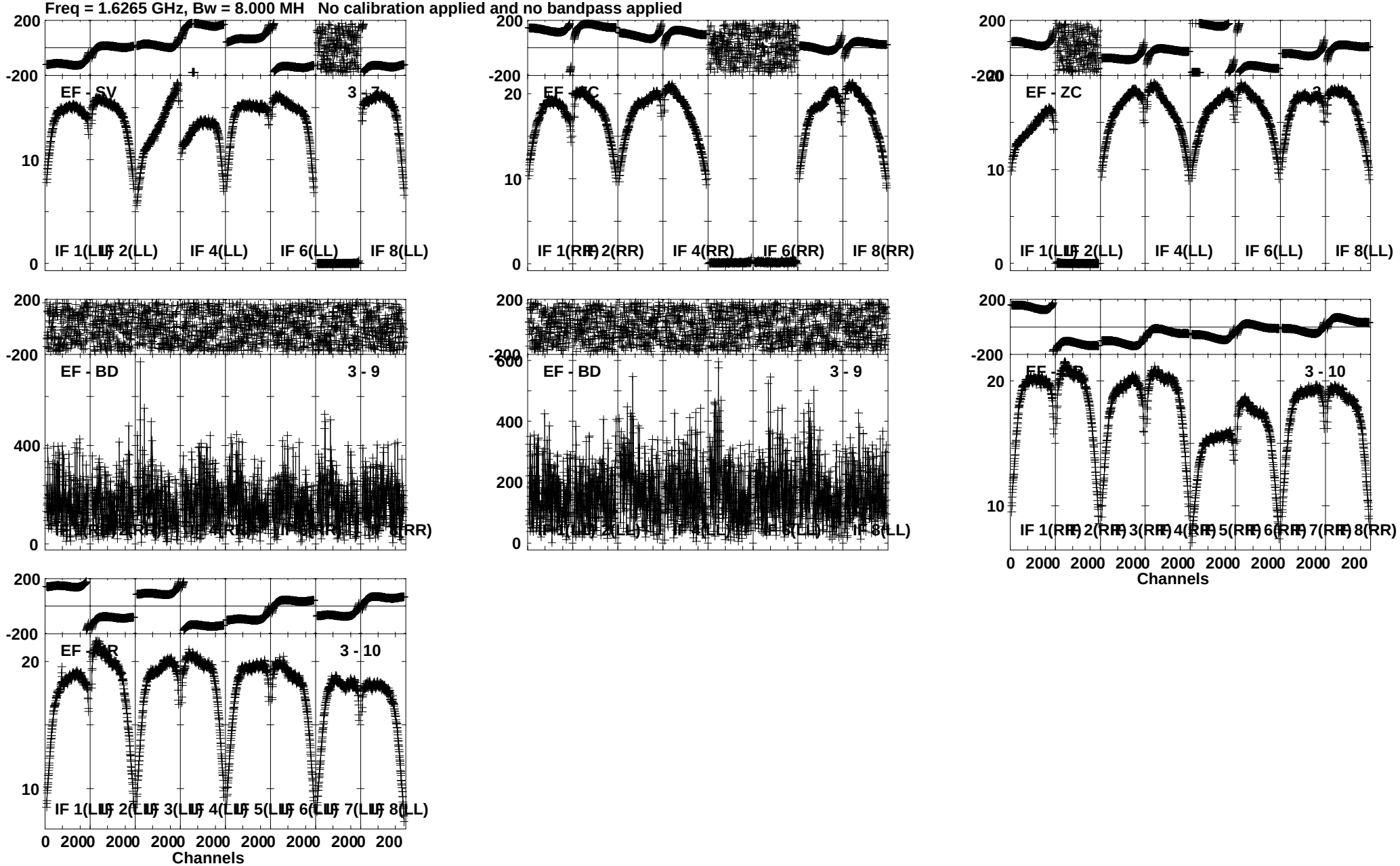

Lower frame: Milli Ampl Jy Top frame: Phas deg
Vector averaged cross-power spectrum Several baselines displayed
Timerange: 00/20:44:30 to 00/20:54:20

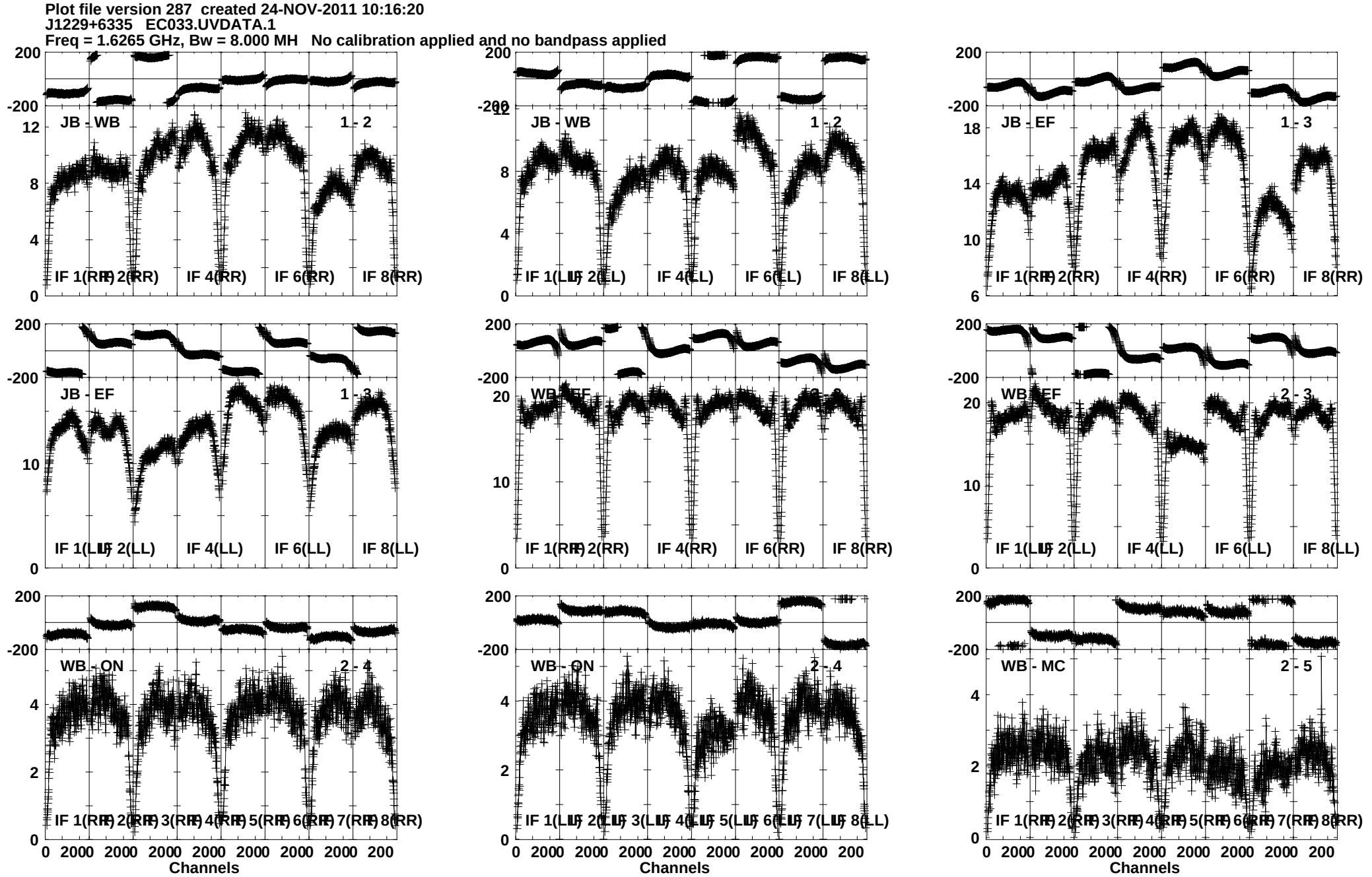
Plot file version 287 created 24-NOV-2011 10:16:20
J1229+6335 EC033.UVDATA.1
Freq = 1.6265 GHz, Bw = 8.000 MH No calibration applied and no bandpass applied
JB - WB 1 - 2
JB - WB 1 - 2
JB - EF 1 - 3
JB - EF 1 - 3
WB - EF 2 - 3
WB - EF 2 - 3
WB - ON 2 - 4
WB - ON 2 - 4
WB - MC 2 - 5
IF 1(RR) IF 2(RR) IF 4(RR) IF 6(RR) IF 8(RR)
IF 1(LL) IF 2(LL) IF 4(LL) IF 6(LL) IF 8(LL)
IF 1(RR) IF 2(RR) IF 3(RR) IF 4(RR) IF 5(RR) IF 6(RR) IF 7(RR) IF 8(RR)
IF 1(LL) IF 2(LL) IF 3(LL) IF 4(LL) IF 5(LL) IF 6(LL) IF 7(LL) IF 8(LL)
Channels
Lower frame: Milli Ampl Jy Top frame: Phas deg
Vector averaged cross-power spectrum Several baselines displayed
Timerange: 00/21:03:20 to 00/21:04:50

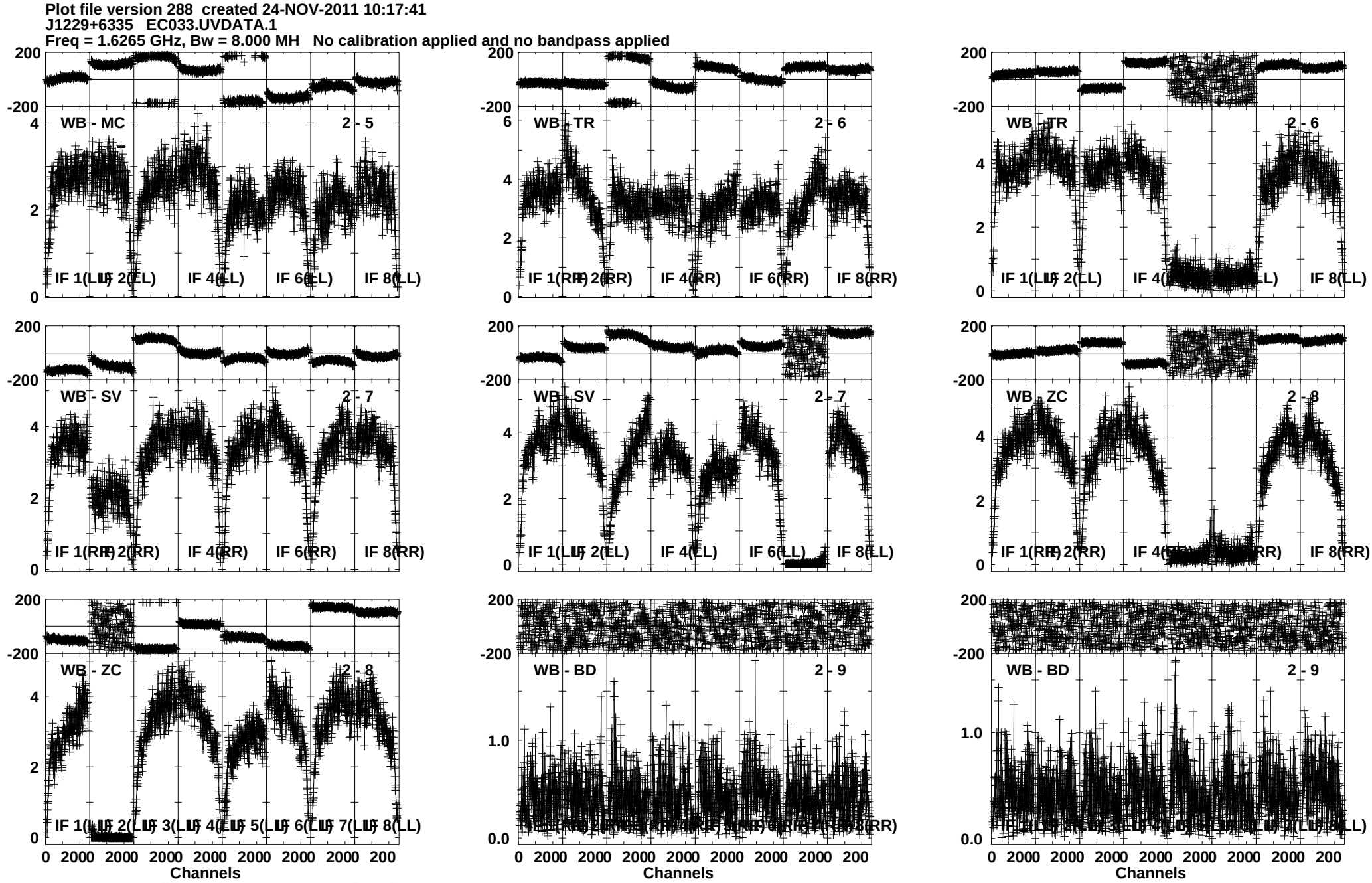
Plot file version 288 created 24-NOV-2011 10:17:41
J1229+6335 EC033.UVDATA.1
Freq = 1.6265 GHz, Bw = 8.000 MH No calibration applied and no bandpass applied
WB - MC 2 - 5
IF 1(LL) IF 2(LL) IF 4(LL) IF 6(LL) IF 8(LL)
WB - TR 2 - 6
IF 1(RR) IF 2(RR) IF 4(RR) IF 6(RR) IF 8(RR)
WB - TR 2 - 6
IF 1(LL) IF 2(LL) IF 4(LL) IF 8(LL)
WB - SV 2 - 7
IF 1(RR) IF 2(RR) IF 4(RR) IF 6(RR) IF 8(RR)
WB - SV 2 - 7
IF 1(LL) IF 2(LL) IF 4(LL) IF 6(LL) IF 8(LL)
WB - ZC 2 - 8
IF 1(RR) IF 2(RR) IF 4(RR) IF 8(RR)
WB - ZC 2 - 8
IF 1(LL) IF 2(LL) IF 3(LL) IF 4(LL) IF 5(LL) IF 6(LL) IF 7(LL) IF 8(LL)
WB - BD 2 - 9
WB - BD 2 - 9
Channels
Channels
Channels
Lower frame: Milli Ampl Jy Top frame: Phas deg
Vector averaged cross-power spectrum Several baselines displayed
Timerange: 00/21:03:20 to 00/21:04:50

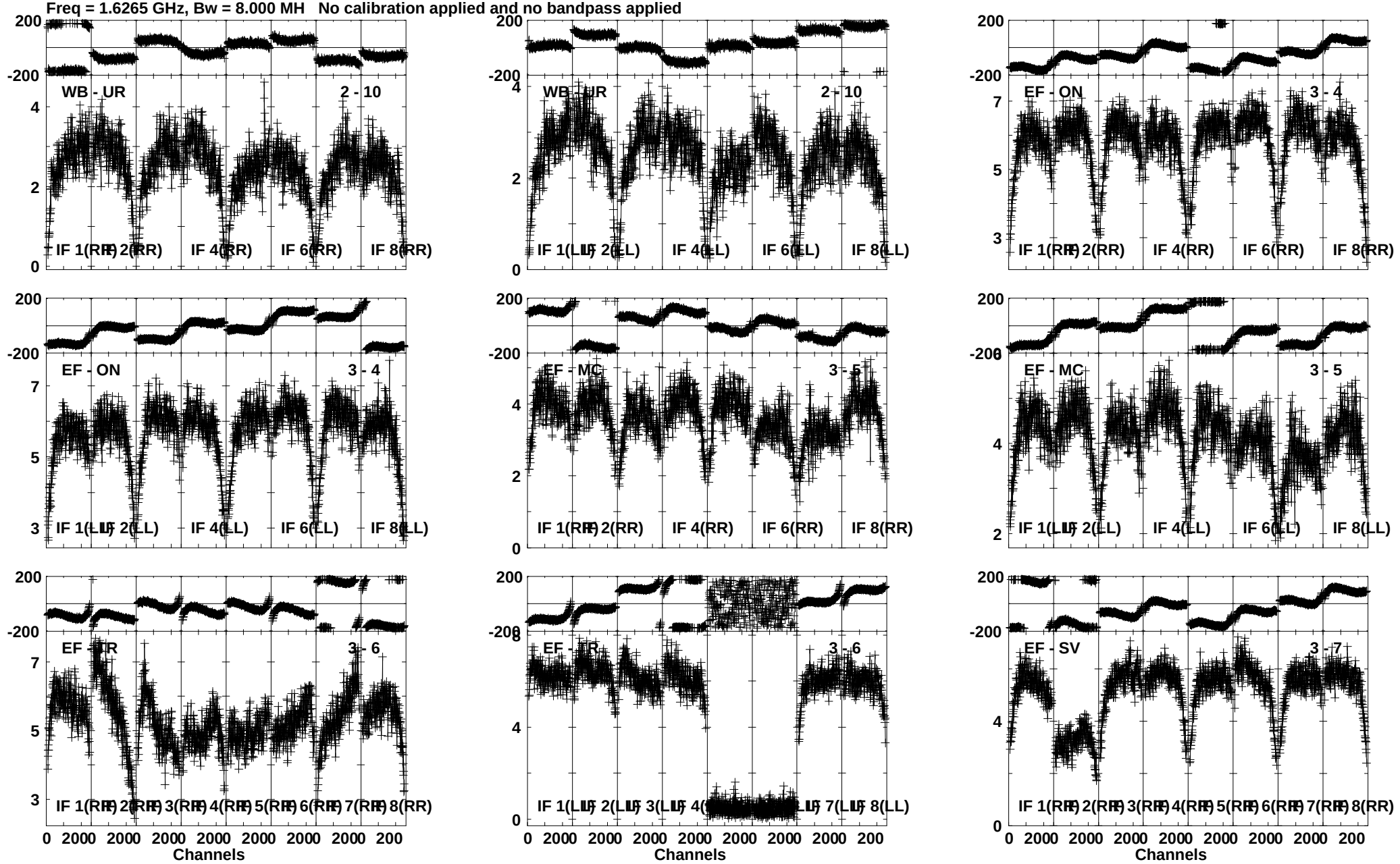
Plot file version 289 created 24-NOV-2011 10:18:46
J1229+6335 EC033.UVDATA.1
Freq = 1.6265 GHz, Bw = 8.000 MH No calibration applied and no bandpass applied
WB - UR 2 - 10
IF 1(RR) 2(RR) IF 4(RR) IF 6(RR) IF 8(RR)
WB - UR 2 - 10
IF 1(LL) 2(LL) IF 4(LL) IF 6(LL) IF 8(LL)
EF - ON 3 - 4
IF 1(RR) 2(RR) IF 4(RR) IF 6(RR) IF 8(RR)
EF - ON 3 - 4
IF 1(LL) 2(LL) IF 4(LL) IF 6(LL) IF 8(LL)
EF - MC 3 - 5
IF 1(RR) 2(RR) IF 4(RR) IF 6(RR) IF 8(RR)
EF - MC 3 - 5
IF 1(LL) 2(LL) IF 4(LL) IF 6(LL) IF 8(LL)
EF - ?R 3 - 6
IF 1(RR) 2(RR) 3(RR) 4(RR) 5(RR) 6(RR) 7(RR) 8(RR)
EF - ?R 3 - 6
IF 1(LL) 2(LL) 3(LL) 4(LL) 5(LL) 6(LL) 7(LL) 8(LL)
EF - SV 3 - 7
IF 1(RR) 2(RR) 3(RR) 4(RR) 5(RR) 6(RR) 7(RR) 8(RR)
Channels
Channels
Channels
Lower frame: Milli Ampl Jy Top frame: Phas deg
Vector averaged cross-power spectrum Several baselines displayed
Timerange: 00/21:03:20 to 00/21:04:50

Plot file version 290 created 24-NOV-2011 10:19:37
J1229+6335 EC033.UVDATA.1
Freq = 1.6265 GHz, Bw = 8.000 MH No calibration applied and no bandpass applied

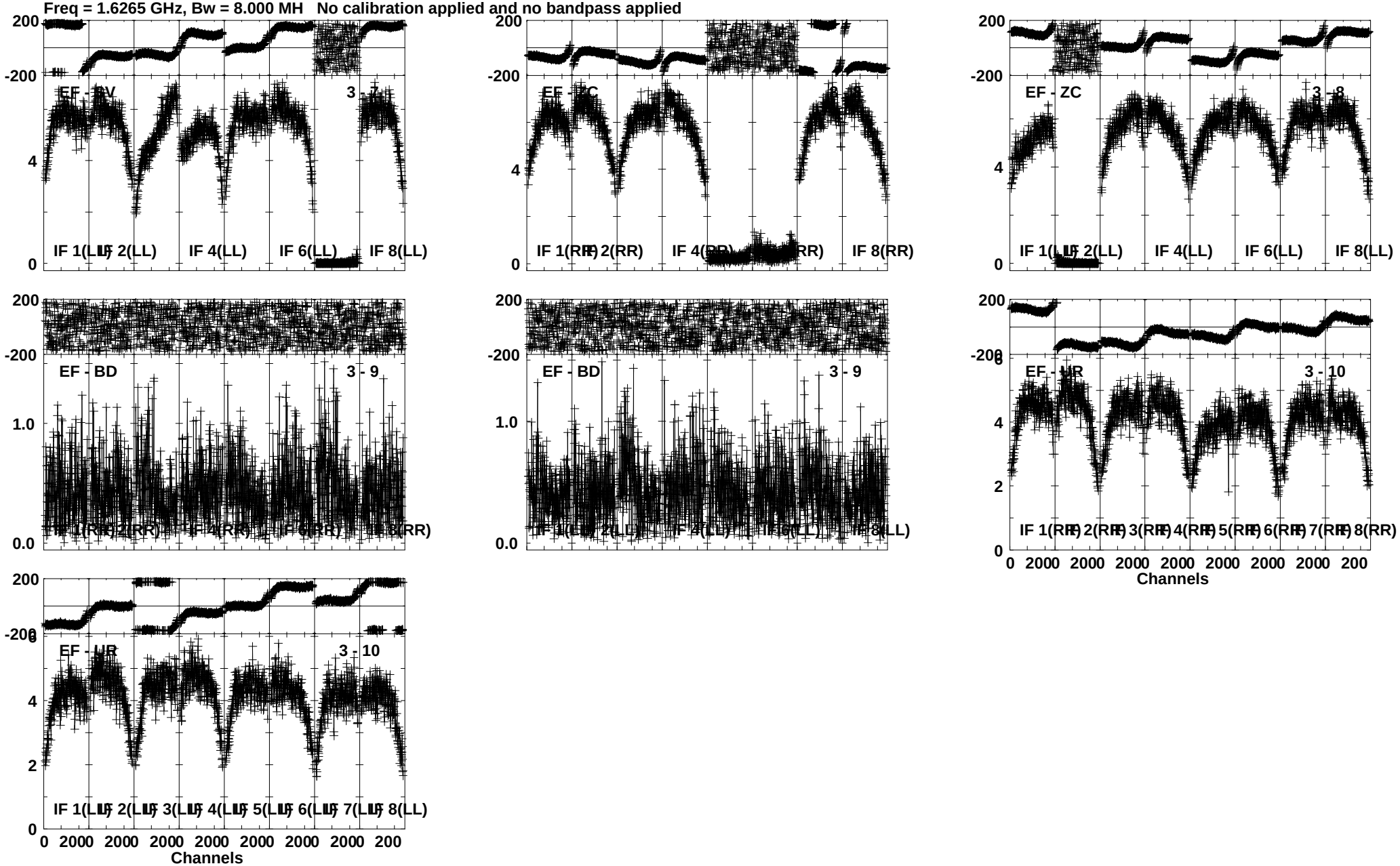

Lower frame: Milli Ampl Jy Top frame: Phas deg
Vector averaged cross-power spectrum Several baselines displayed
Timerange: 00/21:03:20 to 00/21:04:50

Plot file version 291 created 24-NOV-2011 10:21:30
HDF259 EC033.UVDATA.1
Freq = 1.6265 GHz, Bw = 8.000 MH No calibration applied and no bandpass applied

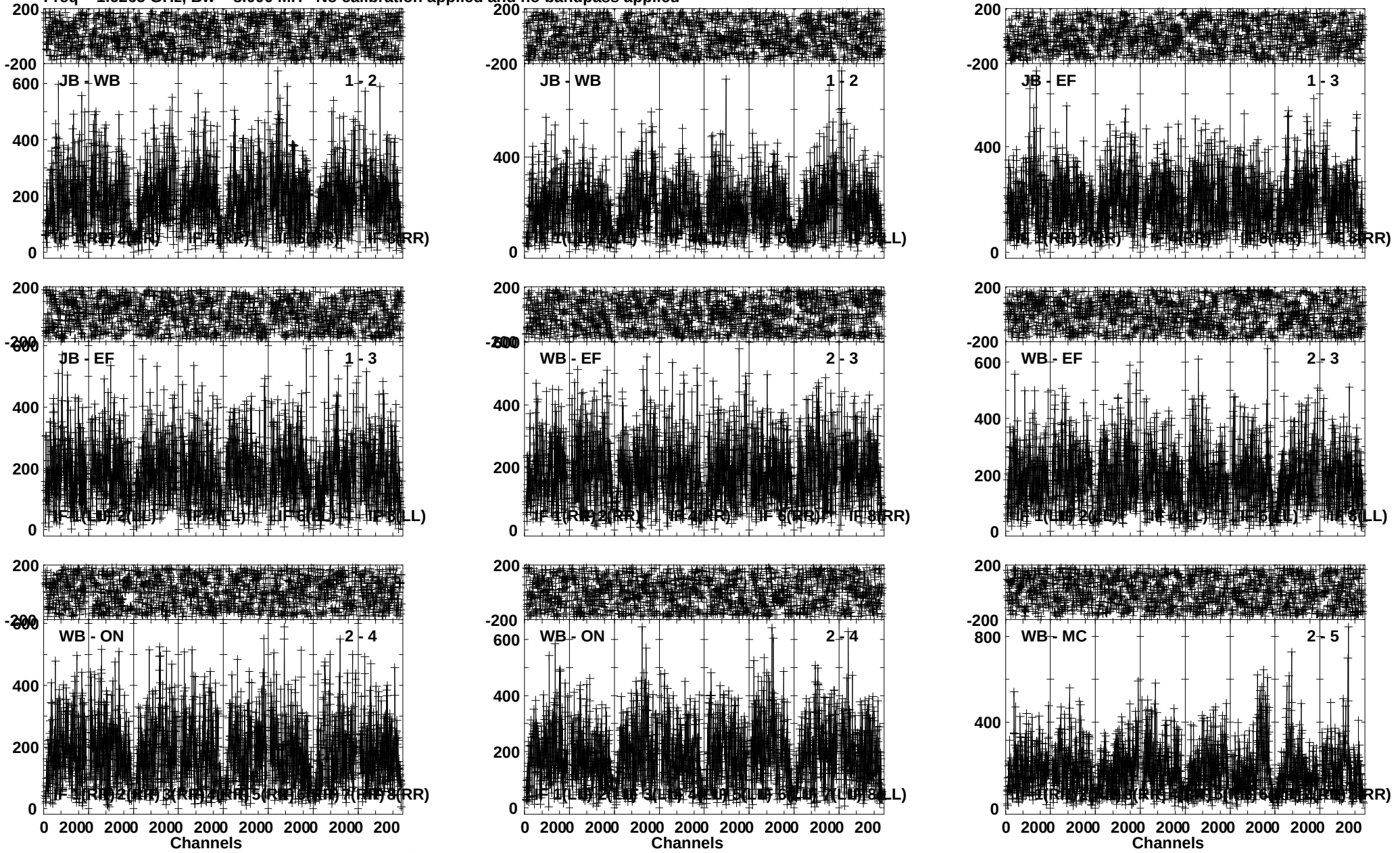

Lower frame: Micro Ampl Jy Top frame: Phas deg
Vector averaged cross-power spectrum Several baselines displayed
Timerange: 00/21:04:55 to 00/21:13:20

Plot file version 292 created 24-NOV-2011 10:25:45
HDF259 EC033.UVDATA.1
Freq = 1.6265 GHz, Bw = 8.000 MH No calibration applied and no bandpass applied

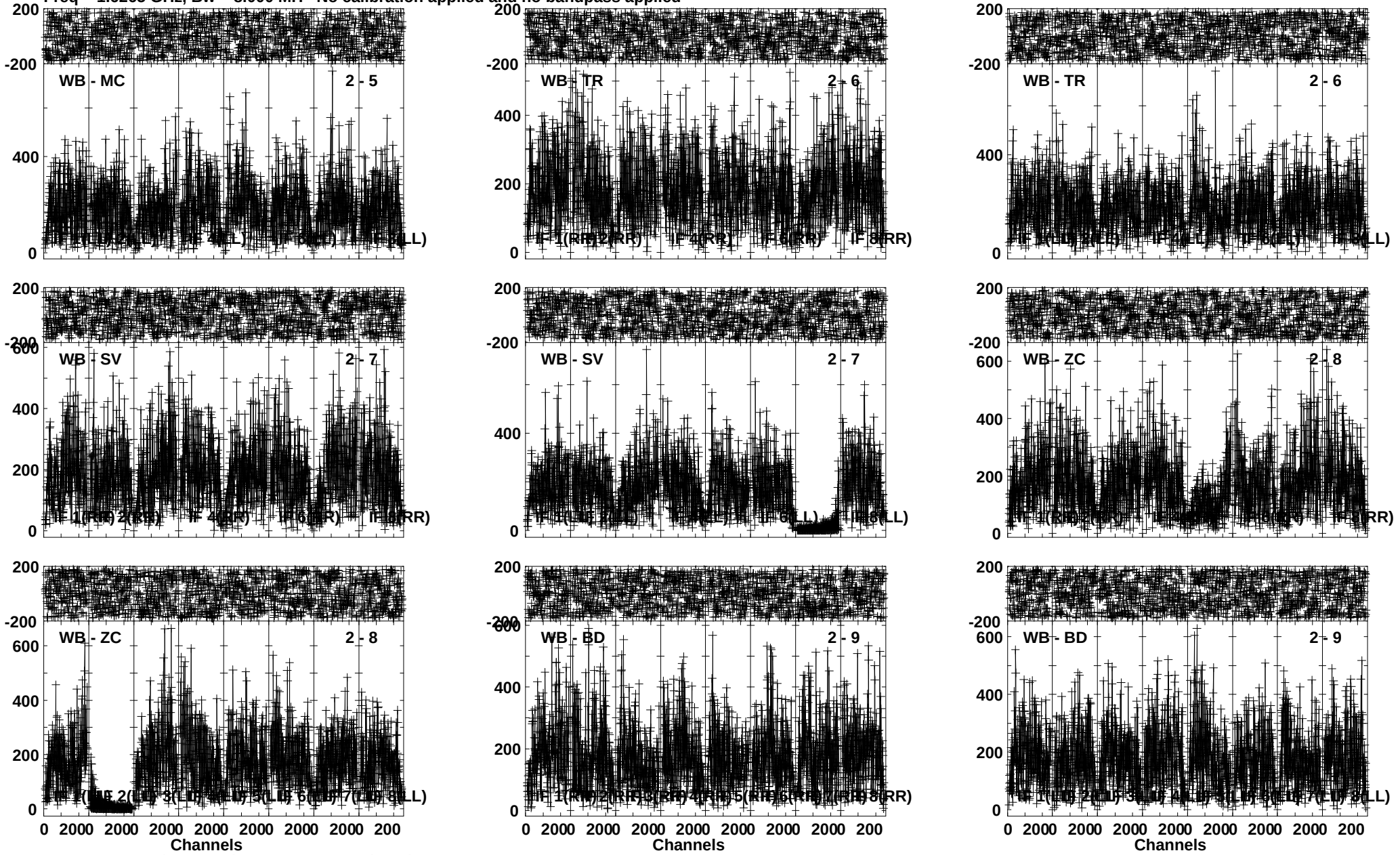

Lower frame: Micro Ampl Jy Top frame: Phas deg
Vector averaged cross-power spectrum Several baselines displayed
Timerange: 00/21:04:55 to 00/21:13:20

Plot file version 293 created 24-NOV-2011 10:31:08
HDF259 EC033.UVDATA.1
Freq = 1.6265 GHz, Bw = 8.000 MH No calibration applied and no bandpass applied

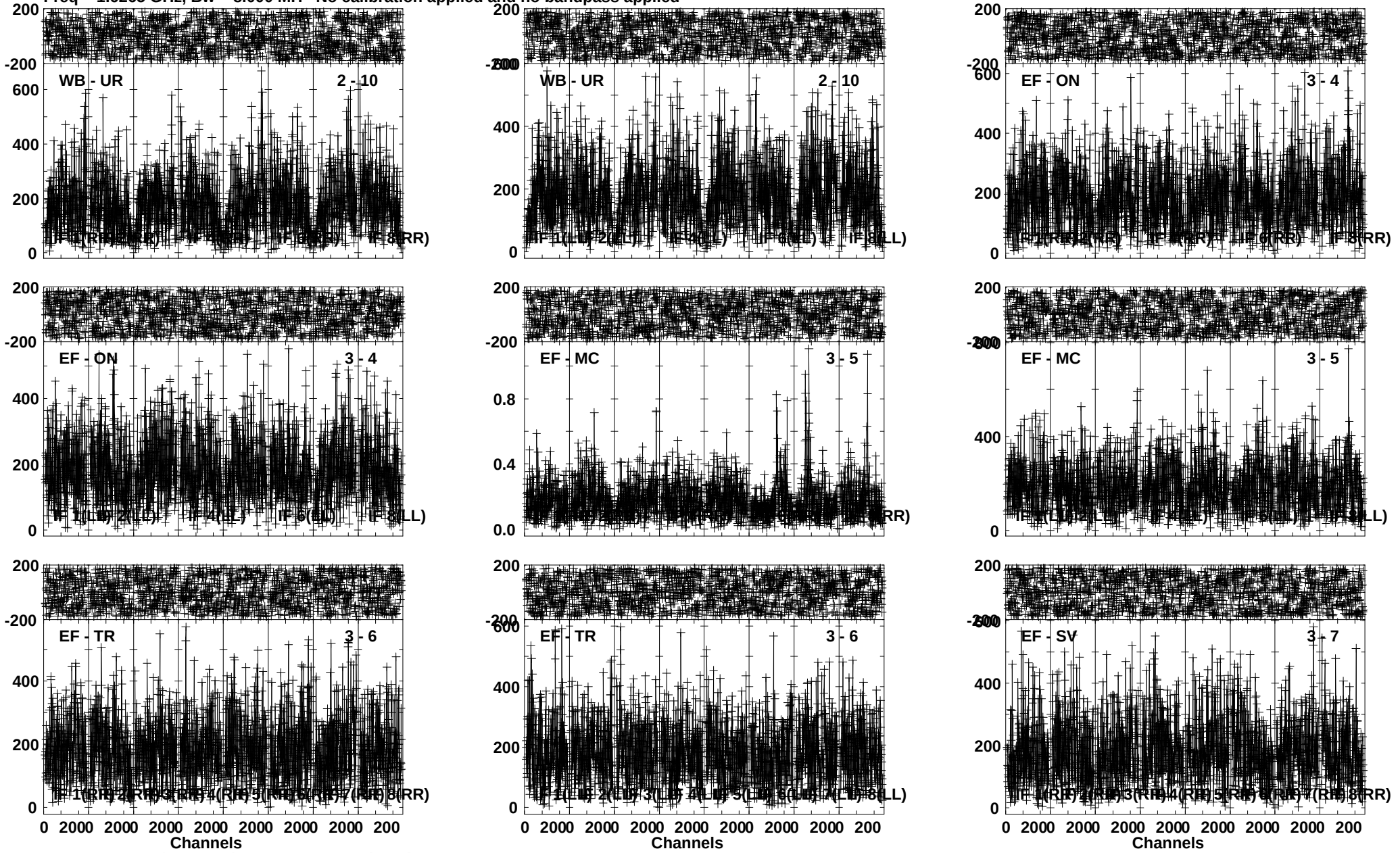

Lower frame: Micro Ampl Jy Top frame: Phas deg
Vector averaged cross-power spectrum Several baselines displayed
Timerange: 00/21:04:55 to 00/21:13:20

Plot file version 294 created 24-NOV-2011 10:35:20
HDF259 EC033.UVDATA.1
Freq = 1.6265 GHz, Bw = 8.000 MH No calibration applied and no bandpass applied

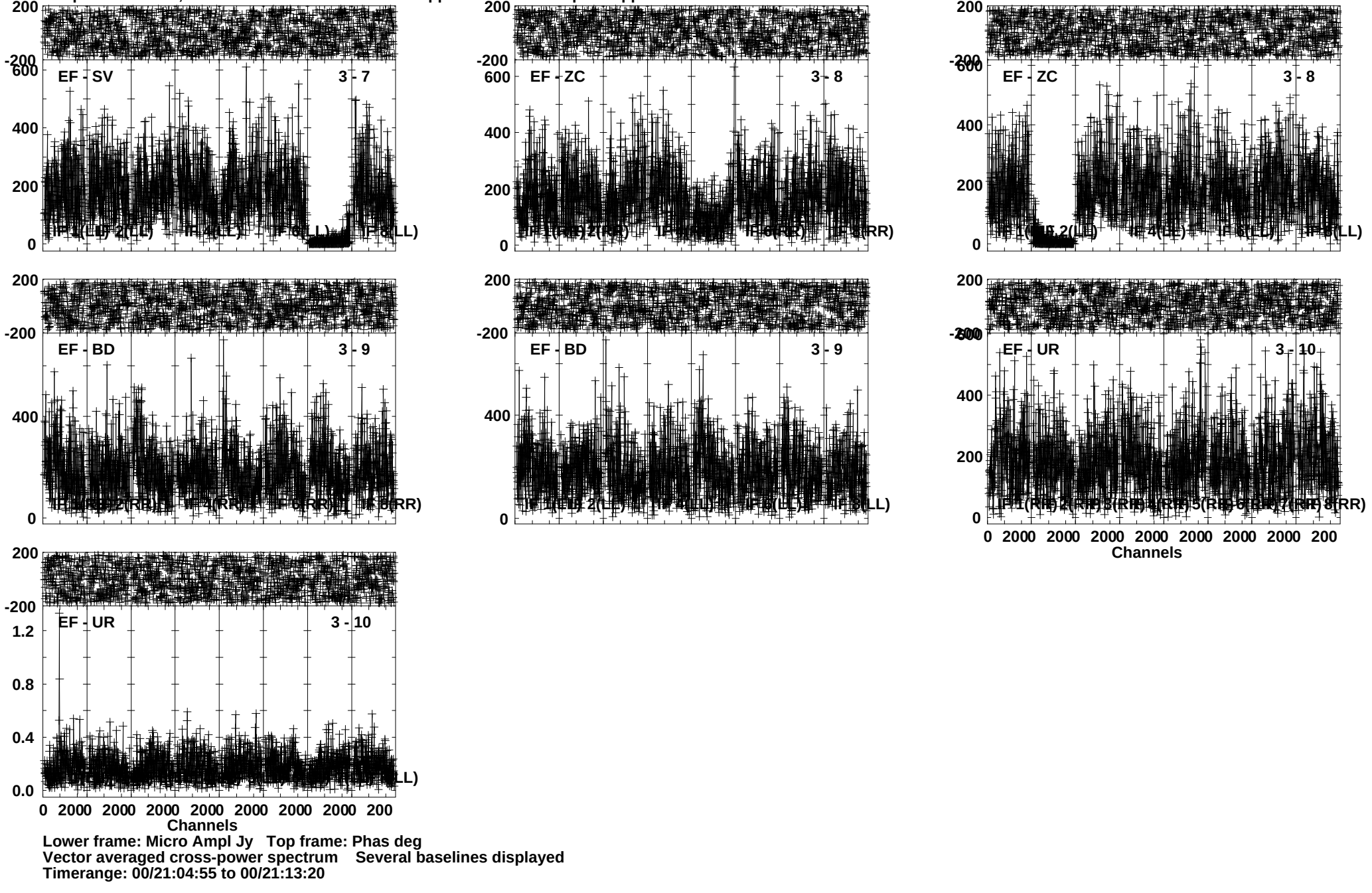

Lower frame: Micro Ampl Jy Top frame: Phas deg
Vector averaged cross-power spectrum Several baselines displayed
Timerange: 00/21:04:55 to 00/21:13:20

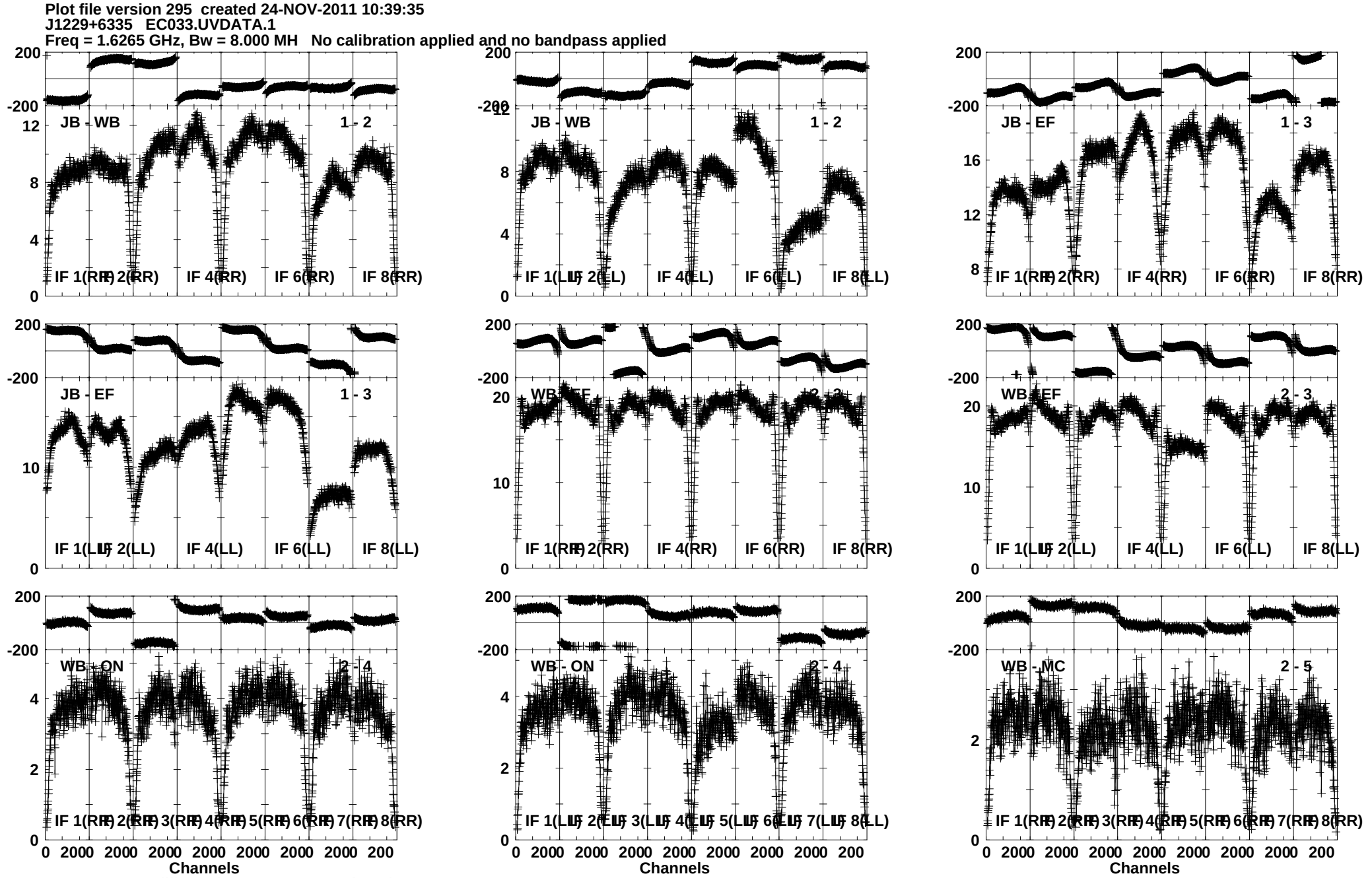

Lower frame: Milli Ampl Jy Top frame: Phas deg
Vector averaged cross-power spectrum Several baselines displayed
Timerange: 00/21:13:25 to 00/21:15:20

Plot file version 296 created 24-NOV-2011 10:40:45
J1229+6335 EC033.UVDATA.1
Freq = 1.6265 GHz, Bw = 8.000 MH No calibration applied and no bandpass applied

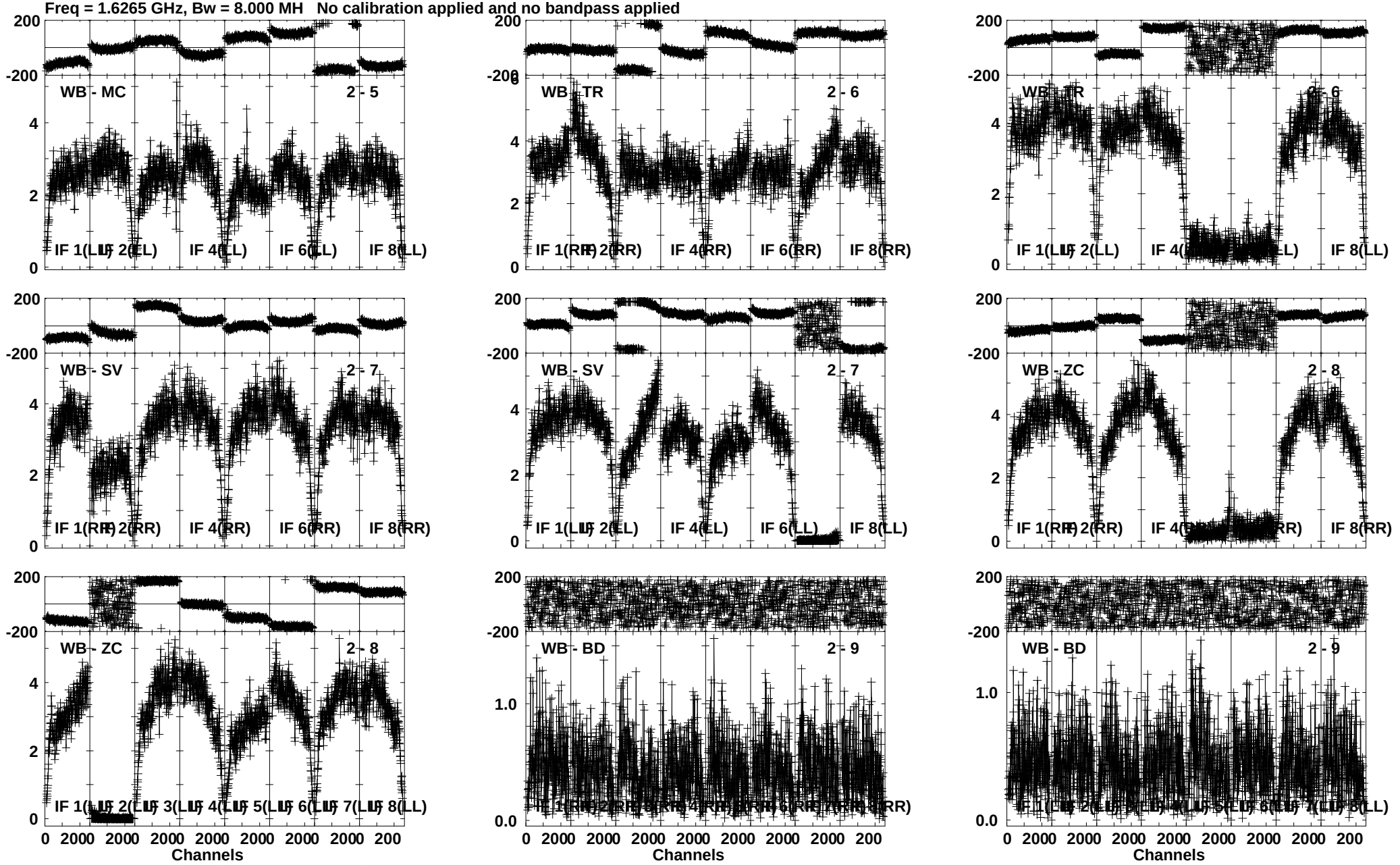

Lower frame: Milli Ampl Jy Top frame: Phas deg
Vector averaged cross-power spectrum Several baselines displayed
Timerange: 00/21:13:25 to 00/21:15:20

Plot file version 297 created 24-NOV-2011 10:41:55
J1229+6335 EC033.UVDATA.1
Freq = 1.6265 GHz, Bw = 8.000 MH No calibration applied and no bandpass applied

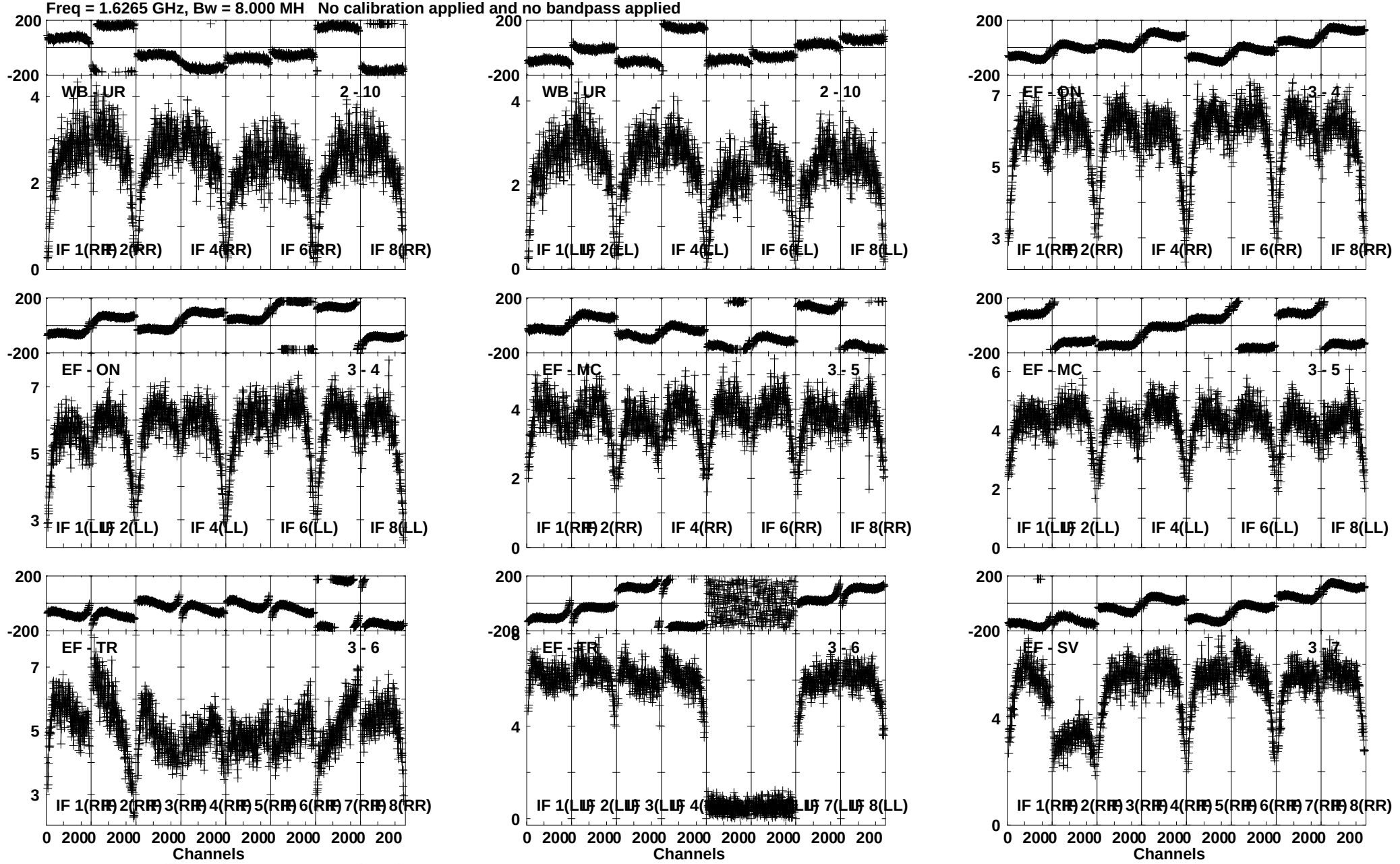

Lower frame: Milli Ampl Jy Top frame: Phas deg
Vector averaged cross-power spectrum Several baselines displayed
Timerange: 00/21:13:25 to 00/21:15:20

Plot file version 298 created 24-NOV-2011 10:42:50
J1229+6335 EC033.UVDATA.1
Freq = 1.6265 GHz, Bw = 8.000 MH No calibration applied and no bandpass applied

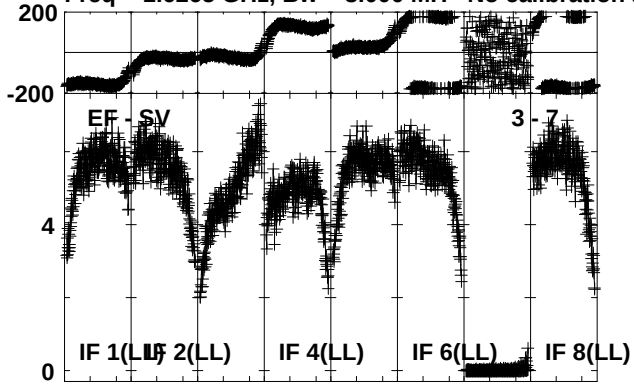

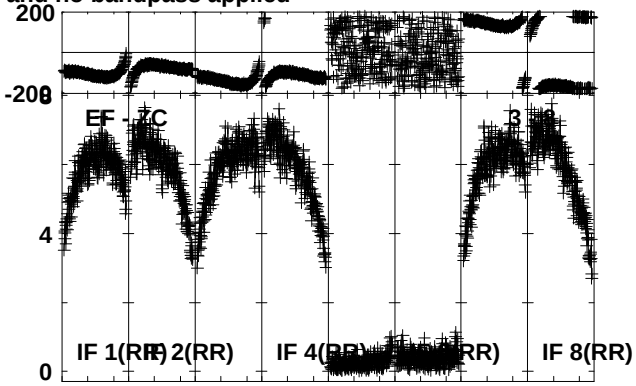

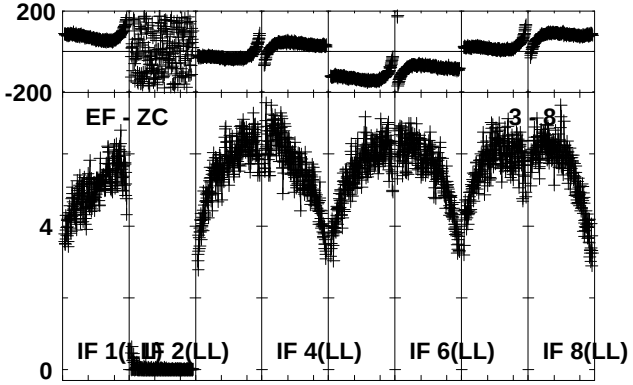

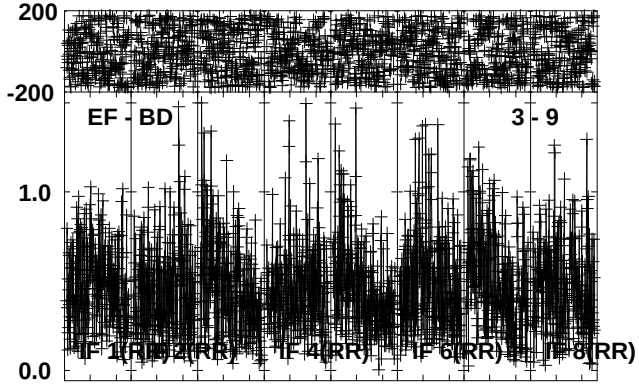

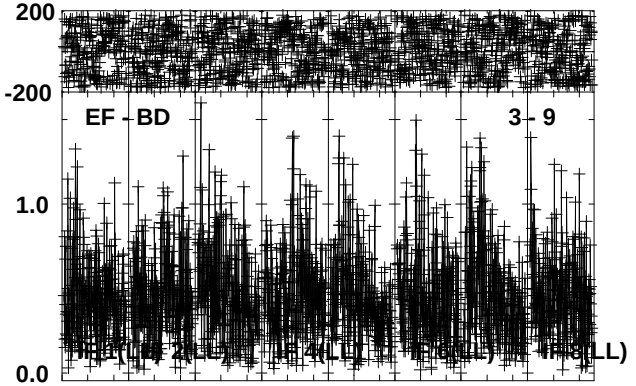

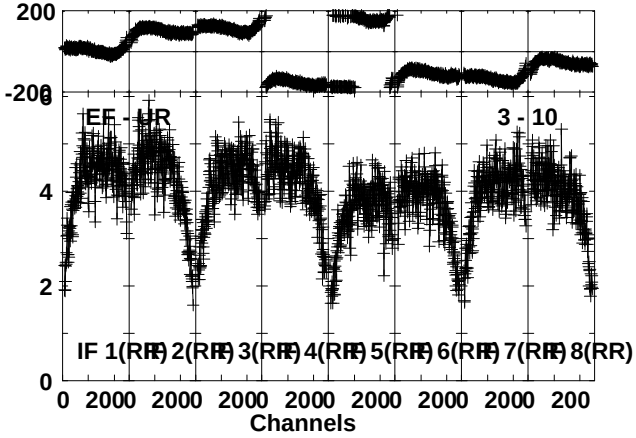

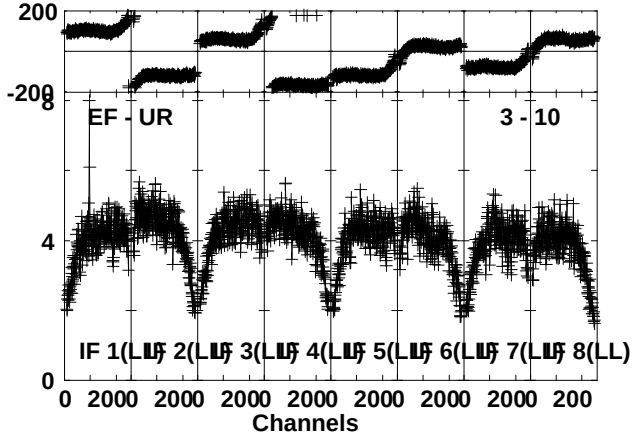

Lower frame: Milli Ampl Jy Top frame: Phas deg
Vector averaged cross-power spectrum Several baselines displayed
Timerange: 00/21:13:25 to 00/21:15:20

Plot file version 299 created 24-NOV-2011 10:44:41
HDF259 EC033.UVDATA.1
Freq = 1.6265 GHz, Bw = 8.000 MH No calibration applied and no bandpass applied

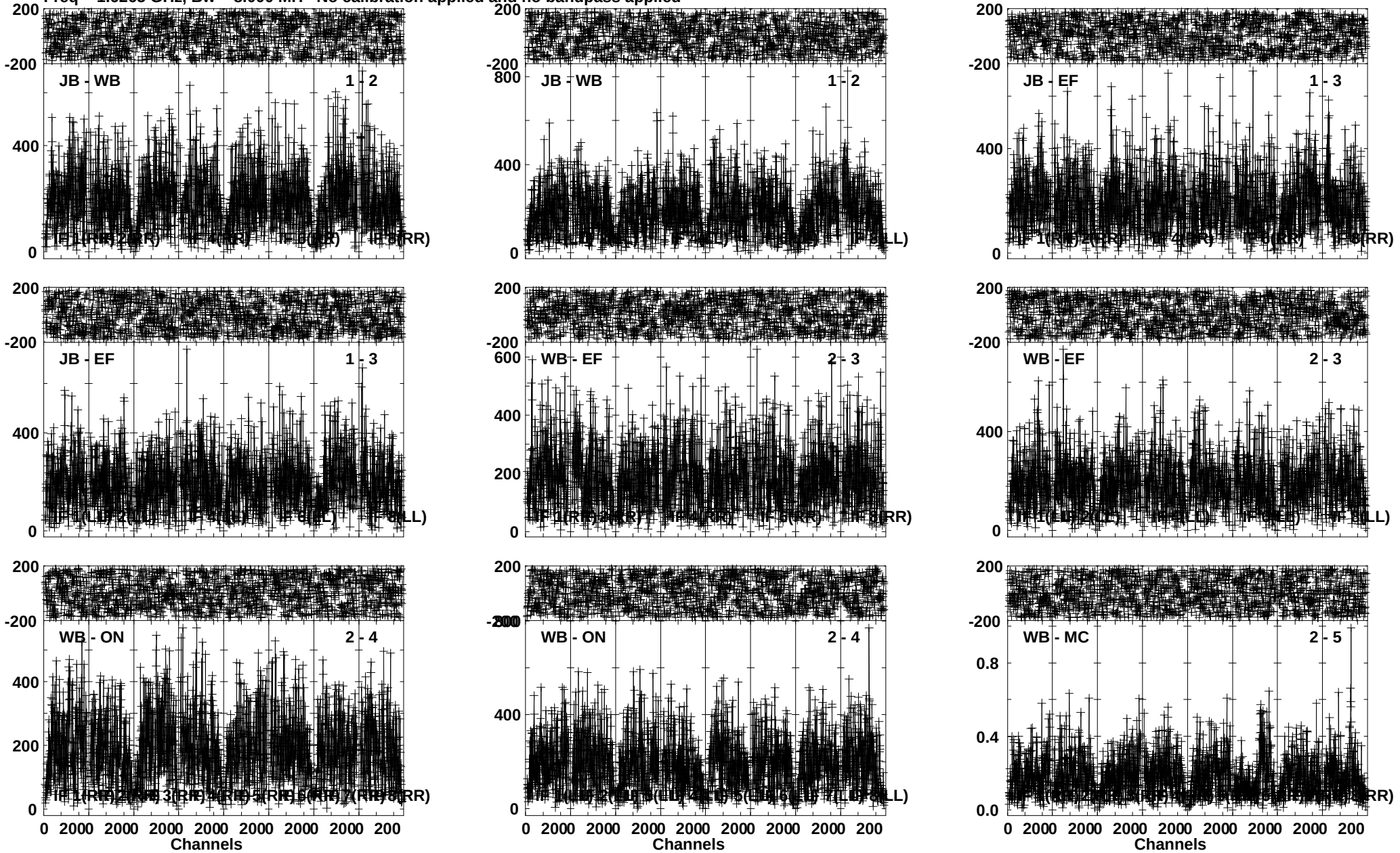

Lower frame: Micro Ampl Jy Top frame: Phas deg
Vector averaged cross-power spectrum Several baselines displayed
Timerange: 00/21:15:25 to 00/21:23:20

Plot file version 300 created 24-NOV-2011 10:48:36
HDF259 EC033.UVDATA.1
Freq = 1.6265 GHz, Bw = 8.000 MH No calibration applied and no bandpass applied

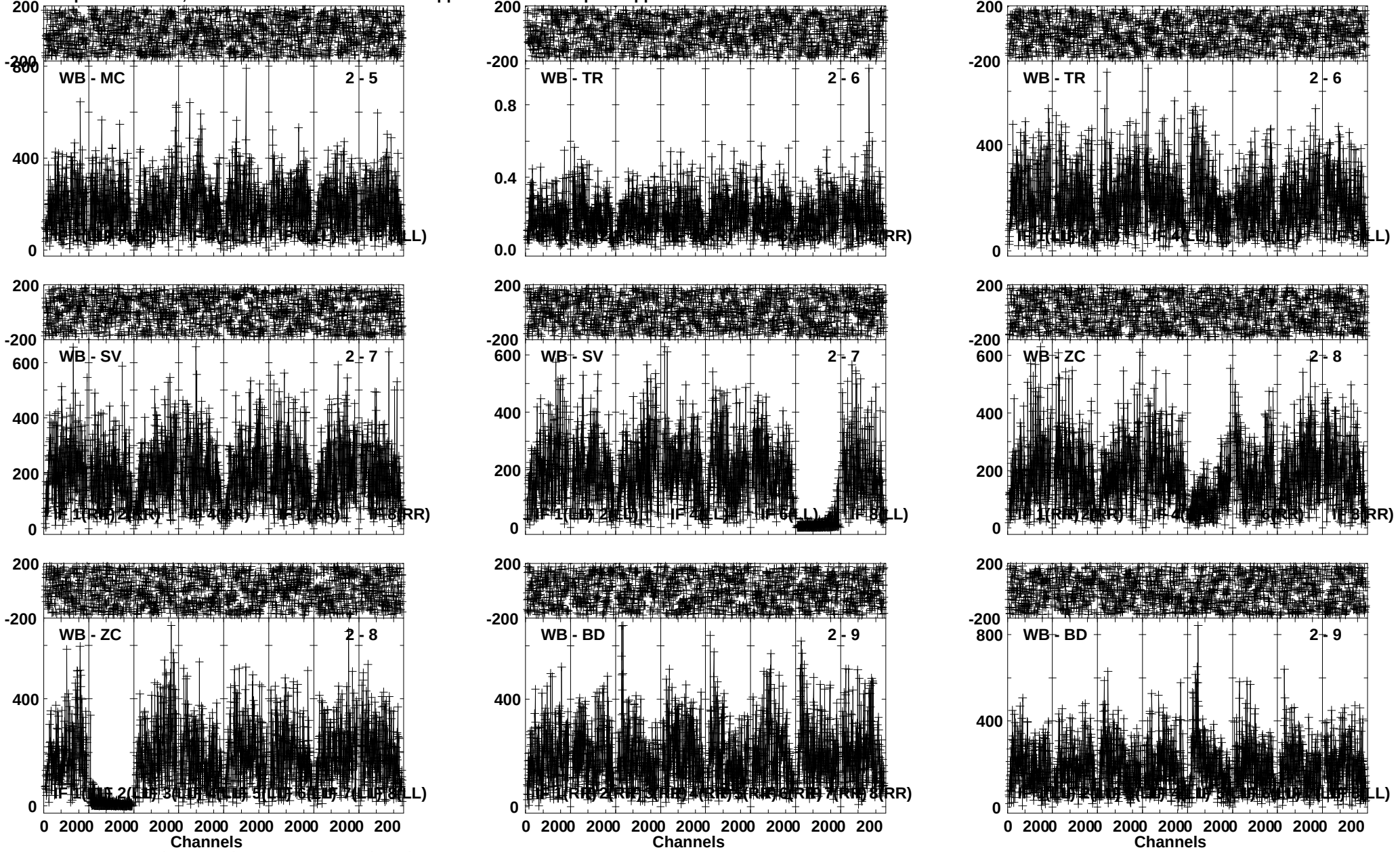

Lower frame: Micro Ampl Jy Top frame: Phas deg
Vector averaged cross-power spectrum Several baselines displayed
Timerange: 00/21:15:25 to 00/21:23:20

Plot file version 301 created 24-NOV-2011 10:53:30
HDF259 EC033.UVDATA.1
Freq = 1.6265 GHz, Bw = 8.000 MH No calibration applied and no bandpass applied

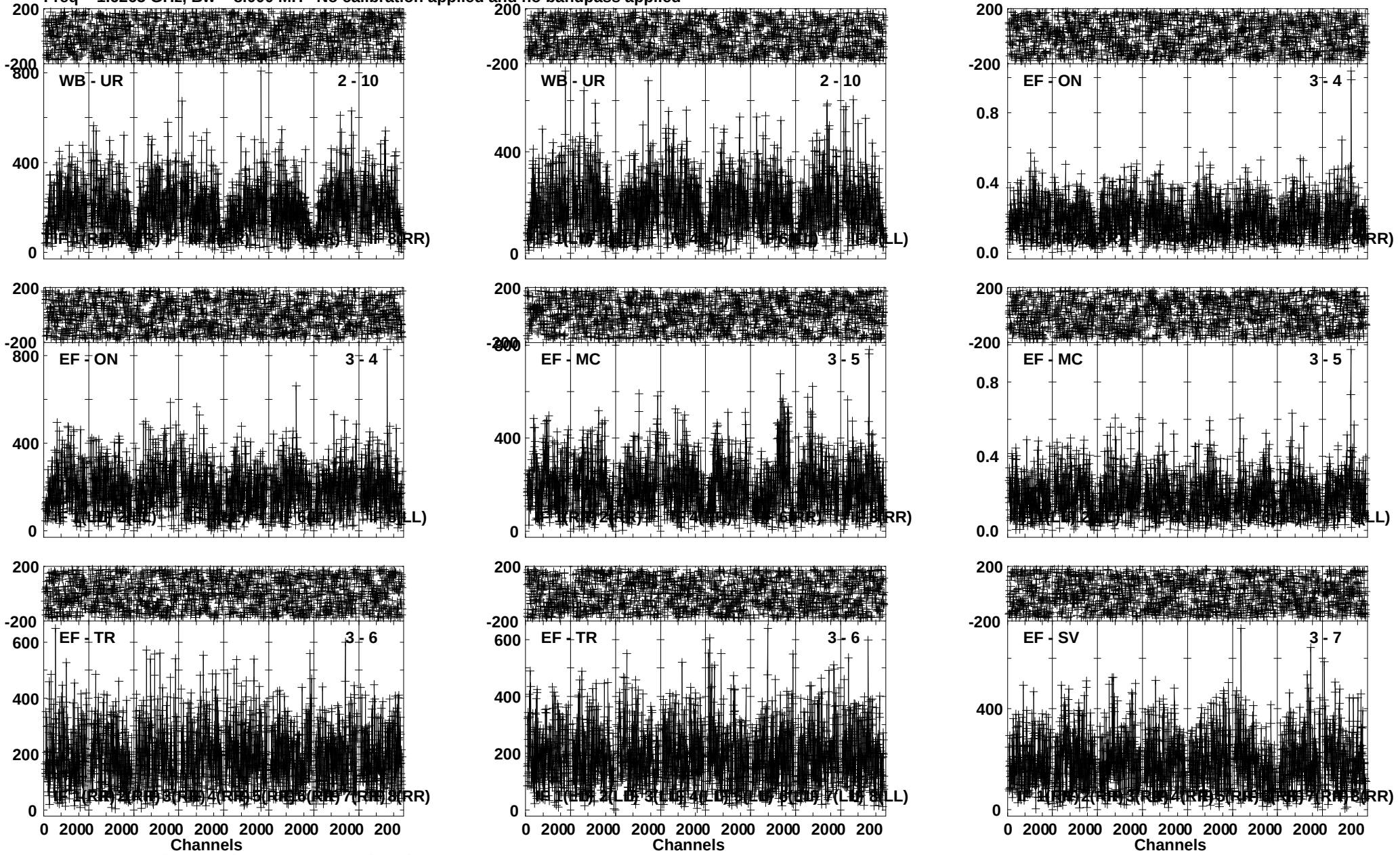

Lower frame: Micro Ampl Jy Top frame: Phas deg
Vector averaged cross-power spectrum Several baselines displayed
Timerange: 00/21:15:25 to 00/21:23:20

Plot file version 302 created 24-NOV-2011 10:57:26
HDF259 EC033.UVDATA.1
Freq = 1.6265 GHz, Bw = 8.000 MH No calibration applied and no bandpass applied

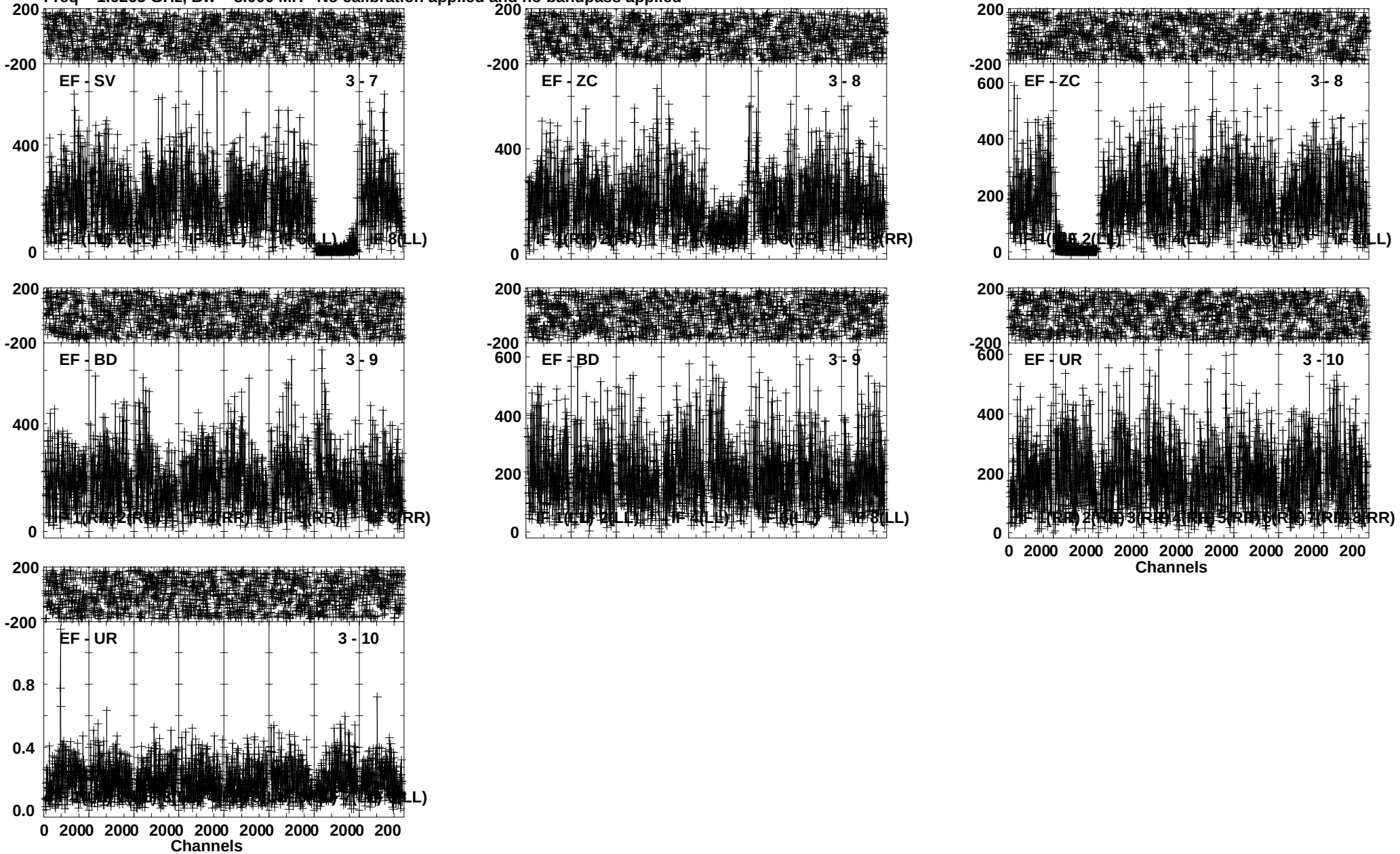

Lower frame: Micro Ampl Jy Top frame: Phas deg
Vector averaged cross-power spectrum Several baselines displayed
Timerange: 00/21:15:25 to 00/21:23:20

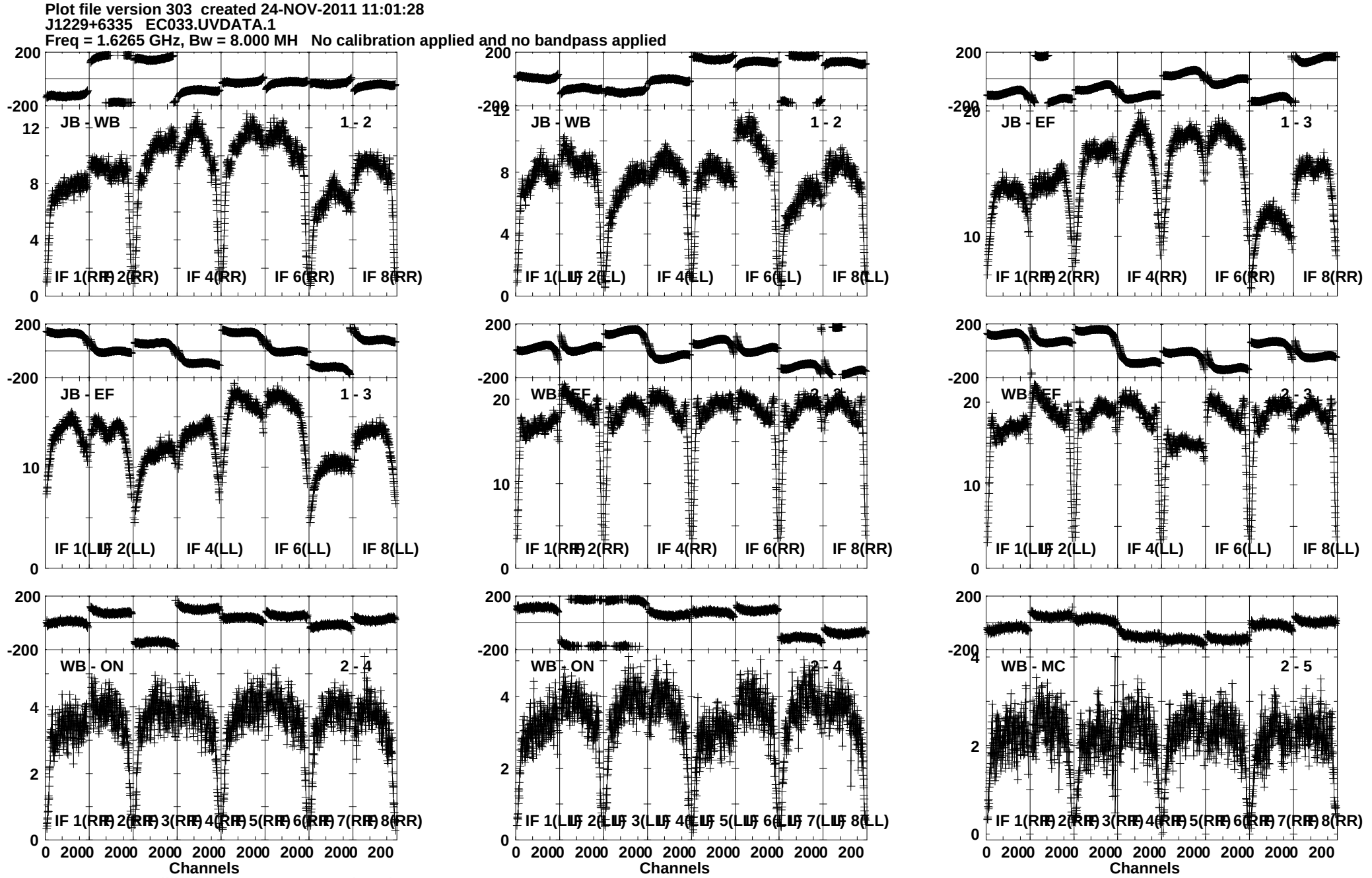
Plot file version 303 created 24-NOV-2011 11:01:28
J1229+6335 EC033.UVDATA.1
Freq = 1.6265 GHz, Bw = 8.000 MH No calibration applied and no bandpass applied
JB - WB 1 - 2
IF 1(RR) IF 2(RR) IF 4(RR) IF 6(RR) IF 8(RR)
JB - WB 1 - 2
IF 1(LL) IF 2(LL) IF 4(LL) IF 6(LL) IF 8(LL)
JB - EF 1 - 3
IF 1(RR) IF 2(RR) IF 4(RR) IF 6(RR) IF 8(RR)
JB - EF 1 - 3
IF 1(LL) IF 2(LL) IF 4(LL) IF 6(LL) IF 8(LL)
WB - EF 2 - 3
IF 1(RR) IF 2(RR) IF 4(RR) IF 6(RR) IF 8(RR)
WB - EF 2 - 3
IF 1(LL) IF 2(LL) IF 4(LL) IF 6(LL) IF 8(LL)
WB - ON 2 - 4
IF 1(RR) IF 2(RR) IF 3(RR) IF 4(RR) IF 5(RR) IF 6(RR) IF 7(RR) IF 8(RR)
WB - ON 2 - 4
IF 1(LL) IF 2(LL) IF 3(LL) IF 4(LL) IF 5(LL) IF 6(LL) IF 7(LL) IF 8(LL)
WB - MC 2 - 5
IF 1(RR) IF 2(RR) IF 3(RR) IF 4(RR) IF 5(RR) IF 6(RR) IF 7(RR) IF 8(RR)
0 2000 2000 2000 2000 2000 2000 2000 200
Channels
Lower frame: Milli Ampl Jy Top frame: Phas deg
Vector averaged cross-power spectrum Several baselines displayed
Timerange: 00/21:24:40 to 00/21:26:10

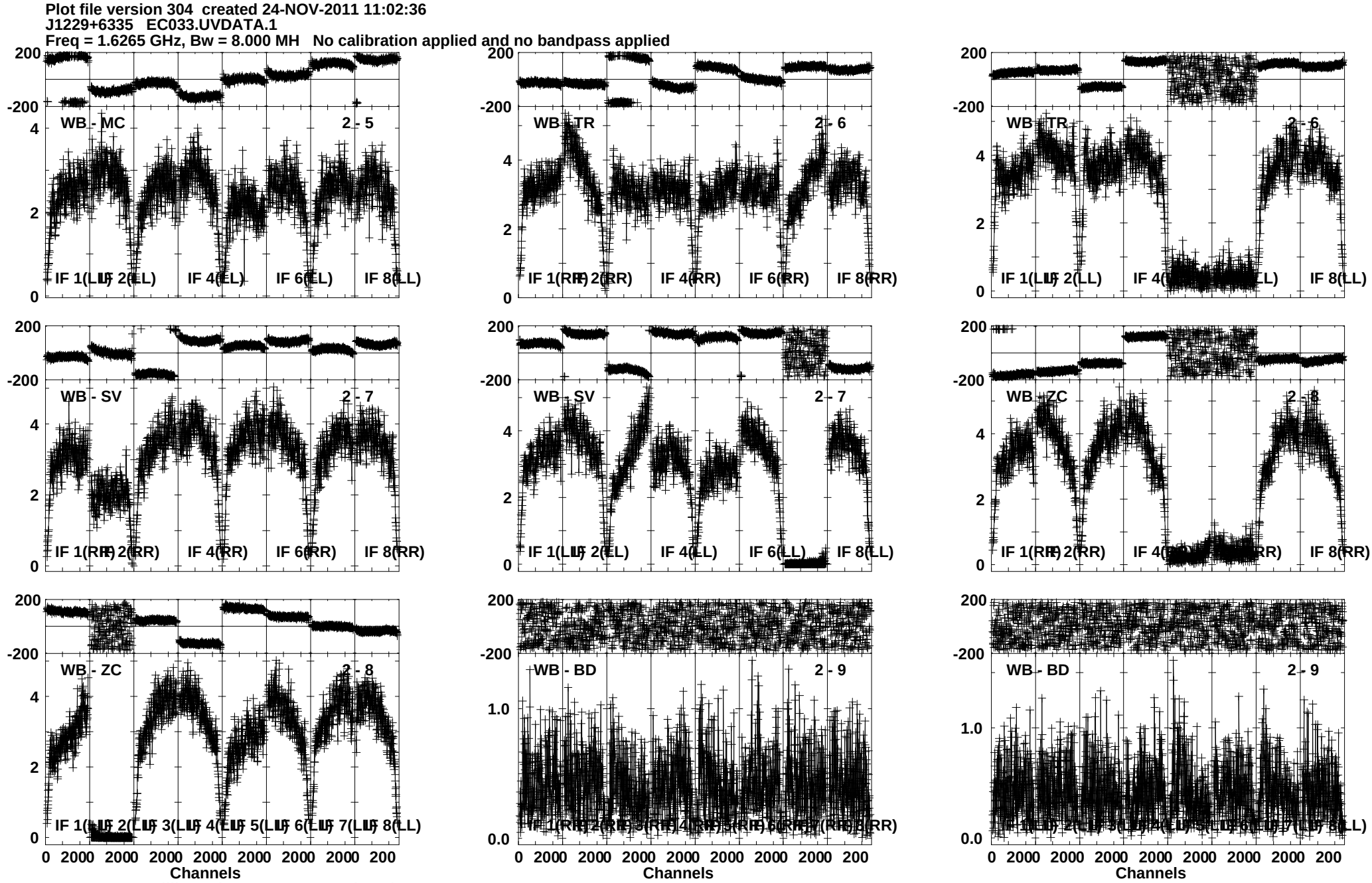
Plot file version 304 created 24-NOV-2011 11:02:36
J1229+6335 EC033.UVDATA.1
Freq = 1.6265 GHz, Bw = 8.000 MH No calibration applied and no bandpass applied
WB - MC 2 - 5
WB - TR 2 - 6
WB - TR 2 - 6
WB - SV 2 - 7
WB - SV 2 - 7
WB - ZC 2 - 8
WB - ZC 2 - 8
WB - BD 2 - 9
WB - BD 2 - 9
Channels
Channels
Channels
Lower frame: Milli Ampl Jy Top frame: Phas deg
Vector averaged cross-power spectrum Several baselines displayed
Timerange: 00/21:24:40 to 00/21:26:10

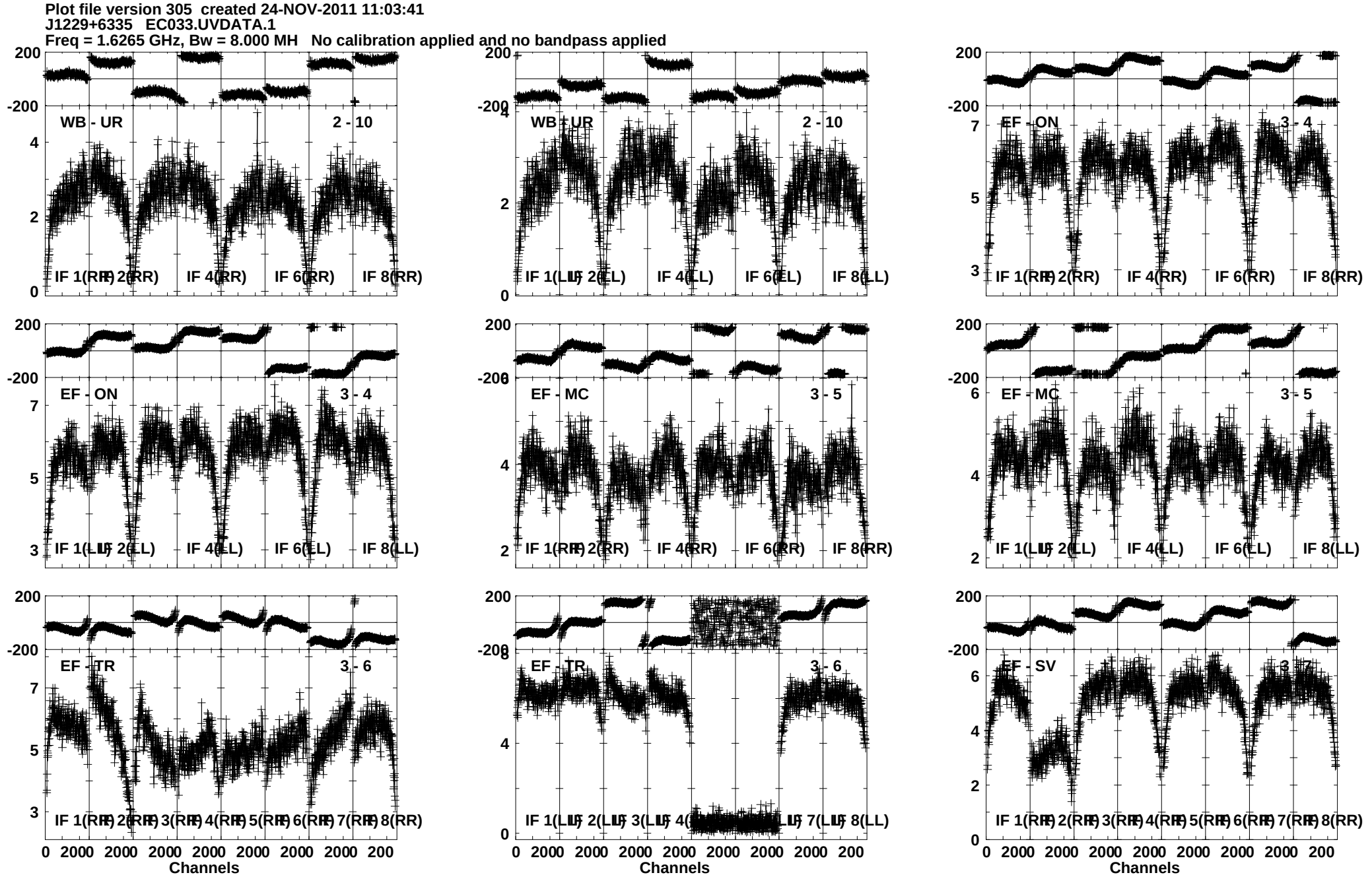
Plot file version 305 created 24-NOV-2011 11:03:41
J1229+6335 EC033.UVDATA.1
Freq = 1.6265 GHz, Bw = 8.000 MH No calibration applied and no bandpass applied
WB - UR 2 - 10
IF 1(RR) 2(RR) IF 4(RR) IF 6(RR) IF 8(RR)
WB - UR 2 - 10
IF 1(LL) 2(LL) IF 4(LL) IF 6(LL) IF 8(LL)
EF - ON 3 - 4
IF 1(RR) 2(RR) IF 4(RR) IF 6(RR) IF 8(RR)
EF - ON 3 - 4
IF 1(LL) 2(LL) IF 4(LL) IF 6(LL) IF 8(LL)
EF - MC 3 - 5
IF 1(RR) 2(RR) IF 4(RR) IF 6(RR) IF 8(RR)
EF - MC 3 - 5
IF 1(LL) 2(LL) IF 4(LL) IF 6(LL) IF 8(LL)
EF - TR 3 - 6
IF 1(RR) 2(RR) 3(RR) 4(RR) 5(RR) 6(RR) 7(RR) 8(RR)
EF - TR 3 - 6
IF 1(LL) 2(LL) 3(LL) 4(LL) 5(LL) 6(LL) 7(LL) 8(LL)
EF - SV 3 - 7
IF 1(RR) 2(RR) 3(RR) 4(RR) 5(RR) 6(RR) 7(RR) 8(RR)
0 2000 2000 2000 2000 2000 2000 2000 200
Channels
Lower frame: Milli Ampl Jy Top frame: Phas deg
Vector averaged cross-power spectrum Several baselines displayed
Timerange: 00/21:24:40 to 00/21:26:10

Plot file version 306 created 24-NOV-2011 11:04:32
J1229+6335 EC033.UVDATA.1
Freq = 1.6265 GHz, Bw = 8.000 MH No calibration applied and no bandpass applied

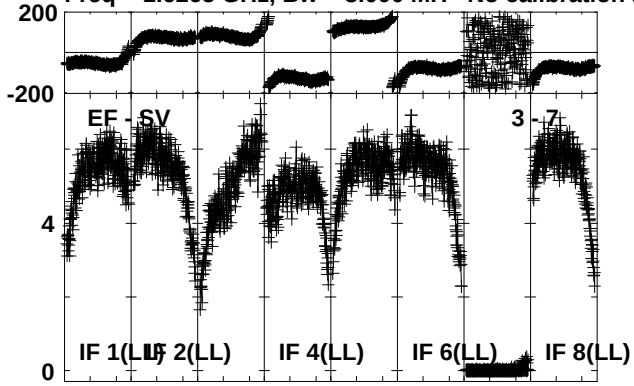

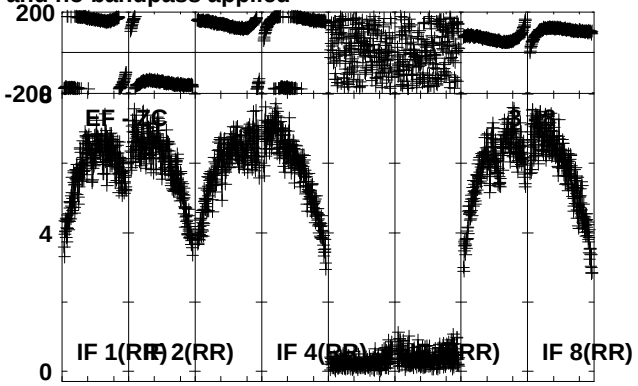

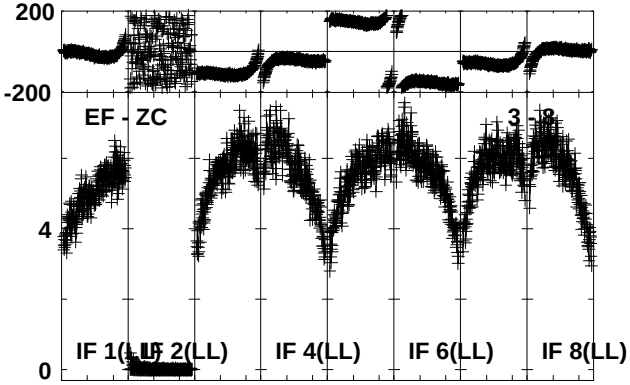

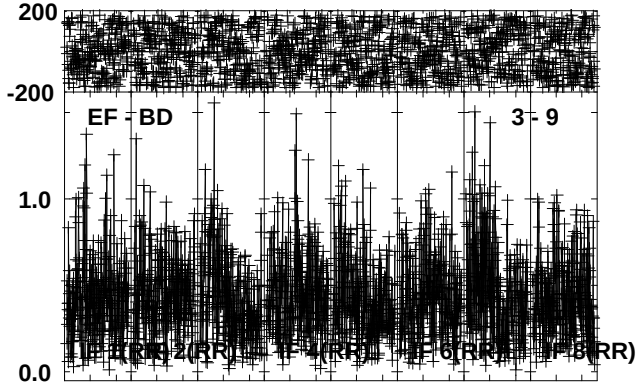

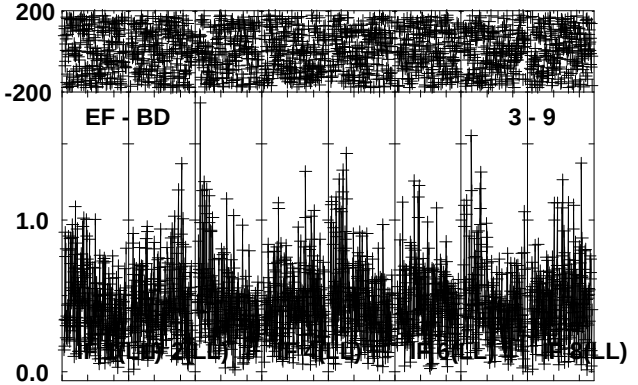

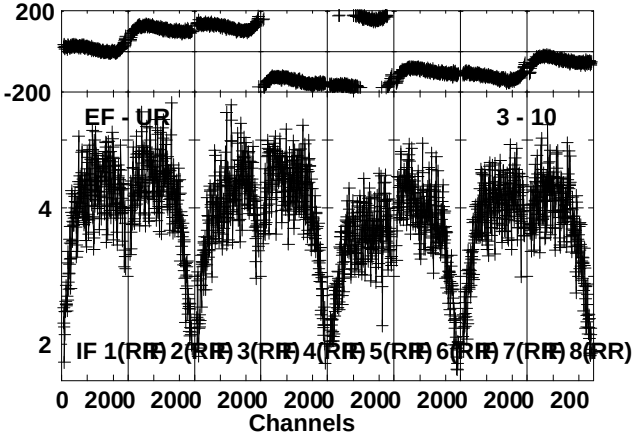

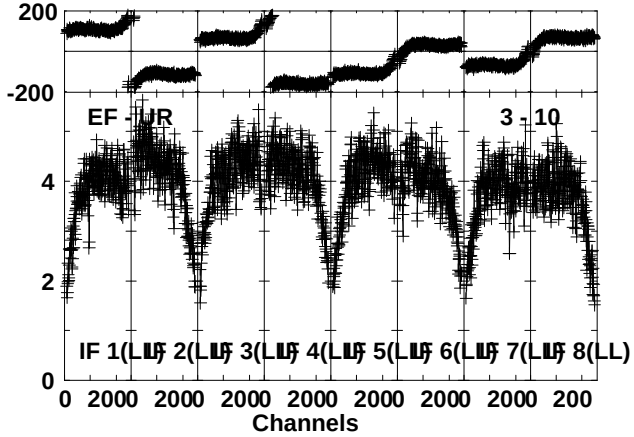

Lower frame: Milli Ampl Jy Top frame: Phas deg
Vector averaged cross-power spectrum Several baselines displayed
Timerange: 00/21:24:40 to 00/21:26:10

Plot file version 307 created 24-NOV-2011 11:06:27
HDF259 EC033.UVDATA.1
Freq = 1.6265 GHz, Bw = 8.000 MH No calibration applied and no bandpass applied

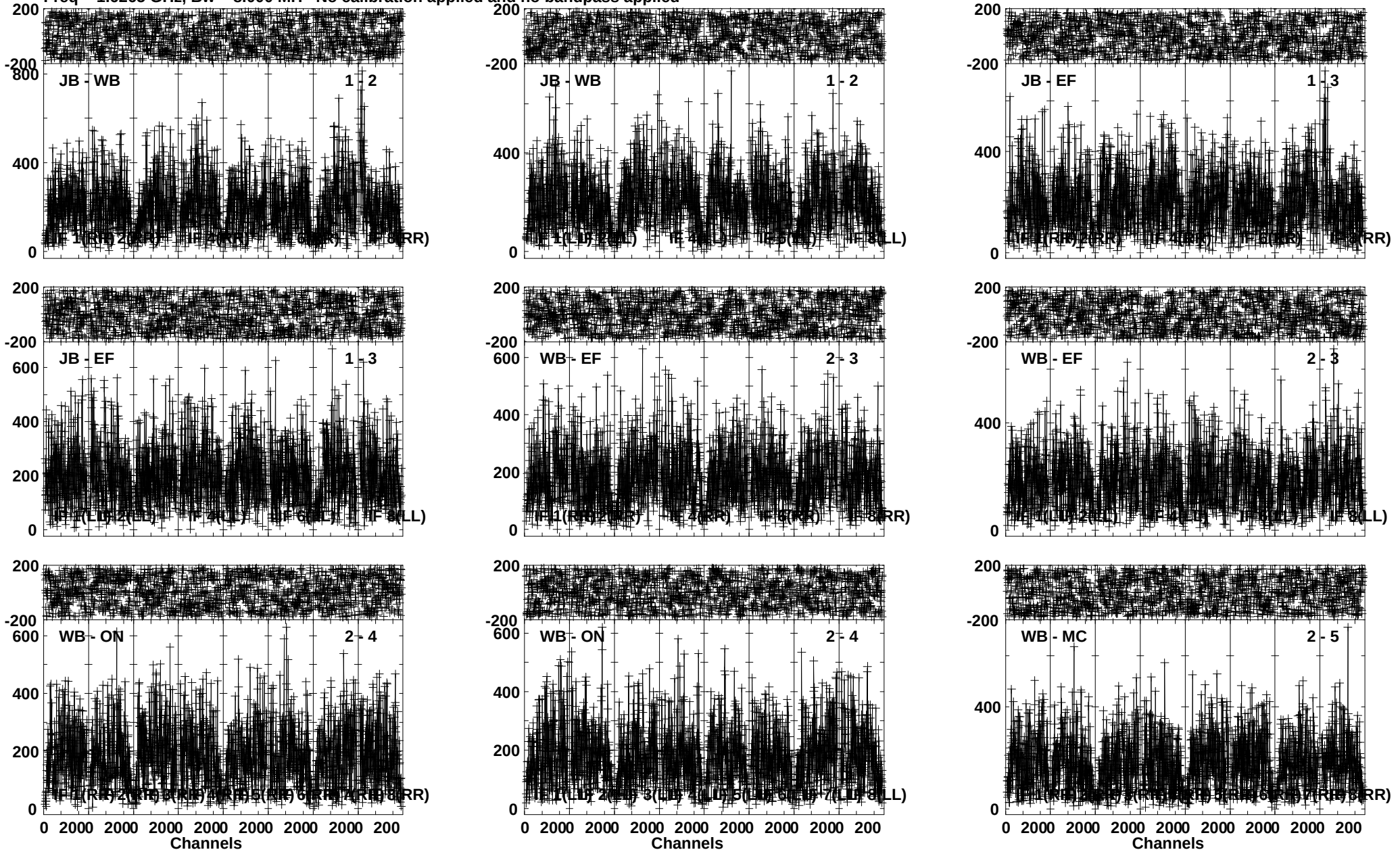

Lower frame: Micro Ampl Jy Top frame: Phas deg
Vector averaged cross-power spectrum Several baselines displayed
Timerange: 00/21:26:15 to 00/21:34:40

Plot file version 308 created 24-NOV-2011 11:10:40
HDF259 EC033.UVDATA.1
Freq = 1.6265 GHz, Bw = 8.000 MH No calibration applied and no bandpass applied

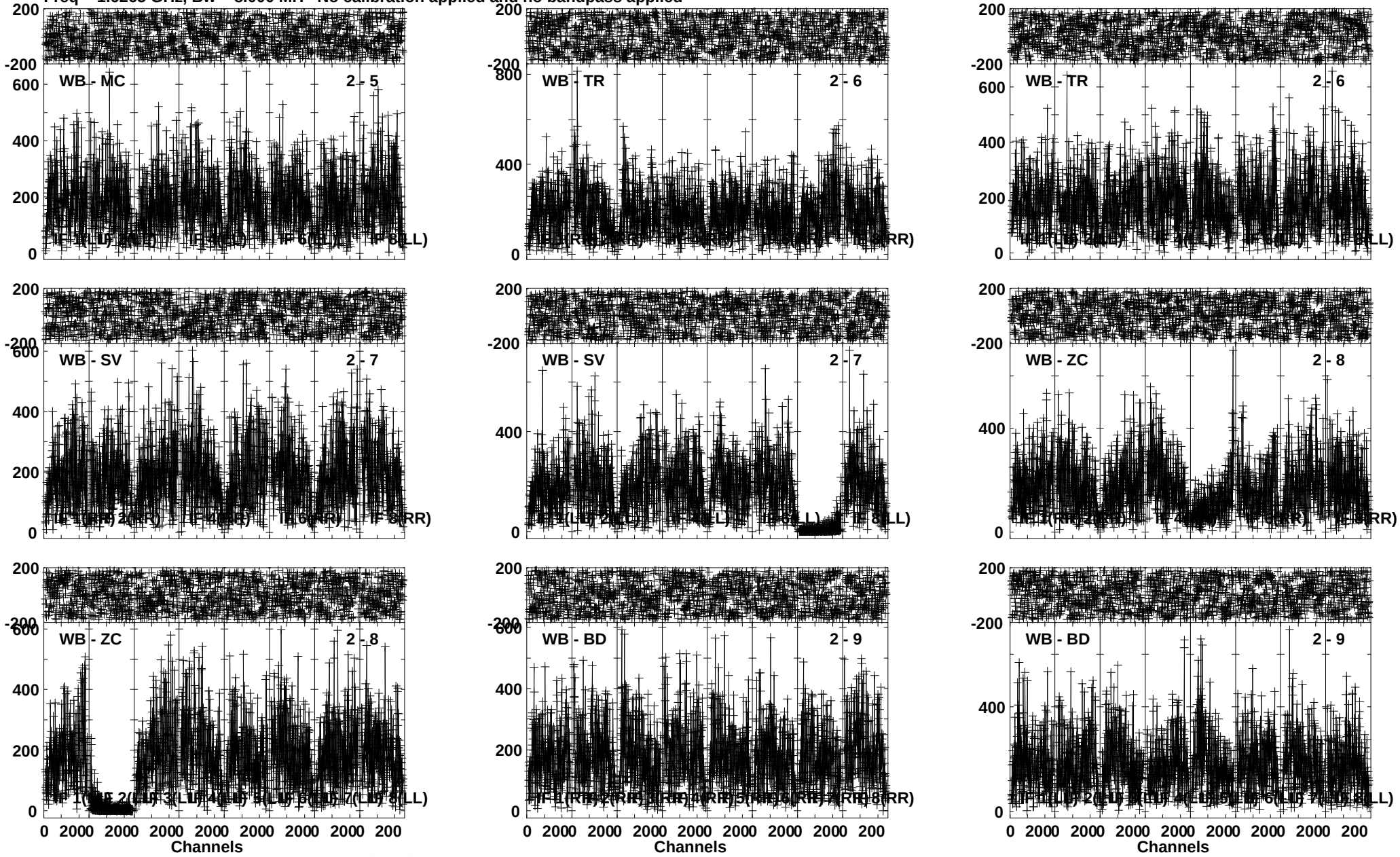

Lower frame: Micro Ampl Jy Top frame: Phas deg
Vector averaged cross-power spectrum Several baselines displayed
Timerange: 00/21:26:15 to 00/21:34:40

Plot file version 309 created 24-NOV-2011 11:15:52
HDF259 EC033.UVDATA.1
Freq = 1.6265 GHz, Bw = 8.000 MH No calibration applied and no bandpass applied

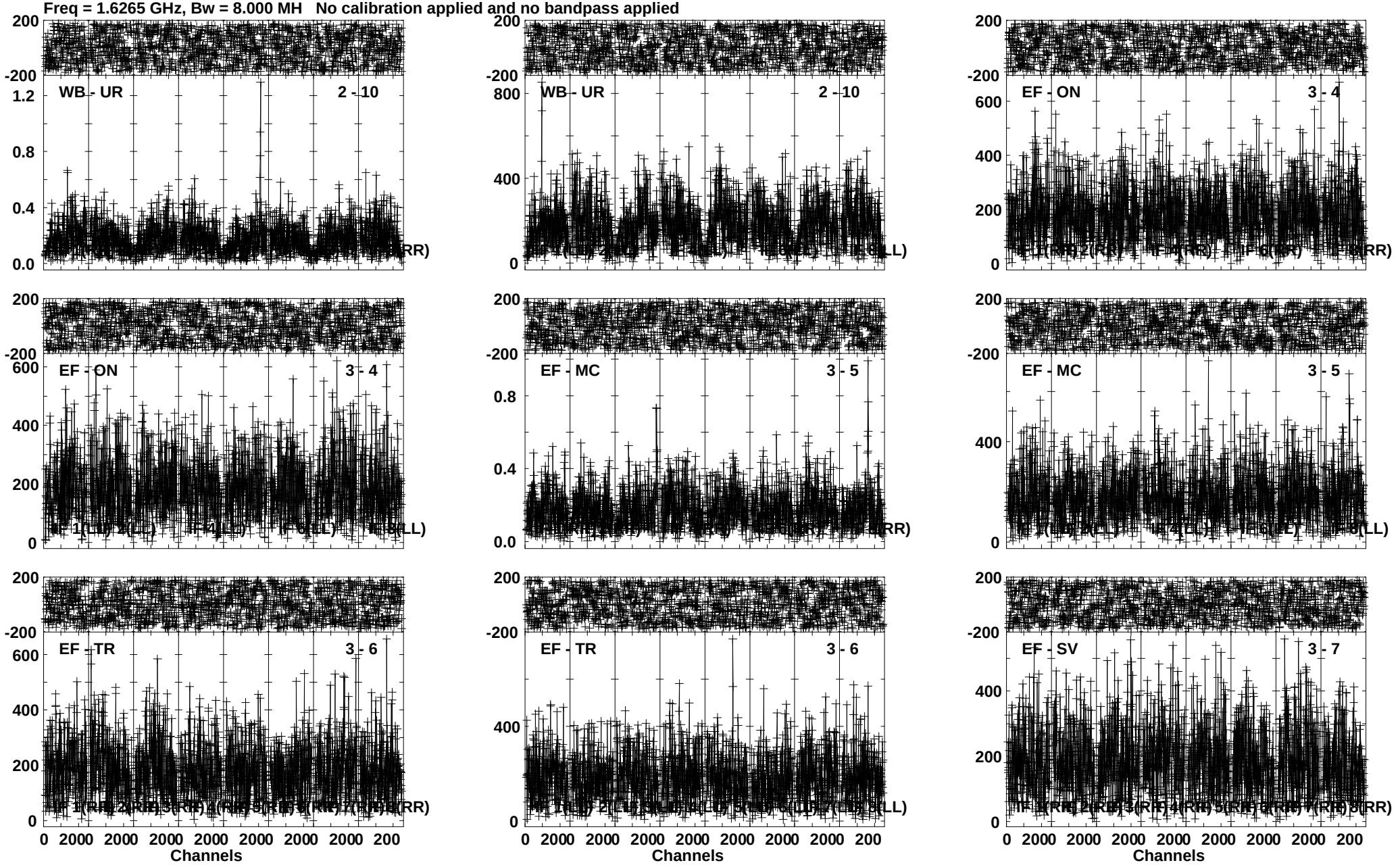

Lower frame: Milli Ampl Jy Top frame: Phas deg
Vector averaged cross-power spectrum Several baselines displayed
Timerange: 00/21:26:15 to 00/21:34:40

Plot file version 310 created 24-NOV-2011 11:20:02
HDF259 EC033.UVDATA.1
Freq = 1.6265 GHz, Bw = 8.000 MH No calibration applied and no bandpass applied

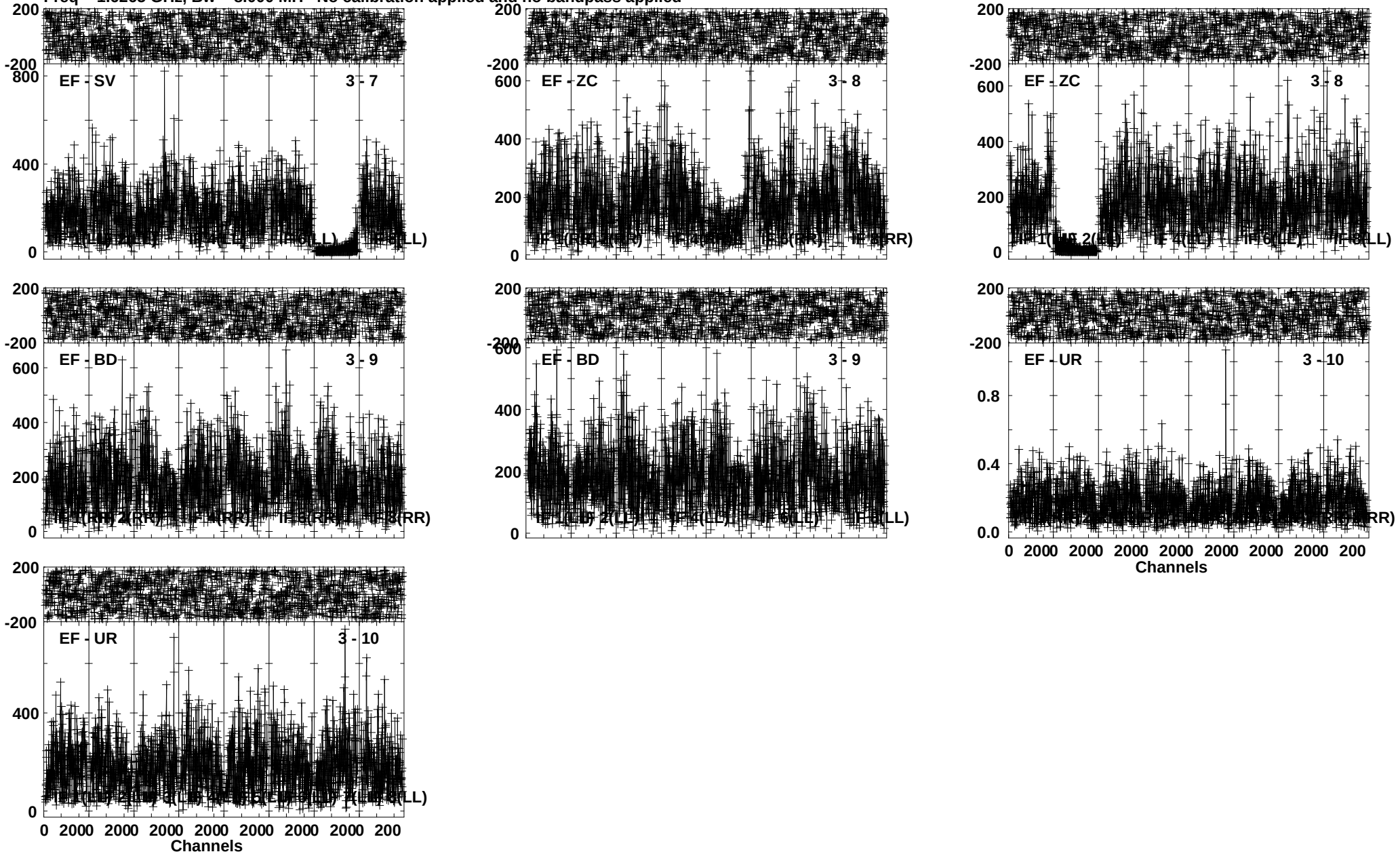

Lower frame: Micro Ampl Jy Top frame: Phas deg
Vector averaged cross-power spectrum Several baselines displayed
Timerange: 00/21:26:15 to 00/21:34:40

Plot file version 311 created 24-NOV-2011 11:24:14
J1229+6335 EC033.UVDATA.1
Freq = 1.6265 GHz, Bw = 8.000 MH No calibration applied and no bandpass applied

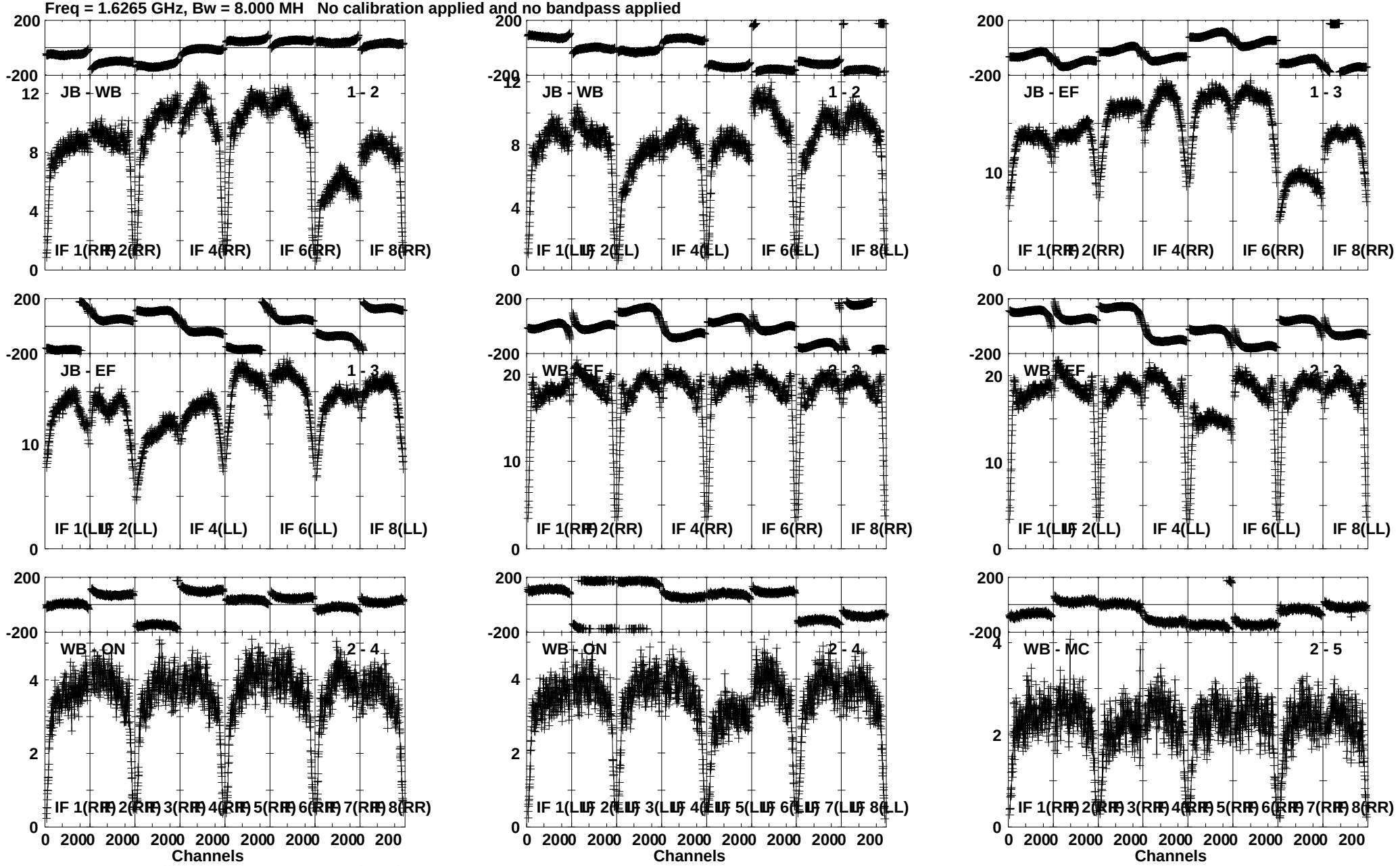

Lower frame: Milli Ampl Jy Top frame: Phas deg
Vector averaged cross-power spectrum Several baselines displayed
Timerange: 00/21:34:45 to 00/21:37:00

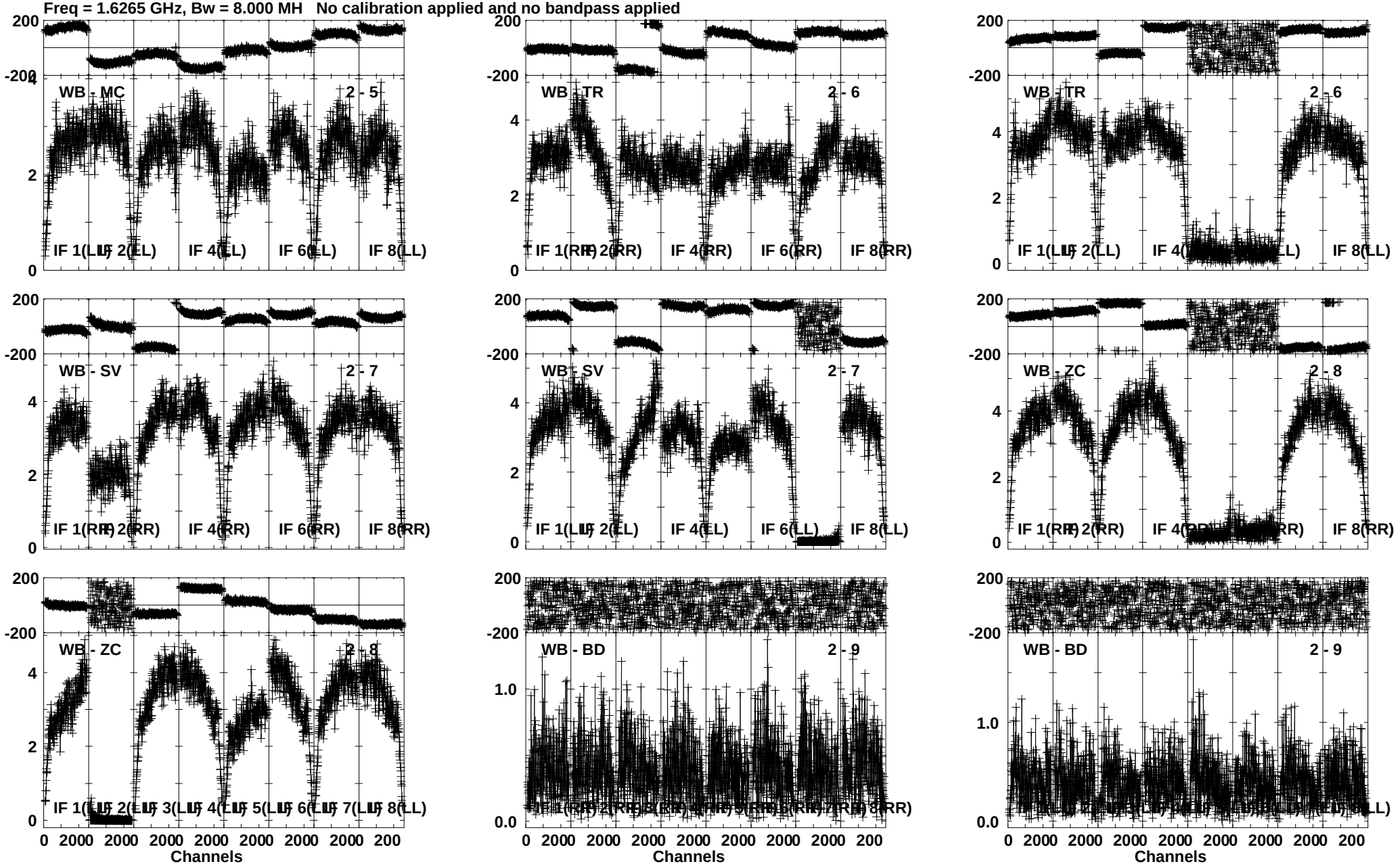
Plot file version 312 created 24-NOV-2011 11:25:31
J1229+6335 EC033.UVDATA.1
Freq = 1.6265 GHz, Bw = 8.000 MH No calibration applied and no bandpass applied
WB - MC 2 - 5
IF 1(LL) IF 2(LL) IF 4(LL) IF 6(LL) IF 8(LL)
WB - TR 2 - 6
IF 1(RR) IF 2(RR) IF 4(RR) IF 6(RR) IF 8(RR)
WB - TR 2 - 6
IF 1(LL) IF 2(LL) IF 4(LL) IF 8(LL)
WB - SV 2 - 7
IF 1(RR) IF 2(RR) IF 4(RR) IF 6(RR) IF 8(RR)
WB - SV 2 - 7
IF 1(LL) IF 2(LL) IF 4(LL) IF 6(LL) IF 8(LL)
WB - ZC 2 - 8
IF 1(RR) IF 2(RR) IF 4(RR) IF 8(RR)
WB - ZC 2 - 8
IF 1(LL) IF 2(LL) IF 3(LL) IF 4(LL) IF 5(LL) IF 6(LL) IF 7(LL) IF 8(LL)
WB - BD 2 - 9
IF 1(RR) IF 2(RR) IF 3(RR) IF 4(RR) IF 5(RR) IF 6(RR) IF 7(RR) IF 8(RR)
WB - BD 2 - 9
IF 1(LL) IF 2(LL) IF 3(LL) IF 4(LL) IF 5(LL) IF 6(LL) IF 7(LL) IF 8(LL)
Channels
Channels
Channels
Lower frame: Milli Ampl Jy Top frame: Phas deg
Vector averaged cross-power spectrum Several baselines displayed
Timerange: 00/21:34:45 to 00/21:37:00

Plot file version 313 created 24-NOV-2011 11:26:54
J1229+6335 EC033.UVDATA.1
Freq = 1.6265 GHz, Bw = 8.000 MH No calibration applied and no bandpass applied

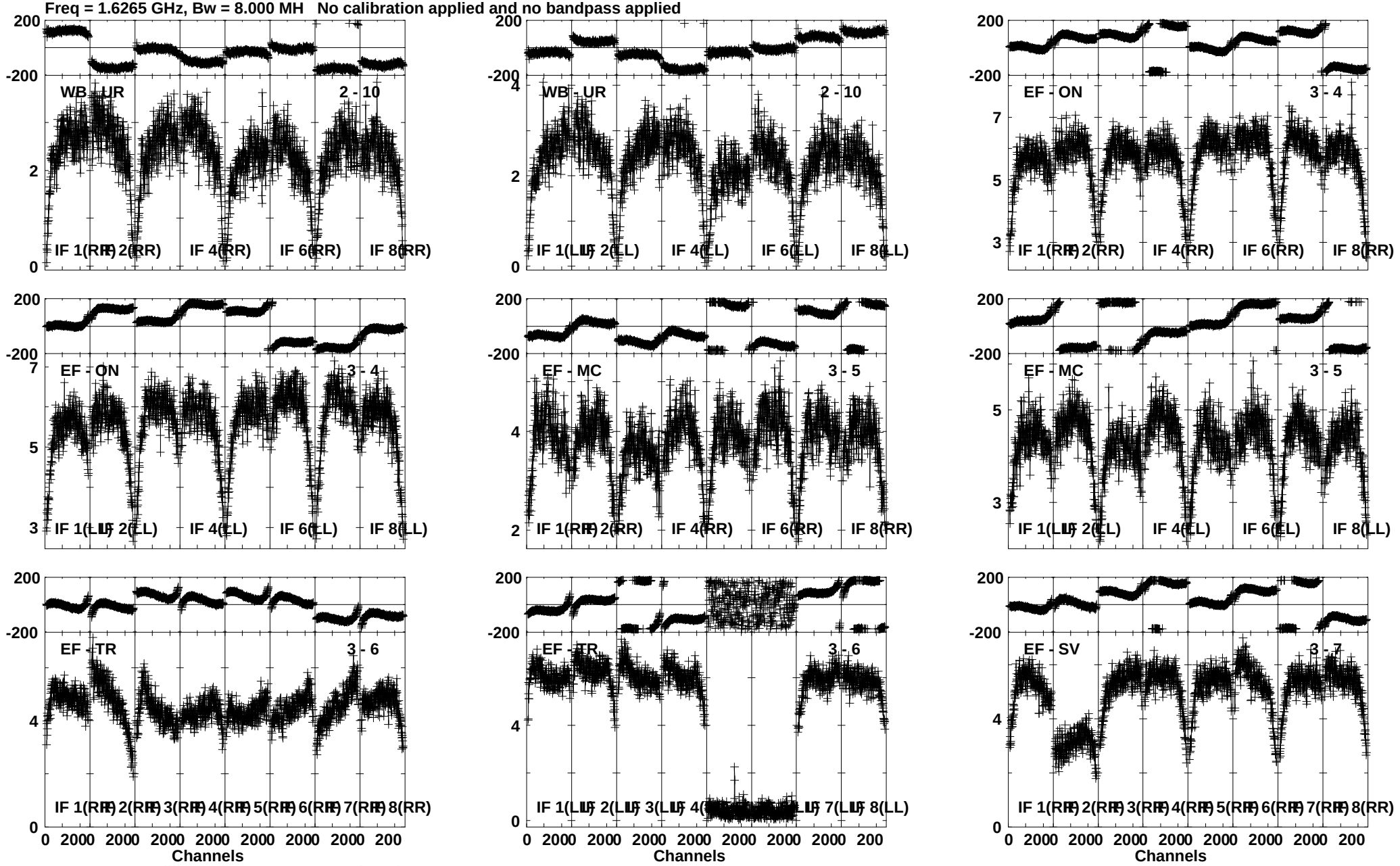

Lower frame: Milli Ampl Jy Top frame: Phas deg
Vector averaged cross-power spectrum Several baselines displayed
Timerange: 00/21:34:45 to 00/21:37:00

Plot file version 314 created 24-NOV-2011 11:27:59
J1229+6335 EC033.UVDATA.1
Freq = 1.6265 GHz, Bw = 8.000 MH No calibration applied and no bandpass applied

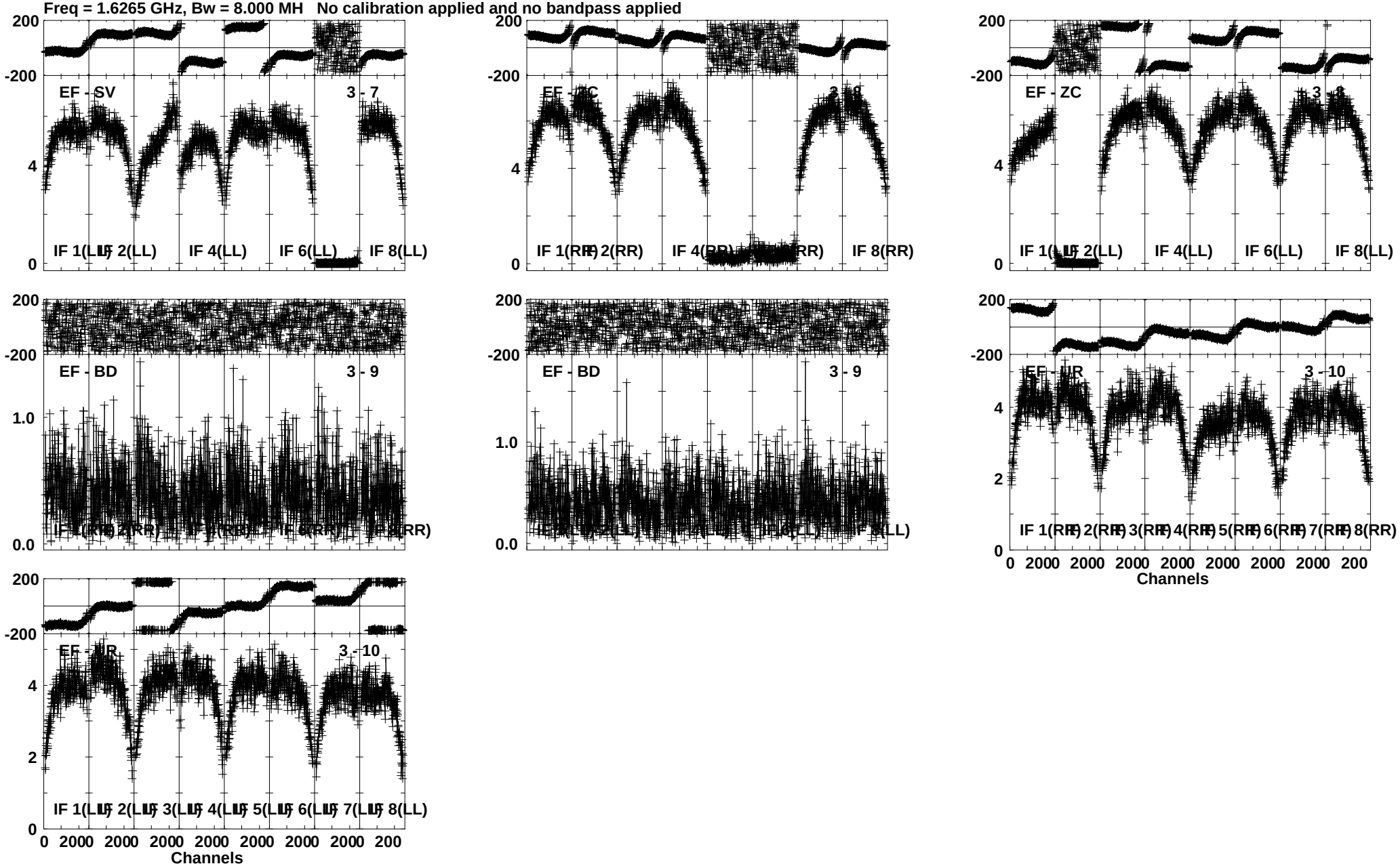

Lower frame: Milli Ampl Jy Top frame: Phas deg
Vector averaged cross-power spectrum Several baselines displayed
Timerange: 00/21:34:45 to 00/21:37:00

Plot file version 315 created 24-NOV-2011 11:29:55
HDF259 EC033.UVDATA.1
Freq = 1.6265 GHz, Bw = 8.000 MH No calibration applied and no bandpass applied

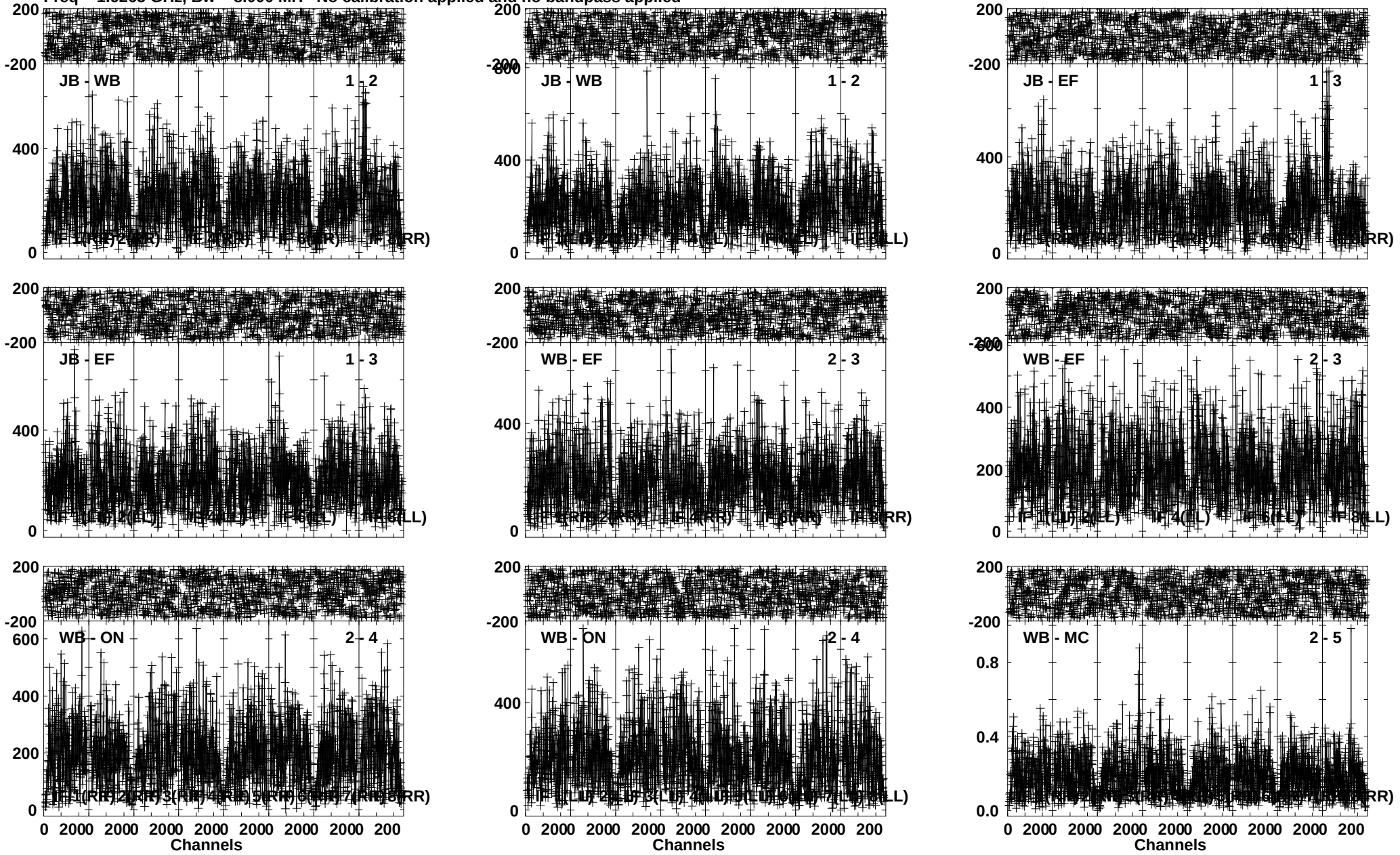

Lower frame: Micro Ampl Jy Top frame: Phas deg
Vector averaged cross-power spectrum Several baselines displayed
Timerange: 00/21:37:05 to 00/21:44:40

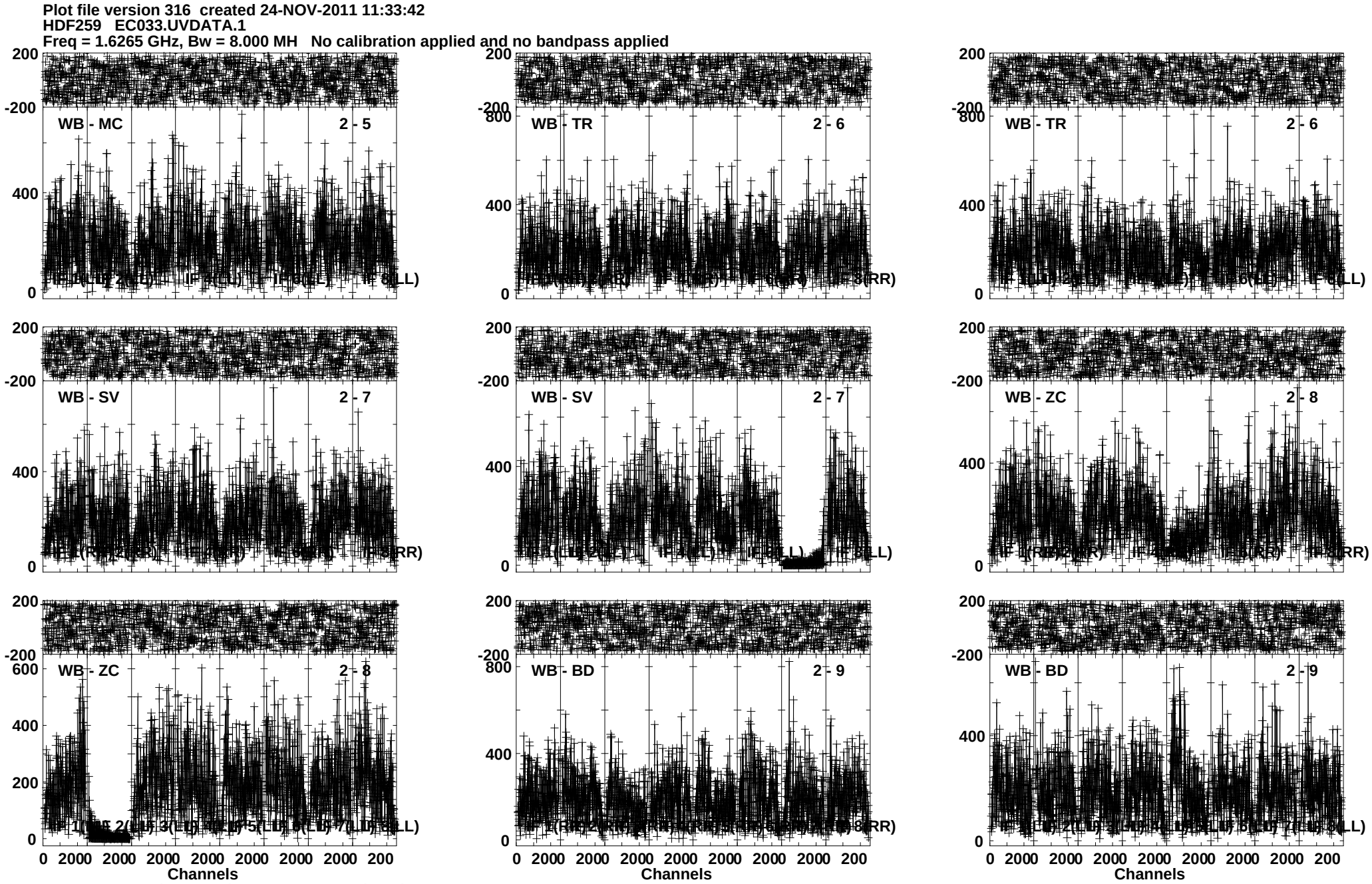
Plot file version 316 created 24-NOV-2011 11:33:42
HDF259 EC033.UVDATA.1
Freq = 1.6265 GHz, Bw = 8.000 MH No calibration applied and no bandpass applied
WB - MC 2 - 5
WB - TR 2 - 6
WB - TR 2 - 6
WB - SV 2 - 7
WB - SV 2 - 7
WB - ZC 2 - 8
WB - ZC 2 - 8
WB - BD 2 - 9
WB - BD 2 - 9
Channels
Channels
Channels
Lower frame: Micro Ampl Jy Top frame: Phas deg
Vector averaged cross-power spectrum Several baselines displayed
Timerange: 00/21:37:05 to 00/21:44:40

Plot file version 317 created 24-NOV-2011 11:38:39
HDF259 EC033.UVDATA.1
Freq = 1.6265 GHz, Bw = 8.000 MH No calibration applied and no bandpass applied

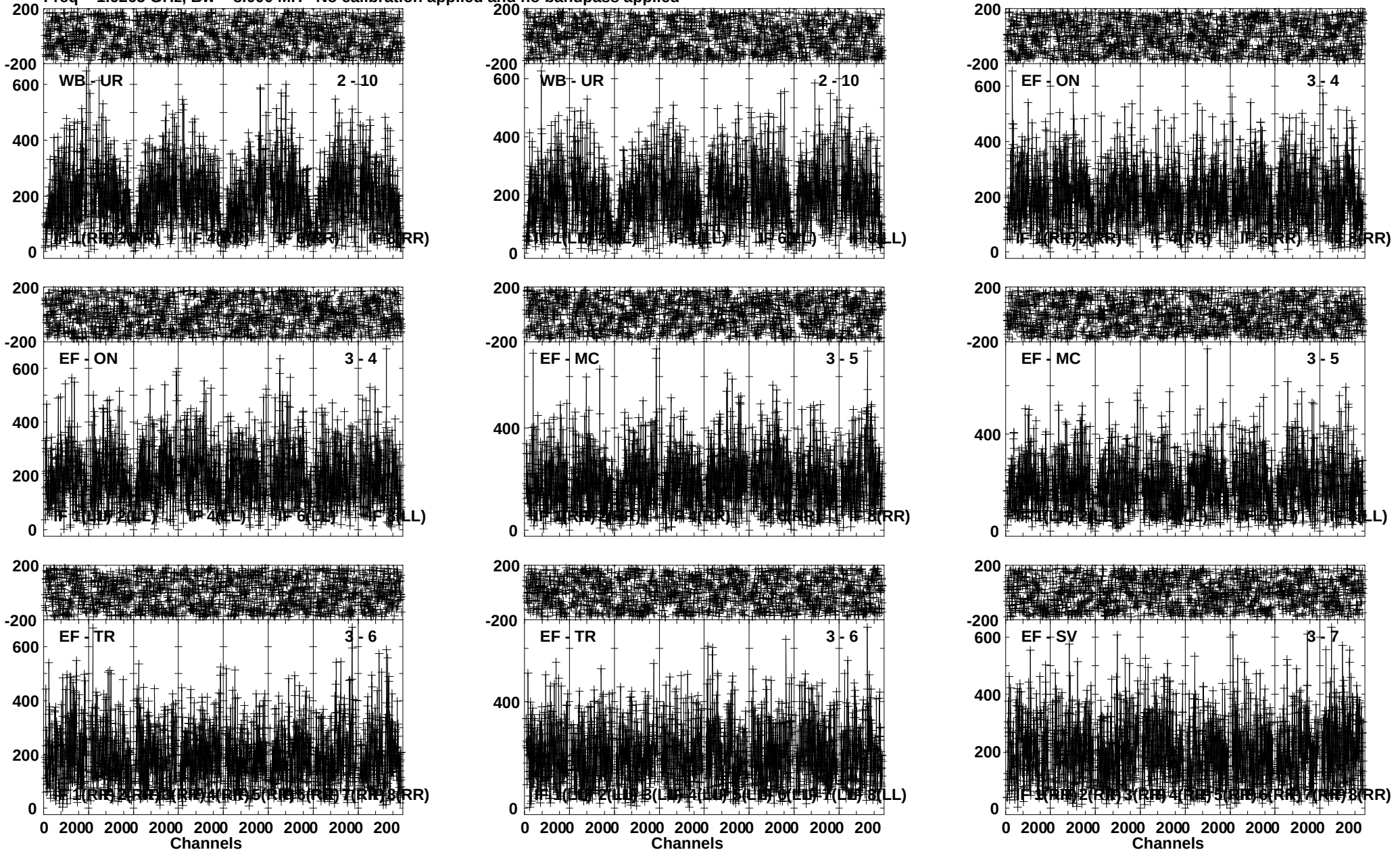

Lower frame: Micro Ampl Jy Top frame: Phas deg
Vector averaged cross-power spectrum Several baselines displayed
Timerange: 00/21:37:05 to 00/21:44:40

Plot file version 318 created 24-NOV-2011 11:42:26
HDF259 EC033.UVDATA.1
Freq = 1.6265 GHz, Bw = 8.000 MH No calibration applied and no bandpass applied

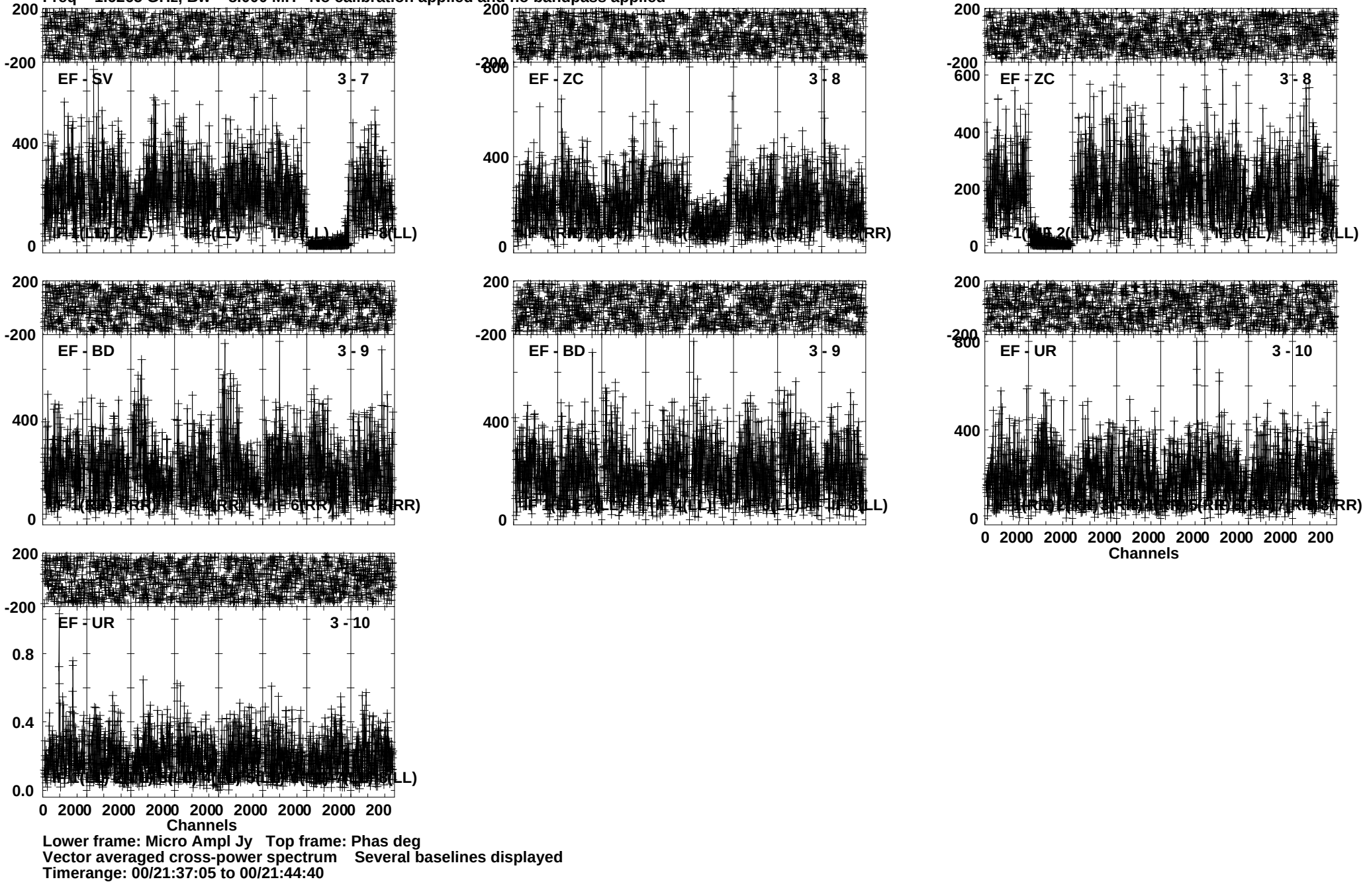

Lower frame: Micro Ampl Jy Top frame: Phas deg
Vector averaged cross-power spectrum Several baselines displayed
Timerange: 00/21:37:05 to 00/21:44:40

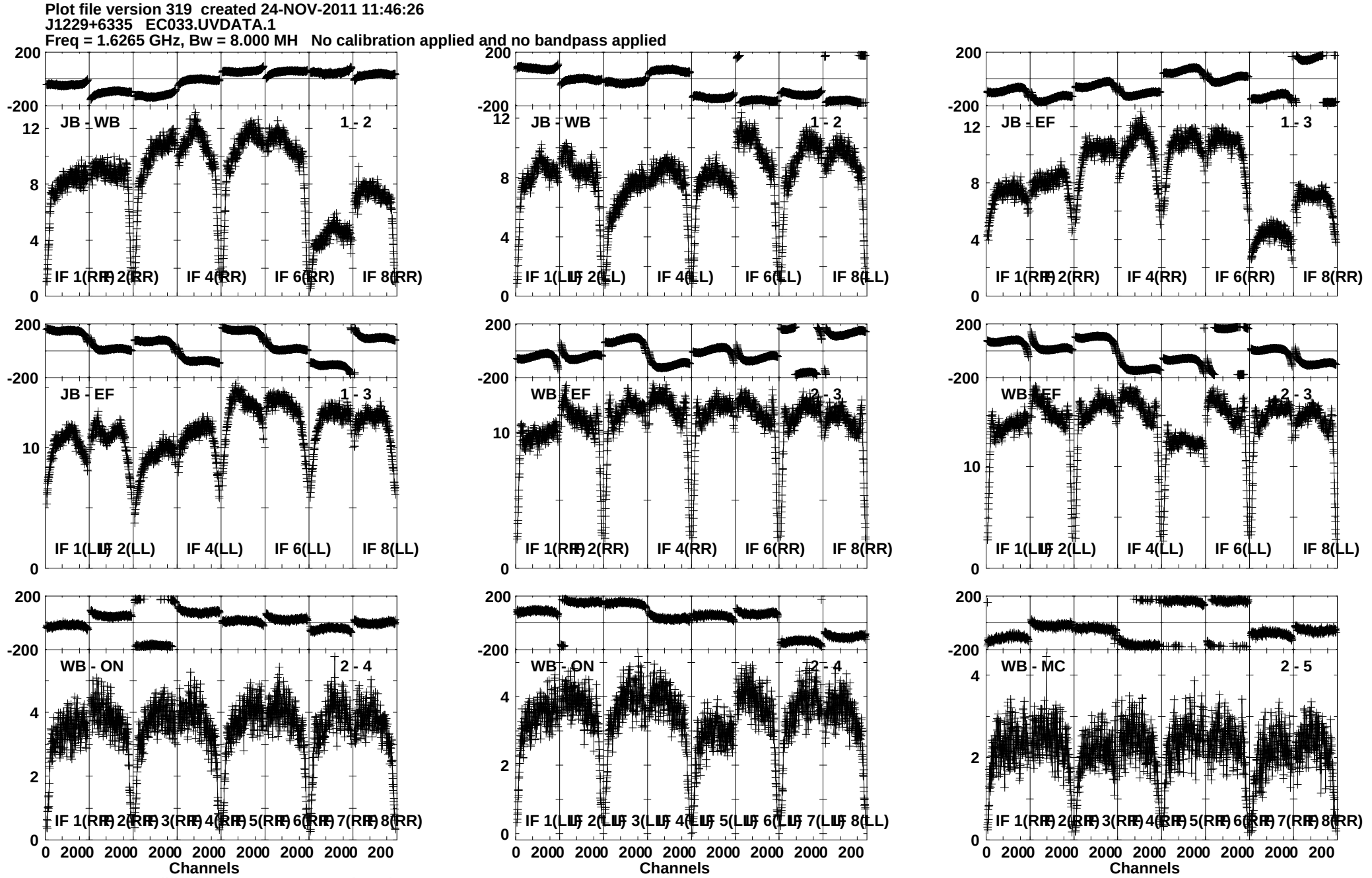
Plot file version 319 created 24-NOV-2011 11:46:26
J1229+6335 EC033.UVDATA.1
Freq = 1.6265 GHz, Bw = 8.000 MH No calibration applied and no bandpass applied
JB - WB 1 - 2
IF 1(RR) IF 2(RR) IF 4(RR) IF 6(RR) IF 8(RR)
JB - WB 1 - 2
IF 1(LL) IF 2(LL) IF 4(LL) IF 6(LL) IF 8(LL)
JB - EF 1 - 3
IF 1(RR) IF 2(RR) IF 4(RR) IF 6(RR) IF 8(RR)
JB - EF 1 - 3
IF 1(LL) IF 2(LL) IF 4(LL) IF 6(LL) IF 8(LL)
WB - EF 2 - 3
IF 1(RR) IF 2(RR) IF 4(RR) IF 6(RR) IF 8(RR)
WB - EF 2 - 3
IF 1(LL) IF 2(LL) IF 4(LL) IF 6(LL) IF 8(LL)
WB - ON 2 - 4
IF 1(RR) IF 2(RR) IF 3(RR) IF 4(RR) IF 5(RR) IF 6(RR) IF 7(RR) IF 8(RR)
WB - ON 2 - 4
IF 1(LL) IF 2(LL) IF 3(LL) IF 4(LL) IF 5(LL) IF 6(LL) IF 7(LL) IF 8(LL)
WB - MC 2 - 5
IF 1(RR) IF 2(RR) IF 3(RR) IF 4(RR) IF 5(RR) IF 6(RR) IF 7(RR) IF 8(RR)
Channels
Channels
Channels
Lower frame: Milli Ampl Jy Top frame: Phas deg
Vector averaged cross-power spectrum Several baselines displayed
Timerange: 00/21:46:00 to 00/21:47:30

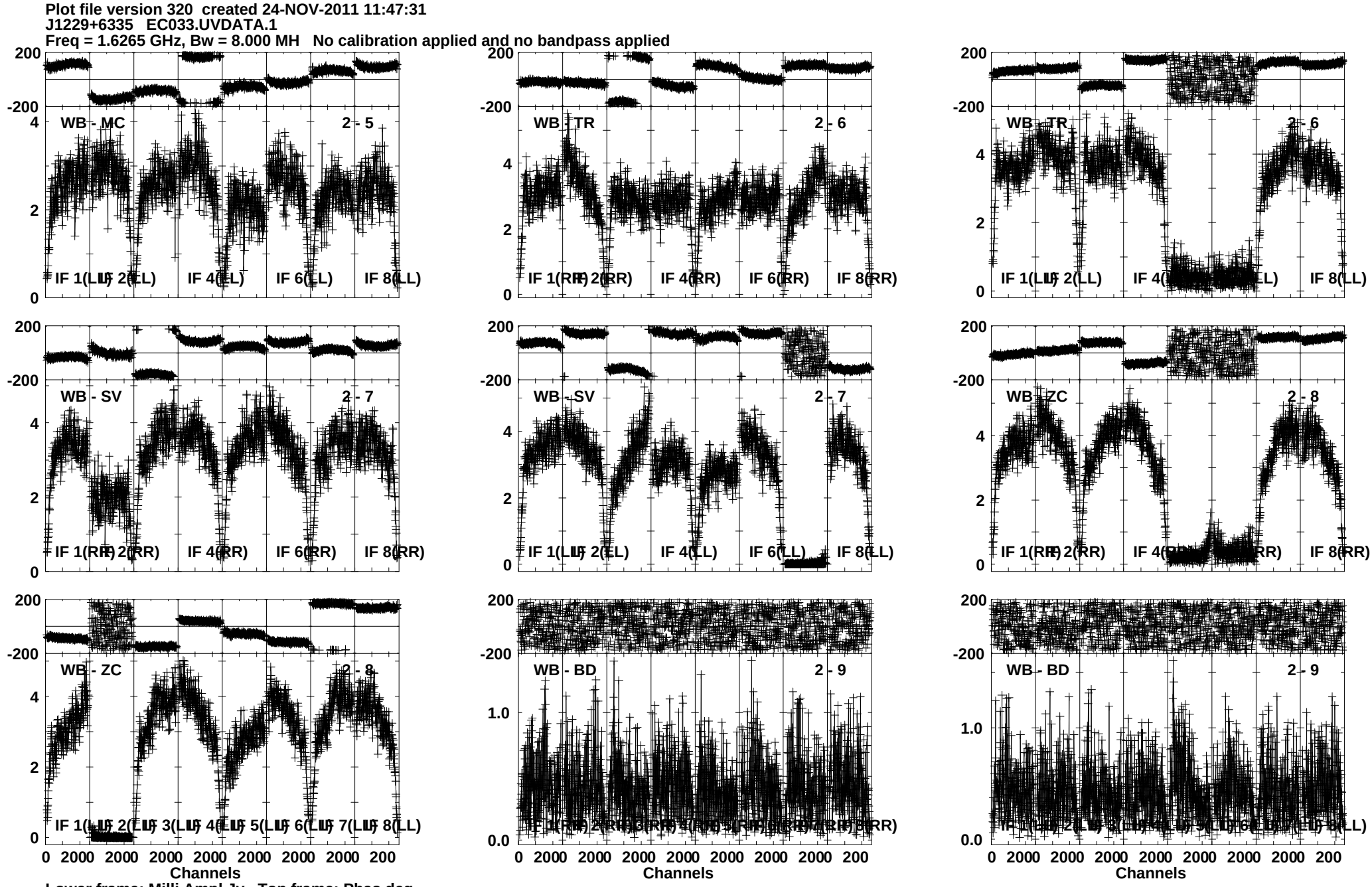
Plot file version 320 created 24-NOV-2011 11:47:31
J1229+6335 EC033.UVDATA.1
Freq = 1.6265 GHz, Bw = 8.000 MH No calibration applied and no bandpass applied
WB - MC 2 - 5
WB - TR 2 - 6
WB - TR 2 - 6
WB - SV 2 - 7
WB - SV 2 - 7
WB - ZC 2 - 8
WB - ZC 2 - 8
WB - BD 2 - 9
WB - BD 2 - 9
IF 1(LL) IF 2(LL) IF 4(LL) IF 6(LL) IF 8(LL)
IF 1(RR) IF 2(RR) IF 4(RR) IF 6(RR) IF 8(RR)
IF 1(LL) IF 2(LL) IF 3(LL) IF 4(LL) IF 5(LL) IF 6(LL) IF 7(LL) IF 8(LL)
Channels
Lower frame: Milli Ampl Jy Top frame: Phas deg
Vector averaged cross-power spectrum Several baselines displayed
Timerange: 00/21:46:00 to 00/21:47:30

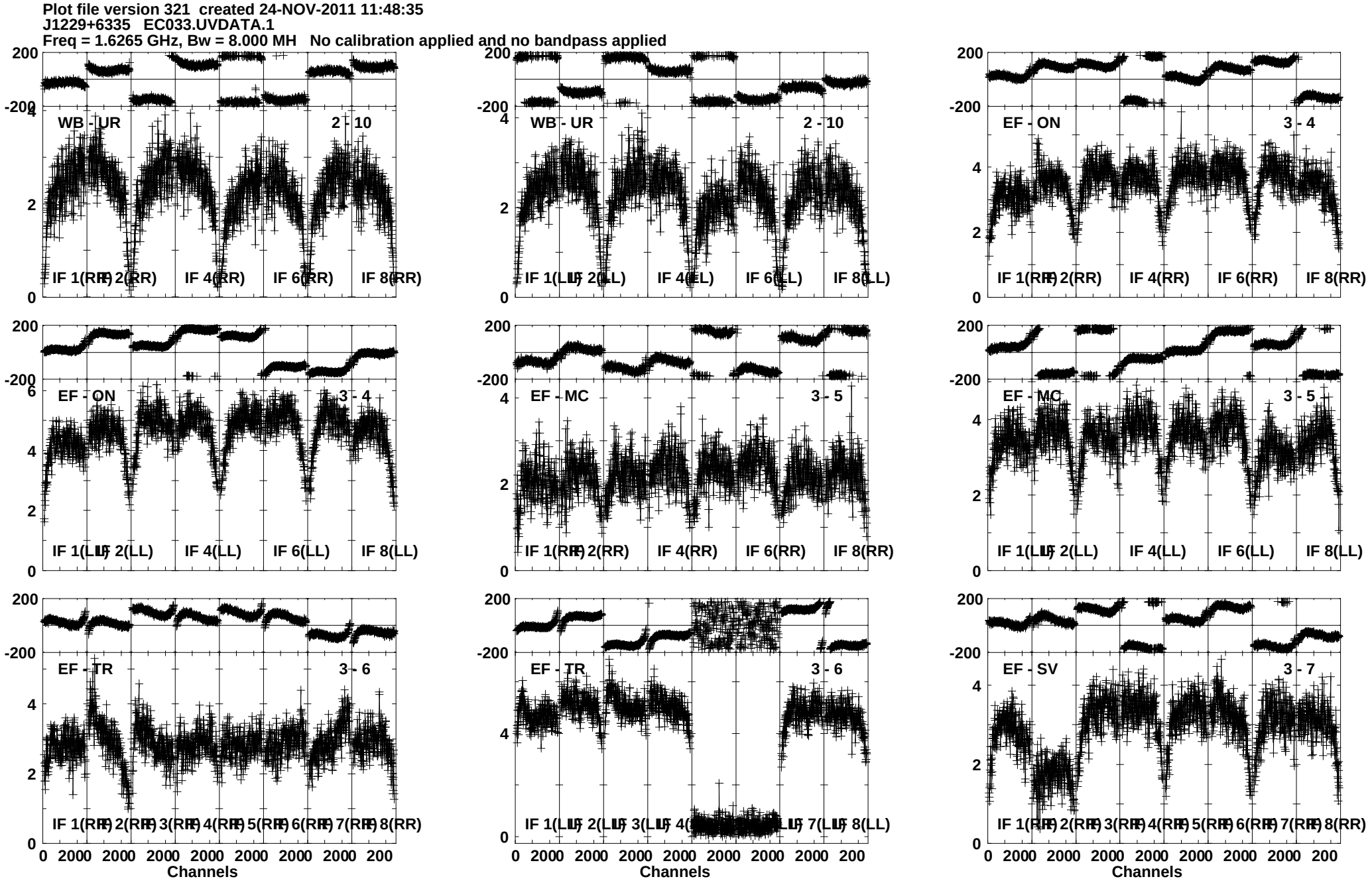
Plot file version 321 created 24-NOV-2011 11:48:35
J1229+6335 EC033.UVDATA.1
Freq = 1.6265 GHz, Bw = 8.000 MH No calibration applied and no bandpass applied
WB - UR 2 - 10
IF 1(RR) IF 2(RR) IF 4(RR) IF 6(RR) IF 8(RR)
WB - UR 2 - 10
IF 1(LL) IF 2(LL) IF 4(LL) IF 6(LL) IF 8(LL)
EF - ON 3 - 4
IF 1(RR) IF 2(RR) IF 4(RR) IF 6(RR) IF 8(RR)
EF - ON 3 - 4
IF 1(LL) IF 2(LL) IF 4(LL) IF 6(LL) IF 8(LL)
EF - MC 3 - 5
IF 1(RR) IF 2(RR) IF 4(RR) IF 6(RR) IF 8(RR)
EF - MC 3 - 5
IF 1(LL) IF 2(LL) IF 4(LL) IF 6(LL) IF 8(LL)
EF - TR 3 - 6
IF 1(RR) IF 2(RR) IF 3(RR) IF 4(RR) IF 5(RR) IF 6(RR) IF 7(RR) IF 8(RR)
EF - TR 3 - 6
IF 1(LL) IF 2(LL) IF 3(LL) IF 4(LL) IF 7(LL) IF 8(LL)
EF - SV 3 - 7
IF 1(RR) IF 2(RR) IF 3(RR) IF 4(RR) IF 5(RR) IF 6(RR) IF 7(RR) IF 8(RR)
Channels
Channels
Channels
Lower frame: Milli Ampl Jy Top frame: Phas deg
Vector averaged cross-power spectrum Several baselines displayed
Timerange: 00/21:46:00 to 00/21:47:30

Plot file version 322 created 24-NOV-2011 11:49:27
J1229+6335 EC033.UVDATA.1
Freq = 1.6265 GHz, Bw = 8.000 MH No calibration applied and no bandpass applied

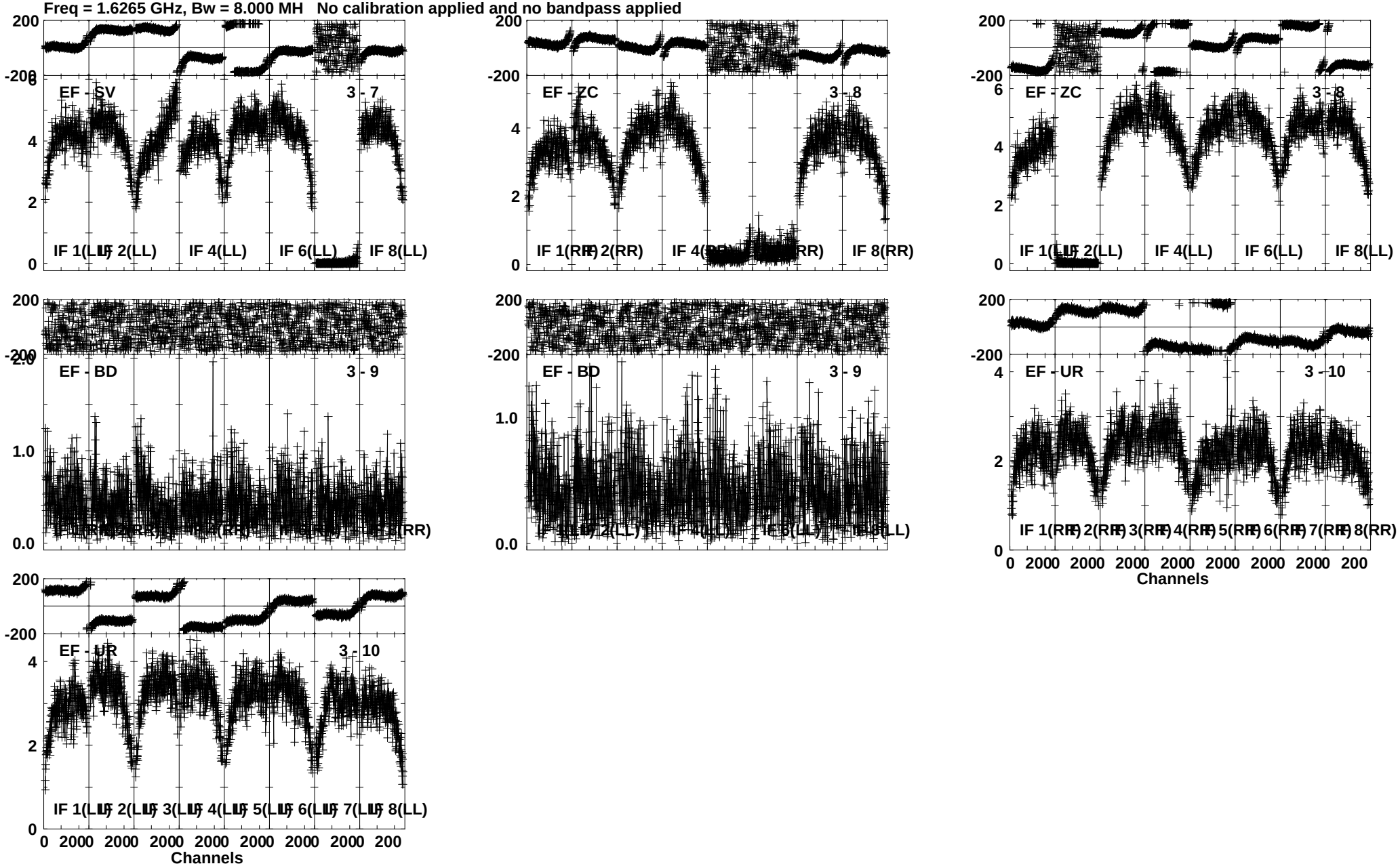

Lower frame: Milli Ampl Jy Top frame: Phas deg
Vector averaged cross-power spectrum Several baselines displayed
Timerange: 00/21:46:00 to 00/21:47:30

Plot file version 323 created 24-NOV-2011 11:51:09
HDF259 EC033.UVDATA.1
Freq = 1.6265 GHz, Bw = 8.000 MH No calibration applied and no bandpass applied

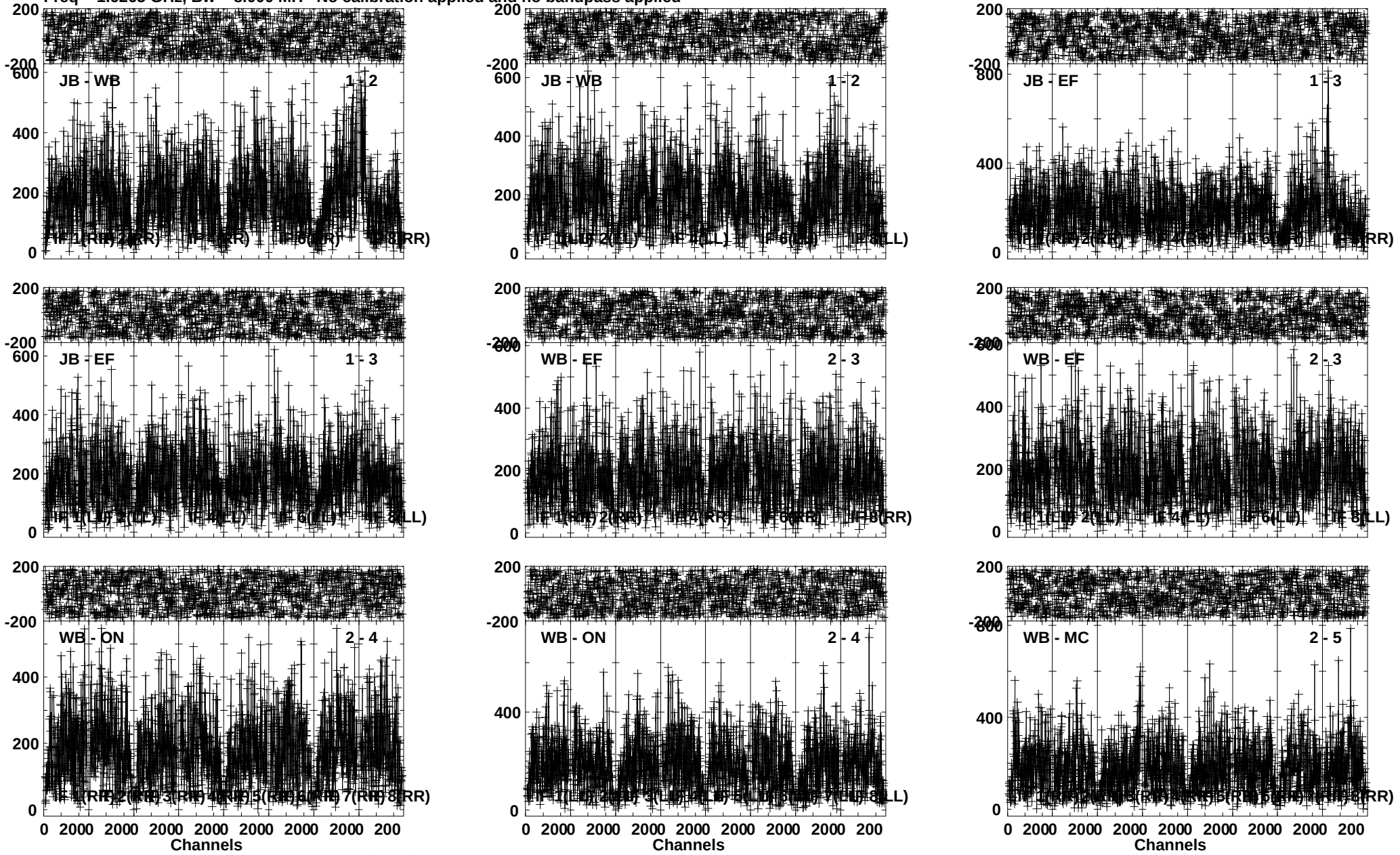

Lower frame: Micro Ampl Jy Top frame: Phas deg
Vector averaged cross-power spectrum Several baselines displayed
Timerange: 00/21:47:35 to 00/21:56:00

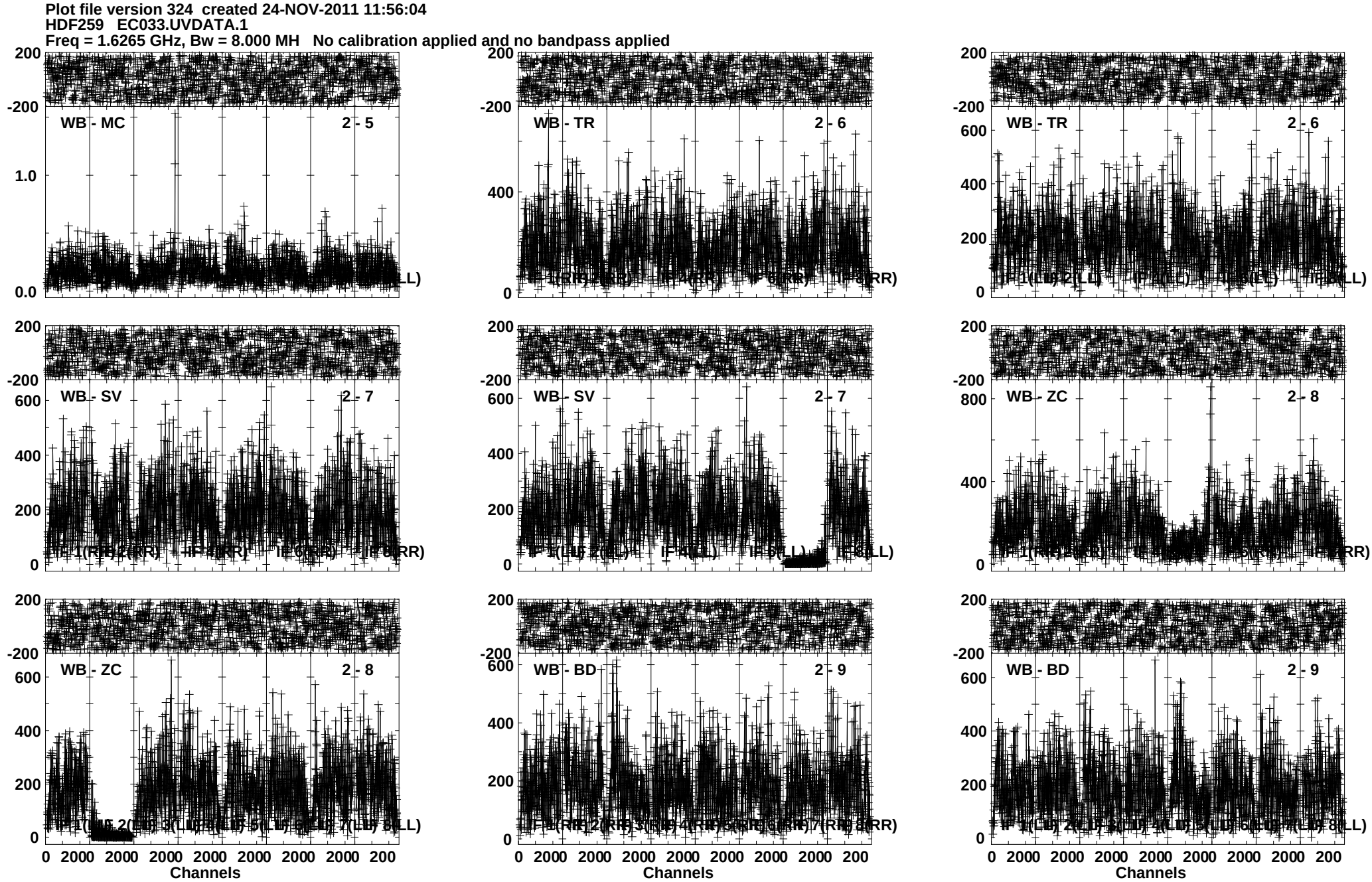
Plot file version 324 created 24-NOV-2011 11:56:04
HDF259 EC033.UVDATA.1
Freq = 1.6265 GHz, Bw = 8.000 MH No calibration applied and no bandpass applied
WB - MC 2 - 5
WB - TR 2 - 6
WB - TR 2 - 6
WB - SV 2 - 7
WB - SV 2 - 7
WB - ZC 2 - 8
WB - ZC 2 - 8
WB - BD 2 - 9
WB - BD 2 - 9
Channels
Channels
Lower frame: Milli Ampl Jy Top frame: Phas deg
Vector averaged cross-power spectrum Several baselines displayed
Timerange: 00/21:47:35 to 00/21:56:00

Plot file version 325 created 24-NOV-2011 12:01:18
HDF259 EC033.UVDATA.1
Freq = 1.6265 GHz, Bw = 8.000 MH No calibration applied and no bandpass applied

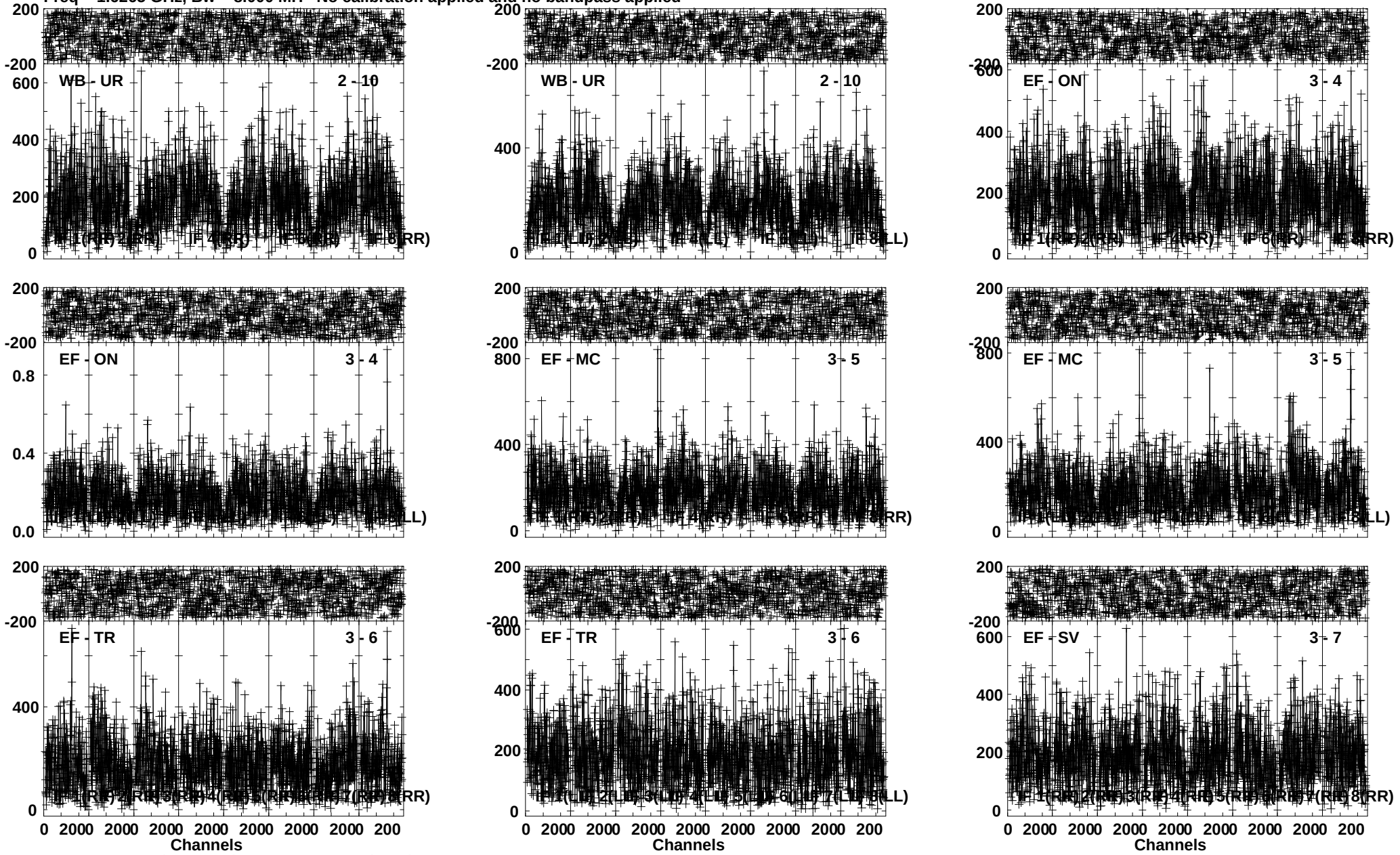

Lower frame: Micro Ampl Jy Top frame: Phas deg
Vector averaged cross-power spectrum Several baselines displayed
Timerange: 00/21:47:35 to 00/21:56:00

Plot file version 326 created 24-NOV-2011 12:05:30
HDF259 EC033.UVDATA.1
Freq = 1.6265 GHz, Bw = 8.000 MH No calibration applied and no bandpass applied

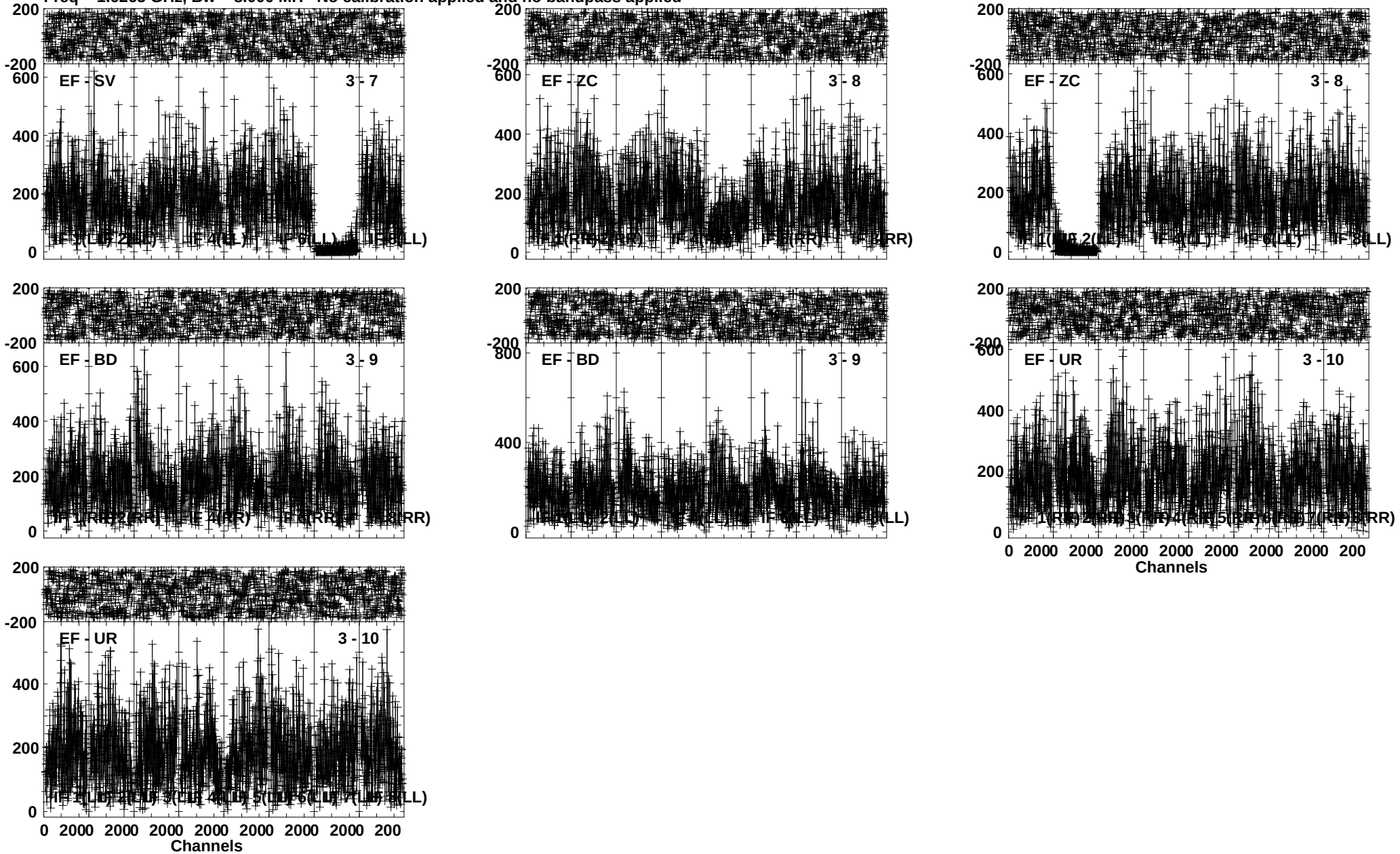

Lower frame: Micro Ampl Jy Top frame: Phas deg
Vector averaged cross-power spectrum Several baselines displayed
Timerange: 00/21:47:35 to 00/21:56:00

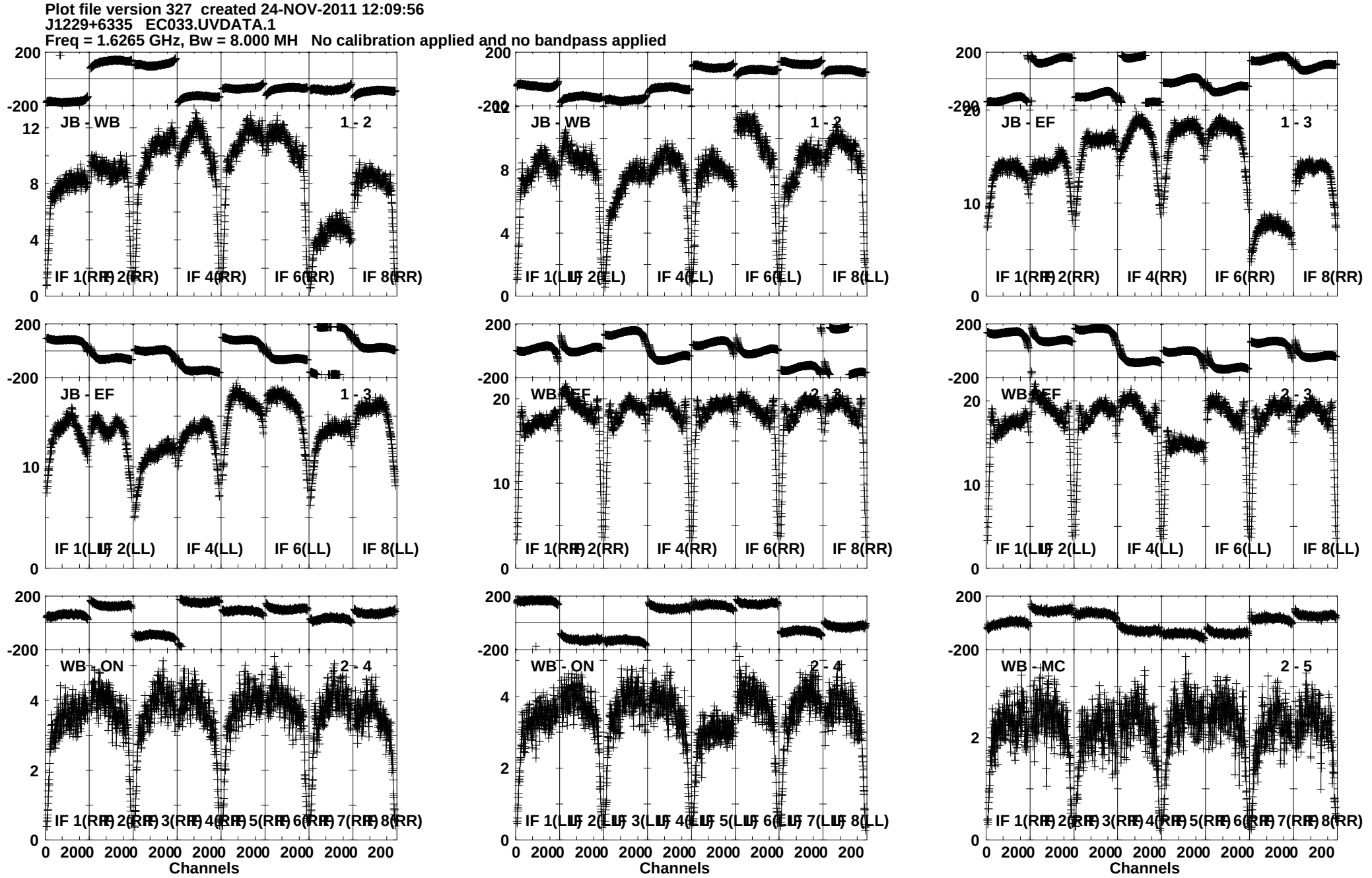
Plot file version 327 created 24-NOV-2011 12:09:56
J1229+6335 EC033.UVDATA.1
Freq = 1.6265 GHz, Bw = 8.000 MH No calibration applied and no bandpass applied
JB - WB 1 - 2
JB - WB 1 - 2
JB - EF 1 - 3
JB - EF 1 - 3
WB - EF 2 - 3
WB - EF 2 - 3
WB - ON 2 - 4
WB - ON 2 - 4
WB - MC 2 - 5
IF 1(RR) 2(RR) IF 4(RR) IF 6(RR) IF 8(RR)
IF 1(LL) 2(LL) IF 4(LL) IF 6(LL) IF 8(LL)
IF 1(RR) 2(RR) 3(RR) 4(RR) 5(RR) 6(RR) 7(RR) 8(RR)
IF 1(LL) 2(LL) 3(LL) 4(LL) 5(LL) 6(LL) 7(LL) 8(LL)
Channels
Lower frame: Milli Ampl Jy Top frame: Phas deg
Vector averaged cross-power spectrum Several baselines displayed
Timerange: 00/21:56:05 to 00/21:58:20

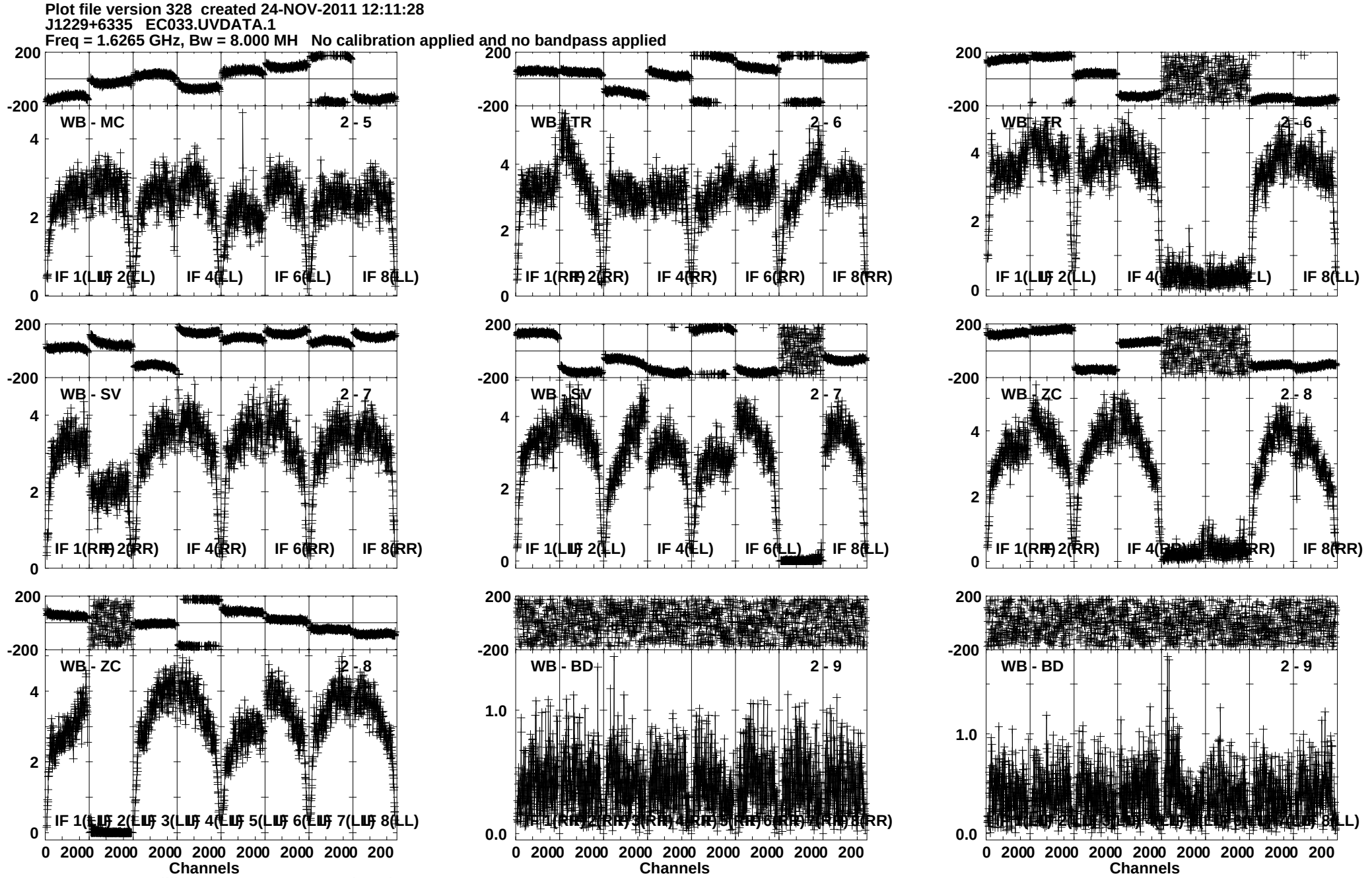
Plot file version 328 created 24-NOV-2011 12:11:28
J1229+6335 EC033.UVDATA.1
Freq = 1.6265 GHz, Bw = 8.000 MH No calibration applied and no bandpass applied
WB - MC 2 - 5
WB - TR 2 - 6
WB - TR 2 - 6
WB - SV 2 - 7
WB - SV 2 - 7
WB - ZC 2 - 8
WB - ZC 2 - 8
WB - BD 2 - 9
WB - BD 2 - 9
Channels
Channels
Channels
Lower frame: Milli Ampl Jy Top frame: Phas deg
Vector averaged cross-power spectrum Several baselines displayed
Timerange: 00/21:56:05 to 00/21:58:20

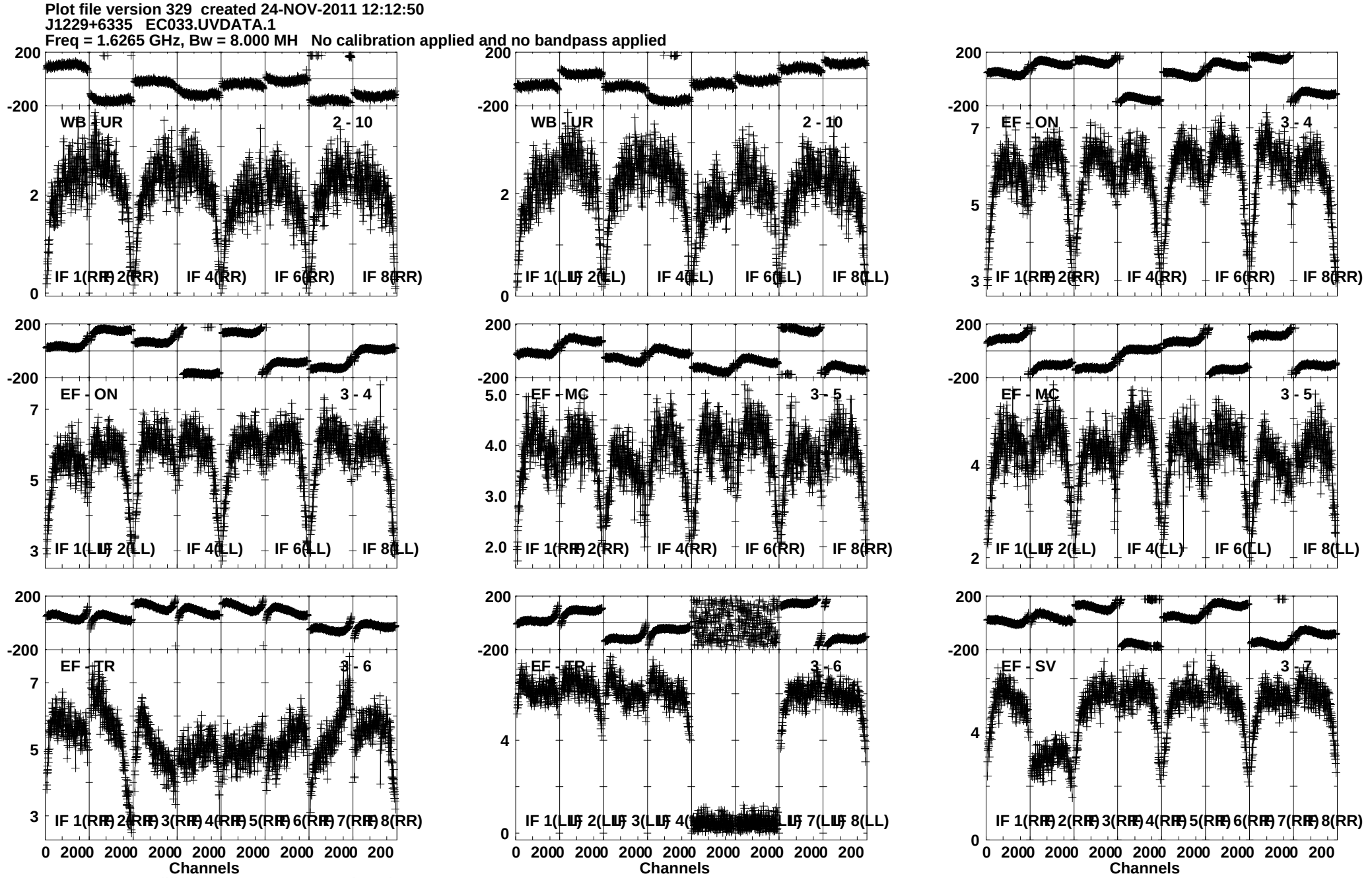
Plot file version 329 created 24-NOV-2011 12:12:50
J1229+6335 EC033.UVDATA.1
Freq = 1.6265 GHz, Bw = 8.000 MH No calibration applied and no bandpass applied
WB - UR 2 - 10
IF 1(RR) IF 2(RR) IF 4(RR) IF 6(RR) IF 8(RR)
WB - UR 2 - 10
IF 1(LL) IF 2(LL) IF 4(LL) IF 6(LL) IF 8(LL)
EF - ON 3 - 4
IF 1(RR) IF 2(RR) IF 4(RR) IF 6(RR) IF 8(RR)
EF - ON 3 - 4
IF 1(LL) IF 2(LL) IF 4(LL) IF 6(LL) IF 8(LL)
EF - MC 3 - 5
IF 1(RR) IF 2(RR) IF 4(RR) IF 6(RR) IF 8(RR)
EF - MC 3 - 5
IF 1(LL) IF 2(LL) IF 4(LL) IF 6(LL) IF 8(LL)
EF - TR 3 - 6
IF 1(RR) IF 2(RR) IF 3(RR) IF 4(RR) IF 5(RR) IF 6(RR) IF 7(RR) IF 8(RR)
EF - TR 3 - 6
IF 1(LL) IF 2(LL) IF 3(LL) IF 4(LL) IF 5(LL) IF 6(LL) IF 7(LL) IF 8(LL)
EF - SV 3 - 7
IF 1(RR) IF 2(RR) IF 3(RR) IF 4(RR) IF 5(RR) IF 6(RR) IF 7(RR) IF 8(RR)
0 2000 2000 2000 2000 2000 2000 2000 200
Channels
Lower frame: Milli Ampl Jy Top frame: Phas deg
Vector averaged cross-power spectrum Several baselines displayed
Timerange: 00/21:56:05 to 00/21:58:20

Plot file version 330 created 24-NOV-2011 12:13:56
J1229+6335 EC033.UVDATA.1
Freq = 1.6265 GHz, Bw = 8.000 MH No calibration applied and no bandpass applied

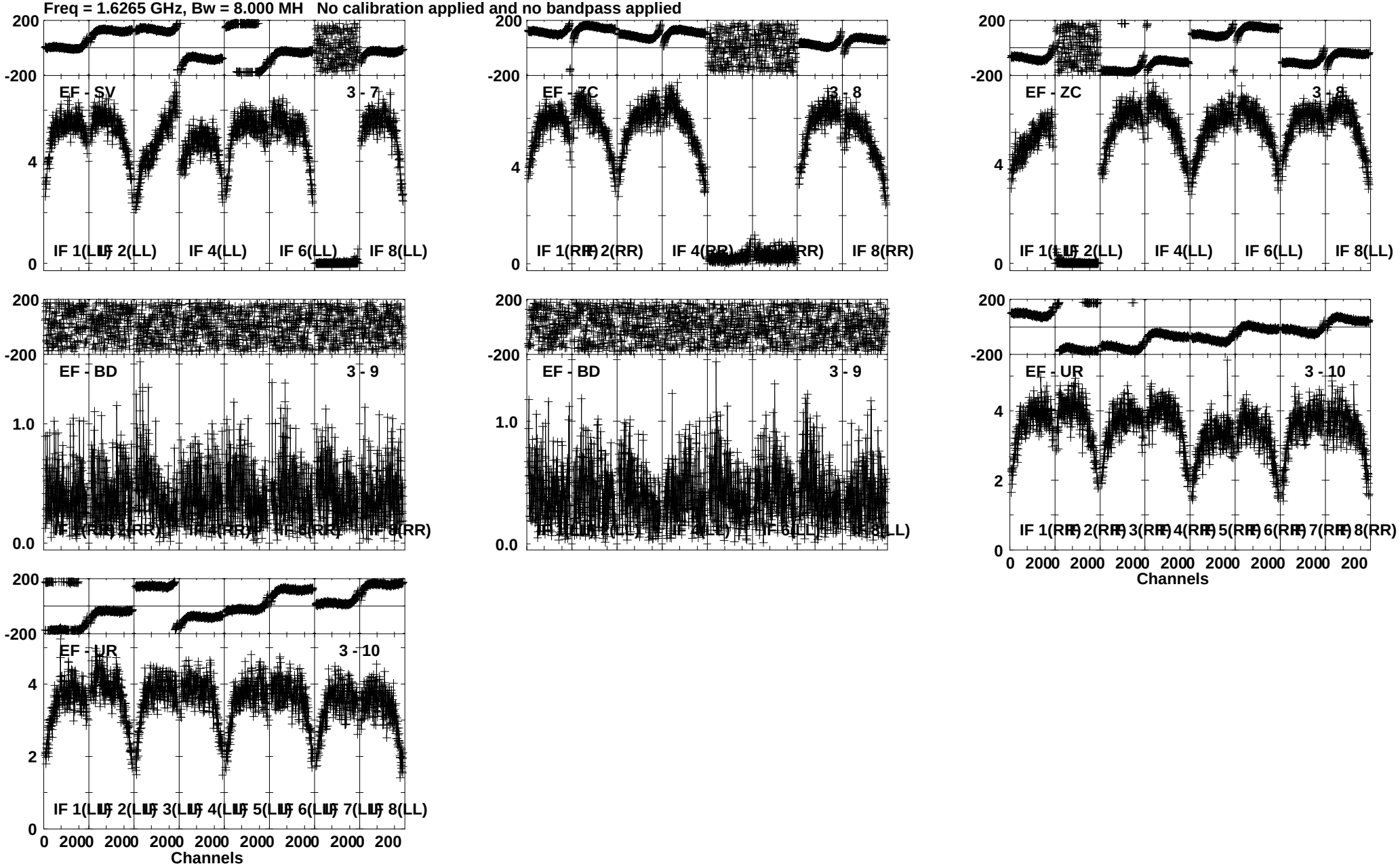

Lower frame: Milli Ampl Jy Top frame: Phas deg
Vector averaged cross-power spectrum Several baselines displayed
Timerange: 00/21:56:05 to 00/21:58:20

Plot file version 331 created 24-NOV-2011 12:15:52
HDF259 EC033.UVDATA.1
Freq = 1.6265 GHz, Bw = 8.000 MH No calibration applied and no bandpass applied

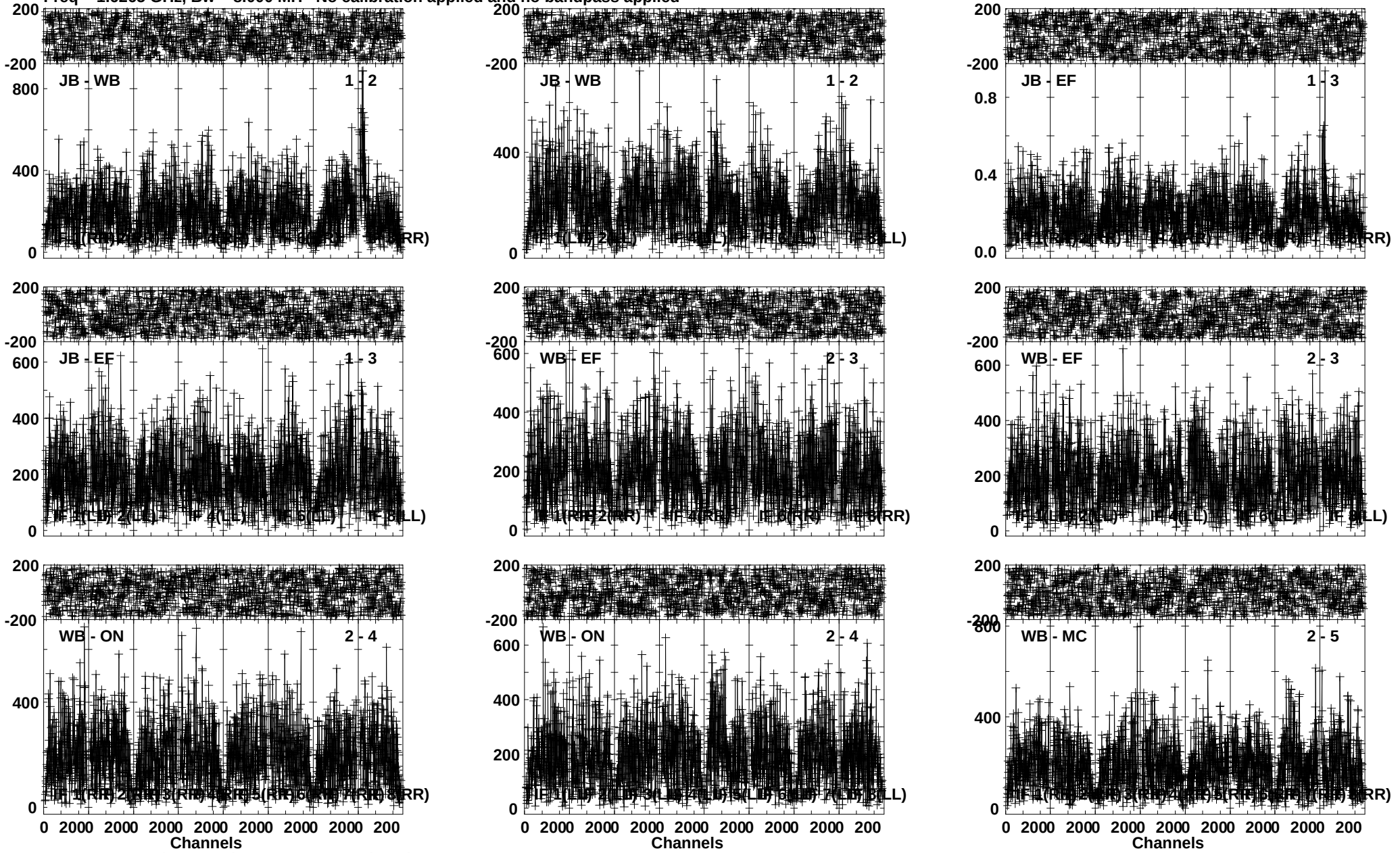

Lower frame: Micro Ampl Jy Top frame: Phas deg
Vector averaged cross-power spectrum Several baselines displayed
Timerange: 00/21:58:25 to 00/22:06:00

Plot file version 332 created 24-NOV-2011 12:19:39
HDF259 EC033.UVDATA.1
Freq = 1.6265 GHz, Bw = 8.000 MH No calibration applied and no bandpass applied

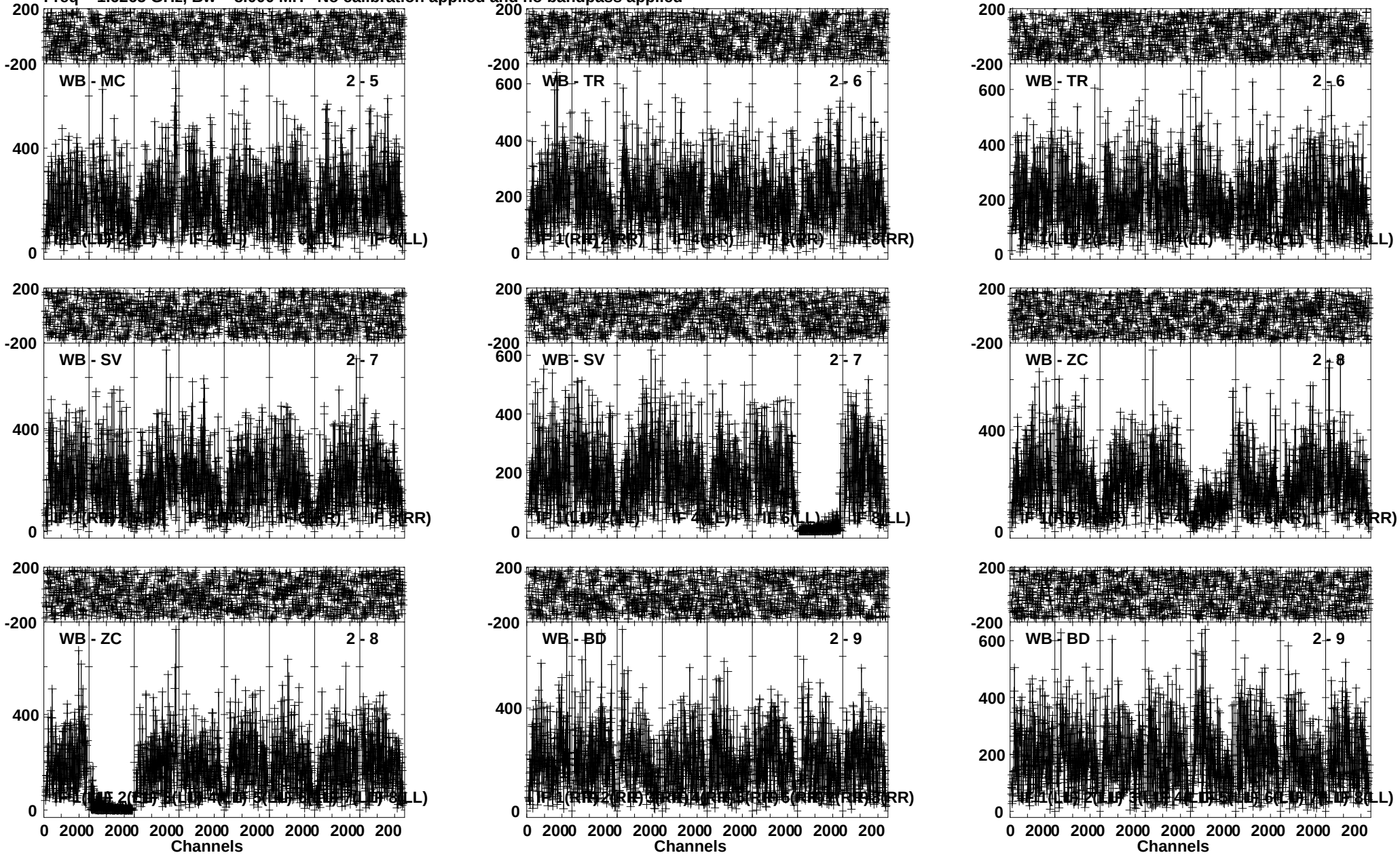

Lower frame: Micro Ampl Jy Top frame: Phas deg
Vector averaged cross-power spectrum Several baselines displayed
Timerange: 00/21:58:25 to 00/22:06:00

Plot file version 333 created 24-NOV-2011 12:24:23
HDF259 EC033.UVDATA.1
Freq = 1.6265 GHz, Bw = 8.000 MH No calibration applied and no bandpass applied

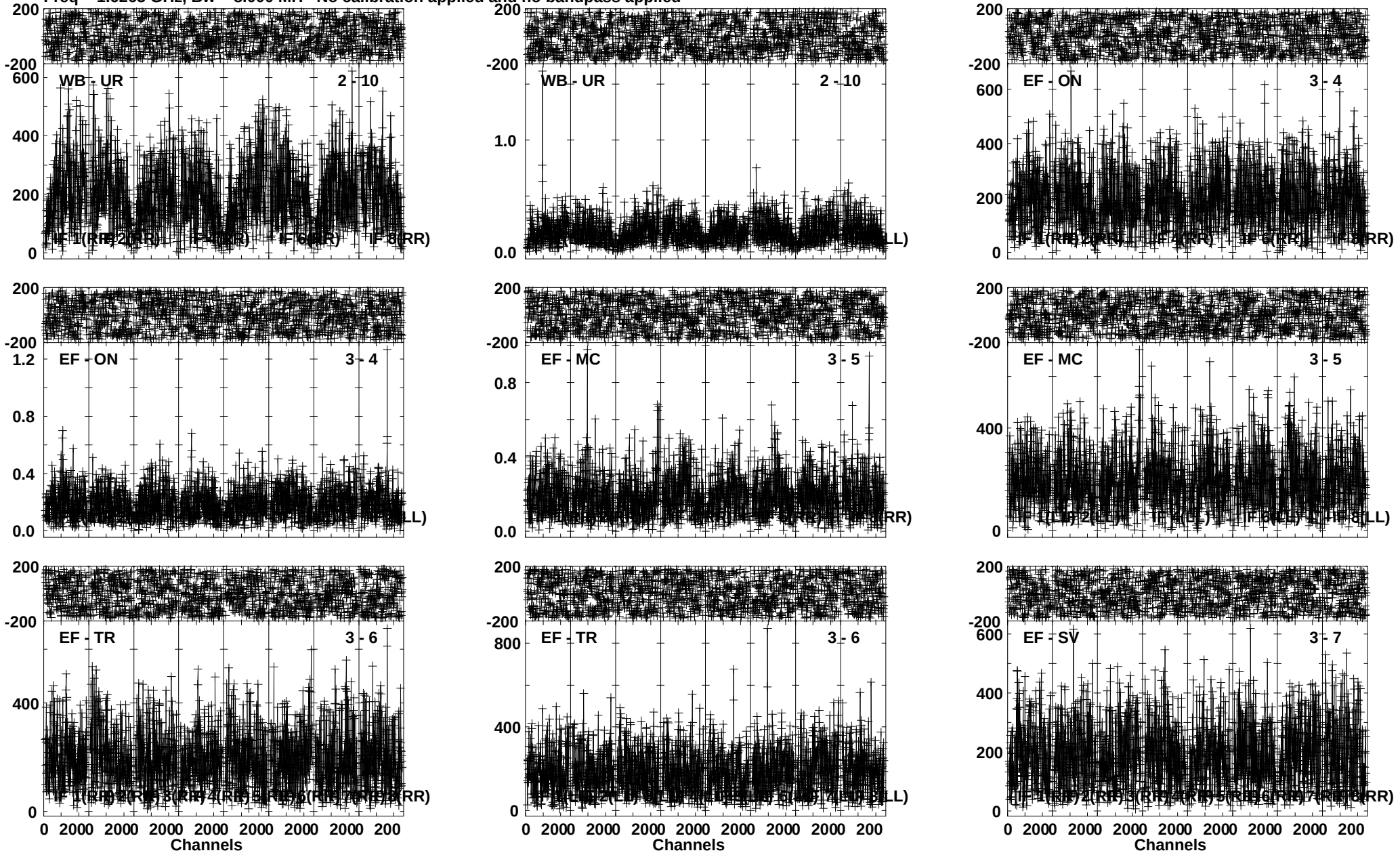

Lower frame: Micro Ampl Jy Top frame: Phas deg
Vector averaged cross-power spectrum Several baselines displayed
Timerange: 00/21:58:25 to 00/22:06:00

Plot file version 334 created 24-NOV-2011 12:28:09
HDF259 EC033.UVDATA.1
Freq = 1.6265 GHz, Bw = 8.000 MH No calibration applied and no bandpass applied

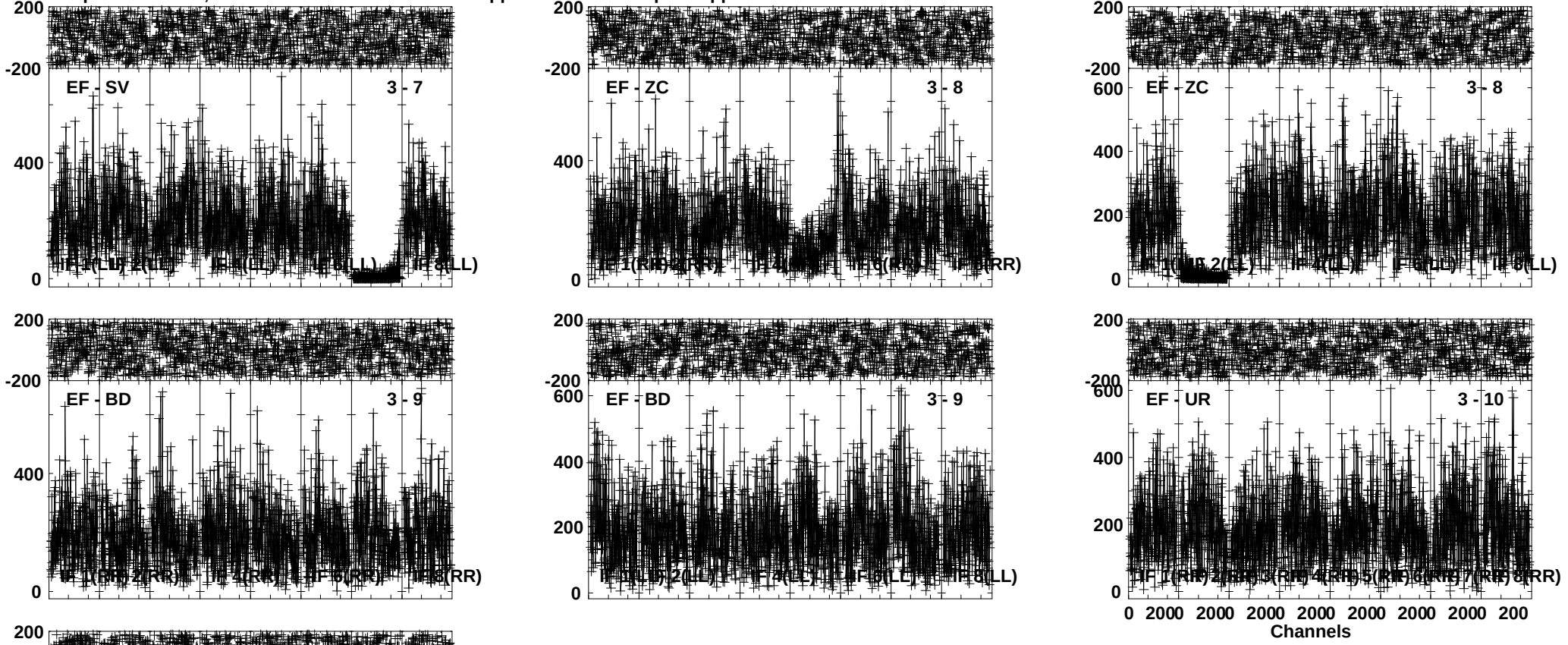

Lower frame: Micro Ampl Jy Top frame: Phas deg
Vector averaged cross-power spectrum Several baselines displayed
Timerange: 00/21:58:25 to 00/22:06:00

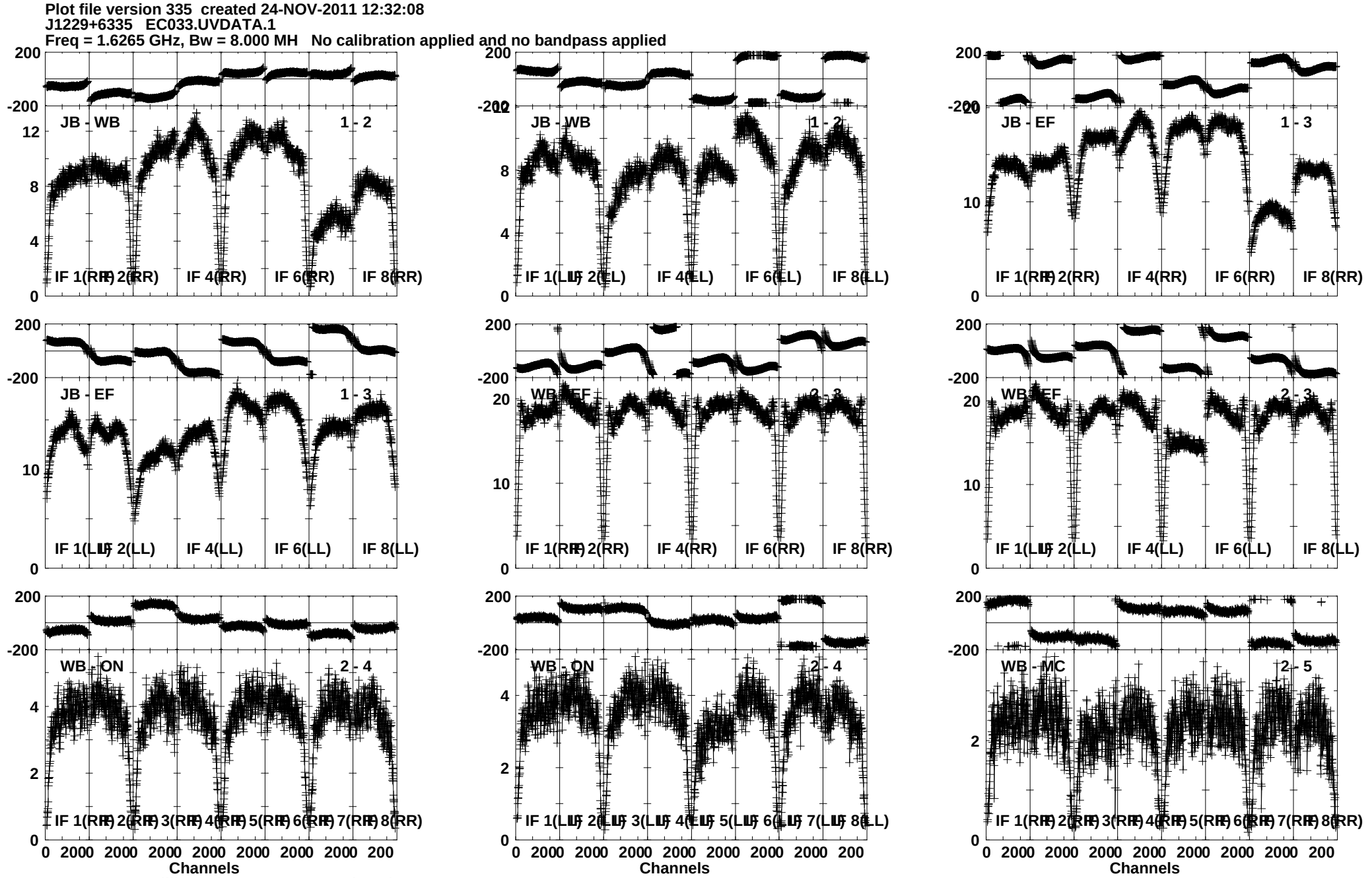
Plot file version 335 created 24-NOV-2011 12:32:08
J1229+6335 EC033.UVDATA.1
Freq = 1.6265 GHz, Bw = 8.000 MH No calibration applied and no bandpass applied
JB - WB 1 - 2
IF 1(RR) IF 2(RR) IF 4(RR) IF 6(RR) IF 8(RR)
JB - WB 1 - 2
IF 1(LL) IF 2(LL) IF 4(LL) IF 6(LL) IF 8(LL)
JB - EF 1 - 3
IF 1(RR) IF 2(RR) IF 4(RR) IF 6(RR) IF 8(RR)
JB - EF 1 - 3
IF 1(LL) IF 2(LL) IF 4(LL) IF 6(LL) IF 8(LL)
WB - EF 2 - 3
IF 1(RR) IF 2(RR) IF 4(RR) IF 6(RR) IF 8(RR)
WB - EF 2 - 3
IF 1(LL) IF 2(LL) IF 4(LL) IF 6(LL) IF 8(LL)
WB - ON 2 - 4
IF 1(RR) IF 2(RR) IF 3(RR) IF 4(RR) IF 5(RR) IF 6(RR) IF 7(RR) IF 8(RR)
WB - ON 2 - 4
IF 1(LL) IF 2(LL) IF 3(LL) IF 4(LL) IF 5(LL) IF 6(LL) IF 7(LL) IF 8(LL)
WB - MC 2 - 5
IF 1(RR) IF 2(RR) IF 3(RR) IF 4(RR) IF 5(RR) IF 6(RR) IF 7(RR) IF 8(RR)
Channels
Channels
Channels
Lower frame: Milli Ampl Jy Top frame: Phas deg
Vector averaged cross-power spectrum Several baselines displayed
Timerange: 00/22:07:00 to 00/22:08:30

Plot file version 336 created 24-NOV-2011 12:33:18
J1229+6335 EC033.UVDATA.1
Freq = 1.6265 GHz, Bw = 8.000 MH No calibration applied and no bandpass applied

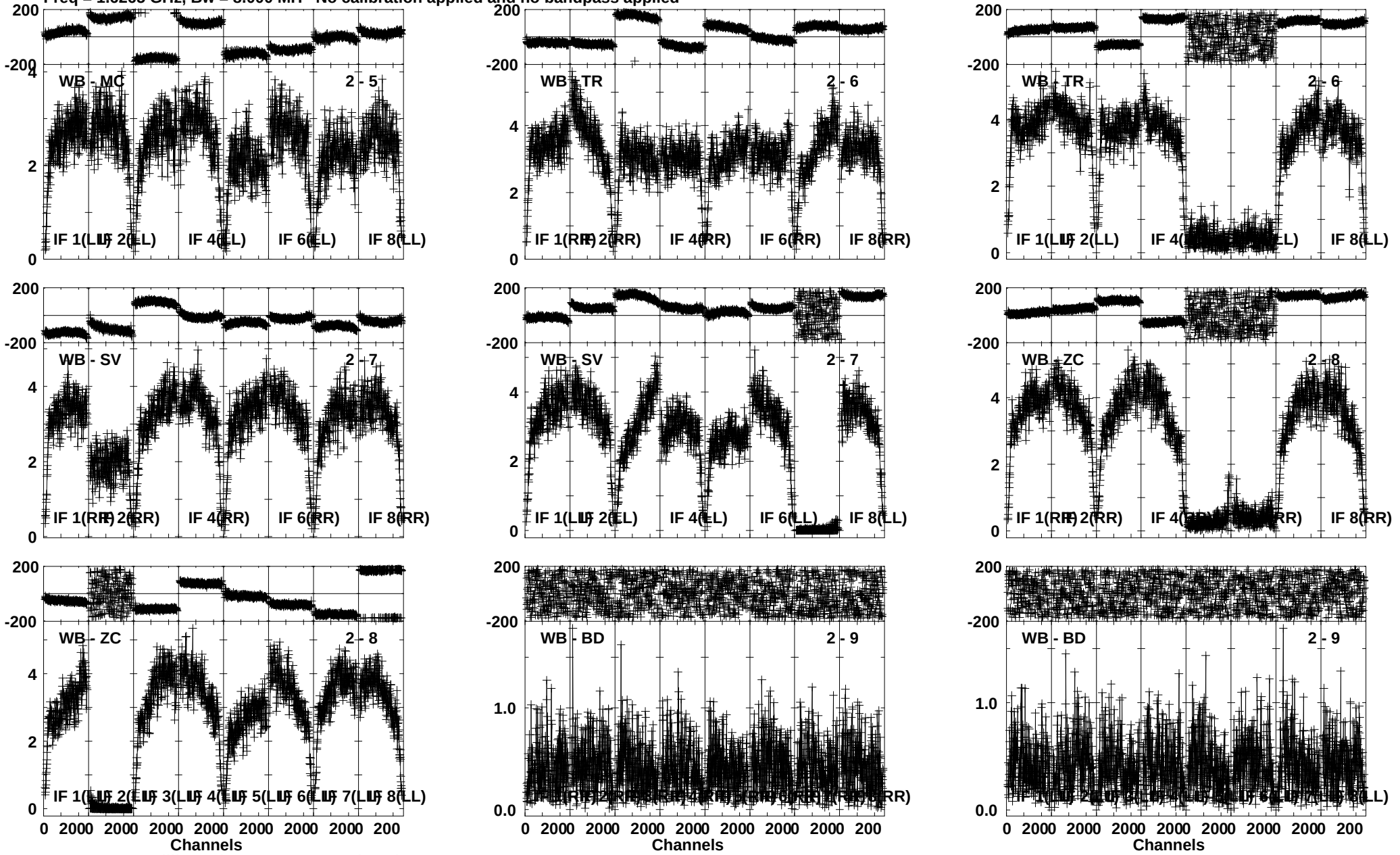

Lower frame: Milli Ampl Jy Top frame: Phas deg
Vector averaged cross-power spectrum Several baselines displayed
Timerange: 00/22:07:00 to 00/22:08:30

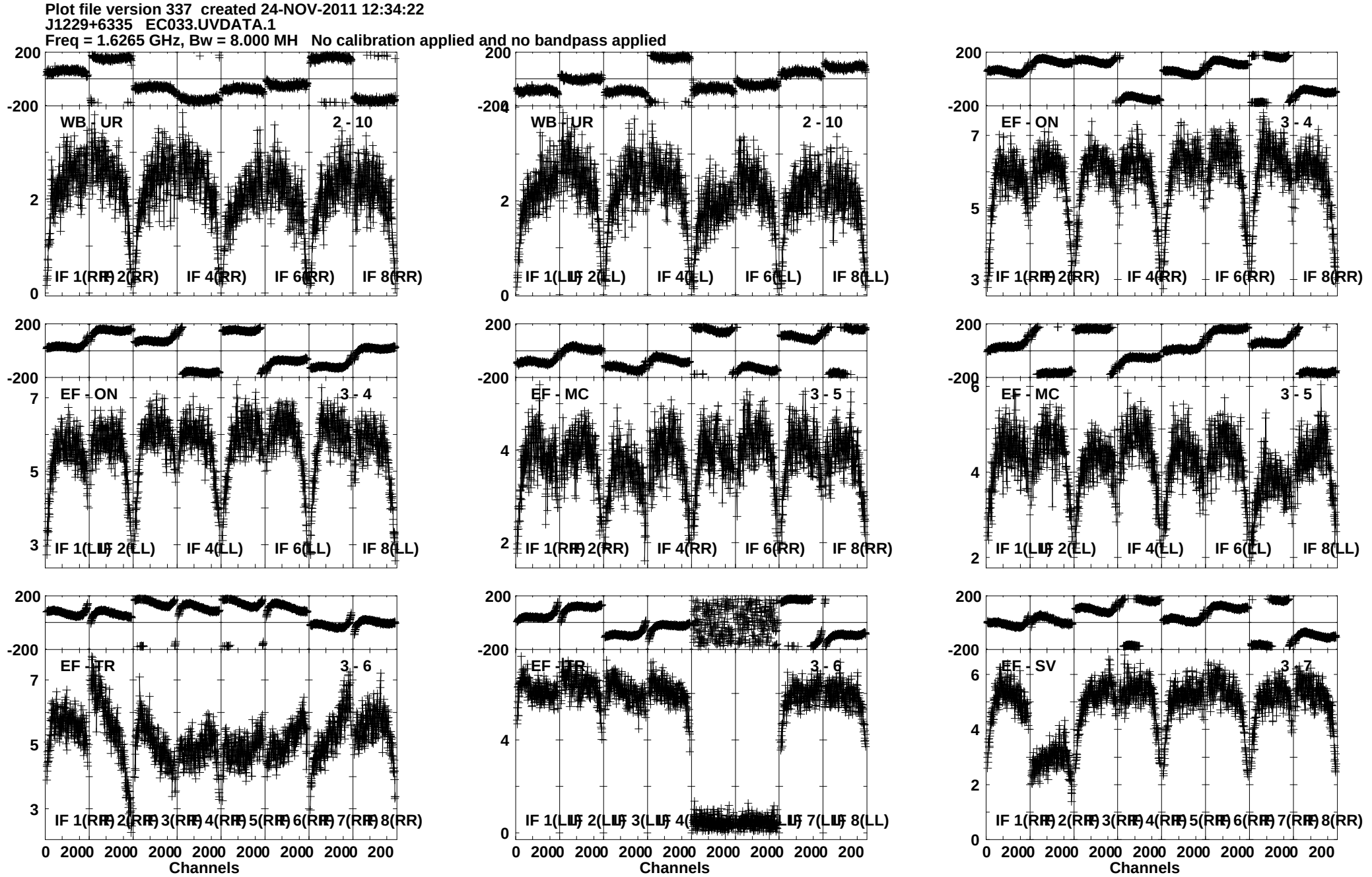
Plot file version 337 created 24-NOV-2011 12:34:22
J1229+6335 EC033.UVDATA.1
Freq = 1.6265 GHz, Bw = 8.000 MH No calibration applied and no bandpass applied
WB - UR 2 - 10
IF 1(RR) 2(RR) IF 4(RR) IF 6(RR) IF 8(RR)
WB - UR 2 - 10
IF 1(LL) 2(LL) IF 4(LL) IF 6(LL) IF 8(LL)
EF - ON 3 - 4
IF 1(RR) 2(RR) IF 4(RR) IF 6(RR) IF 8(RR)
EF - ON 3 - 4
IF 1(LL) 2(LL) IF 4(LL) IF 6(LL) IF 8(LL)
EF - MC 3 - 5
IF 1(RR) 2(RR) IF 4(RR) IF 6(RR) IF 8(RR)
EF - MC 3 - 5
IF 1(LL) 2(LL) IF 4(LL) IF 6(LL) IF 8(LL)
EF - TR 3 - 6
IF 1(RR) 2(RR) 3(RR) 4(RR) 5(RR) 6(RR) 7(RR) 8(RR)
EF - TR 3 - 6
IF 1(LL) 2(LL) 3(LL) 4(LL) 5(LL) 6(LL) 7(LL) 8(LL)
EF - SV 3 - 7
IF 1(RR) 2(RR) 3(RR) 4(RR) 5(RR) 6(RR) 7(RR) 8(RR)
Channels
Lower frame: Milli Ampl Jy Top frame: Phas deg
Vector averaged cross-power spectrum Several baselines displayed
Timerange: 00/22:07:00 to 00/22:08:30

Plot file version 338 created 24-NOV-2011 12:35:14
J1229+6335 EC033.UVDATA.1
Freq = 1.6265 GHz, Bw = 8.000 MH No calibration applied and no bandpass applied

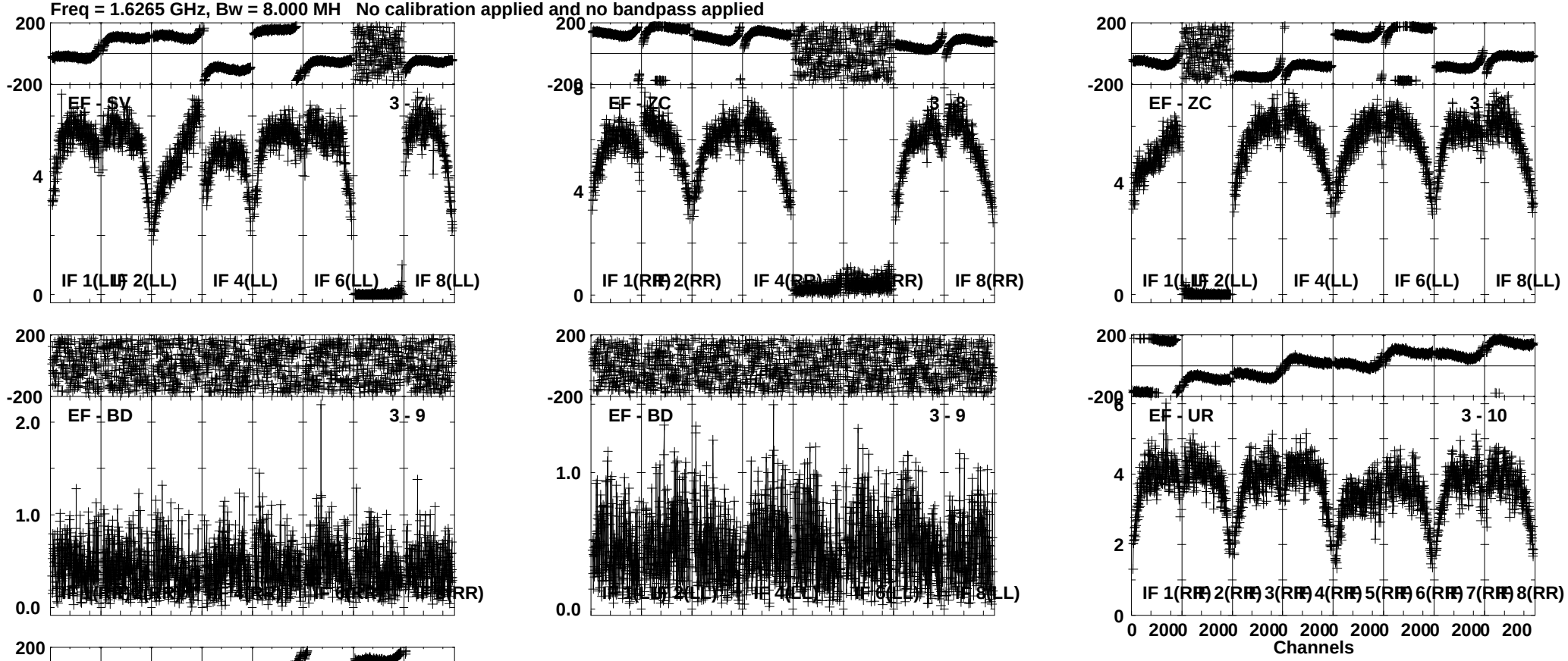

Lower frame: Milli Ampl Jy Top frame: Phas deg
Vector averaged cross-power spectrum Several baselines displayed
Timerange: 00/22:07:00 to 00/22:08:30

Plot file version 339 created 24-NOV-2011 12:36:55
HDF259 EC033.UVDATA.1
Freq = 1.6265 GHz, Bw = 8.000 MH No calibration applied and no bandpass applied

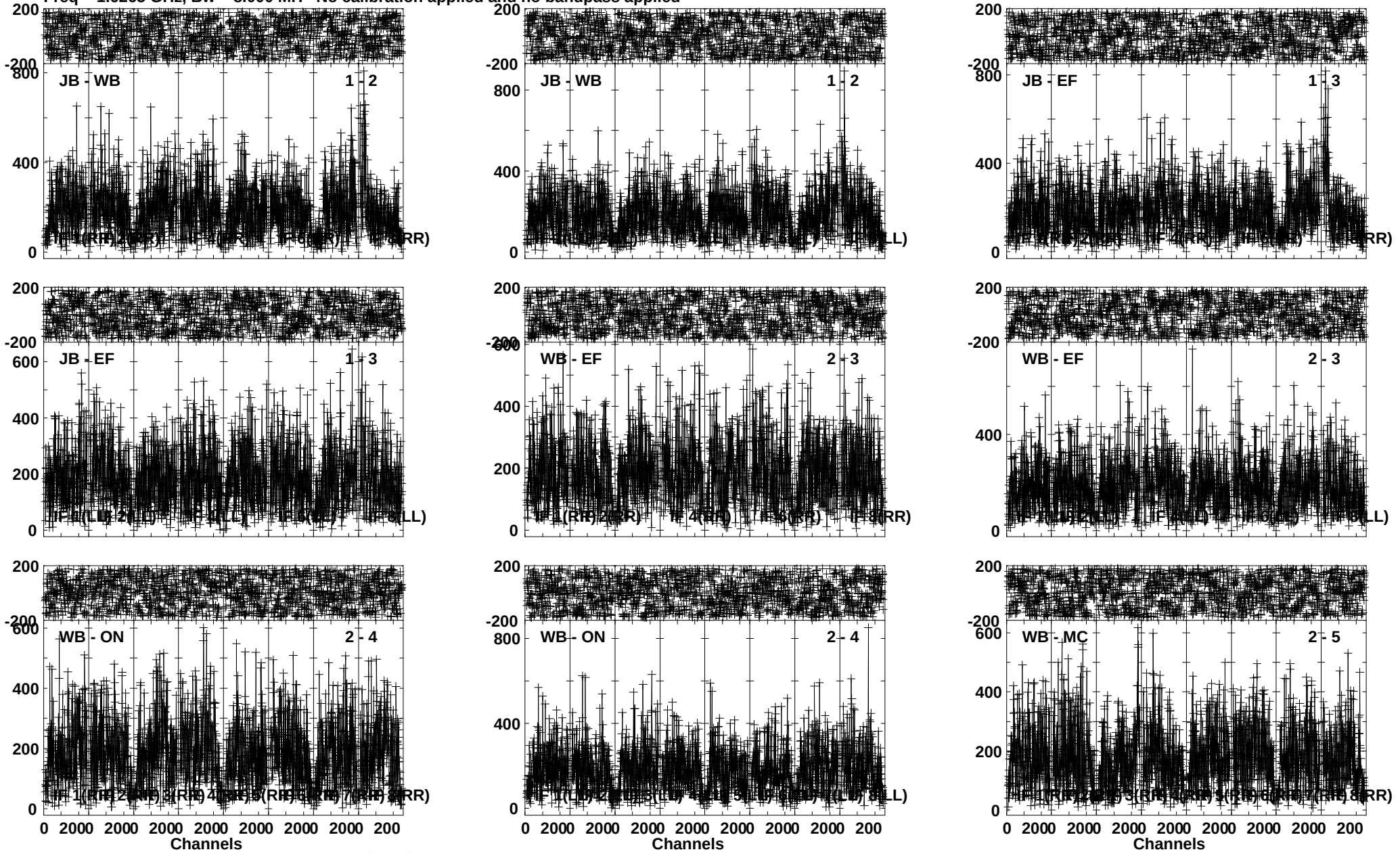

Lower frame: Micro Ampl Jy Top frame: Phas deg
Vector averaged cross-power spectrum Several baselines displayed
Timerange: 00/22:08:35 to 00/22:17:00

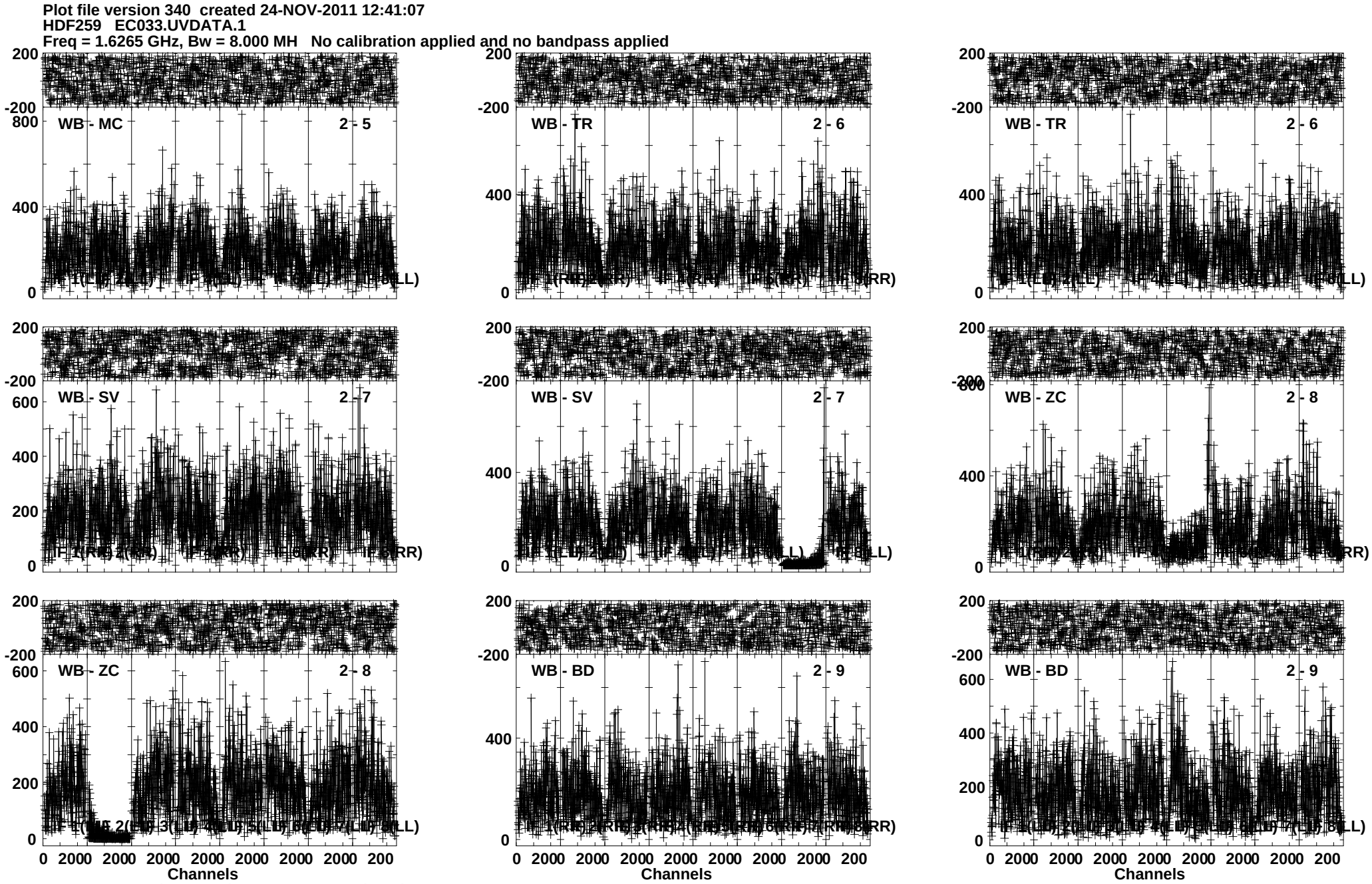
Plot file version 340 created 24-NOV-2011 12:41:07
HDF259 EC033.UVDATA.1
Freq = 1.6265 GHz, Bw = 8.000 MH No calibration applied and no bandpass applied
WB - MC 2 - 5
WB - TR 2 - 6
WB - TR 2 - 6
WB - SV 2 - 7
WB - SV 2 - 7
WB - ZC 2 - 8
WB - ZC 2 - 8
WB - BD 2 - 9
WB - BD 2 - 9
Channels
Channels
Channels
Lower frame: Micro Ampl Jy Top frame: Phas deg
Vector averaged cross-power spectrum Several baselines displayed
Timerange: 00/22:08:35 to 00/22:17:00

Plot file version 341 created 24-NOV-2011 12:46:21
HDF259 EC033.UVDATA.1
Freq = 1.6265 GHz, Bw = 8.000 MH No calibration applied and no bandpass applied

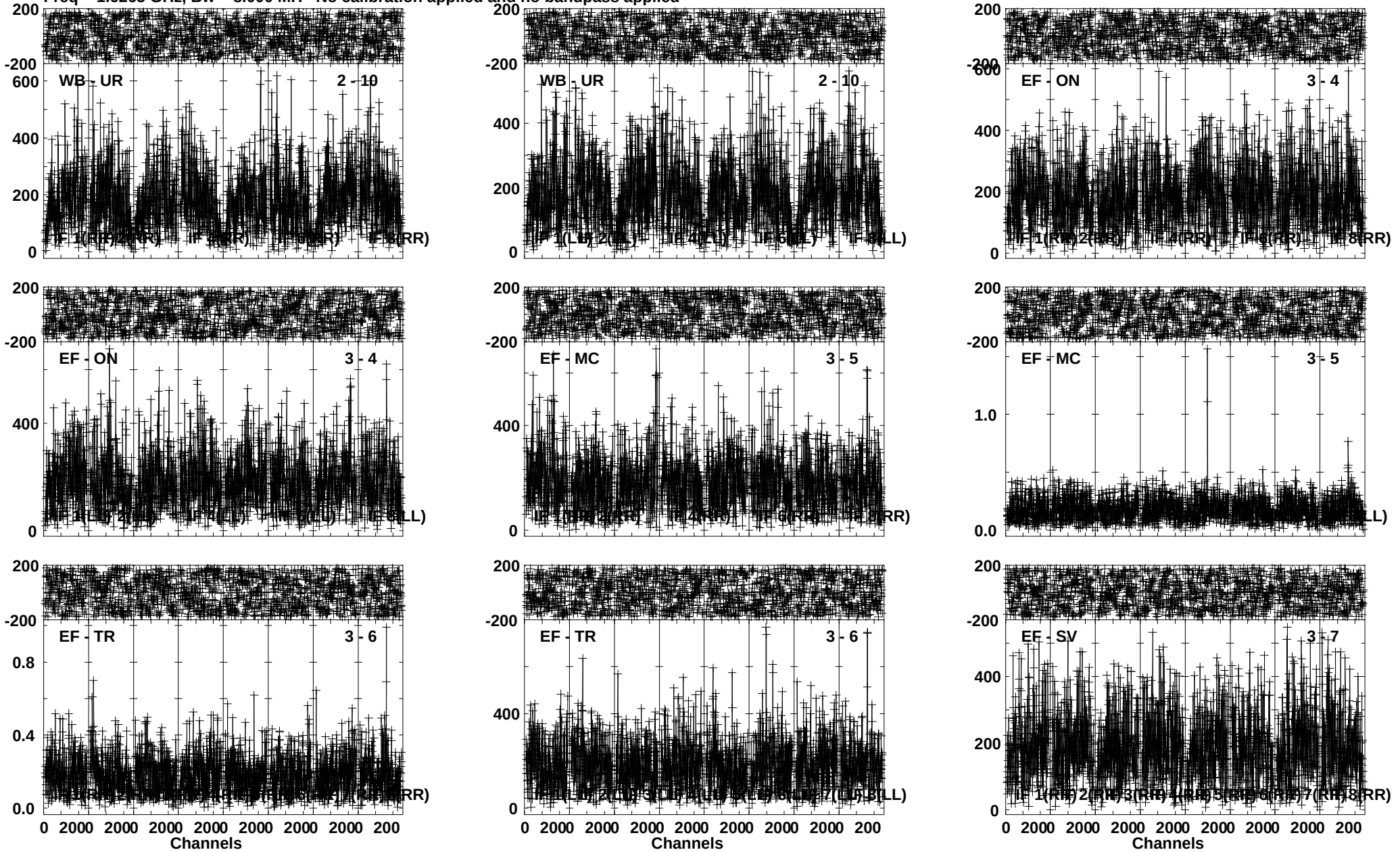

Lower frame: Micro Ampl Jy Top frame: Phas deg
Vector averaged cross-power spectrum Several baselines displayed
Timerange: 00/22:08:35 to 00/22:17:00

Plot file version 342 created 24-NOV-2011 12:50:33
HDF259 EC033.UVDATA.1
Freq = 1.6265 GHz, Bw = 8.000 MH No calibration applied and no bandpass applied

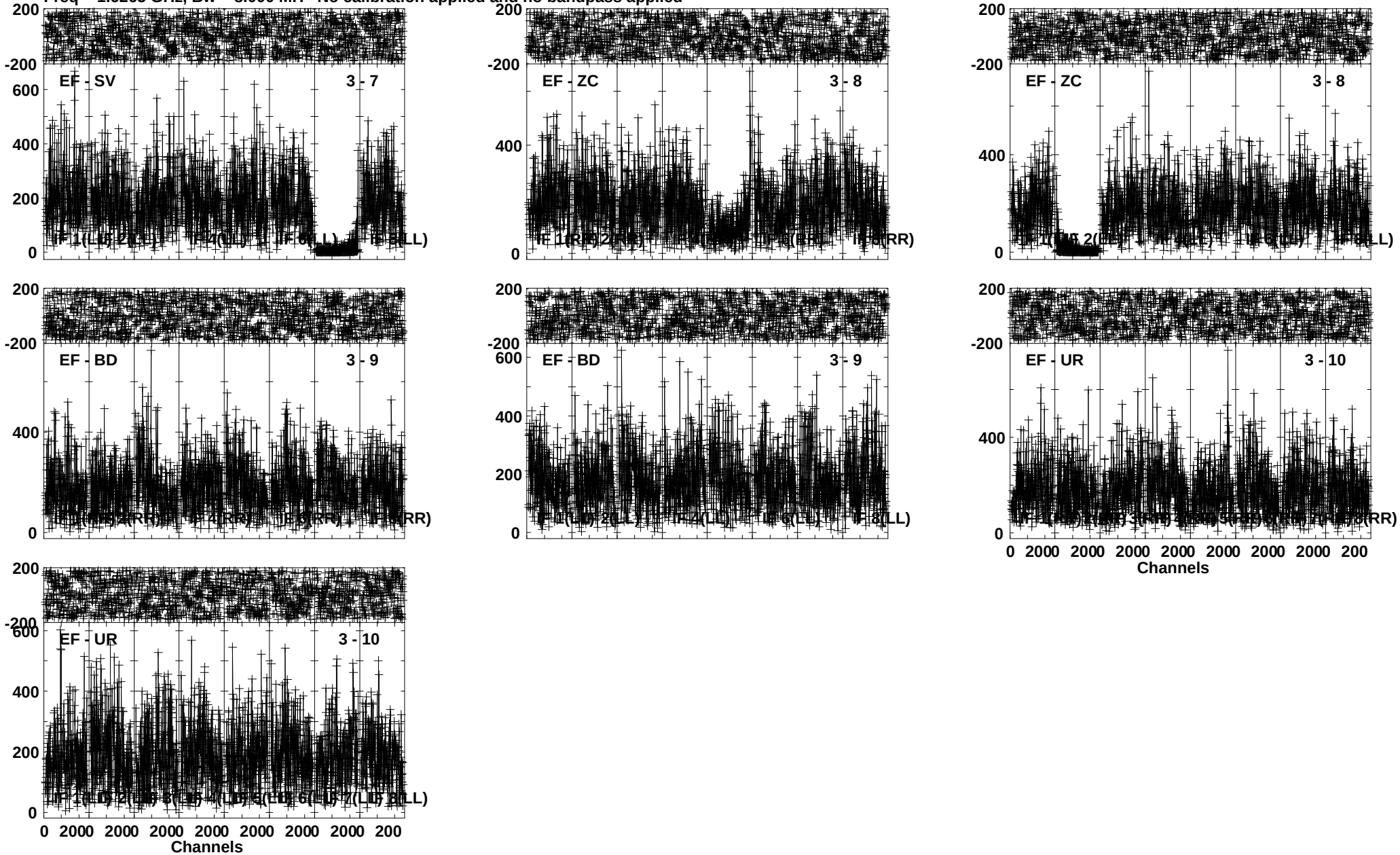

Lower frame: Micro Ampl Jy Top frame: Phas deg
Vector averaged cross-power spectrum Several baselines displayed
Timerange: 00/22:08:35 to 00/22:17:00

Plot file version 343 created 24-NOV-2011 12:54:57
J1229+6335 EC033.UVDATA.1
Freq = 1.6265 GHz, Bw = 8.000 MH No calibration applied and no bandpass applied

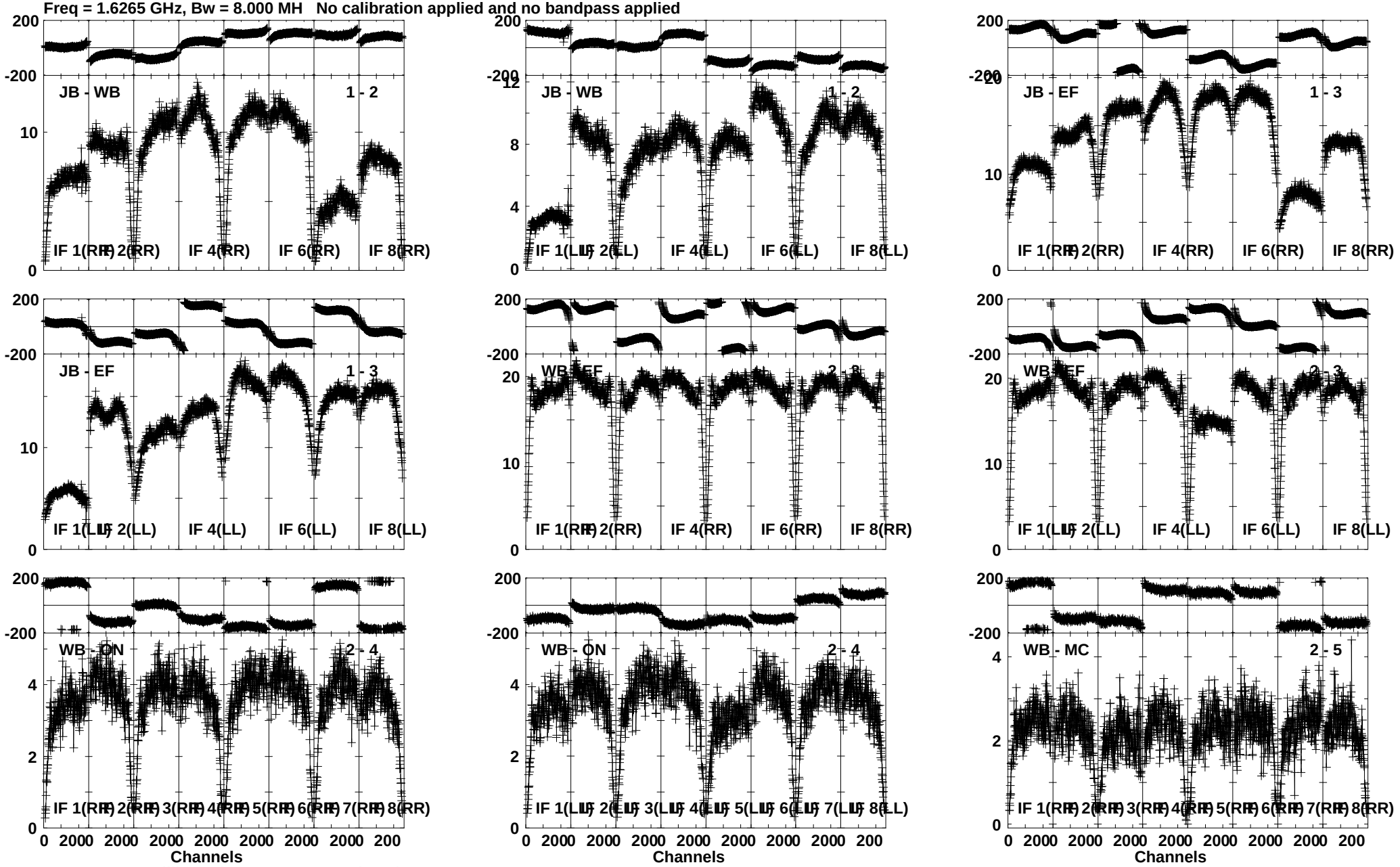

Lower frame: Milli Ampl Jy Top frame: Phas deg
Vector averaged cross-power spectrum Several baselines displayed
Timerange: 00/22:17:05 to 00/22:19:00

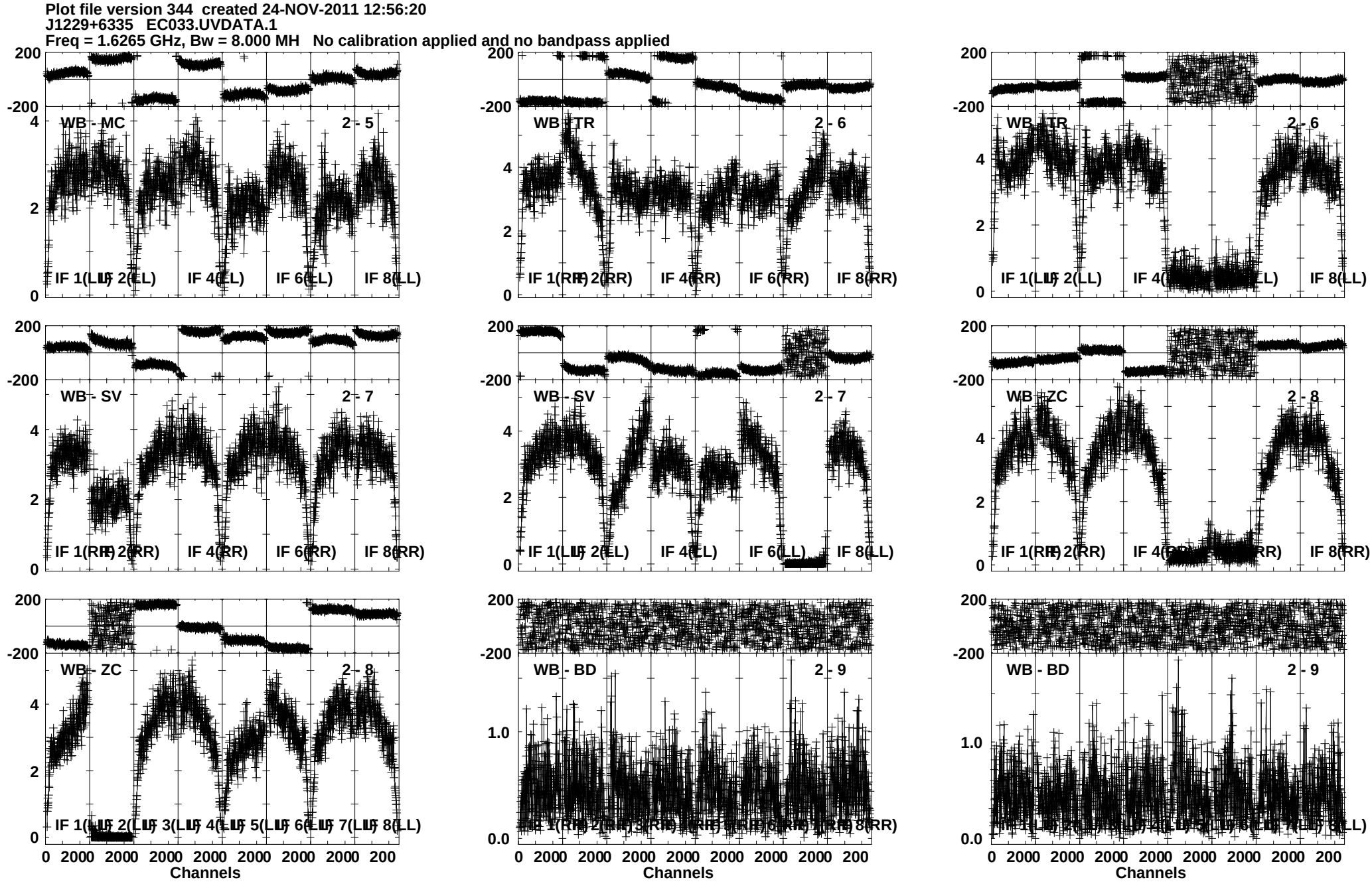
Plot file version 344 created 24-NOV-2011 12:56:20
J1229+6335 EC033.UVDATA.1
Freq = 1.6265 GHz, Bw = 8.000 MH No calibration applied and no bandpass applied
WB - MC 2 - 5
IF 1(LL) IF 2(LL) IF 4(LL) IF 6(LL) IF 8(LL)
WB - TR 2 - 6
IF 1(RR) IF 2(RR) IF 4(RR) IF 6(RR) IF 8(RR)
WB - TR 2 - 6
IF 1(LL) IF 2(LL) IF 4(LL) IF 8(LL)
WB - SV 2 - 7
IF 1(RR) IF 2(RR) IF 4(RR) IF 6(RR) IF 8(RR)
WB - SV 2 - 7
IF 1(LL) IF 2(LL) IF 4(LL) IF 6(LL) IF 8(LL)
WB - ZC 2 - 8
IF 1(RR) IF 2(RR) IF 4(RR) IF 8(RR)
WB - ZC 2 - 8
IF 1(LL) IF 2(LL) IF 3(LL) IF 4(LL) IF 5(LL) IF 6(LL) IF 7(LL) IF 8(LL)
WB - BD 2 - 9
IF 1(RR) IF 2(RR) IF 3(RR) IF 4(RR) IF 5(RR) IF 6(RR) IF 7(RR) IF 8(RR)
WB - BD 2 - 9
IF 1(LL) IF 2(LL) IF 3(LL) IF 4(LL) IF 5(LL) IF 6(LL) IF 7(LL) IF 8(LL)
200
-200
4
2
0
1.0
0.0
0 2000 2000 2000 2000 2000 2000 2000 200
Channels
Lower frame: Milli Ampl Jy Top frame: Phas deg
Vector averaged cross-power spectrum Several baselines displayed
Timerange: 00/22:17:05 to 00/22:19:00

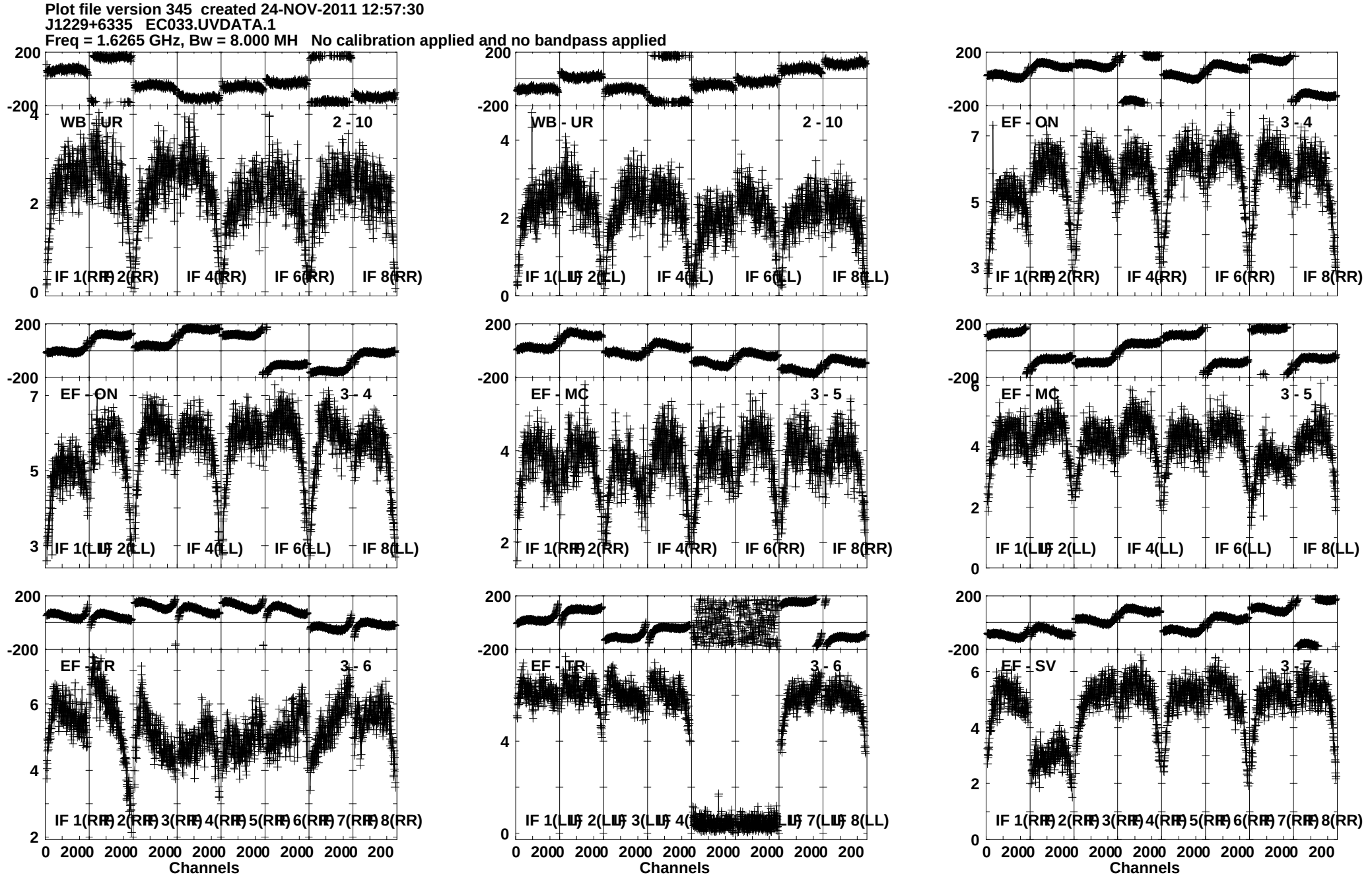
Plot file version 345 created 24-NOV-2011 12:57:30
J1229+6335 EC033.UVDATA.1
Freq = 1.6265 GHz, Bw = 8.000 MH No calibration applied and no bandpass applied
WB - UR 2 - 10
IF 1(RR) IF 2(RR) IF 4(RR) IF 6(RR) IF 8(RR)
WB - UR 2 - 10
IF 1(LL) IF 2(LL) IF 4(LL) IF 6(LL) IF 8(LL)
EF - ON 3 - 4
IF 1(RR) IF 2(RR) IF 4(RR) IF 6(RR) IF 8(RR)
EF - ON 3 - 4
IF 1(LL) IF 2(LL) IF 4(LL) IF 6(LL) IF 8(LL)
EF - MC 3 - 5
IF 1(RR) IF 2(RR) IF 4(RR) IF 6(RR) IF 8(RR)
EF - MC 3 - 5
IF 1(LL) IF 2(LL) IF 4(LL) IF 6(LL) IF 8(LL)
EF - TR 3 - 6
IF 1(RR) IF 2(RR) IF 3(RR) IF 4(RR) IF 5(RR) IF 6(RR) IF 7(RR) IF 8(RR)
EF - TR 3 - 6
IF 1(LL) IF 2(LL) IF 3(LL) IF 4(LL) IF 7(LL) IF 8(LL)
EF - SV 3 - 7
IF 1(RR) IF 2(RR) IF 3(RR) IF 4(RR) IF 5(RR) IF 6(RR) IF 7(RR) IF 8(RR)
Channels
Channels
Channels
Lower frame: Milli Ampl Jy Top frame: Phas deg
Vector averaged cross-power spectrum Several baselines displayed
Timerange: 00/22:17:05 to 00/22:19:00

Plot file version 346 created 24-NOV-2011 12:58:26
J1229+6335 EC033.UVDATA.1
Freq = 1.6265 GHz, Bw = 8.000 MH No calibration applied and no bandpass applied

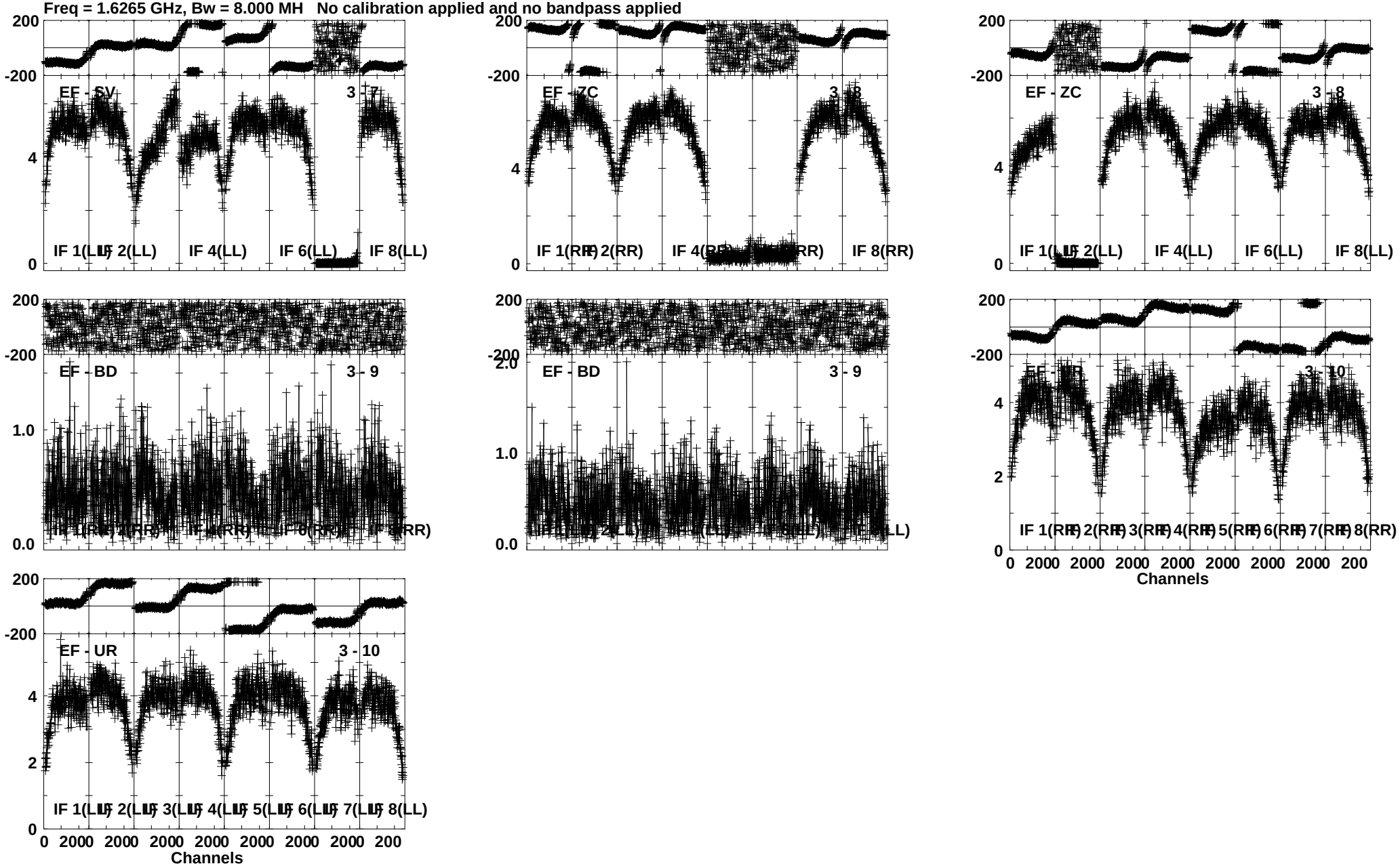

Lower frame: Milli Ampl Jy Top frame: Phas deg
Vector averaged cross-power spectrum Several baselines displayed
Timerange: 00/22:17:05 to 00/22:19:00

Plot file version 347 created 24-NOV-2011 13:00:16
HDF259 EC033.UVDATA.1
Freq = 1.6265 GHz, Bw = 8.000 MH No calibration applied and no bandpass applied

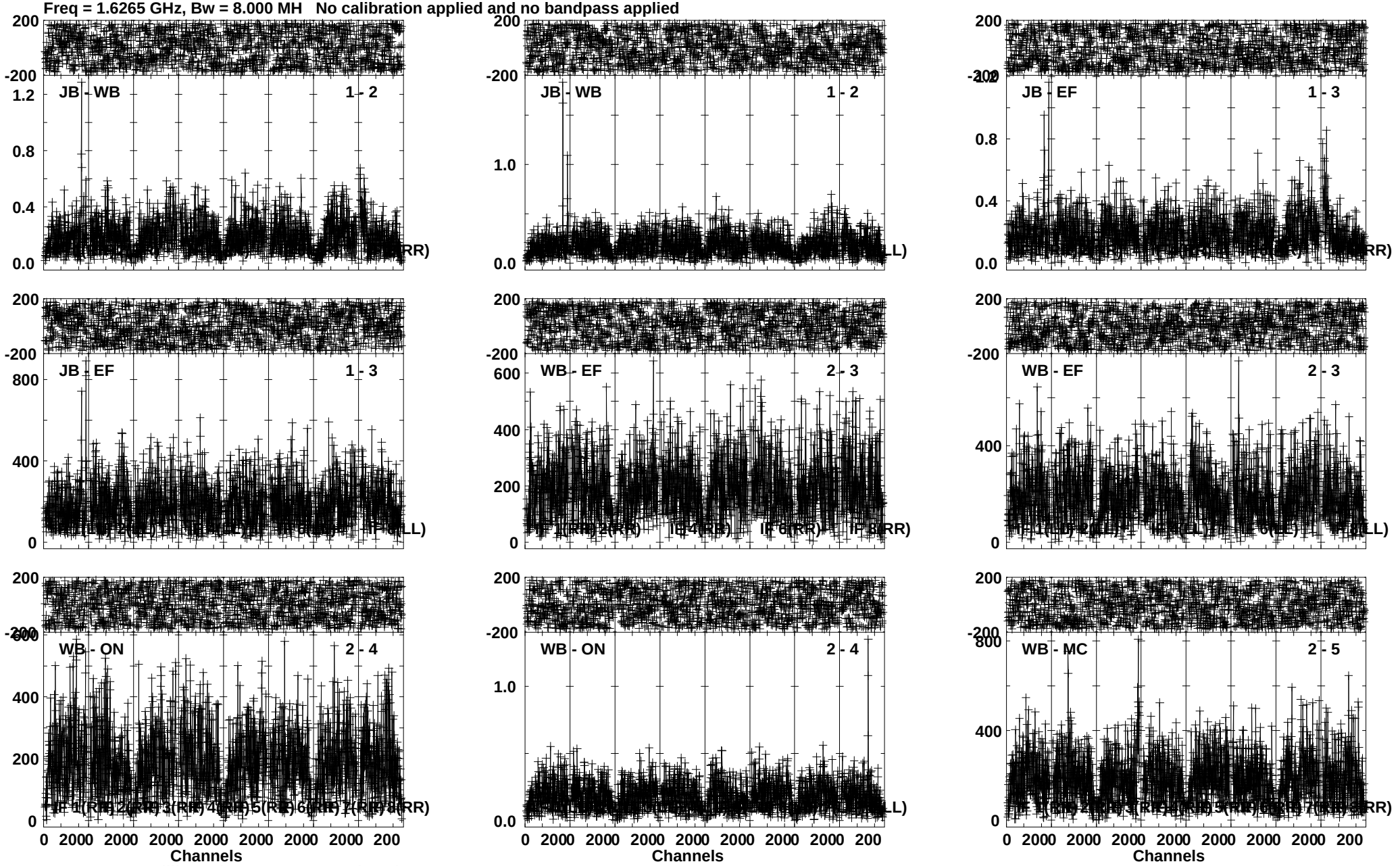

Lower frame: Milli Ampl Jy Top frame: Phas deg
Vector averaged cross-power spectrum Several baselines displayed
Timerange: 00/22:19:05 to 00/22:27:00

Plot file version 348 created 24-NOV-2011 13:04:12
HDF259 EC033.UVDATA.1
Freq = 1.6265 GHz, Bw = 8.000 MH No calibration applied and no bandpass applied

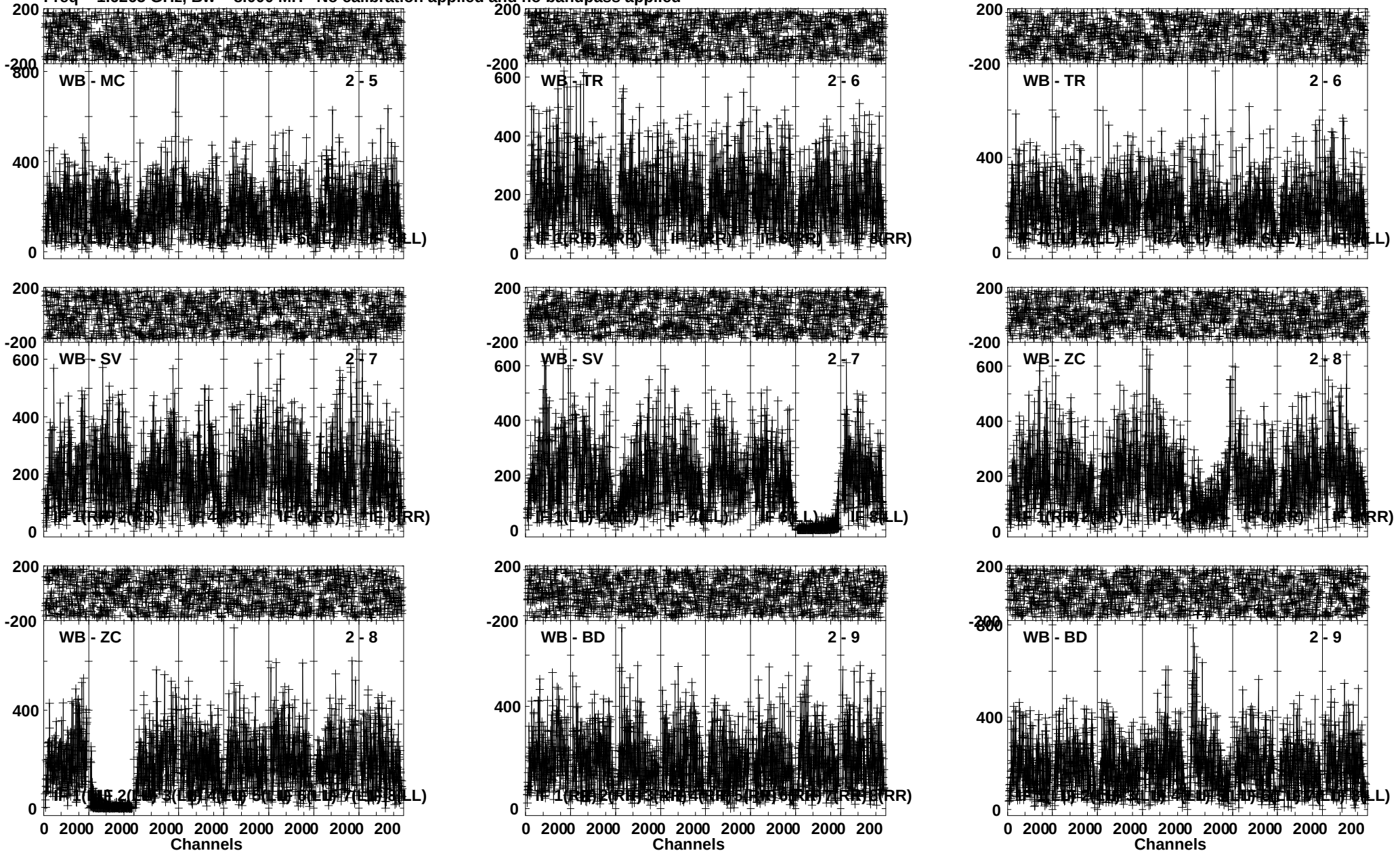

Lower frame: Micro Ampl Jy Top frame: Phas deg
Vector averaged cross-power spectrum Several baselines displayed
Timerange: 00/22:19:05 to 00/22:27:00

Plot file version 349 created 24-NOV-2011 13:09:06
HDF259 EC033.UVDATA.1
Freq = 1.6265 GHz, Bw = 8.000 MH No calibration applied and no bandpass applied

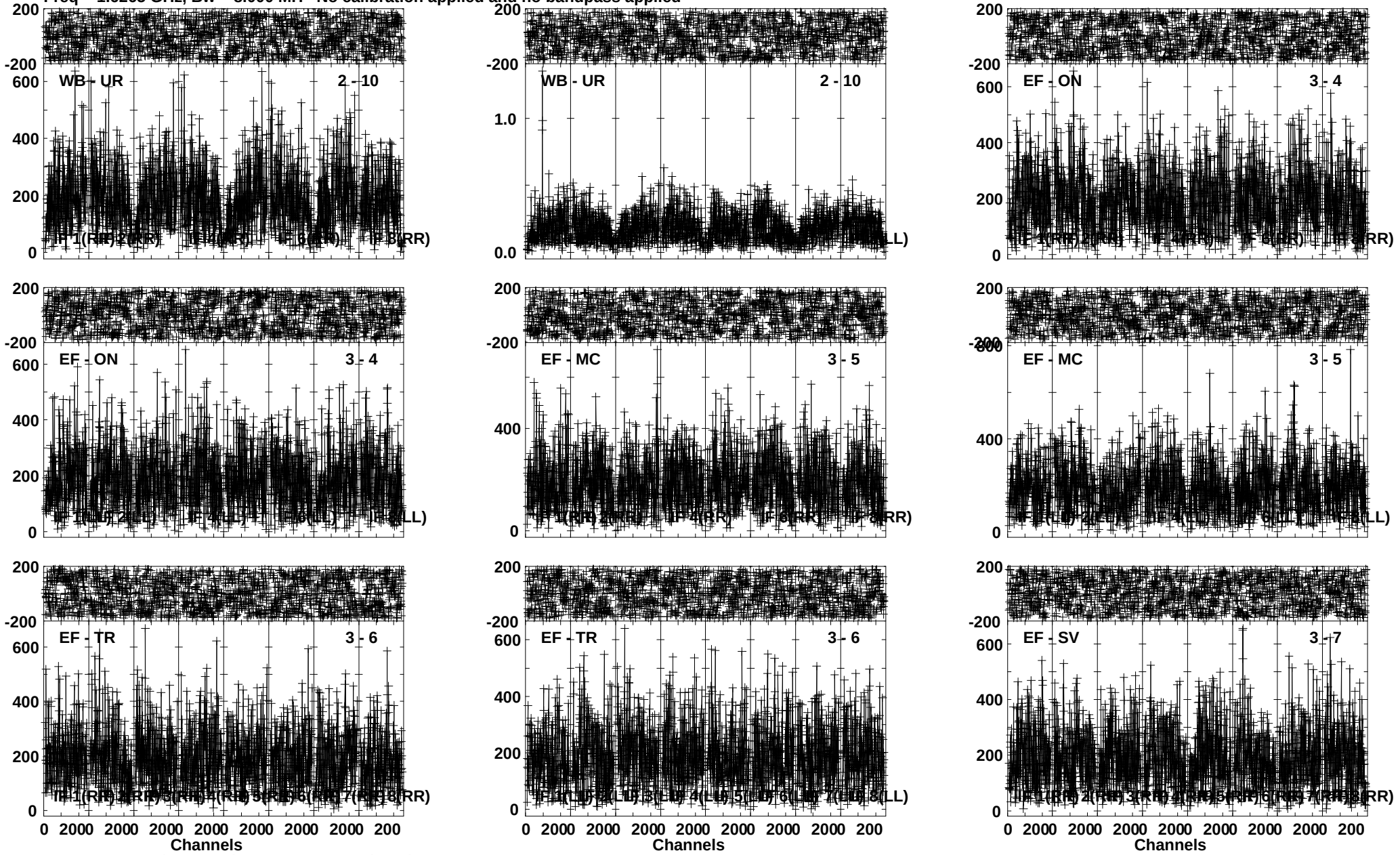

Lower frame: Micro Ampl Jy Top frame: Phas deg
Vector averaged cross-power spectrum Several baselines displayed
Timerange: 00/22:19:05 to 00/22:27:00

Plot file version 350 created 24-NOV-2011 13:13:05
HDF259 EC033.UVDATA.1
Freq = 1.6265 GHz, Bw = 8.000 MH No calibration applied and no bandpass applied

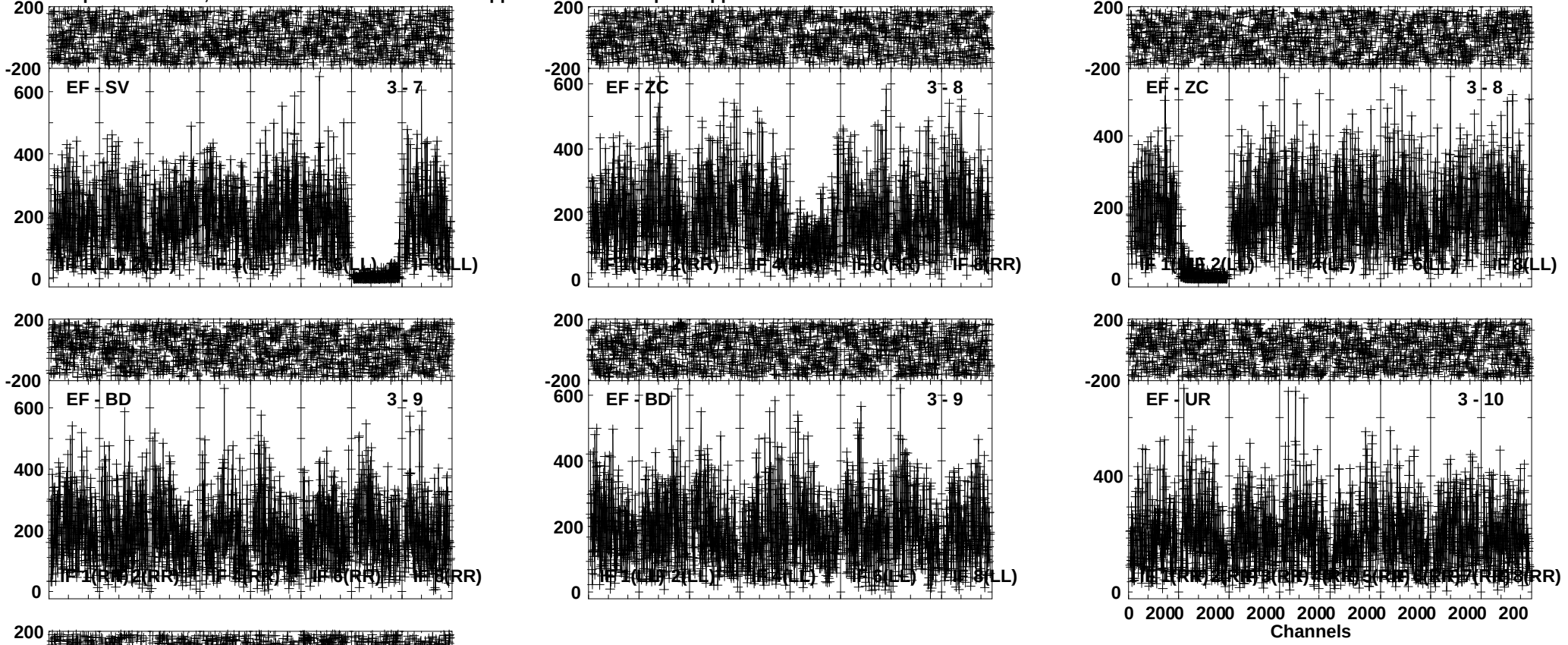

Lower frame: Micro Ampl Jy Top frame: Phas deg
Vector averaged cross-power spectrum Several baselines displayed
Timerange: 00/22:19:05 to 00/22:27:00

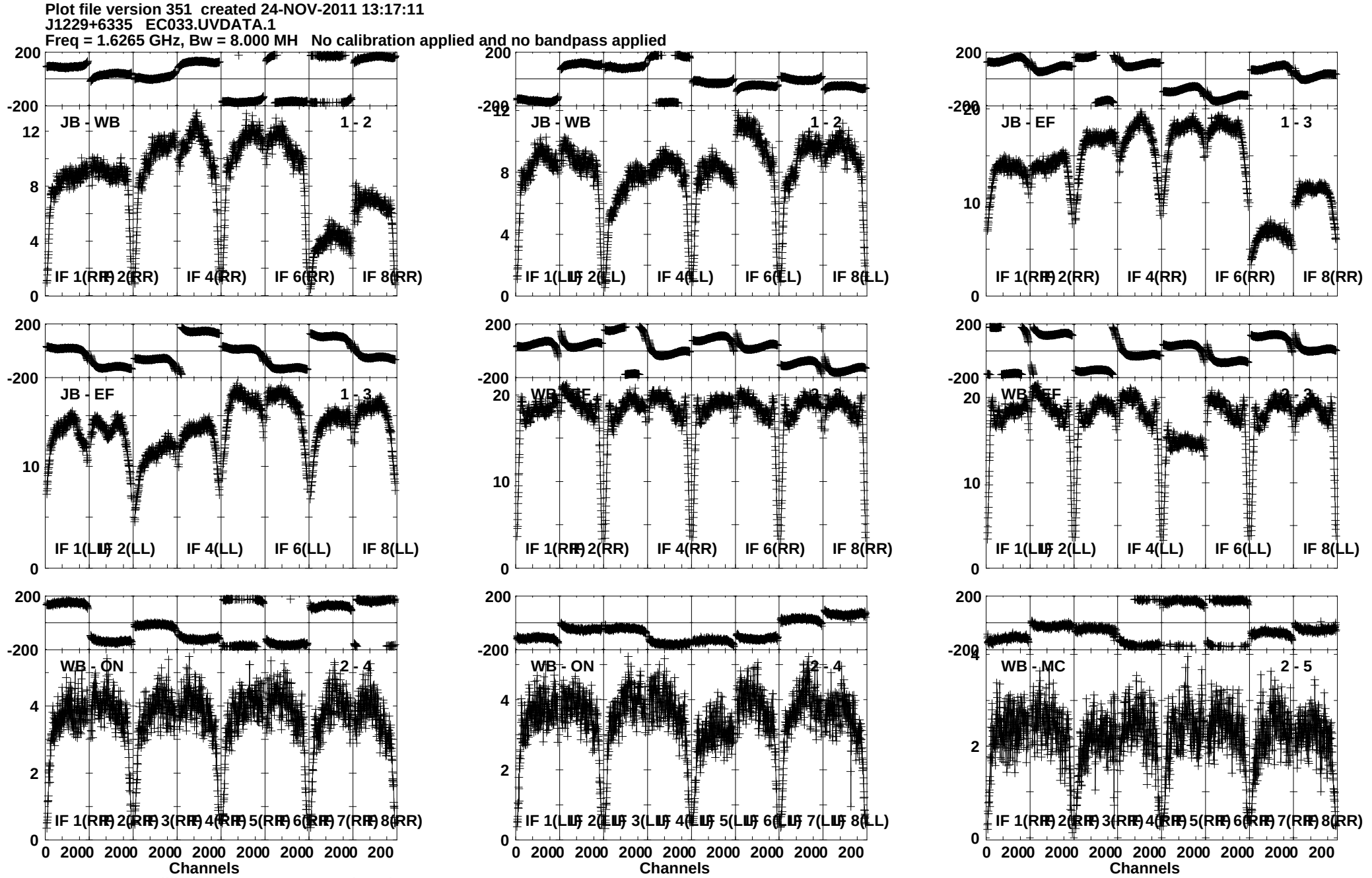
Plot file version 351 created 24-NOV-2011 13:17:11
J1229+6335 EC033.UVDATA.1
Freq = 1.6265 GHz, Bw = 8.000 MH No calibration applied and no bandpass applied
JB - WB 1 - 2
JB - WB 1 - 2
JB - EF 1 - 3
JB - EF 1 - 3
WB - EF 2 - 3
WB - EF 2 - 3
WB - ON 2 - 4
WB - ON 2 - 4
WB - MC 2 - 5
IF 1(RR) 2(RR) IF 4(RR) IF 6(RR) IF 8(RR)
IF 1(LL) 2(LL) IF 4(LL) IF 6(LL) IF 8(LL)
IF 1(RR) 2(RR) 3(RR) 4(RR) 5(RR) 6(RR) 7(RR) 8(RR)
IF 1(LL) 2(LL) 3(LL) 4(LL) 5(LL) 6(LL) 7(LL) 8(LL)
Channels
Lower frame: Milli Ampl Jy Top frame: Phas deg
Vector averaged cross-power spectrum Several baselines displayed
Timerange: 00/22:27:40 to 00/22:29:10

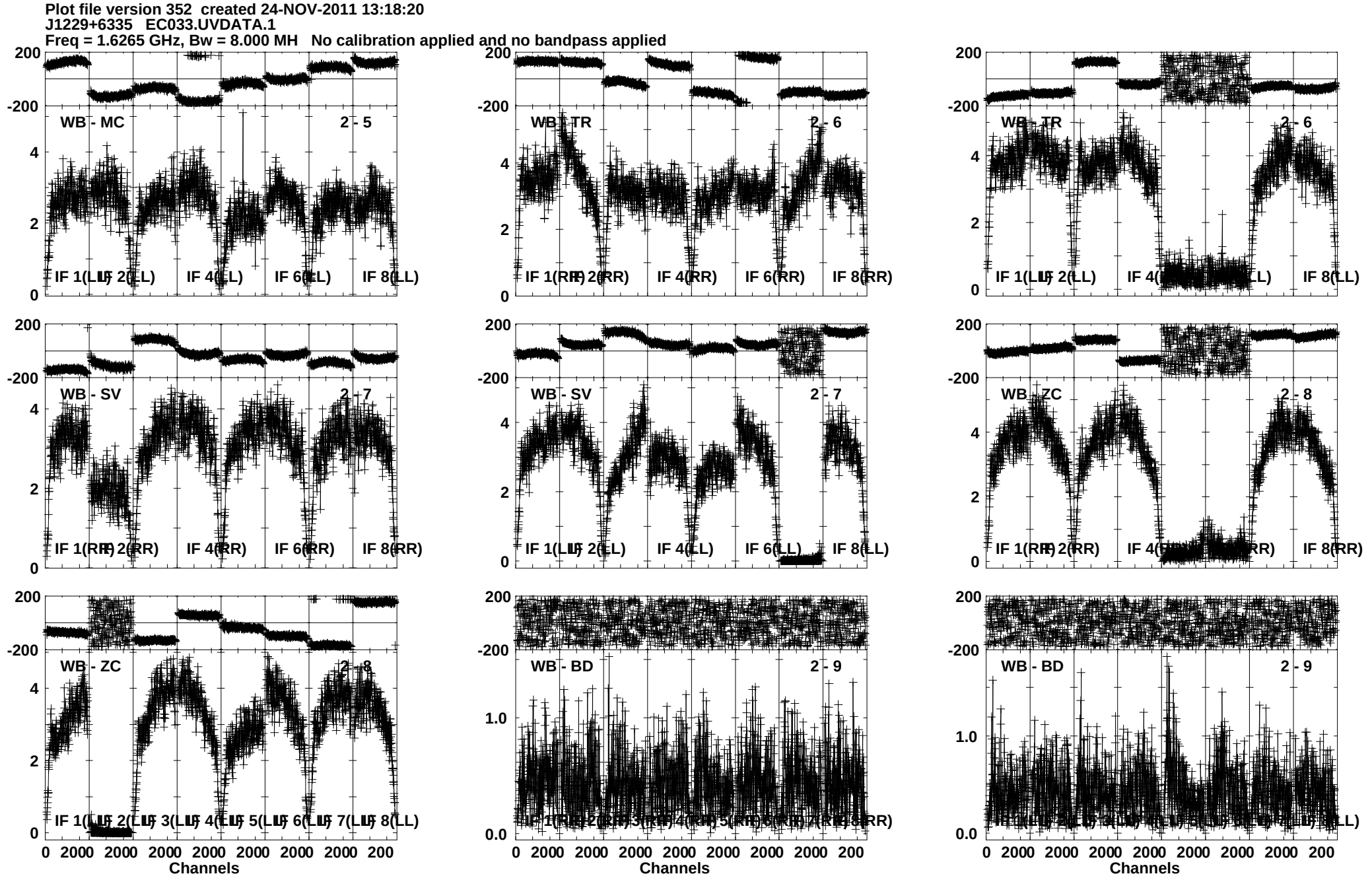
Plot file version 352 created 24-NOV-2011 13:18:20
J1229+6335 EC033.UVDATA.1
Freq = 1.6265 GHz, Bw = 8.000 MH No calibration applied and no bandpass applied
WB - MC 2 - 5
IF 1(LL) IF 2(LL) IF 4(LL) IF 6(LL) IF 8(LL)
WB - TR 2 - 6
IF 1(RR) IF 2(RR) IF 4(RR) IF 6(RR) IF 8(RR)
WB - TR 2 - 6
IF 1(LL) IF 2(LL) IF 4(LL) IF 8(LL)
WB - SV 2 - 7
IF 1(RR) IF 2(RR) IF 4(RR) IF 6(RR) IF 8(RR)
WB - SV 2 - 7
IF 1(LL) IF 2(LL) IF 4(LL) IF 6(LL) IF 8(LL)
WB - ZC 2 - 8
IF 1(RR) IF 2(RR) IF 4(RR) IF 8(RR)
WB - ZC 2 - 8
IF 1(LL) IF 2(LL) IF 3(LL) IF 4(LL) IF 5(LL) IF 6(LL) IF 7(LL) IF 8(LL)
WB - BD 2 - 9
IF 1(RR) IF 2(RR) IF 3(RR) IF 4(RR) IF 5(RR) IF 6(RR) IF 7(RR) IF 8(RR)
WB - BD 2 - 9
IF 1(LL) IF 2(LL) IF 3(LL) IF 4(LL) IF 5(LL) IF 6(LL) IF 7(LL) IF 8(LL)
200
-200
4
2
0
1.0
0.0
0 2000 2000 2000 2000 2000 2000 2000 200
Channels
Lower frame: Milli Ampl Jy Top frame: Phas deg
Vector averaged cross-power spectrum Several baselines displayed
Timerange: 00/22:27:40 to 00/22:29:10

Plot file version 353 created 24-NOV-2011 13:19:24
J1229+6335 EC033.UVDATA.1
Freq = 1.6265 GHz, Bw = 8.000 MH No calibration applied and no bandpass applied

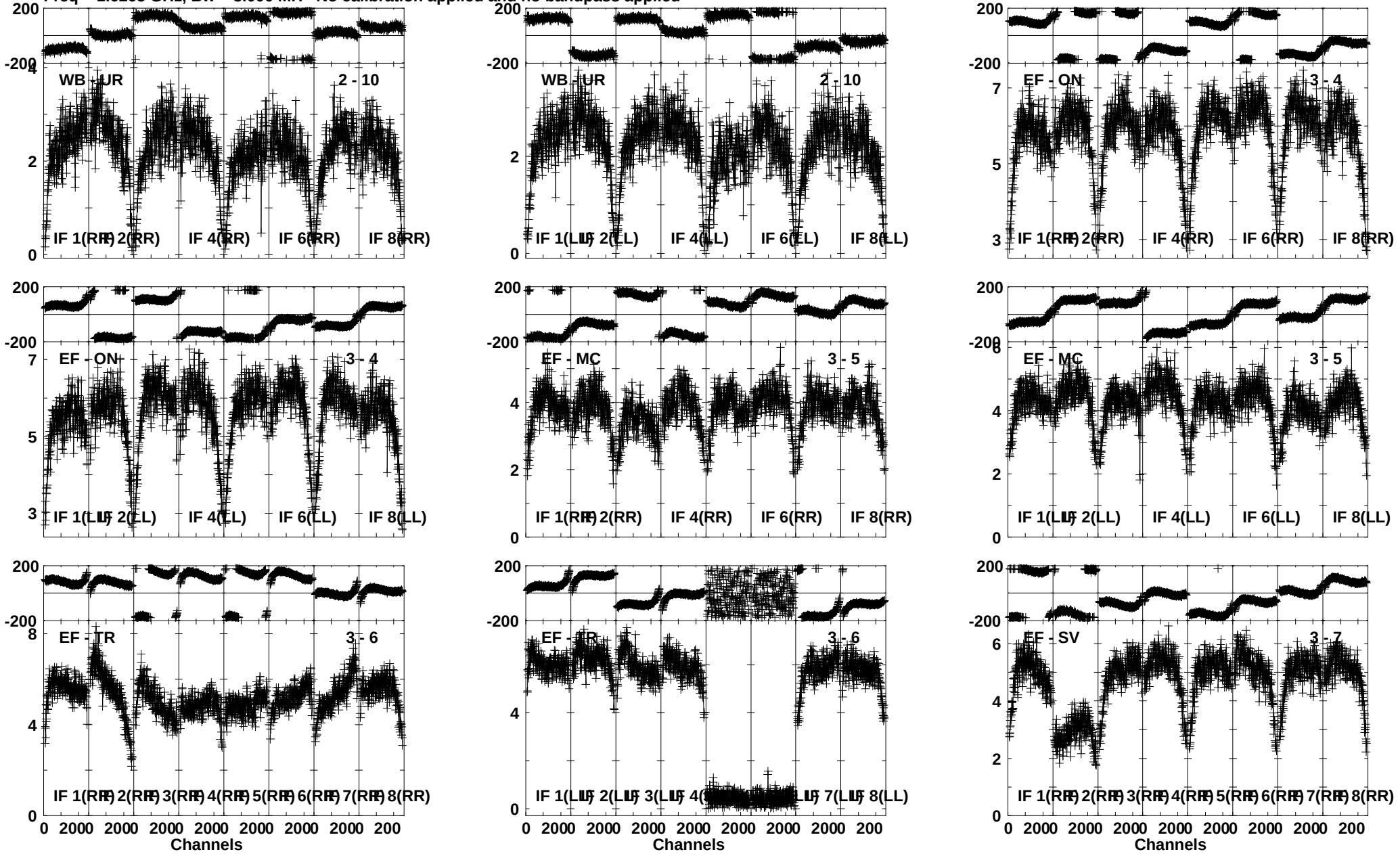

Lower frame: Milli Ampl Jy Top frame: Phas deg
Vector averaged cross-power spectrum Several baselines displayed
Timerange: 00/22:27:40 to 00/22:29:10

Plot file version 354 created 24-NOV-2011 13:20:16
J1229+6335 EC033.UVDATA.1
Freq = 1.6265 GHz, Bw = 8.000 MH No calibration applied and no bandpass applied

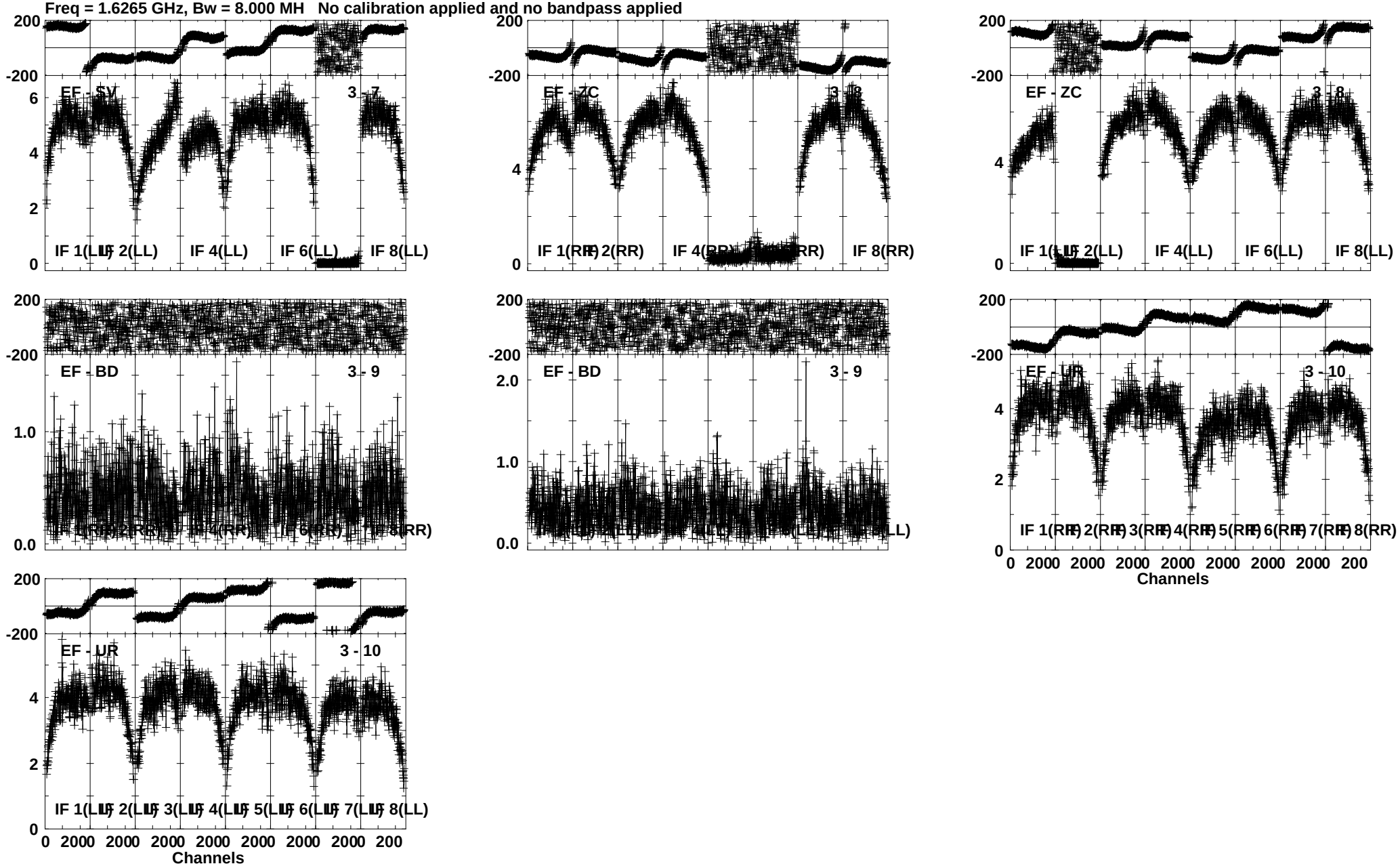

Lower frame: Milli Ampl Jy Top frame: Phas deg
Vector averaged cross-power spectrum Several baselines displayed
Timerange: 00/22:27:40 to 00/22:29:10

Plot file version 355 created 24-NOV-2011 13:21:57
HDF259 EC033.UVDATA.1
Freq = 1.6265 GHz, Bw = 8.000 MH No calibration applied and no bandpass applied

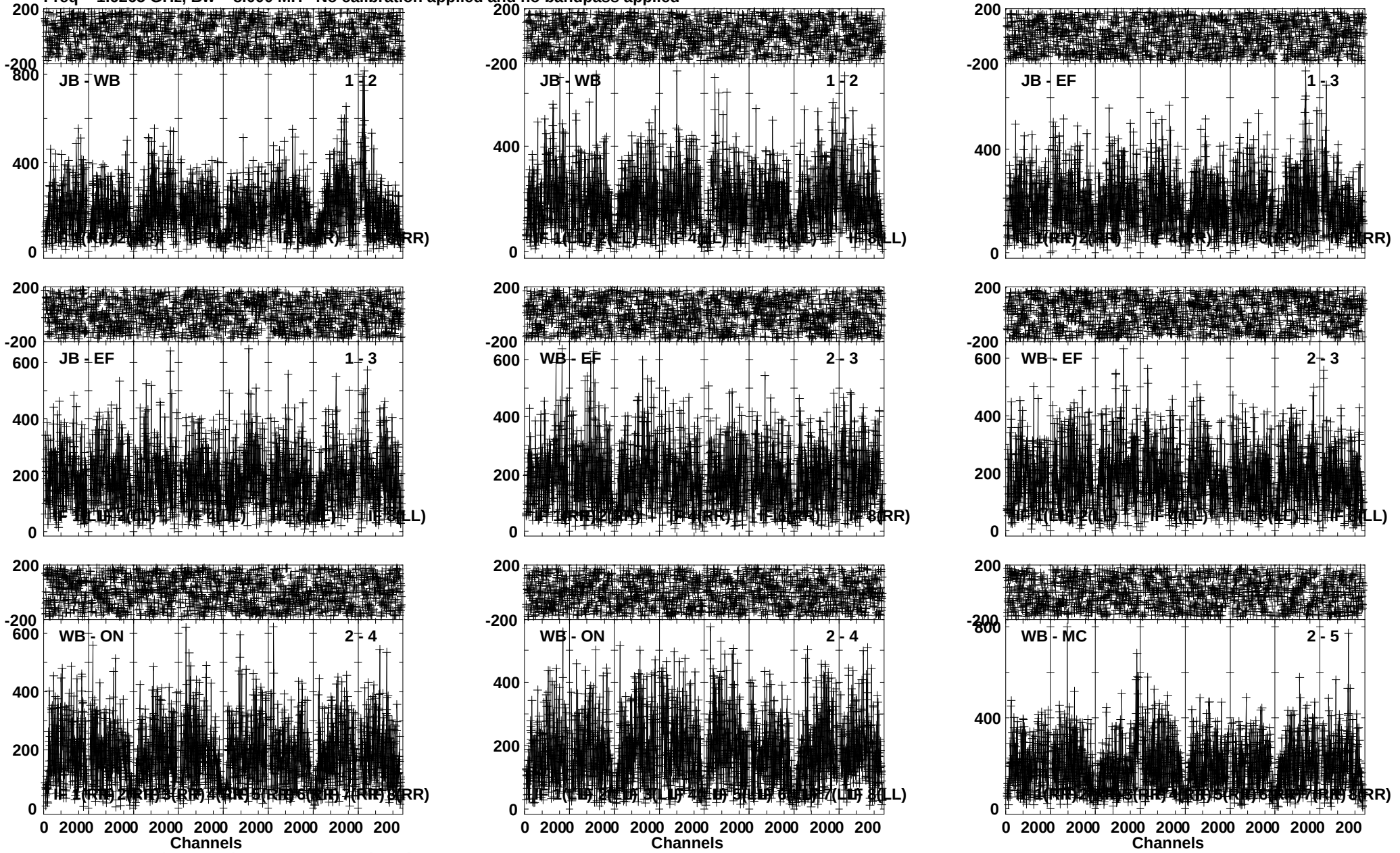

Lower frame: Micro Ampl Jy Top frame: Phas deg
Vector averaged cross-power spectrum Several baselines displayed
Timerange: 00/22:29:15 to 00/22:37:40

Plot file version 356 created 24-NOV-2011 13:26:09
HDF259 EC033.UVDATA.1
Freq = 1.6265 GHz, Bw = 8.000 MH No calibration applied and no bandpass applied

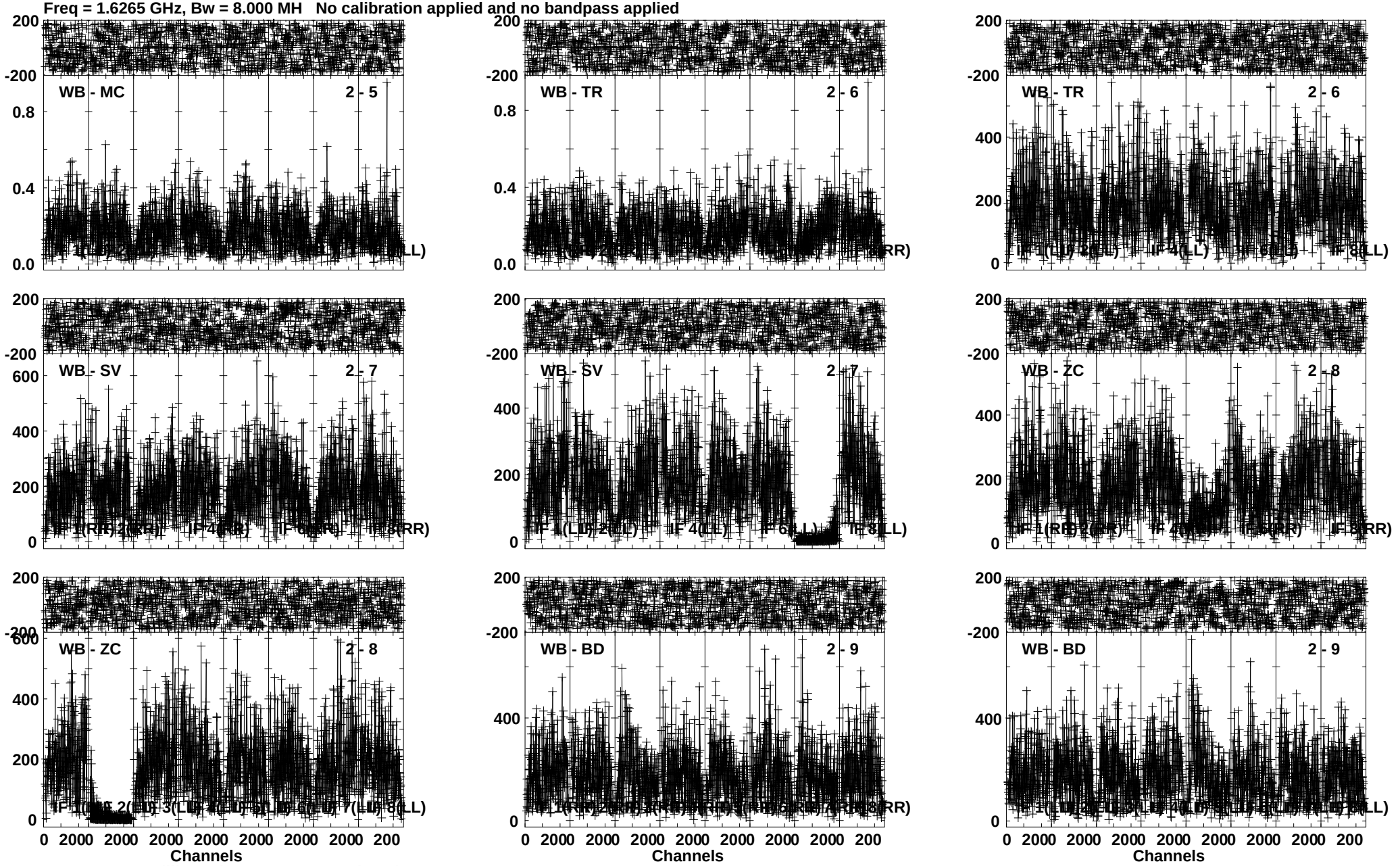

Lower frame: Milli Ampl Jy Top frame: Phas deg
Vector averaged cross-power spectrum Several baselines displayed
Timerange: 00/22:29:15 to 00/22:37:40

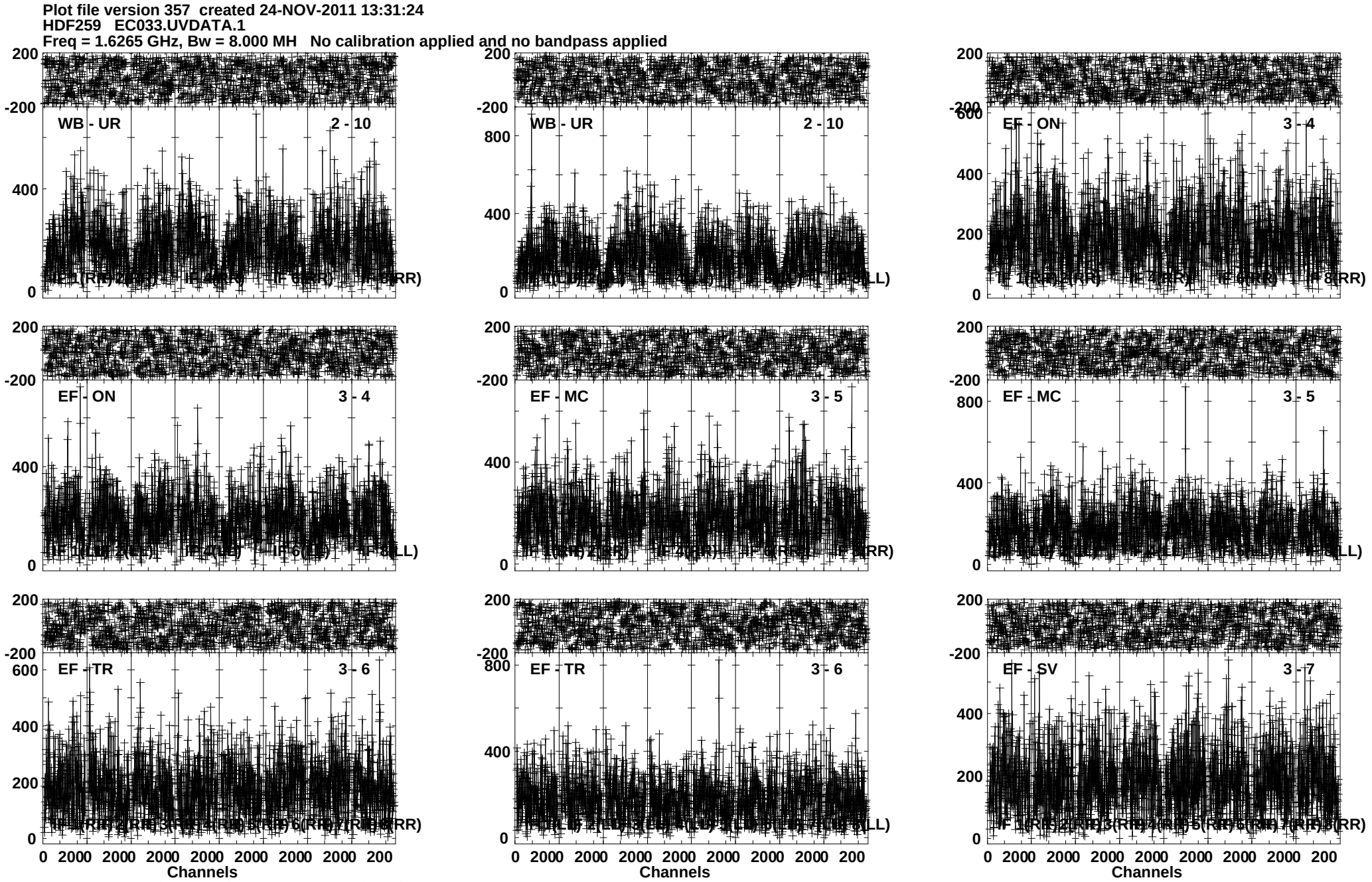
Plot file version 357 created 24-NOV-2011 13:31:24
HDF259 EC033.UVDATA.1
Freq = 1.6265 GHz, Bw = 8.000 MH No calibration applied and no bandpass applied
WB - UR 2 - 10
WB - UR 2 - 10
EF - ON 3 - 4
EF - ON 3 - 4
EF - MC 3 - 5
EF - MC 3 - 5
EF - TR 3 - 6
EF - TR 3 - 6
EF - SV 3 - 7
Channels
Channels
Channels
Lower frame: Micro Ampl Jy Top frame: Phas deg
Vector averaged cross-power spectrum Several baselines displayed
Timerange: 00/22:29:15 to 00/22:37:40

Plot file version 358 created 24-NOV-2011 13:35:36
HDF259 EC033.UVDATA.1
Freq = 1.6265 GHz, Bw = 8.000 MH No calibration applied and no bandpass applied

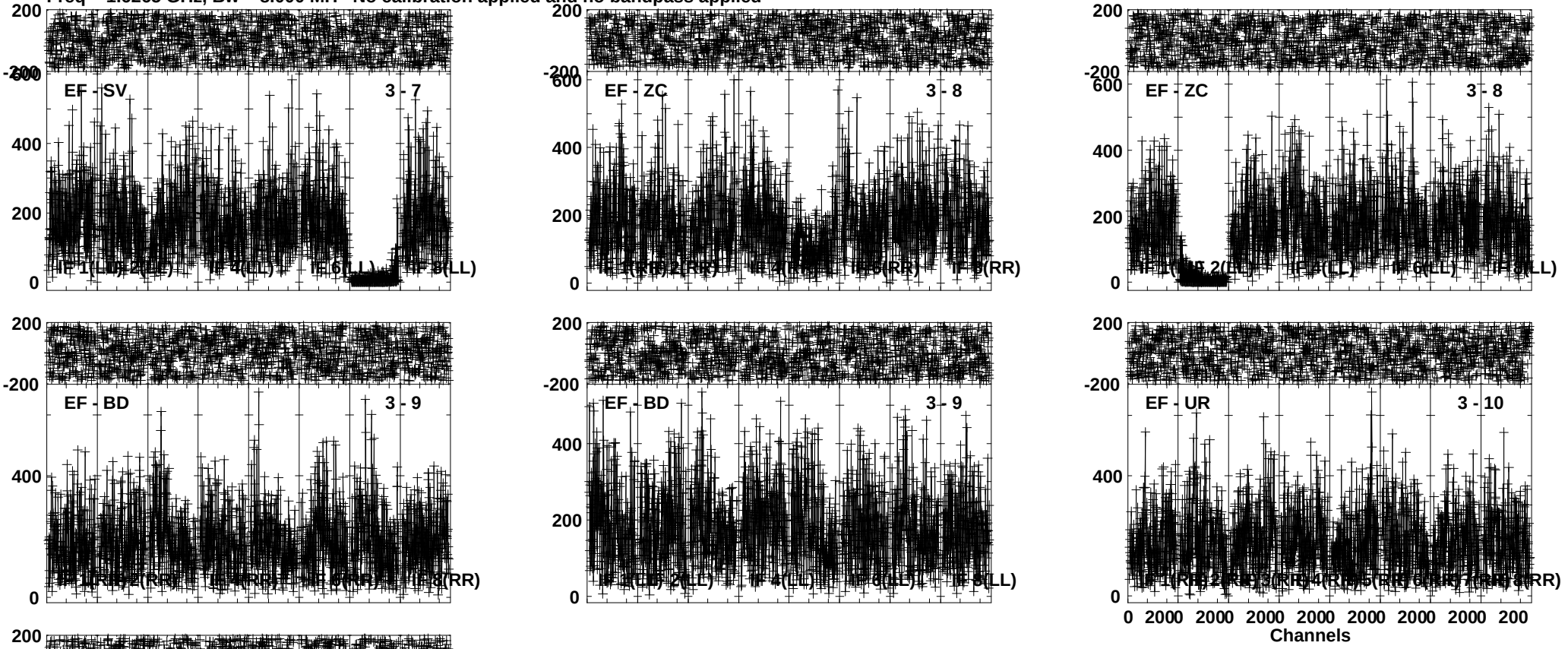

Lower frame: Micro Ampl Jy Top frame: Phas deg
Vector averaged cross-power spectrum Several baselines displayed
Timerange: 00/22:29:15 to 00/22:37:40

Plot file version 359 created 24-NOV-2011 13:40:01
J1229+6335 EC033.UVDATA.1
Freq = 1.6265 GHz, Bw = 8.000 MH No calibration applied and no bandpass applied

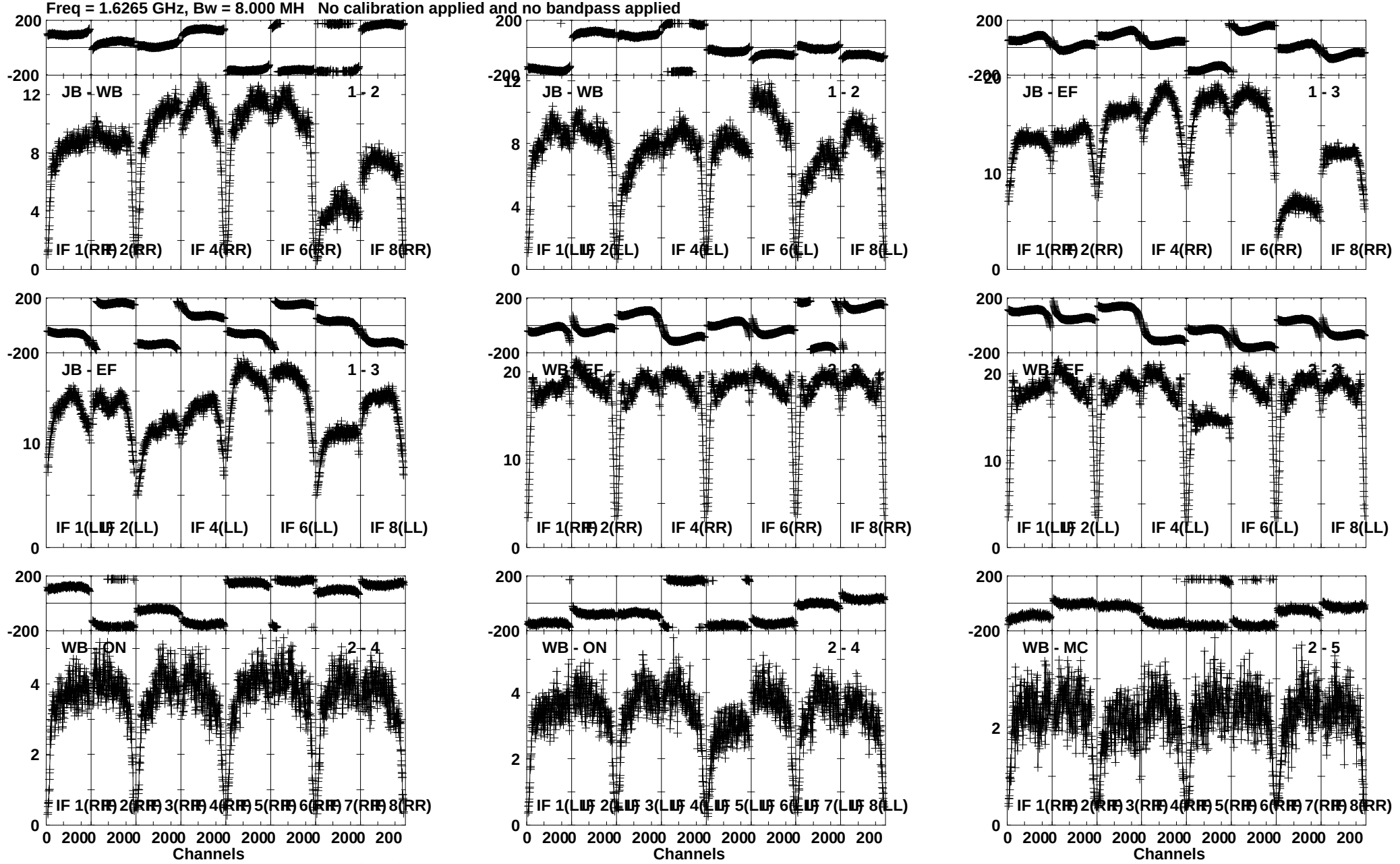

Lower frame: Milli Ampl Jy Top frame: Phas deg
Vector averaged cross-power spectrum Several baselines displayed
Timerange: 00/22:37:45 to 00/22:39:40

Plot file version 360 created 24-NOV-2011 13:41:27
J1229+6335 EC033.UVDATA.1
Freq = 1.6265 GHz, Bw = 8.000 MH No calibration applied and no bandpass applied

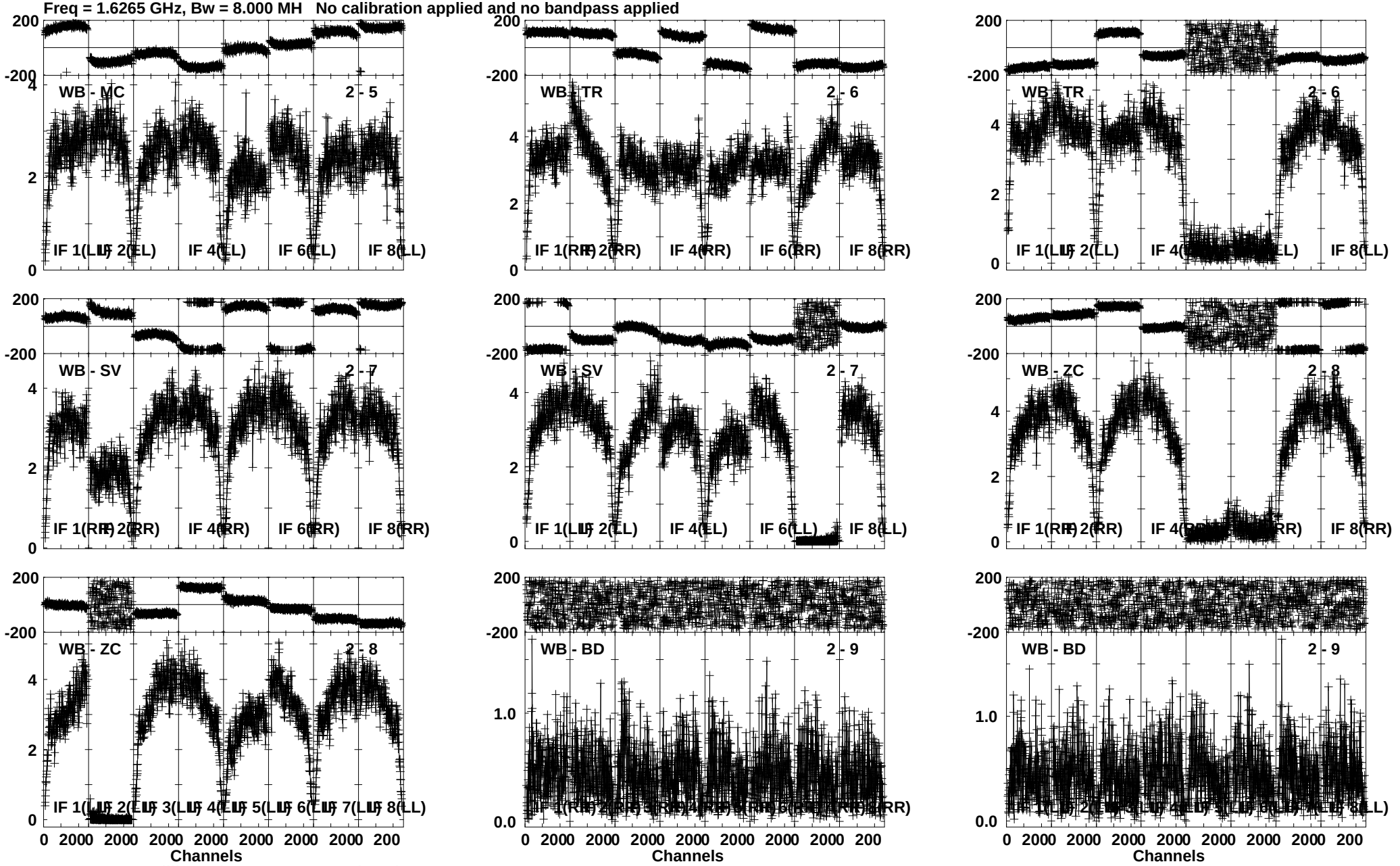

Lower frame: Milli Ampl Jy Top frame: Phas deg
Vector averaged cross-power spectrum Several baselines displayed
Timerange: 00/22:37:45 to 00/22:39:40

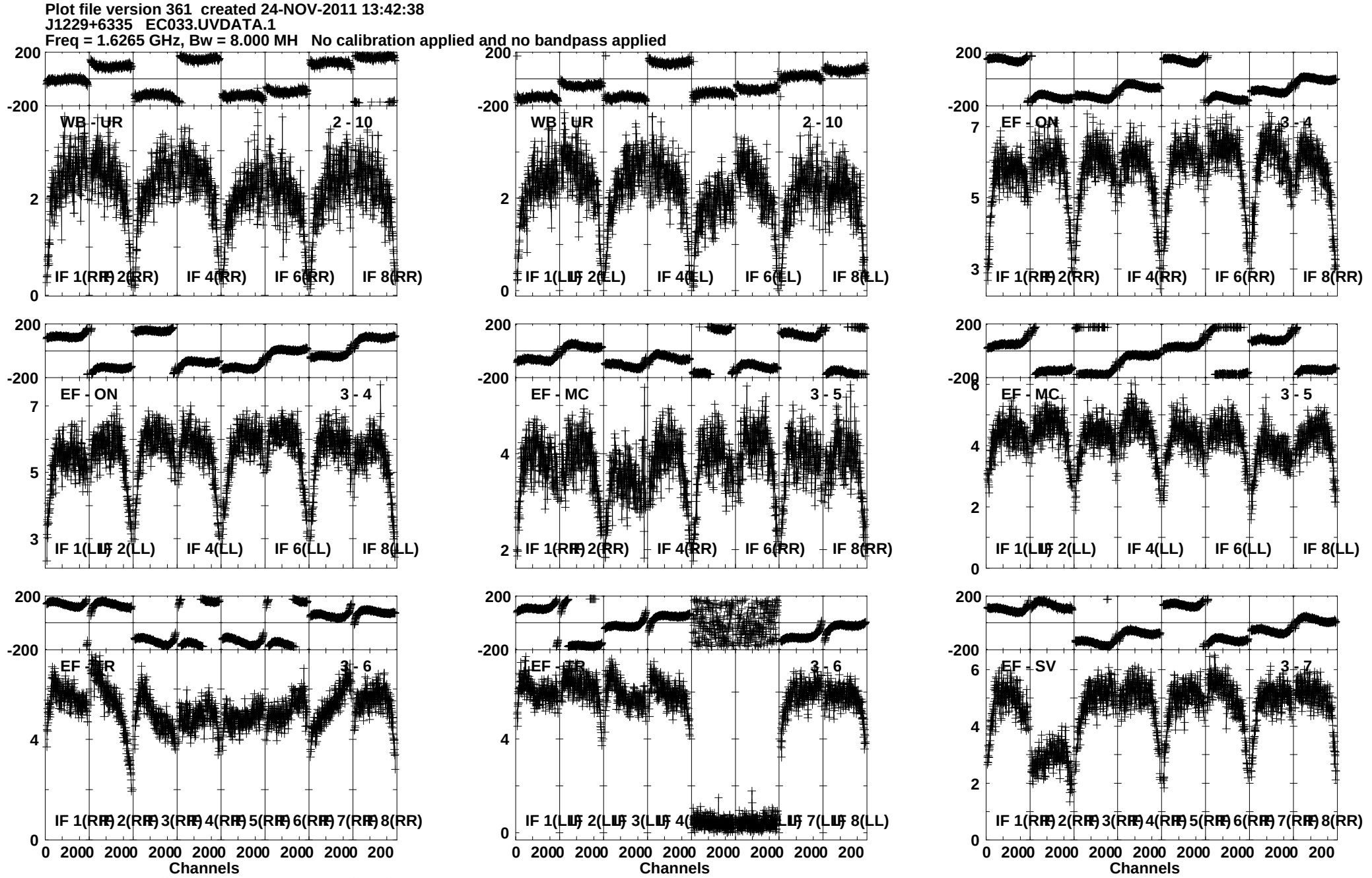
Plot file version 361 created 24-NOV-2011 13:42:38
J1229+6335 EC033.UVDATA.1
Freq = 1.6265 GHz, Bw = 8.000 MH No calibration applied and no bandpass applied
WB - UR 2 - 10
IF 1(RR) IF 2(RR) IF 4(RR) IF 6(RR) IF 8(RR)
WB - UR 2 - 10
IF 1(LL) IF 2(LL) IF 4(LL) IF 6(LL) IF 8(LL)
EF - ON 3 - 4
IF 1(RR) IF 2(RR) IF 4(RR) IF 6(RR) IF 8(RR)
EF - ON 3 - 4
IF 1(LL) IF 2(LL) IF 4(LL) IF 6(LL) IF 8(LL)
EF - MC 3 - 5
IF 1(RR) IF 2(RR) IF 4(RR) IF 6(RR) IF 8(RR)
EF - MC 3 - 5
IF 1(LL) IF 2(LL) IF 4(LL) IF 6(LL) IF 8(LL)
EF - TR 3 - 6
IF 1(RR) IF 2(RR) IF 3(RR) IF 4(RR) IF 5(RR) IF 6(RR) IF 7(RR) IF 8(RR)
EF - TR 3 - 6
IF 1(LL) IF 2(LL) IF 3(LL) IF 4(LL) IF 5(LL) IF 6(LL) IF 7(LL) IF 8(LL)
EF - SV 3 - 7
IF 1(RR) IF 2(RR) IF 3(RR) IF 4(RR) IF 5(RR) IF 6(RR) IF 7(RR) IF 8(RR)
0 2000 2000 2000 2000 2000 2000 2000 200
Channels
Lower frame: Milli Ampl Jy Top frame: Phas deg
Vector averaged cross-power spectrum Several baselines displayed
Timerange: 00/22:37:45 to 00/22:39:40

Plot file version 362 created 24-NOV-2011 13:43:34
J1229+6335 EC033.UVDATA.1
Freq = 1.6265 GHz, Bw = 8.000 MH No calibration applied and no bandpass applied

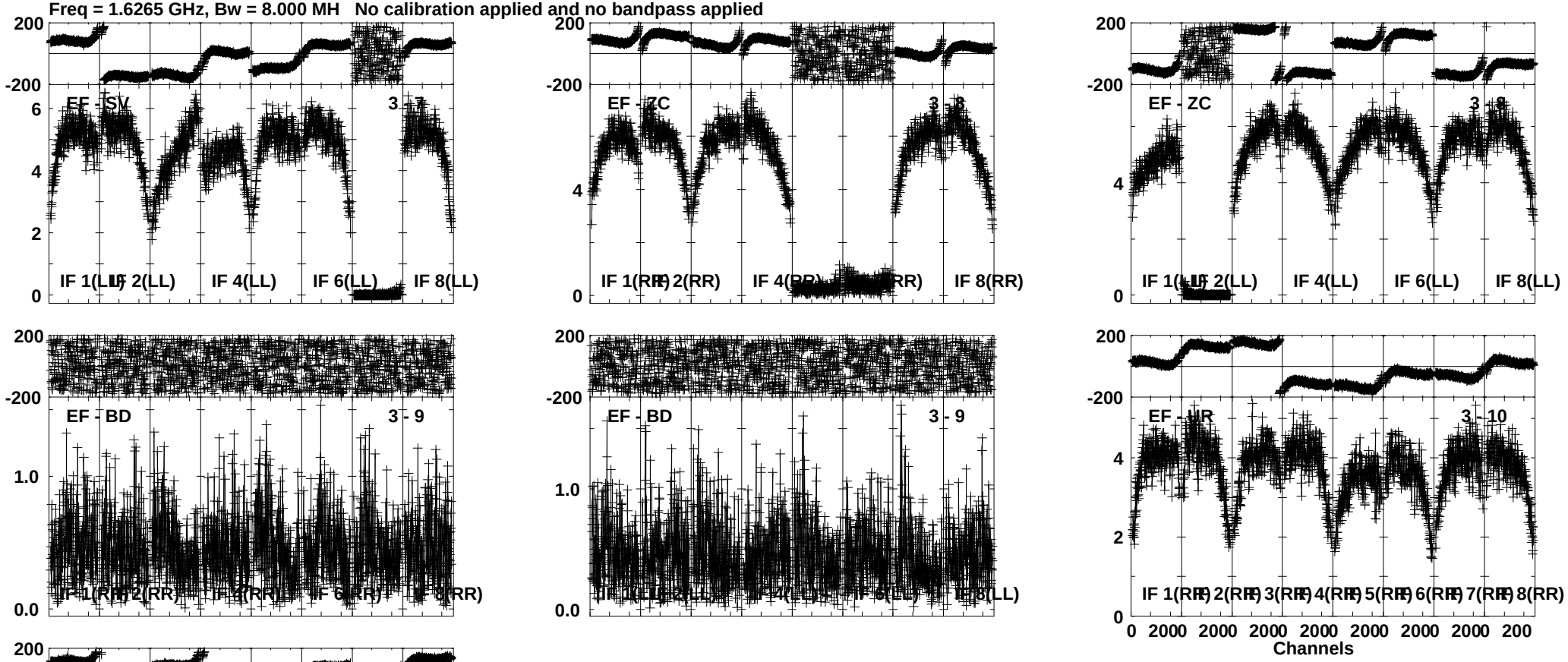

Lower frame: Milli Ampl Jy Top frame: Phas deg
Vector averaged cross-power spectrum Several baselines displayed
Timerange: 00/22:37:45 to 00/22:39:40

Plot file version 363 created 24-NOV-2011 13:45:16
HDF259 EC033.UVDATA.1
Freq = 1.6265 GHz, Bw = 8.000 MH No calibration applied and no bandpass applied

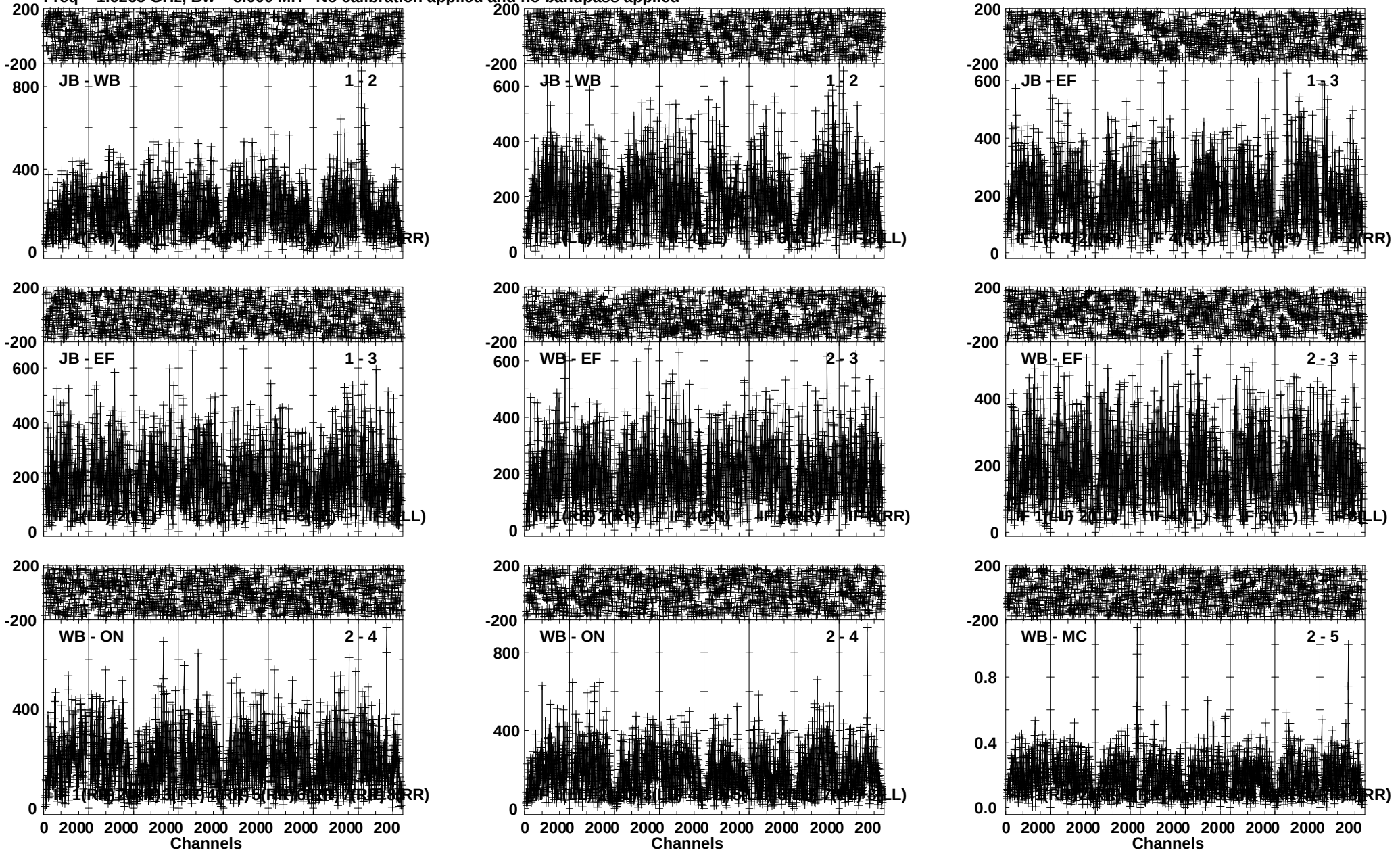

Lower frame: Micro Ampl Jy Top frame: Phas deg
Vector averaged cross-power spectrum Several baselines displayed
Timerange: 00/22:39:44 to 00/22:47:40

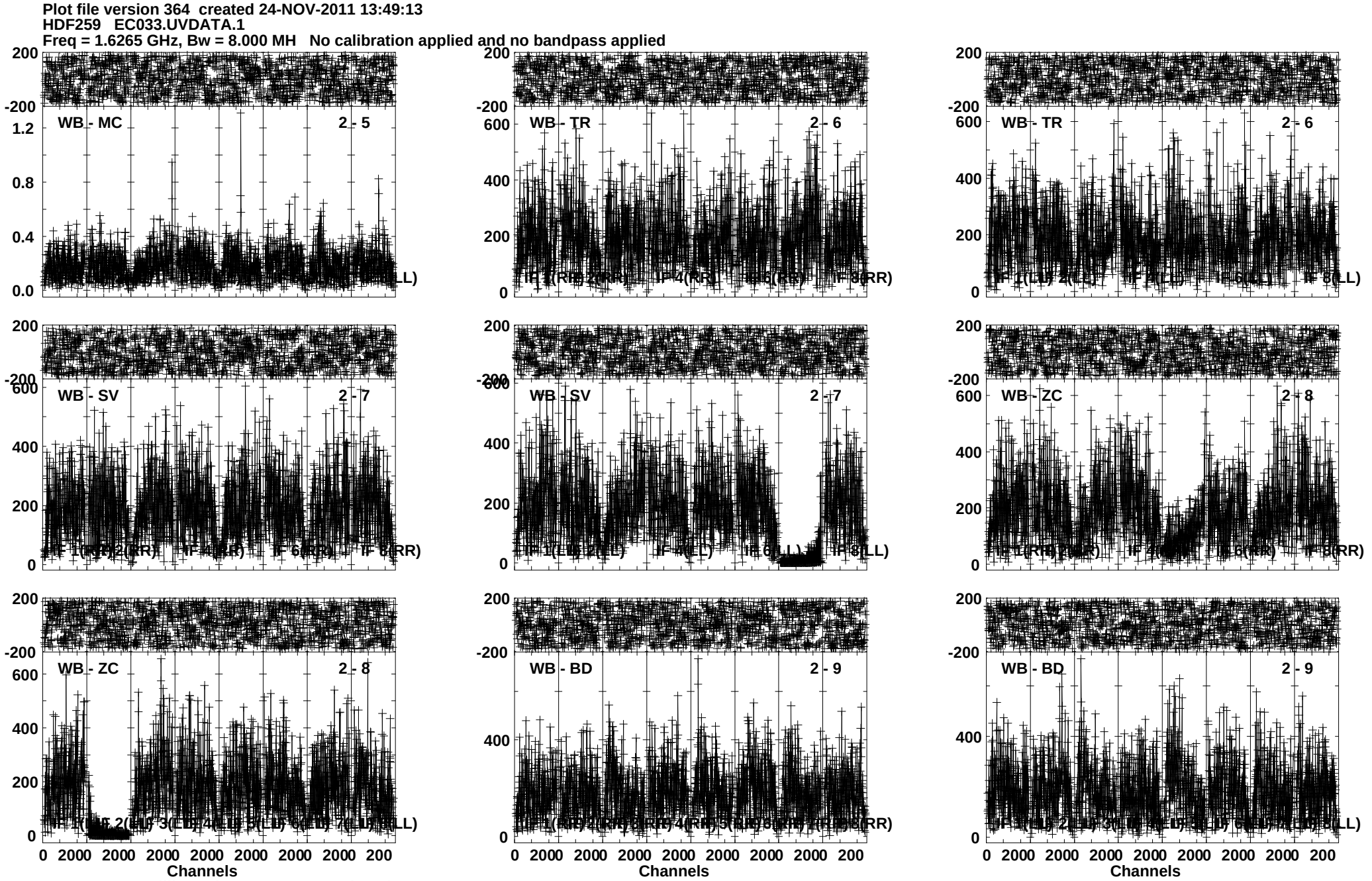
Plot file version 364 created 24-NOV-2011 13:49:13
HDF259 EC033.UVDATA.1
Freq = 1.6265 GHz, Bw = 8.000 MH No calibration applied and no bandpass applied
WB - MC 2 - 5
WB - TR 2 - 6
WB - TR 2 - 6
WB - SV 2 - 7
WB - SV 2 - 7
WB - ZC 2 - 8
WB - ZC 2 - 8
WB - BD 2 - 9
WB - BD 2 - 9
Channels
Channels
Channels
Lower frame: Milli Ampl Jy Top frame: Phas deg
Vector averaged cross-power spectrum Several baselines displayed
Timerange: 00/22:39:44 to 00/22:47:40

Plot file version 365 created 24-NOV-2011 13:54:11
HDF259 EC033.UVDATA.1
Freq = 1.6265 GHz, Bw = 8.000 MH No calibration applied and no bandpass applied

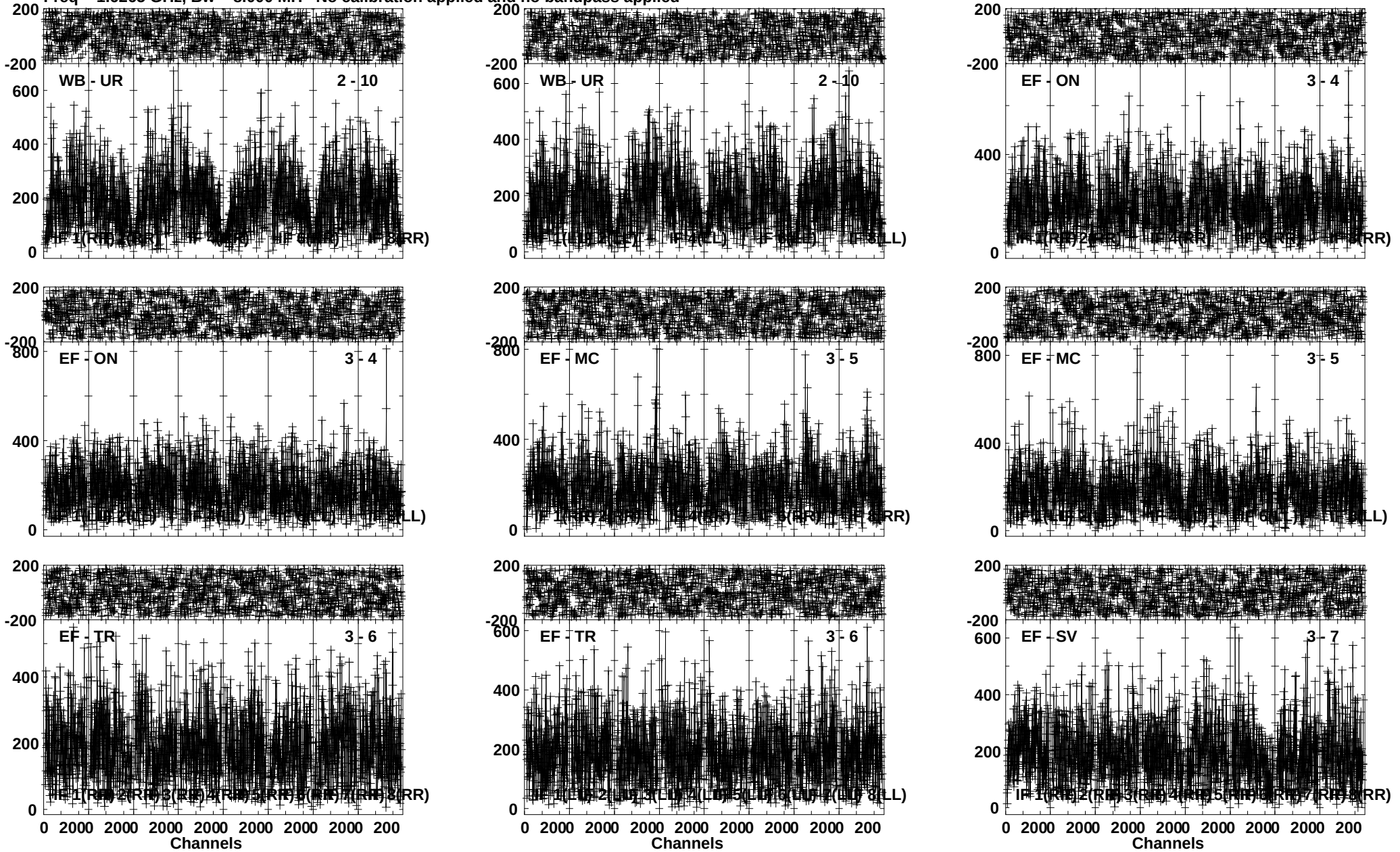

Lower frame: Micro Ampl Jy Top frame: Phas deg
Vector averaged cross-power spectrum Several baselines displayed
Timerange: 00/22:39:44 to 00/22:47:40

Plot file version 366 created 24-NOV-2011 13:58:07
HDF259 EC033.UVDATA.1
Freq = 1.6265 GHz, Bw = 8.000 MH No calibration applied and no bandpass applied

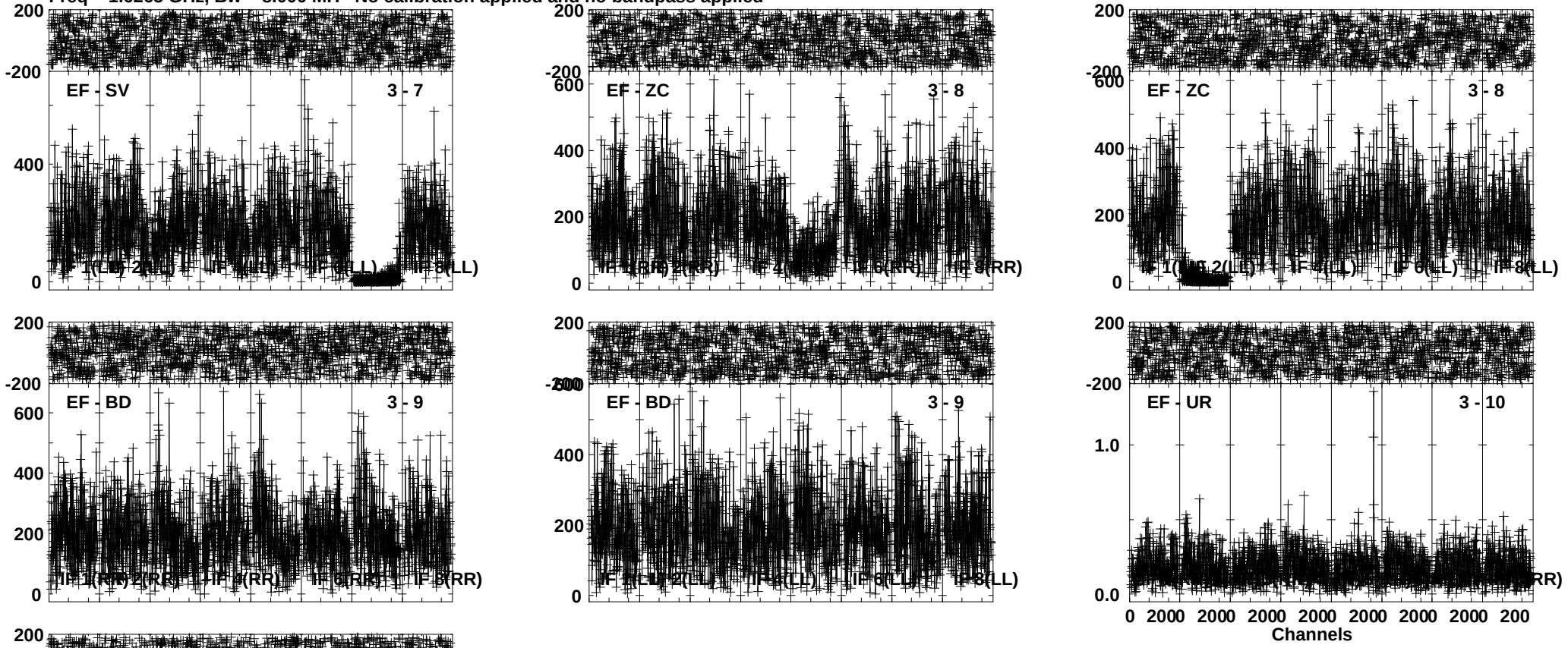

Lower frame: Micro Ampl Jy Top frame: Phas deg
Vector averaged cross-power spectrum Several baselines displayed
Timerange: 00/22:39:44 to 00/22:47:40

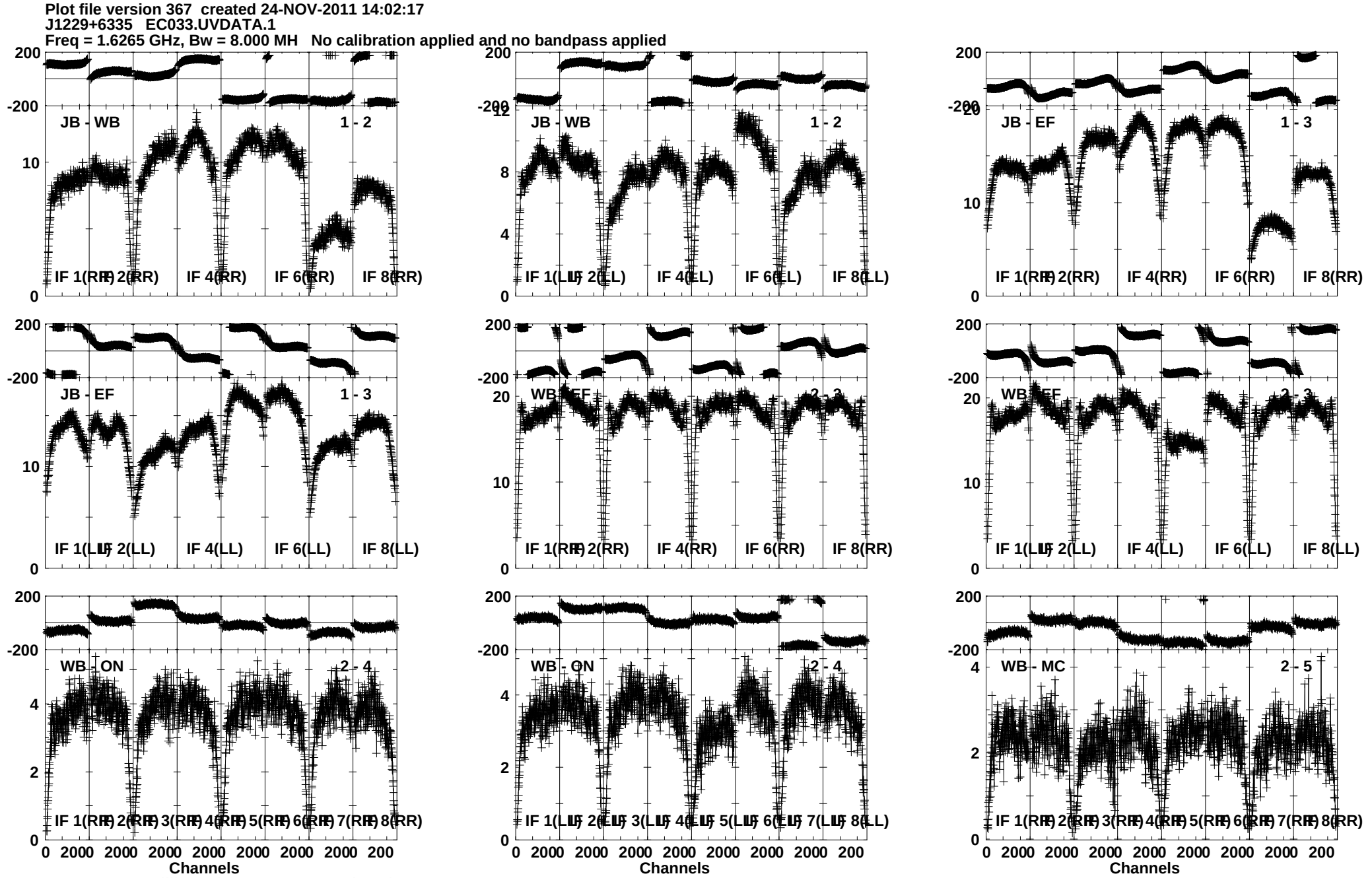
Plot file version 367 created 24-NOV-2011 14:02:17
J1229+6335 EC033.UVDATA.1
Freq = 1.6265 GHz, Bw = 8.000 MH No calibration applied and no bandpass applied
JB - WB 1 - 2
IF 1(RR) IF 2(RR) IF 4(RR) IF 6(RR) IF 8(RR)
JB - WB 1 - 2
IF 1(LL) IF 2(LL) IF 4(LL) IF 6(LL) IF 8(LL)
JB - EF 1 - 3
IF 1(RR) IF 2(RR) IF 4(RR) IF 6(RR) IF 8(RR)
JB - EF 1 - 3
IF 1(LL) IF 2(LL) IF 4(LL) IF 6(LL) IF 8(LL)
WB - EF 2 - 3
IF 1(RR) IF 2(RR) IF 4(RR) IF 6(RR) IF 8(RR)
WB - EF 2 - 3
IF 1(LL) IF 2(LL) IF 4(LL) IF 6(LL) IF 8(LL)
WB - ON 2 - 4
IF 1(RR) IF 2(RR) IF 3(RR) IF 4(RR) IF 5(RR) IF 6(RR) IF 7(RR) IF 8(RR)
WB - ON 2 - 4
IF 1(LL) IF 2(LL) IF 3(LL) IF 4(LL) IF 5(LL) IF 6(LL) IF 7(LL) IF 8(LL)
WB - MC 2 - 5
IF 1(RR) IF 2(RR) IF 3(RR) IF 4(RR) IF 5(RR) IF 6(RR) IF 7(RR) IF 8(RR)
0 2000 2000 2000 2000 2000 2000 2000 200
Channels
Lower frame: Milli Ampl Jy Top frame: Phas deg
Vector averaged cross-power spectrum Several baselines displayed
Timerange: 00/22:48:20 to 00/22:49:50

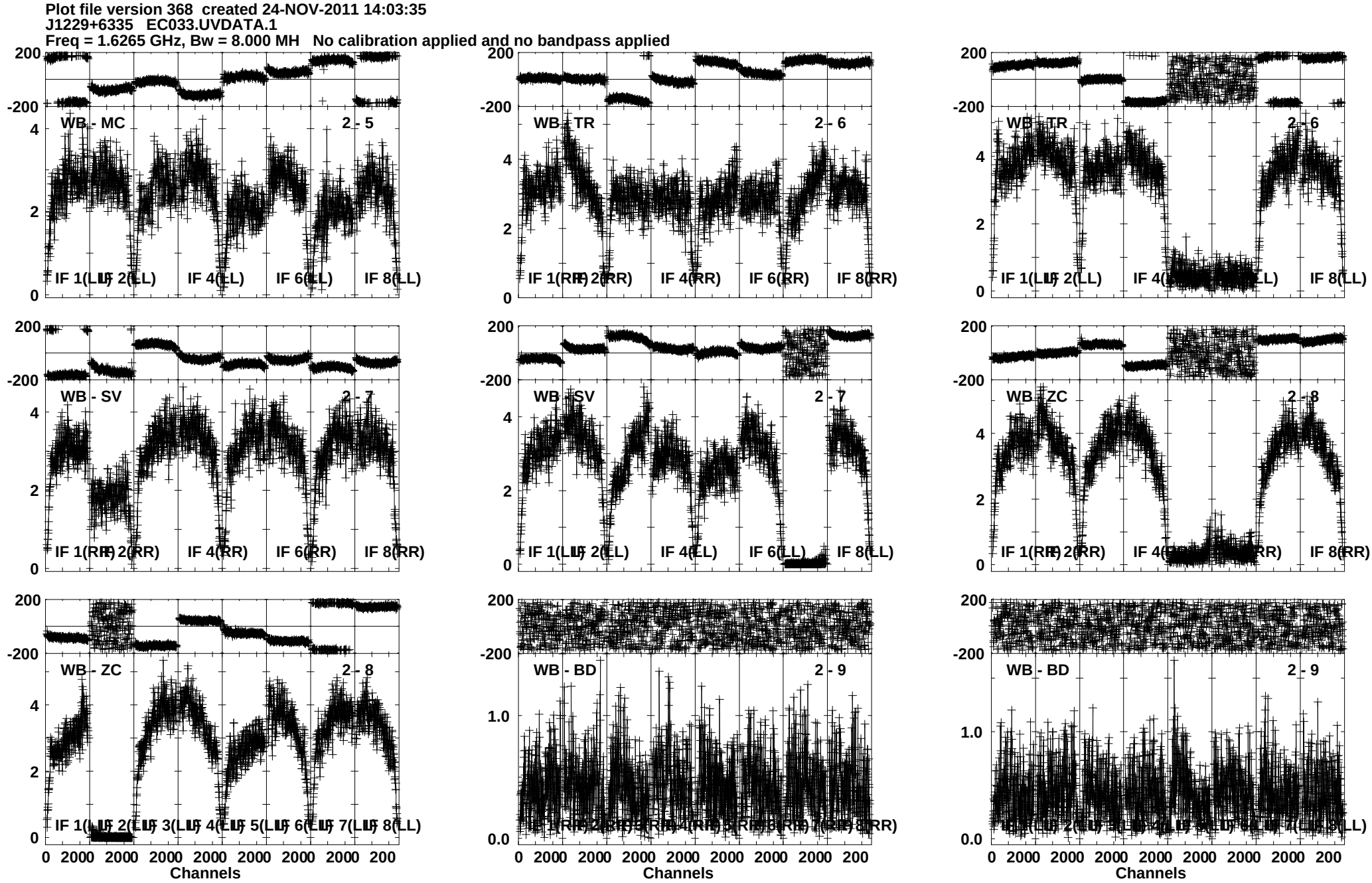
Plot file version 368 created 24-NOV-2011 14:03:35
J1229+6335 EC033.UVDATA.1
Freq = 1.6265 GHz, Bw = 8.000 MH No calibration applied and no bandpass applied
WB - MC 2 - 5
IF 1(LL) IF 2(LL) IF 4(LL) IF 6(LL) IF 8(LL)
WB - TR 2 - 6
IF 1(RR) IF 2(RR) IF 4(RR) IF 6(RR) IF 8(RR)
WB - TR 2 - 6
IF 1(LL) IF 2(LL) IF 4(LL) IF 8(LL)
WB - SV 2 - 7
IF 1(RR) IF 2(RR) IF 4(RR) IF 6(RR) IF 8(RR)
WB - SV 2 - 7
IF 1(LL) IF 2(LL) IF 4(LL) IF 6(LL) IF 8(LL)
WB - ZC 2 - 8
IF 1(RR) IF 2(RR) IF 4(RR) IF 8(RR)
WB - ZC 2 - 8
IF 1(LL) IF 2(LL) IF 3(LL) IF 4(LL) IF 5(LL) IF 6(LL) IF 7(LL) IF 8(LL)
WB - BD 2 - 9
IF 1(RR) IF 2(RR) IF 3(RR) IF 4(RR) IF 5(RR) IF 6(RR) IF 7(RR) IF 8(RR)
WB - BD 2 - 9
IF 1(LL) IF 2(LL) IF 3(LL) IF 4(LL) IF 5(LL) IF 6(LL) IF 7(LL) IF 8(LL)
Channels
Channels
Channels
Lower frame: Milli Ampl Jy Top frame: Phas deg
Vector averaged cross-power spectrum Several baselines displayed
Timerange: 00/22:48:20 to 00/22:49:50

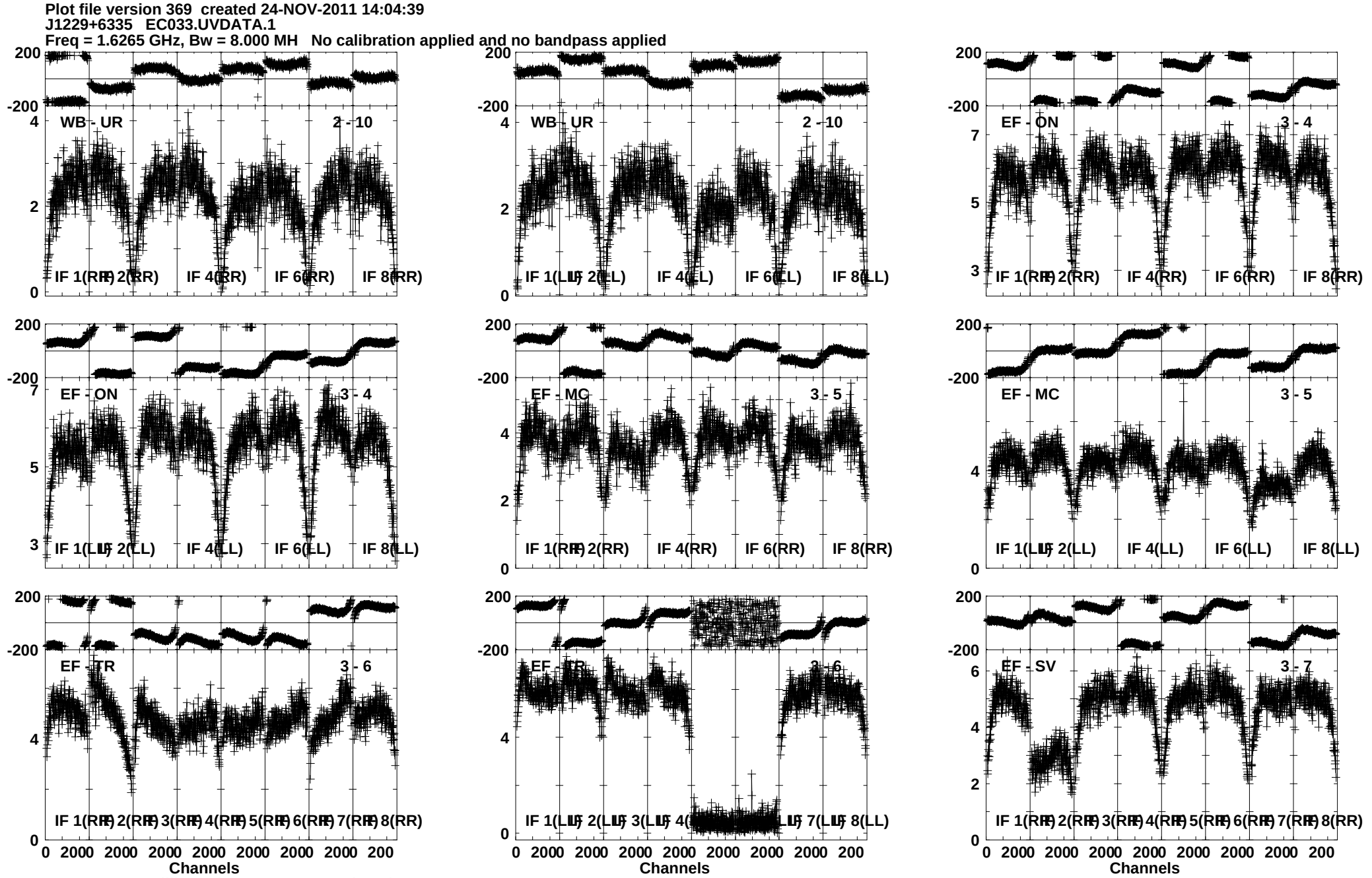
Plot file version 369 created 24-NOV-2011 14:04:39
J1229+6335 EC033.UVDATA.1
Freq = 1.6265 GHz, Bw = 8.000 MH No calibration applied and no bandpass applied
WB - UR 2 - 10
IF 1(RR) IF 2(RR) IF 4(RR) IF 6(RR) IF 8(RR)
WB - UR 2 - 10
IF 1(LL) IF 2(LL) IF 4(LL) IF 6(LL) IF 8(LL)
EF - ON 3 - 4
IF 1(RR) IF 2(RR) IF 4(RR) IF 6(RR) IF 8(RR)
EF - ON 3 - 4
IF 1(LL) IF 2(LL) IF 4(LL) IF 6(LL) IF 8(LL)
EF - MC 3 - 5
IF 1(RR) IF 2(RR) IF 4(RR) IF 6(RR) IF 8(RR)
EF - MC 3 - 5
IF 1(LL) IF 2(LL) IF 4(LL) IF 6(LL) IF 8(LL)
EF - TR 3 - 6
IF 1(RR) IF 2(RR) IF 3(RR) IF 4(RR) IF 5(RR) IF 6(RR) IF 7(RR) IF 8(RR)
EF - TR 3 - 6
IF 1(LL) IF 2(LL) IF 3(LL) IF 4(LL) IF 7(LL) IF 8(LL)
EF - SV 3 - 7
IF 1(RR) IF 2(RR) IF 3(RR) IF 4(RR) IF 5(RR) IF 6(RR) IF 7(RR) IF 8(RR)
Channels
Channels
Channels
Lower frame: Milli Ampl Jy Top frame: Phas deg
Vector averaged cross-power spectrum Several baselines displayed
Timerange: 00/22:48:20 to 00/22:49:50

Plot file version 370 created 24-NOV-2011 14:05:30
J1229+6335 EC033.UVDATA.1
Freq = 1.6265 GHz, Bw = 8.000 MH No calibration applied and no bandpass applied

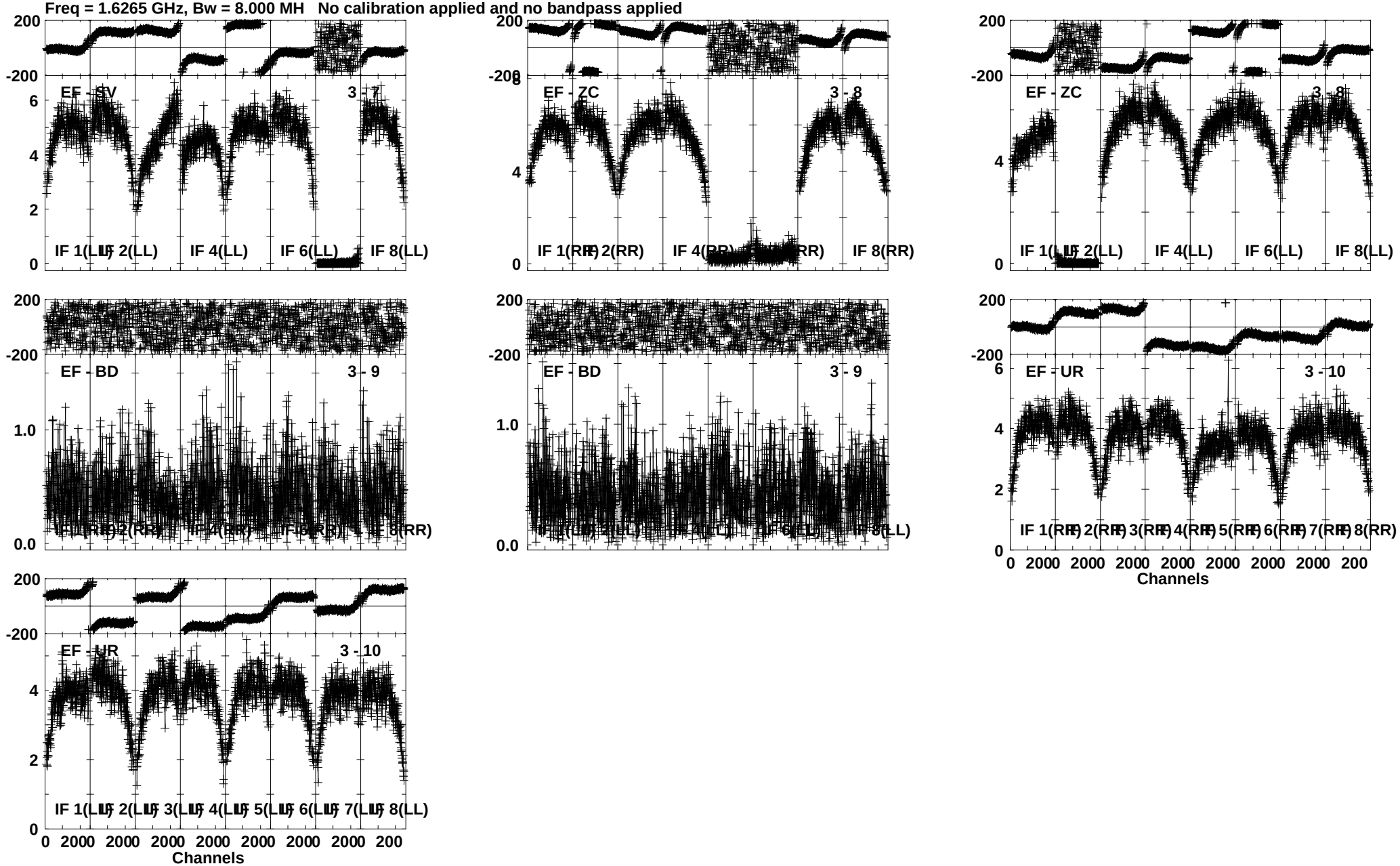

Lower frame: Milli Ampl Jy Top frame: Phas deg
Vector averaged cross-power spectrum Several baselines displayed
Timerange: 00/22:48:20 to 00/22:49:50

Plot file version 371 created 24-NOV-2011 14:07:19
HDF259 EC033.UVDATA.1
Freq = 1.6265 GHz, Bw = 8.000 MH No calibration applied and no bandpass applied

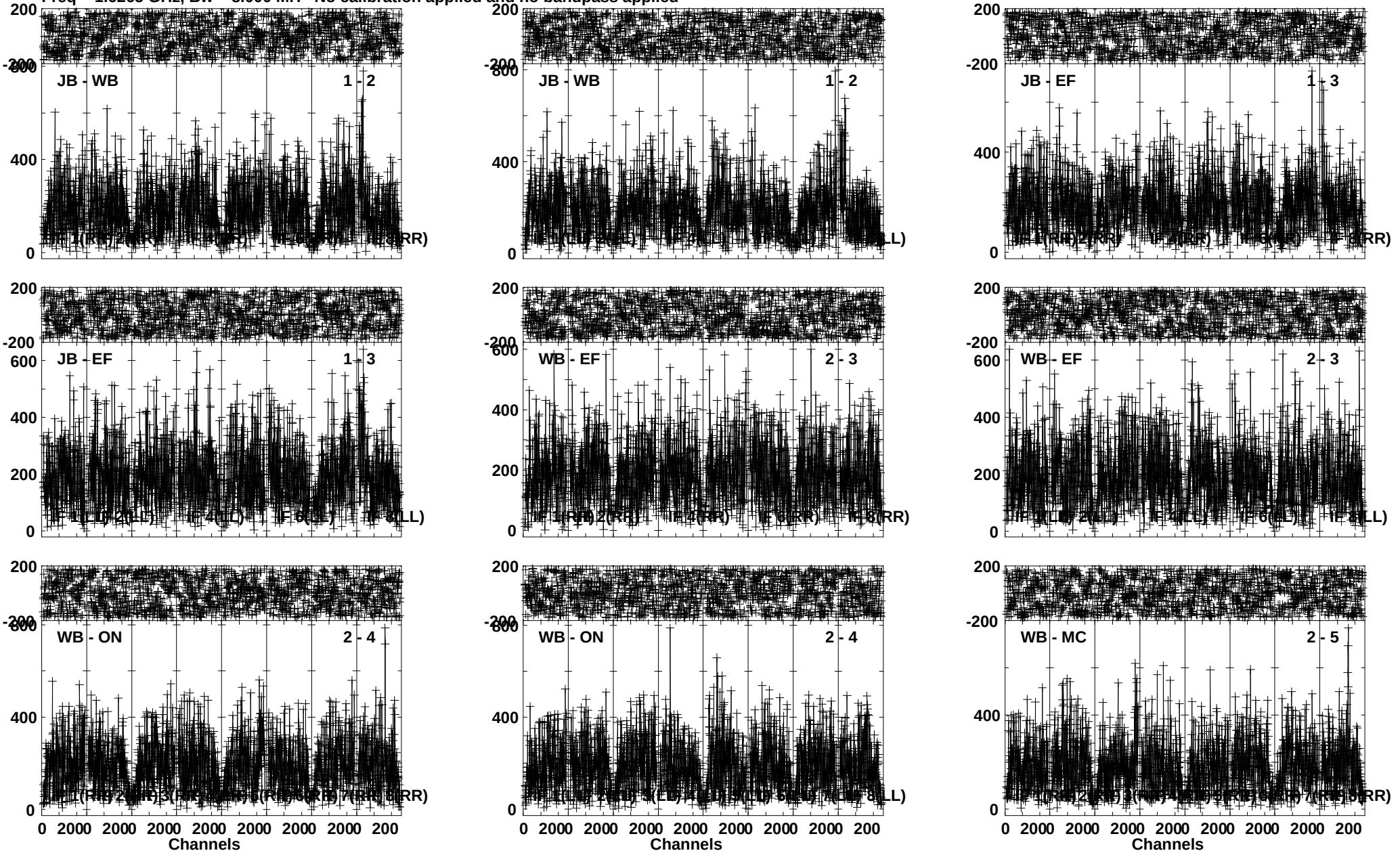

Lower frame: Micro Ampl Jy Top frame: Phas deg
Vector averaged cross-power spectrum Several baselines displayed
Timerange: 00/22:49:54 to 00/22:58:00

Plot file version 372 created 24-NOV-2011 14:11:27
HDF259 EC033.UVDATA.1
Freq = 1.6265 GHz, Bw = 8.000 MH No calibration applied and no bandpass applied

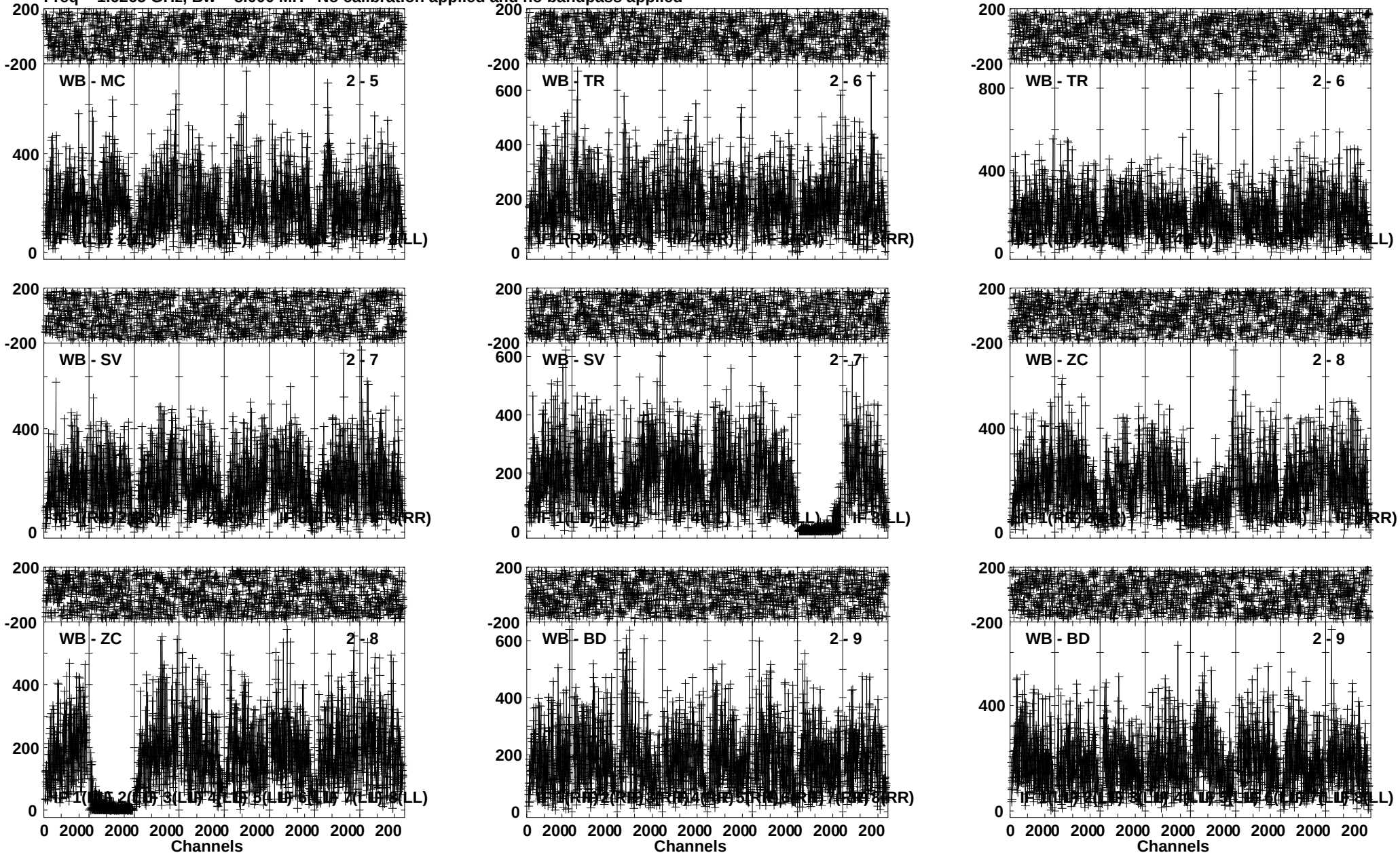

Lower frame: Micro Ampl Jy Top frame: Phas deg
Vector averaged cross-power spectrum Several baselines displayed
Timerange: 00/22:49:54 to 00/22:58:00

Plot file version 373 created 24-NOV-2011 14:16:29
HDF259 EC033.UVDATA.1
Freq = 1.6265 GHz, Bw = 8.000 MH No calibration applied and no bandpass applied

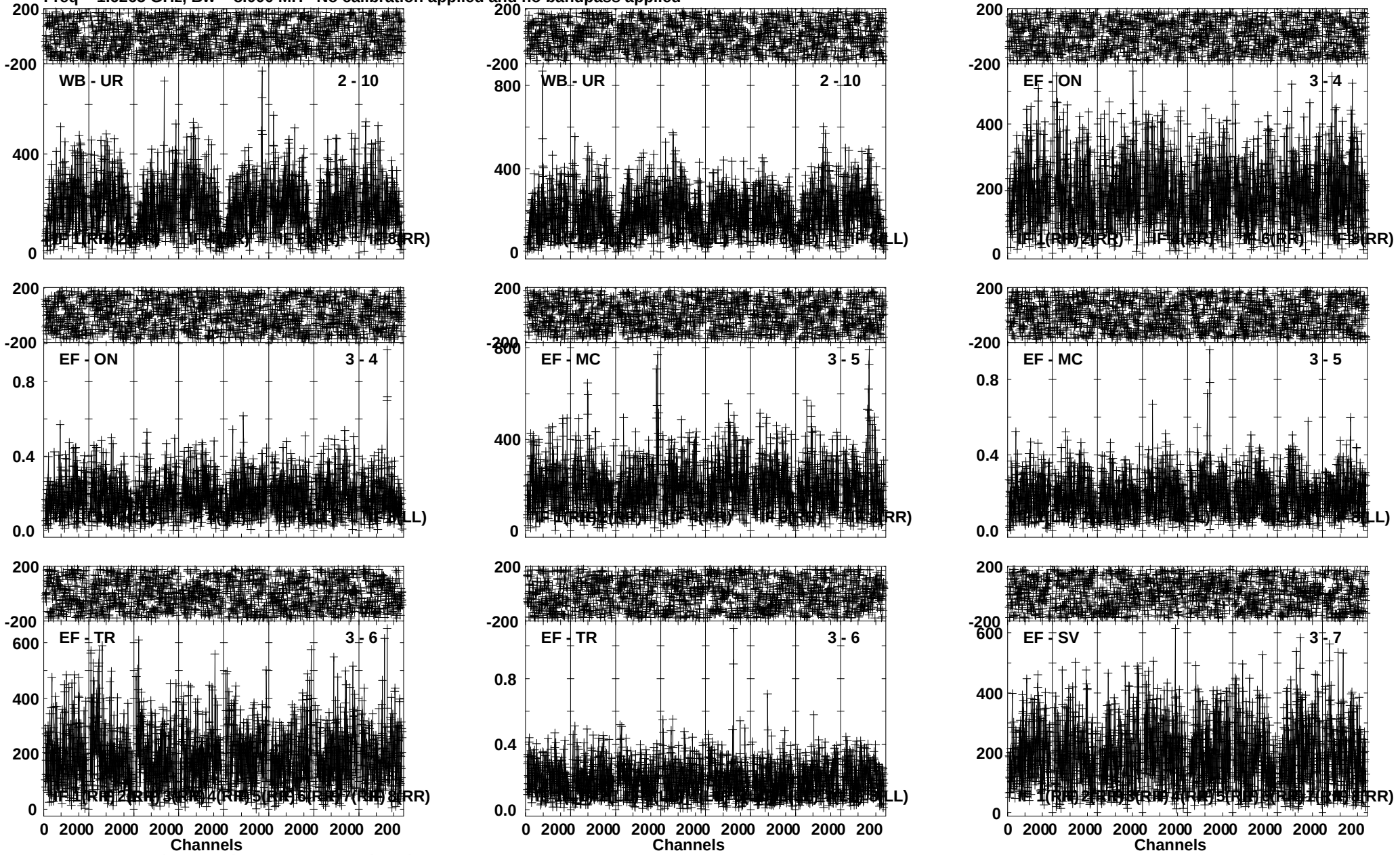

Lower frame: Micro Ampl Jy Top frame: Phas deg
Vector averaged cross-power spectrum Several baselines displayed
Timerange: 00/22:49:54 to 00/22:58:00

Plot file version 374 created 24-NOV-2011 14:20:29
HDF259 EC033.UVDATA.1
Freq = 1.6265 GHz, Bw = 8.000 MH No calibration applied and no bandpass applied

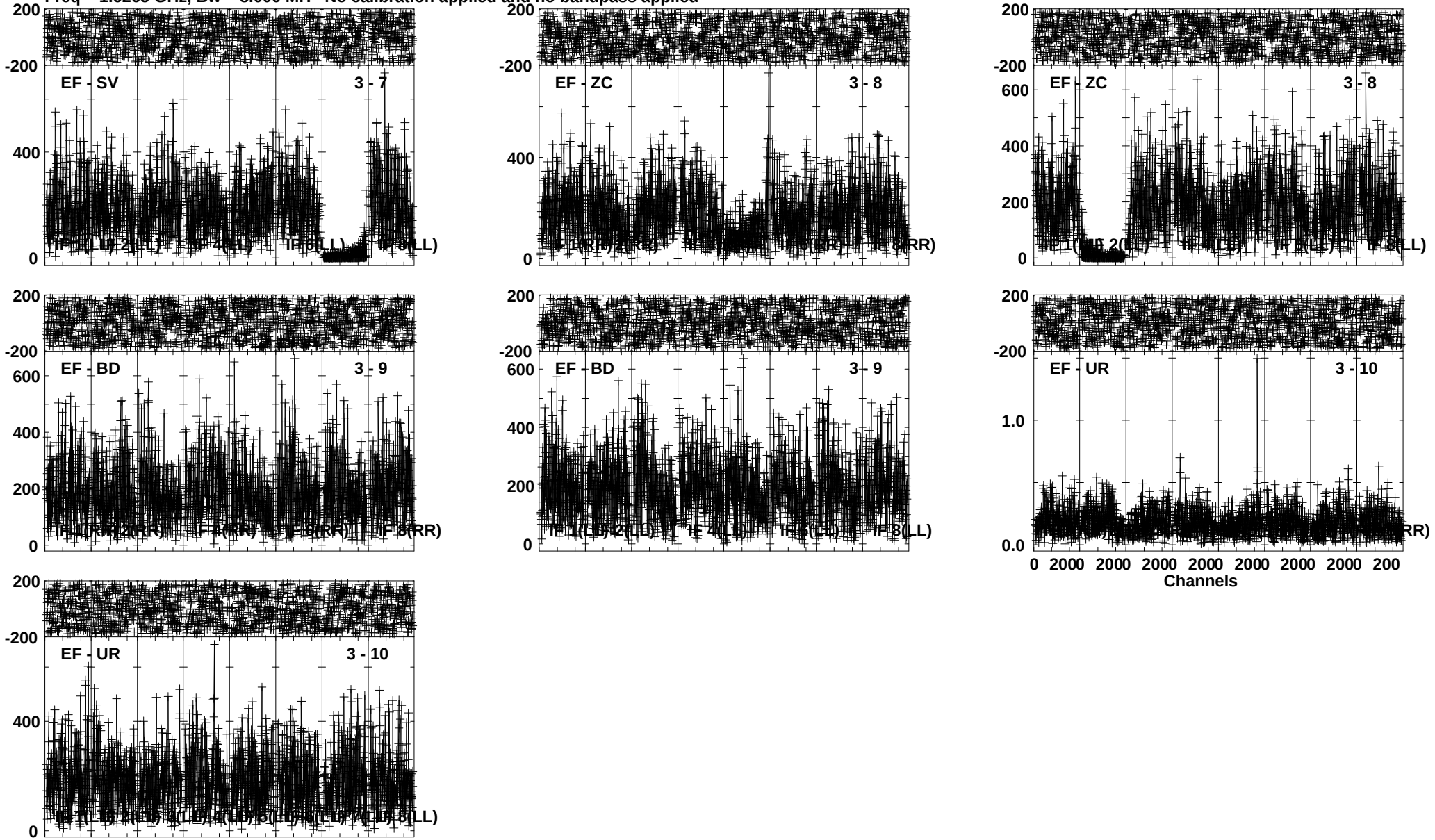

Lower frame: Micro Ampl Jy Top frame: Phas deg
Vector averaged cross-power spectrum Several baselines displayed
Timerange: 00/22:49:54 to 00/22:58:00

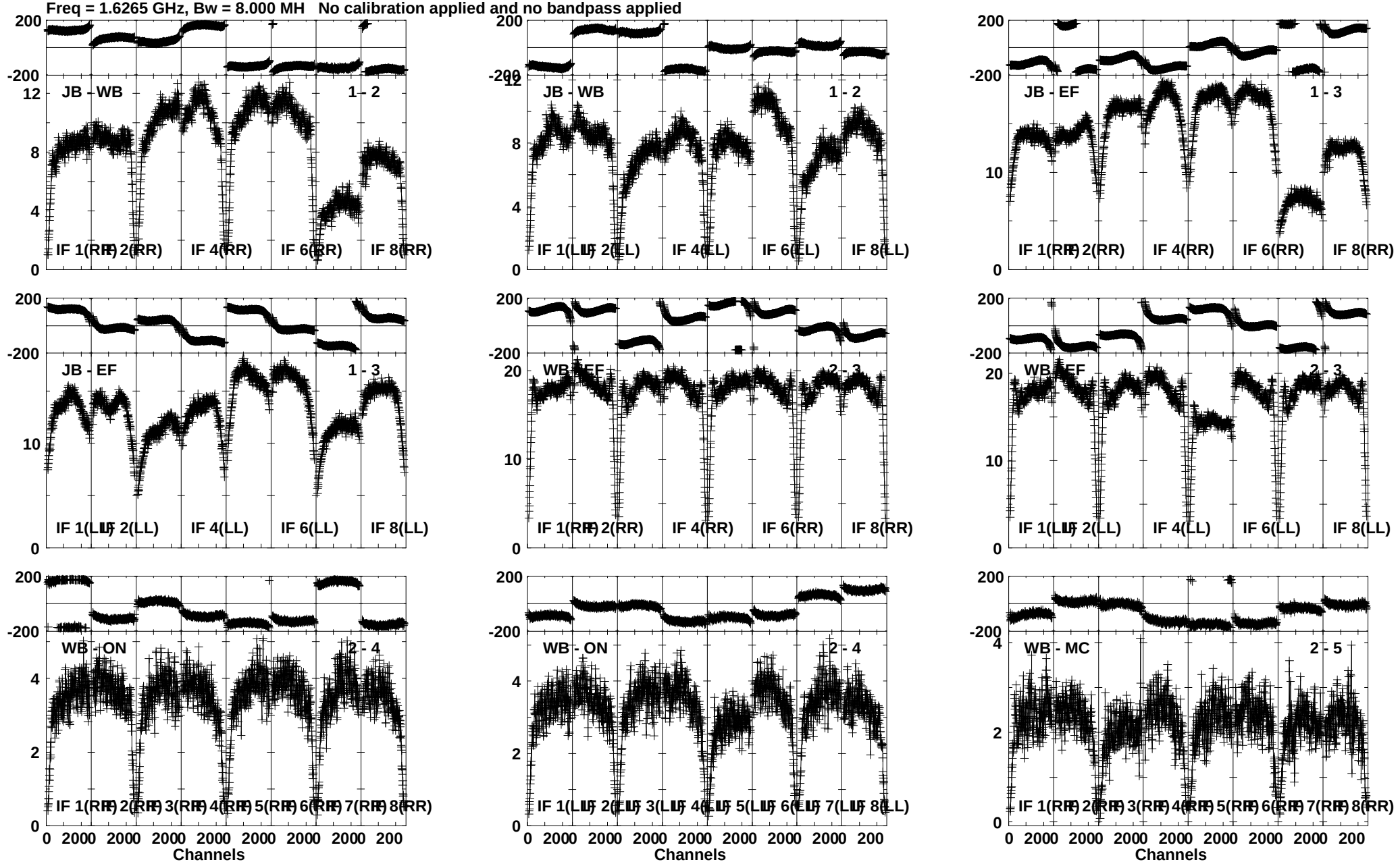
Plot file version 375 created 24-NOV-2011 14:24:34
J1229+6335 EC033.UVDATA.1
Freq = 1.6265 GHz, Bw = 8.000 MH No calibration applied and no bandpass applied
JB - WB 1 - 2
IF 1(RR) IF 2(RR) IF 4(RR) IF 6(RR) IF 8(RR)
JB - WB 1 - 2
IF 1(LL) IF 2(LL) IF 4(LL) IF 6(LL) IF 8(LL)
JB - EF 1 - 3
IF 1(RR) IF 2(RR) IF 4(RR) IF 6(RR) IF 8(RR)
JB - EF 1 - 3
IF 1(LL) IF 2(LL) IF 4(LL) IF 6(LL) IF 8(LL)
WB - EF 2 - 3
IF 1(RR) IF 2(RR) IF 4(RR) IF 6(RR) IF 8(RR)
WB - EF 2 - 3
IF 1(LL) IF 2(LL) IF 4(LL) IF 6(LL) IF 8(LL)
WB - ON 2 - 4
IF 1(RR) IF 2(RR) IF 3(RR) IF 4(RR) IF 5(RR) IF 6(RR) IF 7(RR) IF 8(RR)
WB - ON 2 - 4
IF 1(LL) IF 2(LL) IF 3(LL) IF 4(LL) IF 5(LL) IF 6(LL) IF 7(LL) IF 8(LL)
WB - MC 2 - 5
IF 1(RR) IF 2(RR) IF 3(RR) IF 4(RR) IF 5(RR) IF 6(RR) IF 7(RR) IF 8(RR)
0 2000 2000 2000 2000 2000 2000 2000 200
Channels
Lower frame: Milli Ampl Jy Top frame: Phas deg
Vector averaged cross-power spectrum Several baselines displayed
Timerange: 00/22:58:04 to 00/23:00:00

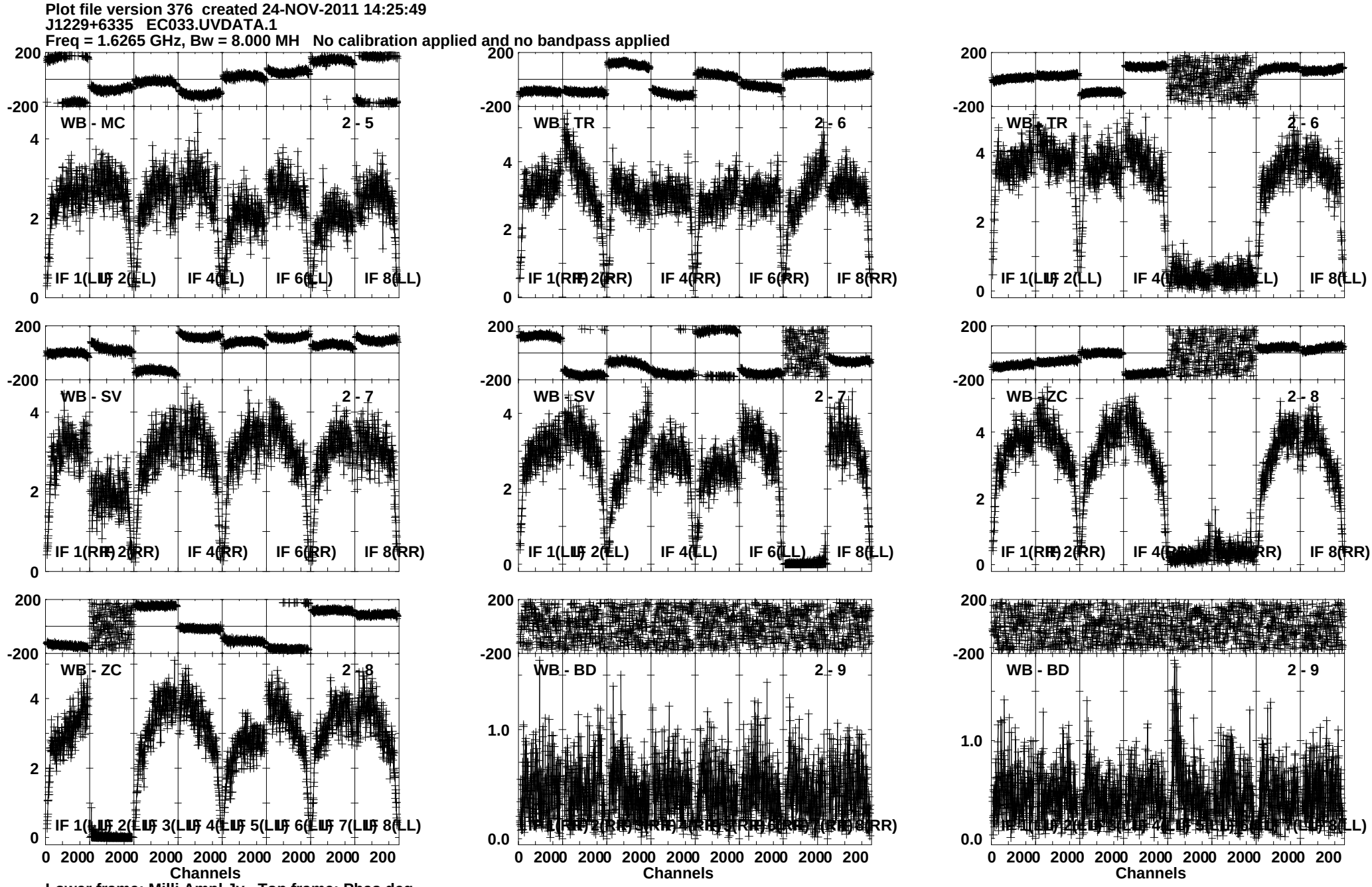
Plot file version 376 created 24-NOV-2011 14:25:49
J1229+6335 EC033.UVDATA.1
Freq = 1.6265 GHz, Bw = 8.000 MH No calibration applied and no bandpass applied
WB - MC 2 - 5
WB - TR 2 - 6
WB - TR 2 - 6
WB - SV 2 - 7
WB - SV 2 - 7
WB - ZC 2 - 8
WB - ZC 2 - 8
WB - BD 2 - 9
WB - BD 2 - 9
Channels
Channels
Channels
Lower frame: Milli Ampl Jy Top frame: Phas deg
Vector averaged cross-power spectrum Several baselines displayed
Timerange: 00/22:58:04 to 00/23:00:00

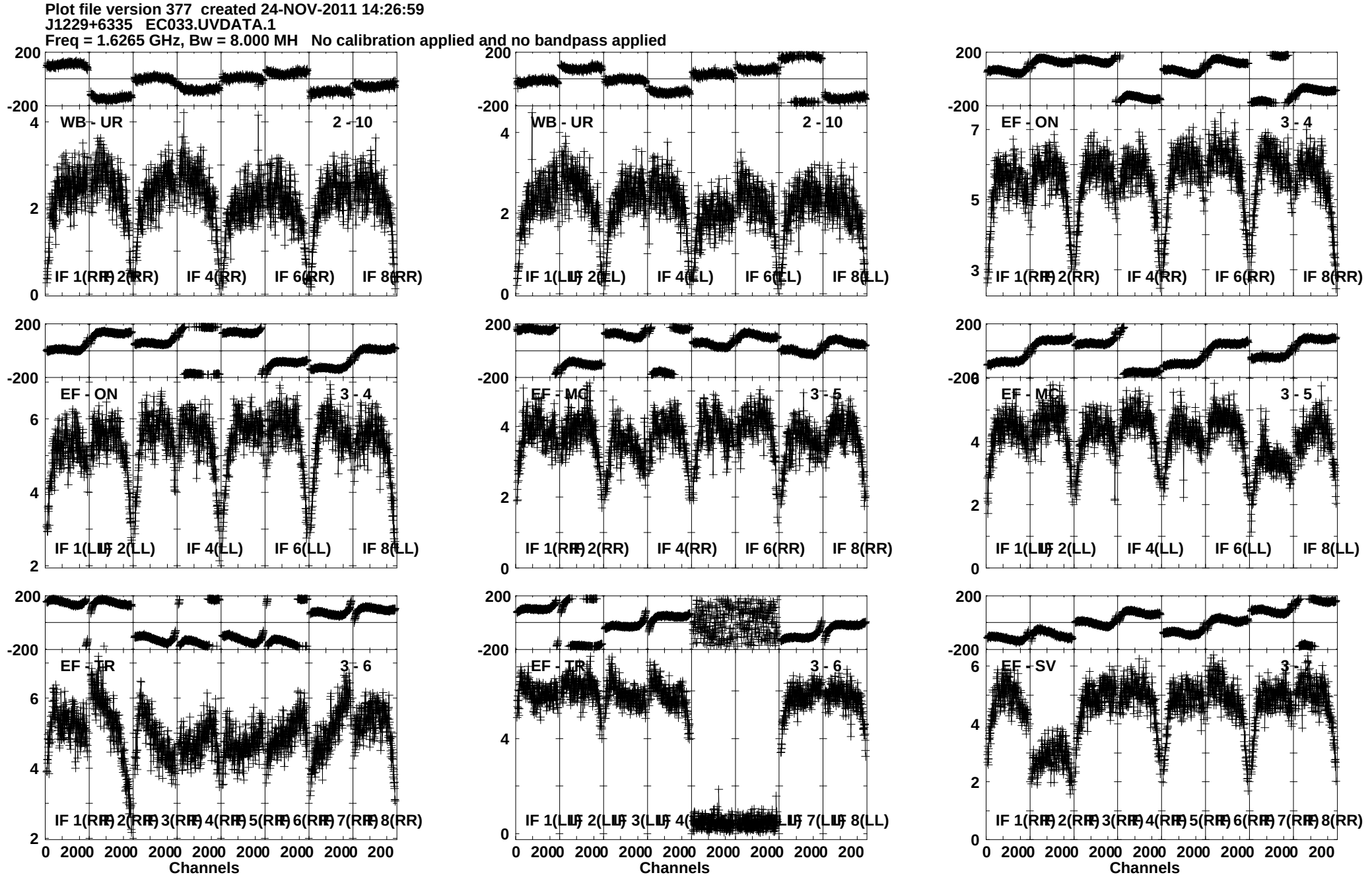
Plot file version 377 created 24-NOV-2011 14:26:59
J1229+6335 EC033.UVDATA.1
Freq = 1.6265 GHz, Bw = 8.000 MH No calibration applied and no bandpass applied
WB - UR 2 - 10
IF 1(RR) 2(RR) IF 4(RR) IF 6(RR) IF 8(RR)
WB - UR 2 - 10
IF 1(LL) 2(LL) IF 4(LL) IF 6(LL) IF 8(LL)
EF - ON 3 - 4
IF 1(RR) 2(RR) IF 4(RR) IF 6(RR) IF 8(RR)
EF - ON 3 - 4
IF 1(LL) 2(LL) IF 4(LL) IF 6(LL) IF 8(LL)
EF - MC 3 - 5
IF 1(RR) 2(RR) IF 4(RR) IF 6(RR) IF 8(RR)
EF - MC 3 - 5
IF 1(LL) 2(LL) IF 4(LL) IF 6(LL) IF 8(LL)
EF - TR 3 - 6
IF 1(RR) 2(RR) 3(RR) 4(RR) 5(RR) 6(RR) 7(RR) 8(RR)
EF - TR 3 - 6
IF 1(LL) 2(LL) 3(LL) 4(LL) 7(LL) 8(LL)
EF - SV 3 - 6
IF 1(RR) 2(RR) 3(RR) 4(RR) 5(RR) 6(RR) 7(RR) 8(RR)
0 2000 2000 2000 2000 2000 2000 2000 200
Channels
Lower frame: Milli Ampl Jy Top frame: Phas deg
Vector averaged cross-power spectrum Several baselines displayed
Timerange: 00/22:58:04 to 00/23:00:00

Plot file version 378 created 24-NOV-2011 14:27:55
J1229+6335 EC033.UVDATA.1
Freq = 1.6265 GHz, Bw = 8.000 MH No calibration applied and no bandpass applied

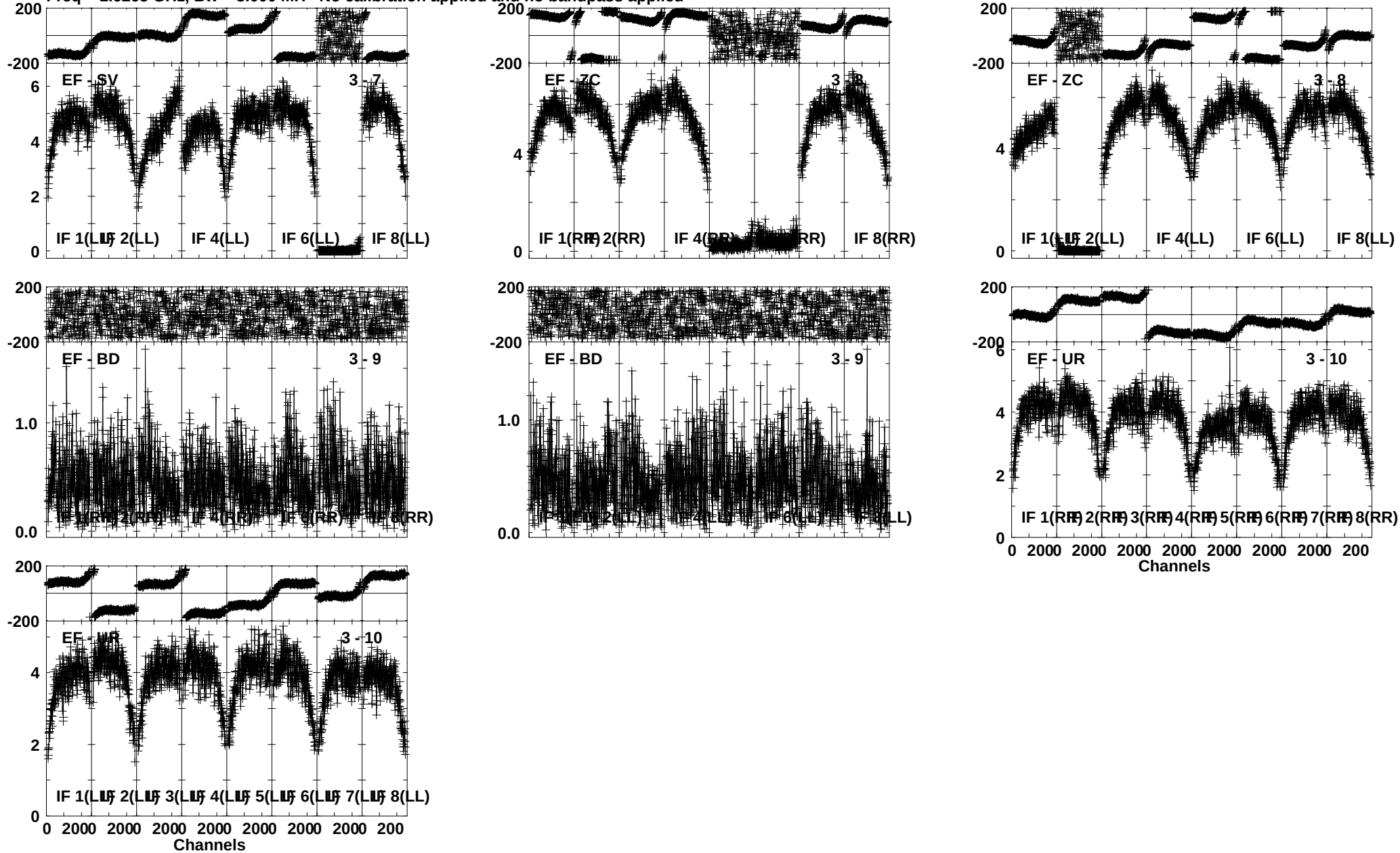

Lower frame: Milli Ampl Jy Top frame: Phas deg
Vector averaged cross-power spectrum Several baselines displayed
Timerange: 00/22:58:04 to 00/23:00:00

Plot file version 379 created 24-NOV-2011 14:29:47
HDF259 EC033.UVDATA.1
Freq = 1.6265 GHz, Bw = 8.000 MH No calibration applied and no bandpass applied

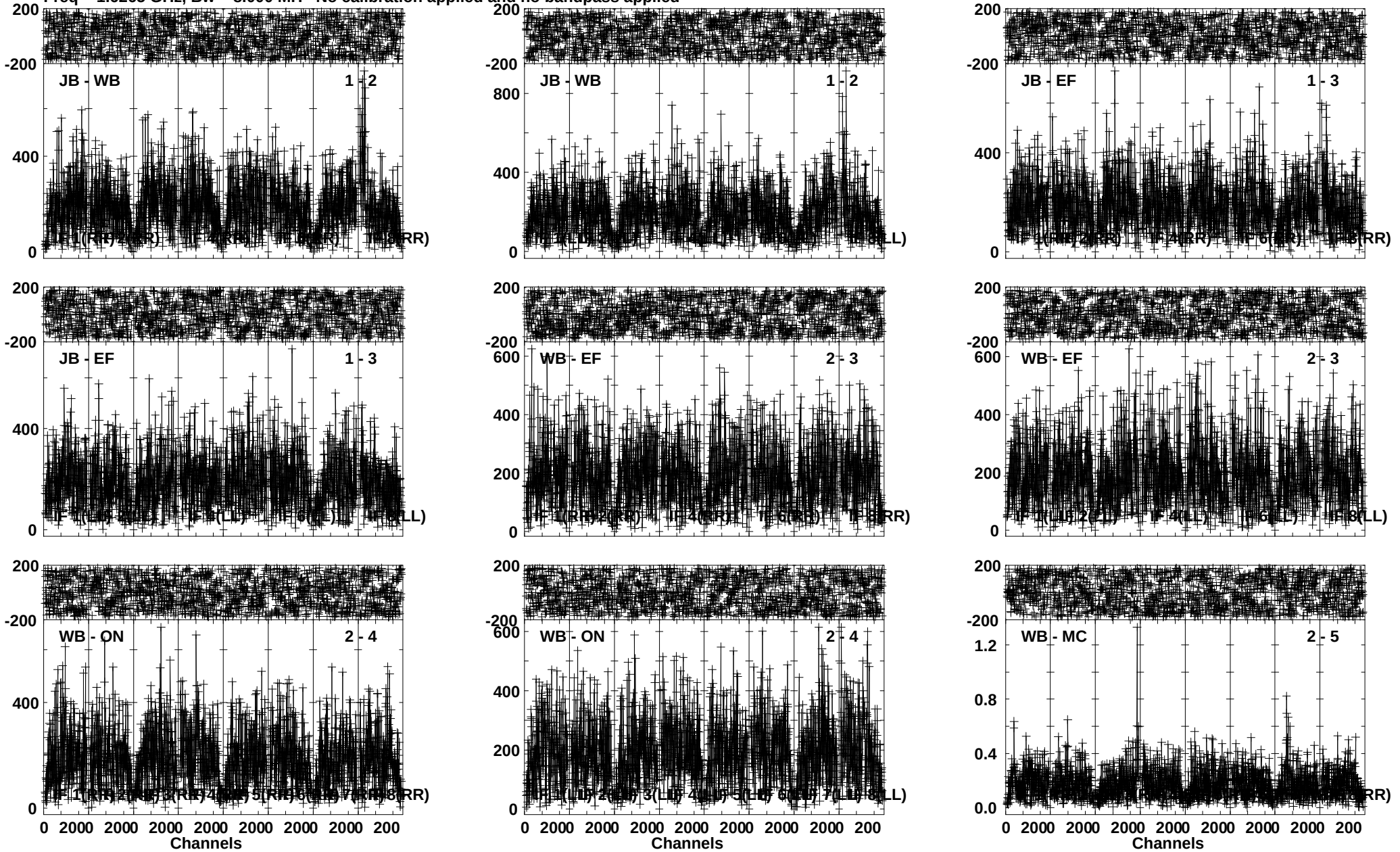

Lower frame: Micro Ampl Jy Top frame: Phas deg
Vector averaged cross-power spectrum Several baselines displayed
Timerange: 00/23:00:04 to 00/23:08:00

Plot file version 380 created 24-NOV-2011 14:33:43
HDF259 EC033.UVDATA.1
Freq = 1.6265 GHz, Bw = 8.000 MH No calibration applied and no bandpass applied

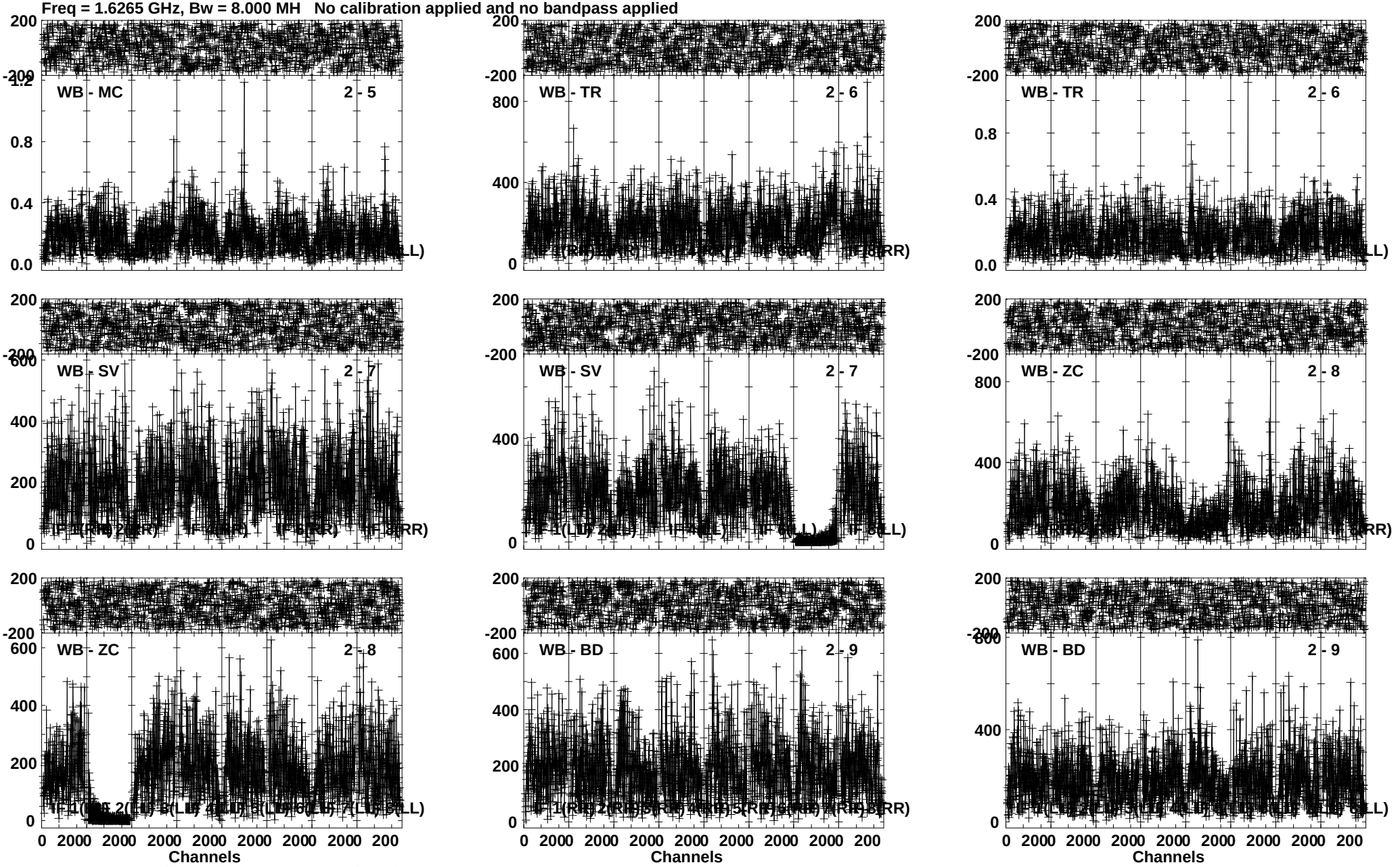

Lower frame: Milli Ampl Jy Top frame: Phas deg
Vector averaged cross-power spectrum Several baselines displayed
Timerange: 00/23:00:04 to 00/23:08:00

Plot file version 381 created 24-NOV-2011 14:38:40
HDF259 EC033.UVDATA.1
Freq = 1.6265 GHz, Bw = 8.000 MH No calibration applied and no bandpass applied

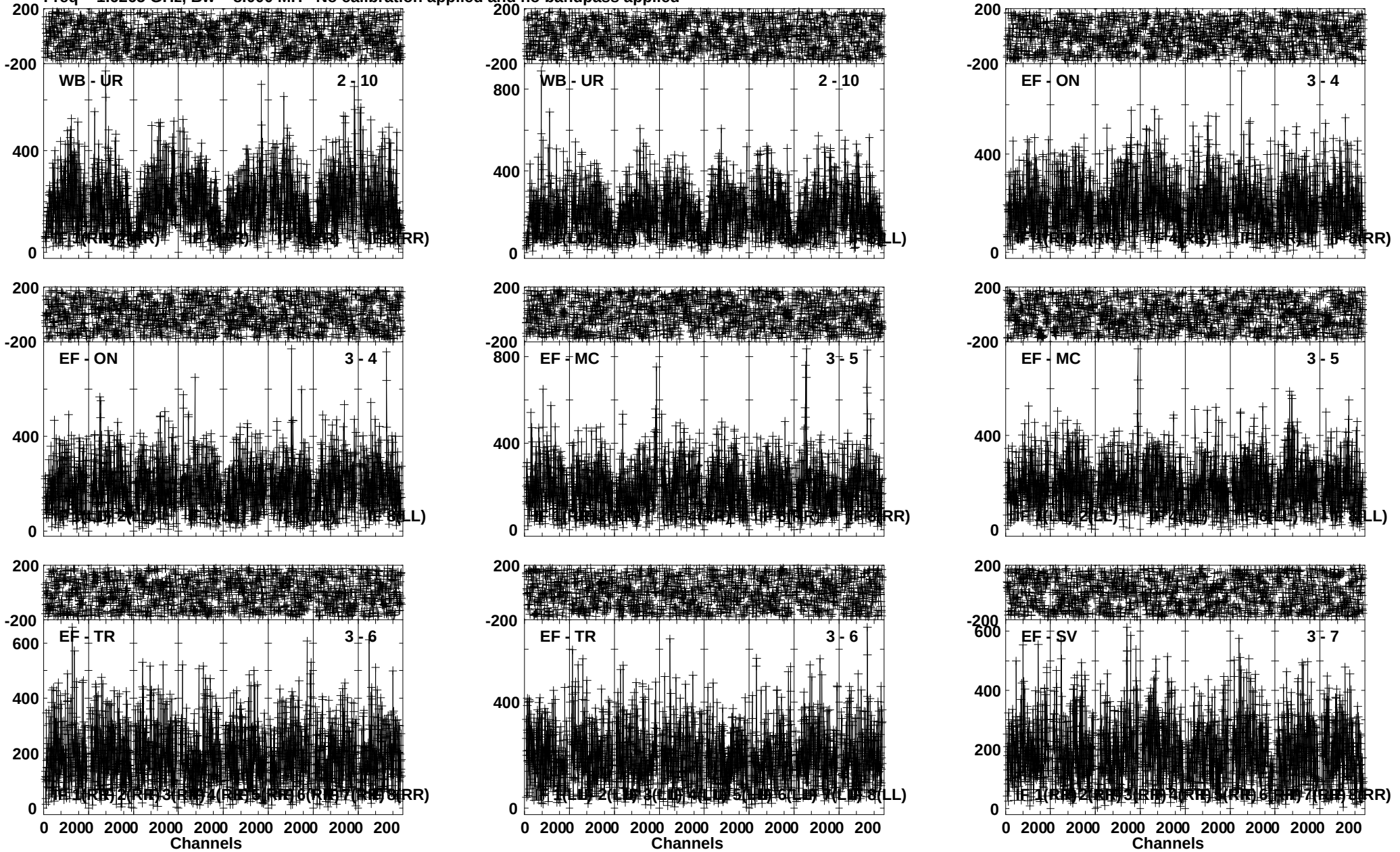

Lower frame: Micro Ampl Jy Top frame: Phas deg
Vector averaged cross-power spectrum Several baselines displayed
Timerange: 00/23:00:04 to 00/23:08:00

Plot file version 382 created 24-NOV-2011 14:42:38
HDF259 EC033.UVDATA.1
Freq = 1.6265 GHz, Bw = 8.000 MH No calibration applied and no bandpass applied

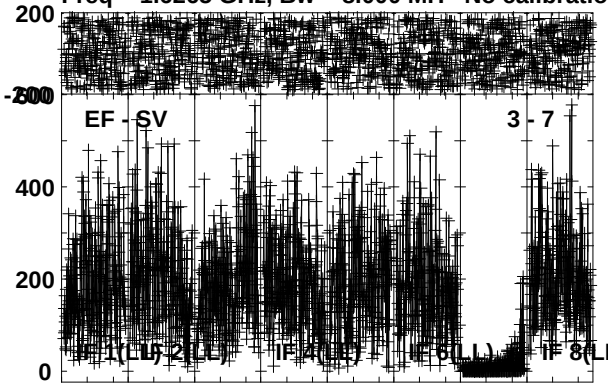

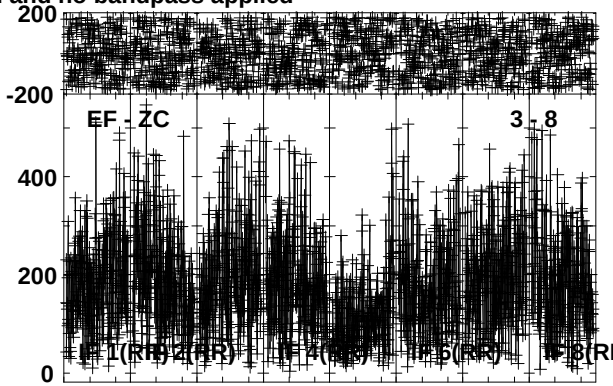

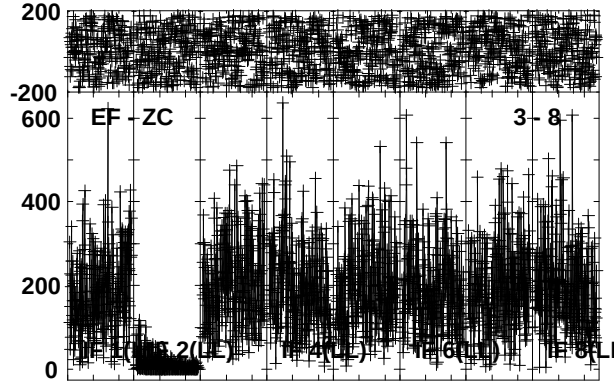

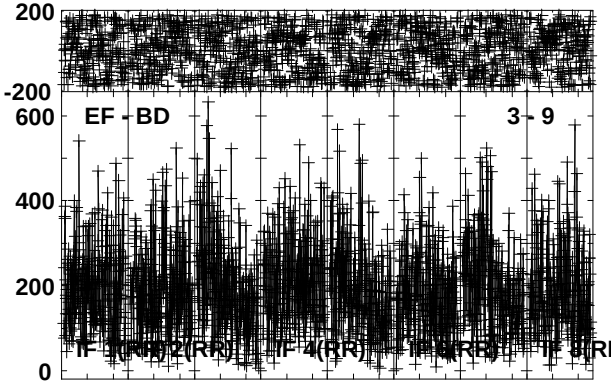

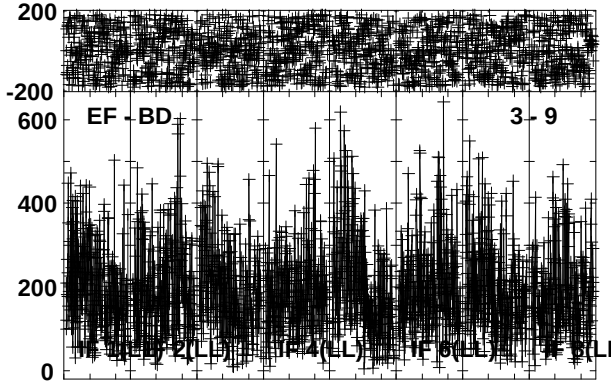

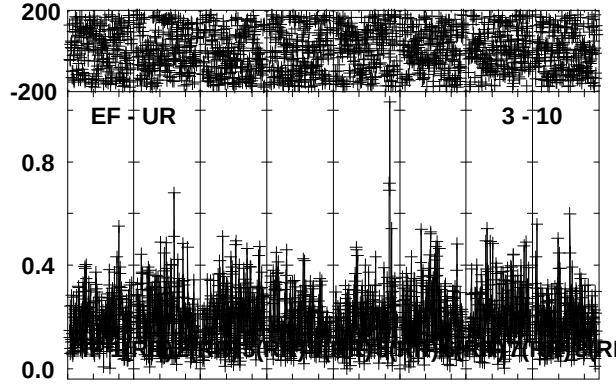

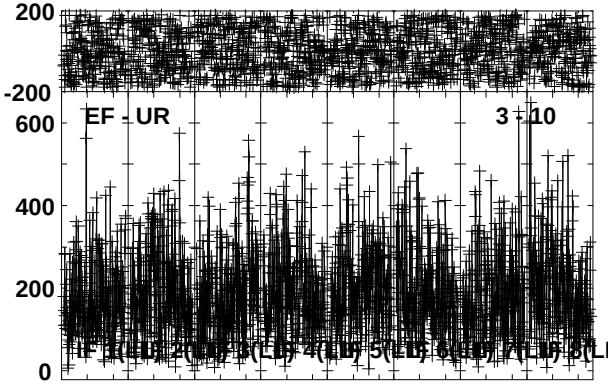

Lower frame: Micro Ampl Jy Top frame: Phas deg
Vector averaged cross-power spectrum Several baselines displayed
Timerange: 00/23:00:04 to 00/23:08:00

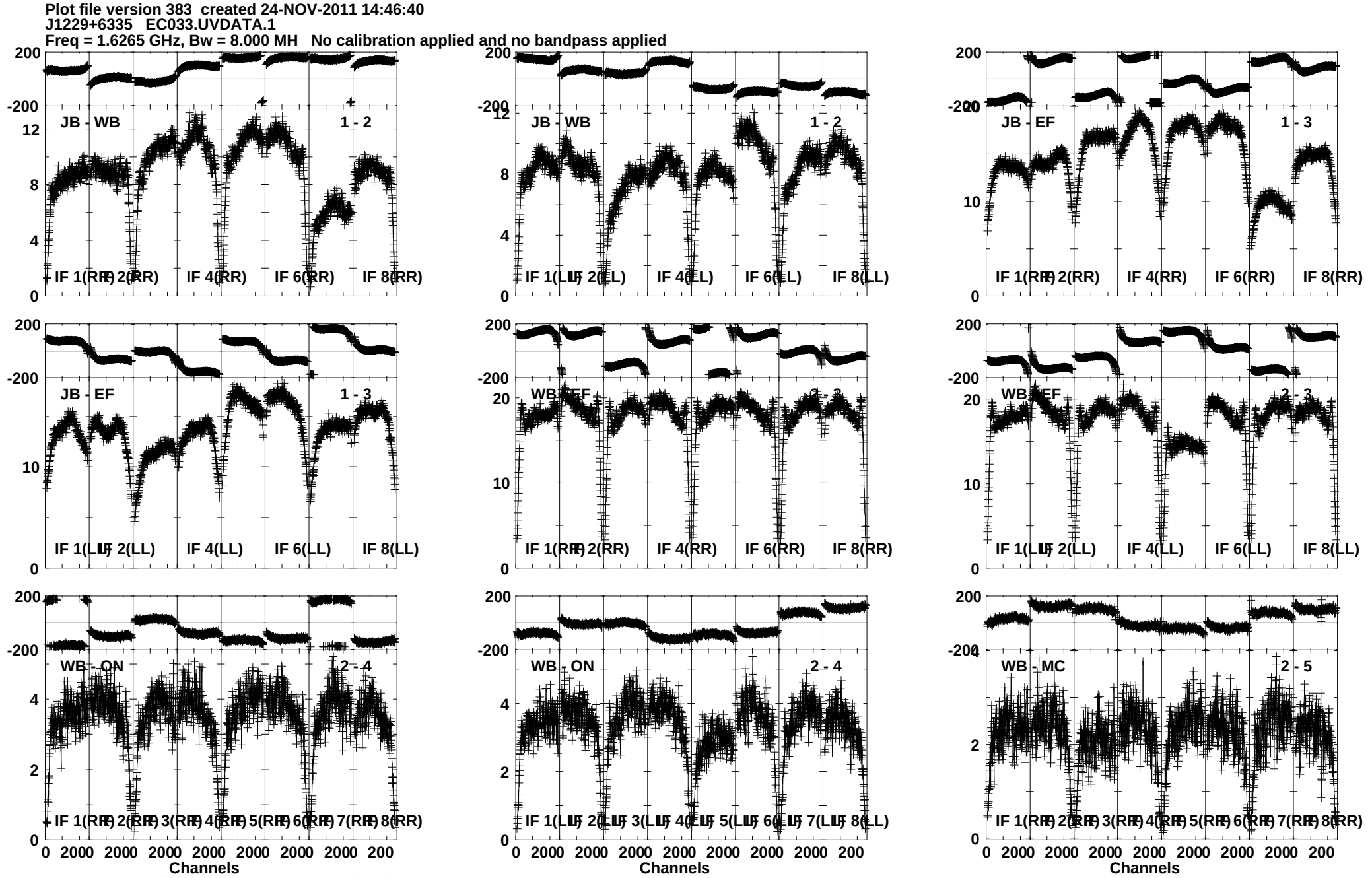
Plot file version 383 created 24-NOV-2011 14:46:40
J1229+6335 EC033.UVDATA.1
Freq = 1.6265 GHz, Bw = 8.000 MH No calibration applied and no bandpass applied
JB - WB 1 - 2
IF 1(RR) IF 2(RR) IF 4(RR) IF 6(RR) IF 8(RR)
JB - WB 1 - 2
IF 1(LL) IF 2(LL) IF 4(LL) IF 6(LL) IF 8(LL)
JB - EF 1 - 3
IF 1(RR) IF 2(RR) IF 4(RR) IF 6(RR) IF 8(RR)
JB - EF 1 - 3
IF 1(LL) IF 2(LL) IF 4(LL) IF 6(LL) IF 8(LL)
WB - EF 2 - 3
IF 1(RR) IF 2(RR) IF 4(RR) IF 6(RR) IF 8(RR)
WB - EF 2 - 3
IF 1(LL) IF 2(LL) IF 4(LL) IF 6(LL) IF 8(LL)
WB - ON 2 - 4
IF 1(RR) IF 2(RR) IF 3(RR) IF 4(RR) IF 5(RR) IF 6(RR) IF 7(RR) IF 8(RR)
WB - ON 2 - 4
IF 1(LL) IF 2(LL) IF 3(LL) IF 4(LL) IF 5(LL) IF 6(LL) IF 7(LL) IF 8(LL)
WB - MC 2 - 5
IF 1(RR) IF 2(RR) IF 3(RR) IF 4(RR) IF 5(RR) IF 6(RR) IF 7(RR) IF 8(RR)
0 2000 2000 2000 2000 2000 2000 2000 200
Channels
Lower frame: Milli Ampl Jy Top frame: Phas deg
Vector averaged cross-power spectrum Several baselines displayed
Timerange: 00/23:09:00 to 00/23:10:30

Plot file version 384 created 24-NOV-2011 14:47:49
J1229+6335 EC033.UVDATA.1
Freq = 1.6265 GHz, Bw = 8.000 MH No calibration applied and no bandpass applied

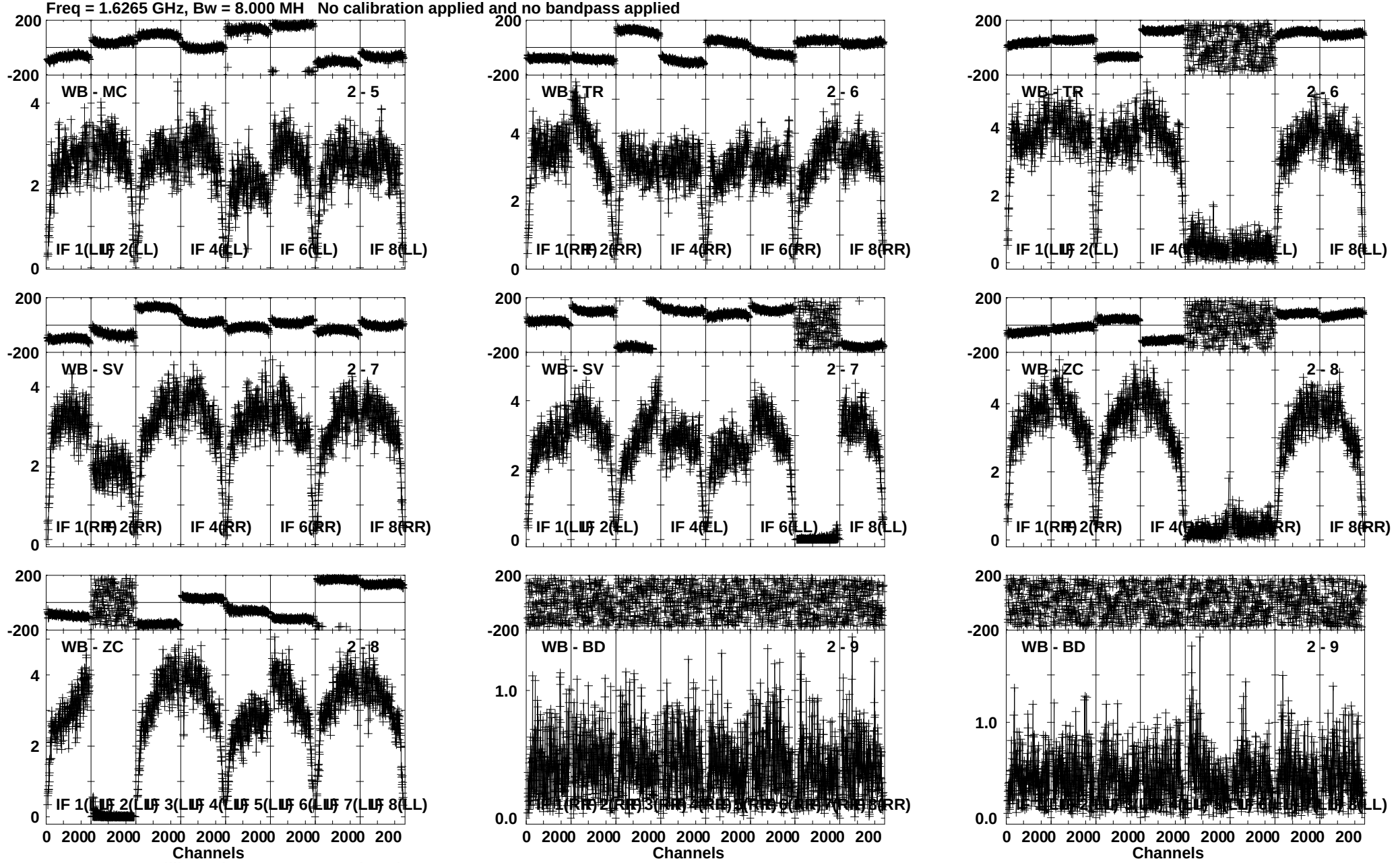

Lower frame: Milli Ampl Jy Top frame: Phas deg
Vector averaged cross-power spectrum Several baselines displayed
Timerange: 00/23:09:00 to 00/23:10:30

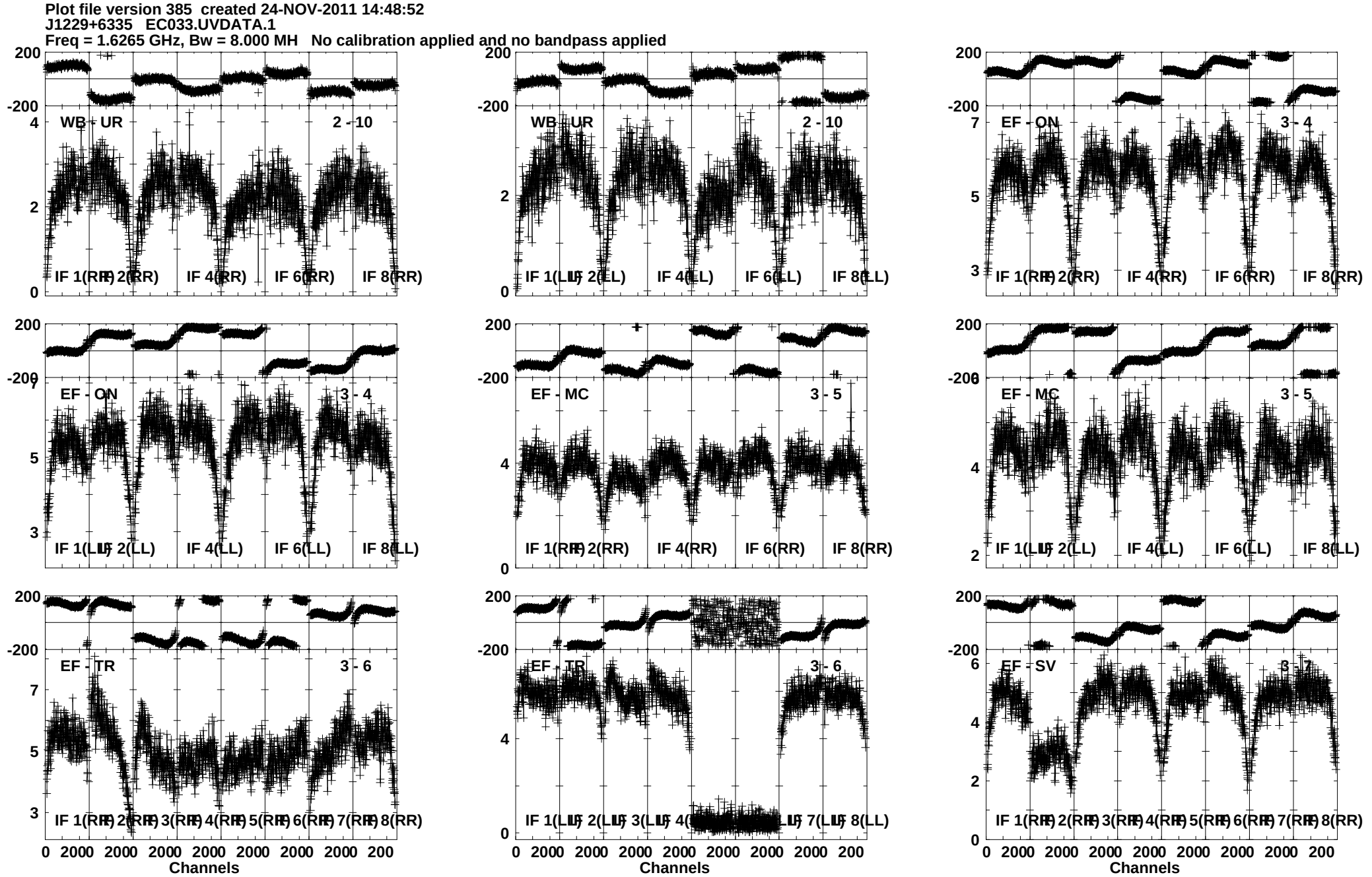
Plot file version 385 created 24-NOV-2011 14:48:52
J1229+6335 EC033.UVDATA.1
Freq = 1.6265 GHz, Bw = 8.000 MH No calibration applied and no bandpass applied
WB - UR 2 - 10
IF 1(RR) 2(RR) IF 4(RR) IF 6(RR) IF 8(RR)
WB - UR 2 - 10
IF 1(LL) 2(LL) IF 4(LL) IF 6(LL) IF 8(LL)
EF - ON 3 - 4
IF 1(RR) 2(RR) IF 4(RR) IF 6(RR) IF 8(RR)
EF - ON 3 - 4
IF 1(LL) 2(LL) IF 4(LL) IF 6(LL) IF 8(LL)
EF - MC 3 - 5
IF 1(RR) 2(RR) IF 4(RR) IF 6(RR) IF 8(RR)
EF - MC 3 - 5
IF 1(LL) 2(LL) IF 4(LL) IF 6(LL) IF 8(LL)
EF - TR 3 - 6
IF 1(RR) 2(RR) 3(RR) 4(RR) 5(RR) 6(RR) 7(RR) 8(RR)
EF - TR 3 - 6
IF 1(LL) 2(LL) 3(LL) 4(LL) 7(LL) 8(LL)
EF - SV 3 - 7
IF 1(RR) 2(RR) 3(RR) 4(RR) 5(RR) 6(RR) 7(RR) 8(RR)
0 2000 2000 2000 2000 2000 2000 2000 200
Channels
Lower frame: Milli Ampl Jy Top frame: Phas deg
Vector averaged cross-power spectrum Several baselines displayed
Timerange: 00/23:09:00 to 00/23:10:30

Plot file version 386 created 24-NOV-2011 14:49:43
J1229+6335 EC033.UVDATA.1
Freq = 1.6265 GHz, Bw = 8.000 MH No calibration applied and no bandpass applied

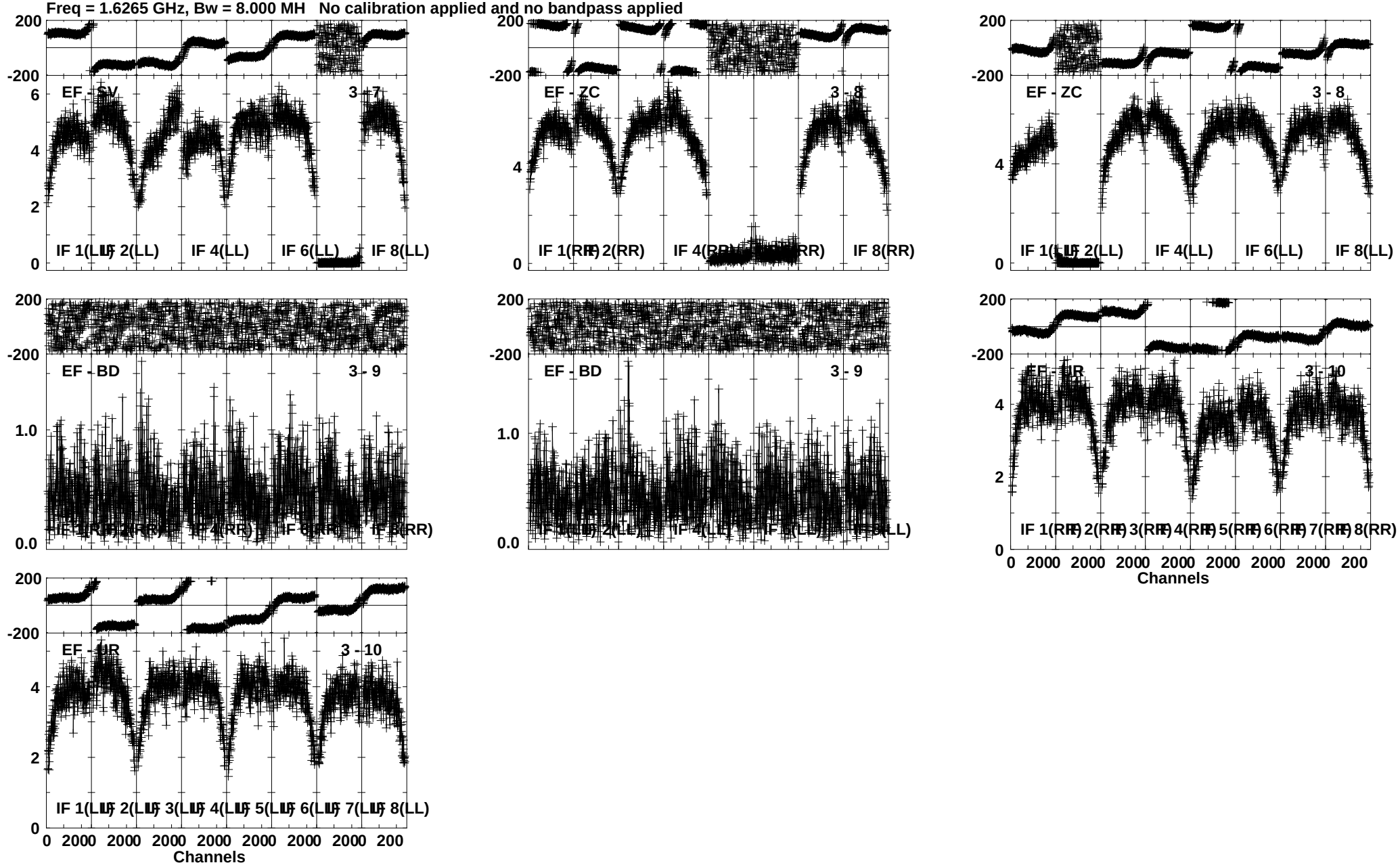

Lower frame: Milli Ampl Jy Top frame: Phas deg
Vector averaged cross-power spectrum Several baselines displayed
Timerange: 00/23:09:00 to 00/23:10:30

Plot file version 387 created 24-NOV-2011 14:51:46
HDF259 EC033.UVDATA.1
Freq = 1.6265 GHz, Bw = 8.000 MH No calibration applied and no bandpass applied

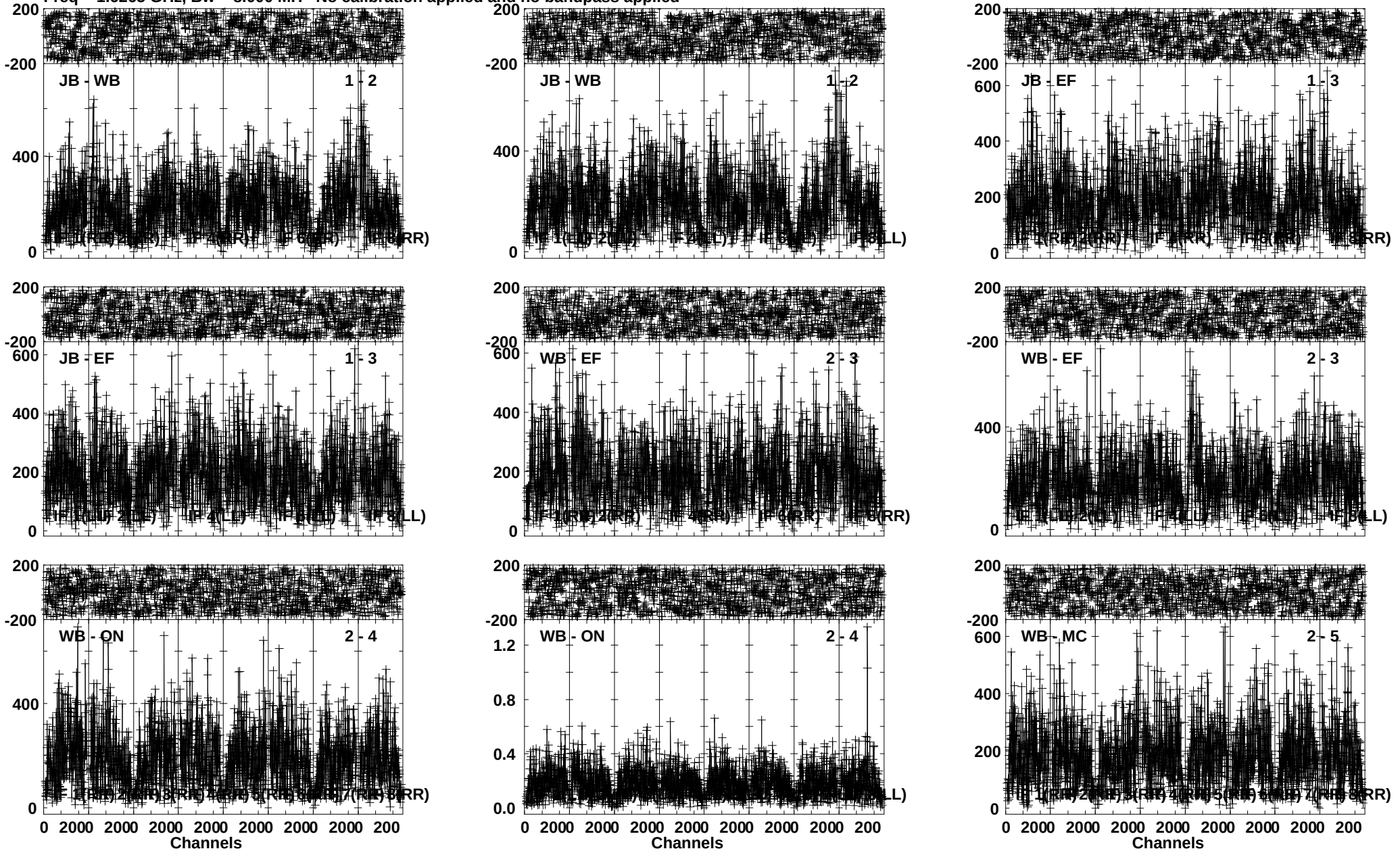

Lower frame: Micro Ampl Jy Top frame: Phas deg
Vector averaged cross-power spectrum Several baselines displayed
Timerange: 00/23:10:34 to 00/23:18:30

Plot file version 388 created 24-NOV-2011 14:55:59
HDF259 EC033.UVDATA.1
Freq = 1.6265 GHz, Bw = 8.000 MH No calibration applied and no bandpass applied

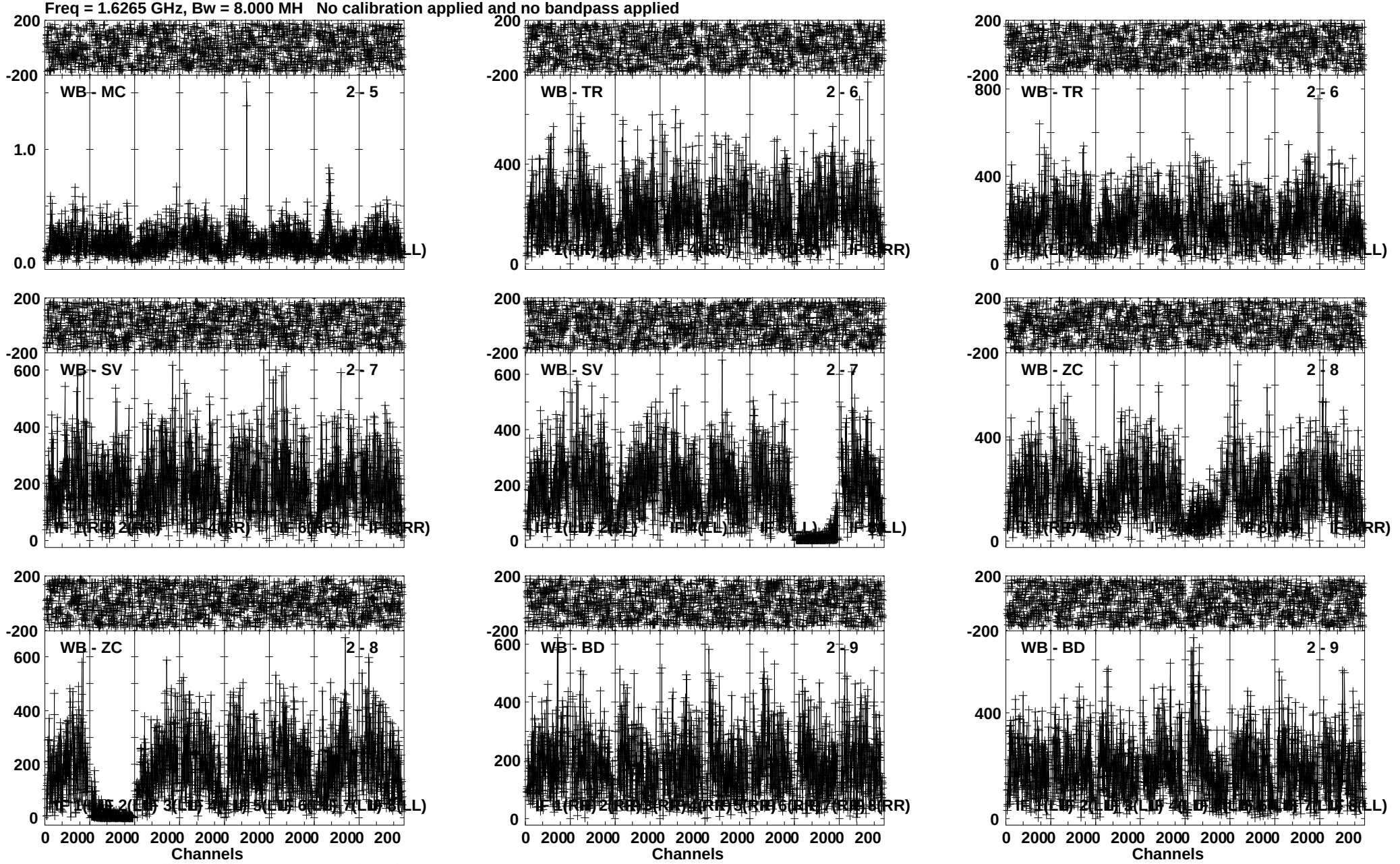

Lower frame: Milli Ampl Jy Top frame: Phas deg
Vector averaged cross-power spectrum Several baselines displayed
Timerange: 00/23:10:34 to 00/23:18:30

Plot file version 389 created 24-NOV-2011 15:01:20
HDF259 EC033.UVDATA.1
Freq = 1.6265 GHz, Bw = 8.000 MH No calibration applied and no bandpass applied

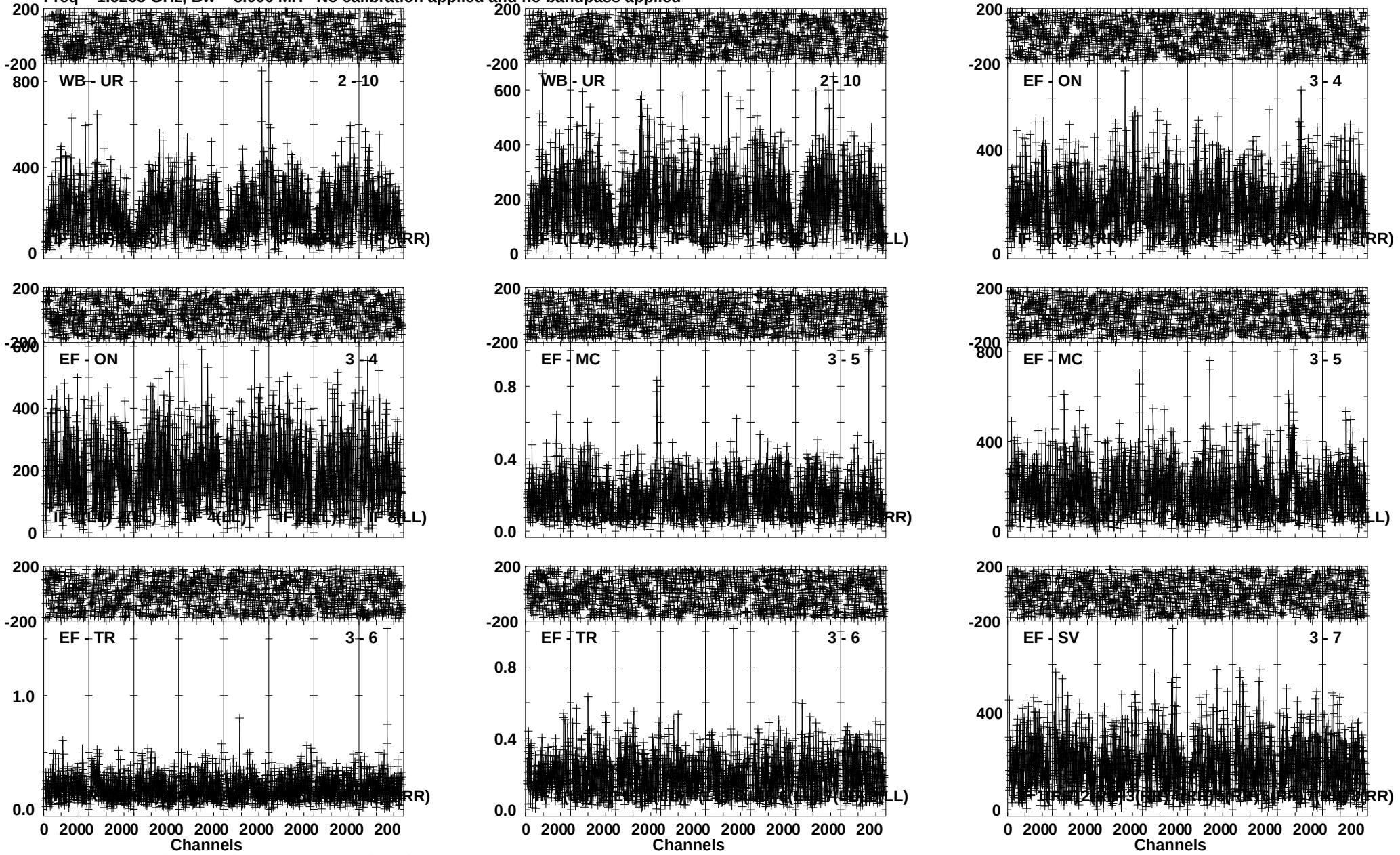

Lower frame: Micro Ampl Jy Top frame: Phas deg
Vector averaged cross-power spectrum Several baselines displayed
Timerange: 00/23:10:34 to 00/23:18:30

Plot file version 390 created 24-NOV-2011 15:08:30
HDF259 EC033.UVDATA.1
Freq = 1.6265 GHz, Bw = 8.000 MH No calibration applied and no bandpass applied

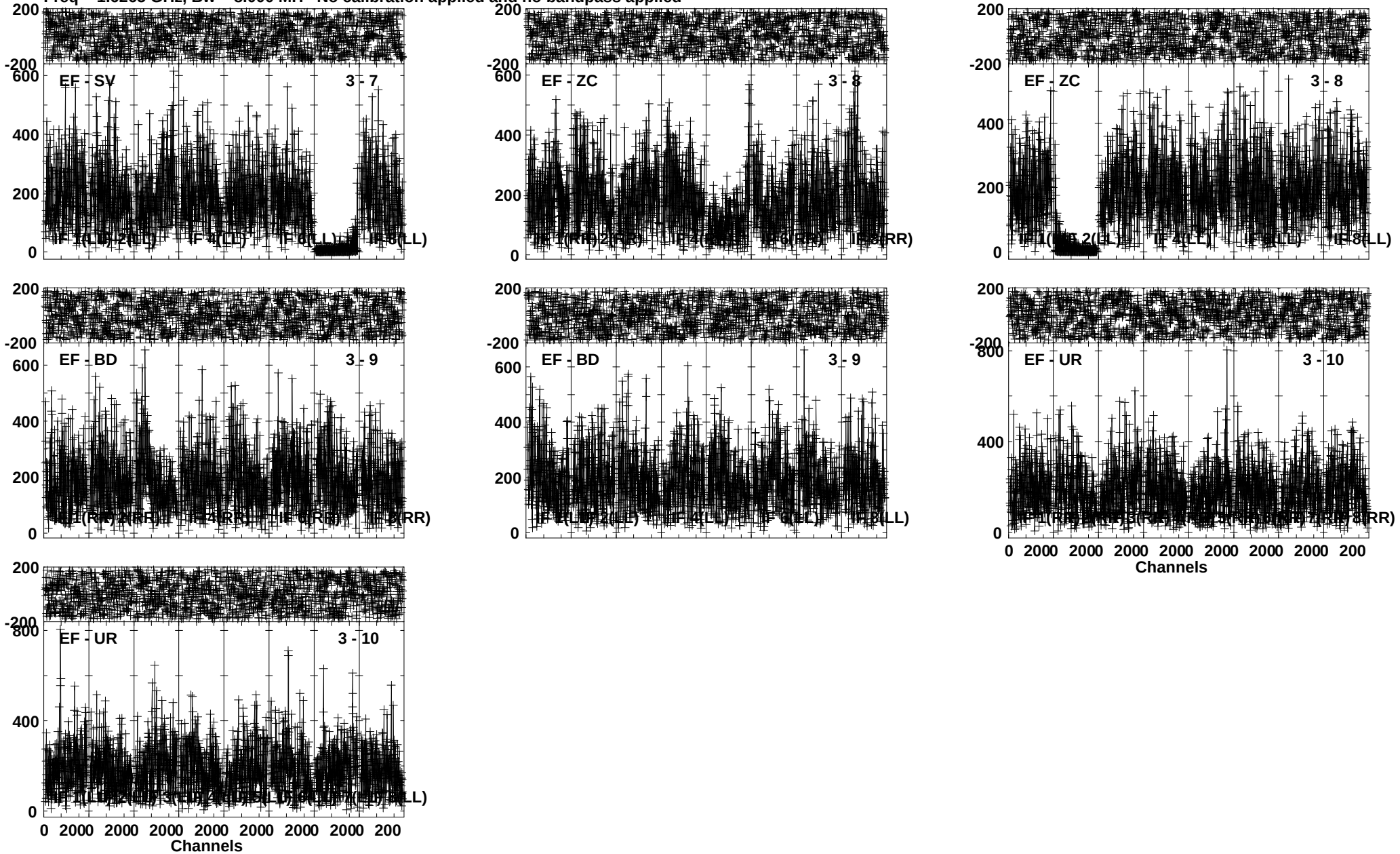

Lower frame: Micro Ampl Jy Top frame: Phas deg
Vector averaged cross-power spectrum Several baselines displayed
Timerange: 00/23:10:34 to 00/23:18:30

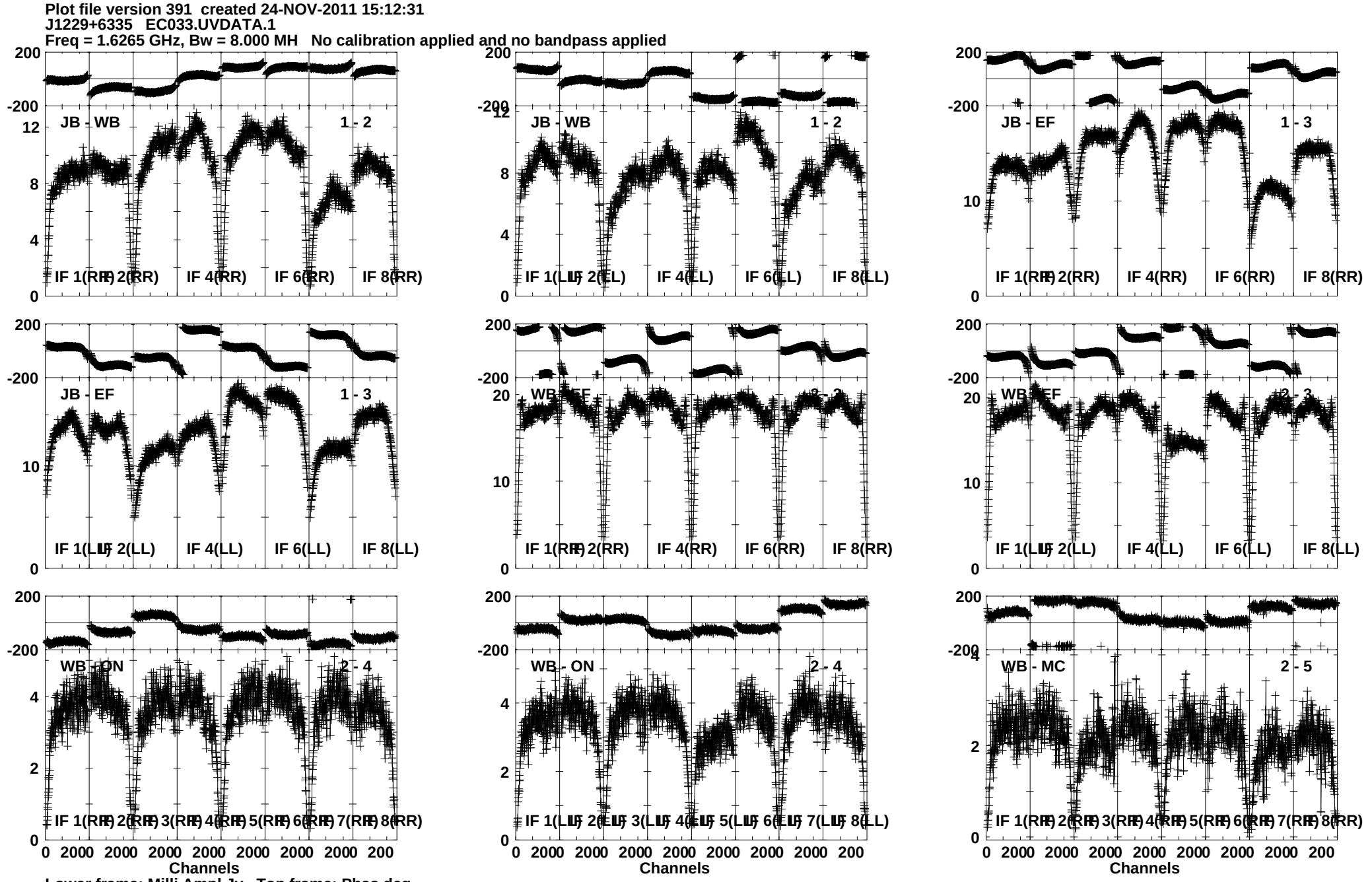
Plot file version 391 created 24-NOV-2011 15:12:31
J1229+6335 EC033.UVDATA.1
Freq = 1.6265 GHz, Bw = 8.000 MH No calibration applied and no bandpass applied
JB - WB 1 - 2
IF 1(RR) IF 2(RR) IF 4(RR) IF 6(RR) IF 8(RR)
JB - WB 1 - 2
IF 1(LL) IF 2(LL) IF 4(LL) IF 6(LL) IF 8(LL)
JB - EF 1 - 3
IF 1(RR) IF 2(RR) IF 4(RR) IF 6(RR) IF 8(RR)
JB - EF 1 - 3
IF 1(LL) IF 2(LL) IF 4(LL) IF 6(LL) IF 8(LL)
WB - EF 2 - 3
IF 1(RR) IF 2(RR) IF 4(RR) IF 6(RR) IF 8(RR)
WB - EF 2 - 3
IF 1(LL) IF 2(LL) IF 4(LL) IF 6(LL) IF 8(LL)
WB - ON 2 - 4
IF 1(RR) IF 2(RR) IF 3(RR) IF 4(RR) IF 5(RR) IF 6(RR) IF 7(RR) IF 8(RR)
WB - ON 2 - 4
IF 1(LL) IF 2(LL) IF 3(LL) IF 4(LL) IF 5(LL) IF 6(LL) IF 7(LL) IF 8(LL)
WB - MC 2 - 5
IF 1(RR) IF 2(RR) IF 3(RR) IF 4(RR) IF 5(RR) IF 6(RR) IF 7(RR) IF 8(RR)
0 2000 2000 2000 2000 2000 2000 2000 200
Channels
Lower frame: Milli Ampl Jy Top frame: Phas deg
Vector averaged cross-power spectrum Several baselines displayed
Timerange: 00/23:18:34 to 00/23:20:30

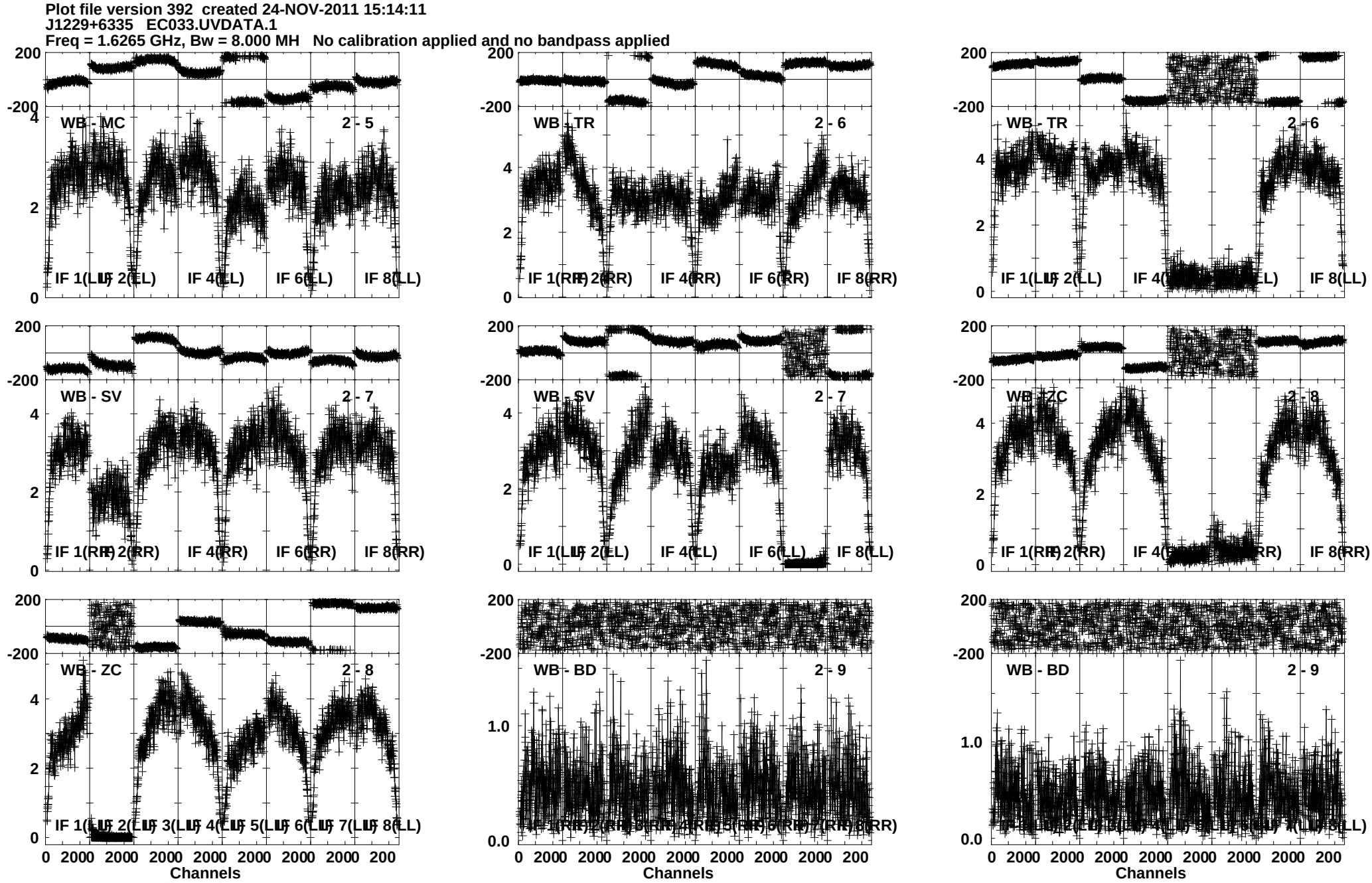
Plot file version 392 created 24-NOV-2011 15:14:11
J1229+6335 EC033.UVDATA.1
Freq = 1.6265 GHz, Bw = 8.000 MH No calibration applied and no bandpass applied
WB - MC 2 - 5
WB - TR 2 - 6
WB - TR 2 - 6
WB - SV 2 - 7
WB - SV 2 - 7
WB - ZC 2 - 8
WB - ZC 2 - 8
WB - BD 2 - 9
WB - BD 2 - 9
Channels
Channels
Channels
Lower frame: Milli Ampl Jy Top frame: Phas deg
Vector averaged cross-power spectrum Several baselines displayed
Timerange: 00/23:18:34 to 00/23:20:30

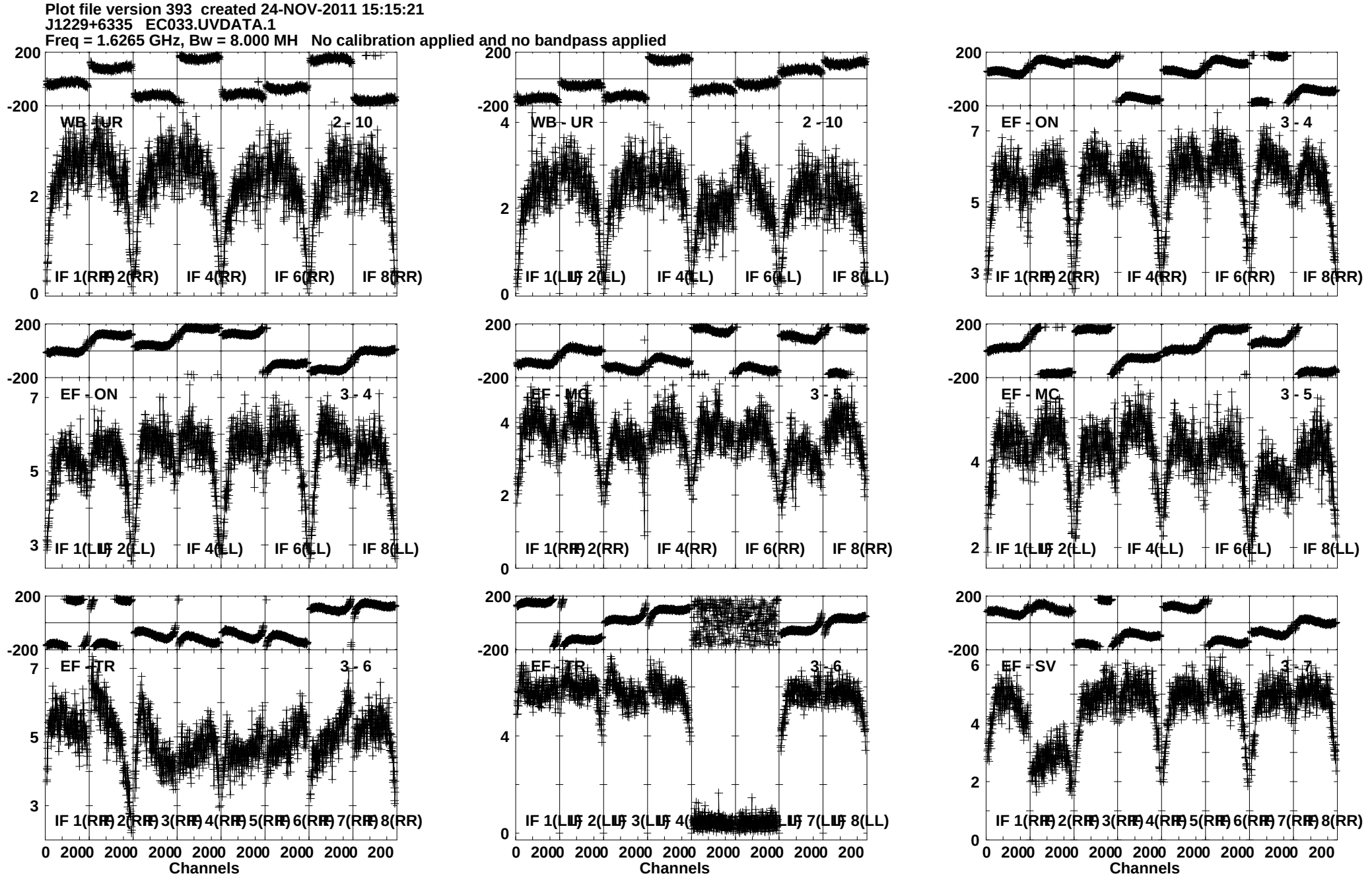
Plot file version 393 created 24-NOV-2011 15:15:21
J1229+6335 EC033.UVDATA.1
Freq = 1.6265 GHz, Bw = 8.000 MH No calibration applied and no bandpass applied
WB - UR 2 - 10
WB - UR 2 - 10
EF - ON 3 - 4
EF - ON 3 - 4
EF - MC 3 - 5
EF - MC 3 - 5
EF - TR 3 - 6
EF - TR 3 - 6
EF - SV 3 - 7
IF 1(RR) 2(RR) IF 4(RR) IF 6(RR) IF 8(RR)
IF 1(LL) 2(LL) IF 4(LL) IF 6(LL) IF 8(LL)
IF 1(RR) 2(RR) 3(RR) 4(RR) 5(RR) 6(RR) 7(RR) 8(RR)
IF 1(LL) 2(LL) 3(LL) 4(LL) 5(LL) 6(LL) 7(LL) 8(LL)
Channels
Lower frame: Milli Ampl Jy Top frame: Phas deg
Vector averaged cross-power spectrum Several baselines displayed
Timerange: 00/23:18:34 to 00/23:20:30

Plot file version 394 created 24-NOV-2011 15:16:18
J1229+6335 EC033.UVDATA.1
Freq = 1.6265 GHz, Bw = 8.000 MH No calibration applied and no bandpass applied

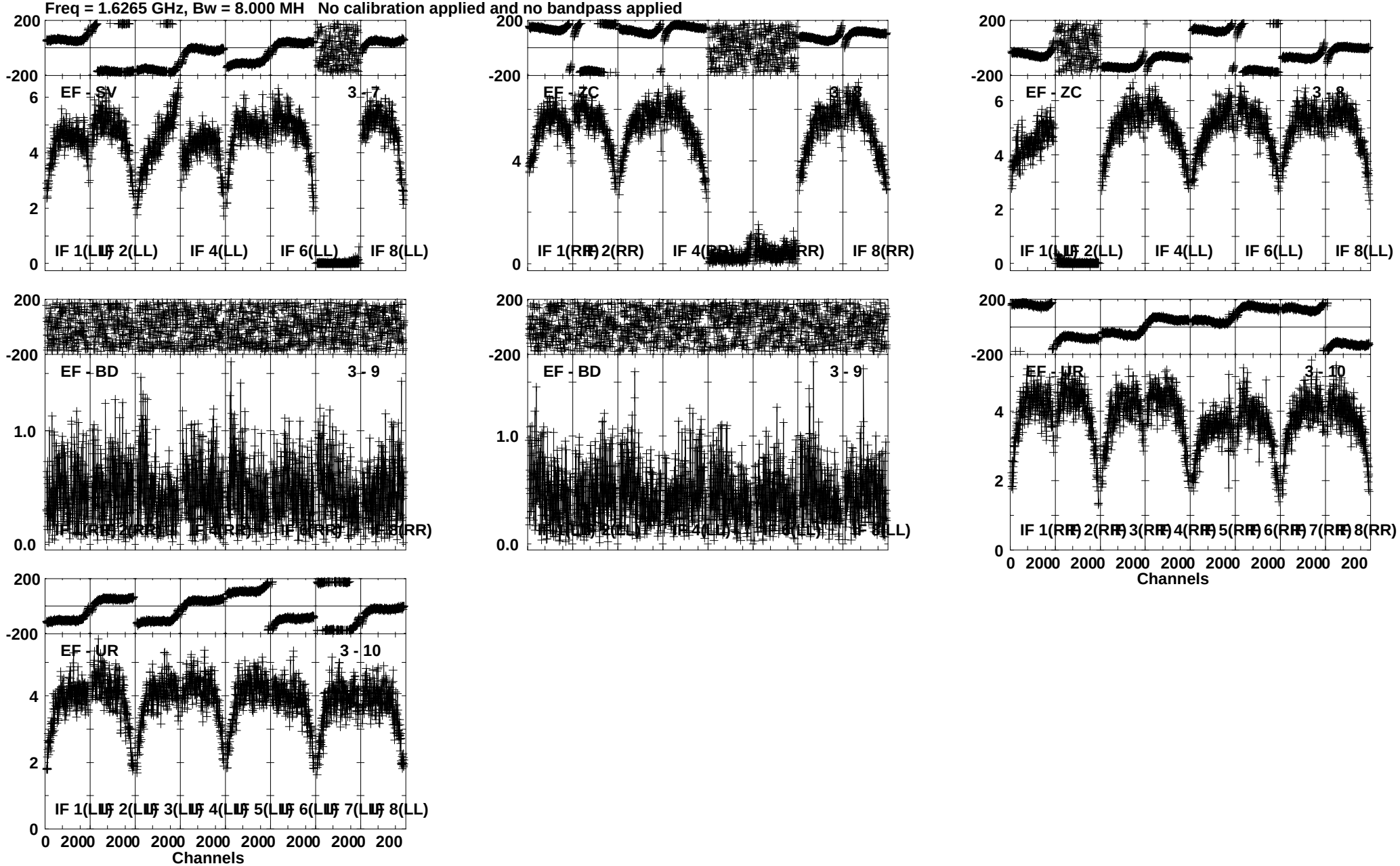

Lower frame: Milli Ampl Jy Top frame: Phas deg
Vector averaged cross-power spectrum Several baselines displayed
Timerange: 00/23:18:34 to 00/23:20:30

Plot file version 395 created 24-NOV-2011 15:18:07
HDF259 EC033.UVDATA.1
Freq = 1.6265 GHz, Bw = 8.000 MH No calibration applied and no bandpass applied

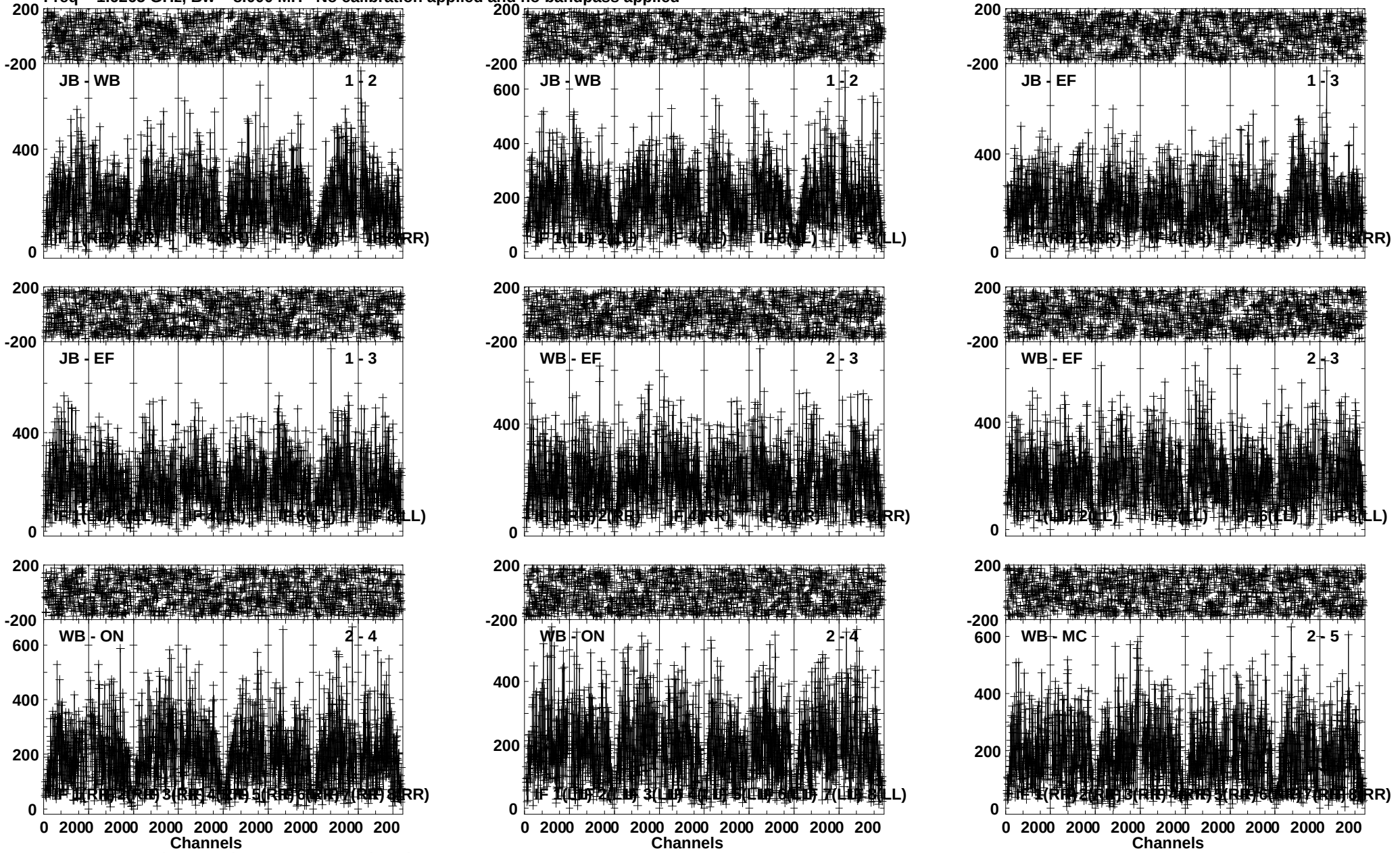

Lower frame: Micro Ampl Jy Top frame: Phas deg
Vector averaged cross-power spectrum Several baselines displayed
Timerange: 00/23:20:34 to 00/23:28:30

Plot file version 396 created 24-NOV-2011 15:22:00
HDF259 EC033.UVDATA.1
Freq = 1.6265 GHz, Bw = 8.000 MH No calibration applied and no bandpass applied

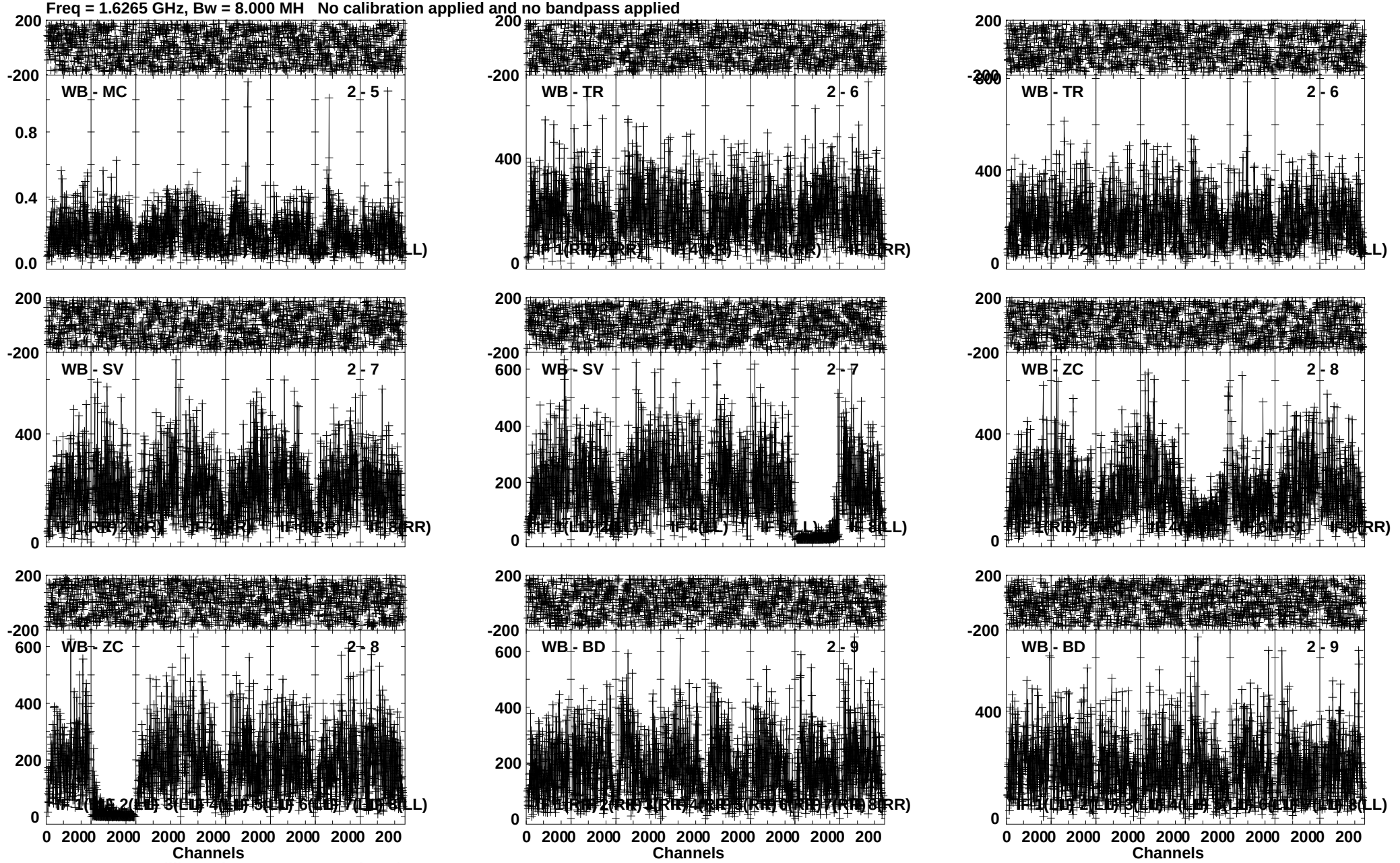

Lower frame: Milli Ampl Jy Top frame: Phas deg
Vector averaged cross-power spectrum Several baselines displayed
Timerange: 00/23:20:34 to 00/23:28:30

Plot file version 397 created 24-NOV-2011 15:26:52
HDF259 EC033.UVDATA.1
Freq = 1.6265 GHz, Bw = 8.000 MH No calibration applied and no bandpass applied

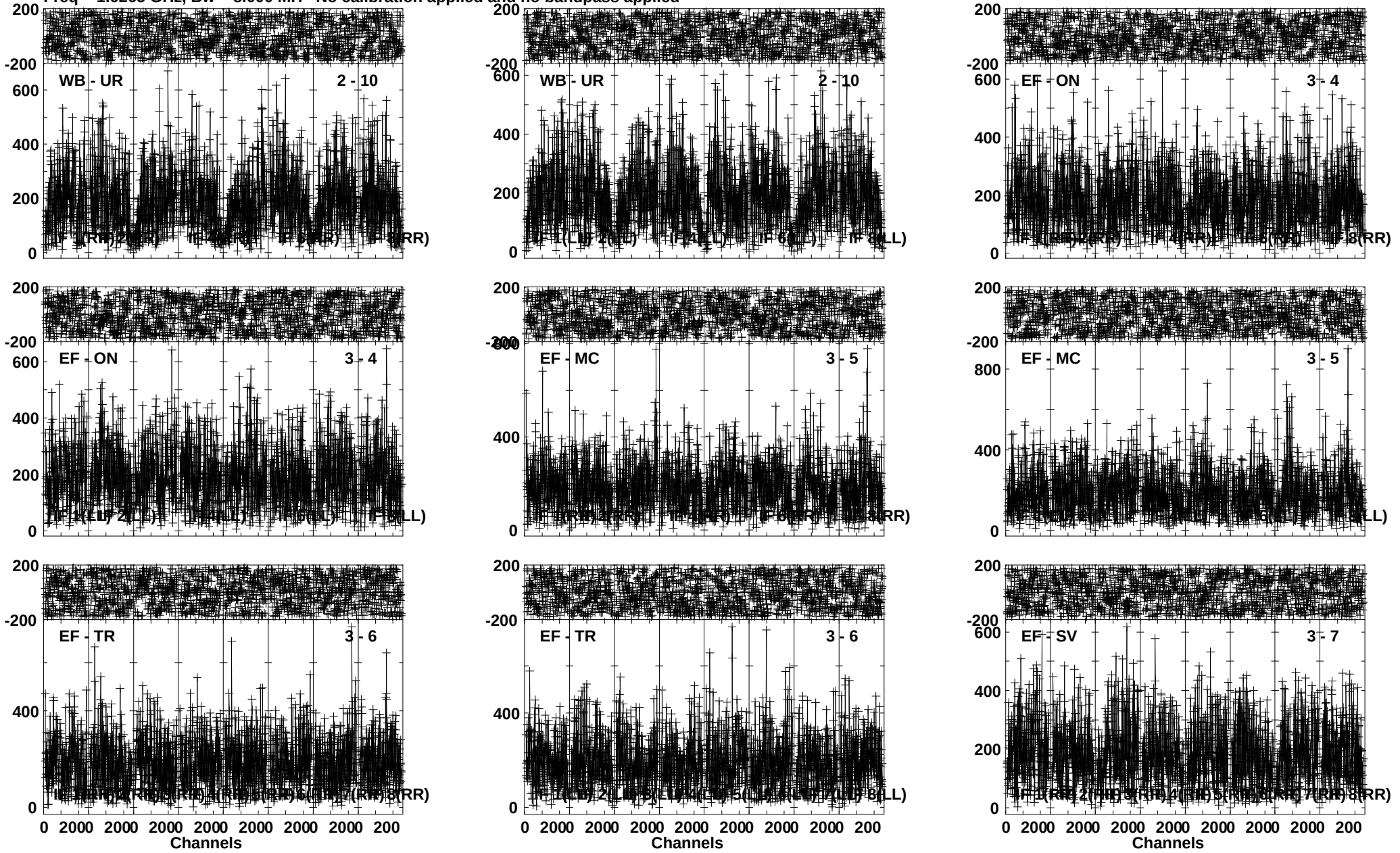

Lower frame: Micro Ampl Jy Top frame: Phas deg
Vector averaged cross-power spectrum Several baselines displayed
Timerange: 00/23:20:34 to 00/23:28:30

Plot file version 398 created 24-NOV-2011 15:30:45
HDF259 EC033.UVDATA.1
Freq = 1.6265 GHz, Bw = 8.000 MH No calibration applied and no bandpass applied

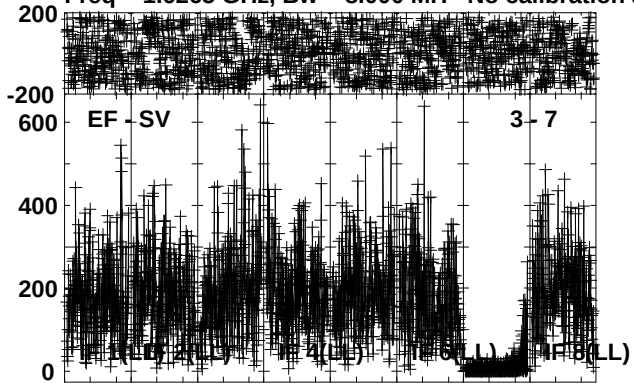

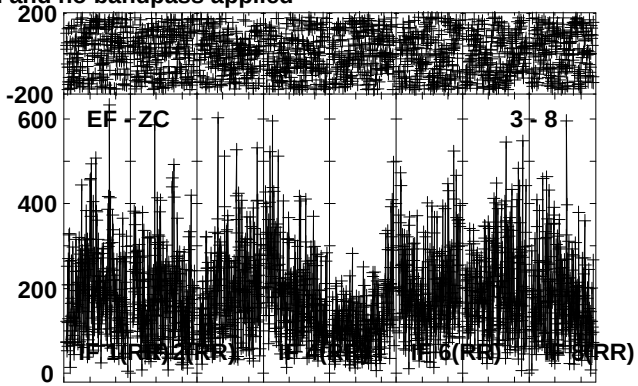

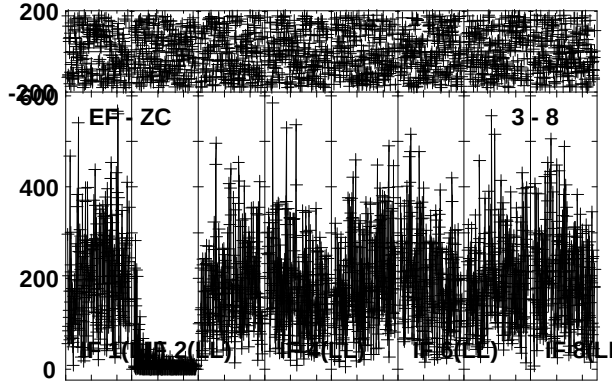

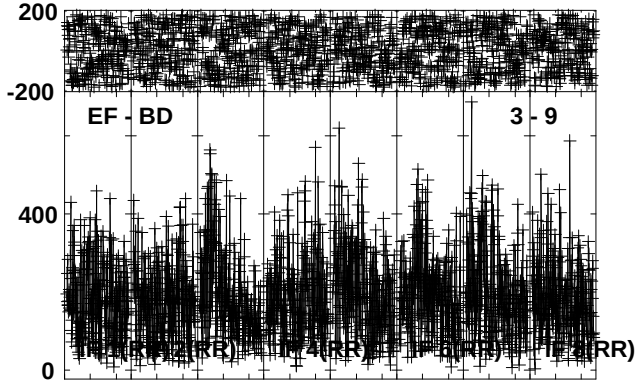

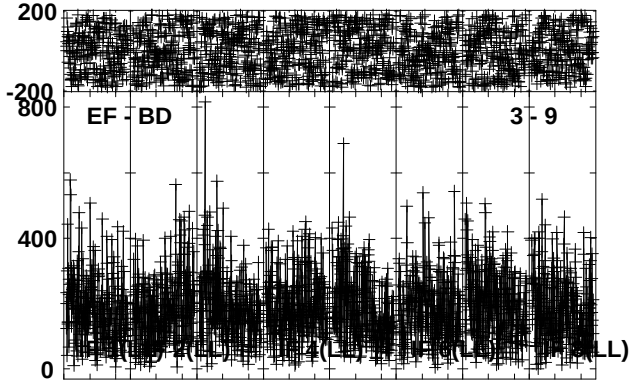

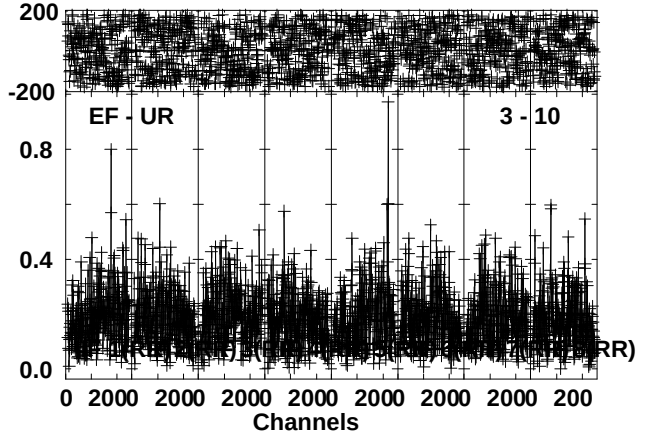

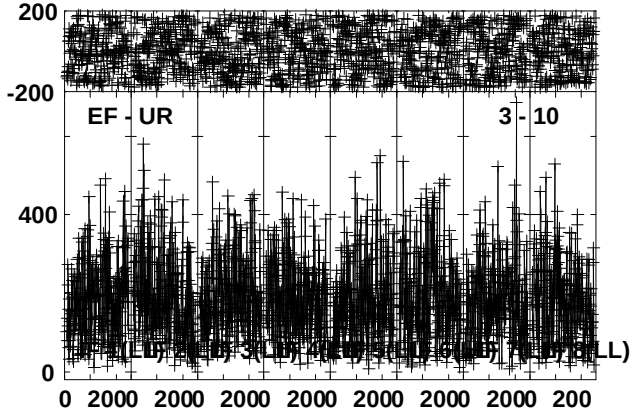

Lower frame: Micro Ampl Jy Top frame: Phas deg
Vector averaged cross-power spectrum Several baselines displayed
Timerange: 00/23:20:34 to 00/23:28:30

Plot file version 399 created 24-NOV-2011 15:33:49
J1229+6335 EC033.UVDATA.1
Freq = 1.6265 GHz, Bw = 8.000 MH No calibration applied and no bandpass applied

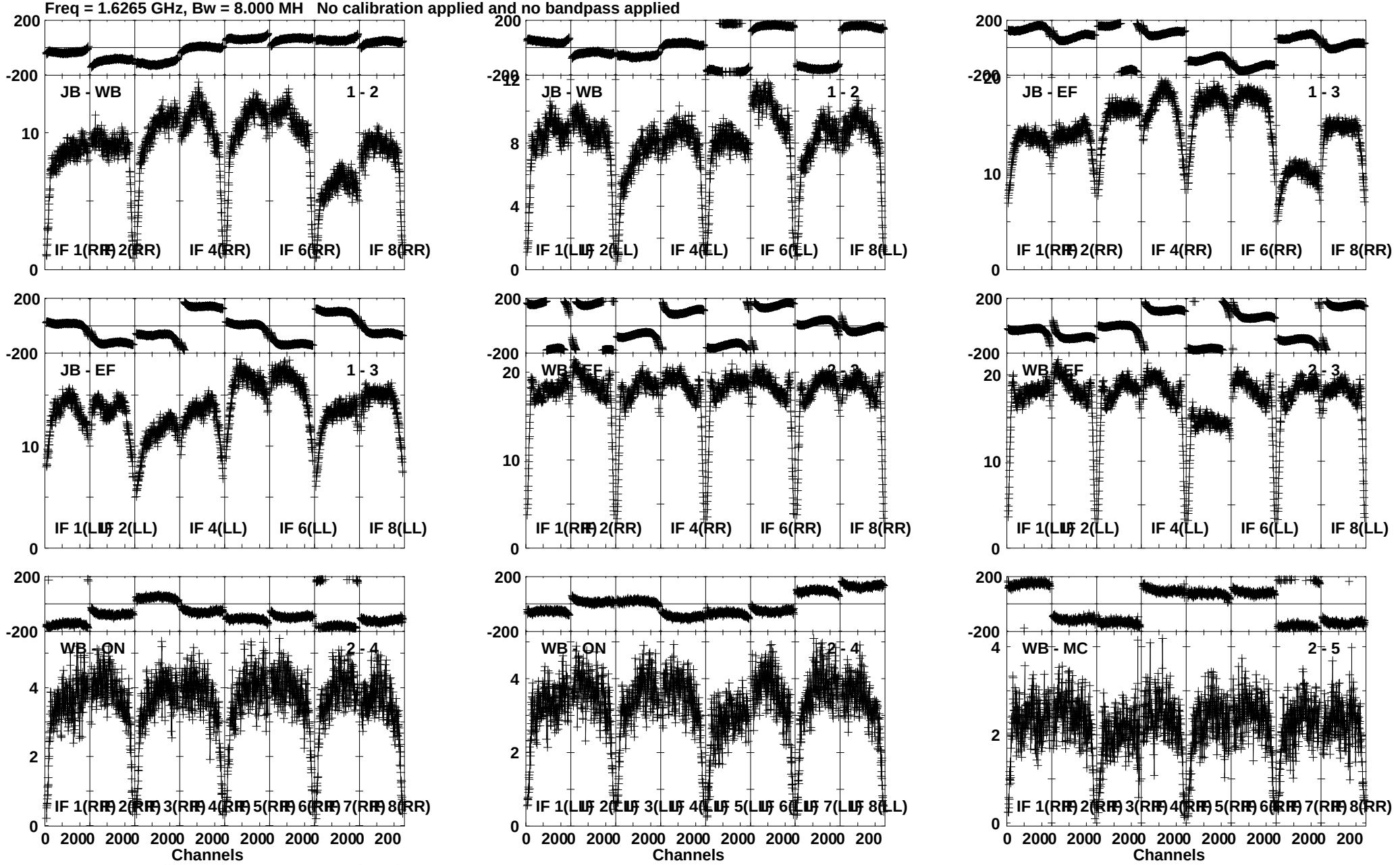

Lower frame: Milli Ampl Jy Top frame: Phas deg
Vector averaged cross-power spectrum Several baselines displayed
Timerange: 00/23:28:34 to 00/23:30:00

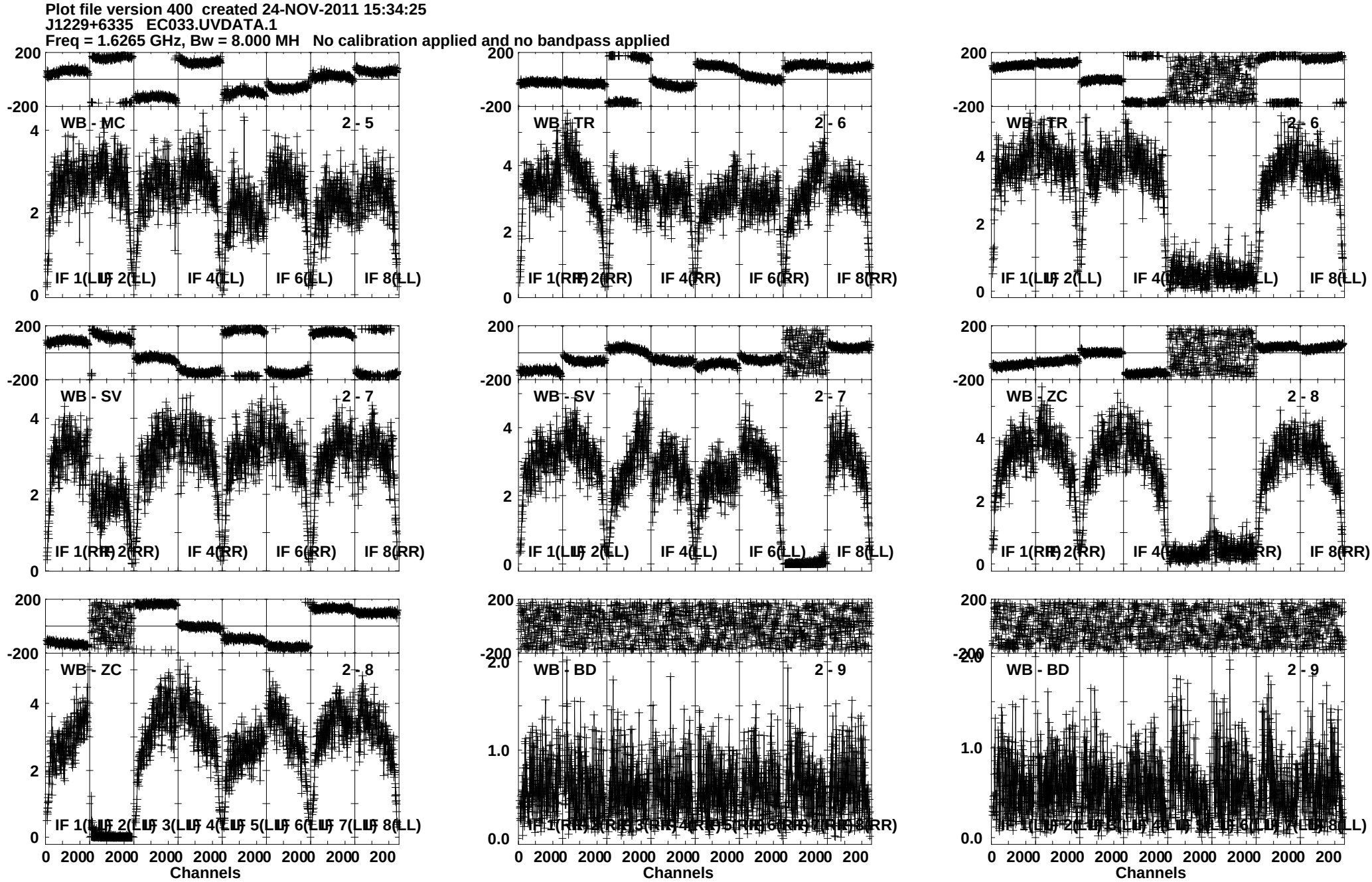
Plot file version 400 created 24-NOV-2011 15:34:25
J1229+6335 EC033.UVDATA.1
Freq = 1.6265 GHz, Bw = 8.000 MH No calibration applied and no bandpass applied
WB - MC 2 - 5
WB - TR 2 - 6
WB - TR 2 - 6
WB - SV 2 - 7
WB - SV 2 - 7
WB - ZC 2 - 8
WB - ZC 2 - 8
WB - BD 2 - 9
WB - BD 2 - 9
IF 1(LL) IF 2(LL) IF 4(LL) IF 6(LL) IF 8(LL)
IF 1(RR) IF 2(RR) IF 4(RR) IF 6(RR) IF 8(RR)
IF 1(LL) IF 2(LL) IF 3(LL) IF 4(LL) IF 5(LL) IF 6(LL) IF 7(LL) IF 8(LL)
200
-200
4
2
0
2.0
1.0
0.0
0 2000 2000 2000 2000 2000 2000 2000 200
Channels
Lower frame: Milli Ampl Jy Top frame: Phas deg
Vector averaged cross-power spectrum Several baselines displayed
Timerange: 00/23:28:34 to 00/23:30:00

Plot file version 401 created 24-NOV-2011 15:35:09
J1229+6335 EC033.UVDATA.1
Freq = 1.6265 GHz, Bw = 8.000 MH No calibration applied and no bandpass applied

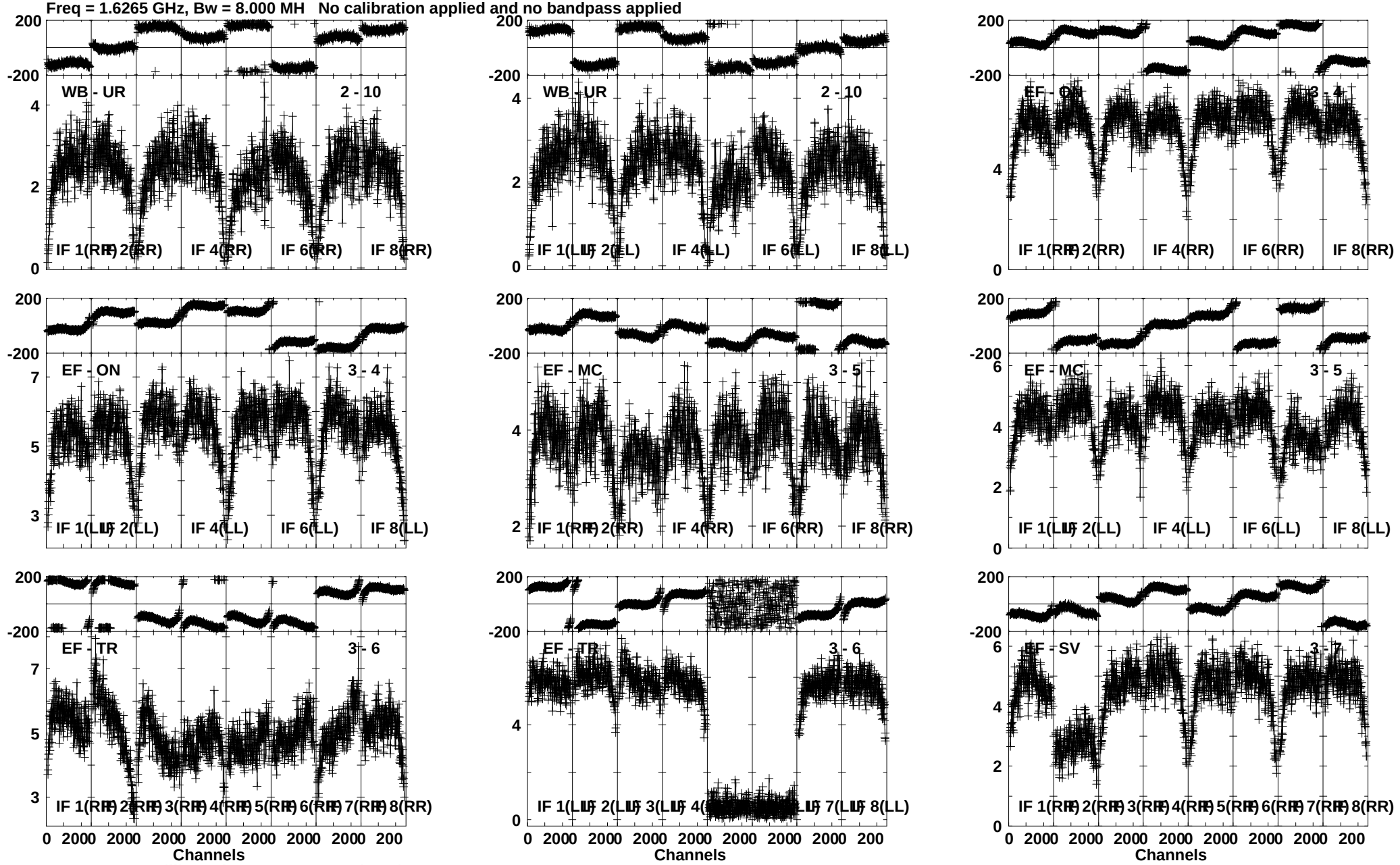

Lower frame: Milli Ampl Jy Top frame: Phas deg
Vector averaged cross-power spectrum Several baselines displayed
Timerange: 00/23:28:34 to 00/23:30:00

Plot file version 402 created 24-NOV-2011 15:35:45
J1229+6335 EC033.UVDATA.1
Freq = 1.6265 GHz, Bw = 8.000 MH No calibration applied and no bandpass applied

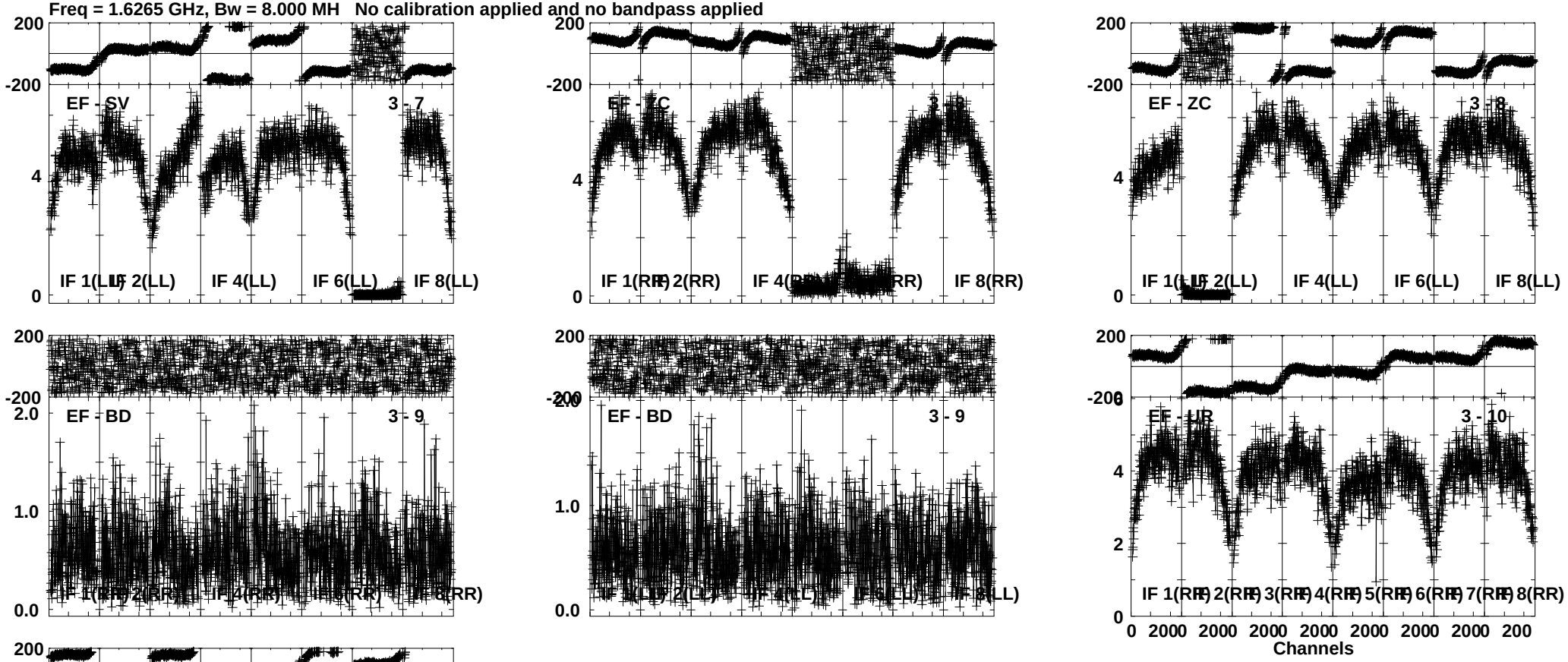

Lower frame: Milli Ampl Jy Top frame: Phas deg
Vector averaged cross-power spectrum Several baselines displayed
Timerange: 00/23:28:34 to 00/23:30:00