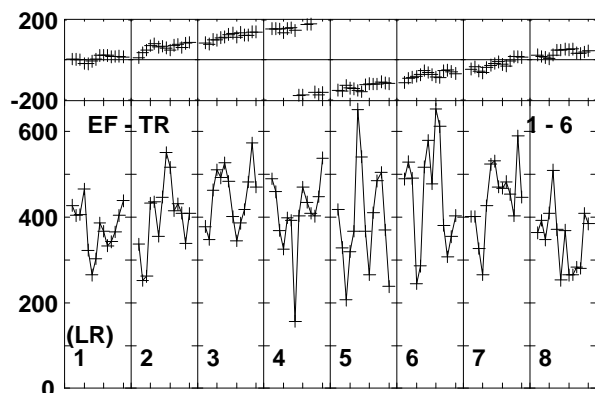
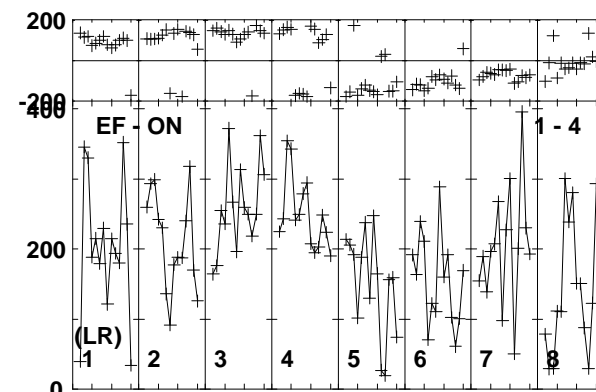
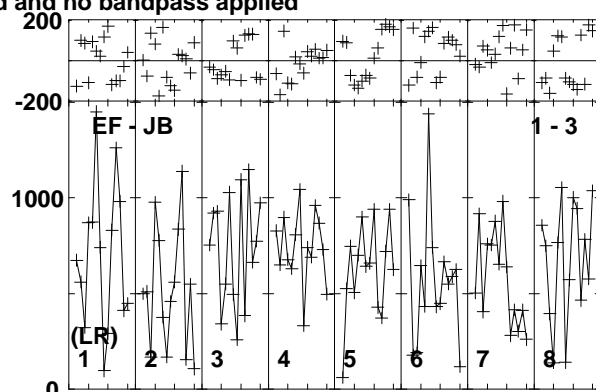
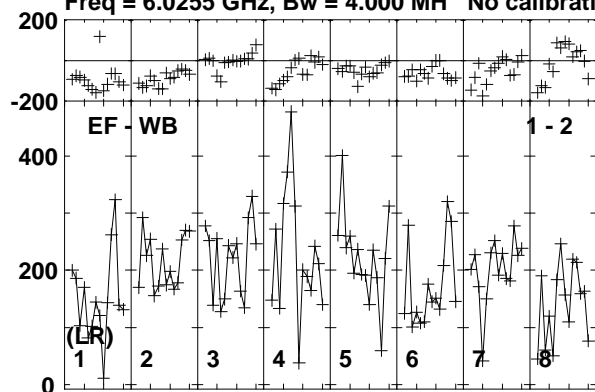


Plot file version 1 created 25-SEP-2014 17:31:02

OQ208 EC044 1.UVDATA.1

Freq = 6.0255 GHz, Bw = 4.000 MH No calibration applied and no bandpass applied

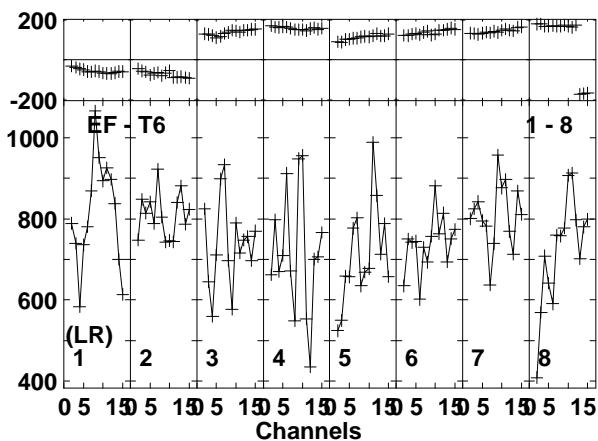
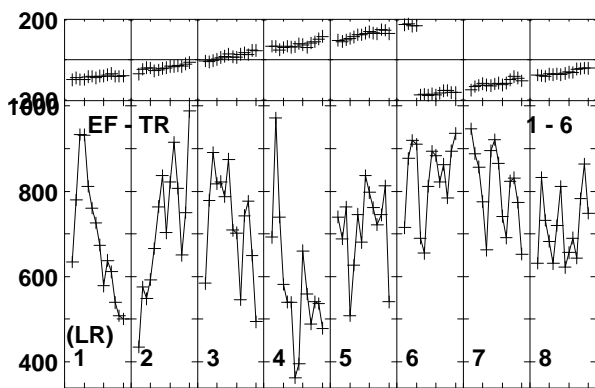
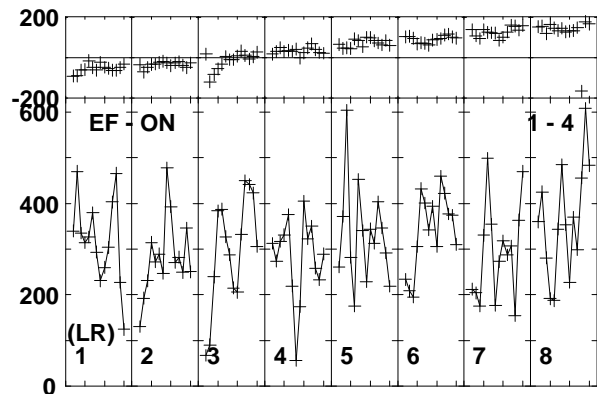
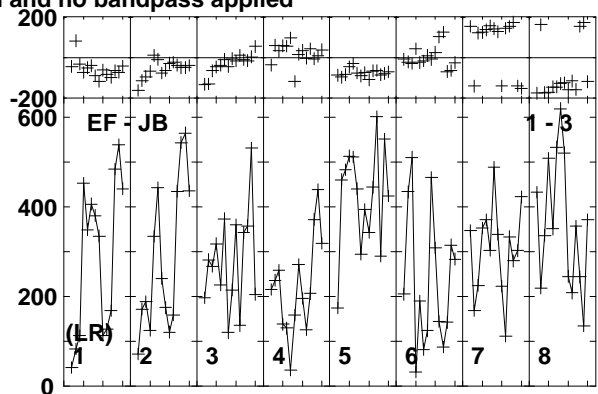
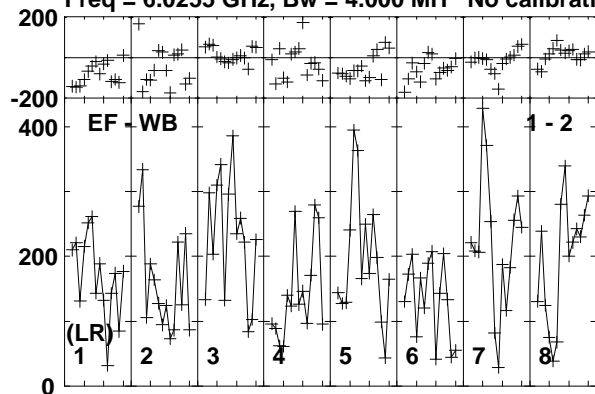


Lower frame: Micro Ampl Jy Top frame: Phas deg  
Vector averaged cross-power spectrum Baseline: EF (01) - WB (02)  
Timerange: 00/19:20:01 to 00/19:24:00

Plot file version 2 created 25-SEP-2014 17:31:02

J1925+2106 EC044 1.UVDATA.1

Freq = 6.0255 GHz, Bw = 4.000 MH No calibration applied and no bandpass applied

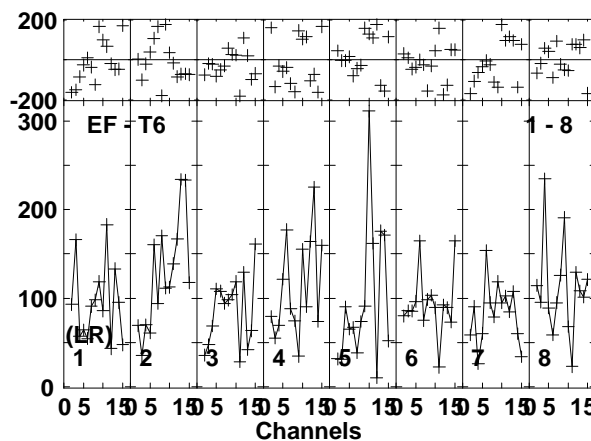
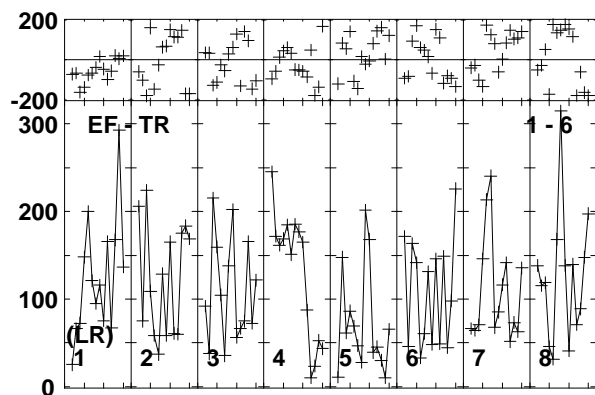
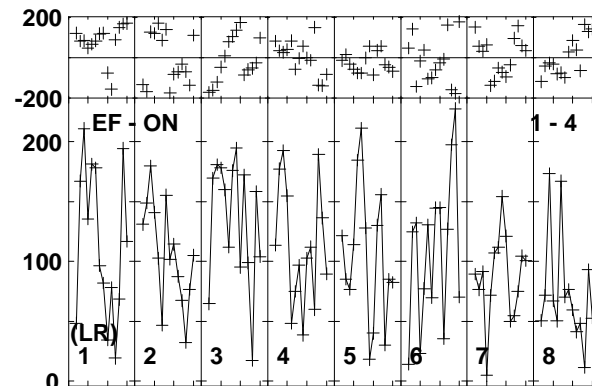
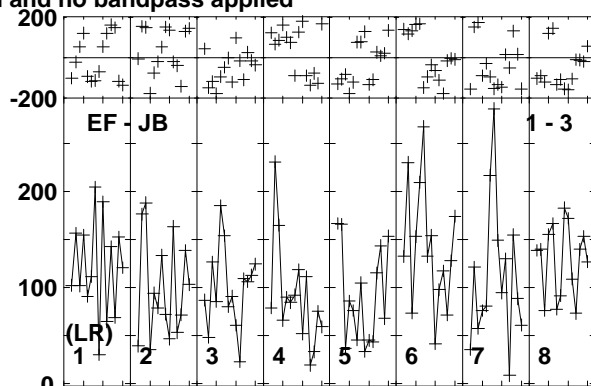
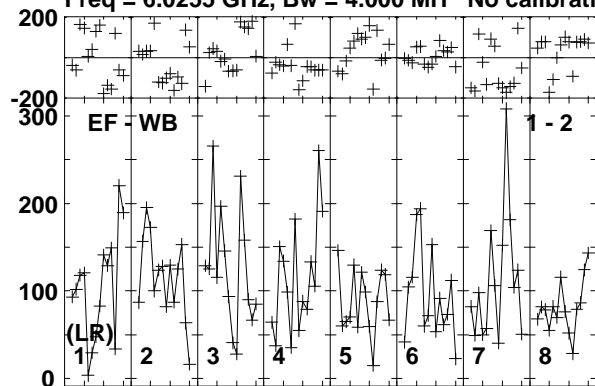


Lower frame: Micro Ampl Jy Top frame: Phas deg  
Vector averaged cross-power spectrum Baseline: EF (01) - WB (02)  
Timerange: 00:19:28:47 to 00:19:30:47

Plot file version 3 created 25-SEP-2014 17:31:02

K3-35 EC044 1.UVDATA.1

Freq = 6.0255 GHz, Bw = 4.000 MH No calibration applied and no bandpass applied

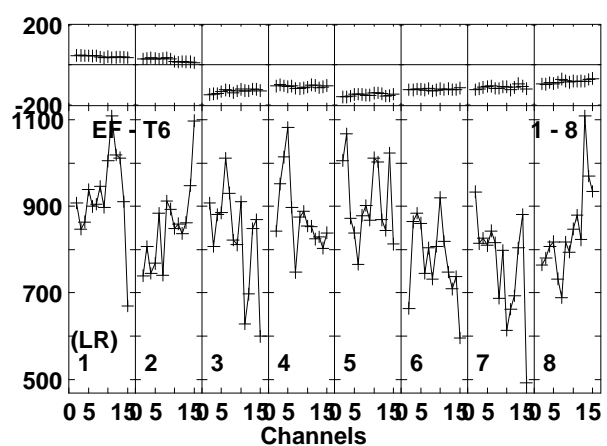
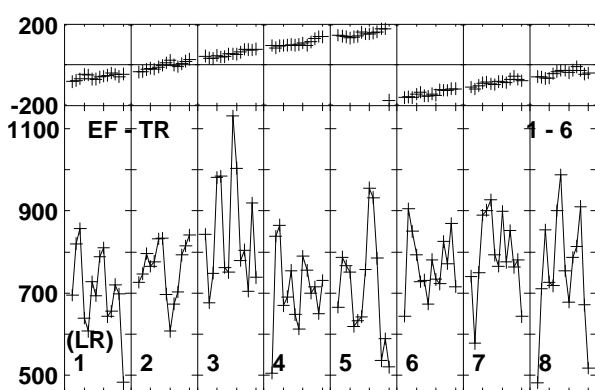
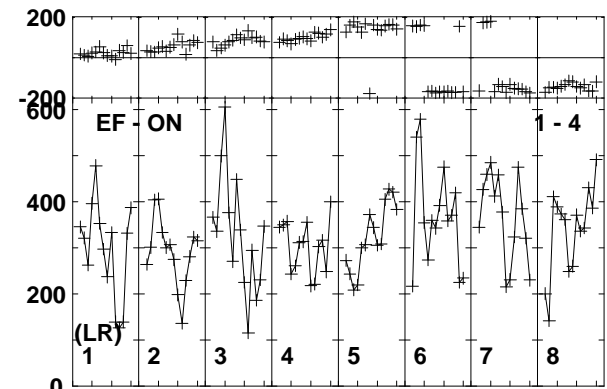
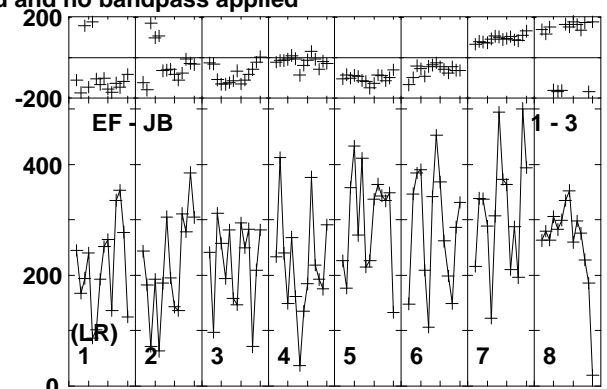
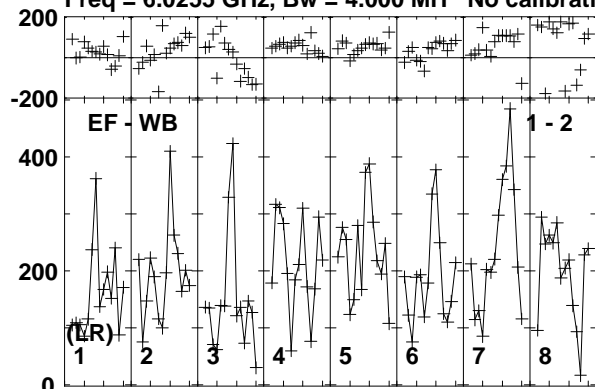


Lower frame: Micro Ampl Jy Top frame: Phas deg  
Vector averaged cross-power spectrum Baseline: EF (01) - WB (02)  
Timerange: 00:19:30:51 to 00:19:34:17

Plot file version 4 created 25-SEP-2014 17:31:02

J1925+2106 EC044 1.UVDATA.1

Freq = 6.0255 GHz, Bw = 4.000 MH No calibration applied and no bandpass applied

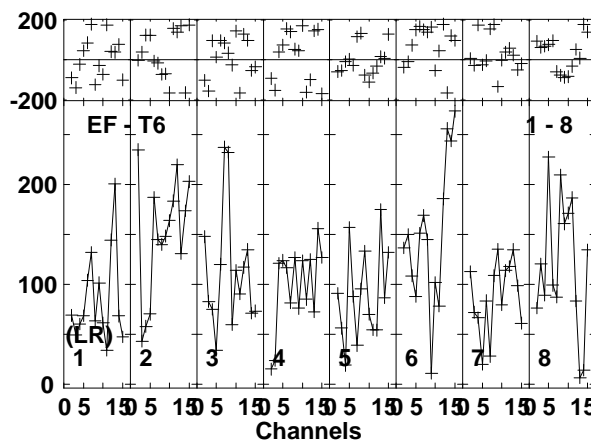
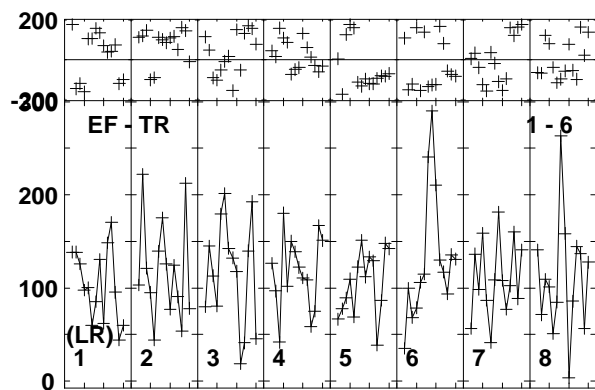
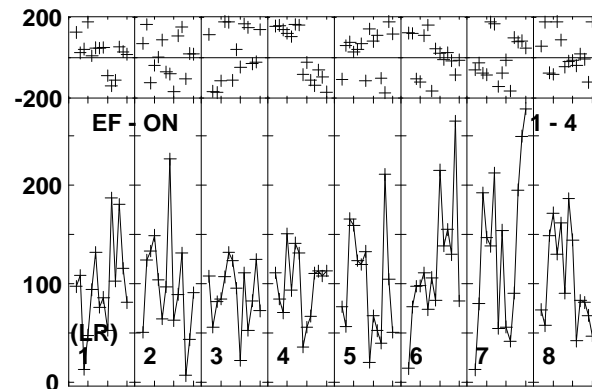
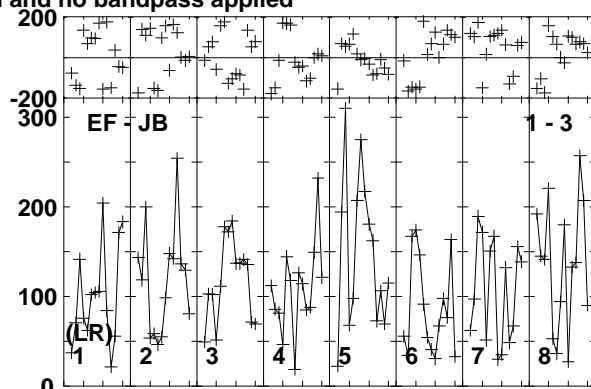
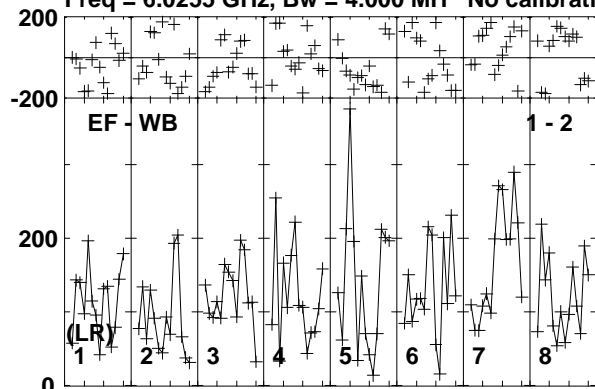


Lower frame: Micro Ampl Jy Top frame: Phas deg  
Vector averaged cross-power spectrum Baseline: EF (01) - WB (02)  
Timerange: 00:19:34:47 to 00:19:36:47

Plot file version 5 created 25-SEP-2014 17:31:02

K3-35 EC044 1.UVDATA.1

Freq = 6.0255 GHz, Bw = 4.000 MH No calibration applied and no bandpass applied

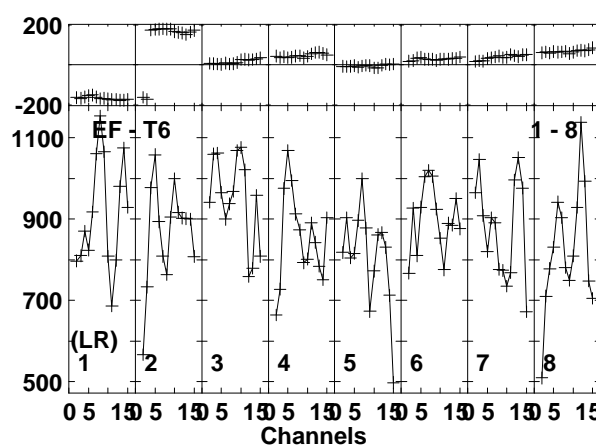
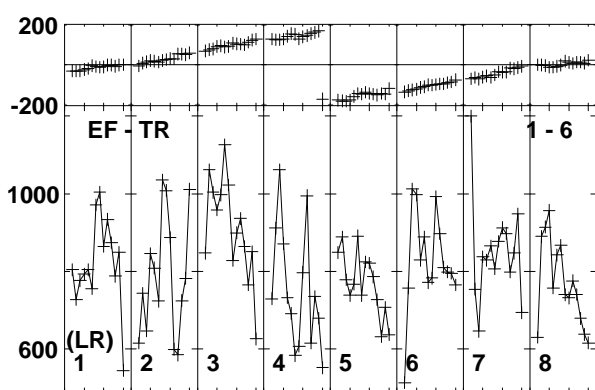
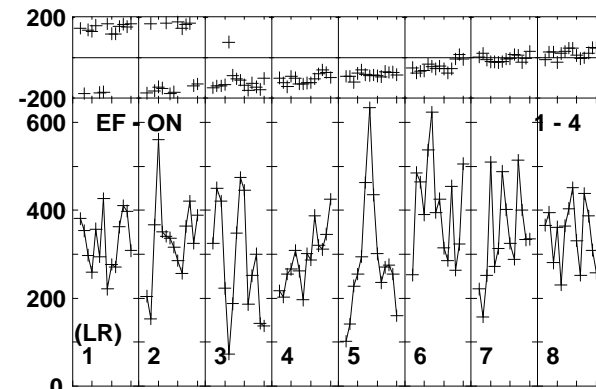
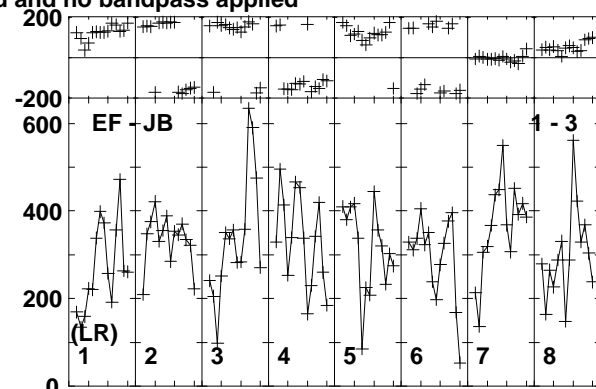
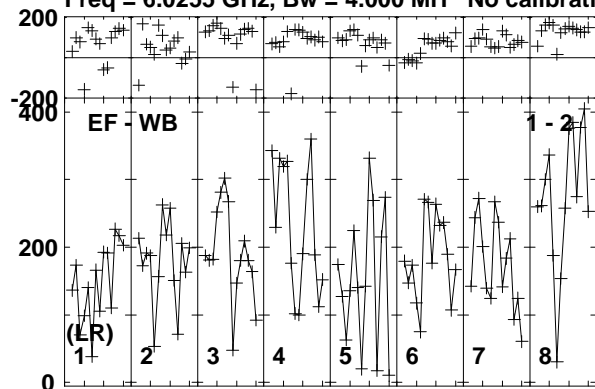


Lower frame: Micro Ampl Jy Top frame: Phas deg  
Vector averaged cross-power spectrum Baseline: EF (01) - WB (02)  
Timerange: 00/19:36:50 to 00/19:40:17

Plot file version 6 created 25-SEP-2014 17:31:02

J1925+2106 EC044 1.UVDATA.1

Freq = 6.0255 GHz, Bw = 4.000 MH No calibration applied and no bandpass applied

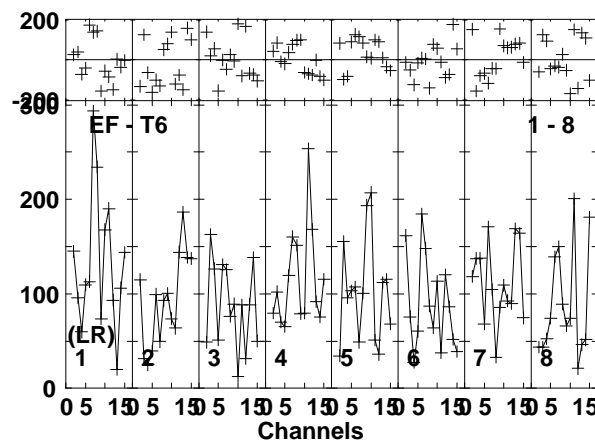
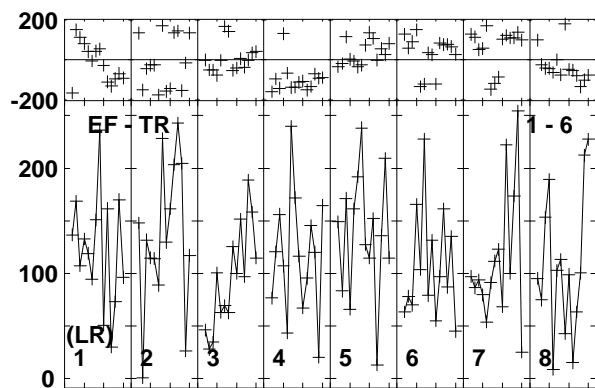
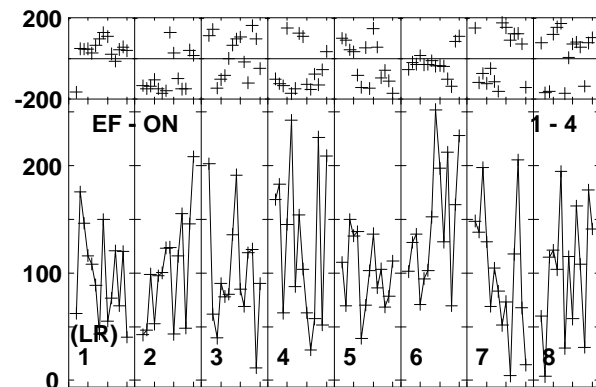
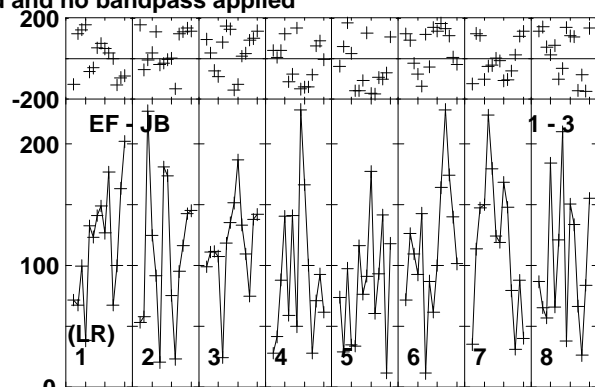
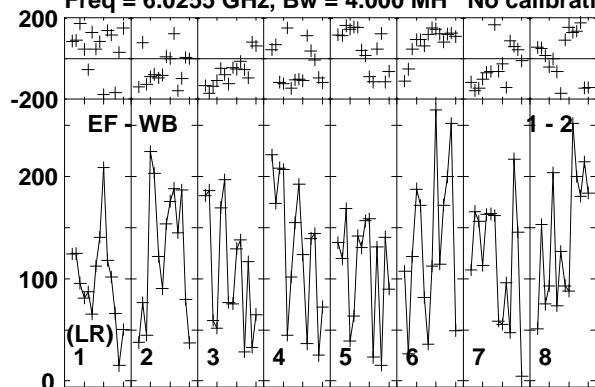


Lower frame: Micro Ampl Jy Top frame: Phas deg  
Vector averaged cross-power spectrum Baseline: EF (01) - WB (02)  
Timerange: 00:19:40:47 to 00:19:42:47

Plot file version 7 created 25-SEP-2014 17:31:03

K3-35 EC044 1.UVDATA.1

Freq = 6.0255 GHz, Bw = 4.000 MH No calibration applied and no bandpass applied

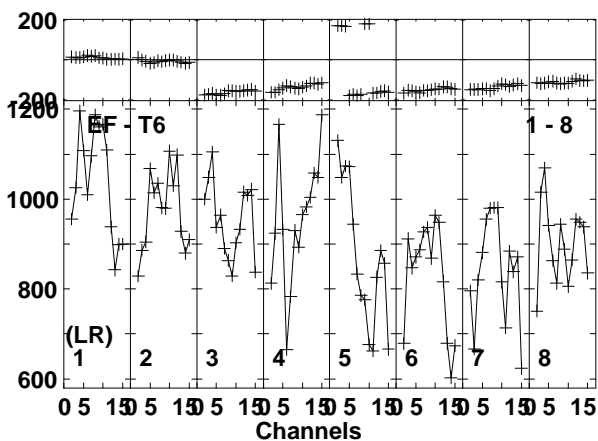
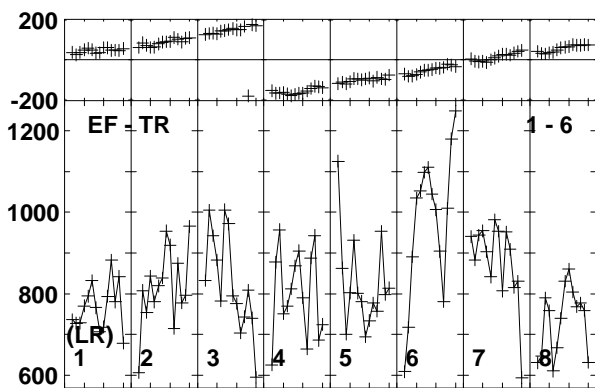
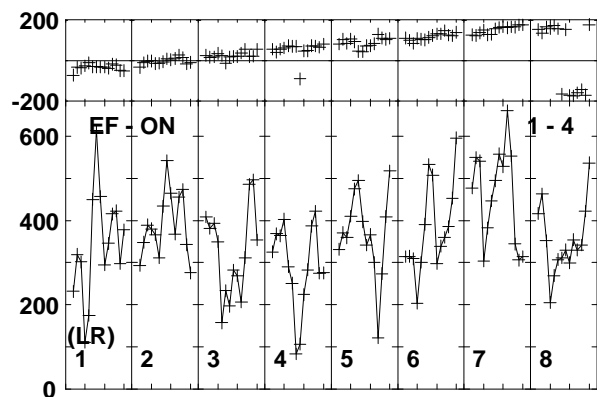
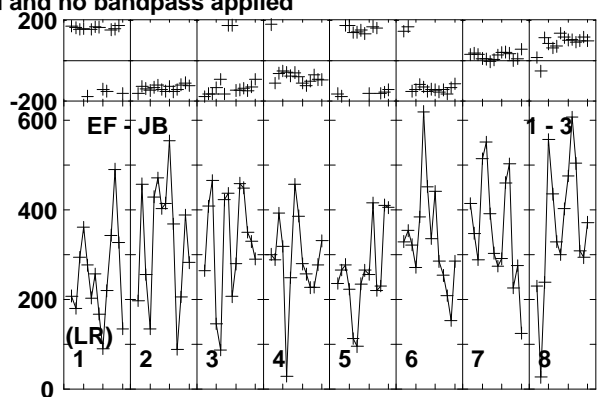
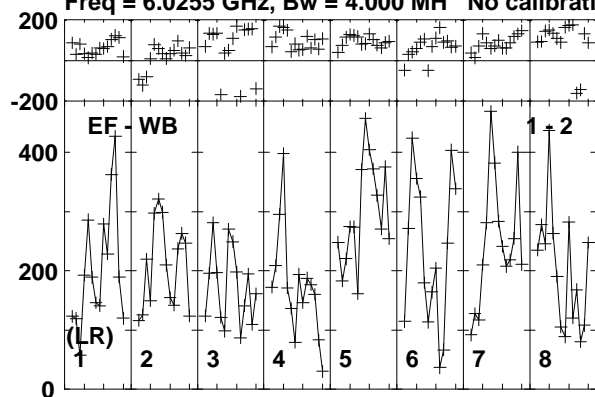


Lower frame: Micro Ampl Jy Top frame: Phas deg  
Vector averaged cross-power spectrum Baseline: EF (01) - WB (02)  
Timerange: 00:19:42:51 to 00:19:46:17

Plot file version 8 created 25-SEP-2014 17:31:03

J1925+2106 EC044 1.UVDATA.1

Freq = 6.0255 GHz, Bw = 4.000 MH No calibration applied and no bandpass applied



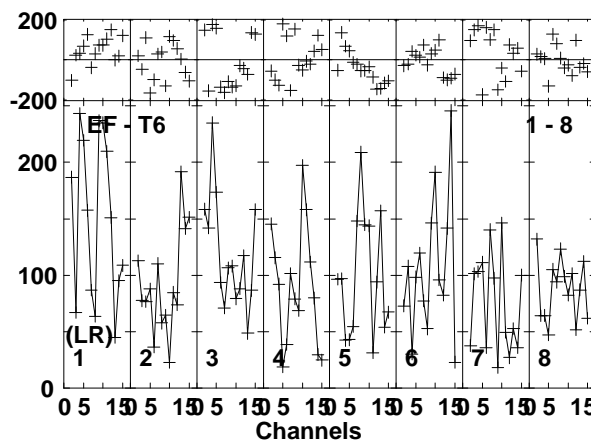
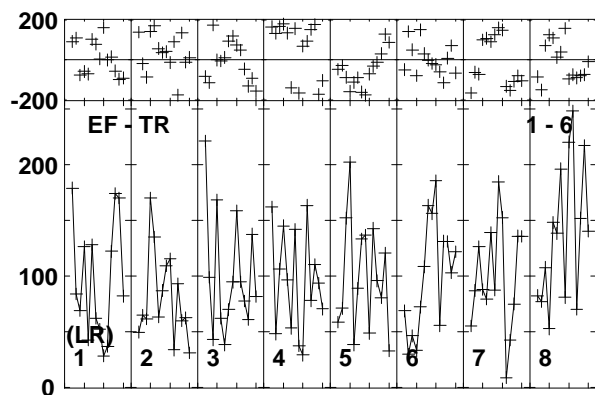
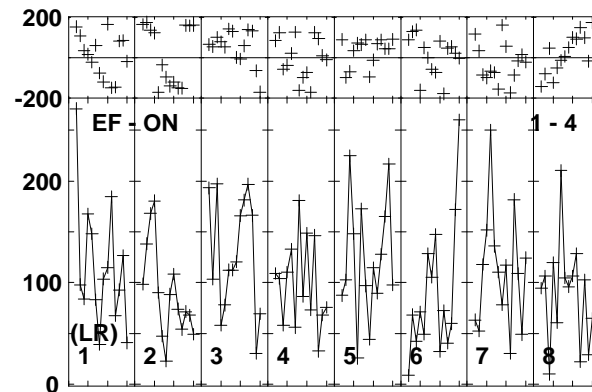
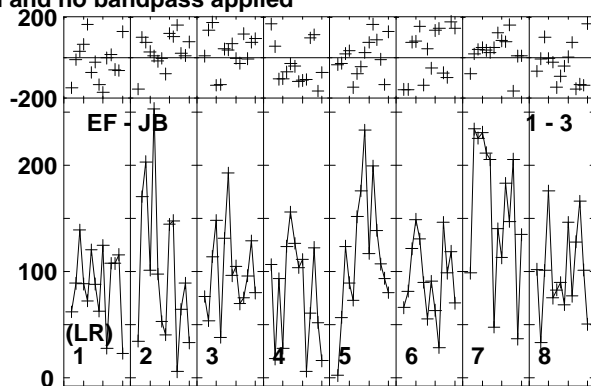
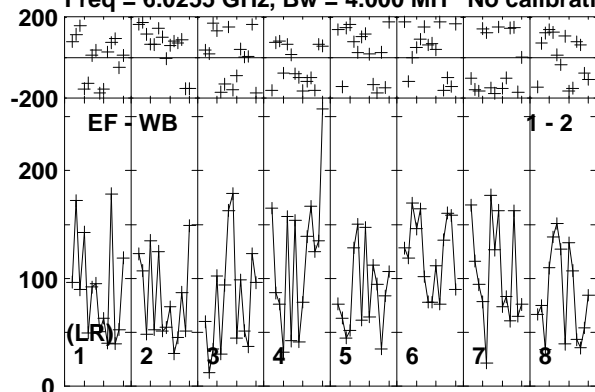
Lower frame: Micro Ampl Jy Top frame: Phas deg  
Vector averaged cross-power spectrum Baseline: EF (01) - WB (02)  
Timerange: 00:19:46:47 to 00:19:48:47



Plot file version 9 created 25-SEP-2014 17:31:03

K3-35 EC044 1.UVDATA.1

Freq = 6.0255 GHz, Bw = 4.000 MH No calibration applied and no bandpass applied

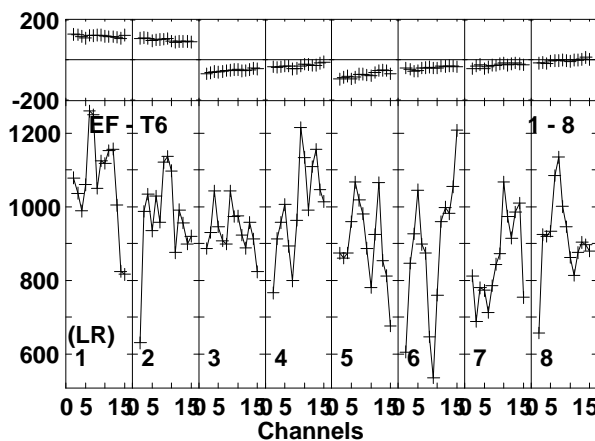
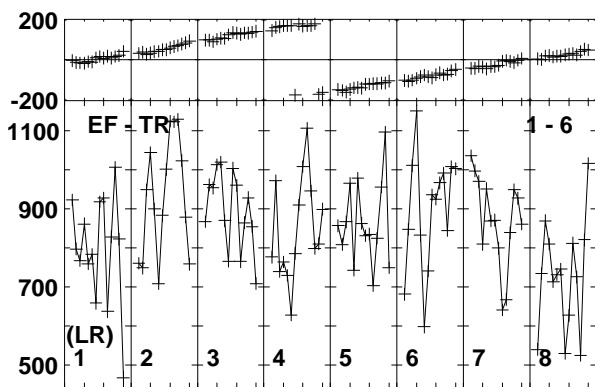
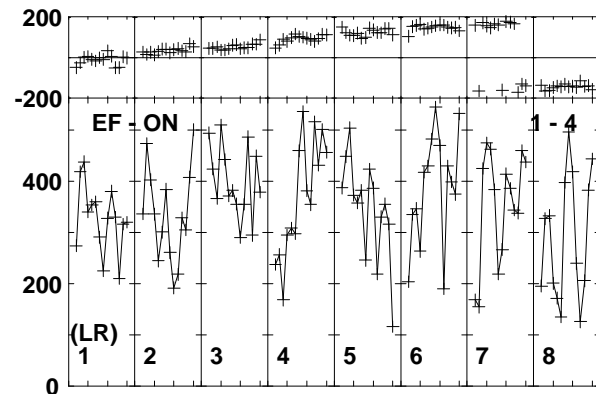
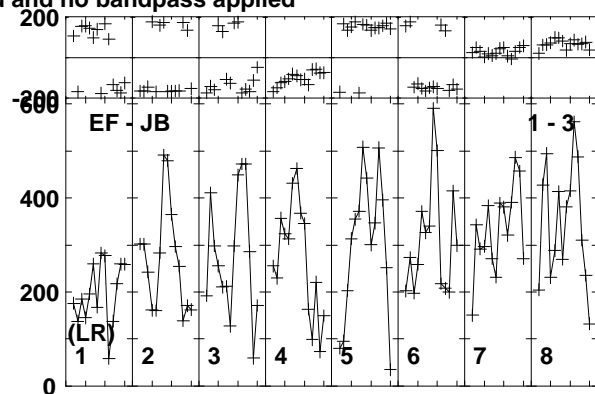
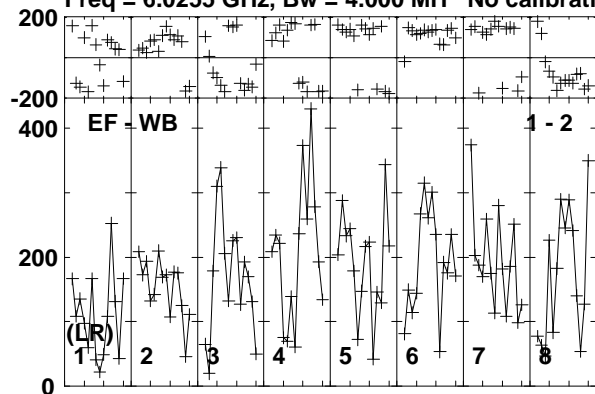


Lower frame: Micro Ampl Jy Top frame: Phas deg  
Vector averaged cross-power spectrum Baseline: EF (01) - WB (02)  
Timerange: 00/19:48:51 to 00/19:52:17

Plot file version 10 created 25-SEP-2014 17:31:03

J1925+2106 EC044 1.UVDATA.1

Freq = 6.0255 GHz, Bw = 4.000 MH No calibration applied and no bandpass applied

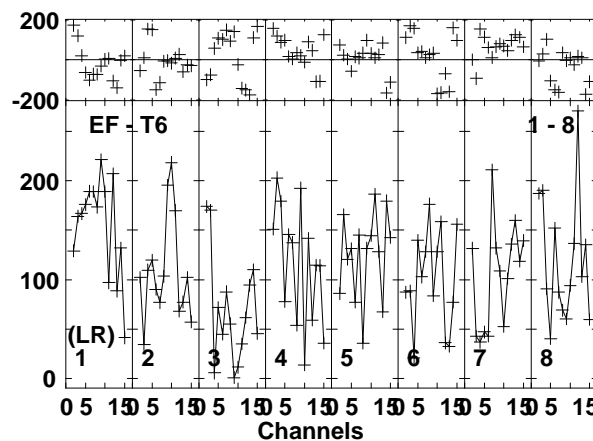
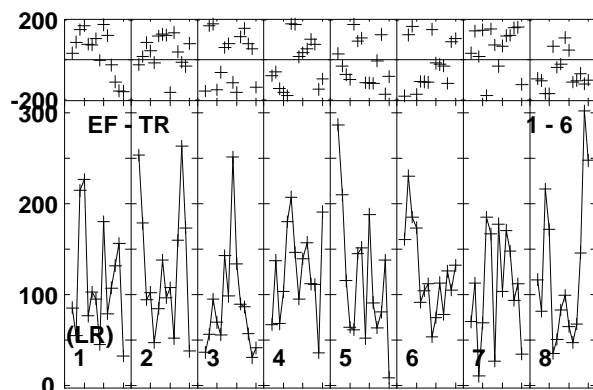
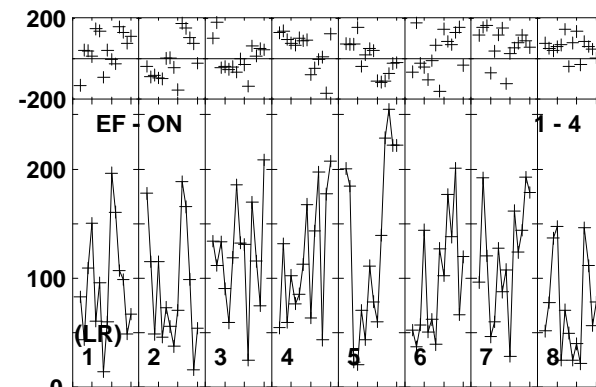
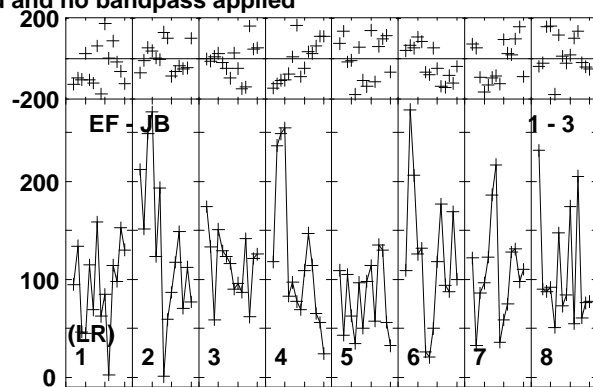
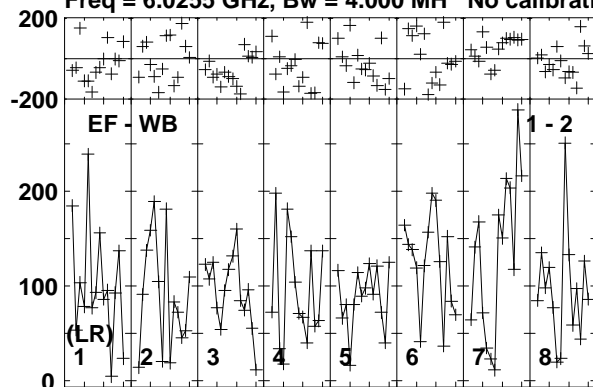


Lower frame: Micro Ampl Jy Top frame: Phas deg  
Vector averaged cross-power spectrum Baseline: EF (01) - WB (02)  
Timerange: 00:19:52:47 to 00:19:54:47

Plot file version 11 created 25-SEP-2014 17:31:03

K3-35 EC044 1.UVDATA.1

Freq = 6.0255 GHz, Bw = 4.000 MH No calibration applied and no bandpass applied

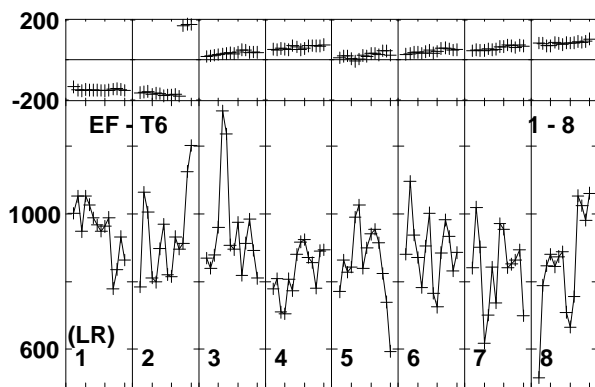
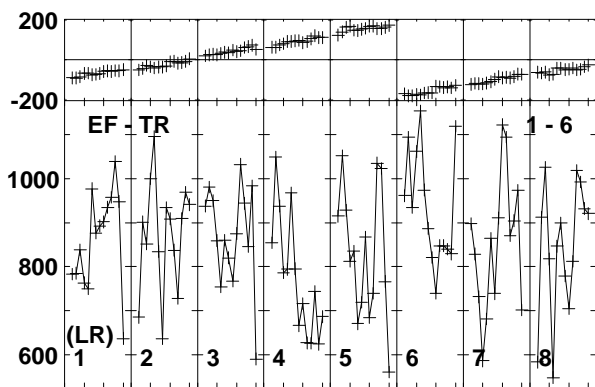
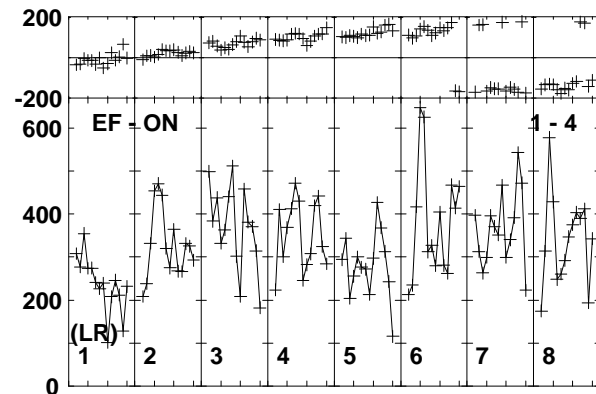
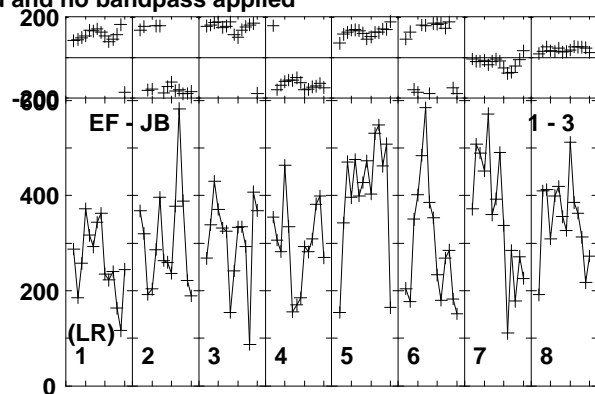
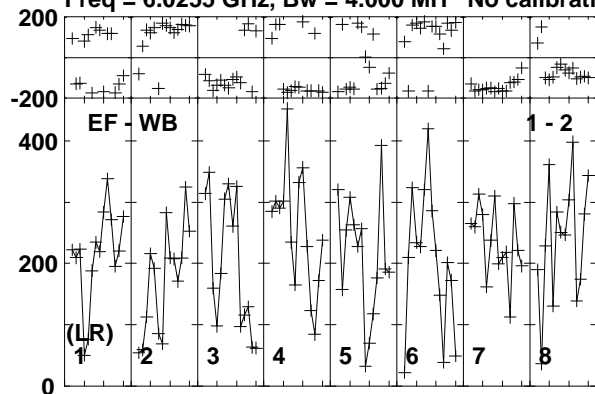


Lower frame: Micro Ampl Jy Top frame: Phas deg  
Vector averaged cross-power spectrum Baseline: EF (01) - WB (02)  
Timerange: 00:19:54:51 to 00:19:58:17

Plot file version 12 created 25-SEP-2014 17:31:03

J1925+2106 EC044 1.UVDATA.1

Freq = 6.0255 GHz, Bw = 4.000 MH No calibration applied and no bandpass applied



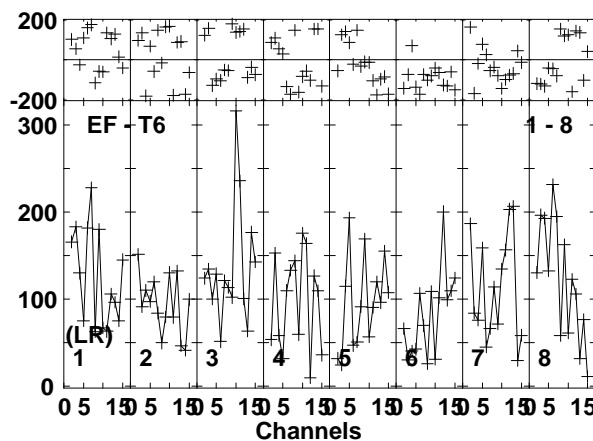
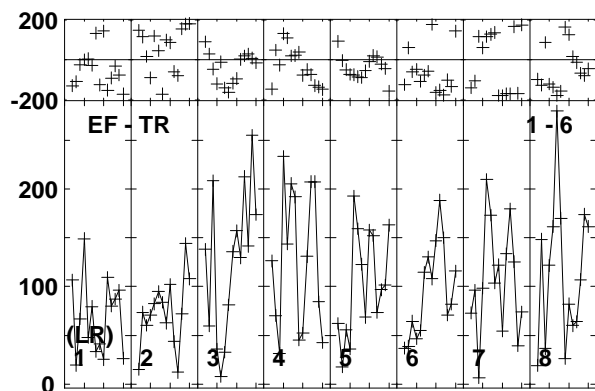
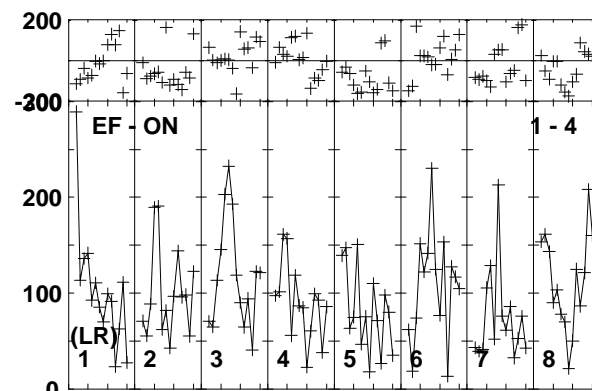
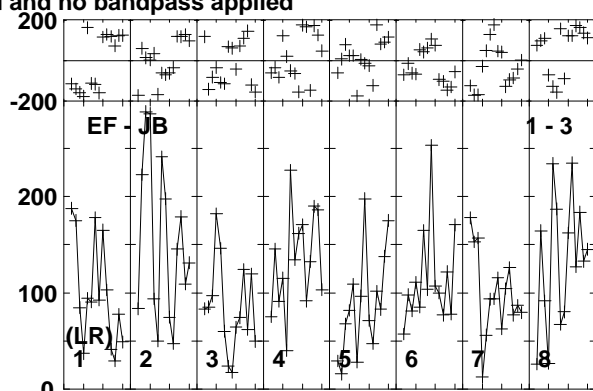
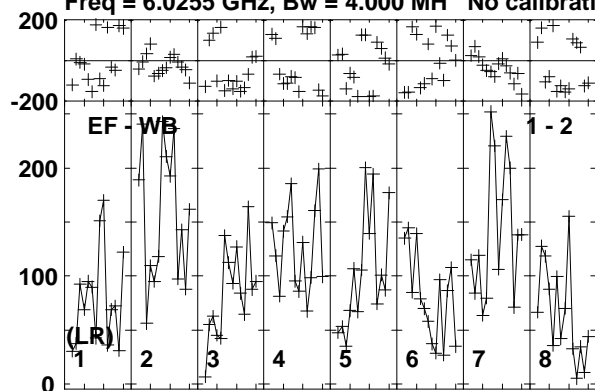
0 5 10 5 10 5 10 5 10 5 10 5 10 5 10 5 15  
Channels

Lower frame: Micro Ampl Jy Top frame: Phas deg  
Vector averaged cross-power spectrum Baseline: EF (01) - WB (02)  
Timerange: 00/19:58:47 to 00/20:00:47

Plot file version 13 created 25-SEP-2014 17:31:03

K3-35 EC044 1.UVDATA.1

Freq = 6.0255 GHz, Bw = 4.000 MH No calibration applied and no bandpass applied

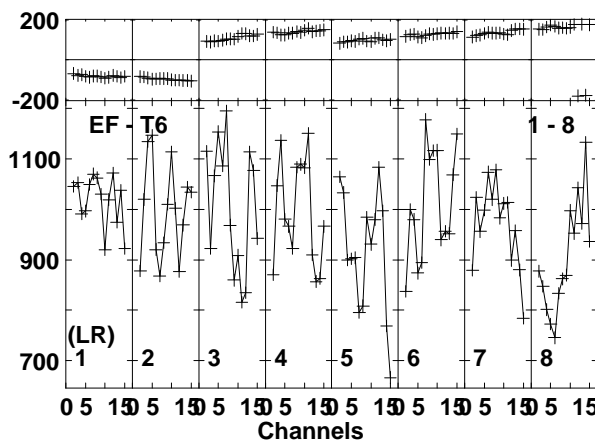
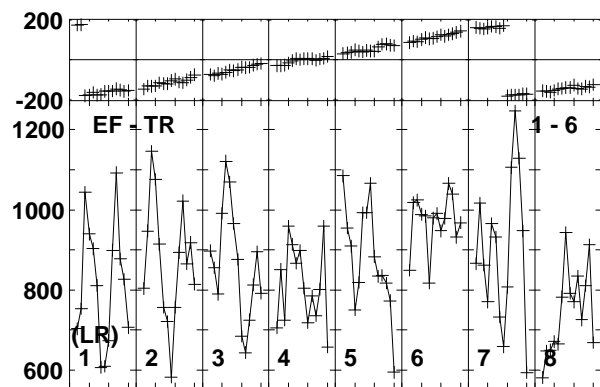
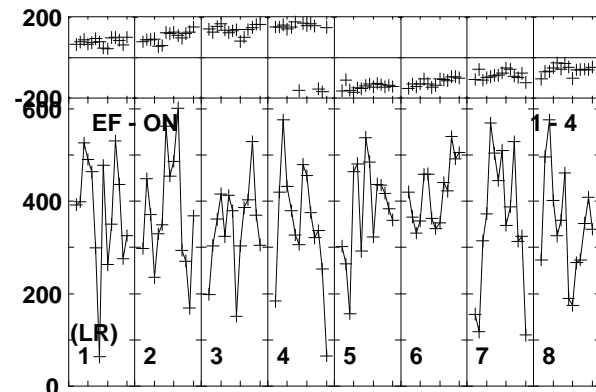
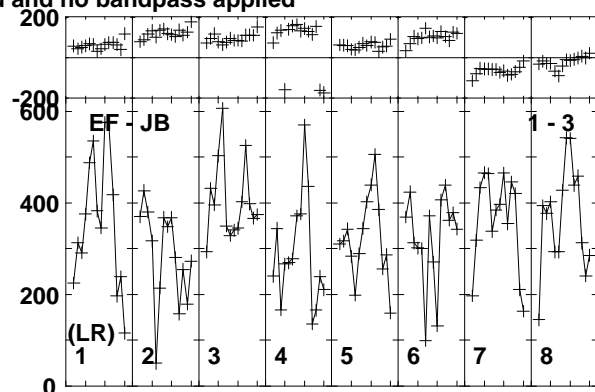
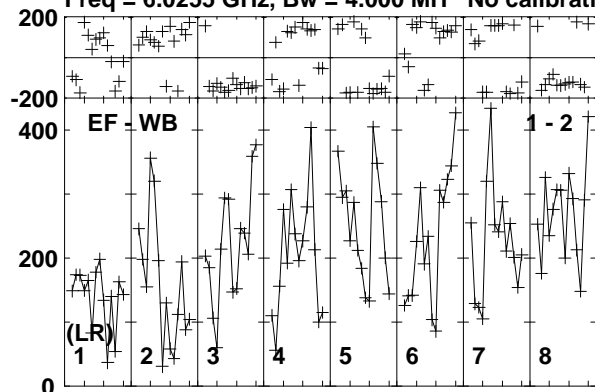


Lower frame: Micro Ampl Jy Top frame: Phas deg  
Vector averaged cross-power spectrum Baseline: EF (01) - WB (02)  
Timerange: 00/20:00:51 to 00/20:04:17

Plot file version 14 created 25-SEP-2014 17:31:04

J1925+2106 EC044 1.UVDATA.1

Freq = 6.0255 GHz, Bw = 4.000 MH No calibration applied and no bandpass applied

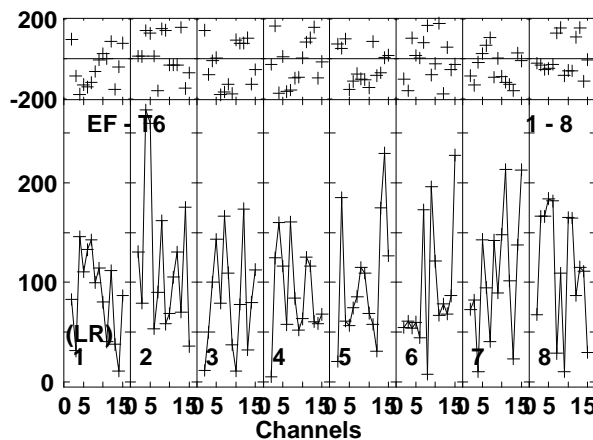
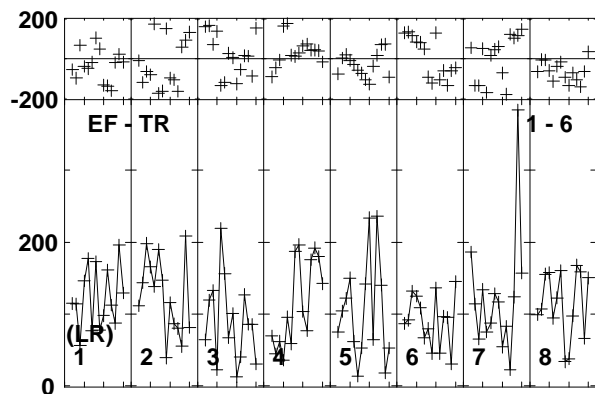
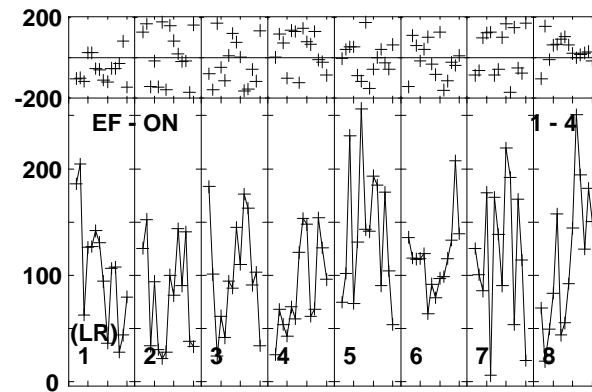
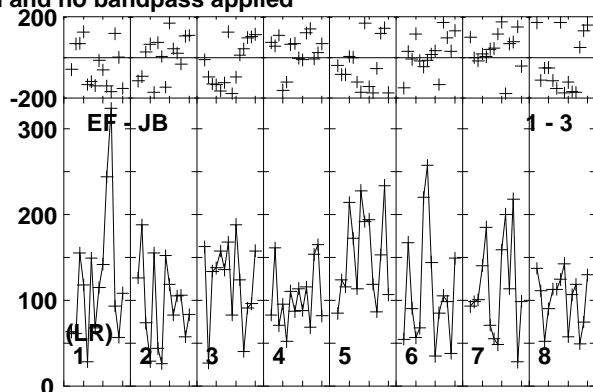
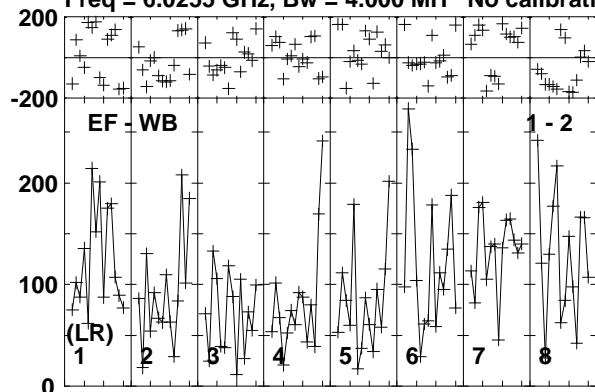


Lower frame: Micro Ampl Jy Top frame: Phas deg  
Vector averaged cross-power spectrum Baseline: EF (01) - WB (02)  
Timerange: 00/20:04:47 to 00/20:06:47

Plot file version 15 created 25-SEP-2014 17:31:04

K3-35 EC044 1.UVDATA.1

Freq = 6.0255 GHz, Bw = 4.000 MH No calibration applied and no bandpass applied

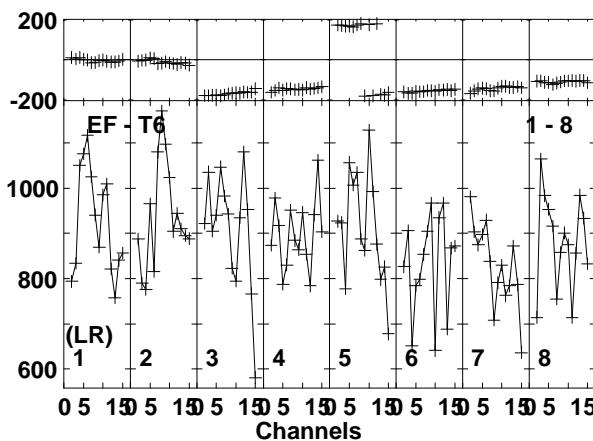
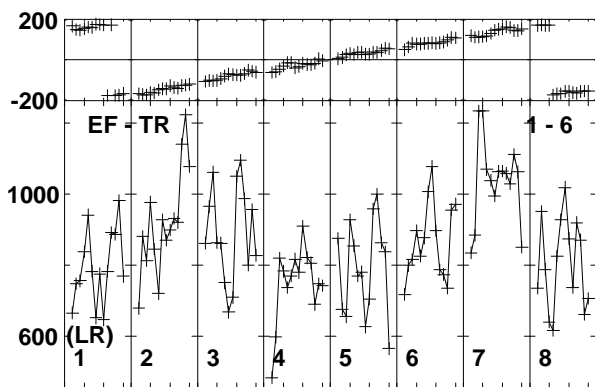
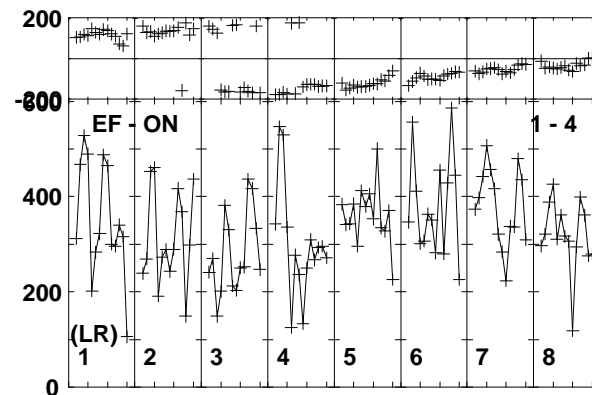
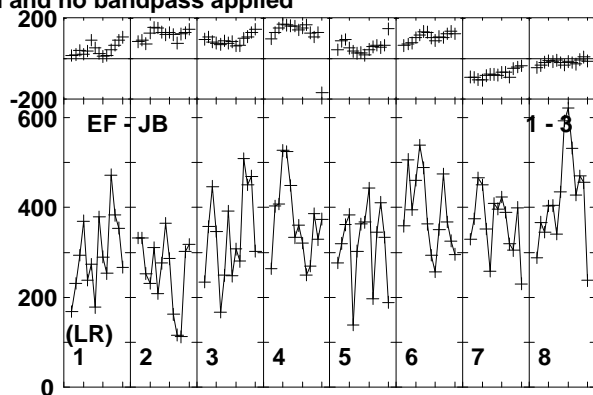
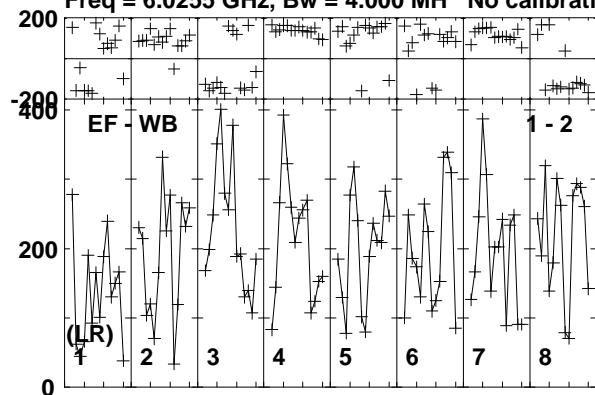


Lower frame: Micro Ampl Jy Top frame: Phas deg  
Vector averaged cross-power spectrum Baseline: EF (01) - WB (02)  
Timerange: 00/20:06:51 to 00/20:10:17

Plot file version 16 created 25-SEP-2014 17:31:04

J1925+2106 EC044 1.UVDATA.1

Freq = 6.0255 GHz, Bw = 4.000 MH No calibration applied and no bandpass applied



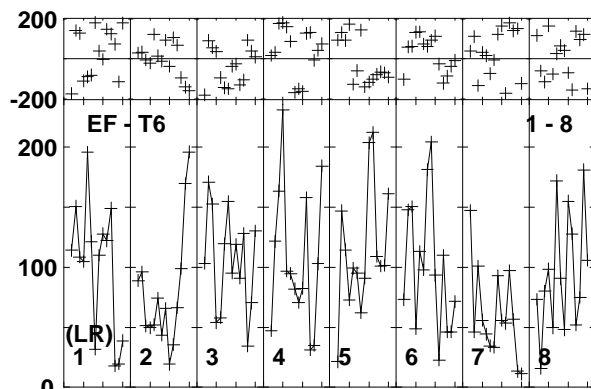
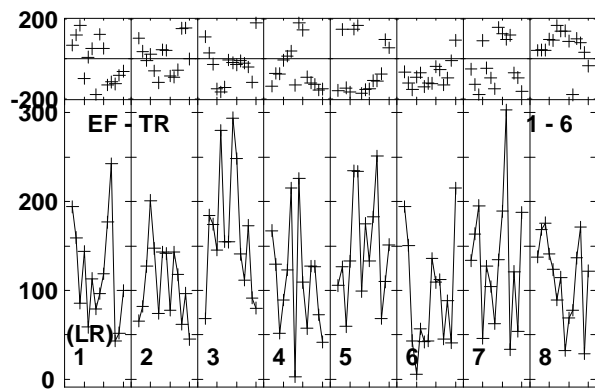
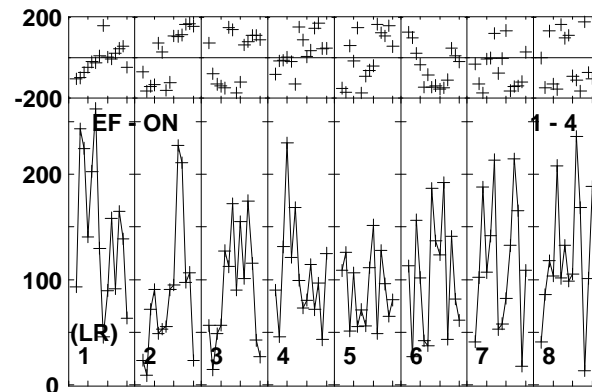
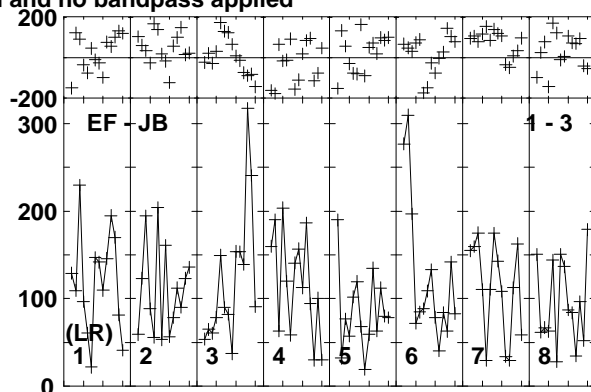
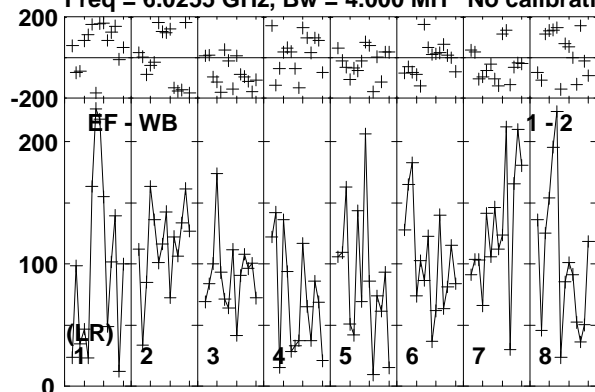
Lower frame: Micro Ampl Jy Top frame: Phas deg  
Vector averaged cross-power spectrum Baseline: EF (01) - WB (02)  
Timerange: 00/20:10:47 to 00/20:12:47



Plot file version 17 created 25-SEP-2014 17:31:04

K3-35 EC044 1.UVDATA.1

Freq = 6.0255 GHz, Bw = 4.000 MH No calibration applied and no bandpass applied



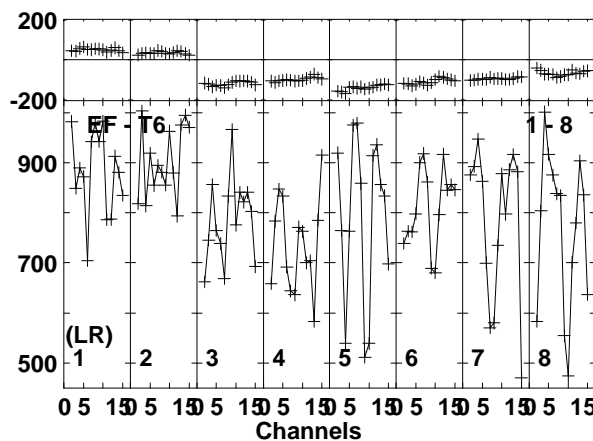
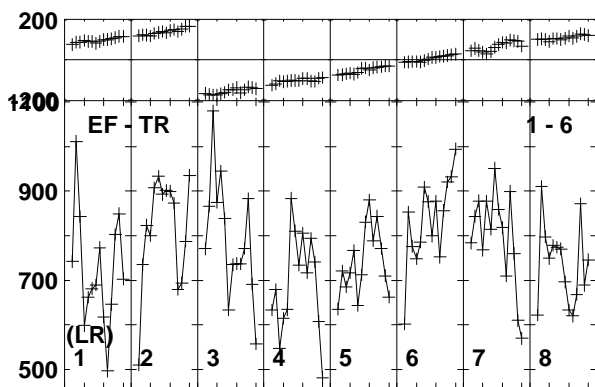
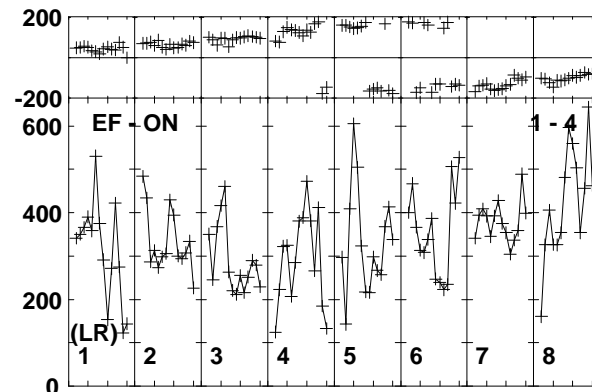
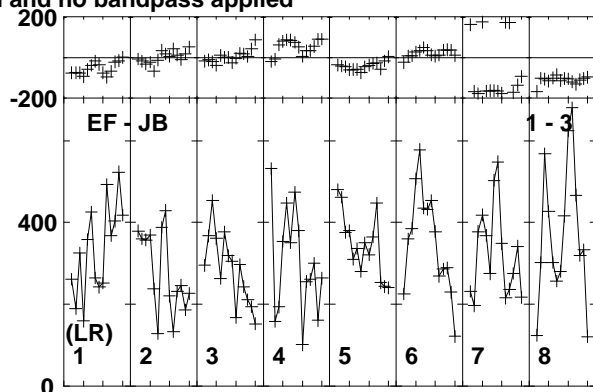
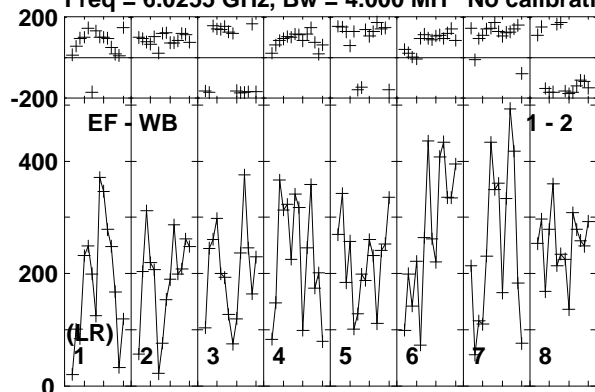
0 5 10 5 10 5 10 5 10 5 10 5 10 5 15  
Channels

Lower frame: Micro Ampl Jy Top frame: Phas deg  
Vector averaged cross-power spectrum Baseline: EF (01) - WB (02)  
Timerange: 00/20:12:51 to 00/20:16:17

Plot file version 18 created 25-SEP-2014 17:31:04

J1925+2106 EC044 1.UVDATA.1

Freq = 6.0255 GHz, Bw = 4.000 MH No calibration applied and no bandpass applied

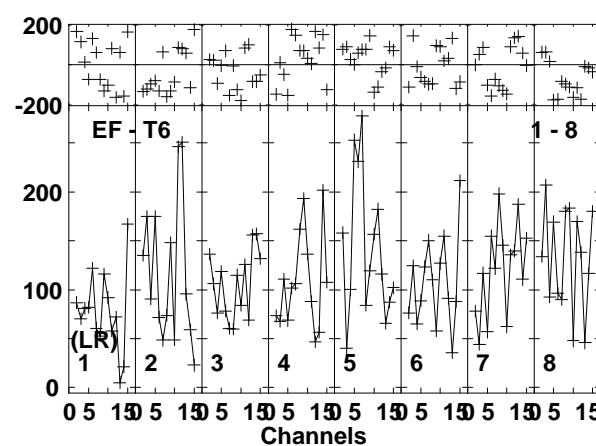
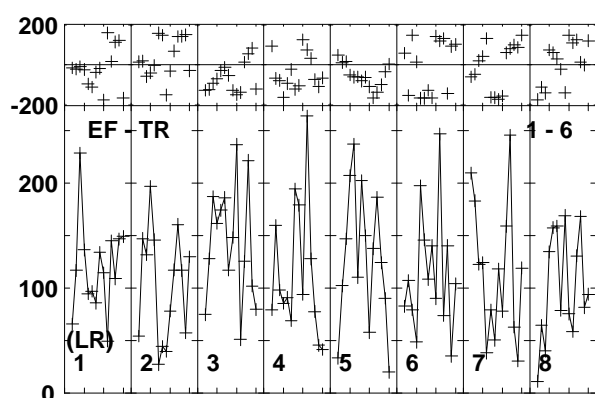
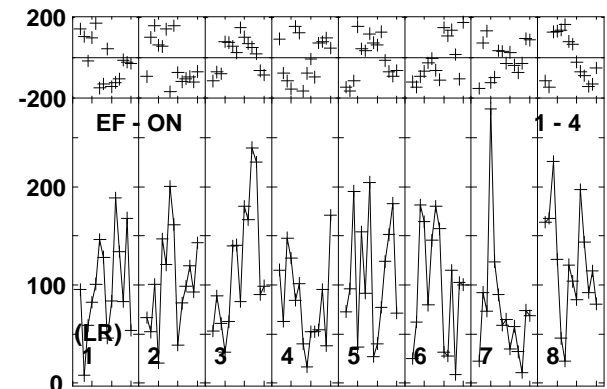
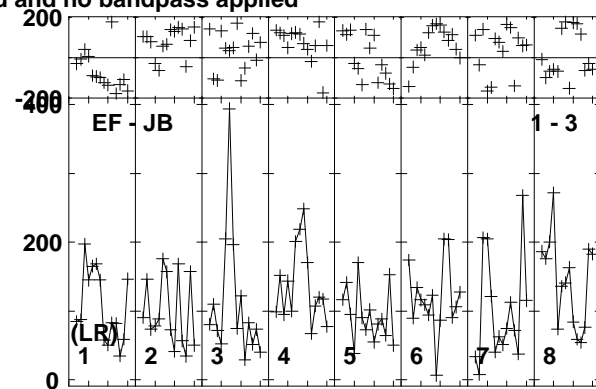
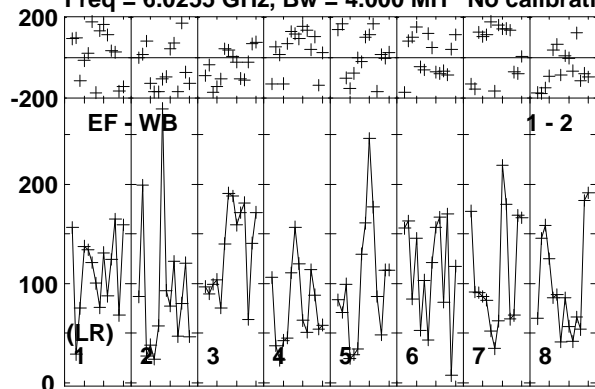


Lower frame: Micro Ampl Jy Top frame: Phas deg  
Vector averaged cross-power spectrum Baseline: EF (01) - WB (02)  
Timerange: 00/20:16:47 to 00/20:18:47

Plot file version 19 created 25-SEP-2014 17:31:04

K3-35 EC044 1.UVDATA.1

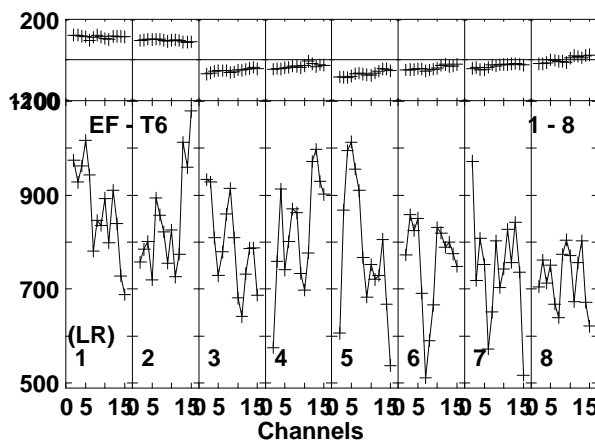
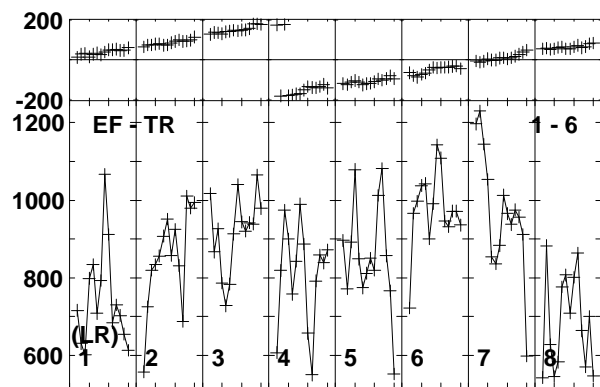
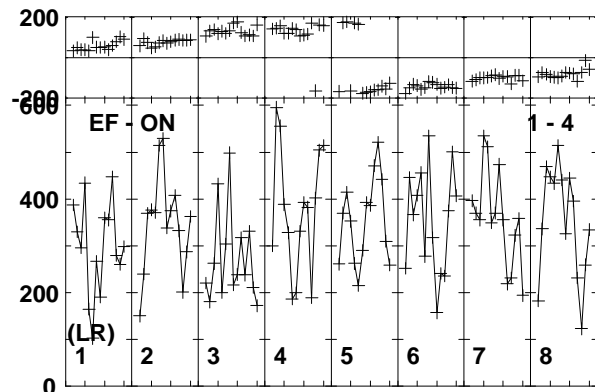
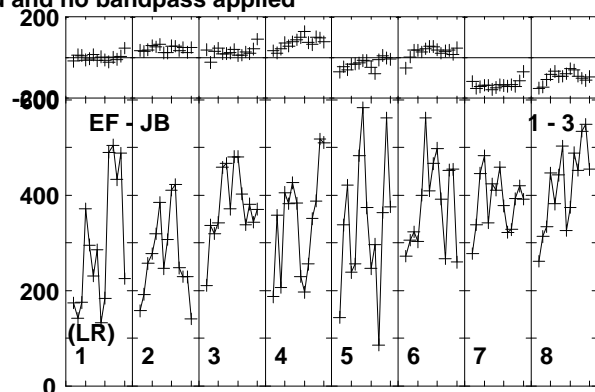
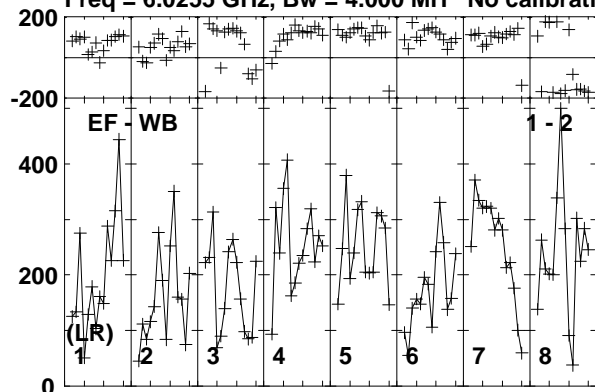
Freq = 6.0255 GHz, Bw = 4.000 MH No calibration applied and no bandpass applied



Lower frame: Micro Ampl Jy Top frame: Phas deg  
Vector averaged cross-power spectrum Baseline: EF (01) - WB (02)  
Timerange: 00/20:18:51 to 00/20:22:17

Plot file version 20 created 25-SEP-2014 17:31:04  
 J1925+2106 EC044 1.UVDATA.1

Freq = 6.0255 GHz, Bw = 4.000 MH No calibration applied and no bandpass applied

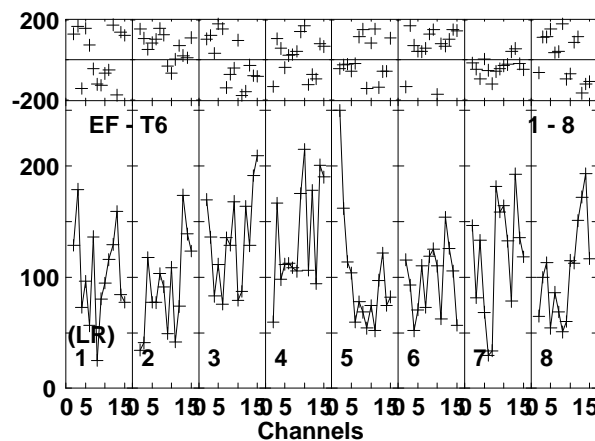
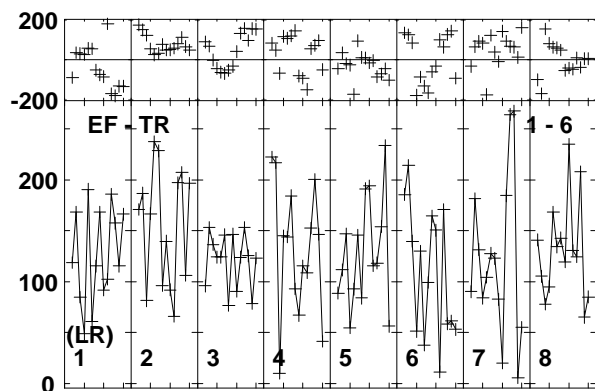
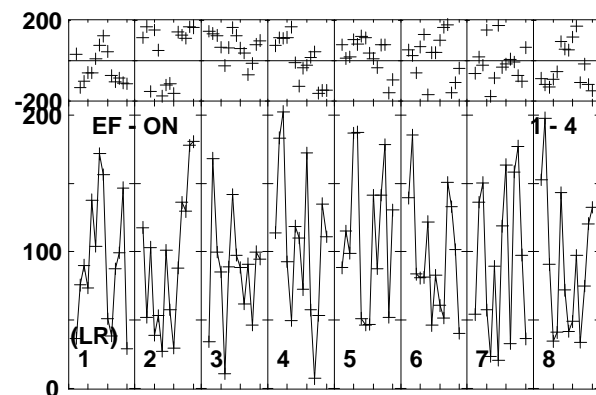
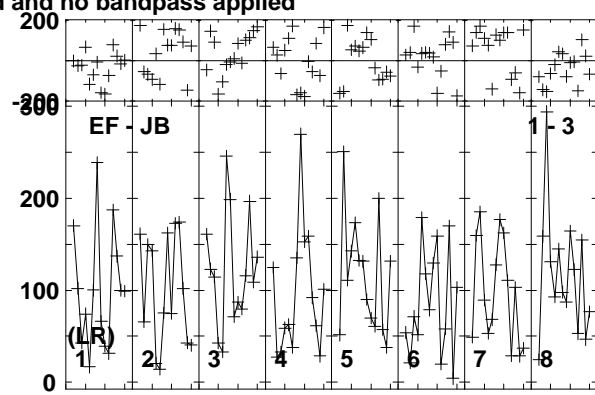
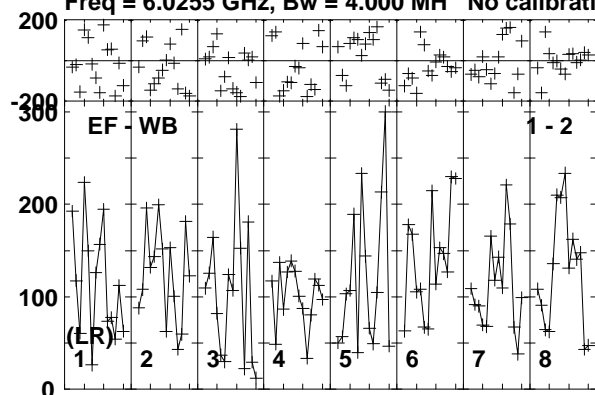


Lower frame: Micro Ampl Jy Top frame: Phas deg  
 Vector averaged cross-power spectrum Baseline: EF (01) - WB (02)  
 Timerange: 00/20:22:47 to 00/20:24:47

Plot file version 21 created 25-SEP-2014 17:31:05

K3-35 EC044 1.UVDATA.1

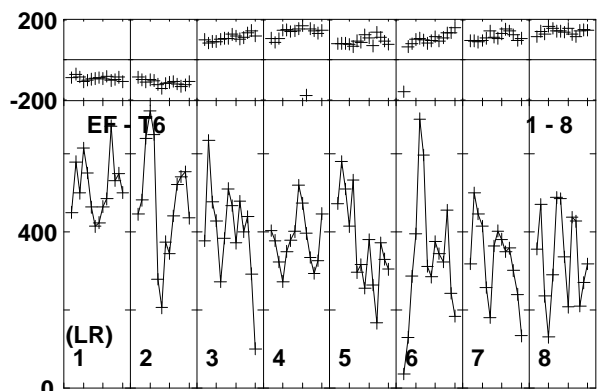
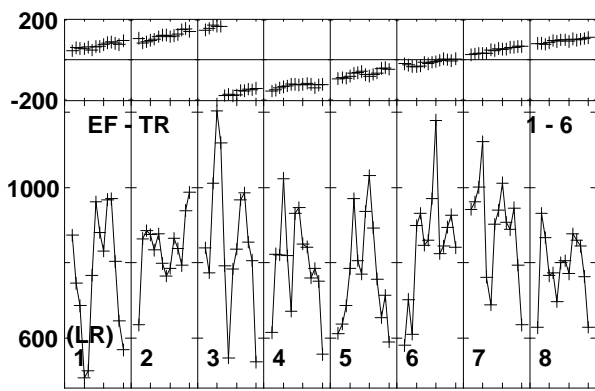
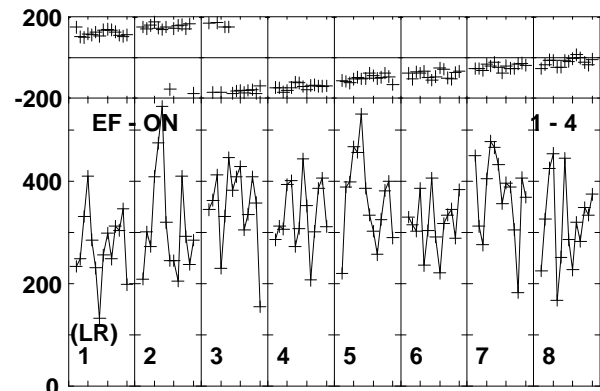
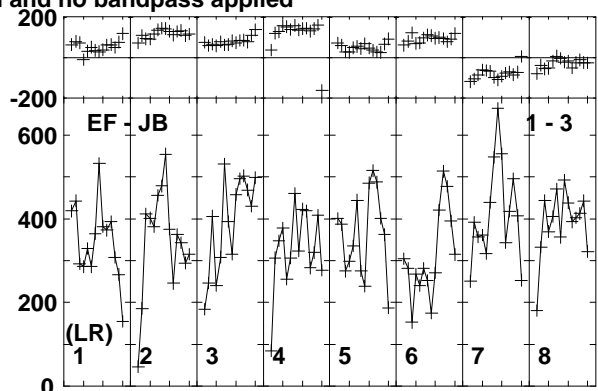
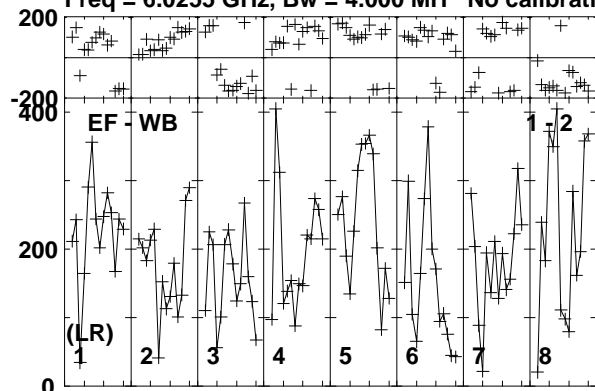
Freq = 6.0255 GHz, Bw = 4.000 MH No calibration applied and no bandpass applied



Lower frame: Micro Ampl Jy Top frame: Phas deg  
Vector averaged cross-power spectrum Baseline: EF (01) - WB (02)  
Timerange: 00/20:24:51 to 00/20:28:17

Plot file version 22 created 25-SEP-2014 17:31:05  
 J1925+2106 EC044 1.UVDATA.1

Freq = 6.0255 GHz, Bw = 4.000 MH No calibration applied and no bandpass applied



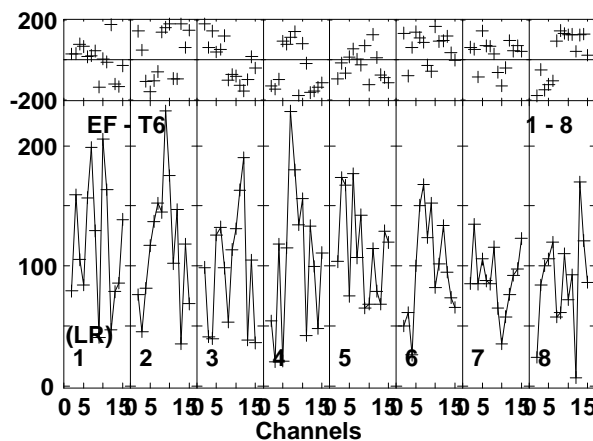
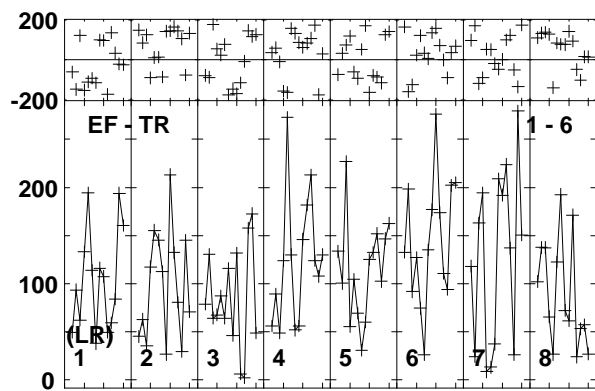
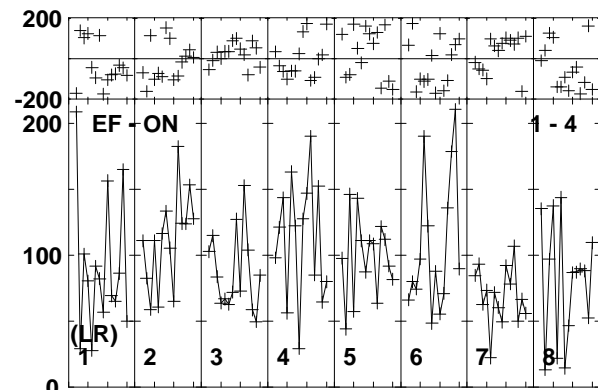
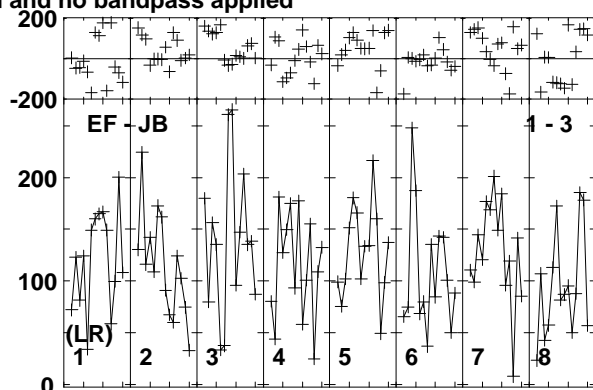
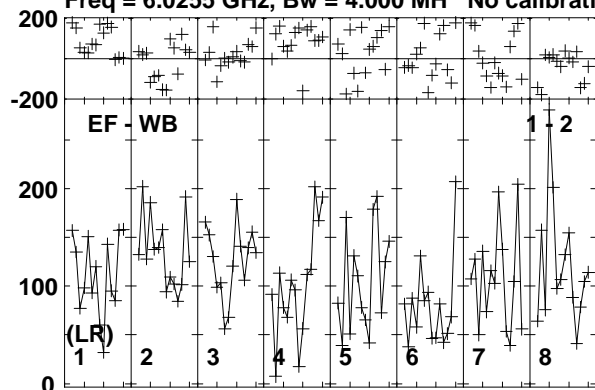
0 5 10 5 10 5 10 5 10 5 10 5 10 5 10 5 15  
 Channels

Lower frame: Micro Ampl Jy Top frame: Phas deg  
 Vector averaged cross-power spectrum Baseline: EF (01) - WB (02)  
 Timerange: 00/20:28:47 to 00/20:30:47

Plot file version 23 created 25-SEP-2014 17:31:05

K3-35 EC044 1.UVDATA.1

Freq = 6.0255 GHz, Bw = 4.000 MH No calibration applied and no bandpass applied

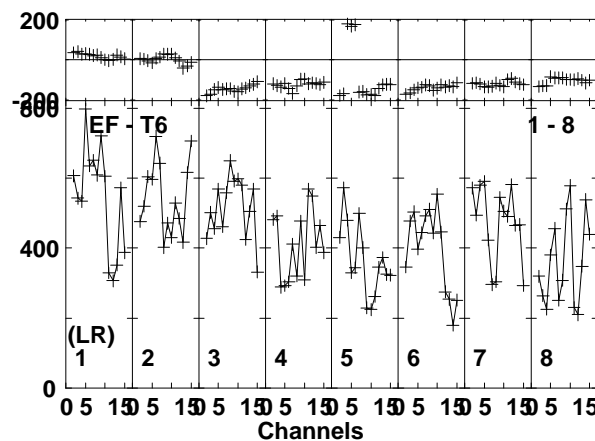
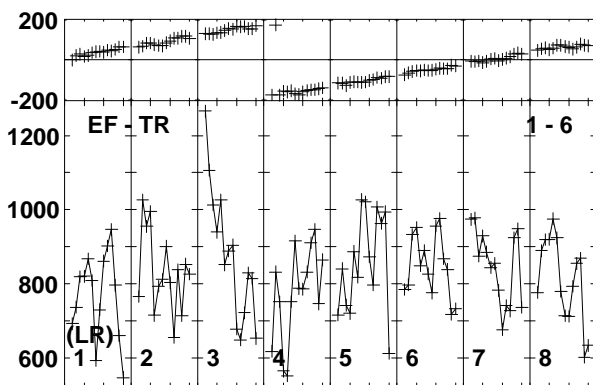
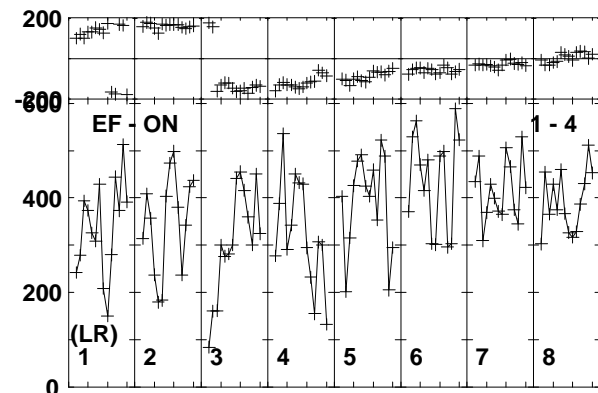
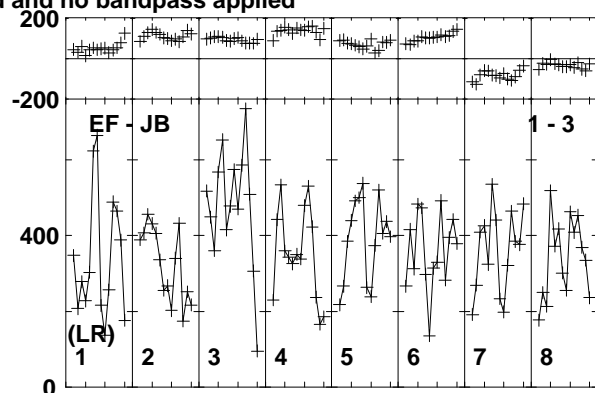
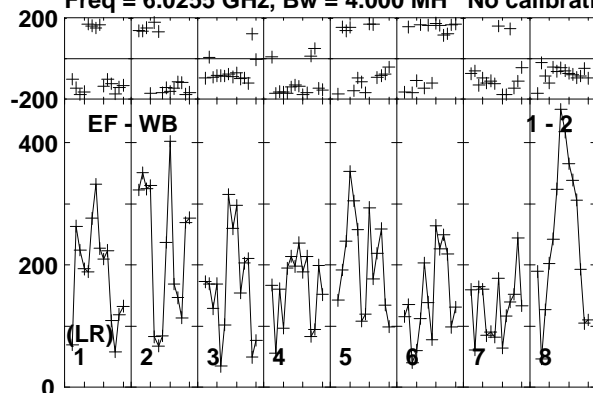


Lower frame: Micro Ampl Jy Top frame: Phas deg  
Vector averaged cross-power spectrum Baseline: EF (01) - WB (02)  
Timerange: 00/20:30:51 to 00/20:34:17

Plot file version 24 created 25-SEP-2014 17:31:05

J1925+2106 EC044 1.UVDATA.1

Freq = 6.0255 GHz, Bw = 4.000 MH No calibration applied and no bandpass applied



Lower frame: Micro Ampl Jy Top frame: Phas deg

Vector averaged cross-power spectrum Baseline: EF (01) - WB (02)

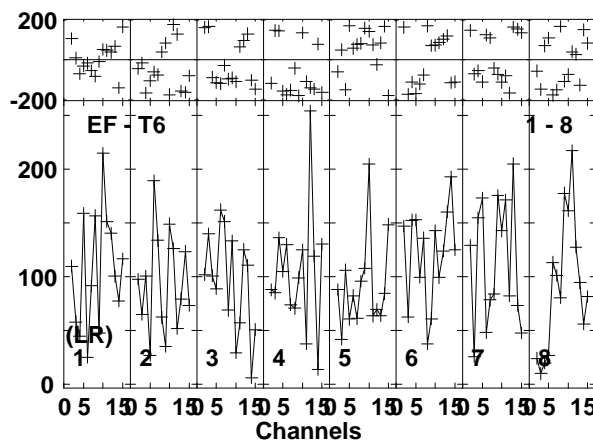
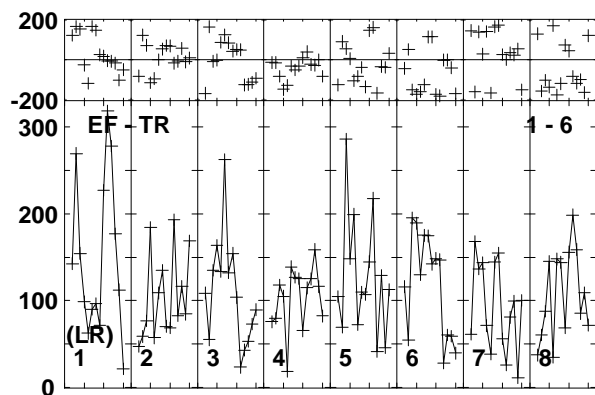
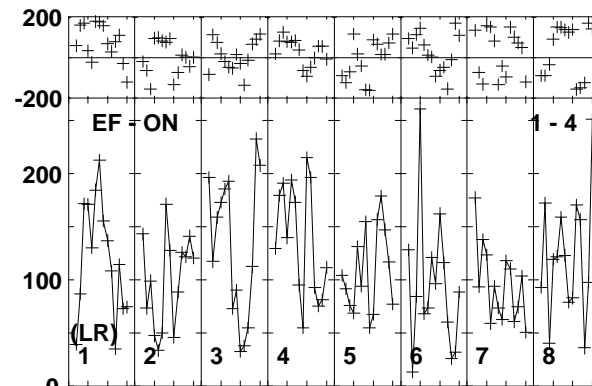
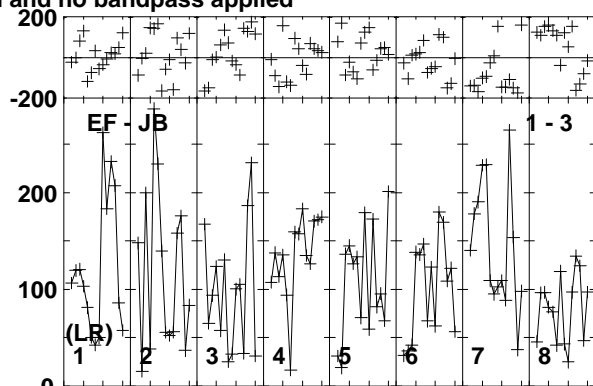
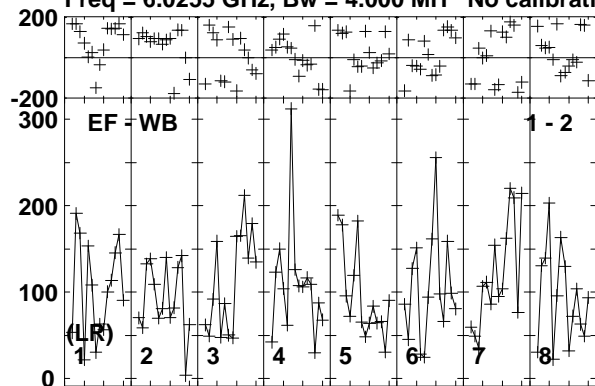
Timerange: 00/20:34:47 to 00/20:36:47



Plot file version 25 created 25-SEP-2014 17:31:05

K3-35 EC044 1.UVDATA.1

Freq = 6.0255 GHz, Bw = 4.000 MH No calibration applied and no bandpass applied

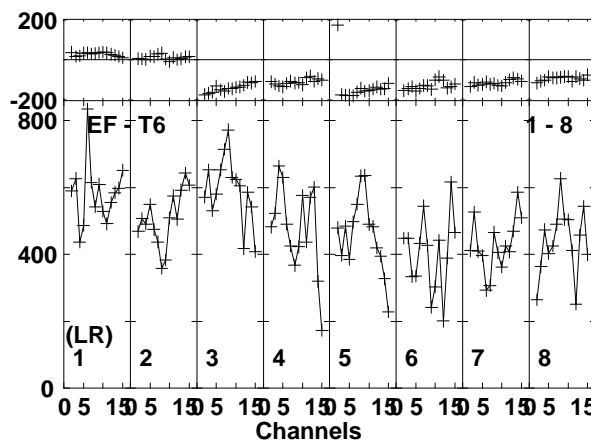
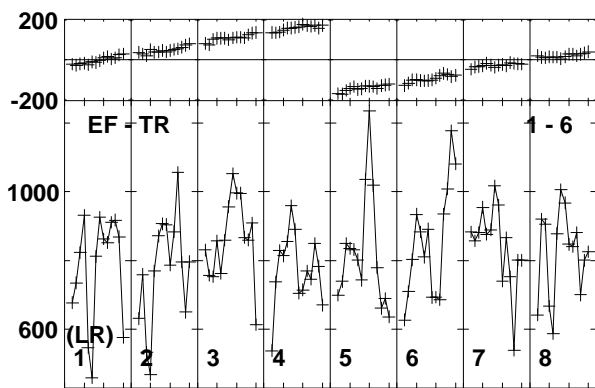
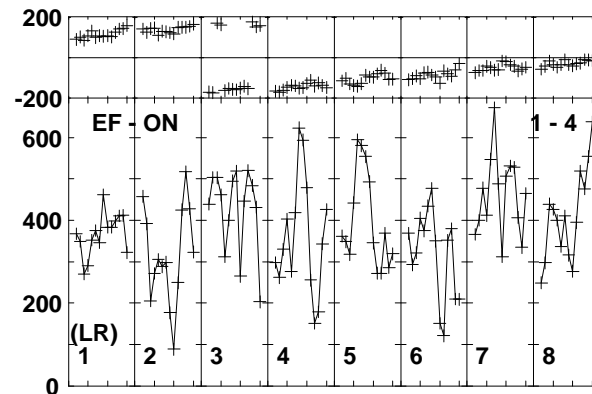
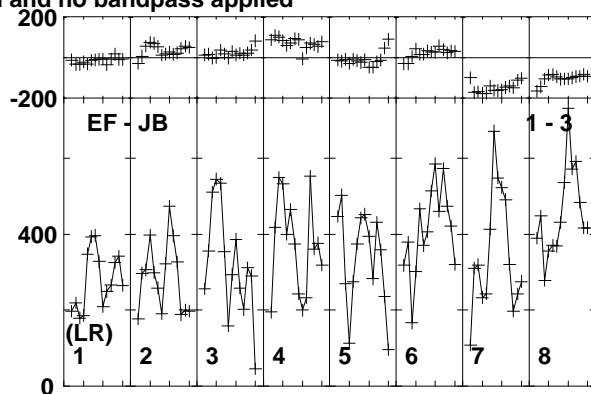
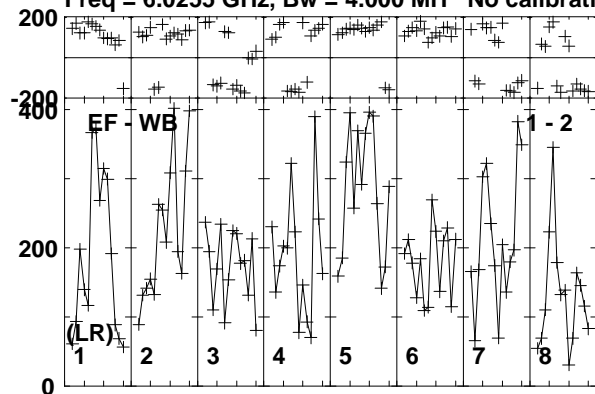


Lower frame: Micro Ampl Jy Top frame: Phas deg  
Vector averaged cross-power spectrum Baseline: EF (01) - WB (02)  
Timerange: 00/20:36:51 to 00/20:40:17

Plot file version 26 created 25-SEP-2014 17:31:05

J1925+2106 EC044 1.UVDATA.1

Freq = 6.0255 GHz, Bw = 4.000 MH No calibration applied and no bandpass applied

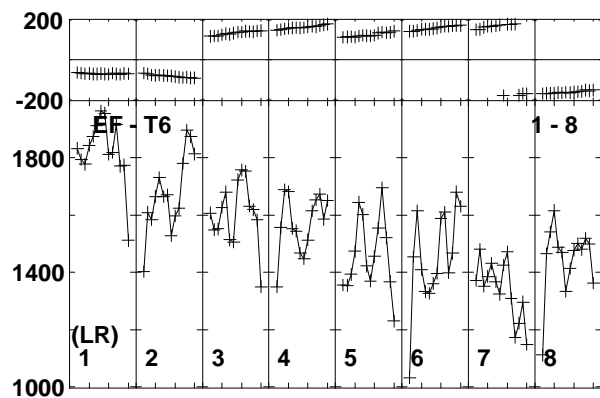
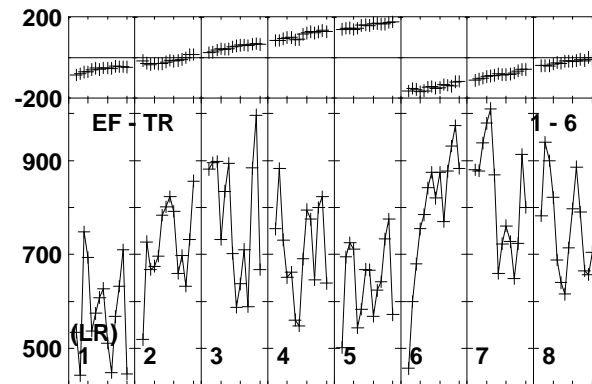
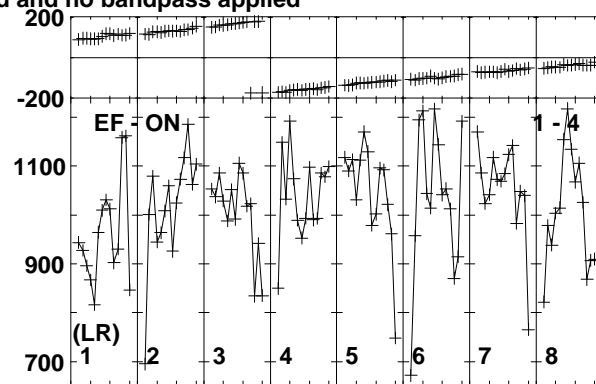
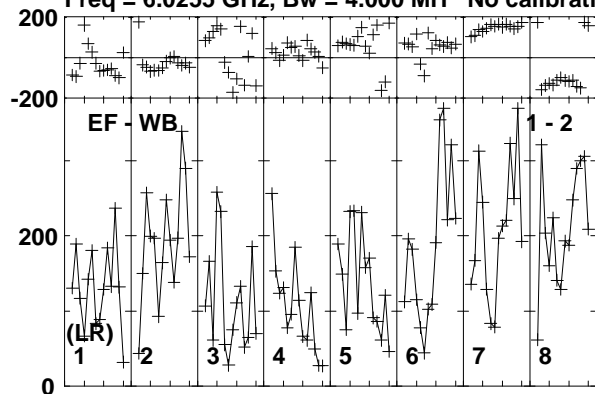


Lower frame: Micro Ampl Jy Top frame: Phas deg  
Vector averaged cross-power spectrum Baseline: EF (01) - WB (02)  
Timerange: 00/20:40:47 to 00/20:42:47

Plot file version 27 created 25-SEP-2014 17:31:05

J1751+0939 EC044 1.UVDATA.1

Freq = 6.0255 GHz, Bw = 4.000 MH No calibration applied and no bandpass applied

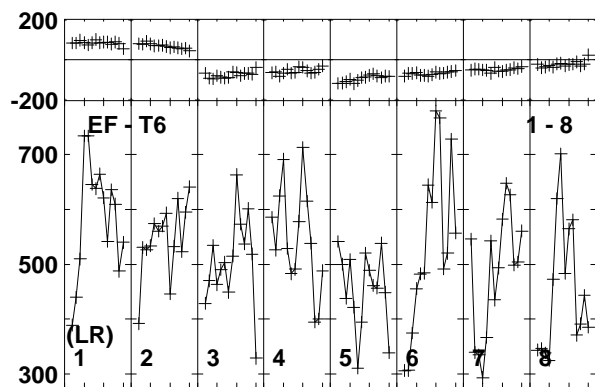
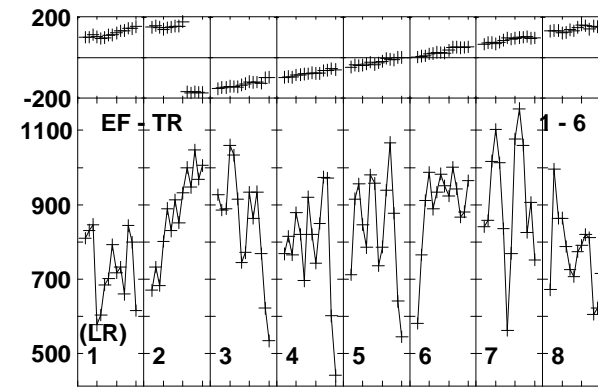
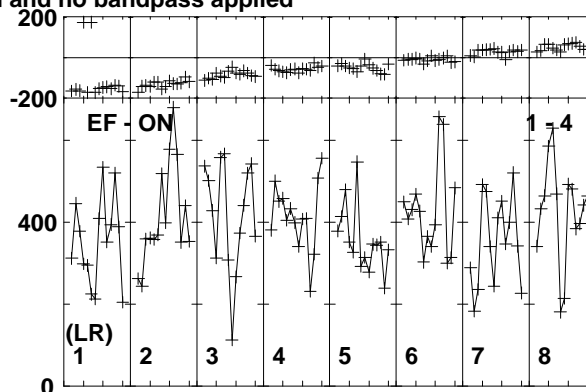
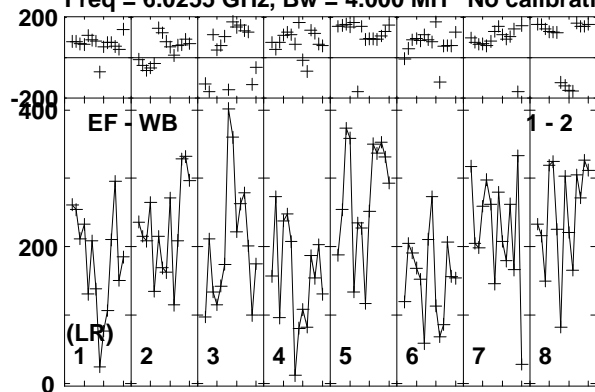


Lower frame: Micro Ampl Jy Top frame: Phas deg  
Vector averaged cross-power spectrum Baseline: EF (01) - WB (02)  
Timerange: 00/20:44:46 to 00/20:47:45

Plot file version 28 created 25-SEP-2014 17:31:05

J1925+2106 EC044 1.UVDATA.1

Freq = 6.0255 GHz, Bw = 4.000 MH No calibration applied and no bandpass applied

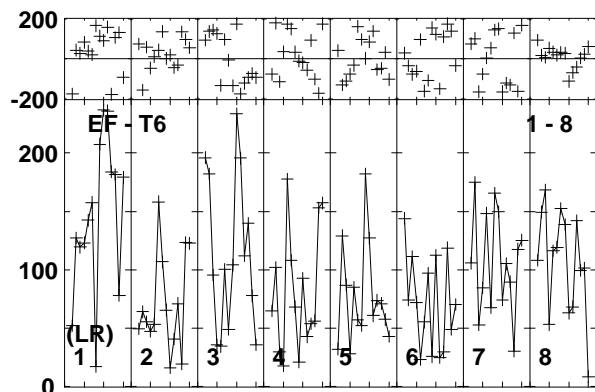
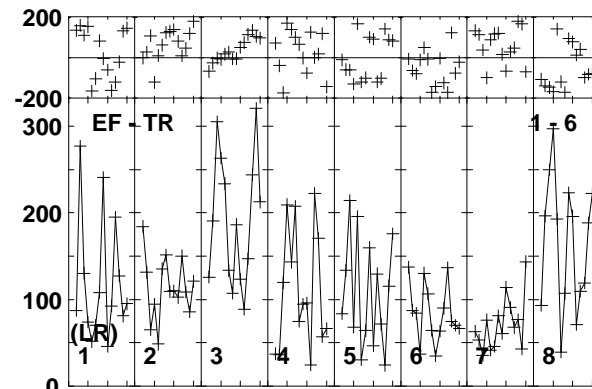
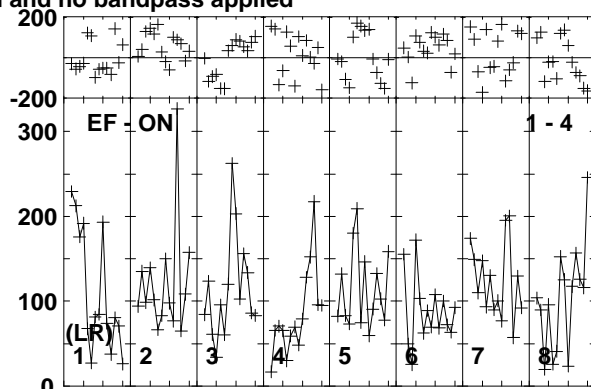
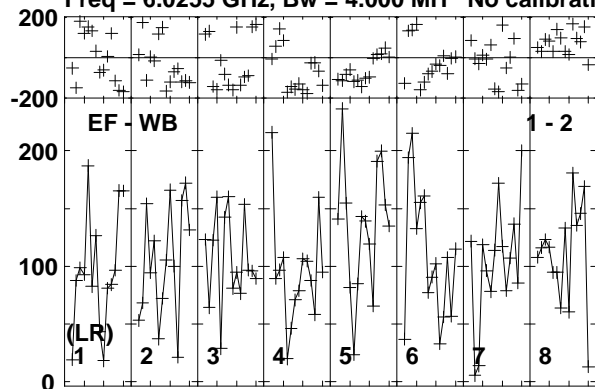


Lower frame: Micro Ampl Jy Top frame: Phas deg  
Vector averaged cross-power spectrum Baseline: EF (01) - WB (02)  
Timerange: 00/20:49:42 to 00/20:51:41

Plot file version 29 created 25-SEP-2014 17:31:05

K3-35 EC044 1.UVDATA.1

Freq = 6.0255 GHz, Bw = 4.000 MH No calibration applied and no bandpass applied

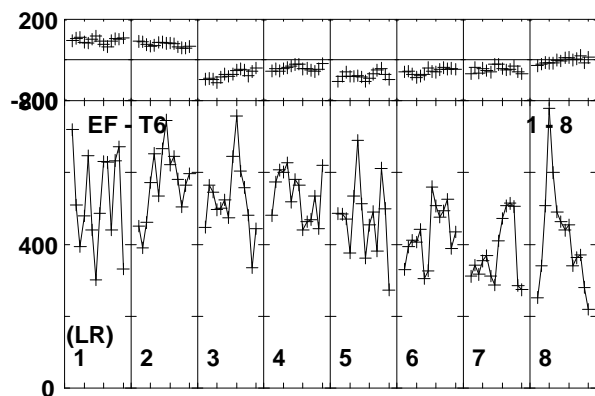
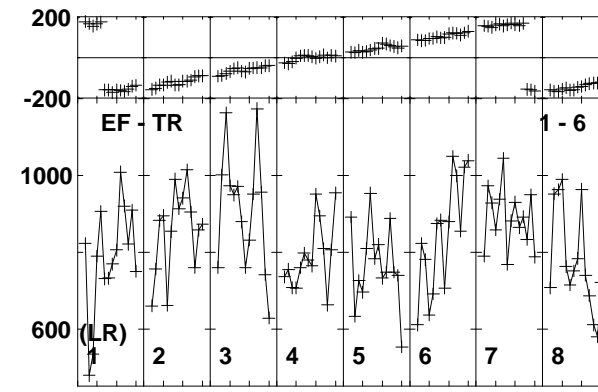
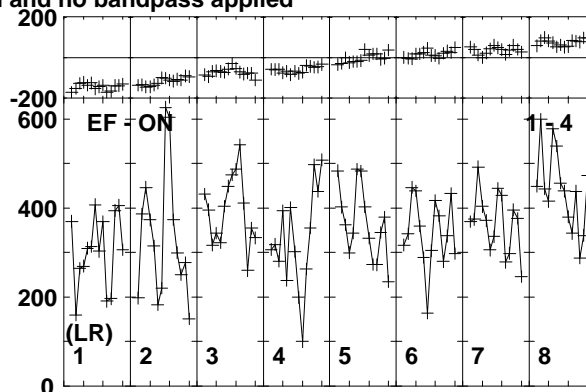
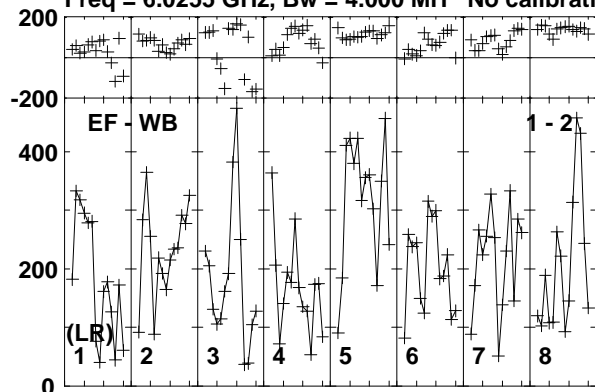


Lower frame: Micro Ampl Jy Top frame: Phas deg  
Vector averaged cross-power spectrum Baseline: EF (01) - WB (02)  
Timerange: 00/20:51:45 to 00/20:55:11

Plot file version 30 created 25-SEP-2014 17:31:06

J1925+2106 EC044 1.UVDATA.1

Freq = 6.0255 GHz, Bw = 4.000 MH No calibration applied and no bandpass applied

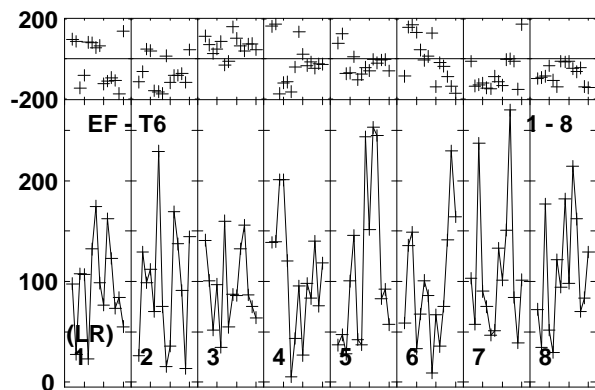
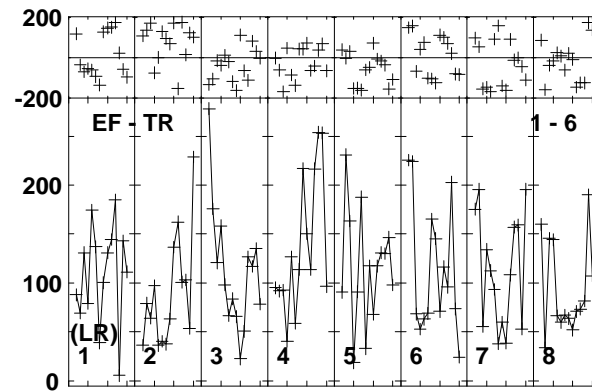
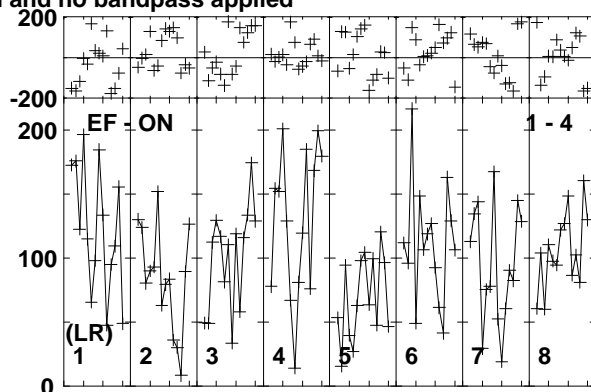
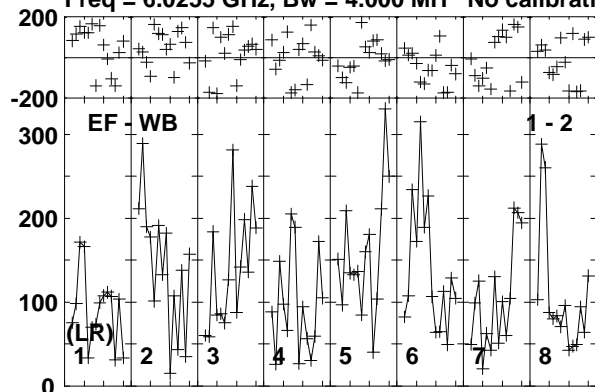


Lower frame: Micro Ampl Jy Top frame: Phas deg  
Vector averaged cross-power spectrum Baseline: EF (01) - WB (02)  
Timerange: 00/20:55:43 to 00/20:57:42

Plot file version 31 created 25-SEP-2014 17:31:06

K3-35 EC044 1.UVDATA.1

Freq = 6.0255 GHz, Bw = 4.000 MH No calibration applied and no bandpass applied

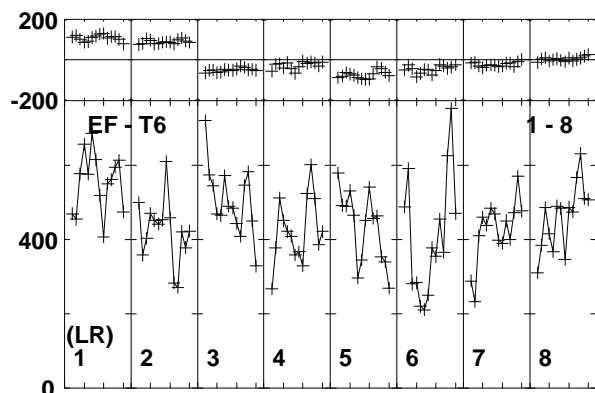
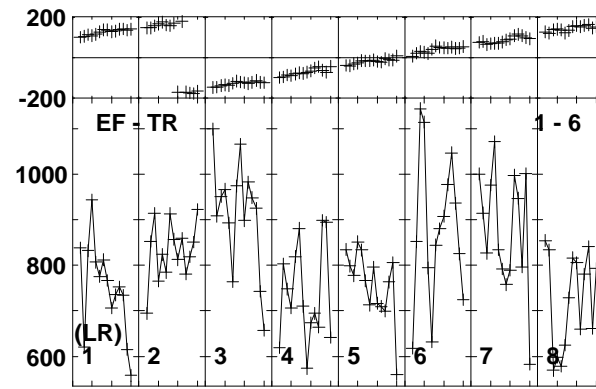
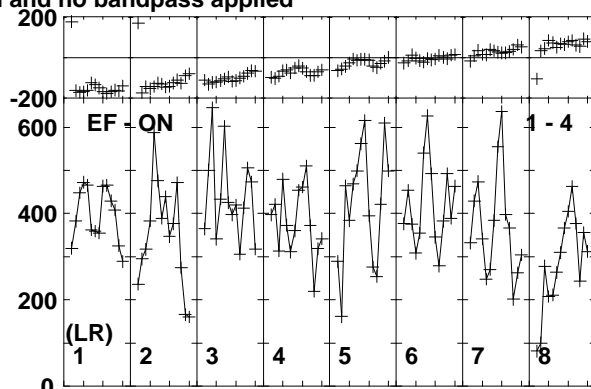
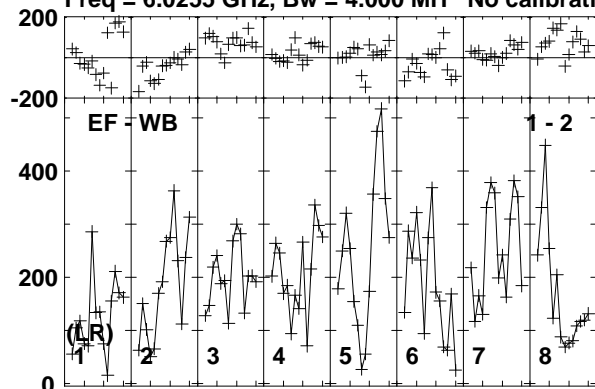


Lower frame: Micro Ampl Jy Top frame: Phas deg  
Vector averaged cross-power spectrum Baseline: EF (01) - WB (02)  
Timerange: 00/20:57:46 to 00/21:01:12

Plot file version 32 created 25-SEP-2014 17:31:06

J1925+2106 EC044 1.UVDATA.1

Freq = 6.0255 GHz, Bw = 4.000 MH No calibration applied and no bandpass applied



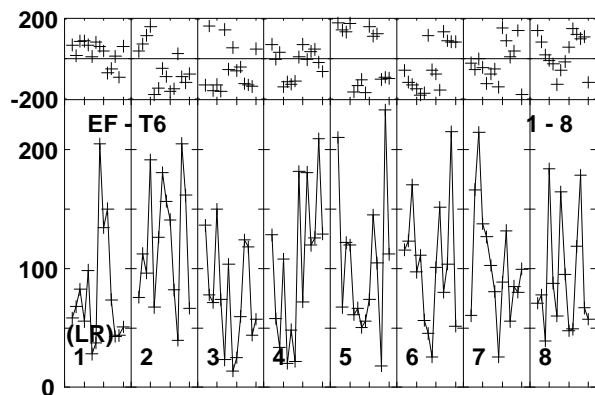
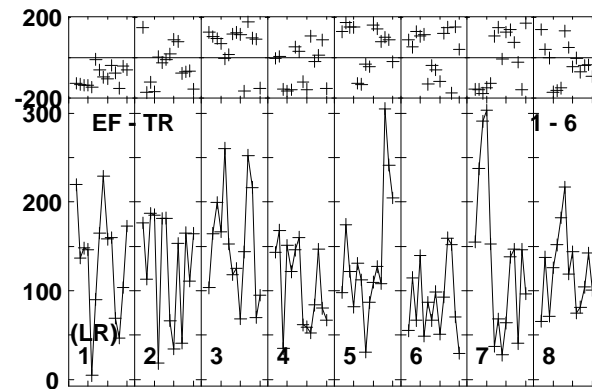
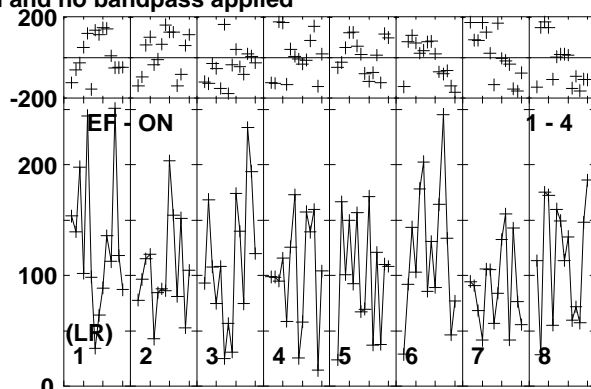
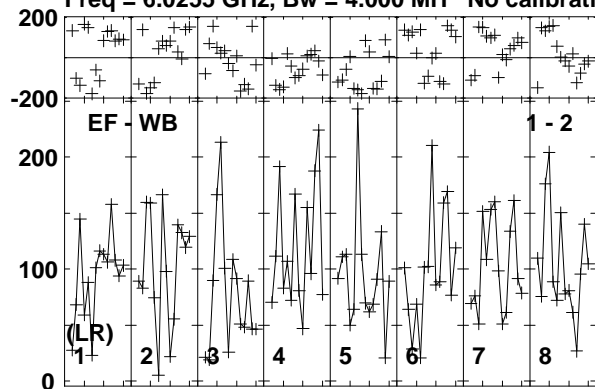
Lower frame: Micro Ampl Jy Top frame: Phas deg  
Vector averaged cross-power spectrum Baseline: EF (01) - WB (02)  
Timerange: 00/21:01:44 to 00/21:03:43



Plot file version 33 created 25-SEP-2014 17:31:06

K3-35 EC044 1.UVDATA.1

Freq = 6.0255 GHz, Bw = 4.000 MH No calibration applied and no bandpass applied

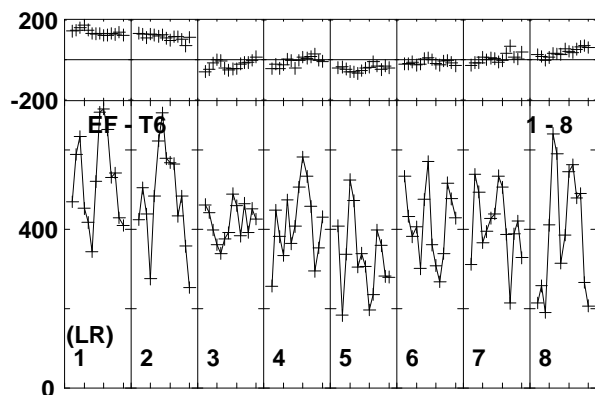
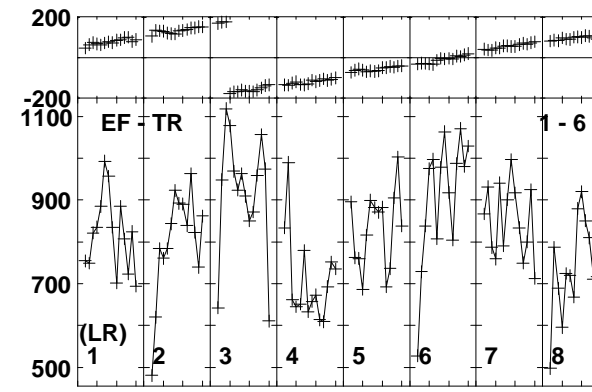
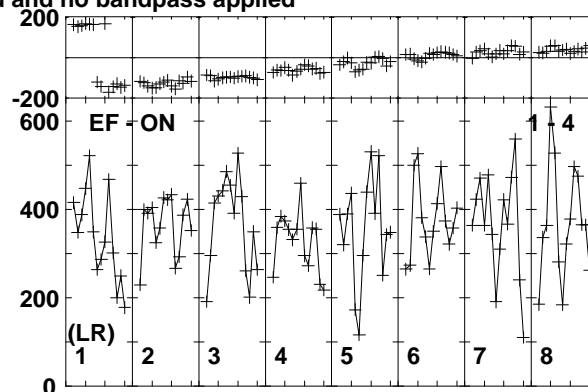
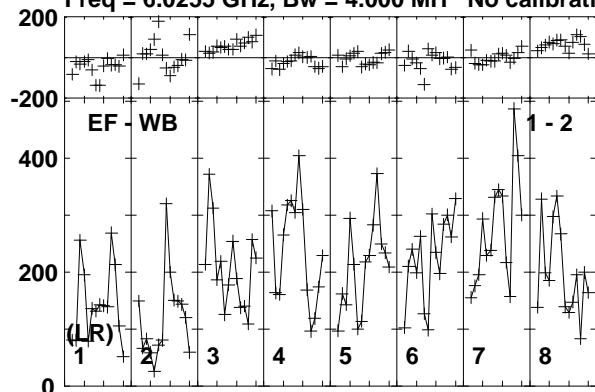


Lower frame: Micro Ampl Jy Top frame: Phas deg  
Vector averaged cross-power spectrum Baseline: EF (01) - WB (02)  
Timerange: 00/21:03:47 to 00/21:07:13

Plot file version 34 created 25-SEP-2014 17:31:06

J1925+2106 EC044 1.UVDATA.1

Freq = 6.0255 GHz, Bw = 4.000 MH No calibration applied and no bandpass applied

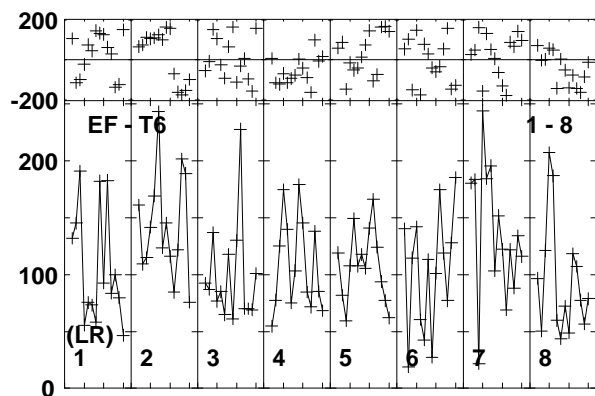
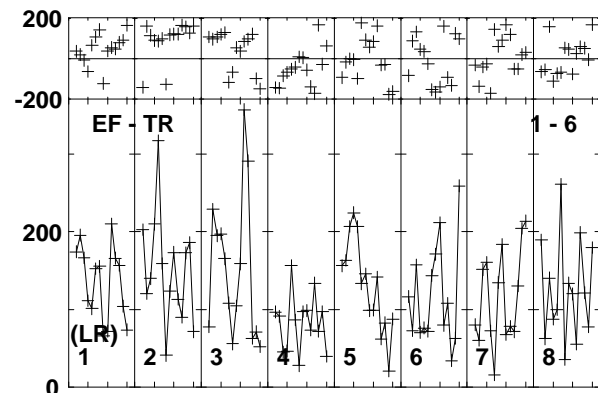
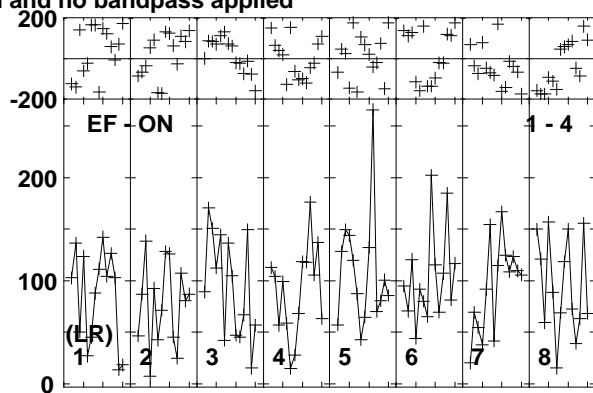
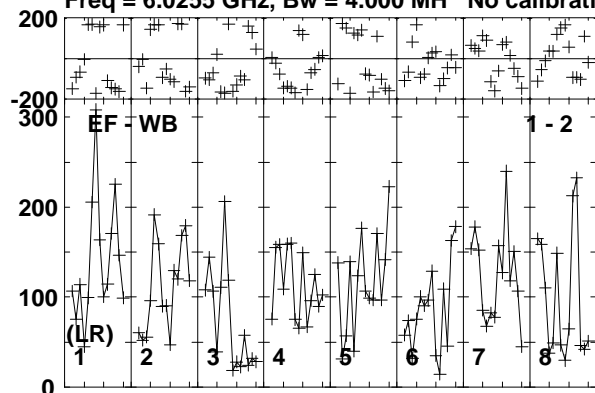


Lower frame: Micro Ampl Jy Top frame: Phas deg  
Vector averaged cross-power spectrum Baseline: EF (01) - WB (02)  
Timerange: 00/21:07:45 to 00/21:09:44

Plot file version 35 created 25-SEP-2014 17:31:06

K3-35 EC044 1.UVDATA.1

Freq = 6.0255 GHz, Bw = 4.000 MH No calibration applied and no bandpass applied

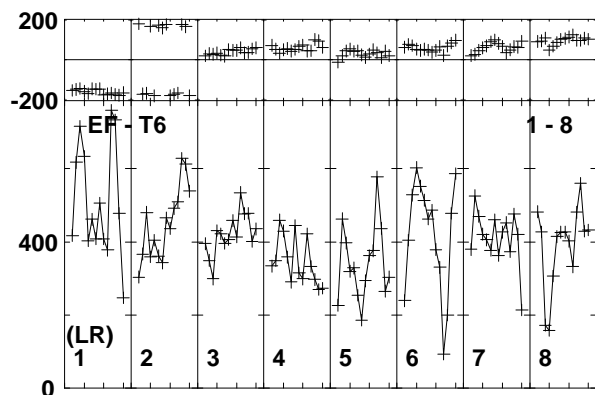
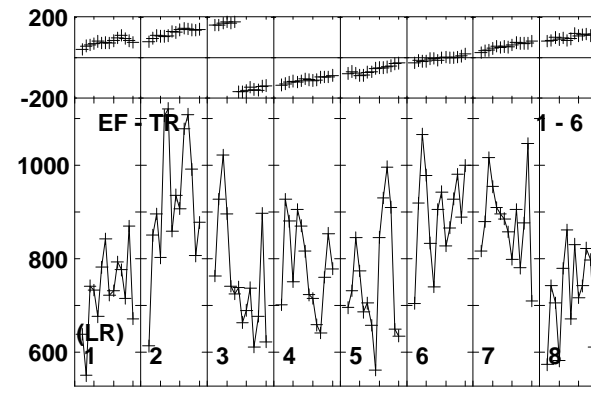
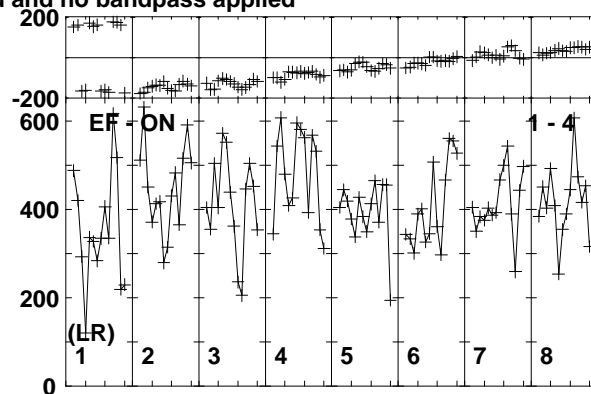
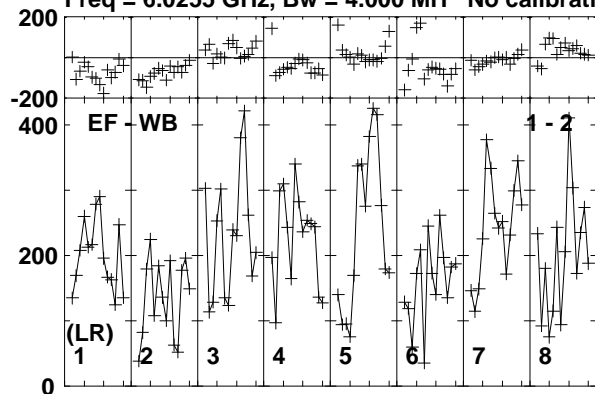


Lower frame: Micro Ampl Jy Top frame: Phas deg  
Vector averaged cross-power spectrum Baseline: EF (01) - WB (02)  
Timerange: 00/21:09:47 to 00/21:13:14

Plot file version 36 created 25-SEP-2014 17:31:06

J1925+2106 EC044 1.UVDATA.1

Freq = 6.0255 GHz, Bw = 4.000 MH No calibration applied and no bandpass applied

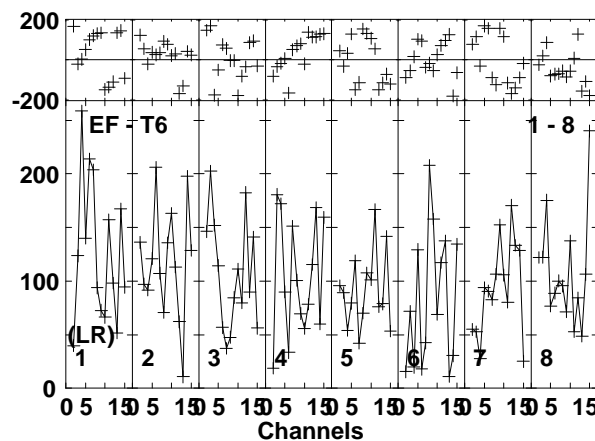
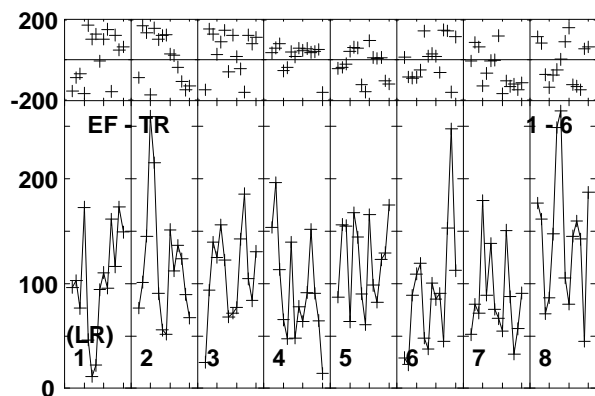
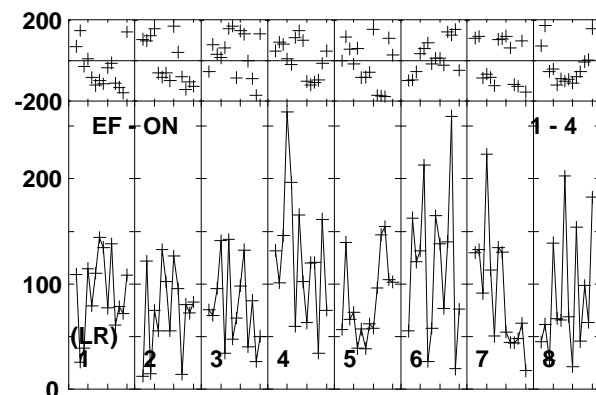
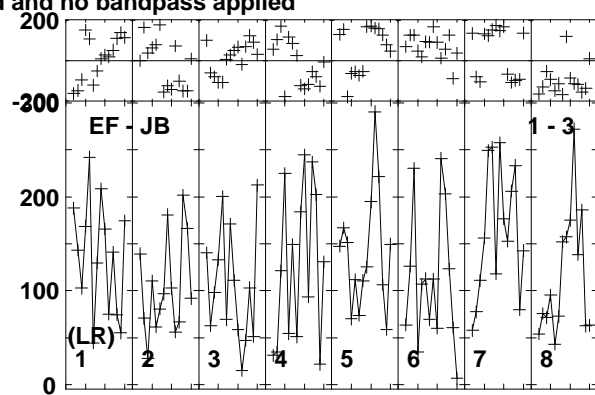
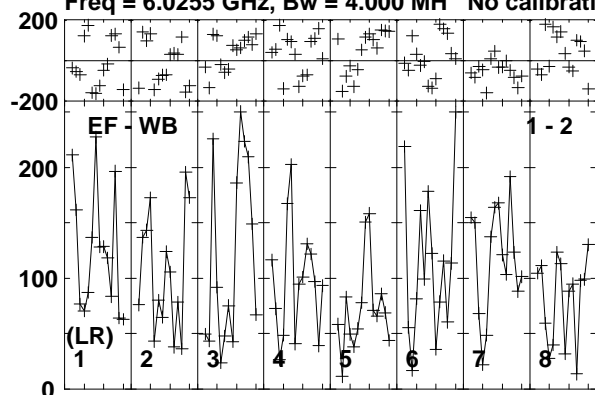


Lower frame: Micro Ampl Jy Top frame: Phas deg  
Vector averaged cross-power spectrum Baseline: EF (01) - WB (02)  
Timerange: 00/21:13:46 to 00/21:15:45

Plot file version 37 created 25-SEP-2014 17:31:06

K3-35 EC044 1.UVDATA.1

Freq = 6.0255 GHz, Bw = 4.000 MH No calibration applied and no bandpass applied

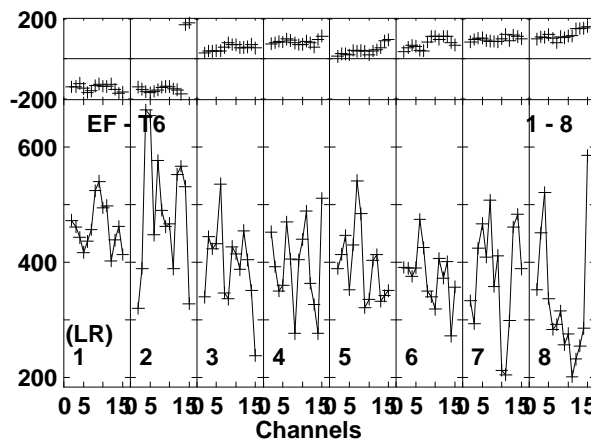
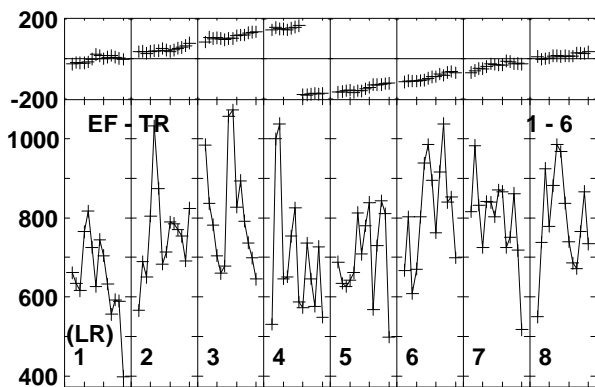
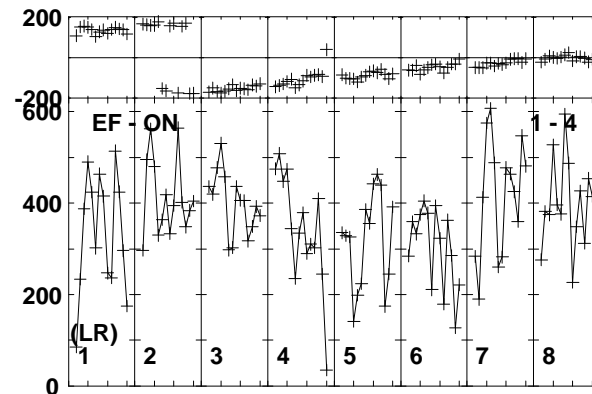
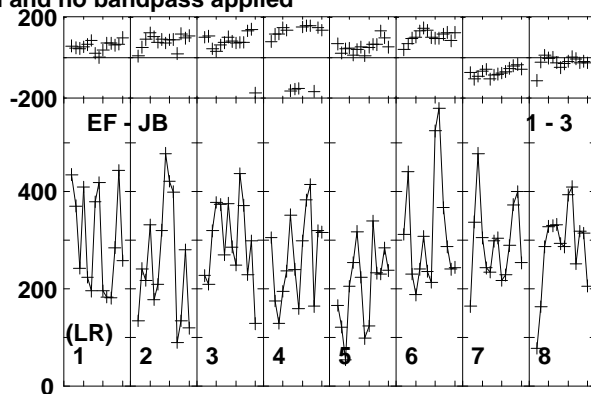
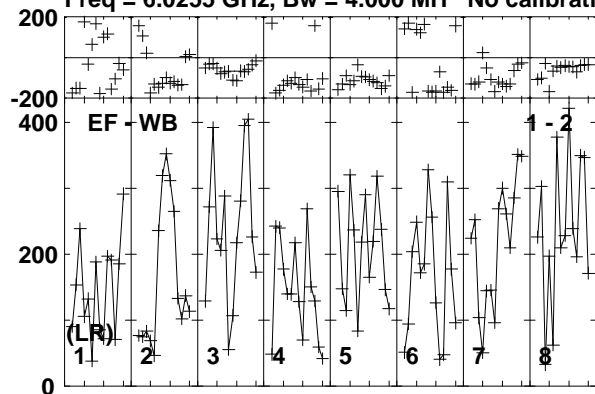


Lower frame: Micro Ampl Jy Top frame: Phas deg  
Vector averaged cross-power spectrum Baseline: EF (01) - WB (02)  
Timerange: 00/21:15:49 to 00/21:19:15

Plot file version 38 created 25-SEP-2014 17:31:07

J1925+2106 EC044 1.UVDATA.1

Freq = 6.0255 GHz, Bw = 4.000 MH No calibration applied and no bandpass applied

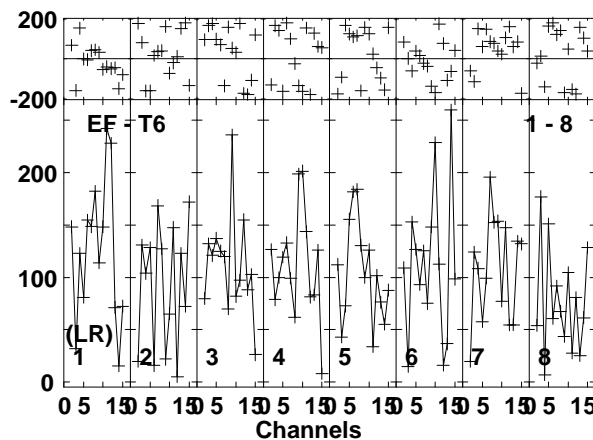
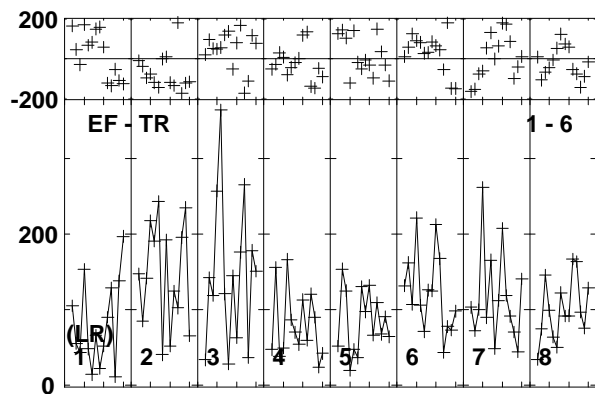
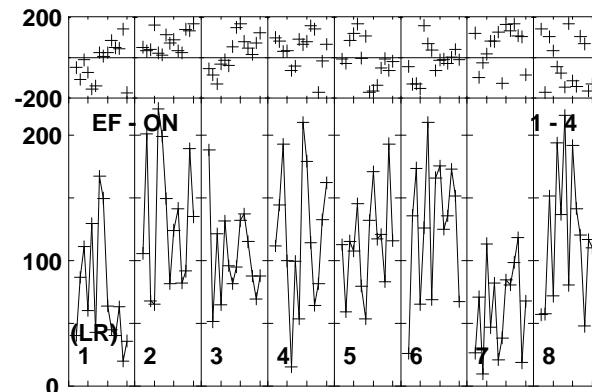
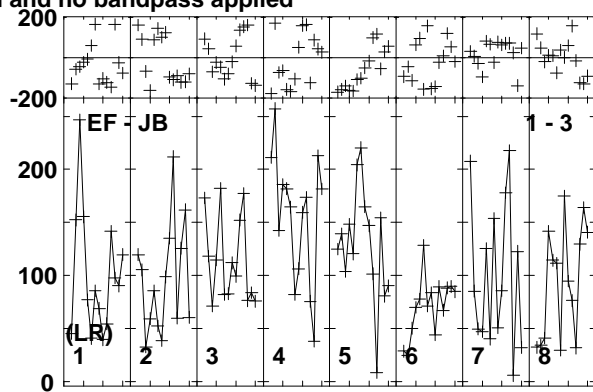
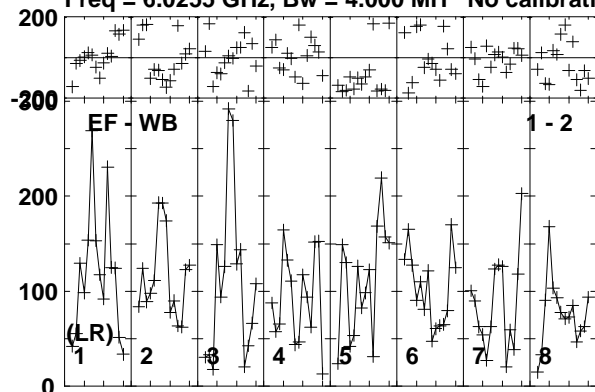


Lower frame: Micro Ampl Jy Top frame: Phas deg  
Vector averaged cross-power spectrum Baseline: EF (01) - WB (02)  
Timerange: 00/21:19:46 to 00/21:21:46

Plot file version 39 created 25-SEP-2014 17:31:07

K3-35 EC044 1.UVDATA.1

Freq = 6.0255 GHz, Bw = 4.000 MH No calibration applied and no bandpass applied

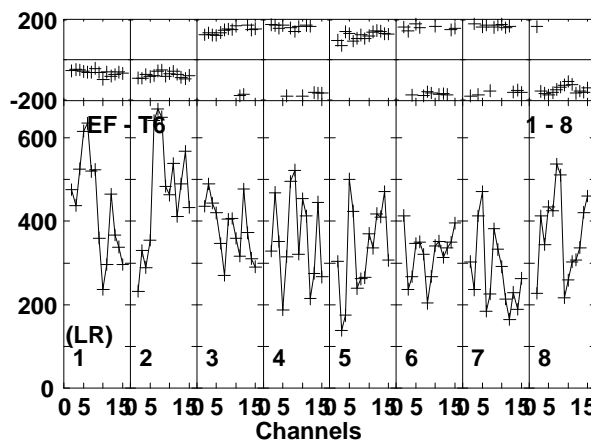
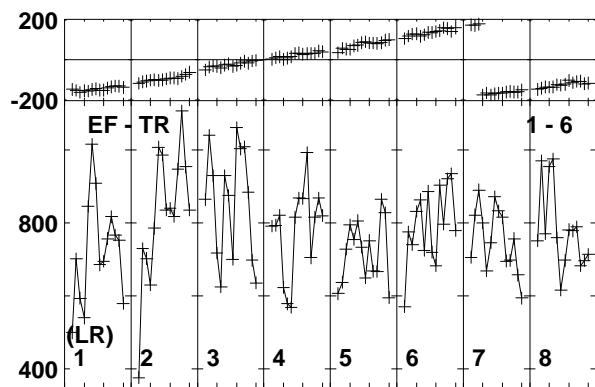
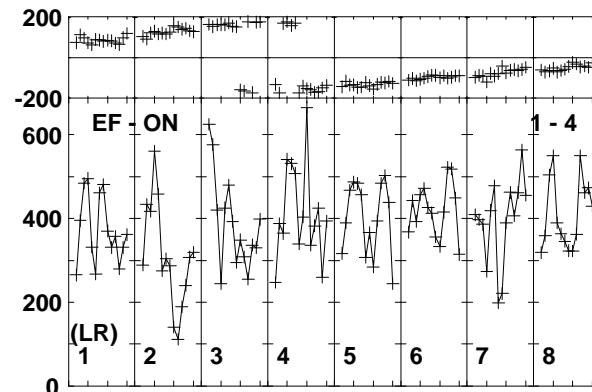
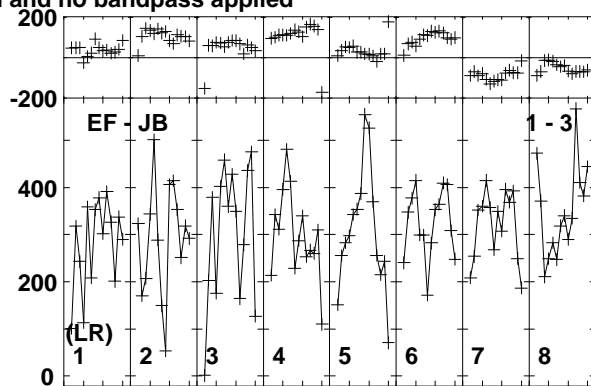
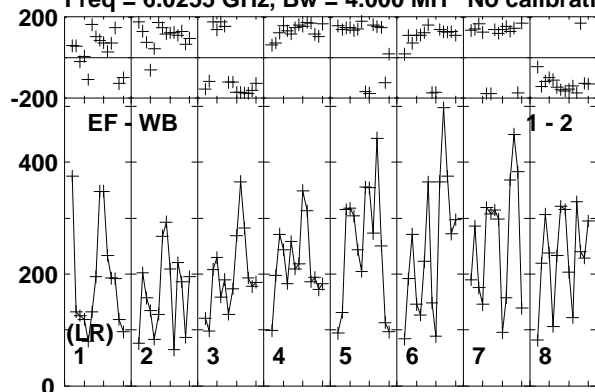


Lower frame: Micro Ampl Jy Top frame: Phas deg  
Vector averaged cross-power spectrum Baseline: EF (01) - WB (02)  
Timerange: 00/21:21:50 to 00/21:25:16

Plot file version 40 created 25-SEP-2014 17:31:07

J1925+2106 EC044 1.UVDATA.1

Freq = 6.0255 GHz, Bw = 4.000 MH No calibration applied and no bandpass applied



Lower frame: Micro Ampl Jy Top frame: Phas deg

Vector averaged cross-power spectrum Baseline: EF (01) - WB (02)

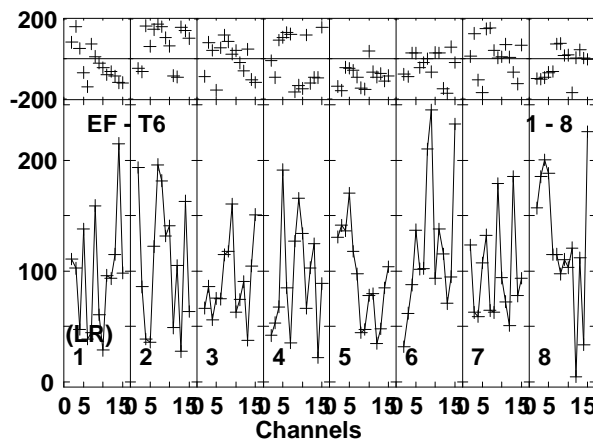
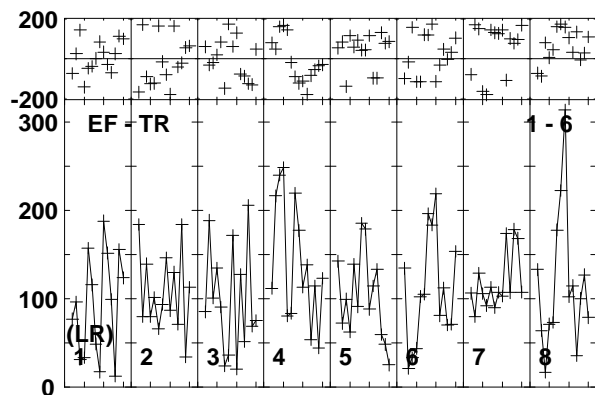
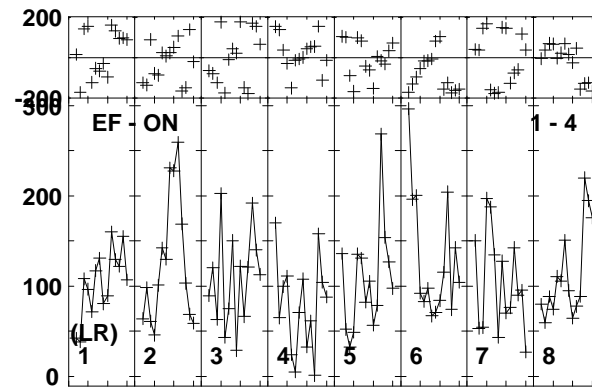
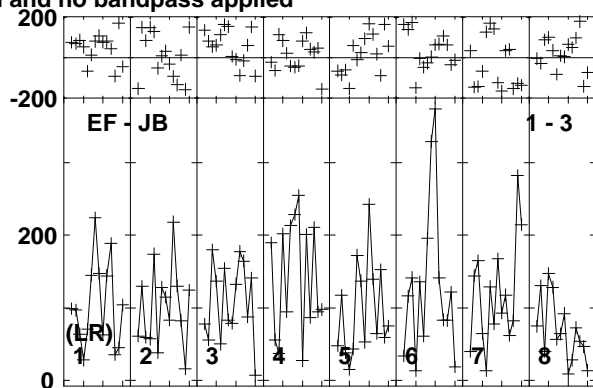
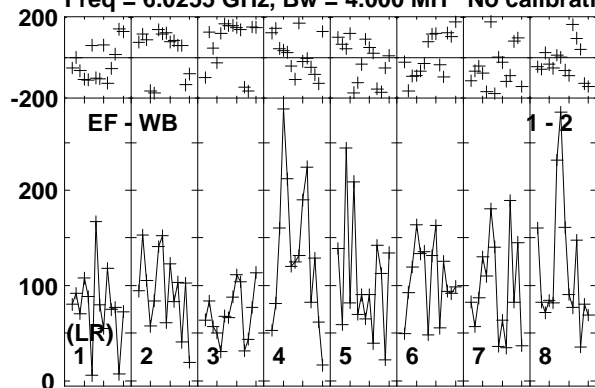
Timerange: 00/21:25:47 to 00/21:27:47



Plot file version 41 created 25-SEP-2014 17:31:07

K3-35 EC044 1.UVDATA.1

Freq = 6.0255 GHz, Bw = 4.000 MH No calibration applied and no bandpass applied

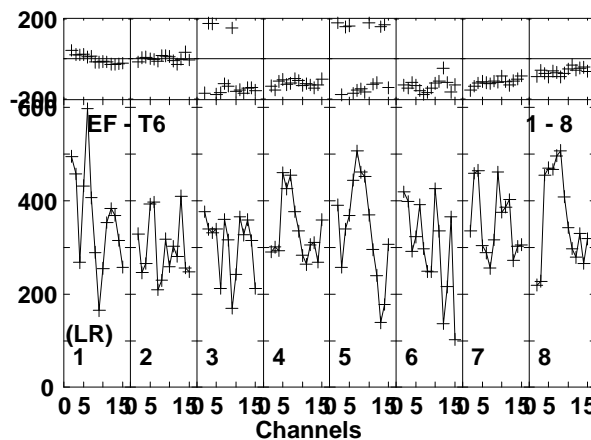
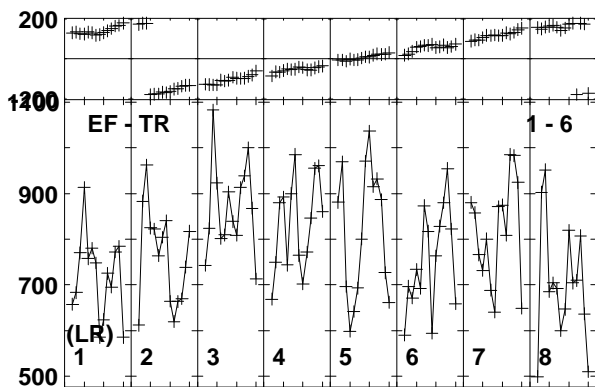
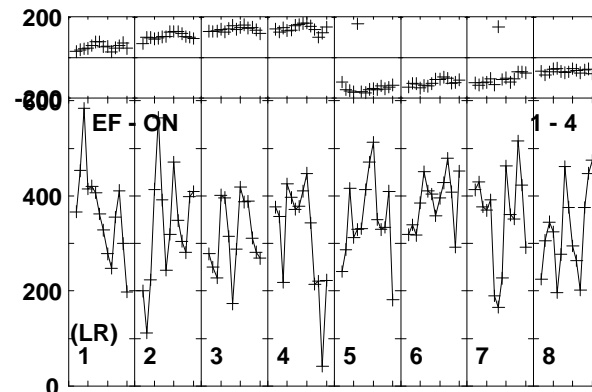
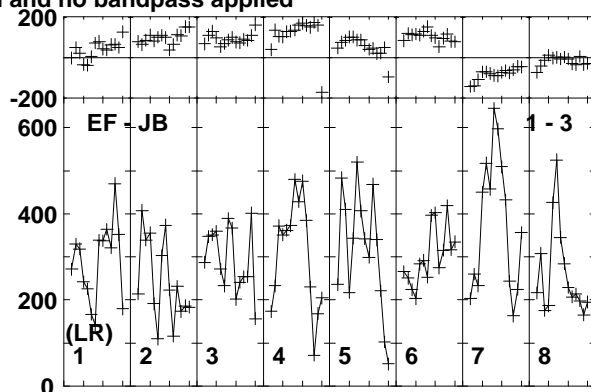
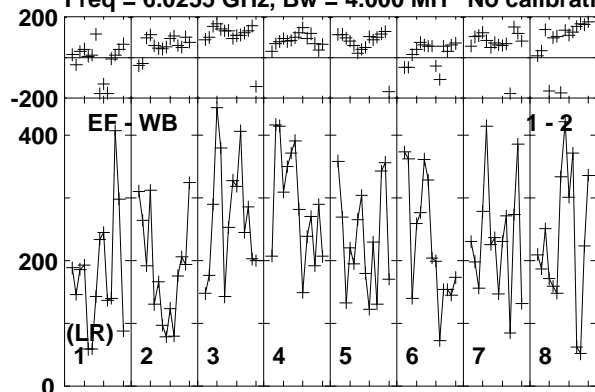


Lower frame: Micro Ampl Jy Top frame: Phas deg  
Vector averaged cross-power spectrum Baseline: EF (01) - WB (02)  
Timerange: 00/21:27:51 to 00/21:31:17

Plot file version 42 created 25-SEP-2014 17:31:07

J1925+2106 EC044 1.UVDATA.1

Freq = 6.0255 GHz, Bw = 4.000 MH No calibration applied and no bandpass applied

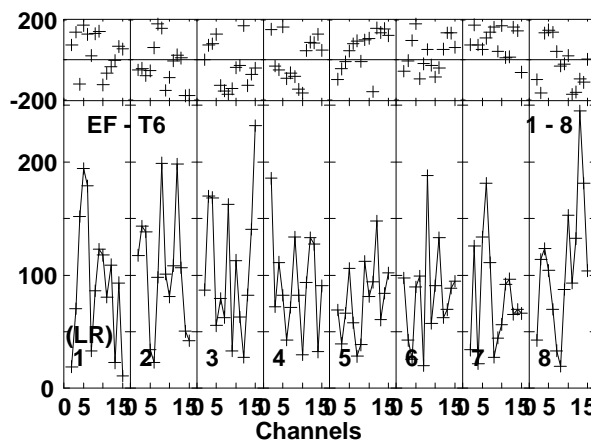
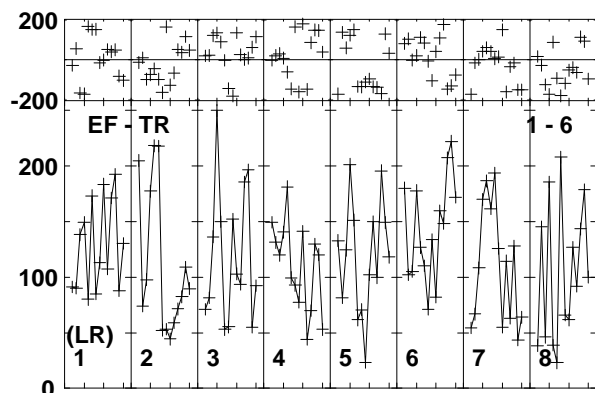
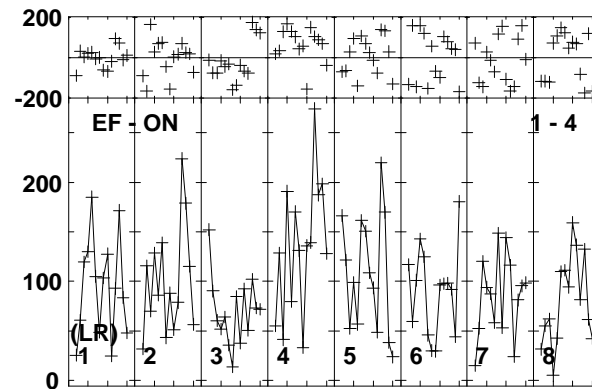
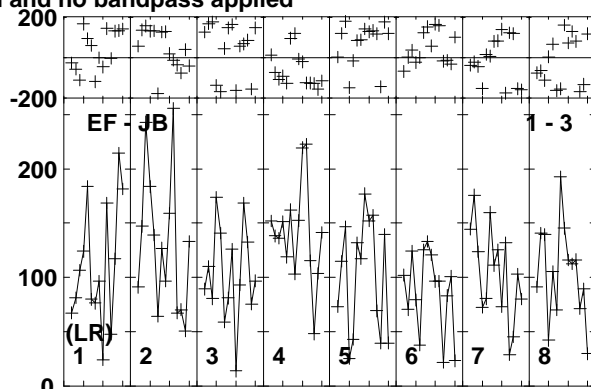
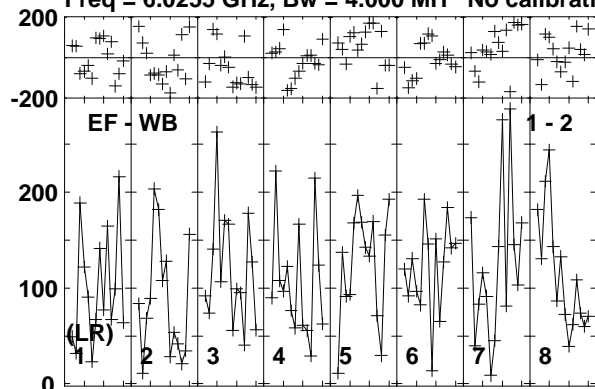


Lower frame: Micro Ampl Jy Top frame: Phas deg  
Vector averaged cross-power spectrum Baseline: EF (01) - WB (02)  
Timerange: 00/21:31:48 to 00/21:33:48

Plot file version 43 created 25-SEP-2014 17:31:07

K3-35 EC044 1.UVDATA.1

Freq = 6.0255 GHz, Bw = 4.000 MH No calibration applied and no bandpass applied

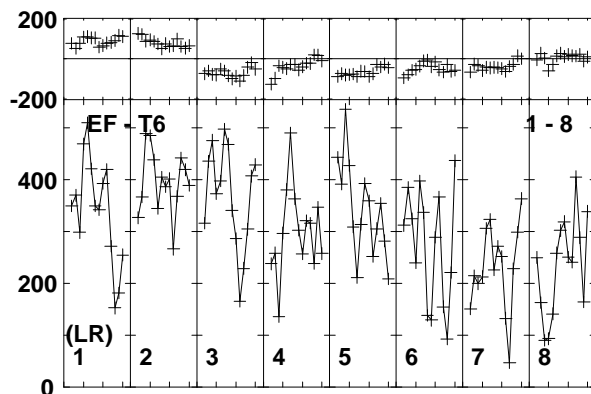
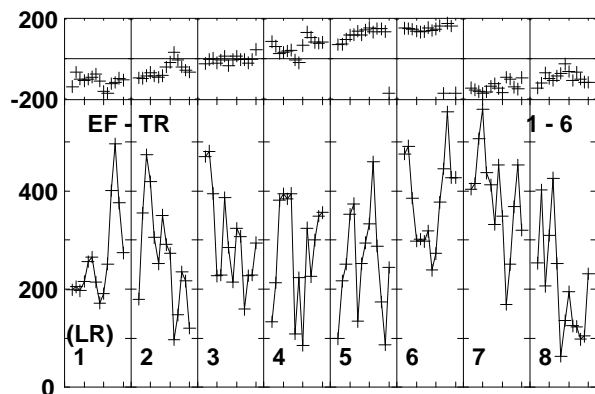
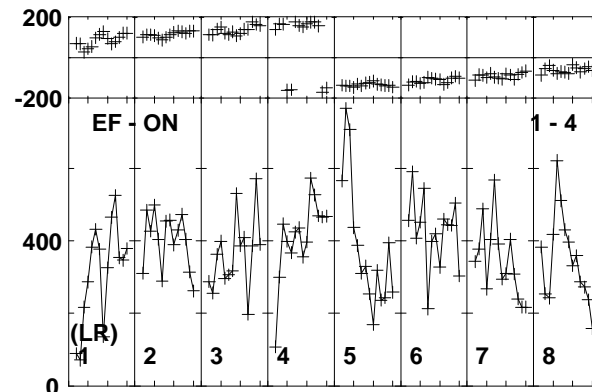
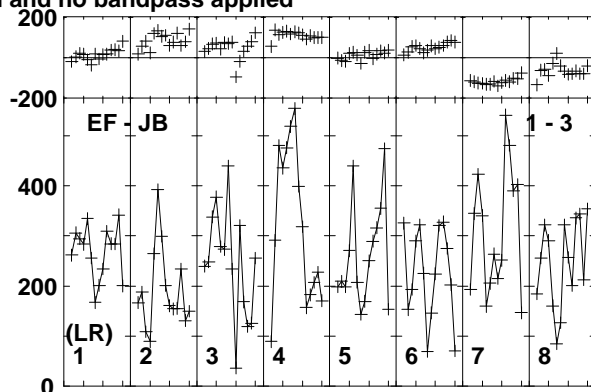
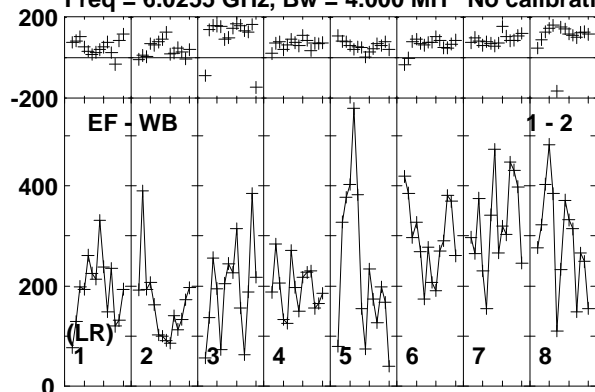


Lower frame: Micro Ampl Jy Top frame: Phas deg  
Vector averaged cross-power spectrum Baseline: EF (01) - WB (02)  
Timerange: 00/21:33:52 to 00/21:37:18

Plot file version 44 created 25-SEP-2014 17:31:07

J1925+2106 EC044 1.UVDATA.1

Freq = 6.0255 GHz, Bw = 4.000 MH No calibration applied and no bandpass applied



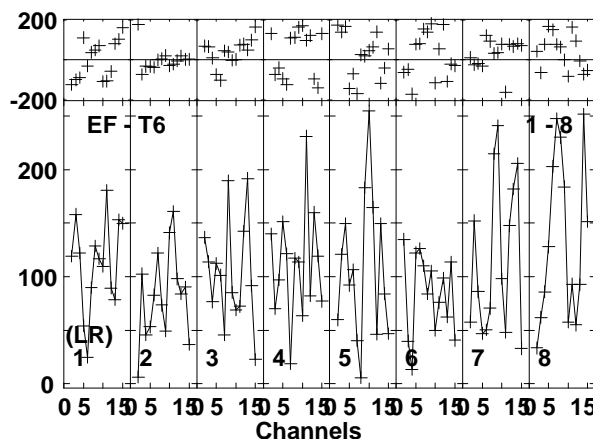
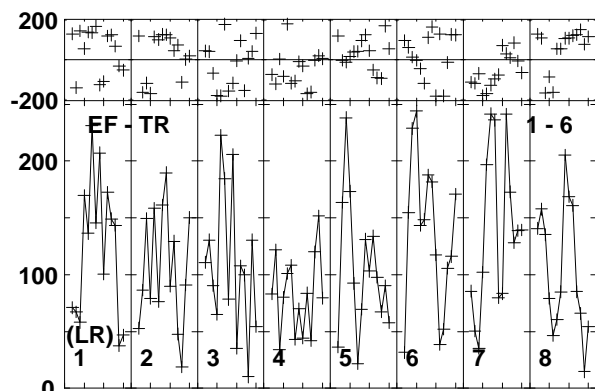
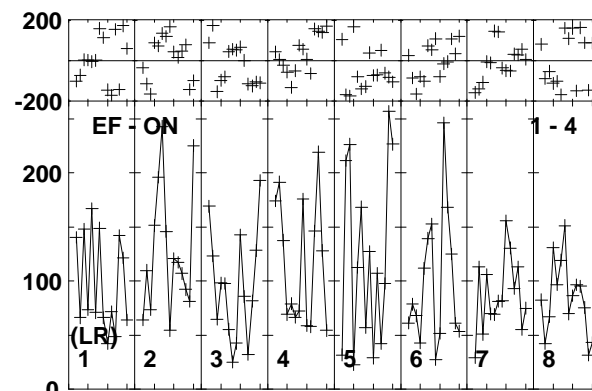
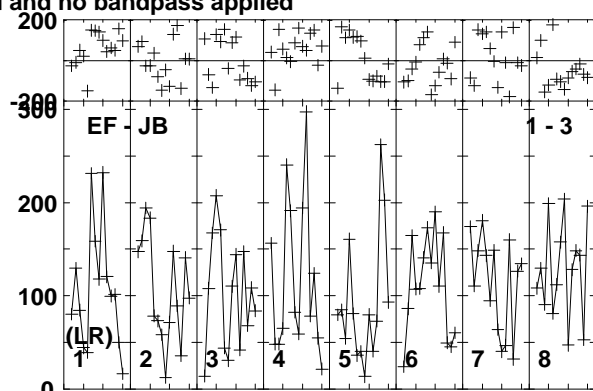
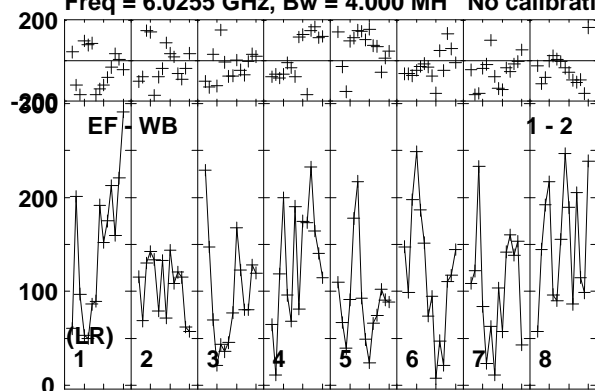
Channels

Lower frame: Micro Ampl Jy Top frame: Phas deg  
Vector averaged cross-power spectrum Baseline: EF (01) - WB (02)  
Timerange: 00/21:37:49 to 00/21:39:49

Plot file version 45 created 25-SEP-2014 17:31:07

K3-35 EC044 1.UVDATA.1

Freq = 6.0255 GHz, Bw = 4.000 MH No calibration applied and no bandpass applied

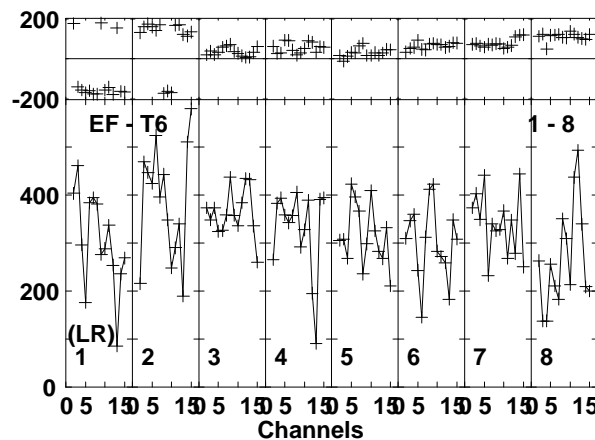
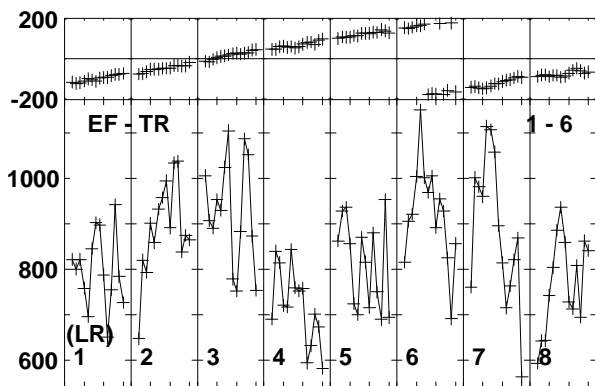
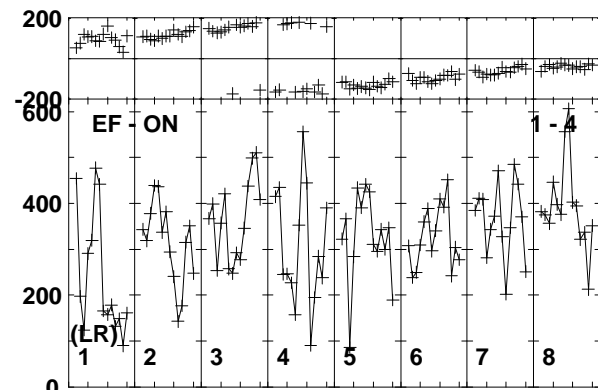
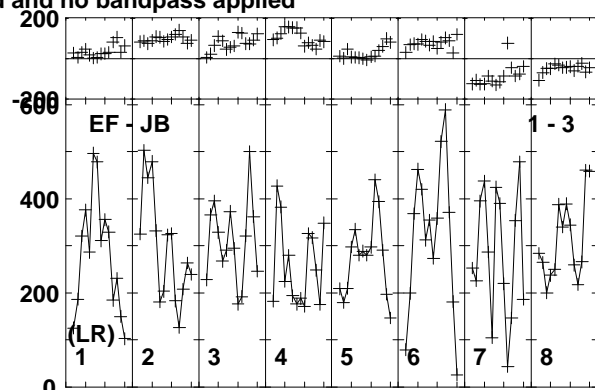
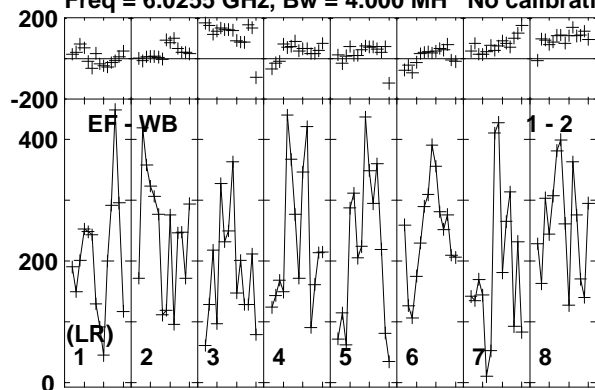


Lower frame: Micro Ampl Jy Top frame: Phas deg  
Vector averaged cross-power spectrum Baseline: EF (01) - WB (02)  
Timerange: 00/21:39:53 to 00/21:43:19

Plot file version 46 created 25-SEP-2014 17:31:08

J1925+2106 EC044 1.UVDATA.1

Freq = 6.0255 GHz, Bw = 4.000 MH No calibration applied and no bandpass applied

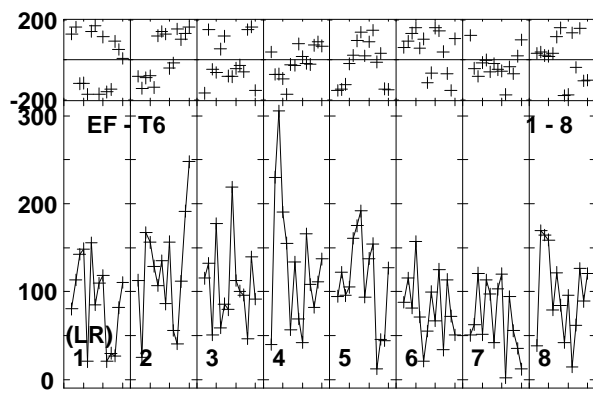
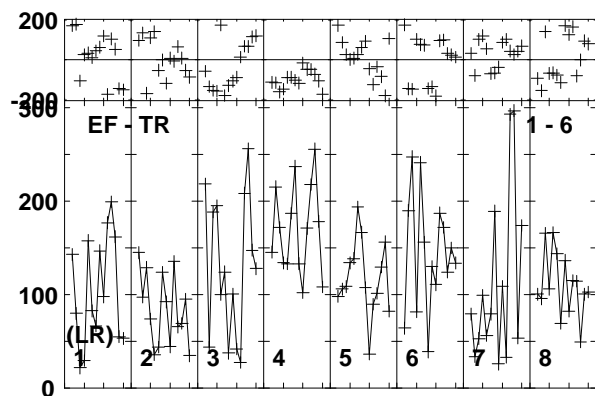
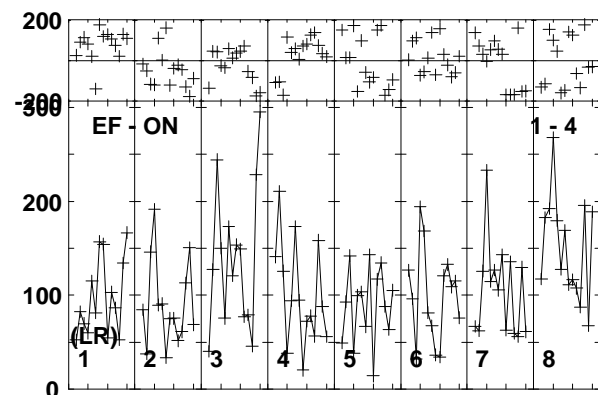
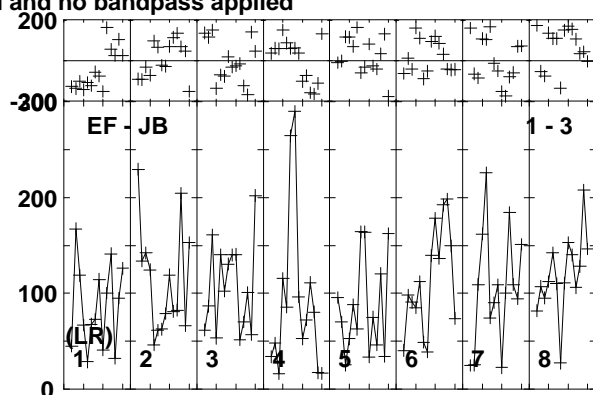
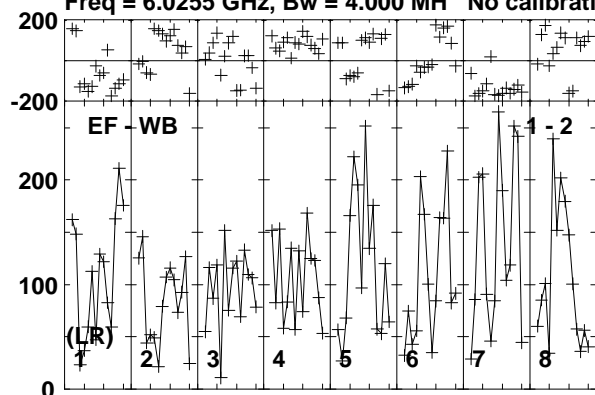


Lower frame: Micro Ampl Jy Top frame: Phas deg  
Vector averaged cross-power spectrum Baseline: EF (01) - WB (02)  
Timerange: 00/21:43:50 to 00/21:45:50

Plot file version 47 created 25-SEP-2014 17:31:08

K3-35 EC044 1.UVDATA.1

Freq = 6.0255 GHz, Bw = 4.000 MH No calibration applied and no bandpass applied



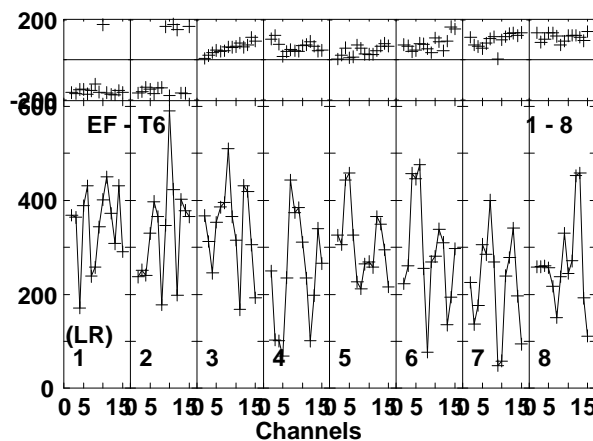
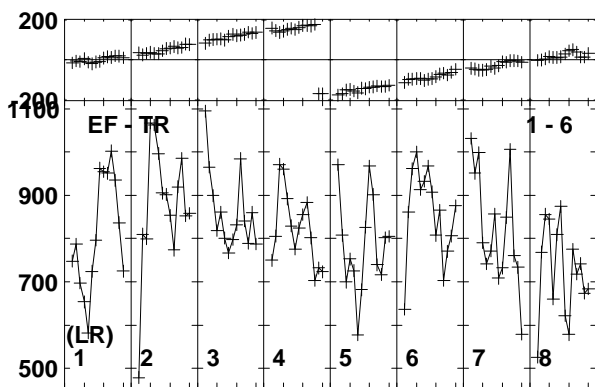
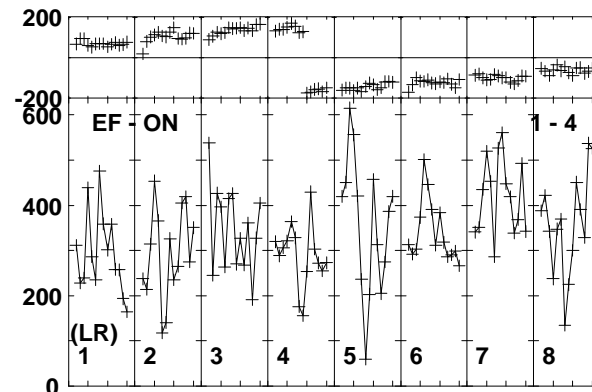
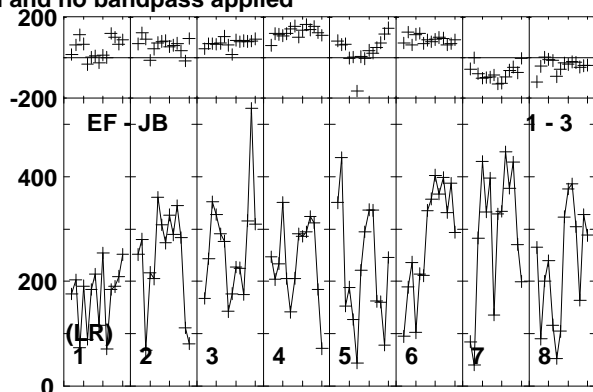
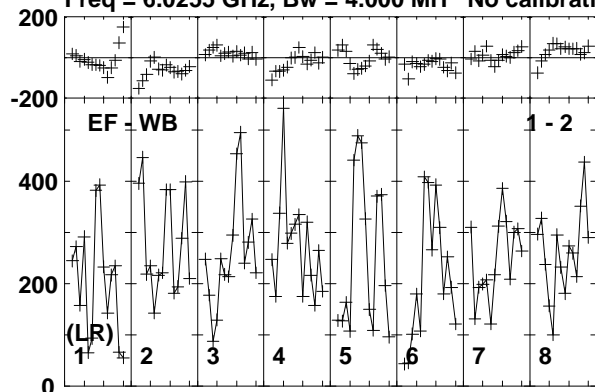
0 5 10 5 10 5 10 5 10 5 10 5 10 5 10 5 15  
Channels

Lower frame: Micro Ampl Jy Top frame: Phas deg  
Vector averaged cross-power spectrum Baseline: EF (01) - WB (02)  
Timerange: 00/21:45:54 to 00/21:49:20

Plot file version 48 created 25-SEP-2014 17:31:08

J1925+2106 EC044 1.UVDATA.1

Freq = 6.0255 GHz, Bw = 4.000 MH No calibration applied and no bandpass applied



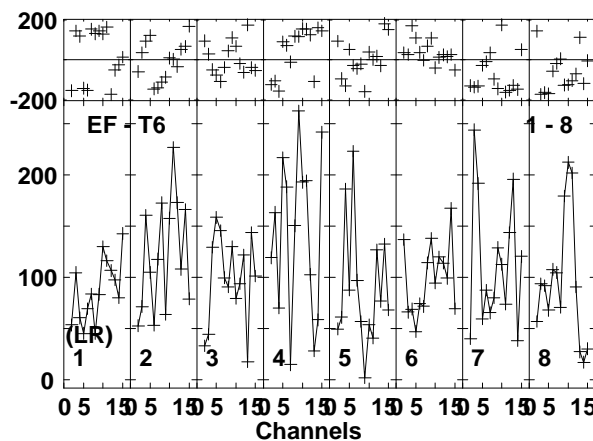
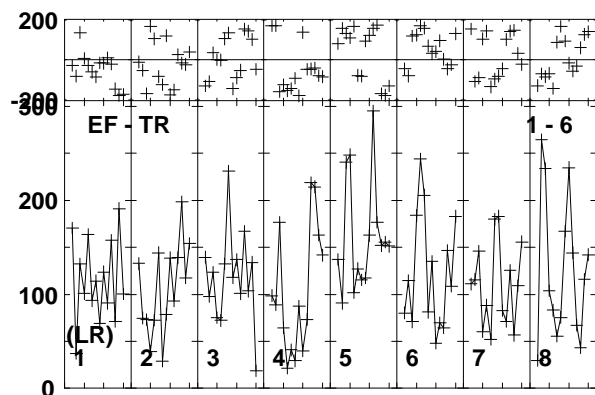
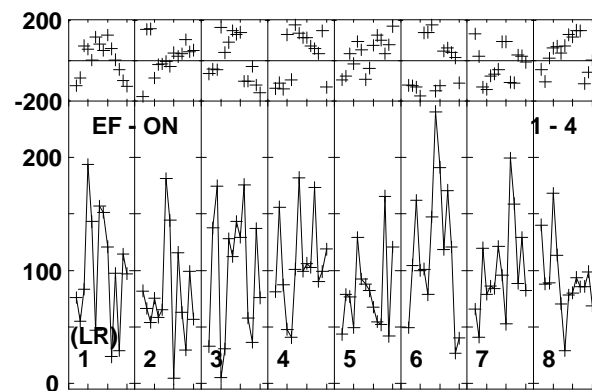
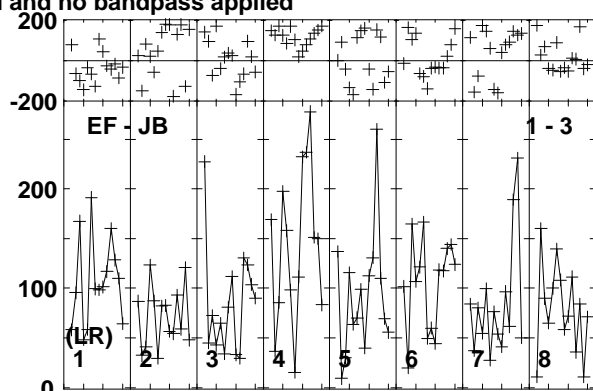
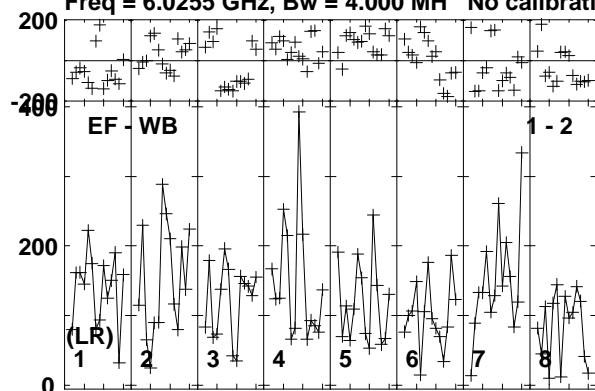
Lower frame: Micro Ampl Jy Top frame: Phas deg  
Vector averaged cross-power spectrum Baseline: EF (01) - WB (02)  
Timerange: 00/21:49:51 to 00/21:51:51



Plot file version 49 created 25-SEP-2014 17:31:08

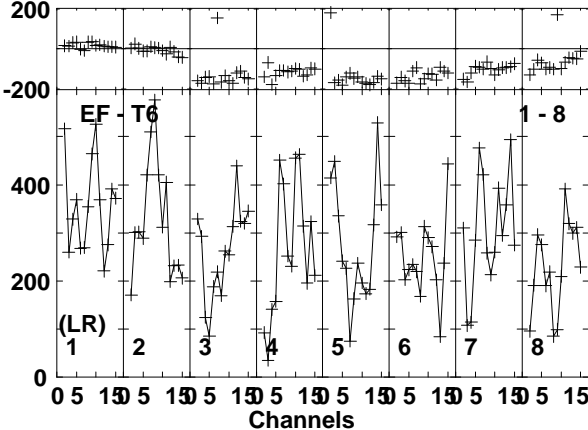
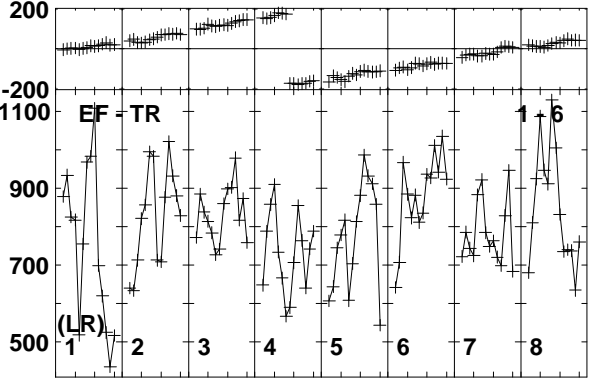
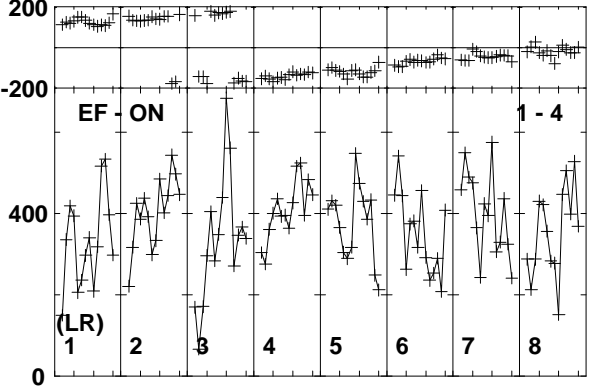
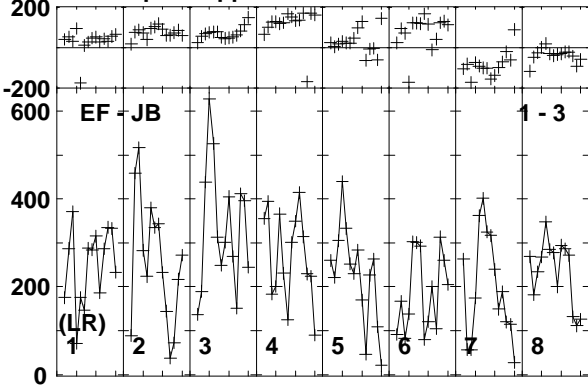
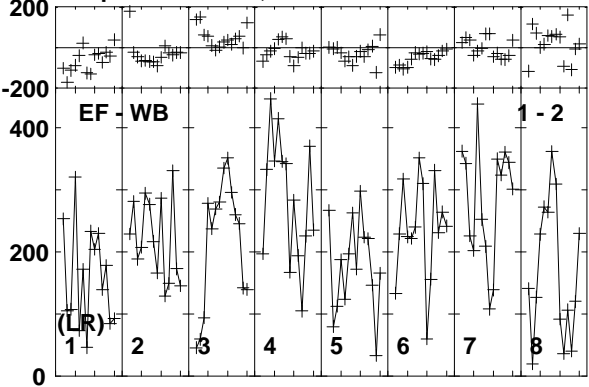
K3-35 EC044 1.UVDATA.1

Freq = 6.0255 GHz, Bw = 4.000 MH No calibration applied and no bandpass applied



Lower frame: Micro Ampl Jy Top frame: Phas deg  
Vector averaged cross-power spectrum Baseline: EF (01) - WB (02)  
Timerange: 00/21:51:55 to 00/21:55:21

Plot file version 50 created 25-SEP-2014 17:31:08  
 J1925+2106 EC044 1.UVDATA.1  
 Freq = 6.0255 GHz, Bw = 4.000 MH No calibration applied and no bandpass applied

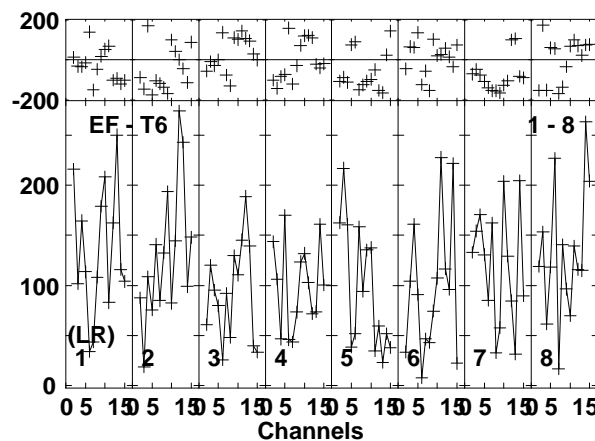
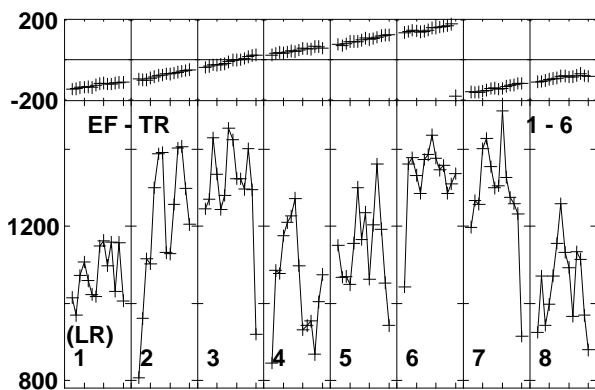
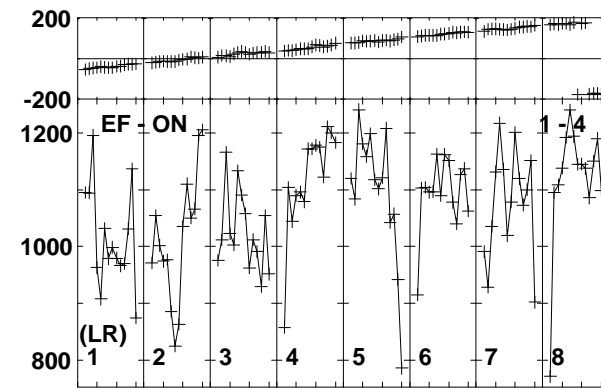
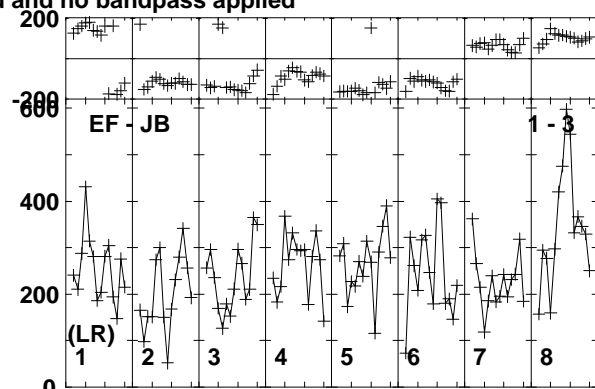
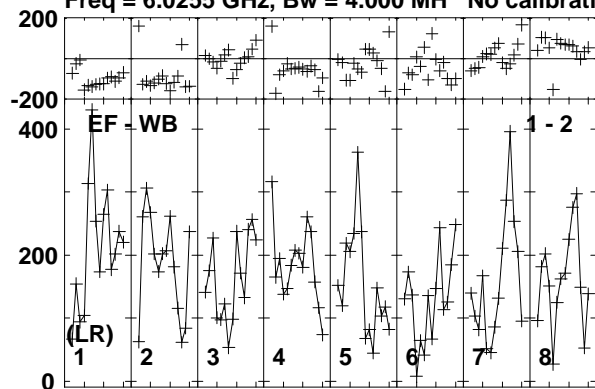


Lower frame: Micro Ampl Jy Top frame: Phas deg  
 Vector averaged cross-power spectrum Baseline: EF (01) - WB (02)  
 Timerange: 00/21:55:52 to 00/21:57:52

Plot file version 51 created 25-SEP-2014 17:31:08

J1751+0939 EC044 1.UVDATA.1

Freq = 6.0255 GHz, Bw = 4.000 MH No calibration applied and no bandpass applied

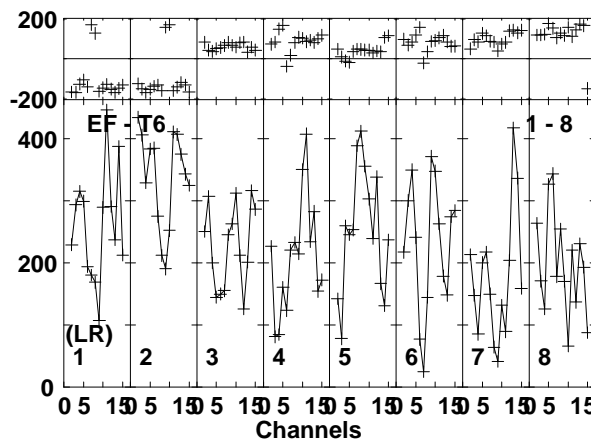
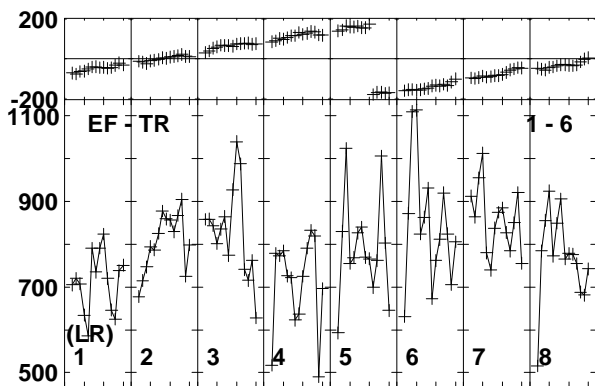
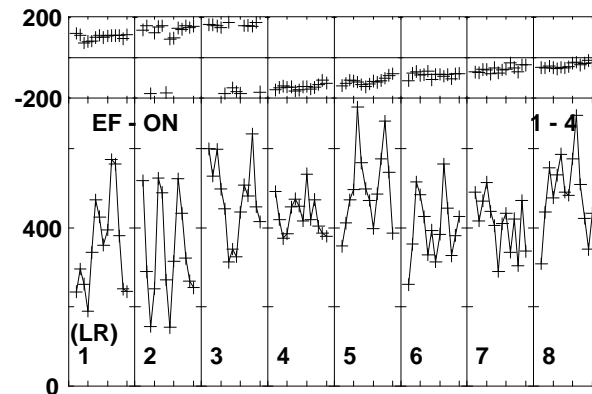
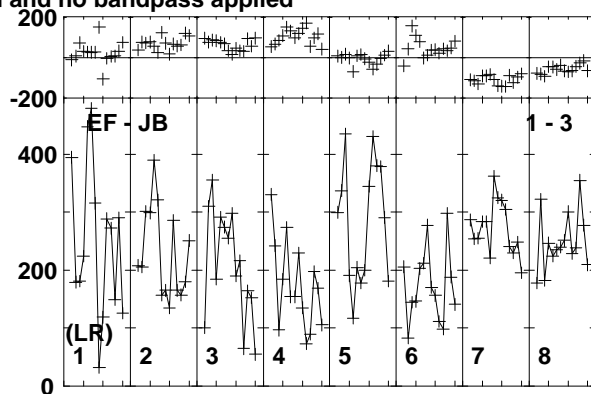
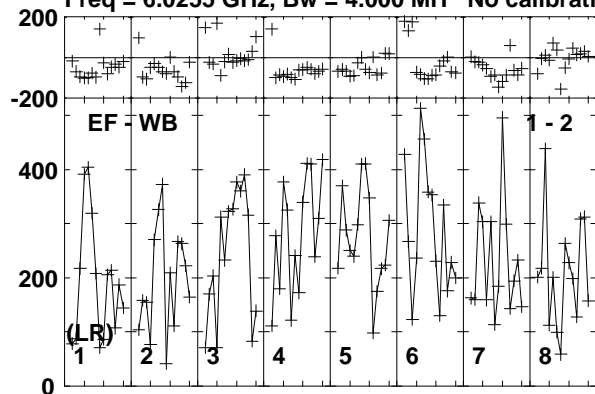


Lower frame: Micro Ampl Jy Top frame: Phas deg  
Vector averaged cross-power spectrum Baseline: EF (01) - WB (02)  
Timerange: 00/22:00:01 to 00/22:03:01

Plot file version 52 created 25-SEP-2014 17:31:09

J1925+2106 EC044 1.UVDATA.1

Freq = 6.0255 GHz, Bw = 4.000 MH No calibration applied and no bandpass applied

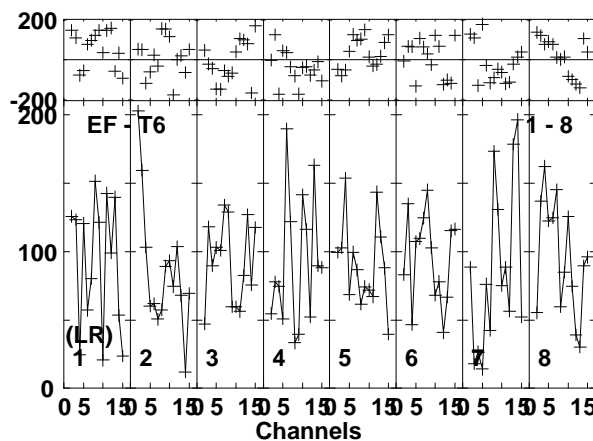
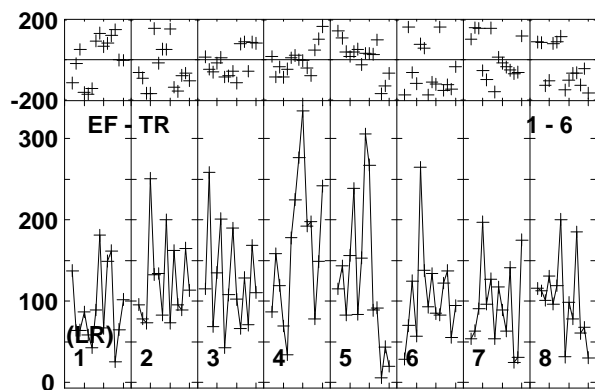
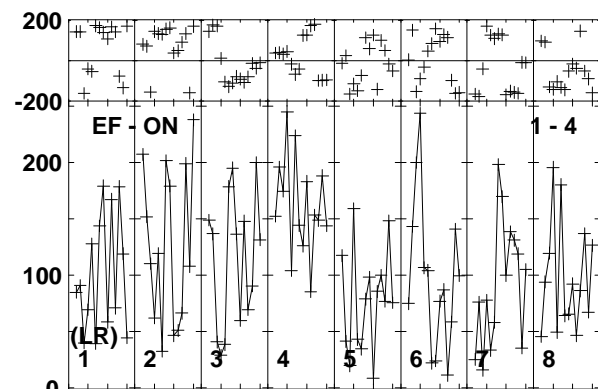
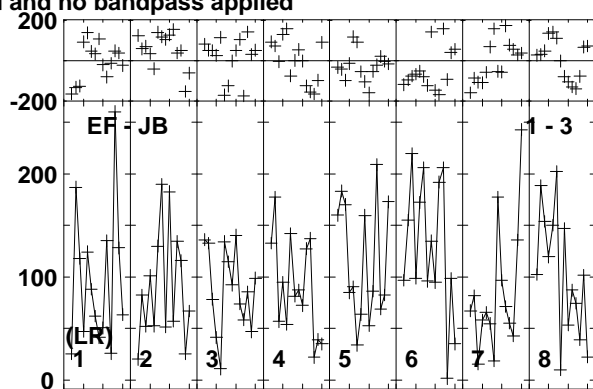
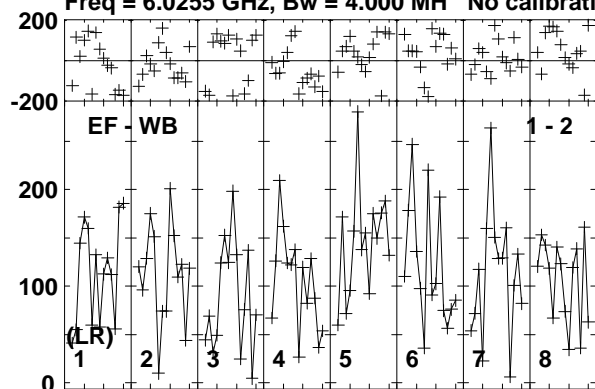


Lower frame: Micro Ampl Jy Top frame: Phas deg  
Vector averaged cross-power spectrum Baseline: EF (01) - WB (02)  
Timerange: 00/22:05:08 to 00/22:07:08

Plot file version 53 created 25-SEP-2014 17:31:09

K3-35 EC044 1.UVDATA.1

Freq = 6.0255 GHz, Bw = 4.000 MH No calibration applied and no bandpass applied

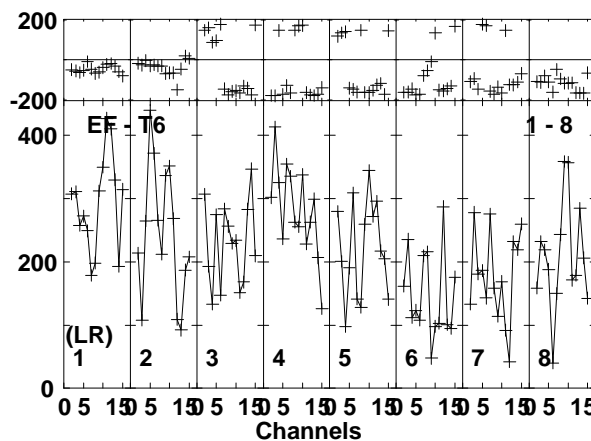
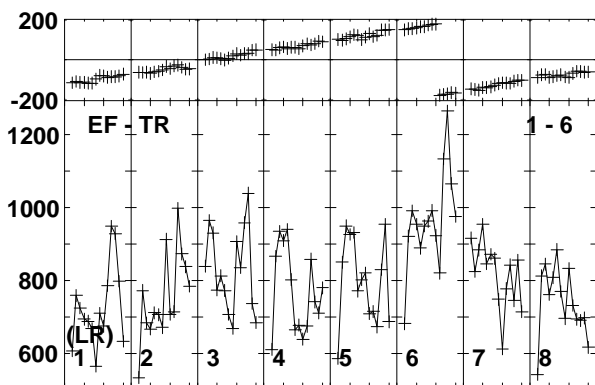
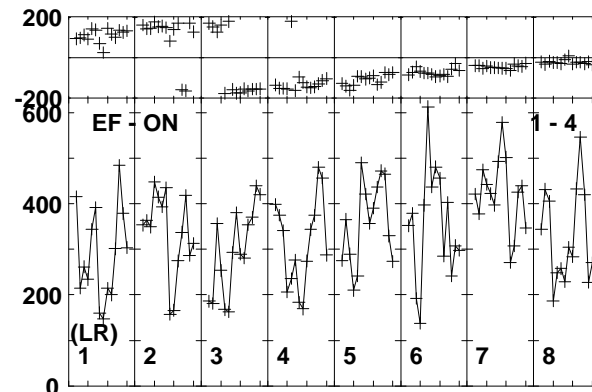
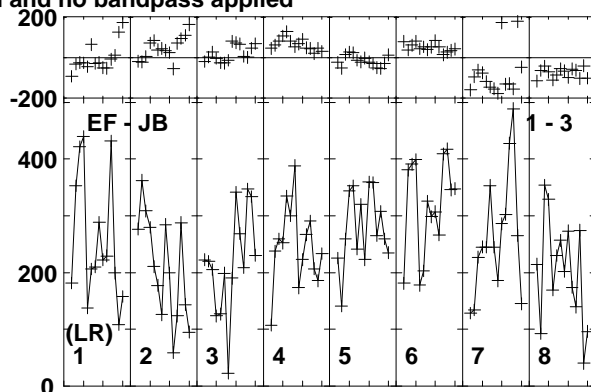
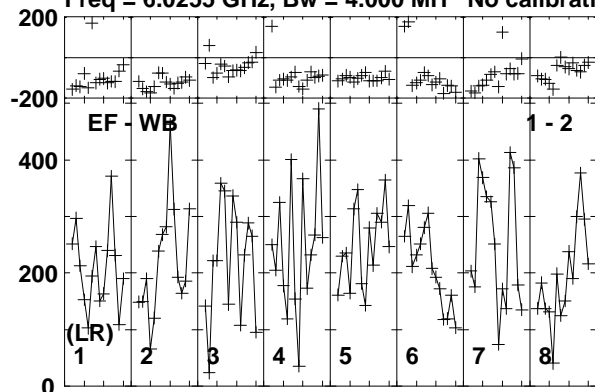


Lower frame: Micro Ampl Jy Top frame: Phas deg  
Vector averaged cross-power spectrum Baseline: EF (01) - WB (02)  
Timerange: 00/22:07:12 to 00/22:10:38

Plot file version 54 created 25-SEP-2014 17:31:09

J1925+2106 EC044 1.UVDATA.1

Freq = 6.0255 GHz, Bw = 4.000 MH No calibration applied and no bandpass applied

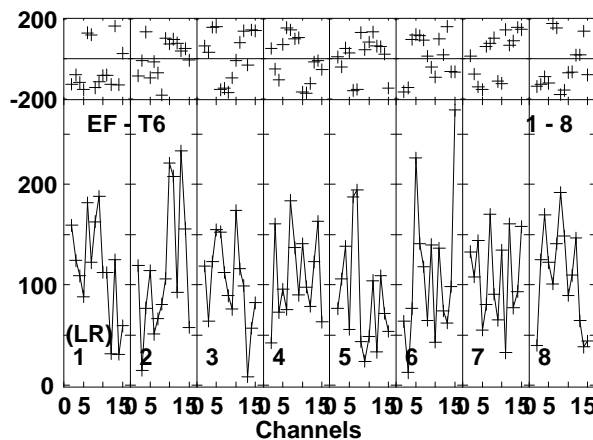
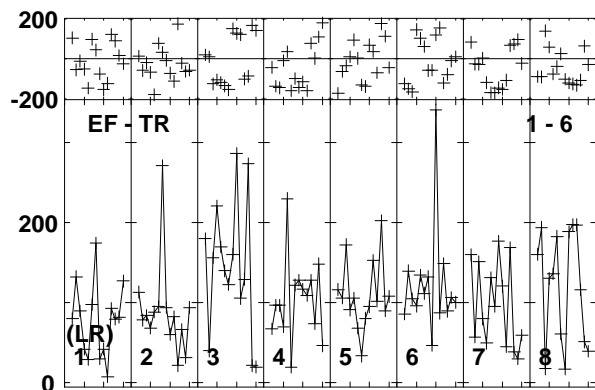
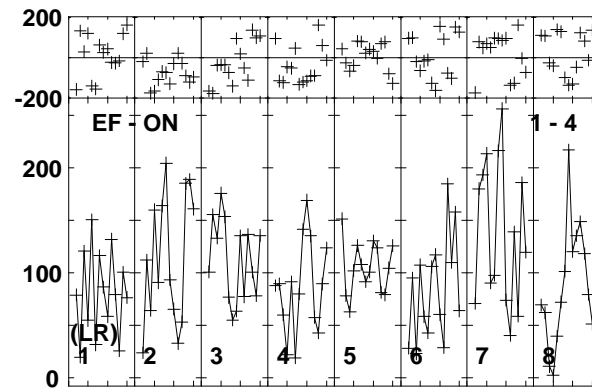
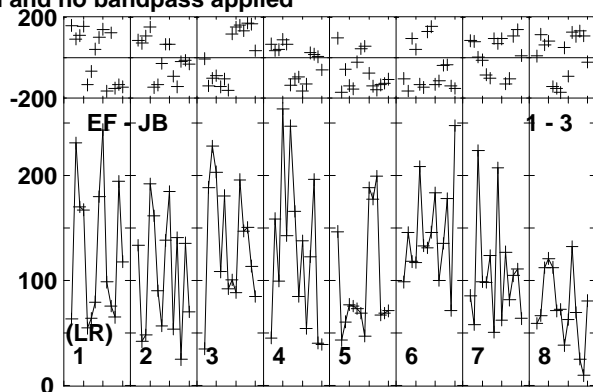
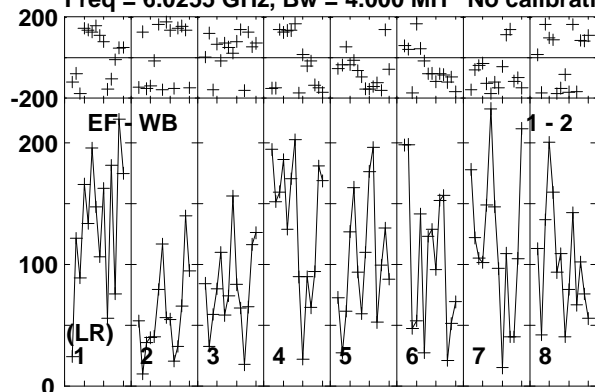


Lower frame: Micro Ampl Jy Top frame: Phas deg  
Vector averaged cross-power spectrum Baseline: EF (01) - WB (02)  
Timerange: 00/22:11:10 to 00/22:13:10

Plot file version 55 created 25-SEP-2014 17:31:09

K3-35 EC044 1.UVDATA.1

Freq = 6.0255 GHz, Bw = 4.000 MH No calibration applied and no bandpass applied

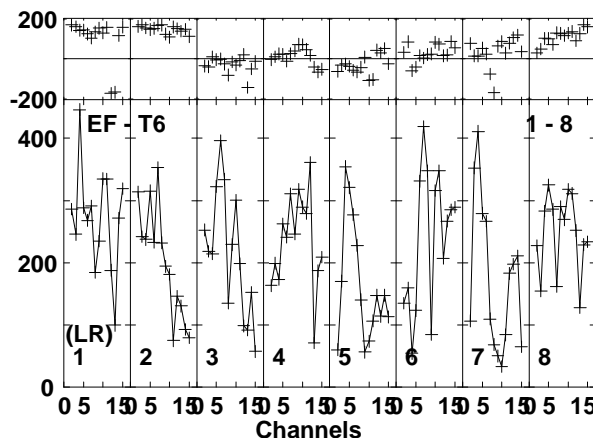
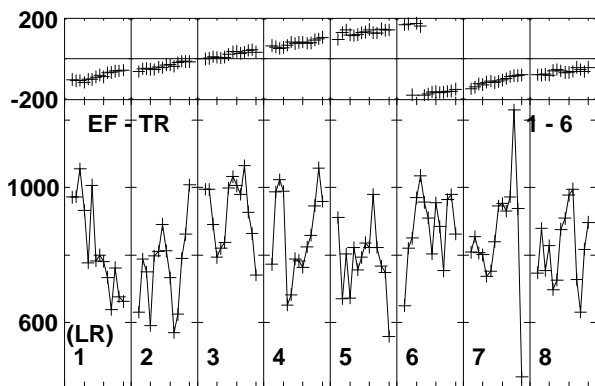
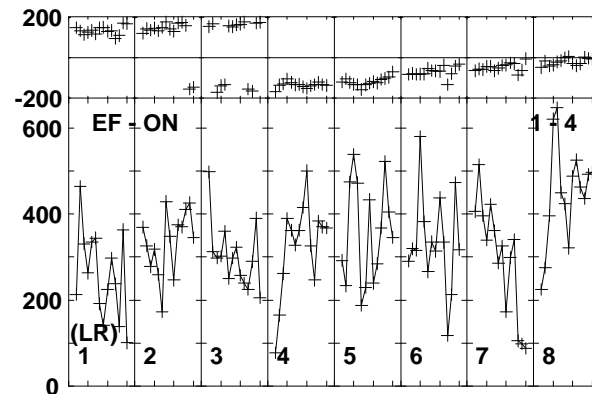
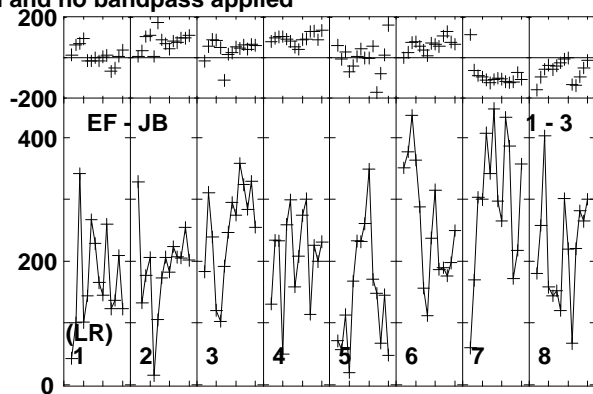
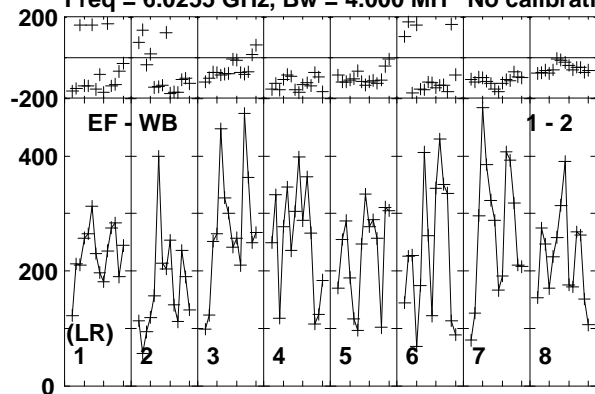


Lower frame: Micro Ampl Jy Top frame: Phas deg  
Vector averaged cross-power spectrum Baseline: EF (01) - WB (02)  
Timerange: 00/22:13:14 to 00/22:16:40

Plot file version 56 created 25-SEP-2014 17:31:09

J1925+2106 EC044 1.UVDATA.1

Freq = 6.0255 GHz, Bw = 4.000 MH No calibration applied and no bandpass applied



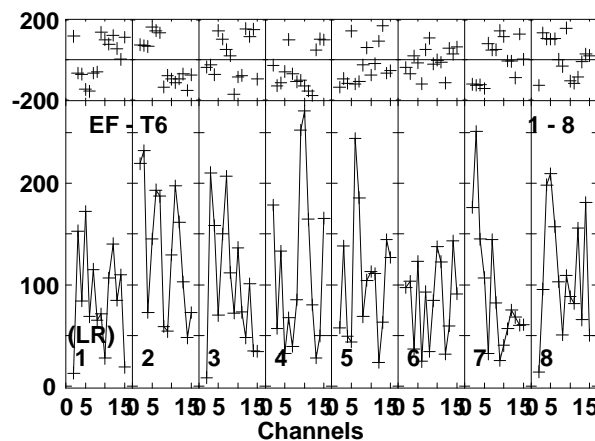
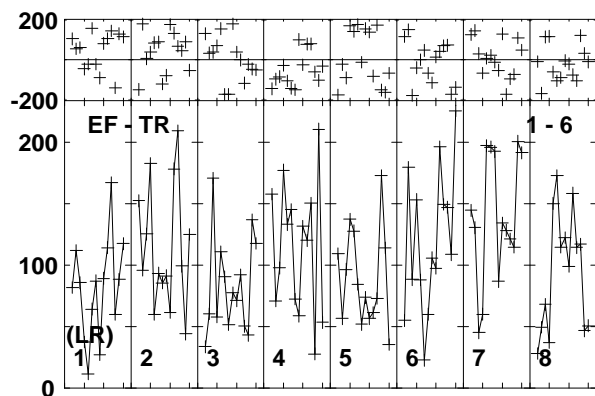
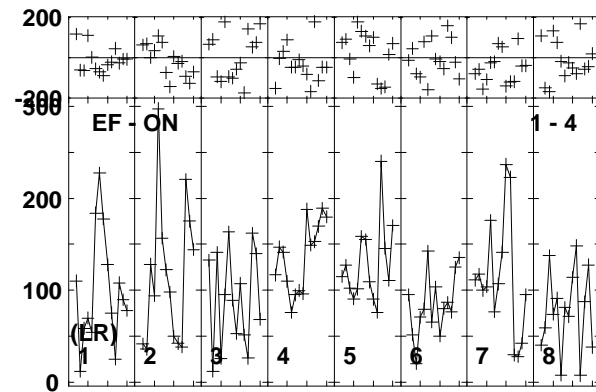
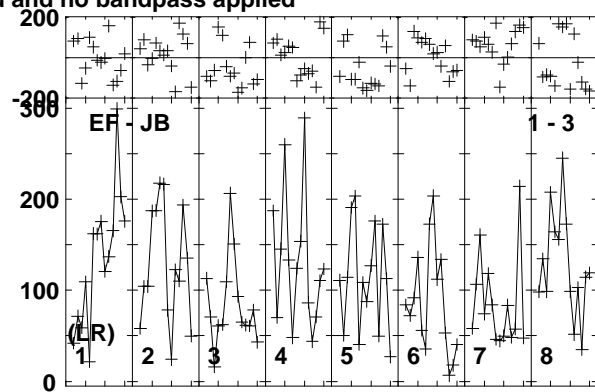
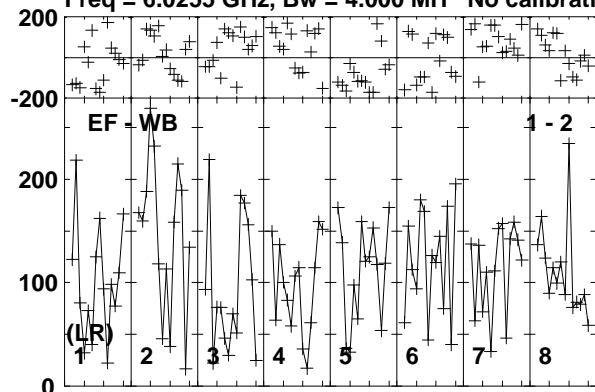
Lower frame: Micro Ampl Jy Top frame: Phas deg  
Vector averaged cross-power spectrum Baseline: EF (01) - WB (02)  
Timerange: 00/22:17:12 to 00/22:19:12



Plot file version 57 created 25-SEP-2014 17:31:09

K3-35 EC044 1.UVDATA.1

Freq = 6.0255 GHz, Bw = 4.000 MH No calibration applied and no bandpass applied

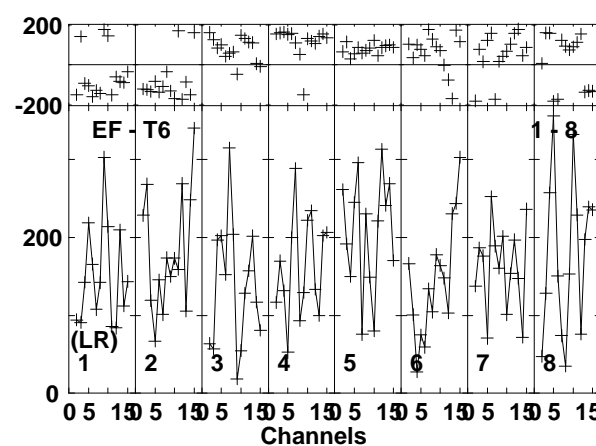
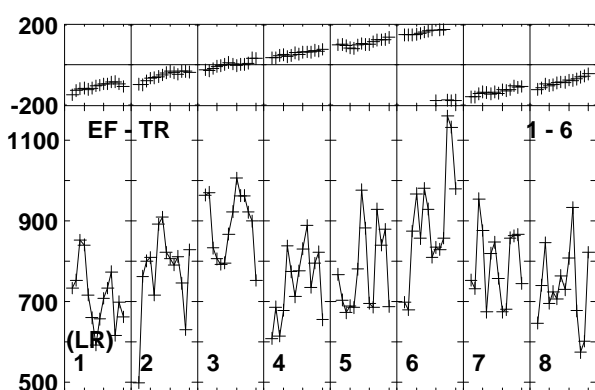
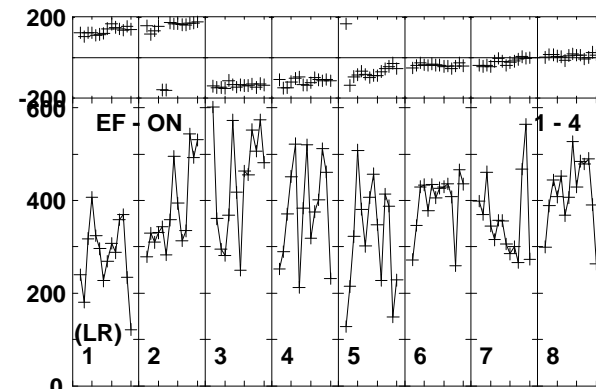
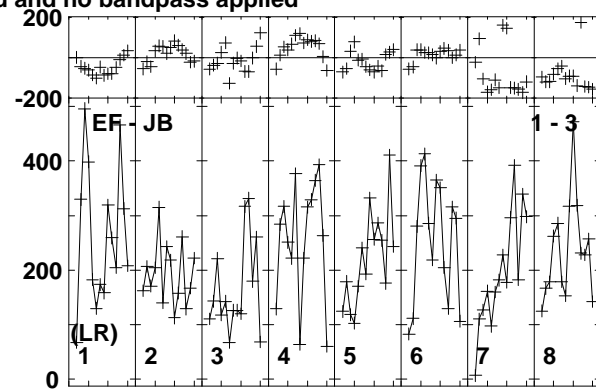
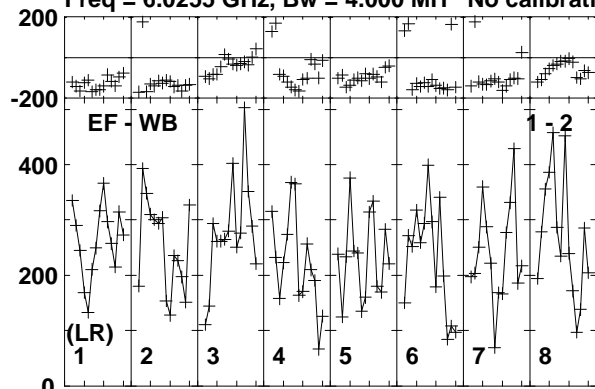


Lower frame: Micro Ampl Jy Top frame: Phas deg  
Vector averaged cross-power spectrum Baseline: EF (01) - WB (02)  
Timerange: 00/22:19:15 to 00/22:22:42

Plot file version 58 created 25-SEP-2014 17:31:09

J1925+2106 EC044 1.UVDATA.1

Freq = 6.0255 GHz, Bw = 4.000 MH No calibration applied and no bandpass applied

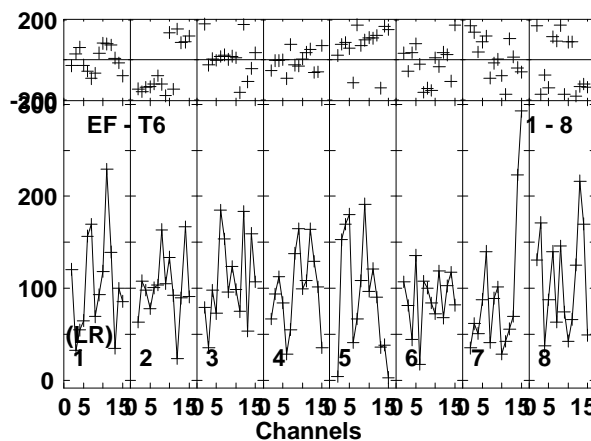
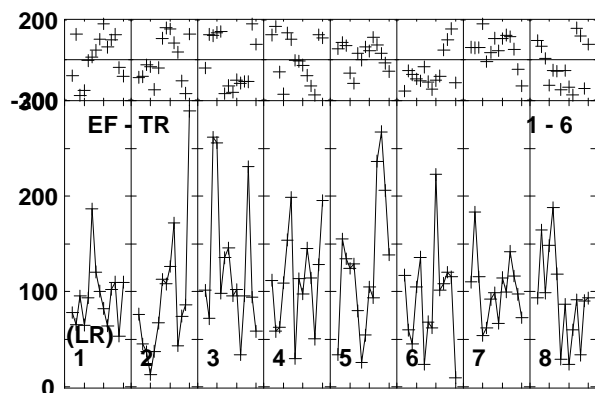
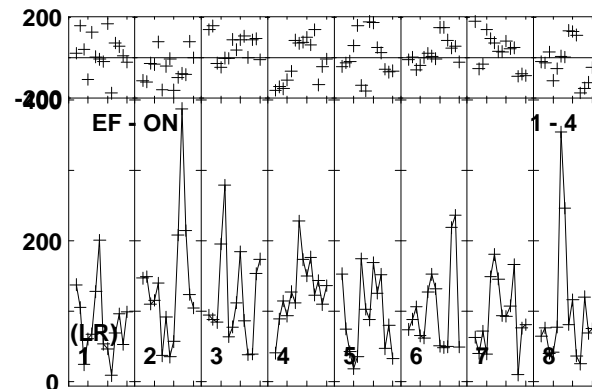
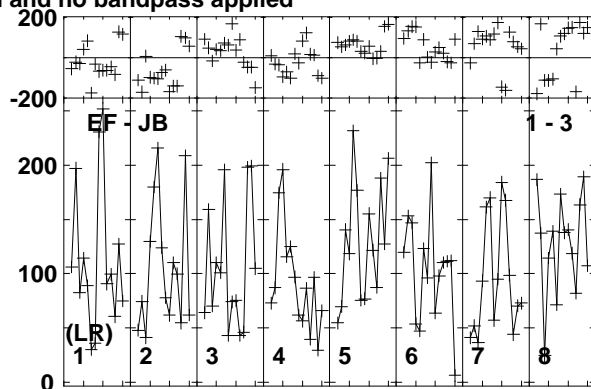
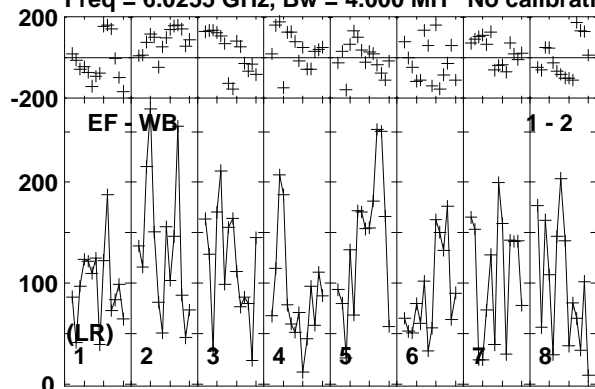


Lower frame: Micro Ampl Jy Top frame: Phas deg  
Vector averaged cross-power spectrum Baseline: EF (01) - WB (02)  
Timerange: 00/22:23:14 to 00/22:25:14

Plot file version 59 created 25-SEP-2014 17:31:10

K3-35 EC044 1.UVDATA.1

Freq = 6.0255 GHz, Bw = 4.000 MH No calibration applied and no bandpass applied

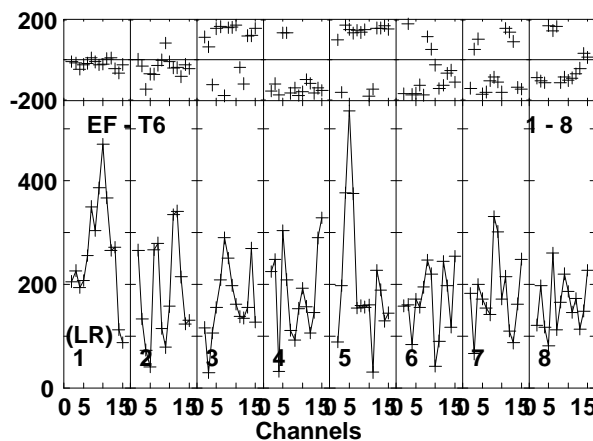
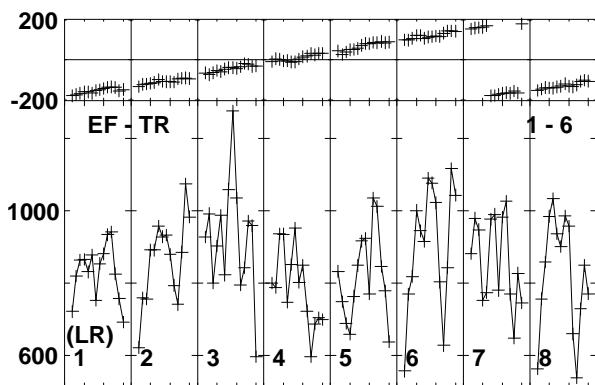
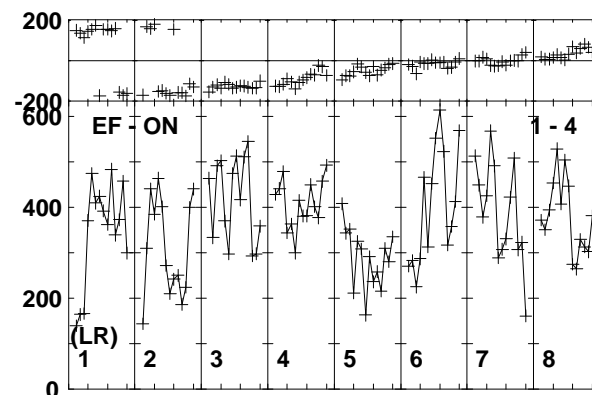
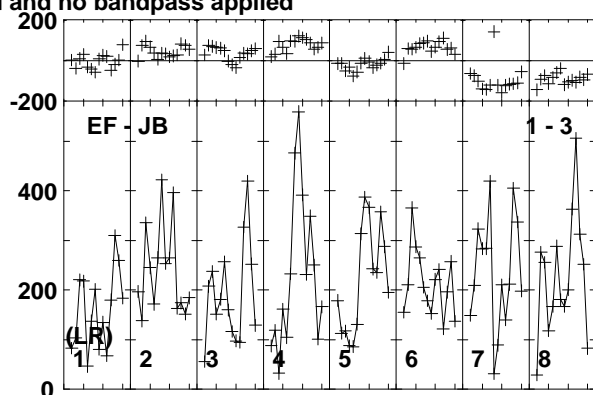
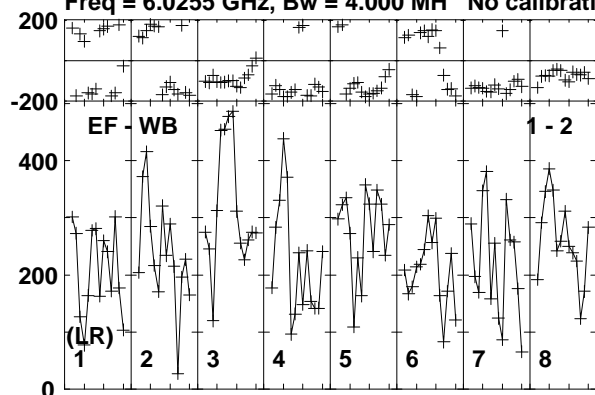


Lower frame: Micro Ampl Jy Top frame: Phas deg  
Vector averaged cross-power spectrum Baseline: EF (01) - WB (02)  
Timerange: 00/22:25:18 to 00/22:28:44

Plot file version 60 created 25-SEP-2014 17:31:10

J1925+2106 EC044 1.UVDATA.1

Freq = 6.0255 GHz, Bw = 4.000 MH No calibration applied and no bandpass applied

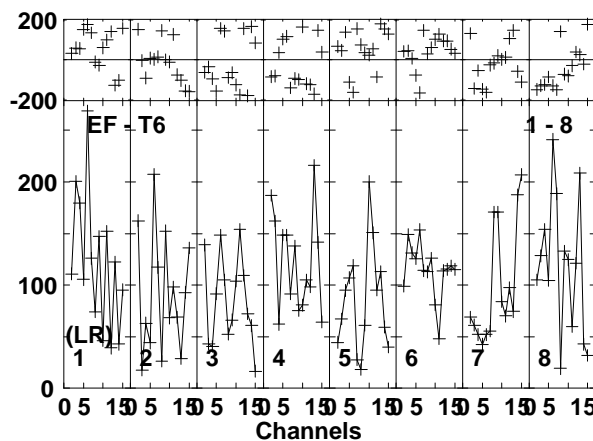
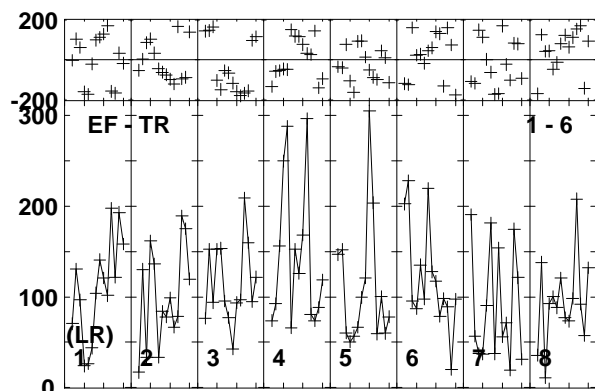
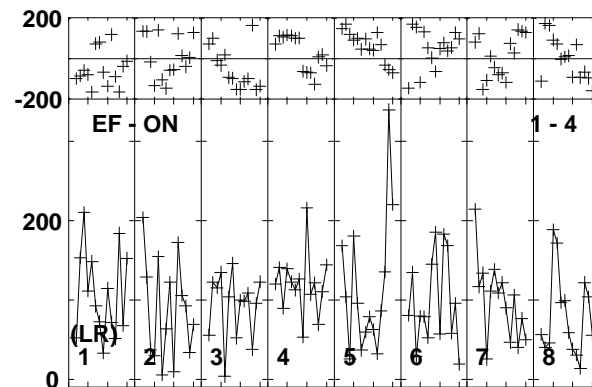
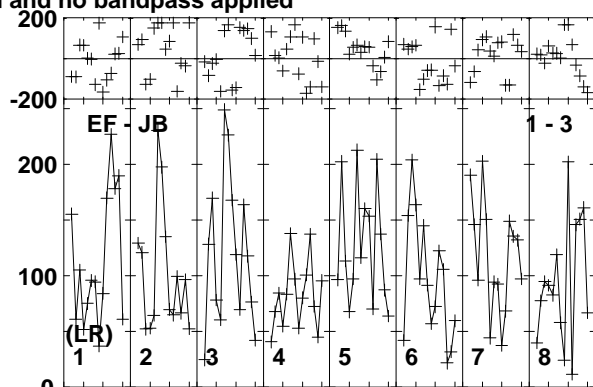
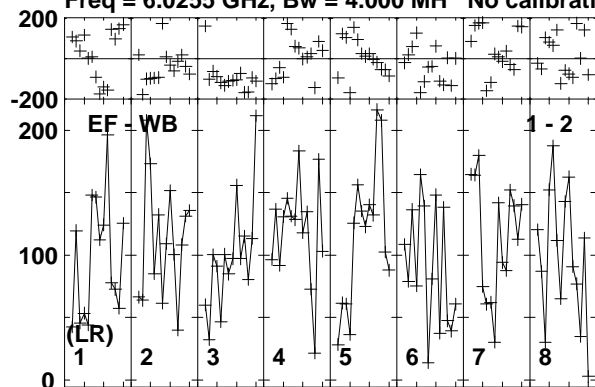


Lower frame: Micro Ampl Jy Top frame: Phas deg  
Vector averaged cross-power spectrum Baseline: EF (01) - WB (02)  
Timerange: 00/22:29:17 to 00/22:31:16

Plot file version 61 created 25-SEP-2014 17:31:10

K3-35 EC044 1.UVDATA.1

Freq = 6.0255 GHz, Bw = 4.000 MH No calibration applied and no bandpass applied

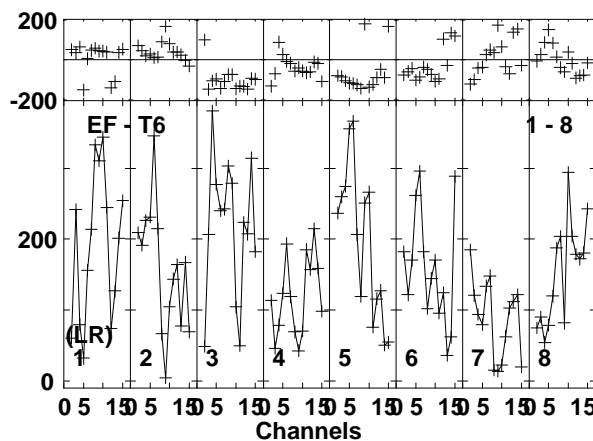
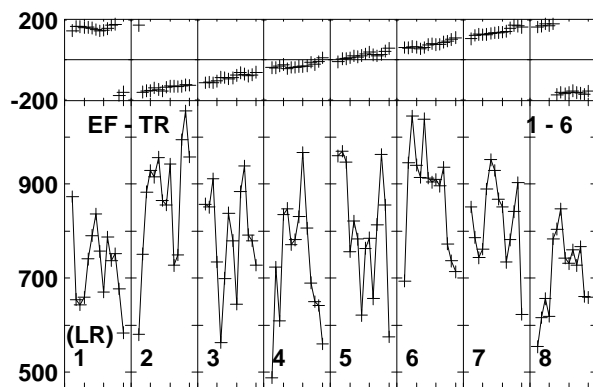
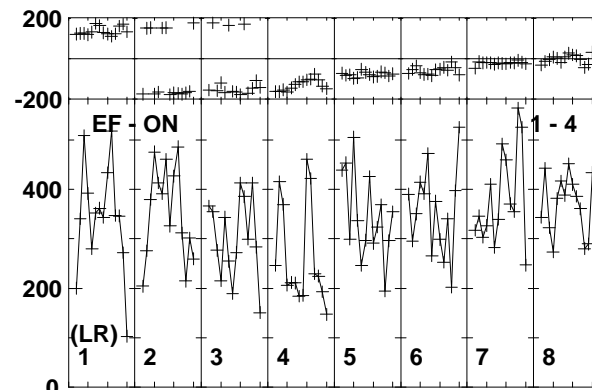
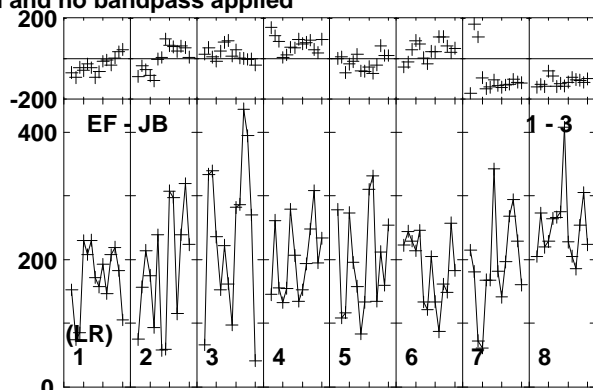
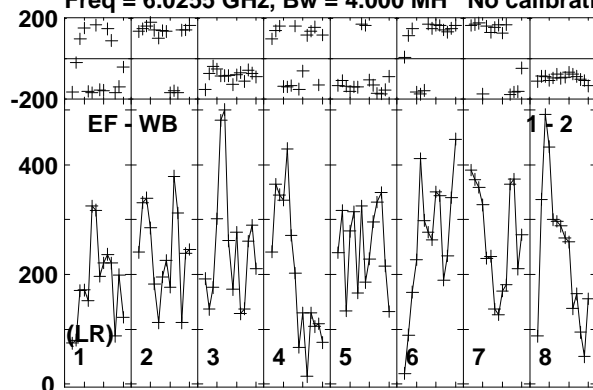


Lower frame: Micro Ampl Jy Top frame: Phas deg  
Vector averaged cross-power spectrum Baseline: EF (01) - WB (02)  
Timerange: 00/22:31:20 to 00/22:34:46

Plot file version 62 created 25-SEP-2014 17:31:10

J1925+2106 EC044 1.UVDATA.1

Freq = 6.0255 GHz, Bw = 4.000 MH No calibration applied and no bandpass applied

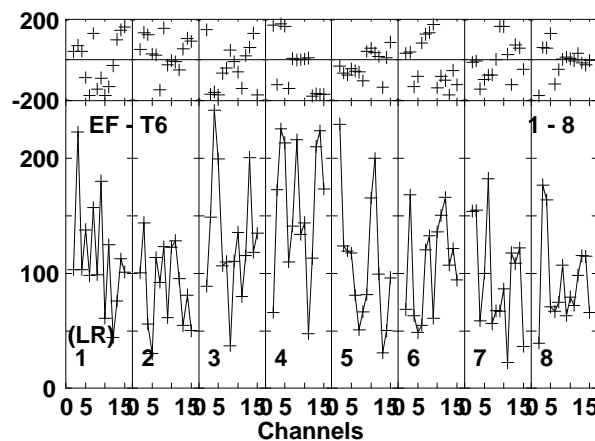
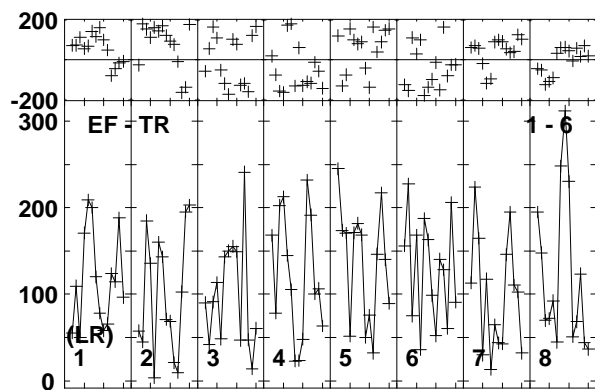
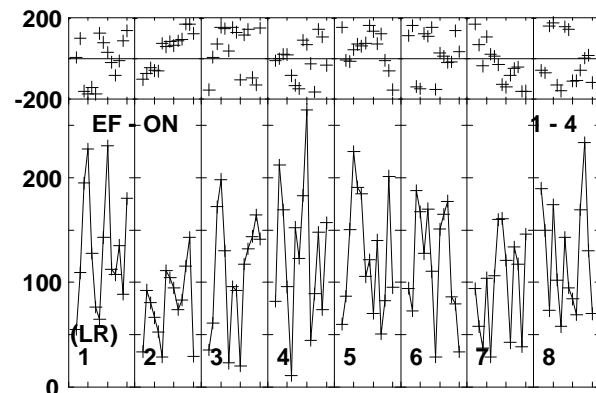
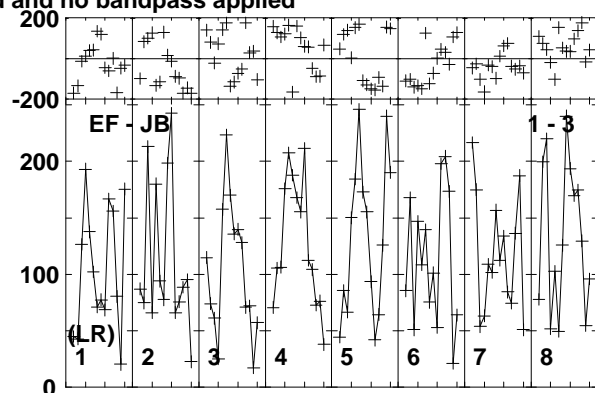
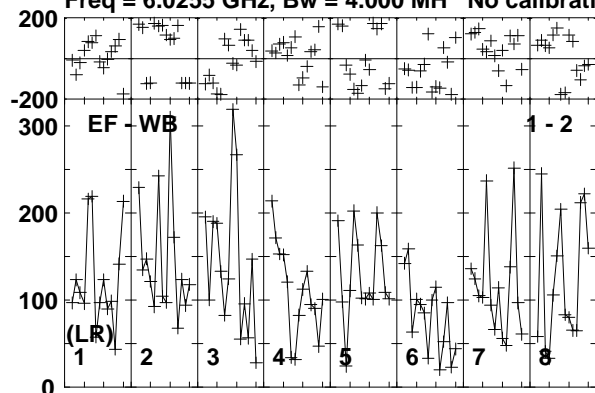


Lower frame: Micro Ampl Jy Top frame: Phas deg  
Vector averaged cross-power spectrum Baseline: EF (01) - WB (02)  
Timerange: 00/22:35:18 to 00/22:37:18

Plot file version 63 created 25-SEP-2014 17:31:10

K3-35 EC044 1.UVDATA.1

Freq = 6.0255 GHz, Bw = 4.000 MH No calibration applied and no bandpass applied

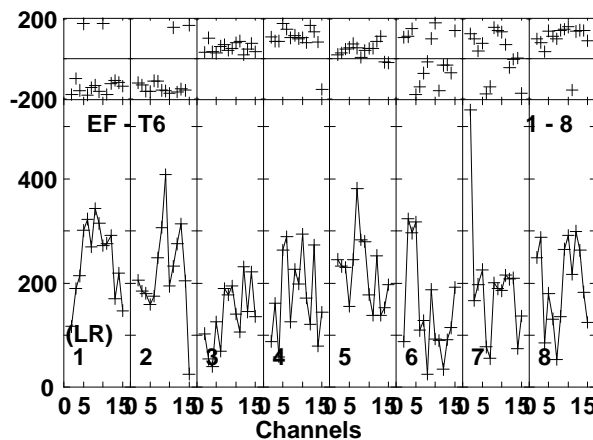
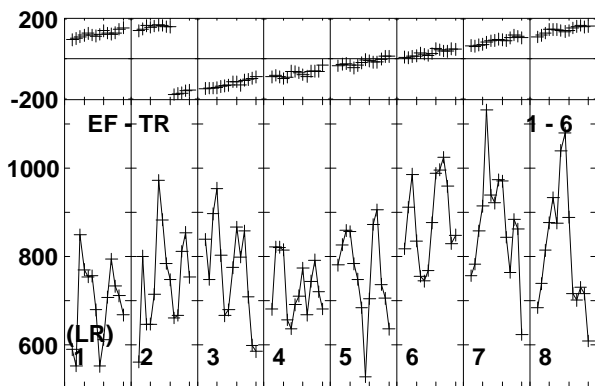
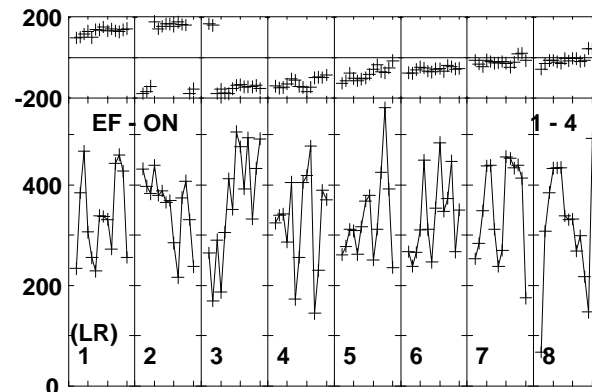
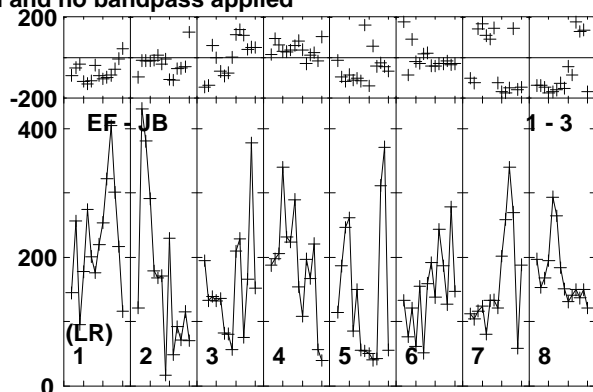
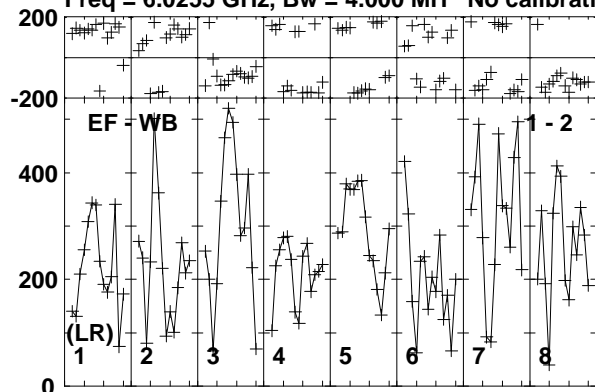


Lower frame: Micro Ampl Jy Top frame: Phas deg  
Vector averaged cross-power spectrum Baseline: EF (01) - WB (02)  
Timerange: 00/22:37:22 to 00/22:40:48

Plot file version 64 created 25-SEP-2014 17:31:10

J1925+2106 EC044 1.UVDATA.1

Freq = 6.0255 GHz, Bw = 4.000 MH No calibration applied and no bandpass applied



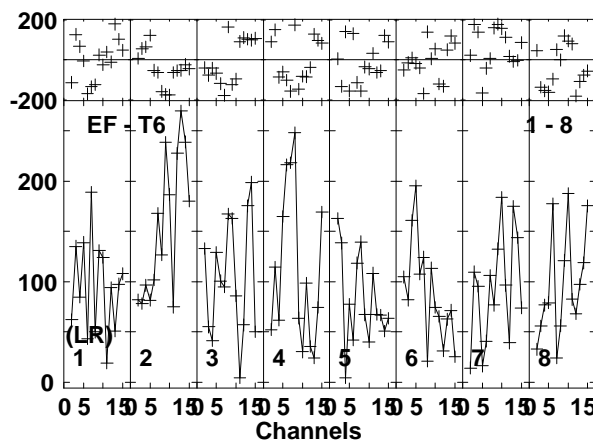
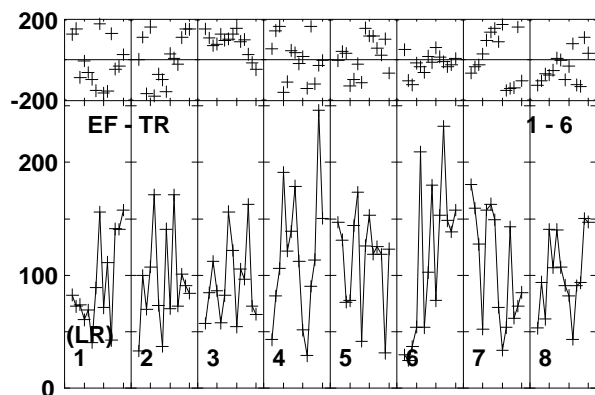
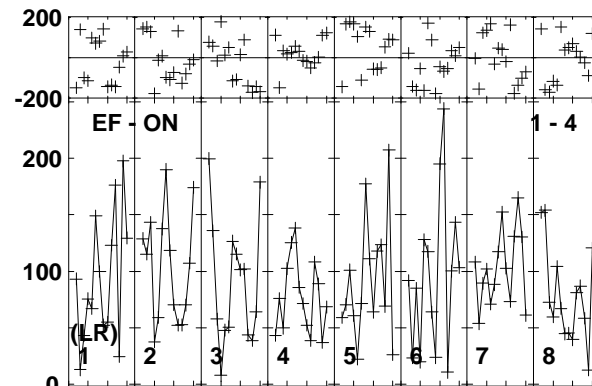
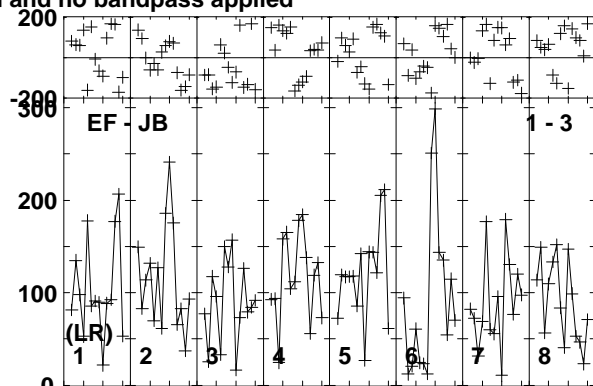
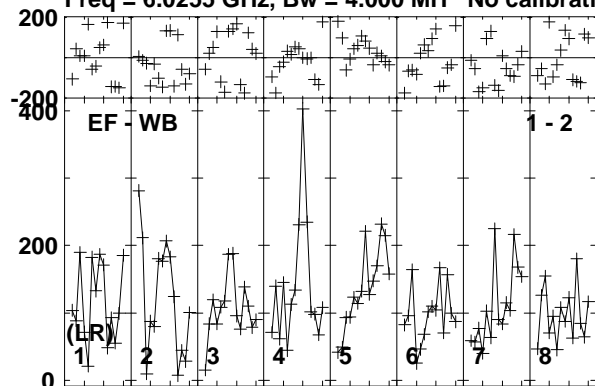
Lower frame: Micro Ampl Jy Top frame: Phas deg  
Vector averaged cross-power spectrum Baseline: EF (01) - WB (02)  
Timerange: 00/22:41:20 to 00/22:43:20



Plot file version 65 created 25-SEP-2014 17:31:10

K3-35 EC044 1.UVDATA.1

Freq = 6.0255 GHz, Bw = 4.000 MH No calibration applied and no bandpass applied

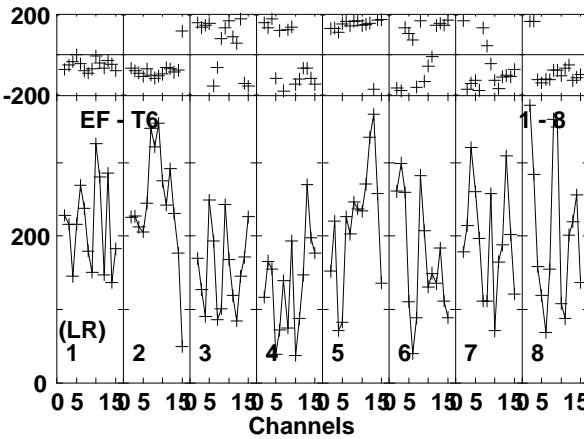
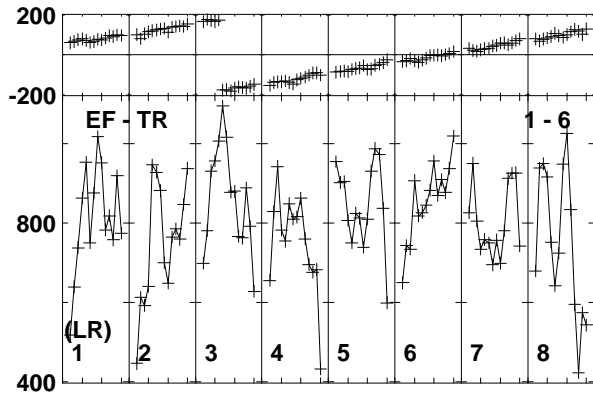
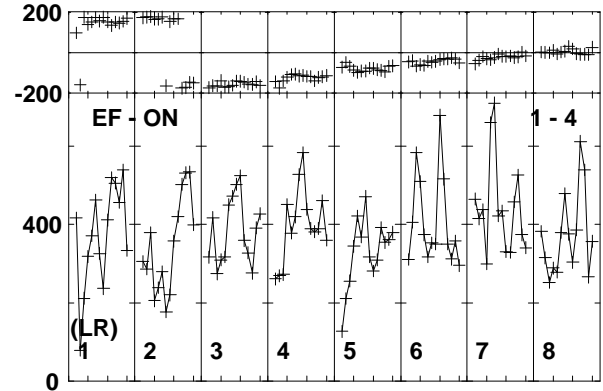
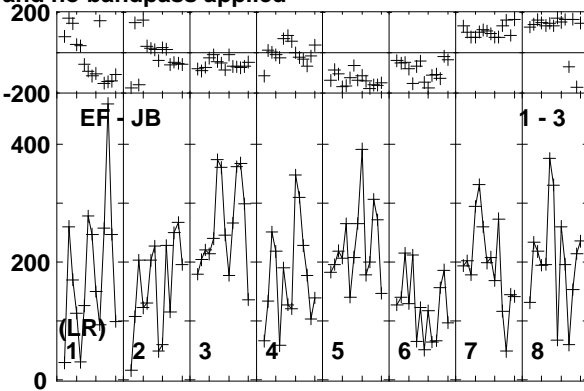
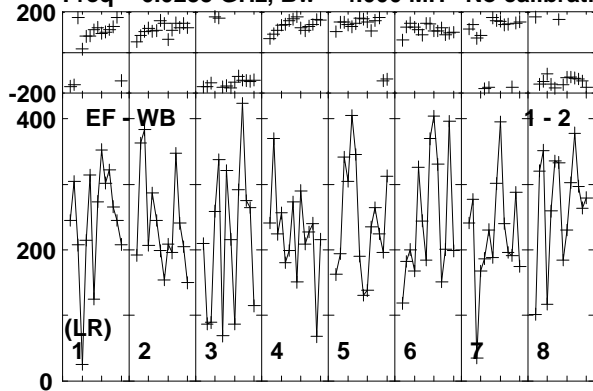


Lower frame: Micro Ampl Jy Top frame: Phas deg  
Vector averaged cross-power spectrum Baseline: EF (01) - WB (02)  
Timerange: 00/22:43:24 to 00/22:46:50

Plot file version 66 created 25-SEP-2014 17:31:11

J1925+2106 EC044 1.UVDATA.1

Freq = 6.0255 GHz, Bw = 4.000 MH No calibration applied and no bandpass applied

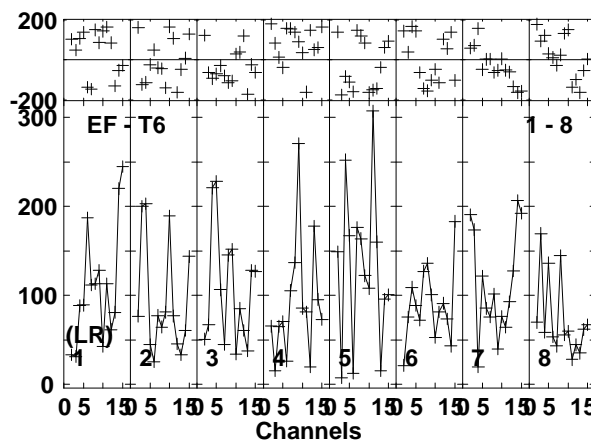
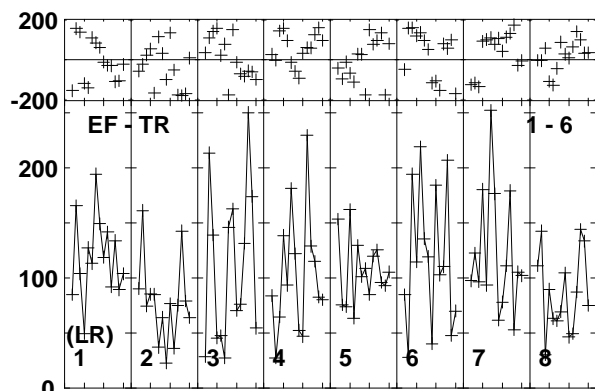
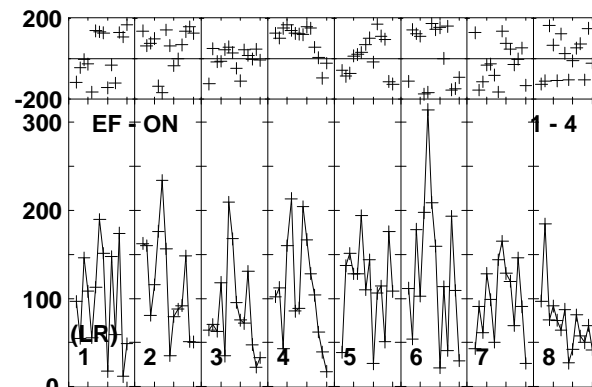
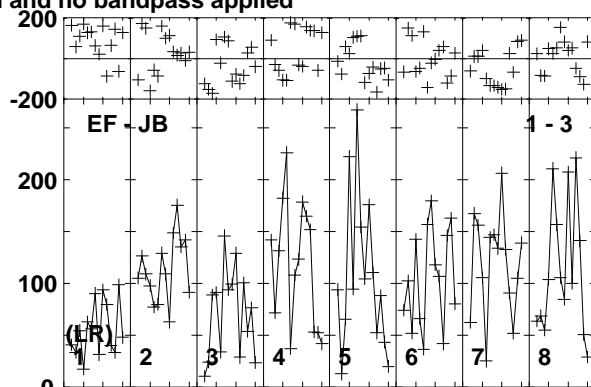
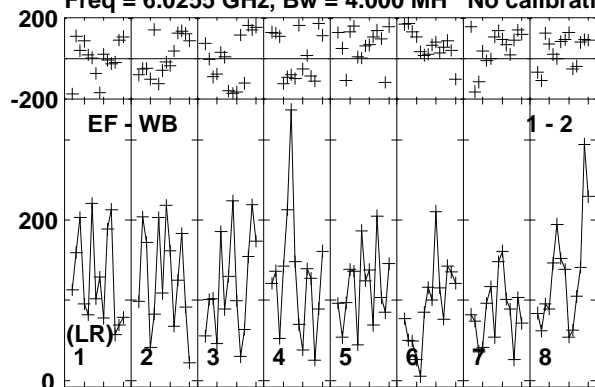


Lower frame: Micro Ampl Jy Top frame: Phas deg  
Vector averaged cross-power spectrum Baseline: EF (01) - WB (02)  
Timerange: 00:22:47:22 to 00:22:49:22

Plot file version 67 created 25-SEP-2014 17:31:11

K3-35 EC044 1.UVDATA.1

Freq = 6.0255 GHz, Bw = 4.000 MH No calibration applied and no bandpass applied

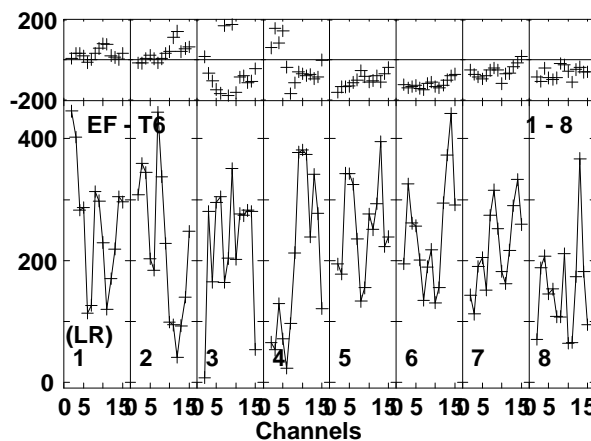
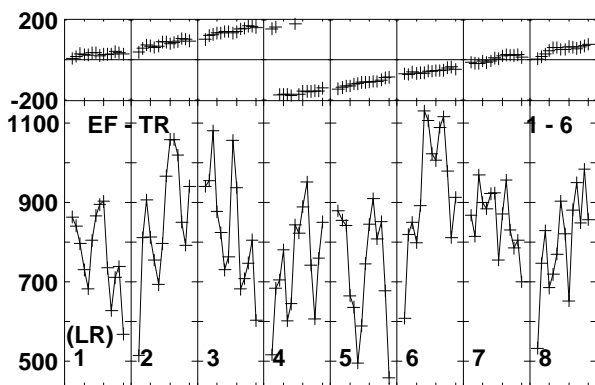
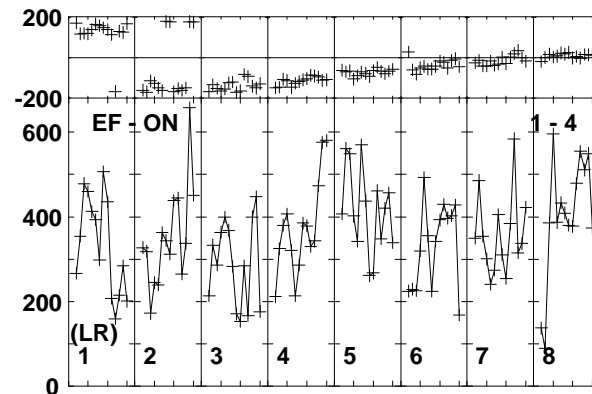
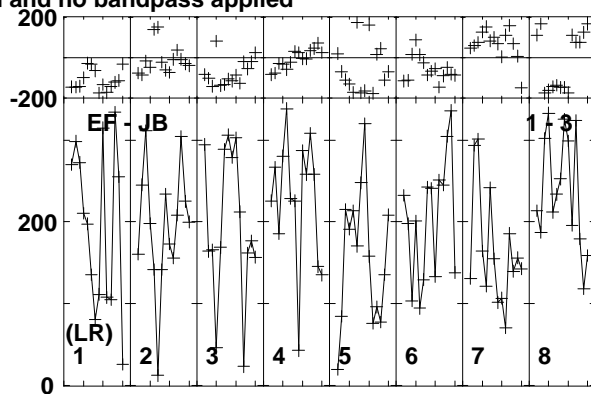
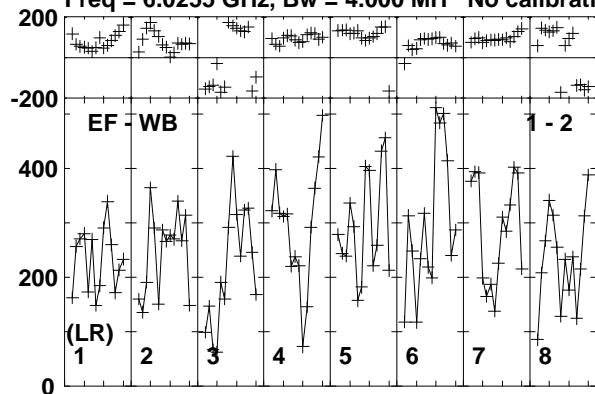


Lower frame: Micro Ampl Jy Top frame: Phas deg  
Vector averaged cross-power spectrum Baseline: EF (01) - WB (02)  
Timerange: 00/22:49:26 to 00/22:52:52

Plot file version 68 created 25-SEP-2014 17:31:11

J1925+2106 EC044 1.UVDATA.1

Freq = 6.0255 GHz, Bw = 4.000 MH No calibration applied and no bandpass applied

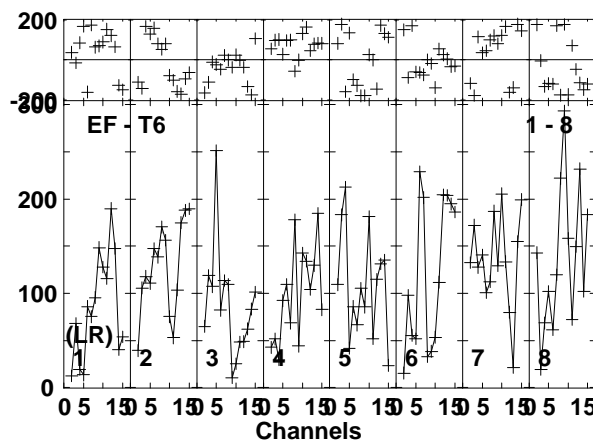
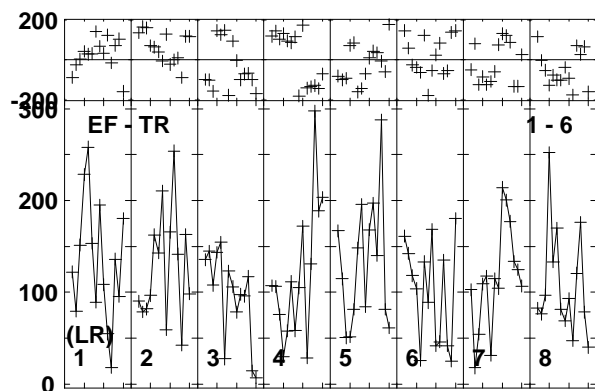
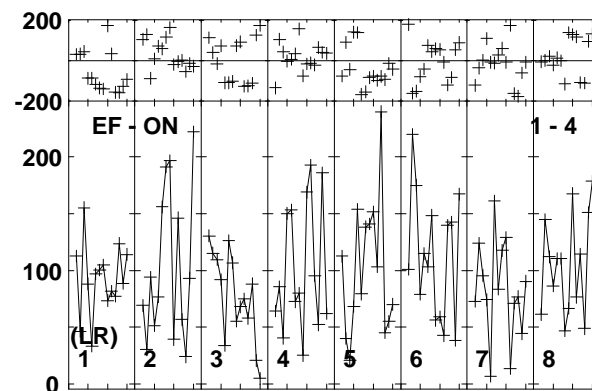
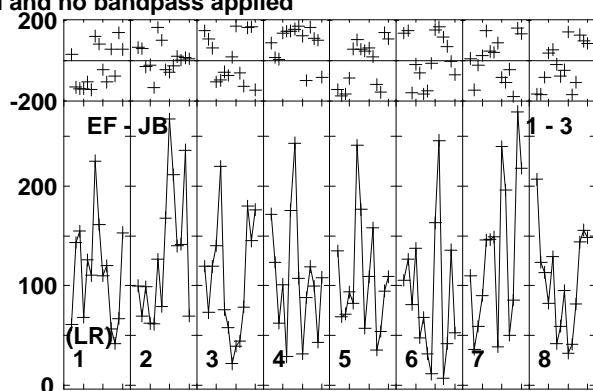
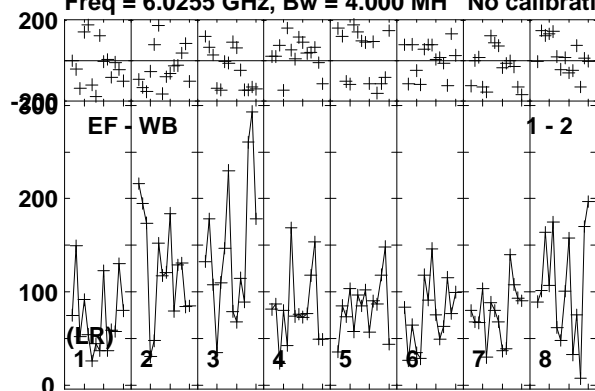


Lower frame: Micro Ampl Jy Top frame: Phas deg  
Vector averaged cross-power spectrum Baseline: EF (01) - WB (02)  
Timerange: 00:22:53:24 to 00:22:55:24

Plot file version 69 created 25-SEP-2014 17:31:11

K3-35 EC044 1.UVDATA.1

Freq = 6.0255 GHz, Bw = 4.000 MH No calibration applied and no bandpass applied

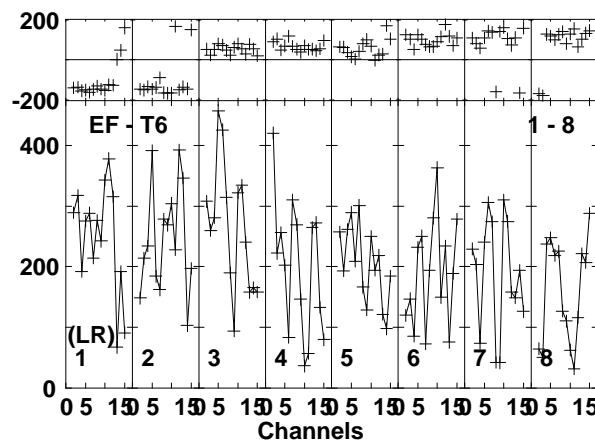
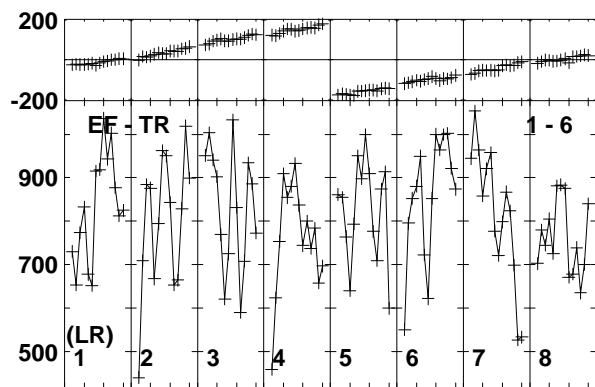
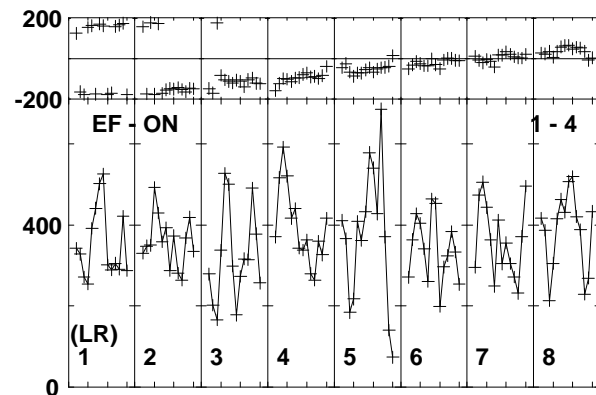
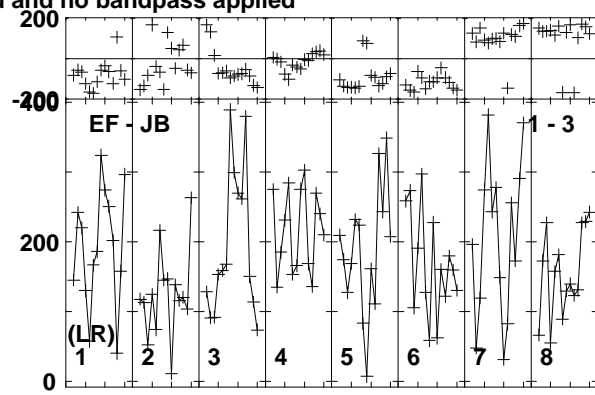
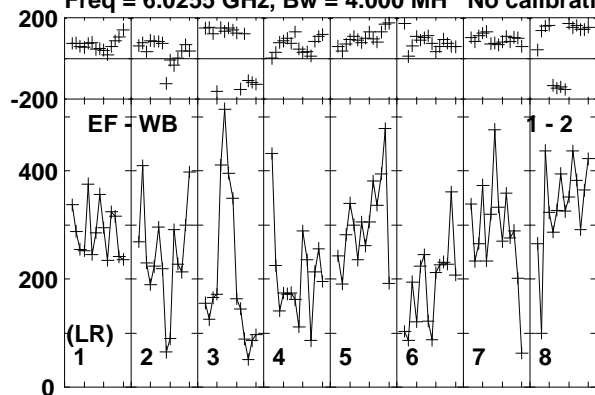


Lower frame: Micro Ampl Jy Top frame: Phas deg  
Vector averaged cross-power spectrum Baseline: EF (01) - WB (02)  
Timerange: 00:22:55:28 to 00:22:58:54

Plot file version 70 created 25-SEP-2014 17:31:11

J1925+2106 EC044 1.UVDATA.1

Freq = 6.0255 GHz, Bw = 4.000 MH No calibration applied and no bandpass applied

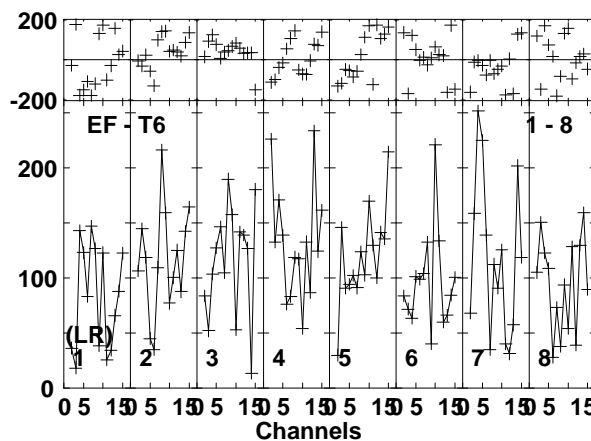
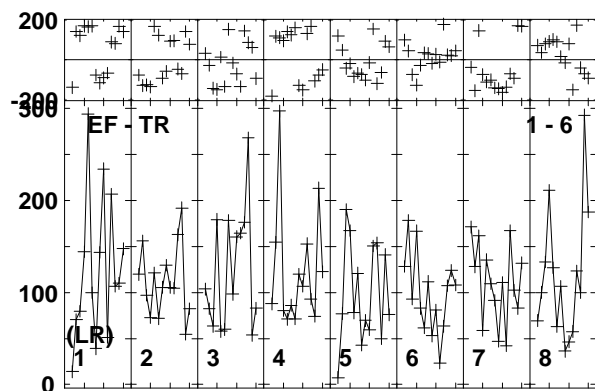
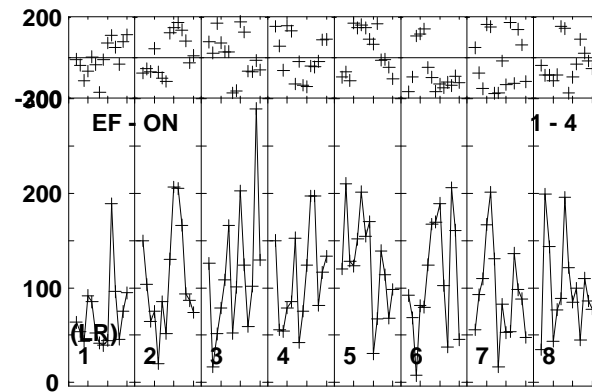
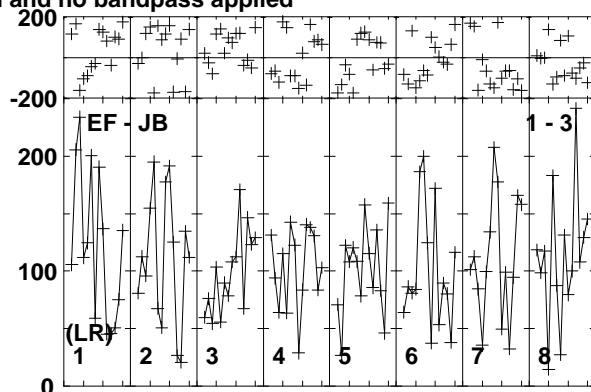
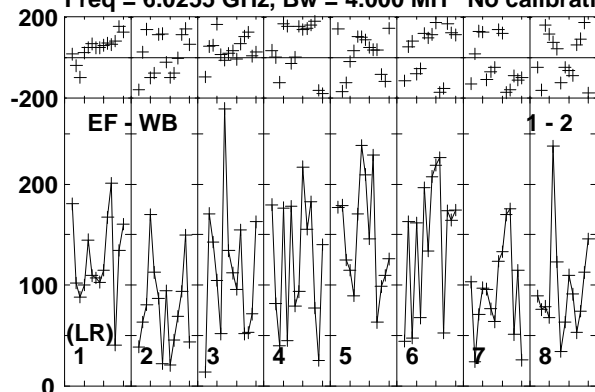


Lower frame: Micro Ampl Jy Top frame: Phas deg  
Vector averaged cross-power spectrum Baseline: EF (01) - WB (02)  
Timerange: 00/22:59:26 to 00/23:01:26

Plot file version 71 created 25-SEP-2014 17:31:11

K3-35 EC044 1.UVDATA.1

Freq = 6.0255 GHz, Bw = 4.000 MH No calibration applied and no bandpass applied

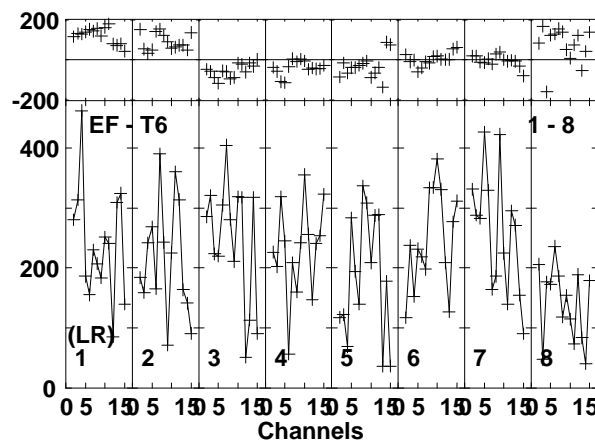
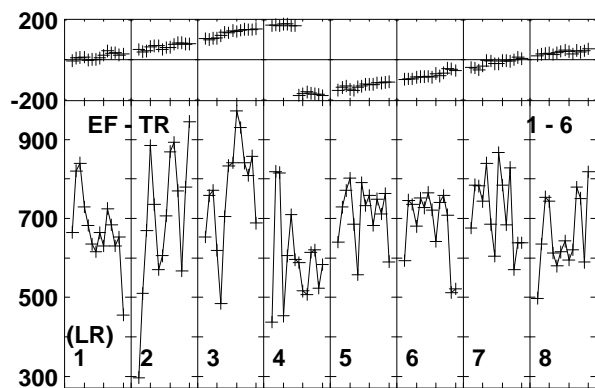
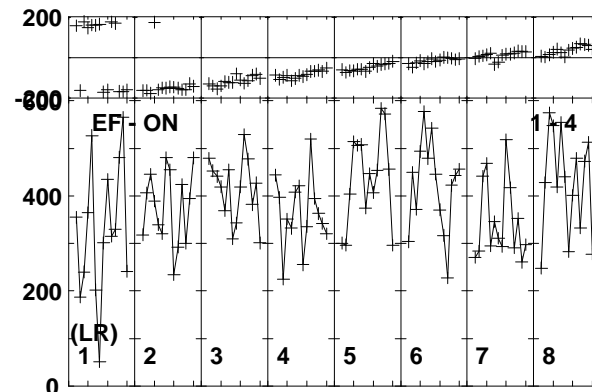
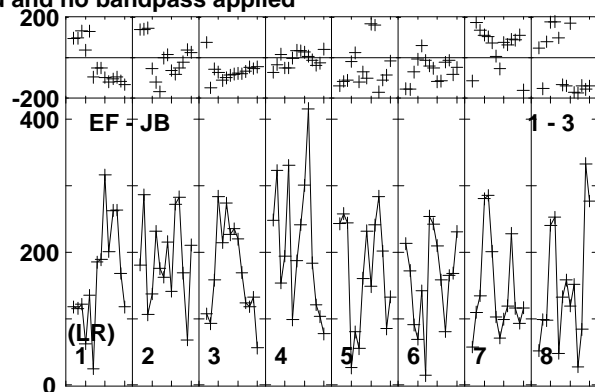
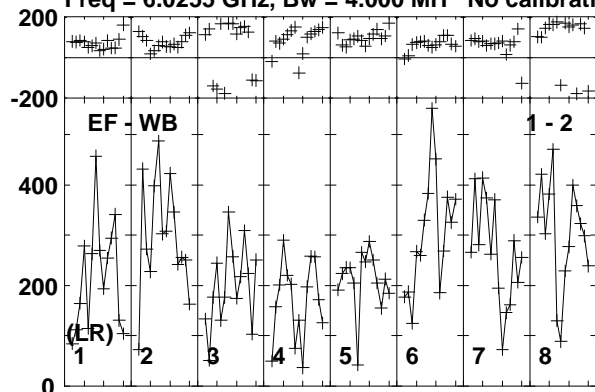


Lower frame: Micro Ampl Jy Top frame: Phas deg  
Vector averaged cross-power spectrum Baseline: EF (01) - WB (02)  
Timerange: 00/23:01:30 to 00/23:04:56

Plot file version 72 created 25-SEP-2014 17:31:11

J1925+2106 EC044 1.UVDATA.1

Freq = 6.0255 GHz, Bw = 4.000 MH No calibration applied and no bandpass applied



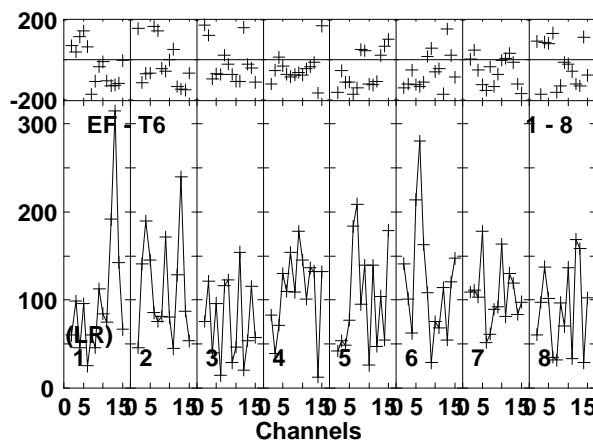
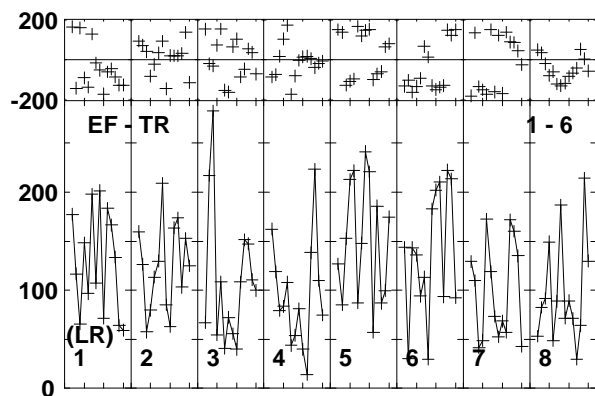
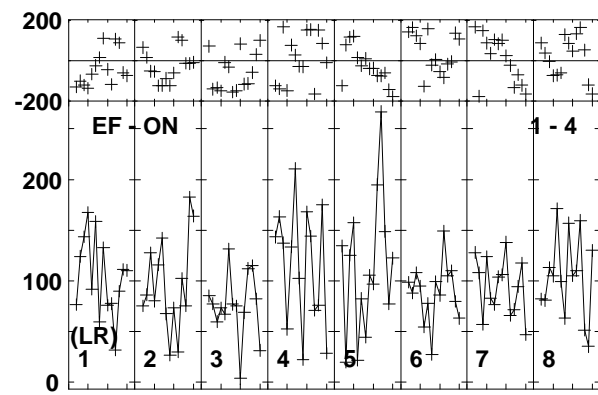
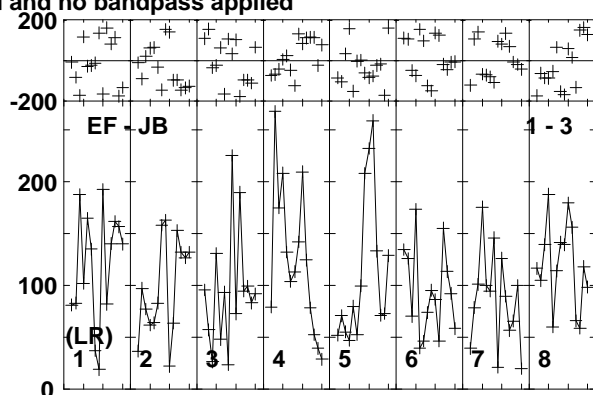
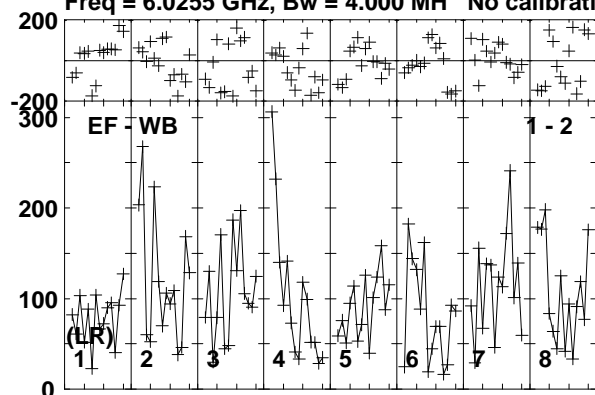
Lower frame: Micro Ampl Jy Top frame: Phas deg  
Vector averaged cross-power spectrum Baseline: EF (01) - WB (02)  
Timerange: 00/23:05:28 to 00/23:07:28



Plot file version 73 created 25-SEP-2014 17:31:12

K3-35 EC044 1.UVDATA.1

Freq = 6.0255 GHz, Bw = 4.000 MH No calibration applied and no bandpass applied

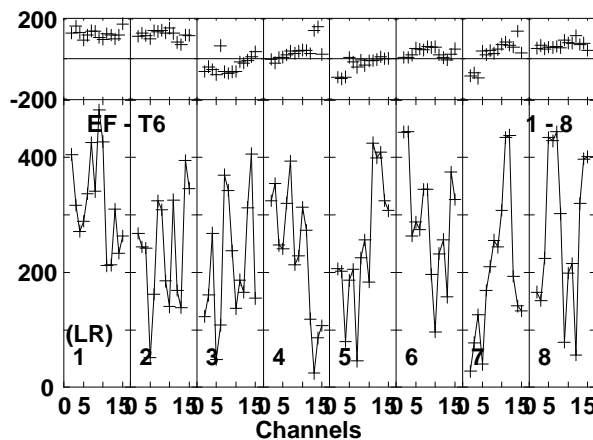
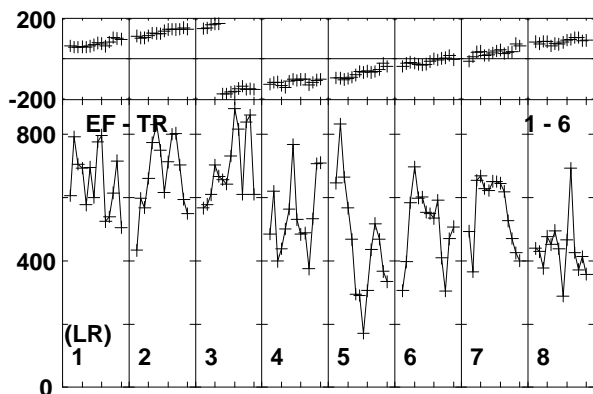
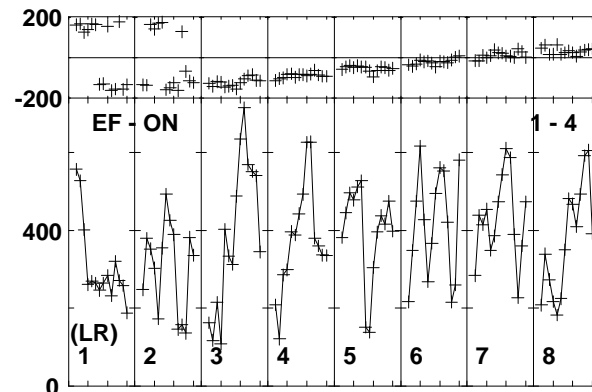
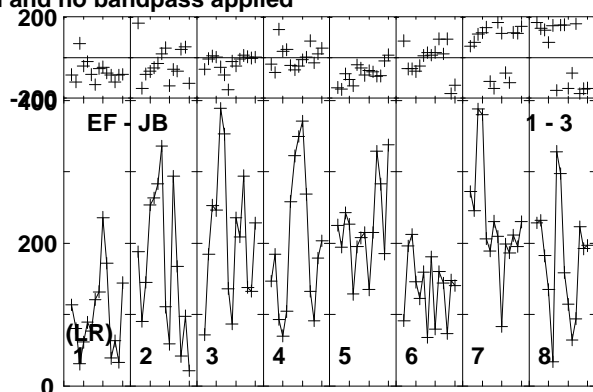
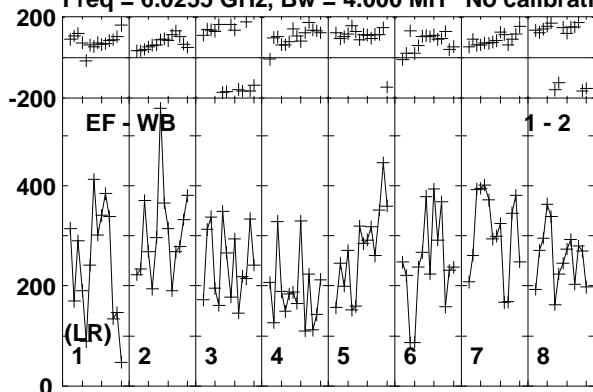


Lower frame: Micro Ampl Jy Top frame: Phas deg  
Vector averaged cross-power spectrum Baseline: EF (01) - WB (02)  
Timerange: 00/23:07:32 to 00/23:10:58

Plot file version 74 created 25-SEP-2014 17:31:12

J1925+2106 EC044 1.UVDATA.1

Freq = 6.0255 GHz, Bw = 4.000 MH No calibration applied and no bandpass applied

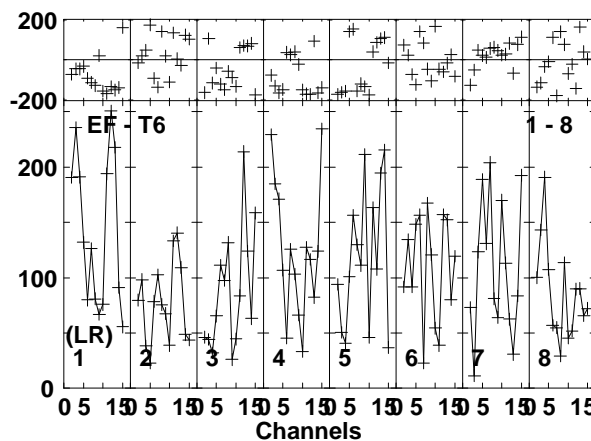
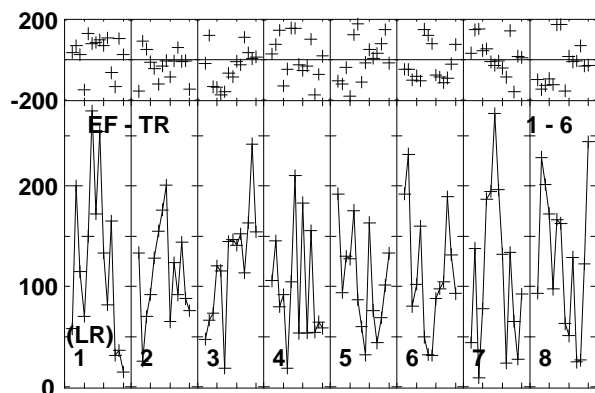
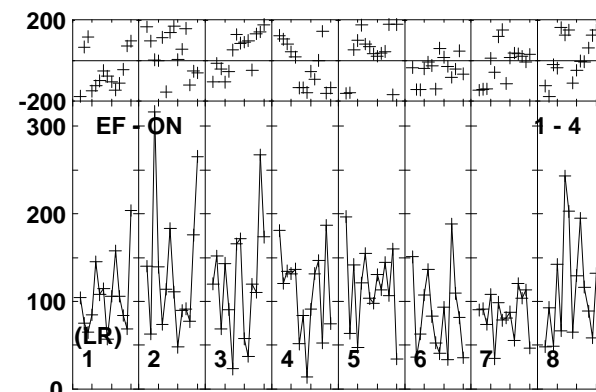
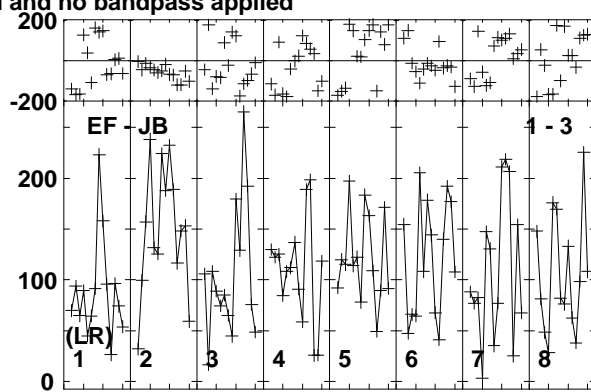
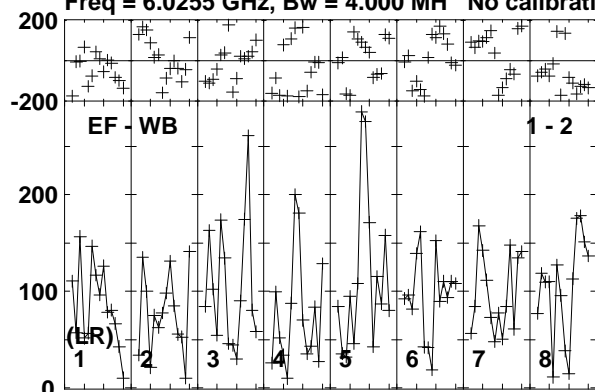


Lower frame: Micro Ampl Jy Top frame: Phas deg  
Vector averaged cross-power spectrum Baseline: EF (01) - WB (02)  
Timerange: 00/23:11:30 to 00/23:13:30

Plot file version 75 created 25-SEP-2014 17:31:12

K3-35 EC044 1.UVDATA.1

Freq = 6.0255 GHz, Bw = 4.000 MH No calibration applied and no bandpass applied

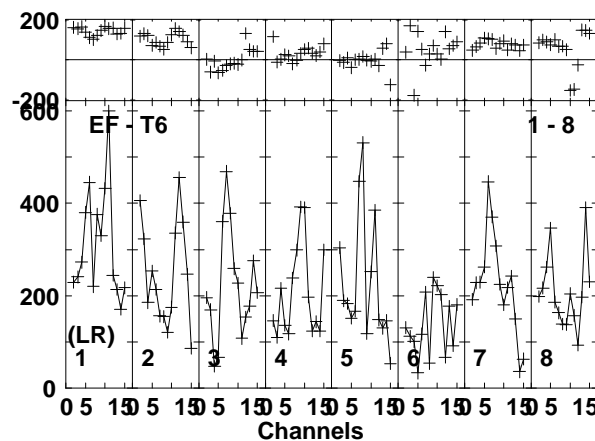
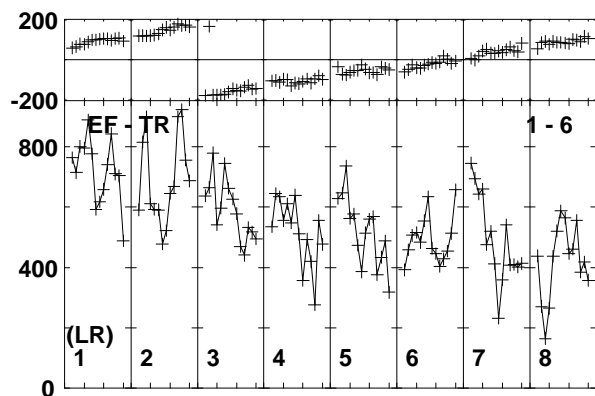
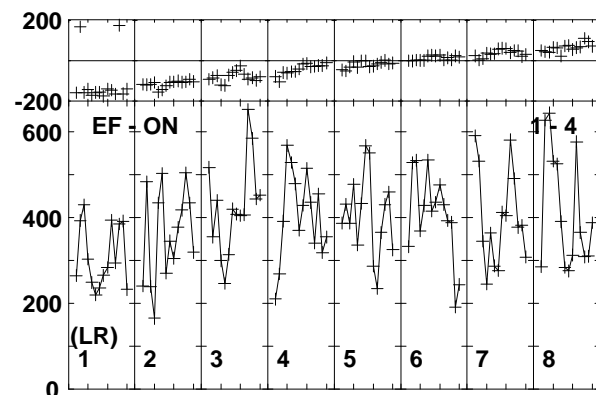
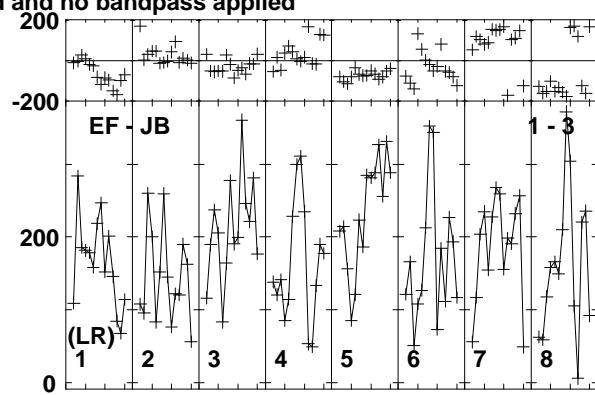
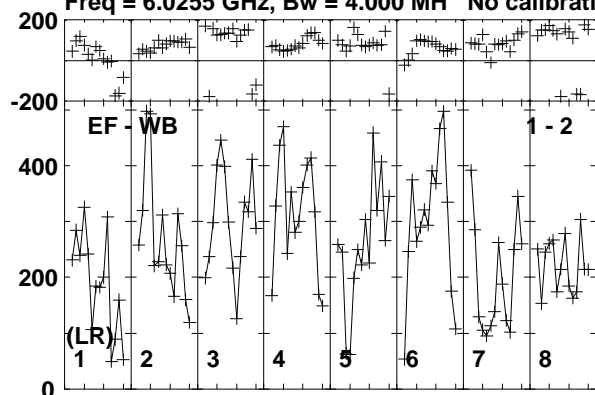


Lower frame: Micro Ampl Jy Top frame: Phas deg  
Vector averaged cross-power spectrum Baseline: EF (01) - WB (02)  
Timerange: 00/23:13:34 to 00/23:17:00

Plot file version 76 created 25-SEP-2014 17:31:12

J1925+2106 EC044 1.UVDATA.1

Freq = 6.0255 GHz, Bw = 4.000 MH No calibration applied and no bandpass applied

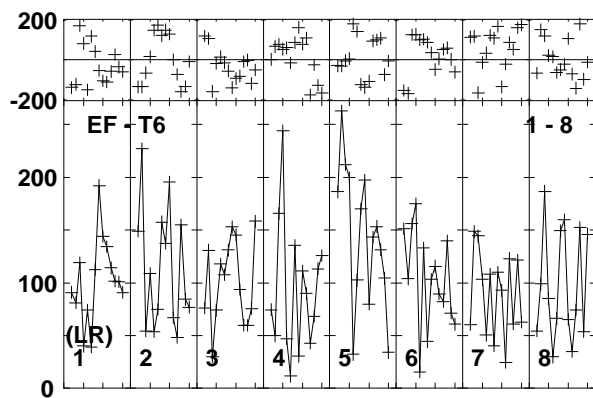
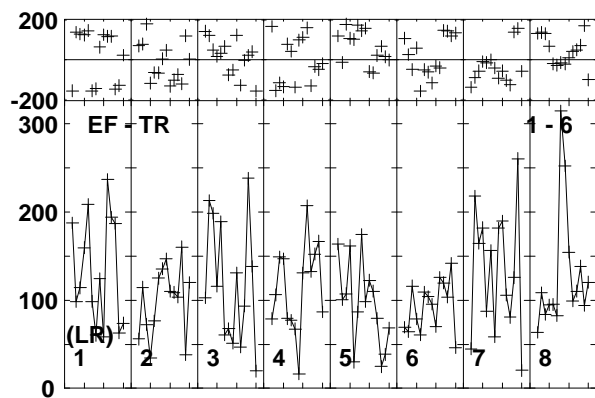
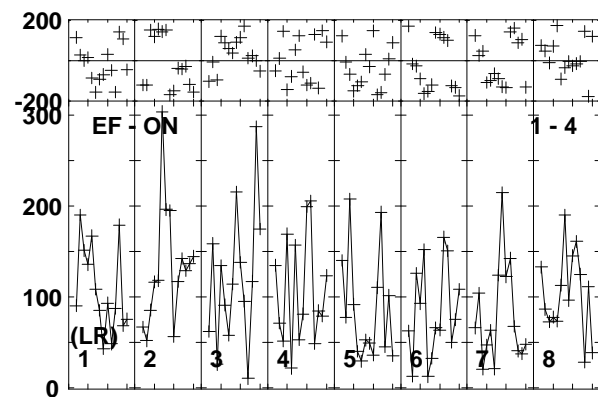
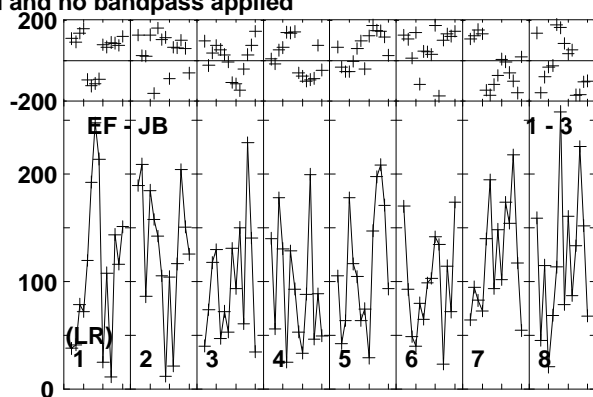
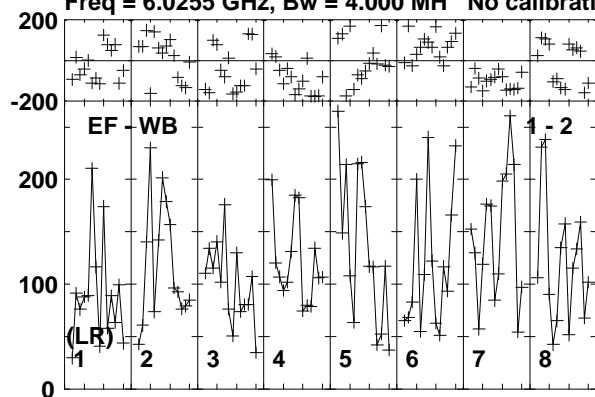


Lower frame: Micro Ampl Jy Top frame: Phas deg  
Vector averaged cross-power spectrum Baseline: EF (01) - WB (02)  
Timerange: 00/23:17:32 to 00/23:19:32

Plot file version 77 created 25-SEP-2014 17:31:12

K3-35 EC044 1.UVDATA.1

Freq = 6.0255 GHz, Bw = 4.000 MH No calibration applied and no bandpass applied



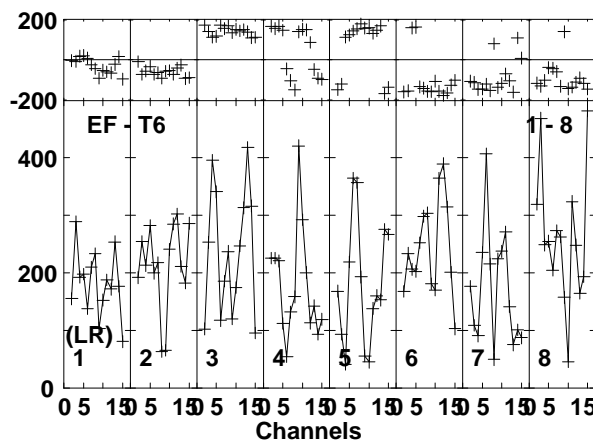
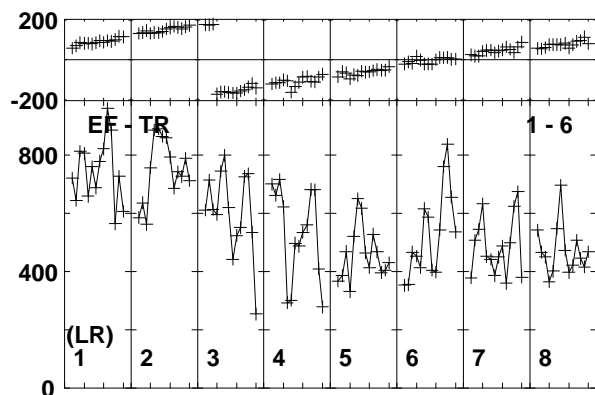
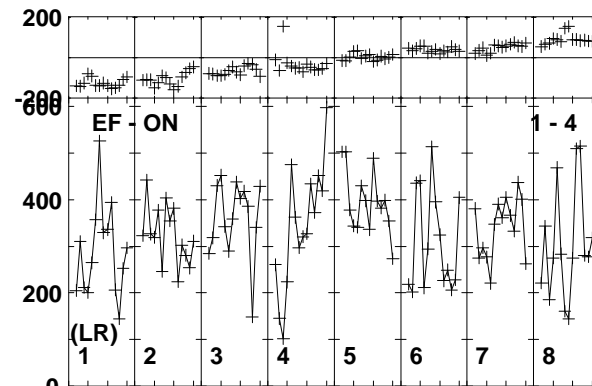
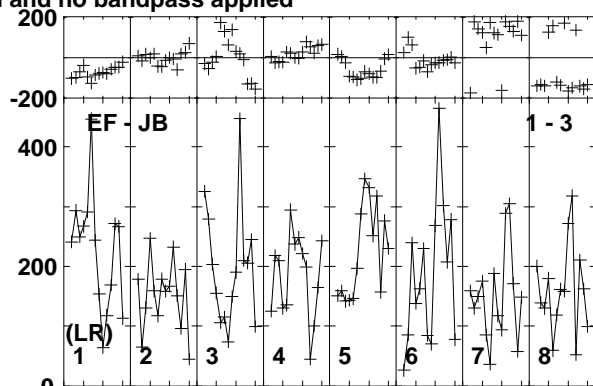
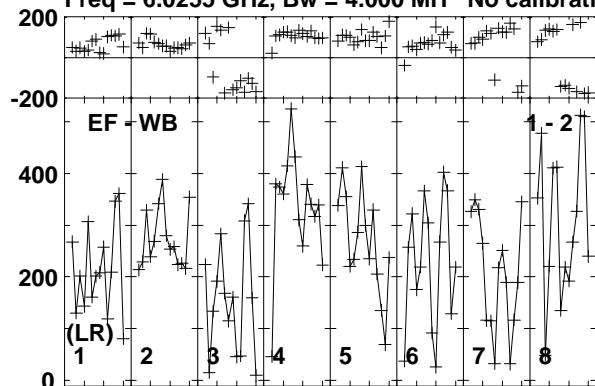
0 5 10 5 10 5 10 5 10 5 10 5 10 5 10 5 15  
Channels

Lower frame: Micro Ampl Jy Top frame: Phas deg  
Vector averaged cross-power spectrum Baseline: EF (01) - WB (02)  
Timerange: 00/23:19:36 to 00/23:23:02

Plot file version 78 created 25-SEP-2014 17:31:12

J1925+2106 EC044 1.UVDATA.1

Freq = 6.0255 GHz, Bw = 4.000 MH No calibration applied and no bandpass applied

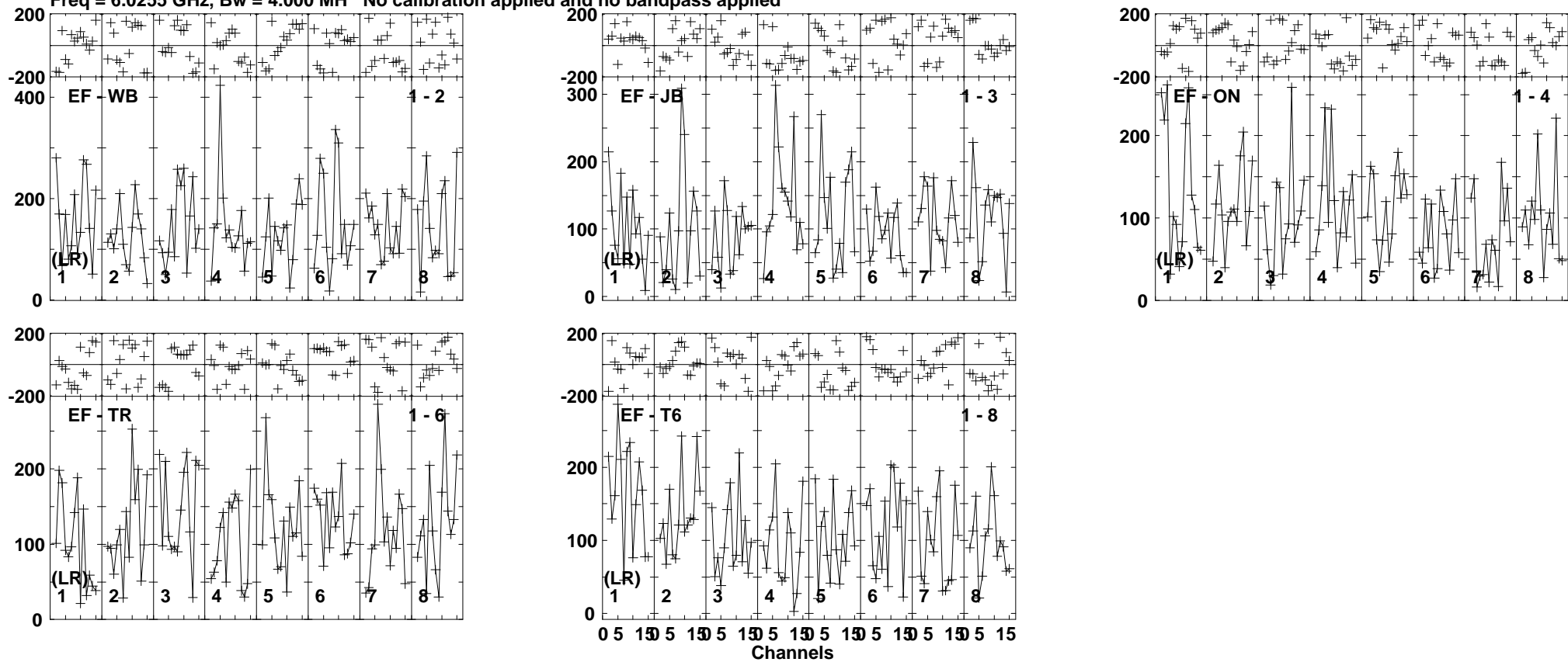


Lower frame: Micro Ampl Jy Top frame: Phas deg  
Vector averaged cross-power spectrum Baseline: EF (01) - WB (02)  
Timerange: 00/23:23:34 to 00/23:25:34

Plot file version 79 created 25-SEP-2014 17:31:12

K3-35 EC044 1.UVDATA.1

Freq = 6.0255 GHz, Bw = 4.000 MH No calibration applied and no bandpass applied

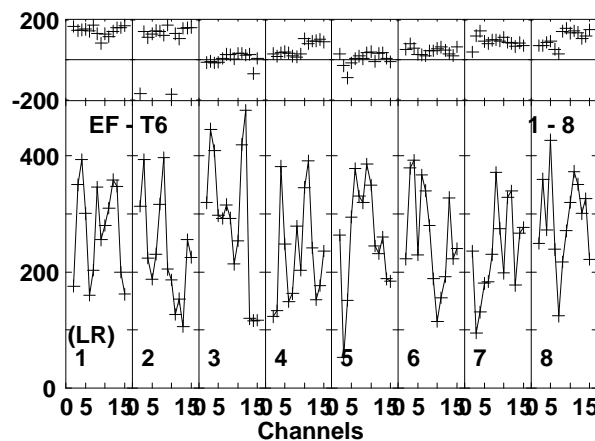
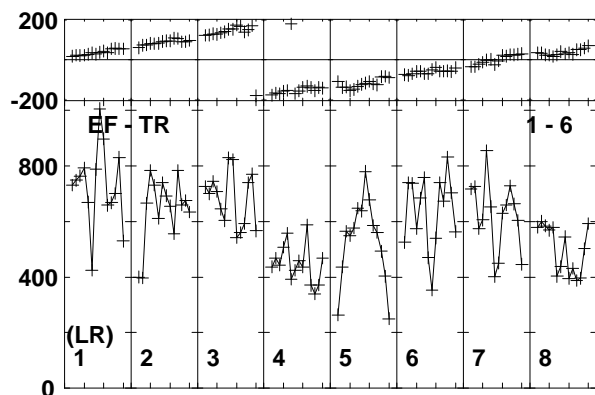
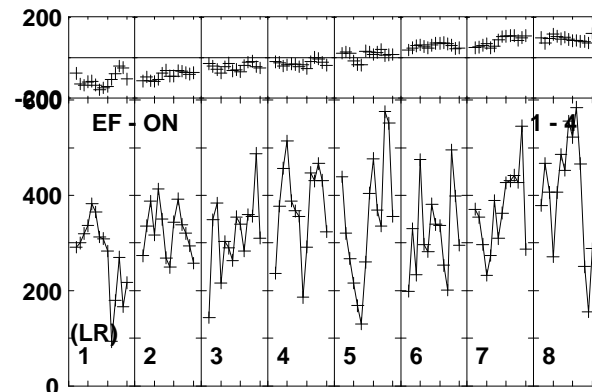
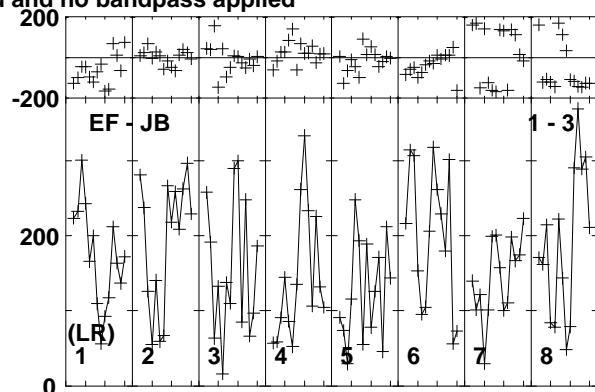
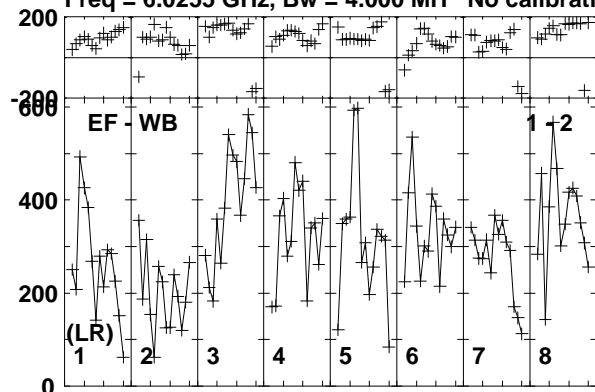


Lower frame: Micro Ampl Jy Top frame: Phas deg  
Vector averaged cross-power spectrum Baseline: EF (01) - WB (02)  
Timerange: 00/23:25:38 to 00/23:29:04

Plot file version 80 created 25-SEP-2014 17:31:13

J1925+2106 EC044 1.UVDATA.1

Freq = 6.0255 GHz, Bw = 4.000 MH No calibration applied and no bandpass applied



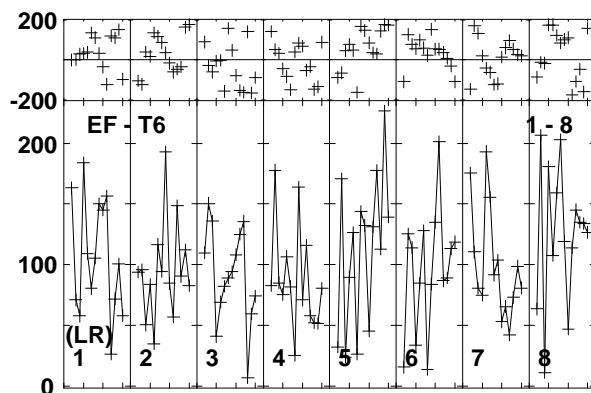
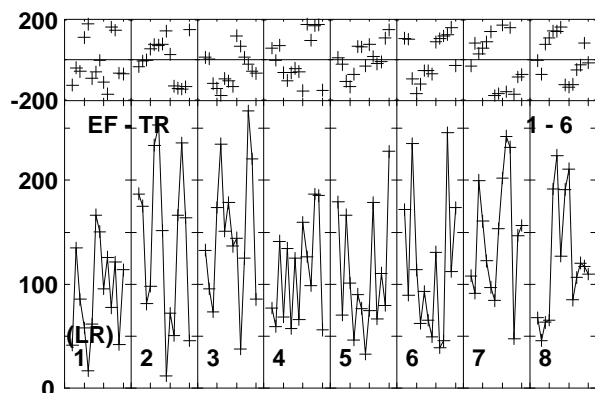
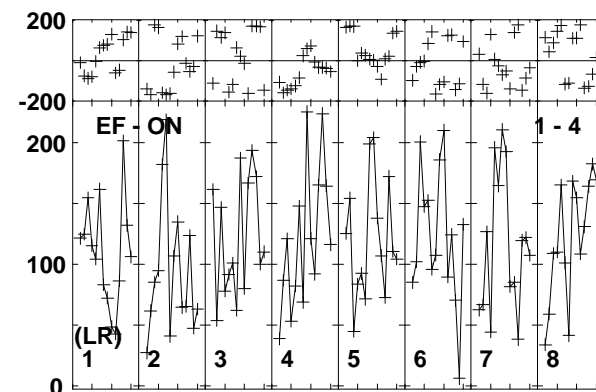
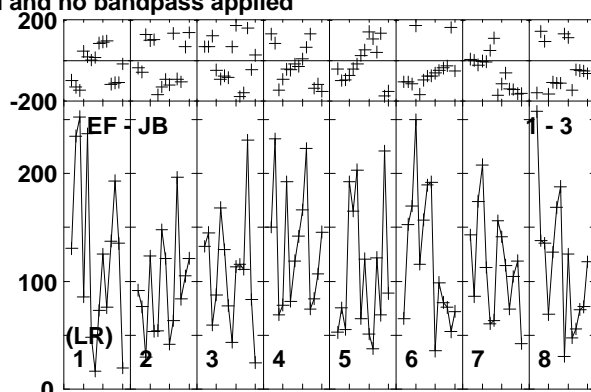
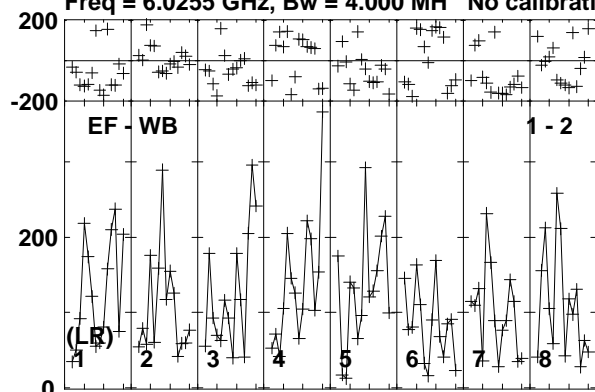
Lower frame: Micro Ampl Jy Top frame: Phas deg  
Vector averaged cross-power spectrum Baseline: EF (01) - WB (02)  
Timerange: 00/23:29:36 to 00/23:31:36



Plot file version 81 created 25-SEP-2014 17:31:13

K3-35 EC044 1.UVDATA.1

Freq = 6.0255 GHz, Bw = 4.000 MH No calibration applied and no bandpass applied



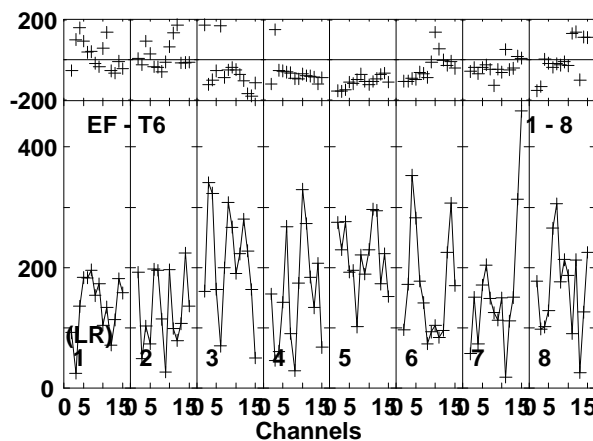
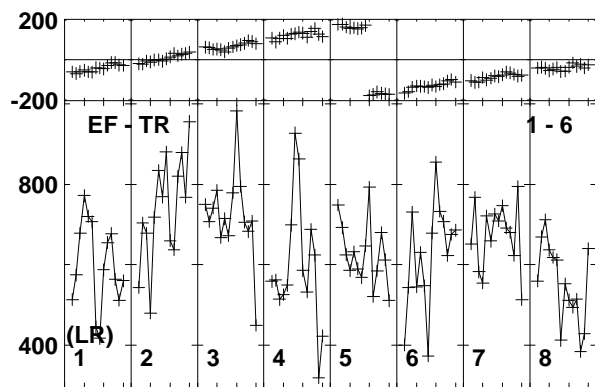
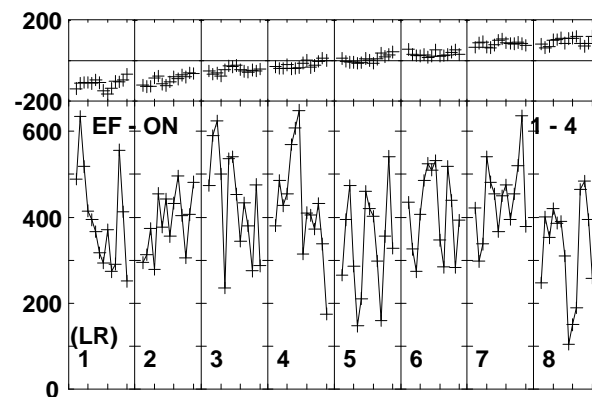
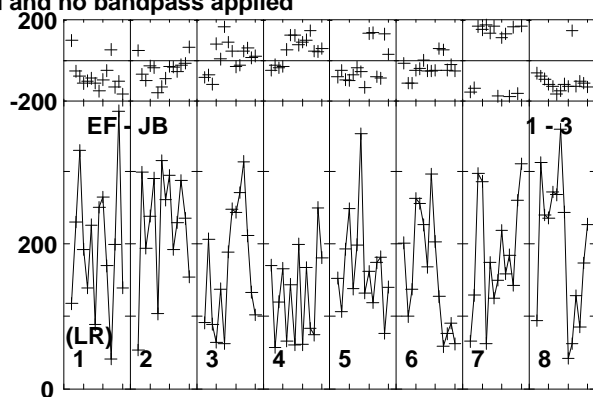
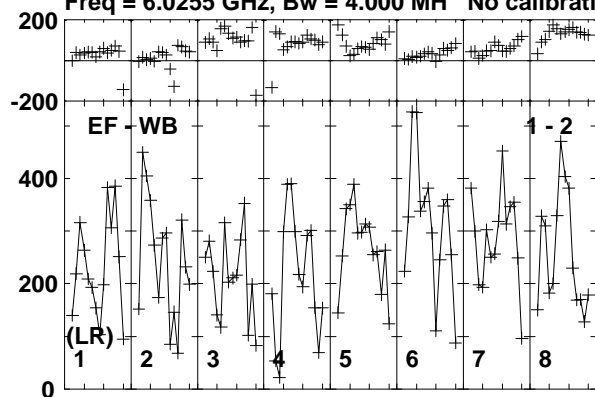
0 5 10 5 10 5 10 5 10 5 10 5 10 5 10 5 15  
Channels

Lower frame: Micro Ampl Jy Top frame: Phas deg  
Vector averaged cross-power spectrum Baseline: EF (01) - WB (02)  
Timerange: 00/23:31:40 to 00/23:35:06

Plot file version 82 created 25-SEP-2014 17:31:13

J1925+2106 EC044 1.UVDATA.1

Freq = 6.0255 GHz, Bw = 4.000 MH No calibration applied and no bandpass applied

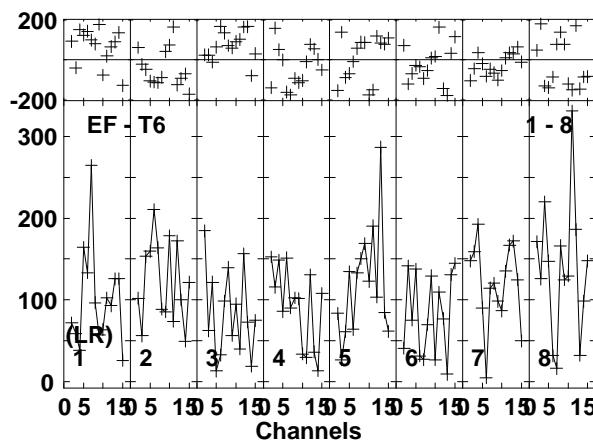
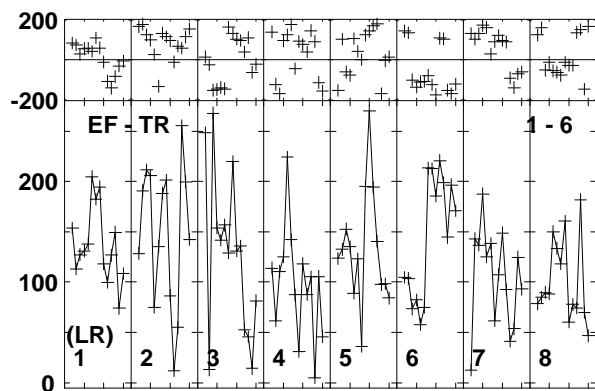
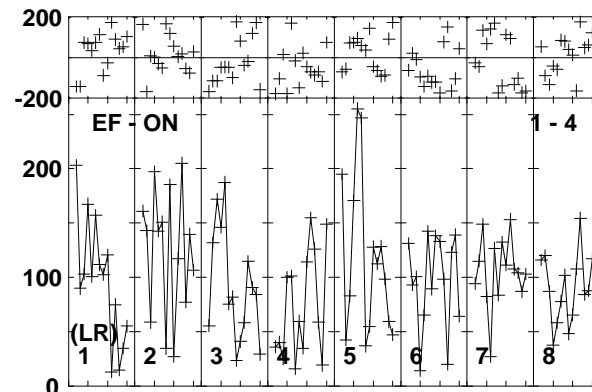
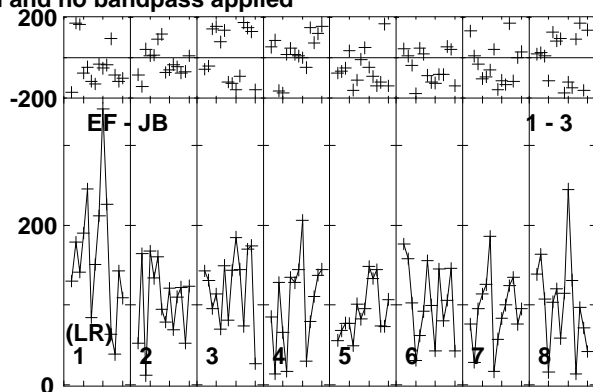
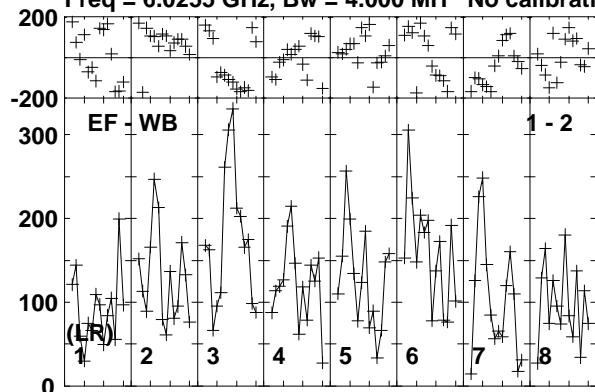


Lower frame: Micro Ampl Jy Top frame: Phas deg  
Vector averaged cross-power spectrum Baseline: EF (01) - WB (02)  
Timerange: 00/23:35:38 to 00/23:37:38

Plot file version 83 created 25-SEP-2014 17:31:13

K3-35 EC044 1.UVDATA.1

Freq = 6.0255 GHz, Bw = 4.000 MH No calibration applied and no bandpass applied

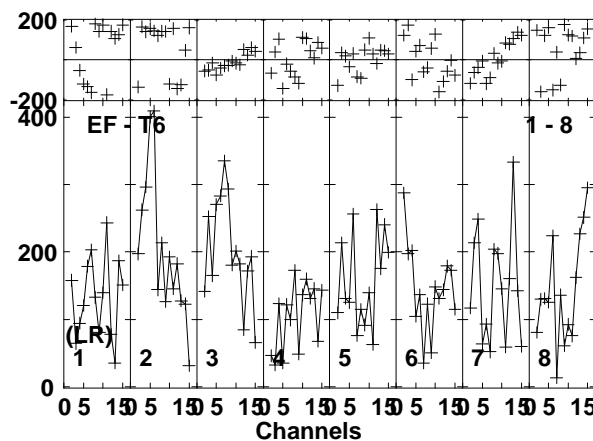
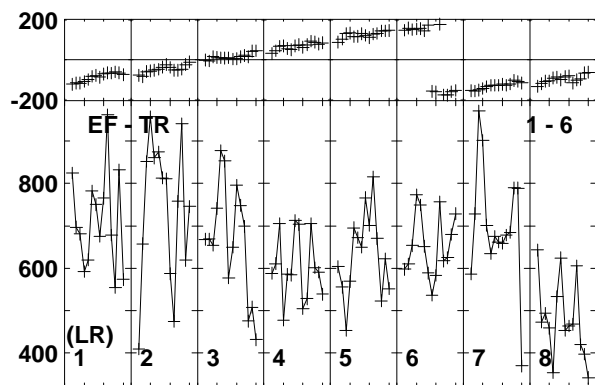
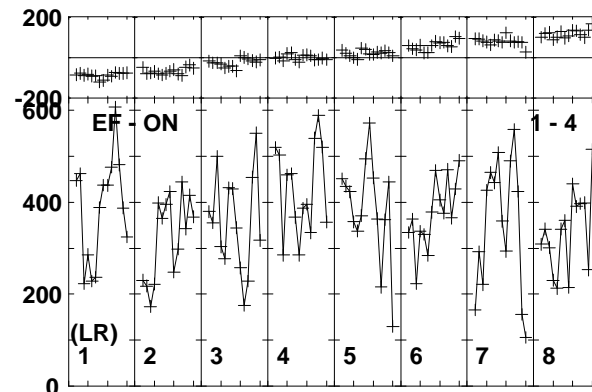
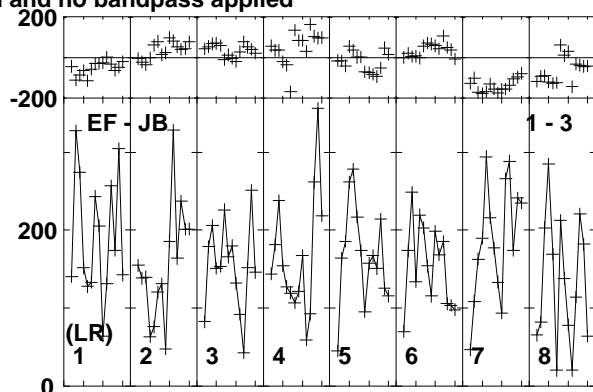
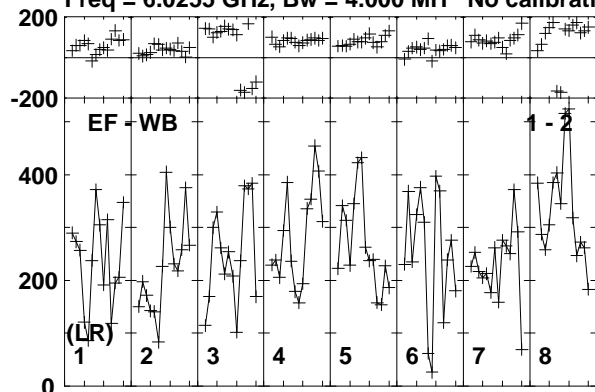


Lower frame: Micro Ampl Jy Top frame: Phas deg  
Vector averaged cross-power spectrum Baseline: EF (01) - WB (02)  
Timerange: 00/23:37:42 to 00/23:41:08

Plot file version 84 created 25-SEP-2014 17:31:13

J1925+2106 EC044 1.UVDATA.1

Freq = 6.0255 GHz, Bw = 4.000 MH No calibration applied and no bandpass applied

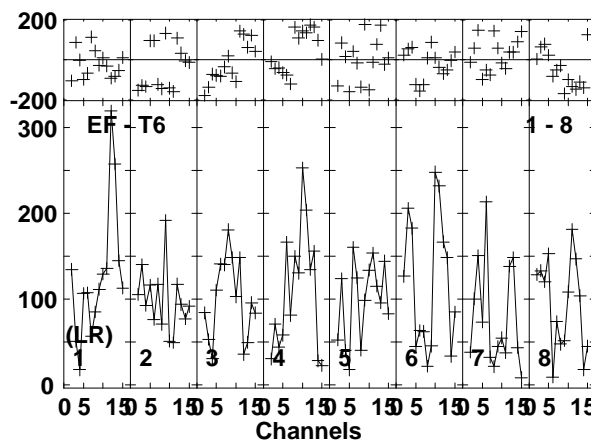
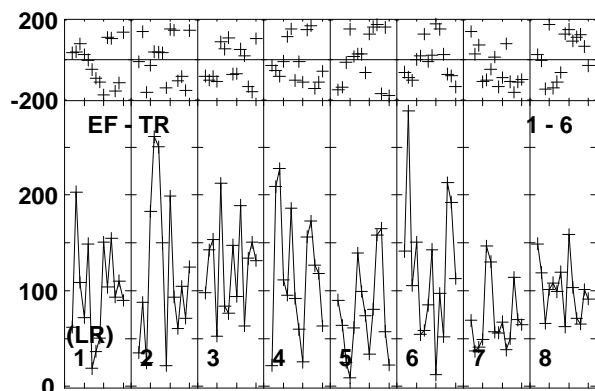
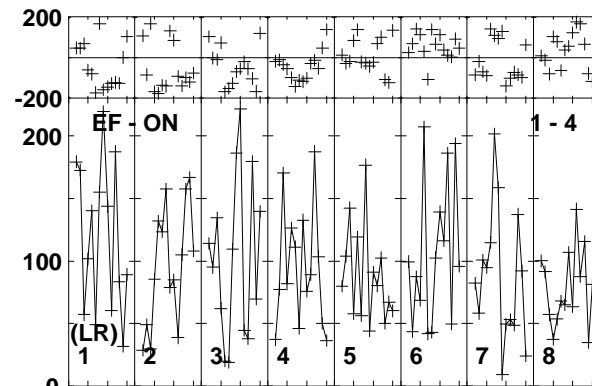
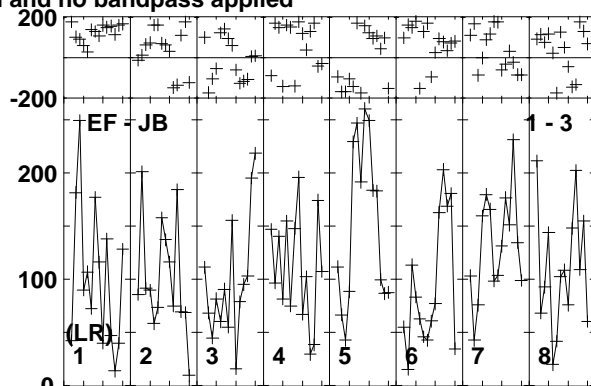
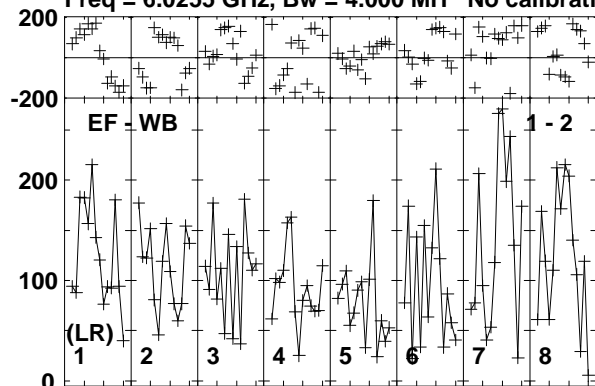


Lower frame: Micro Ampl Jy Top frame: Phas deg  
Vector averaged cross-power spectrum Baseline: EF (01) - WB (02)  
Timerange: 00/23:41:40 to 00/23:43:40

Plot file version 85 created 25-SEP-2014 17:31:13

K3-35 EC044 1.UVDATA.1

Freq = 6.0255 GHz, Bw = 4.000 MH No calibration applied and no bandpass applied

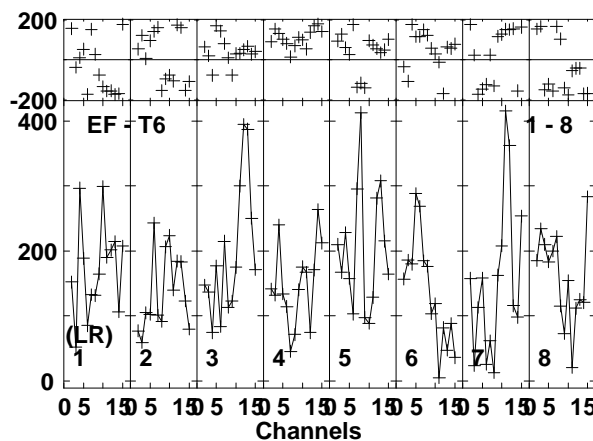
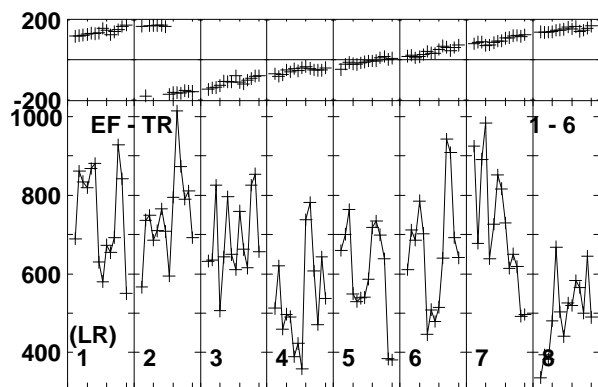
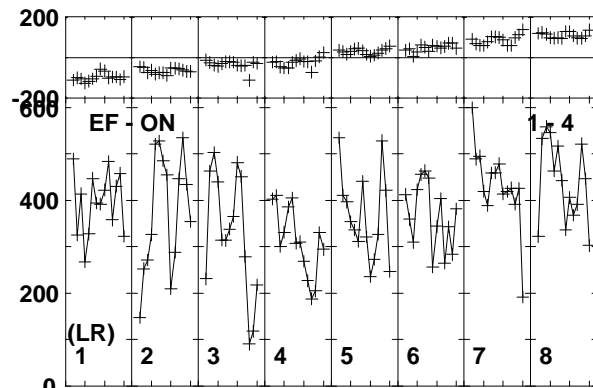
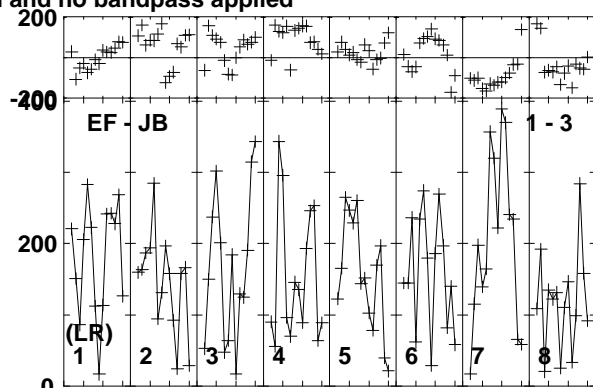
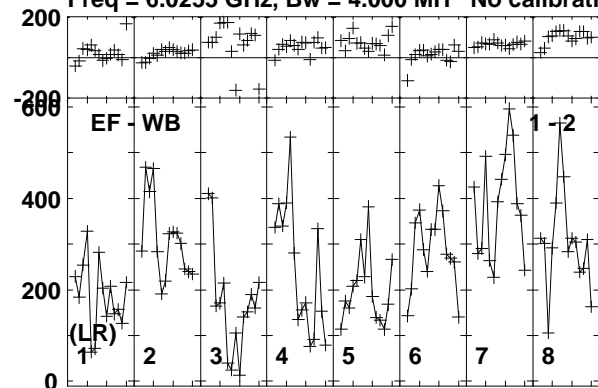


Lower frame: Micro Ampl Jy Top frame: Phas deg  
Vector averaged cross-power spectrum Baseline: EF (01) - WB (02)  
Timerange: 00/23:43:44 to 00/23:47:10

Plot file version 86 created 25-SEP-2014 17:31:13

J1925+2106 EC044 1.UVDATA.1

Freq = 6.0255 GHz, Bw = 4.000 MH No calibration applied and no bandpass applied

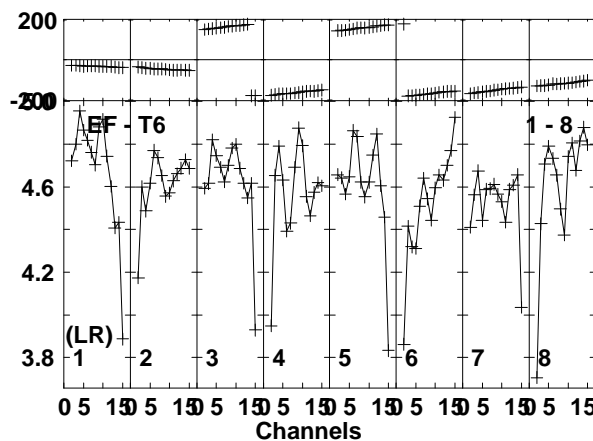
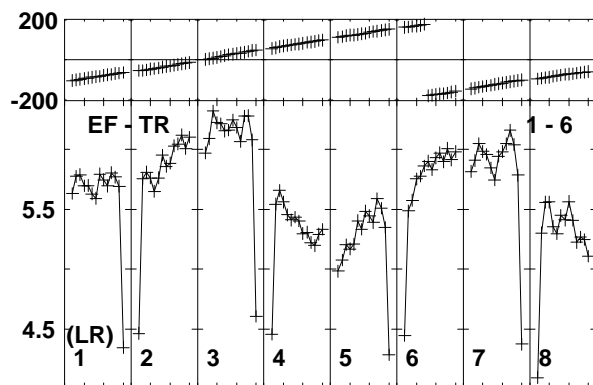
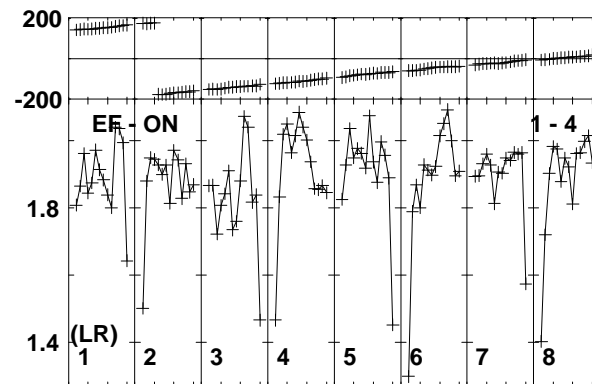
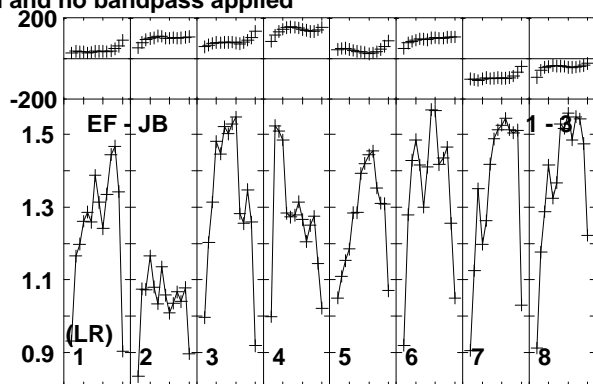
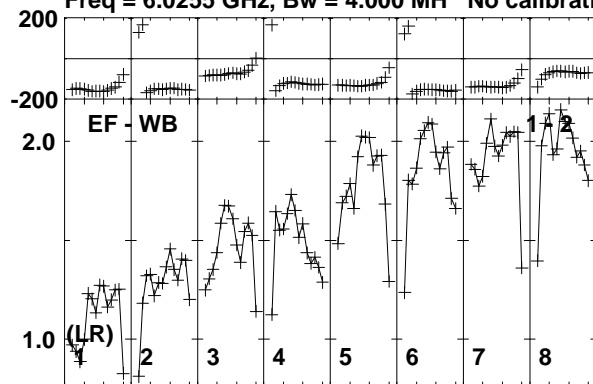


Lower frame: Micro Ampl Jy Top frame: Phas deg  
 Vector averaged cross-power spectrum Baseline: EF (01) - WB (02)  
 Timerange: 00/23:47:42 to 00/23:49:42

Plot file version 87 created 25-SEP-2014 17:31:14

J2136+0041 EC044 1.UVDATA.1

Freq = 6.0255 GHz, Bw = 4.000 MH No calibration applied and no bandpass applied

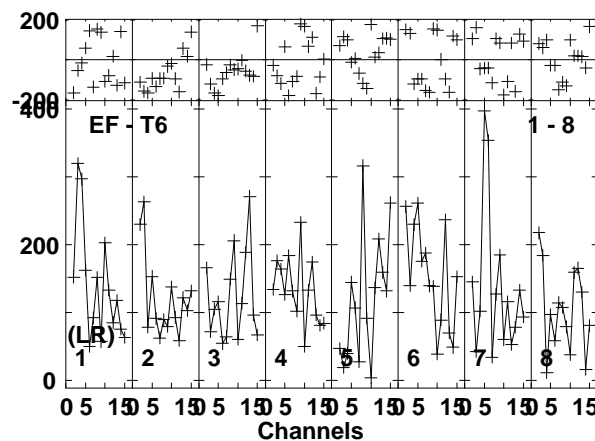
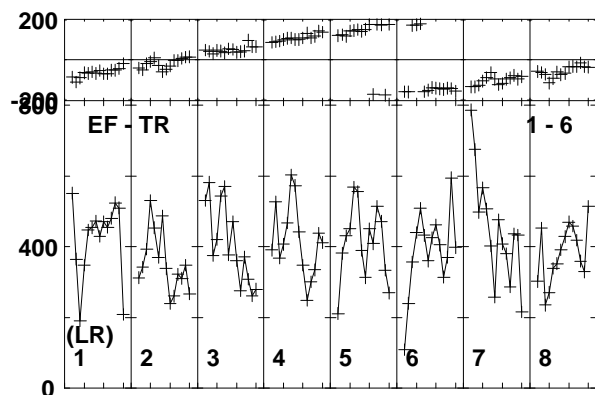
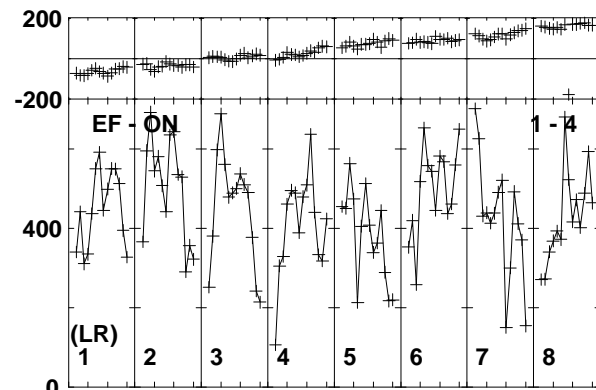
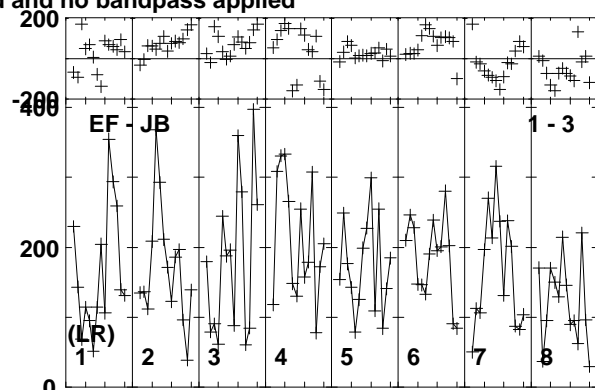
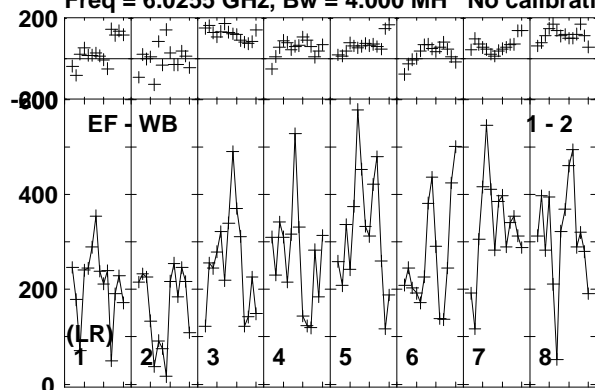


Lower frame: Milli Ampl Jy Top frame: Phas deg  
Vector averaged cross-power spectrum Baseline: EF (01) - WB (02)  
Timerange: 00/23:52:27 to 00/23:56:27

Plot file version 88 created 25-SEP-2014 17:31:14

J1925+2106 EC044 1.UVDATA.1

Freq = 6.0255 GHz, Bw = 4.000 MH No calibration applied and no bandpass applied



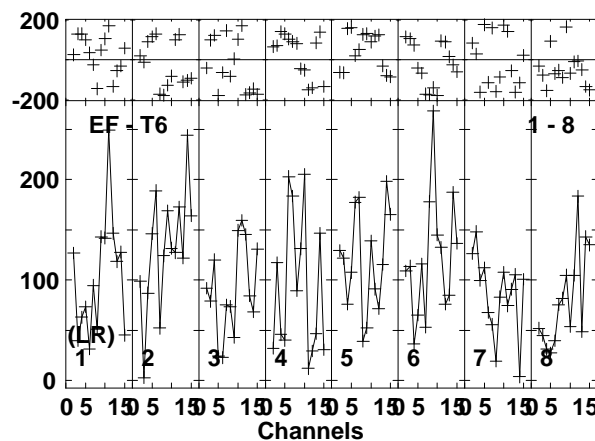
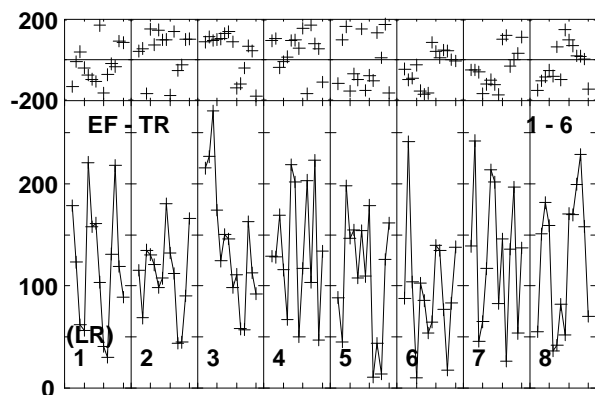
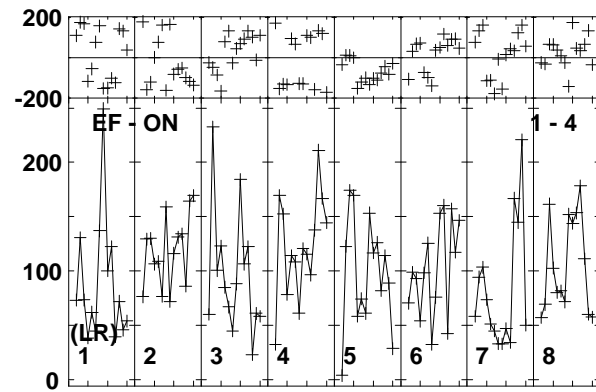
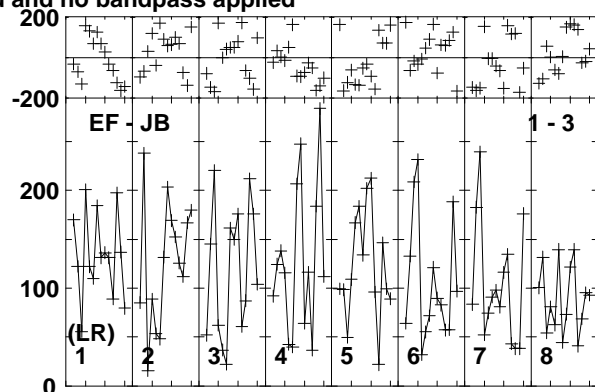
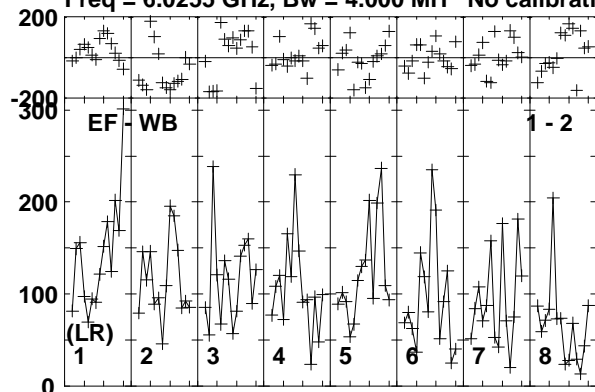
Lower frame: Micro Ampl Jy Top frame: Phas deg  
Vector averaged cross-power spectrum Baseline: EF (01) - WB (02)  
Timerange: 00:23:59:14 to 01:00:01:14



Plot file version 89 created 25-SEP-2014 17:31:14

K3-35 EC044 1.UVDATA.1

Freq = 6.0255 GHz, Bw = 4.000 MH No calibration applied and no bandpass applied

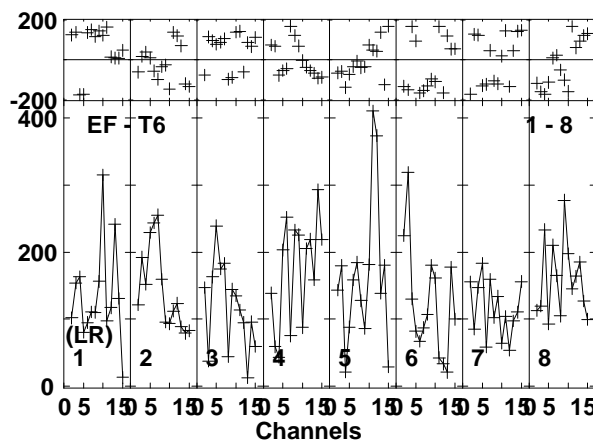
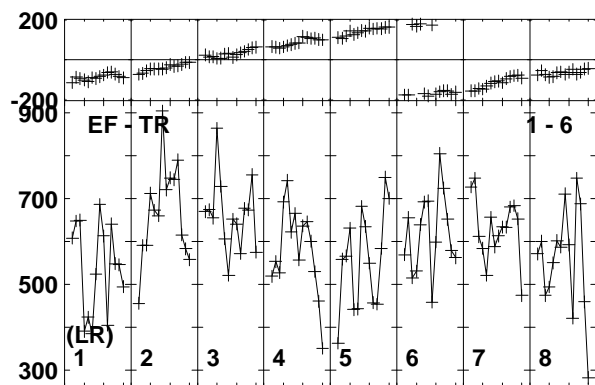
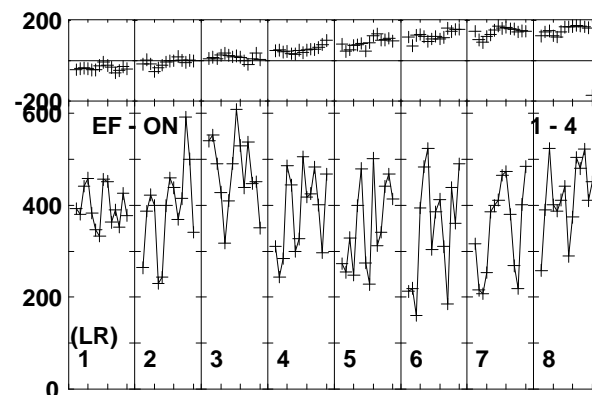
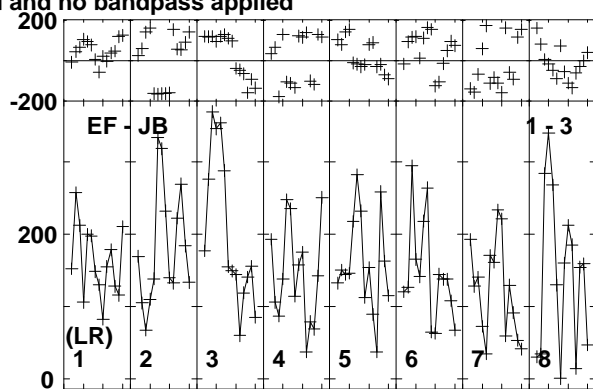
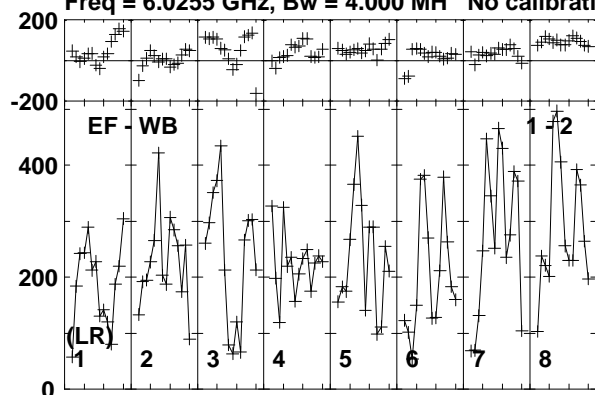


Lower frame: Micro Ampl Jy Top frame: Phas deg  
Vector averaged cross-power spectrum Baseline: EF (01) - WB (02)  
Timerange: 01/00:01:18 to 01/00:04:44

Plot file version 90 created 25-SEP-2014 17:31:14

J1925+2106 EC044 1.UVDATA.1

Freq = 6.0255 GHz, Bw = 4.000 MH No calibration applied and no bandpass applied

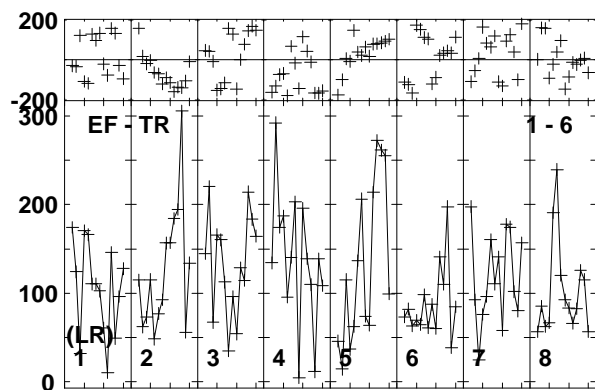
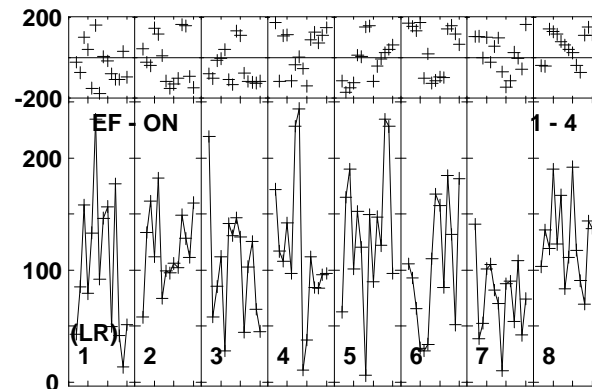
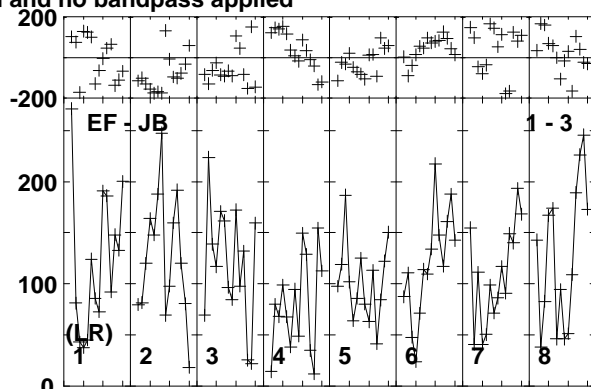
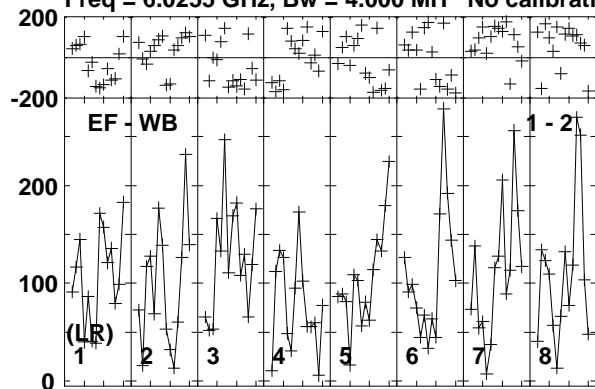


Lower frame: Micro Ampl Jy Top frame: Phas deg  
Vector averaged cross-power spectrum Baseline: EF (01) - WB (02)  
Timerange: 01/00:05:18 to 01/00:07:17

Plot file version 91 created 25-SEP-2014 17:31:14

K3-35 EC044 1.UVDATA.1

Freq = 6.0255 GHz, Bw = 4.000 MH No calibration applied and no bandpass applied

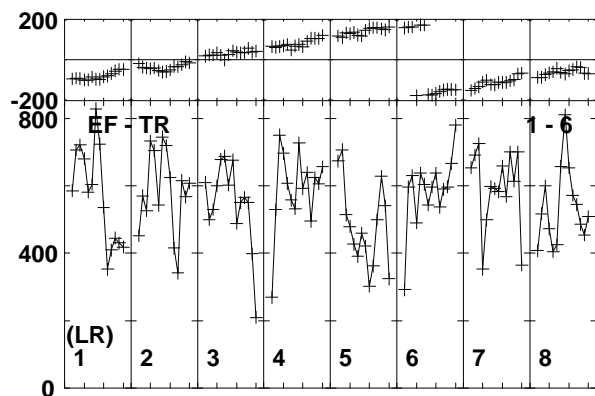
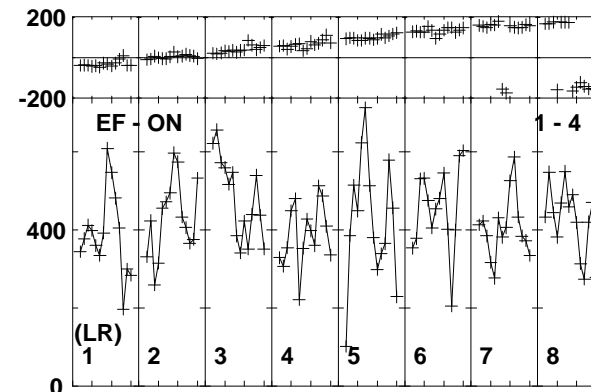
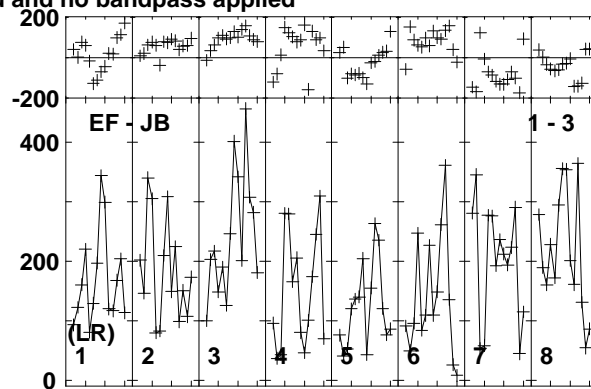
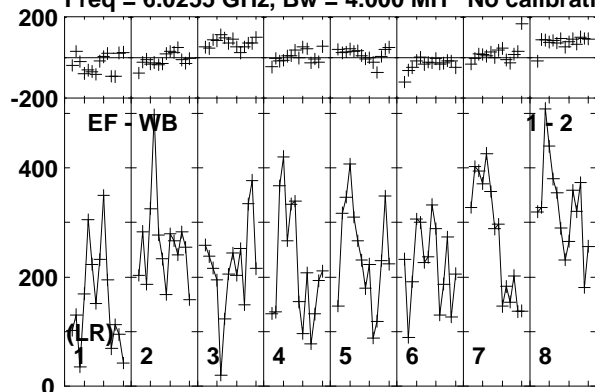


Lower frame: Micro Ampl Jy Top frame: Phas deg  
Vector averaged cross-power spectrum Baseline: EF (01) - WB (02)  
Timerange: 01/00:07:27 to 01/00:10:47

Plot file version 92 created 25-SEP-2014 17:31:14

J1925+2106 EC044 1.UVDATA.1

Freq = 6.0255 GHz, Bw = 4.000 MH No calibration applied and no bandpass applied

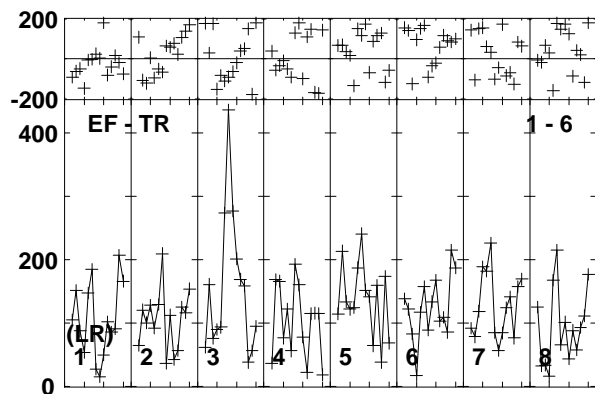
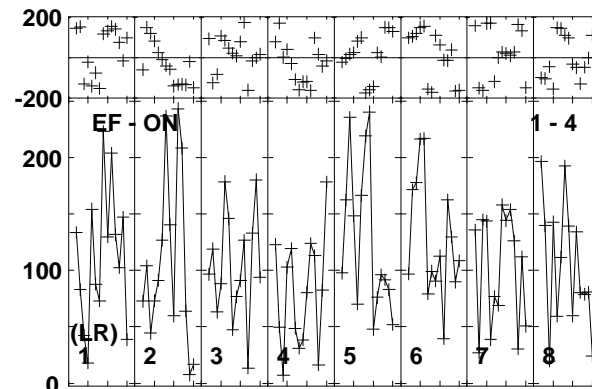
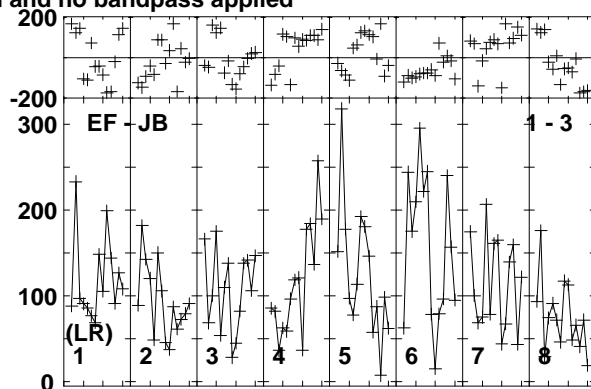
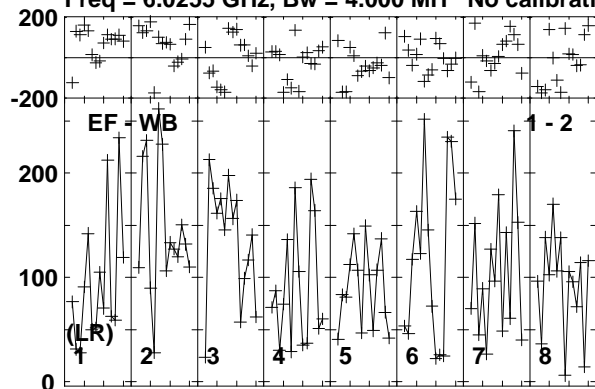


Lower frame: Micro Ampl Jy Top frame: Phas deg  
Vector averaged cross-power spectrum Baseline: EF (01) - WB (02)  
Timerange: 01/00:11:21 to 01/00:13:20

Plot file version 93 created 25-SEP-2014 17:31:14

K3-35 EC044 1.UVDATA.1

Freq = 6.0255 GHz, Bw = 4.000 MH No calibration applied and no bandpass applied

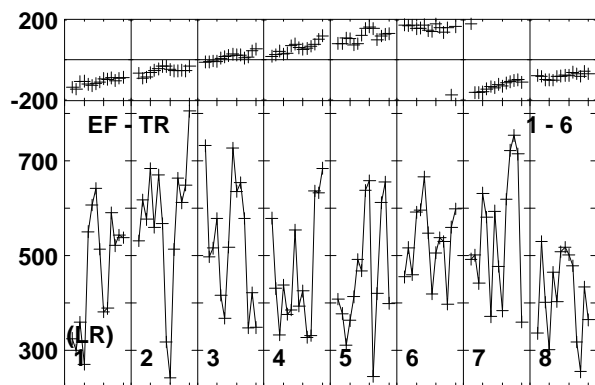
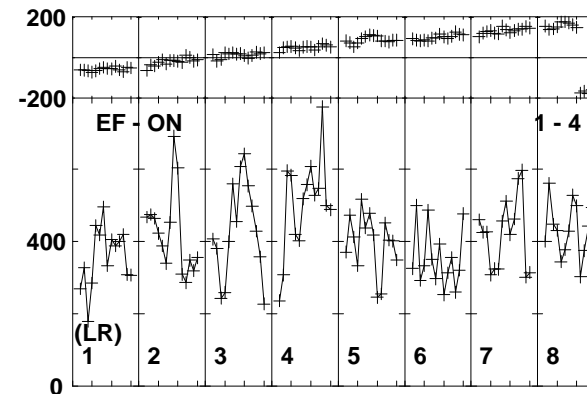
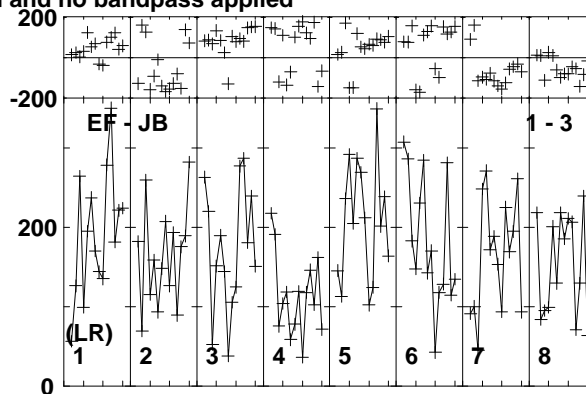
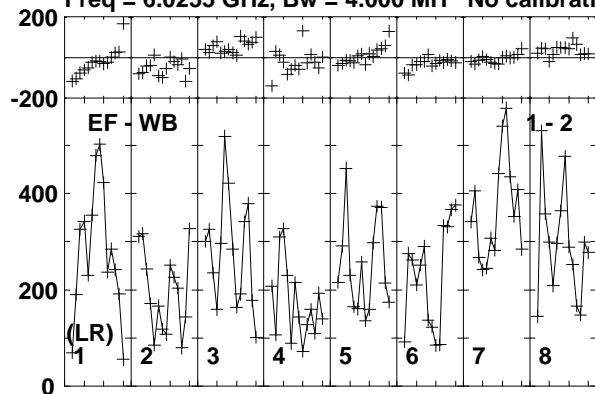


Lower frame: Micro Ampl Jy Top frame: Phas deg  
Vector averaged cross-power spectrum Baseline: EF (01) - WB (02)  
Timerange: 01/00:13:31 to 01/00:16:50

Plot file version 94 created 25-SEP-2014 17:31:14

J1925+2106 EC044 1.UVDATA.1

Freq = 6.0255 GHz, Bw = 4.000 MH No calibration applied and no bandpass applied

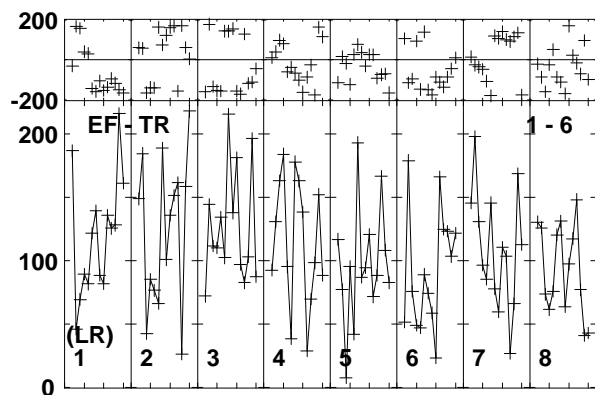
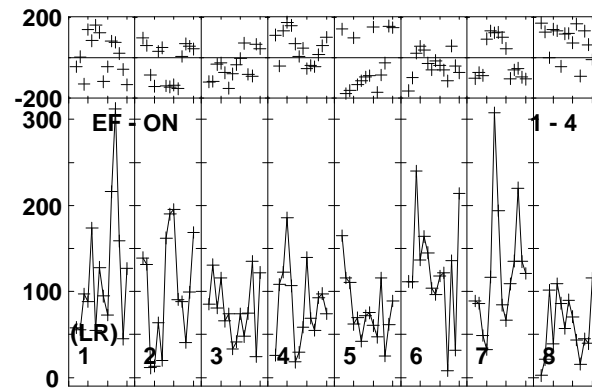
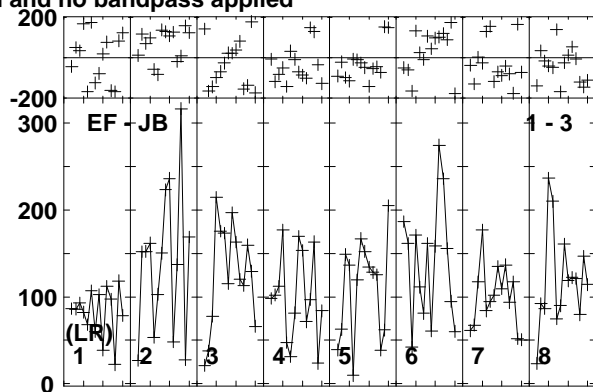
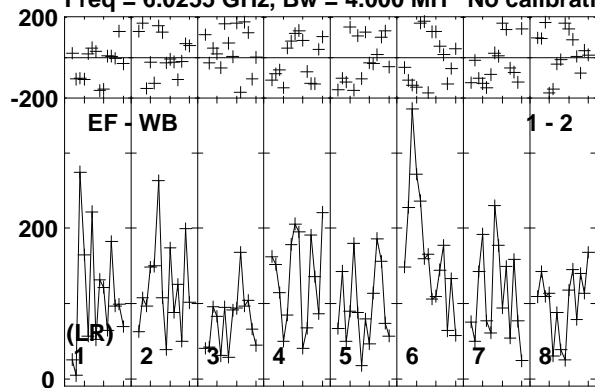


Lower frame: Micro Ampl Jy Top frame: Phas deg  
Vector averaged cross-power spectrum Baseline: EF (01) - WB (02)  
Timerange: 01/00:17:24 to 01/00:19:23

Plot file version 95 created 25-SEP-2014 17:31:15

K3-35 EC044 1.UVDATA.1

Freq = 6.0255 GHz, Bw = 4.000 MH No calibration applied and no bandpass applied

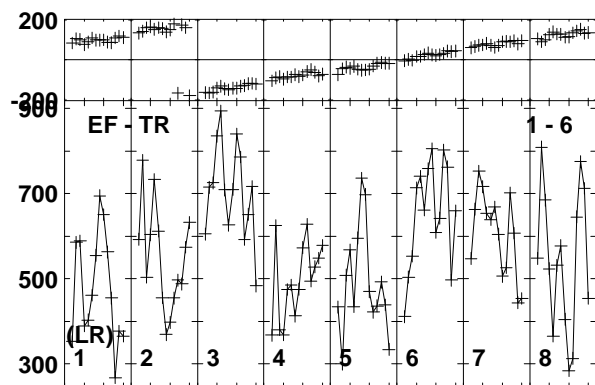
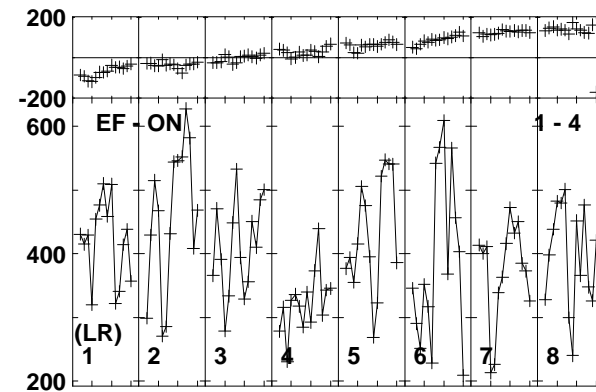
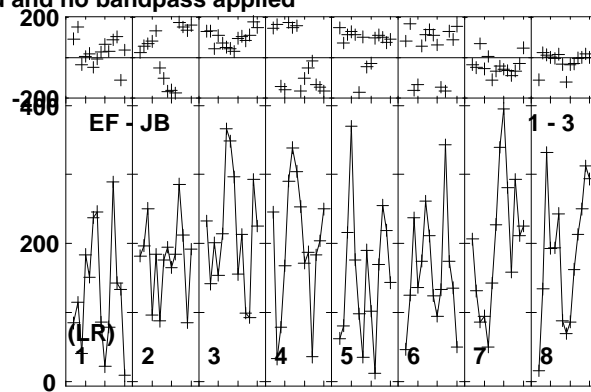
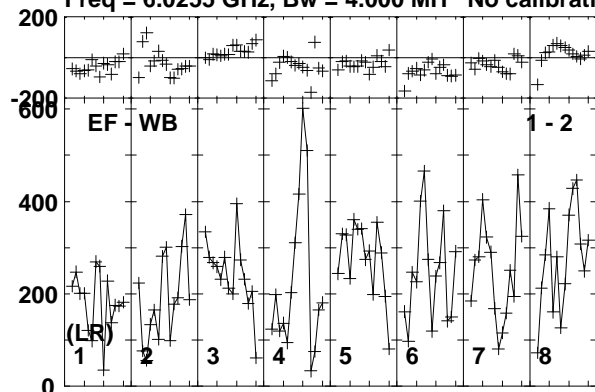


Lower frame: Micro Ampl Jy Top frame: Phas deg  
Vector averaged cross-power spectrum Baseline: EF (01) - WB (02)  
Timerange: 01/00:19:34 to 01/00:22:53

Plot file version 96 created 25-SEP-2014 17:31:15

J1925+2106 EC044 1.UVDATA.1

Freq = 6.0255 GHz, Bw = 4.000 MH No calibration applied and no bandpass applied



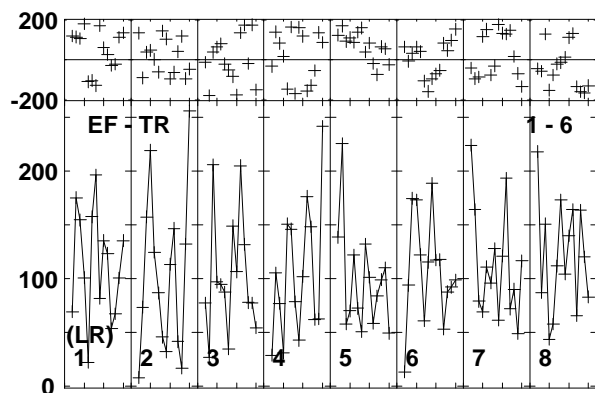
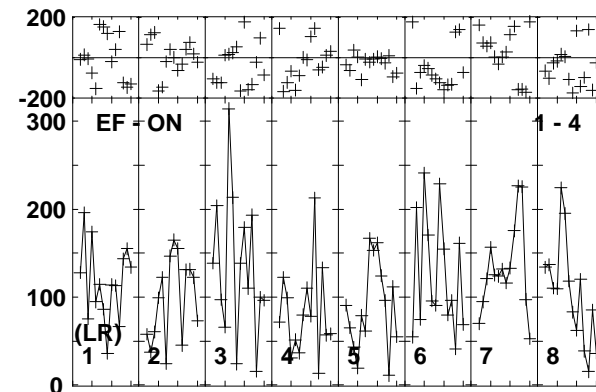
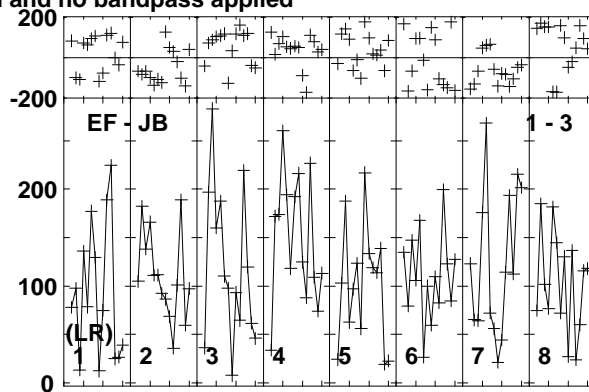
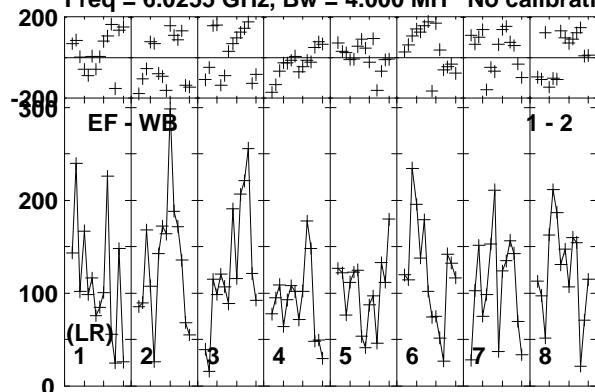
Lower frame: Micro Ampl Jy Top frame: Phas deg  
Vector averaged cross-power spectrum Baseline: EF (01) - WB (02)  
Timerange: 01/00:23:26 to 01/00:25:26



Plot file version 97 created 25-SEP-2014 17:31:15

K3-35 EC044 1.UVDATA.1

Freq = 6.0255 GHz, Bw = 4.000 MH No calibration applied and no bandpass applied

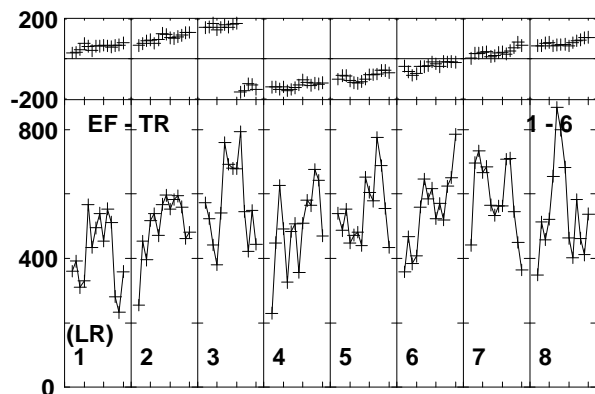
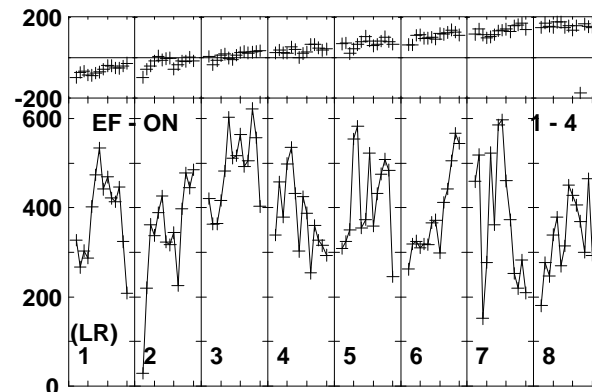
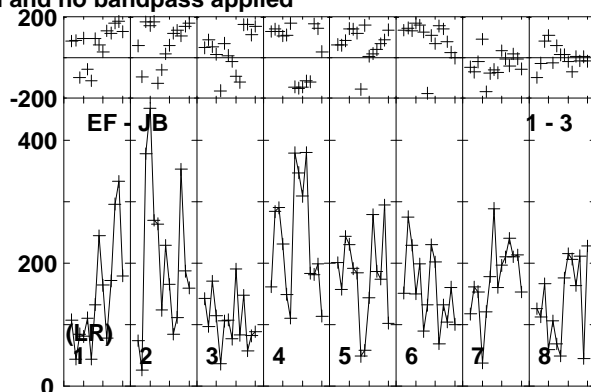
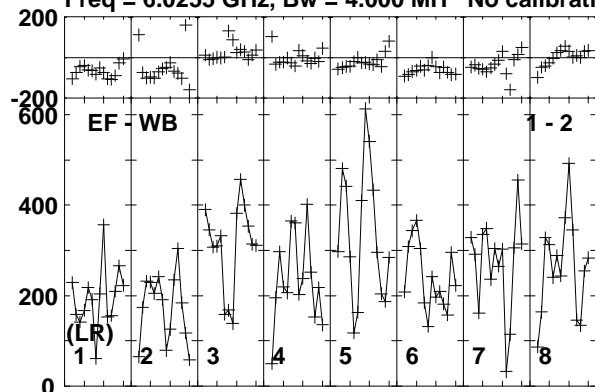


Lower frame: Micro Ampl Jy Top frame: Phas deg  
Vector averaged cross-power spectrum Baseline: EF (01) - WB (02)  
Timerange: 01/00:25:37 to 01/00:28:56

Plot file version 98 created 25-SEP-2014 17:31:15

J1925+2106 EC044 1.UVDATA.1

Freq = 6.0255 GHz, Bw = 4.000 MH No calibration applied and no bandpass applied

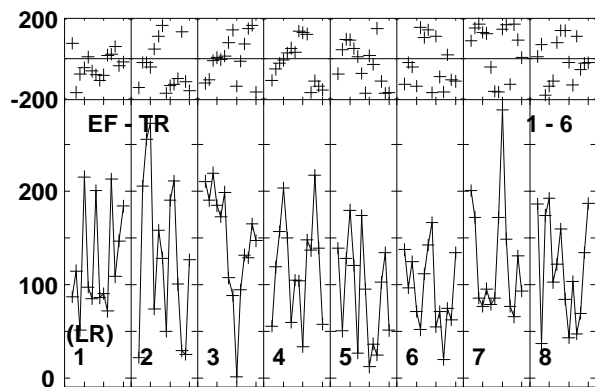
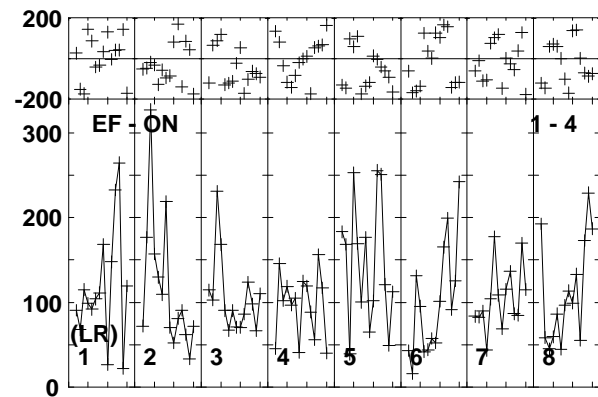
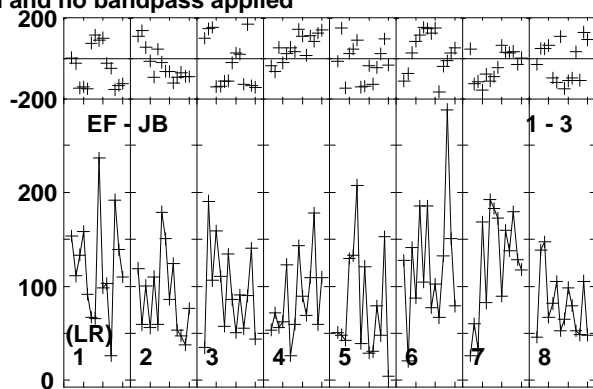
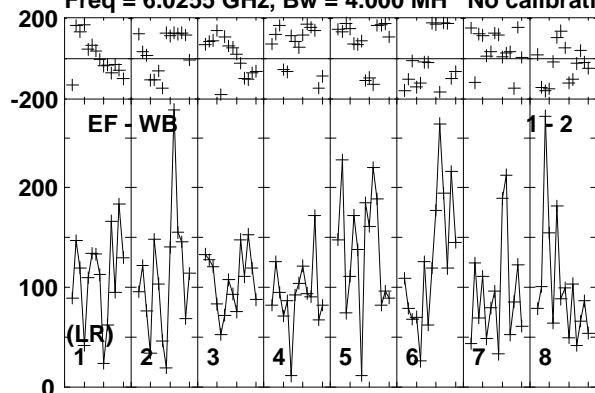


Lower frame: Micro Ampl Jy Top frame: Phas deg  
Vector averaged cross-power spectrum Baseline: EF (01) - WB (02)  
Timerange: 01/00:29:30 to 01/00:31:29

Plot file version 99 created 25-SEP-2014 17:31:15

K3-35 EC044 1.UVDATA.1

Freq = 6.0255 GHz, Bw = 4.000 MH No calibration applied and no bandpass applied

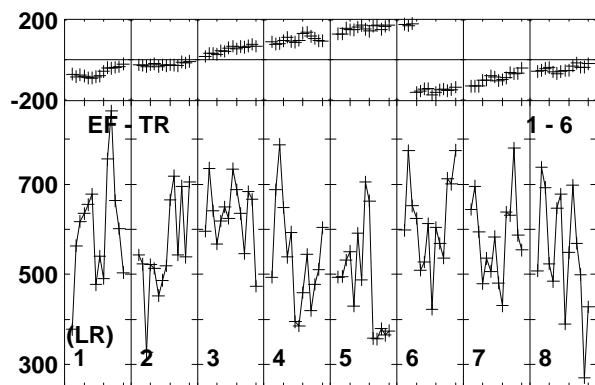
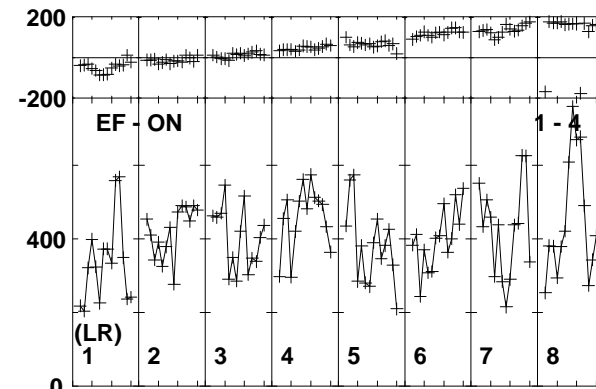
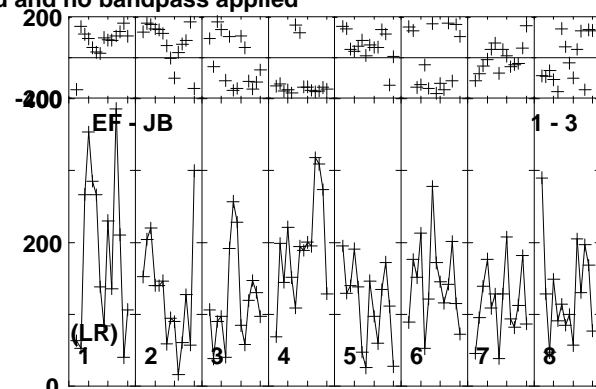
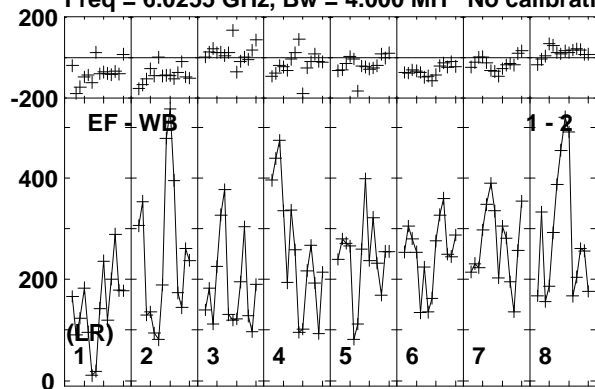


Lower frame: Micro Ampl Jy Top frame: Phas deg  
Vector averaged cross-power spectrum Baseline: EF (01) - WB (02)  
Timerange: 01/00:31:39 to 01/00:34:59

Plot file version 100 created 25-SEP-2014 17:31:15

J1925+2106 EC044 1.UVDATA.1

Freq = 6.0255 GHz, Bw = 4.000 MH No calibration applied and no bandpass applied

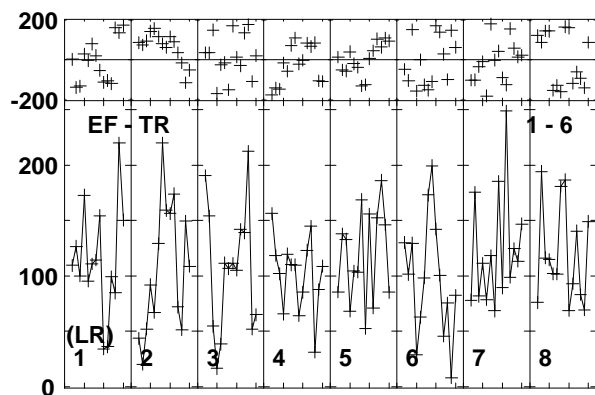
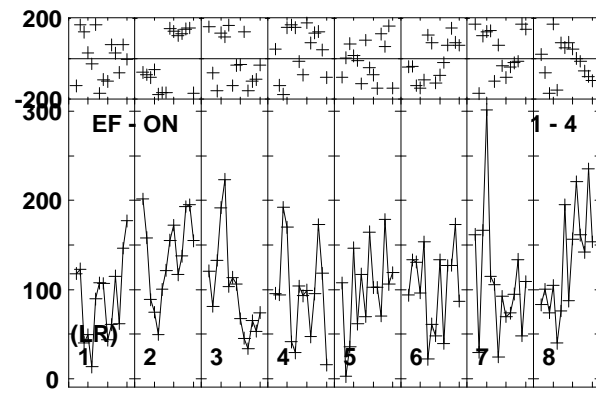
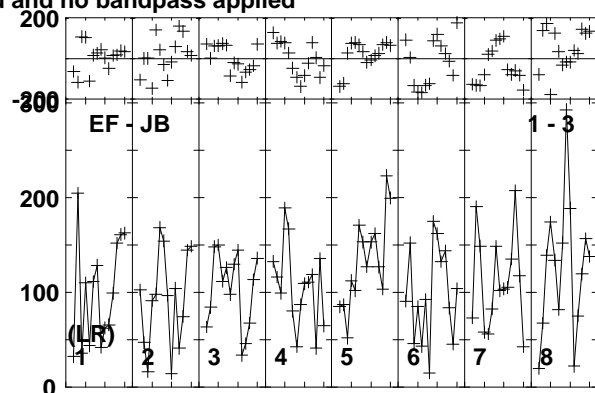
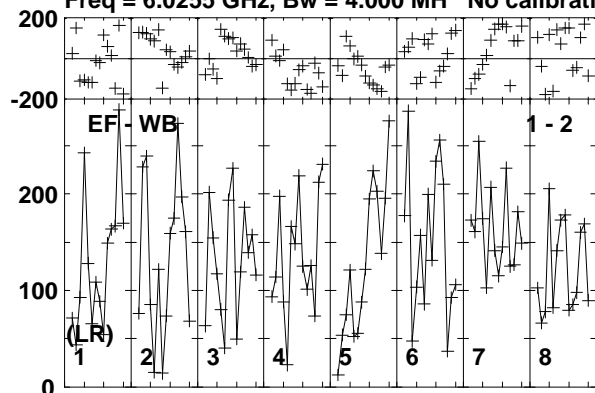


Lower frame: Micro Ampl Jy Top frame: Phas deg  
Vector averaged cross-power spectrum Baseline: EF (01) - WB (02)  
Timerange: 01/00:35:33 to 01/00:37:32

Plot file version 101 created 25-SEP-2014 17:31:15

K3-35 EC044 1.UVDATA.1

Freq = 6.0255 GHz, Bw = 4.000 MH No calibration applied and no bandpass applied

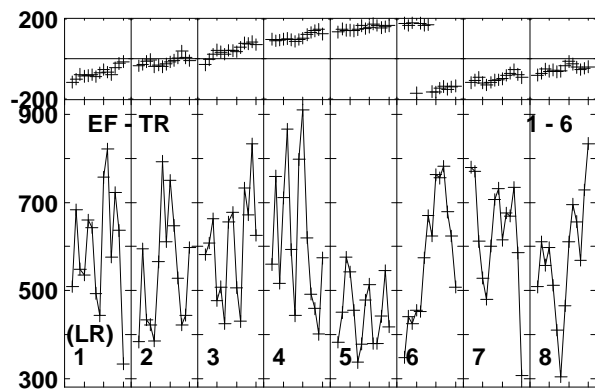
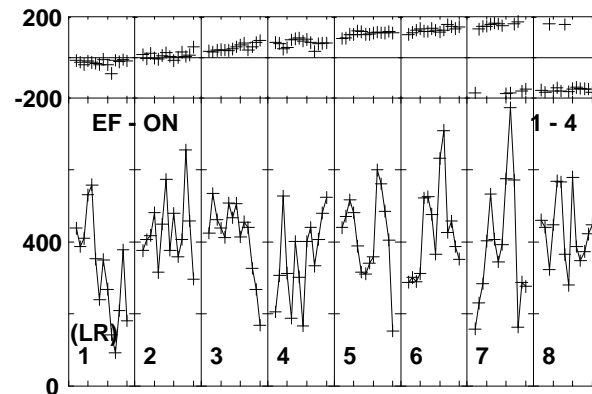
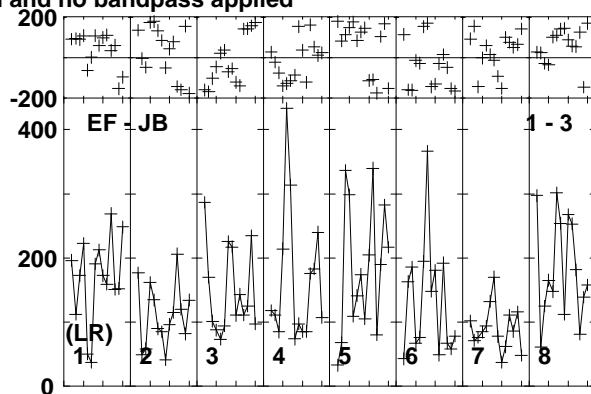
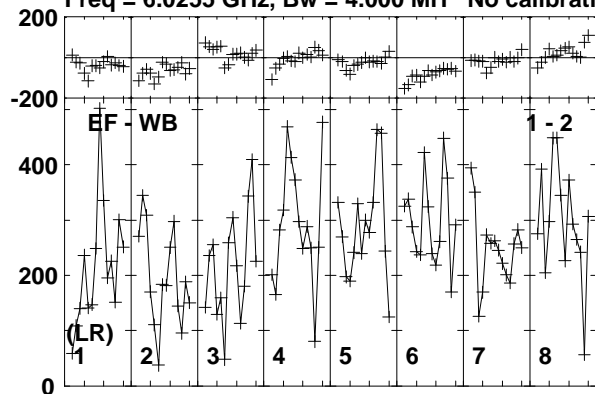


Lower frame: Micro Ampl Jy Top frame: Phas deg  
Vector averaged cross-power spectrum Baseline: EF (01) - WB (02)  
Timerange: 01/00:37:43 to 01/00:41:02

Plot file version 102 created 25-SEP-2014 17:31:15

J1925+2106 EC044 1.UVDATA.1

Freq = 6.0255 GHz, Bw = 4.000 MH No calibration applied and no bandpass applied

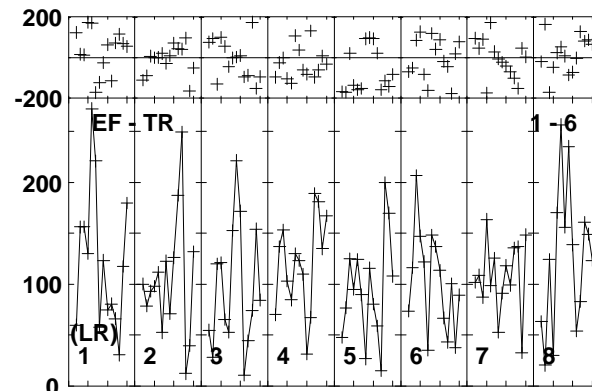
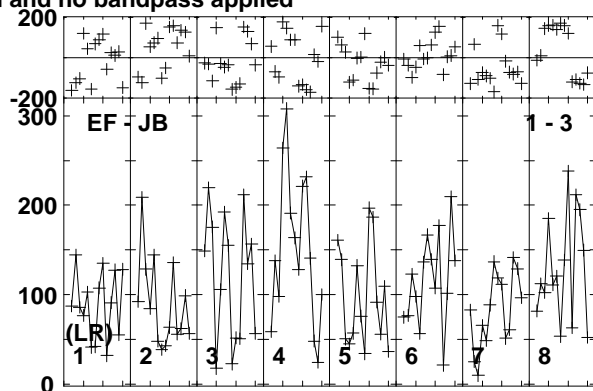
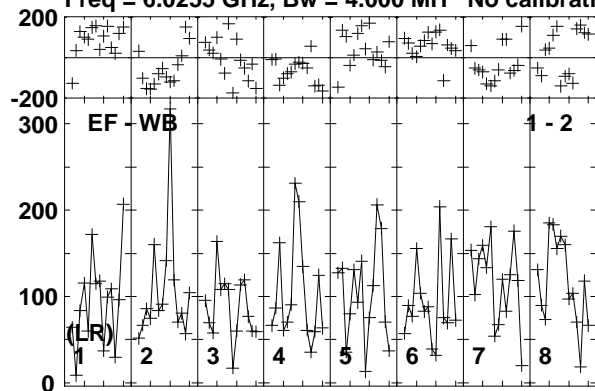


Lower frame: Micro Ampl Jy Top frame: Phas deg  
Vector averaged cross-power spectrum Baseline: EF (01) - WB (02)  
Timerange: 01/00:41:36 to 01/00:43:35

Plot file version 103 created 25-SEP-2014 17:31:15

K3-35 EC044 1.UVDATA.1

Freq = 6.0255 GHz, Bw = 4.000 MH No calibration applied and no bandpass applied

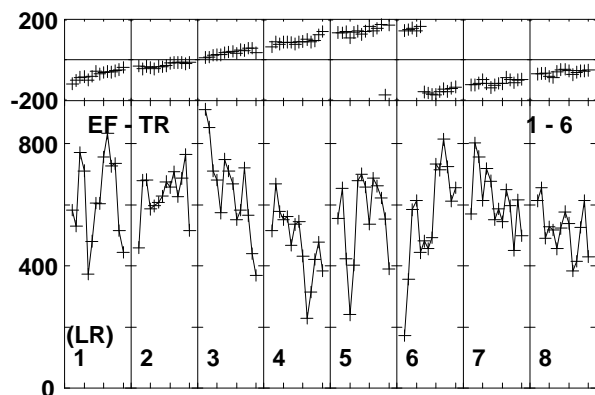
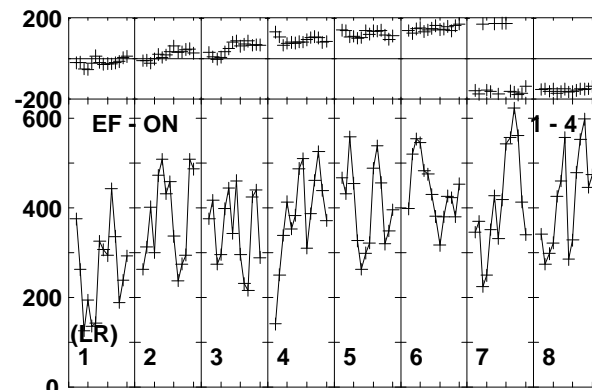
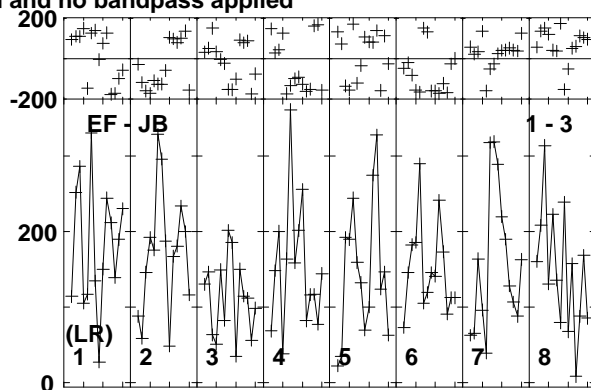
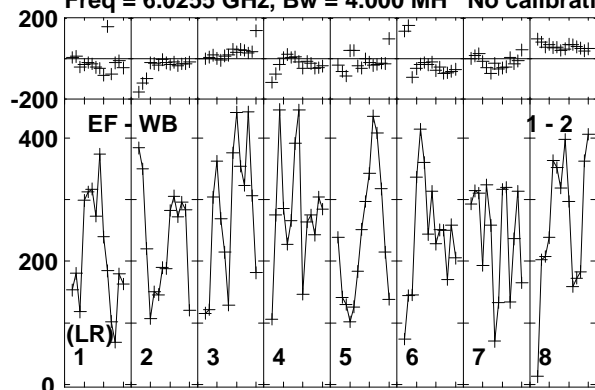


Lower frame: Micro Ampl Jy Top frame: Phas deg  
Vector averaged cross-power spectrum Baseline: EF (01) - WB (02)  
Timerange: 01/00:43:46 to 01/00:47:05

Plot file version 104 created 25-SEP-2014 17:31:15

J1925+2106 EC044 1.UVDATA.1

Freq = 6.0255 GHz, Bw = 4.000 MH No calibration applied and no bandpass applied



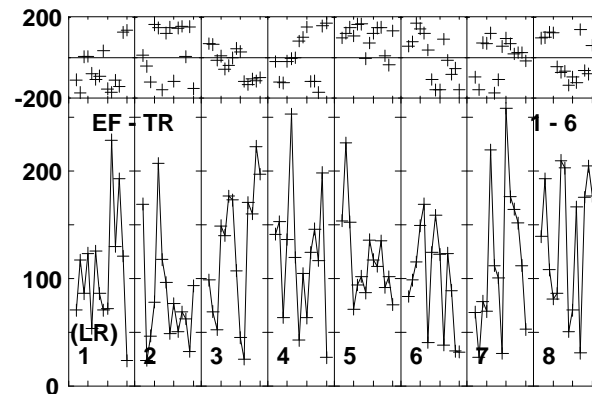
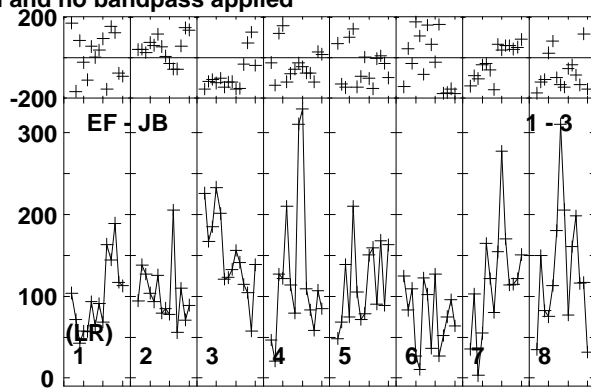
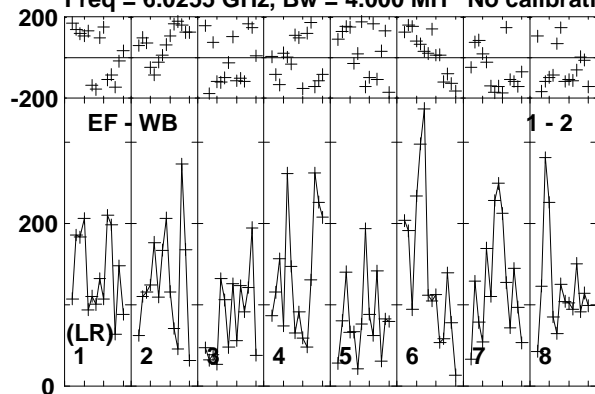
Lower frame: Micro Ampl Jy Top frame: Phas deg  
Vector averaged cross-power spectrum Baseline: EF (01) - WB (02)  
Timerange: 01/00:47:39 to 01/00:49:38



Plot file version 105 created 25-SEP-2014 17:31:16

K3-35 EC044 1.UVDATA.1

Freq = 6.0255 GHz, Bw = 4.000 MH No calibration applied and no bandpass applied

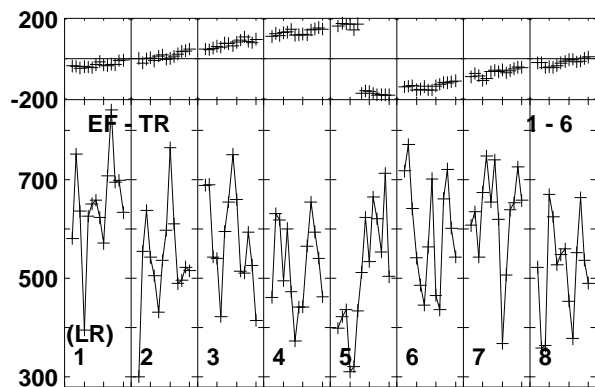
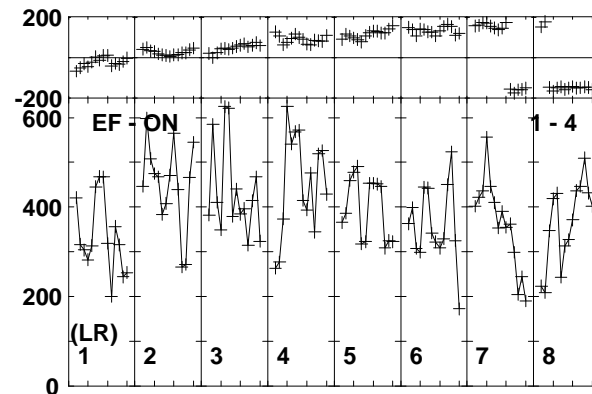
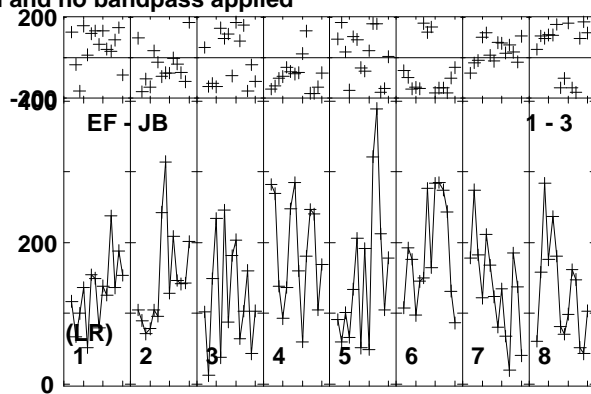
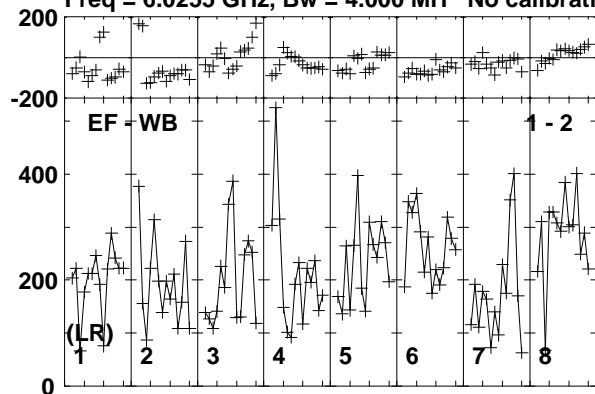


Lower frame: Micro Ampl Jy Top frame: Phas deg  
Vector averaged cross-power spectrum Baseline: EF (01) - WB (02)  
Timerange: 01/00:49:49 to 01/00:53:08

Plot file version 106 created 25-SEP-2014 17:31:16

J1925+2106 EC044 1.UVDATA.1

Freq = 6.0255 GHz, Bw = 4.000 MH No calibration applied and no bandpass applied

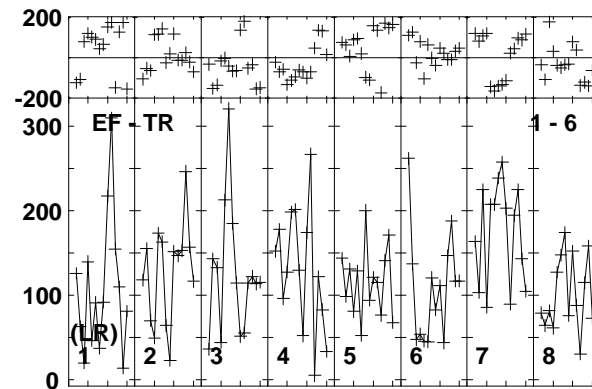
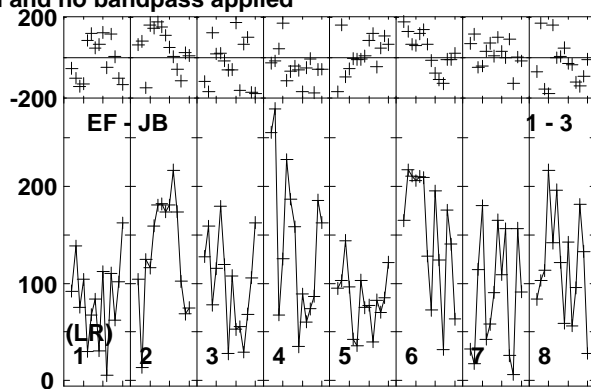
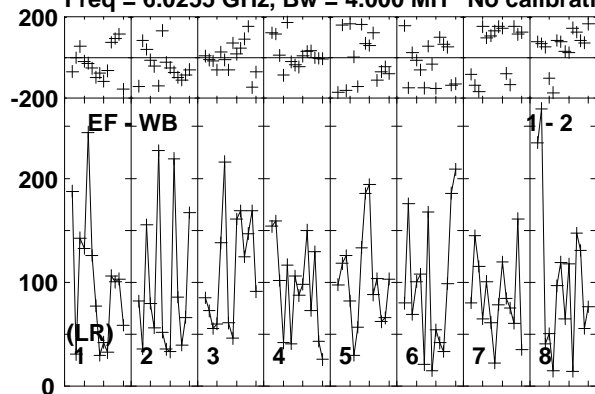


Lower frame: Micro Ampl Jy Top frame: Phas deg  
Vector averaged cross-power spectrum Baseline: EF (01) - WB (02)  
Timerange: 01/00:53:42 to 01/00:55:41

Plot file version 107 created 25-SEP-2014 17:31:16

K3-35 EC044 1.UVDATA.1

Freq = 6.0255 GHz, Bw = 4.000 MH No calibration applied and no bandpass applied

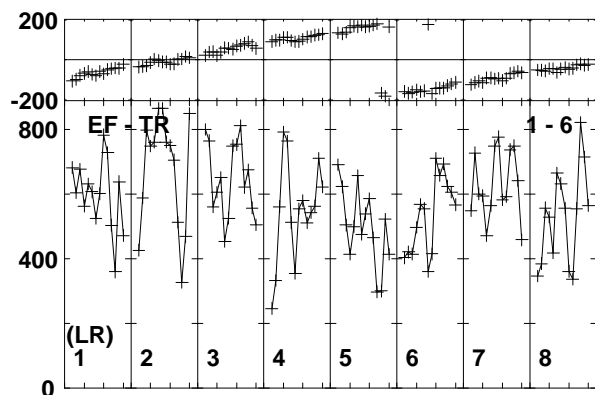
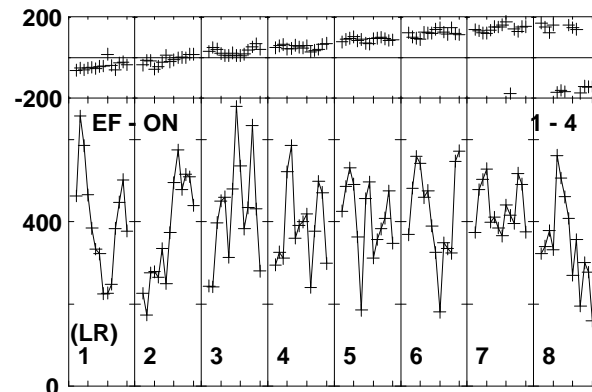
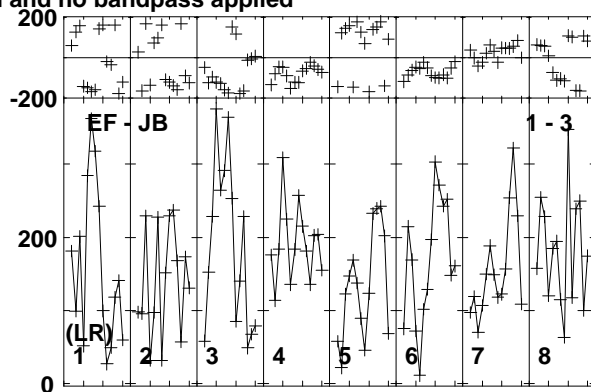
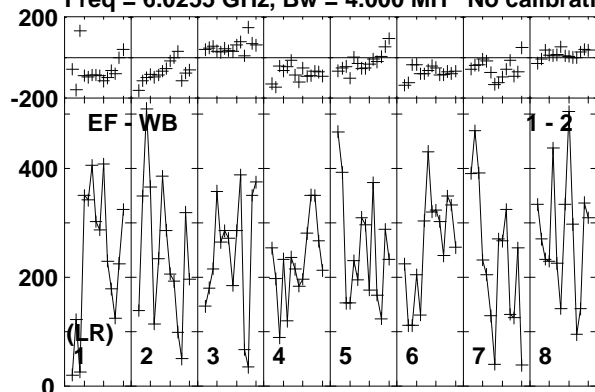


Lower frame: Micro Ampl Jy Top frame: Phas deg  
Vector averaged cross-power spectrum Baseline: EF (01) - WB (02)  
Timerange: 01/00:55:51 to 01/00:59:11

Plot file version 108 created 25-SEP-2014 17:31:16

J1925+2106 EC044 1.UVDATA.1

Freq = 6.0255 GHz, Bw = 4.000 MH No calibration applied and no bandpass applied

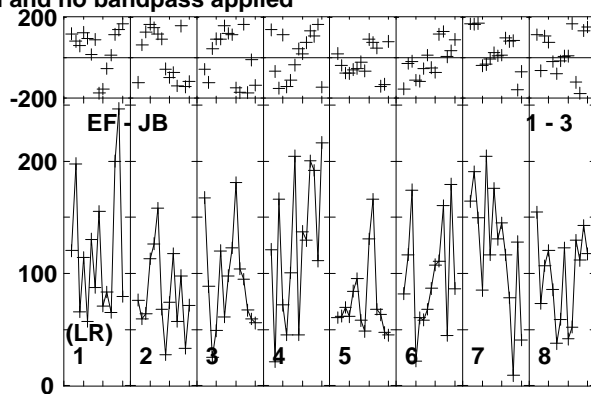
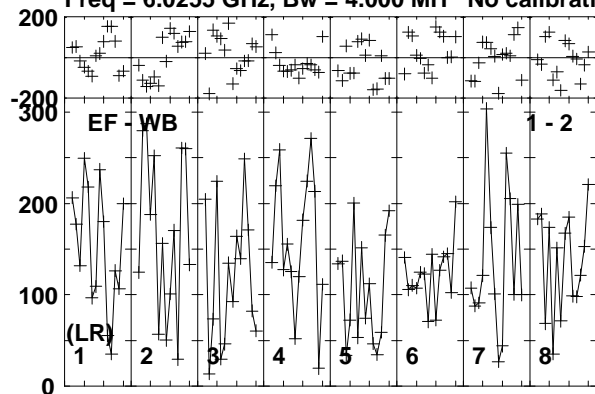


Lower frame: Micro Ampl Jy Top frame: Phas deg  
Vector averaged cross-power spectrum Baseline: EF (01) - WB (02)  
Timerange: 01/00:59:45 to 01/01:01:44

Plot file version 109 created 25-SEP-2014 17:31:16

K3-35 EC044 1.UVDATA.1

Freq = 6.0255 GHz, Bw = 4.000 MH No calibration applied and no bandpass applied

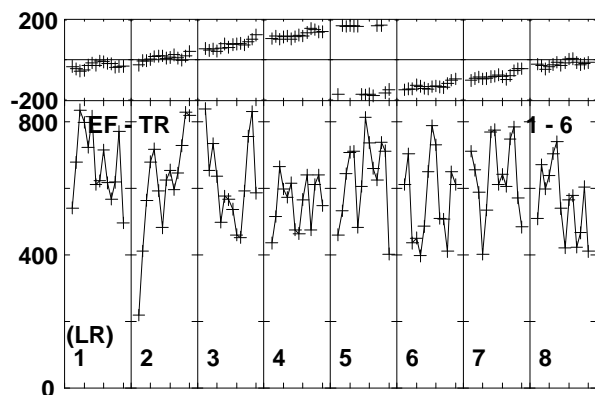
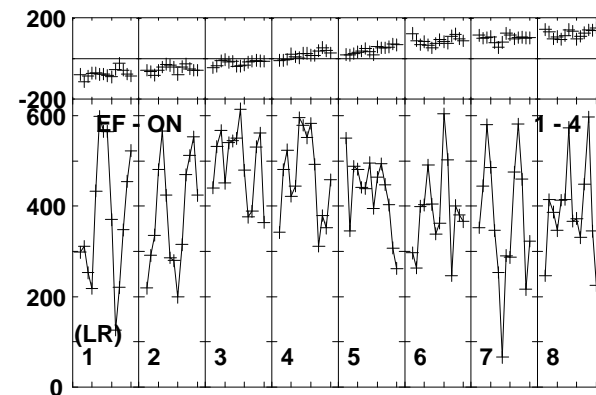
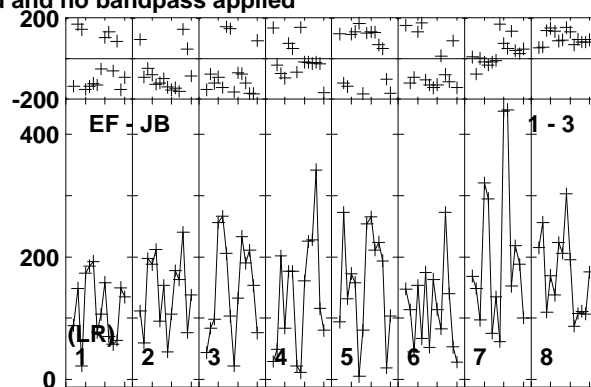
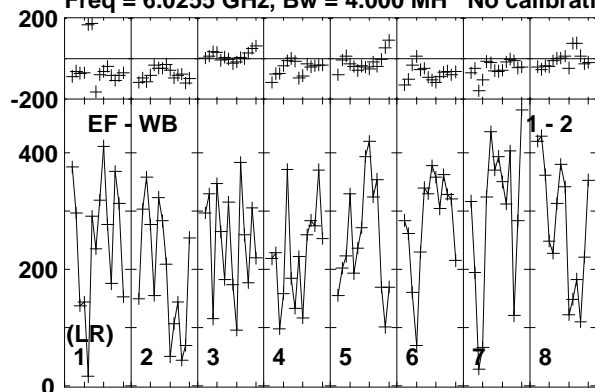


Lower frame: Micro Ampl Jy Top frame: Phas deg  
Vector averaged cross-power spectrum Baseline: EF (01) - WB (02)  
Timerange: 01/01:01:55 to 01/01:05:14

Plot file version 110 created 25-SEP-2014 17:31:16

J1925+2106 EC044 1.UVDATA.1

Freq = 6.0255 GHz, Bw = 4.000 MH No calibration applied and no bandpass applied

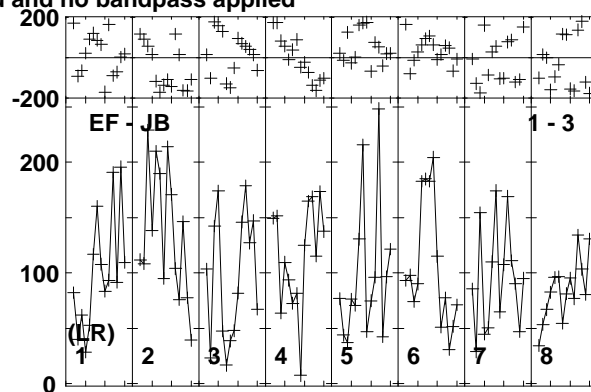
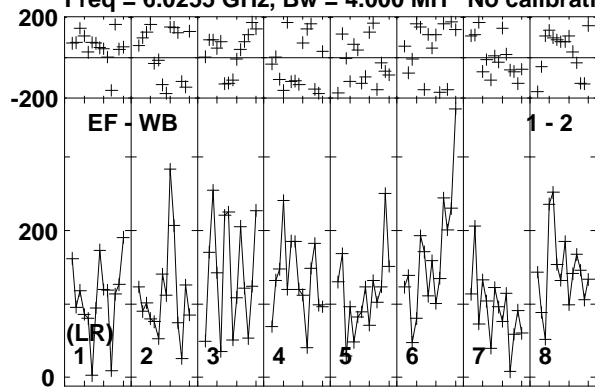


Lower frame: Micro Ampl Jy Top frame: Phas deg  
Vector averaged cross-power spectrum Baseline: EF (01) - WB (02)  
Timerange: 01/01:05:48 to 01/01:07:47

Plot file version 111 created 25-SEP-2014 17:31:16

K3-35 EC044 1.UVDATA.1

Freq = 6.0255 GHz, Bw = 4.000 MH No calibration applied and no bandpass applied

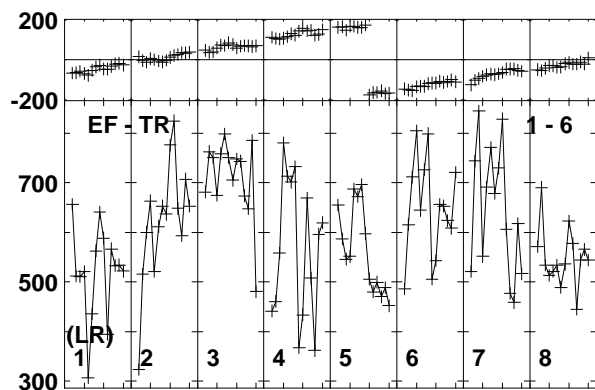
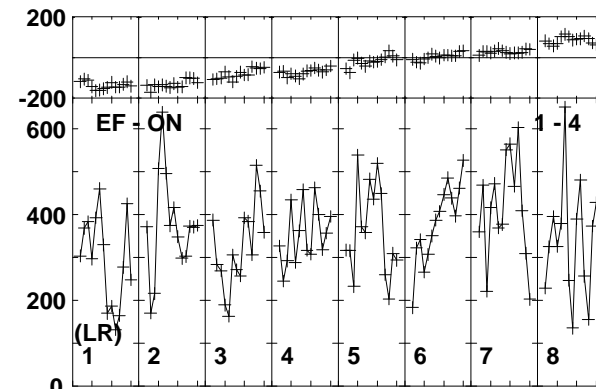
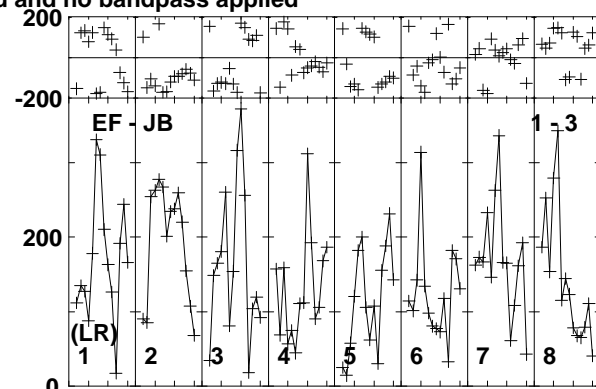
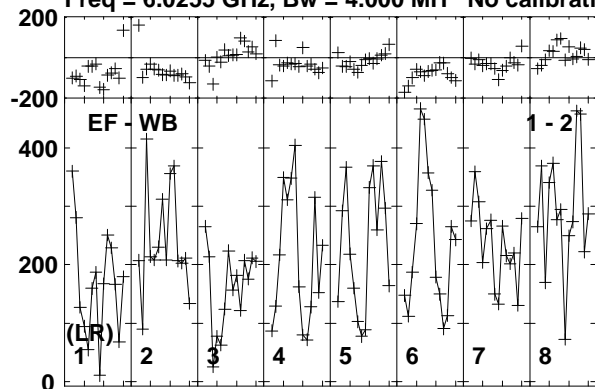


Lower frame: Micro Ampl Jy Top frame: Phas deg  
Vector averaged cross-power spectrum Baseline: EF (01) - WB (02)  
Timerange: 01/01:07:57 to 01/01:11:17

Plot file version 112 created 25-SEP-2014 17:31:16

J1925+2106 EC044 1.UVDATA.1

Freq = 6.0255 GHz, Bw = 4.000 MH No calibration applied and no bandpass applied



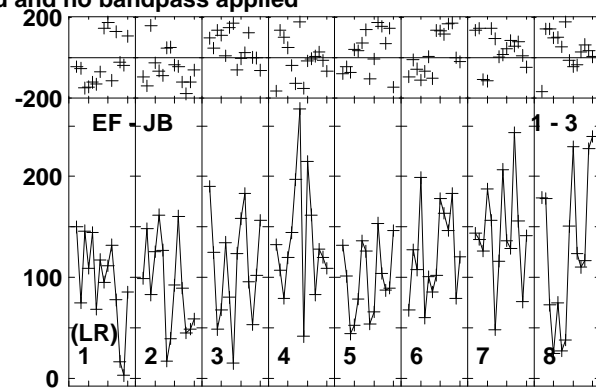
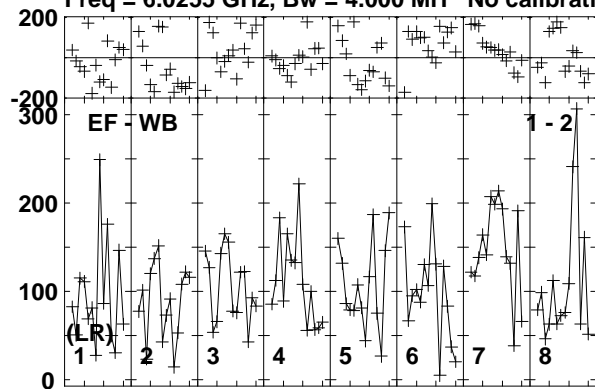
Lower frame: Micro Ampl Jy Top frame: Phas deg  
Vector averaged cross-power spectrum Baseline: EF (01) - WB (02)  
Timerange: 01/01:11:51 to 01/01:13:50



Plot file version 113 created 25-SEP-2014 17:31:16

K3-35 EC044 1.UVDATA.1

Freq = 6.0255 GHz, Bw = 4.000 MH No calibration applied and no bandpass applied

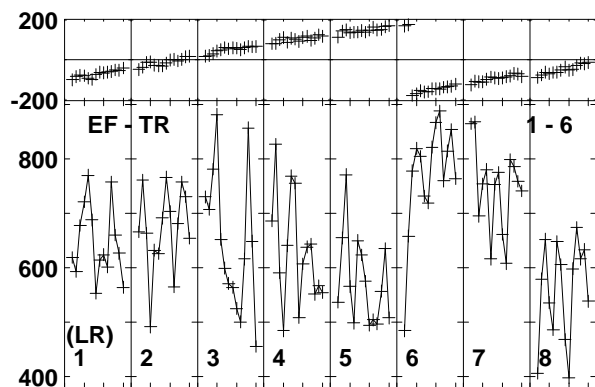
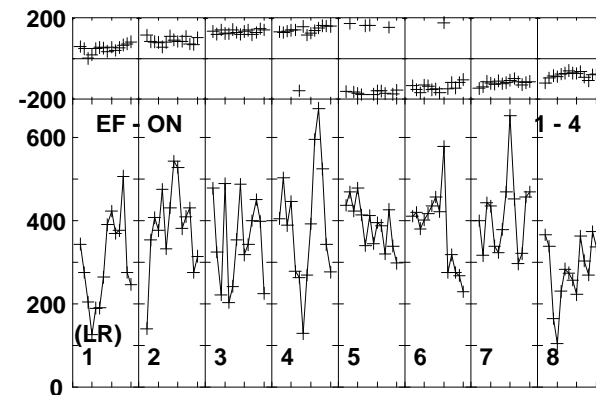
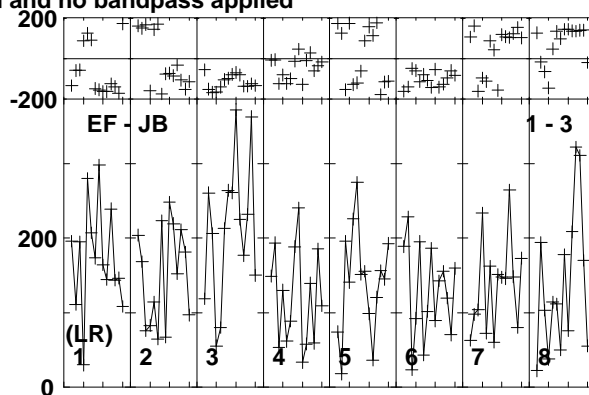
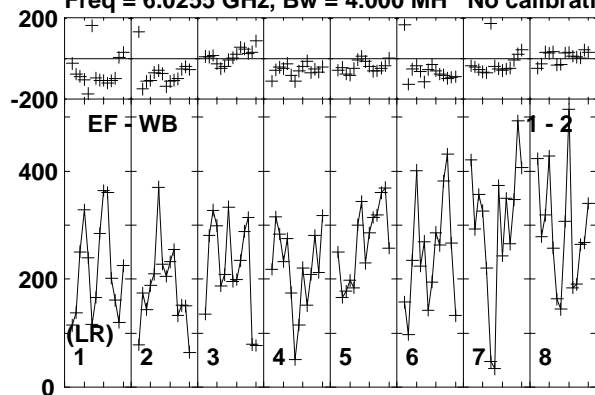


Lower frame: Micro Ampl Jy Top frame: Phas deg  
Vector averaged cross-power spectrum Baseline: EF (01) - WB (02)  
Timerange: 01/01:14:01 to 01/01:17:20

Plot file version 114 created 25-SEP-2014 17:31:16

J1925+2106 EC044 1.UVDATA.1

Freq = 6.0255 GHz, Bw = 4.000 MH No calibration applied and no bandpass applied

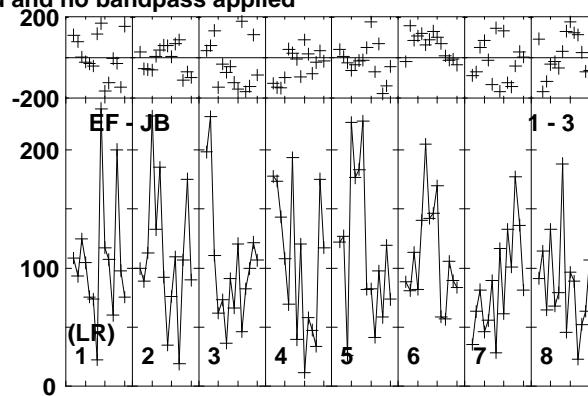
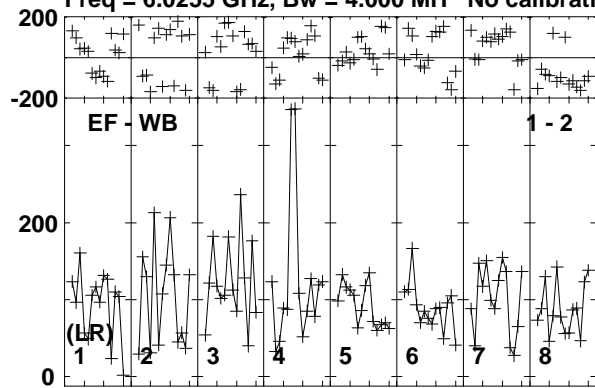


Lower frame: Micro Ampl Jy Top frame: Phas deg  
Vector averaged cross-power spectrum Baseline: EF (01) - WB (02)  
Timerange: 01/01:17:54 to 01/01:19:53

Plot file version 115 created 25-SEP-2014 17:31:17

K3-35 EC044 1.UVDATA.1

Freq = 6.0255 GHz, Bw = 4.000 MH No calibration applied and no bandpass applied

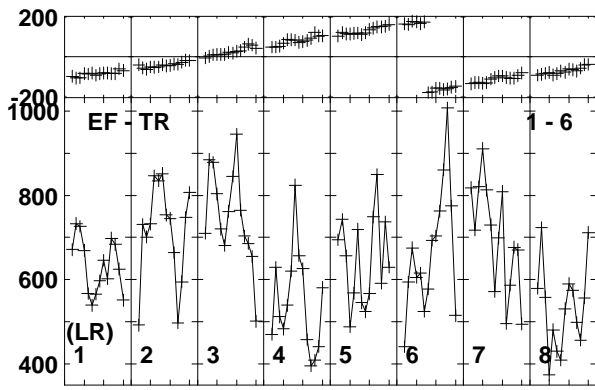
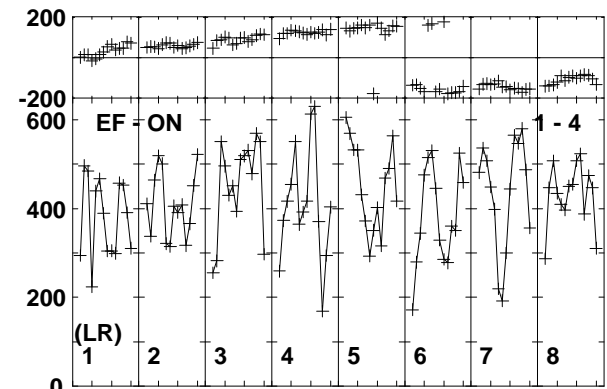
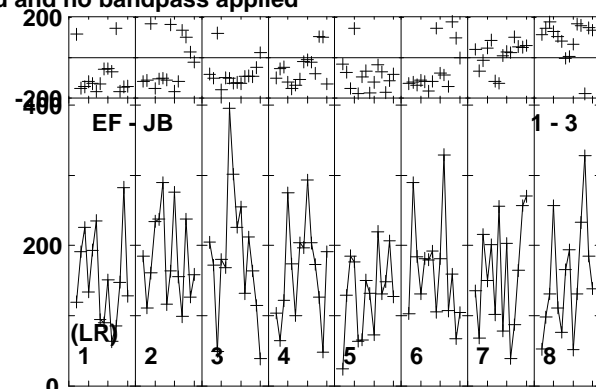
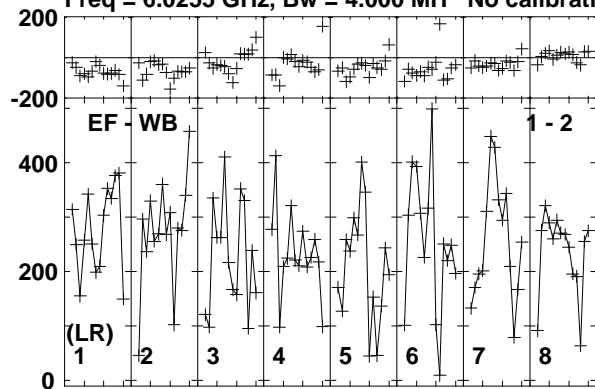


Lower frame: Micro Ampl Jy Top frame: Phas deg  
Vector averaged cross-power spectrum Baseline: EF (01) - WB (02)  
Timerange: 01/01:20:04 to 01/01:23:23

Plot file version 116 created 25-SEP-2014 17:31:17

J1925+2106 EC044 1.UVDATA.1

Freq = 6.0255 GHz, Bw = 4.000 MH No calibration applied and no bandpass applied

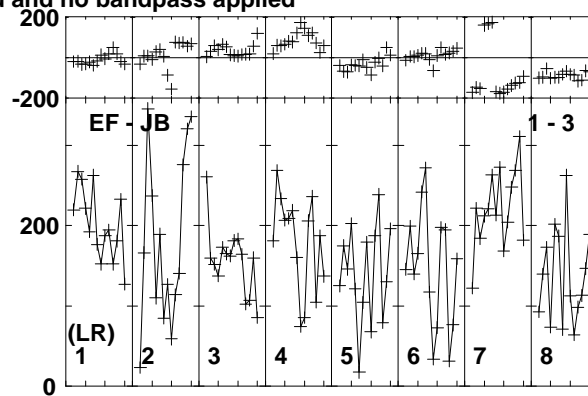
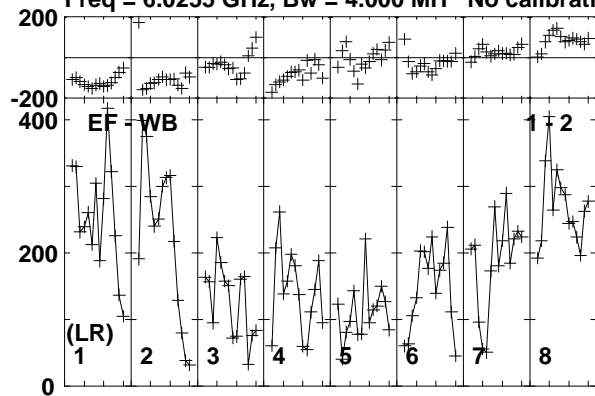


Lower frame: Micro Ampl Jy Top frame: Phas deg  
Vector averaged cross-power spectrum Baseline: EF (01) - WB (02)  
Timerange: 01/01:23:57 to 01/01:25:56

Plot file version 117 created 25-SEP-2014 17:31:17

J1751+0939 EC044 1.UVDATA.1

Freq = 6.0255 GHz, Bw = 4.000 MH No calibration applied and no bandpass applied

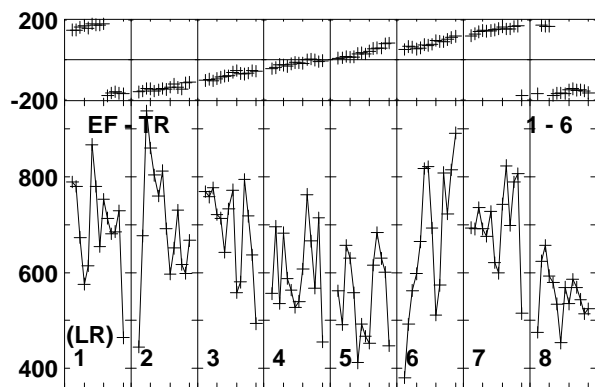
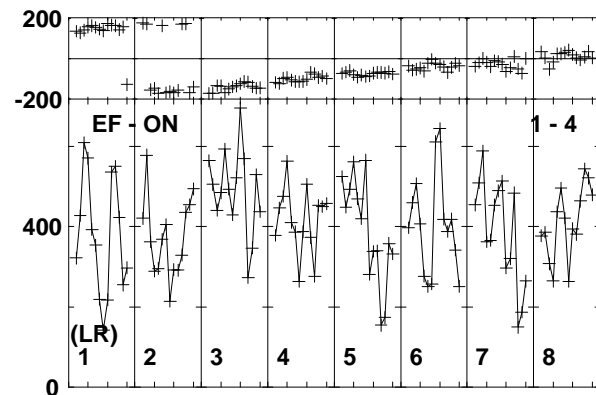
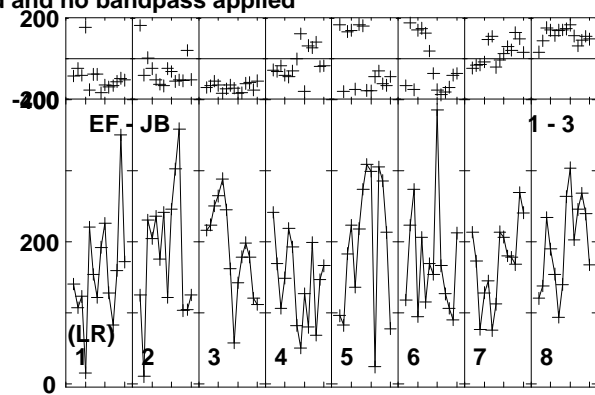
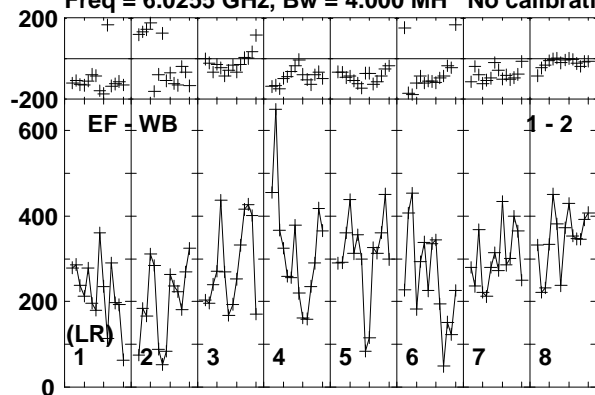


Lower frame: Micro Ampl Jy Top frame: Phas deg  
Vector averaged cross-power spectrum Baseline: EF (01) - WB (02)  
Timerange: 01/01:28:17 to 01/01:32:17

Plot file version 118 created 25-SEP-2014 17:31:17

J1925+2106 EC044 1.UVDATA.1

Freq = 6.0255 GHz, Bw = 4.000 MH No calibration applied and no bandpass applied

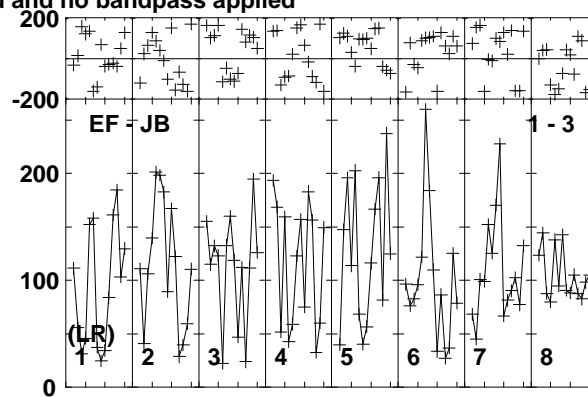
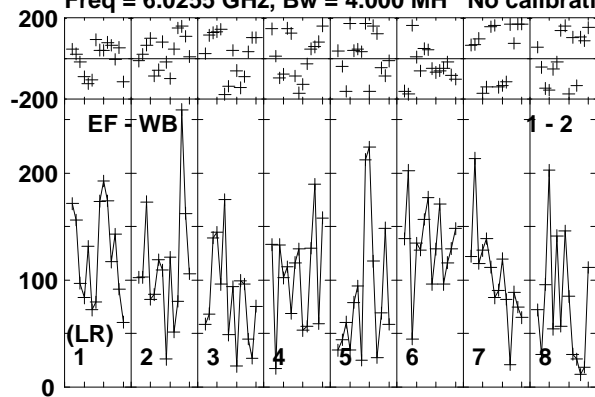


Lower frame: Micro Ampl Jy Top frame: Phas deg  
Vector averaged cross-power spectrum Baseline: EF (01) - WB (02)  
Timerange: 01/01:34:32 to 01/01:36:32

Plot file version 119 created 25-SEP-2014 17:31:17

K3-35 EC044 1.UVDATA.1

Freq = 6.0255 GHz, Bw = 4.000 MH No calibration applied and no bandpass applied

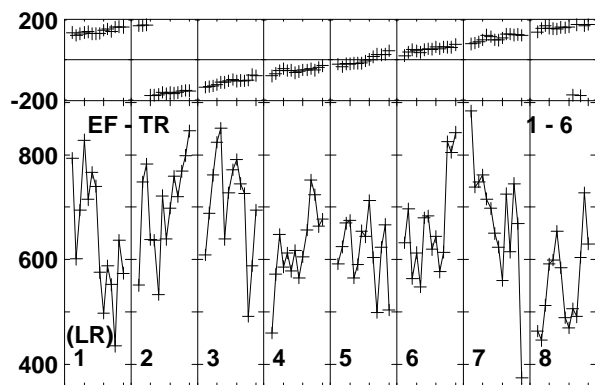
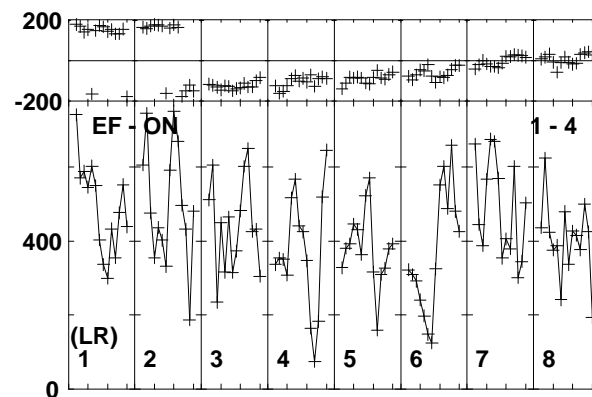
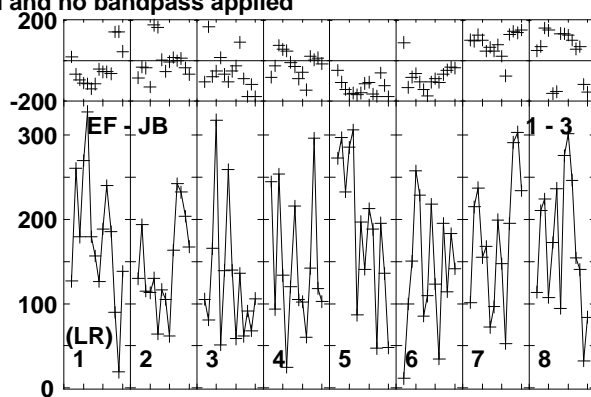
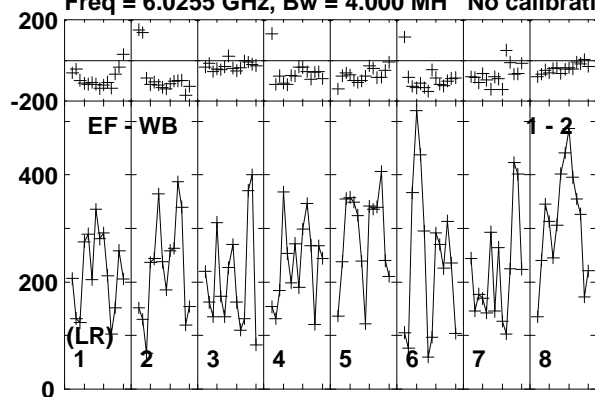


Lower frame: Micro Ampl Jy Top frame: Phas deg  
Vector averaged cross-power spectrum Baseline: EF (01) - WB (02)  
Timerange: 01/01:36:42 to 01/01:40:02

Plot file version 120 created 25-SEP-2014 17:31:17

J1925+2106 EC044 1.UVDATA.1

Freq = 6.0255 GHz, Bw = 4.000 MH No calibration applied and no bandpass applied



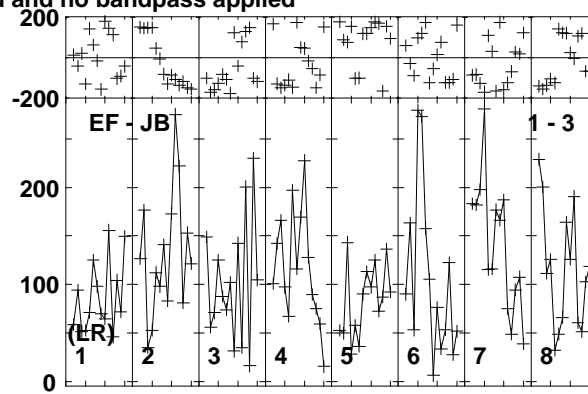
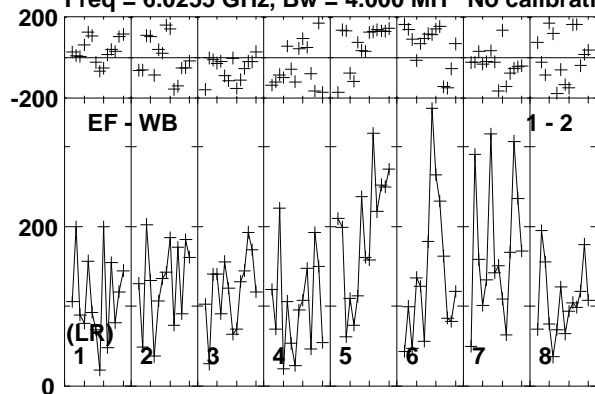
Lower frame: Micro Ampl Jy Top frame: Phas deg  
Vector averaged cross-power spectrum Baseline: EF (01) - WB (02)  
Timerange: 01/01:40:33 to 01/01:42:33



Plot file version 121 created 25-SEP-2014 17:31:17

K3-35 EC044 1.UVDATA.1

Freq = 6.0255 GHz, Bw = 4.000 MH No calibration applied and no bandpass applied

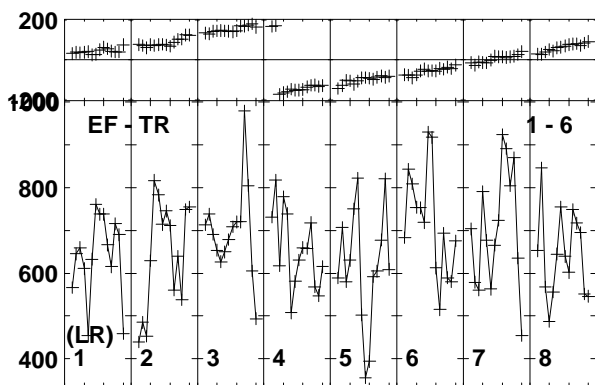
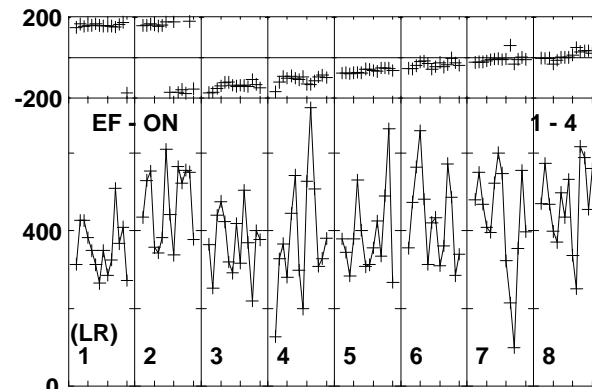
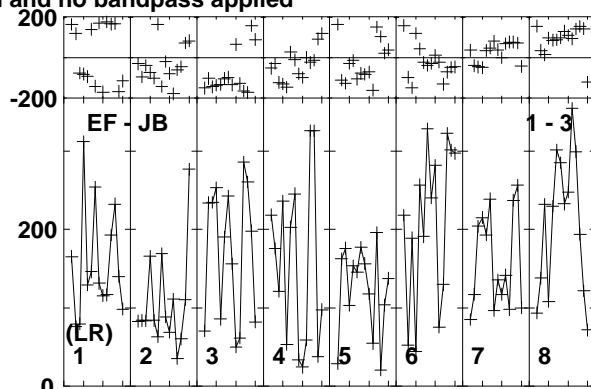
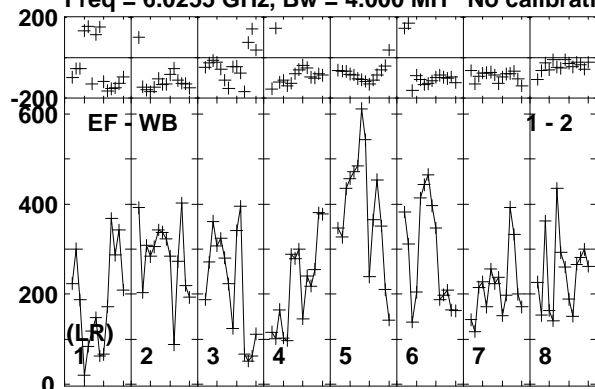


Lower frame: Micro Ampl Jy Top frame: Phas deg  
Vector averaged cross-power spectrum Baseline: EF (01) - WB (02)  
Timerange: 01/01:42:44 to 01/01:46:03

Plot file version 122 created 25-SEP-2014 17:31:17

J1925+2106 EC044 1.UVDATA.1

Freq = 6.0255 GHz, Bw = 4.000 MH No calibration applied and no bandpass applied

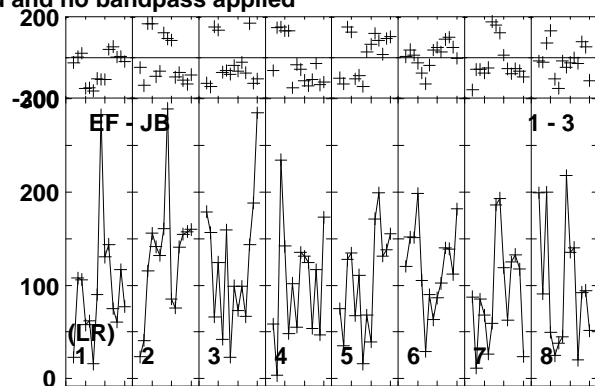
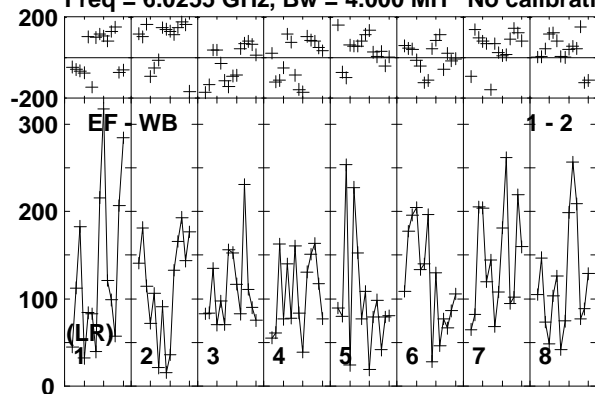


Lower frame: Micro Ampl Jy Top frame: Phas deg  
Vector averaged cross-power spectrum Baseline: EF (01) - WB (02)  
Timerange: 01/01:46:34 to 01/01:48:34

Plot file version 123 created 25-SEP-2014 17:31:17

K3-35 EC044 1.UVDATA.1

Freq = 6.0255 GHz, Bw = 4.000 MH No calibration applied and no bandpass applied

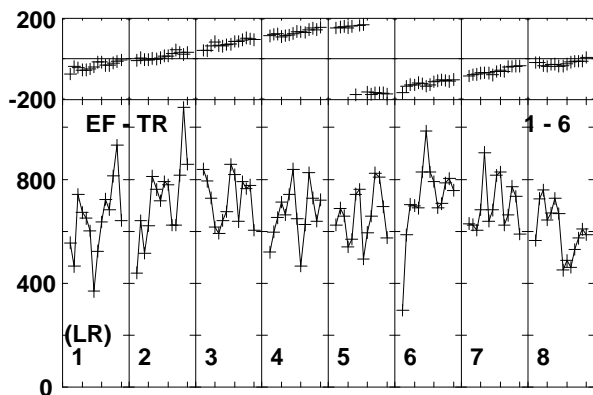
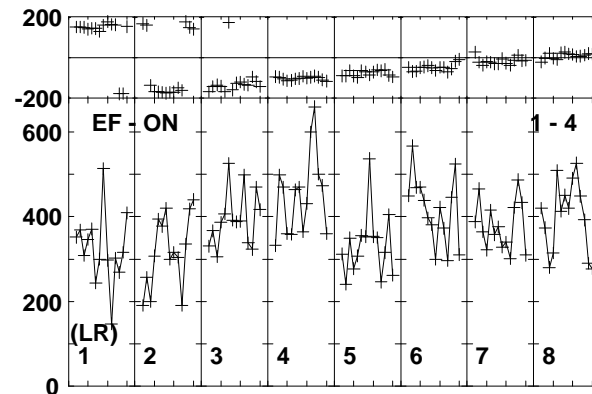
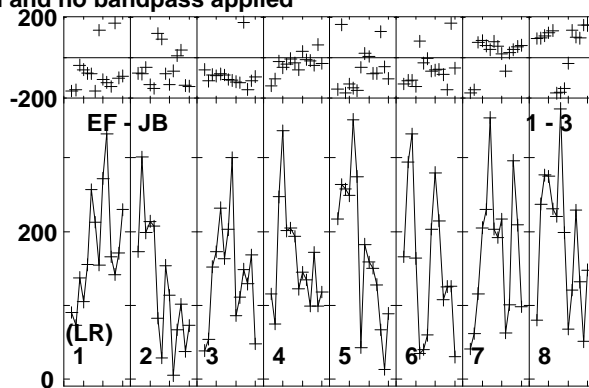
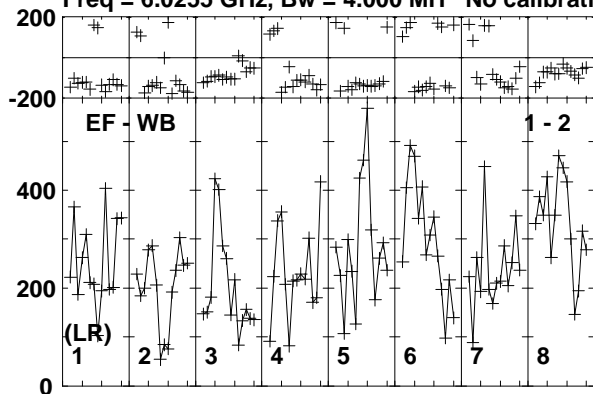


Lower frame: Micro Ampl Jy Top frame: Phas deg  
Vector averaged cross-power spectrum Baseline: EF (01) - WB (02)  
Timerange: 01/01:48:44 to 01/01:52:04

Plot file version 124 created 25-SEP-2014 17:31:18

J1925+2106 EC044 1.UVDATA.1

Freq = 6.0255 GHz, Bw = 4.000 MH No calibration applied and no bandpass applied

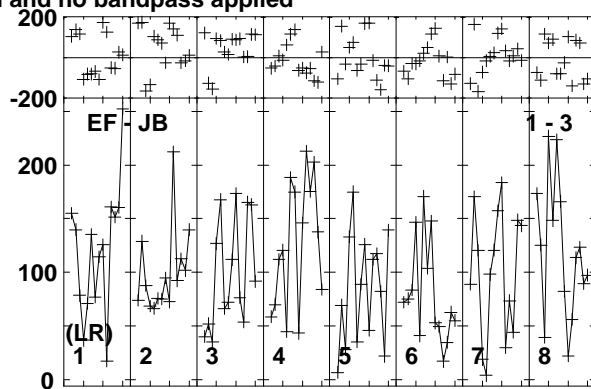
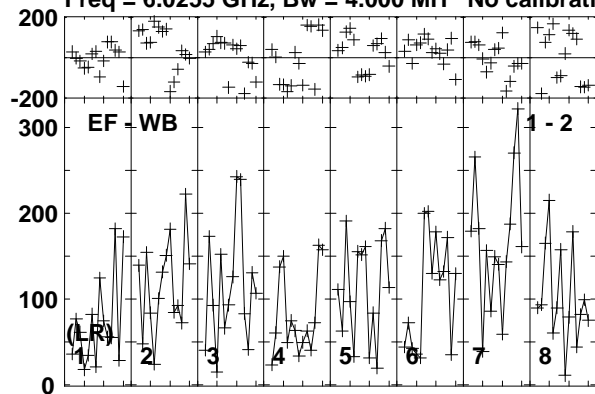


Lower frame: Micro Ampl Jy Top frame: Phas deg  
Vector averaged cross-power spectrum Baseline: EF (01) - WB (02)  
Timerange: 01/01:52:35 to 01/01:54:35

Plot file version 125 created 25-SEP-2014 17:31:18

K3-35 EC044 1.UVDATA.1

Freq = 6.0255 GHz, Bw = 4.000 MH No calibration applied and no bandpass applied

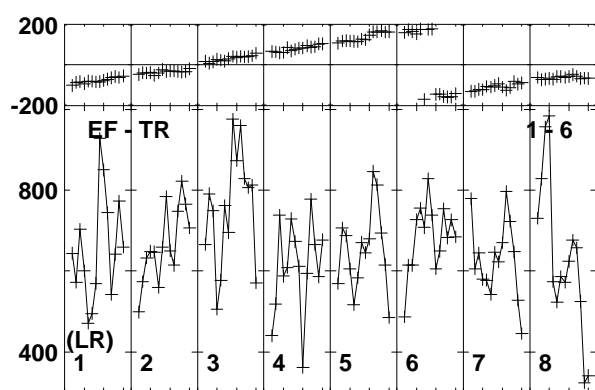
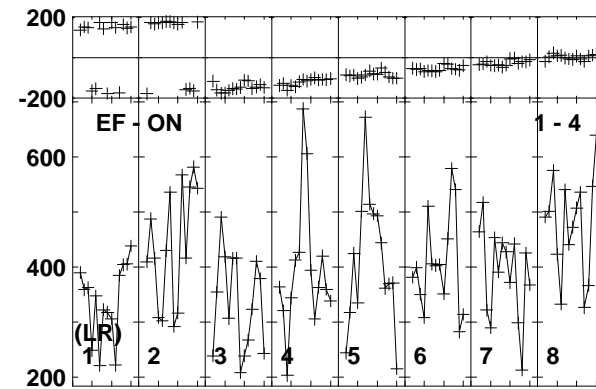
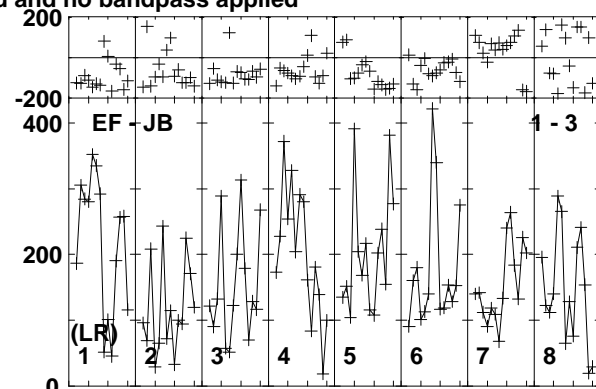
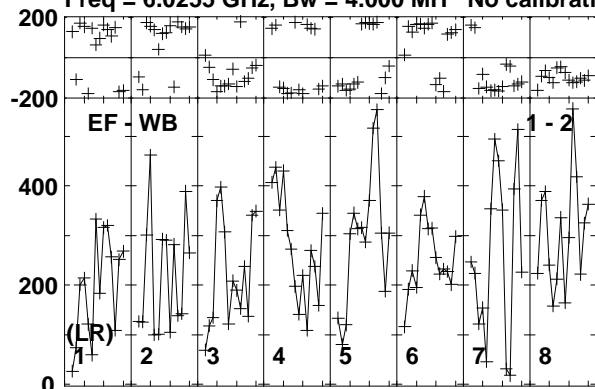


Lower frame: Micro Ampl Jy Top frame: Phas deg  
Vector averaged cross-power spectrum Baseline: EF (01) - WB (02)  
Timerange: 01/01:54:46 to 01/01:58:05

Plot file version 126 created 25-SEP-2014 17:31:18

J1925+2106 EC044 1.UVDATA.1

Freq = 6.0255 GHz, Bw = 4.000 MH No calibration applied and no bandpass applied

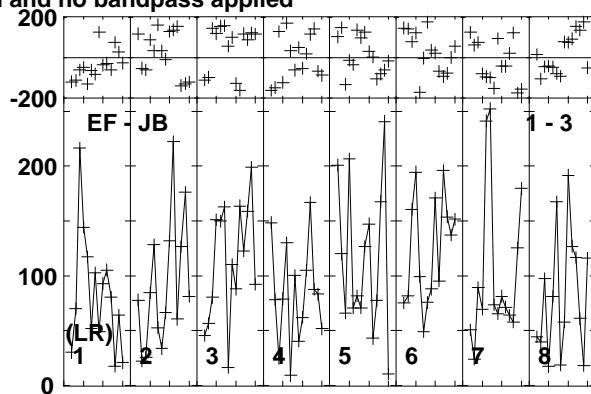
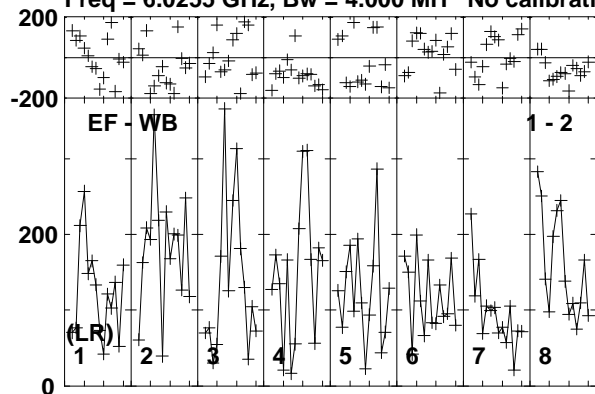


Lower frame: Micro Ampl Jy Top frame: Phas deg  
Vector averaged cross-power spectrum Baseline: EF (01) - WB (02)  
Timerange: 01/01:58:36 to 01/02:00:36

Plot file version 127 created 25-SEP-2014 17:31:18

K3-35 EC044 1.UVDATA.1

Freq = 6.0255 GHz, Bw = 4.000 MH No calibration applied and no bandpass applied

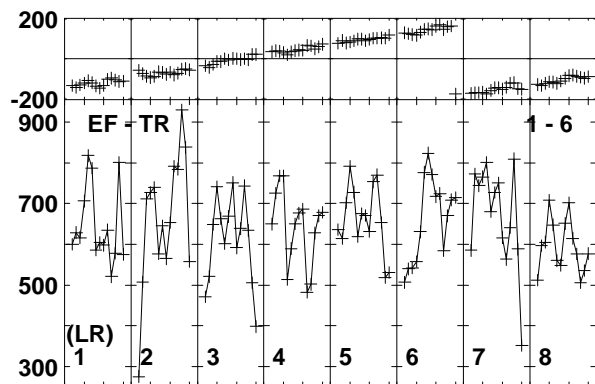
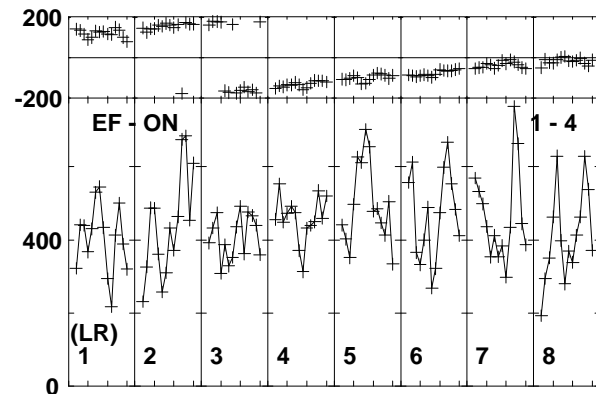
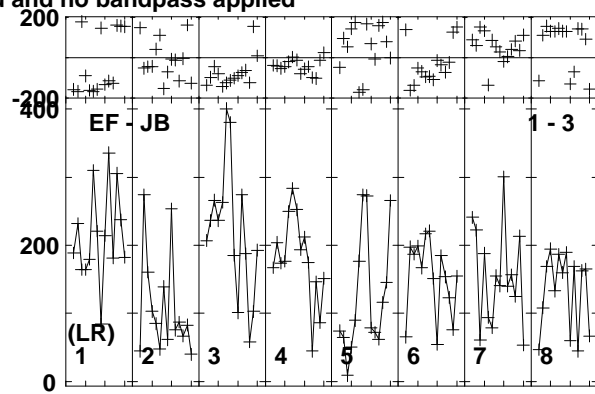
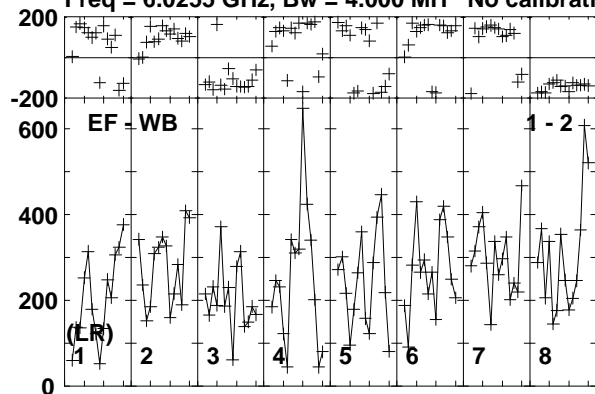


Lower frame: Micro Ampl Jy Top frame: Phas deg  
Vector averaged cross-power spectrum Baseline: EF (01) - WB (02)  
Timerange: 01/02:00:46 to 01/02:04:06

Plot file version 128 created 25-SEP-2014 17:31:18

J1925+2106 EC044 1.UVDATA.1

Freq = 6.0255 GHz, Bw = 4.000 MH No calibration applied and no bandpass applied



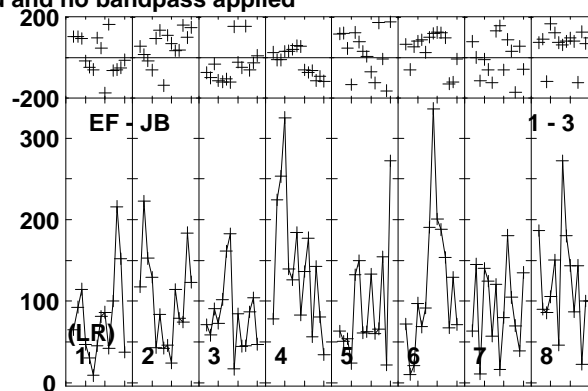
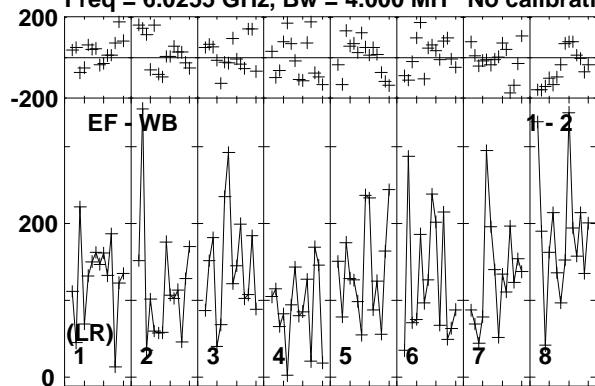
Lower frame: Micro Ampl Jy Top frame: Phas deg  
Vector averaged cross-power spectrum Baseline: EF (01) - WB (02)  
Timerange: 01/02:04:37 to 01/02:06:37



Plot file version 129 created 25-SEP-2014 17:31:18

K3-35 EC044 1.UVDATA.1

Freq = 6.0255 GHz, Bw = 4.000 MH No calibration applied and no bandpass applied

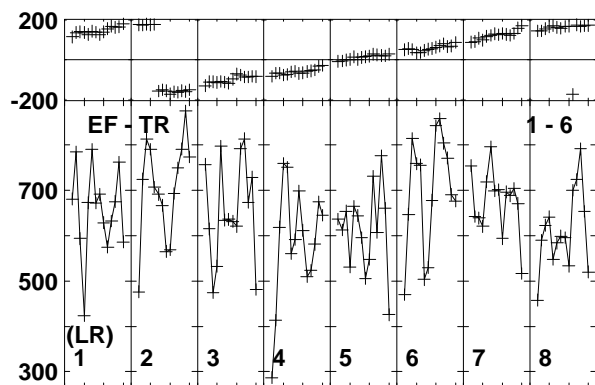
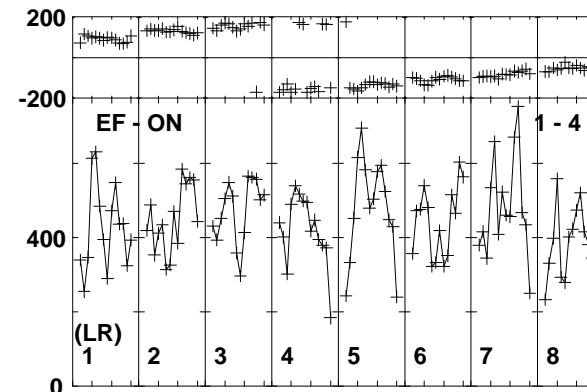
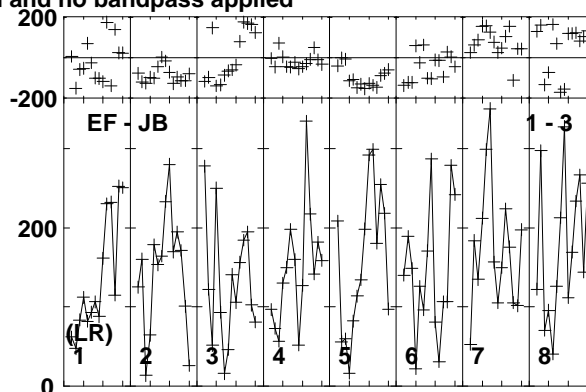
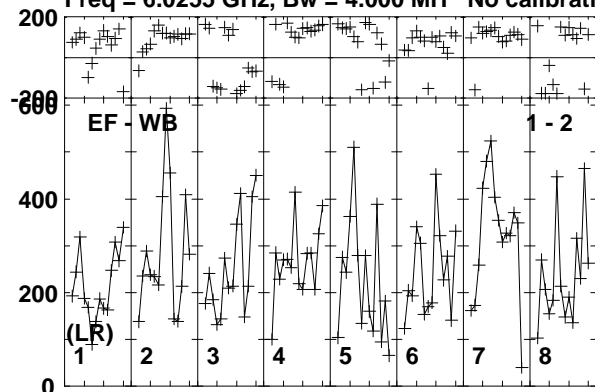


Lower frame: Micro Ampl Jy Top frame: Phas deg  
Vector averaged cross-power spectrum Baseline: EF (01) - WB (02)  
Timerange: 01/02:06:47 to 01/02:10:07

Plot file version 130 created 25-SEP-2014 17:31:18

J1925+2106 EC044 1.UVDATA.1

Freq = 6.0255 GHz, Bw = 4.000 MH No calibration applied and no bandpass applied

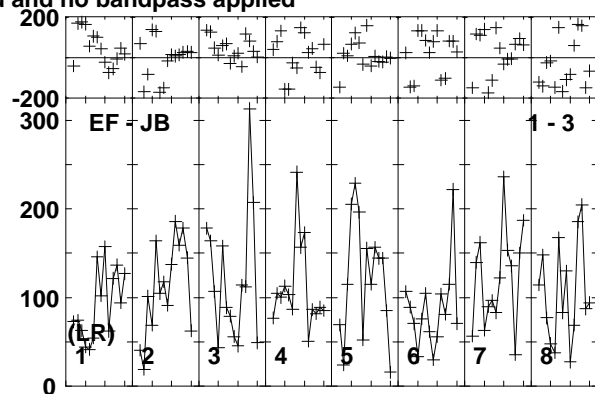
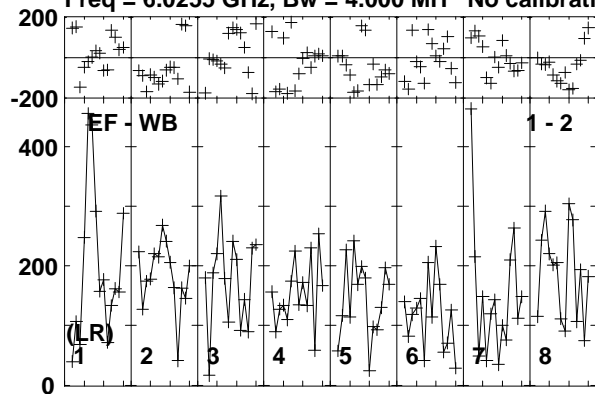


Lower frame: Micro Ampl Jy Top frame: Phas deg  
Vector averaged cross-power spectrum Baseline: EF (01) - WB (02)  
Timerange: 01/02:10:38 to 01/02:12:38

Plot file version 131 created 25-SEP-2014 17:31:18

K3-35 EC044 1.UVDATA.1

Freq = 6.0255 GHz, Bw = 4.000 MH No calibration applied and no bandpass applied

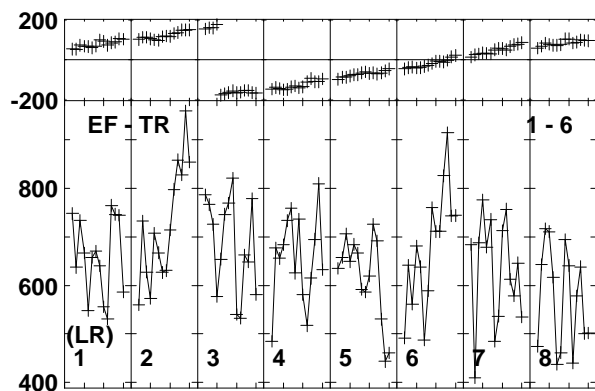
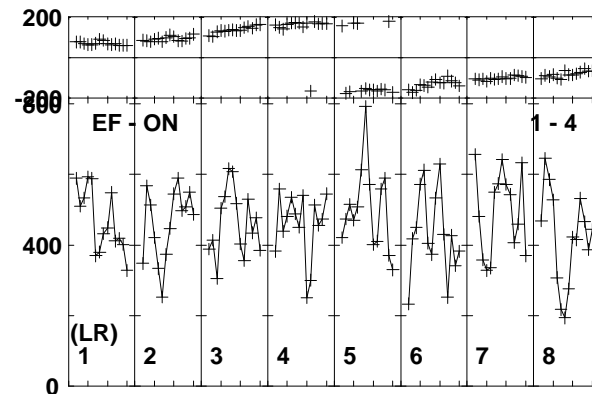
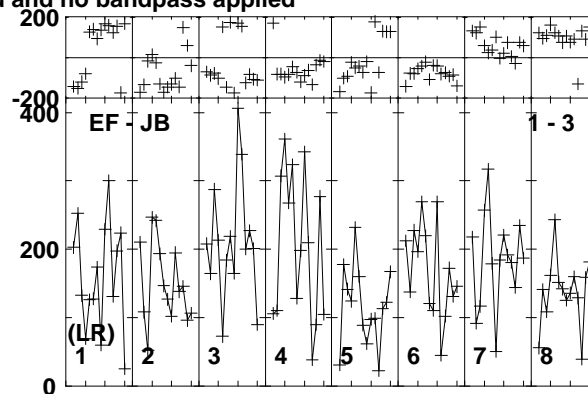
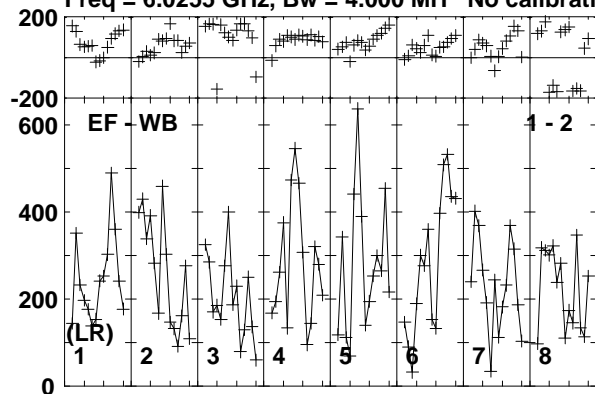


Lower frame: Micro Ampl Jy Top frame: Phas deg  
Vector averaged cross-power spectrum Baseline: EF (01) - WB (02)  
Timerange: 01/02:12:49 to 01/02:16:08

Plot file version 132 created 25-SEP-2014 17:31:18

J1925+2106 EC044 1.UVDATA.1

Freq = 6.0255 GHz, Bw = 4.000 MH No calibration applied and no bandpass applied

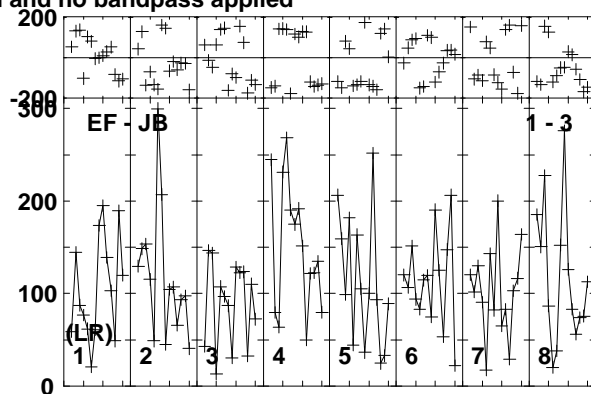
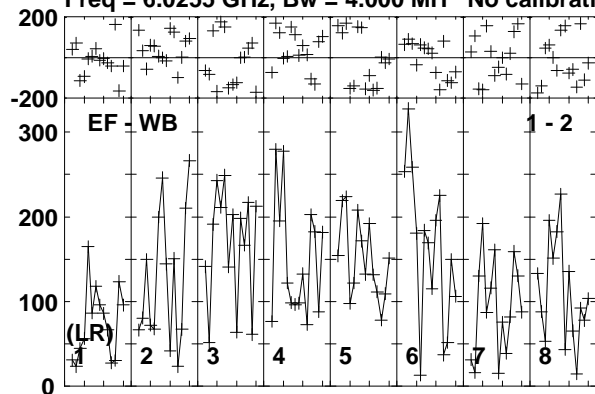


Lower frame: Micro Ampl Jy Top frame: Phas deg  
Vector averaged cross-power spectrum Baseline: EF (01) - WB (02)  
Timerange: 01/02:16:39 to 01/02:18:39

Plot file version 133 created 25-SEP-2014 17:31:18

K3-35 EC044 1.UVDATA.1

Freq = 6.0255 GHz, Bw = 4.000 MH No calibration applied and no bandpass applied

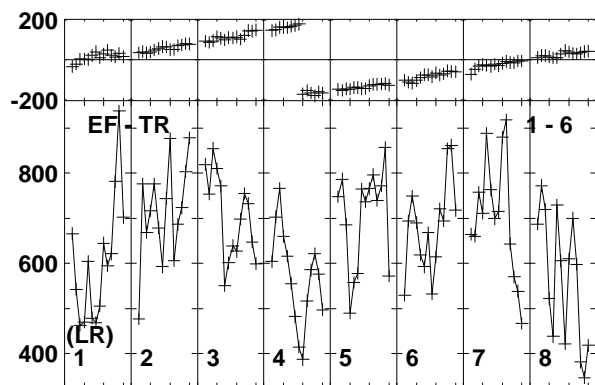
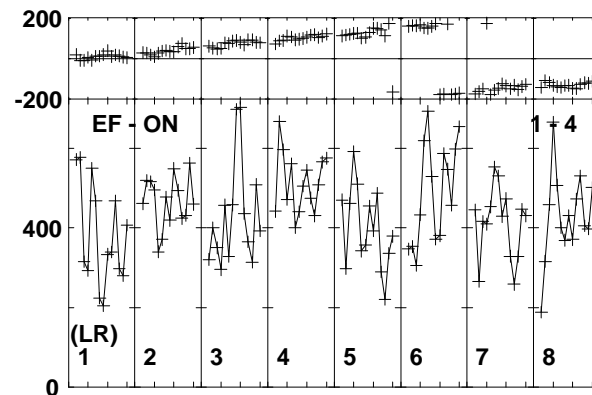
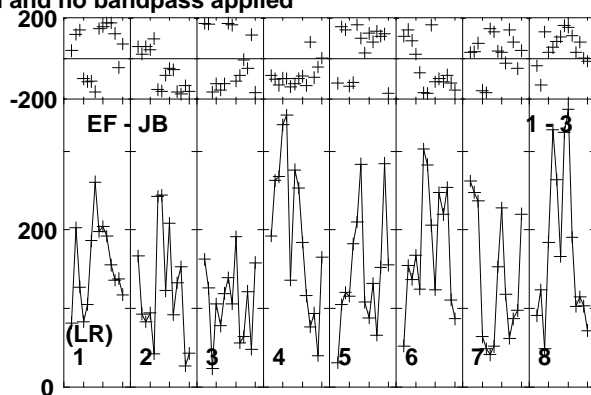
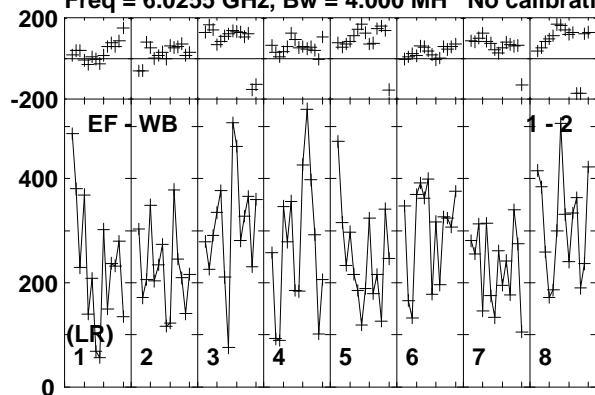


Lower frame: Micro Ampl Jy Top frame: Phas deg  
Vector averaged cross-power spectrum Baseline: EF (01) - WB (02)  
Timerange: 01/02:18:49 to 01/02:22:09

Plot file version 134 created 25-SEP-2014 17:31:19

J1925+2106 EC044 1.UVDATA.1

Freq = 6.0255 GHz, Bw = 4.000 MH No calibration applied and no bandpass applied

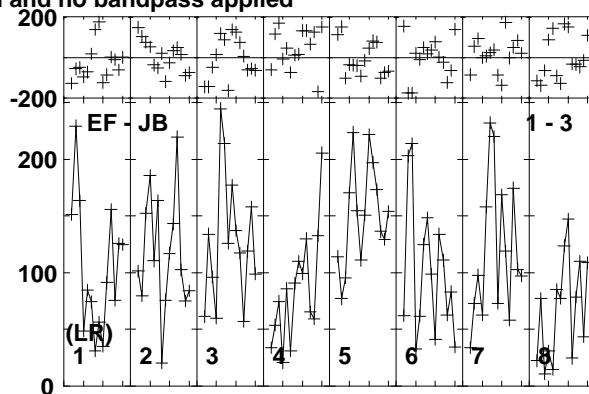
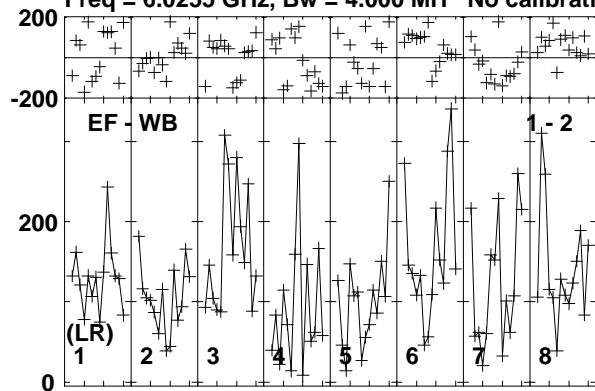


Lower frame: Micro Ampl Jy Top frame: Phas deg  
Vector averaged cross-power spectrum Baseline: EF (01) - WB (02)  
Timerange: 01/02:22:40 to 01/02:24:40

Plot file version 135 created 25-SEP-2014 17:31:19

K3-35 EC044 1.UVDATA.1

Freq = 6.0255 GHz, Bw = 4.000 MH No calibration applied and no bandpass applied

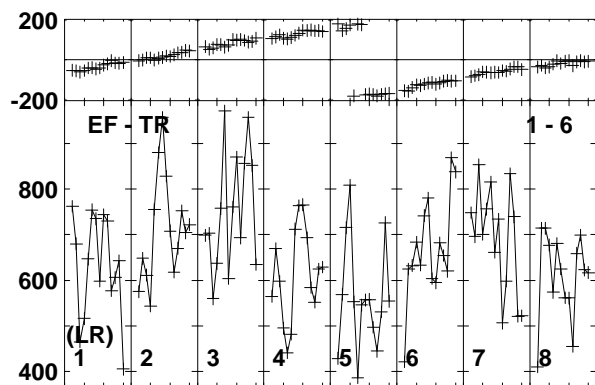
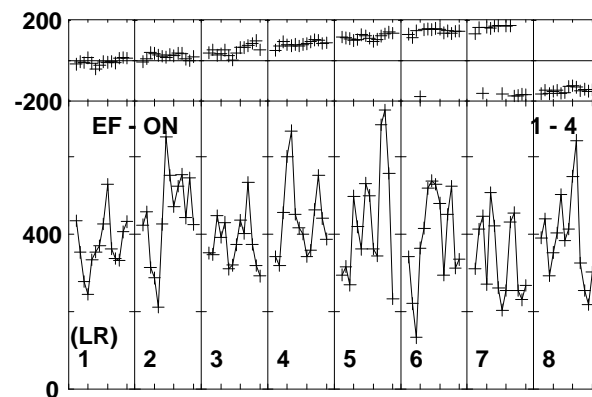
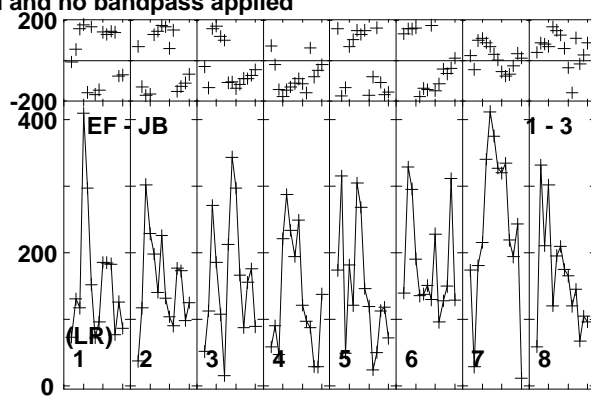
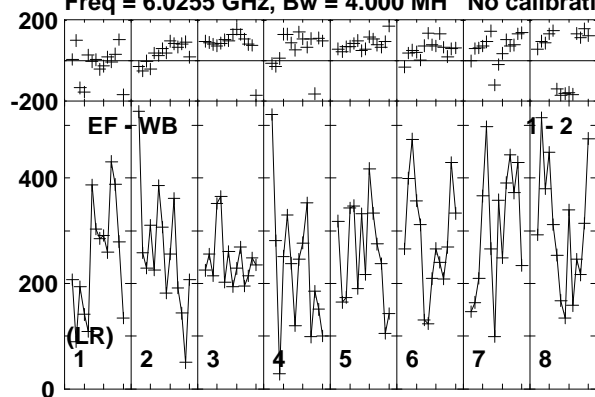


Lower frame: Micro Ampl Jy Top frame: Phas deg  
Vector averaged cross-power spectrum Baseline: EF (01) - WB (02)  
Timerange: 01/02:24:50 to 01/02:28:10

Plot file version 136 created 25-SEP-2014 17:31:19

J1925+2106 EC044 1.UVDATA.1

Freq = 6.0255 GHz, Bw = 4.000 MH No calibration applied and no bandpass applied



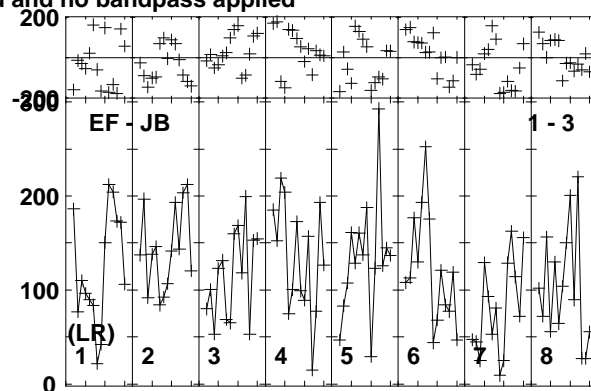
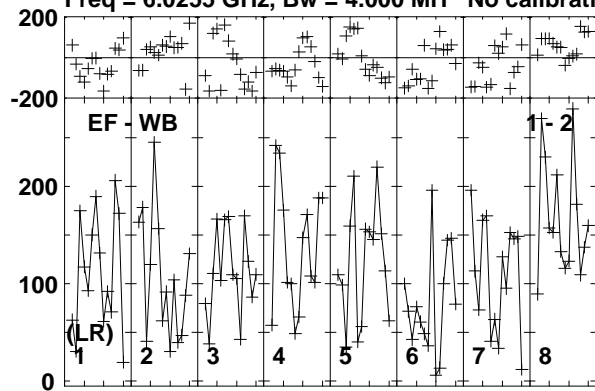
Lower frame: Micro Ampl Jy Top frame: Phas deg  
Vector averaged cross-power spectrum Baseline: EF (01) - WB (02)  
Timerange: 01/02:28:41 to 01/02:30:41



Plot file version 137 created 25-SEP-2014 17:31:19

K3-35 EC044 1.UVDATA.1

Freq = 6.0255 GHz, Bw = 4.000 MH No calibration applied and no bandpass applied

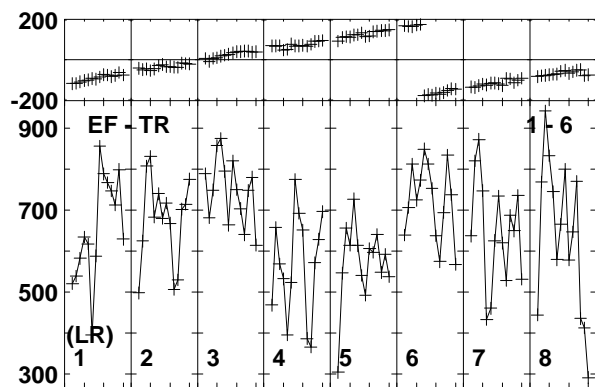
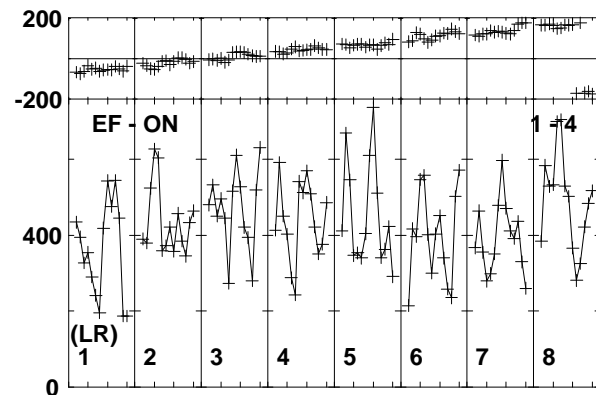
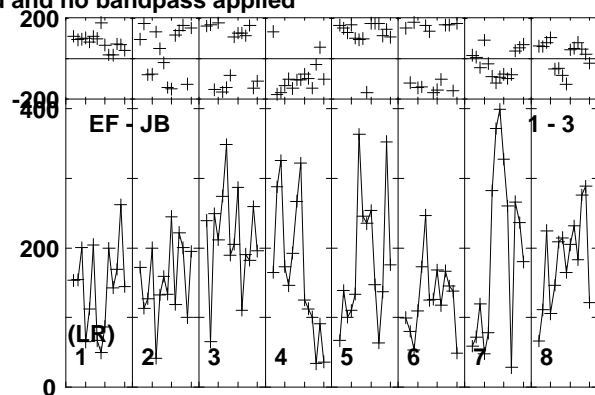
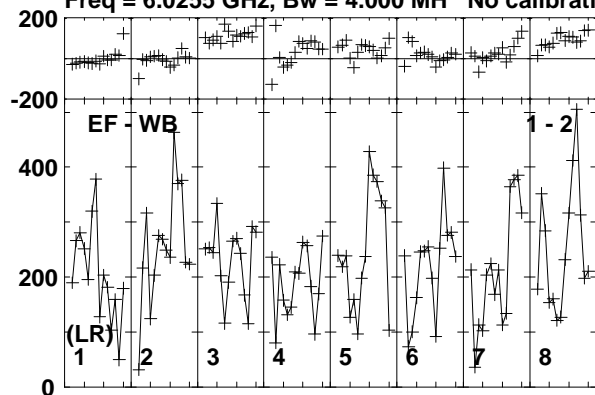


Lower frame: Micro Ampl Jy Top frame: Phas deg  
Vector averaged cross-power spectrum Baseline: EF (01) - WB (02)  
Timerange: 01/02:30:52 to 01/02:34:11

Plot file version 138 created 25-SEP-2014 17:31:19

J1925+2106 EC044 1.UVDATA.1

Freq = 6.0255 GHz, Bw = 4.000 MH No calibration applied and no bandpass applied

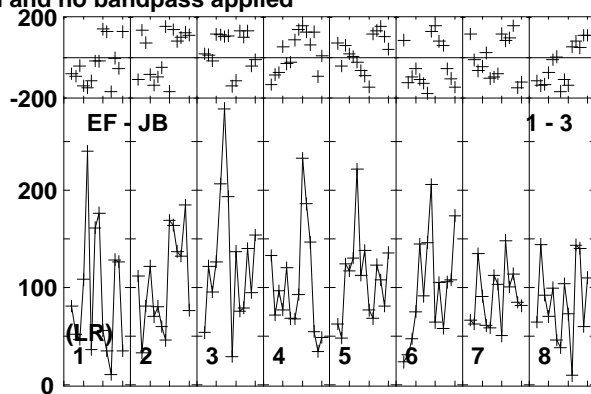
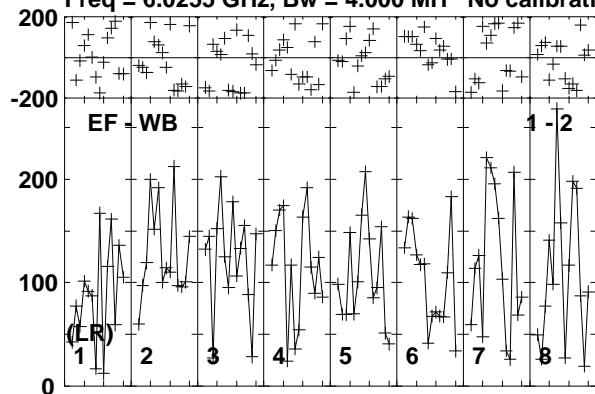


Lower frame: Micro Ampl Jy Top frame: Phas deg  
Vector averaged cross-power spectrum Baseline: EF (01) - WB (02)  
Timerange: 01/02:34:42 to 01/02:36:42

Plot file version 139 created 25-SEP-2014 17:31:19

K3-35 EC044 1.UVDATA.1

Freq = 6.0255 GHz, Bw = 4.000 MH No calibration applied and no bandpass applied

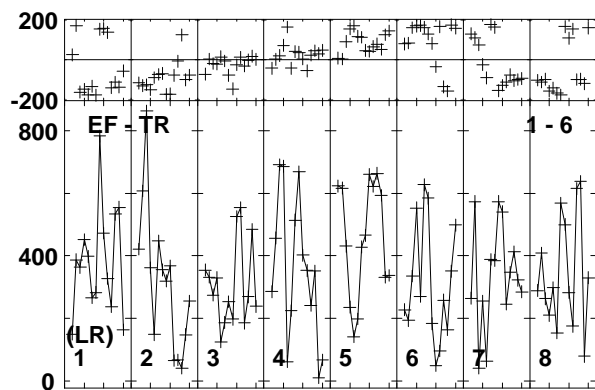
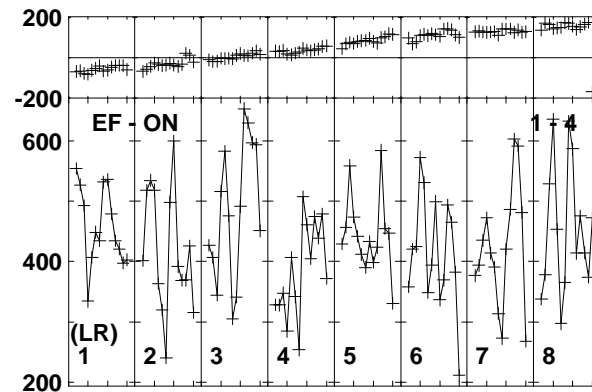
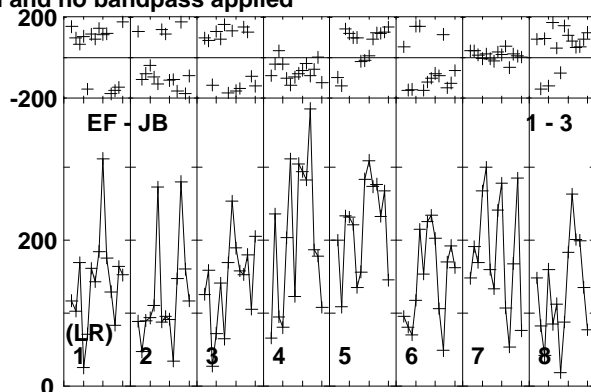
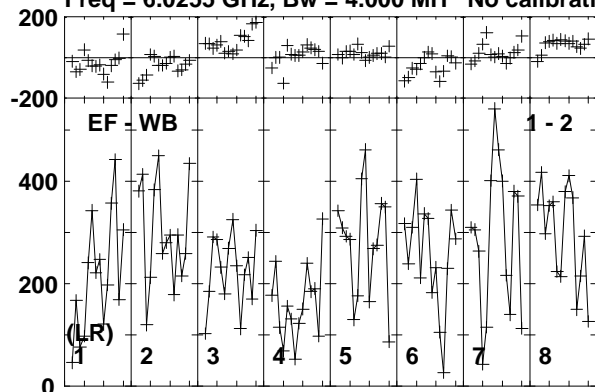


Lower frame: Micro Ampl Jy Top frame: Phas deg  
Vector averaged cross-power spectrum Baseline: EF (01) - WB (02)  
Timerange: 01/02:36:53 to 01/02:40:12

Plot file version 140 created 25-SEP-2014 17:31:19

J1925+2106 EC044 1.UVDATA.1

Freq = 6.0255 GHz, Bw = 4.000 MH No calibration applied and no bandpass applied

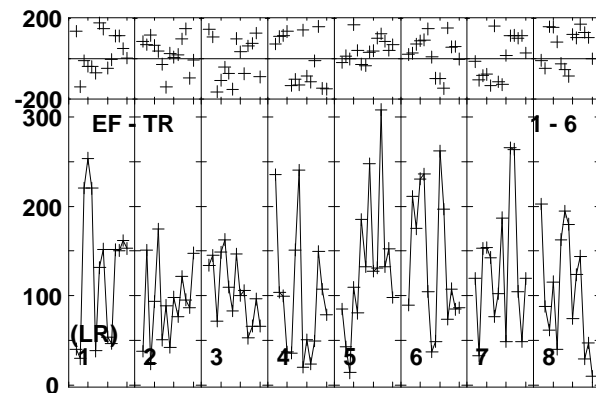
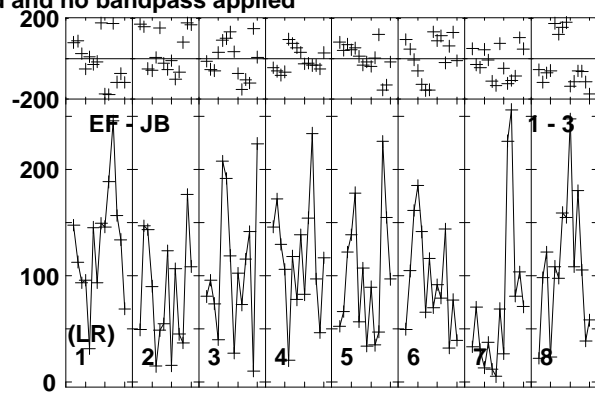
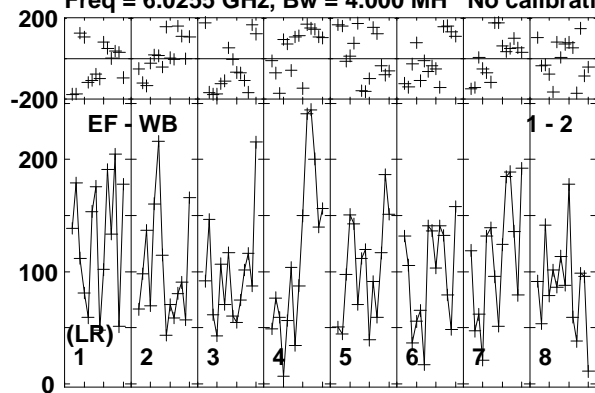


Lower frame: Micro Ampl Jy Top frame: Phas deg  
Vector averaged cross-power spectrum Baseline: EF (01) - WB (02)  
Timerange: 01/02:40:43 to 01/02:42:43

Plot file version 141 created 25-SEP-2014 17:31:19

K3-35 EC044 1.UVDATA.1

Freq = 6.0255 GHz, Bw = 4.000 MH No calibration applied and no bandpass applied

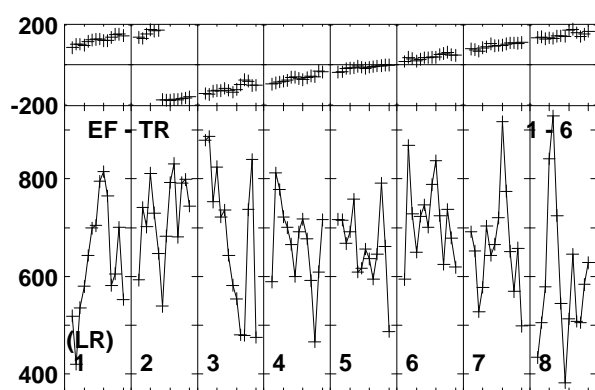
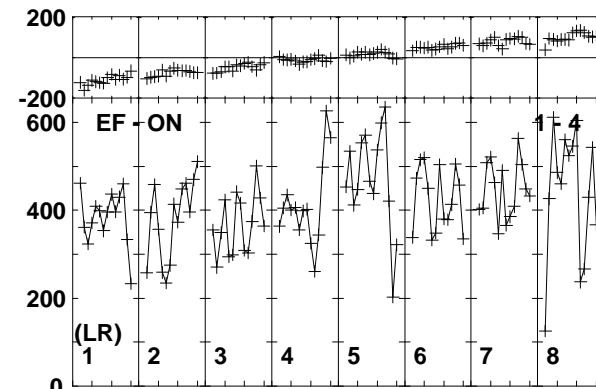
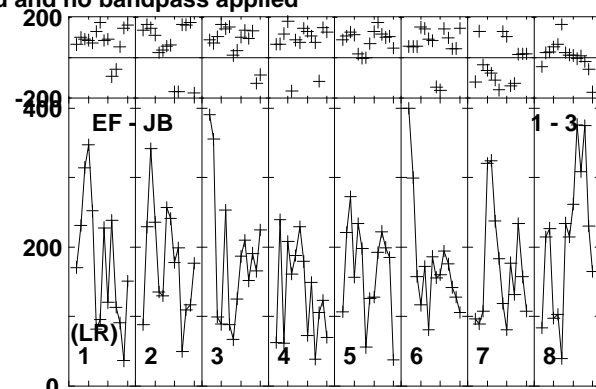
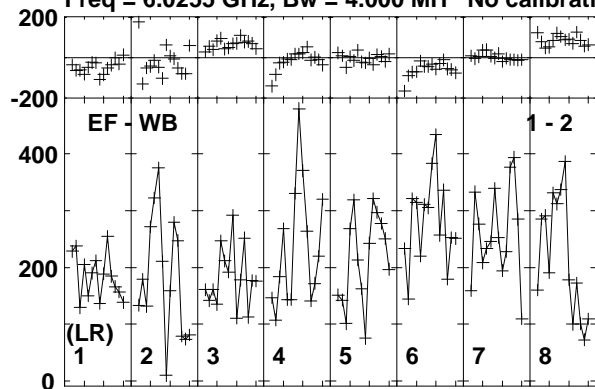


Lower frame: Micro Ampl Jy Top frame: Phas deg  
Vector averaged cross-power spectrum Baseline: EF (01) - WB (02)  
Timerange: 01/02:42:53 to 01/02:46:13

Plot file version 142 created 25-SEP-2014 17:31:19

J1925+2106 EC044 1.UVDATA.1

Freq = 6.0255 GHz, Bw = 4.000 MH No calibration applied and no bandpass applied

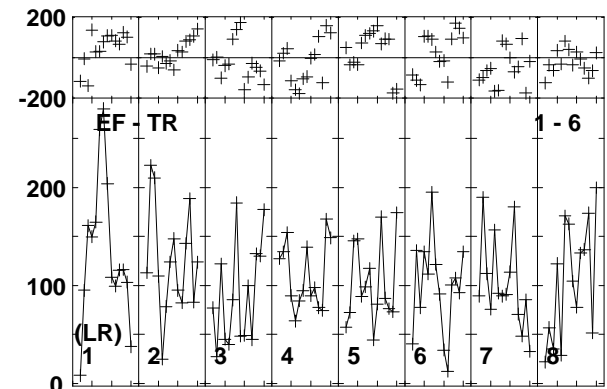
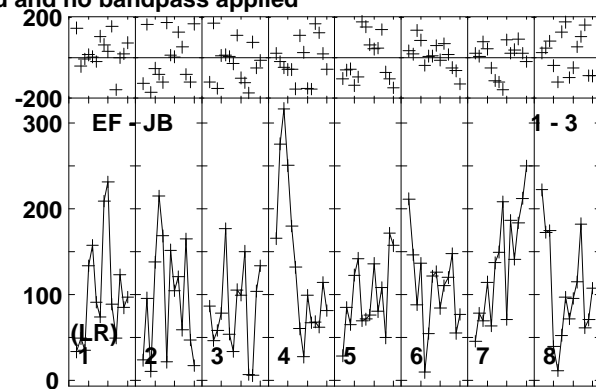
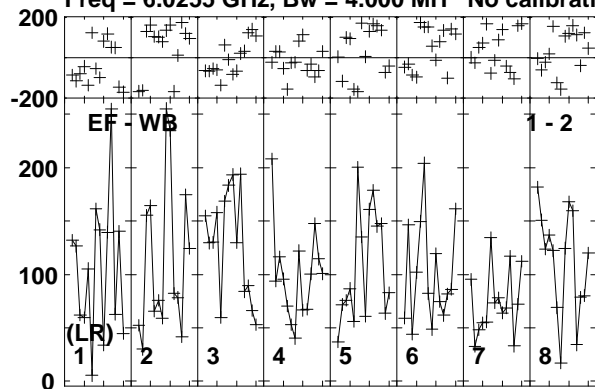


Lower frame: Micro Ampl Jy Top frame: Phas deg  
Vector averaged cross-power spectrum Baseline: EF (01) - WB (02)  
Timerange: 01/02:46:44 to 01/02:48:44

Plot file version 143 created 25-SEP-2014 17:31:20

K3-35 EC044 1.UVDATA.1

Freq = 6.0255 GHz, Bw = 4.000 MH No calibration applied and no bandpass applied

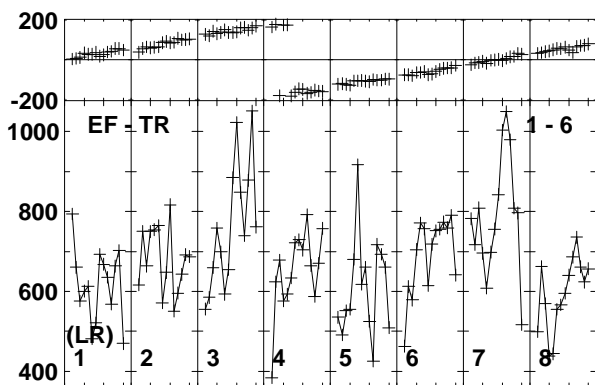
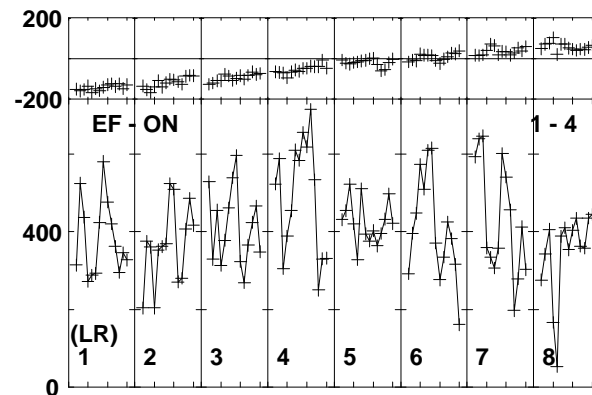
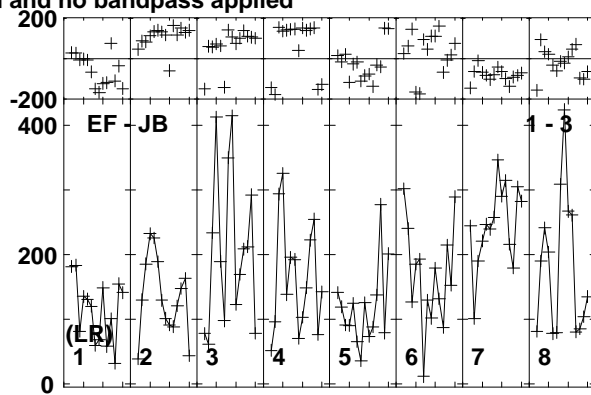
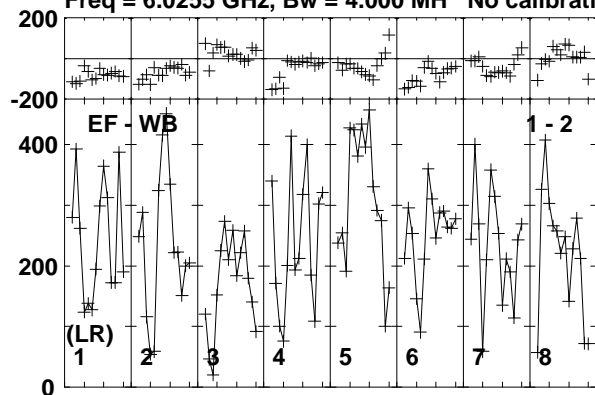


Lower frame: Micro Ampl Jy Top frame: Phas deg  
Vector averaged cross-power spectrum Baseline: EF (01) - WB (02)  
Timerange: 01/02:48:55 to 01/02:52:14

Plot file version 144 created 25-SEP-2014 17:31:20

J1925+2106 EC044 1.UVDATA.1

Freq = 6.0255 GHz, Bw = 4.000 MH No calibration applied and no bandpass applied



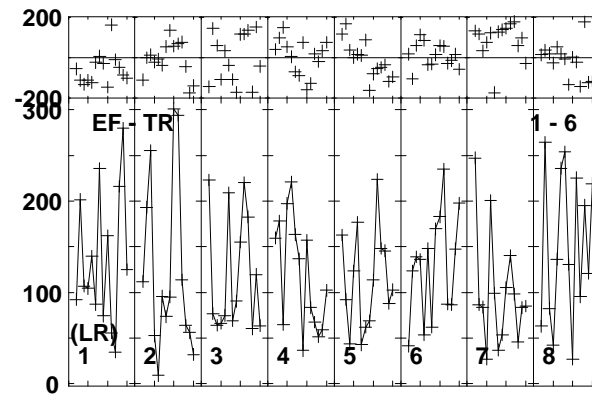
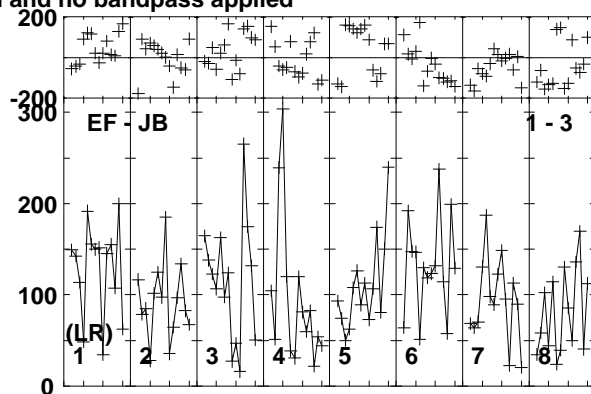
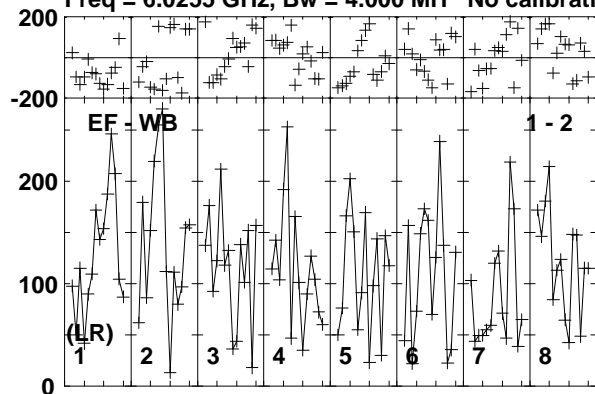
Lower frame: Micro Ampl Jy Top frame: Phas deg  
Vector averaged cross-power spectrum Baseline: EF (01) - WB (02)  
Timerange: 01/02:52:45 to 01/02:54:45



Plot file version 145 created 25-SEP-2014 17:31:20

K3-35 EC044 1.UVDATA.1

Freq = 6.0255 GHz, Bw = 4.000 MH No calibration applied and no bandpass applied

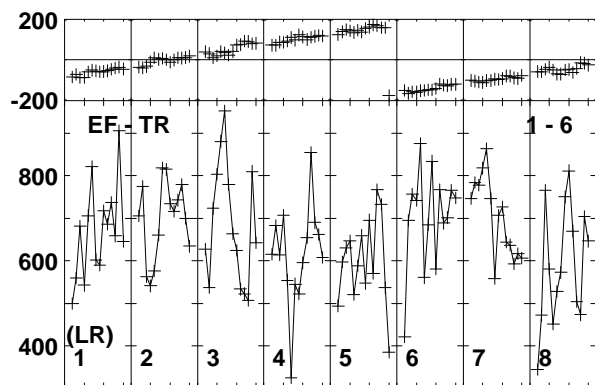
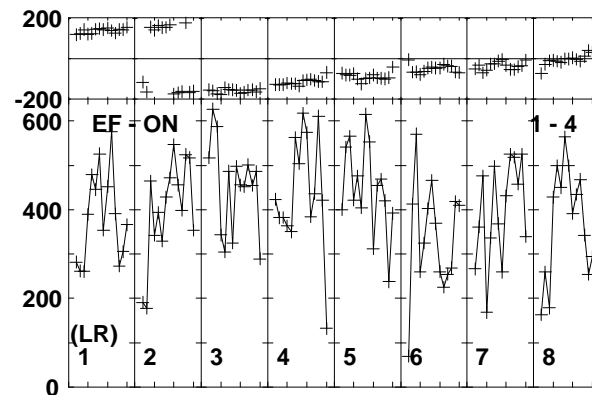
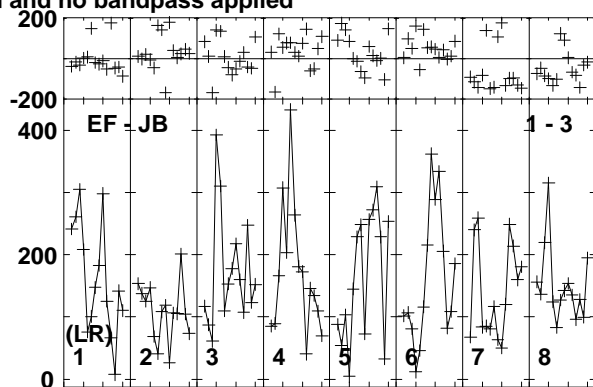
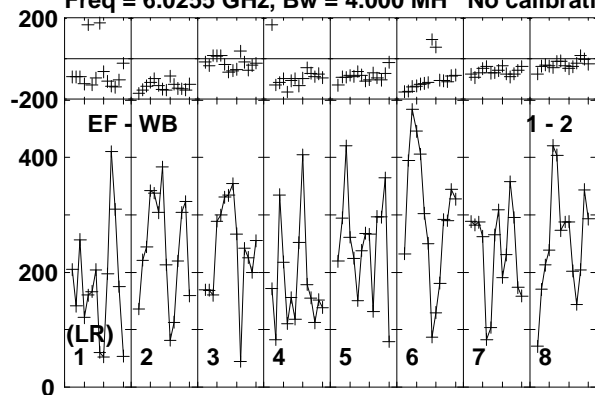


Lower frame: Micro Ampl Jy Top frame: Phas deg  
Vector averaged cross-power spectrum Baseline: EF (01) - WB (02)  
Timerange: 01/02:54:56 to 01/02:58:15

Plot file version 146 created 25-SEP-2014 17:31:20

J1925+2106 EC044 1.UVDATA.1

Freq = 6.0255 GHz, Bw = 4.000 MH No calibration applied and no bandpass applied

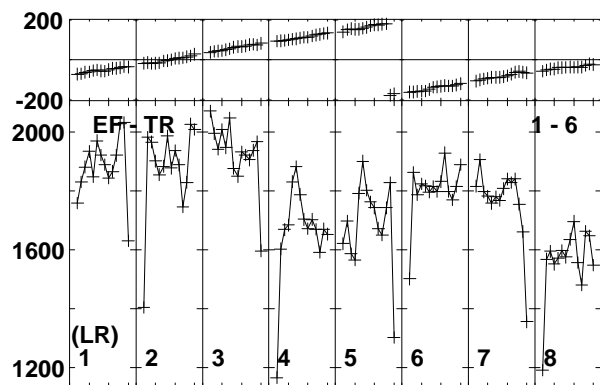
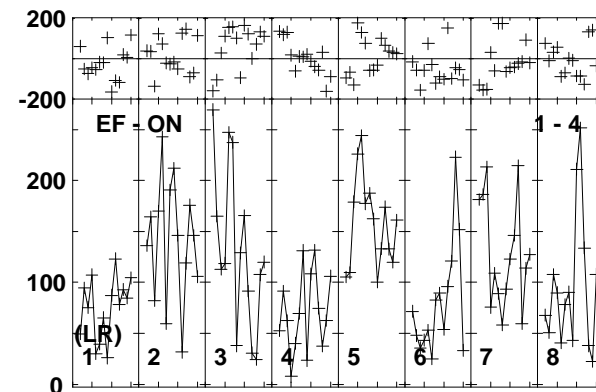
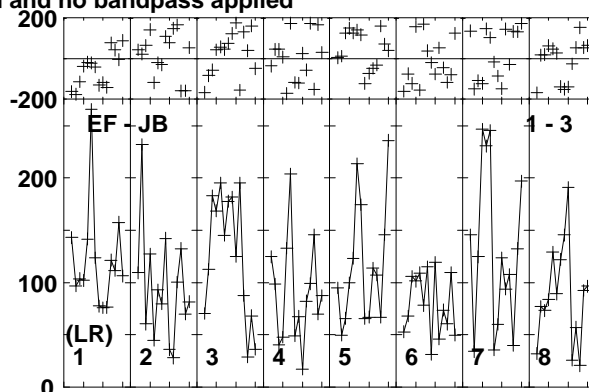
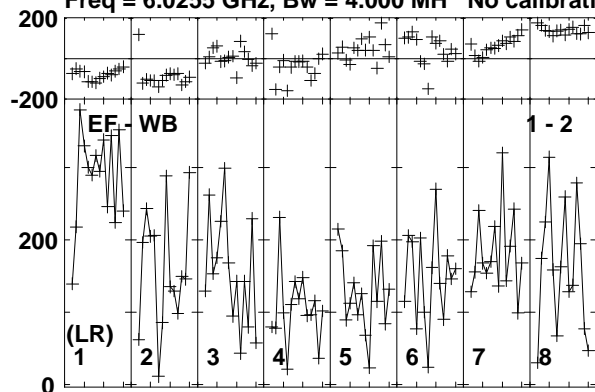


Lower frame: Micro Ampl Jy Top frame: Phas deg  
Vector averaged cross-power spectrum Baseline: EF (01) - WB (02)  
Timerange: 01/02:58:45 to 01/03:00:45

Plot file version 147 created 25-SEP-2014 17:31:20

J1751+0939 EC044 1.UVDATA.1

Freq = 6.0255 GHz, Bw = 4.000 MH No calibration applied and no bandpass applied

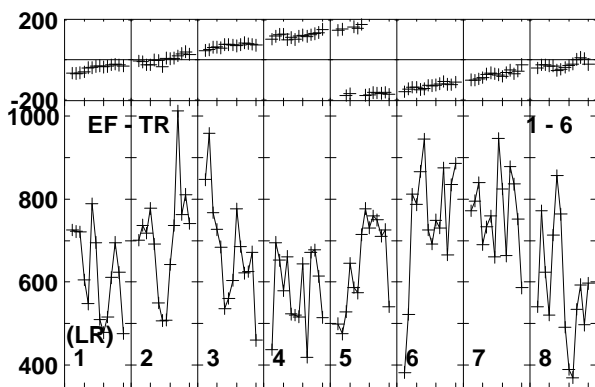
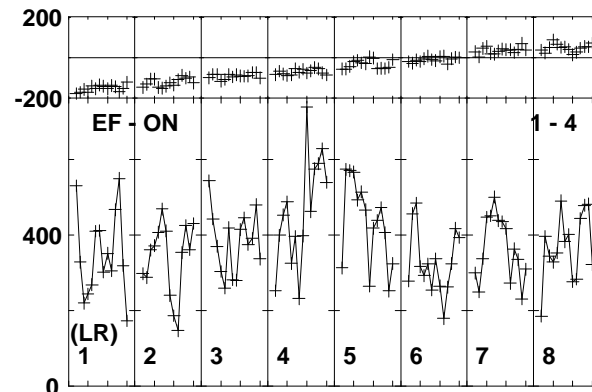
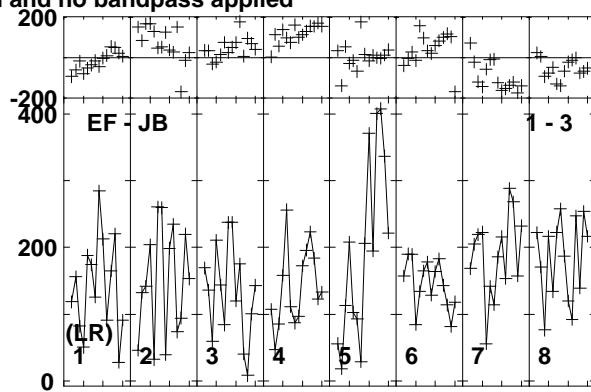
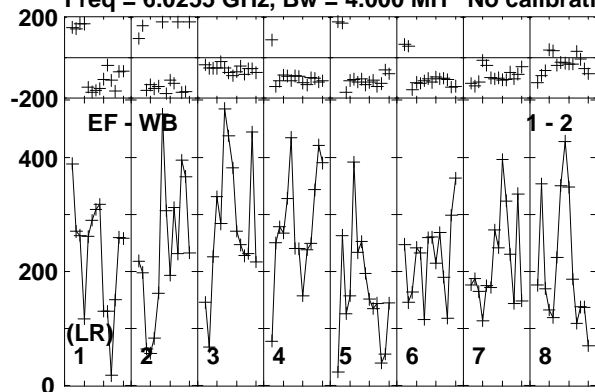


Lower frame: Micro Ampl Jy Top frame: Phas deg  
Vector averaged cross-power spectrum Baseline: EF (01) - WB (02)  
Timerange: 01/03:02:45 to 01/03:05:45

Plot file version 148 created 25-SEP-2014 17:31:20

J1925+2106 EC044 1.UVDATA.1

Freq = 6.0255 GHz, Bw = 4.000 MH No calibration applied and no bandpass applied

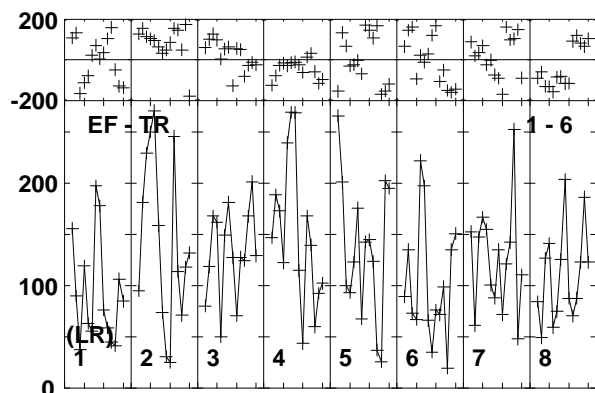
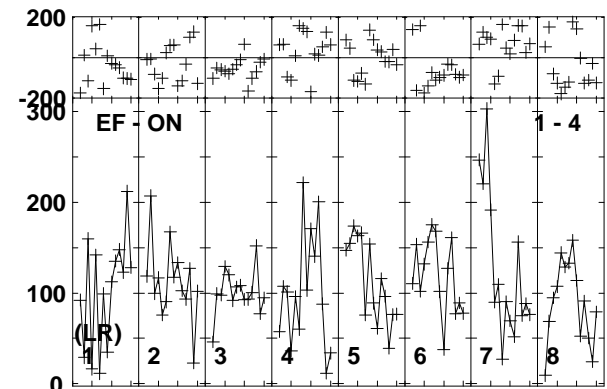
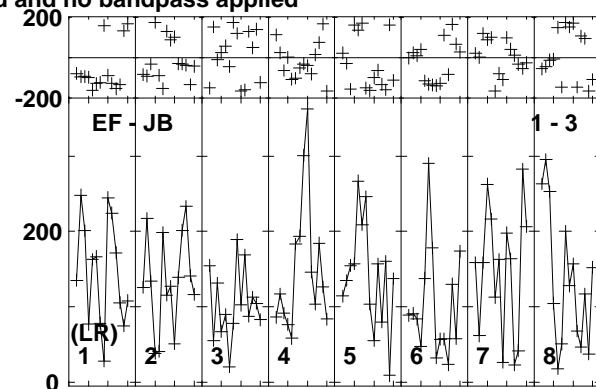
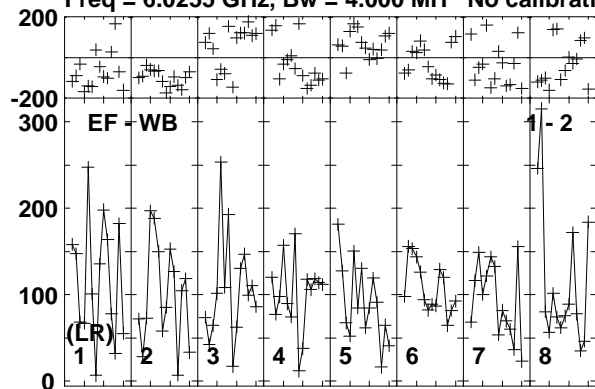


Lower frame: Micro Ampl Jy Top frame: Phas deg  
Vector averaged cross-power spectrum Baseline: EF (01) - WB (02)  
Timerange: 01/03:07:43 to 01/03:09:43

Plot file version 149 created 25-SEP-2014 17:31:20

K3-35 EC044 1.UVDATA.1

Freq = 6.0255 GHz, Bw = 4.000 MH No calibration applied and no bandpass applied

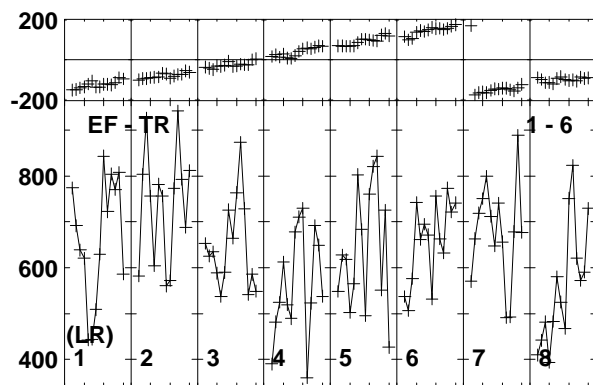
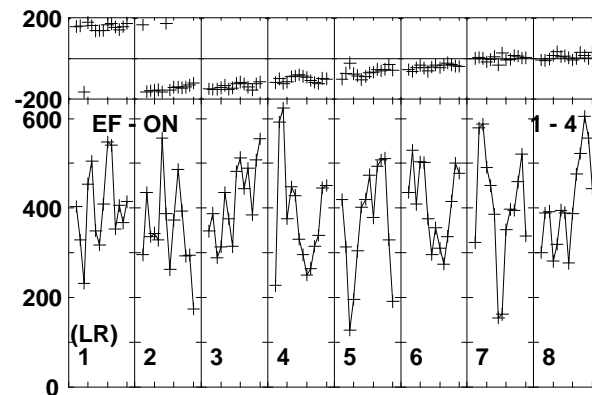
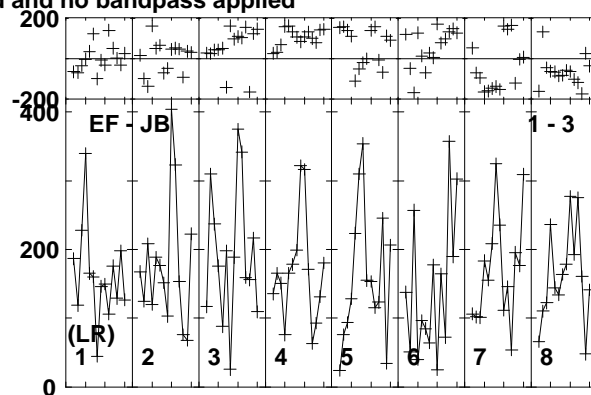
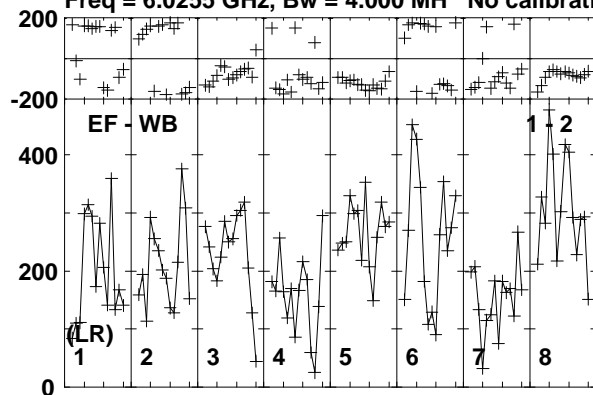


Lower frame: Micro Ampl Jy Top frame: Phas deg  
Vector averaged cross-power spectrum Baseline: EF (01) - WB (02)  
Timerange: 01/03:09:53 to 01/03:13:13

Plot file version 150 created 25-SEP-2014 17:31:20

J1925+2106 EC044 1.UVDATA.1

Freq = 6.0255 GHz, Bw = 4.000 MH No calibration applied and no bandpass applied

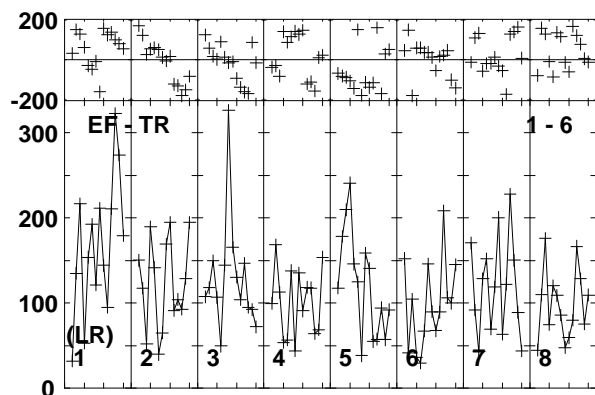
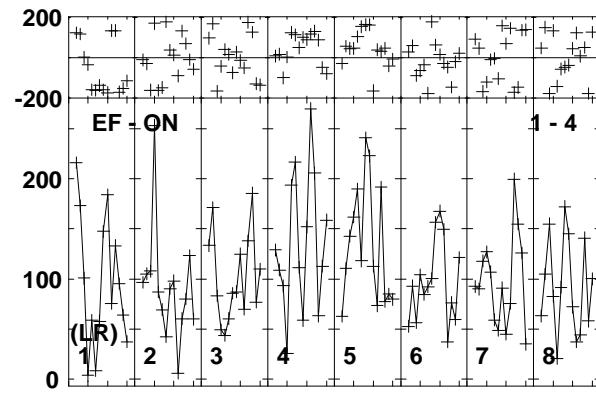
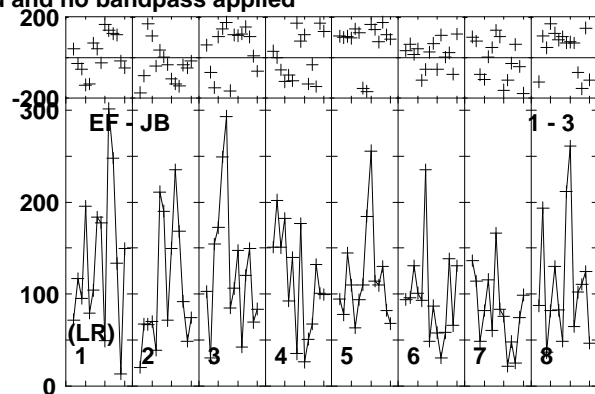
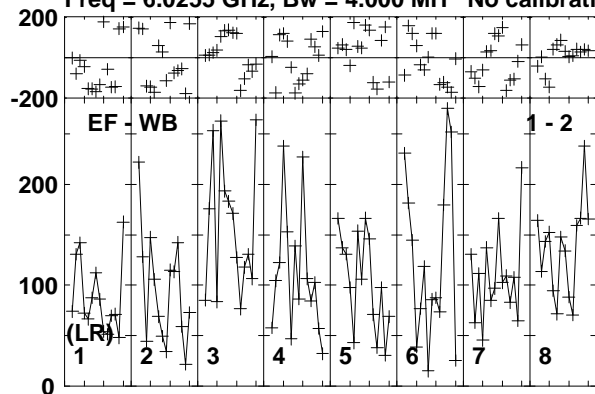


Lower frame: Micro Ampl Jy Top frame: Phas deg  
Vector averaged cross-power spectrum Baseline: EF (01) - WB (02)  
Timerange: 01/03:13:43 to 01/03:15:43

Plot file version 151 created 25-SEP-2014 17:31:20

K3-35 EC044 1.UVDATA.1

Freq = 6.0255 GHz, Bw = 4.000 MH No calibration applied and no bandpass applied

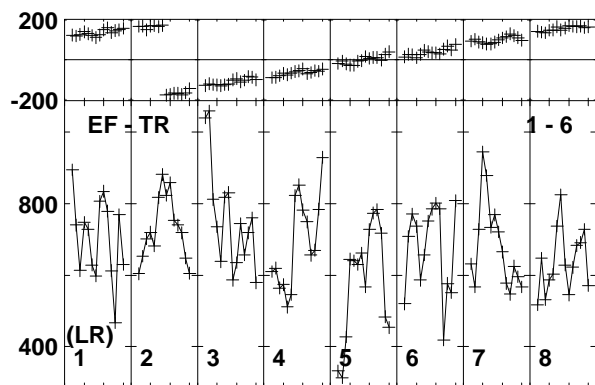
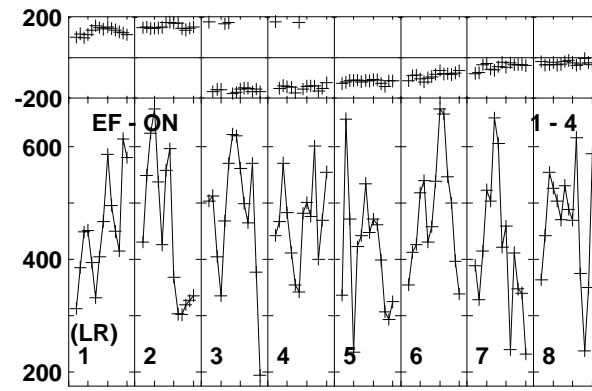
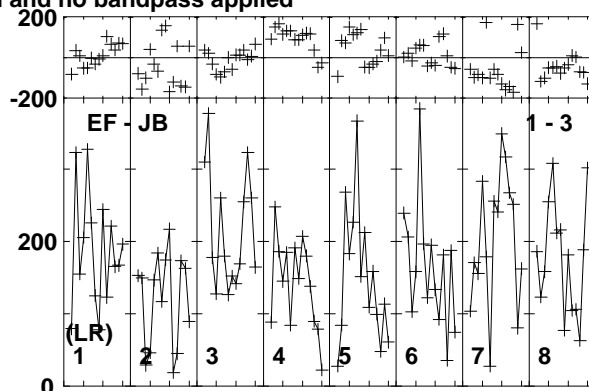
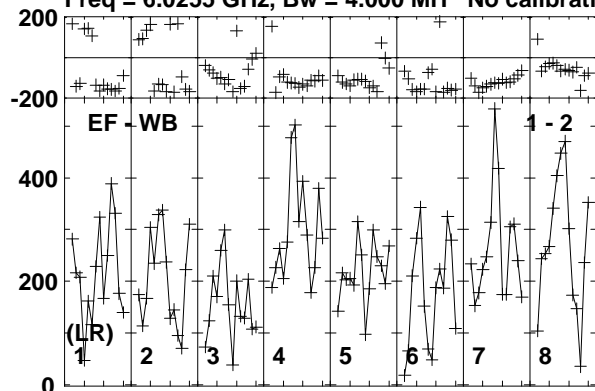


Lower frame: Micro Ampl Jy Top frame: Phas deg  
Vector averaged cross-power spectrum Baseline: EF (01) - WB (02)  
Timerange: 01/03:15:53 to 01/03:19:13

Plot file version 152 created 25-SEP-2014 17:31:20

J1925+2106 EC044 1.UVDATA.1

Freq = 6.0255 GHz, Bw = 4.000 MH No calibration applied and no bandpass applied



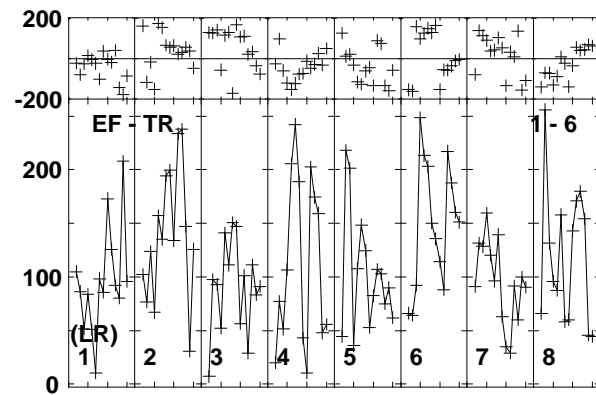
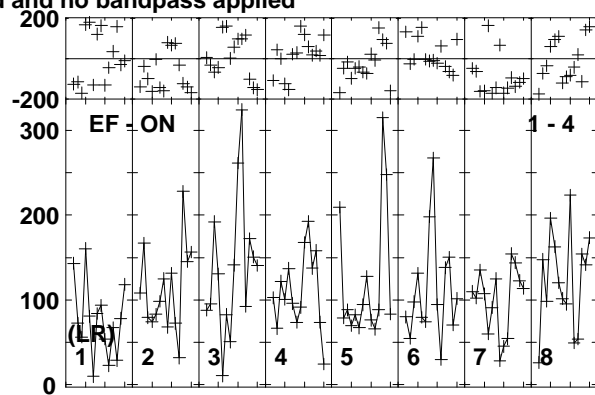
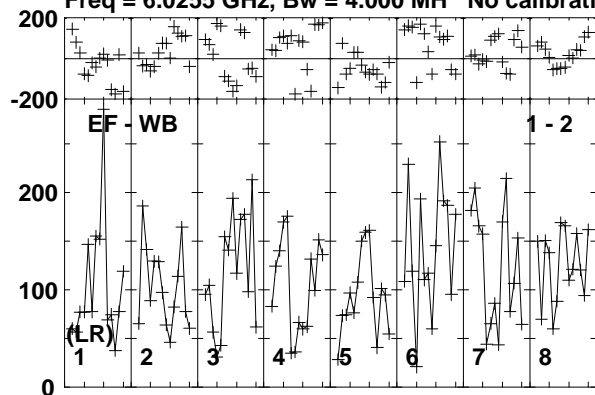
Lower frame: Micro Ampl Jy Top frame: Phas deg  
Vector averaged cross-power spectrum Baseline: EF (01) - WB (02)  
Timerange: 01/03:19:43 to 01/03:21:43



Plot file version 153 created 25-SEP-2014 17:31:21

K3-35 EC044 1.UVDATA.1

Freq = 6.0255 GHz, Bw = 4.000 MH No calibration applied and no bandpass applied

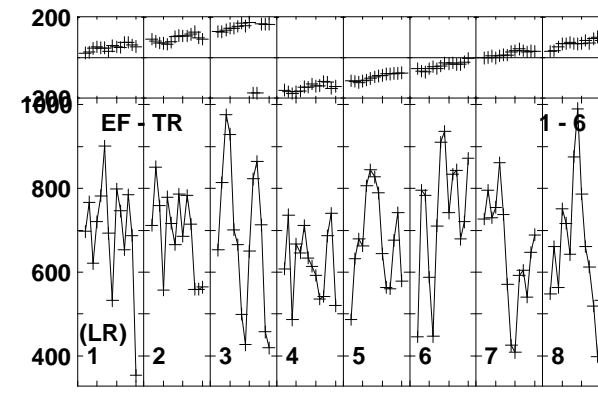
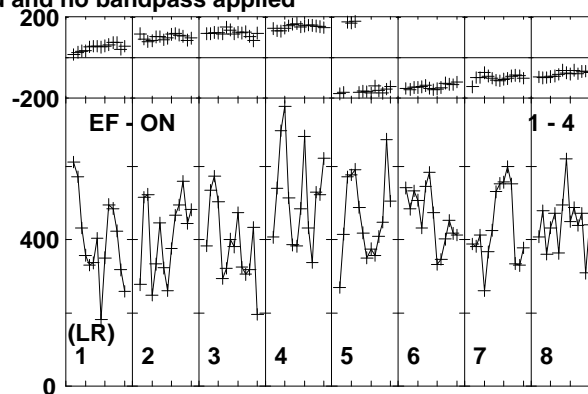
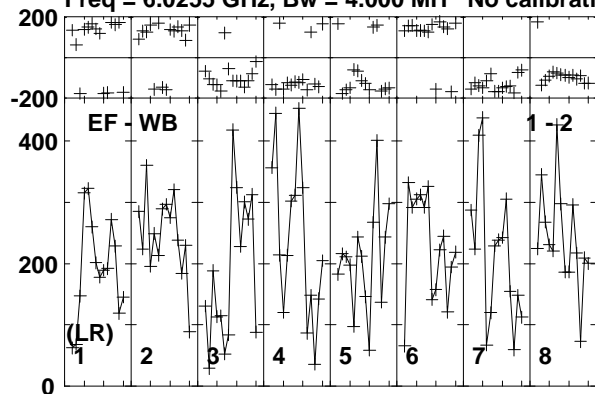


Lower frame: Micro Ampl Jy Top frame: Phas deg  
Vector averaged cross-power spectrum Baseline: EF (01) - WB (02)  
Timerange: 01/03:21:54 to 01/03:25:13

Plot file version 154 created 25-SEP-2014 17:31:21

J1925+2106 EC044 1.UVDATA.1

Freq = 6.0255 GHz, Bw = 4.000 MH No calibration applied and no bandpass applied

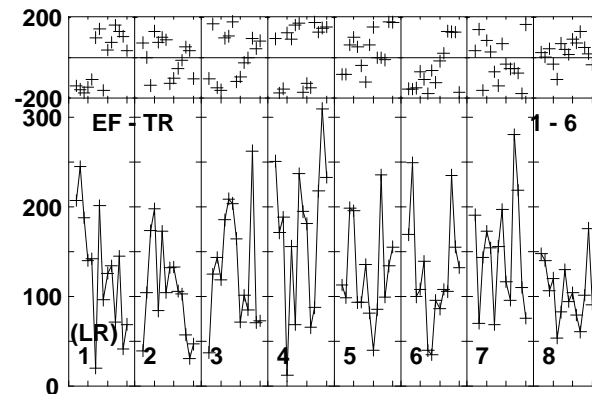
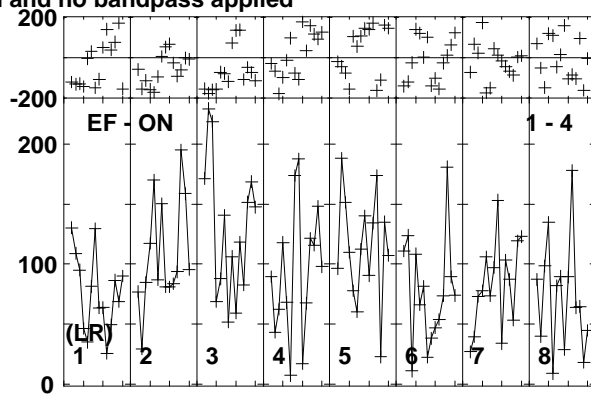
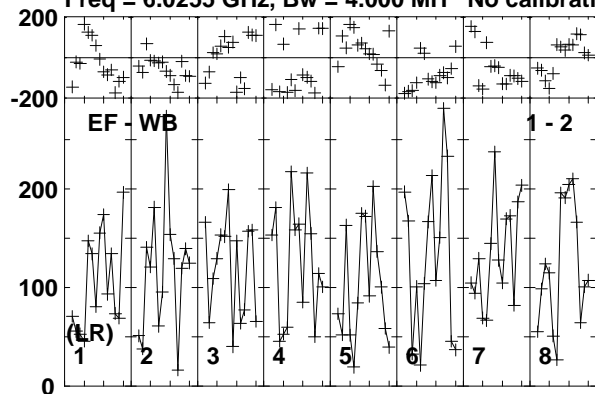


Lower frame: Micro Ampl Jy Top frame: Phas deg  
Vector averaged cross-power spectrum Baseline: EF (01) - WB (02)  
Timerange: 01/03:25:44 to 01/03:27:43

Plot file version 155 created 25-SEP-2014 17:31:21

K3-35 EC044 1.UVDATA.1

Freq = 6.0255 GHz, Bw = 4.000 MH No calibration applied and no bandpass applied

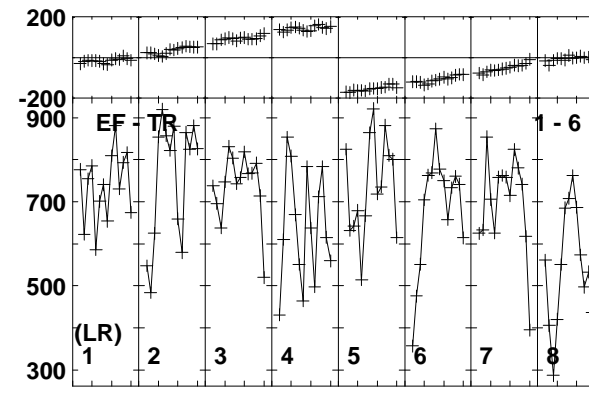
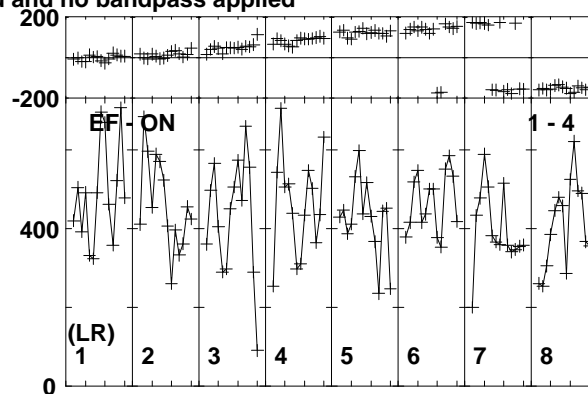
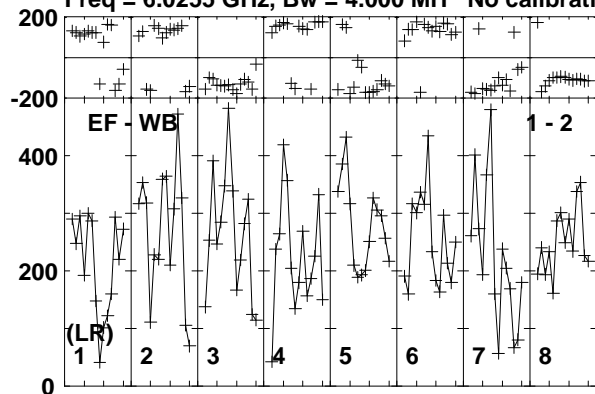


Lower frame: Micro Ampl Jy Top frame: Phas deg  
Vector averaged cross-power spectrum Baseline: EF (01) - WB (02)  
Timerange: 01/03:27:54 to 01/03:31:13

Plot file version 156 created 25-SEP-2014 17:31:21

J1925+2106 EC044 1.UVDATA.1

Freq = 6.0255 GHz, Bw = 4.000 MH No calibration applied and no bandpass applied

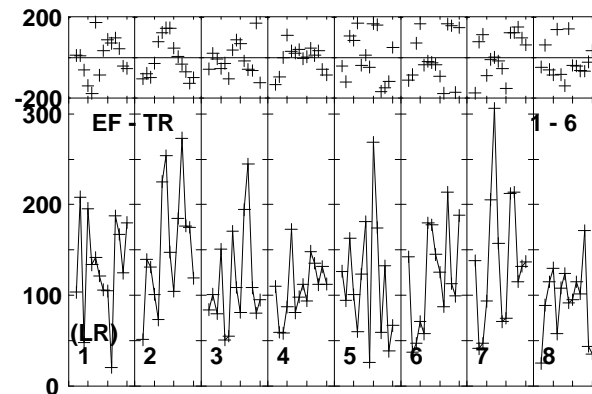
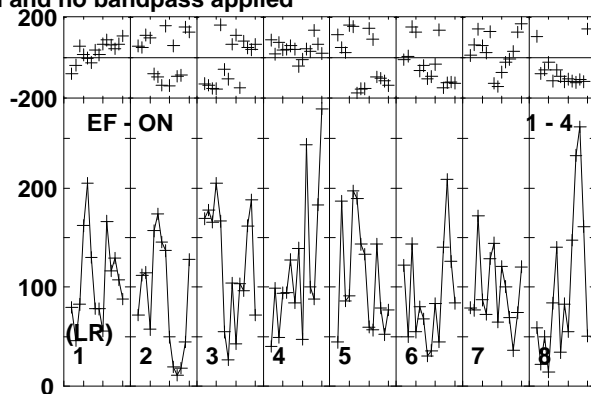
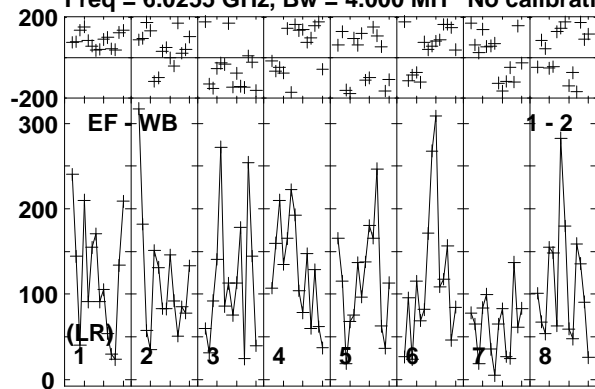


Lower frame: Micro Ampl Jy Top frame: Phas deg  
Vector averaged cross-power spectrum Baseline: EF (01) - WB (02)  
Timerange: 01/03:31:43 to 01/03:33:43

Plot file version 157 created 25-SEP-2014 17:31:21

K3-35 EC044 1.UVDATA.1

Freq = 6.0255 GHz, Bw = 4.000 MH No calibration applied and no bandpass applied

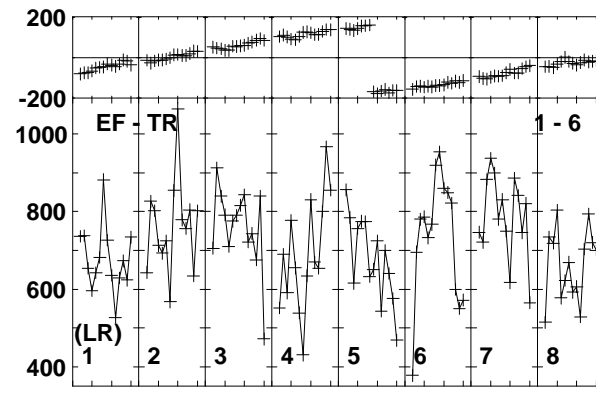
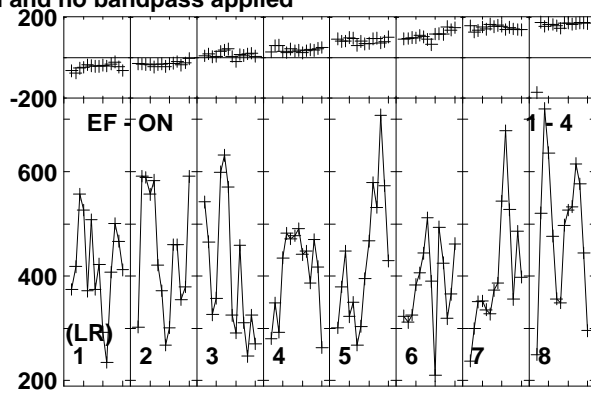
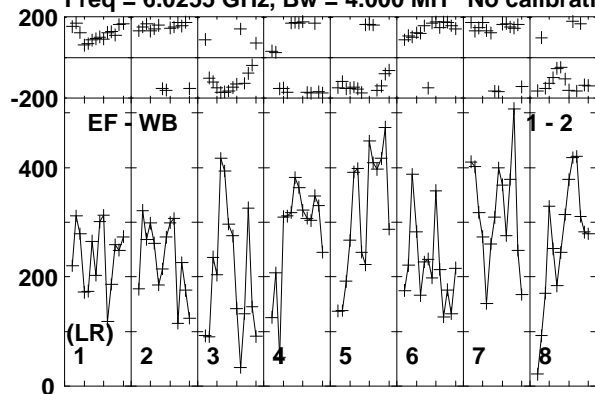


Lower frame: Micro Ampl Jy Top frame: Phas deg  
Vector averaged cross-power spectrum Baseline: EF (01) - WB (02)  
Timerange: 01/03:33:53 to 01/03:37:13

Plot file version 158 created 25-SEP-2014 17:31:21

J1925+2106 EC044 1.UVDATA.1

Freq = 6.0255 GHz, Bw = 4.000 MH No calibration applied and no bandpass applied

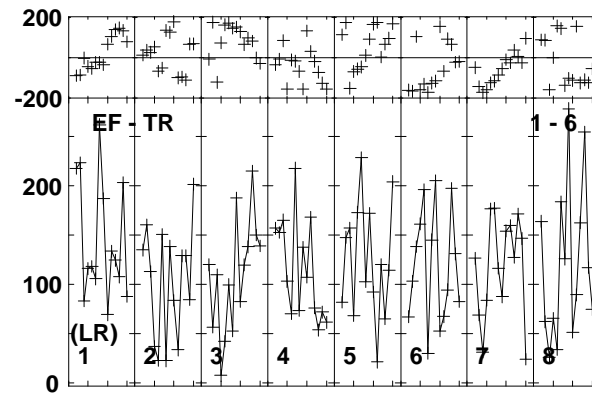
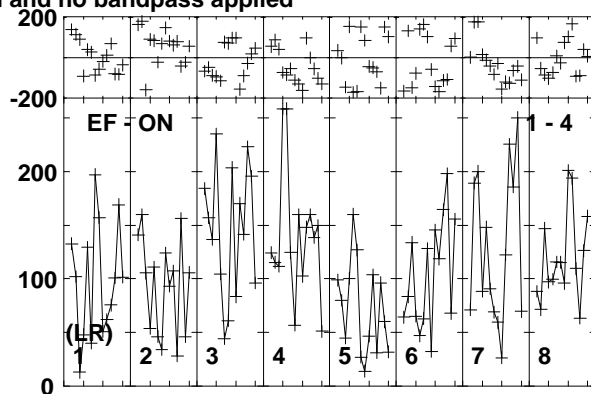
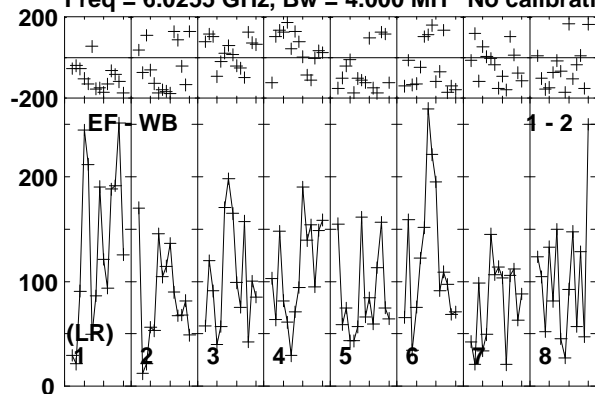


Lower frame: Micro Ampl Jy Top frame: Phas deg  
Vector averaged cross-power spectrum Baseline: EF (01) - WB (02)  
Timerange: 01/03:37:43 to 01/03:39:43

Plot file version 159 created 25-SEP-2014 17:31:21

K3-35 EC044 1.UVDATA.1

Freq = 6.0255 GHz, Bw = 4.000 MH No calibration applied and no bandpass applied

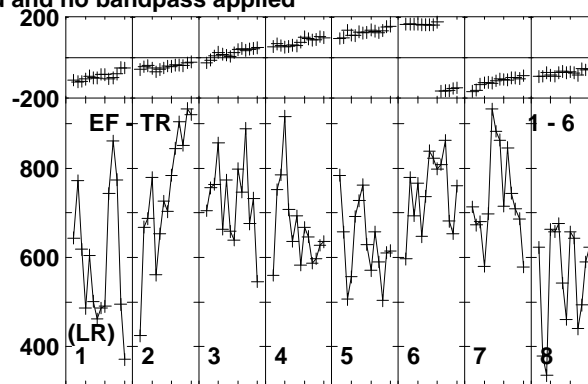
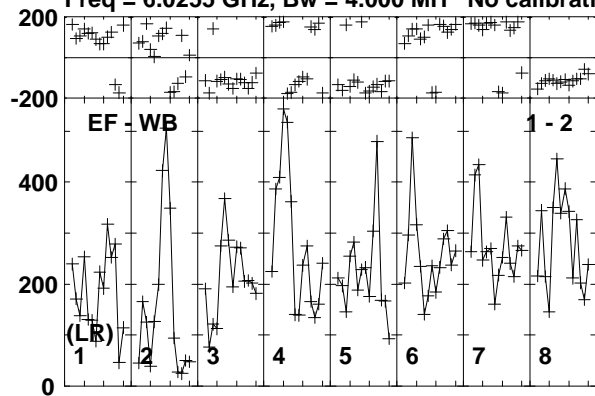


Lower frame: Micro Ampl Jy Top frame: Phas deg  
Vector averaged cross-power spectrum Baseline: EF (01) - WB (02)  
Timerange: 01/03:39:54 to 01/03:43:13

Plot file version 160 created 25-SEP-2014 17:31:21

J1925+2106 EC044 1.UVDATA.1

Freq = 6.0255 GHz, Bw = 4.000 MH No calibration applied and no bandpass applied



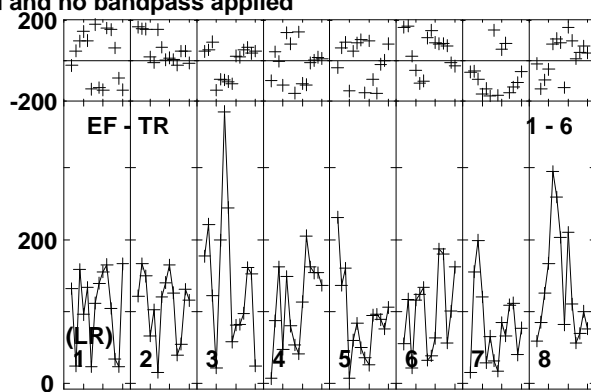
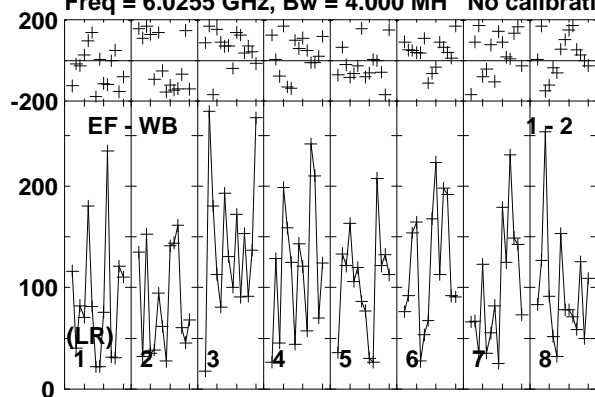
Lower frame: Micro Ampl Jy Top frame: Phas deg  
Vector averaged cross-power spectrum Baseline: EF (01) - WB (02)  
Timerange: 01/03:43:43 to 01/03:45:43



Plot file version 161 created 25-SEP-2014 17:31:21

K3-35 EC044 1.UVDATA.1

Freq = 6.0255 GHz, Bw = 4.000 MH No calibration applied and no bandpass applied

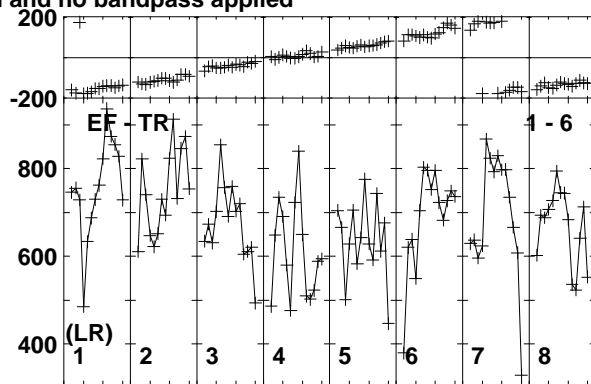
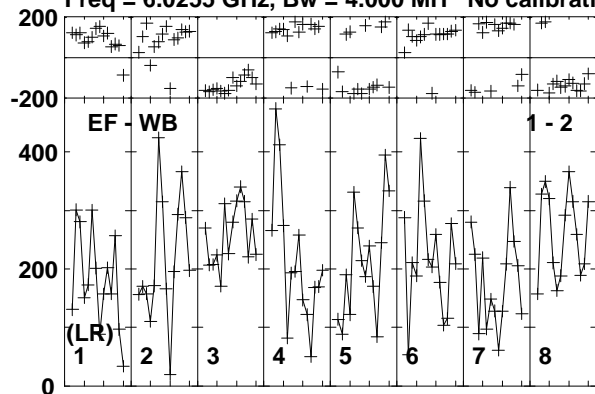


Lower frame: Micro Ampl Jy Top frame: Phas deg  
Vector averaged cross-power spectrum Baseline: EF (01) - WB (02)  
Timerange: 01/03:45:54 to 01/03:49:13

Plot file version 162 created 25-SEP-2014 17:31:22

J1925+2106 EC044 1.UVDATA.1

Freq = 6.0255 GHz, Bw = 4.000 MH No calibration applied and no bandpass applied

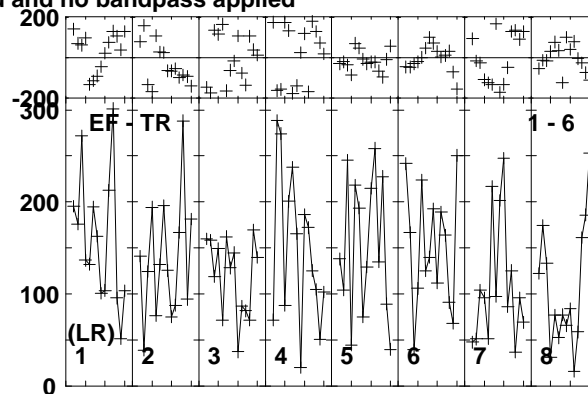
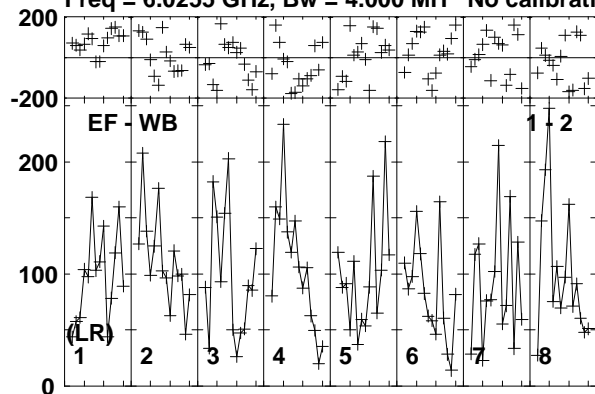


Lower frame: Micro Ampl Jy Top frame: Phas deg  
Vector averaged cross-power spectrum Baseline: EF (01) - WB (02)  
Timerange: 01/03:49:43 to 01/03:51:43

Plot file version 163 created 25-SEP-2014 17:31:22

K3-35 EC044 1.UVDATA.1

Freq = 6.0255 GHz, Bw = 4.000 MH No calibration applied and no bandpass applied

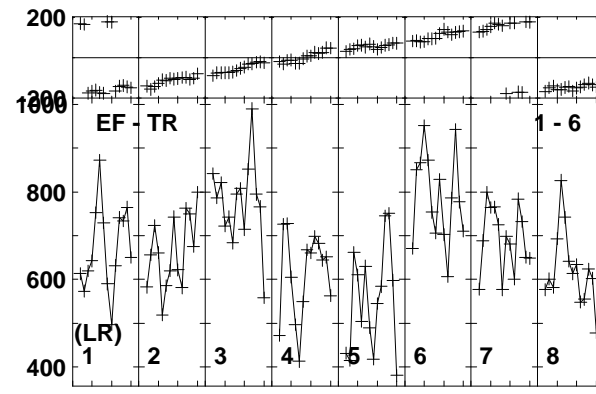
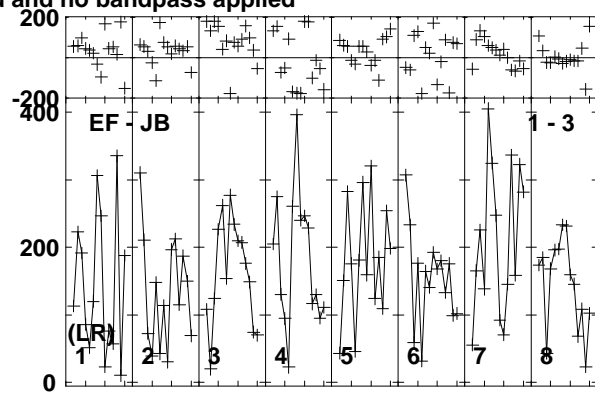
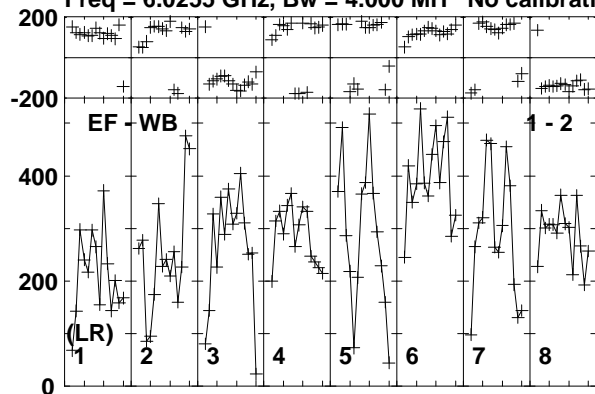


Lower frame: Micro Ampl Jy Top frame: Phas deg  
Vector averaged cross-power spectrum Baseline: EF (01) - WB (02)  
Timerange: 01/03:51:55 to 01/03:55:13

Plot file version 164 created 25-SEP-2014 17:31:22

J1925+2106 EC044 1.UVDATA.1

Freq = 6.0255 GHz, Bw = 4.000 MH No calibration applied and no bandpass applied

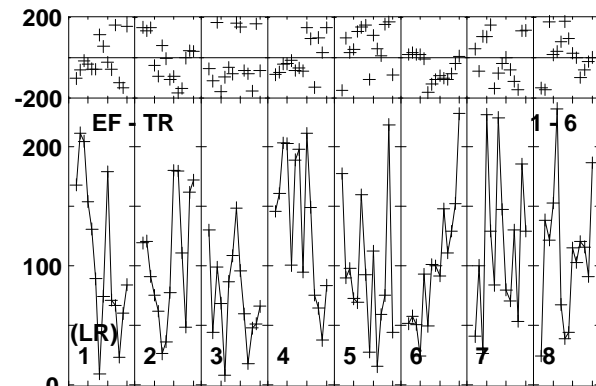
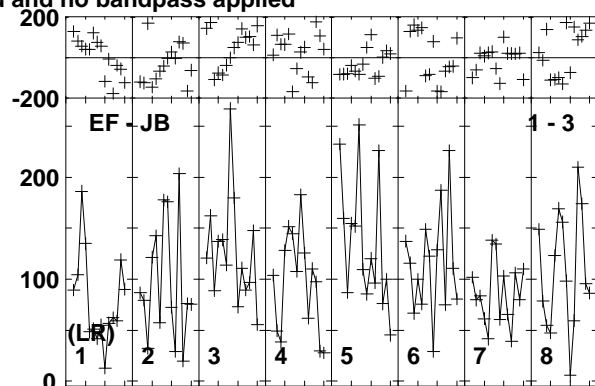
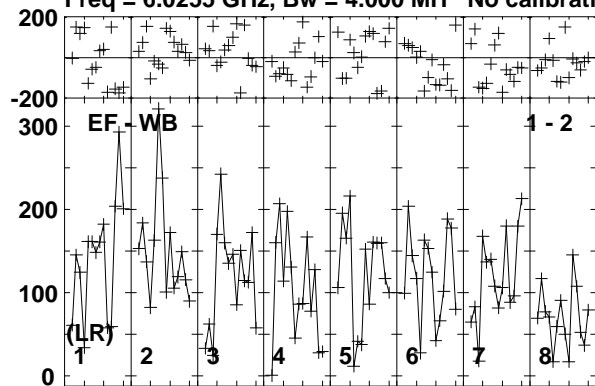


Lower frame: Micro Ampl Jy Top frame: Phas deg  
Vector averaged cross-power spectrum Baseline: EF (01) - WB (02)  
Timerange: 01/03:55:44 to 01/03:57:43

Plot file version 165 created 25-SEP-2014 17:31:22

K3-35 EC044 1.UVDATA.1

Freq = 6.0255 GHz, Bw = 4.000 MH No calibration applied and no bandpass applied

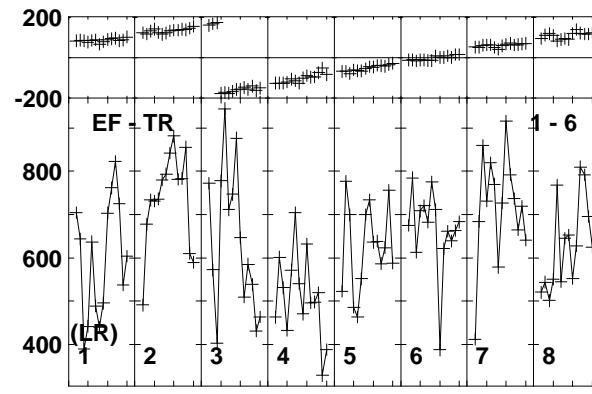
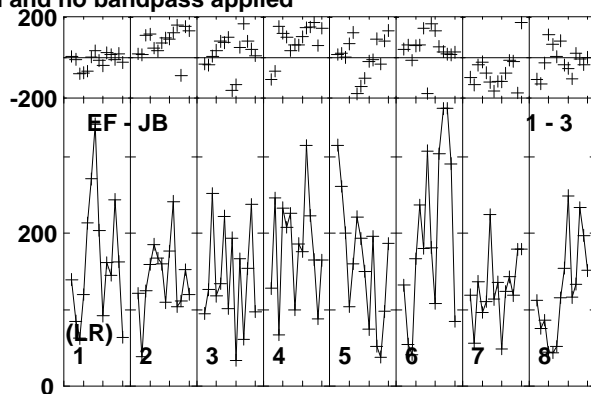
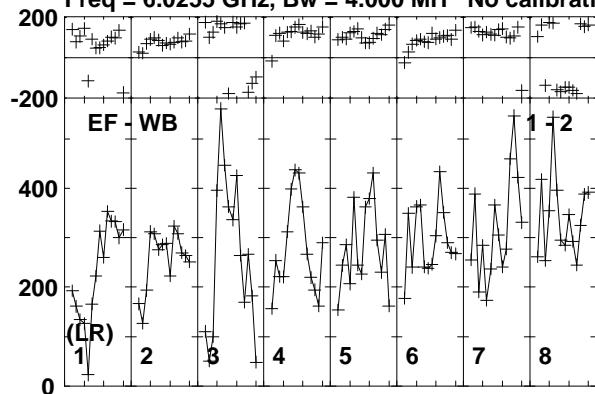


Lower frame: Micro Ampl Jy Top frame: Phas deg  
Vector averaged cross-power spectrum Baseline: EF (01) - WB (02)  
Timerange: 01/03:57:55 to 01/04:01:13

Plot file version 166 created 25-SEP-2014 17:31:22

J1925+2106 EC044 1.UVDATA.1

Freq = 6.0255 GHz, Bw = 4.000 MH No calibration applied and no bandpass applied

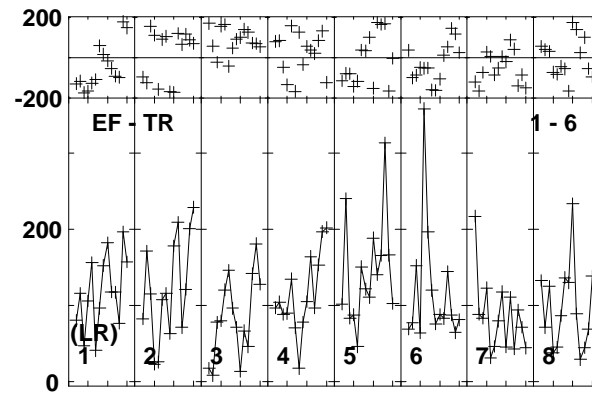
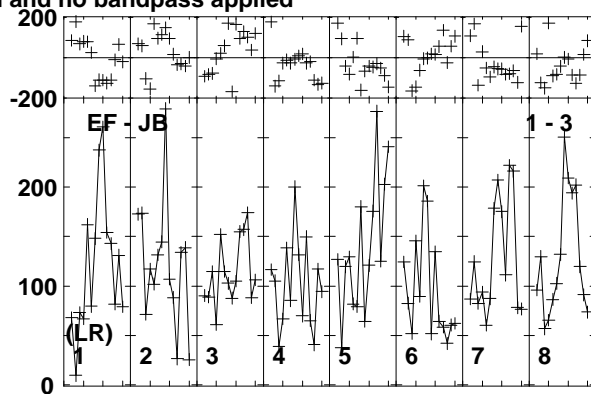
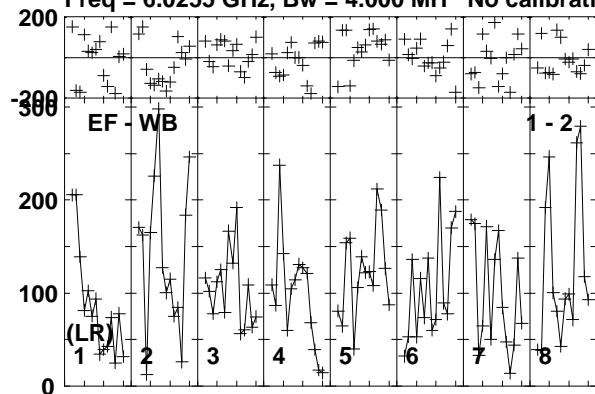


Lower frame: Micro Ampl Jy Top frame: Phas deg  
Vector averaged cross-power spectrum Baseline: EF (01) - WB (02)  
Timerange: 01/04:01:43 to 01/04:03:43

Plot file version 167 created 25-SEP-2014 17:31:22

K3-35 EC044 1.UVDATA.1

Freq = 6.0255 GHz, Bw = 4.000 MH No calibration applied and no bandpass applied

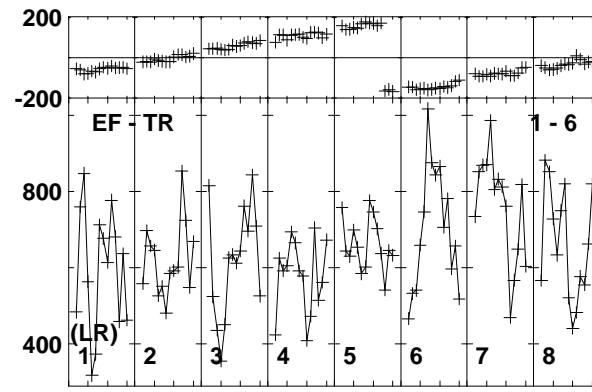
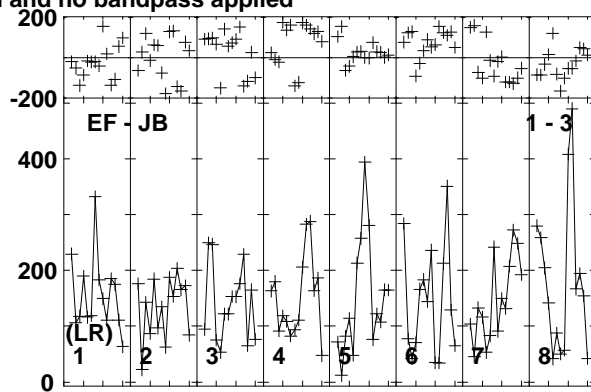
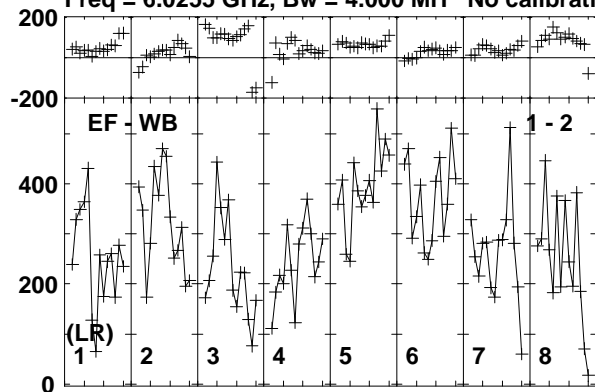


Lower frame: Micro Ampl Jy Top frame: Phas deg  
Vector average cross-power spectrum Baseline: EF (01) - WB (02)  
Timerange: 01/04:03:54 to 01/04:07:13

Plot file version 168 created 25-SEP-2014 17:31:22

J1925+2106 EC044 1.UVDATA.1

Freq = 6.0255 GHz, Bw = 4.000 MH No calibration applied and no bandpass applied



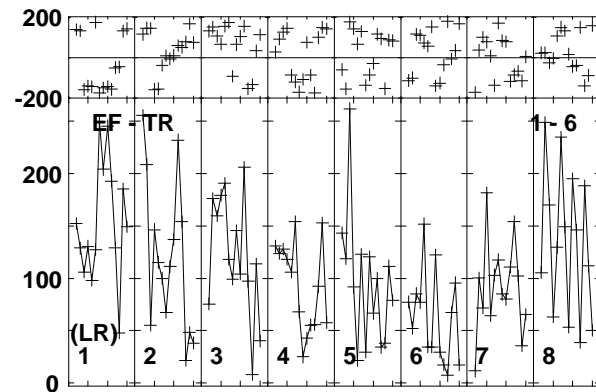
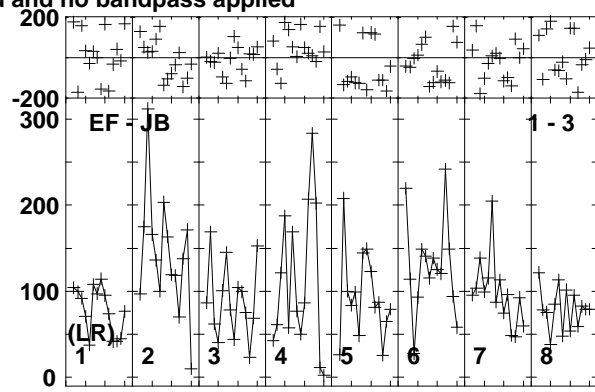
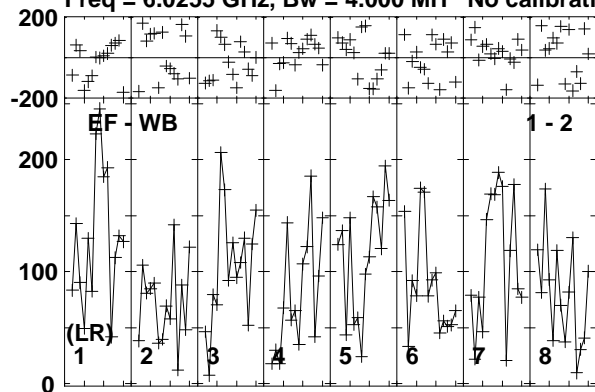
Lower frame: Micro Ampl Jy Top frame: Phas deg  
Vector averaged cross-power spectrum Baseline: EF (01) - WB (02)  
Timerange: 01/04:07:44 to 01/04:09:43



Plot file version 169 created 25-SEP-2014 17:31:22

K3-35 EC044 1.UVDATA.1

Freq = 6.0255 GHz, Bw = 4.000 MH No calibration applied and no bandpass applied

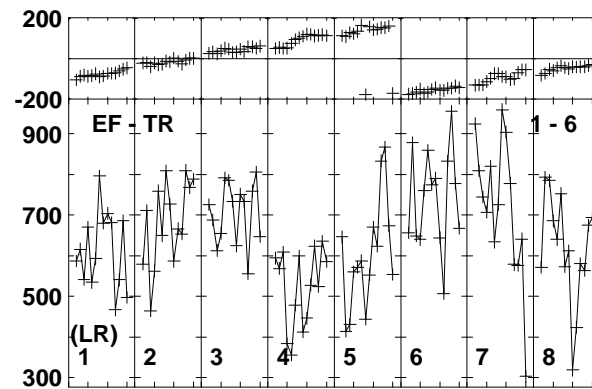
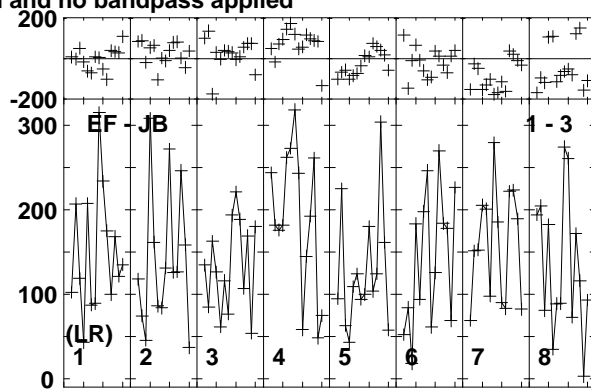
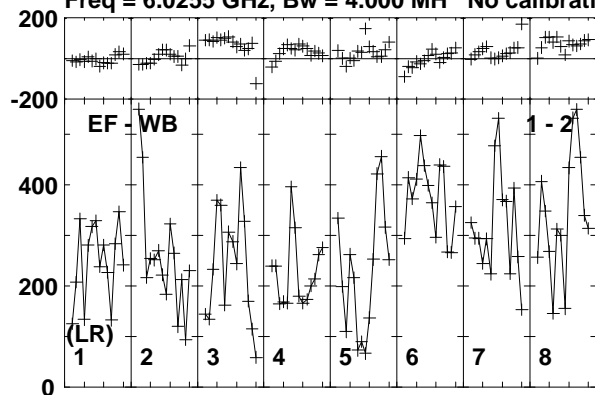


Lower frame: Micro Ampl Jy Top frame: Phas deg  
Vector averaged cross-power spectrum Baseline: EF (01) - WB (02)  
Timerange: 01/04:09:55 to 01/04:13:13

Plot file version 170 created 25-SEP-2014 17:31:22

J1925+2106 EC044 1.UVDATA.1

Freq = 6.0255 GHz, Bw = 4.000 MH No calibration applied and no bandpass applied

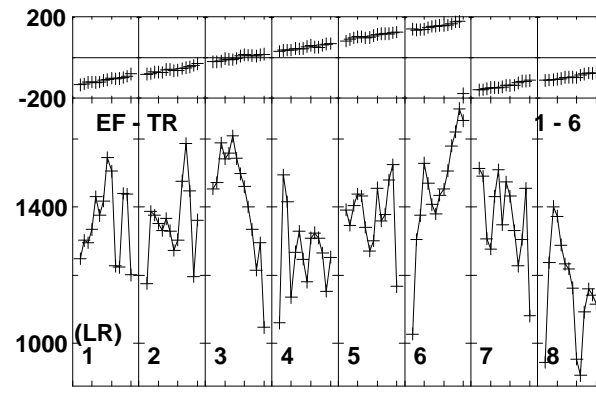
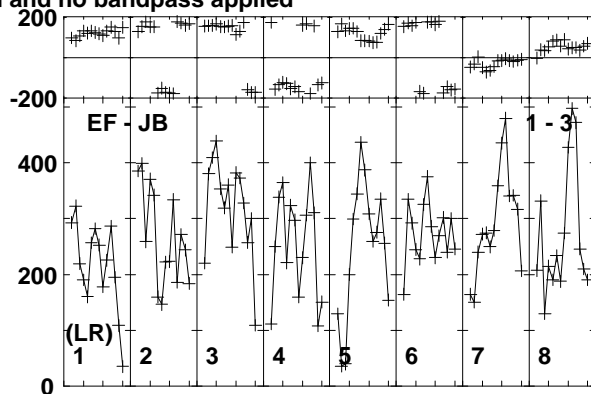
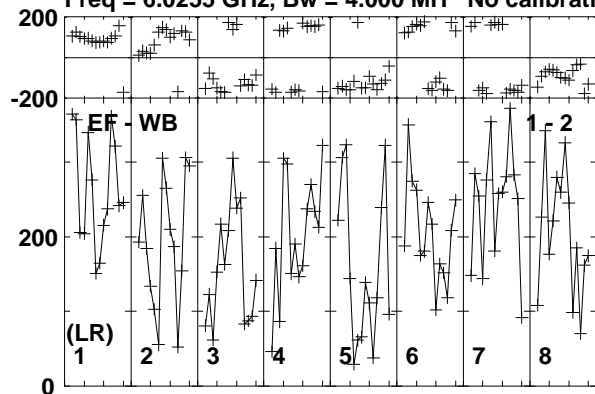


Lower frame: Micro Ampl Jy Top frame: Phas deg  
Vector averaged cross-power spectrum Baseline: EF (01) - WB (02)  
Timerange: 01/04:13:43 to 01/04:15:43

Plot file version 171 created 25-SEP-2014 17:31:22

J1751+0939 EC044 1.UVDATA.1

Freq = 6.0255 GHz, Bw = 4.000 MH No calibration applied and no bandpass applied



Lower frame: Micro Ampl Jy Top frame: Phas deg  
Vector averaged cross-power spectrum Baseline: EF (01) - WB (02)  
Timerange: 01/04:17:49 to 01/04:20:49