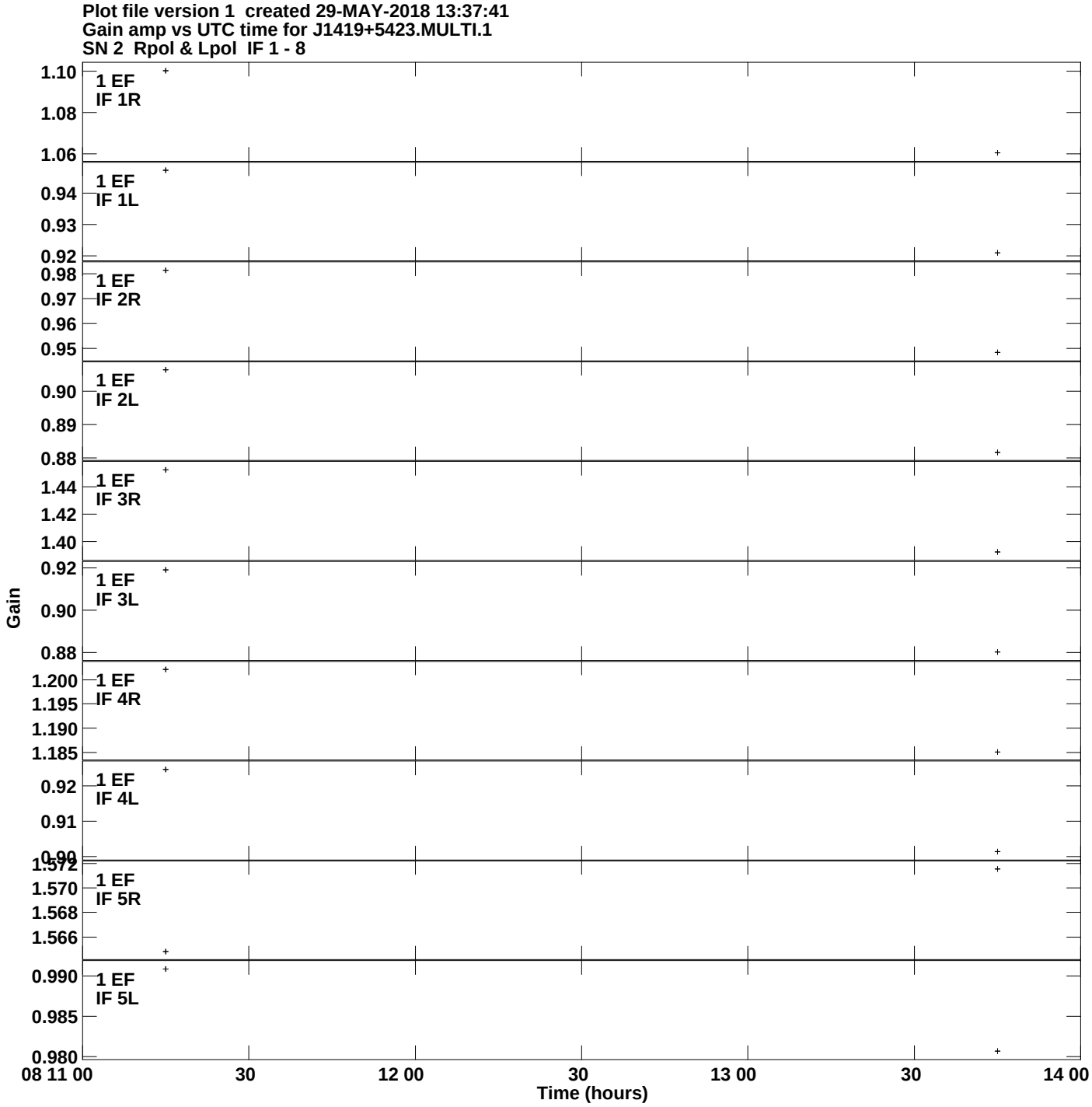
Plot file version 1 created 29-MAY-2018 13:37:41
Gain amp vs UTC time for J1419+5423.MULTI.1
SN 2 Rpol & Lpol IF 1 - 8
1 EF
IF 1R
1 EF
IF 1L
1 EF
IF 2R
1 EF
IF 2L
1 EF
IF 3R
1 EF
IF 3L
1 EF
IF 4R
1 EF
IF 4L
1 EF
IF 5R
1 EF
IF 5L
Gain
1.10
1.08
1.06
0.94
0.93
0.92
0.98
0.97
0.96
0.95
0.90
0.89
0.88
1.44
1.42
1.40
0.92
0.90
0.88
1.200
1.195
1.190
1.185
0.92
0.91
0.90
1.572
1.570
1.568
1.566
0.990
0.985
0.980
08 11 00
30
12 00
30
13 00
30
14 00
Time (hours)

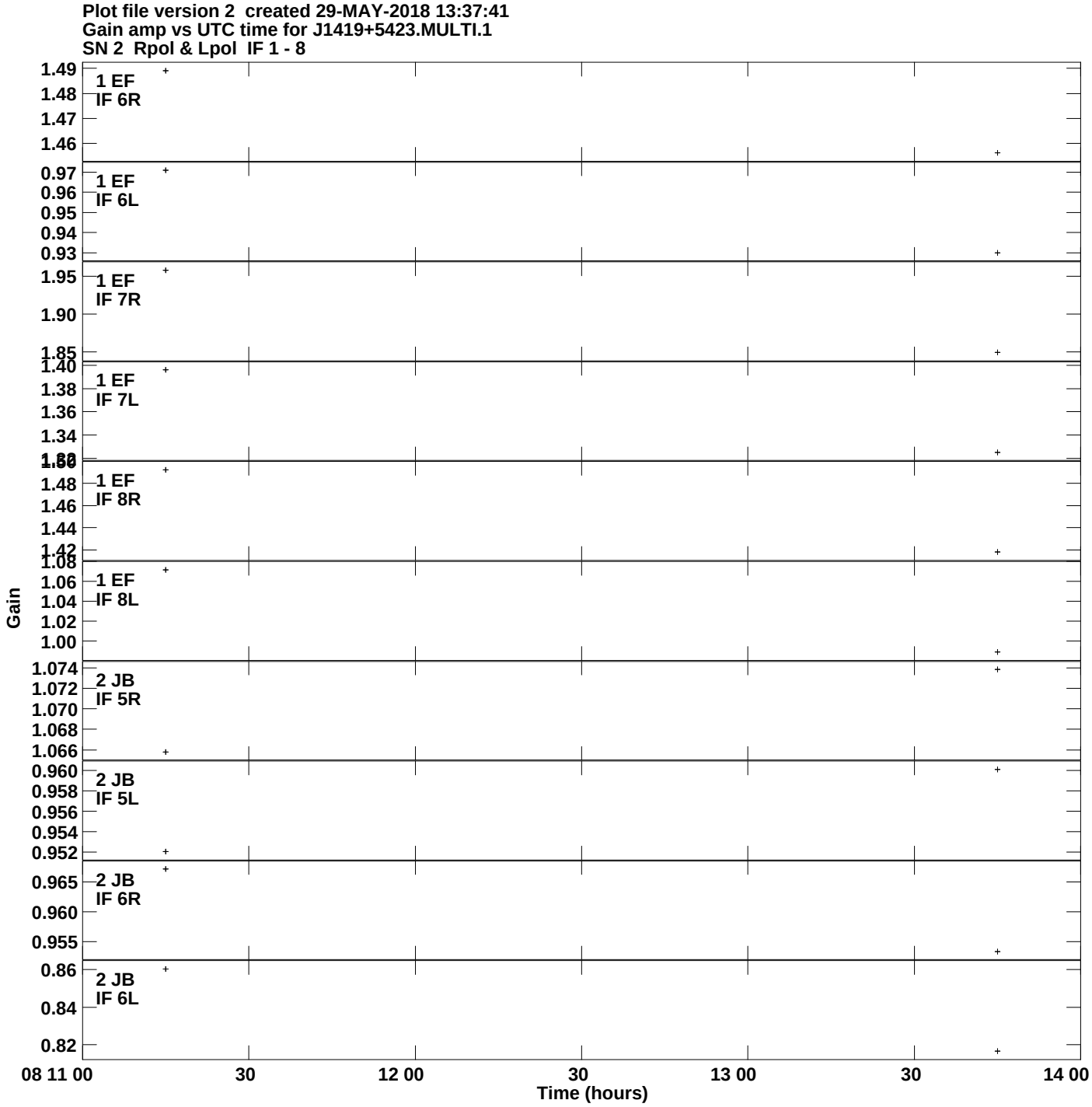
Plot file version 2 created 29-MAY-2018 13:37:41
Gain amp vs UTC time for J1419+5423.MULTI.1
SN 2 Rpol & Lpol IF 1 - 8
1 EF
IF 6R
1 EF
IF 6L
1 EF
IF 7R
1 EF
IF 7L
1 EF
IF 8R
1 EF
IF 8L
2 JB
IF 5R
2 JB
IF 5L
2 JB
IF 6R
2 JB
IF 6L
Gain
08 11 00
30
12 00
30
13 00
30
14 00
Time (hours)

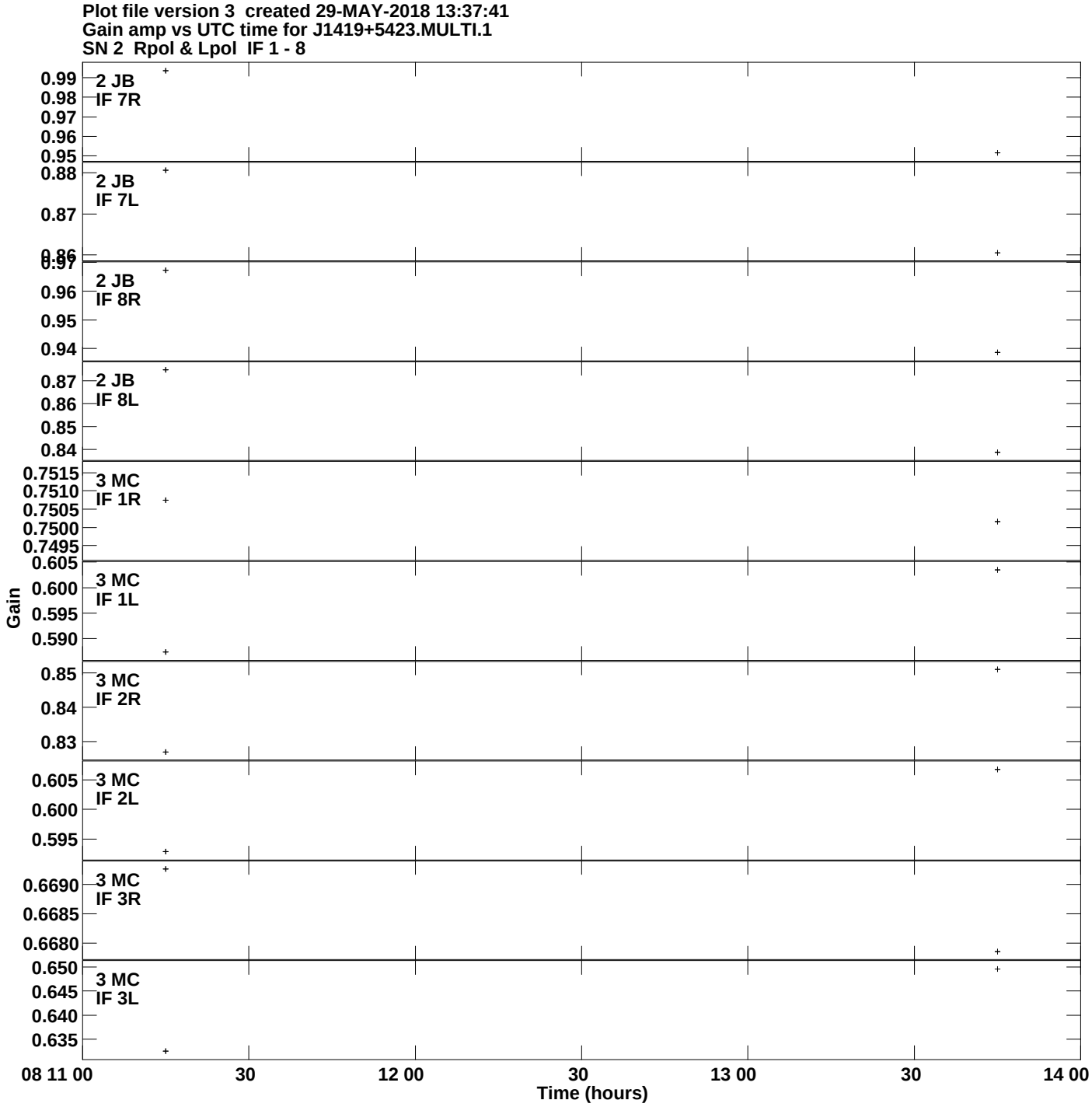
Plot file version 3 created 29-MAY-2018 13:37:41
Gain amp vs UTC time for J1419+5423.MULTI.1
SN 2 Rpol & Lpol IF 1 - 8
2 JB
IF 7R
2 JB
IF 7L
2 JB
IF 8R
2 JB
IF 8L
3 MC
IF 1R
3 MC
IF 1L
3 MC
IF 2R
3 MC
IF 2L
3 MC
IF 3R
3 MC
IF 3L
Gain
08 11 00
30
12 00
30
13 00
30
14 00
Time (hours)

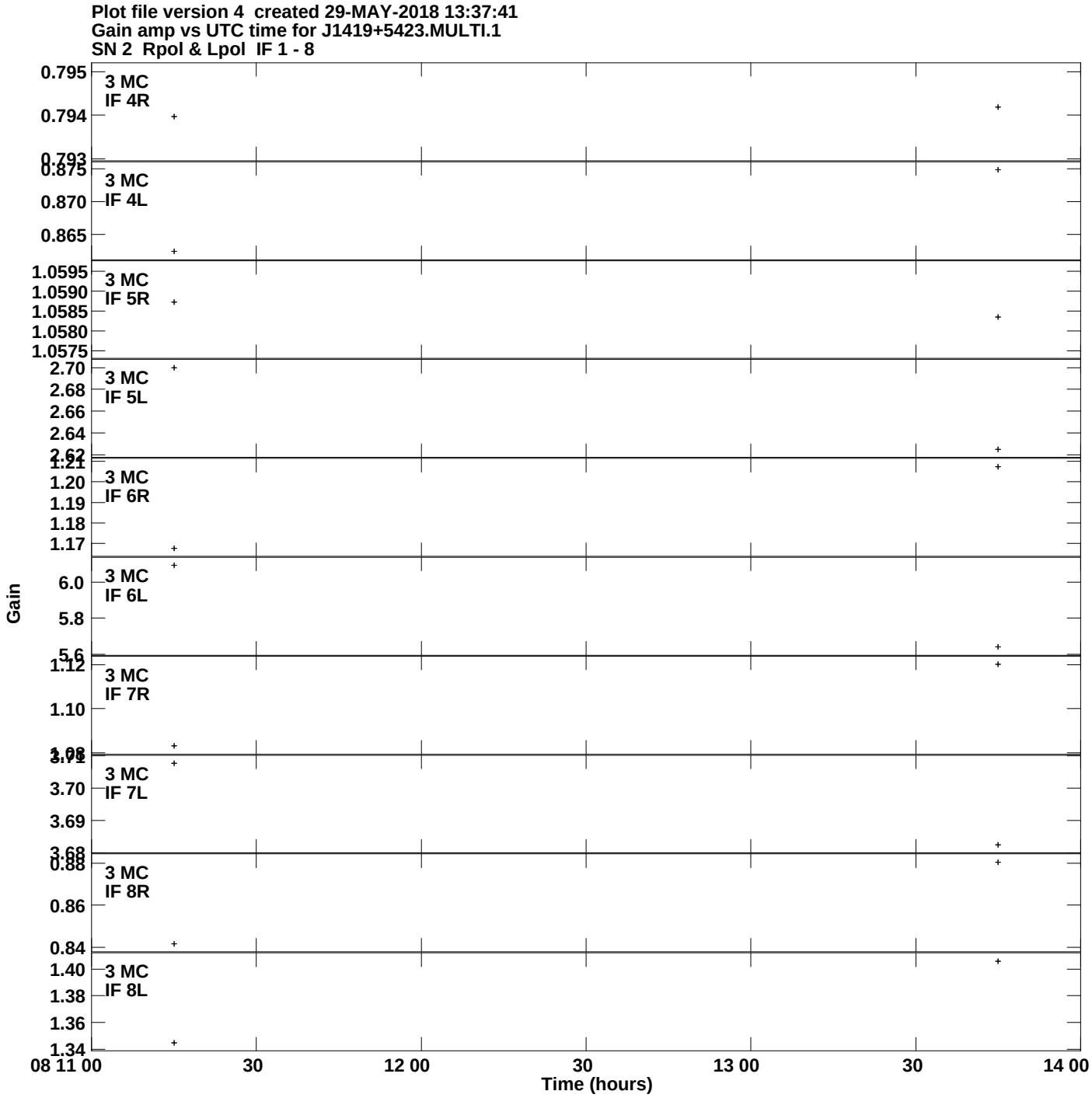
Plot file version 4 created 29-MAY-2018 13:37:41
Gain amp vs UTC time for J1419+5423.MULTI.1
SN 2 Rpol & Lpol IF 1 - 8
3 MC IF 4R
3 MC IF 4L
3 MC IF 5R
3 MC IF 5L
3 MC IF 6R
3 MC IF 6L
3 MC IF 7R
3 MC IF 7L
3 MC IF 8R
3 MC IF 8L
Gain
Time (hours)
08 11 00
30
12 00
30
13 00
30
14 00

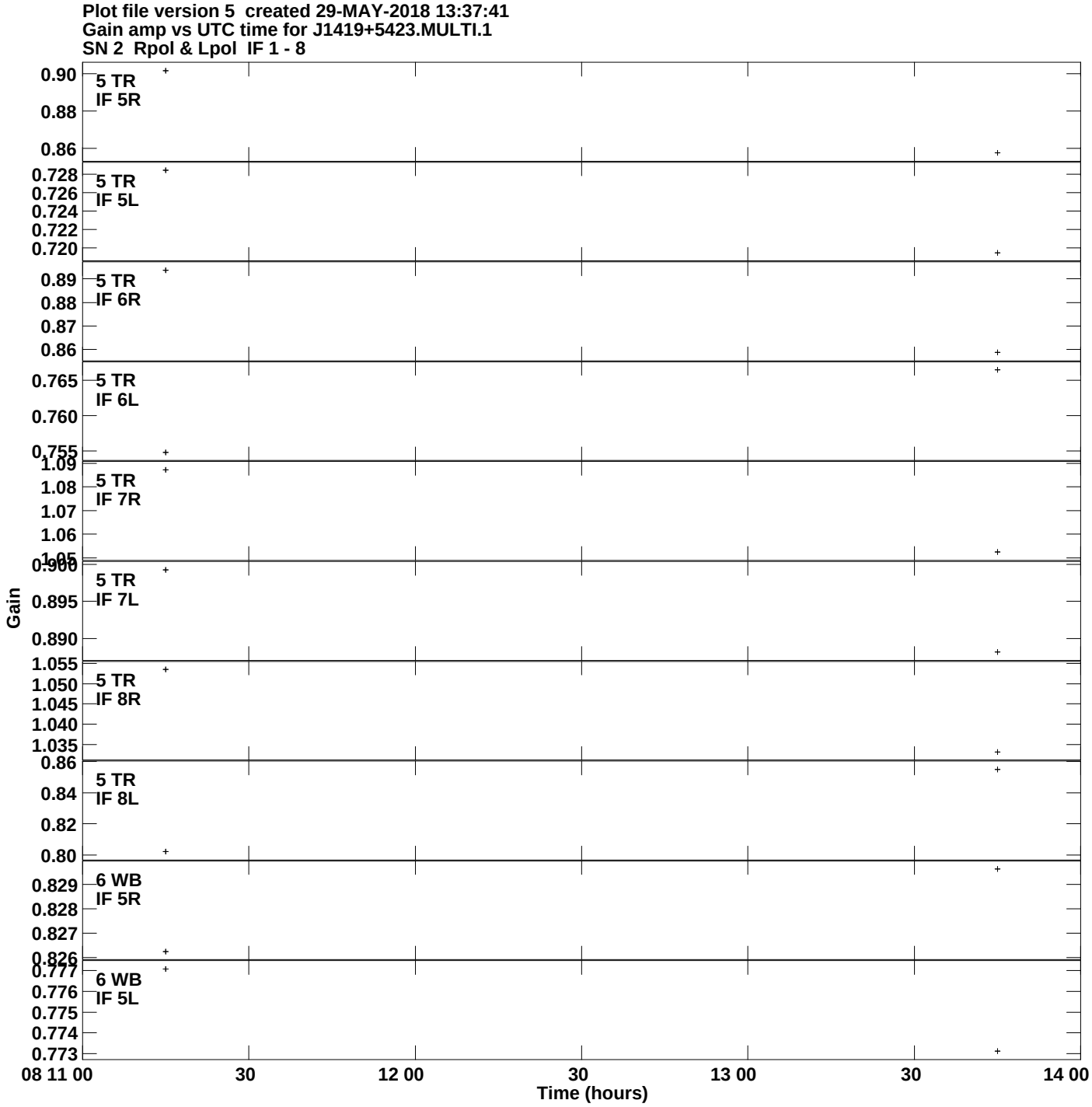
Plot file version 5 created 29-MAY-2018 13:37:41
Gain amp vs UTC time for J1419+5423.MULTI.1
SN 2 Rpol & Lpol IF 1 - 8
5 TR
IF 5R
5 TR
IF 5L
5 TR
IF 6R
5 TR
IF 6L
5 TR
IF 7R
5 TR
IF 7L
5 TR
IF 8R
5 TR
IF 8L
6 WB
IF 5R
6 WB
IF 5L
Gain
Time (hours)
08 11 00
30
12 00
30
13 00
30
14 00

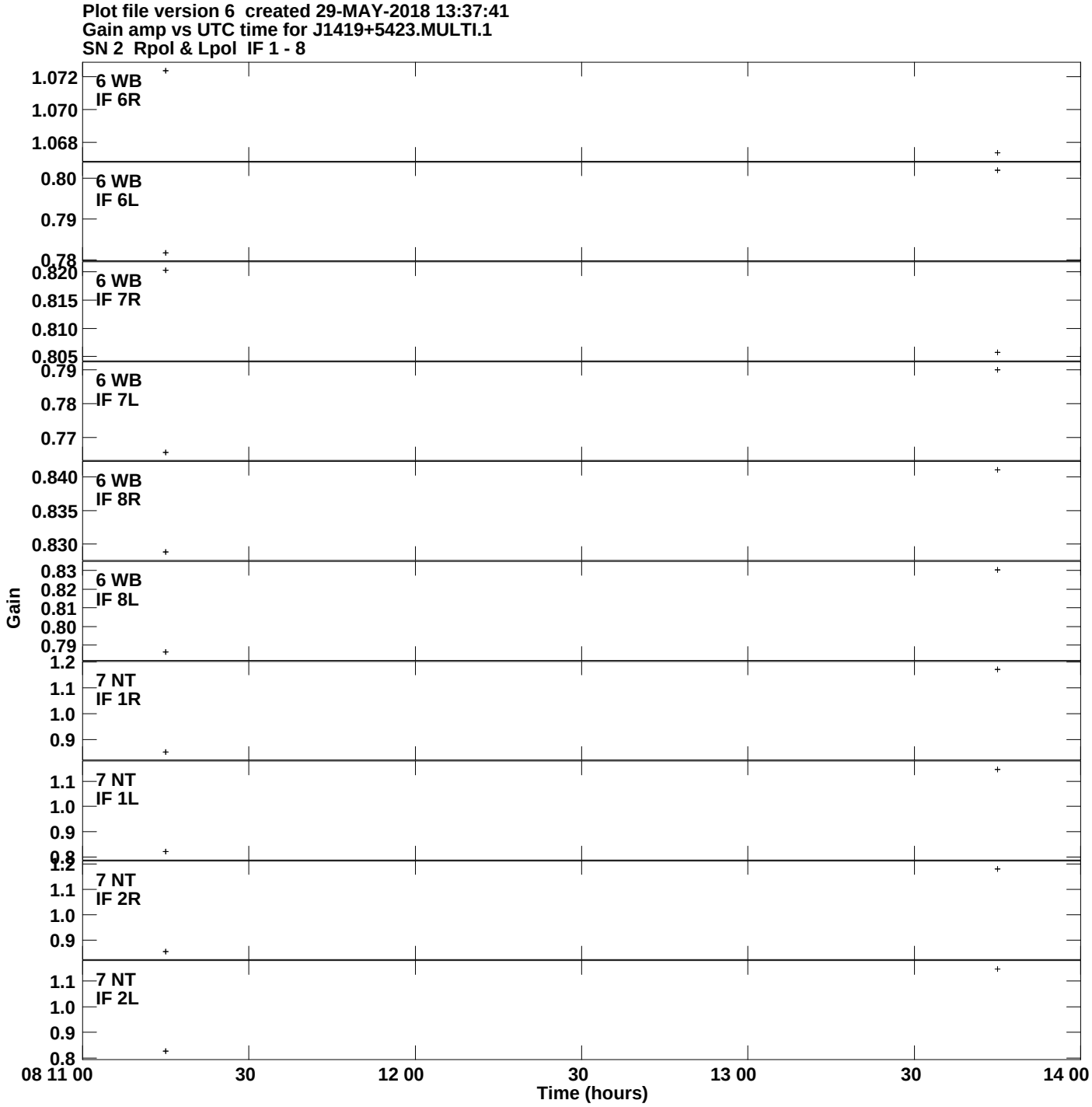
Plot file version 6 created 29-MAY-2018 13:37:41
Gain amp vs UTC time for J1419+5423.MULTI.1
SN 2 Rpol & Lpol IF 1 - 8
6 WB IF 6R
6 WB IF 6L
6 WB IF 7R
6 WB IF 7L
6 WB IF 8R
6 WB IF 8L
7 NT IF 1R
7 NT IF 1L
7 NT IF 2R
7 NT IF 2L
Gain
Time (hours)
08 11 00
30
12 00
30
13 00
30
14 00

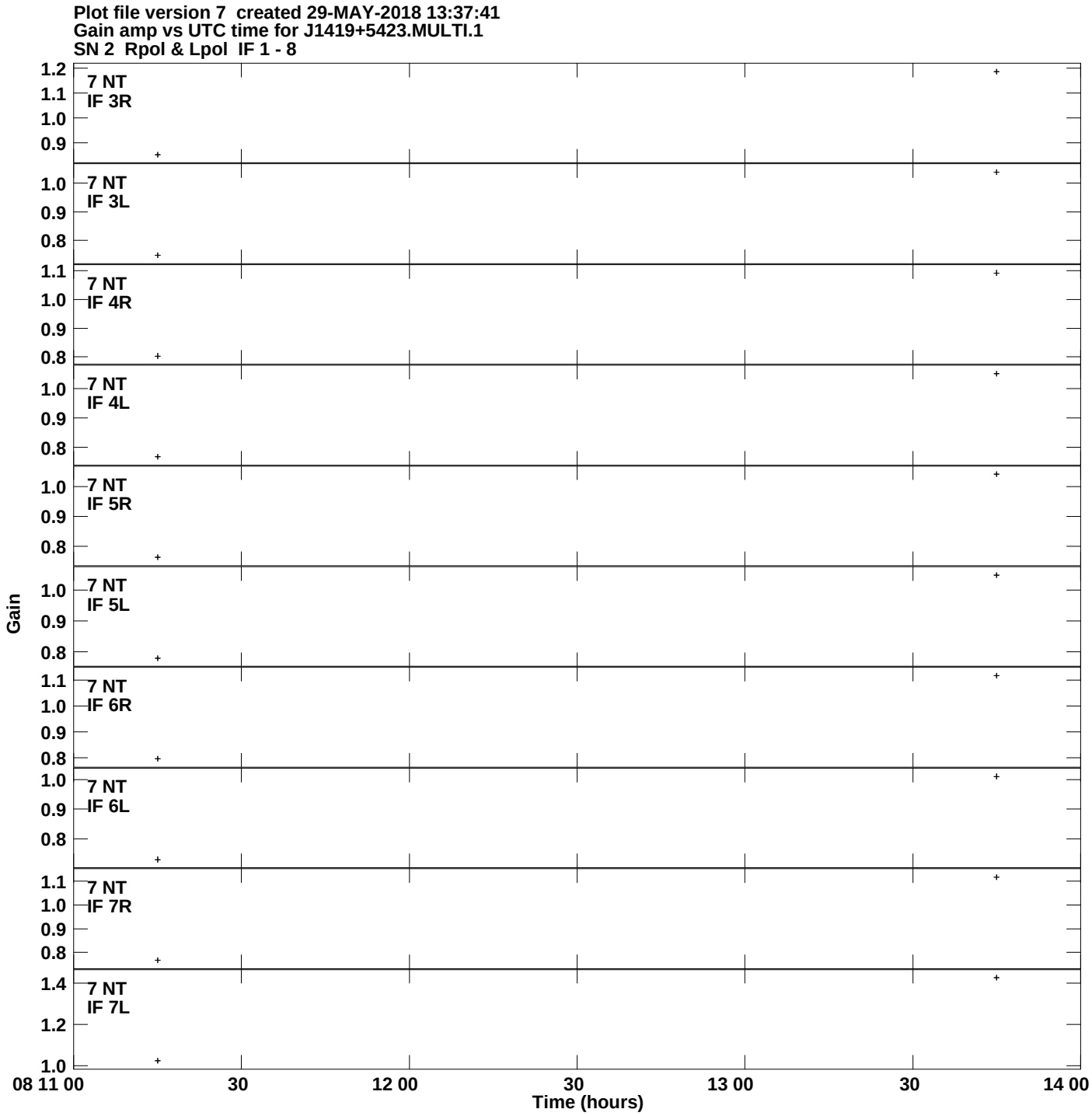
Plot file version 7 created 29-MAY-2018 13:37:41
Gain amp vs UTC time for J1419+5423.MULTI.1
SN 2 Rpol & Lpol IF 1 - 8
7 NT
IF 3R
7 NT
IF 3L
7 NT
IF 4R
7 NT
IF 4L
7 NT
IF 5R
7 NT
IF 5L
7 NT
IF 6R
7 NT
IF 6L
7 NT
IF 7R
7 NT
IF 7L
Gain
Time (hours)
08 11 00
30
12 00
30
13 00
30
14 00

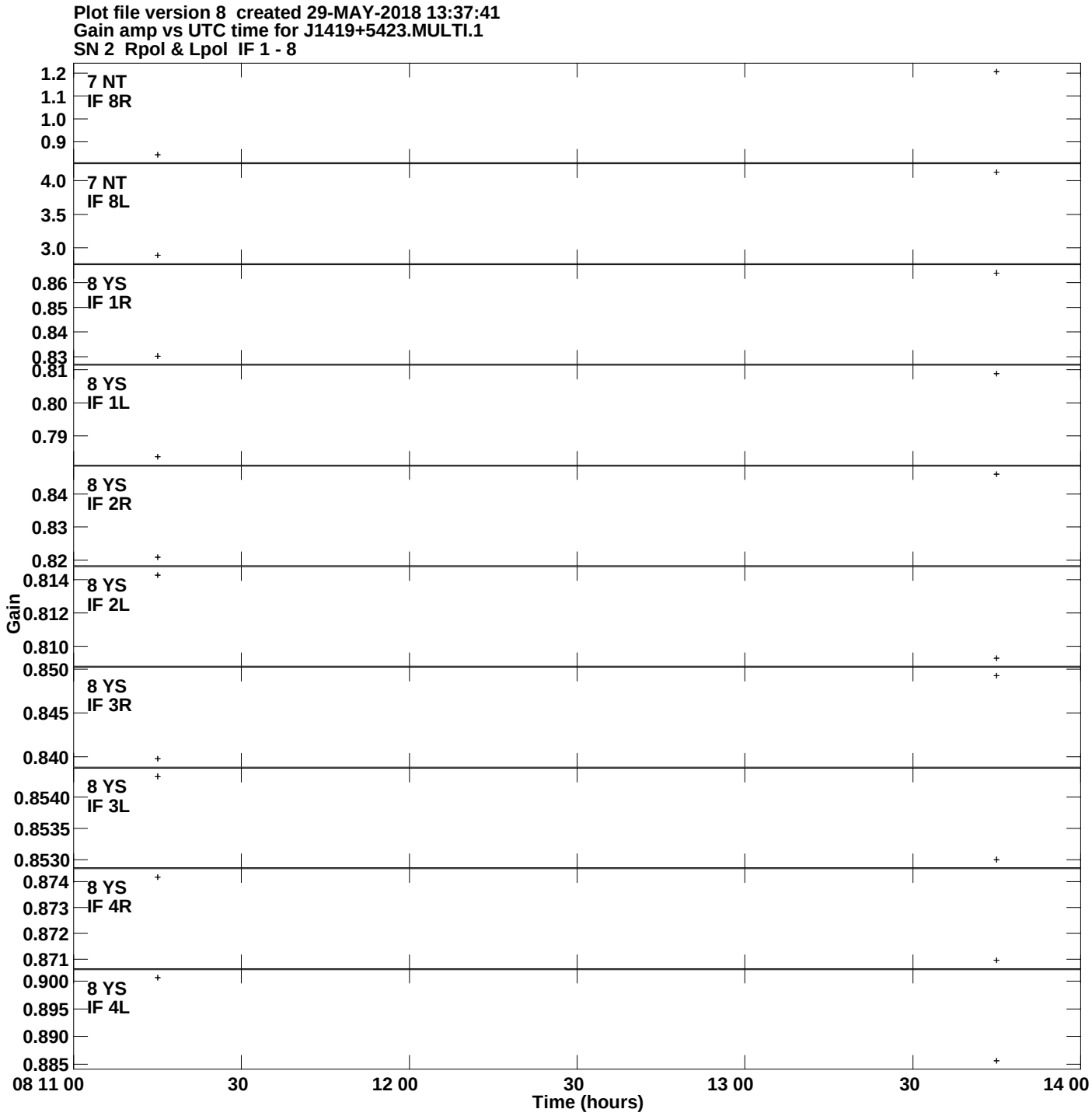
Plot file version 8 created 29-MAY-2018 13:37:41
Gain amp vs UTC time for J1419+5423.MULTI.1
SN 2 Rpol & Lpol IF 1 - 8
7 NT
IF 8R
7 NT
IF 8L
8 YS
IF 1R
8 YS
IF 1L
8 YS
IF 2R
8 YS
IF 2L
8 YS
IF 3R
8 YS
IF 3L
8 YS
IF 4R
8 YS
IF 4L
Gain
Time (hours)
08 11 00
30
12 00
30
13 00
30
14 00

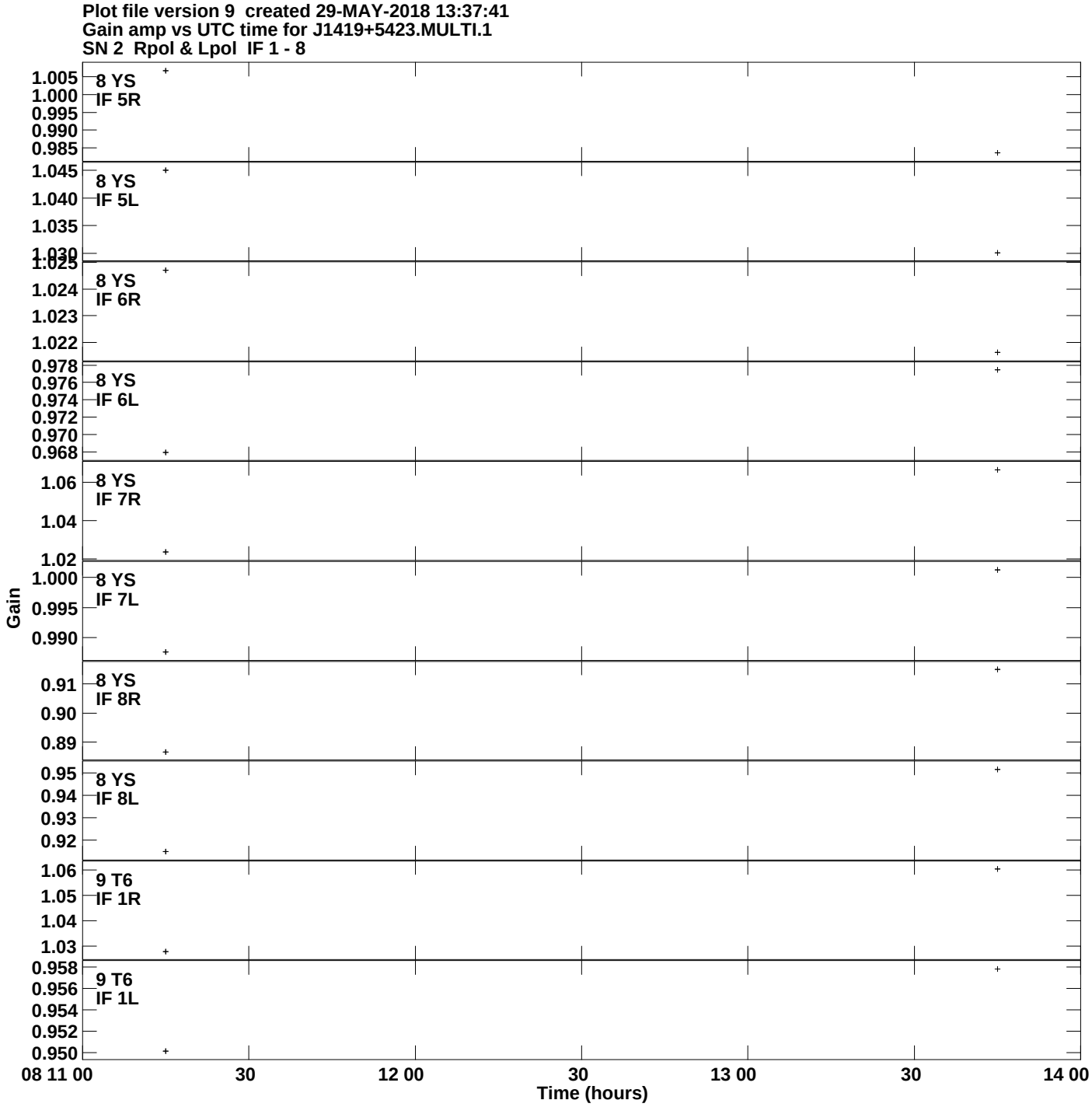
Plot file version 9 created 29-MAY-2018 13:37:41
Gain amp vs UTC time for J1419+5423.MULTI.1
SN 2 Rpol & Lpol IF 1 - 8
8 YS
IF 5R
8 YS
IF 5L
8 YS
IF 6R
8 YS
IF 6L
8 YS
IF 7R
8 YS
IF 7L
8 YS
IF 8R
8 YS
IF 8L
9 T6
IF 1R
9 T6
IF 1L
Gain
Time (hours)
08 11 00
30
12 00
30
13 00
30
14 00

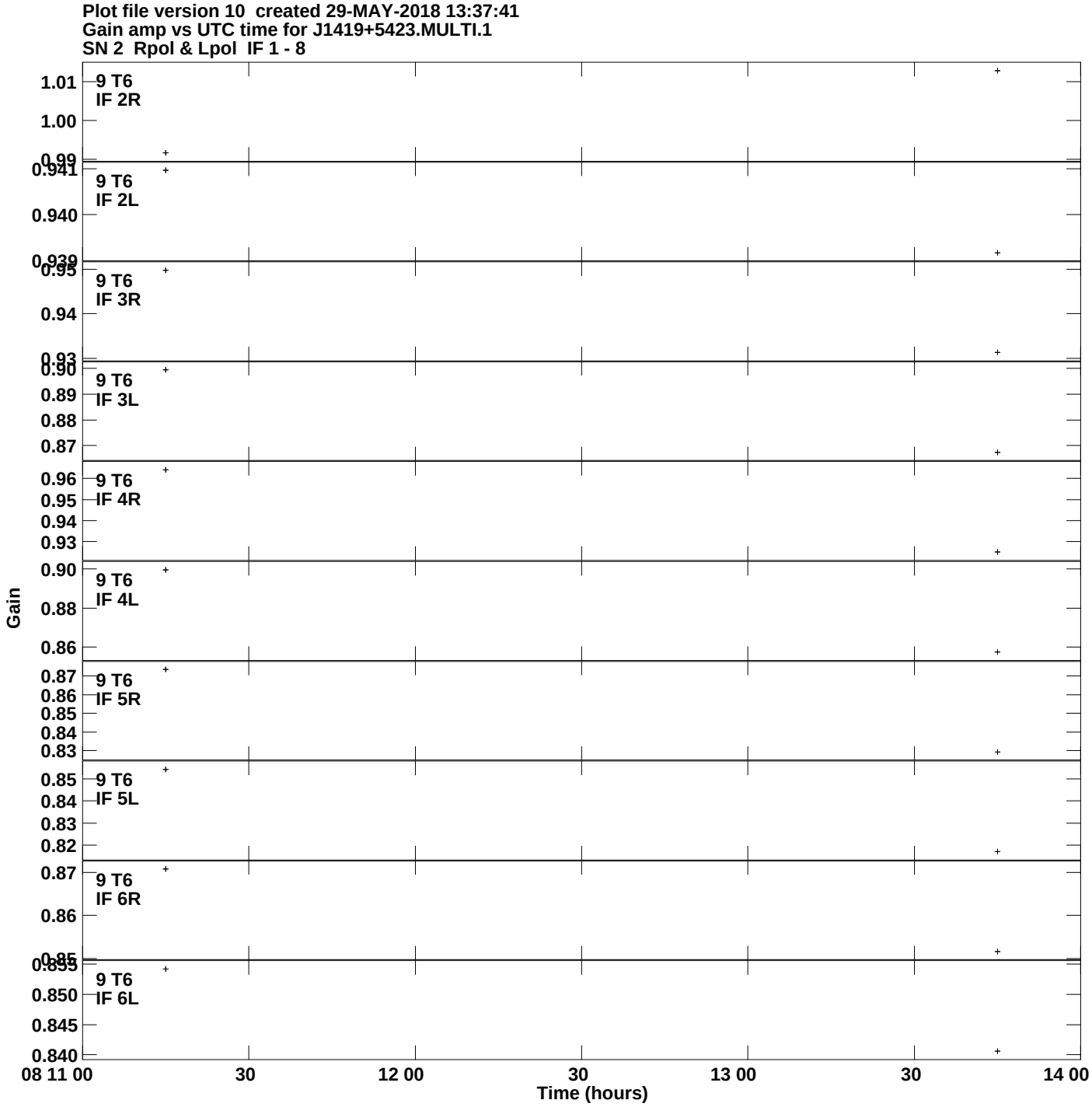
Plot file version 10 created 29-MAY-2018 13:37:41
Gain amp vs UTC time for J1419+5423.MULTI.1
SN 2 Rpol & Lpol IF 1 - 8
9 T6
IF 2R
9 T6
IF 2L
9 T6
IF 3R
9 T6
IF 3L
9 T6
IF 4R
9 T6
IF 4L
9 T6
IF 5R
9 T6
IF 5L
9 T6
IF 6R
9 T6
IF 6L
Gain
Time (hours)
08 11 00
30
12 00
30
13 00
30
14 00

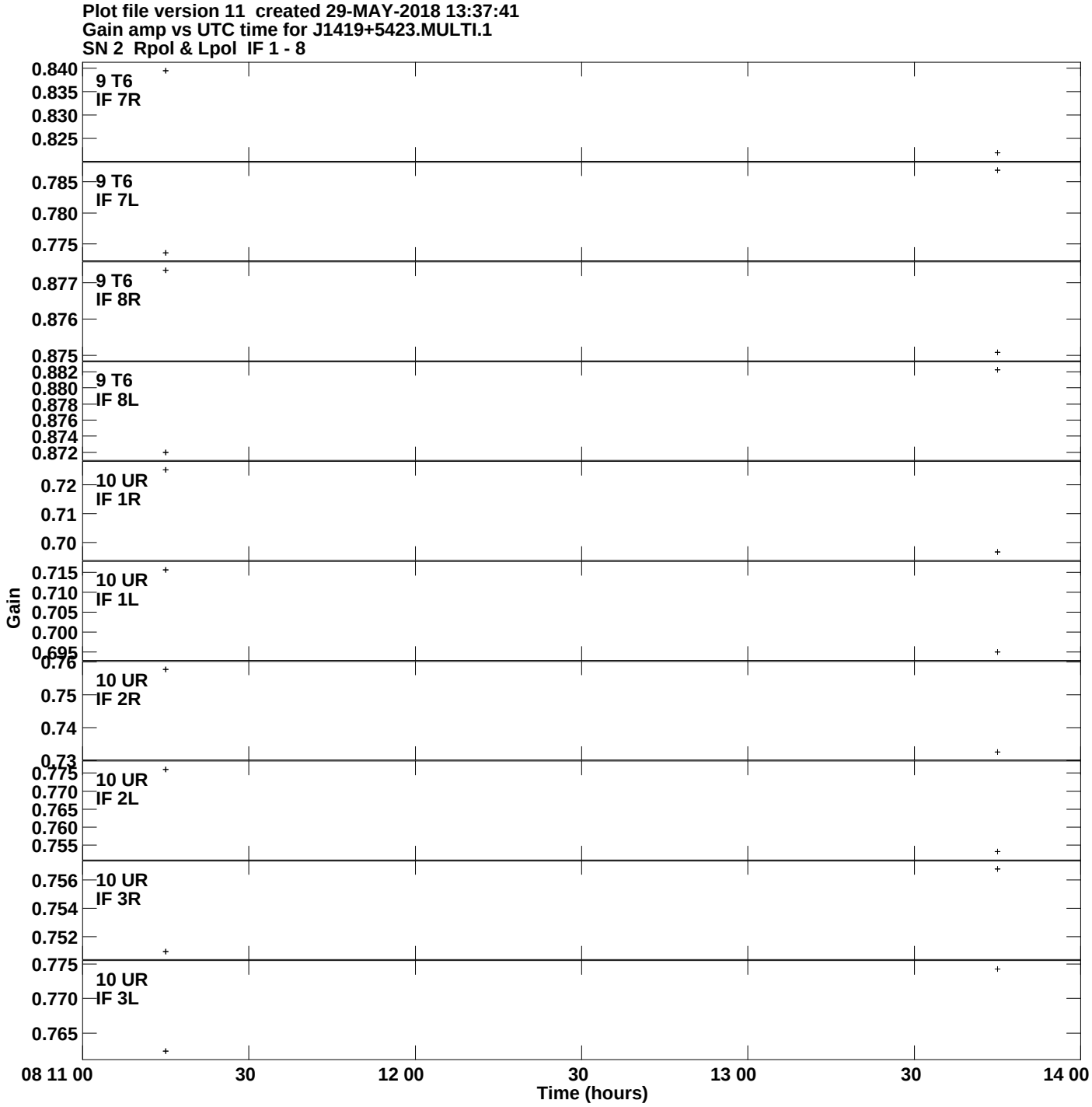
Plot file version 11 created 29-MAY-2018 13:37:41
Gain amp vs UTC time for J1419+5423.MULTI.1
SN 2 Rpol & Lpol IF 1 - 8
9 T6
IF 7R
9 T6
IF 7L
9 T6
IF 8R
9 T6
IF 8L
10 UR
IF 1R
10 UR
IF 1L
10 UR
IF 2R
10 UR
IF 2L
10 UR
IF 3R
10 UR
IF 3L
Gain
Time (hours)
08 11 00
30
12 00
30
13 00
30
14 00

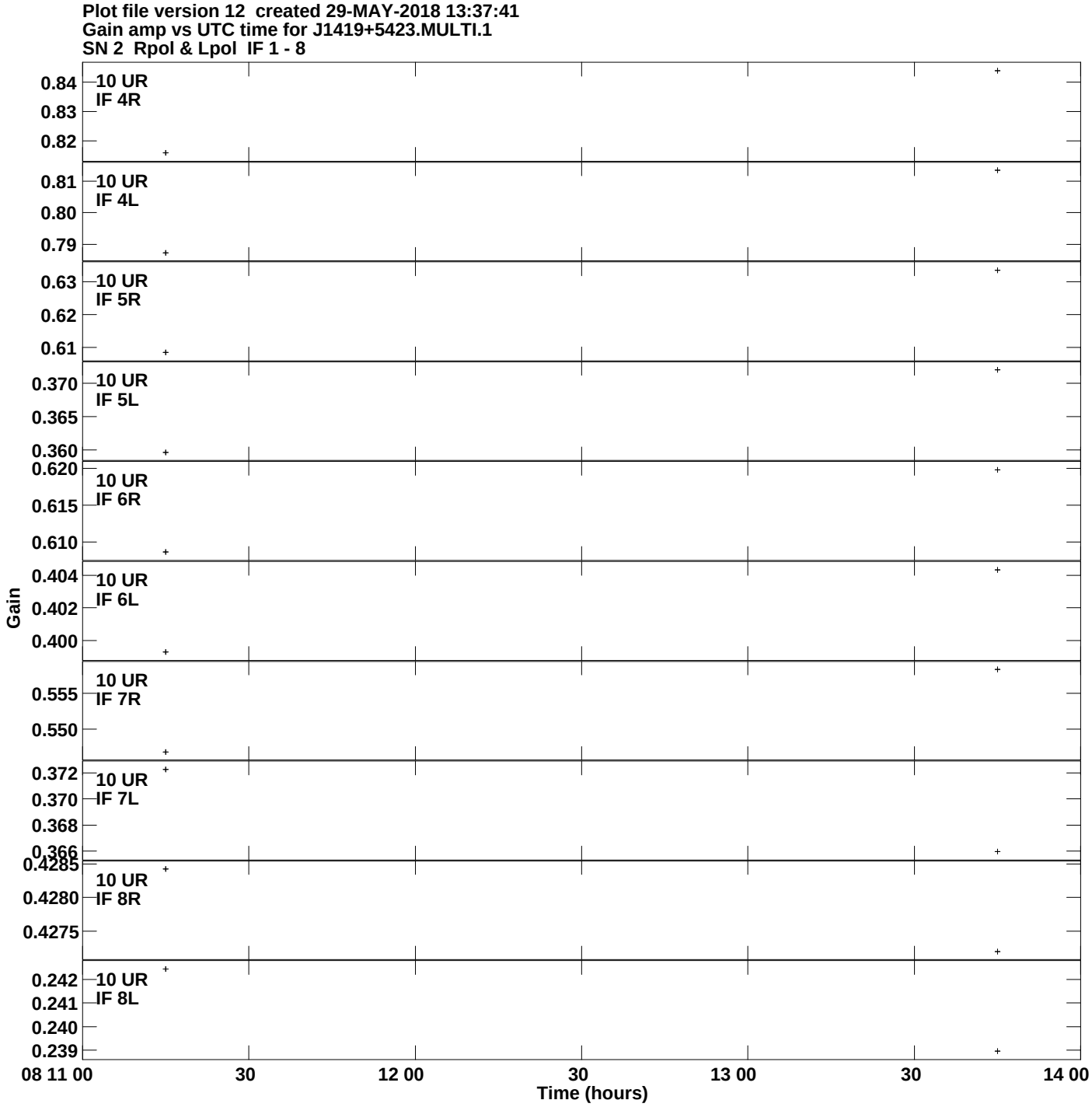
Plot file version 12 created 29-MAY-2018 13:37:41
Gain amp vs UTC time for J1419+5423.MULTI.1
SN 2 Rpol & Lpol IF 1 - 8
10 UR
IF 4R
0.84
0.83
0.82
10 UR
IF 4L
0.81
0.80
0.79
10 UR
IF 5R
0.63
0.62
0.61
10 UR
IF 5L
0.370
0.365
0.360
10 UR
IF 6R
0.620
0.615
0.610
10 UR
IF 6L
0.404
0.402
0.400
10 UR
IF 7R
0.555
0.550
10 UR
IF 7L
0.372
0.370
0.368
0.366
10 UR
IF 8R
0.4285
0.4280
0.4275
10 UR
IF 8L
0.242
0.241
0.240
0.239
Gain
08 11 00
30
12 00
30
13 00
30
14 00
Time (hours)

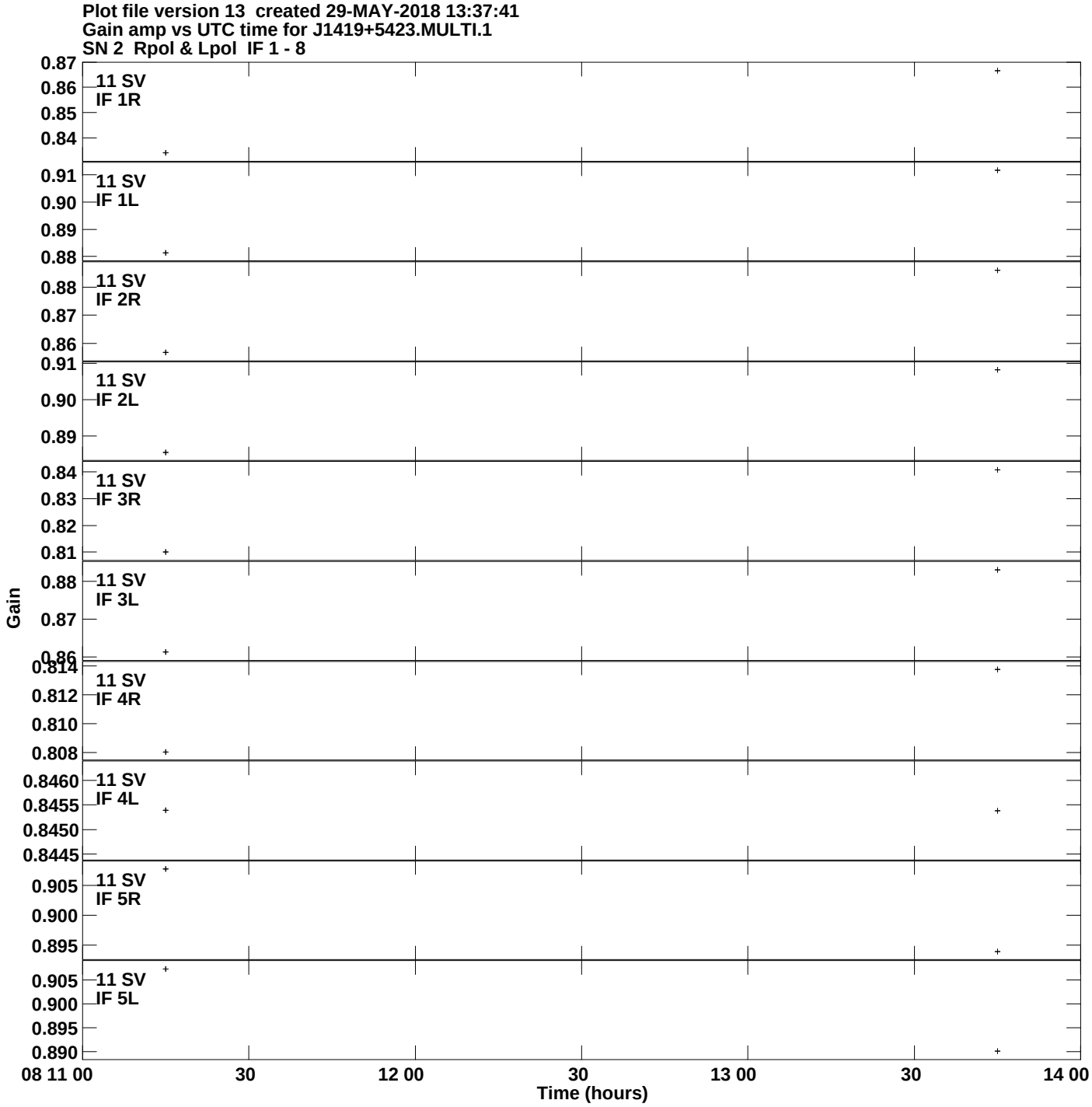
Plot file version 13 created 29-MAY-2018 13:37:41
Gain amp vs UTC time for J1419+5423.MULTI.1
SN 2 Rpol & Lpol IF 1 - 8
11 SV
IF 1R
11 SV
IF 1L
11 SV
IF 2R
11 SV
IF 2L
11 SV
IF 3R
11 SV
IF 3L
11 SV
IF 4R
11 SV
IF 4L
11 SV
IF 5R
11 SV
IF 5L
Gain
Time (hours)
08 11 00
30
12 00
30
13 00
30
14 00

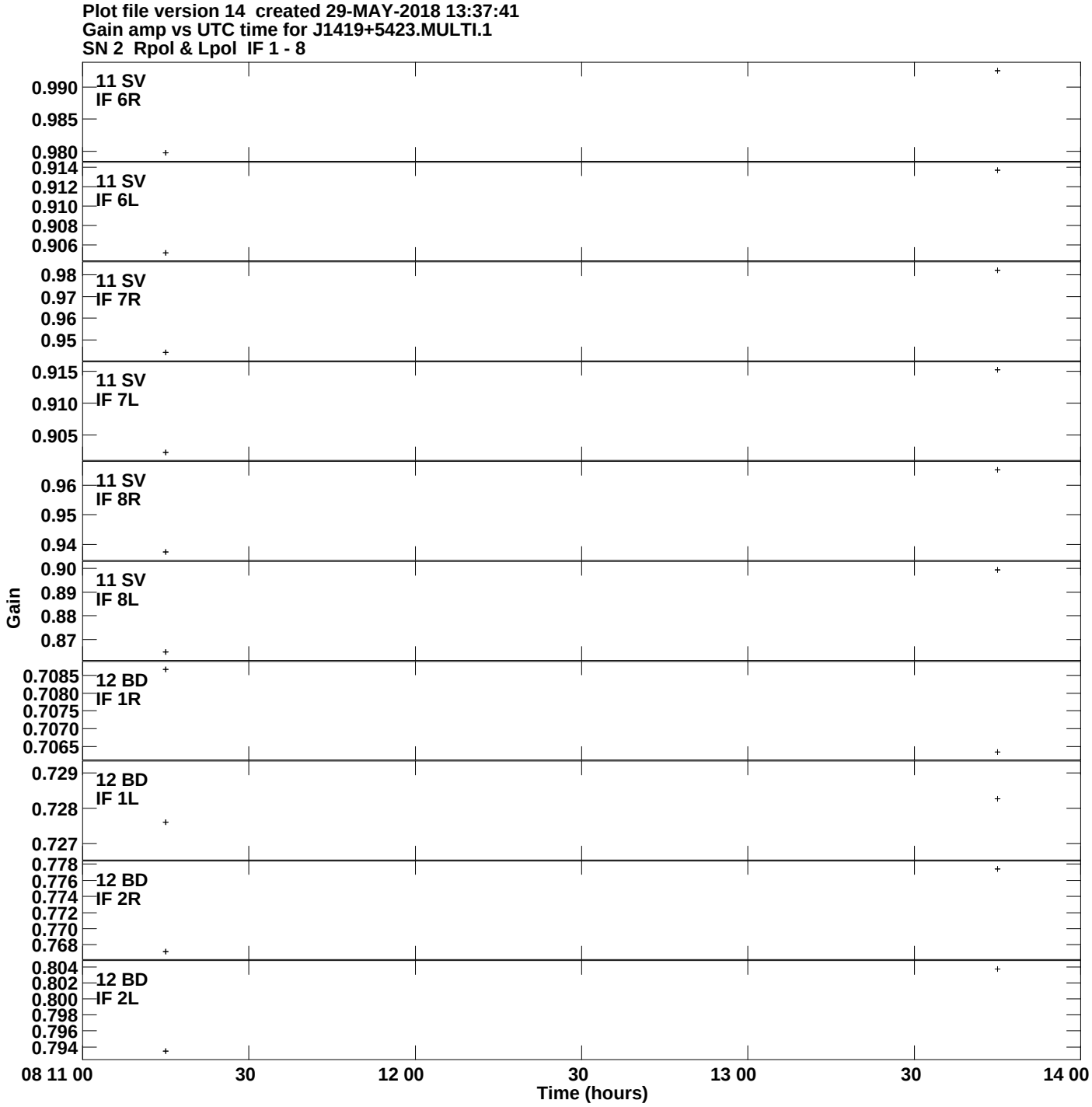
Plot file version 14 created 29-MAY-2018 13:37:41
Gain amp vs UTC time for J1419+5423.MULTI.1
SN 2 Rpol & Lpol IF 1 - 8
11 SV
IF 6R
11 SV
IF 6L
11 SV
IF 7R
11 SV
IF 7L
11 SV
IF 8R
11 SV
IF 8L
12 BD
IF 1R
12 BD
IF 1L
12 BD
IF 2R
12 BD
IF 2L
Gain
08 11 00
30
12 00
30
13 00
30
14 00
Time (hours)

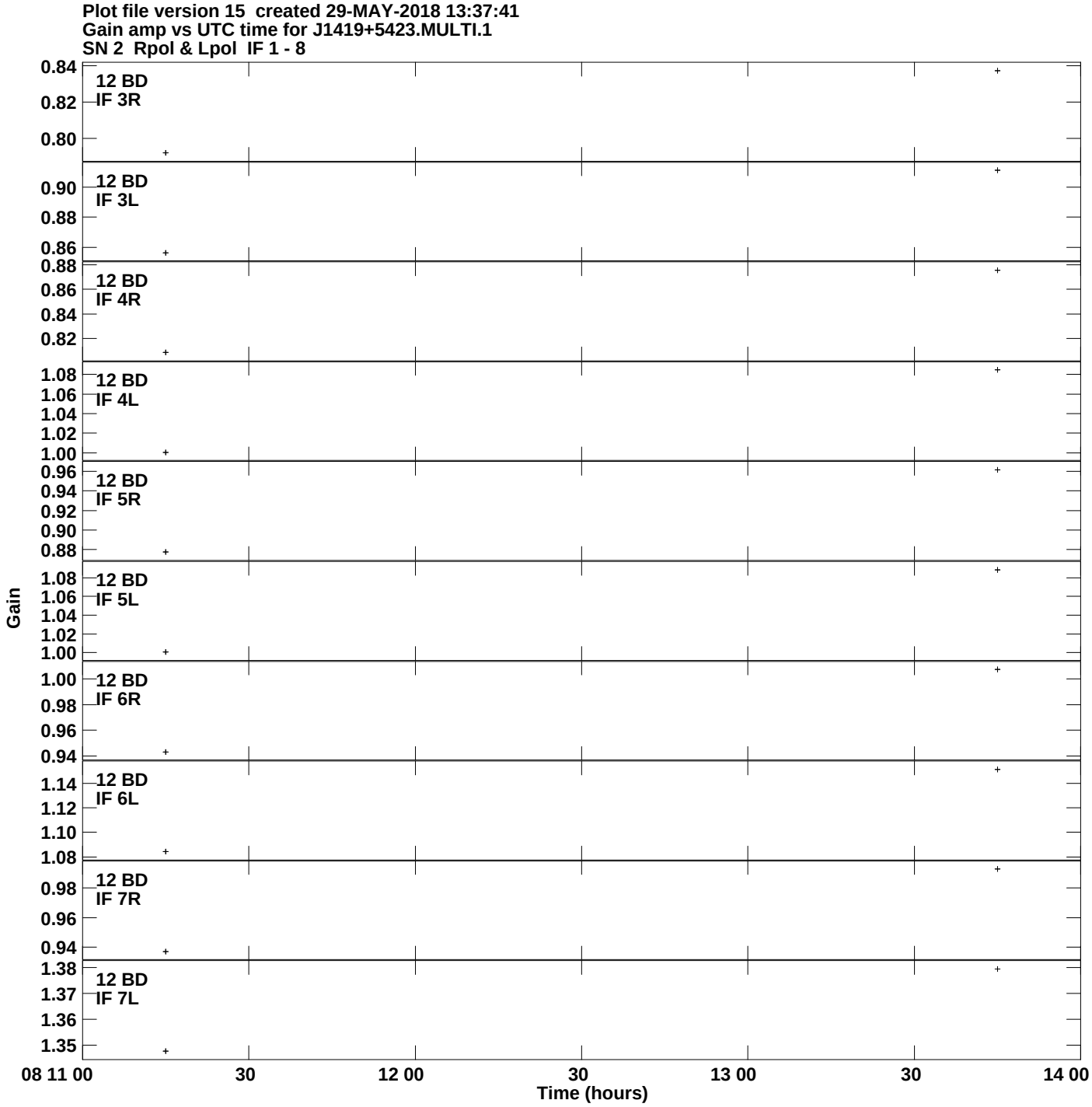
Plot file version 15 created 29-MAY-2018 13:37:41
Gain amp vs UTC time for J1419+5423.MULTI.1
SN 2 Rpol & Lpol IF 1 - 8
12 BD
IF 3R
12 BD
IF 3L
12 BD
IF 4R
12 BD
IF 4L
12 BD
IF 5R
12 BD
IF 5L
12 BD
IF 6R
12 BD
IF 6L
12 BD
IF 7R
12 BD
IF 7L
Gain
Time (hours)
08 11 00
30
12 00
30
13 00
30
14 00

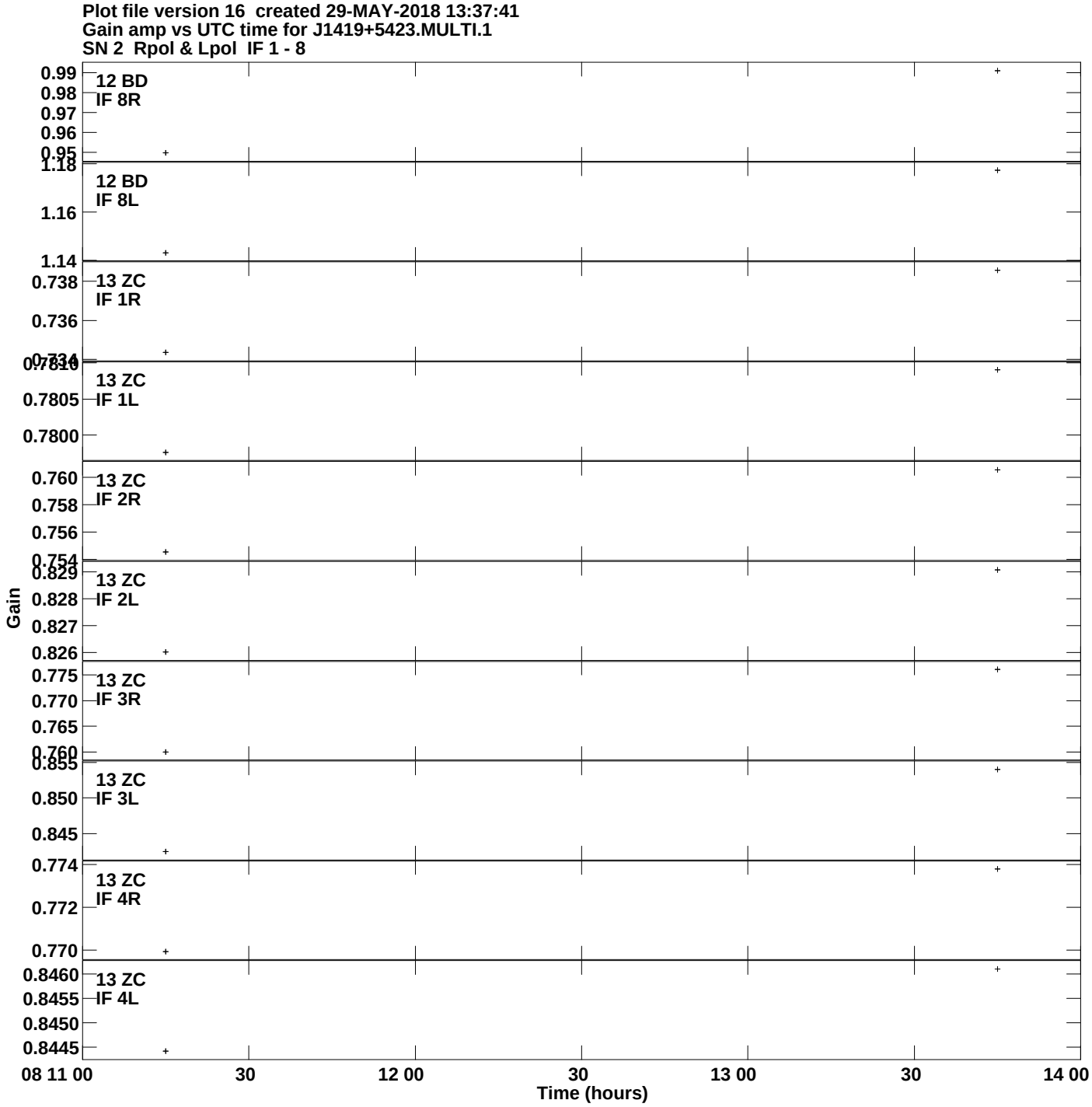
Plot file version 16 created 29-MAY-2018 13:37:41
Gain amp vs UTC time for J1419+5423.MULTI.1
SN 2 Rpol & Lpol IF 1 - 8
12 BD
IF 8R
12 BD
IF 8L
13 ZC
IF 1R
13 ZC
IF 1L
13 ZC
IF 2R
13 ZC
IF 2L
13 ZC
IF 3R
13 ZC
IF 3L
13 ZC
IF 4R
13 ZC
IF 4L
Gain
08 11 00
30
12 00
30
13 00
30
14 00
Time (hours)

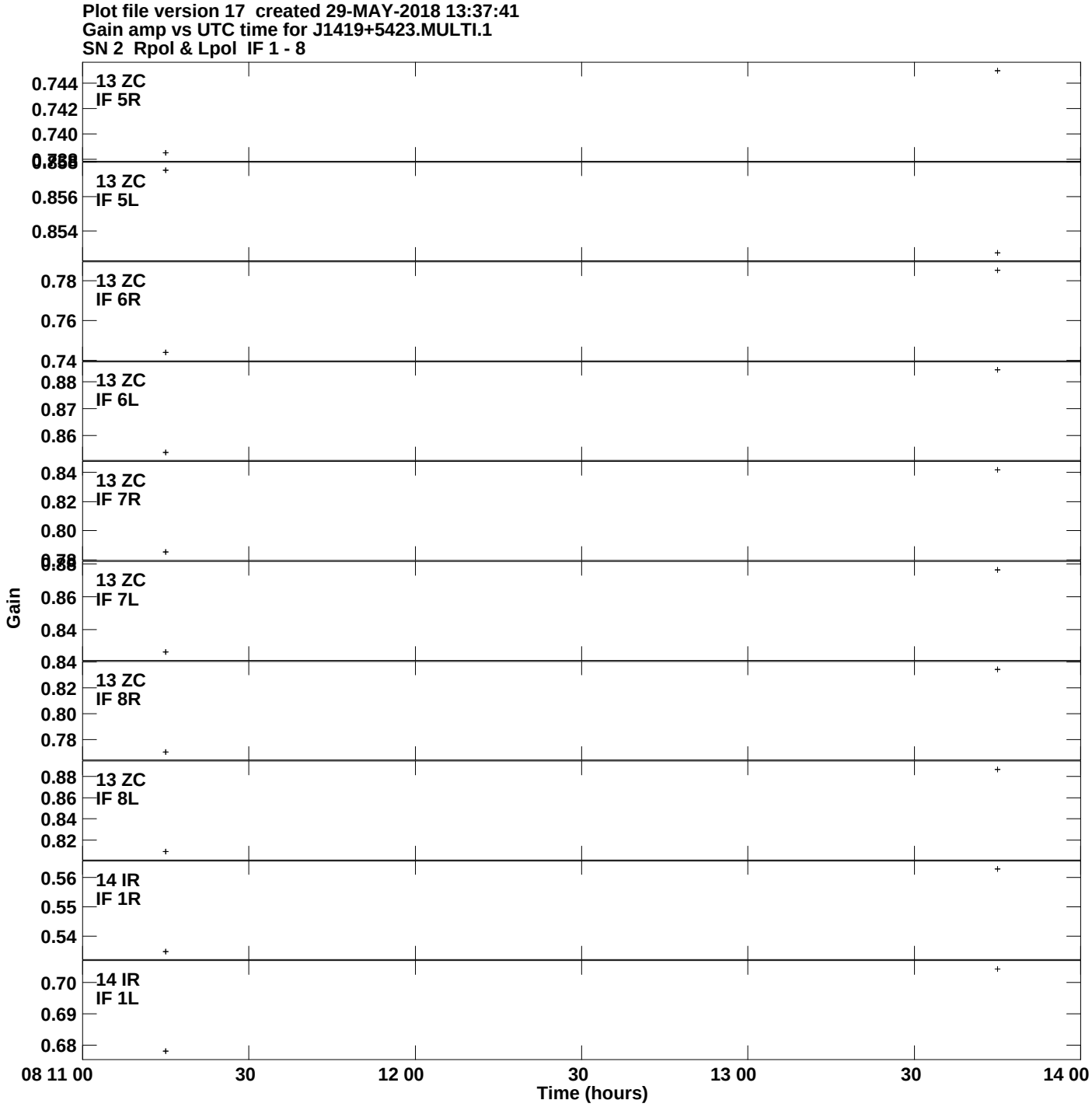
Plot file version 17 created 29-MAY-2018 13:37:41
Gain amp vs UTC time for J1419+5423.MULTI.1
SN 2 Rpol & Lpol IF 1 - 8
13 ZC
IF 5R
13 ZC
IF 5L
13 ZC
IF 6R
13 ZC
IF 6L
13 ZC
IF 7R
13 ZC
IF 7L
13 ZC
IF 8R
13 ZC
IF 8L
14 IR
IF 1R
14 IR
IF 1L
Gain
Time (hours)
08 11 00
30
12 00
30
13 00
30
14 00

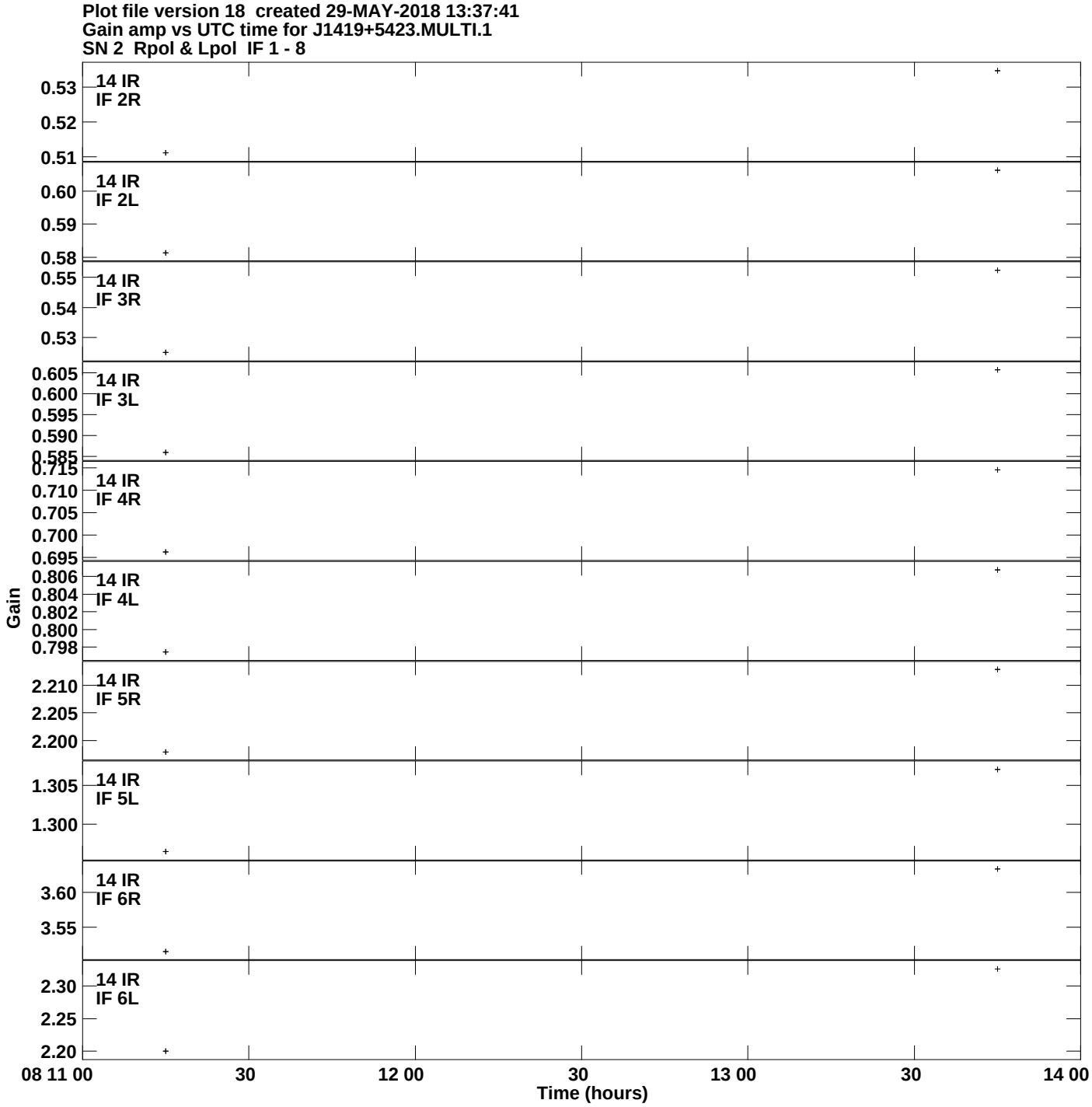
Plot file version 18 created 29-MAY-2018 13:37:41
Gain amp vs UTC time for J1419+5423.MULTI.1
SN 2 Rpol & Lpol IF 1 - 8
14 IR
IF 2R
0.53
0.52
0.51
14 IR
IF 2L
0.60
0.59
0.58
14 IR
IF 3R
0.55
0.54
0.53
14 IR
IF 3L
0.605
0.600
0.595
0.590
0.585
14 IR
IF 4R
0.715
0.710
0.705
0.700
0.695
14 IR
IF 4L
0.806
0.804
0.802
0.800
0.798
14 IR
IF 5R
2.210
2.205
2.200
14 IR
IF 5L
1.305
1.300
14 IR
IF 6R
3.60
3.55
14 IR
IF 6L
2.30
2.25
2.20
Gain
08 11 00
30
12 00
30
13 00
30
14 00
Time (hours)

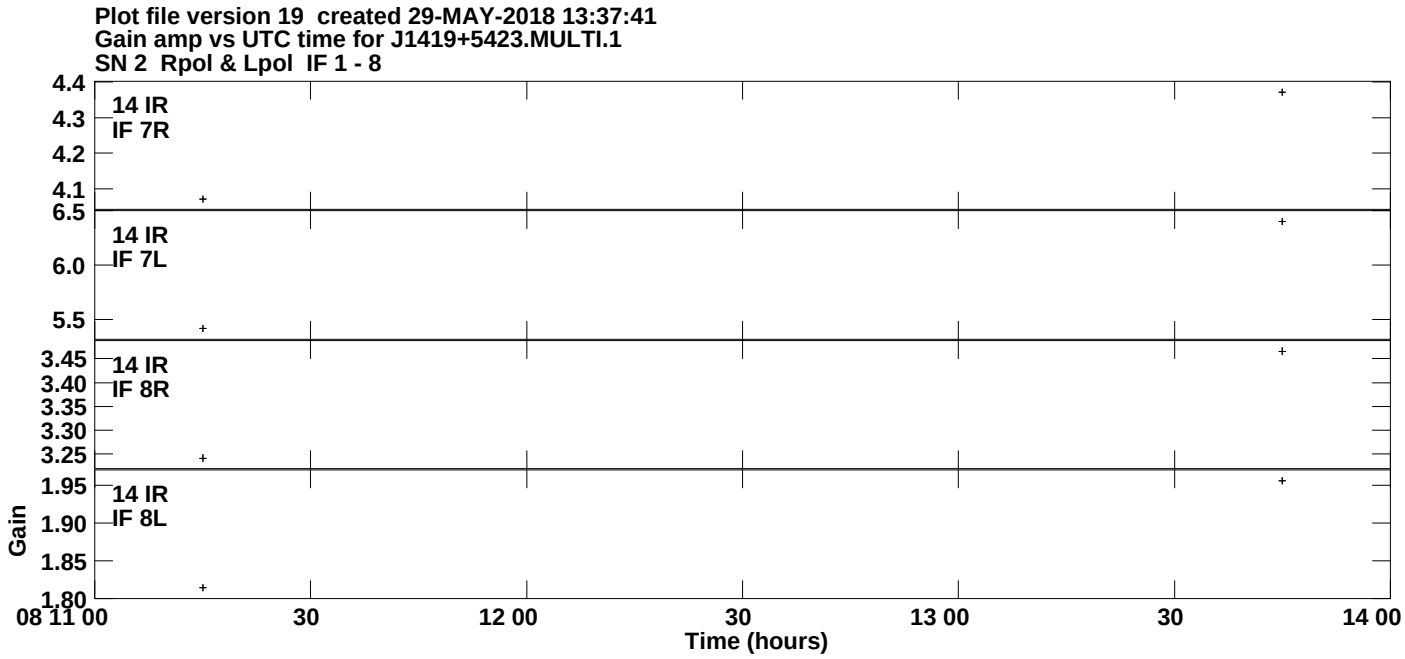
Plot file version 19 created 29-MAY-2018 13:37:41
Gain amp vs UTC time for J1419+5423.MULTI.1
SN 2 Rpol & Lpol IF 1 - 8
14 IR
IF 7R
14 IR
IF 7L
14 IR
IF 8R
14 IR
IF 8L
Gain
4.4
4.3
4.2
4.1
6.5
6.0
5.5
3.45
3.40
3.35
3.30
3.25
1.95
1.90
1.85
1.80
08 11 00
30
12 00
30
13 00
30
14 00
Time (hours)