




Plot file version 1 created 25-JUL-2019 15:44:05
Amplitude andPhase vs Time for EC067A.UVDATA.1 Vect aver. CL # 3
IF 1 CHAN 1 - 32 STK LL




Plot file version 2 created 25-JUL-2019 15:44:05
Amplitude andPhase vs Time for EC067A.UVDATA.1 Vect aver. CL # 3
IF 1 CHAN 1 - 32 STK LL




Plot file version 3 created 25-JUL-2019 15:44:05
Amplitude andPhase vs Time for EC067A.UVDATA.1 Vect aver. CL # 3
IF 1 CHAN 1 - 32 STK LL




Plot file version 4 created 25-JUL-2019 15:44:08
Amplitude andPhase vs Time for EC067A.UVDATA.1 Vect aver. CL # 3
IF 2 CHAN 1 - 32 STK LL




Plot file version 5 created 25-JUL-2019 15:44:09
Amplitude andPhase vs Time for EC067A.UVDATA.1 Vect aver. CL # 3
IF 2 CHAN 1 - 32 STK LL




PLot file version 6 created 25-JUL-2019 15:44:09
Amplitude andPhase vs Time for EC067A.UVDATA.1 Vect aver. CL # 3
IF 2 CHAN 1 - 32 STK LL




Plot file version 7 created 25-JUL-2019 15:44:12
Amplitude andPhase vs Time for EC067A.UVDATA.1 Vect aver. CL # 3
IF 3 CHAN 1 - 32 STK LL




Plot file version 8 created 25-JUL-2019 15:44:12
Amplitude andPhase vs Time for EC067A.UVDATA.1 Vect aver. CL # 3
IF 3 CHAN 1 - 32 STK LL




Plot file version 9 created 25-JUL-2019 15:44:12
Amplitude andPhase vs Time for EC067A.UVDATA.1 Vect aver. CL # 3
IF 3 CHAN 1 - 32 STK LL




Plot file version 10 created 25-JUL-2019 15:44:16
Amplitude andPhase vs Time for EC067A.UVDATA.1 Vect aver. CL # 3
IF 4 CHAN 1 - 32 STK LL




Plot file version 11 created 25-JUL-2019 15:44:16
Amplitude andPhase vs Time for EC067A.UVDATA.1 Vect aver. CL # 3
IF 4 CHAN 1 - 32 STK LL




Plot file version 12 created 25-JUL-2019 15:44:16
Amplitude andPhase vs Time for EC067A.UVDATA.1 Vect aver. CL # 3
IF 4 CHAN 1 - 32 STK LL




Plot file version 13 created 25-JUL-2019 15:44:20
Amplitude andPhase vs Time for EC067A.UVDATA.1 Vect aver. CL # 3
IF 5 CHAN 1 - 32 STK LL




Plot file version 14 created 25-JUL-2019 15:44:20
Amplitude andPhase vs Time for EC067A.UVDATA.1 Vect aver. CL # 3
IF 5 CHAN 1 - 32 STK LL




Plot file version 15 created 25-JUL-2019 15:44:20
Amplitude andPhase vs Time for EC067A.UVDATA.1 Vect aver. CL # 3
IF 5 CHAN 1 - 32 STK LL




Plot file version 16 created 25-JUL-2019 15:44:24
Amplitude andPhase vs Time for EC067A.UVDATA.1 Vect aver. CL # 3
IF 6 CHAN 1 - 32 STK LL




Plot file version 17 created 25-JUL-2019 15:44:24
Amplitude andPhase vs Time for EC067A.UVDATA.1 Vect aver. CL # 3
IF 6 CHAN 1 - 32 STK LL




Plot file version 18 created 25-JUL-2019 15:44:24
Amplitude andPhase vs Time for EC067A.UVDATA.1 Vect aver. CL # 3
IF 6 CHAN 1 - 32 STK LL



Plot file version 19 created 25-JUL-2019 15:44:28
Amplitude andPhase vs Time for EC067A.UVDATA.1 Vect aver. CL # 3
IF 7 CHAN 1 - 32 STK LL




PLot file version 20 created 25-JUL-2019 15:44:28
Amplitude andPhase vs Time for EC067A.UVDATA.1 Vect aver. CL # 3
IF 7 CHAN 1 - 32 STK LL




PLot file version 21 created 25-JUL-2019 15:44:28
Amplitude andPhase vs Time for EC067A.UVDATA.1 Vect aver. CL # 3
IF 7 CHAN 1 - 32 STK LL




Plot file version 22 created 25-JUL-2019 15:44:32
Amplitude and Phase vs Time for EC067A.UVDATA.1 Vect aver. CL # 3
IF 8 CHAN 1 - 32 STK LL



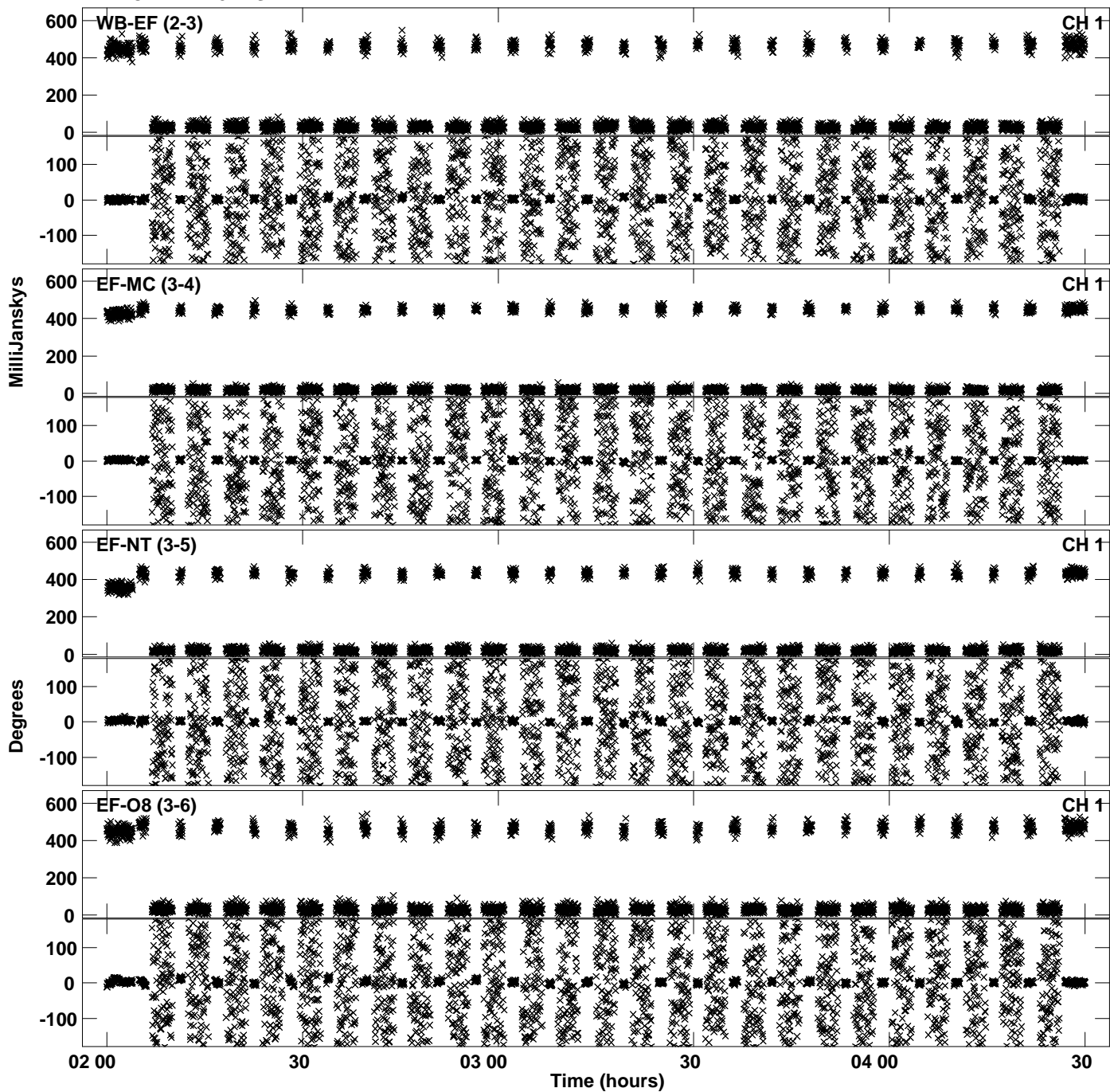
PLot file version 23 created 25-JUL-2019 15:44:32
Amplitude andPhase vs Time for EC067A.UVDATA.1 Vect aver. CL # 3
IF 8 CHAN 1 - 32 STK LL



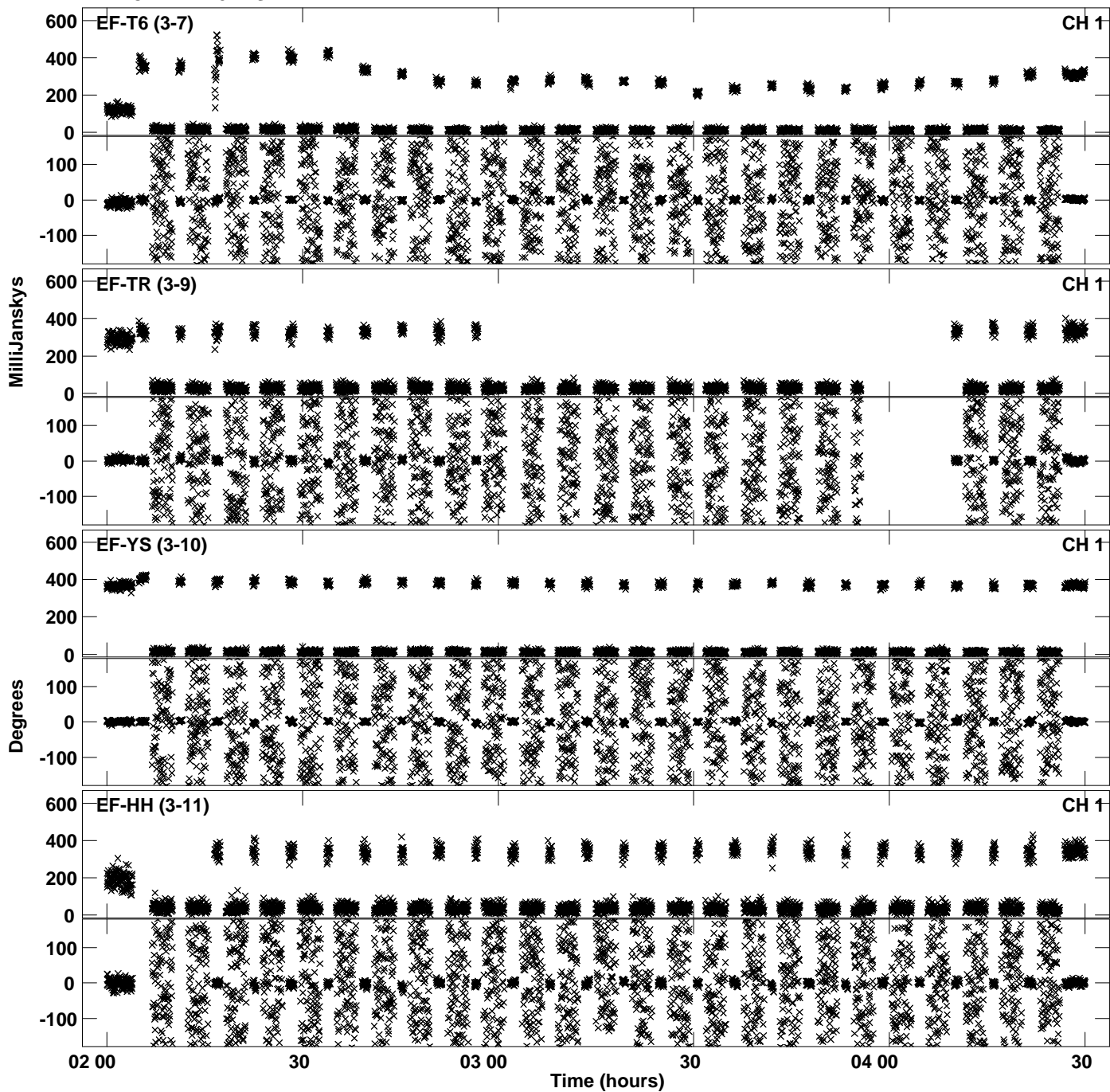
PLot file version 24 created 25-JUL-2019 15:44:32
Amplitude andPhase vs Time for EC067A.UVDATA.1 Vect aver. CL # 3
IF 8 CHAN 1 - 32 STK LL




Plot file version 25 created 25-JUL-2019 15:44:35
Amplitude andPhase vs Time for EC067A.UVDATA.1 Vect aver. CL # 3
IF 1 CHAN 1 - 32 STK RR




PLot file version 26 created 25-JUL-2019 15:44:35
Amplitude andPhase vs Time for EC067A.UVDATA.1 Vect aver. CL # 3
IF 1 CHAN 1 - 32 STK RR



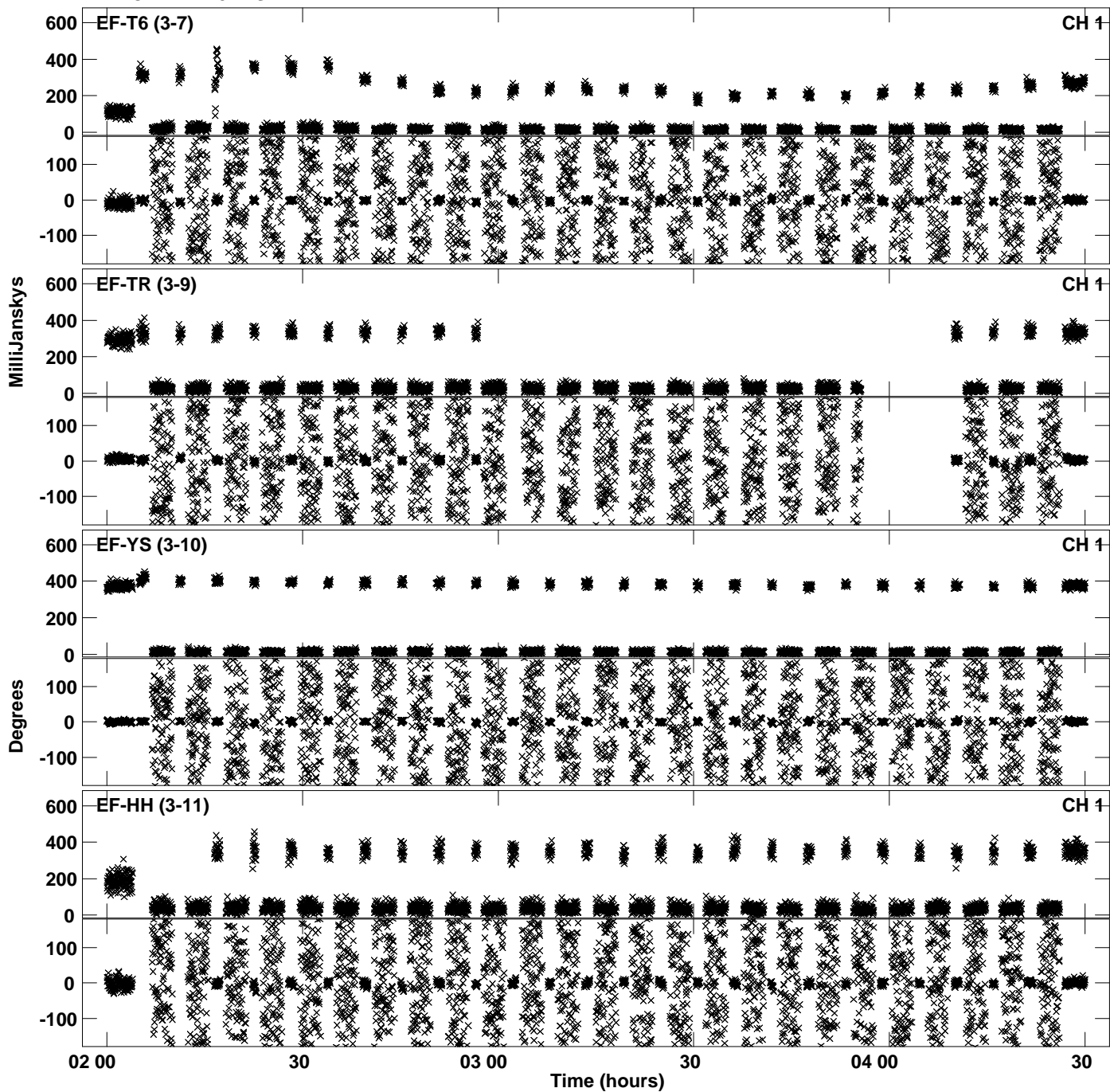
PLot file version 27 created 25-JUL-2019 15:44:35
Amplitude andPhase vs Time for EC067A.UVDATA.1 Vect aver. CL # 3
IF 1 CHAN 1 - 32 STK RR



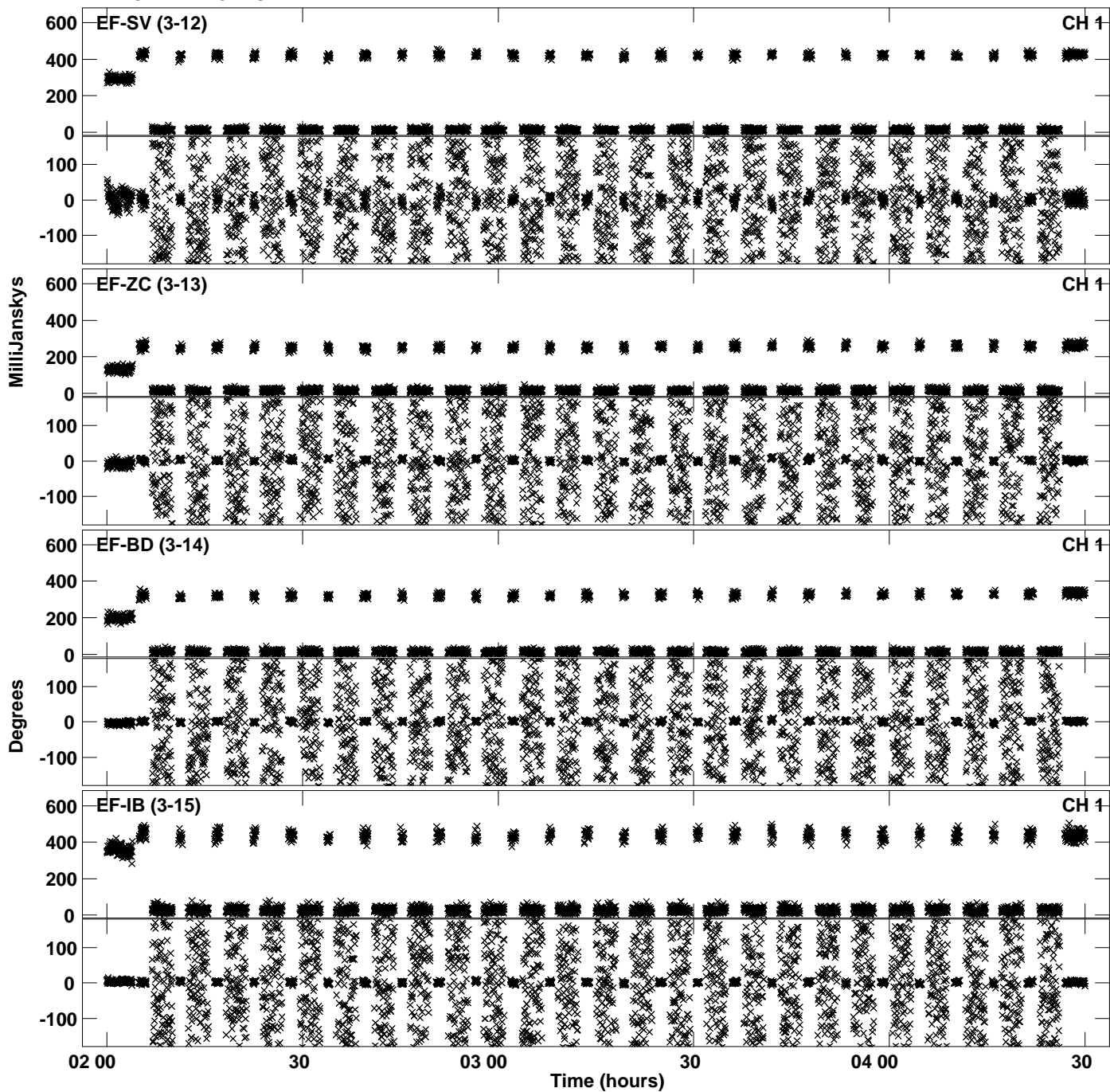
Plot file version 28 created 25-JUL-2019 15:44:39
Amplitude andPhase vs Time for EC067A.UVDATA.1 Vect aver. CL # 3
IF 2 CHAN 1 - 32 STK RR



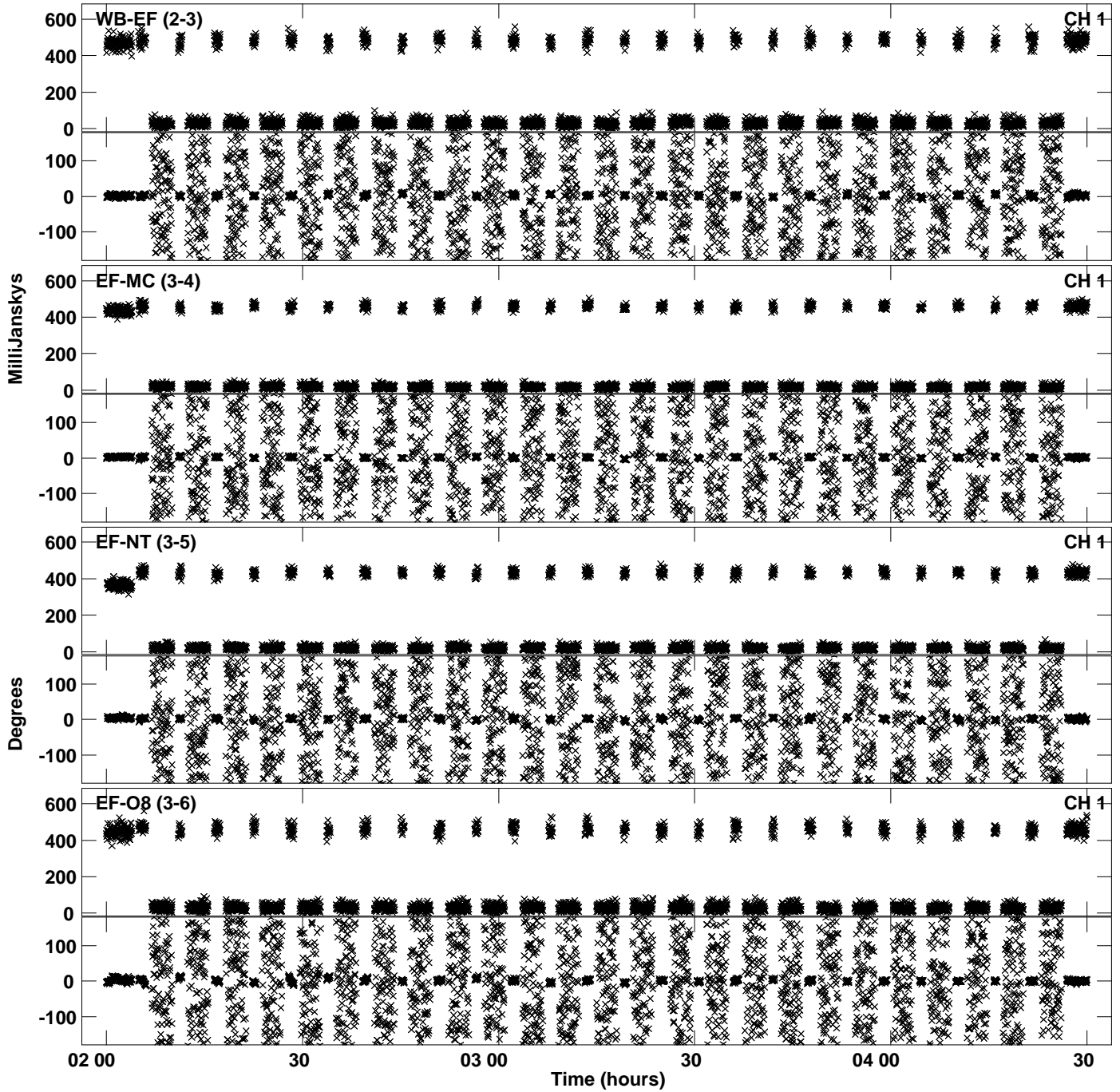
Plot file version 29 created 25-JUL-2019 15:44:39
Amplitude andPhase vs Time for EC067A.UVDATA.1 Vect aver. CL # 3
IF 2 CHAN 1 - 32 STK RR



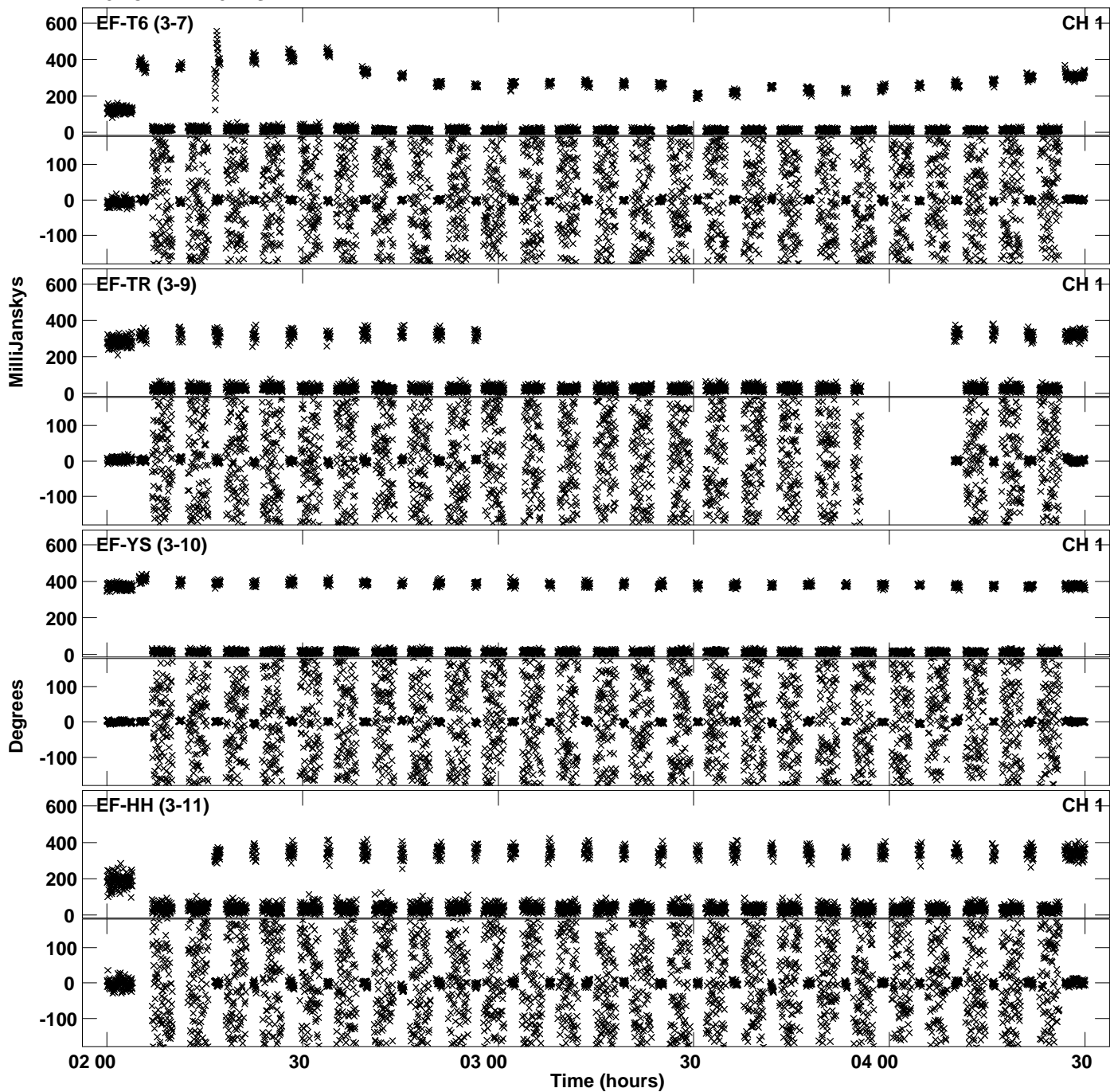
PLot file version 30 created 25-JUL-2019 15:44:39
Amplitude andPhase vs Time for EC067A.UVDATA.1 Vect aver. CL # 3
IF 2 CHAN 1 - 32 STK RR




Plot file version 31 created 25-JUL-2019 15:44:43
Amplitude and Phase vs Time for EC067A.UVDATA.1 Vect aver. CL # 3
IF 3 CHAN 1 - 32 STK RR



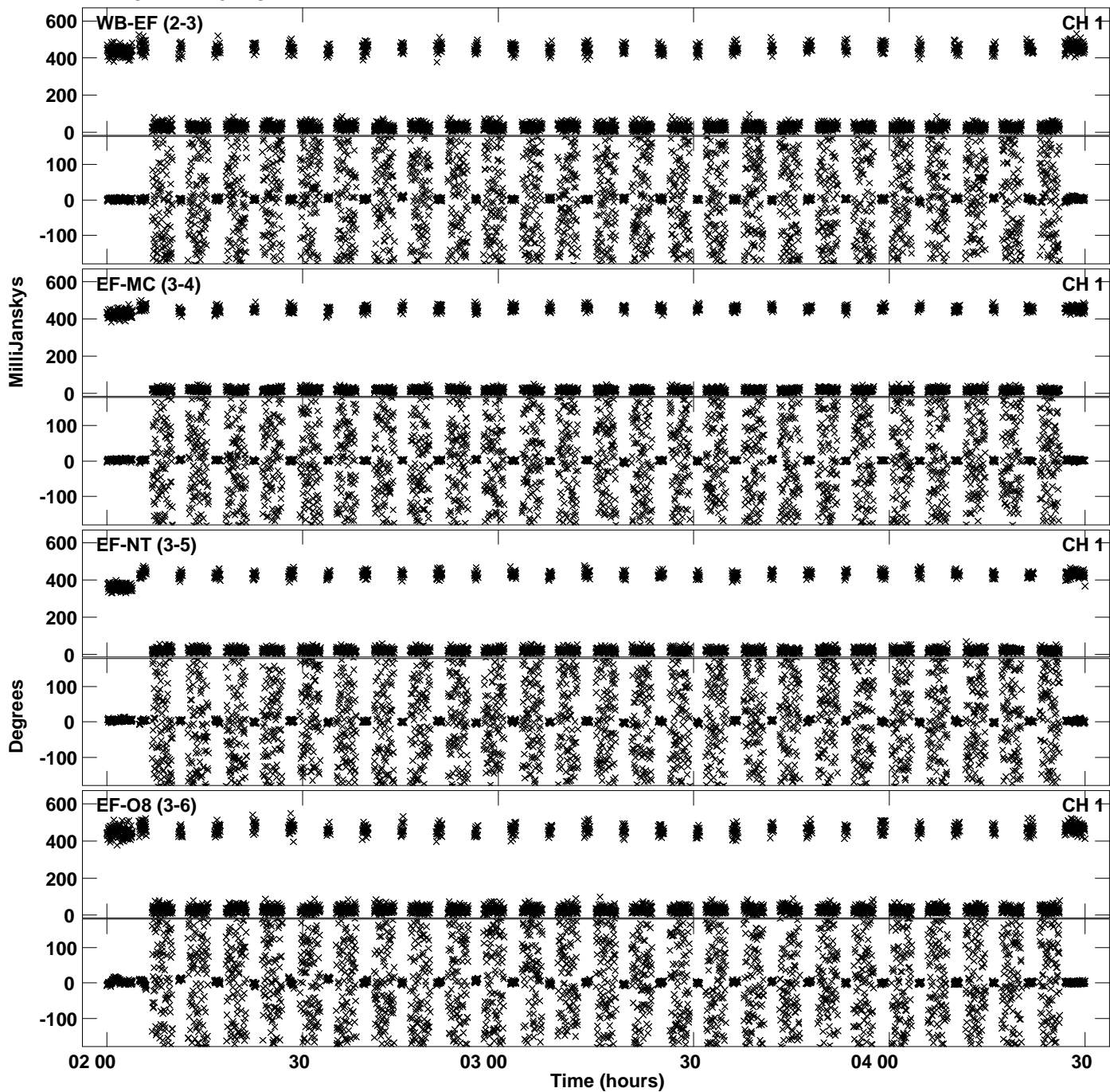
Plot file version 32 created 25-JUL-2019 15:44:43
Amplitude andPhase vs Time for EC067A.UVDATA.1 Vect aver. CL # 3
IF 3 CHAN 1 - 32 STK RR



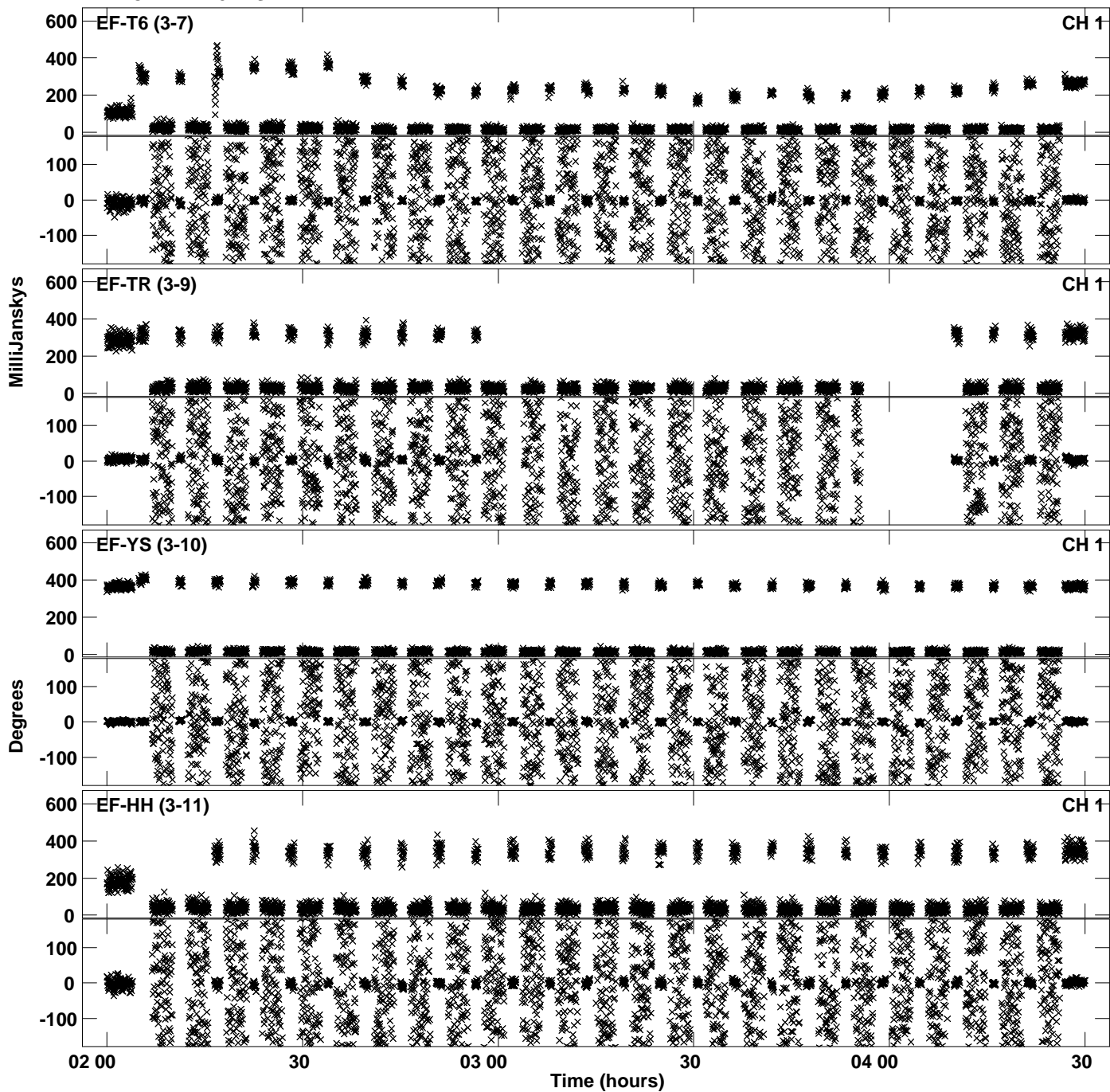
PLot file version 33 created 25-JUL-2019 15:44:43
Amplitude andPhase vs Time for EC067A.UVDATA.1 Vect aver. CL # 3
IF 3 CHAN 1 - 32 STK RR




Plot file version 34 created 25-JUL-2019 15:44:46
Amplitude andPhase vs Time for EC067A.UVDATA.1 Vect aver. CL # 3
IF 4 CHAN 1 - 32 STK RR



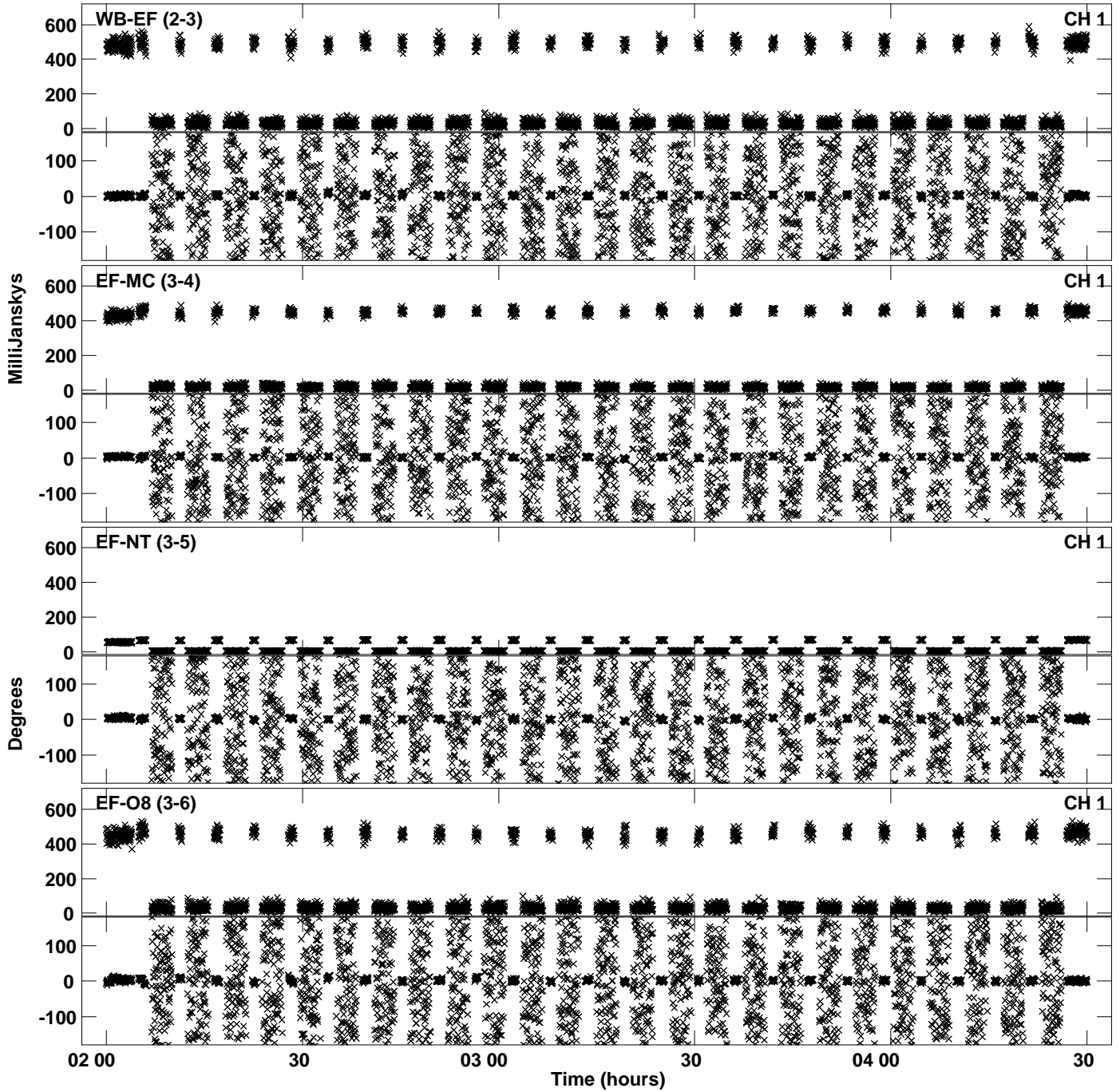
Plot file version 35 created 25-JUL-2019 15:44:46
Amplitude andPhase vs Time for EC067A.UVDATA.1 Vect aver. CL # 3
IF 4 CHAN 1 - 32 STK RR




PLot file version 36 created 25-JUL-2019 15:44:46
Amplitude andPhase vs Time for EC067A.UVDATA.1 Vect aver. CL # 3
IF 4 CHAN 1 - 32 STK RR




Plot file version 37 created 25-JUL-2019 15:44:50
Amplitude andPhase vs Time for EC067A.UVDATA.1 Vect aver. CL # 3
IF 5 CHAN 1 - 32 STK RR




PLot file version 38 created 25-JUL-2019 15:44:50
Amplitude andPhase vs Time for EC067A.UVDATA.1 Vect aver. CL # 3
IF 5 CHAN 1 - 32 STK RR



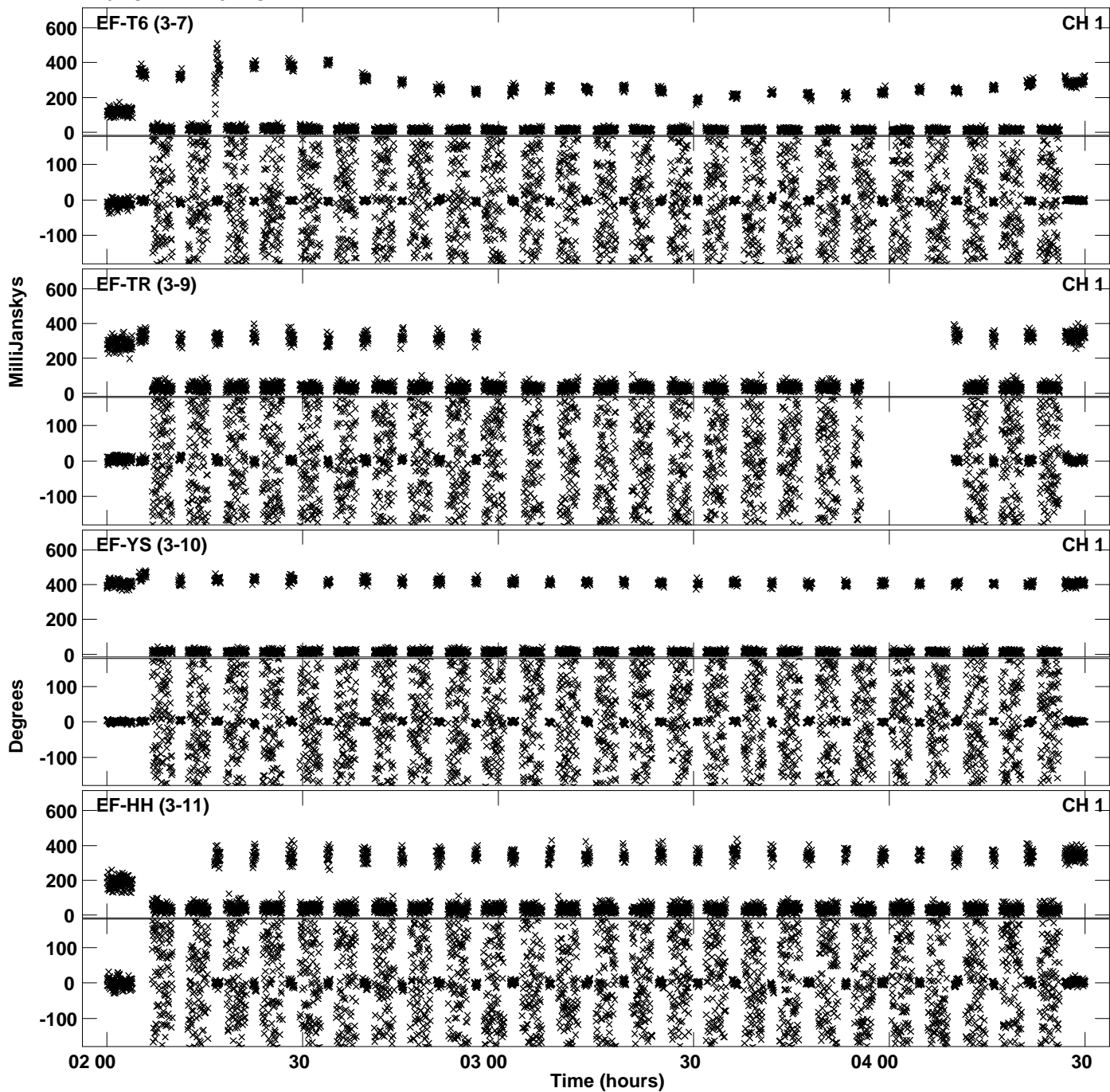
PLot file version 39 created 25-JUL-2019 15:44:50
Amplitude andPhase vs Time for EC067A.UVDATA.1 Vect aver. CL # 3
IF 5 CHAN 1 - 32 STK RR




Plot file version 40 created 25-JUL-2019 15:44:54
Amplitude andPhase vs Time for EC067A.UVDATA.1 Vect aver. CL # 3
IF 6 CHAN 1 - 32 STK RR




Plot file version 41 created 25-JUL-2019 15:44:54
Amplitude andPhase vs Time for EC067A.UVDATA.1 Vect aver. CL # 3
IF 6 CHAN 1 - 32 STK RR



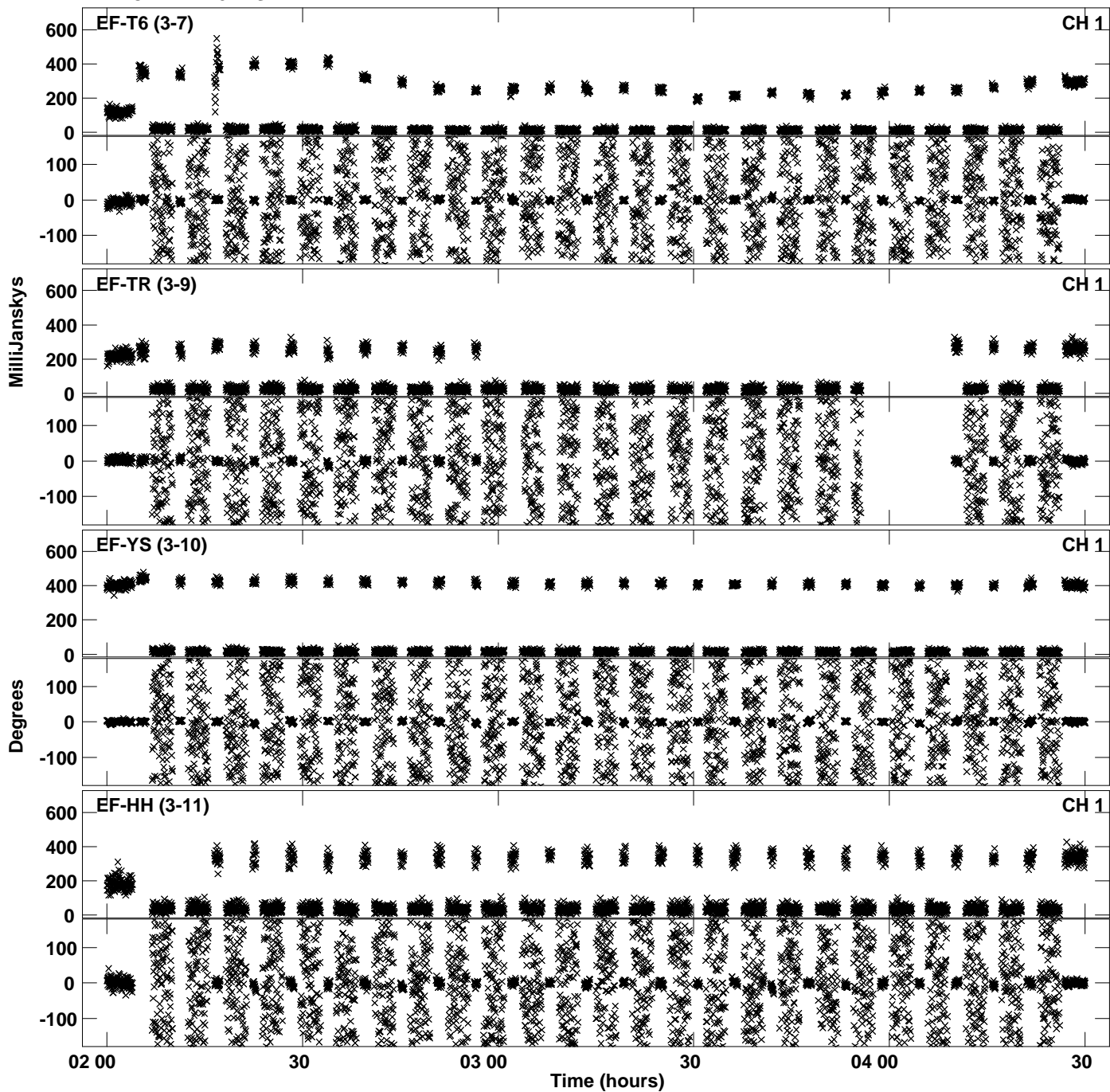
PLot file version 42 created 25-JUL-2019 15:44:54
Amplitude andPhase vs Time for EC067A.UVDATA.1 Vect aver. CL # 3
IF 6 CHAN 1 - 32 STK RR




Plot file version 43 created 25-JUL-2019 15:44:57
Amplitude andPhase vs Time for EC067A.UVDATA.1 Vect aver. CL # 3
IF 7 CHAN 1 - 32 STK RR



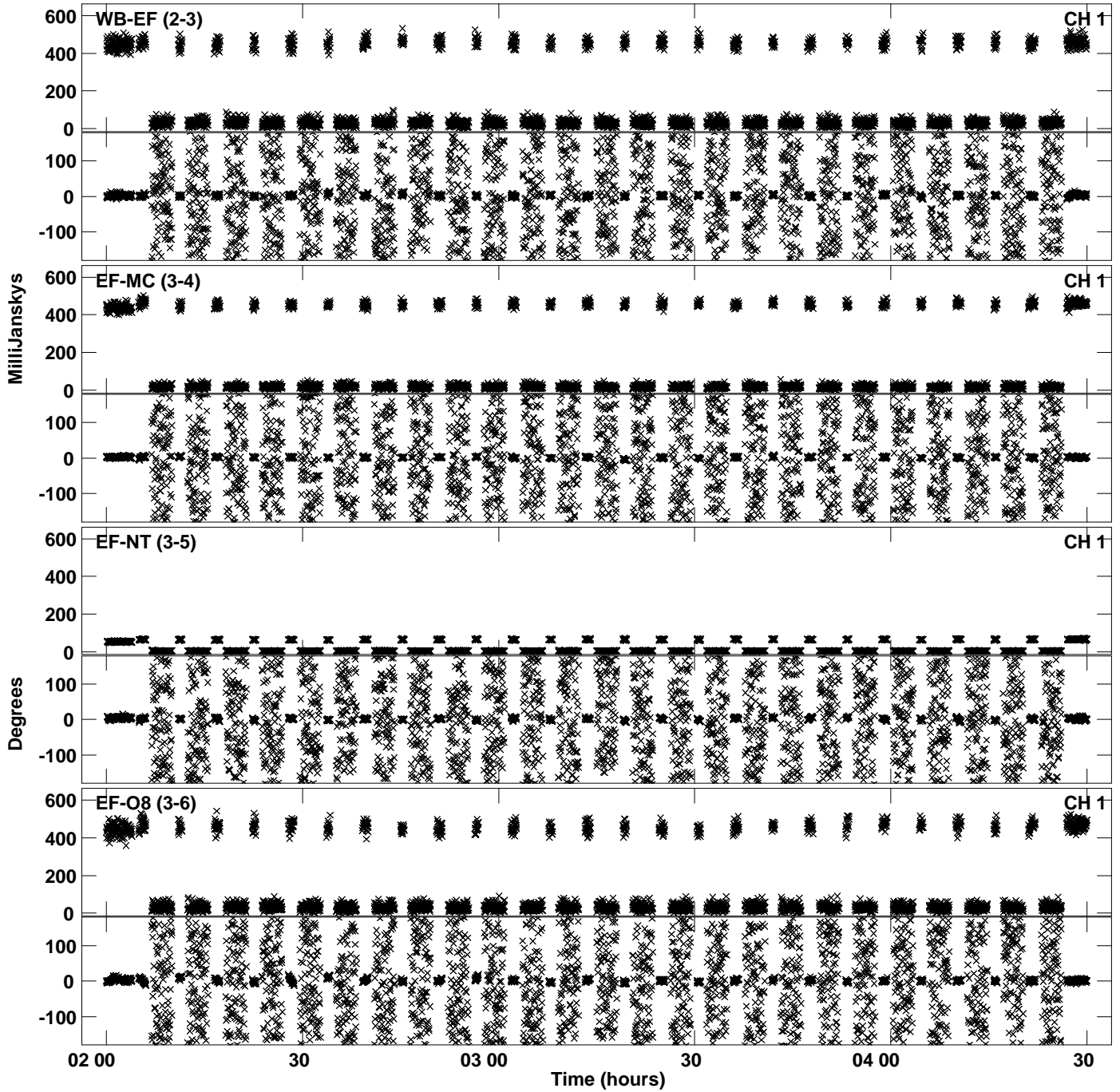
PLot file version 44 created 25-JUL-2019 15:44:57
Amplitude andPhase vs Time for EC067A.UVDATA.1 Vect aver. CL # 3
IF 7 CHAN 1 - 32 STK RR



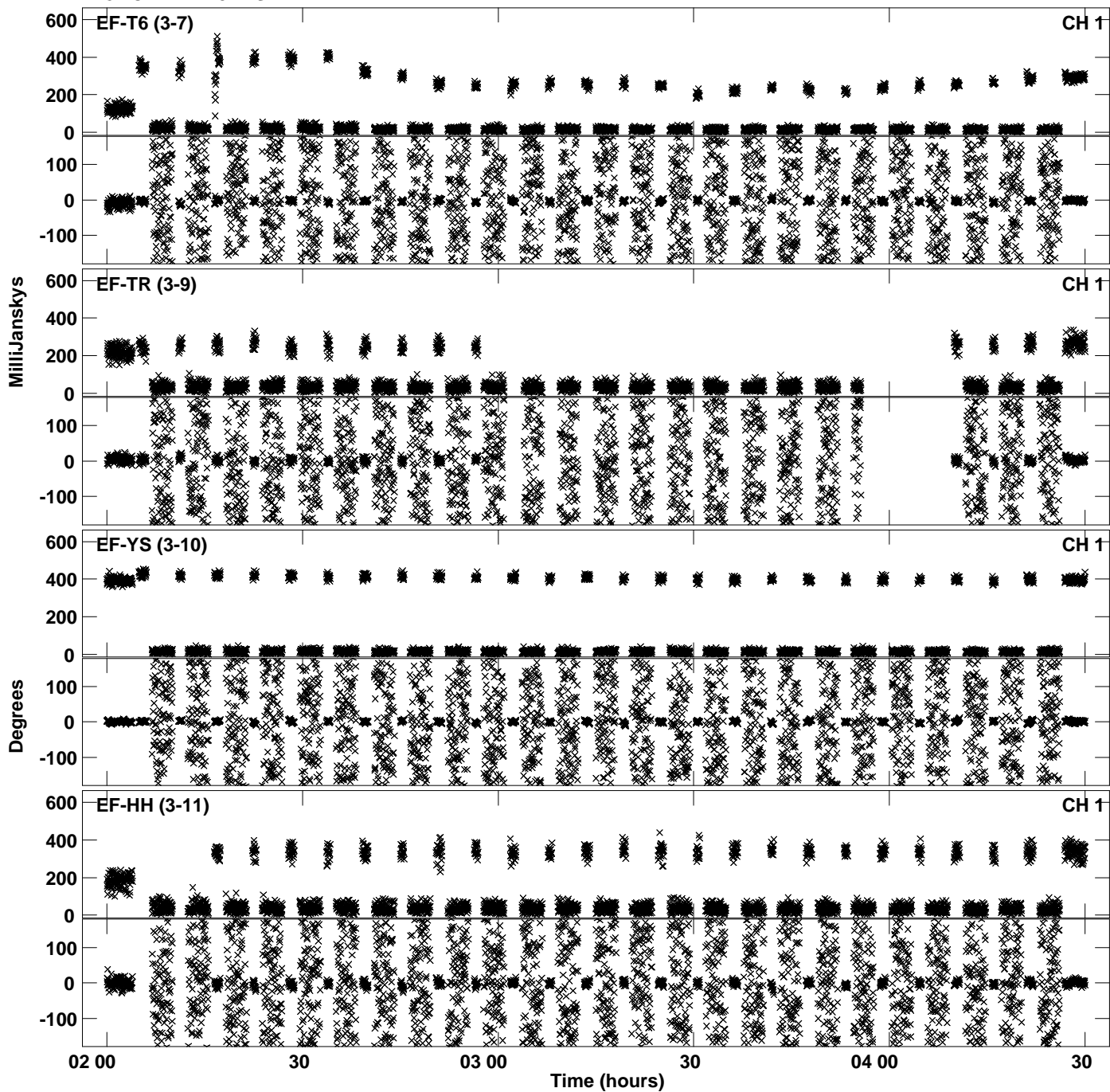
PLot file version 45 created 25-JUL-2019 15:44:57
Amplitude andPhase vs Time for EC067A.UVDATA.1 Vect aver. CL # 3
IF 7 CHAN 1 - 32 STK RR



Plot file version 46 created 25-JUL-2019 15:45:01
Amplitude andPhase vs Time for EC067A.UVDATA.1 Vect aver. CL # 3
IF 8 CHAN 1 - 32 STK RR



PLot file version 47 created 25-JUL-2019 15:45:01
Amplitude andPhase vs Time for EC067A.UVDATA.1 Vect aver. CL # 3
IF 8 CHAN 1 - 32 STK RR



PLot file version 48 created 25-JUL-2019 15:45:01
Amplitude andPhase vs Time for EC067A.UVDATA.1 Vect aver. CL # 3
IF 8 CHAN 1 - 32 STK RR

