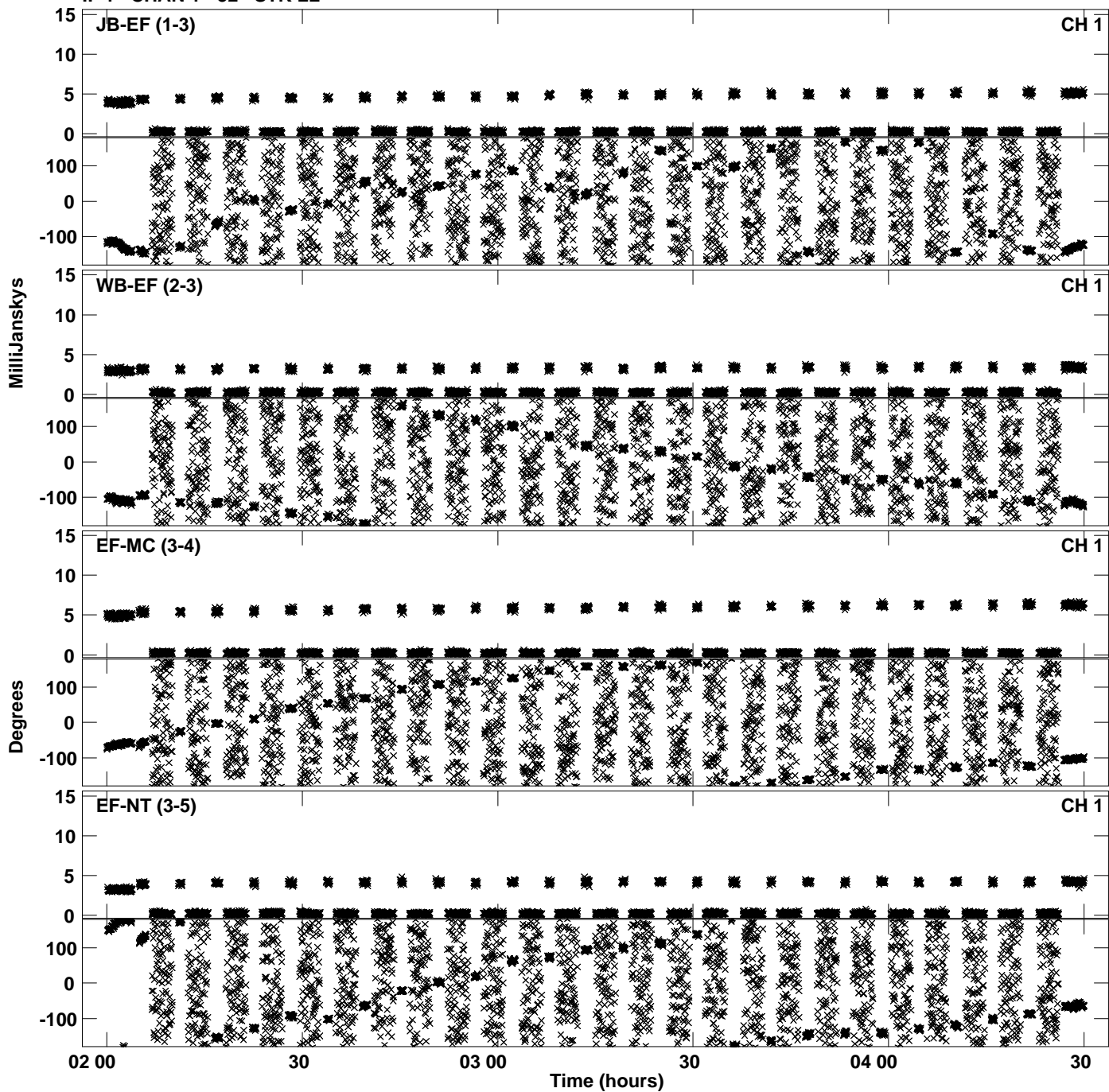




Plot file version 1 created 25-JUL-2019 15:24:15
Amplitude andPhase vs Time for EC067A.UVDATA.1 Vect aver.
IF 1 CHAN 1 - 32 STK LL



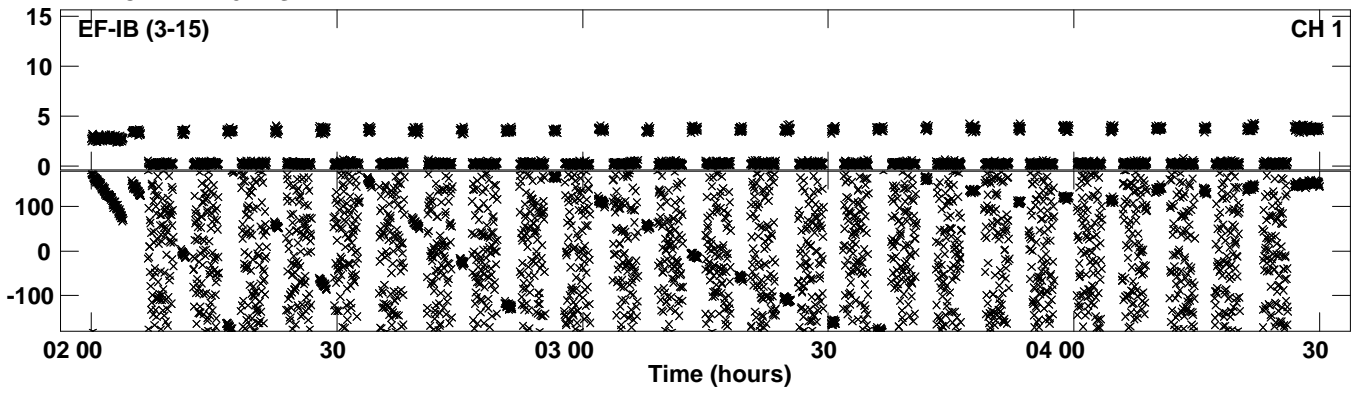
Plot file version 2 created 25-JUL-2019 15:24:15
Amplitude andPhase vs Time for EC067A.UVDATA.1 Vect aver.
IF 1 CHAN 1 - 32 STK LL




Plot file version 3 created 25-JUL-2019 15:24:15
Amplitude andPhase vs Time for EC067A.UVDATA.1 Vect aver.
IF 1 CHAN 1 - 32 STK LL




Plot file version 4 created 25-JUL-2019 15:24:15
Amplitude andPhase vs Time for EC067A.UVDATA.1 Vect aver.
IF 1 CHAN 1 - 32 STK LL




Plot file version 5 created 25-JUL-2019 15:24:18
Amplitude and Phase vs Time for EC067A.UVDATA.1 Vect aver.
IF 2 CHAN 1 - 32 STK LL



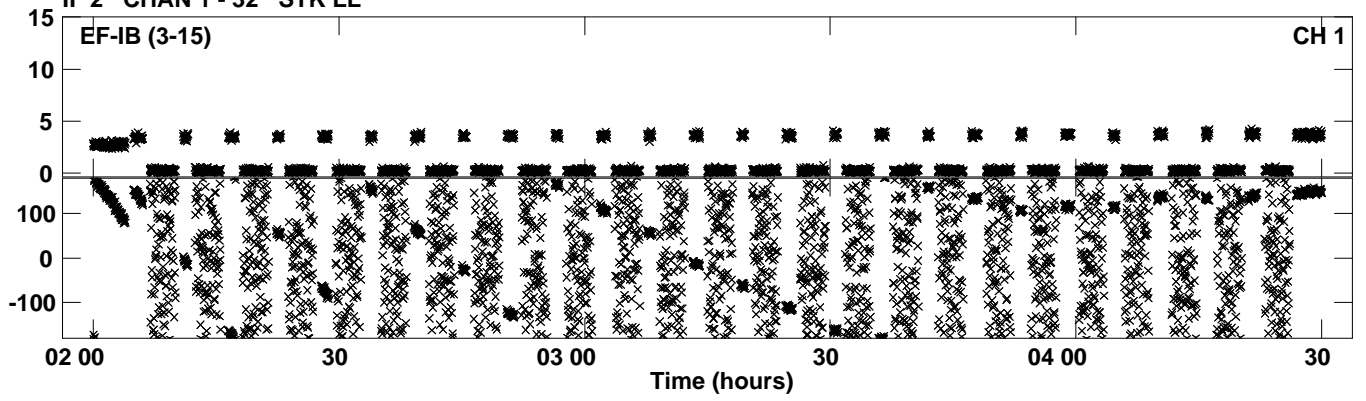
Plot file version 6 created 25-JUL-2019 15:24:18
Amplitude andPhase vs Time for EC067A.UVDATA.1 Vect aver.
IF 2 CHAN 1 - 32 STK LL




Plot file version 7 created 25-JUL-2019 15:24:18
Amplitude andPhase vs Time for EC067A.UVDATA.1 Vect aver.
IF 2 CHAN 1 - 32 STK LL




Plot file version 8 created 25-JUL-2019 15:24:18
Amplitude andPhase vs Time for EC067A.UVDATA.1 Vect aver.
IF 2 CHAN 1 - 32 STK LL




PLot file version 9 created 25-JUL-2019 15:24:20
Amplitude andPhase vs Time for EC067A.UVDATA.1 Vect aver.
IF 3 CHAN 1 - 32 STK LL



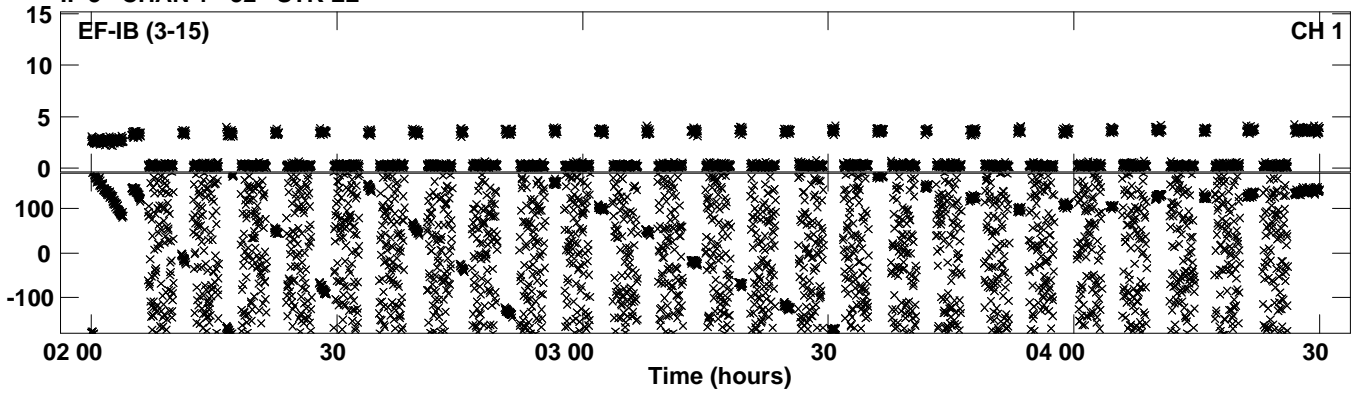
Plot file version 10 created 25-JUL-2019 15:24:20
Amplitude andPhase vs Time for EC067A.UVDATA.1 Vect aver.
IF 3 CHAN 1 - 32 STK LL




Plot file version 11 created 25-JUL-2019 15:24:20
Amplitude and Phase vs Time for EC067A.UVDATA.1 Vect aver.
IF 3 CHAN 1 - 32 STK LL




PLot file version 12 created 25-JUL-2019 15:24:20
Amplitude andPhase vs Time for EC067A.UVDATA.1 Vect aver.
IF 3 CHAN 1 - 32 STK LL




Plot file version 13 created 25-JUL-2019 15:24:23
Amplitude andPhase vs Time for EC067A.UVDATA.1 Vect aver.
IF 4 CHAN 1 - 32 STK LL



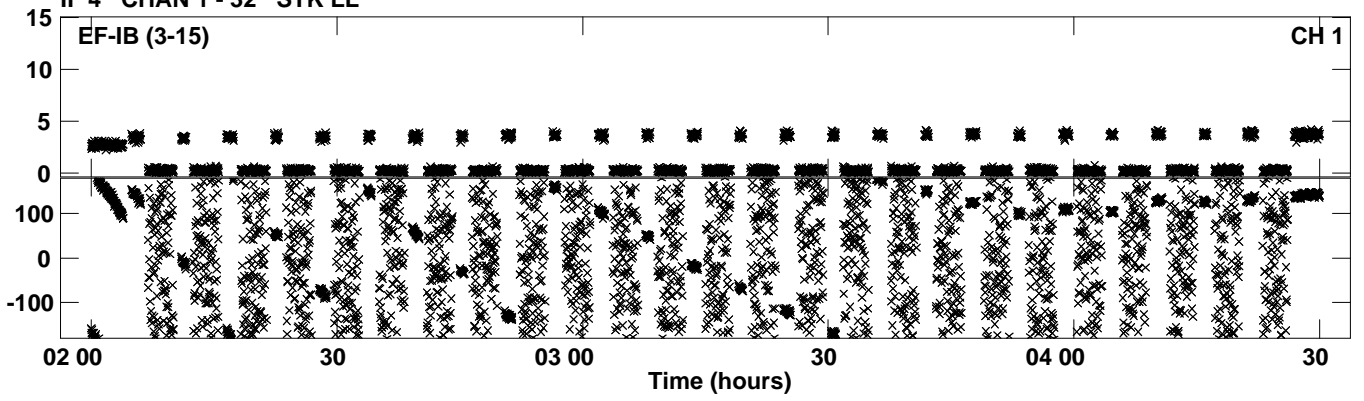
Plot file version 14 created 25-JUL-2019 15:24:23
Amplitude andPhase vs Time for EC067A.UVDATA.1 Vect aver.
IF 4 CHAN 1 - 32 STK LL



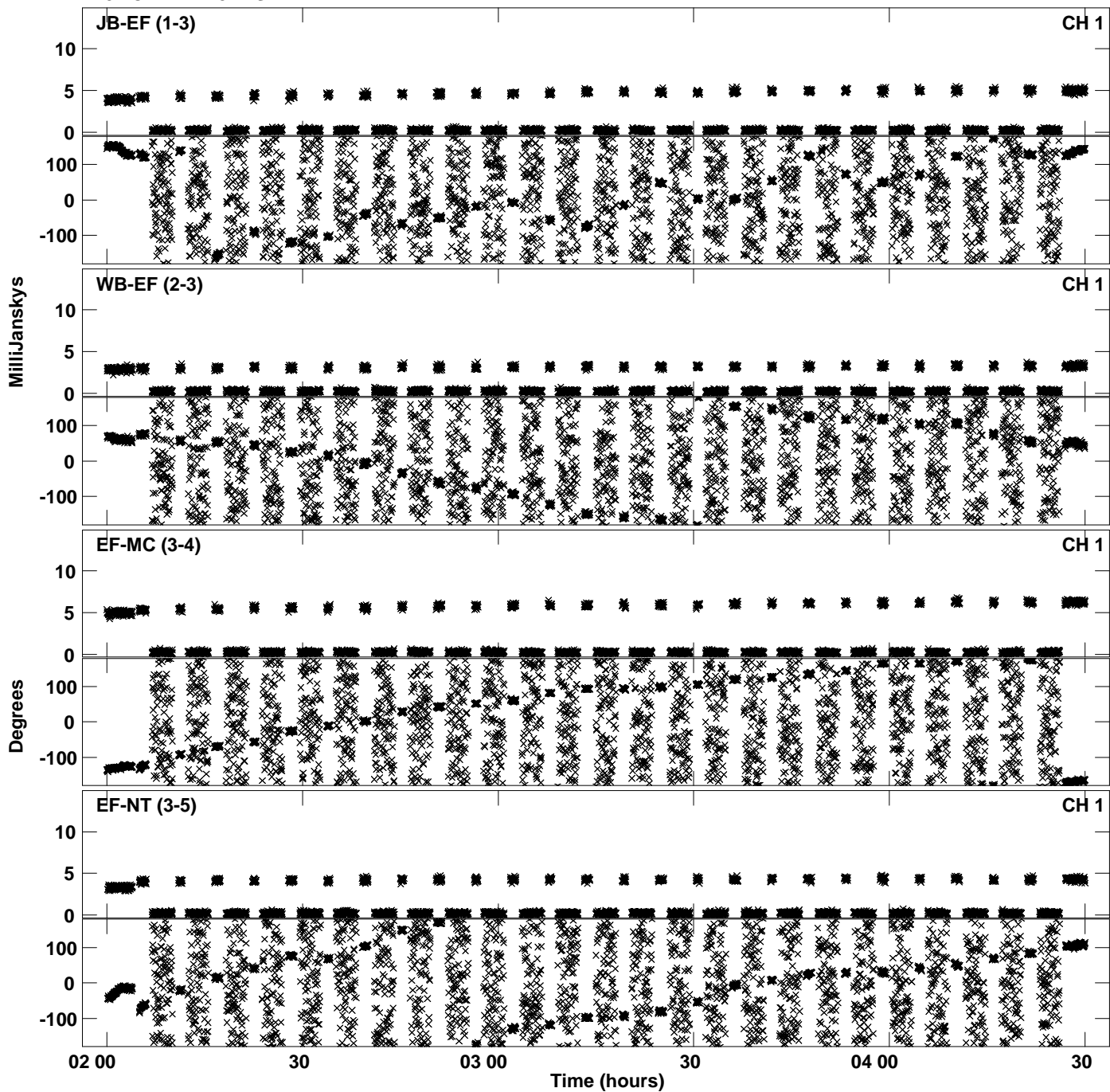
Plot file version 15 created 25-JUL-2019 15:24:23
Amplitude and Phase vs Time for EC067A.UVDATA.1 Vect aver.
IF 4 CHAN 1 - 32 STK LL




PLot file version 16 created 25-JUL-2019 15:24:23
Amplitude andPhase vs Time for EC067A.UVDATA.1 Vect aver.
IF 4 CHAN 1 - 32 STK LL




Plot file version 17 created 25-JUL-2019 15:24:26
Amplitude andPhase vs Time for EC067A.UVDATA.1 Vect aver.
IF 5 CHAN 1 - 32 STK LL



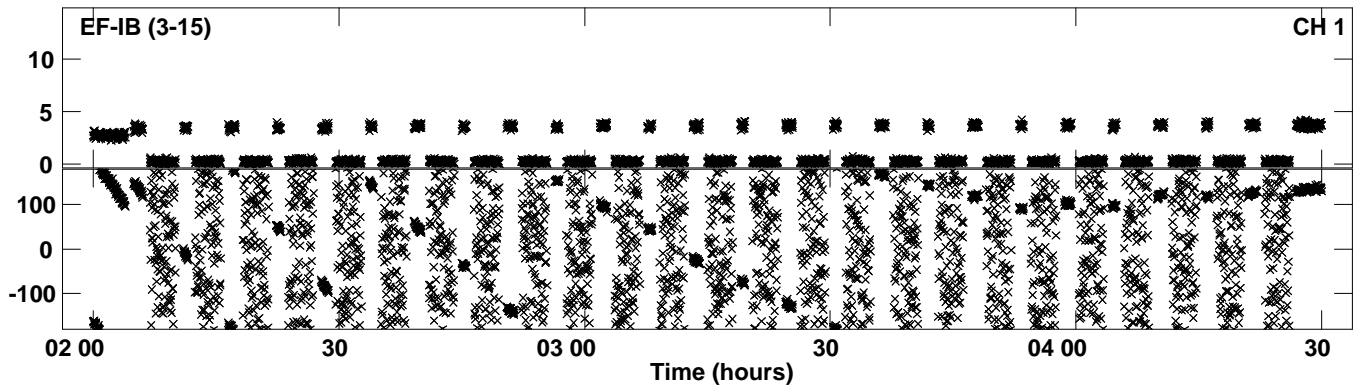
PLot file version 18 created 25-JUL-2019 15:24:26
Amplitude andPhase vs Time for EC067A.UVDATA.1 Vect aver.
IF 5 CHAN 1 - 32 STK LL



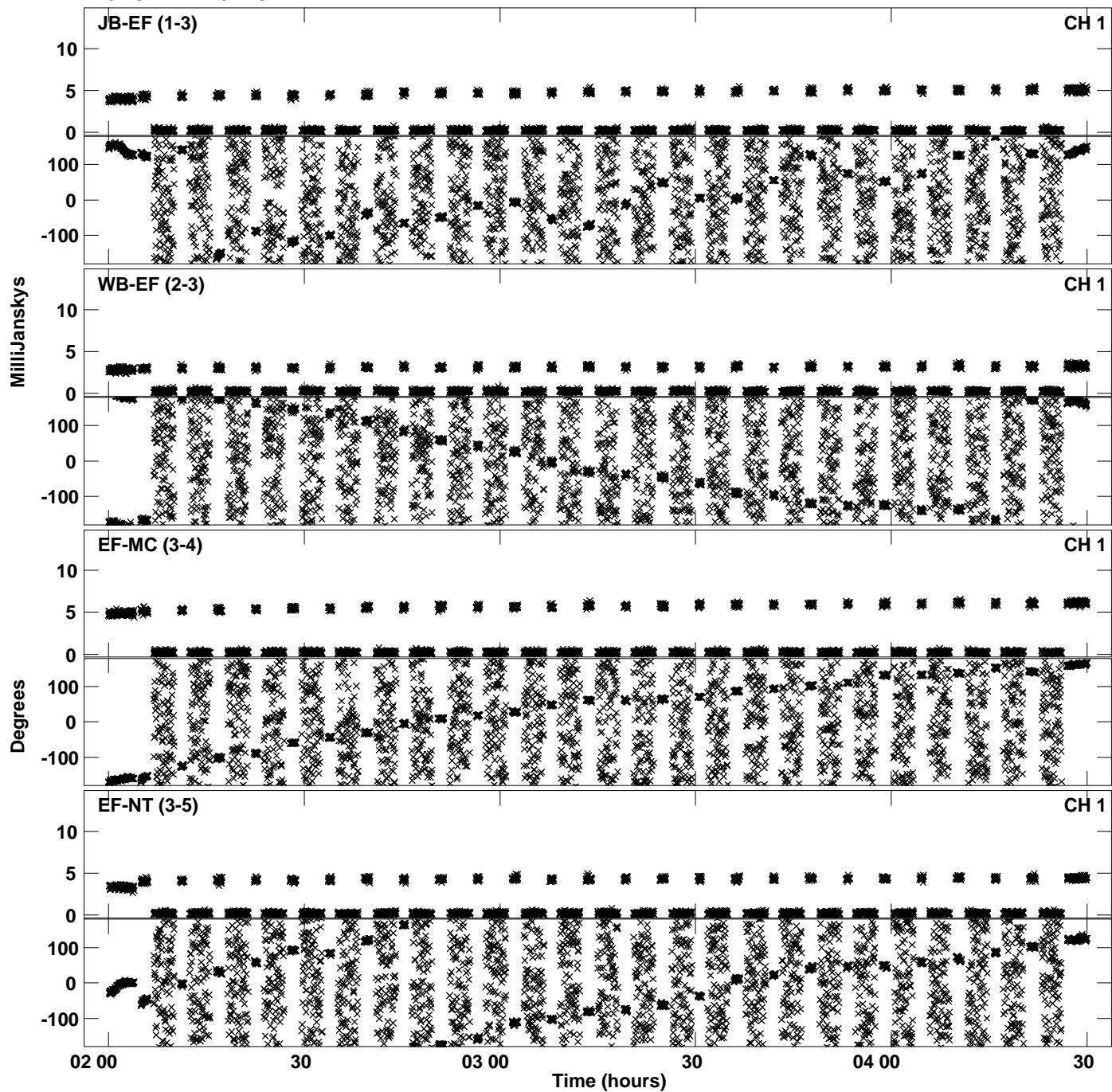
Plot file version 19 created 25-JUL-2019 15:24:26
Amplitude andPhase vs Time for EC067A.UVDATA.1 Vect aver.
IF 5 CHAN 1 - 32 STK LL




PLot file version 20 created 25-JUL-2019 15:24:26
Amplitude andPhase vs Time for EC067A.UVDATA.1 Vect aver.
IF 5 CHAN 1 - 32 STK LL




Plot file version 21 created 25-JUL-2019 15:24:28
Amplitude andPhase vs Time for EC067A.UVDATA.1 Vect aver.
IF 6 CHAN 1 - 32 STK LL



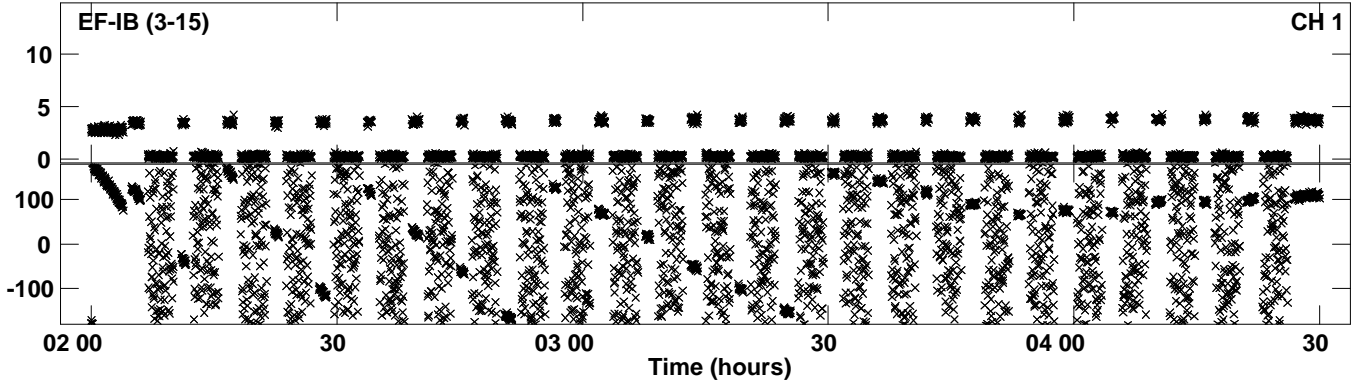
PLot file version 22 created 25-JUL-2019 15:24:28
Amplitude andPhase vs Time for EC067A.UVDATA.1 Vect aver.
IF 6 CHAN 1 - 32 STK LL



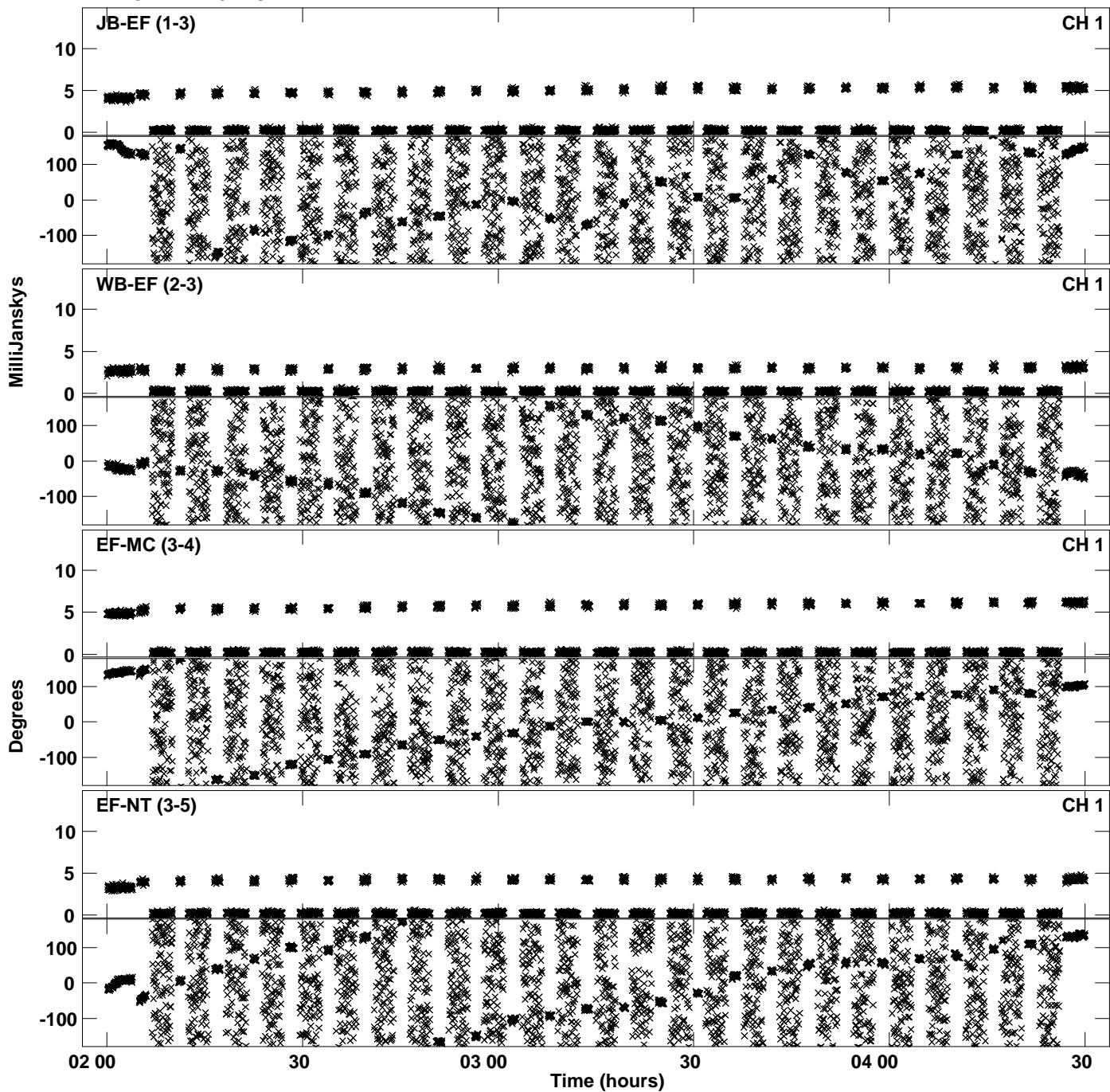
Plot file version 23 created 25-JUL-2019 15:24:28
Amplitude and Phase vs Time for EC067A.UVDATA.1 Vect aver.
IF 6 CHAN 1 - 32 STK LL




PLot file version 24 created 25-JUL-2019 15:24:28
Amplitude andPhase vs Time for EC067A.UVDATA.1 Vect aver.
IF 6 CHAN 1 - 32 STK LL




Plot file version 25 created 25-JUL-2019 15:24:31
Amplitude andPhase vs Time for EC067A.UVDATA.1 Vect aver.
IF 7 CHAN 1 - 32 STK LL



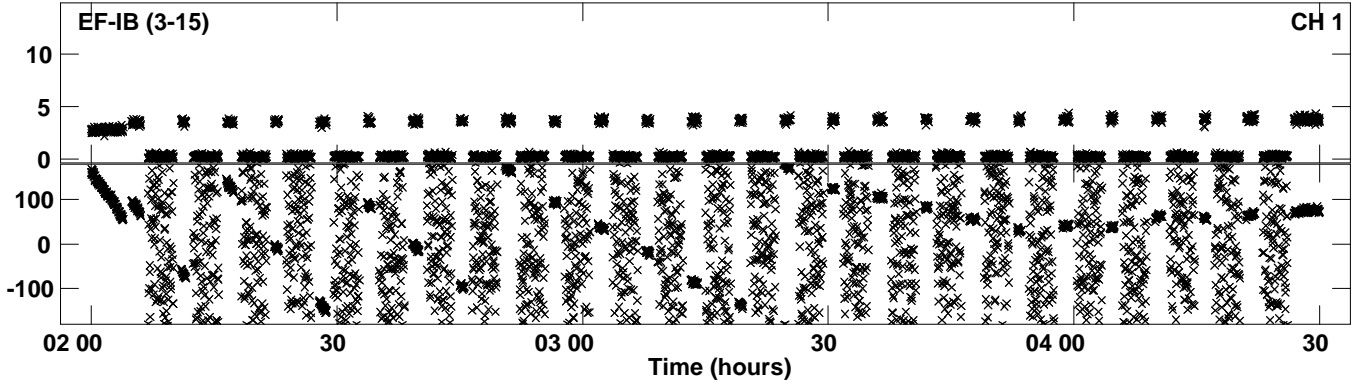
PLot file version 26 created 25-JUL-2019 15:24:31
Amplitude andPhase vs Time for EC067A.UVDATA.1 Vect aver.
IF 7 CHAN 1 - 32 STK LL



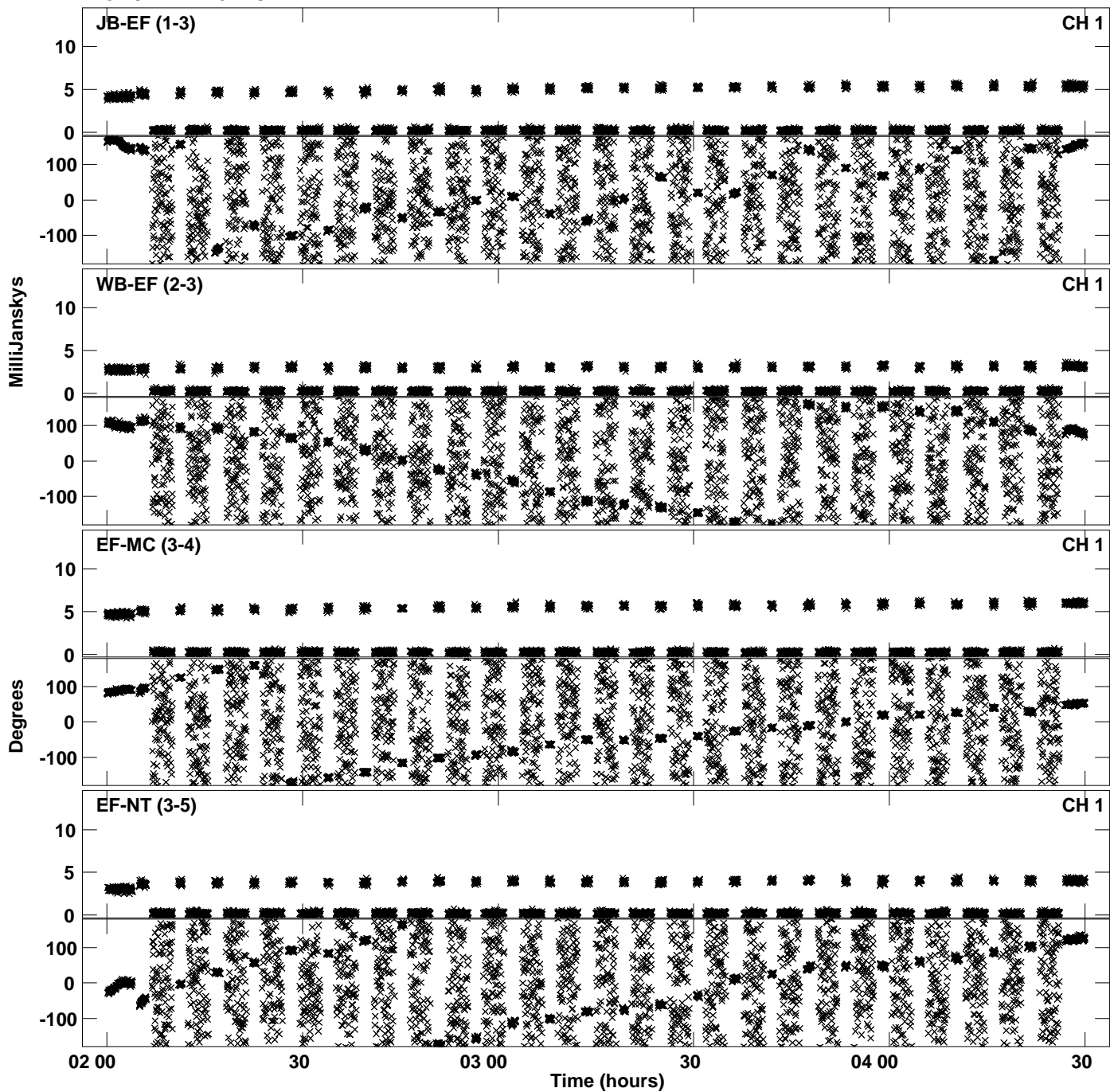
PLot file version 27 created 25-JUL-2019 15:24:31
Amplitude andPhase vs Time for EC067A.UVDATA.1 Vect aver.
IF 7 CHAN 1 - 32 STK LL



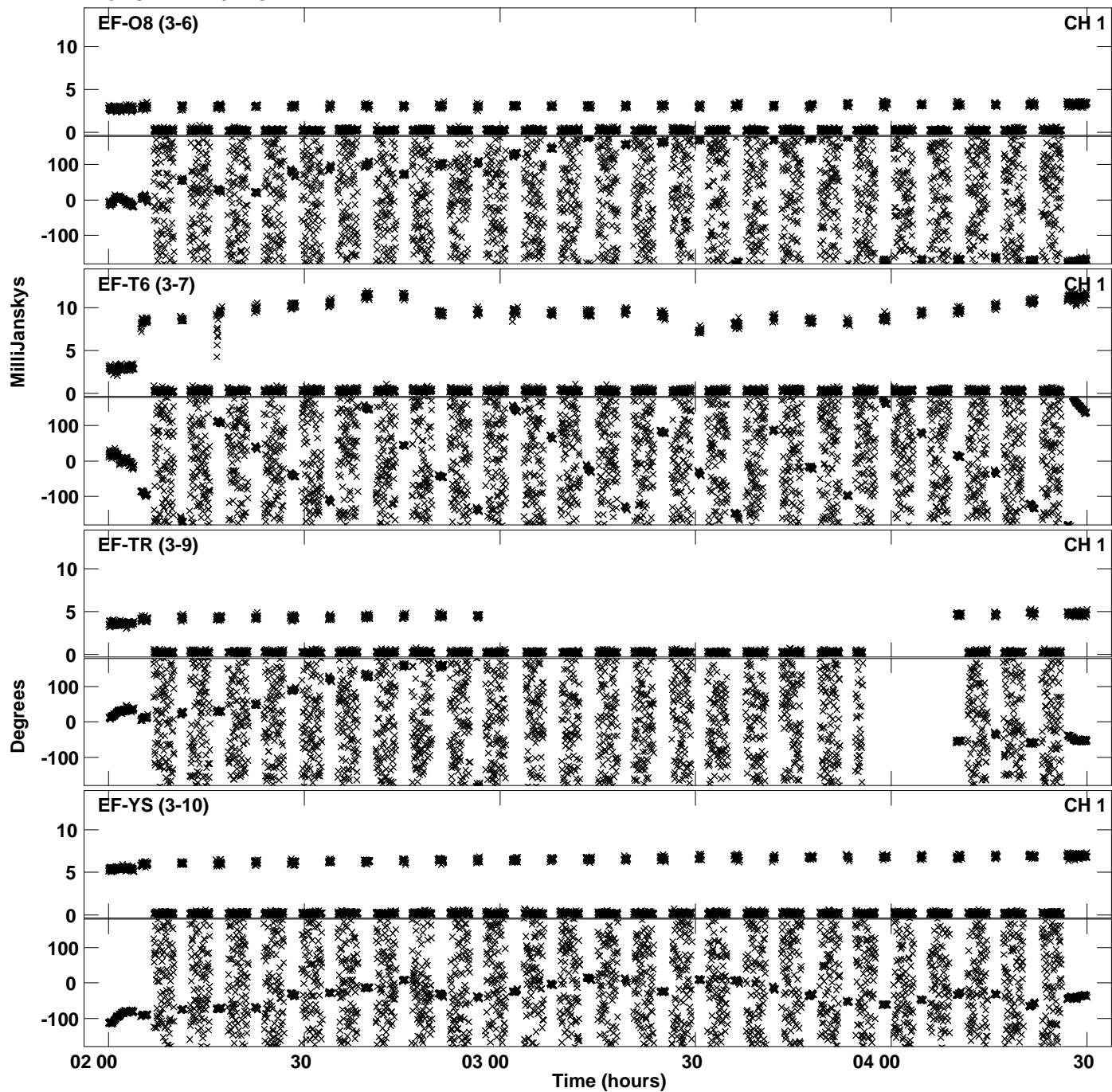
PLot file version 28 created 25-JUL-2019 15:24:31
Amplitude andPhase vs Time for EC067A.UVDATA.1 Vect aver.
IF 7 CHAN 1 - 32 STK LL




Plot file version 29 created 25-JUL-2019 15:24:34
Amplitude andPhase vs Time for EC067A.UVDATA.1 Vect aver.
IF 8 CHAN 1 - 32 STK LL



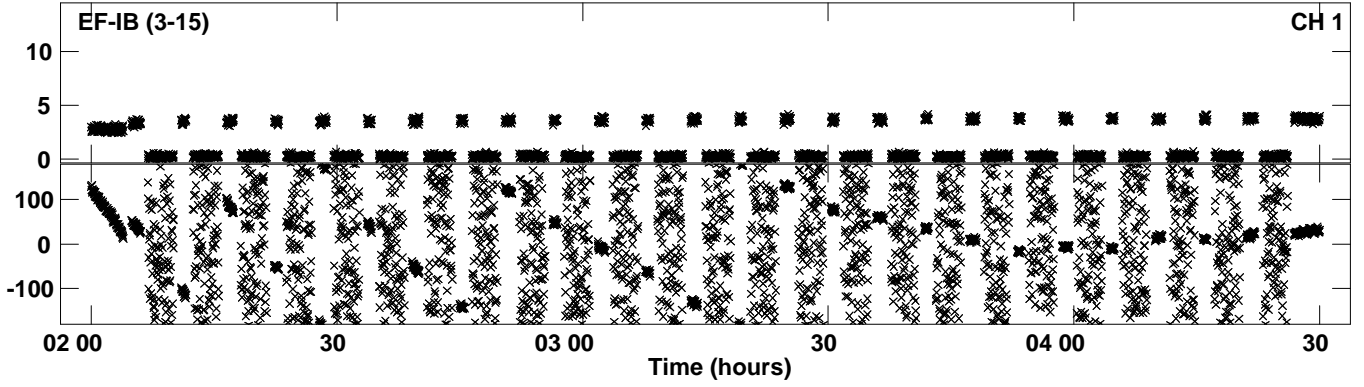
PLot file version 30 created 25-JUL-2019 15:24:34
Amplitude andPhase vs Time for EC067A.UVDATA.1 Vect aver.
IF 8 CHAN 1 - 32 STK LL



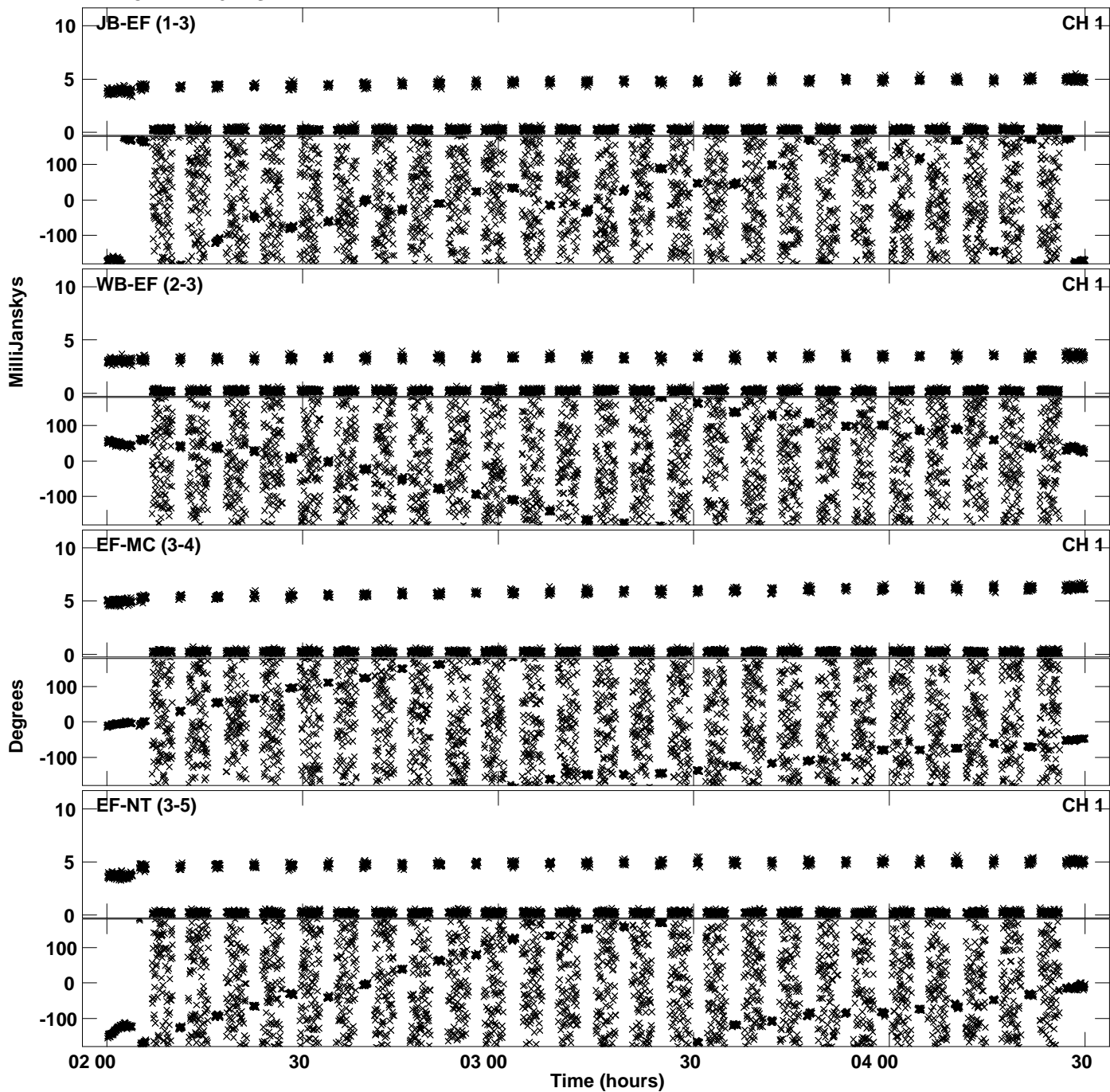
PLot file version 31 created 25-JUL-2019 15:24:34
Amplitude andPhase vs Time for EC067A.UVDATA.1 Vect aver.
IF 8 CHAN 1 - 32 STK LL




Plot file version 32 created 25-JUL-2019 15:24:34
Amplitude and Phase vs Time for EC067A.UVDATA.1 Vect aver.
IF 8 CHAN 1 - 32 STK LL




PLot file version 33 created 25-JUL-2019 15:24:36
Amplitude andPhase vs Time for EC067A.UVDATA.1 Vect aver.
IF 1 CHAN 1 - 32 STK RR



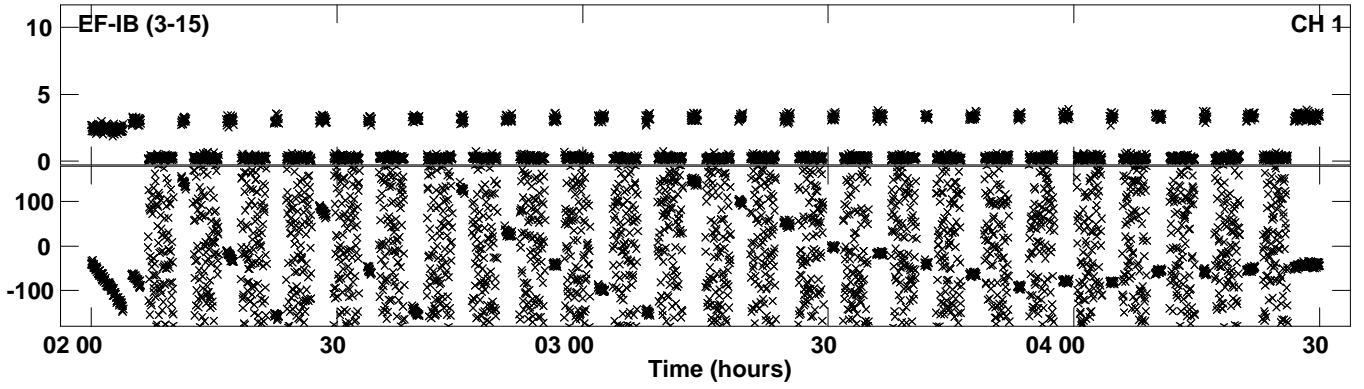
Plot file version 34 created 25-JUL-2019 15:24:36
Amplitude and Phase vs Time for EC067A.UVDATA.1 Vect aver.
IF 1 CHAN 1 - 32 STK RR




PLot file version 35 created 25-JUL-2019 15:24:36
Amplitude andPhase vs Time for EC067A.UVDATA.1 Vect aver.
IF 1 CHAN 1 - 32 STK RR




Plot file version 36 created 25-JUL-2019 15:24:36
Amplitude andPhase vs Time for EC067A.UVDATA.1 Vect aver.
IF 1 CHAN 1 - 32 STK RR




PLot file version 37 created 25-JUL-2019 15:24:39
Amplitude andPhase vs Time for EC067A.UVDATA.1 Vect aver.
IF 2 CHAN 1 - 32 STK RR



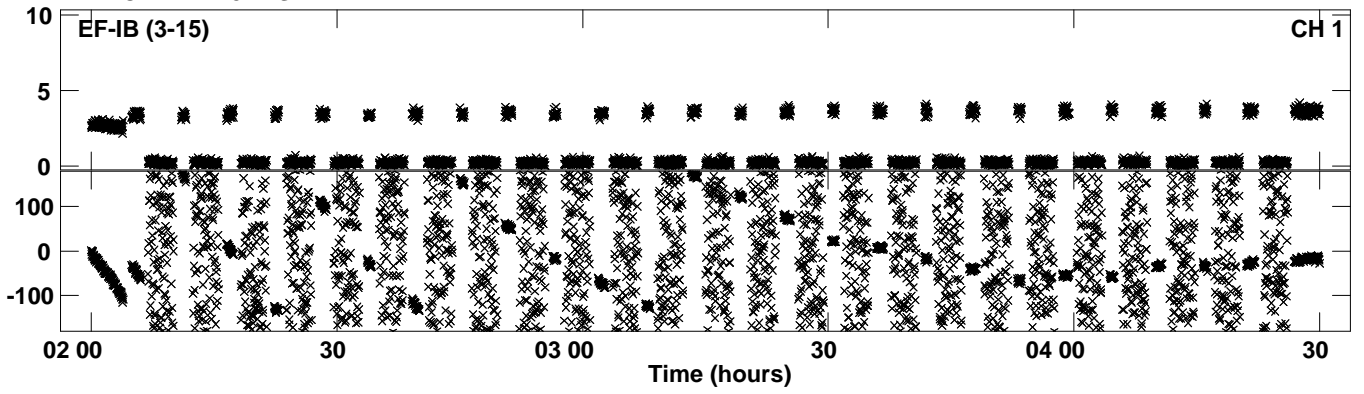
Plot file version 38 created 25-JUL-2019 15:24:39
Amplitude and Phase vs Time for EC067A.UVDATA.1 Vect aver.
IF 2 CHAN 1 - 32 STK RR



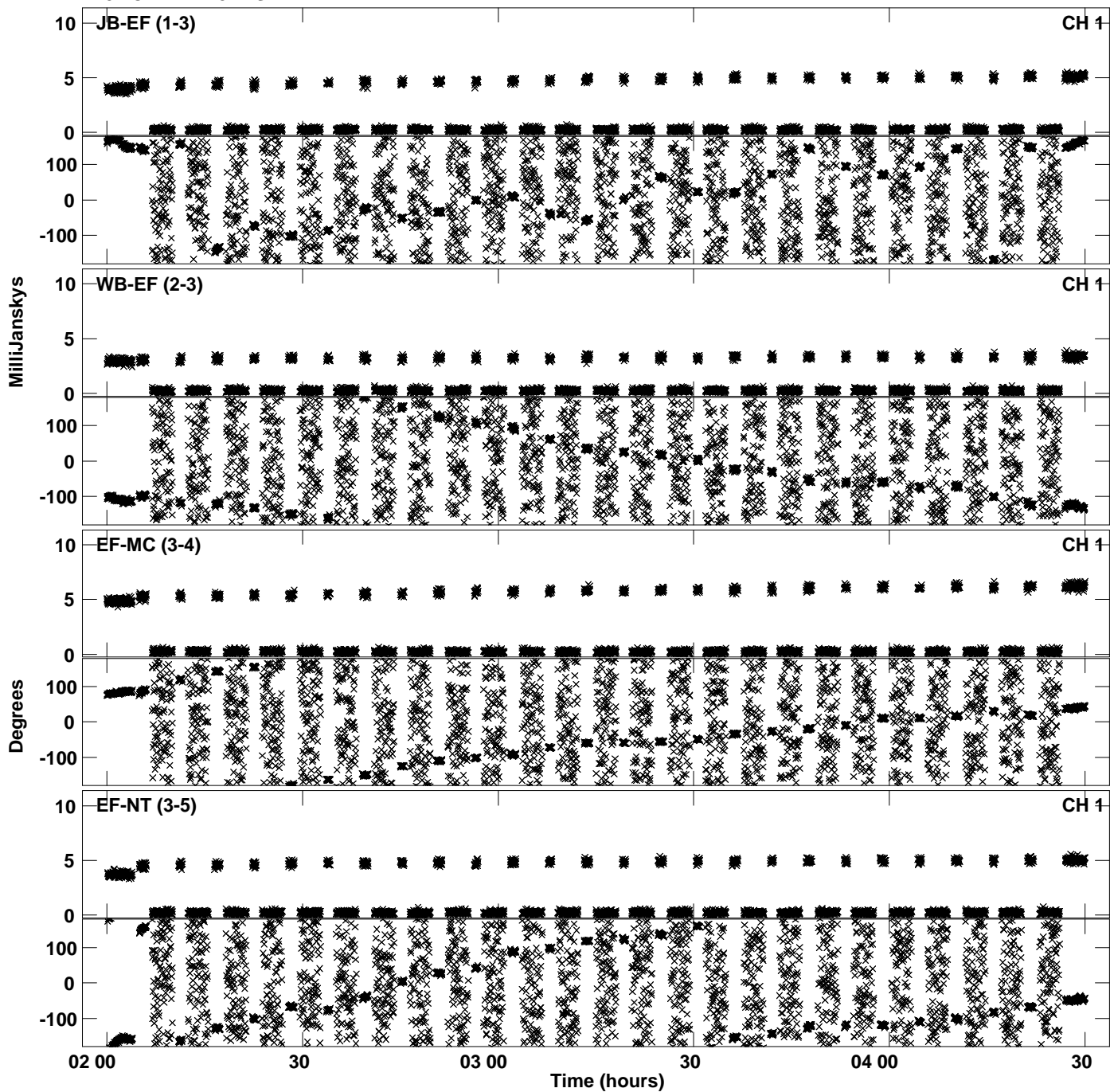
PLot file version 39 created 25-JUL-2019 15:24:39
Amplitude andPhase vs Time for EC067A.UVDATA.1 Vect aver.
IF 2 CHAN 1 - 32 STK RR




PLot file version 40 created 25-JUL-2019 15:24:39
Amplitude andPhase vs Time for EC067A.UVDATA.1 Vect aver.
IF 2 CHAN 1 - 32 STK RR




Plot file version 41 created 25-JUL-2019 15:24:42
Amplitude andPhase vs Time for EC067A.UVDATA.1 Vect aver.
IF 3 CHAN 1 - 32 STK RR



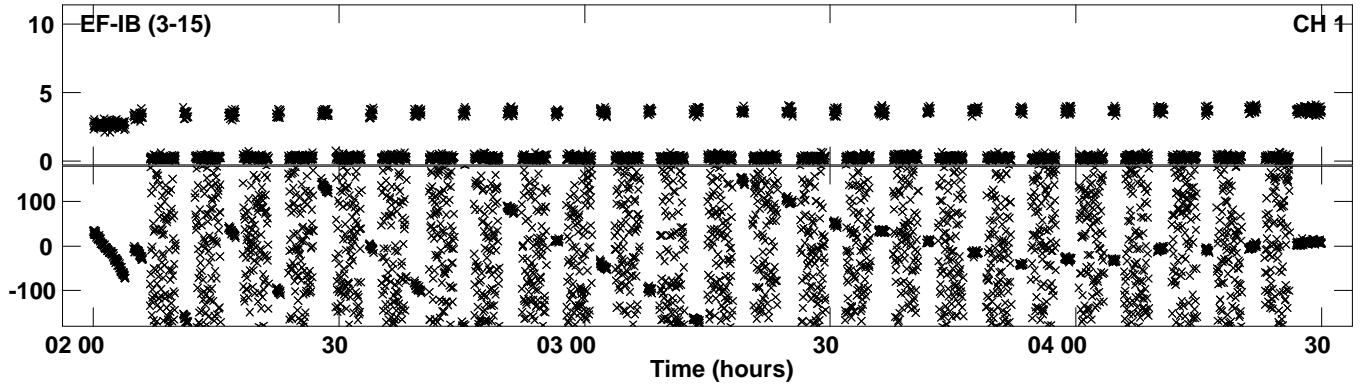
Plot file version 42 created 25-JUL-2019 15:24:42
Amplitude andPhase vs Time for EC067A.UVDATA.1 Vect aver.
IF 3 CHAN 1 - 32 STK RR



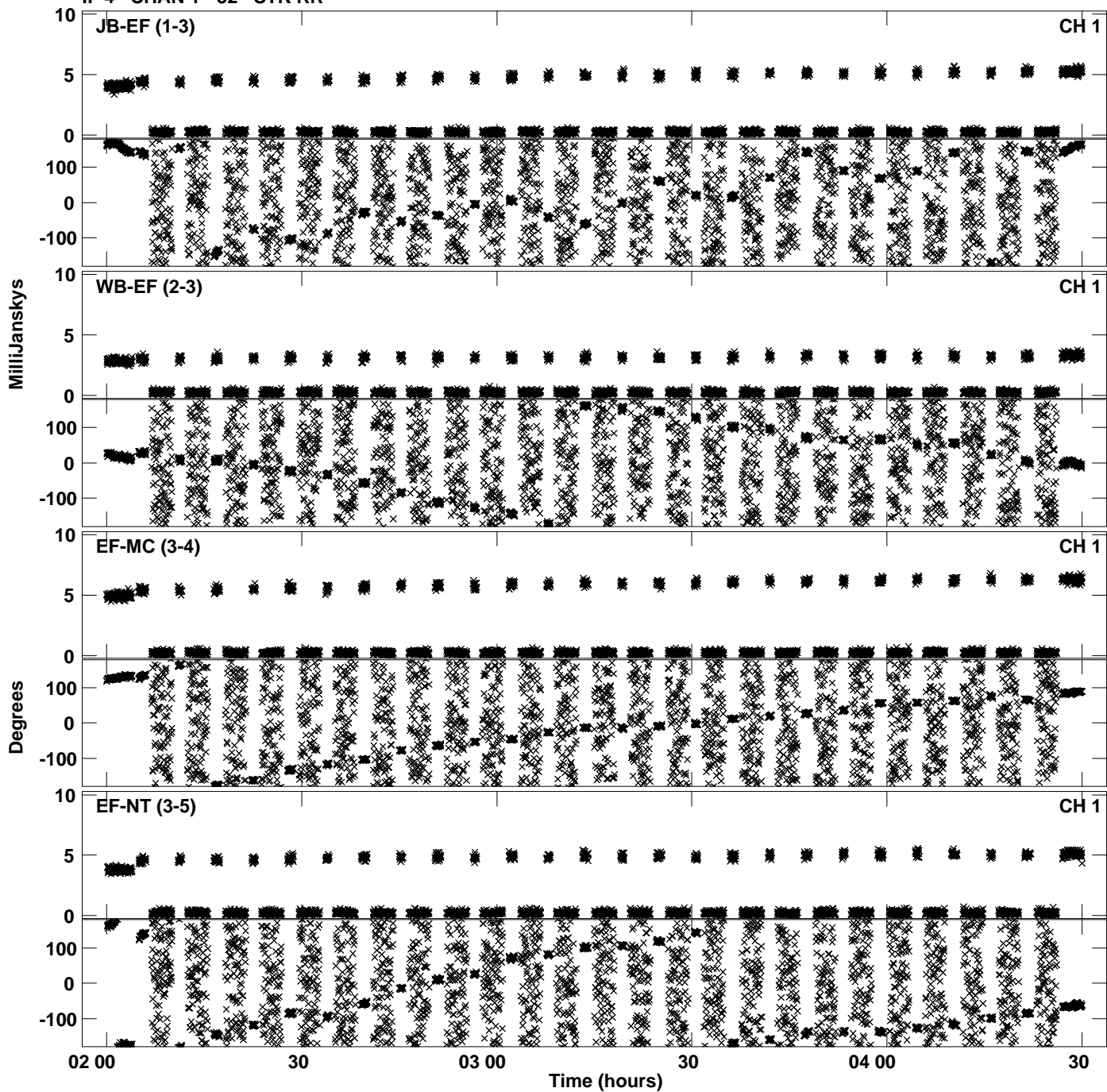
PLot file version 43 created 25-JUL-2019 15:24:42
Amplitude andPhase vs Time for EC067A.UVDATA.1 Vect aver.
IF 3 CHAN 1 - 32 STK RR




PLot file version 44 created 25-JUL-2019 15:24:42
Amplitude andPhase vs Time for EC067A.UVDATA.1 Vect aver.
IF 3 CHAN 1 - 32 STK RR




Plot file version 45 created 25-JUL-2019 15:24:44
Amplitude andPhase vs Time for EC067A.UVDATA.1 Vect aver.
IF 4 CHAN 1 - 32 STK RR



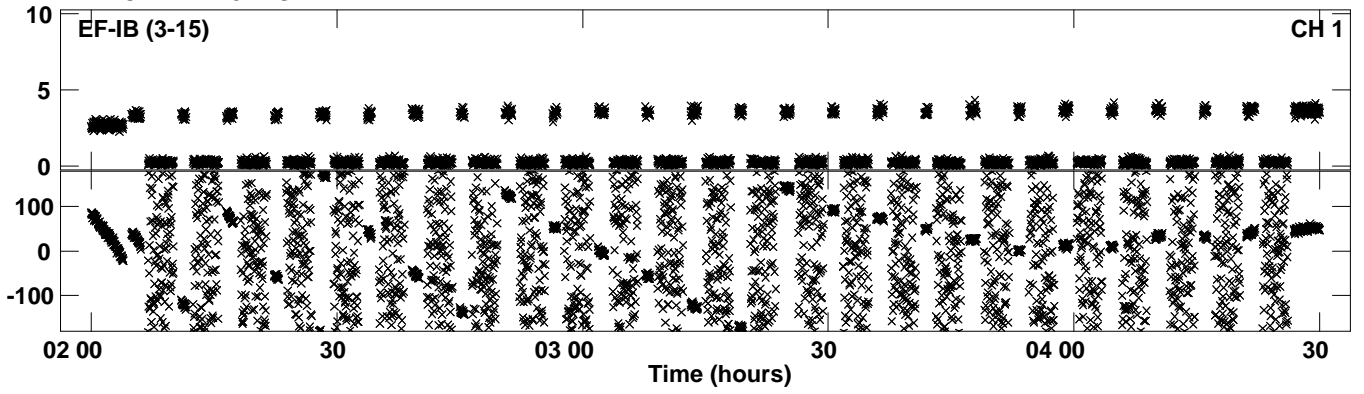
Plot file version 46 created 25-JUL-2019 15:24:44
Amplitude andPhase vs Time for EC067A.UVDATA.1 Vect aver.
IF 4 CHAN 1 - 32 STK RR




Plot file version 47 created 25-JUL-2019 15:24:44
Amplitude and Phase vs Time for EC067A.UVDATA.1 Vect aver.
IF 4 CHAN 1 - 32 STK RR




PLot file version 48 created 25-JUL-2019 15:24:44
Amplitude andPhase vs Time for EC067A.UVDATA.1 Vect aver.
IF 4 CHAN 1 - 32 STK RR




Plot file version 49 created 25-JUL-2019 15:24:47
Amplitude and Phase vs Time for EC067A.UVDATA.1 Vect aver.
IF 5 CHAN 1 - 32 STK RR



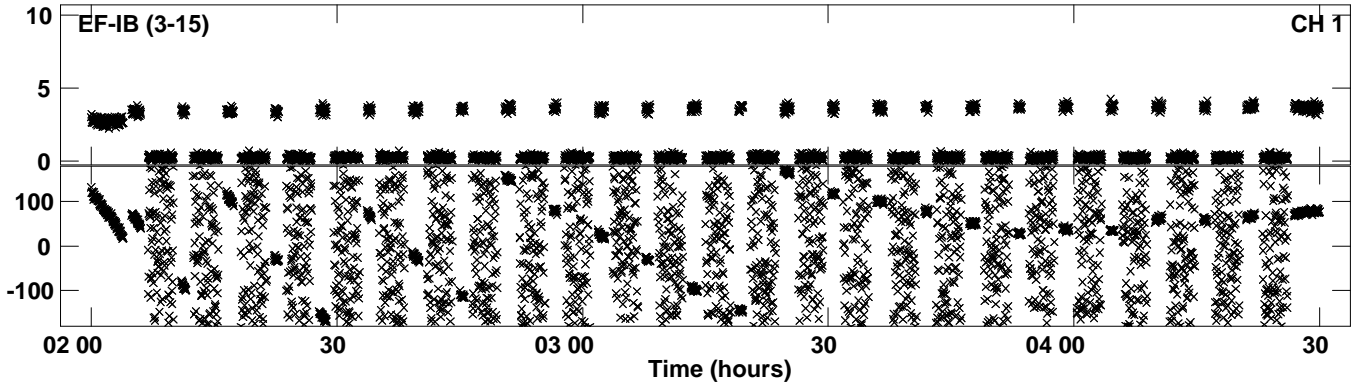
Plot file version 50 created 25-JUL-2019 15:24:47
Amplitude andPhase vs Time for EC067A.UVDATA.1 Vect aver.
IF 5 CHAN 1 - 32 STK RR



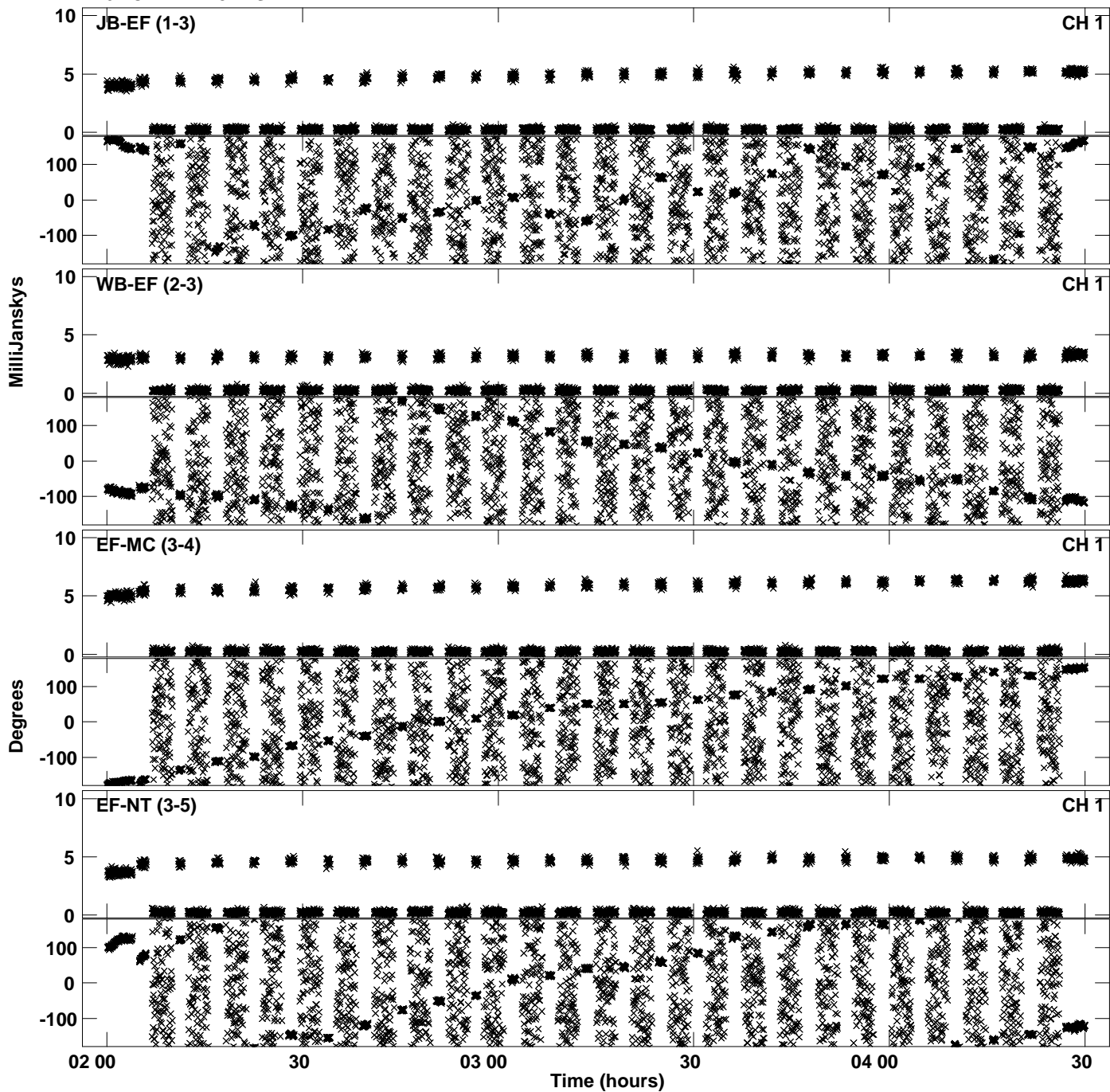
Plot file version 51 created 25-JUL-2019 15:24:47
Amplitude and Phase vs Time for EC067A.UVDATA.1 Vect aver.
IF 5 CHAN 1 - 32 STK RR




PLot file version 52 created 25-JUL-2019 15:24:47
Amplitude andPhase vs Time for EC067A.UVDATA.1 Vect aver.
IF 5 CHAN 1 - 32 STK RR




Plot file version 53 created 25-JUL-2019 15:24:49
Amplitude andPhase vs Time for EC067A.UVDATA.1 Vect aver.
IF 6 CHAN 1 - 32 STK RR



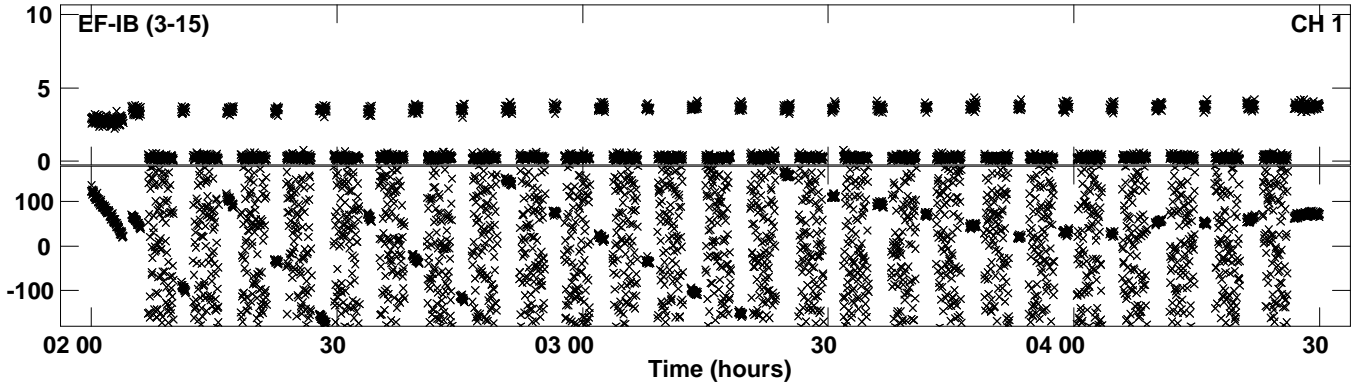
Plot file version 54 created 25-JUL-2019 15:24:49
Amplitude andPhase vs Time for EC067A.UVDATA.1 Vect aver.
IF 6 CHAN 1 - 32 STK RR




Plot file version 55 created 25-JUL-2019 15:24:49
Amplitude andPhase vs Time for EC067A.UVDATA.1 Vect aver.
IF 6 CHAN 1 - 32 STK RR




PLot file version 56 created 25-JUL-2019 15:24:49
Amplitude andPhase vs Time for EC067A.UVDATA.1 Vect aver.
IF 6 CHAN 1 - 32 STK RR




PLot file version 57 created 25-JUL-2019 15:24:52
Amplitude andPhase vs Time for EC067A.UVDATA.1 Vect aver.
IF 7 CHAN 1 - 32 STK RR



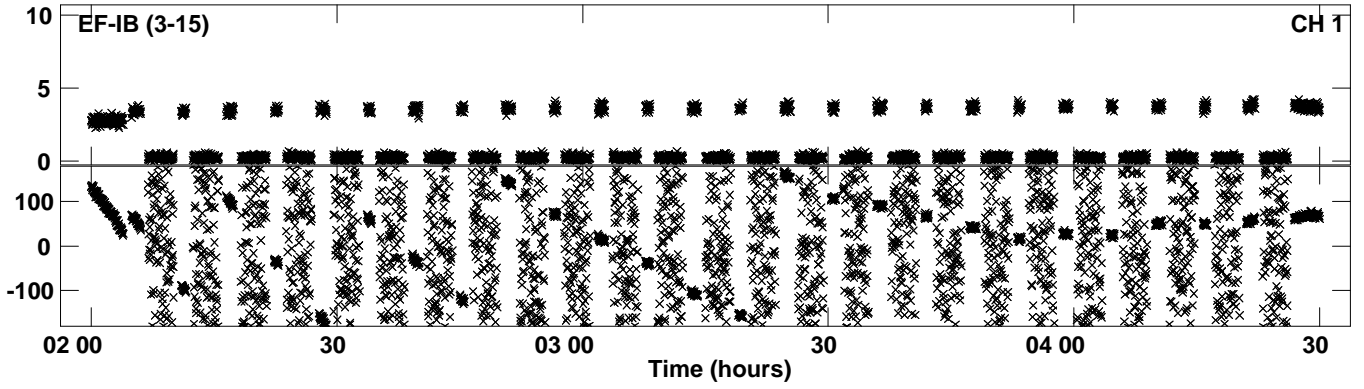
Plot file version 58 created 25-JUL-2019 15:24:52
Amplitude and Phase vs Time for EC067A.UVDATA.1 Vect aver.
IF 7 CHAN 1 - 32 STK RR



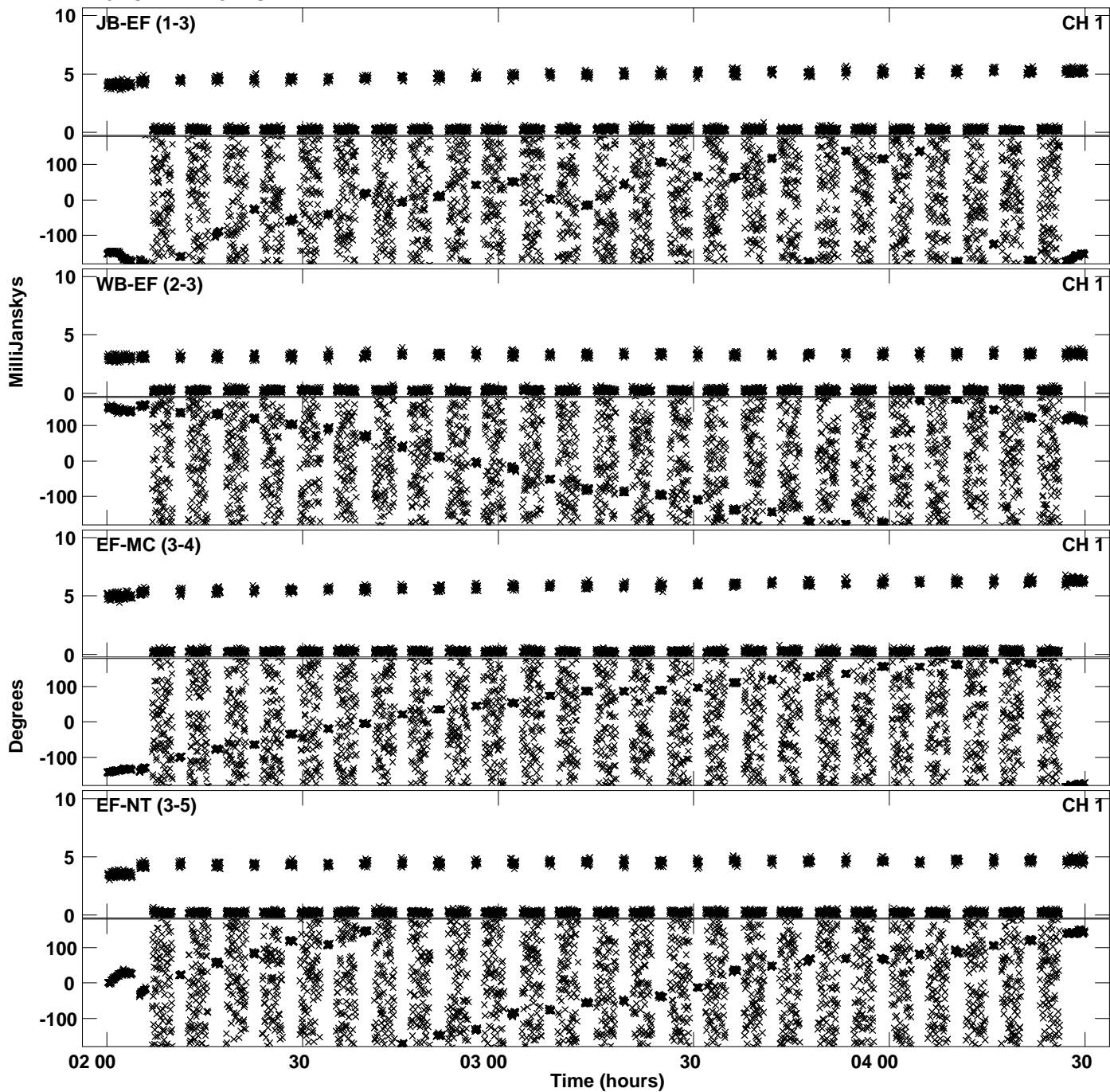
PLot file version 59 created 25-JUL-2019 15:24:52
Amplitude andPhase vs Time for EC067A.UVDATA.1 Vect aver.
IF 7 CHAN 1 - 32 STK RR




PLot file version 60 created 25-JUL-2019 15:24:52
Amplitude andPhase vs Time for EC067A.UVDATA.1 Vect aver.
IF 7 CHAN 1 - 32 STK RR




PLot file version 61 created 25-JUL-2019 15:24:55
Amplitude andPhase vs Time for EC067A.UVDATA.1 Vect aver.
IF 8 CHAN 1 - 32 STK RR



Plot file version 62 created 25-JUL-2019 15:24:55
Amplitude and Phase vs Time for EC067A.UVDATA.1 Vect aver.
IF 8 CHAN 1 - 32 STK RR



Plot file version 63 created 25-JUL-2019 15:24:55
Amplitude and Phase vs Time for EC067A.UVDATA.1 Vect aver.
IF 8 CHAN 1 - 32 STK RR



PLot file version 64 created 25-JUL-2019 15:24:55
Amplitude andPhase vs Time for EC067A.UVDATA.1 Vect aver.
IF 8 CHAN 1 - 32 STK RR

