




Plot file version 1 created 29-JUL-2019 15:09:03
Amplitude andPhase vs Time for EC067B.UVDATA.1 Vect aver. CL # 3
IF 1 CHAN 1 - 32 STK LL



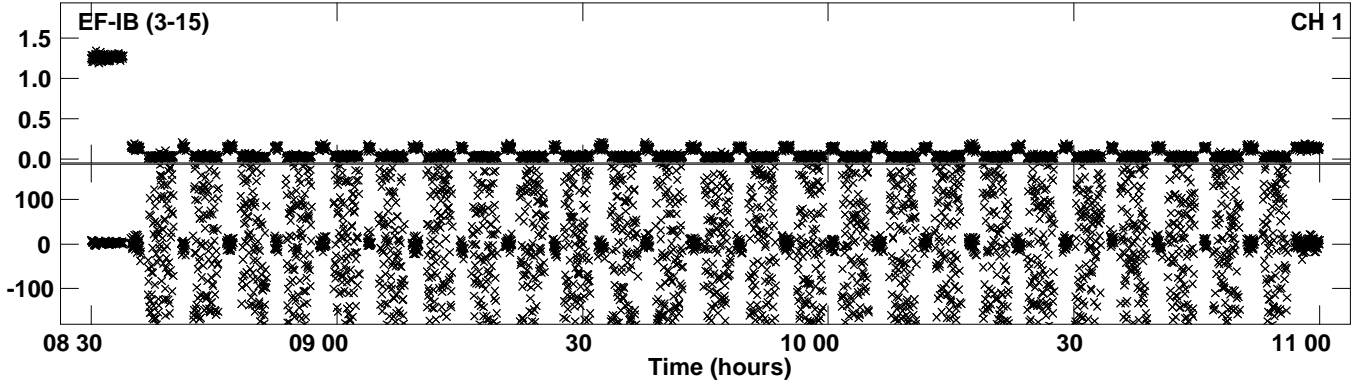
Plot file version 2 created 29-JUL-2019 15:09:03
Amplitude and Phase vs Time for EC067B.UVDATA.1 Vect aver. CL # 3
IF 1 CHAN 1 - 32 STK LL




Plot file version 3 created 29-JUL-2019 15:09:03
Amplitude andPhase vs Time for EC067B.UVDATA.1 Vect aver. CL # 3
IF 1 CHAN 1 - 32 STK LL




PLot file version 4 created 29-JUL-2019 15:09:03
Amplitude andPhase vs Time for EC067B.UVDATA.1 Vect aver. CL # 3
IF 1 CHAN 1 - 32 STK LL



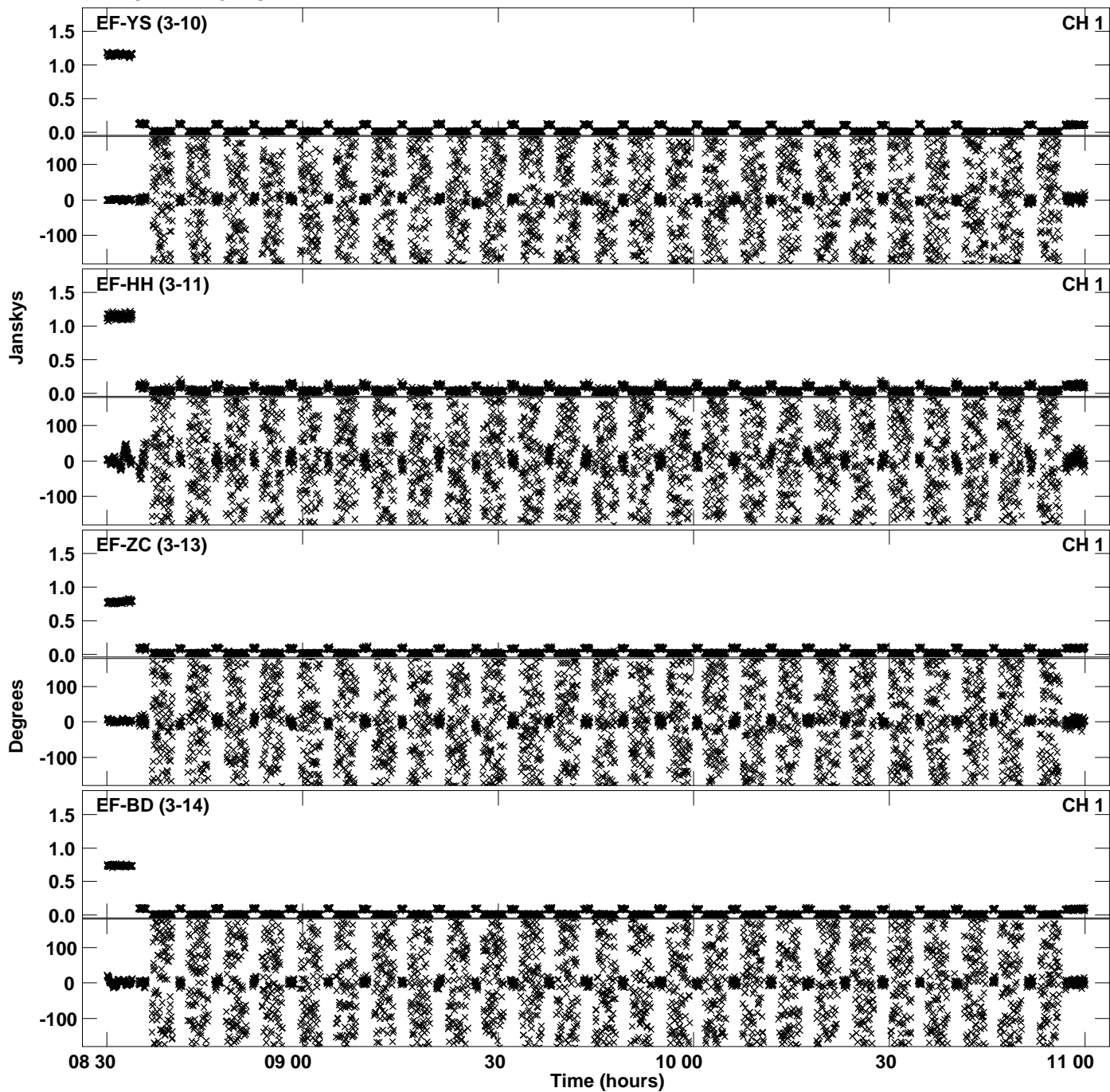
Plot file version 5 created 29-JUL-2019 15:09:09
Amplitude andPhase vs Time for EC067B.UVDATA.1 Vect aver. CL # 3
IF 2 CHAN 1 - 32 STK LL



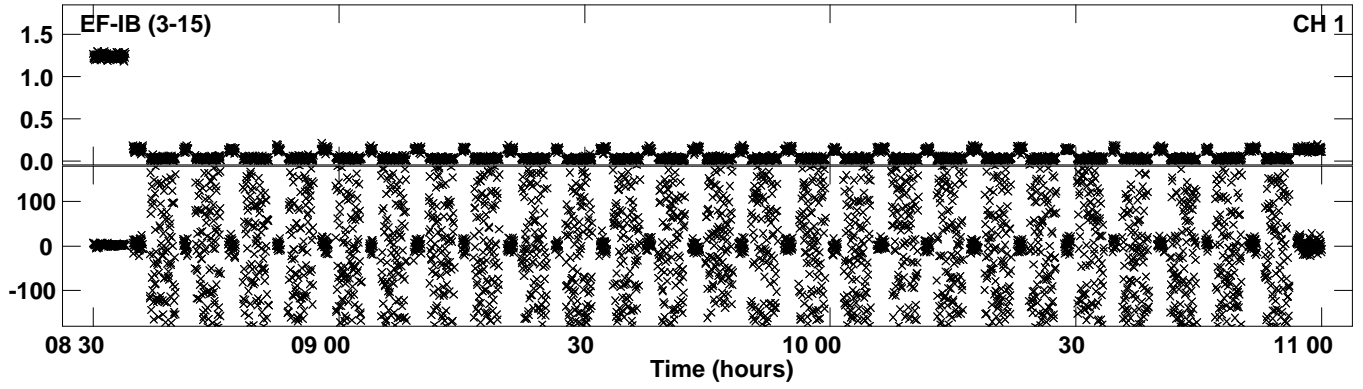
Plot file version 6 created 29-JUL-2019 15:09:09
Amplitude andPhase vs Time for EC067B.UVDATA.1 Vect aver. CL # 3
IF 2 CHAN 1 - 32 STK LL




Plot file version 7 created 29-JUL-2019 15:09:09
Amplitude andPhase vs Time for EC067B.UVDATA.1 Vect aver. CL # 3
IF 2 CHAN 1 - 32 STK LL




Plot file version 8 created 29-JUL-2019 15:09:09
Amplitude andPhase vs Time for EC067B.UVDATA.1 Vect aver. CL # 3
IF 2 CHAN 1 - 32 STK LL



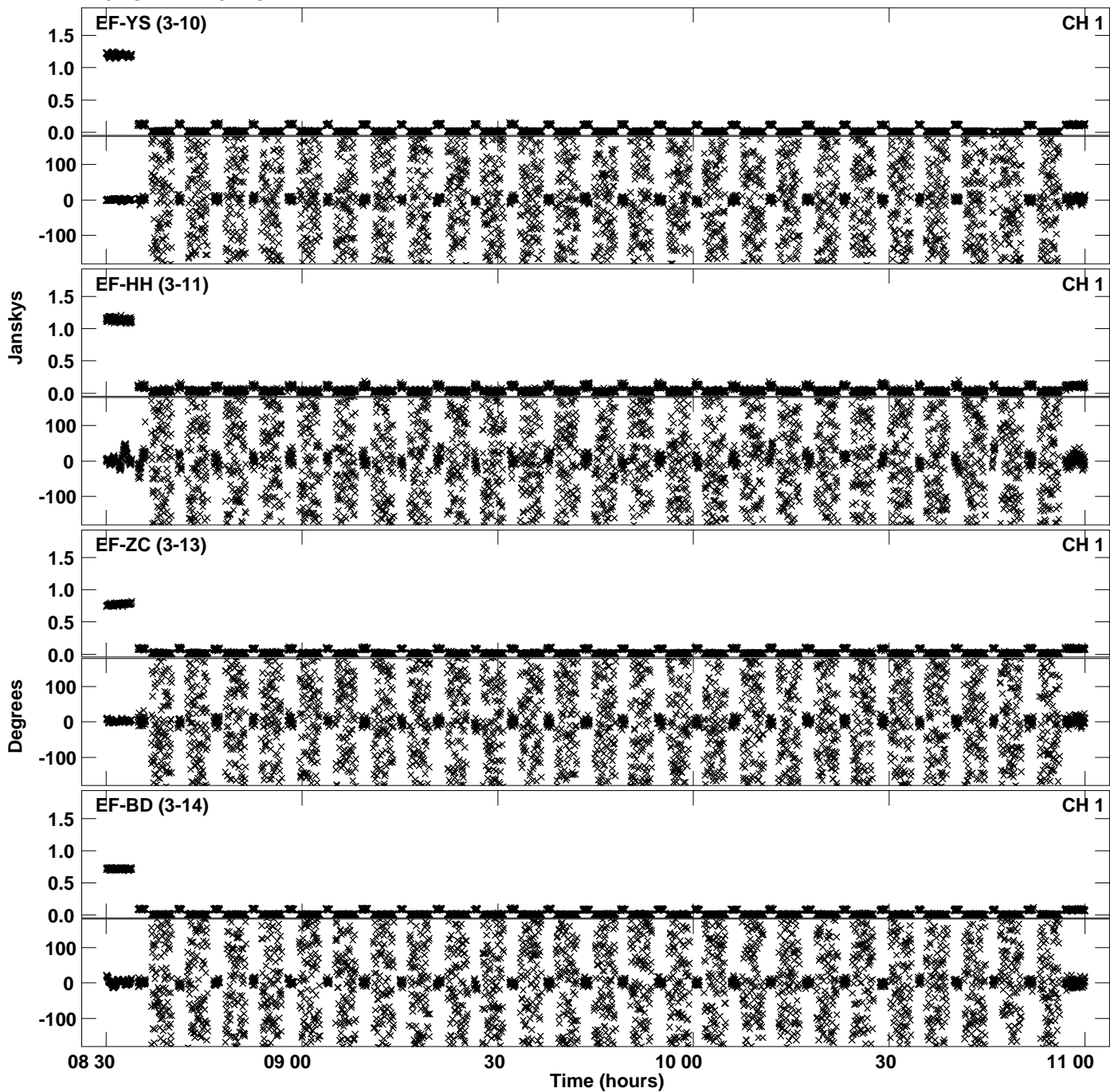
Plot file version 9 created 29-JUL-2019 15:09:14
Amplitude andPhase vs Time for EC067B.UVDATA.1 Vect aver. CL # 3
IF 3 CHAN 1 - 32 STK LL



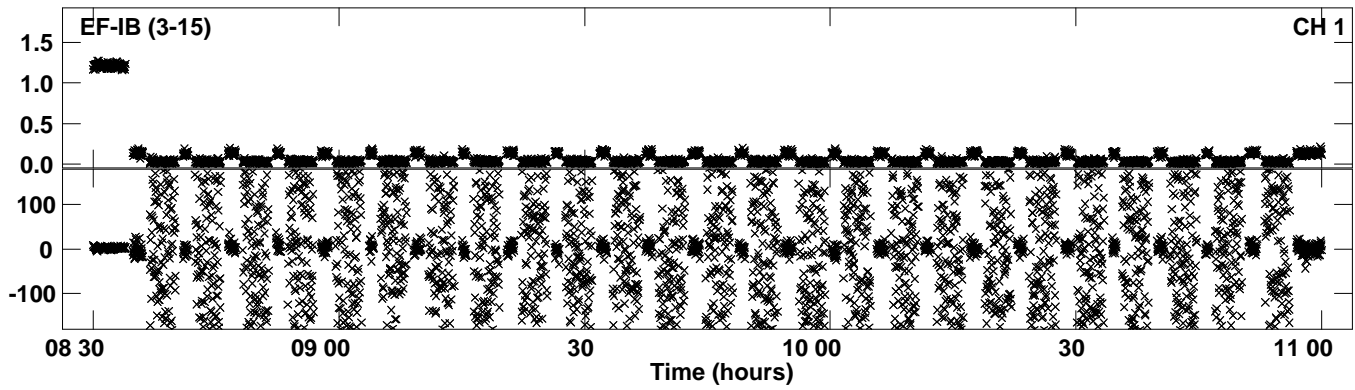
Plot file version 10 created 29-JUL-2019 15:09:14
Amplitude andPhase vs Time for EC067B.UVDATA.1 Vect aver. CL # 3
IF 3 CHAN 1 - 32 STK LL




Plot file version 11 created 29-JUL-2019 15:09:14
Amplitude andPhase vs Time for EC067B.UVDATA.1 Vect aver. CL # 3
IF 3 CHAN 1 - 32 STK LL




PLot file version 12 created 29-JUL-2019 15:09:14
Amplitude andPhase vs Time for EC067B.UVDATA.1 Vect aver. CL # 3
IF 3 CHAN 1 - 32 STK LL



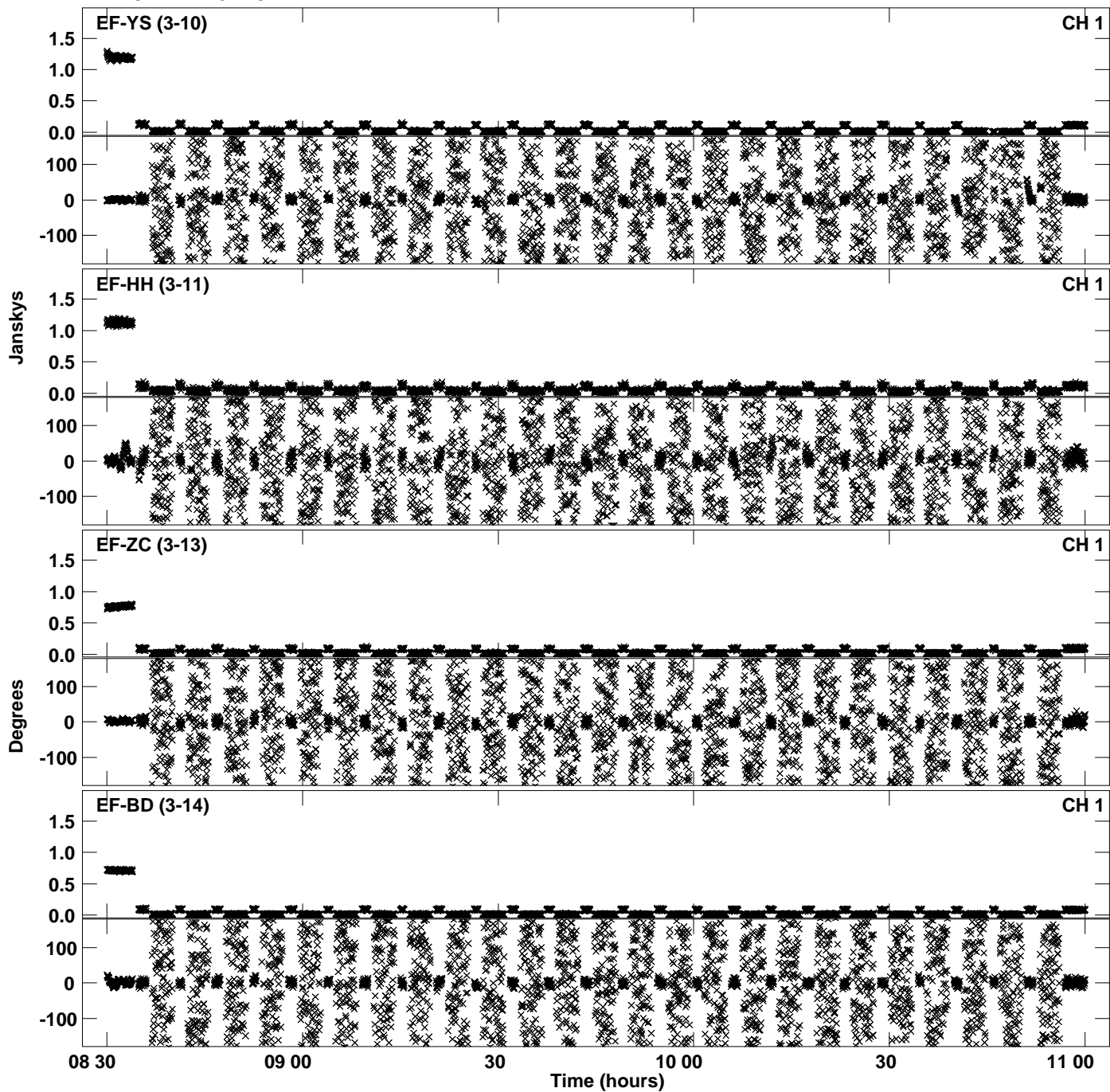
Plot file version 13 created 29-JUL-2019 15:09:20
Amplitude and Phase vs Time for EC067B.UVDATA.1 Vect aver. CL # 3
IF 4 CHAN 1 - 32 STK LL



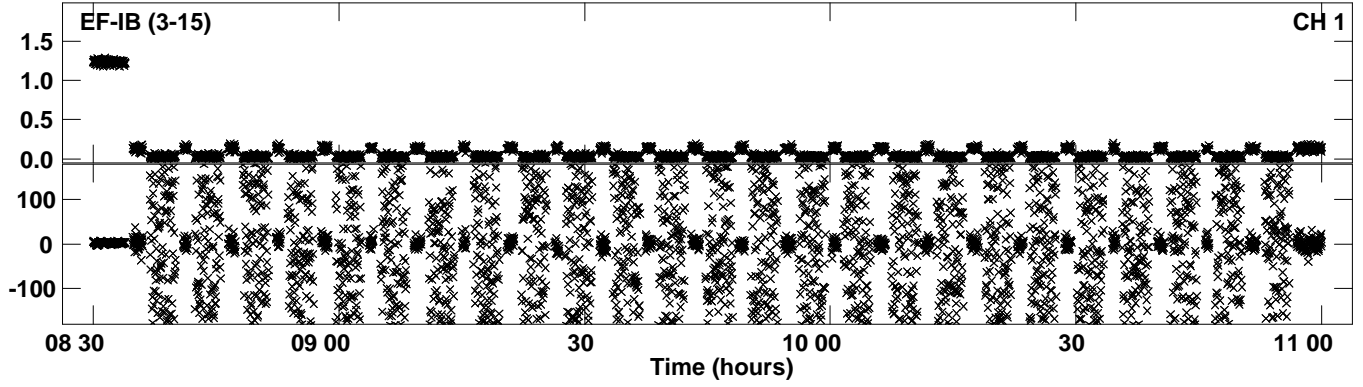
Plot file version 14 created 29-JUL-2019 15:09:20
Amplitude andPhase vs Time for EC067B.UVDATA.1 Vect aver. CL # 3
IF 4 CHAN 1 - 32 STK LL




Plot file version 15 created 29-JUL-2019 15:09:20
Amplitude andPhase vs Time for EC067B.UVDATA.1 Vect aver. CL # 3
IF 4 CHAN 1 - 32 STK LL




PLot file version 16 created 29-JUL-2019 15:09:20
Amplitude andPhase vs Time for EC067B.UVDATA.1 Vect aver. CL # 3
IF 4 CHAN 1 - 32 STK LL



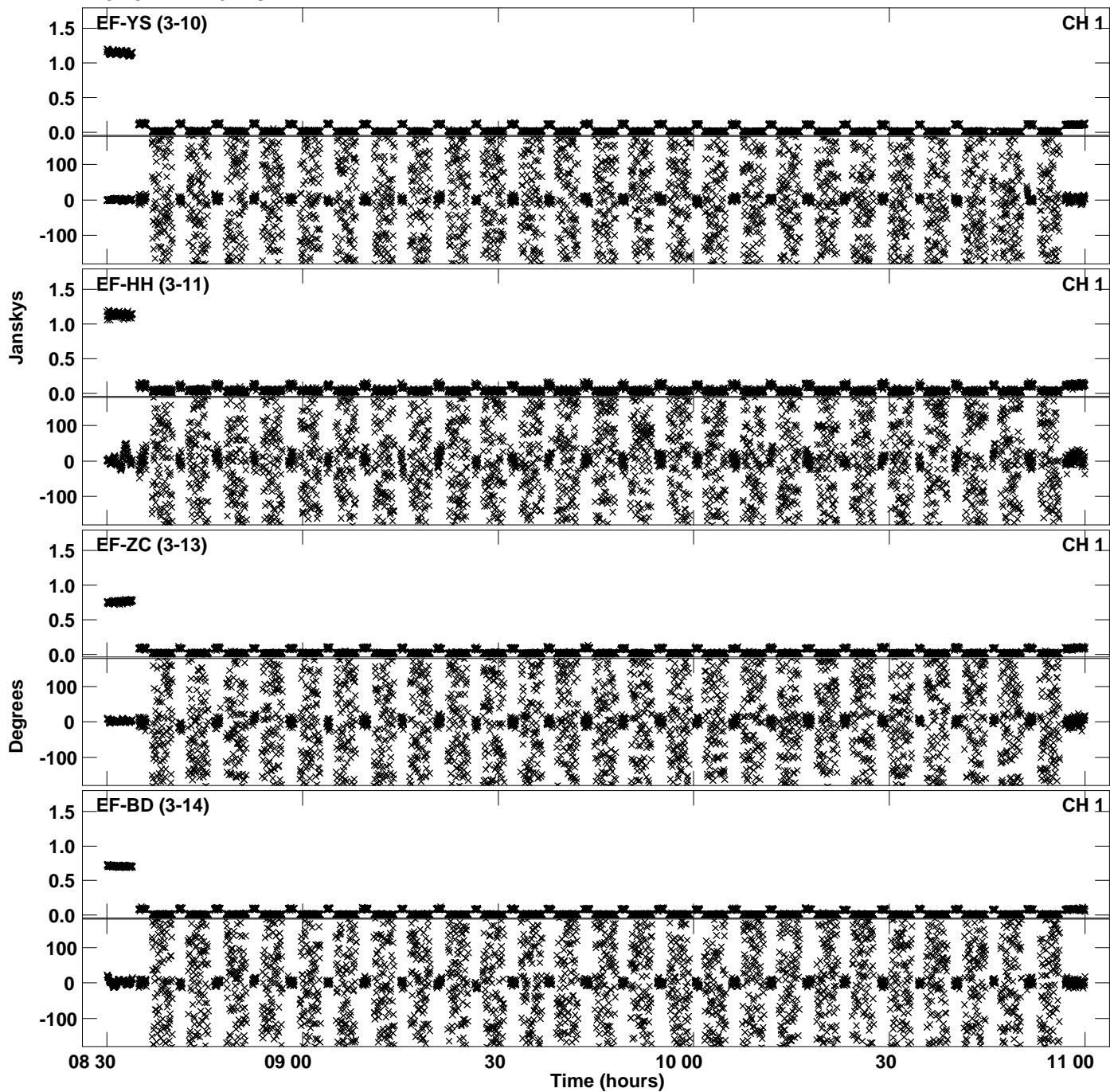
Plot file version 17 created 29-JUL-2019 15:09:25
Amplitude andPhase vs Time for EC067B.UVDATA.1 Vect aver. CL # 3
IF 5 CHAN 1 - 32 STK LL



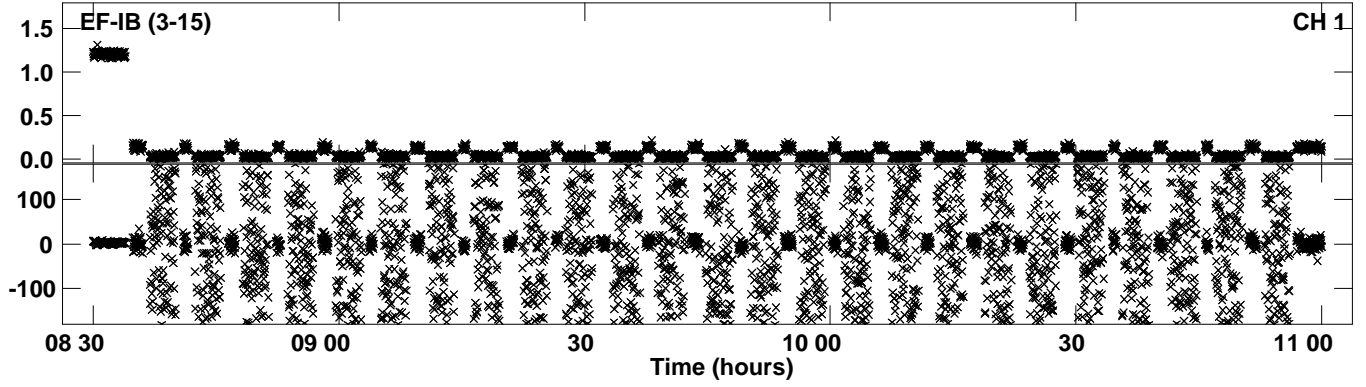
Plot file version 18 created 29-JUL-2019 15:09:25
Amplitude andPhase vs Time for EC067B.UVDATA.1 Vect aver. CL # 3
IF 5 CHAN 1 - 32 STK LL




Plot file version 19 created 29-JUL-2019 15:09:25
Amplitude and Phase vs Time for EC067B.UVDATA.1 Vect aver. CL # 3
IF 5 CHAN 1 - 32 STK LL




PLot file version 20 created 29-JUL-2019 15:09:25
Amplitude andPhase vs Time for EC067B.UVDATA.1 Vect aver. CL # 3
IF 5 CHAN 1 - 32 STK LL




Plot file version 21 created 29-JUL-2019 15:09:31
Amplitude andPhase vs Time for EC067B.UVDATA.1 Vect aver. CL # 3
IF 6 CHAN 1 - 32 STK LL



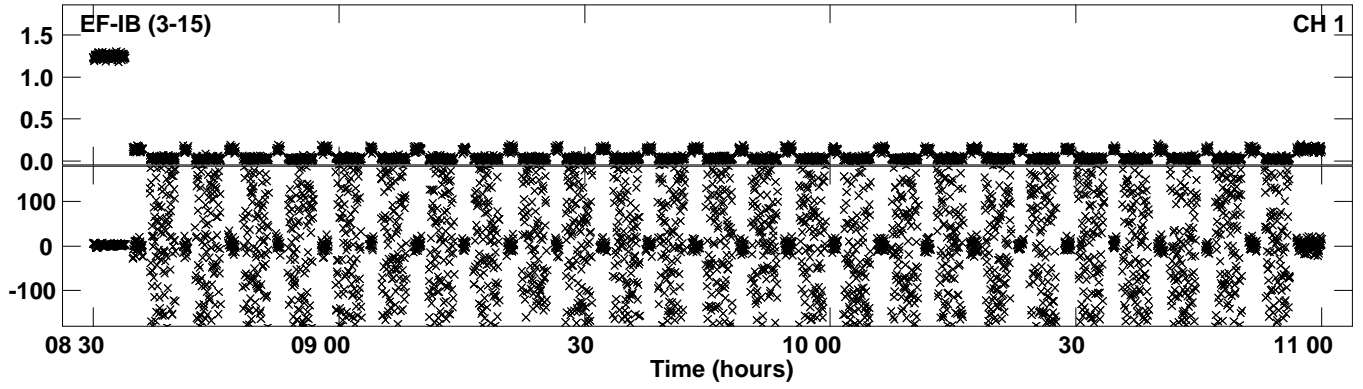
Plot file version 22 created 29-JUL-2019 15:09:31
Amplitude and Phase vs Time for EC067B.UVDATA.1 Vect aver. CL # 3
IF 6 CHAN 1 - 32 STK LL




Plot file version 23 created 29-JUL-2019 15:09:31
Amplitude andPhase vs Time for EC067B.UVDATA.1 Vect aver. CL # 3
IF 6 CHAN 1 - 32 STK LL




PLot file version 24 created 29-JUL-2019 15:09:31
Amplitude andPhase vs Time for EC067B.UVDATA.1 Vect aver. CL # 3
IF 6 CHAN 1 - 32 STK LL



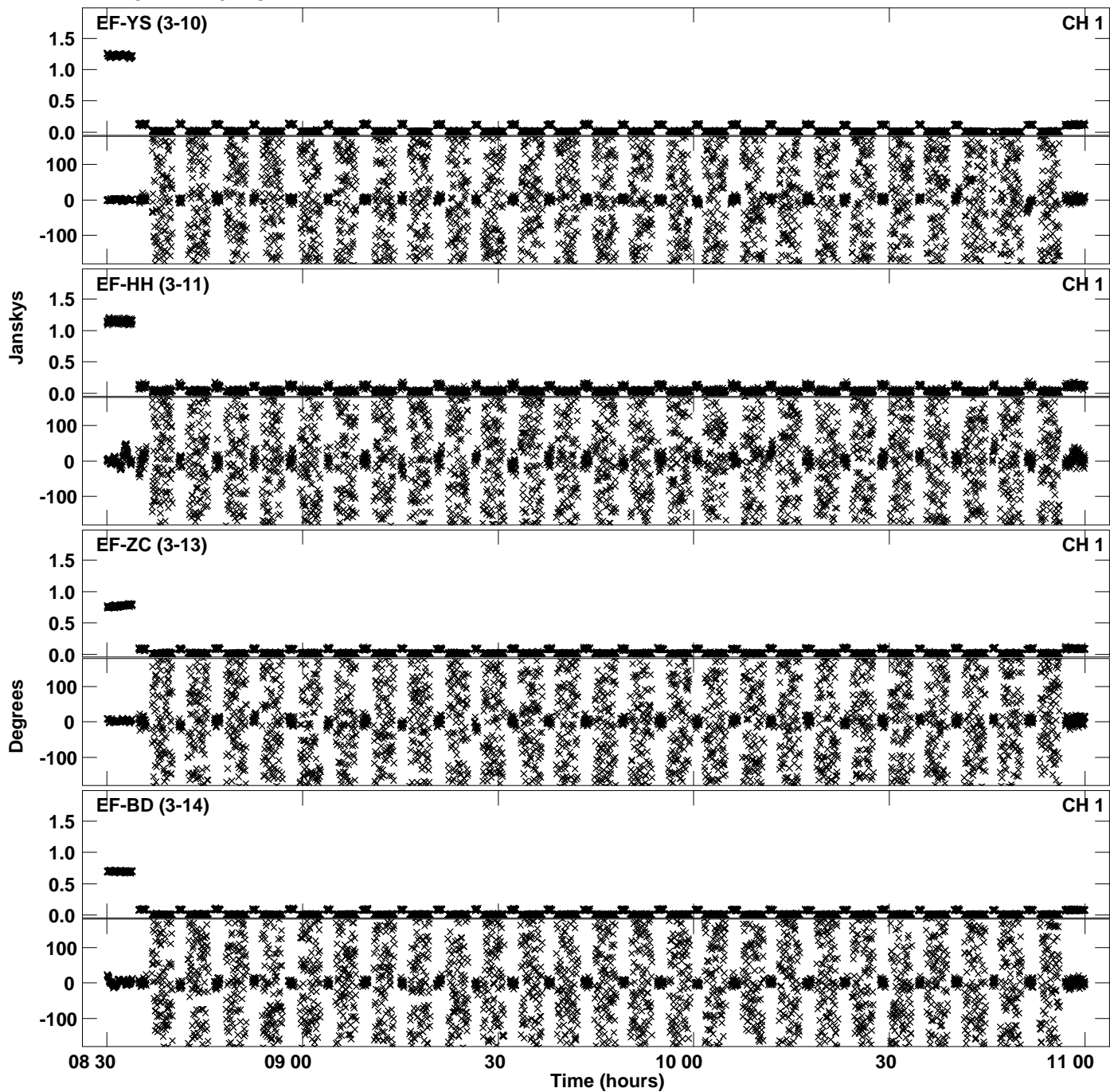
Plot file version 25 created 29-JUL-2019 15:09:36
Amplitude andPhase vs Time for EC067B.UVDATA.1 Vect aver. CL # 3
IF 7 CHAN 1 - 32 STK LL



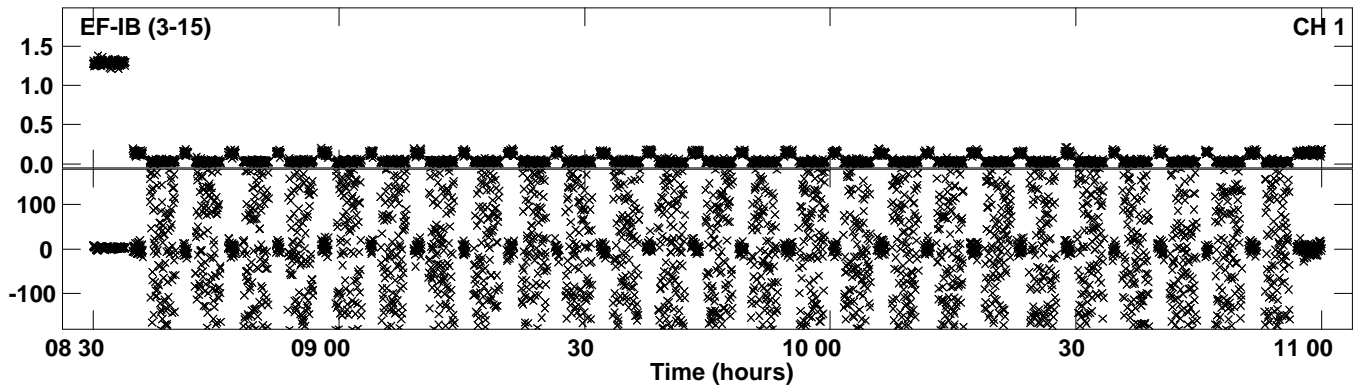
Plot file version 26 created 29-JUL-2019 15:09:36
Amplitude andPhase vs Time for EC067B.UVDATA.1 Vect aver. CL # 3
IF 7 CHAN 1 - 32 STK LL




Plot file version 27 created 29-JUL-2019 15:09:36
Amplitude andPhase vs Time for EC067B.UVDATA.1 Vect aver. CL # 3
IF 7 CHAN 1 - 32 STK LL




PLot file version 28 created 29-JUL-2019 15:09:36
Amplitude andPhase vs Time for EC067B.UVDATA.1 Vect aver. CL # 3
IF 7 CHAN 1 - 32 STK LL



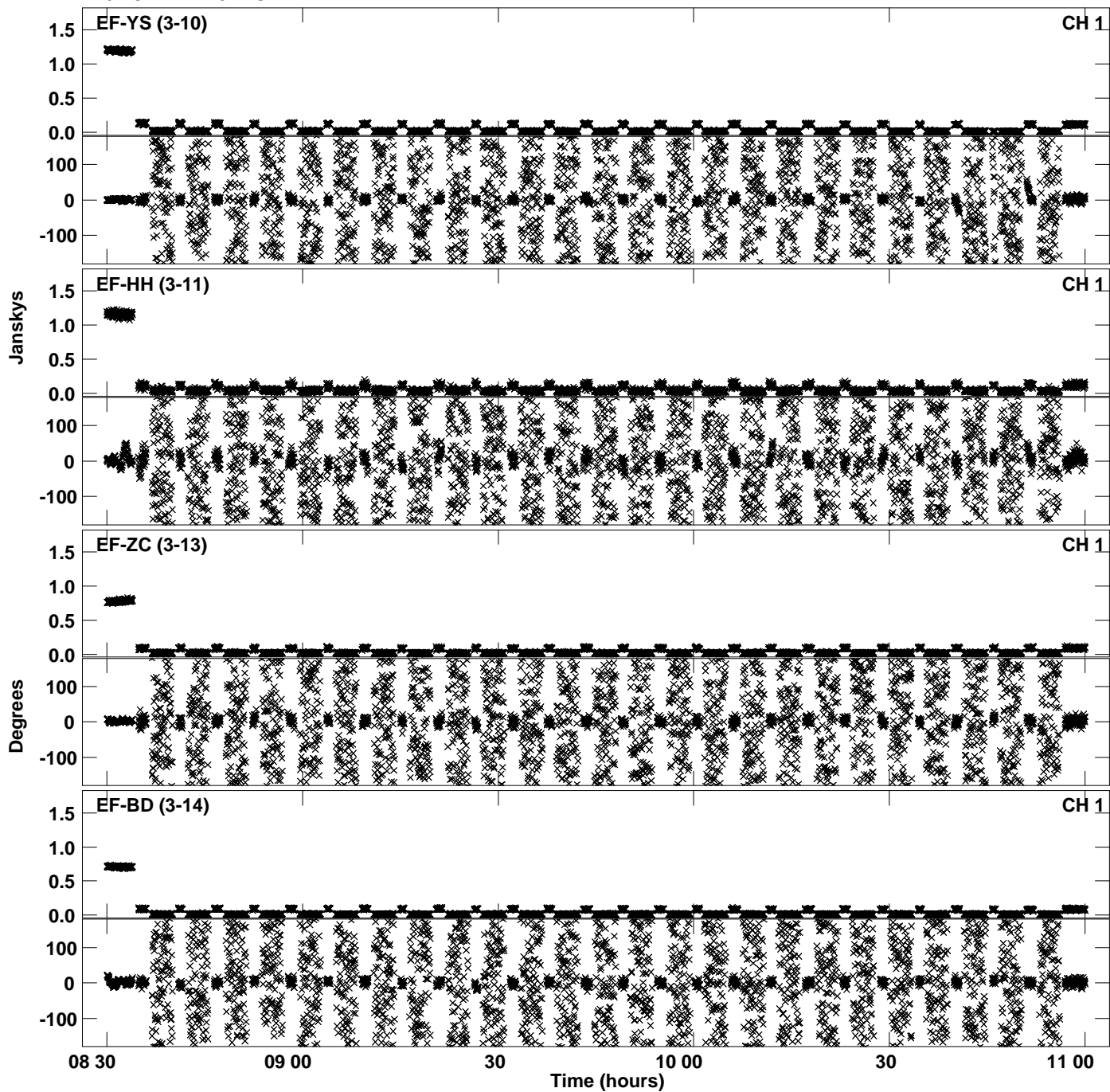
Plot file version 29 created 29-JUL-2019 15:09:42
Amplitude andPhase vs Time for EC067B.UVDATA.1 Vect aver. CL # 3
IF 8 CHAN 1 - 32 STK LL



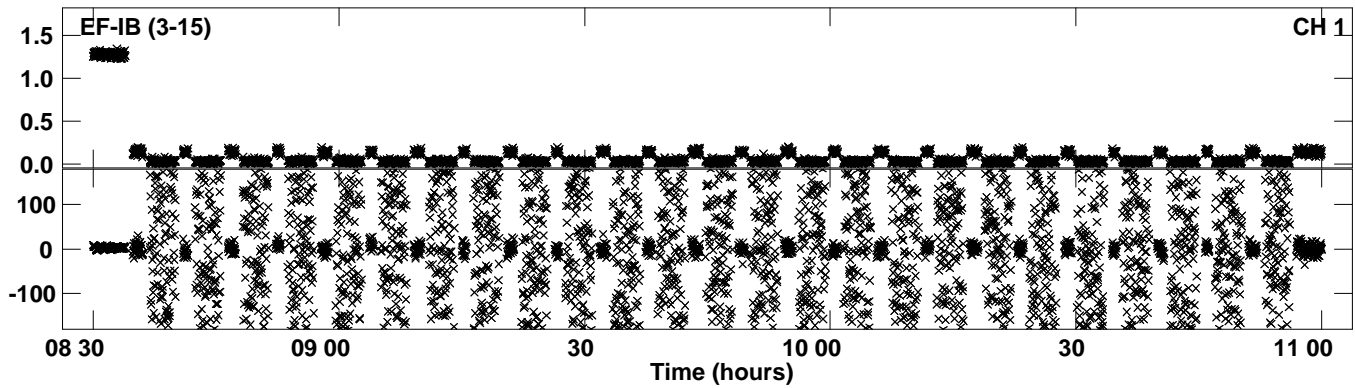
Plot file version 30 created 29-JUL-2019 15:09:42
Amplitude andPhase vs Time for EC067B.UVDATA.1 Vect aver. CL # 3
IF 8 CHAN 1 - 32 STK LL




Plot file version 31 created 29-JUL-2019 15:09:42
Amplitude and Phase vs Time for EC067B.UVDATA.1 Vect aver. CL # 3
IF 8 CHAN 1 - 32 STK LL




PLot file version 32 created 29-JUL-2019 15:09:42
Amplitude andPhase vs Time for EC067B.UVDATA.1 Vect aver. CL # 3
IF 8 CHAN 1 - 32 STK LL



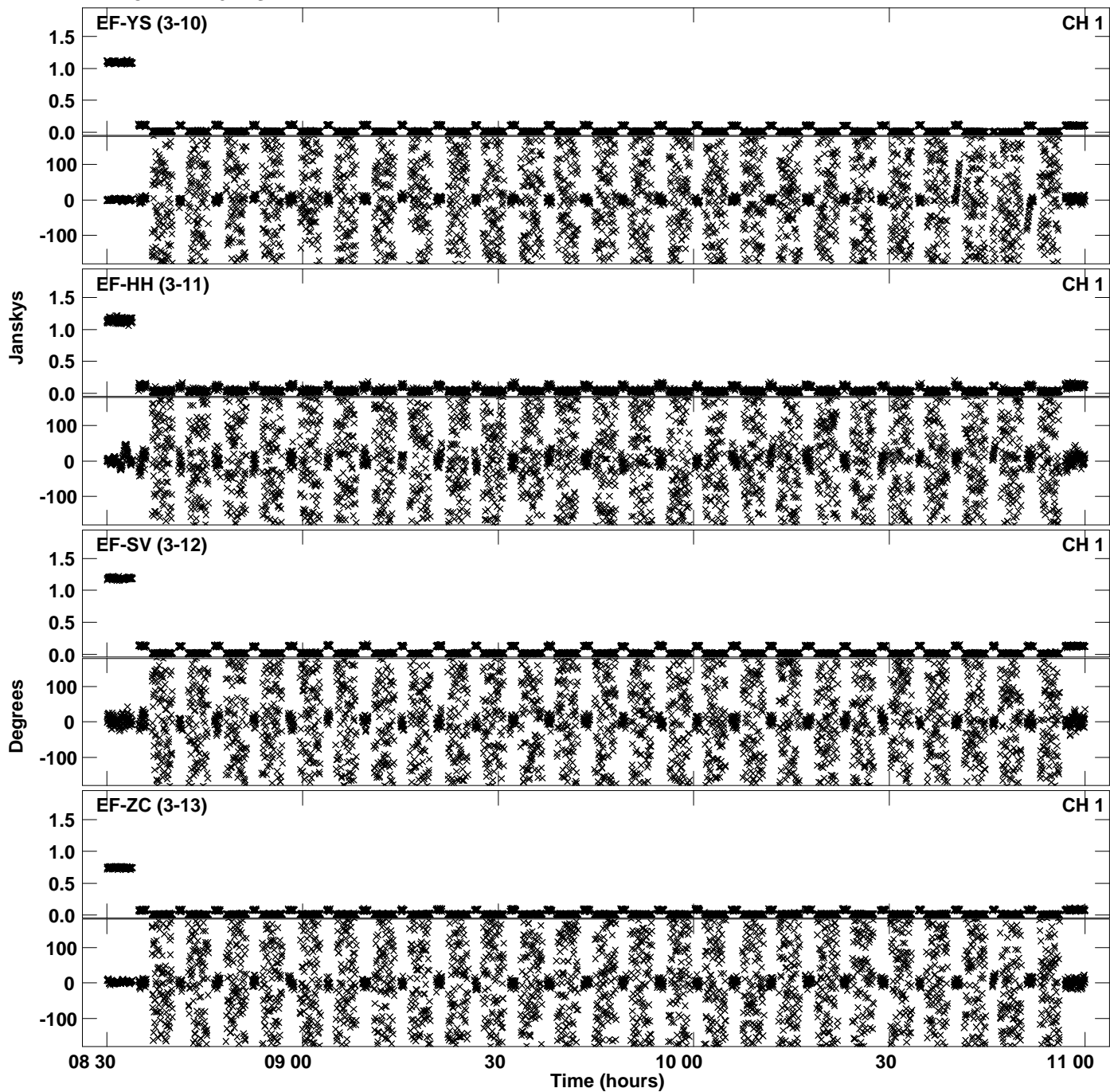
Plot file version 33 created 29-JUL-2019 15:09:47
Amplitude andPhase vs Time for EC067B.UVDATA.1 Vect aver. CL # 3
IF 1 CHAN 1 - 32 STK RR



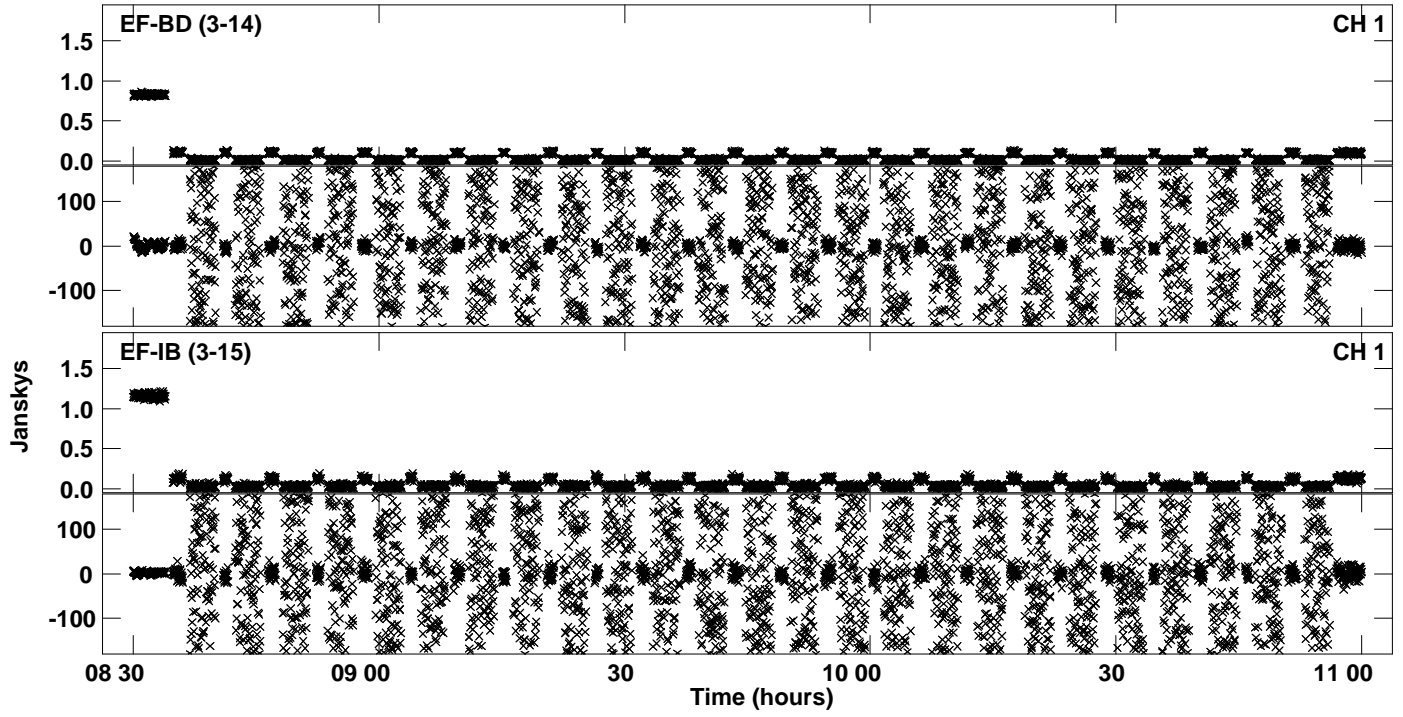
Plot file version 34 created 29-JUL-2019 15:09:47
Amplitude andPhase vs Time for EC067B.UVDATA.1 Vect aver. CL # 3
IF 1 CHAN 1 - 32 STK RR




Plot file version 35 created 29-JUL-2019 15:09:47
Amplitude and Phase vs Time for EC067B.UVDATA.1 Vect aver. CL # 3
IF 1 CHAN 1 - 32 STK RR




PLot file version 36 created 29-JUL-2019 15:09:47
Amplitude andPhase vs Time for EC067B.UVDATA.1 Vect aver. CL # 3
IF 1 CHAN 1 - 32 STK RR



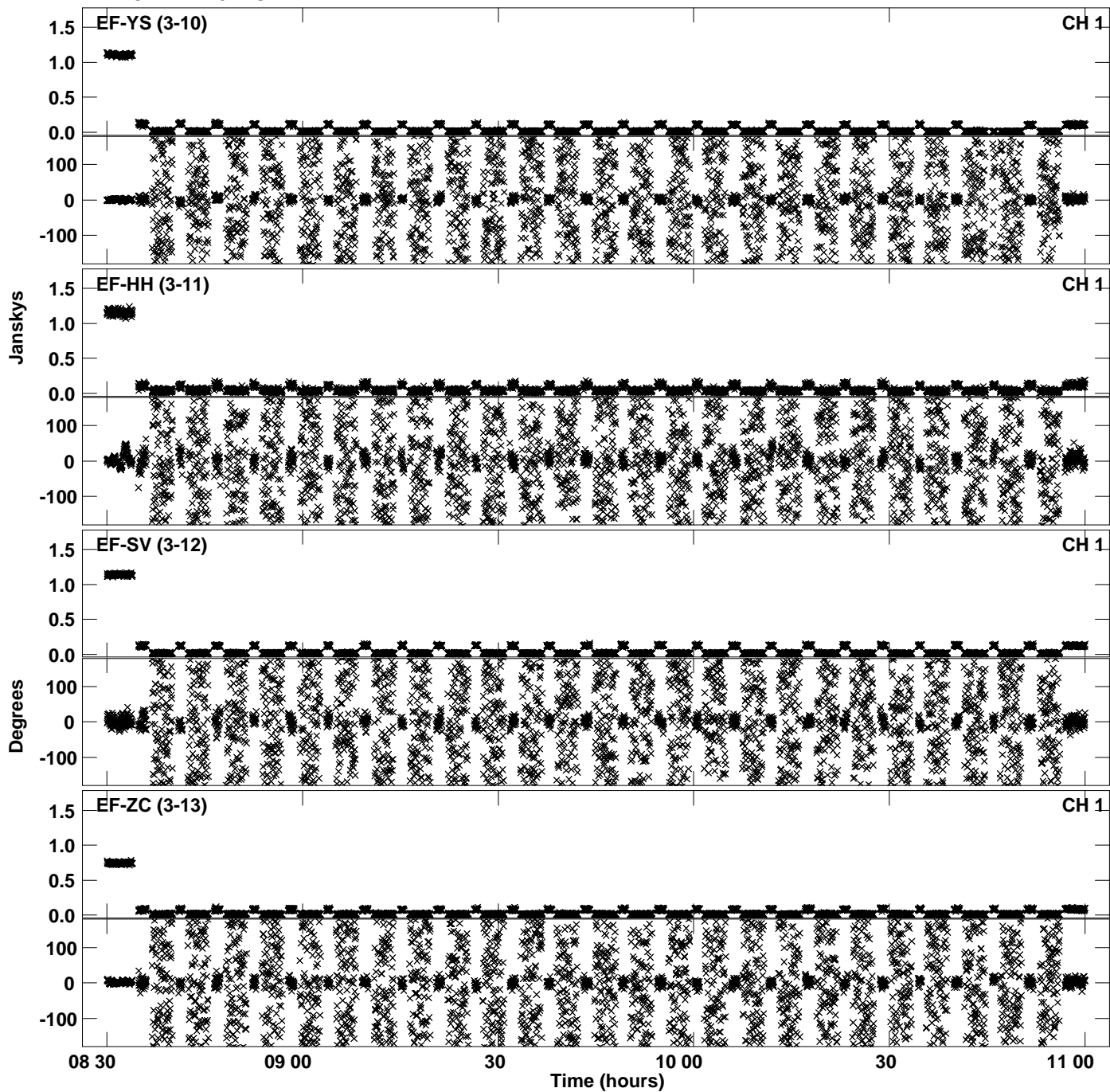
Plot file version 37 created 29-JUL-2019 15:09:52
Amplitude and Phase vs Time for EC067B.UVDATA.1 Vect aver. CL # 3
IF 2 CHAN 1 - 32 STK RR



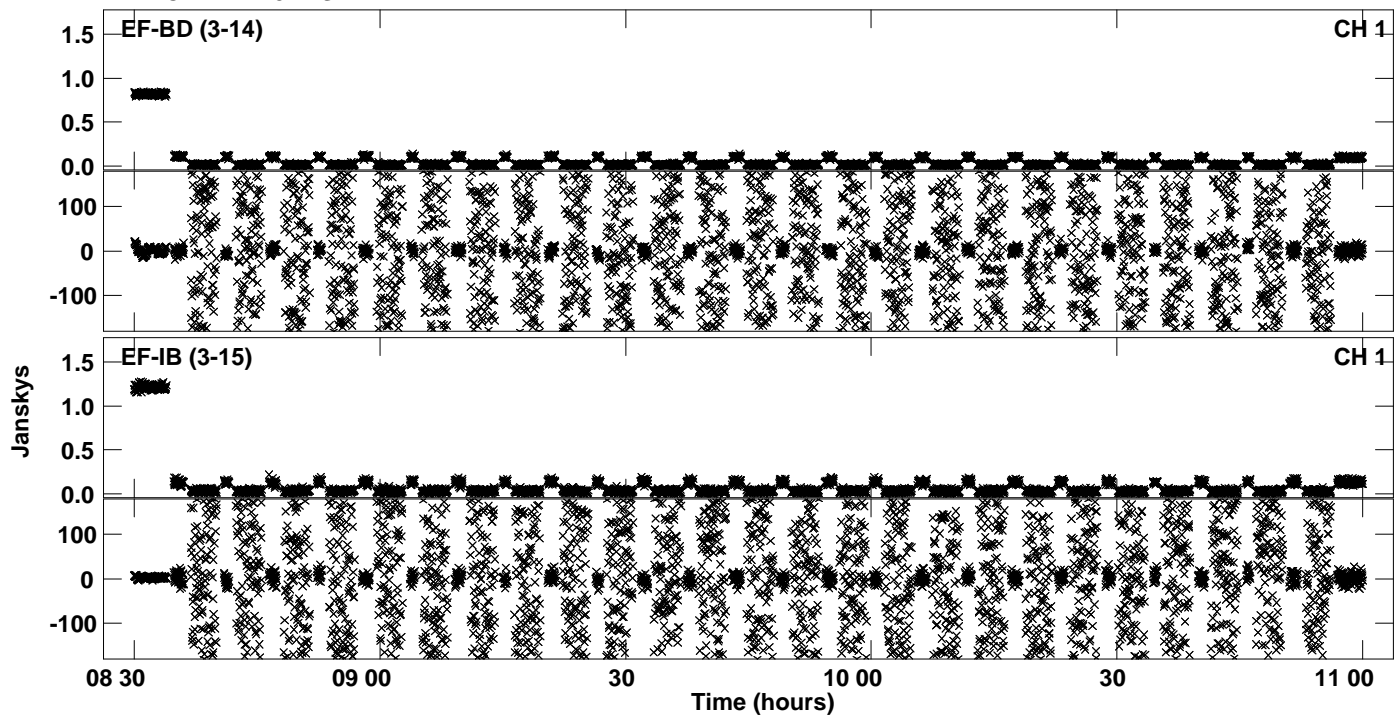
Plot file version 38 created 29-JUL-2019 15:09:52
Amplitude andPhase vs Time for EC067B.UVDATA.1 Vect aver. CL # 3
IF 2 CHAN 1 - 32 STK RR




Plot file version 39 created 29-JUL-2019 15:09:52
Amplitude andPhase vs Time for EC067B.UVDATA.1 Vect aver. CL # 3
IF 2 CHAN 1 - 32 STK RR




PLot file version 40 created 29-JUL-2019 15:09:52
Amplitude andPhase vs Time for EC067B.UVDATA.1 Vect aver. CL # 3
IF 2 CHAN 1 - 32 STK RR



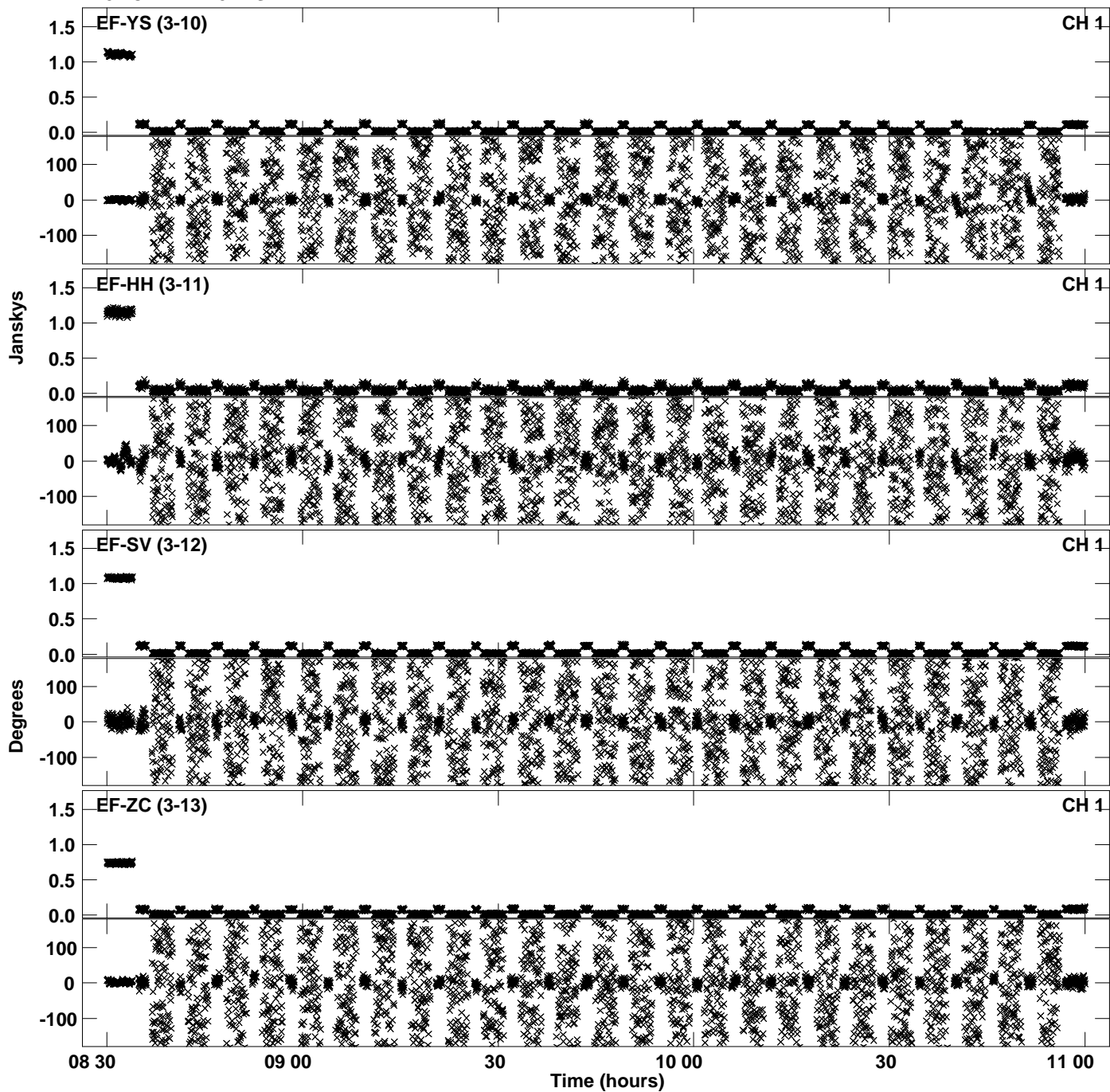
Plot file version 41 created 29-JUL-2019 15:09:57
Amplitude andPhase vs Time for EC067B.UVDATA.1 Vect aver. CL # 3
IF 3 CHAN 1 - 32 STK RR



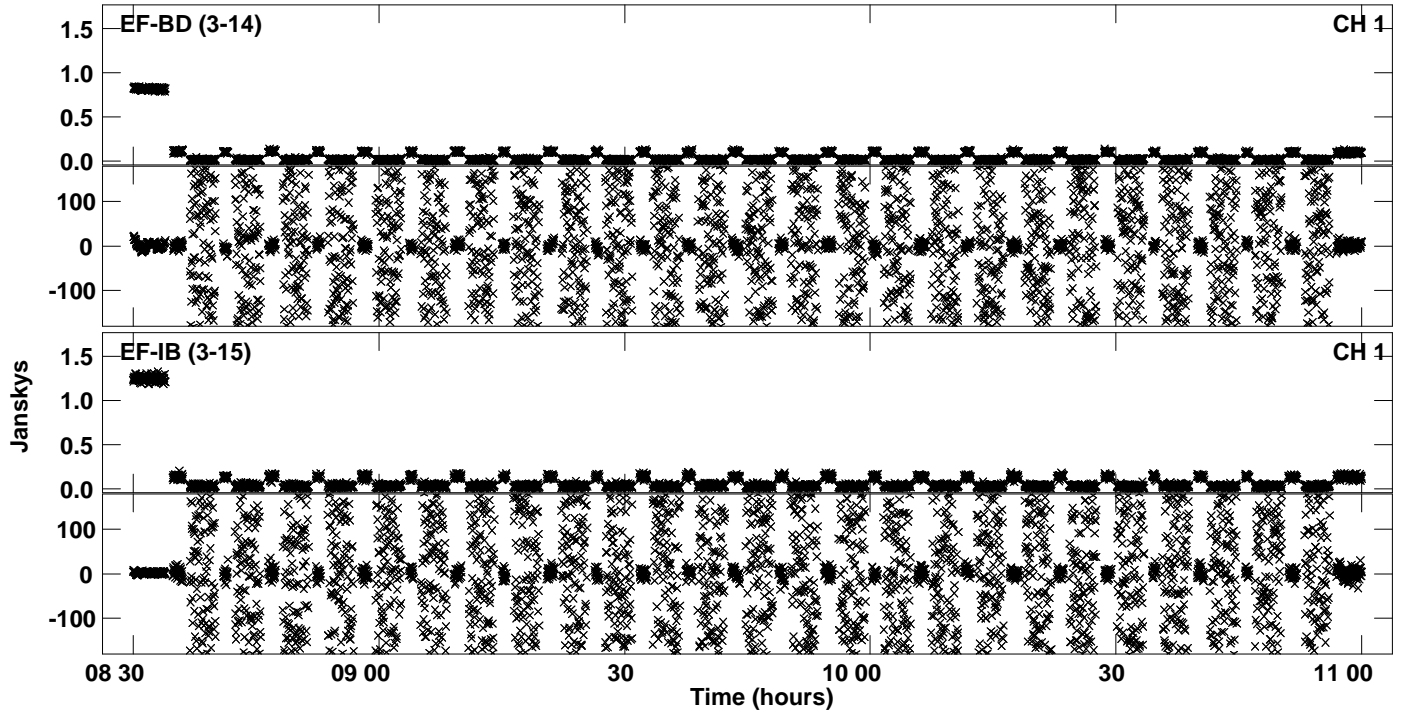
Plot file version 42 created 29-JUL-2019 15:09:57
Amplitude andPhase vs Time for EC067B.UVDATA.1 Vect aver. CL # 3
IF 3 CHAN 1 - 32 STK RR



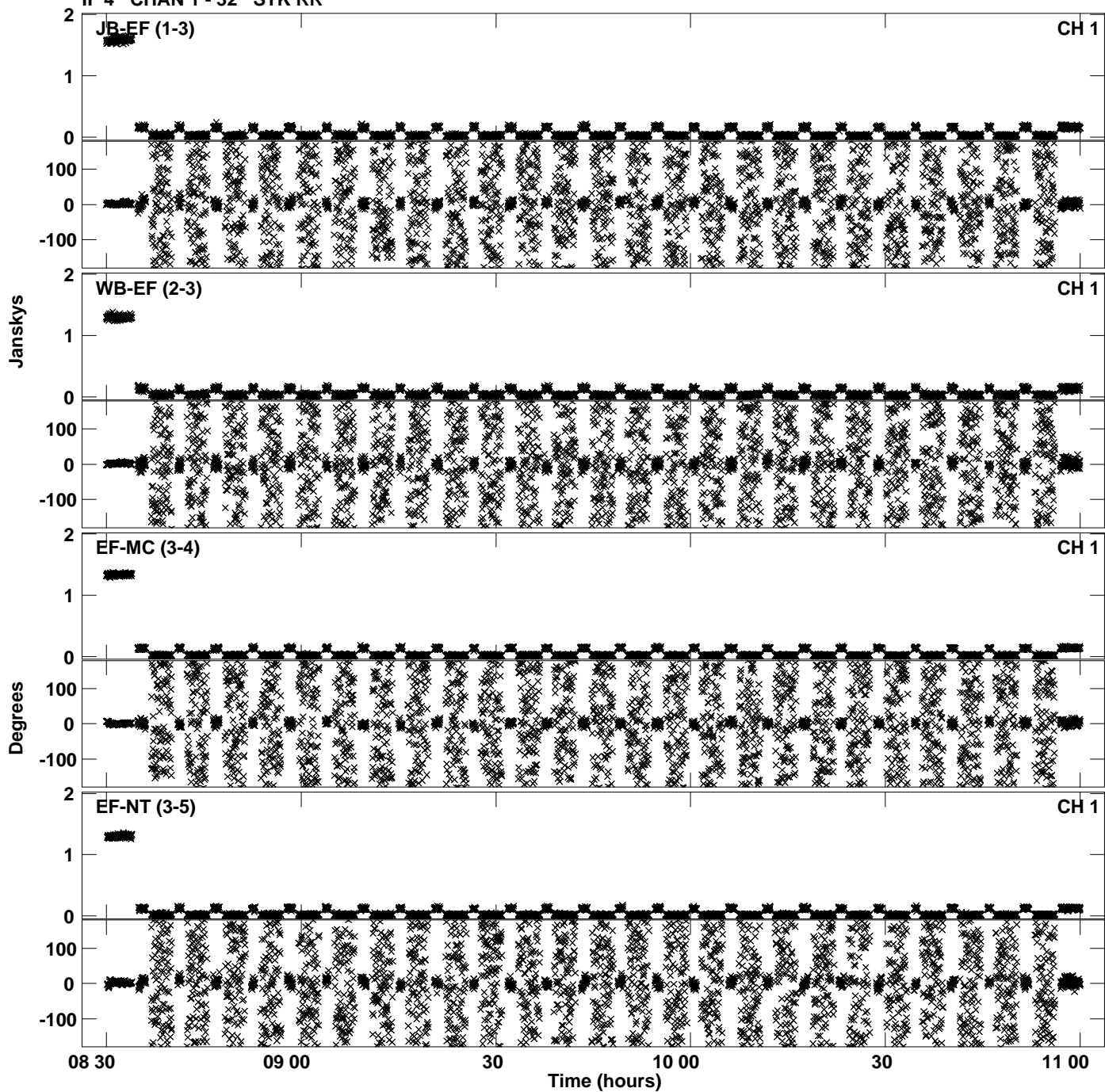
Plot file version 43 created 29-JUL-2019 15:09:57
Amplitude andPhase vs Time for EC067B.UVDATA.1 Vect aver. CL # 3
IF 3 CHAN 1 - 32 STK RR




Plot file version 44 created 29-JUL-2019 15:09:57
Amplitude andPhase vs Time for EC067B.UVDATA.1 Vect aver. CL # 3
IF 3 CHAN 1 - 32 STK RR



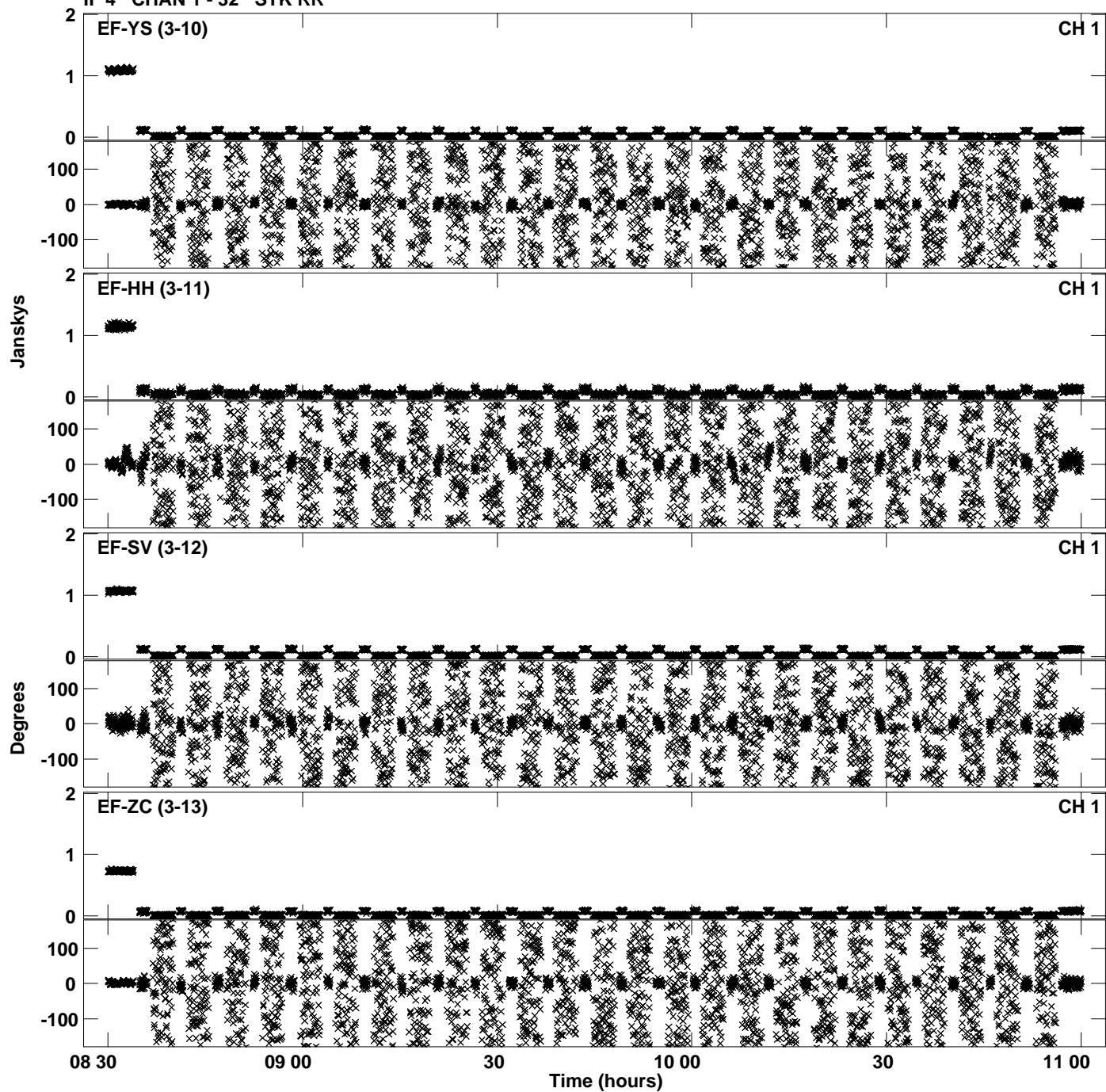
Plot file version 45 created 29-JUL-2019 15:10:03
Amplitude andPhase vs Time for EC067B.UVDATA.1 Vect aver. CL # 3
IF 4 CHAN 1 - 32 STK RR



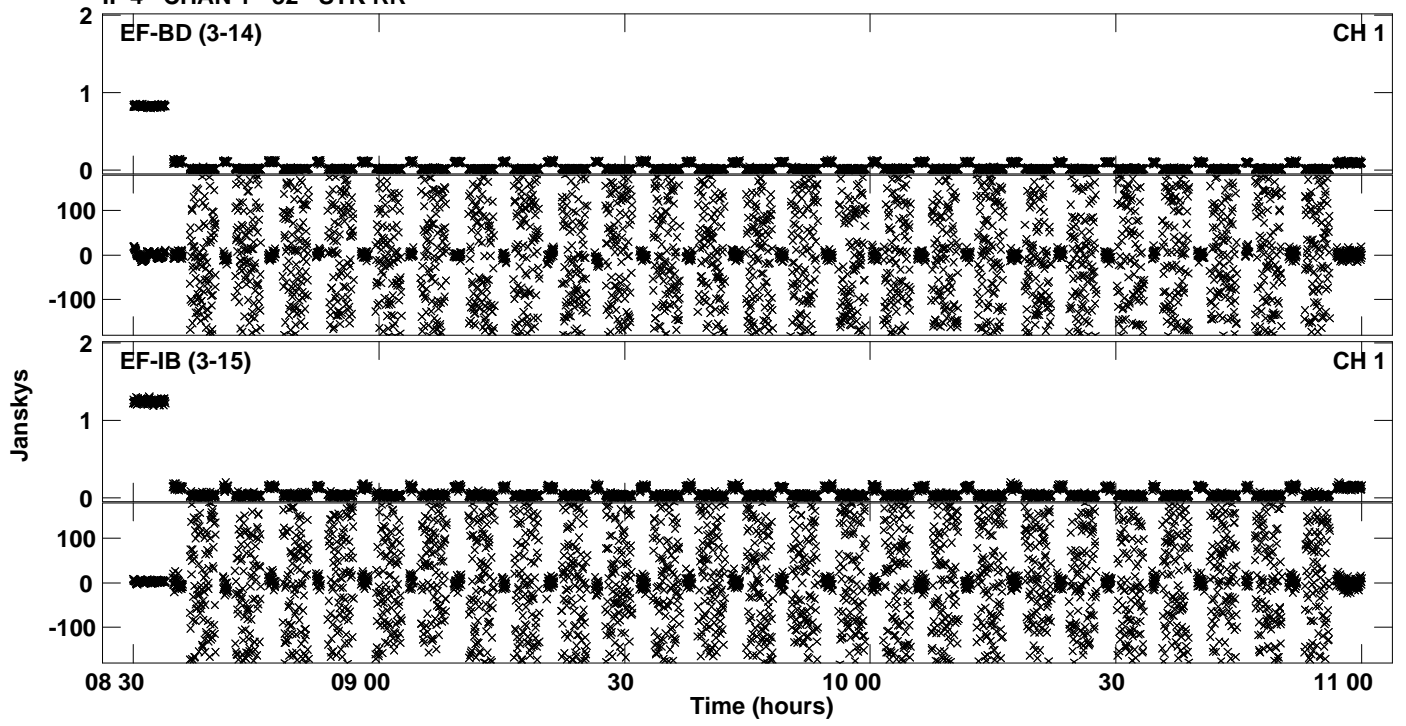
PLot file version 46 created 29-JUL-2019 15:10:03
Amplitude andPhase vs Time for EC067B.UVDATA.1 Vect aver. CL # 3
IF 4 CHAN 1 - 32 STK RR




Plot file version 47 created 29-JUL-2019 15:10:03
Amplitude and Phase vs Time for EC067B.UVDATA.1 Vect aver. CL # 3
IF 4 CHAN 1 - 32 STK RR




Plot file version 48 created 29-JUL-2019 15:10:03
Amplitude andPhase vs Time for EC067B.UVDATA.1 Vect aver. CL # 3
IF 4 CHAN 1 - 32 STK RR




Plot file version 49 created 29-JUL-2019 15:10:08
Amplitude andPhase vs Time for EC067B.UVDATA.1 Vect aver. CL # 3
IF 5 CHAN 1 - 32 STK RR



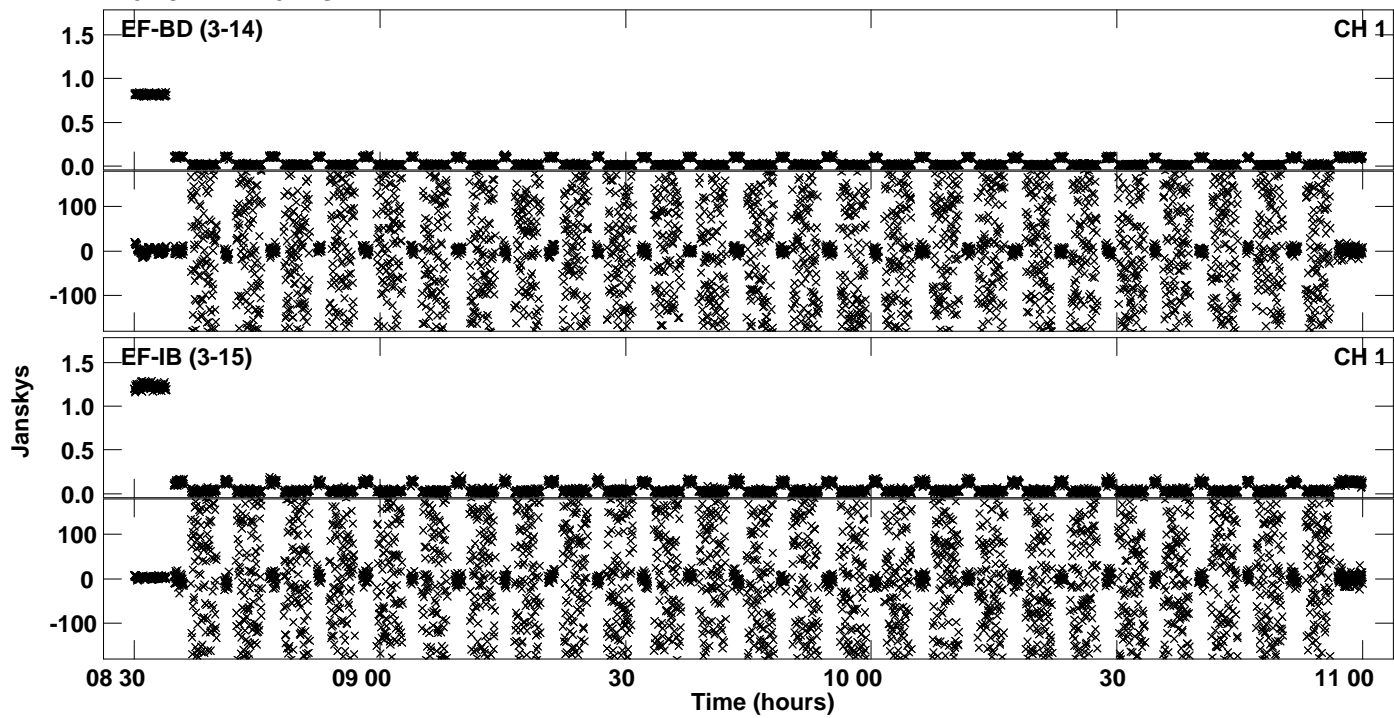
Plot file version 50 created 29-JUL-2019 15:10:08
Amplitude andPhase vs Time for EC067B.UVDATA.1 Vect aver. CL # 3
IF 5 CHAN 1 - 32 STK RR




Plot file version 51 created 29-JUL-2019 15:10:08
Amplitude and Phase vs Time for EC067B.UVDATA.1 Vect aver. CL # 3
IF 5 CHAN 1 - 32 STK RR




PLot file version 52 created 29-JUL-2019 15:10:08
Amplitude andPhase vs Time for EC067B.UVDATA.1 Vect aver. CL # 3
IF 5 CHAN 1 - 32 STK RR




Plot file version 53 created 29-JUL-2019 15:10:13
Amplitude andPhase vs Time for EC067B.UVDATA.1 Vect aver. CL # 3
IF 6 CHAN 1 - 32 STK RR



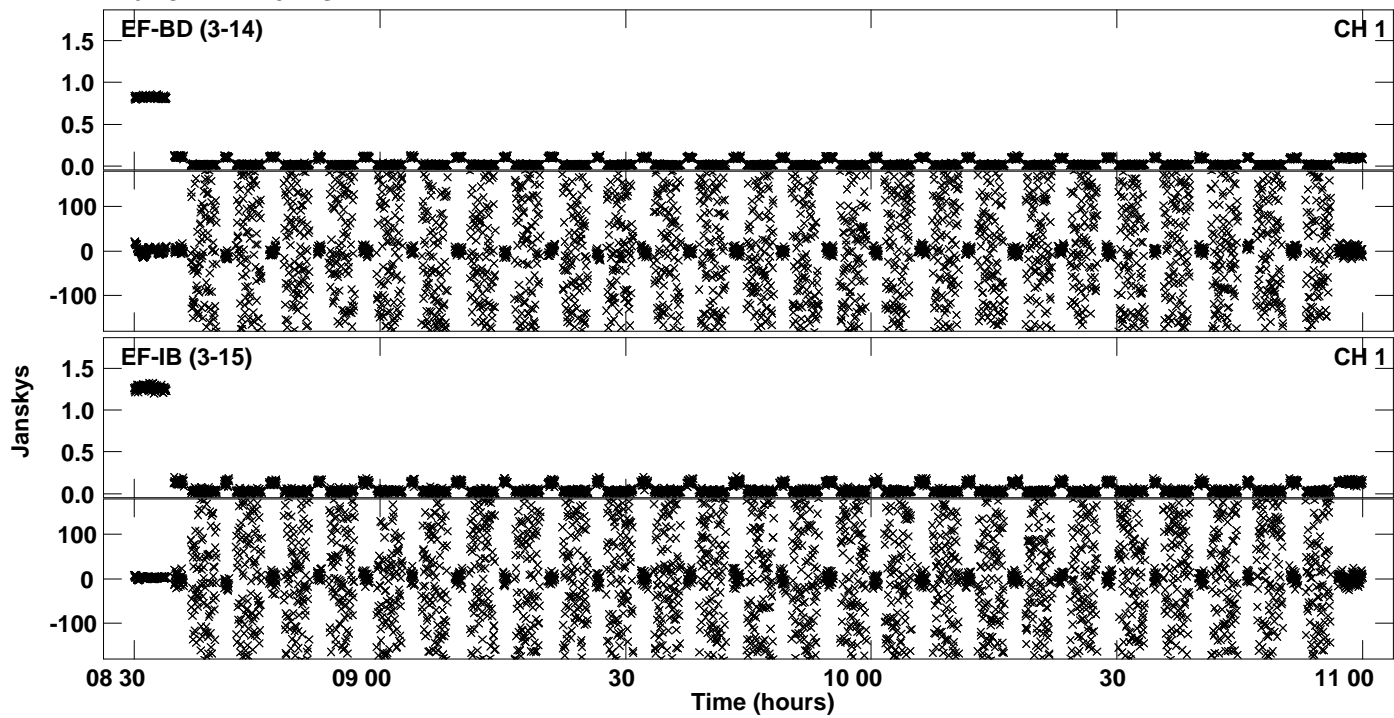
Plot file version 54 created 29-JUL-2019 15:10:13
Amplitude andPhase vs Time for EC067B.UVDATA.1 Vect aver. CL # 3
IF 6 CHAN 1 - 32 STK RR




Plot file version 55 created 29-JUL-2019 15:10:13
Amplitude and Phase vs Time for EC067B.UVDATA.1 Vect aver. CL # 3
IF 6 CHAN 1 - 32 STK RR




PLot file version 56 created 29-JUL-2019 15:10:13
Amplitude andPhase vs Time for EC067B.UVDATA.1 Vect aver. CL # 3
IF 6 CHAN 1 - 32 STK RR




Plot file version 57 created 29-JUL-2019 15:10:18
Amplitude andPhase vs Time for EC067B.UVDATA.1 Vect aver. CL # 3
IF 7 CHAN 1 - 32 STK RR



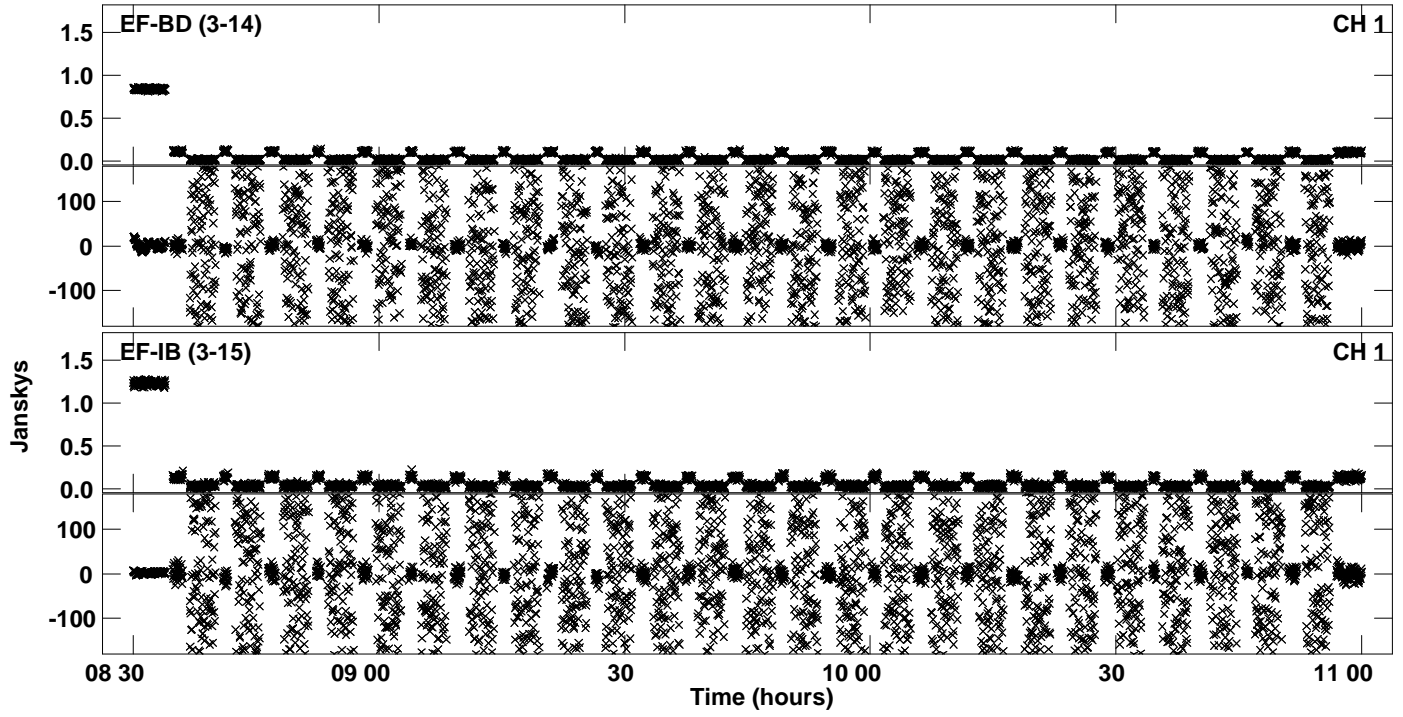
Plot file version 58 created 29-JUL-2019 15:10:18
Amplitude andPhase vs Time for EC067B.UVDATA.1 Vect aver. CL # 3
IF 7 CHAN 1 - 32 STK RR



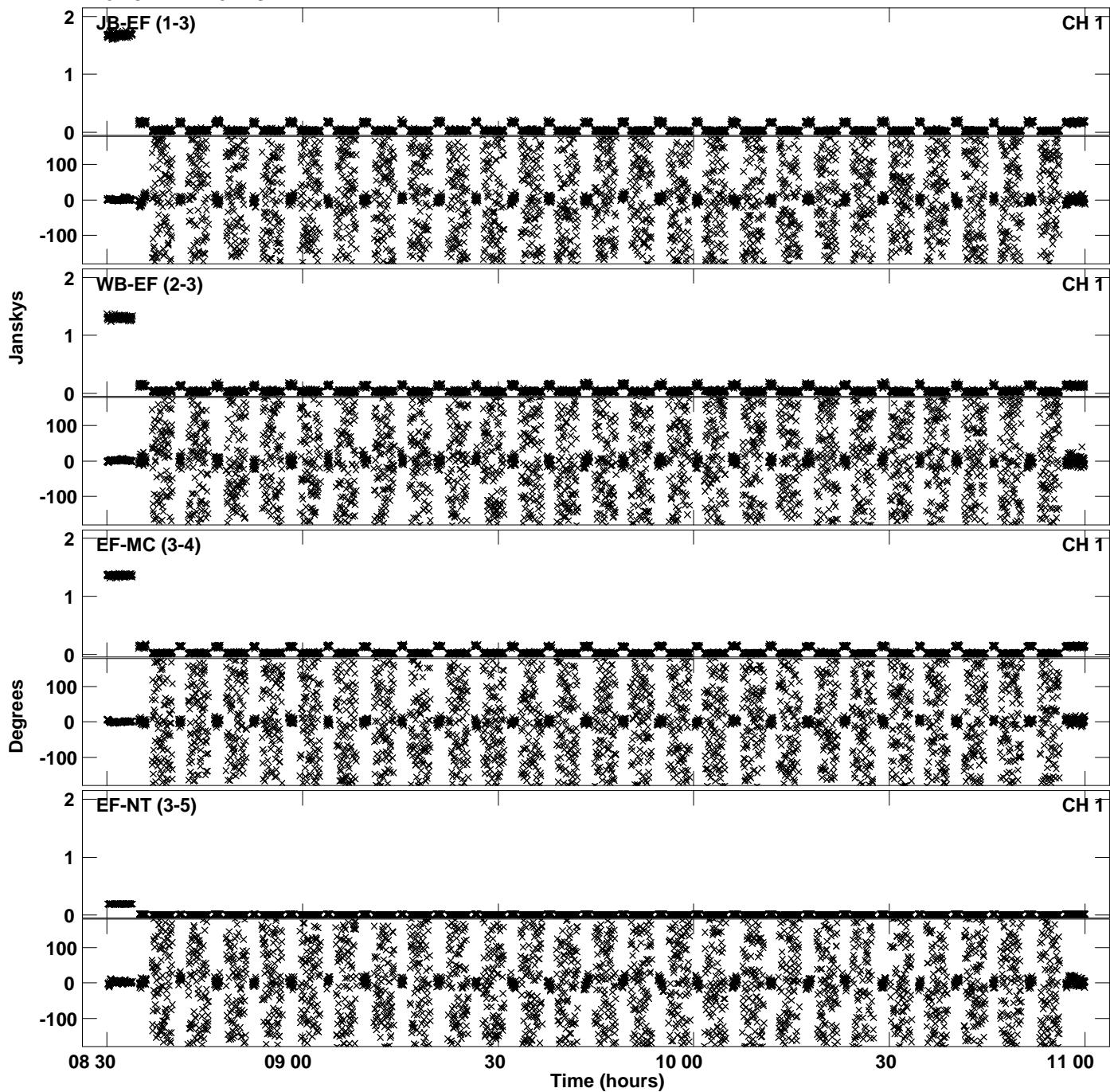
Plot file version 59 created 29-JUL-2019 15:10:18
Amplitude and Phase vs Time for EC067B.UVDATA.1 Vect aver. CL # 3
IF 7 CHAN 1 - 32 STK RR




PLot file version 60 created 29-JUL-2019 15:10:19
Amplitude andPhase vs Time for EC067B.UVDATA.1 Vect aver. CL # 3
IF 7 CHAN 1 - 32 STK RR



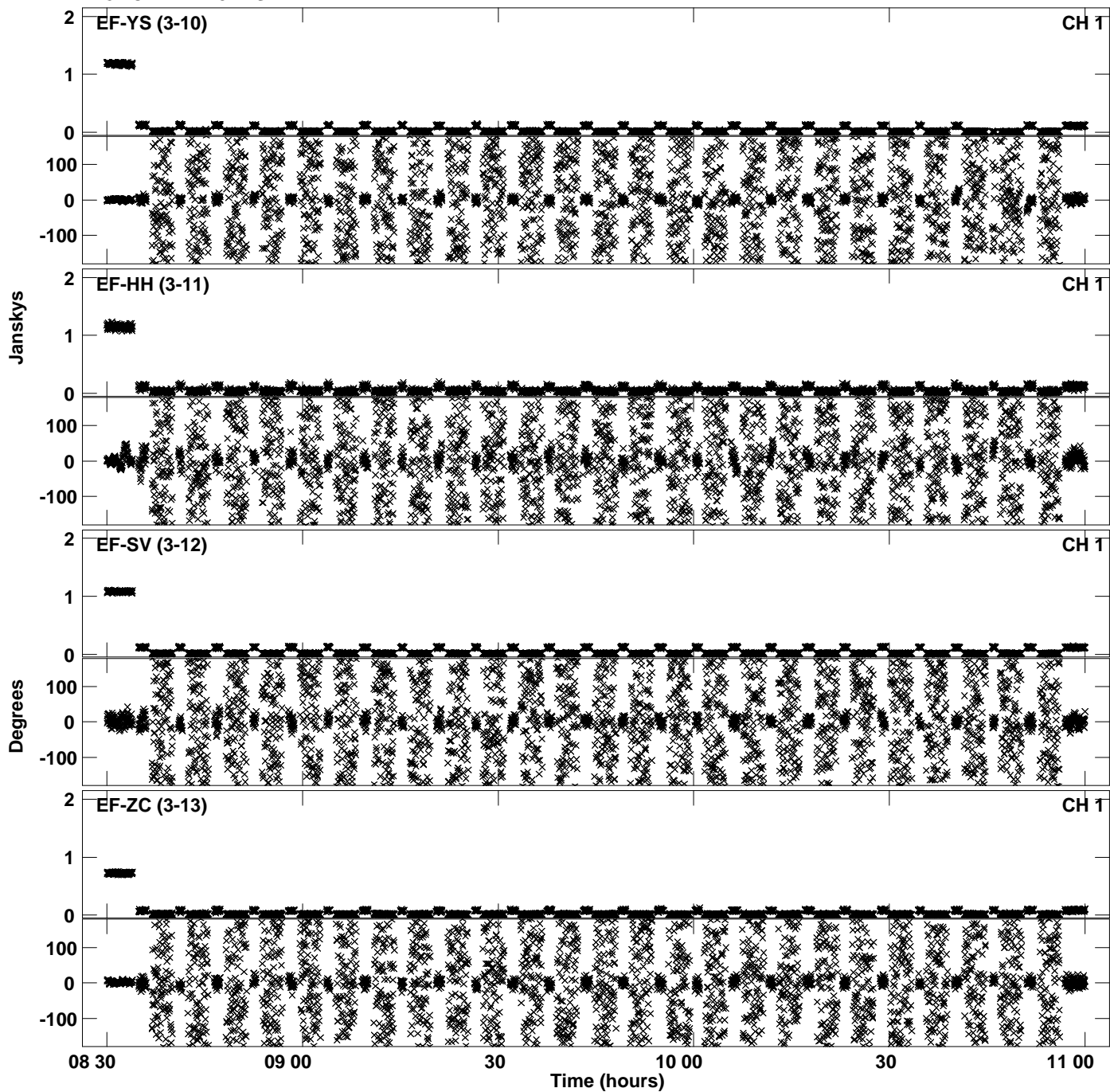
Plot file version 61 created 29-JUL-2019 15:10:24
Amplitude andPhase vs Time for EC067B.UVDATA.1 Vect aver. CL # 3
IF 8 CHAN 1 - 32 STK RR



Plot file version 62 created 29-JUL-2019 15:10:24
Amplitude andPhase vs Time for EC067B.UVDATA.1 Vect aver. CL # 3
IF 8 CHAN 1 - 32 STK RR



Plot file version 63 created 29-JUL-2019 15:10:24
Amplitude andPhase vs Time for EC067B.UVDATA.1 Vect aver. CL # 3
IF 8 CHAN 1 - 32 STK RR



Plot file version 64 created 29-JUL-2019 15:10:24
Amplitude andPhase vs Time for EC067B.UVDATA.1 Vect aver. CL # 3
IF 8 CHAN 1 - 32 STK RR

