




Plot file version 1 created 29-JUL-2019 16:01:33  
Amplitude andPhase vs Time for EC067D.UVDATA.1 Vect aver. CL # 3  
IF 1 CHAN 1 - 32 STK LL




Plot file version 2 created 29-JUL-2019 16:01:33  
Amplitude andPhase vs Time for EC067D.UVDATA.1 Vect aver. CL # 3  
IF 1 CHAN 1 - 32 STK LL




PLot file version 3 created 29-JUL-2019 16:01:33  
Amplitude andPhase vs Time for EC067D.UVDATA.1 Vect aver. CL # 3  
IF 1 CHAN 1 - 32 STK LL



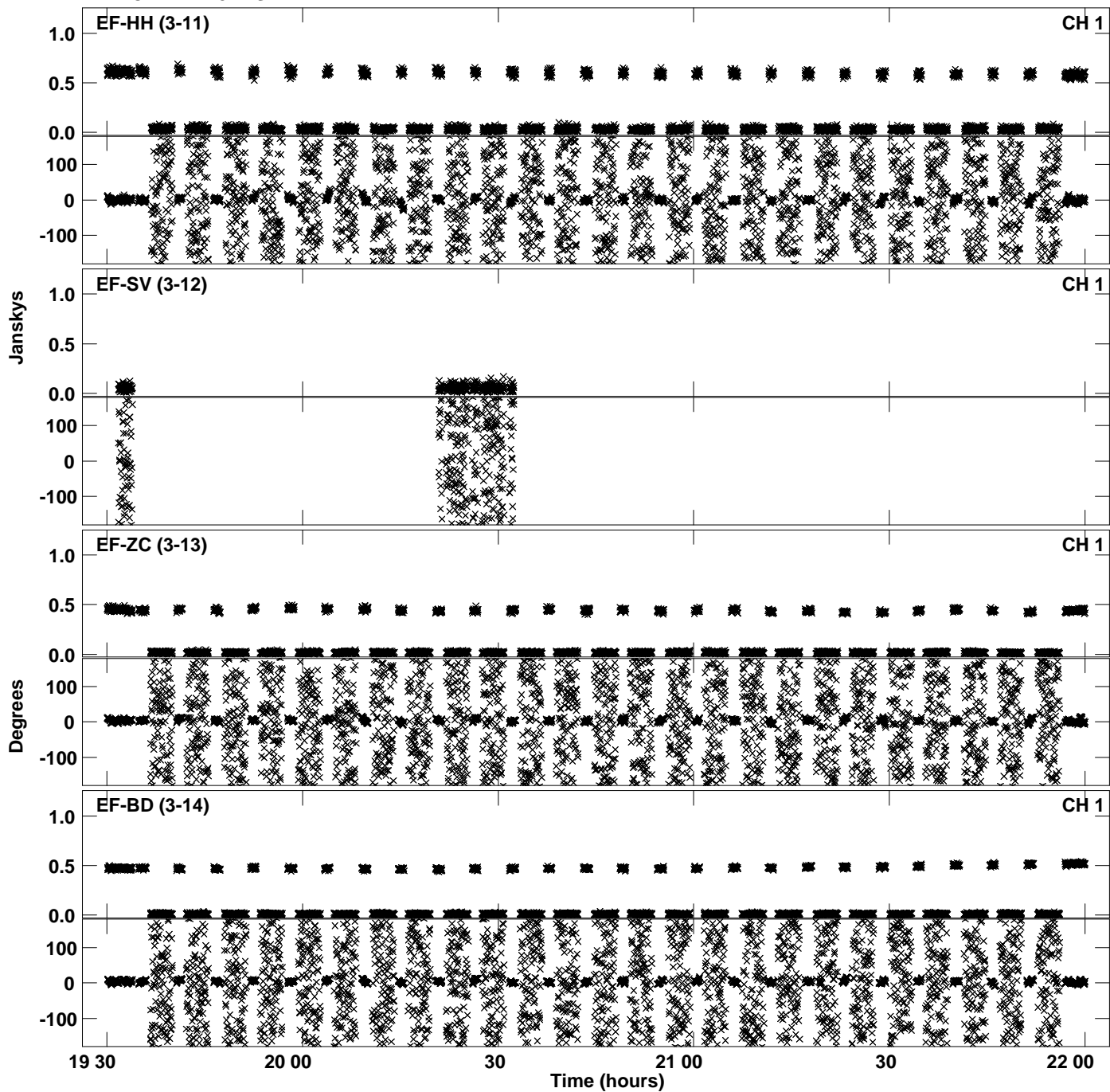
Plot file version 4 created 29-JUL-2019 16:01:39  
Amplitude andPhase vs Time for EC067D.UVDATA.1 Vect aver. CL # 3  
IF 2 CHAN 1 - 32 STK LL



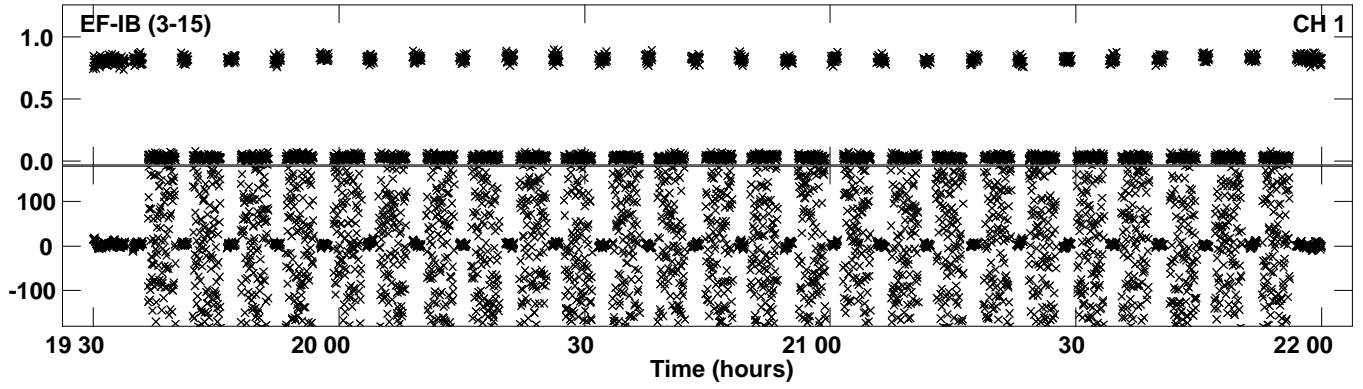
Plot file version 5 created 29-JUL-2019 16:01:39  
Amplitude andPhase vs Time for EC067D.UVDATA.1 Vect aver. CL # 3  
IF 2 CHAN 1 - 32 STK LL




Plot file version 6 created 29-JUL-2019 16:01:39  
Amplitude andPhase vs Time for EC067D.UVDATA.1 Vect aver. CL # 3  
IF 2 CHAN 1 - 32 STK LL



Plot file version 7 created 29-JUL-2019 16:01:39  
Amplitude andPhase vs Time for EC067D.UVDATA.1 Vect aver. CL # 3  
IF 2 CHAN 1 - 32 STK LL




Plot file version 8 created 29-JUL-2019 16:01:46  
Amplitude andPhase vs Time for EC067D.UVDATA.1 Vect aver. CL # 3  
IF 3 CHAN 1 - 32 STK LL







Plot file version 9 created 29-JUL-2019 16:01:46  
Amplitude andPhase vs Time for EC067D.UVDATA.1 Vect aver. CL # 3  
IF 3 CHAN 1 - 32 STK LL




Plot file version 10 created 29-JUL-2019 16:01:46  
Amplitude andPhase vs Time for EC067D.UVDATA.1 Vect aver. CL # 3  
IF 3 CHAN 1 - 32 STK LL




Plot file version 11 created 29-JUL-2019 16:01:53  
Amplitude and Phase vs Time for EC067D.UVDATA.1 Vect aver. CL # 3  
IF 4 CHAN 1 - 32 STK LL




Plot file version 12 created 29-JUL-2019 16:01:53  
Amplitude and Phase vs Time for EC067D.UVDATA.1 Vect aver. CL # 3  
IF 4 CHAN 1 - 32 STK LL




Plot file version 13 created 29-JUL-2019 16:01:53  
Amplitude and Phase vs Time for EC067D.UVDATA.1 Vect aver. CL # 3  
IF 4 CHAN 1 - 32 STK LL




Plot file version 14 created 29-JUL-2019 16:02:00  
Amplitude andPhase vs Time for EC067D.UVDATA.1 Vect aver. CL # 3  
IF 5 CHAN 1 - 32 STK LL



Plot file version 15 created 29-JUL-2019 16:02:00  
Amplitude and Phase vs Time for EC067D.UVDATA.1 Vect aver. CL # 3  
IF 5 CHAN 1 - 32 STK LL




Plot file version 16 created 29-JUL-2019 16:02:00  
Amplitude and Phase vs Time for EC067D.UVDATA.1 Vect aver. CL # 3  
IF 5 CHAN 1 - 32 STK LL






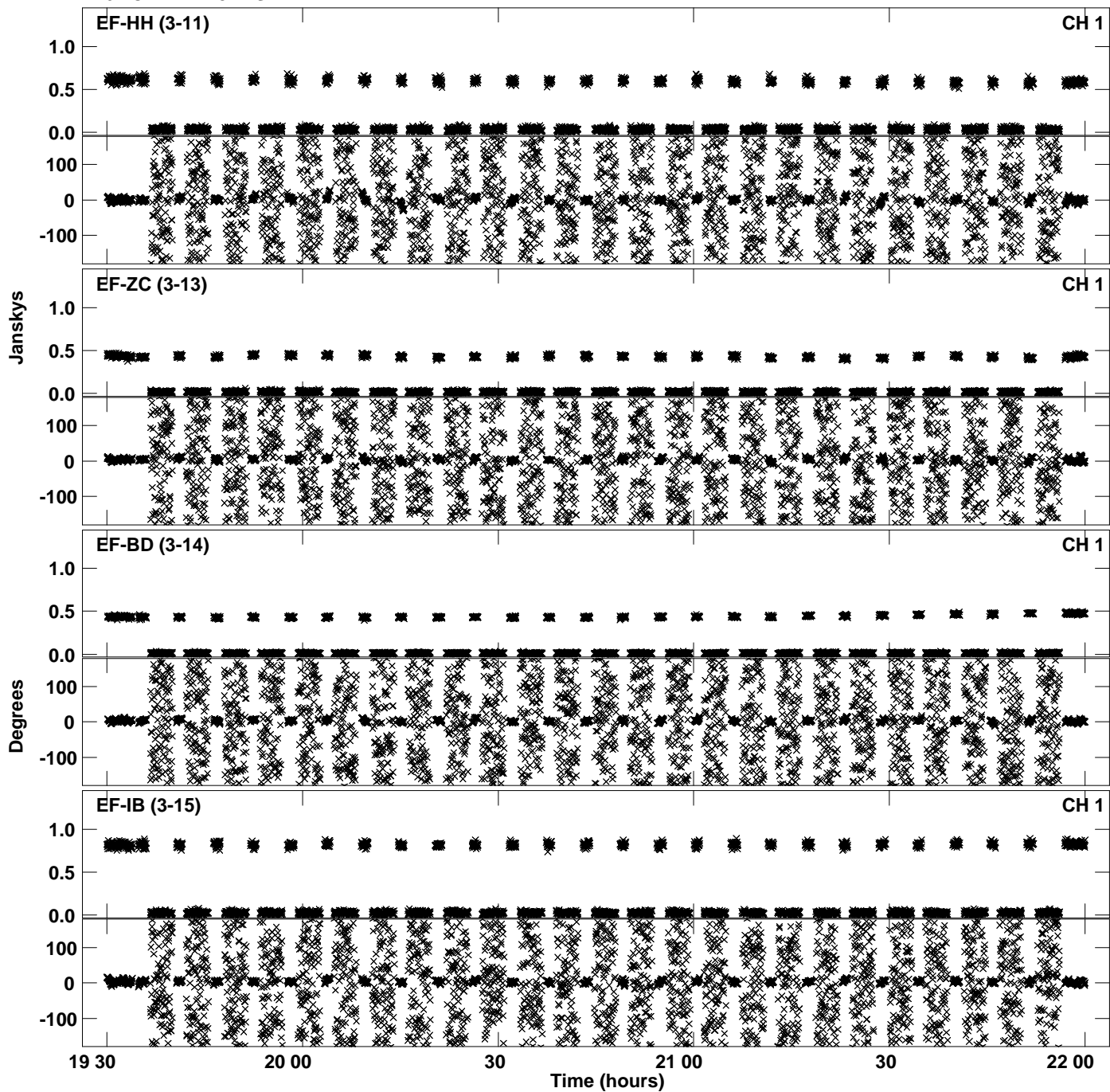
Plot file version 17 created 29-JUL-2019 16:02:07  
Amplitude and Phase vs Time for EC067D.UVDATA.1 Vect aver. CL # 3  
IF 6 CHAN 1 - 32 STK LL




PLot file version 18 created 29-JUL-2019 16:02:07  
Amplitude andPhase vs Time for EC067D.UVDATA.1 Vect aver. CL # 3  
IF 6 CHAN 1 - 32 STK LL




Plot file version 19 created 29-JUL-2019 16:02:07  
Amplitude and Phase vs Time for EC067D.UVDATA.1 Vect aver. CL # 3  
IF 6 CHAN 1 - 32 STK LL




Plot file version 20 created 29-JUL-2019 16:02:13  
Amplitude andPhase vs Time for EC067D.UVDATA.1 Vect aver. CL # 3  
IF 7 CHAN 1 - 32 STK LL




Plot file version 21 created 29-JUL-2019 16:02:13  
Amplitude andPhase vs Time for EC067D.UVDATA.1 Vect aver. CL # 3  
IF 7 CHAN 1 - 32 STK LL




Plot file version 22 created 29-JUL-2019 16:02:13  
Amplitude and Phase vs Time for EC067D.UVDATA.1 Vect aver. CL # 3  
IF 7 CHAN 1 - 32 STK LL



Plot file version 23 created 29-JUL-2019 16:02:20  
Amplitude and Phase vs Time for EC067D.UVDATA.1 Vect aver. CL # 3  
IF 8 CHAN 1 - 32 STK LL




Plot file version 24 created 29-JUL-2019 16:02:20  
Amplitude andPhase vs Time for EC067D.UVDATA.1 Vect aver. CL # 3  
IF 8 CHAN 1 - 32 STK LL







Plot file version 25 created 29-JUL-2019 16:02:20  
Amplitude and Phase vs Time for EC067D.UVDATA.1 Vect aver. CL # 3  
IF 8 CHAN 1 - 32 STK LL




Plot file version 26 created 29-JUL-2019 16:02:26  
Amplitude andPhase vs Time for EC067D.UVDATA.1 Vect aver. CL # 3  
IF 1 CHAN 1 - 32 STK RR



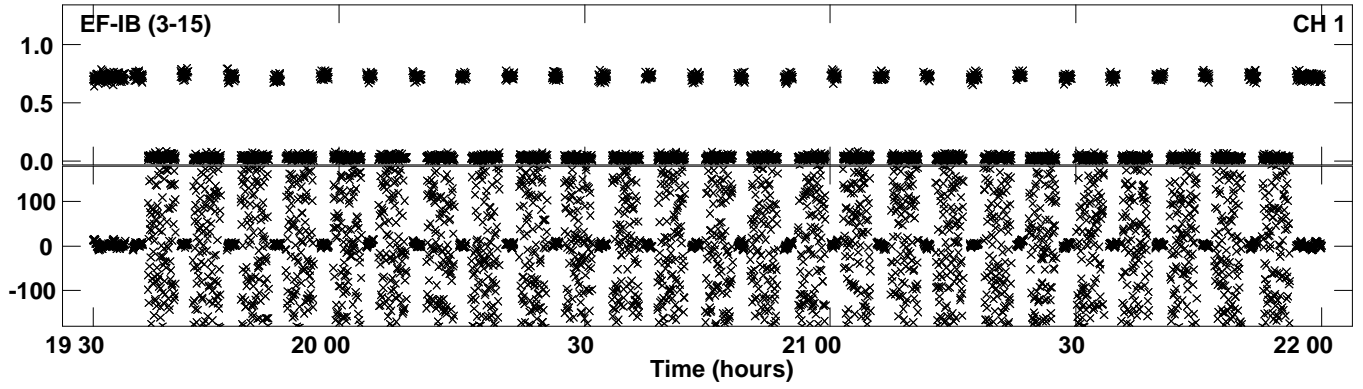
Plot file version 27 created 29-JUL-2019 16:02:26  
Amplitude andPhase vs Time for EC067D.UVDATA.1 Vect aver. CL # 3  
IF 1 CHAN 1 - 32 STK RR




Plot file version 28 created 29-JUL-2019 16:02:26  
Amplitude andPhase vs Time for EC067D.UVDATA.1 Vect aver. CL # 3  
IF 1 CHAN 1 - 32 STK RR




PLot file version 29 created 29-JUL-2019 16:02:26  
Amplitude andPhase vs Time for EC067D.UVDATA.1 Vect aver. CL # 3  
IF 1 CHAN 1 - 32 STK RR




Plot file version 30 created 29-JUL-2019 16:02:32  
Amplitude andPhase vs Time for EC067D.UVDATA.1 Vect aver. CL # 3  
IF 2 CHAN 1 - 32 STK RR



PLot file version 31 created 29-JUL-2019 16:02:32  
Amplitude andPhase vs Time for EC067D.UVDATA.1 Vect aver. CL # 3  
IF 2 CHAN 1 - 32 STK RR

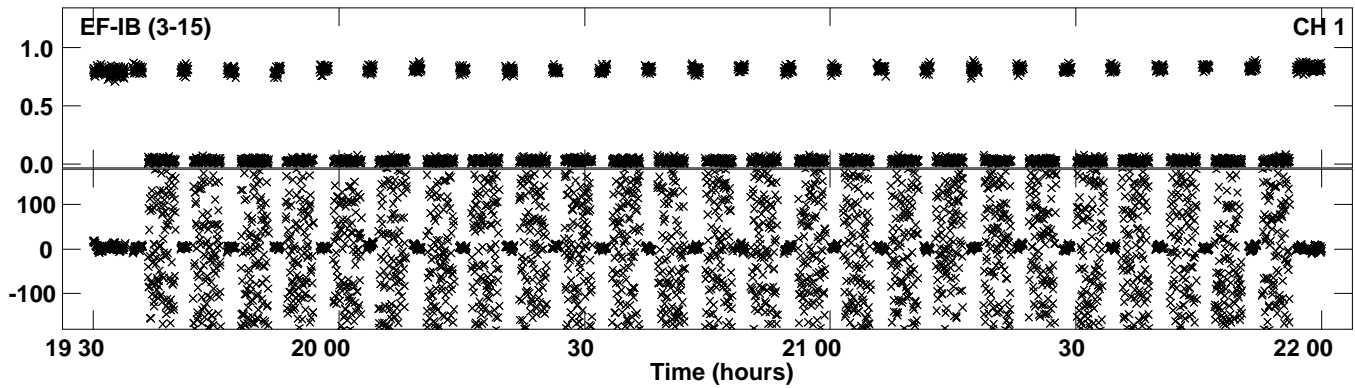


Plot file version 32 created 29-JUL-2019 16:02:32  
Amplitude and Phase vs Time for EC067D.UVDATA.1 Vect aver. CL # 3  
IF 2 CHAN 1 - 32 STK RR







PLot file version 33 created 29-JUL-2019 16:02:32  
Amplitude andPhase vs Time for EC067D.UVDATA.1 Vect aver. CL # 3  
IF 2 CHAN 1 - 32 STK RR




Plot file version 34 created 29-JUL-2019 16:02:38  
Amplitude andPhase vs Time for EC067D.UVDATA.1 Vect aver. CL # 3  
IF 3 CHAN 1 - 32 STK RR



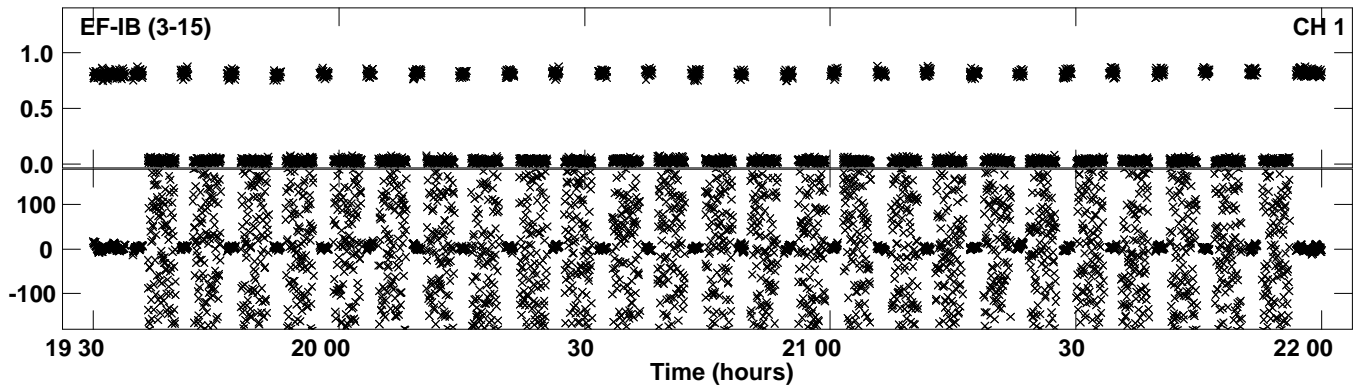
PLot file version 35 created 29-JUL-2019 16:02:38  
Amplitude andPhase vs Time for EC067D.UVDATA.1 Vect aver. CL # 3  
IF 3 CHAN 1 - 32 STK RR




Plot file version 36 created 29-JUL-2019 16:02:38  
Amplitude and Phase vs Time for EC067D.UVDATA.1 Vect aver. CL # 3  
IF 3 CHAN 1 - 32 STK RR




Plot file version 37 created 29-JUL-2019 16:02:38  
Amplitude and Phase vs Time for EC067D.UVDATA.1 Vect aver. CL # 3  
IF 3 CHAN 1 - 32 STK RR




Plot file version 38 created 29-JUL-2019 16:02:44  
Amplitude andPhase vs Time for EC067D.UVDATA.1 Vect aver. CL # 3  
IF 4 CHAN 1 - 32 STK RR



Plot file version 39 created 29-JUL-2019 16:02:44  
Amplitude andPhase vs Time for EC067D.UVDATA.1 Vect aver. CL # 3  
IF 4 CHAN 1 - 32 STK RR

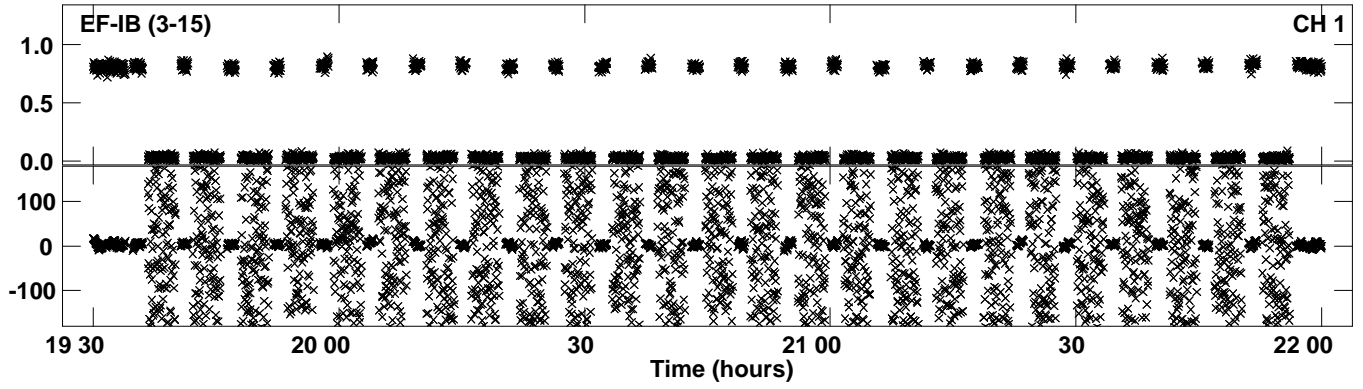


PLot file version 40 created 29-JUL-2019 16:02:44  
Amplitude andPhase vs Time for EC067D.UVDATA.1 Vect aver. CL # 3  
IF 4 CHAN 1 - 32 STK RR







Plot file version 41 created 29-JUL-2019 16:02:44  
Amplitude andPhase vs Time for EC067D.UVDATA.1 Vect aver. CL # 3  
IF 4 CHAN 1 - 32 STK RR




Plot file version 42 created 29-JUL-2019 16:02:50  
Amplitude andPhase vs Time for EC067D.UVDATA.1 Vect aver. CL # 3  
IF 5 CHAN 1 - 32 STK RR



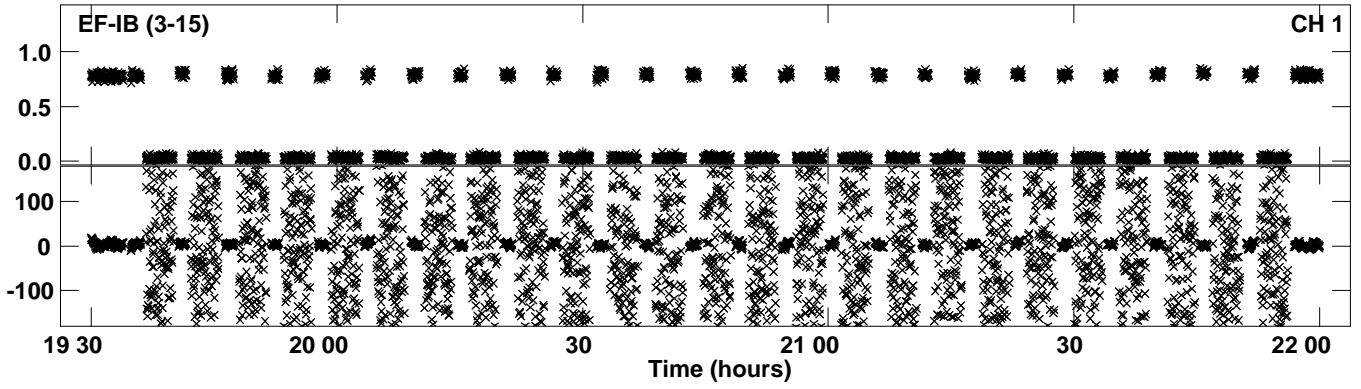
PLot file version 43 created 29-JUL-2019 16:02:50  
Amplitude andPhase vs Time for EC067D.UVDATA.1 Vect aver. CL # 3  
IF 5 CHAN 1 - 32 STK RR




Plot file version 44 created 29-JUL-2019 16:02:50  
Amplitude and Phase vs Time for EC067D.UVDATA.1 Vect aver. CL # 3  
IF 5 CHAN 1 - 32 STK RR




PLot file version 45 created 29-JUL-2019 16:02:50  
Amplitude andPhase vs Time for EC067D.UVDATA.1 Vect aver. CL # 3  
IF 5 CHAN 1 - 32 STK RR




Plot file version 46 created 29-JUL-2019 16:02:56  
Amplitude andPhase vs Time for EC067D.UVDATA.1 Vect aver. CL # 3  
IF 6 CHAN 1 - 32 STK RR



Plot file version 47 created 29-JUL-2019 16:02:56  
Amplitude andPhase vs Time for EC067D.UVDATA.1 Vect aver. CL # 3  
IF 6 CHAN 1 - 32 STK RR

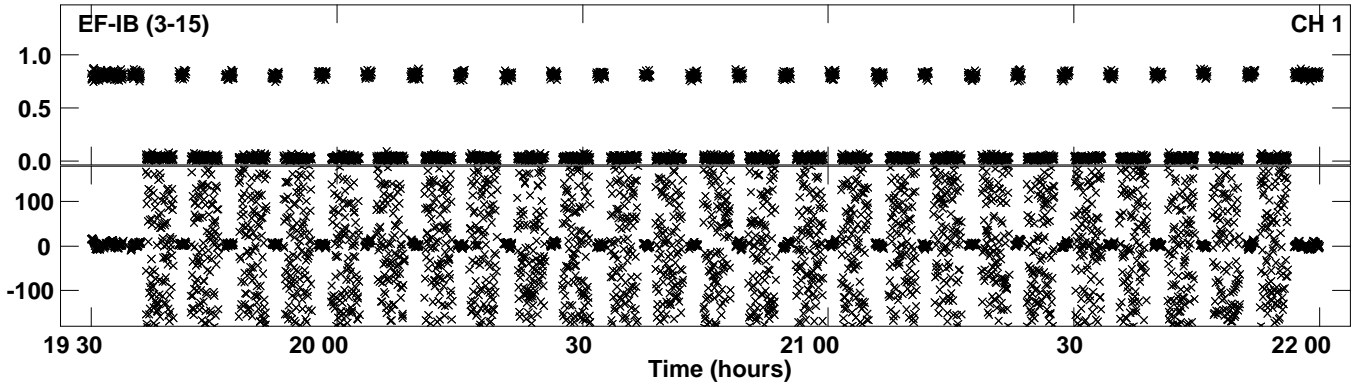


PLot file version 48 created 29-JUL-2019 16:02:56  
Amplitude andPhase vs Time for EC067D.UVDATA.1 Vect aver. CL # 3  
IF 6 CHAN 1 - 32 STK RR







PLot file version 49 created 29-JUL-2019 16:02:56  
Amplitude andPhase vs Time for EC067D.UVDATA.1 Vect aver. CL # 3  
IF 6 CHAN 1 - 32 STK RR




Plot file version 50 created 29-JUL-2019 16:03:02  
Amplitude andPhase vs Time for EC067D.UVDATA.1 Vect aver. CL # 3  
IF 7 CHAN 1 - 32 STK RR



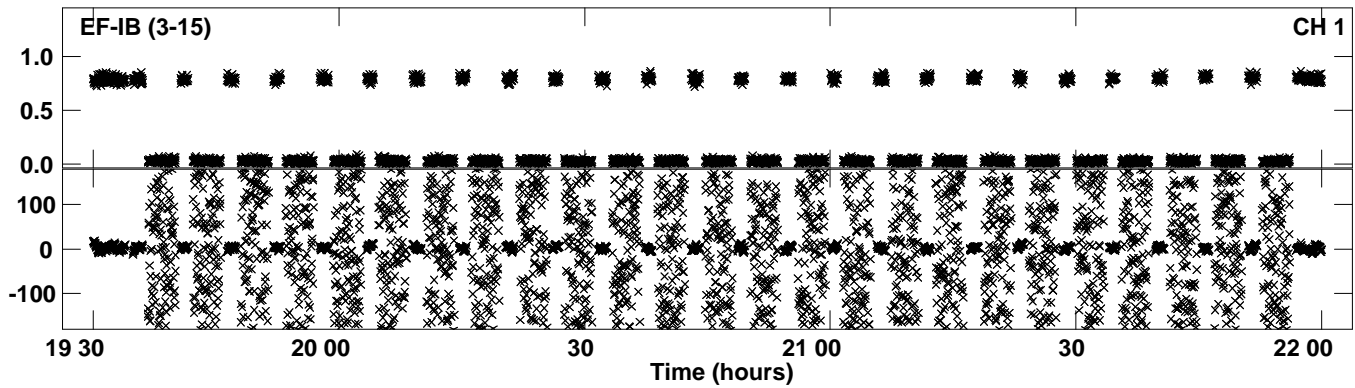
PLot file version 51 created 29-JUL-2019 16:03:02  
Amplitude andPhase vs Time for EC067D.UVDATA.1 Vect aver. CL # 3  
IF 7 CHAN 1 - 32 STK RR




Plot file version 52 created 29-JUL-2019 16:03:02  
Amplitude and Phase vs Time for EC067D.UVDATA.1 Vect aver. CL # 3  
IF 7 CHAN 1 - 32 STK RR




PLot file version 53 created 29-JUL-2019 16:03:02  
Amplitude andPhase vs Time for EC067D.UVDATA.1 Vect aver. CL # 3  
IF 7 CHAN 1 - 32 STK RR




Plot file version 54 created 29-JUL-2019 16:03:08  
Amplitude andPhase vs Time for EC067D.UVDATA.1 Vect aver. CL # 3  
IF 8 CHAN 1 - 32 STK RR



Plot file version 55 created 29-JUL-2019 16:03:08  
Amplitude andPhase vs Time for EC067D.UVDATA.1 Vect aver. CL # 3  
IF 8 CHAN 1 - 32 STK RR



PLot file version 56 created 29-JUL-2019 16:03:08  
Amplitude andPhase vs Time for EC067D.UVDATA.1 Vect aver. CL # 3  
IF 8 CHAN 1 - 32 STK RR





PLot file version 57 created 29-JUL-2019 16:03:08  
Amplitude andPhase vs Time for EC067D.UVDATA.1 Vect aver. CL # 3  
IF 8 CHAN 1 - 32 STK RR

