
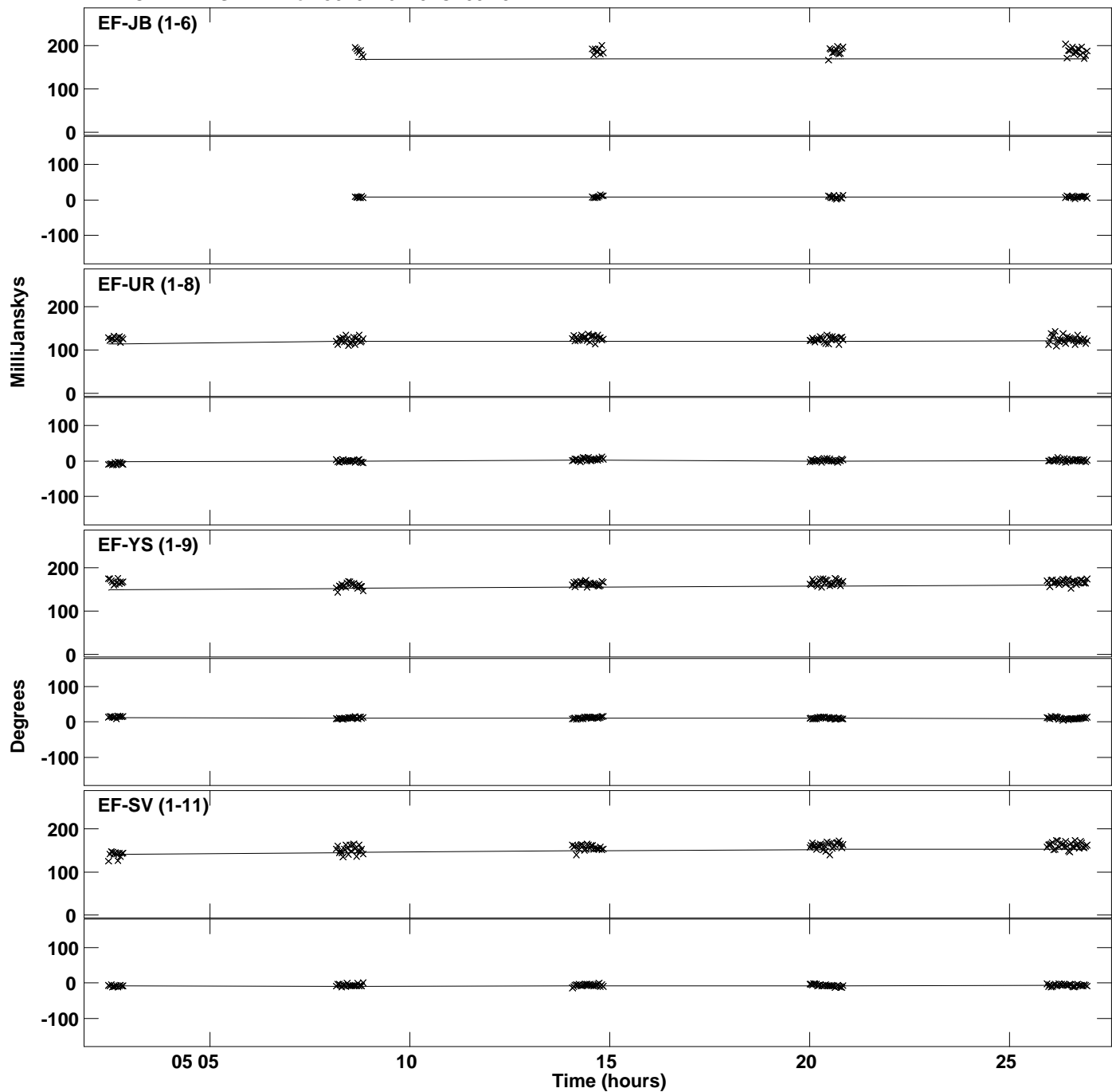


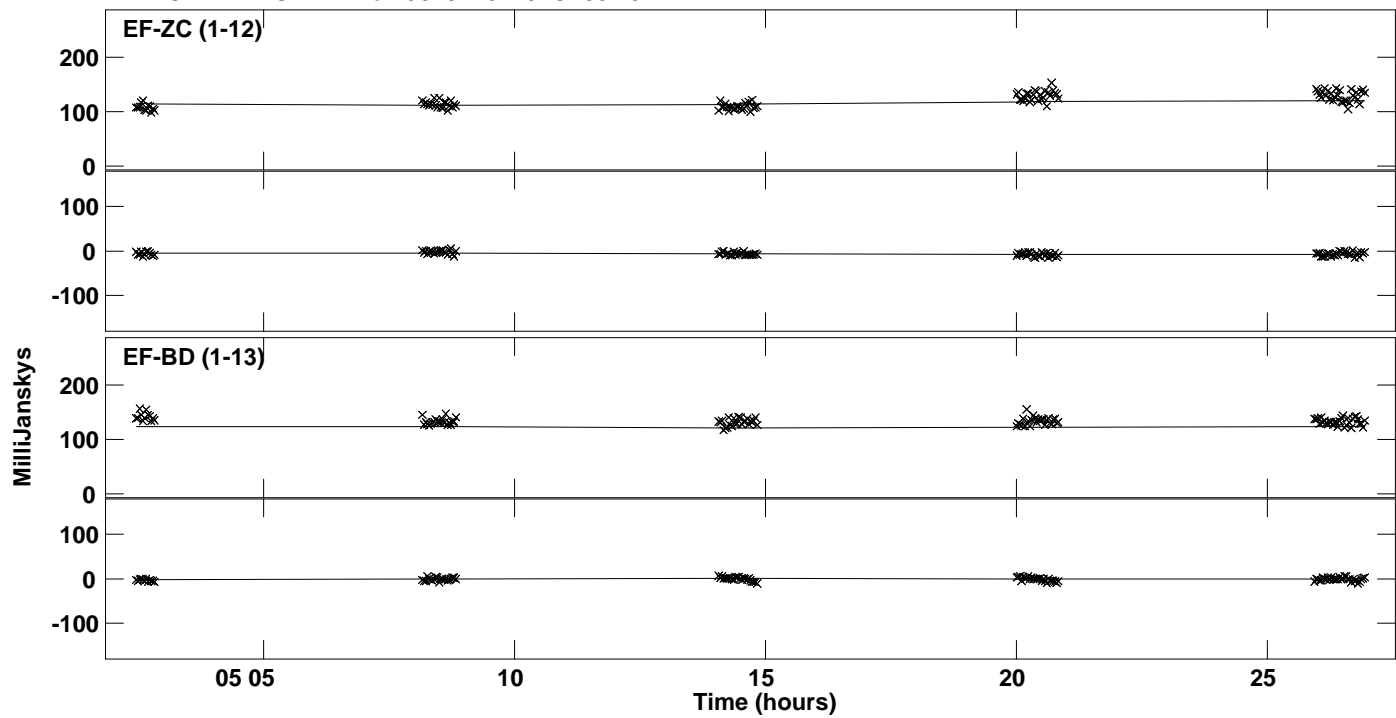
PLot file version 1 created 05-MAR-2020 10:52:46
Amplitude andPhase vs Time for J0707+6110.MULTI.1 CL # 3
IF 1 CHAN 1 STK LL of J0707+6110.ICL001.3




Plot file version 2 created 05-MAR-2020 10:52:46
Amplitude and Phase vs Time for J0707+6110.MULTI.1 CL # 3
IF 1 CHAN 1 STK LL of J0707+6110.ICL001.3




PLot file version 3 created 05-MAR-2020 10:52:46
Amplitude andPhase vs Time for J0707+6110.MULTI.1 CL # 3
IF 1 CHAN 1 STK LL of J0707+6110.ICL001.3



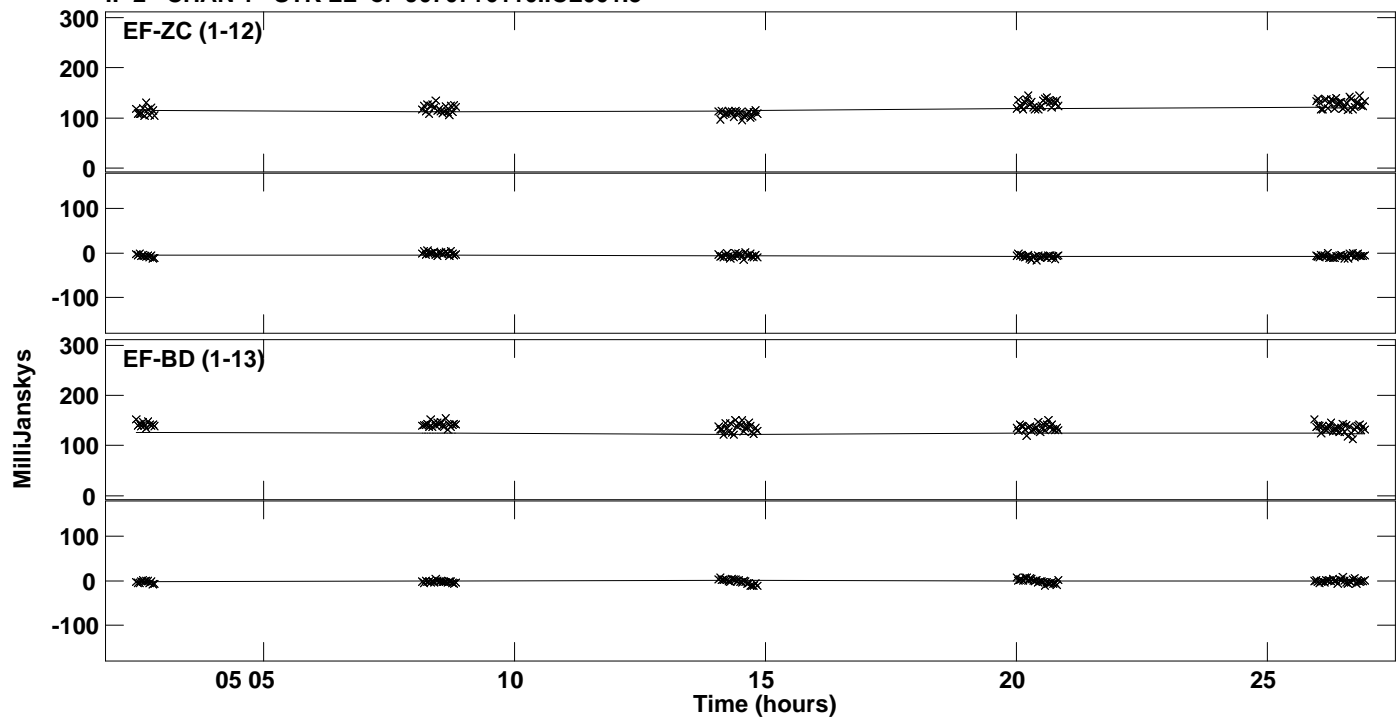
Plot file version 4 created 05-MAR-2020 10:52:47
Amplitude and Phase vs Time for J0707+6110.MULTI.1 CL # 3
IF 2 CHAN 1 STK LL of J0707+6110.ICL001.3




Plot file version 5 created 05-MAR-2020 10:52:47
Amplitude and Phase vs Time for J0707+6110.MULTI.1 CL # 3
IF 2 CHAN 1 STK LL of J0707+6110.ICL001.3




PLot file version 6 created 05-MAR-2020 10:52:47
Amplitude andPhase vs Time for J0707+6110.MULTI.1 CL # 3
IF 2 CHAN 1 STK LL of J0707+6110.ICL001.3



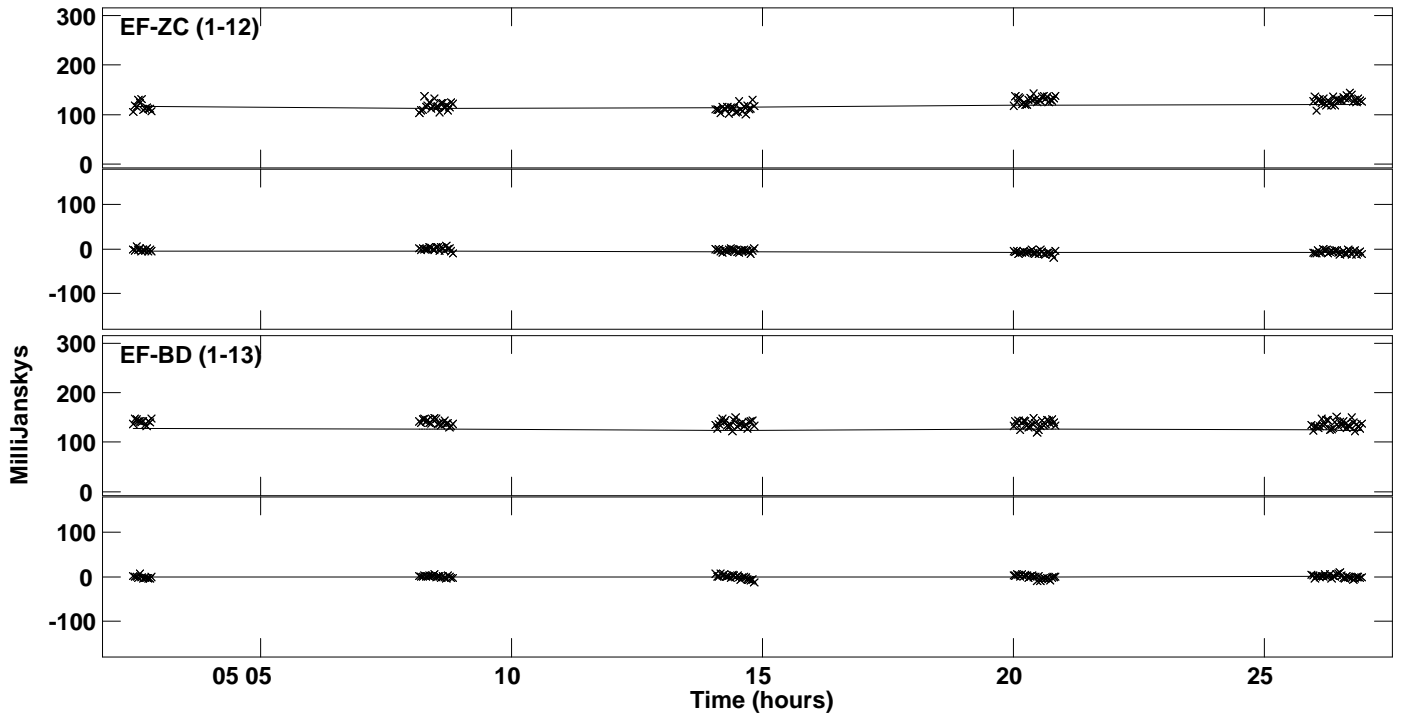
PLot file version 7 created 05-MAR-2020 10:52:47
Amplitude andPhase vs Time for J0707+6110.MULTI.1 CL # 3
IF 3 CHAN 1 STK LL of J0707+6110.ICL001.3




PLot file version 8 created 05-MAR-2020 10:52:47
Amplitude andPhase vs Time for J0707+6110.MULTI.1 CL # 3
IF 3 CHAN 1 STK LL of J0707+6110.ICL001.3



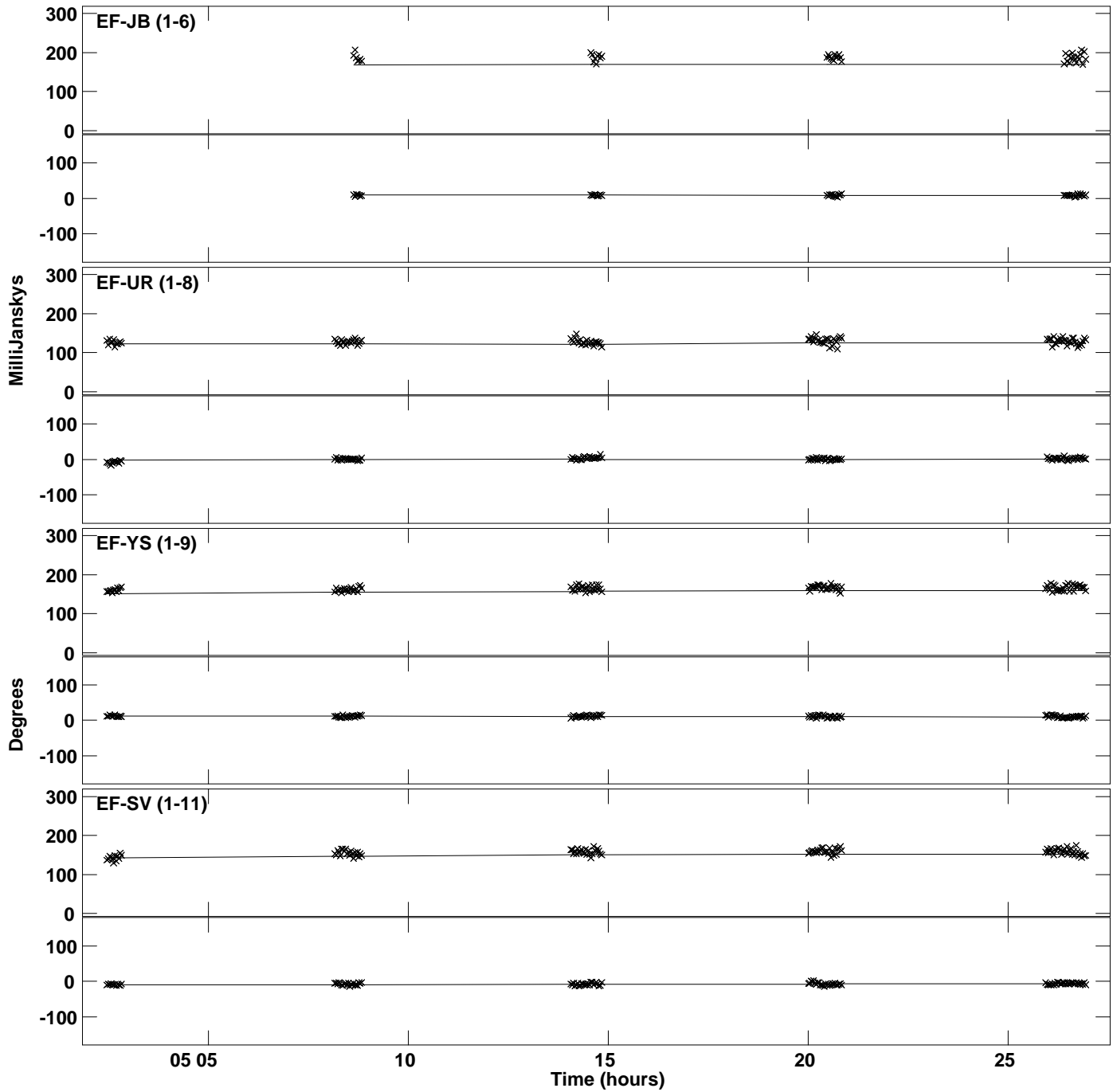
PLot file version 9 created 05-MAR-2020 10:52:47
Amplitude andPhase vs Time for J0707+6110.MULTI.1 CL # 3
IF 3 CHAN 1 STK LL of J0707+6110.ICL001.3



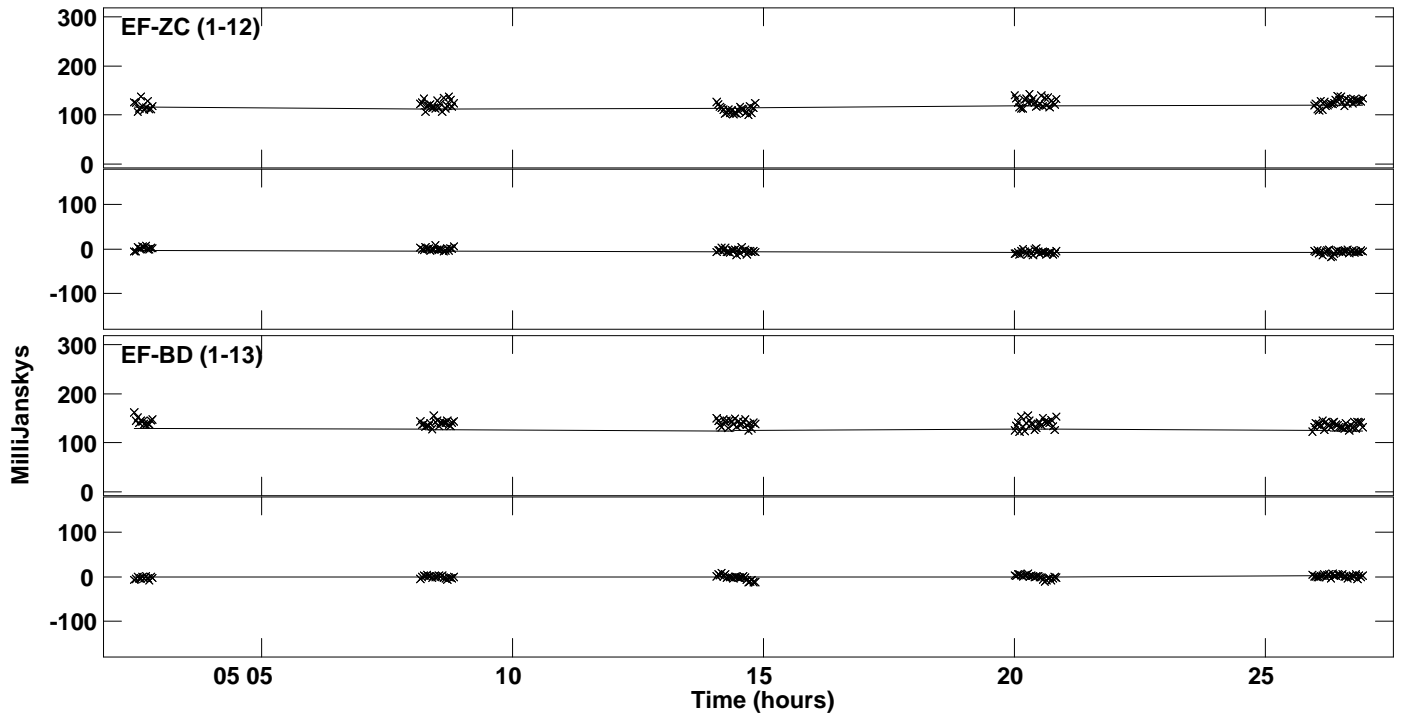
PLot file version 10 created 05-MAR-2020 10:52:47
Amplitude andPhase vs Time for J0707+6110.MULTI.1 CL # 3
IF 4 CHAN 1 STK LL of J0707+6110.ICL001.3




PLot file version 11 created 05-MAR-2020 10:52:47
Amplitude andPhase vs Time for J0707+6110.MULTI.1 CL # 3
IF 4 CHAN 1 STK LL of J0707+6110.ICL001.3




PLot file version 12 created 05-MAR-2020 10:52:47
Amplitude andPhase vs Time for J0707+6110.MULTI.1 CL # 3
IF 4 CHAN 1 STK LL of J0707+6110.ICL001.3



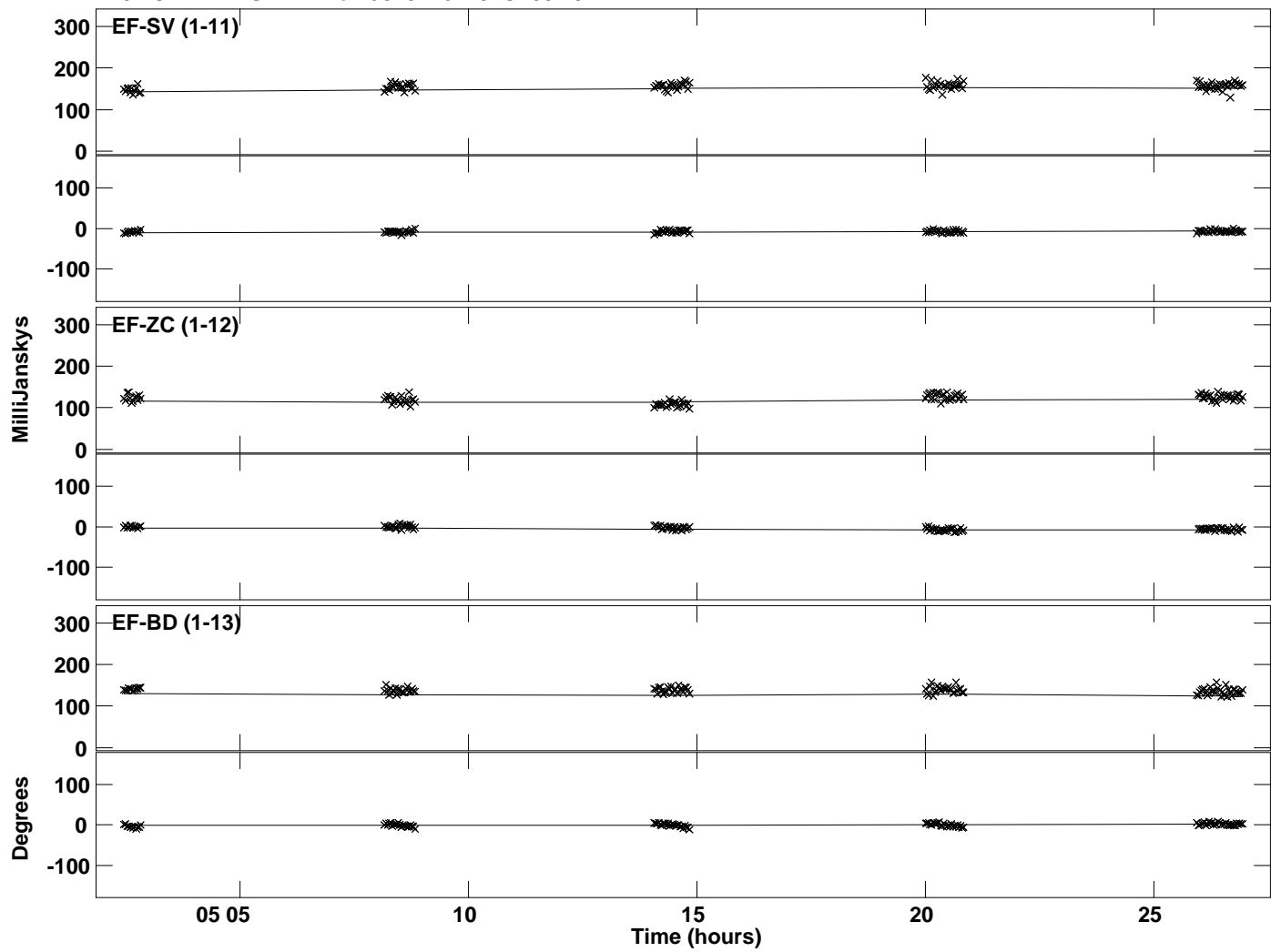
Plot file version 13 created 05-MAR-2020 10:52:47
Amplitude and Phase vs Time for J0707+6110.MULTI.1 CL # 3
IF 5 CHAN 1 STK LL of J0707+6110.ICL001.3




Plot file version 14 created 05-MAR-2020 10:52:47
Amplitude andPhase vs Time for J0707+6110.MULTI.1 CL # 3
IF 5 CHAN 1 STK LL of J0707+6110.ICL001.3




PLot file version 15 created 05-MAR-2020 10:52:47
Amplitude andPhase vs Time for J0707+6110.MULTI.1 CL # 3
IF 5 CHAN 1 STK LL of J0707+6110.ICL001.3



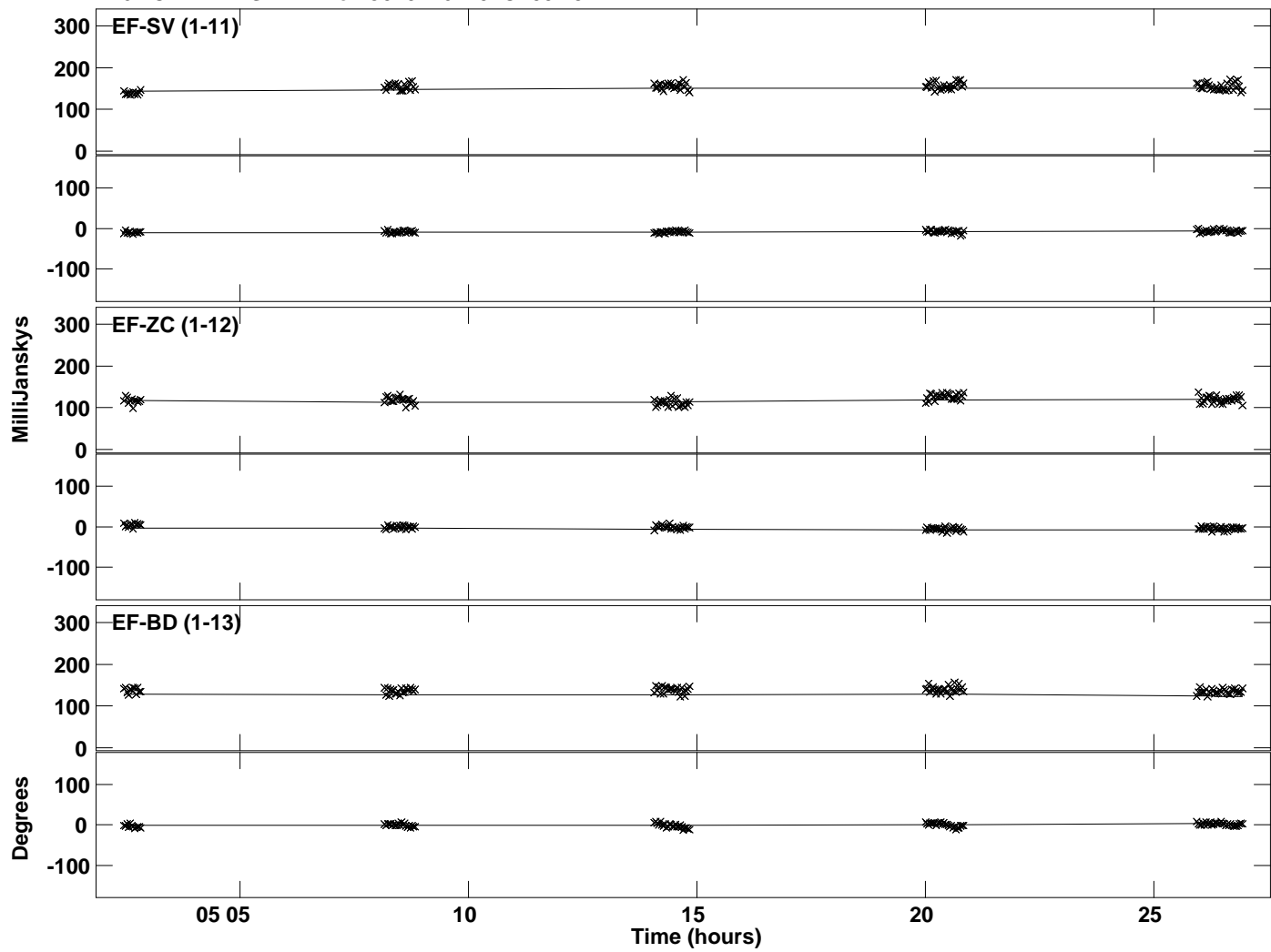
Plot file version 16 created 05-MAR-2020 10:52:47
Amplitude and Phase vs Time for J0707+6110.MULTI.1 CL # 3
IF 6 CHAN 1 STK LL of J0707+6110.ICL001.3




Plot file version 17 created 05-MAR-2020 10:52:47
Amplitude andPhase vs Time for J0707+6110.MULTI.1 CL # 3
IF 6 CHAN 1 STK LL of J0707+6110.ICL001.3



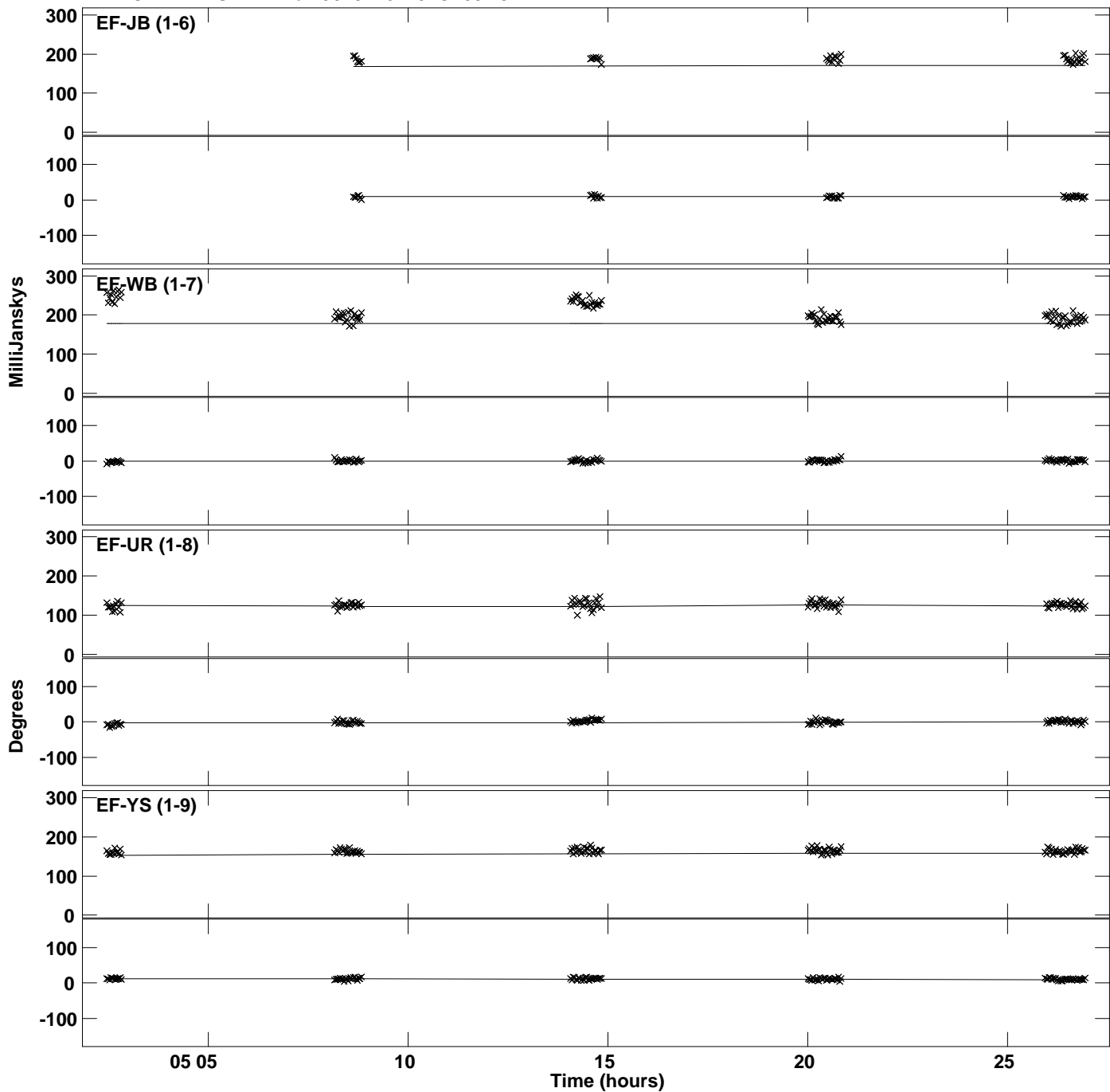
PLot file version 18 created 05-MAR-2020 10:52:47
Amplitude andPhase vs Time for J0707+6110.MULTI.1 CL # 3
IF 6 CHAN 1 STK LL of J0707+6110.ICL001.3



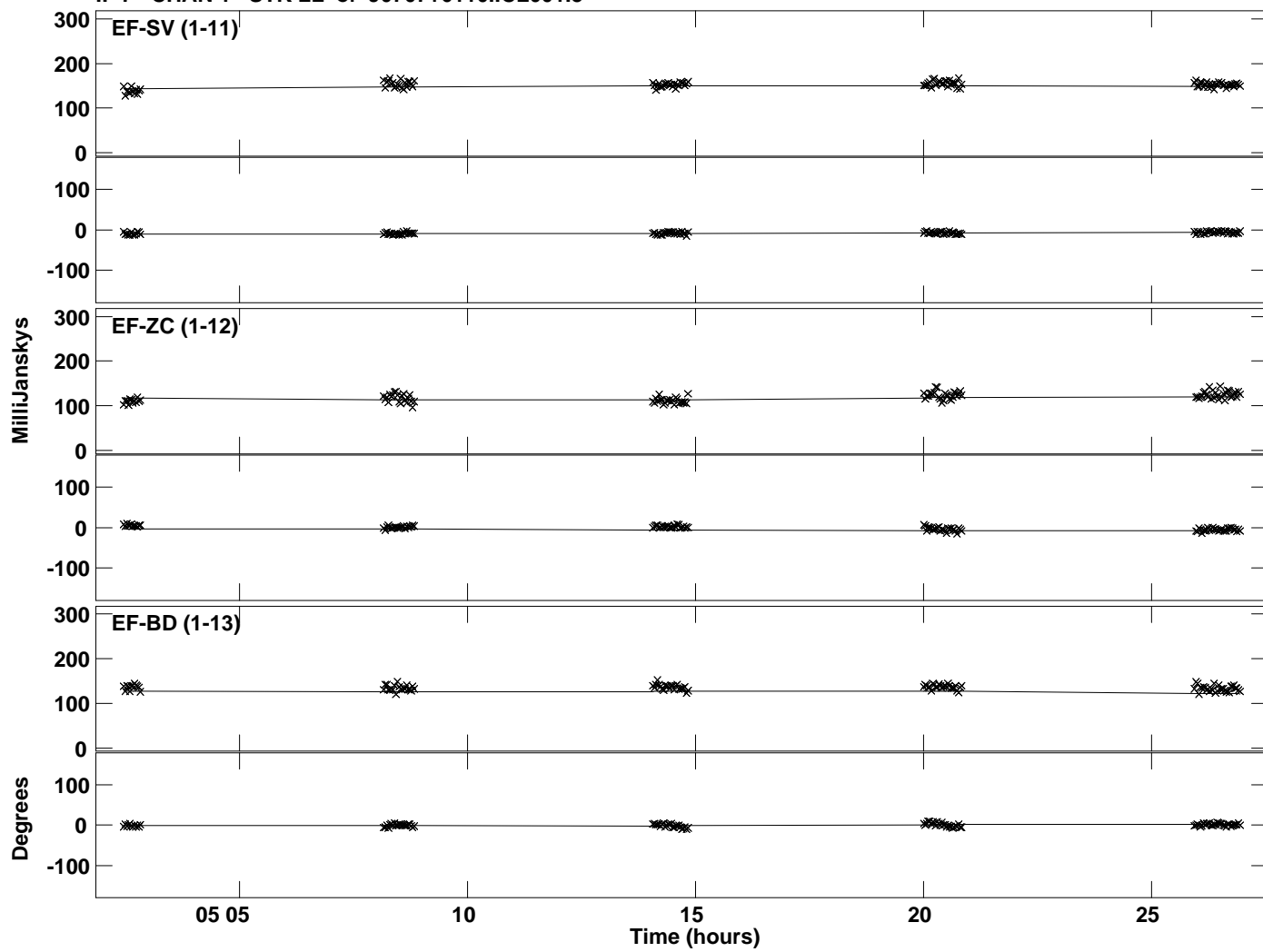
Plot file version 19 created 05-MAR-2020 10:52:47
Amplitude and Phase vs Time for J0707+6110.MULTI.1 CL # 3
IF 7 CHAN 1 STK LL of J0707+6110.ICL001.3




Plot file version 20 created 05-MAR-2020 10:52:47
Amplitude and Phase vs Time for J0707+6110.MULTI.1 CL # 3
IF 7 CHAN 1 STK LL of J0707+6110.ICL001.3




PLot file version 21 created 05-MAR-2020 10:52:47
Amplitude andPhase vs Time for J0707+6110.MULTI.1 CL # 3
IF 7 CHAN 1 STK LL of J0707+6110.ICL001.3



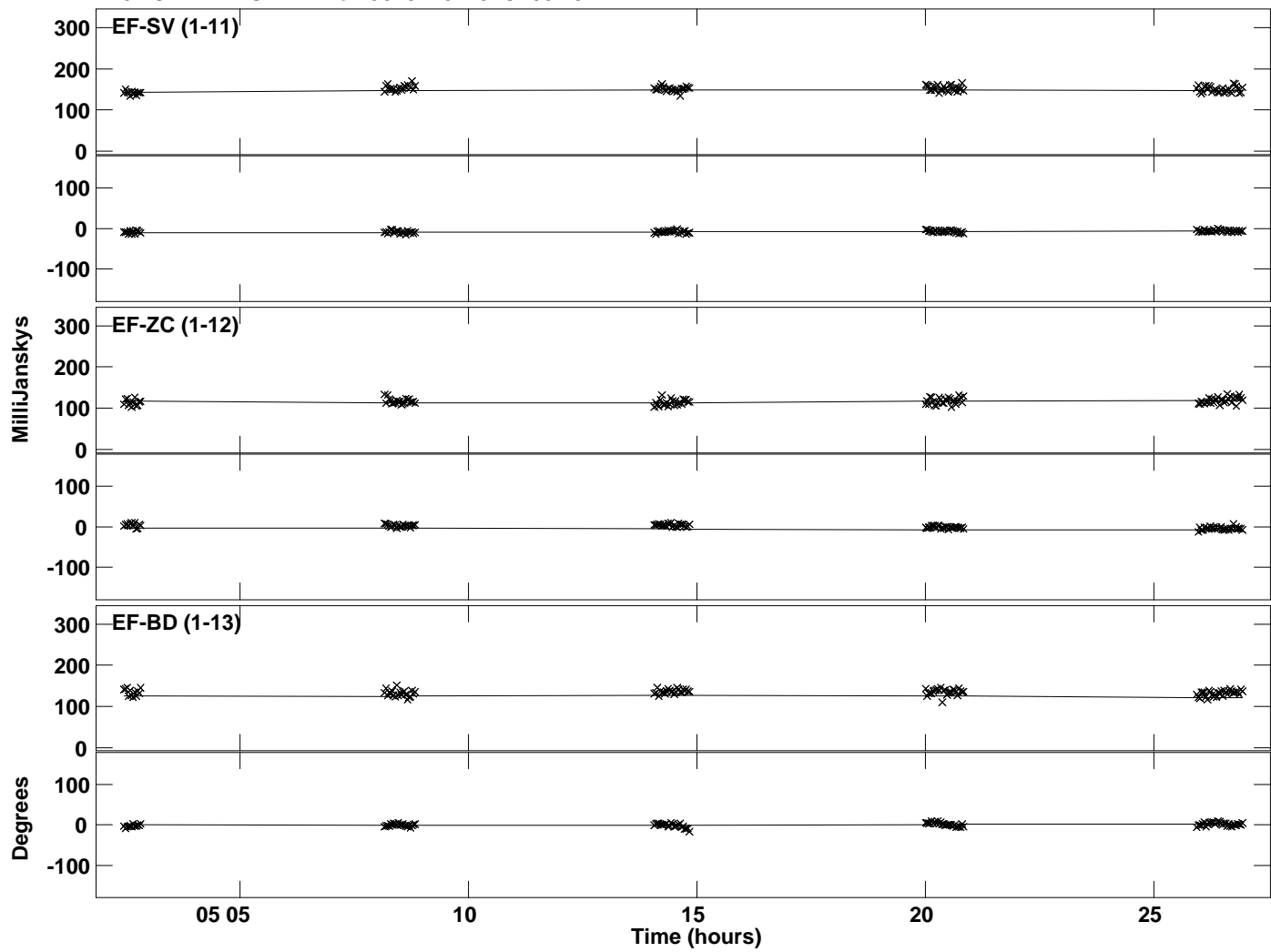
Plot file version 22 created 05-MAR-2020 10:52:47
Amplitude and Phase vs Time for J0707+6110.MULTI.1 CL # 3
IF 8 CHAN 1 STK LL of J0707+6110.ICL001.3




Plot file version 23 created 05-MAR-2020 10:52:47
Amplitude andPhase vs Time for J0707+6110.MULTI.1 CL # 3
IF 8 CHAN 1 STK LL of J0707+6110.ICL001.3



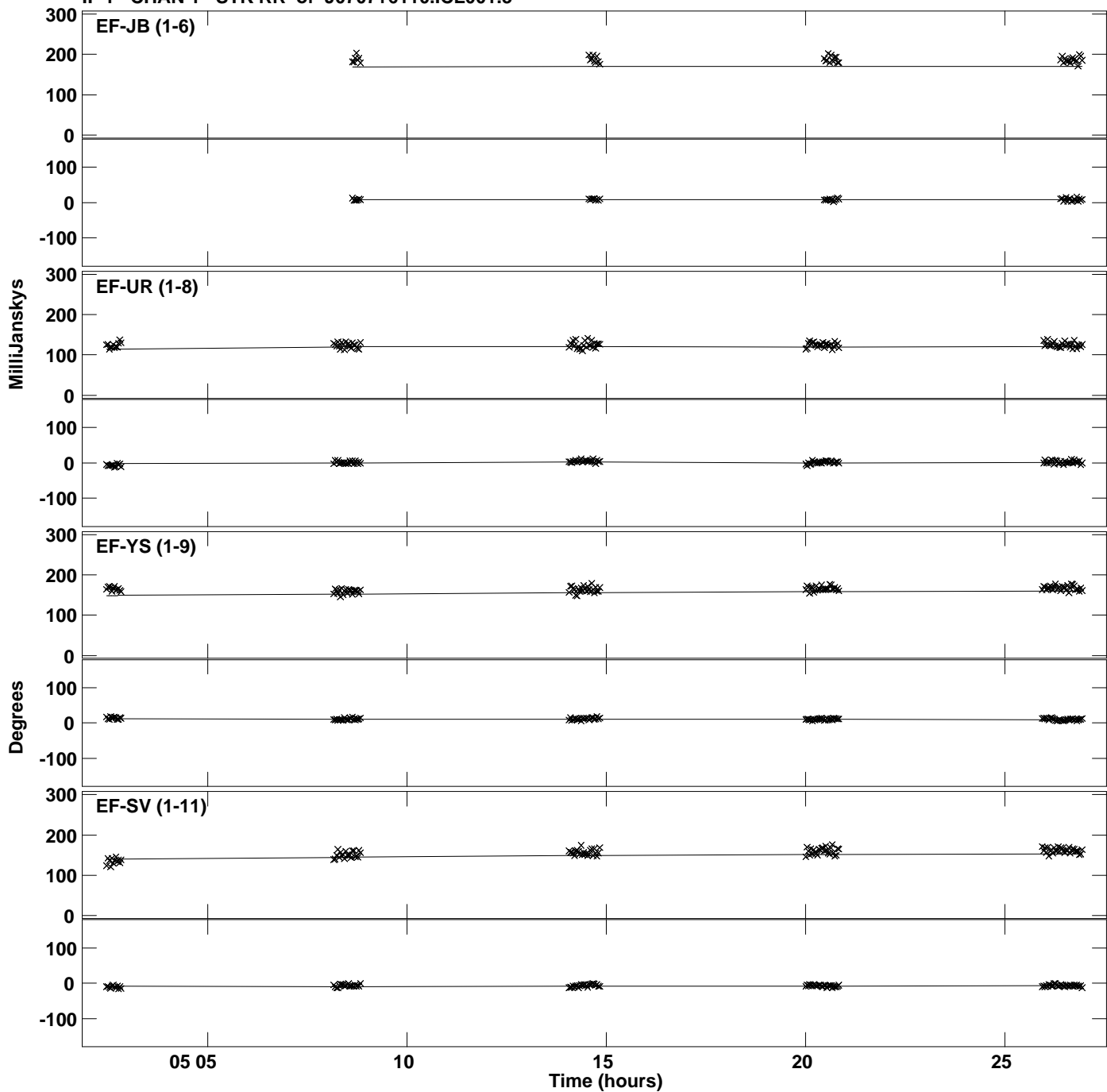
PLot file version 24 created 05-MAR-2020 10:52:47
Amplitude andPhase vs Time for J0707+6110.MULTI.1 CL # 3
IF 8 CHAN 1 STK LL of J0707+6110.ICL001.3



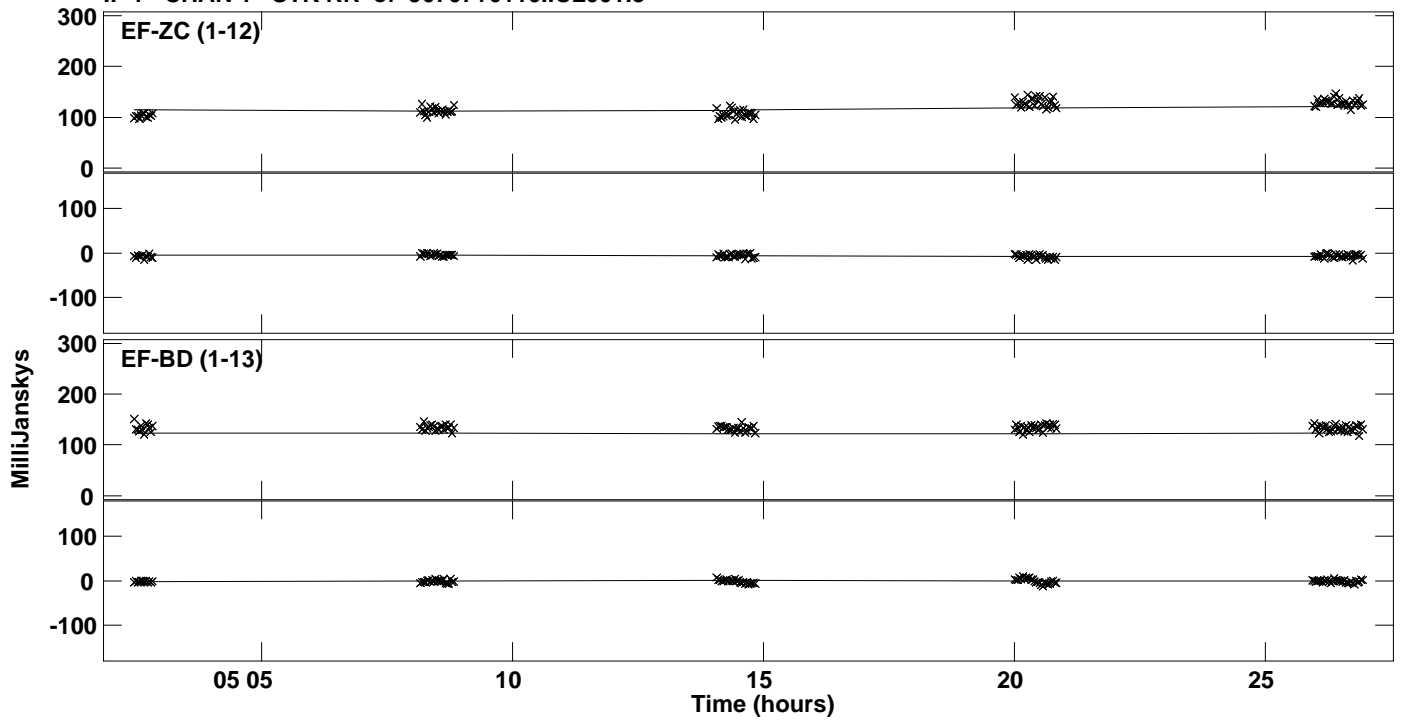
PLot file version 25 created 05-MAR-2020 10:52:48
Amplitude andPhase vs Time for J0707+6110.MULTI.1 CL # 3
IF 1 CHAN 1 STK RR of J0707+6110.ICL001.3




PLot file version 26 created 05-MAR-2020 10:52:48
Amplitude andPhase vs Time for J0707+6110.MULTI.1 CL # 3
IF 1 CHAN 1 STK RR of J0707+6110.ICL001.3



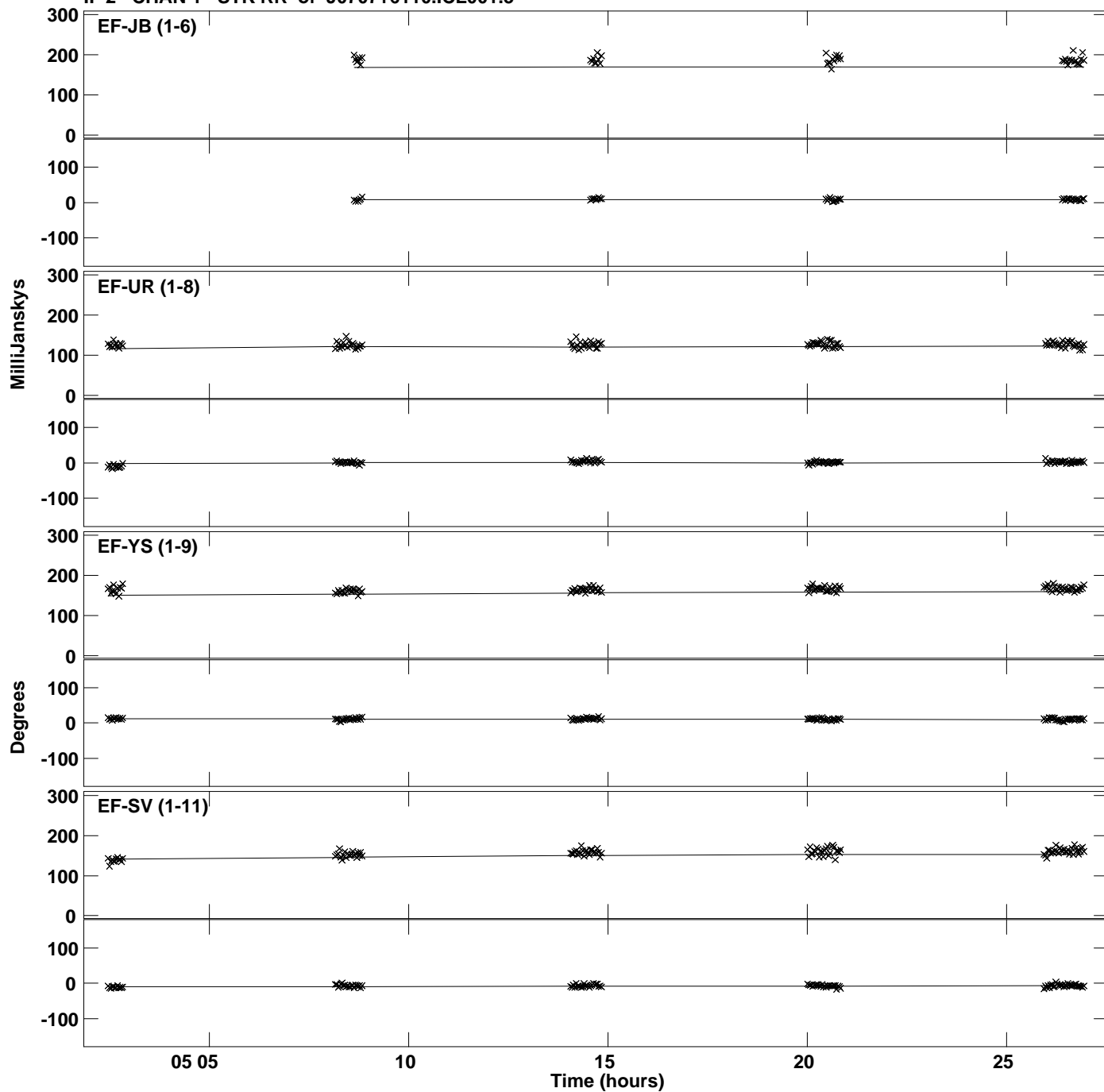
PLot file version 27 created 05-MAR-2020 10:52:48
Amplitude andPhase vs Time for J0707+6110.MULTI.1 CL # 3
IF 1 CHAN 1 STK RR of J0707+6110.ICL001.3



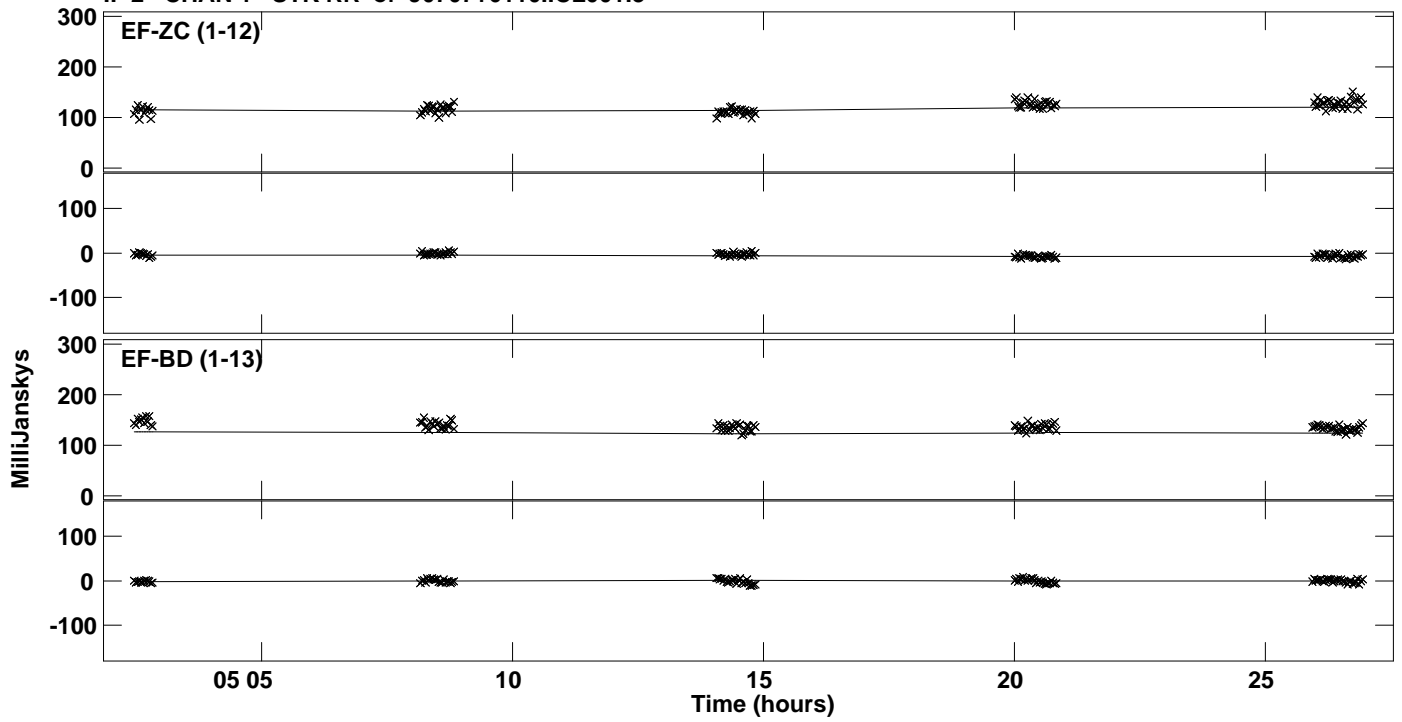
PLot file version 28 created 05-MAR-2020 10:52:48
Amplitude andPhase vs Time for J0707+6110.MULTI.1 CL # 3
IF 2 CHAN 1 STK RR of J0707+6110.ICL001.3




Plot file version 29 created 05-MAR-2020 10:52:48
Amplitude and Phase vs Time for J0707+6110.MULTI.1 CL # 3
IF 2 CHAN 1 STK RR of J0707+6110.ICL001.3



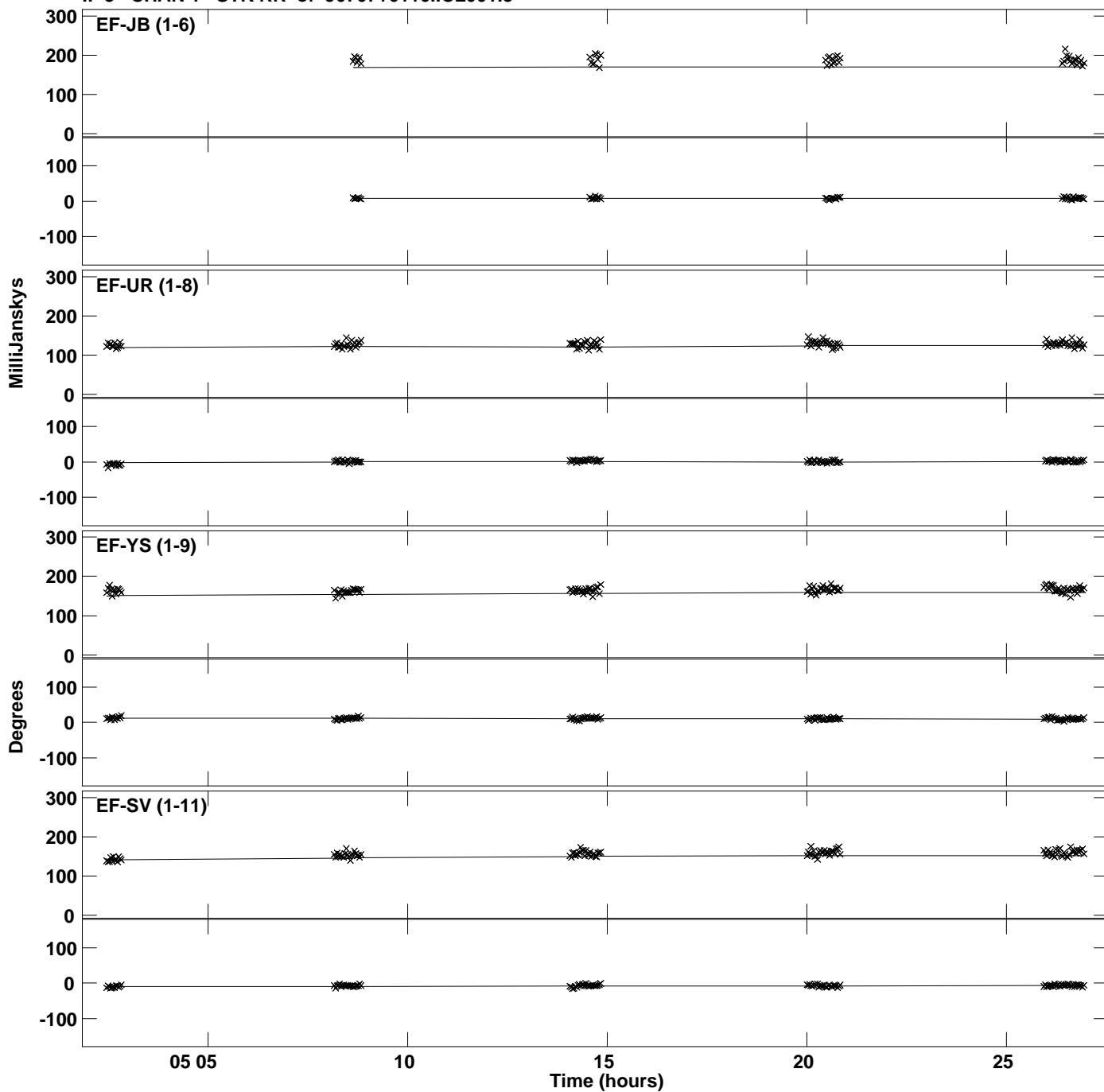
PLot file version 30 created 05-MAR-2020 10:52:48
Amplitude andPhase vs Time for J0707+6110.MULTI.1 CL # 3
IF 2 CHAN 1 STK RR of J0707+6110.ICL001.3



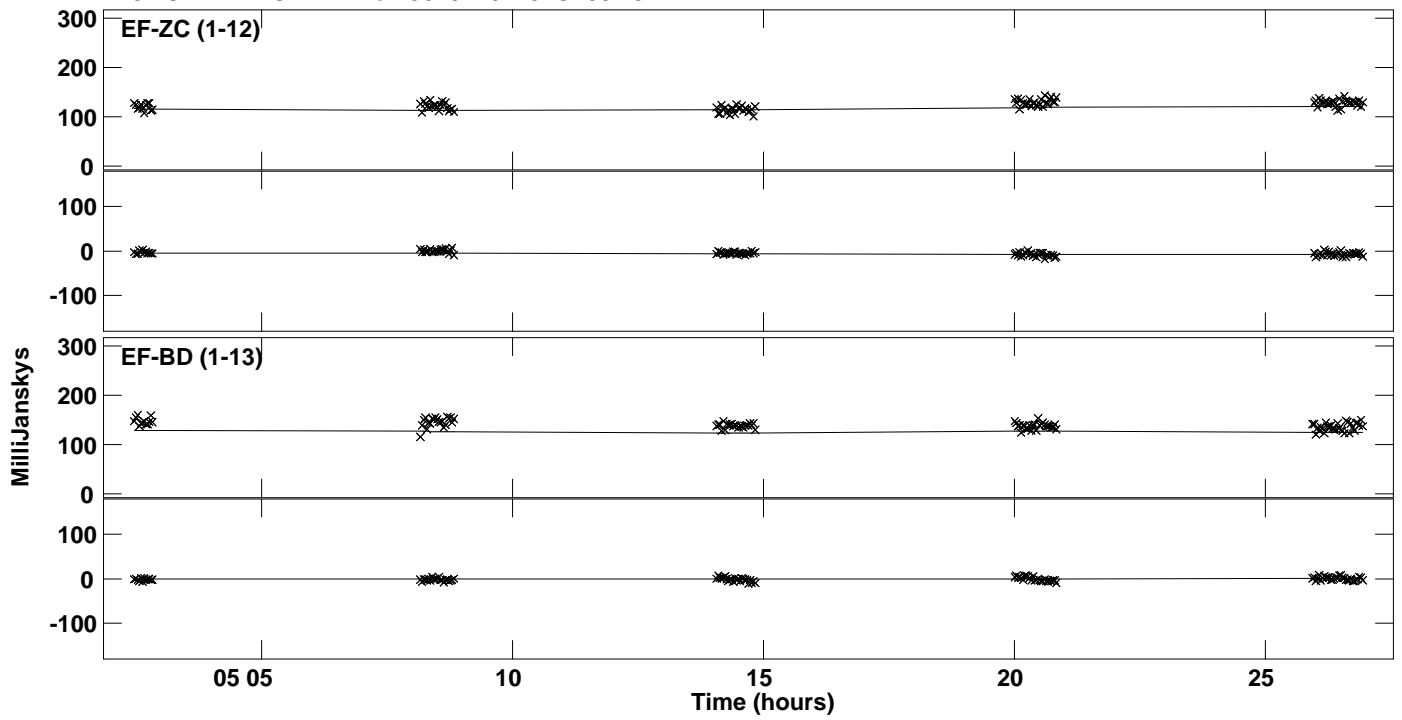
PLot file version 31 created 05-MAR-2020 10:52:48
Amplitude andPhase vs Time for J0707+6110.MULTI.1 CL # 3
IF 3 CHAN 1 STK RR of J0707+6110.ICL001.3




Plot file version 32 created 05-MAR-2020 10:52:48
Amplitude andPhase vs Time for J0707+6110.MULTI.1 CL # 3
IF 3 CHAN 1 STK RR of J0707+6110.ICL001.3



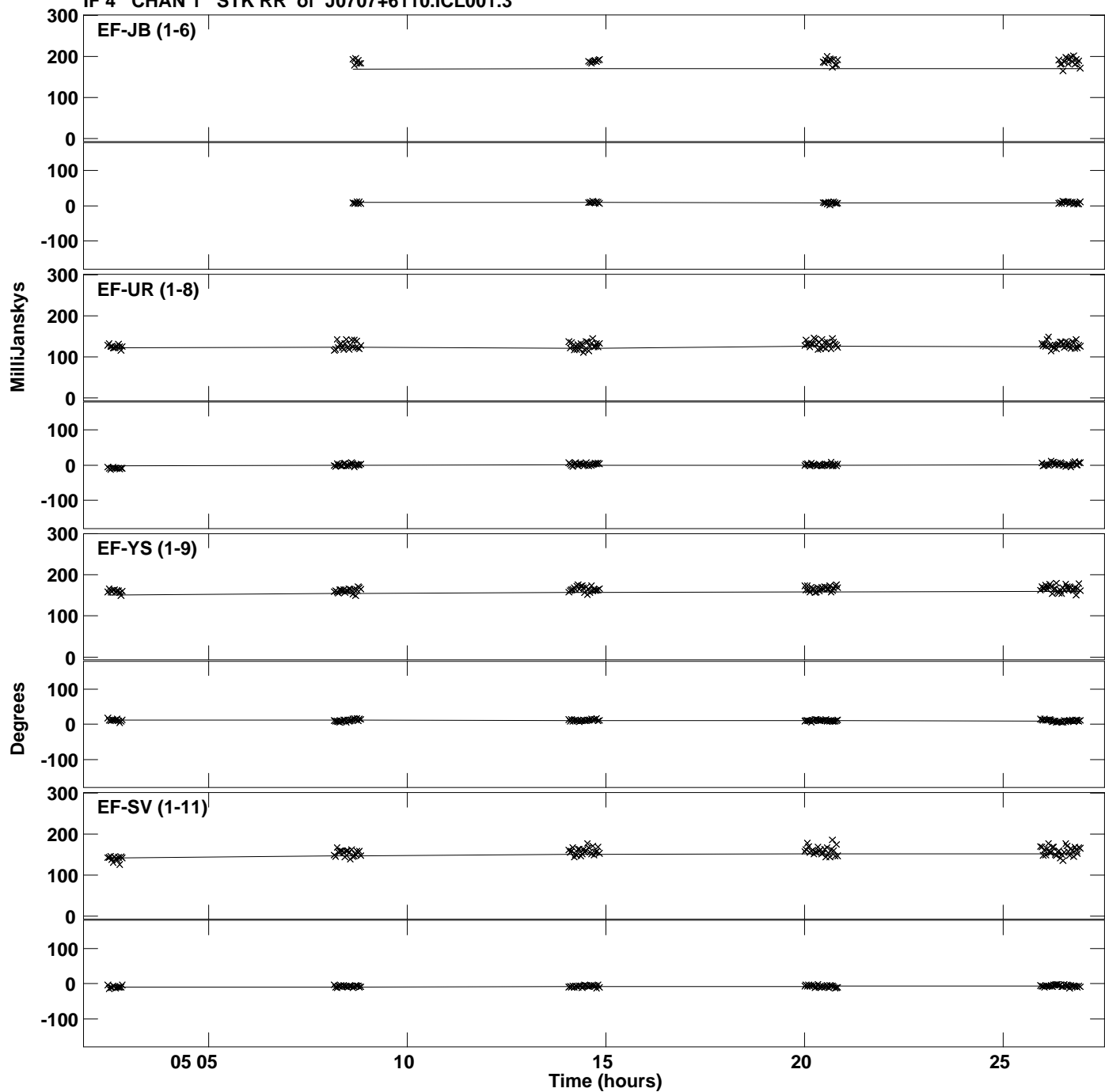
PLot file version 33 created 05-MAR-2020 10:52:48
Amplitude andPhase vs Time for J0707+6110.MULTI.1 CL # 3
IF 3 CHAN 1 STK RR of J0707+6110.ICL001.3



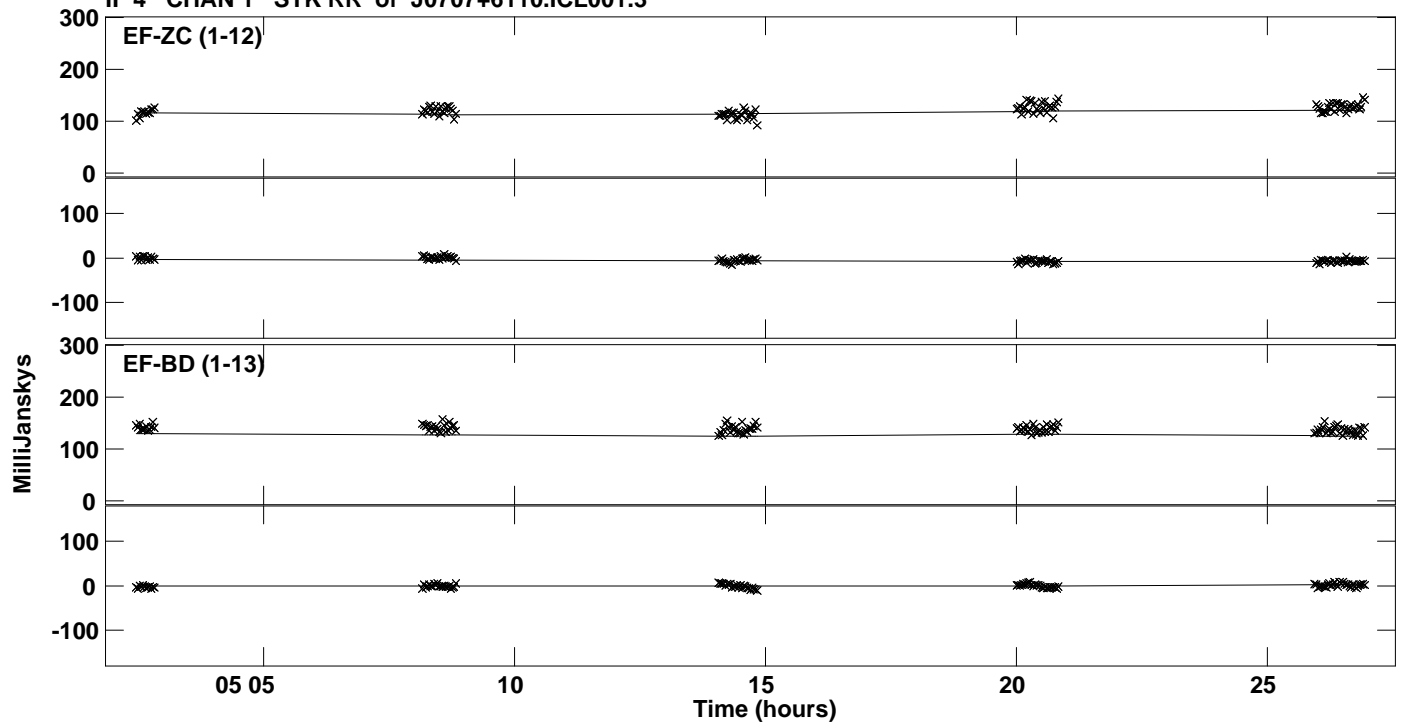
PLot file version 34 created 05-MAR-2020 10:52:48
Amplitude andPhase vs Time for J0707+6110.MULTI.1 CL # 3
IF 4 CHAN 1 STK RR of J0707+6110.ICL001.3




Plot file version 35 created 05-MAR-2020 10:52:48
Amplitude and Phase vs Time for J0707+6110.MULTI.1 CL # 3
IF 4 CHAN 1 STK RR of J0707+6110.ICL001.3




PLot file version 36 created 05-MAR-2020 10:52:48
Amplitude andPhase vs Time for J0707+6110.MULTI.1 CL # 3
IF 4 CHAN 1 STK RR of J0707+6110.ICL001.3



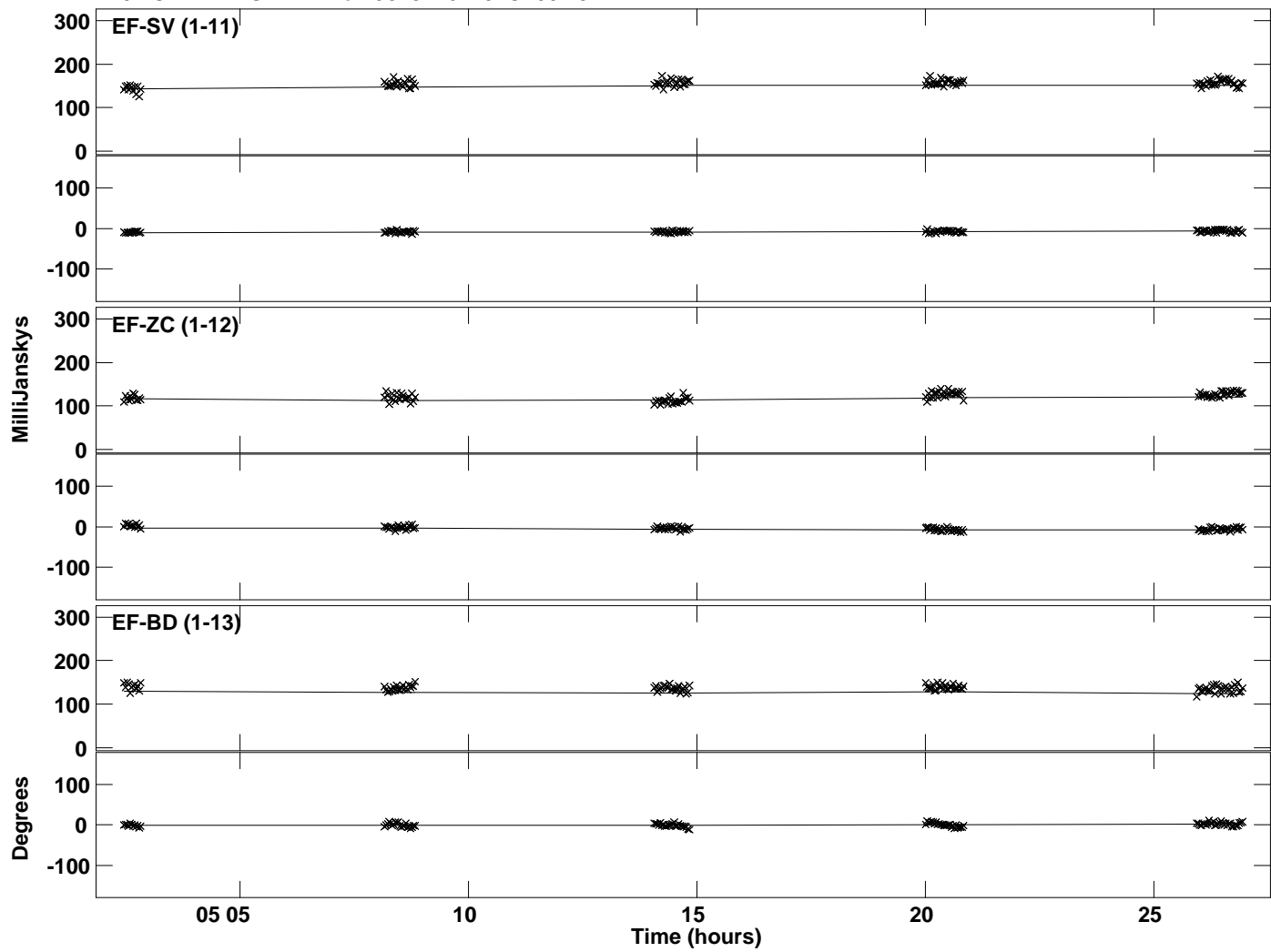
PLot file version 37 created 05-MAR-2020 10:52:48
Amplitude andPhase vs Time for J0707+6110.MULTI.1 CL # 3
IF 5 CHAN 1 STK RR of J0707+6110.ICL001.3




Plot file version 38 created 05-MAR-2020 10:52:48
Amplitude andPhase vs Time for J0707+6110.MULTI.1 CL # 3
IF 5 CHAN 1 STK RR of J0707+6110.ICL001.3




PLot file version 39 created 05-MAR-2020 10:52:48
Amplitude andPhase vs Time for J0707+6110.MULTI.1 CL # 3
IF 5 CHAN 1 STK RR of J0707+6110.ICL001.3



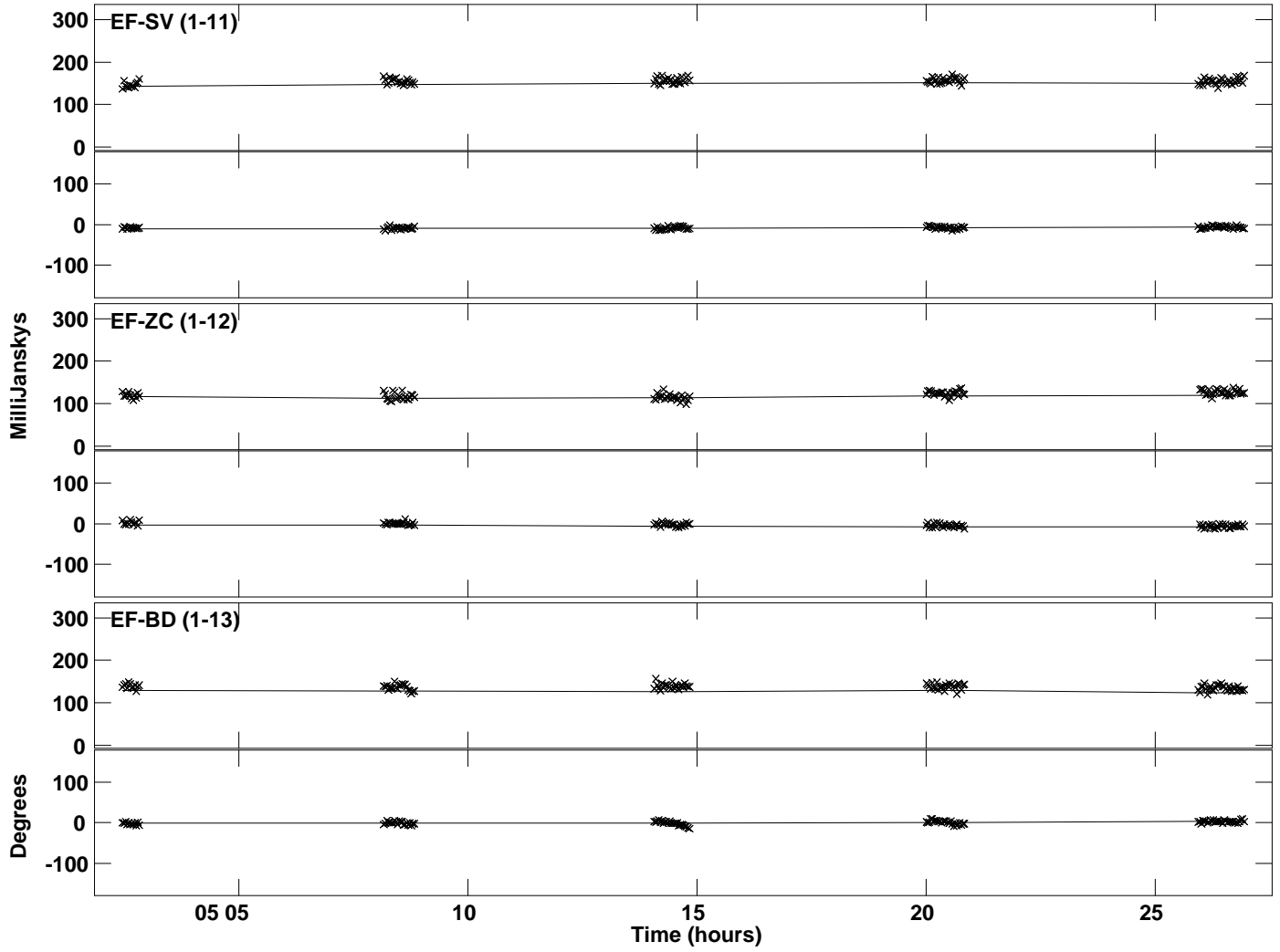
PLot file version 40 created 05-MAR-2020 10:52:48
Amplitude andPhase vs Time for J0707+6110.MULTI.1 CL # 3
IF 6 CHAN 1 STK RR of J0707+6110.ICL001.3




Plot file version 41 created 05-MAR-2020 10:52:48
Amplitude andPhase vs Time for J0707+6110.MULTI.1 CL # 3
IF 6 CHAN 1 STK RR of J0707+6110.ICL001.3




PLot file version 42 created 05-MAR-2020 10:52:48
Amplitude andPhase vs Time for J0707+6110.MULTI.1 CL # 3
IF 6 CHAN 1 STK RR of J0707+6110.ICL001.3



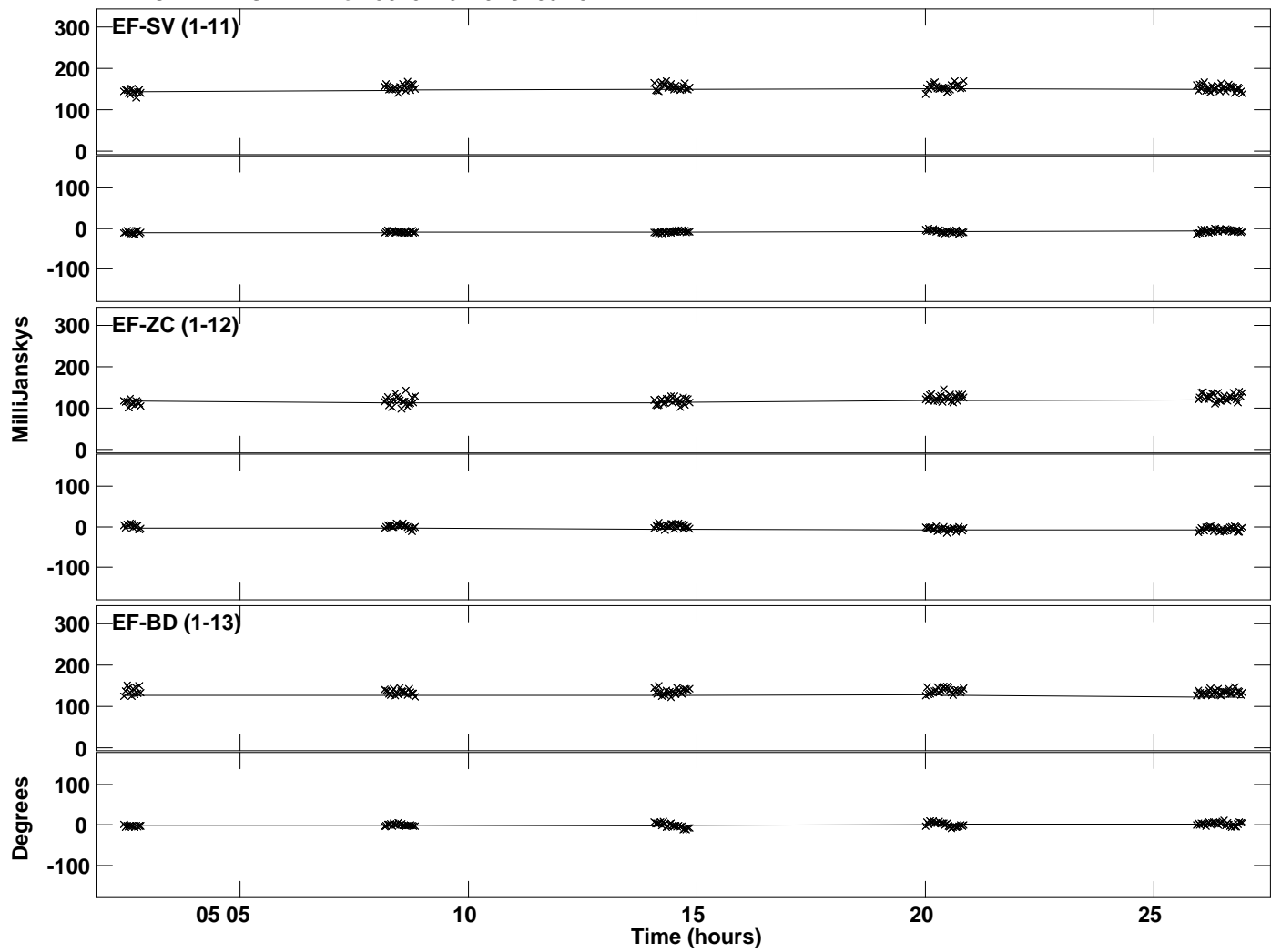
Plot file version 43 created 05-MAR-2020 10:52:48
Amplitude andPhase vs Time for J0707+6110.MULTI.1 CL # 3
IF 7 CHAN 1 STK RR of J0707+6110.ICL001.3




Plot file version 44 created 05-MAR-2020 10:52:48
Amplitude andPhase vs Time for J0707+6110.MULTI.1 CL # 3
IF 7 CHAN 1 STK RR of J0707+6110.ICL001.3




PLot file version 45 created 05-MAR-2020 10:52:48
Amplitude andPhase vs Time for J0707+6110.MULTI.1 CL # 3
IF 7 CHAN 1 STK RR of J0707+6110.ICL001.3



PLot file version 46 created 05-MAR-2020 10:52:49
Amplitude andPhase vs Time for J0707+6110.MULTI.1 CL # 3
IF 8 CHAN 1 STK RR of J0707+6110.ICL001.3



Plot file version 47 created 05-MAR-2020 10:52:49
Amplitude andPhase vs Time for J0707+6110.MULTI.1 CL # 3
IF 8 CHAN 1 STK RR of J0707+6110.ICL001.3



PLot file version 48 created 05-MAR-2020 10:52:49
Amplitude andPhase vs Time for J0707+6110.MULTI.1 CL # 3
IF 8 CHAN 1 STK RR of J0707+6110.ICL001.3

