
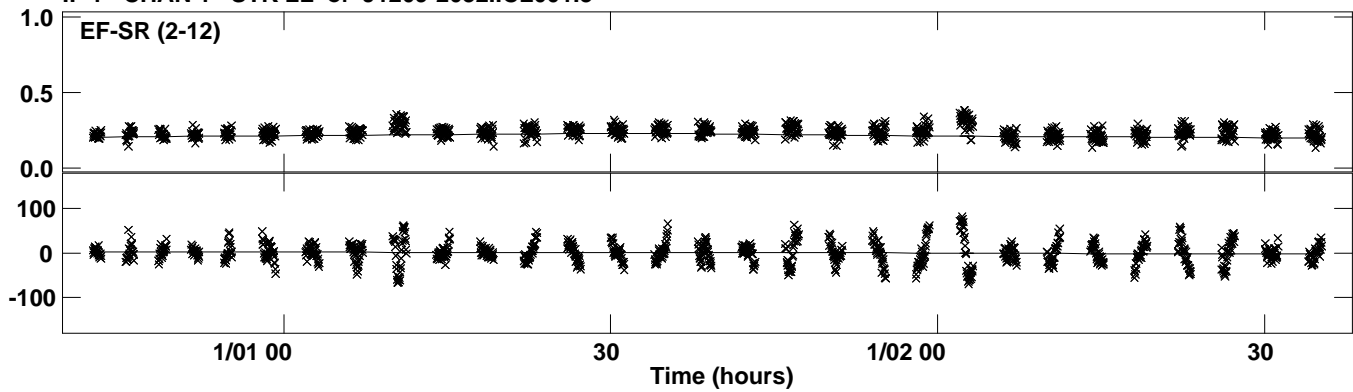



Plot file version 1 created 11-JUN-2020 21:06:10
Amplitude and Phase vs Time for J1209-2032.MULTI.1 CL # 3
IF 1 CHAN 1 STK LL of J1209-2032.ICL001.3



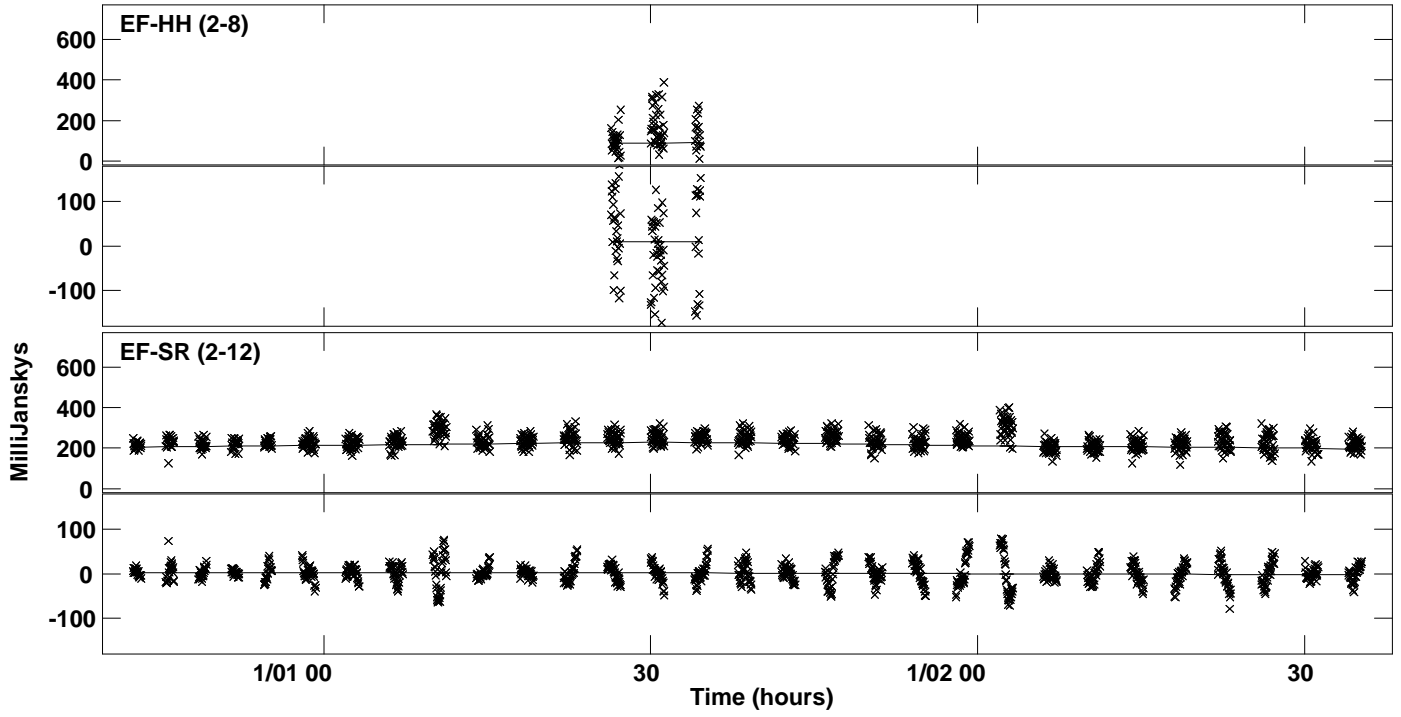
PLot file version 2 created 11-JUN-2020 21:06:10
Amplitude andPhase vs Time for J1209-2032.MULTI.1 CL # 3
IF 1 CHAN 1 STK LL of J1209-2032.ICL001.3




Plot file version 3 created 11-JUN-2020 21:06:10
Amplitude andPhase vs Time for J1209-2032.MULTI.1 CL # 3
IF 2 CHAN 1 STK LL of J1209-2032.ICL001.3



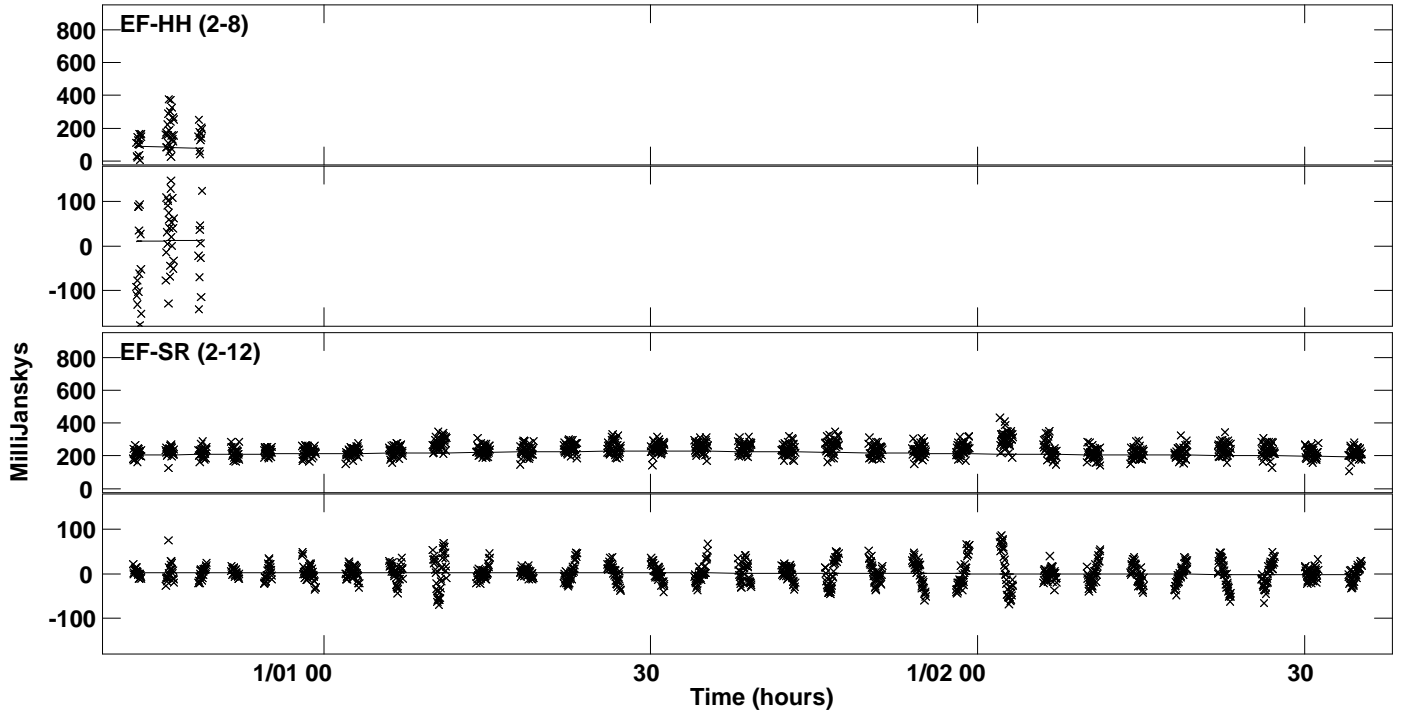
PLot file version 4 created 11-JUN-2020 21:06:10
Amplitude andPhase vs Time for J1209-2032.MULTI.1 CL # 3
IF 2 CHAN 1 STK LL of J1209-2032.ICL001.3



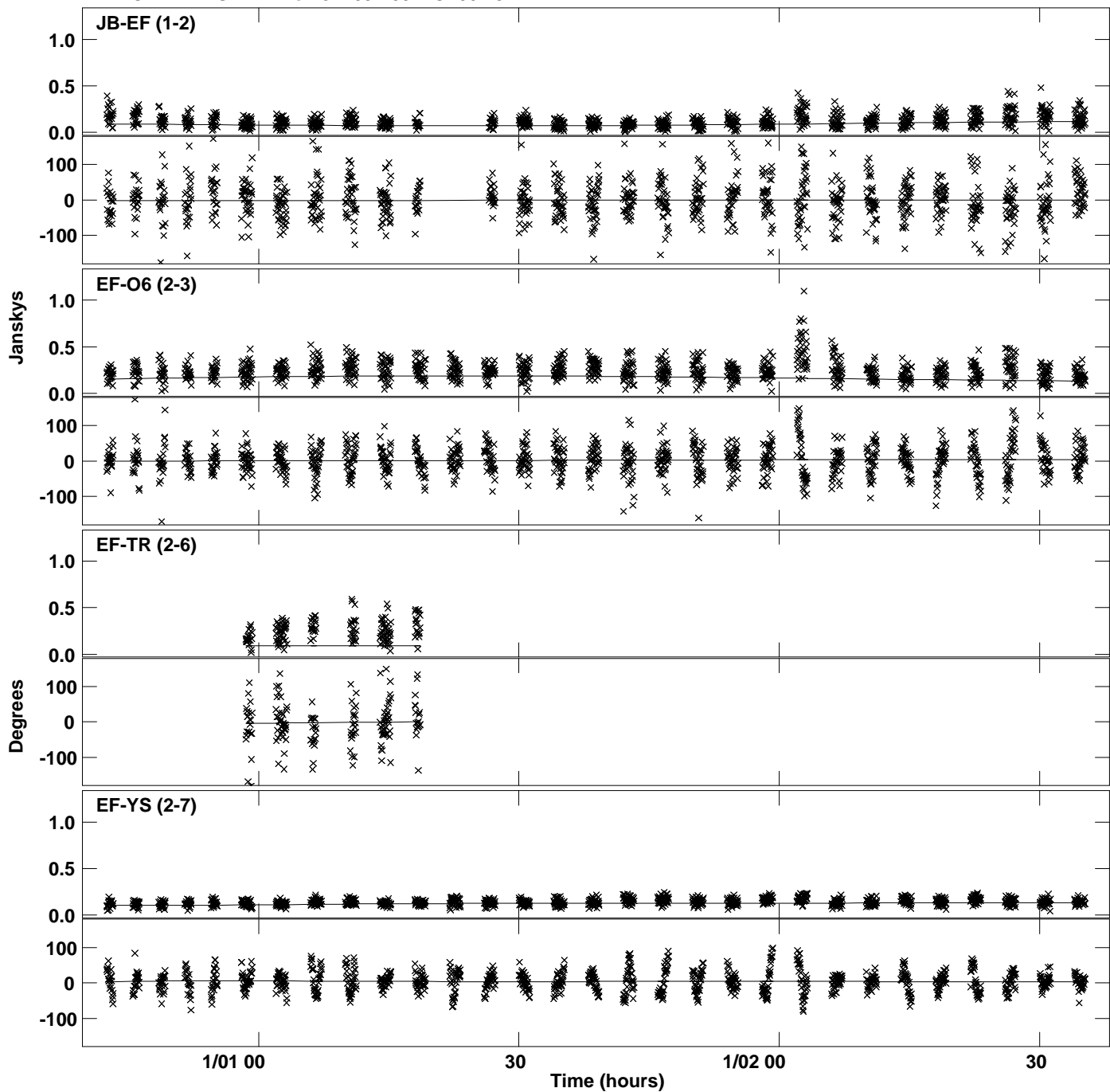
Plot file version 5 created 11-JUN-2020 21:06:10
Amplitude andPhase vs Time for J1209-2032.MULTI.1 CL # 3
IF 3 CHAN 1 STK LL of J1209-2032.ICL001.3



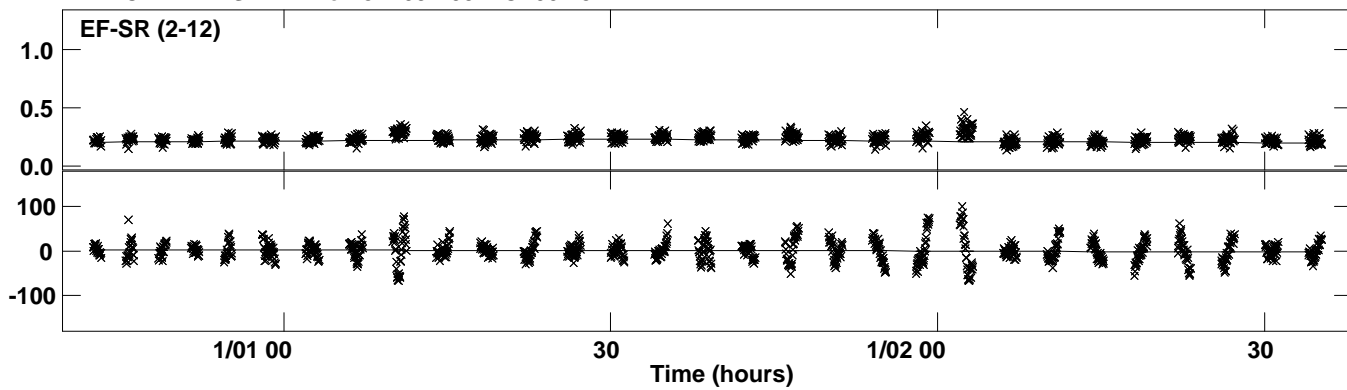
Plot file version 6 created 11-JUN-2020 21:06:10
Amplitude andPhase vs Time for J1209-2032.MULTI.1 CL # 3
IF 3 CHAN 1 STK LL of J1209-2032.ICL001.3



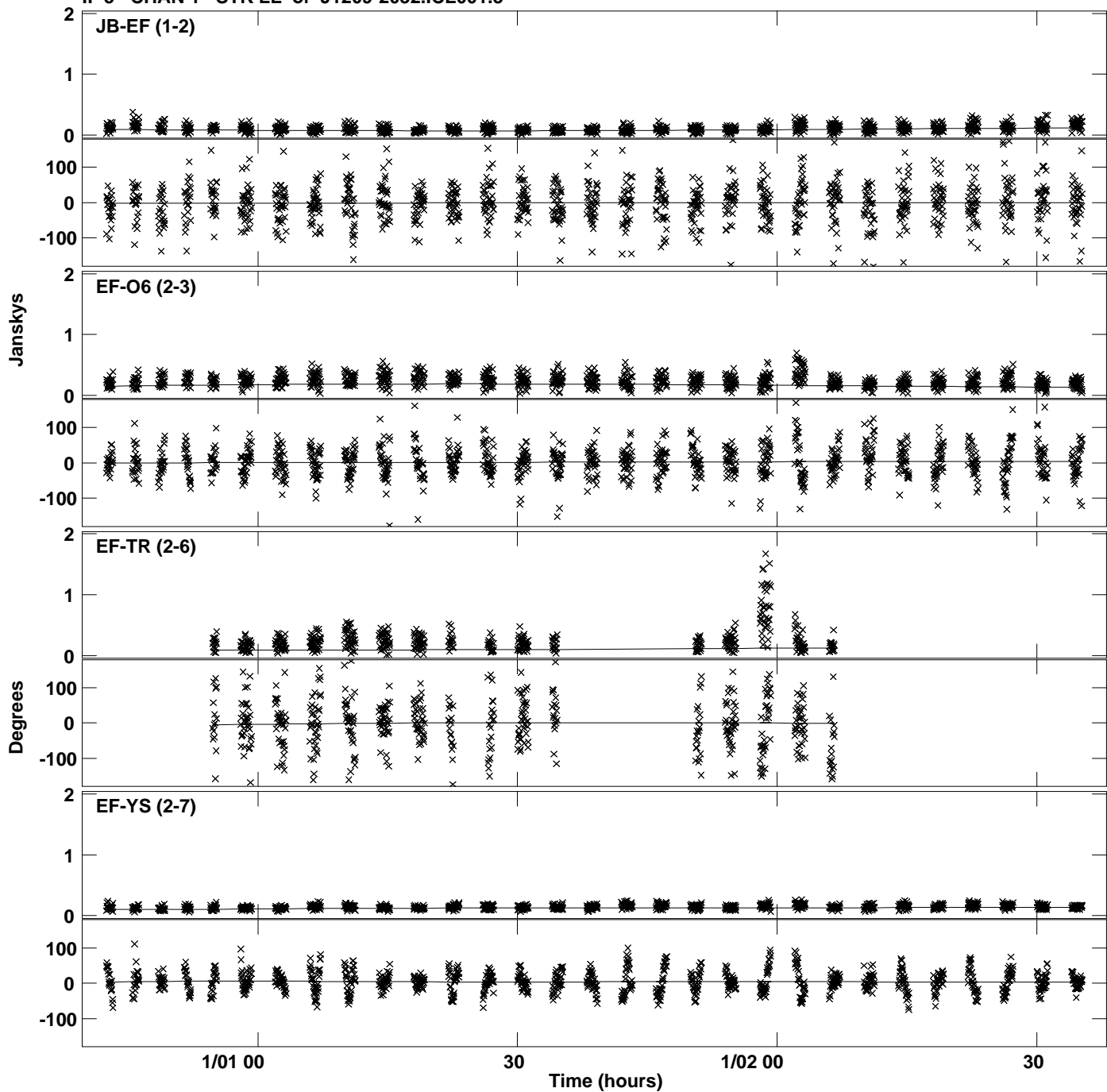
Plot file version 7 created 11-JUN-2020 21:06:10
Amplitude and Phase vs Time for J1209-2032.MULTI.1 CL # 3
IF 4 CHAN 1 STK LL of J1209-2032.ICL001.3



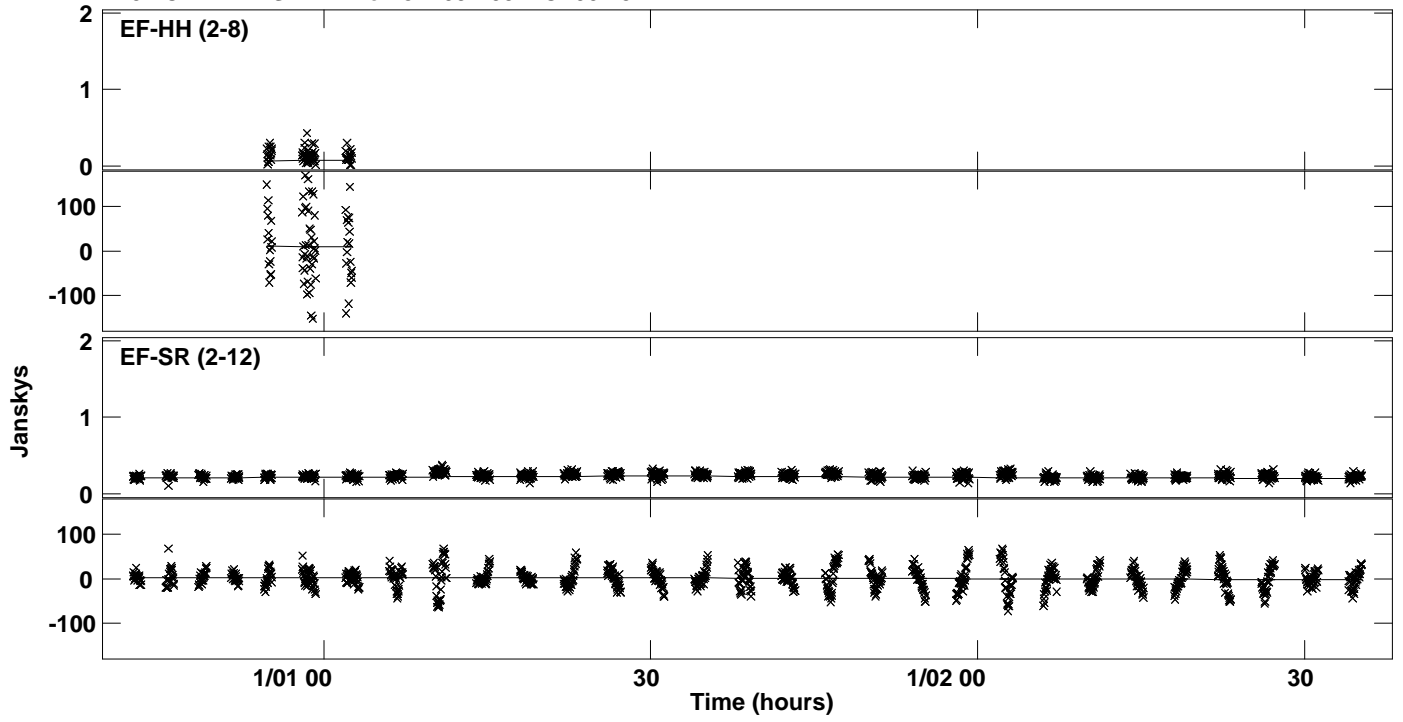
PLot file version 8 created 11-JUN-2020 21:06:10
Amplitude andPhase vs Time for J1209-2032.MULTI.1 CL # 3
IF 4 CHAN 1 STK LL of J1209-2032.ICL001.3




Plot file version 9 created 11-JUN-2020 21:06:11
Amplitude andPhase vs Time for J1209-2032.MULTI.1 CL # 3
IF 5 CHAN 1 STK LL of J1209-2032.ICL001.3



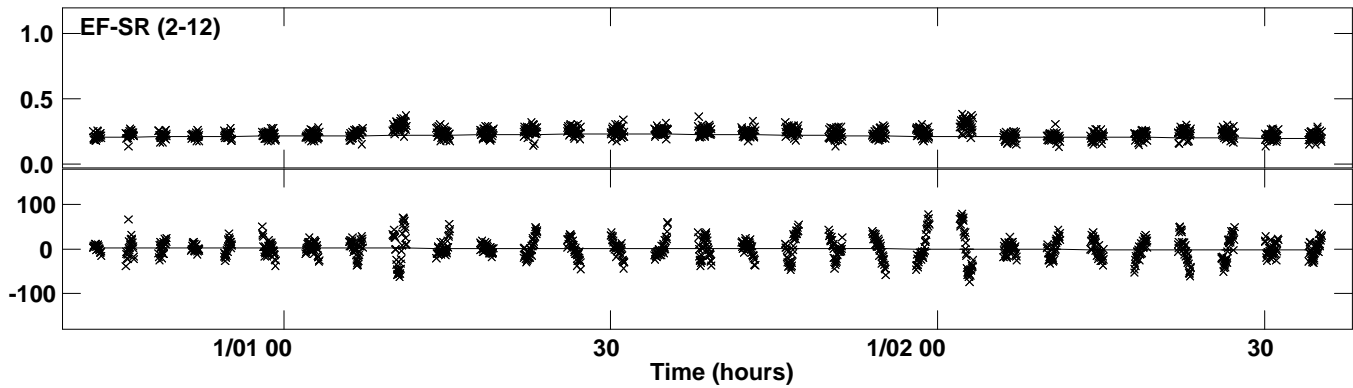
PLot file version 10 created 11-JUN-2020 21:06:11
Amplitude andPhase vs Time for J1209-2032.MULTI.1 CL # 3
IF 5 CHAN 1 STK LL of J1209-2032.ICL001.3




Plot file version 11 created 11-JUN-2020 21:06:11
Amplitude and Phase vs Time for J1209-2032.MULTI.1 CL # 3
IF 6 CHAN 1 STK LL of J1209-2032.ICL001.3



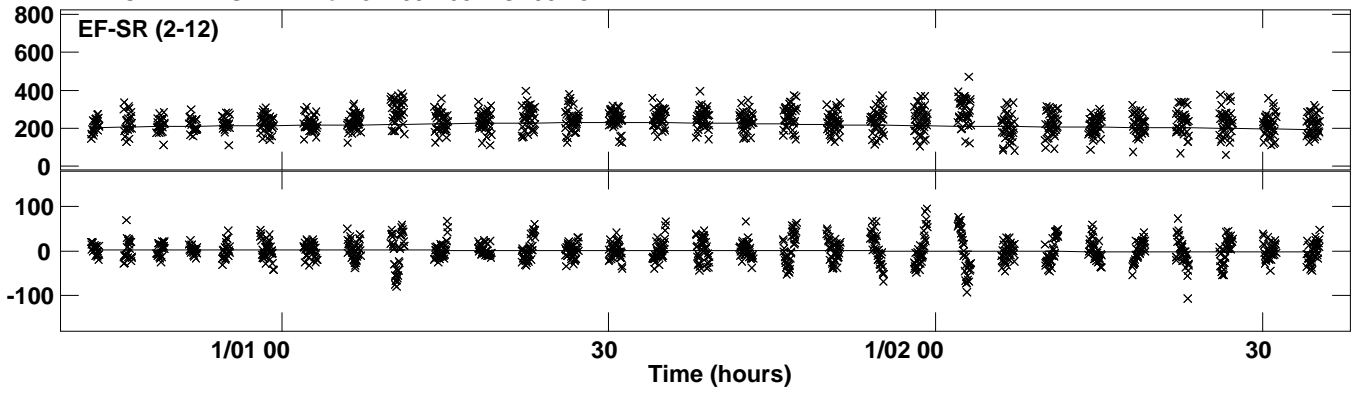
PLot file version 12 created 11-JUN-2020 21:06:11
Amplitude andPhase vs Time for J1209-2032.MULTI.1 CL # 3
IF 6 CHAN 1 STK LL of J1209-2032.ICL001.3




Plot file version 13 created 11-JUN-2020 21:06:11
Amplitude andPhase vs Time for J1209-2032.MULTI.1 CL # 3
IF 7 CHAN 1 STK LL of J1209-2032.ICL001.3



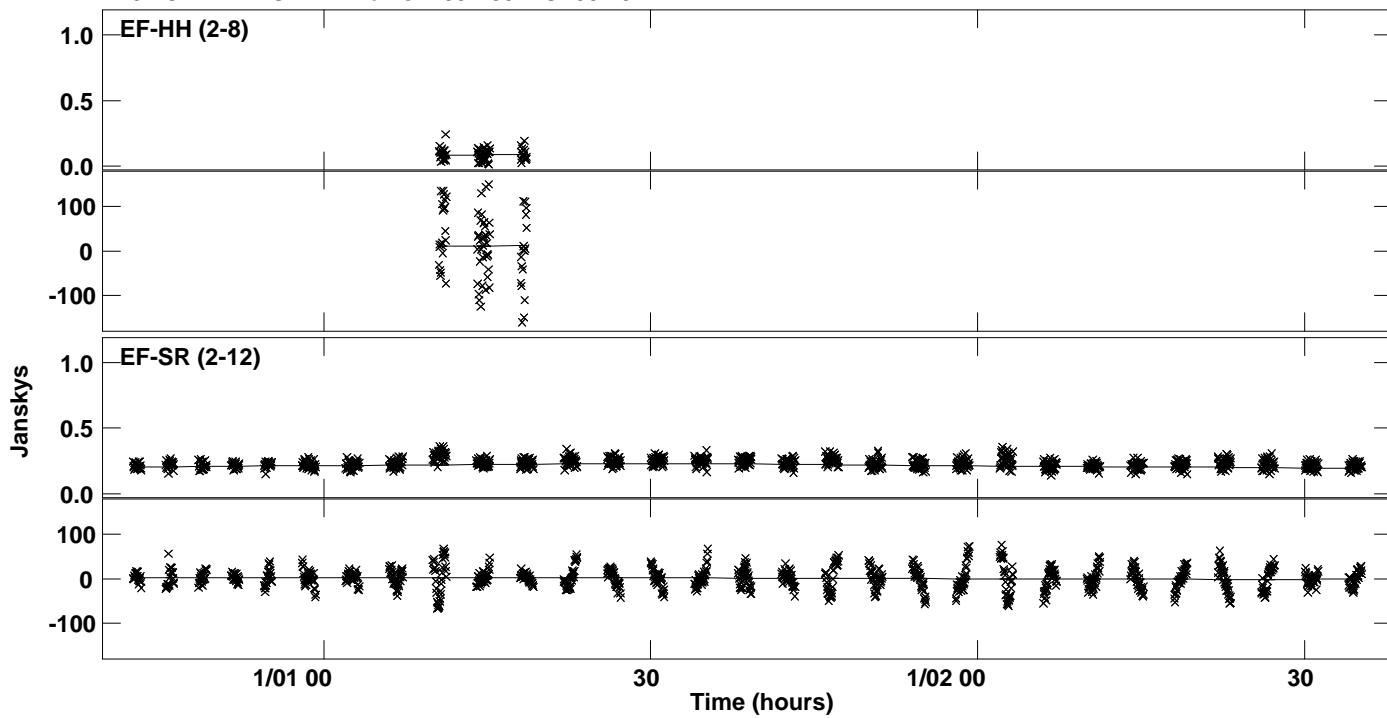
Plot file version 14 created 11-JUN-2020 21:06:11
Amplitude andPhase vs Time for J1209-2032.MULTI.1 CL # 3
IF 7 CHAN 1 STK LL of J1209-2032.ICL001.3




Plot file version 15 created 11-JUN-2020 21:06:11
Amplitude and Phase vs Time for J1209-2032.MULTI.1 CL # 3
IF 8 CHAN 1 STK LL of J1209-2032.ICL001.3



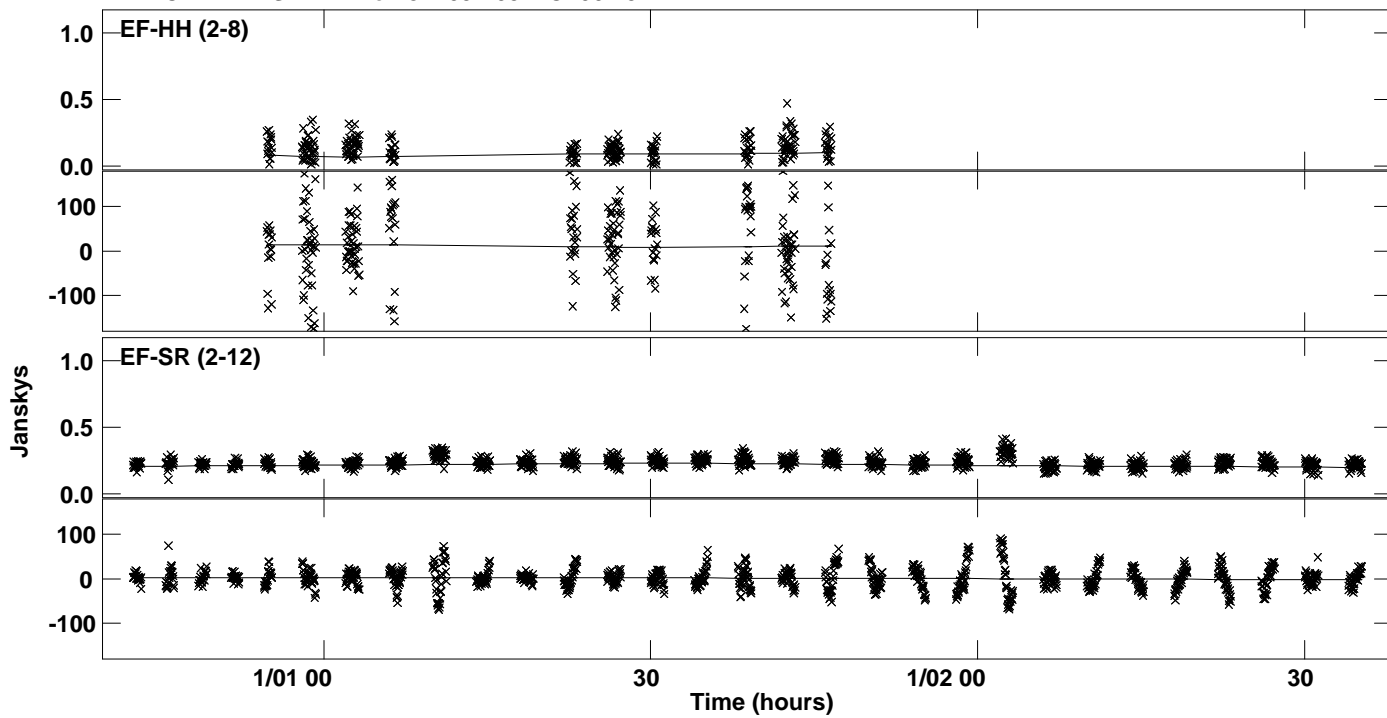
PLot file version 16 created 11-JUN-2020 21:06:11
Amplitude andPhase vs Time for J1209-2032.MULTI.1 CL # 3
IF 8 CHAN 1 STK LL of J1209-2032.ICL001.3




Plot file version 17 created 11-JUN-2020 21:06:11
Amplitude andPhase vs Time for J1209-2032.MULTI.1 CL # 3
IF 1 CHAN 1 STK RR of J1209-2032.ICL001.3



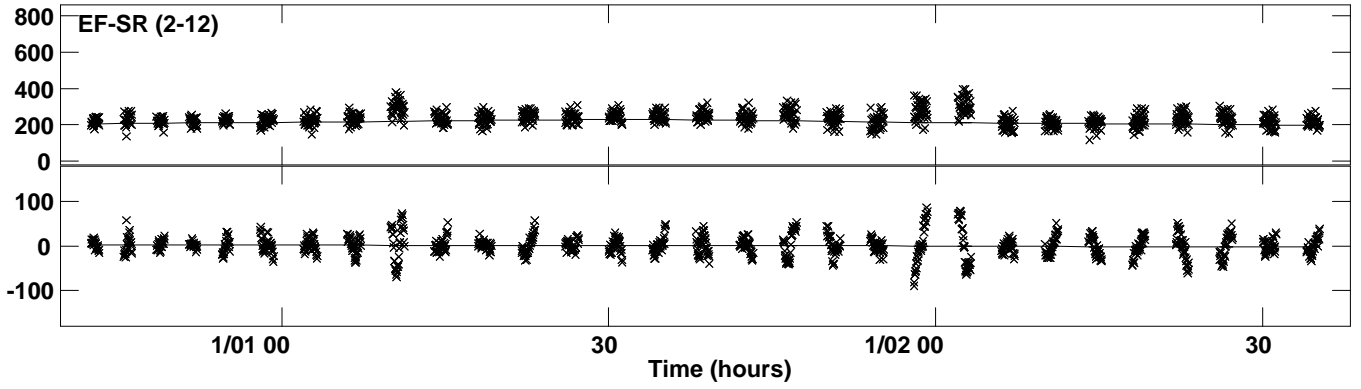
PLot file version 18 created 11-JUN-2020 21:06:11
Amplitude andPhase vs Time for J1209-2032.MULTI.1 CL # 3
IF 1 CHAN 1 STK RR of J1209-2032.ICL001.3




Plot file version 19 created 11-JUN-2020 21:06:11
Amplitude andPhase vs Time for J1209-2032.MULTI.1 CL # 3
IF 2 CHAN 1 STK RR of J1209-2032.ICL001.3



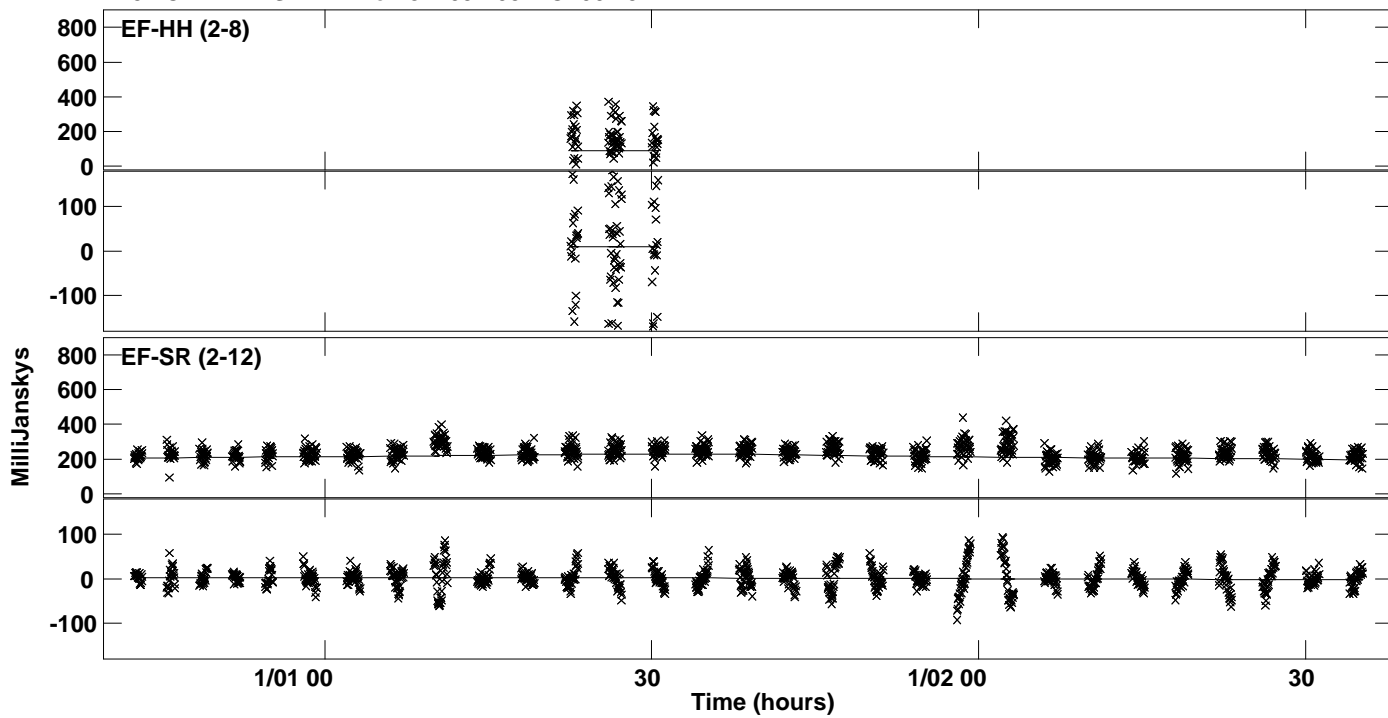
PLot file version 20 created 11-JUN-2020 21:06:11
Amplitude andPhase vs Time for J1209-2032.MULTI.1 CL # 3
IF 2 CHAN 1 STK RR of J1209-2032.ICL001.3




PLot file version 21 created 11-JUN-2020 21:06:11
Amplitude andPhase vs Time for J1209-2032.MULTI.1 CL # 3
IF 3 CHAN 1 STK RR of J1209-2032.ICL001.3



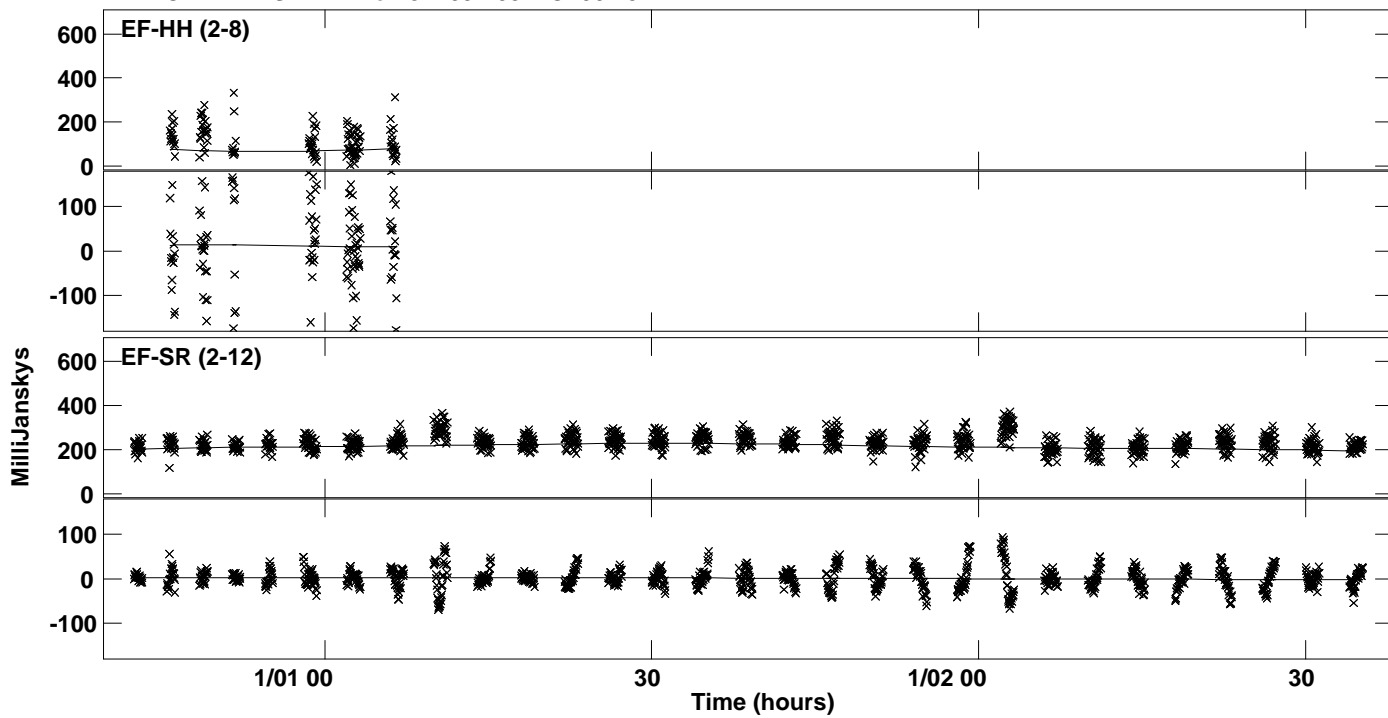
PLot file version 22 created 11-JUN-2020 21:06:11
Amplitude andPhase vs Time for J1209-2032.MULTI.1 CL # 3
IF 3 CHAN 1 STK RR of J1209-2032.ICL001.3




Plot file version 23 created 11-JUN-2020 21:06:12
Amplitude and Phase vs Time for J1209-2032.MULTI.1 CL # 3
IF 4 CHAN 1 STK RR of J1209-2032.ICL001.3



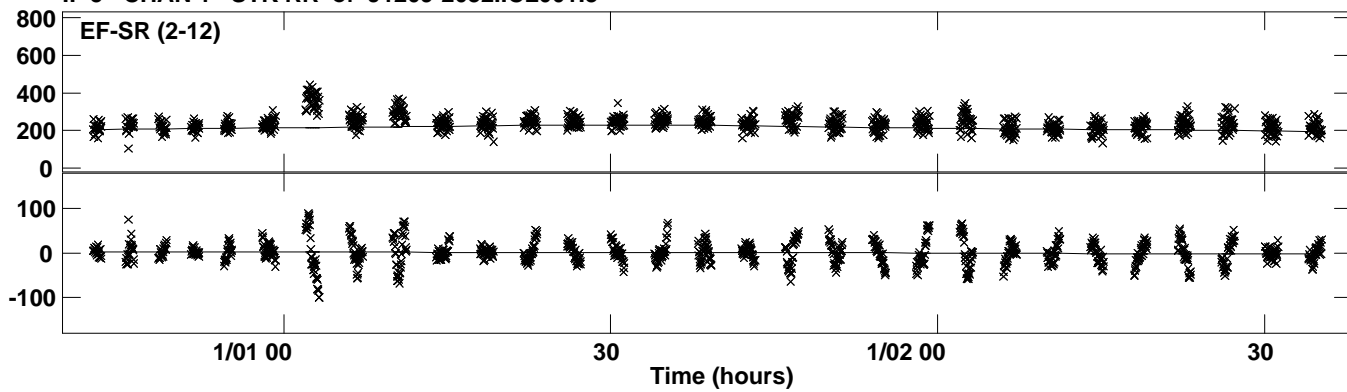
PLot file version 24 created 11-JUN-2020 21:06:12
Amplitude andPhase vs Time for J1209-2032.MULTI.1 CL # 3
IF 4 CHAN 1 STK RR of J1209-2032.ICL001.3




Plot file version 25 created 11-JUN-2020 21:06:12
Amplitude andPhase vs Time for J1209-2032.MULTI.1 CL # 3
IF 5 CHAN 1 STK RR of J1209-2032.ICL001.3



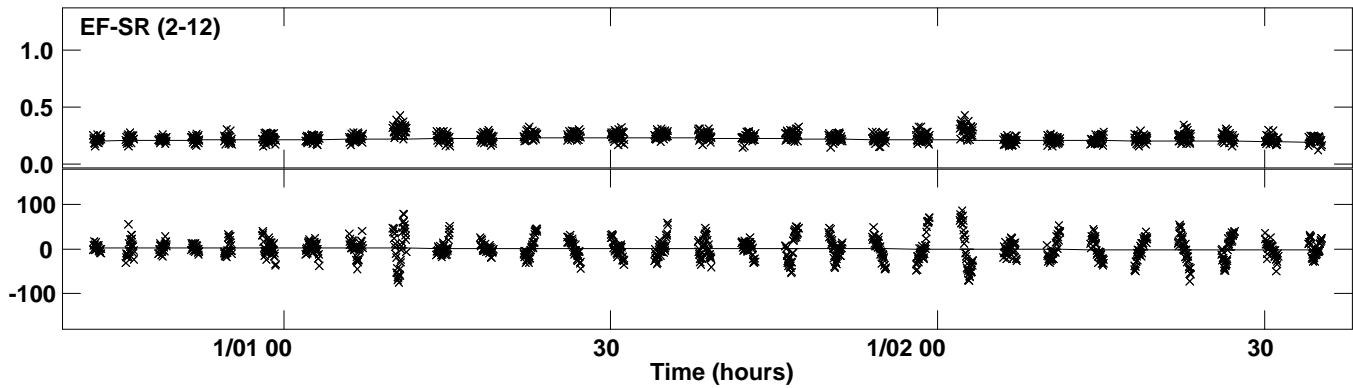
PLot file version 26 created 11-JUN-2020 21:06:12
Amplitude andPhase vs Time for J1209-2032.MULTI.1 CL # 3
IF 5 CHAN 1 STK RR of J1209-2032.ICL001.3




Plot file version 27 created 11-JUN-2020 21:06:12
Amplitude andPhase vs Time for J1209-2032.MULTI.1 CL # 3
IF 6 CHAN 1 STK RR of J1209-2032.ICL001.3



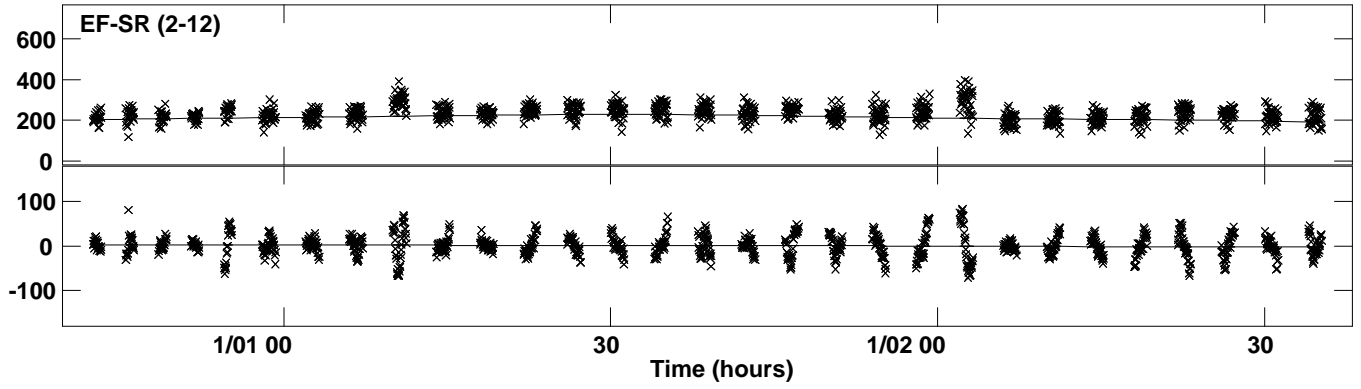
PLot file version 28 created 11-JUN-2020 21:06:12
Amplitude andPhase vs Time for J1209-2032.MULTI.1 CL # 3
IF 6 CHAN 1 STK RR of J1209-2032.ICL001.3




Plot file version 29 created 11-JUN-2020 21:06:12
Amplitude andPhase vs Time for J1209-2032.MULTI.1 CL # 3
IF 7 CHAN 1 STK RR of J1209-2032.ICL001.3



PLot file version 30 created 11-JUN-2020 21:06:12
Amplitude andPhase vs Time for J1209-2032.MULTI.1 CL # 3
IF 7 CHAN 1 STK RR of J1209-2032.ICL001.3



Plot file version 31 created 11-JUN-2020 21:06:12
Amplitude and Phase vs Time for J1209-2032.MULTI.1 CL # 3
IF 8 CHAN 1 STK RR of J1209-2032.ICL001.3



PLot file version 32 created 11-JUN-2020 21:06:12
Amplitude andPhase vs Time for J1209-2032.MULTI.1 CL # 3
IF 8 CHAN 1 STK RR of J1209-2032.ICL001.3

