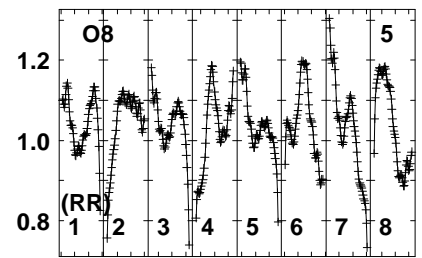
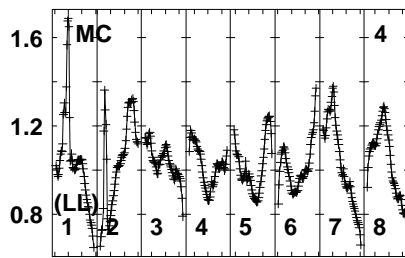
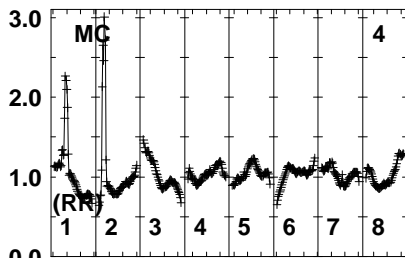
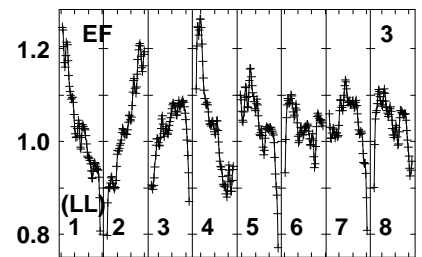
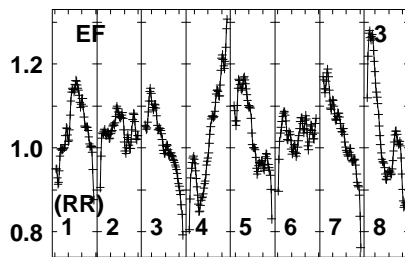
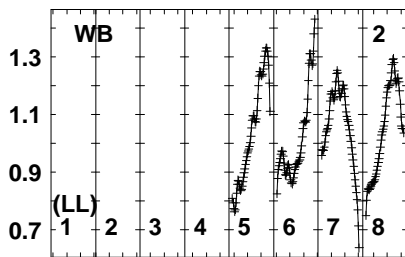
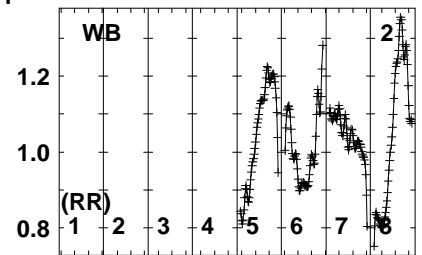
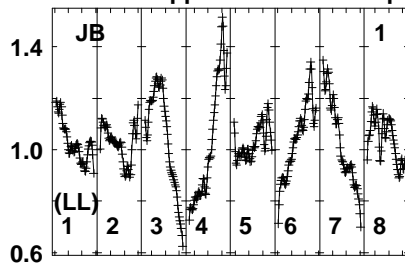
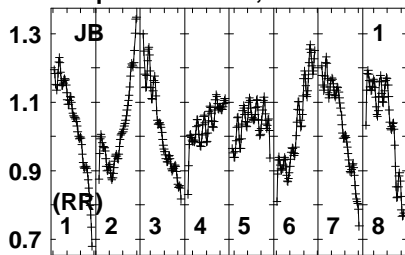


Plot file version 1 created 02-JUN-2021 11:57:06

J2253+1608 EC0711.UVDATA.1

Freq = 4.7990 GHz, Bw = 32.000 MH No calibration applied and no bandpass applied



480083048709009309605005030
FREQ MHz

480083048709009309605005030
FREQ MHz

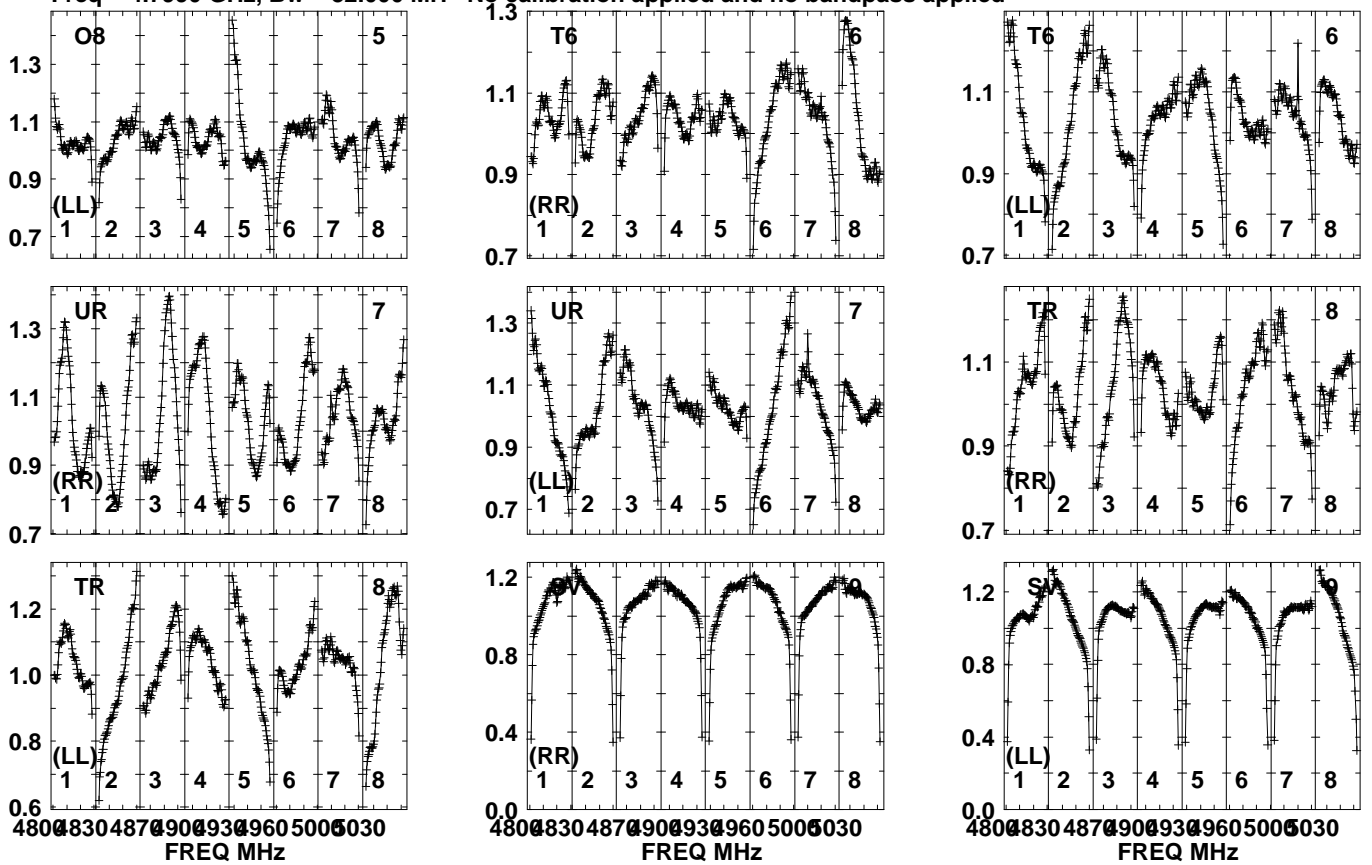
480083048709009309605005030
FREQ MHz

Lower frame: Real Jy
Auto-corr total-power spectrum Antenna: *
Timerange: 00/08:00:01 to 00/08:02:59

Plot file version 2 created 02-JUN-2021 11:57:06

J2253+1608 EC0711.UVDATA.1

Freq = 4.7990 GHz, Bw = 32.000 MH No calibration applied and no bandpass applied

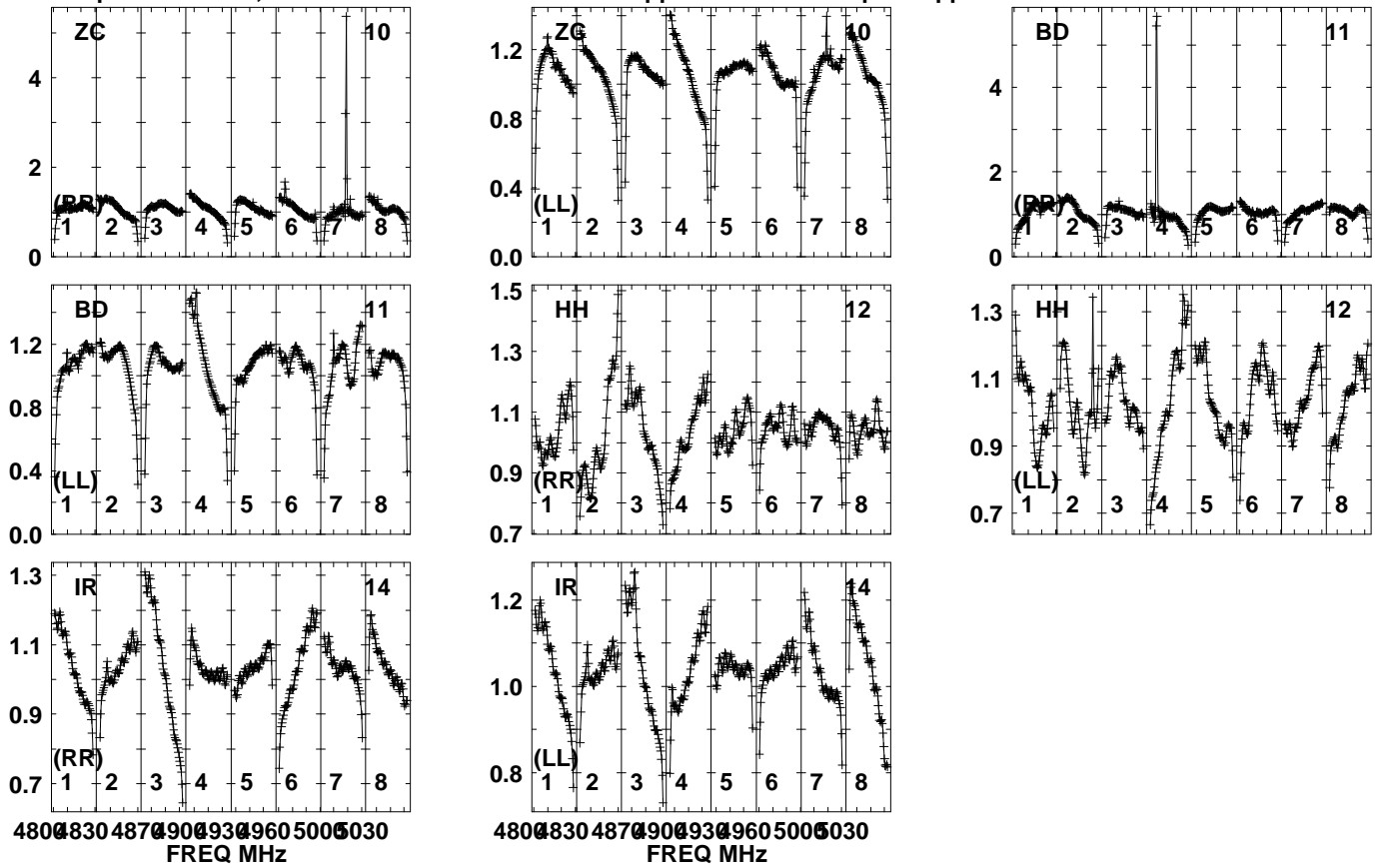


Lower frame: Real Jy
Auto-corr total-power spectrum Antenna: *
Timerange: 00/08:00:01 to 00/08:02:59

Plot file version 3 created 02-JUN-2021 11:57:06

J2253+1608 EC0711.UVDATA.1

Freq = 4.7990 GHz, Bw = 32.000 MH No calibration applied and no bandpass applied

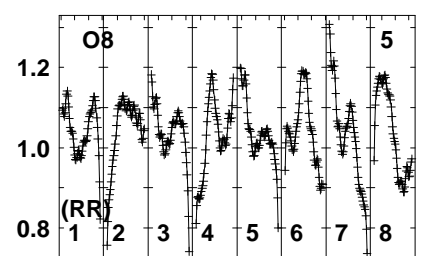
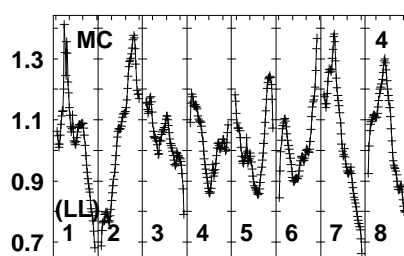
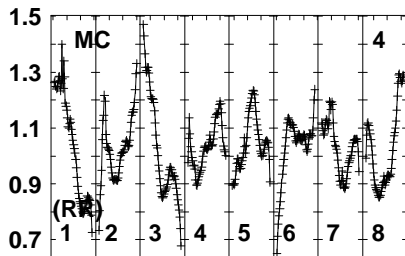
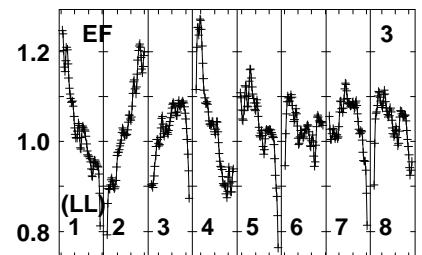
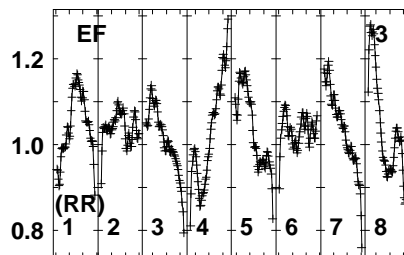
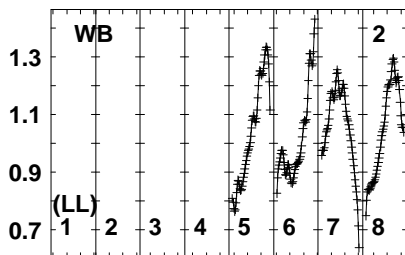
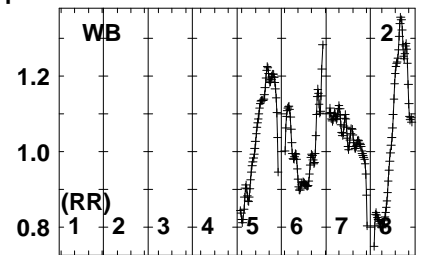
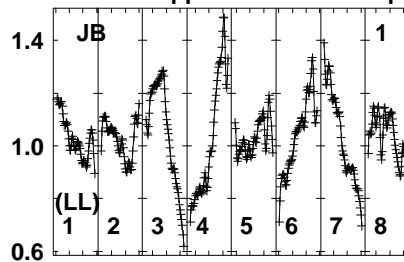
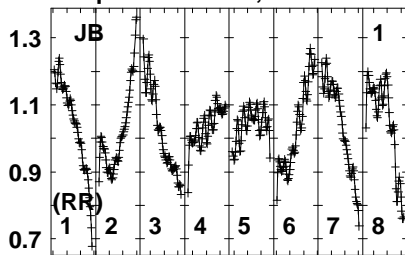


Lower frame: Real Jy
Auto-corr total-power spectrum Antenna: *
Timerange: 00/08:00:01 to 00/08:02:59

Plot file version 4 created 02-JUN-2021 11:57:06

J2255+4202 EC0711.UVDATA.1

Freq = 4.7990 GHz, Bw = 32.000 MH No calibration applied and no bandpass applied



480083048709009309605005030
FREQ MHz

480083048709009309605005030
FREQ MHz

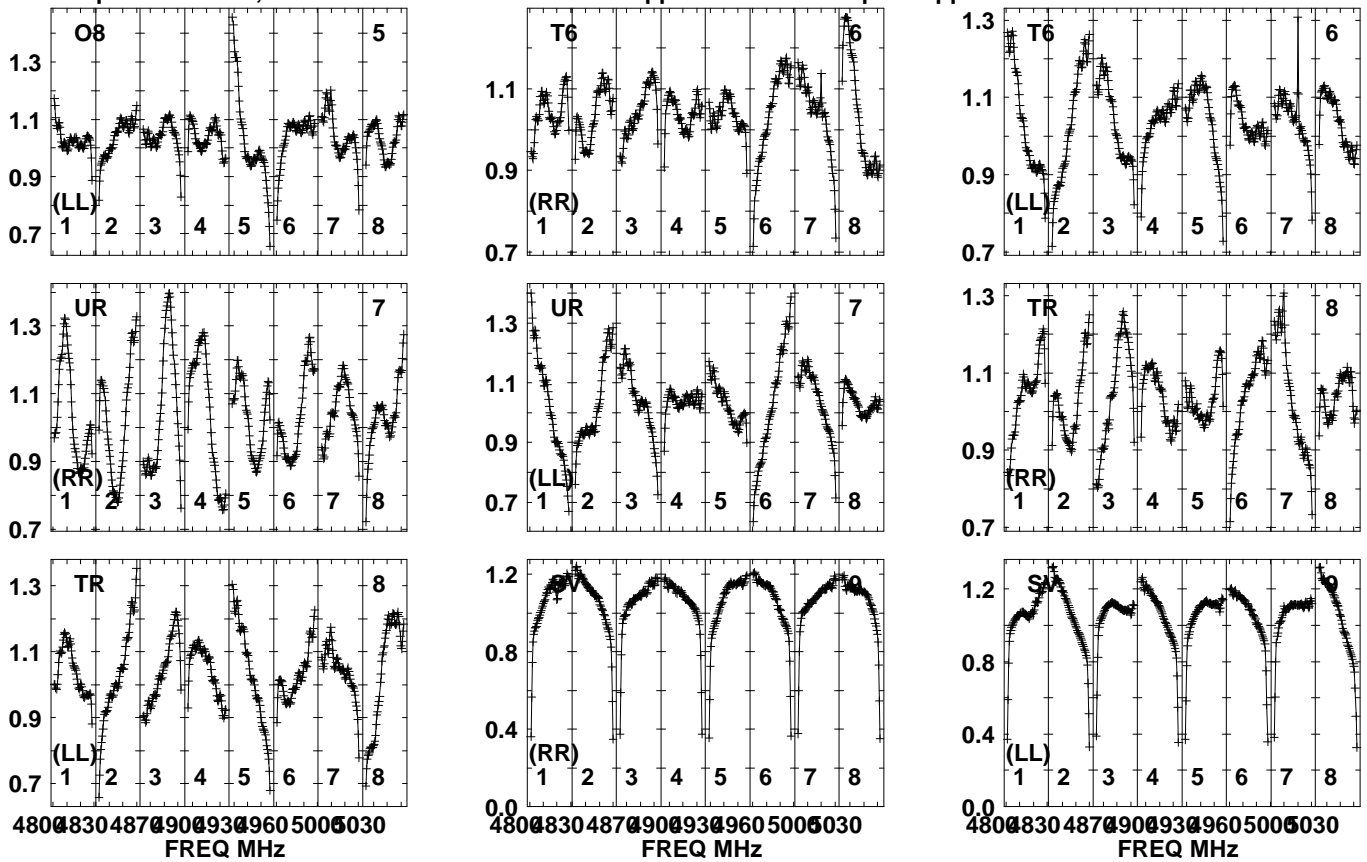
480083048709009309605005030
FREQ MHz

Lower frame: Real Jy
Auto-corr total-power spectrum Antenna: *
Timerange: 00/08:04:03 to 00/08:05:59

Plot file version 5 created 02-JUN-2021 11:57:06

J2255+4202 EC0711.UVDATA.1

Freq = 4.7990 GHz, Bw = 32.000 MH No calibration applied and no bandpass applied

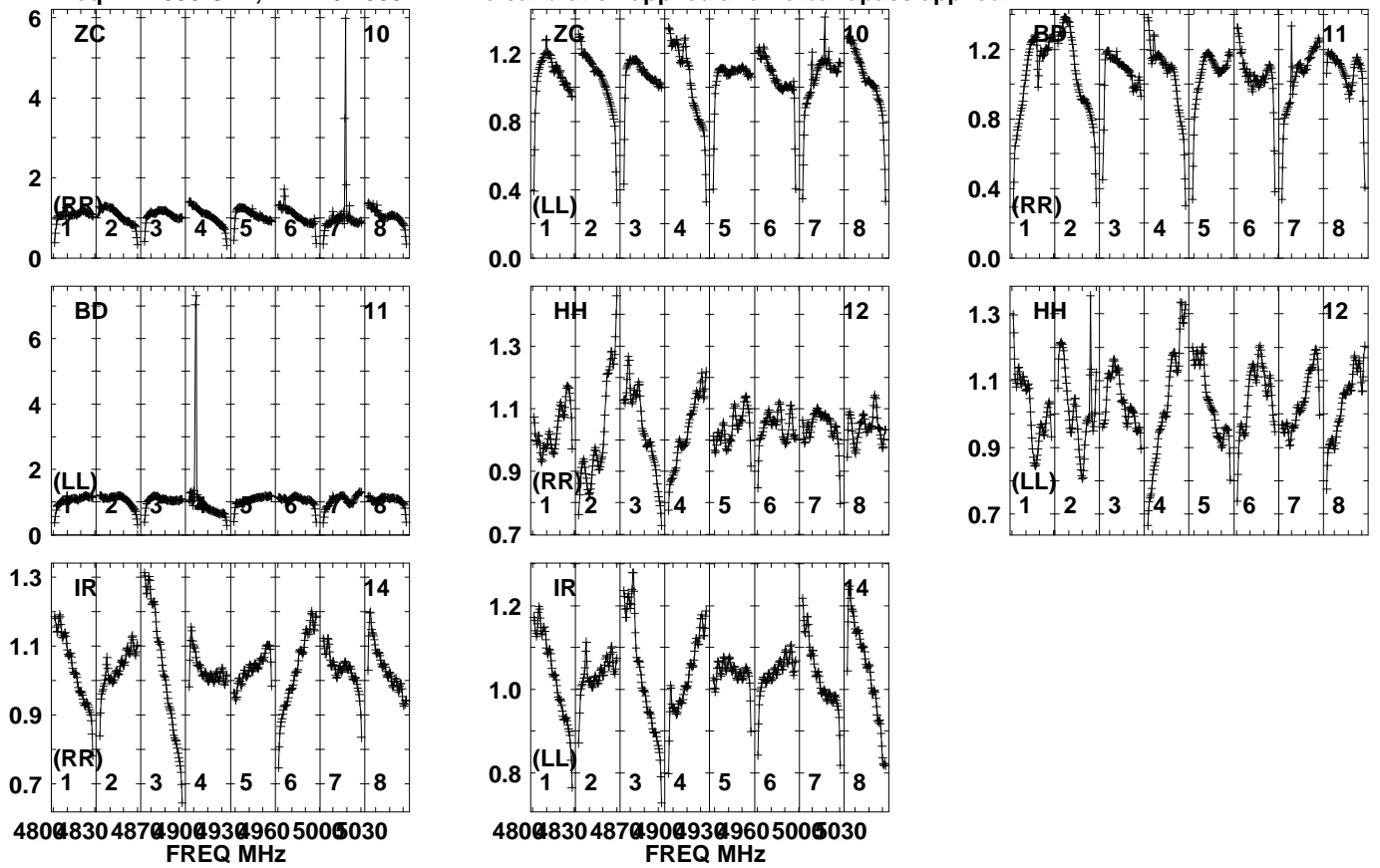


Lower frame: Real Jy
Auto-corr total-power spectrum Antenna: *
Timerange: 00/08:04:03 to 00/08:05:59

Plot file version 6 created 02-JUN-2021 11:57:06

J2255+4202 EC0711.UVDATA.1

Freq = 4.7990 GHz, Bw = 32.000 MH No calibration applied and no bandpass applied

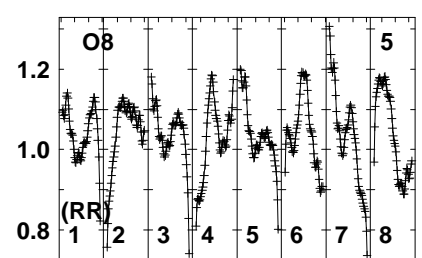
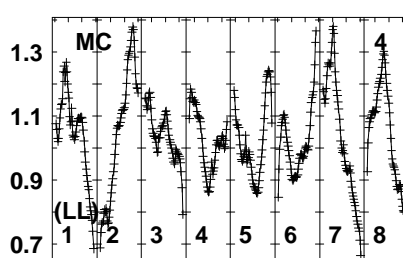
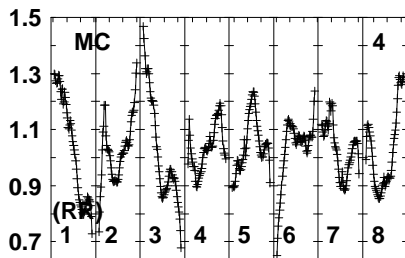
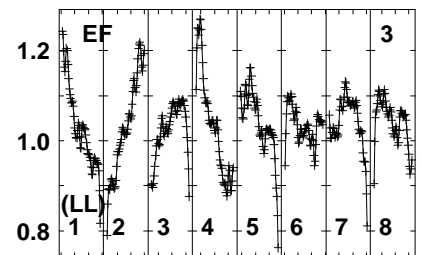
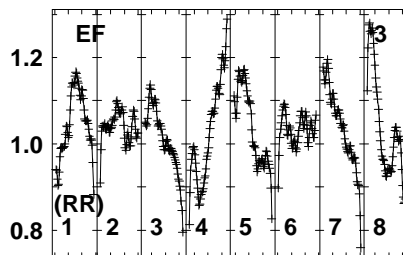
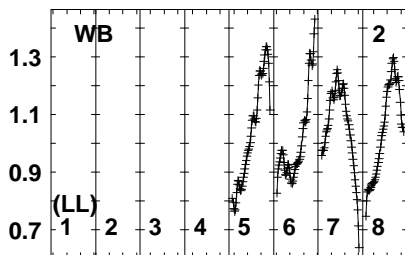
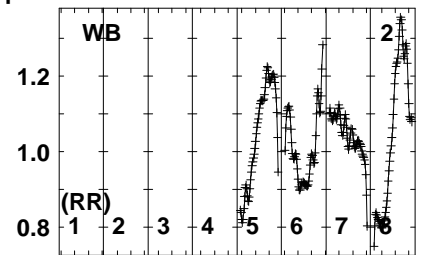
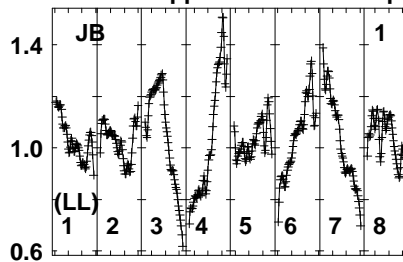
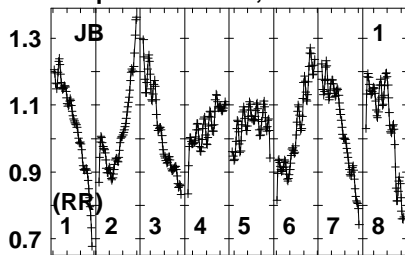


Lower frame: Real Jy
Auto-corr total-power spectrum Antenna: *
Timerange: 00/08:04:03 to 00/08:05:59

Plot file version 7 created 02-JUN-2021 11:57:06

J2259+4037 EC0711.UVDATA.1

Freq = 4.7990 GHz, Bw = 32.000 MH No calibration applied and no bandpass applied



480083048709009309605005030
FREQ MHz

480083048709009309605005030
FREQ MHz

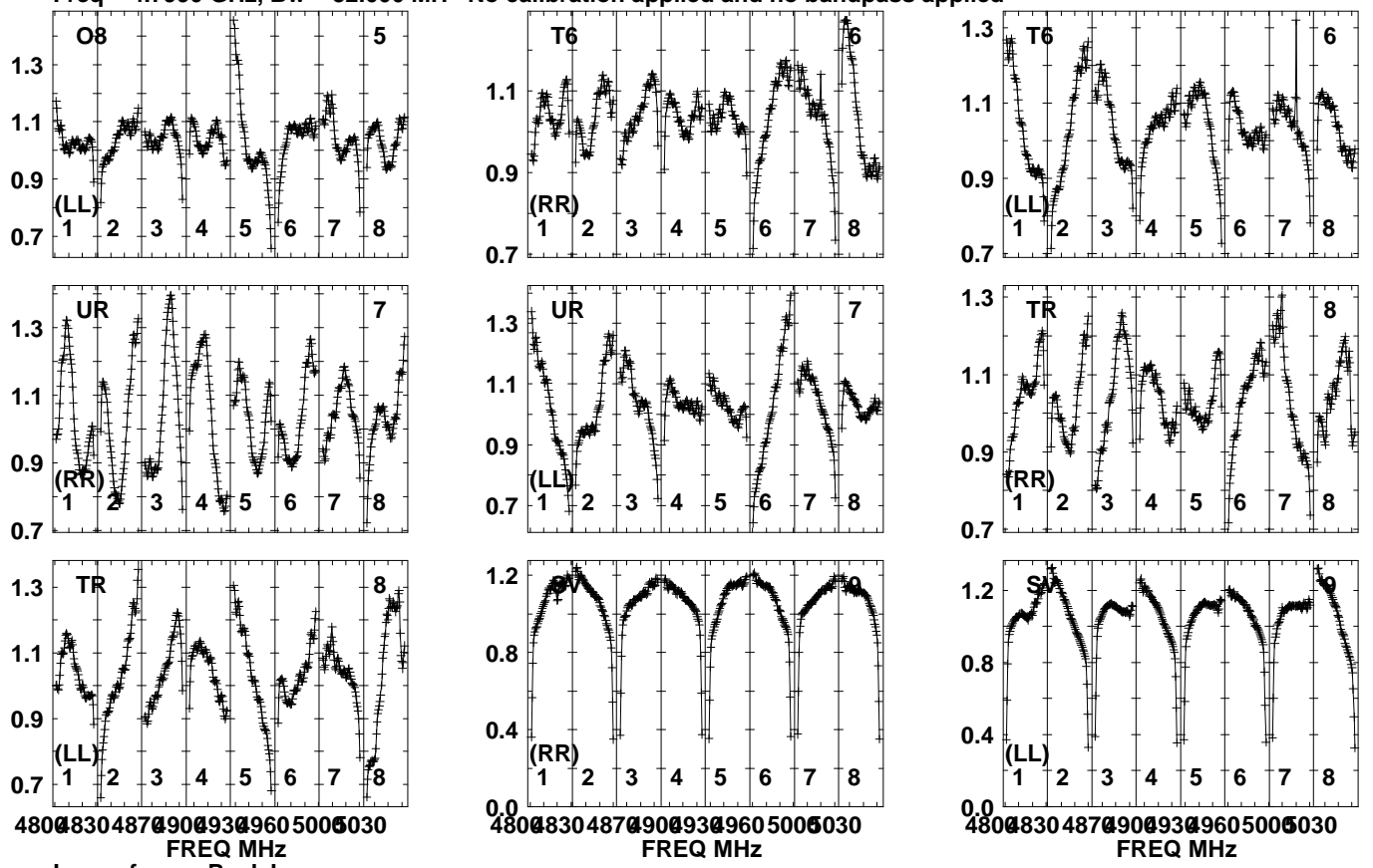
480083048709009309605005030
FREQ MHz

Lower frame: Real Jy
Auto-corr total-power spectrum Antenna: *
Timerange: 00/08:06:01 to 00/08:09:39

Plot file version 8 created 02-JUN-2021 11:57:06

J2259+4037 EC0711.UVDATA.1

Freq = 4.7990 GHz, Bw = 32.000 MH No calibration applied and no bandpass applied

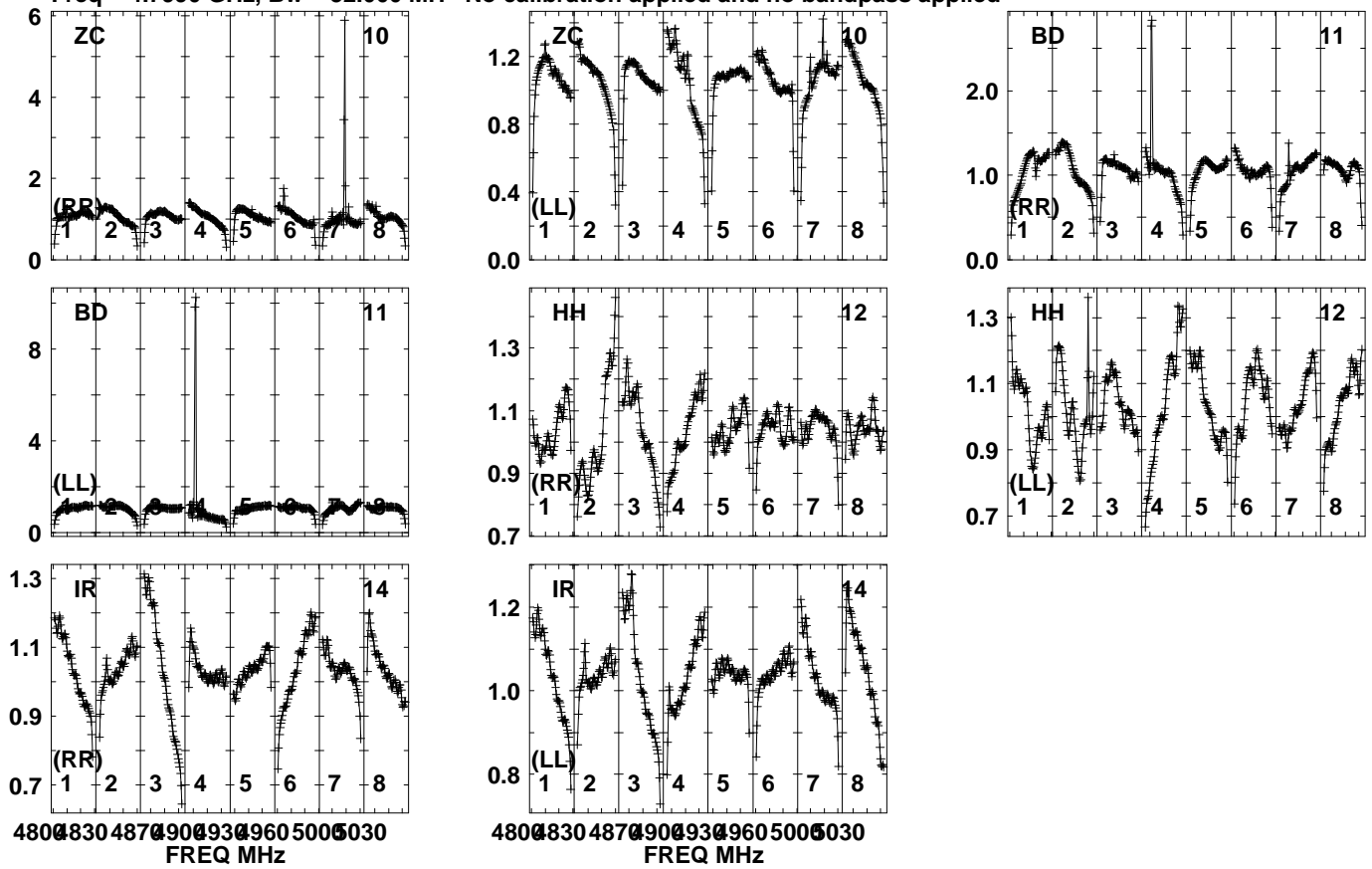


Lower frame: Real Jy
Auto-corr total-power spectrum Antenna: *
Timerange: 00/08:06:01 to 00/08:09:39

Plot file version 9 created 02-JUN-2021 11:57:06

J2259+4037 EC0711.UVDATA.1

Freq = 4.7990 GHz, Bw = 32.000 MH No calibration applied and no bandpass applied

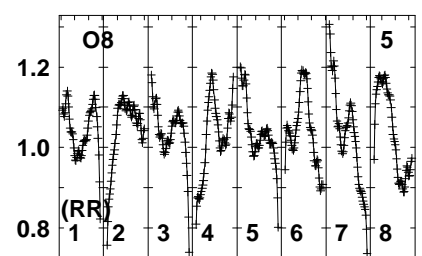
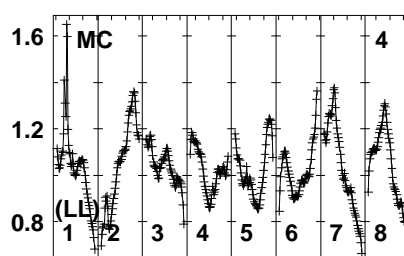
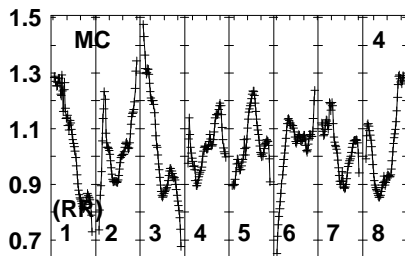
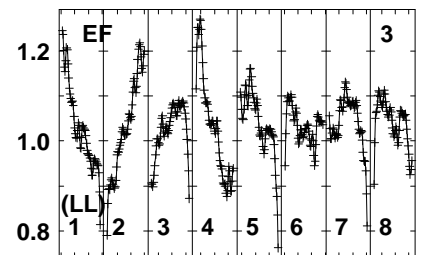
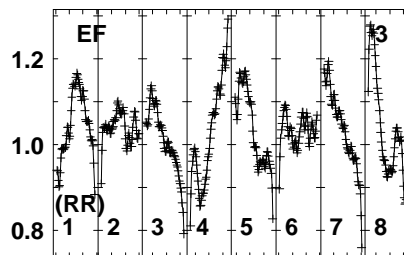
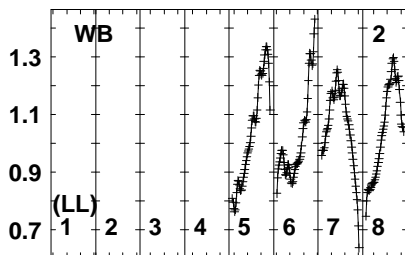
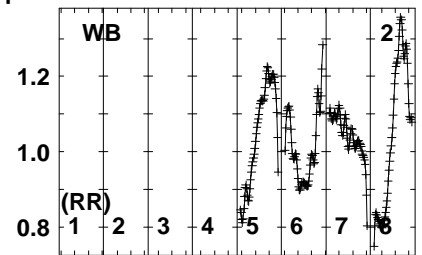
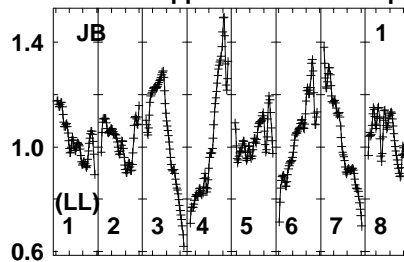
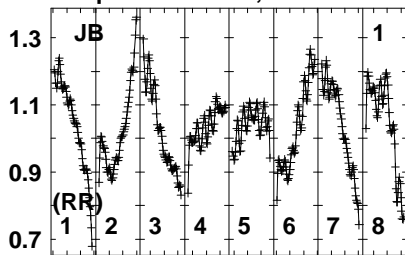


Lower frame: Real Jy
Auto-corr total-power spectrum Antenna: *
Timerange: 00/08:06:01 to 00/08:09:39

Plot file version 10 created 02-JUN-2021 11:57:07

J2255+4202 EC0711.UVDATA.1

Freq = 4.7990 GHz, Bw = 32.000 MH No calibration applied and no bandpass applied



480083048709009309605005030
FREQ MHz

480083048709009309605005030
FREQ MHz

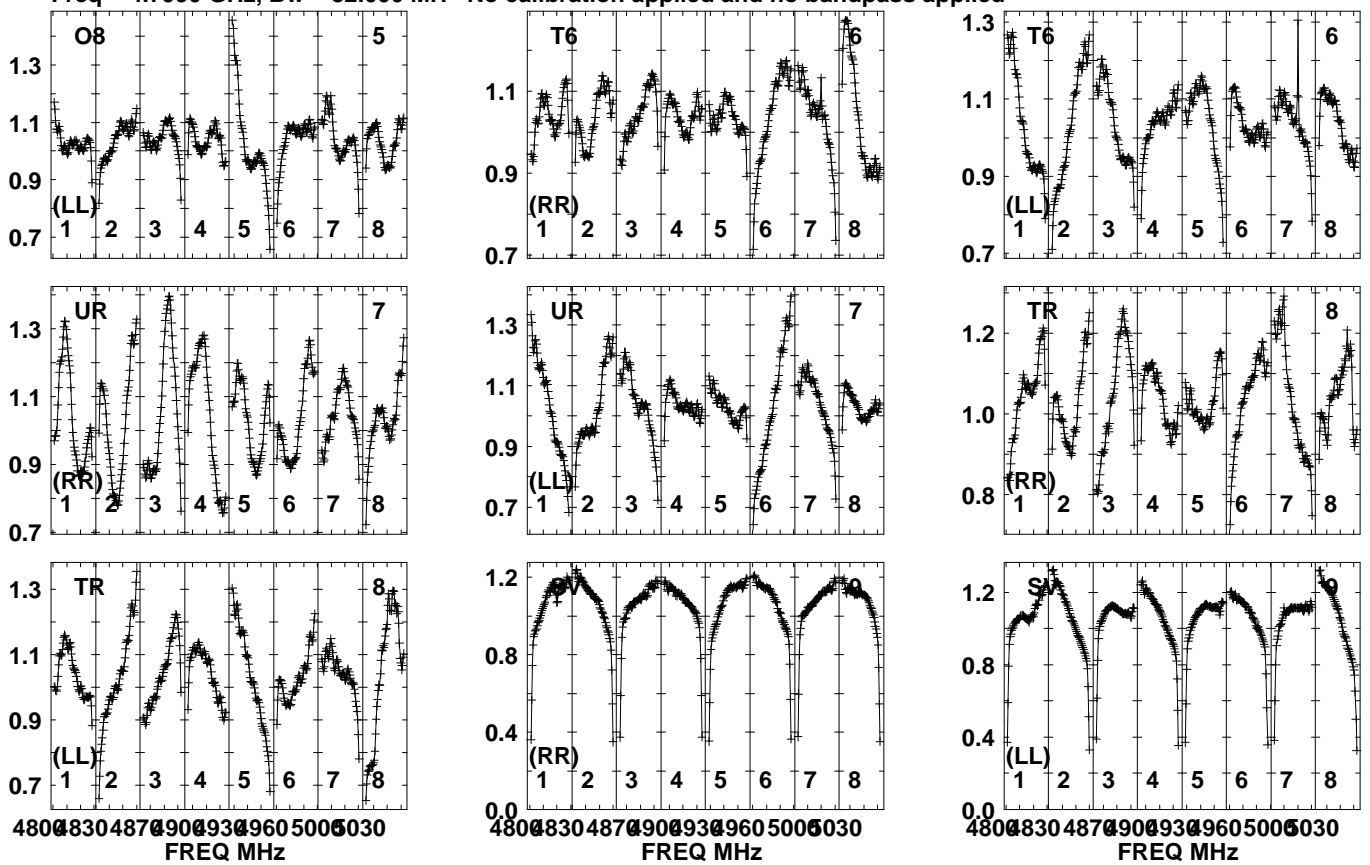
480083048709009309605005030
FREQ MHz

Lower frame: Real Jy
Auto-corr total-power spectrum Antenna: *
Timerange: 00/08:09:43 to 00/08:11:19

Plot file version 11 created 02-JUN-2021 11:57:07

J2255+4202 EC0711.UVDATA.1

Freq = 4.7990 GHz, Bw = 32.000 MH No calibration applied and no bandpass applied

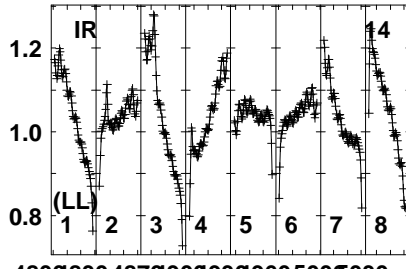
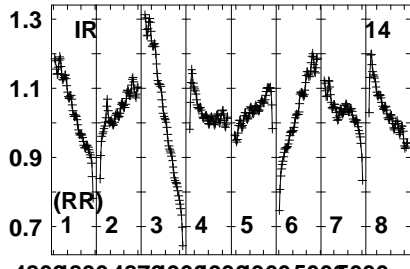
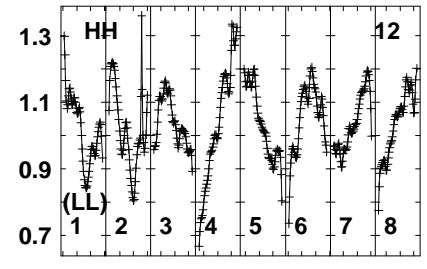
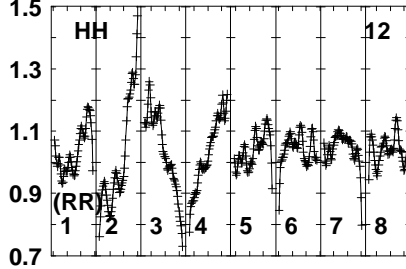
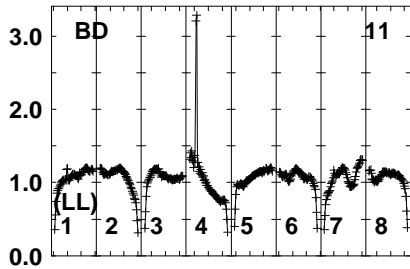
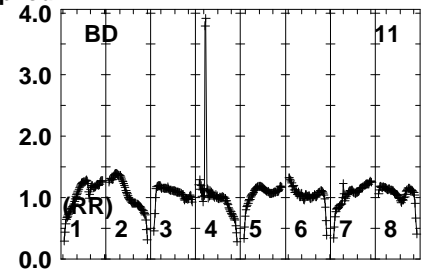
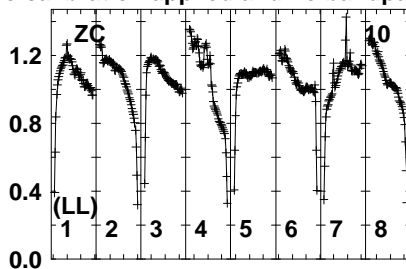
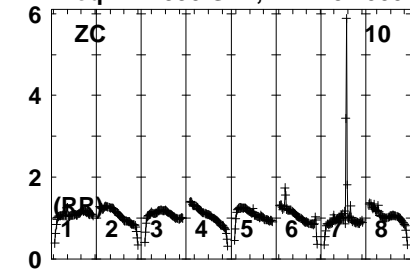


Lower frame: Real Jy
Auto-corr total-power spectrum Antenna: *
Timerange: 00/08:09:43 to 00/08:11:19

Plot file version 12 created 02-JUN-2021 11:57:07

J2255+4202 EC0711.UVDATA.1

Freq = 4.7990 GHz, Bw = 32.000 MH No calibration applied and no bandpass applied



480083048709009309605005030
FREQ MHz

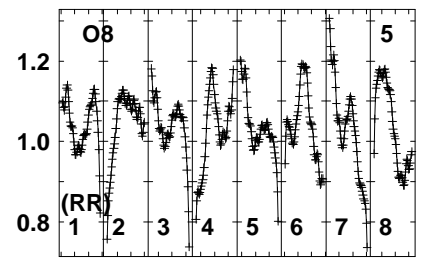
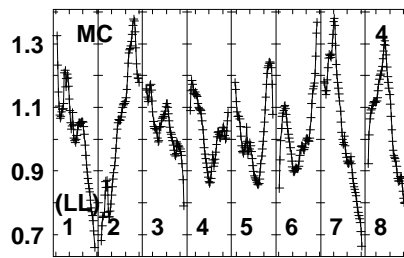
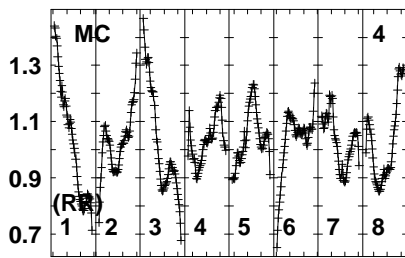
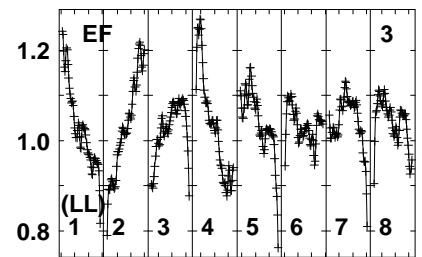
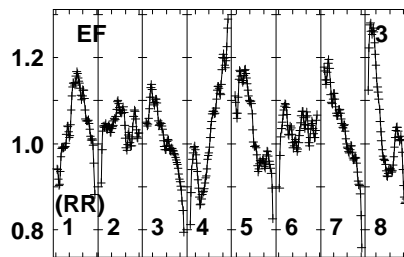
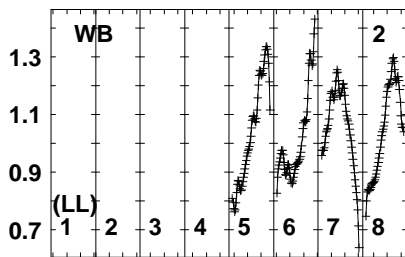
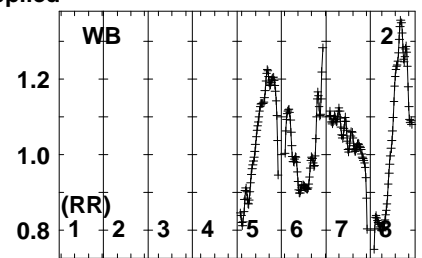
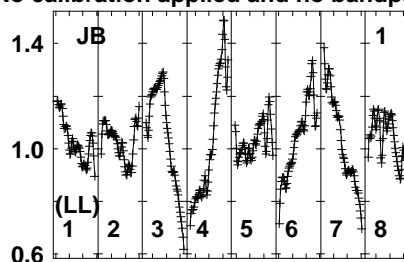
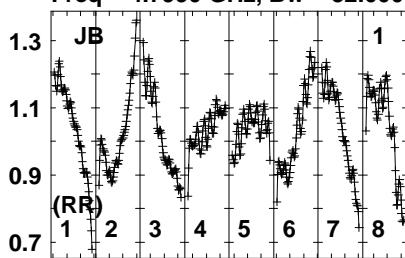
480083048709009309605005030
FREQ MHz

Lower frame: Real Jy
Auto-corr total-power spectrum Antenna: *
Timerange: 00/08:09:43 to 00/08:11:19

Plot file version 13 created 02-JUN-2021 11:57:07

J2259+4037 EC0711.UVDATA.1

Freq = 4.7990 GHz, Bw = 32.000 MH No calibration applied and no bandpass applied



480083048709009309605005030
FREQ MHz

480083048709009309605005030
FREQ MHz

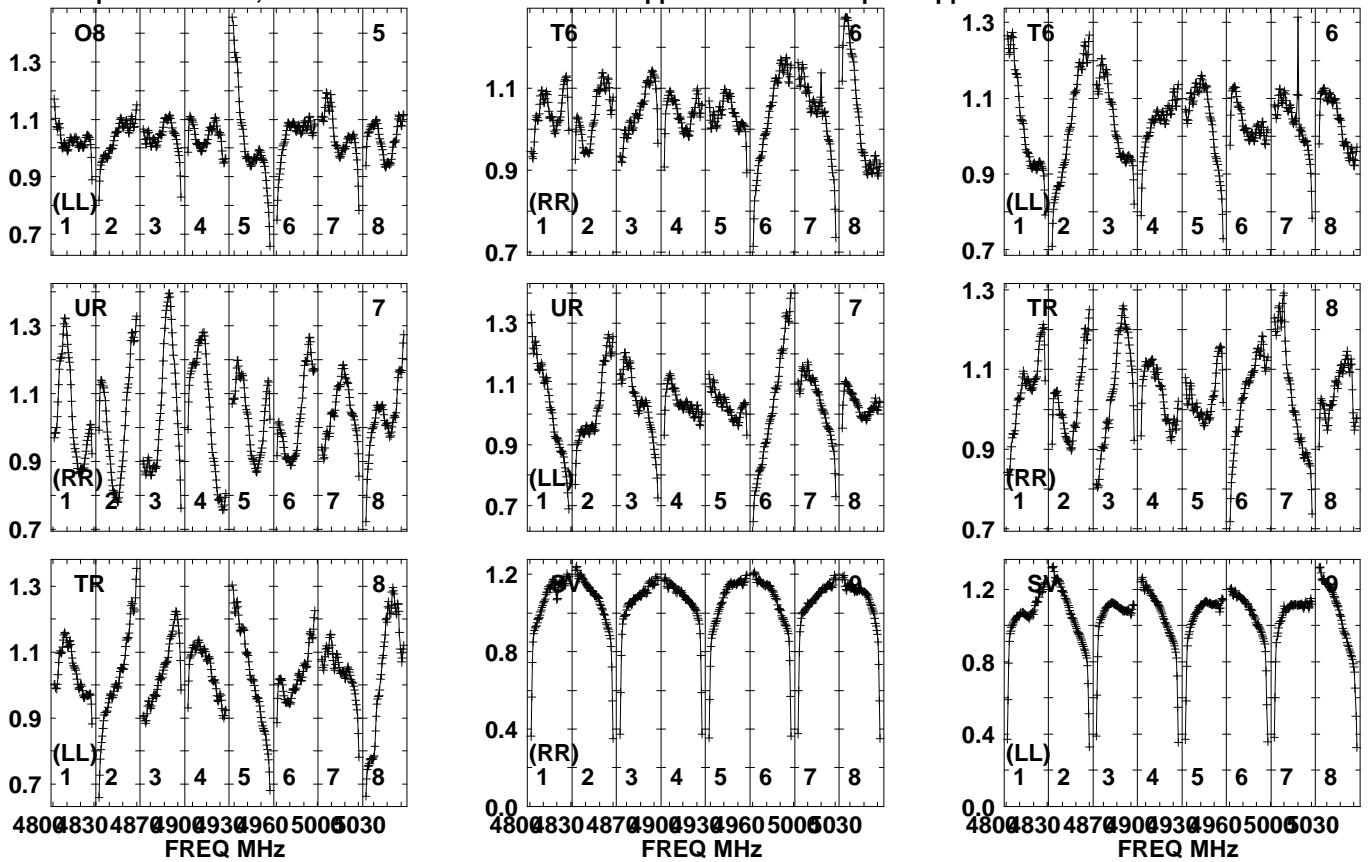
480083048709009309605005030
FREQ MHz

Lower frame: Real Jy
Auto-corr total-power spectrum Antenna: *
Timerange: 00/08:11:21 to 00/08:14:59

Plot file version 14 created 02-JUN-2021 11:57:07

J2259+4037 EC0711.UVDATA.1

Freq = 4.7990 GHz, Bw = 32.000 MH No calibration applied and no bandpass applied

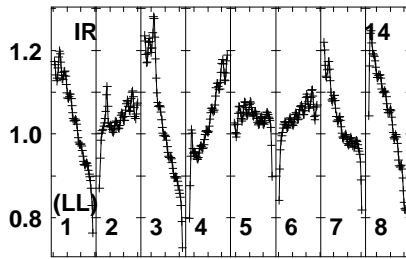
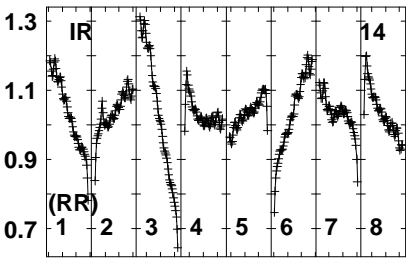
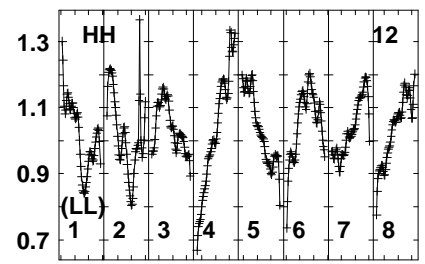
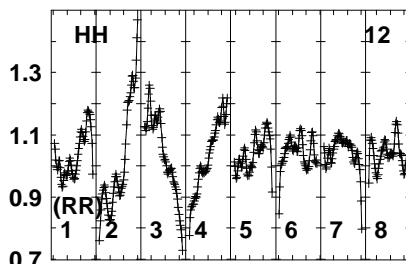
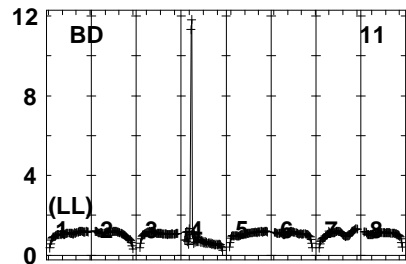
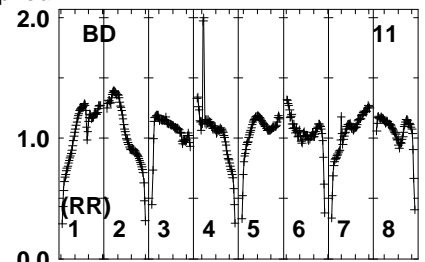
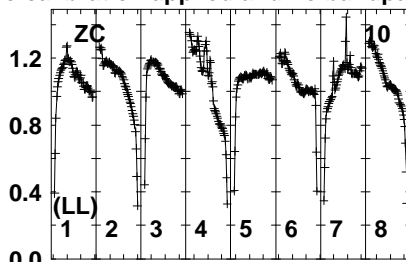
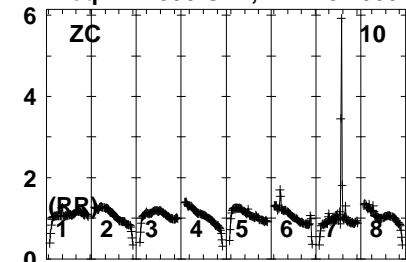


Lower frame: Real Jy
Auto-corr total-power spectrum Antenna: *
Timerange: 00/08:11:21 to 00/08:14:59

Plot file version 15 created 02-JUN-2021 11:57:07

J2259+4037 EC0711.UVDATA.1

Freq = 4.7990 GHz, Bw = 32.000 MH No calibration applied and no bandpass applied



480083048709009309605005030
FREQ MHz

480083048709009309605005030
FREQ MHz

Lower frame: Real Jy

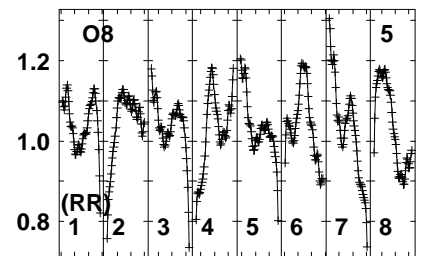
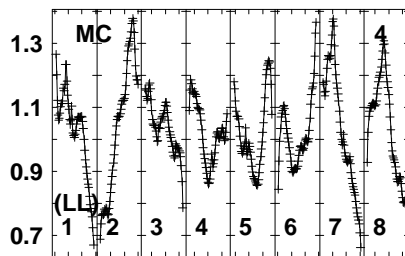
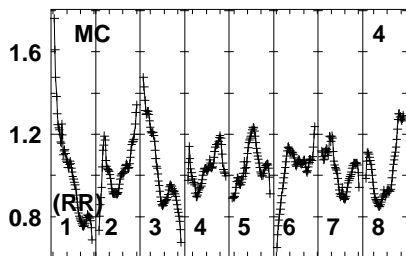
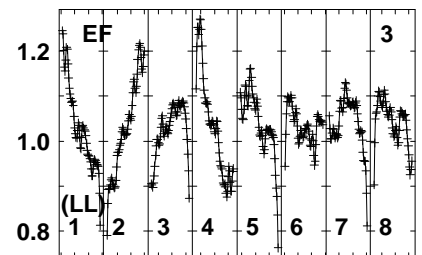
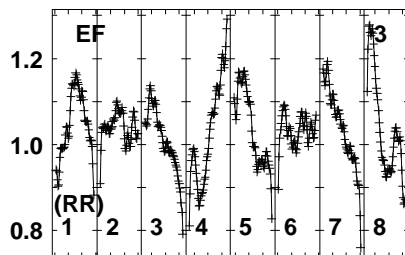
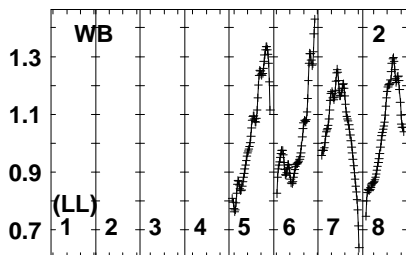
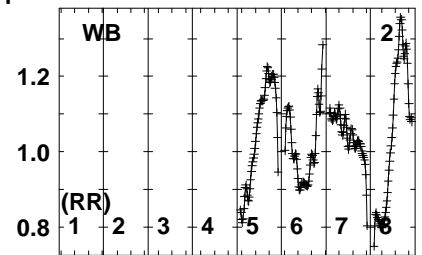
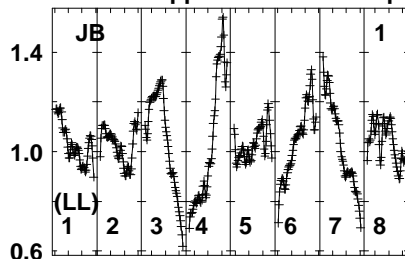
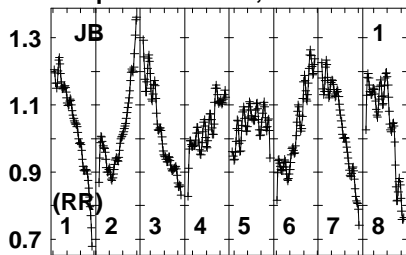
Auto-corr total-power spectrum Antenna: *

Timerange: 00/08:11:21 to 00/08:14:59

Plot file version 16 created 02-JUN-2021 11:57:07

J2255+4202 EC0711.UVDATA.1

Freq = 4.7990 GHz, Bw = 32.000 MH No calibration applied and no bandpass applied



480083048709009309605005030
FREQ MHz

480083048709009309605005030
FREQ MHz

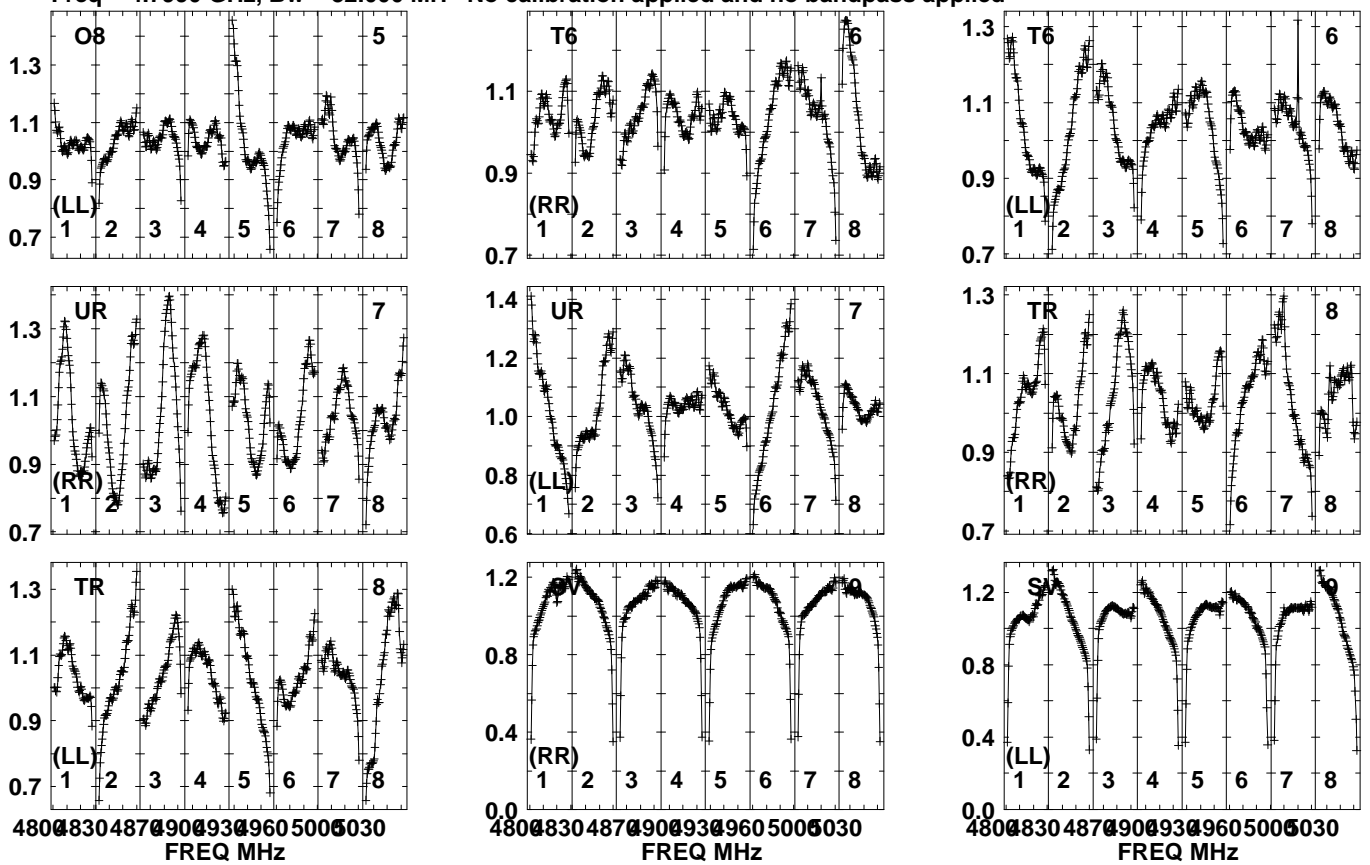
480083048709009309605005030
FREQ MHz

Lower frame: Real Jy
Auto-corr total-power spectrum Antenna: *
Timerange: 00/08:15:41 to 00/08:16:39

Plot file version 17 created 02-JUN-2021 11:57:07

J2255+4202 EC0711.UVDATA.1

Freq = 4.7990 GHz, Bw = 32.000 MH No calibration applied and no bandpass applied

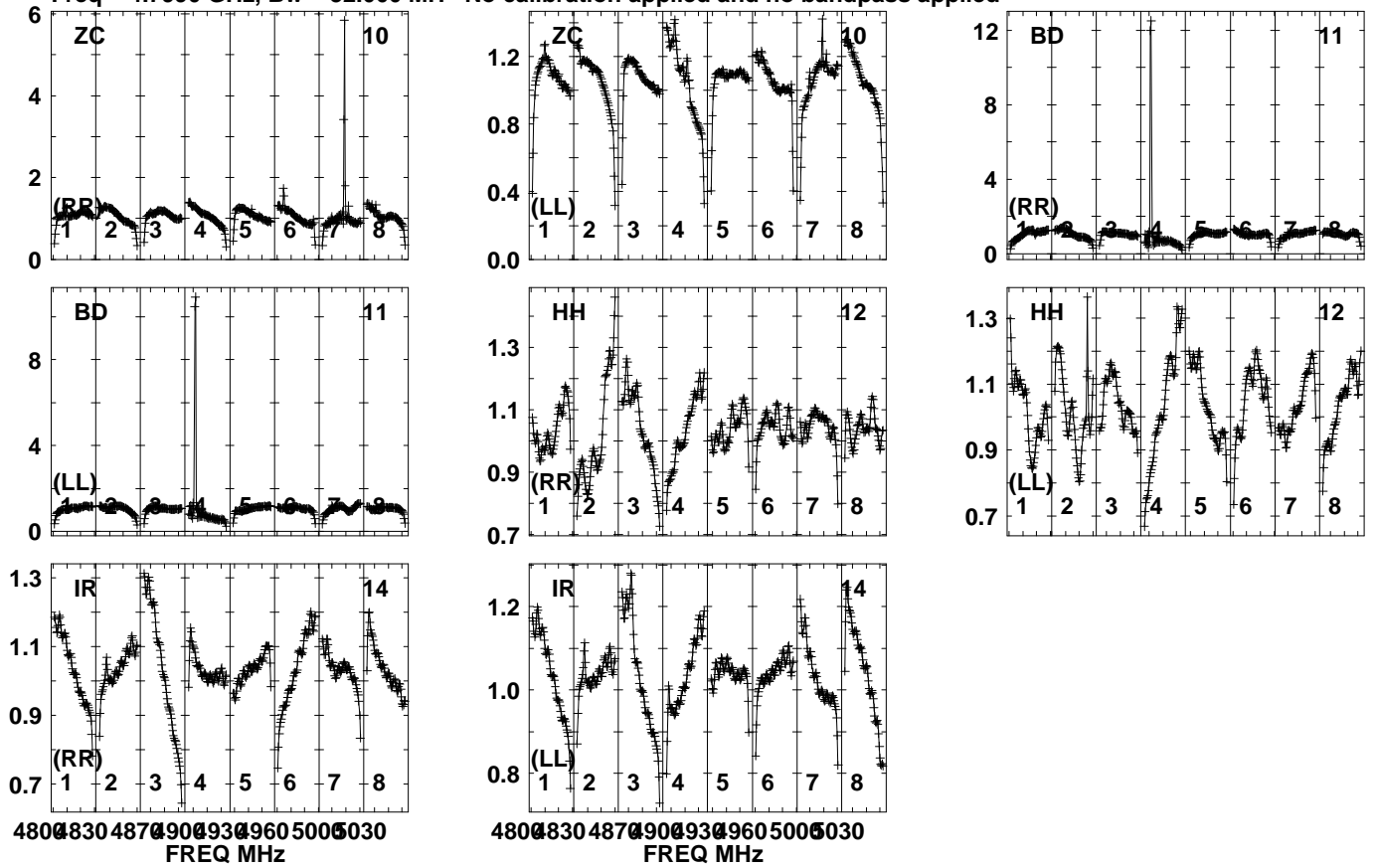


Lower frame: Real Jy
Auto-corr total-power spectrum Antenna: *
Timerange: 00/08:15:41 to 00/08:16:39

Plot file version 18 created 02-JUN-2021 11:57:07

J2255+4202 EC0711.UVDATA.1

Freq = 4.7990 GHz, Bw = 32.000 MH No calibration applied and no bandpass applied

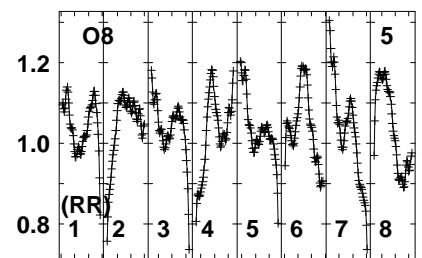
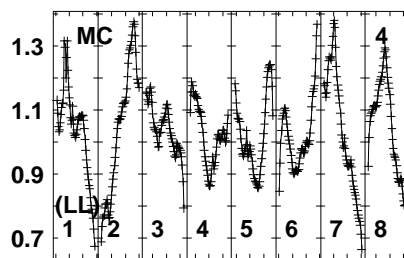
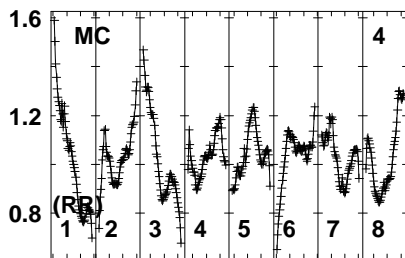
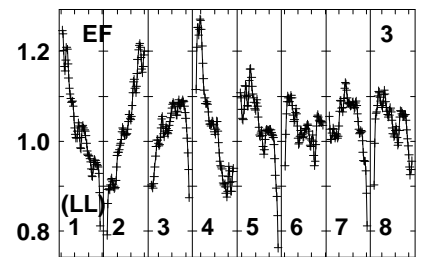
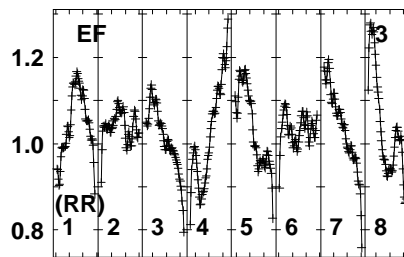
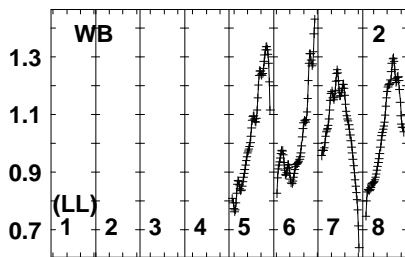
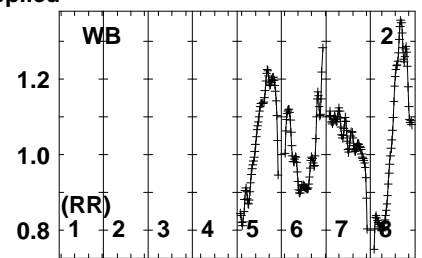
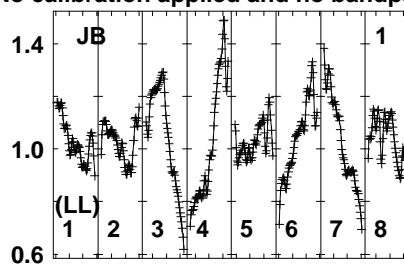
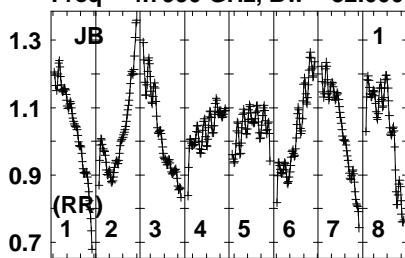


Lower frame: Real Jy
Auto-corr total-power spectrum Antenna: *
Timerange: 00/08:15:41 to 00/08:16:39

Plot file version 19 created 02-JUN-2021 11:57:08

J2259+4037 EC0711.UVDATA.1

Freq = 4.7990 GHz, Bw = 32.000 MH No calibration applied and no bandpass applied



480083048709009309605005030
FREQ MHz

480083048709009309605005030
FREQ MHz

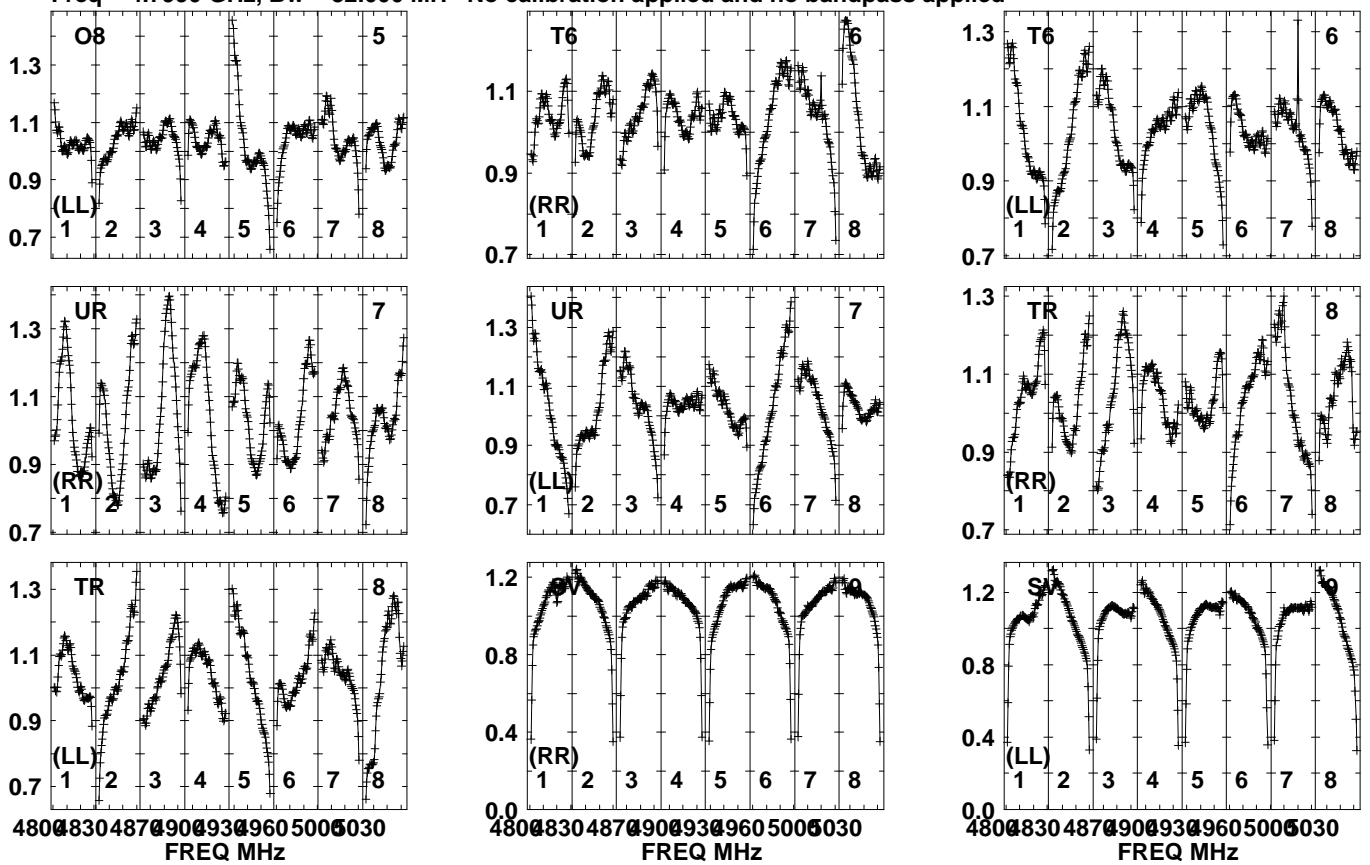
480083048709009309605005030
FREQ MHz

Lower frame: Real Jy
Auto-corr total-power spectrum Antenna: *
Timerange: 00/08:16:41 to 00/08:20:19

Plot file version 20 created 02-JUN-2021 11:57:08

J2259+4037 EC0711.UVDATA.1

Freq = 4.7990 GHz, Bw = 32.000 MH No calibration applied and no bandpass applied

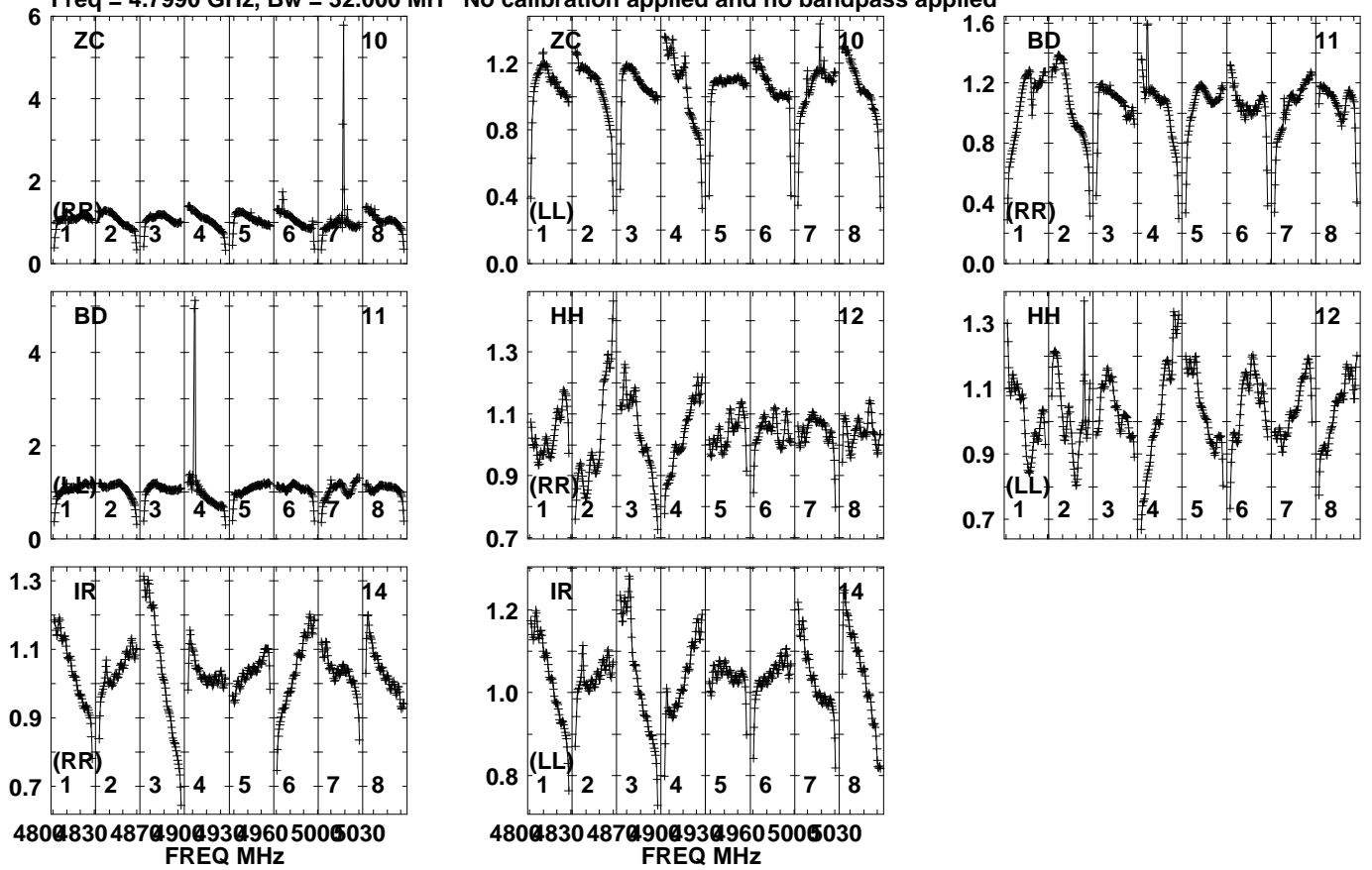


Lower frame: Real Jy
Auto-corr total-power spectrum Antenna: *
Timerange: 00/08:16:41 to 00/08:20:19

Plot file version 21 created 02-JUN-2021 11:57:08

J2259+4037 EC0711.UVDATA.1

Freq = 4.7990 GHz, Bw = 32.000 MH No calibration applied and no bandpass applied

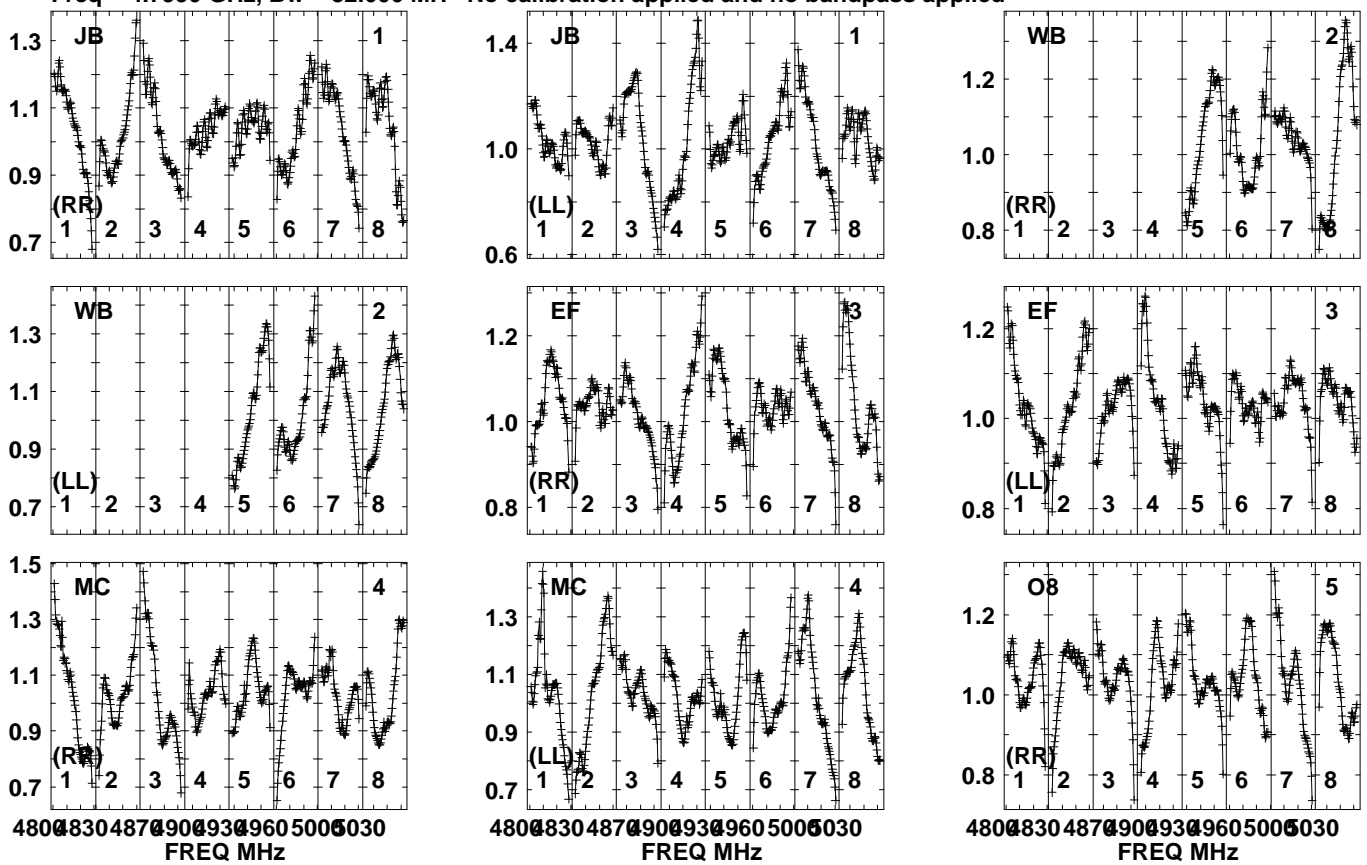


Lower frame: Real Jy
Auto-corr total-power spectrum Antenna: *
Timerange: 00/08:16:41 to 00/08:20:19

Plot file version 22 created 02-JUN-2021 11:57:08

J2255+4202 EC0711.UVDATA.1

Freq = 4.7990 GHz, Bw = 32.000 MH No calibration applied and no bandpass applied

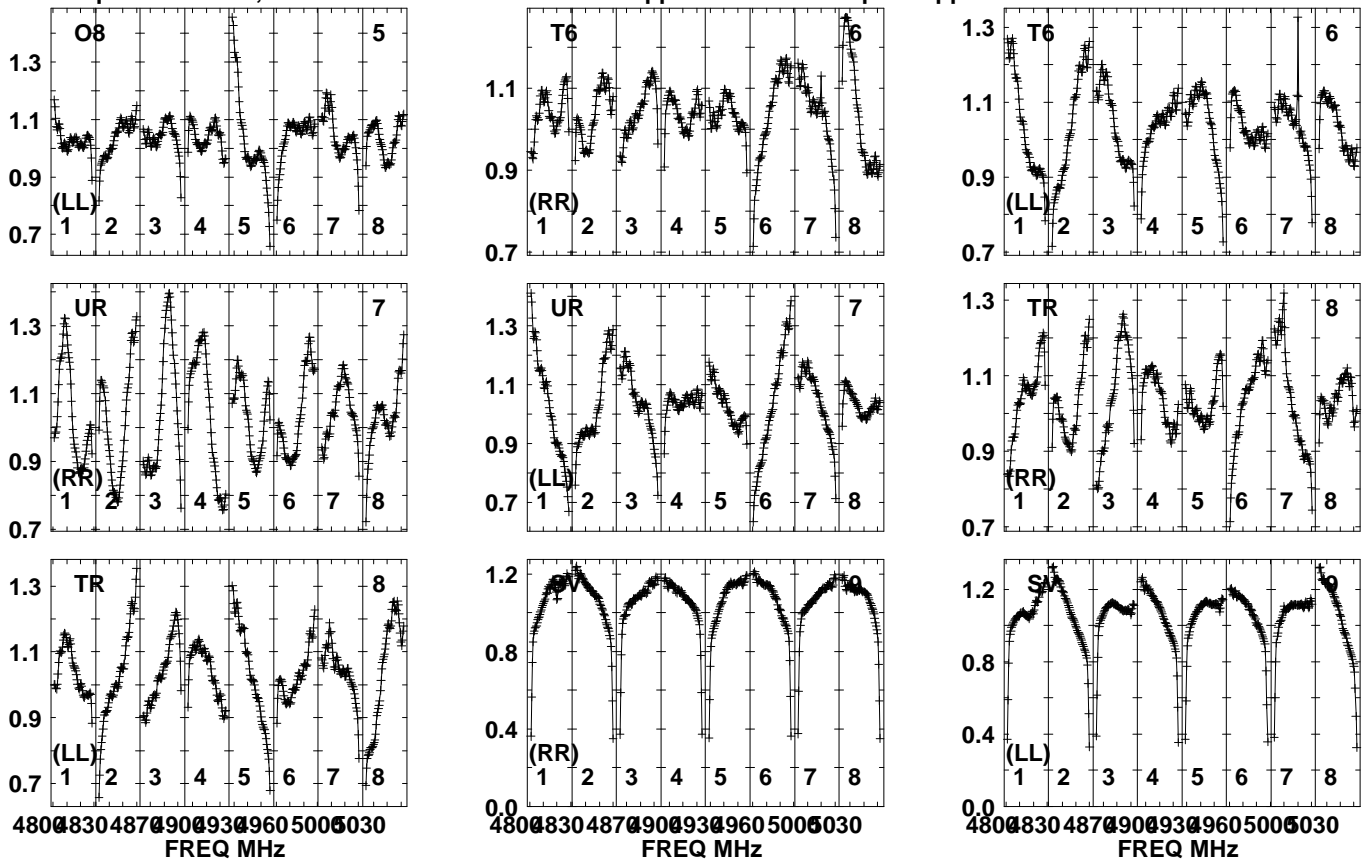


Lower frame: Real Jy
Auto-corr total-power spectrum Antenna: *
Timerange: 00/08:20:21 to 00/08:21:59

Plot file version 23 created 02-JUN-2021 11:57:08

J2255+4202 EC0711.UVDATA.1

Freq = 4.7990 GHz, Bw = 32.000 MH No calibration applied and no bandpass applied

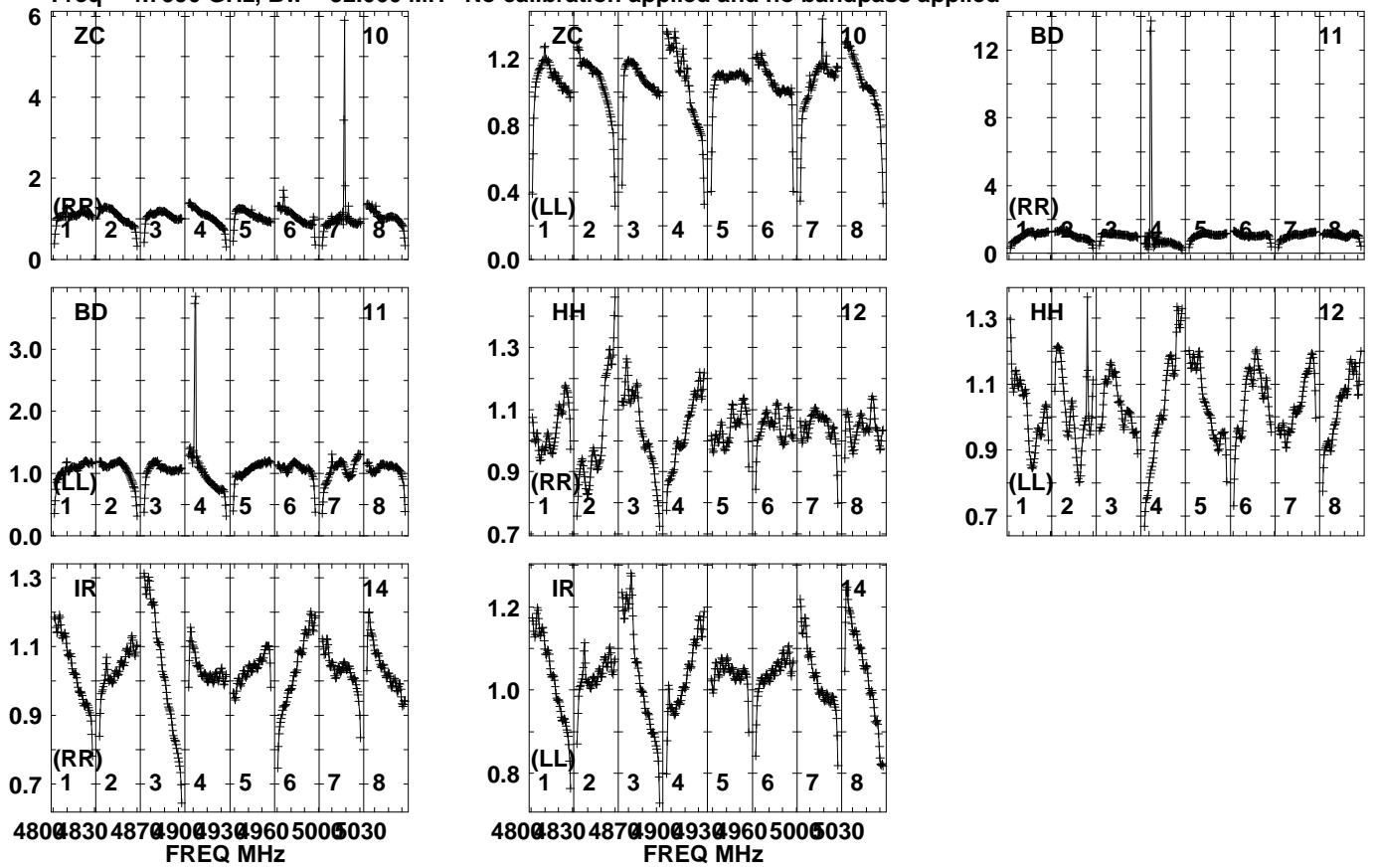


Lower frame: Real Jy
Auto-corr total-power spectrum Antenna: *
Timerange: 00/08:20:21 to 00/08:21:59

Plot file version 24 created 02-JUN-2021 11:57:08

J2255+4202 EC0711.UVDATA.1

Freq = 4.7990 GHz, Bw = 32.000 MH No calibration applied and no bandpass applied

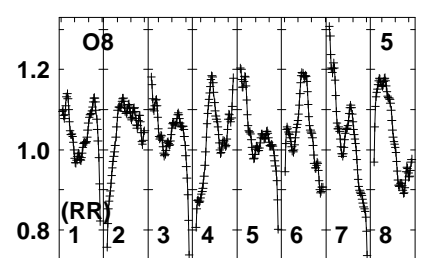
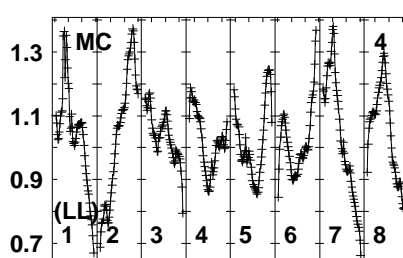
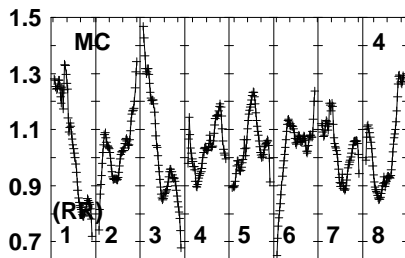
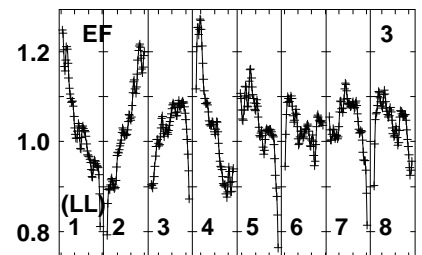
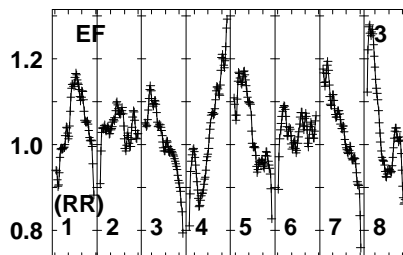
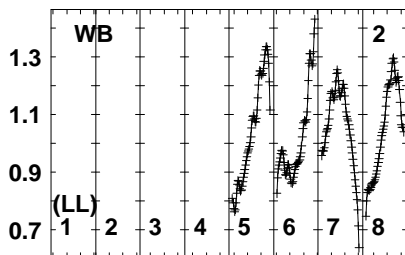
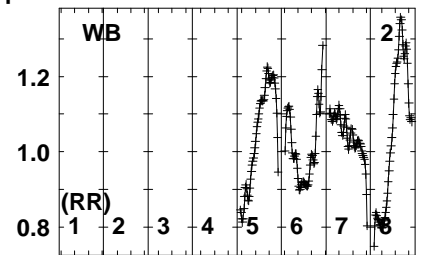
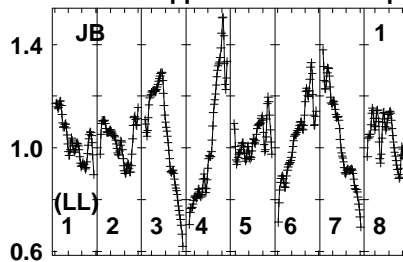
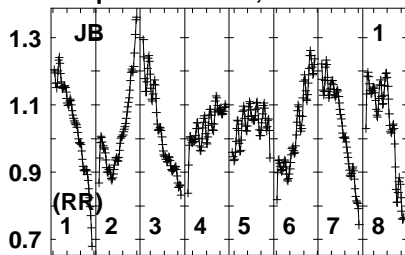


Lower frame: Real Jy
Auto-corr total-power spectrum Antenna: *
Timerange: 00/08:20:21 to 00/08:21:59

Plot file version 25 created 02-JUN-2021 11:57:08

J2259+4037 EC0711.UVDATA.1

Freq = 4.7990 GHz, Bw = 32.000 MH No calibration applied and no bandpass applied



480083048709009309605005030
FREQ MHz

480083048709009309605005030
FREQ MHz

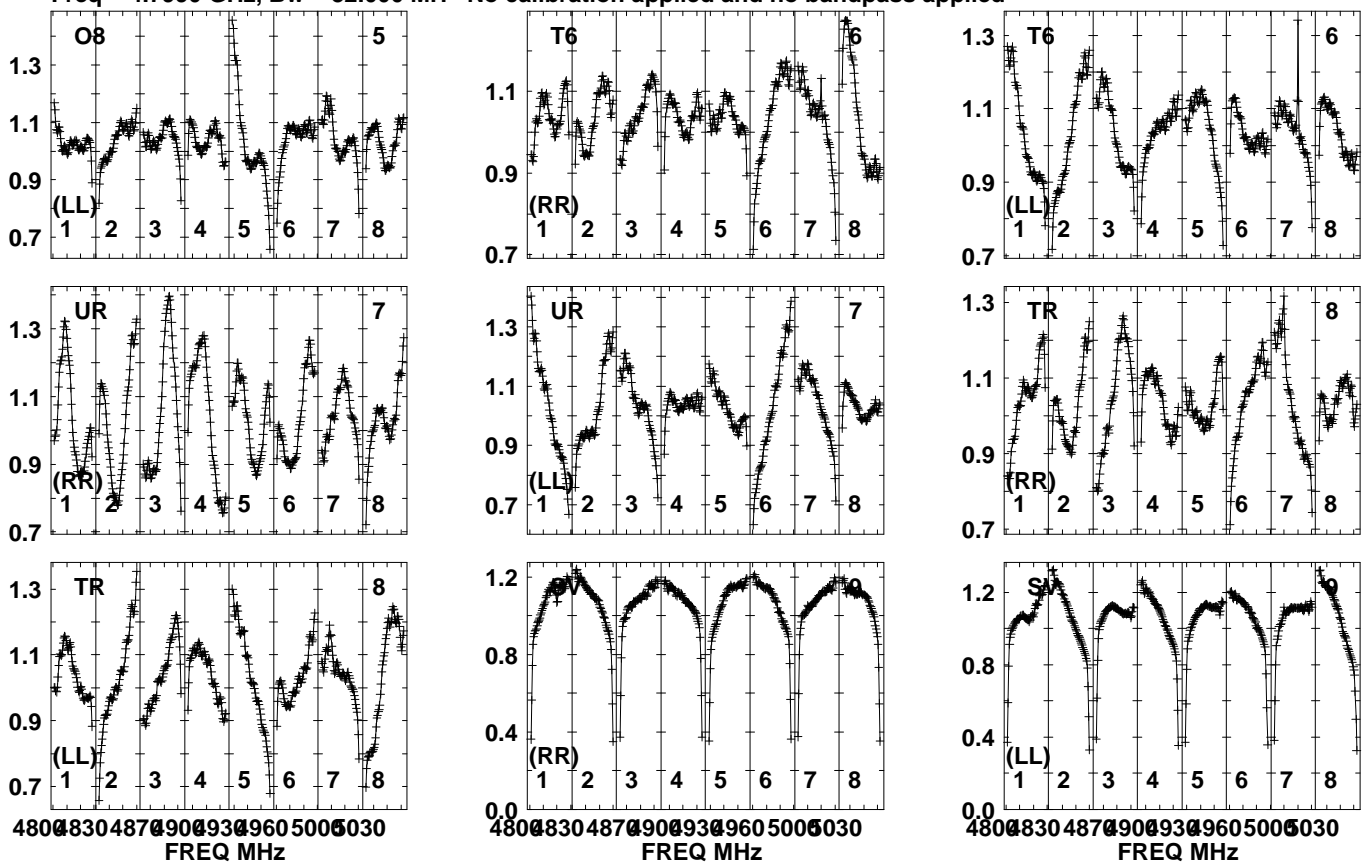
480083048709009309605005030
FREQ MHz

Lower frame: Real Jy
Auto-corr total-power spectrum Antenna: *
Timerange: 00/08:22:01 to 00/08:25:39

Plot file version 26 created 02-JUN-2021 11:57:08

J2259+4037 EC0711.UVDATA.1

Freq = 4.7990 GHz, Bw = 32.000 MH No calibration applied and no bandpass applied

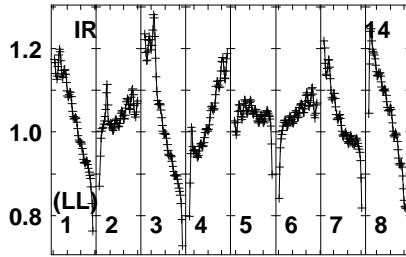
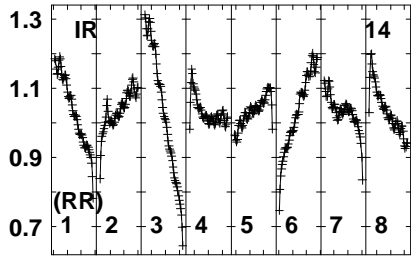
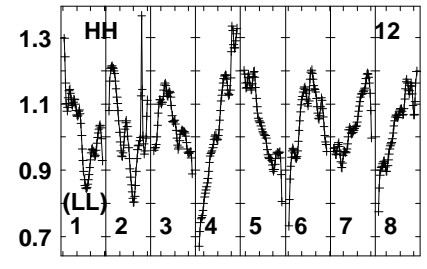
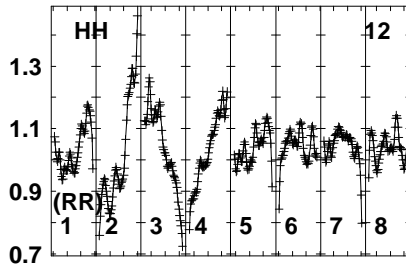
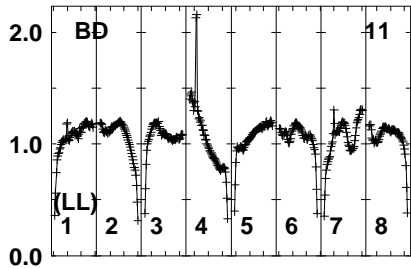
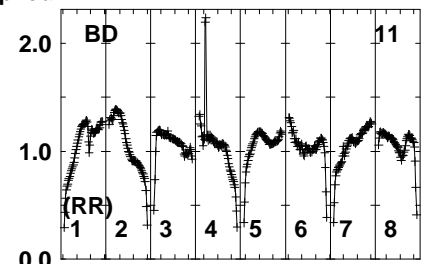
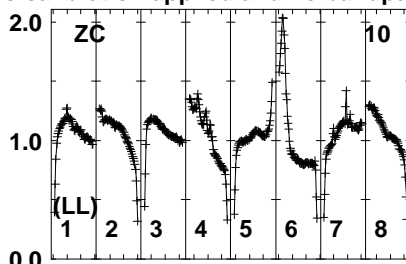
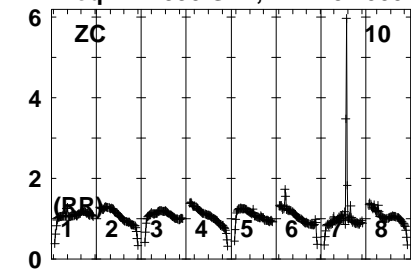


Lower frame: Real Jy
Auto-corr total-power spectrum Antenna: *
Timerange: 00/08:22:01 to 00/08:25:39

Plot file version 27 created 02-JUN-2021 11:57:08

J2259+4037 EC0711.UVDATA.1

Freq = 4.7990 GHz, Bw = 32.000 MH No calibration applied and no bandpass applied



480083048709009309605005030
FREQ MHz

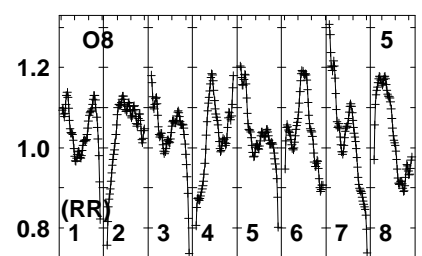
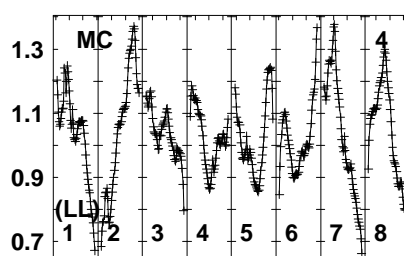
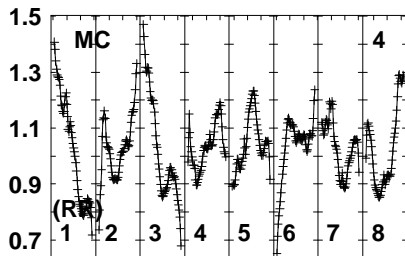
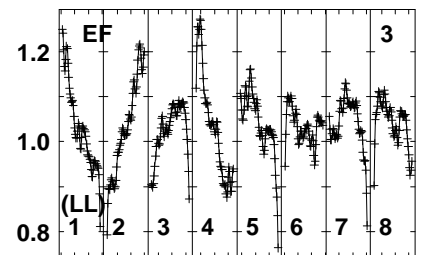
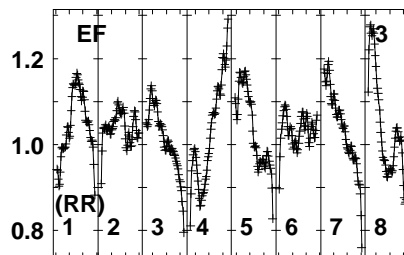
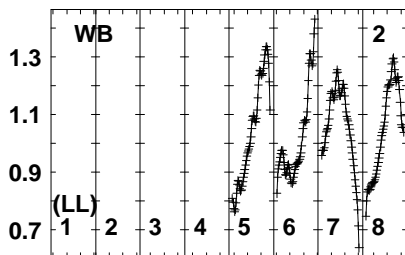
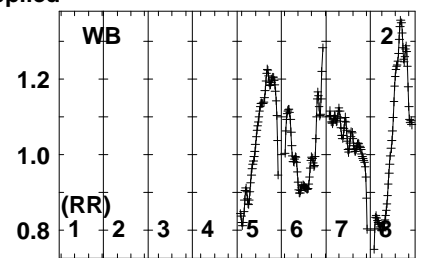
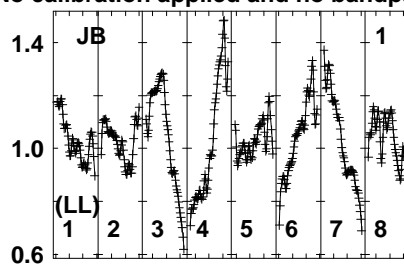
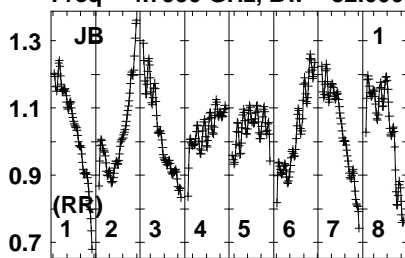
480083048709009309605005030
FREQ MHz

Lower frame: Real Jy
Auto-corr total-power spectrum Antenna: *
Timerange: 00/08:22:01 to 00/08:25:39

Plot file version 28 created 02-JUN-2021 11:57:09

J2255+4202 EC0711.UVDATA.1

Freq = 4.7990 GHz, Bw = 32.000 MH No calibration applied and no bandpass applied



480083048709009309605005030
FREQ MHz

480083048709009309605005030
FREQ MHz

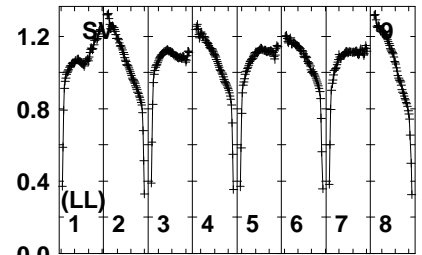
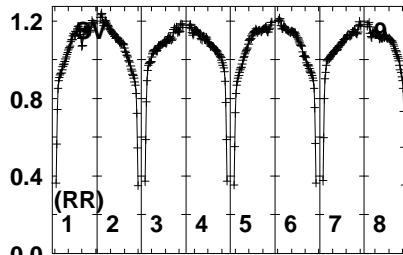
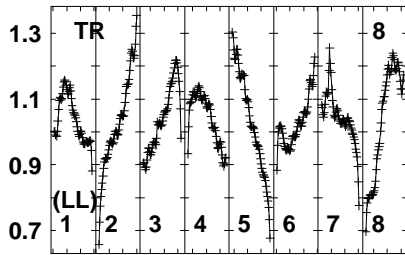
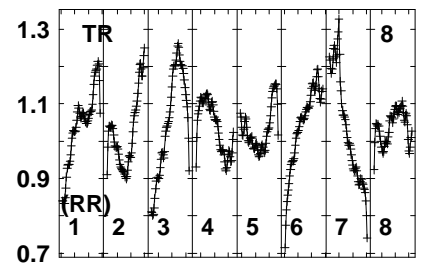
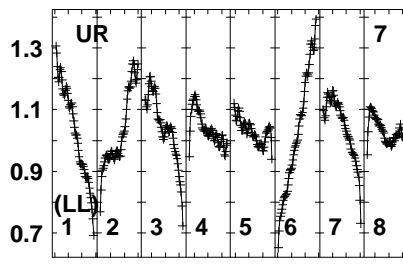
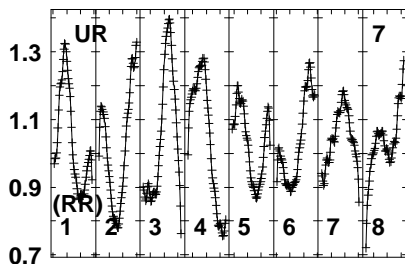
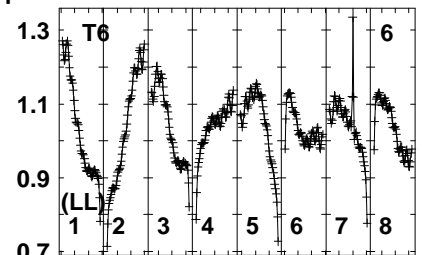
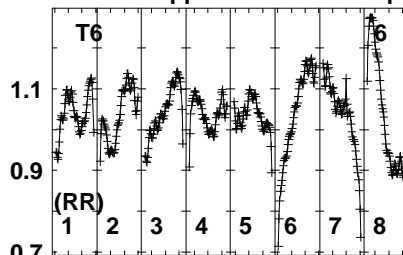
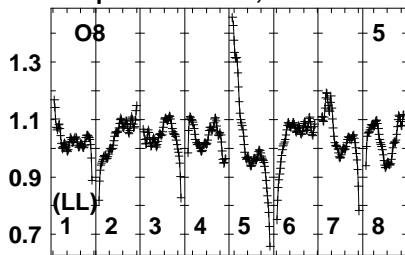
480083048709009309605005030
FREQ MHz

Lower frame: Real Jy
Auto-corr total-power spectrum Antenna: *
Timerange: 00/08:26:21 to 00/08:27:19

Plot file version 29 created 02-JUN-2021 11:57:09

J2255+4202 EC0711.UVDATA.1

Freq = 4.7990 GHz, Bw = 32.000 MH No calibration applied and no bandpass applied



480083048709009309605005030
FREQ MHz

480083048709009309605005030
FREQ MHz

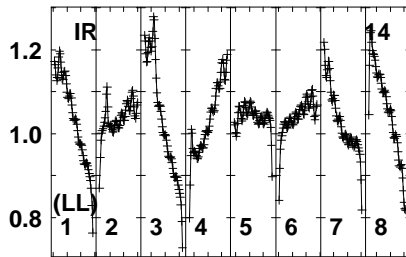
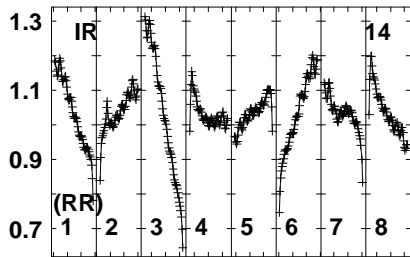
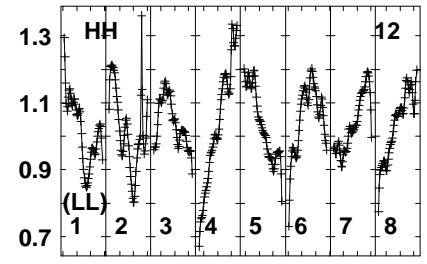
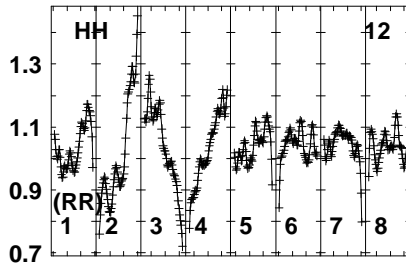
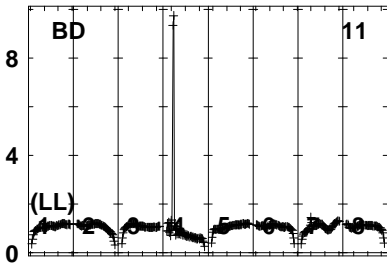
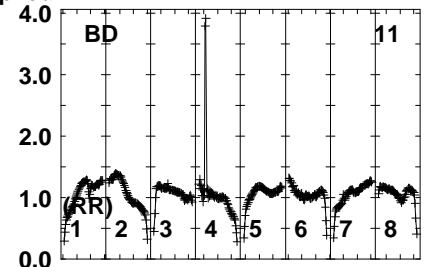
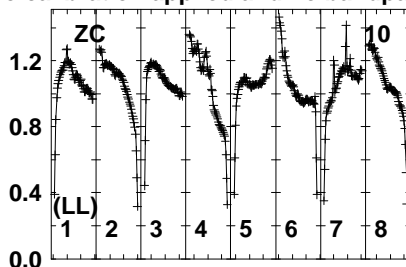
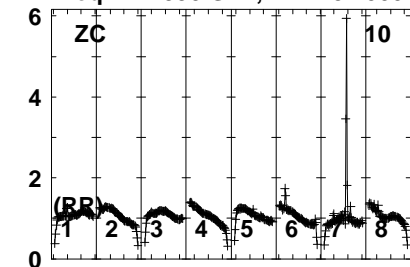
480083048709009309605005030
FREQ MHz

Lower frame: Real Jy
Auto-corr total-power spectrum Antenna: *
Timerange: 00/08:26:21 to 00/08:27:19

Plot file version 30 created 02-JUN-2021 11:57:09

J2255+4202 EC0711.UVDATA.1

Freq = 4.7990 GHz, Bw = 32.000 MH No calibration applied and no bandpass applied



480083048709009309605005030
FREQ MHz

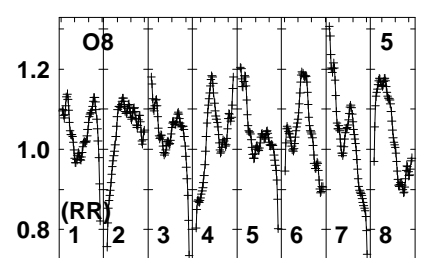
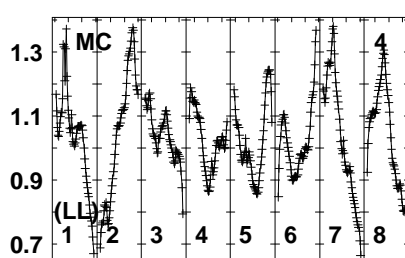
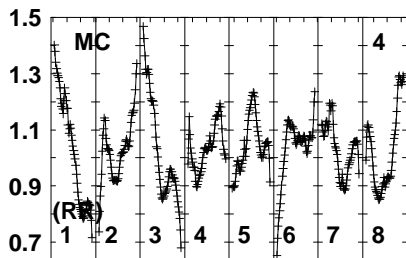
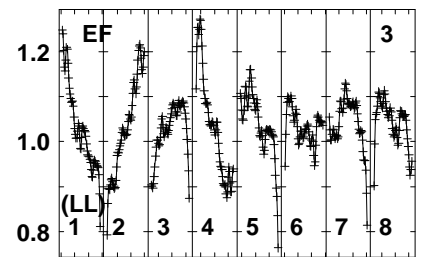
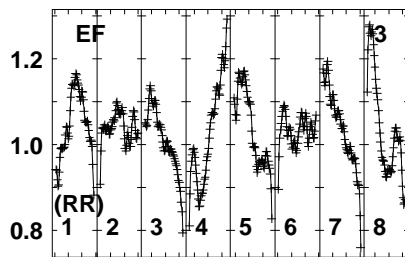
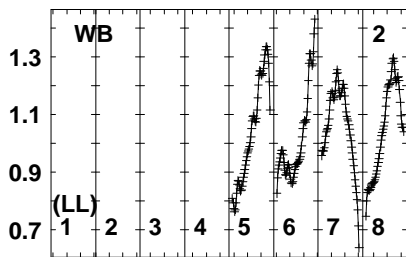
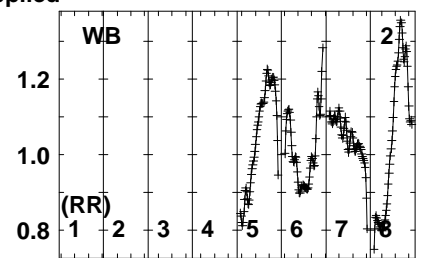
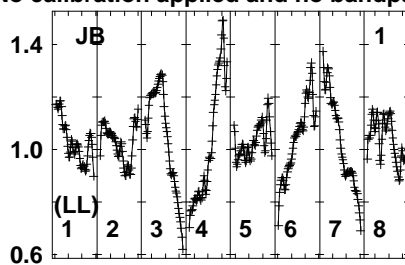
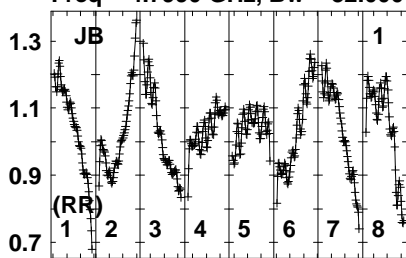
480083048709009309605005030
FREQ MHz

Lower frame: Real Jy
Auto-corr total-power spectrum Antenna: *
Timerange: 00/08:26:21 to 00/08:27:19

Plot file version 31 created 02-JUN-2021 11:57:09

J2259+4037 EC0711.UVDATA.1

Freq = 4.7990 GHz, Bw = 32.000 MH No calibration applied and no bandpass applied



480083048709009309605005030
FREQ MHz

480083048709009309605005030
FREQ MHz

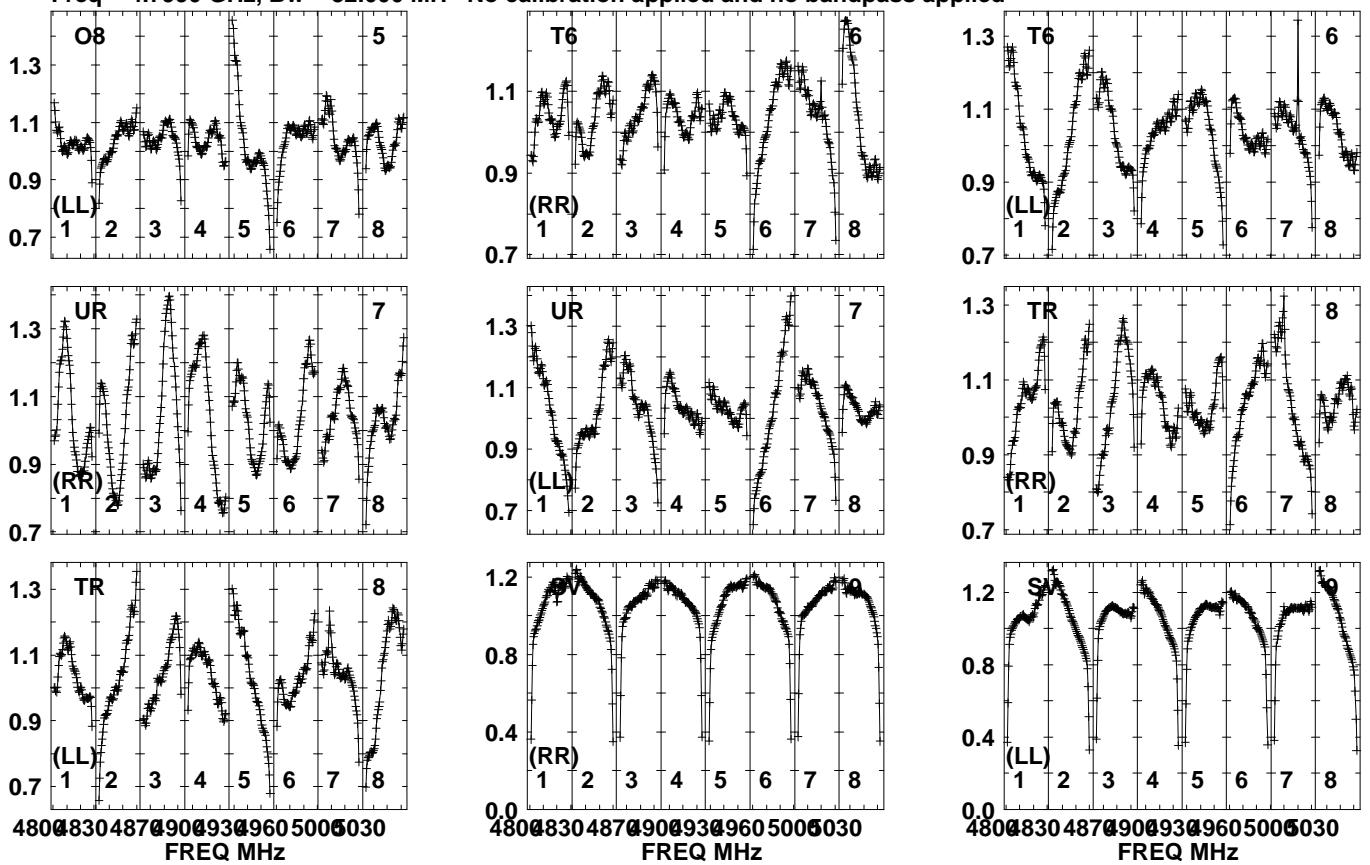
480083048709009309605005030
FREQ MHz

Lower frame: Real Jy
Auto-corr total-power spectrum Antenna: *
Timerange: 00/08:27:21 to 00/08:30:59

Plot file version 32 created 02-JUN-2021 11:57:09

J2259+4037 EC0711.UVDATA.1

Freq = 4.7990 GHz, Bw = 32.000 MH No calibration applied and no bandpass applied

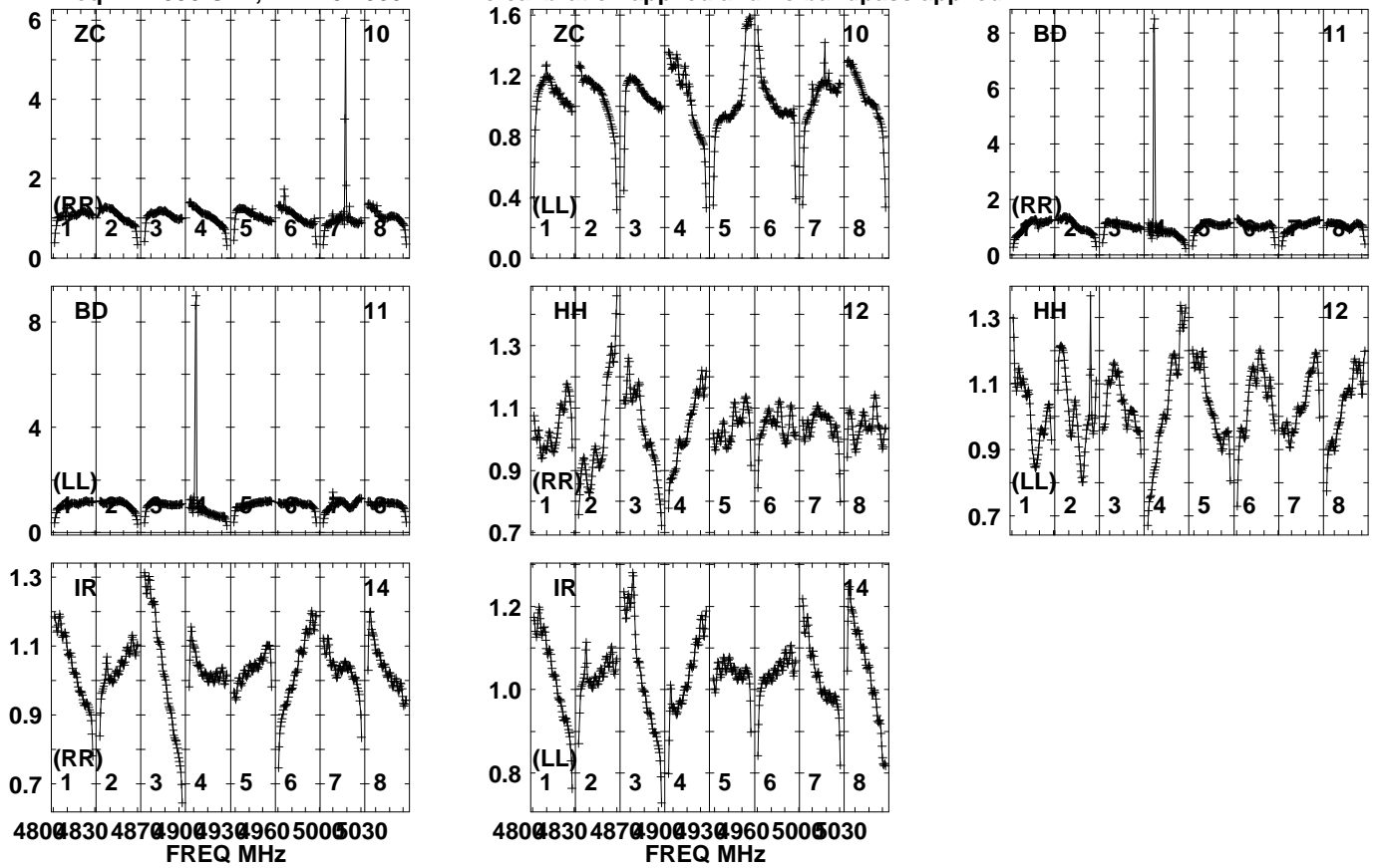


Lower frame: Real Jy
Auto-corr total-power spectrum Antenna: *
Timerange: 00/08:27:21 to 00/08:30:59

Plot file version 33 created 02-JUN-2021 11:57:09

J2259+4037 EC0711.UVDATA.1

Freq = 4.7990 GHz, Bw = 32.000 MH No calibration applied and no bandpass applied

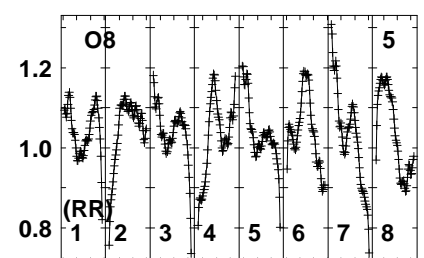
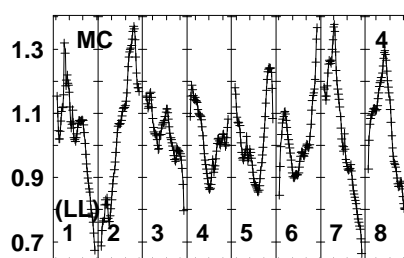
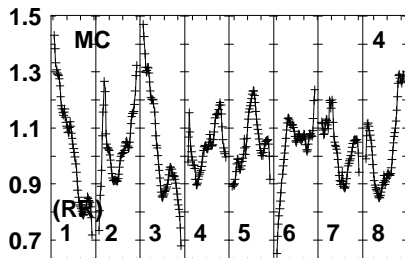
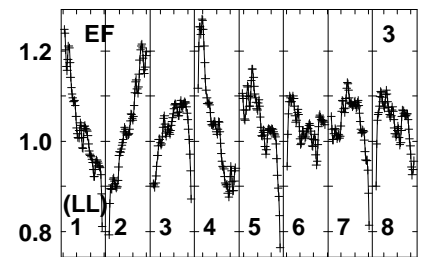
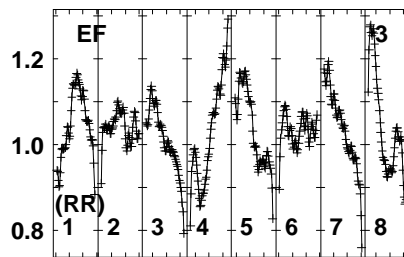
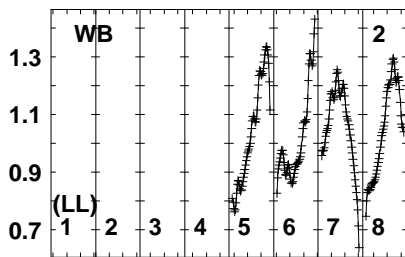
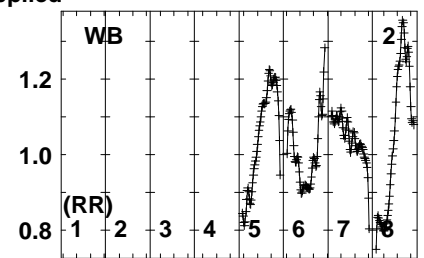
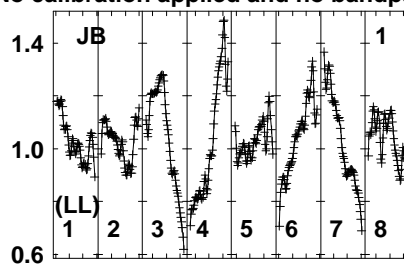
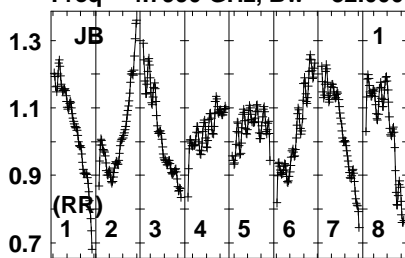


Lower frame: Real Jy
Auto-corr total-power spectrum Antenna: *
Timerange: 00/08:27:21 to 00/08:30:59

Plot file version 34 created 02-JUN-2021 11:57:09

J2255+4202 EC0711.UVDATA.1

Freq = 4.7990 GHz, Bw = 32.000 MH No calibration applied and no bandpass applied



480083048709009309605005030
FREQ MHz

480083048709009309605005030
FREQ MHz

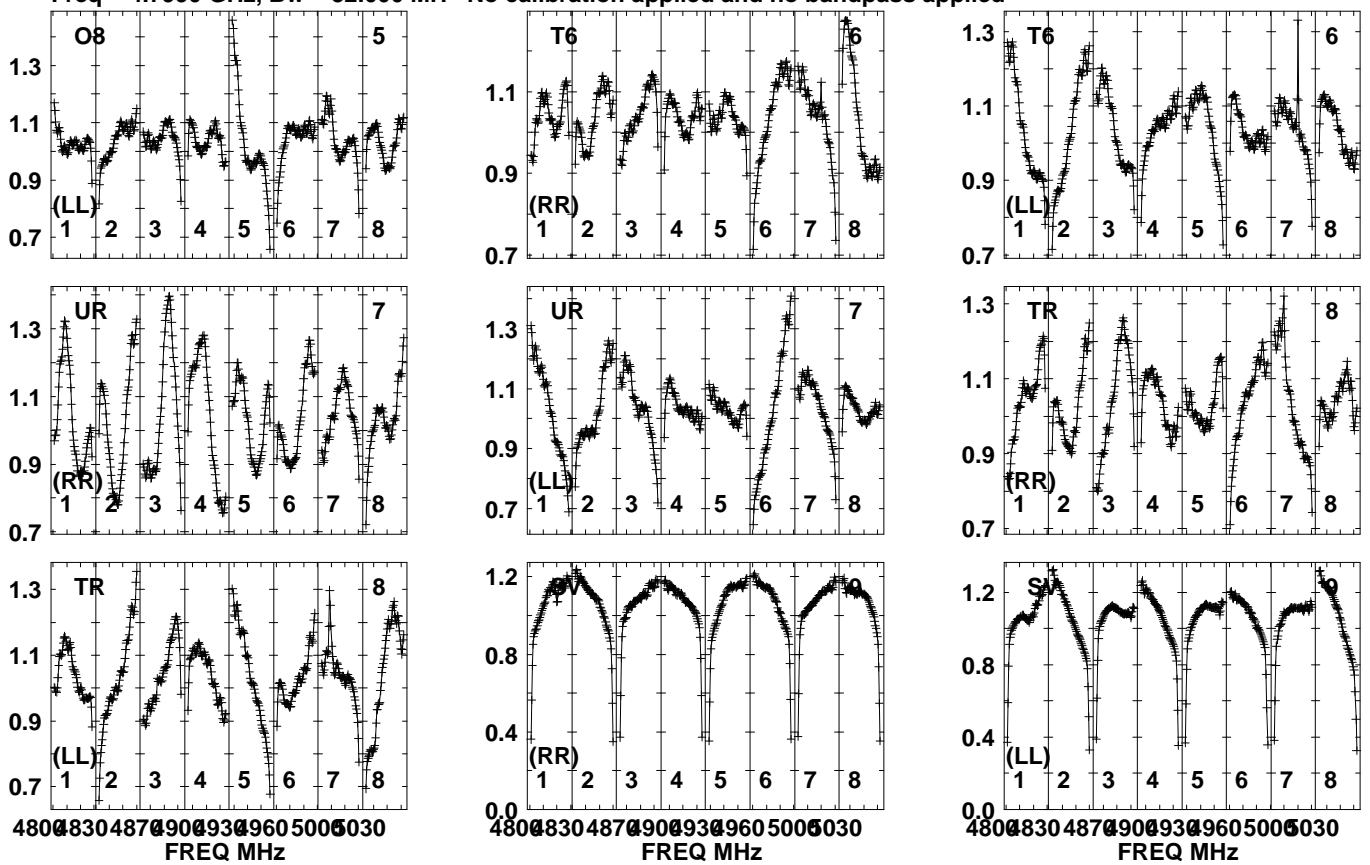
480083048709009309605005030
FREQ MHz

Lower frame: Real Jy
Auto-corr total-power spectrum Antenna: *
Timerange: 00/08:31:01 to 00/08:32:39

Plot file version 35 created 02-JUN-2021 11:57:09

J2255+4202 EC0711.UVDATA.1

Freq = 4.7990 GHz, Bw = 32.000 MH No calibration applied and no bandpass applied

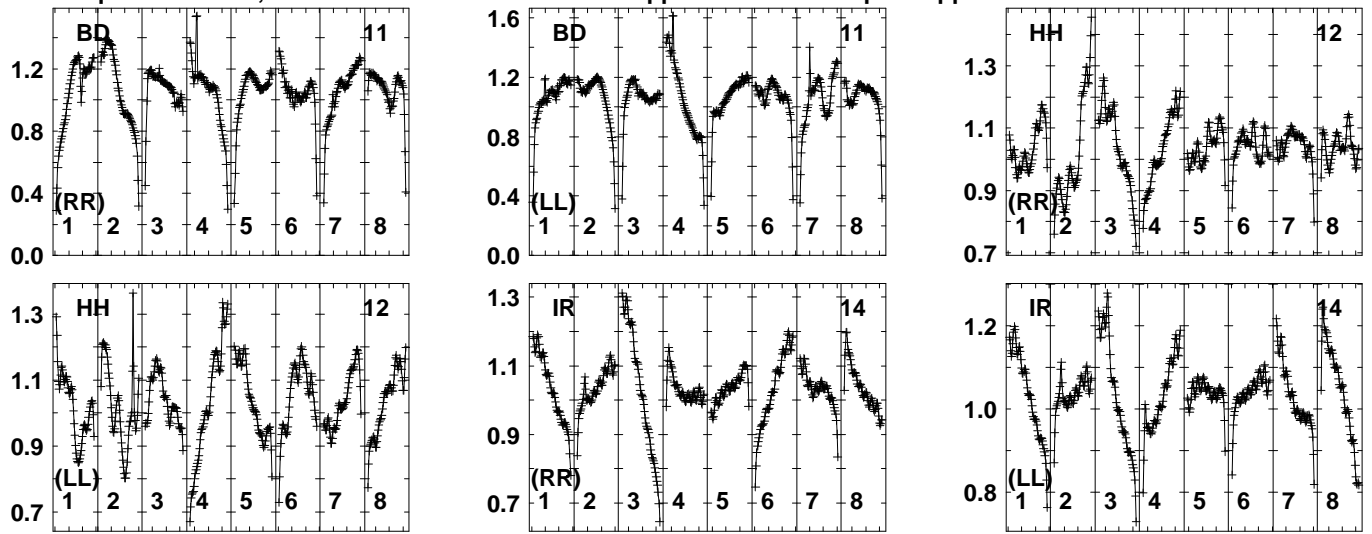


Lower frame: Real Jy
Auto-corr total-power spectrum Antenna: *
Timerange: 00/08:31:01 to 00/08:32:39

Plot file version 36 created 02-JUN-2021 11:57:09

J2255+4202 EC0711.UVDATA.1

Freq = 4.7990 GHz, Bw = 32.000 MH No calibration applied and no bandpass applied

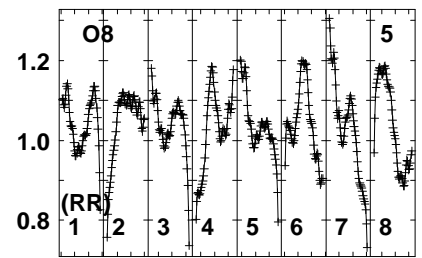
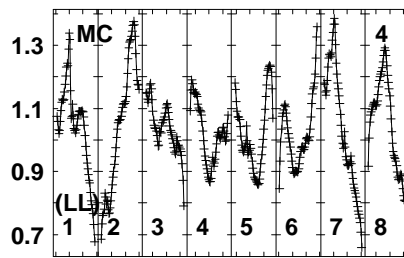
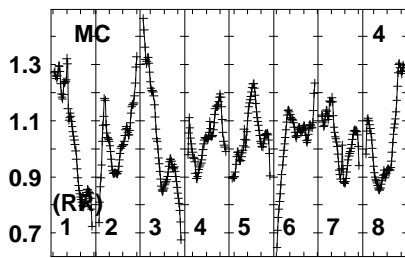
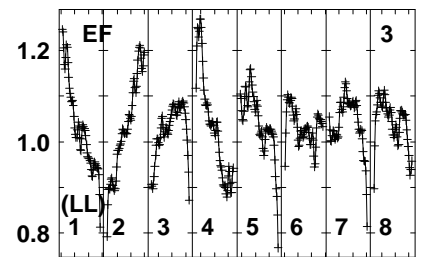
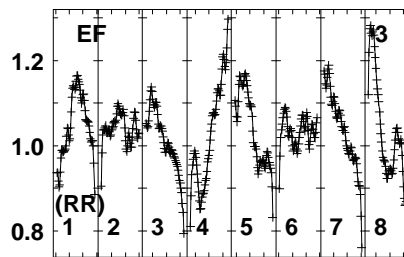
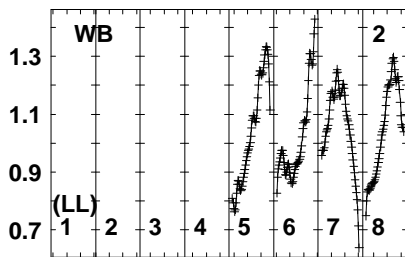
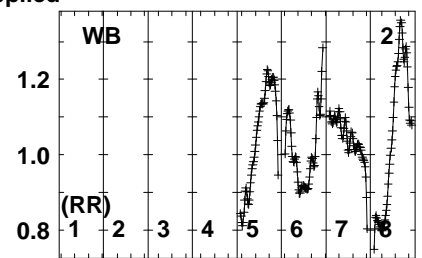
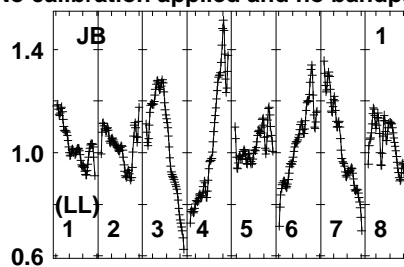
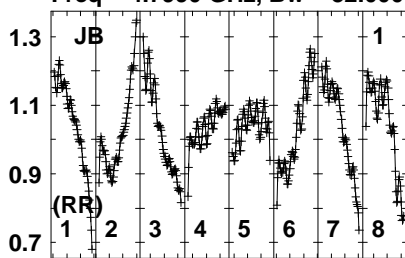


Lower frame: Real Jy
Auto-corr total-power spectrum Antenna: *
Timerange: 00/08:31:01 to 00/08:32:39

Plot file version 37 created 02-JUN-2021 11:57:09

J2308+0946 EC0711.UVDATA.1

Freq = 4.7990 GHz, Bw = 32.000 MH No calibration applied and no bandpass applied



480083048709009309605005030
FREQ MHz

480083048709009309605005030
FREQ MHz

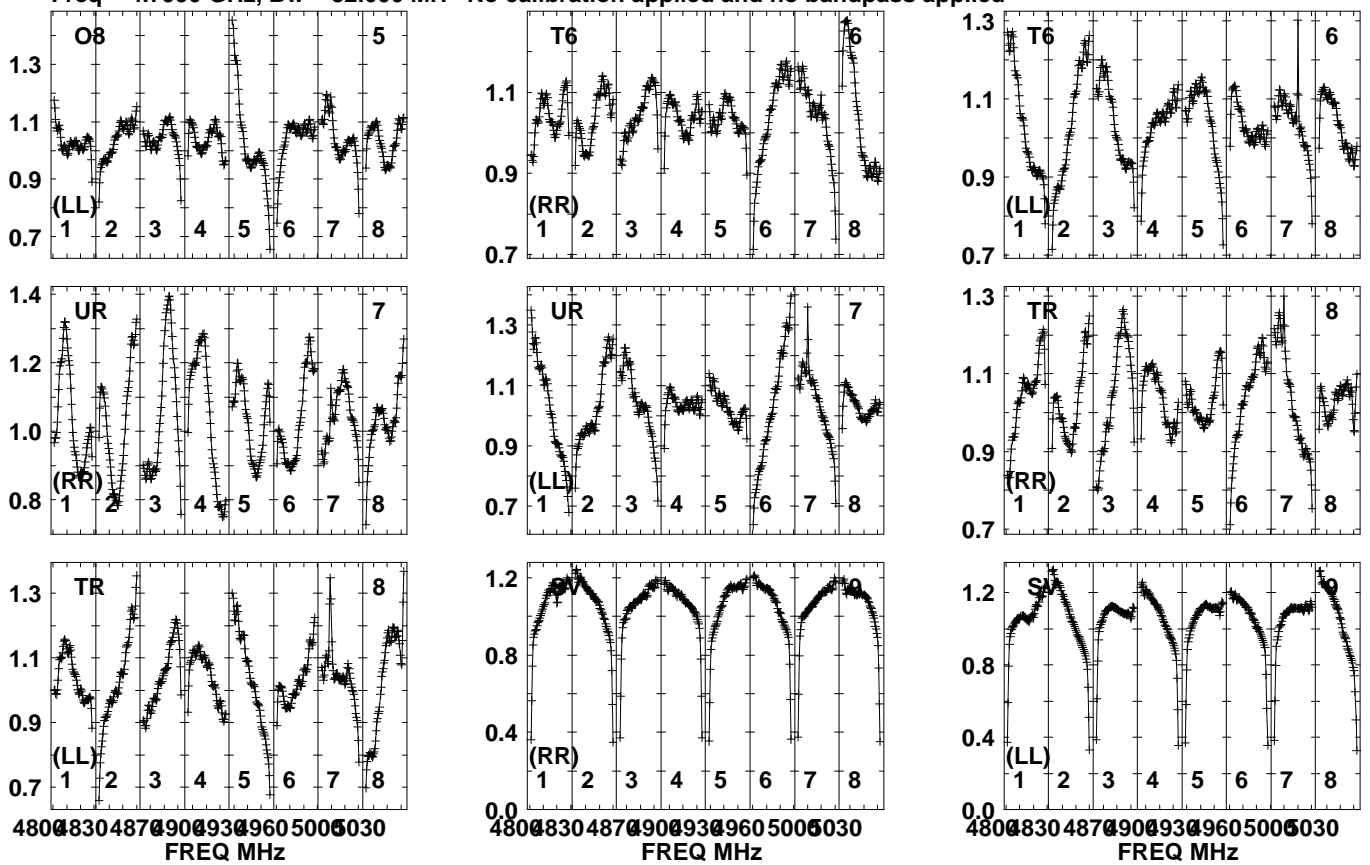
480083048709009309605005030
FREQ MHz

Lower frame: Real Jy
Auto-corr total-power spectrum Antenna: *
Timerange: 00/08:34:51 to 00/08:35:59

Plot file version 38 created 02-JUN-2021 11:57:09

J2308+0946 EC0711.UVDATA.1

Freq = 4.7990 GHz, Bw = 32.000 MH No calibration applied and no bandpass applied

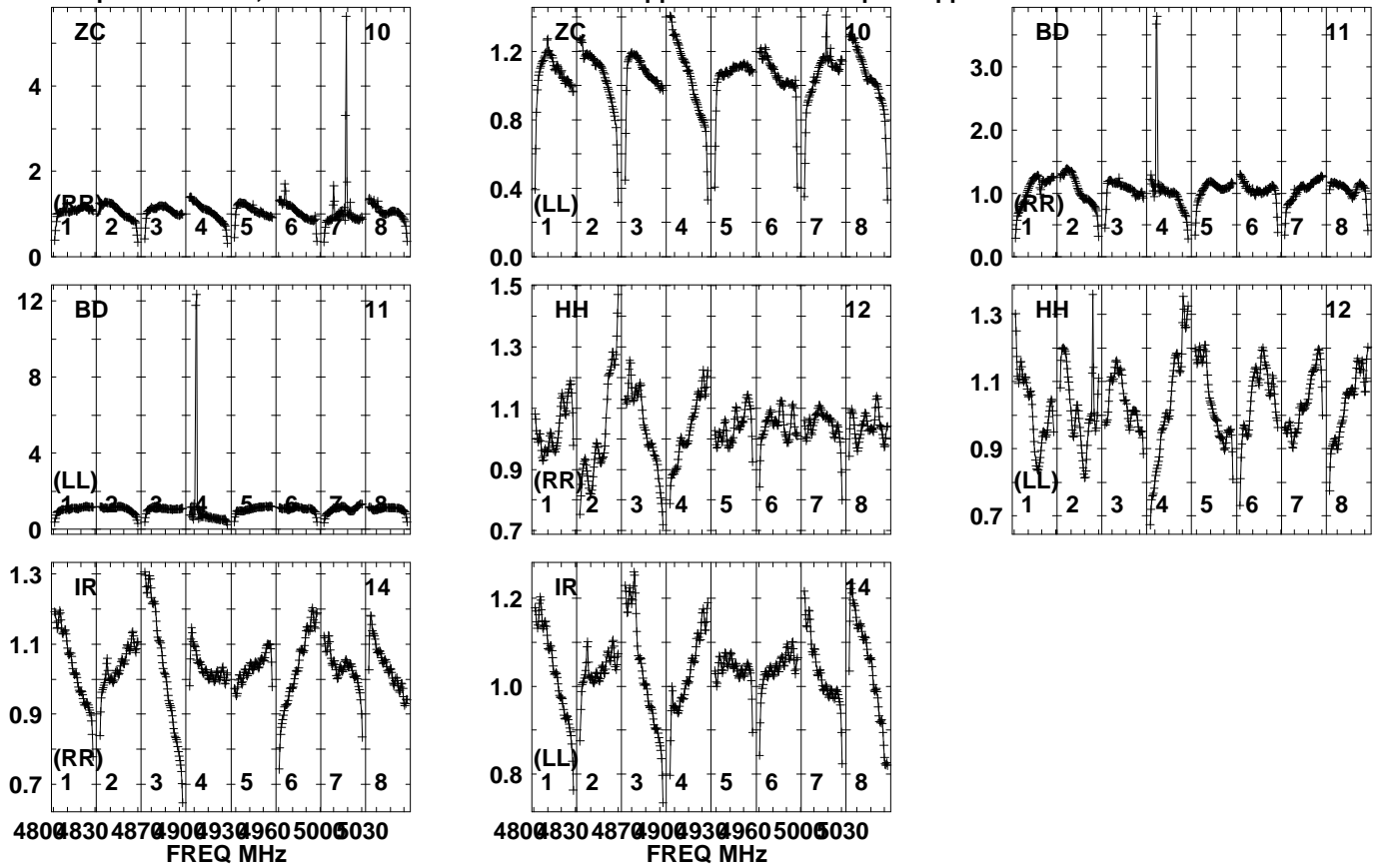


Lower frame: Real Jy
Auto-corr total-power spectrum Antenna: *
Timerange: 00/08:34:51 to 00/08:35:59

Plot file version 39 created 02-JUN-2021 11:57:10

J2308+0946 EC0711.UVDATA.1

Freq = 4.7990 GHz, Bw = 32.000 MH No calibration applied and no bandpass applied



Lower frame: Real Jy

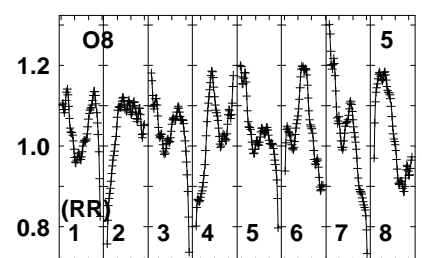
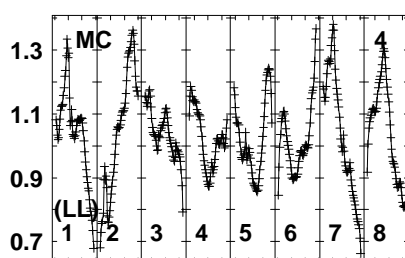
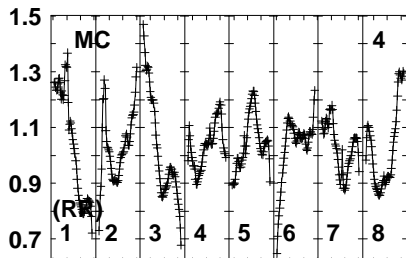
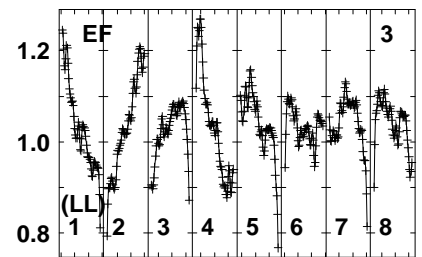
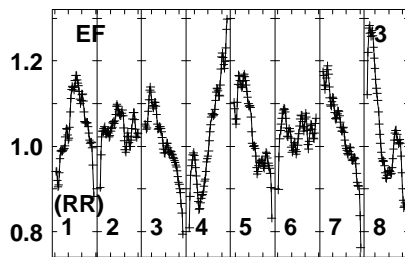
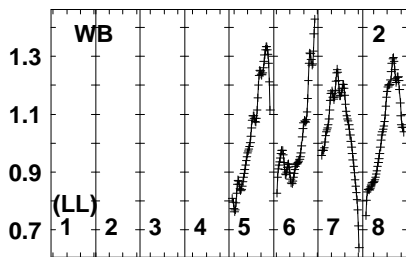
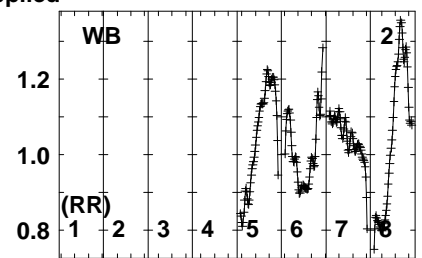
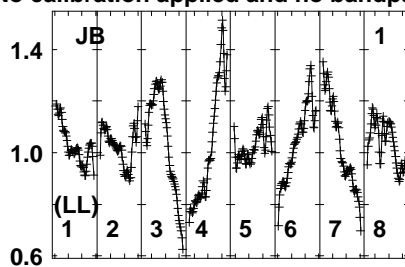
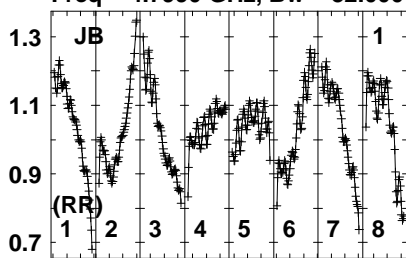
Auto-corr total-power spectrum Antenna: *

Timerange: 00/08:34:51 to 00/08:35:59

Plot file version 40 created 02-JUN-2021 11:57:10

J2312+0919 EC0711.UVDATA.1

Freq = 4.7990 GHz, Bw = 32.000 MH No calibration applied and no bandpass applied



480083048709009309605005030
FREQ MHz

480083048709009309605005030
FREQ MHz

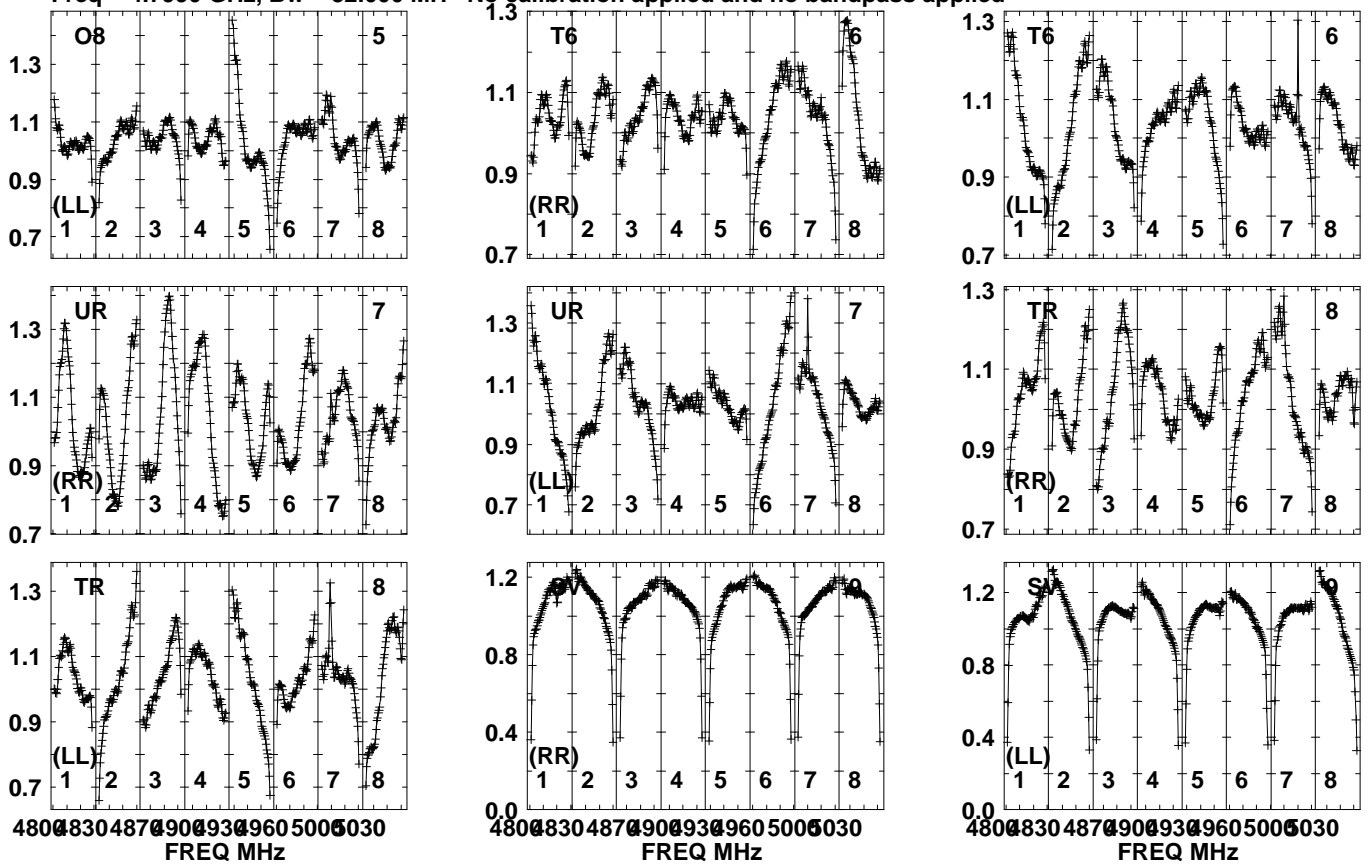
480083048709009309605005030
FREQ MHz

Lower frame: Real Jy
Auto-corr total-power spectrum Antenna: *
Timerange: 00/08:36:01 to 00/08:39:39

Plot file version 41 created 02-JUN-2021 11:57:10

J2312+0919 EC0711.UVDATA.1

Freq = 4.7990 GHz, Bw = 32.000 MH No calibration applied and no bandpass applied

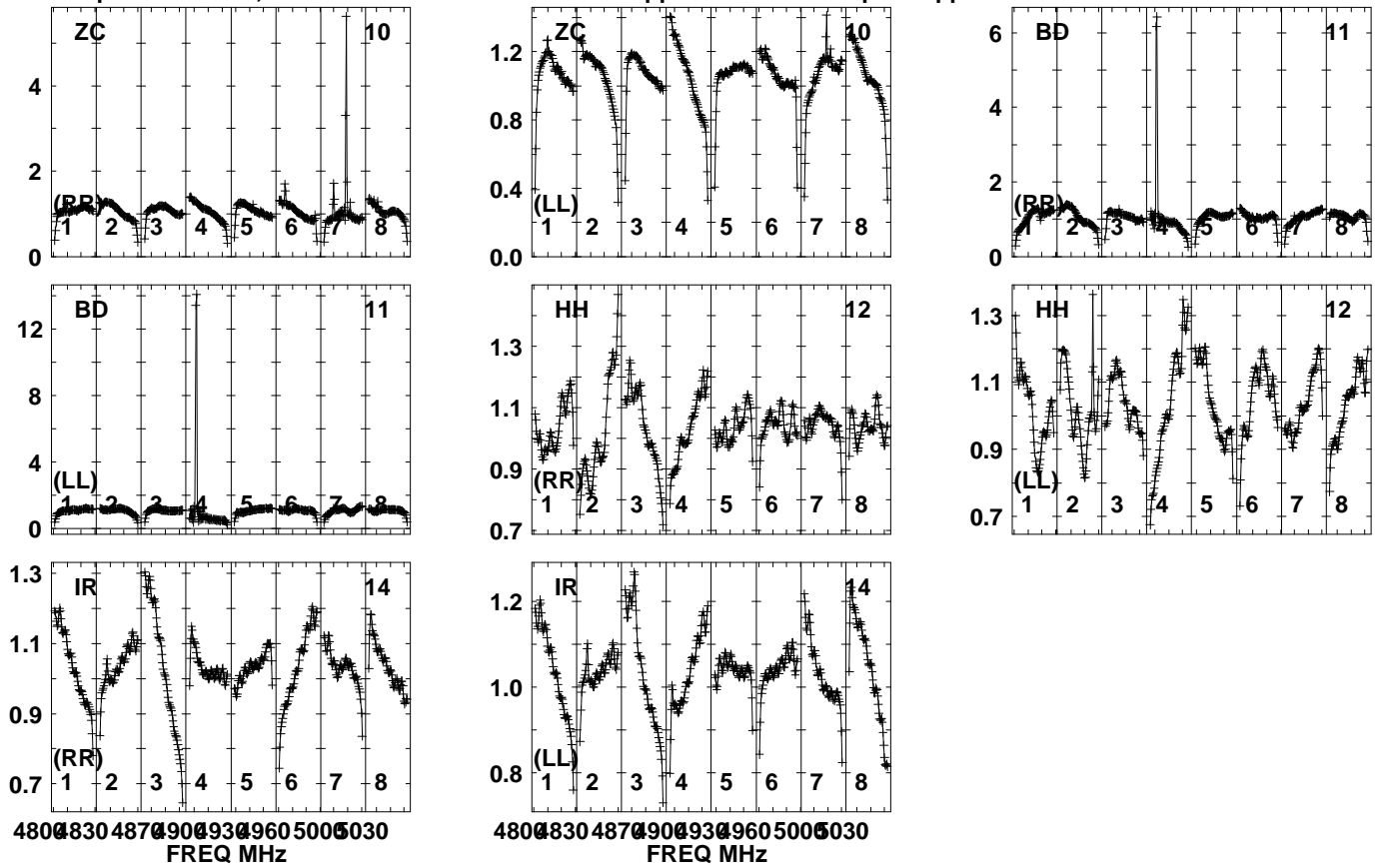


Lower frame: Real Jy
Auto-corr total-power spectrum Antenna: *
Timerange: 00/08:36:01 to 00/08:39:39

Plot file version 42 created 02-JUN-2021 11:57:10

J2312+0919 EC0711.UVDATA.1

Freq = 4.7990 GHz, Bw = 32.000 MH No calibration applied and no bandpass applied

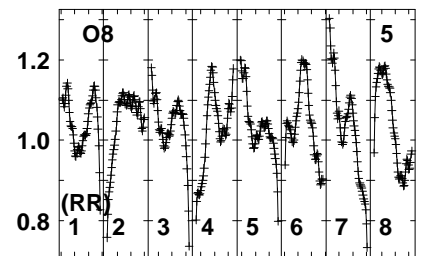
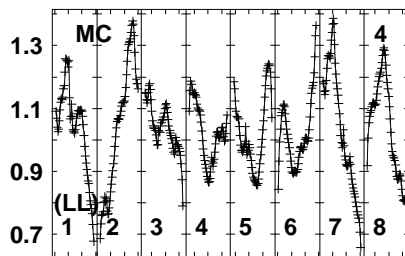
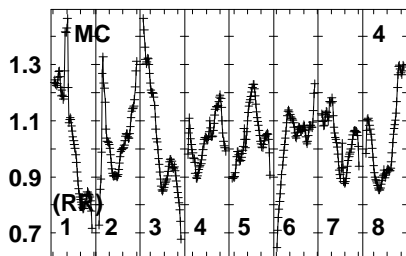
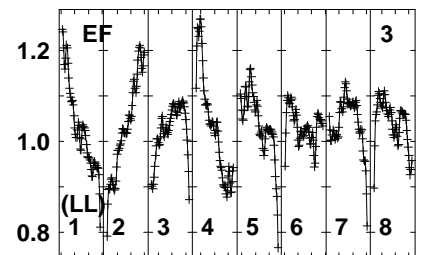
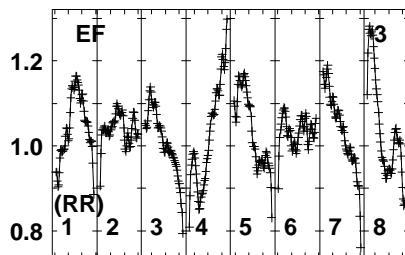
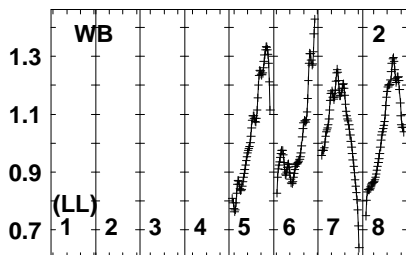
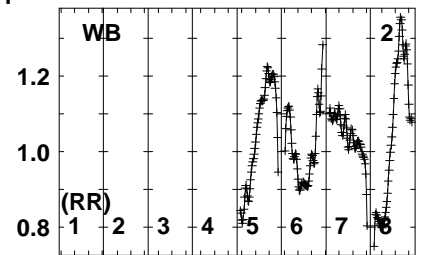
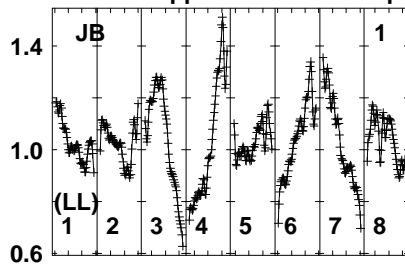
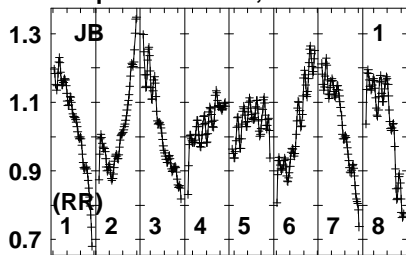


Lower frame: Real Jy
Auto-corr total-power spectrum Antenna: *
Timerange: 00/08:36:01 to 00/08:39:39

Plot file version 43 created 02-JUN-2021 11:57:10

J2308+0946 EC0711.UVDATA.1

Freq = 4.7990 GHz, Bw = 32.000 MH No calibration applied and no bandpass applied



480083048709009309605005030
FREQ MHz

480083048709009309605005030
FREQ MHz

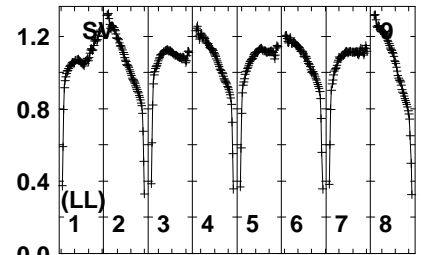
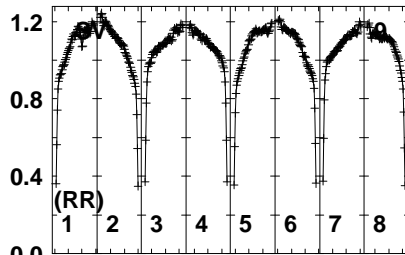
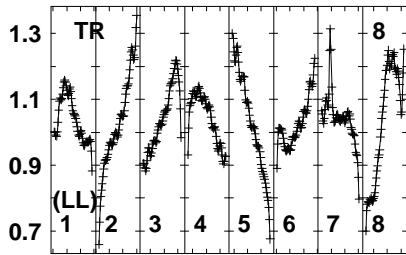
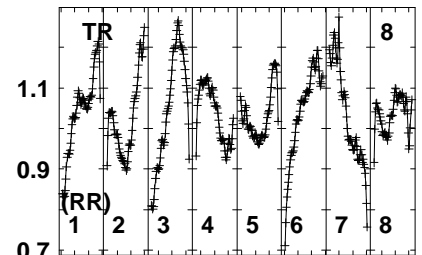
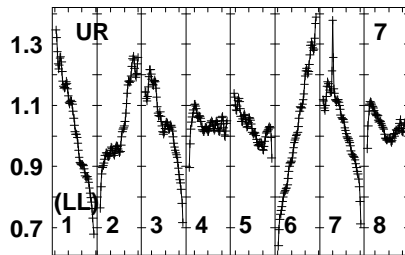
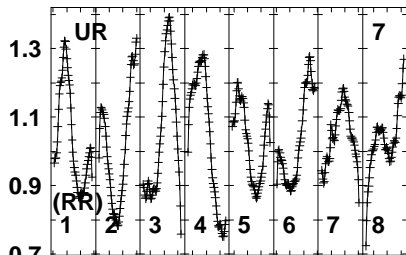
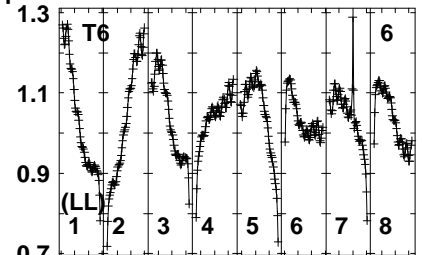
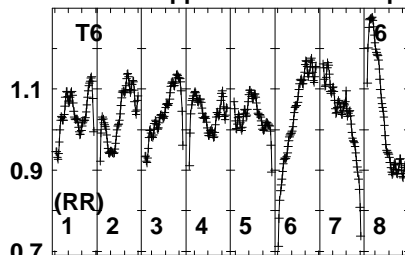
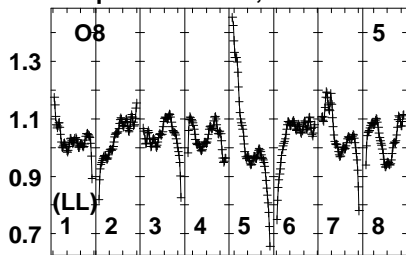
480083048709009309605005030
FREQ MHz

Lower frame: Real Jy
Auto-corr total-power spectrum Antenna: *
Timerange: 00/08:39:41 to 00/08:41:19

Plot file version 44 created 02-JUN-2021 11:57:10

J2308+0946 EC0711.UVDATA.1

Freq = 4.7990 GHz, Bw = 32.000 MH No calibration applied and no bandpass applied



480083048709009309605005030
FREQ MHz

480083048709009309605005030
FREQ MHz

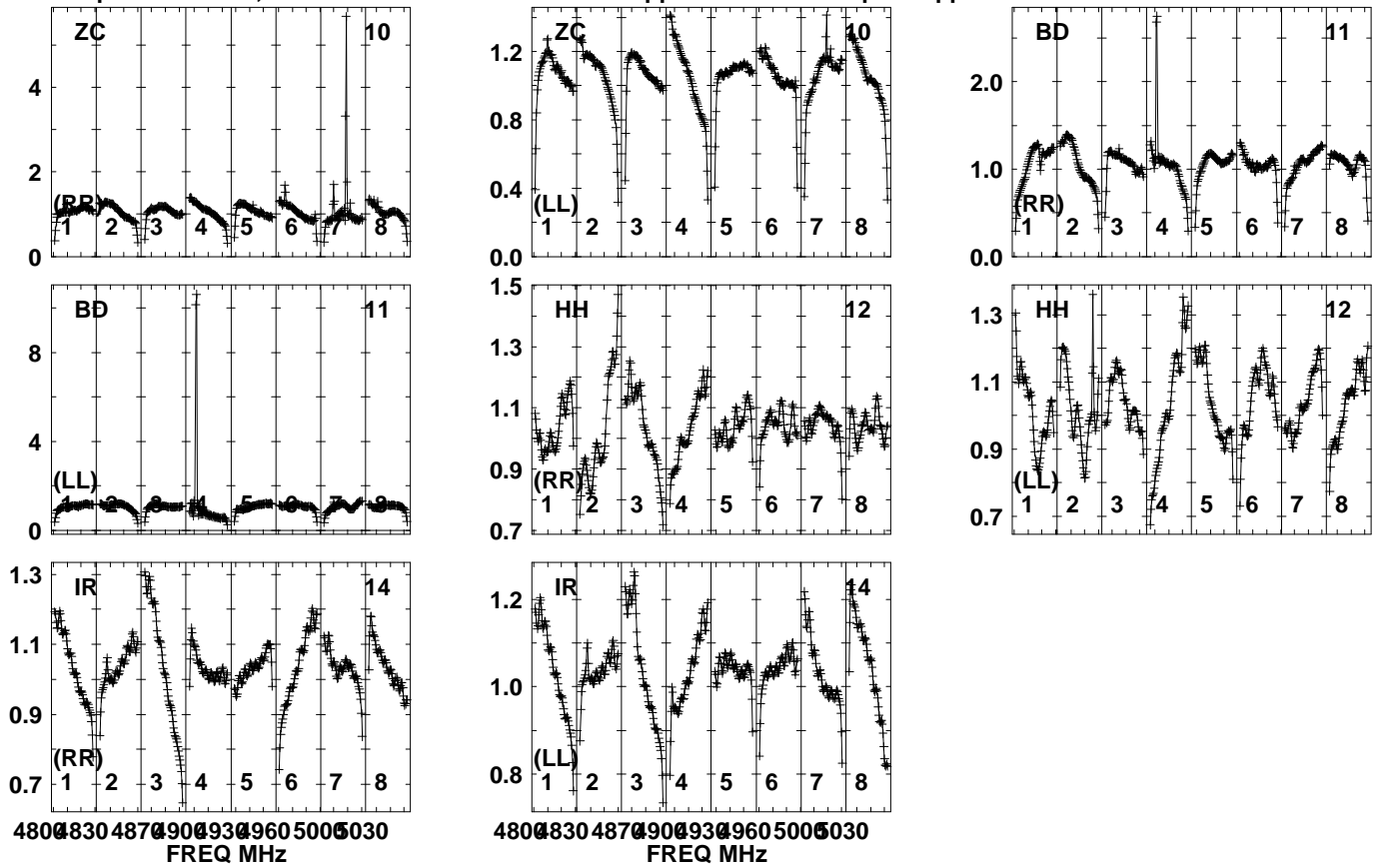
480083048709009309605005030
FREQ MHz

Lower frame: Real Jy
Auto-corr total-power spectrum Antenna: *
Timerange: 00/08:39:41 to 00/08:41:19

Plot file version 45 created 02-JUN-2021 11:57:10

J2308+0946 EC0711.UVDATA.1

Freq = 4.7990 GHz, Bw = 32.000 MH No calibration applied and no bandpass applied



Lower frame: Real Jy

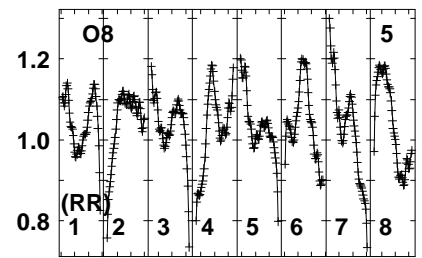
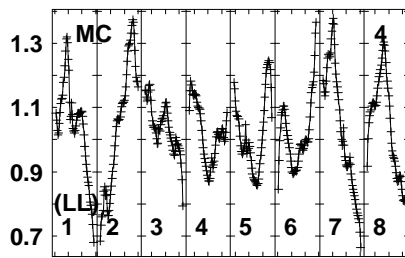
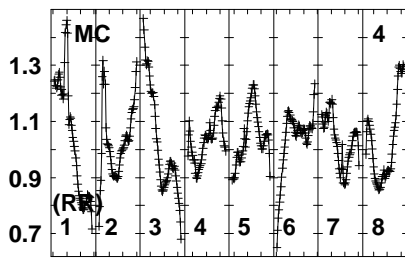
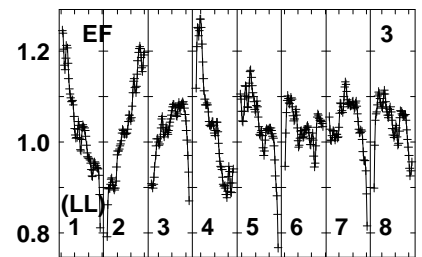
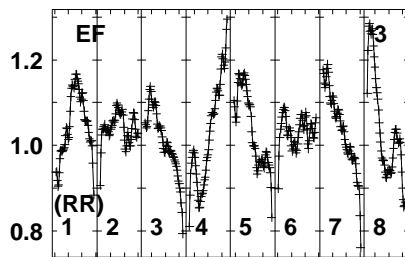
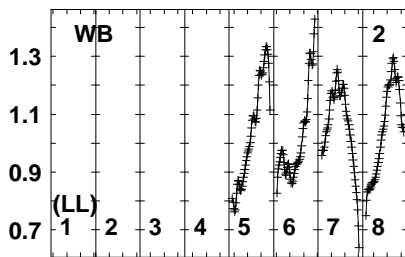
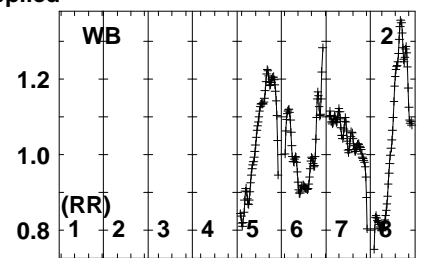
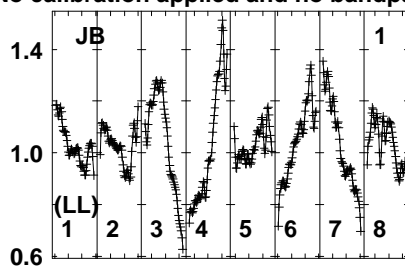
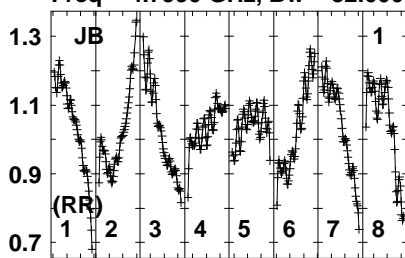
Auto-corr total-power spectrum Antenna: *

Timerange: 00/08:39:41 to 00/08:41:19

Plot file version 46 created 02-JUN-2021 11:57:10

J2312+0919 EC0711.UVDATA.1

Freq = 4.7990 GHz, Bw = 32.000 MH No calibration applied and no bandpass applied



480083048709009309605005030
FREQ MHz

480083048709009309605005030
FREQ MHz

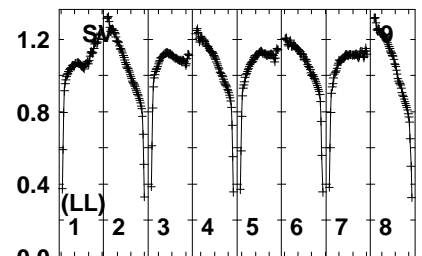
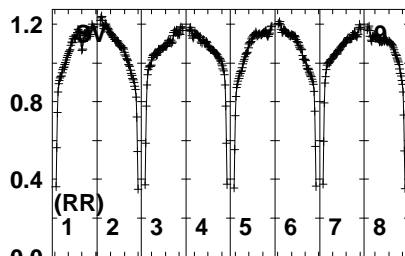
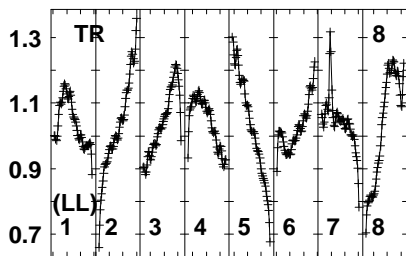
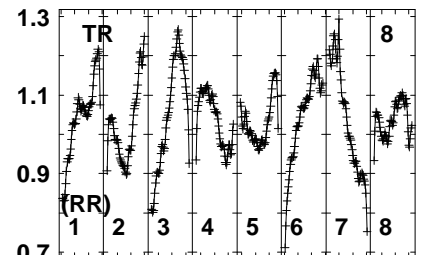
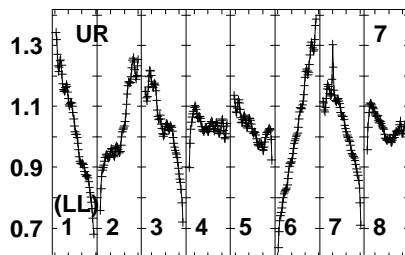
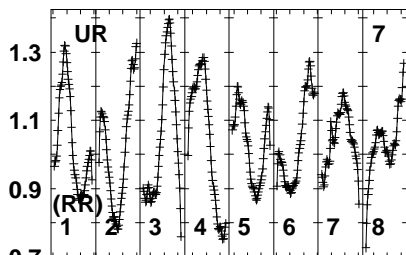
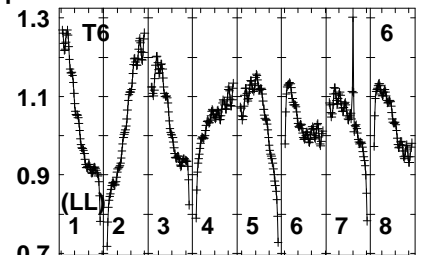
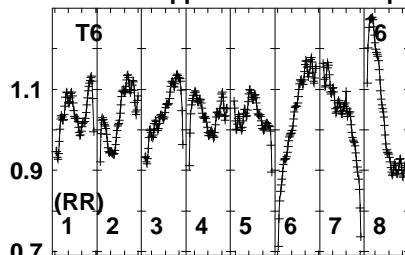
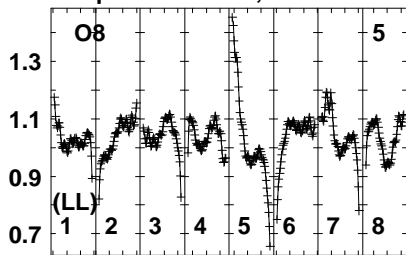
480083048709009309605005030
FREQ MHz

Lower frame: Real Jy
Auto-corr total-power spectrum Antenna: *
Timerange: 00/08:41:23 to 00/08:44:59

Plot file version 47 created 02-JUN-2021 11:57:11

J2312+0919 EC0711.UVDATA.1

Freq = 4.7990 GHz, Bw = 32.000 MH No calibration applied and no bandpass applied



480083048709009309605005030
FREQ MHz

480083048709009309605005030
FREQ MHz

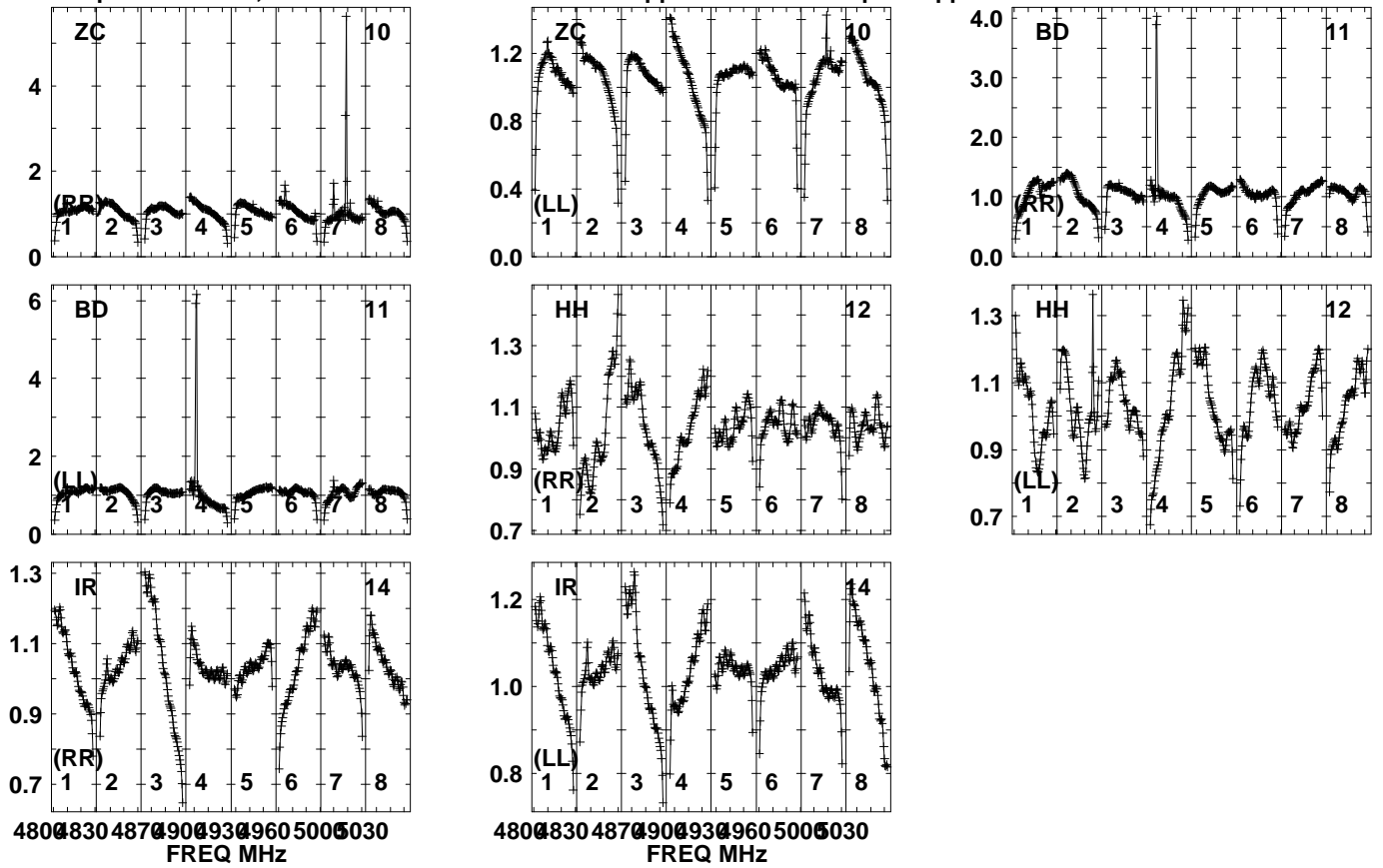
480083048709009309605005030
FREQ MHz

Lower frame: Real Jy
Auto-corr total-power spectrum Antenna: *
Timerange: 00/08:41:23 to 00/08:44:59

Plot file version 48 created 02-JUN-2021 11:57:11

J2312+0919 EC0711.UVDATA.1

Freq = 4.7990 GHz, Bw = 32.000 MH No calibration applied and no bandpass applied

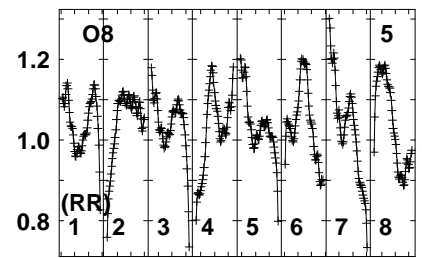
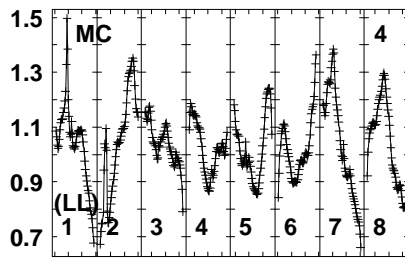
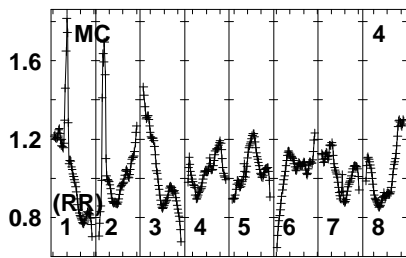
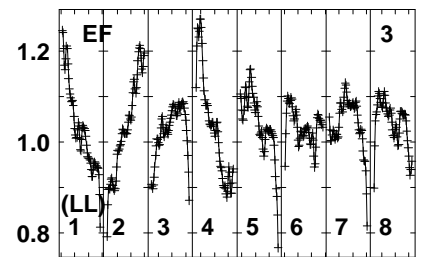
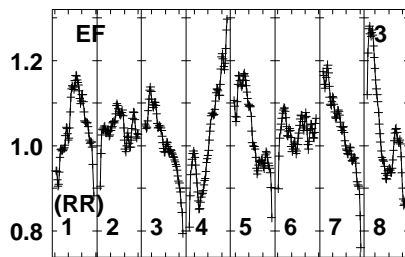
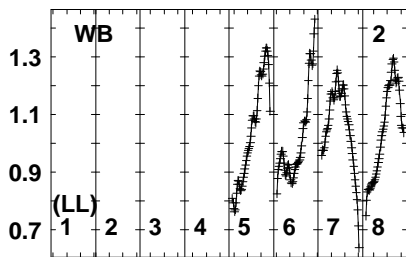
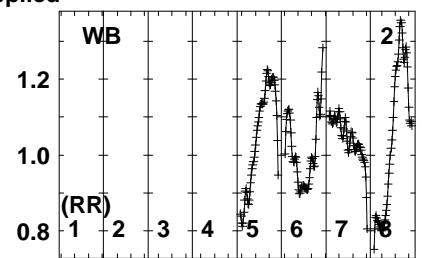
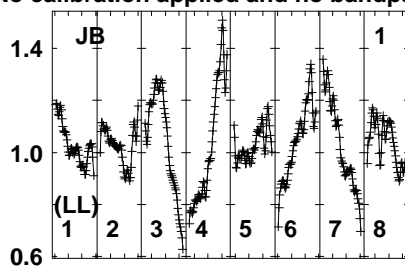
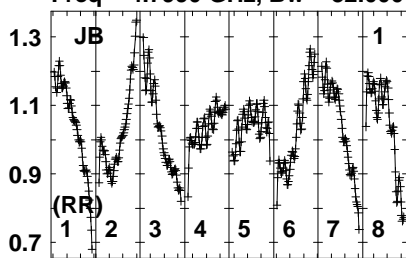


Lower frame: Real Jy
Auto-corr total-power spectrum Antenna: *
Timerange: 00/08:41:23 to 00/08:44:59

Plot file version 49 created 02-JUN-2021 11:57:11

J2308+0946 EC0711.UVDATA.1

Freq = 4.7990 GHz, Bw = 32.000 MH No calibration applied and no bandpass applied



480083048709009309605005030
FREQ MHz

480083048709009309605005030
FREQ MHz

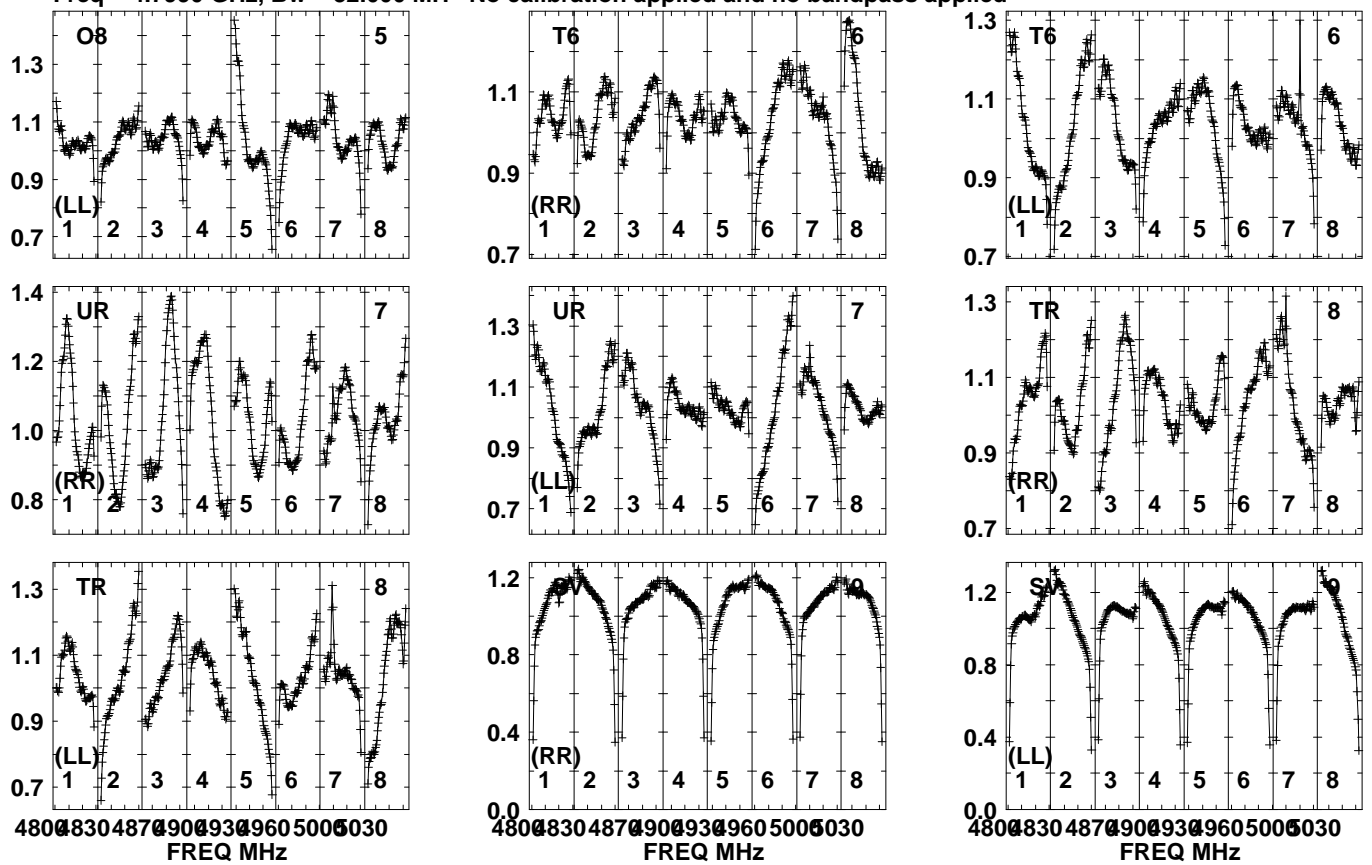
480083048709009309605005030
FREQ MHz

Lower frame: Real Jy
Auto-corr total-power spectrum Antenna: *
Timerange: 00/08:45:41 to 00/08:46:39

Plot file version 50 created 02-JUN-2021 11:57:11

J2308+0946 EC0711.UVDATA.1

Freq = 4.7990 GHz, Bw = 32.000 MH No calibration applied and no bandpass applied

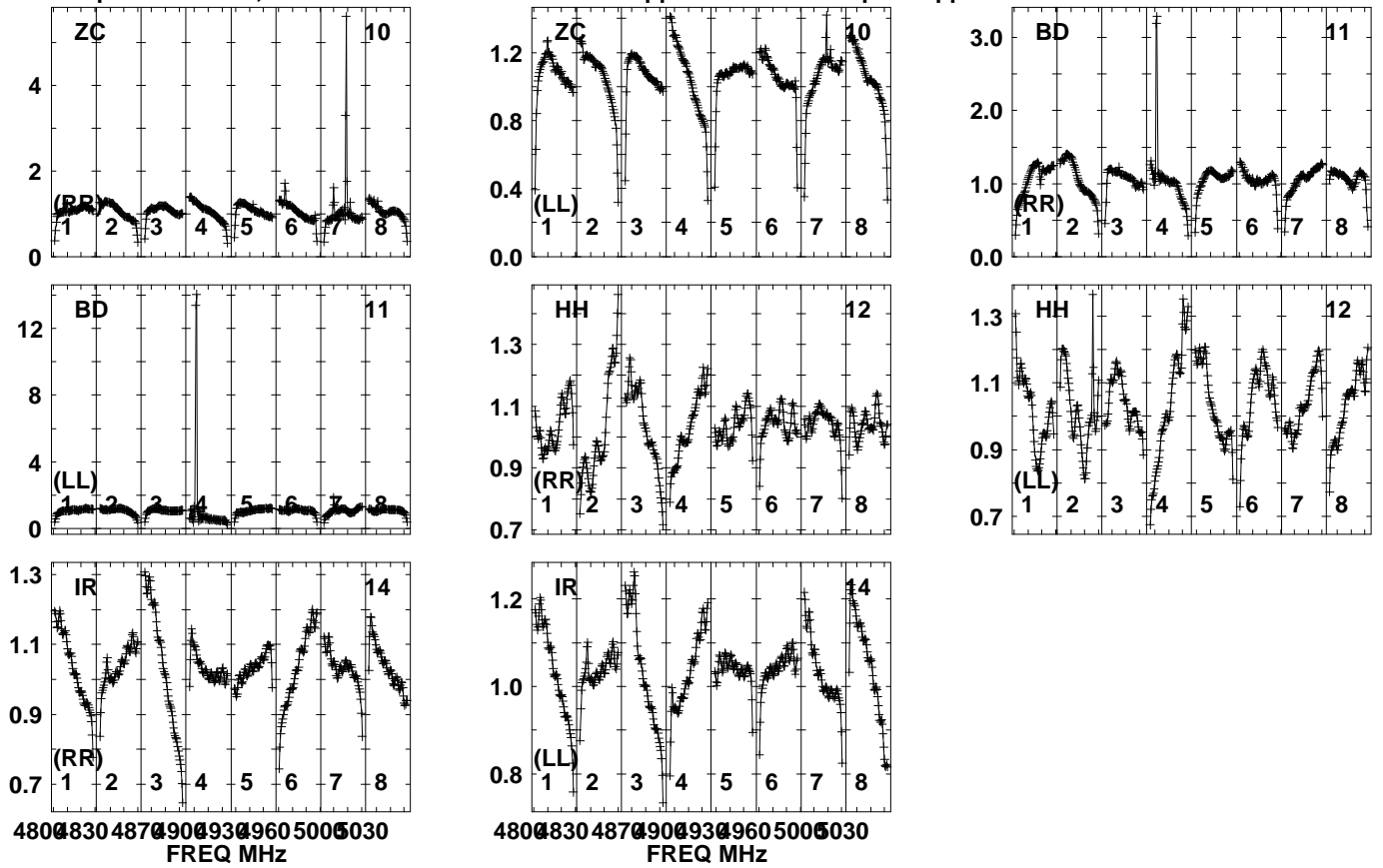


Lower frame: Real Jy
Auto-corr total-power spectrum Antenna: *
Timerange: 00/08:45:41 to 00/08:46:39

Plot file version 51 created 02-JUN-2021 11:57:11

J2308+0946 EC0711.UVDATA.1

Freq = 4.7990 GHz, Bw = 32.000 MH No calibration applied and no bandpass applied



4800 830 4870 900 930 960 500 5030
FREQ MHz

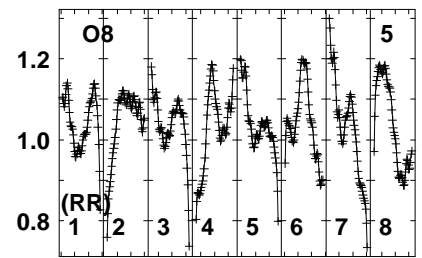
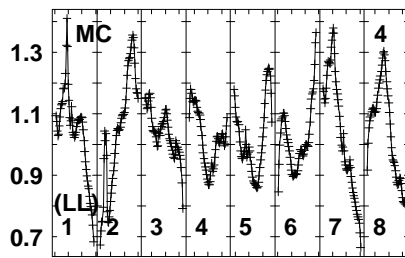
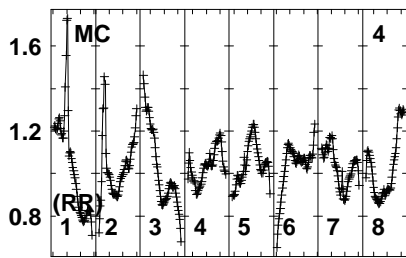
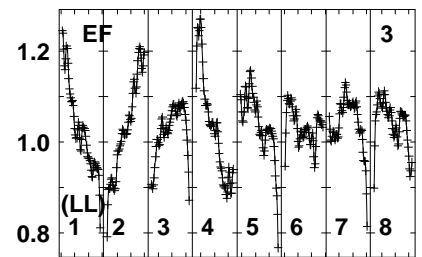
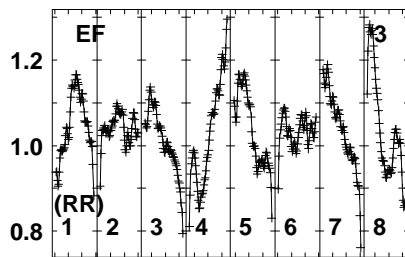
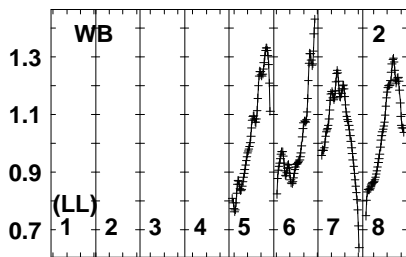
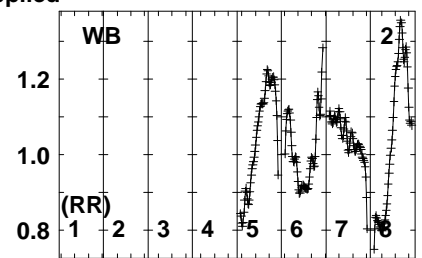
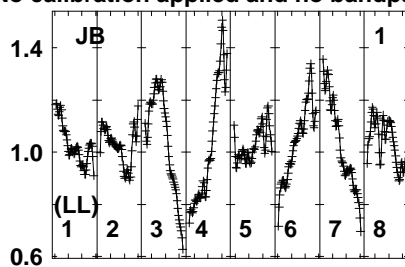
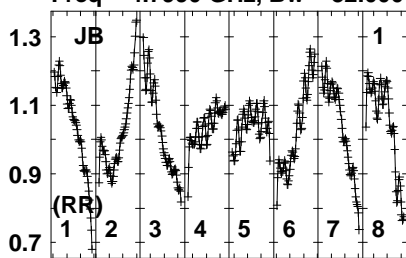
4800 830 4870 900 930 960 500 5030
FREQ MHz

Lower frame: Real Jy
Auto-corr total-power spectrum Antenna: *
Timerange: 00/08:45:41 to 00/08:46:39

Plot file version 52 created 02-JUN-2021 11:57:11

J2312+0919 EC0711.UVDATA.1

Freq = 4.7990 GHz, Bw = 32.000 MH No calibration applied and no bandpass applied



480083048709009309605005030
FREQ MHz

480083048709009309605005030
FREQ MHz

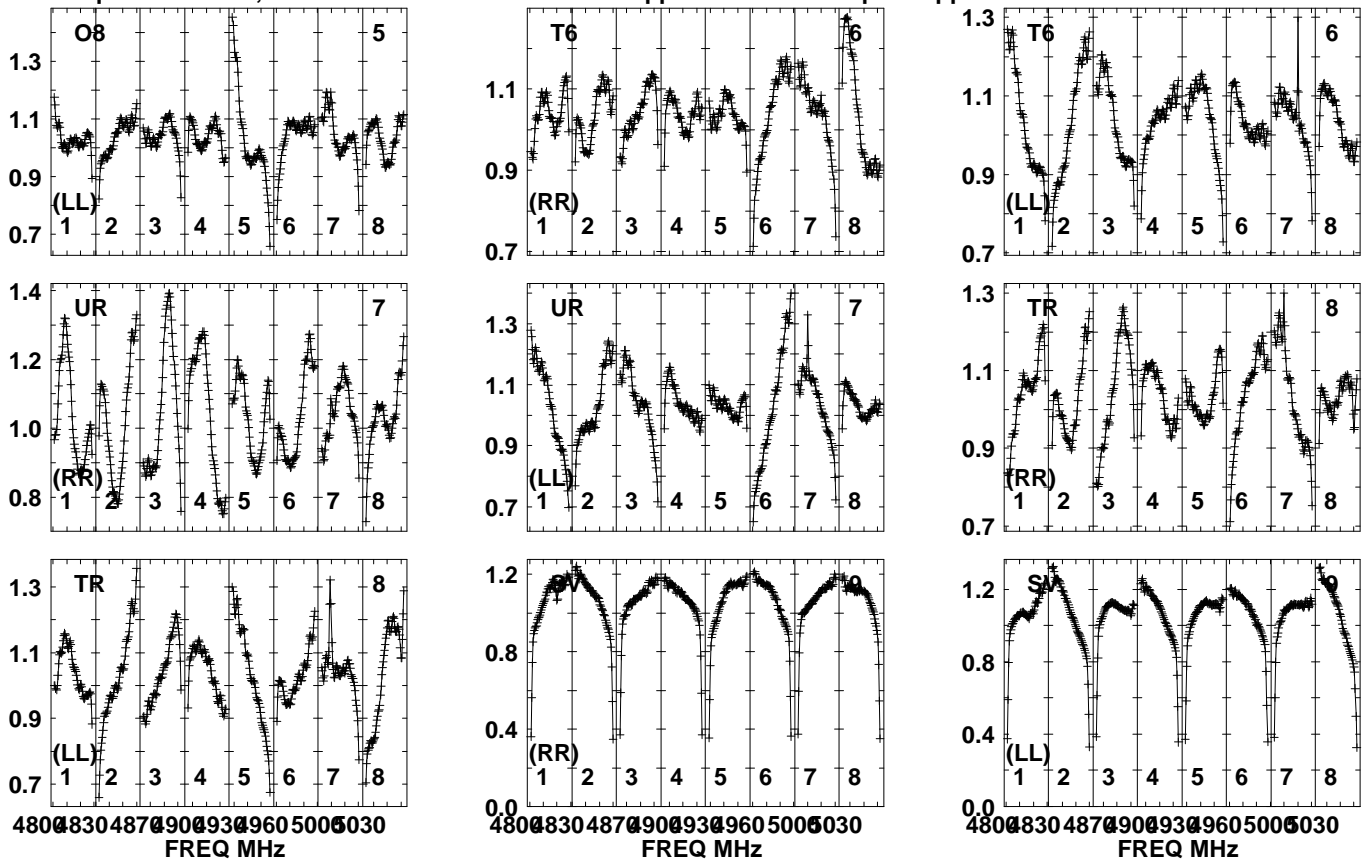
480083048709009309605005030
FREQ MHz

Lower frame: Real Jy
Auto-corr total-power spectrum Antenna: *
Timerange: 00/08:46:41 to 00/08:50:19

Plot file version 53 created 02-JUN-2021 11:57:11

J2312+0919 EC0711.UVDATA.1

Freq = 4.7990 GHz, Bw = 32.000 MH No calibration applied and no bandpass applied

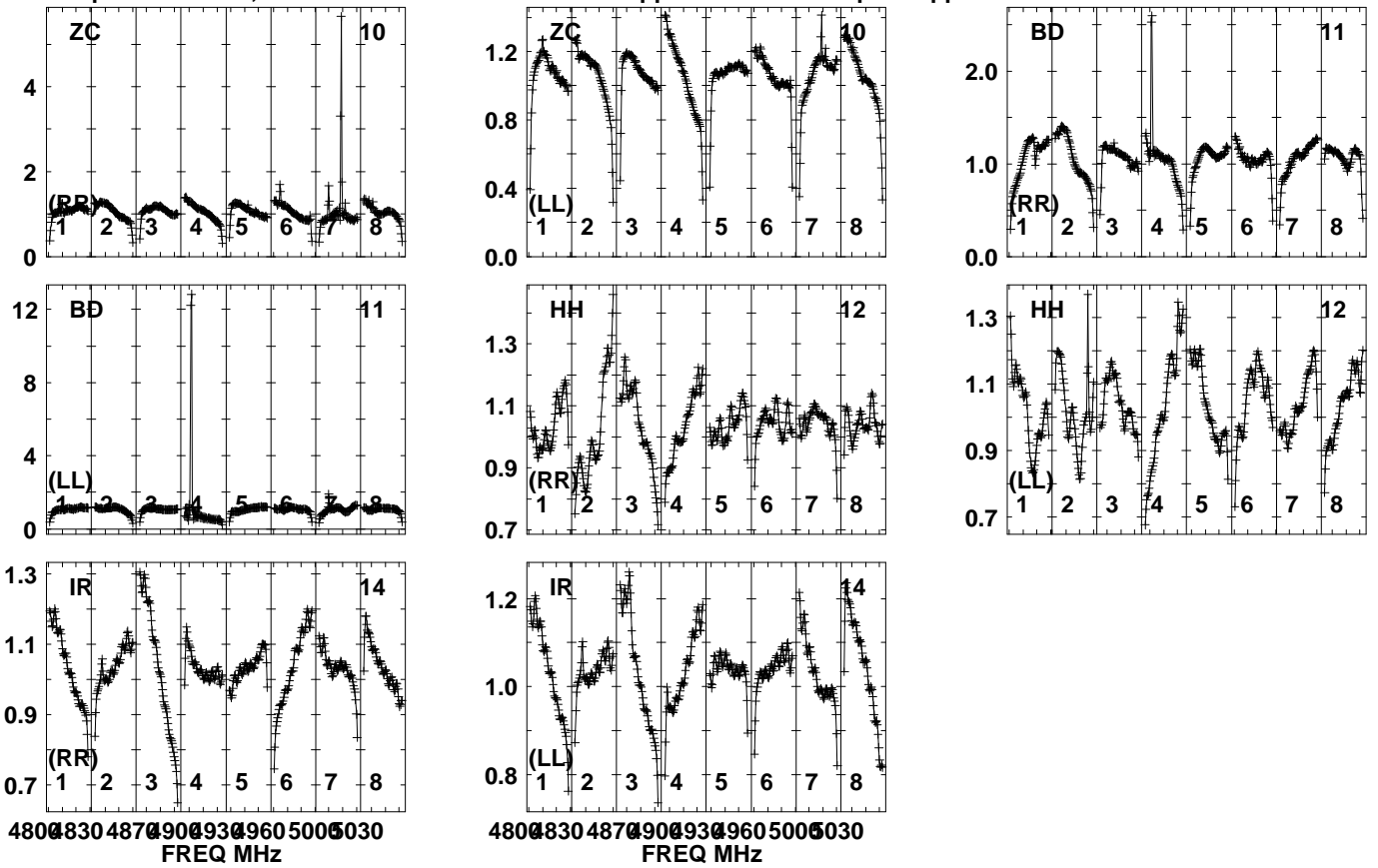


Lower frame: Real Jy
Auto-corr total-power spectrum Antenna: *
Timerange: 00/08:46:41 to 00/08:50:19

Plot file version 54 created 02-JUN-2021 11:57:11

J2312+0919 EC0711.UVDATA.1

Freq = 4.7990 GHz, Bw = 32.000 MH No calibration applied and no bandpass applied

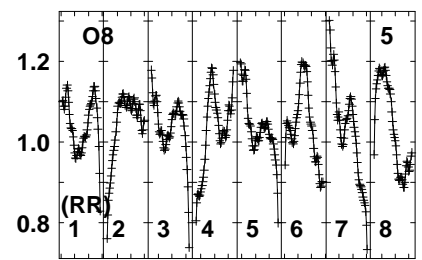
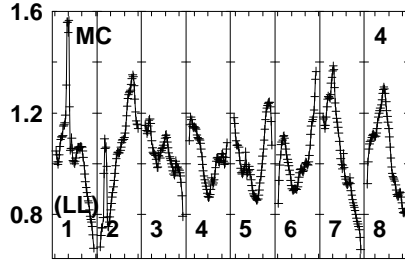
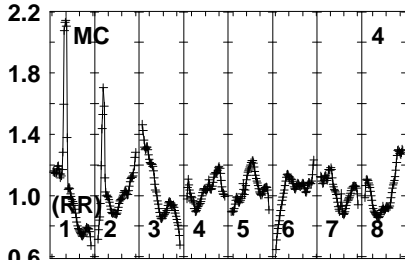
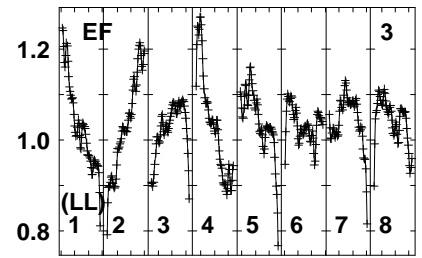
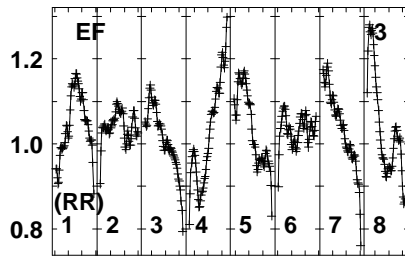
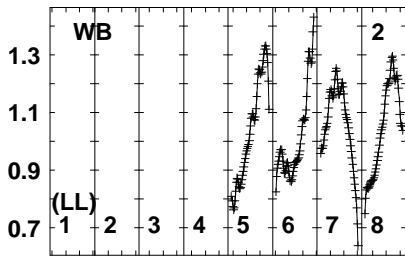
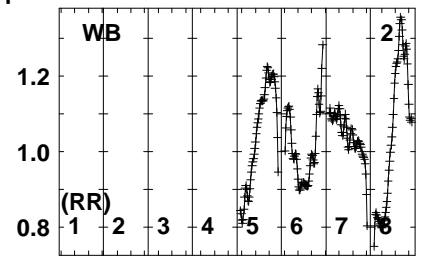
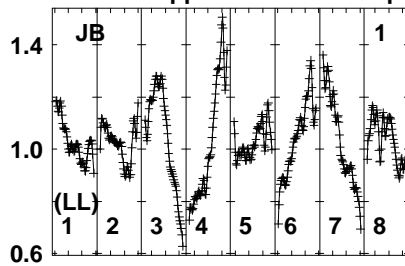
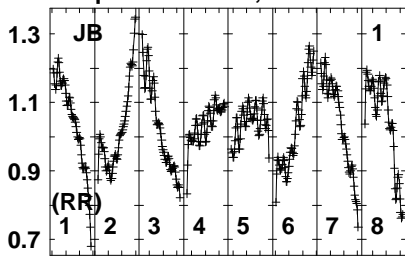


Lower frame: Real Jy
Auto-corr total-power spectrum Antenna: *
Timerange: 00/08:46:41 to 00/08:50:19

Plot file version 55 created 02-JUN-2021 11:57:11

J2308+0946 EC0711.UVDATA.1

Freq = 4.7990 GHz, Bw = 32.000 MH No calibration applied and no bandpass applied



480083048709009309605005030
FREQ MHz

480083048709009309605005030
FREQ MHz

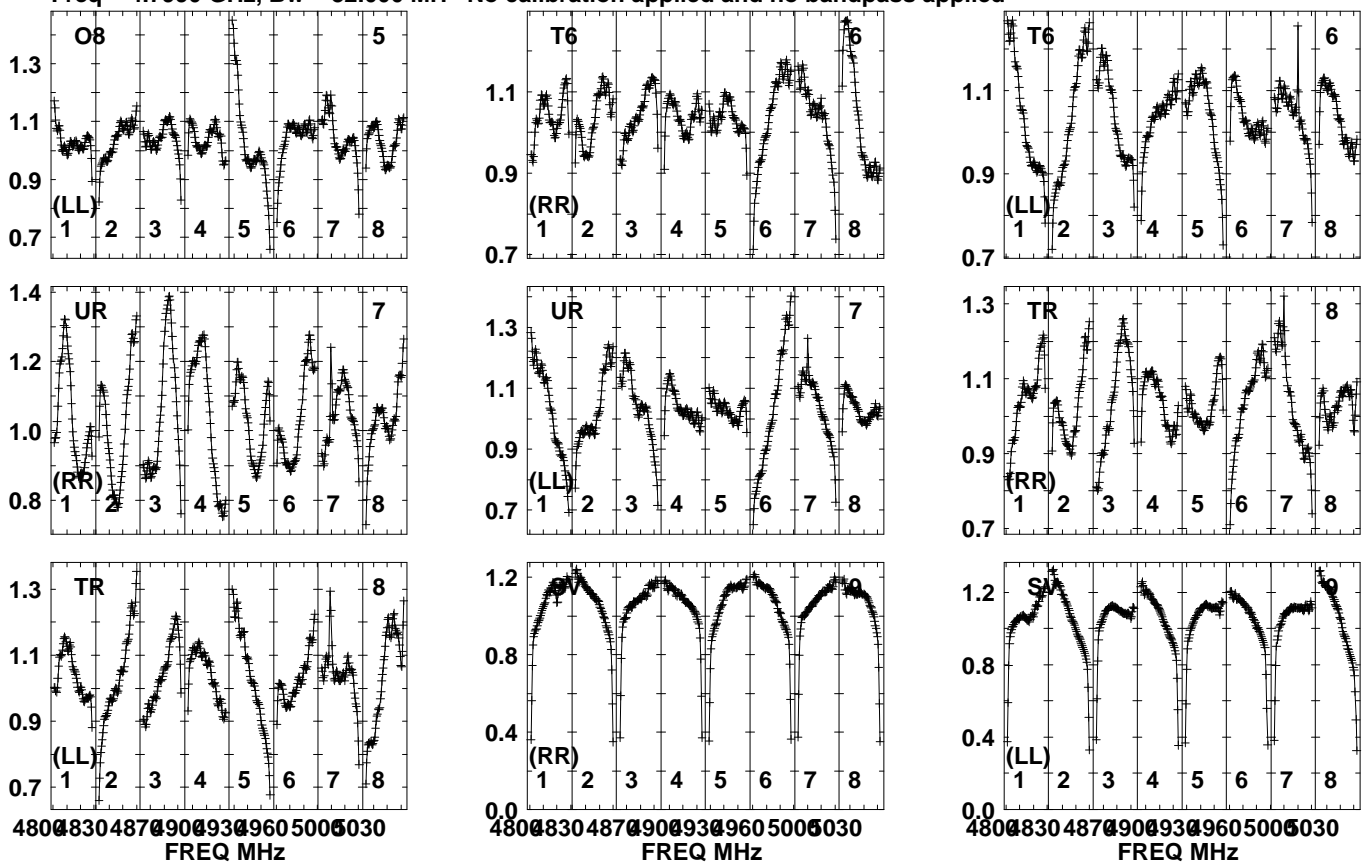
480083048709009309605005030
FREQ MHz

Lower frame: Real Jy
Auto-corr total-power spectrum Antenna: *
Timerange: 00/08:50:21 to 00/08:51:59

Plot file version 56 created 02-JUN-2021 11:57:12

J2308+0946 EC0711.UVDATA.1

Freq = 4.7990 GHz, Bw = 32.000 MH No calibration applied and no bandpass applied

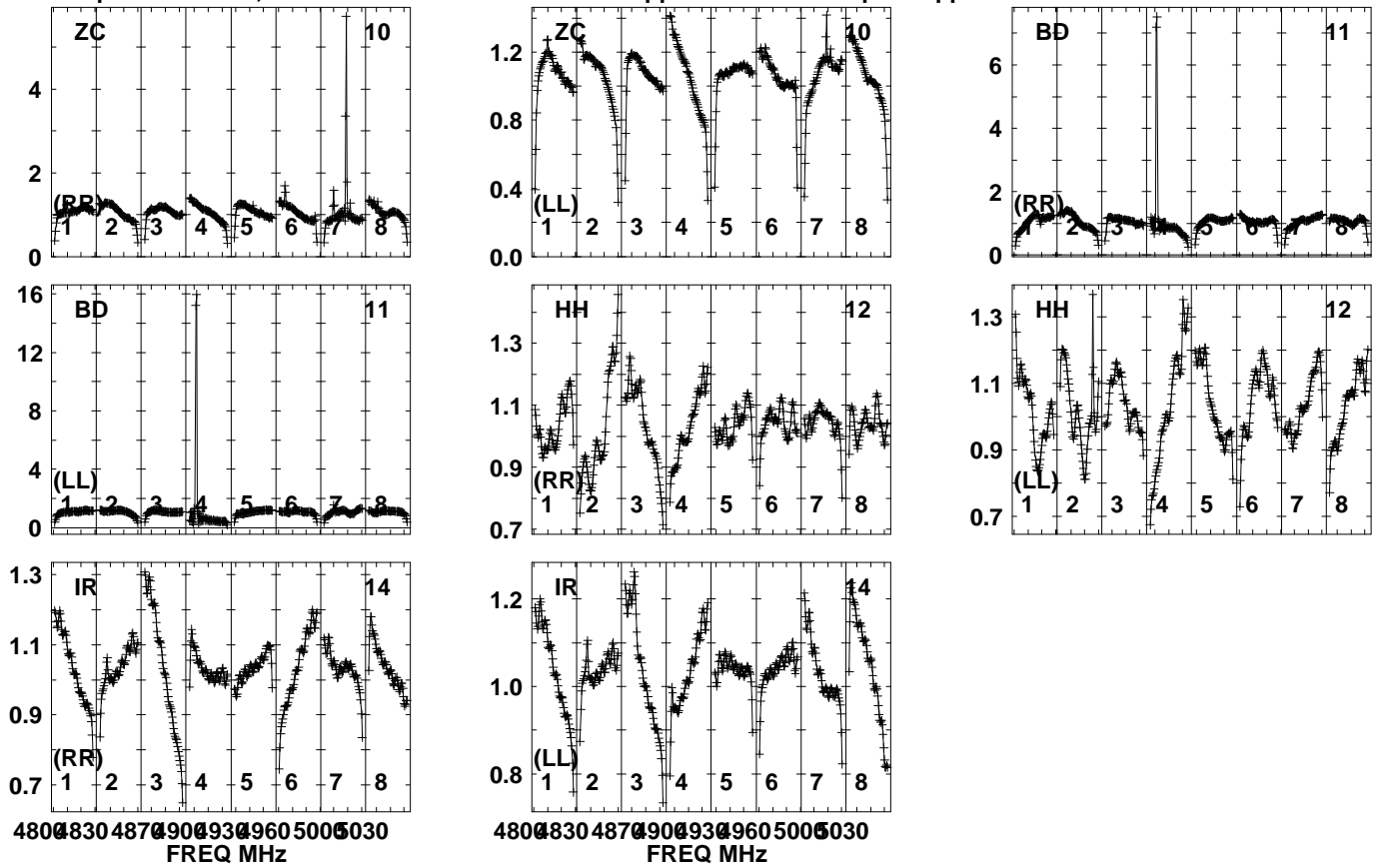


Lower frame: Real Jy
Auto-corr total-power spectrum Antenna: *
Timerange: 00/08:50:21 to 00/08:51:59

Plot file version 57 created 02-JUN-2021 11:57:12

J2308+0946 EC0711.UVDATA.1

Freq = 4.7990 GHz, Bw = 32.000 MH No calibration applied and no bandpass applied

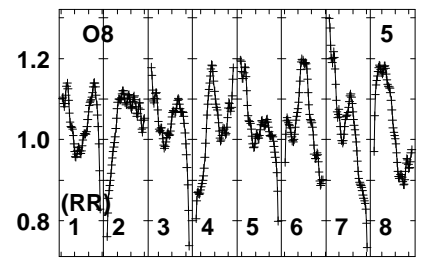
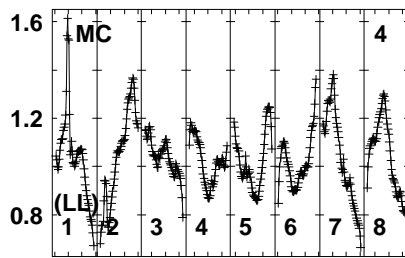
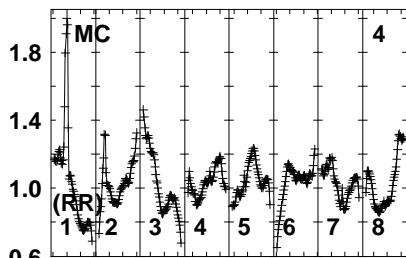
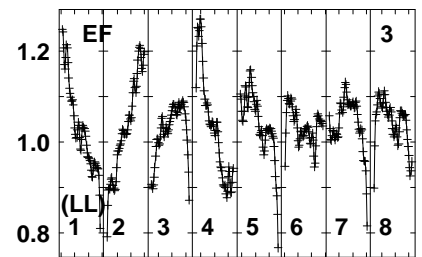
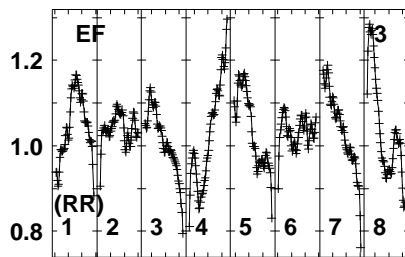
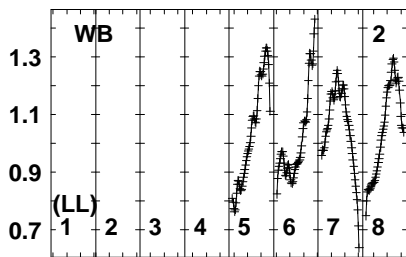
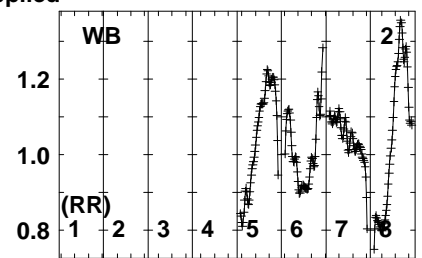
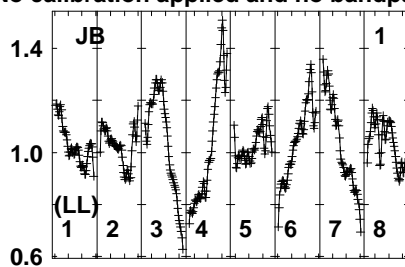
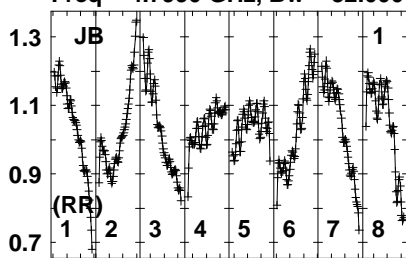


Lower frame: Real Jy
Auto-corr total-power spectrum Antenna: *
Timerange: 00/08:50:21 to 00/08:51:59

Plot file version 58 created 02-JUN-2021 11:57:12

J2312+0919 EC0711.UVDATA.1

Freq = 4.7990 GHz, Bw = 32.000 MH No calibration applied and no bandpass applied



480083048709009309605000030
FREQ MHz

480083048709009309605000030
FREQ MHz

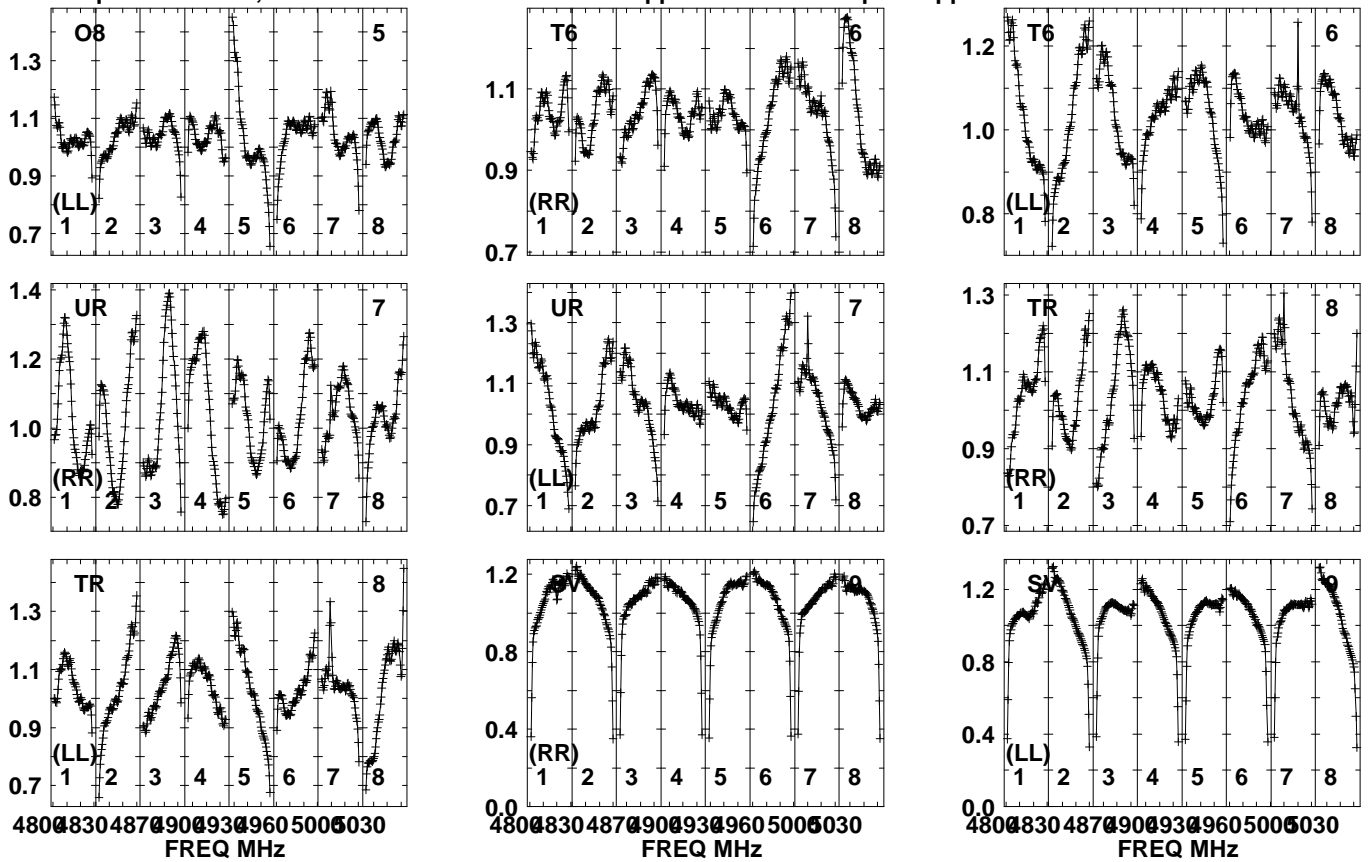
480083048709009309605000030
FREQ MHz

Lower frame: Real Jy
Auto-corr total-power spectrum Antenna: *
Timerange: 00/08:52:01 to 00/08:55:39

Plot file version 59 created 02-JUN-2021 11:57:12

J2312+0919 EC0711.UVDATA.1

Freq = 4.7990 GHz, Bw = 32.000 MH No calibration applied and no bandpass applied

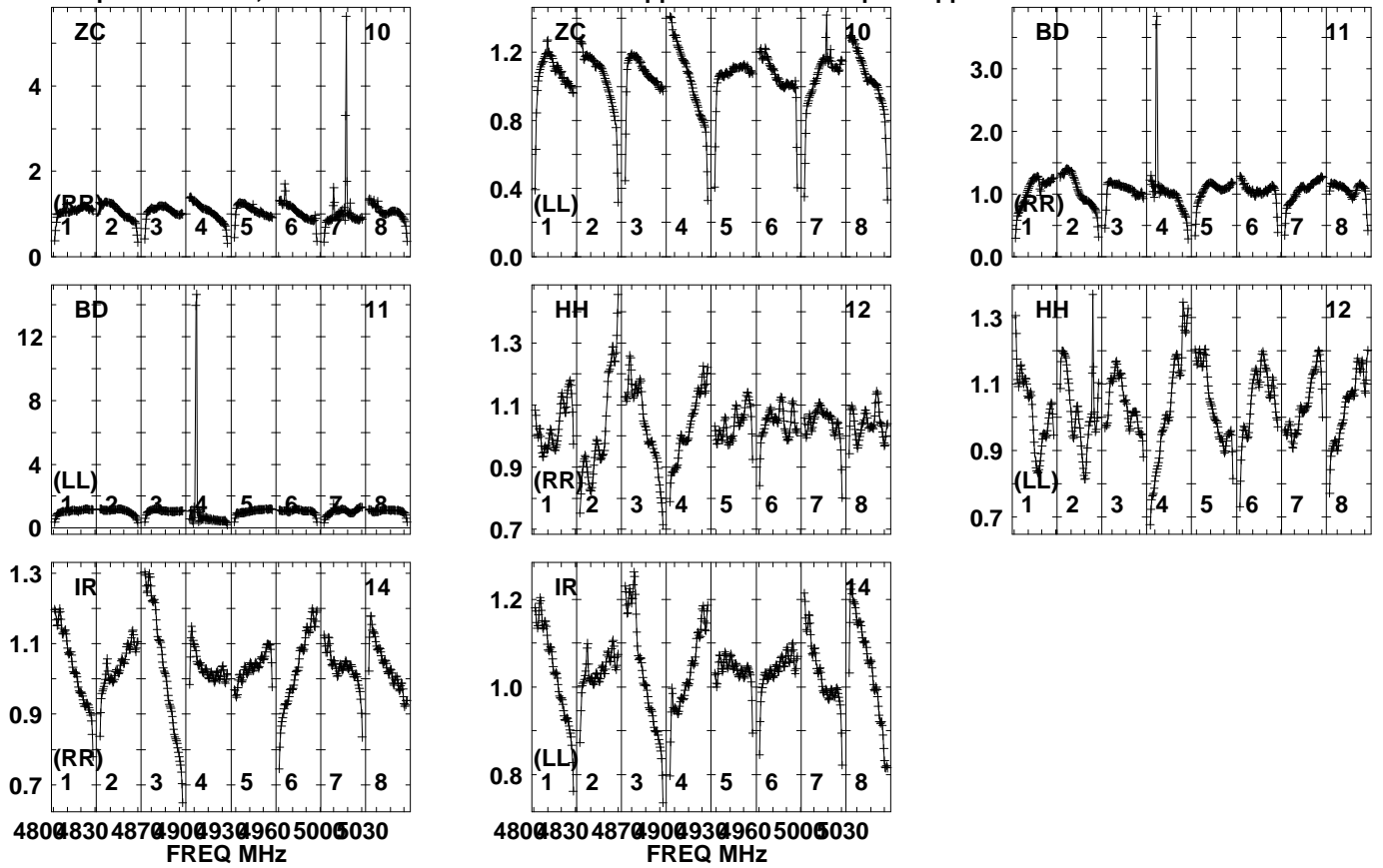


Lower frame: Real Jy
Auto-corr total-power spectrum Antenna: *
Timerange: 00/08:52:01 to 00/08:55:39

Plot file version 60 created 02-JUN-2021 11:57:12

J2312+0919 EC0711.UVDATA.1

Freq = 4.7990 GHz, Bw = 32.000 MH No calibration applied and no bandpass applied

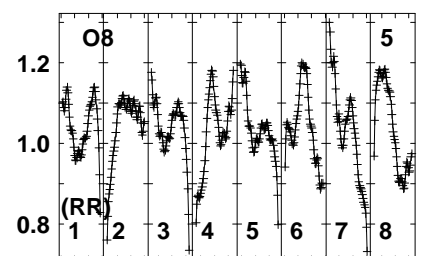
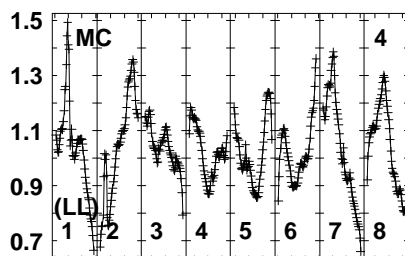
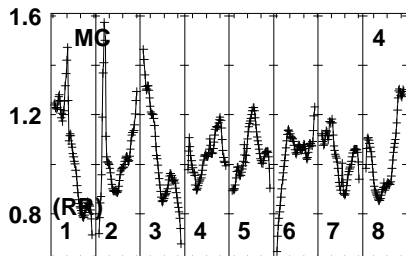
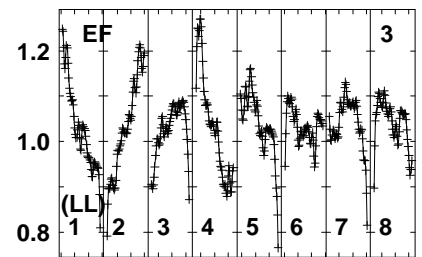
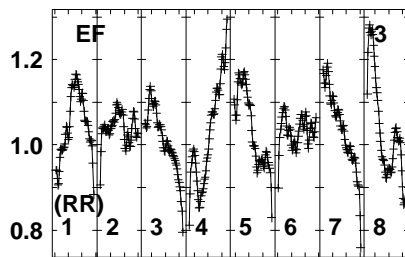
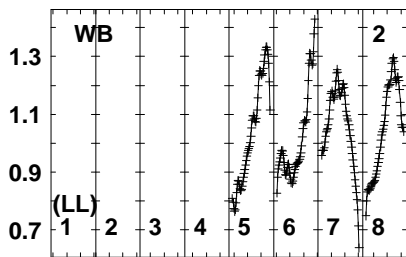
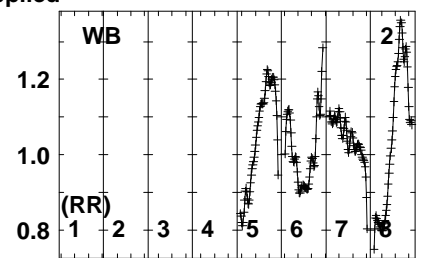
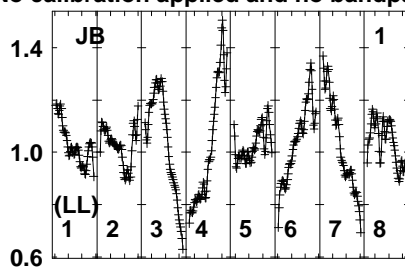
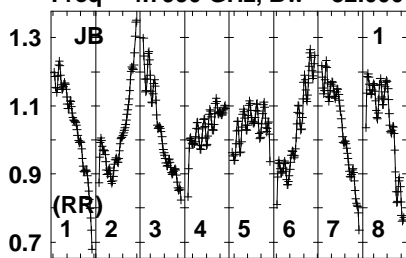


Lower frame: Real Jy
Auto-corr total-power spectrum Antenna: *
Timerange: 00/08:52:01 to 00/08:55:39

Plot file version 61 created 02-JUN-2021 11:57:12

J2308+0946 EC0711.UVDATA.1

Freq = 4.7990 GHz, Bw = 32.000 MH No calibration applied and no bandpass applied



480083048709009309605005030
FREQ MHz

480083048709009309605005030
FREQ MHz

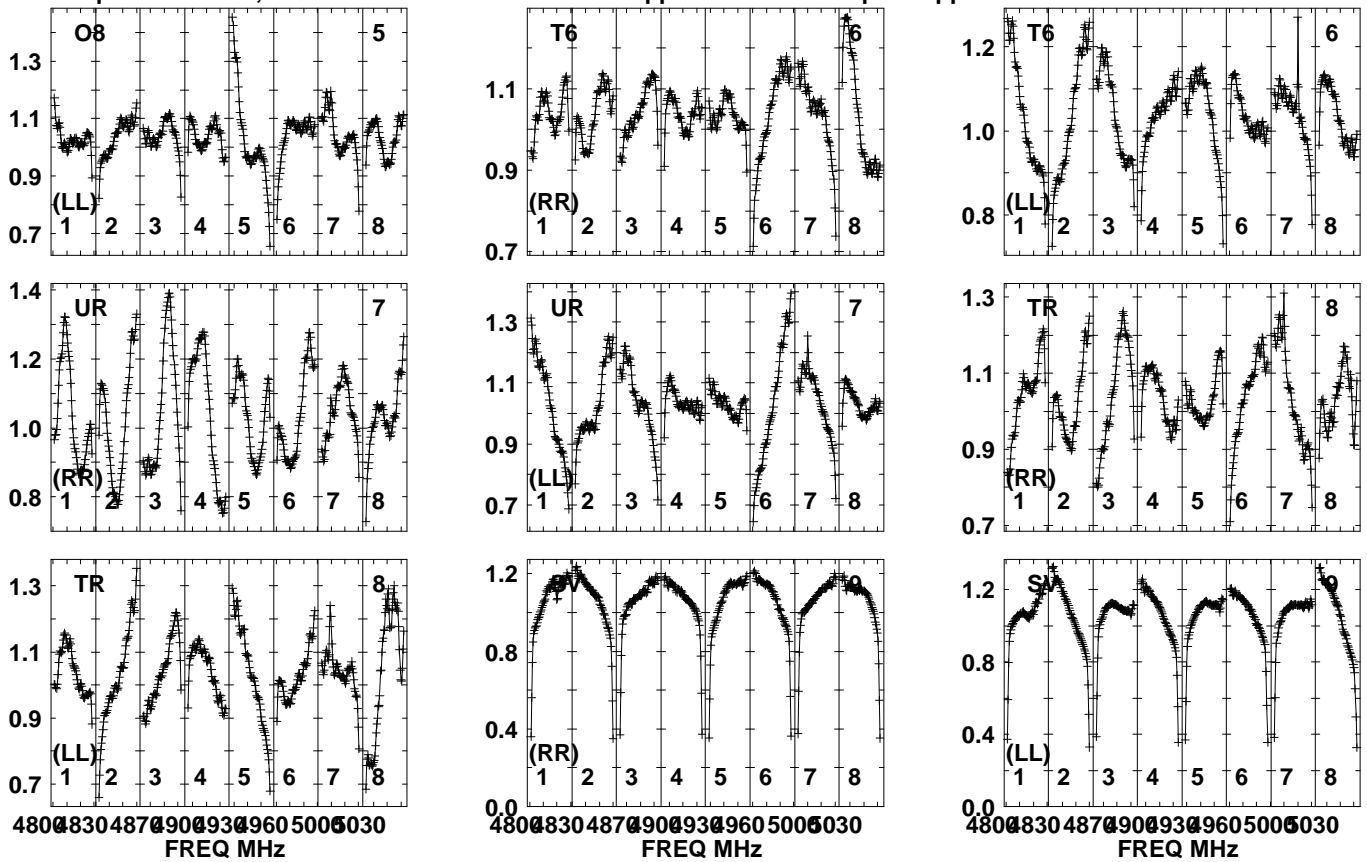
480083048709009309605005030
FREQ MHz

Lower frame: Real Jy
Auto-corr total-power spectrum Antenna: *
Timerange: 00/08:56:21 to 00/08:57:19

Plot file version 62 created 02-JUN-2021 11:57:12

J2308+0946 EC0711.UVDATA.1

Freq = 4.7990 GHz, Bw = 32.000 MH No calibration applied and no bandpass applied

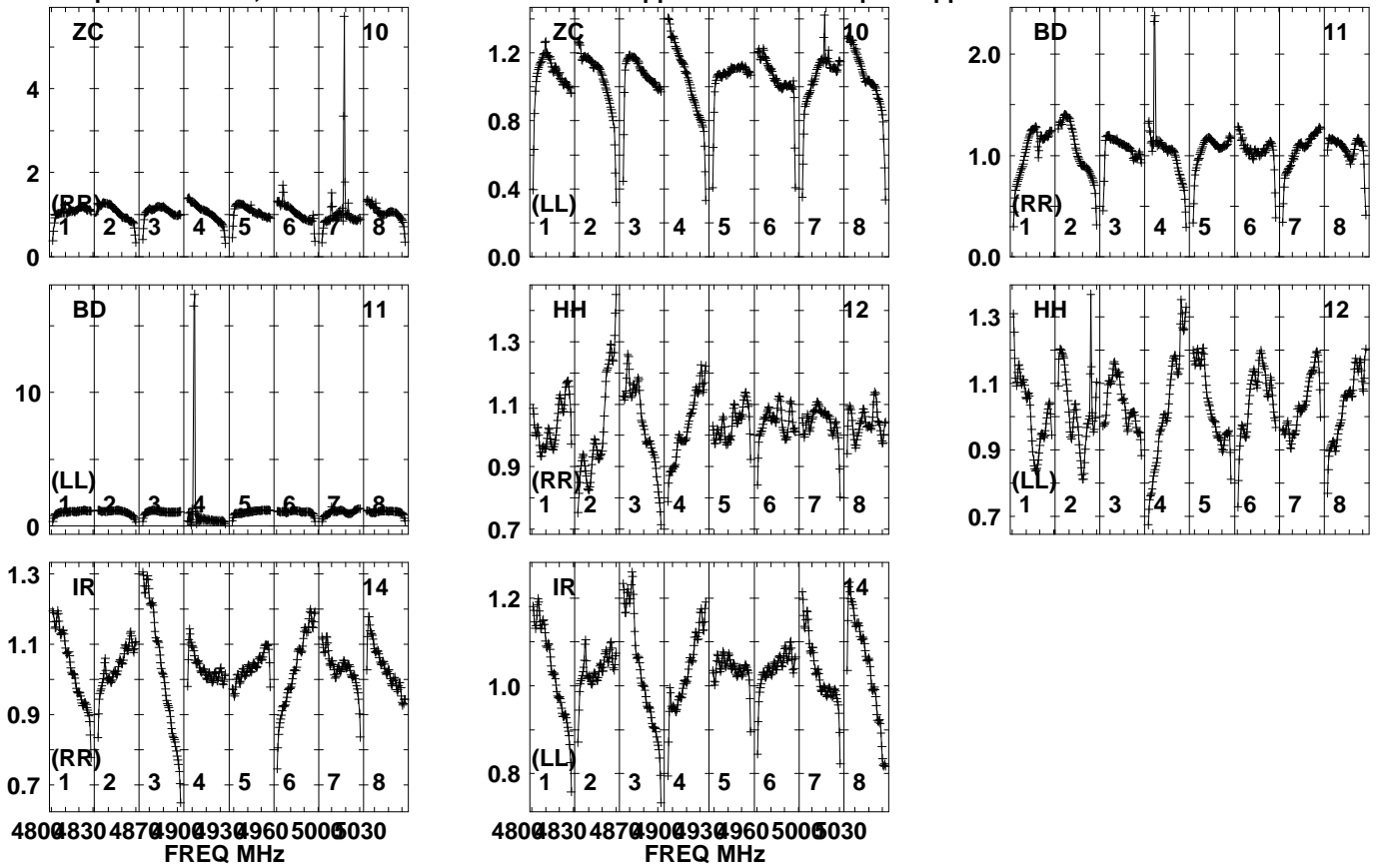


Lower frame: Real Jy
Auto-corr total-power spectrum Antenna: *
Timerange: 00/08:56:21 to 00/08:57:19

Plot file version 63 created 02-JUN-2021 11:57:12

J2308+0946 EC0711.UVDATA.1

Freq = 4.7990 GHz, Bw = 32.000 MH No calibration applied and no bandpass applied

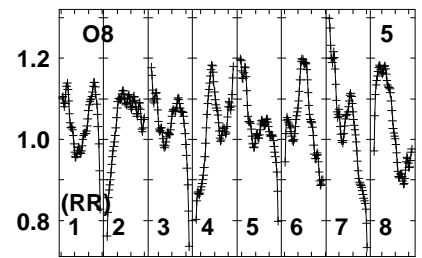
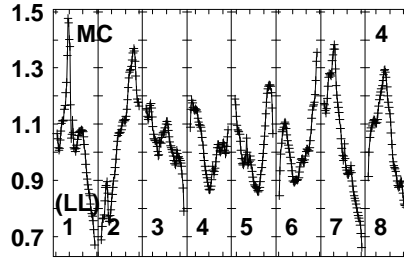
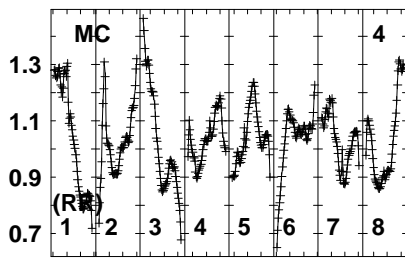
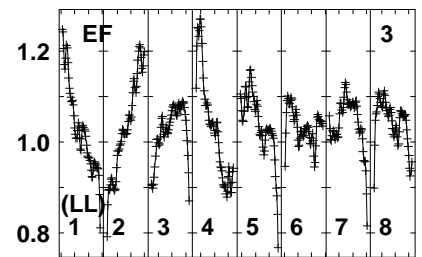
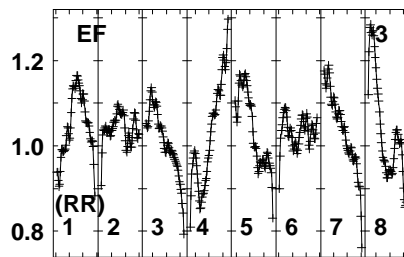
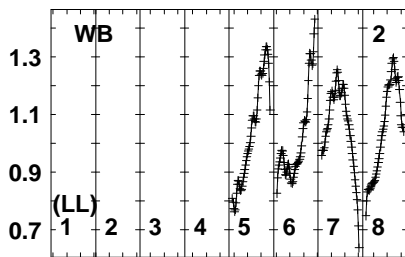
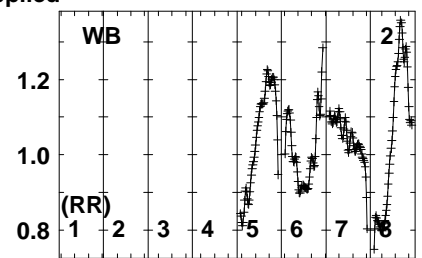
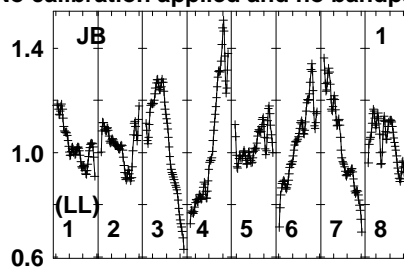
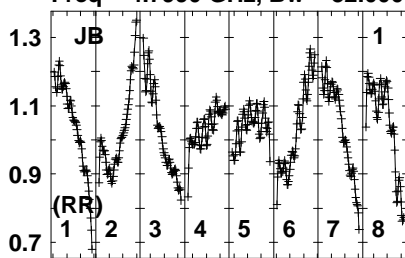


Lower frame: Real Jy
Auto-corr total-power spectrum Antenna: *
Timerange: 00/08:56:21 to 00/08:57:19

Plot file version 64 created 02-JUN-2021 11:57:12

J2312+0919 EC0711.UVDATA.1

Freq = 4.7990 GHz, Bw = 32.000 MH No calibration applied and no bandpass applied



480083048709009309605005030
FREQ MHz

480083048709009309605005030
FREQ MHz

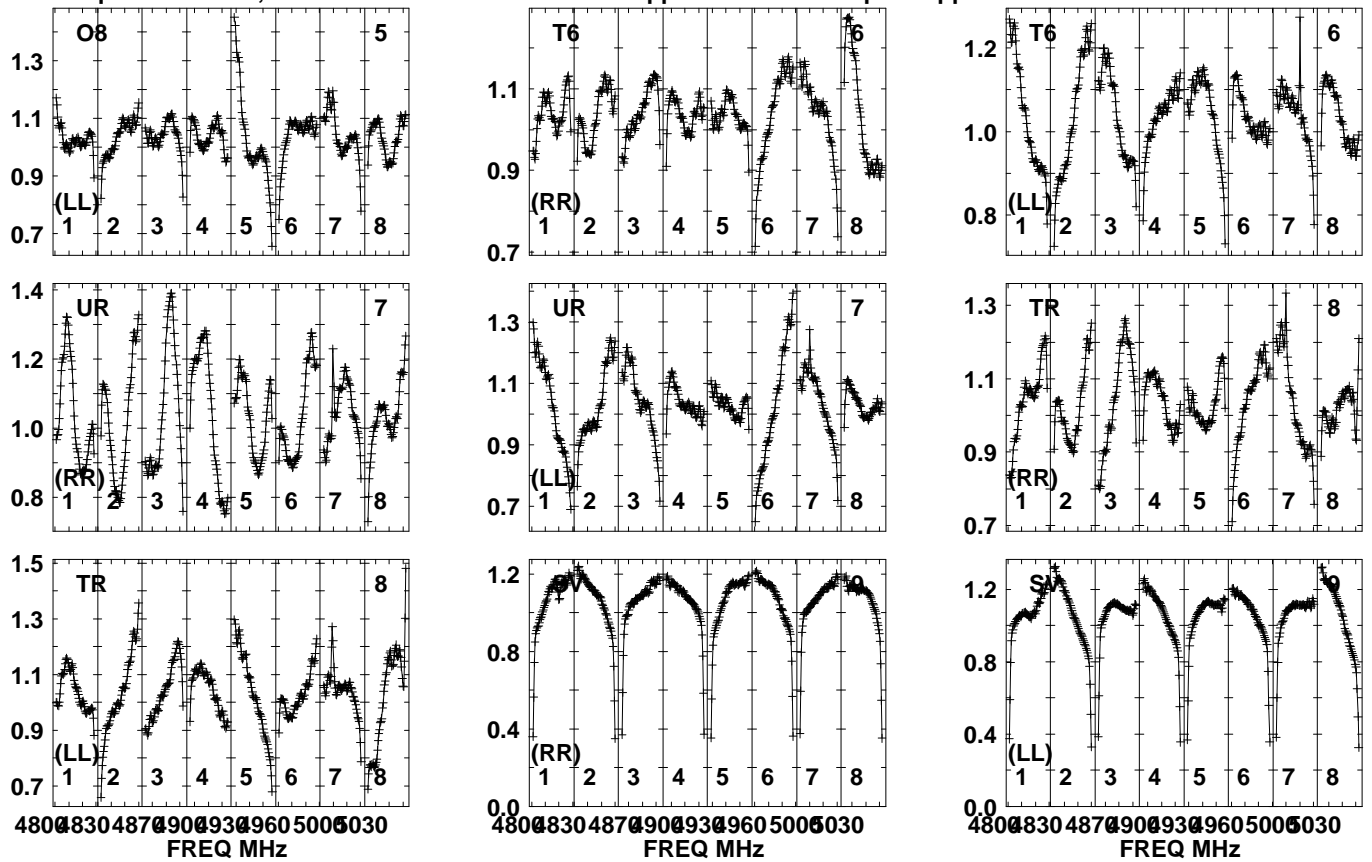
480083048709009309605005030
FREQ MHz

Lower frame: Real Jy
Auto-corr total-power spectrum Antenna: *
Timerange: 00/08:57:21 to 00/09:00:59

Plot file version 65 created 02-JUN-2021 11:57:13

J2312+0919 EC0711.UVDATA.1

Freq = 4.7990 GHz, Bw = 32.000 MH No calibration applied and no bandpass applied

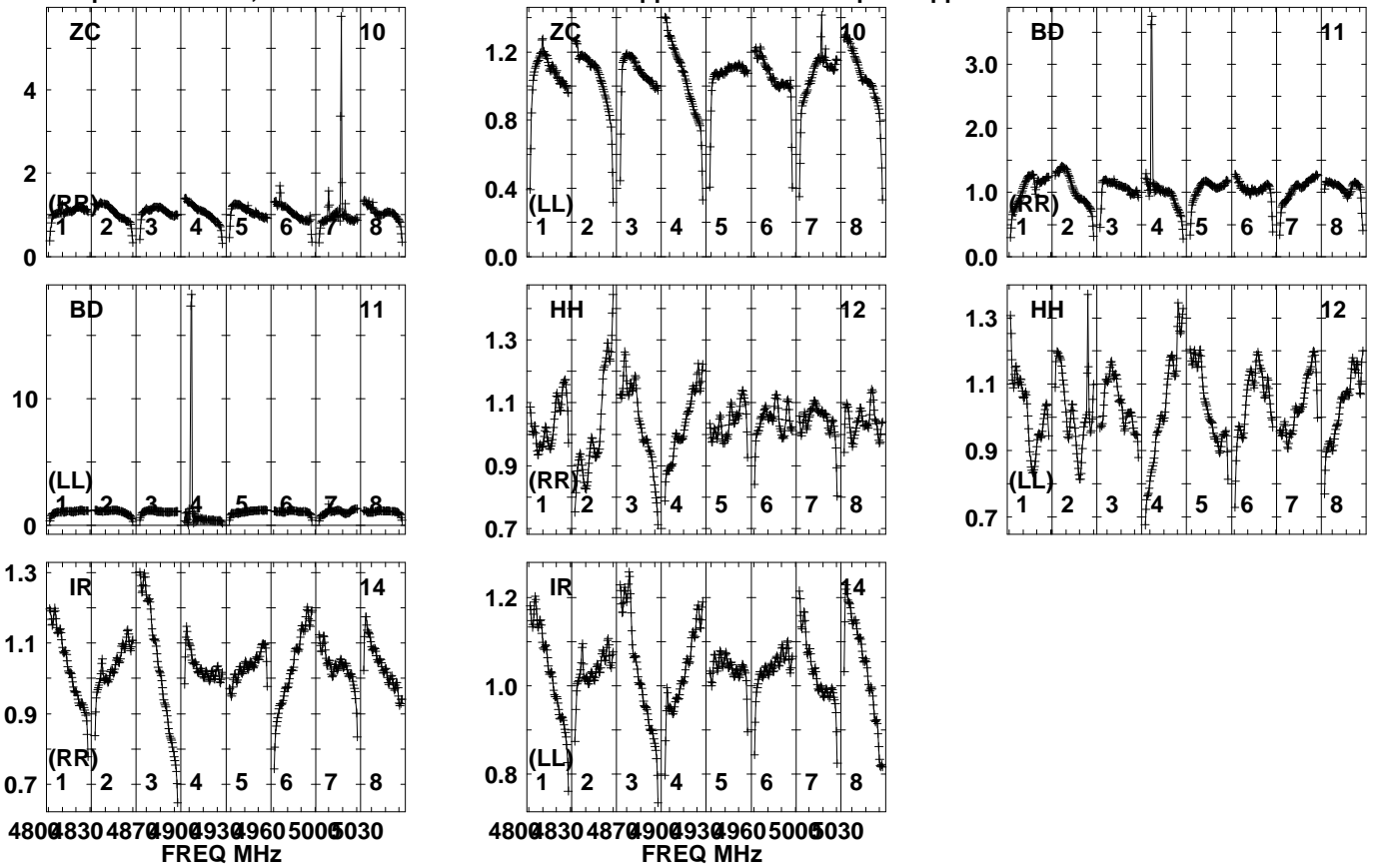


Lower frame: Real Jy
Auto-corr total-power spectrum Antenna: *
Timerange: 00/08:57:21 to 00/09:00:59

Plot file version 66 created 02-JUN-2021 11:57:13

J2312+0919 EC0711.UVDATA.1

Freq = 4.7990 GHz, Bw = 32.000 MH No calibration applied and no bandpass applied



Lower frame: Real Jy

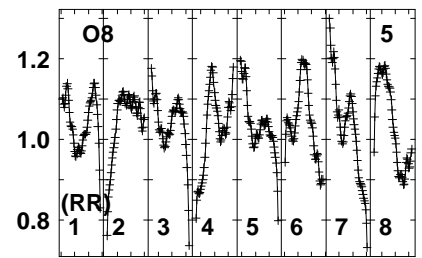
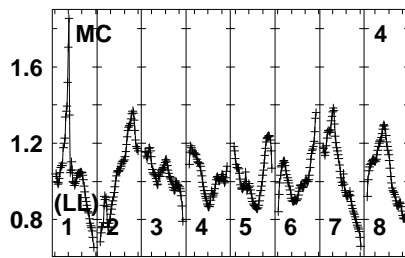
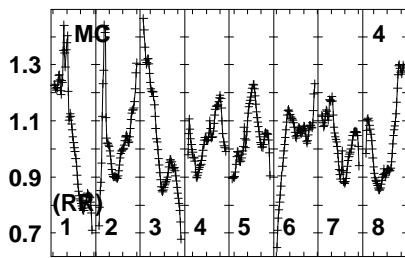
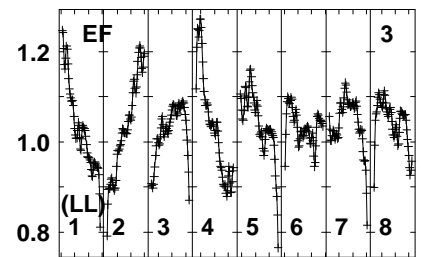
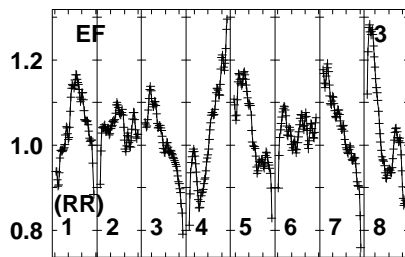
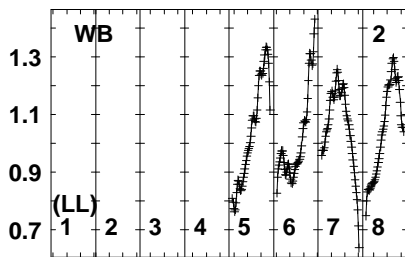
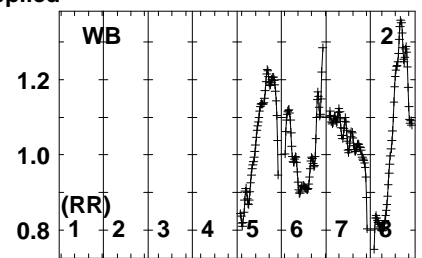
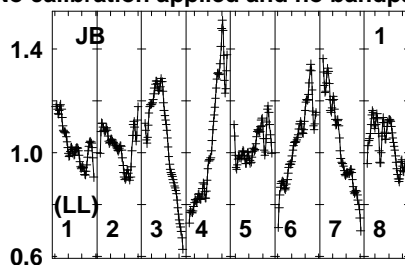
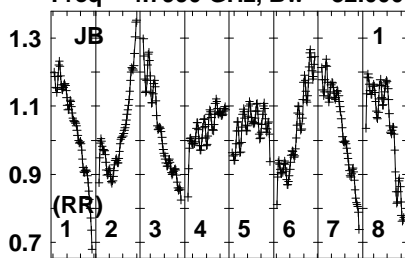
Auto-corr total-power spectrum Antenna: *

Timerange: 00/08:57:21 to 00/09:00:59

Plot file version 67 created 02-JUN-2021 11:57:13

J2308+0946 EC0711.UVDATA.1

Freq = 4.7990 GHz, Bw = 32.000 MH No calibration applied and no bandpass applied



480083048709009309605005030
FREQ MHz

480083048709009309605005030
FREQ MHz

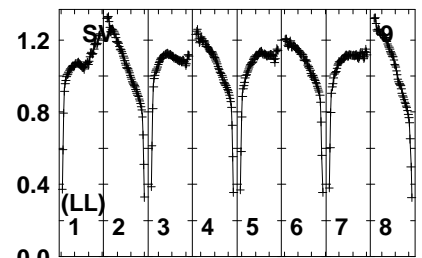
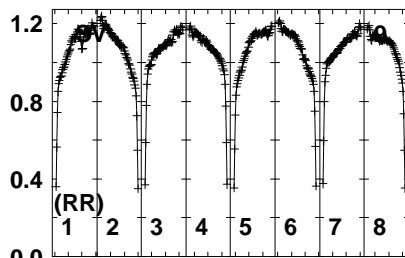
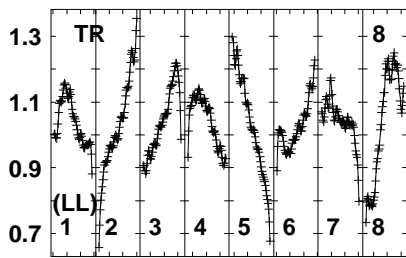
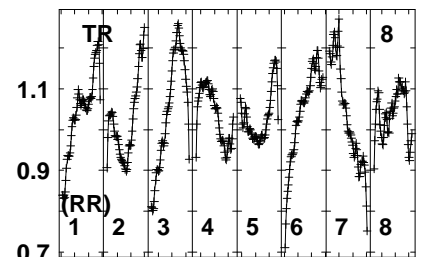
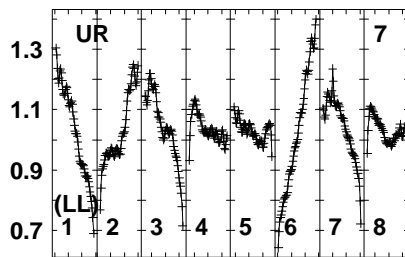
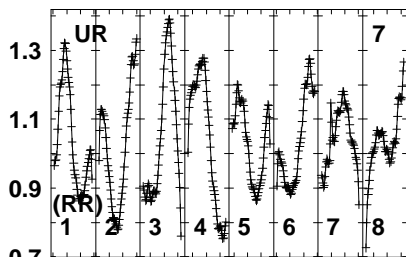
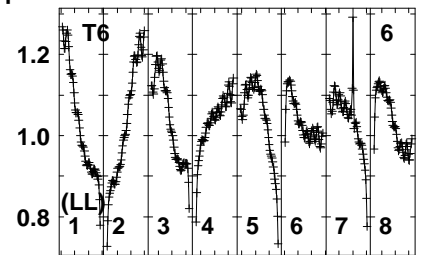
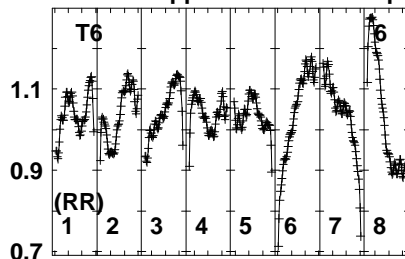
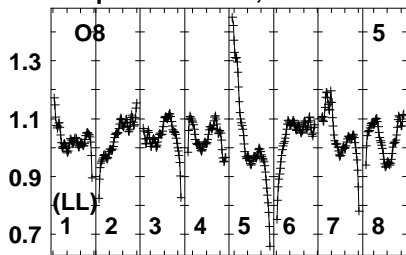
480083048709009309605005030
FREQ MHz

Lower frame: Real Jy
Auto-corr total-power spectrum Antenna: *
Timerange: 00/09:01:01 to 00/09:02:39

Plot file version 68 created 02-JUN-2021 11:57:13

J2308+0946 EC0711.UVDATA.1

Freq = 4.7990 GHz, Bw = 32.000 MH No calibration applied and no bandpass applied



480083048709009309605005030
FREQ MHz

480083048709009309605005030
FREQ MHz

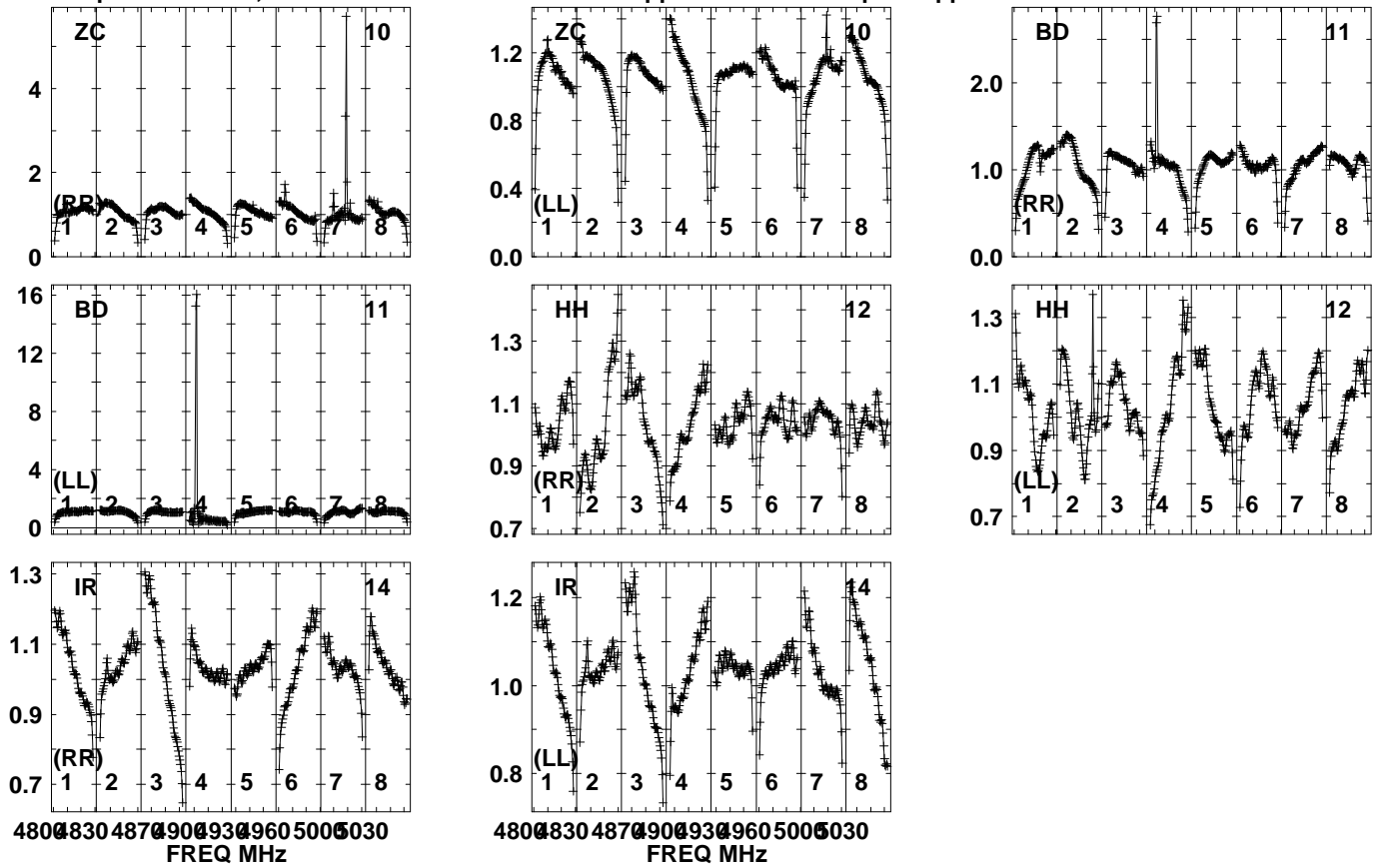
480083048709009309605005030
FREQ MHz

Lower frame: Real Jy
Auto-corr total-power spectrum Antenna: *
Timerange: 00/09:01:01 to 00/09:02:39

Plot file version 69 created 02-JUN-2021 11:57:13

J2308+0946 EC0711.UVDATA.1

Freq = 4.7990 GHz, Bw = 32.000 MH No calibration applied and no bandpass applied

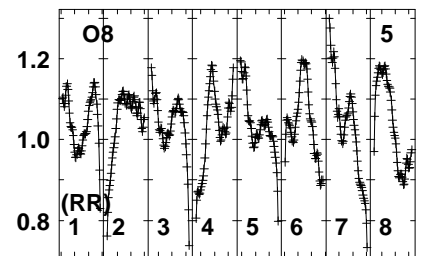
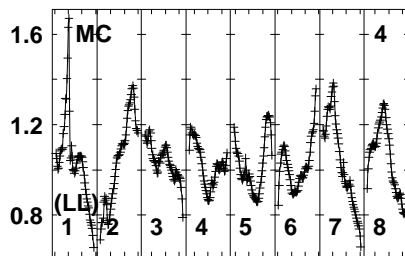
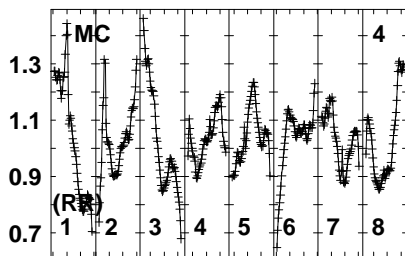
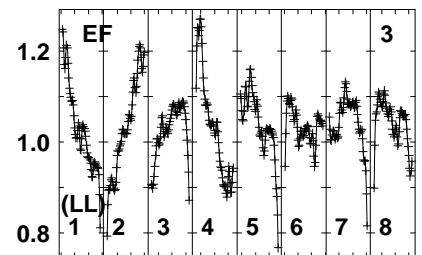
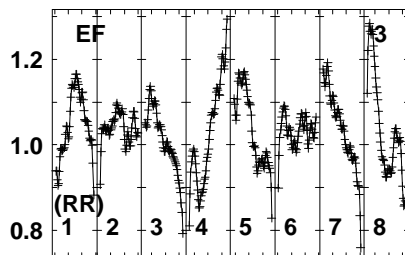
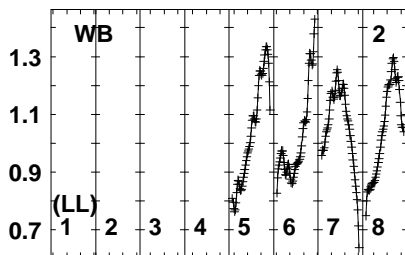
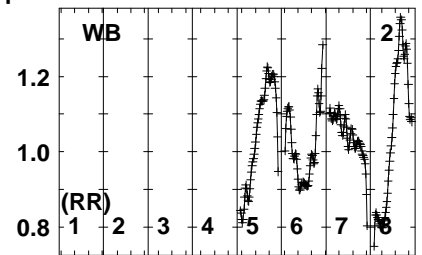
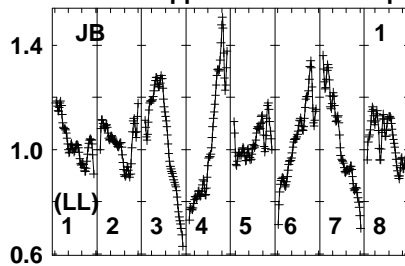
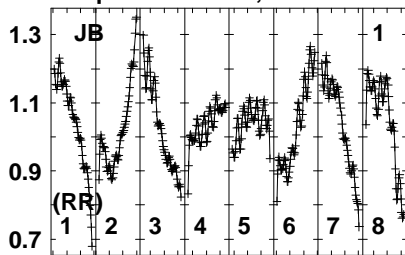


Lower frame: Real Jy
Auto-corr total-power spectrum Antenna: *
Timerange: 00/09:01:01 to 00/09:02:39

Plot file version 70 created 02-JUN-2021 11:57:13

J2312+0919 EC0711.UVDATA.1

Freq = 4.7990 GHz, Bw = 32.000 MH No calibration applied and no bandpass applied



480083048709009309605005030
FREQ MHz

480083048709009309605005030
FREQ MHz

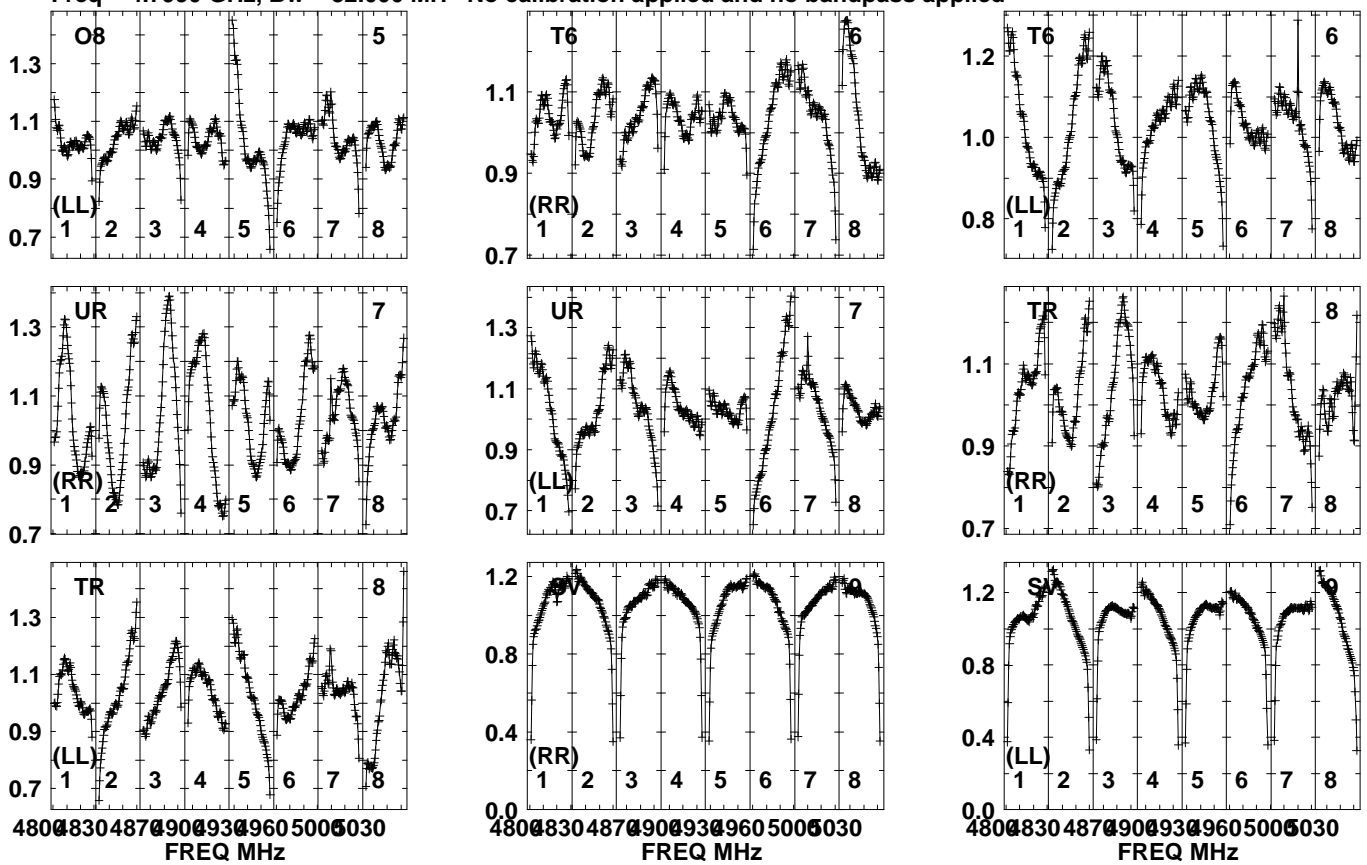
480083048709009309605005030
FREQ MHz

Lower frame: Real Jy
Auto-corr total-power spectrum Antenna: *
Timerange: 00/09:02:41 to 00/09:06:19

Plot file version 71 created 02-JUN-2021 11:57:13

J2312+0919 EC0711.UVDATA.1

Freq = 4.7990 GHz, Bw = 32.000 MH No calibration applied and no bandpass applied

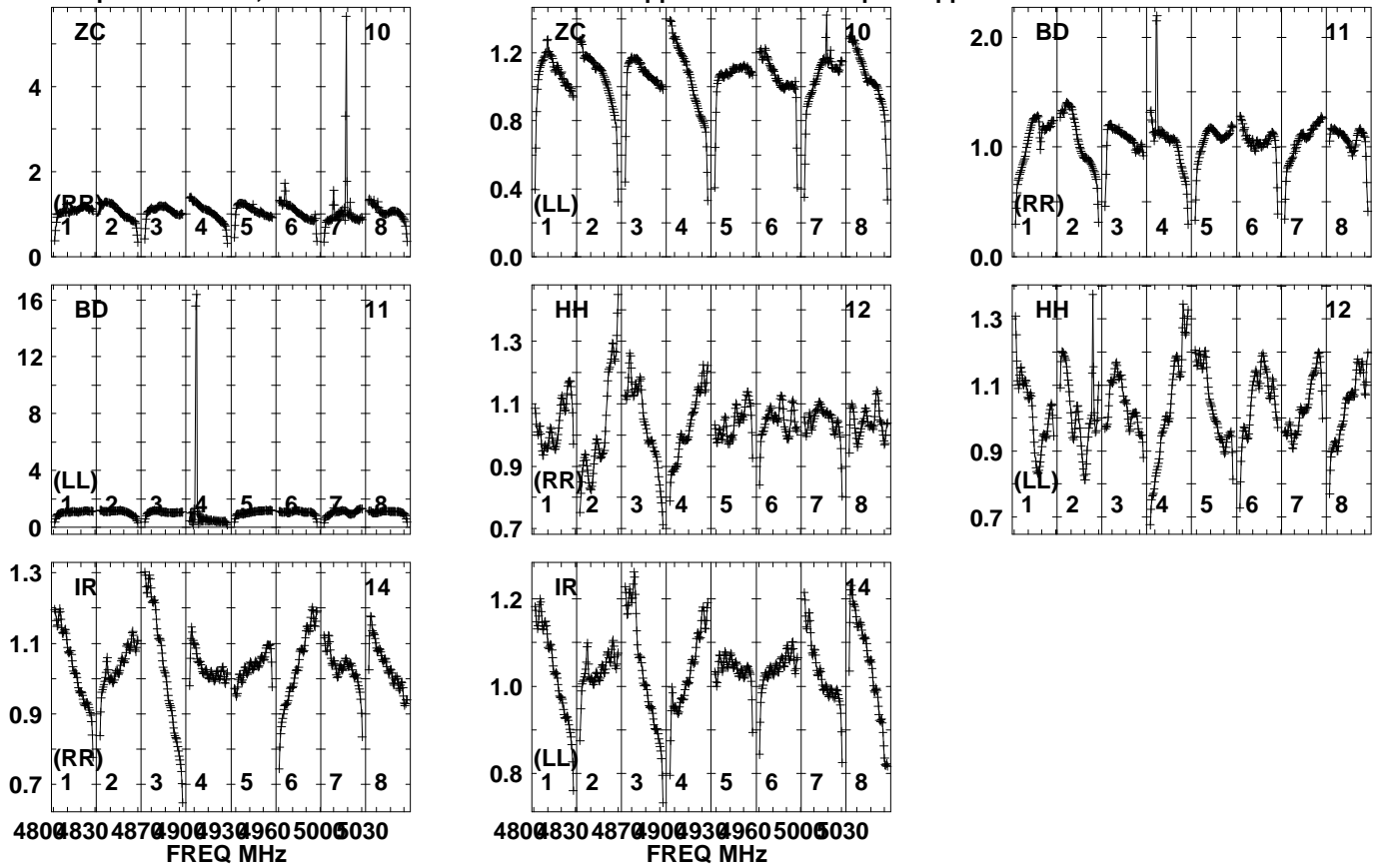


Lower frame: Real Jy
Auto-corr total-power spectrum Antenna: *
Timerange: 00/09:02:41 to 00/09:06:19

Plot file version 72 created 02-JUN-2021 11:57:13

J2312+0919 EC0711.UVDATA.1

Freq = 4.7990 GHz, Bw = 32.000 MH No calibration applied and no bandpass applied

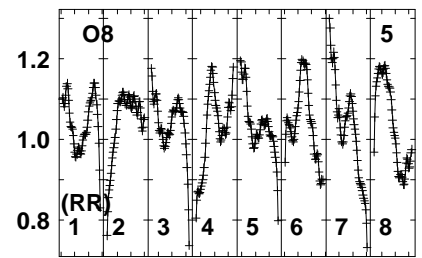
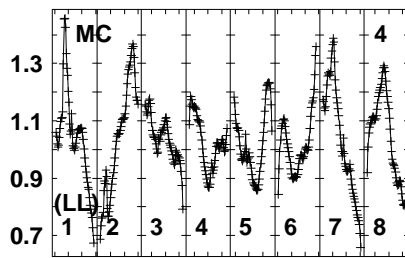
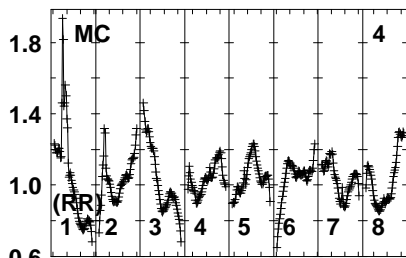
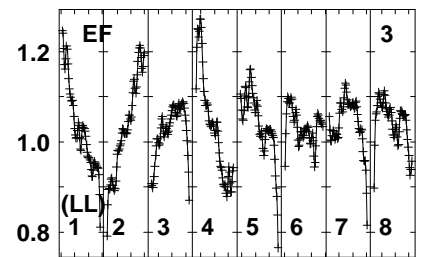
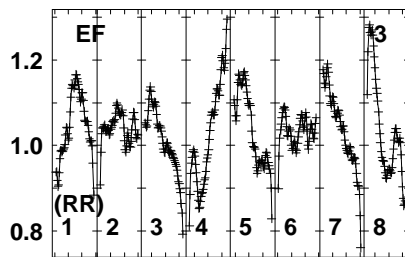
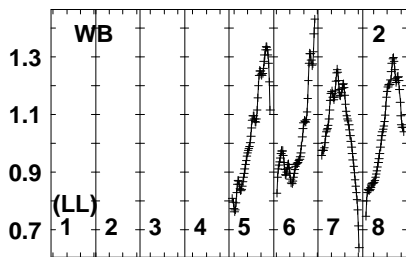
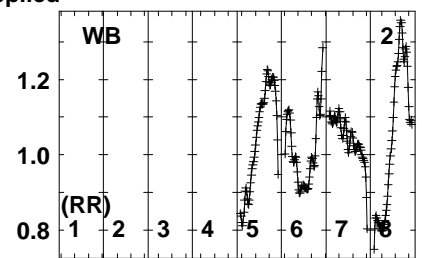
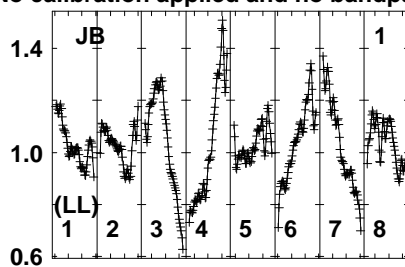
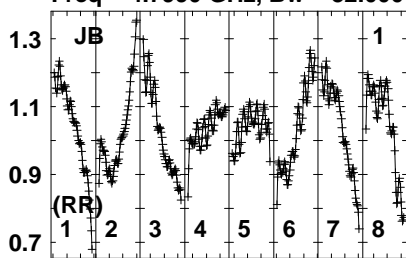


Lower frame: Real Jy
Auto-corr total-power spectrum Antenna: *
Timerange: 00/09:02:41 to 00/09:06:19

Plot file version 73 created 02-JUN-2021 11:57:13

J2308+0946 EC0711.UVDATA.1

Freq = 4.7990 GHz, Bw = 32.000 MH No calibration applied and no bandpass applied



480083048709009309605000030
FREQ MHz

480083048709009309605000030
FREQ MHz

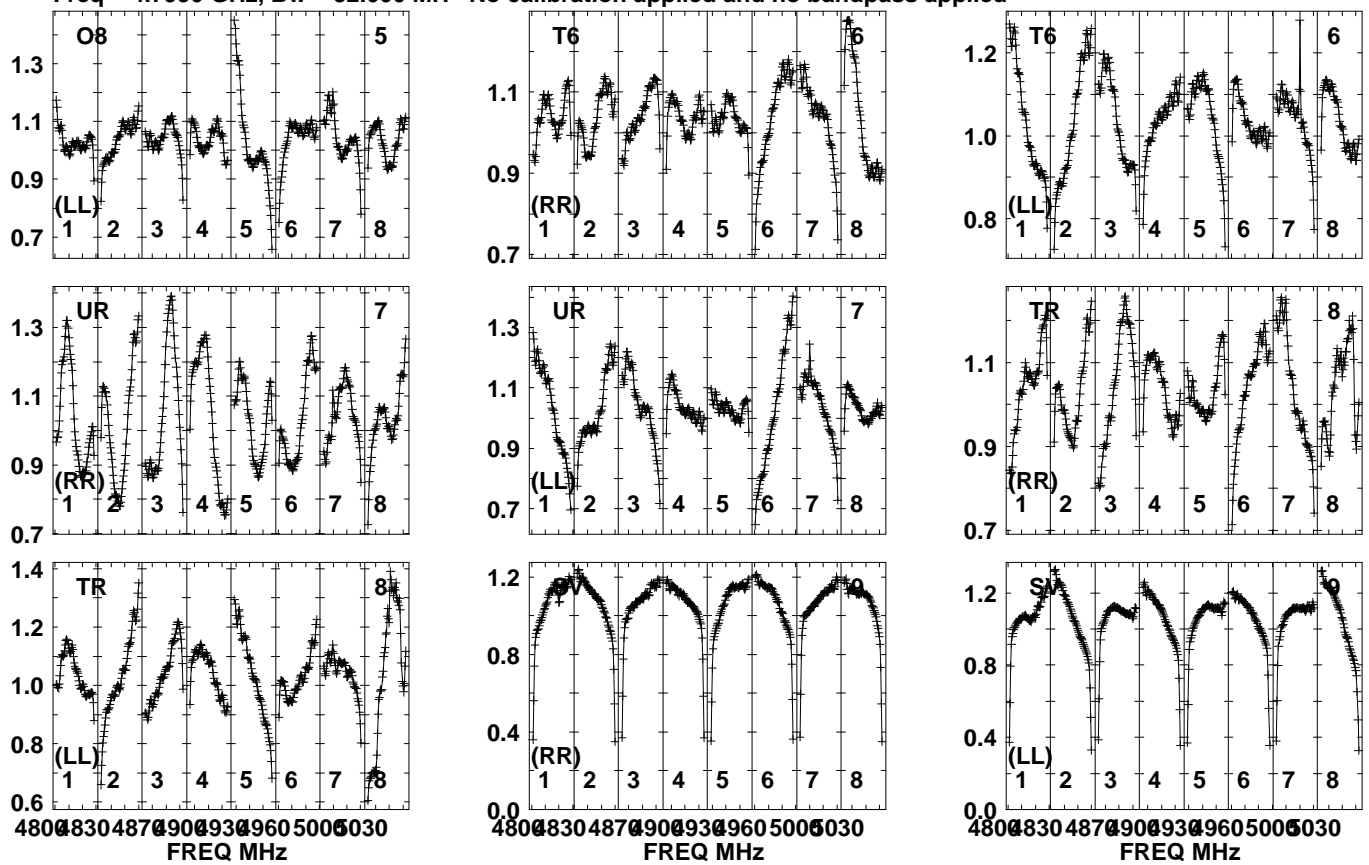
480083048709009309605000030
FREQ MHz

Lower frame: Real Jy
Auto-corr total-power spectrum Antenna: *
Timerange: 00/09:07:01 to 00/09:07:59

Plot file version 74 created 02-JUN-2021 11:57:14

J2308+0946 EC0711.UVDATA.1

Freq = 4.7990 GHz, Bw = 32.000 MH No calibration applied and no bandpass applied

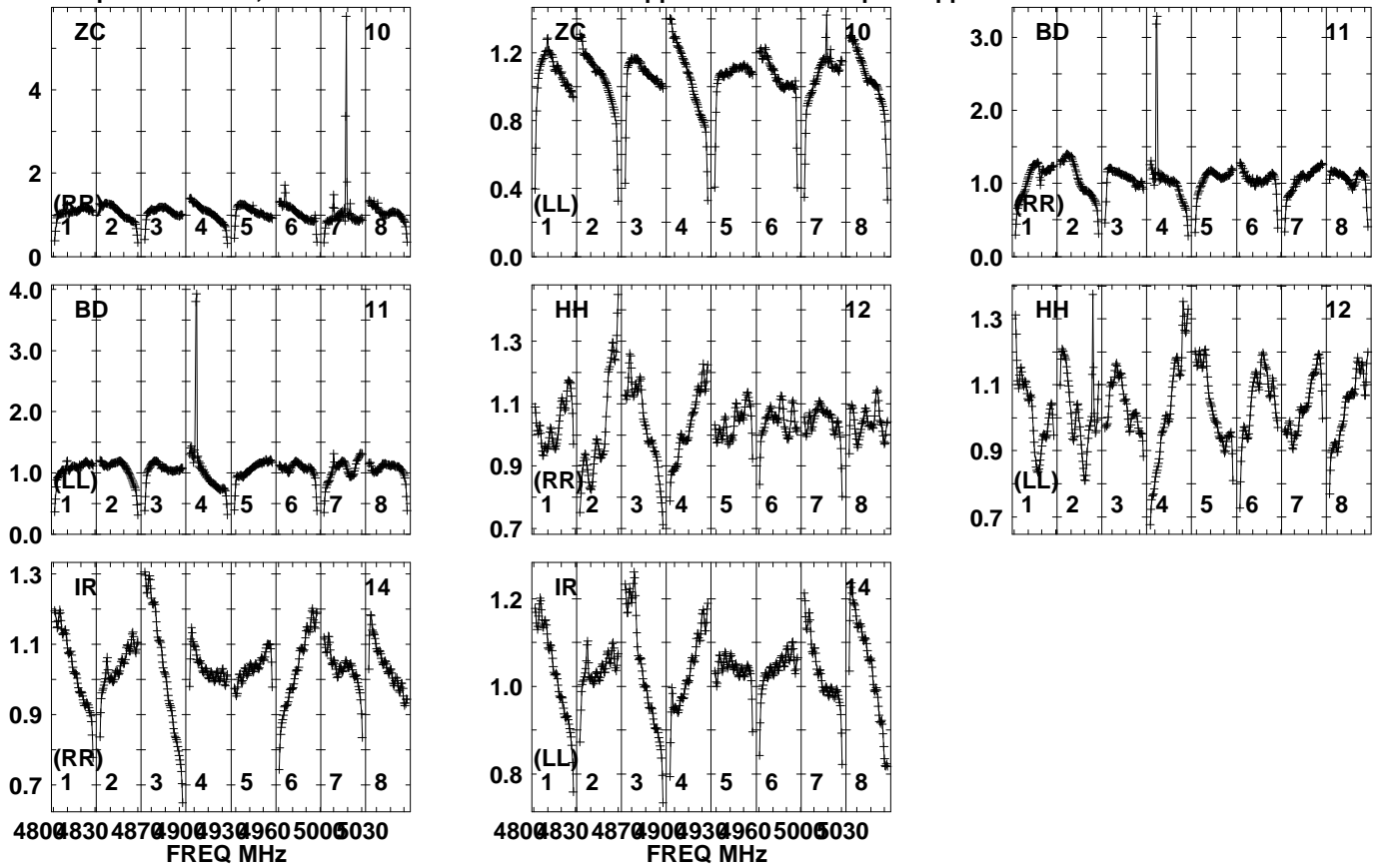


Lower frame: Real Jy
Auto-corr total-power spectrum Antenna: *
Timerange: 00/09:07:01 to 00/09:07:59

Plot file version 75 created 02-JUN-2021 11:57:14

J2308+0946 EC0711.UVDATA.1

Freq = 4.7990 GHz, Bw = 32.000 MH No calibration applied and no bandpass applied



Lower frame: Real Jy

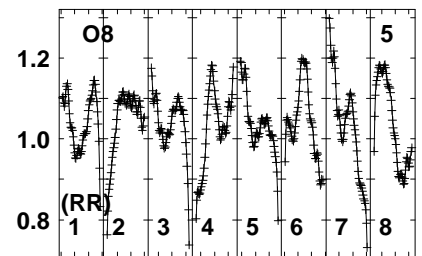
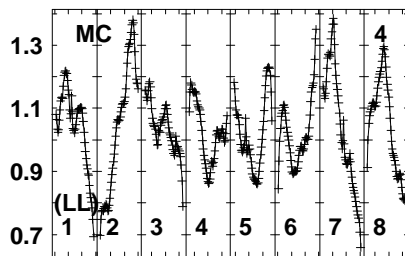
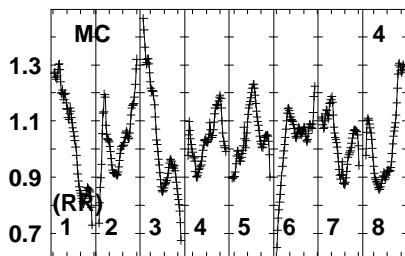
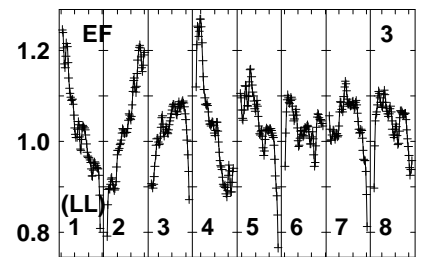
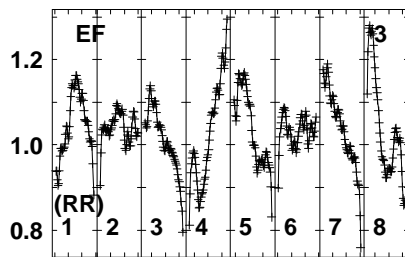
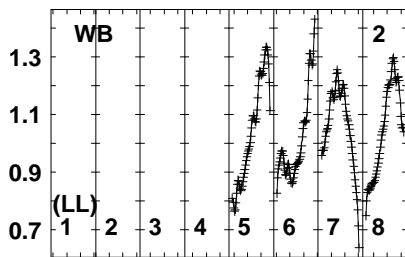
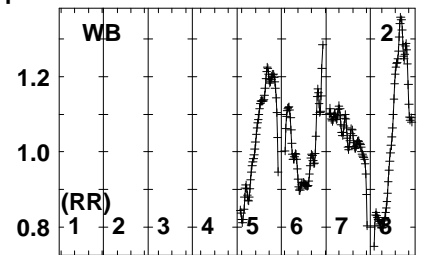
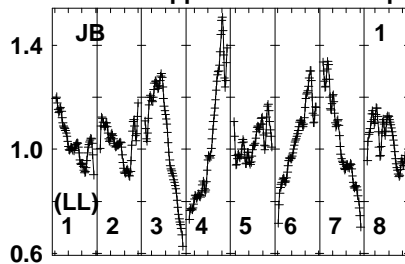
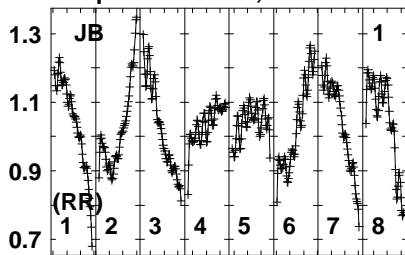
Auto-corr total-power spectrum Antenna: *

Timerange: 00/09:07:01 to 00/09:07:59

Plot file version 76 created 02-JUN-2021 11:57:14

J0056+1625 EC0711.UVDATA.1

Freq = 4.7990 GHz, Bw = 32.000 MH No calibration applied and no bandpass applied



480083048709009309605005030
FREQ MHz

480083048709009309605005030
FREQ MHz

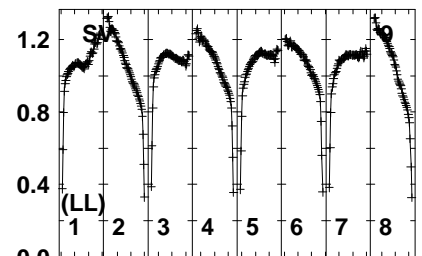
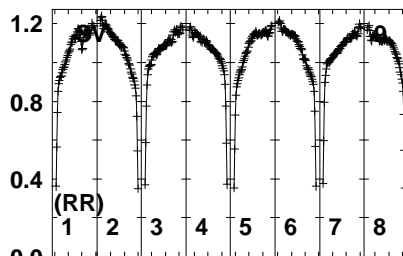
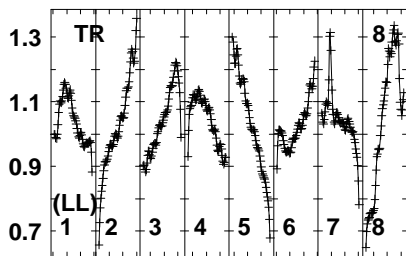
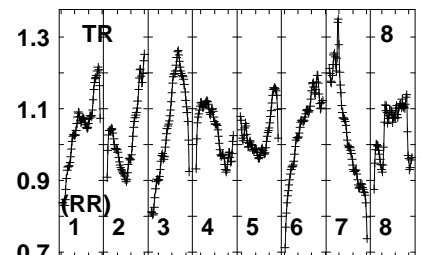
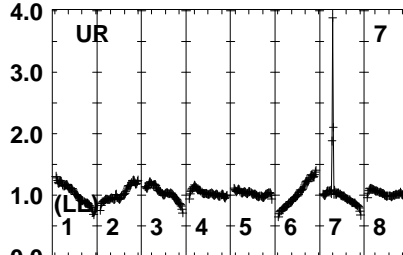
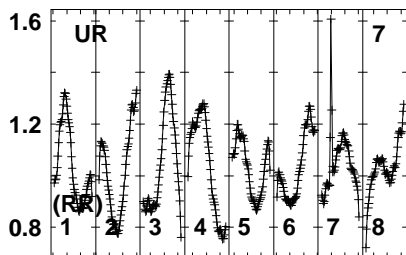
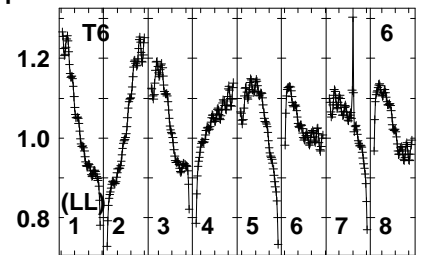
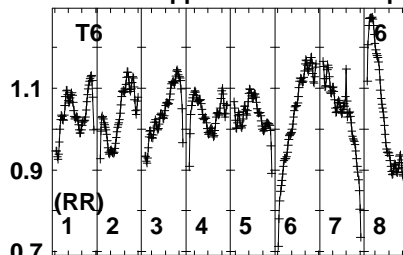
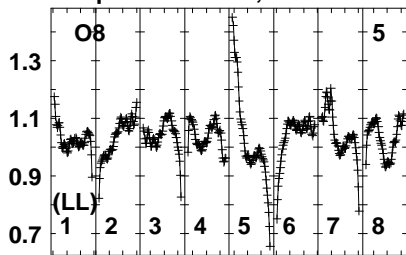
480083048709009309605005030
FREQ MHz

Lower frame: Real Jy
Auto-corr total-power spectrum Antenna: *
Timerange: 00/09:09:01 to 00/09:10:59

Plot file version 77 created 02-JUN-2021 11:57:14

J0056+1625 EC0711.UVDATA.1

Freq = 4.7990 GHz, Bw = 32.000 MH No calibration applied and no bandpass applied



480083048709009309605005030
FREQ MHz

480083048709009309605005030
FREQ MHz

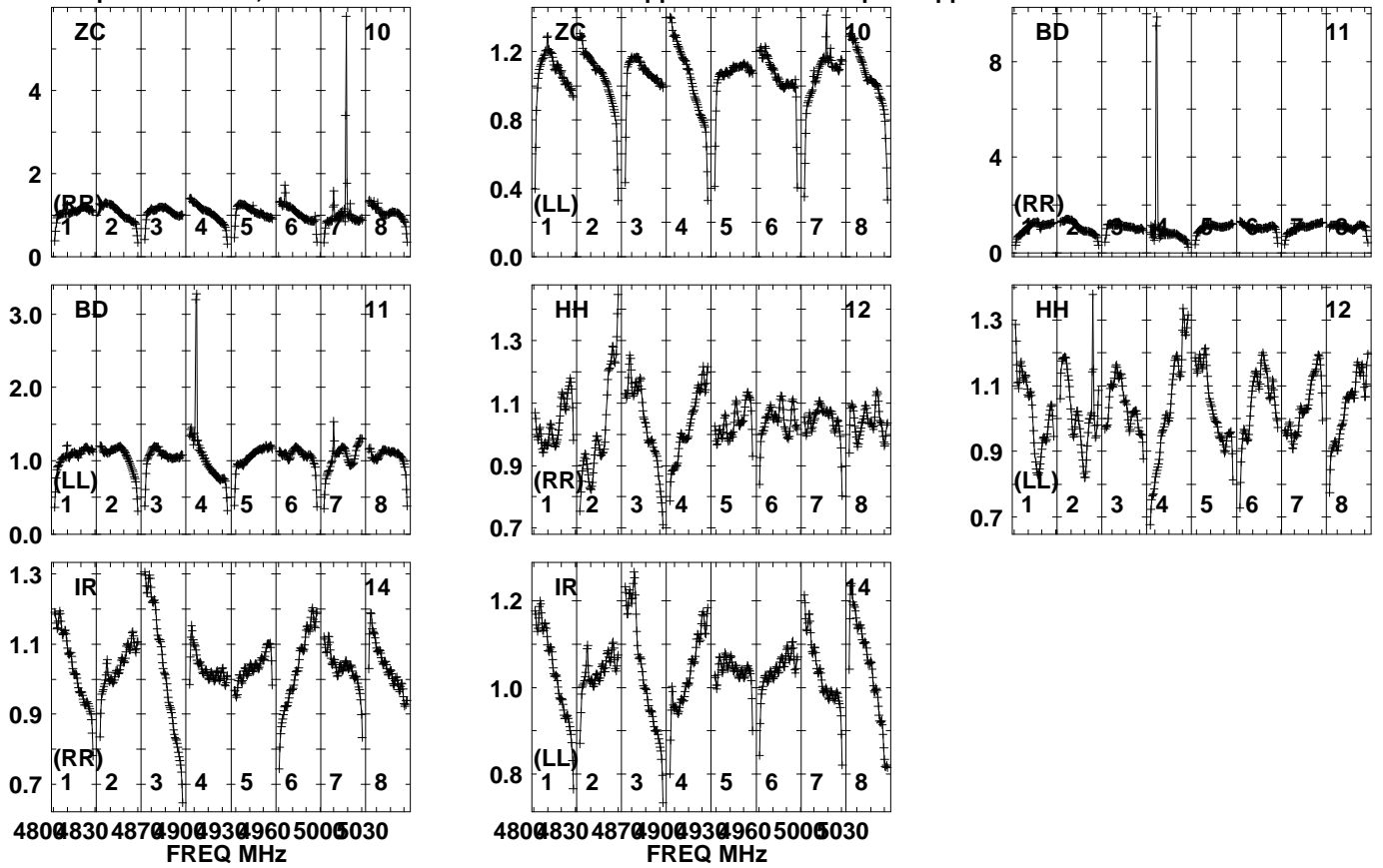
480083048709009309605005030
FREQ MHz

Lower frame: Real Jy
Auto-corr total-power spectrum Antenna: *
Timerange: 00/09:09:01 to 00/09:10:59

Plot file version 78 created 02-JUN-2021 11:57:14

J0056+1625 EC0711.UVDATA.1

Freq = 4.7990 GHz, Bw = 32.000 MH No calibration applied and no bandpass applied

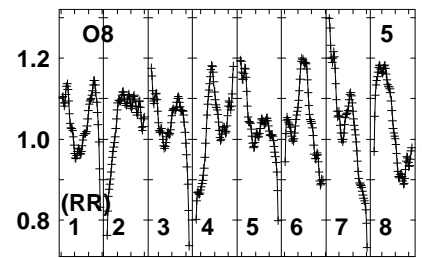
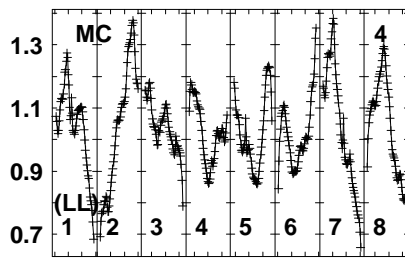
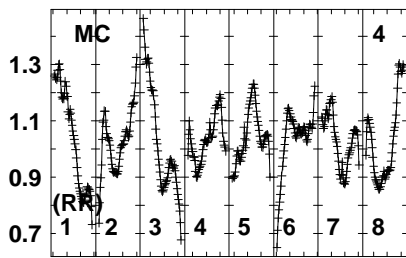
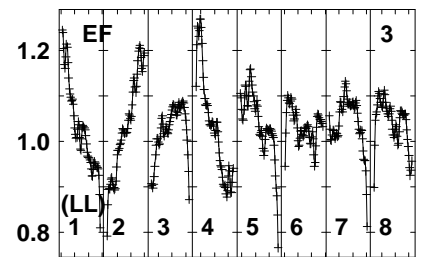
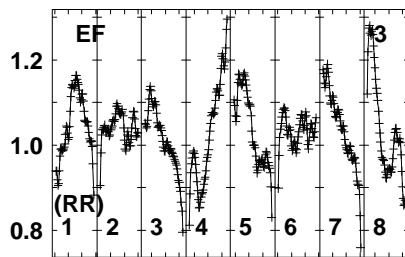
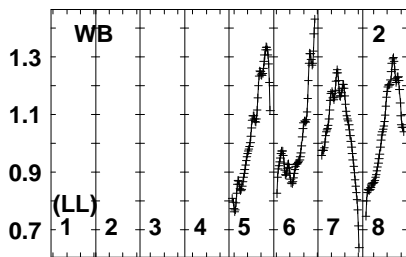
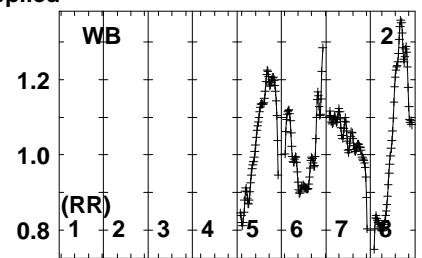
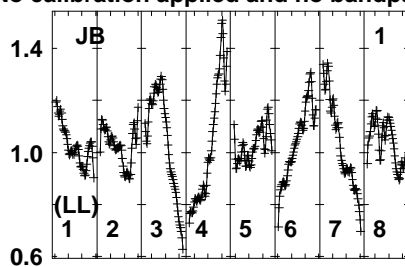
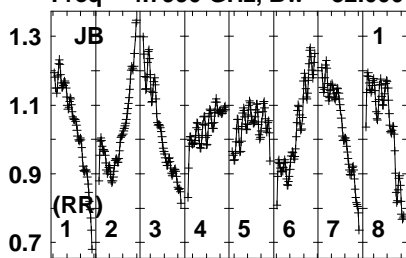


Lower frame: Real Jy
Auto-corr total-power spectrum Antenna: *
Timerange: 00/09:09:01 to 00/09:10:59

Plot file version 79 created 02-JUN-2021 11:57:14

J0052+1633 EC0711.UVDATA.1

Freq = 4.7990 GHz, Bw = 32.000 MH No calibration applied and no bandpass applied



480083048709009309605005030
FREQ MHz

480083048709009309605005030
FREQ MHz

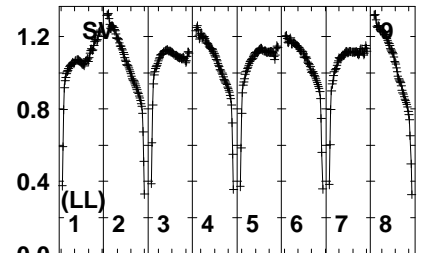
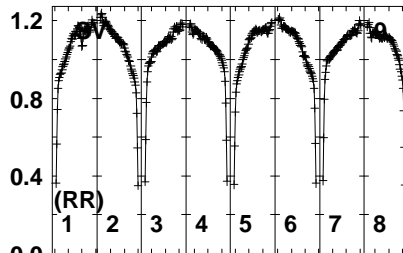
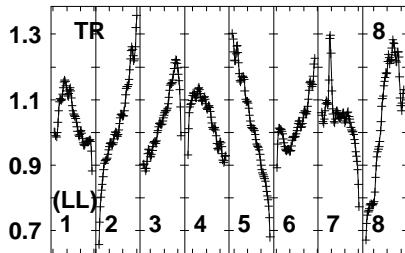
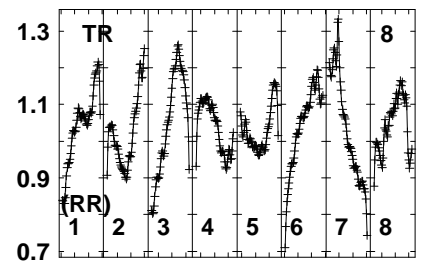
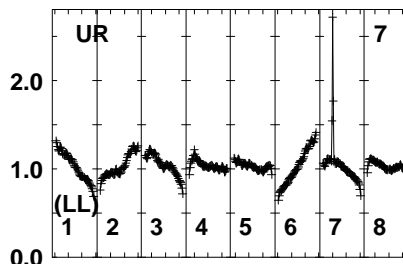
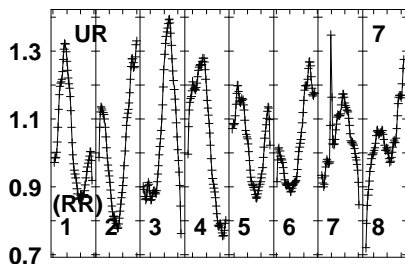
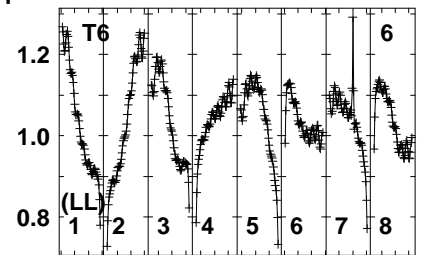
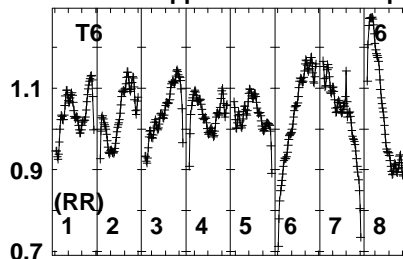
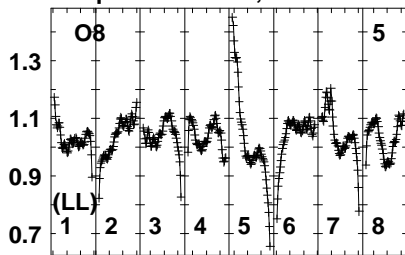
480083048709009309605005030
FREQ MHz

Lower frame: Real Jy
Auto-corr total-power spectrum Antenna: *
Timerange: 00/09:11:01 to 00/09:14:39

Plot file version 80 created 02-JUN-2021 11:57:14

J0052+1633 EC0711.UVDATA.1

Freq = 4.7990 GHz, Bw = 32.000 MH No calibration applied and no bandpass applied



480083048709009309605005030
FREQ MHz

480083048709009309605005030
FREQ MHz

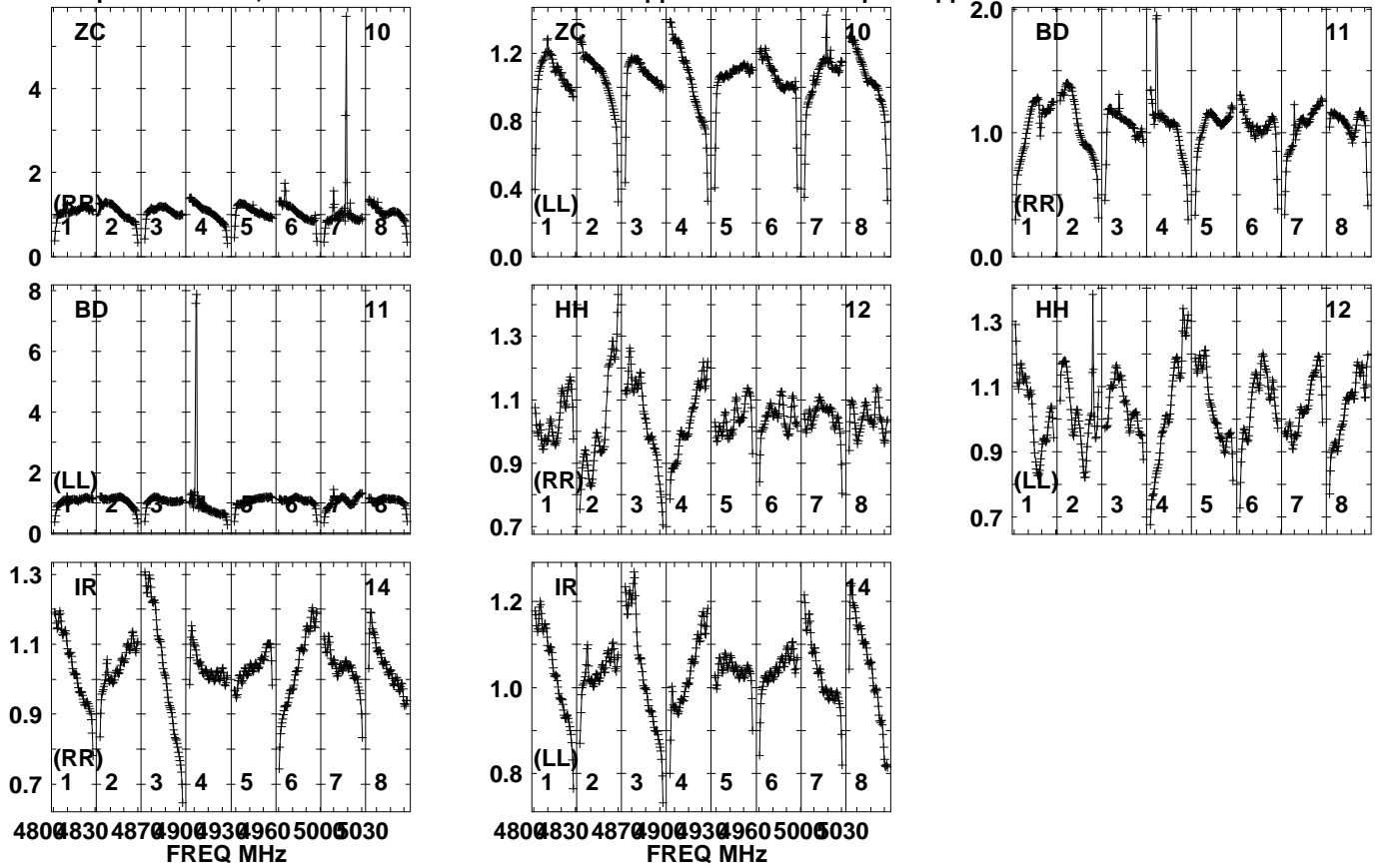
480083048709009309605005030
FREQ MHz

Lower frame: Real Jy
Auto-corr total-power spectrum Antenna: *
Timerange: 00/09:11:01 to 00/09:14:39

Plot file version 81 created 02-JUN-2021 11:57:14

J0052+1633 EC071.UVDATA.1

Freq = 4.7990 GHz, Bw = 32.000 MH No calibration applied and no bandpass applied

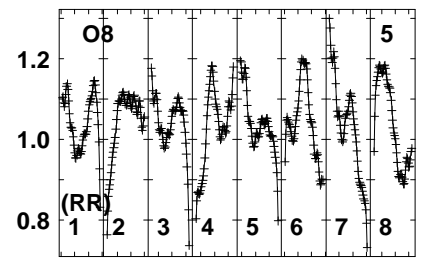
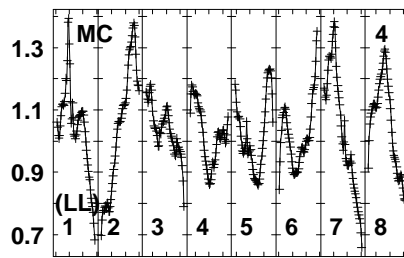
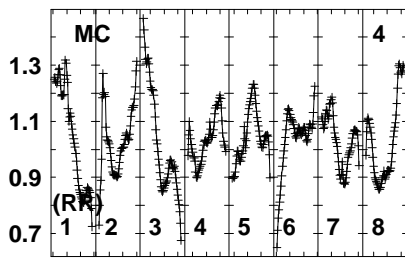
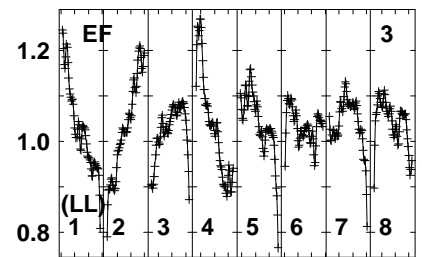
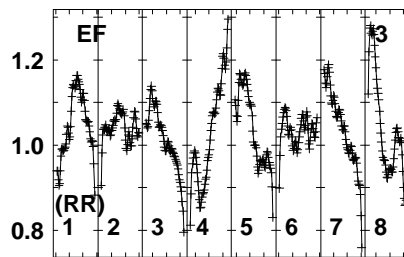
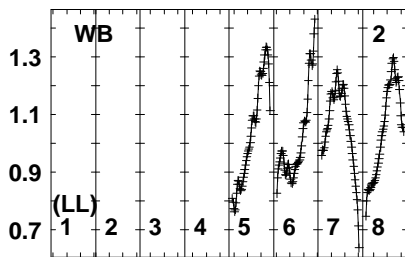
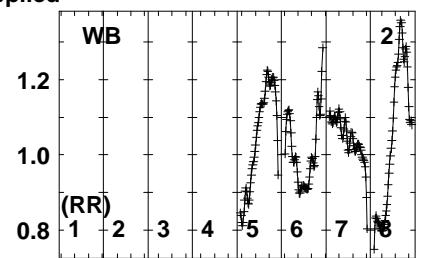
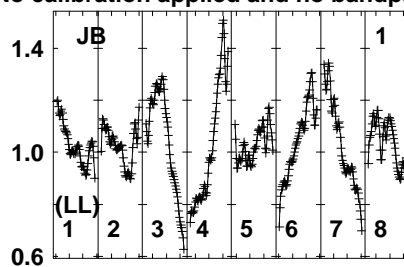
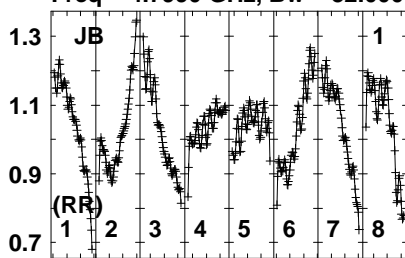


Lower frame: Real Jy
Auto-corr total-power spectrum Antenna: *
Timerange: 00/09:11:01 to 00/09:14:39

Plot file version 82 created 02-JUN-2021 11:57:14

J0056+1625 EC0711.UVDATA.1

Freq = 4.7990 GHz, Bw = 32.000 MH No calibration applied and no bandpass applied



480083048709009309605005030
FREQ MHz

480083048709009309605005030
FREQ MHz

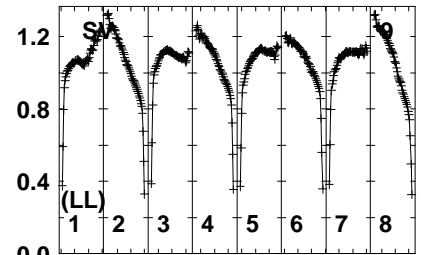
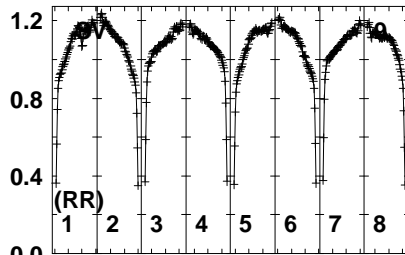
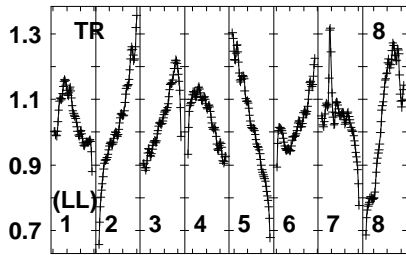
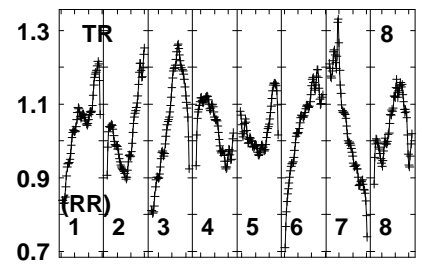
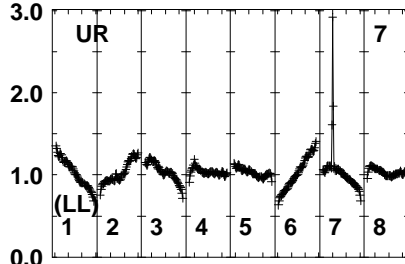
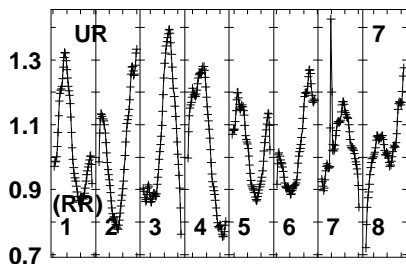
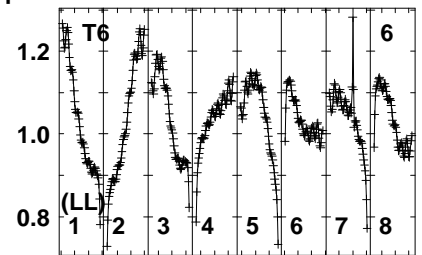
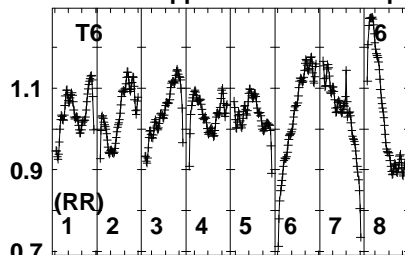
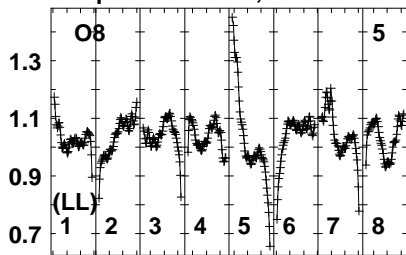
480083048709009309605005030
FREQ MHz

Lower frame: Real Jy
Auto-corr total-power spectrum Antenna: *
Timerange: 00/09:15:21 to 00/09:16:19

Plot file version 83 created 02-JUN-2021 11:57:14

J0056+1625 EC0711.UVDATA.1

Freq = 4.7990 GHz, Bw = 32.000 MH No calibration applied and no bandpass applied



480083048709009309605005030
FREQ MHz

480083048709009309605005030
FREQ MHz

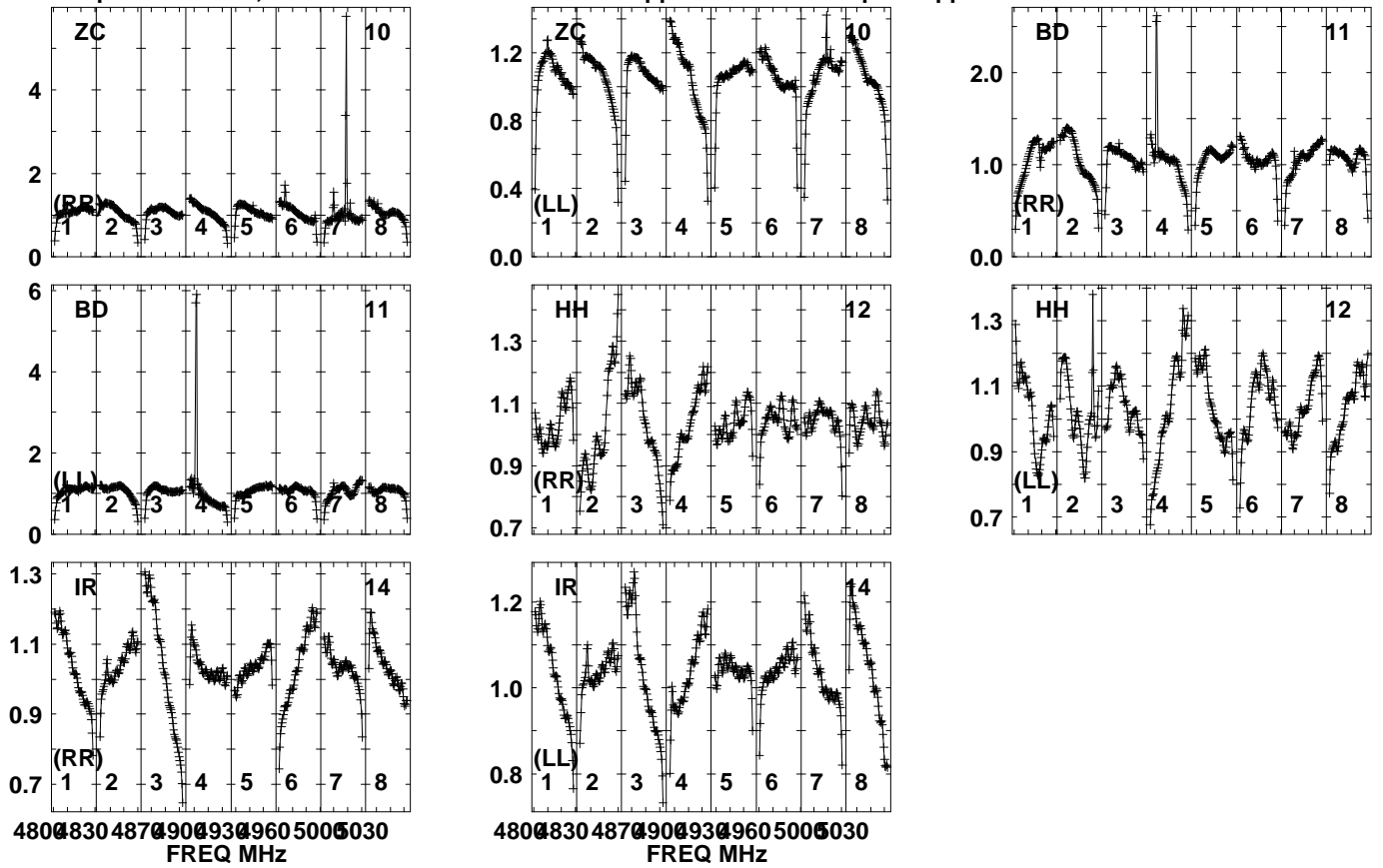
480083048709009309605005030
FREQ MHz

Lower frame: Real Jy
Auto-corr total-power spectrum Antenna: *
Timerange: 00/09:15:21 to 00/09:16:19

Plot file version 84 created 02-JUN-2021 11:57:14

J0056+1625 EC0711.UVDATA.1

Freq = 4.7990 GHz, Bw = 32.000 MH No calibration applied and no bandpass applied



Lower frame: Real Jy

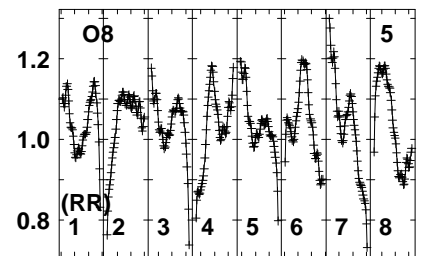
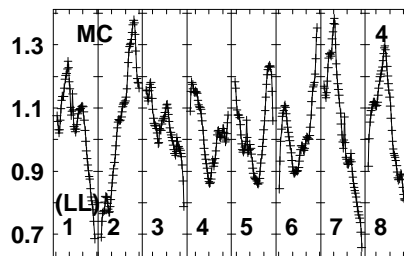
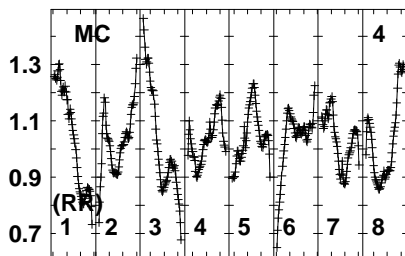
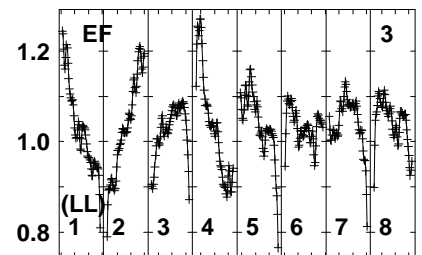
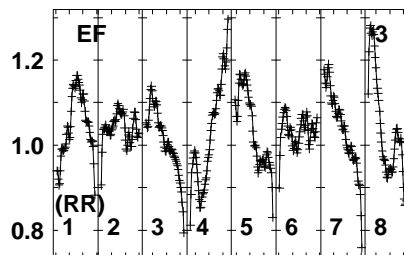
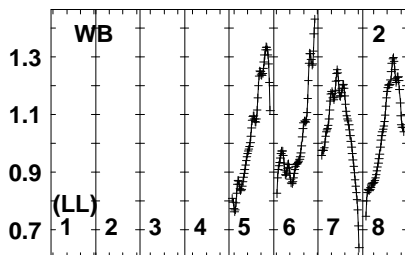
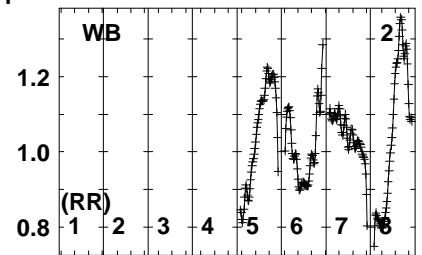
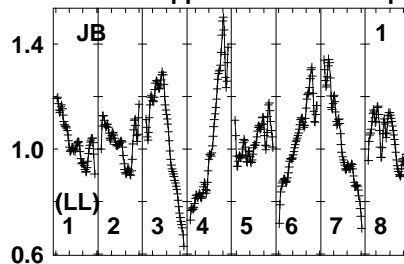
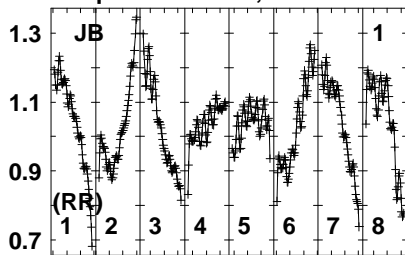
Auto-corr total-power spectrum Antenna: *

Timerange: 00/09:15:21 to 00/09:16:19

Plot file version 85 created 02-JUN-2021 11:57:15

J0052+1633 EC0711.UVDATA.1

Freq = 4.7990 GHz, Bw = 32.000 MH No calibration applied and no bandpass applied



480083048709009309605005030
FREQ MHz

480083048709009309605005030
FREQ MHz

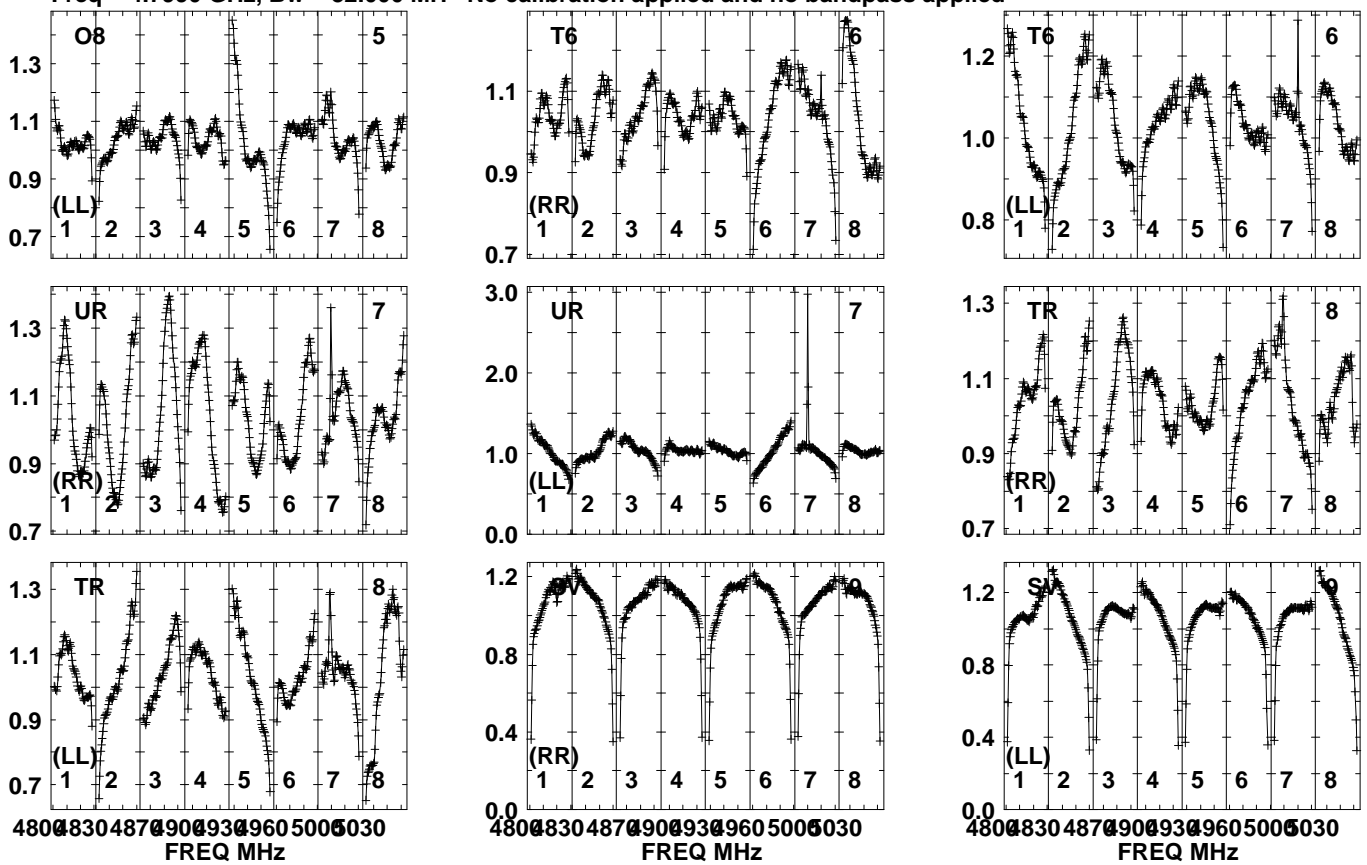
480083048709009309605005030
FREQ MHz

Lower frame: Real Jy
Auto-corr total-power spectrum Antenna: *
Timerange: 00/09:16:21 to 00/09:19:59

Plot file version 86 created 02-JUN-2021 11:57:15

J0052+1633 EC0711.UVDATA.1

Freq = 4.7990 GHz, Bw = 32.000 MH No calibration applied and no bandpass applied

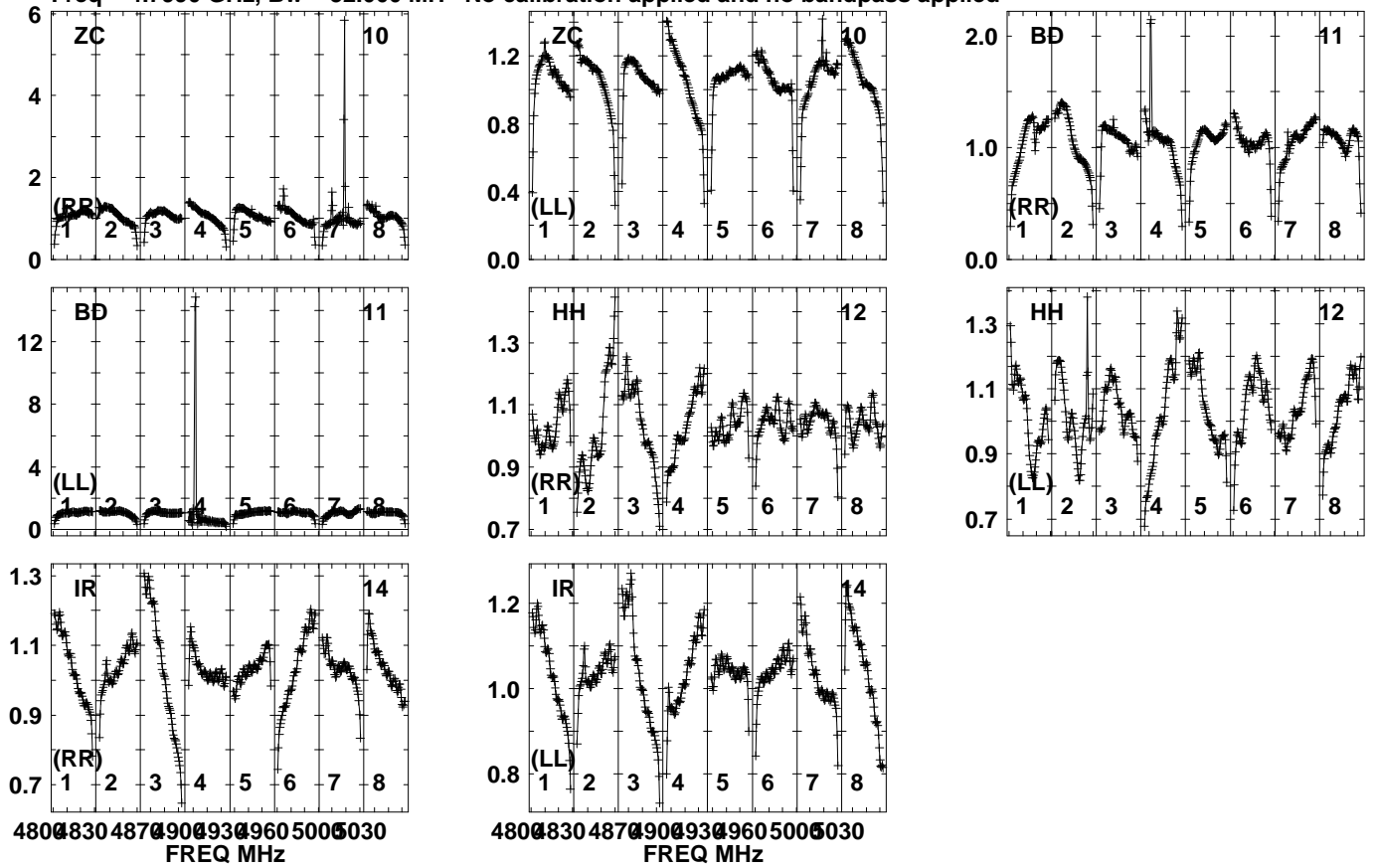


Lower frame: Real Jy
Auto-corr total-power spectrum Antenna: *
Timerange: 00/09:16:21 to 00/09:19:59

Plot file version 87 created 02-JUN-2021 11:57:15

J0052+1633 EC0711.UVDATA.1

Freq = 4.7990 GHz, Bw = 32.000 MH No calibration applied and no bandpass applied

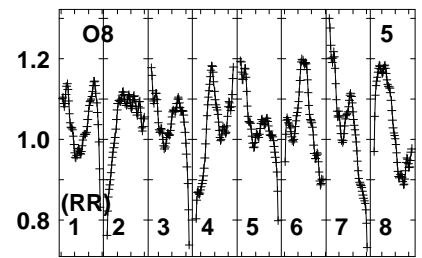
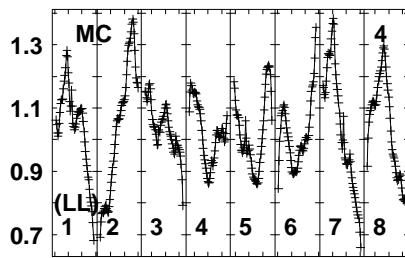
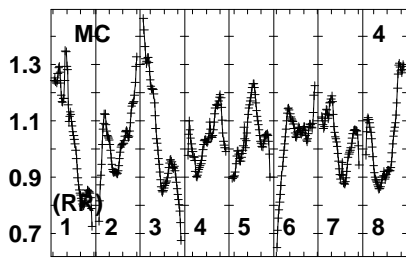
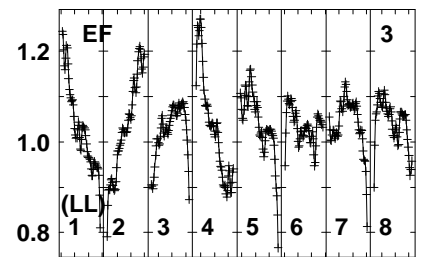
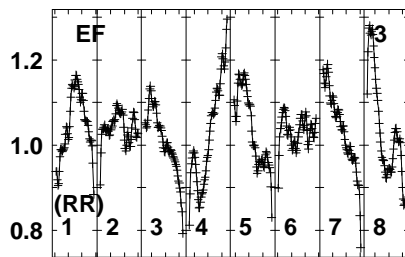
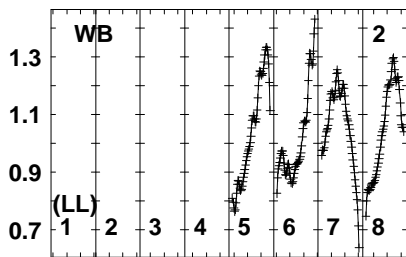
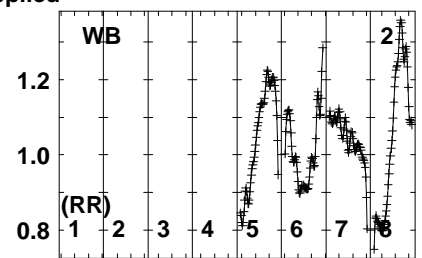
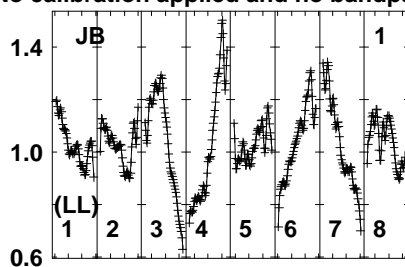
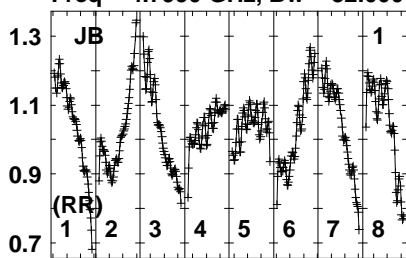


Lower frame: Real Jy
Auto-corr total-power spectrum Antenna: *
Timerange: 00/09:16:21 to 00/09:19:59

Plot file version 88 created 02-JUN-2021 11:57:15

J0056+1625 EC0711.UVDATA.1

Freq = 4.7990 GHz, Bw = 32.000 MH No calibration applied and no bandpass applied



480083048709009309605005030
FREQ MHz

480083048709009309605005030
FREQ MHz

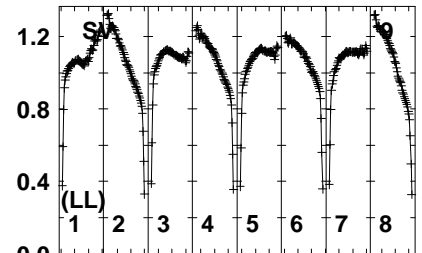
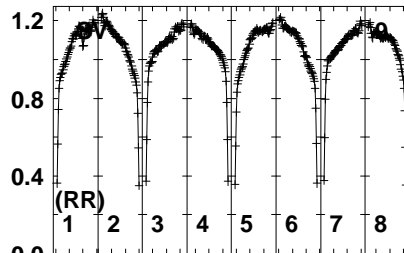
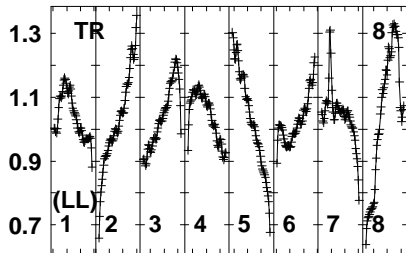
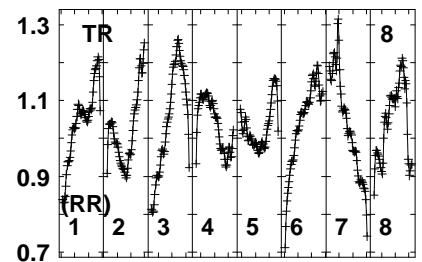
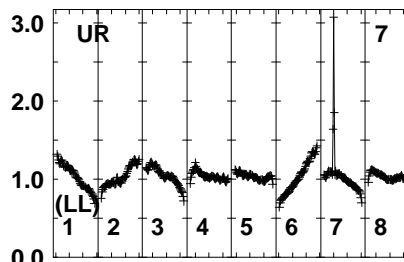
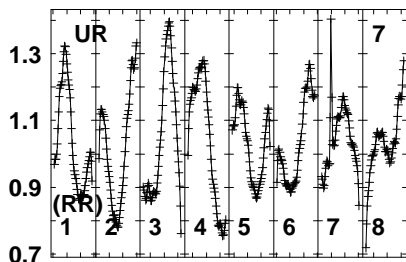
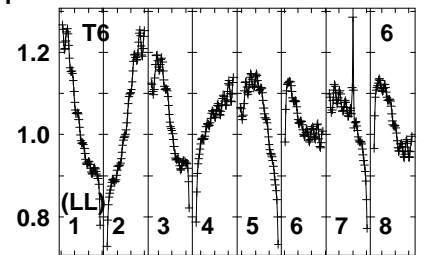
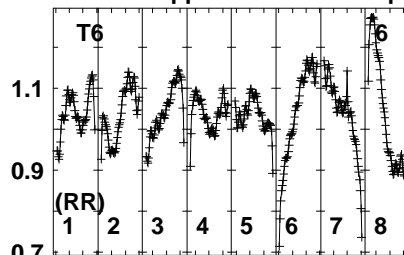
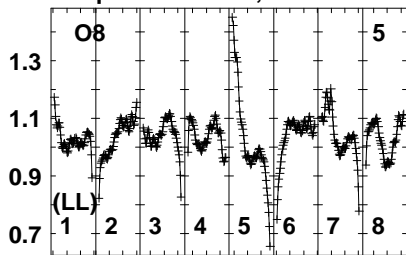
480083048709009309605005030
FREQ MHz

Lower frame: Real Jy
Auto-corr total-power spectrum Antenna: *
Timerange: 00/09:20:01 to 00/09:21:39

Plot file version 89 created 02-JUN-2021 11:57:15

J0056+1625 EC0711.UVDATA.1

Freq = 4.7990 GHz, Bw = 32.000 MH No calibration applied and no bandpass applied



480083048709009309605005030
FREQ MHz

480083048709009309605005030
FREQ MHz

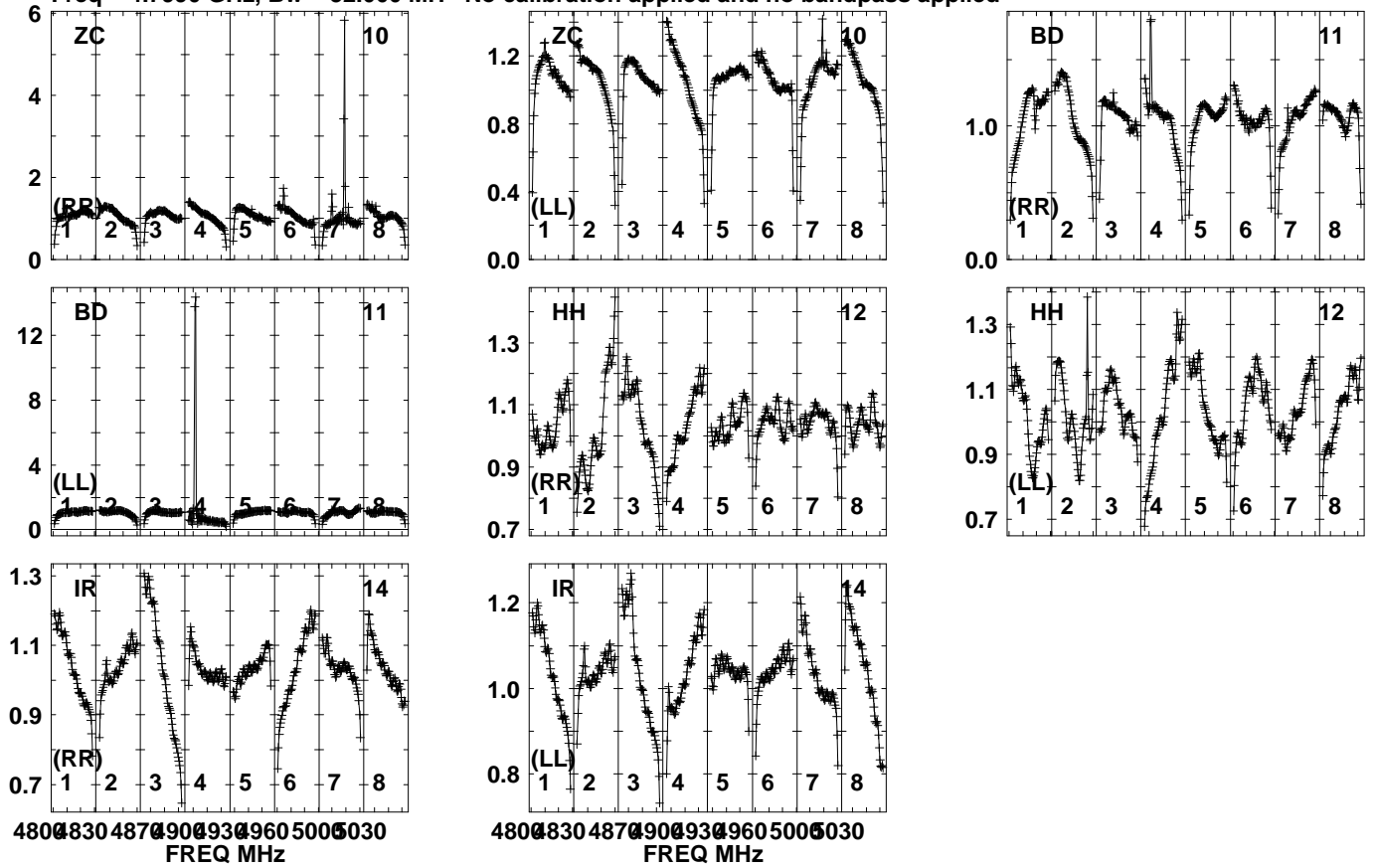
480083048709009309605005030
FREQ MHz

Lower frame: Real Jy
Auto-corr total-power spectrum Antenna: *
Timerange: 00/09:20:01 to 00/09:21:39

Plot file version 90 created 02-JUN-2021 11:57:15

J0056+1625 EC0711.UVDATA.1

Freq = 4.7990 GHz, Bw = 32.000 MH No calibration applied and no bandpass applied

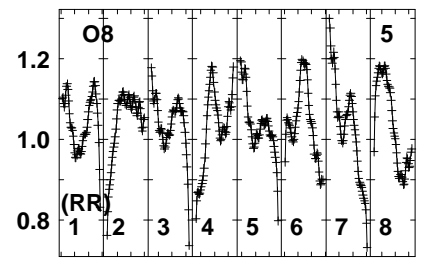
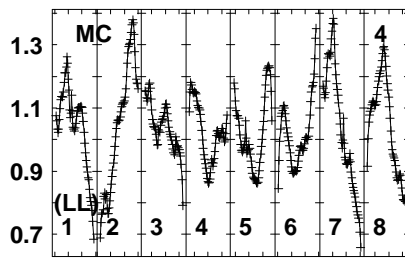
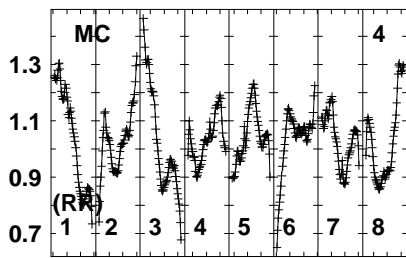
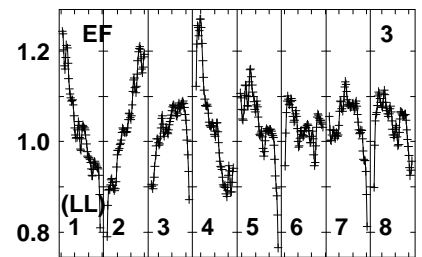
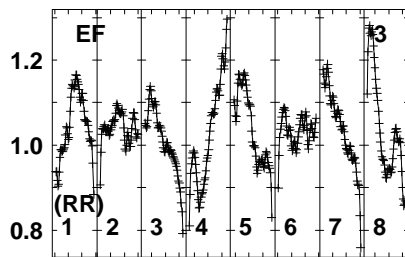
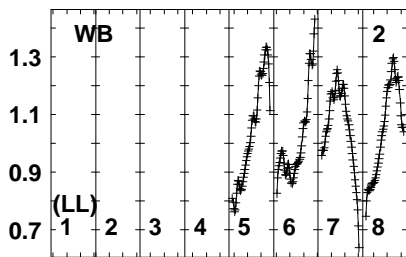
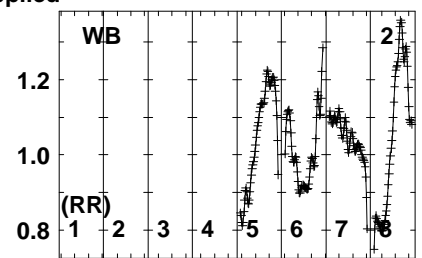
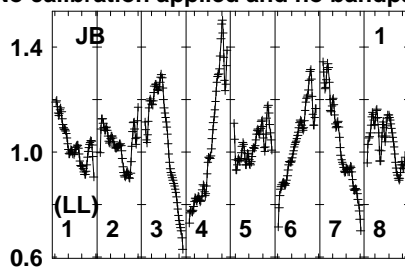
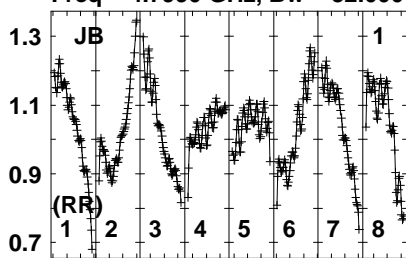


Lower frame: Real Jy
Auto-corr total-power spectrum Antenna: *
Timerange: 00/09:20:01 to 00/09:21:39

Plot file version 91 created 02-JUN-2021 11:57:15

J0052+1633 EC0711.UVDATA.1

Freq = 4.7990 GHz, Bw = 32.000 MH No calibration applied and no bandpass applied



480083048709009309605005030
FREQ MHz

480083048709009309605005030
FREQ MHz

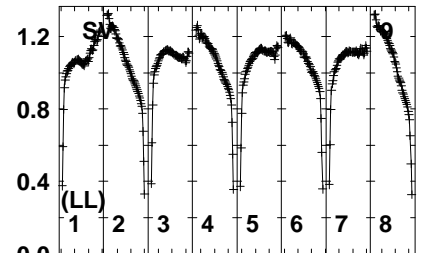
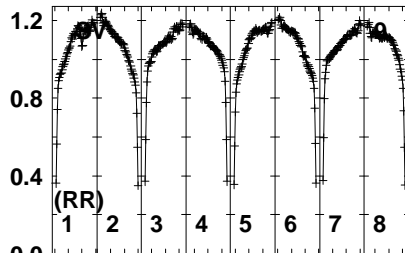
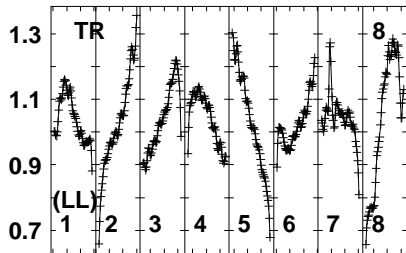
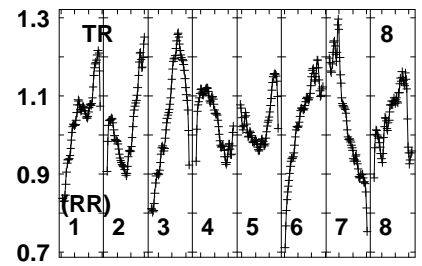
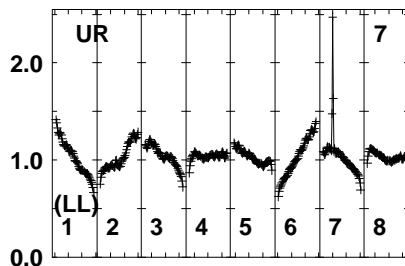
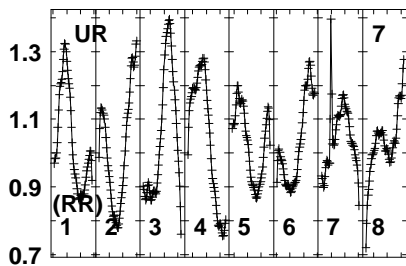
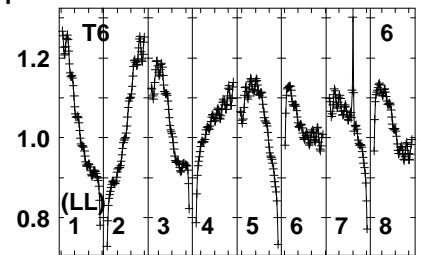
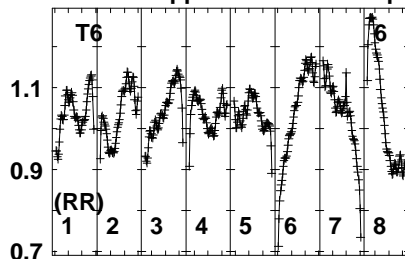
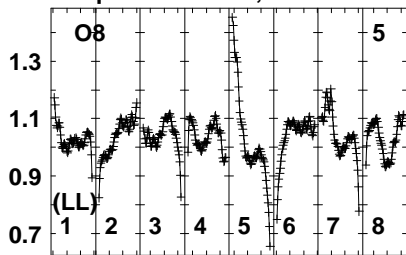
480083048709009309605005030
FREQ MHz

Lower frame: Real Jy
Auto-corr total-power spectrum Antenna: *
Timerange: 00/09:21:41 to 00/09:25:19

Plot file version 92 created 02-JUN-2021 11:57:15

J0052+1633 EC0711.UVDATA.1

Freq = 4.7990 GHz, Bw = 32.000 MH No calibration applied and no bandpass applied



480083048709009309605005030
FREQ MHz

480083048709009309605005030
FREQ MHz

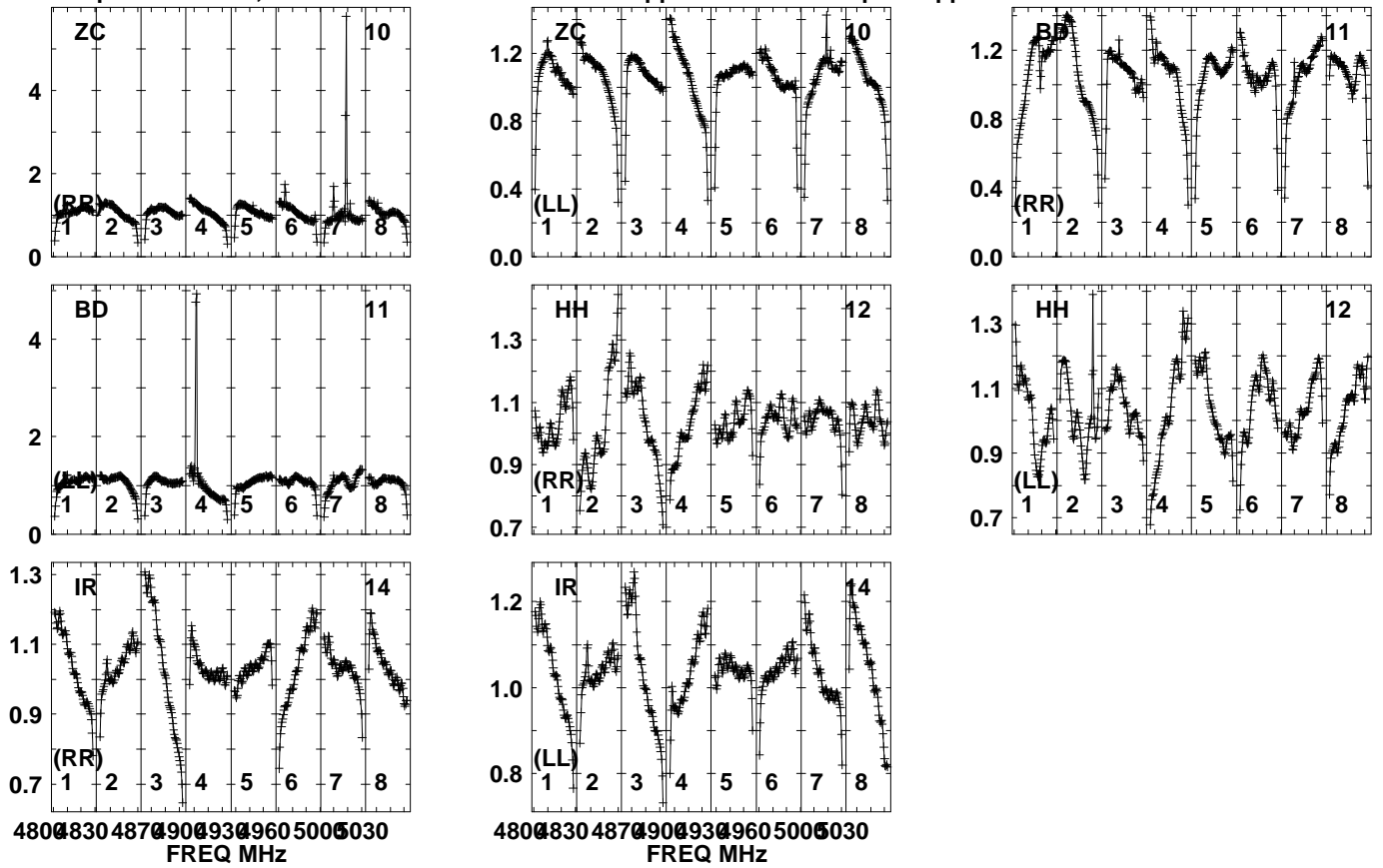
480083048709009309605005030
FREQ MHz

Lower frame: Real Jy
Auto-corr total-power spectrum Antenna: *
Timerange: 00/09:21:41 to 00/09:25:19

Plot file version 93 created 02-JUN-2021 11:57:15

J0052+1633 EC0711.UVDATA.1

Freq = 4.7990 GHz, Bw = 32.000 MH No calibration applied and no bandpass applied

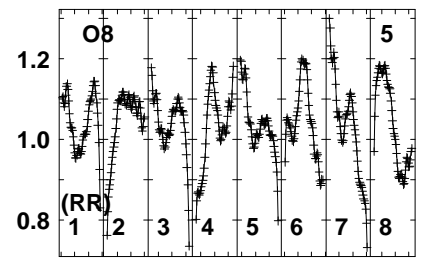
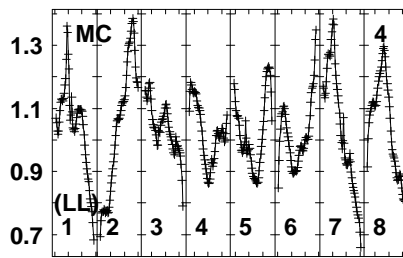
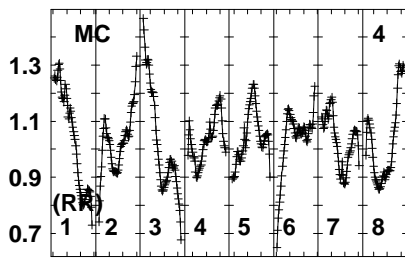
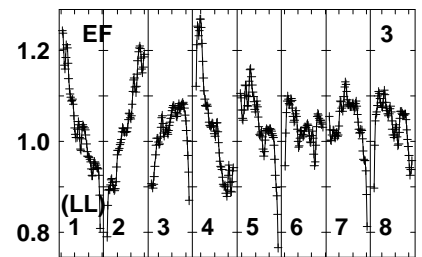
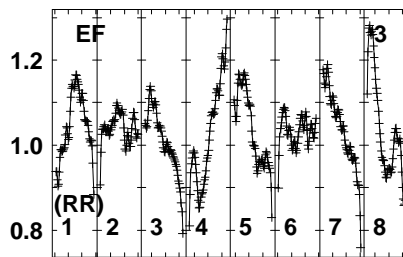
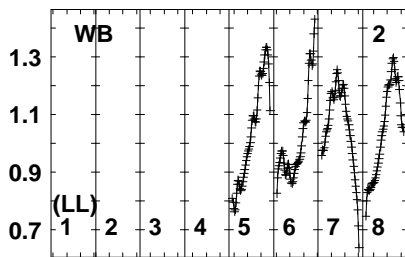
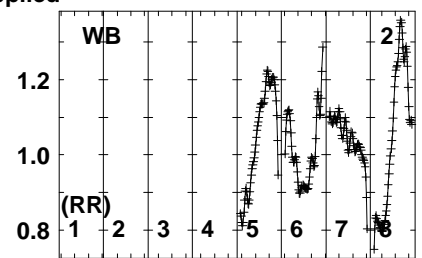
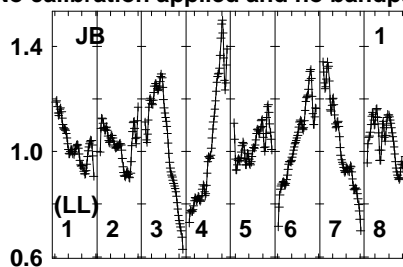
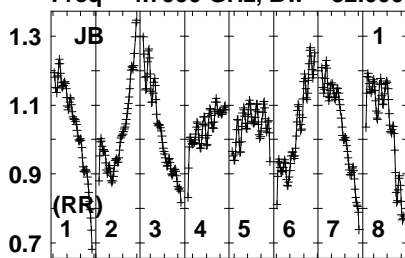


Lower frame: Real Jy
Auto-corr total-power spectrum Antenna: *
Timerange: 00/09:21:41 to 00/09:25:19

Plot file version 94 created 02-JUN-2021 11:57:16

J0056+1625 EC0711.UVDATA.1

Freq = 4.7990 GHz, Bw = 32.000 MH No calibration applied and no bandpass applied



480083048709009309605005030
FREQ MHz

480083048709009309605005030
FREQ MHz

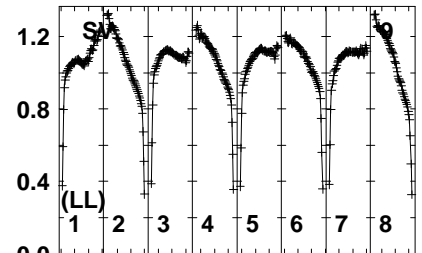
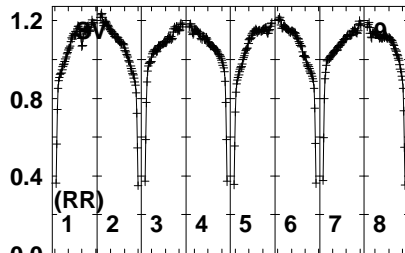
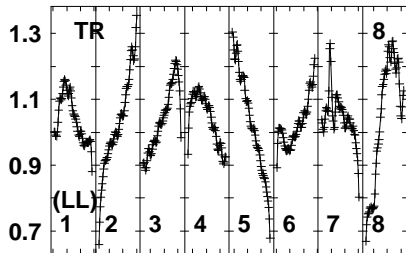
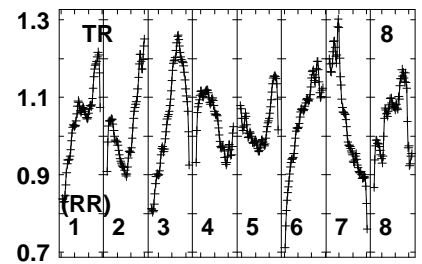
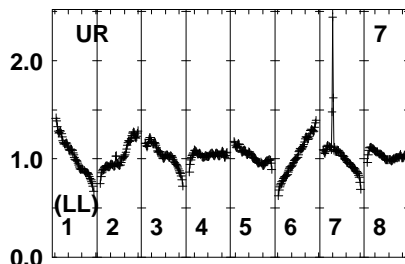
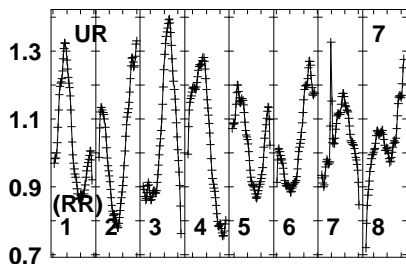
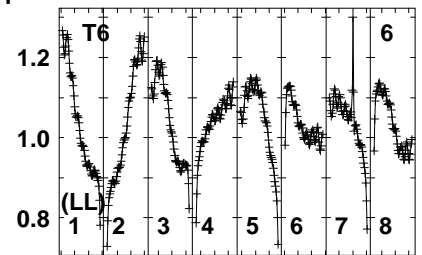
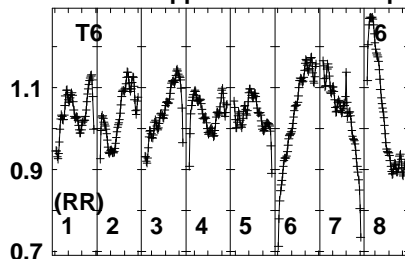
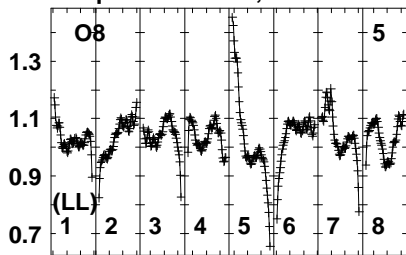
480083048709009309605005030
FREQ MHz

Lower frame: Real Jy
Auto-corr total-power spectrum Antenna: *
Timerange: 00/09:26:01 to 00/09:26:59

Plot file version 95 created 02-JUN-2021 11:57:16

J0056+1625 EC0711.UVDATA.1

Freq = 4.7990 GHz, Bw = 32.000 MH No calibration applied and no bandpass applied



480083048709009309605005030
FREQ MHz

480083048709009309605005030
FREQ MHz

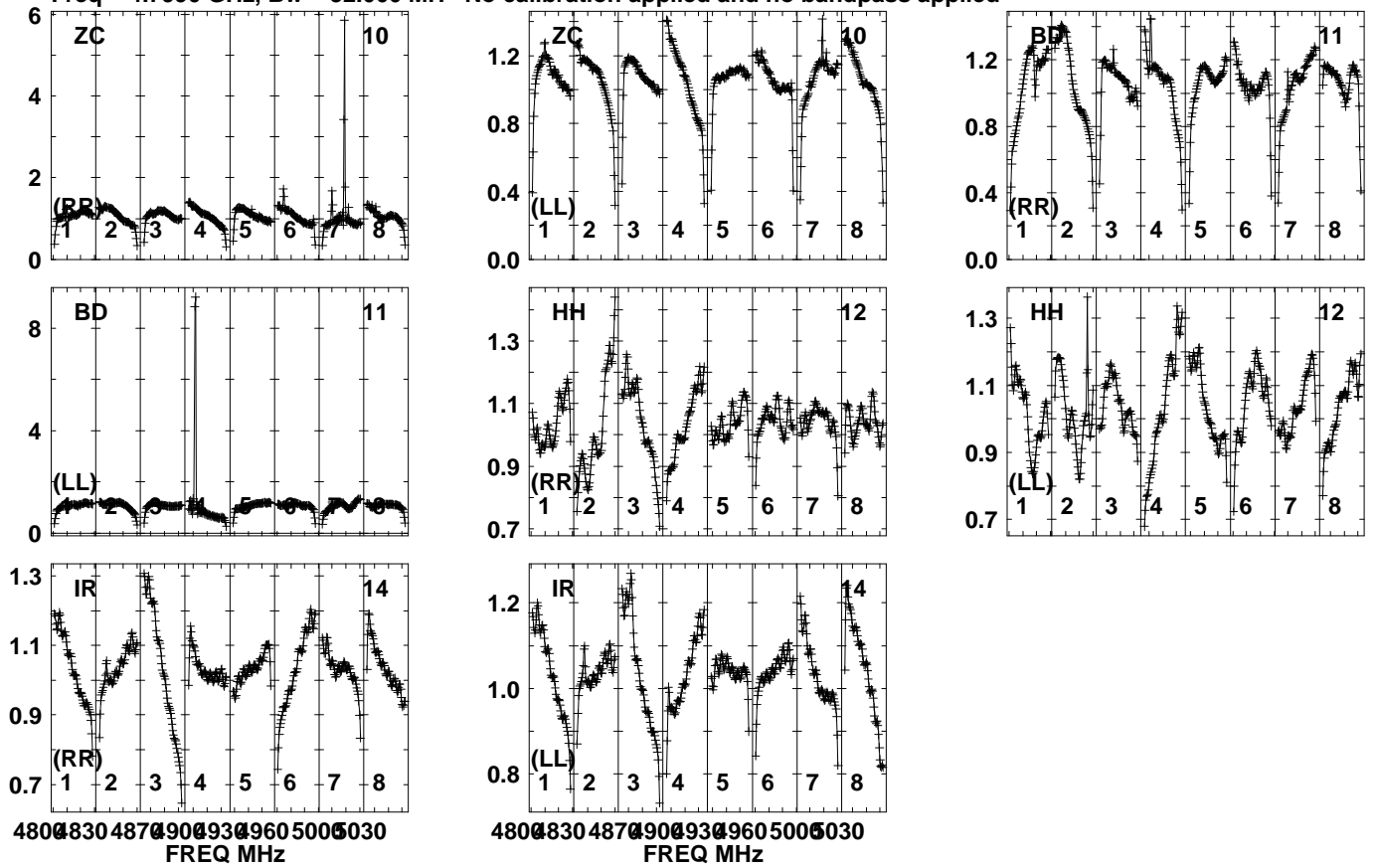
480083048709009309605005030
FREQ MHz

Lower frame: Real Jy
Auto-corr total-power spectrum Antenna: *
Timerange: 00/09:26:01 to 00/09:26:59

Plot file version 96 created 02-JUN-2021 11:57:16

J0056+1625 EC0711.UVDATA.1

Freq = 4.7990 GHz, Bw = 32.000 MH No calibration applied and no bandpass applied

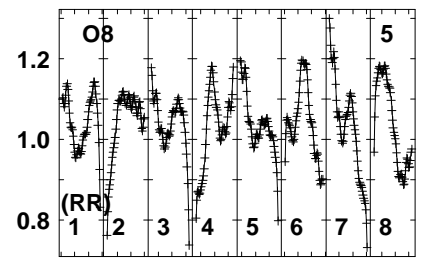
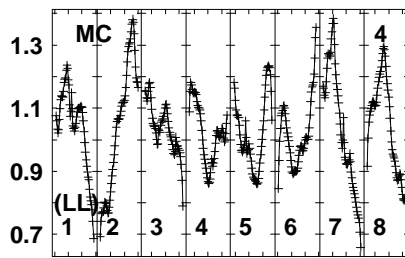
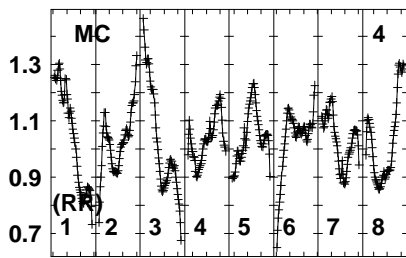
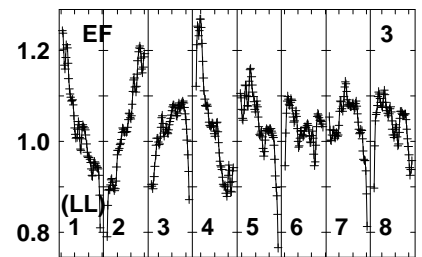
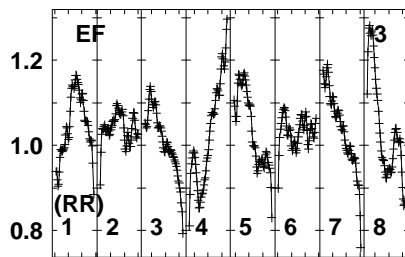
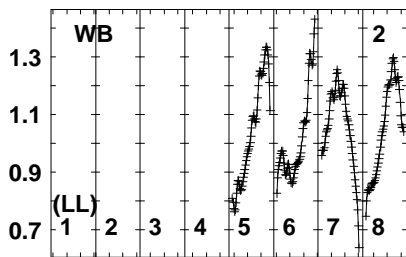
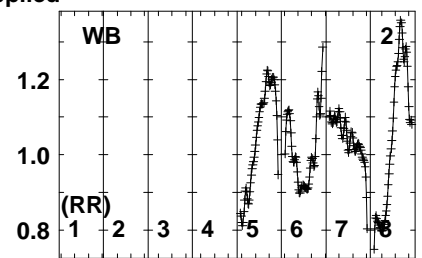
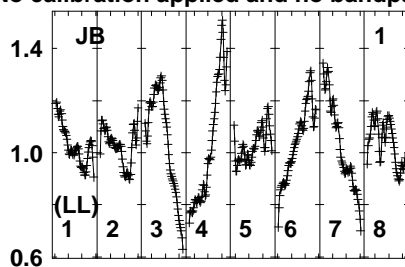
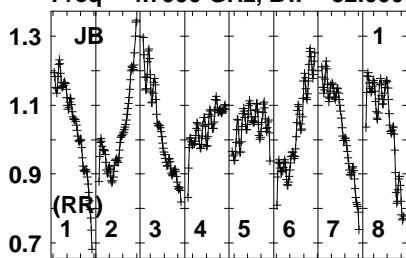


Lower frame: Real Jy
Auto-corr total-power spectrum Antenna: *
Timerange: 00/09:26:01 to 00/09:26:59

Plot file version 97 created 02-JUN-2021 11:57:16

J0052+1633 EC0711.UVDATA.1

Freq = 4.7990 GHz, Bw = 32.000 MH No calibration applied and no bandpass applied



480083048709009309605005030
FREQ MHz

480083048709009309605005030
FREQ MHz

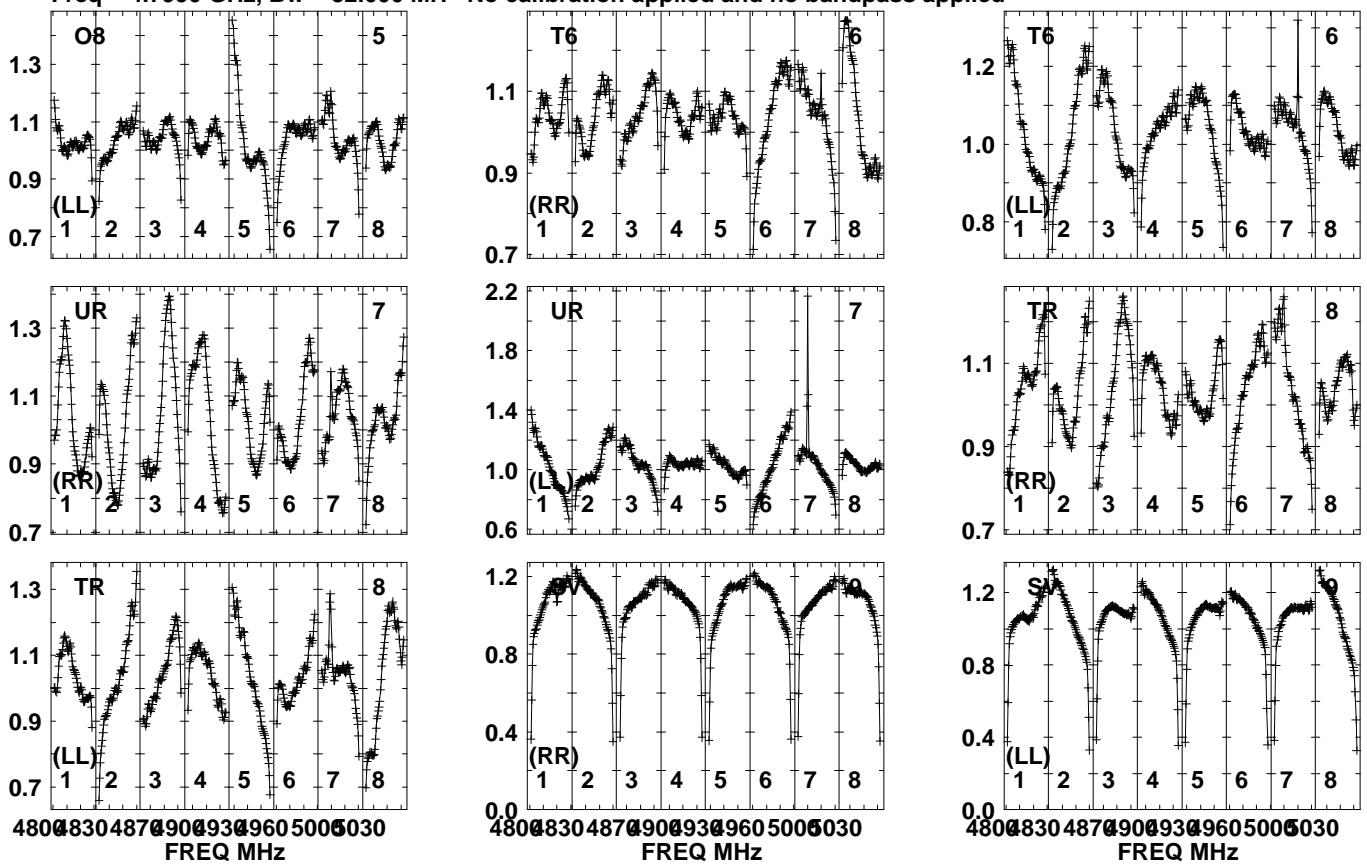
480083048709009309605005030
FREQ MHz

Lower frame: Real Jy
Auto-corr total-power spectrum Antenna: *
Timerange: 00/09:27:01 to 00/09:30:39

Plot file version 98 created 02-JUN-2021 11:57:16

J0052+1633 EC0711.UVDATA.1

Freq = 4.7990 GHz, Bw = 32.000 MH No calibration applied and no bandpass applied

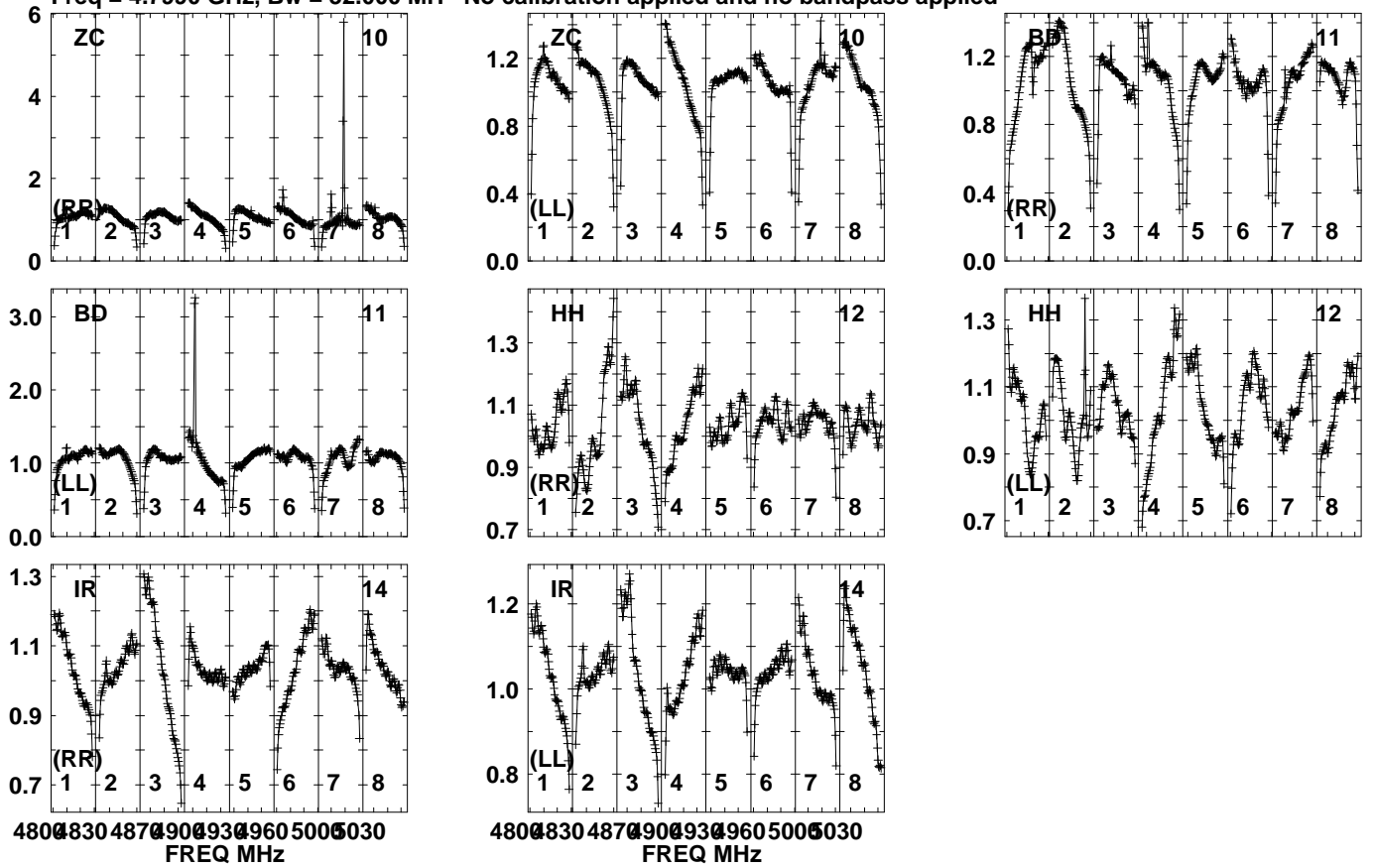


Lower frame: Real Jy
Auto-corr total-power spectrum Antenna: *
Timerange: 00/09:27:01 to 00/09:30:39

Plot file version 99 created 02-JUN-2021 11:57:16

J0052+1633 EC0711.UVDATA.1

Freq = 4.7990 GHz, Bw = 32.000 MH No calibration applied and no bandpass applied

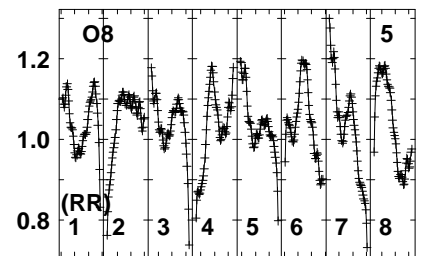
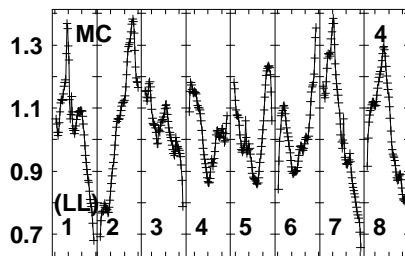
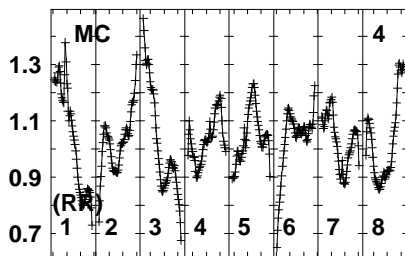
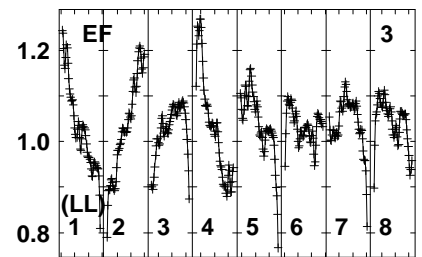
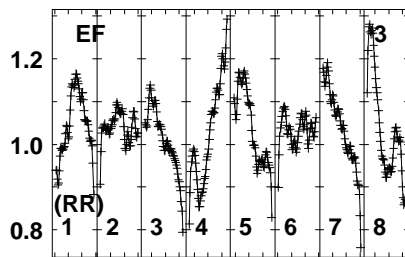
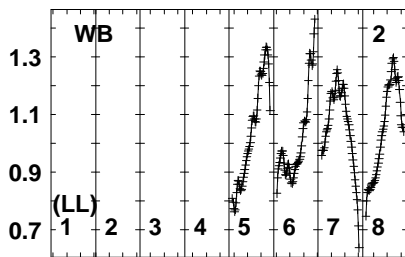
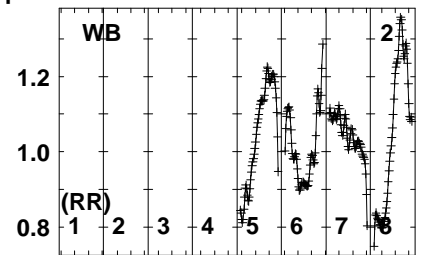
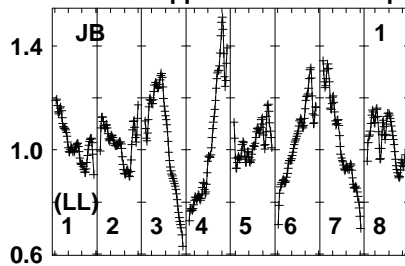
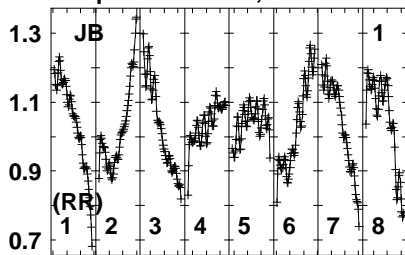


Lower frame: Real Jy
Auto-corr total-power spectrum Antenna: *
Timerange: 00/09:27:01 to 00/09:30:39

Plot file version 100 created 02-JUN-2021 11:57:16

J0056+1625 EC0711.UVDATA.1

Freq = 4.7990 GHz, Bw = 32.000 MH No calibration applied and no bandpass applied



480083048709009309605005030
FREQ MHz

480083048709009309605005030
FREQ MHz

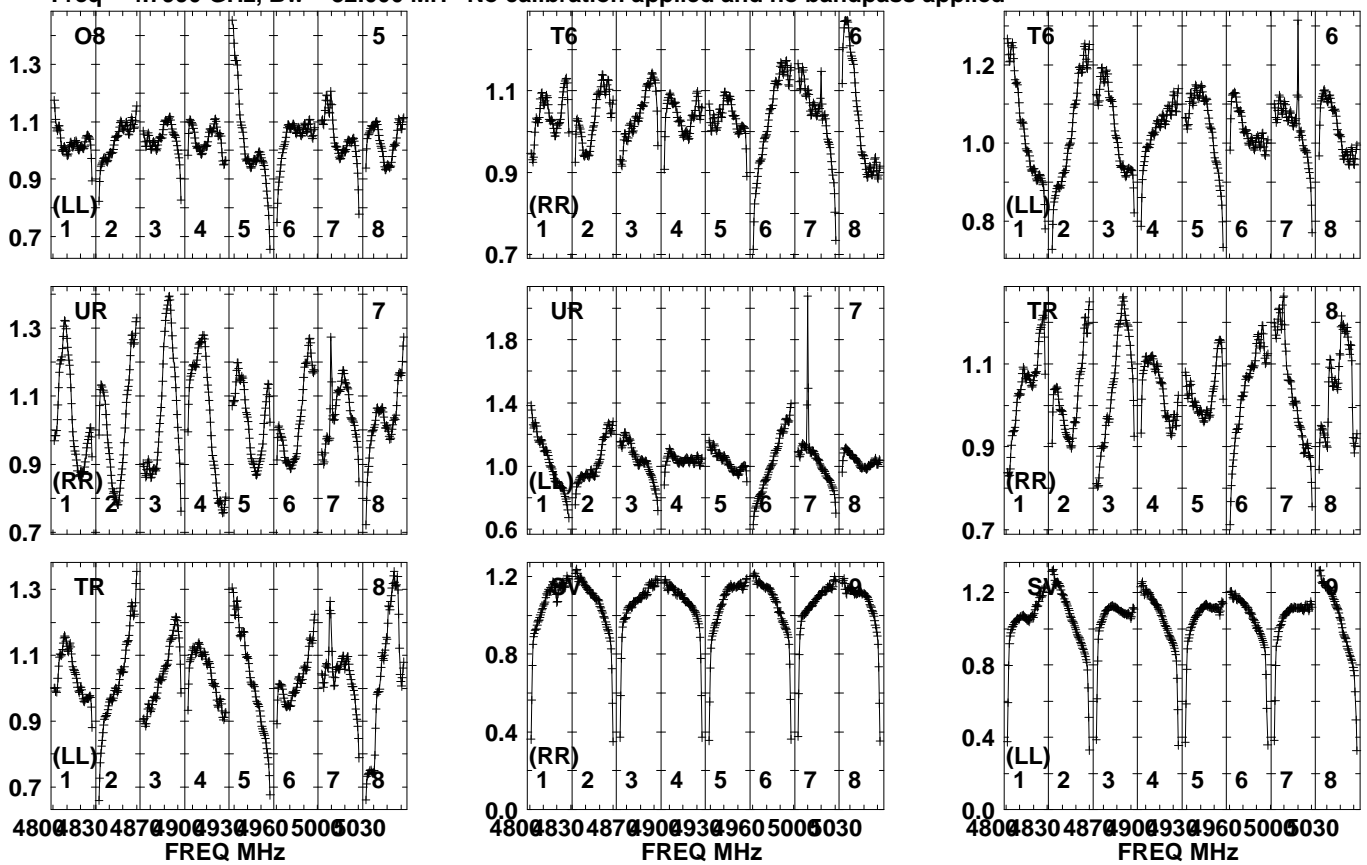
480083048709009309605005030
FREQ MHz

Lower frame: Real Jy
Auto-corr total-power spectrum Antenna: *
Timerange: 00/09:30:41 to 00/09:32:19

Plot file version 101 created 02-JUN-2021 11:57:16

J0056+1625 EC0711.UVDATA.1

Freq = 4.7990 GHz, Bw = 32.000 MH No calibration applied and no bandpass applied

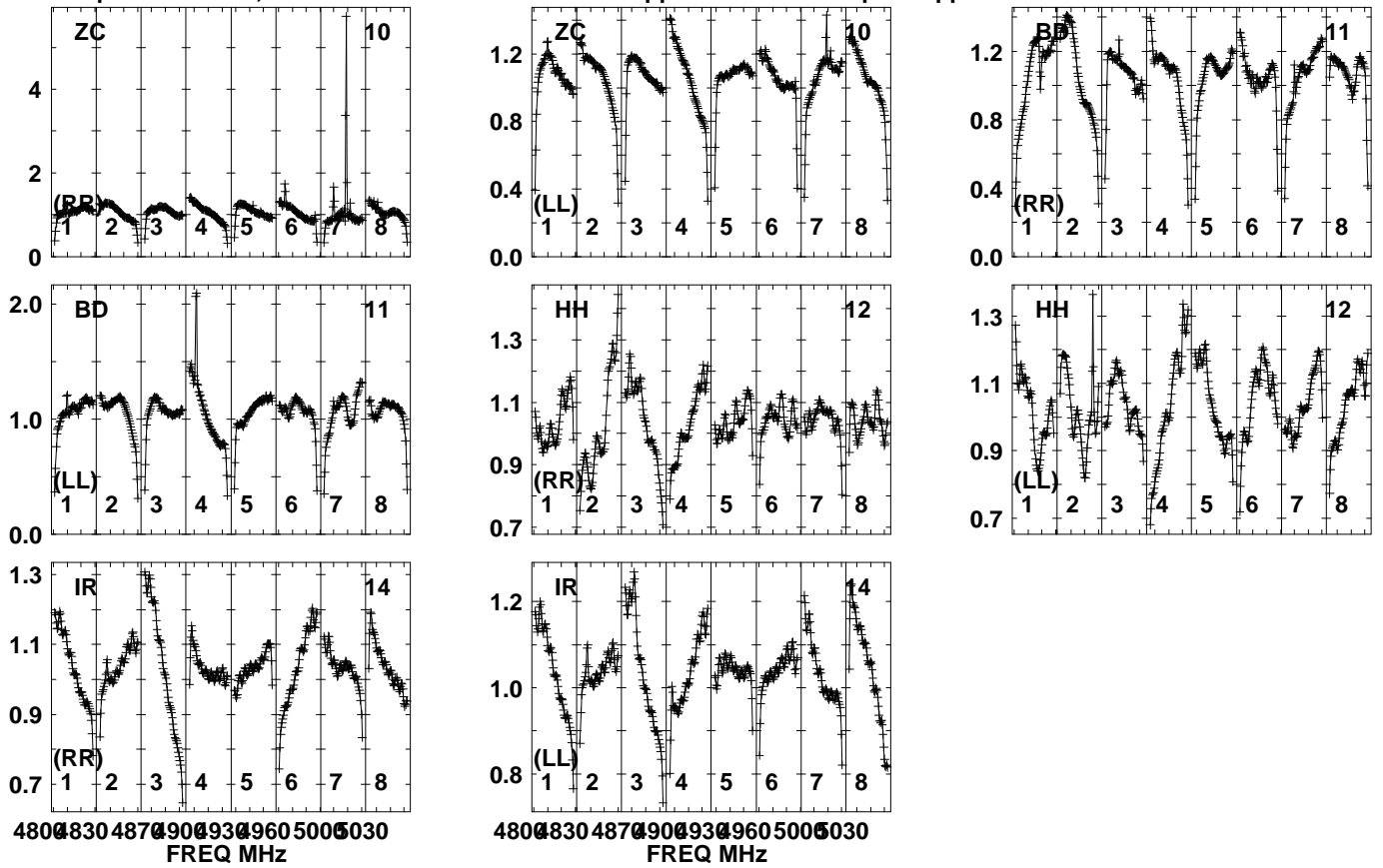


Lower frame: Real Jy
Auto-corr total-power spectrum Antenna: *
Timerange: 00/09:30:41 to 00/09:32:19

Plot file version 102 created 02-JUN-2021 11:57:16

J0056+1625 EC0711.UVDATA.1

Freq = 4.7990 GHz, Bw = 32.000 MH No calibration applied and no bandpass applied

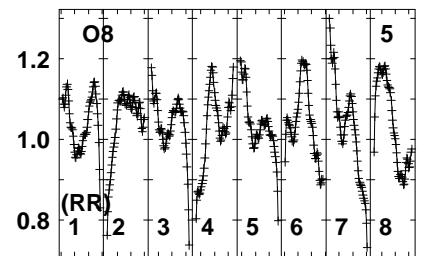
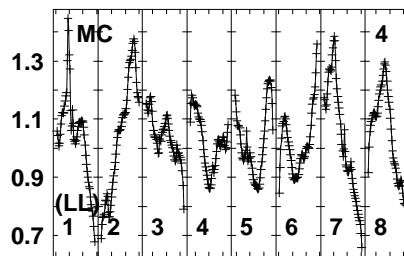
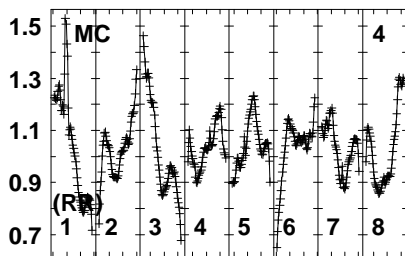
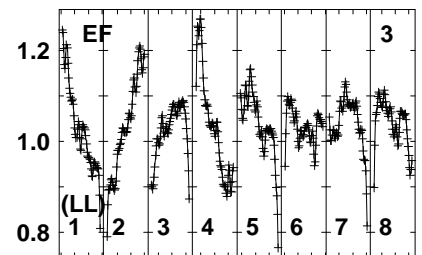
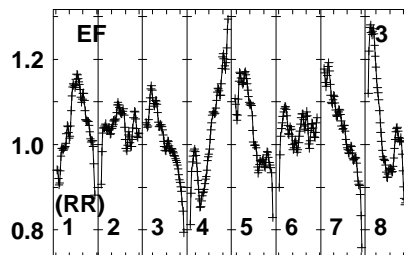
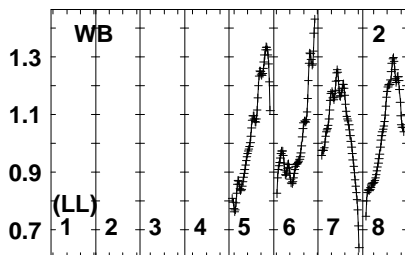
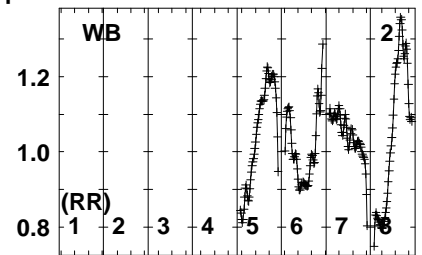
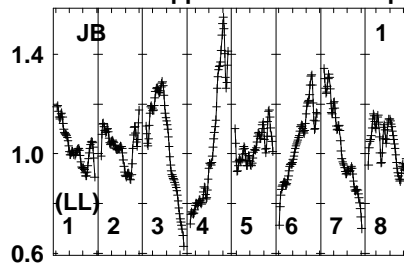
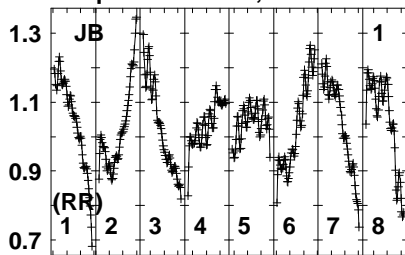


Lower frame: Real Jy
Auto-corr total-power spectrum Antenna: *
Timerange: 00/09:30:41 to 00/09:32:19

Plot file version 103 created 02-JUN-2021 11:57:16

J0052+1633 EC0711.UVDATA.1

Freq = 4.7990 GHz, Bw = 32.000 MH No calibration applied and no bandpass applied



480083048709009309605005030
FREQ MHz

480083048709009309605005030
FREQ MHz

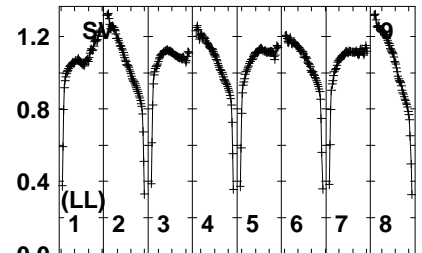
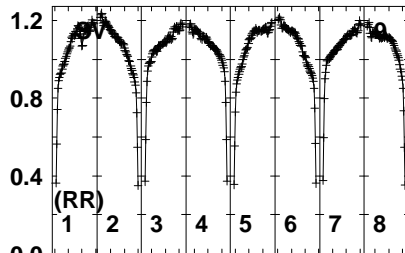
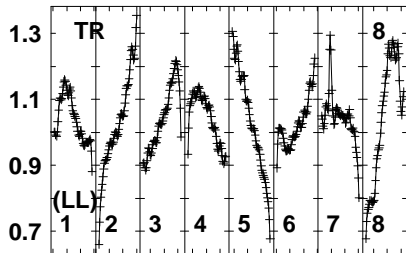
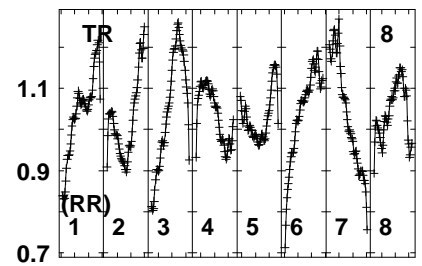
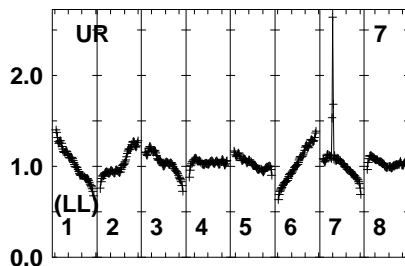
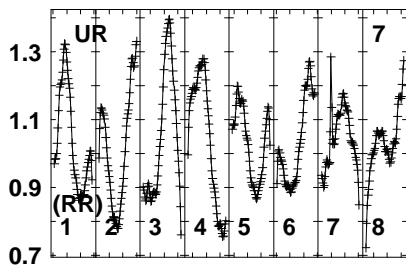
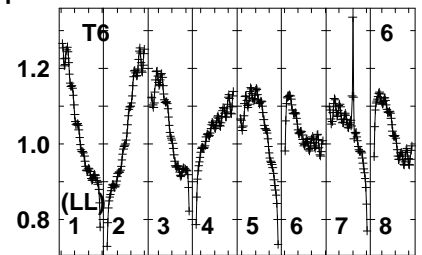
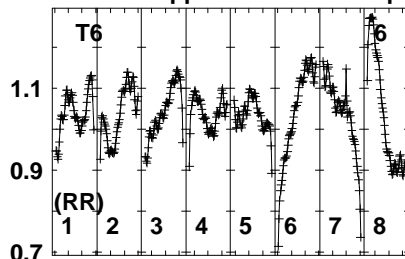
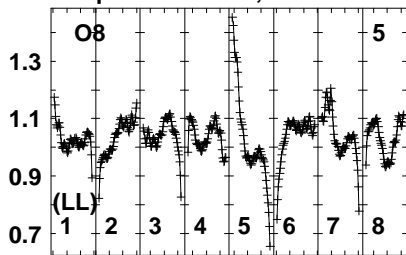
480083048709009309605005030
FREQ MHz

Lower frame: Real Jy
Auto-corr total-power spectrum Antenna: *
Timerange: 00/09:32:21 to 00/09:35:59

Plot file version 104 created 02-JUN-2021 11:57:17

J0052+1633 EC0711.UVDATA.1

Freq = 4.7990 GHz, Bw = 32.000 MH No calibration applied and no bandpass applied



480083048709009309605005030
FREQ MHz

480083048709009309605005030
FREQ MHz

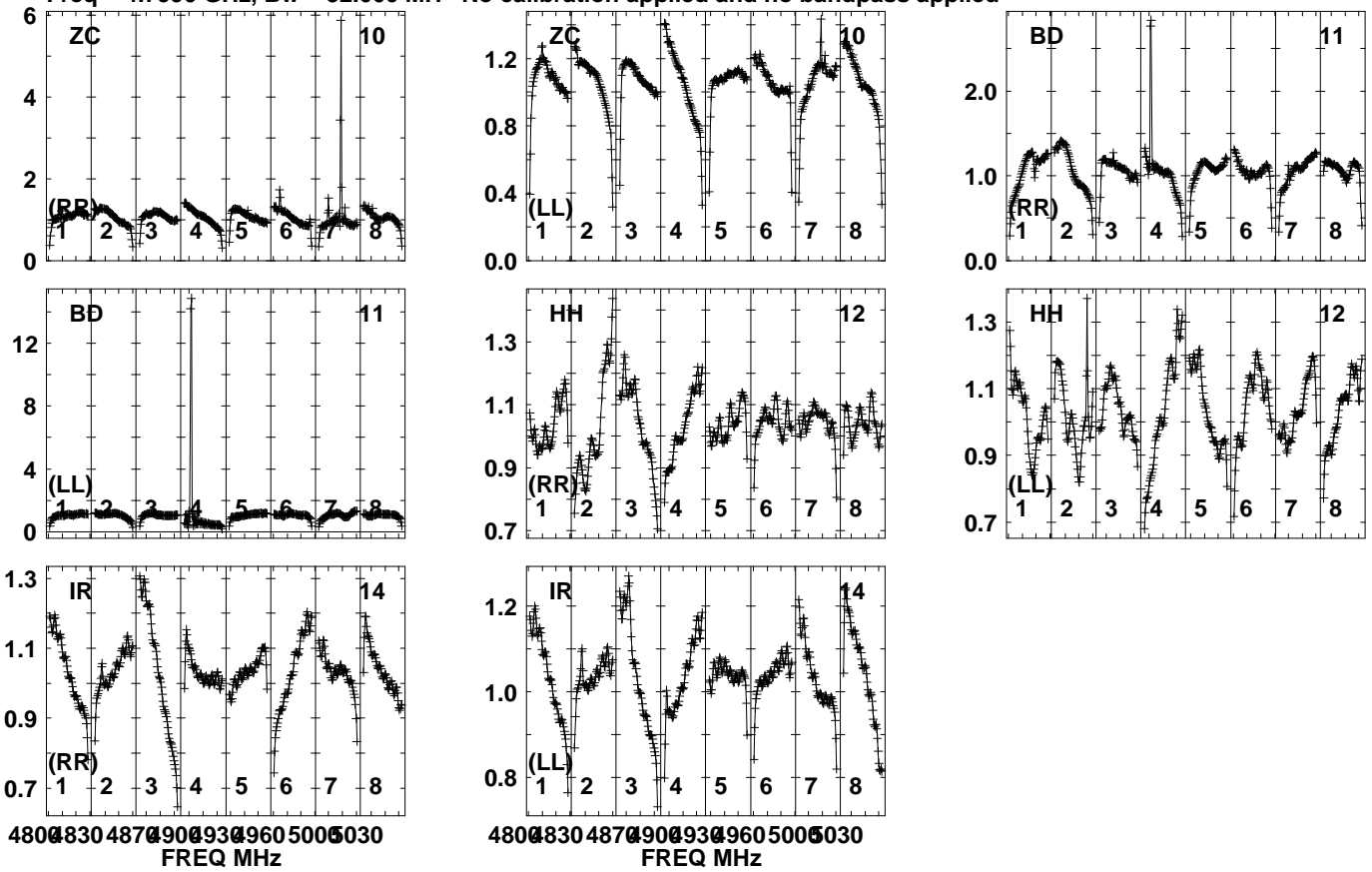
480083048709009309605005030
FREQ MHz

Lower frame: Real Jy
Auto-corr total-power spectrum Antenna: *
Timerange: 00/09:32:21 to 00/09:35:59

Plot file version 105 created 02-JUN-2021 11:57:17

J0052+1633 EC0711.UVDATA.1

Freq = 4.7990 GHz, Bw = 32.000 MH No calibration applied and no bandpass applied

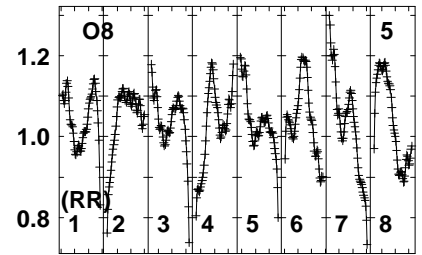
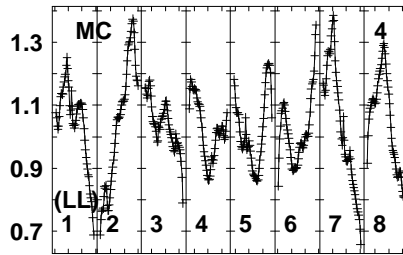
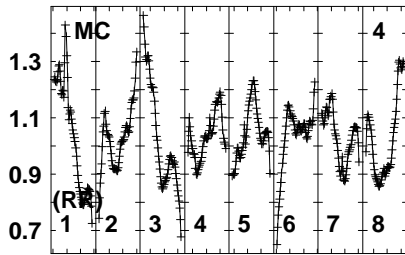
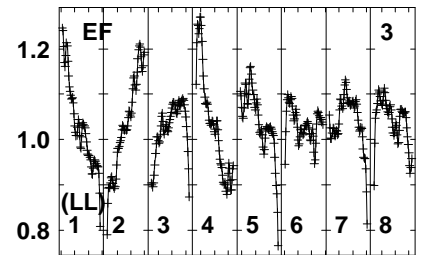
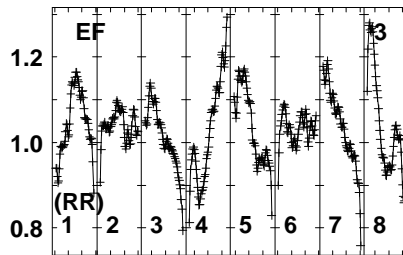
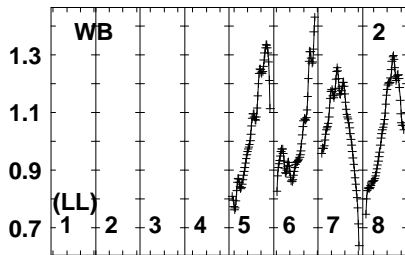
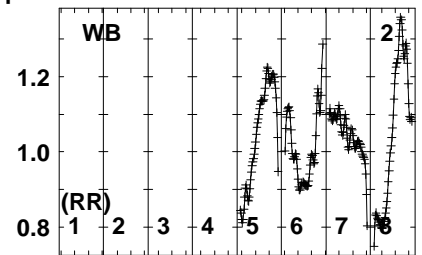
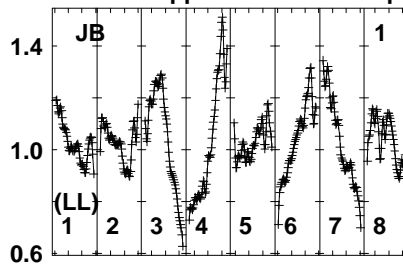
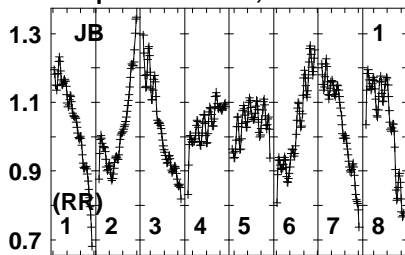


Lower frame: Real Jy
Auto-corr total-power spectrum Antenna: *
Timerange: 00/09:32:21 to 00/09:35:59

Plot file version 106 created 02-JUN-2021 11:57:17

J0056+1625 EC0711.UVDATA.1

Freq = 4.7990 GHz, Bw = 32.000 MH No calibration applied and no bandpass applied



480083048709009309605005030
FREQ MHz

480083048709009309605005030
FREQ MHz

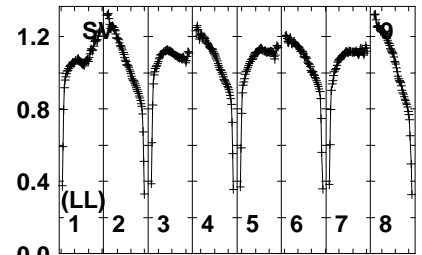
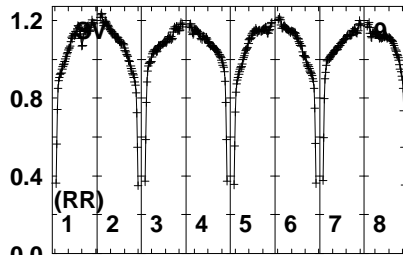
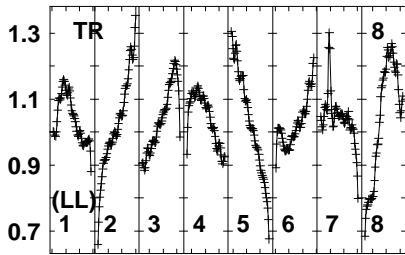
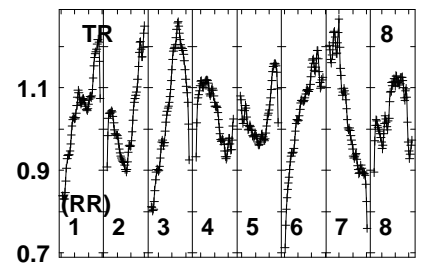
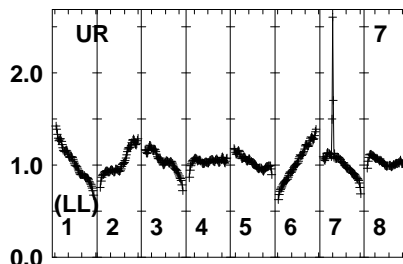
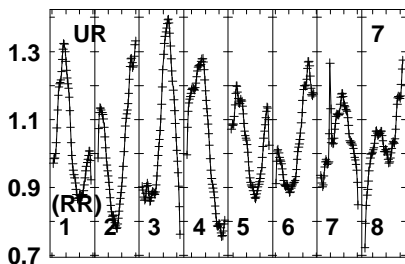
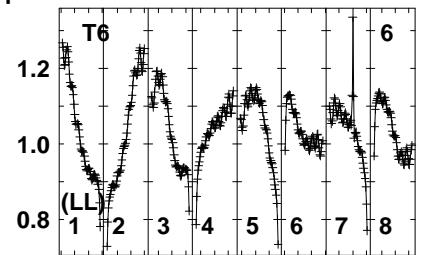
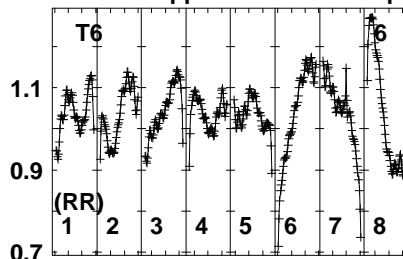
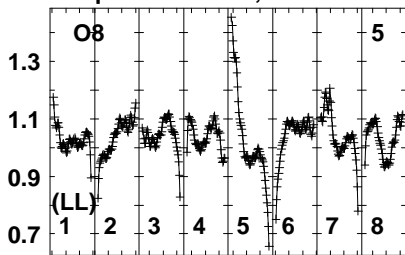
480083048709009309605005030
FREQ MHz

Lower frame: Real Jy
Auto-corr total-power spectrum Antenna: *
Timerange: 00/09:36:01 to 00/09:37:39

Plot file version 107 created 02-JUN-2021 11:57:17

J0056+1625 EC0711.UVDATA.1

Freq = 4.7990 GHz, Bw = 32.000 MH No calibration applied and no bandpass applied



480083048709009309605005030
FREQ MHz

480083048709009309605005030
FREQ MHz

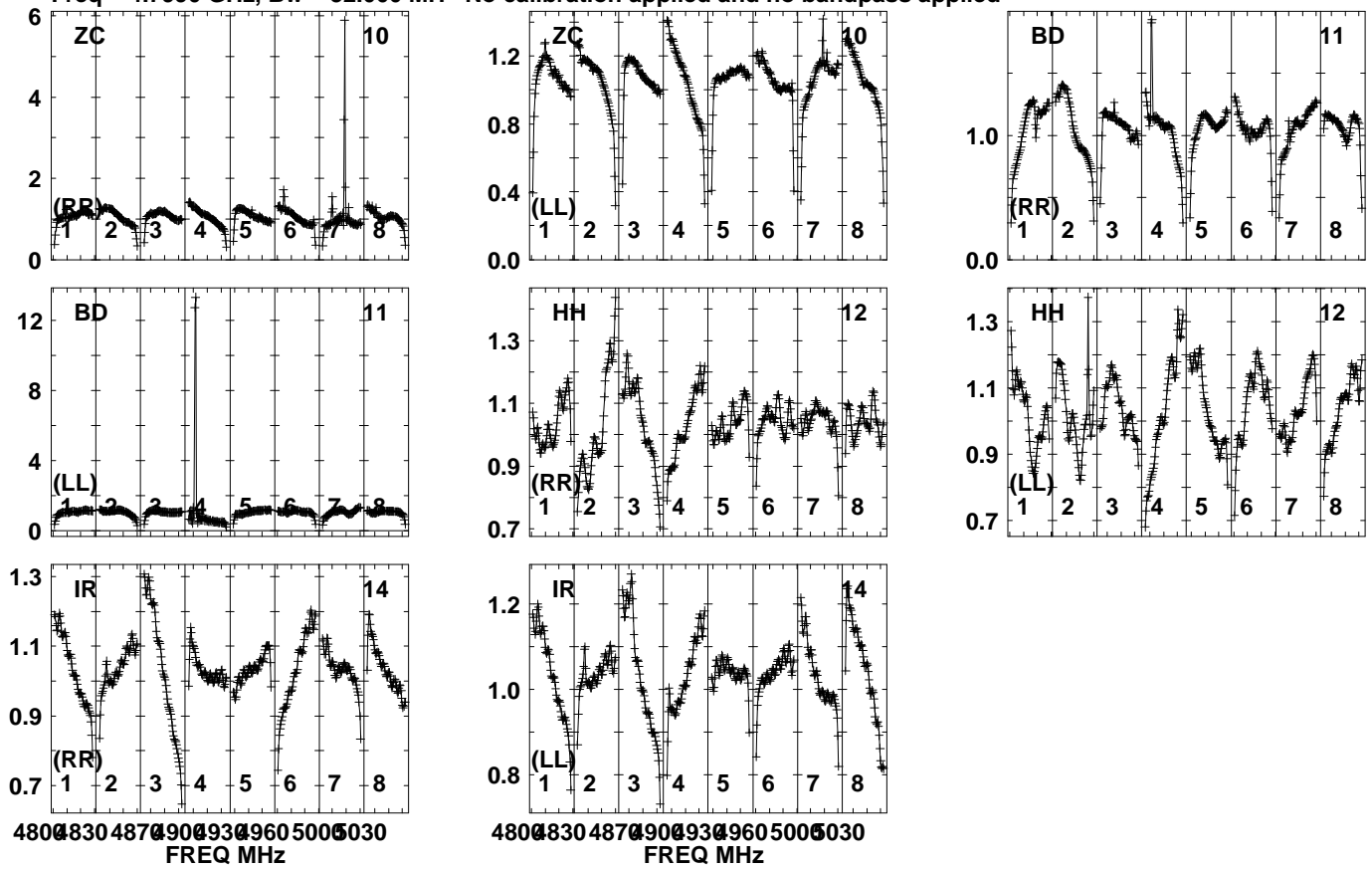
480083048709009309605005030
FREQ MHz

Lower frame: Real Jy
Auto-corr total-power spectrum Antenna: *
Timerange: 00/09:36:01 to 00/09:37:39

Plot file version 108 created 02-JUN-2021 11:57:17

J0056+1625 EC0711.UVDATA.1

Freq = 4.7990 GHz, Bw = 32.000 MH No calibration applied and no bandpass applied

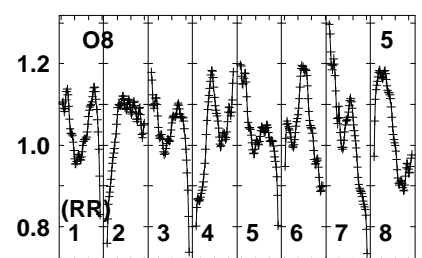
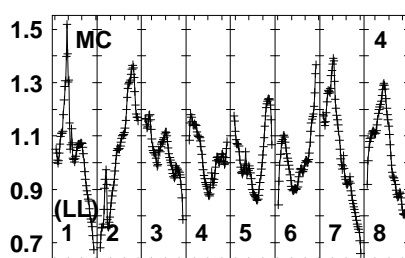
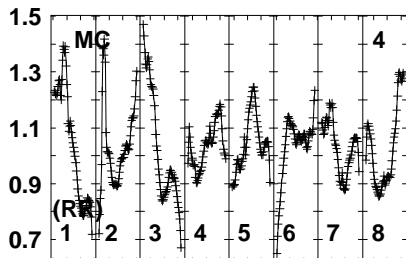
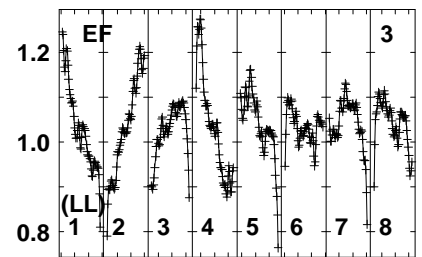
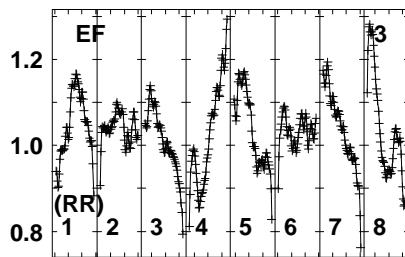
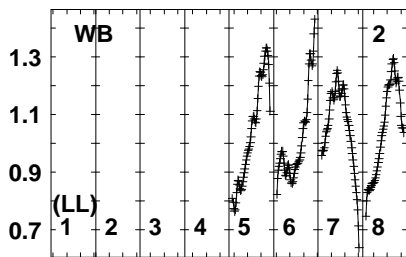
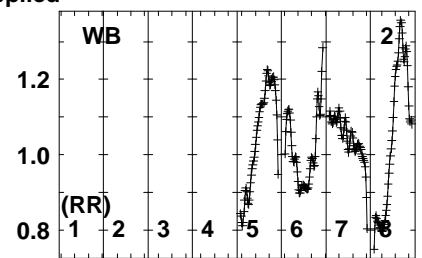
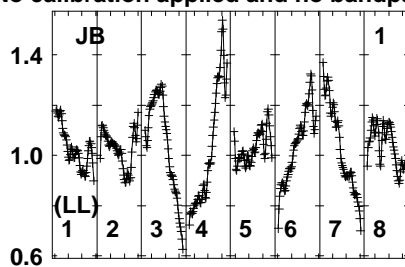
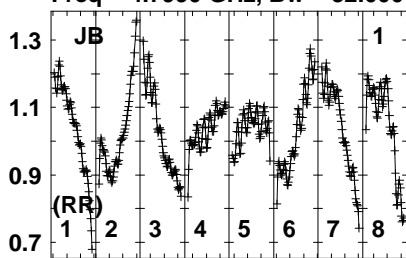


Lower frame: Real Jy
Auto-corr total-power spectrum Antenna: *
Timerange: 00/09:36:01 to 00/09:37:39

Plot file version 109 created 02-JUN-2021 11:57:17

J2223+0838 EC0711.UVDATA.1

Freq = 4.7990 GHz, Bw = 32.000 MH No calibration applied and no bandpass applied



480083048709009309605005030
FREQ MHz

480083048709009309605005030
FREQ MHz

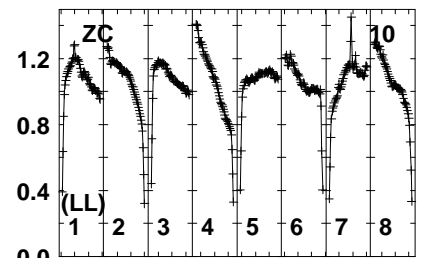
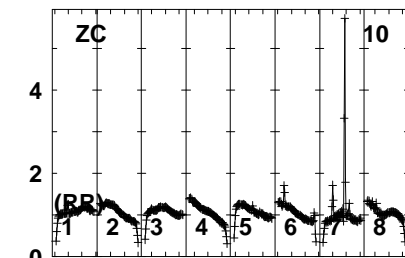
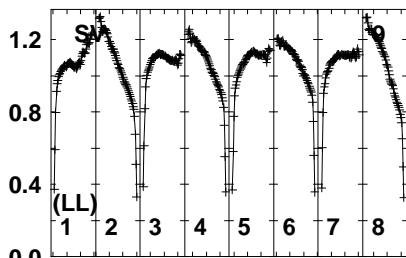
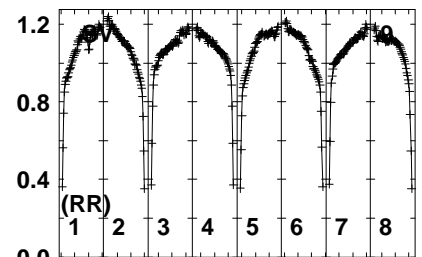
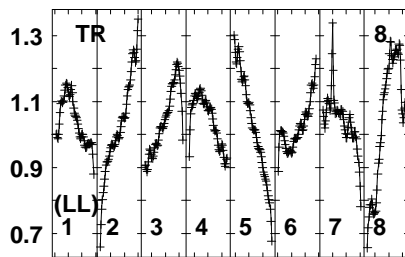
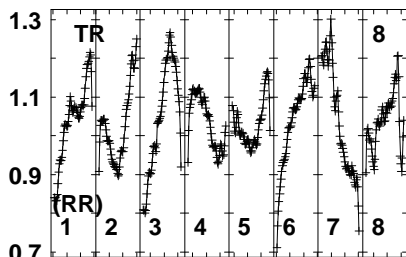
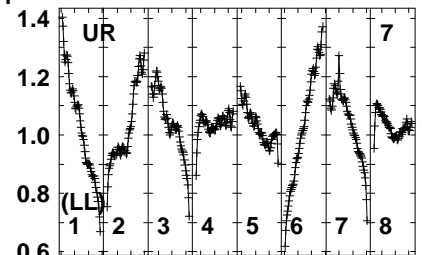
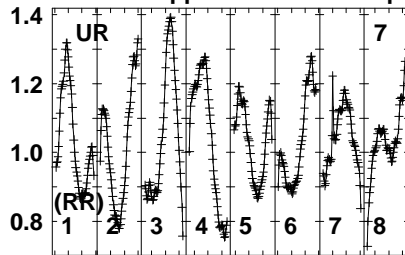
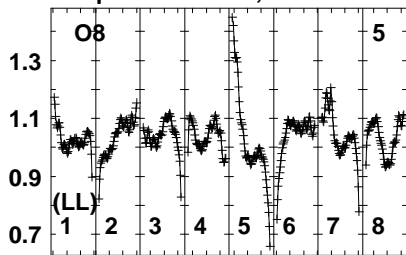
480083048709009309605005030
FREQ MHz

Lower frame: Real Jy
Auto-corr total-power spectrum Antenna: *
Timerange: 00/09:39:11 to 00/09:41:29

Plot file version 110 created 02-JUN-2021 11:57:17

J2223+0838 EC0711.UVDATA.1

Freq = 4.7990 GHz, Bw = 32.000 MH No calibration applied and no bandpass applied



480083048709009309605005030
FREQ MHz

480083048709009309605005030
FREQ MHz

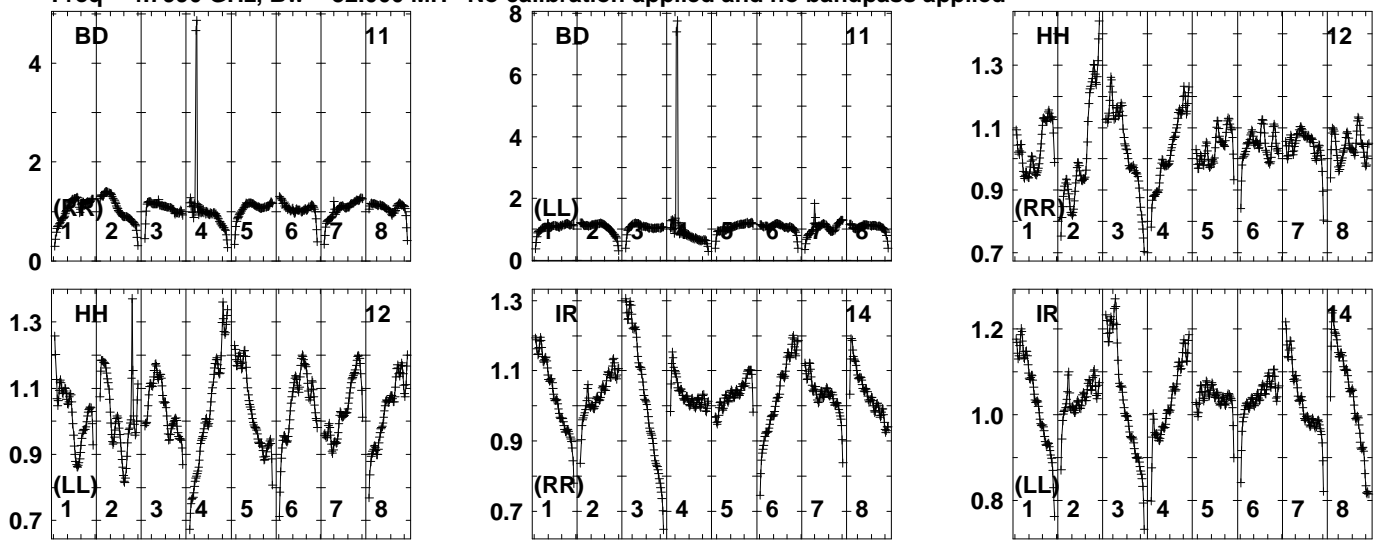
480083048709009309605005030
FREQ MHz

Lower frame: Real Jy
Auto-corr total-power spectrum Antenna: *
Timerange: 00/09:39:11 to 00/09:41:29

Plot file version 111 created 02-JUN-2021 11:57:17

J2223+0838 EC0711.UVDATA.1

Freq = 4.7990 GHz, Bw = 32.000 MH No calibration applied and no bandpass applied

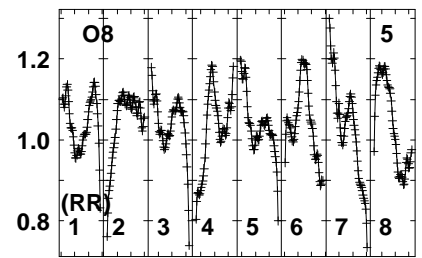
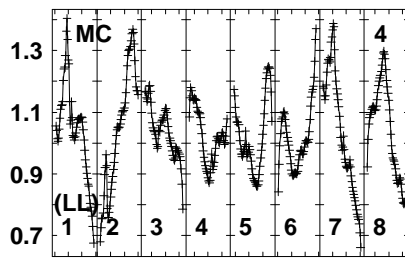
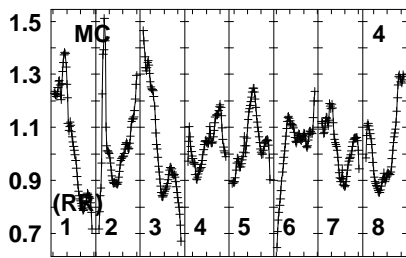
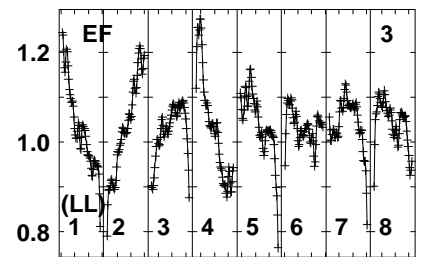
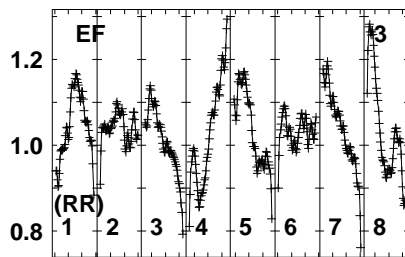
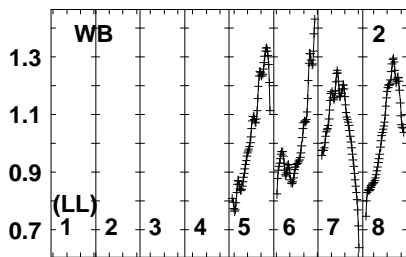
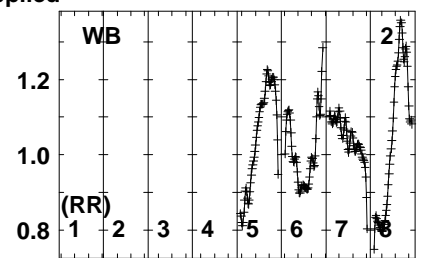
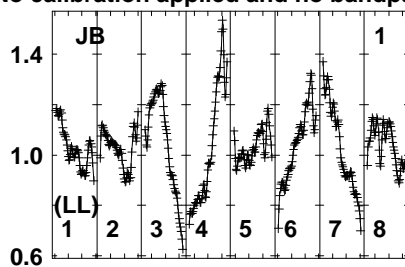
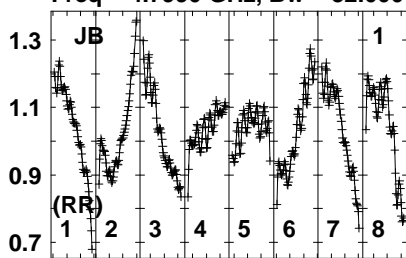


Lower frame: Real Jy
Auto-corr total-power spectrum Antenna: *
Timerange: 00/09:39:11 to 00/09:41:29

Plot file version 112 created 02-JUN-2021 11:57:17

J2225+0841 EC0711.UVDATA.1

Freq = 4.7990 GHz, Bw = 32.000 MH No calibration applied and no bandpass applied



480083048709009309605005030
FREQ MHz

480083048709009309605005030
FREQ MHz

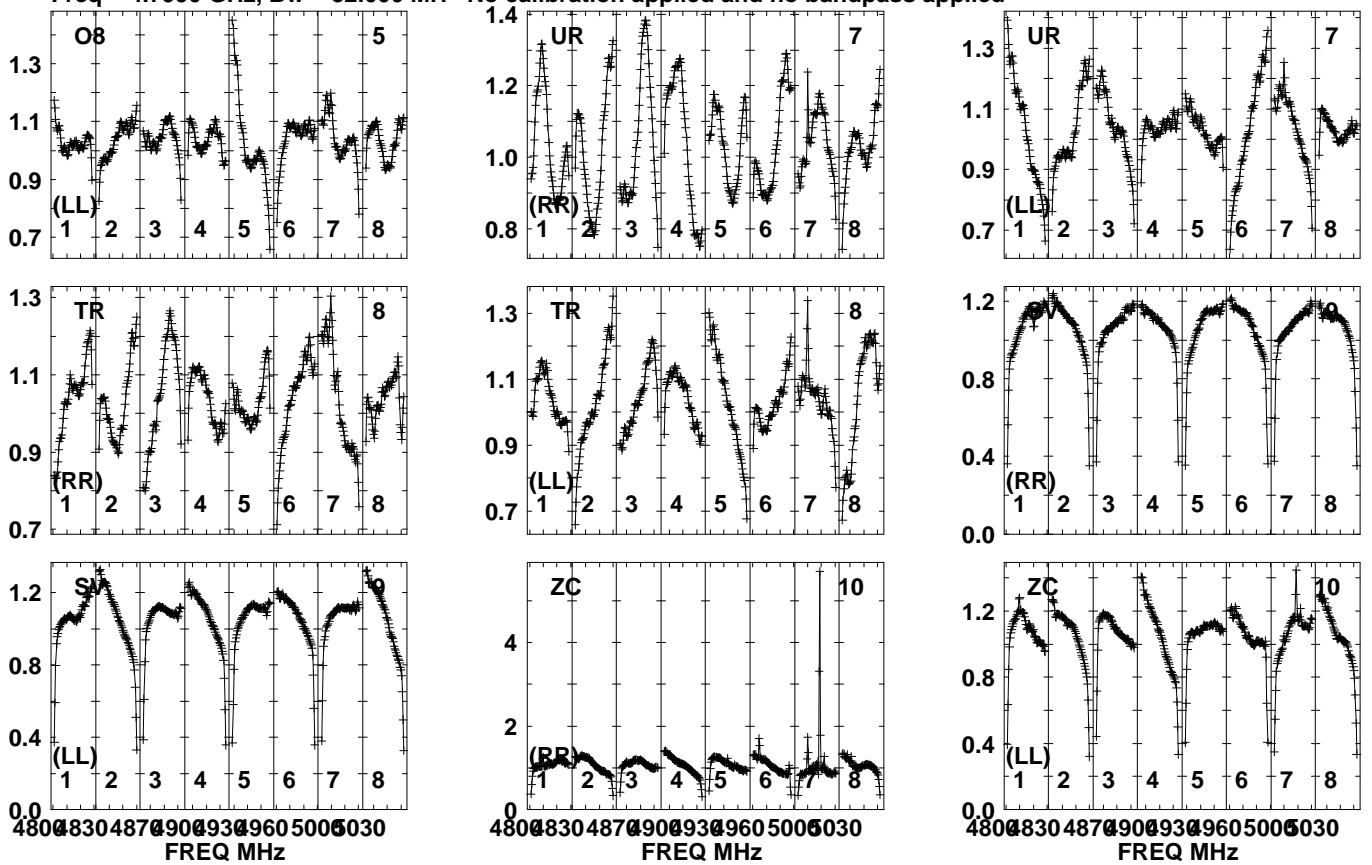
480083048709009309605005030
FREQ MHz

Lower frame: Real Jy
Auto-corr total-power spectrum Antenna: *
Timerange: 00/09:41:31 to 00/09:45:09

Plot file version 113 created 02-JUN-2021 11:57:17

J2225+0841 EC0711.UVDATA.1

Freq = 4.7990 GHz, Bw = 32.000 MH No calibration applied and no bandpass applied

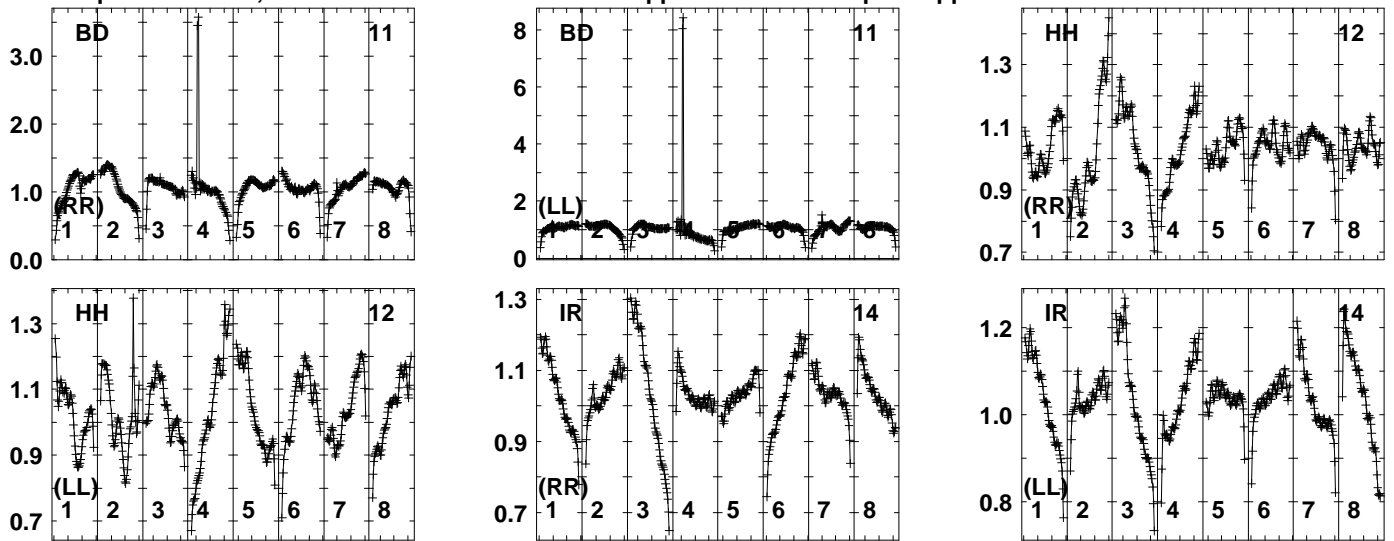


Lower frame: Real Jy
Auto-corr total-power spectrum Antenna: *
Timerange: 00/09:41:31 to 00/09:45:09

Plot file version 114 created 02-JUN-2021 11:57:18

J2225+0841 EC0711.UVDATA.1

Freq = 4.7990 GHz, Bw = 32.000 MH No calibration applied and no bandpass applied



Lower frame: Real Jy

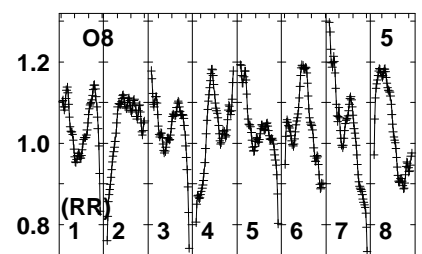
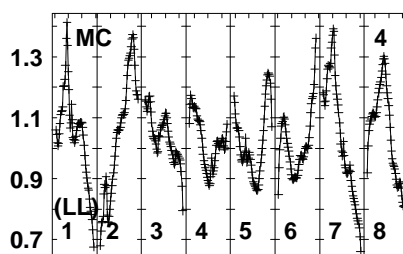
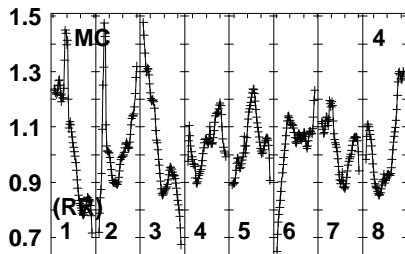
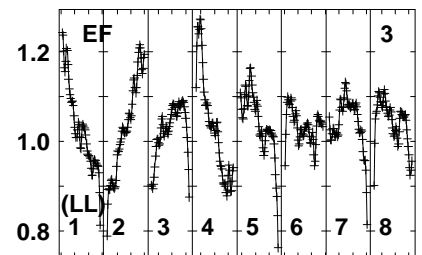
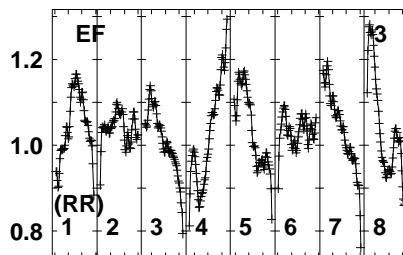
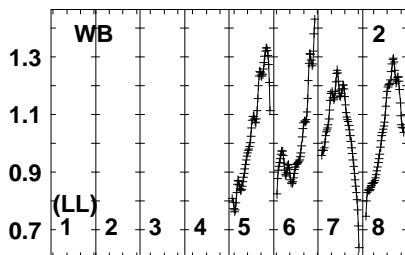
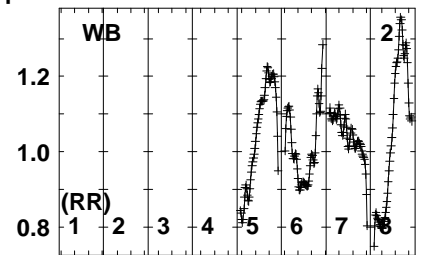
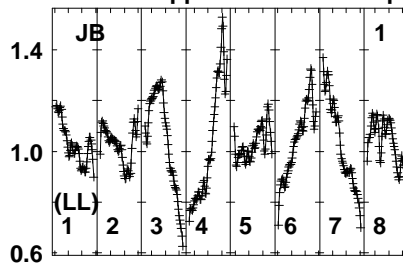
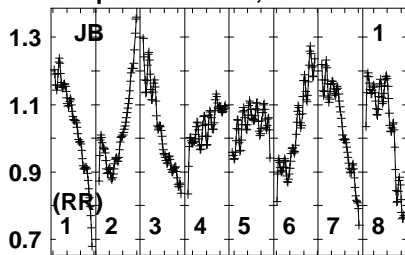
Auto-corr total-power spectrum Antenna: *

Timerange: 00/09:41:31 to 00/09:45:09

Plot file version 115 created 02-JUN-2021 11:57:18

J2223+0838 EC0711.UVDATA.1

Freq = 4.7990 GHz, Bw = 32.000 MH No calibration applied and no bandpass applied



480083048709009309605005030
FREQ MHz

480083048709009309605005030
FREQ MHz

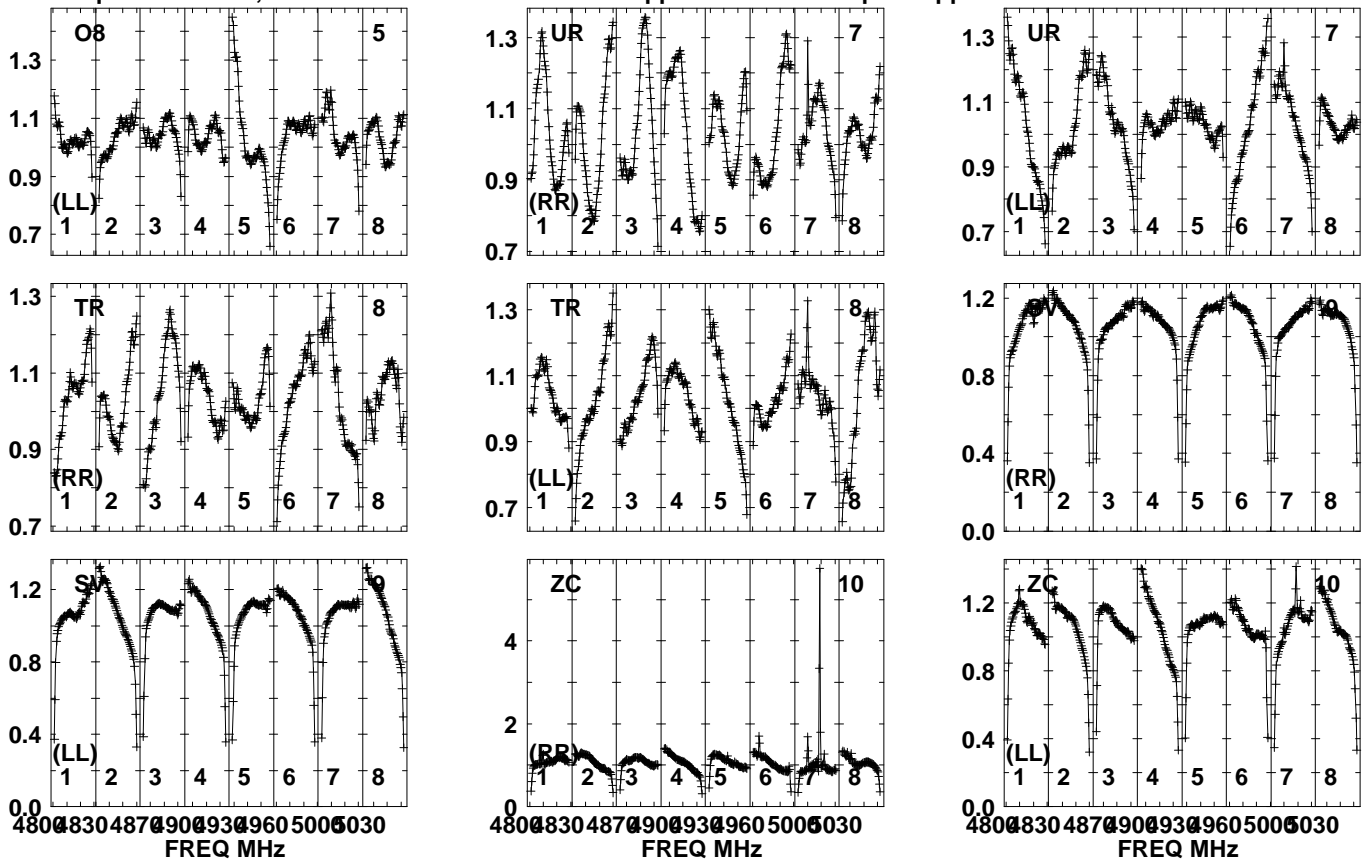
480083048709009309605005030
FREQ MHz

Lower frame: Real Jy
Auto-corr total-power spectrum Antenna: *
Timerange: 00/09:45:11 to 00/09:46:49

Plot file version 116 created 02-JUN-2021 11:57:18

J2223+0838 EC0711.UVDATA.1

Freq = 4.7990 GHz, Bw = 32.000 MH No calibration applied and no bandpass applied

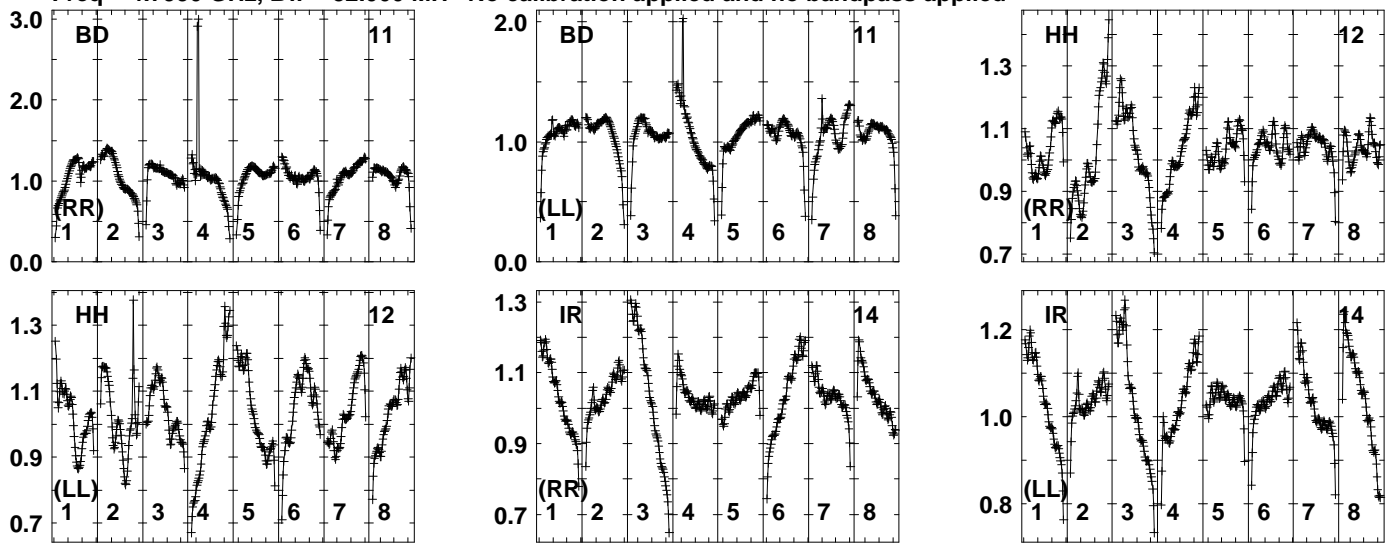


Lower frame: Real Jy
Auto-corr total-power spectrum Antenna: *
Timerange: 00/09:45:11 to 00/09:46:49

Plot file version 117 created 02-JUN-2021 11:57:18

J2223+0838 EC0711.UVDATA.1

Freq = 4.7990 GHz, Bw = 32.000 MH No calibration applied and no bandpass applied



Lower frame: Real Jy

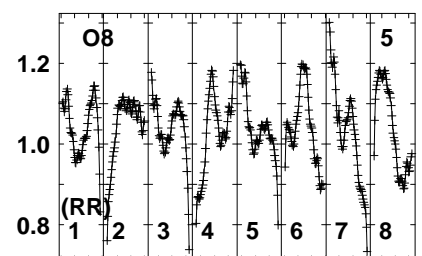
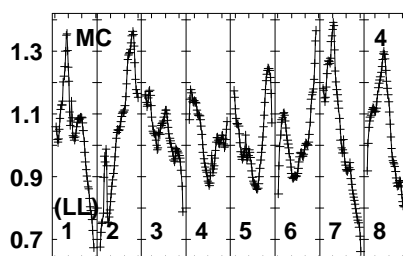
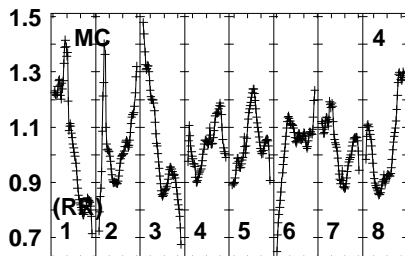
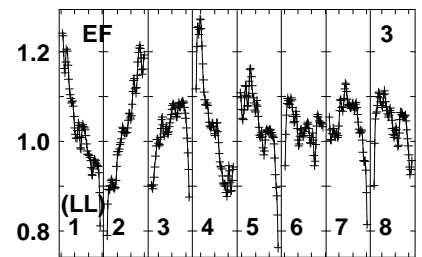
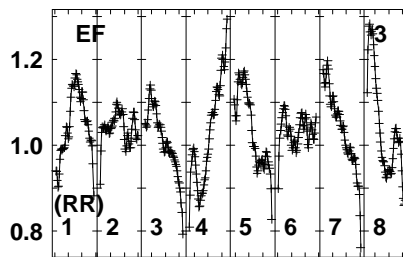
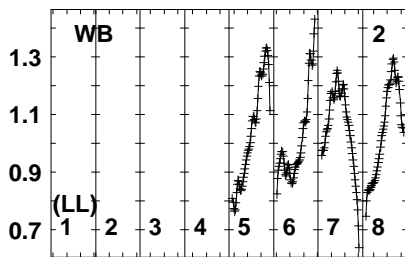
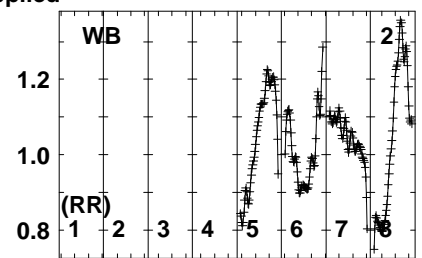
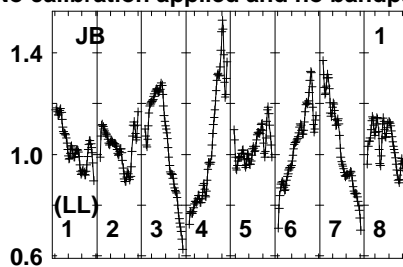
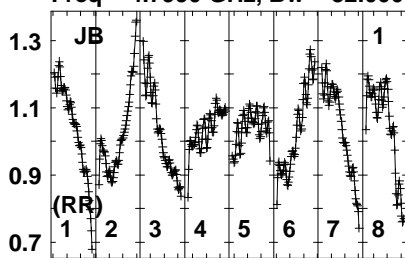
Auto-corr total-power spectrum Antenna: *

Timerange: 00/09:45:11 to 00/09:46:49

Plot file version 118 created 02-JUN-2021 11:57:18

J2225+0841 EC0711.UVDATA.1

Freq = 4.7990 GHz, Bw = 32.000 MH No calibration applied and no bandpass applied



480083048709009309605005030
FREQ MHz

480083048709009309605005030
FREQ MHz

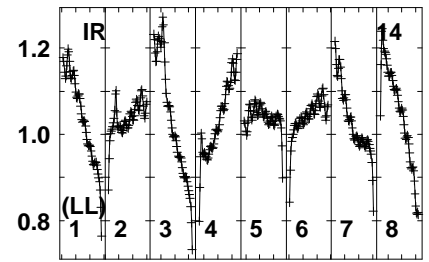
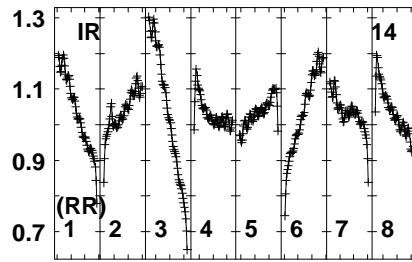
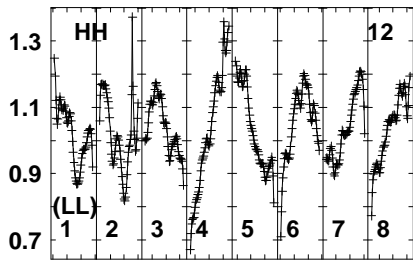
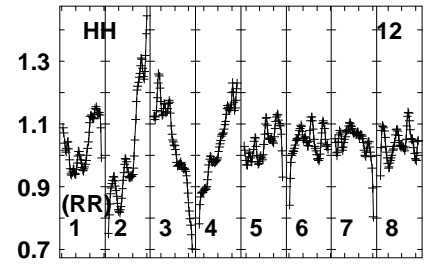
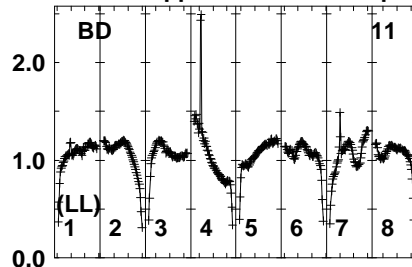
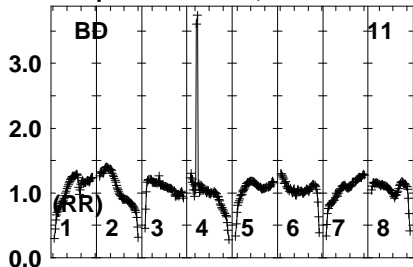
480083048709009309605005030
FREQ MHz

Lower frame: Real Jy
Auto-corr total-power spectrum Antenna: *
Timerange: 00/09:46:51 to 00/09:50:29

Plot file version 120 created 02-JUN-2021 11:57:18

J2225+0841 EC0711.UVDATA.1

Freq = 4.7990 GHz, Bw = 32.000 MH No calibration applied and no bandpass applied



Lower frame: Real Jy

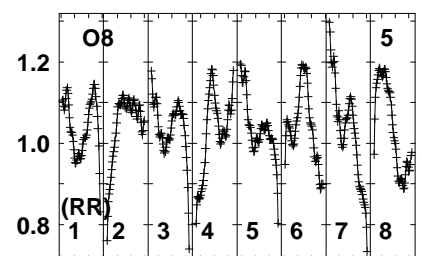
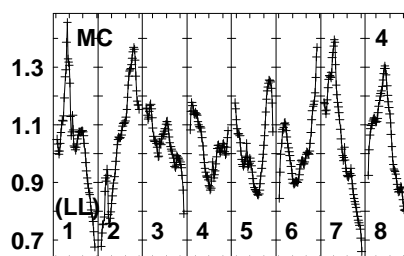
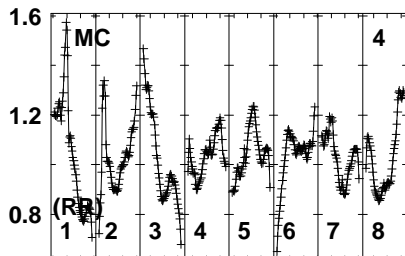
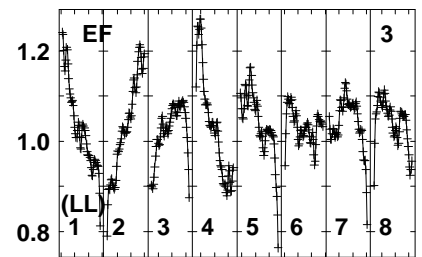
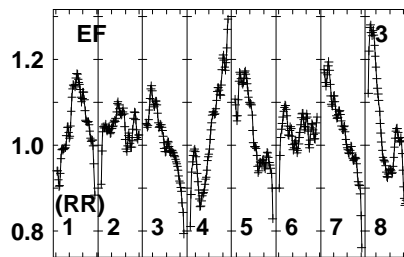
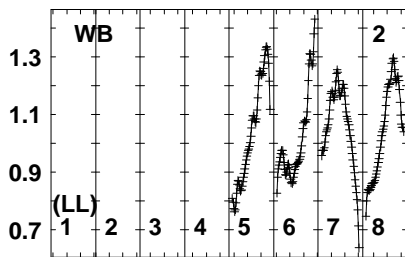
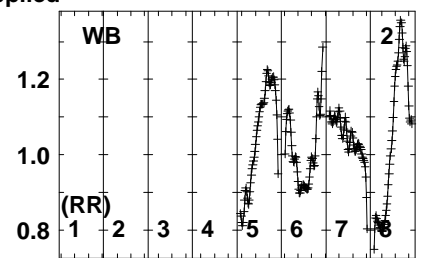
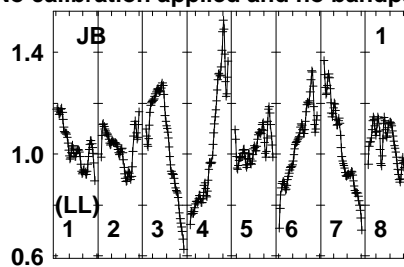
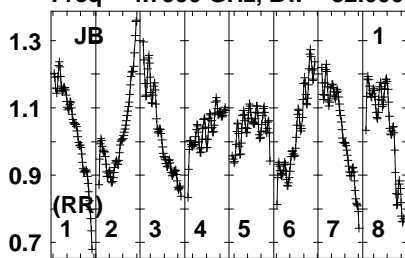
Auto-corr total-power spectrum Antenna: *

Timerange: 00/09:46:51 to 00/09:50:29

Plot file version 121 created 02-JUN-2021 11:57:18

J2223+0838 EC0711.UVDATA.1

Freq = 4.7990 GHz, Bw = 32.000 MH No calibration applied and no bandpass applied



480083048709009309605005030
FREQ MHz

480083048709009309605005030
FREQ MHz

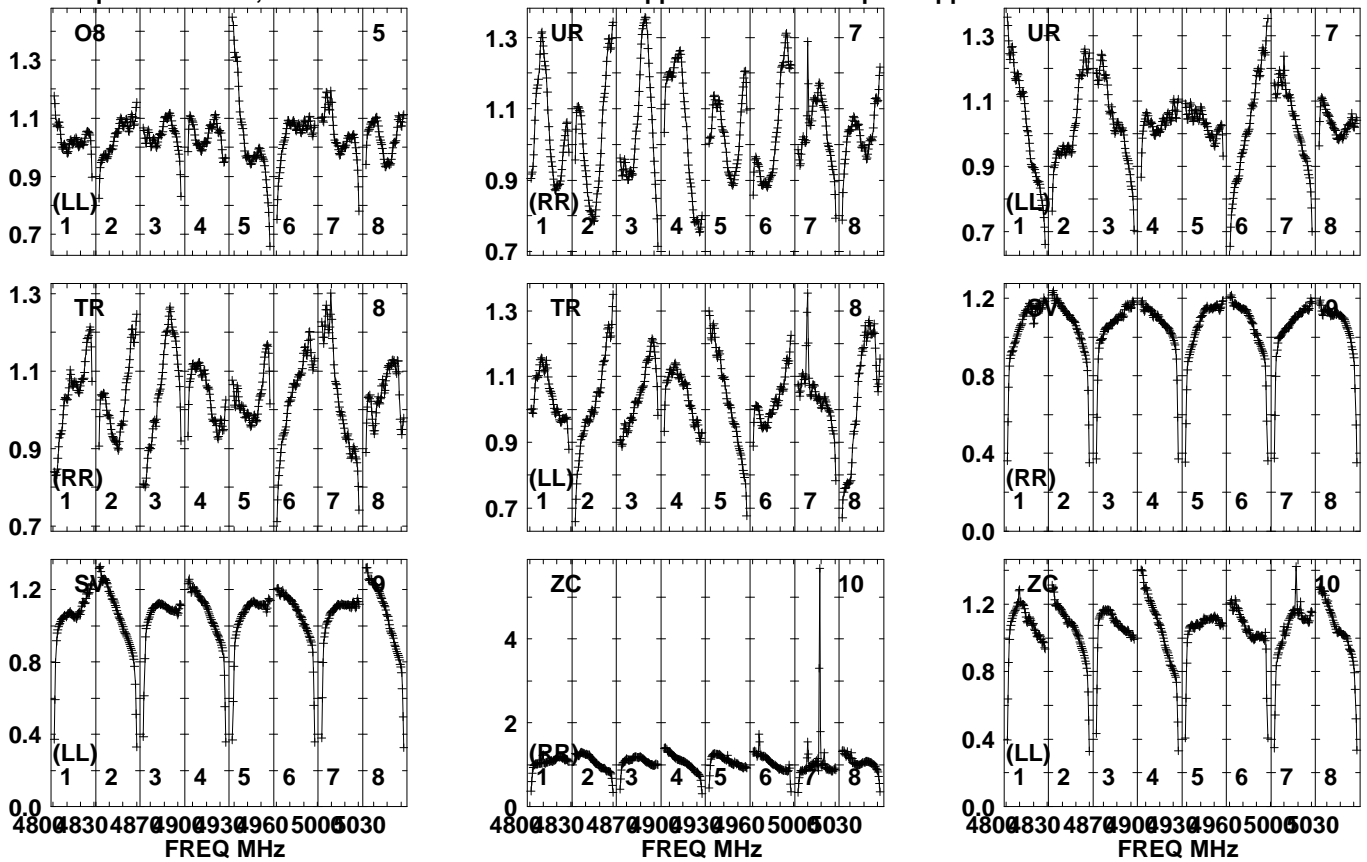
480083048709009309605005030
FREQ MHz

Lower frame: Real Jy
Auto-corr total-power spectrum Antenna: *
Timerange: 00/09:51:11 to 00/09:52:09

Plot file version 122 created 02-JUN-2021 11:57:18

J2223+0838 EC0711.UVDATA.1

Freq = 4.7990 GHz, Bw = 32.000 MH No calibration applied and no bandpass applied

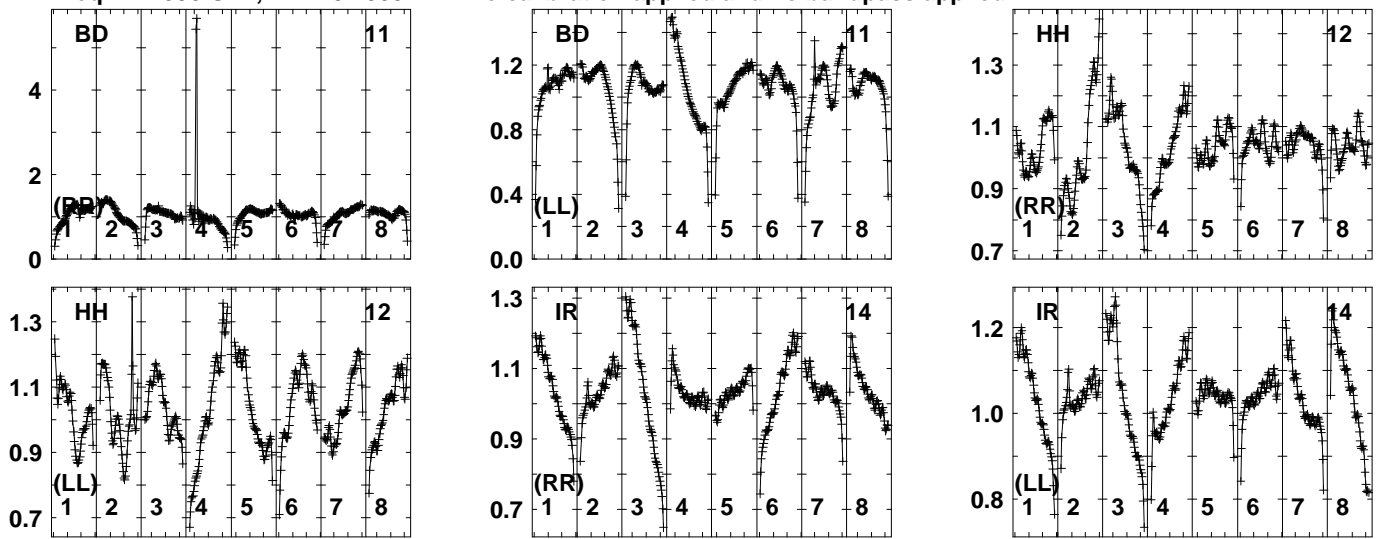


Lower frame: Real Jy
Auto-corr total-power spectrum Antenna: *
Timerange: 00/09:51:11 to 00/09:52:09

Plot file version 123 created 02-JUN-2021 11:57:18

J2223+0838 EC0711.UVDATA.1

Freq = 4.7990 GHz, Bw = 32.000 MH No calibration applied and no bandpass applied

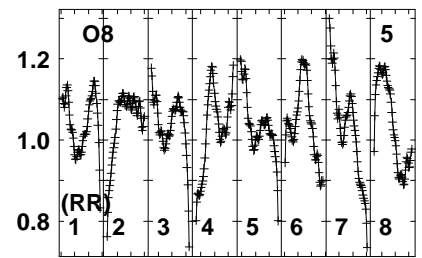
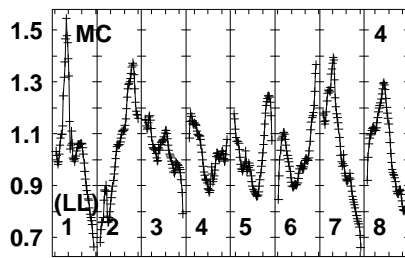
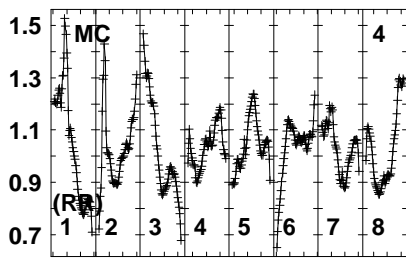
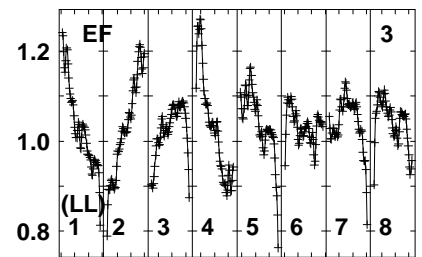
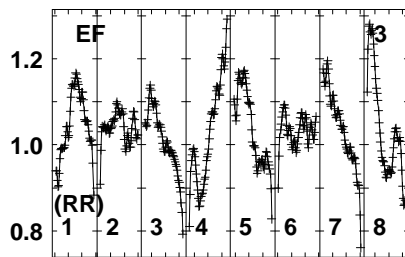
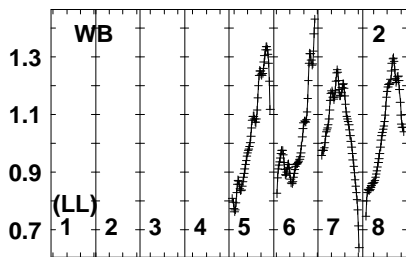
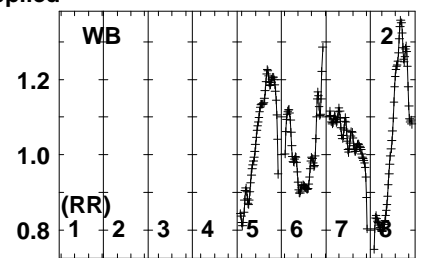
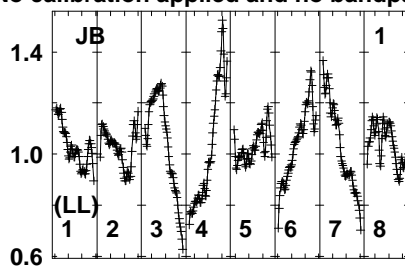
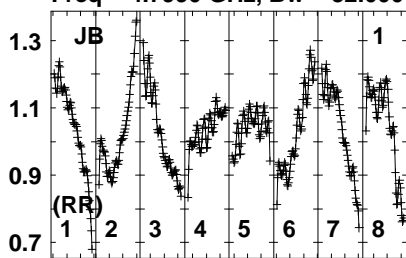


Lower frame: Real Jy
Auto-corr total-power spectrum Antenna: *
Timerange: 00/09:51:11 to 00/09:52:09

Plot file version 124 created 02-JUN-2021 11:57:19

J2225+0841 EC0711.UVDATA.1

Freq = 4.7990 GHz, Bw = 32.000 MH No calibration applied and no bandpass applied



480083048709009309605005030
FREQ MHz

480083048709009309605005030
FREQ MHz

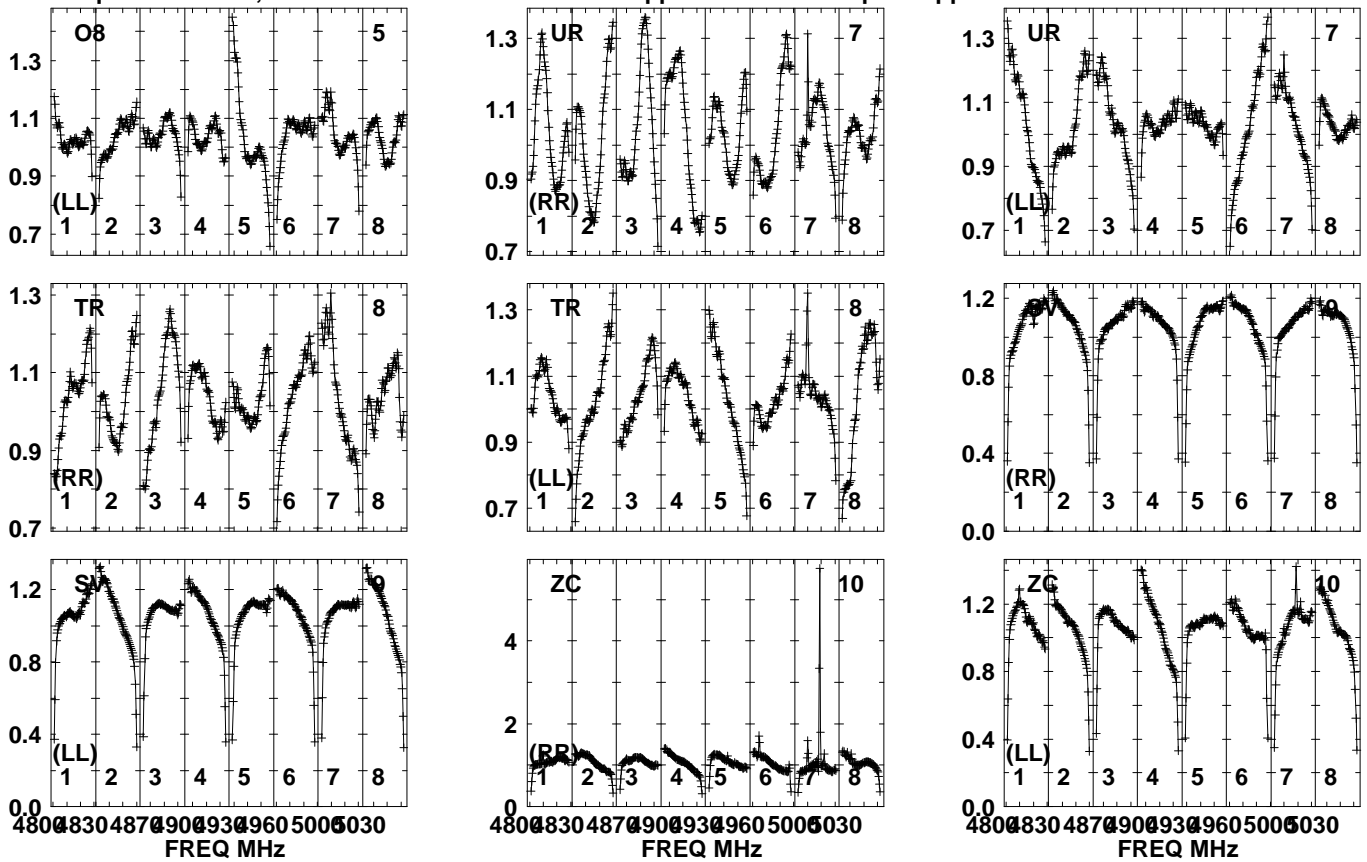
480083048709009309605005030
FREQ MHz

Lower frame: Real Jy
Auto-corr total-power spectrum Antenna: *
Timerange: 00/09:52:11 to 00/09:55:49

Plot file version 125 created 02-JUN-2021 11:57:19

J2225+0841 EC0711.UVDATA.1

Freq = 4.7990 GHz, Bw = 32.000 MH No calibration applied and no bandpass applied

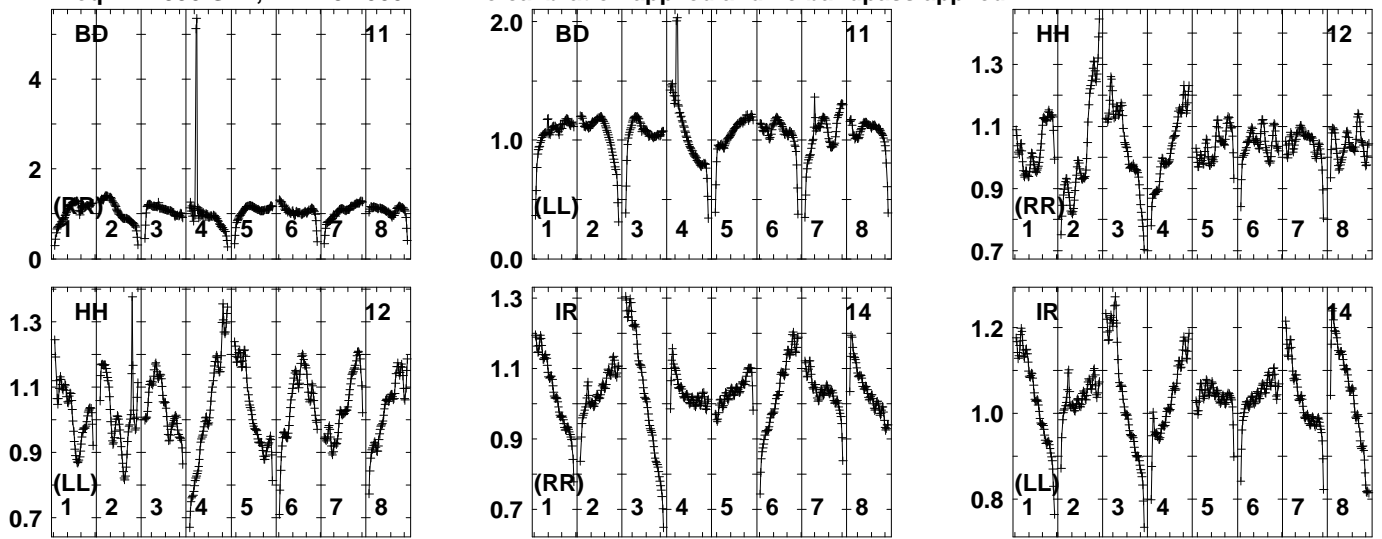


Lower frame: Real Jy
Auto-corr total-power spectrum Antenna: *
Timerange: 00/09:52:11 to 00/09:55:49

Plot file version 126 created 02-JUN-2021 11:57:19

J2225+0841 EC0711.UVDATA.1

Freq = 4.7990 GHz, Bw = 32.000 MH No calibration applied and no bandpass applied

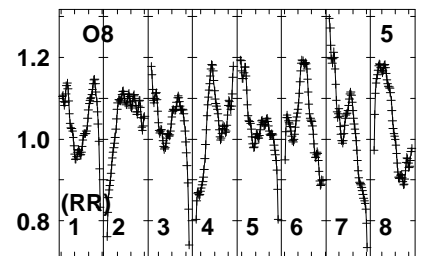
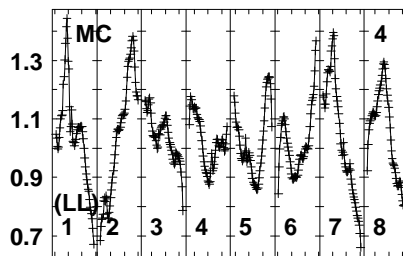
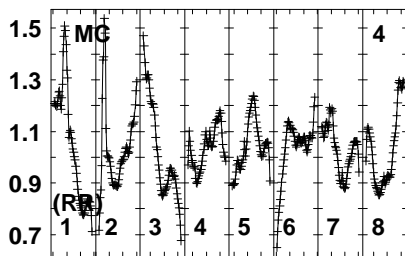
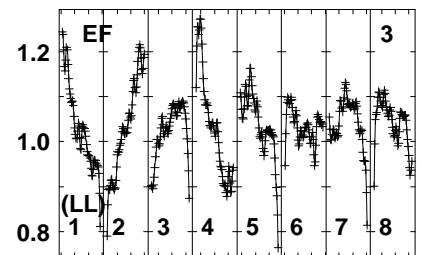
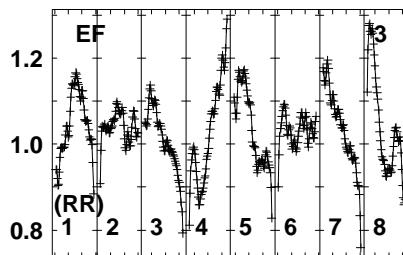
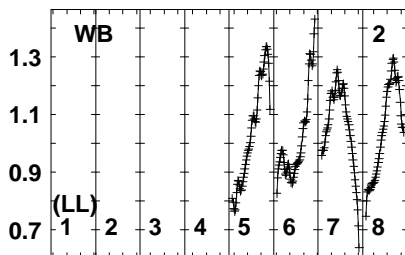
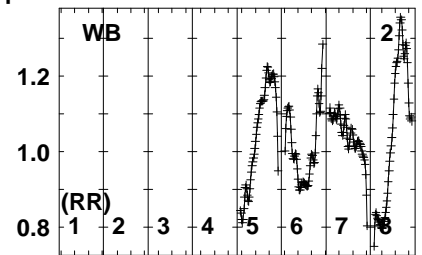
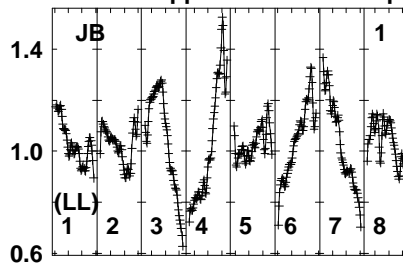
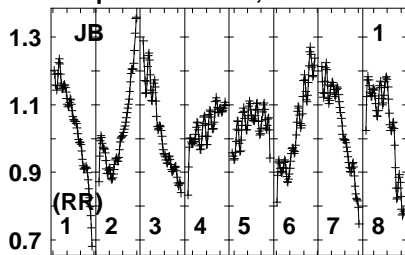


Lower frame: Real Jy
Auto-corr total-power spectrum Antenna: *
Timerange: 00/09:52:11 to 00/09:55:49

Plot file version 127 created 02-JUN-2021 11:57:19

J2223+0838 EC0711.UVDATA.1

Freq = 4.7990 GHz, Bw = 32.000 MH No calibration applied and no bandpass applied



480083048709009309605005030
FREQ MHz

480083048709009309605005030
FREQ MHz

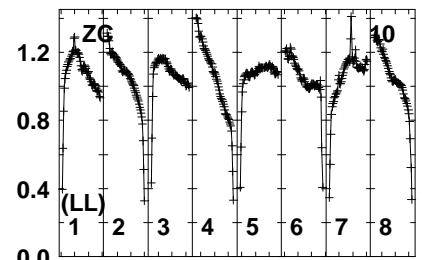
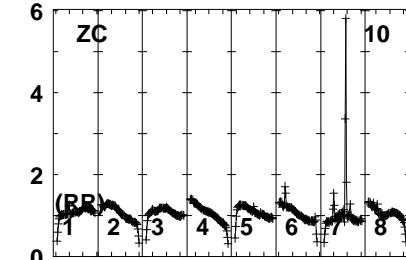
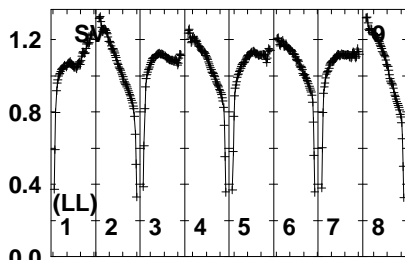
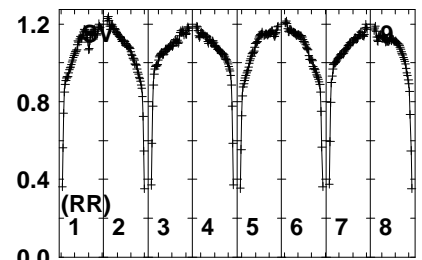
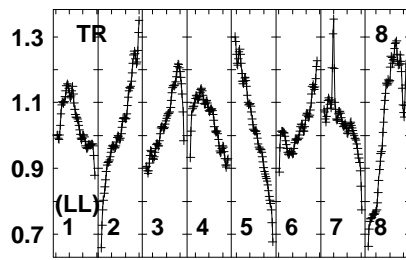
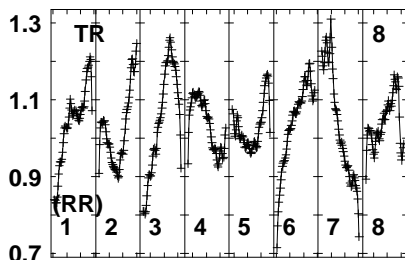
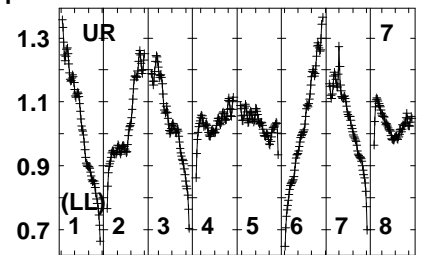
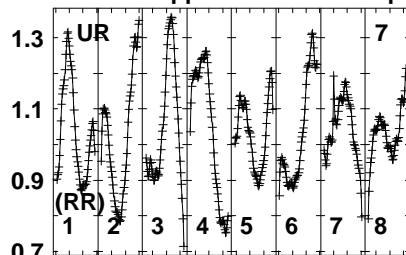
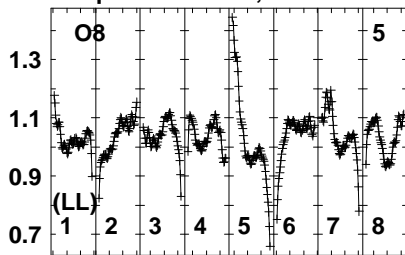
480083048709009309605005030
FREQ MHz

Lower frame: Real Jy
Auto-corr total-power spectrum Antenna: *
Timerange: 00/09:55:51 to 00/09:57:29

Plot file version 128 created 02-JUN-2021 11:57:19

J2223+0838 EC0711.UVDATA.1

Freq = 4.7990 GHz, Bw = 32.000 MH No calibration applied and no bandpass applied



480083048709009309605005030
FREQ MHz

480083048709009309605005030
FREQ MHz

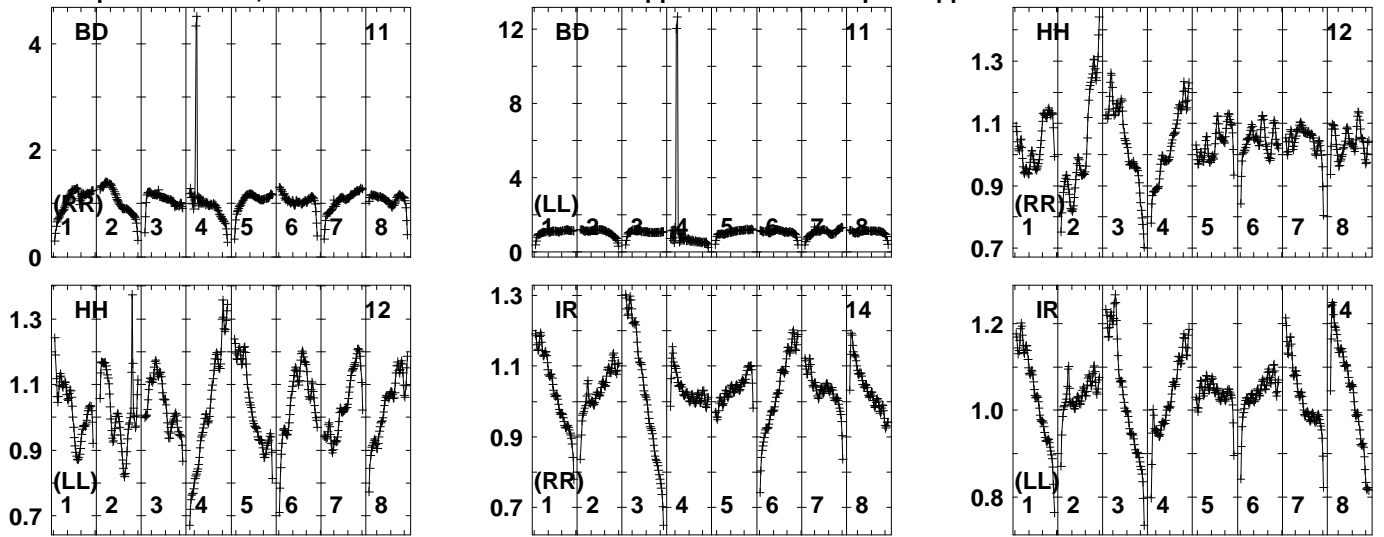
480083048709009309605005030
FREQ MHz

Lower frame: Real Jy
Auto-corr total-power spectrum Antenna: *
Timerange: 00/09:55:51 to 00/09:57:29

Plot file version 129 created 02-JUN-2021 11:57:19

J2223+0838 EC0711.UVDATA.1

Freq = 4.7990 GHz, Bw = 32.000 MH No calibration applied and no bandpass applied

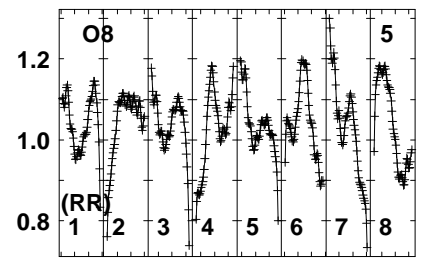
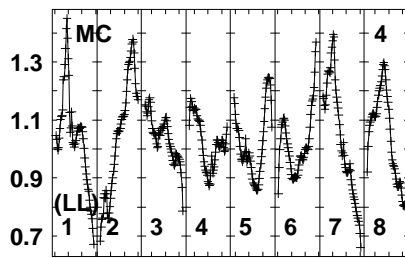
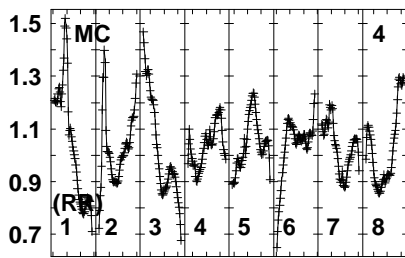
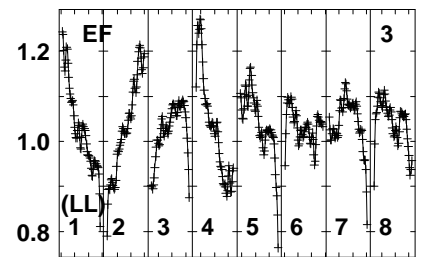
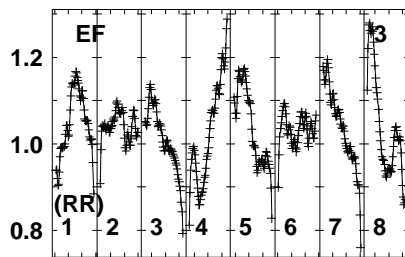
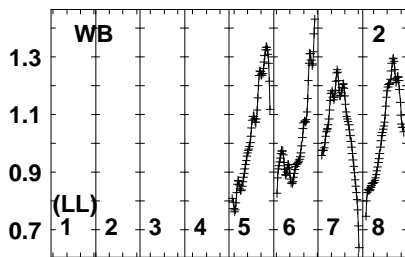
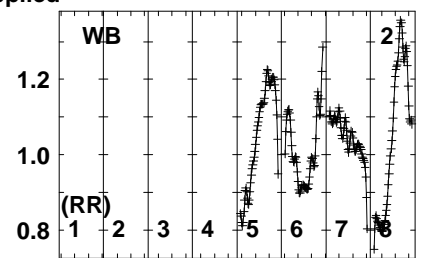
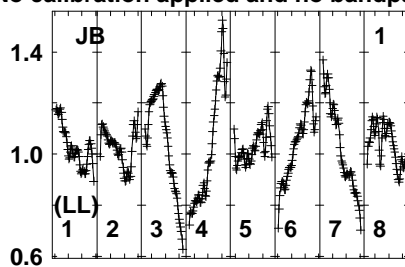
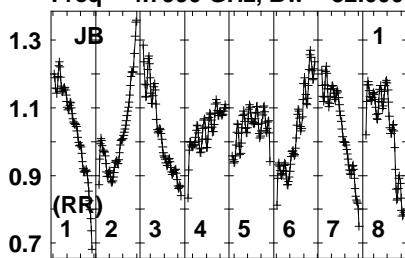


Lower frame: Real Jy
Auto-corr total-power spectrum Antenna: *
Timerange: 00/09:55:51 to 00/09:57:29

Plot file version 130 created 02-JUN-2021 11:57:19

J2225+0841 EC0711.UVDATA.1

Freq = 4.7990 GHz, Bw = 32.000 MH No calibration applied and no bandpass applied



480083048709009309605005030
FREQ MHz

480083048709009309605005030
FREQ MHz

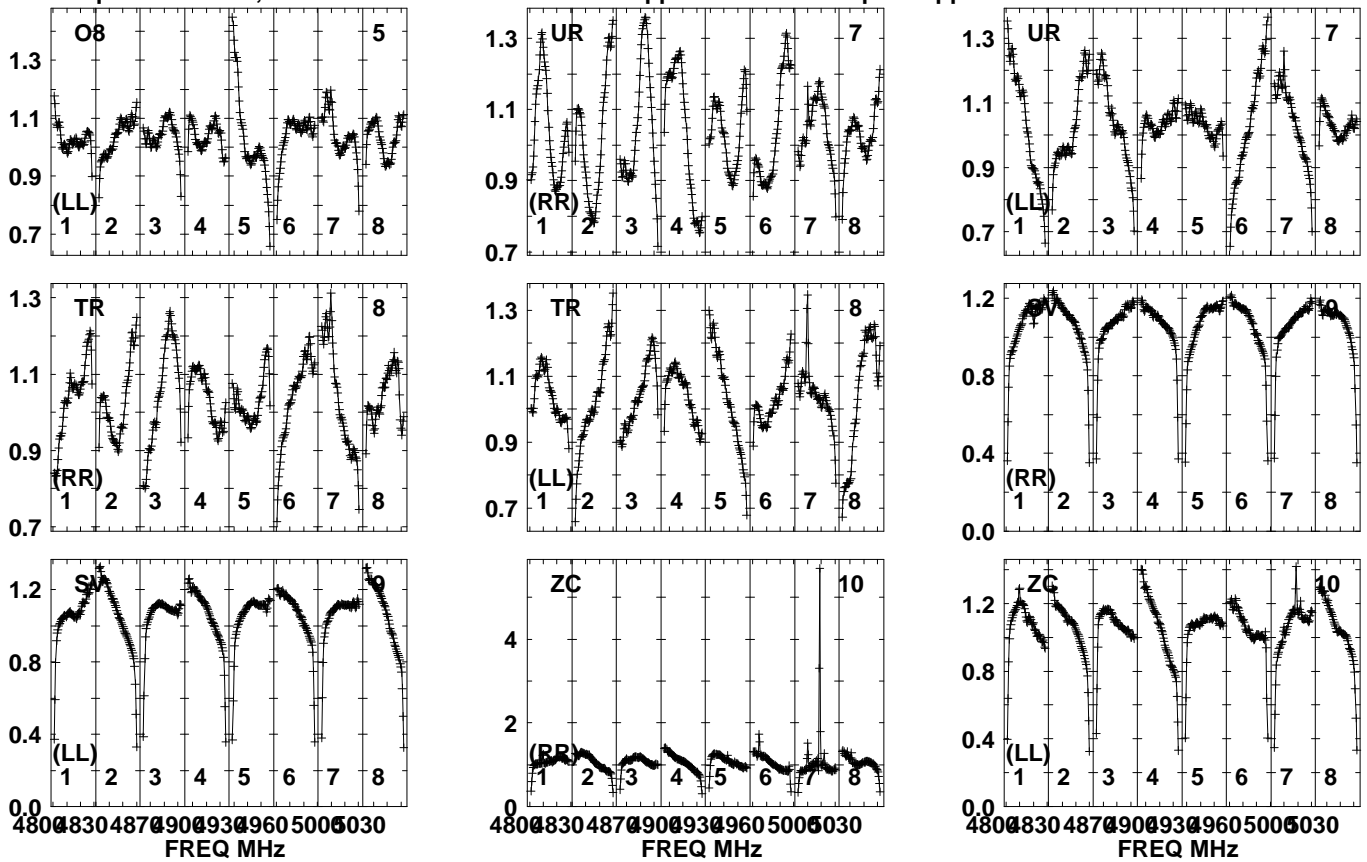
480083048709009309605005030
FREQ MHz

Lower frame: Real Jy
Auto-corr total-power spectrum Antenna: *
Timerange: 00/09:57:31 to 00/10:01:09

Plot file version 131 created 02-JUN-2021 11:57:19

J2225+0841 EC0711.UVDATA.1

Freq = 4.7990 GHz, Bw = 32.000 MH No calibration applied and no bandpass applied

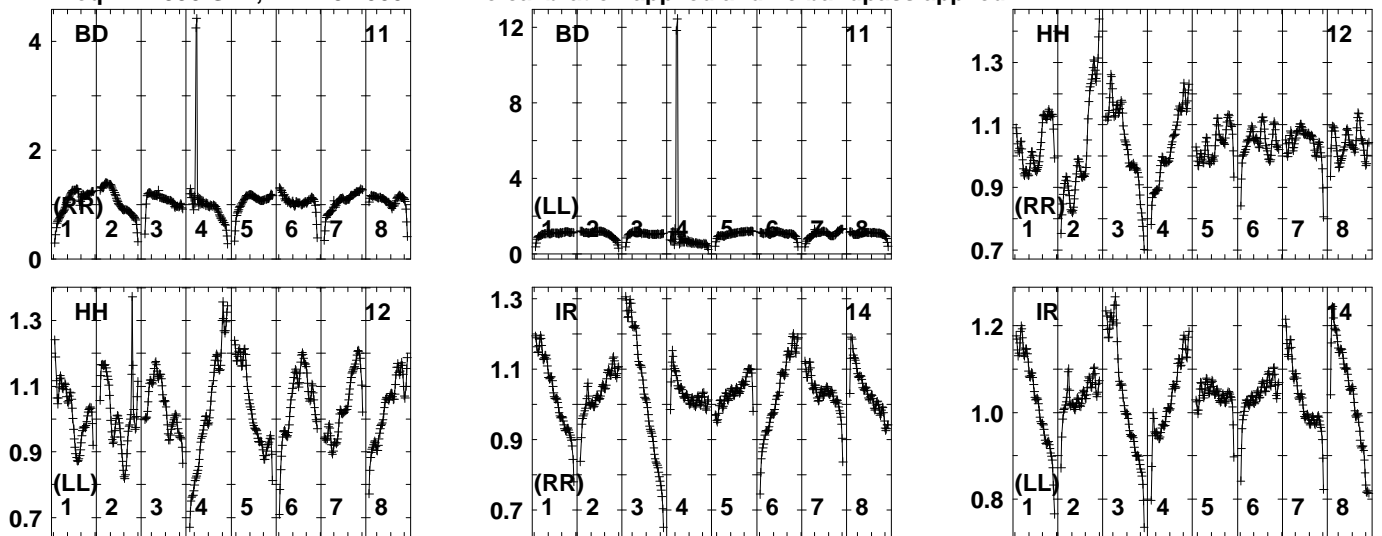


Lower frame: Real Jy
Auto-corr total-power spectrum Antenna: *
Timerange: 00/09:57:31 to 00/10:01:09

Plot file version 132 created 02-JUN-2021 11:57:19

J2225+0841 EC0711.UVDATA.1

Freq = 4.7990 GHz, Bw = 32.000 MH No calibration applied and no bandpass applied

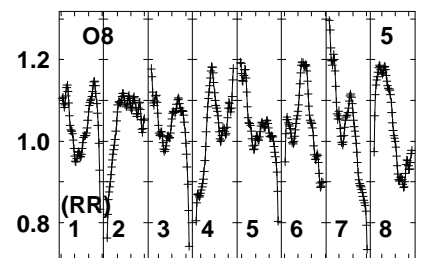
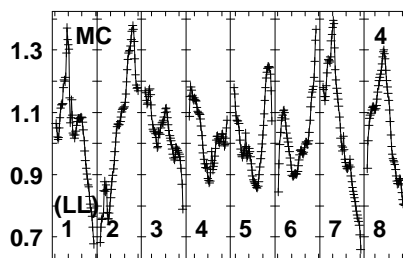
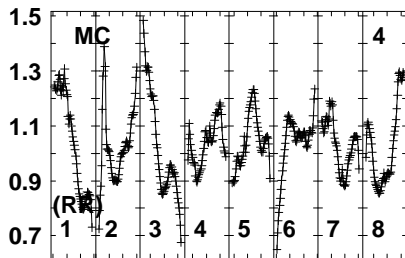
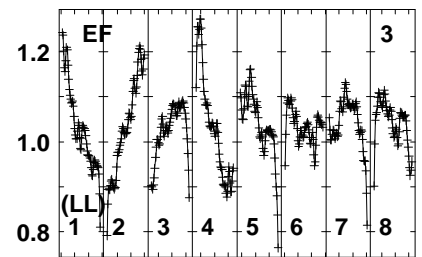
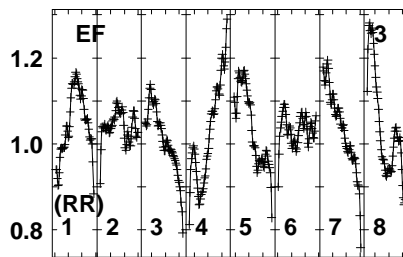
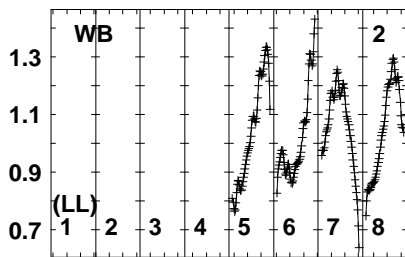
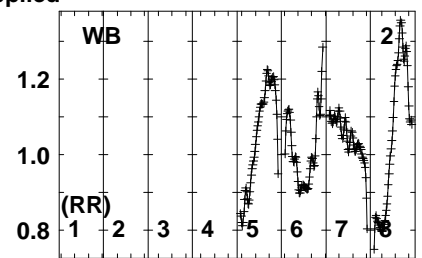
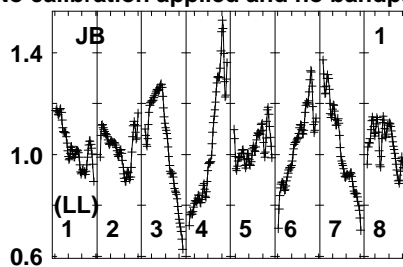
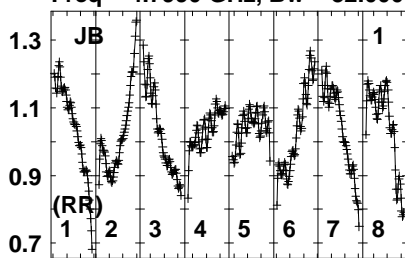


Lower frame: Real Jy
Auto-corr total-power spectrum Antenna: *
Timerange: 00/09:57:31 to 00/10:01:09

Plot file version 133 created 02-JUN-2021 11:57:19

J2223+0838 EC0711.UVDATA.1

Freq = 4.7990 GHz, Bw = 32.000 MH No calibration applied and no bandpass applied



480083048709009309605005030
FREQ MHz

480083048709009309605005030
FREQ MHz

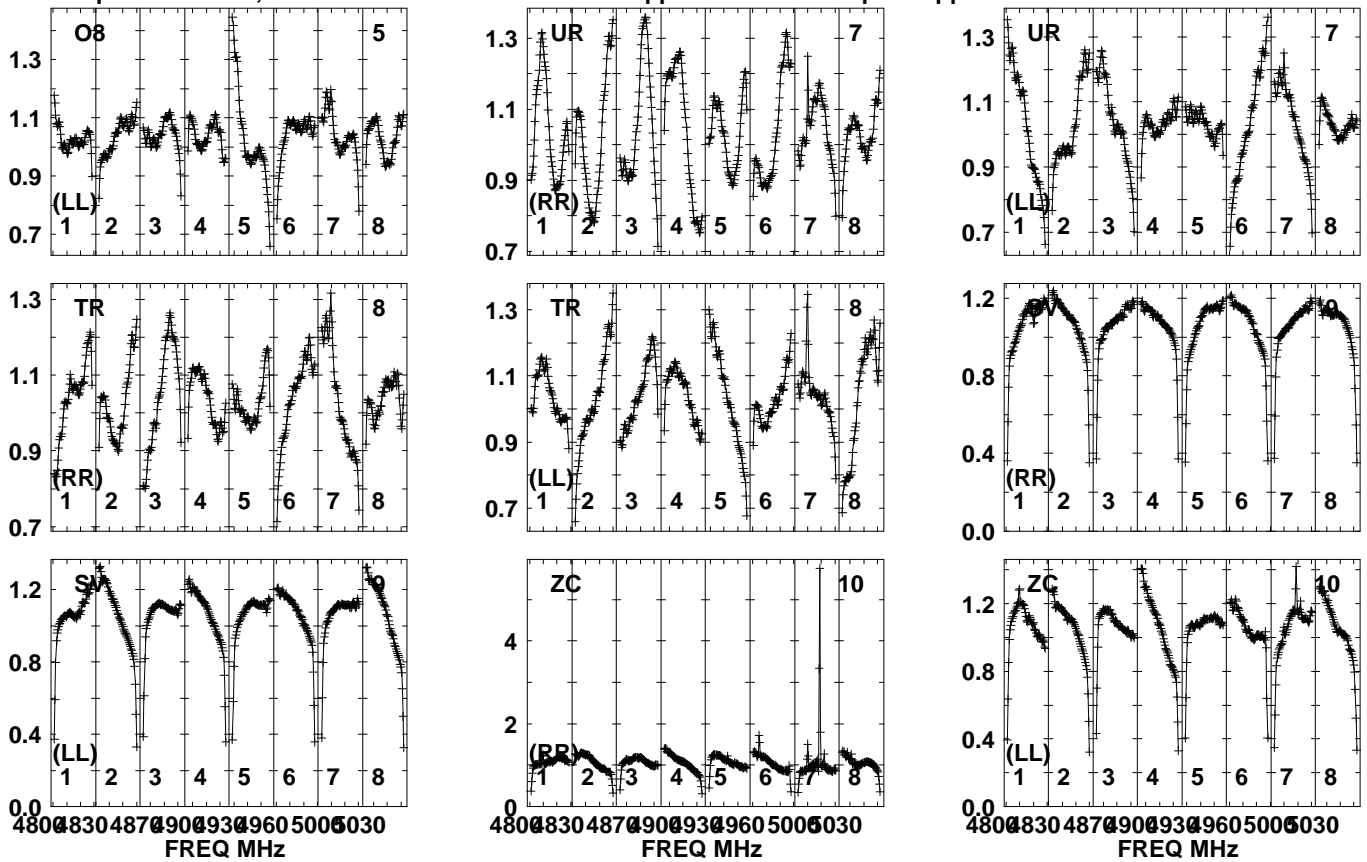
480083048709009309605005030
FREQ MHz

Lower frame: Real Jy
Auto-corr total-power spectrum Antenna: *
Timerange: 00/10:01:51 to 00/10:02:49

Plot file version 134 created 02-JUN-2021 11:57:19

J2223+0838 EC0711.UVDATA.1

Freq = 4.7990 GHz, Bw = 32.000 MH No calibration applied and no bandpass applied

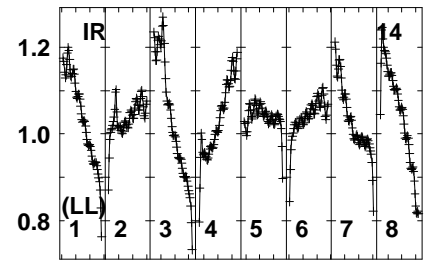
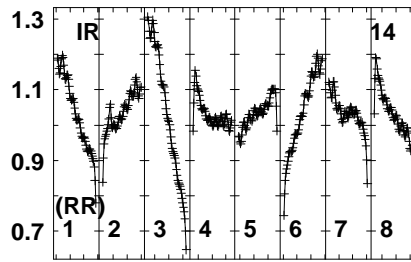
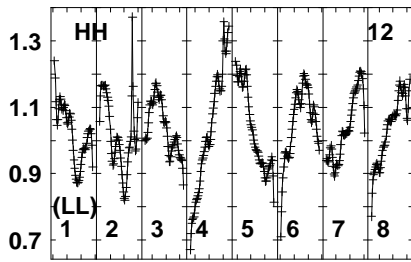
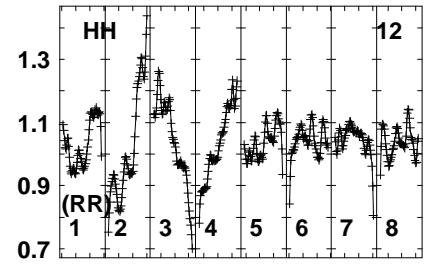
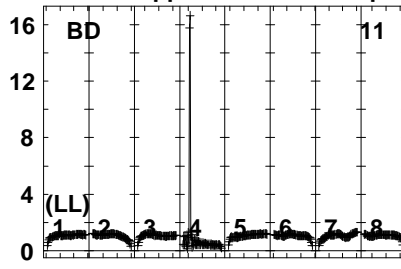
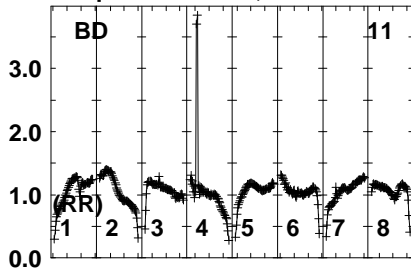


Lower frame: Real Jy
Auto-corr total-power spectrum Antenna: *
Timerange: 00/10:01:51 to 00/10:02:49

Plot file version 135 created 02-JUN-2021 11:57:20

J2223+0838 EC0711.UVDATA.1

Freq = 4.7990 GHz, Bw = 32.000 MH No calibration applied and no bandpass applied



Lower frame: Real Jy

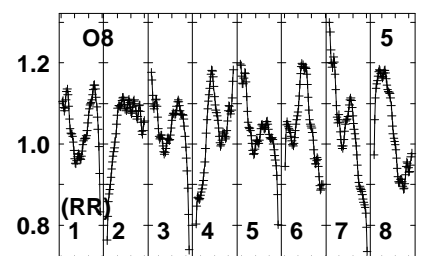
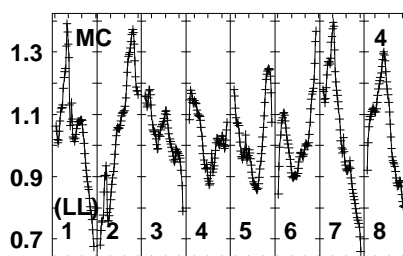
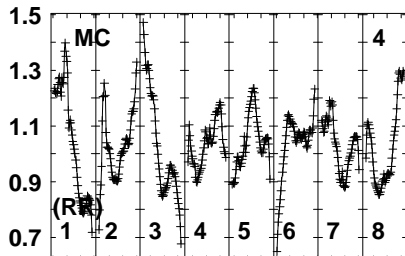
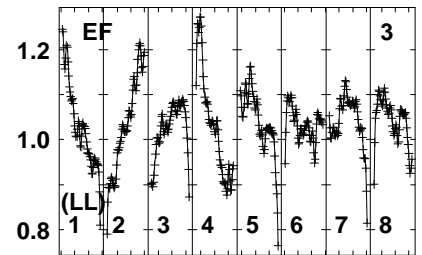
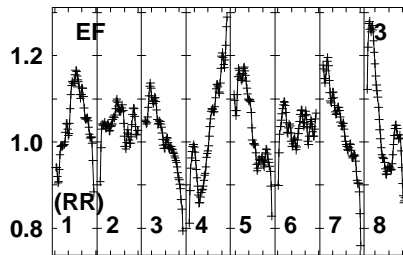
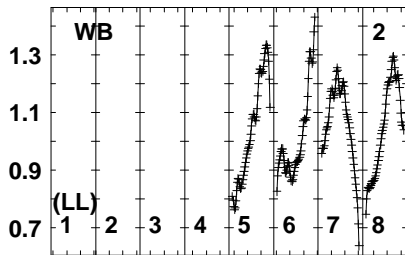
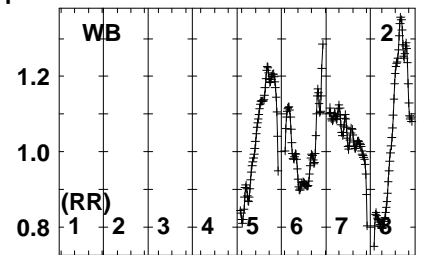
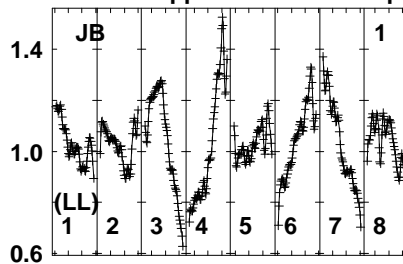
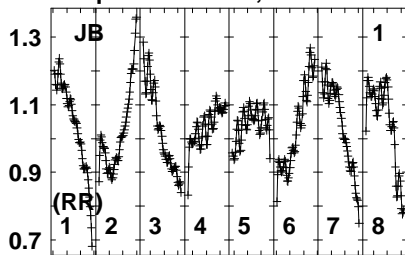
Auto-corr total-power spectrum Antenna: *

Timerange: 00/10:01:51 to 00/10:02:49

Plot file version 136 created 02-JUN-2021 11:57:20

J2225+0841 EC0711.UVDATA.1

Freq = 4.7990 GHz, Bw = 32.000 MH No calibration applied and no bandpass applied



480083048709009309605005030
FREQ MHz

480083048709009309605005030
FREQ MHz

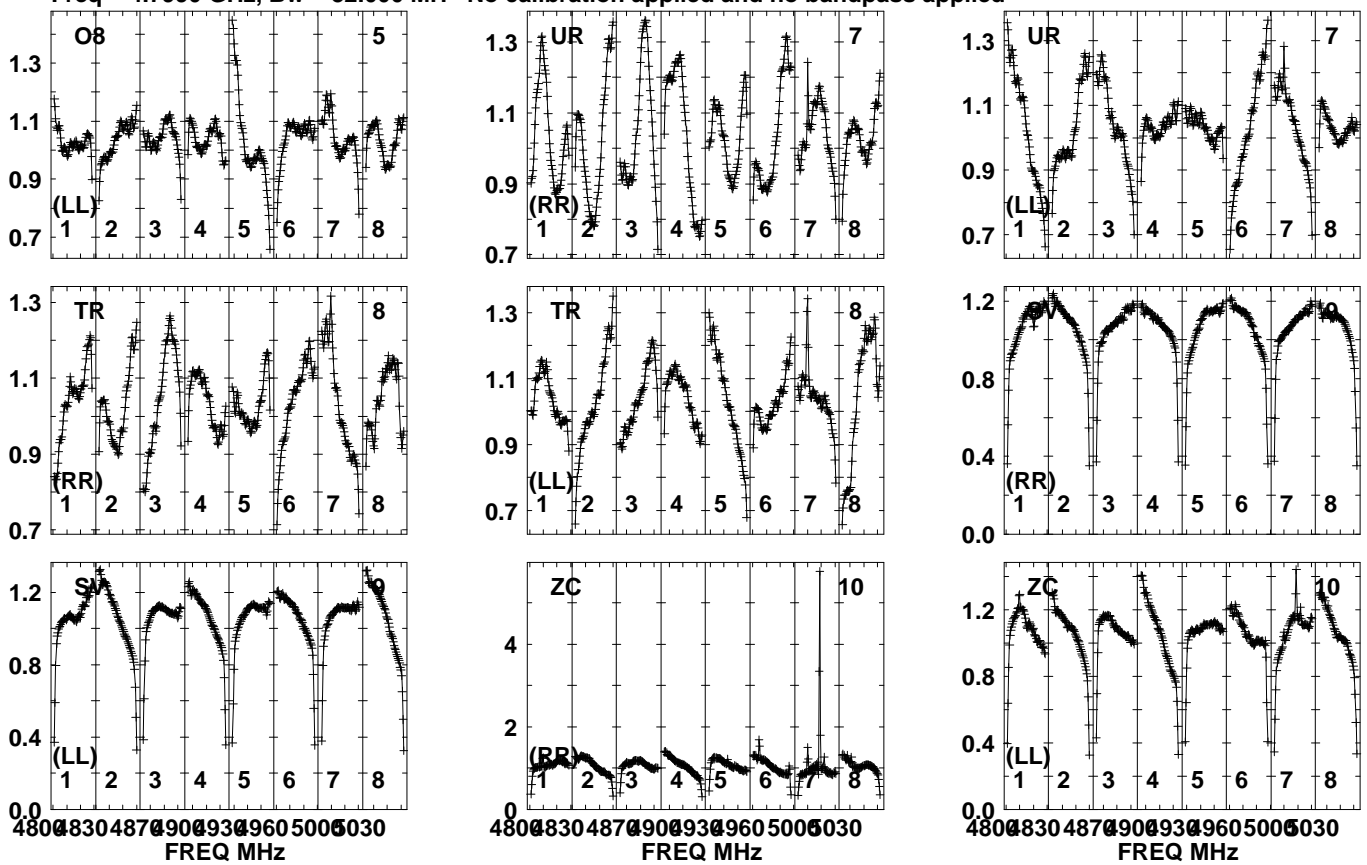
480083048709009309605005030
FREQ MHz

Lower frame: Real Jy
Auto-corr total-power spectrum Antenna: *
Timerange: 00/10:02:51 to 00/10:06:29

Plot file version 137 created 02-JUN-2021 11:57:20

J2225+0841 EC0711.UVDATA.1

Freq = 4.7990 GHz, Bw = 32.000 MH No calibration applied and no bandpass applied

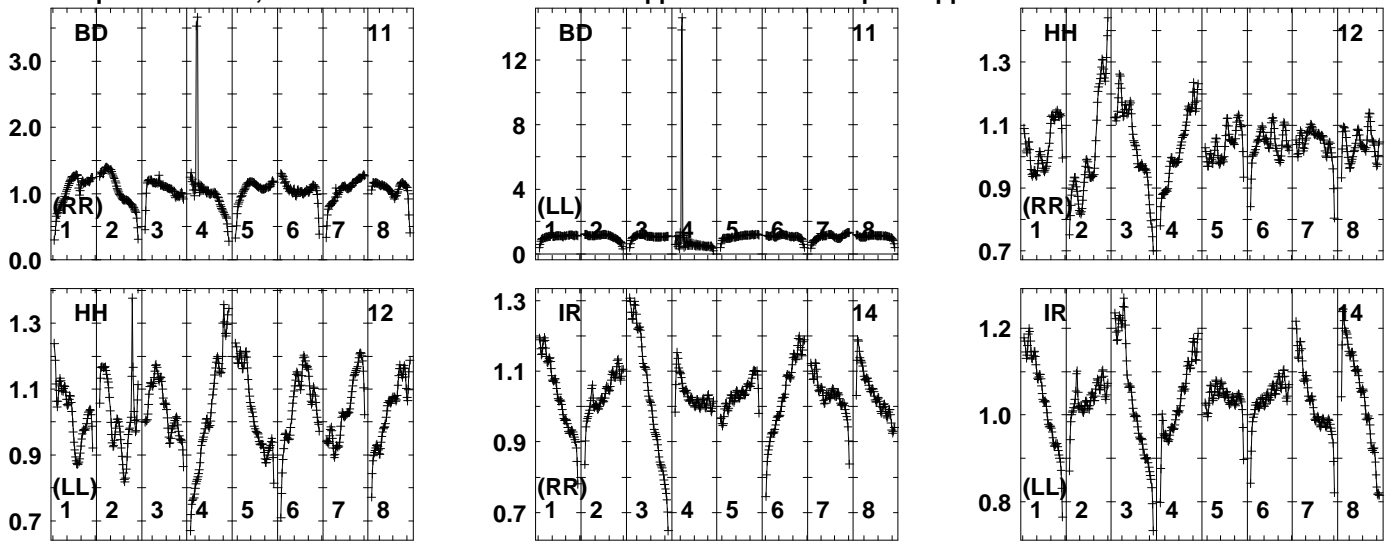


Lower frame: Real Jy
Auto-corr total-power spectrum Antenna: *
Timerange: 00/10:02:51 to 00/10:06:29

Plot file version 138 created 02-JUN-2021 11:57:20

J2225+0841 EC0711.UVDATA.1

Freq = 4.7990 GHz, Bw = 32.000 MH No calibration applied and no bandpass applied



Lower frame: Real Jy

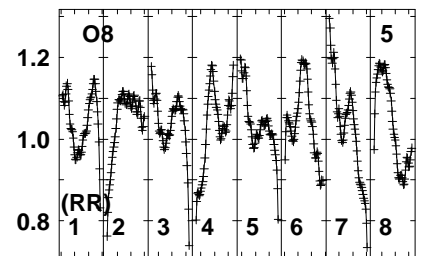
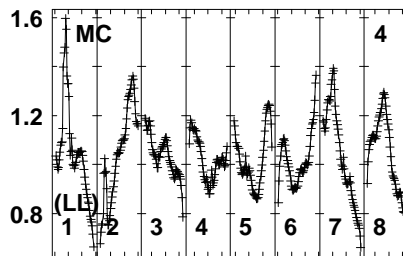
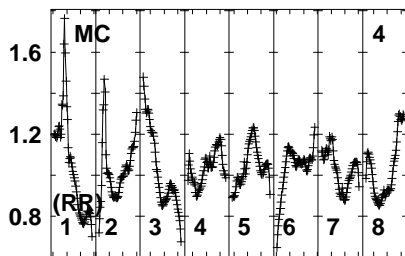
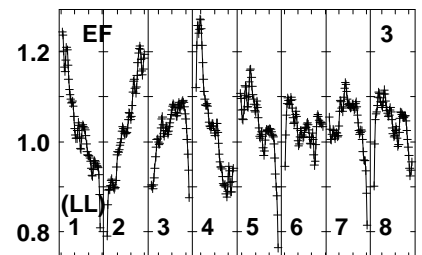
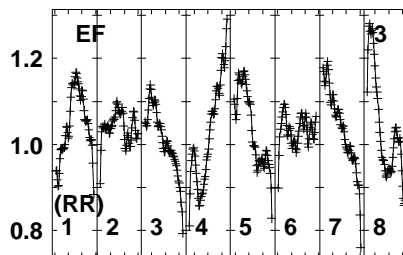
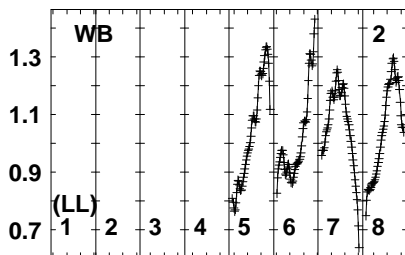
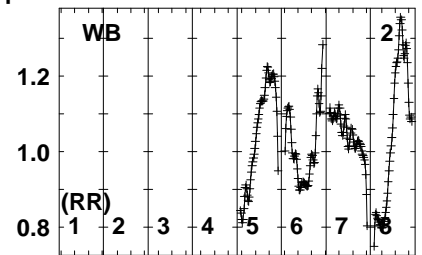
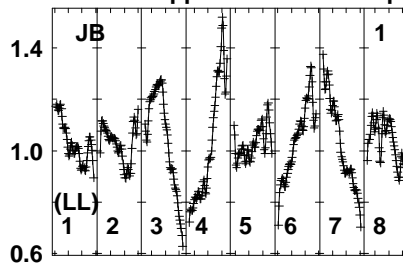
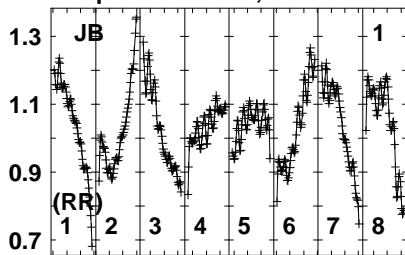
Auto-corr total-power spectrum Antenna: *

Timerange: 00/10:02:51 to 00/10:06:29

Plot file version 139 created 02-JUN-2021 11:57:20

J2223+0838 EC0711.UVDATA.1

Freq = 4.7990 GHz, Bw = 32.000 MH No calibration applied and no bandpass applied



480083048709009309605005030
FREQ MHz

480083048709009309605005030
FREQ MHz

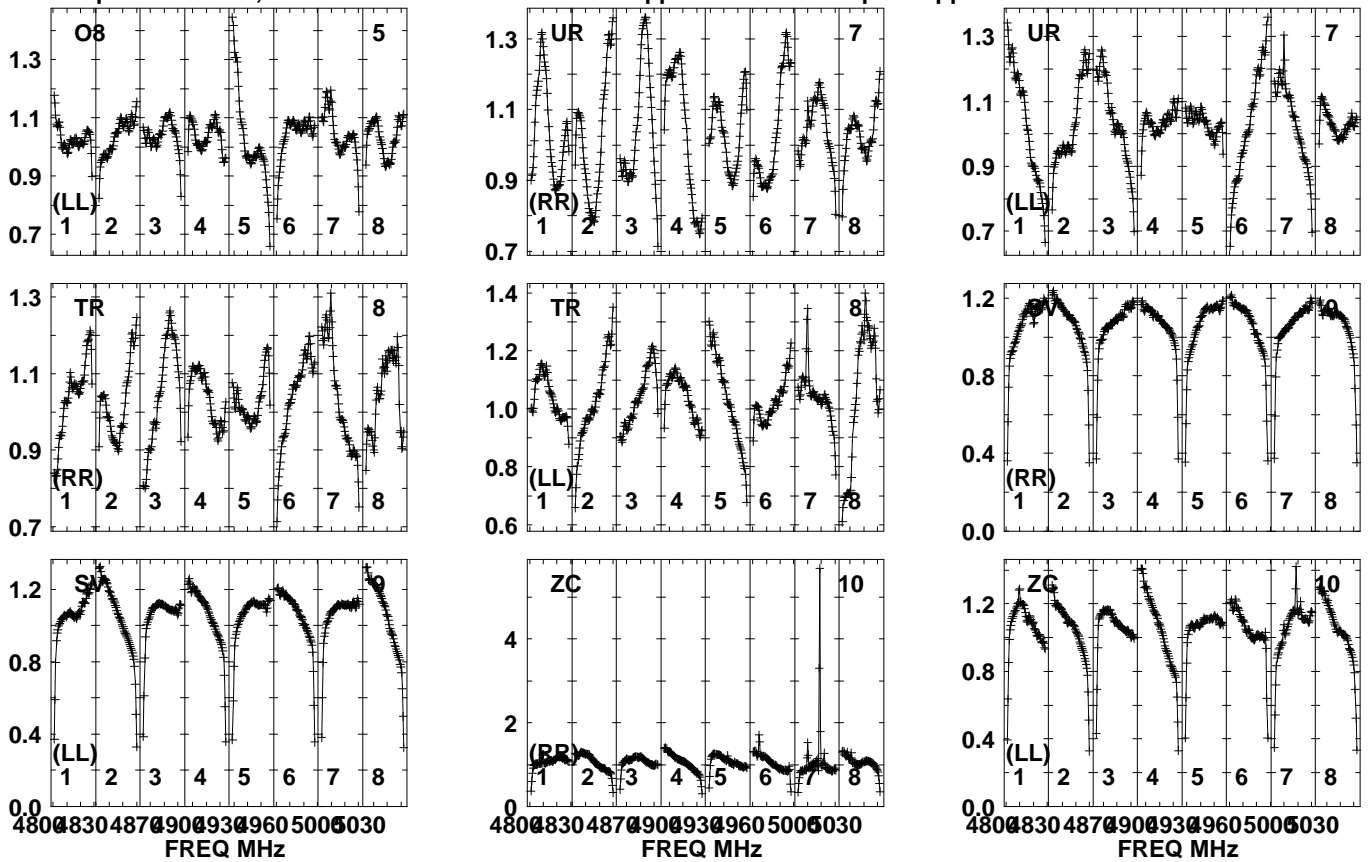
480083048709009309605005030
FREQ MHz

Lower frame: Real Jy
Auto-corr total-power spectrum Antenna: *
Timerange: 00/10:06:31 to 00/10:08:09

Plot file version 140 created 02-JUN-2021 11:57:20

J2223+0838 EC0711.UVDATA.1

Freq = 4.7990 GHz, Bw = 32.000 MH No calibration applied and no bandpass applied

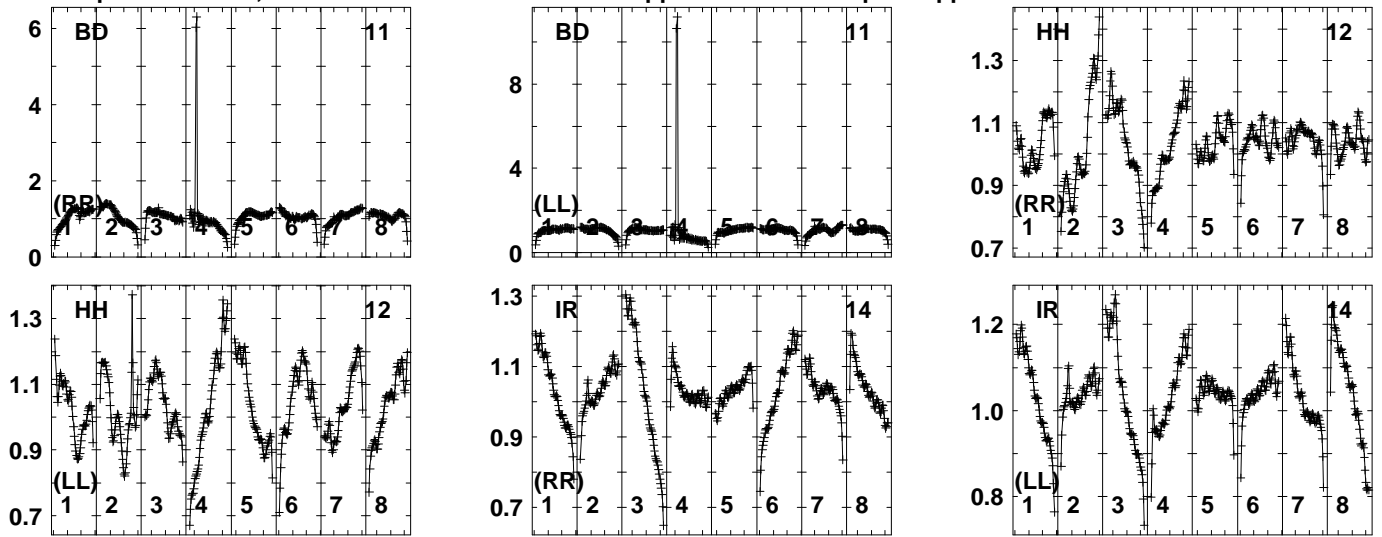


Lower frame: Real Jy
Auto-corr total-power spectrum Antenna: *
Timerange: 00/10:06:31 to 00/10:08:09

Plot file version 141 created 02-JUN-2021 11:57:20

J2223+0838 EC0711.UVDATA.1

Freq = 4.7990 GHz, Bw = 32.000 MH No calibration applied and no bandpass applied

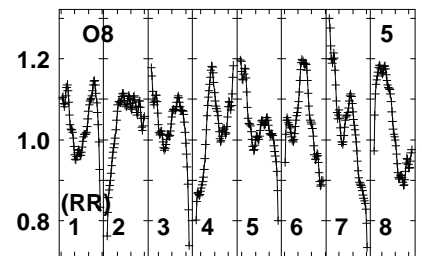
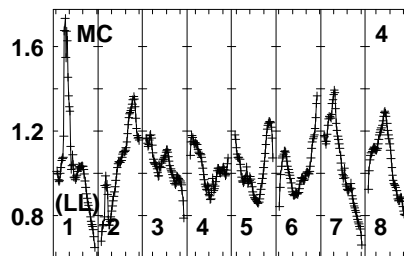
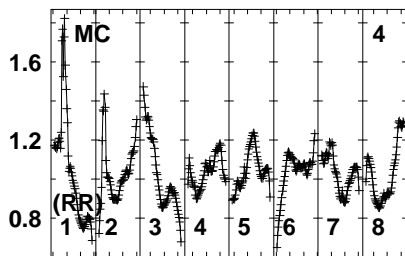
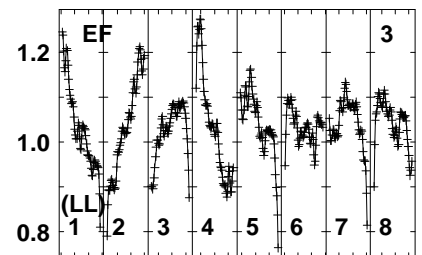
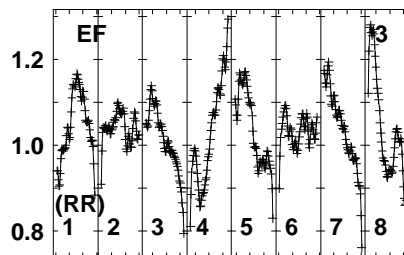
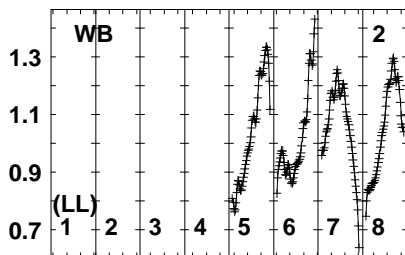
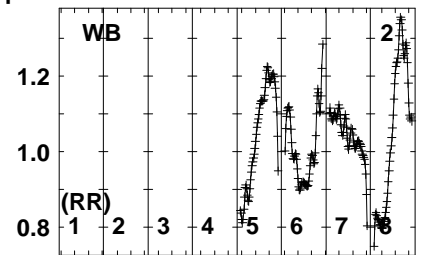
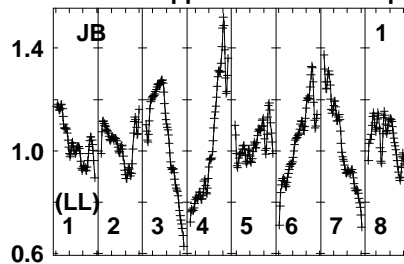
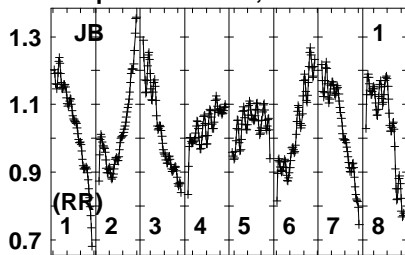


Lower frame: Real Jy
Auto-corr total-power spectrum Antenna: *
Timerange: 00/10:06:31 to 00/10:08:09

Plot file version 142 created 02-JUN-2021 11:57:20

J2225+0841 EC0711.UVDATA.1

Freq = 4.7990 GHz, Bw = 32.000 MH No calibration applied and no bandpass applied



480083048709009309605005030
FREQ MHz

480083048709009309605005030
FREQ MHz

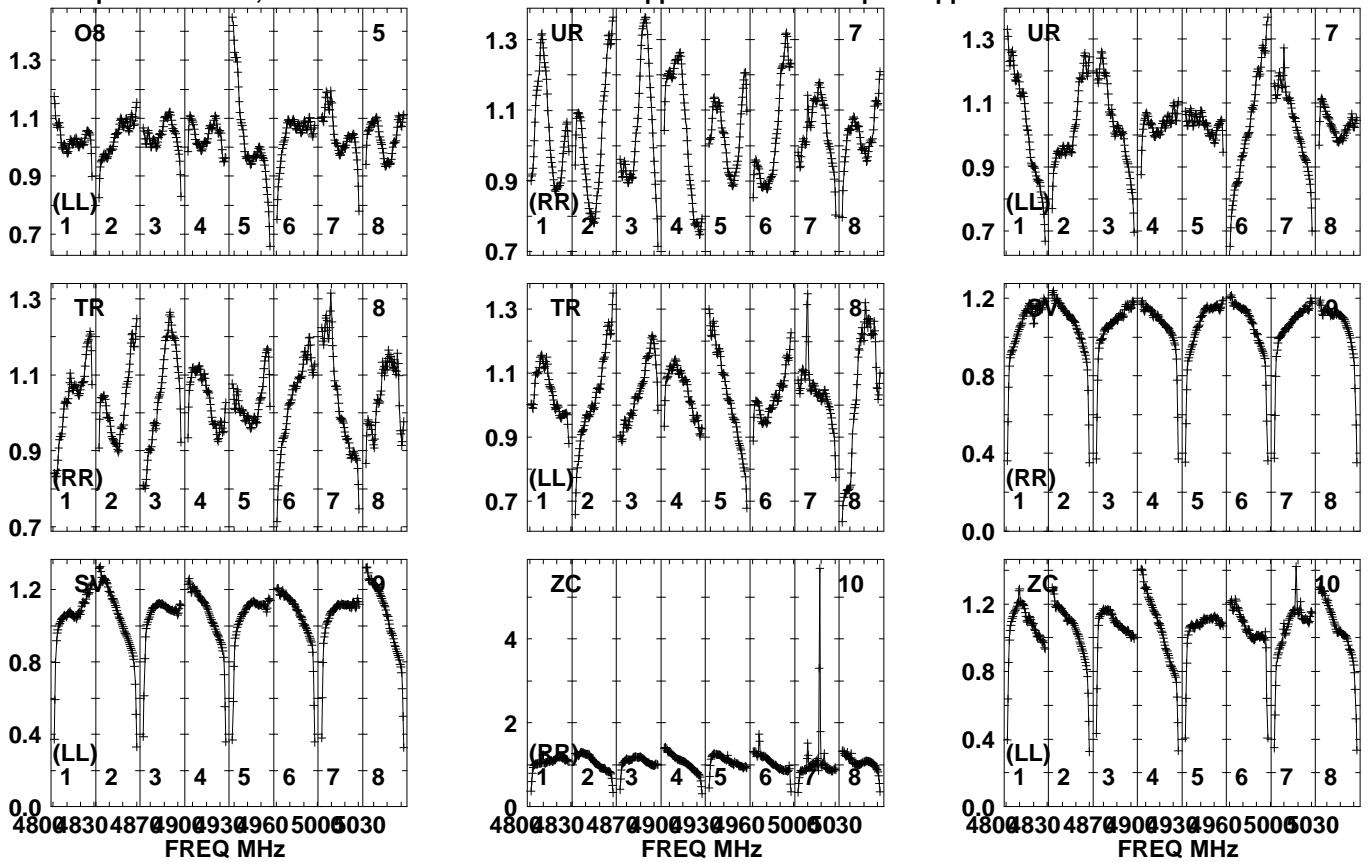
480083048709009309605005030
FREQ MHz

Lower frame: Real Jy
Auto-corr total-power spectrum Antenna: *
Timerange: 00/10:08:11 to 00/10:11:49

Plot file version 143 created 02-JUN-2021 11:57:20

J2225+0841 EC0711.UVDATA.1

Freq = 4.7990 GHz, Bw = 32.000 MH No calibration applied and no bandpass applied

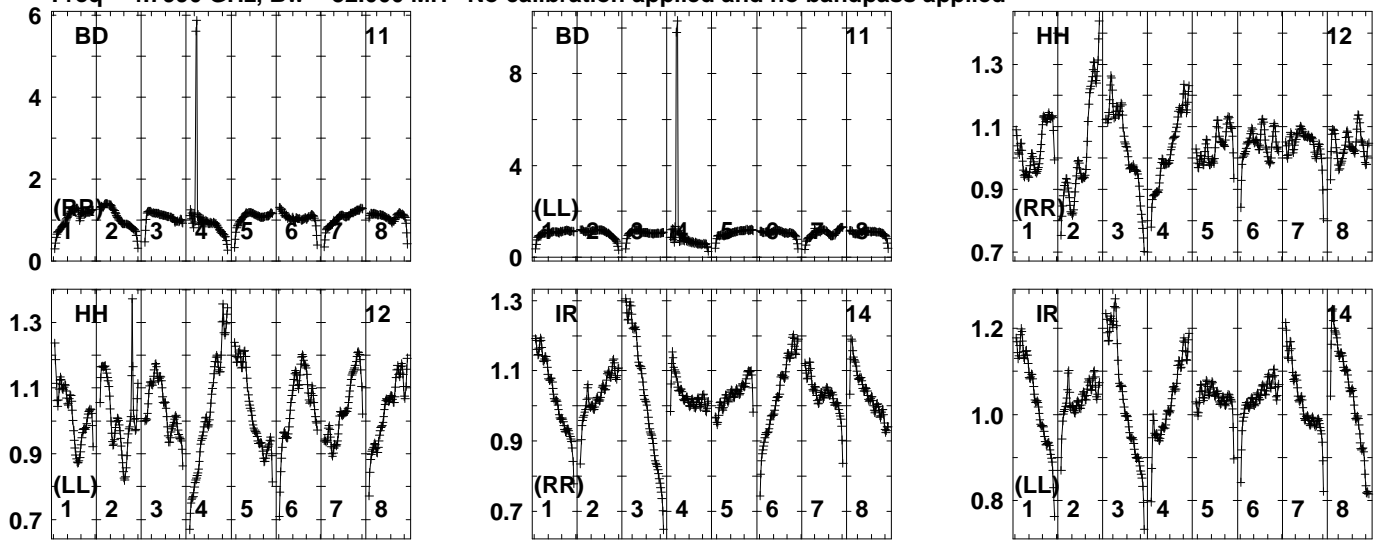


Lower frame: Real Jy
Auto-corr total-power spectrum Antenna: *
Timerange: 00/10:08:11 to 00/10:11:49

Plot file version 144 created 02-JUN-2021 11:57:21

J2225+0841 EC0711.UVDATA.1

Freq = 4.7990 GHz, Bw = 32.000 MH No calibration applied and no bandpass applied

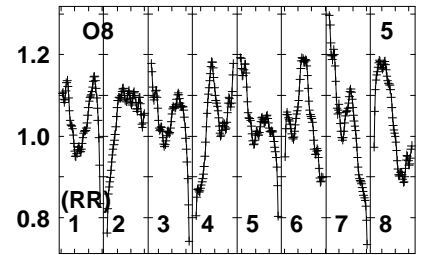
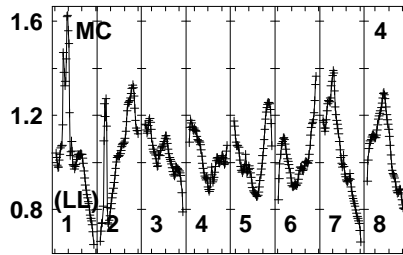
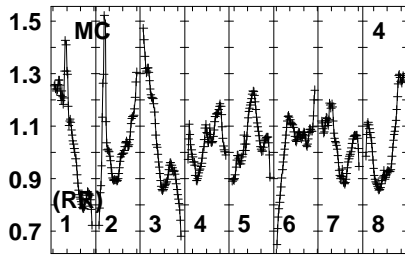
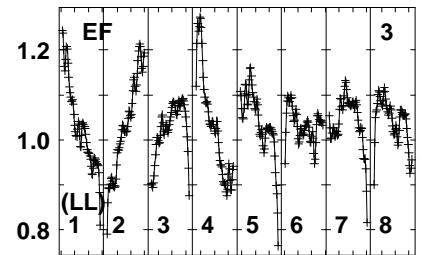
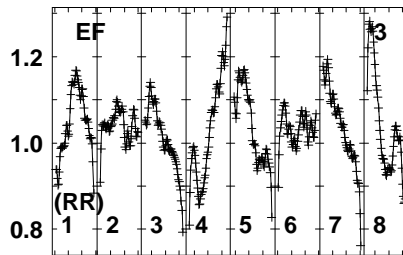
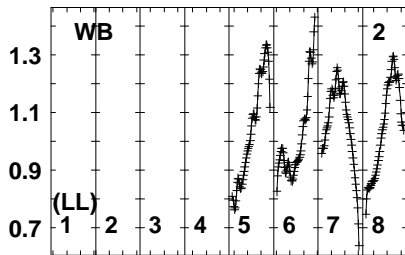
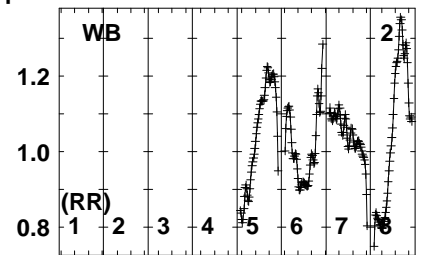
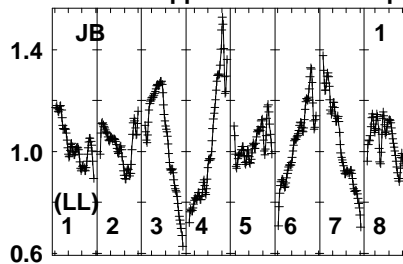
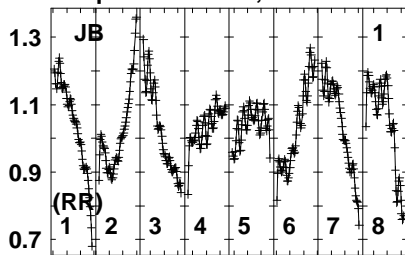


Lower frame: Real Jy
Auto-corr total-power spectrum Antenna: *
Timerange: 00/10:08:11 to 00/10:11:49

Plot file version 145 created 02-JUN-2021 11:57:21

J2223+0838 EC0711.UVDATA.1

Freq = 4.7990 GHz, Bw = 32.000 MH No calibration applied and no bandpass applied



480083048709009309605005030
FREQ MHz

480083048709009309605005030
FREQ MHz

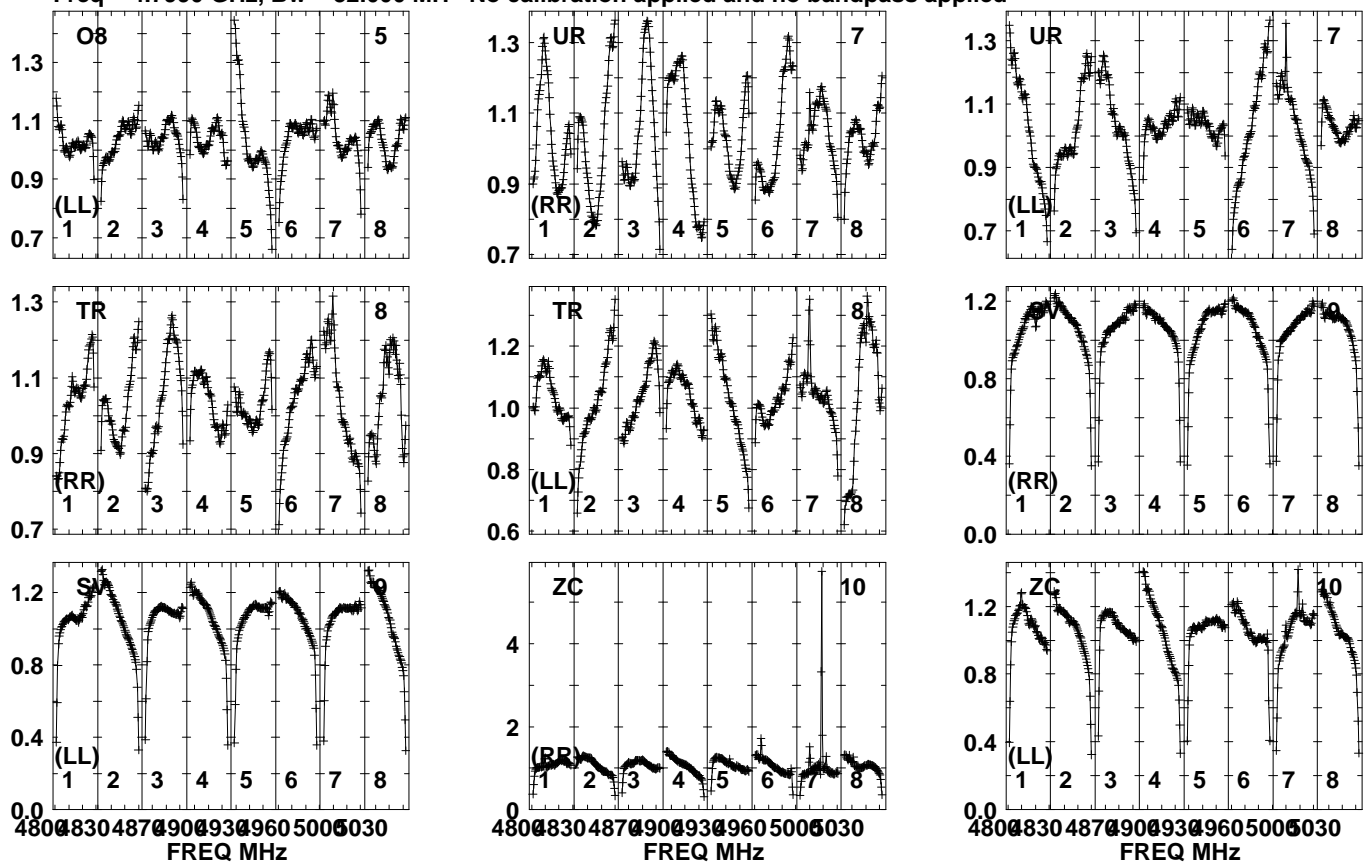
480083048709009309605005030
FREQ MHz

Lower frame: Real Jy
Auto-corr total-power spectrum Antenna: *
Timerange: 00/10:12:31 to 00/10:13:29

Plot file version 146 created 02-JUN-2021 11:57:21

J2223+0838 EC0711.UVDATA.1

Freq = 4.7990 GHz, Bw = 32.000 MH No calibration applied and no bandpass applied

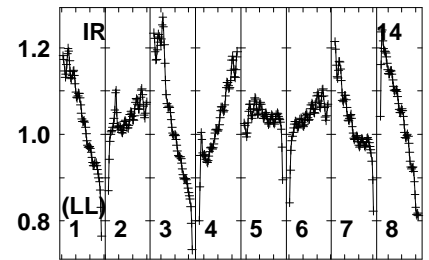
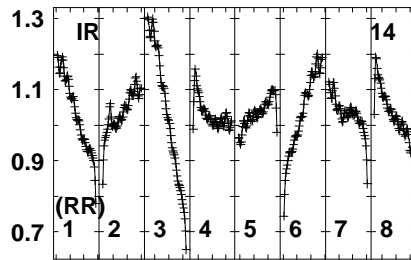
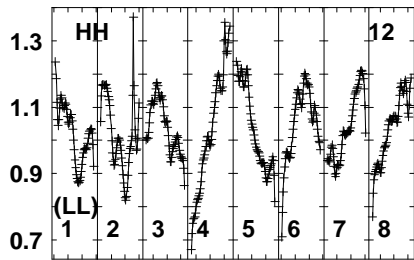
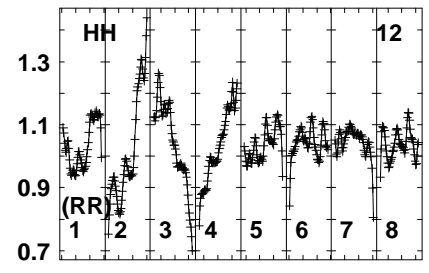
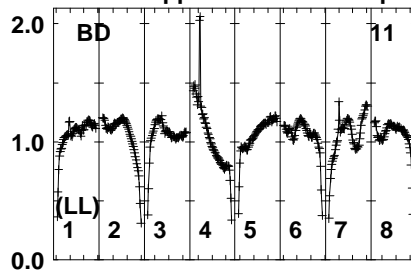
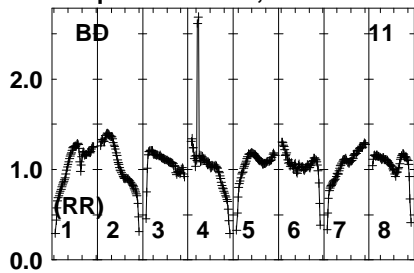


Lower frame: Real Jy
Auto-corr total-power spectrum Antenna: *
Timerange: 00/10:12:31 to 00/10:13:29

Plot file version 147 created 02-JUN-2021 11:57:21

J2223+0838 EC0711.UVDATA.1

Freq = 4.7990 GHz, Bw = 32.000 MH No calibration applied and no bandpass applied

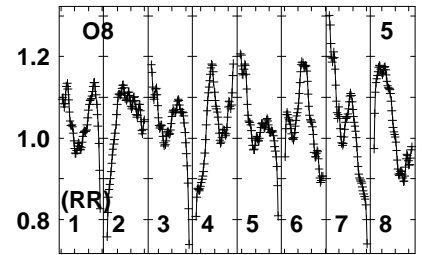
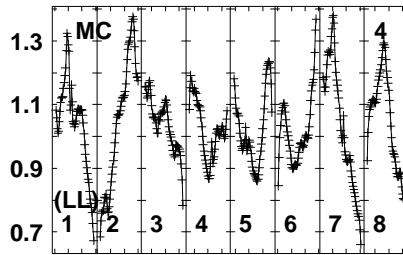
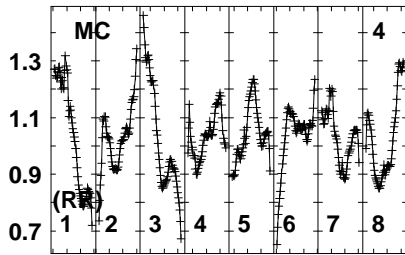
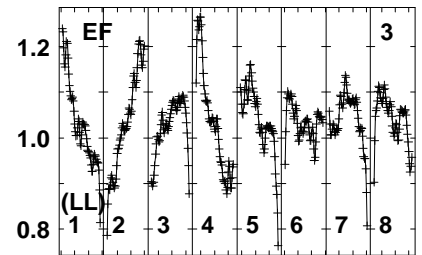
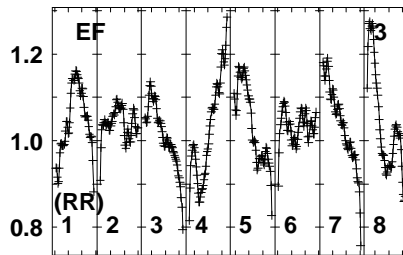
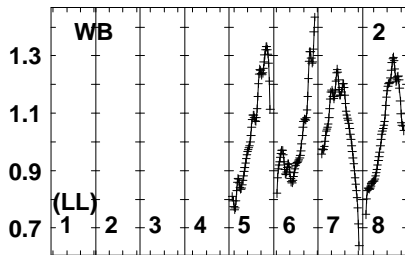
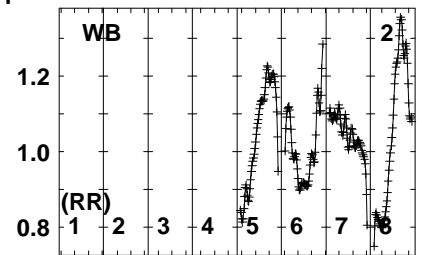
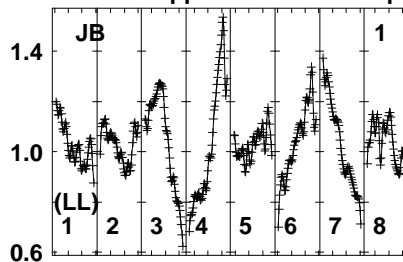
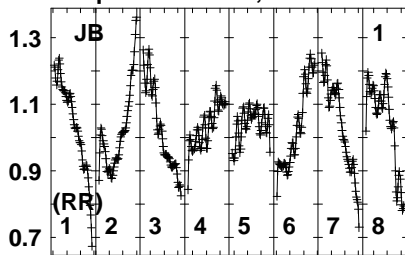


Lower frame: Real Jy
Auto-corr total-power spectrum Antenna: *
Timerange: 00/10:12:31 to 00/10:13:29

Plot file version 148 created 02-JUN-2021 11:57:21

J2208+6519 EC0711.UVDATA.1

Freq = 4.7990 GHz, Bw = 32.000 MH No calibration applied and no bandpass applied



480083048709009309605005030
FREQ MHz

480083048709009309605005030
FREQ MHz

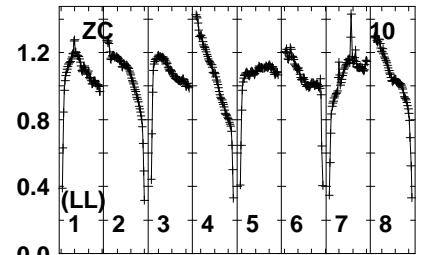
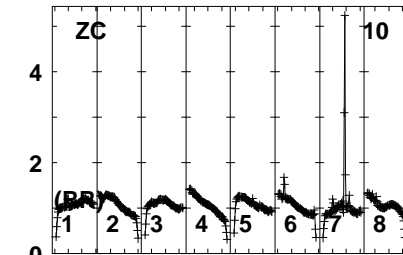
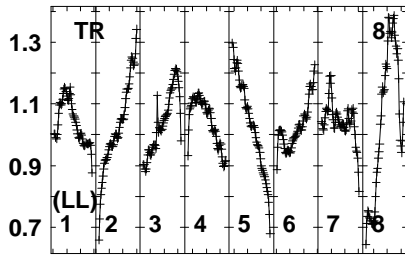
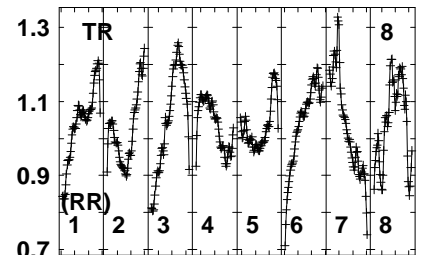
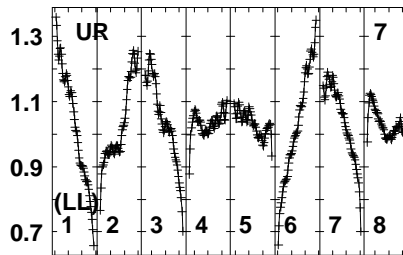
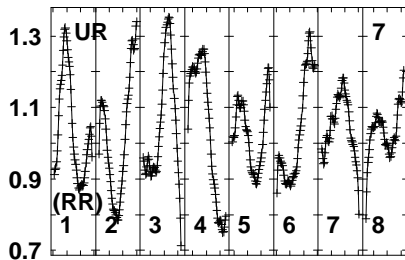
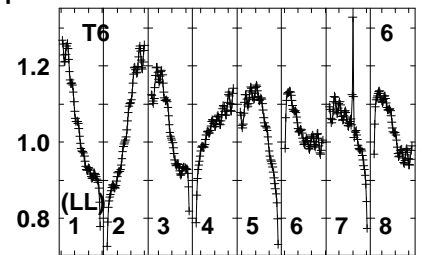
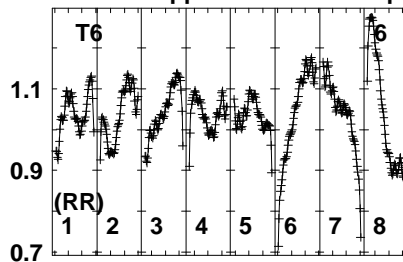
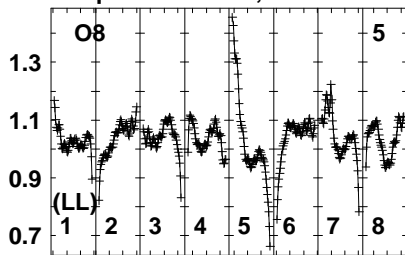
480083048709009309605005030
FREQ MHz

Lower frame: Real Jy
Auto-corr total-power spectrum Antenna: *
Timerange: 00/10:20:31 to 00/10:23:59

Plot file version 149 created 02-JUN-2021 11:57:21

J2208+6519 EC0711.UVDATA.1

Freq = 4.7990 GHz, Bw = 32.000 MH No calibration applied and no bandpass applied



480083048709009309605005030
FREQ MHz

480083048709009309605005030
FREQ MHz

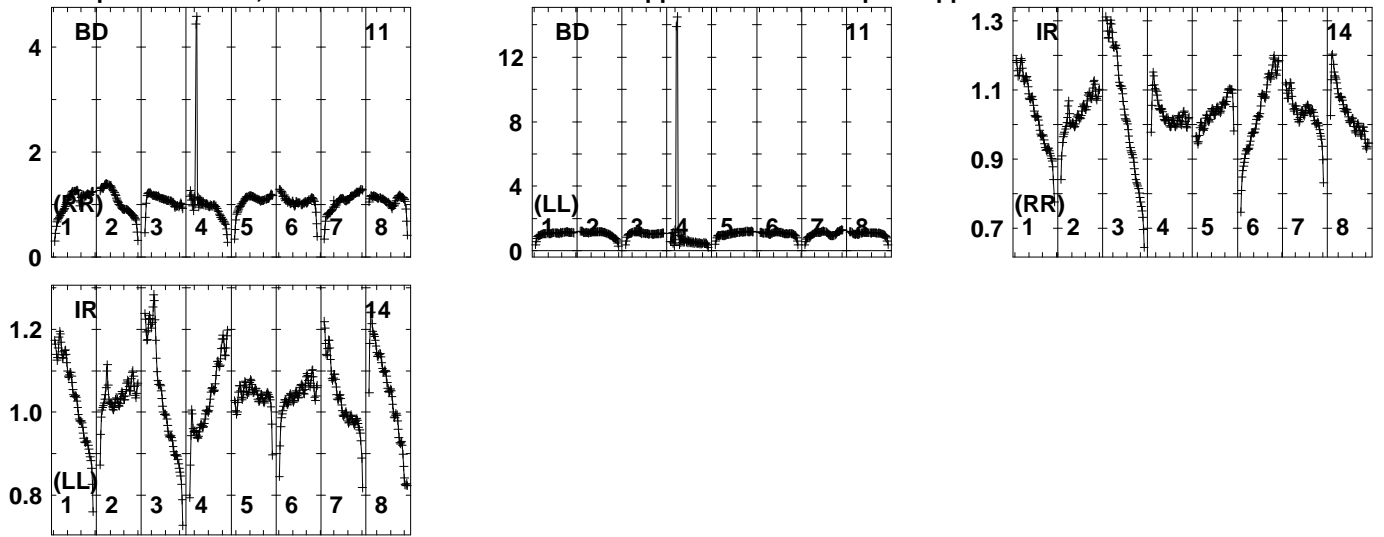
480083048709009309605005030
FREQ MHz

Lower frame: Real Jy
Auto-corr total-power spectrum Antenna: *
Timerange: 00/10:20:31 to 00/10:23:59

Plot file version 150 created 02-JUN-2021 11:57:21

J2208+6519 EC0711.UVDATA.1

Freq = 4.7990 GHz, Bw = 32.000 MH No calibration applied and no bandpass applied

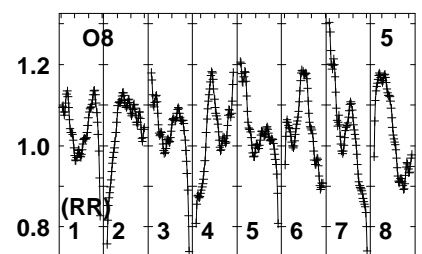
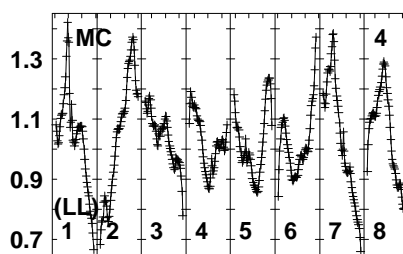
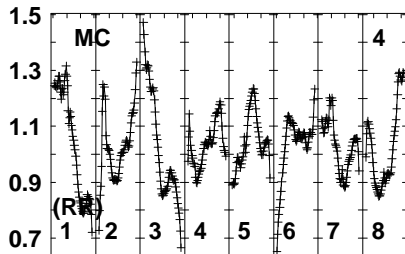
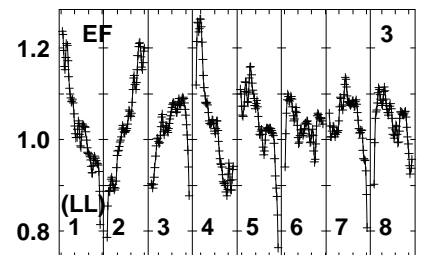
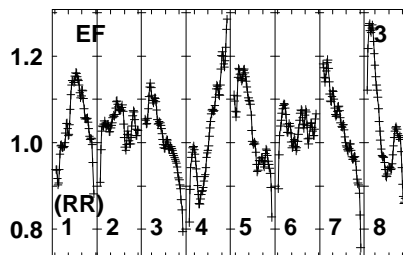
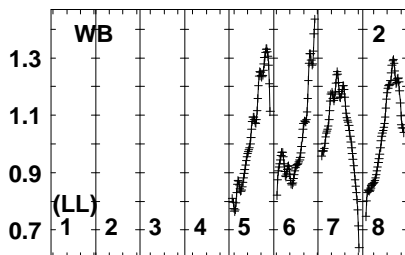
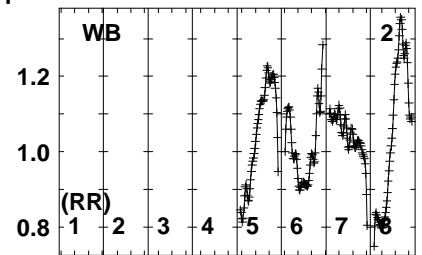
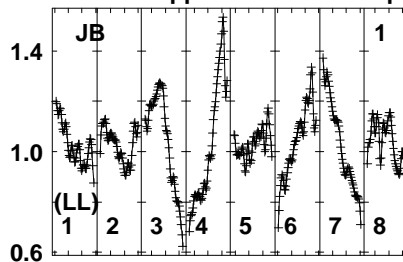
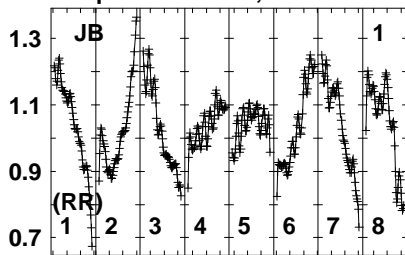


Lower frame: Real Jy
Auto-corr total-power spectrum Antenna: *
Timerange: 00/10:20:31 to 00/10:23:59

Plot file version 151 created 02-JUN-2021 11:57:21

J2209+6442 EC0711.UVDATA.1

Freq = 4.7990 GHz, Bw = 32.000 MH No calibration applied and no bandpass applied



480083048709009309605005030
FREQ MHz

480083048709009309605005030
FREQ MHz

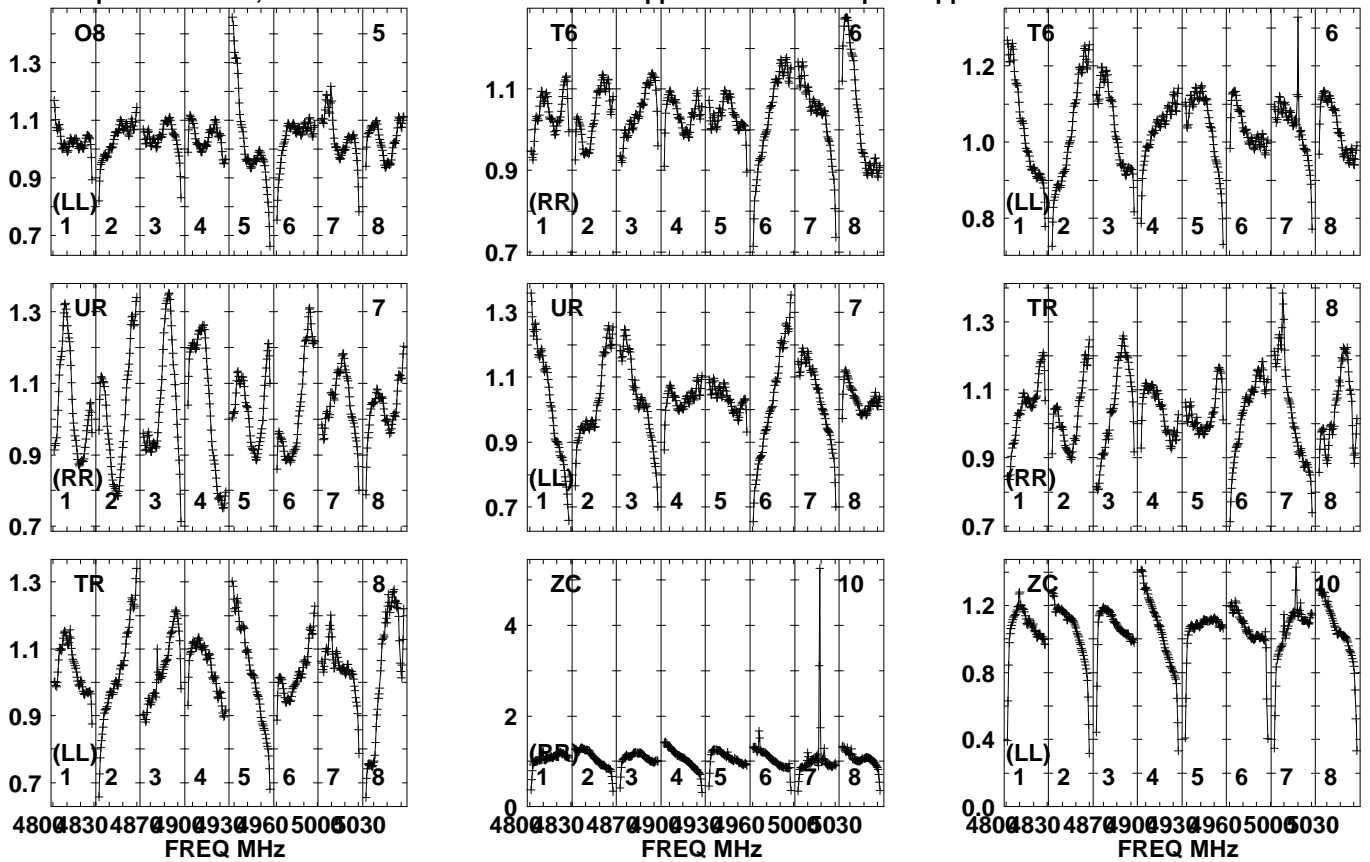
480083048709009309605005030
FREQ MHz

Lower frame: Real Jy
Auto-corr total-power spectrum Antenna: *
Timerange: 00/10:24:01 to 00/10:27:39

Plot file version 152 created 02-JUN-2021 11:57:21

J2209+6442 EC0711.UVDATA.1

Freq = 4.7990 GHz, Bw = 32.000 MH No calibration applied and no bandpass applied

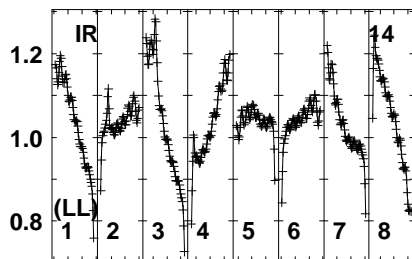
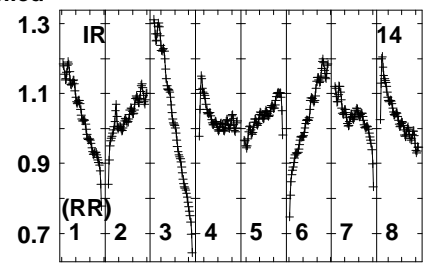
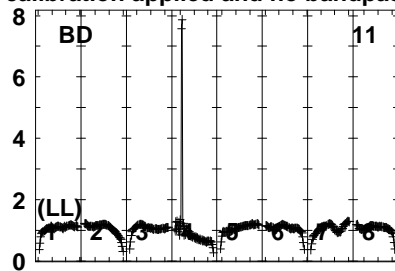
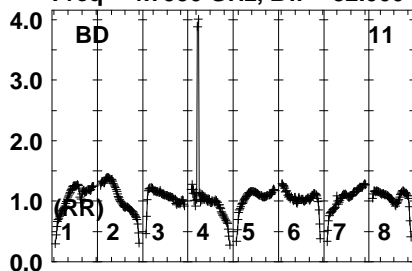


Lower frame: Real Jy
Auto-corr total-power spectrum Antenna: *
Timerange: 00/10:24:01 to 00/10:27:39

Plot file version 153 created 02-JUN-2021 11:57:22

J2209+6442 EC0711.UVDATA.1

Freq = 4.7990 GHz, Bw = 32.000 MH No calibration applied and no bandpass applied



Lower frame: Real Jy

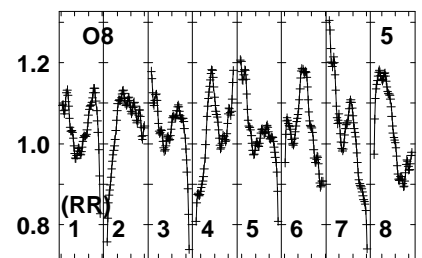
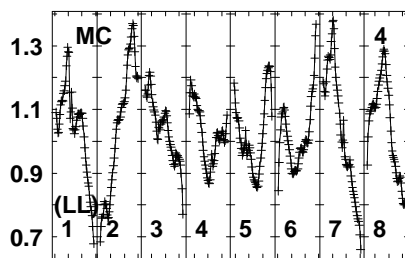
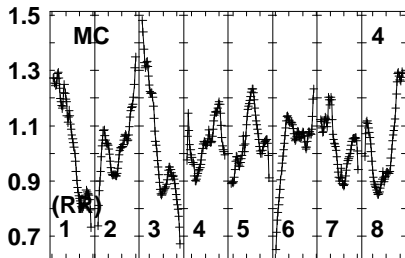
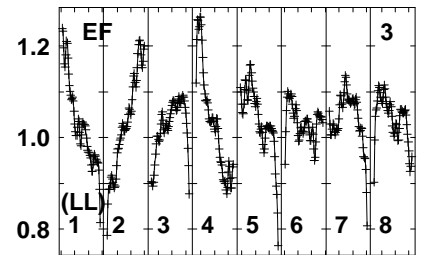
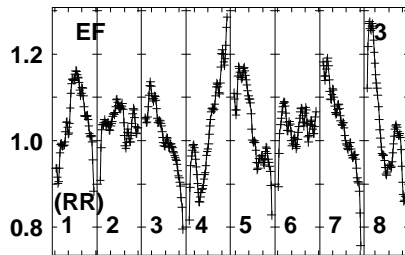
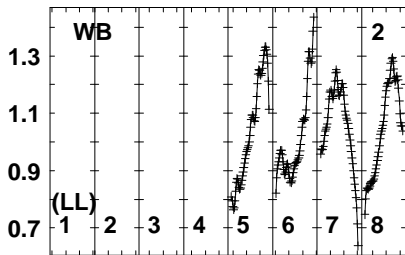
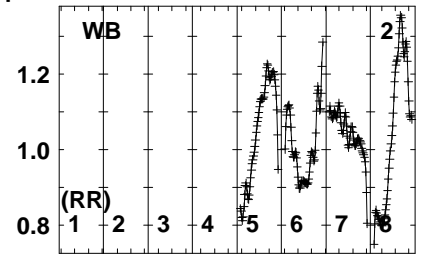
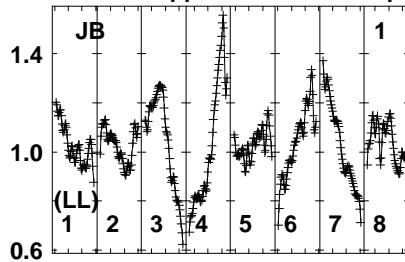
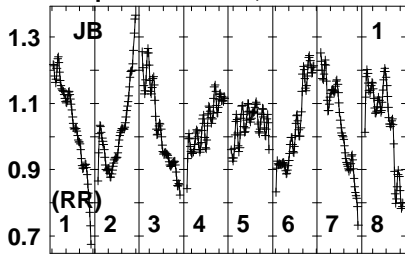
Auto-corr total-power spectrum Antenna: *

Timerange: 00/10:24:01 to 00/10:27:39

Plot file version 154 created 02-JUN-2021 11:57:22

J2208+6519 EC0711.UVDATA.1

Freq = 4.7990 GHz, Bw = 32.000 MH No calibration applied and no bandpass applied



480083048709009309605005030
FREQ MHz

480083048709009309605005030
FREQ MHz

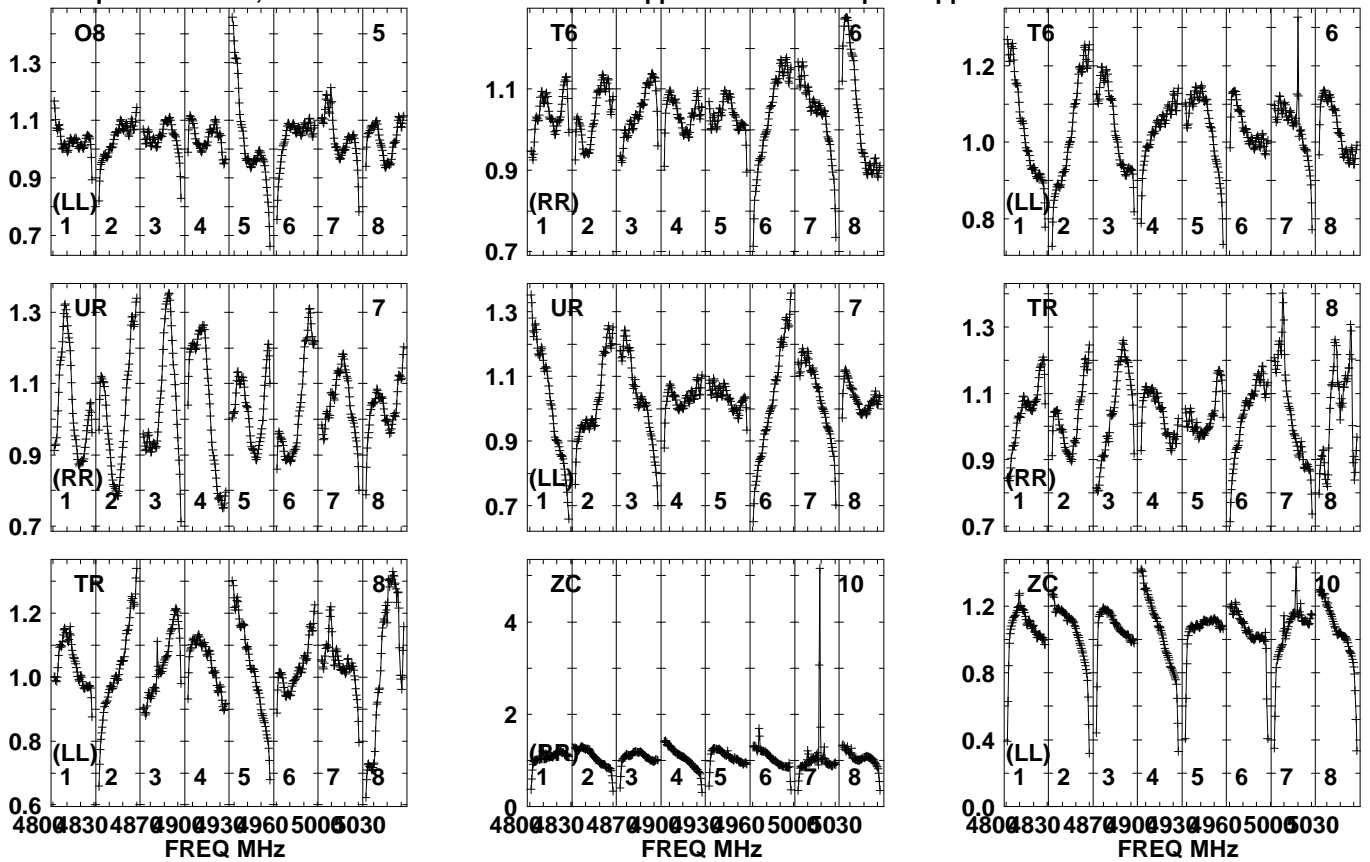
480083048709009309605005030
FREQ MHz

Lower frame: Real Jy
Auto-corr total-power spectrum Antenna: *
Timerange: 00/10:27:41 to 00/10:29:19

Plot file version 155 created 02-JUN-2021 11:57:22

J2208+6519 EC0711.UVDATA.1

Freq = 4.7990 GHz, Bw = 32.000 MH No calibration applied and no bandpass applied

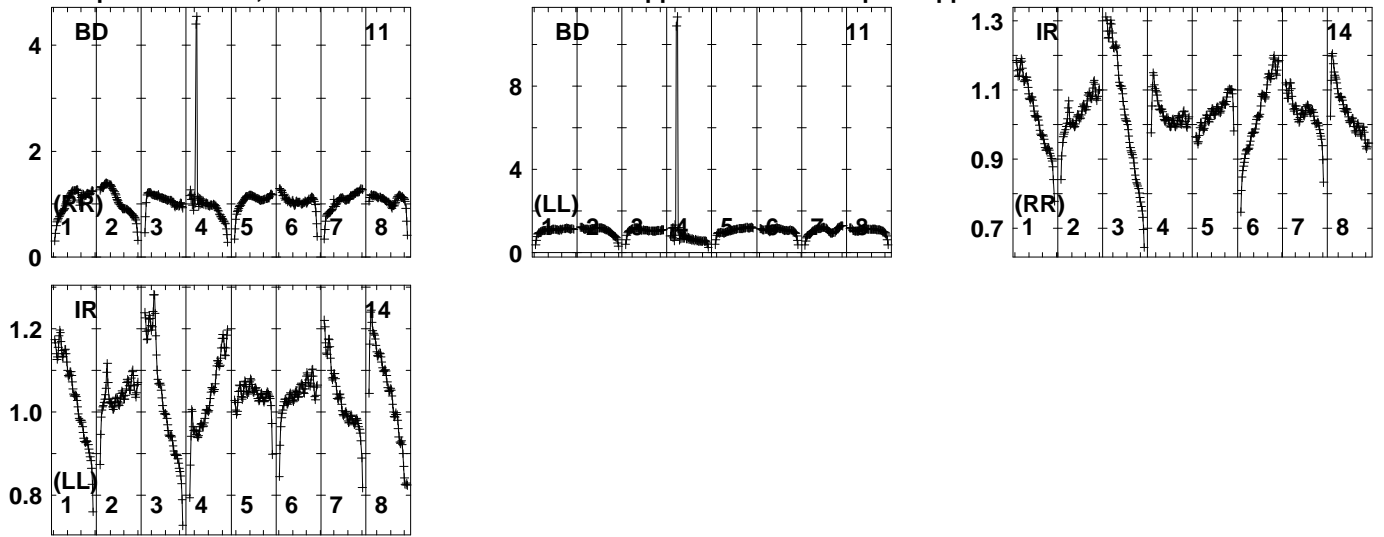


Lower frame: Real Jy
Auto-corr total-power spectrum Antenna: *
Timerange: 00/10:27:41 to 00/10:29:19

Plot file version 156 created 02-JUN-2021 11:57:22

J2208+6519 EC0711.UVDATA.1

Freq = 4.7990 GHz, Bw = 32.000 MH No calibration applied and no bandpass applied

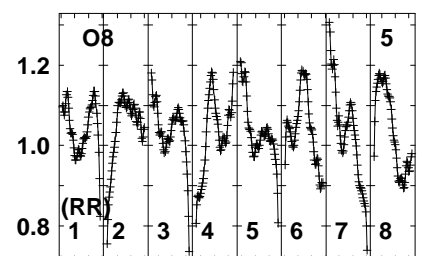
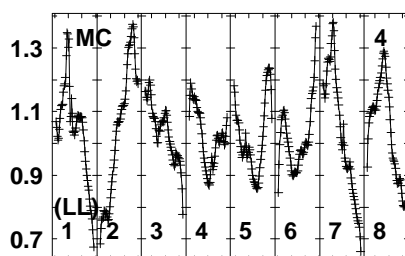
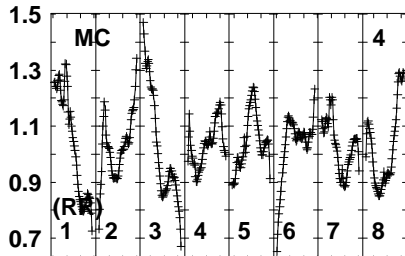
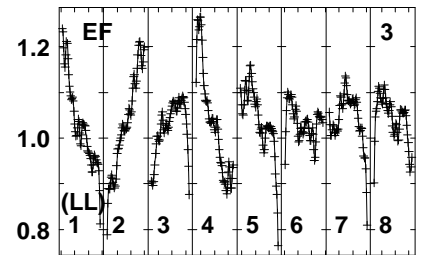
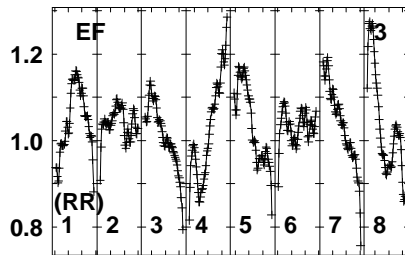
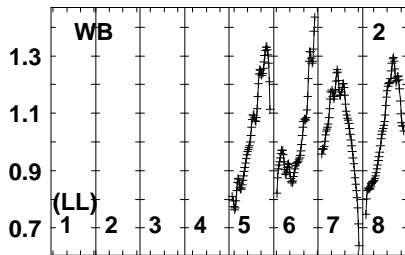
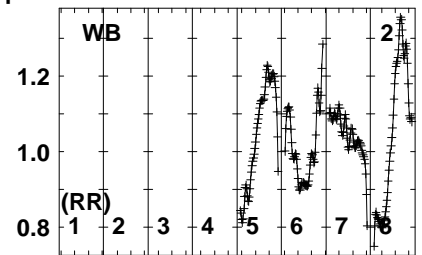
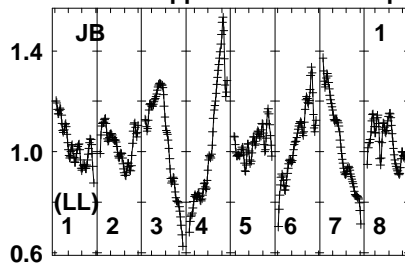
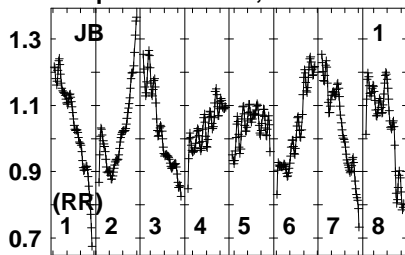


Lower frame: Real Jy
Auto-corr total-power spectrum Antenna: *
Timerange: 00/10:27:41 to 00/10:29:19

Plot file version 157 created 02-JUN-2021 11:57:22

J2209+6442 EC0711.UVDATA.1

Freq = 4.7990 GHz, Bw = 32.000 MH No calibration applied and no bandpass applied



480083048709009309605005030
FREQ MHz

480083048709009309605005030
FREQ MHz

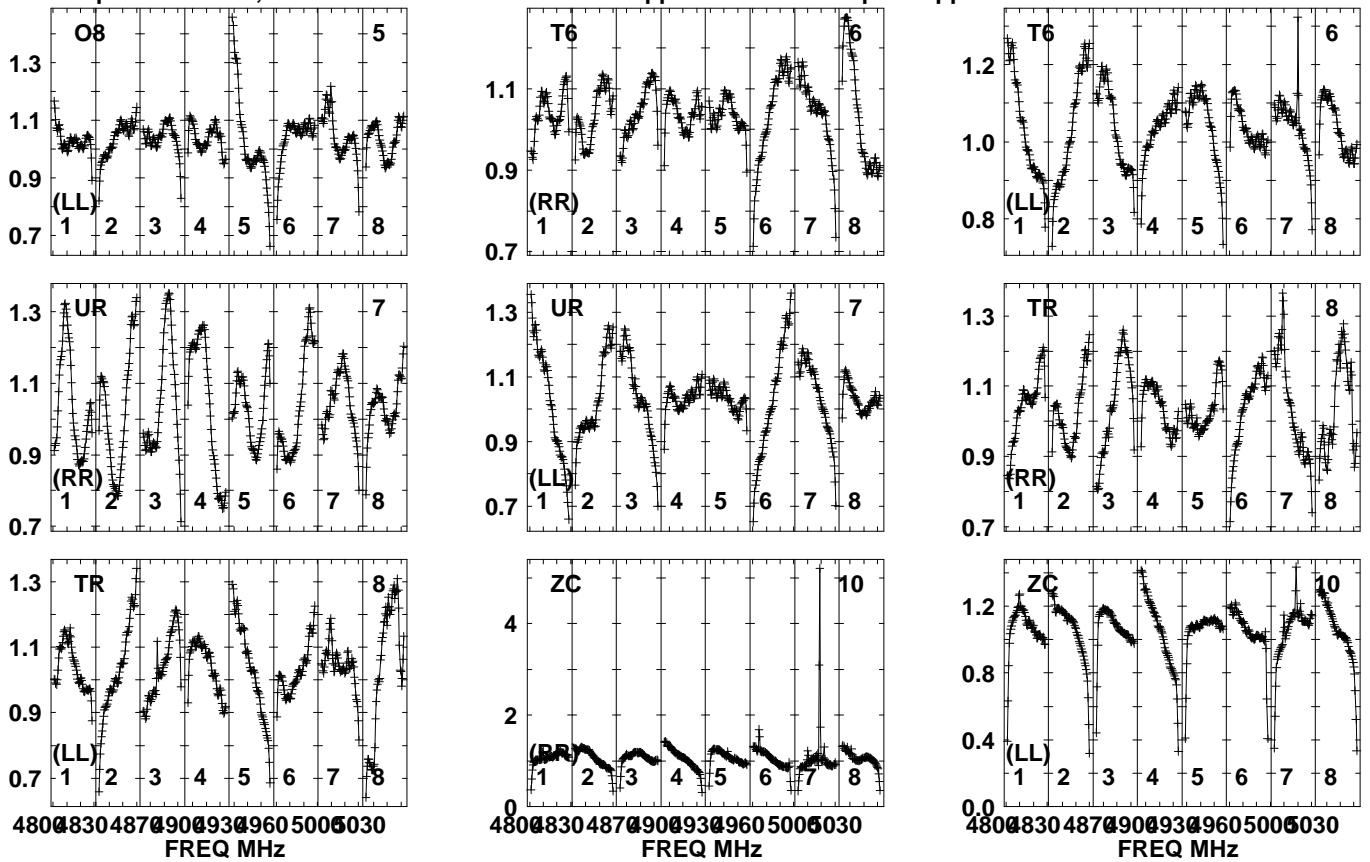
480083048709009309605005030
FREQ MHz

Lower frame: Real Jy
Auto-corr total-power spectrum Antenna: *
Timerange: 00/10:29:21 to 00/10:32:59

Plot file version 158 created 02-JUN-2021 11:57:22

J2209+6442 EC0711.UVDATA.1

Freq = 4.7990 GHz, Bw = 32.000 MH No calibration applied and no bandpass applied

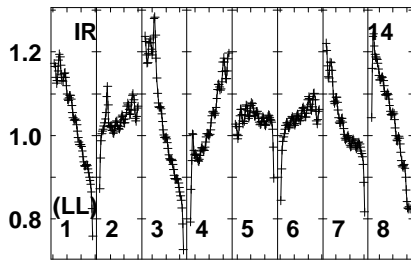
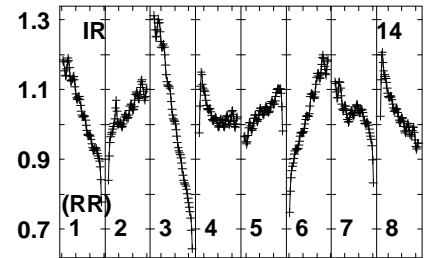
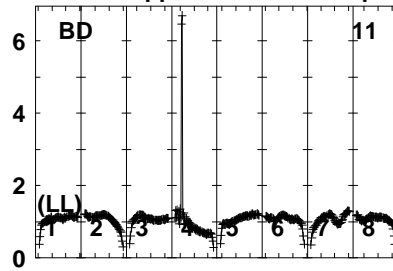
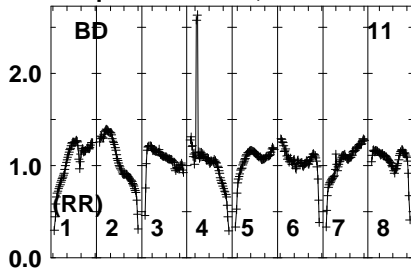


Lower frame: Real Jy
Auto-corr total-power spectrum Antenna: *
Timerange: 00/10:29:21 to 00/10:32:59

Plot file version 159 created 02-JUN-2021 11:57:22

J2209+6442 EC0711.UVDATA.1

Freq = 4.7990 GHz, Bw = 32.000 MH No calibration applied and no bandpass applied



Lower frame: Real Jy

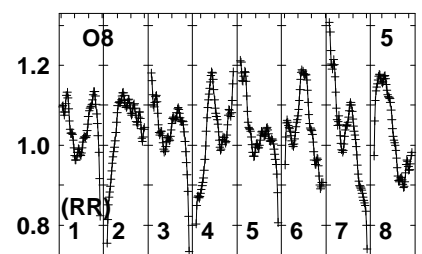
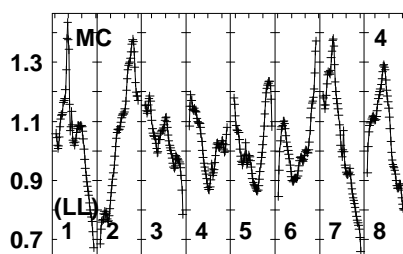
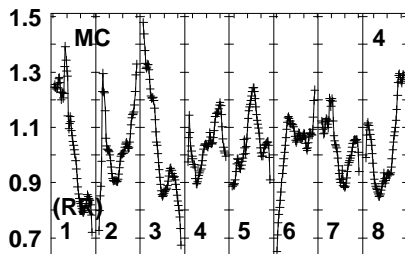
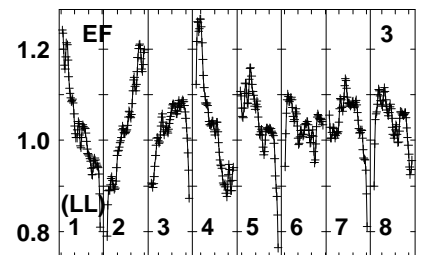
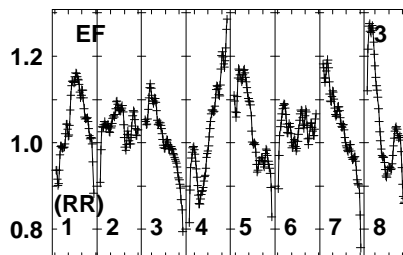
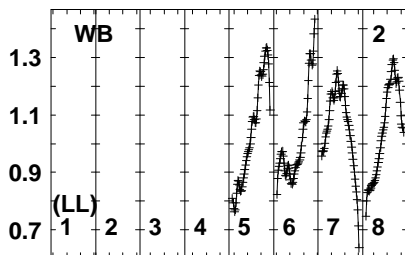
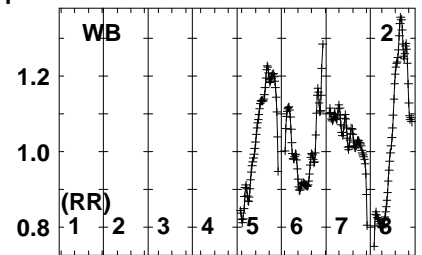
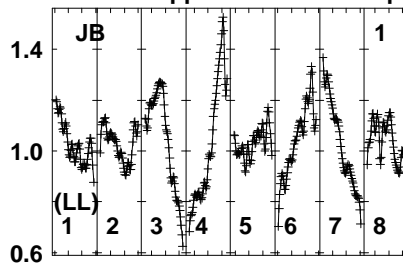
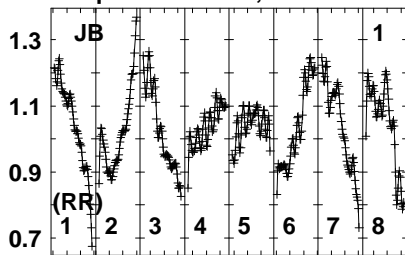
Auto-corr total-power spectrum Antenna: *

Timerange: 00/10:29:21 to 00/10:32:59

Plot file version 160 created 02-JUN-2021 11:57:22

J2208+6519 EC0711.UVDATA.1

Freq = 4.7990 GHz, Bw = 32.000 MH No calibration applied and no bandpass applied



480083048709009309605005030
FREQ MHz

480083048709009309605005030
FREQ MHz

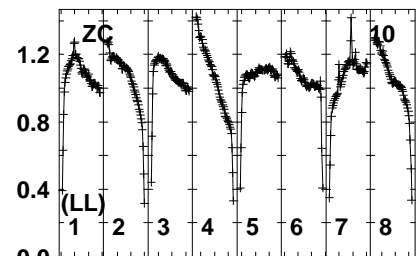
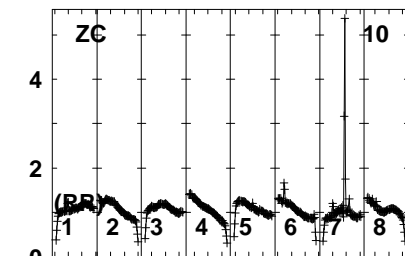
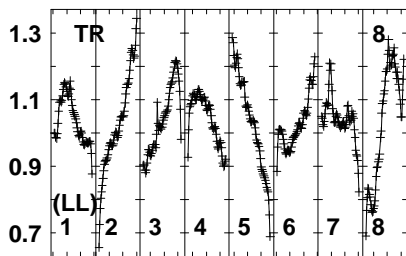
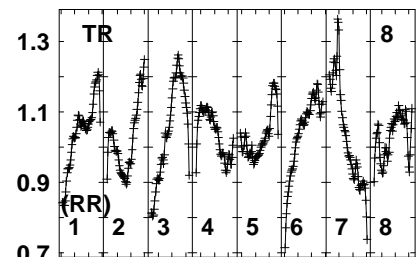
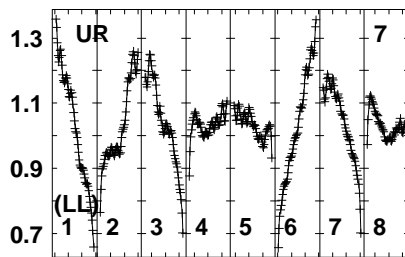
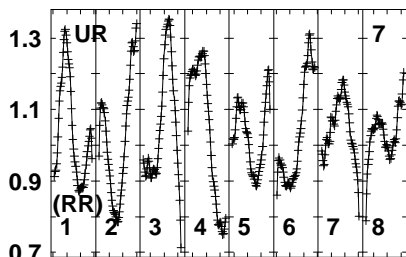
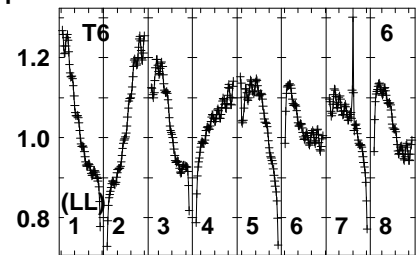
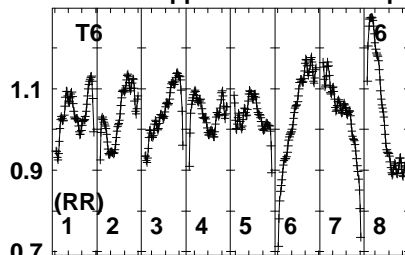
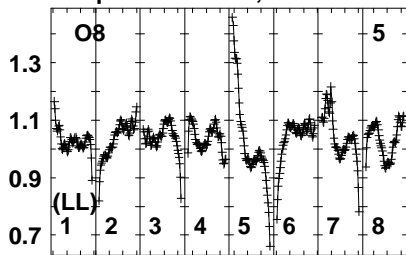
480083048709009309605005030
FREQ MHz

Lower frame: Real Jy
Auto-corr total-power spectrum Antenna: *
Timerange: 00/10:33:41 to 00/10:34:39

Plot file version 161 created 02-JUN-2021 11:57:22

J2208+6519 EC0711.UVDATA.1

Freq = 4.7990 GHz, Bw = 32.000 MH No calibration applied and no bandpass applied



480083048709009309605005030
FREQ MHz

480083048709009309605005030
FREQ MHz

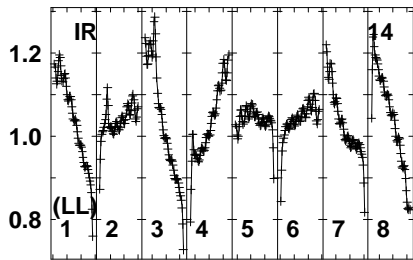
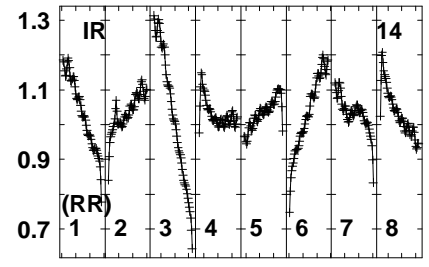
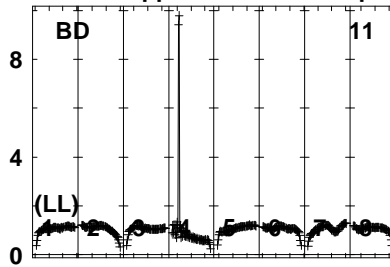
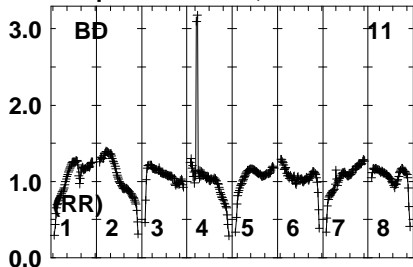
480083048709009309605005030
FREQ MHz

Lower frame: Real Jy
Auto-corr total-power spectrum Antenna: *
Timerange: 00/10:33:41 to 00/10:34:39

Plot file version 162 created 02-JUN-2021 11:57:22

J2208+6519 EC0711.UVDATA.1

Freq = 4.7990 GHz, Bw = 32.000 MH No calibration applied and no bandpass applied

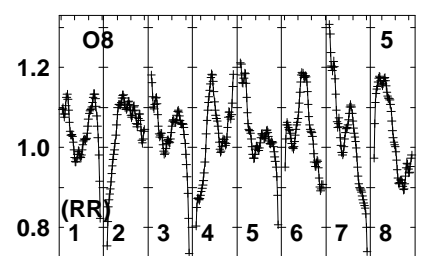
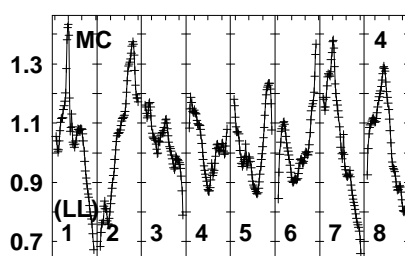
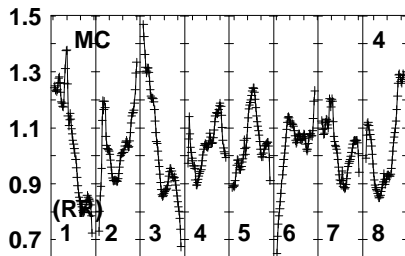
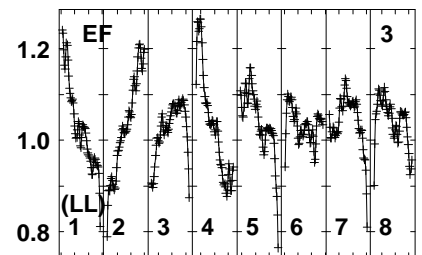
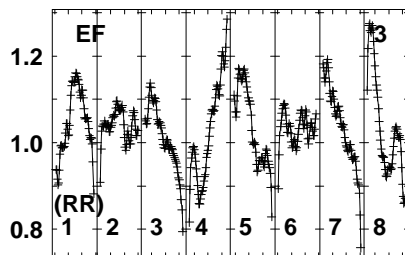
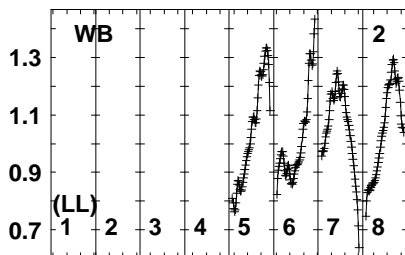
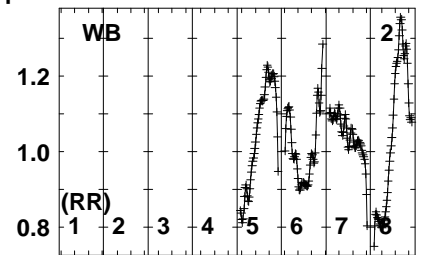
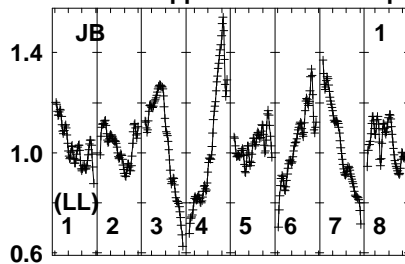
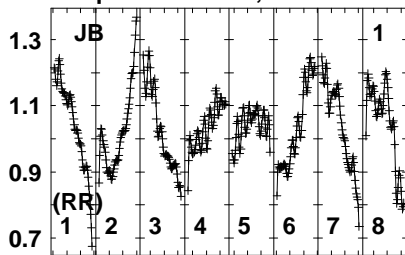


Lower frame: Real Jy
Auto-corr total-power spectrum Antenna: *
Timerange: 00/10:33:41 to 00/10:34:39

Plot file version 163 created 02-JUN-2021 11:57:22

J2209+6442 EC0711.UVDATA.1

Freq = 4.7990 GHz, Bw = 32.000 MH No calibration applied and no bandpass applied



480083048709009309605005030
FREQ MHz

480083048709009309605005030
FREQ MHz

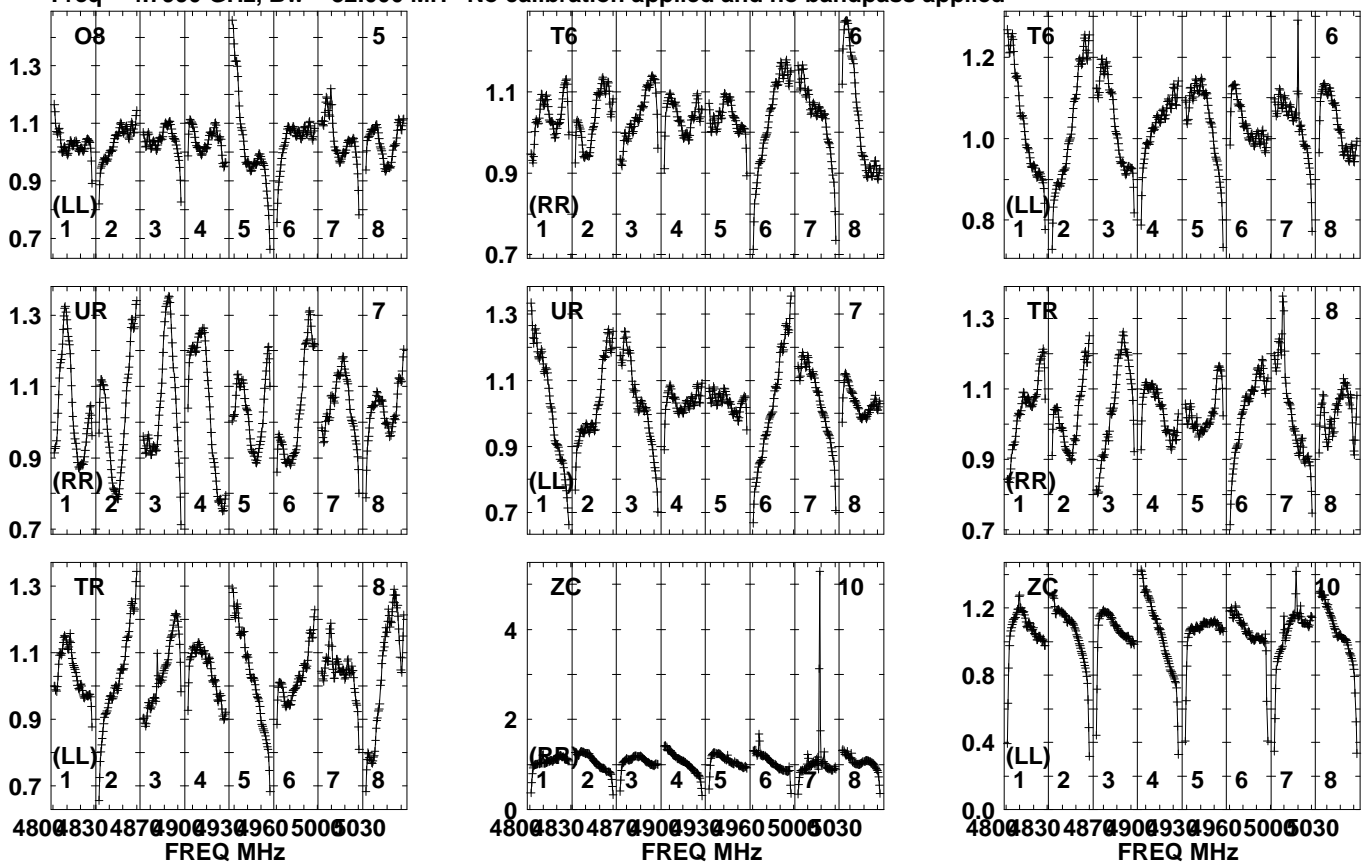
480083048709009309605005030
FREQ MHz

Lower frame: Real Jy
Auto-corr total-power spectrum Antenna: *
Timerange: 00/10:34:41 to 00/10:38:19

Plot file version 164 created 02-JUN-2021 11:57:23

J2209+6442 EC0711.UVDATA.1

Freq = 4.7990 GHz, Bw = 32.000 MH No calibration applied and no bandpass applied

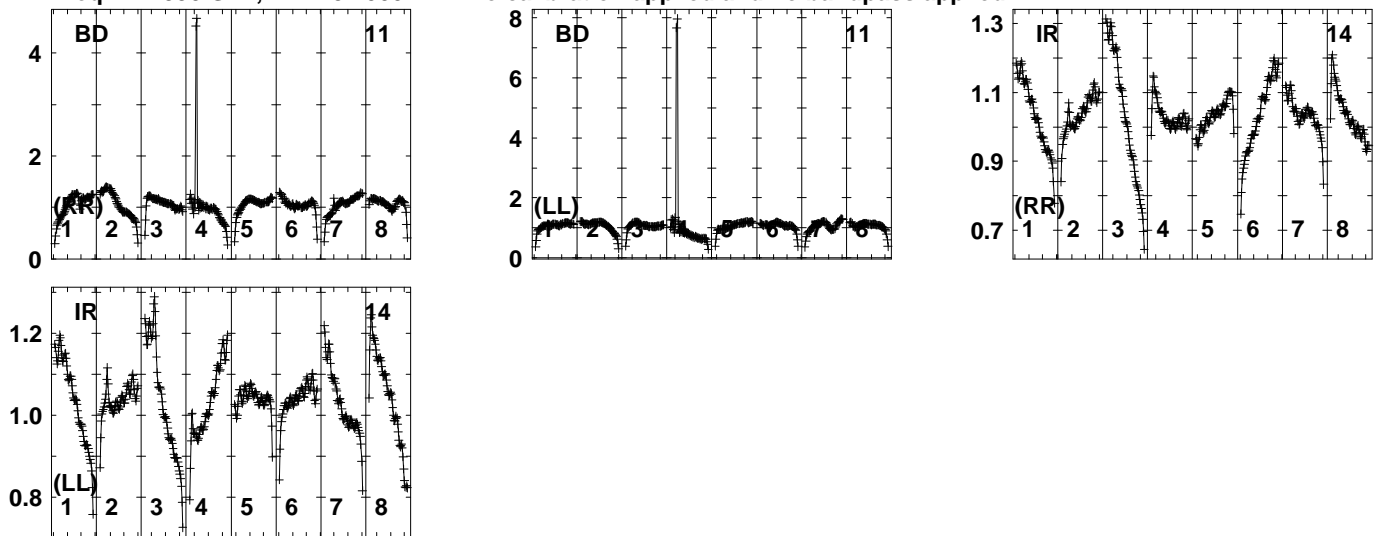


Lower frame: Real Jy
Auto-corr total-power spectrum Antenna: *
Timerange: 00/10:34:41 to 00/10:38:19

Plot file version 165 created 02-JUN-2021 11:57:23

J2209+6442 EC0711.UVDATA.1

Freq = 4.7990 GHz, Bw = 32.000 MH No calibration applied and no bandpass applied

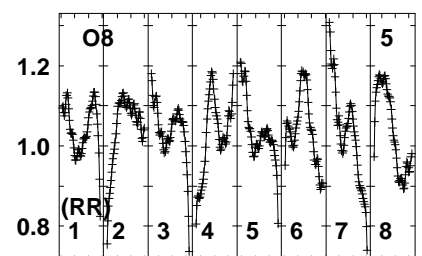
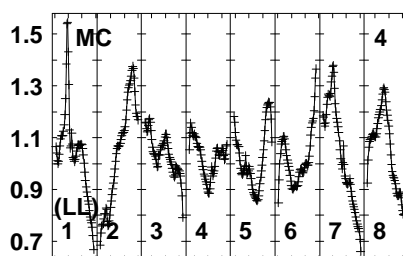
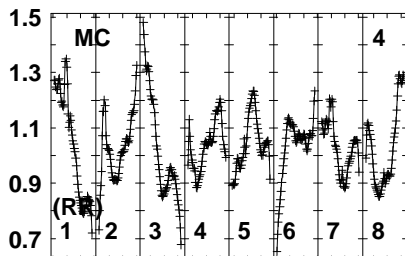
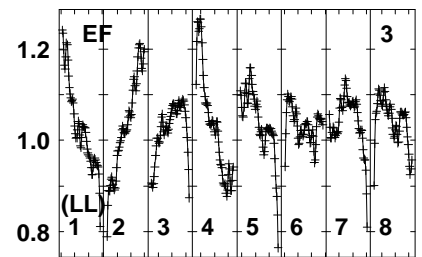
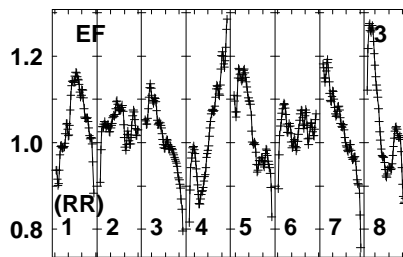
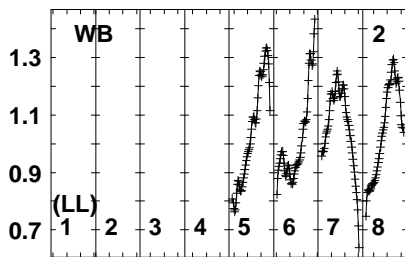
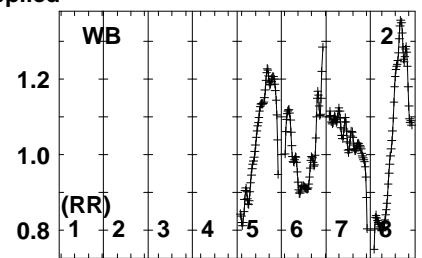
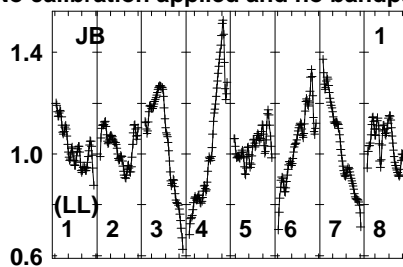
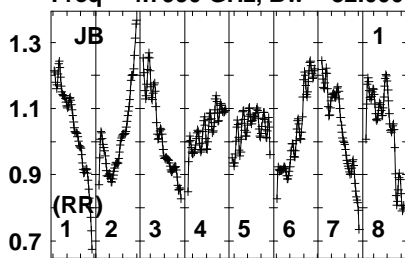


Lower frame: Real Jy
Auto-corr total-power spectrum Antenna: *
Timerange: 00/10:34:41 to 00/10:38:19

Plot file version 166 created 02-JUN-2021 11:57:23

J2208+6519 EC0711.UVDATA.1

Freq = 4.7990 GHz, Bw = 32.000 MH No calibration applied and no bandpass applied



480083048709009309605005030
FREQ MHz

480083048709009309605005030
FREQ MHz

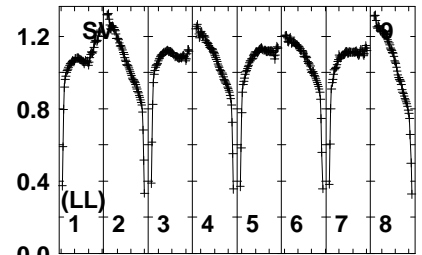
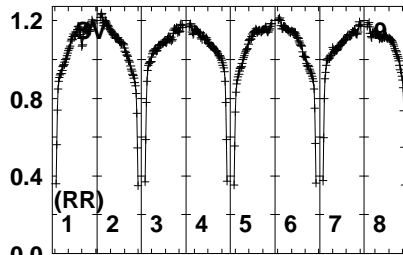
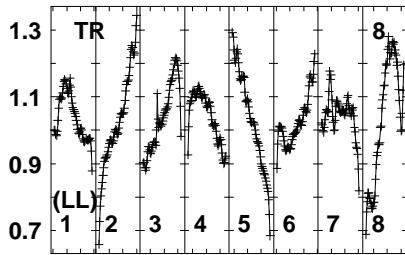
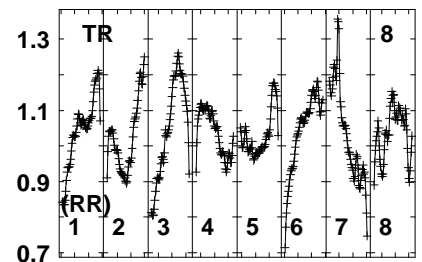
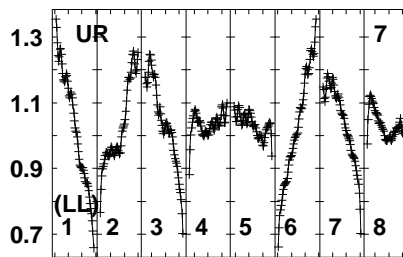
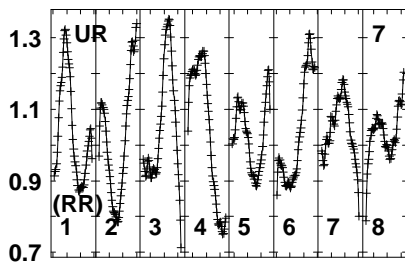
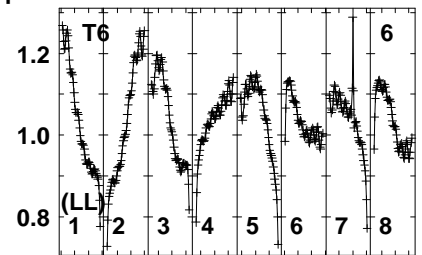
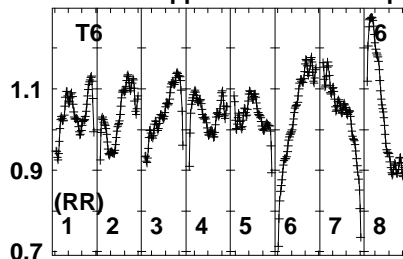
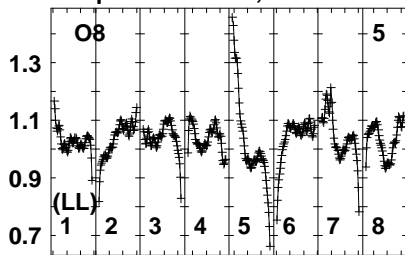
480083048709009309605005030
FREQ MHz

Lower frame: Real Jy
Auto-corr total-power spectrum Antenna: *
Timerange: 00/10:38:21 to 00/10:39:59

Plot file version 167 created 02-JUN-2021 11:57:23

J2208+6519 EC0711.UVDATA.1

Freq = 4.7990 GHz, Bw = 32.000 MH No calibration applied and no bandpass applied



480083048709009309605005030
FREQ MHz

480083048709009309605005030
FREQ MHz

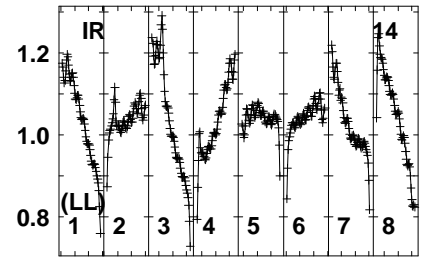
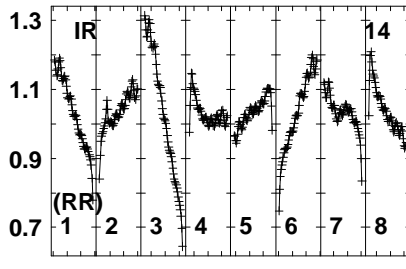
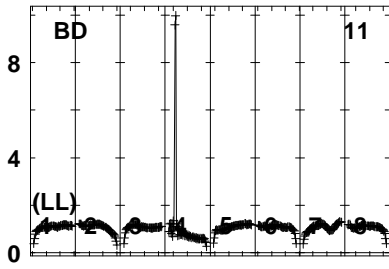
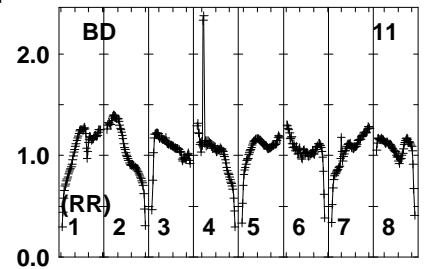
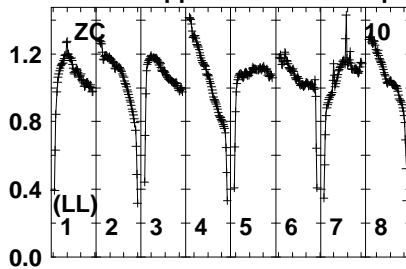
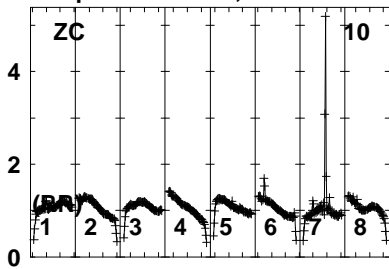
480083048709009309605005030
FREQ MHz

Lower frame: Real Jy
Auto-corr total-power spectrum Antenna: *
Timerange: 00/10:38:21 to 00/10:39:59

Plot file version 168 created 02-JUN-2021 11:57:23

J2208+6519 EC0711.UVDATA.1

Freq = 4.7990 GHz, Bw = 32.000 MH No calibration applied and no bandpass applied

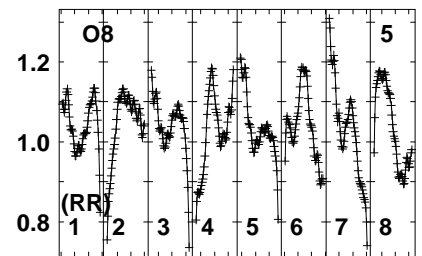
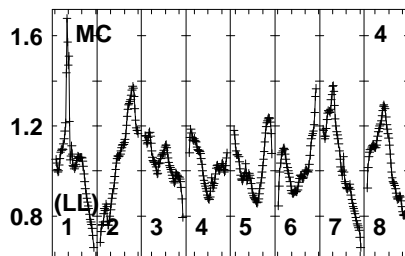
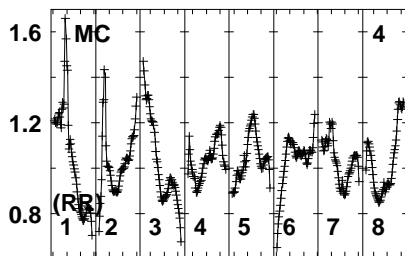
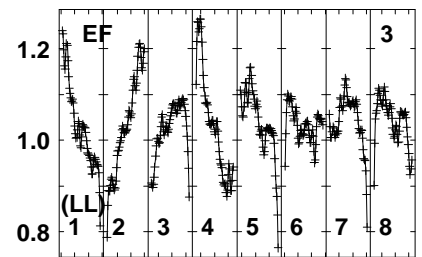
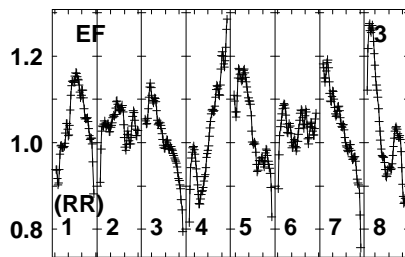
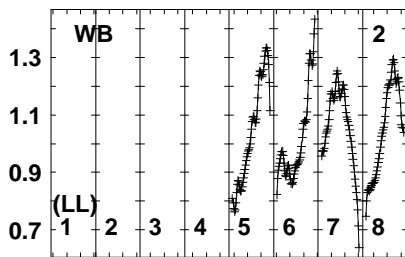
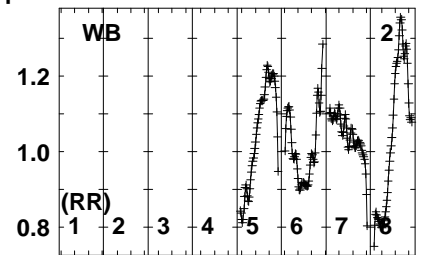
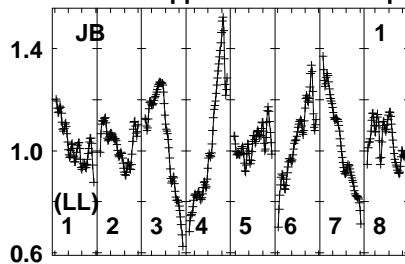
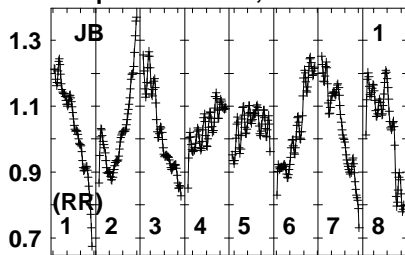


Lower frame: Real Jy
Auto-corr total-power spectrum Antenna: *
Timerange: 00/10:38:21 to 00/10:39:59

Plot file version 169 created 02-JUN-2021 11:57:23

J2209+6442 EC0711.UVDATA.1

Freq = 4.7990 GHz, Bw = 32.000 MH No calibration applied and no bandpass applied



480083048709009309605005030
FREQ MHz

480083048709009309605005030
FREQ MHz

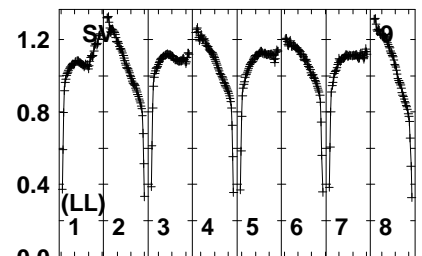
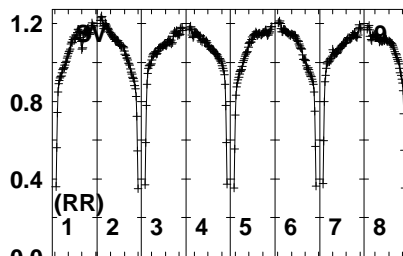
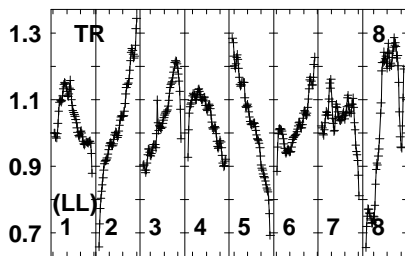
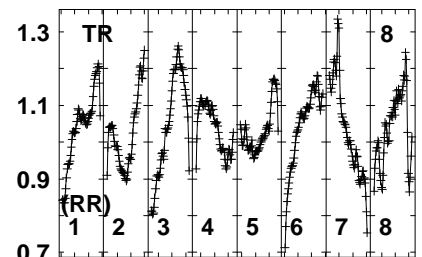
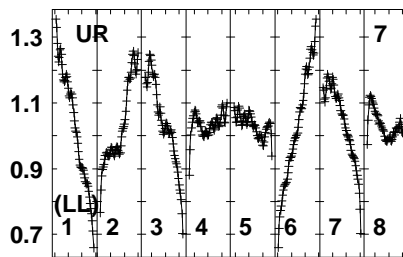
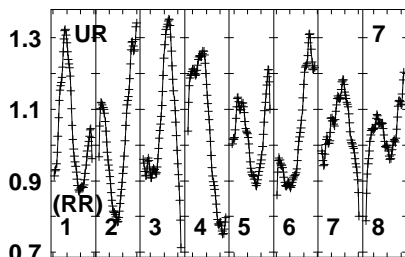
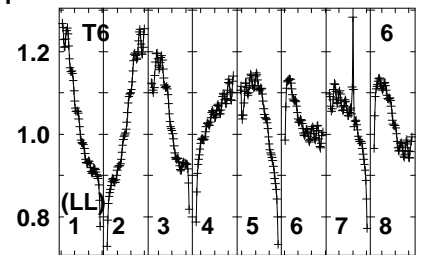
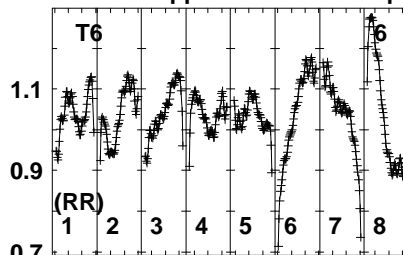
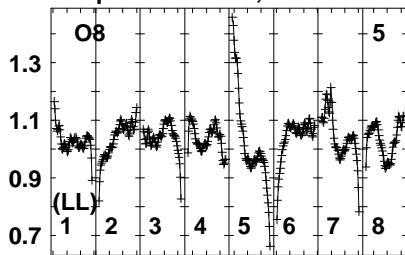
480083048709009309605005030
FREQ MHz

Lower frame: Real Jy
Auto-corr total-power spectrum Antenna: *
Timerange: 00/10:40:01 to 00/10:43:39

Plot file version 170 created 02-JUN-2021 11:57:23

J2209+6442 EC0711.UVDATA.1

Freq = 4.7990 GHz, Bw = 32.000 MH No calibration applied and no bandpass applied



480083048709009309605005030
FREQ MHz

480083048709009309605005030
FREQ MHz

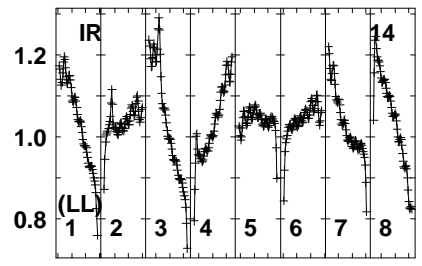
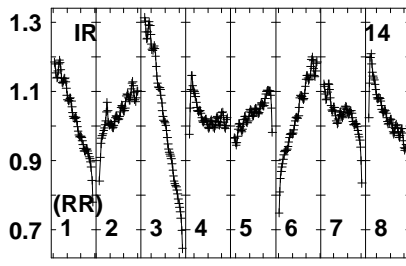
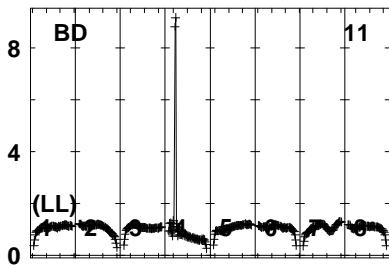
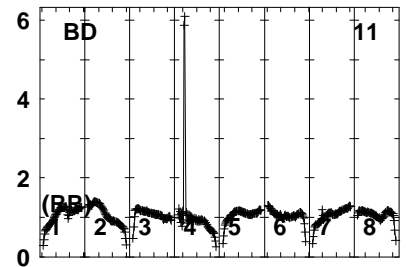
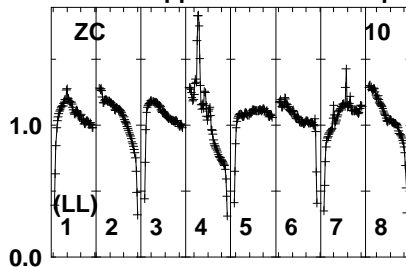
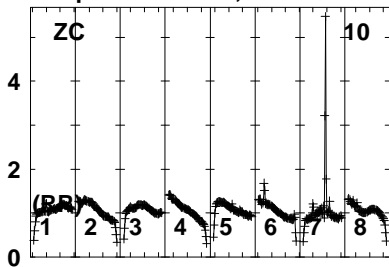
480083048709009309605005030
FREQ MHz

Lower frame: Real Jy
Auto-corr total-power spectrum Antenna: *
Timerange: 00/10:40:01 to 00/10:43:39

Plot file version 171 created 02-JUN-2021 11:57:23

J2209+6442 EC0711.UVDATA.1

Freq = 4.7990 GHz, Bw = 32.000 MH No calibration applied and no bandpass applied

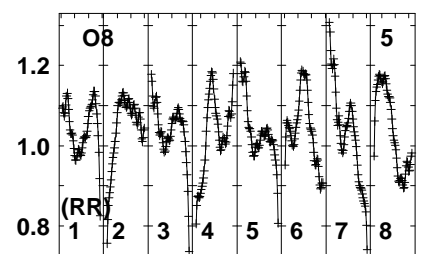
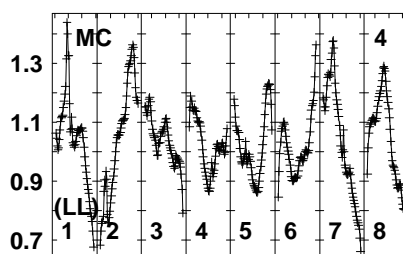
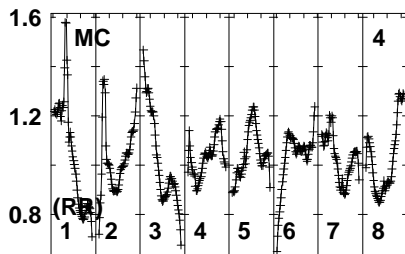
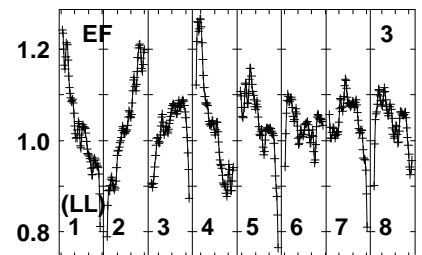
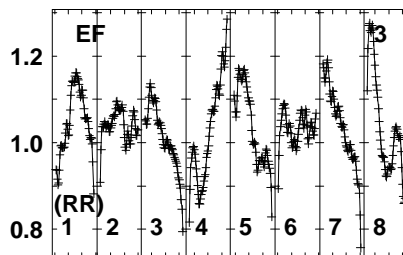
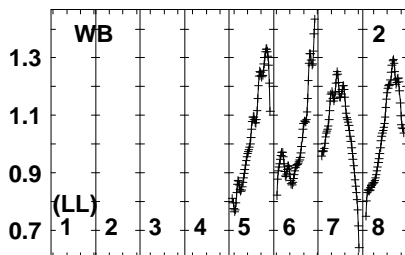
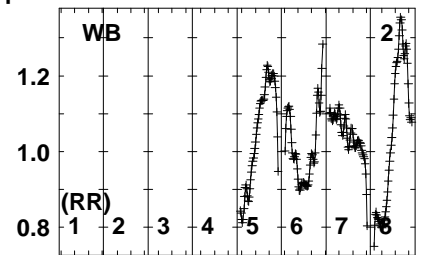
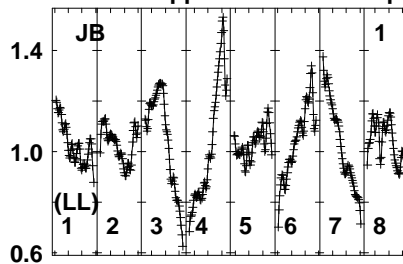
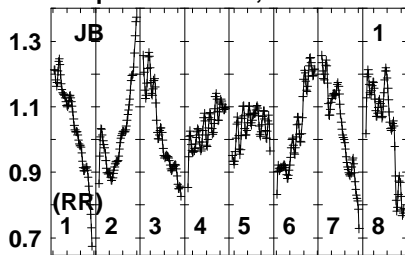


Lower frame: Real Jy
Auto-corr total-power spectrum Antenna: *
Timerange: 00/10:40:01 to 00/10:43:39

Plot file version 172 created 02-JUN-2021 11:57:23

J2208+6519 EC0711.UVDATA.1

Freq = 4.7990 GHz, Bw = 32.000 MH No calibration applied and no bandpass applied



480083048709009309605005030
FREQ MHz

480083048709009309605005030
FREQ MHz

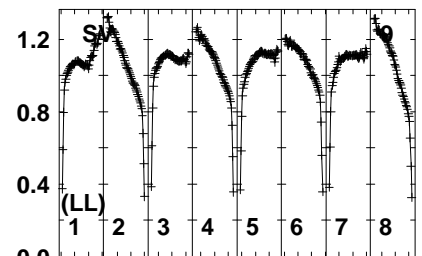
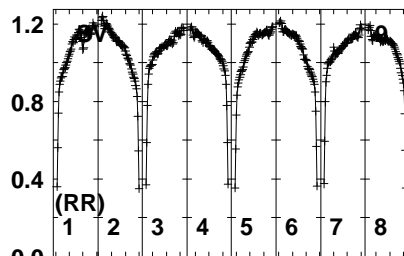
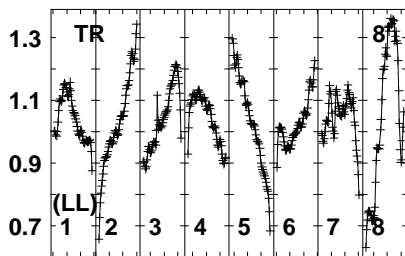
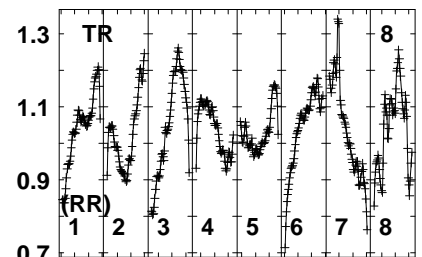
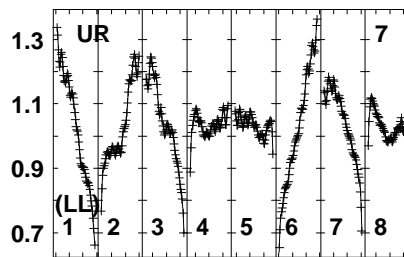
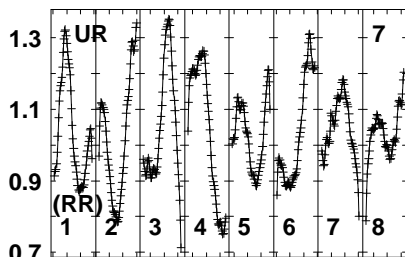
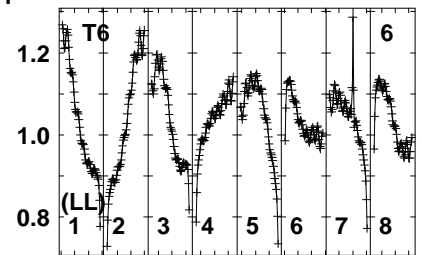
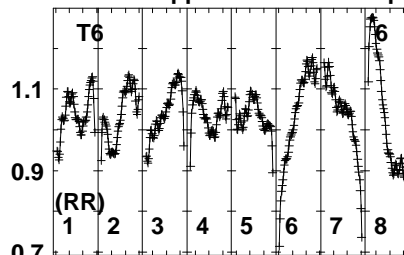
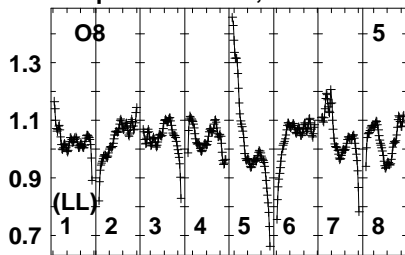
480083048709009309605005030
FREQ MHz

Lower frame: Real Jy
Auto-corr total-power spectrum Antenna: *
Timerange: 00/10:44:21 to 00/10:45:19

Plot file version 173 created 02-JUN-2021 11:57:23

J2208+6519 EC0711.UVDATA.1

Freq = 4.7990 GHz, Bw = 32.000 MH No calibration applied and no bandpass applied



480083048709009309605005030
FREQ MHz

480083048709009309605005030
FREQ MHz

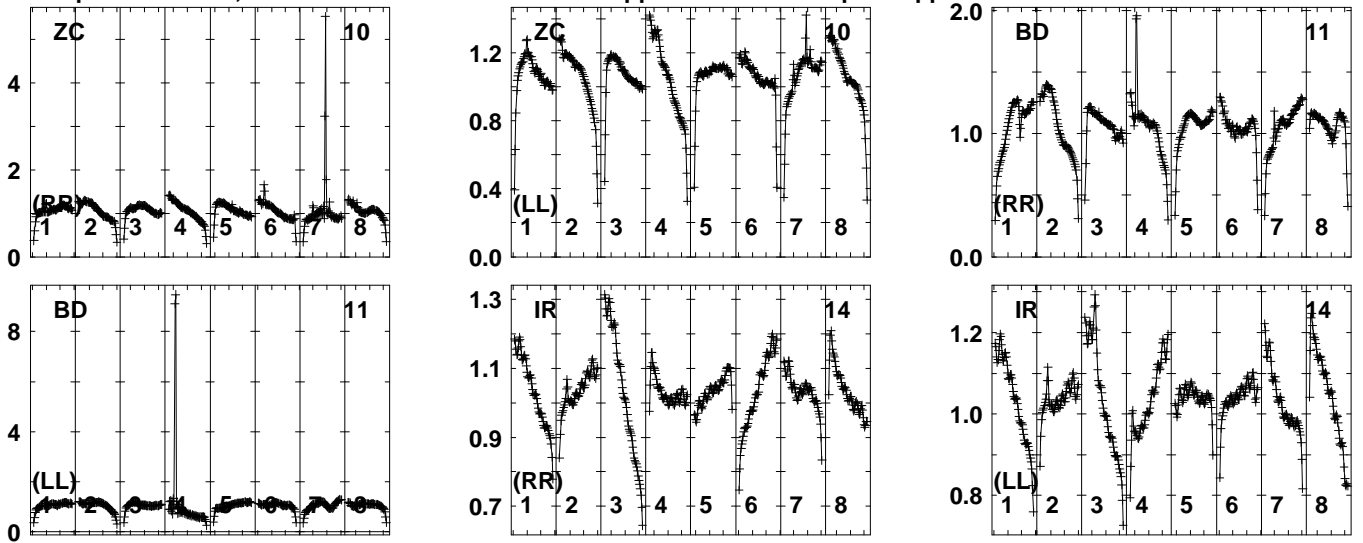
480083048709009309605005030
FREQ MHz

Lower frame: Real Jy
Auto-corr total-power spectrum Antenna: *
Timerange: 00/10:44:21 to 00/10:45:19

Plot file version 174 created 02-JUN-2021 11:57:24

J2208+6519 EC0711.UVDATA.1

Freq = 4.7990 GHz, Bw = 32.000 MH No calibration applied and no bandpass applied

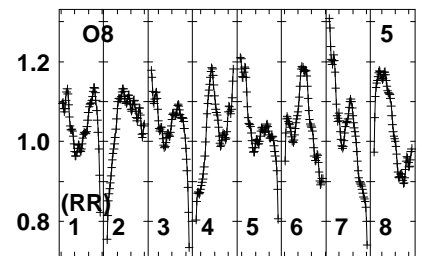
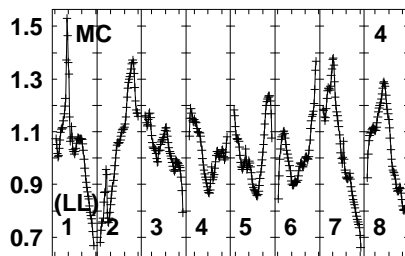
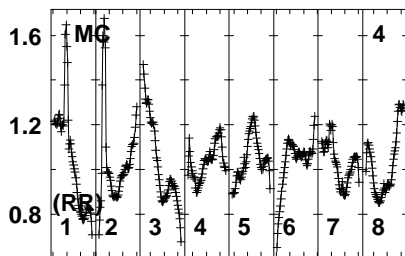
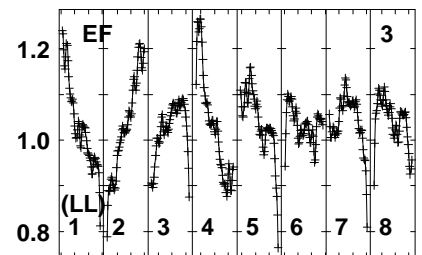
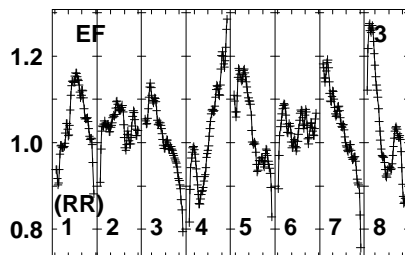
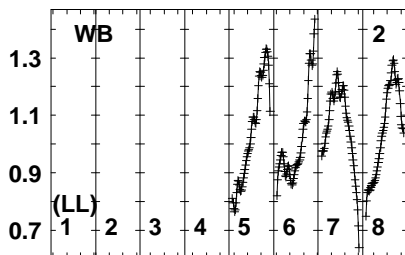
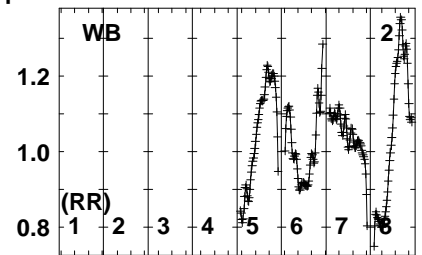
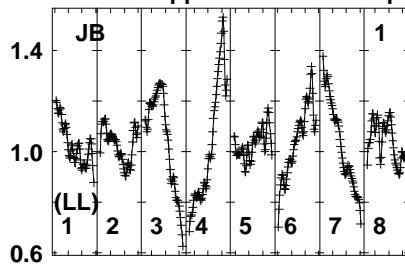
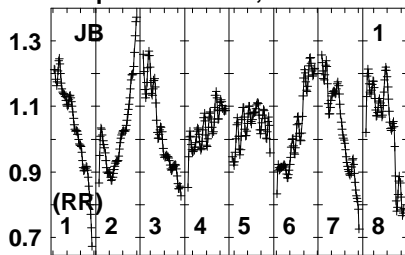


Lower frame: Real Jy
Auto-corr total-power spectrum Antenna: *
Timerange: 00/10:44:21 to 00/10:45:19

Plot file version 175 created 02-JUN-2021 11:57:24

J2209+6442 EC0711.UVDATA.1

Freq = 4.7990 GHz, Bw = 32.000 MH No calibration applied and no bandpass applied



480083048709009309605005030
FREQ MHz

480083048709009309605005030
FREQ MHz

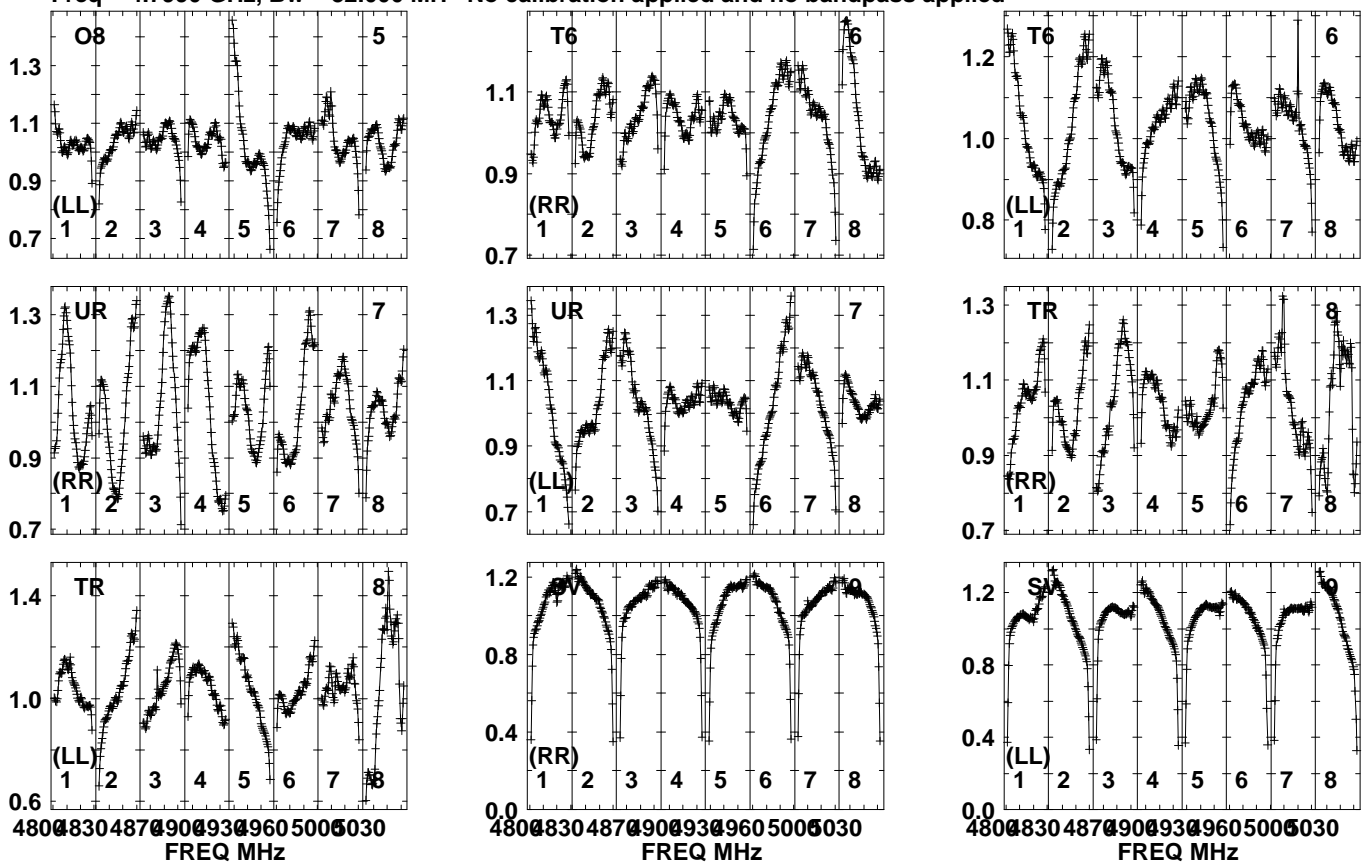
480083048709009309605005030
FREQ MHz

Lower frame: Real Jy
Auto-corr total-power spectrum Antenna: *
Timerange: 00/10:45:21 to 00/10:48:59

Plot file version 176 created 02-JUN-2021 11:57:24

J2209+6442 EC0711.UVDATA.1

Freq = 4.7990 GHz, Bw = 32.000 MH No calibration applied and no bandpass applied

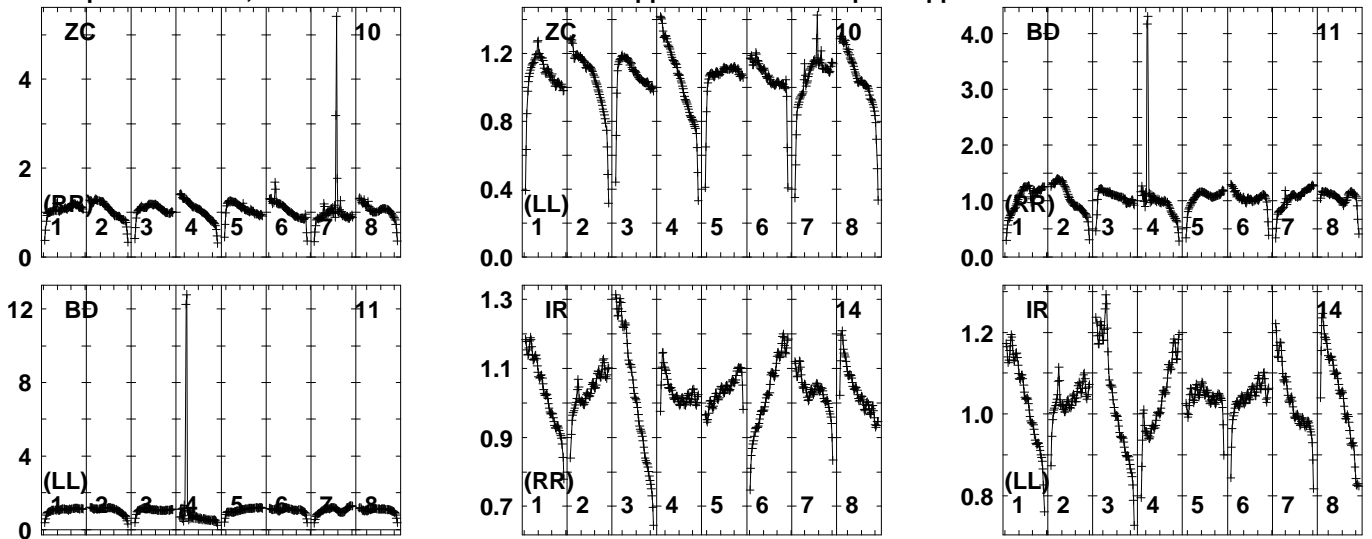


Lower frame: Real Jy
Auto-corr total-power spectrum Antenna: *
Timerange: 00/10:45:21 to 00/10:48:59

Plot file version 177 created 02-JUN-2021 11:57:24

J2209+6442 EC0711.UVDATA.1

Freq = 4.7990 GHz, Bw = 32.000 MH No calibration applied and no bandpass applied

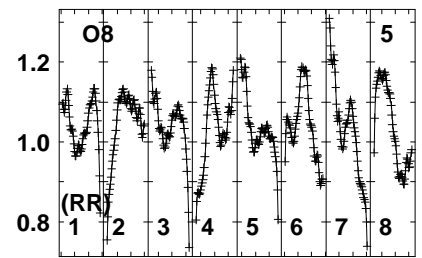
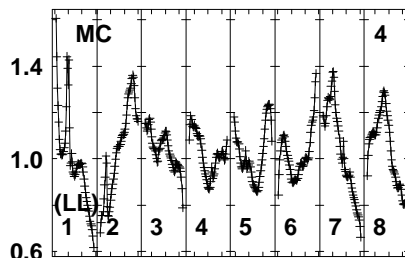
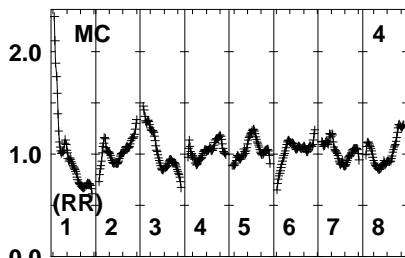
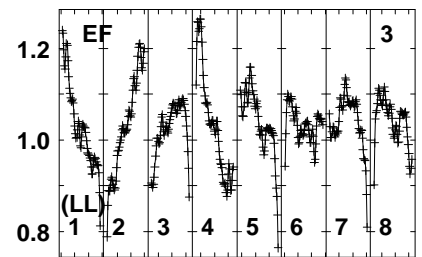
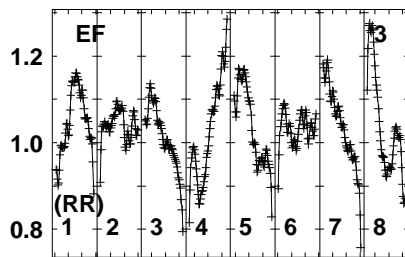
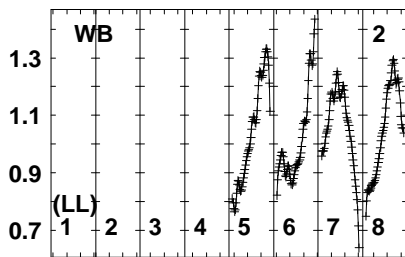
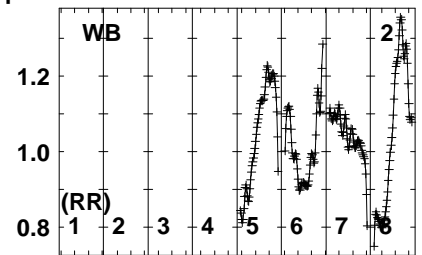
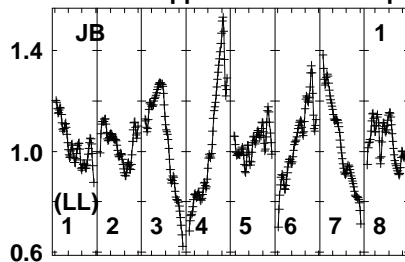
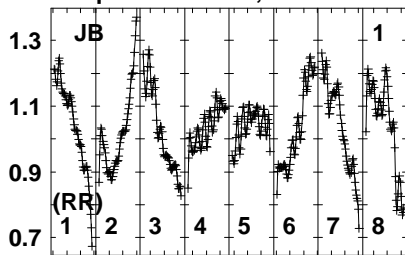


Lower frame: Real Jy
Auto-corr total-power spectrum Antenna: *
Timerange: 00/10:45:21 to 00/10:48:59

Plot file version 178 created 02-JUN-2021 11:57:24

J2208+6519 EC0711.UVDATA.1

Freq = 4.7990 GHz, Bw = 32.000 MH No calibration applied and no bandpass applied



480083048709009309605005030
FREQ MHz

480083048709009309605005030
FREQ MHz

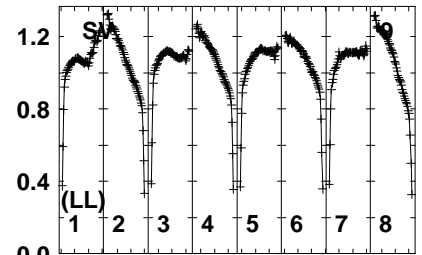
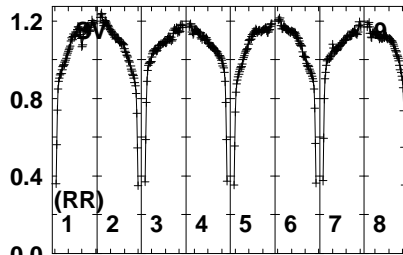
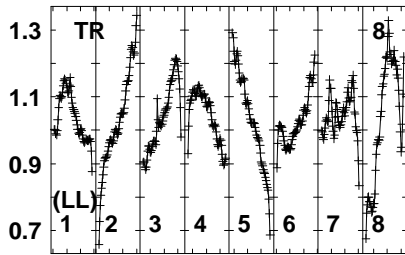
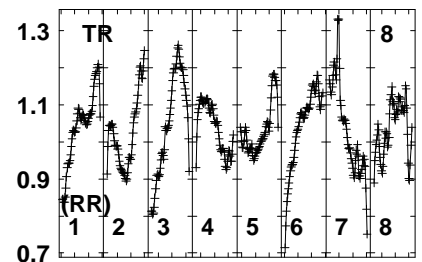
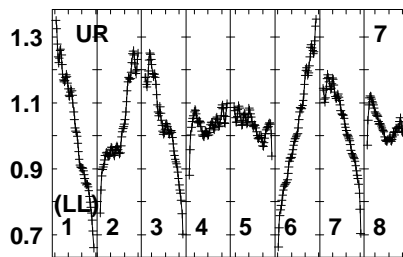
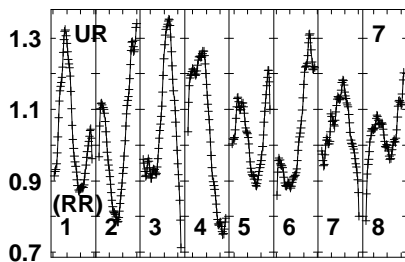
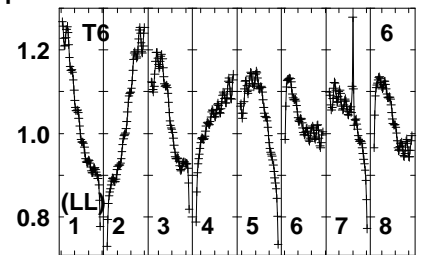
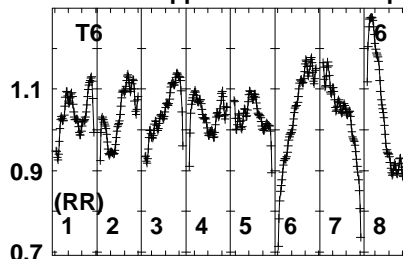
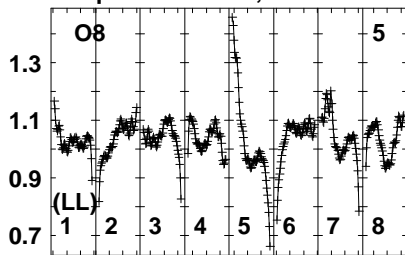
480083048709009309605005030
FREQ MHz

Lower frame: Real Jy
Auto-corr total-power spectrum Antenna: *
Timerange: 00/10:49:01 to 00/10:50:39

Plot file version 179 created 02-JUN-2021 11:57:24

J2208+6519 EC0711.UVDATA.1

Freq = 4.7990 GHz, Bw = 32.000 MH No calibration applied and no bandpass applied



480083048709009309605000030
FREQ MHz

480083048709009309605000030
FREQ MHz

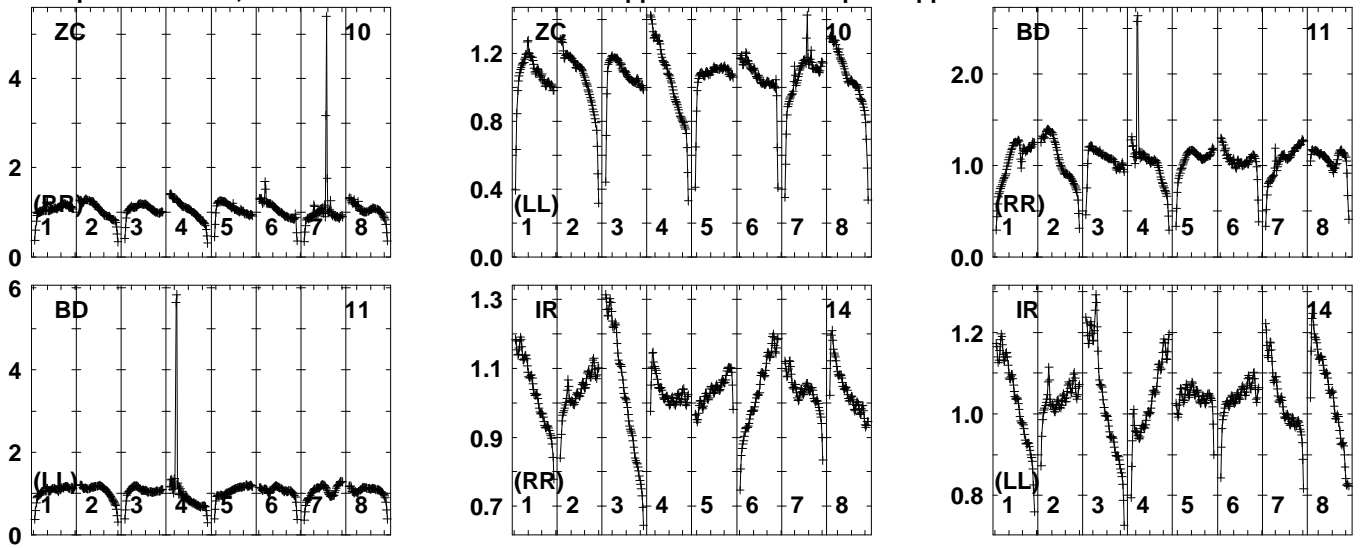
480083048709009309605000030
FREQ MHz

Lower frame: Real Jy
Auto-corr total-power spectrum Antenna: *
Timerange: 00/10:49:01 to 00/10:50:39

Plot file version 180 created 02-JUN-2021 11:57:24

J2208+6519 EC0711.UVDATA.1

Freq = 4.7990 GHz, Bw = 32.000 MH No calibration applied and no bandpass applied

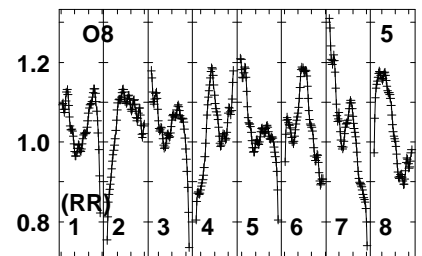
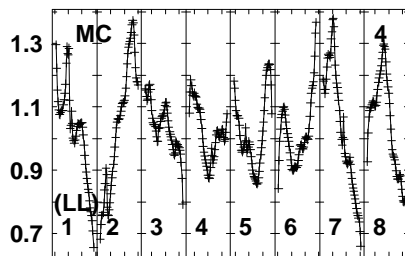
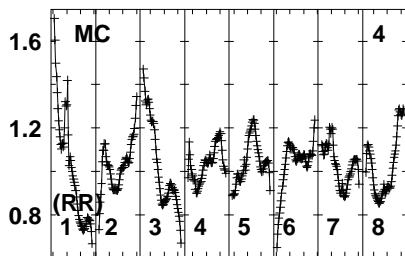
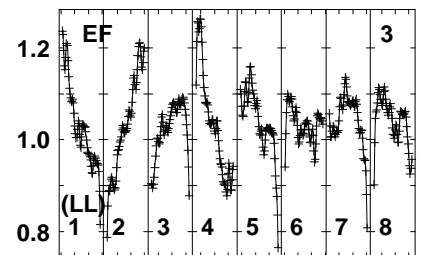
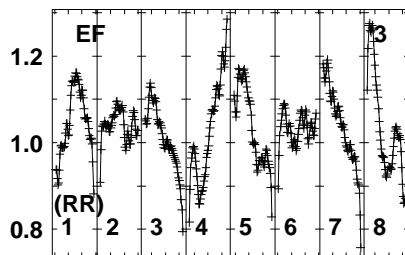
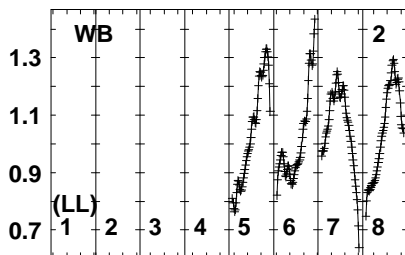
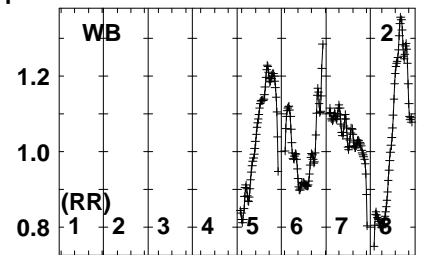
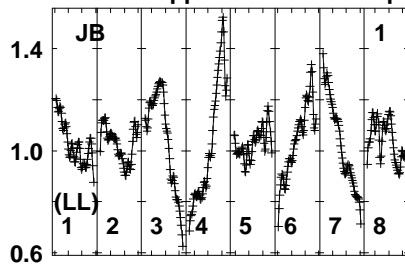
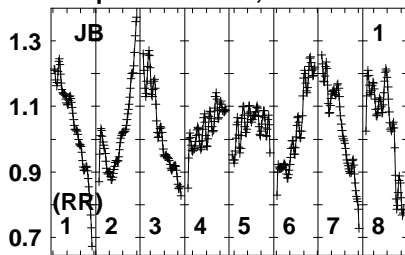


Lower frame: Real Jy
Auto-corr total-power spectrum Antenna: *
Timerange: 00/10:49:01 to 00/10:50:39

Plot file version 181 created 02-JUN-2021 11:57:24

J2209+6442 EC0711.UVDATA.1

Freq = 4.7990 GHz, Bw = 32.000 MH No calibration applied and no bandpass applied



480083048709009309605005030
FREQ MHz

480083048709009309605005030
FREQ MHz

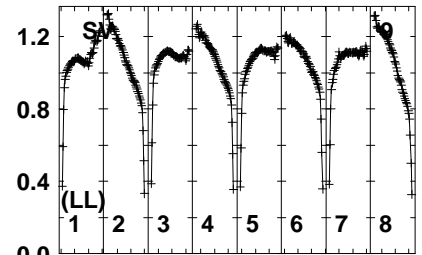
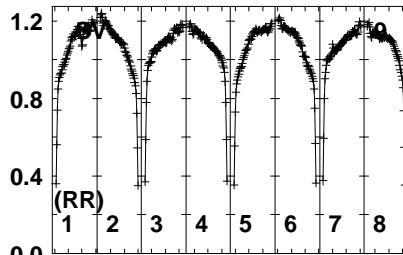
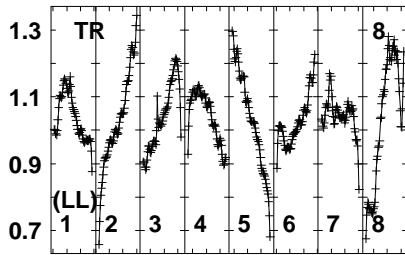
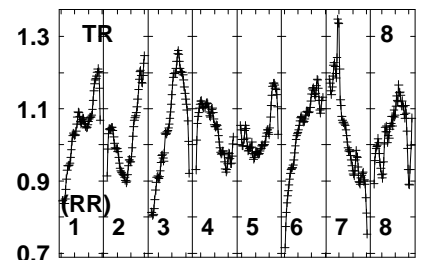
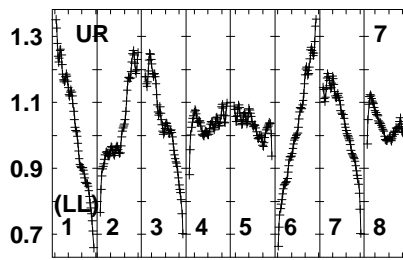
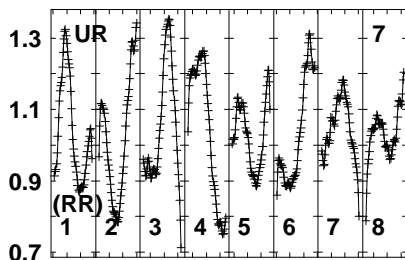
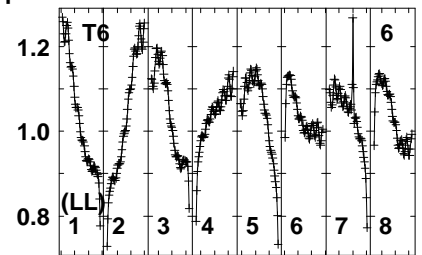
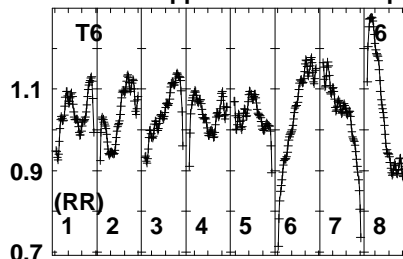
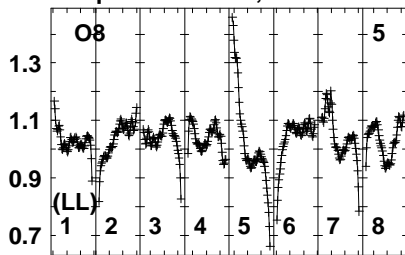
480083048709009309605005030
FREQ MHz

Lower frame: Real Jy
Auto-corr total-power spectrum Antenna: *
Timerange: 00/10:50:41 to 00/10:54:19

Plot file version 182 created 02-JUN-2021 11:57:24

J2209+6442 EC0711.UVDATA.1

Freq = 4.7990 GHz, Bw = 32.000 MH No calibration applied and no bandpass applied



480083048709009309605005030
FREQ MHz

480083048709009309605005030
FREQ MHz

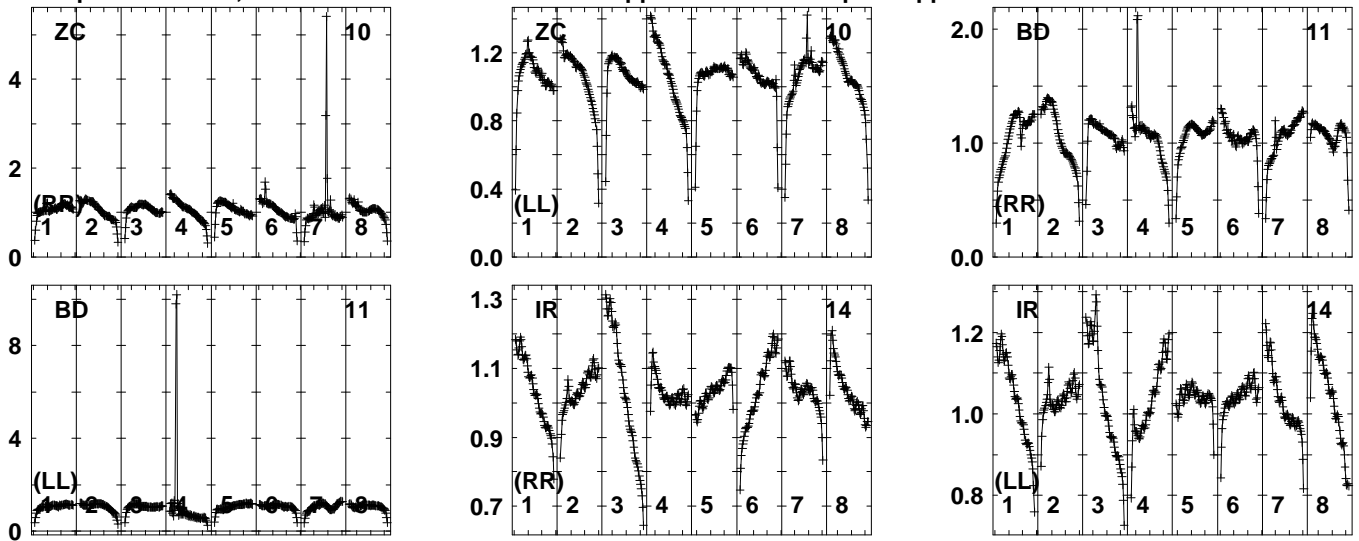
480083048709009309605005030
FREQ MHz

Lower frame: Real Jy
Auto-corr total-power spectrum Antenna: *
Timerange: 00/10:50:41 to 00/10:54:19

Plot file version 183 created 02-JUN-2021 11:57:24

J2209+6442 EC0711.UVDATA.1

Freq = 4.7990 GHz, Bw = 32.000 MH No calibration applied and no bandpass applied

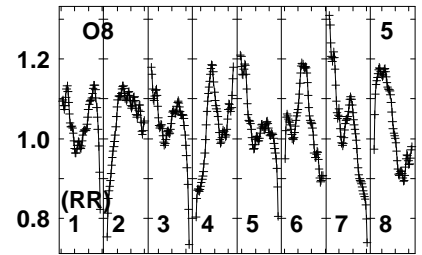
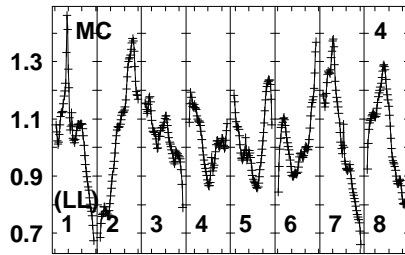
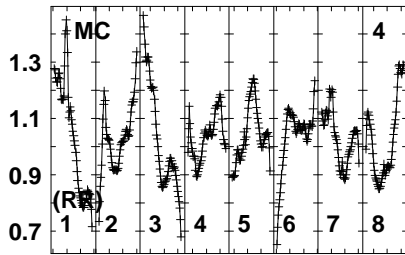
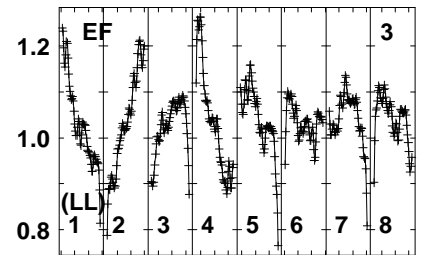
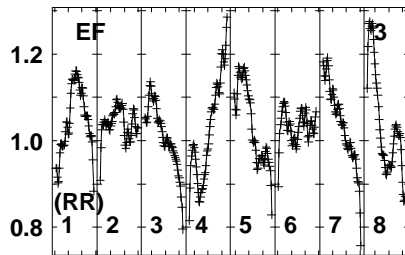
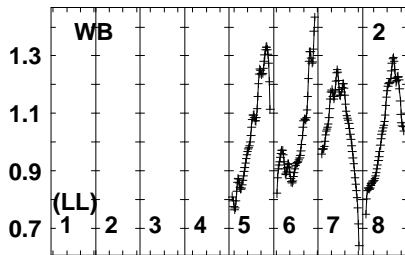
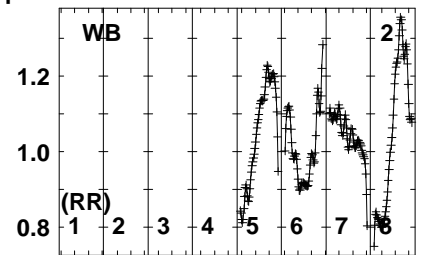
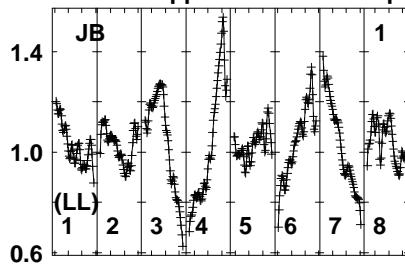
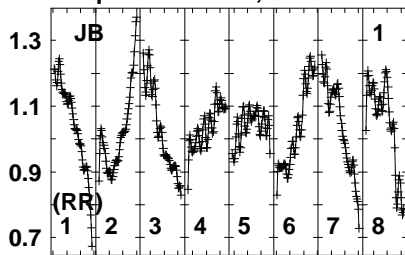


Lower frame: Real Jy
Auto-corr total-power spectrum Antenna: *
Timerange: 00/10:50:41 to 00/10:54:19

Plot file version 184 created 02-JUN-2021 11:57:25

J2208+6519 EC0711.UVDATA.1

Freq = 4.7990 GHz, Bw = 32.000 MH No calibration applied and no bandpass applied



480083048709009309605005030
FREQ MHz

480083048709009309605005030
FREQ MHz

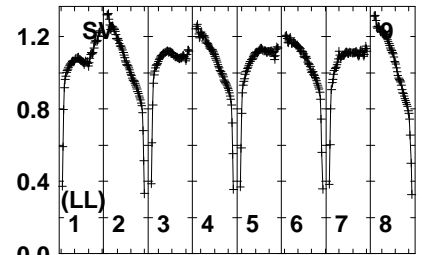
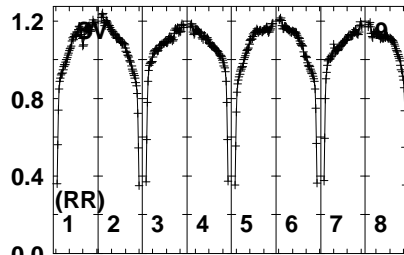
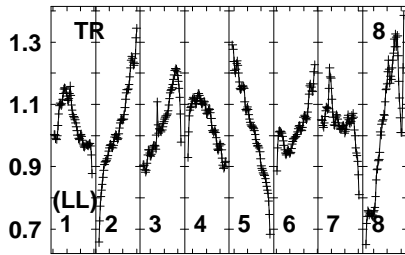
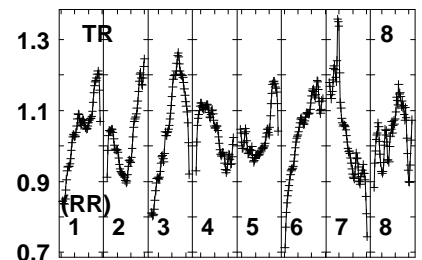
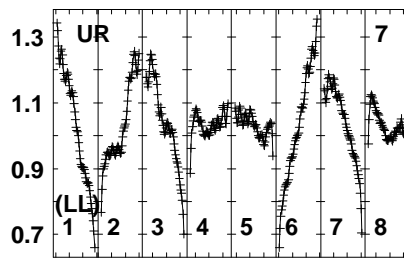
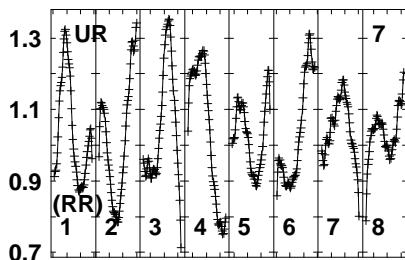
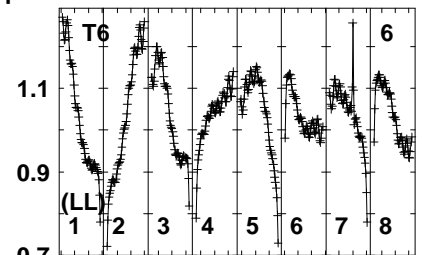
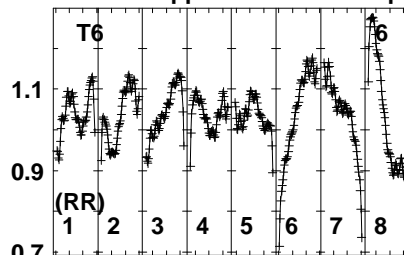
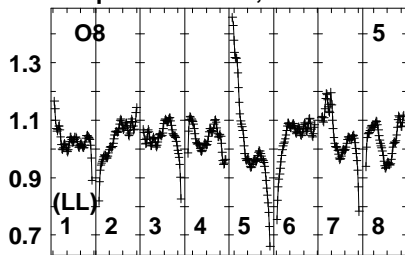
480083048709009309605005030
FREQ MHz

Lower frame: Real Jy
Auto-corr total-power spectrum Antenna: *
Timerange: 00/10:55:01 to 00/10:55:59

Plot file version 185 created 02-JUN-2021 11:57:25

J2208+6519 EC0711.UVDATA.1

Freq = 4.7990 GHz, Bw = 32.000 MH No calibration applied and no bandpass applied



480083048709009309605005030
FREQ MHz

480083048709009309605005030
FREQ MHz

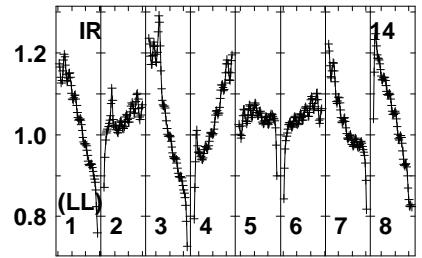
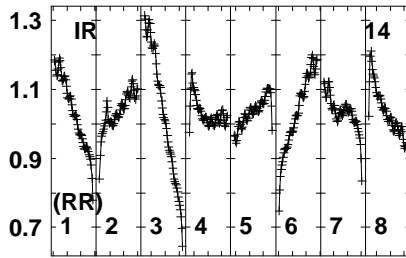
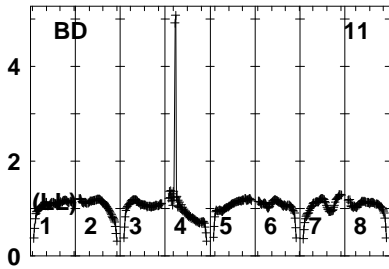
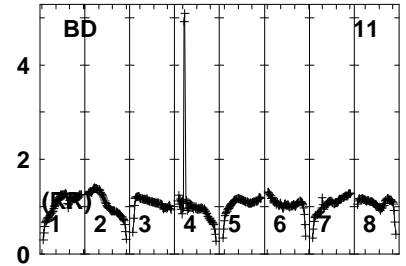
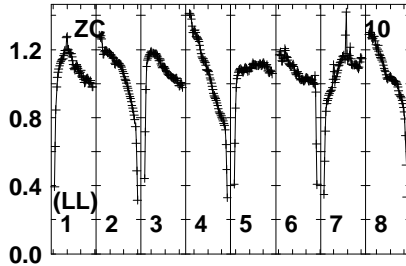
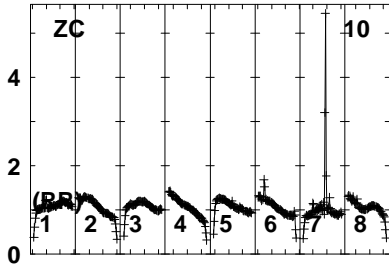
480083048709009309605005030
FREQ MHz

Lower frame: Real Jy
Auto-corr total-power spectrum Antenna: *
Timerange: 00/10:55:01 to 00/10:55:59

Plot file version 186 created 02-JUN-2021 11:57:25

J2208+6519 EC0711.UVDATA.1

Freq = 4.7990 GHz, Bw = 32.000 MH No calibration applied and no bandpass applied

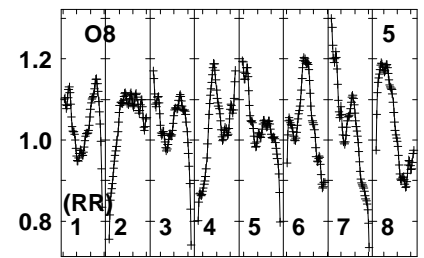
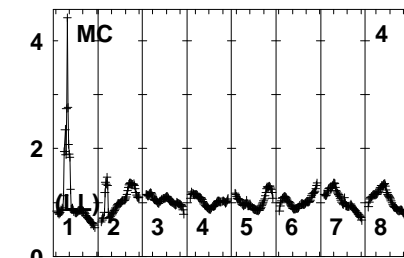
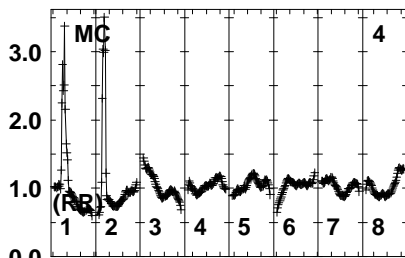
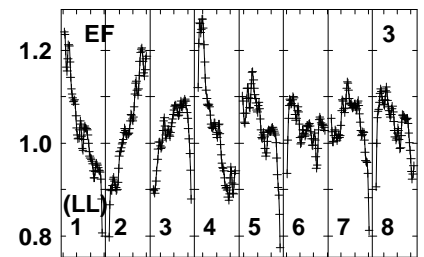
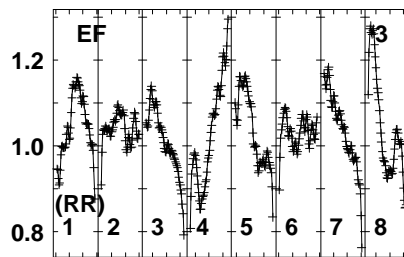
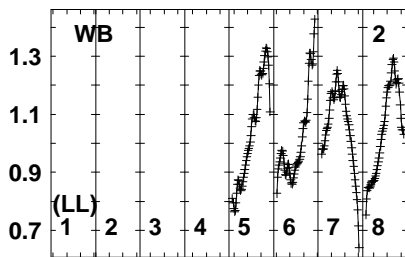
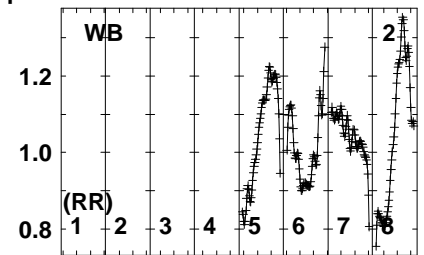
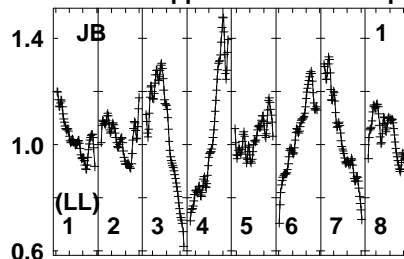
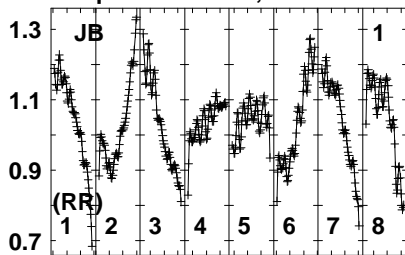


Lower frame: Real Jy
Auto-corr total-power spectrum Antenna: *
Timerange: 00/10:55:01 to 00/10:55:59

Plot file version 187 created 02-JUN-2021 11:57:25

J2213-2529 EC0711.UVDATA.1

Freq = 4.7990 GHz, Bw = 32.000 MH No calibration applied and no bandpass applied



480083048709009309605005030
FREQ MHz

480083048709009309605005030
FREQ MHz

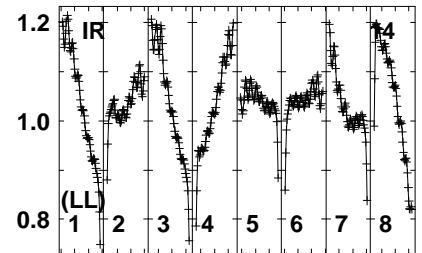
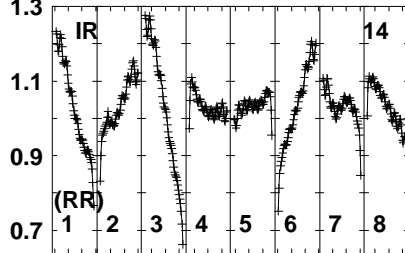
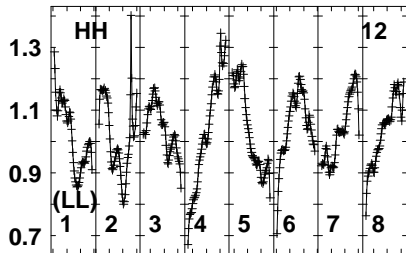
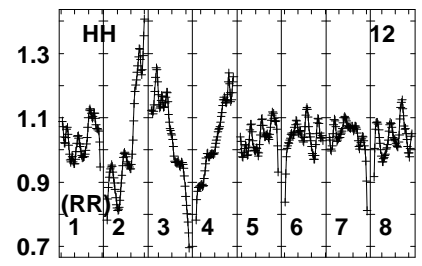
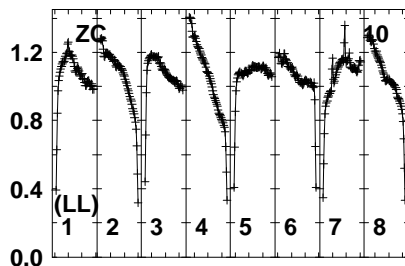
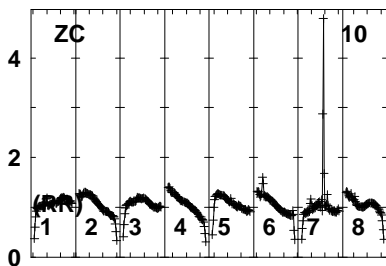
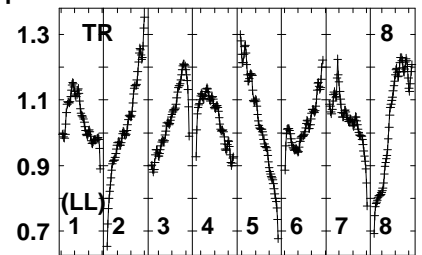
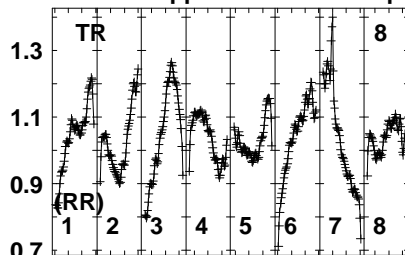
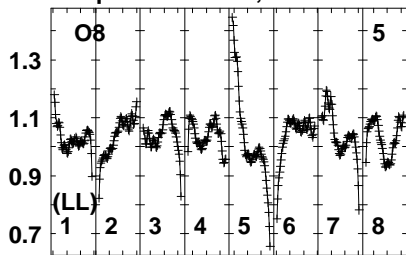
480083048709009309605005030
FREQ MHz

Lower frame: Real Jy
Auto-corr total-power spectrum Antenna: *
Timerange: 00/11:02:01 to 00/11:05:29

Plot file version 188 created 02-JUN-2021 11:57:25

J2213-2529 EC0711.UVDATA.1

Freq = 4.7990 GHz, Bw = 32.000 MH No calibration applied and no bandpass applied



480083048709009309605005030
FREQ MHz

480083048709009309605005030
FREQ MHz

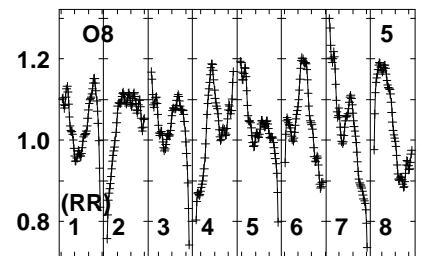
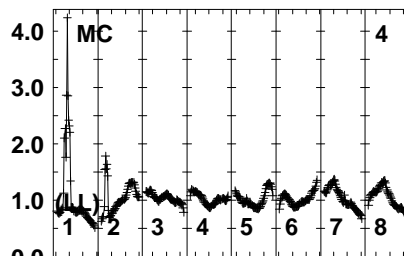
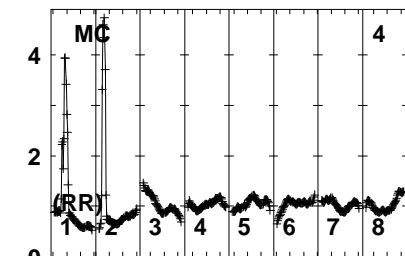
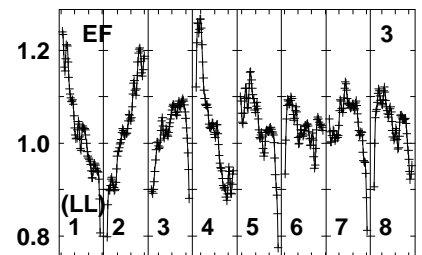
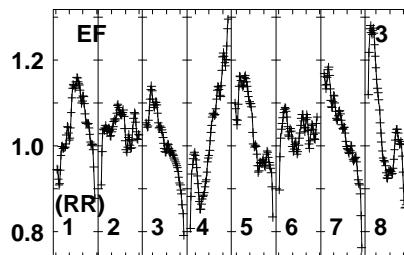
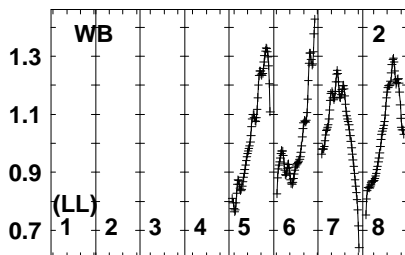
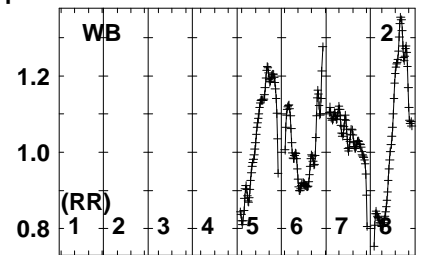
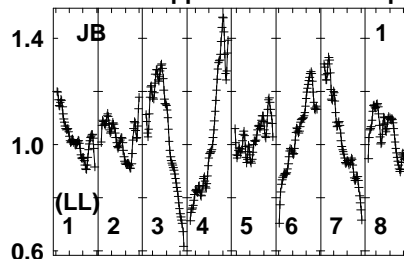
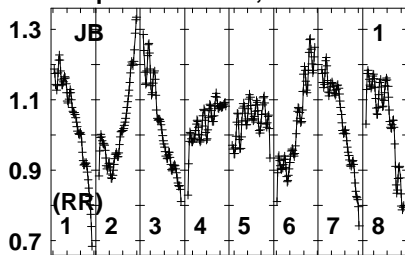
480083048709009309605005030
FREQ MHz

Lower frame: Real Jy
Auto-corr total-power spectrum Antenna: *
Timerange: 00/11:02:01 to 00/11:05:29

Plot file version 189 created 02-JUN-2021 11:57:25

J2214-2521 EC0711.UVDATA.1

Freq = 4.7990 GHz, Bw = 32.000 MH No calibration applied and no bandpass applied



480083048709009309605000030
FREQ MHz

480083048709009309605000030
FREQ MHz

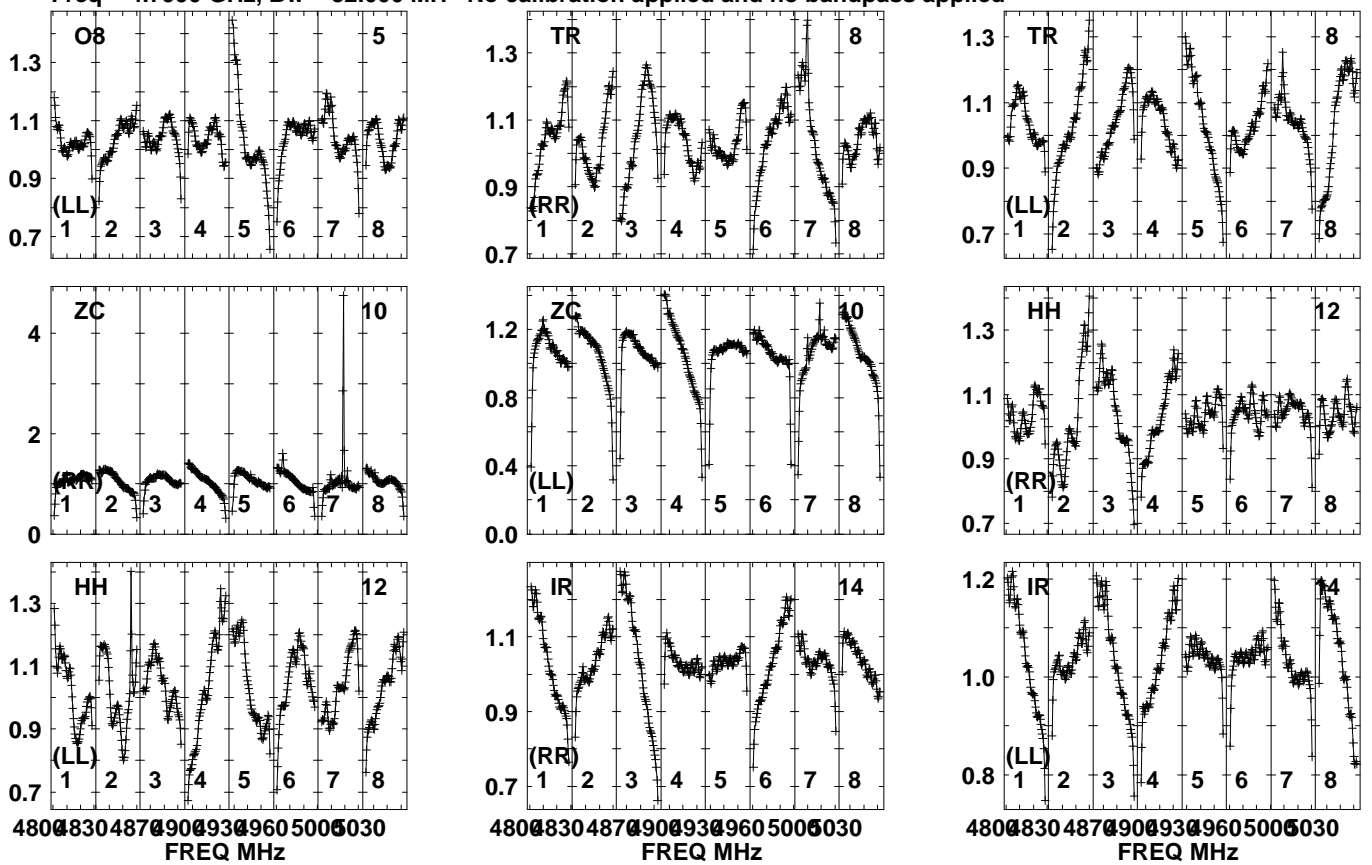
480083048709009309605000030
FREQ MHz

Lower frame: Real Jy
Auto-corr total-power spectrum Antenna: *
Timerange: 00/11:05:31 to 00/11:08:59

Plot file version 190 created 02-JUN-2021 11:57:25

J2214-2521 EC0711.UVDATA.1

Freq = 4.7990 GHz, Bw = 32.000 MH No calibration applied and no bandpass applied

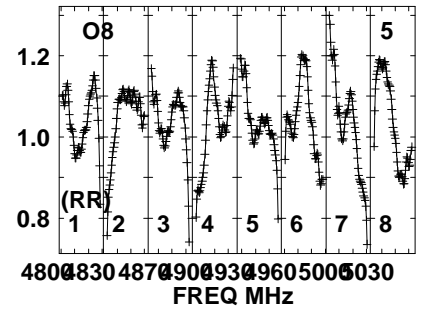
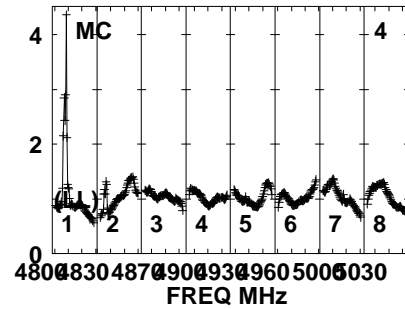
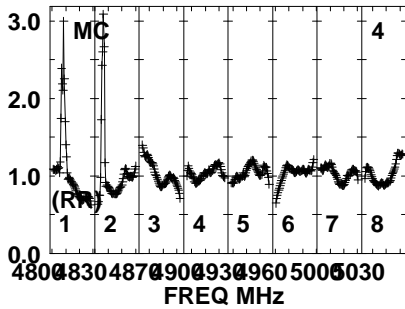
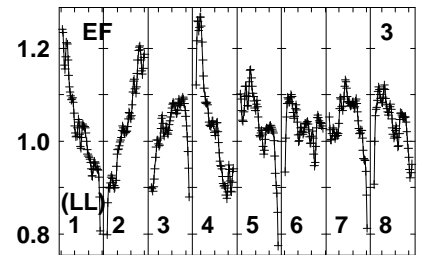
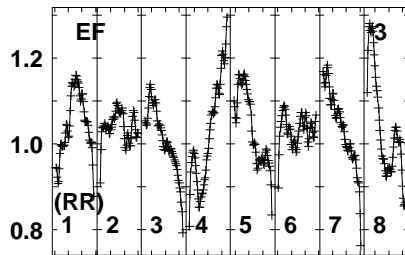
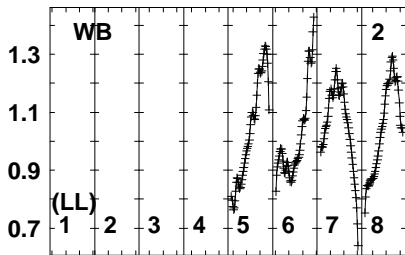
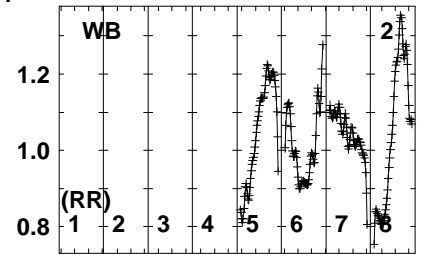
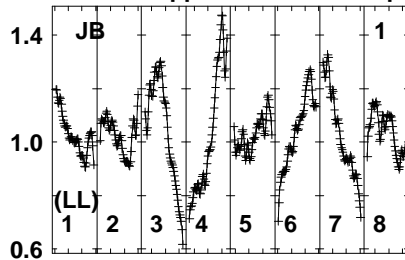
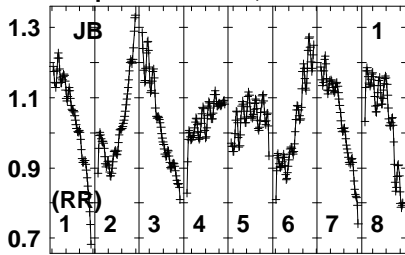


Lower frame: Real Jy
Auto-corr total-power spectrum Antenna: *
Timerange: 00/11:05:31 to 00/11:08:59

Plot file version 191 created 02-JUN-2021 11:57:25

J2213-2529 EC0711.UVDATA.1

Freq = 4.7990 GHz, Bw = 32.000 MH No calibration applied and no bandpass applied

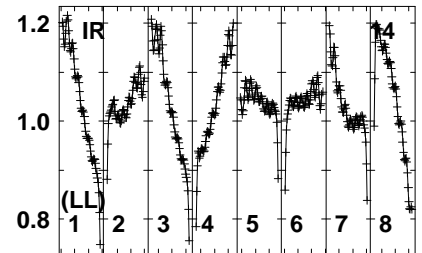
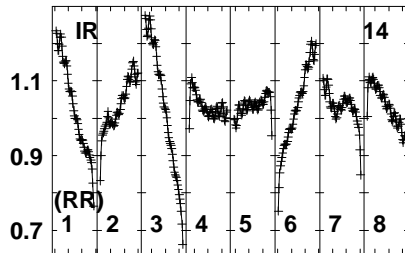
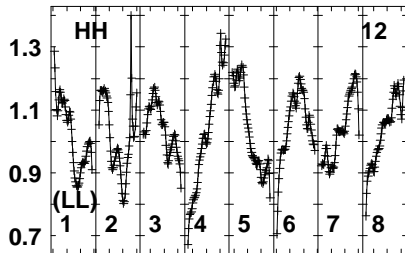
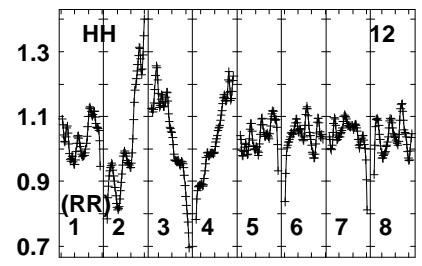
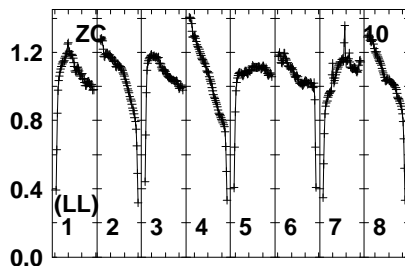
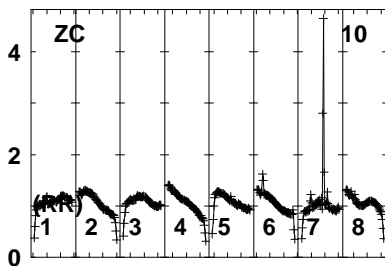
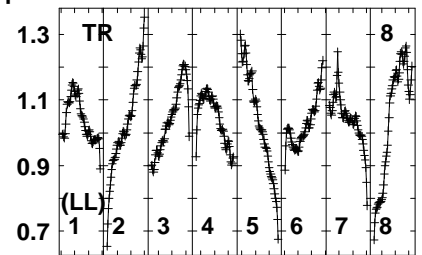
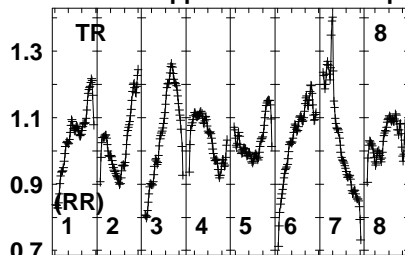
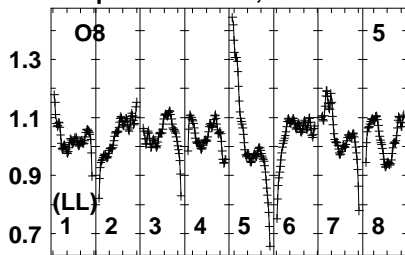


Lower frame: Real Jy
Auto-corr total-power spectrum Antenna: *
Timerange: 00/11:09:03 to 00/11:10:29

Plot file version 192 created 02-JUN-2021 11:57:25

J2213-2529 EC0711.UVDATA.1

Freq = 4.7990 GHz, Bw = 32.000 MH No calibration applied and no bandpass applied



480083048709009309605005030
FREQ MHz

480083048709009309605005030
FREQ MHz

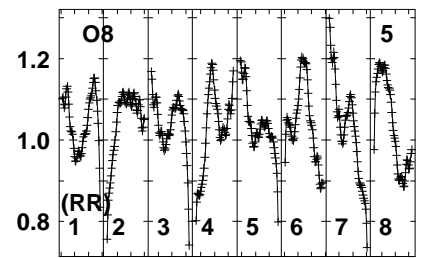
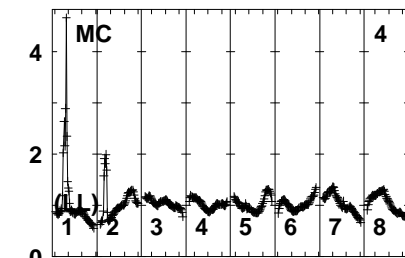
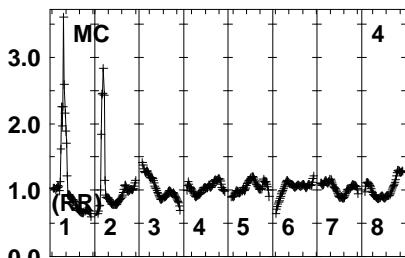
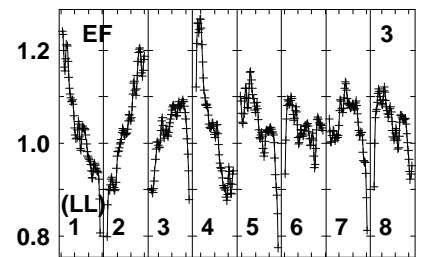
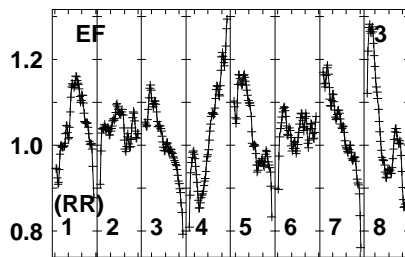
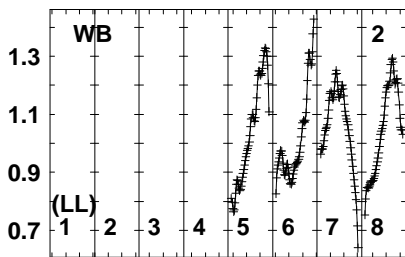
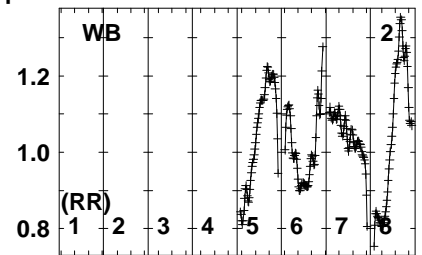
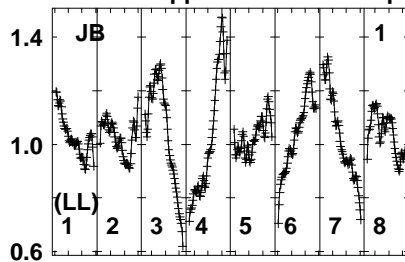
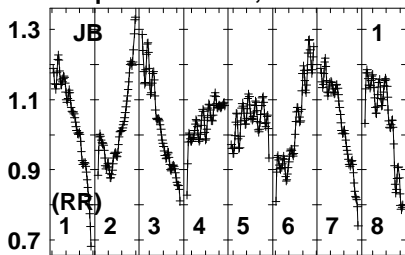
480083048709009309605005030
FREQ MHz

Lower frame: Real Jy
Auto-corr total-power spectrum Antenna: *
Timerange: 00/11:09:03 to 00/11:10:29

Plot file version 193 created 02-JUN-2021 11:57:25

J2214-2521 EC0711.UVDATA.1

Freq = 4.7990 GHz, Bw = 32.000 MH No calibration applied and no bandpass applied



480083048709009309605005030
FREQ MHz

480083048709009309605005030
FREQ MHz

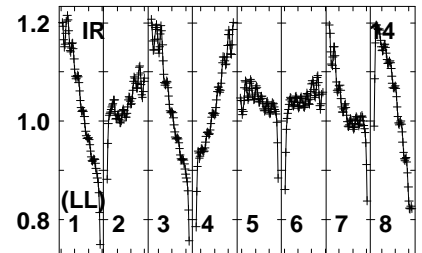
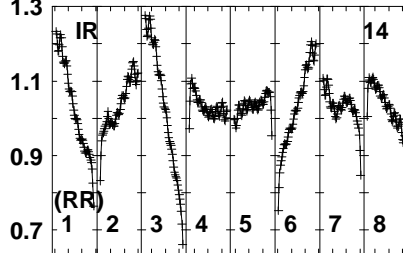
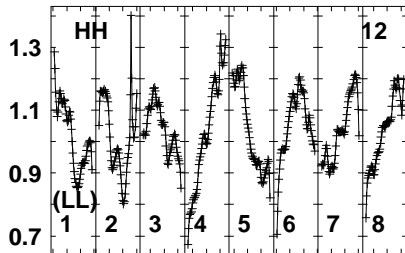
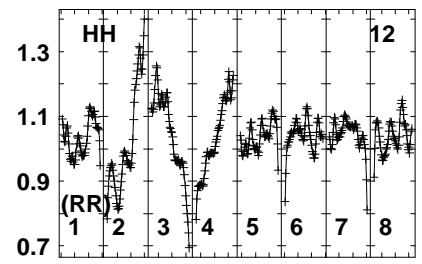
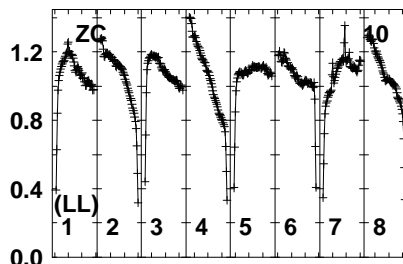
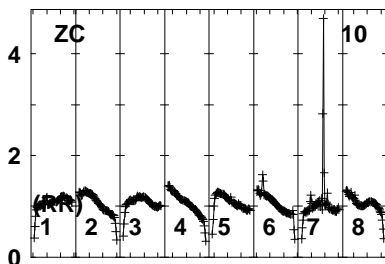
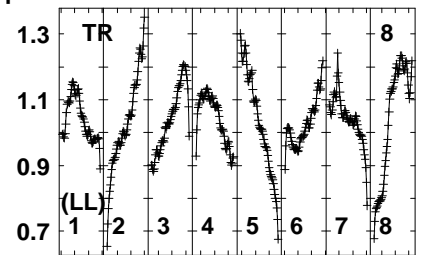
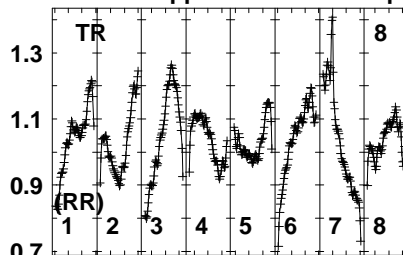
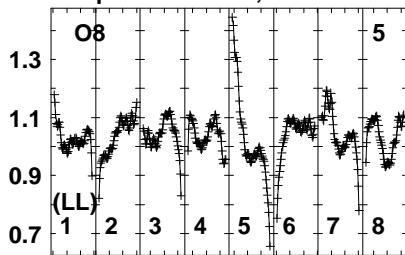
480083048709009309605005030
FREQ MHz

Lower frame: Real Jy
Auto-corr total-power spectrum Antenna: *
Timerange: 00/11:10:31 to 00/11:13:59

Plot file version 194 created 02-JUN-2021 11:57:25

J2214-2521 EC0711.UVDATA.1

Freq = 4.7990 GHz, Bw = 32.000 MH No calibration applied and no bandpass applied



480083048709009309605005030
FREQ MHz

480083048709009309605005030
FREQ MHz

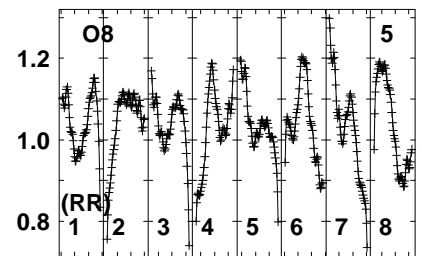
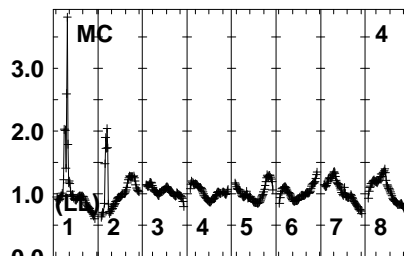
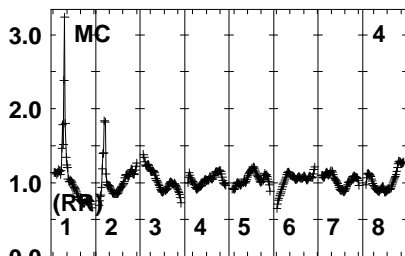
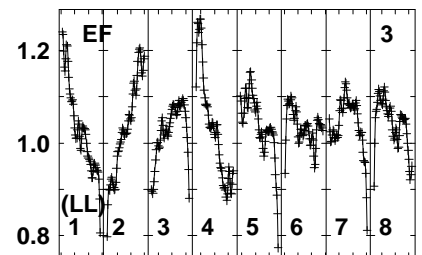
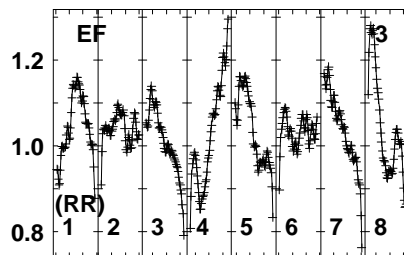
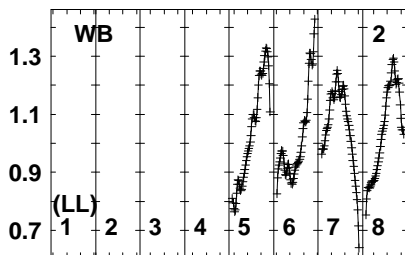
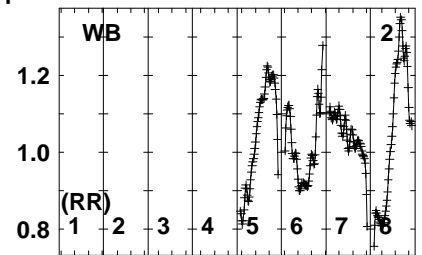
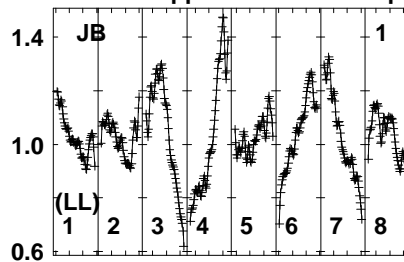
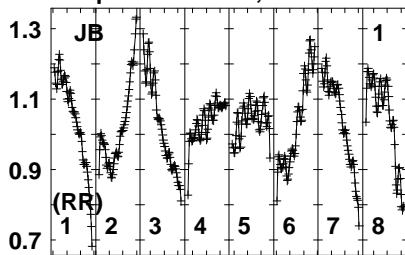
480083048709009309605005030
FREQ MHz

Lower frame: Real Jy
Auto-corr total-power spectrum Antenna: *
Timerange: 00/11:10:31 to 00/11:13:59

Plot file version 195 created 02-JUN-2021 11:57:26

J2213-2529 EC0711.UVDATA.1

Freq = 4.7990 GHz, Bw = 32.000 MH No calibration applied and no bandpass applied



480083048709009309605005030
FREQ MHz

480083048709009309605005030
FREQ MHz

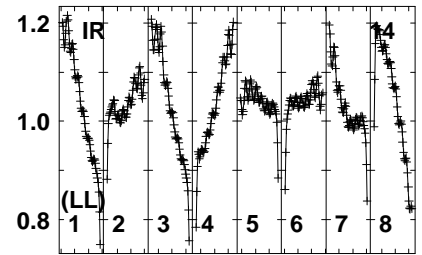
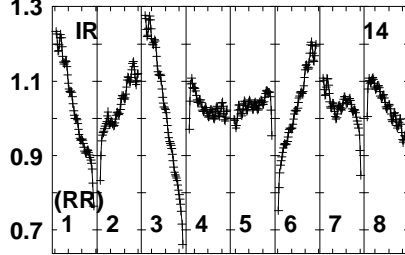
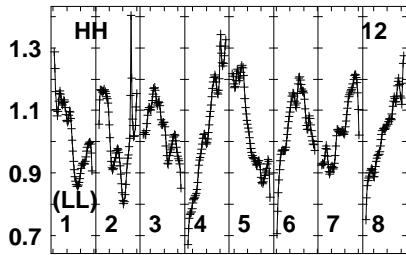
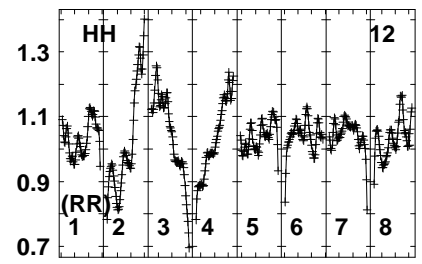
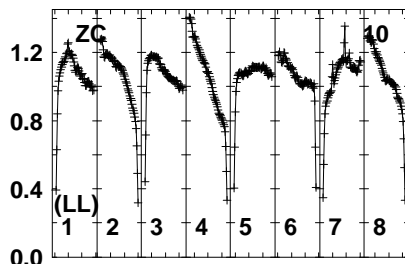
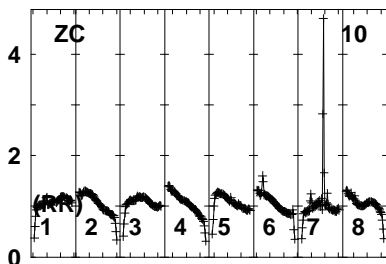
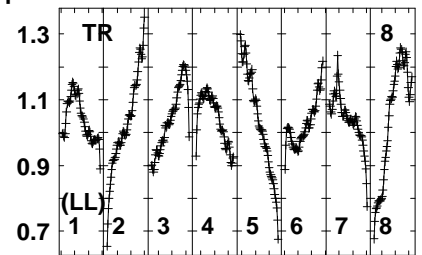
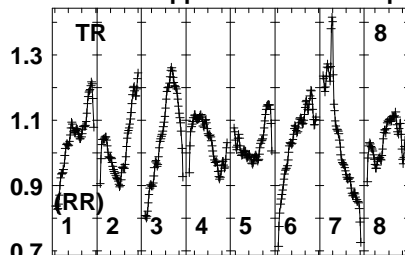
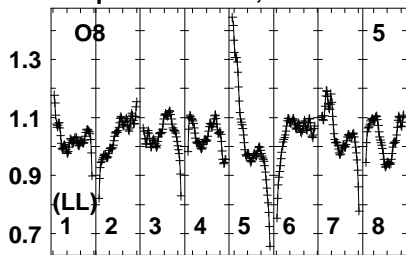
480083048709009309605005030
FREQ MHz

Lower frame: Real Jy
Auto-corr total-power spectrum Antenna: *
Timerange: 00/11:14:31 to 00/11:15:29

Plot file version 196 created 02-JUN-2021 11:57:26

J2213-2529 EC0711.UVDATA.1

Freq = 4.7990 GHz, Bw = 32.000 MH No calibration applied and no bandpass applied



480083048709009309605005030
FREQ MHz

480083048709009309605005030
FREQ MHz

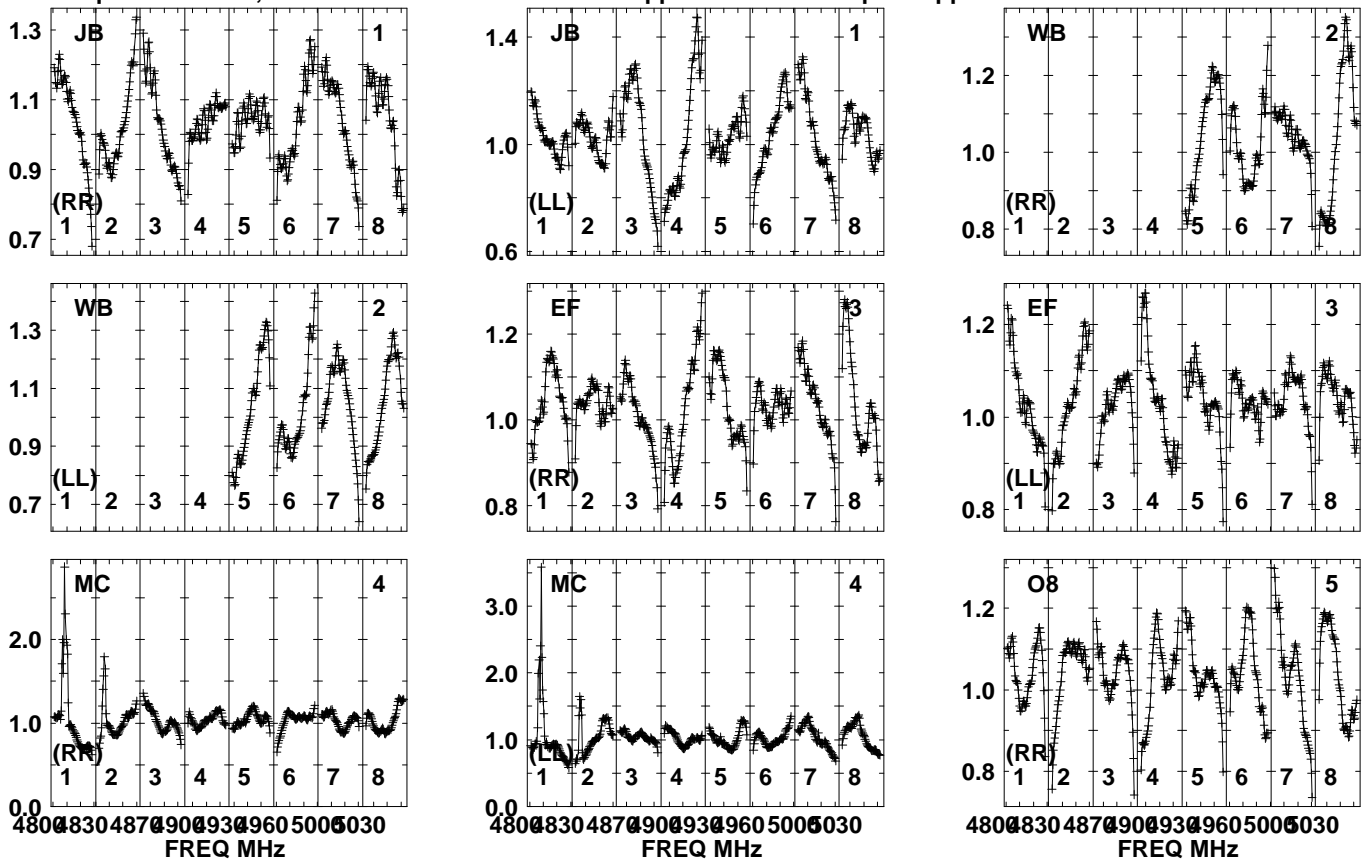
480083048709009309605005030
FREQ MHz

Lower frame: Real Jy
Auto-corr total-power spectrum Antenna: *
Timerange: 00/11:14:31 to 00/11:15:29

Plot file version 197 created 02-JUN-2021 11:57:26

J2214-2521 EC0711.UVDATA.1

Freq = 4.7990 GHz, Bw = 32.000 MH No calibration applied and no bandpass applied

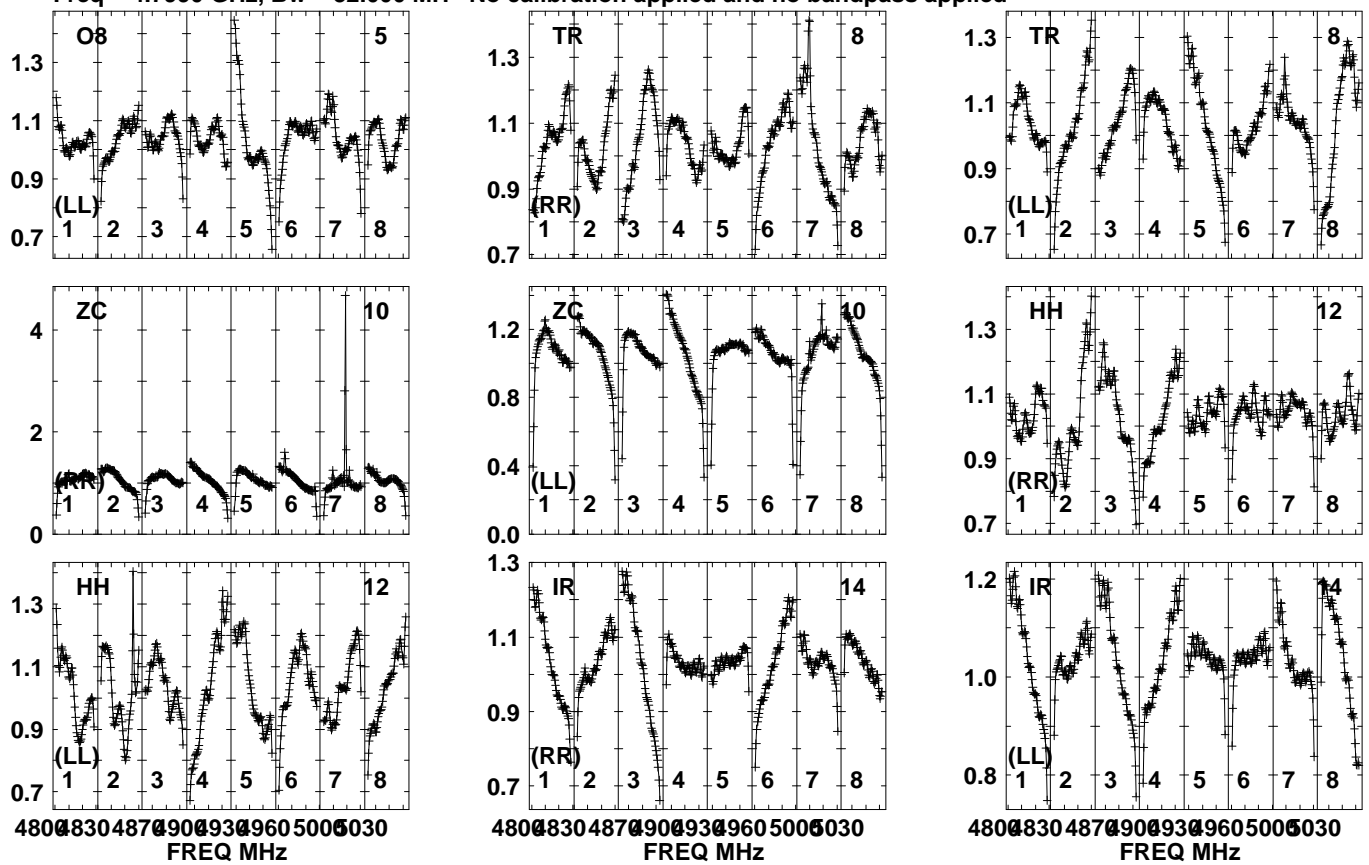


Lower frame: Real Jy
Auto-corr total-power spectrum Antenna: *
Timerange: 00/11:15:33 to 00/11:18:59

Plot file version 198 created 02-JUN-2021 11:57:26

J2214-2521 EC0711.UVDATA.1

Freq = 4.7990 GHz, Bw = 32.000 MH No calibration applied and no bandpass applied

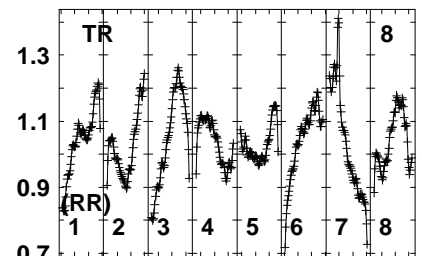
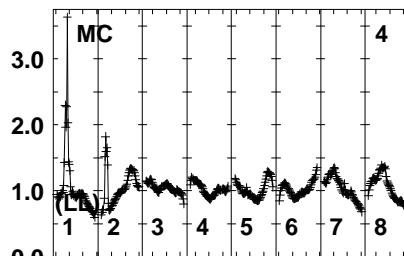
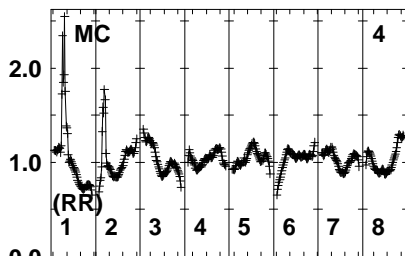
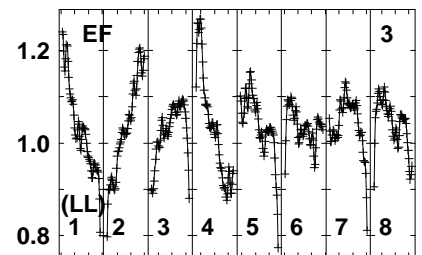
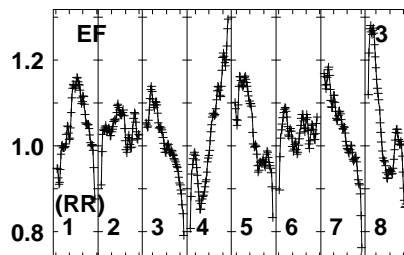
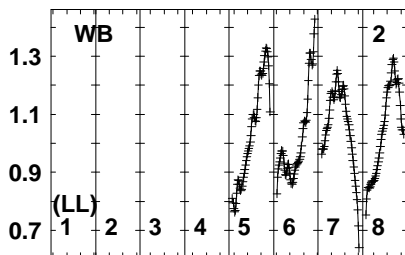
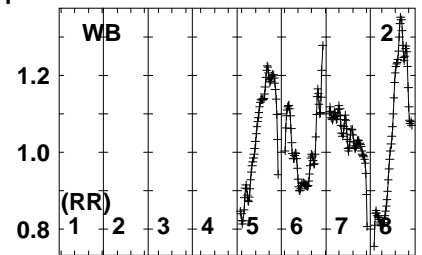
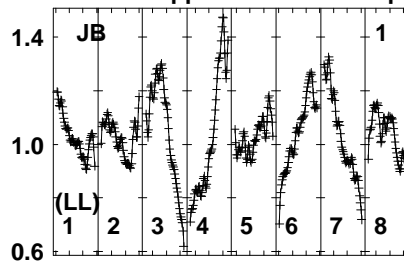
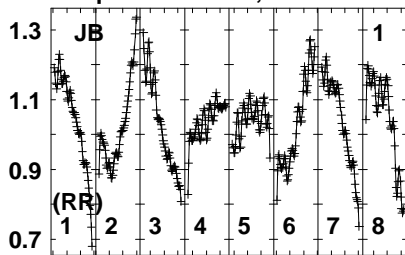


Lower frame: Real Jy
Auto-corr total-power spectrum Antenna: *
Timerange: 00/11:15:33 to 00/11:18:59

Plot file version 199 created 02-JUN-2021 11:57:26

J2213-2529 EC0711.UVDATA.1

Freq = 4.7990 GHz, Bw = 32.000 MH No calibration applied and no bandpass applied



480083048709009309605005030
FREQ MHz

480083048709009309605005030
FREQ MHz

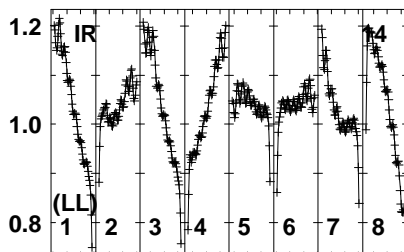
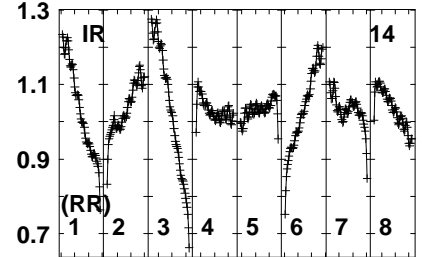
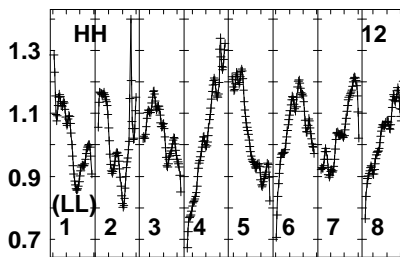
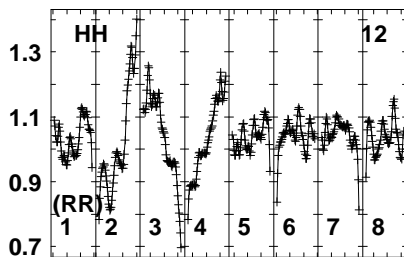
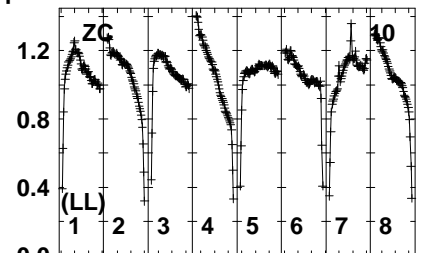
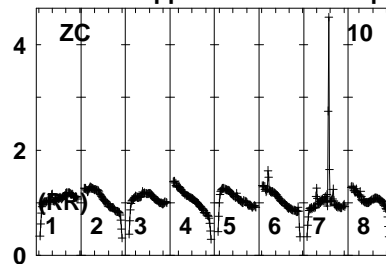
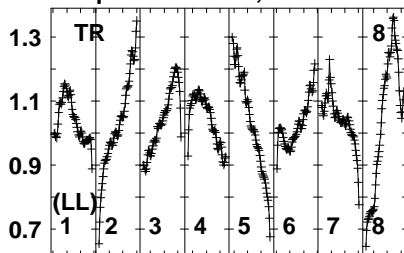
480083048709009309605005030
FREQ MHz

Lower frame: Real Jy
Auto-corr total-power spectrum Antenna: *
Timerange: 00/11:19:01 to 00/11:20:29

Plot file version 200 created 02-JUN-2021 11:57:26

J2213-2529 EC0711.UVDATA.1

Freq = 4.7990 GHz, Bw = 32.000 MH No calibration applied and no bandpass applied



480083048709009309605005030

FREQ MHz

Lower frame: Real Jy

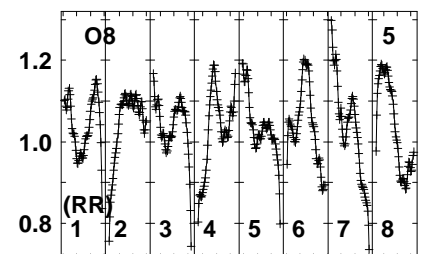
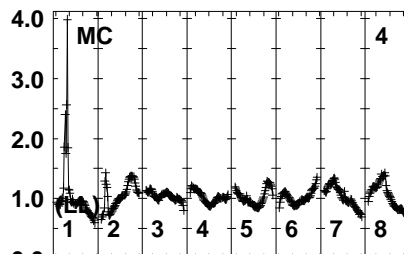
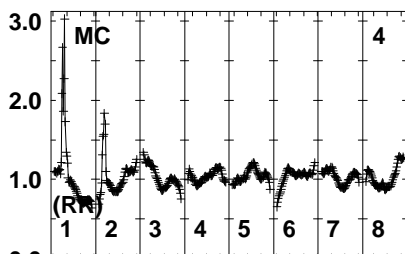
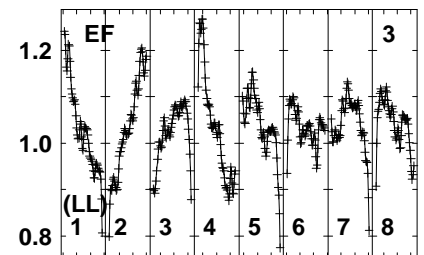
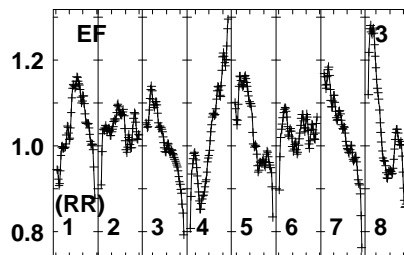
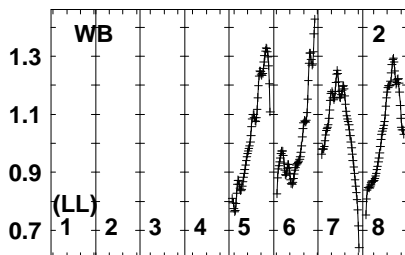
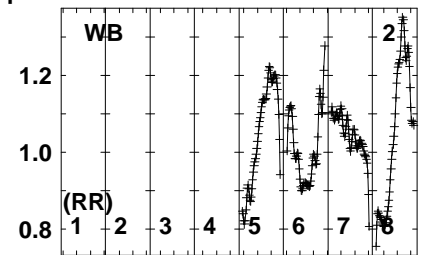
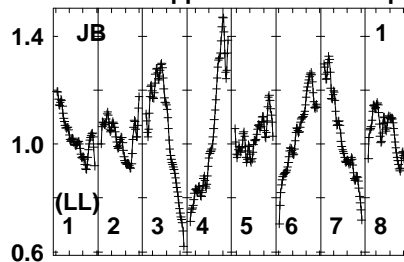
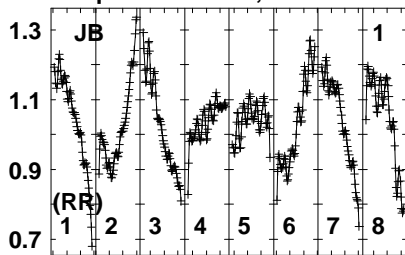
Auto-corr total-power spectrum Antenna: *

Timerange: 00/11:19:01 to 00/11:20:29

Plot file version 201 created 02-JUN-2021 11:57:26

J2214-2521 EC0711.UVDATA.1

Freq = 4.7990 GHz, Bw = 32.000 MH No calibration applied and no bandpass applied



480083048709009309605005030
FREQ MHz

480083048709009309605005030
FREQ MHz

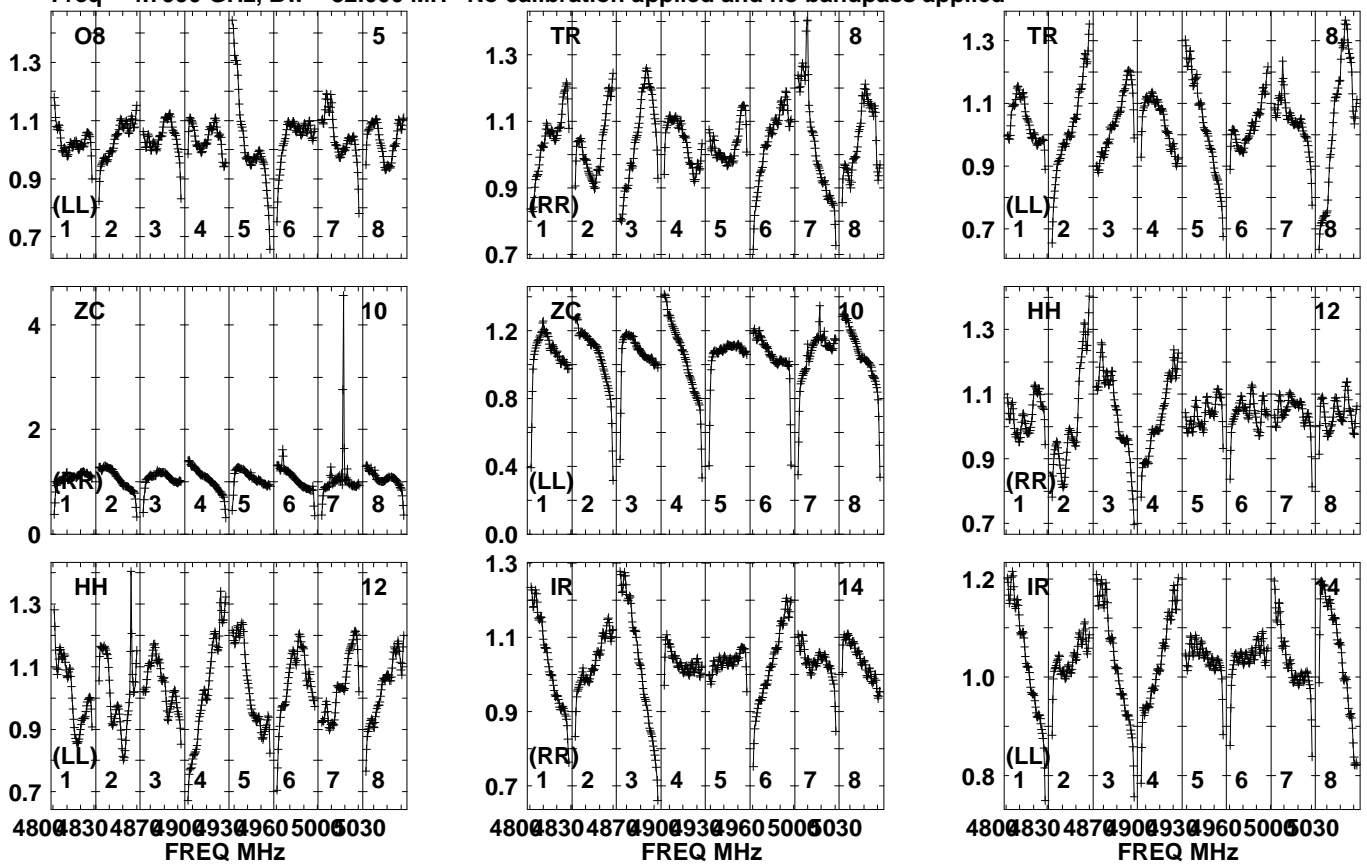
480083048709009309605005030
FREQ MHz

Lower frame: Real Jy
Auto-corr total-power spectrum Antenna: *
Timerange: 00/11:20:31 to 00/11:23:59

Plot file version 202 created 02-JUN-2021 11:57:26

J2214-2521 EC0711.UVDATA.1

Freq = 4.7990 GHz, Bw = 32.000 MH No calibration applied and no bandpass applied

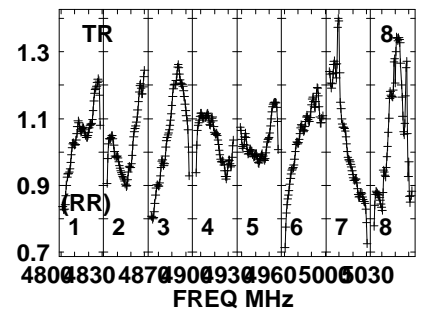
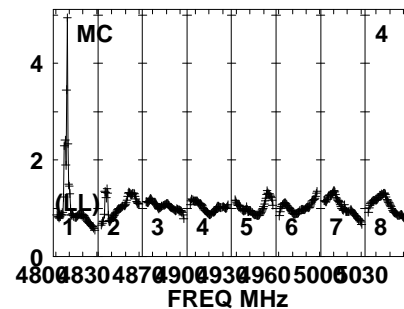
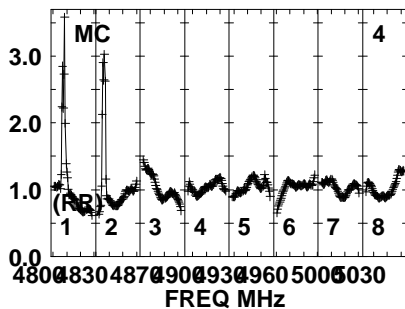
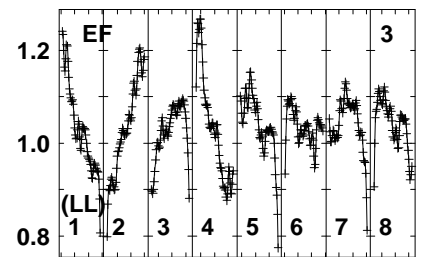
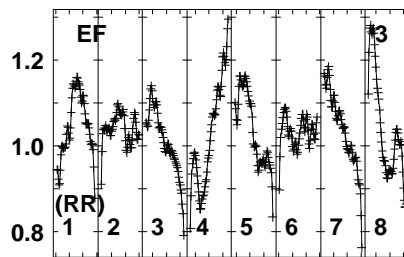
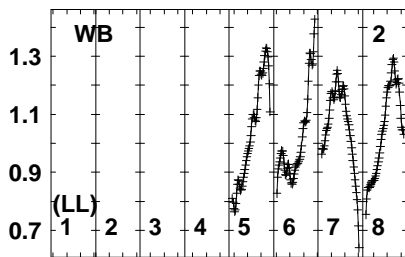
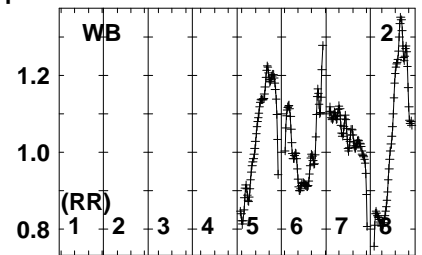
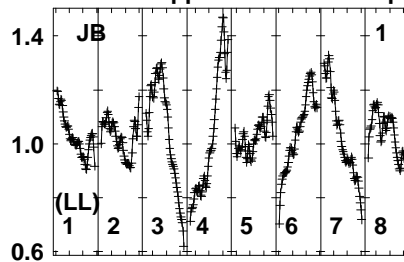
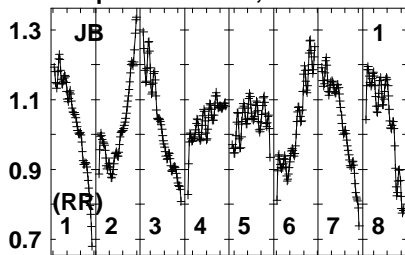


Lower frame: Real Jy
Auto-corr total-power spectrum Antenna: *
Timerange: 00/11:20:31 to 00/11:23:59

Plot file version 203 created 02-JUN-2021 11:57:26

J2213-2529 EC0711.UVDATA.1

Freq = 4.7990 GHz, Bw = 32.000 MH No calibration applied and no bandpass applied

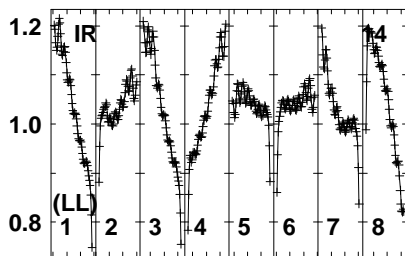
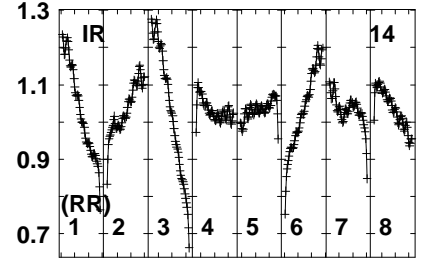
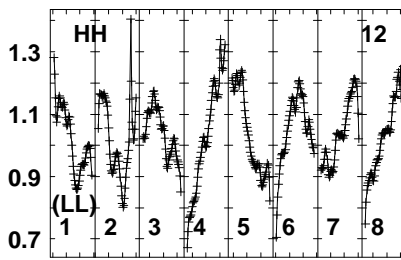
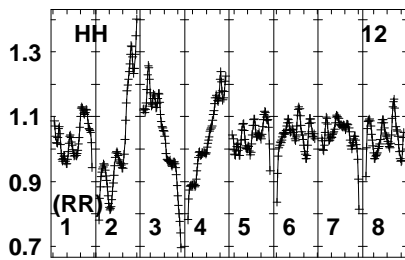
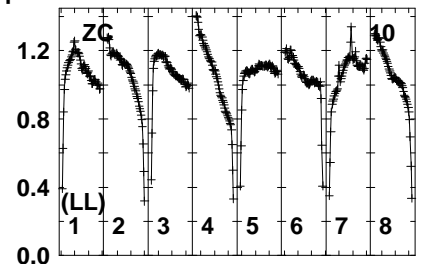
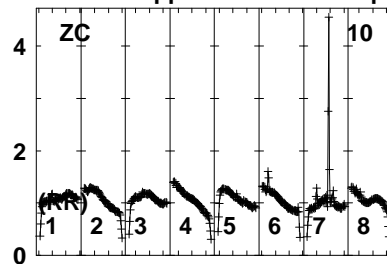
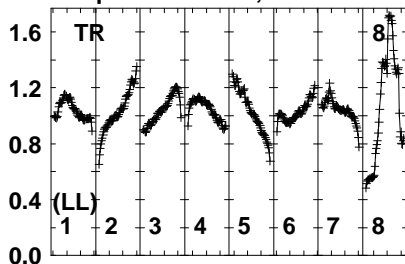


Lower frame: Real Jy
Auto-corr total-power spectrum Antenna: *
Timerange: 00/11:24:31 to 00/11:25:29

Plot file version 204 created 02-JUN-2021 11:57:26

J2213-2529 EC0711.UVDATA.1

Freq = 4.7990 GHz, Bw = 32.000 MH No calibration applied and no bandpass applied



480083048709009309605005030

FREQ MHz

Lower frame: Real Jy

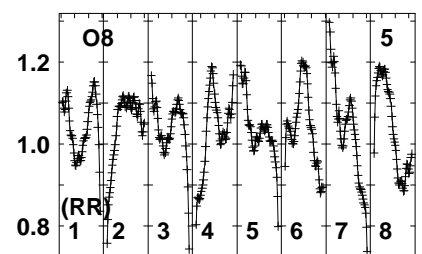
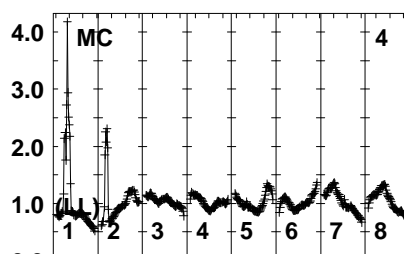
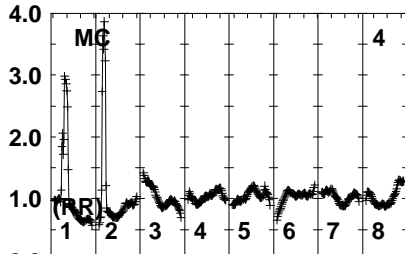
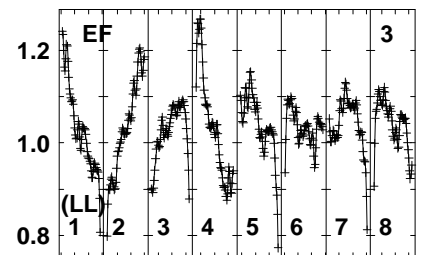
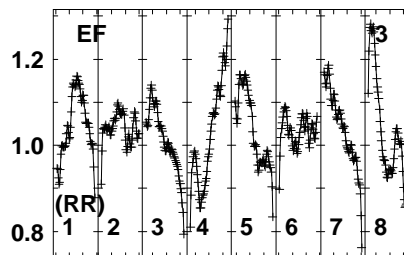
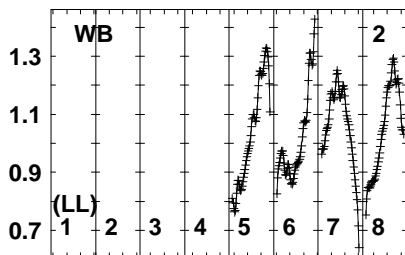
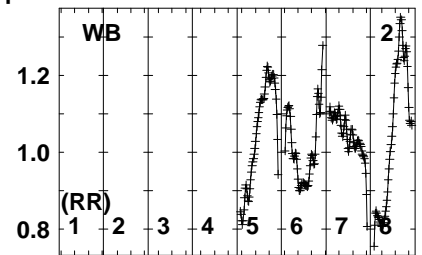
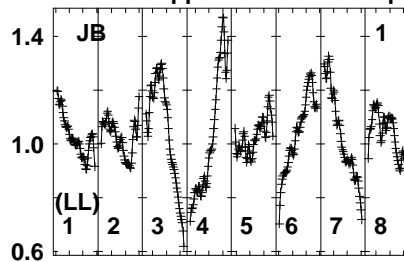
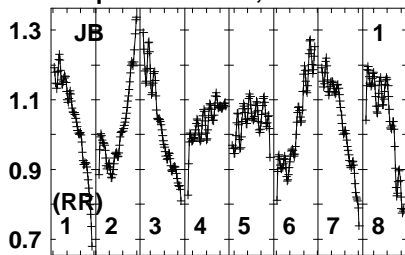
Auto-corr total-power spectrum Antenna: *

Timerange: 00/11:24:31 to 00/11:25:29

Plot file version 205 created 02-JUN-2021 11:57:26

J2214-2521 EC0711.UVDATA.1

Freq = 4.7990 GHz, Bw = 32.000 MH No calibration applied and no bandpass applied



480083048709009309605000030
FREQ MHz

480083048709009309605000030
FREQ MHz

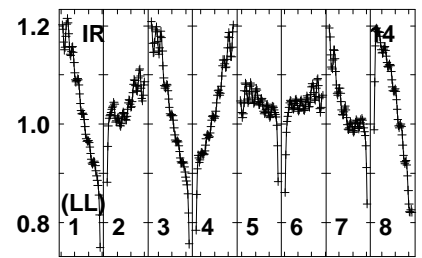
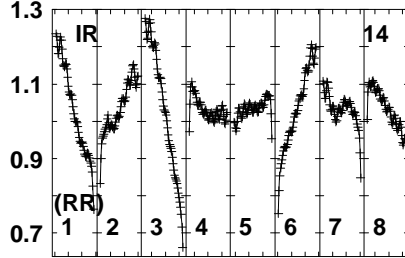
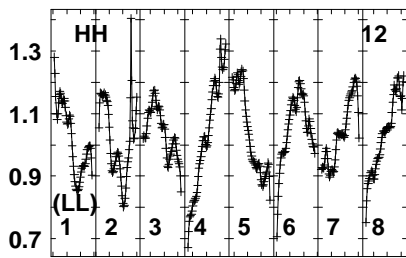
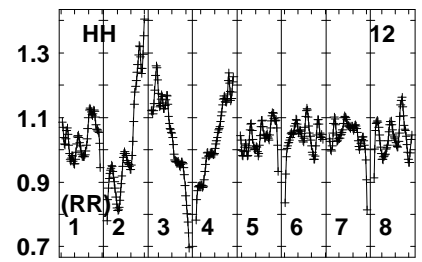
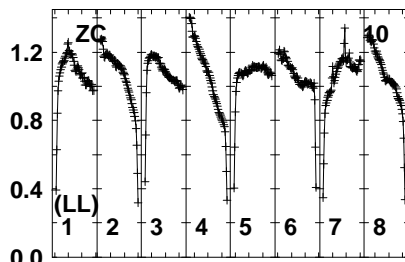
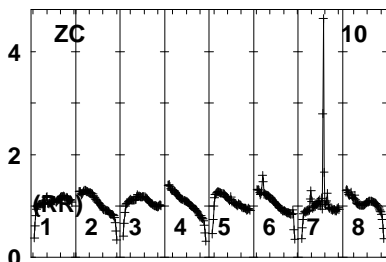
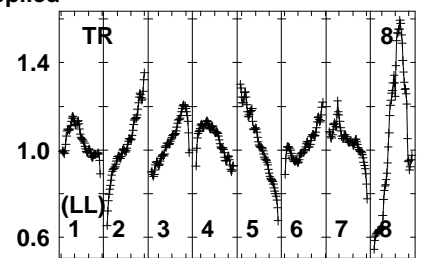
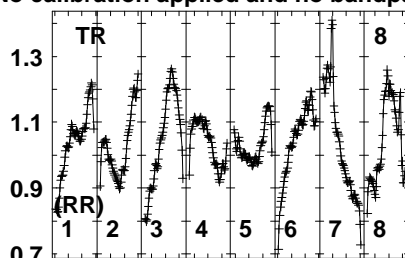
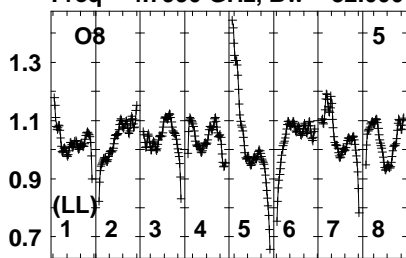
480083048709009309605000030
FREQ MHz

Lower frame: Real Jy
Auto-corr total-power spectrum Antenna: *
Timerange: 00/11:25:31 to 00/11:28:59

Plot file version 206 created 02-JUN-2021 11:57:27

J2214-2521 EC0711.UVDATA.1

Freq = 4.7990 GHz, Bw = 32.000 MH No calibration applied and no bandpass applied



480083048709009309605005030
FREQ MHz

480083048709009309605005030
FREQ MHz

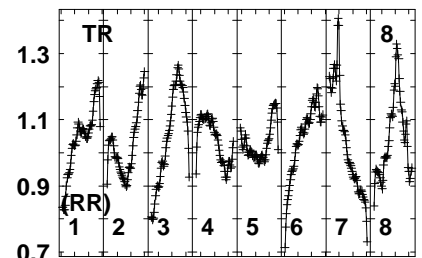
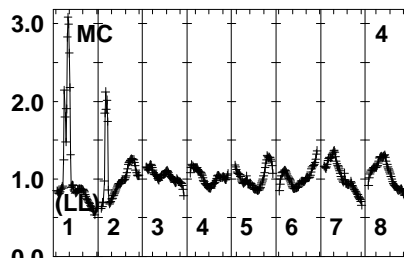
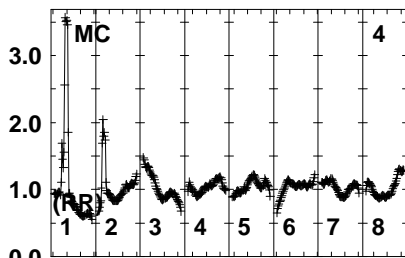
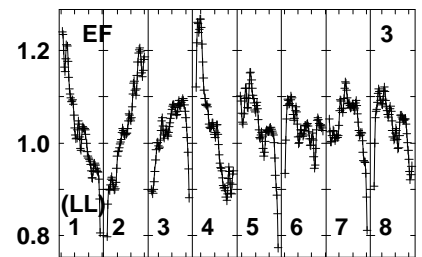
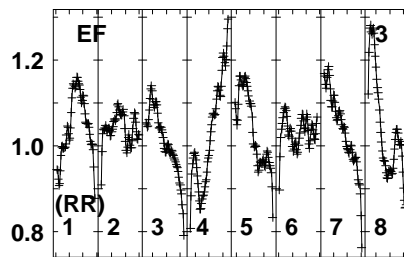
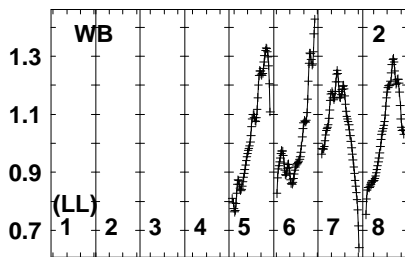
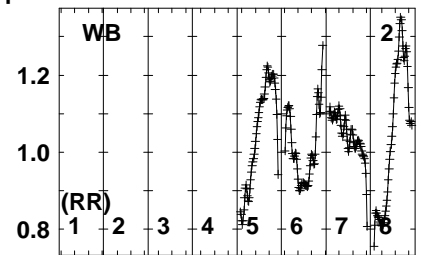
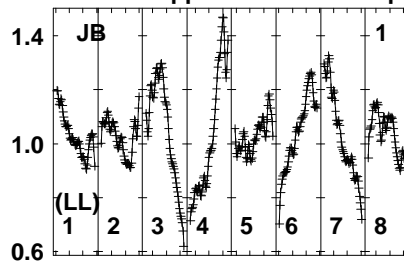
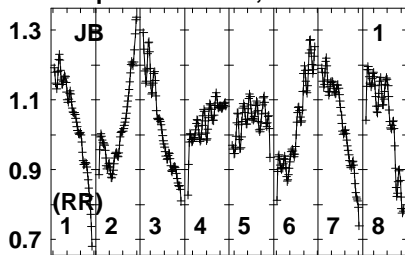
480083048709009309605005030
FREQ MHz

Lower frame: Real Jy
Auto-corr total-power spectrum Antenna: *
Timerange: 00/11:25:31 to 00/11:28:59

Plot file version 207 created 02-JUN-2021 11:57:27

J2213-2529 EC0711.UVDATA.1

Freq = 4.7990 GHz, Bw = 32.000 MH No calibration applied and no bandpass applied



480083048709009309605005030
FREQ MHz

480083048709009309605005030
FREQ MHz

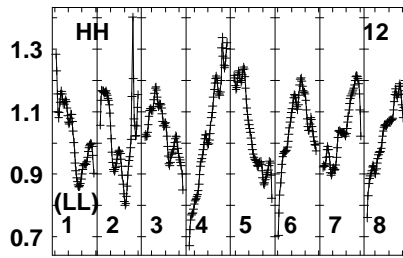
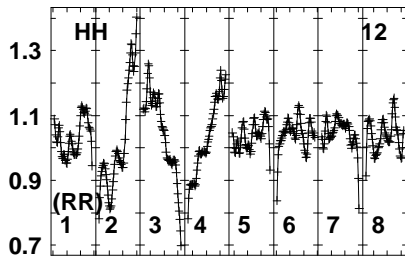
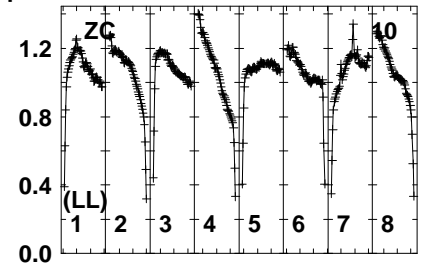
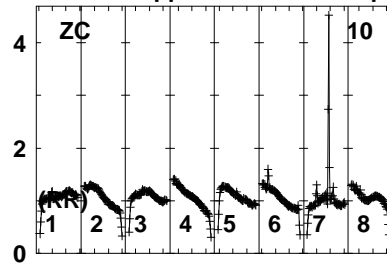
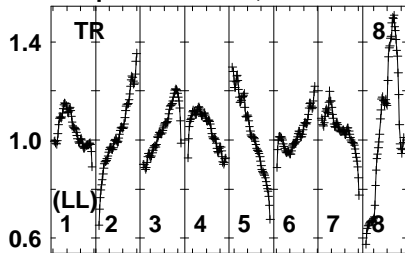
480083048709009309605005030
FREQ MHz

Lower frame: Real Jy
Auto-corr total-power spectrum Antenna: *
Timerange: 00/11:29:31 to 00/11:30:29

Plot file version 208 created 02-JUN-2021 11:57:27

J2213-2529 EC0711.UVDATA.1

Freq = 4.7990 GHz, Bw = 32.000 MH No calibration applied and no bandpass applied

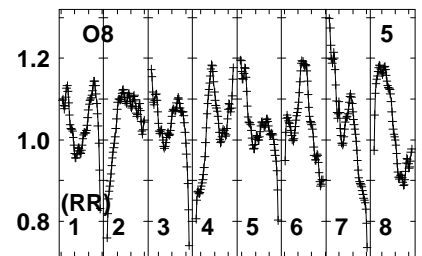
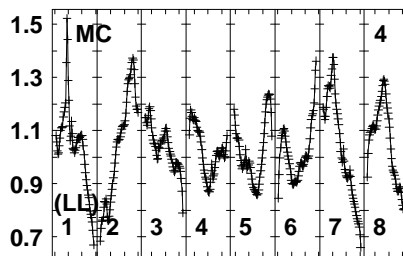
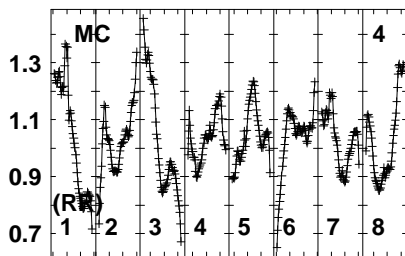
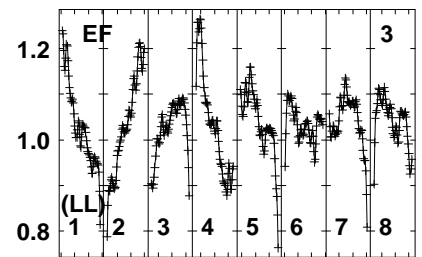
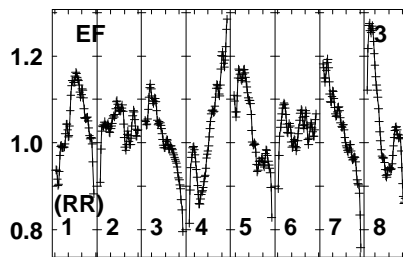
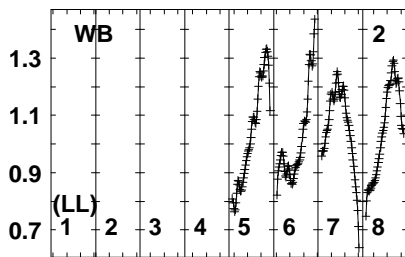
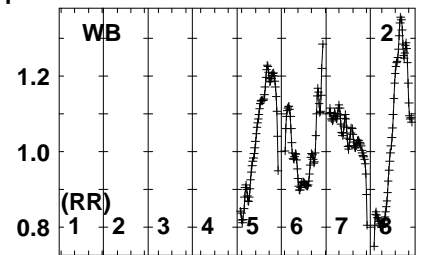
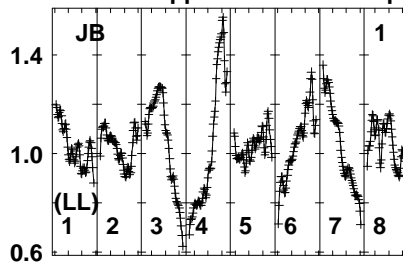
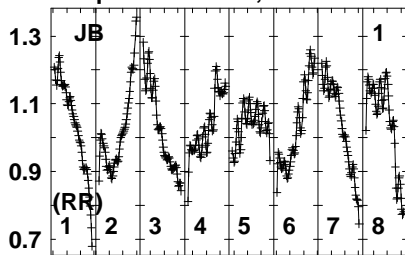


Lower frame: Real Jy
Auto-corr total-power spectrum Antenna: *
Timerange: 00/11:29:31 to 00/11:30:29

Plot file version 209 created 02-JUN-2021 11:57:27

J2113+4012 EC0711.UVDATA.1

Freq = 4.7990 GHz, Bw = 32.000 MH No calibration applied and no bandpass applied



480083048709009309605005030
FREQ MHz

480083048709009309605005030
FREQ MHz

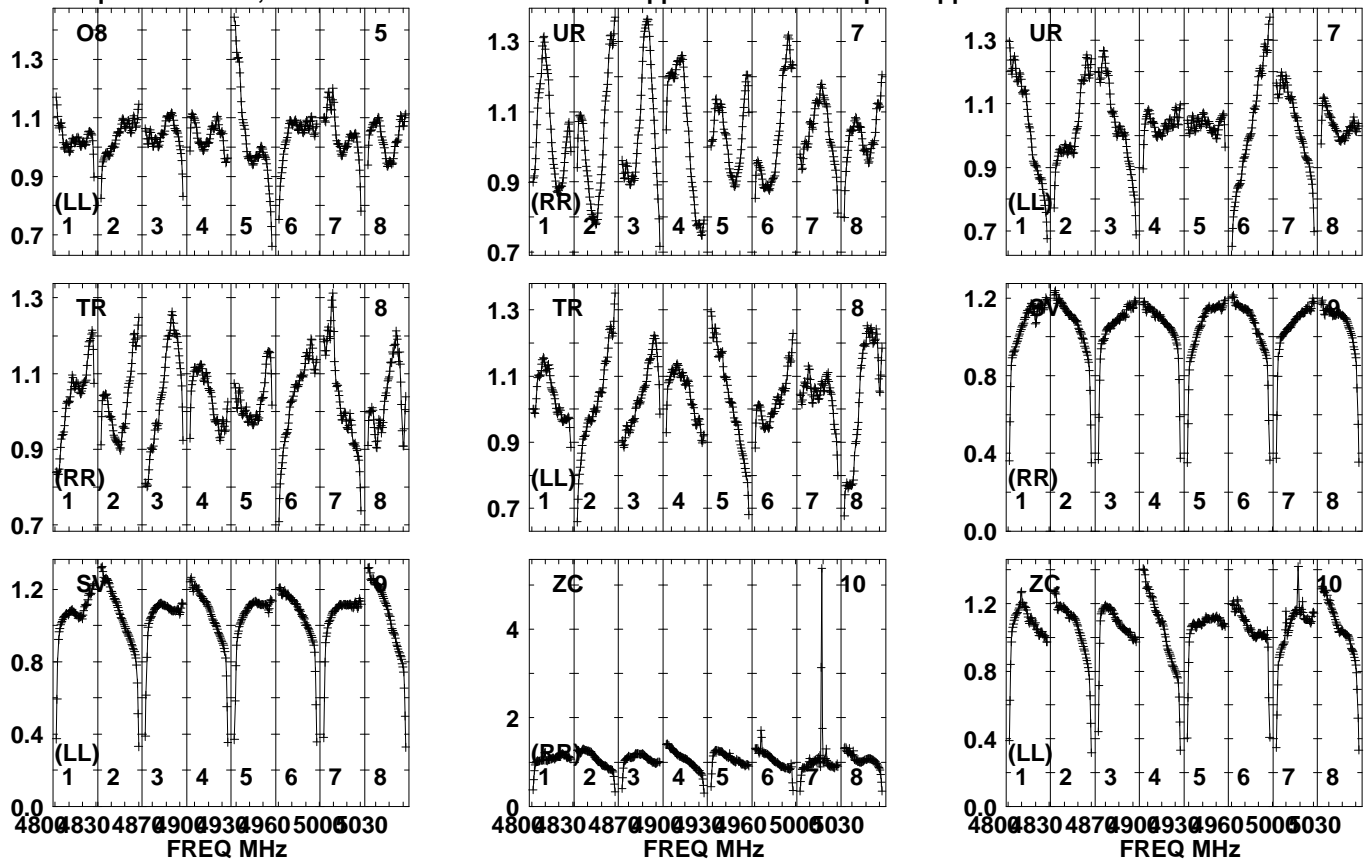
480083048709009309605005030
FREQ MHz

Lower frame: Real Jy
Auto-corr total-power spectrum Antenna: *
Timerange: 00/11:33:31 to 00/11:36:29

Plot file version 210 created 02-JUN-2021 11:57:27

J2113+4012 EC0711.UVDATA.1

Freq = 4.7990 GHz, Bw = 32.000 MH No calibration applied and no bandpass applied

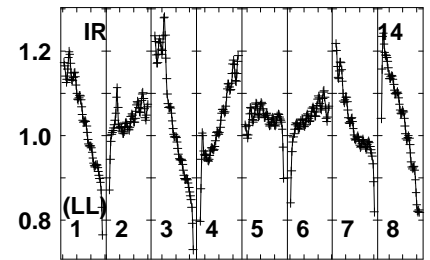
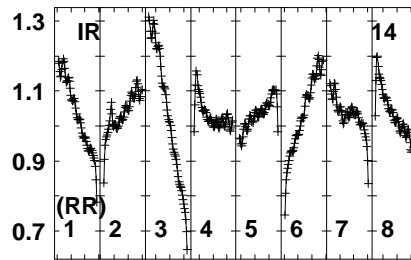
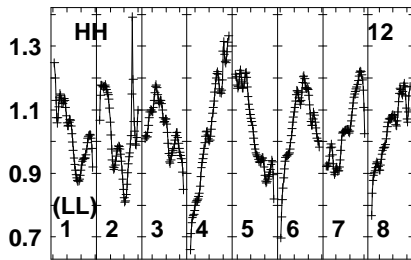
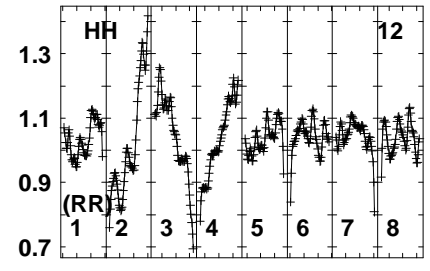
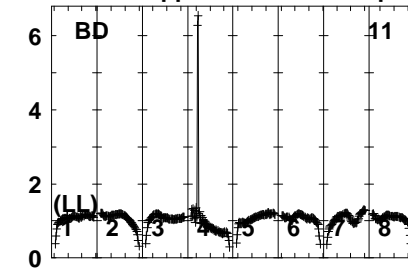
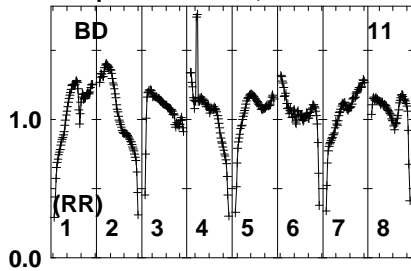


Lower frame: Real Jy
Auto-corr total-power spectrum Antenna: *
Timerange: 00/11:33:31 to 00/11:36:29

Plot file version 211 created 02-JUN-2021 11:57:27

J2113+4012 EC0711.UVDATA.1

Freq = 4.7990 GHz, Bw = 32.000 MH No calibration applied and no bandpass applied



Lower frame: Real Jy

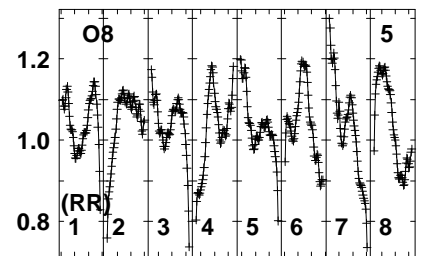
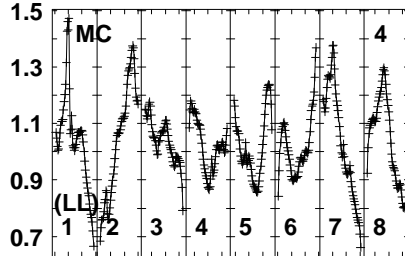
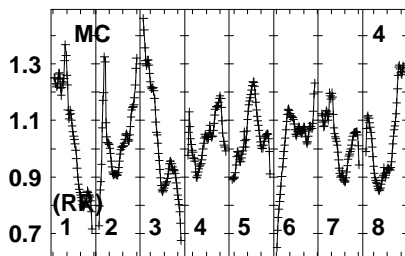
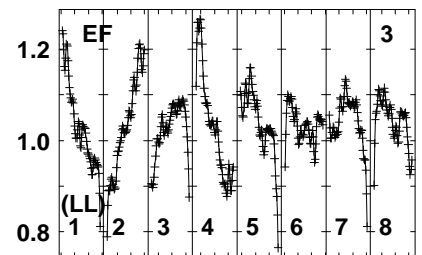
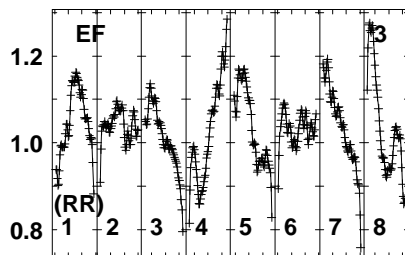
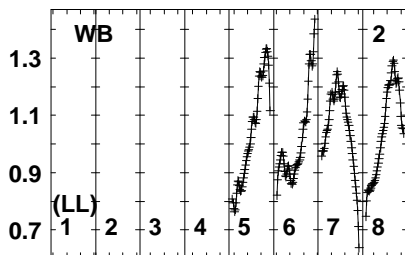
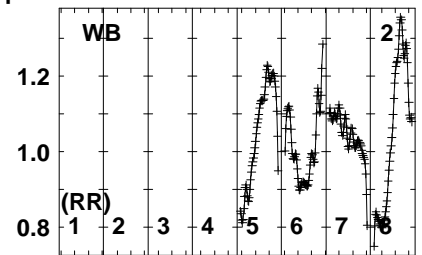
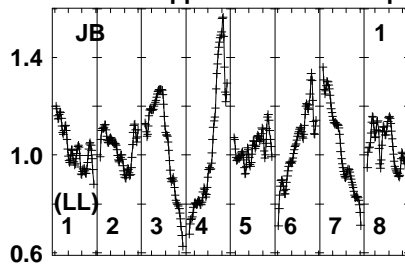
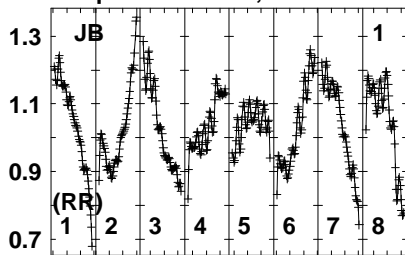
Auto-corr total-power spectrum Antenna: *

Timerange: 00/11:33:31 to 00/11:36:29

Plot file version 212 created 02-JUN-2021 11:57:27

J2114+4036 EC0711.UVDATA.1

Freq = 4.7990 GHz, Bw = 32.000 MH No calibration applied and no bandpass applied



480083048709009309605005030
FREQ MHz

480083048709009309605005030
FREQ MHz

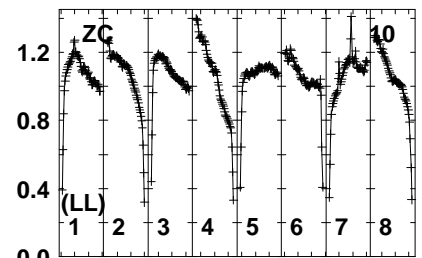
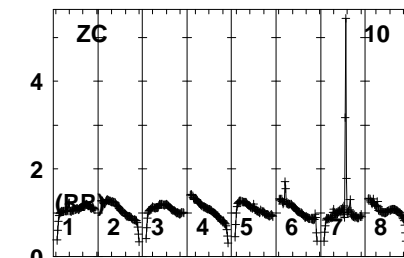
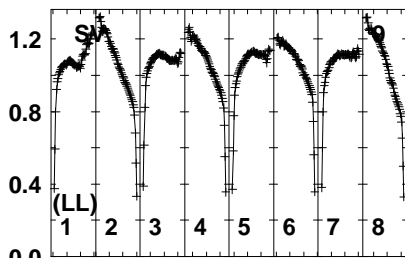
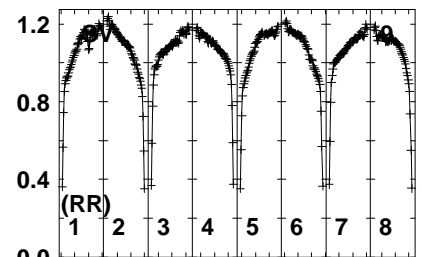
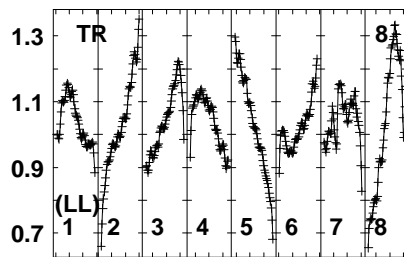
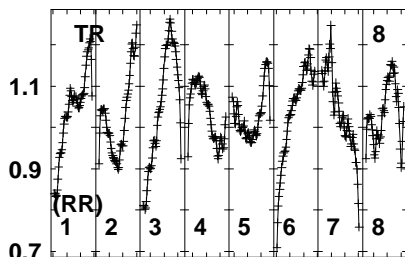
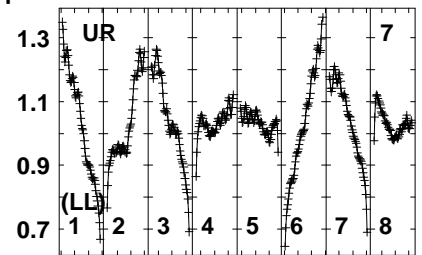
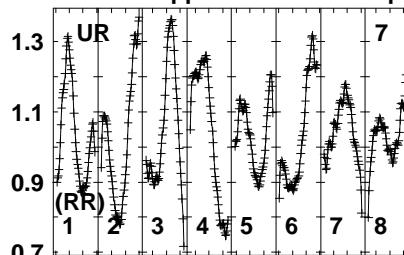
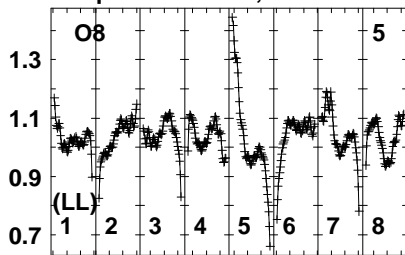
480083048709009309605005030
FREQ MHz

Lower frame: Real Jy
Auto-corr total-power spectrum Antenna: *
Timerange: 00/11:36:31 to 00/11:40:09

Plot file version 213 created 02-JUN-2021 11:57:27

J2114+4036 EC0711.UVDATA.1

Freq = 4.7990 GHz, Bw = 32.000 MH No calibration applied and no bandpass applied



480083048709009309605005030
FREQ MHz

480083048709009309605005030
FREQ MHz

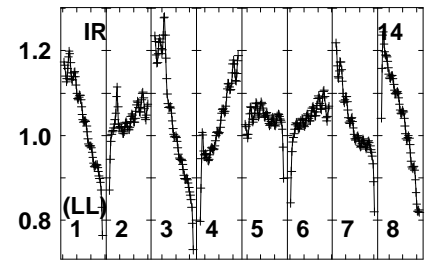
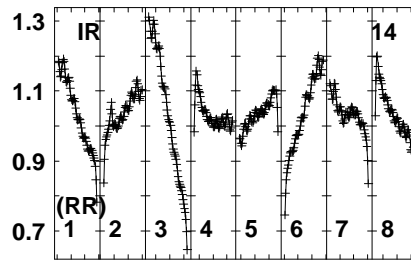
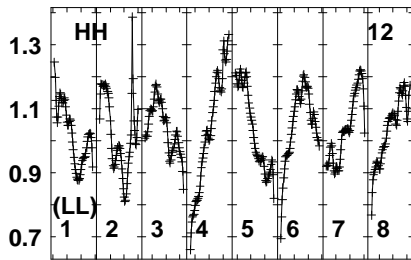
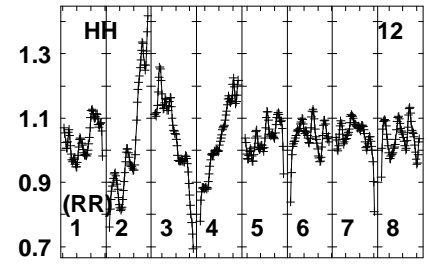
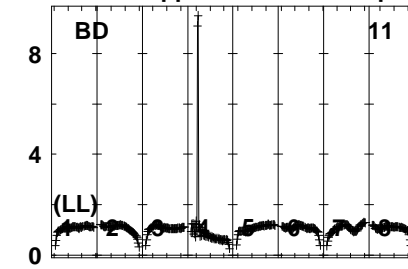
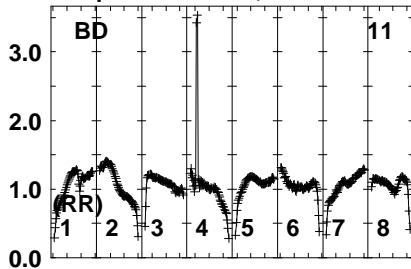
480083048709009309605005030
FREQ MHz

Lower frame: Real Jy
Auto-corr total-power spectrum Antenna: *
Timerange: 00/11:36:31 to 00/11:40:09

Plot file version 214 created 02-JUN-2021 11:57:27

J2114+4036 EC0711.UVDATA.1

Freq = 4.7990 GHz, Bw = 32.000 MH No calibration applied and no bandpass applied

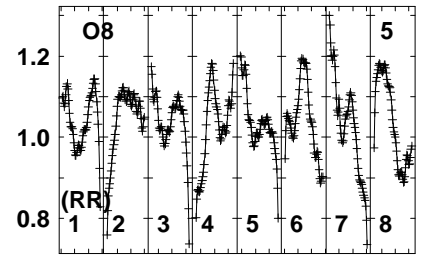
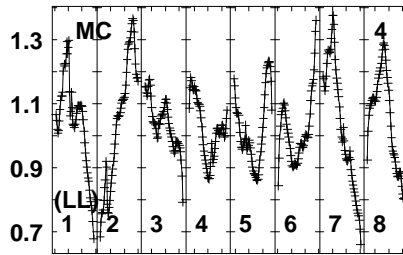
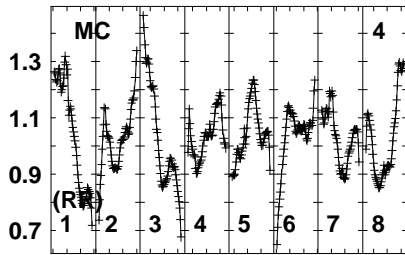
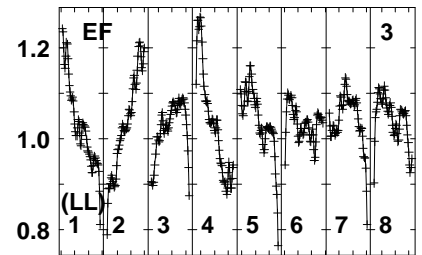
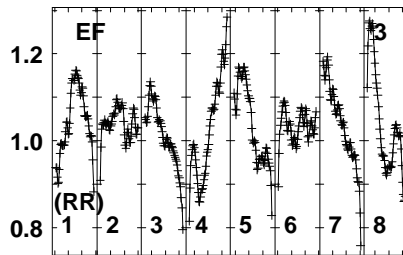
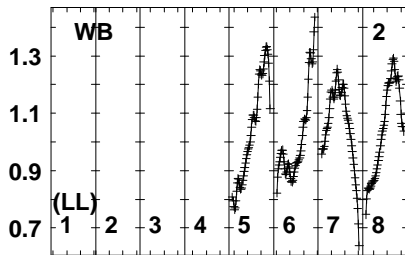
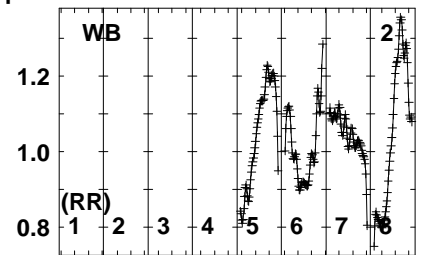
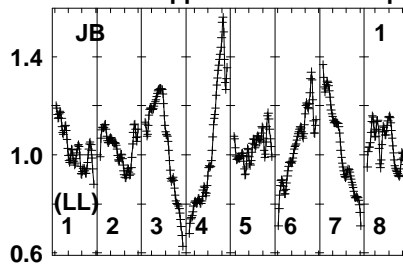
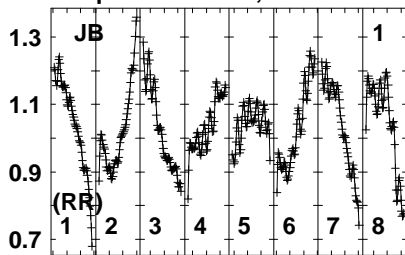


Lower frame: Real Jy
Auto-corr total-power spectrum Antenna: *
Timerange: 00/11:36:31 to 00/11:40:09

Plot file version 215 created 02-JUN-2021 11:57:28

J2113+4012 EC0711.UVDATA.1

Freq = 4.7990 GHz, Bw = 32.000 MH No calibration applied and no bandpass applied



480083048709009309605005030
FREQ MHz

480083048709009309605005030
FREQ MHz

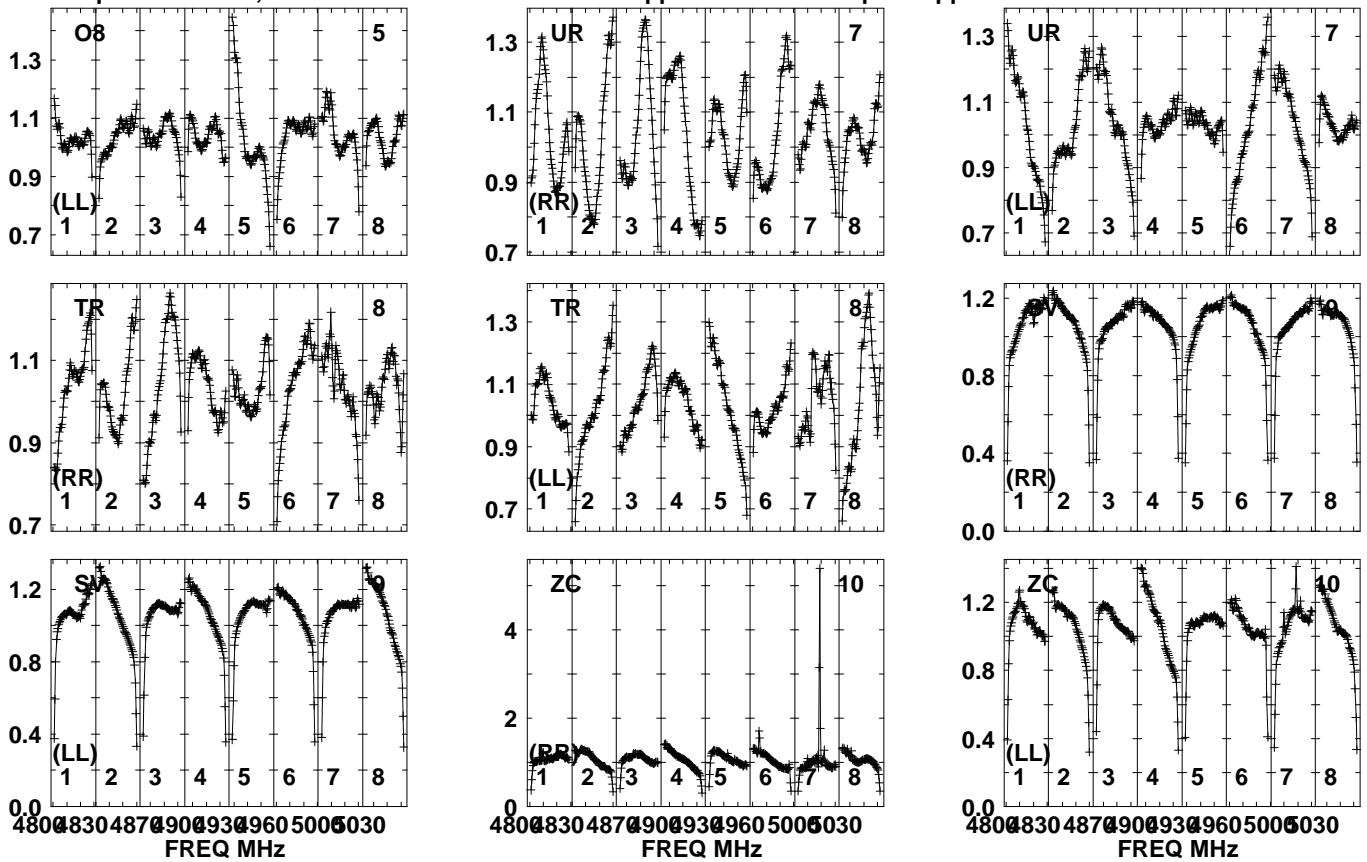
480083048709009309605005030
FREQ MHz

Lower frame: Real Jy
Auto-corr total-power spectrum Antenna: *
Timerange: 00/11:40:13 to 00/11:41:49

Plot file version 216 created 02-JUN-2021 11:57:28

J2113+4012 EC0711.UVDATA.1

Freq = 4.7990 GHz, Bw = 32.000 MH No calibration applied and no bandpass applied

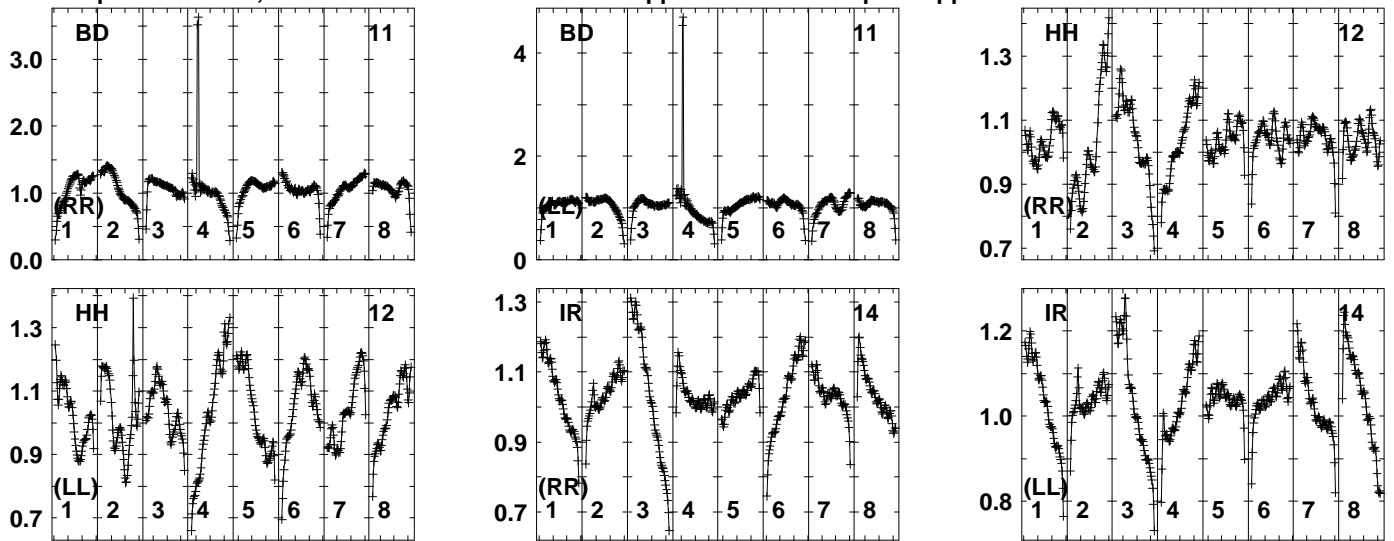


Lower frame: Real Jy
Auto-corr total-power spectrum Antenna: *
Timerange: 00/11:40:13 to 00/11:41:49

Plot file version 217 created 02-JUN-2021 11:57:28

J2113+4012 EC0711.UVDATA.1

Freq = 4.7990 GHz, Bw = 32.000 MH No calibration applied and no bandpass applied



Lower frame: Real Jy

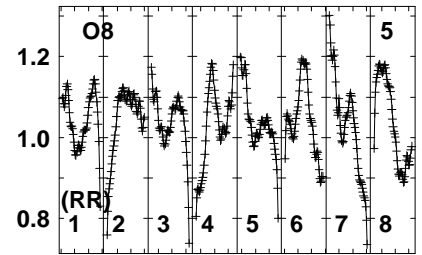
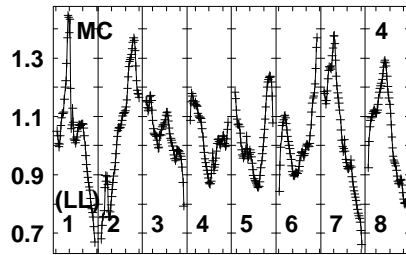
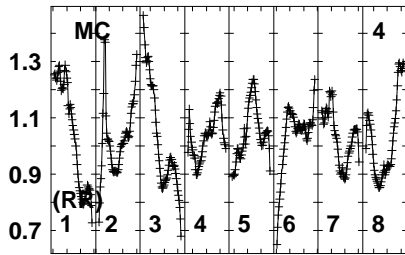
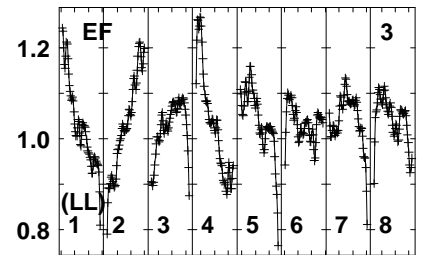
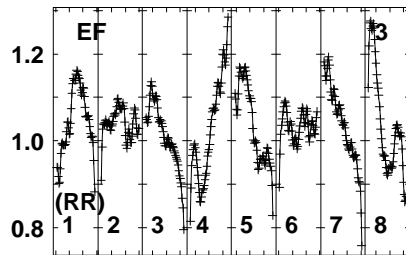
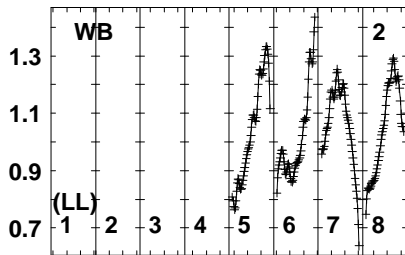
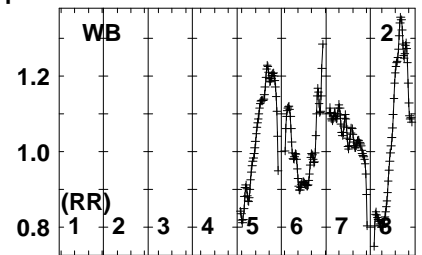
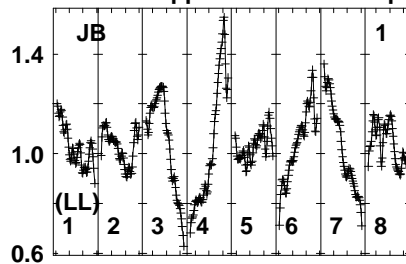
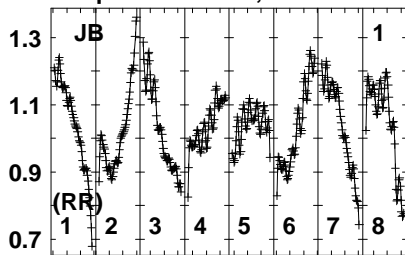
Auto-corr total-power spectrum Antenna: *

Timerange: 00/11:40:13 to 00/11:41:49

Plot file version 218 created 02-JUN-2021 11:57:28

J2114+4036 EC0711.UVDATA.1

Freq = 4.7990 GHz, Bw = 32.000 MH No calibration applied and no bandpass applied



480083048709009309605005030
FREQ MHz

480083048709009309605005030
FREQ MHz

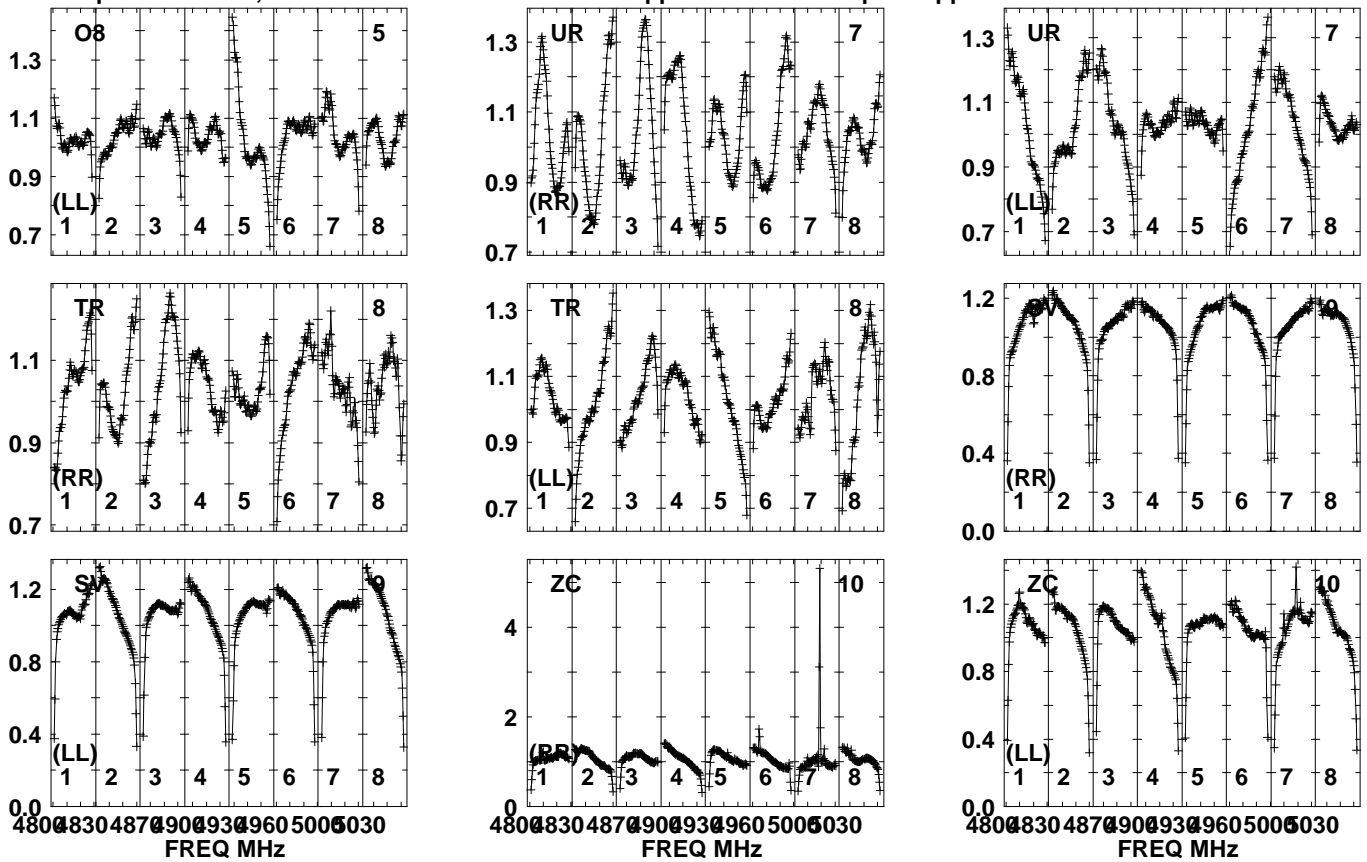
480083048709009309605005030
FREQ MHz

Lower frame: Real Jy
Auto-corr total-power spectrum Antenna: *
Timerange: 00/11:41:51 to 00/11:45:29

Plot file version 219 created 02-JUN-2021 11:57:28

J2114+4036 EC0711.UVDATA.1

Freq = 4.7990 GHz, Bw = 32.000 MH No calibration applied and no bandpass applied

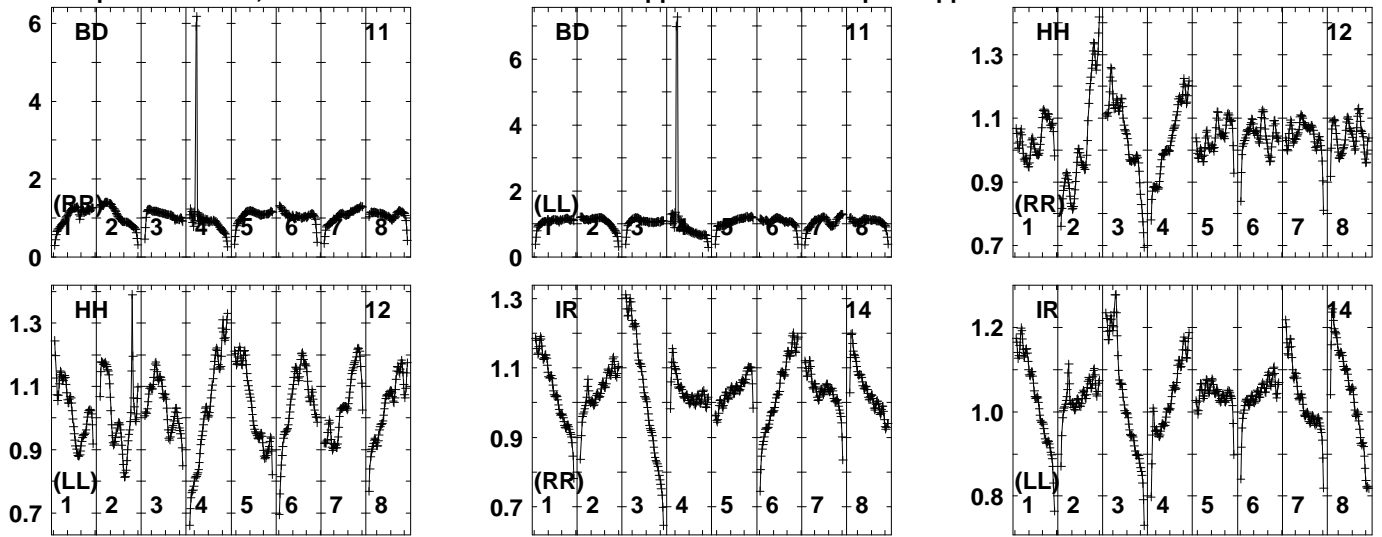


Lower frame: Real Jy
Auto-corr total-power spectrum Antenna: *
Timerange: 00/11:41:51 to 00/11:45:29

Plot file version 220 created 02-JUN-2021 11:57:28

J2114+4036 EC0711.UVDATA.1

Freq = 4.7990 GHz, Bw = 32.000 MH No calibration applied and no bandpass applied

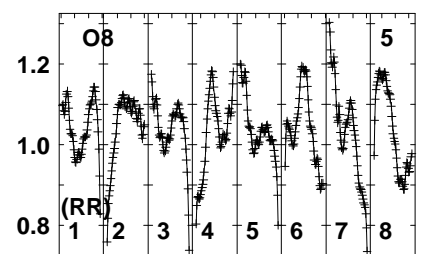
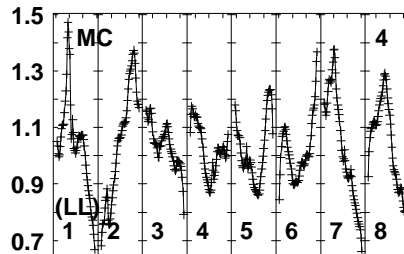
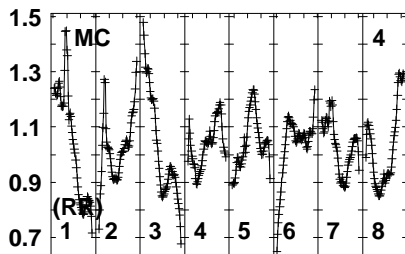
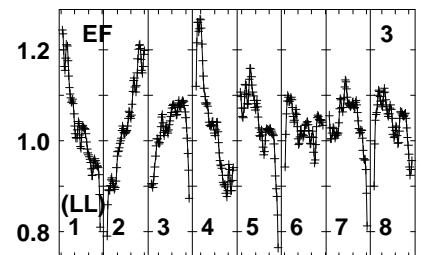
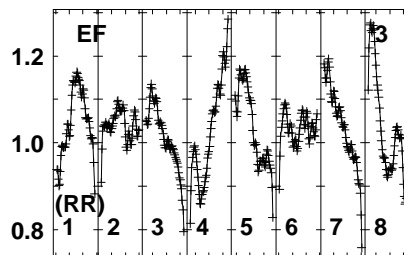
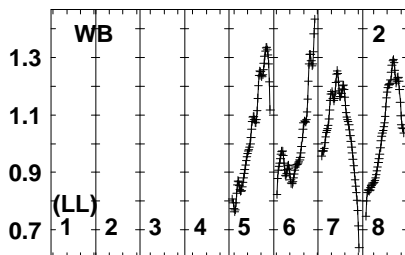
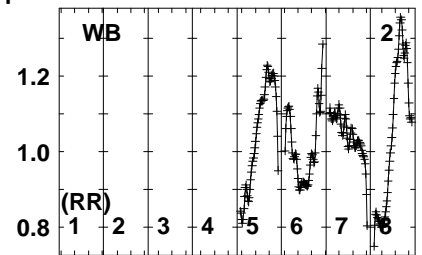
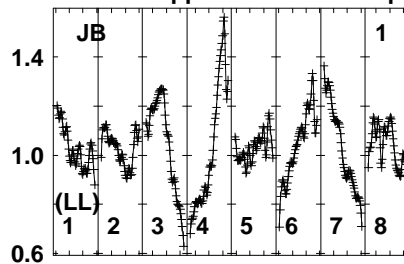
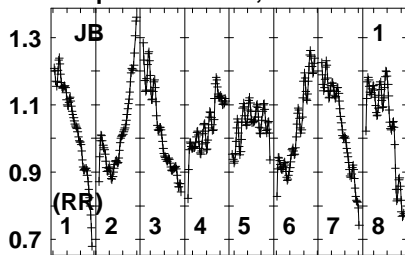


Lower frame: Real Jy
Auto-corr total-power spectrum Antenna: *
Timerange: 00/11:41:51 to 00/11:45:29

Plot file version 221 created 02-JUN-2021 11:57:28

J2113+4012 EC0711.UVDATA.1

Freq = 4.7990 GHz, Bw = 32.000 MH No calibration applied and no bandpass applied



480083048709009309605005030
FREQ MHz

480083048709009309605005030
FREQ MHz

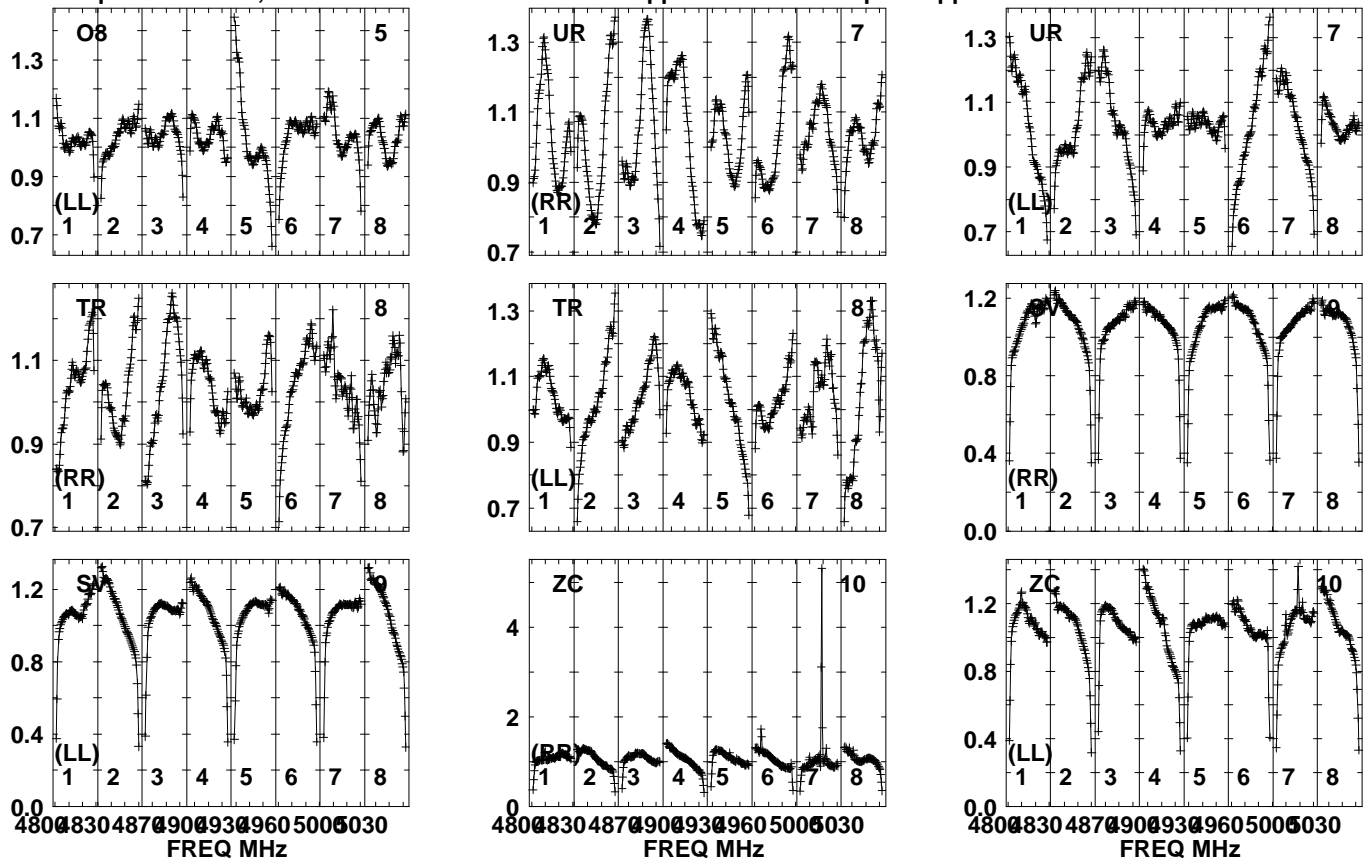
480083048709009309605005030
FREQ MHz

Lower frame: Real Jy
Auto-corr total-power spectrum Antenna: *
Timerange: 00/11:46:11 to 00/11:47:09

Plot file version 222 created 02-JUN-2021 11:57:28

J2113+4012 EC0711.UVDATA.1

Freq = 4.7990 GHz, Bw = 32.000 MH No calibration applied and no bandpass applied

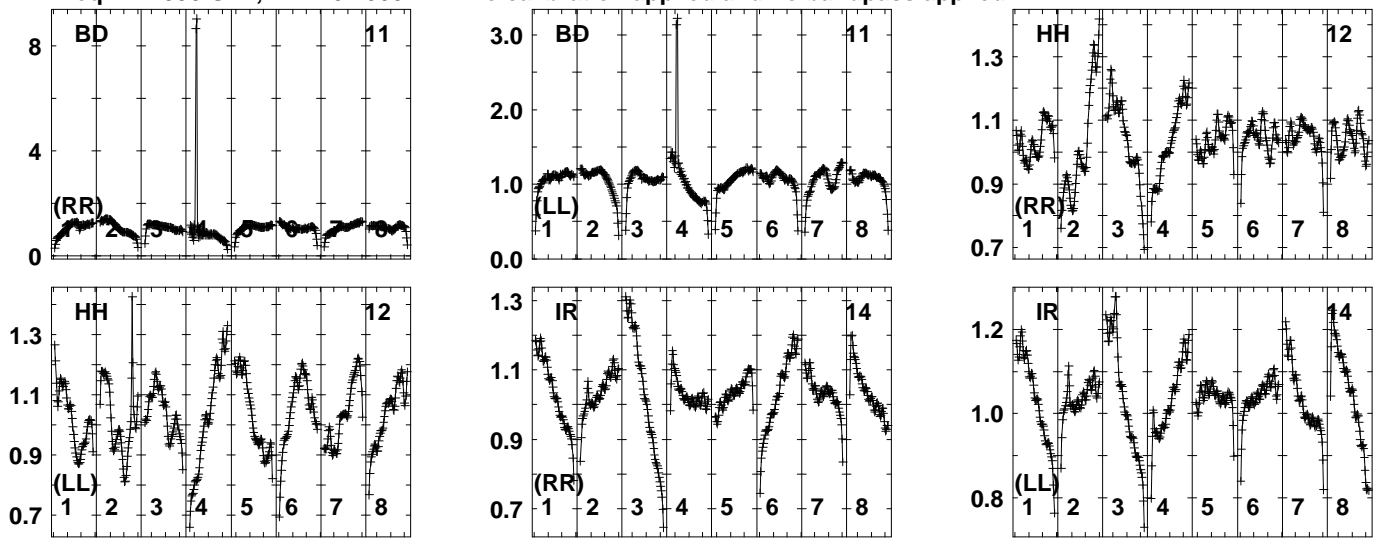


Lower frame: Real Jy
Auto-corr total-power spectrum Antenna: *
Timerange: 00/11:46:11 to 00/11:47:09

Plot file version 223 created 02-JUN-2021 11:57:28

J2113+4012 EC0711.UVDATA.1

Freq = 4.7990 GHz, Bw = 32.000 MH No calibration applied and no bandpass applied

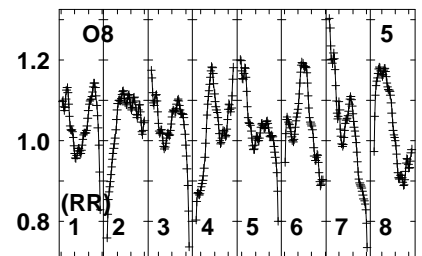
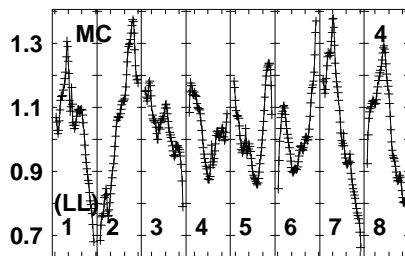
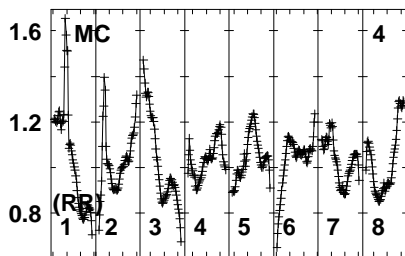
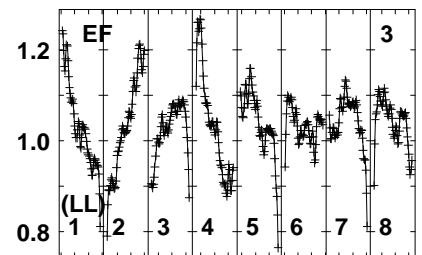
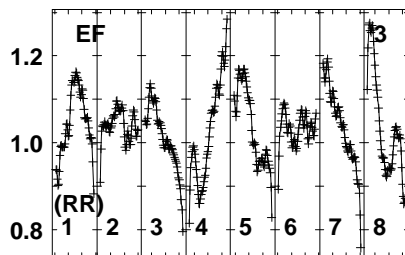
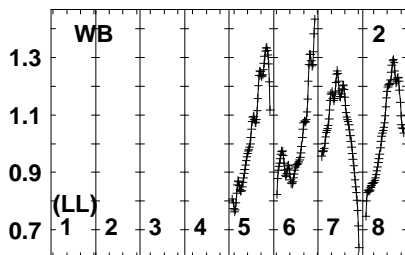
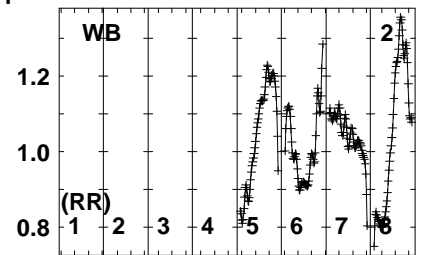
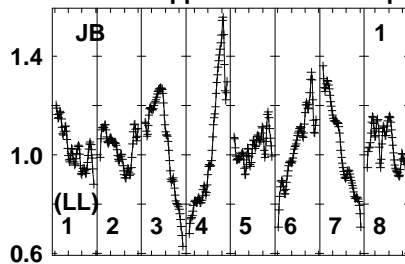
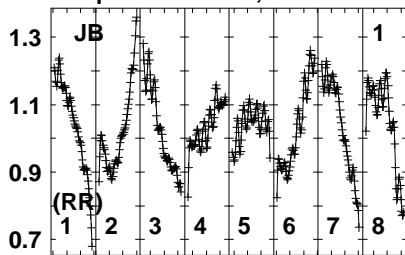


Lower frame: Real Jy
Auto-corr total-power spectrum Antenna: *
Timerange: 00/11:46:11 to 00/11:47:09

Plot file version 224 created 02-JUN-2021 11:57:28

J2114+4036 EC0711.UVDATA.1

Freq = 4.7990 GHz, Bw = 32.000 MH No calibration applied and no bandpass applied



480083048709009309605005030
FREQ MHz

480083048709009309605005030
FREQ MHz

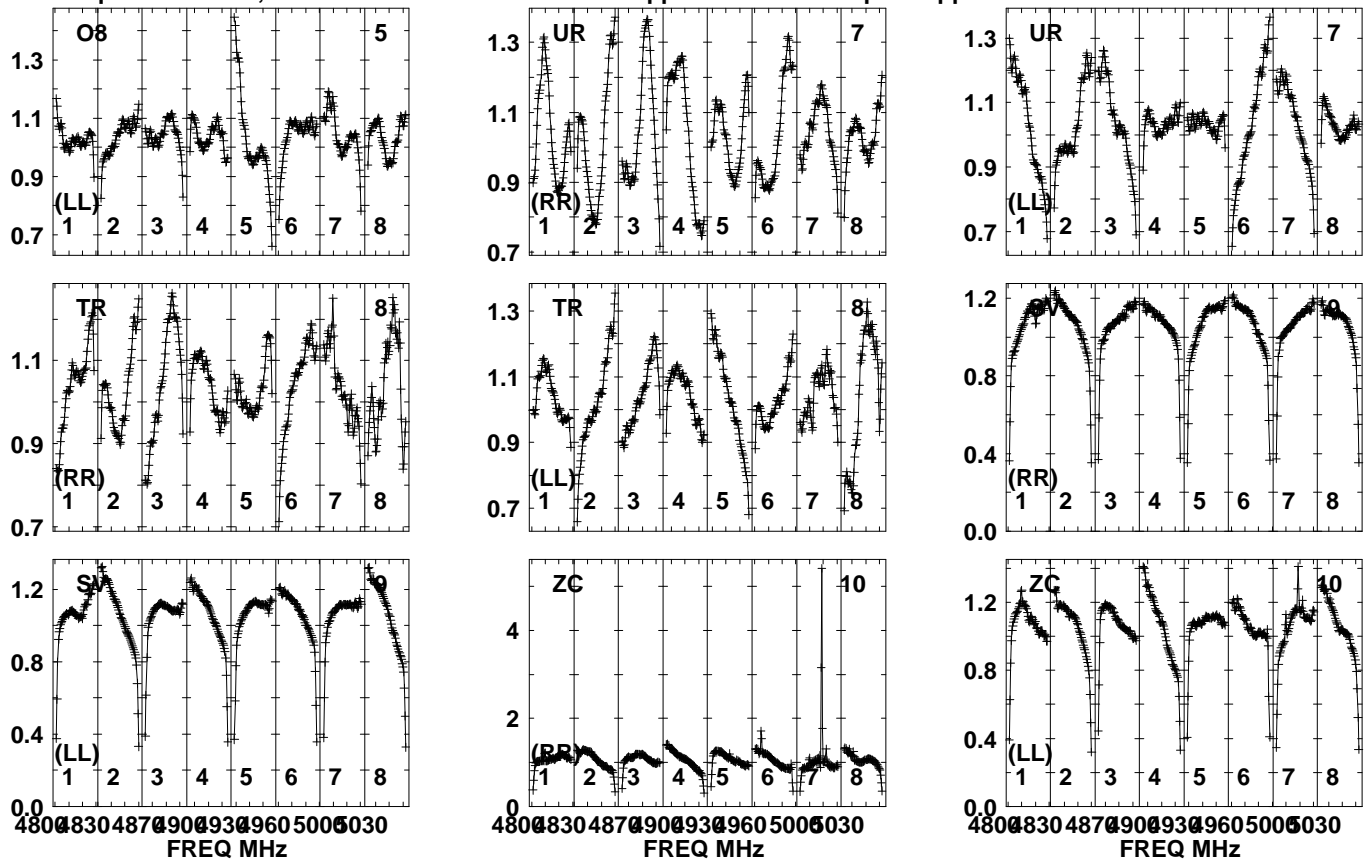
480083048709009309605005030
FREQ MHz

Lower frame: Real Jy
Auto-corr total-power spectrum Antenna: *
Timerange: 00/11:47:11 to 00/11:50:49

Plot file version 225 created 02-JUN-2021 11:57:29

J2114+4036 EC0711.UVDATA.1

Freq = 4.7990 GHz, Bw = 32.000 MH No calibration applied and no bandpass applied

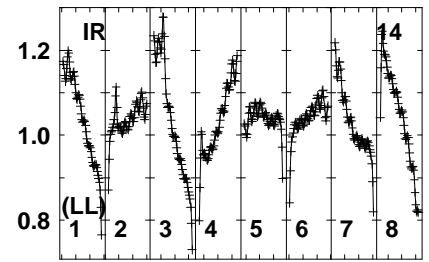
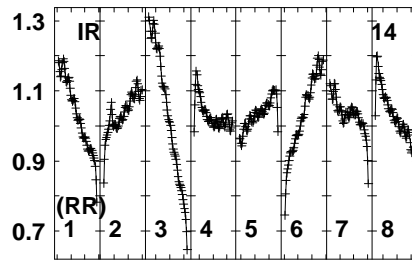
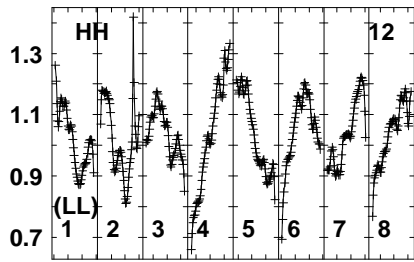
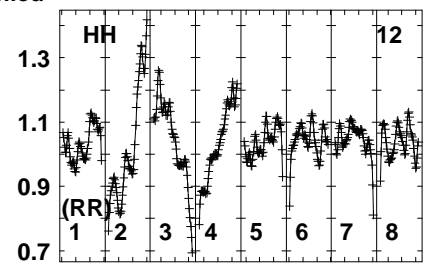
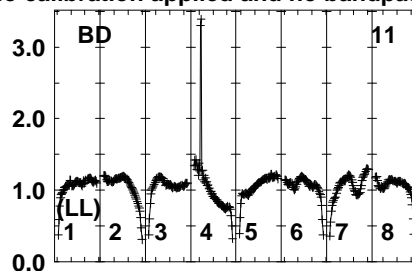
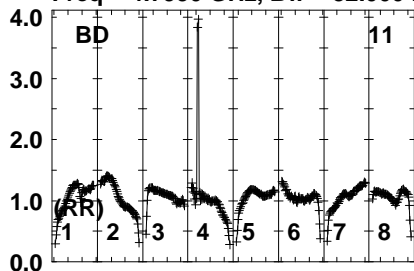


Lower frame: Real Jy
Auto-corr total-power spectrum Antenna: *
Timerange: 00/11:47:11 to 00/11:50:49

Plot file version 226 created 02-JUN-2021 11:57:29

J2114+4036 EC0711.UVDATA.1

Freq = 4.7990 GHz, Bw = 32.000 MH No calibration applied and no bandpass applied

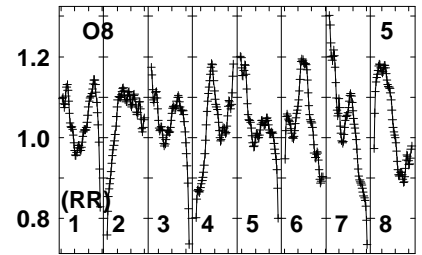
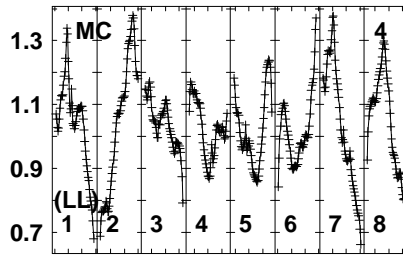
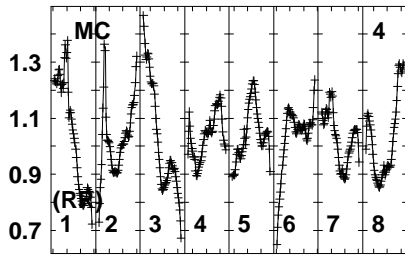
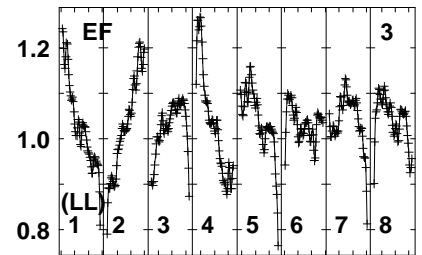
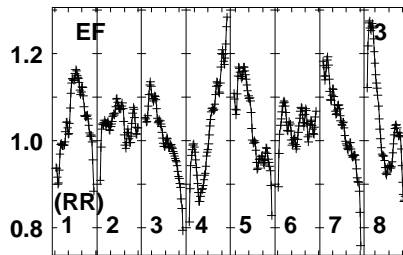
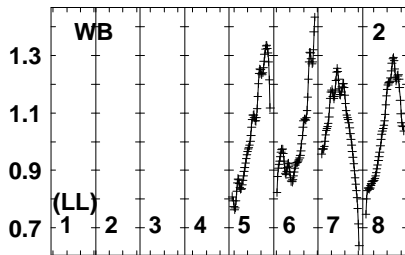
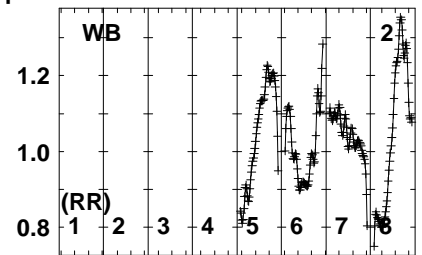
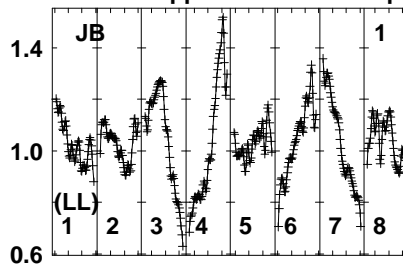
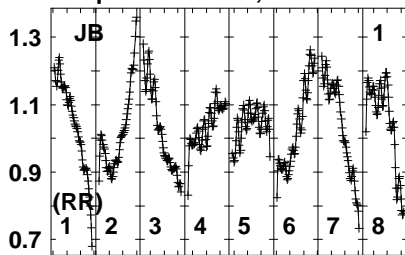


Lower frame: Real Jy
Auto-corr total-power spectrum Antenna: *
Timerange: 00/11:47:11 to 00/11:50:49

Plot file version 227 created 02-JUN-2021 11:57:29

J2113+4012 EC0711.UVDATA.1

Freq = 4.7990 GHz, Bw = 32.000 MH No calibration applied and no bandpass applied



480083048709009309605005030
FREQ MHz

480083048709009309605005030
FREQ MHz

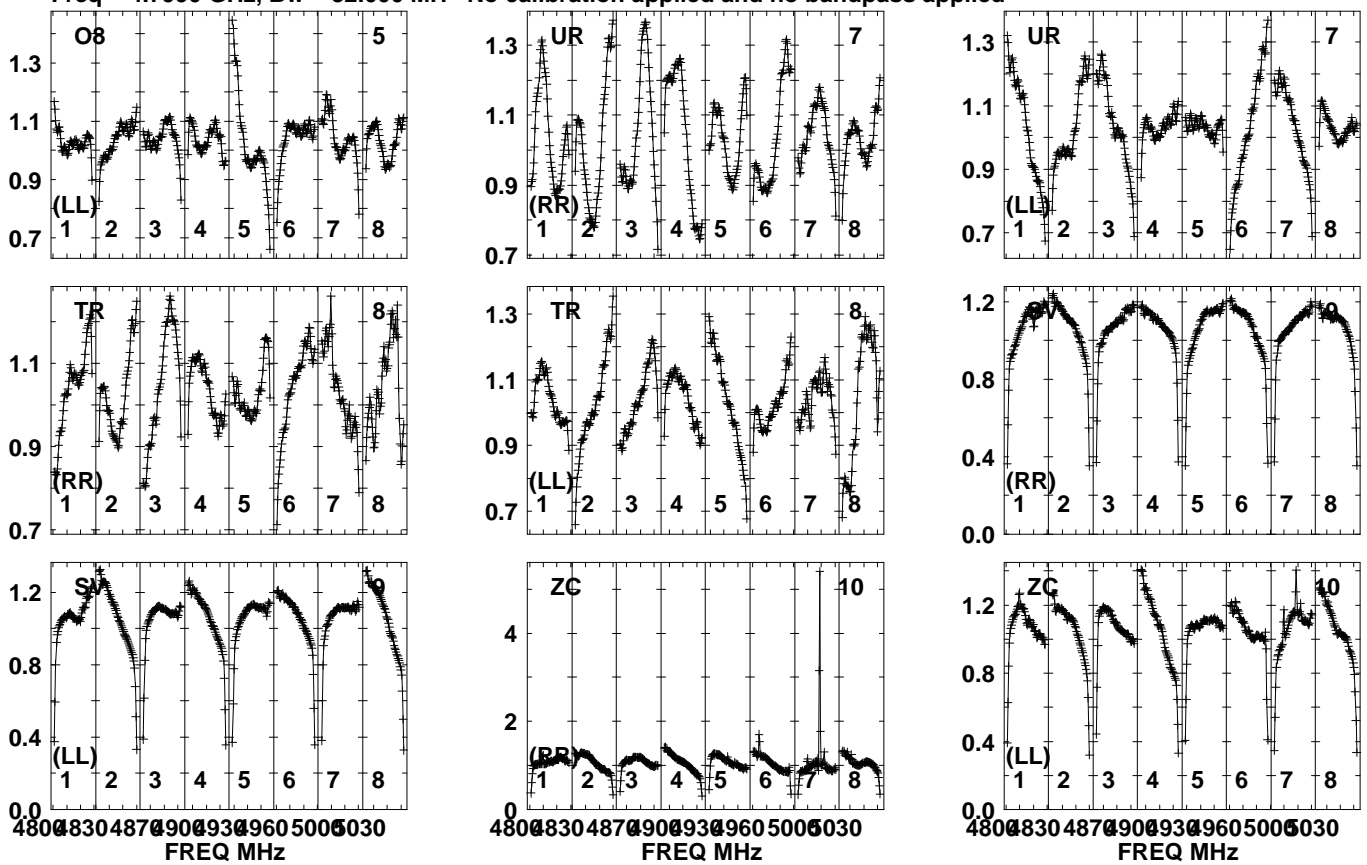
480083048709009309605005030
FREQ MHz

Lower frame: Real Jy
Auto-corr total-power spectrum Antenna: *
Timerange: 00/11:50:51 to 00/11:52:29

Plot file version 228 created 02-JUN-2021 11:57:29

J2113+4012 EC0711.UVDATA.1

Freq = 4.7990 GHz, Bw = 32.000 MH No calibration applied and no bandpass applied

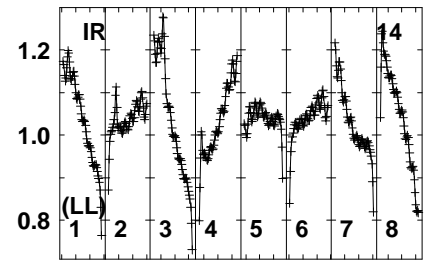
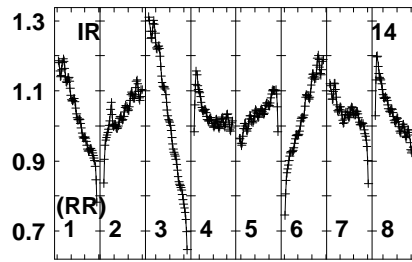
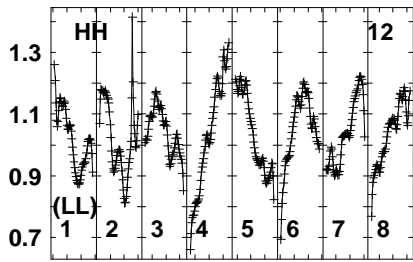
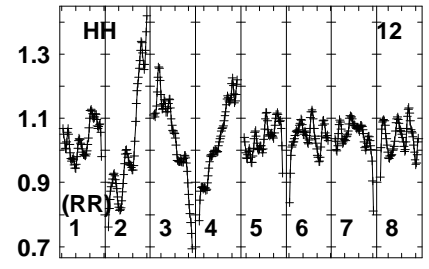
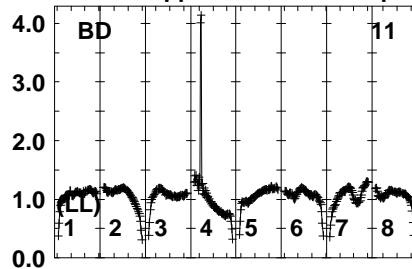
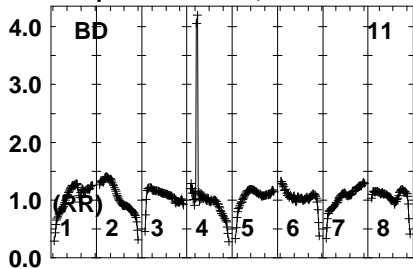


Lower frame: Real Jy
Auto-corr total-power spectrum Antenna: *
Timerange: 00/11:50:51 to 00/11:52:29

Plot file version 229 created 02-JUN-2021 11:57:29

J2113+4012 EC0711.UVDATA.1

Freq = 4.7990 GHz, Bw = 32.000 MH No calibration applied and no bandpass applied



Lower frame: Real Jy

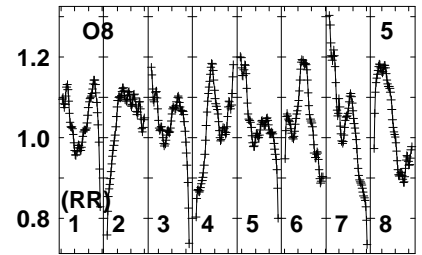
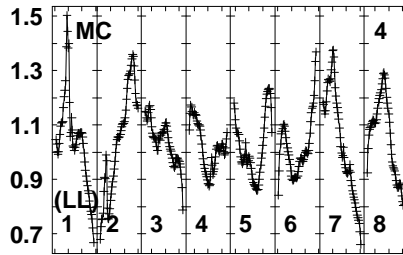
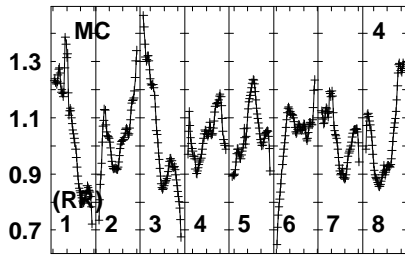
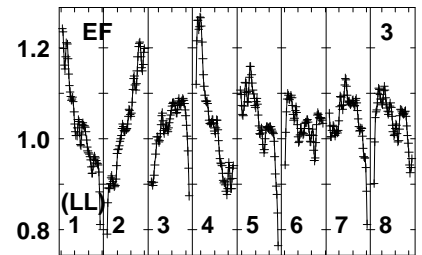
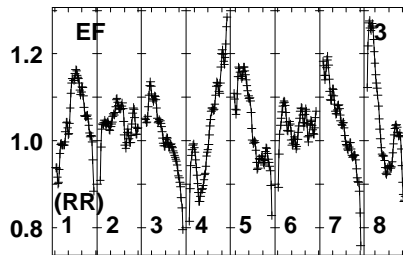
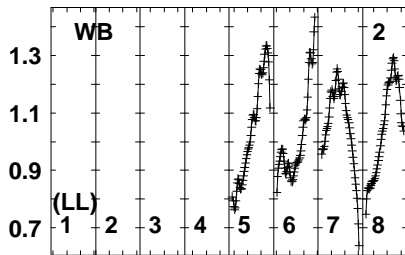
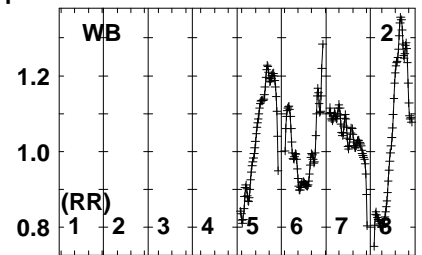
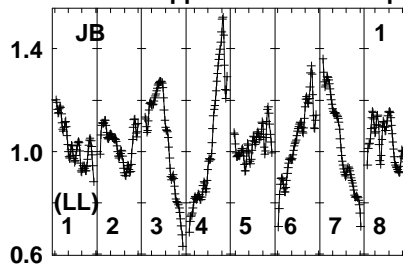
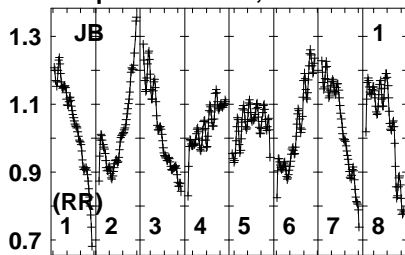
Auto-corr total-power spectrum Antenna: *

Timerange: 00/11:50:51 to 00/11:52:29

Plot file version 230 created 02-JUN-2021 11:57:29

J2114+4036 EC0711.UVDATA.1

Freq = 4.7990 GHz, Bw = 32.000 MH No calibration applied and no bandpass applied



480083048709009309605005030
FREQ MHz

480083048709009309605005030
FREQ MHz

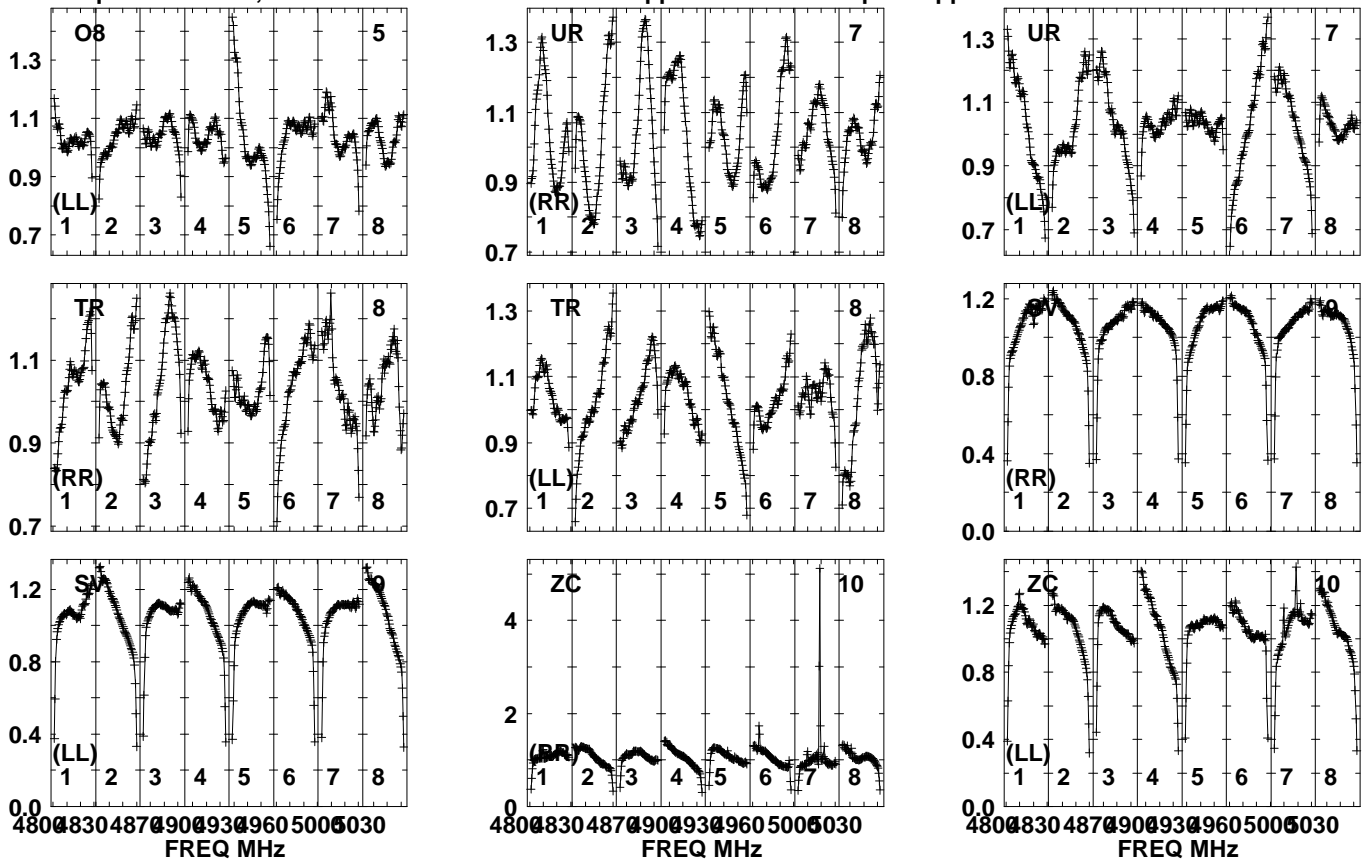
480083048709009309605005030
FREQ MHz

Lower frame: Real Jy
Auto-corr total-power spectrum Antenna: *
Timerange: 00/11:52:31 to 00/11:56:09

Plot file version 231 created 02-JUN-2021 11:57:29

J2114+4036 EC0711.UVDATA.1

Freq = 4.7990 GHz, Bw = 32.000 MH No calibration applied and no bandpass applied

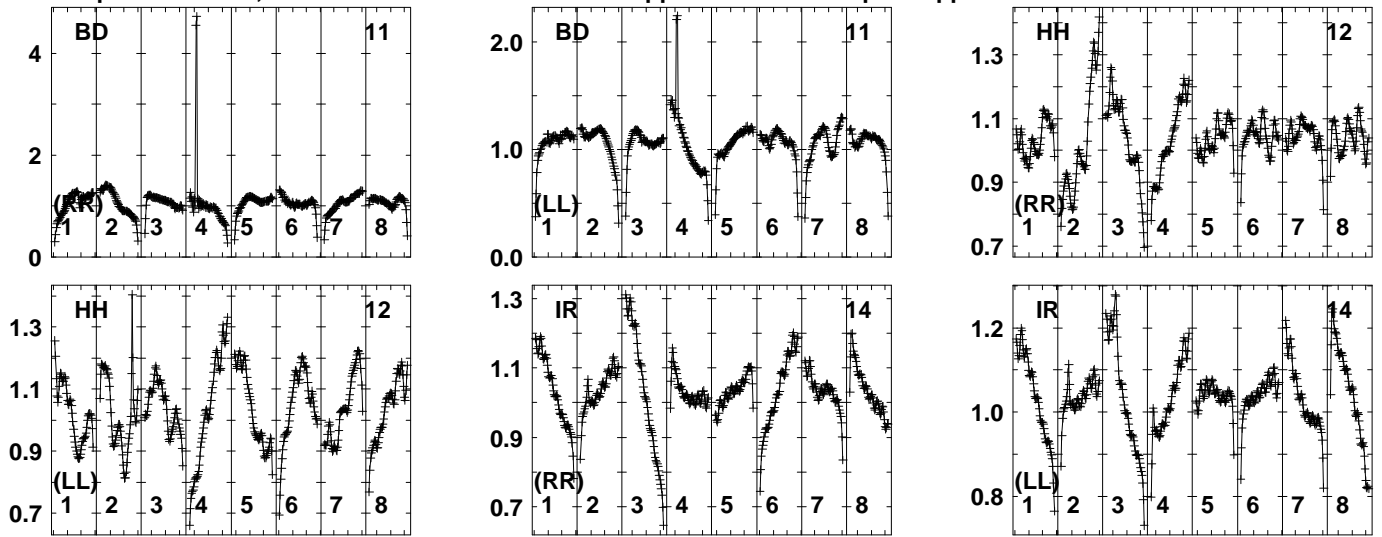


Lower frame: Real Jy
Auto-corr total-power spectrum Antenna: *
Timerange: 00/11:52:31 to 00/11:56:09

Plot file version 232 created 02-JUN-2021 11:57:29

J2114+4036 EC0711.UVDATA.1

Freq = 4.7990 GHz, Bw = 32.000 MH No calibration applied and no bandpass applied

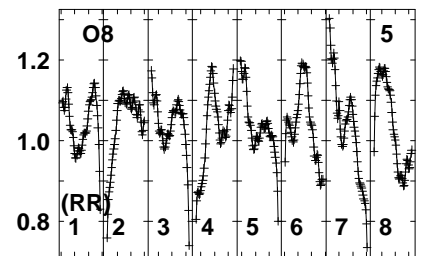
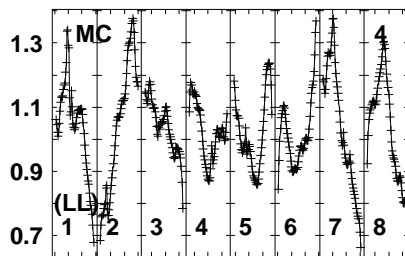
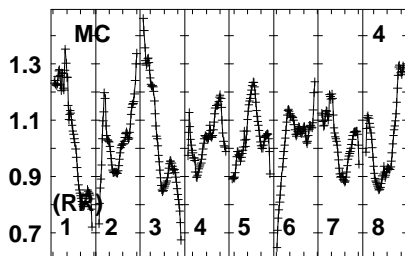
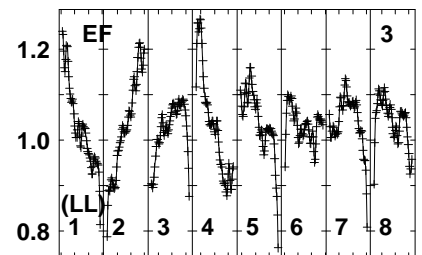
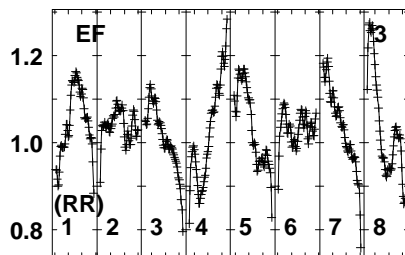
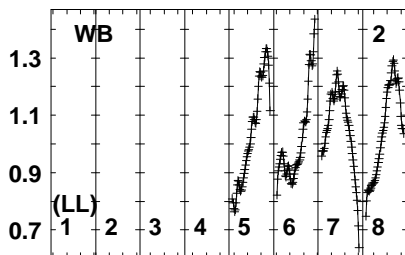
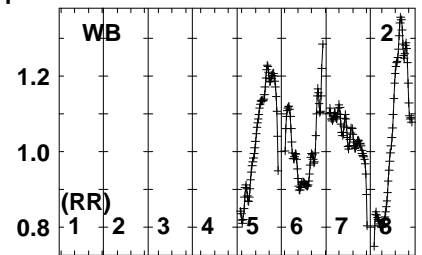
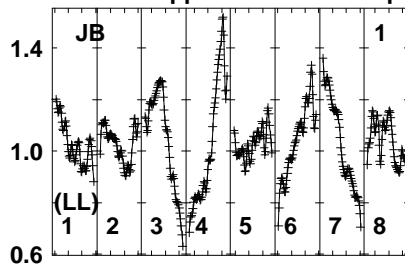
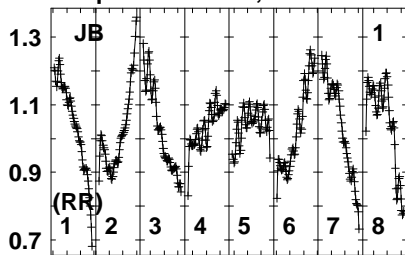


Lower frame: Real Jy
Auto-corr total-power spectrum Antenna: *
Timerange: 00/11:52:31 to 00/11:56:09

Plot file version 233 created 02-JUN-2021 11:57:29

J2113+4012 EC0711.UVDATA.1

Freq = 4.7990 GHz, Bw = 32.000 MH No calibration applied and no bandpass applied



480083048709009309605005030
FREQ MHz

480083048709009309605005030
FREQ MHz

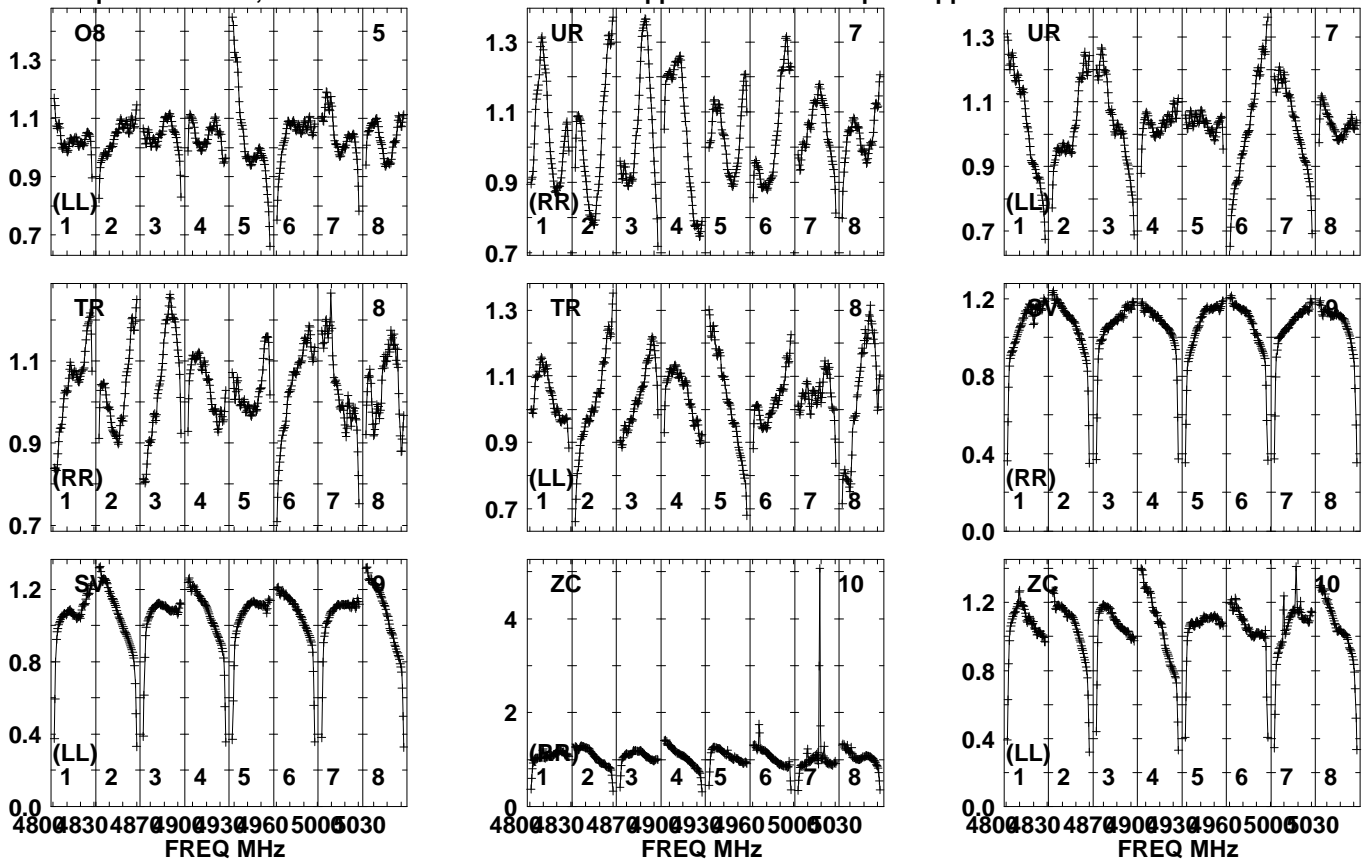
480083048709009309605005030
FREQ MHz

Lower frame: Real Jy
Auto-corr total-power spectrum Antenna: *
Timerange: 00/11:56:51 to 00/11:57:49

Plot file version 234 created 02-JUN-2021 11:57:30

J2113+4012 EC0711.UVDATA.1

Freq = 4.7990 GHz, Bw = 32.000 MH No calibration applied and no bandpass applied

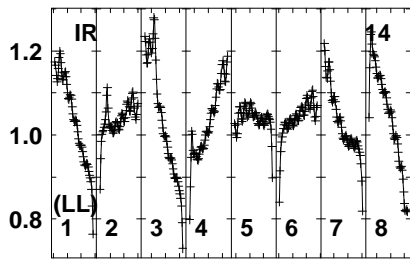
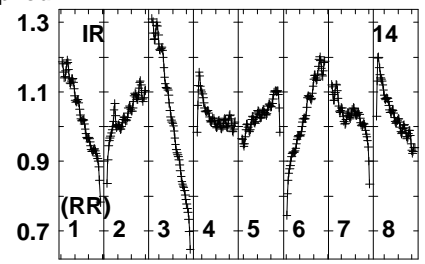
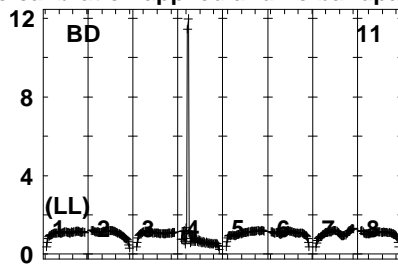
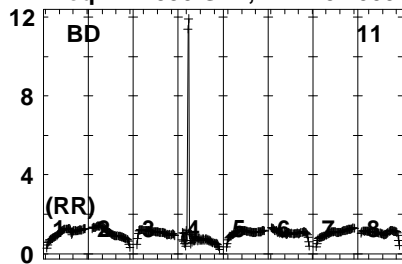


Lower frame: Real Jy
Auto-corr total-power spectrum Antenna: *
Timerange: 00/11:56:51 to 00/11:57:49

Plot file version 235 created 02-JUN-2021 11:57:30

J2113+4012 EC0711.UVDATA.1

Freq = 4.7990 GHz, Bw = 32.000 MH No calibration applied and no bandpass applied

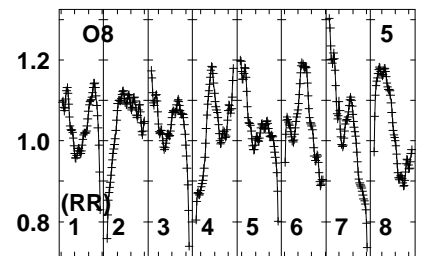
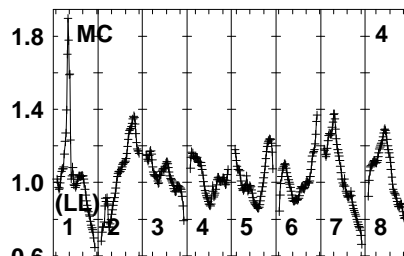
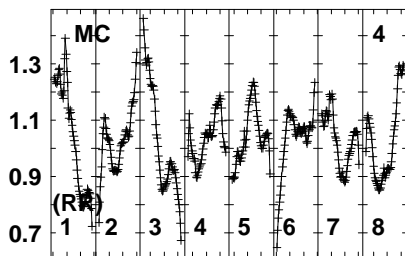
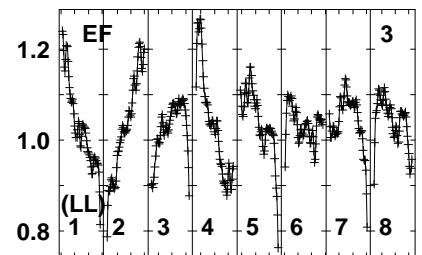
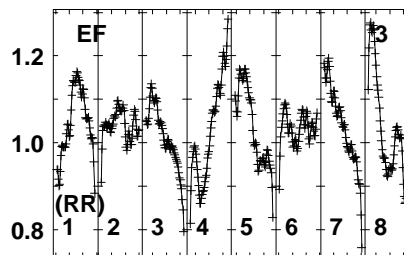
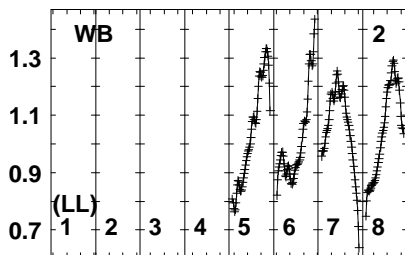
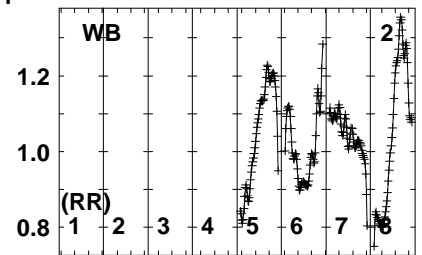
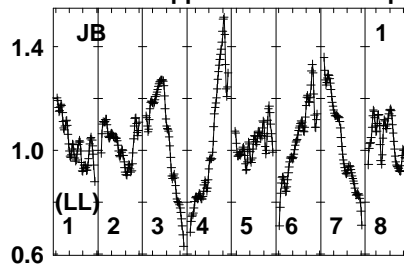
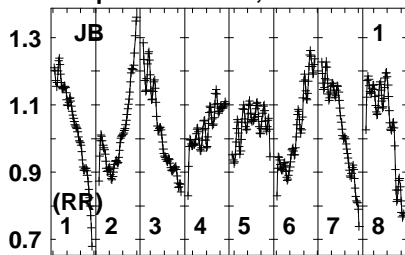


Lower frame: Real Jy
Auto-corr total-power spectrum Antenna: *
Timerange: 00/11:56:51 to 00/11:57:49

Plot file version 236 created 02-JUN-2021 11:57:30

J2114+4036 EC0711.UVDATA.1

Freq = 4.7990 GHz, Bw = 32.000 MH No calibration applied and no bandpass applied



480083048709009309605005030
FREQ MHz

480083048709009309605005030
FREQ MHz

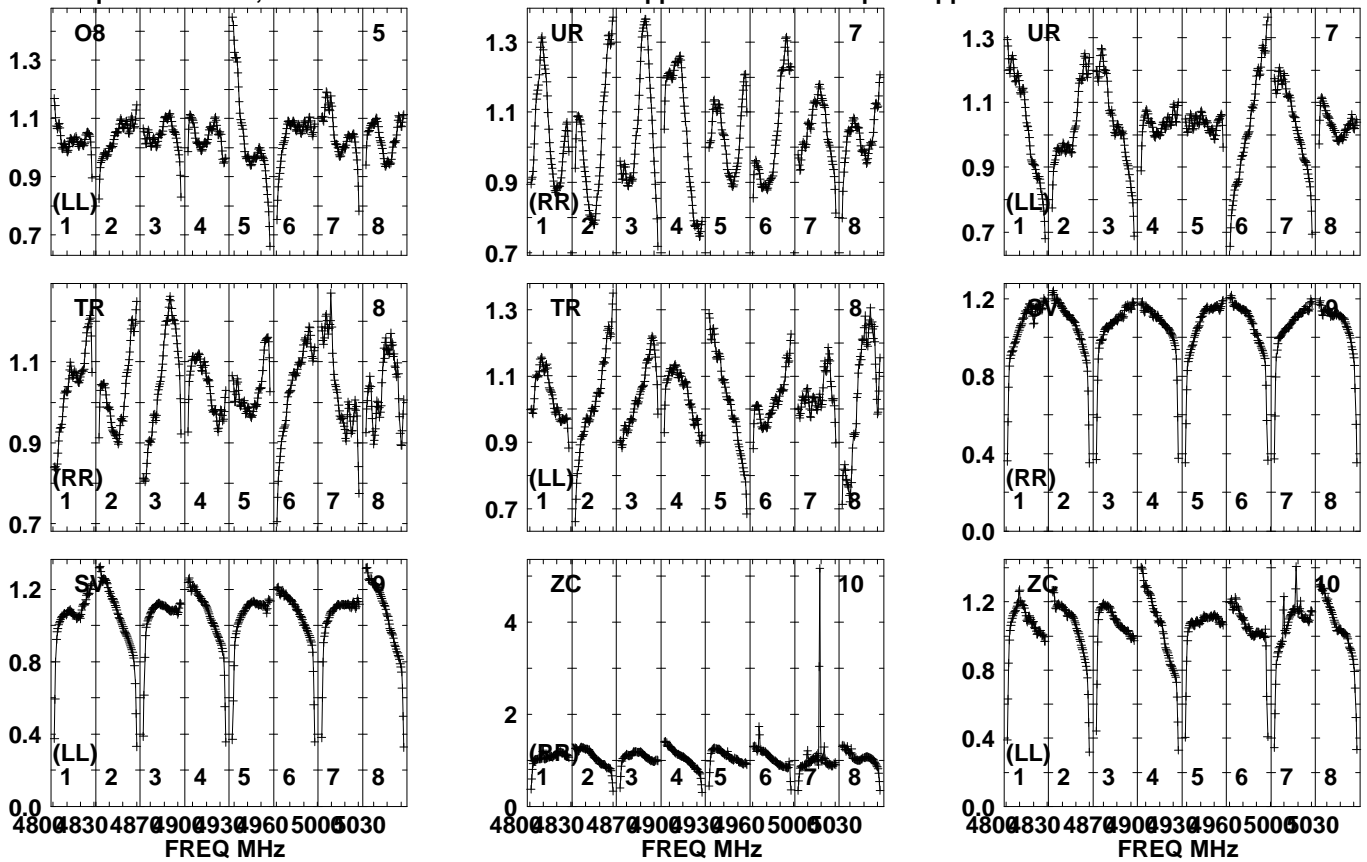
480083048709009309605005030
FREQ MHz

Lower frame: Real Jy
Auto-corr total-power spectrum Antenna: *
Timerange: 00/11:57:51 to 00/12:01:29

Plot file version 237 created 02-JUN-2021 11:57:30

J2114+4036 EC0711.UVDATA.1

Freq = 4.7990 GHz, Bw = 32.000 MH No calibration applied and no bandpass applied

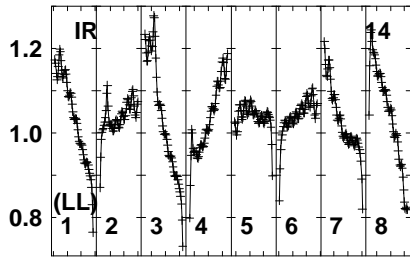
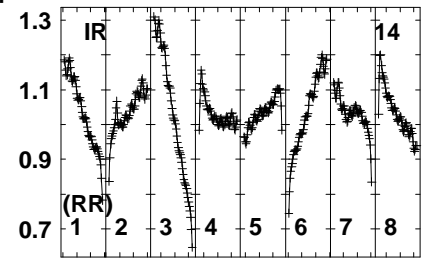
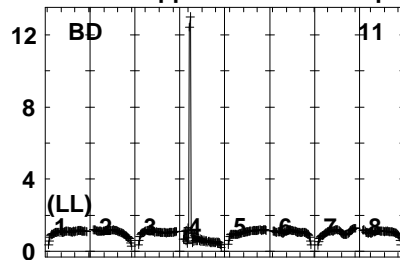
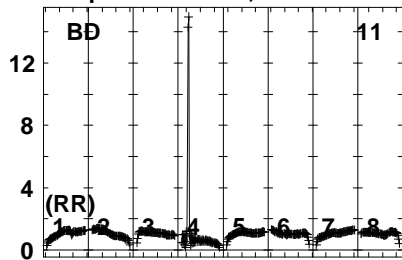


Lower frame: Real Jy
Auto-corr total-power spectrum Antenna: *
Timerange: 00/11:57:51 to 00/12:01:29

Plot file version 238 created 02-JUN-2021 11:57:30

J2114+4036 EC0711.UVDATA.1

Freq = 4.7990 GHz, Bw = 32.000 MH No calibration applied and no bandpass applied

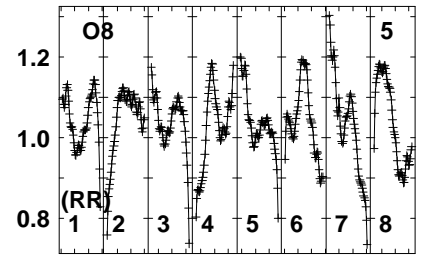
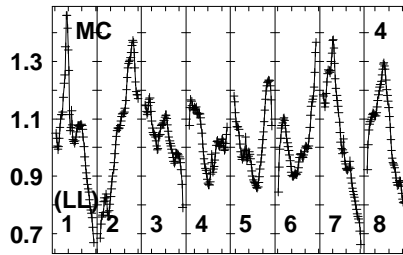
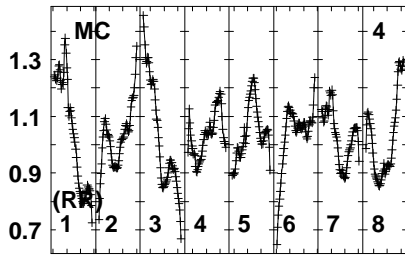
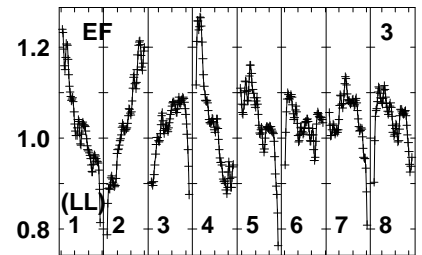
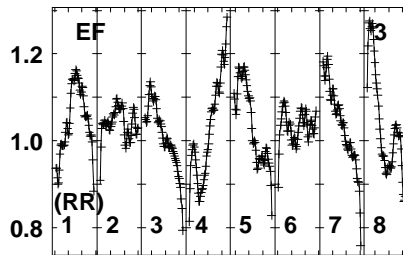
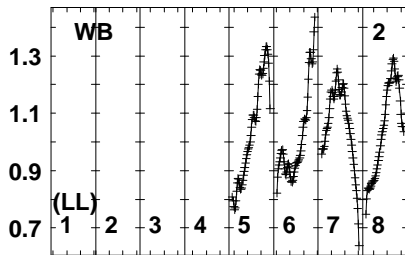
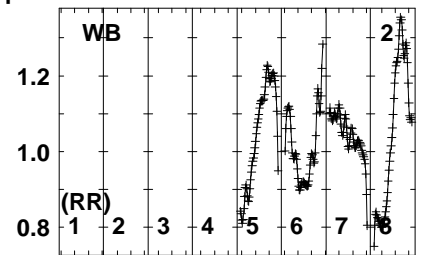
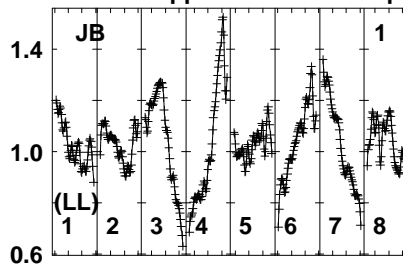
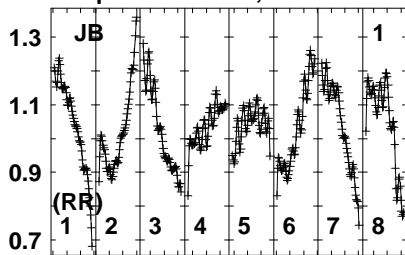


Lower frame: Real Jy
Auto-corr total-power spectrum Antenna: *
Timerange: 00/11:57:51 to 00/12:01:29

Plot file version 239 created 02-JUN-2021 11:57:30

J2113+4012 EC0711.UVDATA.1

Freq = 4.7990 GHz, Bw = 32.000 MH No calibration applied and no bandpass applied



480083048709009309605005030
FREQ MHz

480083048709009309605005030
FREQ MHz

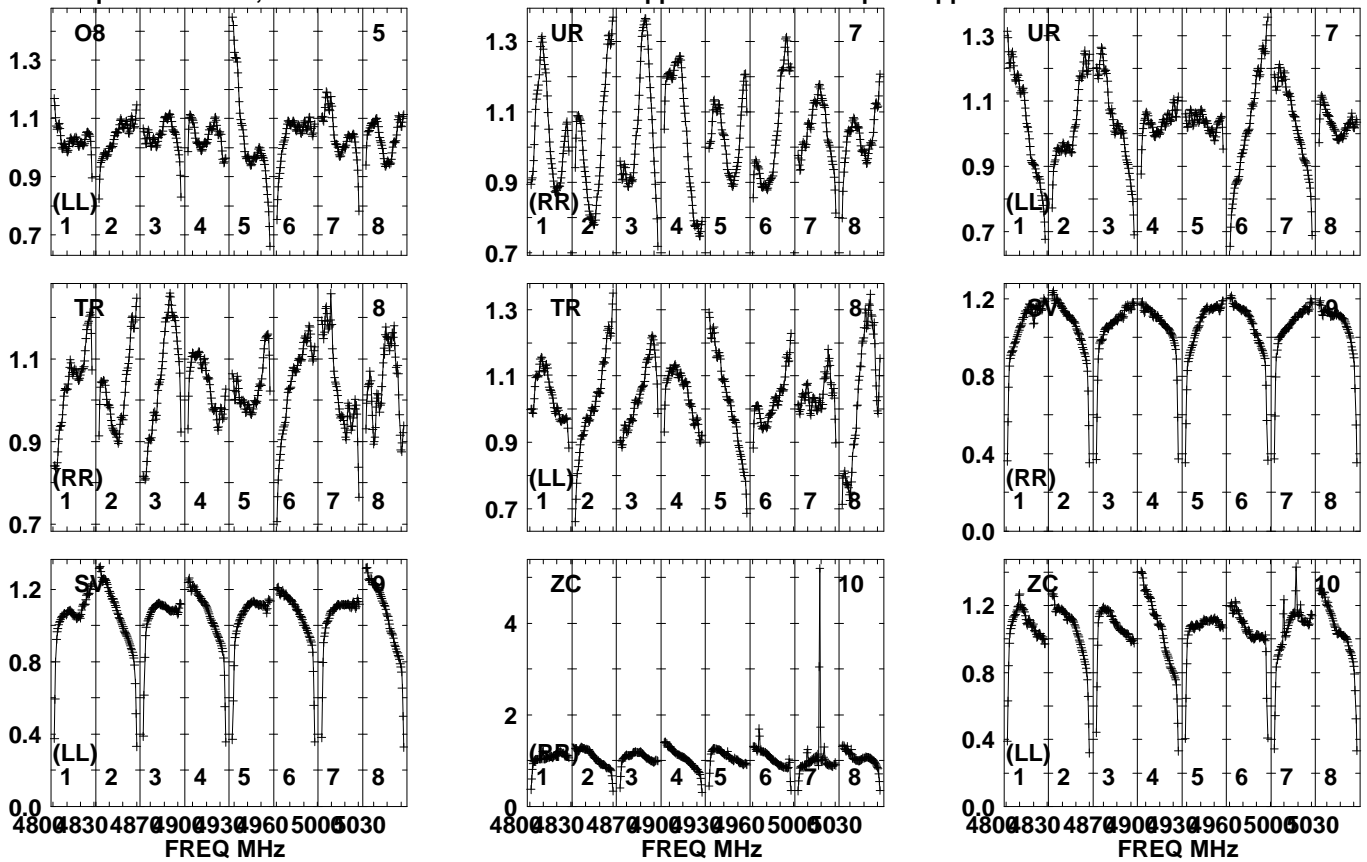
480083048709009309605005030
FREQ MHz

Lower frame: Real Jy
Auto-corr total-power spectrum Antenna: *
Timerange: 00/12:01:31 to 00/12:03:09

Plot file version 240 created 02-JUN-2021 11:57:30

J2113+4012 EC0711.UVDATA.1

Freq = 4.7990 GHz, Bw = 32.000 MH No calibration applied and no bandpass applied

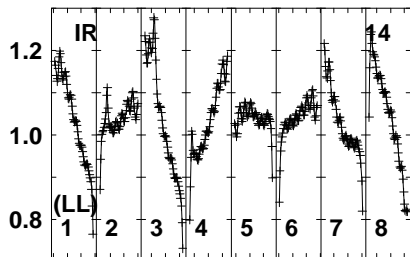
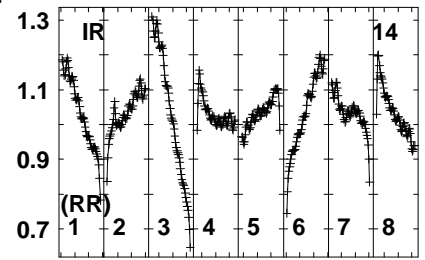
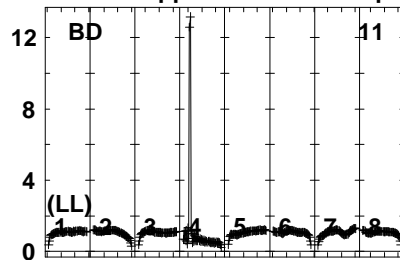
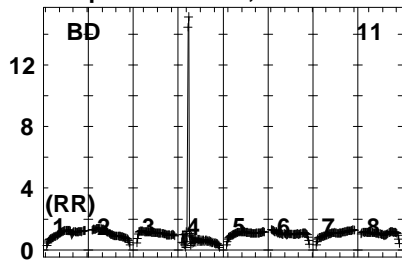


Lower frame: Real Jy
Auto-corr total-power spectrum Antenna: *
Timerange: 00/12:01:31 to 00/12:03:09

Plot file version 241 created 02-JUN-2021 11:57:30

J2113+4012 EC0711.UVDATA.1

Freq = 4.7990 GHz, Bw = 32.000 MH No calibration applied and no bandpass applied

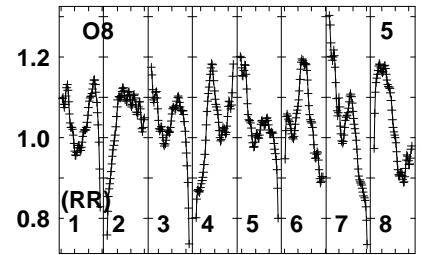
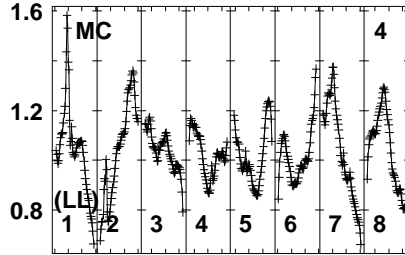
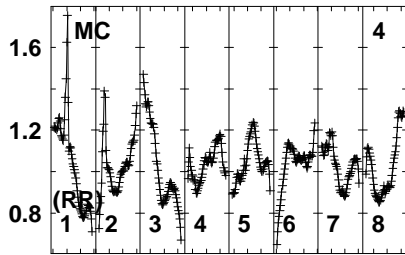
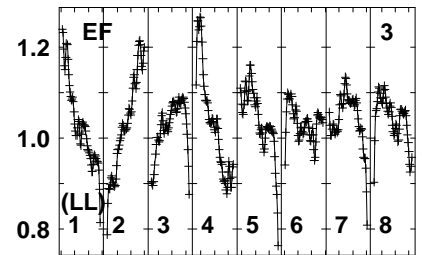
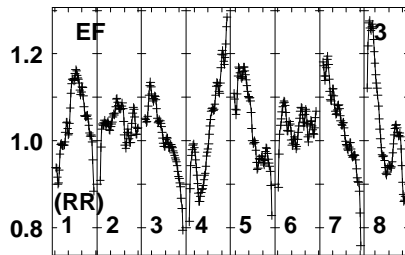
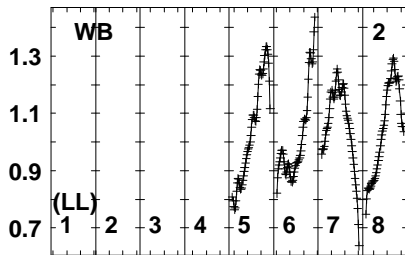
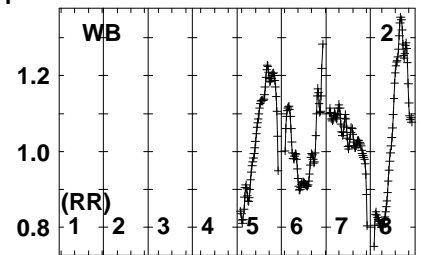
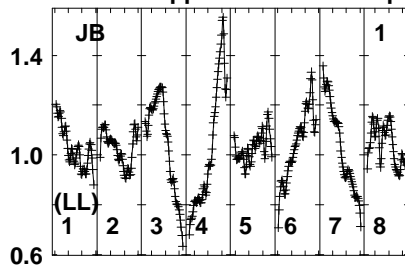
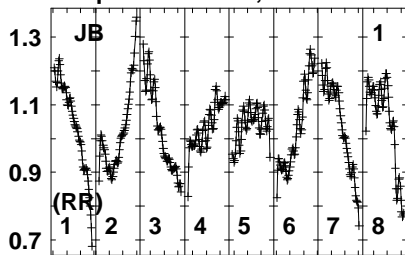


Lower frame: Real Jy
Auto-corr total-power spectrum Antenna: *
Timerange: 00/12:01:31 to 00/12:03:09

Plot file version 242 created 02-JUN-2021 11:57:30

J2114+4036 EC0711.UVDATA.1

Freq = 4.7990 GHz, Bw = 32.000 MH No calibration applied and no bandpass applied



480083048709009309605005030
FREQ MHz

480083048709009309605005030
FREQ MHz

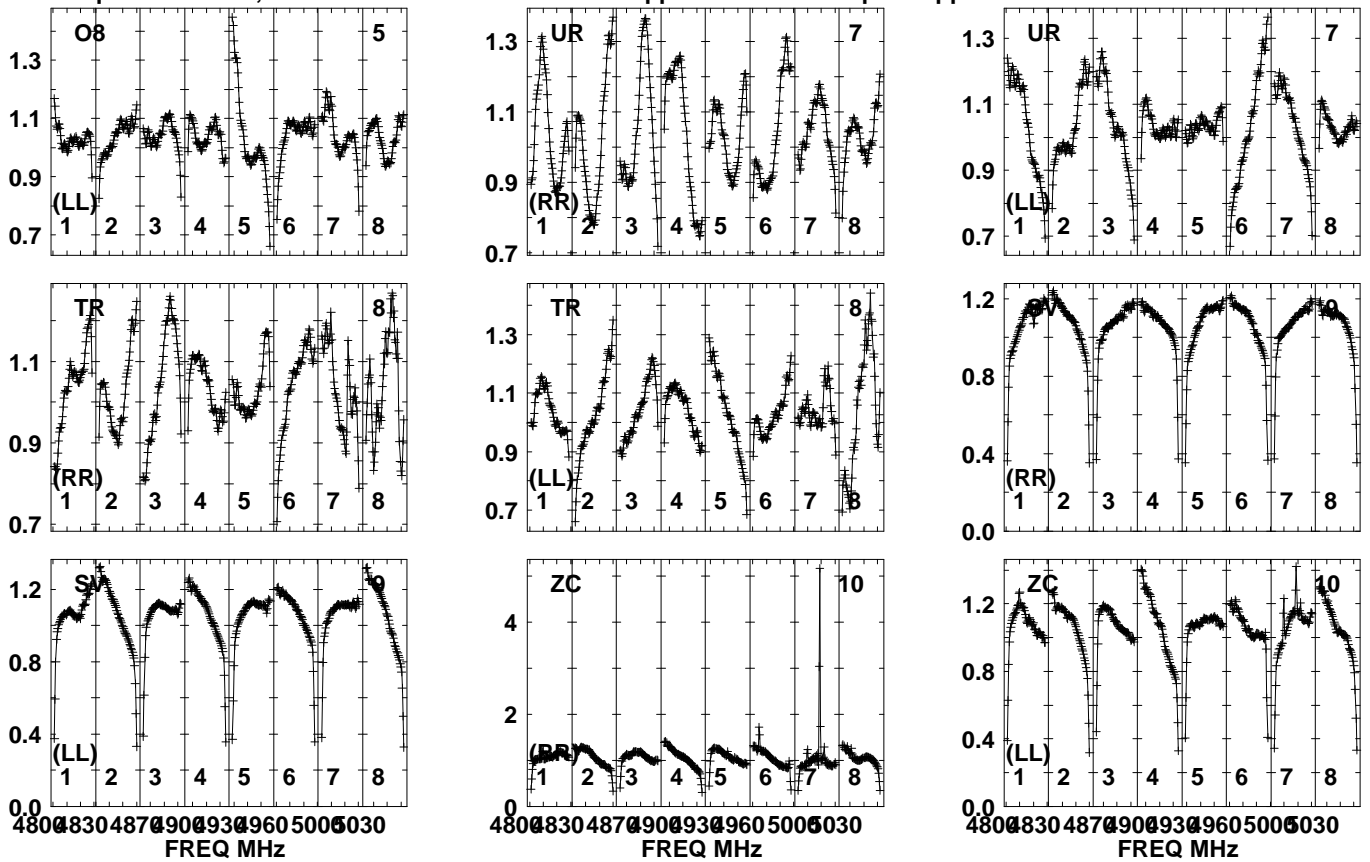
480083048709009309605005030
FREQ MHz

Lower frame: Real Jy
Auto-corr total-power spectrum Antenna: *
Timerange: 00/12:03:11 to 00/12:06:49

Plot file version 243 created 02-JUN-2021 11:57:30

J2114+4036 EC0711.UVDATA.1

Freq = 4.7990 GHz, Bw = 32.000 MH No calibration applied and no bandpass applied

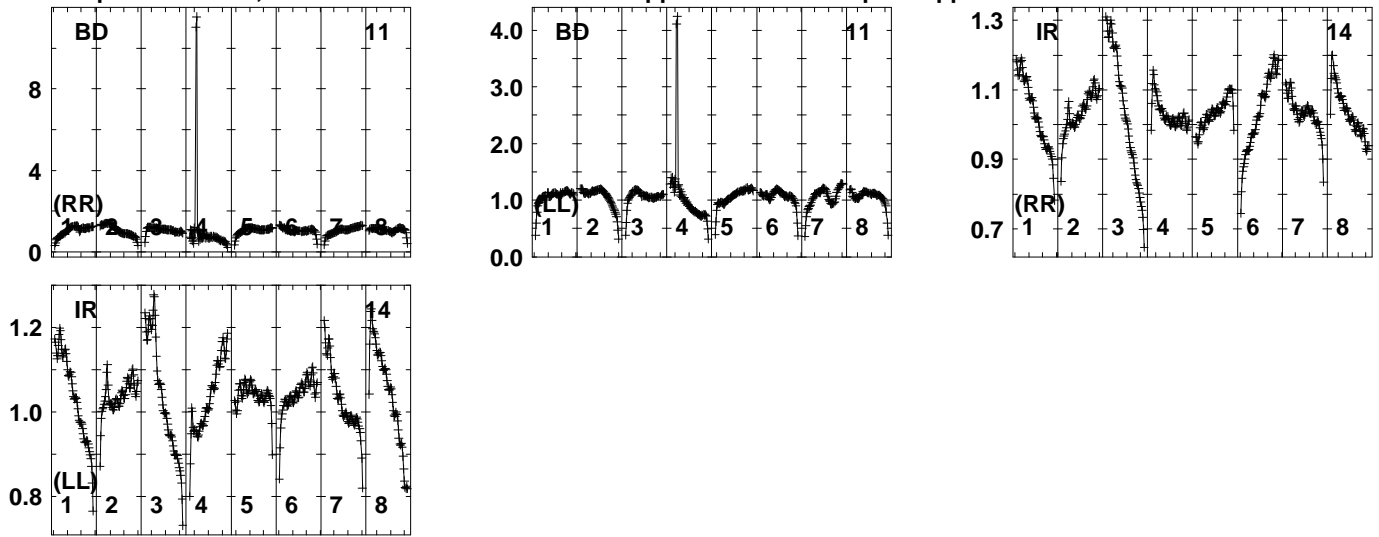


Lower frame: Real Jy
Auto-corr total-power spectrum Antenna: *
Timerange: 00/12:03:11 to 00/12:06:49

Plot file version 244 created 02-JUN-2021 11:57:30

J2114+4036 EC0711.UVDATA.1

Freq = 4.7990 GHz, Bw = 32.000 MH No calibration applied and no bandpass applied

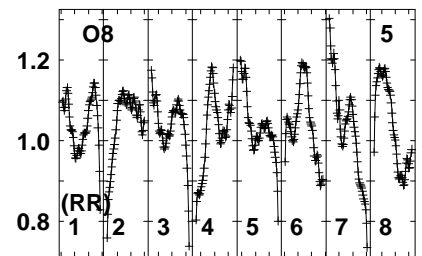
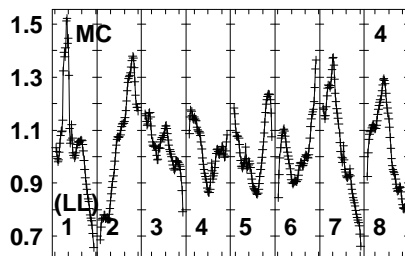
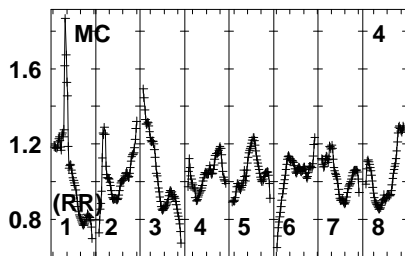
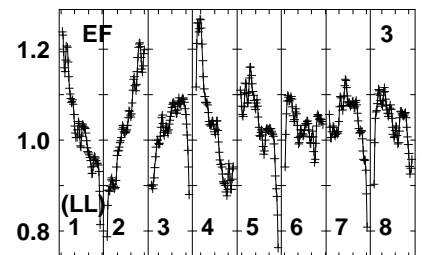
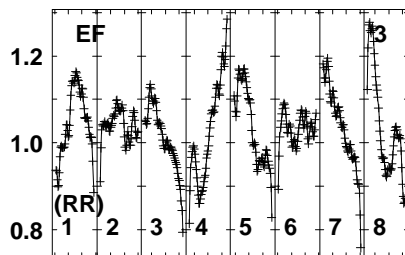
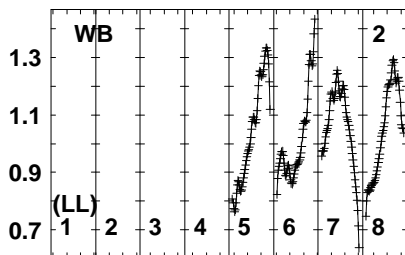
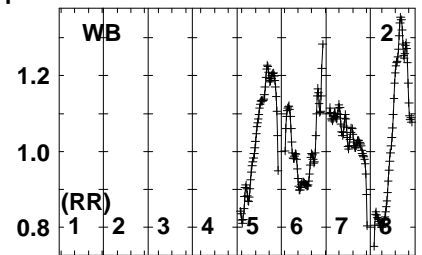
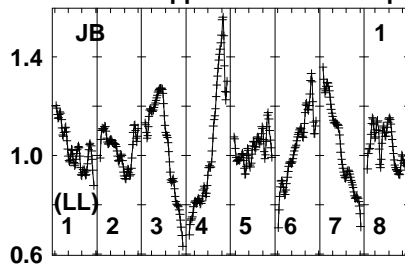
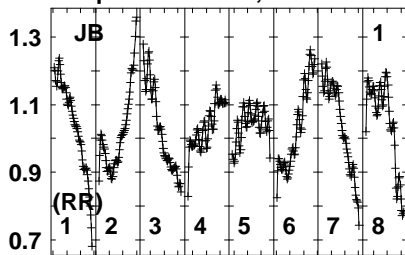


Lower frame: Real Jy
Auto-corr total-power spectrum Antenna: *
Timerange: 00/12:03:11 to 00/12:06:49

Plot file version 245 created 02-JUN-2021 11:57:31

J2113+4012 EC0711.UVDATA.1

Freq = 4.7990 GHz, Bw = 32.000 MH No calibration applied and no bandpass applied



480083048709009309605005030
FREQ MHz

480083048709009309605005030
FREQ MHz

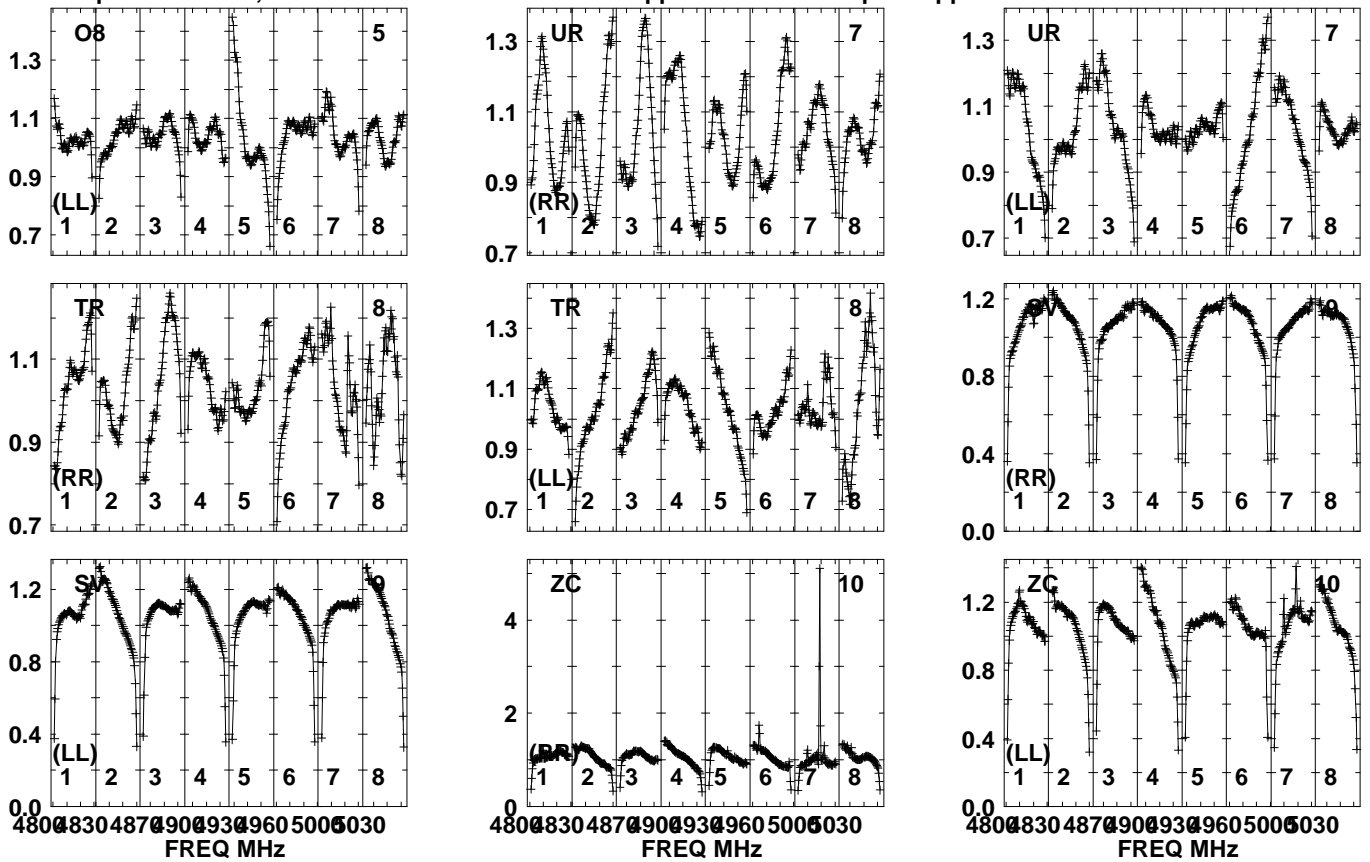
480083048709009309605005030
FREQ MHz

Lower frame: Real Jy
Auto-corr total-power spectrum Antenna: *
Timerange: 00/12:07:31 to 00/12:08:29

Plot file version 246 created 02-JUN-2021 11:57:31

J2113+4012 EC0711.UVDATA.1

Freq = 4.7990 GHz, Bw = 32.000 MH No calibration applied and no bandpass applied

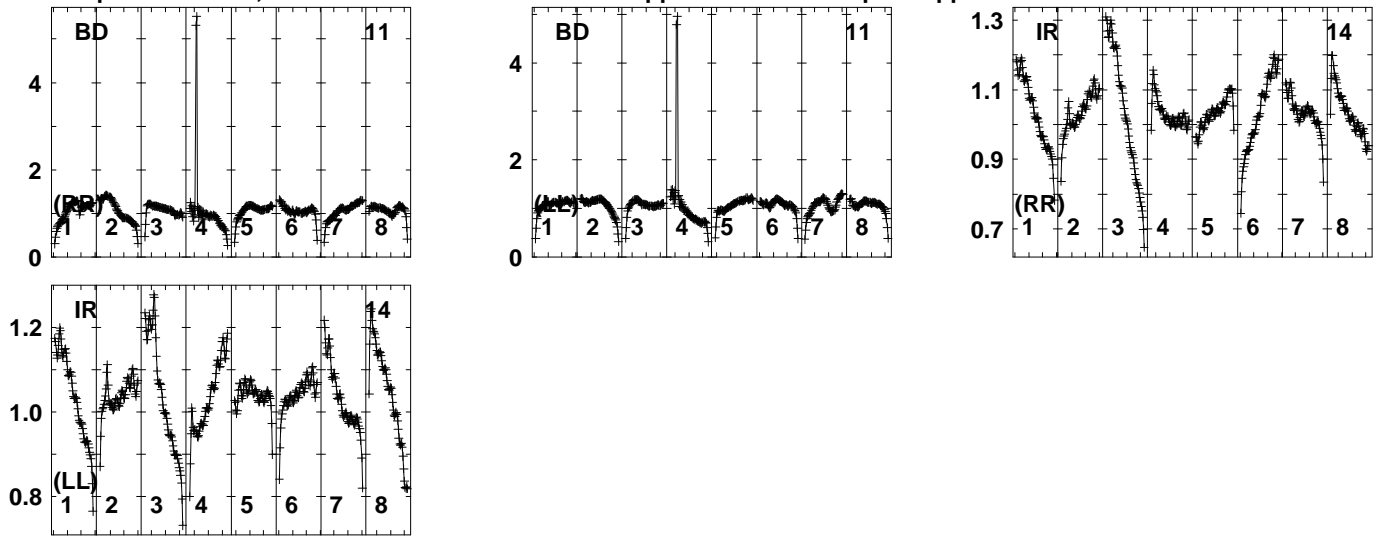


Lower frame: Real Jy
Auto-corr total-power spectrum Antenna: *
Timerange: 00/12:07:31 to 00/12:08:29

Plot file version 247 created 02-JUN-2021 11:57:31

J2113+4012 EC0711.UVDATA.1

Freq = 4.7990 GHz, Bw = 32.000 MH No calibration applied and no bandpass applied

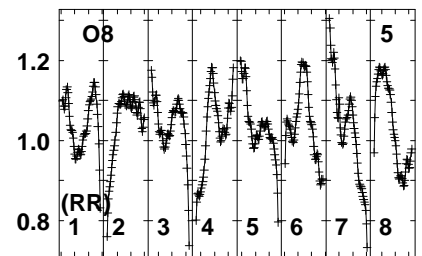
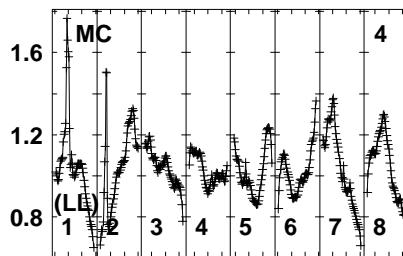
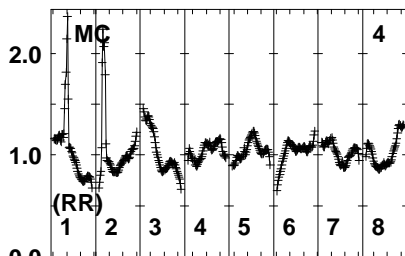
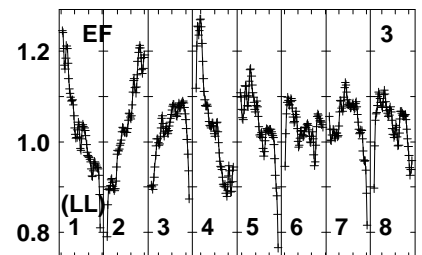
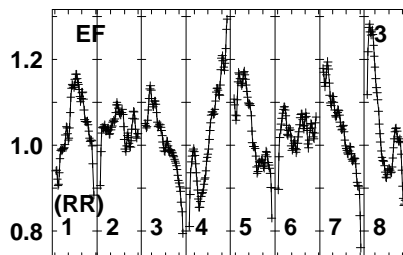
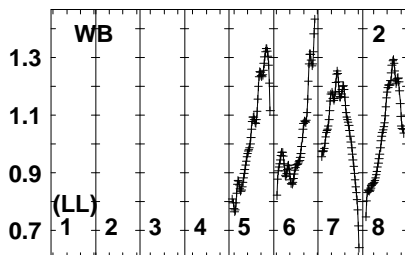
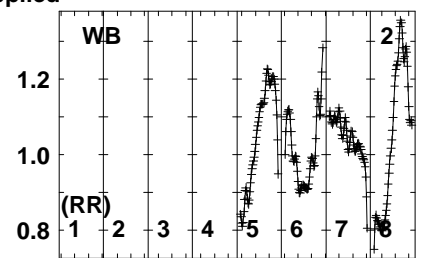
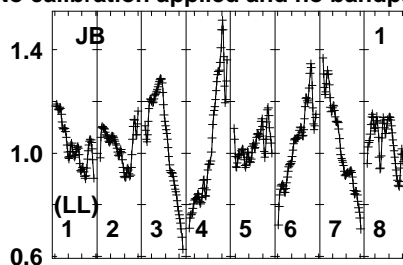
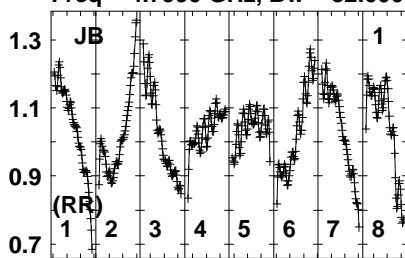


Lower frame: Real Jy
Auto-corr total-power spectrum Antenna: *
Timerange: 00/12:07:31 to 00/12:08:29

Plot file version 248 created 02-JUN-2021 11:57:31

J2002+1501 EC0711.UVDATA.1

Freq = 4.7990 GHz, Bw = 32.000 MH No calibration applied and no bandpass applied



480083048709009309605005030
FREQ MHz

480083048709009309605005030
FREQ MHz

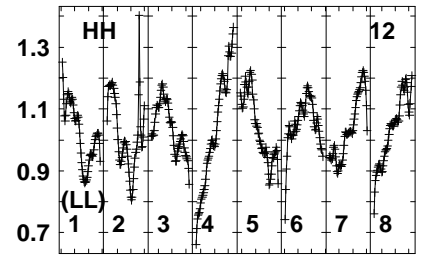
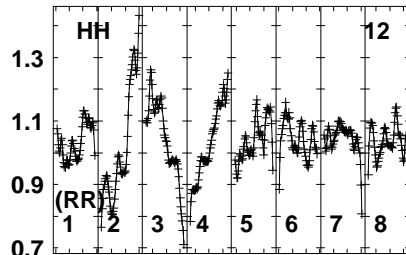
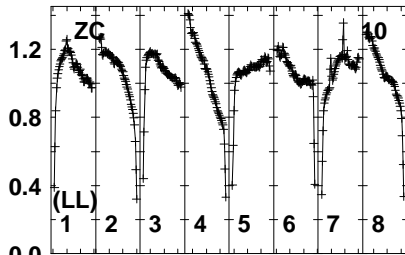
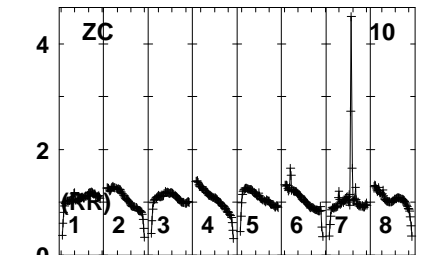
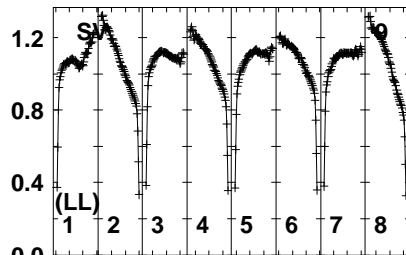
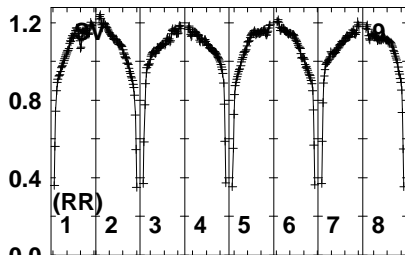
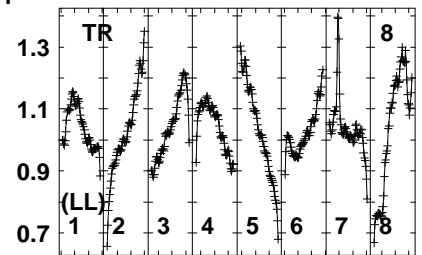
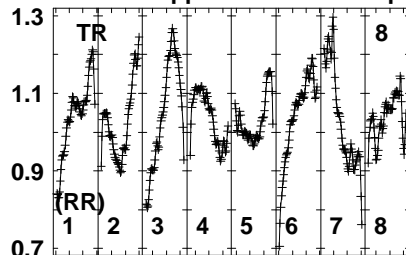
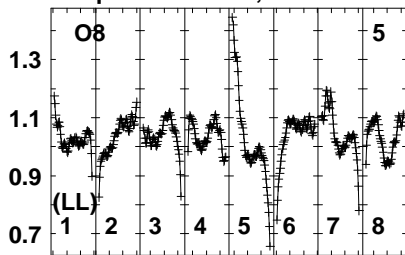
480083048709009309605005030
FREQ MHz

Lower frame: Real Jy
Auto-corr total-power spectrum Antenna: *
Timerange: 00/12:09:31 to 00/12:11:59

Plot file version 249 created 02-JUN-2021 11:57:31

J2002+1501 EC0711.UVDATA.1

Freq = 4.7990 GHz, Bw = 32.000 MH No calibration applied and no bandpass applied



480083048709009309605005030
FREQ MHz

480083048709009309605005030
FREQ MHz

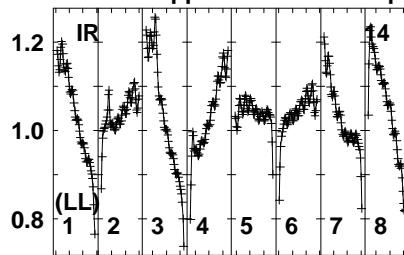
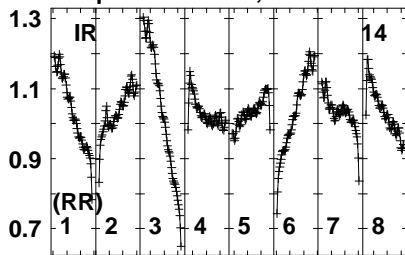
480083048709009309605005030
FREQ MHz

Lower frame: Real Jy
Auto-corr total-power spectrum Antenna: *
Timerange: 00/12:09:31 to 00/12:11:59

Plot file version 250 created 02-JUN-2021 11:57:31

J2002+1501 EC0711.UVDATA.1

Freq = 4.7990 GHz, Bw = 32.000 MH No calibration applied and no bandpass applied

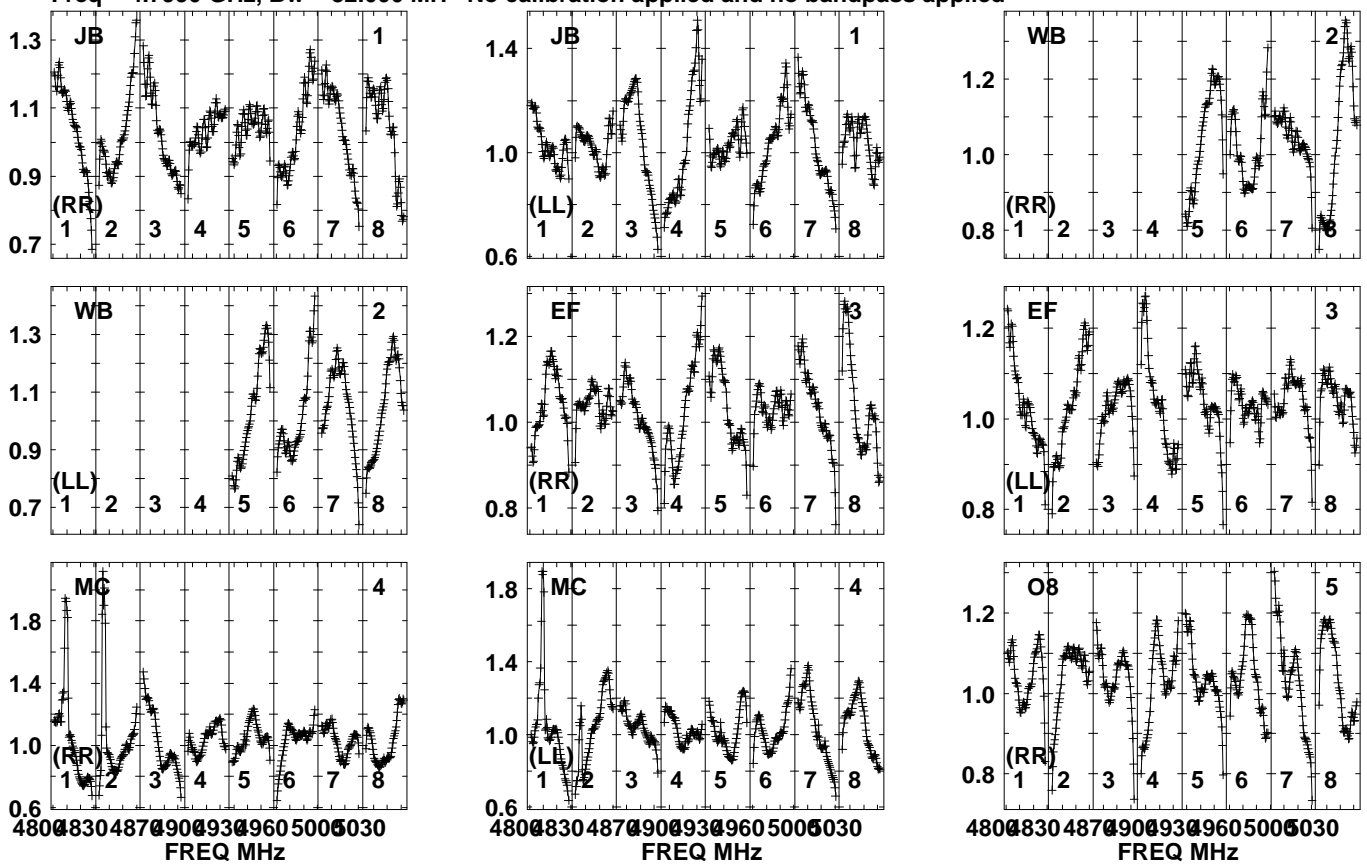


Lower frame: Real Jy
Auto-corr total-power spectrum Antenna: *
Timerange: 00/12:09:31 to 00/12:11:59

Plot file version 251 created 02-JUN-2021 11:57:31

J2010+1513 EC0711.UVDATA.1

Freq = 4.7990 GHz, Bw = 32.000 MH No calibration applied and no bandpass applied

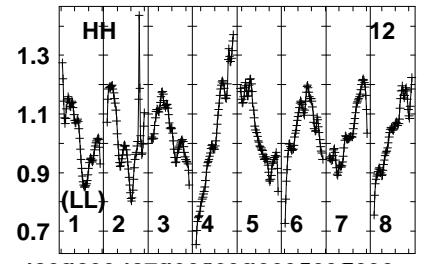
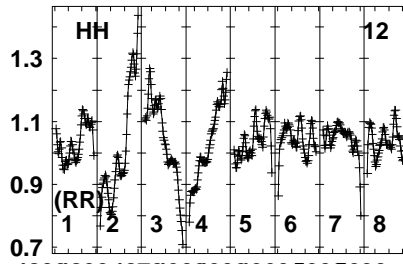
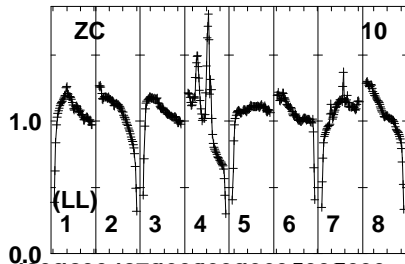
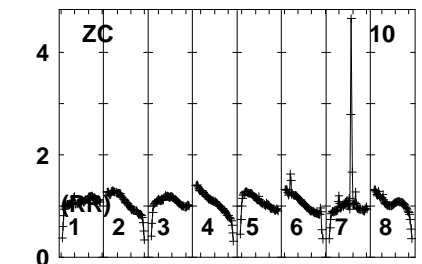
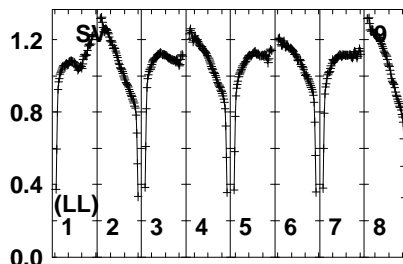
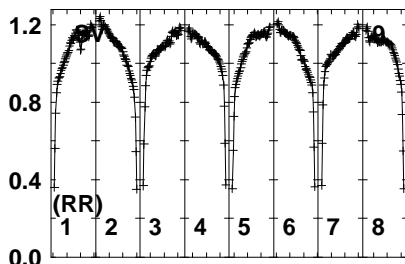
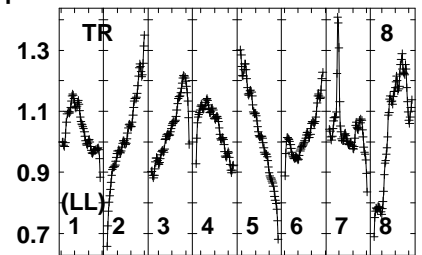
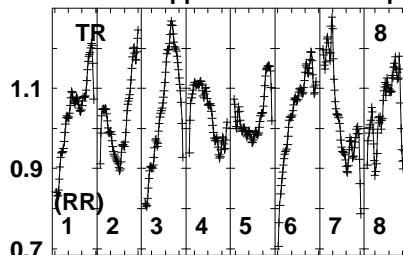
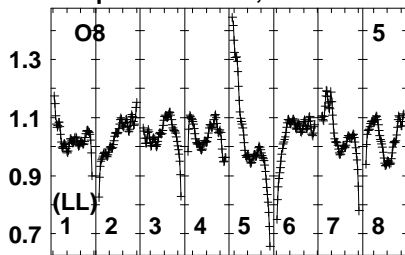


Lower frame: Real Jy
Auto-corr total-power spectrum Antenna: *
Timerange: 00/12:12:01 to 00/12:15:39

Plot file version 252 created 02-JUN-2021 11:57:31

J2010+1513 EC0711.UVDATA.1

Freq = 4.7990 GHz, Bw = 32.000 MH No calibration applied and no bandpass applied



480083048709009309605005030
FREQ MHz

480083048709009309605005030
FREQ MHz

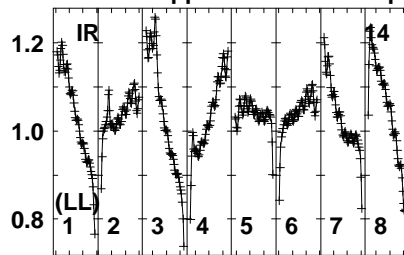
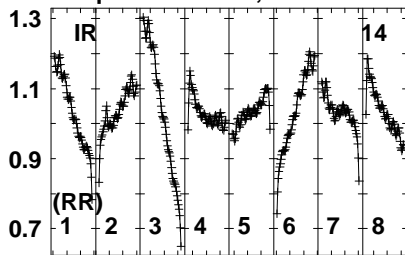
480083048709009309605005030
FREQ MHz

Lower frame: Real Jy
Auto-corr total-power spectrum Antenna: *
Timerange: 00/12:12:01 to 00/12:15:39

Plot file version 253 created 02-JUN-2021 11:57:31

J2010+1513 EC0711.UVDATA.1

Freq = 4.7990 GHz, Bw = 32.000 MH No calibration applied and no bandpass applied

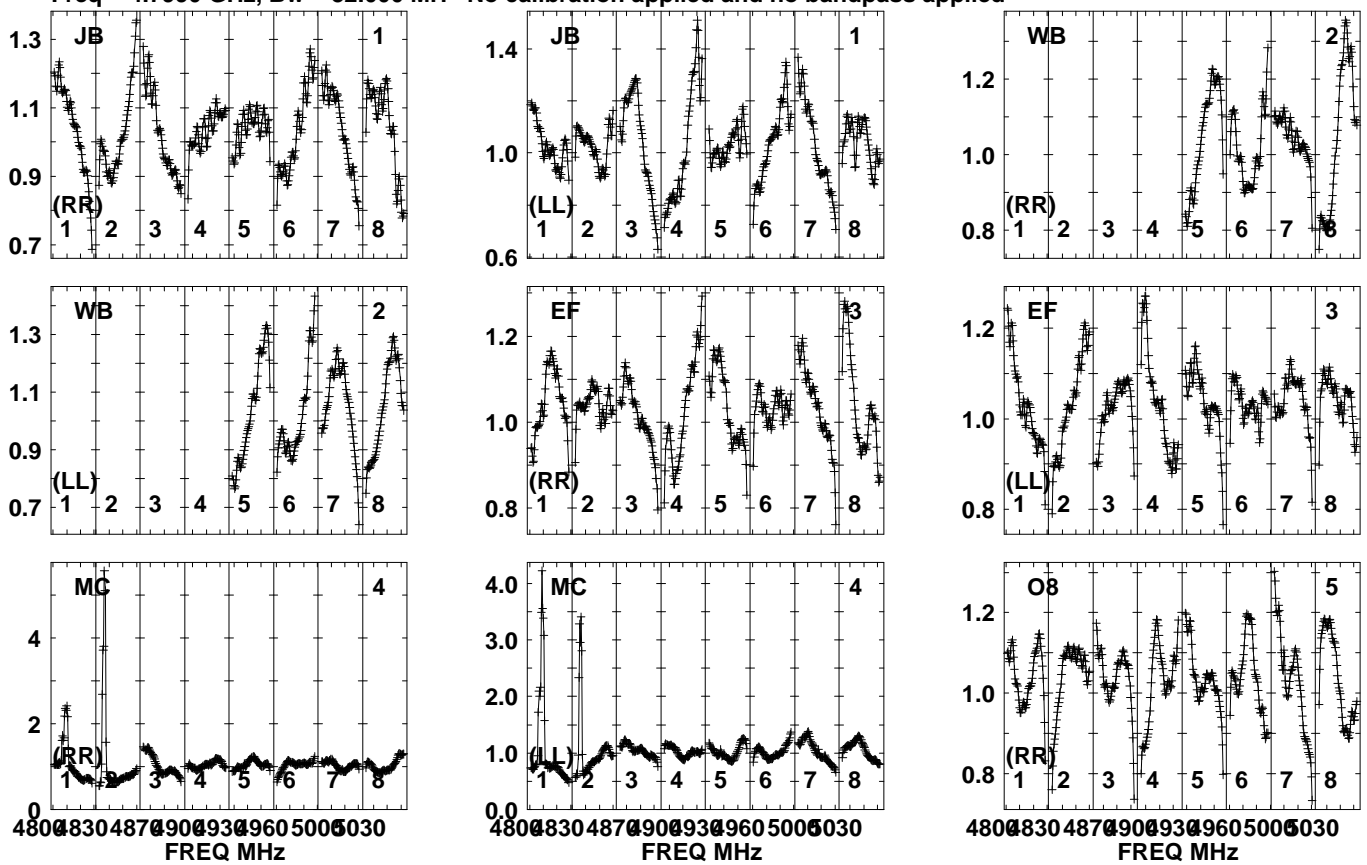


Lower frame: Real Jy
Auto-corr total-power spectrum Antenna: *
Timerange: 00/12:12:01 to 00/12:15:39

Plot file version 254 created 02-JUN-2021 11:57:31

J2002+1501 EC0711.UVDATA.1

Freq = 4.7990 GHz, Bw = 32.000 MH No calibration applied and no bandpass applied

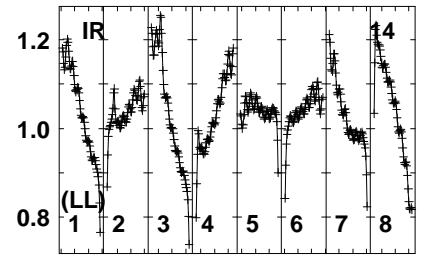
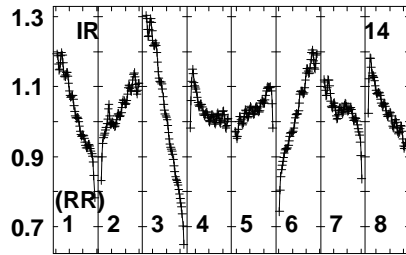
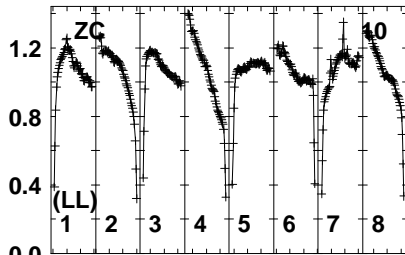
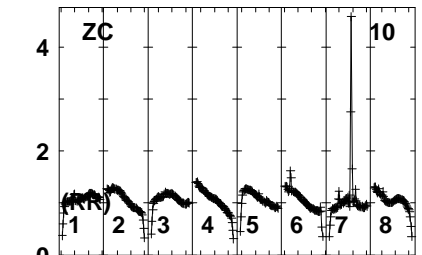
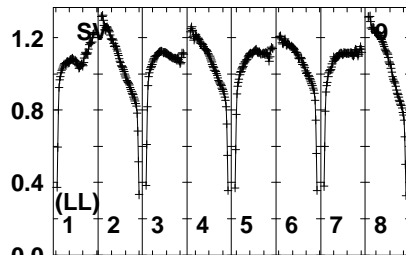
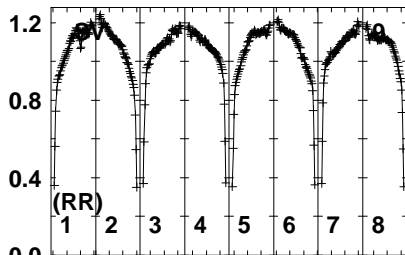
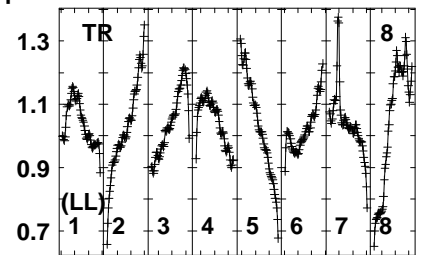
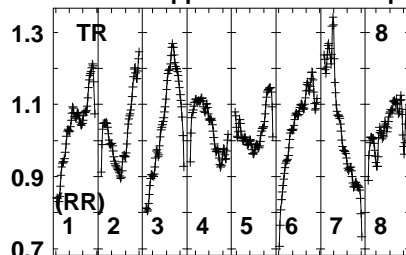
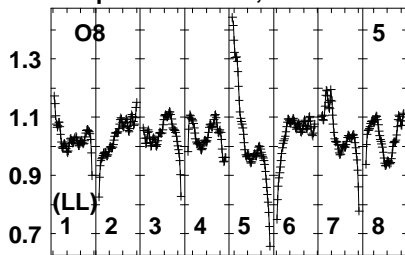


Lower frame: Real Jy
Auto-corr total-power spectrum Antenna: *
Timerange: 00/12:15:43 to 00/12:17:19

Plot file version 255 created 02-JUN-2021 11:57:31

J2002+1501 EC0711.UVDATA.1

Freq = 4.7990 GHz, Bw = 32.000 MH No calibration applied and no bandpass applied



480083048709009309605005030
FREQ MHz

480083048709009309605005030
FREQ MHz

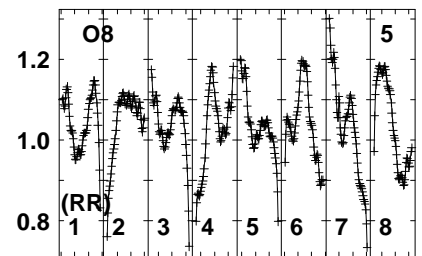
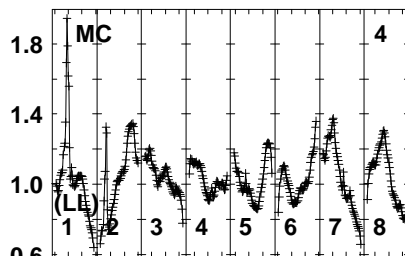
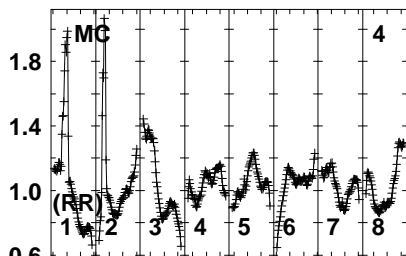
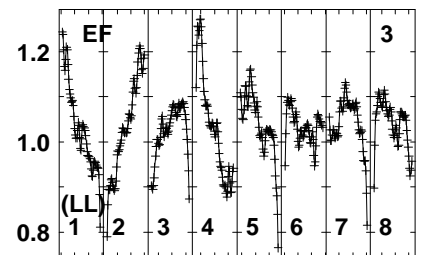
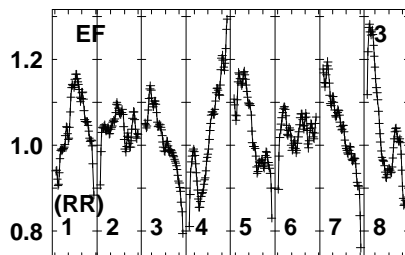
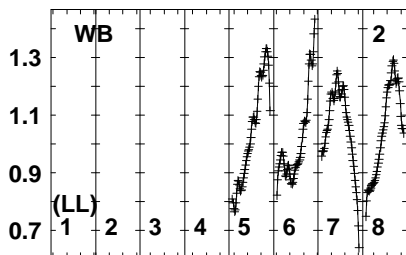
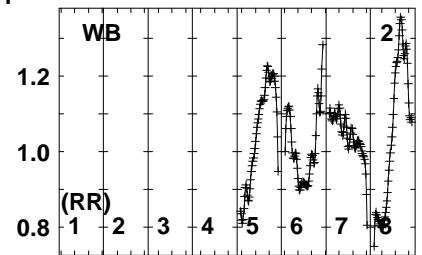
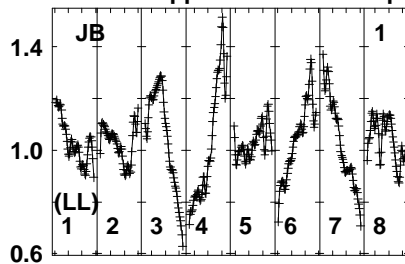
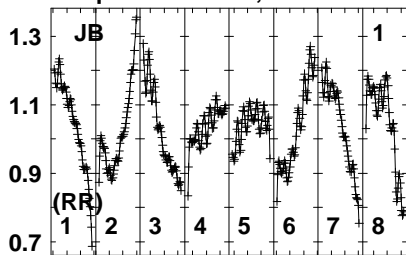
480083048709009309605005030
FREQ MHz

Lower frame: Real Jy
Auto-corr total-power spectrum Antenna: *
Timerange: 00/12:15:43 to 00/12:17:19

Plot file version 256 created 02-JUN-2021 11:57:31

J2010+1513 EC0711.UVDATA.1

Freq = 4.7990 GHz, Bw = 32.000 MH No calibration applied and no bandpass applied



480083048709009309605005030
FREQ MHz

480083048709009309605005030
FREQ MHz

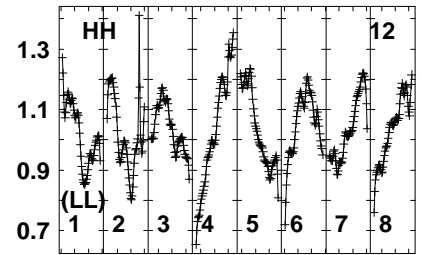
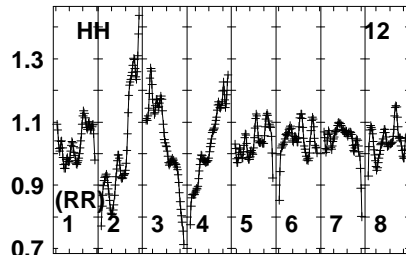
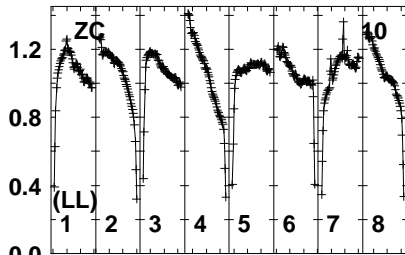
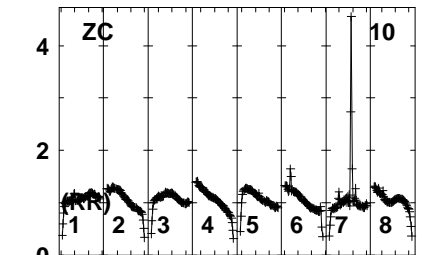
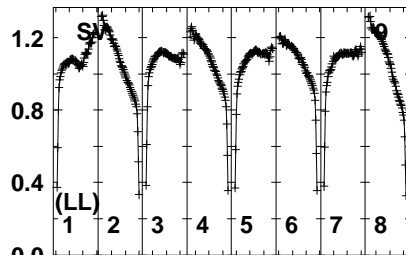
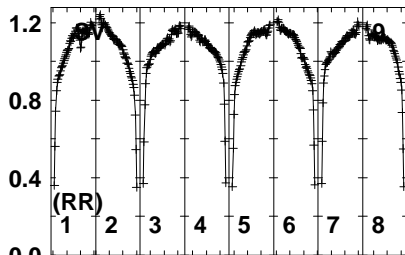
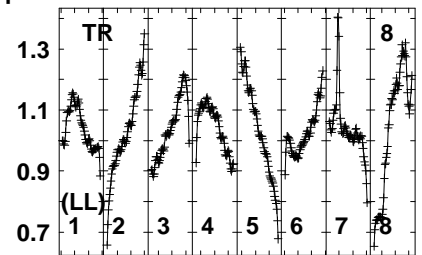
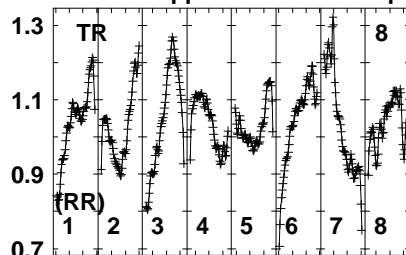
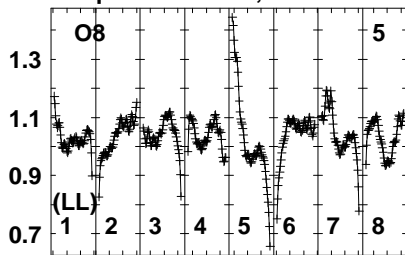
480083048709009309605005030
FREQ MHz

Lower frame: Real Jy
Auto-corr total-power spectrum Antenna: *
Timerange: 00/12:17:21 to 00/12:20:59

Plot file version 257 created 02-JUN-2021 11:57:31

J2010+1513 EC0711.UVDATA.1

Freq = 4.7990 GHz, Bw = 32.000 MH No calibration applied and no bandpass applied



480083048709009309605005030
FREQ MHz

480083048709009309605005030
FREQ MHz

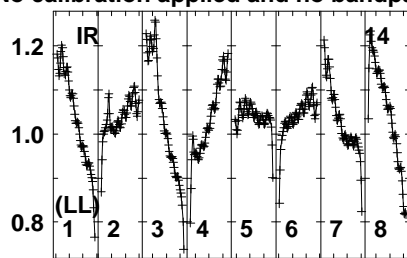
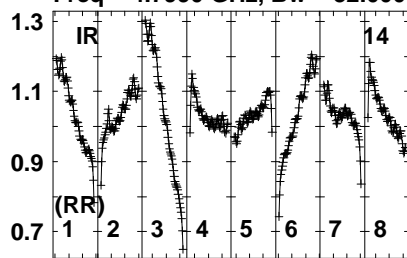
480083048709009309605005030
FREQ MHz

Lower frame: Real Jy
Auto-corr total-power spectrum Antenna: *
Timerange: 00/12:17:21 to 00/12:20:59

Plot file version 258 created 02-JUN-2021 11:57:32

J2010+1513 EC0711.UVDATA.1

Freq = 4.7990 GHz, Bw = 32.000 MH No calibration applied and no bandpass applied

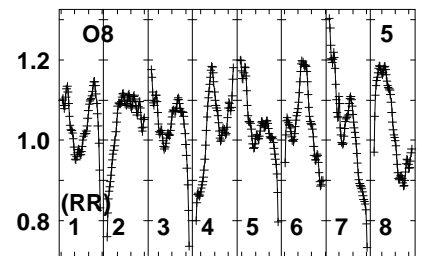
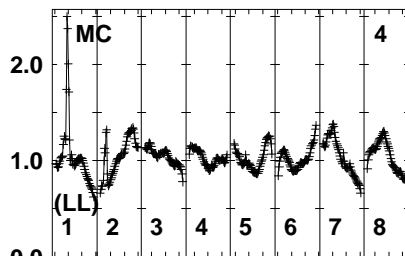
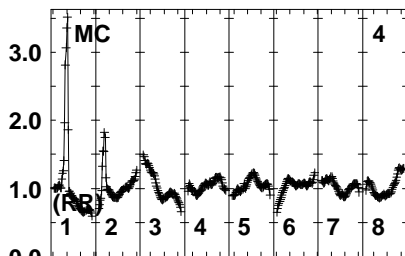
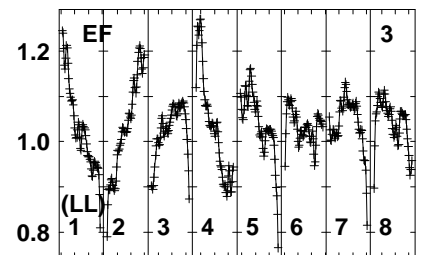
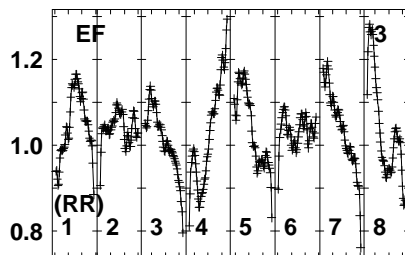
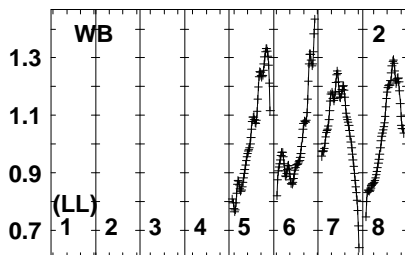
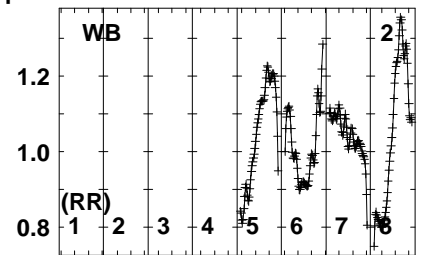
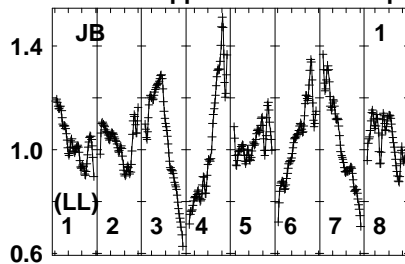
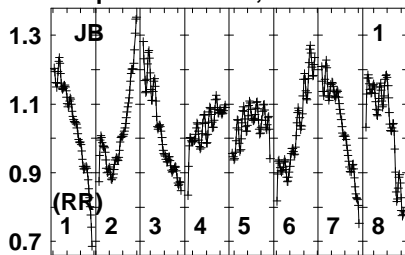


Lower frame: Real Jy
Auto-corr total-power spectrum Antenna: *
Timerange: 00/12:17:21 to 00/12:20:59

Plot file version 259 created 02-JUN-2021 11:57:32

J2002+1501 EC0711.UVDATA.1

Freq = 4.7990 GHz, Bw = 32.000 MH No calibration applied and no bandpass applied



480083048709009309605005030
FREQ MHz

480083048709009309605005030
FREQ MHz

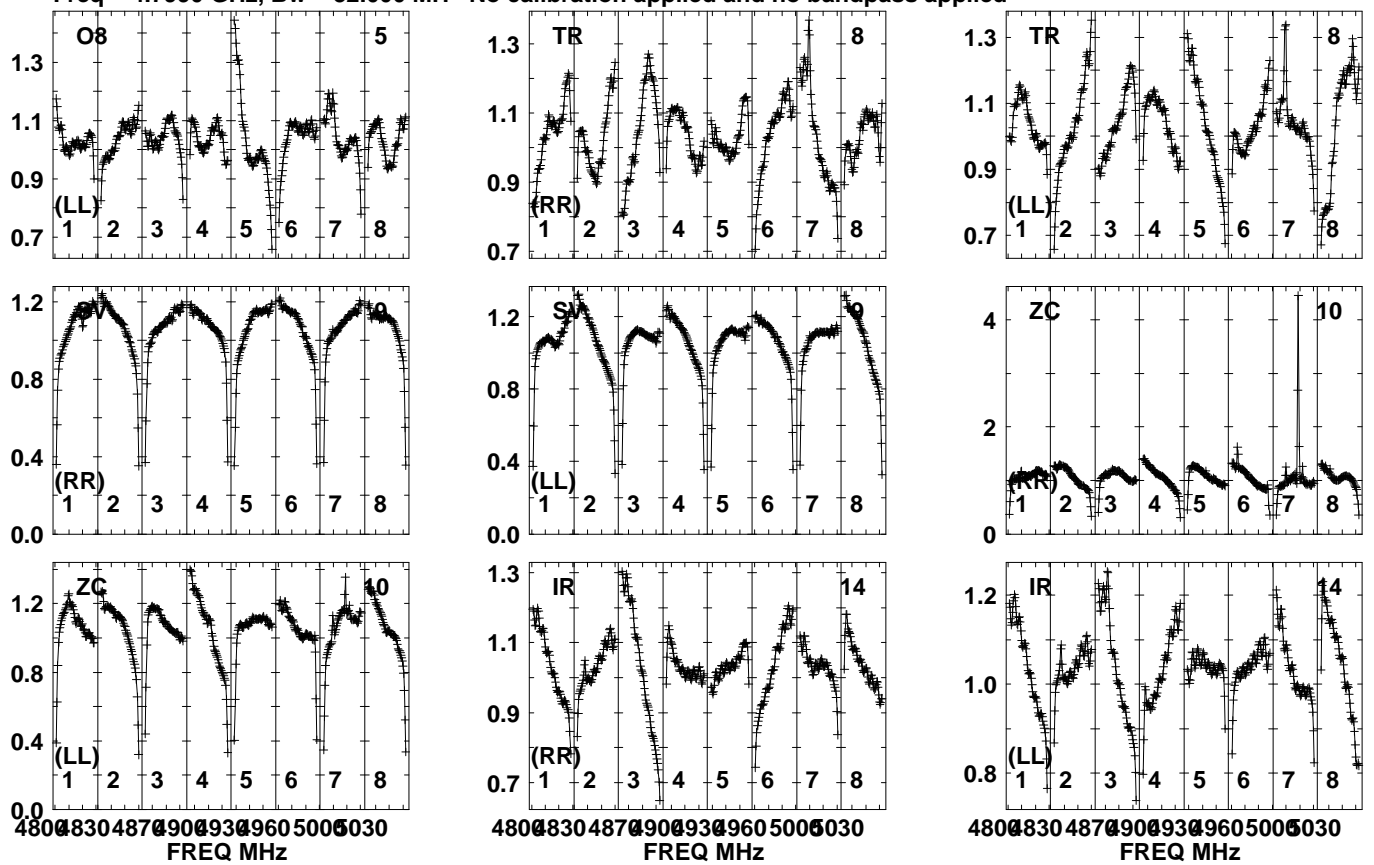
480083048709009309605005030
FREQ MHz

Lower frame: Real Jy
Auto-corr total-power spectrum Antenna: *
Timerange: 00/12:21:41 to 00/12:22:39

Plot file version 260 created 02-JUN-2021 11:57:32

J2002+1501 EC0711.UVDATA.1

Freq = 4.7990 GHz, Bw = 32.000 MH No calibration applied and no bandpass applied

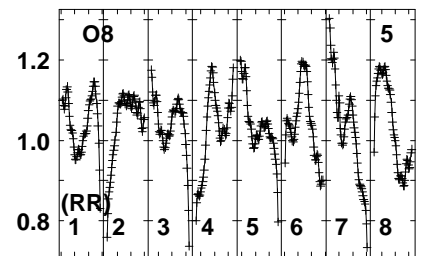
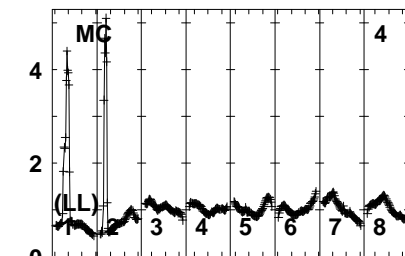
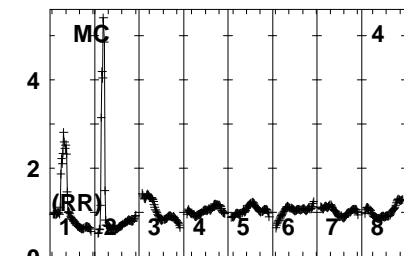
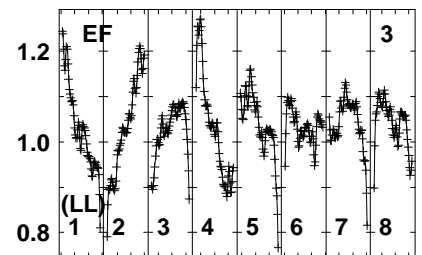
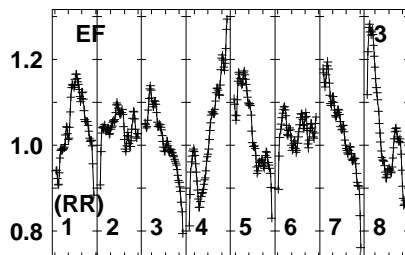
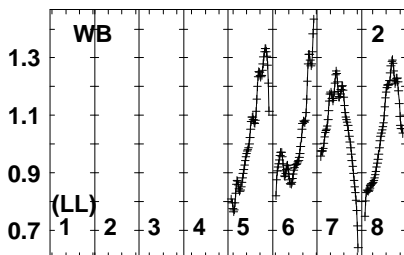
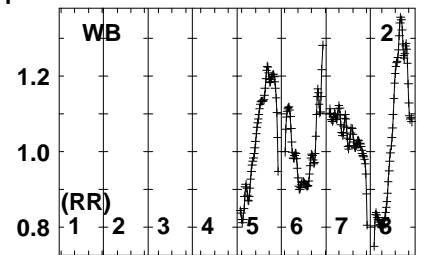
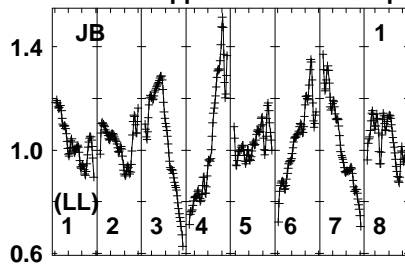
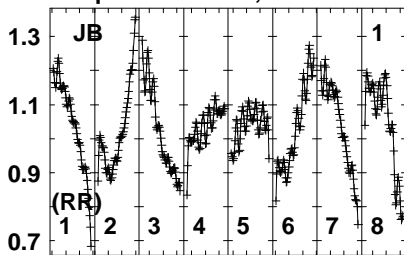


Lower frame: Real Jy
Auto-corr total-power spectrum Antenna: *
Timerange: 00/12:21:41 to 00/12:22:39

Plot file version 261 created 02-JUN-2021 11:57:32

J2010+1513 EC0711.UVDATA.1

Freq = 4.7990 GHz, Bw = 32.000 MH No calibration applied and no bandpass applied



480083048709009309605005030
FREQ MHz

480083048709009309605005030
FREQ MHz

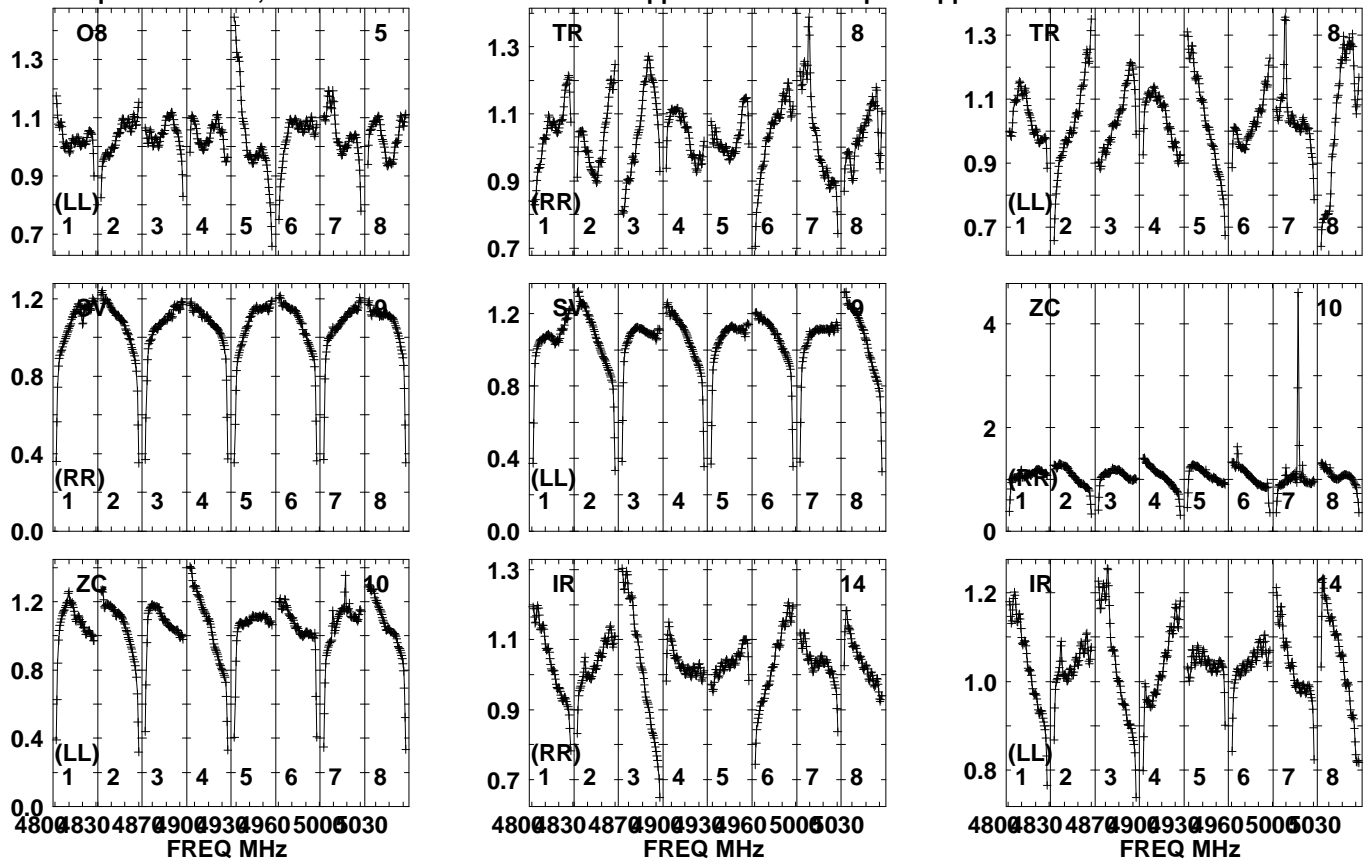
480083048709009309605005030
FREQ MHz

Lower frame: Real Jy
Auto-corr total-power spectrum Antenna: *
Timerange: 00/12:22:41 to 00/12:26:19

Plot file version 262 created 02-JUN-2021 11:57:32

J2010+1513 EC0711.UVDATA.1

Freq = 4.7990 GHz, Bw = 32.000 MH No calibration applied and no bandpass applied

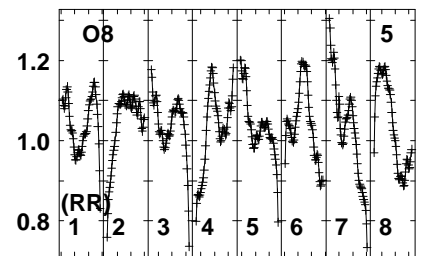
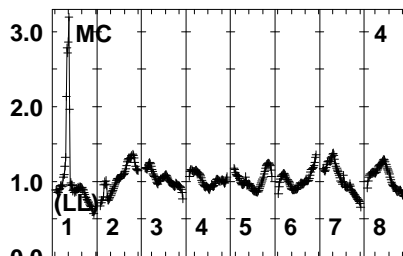
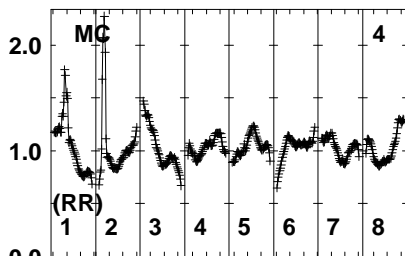
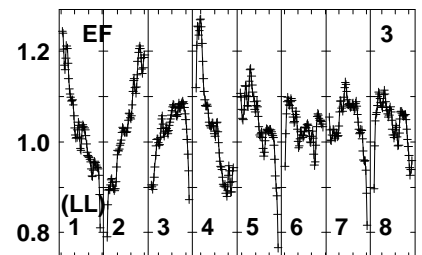
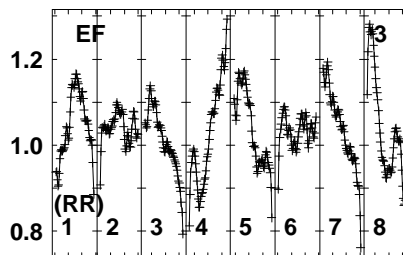
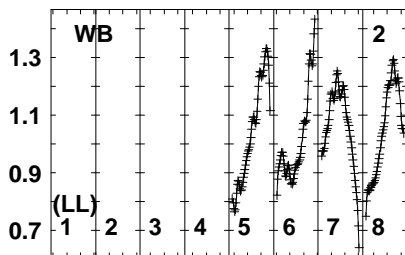
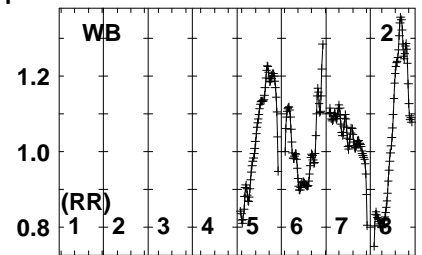
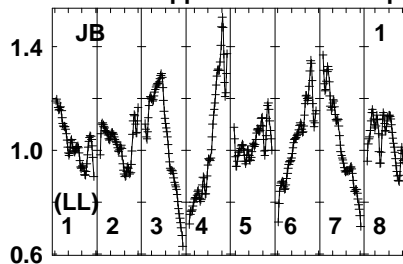
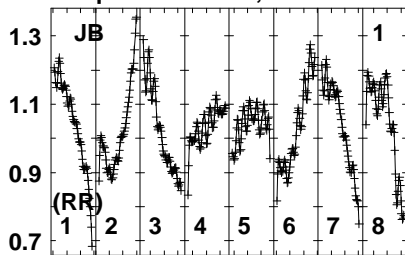


Lower frame: Real Jy
Auto-corr total-power spectrum Antenna: *
Timerange: 00/12:22:41 to 00/12:26:19

Plot file version 263 created 02-JUN-2021 11:57:32

J2002+1501 EC0711.UVDATA.1

Freq = 4.7990 GHz, Bw = 32.000 MH No calibration applied and no bandpass applied



480083048709009309605005030
FREQ MHz

480083048709009309605005030
FREQ MHz

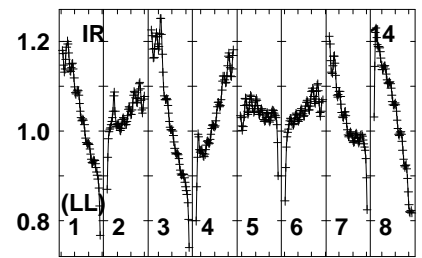
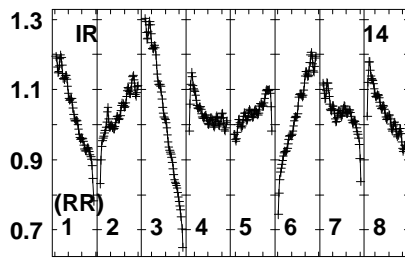
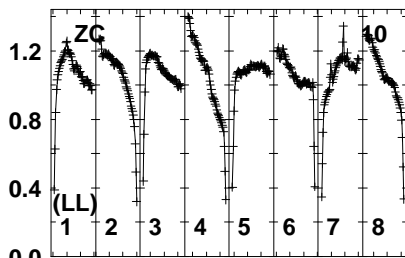
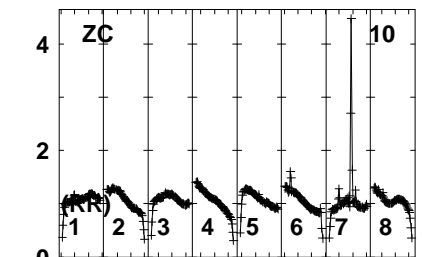
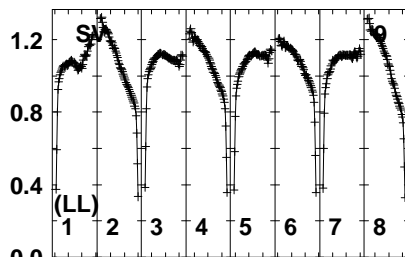
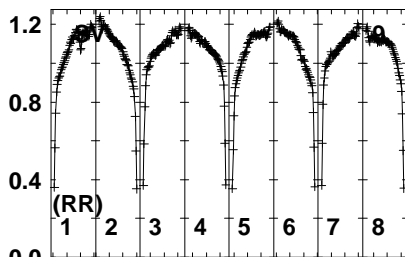
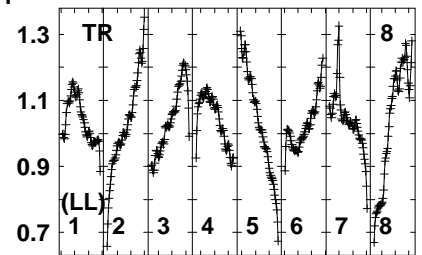
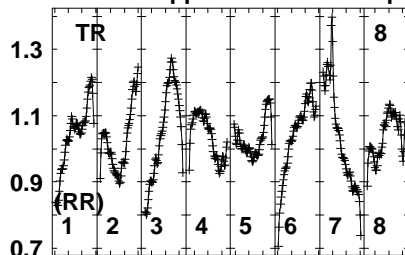
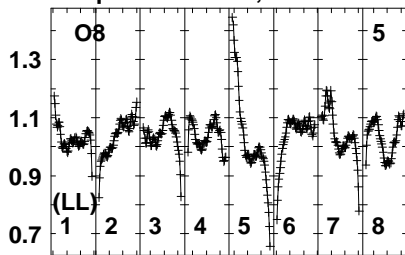
480083048709009309605005030
FREQ MHz

Lower frame: Real Jy
Auto-corr total-power spectrum Antenna: *
Timerange: 00/12:26:21 to 00/12:27:59

Plot file version 264 created 02-JUN-2021 11:57:32

J2002+1501 EC0711.UVDATA.1

Freq = 4.7990 GHz, Bw = 32.000 MH No calibration applied and no bandpass applied



480083048709009309605005030
FREQ MHz

480083048709009309605005030
FREQ MHz

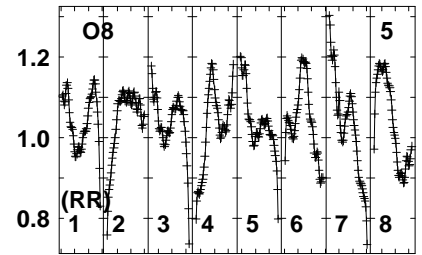
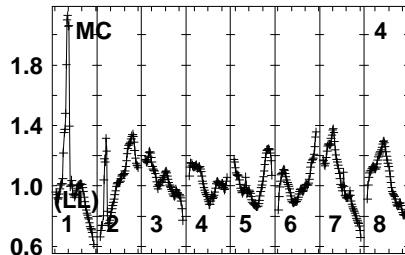
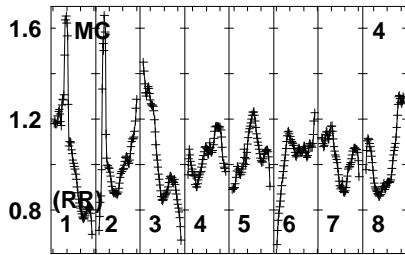
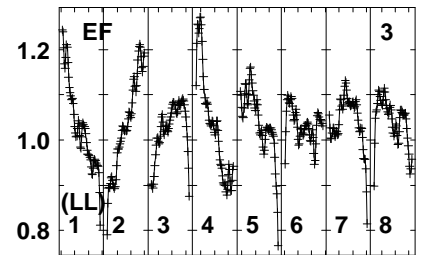
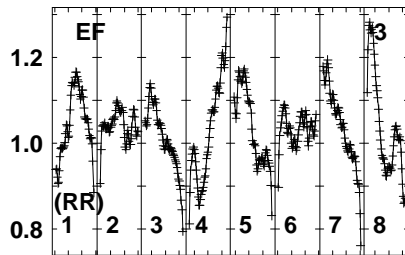
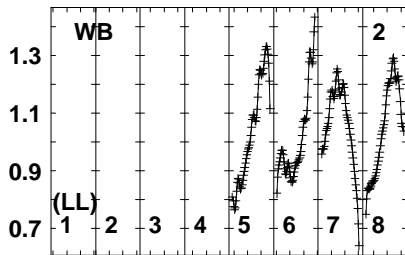
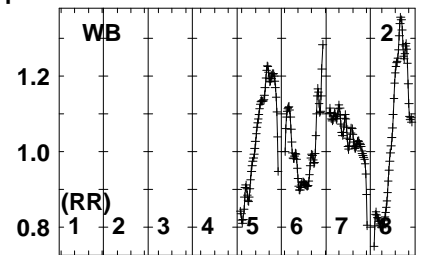
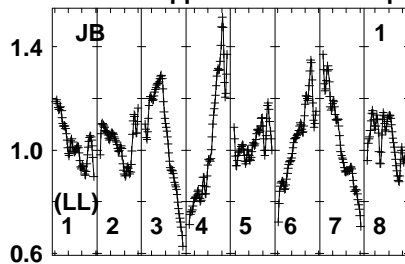
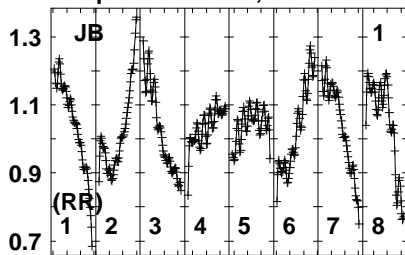
480083048709009309605005030
FREQ MHz

Lower frame: Real Jy
Auto-corr total-power spectrum Antenna: *
Timerange: 00/12:26:21 to 00/12:27:59

Plot file version 265 created 02-JUN-2021 11:57:32

J2010+1513 EC0711.UVDATA.1

Freq = 4.7990 GHz, Bw = 32.000 MH No calibration applied and no bandpass applied



480083048709009309605005030
FREQ MHz

480083048709009309605005030
FREQ MHz

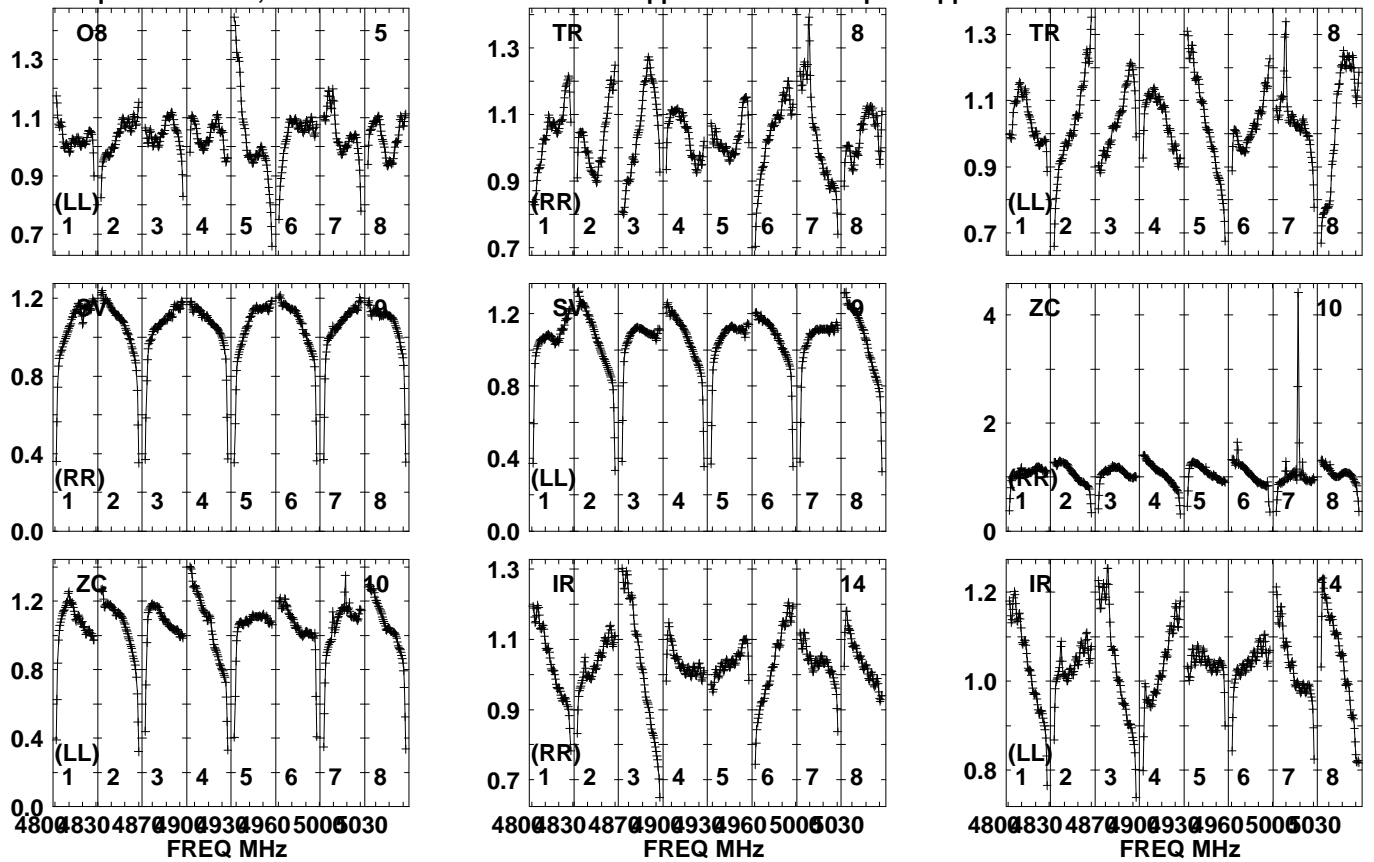
480083048709009309605005030
FREQ MHz

Lower frame: Real Jy
Auto-corr total-power spectrum Antenna: *
Timerange: 00/12:28:01 to 00/12:31:39

Plot file version 266 created 02-JUN-2021 11:57:32

J2010+1513 EC0711.UVDATA.1

Freq = 4.7990 GHz, Bw = 32.000 MH No calibration applied and no bandpass applied

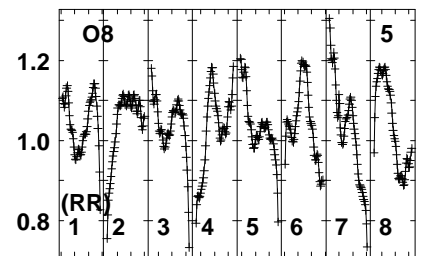
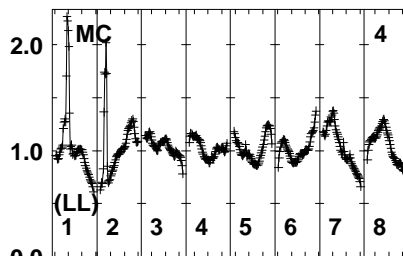
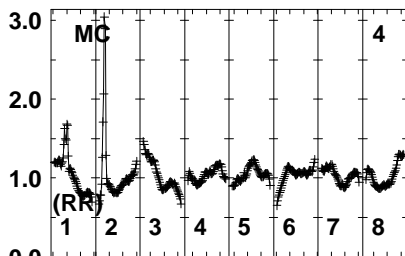
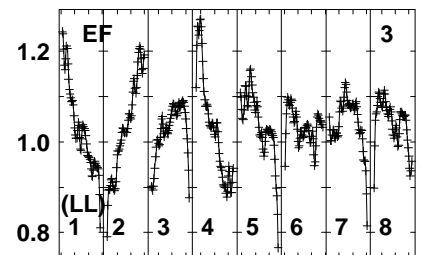
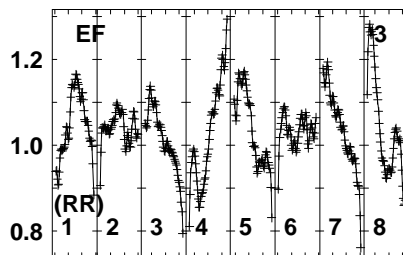
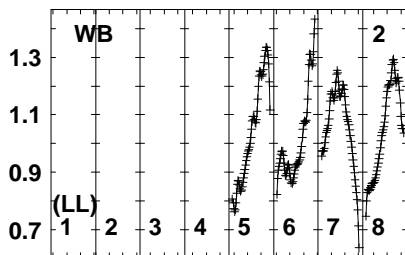
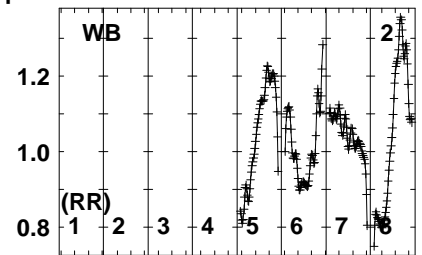
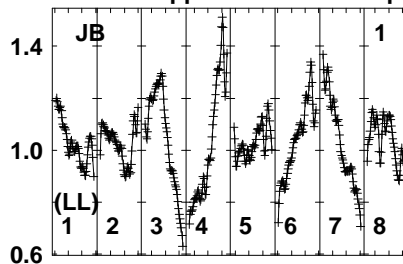
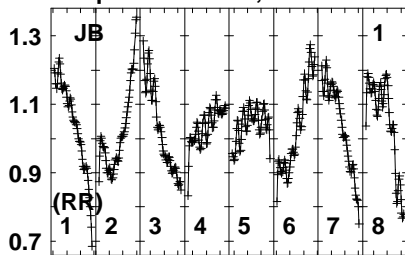


Lower frame: Real Jy
Auto-corr total-power spectrum Antenna: *
Timerange: 00/12:28:01 to 00/12:31:39

Plot file version 267 created 02-JUN-2021 11:57:32

J2002+1501 EC0711.UVDATA.1

Freq = 4.7990 GHz, Bw = 32.000 MH No calibration applied and no bandpass applied



480083048709009309605005030
FREQ MHz

480083048709009309605005030
FREQ MHz

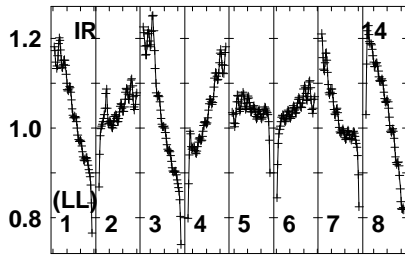
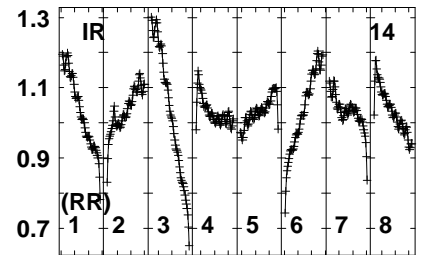
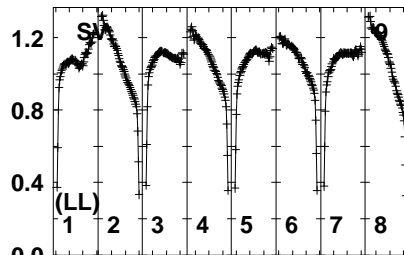
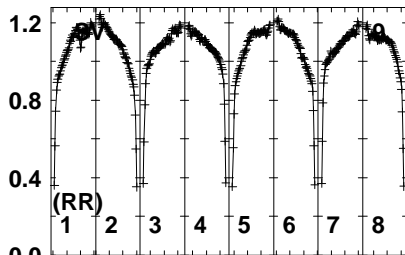
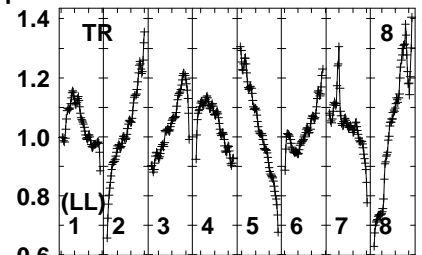
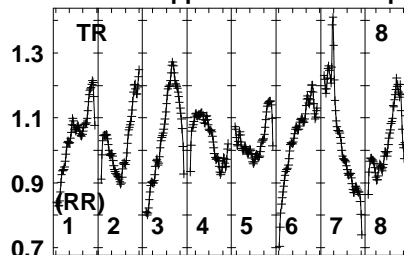
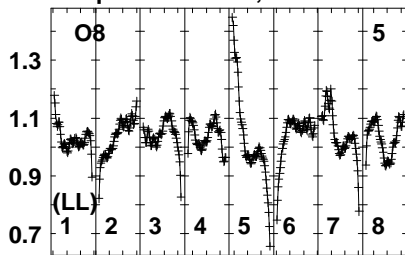
480083048709009309605005030
FREQ MHz

Lower frame: Real Jy
Auto-corr total-power spectrum Antenna: *
Timerange: 00/12:32:21 to 00/12:33:19

Plot file version 268 created 02-JUN-2021 11:57:32

J2002+1501 EC0711.UVDATA.1

Freq = 4.7990 GHz, Bw = 32.000 MH No calibration applied and no bandpass applied



480083048709009309605005030

FREQ MHz

Lower frame: Real Jy

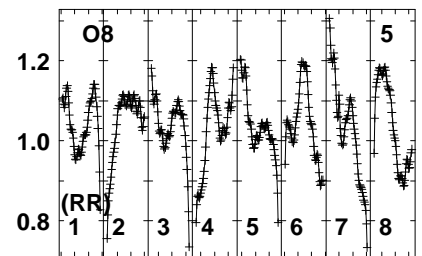
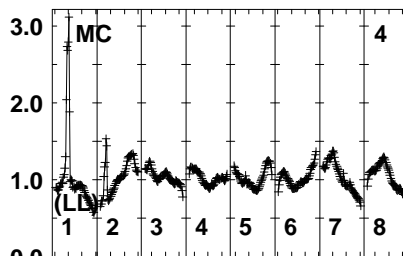
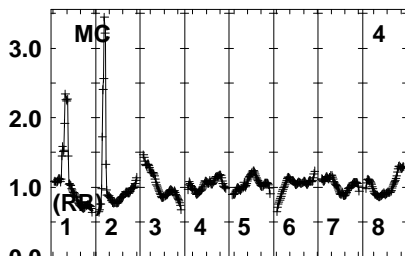
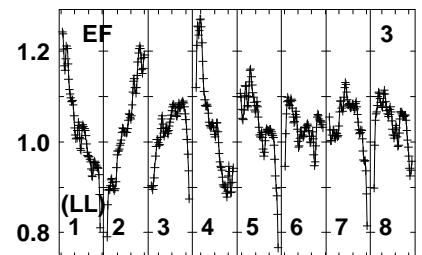
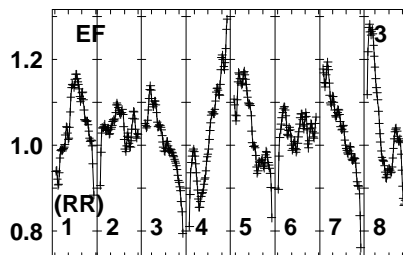
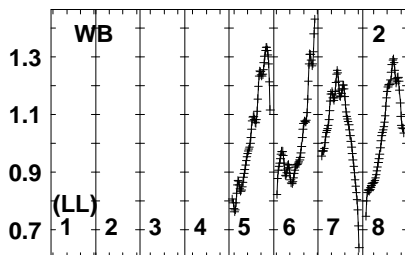
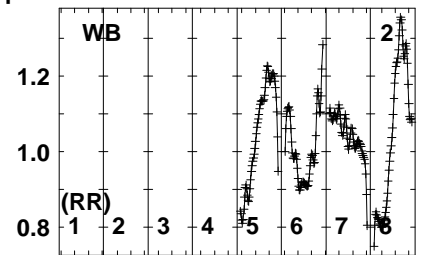
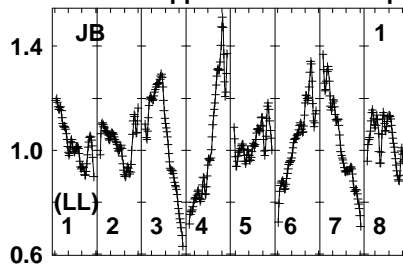
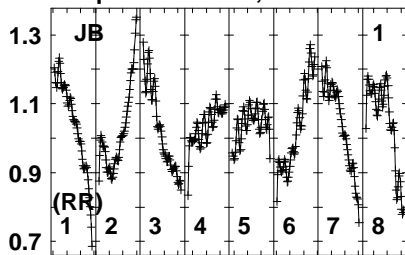
Auto-corr total-power spectrum Antenna: *

Timerange: 00/12:32:21 to 00/12:33:19

Plot file version 269 created 02-JUN-2021 11:57:32

J2010+1513 EC0711.UVDATA.1

Freq = 4.7990 GHz, Bw = 32.000 MH No calibration applied and no bandpass applied



480083048709009309605005030
FREQ MHz

480083048709009309605005030
FREQ MHz

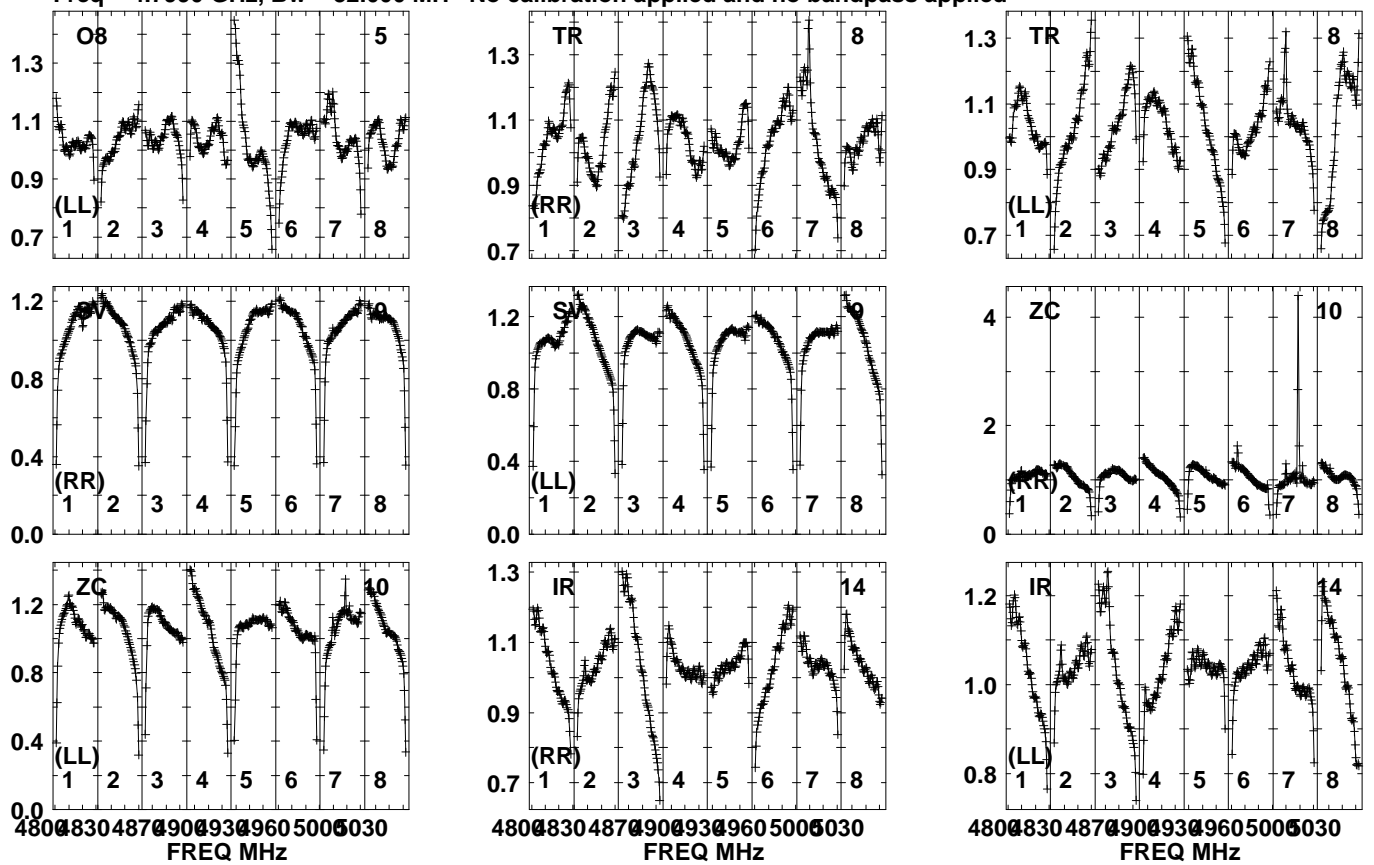
480083048709009309605005030
FREQ MHz

Lower frame: Real Jy
Auto-corr total-power spectrum Antenna: *
Timerange: 00/12:33:23 to 00/12:36:59

Plot file version 270 created 02-JUN-2021 11:57:33

J2010+1513 EC0711.UVDATA.1

Freq = 4.7990 GHz, Bw = 32.000 MH No calibration applied and no bandpass applied

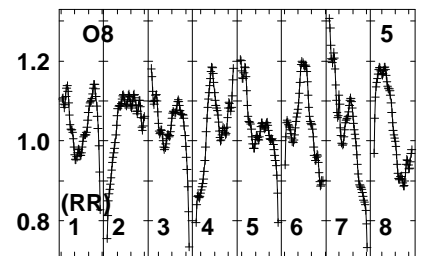
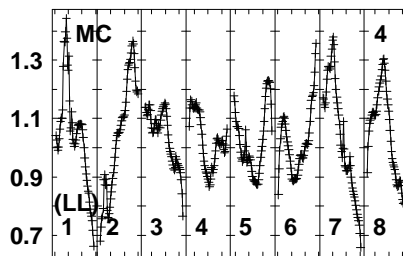
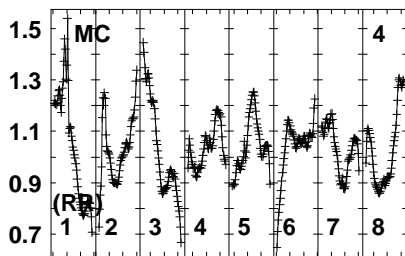
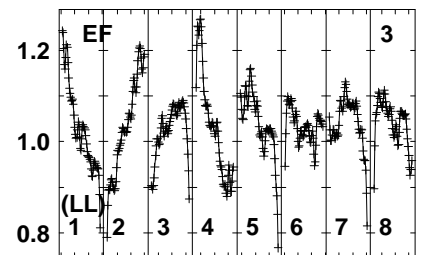
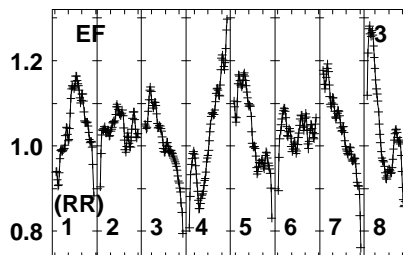
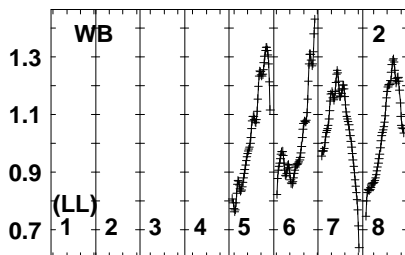
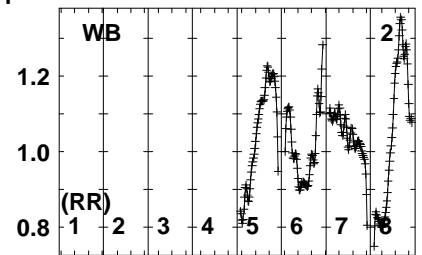
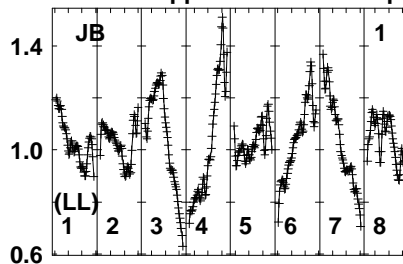
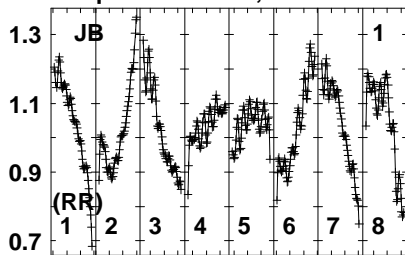


Lower frame: Real Jy
Auto-corr total-power spectrum Antenna: *
Timerange: 00/12:33:23 to 00/12:36:59

Plot file version 271 created 02-JUN-2021 11:57:33

J2002+1501 EC0711.UVDATA.1

Freq = 4.7990 GHz, Bw = 32.000 MH No calibration applied and no bandpass applied



480083048709009309605005030
FREQ MHz

480083048709009309605005030
FREQ MHz

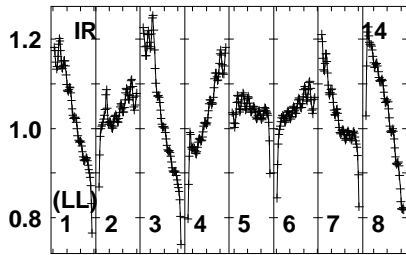
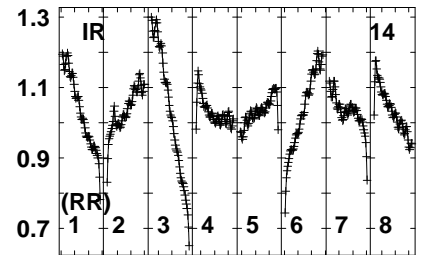
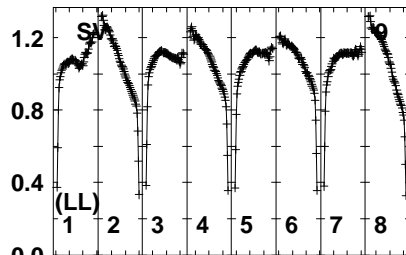
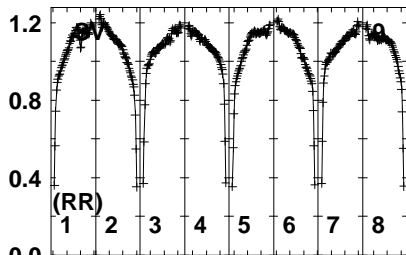
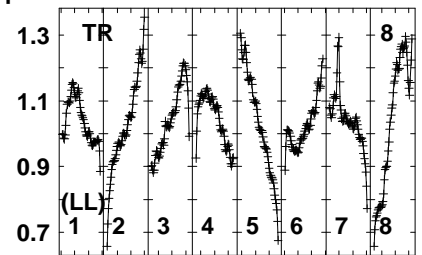
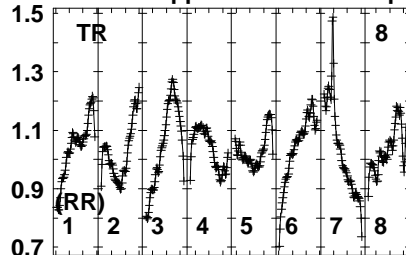
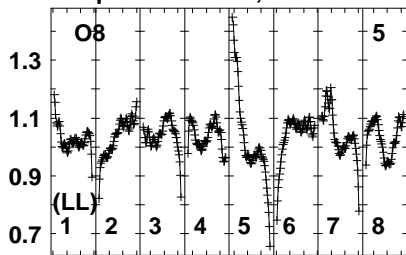
480083048709009309605005030
FREQ MHz

Lower frame: Real Jy
Auto-corr total-power spectrum Antenna: *
Timerange: 00/12:37:41 to 00/12:38:39

Plot file version 272 created 02-JUN-2021 11:57:33

J2002+1501 EC0711.UVDATA.1

Freq = 4.7990 GHz, Bw = 32.000 MH No calibration applied and no bandpass applied



480083048709009309605005030

FREQ MHz

Lower frame: Real Jy

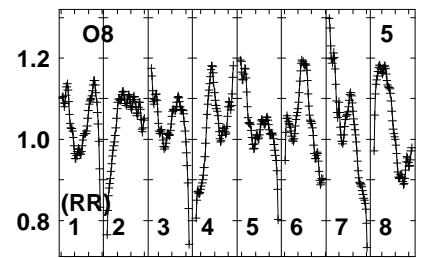
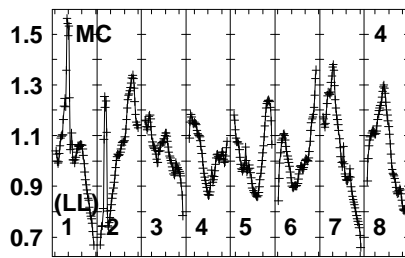
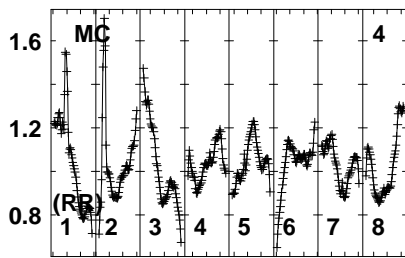
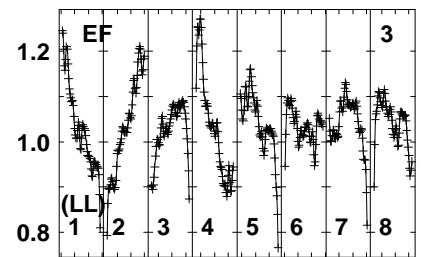
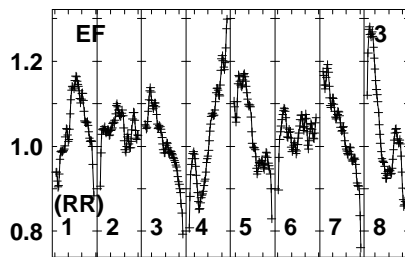
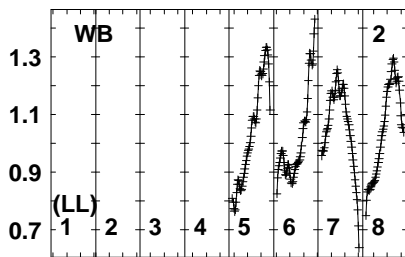
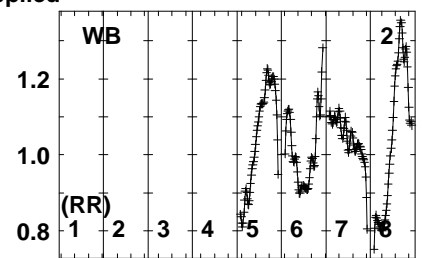
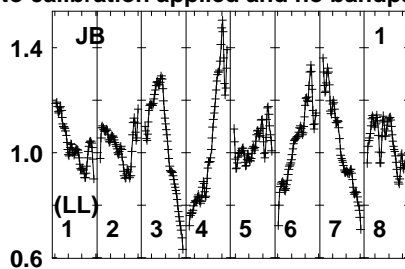
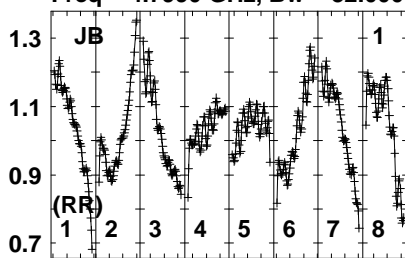
Auto-corr total-power spectrum Antenna: *

Timerange: 00/12:37:41 to 00/12:38:39

Plot file version 273 created 02-JUN-2021 11:57:33

J0226+0937 EC0711.UVDATA.1

Freq = 4.7990 GHz, Bw = 32.000 MH No calibration applied and no bandpass applied



480083048709009309605005030
FREQ MHz

480083048709009309605005030
FREQ MHz

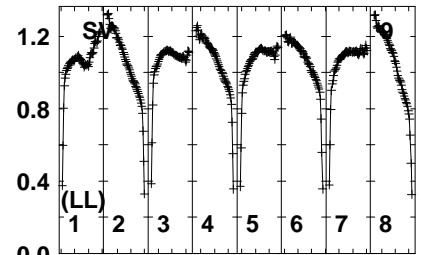
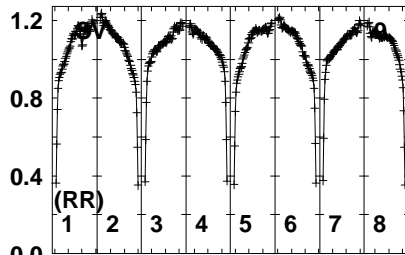
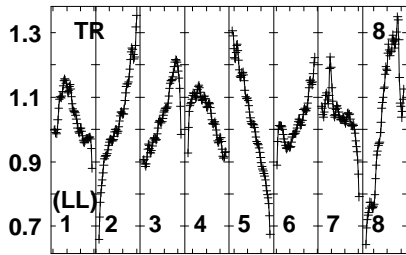
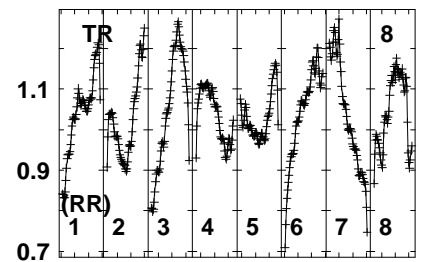
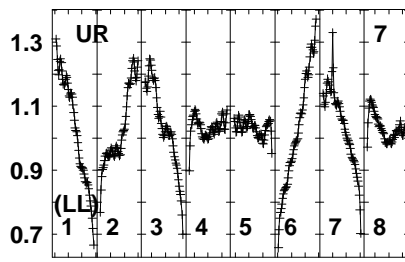
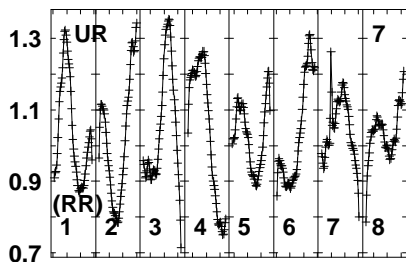
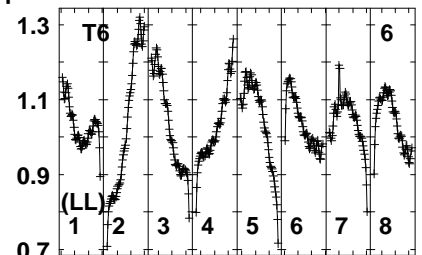
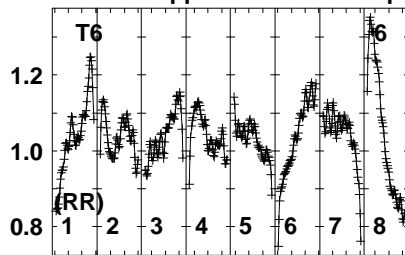
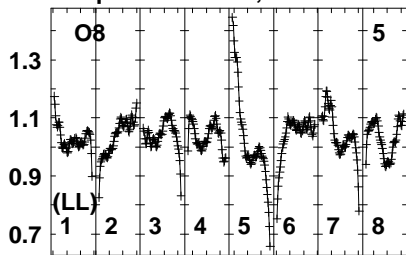
480083048709009309605005030
FREQ MHz

Lower frame: Real Jy
Auto-corr total-power spectrum Antenna: *
Timerange: 00/12:43:41 to 00/12:46:19

Plot file version 274 created 02-JUN-2021 11:57:33

J0226+0937 EC0711.UVDATA.1

Freq = 4.7990 GHz, Bw = 32.000 MH No calibration applied and no bandpass applied



480083048709009309605005030
FREQ MHz

480083048709009309605005030
FREQ MHz

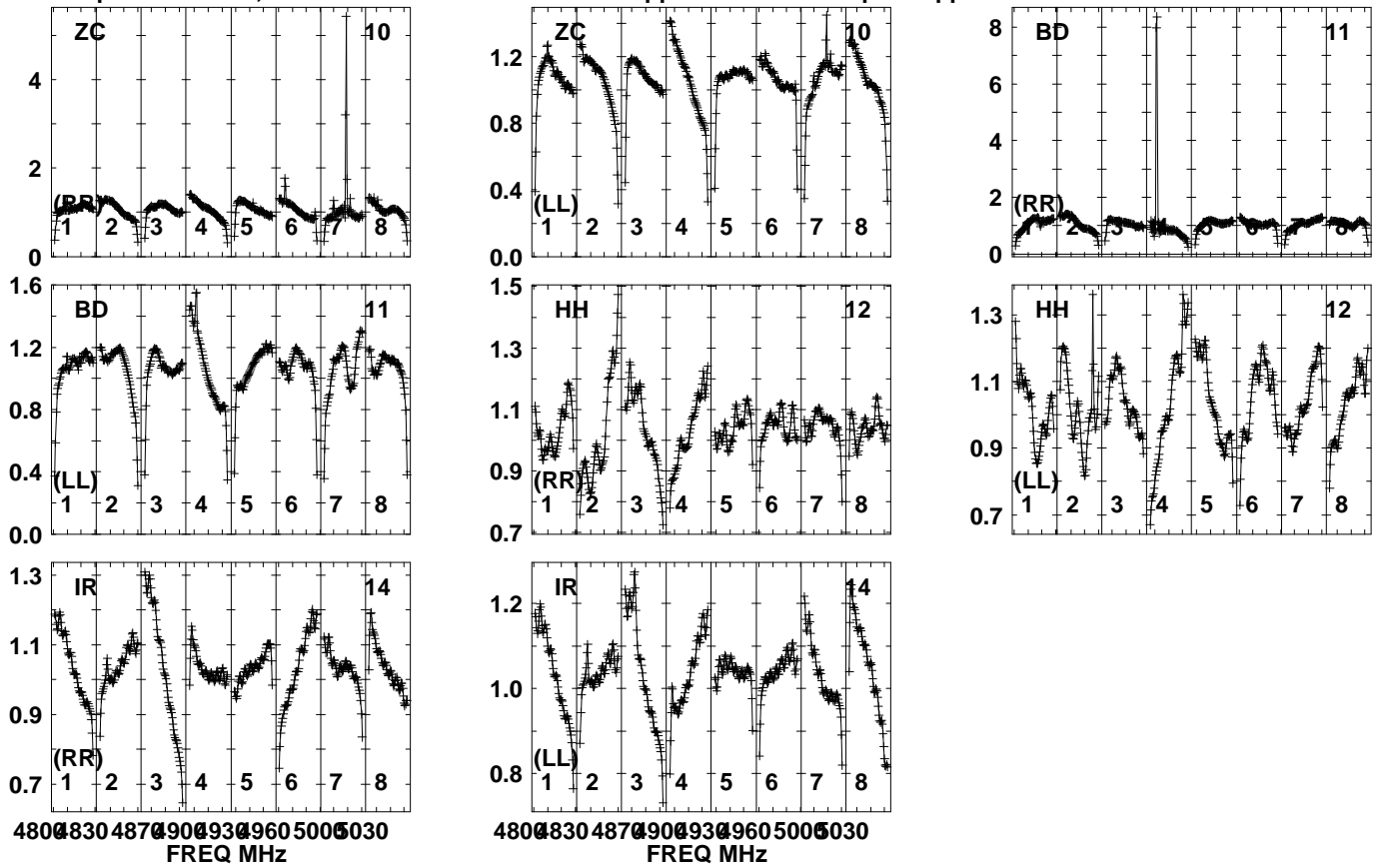
480083048709009309605005030
FREQ MHz

Lower frame: Real Jy
Auto-corr total-power spectrum Antenna: *
Timerange: 00/12:43:41 to 00/12:46:19

Plot file version 275 created 02-JUN-2021 11:57:33

J0226+0937 EC0711.UVDATA.1

Freq = 4.7990 GHz, Bw = 32.000 MH No calibration applied and no bandpass applied

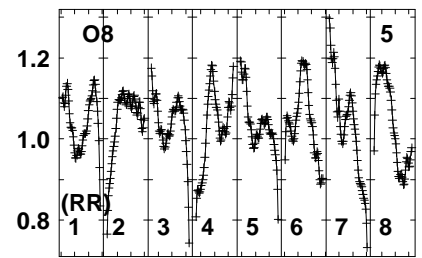
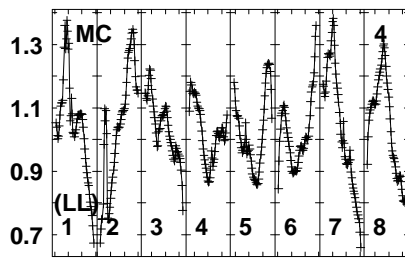
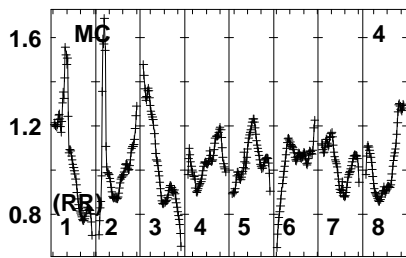
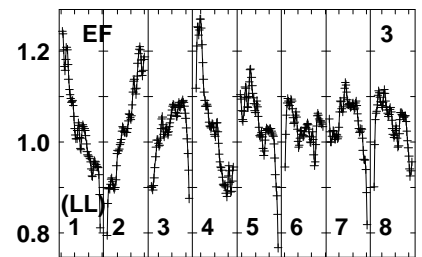
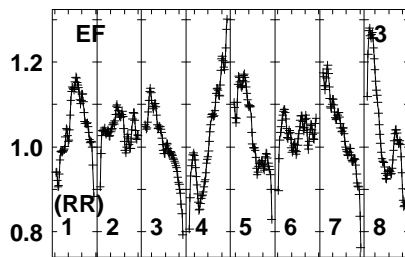
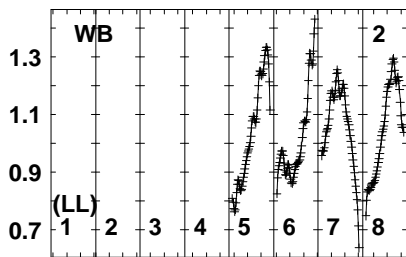
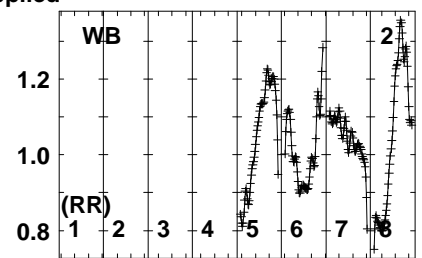
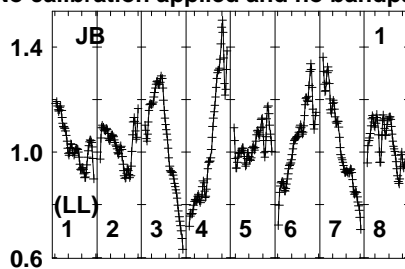
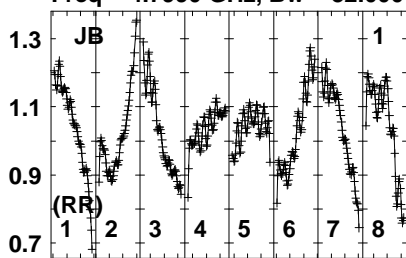


Lower frame: Real Jy
Auto-corr total-power spectrum Antenna: *
Timerange: 00/12:43:41 to 00/12:46:19

Plot file version 276 created 02-JUN-2021 11:57:33

J0222+0952 EC0711.UVDATA.1

Freq = 4.7990 GHz, Bw = 32.000 MH No calibration applied and no bandpass applied



480083048709009309605005030
FREQ MHz

480083048709009309605005030
FREQ MHz

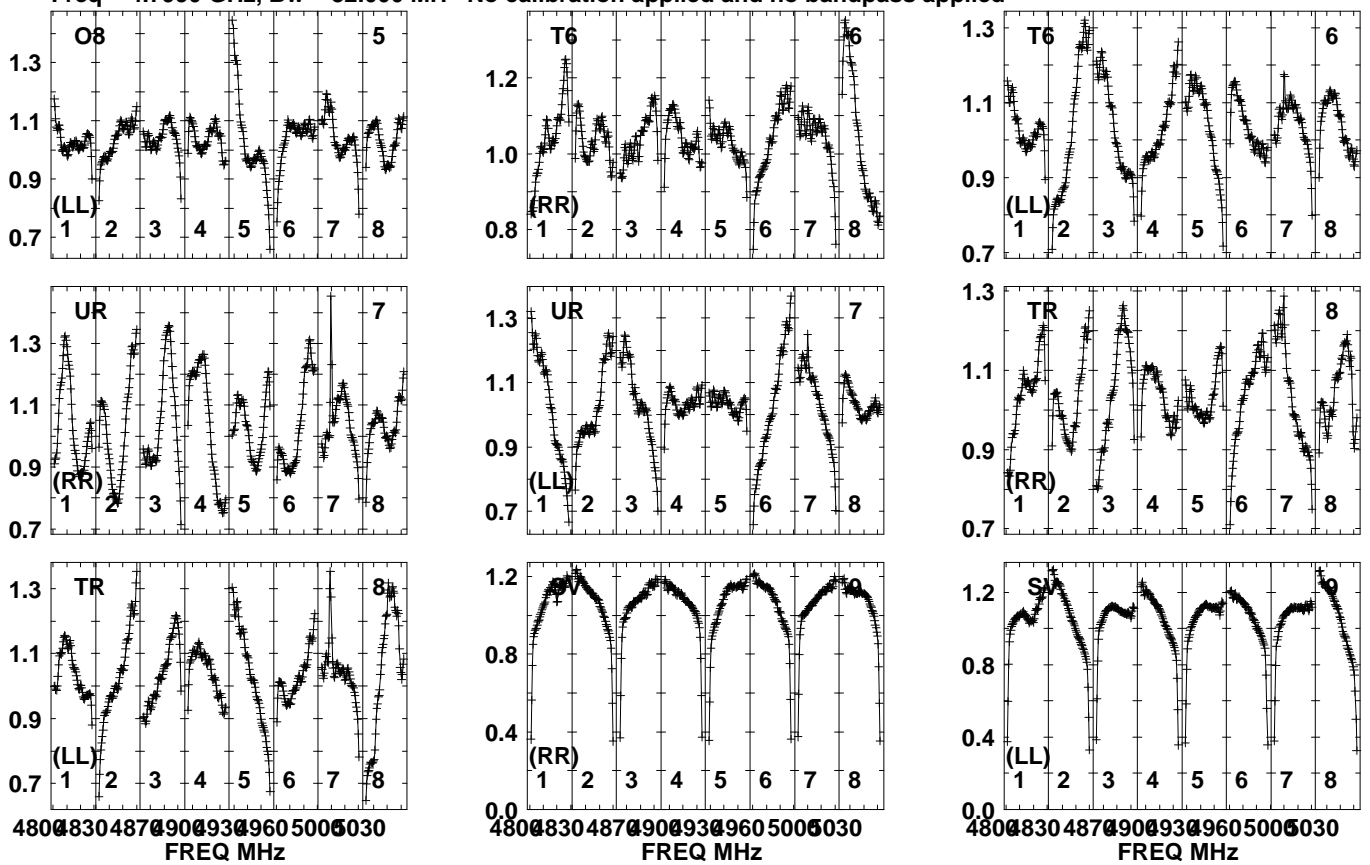
480083048709009309605005030
FREQ MHz

Lower frame: Real Jy
Auto-corr total-power spectrum Antenna: *
Timerange: 00/12:46:21 to 00/12:49:59

Plot file version 277 created 02-JUN-2021 11:57:33

J0222+0952 EC0711.UVDATA.1

Freq = 4.7990 GHz, Bw = 32.000 MH No calibration applied and no bandpass applied

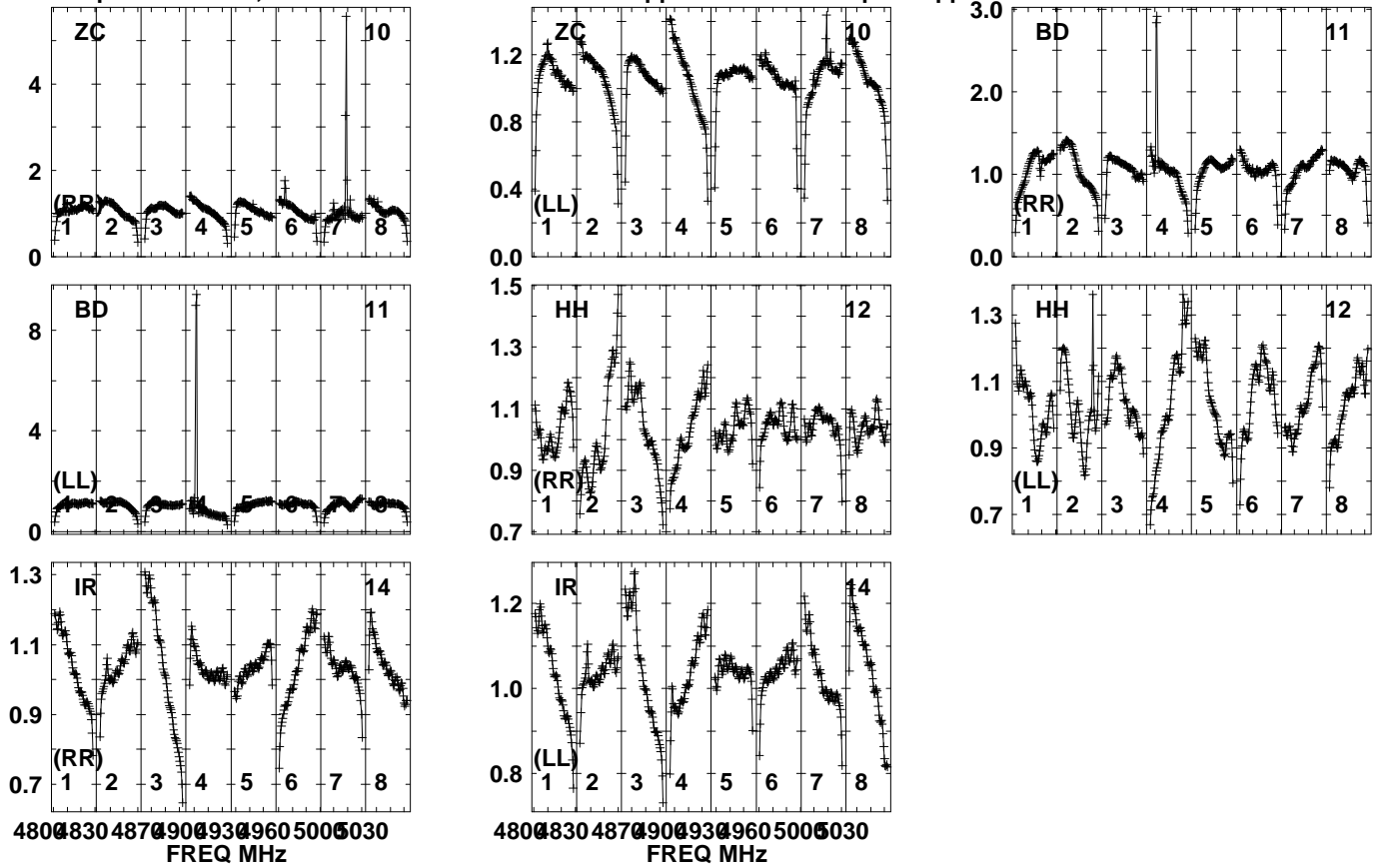


Lower frame: Real Jy
Auto-corr total-power spectrum Antenna: *
Timerange: 00/12:46:21 to 00/12:49:59

Plot file version 278 created 02-JUN-2021 11:57:33

J0222+0952 EC0711.UVDATA.1

Freq = 4.7990 GHz, Bw = 32.000 MH No calibration applied and no bandpass applied

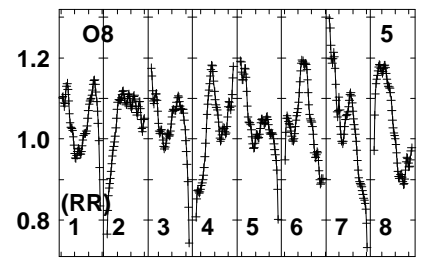
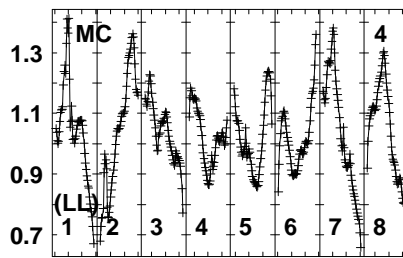
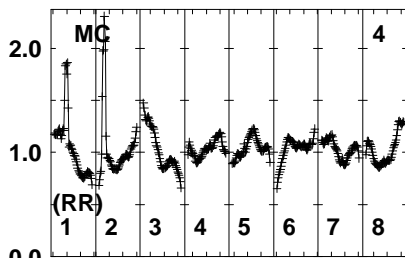
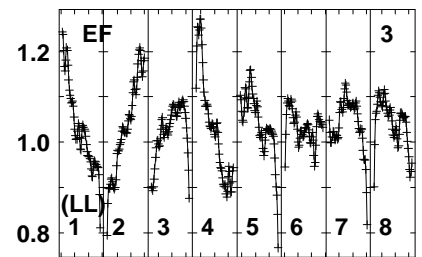
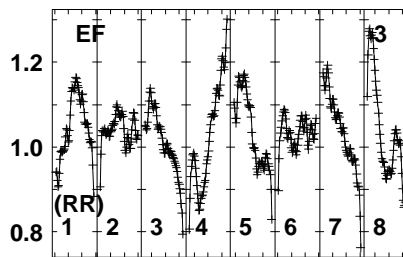
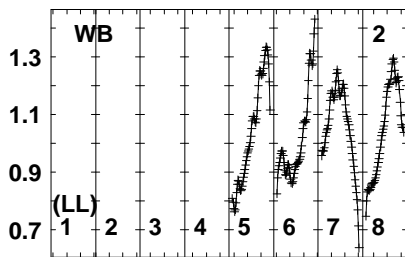
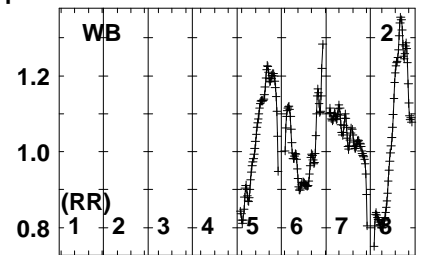
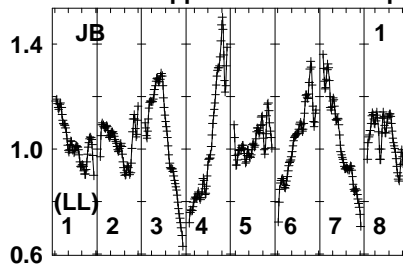
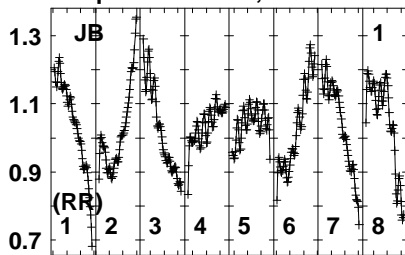


Lower frame: Real Jy
Auto-corr total-power spectrum Antenna: *
Timerange: 00/12:46:21 to 00/12:49:59

Plot file version 279 created 02-JUN-2021 11:57:34

J0226+0937 EC0711.UVDATA.1

Freq = 4.7990 GHz, Bw = 32.000 MH No calibration applied and no bandpass applied



480083048709009309605005030
FREQ MHz

480083048709009309605005030
FREQ MHz

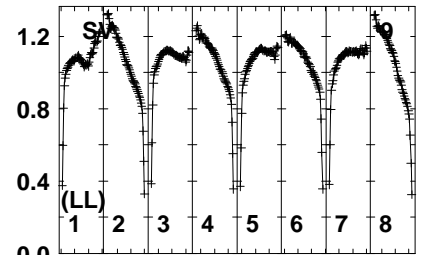
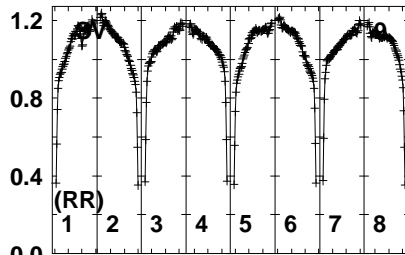
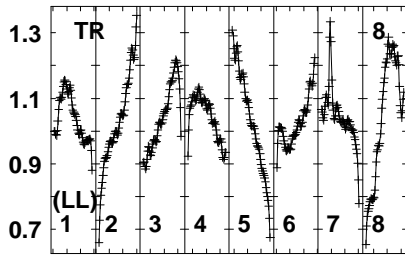
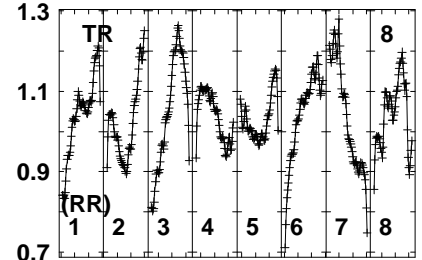
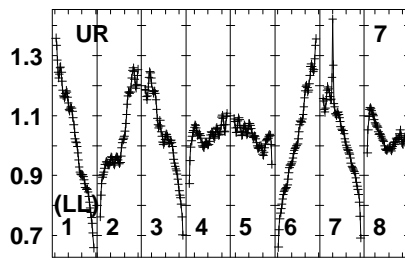
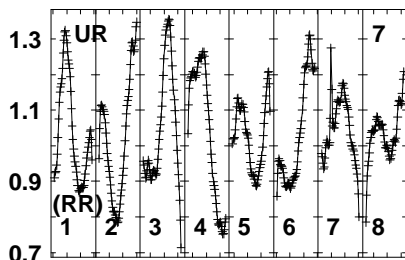
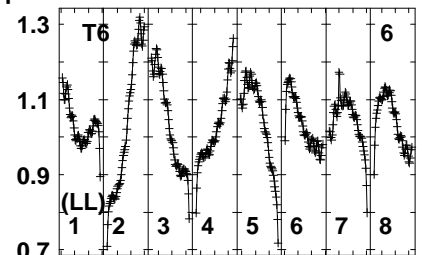
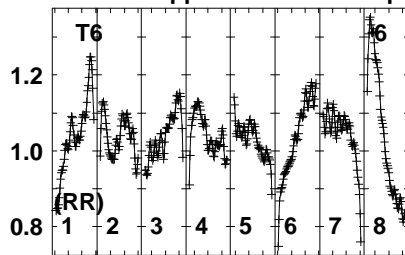
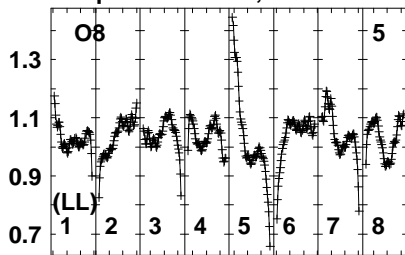
480083048709009309605005030
FREQ MHz

Lower frame: Real Jy
Auto-corr total-power spectrum Antenna: *
Timerange: 00/12:50:03 to 00/12:51:39

Plot file version 280 created 02-JUN-2021 11:57:34

J0226+0937 EC0711.UVDATA.1

Freq = 4.7990 GHz, Bw = 32.000 MH No calibration applied and no bandpass applied



480083048709009309605005030
FREQ MHz

480083048709009309605005030
FREQ MHz

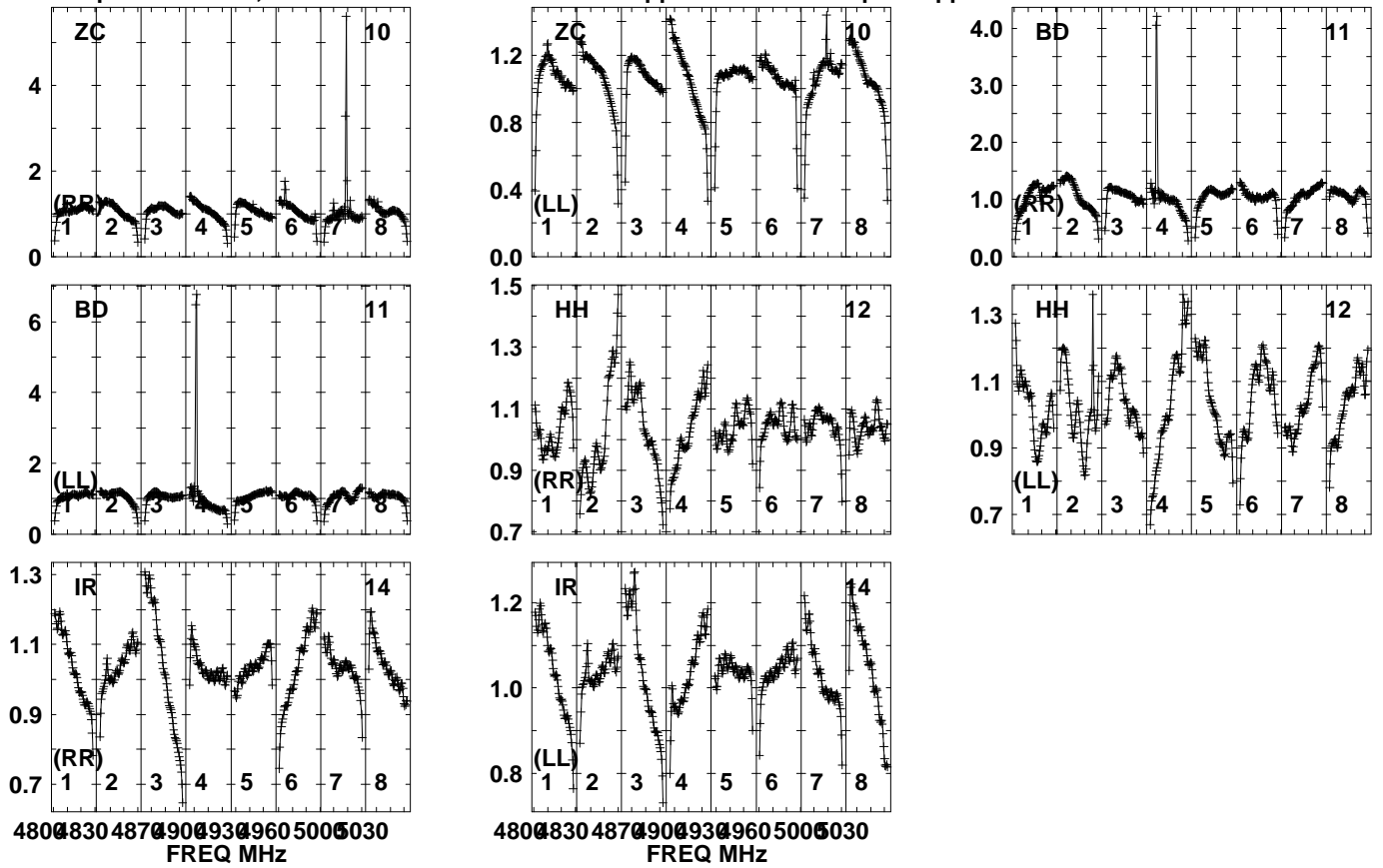
480083048709009309605005030
FREQ MHz

Lower frame: Real Jy
Auto-corr total-power spectrum Antenna: *
Timerange: 00/12:50:03 to 00/12:51:39

Plot file version 281 created 02-JUN-2021 11:57:34

J0226+0937 EC0711.UVDATA.1

Freq = 4.7990 GHz, Bw = 32.000 MH No calibration applied and no bandpass applied

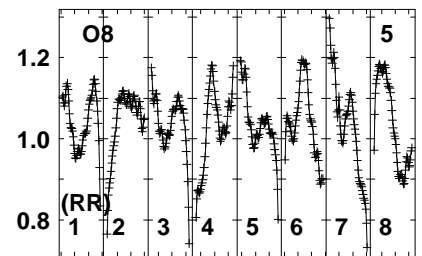
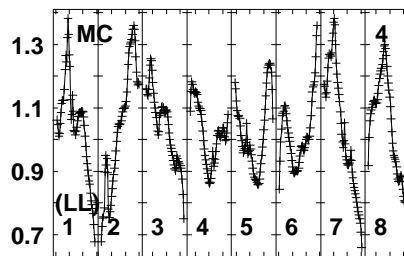
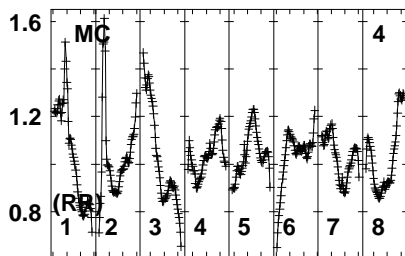
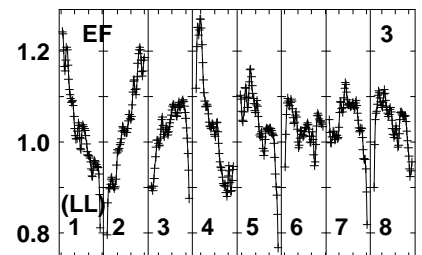
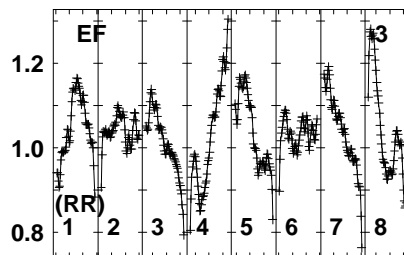
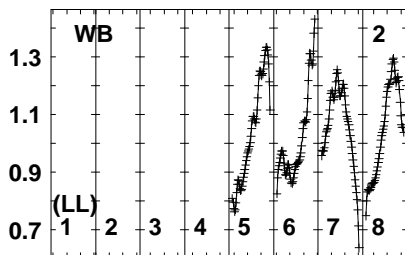
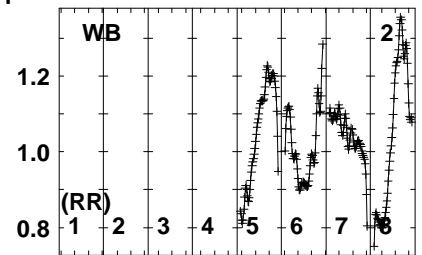
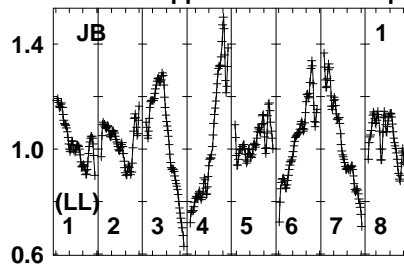
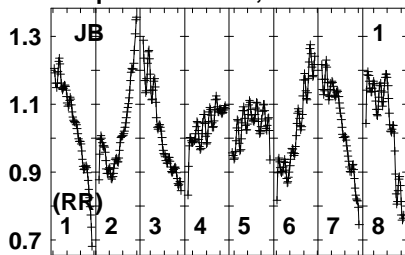


Lower frame: Real Jy
Auto-corr total-power spectrum Antenna: *
Timerange: 00/12:50:03 to 00/12:51:39

Plot file version 282 created 02-JUN-2021 11:57:34

J0222+0952 EC0711.UVDATA.1

Freq = 4.7990 GHz, Bw = 32.000 MH No calibration applied and no bandpass applied



480083048709009309605005030
FREQ MHz

480083048709009309605005030
FREQ MHz

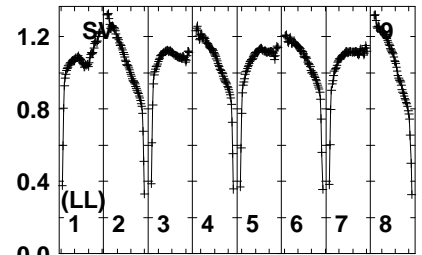
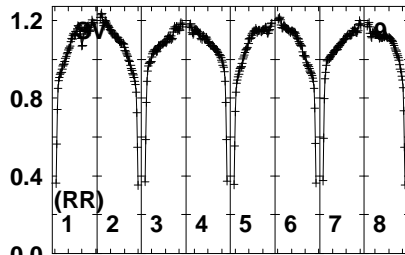
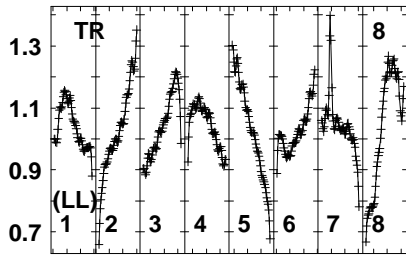
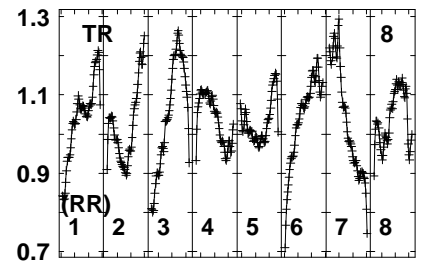
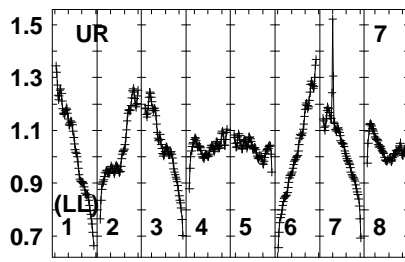
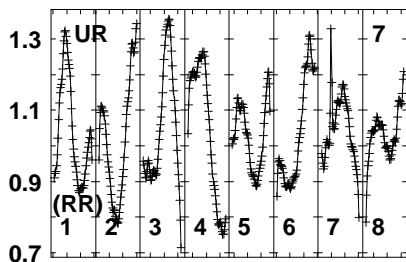
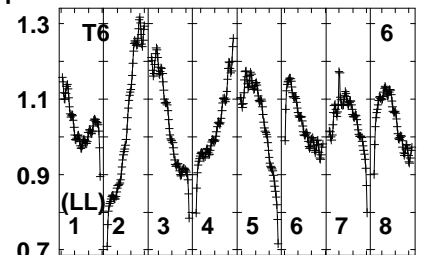
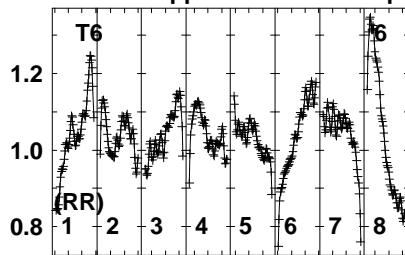
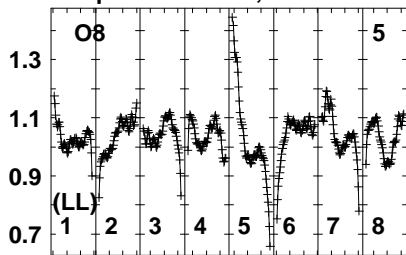
480083048709009309605005030
FREQ MHz

Lower frame: Real Jy
Auto-corr total-power spectrum Antenna: *
Timerange: 00/12:51:41 to 00/12:55:19

Plot file version 283 created 02-JUN-2021 11:57:34

J0222+0952 EC0711.UVDATA.1

Freq = 4.7990 GHz, Bw = 32.000 MH No calibration applied and no bandpass applied



480083048709009309605005030
FREQ MHz

480083048709009309605005030
FREQ MHz

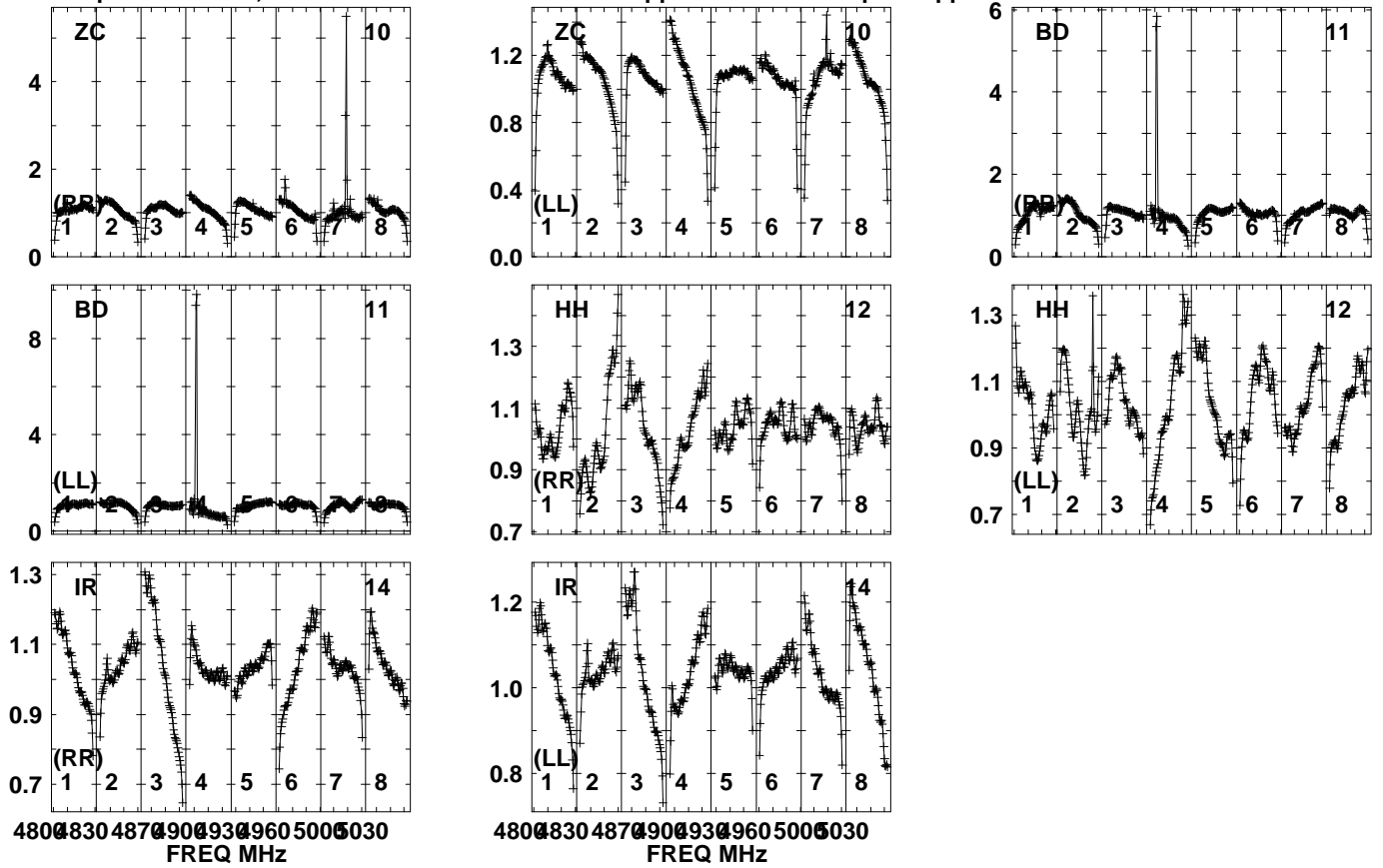
480083048709009309605005030
FREQ MHz

Lower frame: Real Jy
Auto-corr total-power spectrum Antenna: *
Timerange: 00/12:51:41 to 00/12:55:19

Plot file version 284 created 02-JUN-2021 11:57:34

J0222+0952 EC0711.UVDATA.1

Freq = 4.7990 GHz, Bw = 32.000 MH No calibration applied and no bandpass applied

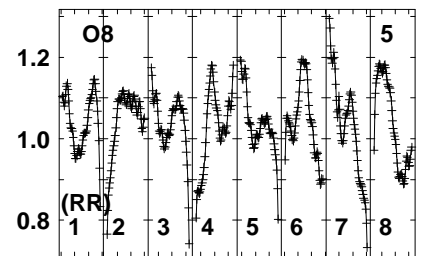
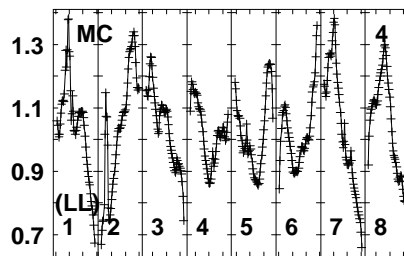
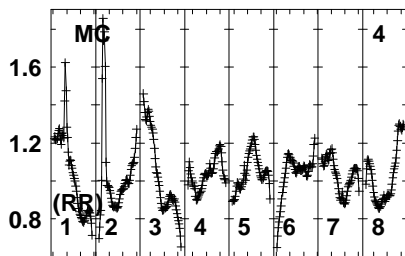
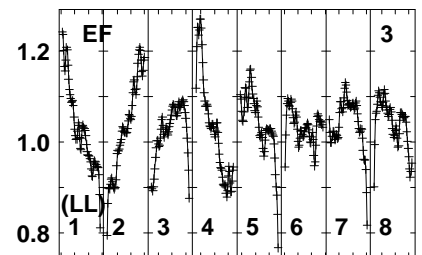
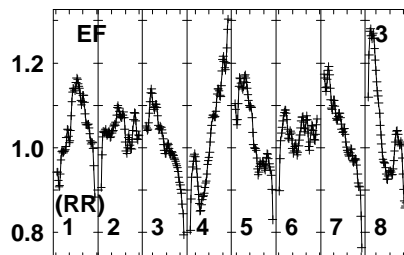
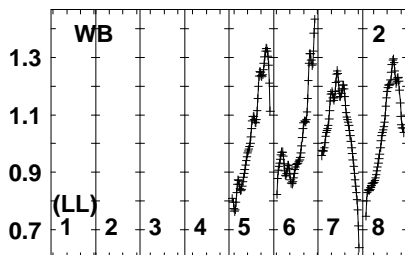
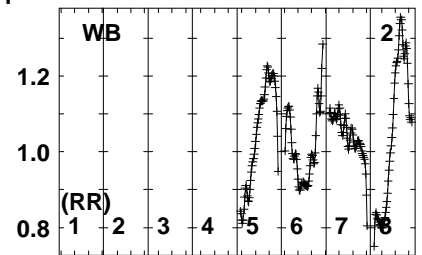
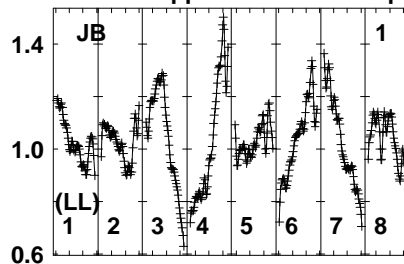
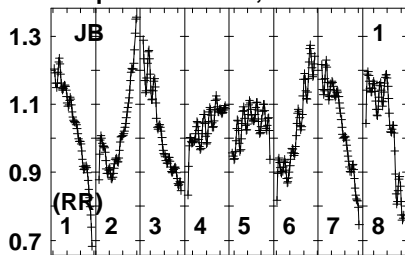


Lower frame: Real Jy
Auto-corr total-power spectrum Antenna: *
Timerange: 00/12:51:41 to 00/12:55:19

Plot file version 285 created 02-JUN-2021 11:57:34

J0226+0937 EC0711.UVDATA.1

Freq = 4.7990 GHz, Bw = 32.000 MH No calibration applied and no bandpass applied



480083048709009309605005030
FREQ MHz

480083048709009309605005030
FREQ MHz

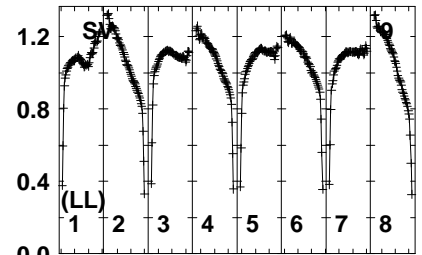
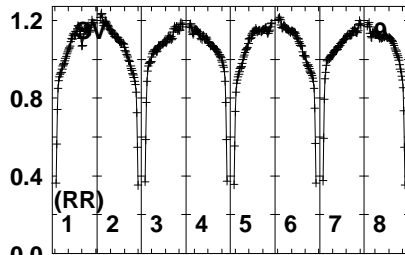
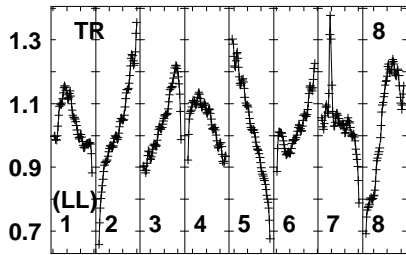
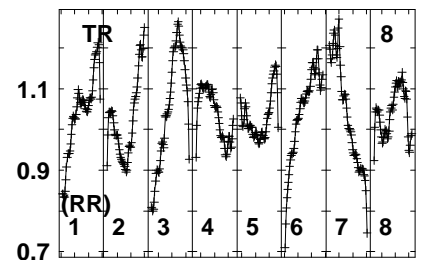
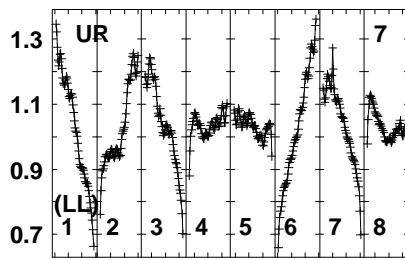
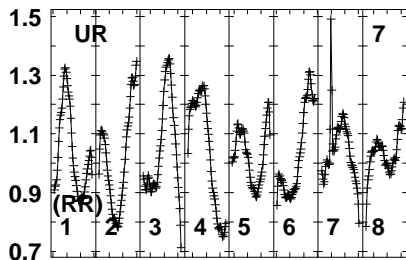
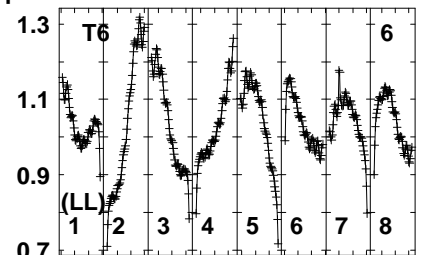
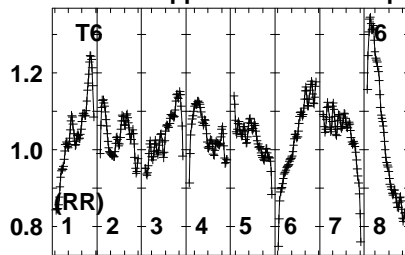
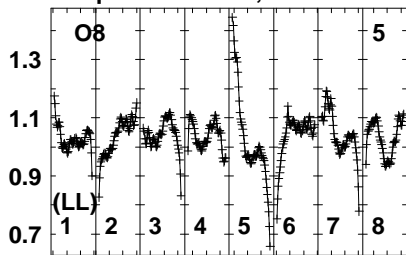
480083048709009309605005030
FREQ MHz

Lower frame: Real Jy
Auto-corr total-power spectrum Antenna: *
Timerange: 00/12:56:01 to 00/12:56:59

Plot file version 286 created 02-JUN-2021 11:57:34

J0226+0937 EC0711.UVDATA.1

Freq = 4.7990 GHz, Bw = 32.000 MH No calibration applied and no bandpass applied



480083048709009309605005030
FREQ MHz

480083048709009309605005030
FREQ MHz

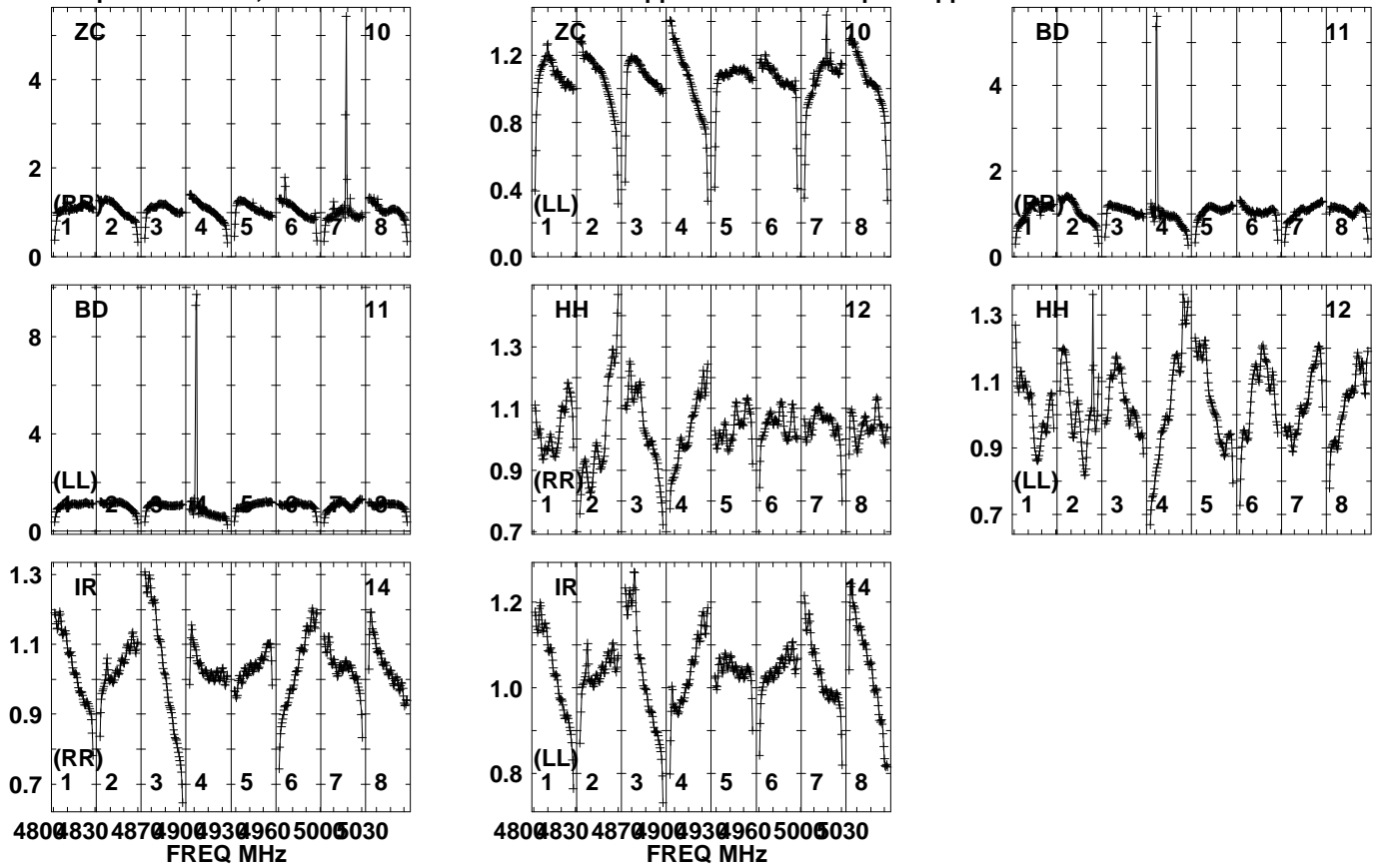
480083048709009309605005030
FREQ MHz

Lower frame: Real Jy
Auto-corr total-power spectrum Antenna: *
Timerange: 00/12:56:01 to 00/12:56:59

Plot file version 287 created 02-JUN-2021 11:57:34

J0226+0937 EC0711.UVDATA.1

Freq = 4.7990 GHz, Bw = 32.000 MH No calibration applied and no bandpass applied

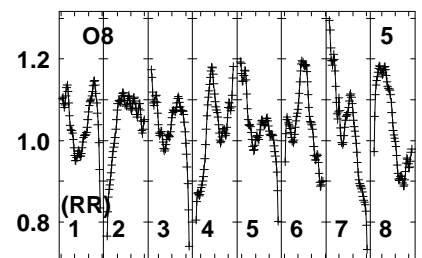
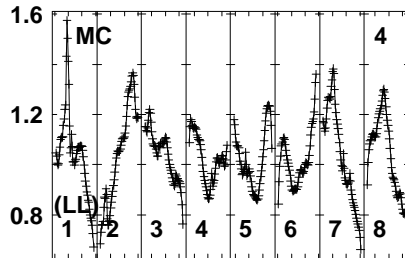
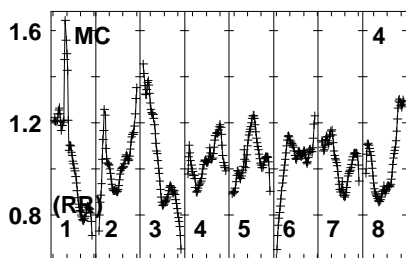
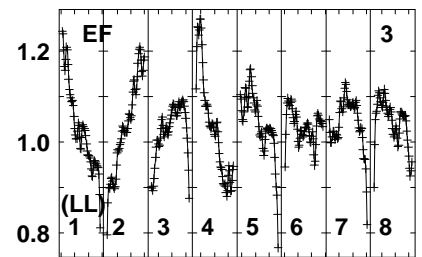
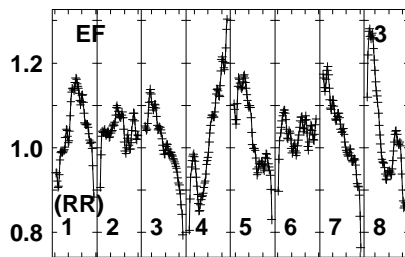
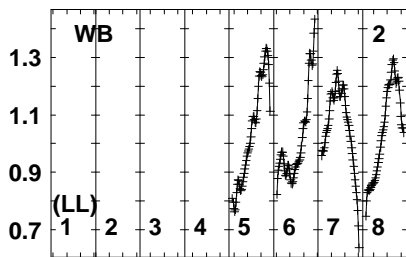
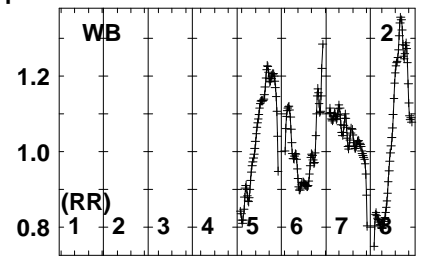
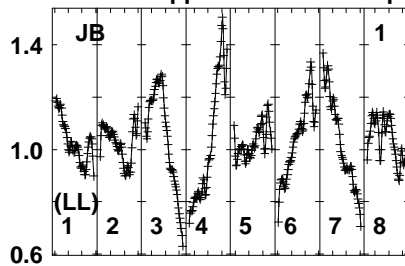
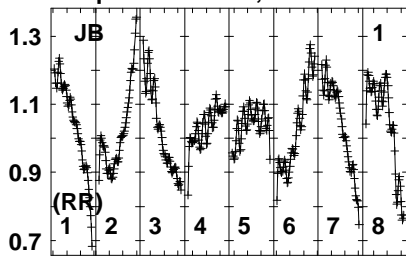


Lower frame: Real Jy
Auto-corr total-power spectrum Antenna: *
Timerange: 00/12:56:01 to 00/12:56:59

Plot file version 288 created 02-JUN-2021 11:57:35

J0222+0952 EC0711.UVDATA.1

Freq = 4.7990 GHz, Bw = 32.000 MH No calibration applied and no bandpass applied



480083048709009309605005030
FREQ MHz

480083048709009309605005030
FREQ MHz

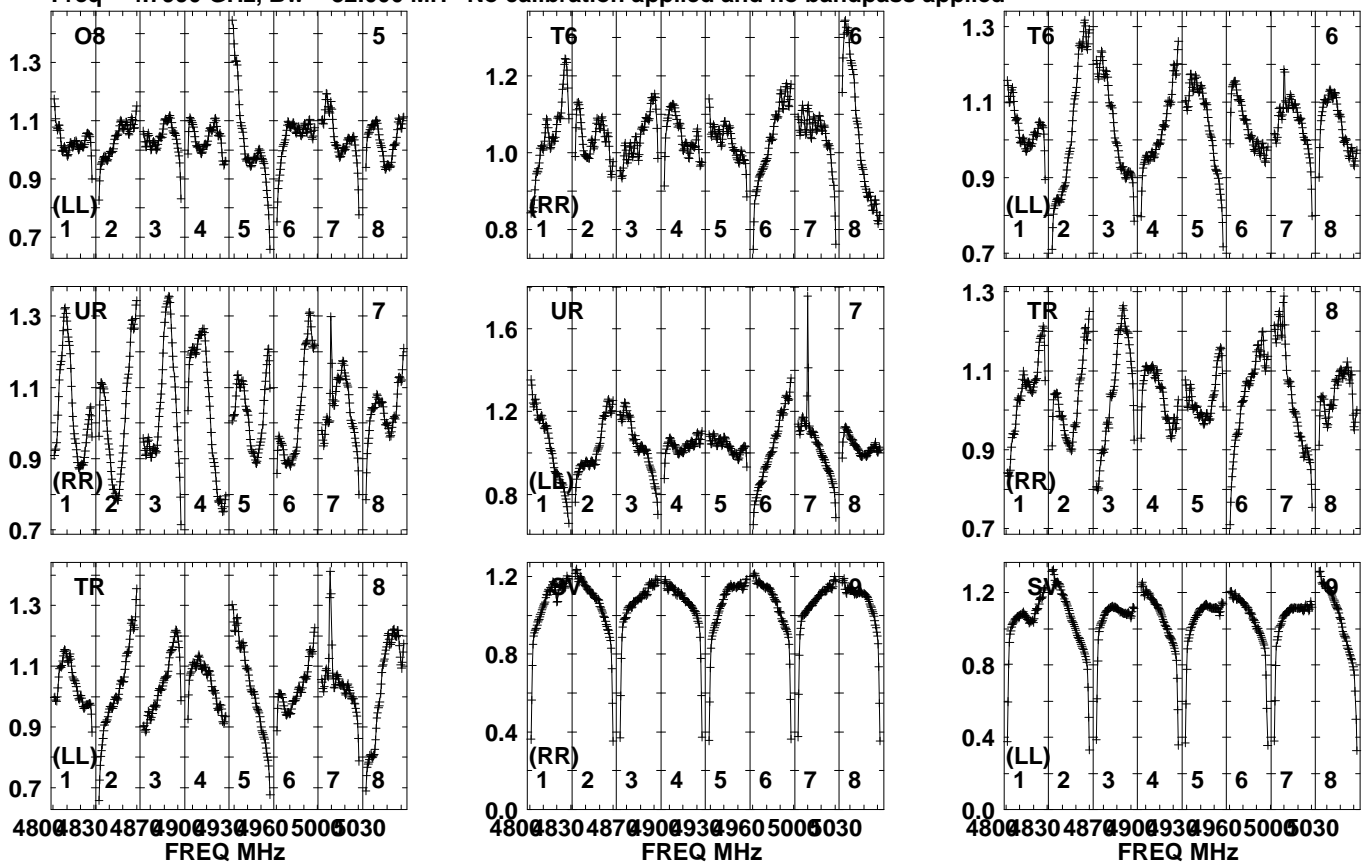
480083048709009309605005030
FREQ MHz

Lower frame: Real Jy
Auto-corr total-power spectrum Antenna: *
Timerange: 00/12:57:01 to 00/13:00:39

Plot file version 289 created 02-JUN-2021 11:57:35

J0222+0952 EC0711.UVDATA.1

Freq = 4.7990 GHz, Bw = 32.000 MH No calibration applied and no bandpass applied

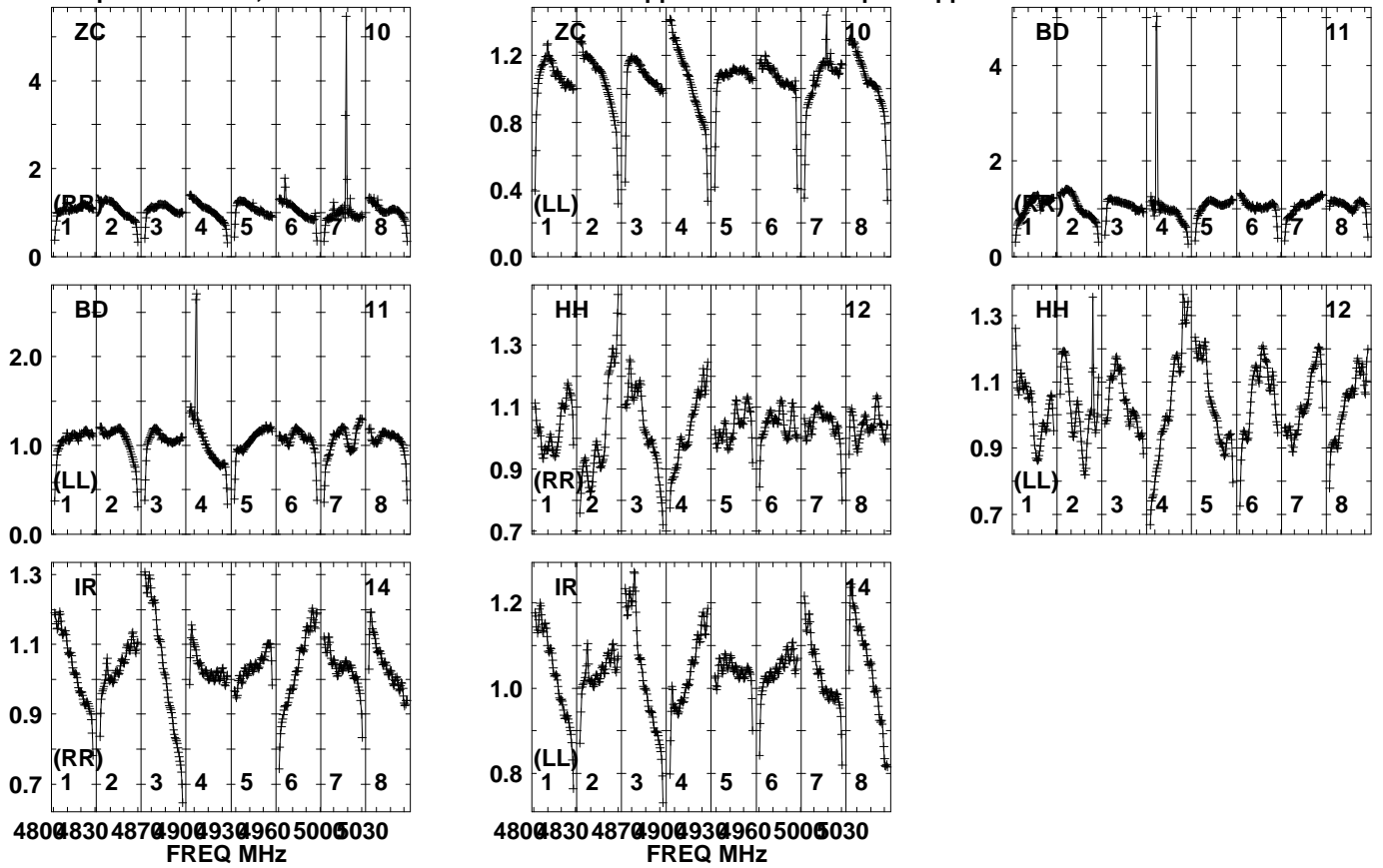


Lower frame: Real Jy
Auto-corr total-power spectrum Antenna: *
Timerange: 00/12:57:01 to 00/13:00:39

Plot file version 290 created 02-JUN-2021 11:57:35

J0222+0952 EC0711.UVDATA.1

Freq = 4.7990 GHz, Bw = 32.000 MH No calibration applied and no bandpass applied

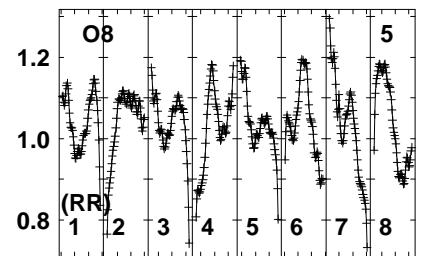
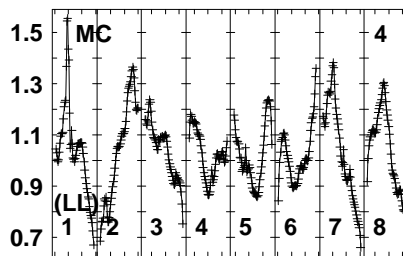
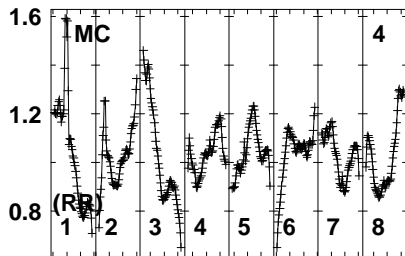
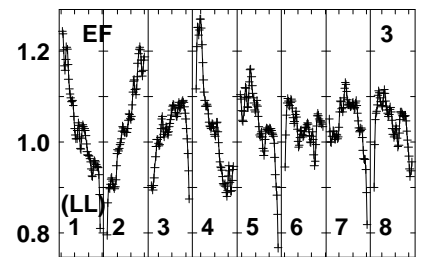
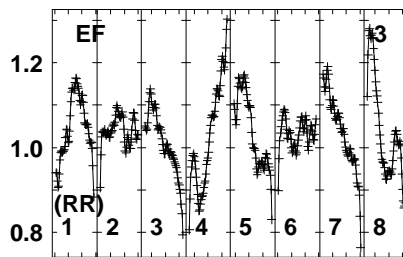
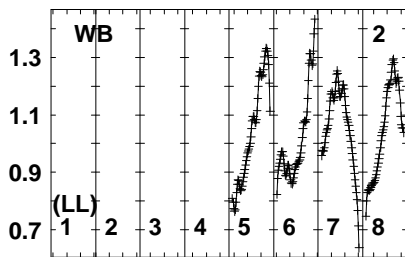
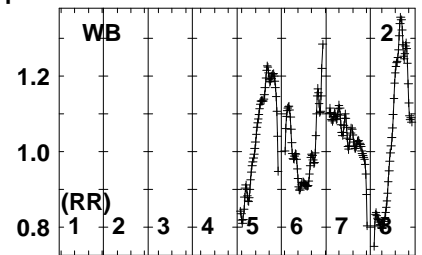
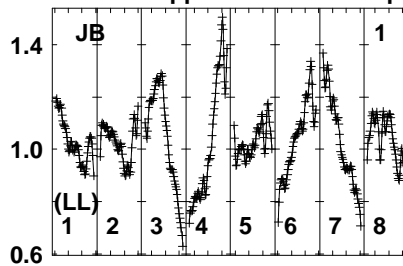
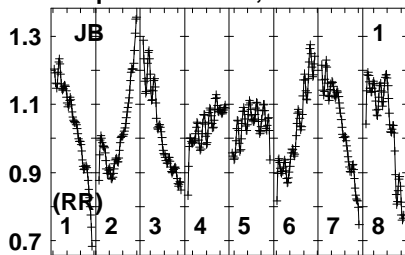


Lower frame: Real Jy
Auto-corr total-power spectrum Antenna: *
Timerange: 00/12:57:01 to 00/13:00:39

Plot file version 291 created 02-JUN-2021 11:57:35

J0226+0937 EC0711.UVDATA.1

Freq = 4.7990 GHz, Bw = 32.000 MH No calibration applied and no bandpass applied



480083048709009309605005030
FREQ MHz

480083048709009309605005030
FREQ MHz

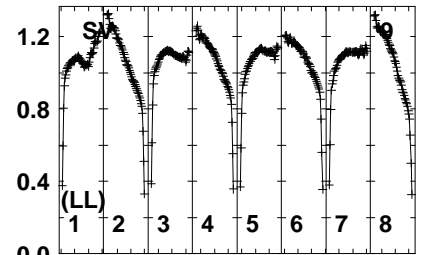
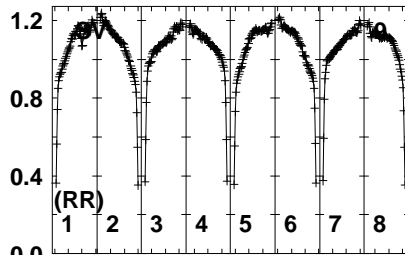
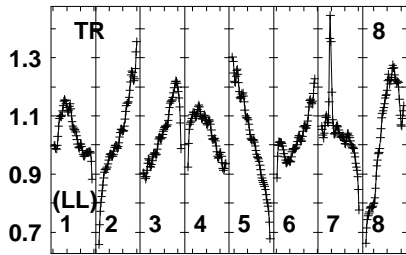
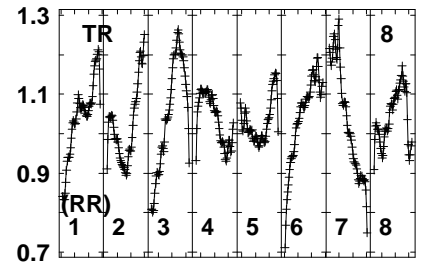
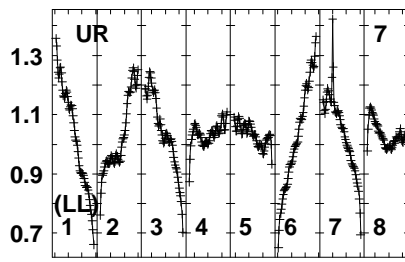
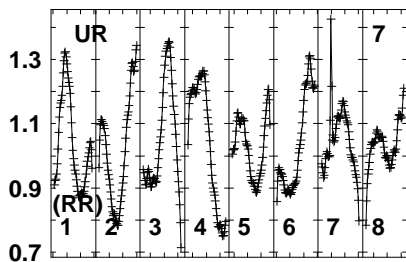
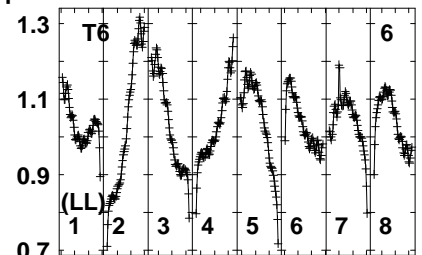
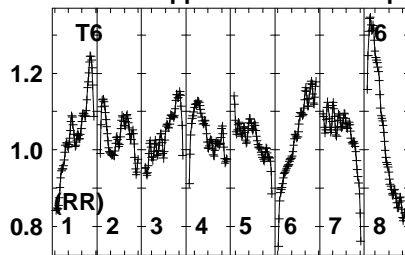
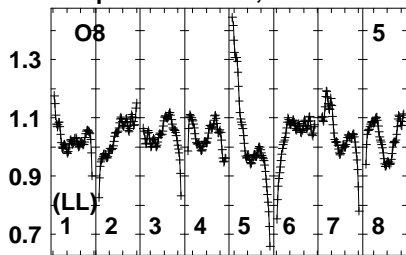
480083048709009309605005030
FREQ MHz

Lower frame: Real Jy
Auto-corr total-power spectrum Antenna: *
Timerange: 00/13:00:41 to 00/13:02:19

Plot file version 292 created 02-JUN-2021 11:57:35

J0226+0937 EC0711.UVDATA.1

Freq = 4.7990 GHz, Bw = 32.000 MH No calibration applied and no bandpass applied



480083048709009309605005030
FREQ MHz

480083048709009309605005030
FREQ MHz

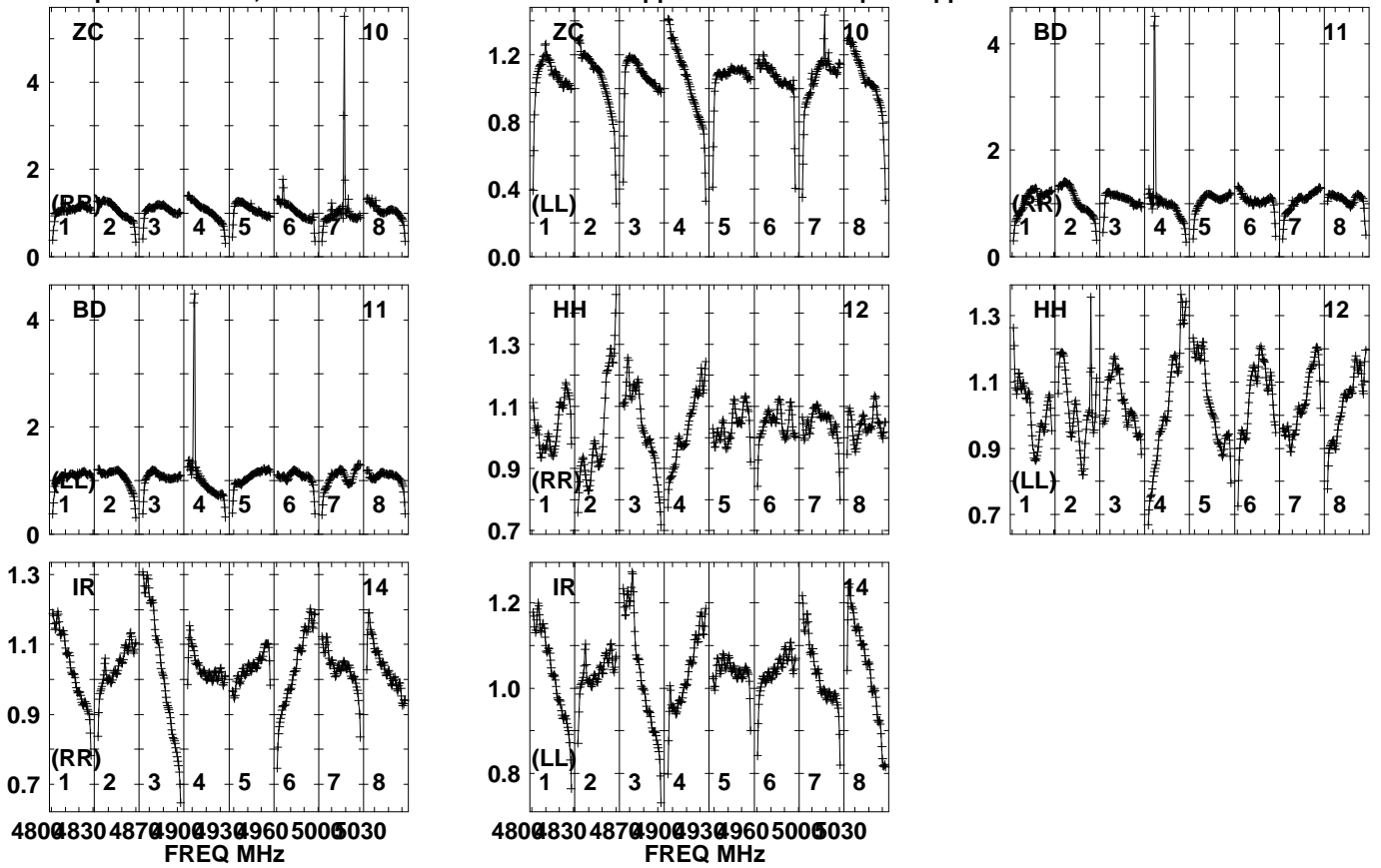
480083048709009309605005030
FREQ MHz

Lower frame: Real Jy
Auto-corr total-power spectrum Antenna: *
Timerange: 00/13:00:41 to 00/13:02:19

Plot file version 293 created 02-JUN-2021 11:57:35

J0226+0937 EC0711.UVDATA.1

Freq = 4.7990 GHz, Bw = 32.000 MH No calibration applied and no bandpass applied



Lower frame: Real Jy

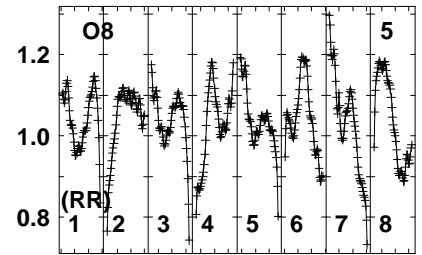
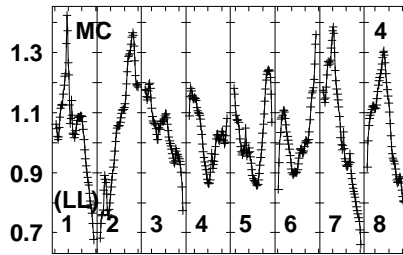
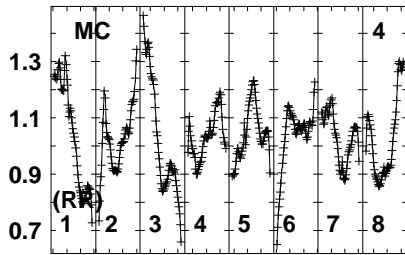
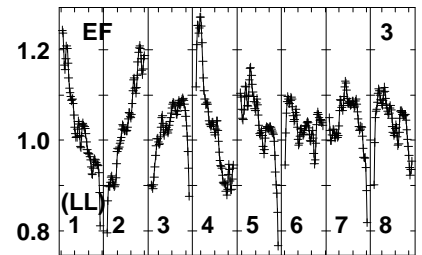
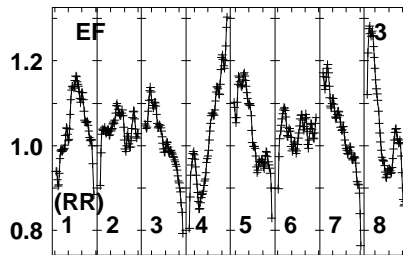
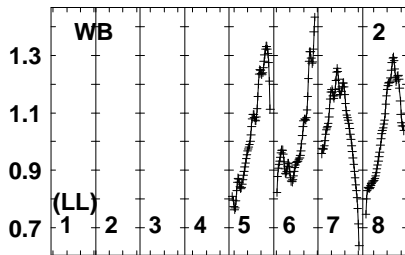
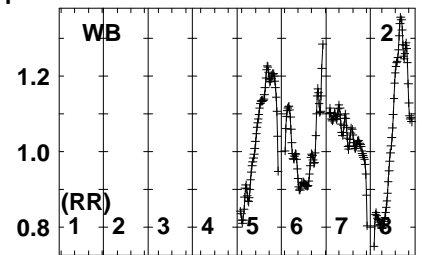
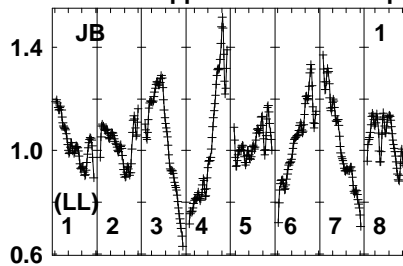
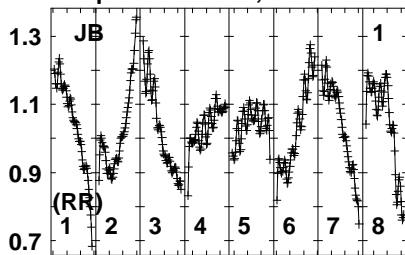
Auto-corr total-power spectrum Antenna: *

Timerange: 00/13:00:41 to 00/13:02:19

Plot file version 294 created 02-JUN-2021 11:57:35

J0222+0952 EC0711.UVDATA.1

Freq = 4.7990 GHz, Bw = 32.000 MH No calibration applied and no bandpass applied



480083048709009309605005030
FREQ MHz

480083048709009309605005030
FREQ MHz

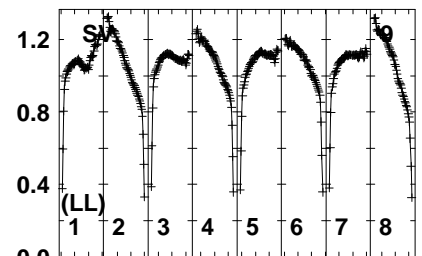
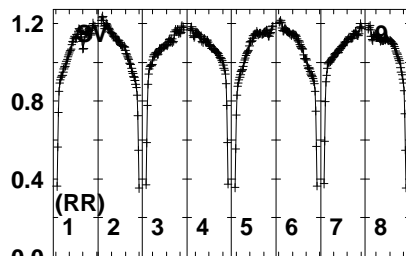
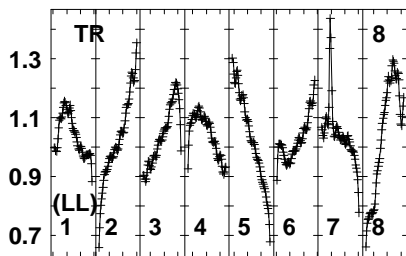
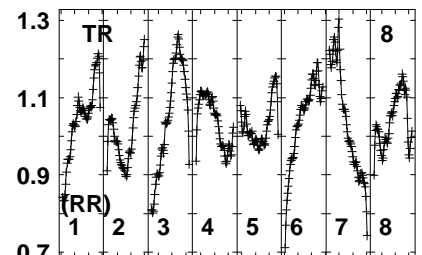
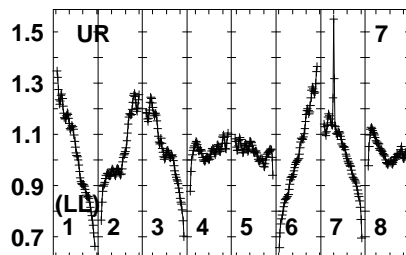
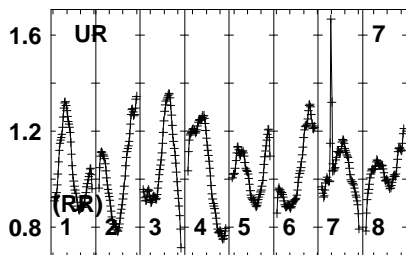
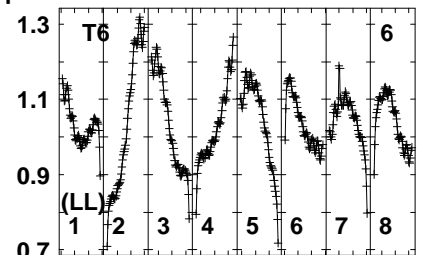
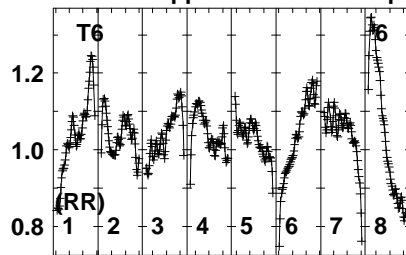
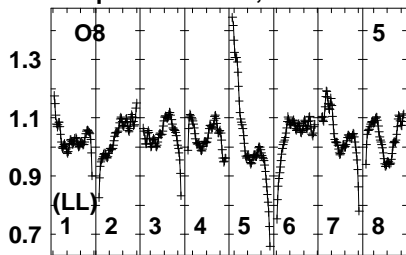
480083048709009309605005030
FREQ MHz

Lower frame: Real Jy
Auto-corr total-power spectrum Antenna: *
Timerange: 00/13:02:21 to 00/13:05:59

Plot file version 295 created 02-JUN-2021 11:57:35

J0222+0952 EC0711.UVDATA.1

Freq = 4.7990 GHz, Bw = 32.000 MH No calibration applied and no bandpass applied



480083048709009309605005030
FREQ MHz

480083048709009309605005030
FREQ MHz

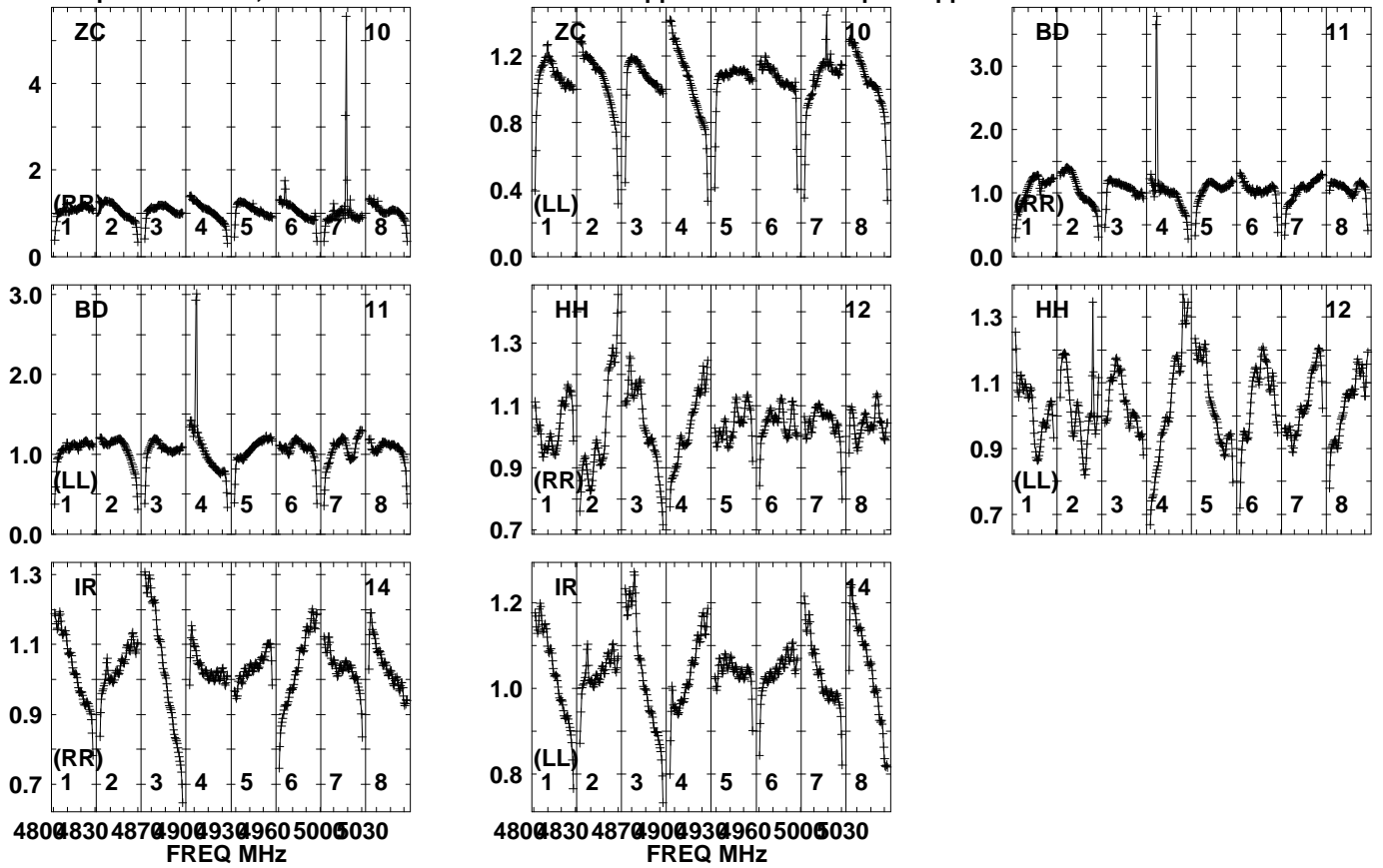
480083048709009309605005030
FREQ MHz

Lower frame: Real Jy
Auto-corr total-power spectrum Antenna: *
Timerange: 00/13:02:21 to 00/13:05:59

Plot file version 296 created 02-JUN-2021 11:57:35

J0222+0952 EC0711.UVDATA.1

Freq = 4.7990 GHz, Bw = 32.000 MH No calibration applied and no bandpass applied

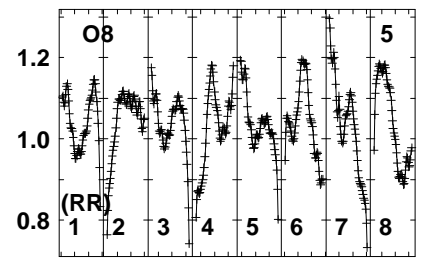
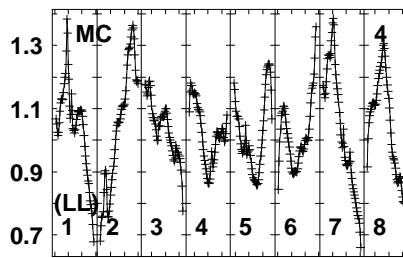
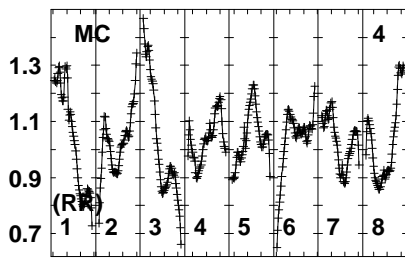
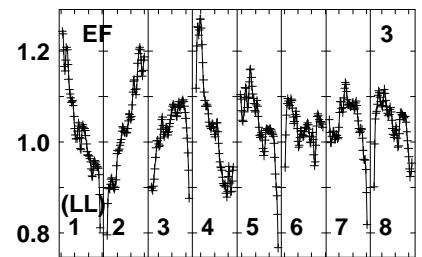
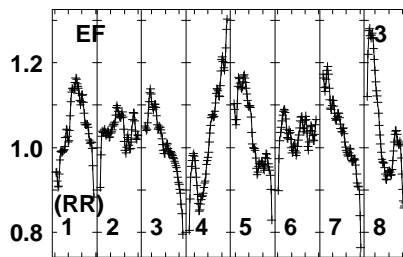
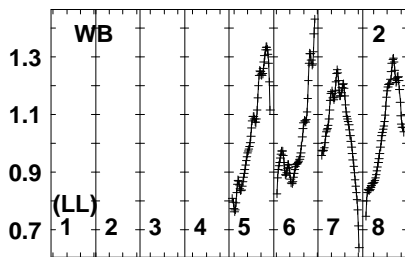
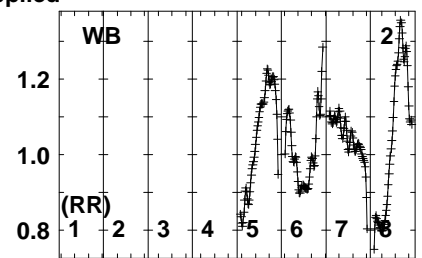
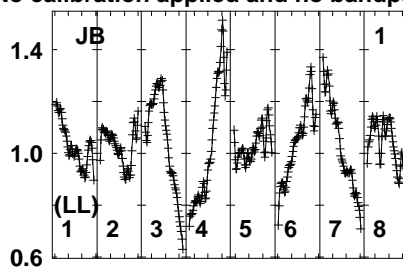
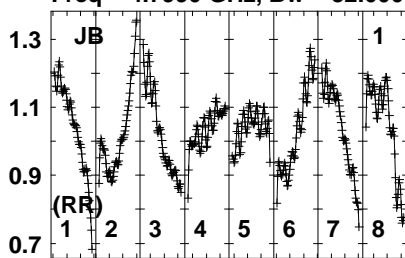


Lower frame: Real Jy
Auto-corr total-power spectrum Antenna: *
Timerange: 00/13:02:21 to 00/13:05:59

Plot file version 297 created 02-JUN-2021 11:57:36

J0226+0937 EC0711.UVDATA.1

Freq = 4.7990 GHz, Bw = 32.000 MH No calibration applied and no bandpass applied



480083048709009309605005030
FREQ MHz

480083048709009309605005030
FREQ MHz

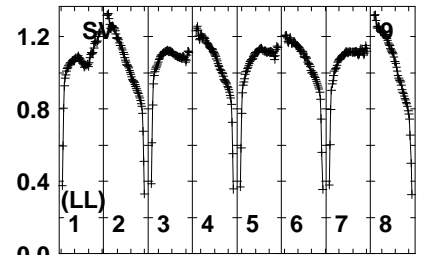
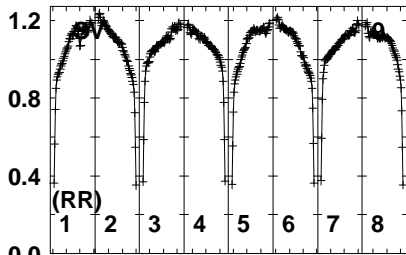
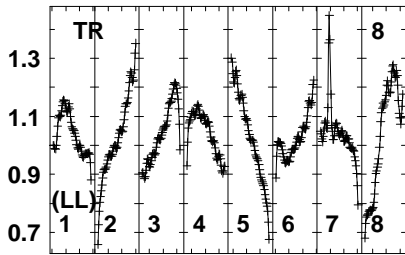
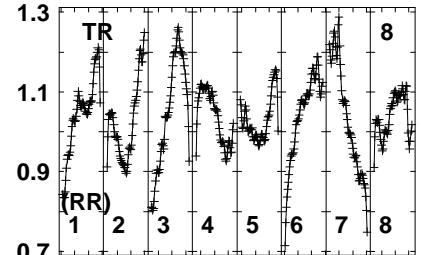
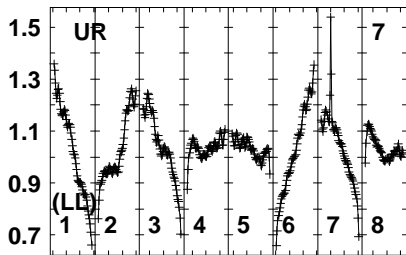
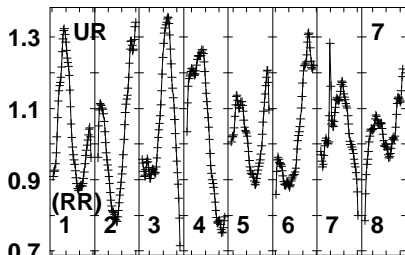
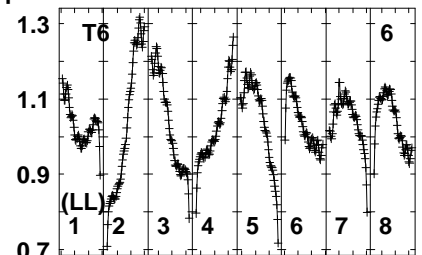
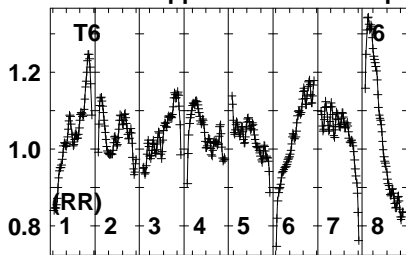
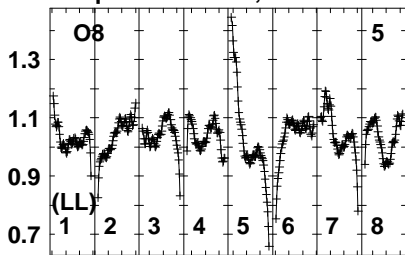
480083048709009309605005030
FREQ MHz

Lower frame: Real Jy
Auto-corr total-power spectrum Antenna: *
Timerange: 00/13:06:41 to 00/13:07:39

Plot file version 298 created 02-JUN-2021 11:57:36

J0226+0937 EC0711.UVDATA.1

Freq = 4.7990 GHz, Bw = 32.000 MH No calibration applied and no bandpass applied



480083048709009309605005030
FREQ MHz

480083048709009309605005030
FREQ MHz

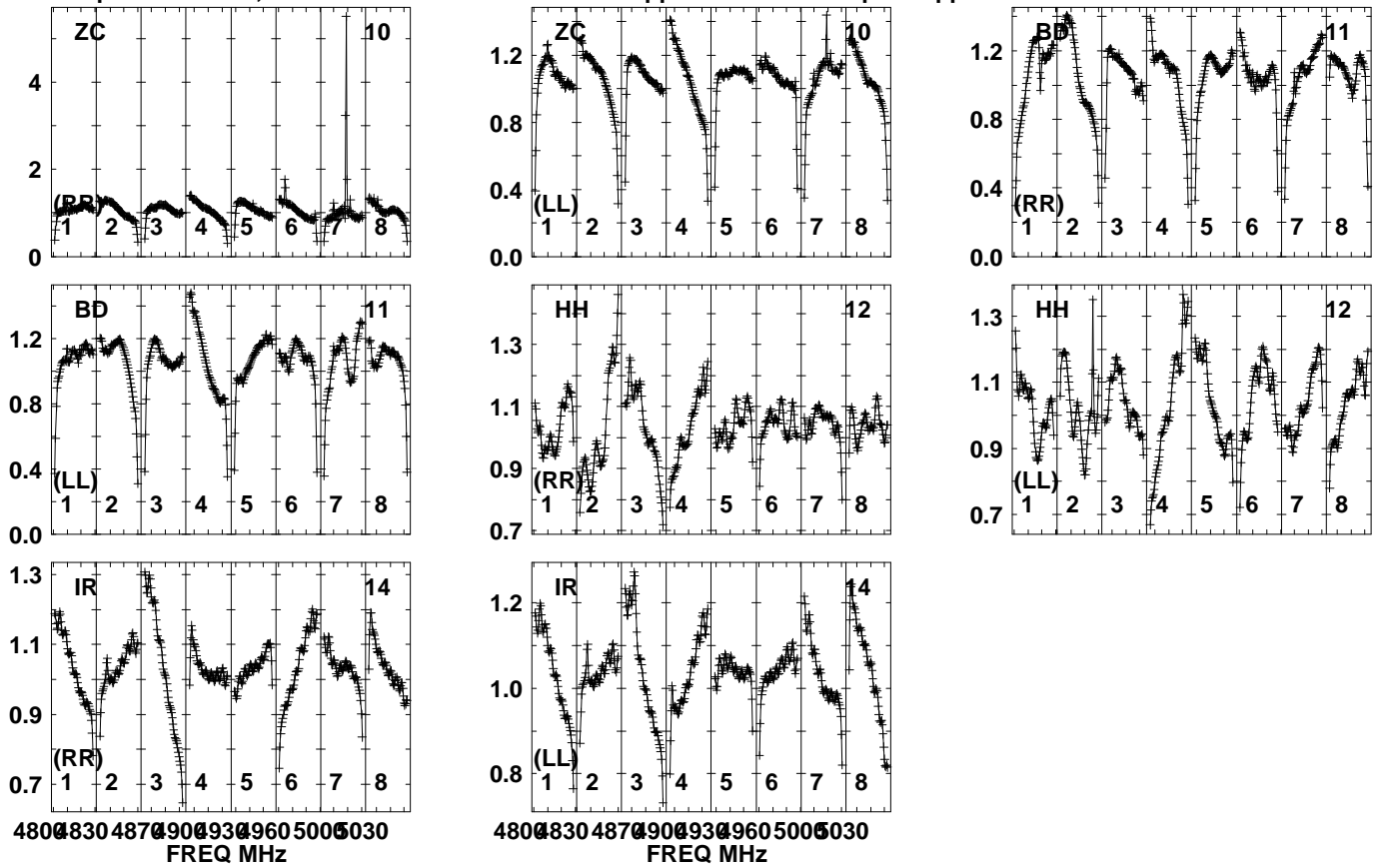
480083048709009309605005030
FREQ MHz

Lower frame: Real Jy
Auto-corr total-power spectrum Antenna: *
Timerange: 00/13:06:41 to 00/13:07:39

Plot file version 299 created 02-JUN-2021 11:57:36

J0226+0937 EC0711.UVDATA.1

Freq = 4.7990 GHz, Bw = 32.000 MH No calibration applied and no bandpass applied

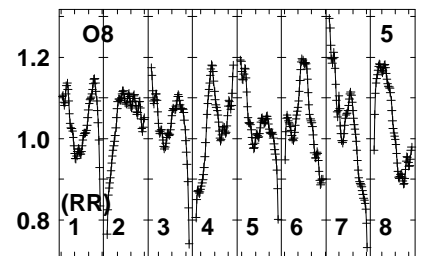
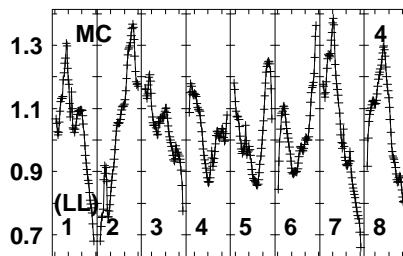
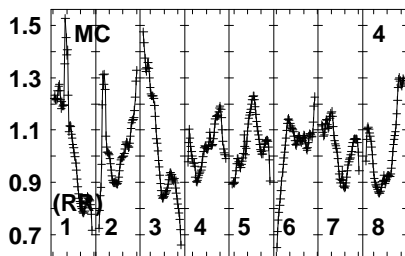
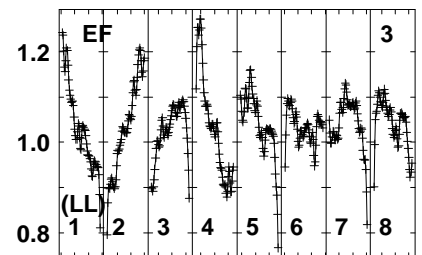
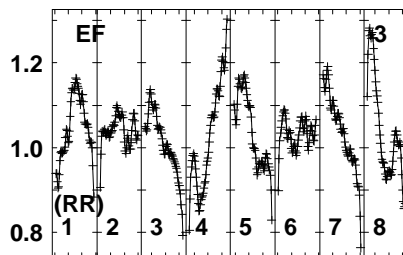
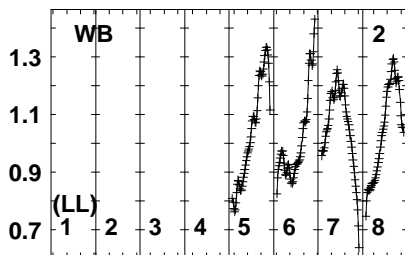
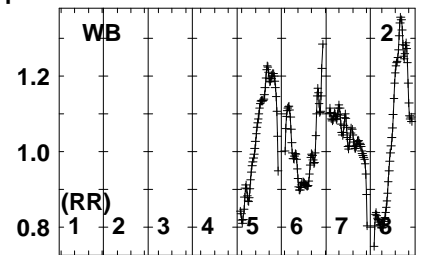
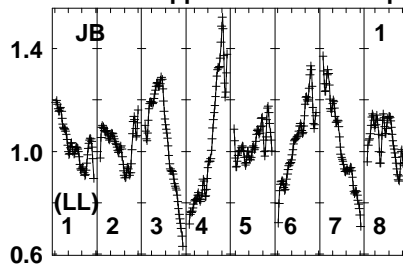
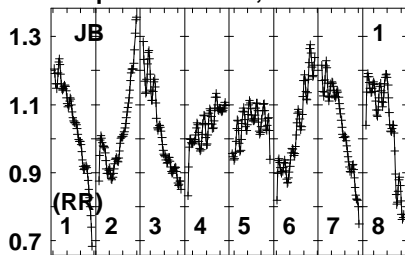


Lower frame: Real Jy
Auto-corr total-power spectrum Antenna: *
Timerange: 00/13:06:41 to 00/13:07:39

Plot file version 300 created 02-JUN-2021 11:57:36

J0222+0952 EC0711.UVDATA.1

Freq = 4.7990 GHz, Bw = 32.000 MH No calibration applied and no bandpass applied



480083048709009309605005030
FREQ MHz

480083048709009309605005030
FREQ MHz

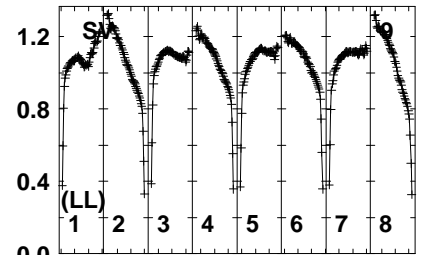
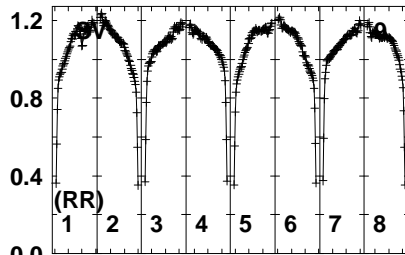
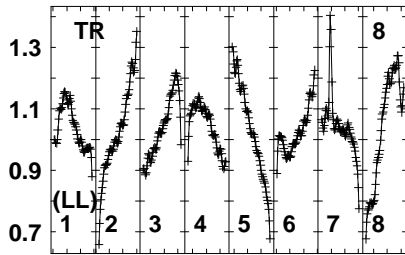
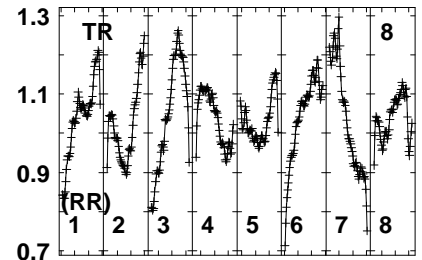
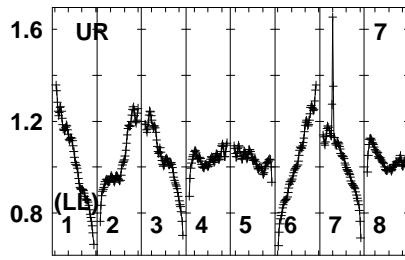
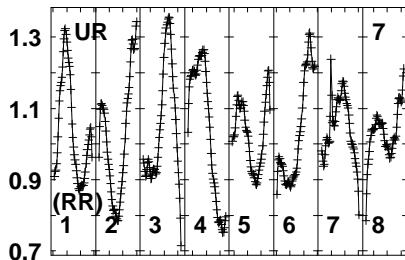
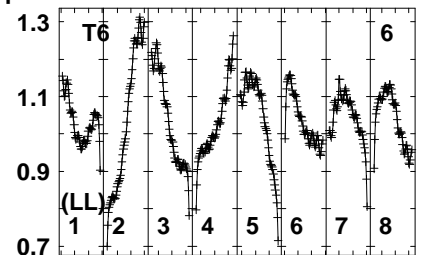
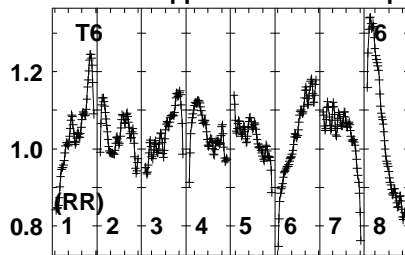
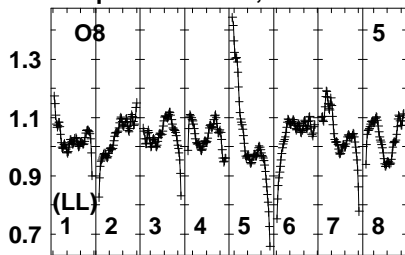
480083048709009309605005030
FREQ MHz

Lower frame: Real Jy
Auto-corr total-power spectrum Antenna: *
Timerange: 00/13:07:41 to 00/13:11:19

Plot file version 301 created 02-JUN-2021 11:57:36

J0222+0952 EC0711.UVDATA.1

Freq = 4.7990 GHz, Bw = 32.000 MH No calibration applied and no bandpass applied



480083048709009309605005030
FREQ MHz

480083048709009309605005030
FREQ MHz

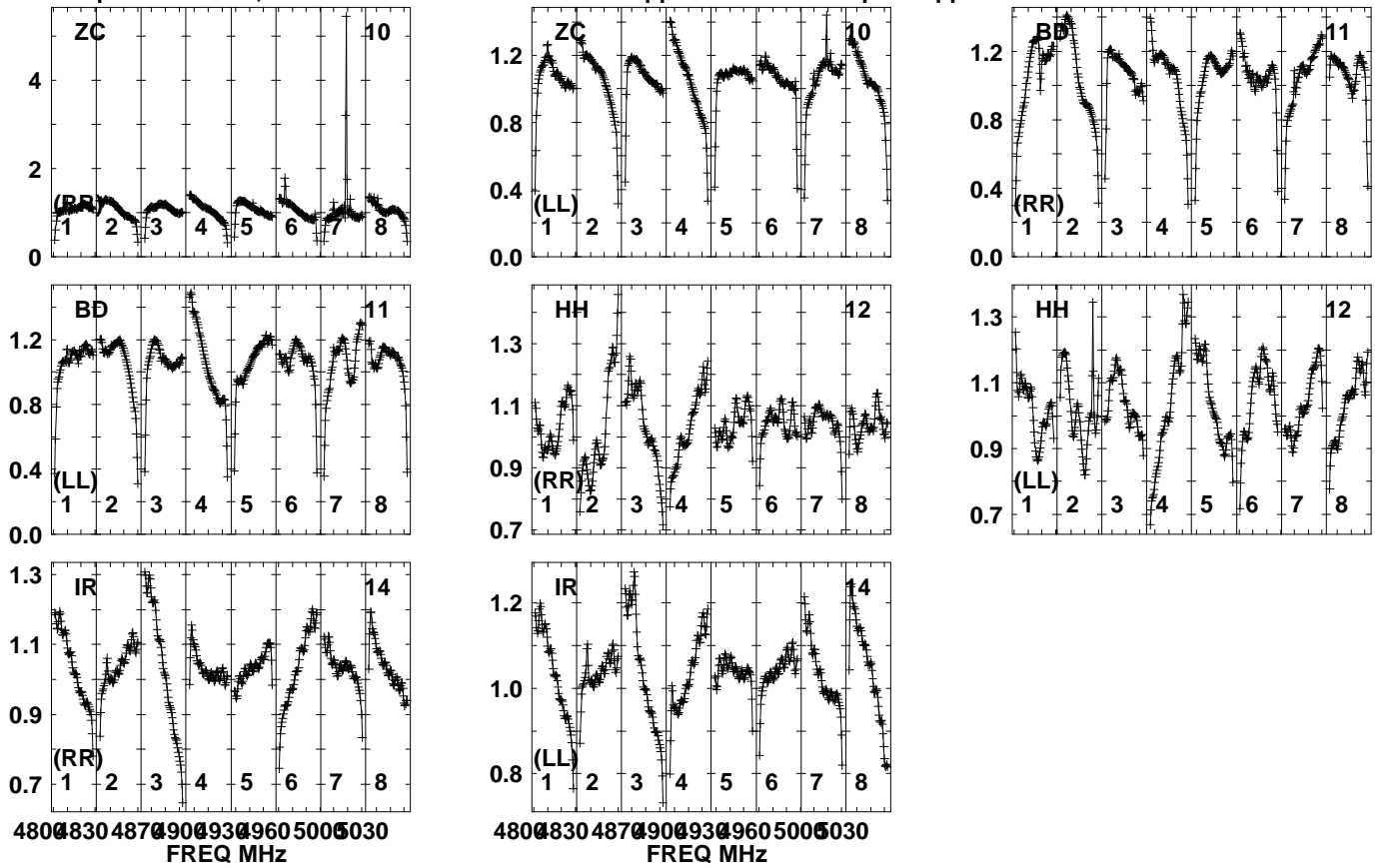
480083048709009309605005030
FREQ MHz

Lower frame: Real Jy
Auto-corr total-power spectrum Antenna: *
Timerange: 00/13:07:41 to 00/13:11:19

Plot file version 302 created 02-JUN-2021 11:57:36

J0222+0952 EC0711.UVDATA.1

Freq = 4.7990 GHz, Bw = 32.000 MH No calibration applied and no bandpass applied

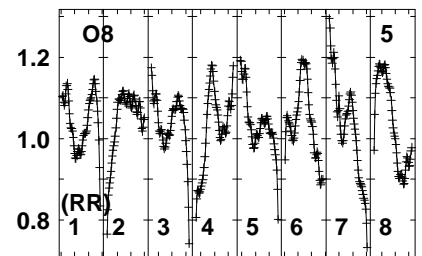
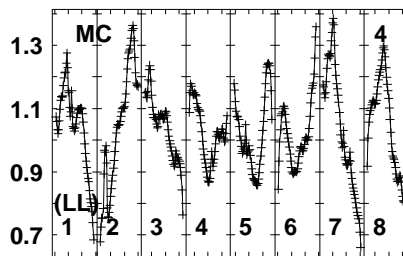
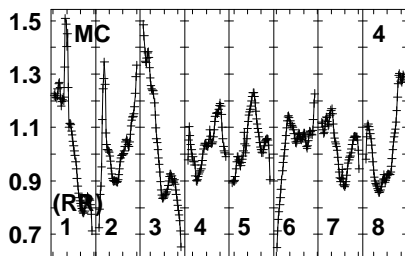
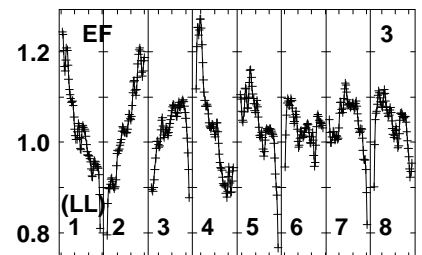
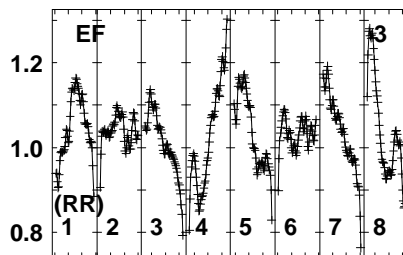
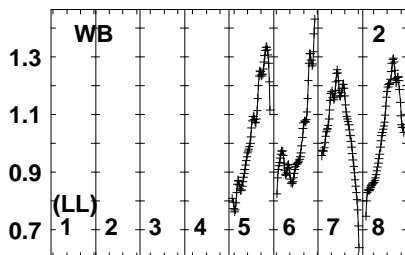
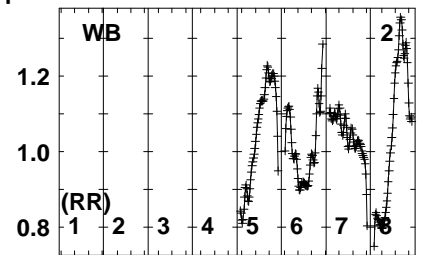
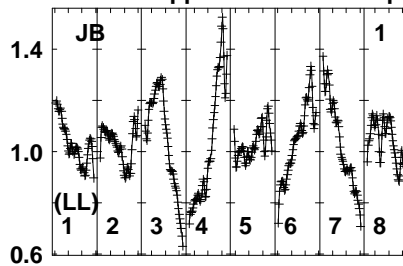
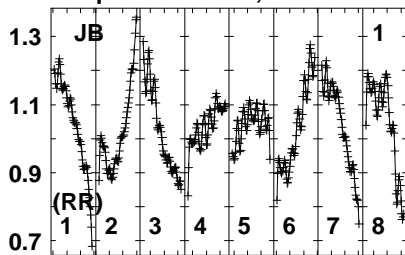


Lower frame: Real Jy
Auto-corr total-power spectrum Antenna: *
Timerange: 00/13:07:41 to 00/13:11:19

Plot file version 303 created 02-JUN-2021 11:57:36

J0226+0937 EC0711.UVDATA.1

Freq = 4.7990 GHz, Bw = 32.000 MH No calibration applied and no bandpass applied



480083048709009309605005030
FREQ MHz

480083048709009309605005030
FREQ MHz

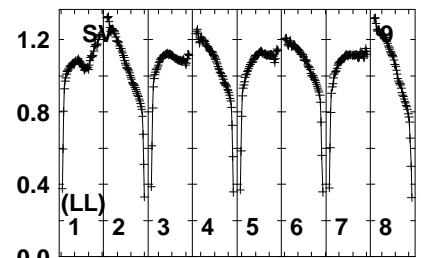
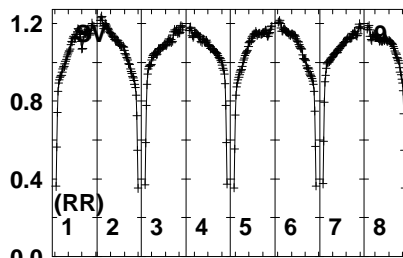
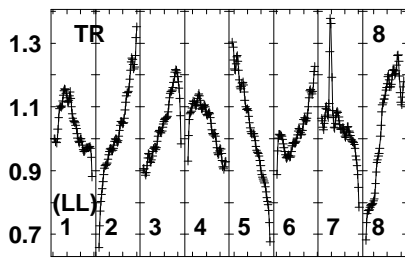
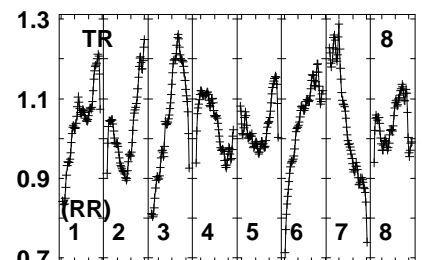
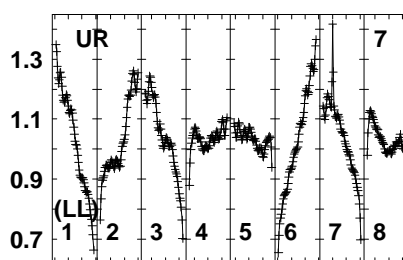
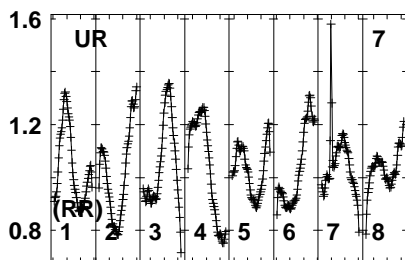
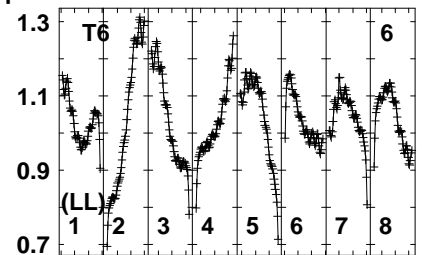
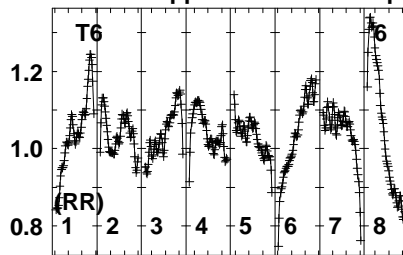
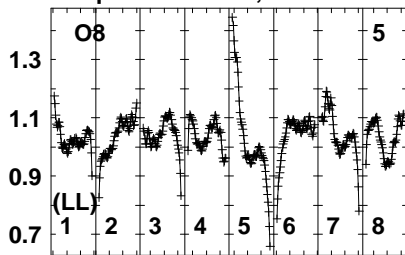
480083048709009309605005030
FREQ MHz

Lower frame: Real Jy
Auto-corr total-power spectrum Antenna: *
Timerange: 00/13:11:21 to 00/13:12:59

Plot file version 304 created 02-JUN-2021 11:57:36

J0226+0937 EC0711.UVDATA.1

Freq = 4.7990 GHz, Bw = 32.000 MH No calibration applied and no bandpass applied



480083048709009309605005030
FREQ MHz

480083048709009309605005030
FREQ MHz

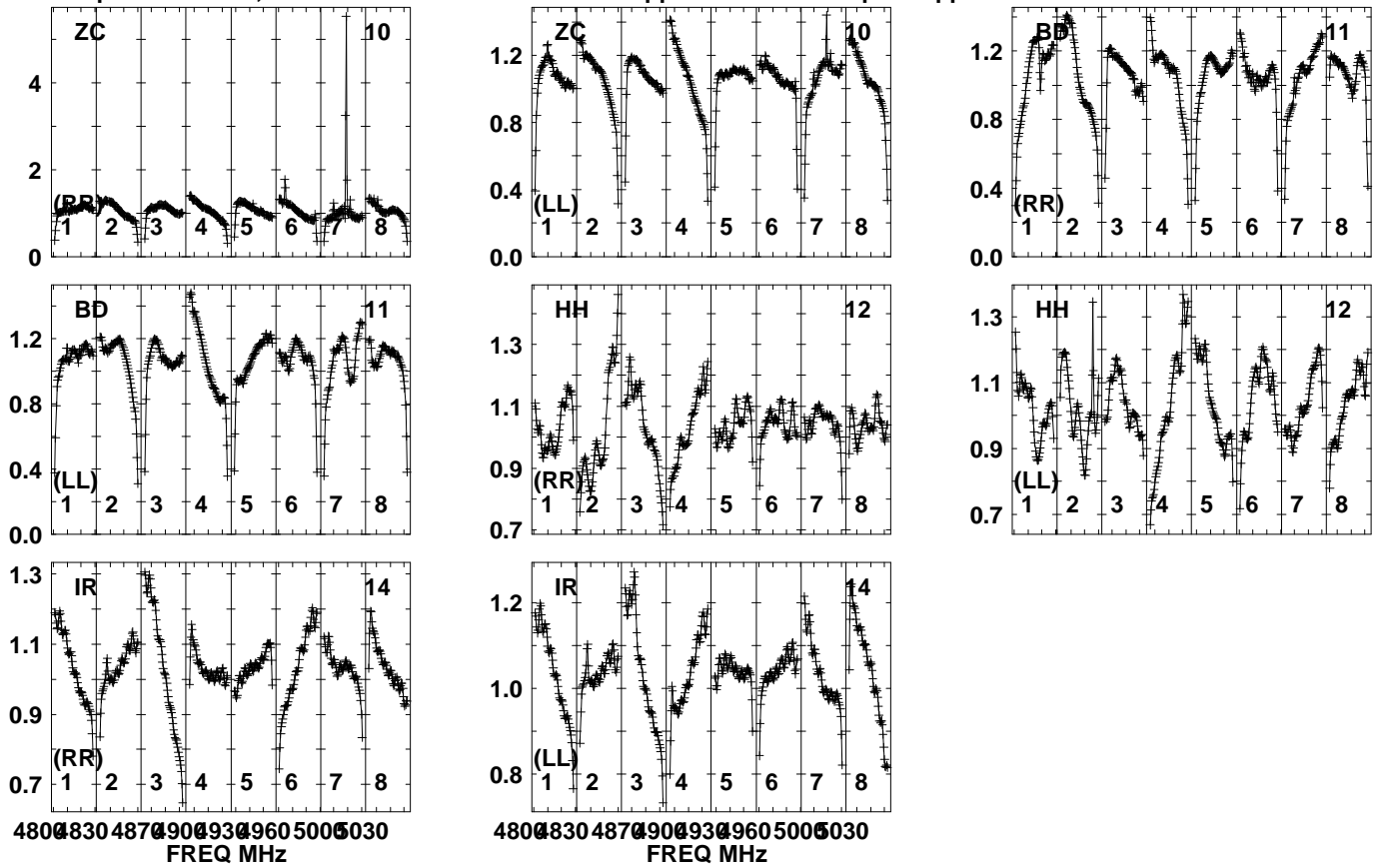
480083048709009309605005030
FREQ MHz

Lower frame: Real Jy
Auto-corr total-power spectrum Antenna: *
Timerange: 00/13:11:21 to 00/13:12:59

Plot file version 305 created 02-JUN-2021 11:57:36

J0226+0937 EC0711.UVDATA.1

Freq = 4.7990 GHz, Bw = 32.000 MH No calibration applied and no bandpass applied

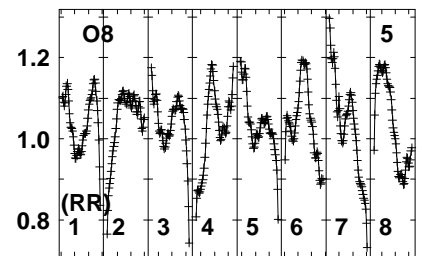
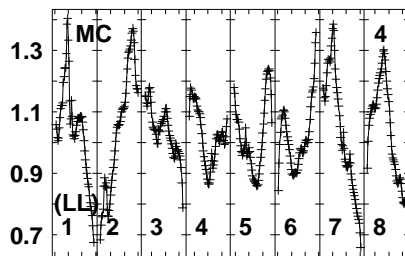
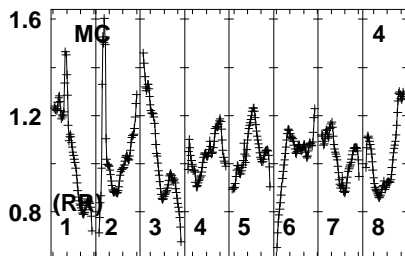
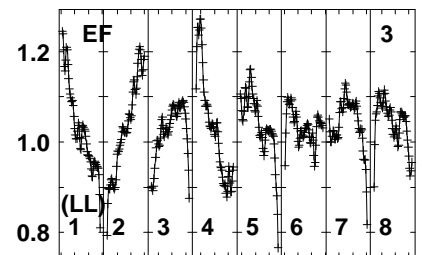
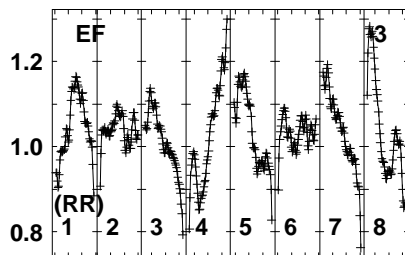
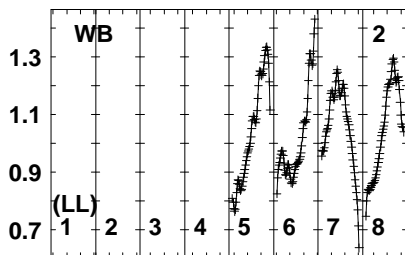
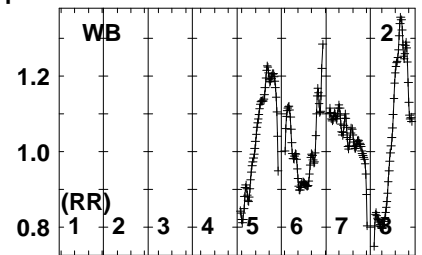
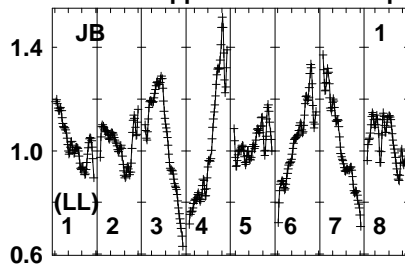
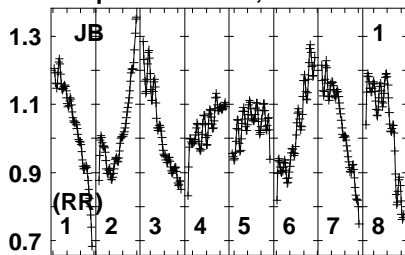


Lower frame: Real Jy
Auto-corr total-power spectrum Antenna: *
Timerange: 00/13:11:21 to 00/13:12:59

Plot file version 306 created 02-JUN-2021 11:57:36

J0222+0952 EC0711.UVDATA.1

Freq = 4.7990 GHz, Bw = 32.000 MH No calibration applied and no bandpass applied



480083048709009309605005030
FREQ MHz

480083048709009309605005030
FREQ MHz

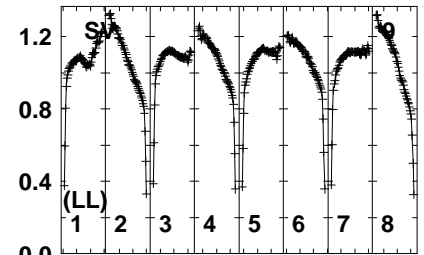
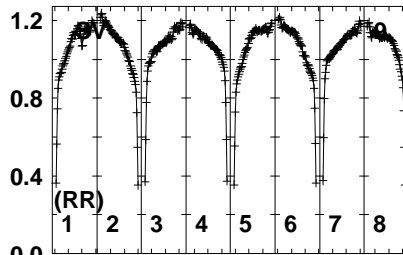
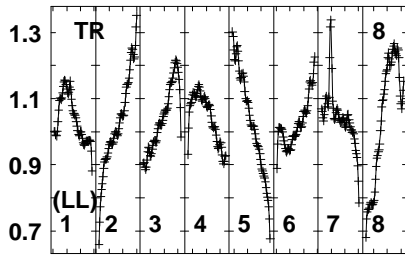
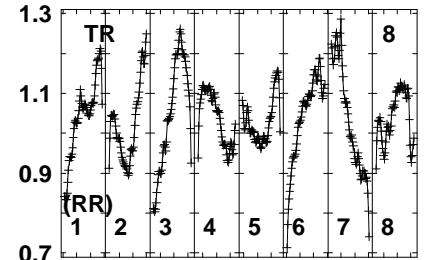
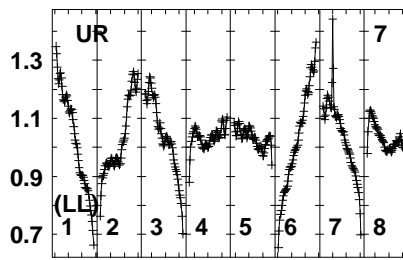
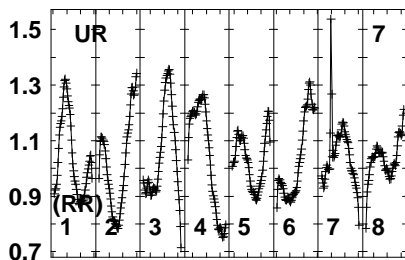
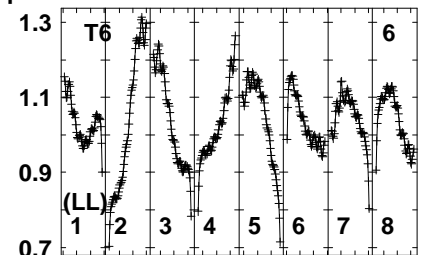
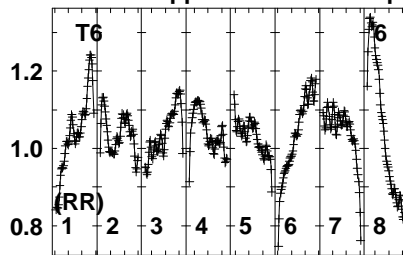
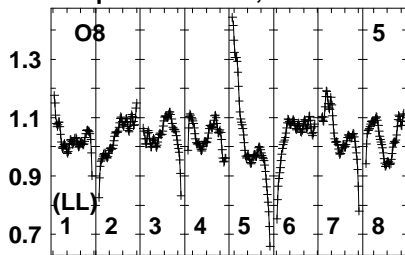
480083048709009309605005030
FREQ MHz

Lower frame: Real Jy
Auto-corr total-power spectrum Antenna: *
Timerange: 00/13:13:01 to 00/13:16:39

Plot file version 307 created 02-JUN-2021 11:57:37

J0222+0952 EC0711.UVDATA.1

Freq = 4.7990 GHz, Bw = 32.000 MH No calibration applied and no bandpass applied



480083048709009309605005030
FREQ MHz

480083048709009309605005030
FREQ MHz

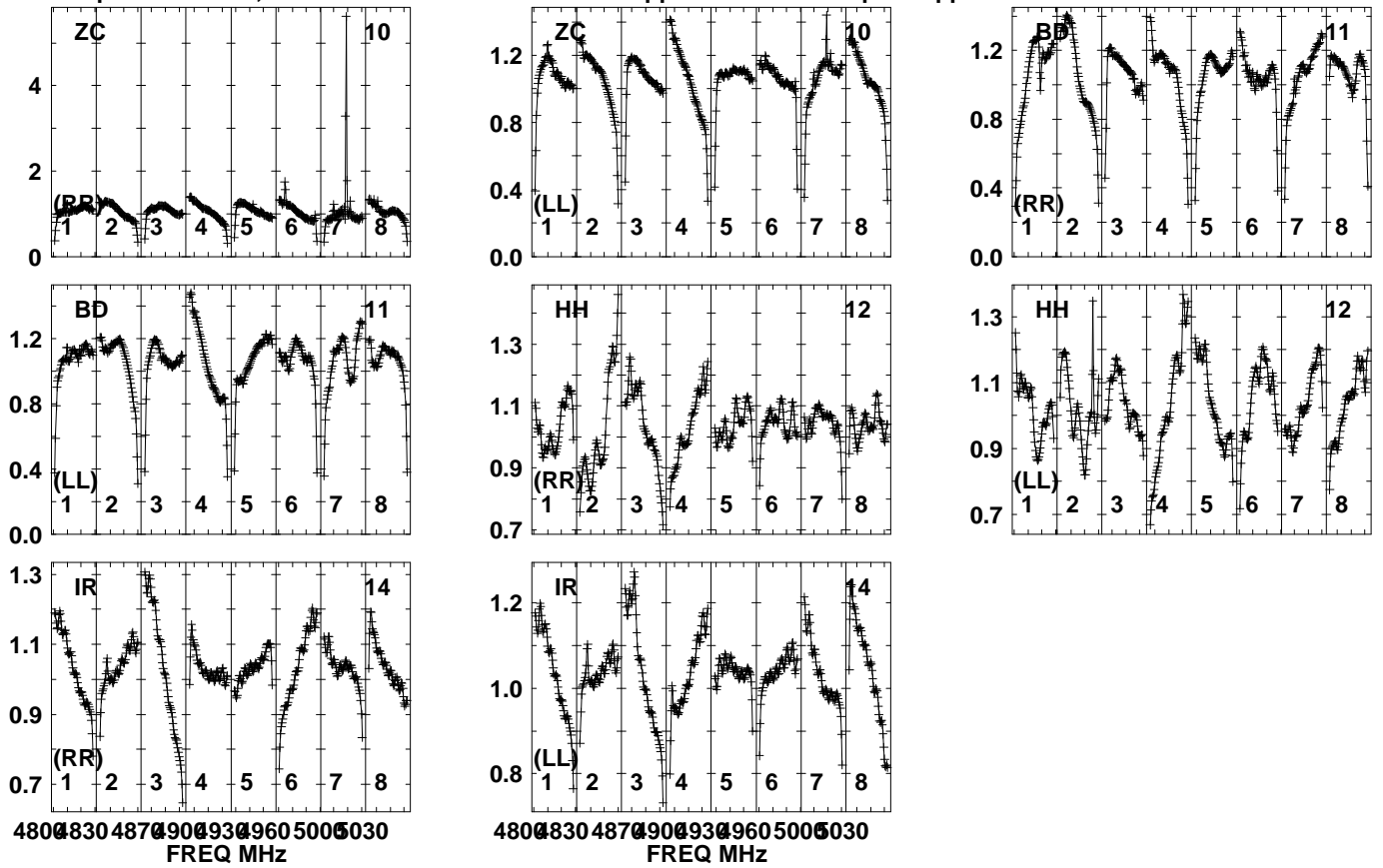
480083048709009309605005030
FREQ MHz

Lower frame: Real Jy
Auto-corr total-power spectrum Antenna: *
Timerange: 00/13:13:01 to 00/13:16:39

Plot file version 308 created 02-JUN-2021 11:57:37

J0222+0952 EC0711.UVDATA.1

Freq = 4.7990 GHz, Bw = 32.000 MH No calibration applied and no bandpass applied

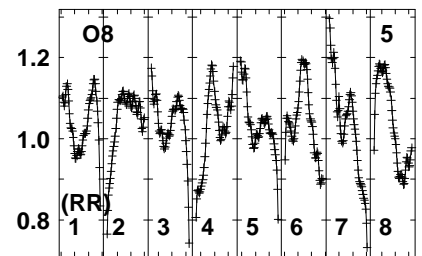
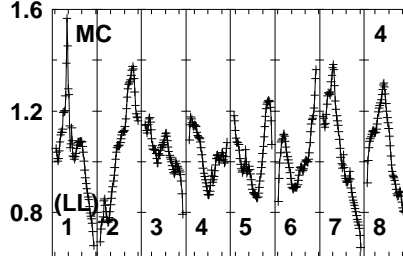
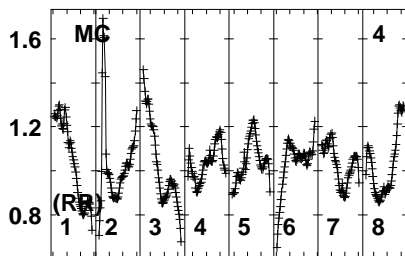
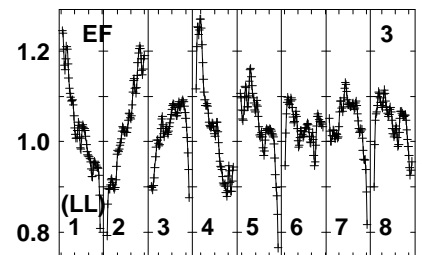
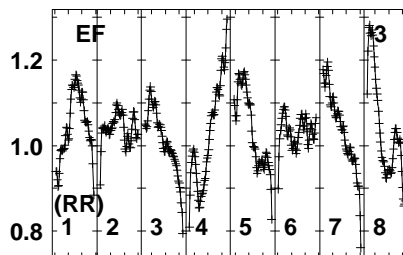
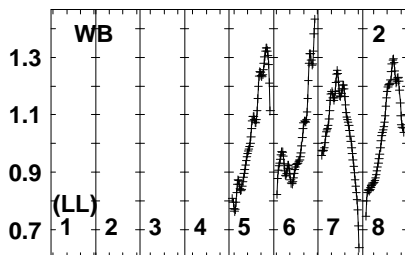
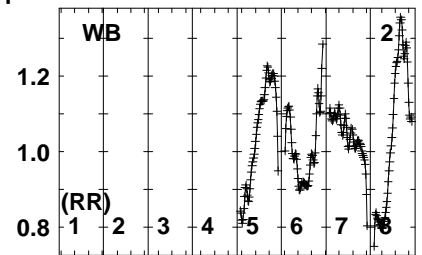
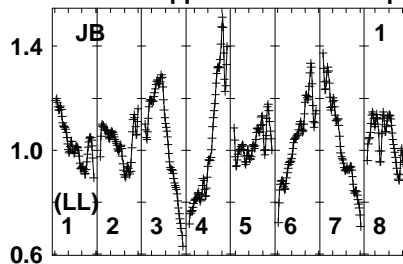
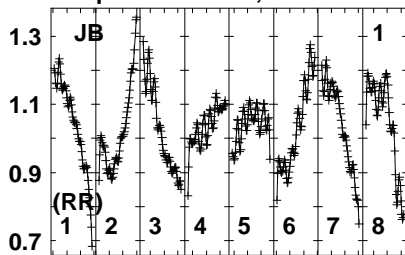


Lower frame: Real Jy
Auto-corr total-power spectrum Antenna: *
Timerange: 00/13:13:01 to 00/13:16:39

Plot file version 309 created 02-JUN-2021 11:57:37

J0226+0937 EC0711.UVDATA.1

Freq = 4.7990 GHz, Bw = 32.000 MH No calibration applied and no bandpass applied



480083048709009309605005030
FREQ MHz

480083048709009309605005030
FREQ MHz

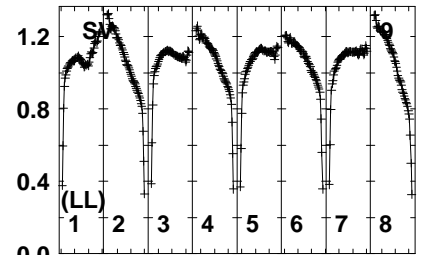
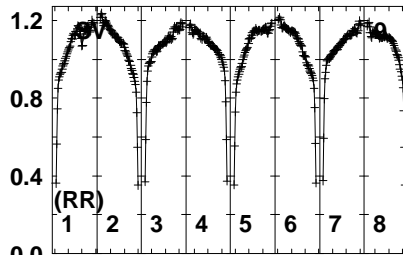
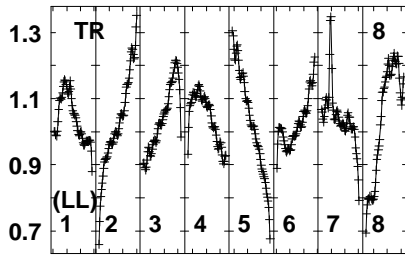
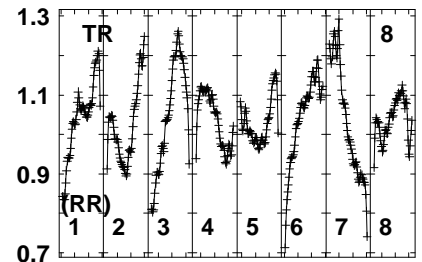
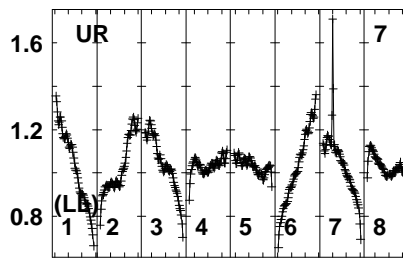
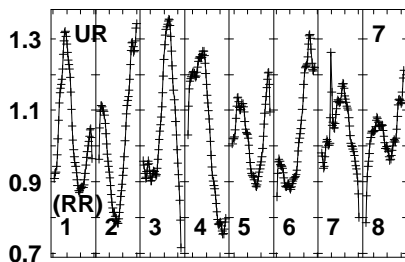
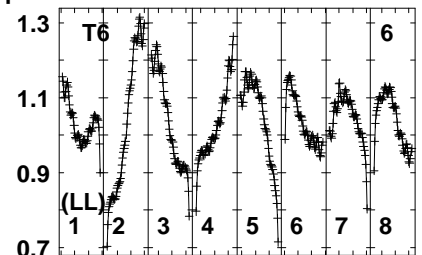
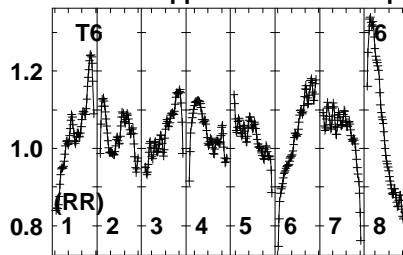
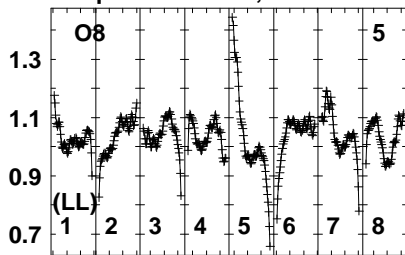
480083048709009309605005030
FREQ MHz

Lower frame: Real Jy
Auto-corr total-power spectrum Antenna: *
Timerange: 00/13:17:21 to 00/13:18:19

Plot file version 310 created 02-JUN-2021 11:57:37

J0226+0937 EC0711.UVDATA.1

Freq = 4.7990 GHz, Bw = 32.000 MH No calibration applied and no bandpass applied



480083048709009309605005030
FREQ MHz

480083048709009309605005030
FREQ MHz

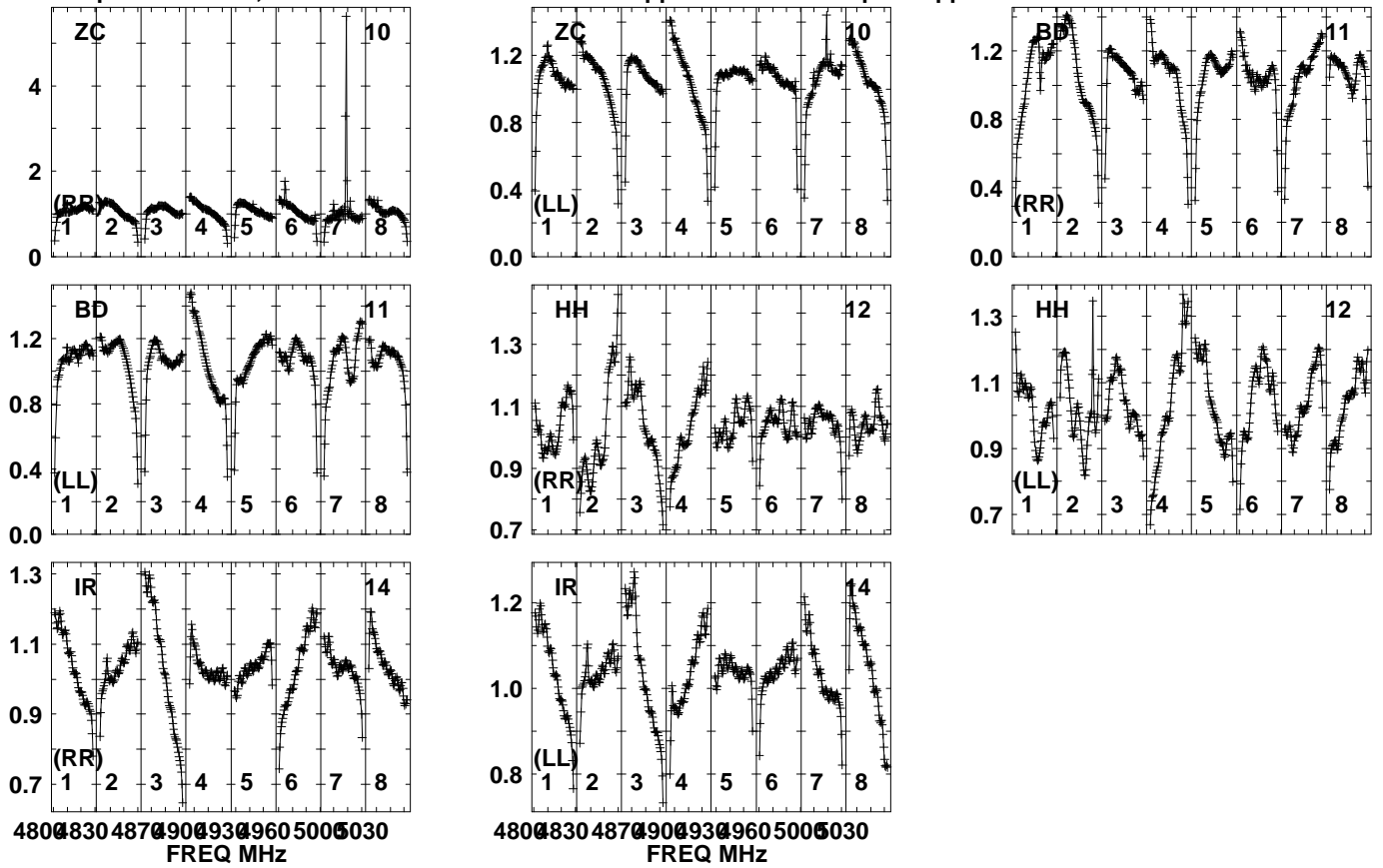
480083048709009309605005030
FREQ MHz

Lower frame: Real Jy
Auto-corr total-power spectrum Antenna: *
Timerange: 00/13:17:21 to 00/13:18:19

Plot file version 311 created 02-JUN-2021 11:57:37

J0226+0937 EC0711.UVDATA.1

Freq = 4.7990 GHz, Bw = 32.000 MH No calibration applied and no bandpass applied

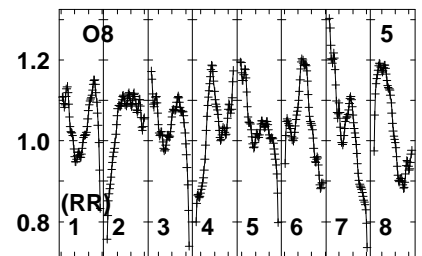
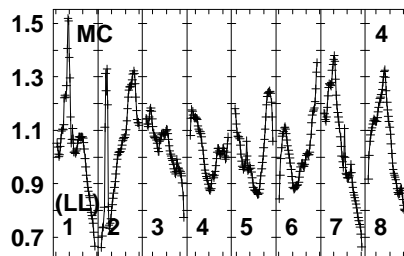
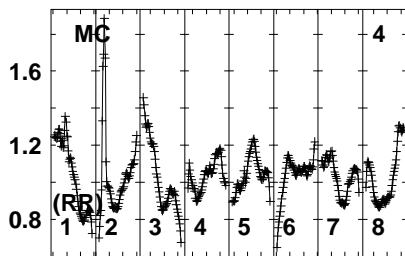
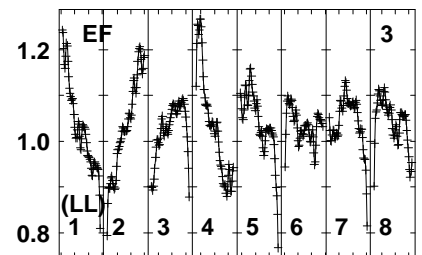
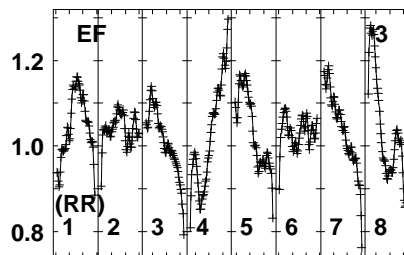
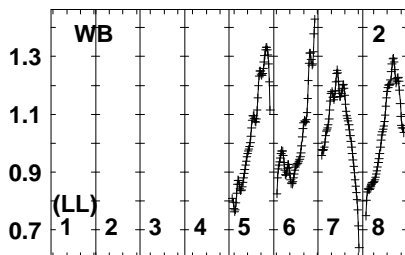
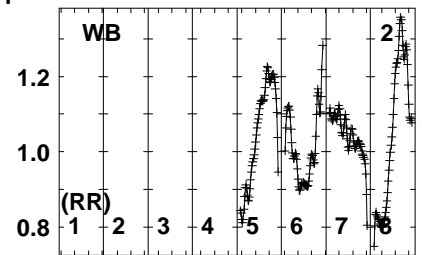
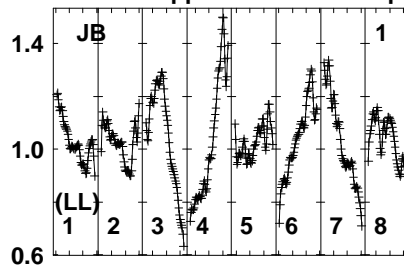
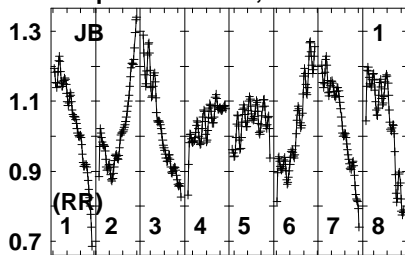


Lower frame: Real Jy
Auto-corr total-power spectrum Antenna: *
Timerange: 00/13:17:21 to 00/13:18:19

Plot file version 312 created 02-JUN-2021 11:57:37

J2348-1631 EC0711.UVDATA.1

Freq = 4.7990 GHz, Bw = 32.000 MH No calibration applied and no bandpass applied



480083048709009309605005030
FREQ MHz

480083048709009309605005030
FREQ MHz

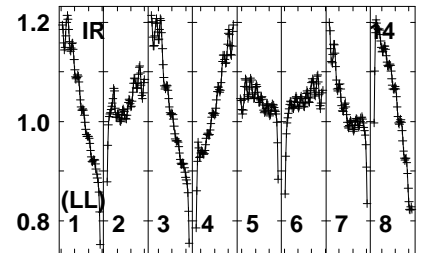
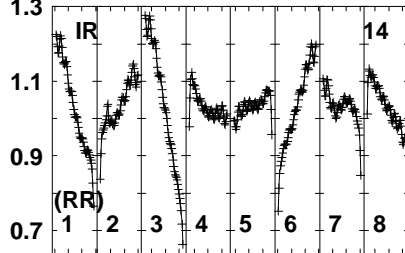
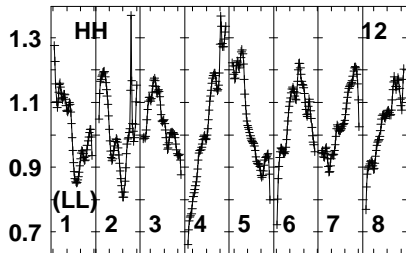
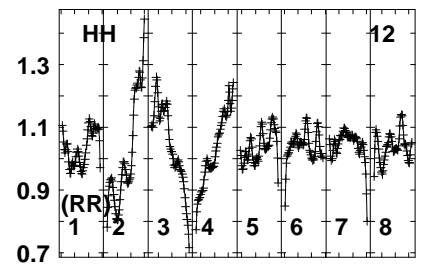
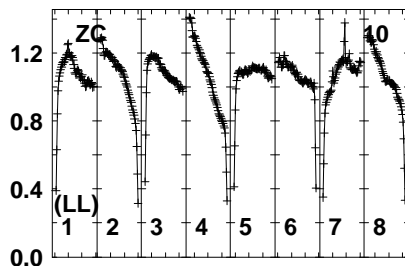
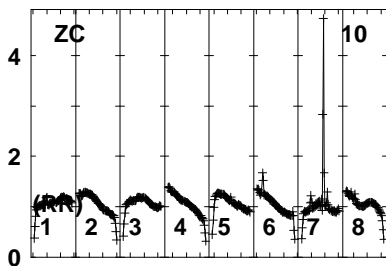
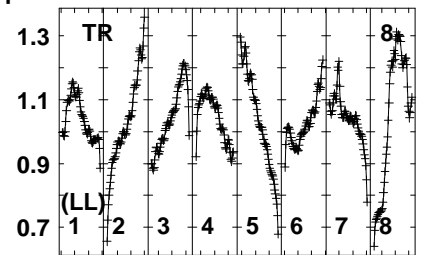
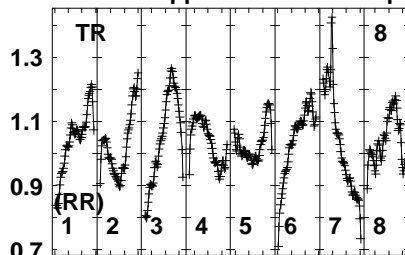
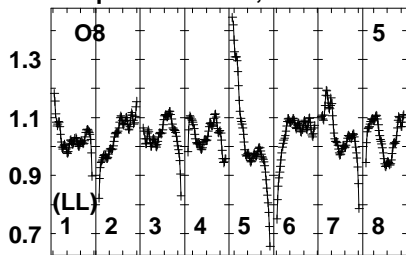
480083048709009309605005030
FREQ MHz

Lower frame: Real Jy
Auto-corr total-power spectrum Antenna: *
Timerange: 00/13:20:21 to 00/13:22:19

Plot file version 313 created 02-JUN-2021 11:57:37

J2348-1631 EC0711.UVDATA.1

Freq = 4.7990 GHz, Bw = 32.000 MH No calibration applied and no bandpass applied



480083048709009309605005030
FREQ MHz

480083048709009309605005030
FREQ MHz

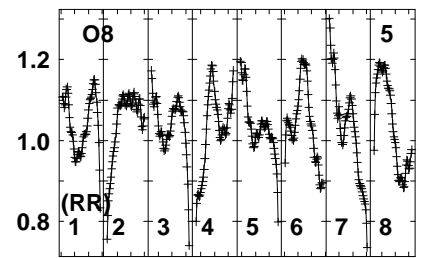
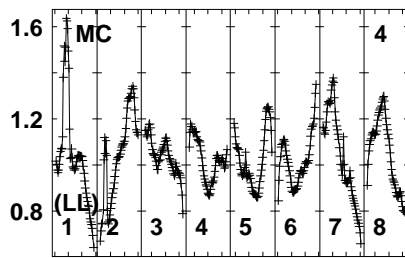
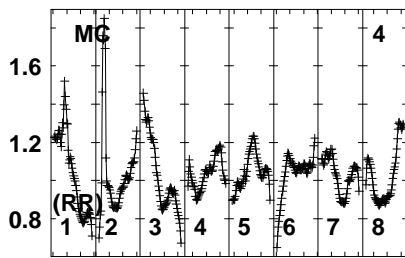
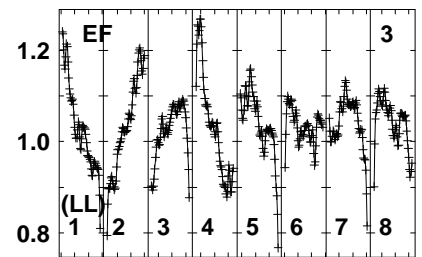
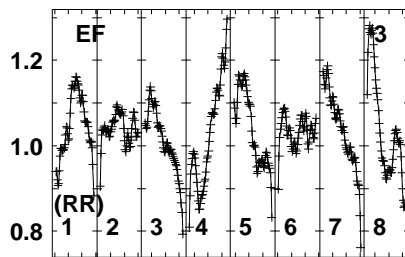
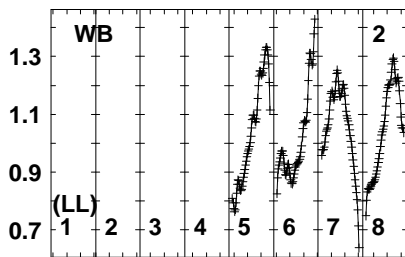
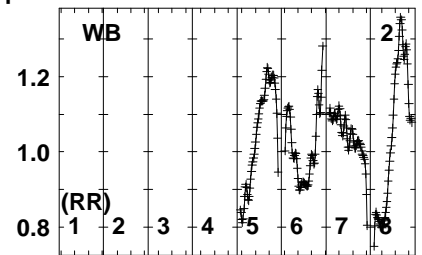
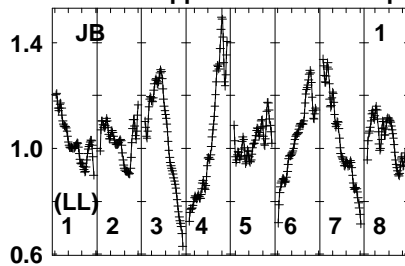
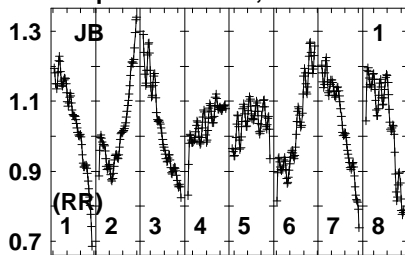
480083048709009309605005030
FREQ MHz

Lower frame: Real Jy
Auto-corr total-power spectrum Antenna: *
Timerange: 00/13:20:21 to 00/13:22:19

Plot file version 314 created 02-JUN-2021 11:57:37

J2347-1856 EC0711.UVDATA.1

Freq = 4.7990 GHz, Bw = 32.000 MH No calibration applied and no bandpass applied



480083048709009309605005030
FREQ MHz

480083048709009309605005030
FREQ MHz

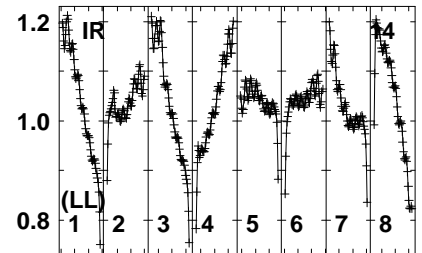
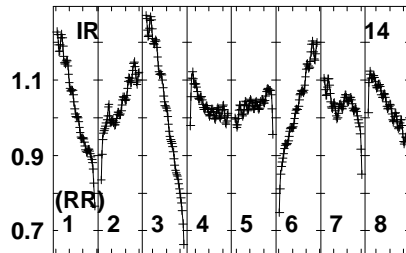
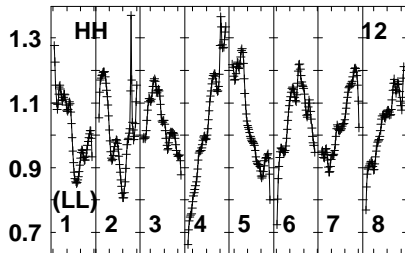
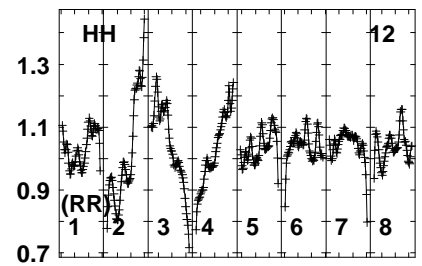
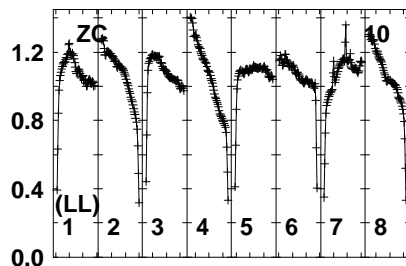
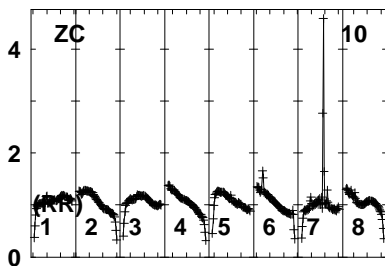
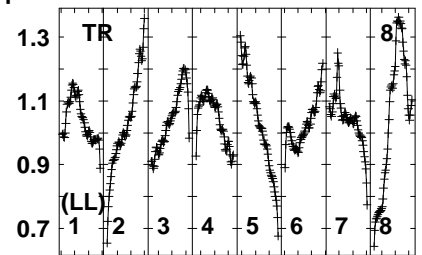
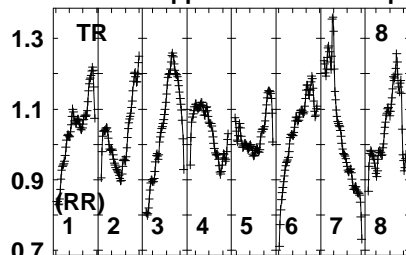
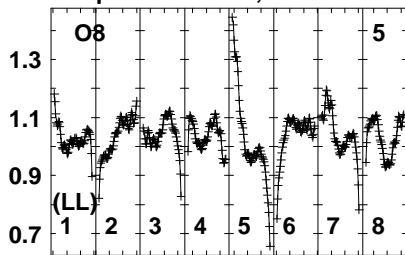
480083048709009309605005030
FREQ MHz

Lower frame: Real Jy
Auto-corr total-power spectrum Antenna: *
Timerange: 00/13:22:21 to 00/13:25:59

Plot file version 315 created 02-JUN-2021 11:57:37

J2347-1856 EC0711.UVDATA.1

Freq = 4.7990 GHz, Bw = 32.000 MH No calibration applied and no bandpass applied



480083048709009309605005030
FREQ MHz

480083048709009309605005030
FREQ MHz

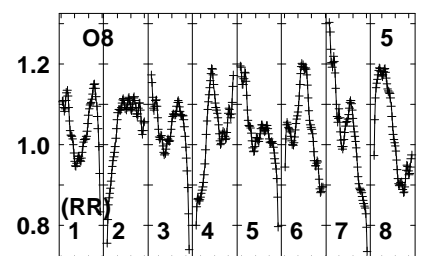
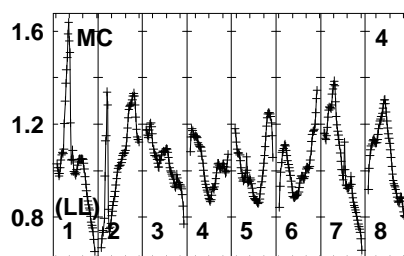
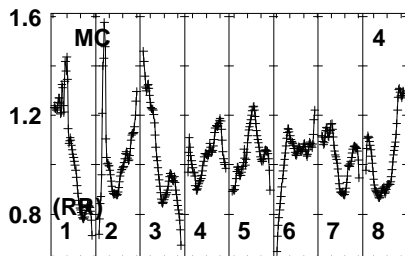
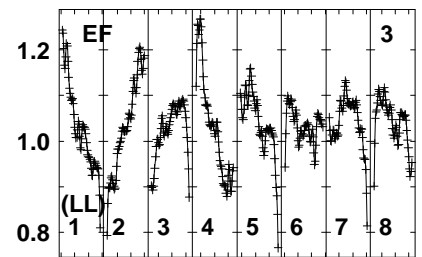
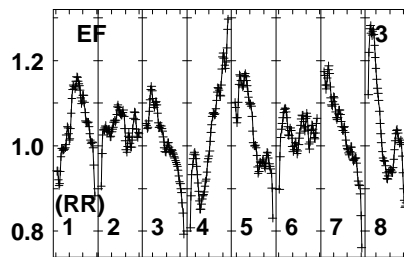
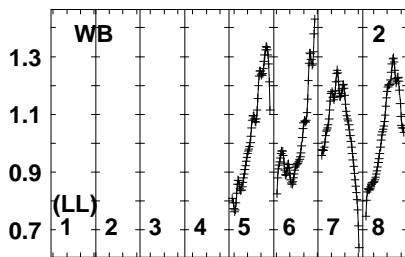
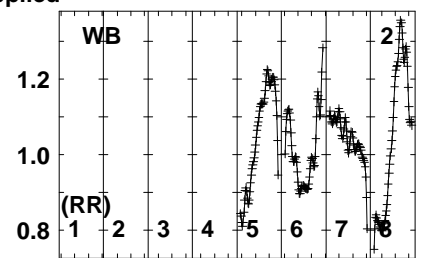
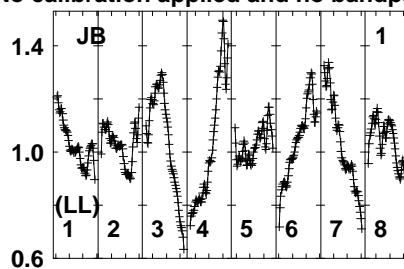
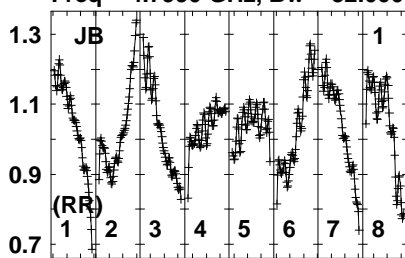
480083048709009309605005030
FREQ MHz

Lower frame: Real Jy
Auto-corr total-power spectrum Antenna: *
Timerange: 00/13:22:21 to 00/13:25:59

Plot file version 316 created 02-JUN-2021 11:57:37

J2348-1631 EC0711.UVDATA.1

Freq = 4.7990 GHz, Bw = 32.000 MH No calibration applied and no bandpass applied



480083048709009309605005030
FREQ MHz

480083048709009309605005030
FREQ MHz

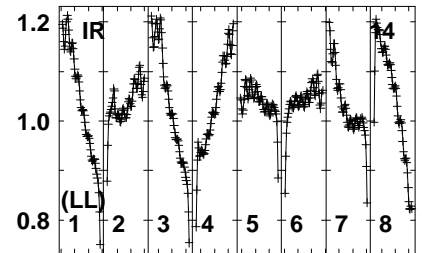
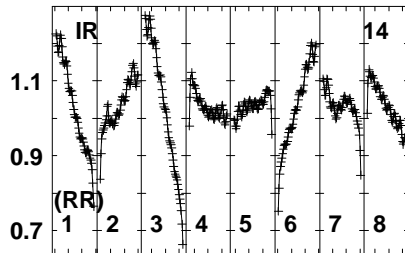
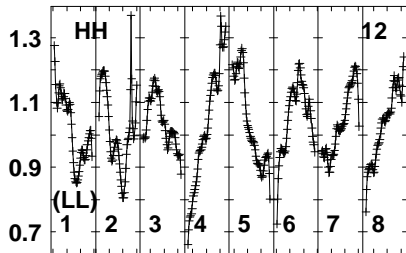
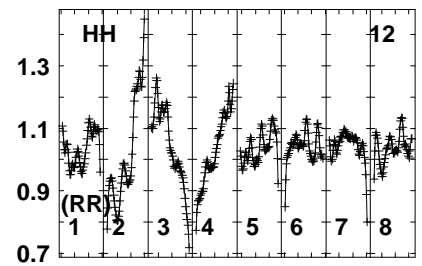
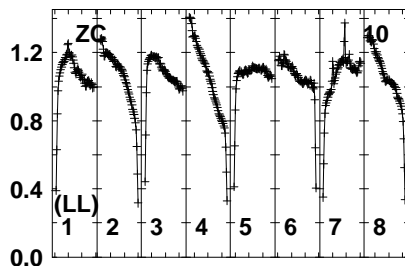
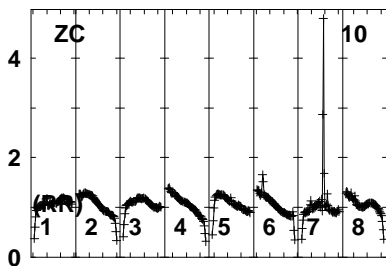
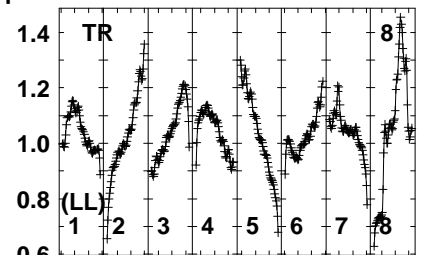
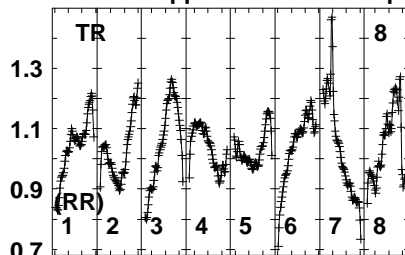
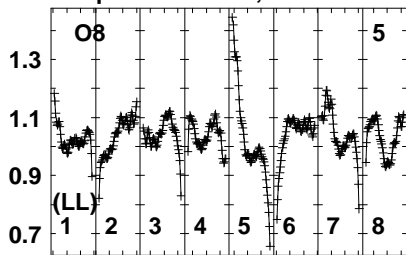
480083048709009309605005030
FREQ MHz

Lower frame: Real Jy
Auto-corr total-power spectrum Antenna: *
Timerange: 00/13:26:01 to 00/13:27:39

Plot file version 317 created 02-JUN-2021 11:57:37

J2348-1631 EC0711.UVDATA.1

Freq = 4.7990 GHz, Bw = 32.000 MH No calibration applied and no bandpass applied



480083048709009309605005030
FREQ MHz

480083048709009309605005030
FREQ MHz

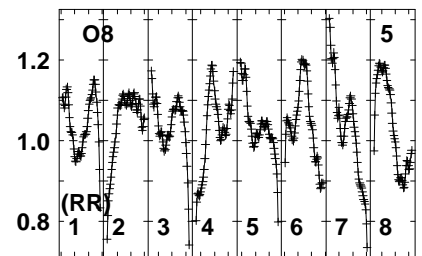
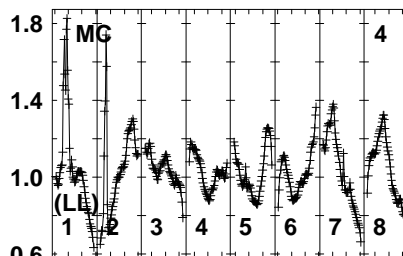
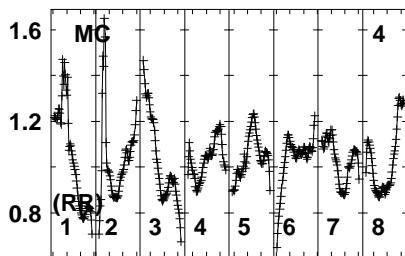
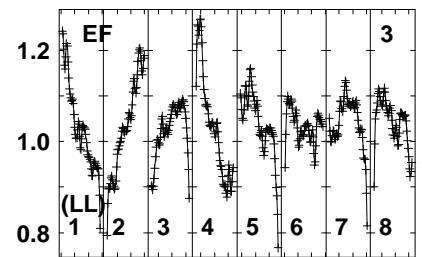
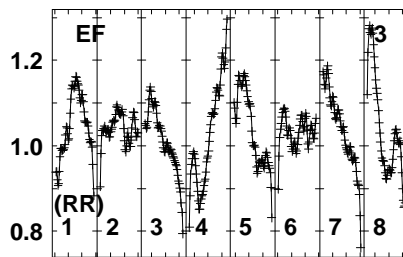
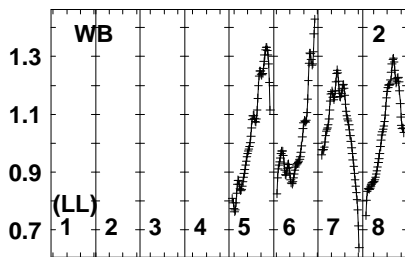
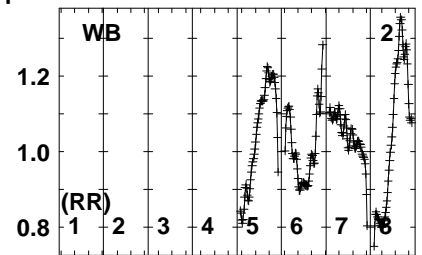
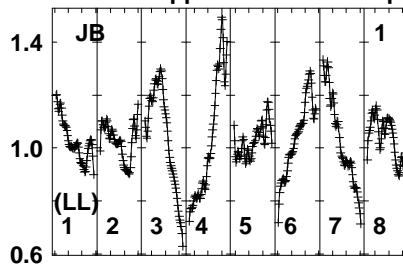
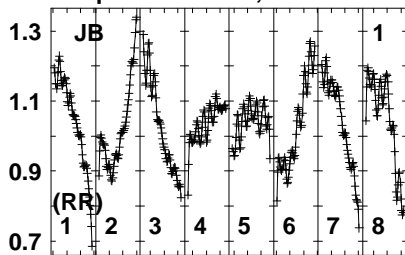
480083048709009309605005030
FREQ MHz

Lower frame: Real Jy
Auto-corr total-power spectrum Antenna: *
Timerange: 00/13:26:01 to 00/13:27:39

Plot file version 318 created 02-JUN-2021 11:57:37

J2347-1856 EC0711.UVDATA.1

Freq = 4.7990 GHz, Bw = 32.000 MH No calibration applied and no bandpass applied



480083048709009309605005030
FREQ MHz

480083048709009309605005030
FREQ MHz

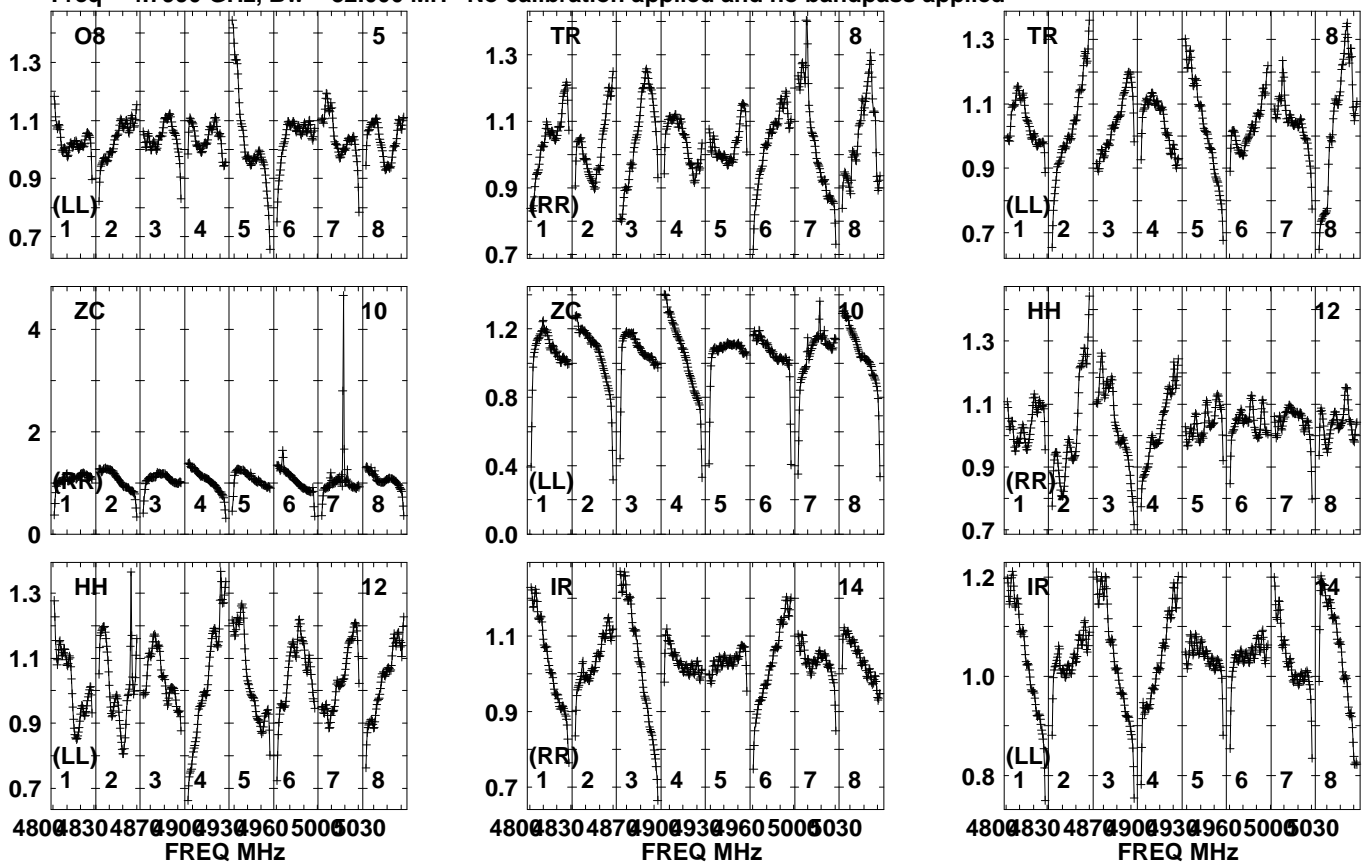
480083048709009309605005030
FREQ MHz

Lower frame: Real Jy
Auto-corr total-power spectrum Antenna: *
Timerange: 00/13:27:43 to 00/13:31:19

Plot file version 319 created 02-JUN-2021 11:57:38

J2347-1856 EC0711.UVDATA.1

Freq = 4.7990 GHz, Bw = 32.000 MH No calibration applied and no bandpass applied

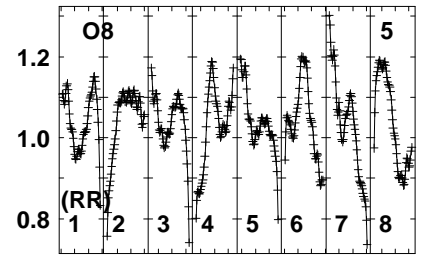
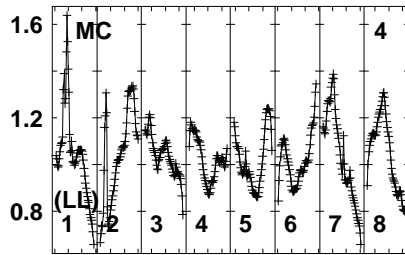
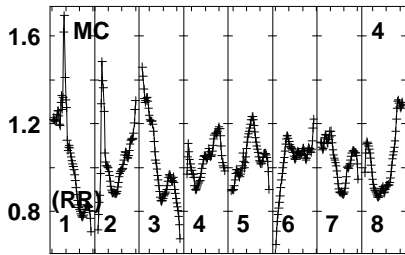
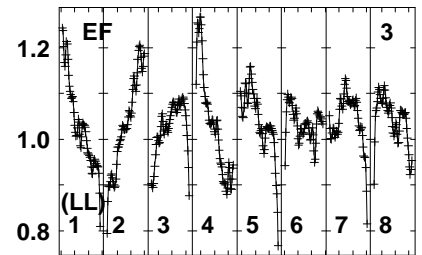
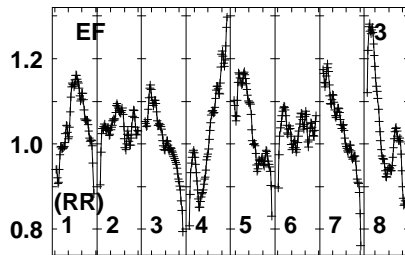
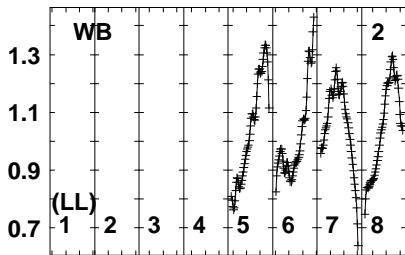
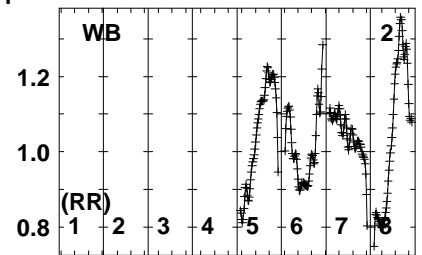
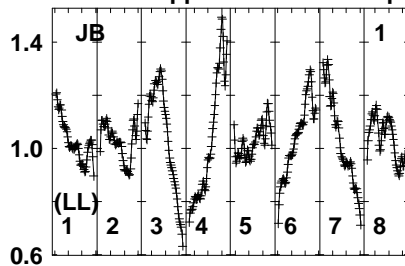
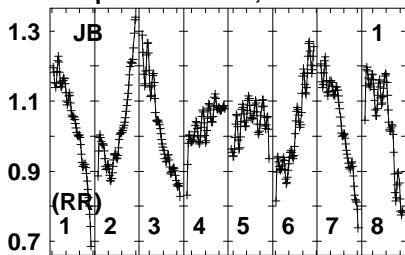


Lower frame: Real Jy
Auto-corr total-power spectrum Antenna: *
Timerange: 00/13:27:43 to 00/13:31:19

Plot file version 320 created 02-JUN-2021 11:57:38

J2348-1631 EC0711.UVDATA.1

Freq = 4.7990 GHz, Bw = 32.000 MH No calibration applied and no bandpass applied



480083048709009309605005030
FREQ MHz

480083048709009309605005030
FREQ MHz

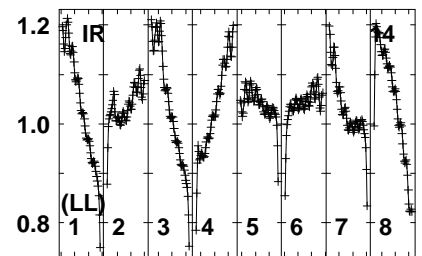
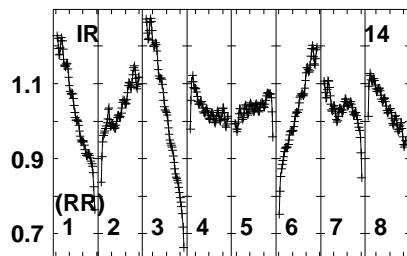
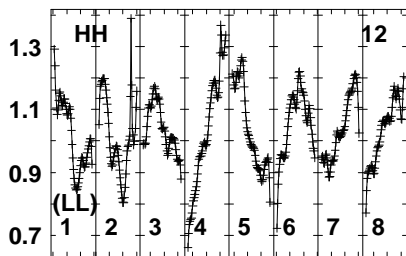
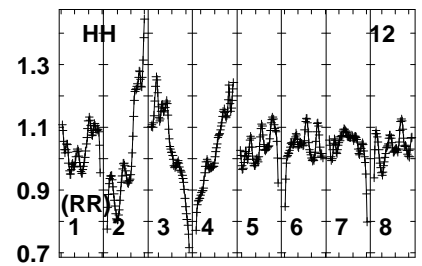
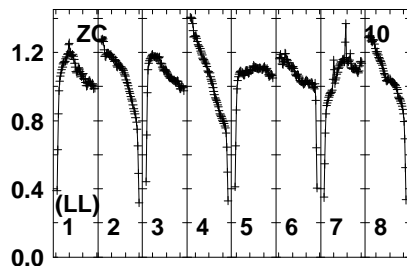
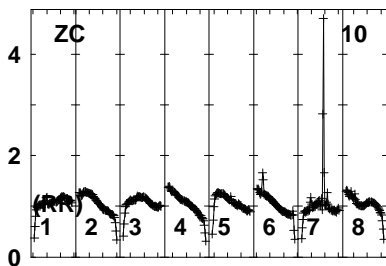
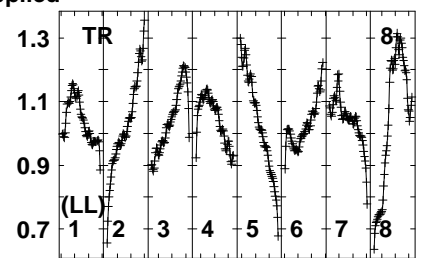
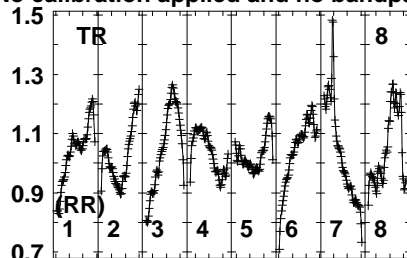
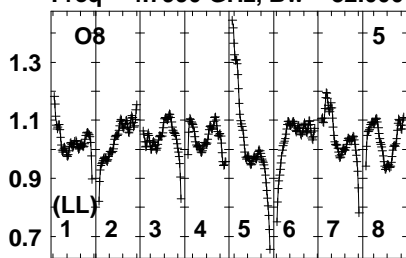
480083048709009309605005030
FREQ MHz

Lower frame: Real Jy
Auto-corr total-power spectrum Antenna: *
Timerange: 00/13:32:01 to 00/13:32:59

Plot file version 321 created 02-JUN-2021 11:57:38

J2348-1631 EC0711.UVDATA.1

Freq = 4.7990 GHz, Bw = 32.000 MH No calibration applied and no bandpass applied



480083048709009309605005030
FREQ MHz

480083048709009309605005030
FREQ MHz

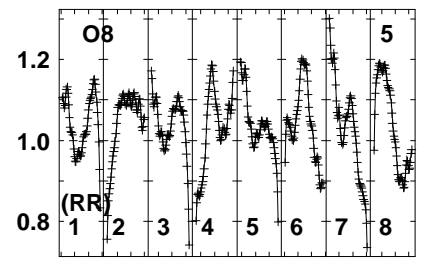
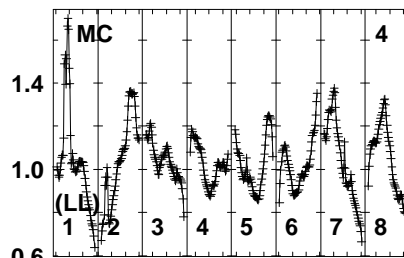
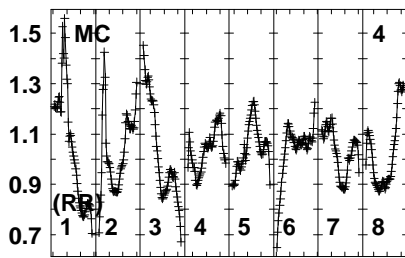
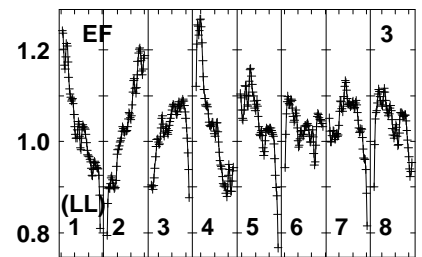
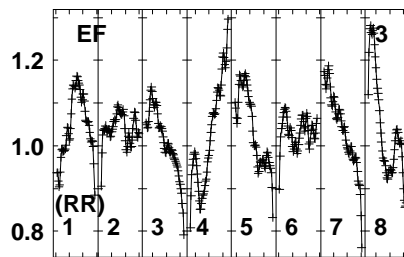
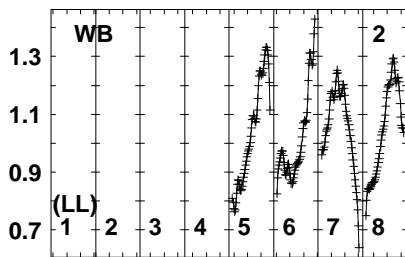
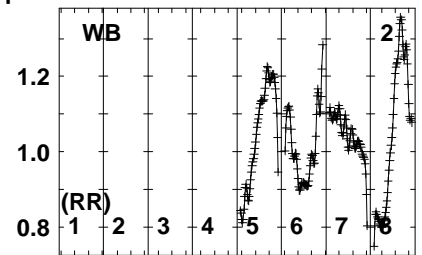
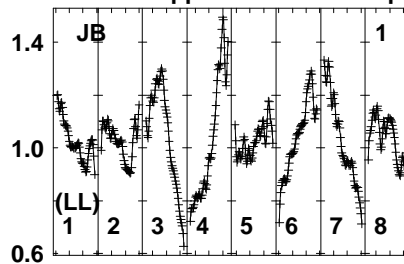
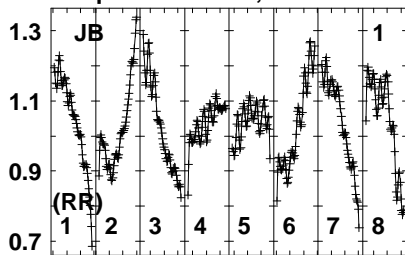
480083048709009309605005030
FREQ MHz

Lower frame: Real Jy
Auto-corr total-power spectrum Antenna: *
Timerange: 00/13:32:01 to 00/13:32:59

Plot file version 322 created 02-JUN-2021 11:57:38

J2347-1856 EC0711.UVDATA.1

Freq = 4.7990 GHz, Bw = 32.000 MH No calibration applied and no bandpass applied



480083048709009309605005030
FREQ MHz

480083048709009309605005030
FREQ MHz

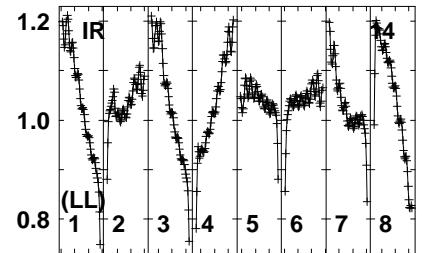
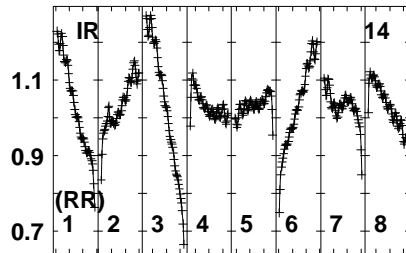
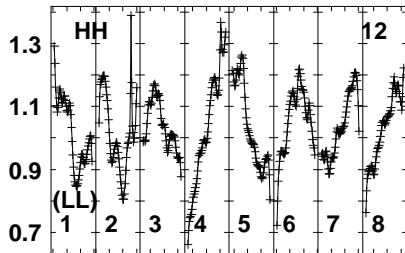
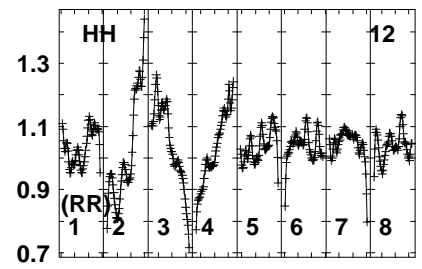
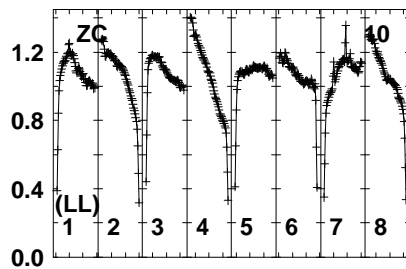
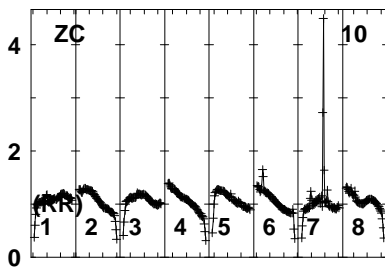
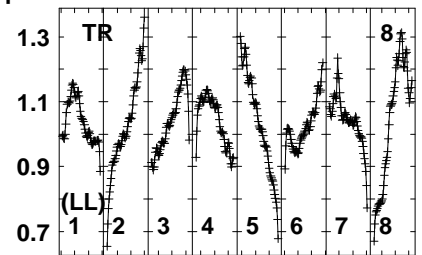
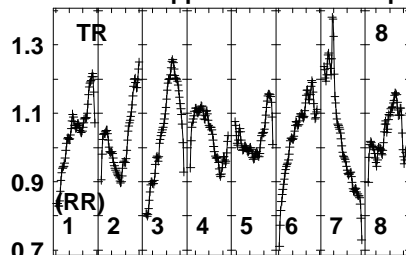
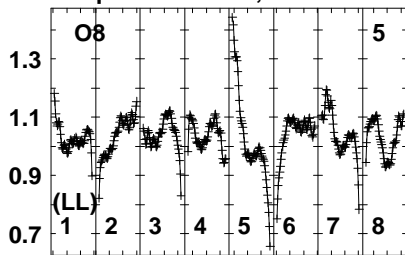
480083048709009309605005030
FREQ MHz

Lower frame: Real Jy
Auto-corr total-power spectrum Antenna: *
Timerange: 00/13:33:03 to 00/13:36:39

Plot file version 323 created 02-JUN-2021 11:57:38

J2347-1856 EC0711.UVDATA.1

Freq = 4.7990 GHz, Bw = 32.000 MH No calibration applied and no bandpass applied



480 4830 487 490 493 496 500 503 530
FREQ MHz

480 4830 487 490 493 496 500 503 530
FREQ MHz

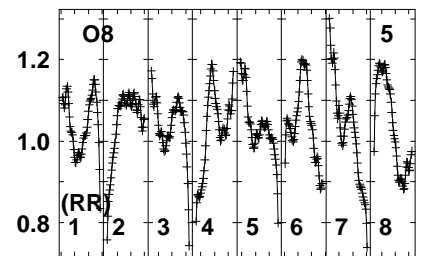
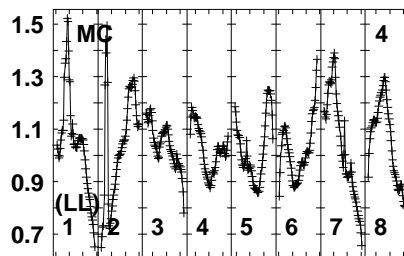
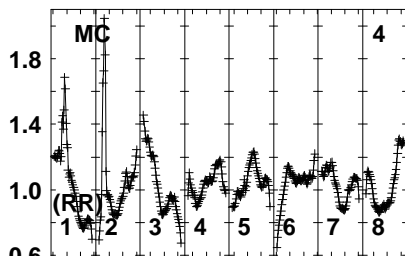
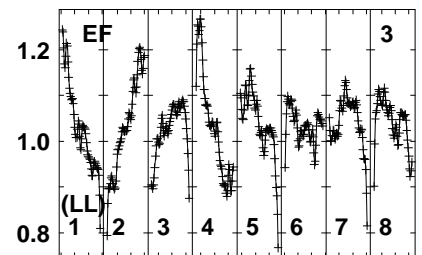
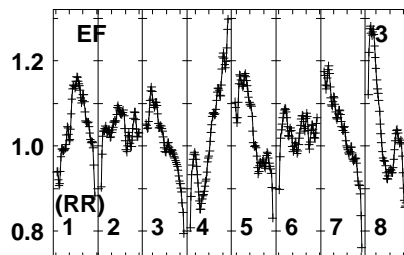
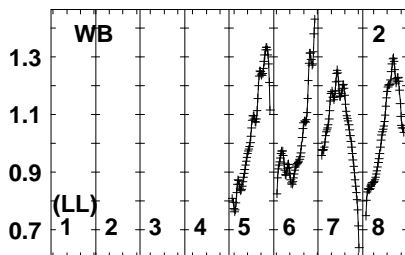
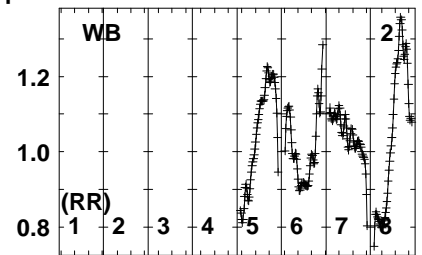
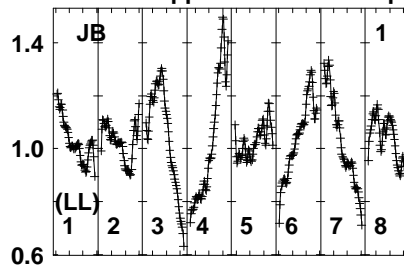
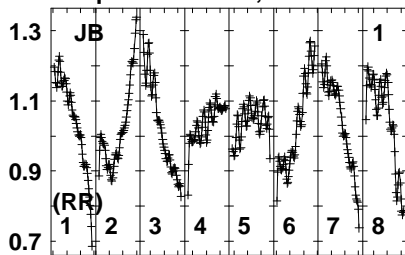
480 4830 487 490 493 496 500 503 530
FREQ MHz

Lower frame: Real Jy
Auto-corr total-power spectrum Antenna: *
Timerange: 00/13:33:03 to 00/13:36:39

Plot file version 324 created 02-JUN-2021 11:57:38

J2348-1631 EC0711.UVDATA.1

Freq = 4.7990 GHz, Bw = 32.000 MH No calibration applied and no bandpass applied



480083048709009309605005030
FREQ MHz

480083048709009309605005030
FREQ MHz

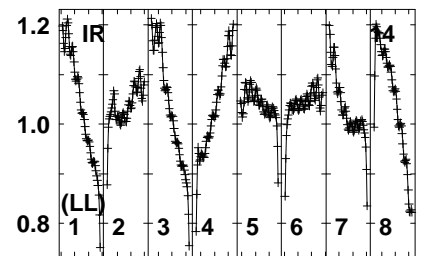
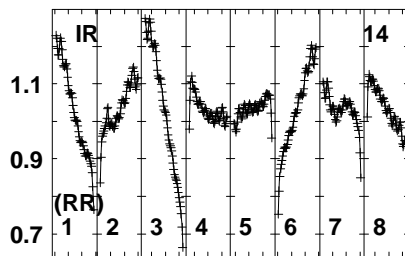
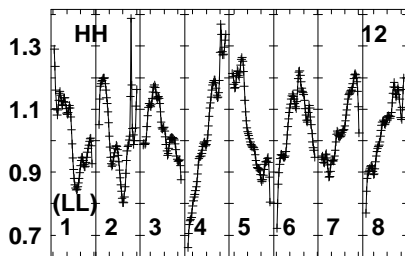
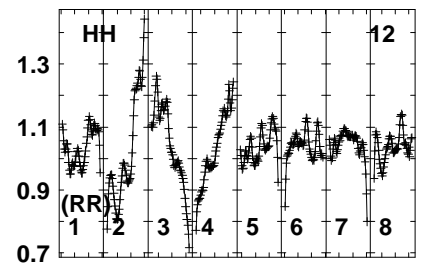
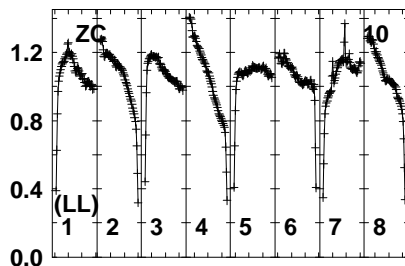
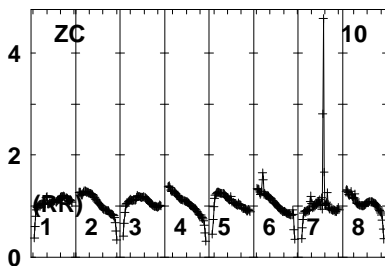
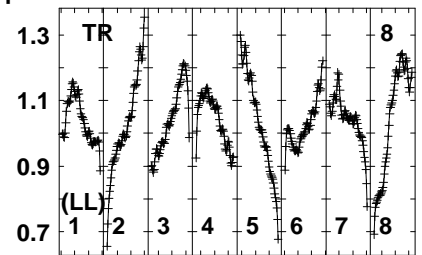
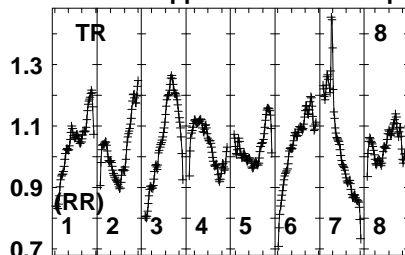
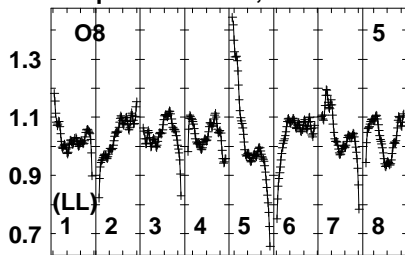
480083048709009309605005030
FREQ MHz

Lower frame: Real Jy
Auto-corr total-power spectrum Antenna: *
Timerange: 00/13:36:41 to 00/13:38:19

Plot file version 325 created 02-JUN-2021 11:57:38

J2348-1631 EC0711.UVDATA.1

Freq = 4.7990 GHz, Bw = 32.000 MH No calibration applied and no bandpass applied



480083048709009309605000030
FREQ MHz

480083048709009309605000030
FREQ MHz

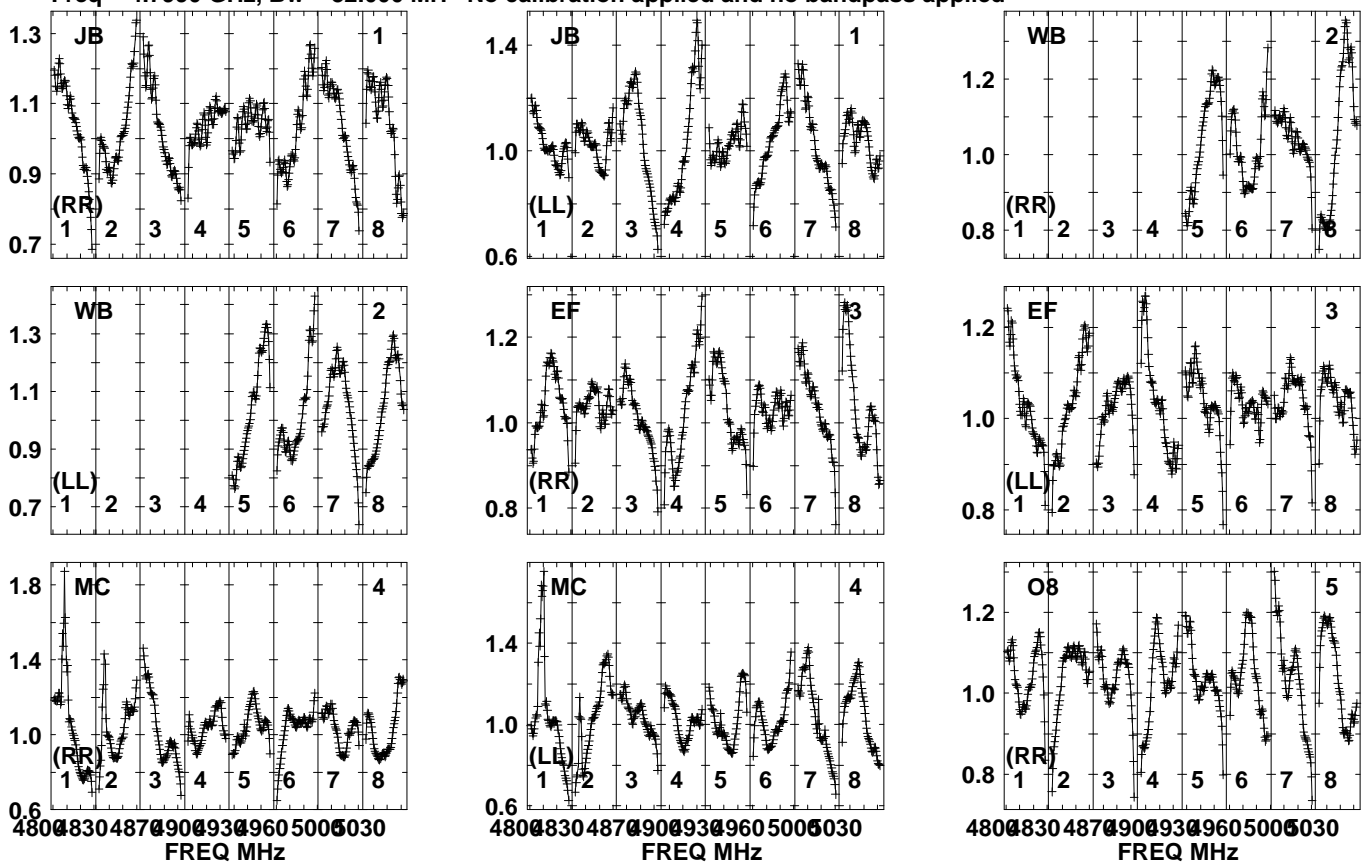
480083048709009309605000030
FREQ MHz

Lower frame: Real Jy
Auto-corr total-power spectrum Antenna: *
Timerange: 00/13:36:41 to 00/13:38:19

Plot file version 326 created 02-JUN-2021 11:57:38

J2347-1856 EC0711.UVDATA.1

Freq = 4.7990 GHz, Bw = 32.000 MH No calibration applied and no bandpass applied

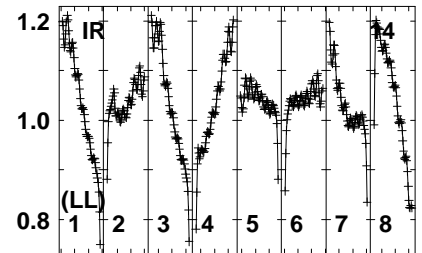
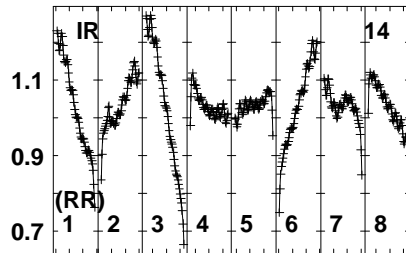
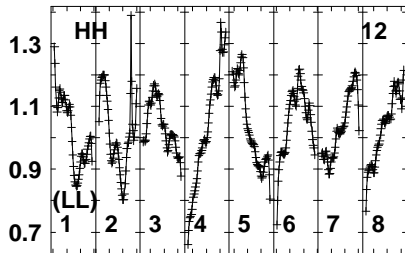
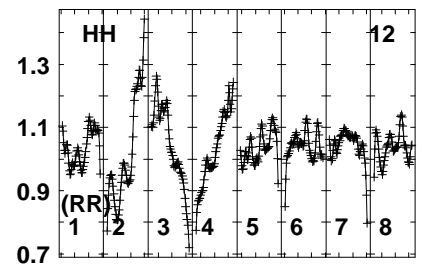
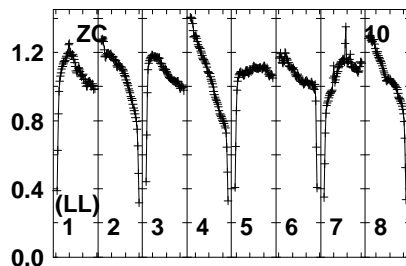
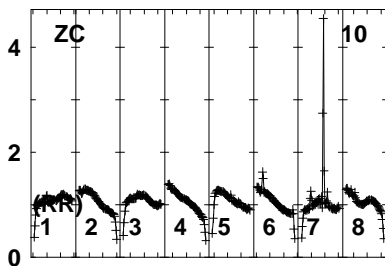
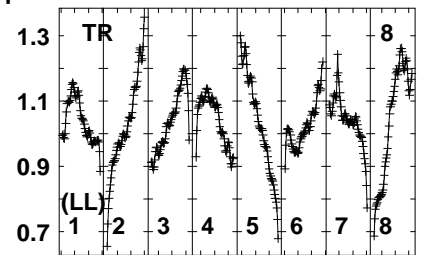
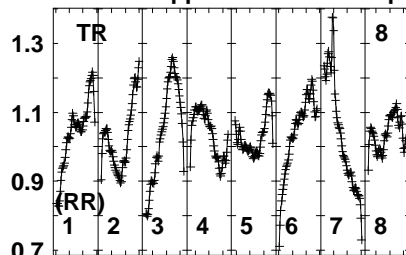
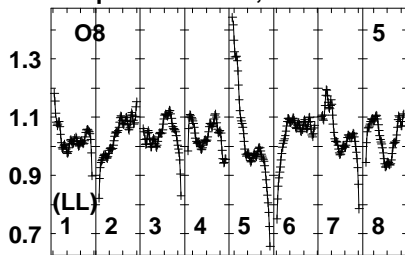


Lower frame: Real Jy
Auto-corr total-power spectrum Antenna: *
Timerange: 00/13:38:21 to 00/13:41:59

Plot file version 327 created 02-JUN-2021 11:57:38

J2347-1856 EC0711.UVDATA.1

Freq = 4.7990 GHz, Bw = 32.000 MH No calibration applied and no bandpass applied



480083048709009309605005030
FREQ MHz

480083048709009309605005030
FREQ MHz

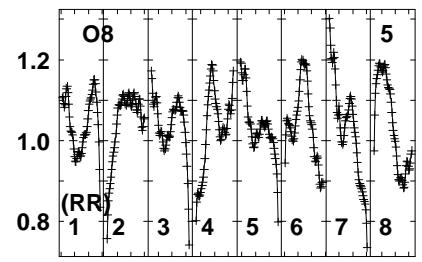
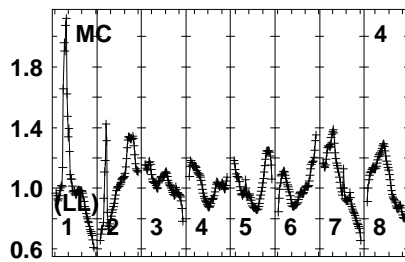
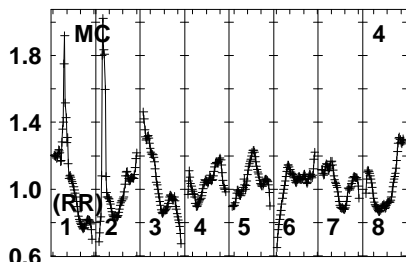
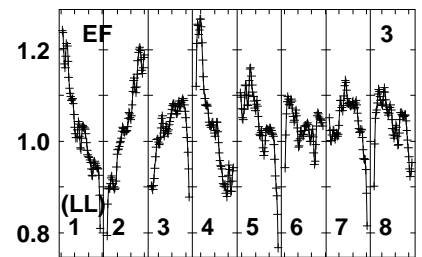
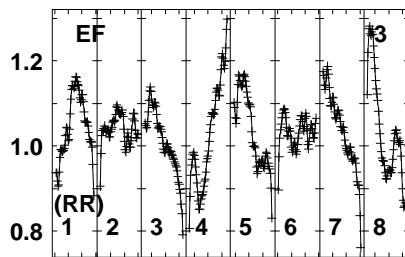
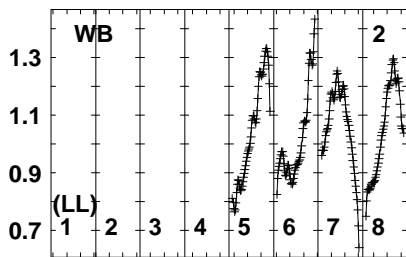
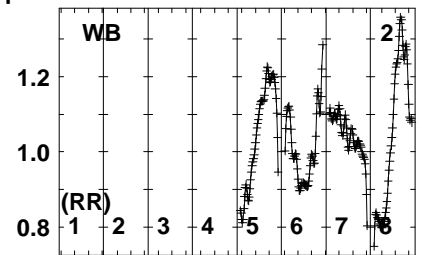
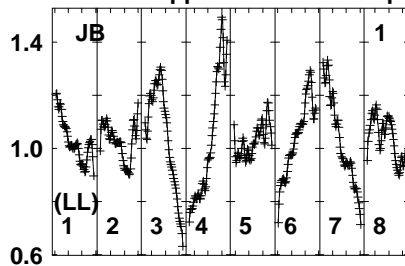
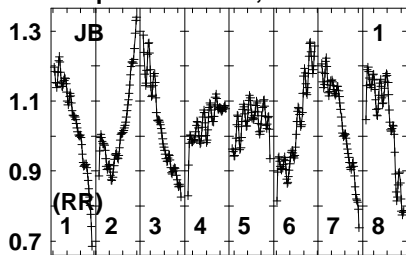
480083048709009309605005030
FREQ MHz

Lower frame: Real Jy
Auto-corr total-power spectrum Antenna: *
Timerange: 00/13:38:21 to 00/13:41:59

Plot file version 328 created 02-JUN-2021 11:57:39

J2348-1631 EC0711.UVDATA.1

Freq = 4.7990 GHz, Bw = 32.000 MH No calibration applied and no bandpass applied



480083048709009309605005030
FREQ MHz

480083048709009309605005030
FREQ MHz

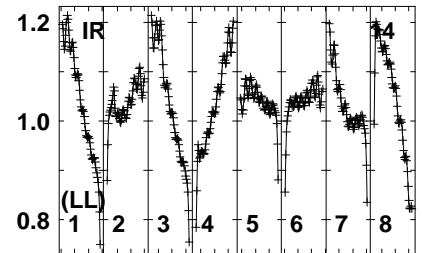
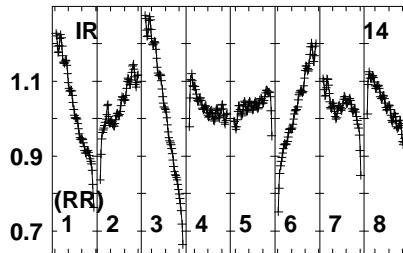
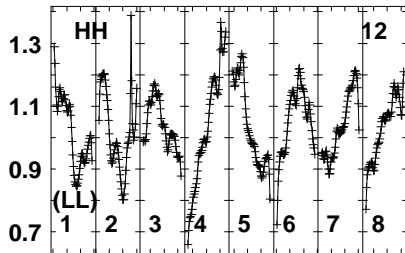
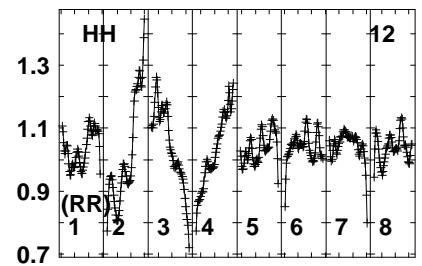
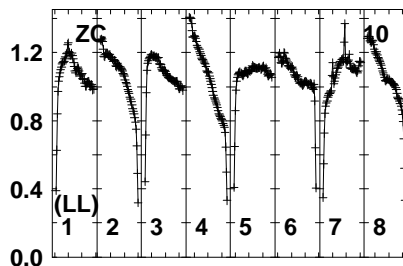
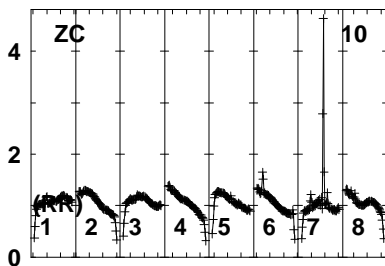
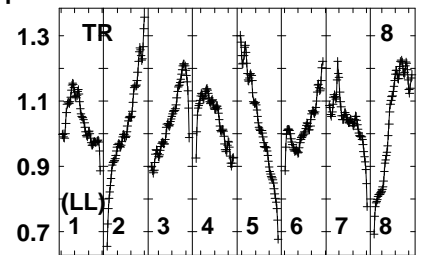
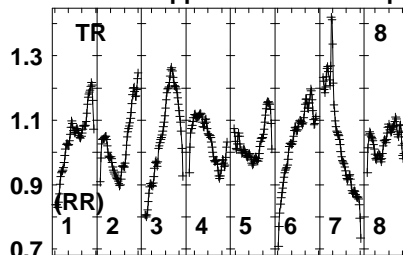
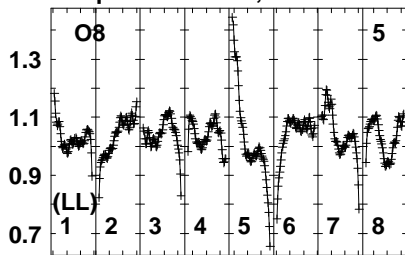
480083048709009309605005030
FREQ MHz

Lower frame: Real Jy
Auto-corr total-power spectrum Antenna: *
Timerange: 00/13:42:41 to 00/13:43:39

Plot file version 329 created 02-JUN-2021 11:57:39

J2348-1631 EC0711.UVDATA.1

Freq = 4.7990 GHz, Bw = 32.000 MH No calibration applied and no bandpass applied



480083048709009309605005030
FREQ MHz

480083048709009309605005030
FREQ MHz

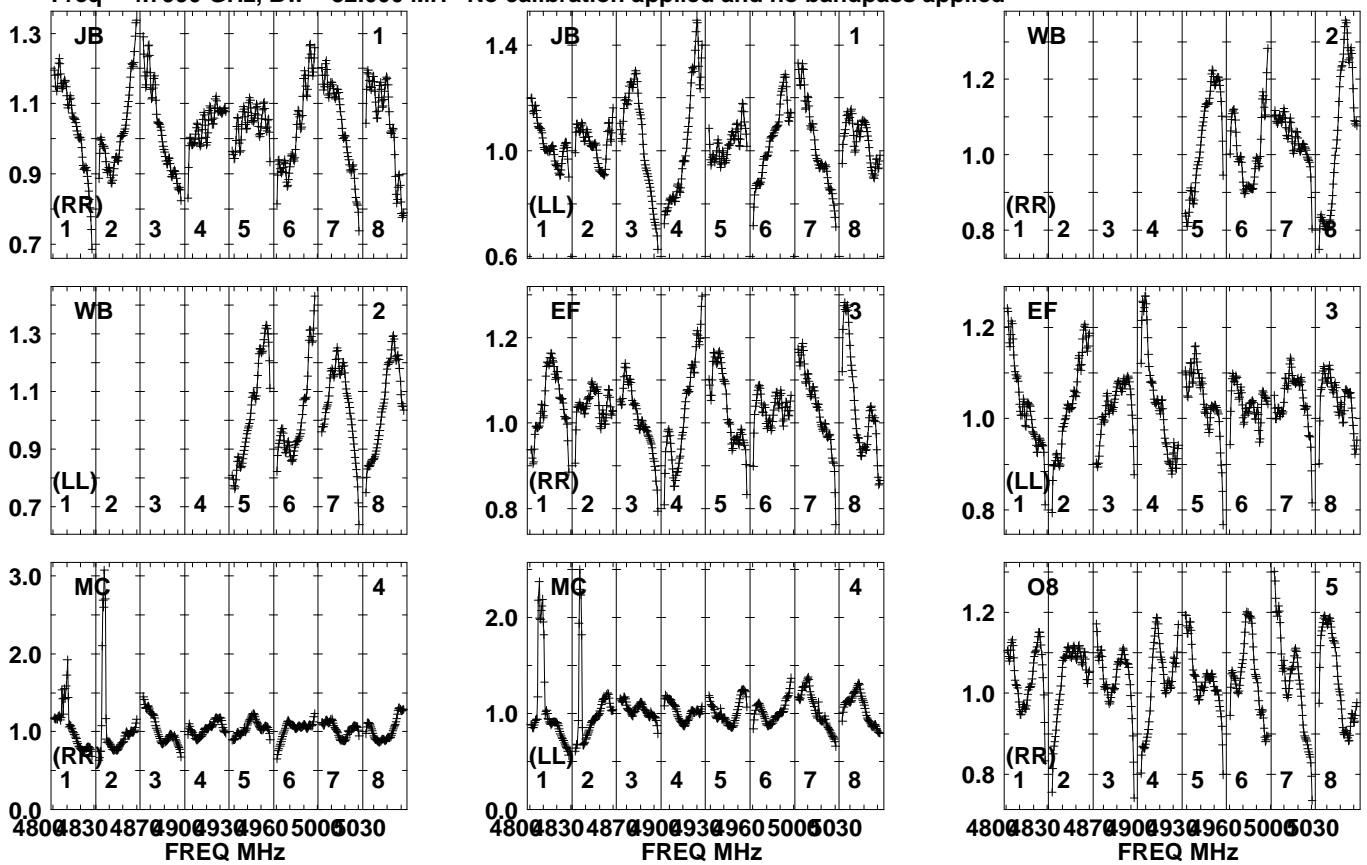
480083048709009309605005030
FREQ MHz

Lower frame: Real Jy
Auto-corr total-power spectrum Antenna: *
Timerange: 00/13:42:41 to 00/13:43:39

Plot file version 330 created 02-JUN-2021 11:57:39

J2347-1856 EC0711.UVDATA.1

Freq = 4.7990 GHz, Bw = 32.000 MH No calibration applied and no bandpass applied

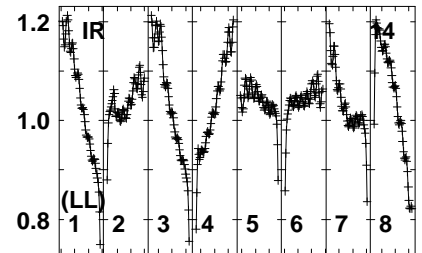
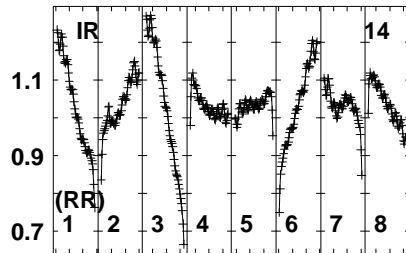
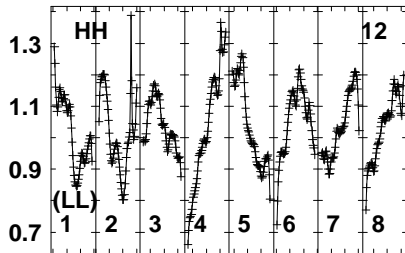
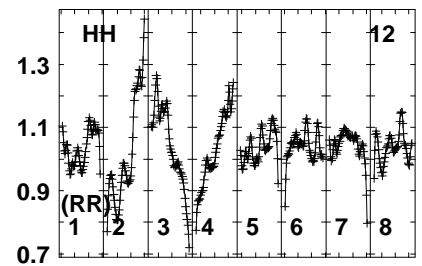
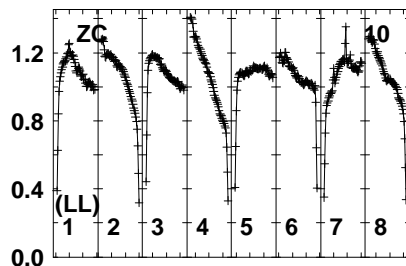
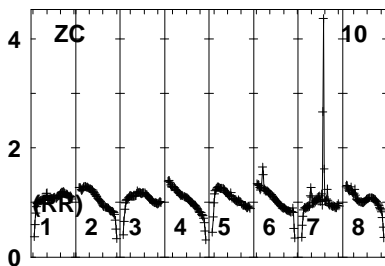
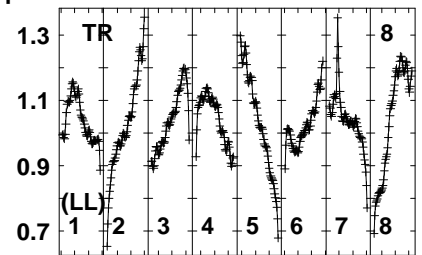
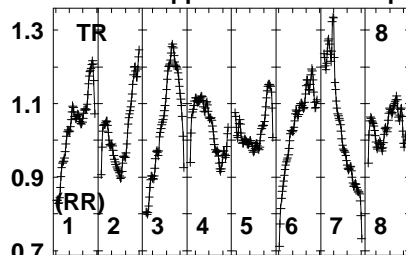
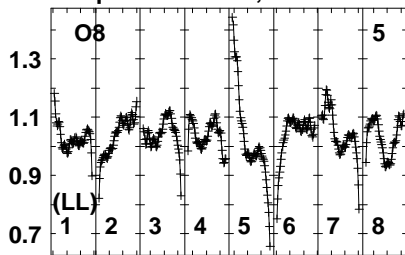


Lower frame: Real Jy
Auto-corr total-power spectrum Antenna: *
Timerange: 00/13:43:41 to 00/13:47:19

Plot file version 331 created 02-JUN-2021 11:57:39

J2347-1856 EC0711.UVDATA.1

Freq = 4.7990 GHz, Bw = 32.000 MH No calibration applied and no bandpass applied



480083048709009309605005030
FREQ MHz

480083048709009309605005030
FREQ MHz

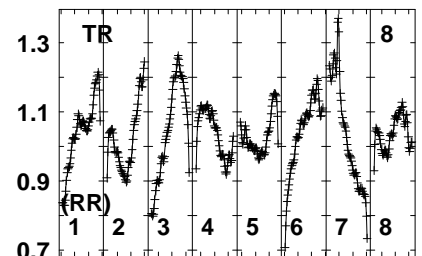
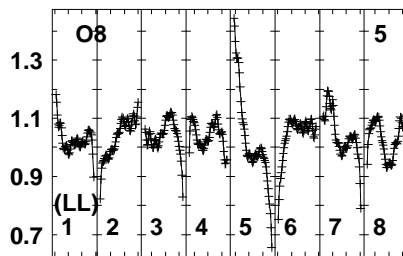
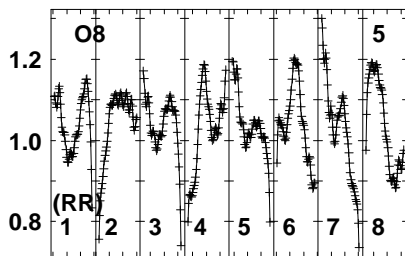
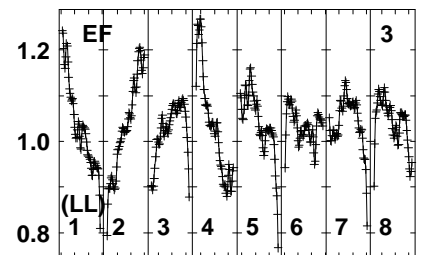
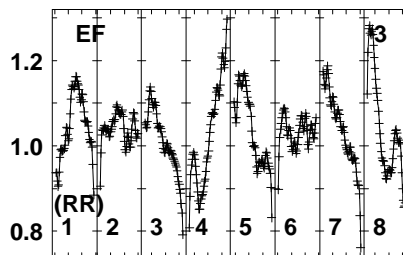
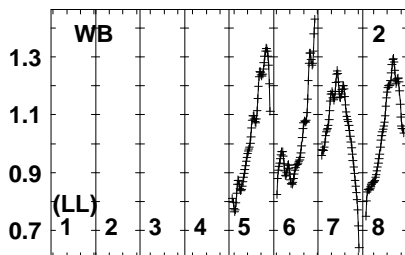
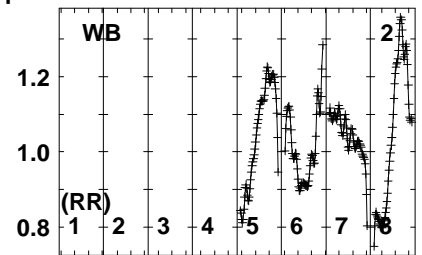
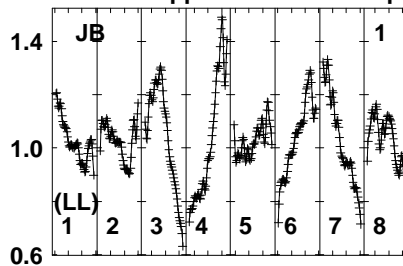
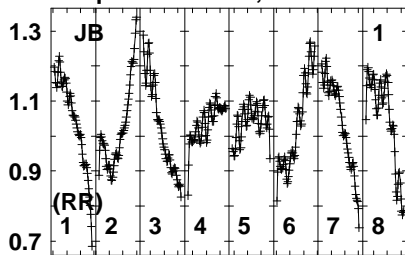
480083048709009309605005030
FREQ MHz

Lower frame: Real Jy
Auto-corr total-power spectrum Antenna: *
Timerange: 00/13:43:41 to 00/13:47:19

Plot file version 332 created 02-JUN-2021 11:57:39

J2348-1631 EC0711.UVDATA.1

Freq = 4.7990 GHz, Bw = 32.000 MH No calibration applied and no bandpass applied



480083048709009309605005030
FREQ MHz

480083048709009309605005030
FREQ MHz

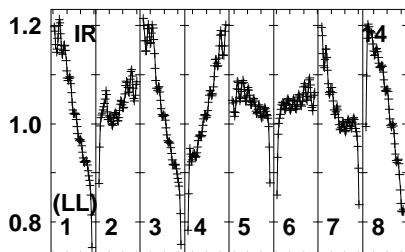
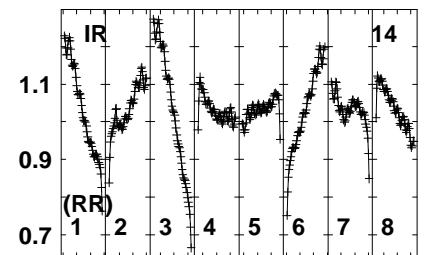
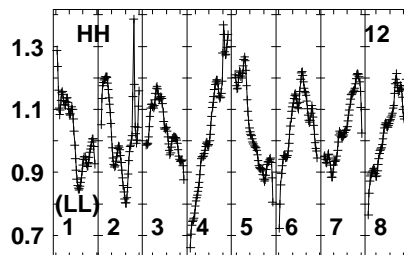
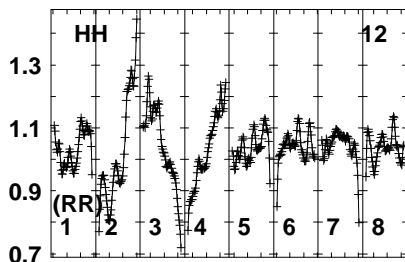
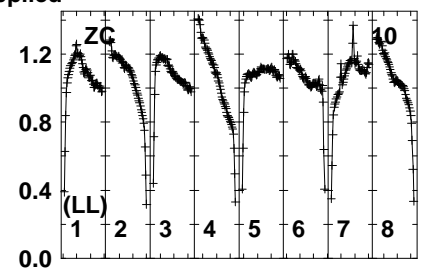
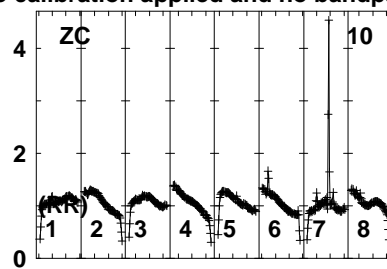
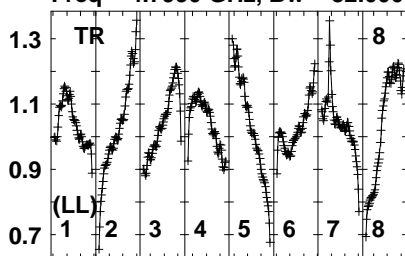
480083048709009309605005030
FREQ MHz

Lower frame: Real Jy
Auto-corr total-power spectrum Antenna: *
Timerange: 00/13:47:21 to 00/13:48:59

Plot file version 333 created 02-JUN-2021 11:57:39

J2348-1631 EC0711.UVDATA.1

Freq = 4.7990 GHz, Bw = 32.000 MH No calibration applied and no bandpass applied



480083048709009309605005030

FREQ MHz

Lower frame: Real Jy

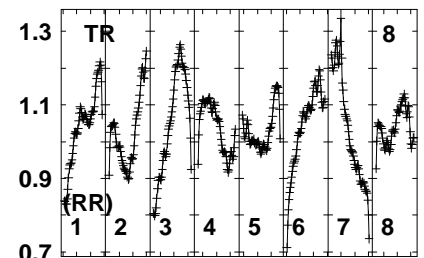
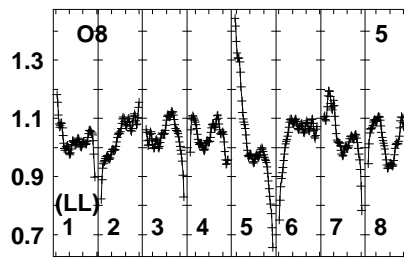
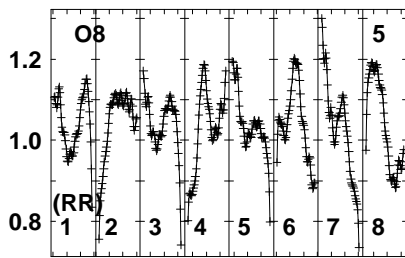
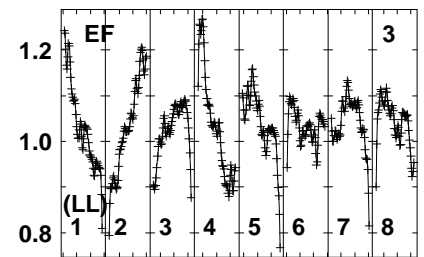
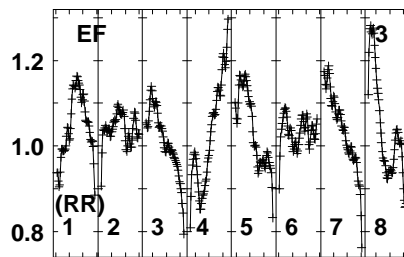
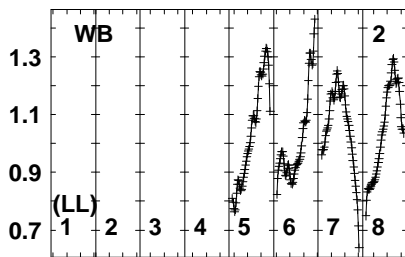
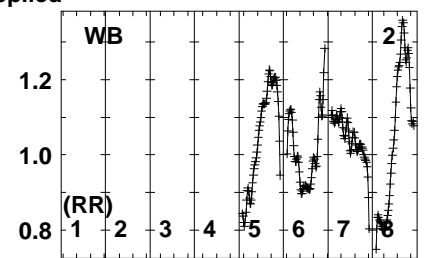
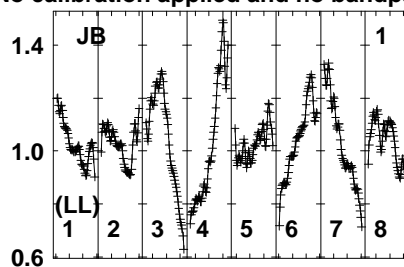
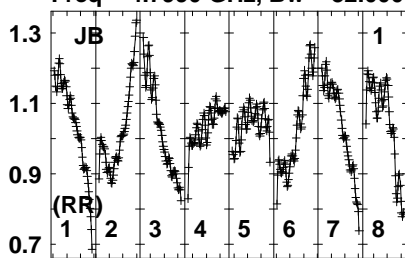
Auto-corr total-power spectrum Antenna: *

Timerange: 00/13:47:21 to 00/13:48:59

Plot file version 334 created 02-JUN-2021 11:57:39

J2347-1856 EC0711.UVDATA.1

Freq = 4.7990 GHz, Bw = 32.000 MH No calibration applied and no bandpass applied



480083048709009309605005030
FREQ MHz

480083048709009309605005030
FREQ MHz

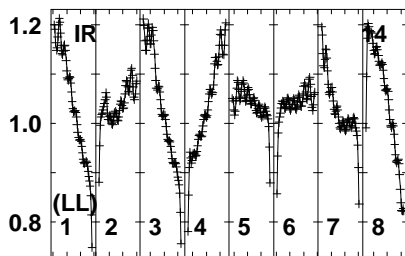
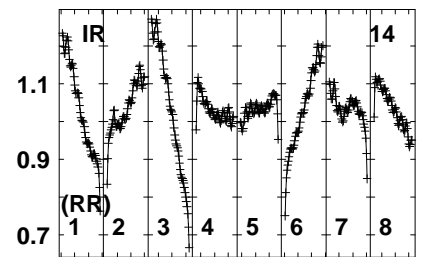
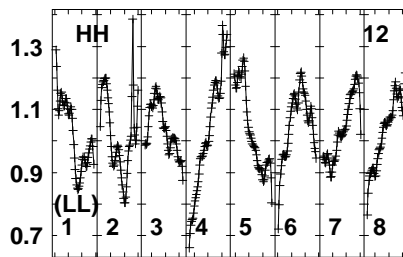
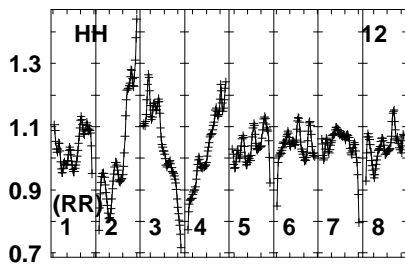
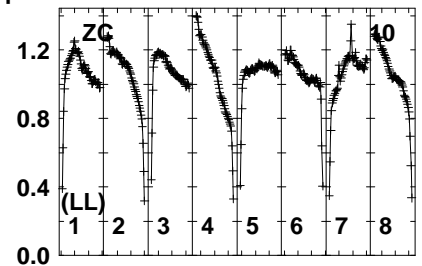
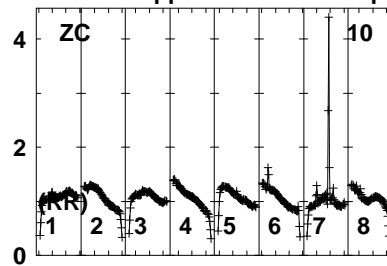
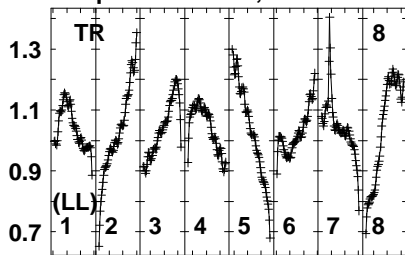
480083048709009309605005030
FREQ MHz

Lower frame: Real Jy
Auto-corr total-power spectrum Antenna: *
Timerange: 00/13:49:01 to 00/13:52:39

Plot file version 335 created 02-JUN-2021 11:57:39

J2347-1856 EC0711.UVDATA.1

Freq = 4.7990 GHz, Bw = 32.000 MH No calibration applied and no bandpass applied



480083048709009309605005030

FREQ MHz

Lower frame: Real Jy

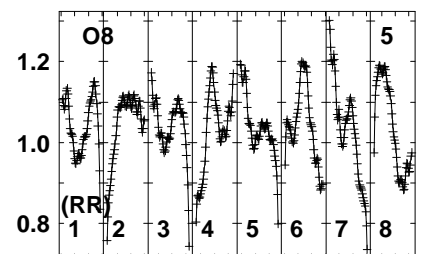
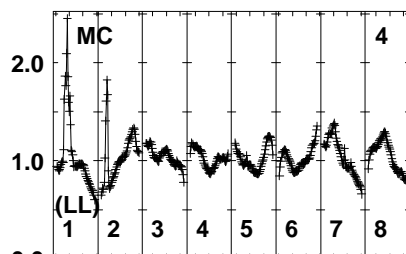
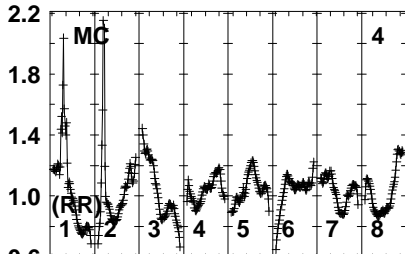
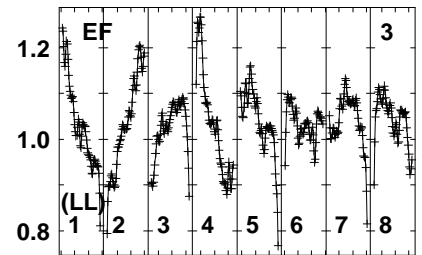
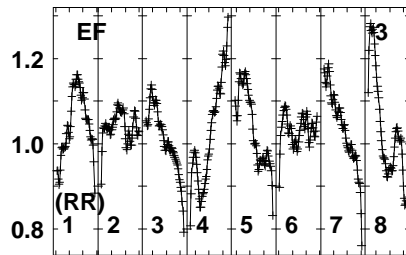
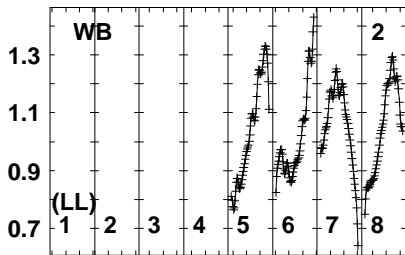
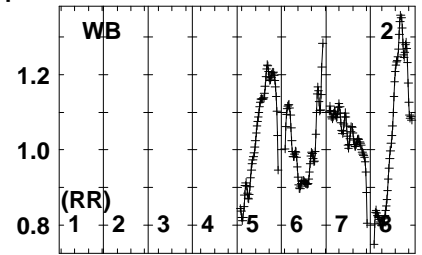
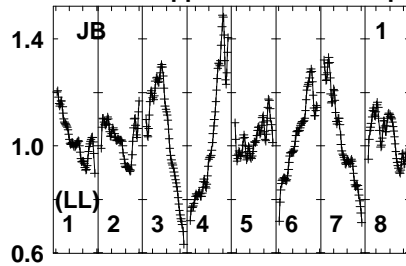
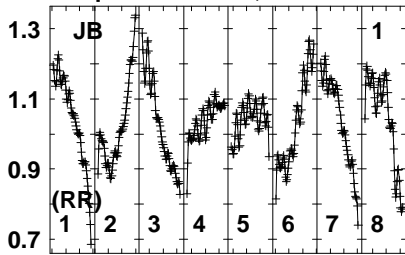
Auto-corr total-power spectrum Antenna: *

Timerange: 00/13:49:01 to 00/13:52:39

Plot file version 336 created 02-JUN-2021 11:57:39

J2348-1631 EC0711.UVDATA.1

Freq = 4.7990 GHz, Bw = 32.000 MH No calibration applied and no bandpass applied



480083048709009309605005030
FREQ MHz

480083048709009309605005030
FREQ MHz

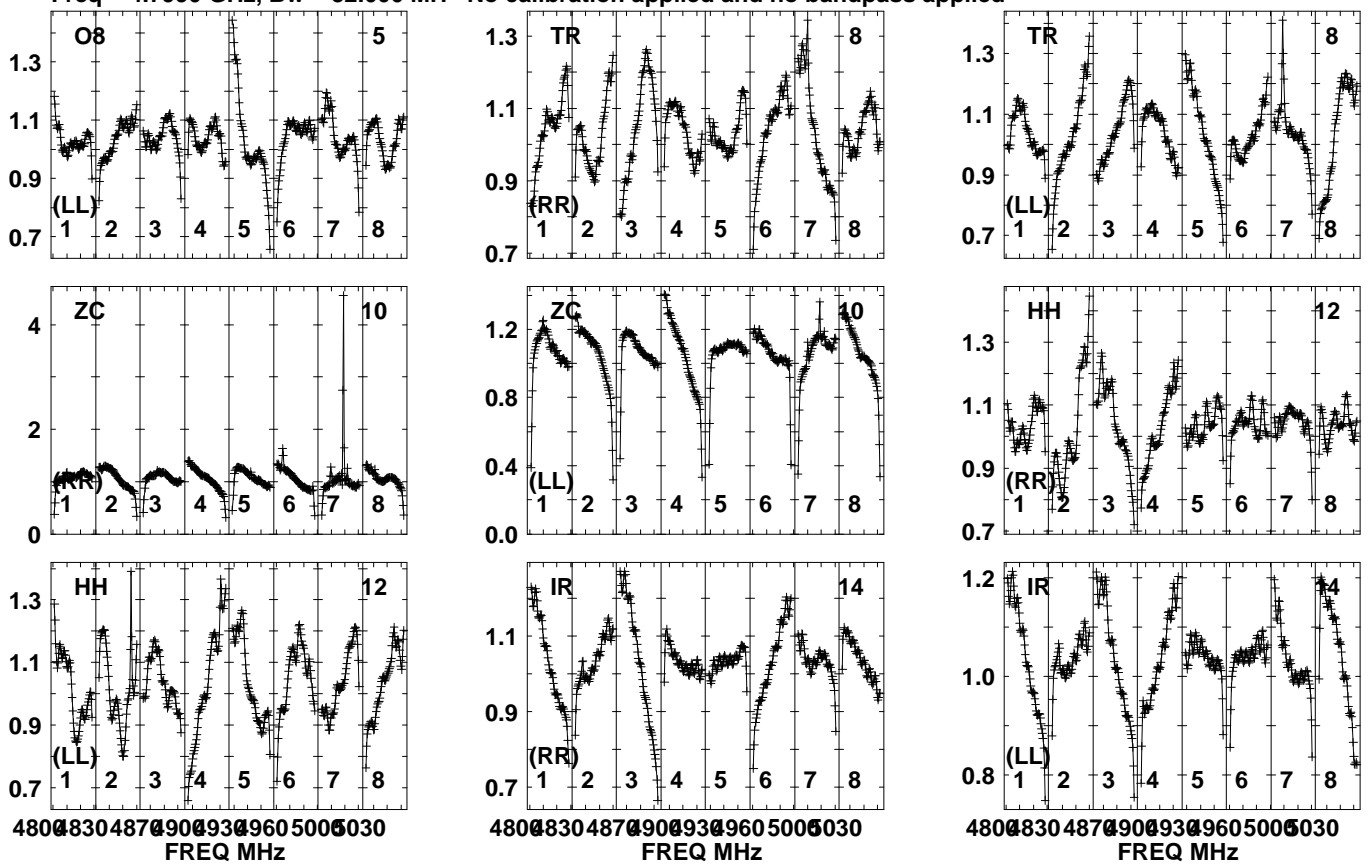
480083048709009309605005030
FREQ MHz

Lower frame: Real Jy
Auto-corr total-power spectrum Antenna: *
Timerange: 00/13:53:21 to 00/13:54:19

Plot file version 337 created 02-JUN-2021 11:57:39

J2348-1631 EC0711.UVDATA.1

Freq = 4.7990 GHz, Bw = 32.000 MH No calibration applied and no bandpass applied

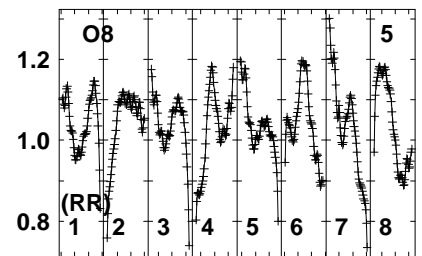
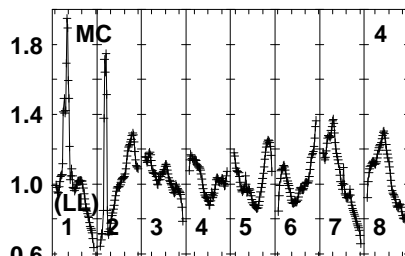
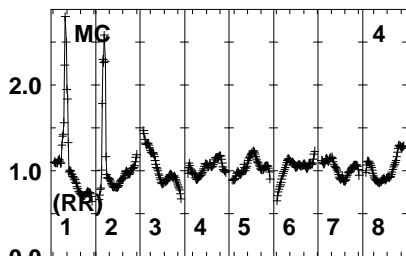
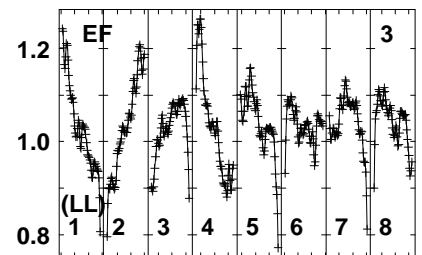
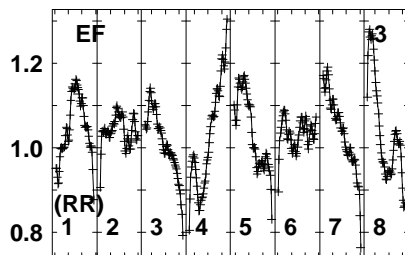
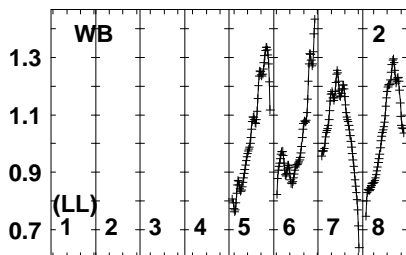
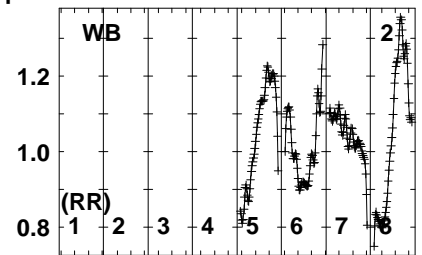
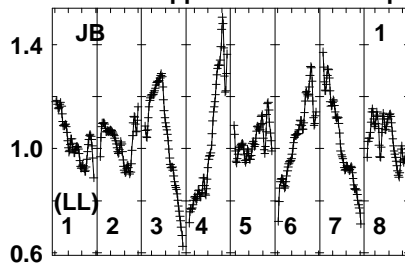
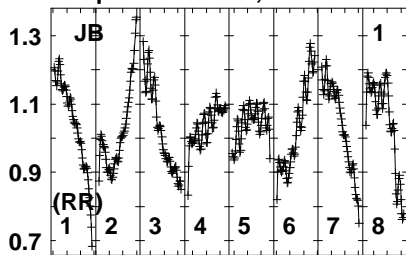


Lower frame: Real Jy
Auto-corr total-power spectrum Antenna: *
Timerange: 00/13:53:21 to 00/13:54:19

Plot file version 338 created 02-JUN-2021 11:57:39

J2253+1608 EC0711.UVDATA.1

Freq = 4.7990 GHz, Bw = 32.000 MH No calibration applied and no bandpass applied



480083048709009309605000030
FREQ MHz

480083048709009309605000030
FREQ MHz

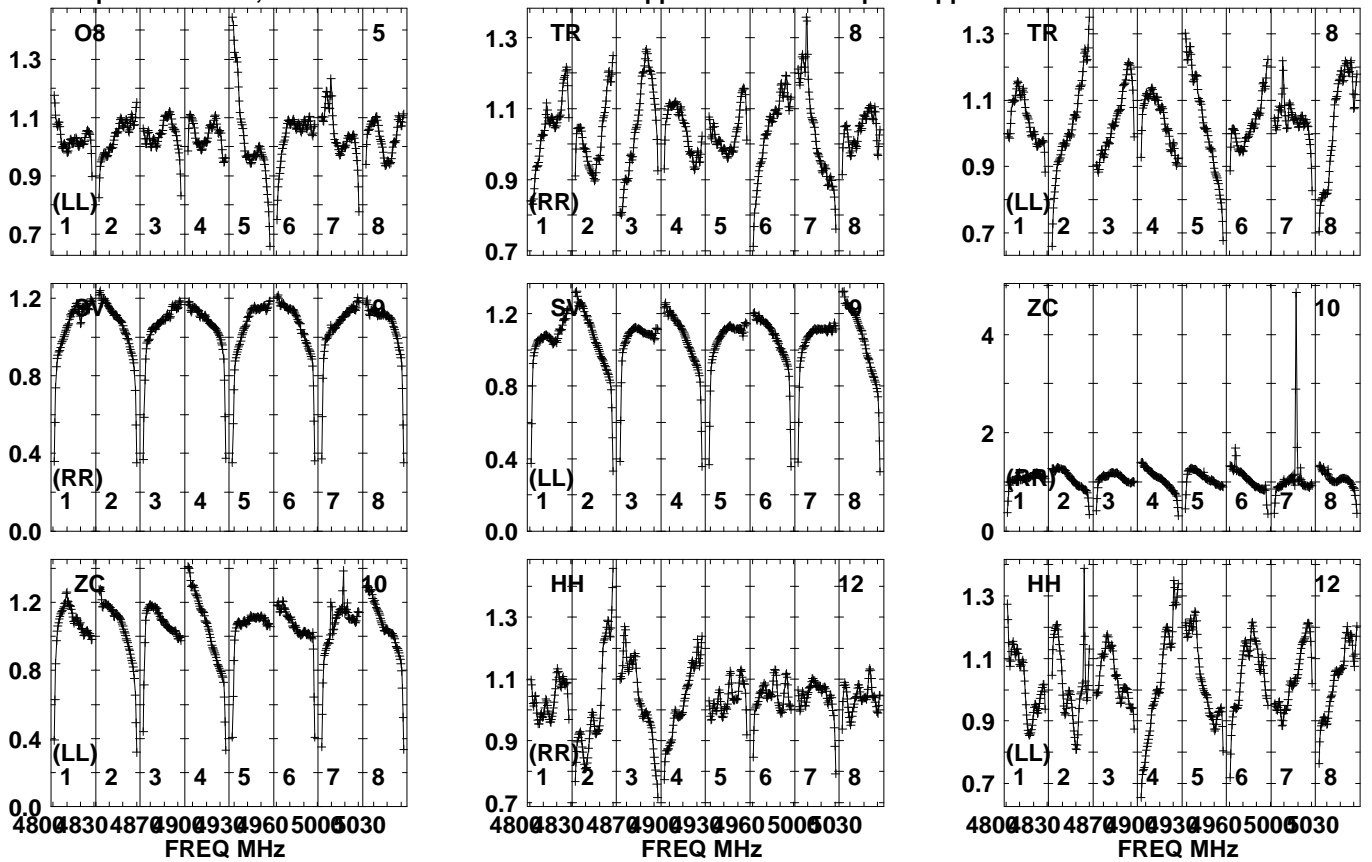
480083048709009309605000030
FREQ MHz

Lower frame: Real Jy
Auto-corr total-power spectrum Antenna: *
Timerange: 00/13:55:51 to 00/13:59:49

Plot file version 339 created 02-JUN-2021 11:57:39

J2253+1608 EC0711.UVDATA.1

Freq = 4.7990 GHz, Bw = 32.000 MH No calibration applied and no bandpass applied

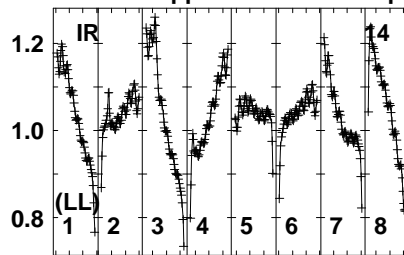
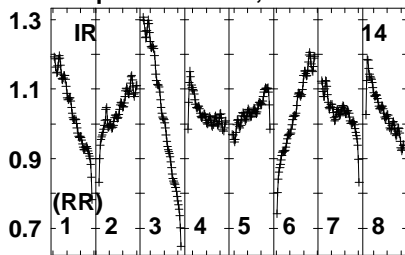


Lower frame: Real Jy
Auto-corr total-power spectrum Antenna: *
Timerange: 00/13:55:51 to 00/13:59:49

Plot file version 340 created 02-JUN-2021 11:57:40

J2253+1608 EC0711.UVDATA.1

Freq = 4.7990 GHz, Bw = 32.000 MH No calibration applied and no bandpass applied



Lower frame: Real Jy
Auto-corr total-power spectrum Antenna: *
Timerange: 00/13:55:51 to 00/13:59:49