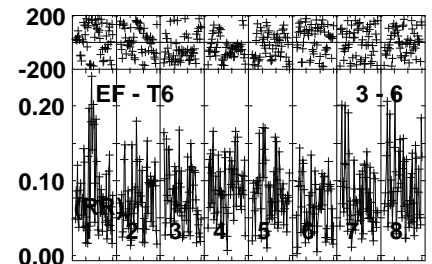
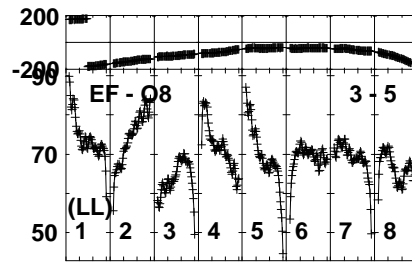
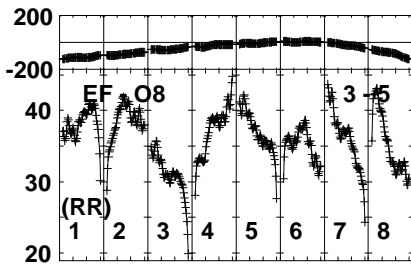
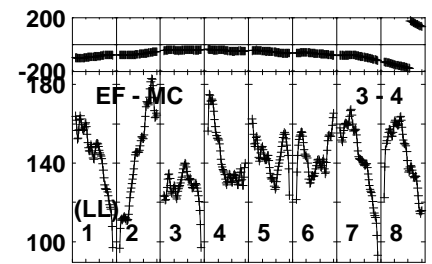
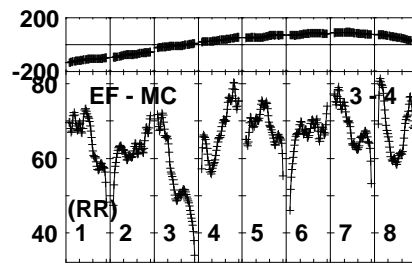
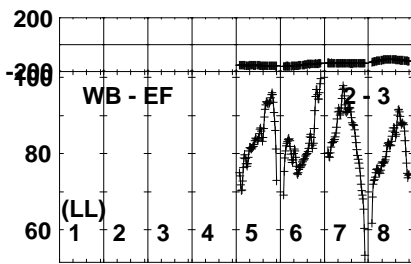
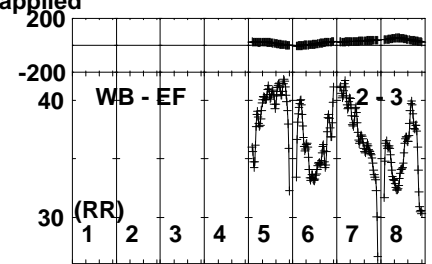
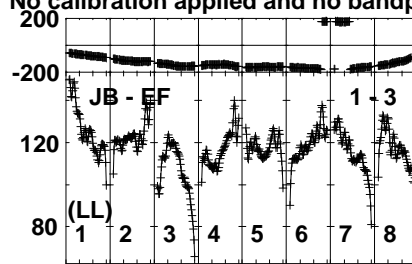
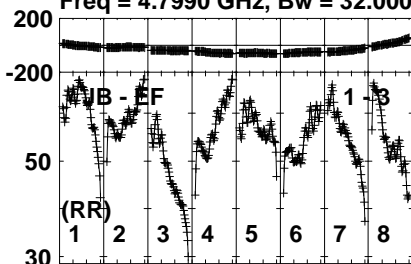


Plot file version 1 created 02-JUN-2021 11:59:36

J2253+1608 EC0711.UVDATA.1

Freq = 4.7990 GHz, Bw = 32.000 MH

No calibration applied and no bandpass applied

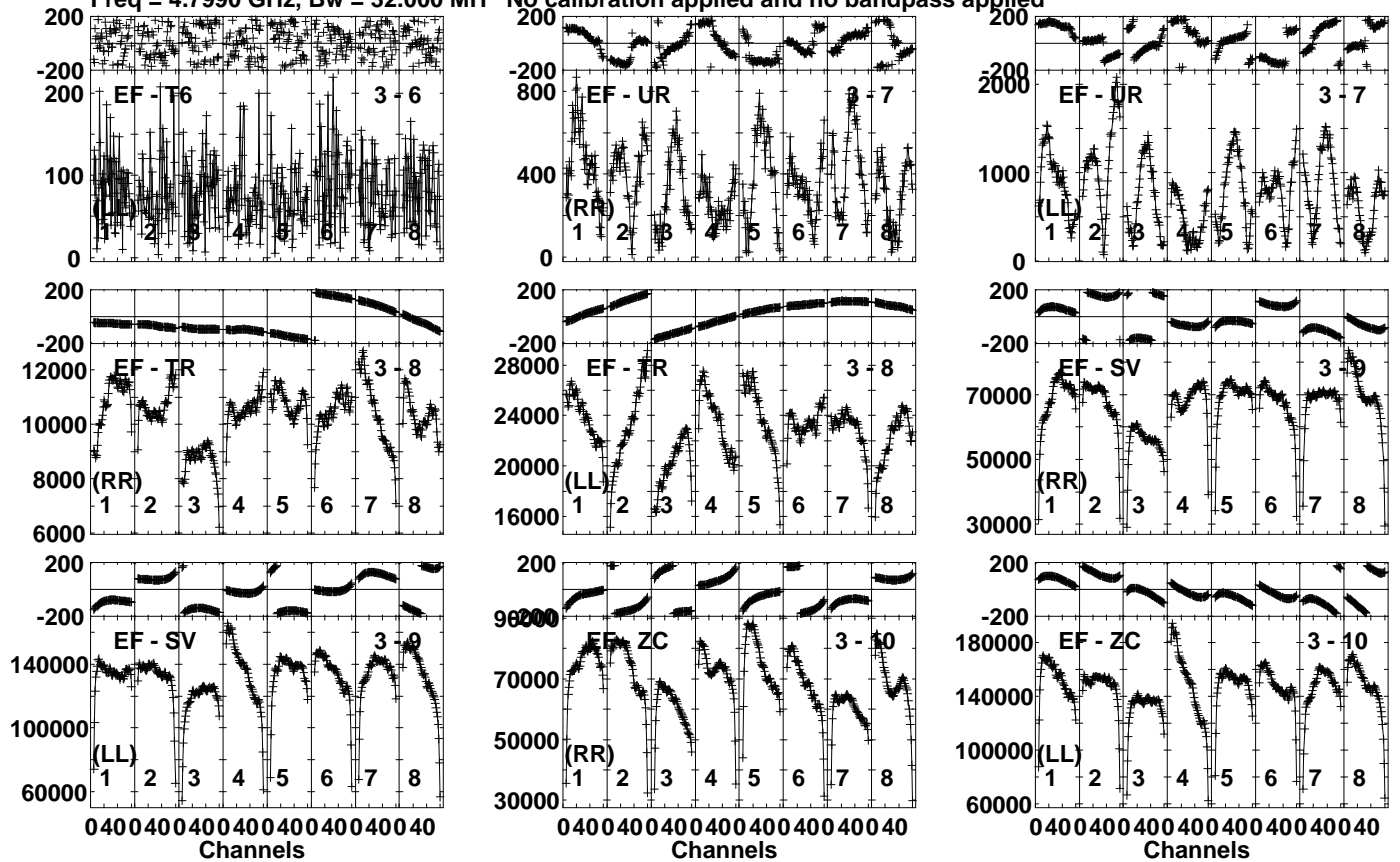


Lower frame: Milli Ampl Jy Top frame: Phas deg  
Vector averaged cross-power spectrum Several baselines displayed  
Timerange: 00/08:00:01 to 00/08:02:59

Plot file version 2 created 02-JUN-2021 11:59:36

J2253+1608 EC0711.UVDATA.1

Freq = 4.7990 GHz, Bw = 32.000 MH No calibration applied and no bandpass applied



Lower frame: Micro Ampl Jy Top frame: Phas deg  
Vector averaged cross-power spectrum Several baselines displayed  
Timerange: 00/08:00:01 to 00/08:02:59

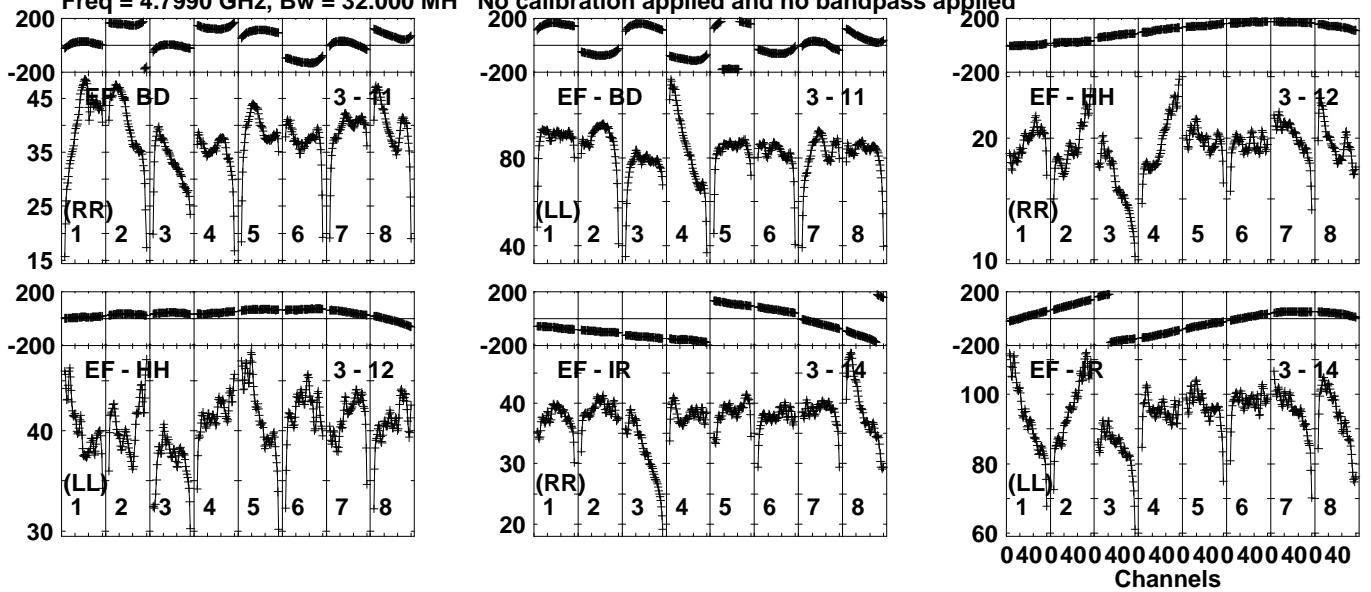


Plot file version 3 created 02-JUN-2021 11:59:37

J2253+1608 EC0711.UVDATA.1

Freq = 4.7990 GHz, Bw = 32.000 MH

No calibration applied and no bandpass applied



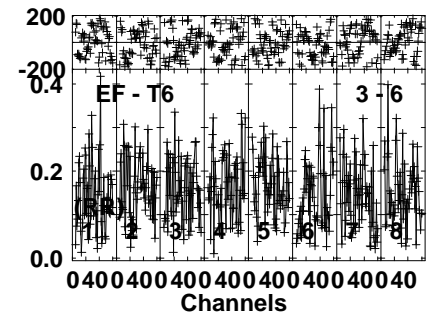
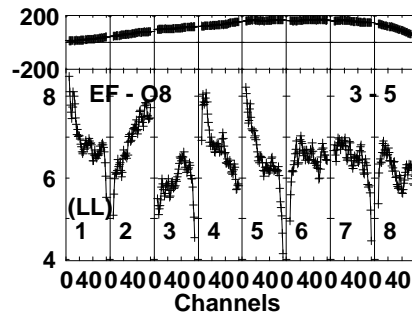
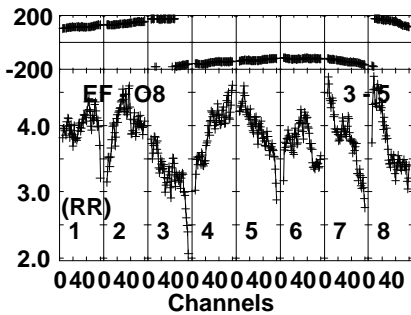
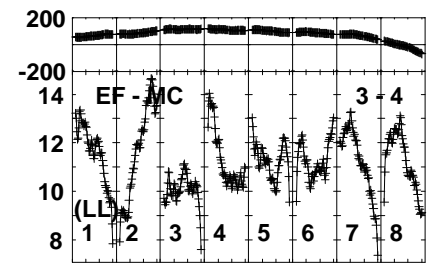
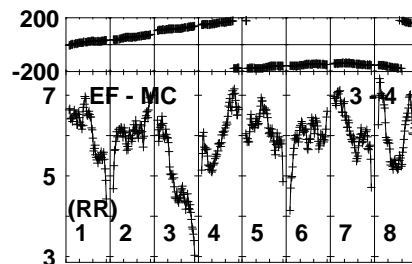
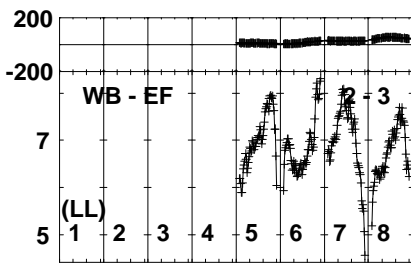
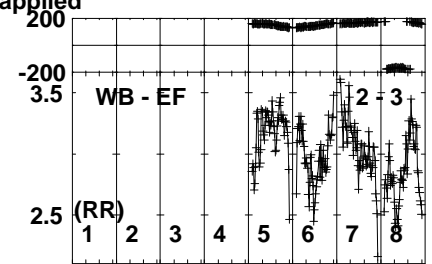
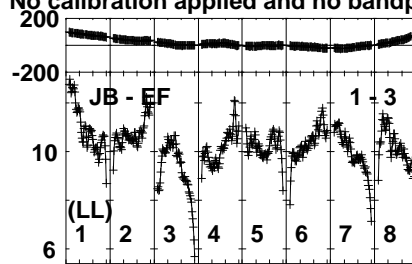
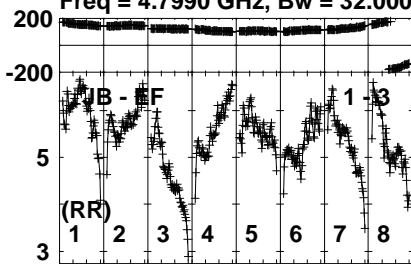
Lower frame: Milli Ampl Jy Top frame: Phas deg  
Vector averaged cross-power spectrum Several baselines displayed  
Timerange: 00/08:00:01 to 00/08:02:59

Plot file version 4 created 02-JUN-2021 11:59:37

J2255+4202 EC0711.UVDATA.1

Freq = 4.7990 GHz, Bw = 32.000 MH

No calibration applied and no bandpass applied

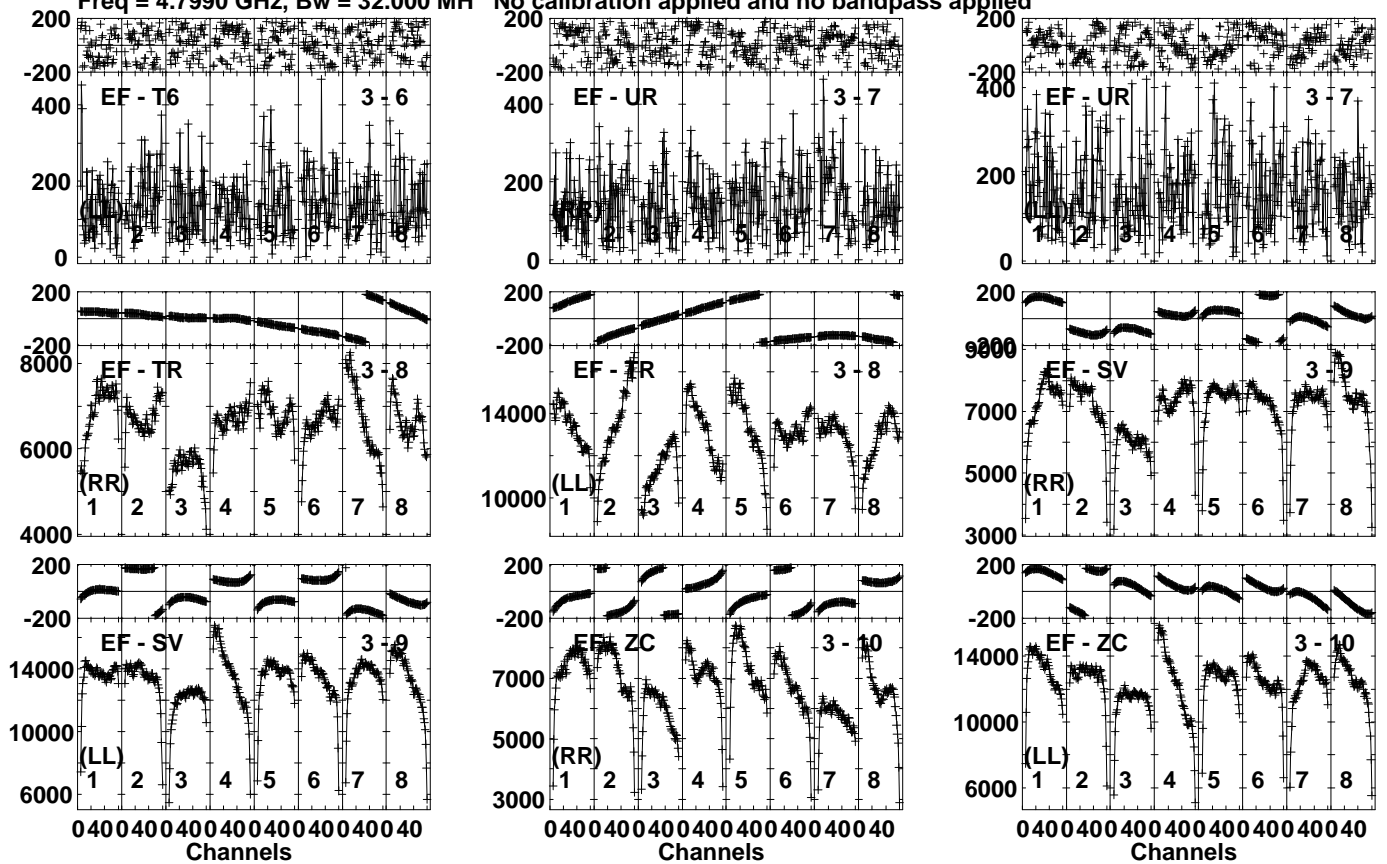


Lower frame: Milli Ampl Jy Top frame: Phas deg  
Vector averaged cross-power spectrum Several baselines displayed  
Timerange: 00/08:04:03 to 00/08:05:59

Plot file version 5 created 02-JUN-2021 11:59:37

J2255+4202 EC0711.UVDATA.1

Freq = 4.7990 GHz, Bw = 32.000 MH No calibration applied and no bandpass applied



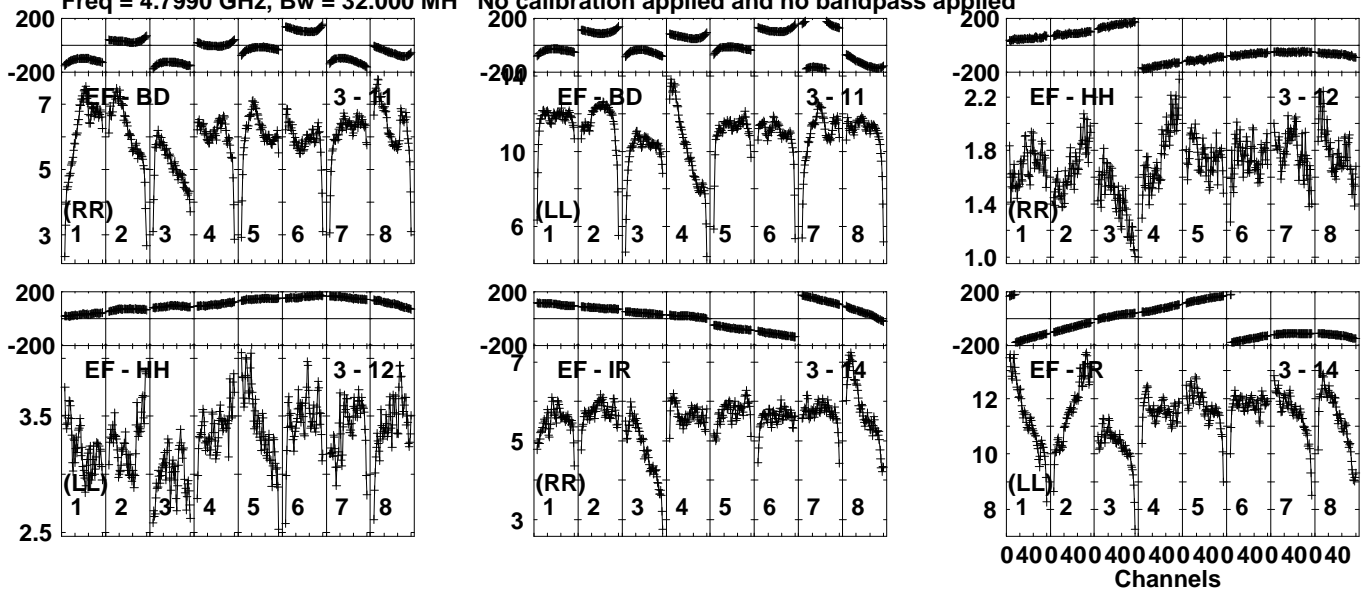
Lower frame: Micro Ampl Jy Top frame: Phas deg  
Vector averaged cross-power spectrum Several baselines displayed  
Timerange: 00/08:04:03 to 00/08:05:59

Plot file version 6 created 02-JUN-2021 11:59:37

J2255+4202 EC0711.UVDATA.1

Freq = 4.7990 GHz, Bw = 32.000 MH

No calibration applied and no bandpass applied



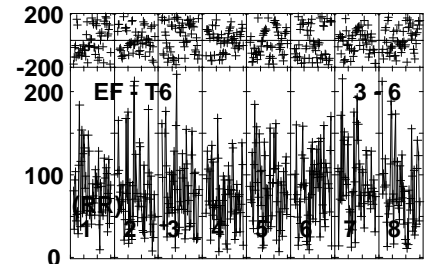
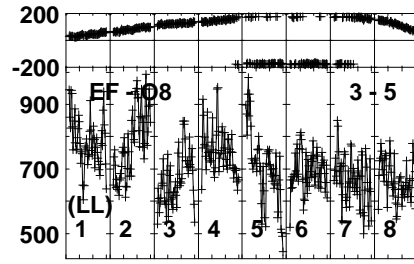
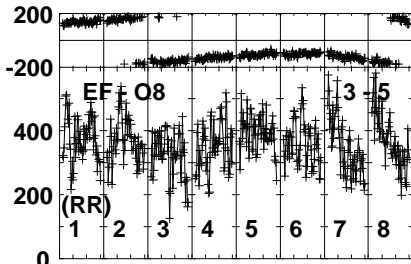
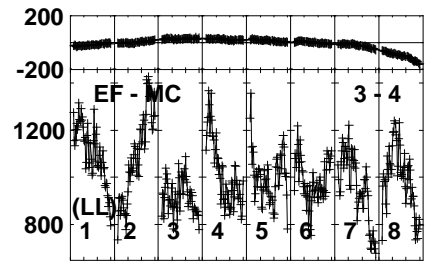
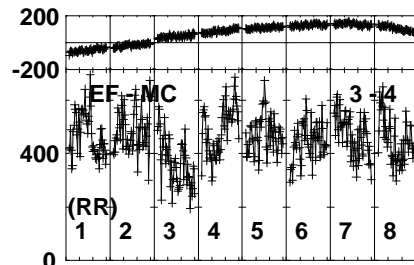
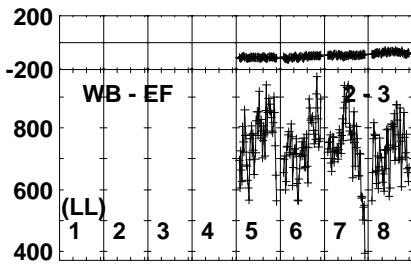
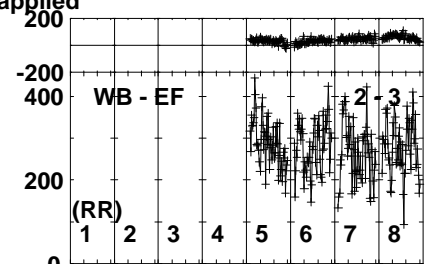
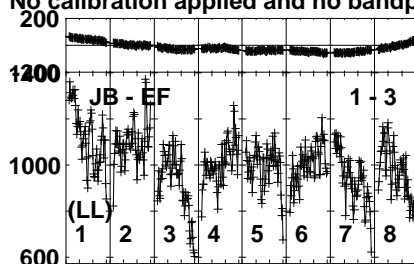
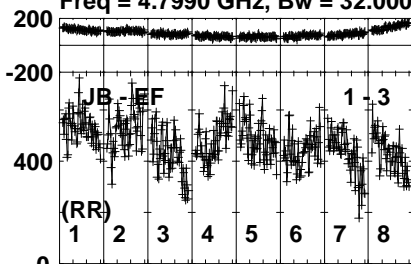
Lower frame: Milli Ampl Jy Top frame: Phas deg  
Vector averaged cross-power spectrum Several baselines displayed  
Timerange: 00/08:04:03 to 00/08:05:59

Plot file version 7 created 02-JUN-2021 11:59:37

J2259+4037 EC0711.UVDATA.1

Freq = 4.7990 GHz, Bw = 32.000 MH

No calibration applied and no bandpass applied

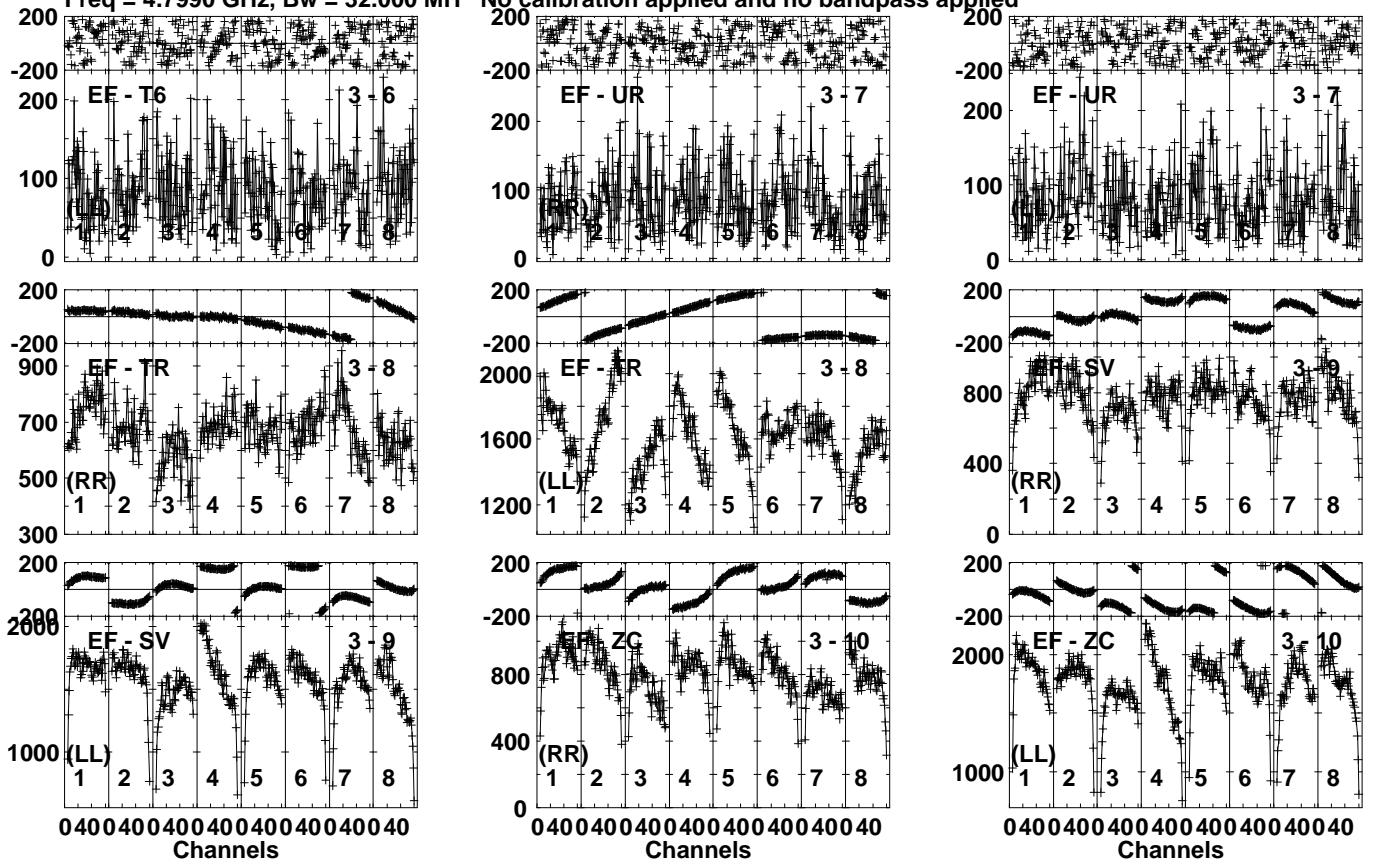


Lower frame: Micro Ampl Jy Top frame: Phas deg  
Vector averaged cross-power spectrum Several baselines displayed  
Timerange: 00/08:06:01 to 00/08:09:39

Plot file version 8 created 02-JUN-2021 11:59:37

J2259+4037 EC0711.UVDATA.1

Freq = 4.7990 GHz, Bw = 32.000 MH No calibration applied and no bandpass applied



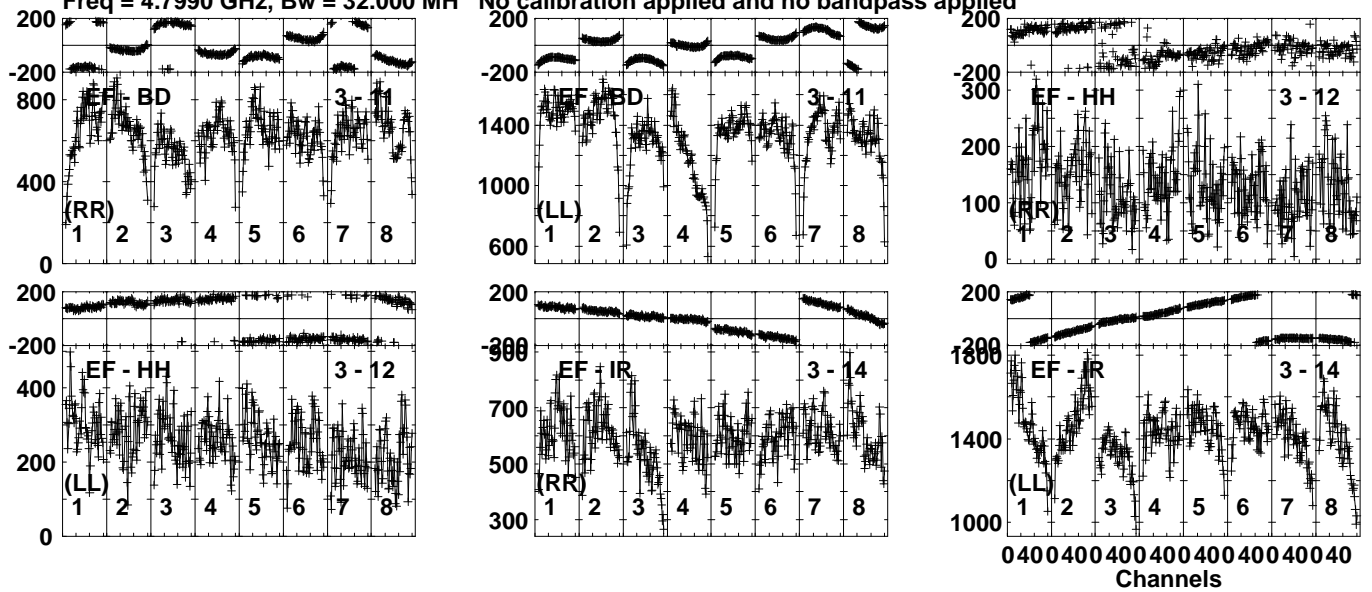
Lower frame: Micro Ampl Jy Top frame: Phas deg  
Vector averaged cross-power spectrum Several baselines displayed  
Timerange: 00/08:06:01 to 00/08:09:39

Plot file version 9 created 02-JUN-2021 11:59:37

J2259+4037 EC0711.UVDATA.1

Freq = 4.7990 GHz, Bw = 32.000 MH

No calibration applied and no bandpass applied



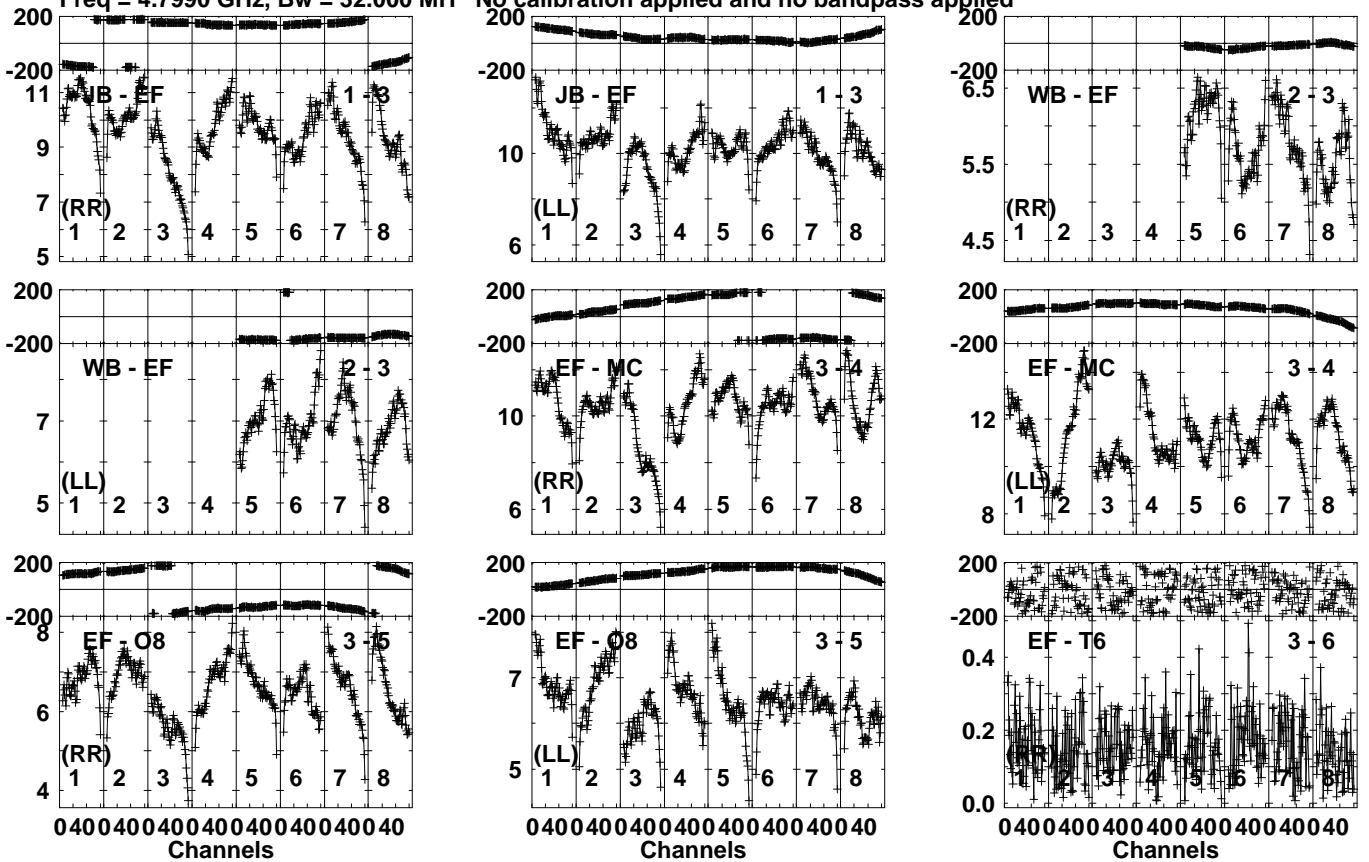
Lower frame: Micro Ampl Jy Top frame: Phas deg  
Vector averaged cross-power spectrum Several baselines displayed  
Timerange: 00/08:06:01 to 00/08:09:39

Plot file version 10 created 02-JUN-2021 11:59:37

J2255+4202 EC0711.UVDATA.1

Freq = 4.7990 GHz, Bw = 32.000 MH

No calibration applied and no bandpass applied



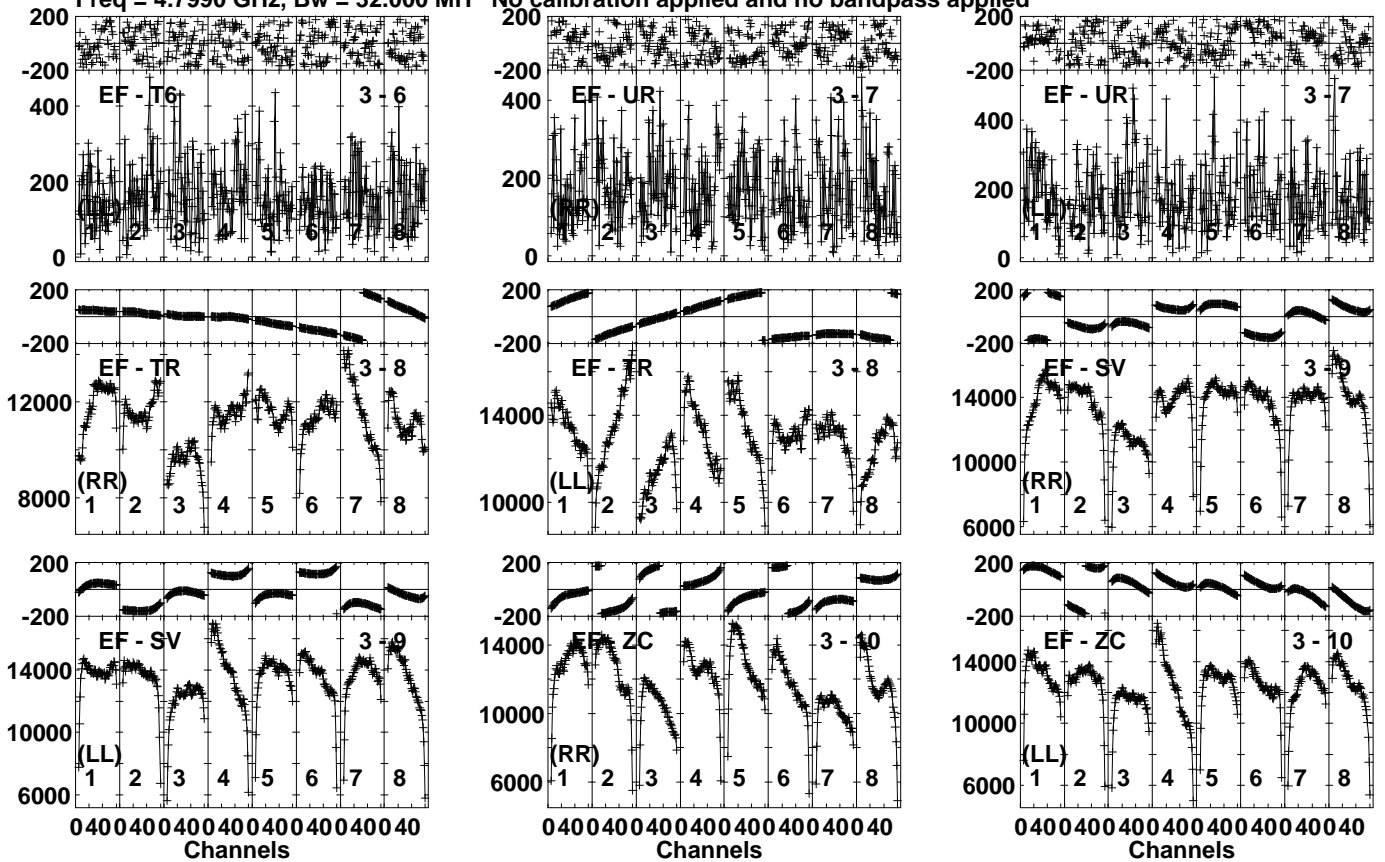
Lower frame: Milli Ampl Jy Top frame: Phas deg  
Vector averaged cross-power spectrum Several baselines displayed  
Timerange: 00/08:09:43 to 00/08:11:19



Plot file version 11 created 02-JUN-2021 11:59:37

J2255+4202 EC0711.UVDATA.1

Freq = 4.7990 GHz, Bw = 32.000 MH No calibration applied and no bandpass applied



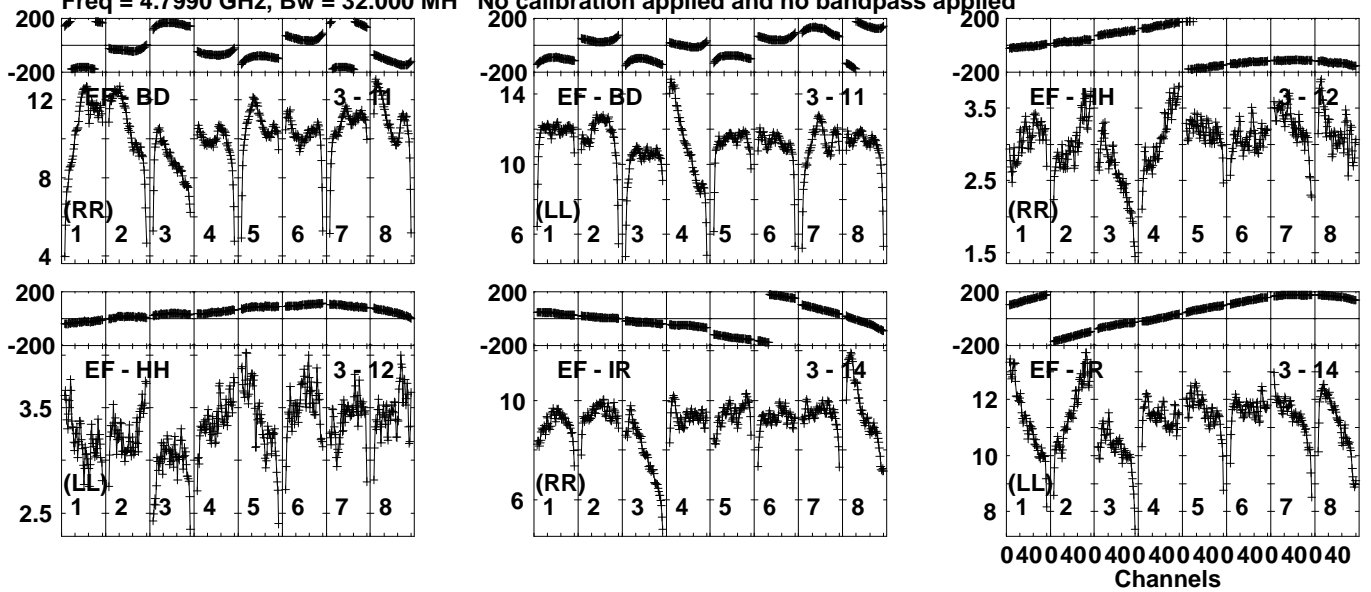
Lower frame: Micro Ampl Jy Top frame: Phas deg  
Vector averaged cross-power spectrum Several baselines displayed  
Timerange: 00/08:09:43 to 00/08:11:19

Plot file version 12 created 02-JUN-2021 11:59:37

J2255+4202 EC0711.UVDATA.1

Freq = 4.7990 GHz, Bw = 32.000 MH

No calibration applied and no bandpass applied



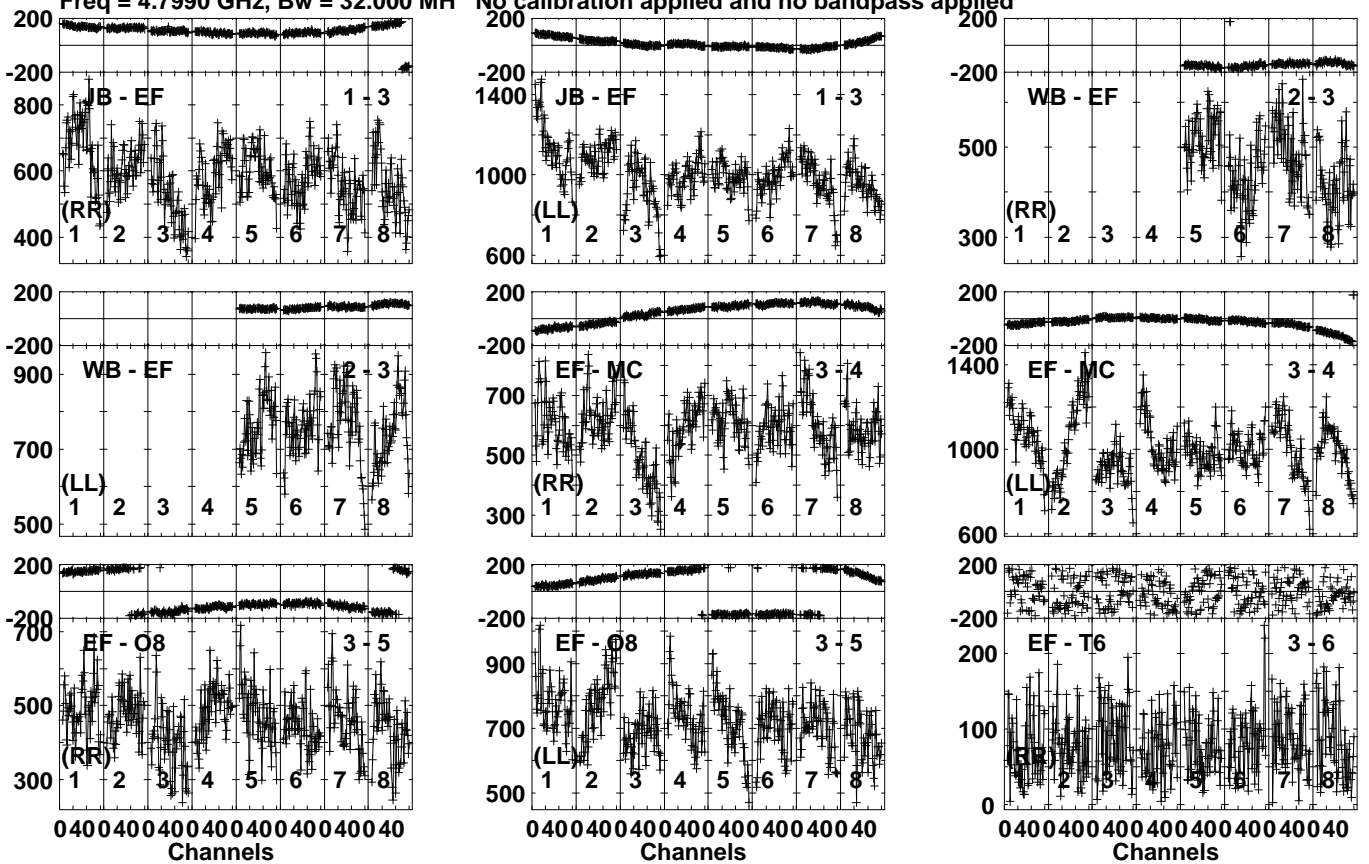
Lower frame: Milli Ampl Jy Top frame: Phas deg  
Vector averaged cross-power spectrum Several baselines displayed  
Timerange: 00/08:09:43 to 00/08:11:19

Plot file version 13 created 02-JUN-2021 11:59:38

J2259+4037 EC0711.UVDATA.1

Freq = 4.7990 GHz, Bw = 32.000 MH

No calibration applied and no bandpass applied



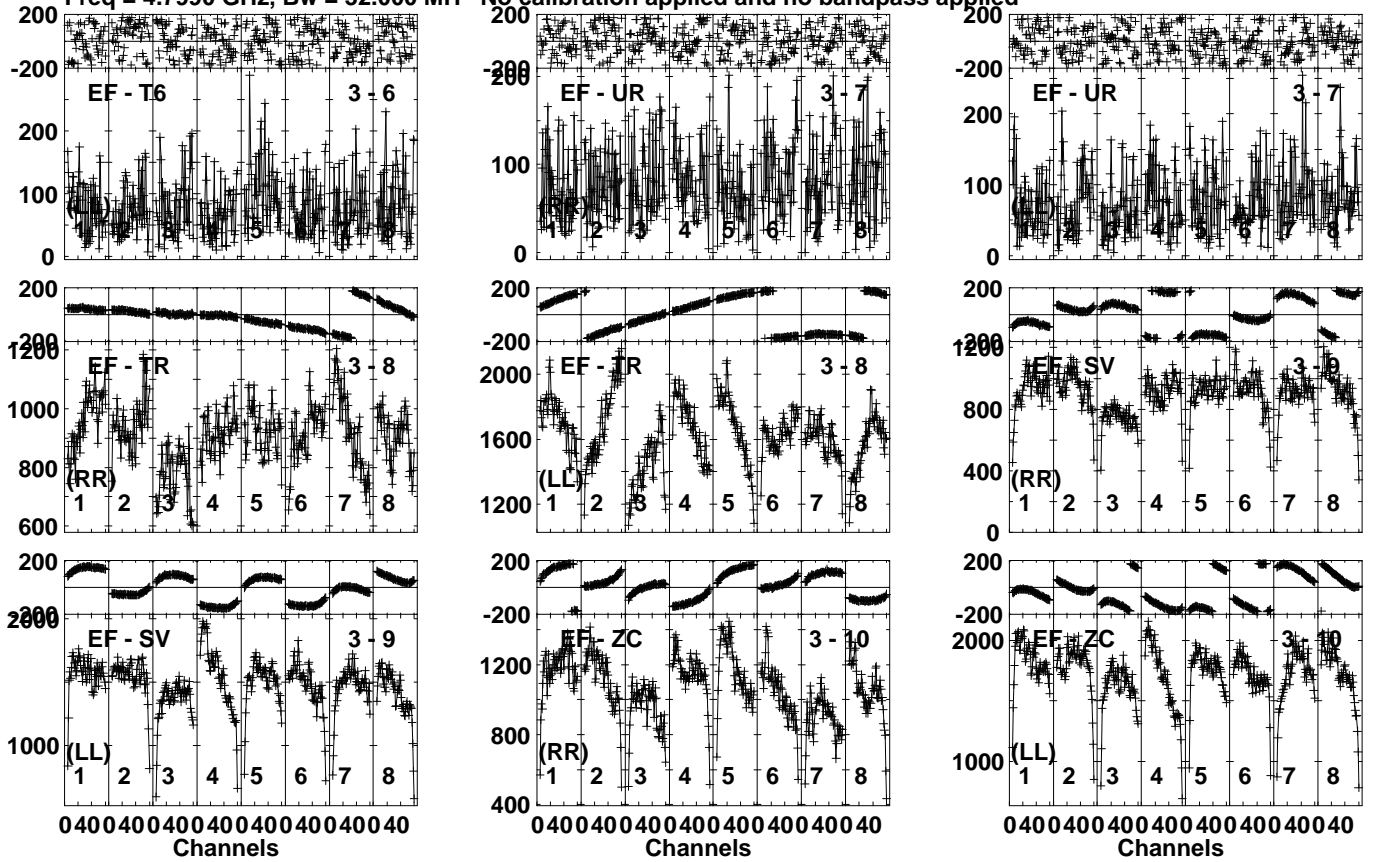
Lower frame: Micro Ampl Jy Top frame: Phas deg  
Vector averaged cross-power spectrum Several baselines displayed  
Timerange: 00/08:11:21 to 00/08:14:59

Plot file version 14 created 02-JUN-2021 11:59:38

J2259+4037 EC0711.UVDATA.1

Freq = 4.7990 GHz, Bw = 32.000 MH

No calibration applied and no bandpass applied

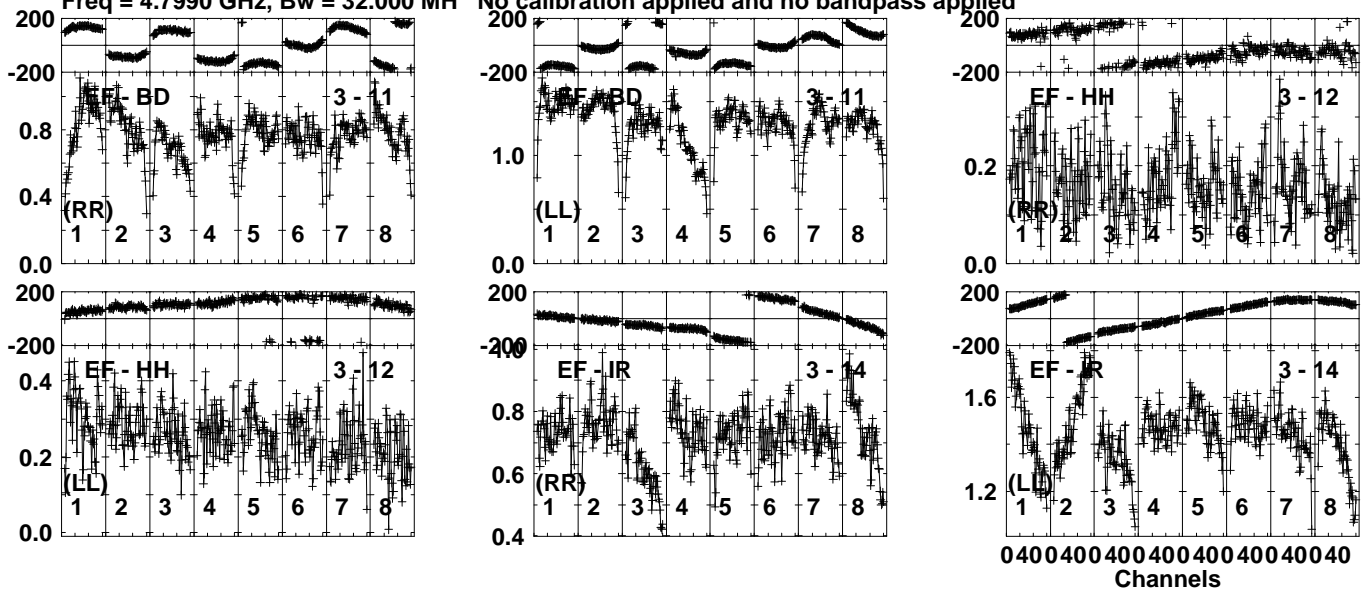


Lower frame: Micro Ampl Jy Top frame: Phas deg  
Vector averaged cross-power spectrum Several baselines displayed  
Timerange: 00/08:11:21 to 00/08:14:59

Plot file version 15 created 02-JUN-2021 11:59:38

J2259+4037 EC0711.UVDATA.1

Freq = 4.7990 GHz, Bw = 32.000 MH No calibration applied and no bandpass applied

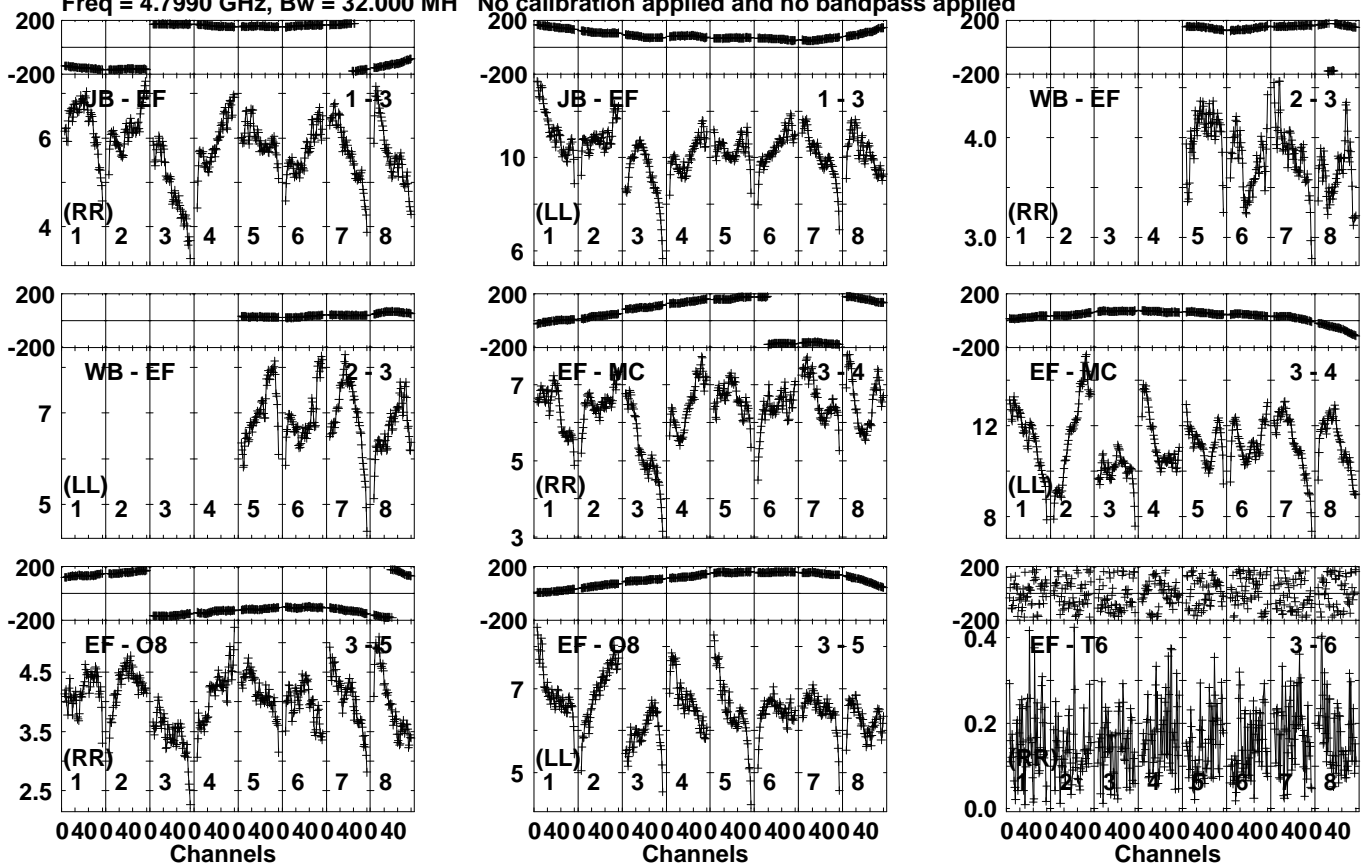


Lower frame: Milli Ampl Jy Top frame: Phas deg  
Vector averaged cross-power spectrum Several baselines displayed  
Timerange: 00/08:11:21 to 00/08:14:59

Plot file version 16 created 02-JUN-2021 11:59:38

J2255+4202 EC0711.UVDATA.1

Freq = 4.7990 GHz, Bw = 32.000 MH No calibration applied and no bandpass applied



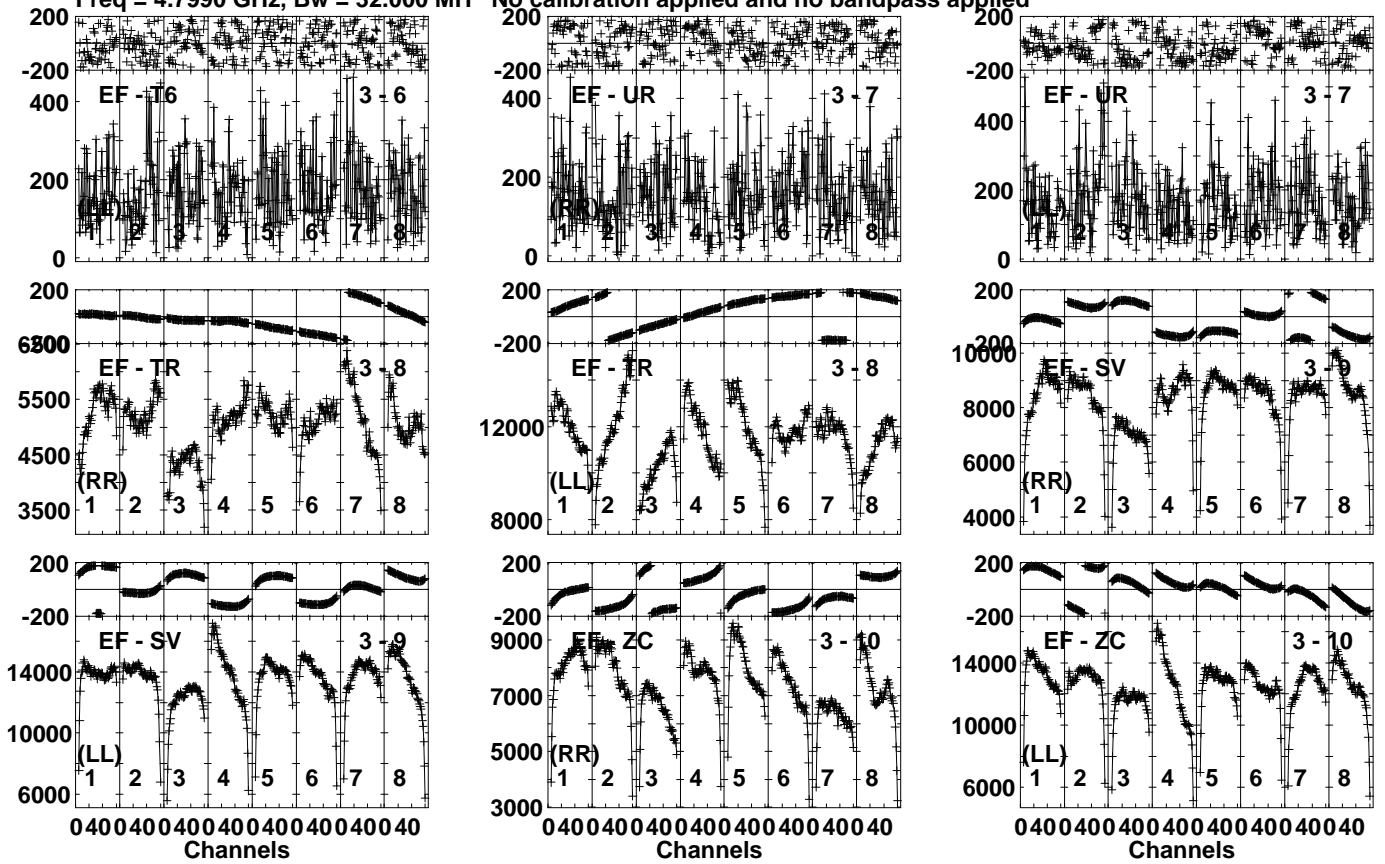
Lower frame: Milli Ampl Jy Top frame: Phas deg  
 Vector averaged cross-power spectrum Several baselines displayed  
 Timerange: 00/08:15:41 to 00/08:16:39

Plot file version 17 created 02-JUN-2021 11:59:38

J2255+4202 EC0711.UVDATA.1

Freq = 4.7990 GHz, Bw = 32.000 MH

No calibration applied and no bandpass applied



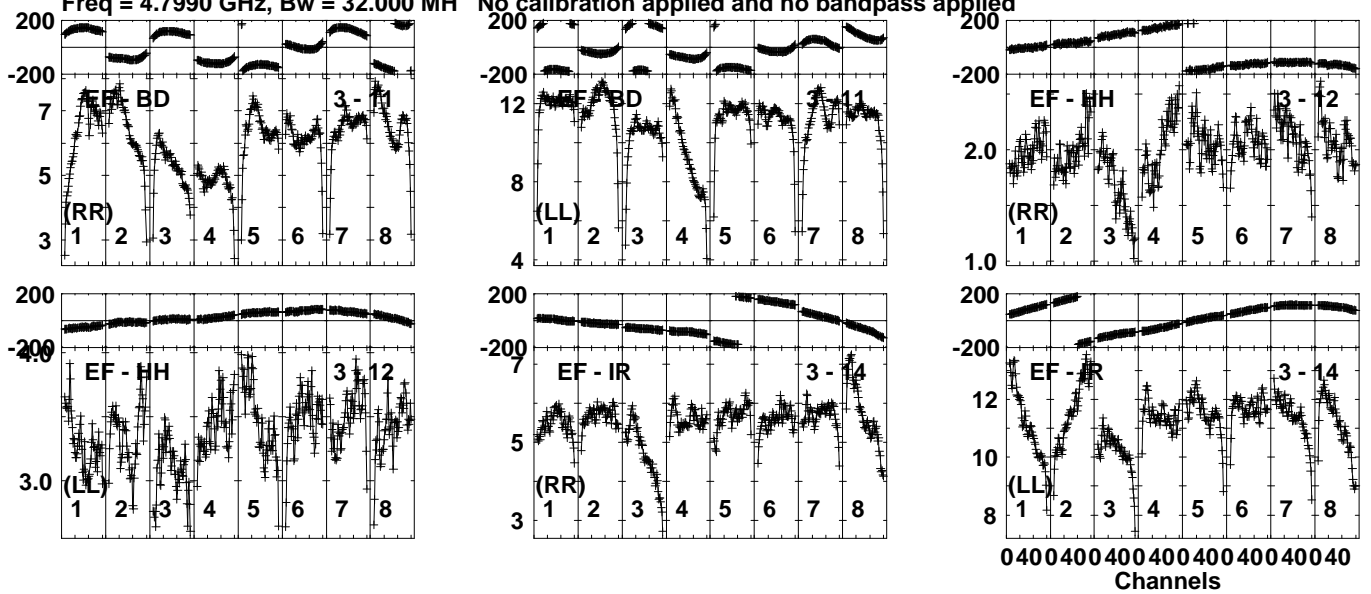
Lower frame: Micro Ampl Jy Top frame: Phas deg  
Vector averaged cross-power spectrum Several baselines displayed  
Timerange: 00/08:15:41 to 00/08:16:39

Plot file version 18 created 02-JUN-2021 11:59:38

J2255+4202 EC0711.UVDATA.1

Freq = 4.7990 GHz, Bw = 32.000 MH

No calibration applied and no bandpass applied



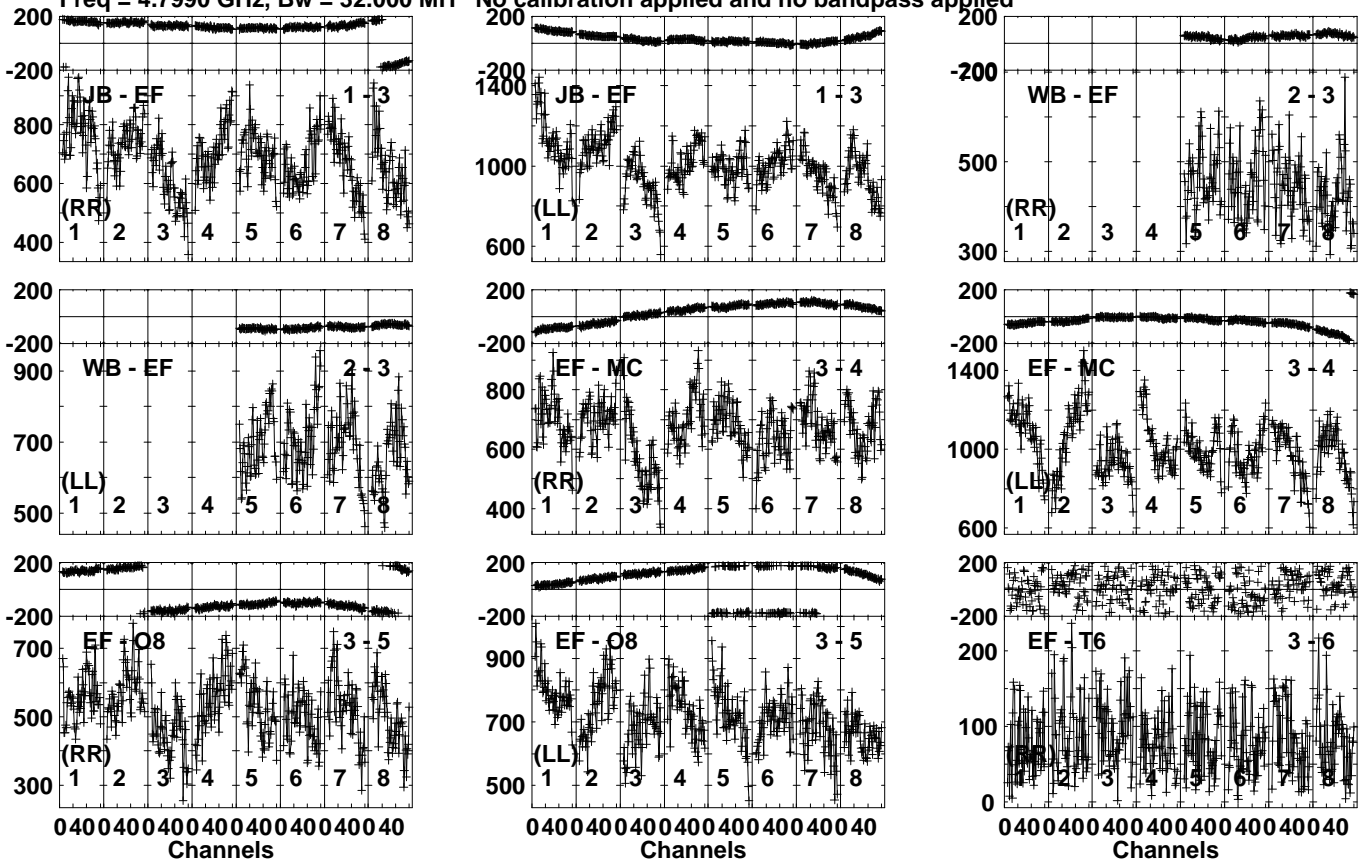
Lower frame: Milli Ampl Jy Top frame: Phas deg  
Vector averaged cross-power spectrum Several baselines displayed  
Timerange: 00/08:15:41 to 00/08:16:39



Plot file version 19 created 02-JUN-2021 11:59:38

J2259+4037 EC0711.UVDATA.1

Freq = 4.7990 GHz, Bw = 32.000 MH No calibration applied and no bandpass applied

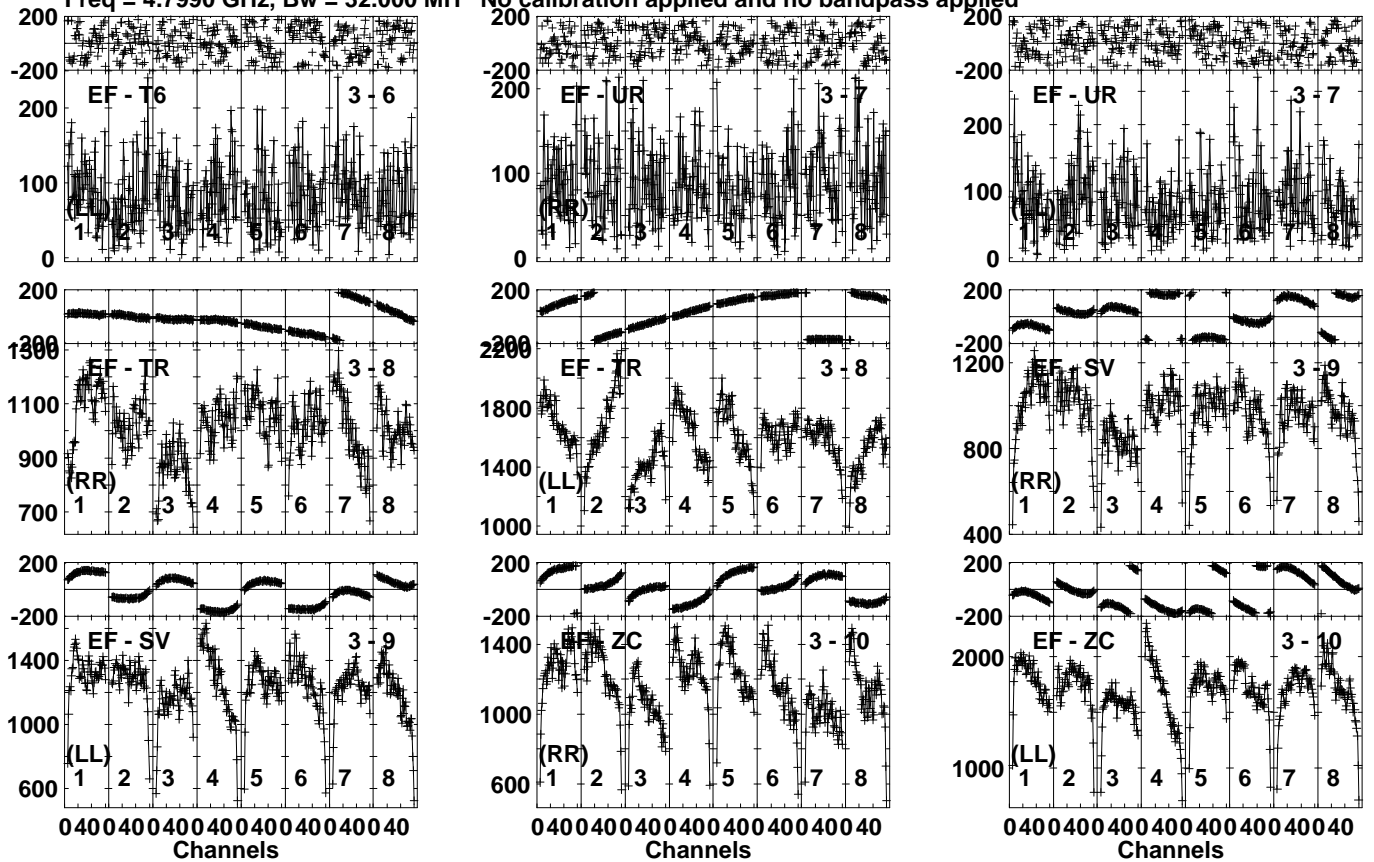


Lower frame: Micro Ampl Jy Top frame: Phas deg  
 Vector averaged cross-power spectrum Several baselines displayed  
 Timerange: 00/08:16:41 to 00/08:20:19

Plot file version 20 created 02-JUN-2021 11:59:38

J2259+4037 EC0711.UVDATA.1

Freq = 4.7990 GHz, Bw = 32.000 MH No calibration applied and no bandpass applied



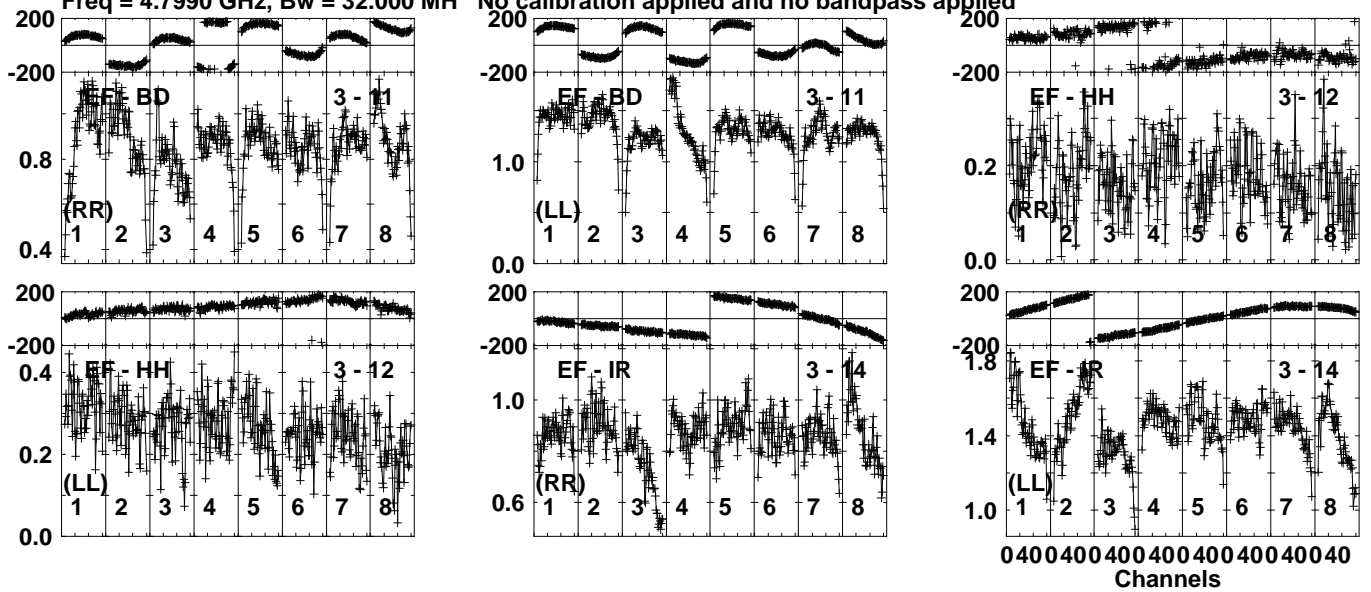
Lower frame: Micro Ampl Jy Top frame: Phas deg  
Vector averaged cross-power spectrum Several baselines displayed  
Timerange: 00/08:16:41 to 00/08:20:19

Plot file version 21 created 02-JUN-2021 11:59:38

J2259+4037 EC0711.UVDATA.1

Freq = 4.7990 GHz, Bw = 32.000 MH

No calibration applied and no bandpass applied



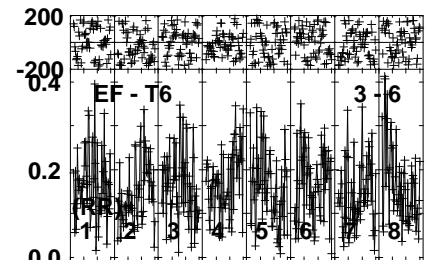
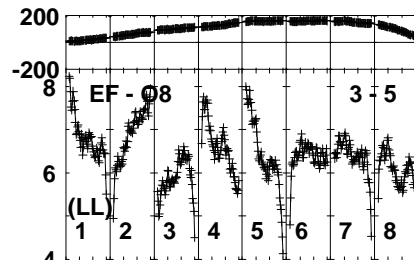
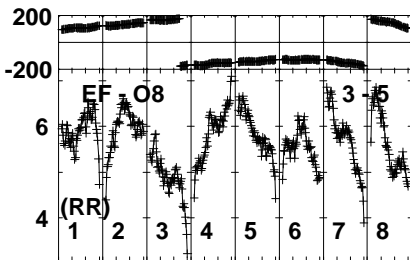
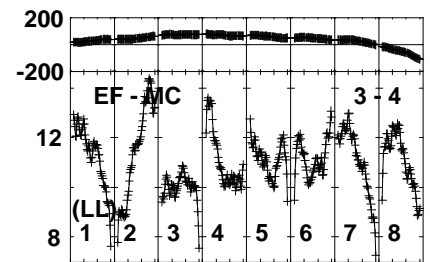
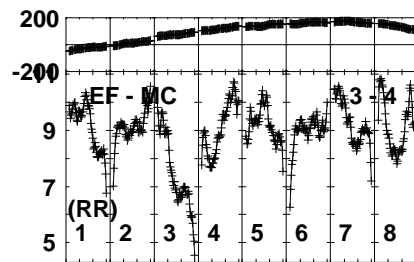
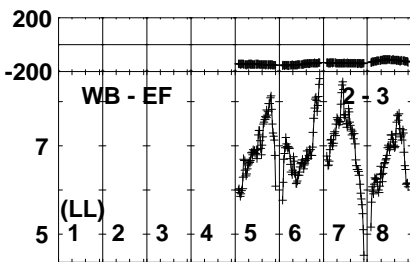
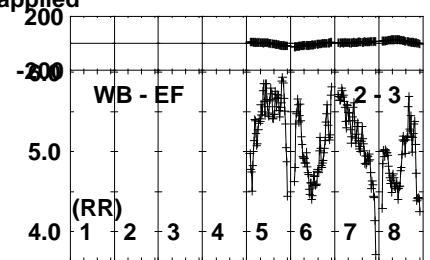
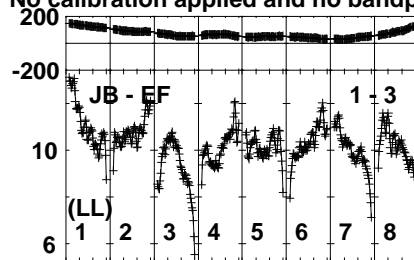
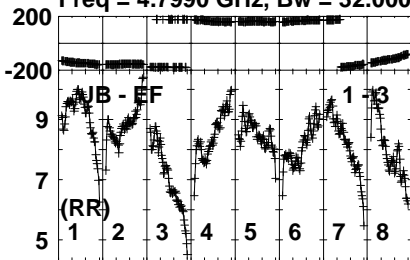
Lower frame: Milli Ampl Jy Top frame: Phas deg  
Vector averaged cross-power spectrum Several baselines displayed  
Timerange: 00/08:16:41 to 00/08:20:19

Plot file version 22 created 02-JUN-2021 11:59:38

J2255+4202 EC0711.UVDATA.1

Freq = 4.7990 GHz, Bw = 32.000 MH

No calibration applied and no bandpass applied

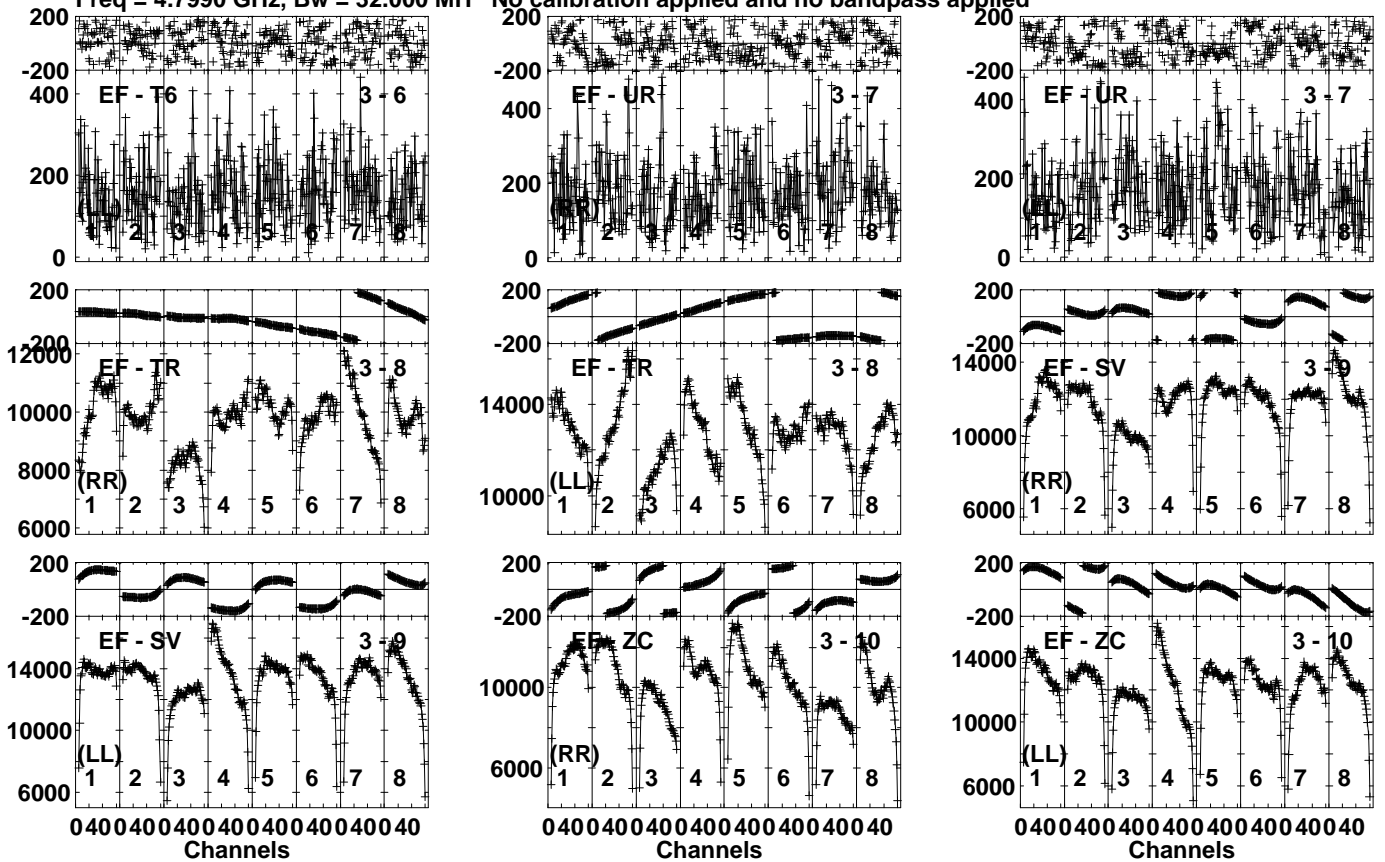


Lower frame: Milli Ampl Jy Top frame: Phas deg  
Vector averaged cross-power spectrum Several baselines displayed  
Timerange: 00/08:20:21 to 00/08:21:59

Plot file version 23 created 02-JUN-2021 11:59:39

J2255+4202 EC0711.UVDATA.1

Freq = 4.7990 GHz, Bw = 32.000 MH No calibration applied and no bandpass applied



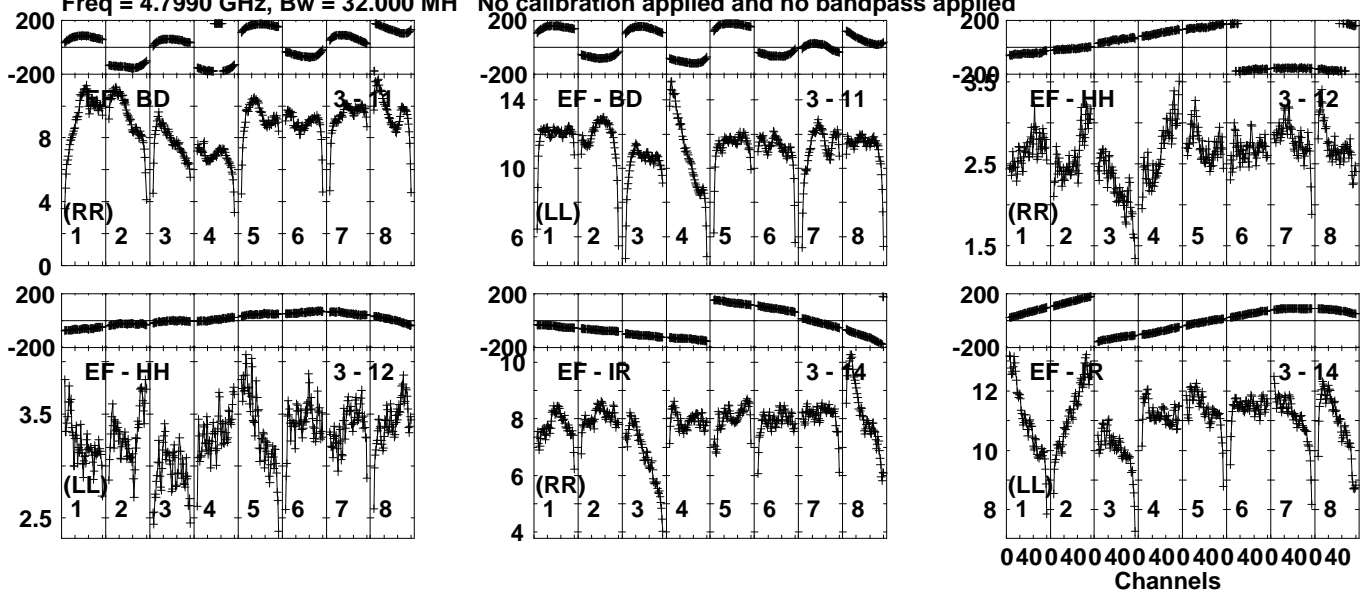
Lower frame: Micro Ampl Jy Top frame: Phas deg  
Vector averaged cross-power spectrum Several baselines displayed  
Timerange: 00/08:20:21 to 00/08:21:59

Plot file version 24 created 02-JUN-2021 11:59:39

J2255+4202 EC0711.UVDATA.1

Freq = 4.7990 GHz, Bw = 32.000 MH

No calibration applied and no bandpass applied



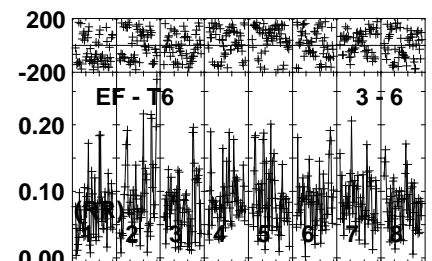
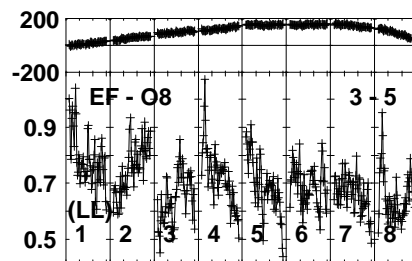
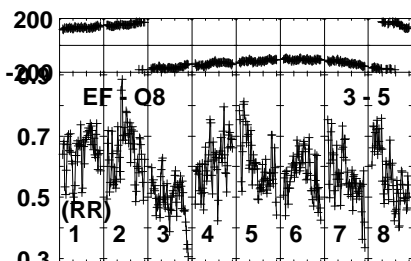
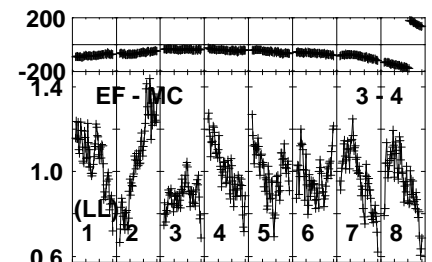
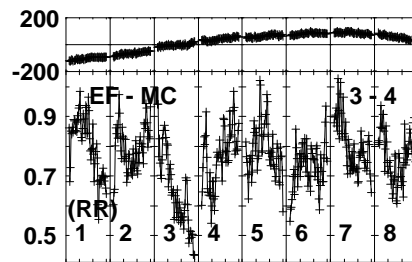
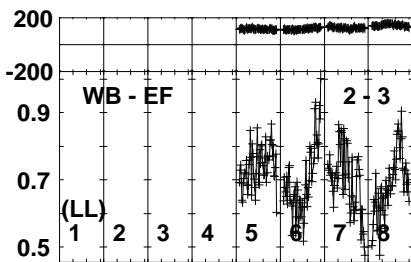
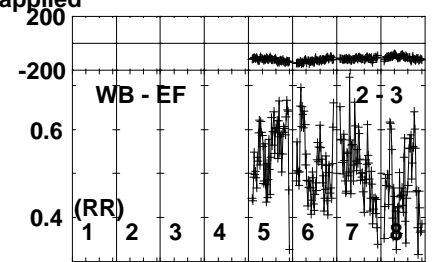
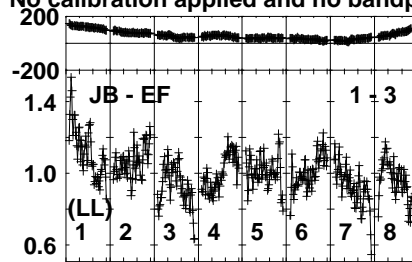
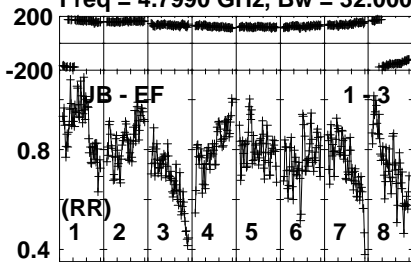
Lower frame: Milli Ampl Jy Top frame: Phas deg  
Vector averaged cross-power spectrum Several baselines displayed  
Timerange: 00/08:20:21 to 00/08:21:59

Plot file version 25 created 02-JUN-2021 11:59:39

J2259+4037 EC0711.UVDATA.1

Freq = 4.7990 GHz, Bw = 32.000 MH

No calibration applied and no bandpass applied

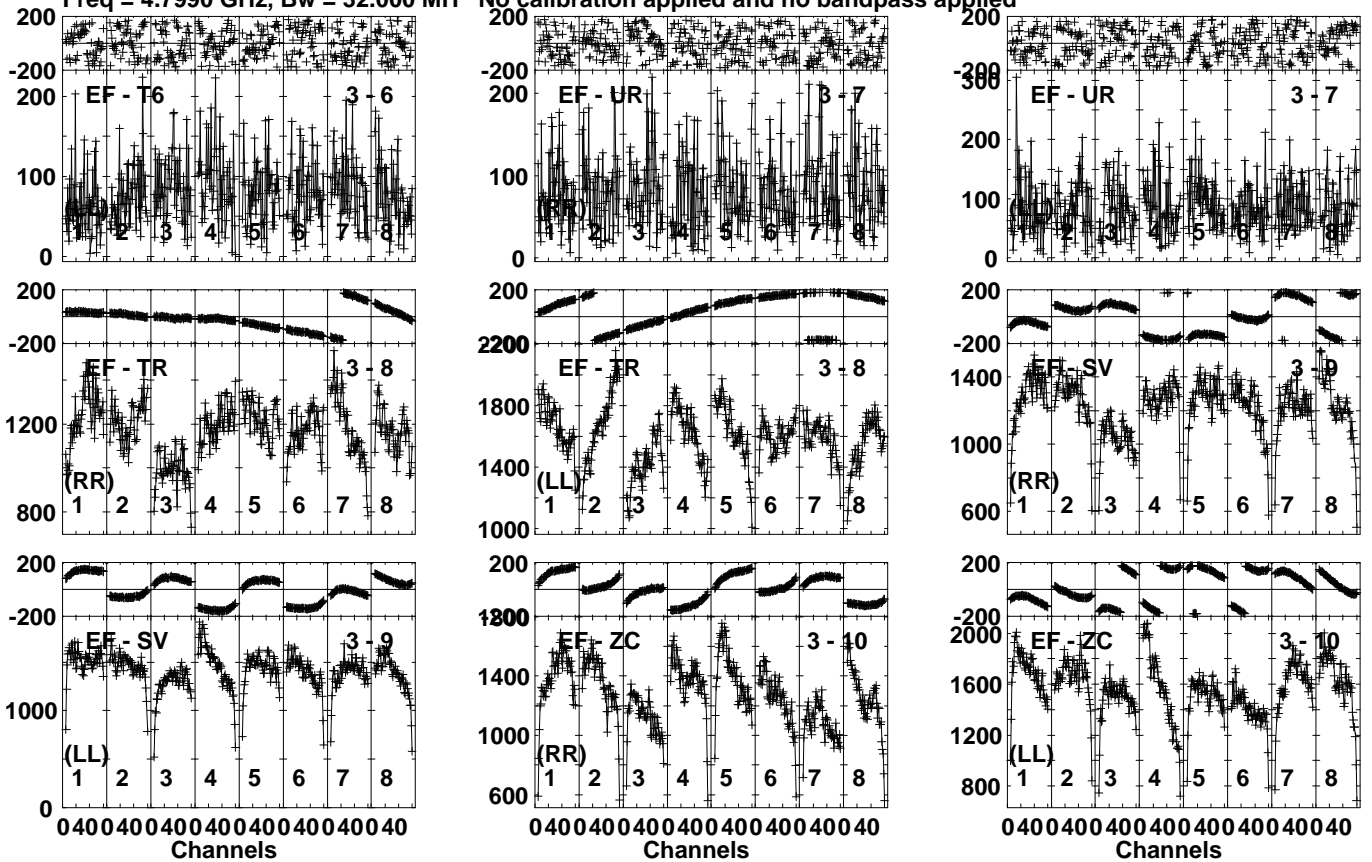


Lower frame: Milli Ampl Jy Top frame: Phas deg  
Vector averaged cross-power spectrum Several baselines displayed  
Timerange: 00/08:22:01 to 00/08:25:39

Plot file version 26 created 02-JUN-2021 11:59:39

J2259+4037 EC0711.UVDATA.1

Freq = 4.7990 GHz, Bw = 32.000 MH No calibration applied and no bandpass applied



Lower frame: Micro Ampl Jy Top frame: Phas deg  
Vector averaged cross-power spectrum Several baselines displayed  
Timerange: 00/08:22:01 to 00/08:25:39

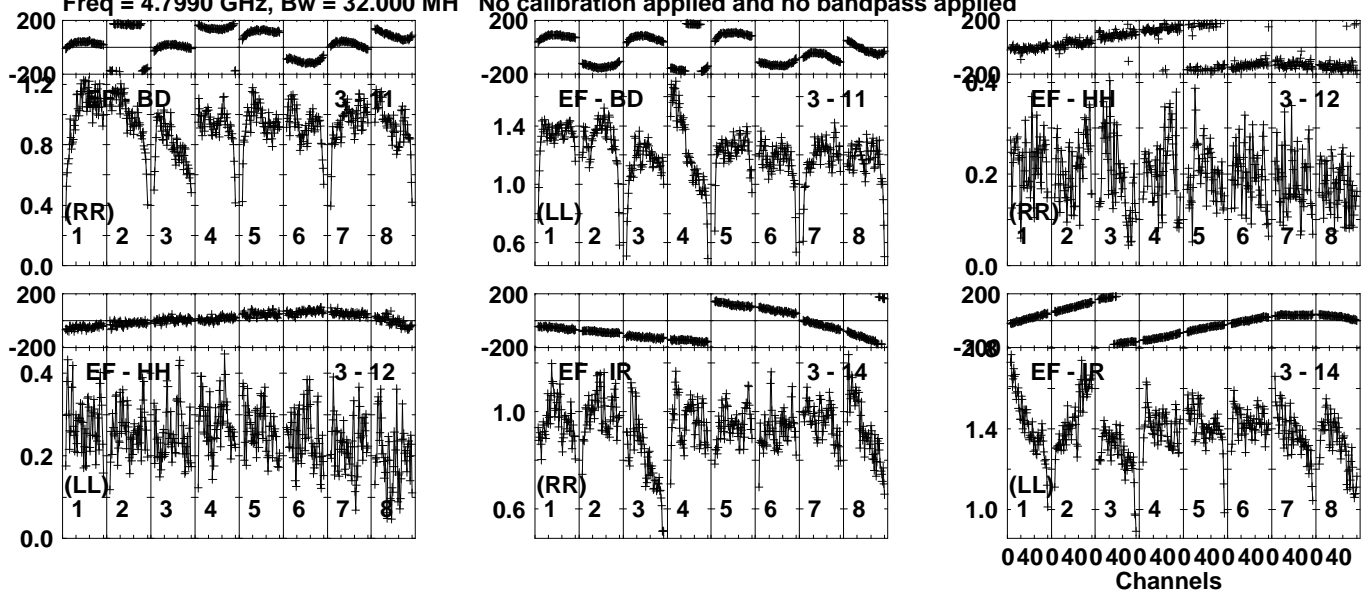


Plot file version 27 created 02-JUN-2021 11:59:39

J2259+4037 EC0711.UVDATA.1

Freq = 4.7990 GHz, Bw = 32.000 MH

No calibration applied and no bandpass applied



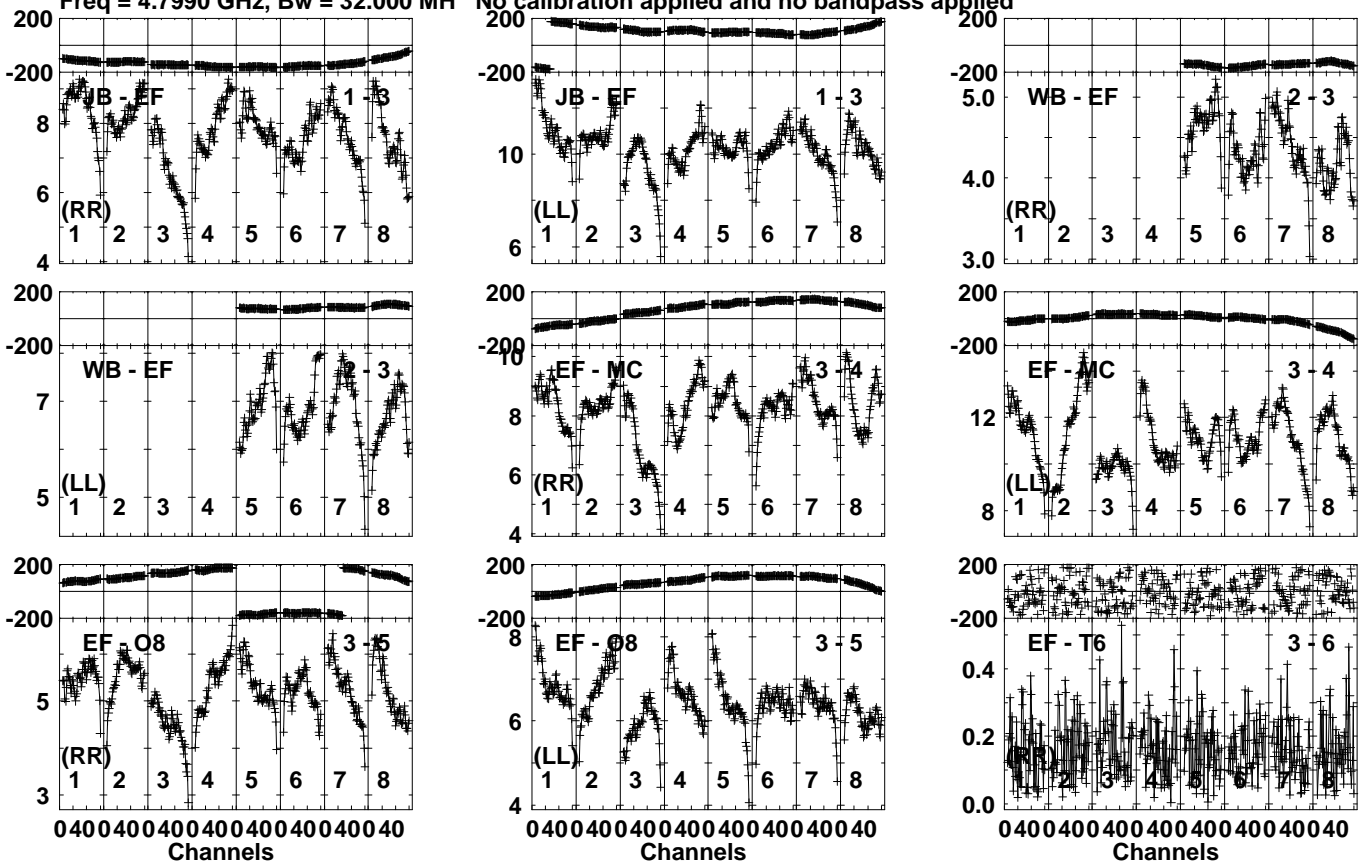
Lower frame: Milli Ampl Jy Top frame: Phas deg  
Vector averaged cross-power spectrum Several baselines displayed  
Timerange: 00/08:22:01 to 00/08:25:39

Plot file version 28 created 02-JUN-2021 11:59:39

J2255+4202 EC0711.UVDATA.1

Freq = 4.7990 GHz, Bw = 32.000 MH

No calibration applied and no bandpass applied

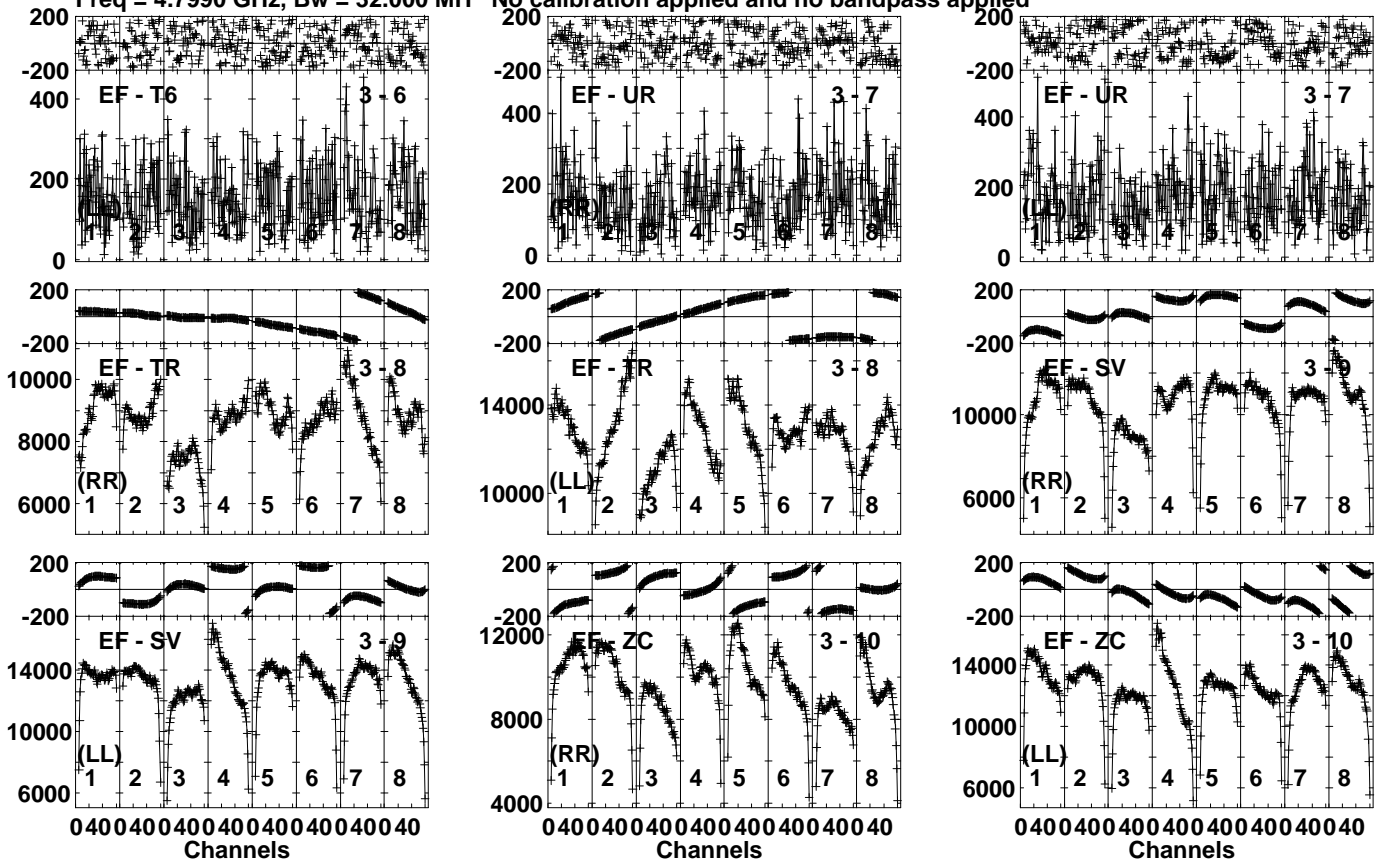


Lower frame: Milli Ampl Jy Top frame: Phas deg  
Vector averaged cross-power spectrum Several baselines displayed  
Timerange: 00/08:26:21 to 00/08:27:19

Plot file version 29 created 02-JUN-2021 11:59:39

J2255+4202 EC0711.UVDATA.1

Freq = 4.7990 GHz, Bw = 32.000 MH No calibration applied and no bandpass applied



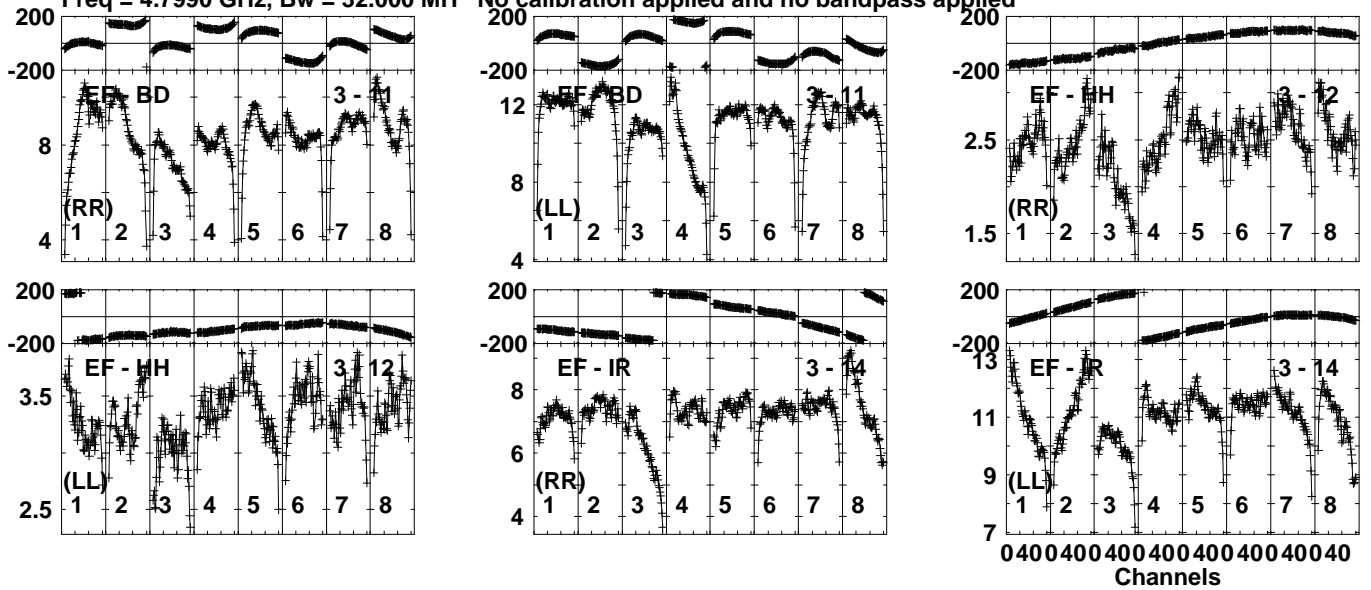
Lower frame: Micro Ampl Jy Top frame: Phas deg  
Vector averaged cross-power spectrum Several baselines displayed  
Timerange: 00/08:26:21 to 00/08:27:19

Plot file version 30 created 02-JUN-2021 11:59:39

J2255+4202 EC0711.UVDATA.1

Freq = 4.7990 GHz, Bw = 32.000 MH

No calibration applied and no bandpass applied



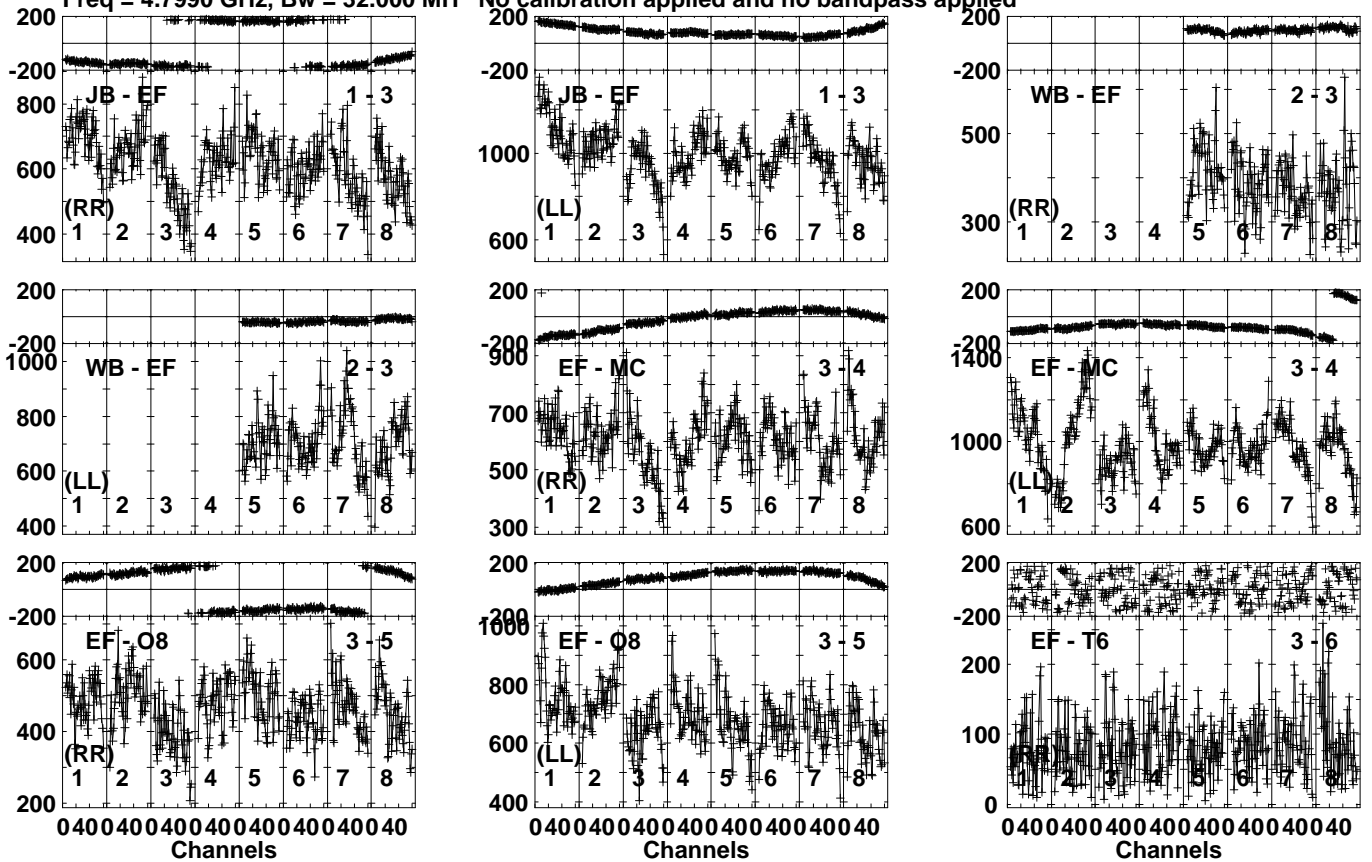
Lower frame: Milli Ampl Jy Top frame: Phas deg  
Vector averaged cross-power spectrum Several baselines displayed  
Timerange: 00/08:26:21 to 00/08:27:19

Plot file version 31 created 02-JUN-2021 11:59:39

J2259+4037 EC0711.UVDATA.1

Freq = 4.7990 GHz, Bw = 32.000 MH

No calibration applied and no bandpass applied

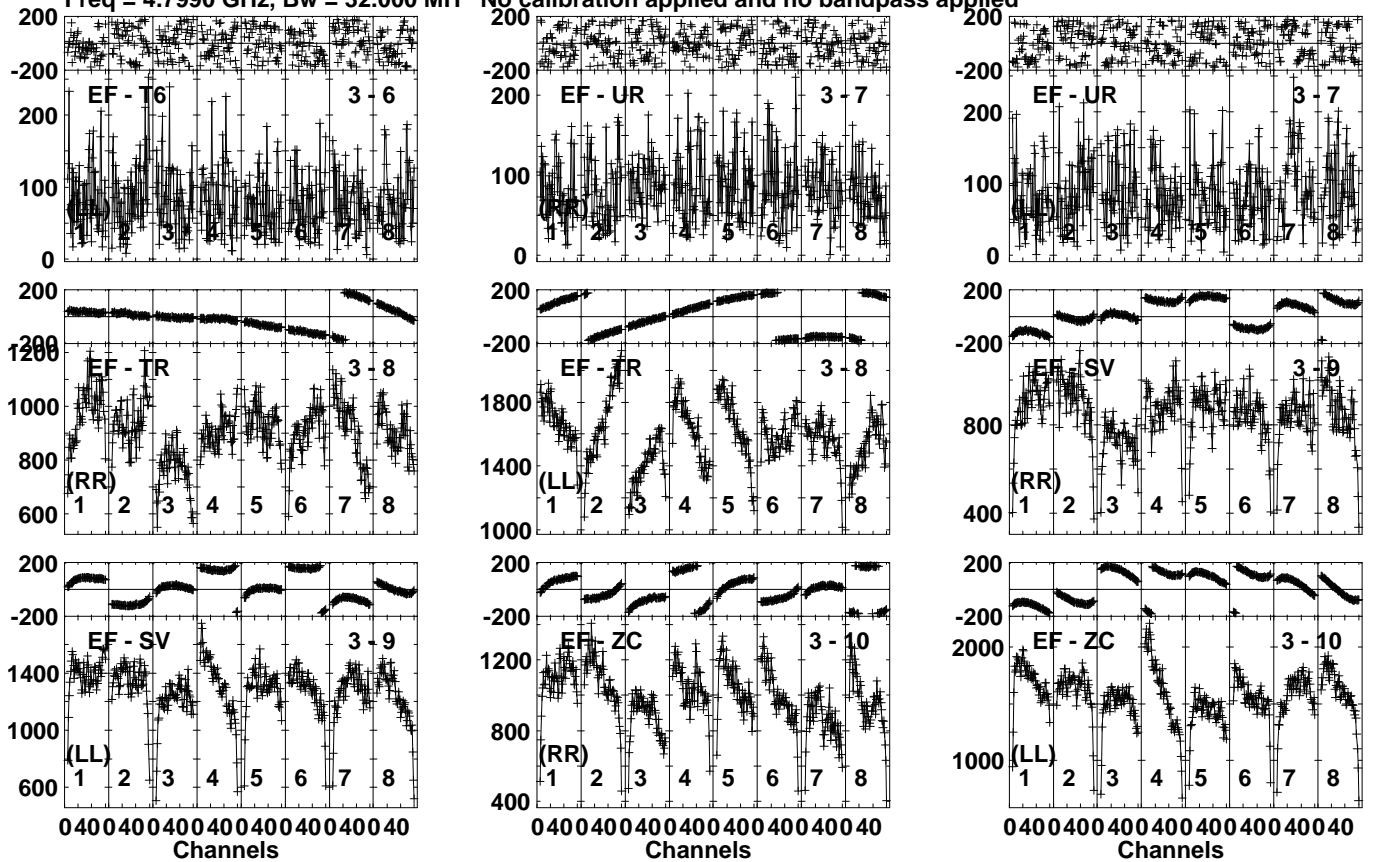


Lower frame: Micro Ampl Jy Top frame: Phas deg  
Vector averaged cross-power spectrum Several baselines displayed  
Timerange: 00/08:27:21 to 00/08:30:59

Plot file version 32 created 02-JUN-2021 11:59:39

J2259+4037 EC0711.UVDATA.1

Freq = 4.7990 GHz, Bw = 32.000 MH No calibration applied and no bandpass applied

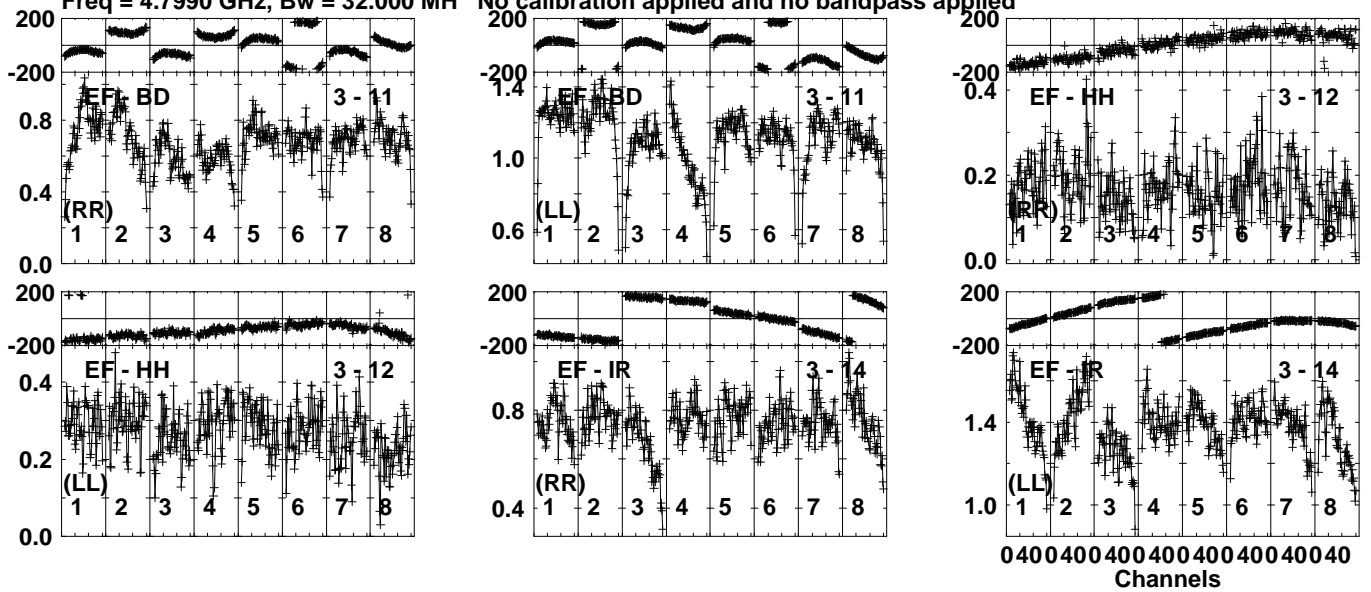


Lower frame: Micro Ampl Jy Top frame: Phas deg  
Vector averaged cross-power spectrum Several baselines displayed  
Timerange: 00/08:27:21 to 00/08:30:59

Plot file version 33 created 02-JUN-2021 11:59:40

J2259+4037 EC0711.UVDATA.1

Freq = 4.7990 GHz, Bw = 32.000 MH No calibration applied and no bandpass applied



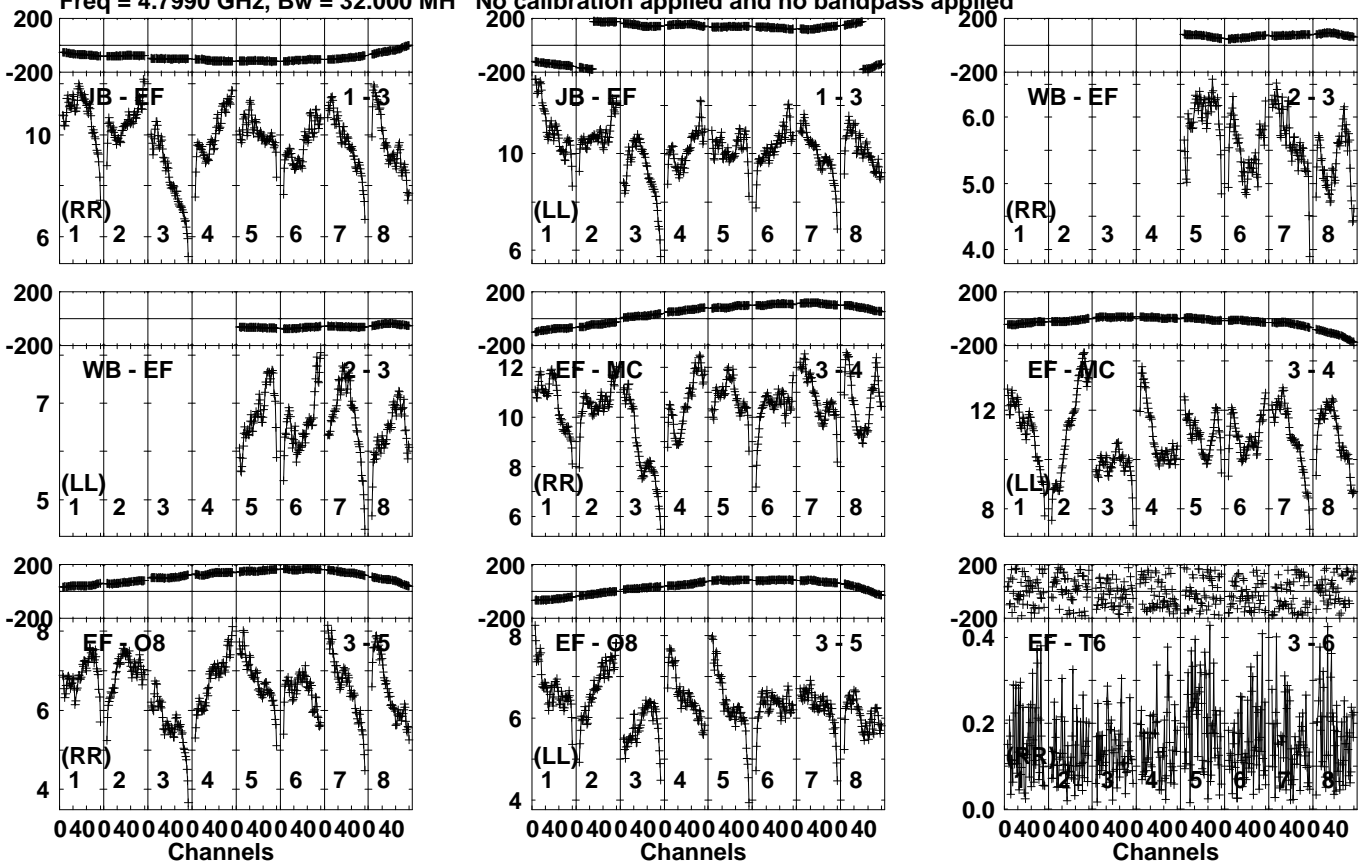
Lower frame: Milli Ampl Jy Top frame: Phas deg  
Vector averaged cross-power spectrum Several baselines displayed  
Timerange: 00/08:27:21 to 00/08:30:59

Plot file version 34 created 02-JUN-2021 11:59:40

J2255+4202 EC0711.UVDATA.1

Freq = 4.7990 GHz, Bw = 32.000 MH

No calibration applied and no bandpass applied



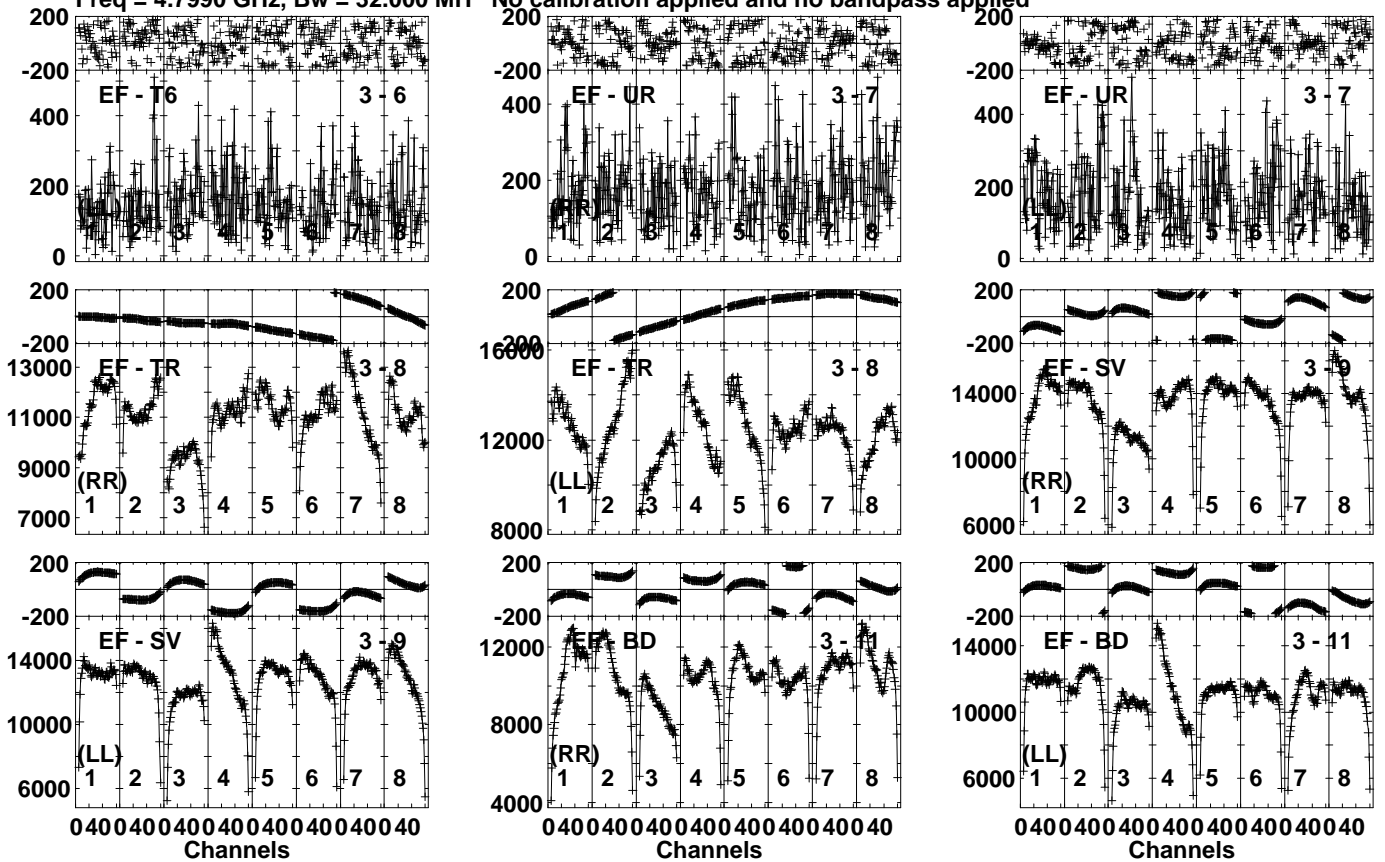
Lower frame: Milli Ampl Jy Top frame: Phas deg  
Vector averaged cross-power spectrum Several baselines displayed  
Timerange: 00/08:31:01 to 00/08:32:39



Plot file version 35 created 02-JUN-2021 11:59:40

J2255+4202 EC0711.UVDATA.1

Freq = 4.7990 GHz, Bw = 32.000 MH No calibration applied and no bandpass applied



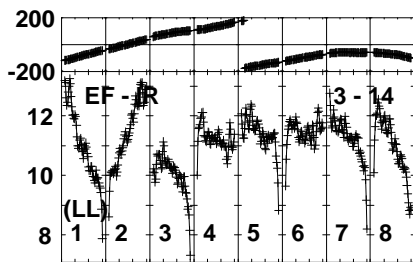
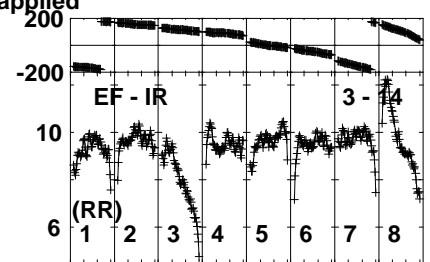
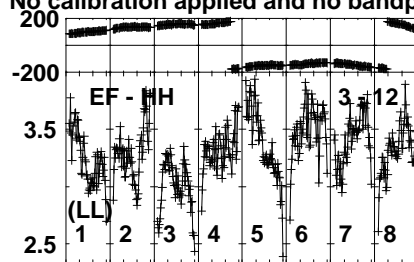
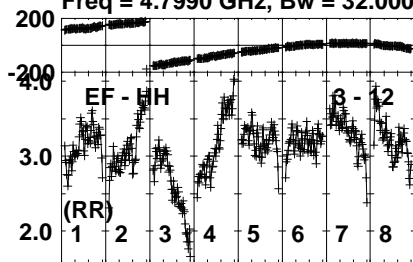
Lower frame: Micro Ampl Jy Top frame: Phas deg  
Vector averaged cross-power spectrum Several baselines displayed  
Timerange: 00/08:31:01 to 00/08:32:39

Plot file version 36 created 02-JUN-2021 11:59:40

J2255+4202 EC0711.UVDATA.1

Freq = 4.7990 GHz, Bw = 32.000 MH

No calibration applied and no bandpass applied



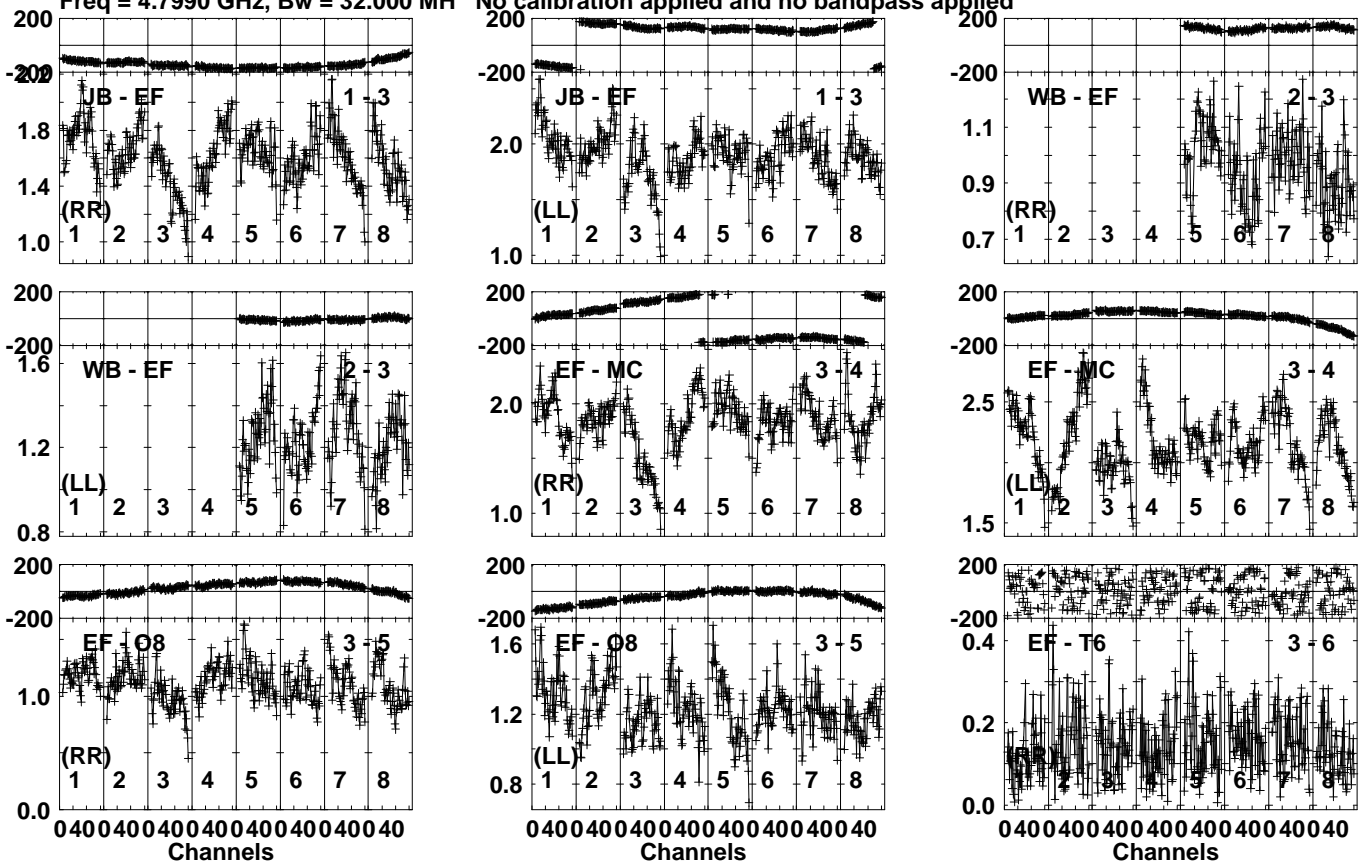
Lower frame: Milli Ampl Jy Top frame: Phas deg  
Vector averaged cross-power spectrum Several baselines displayed  
Timerange: 00/08:31:01 to 00/08:32:39

Plot file version 37 created 02-JUN-2021 11:59:40

J2308+0946 EC0711.UVDATA.1

Freq = 4.7990 GHz, Bw = 32.000 MH

No calibration applied and no bandpass applied



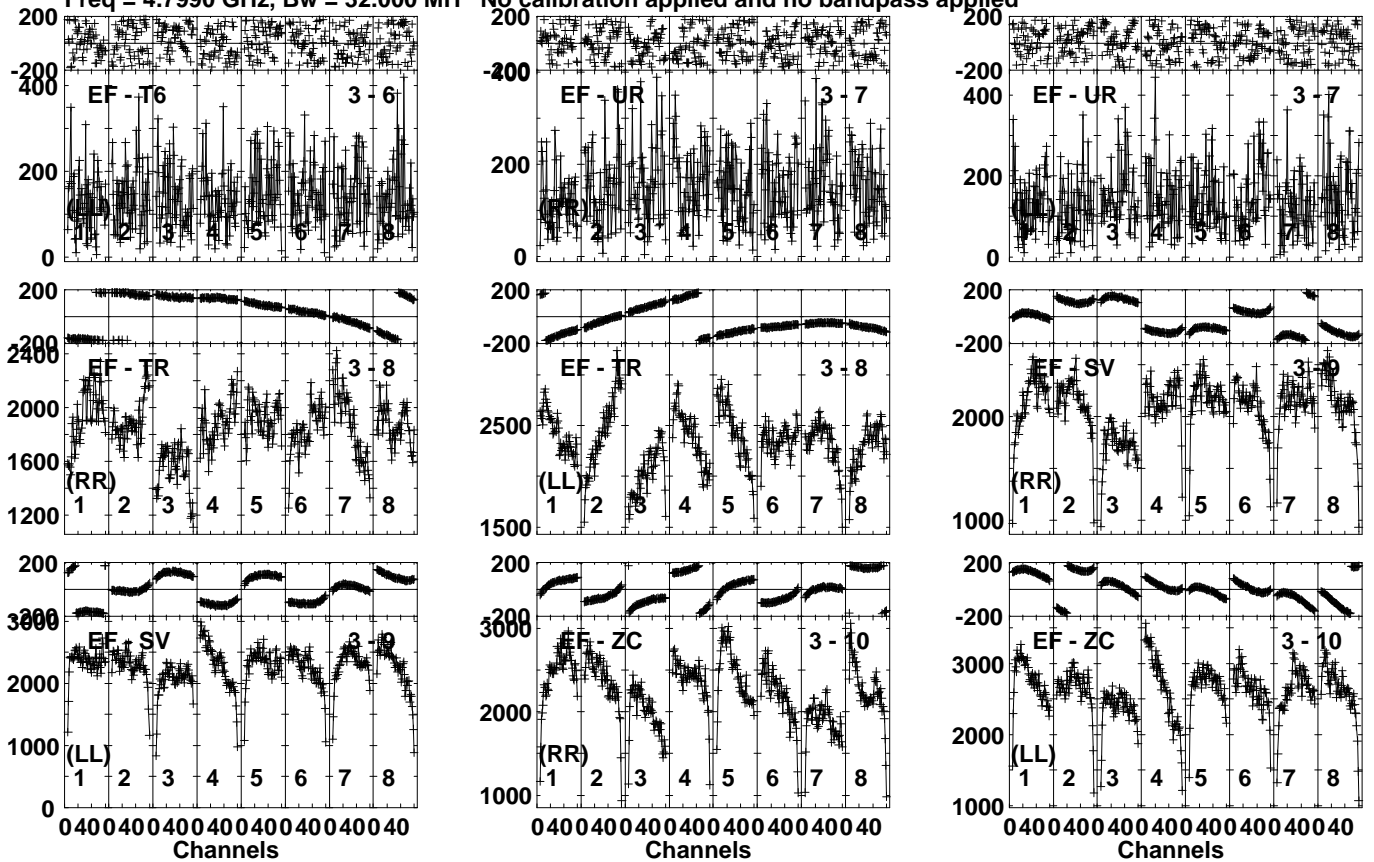
Lower frame: Milli Ampl Jy Top frame: Phas deg  
Vector averaged cross-power spectrum Several baselines displayed  
Timerange: 00/08:34:51 to 00/08:35:59

Plot file version 38 created 02-JUN-2021 11:59:40

J2308+0946 EC0711.UVDATA.1

Freq = 4.7990 GHz, Bw = 32.000 MH

No calibration applied and no bandpass applied



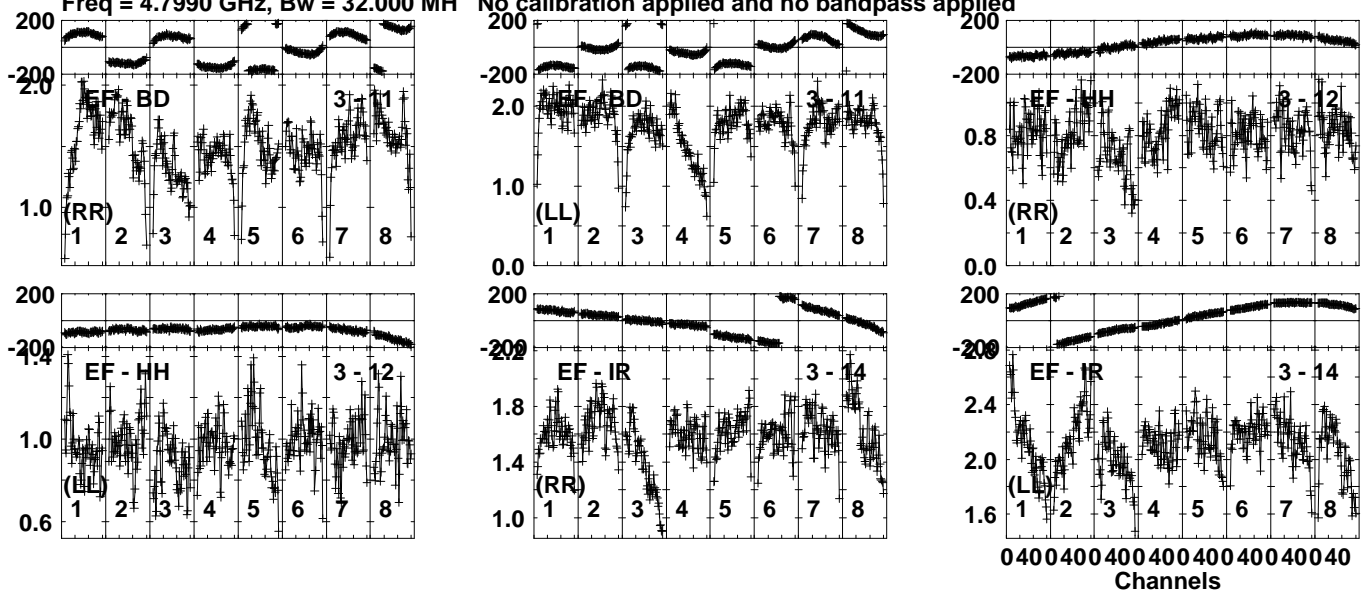
Lower frame: Micro Ampl Jy Top frame: Phas deg  
Vector averaged cross-power spectrum Several baselines displayed  
Timerange: 00/08:34:51 to 00/08:35:59

Plot file version 39 created 02-JUN-2021 11:59:40

J2308+0946 EC0711.UVDATA.1

Freq = 4.7990 GHz, Bw = 32.000 MH

No calibration applied and no bandpass applied

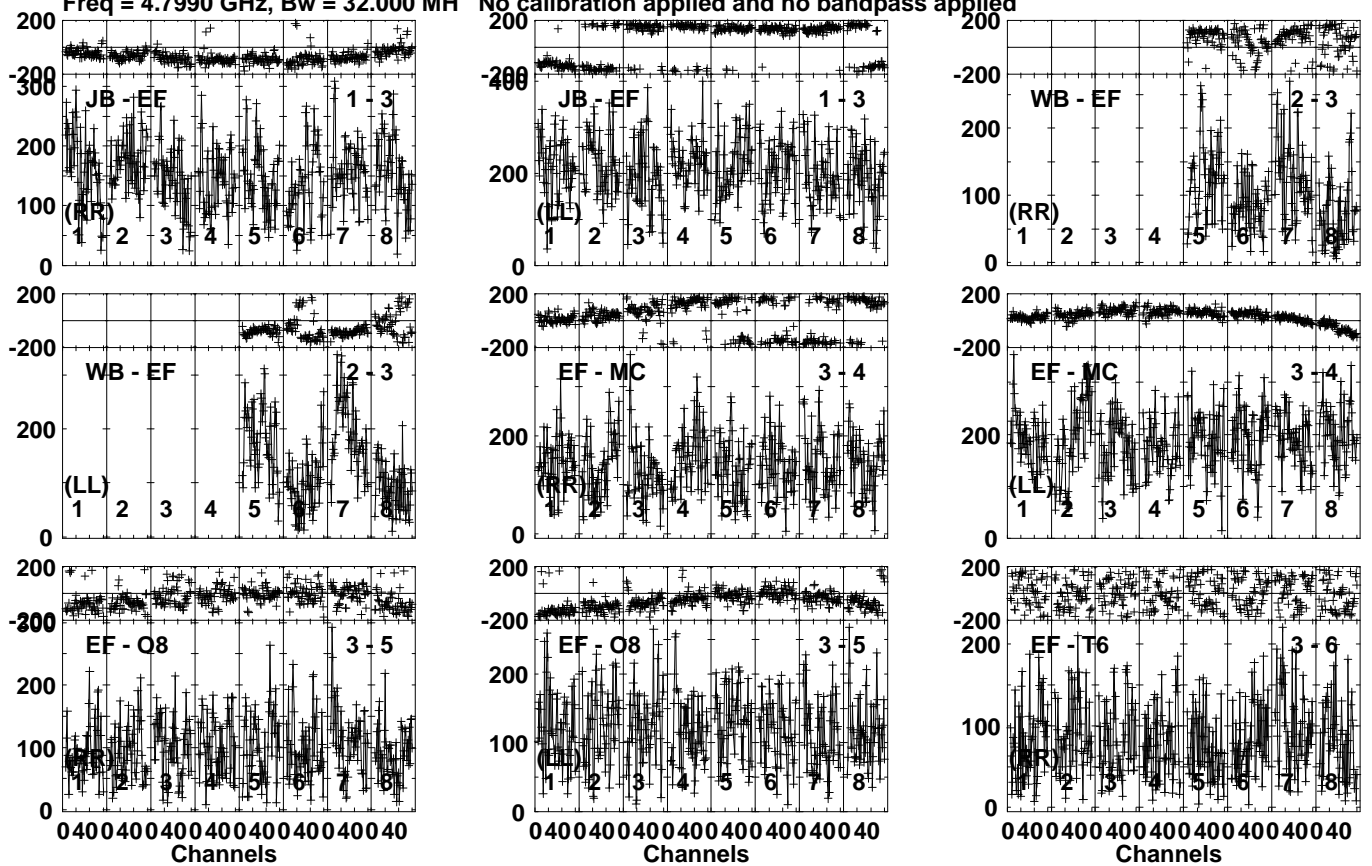


Lower frame: Milli Ampl Jy Top frame: Phas deg  
Vector averaged cross-power spectrum Several baselines displayed  
Timerange: 00/08:34:51 to 00/08:35:59

Plot file version 40 created 02-JUN-2021 11:59:40

J2312+0919 EC0711.UVDATA.1

Freq = 4.7990 GHz, Bw = 32.000 MH No calibration applied and no bandpass applied

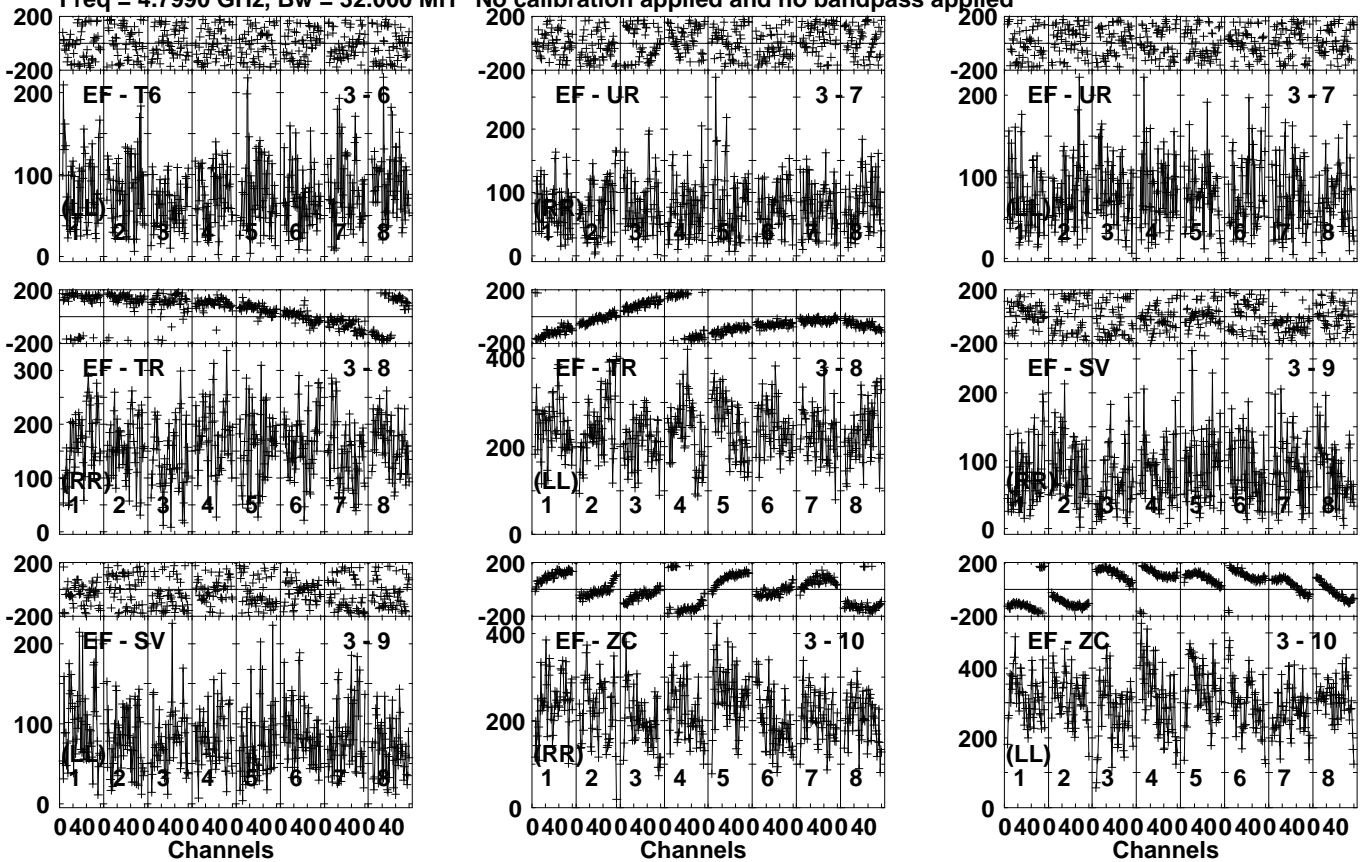


Lower frame: Micro Ampl Jy Top frame: Phas deg  
Vector averaged cross-power spectrum Several baselines displayed  
Timerange: 00/08:36:01 to 00/08:39:39

Plot file version 41 created 02-JUN-2021 11:59:40

J2312+0919 EC0711.UVDATA.1

Freq = 4.7990 GHz, Bw = 32.000 MH No calibration applied and no bandpass applied



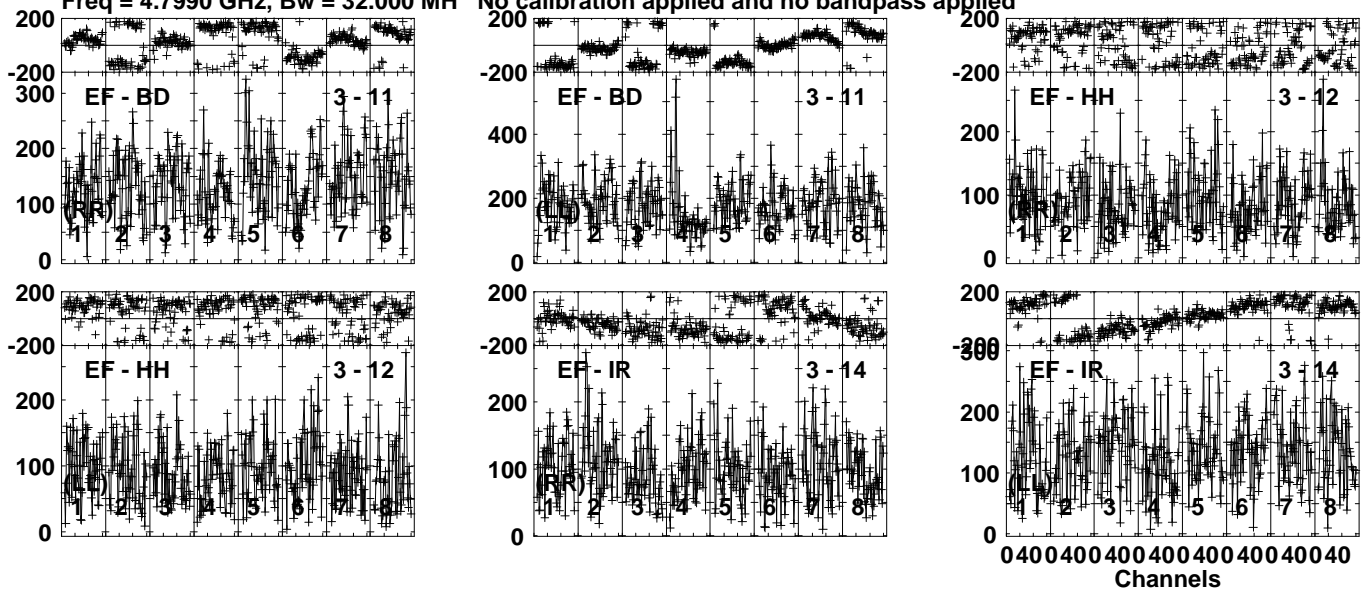
Lower frame: Micro Ampl Jy Top frame: Phas deg  
Vector averaged cross-power spectrum Several baselines displayed  
Timerange: 00/08:36:01 to 00/08:39:39

Plot file version 42 created 02-JUN-2021 11:59:40

J2312+0919 EC0711.UVDATA.1

Freq = 4.7990 GHz, Bw = 32.000 MH

No calibration applied and no bandpass applied



Lower frame: Micro Ampl Jy Top frame: Phas deg  
Vector averaged cross-power spectrum Several baselines displayed  
Timerange: 00/08:36:01 to 00/08:39:39

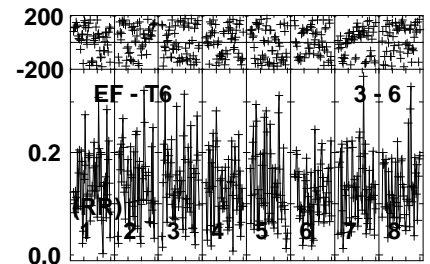
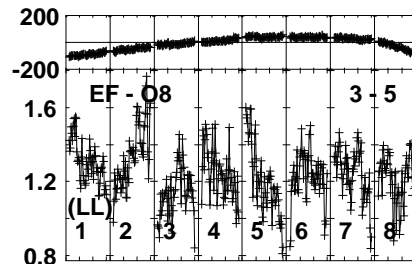
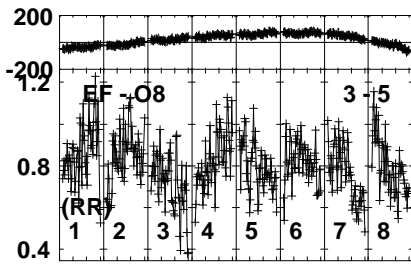
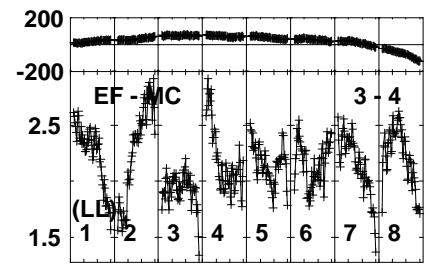
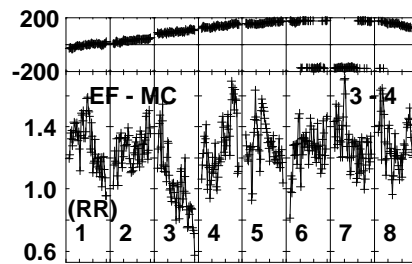
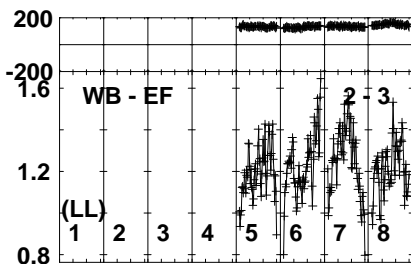
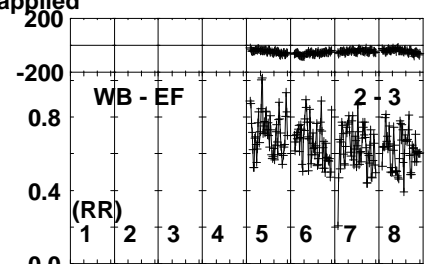
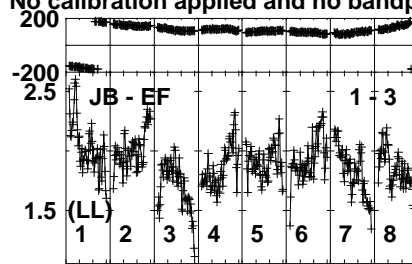
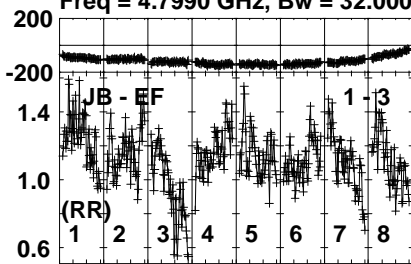


Plot file version 43 created 02-JUN-2021 11:59:40

J2308+0946 EC0711.UVDATA.1

Freq = 4.7990 GHz, Bw = 32.000 MH

No calibration applied and no bandpass applied



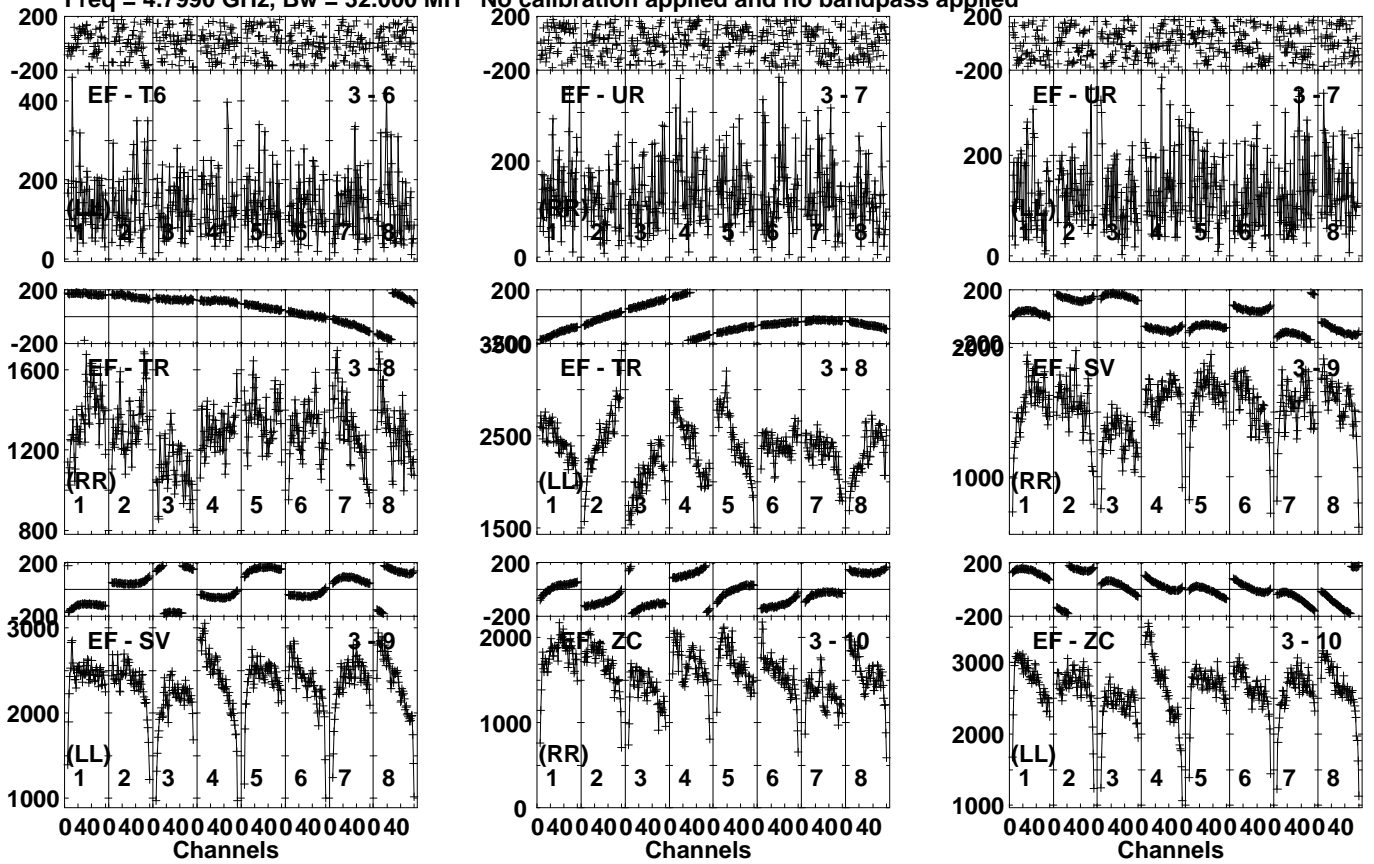
Lower frame: Milli Ampl Jy Top frame: Phas deg  
Vector averaged cross-power spectrum Several baselines displayed  
Timerange: 00/08:39:41 to 00/08:41:19

Plot file version 44 created 02-JUN-2021 11:59:40

J2308+0946 EC0711.UVDATA.1

Freq = 4.7990 GHz, Bw = 32.000 MH

No calibration applied and no bandpass applied



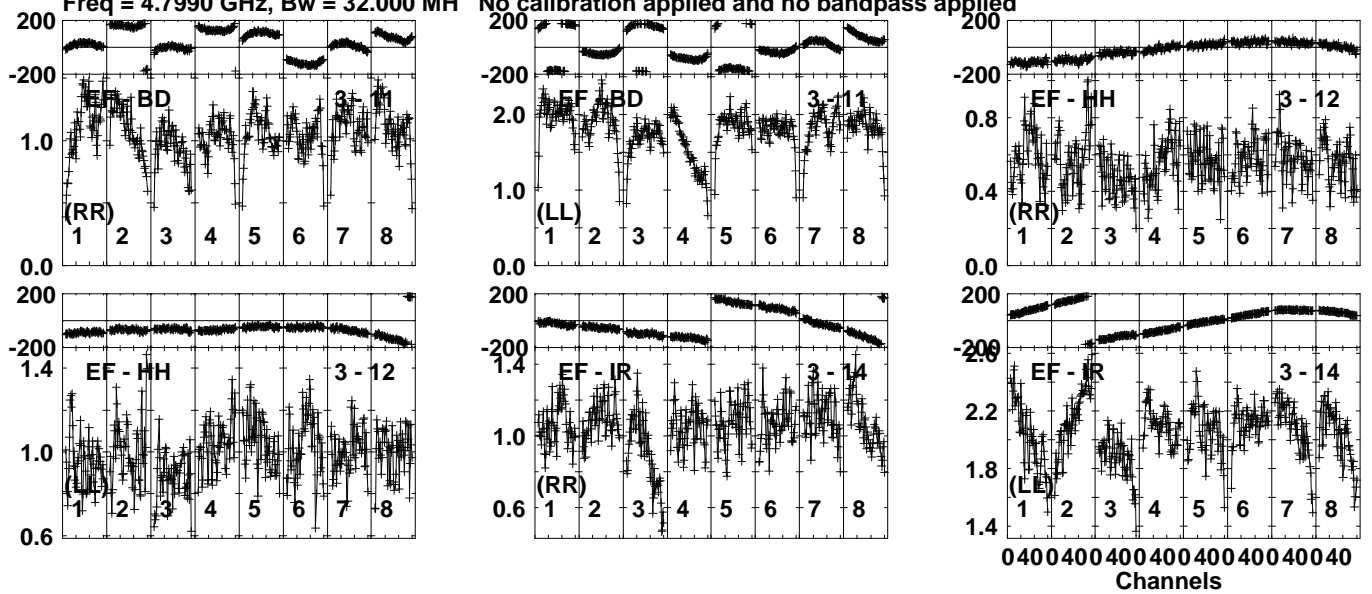
Lower frame: Micro Ampl Jy Top frame: Phas deg  
Vector averaged cross-power spectrum Several baselines displayed  
Timerange: 00/08:39:41 to 00/08:41:19

Plot file version 45 created 02-JUN-2021 11:59:41

J2308+0946 EC0711.UVDATA.1

Freq = 4.7990 GHz, Bw = 32.000 MH

No calibration applied and no bandpass applied



Lower frame: Milli Ampl Jy Top frame: Phas deg

Vector averaged cross-power spectrum Several baselines displayed

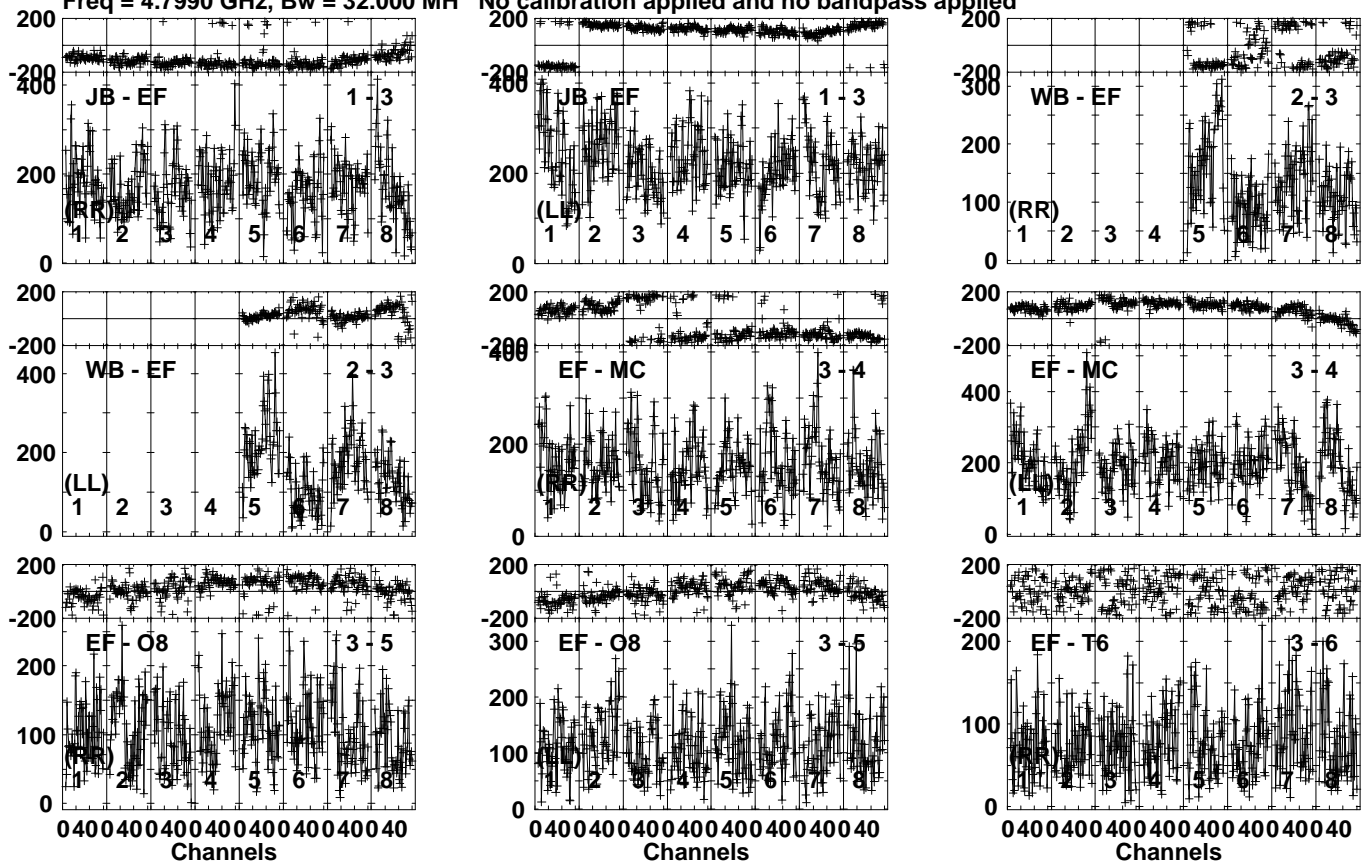
Timerange: 00/08:39:41 to 00/08:41:19

Plot file version 46 created 02-JUN-2021 11:59:41

J2312+0919 EC0711.UVDATA.1

Freq = 4.7990 GHz, Bw = 32.000 MH

No calibration applied and no bandpass applied

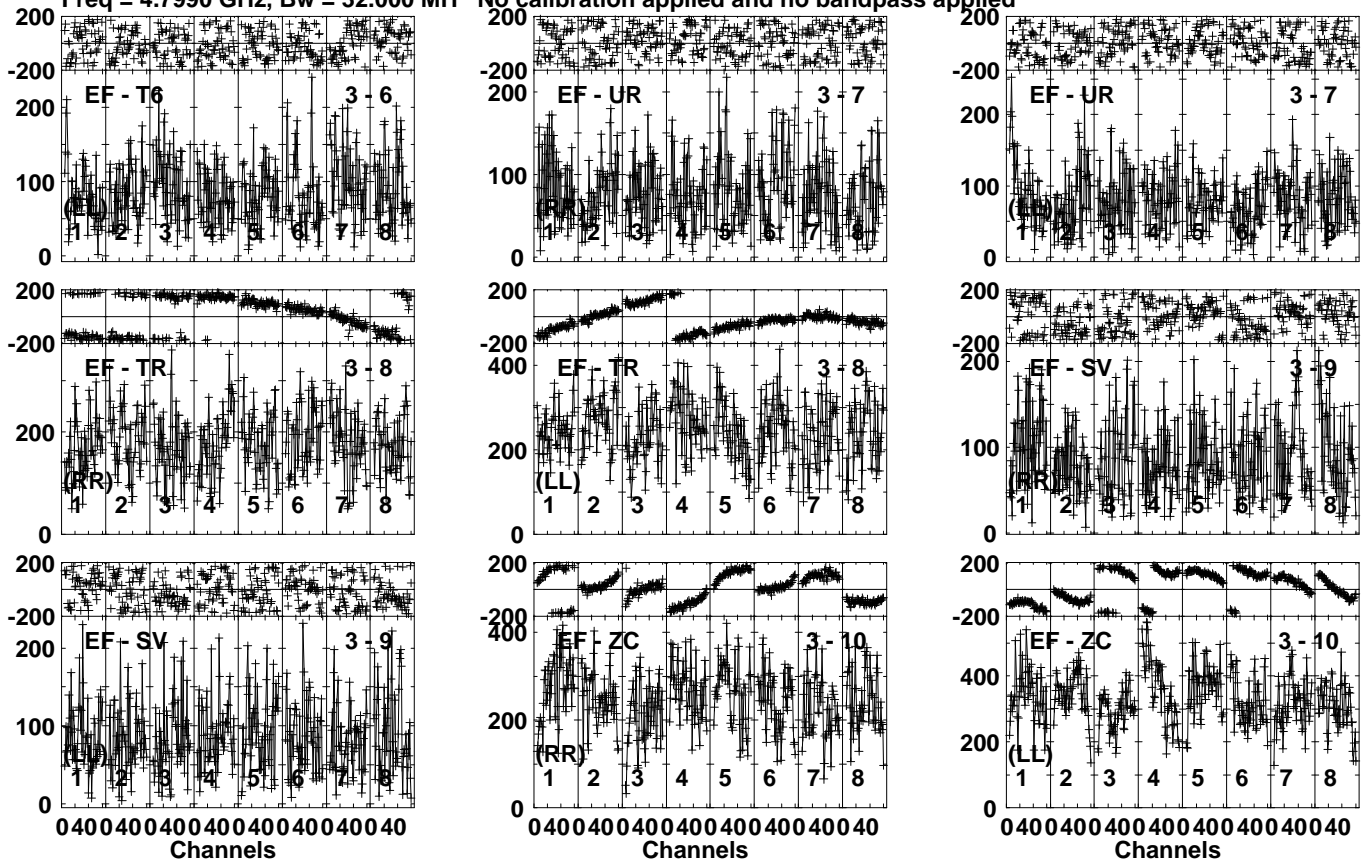


Lower frame: Micro Ampl Jy Top frame: Phas deg  
Vector averaged cross-power spectrum Several baselines displayed  
Timerange: 00/08:41:23 to 00/08:44:59

Plot file version 47 created 02-JUN-2021 11:59:41

J2312+0919 EC0711.UVDATA.1

Freq = 4.7990 GHz, Bw = 32.000 MH No calibration applied and no bandpass applied



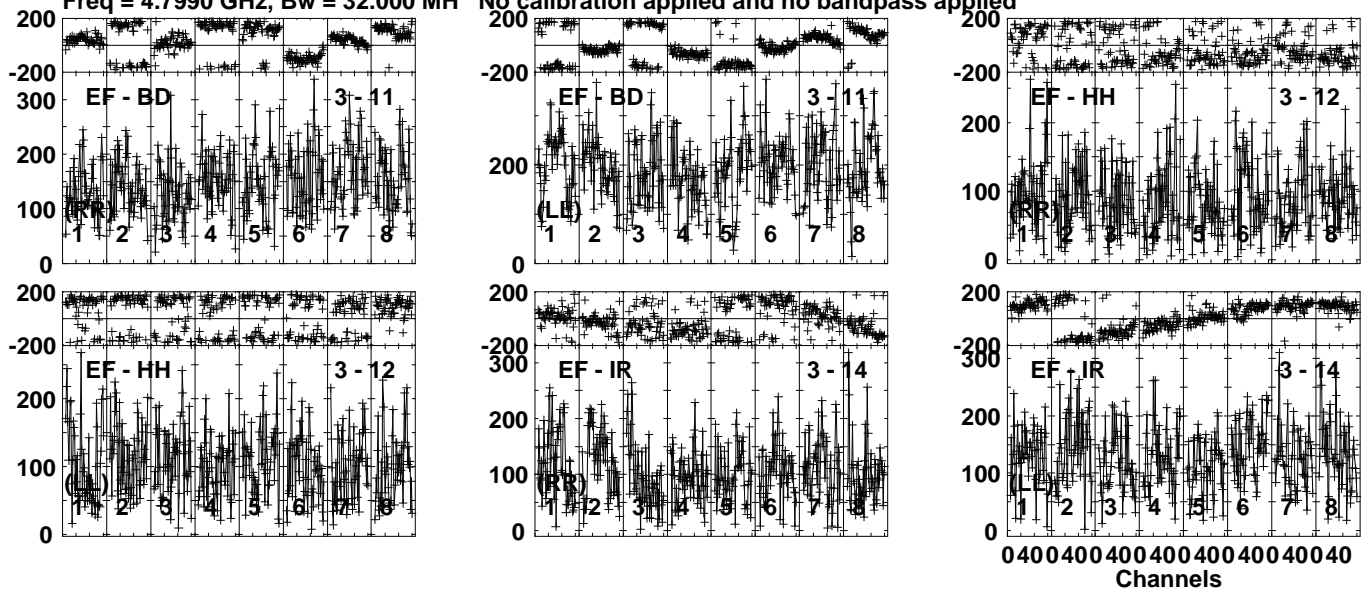
Lower frame: Micro Ampl Jy Top frame: Phas deg  
Vector averaged cross-power spectrum Several baselines displayed  
Timerange: 00/08:41:23 to 00/08:44:59

Plot file version 48 created 02-JUN-2021 11:59:41

J2312+0919 EC0711.UVDATA.1

Freq = 4.7990 GHz, Bw = 32.000 MH

No calibration applied and no bandpass applied

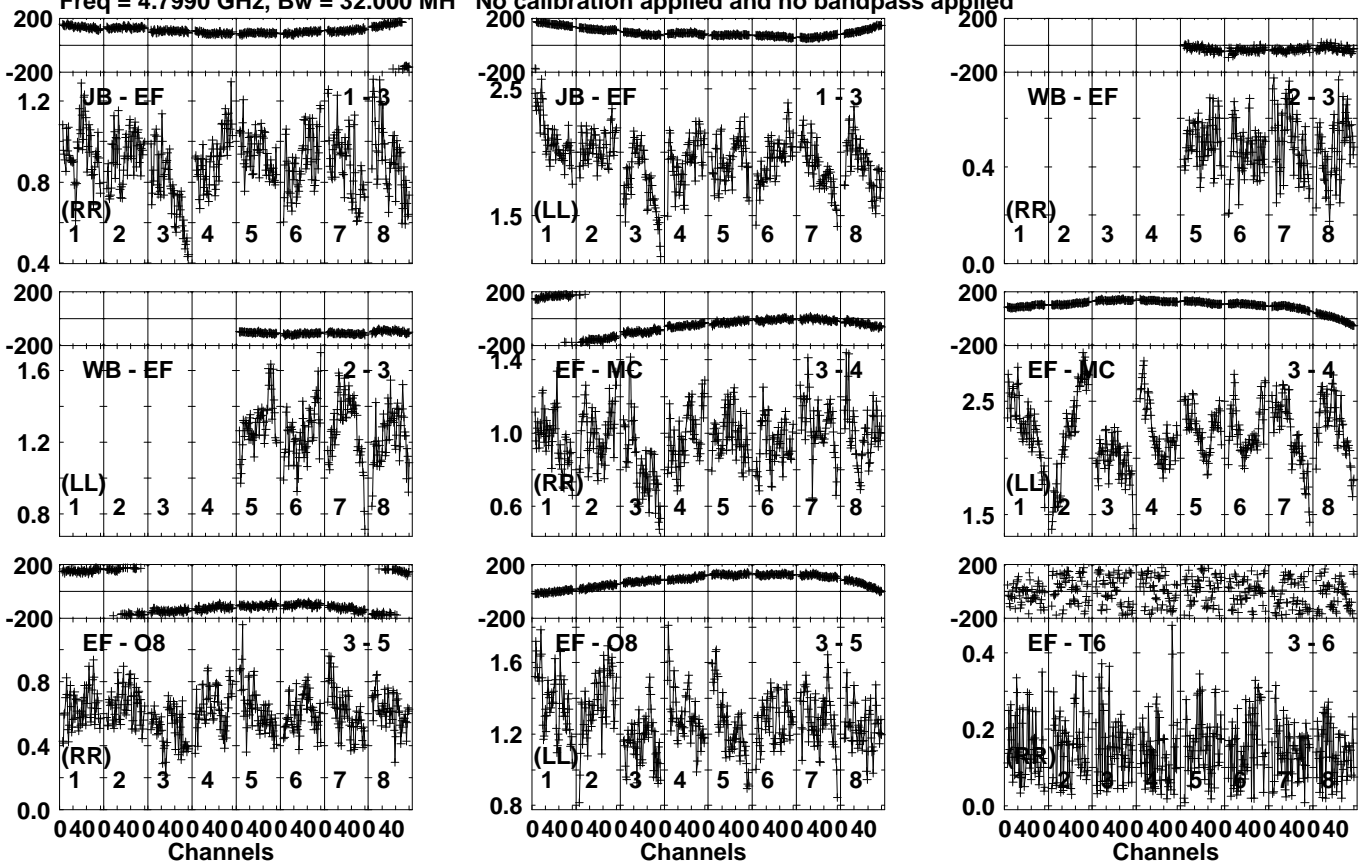


Lower frame: Micro Ampl Jy Top frame: Phas deg  
Vector averaged cross-power spectrum Several baselines displayed  
Timerange: 00/08:41:23 to 00/08:44:59

Plot file version 49 created 02-JUN-2021 11:59:41

J2308+0946 EC0711.UVDATA.1

Freq = 4.7990 GHz, Bw = 32.000 MH No calibration applied and no bandpass applied



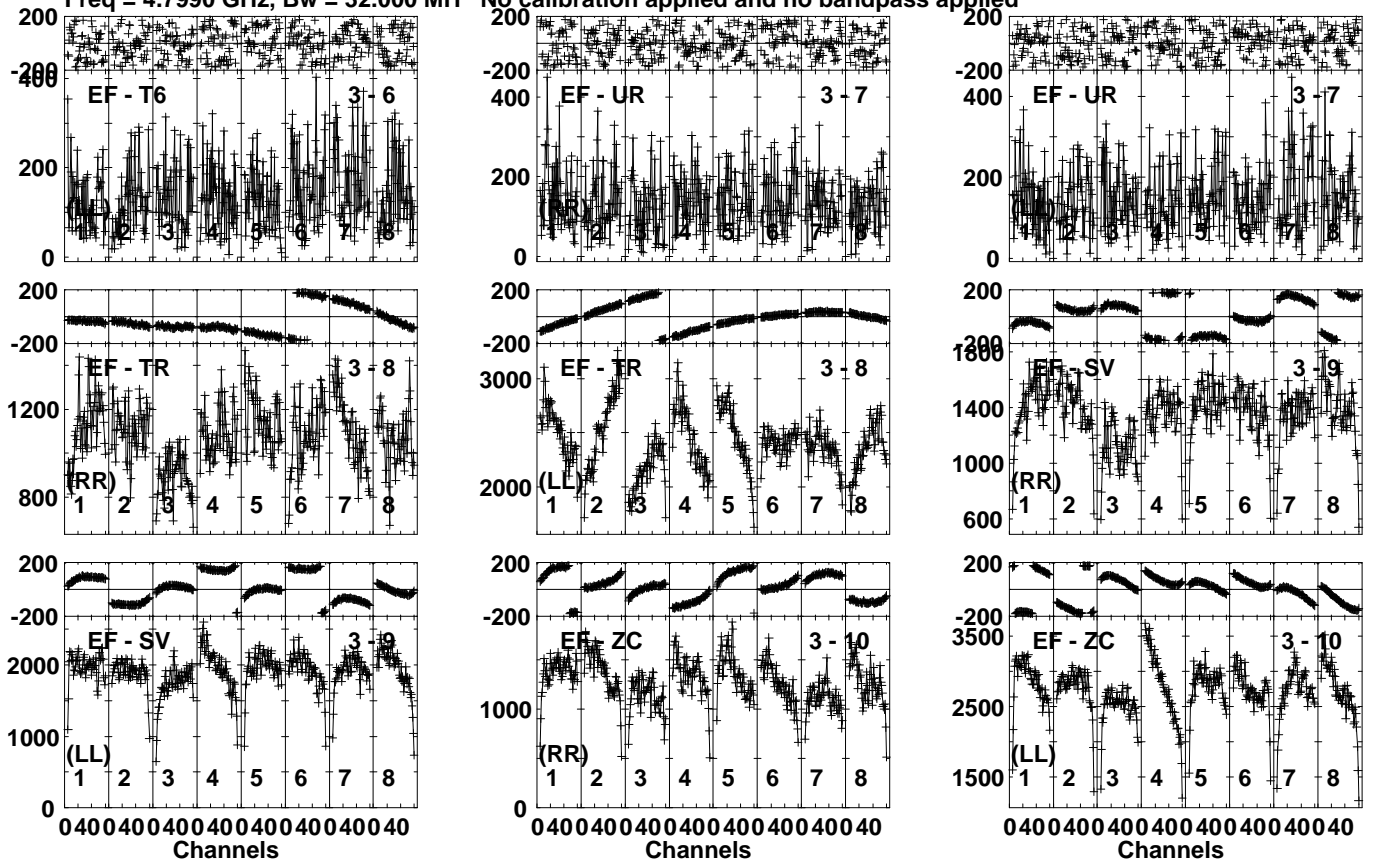
Lower frame: Milli Ampl Jy Top frame: Phas deg  
Vector averaged cross-power spectrum Several baselines displayed  
Timerange: 00/08:45:41 to 00/08:46:39

Plot file version 50 created 02-JUN-2021 11:59:41

J2308+0946 EC0711.UVDATA.1

Freq = 4.7990 GHz, Bw = 32.000 MH

No calibration applied and no bandpass applied



Lower frame: Micro Ampl Jy Top frame: Phas deg  
Vector averaged cross-power spectrum Several baselines displayed  
Timerange: 00/08:45:41 to 00/08:46:39

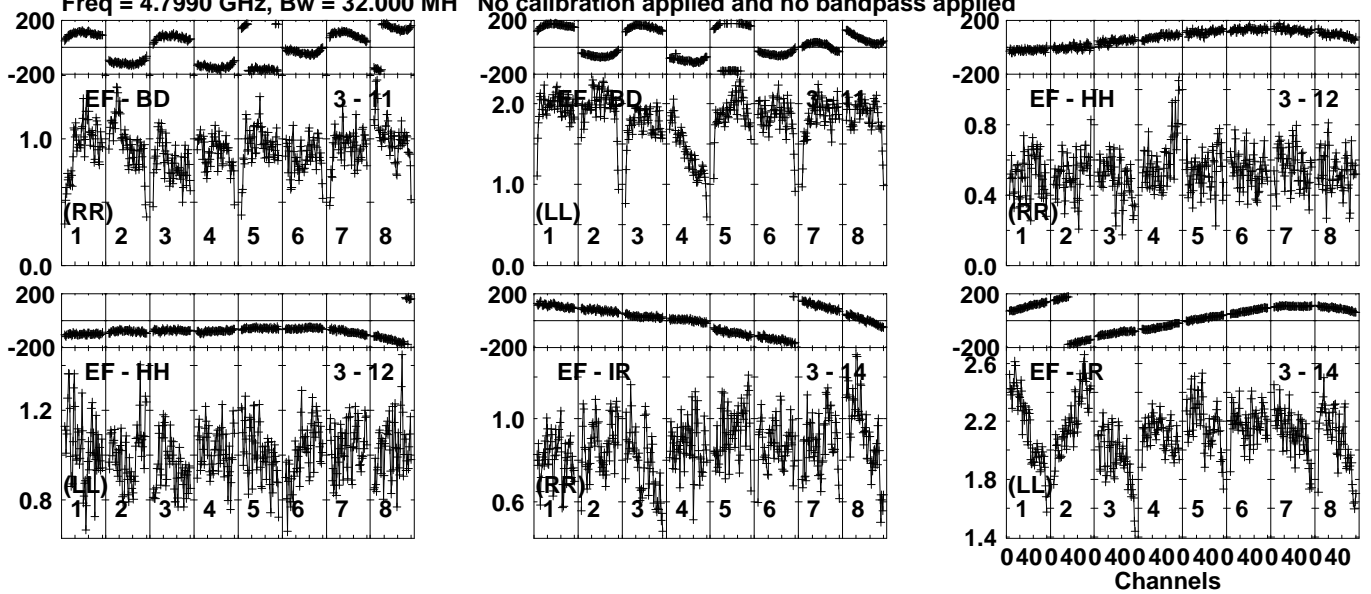


Plot file version 51 created 02-JUN-2021 11:59:41

J2308+0946 EC0711.UVDATA.1

Freq = 4.7990 GHz, Bw = 32.000 MH

No calibration applied and no bandpass applied



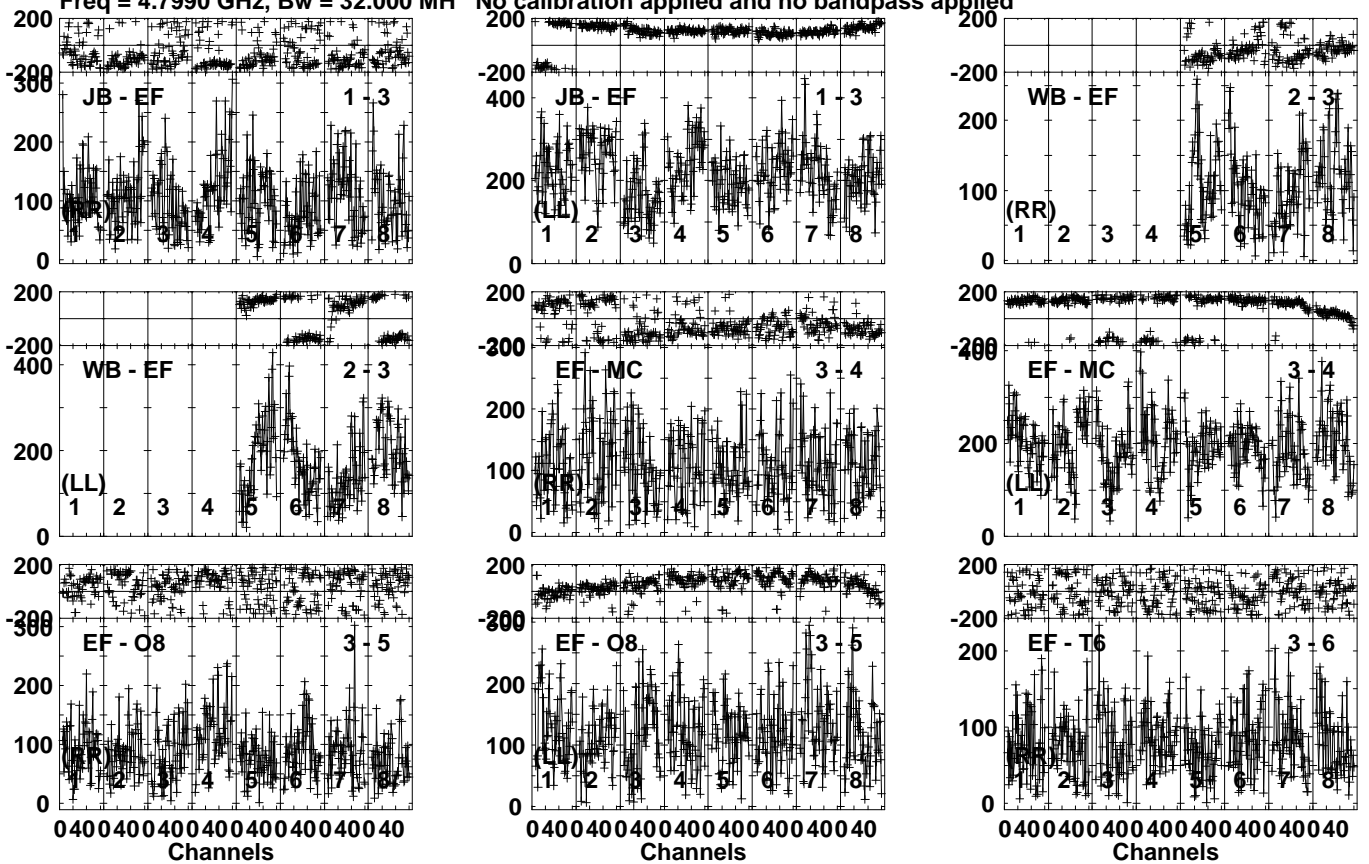
Lower frame: Milli Ampl Jy Top frame: Phas deg  
Vector averaged cross-power spectrum Several baselines displayed  
Timerange: 00/08:45:41 to 00/08:46:39

Plot file version 52 created 02-JUN-2021 11:59:41

J2312+0919 EC0711.UVDATA.1

Freq = 4.7990 GHz, Bw = 32.000 MH

No calibration applied and no bandpass applied

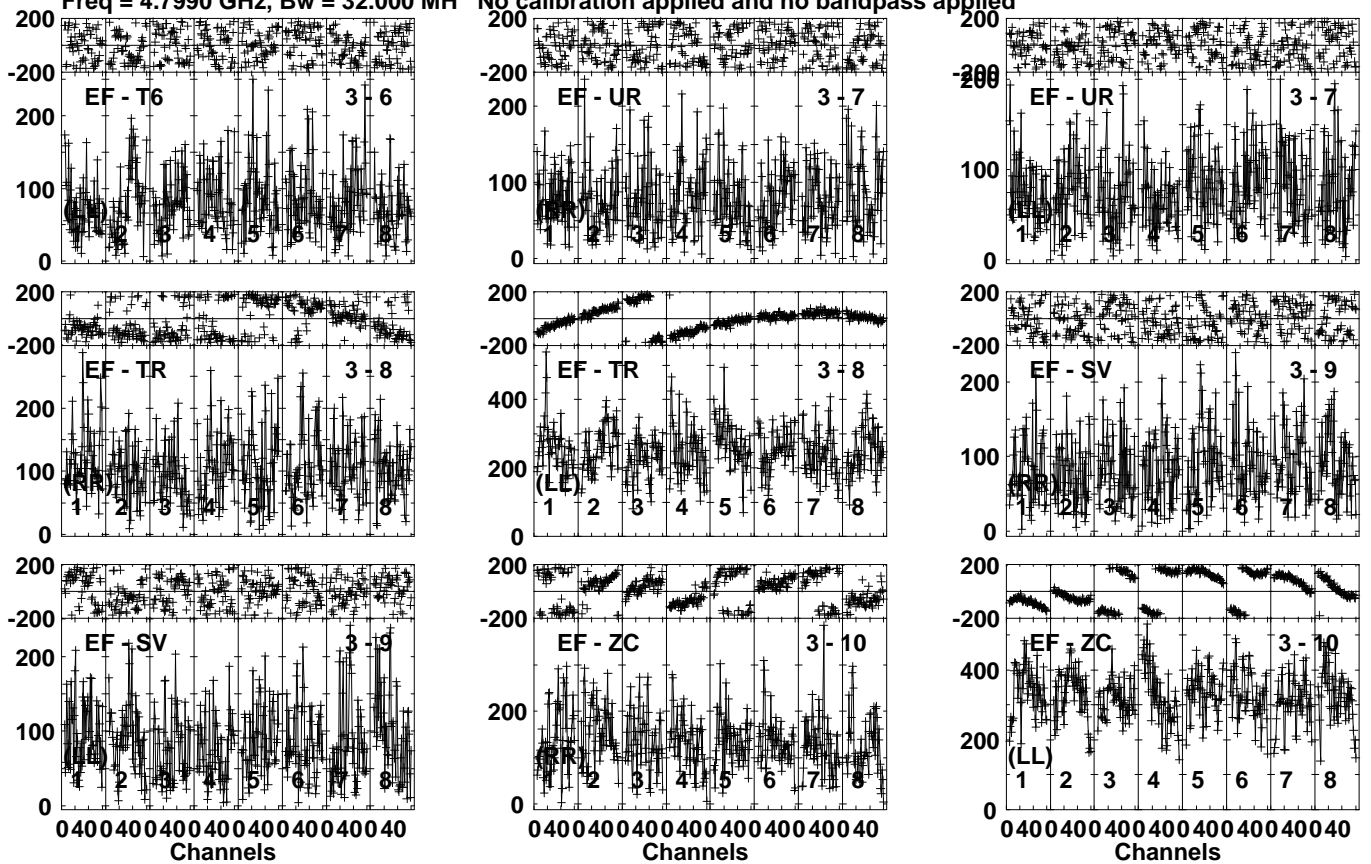


Lower frame: Micro Ampl Jy Top frame: Phas deg  
Vector averaged cross-power spectrum Several baselines displayed  
Timerange: 00/08:46:41 to 00/08:50:19

Plot file version 53 created 02-JUN-2021 11:59:41

J2312+0919 EC0711.UVDATA.1

Freq = 4.7990 GHz, Bw = 32.000 MH No calibration applied and no bandpass applied



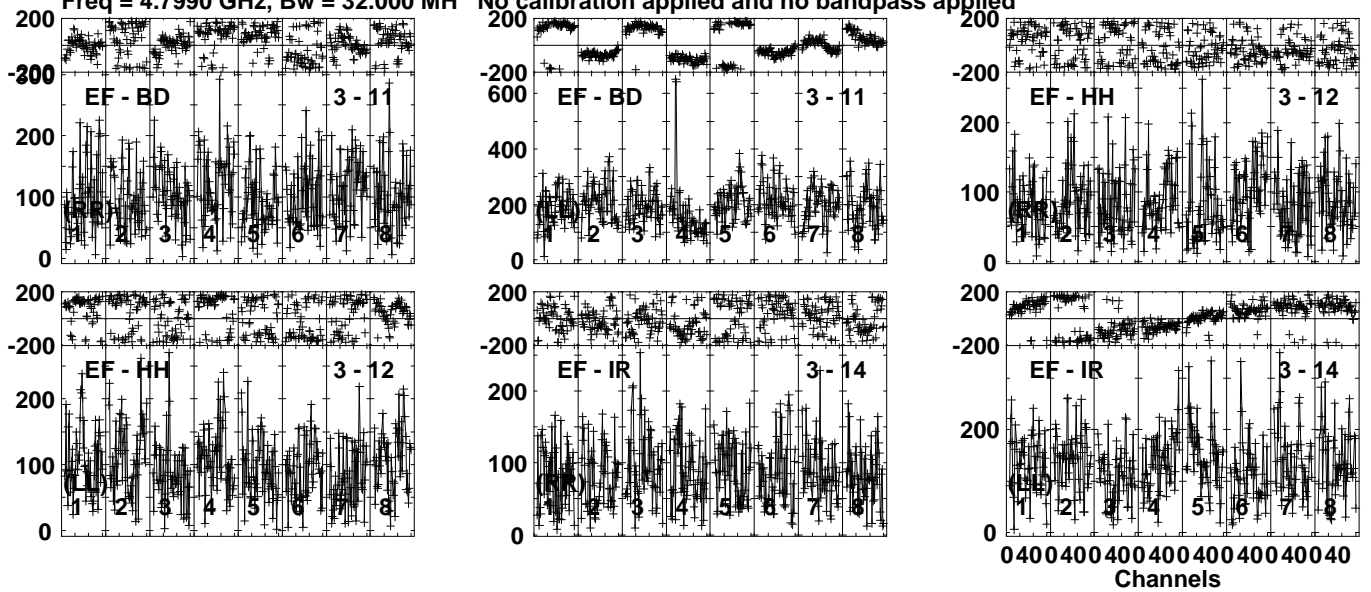
Lower frame: Micro Ampl Jy Top frame: Phas deg  
Vector averaged cross-power spectrum Several baselines displayed  
Timerange: 00/08:46:41 to 00/08:50:19

Plot file version 54 created 02-JUN-2021 11:59:41

J2312+0919 EC0711.UVDATA.1

Freq = 4.7990 GHz, Bw = 32.000 MH

No calibration applied and no bandpass applied



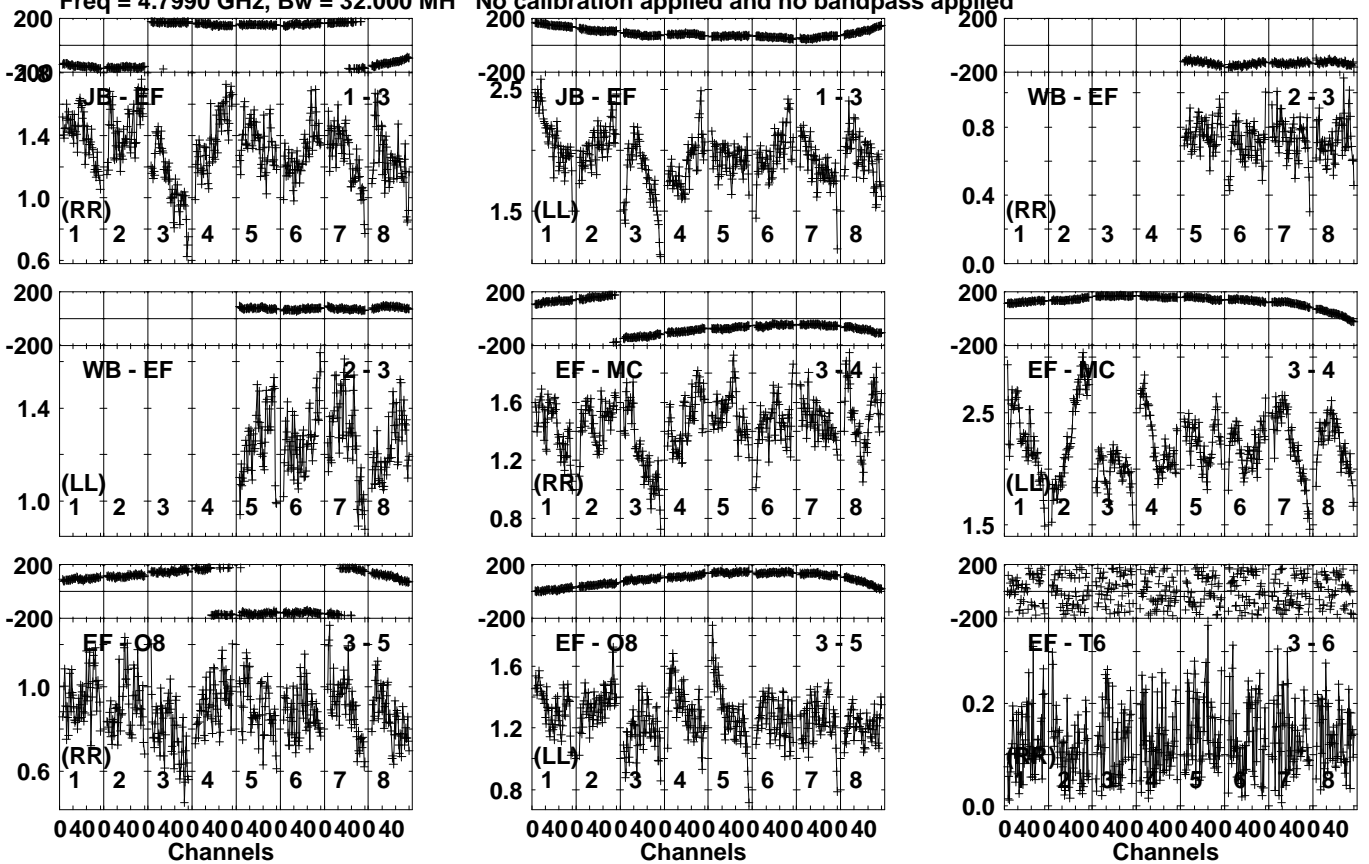
Lower frame: Micro Ampl Jy Top frame: Phas deg  
Vector averaged cross-power spectrum Several baselines displayed  
Timerange: 00/08:46:41 to 00/08:50:19

Plot file version 55 created 02-JUN-2021 11:59:42

J2308+0946 EC0711.UVDATA.1

Freq = 4.7990 GHz, Bw = 32.000 MH

No calibration applied and no bandpass applied

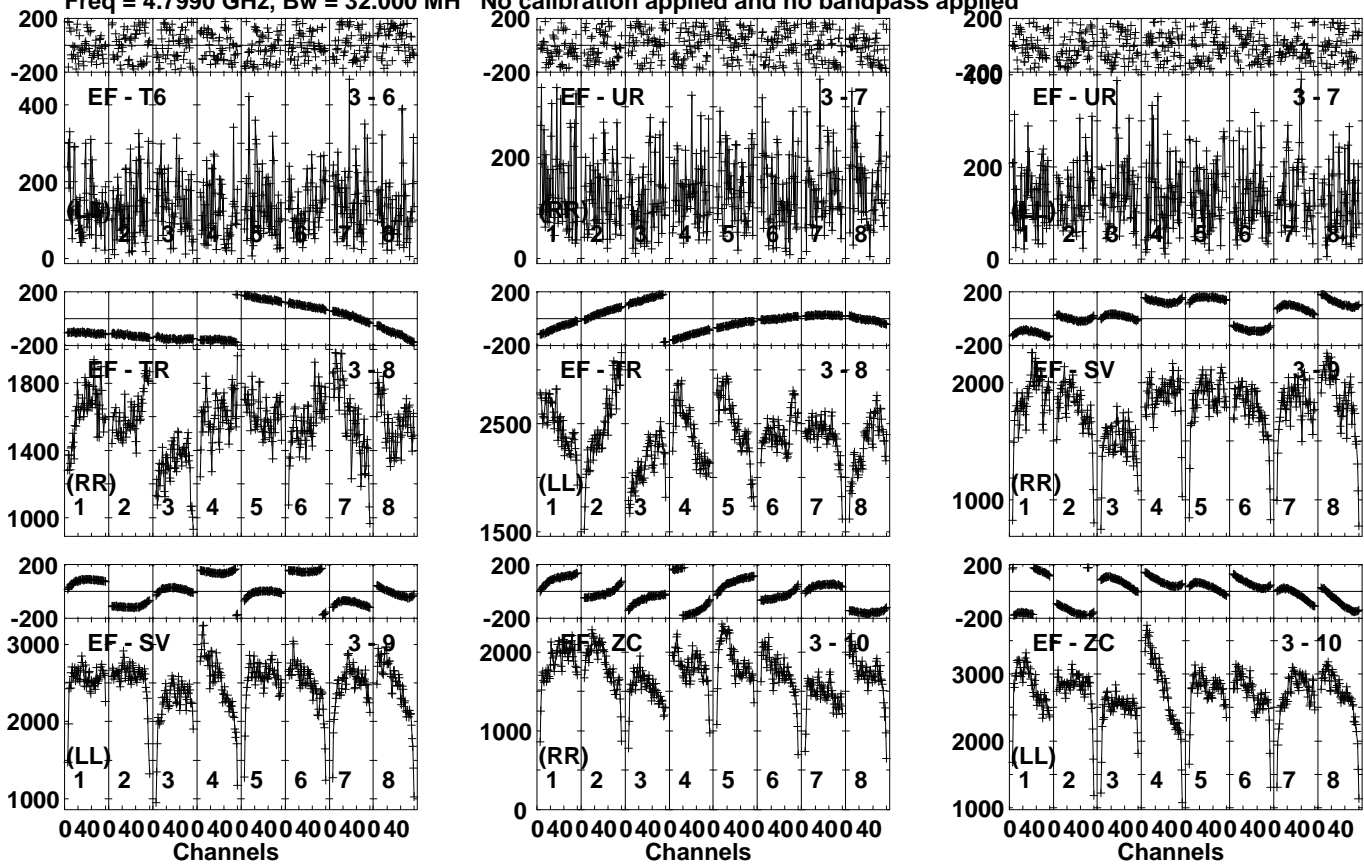


Lower frame: Milli Ampl Jy Top frame: Phas deg  
Vector averaged cross-power spectrum Several baselines displayed  
Timerange: 00/08:50:21 to 00/08:51:59

Plot file version 56 created 02-JUN-2021 11:59:42

J2308+0946 EC0711.UVDATA.1

Freq = 4.7990 GHz, Bw = 32.000 MH No calibration applied and no bandpass applied



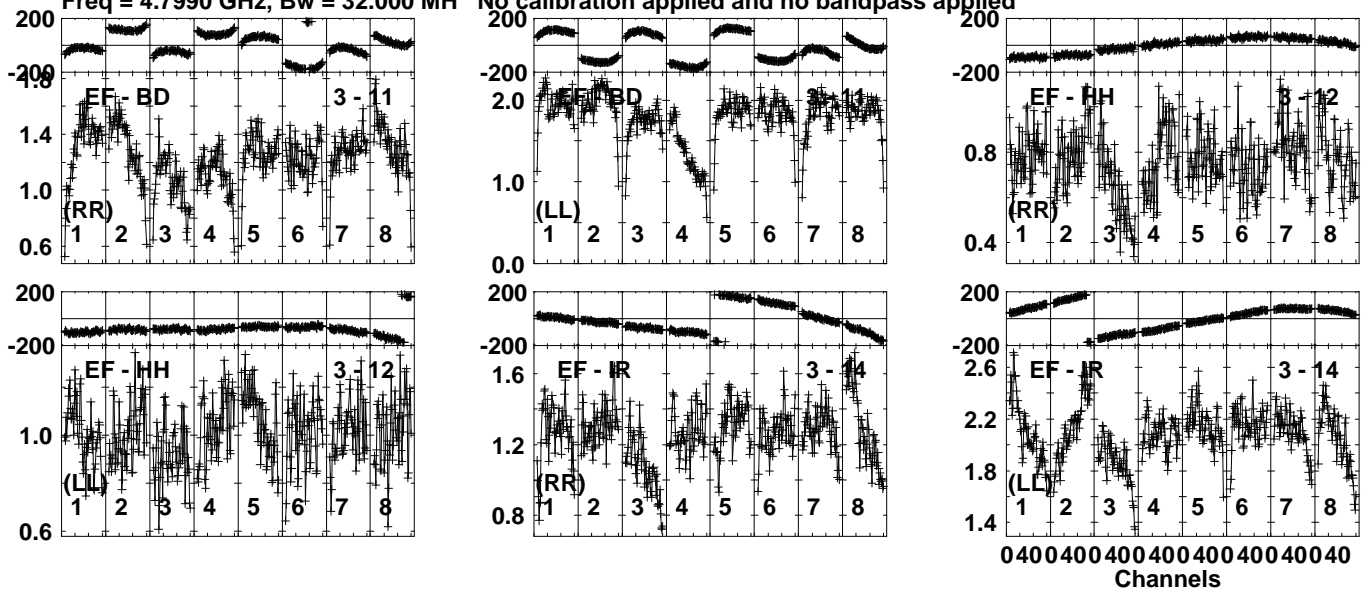
Lower frame: Micro Ampl Jy Top frame: Phas deg  
Vector averaged cross-power spectrum Several baselines displayed  
Timerange: 00/08:50:21 to 00/08:51:59

Plot file version 57 created 02-JUN-2021 11:59:42

J2308+0946 EC0711.UVDATA.1

Freq = 4.7990 GHz, Bw = 32.000 MH

No calibration applied and no bandpass applied



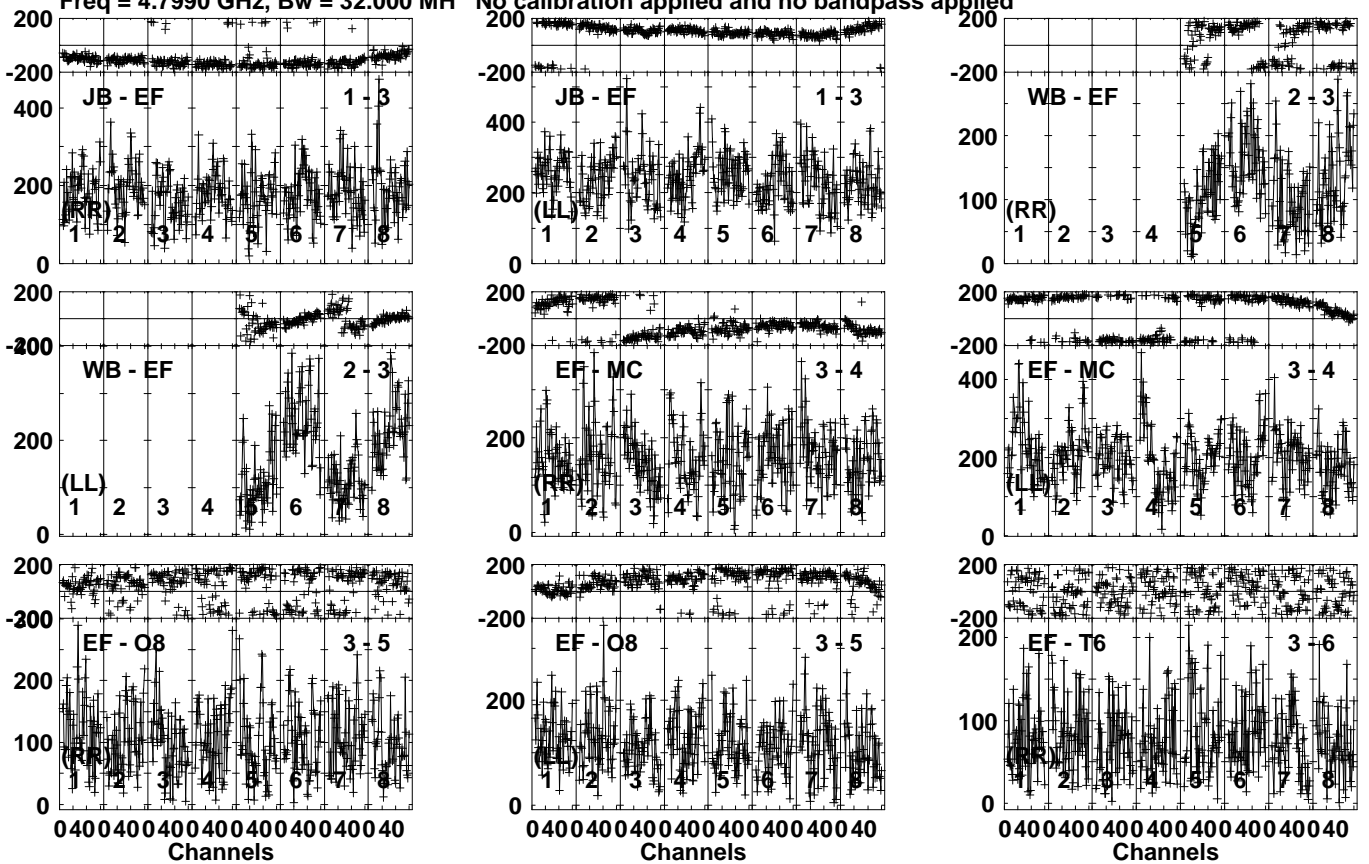
Lower frame: Milli Ampl Jy Top frame: Phas deg  
Vector averaged cross-power spectrum Several baselines displayed  
Timerange: 00/08:50:21 to 00/08:51:59

Plot file version 58 created 02-JUN-2021 11:59:42

J2312+0919 EC0711.UVDATA.1

Freq = 4.7990 GHz, Bw = 32.000 MH

No calibration applied and no bandpass applied



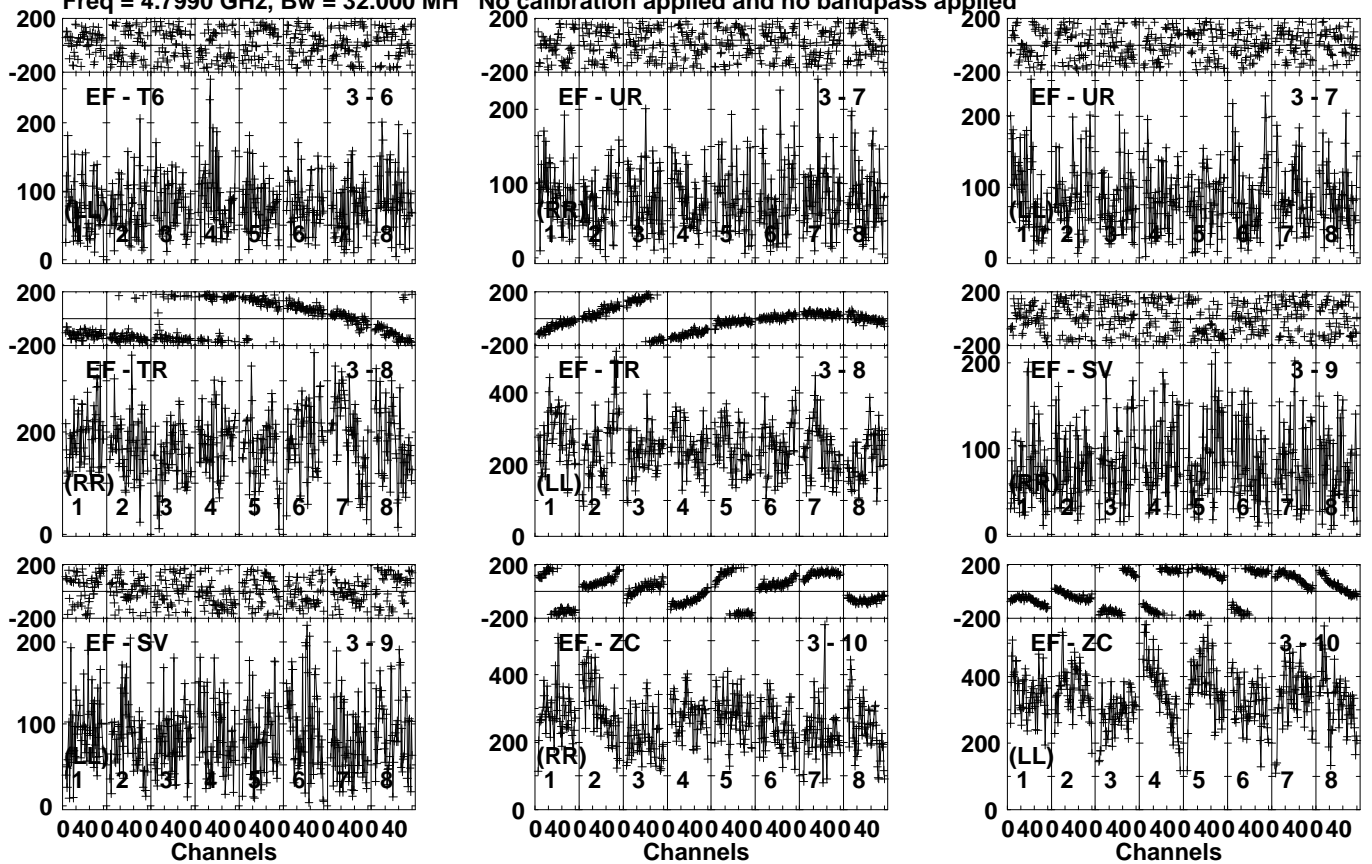
Lower frame: Micro Ampl Jy Top frame: Phas deg  
Vector averaged cross-power spectrum Several baselines displayed  
Timerange: 00/08:52:01 to 00/08:55:39



Plot file version 59 created 02-JUN-2021 11:59:42

J2312+0919 EC0711.UVDATA.1

Freq = 4.7990 GHz, Bw = 32.000 MH No calibration applied and no bandpass applied



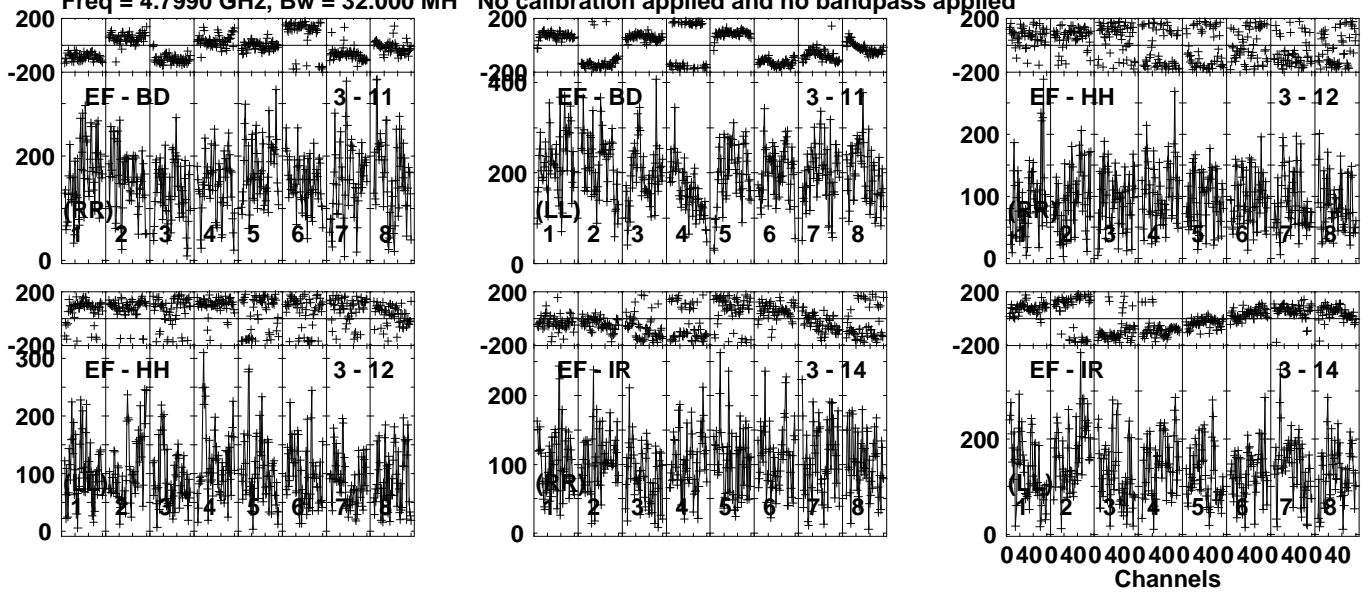
Lower frame: Micro Ampl Jy Top frame: Phas deg  
Vector averaged cross-power spectrum Several baselines displayed  
Timerange: 00/08:52:01 to 00/08:55:39

Plot file version 60 created 02-JUN-2021 11:59:42

J2312+0919 EC0711.UVDATA.1

Freq = 4.7990 GHz, Bw = 32.000 MH

No calibration applied and no bandpass applied

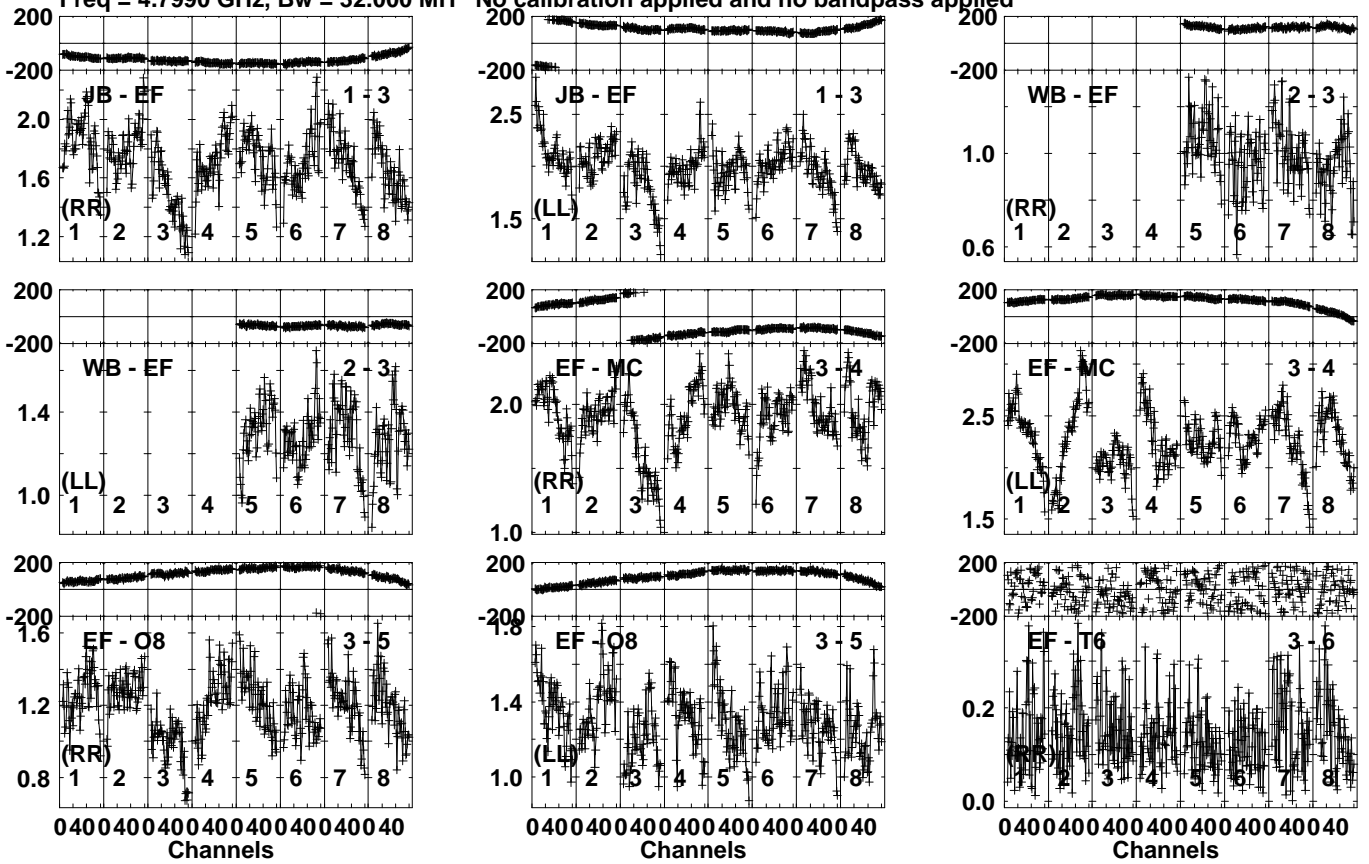


Lower frame: Micro Ampl Jy Top frame: Phas deg  
Vector averaged cross-power spectrum Several baselines displayed  
Timerange: 00/08:52:01 to 00/08:55:39

Plot file version 61 created 02-JUN-2021 11:59:42

J2308+0946 EC0711.UVDATA.1

Freq = 4.7990 GHz, Bw = 32.000 MH No calibration applied and no bandpass applied

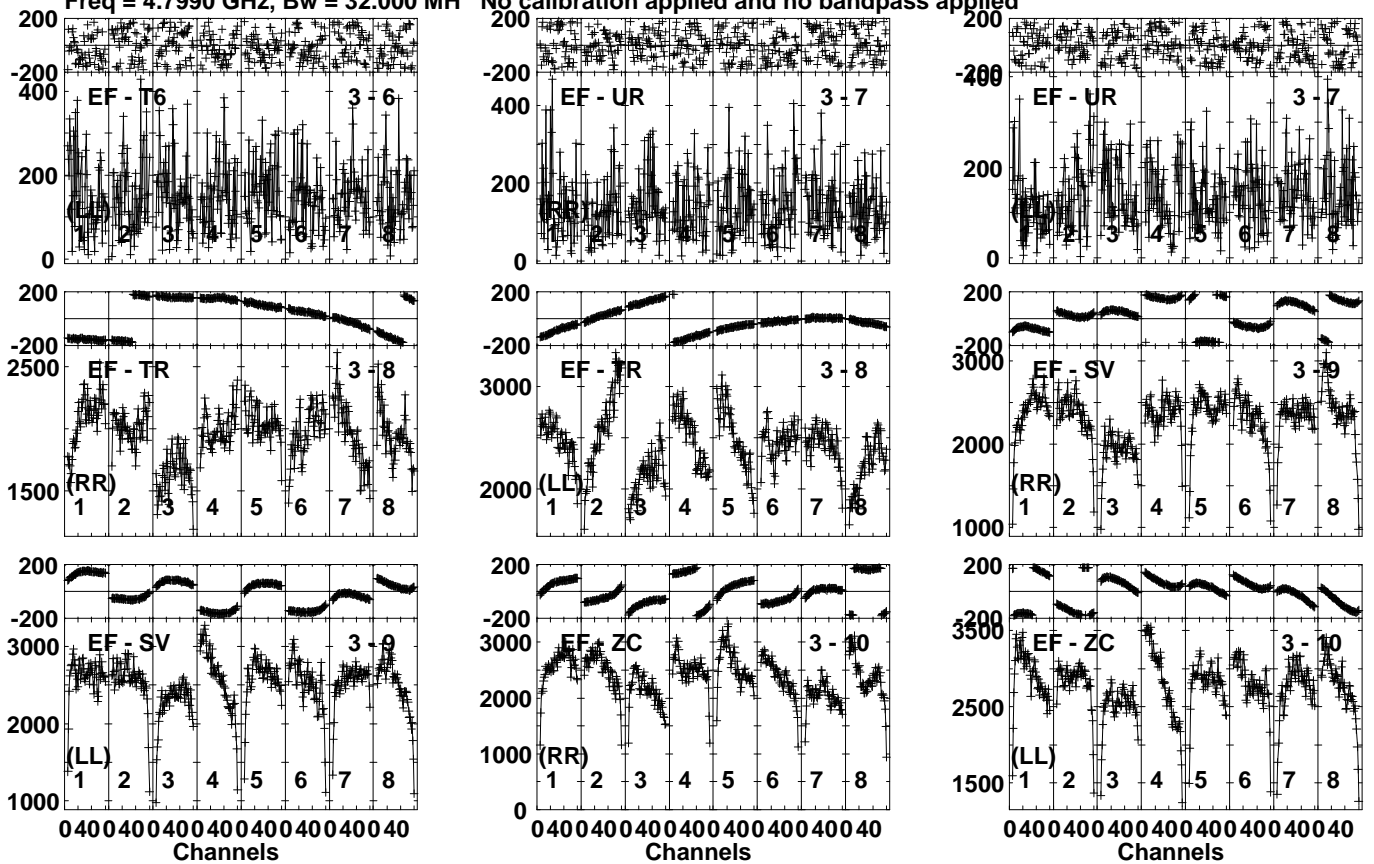


Lower frame: Milli Ampl Jy Top frame: Phas deg  
 Vector averaged cross-power spectrum Several baselines displayed  
 Timerange: 00/08:56:21 to 00/08:57:19

Plot file version 62 created 02-JUN-2021 11:59:42

J2308+0946 EC0711.UVDATA.1

Freq = 4.7990 GHz, Bw = 32.000 MH No calibration applied and no bandpass applied



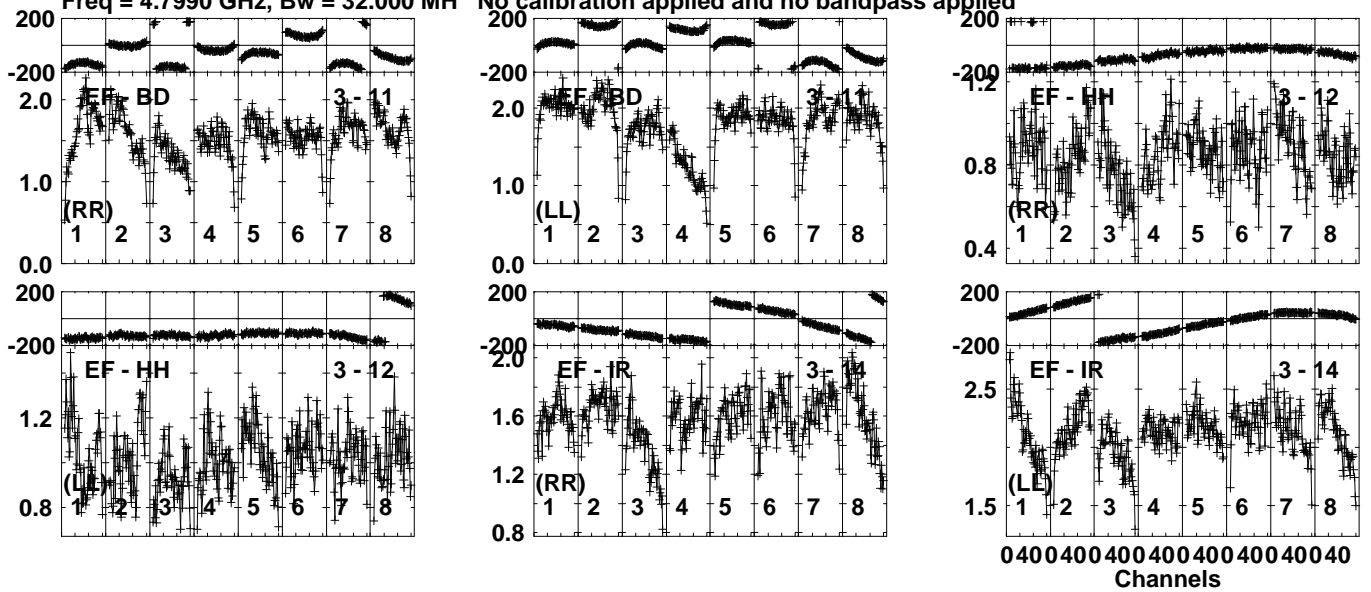
Lower frame: Micro Ampl Jy Top frame: Phas deg  
Vector averaged cross-power spectrum Several baselines displayed  
Timerange: 00/08:56:21 to 00/08:57:19

Plot file version 63 created 02-JUN-2021 11:59:42

J2308+0946 EC0711.UVDATA.1

Freq = 4.7990 GHz, Bw = 32.000 MH

No calibration applied and no bandpass applied



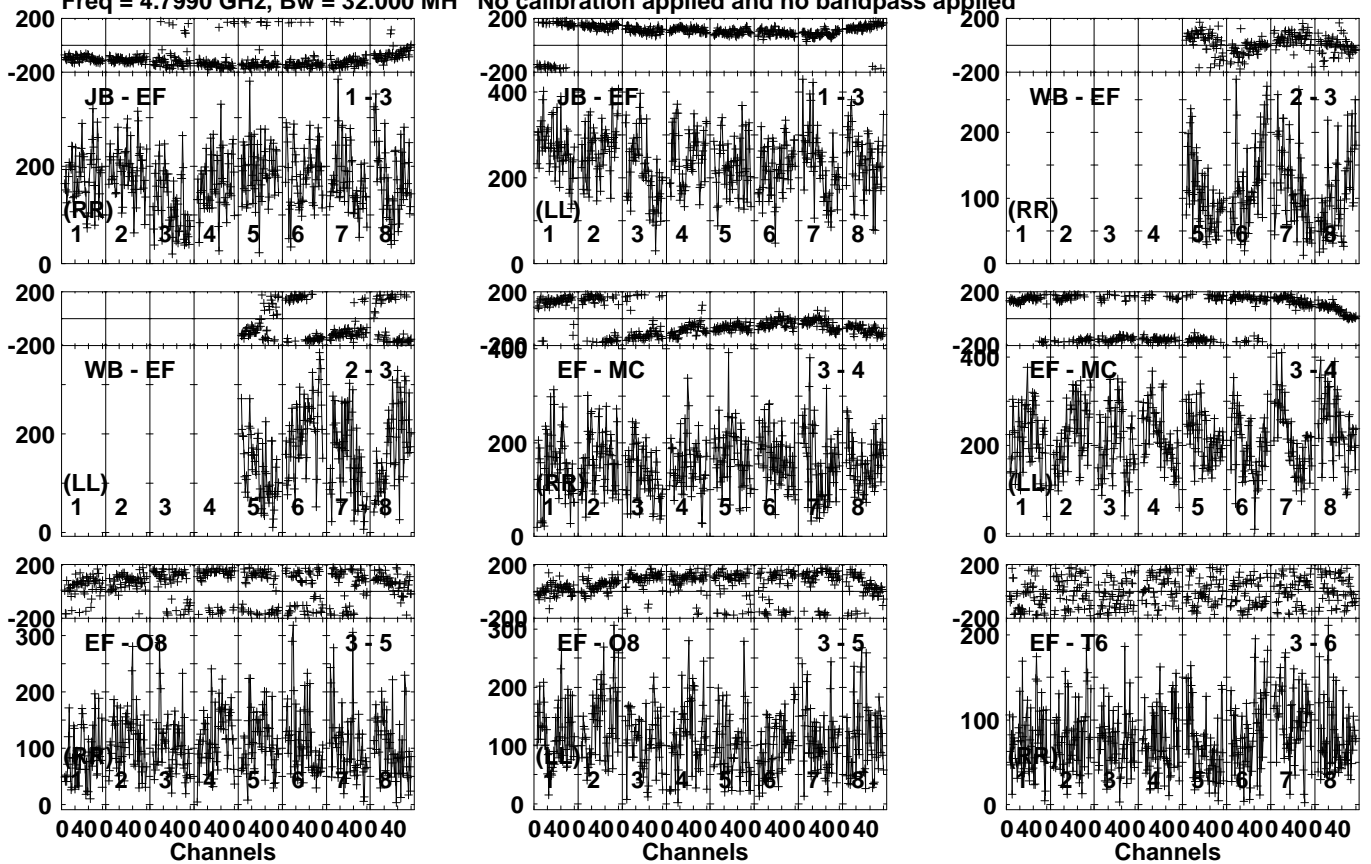
Lower frame: Milli Ampl Jy Top frame: Phas deg  
Vector averaged cross-power spectrum Several baselines displayed  
Timerange: 00/08:56:21 to 00/08:57:19

Plot file version 64 created 02-JUN-2021 11:59:42

J2312+0919 EC0711.UVDATA.1

Freq = 4.7990 GHz, Bw = 32.000 MH

No calibration applied and no bandpass applied

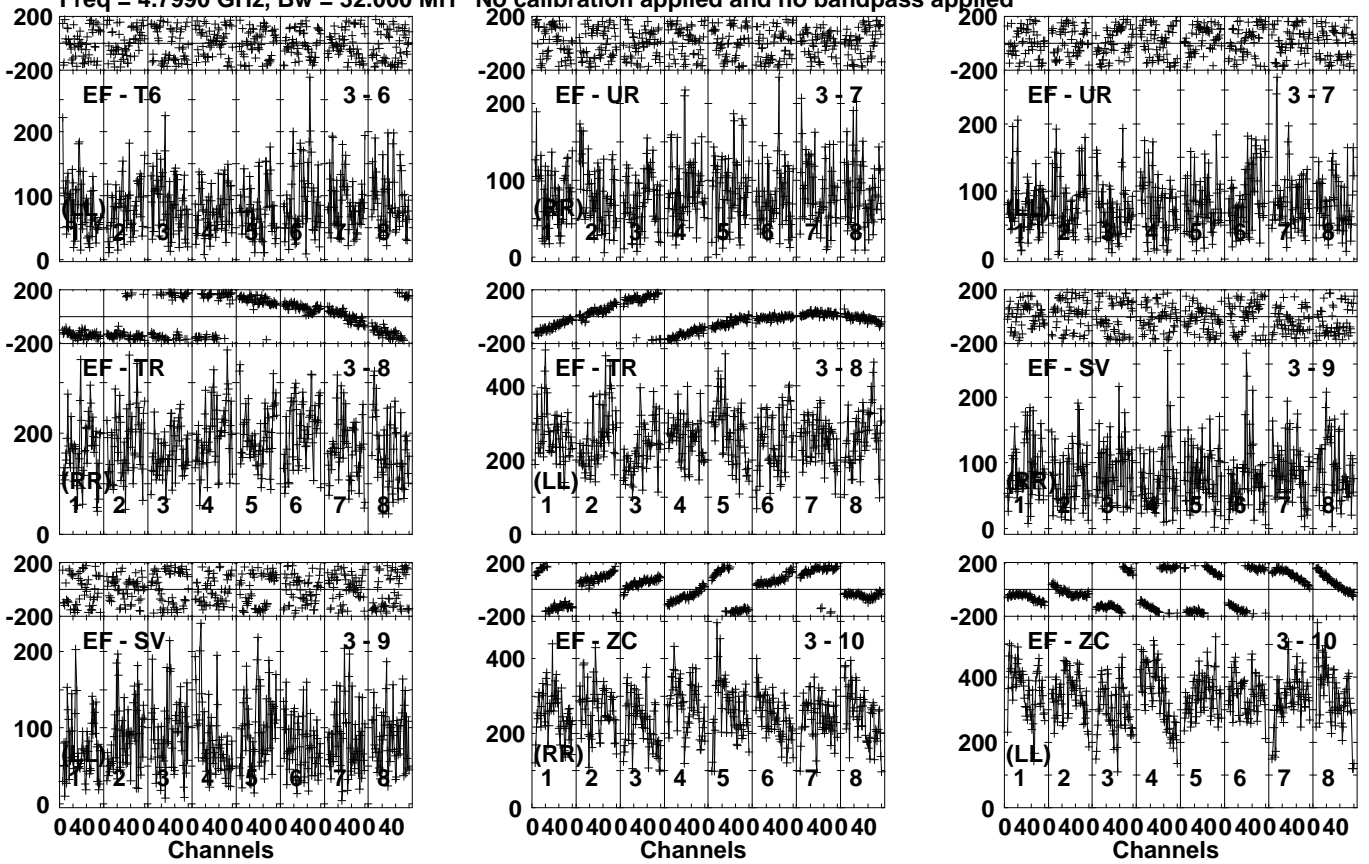


Lower frame: Micro Ampl Jy Top frame: Phas deg  
Vector averaged cross-power spectrum Several baselines displayed  
Timerange: 00/08:57:21 to 00/09:00:59

Plot file version 65 created 02-JUN-2021 11:59:42

J2312+0919 EC0711.UVDATA.1

Freq = 4.7990 GHz, Bw = 32.000 MH No calibration applied and no bandpass applied



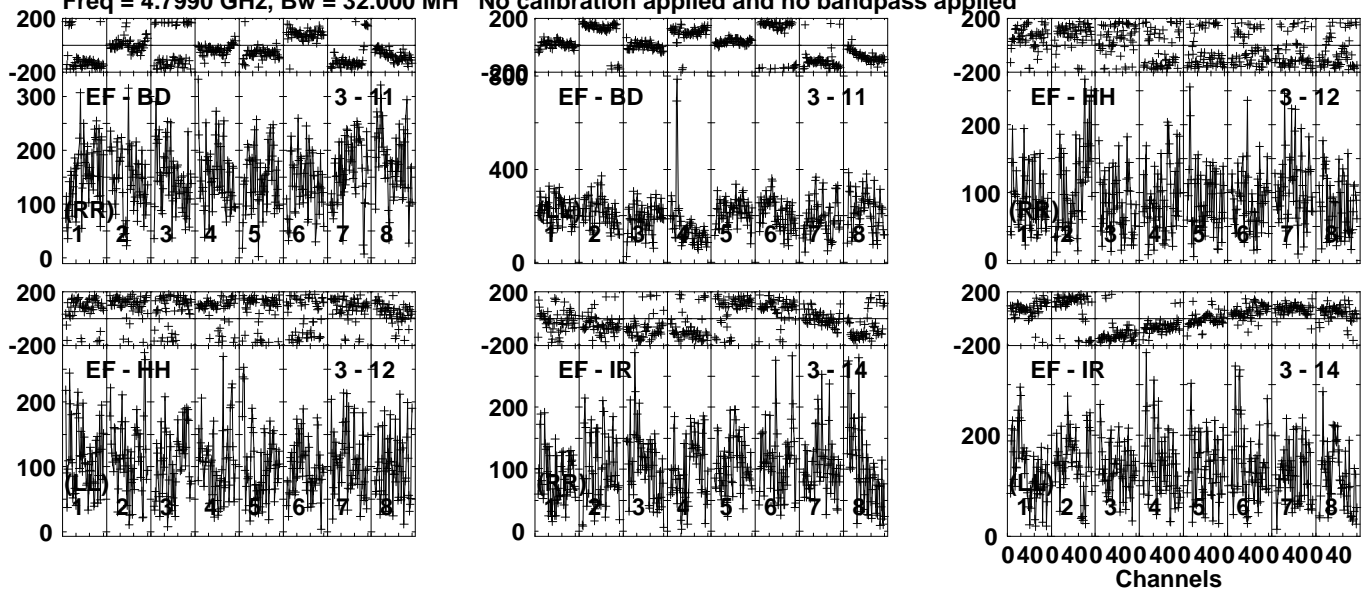
Lower frame: Micro Ampl Jy Top frame: Phas deg  
Vector averaged cross-power spectrum Several baselines displayed  
Timerange: 00:08:57:21 to 00:09:00:59

Plot file version 66 created 02-JUN-2021 11:59:43

J2312+0919 EC0711.UVDATA.1

Freq = 4.7990 GHz, Bw = 32.000 MH

No calibration applied and no bandpass applied



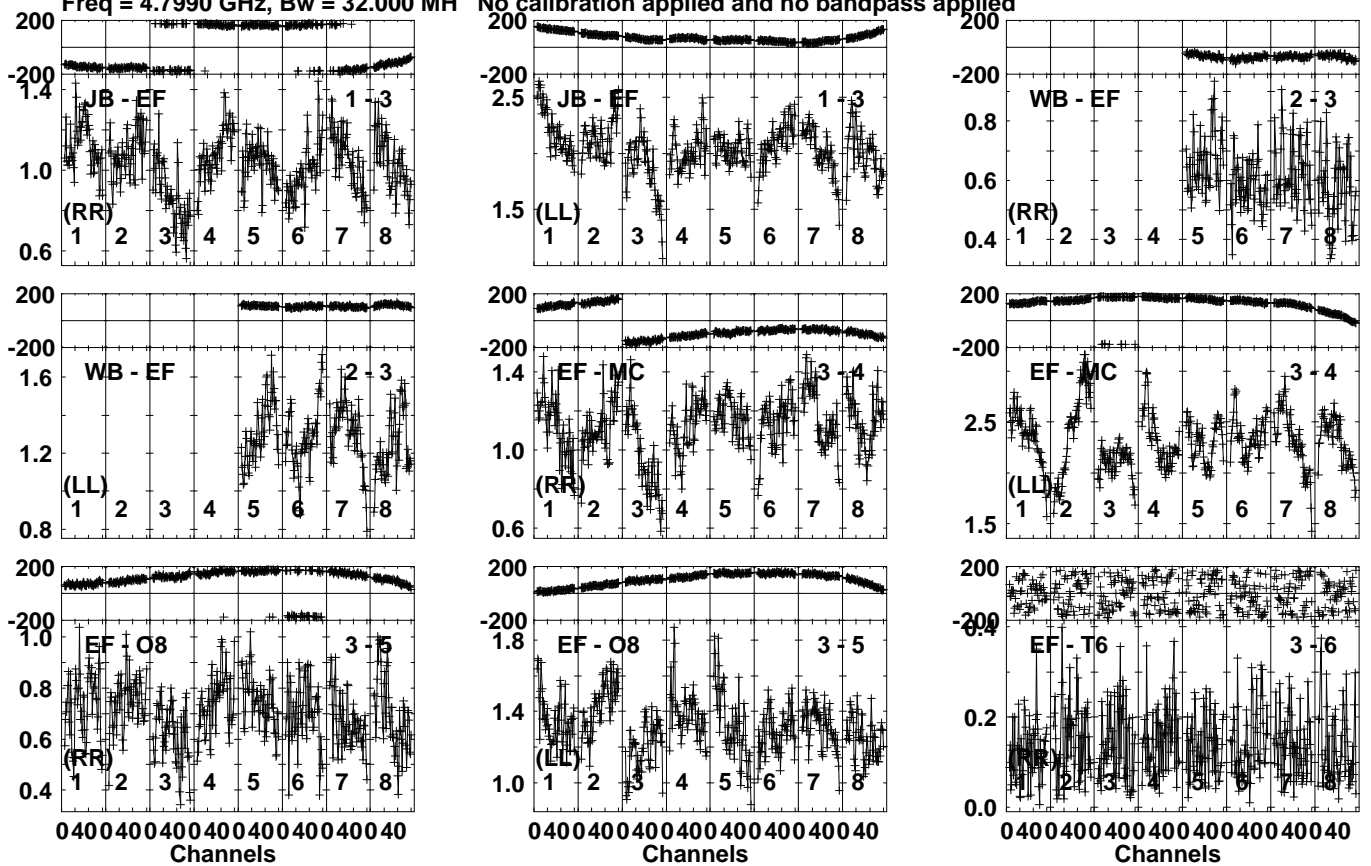
Lower frame: Micro Ampl Jy Top frame: Phas deg  
Vector averaged cross-power spectrum Several baselines displayed  
Timerange: 00/08:57:21 to 00/09:00:59



Plot file version 67 created 02-JUN-2021 11:59:43

J2308+0946 EC0711.UVDATA.1

Freq = 4.7990 GHz, Bw = 32.000 MH No calibration applied and no bandpass applied

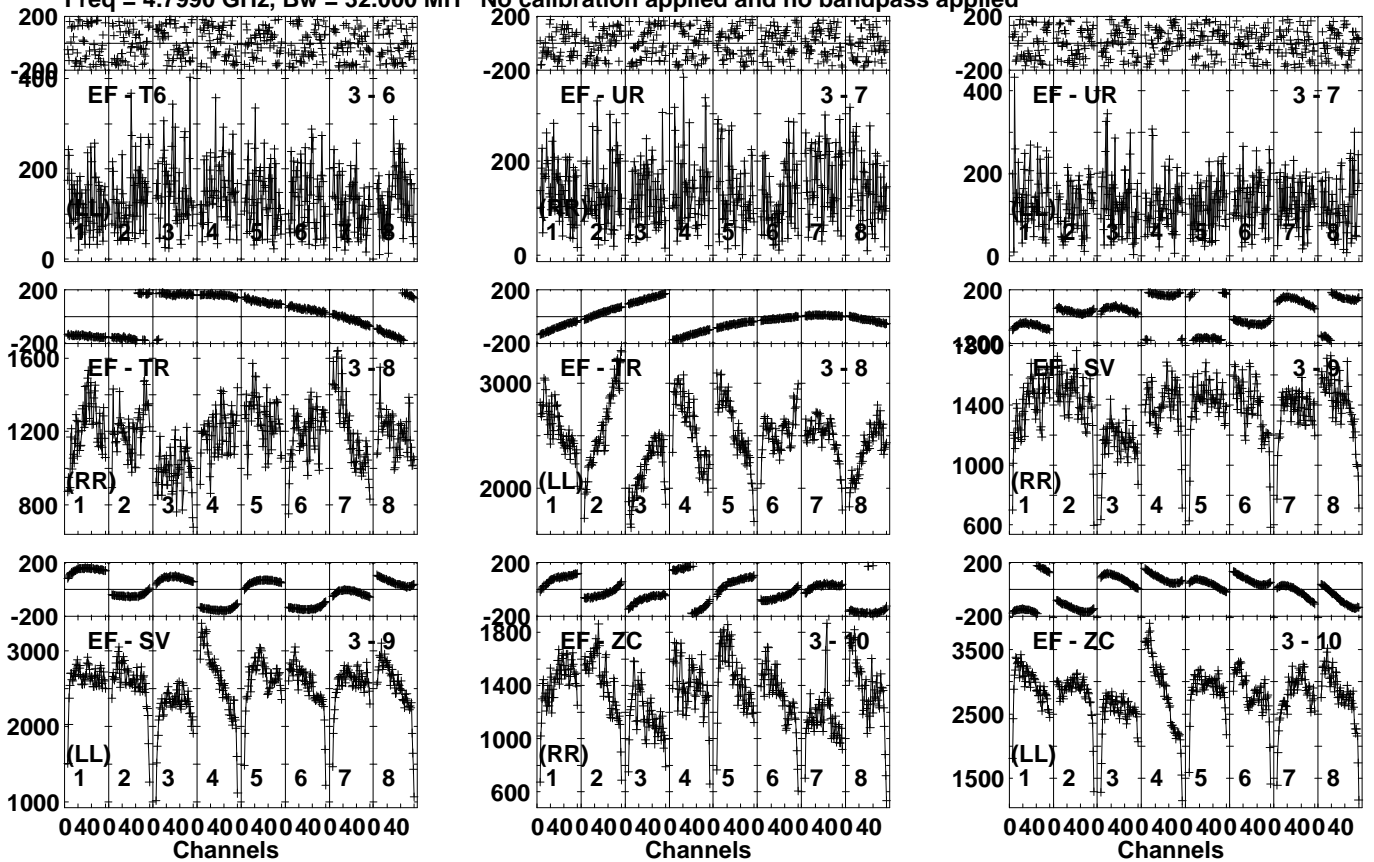


Lower frame: Milli Ampl Jy Top frame: Phas deg  
 Vector averaged cross-power spectrum Several baselines displayed  
 Timerange: 00/09:01:01 to 00/09:02:39

Plot file version 68 created 02-JUN-2021 11:59:43

J2308+0946 EC0711.UVDATA.1

Freq = 4.7990 GHz, Bw = 32.000 MH No calibration applied and no bandpass applied

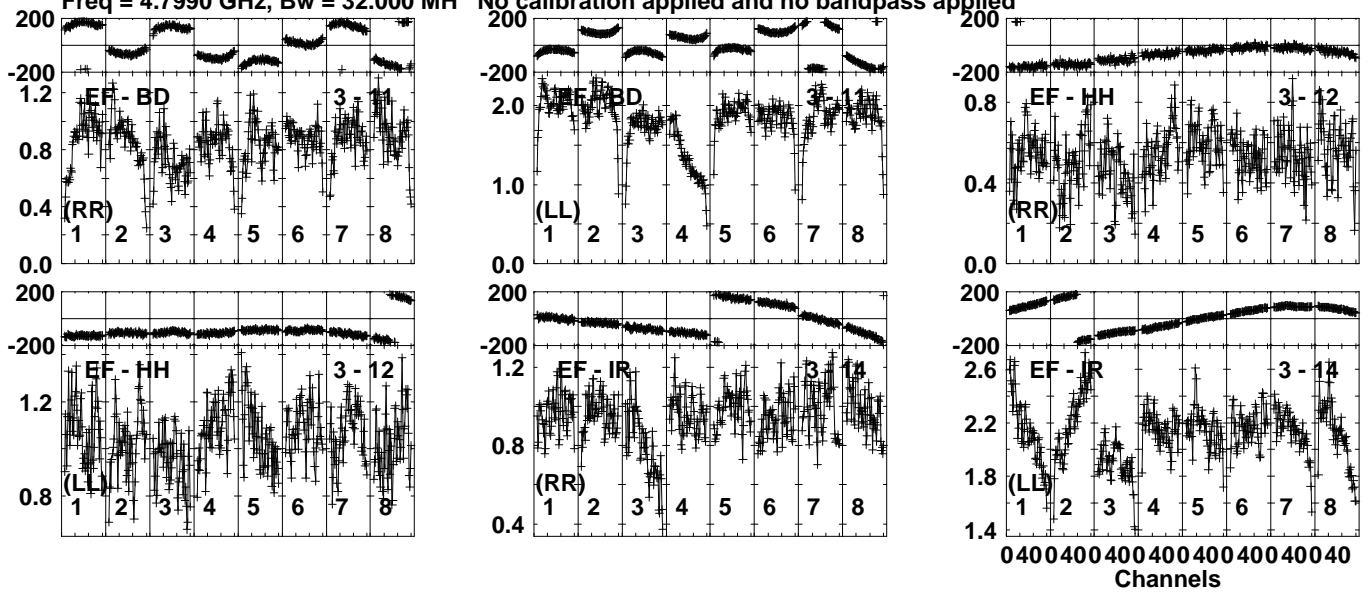


Lower frame: Micro Ampl Jy Top frame: Phas deg  
Vector averaged cross-power spectrum Several baselines displayed  
Timerange: 00/09:01:01 to 00/09:02:39

Plot file version 69 created 02-JUN-2021 11:59:43

J2308+0946 EC0711.UVDATA.1

Freq = 4.7990 GHz, Bw = 32.000 MH No calibration applied and no bandpass applied

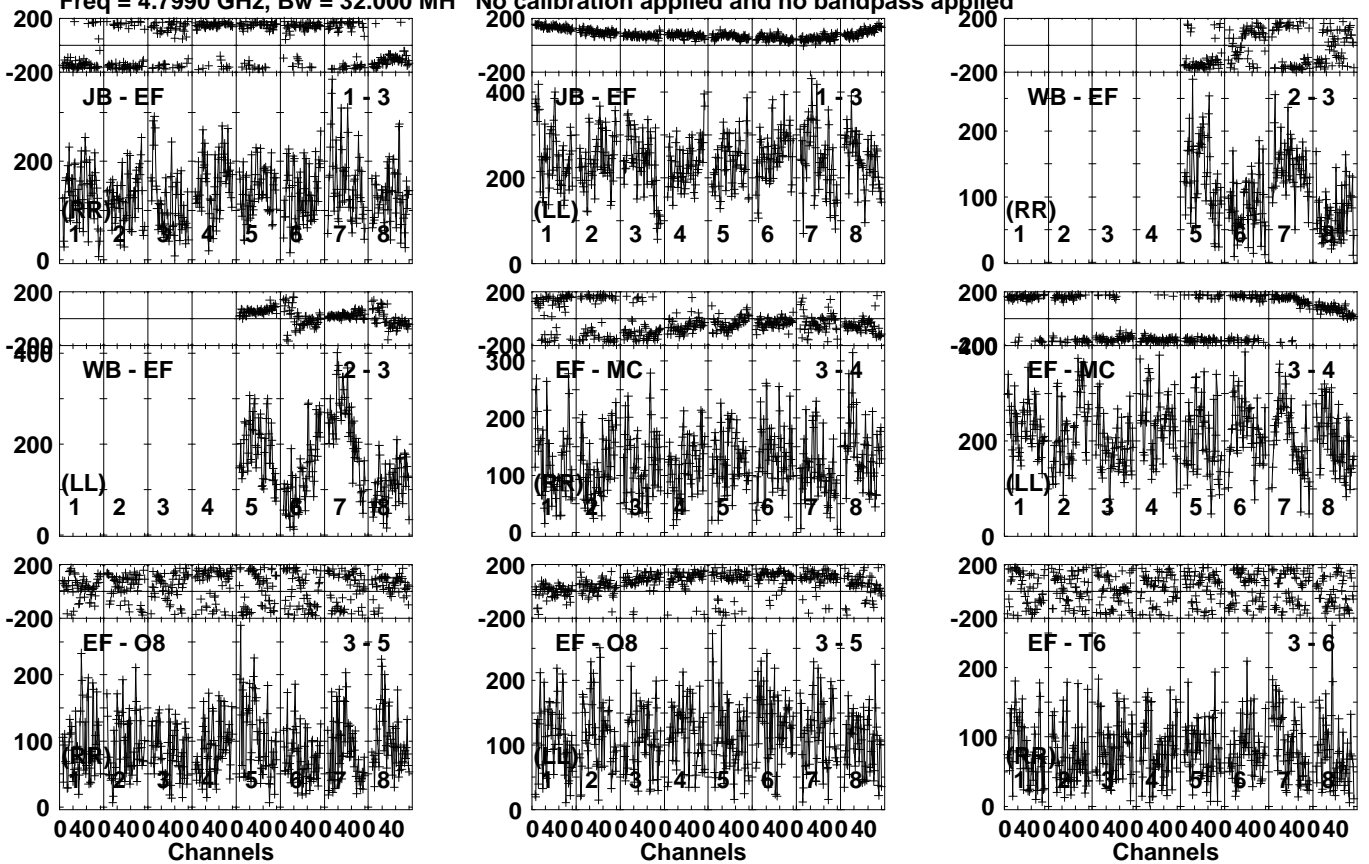


Lower frame: Milli Ampl Jy Top frame: Phas deg  
Vector averaged cross-power spectrum Several baselines displayed  
Timerange: 00/09:01:01 to 00/09:02:39

Plot file version 70 created 02-JUN-2021 11:59:43

J2312+0919 EC0711.UVDATA.1

Freq = 4.7990 GHz, Bw = 32.000 MH No calibration applied and no bandpass applied

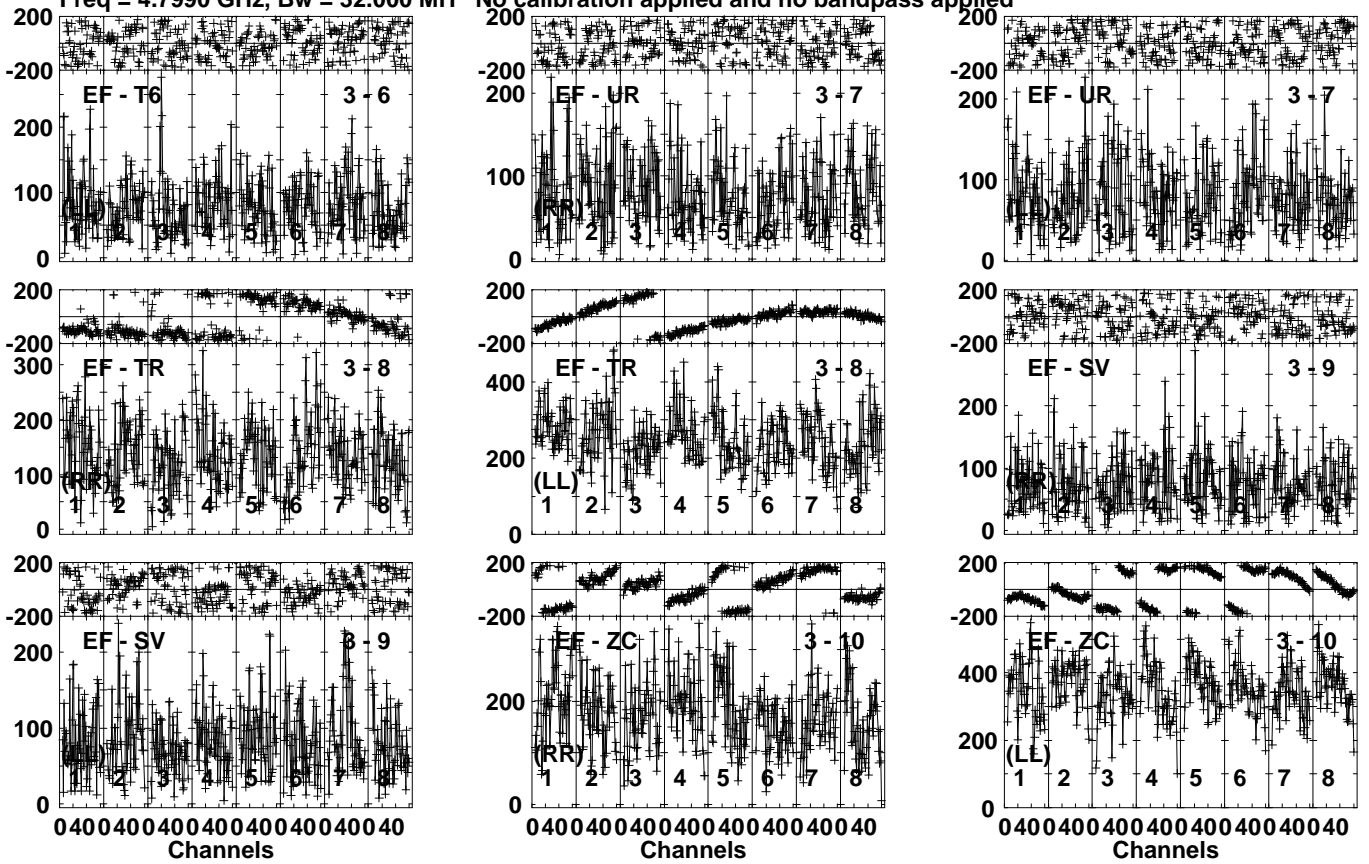


Lower frame: Micro Ampl Jy Top frame: Phas deg  
Vector averaged cross-power spectrum Several baselines displayed  
Timerange: 00:09:02:41 to 00:09:06:19

Plot file version 71 created 02-JUN-2021 11:59:43

J2312+0919 EC0711.UVDATA.1

Freq = 4.7990 GHz, Bw = 32.000 MH No calibration applied and no bandpass applied



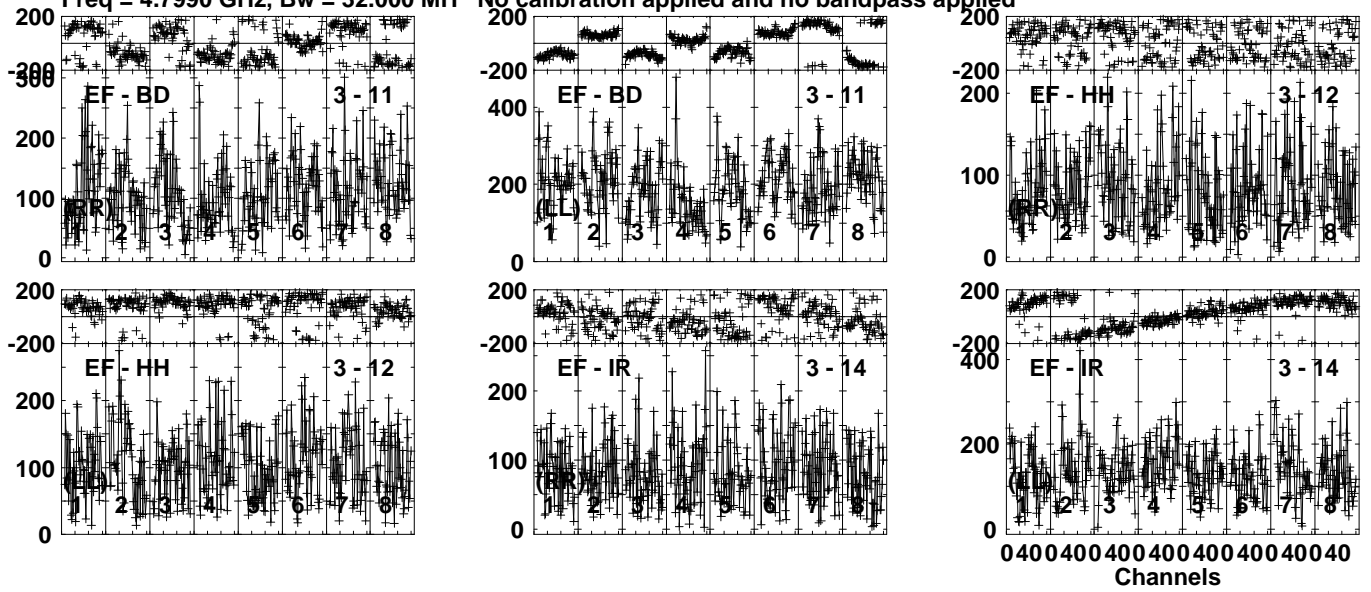
Lower frame: Micro Ampl Jy Top frame: Phas deg  
Vector averaged cross-power spectrum Several baselines displayed  
Timerange: 00/09:02:41 to 00/09:06:19

Plot file version 72 created 02-JUN-2021 11:59:43

J2312+0919 EC0711.UVDATA.1

Freq = 4.7990 GHz, Bw = 32.000 MH

No calibration applied and no bandpass applied

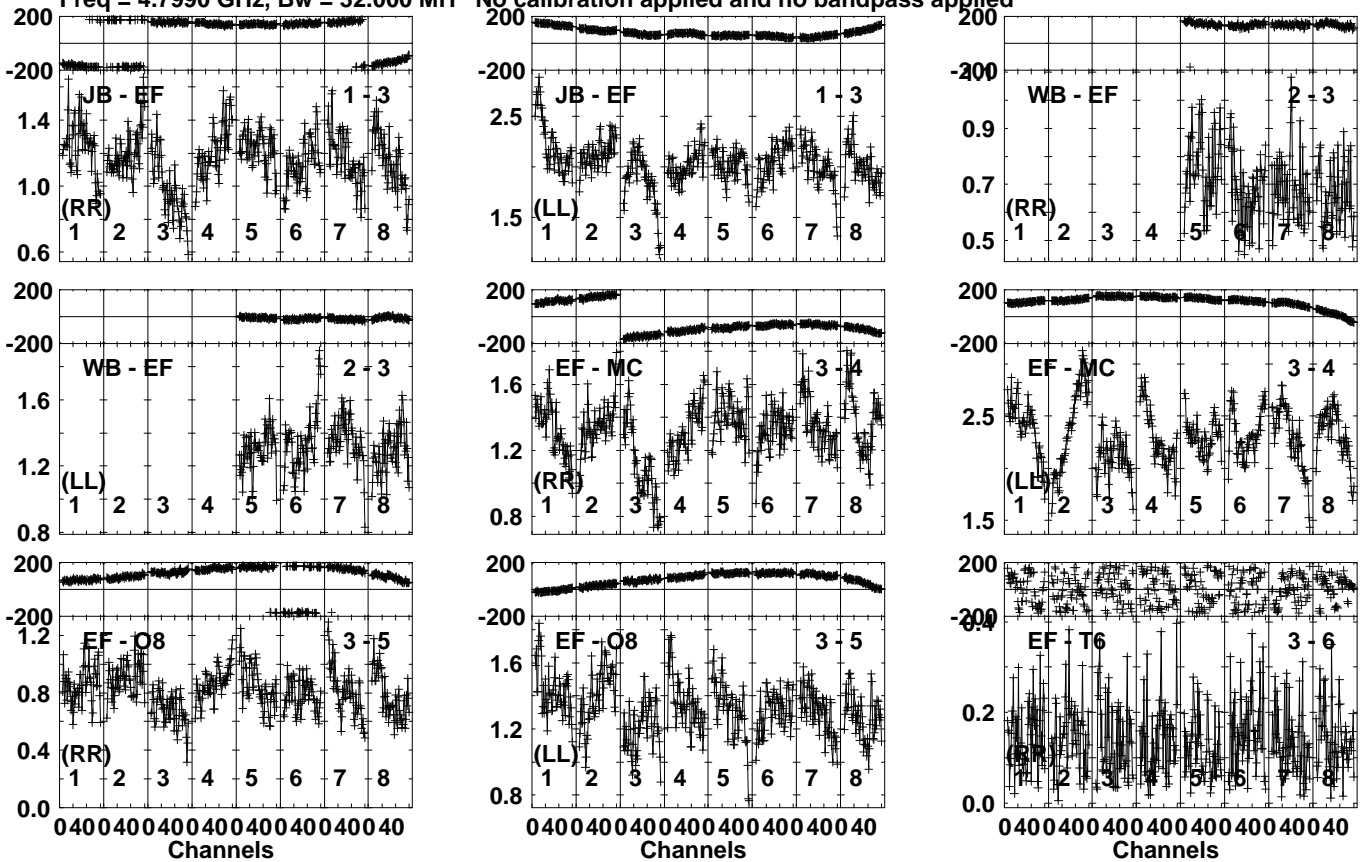


Lower frame: Micro Ampl Jy Top frame: Phas deg  
Vector averaged cross-power spectrum Several baselines displayed  
Timerange: 00/09:02:41 to 00/09:06:19

Plot file version 73 created 02-JUN-2021 11:59:43

J2308+0946 EC0711.UVDATA.1

Freq = 4.7990 GHz, Bw = 32.000 MH No calibration applied and no bandpass applied

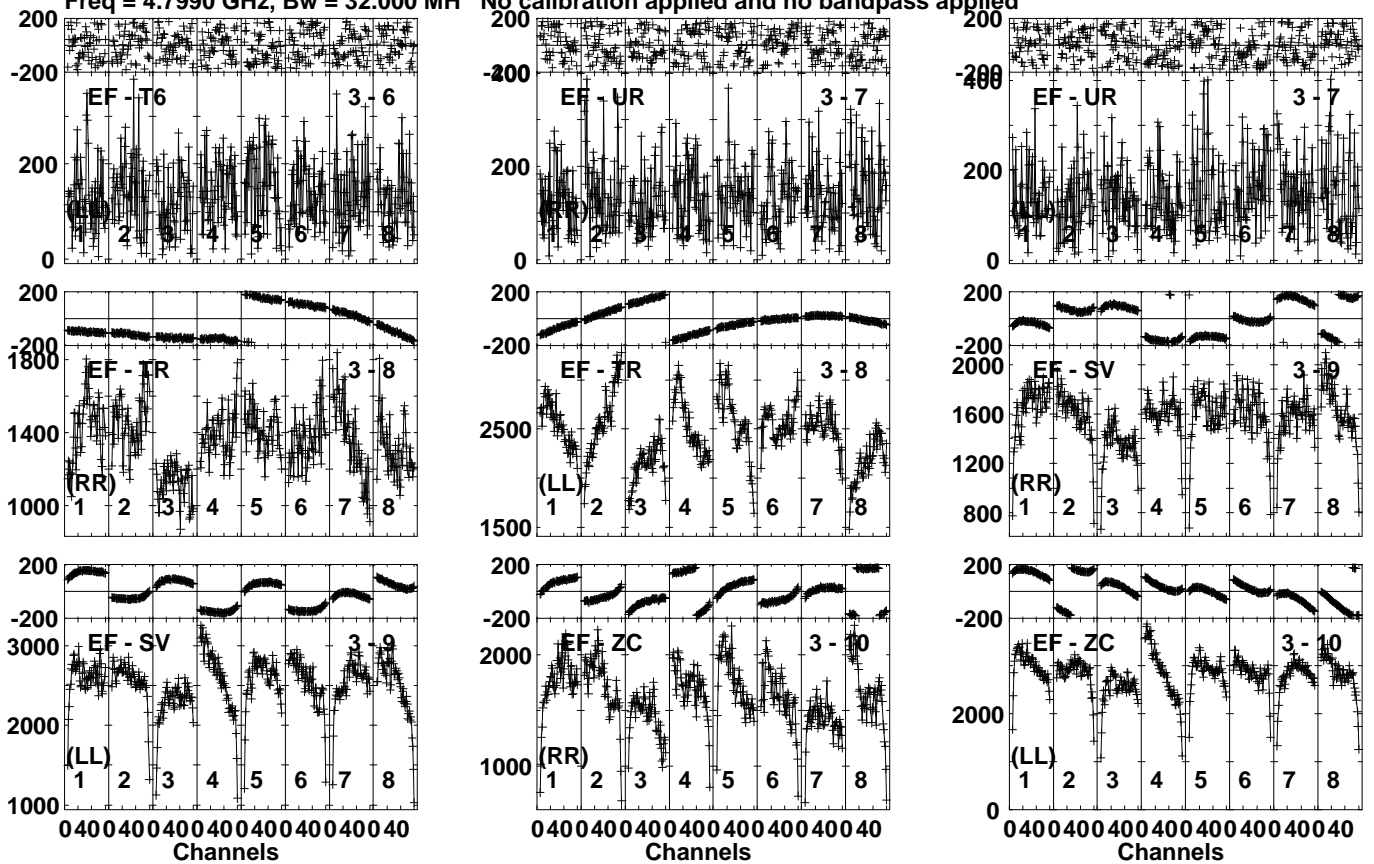


Lower frame: Milli Ampl Jy Top frame: Phas deg  
Vector averaged cross-power spectrum Several baselines displayed  
Timerange: 00/09:07:01 to 00/09:07:59

Plot file version 74 created 02-JUN-2021 11:59:43

J2308+0946 EC0711.UVDATA.1

Freq = 4.7990 GHz, Bw = 32.000 MH No calibration applied and no bandpass applied



Lower frame: Micro Ampl Jy Top frame: Phas deg  
Vector averaged cross-power spectrum Several baselines displayed  
Timerange: 00/09:07:01 to 00/09:07:59

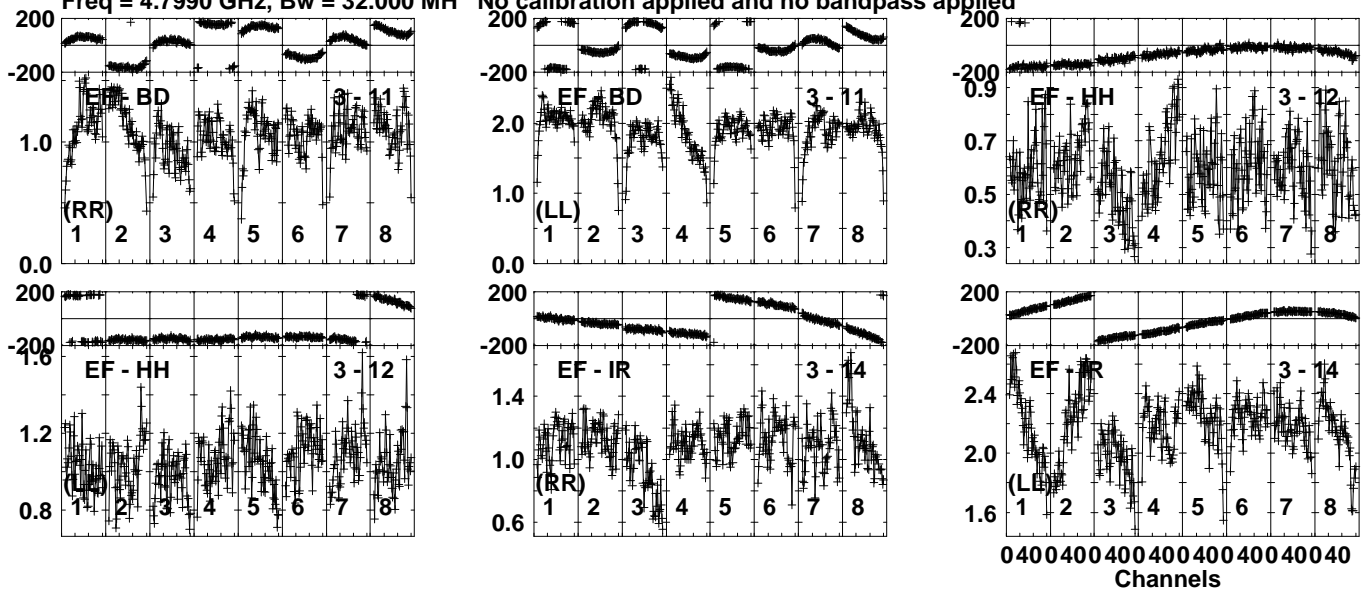


Plot file version 75 created 02-JUN-2021 11:59:43

J2308+0946 EC0711.UVDATA.1

Freq = 4.7990 GHz, Bw = 32.000 MH

No calibration applied and no bandpass applied



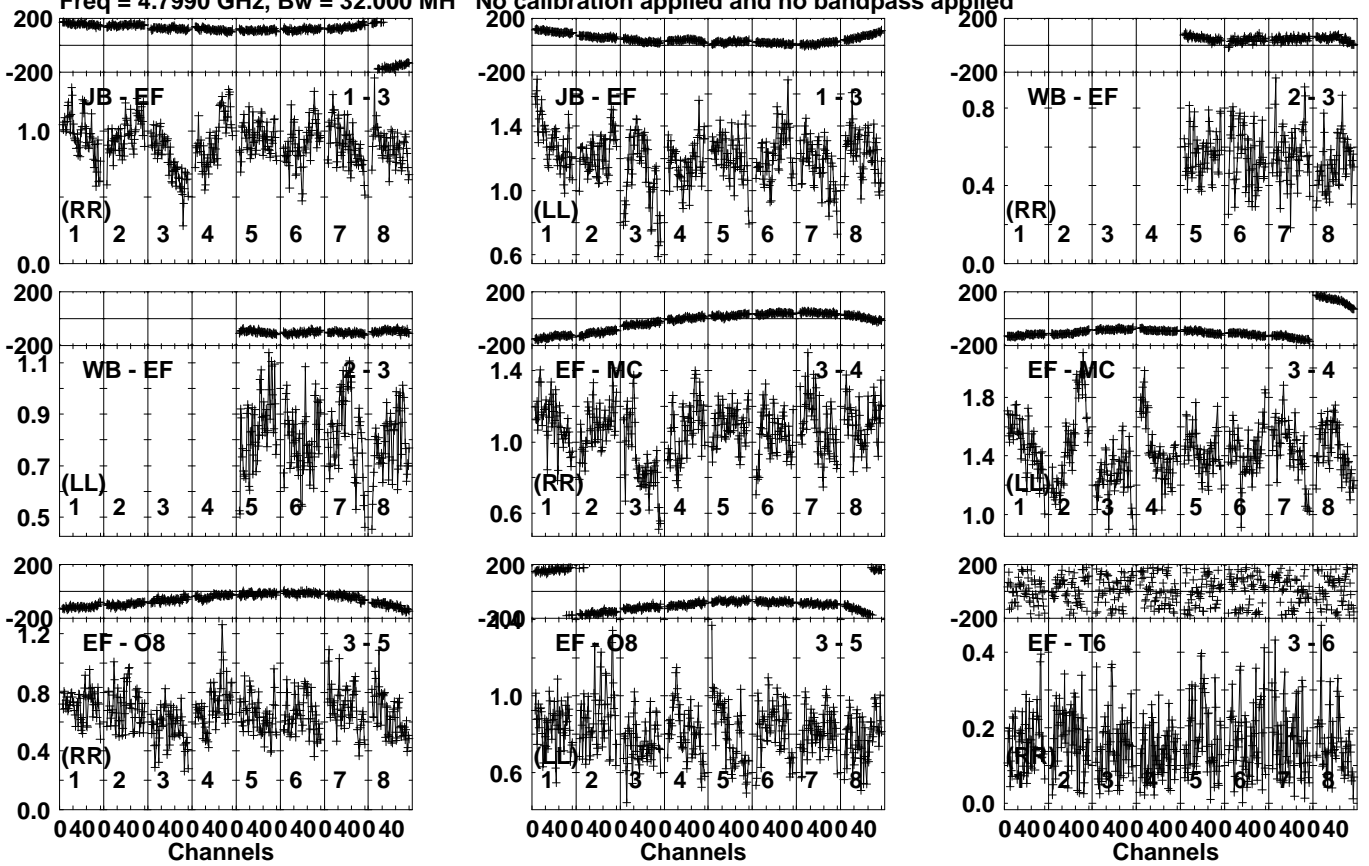
Lower frame: Milli Ampl Jy Top frame: Phas deg  
Vector averaged cross-power spectrum Several baselines displayed  
Timerange: 00/09:07:01 to 00/09:07:59

Plot file version 76 created 02-JUN-2021 11:59:43

J0056+1625 EC0711.UVDATA.1

Freq = 4.7990 GHz, Bw = 32.000 MH

No calibration applied and no bandpass applied

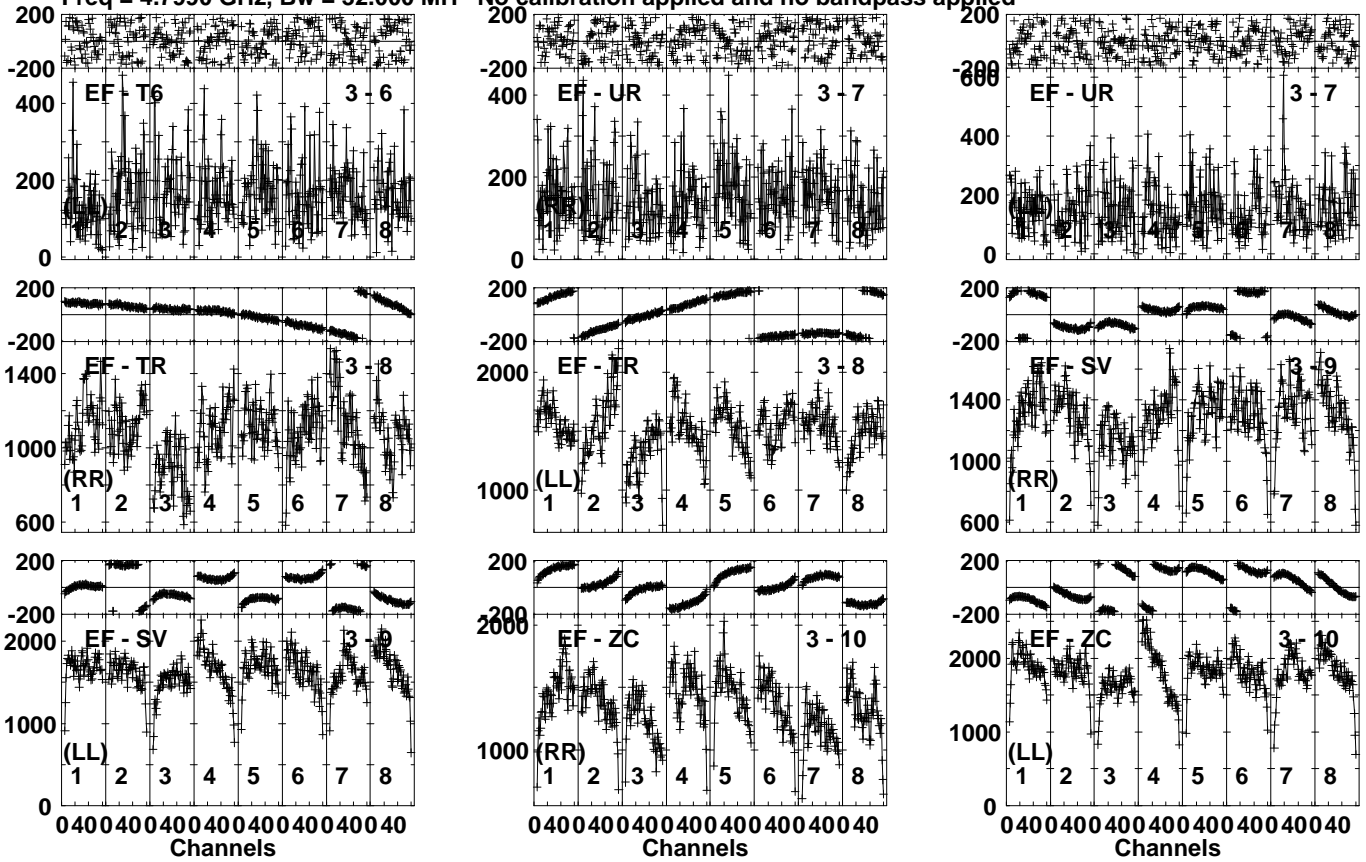


Lower frame: Milli Ampl Jy Top frame: Phas deg  
Vector averaged cross-power spectrum Several baselines displayed  
Timerange: 00/09:09:01 to 00/09:10:59

Plot file version 77 created 02-JUN-2021 11:59:43

J0056+1625 EC0711.UVDATA.1

Freq = 4.7990 GHz, Bw = 32.000 MH No calibration applied and no bandpass applied



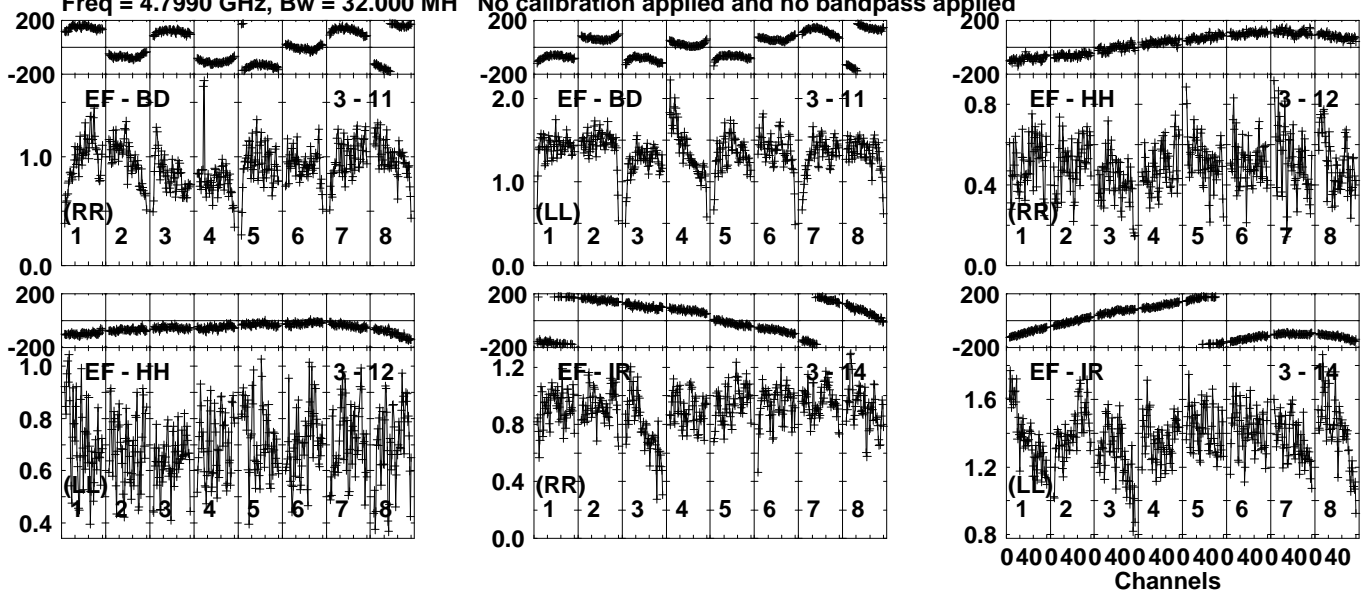
Lower frame: Micro Ampl Jy Top frame: Phas deg  
Vector averaged cross-power spectrum Several baselines displayed  
Timerange: 00/09:09:01 to 00/09:10:59

Plot file version 78 created 02-JUN-2021 11:59:44

J0056+1625 EC0711.UVDATA.1

Freq = 4.7990 GHz, Bw = 32.000 MH

No calibration applied and no bandpass applied



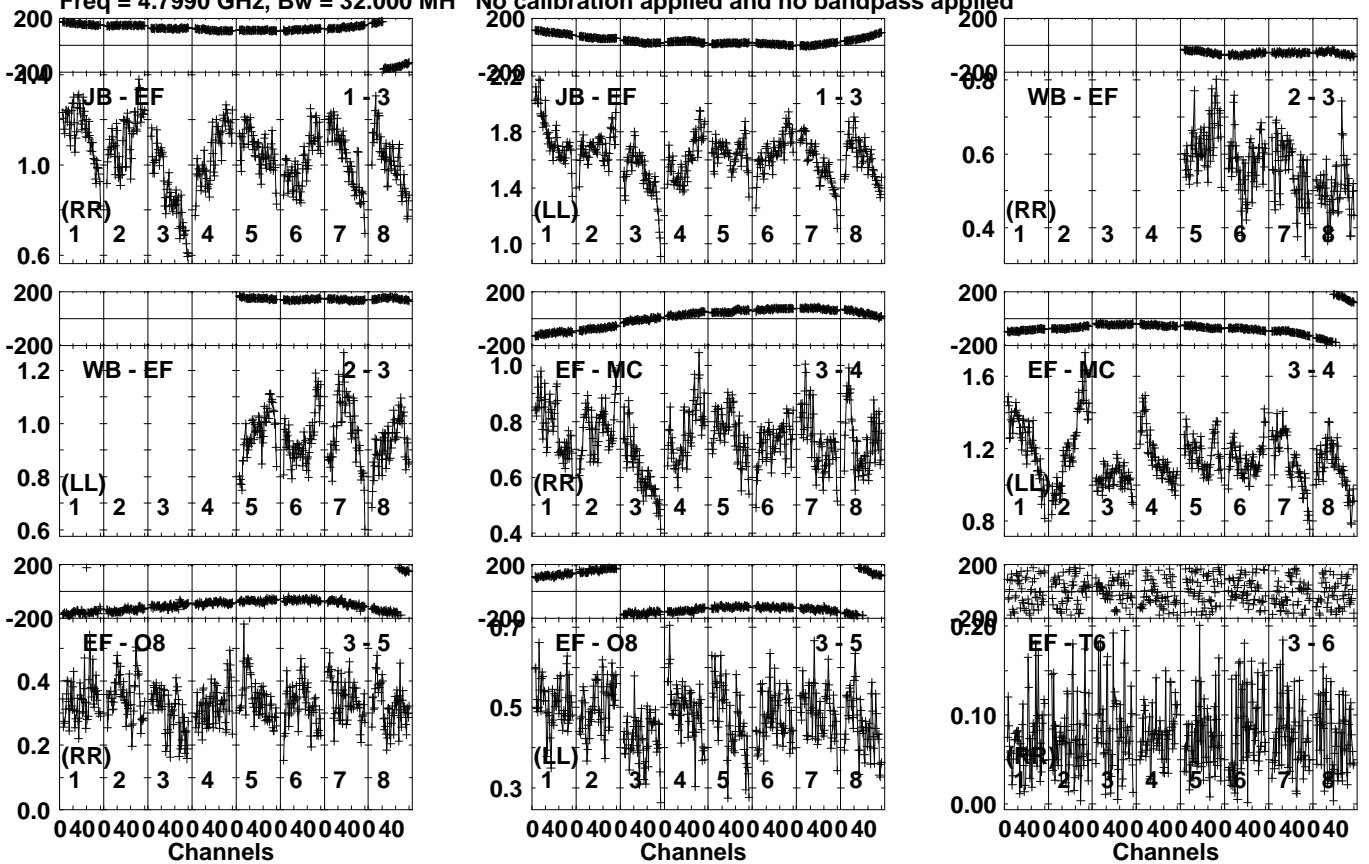
Lower frame: Milli Ampl Jy Top frame: Phas deg  
Vector averaged cross-power spectrum Several baselines displayed  
Timerange: 00/09:09:01 to 00/09:10:59

Plot file version 79 created 02-JUN-2021 11:59:44

J0052+1633 EC0711.UVDATA.1

Freq = 4.7990 GHz, Bw = 32.000 MH

No calibration applied and no bandpass applied

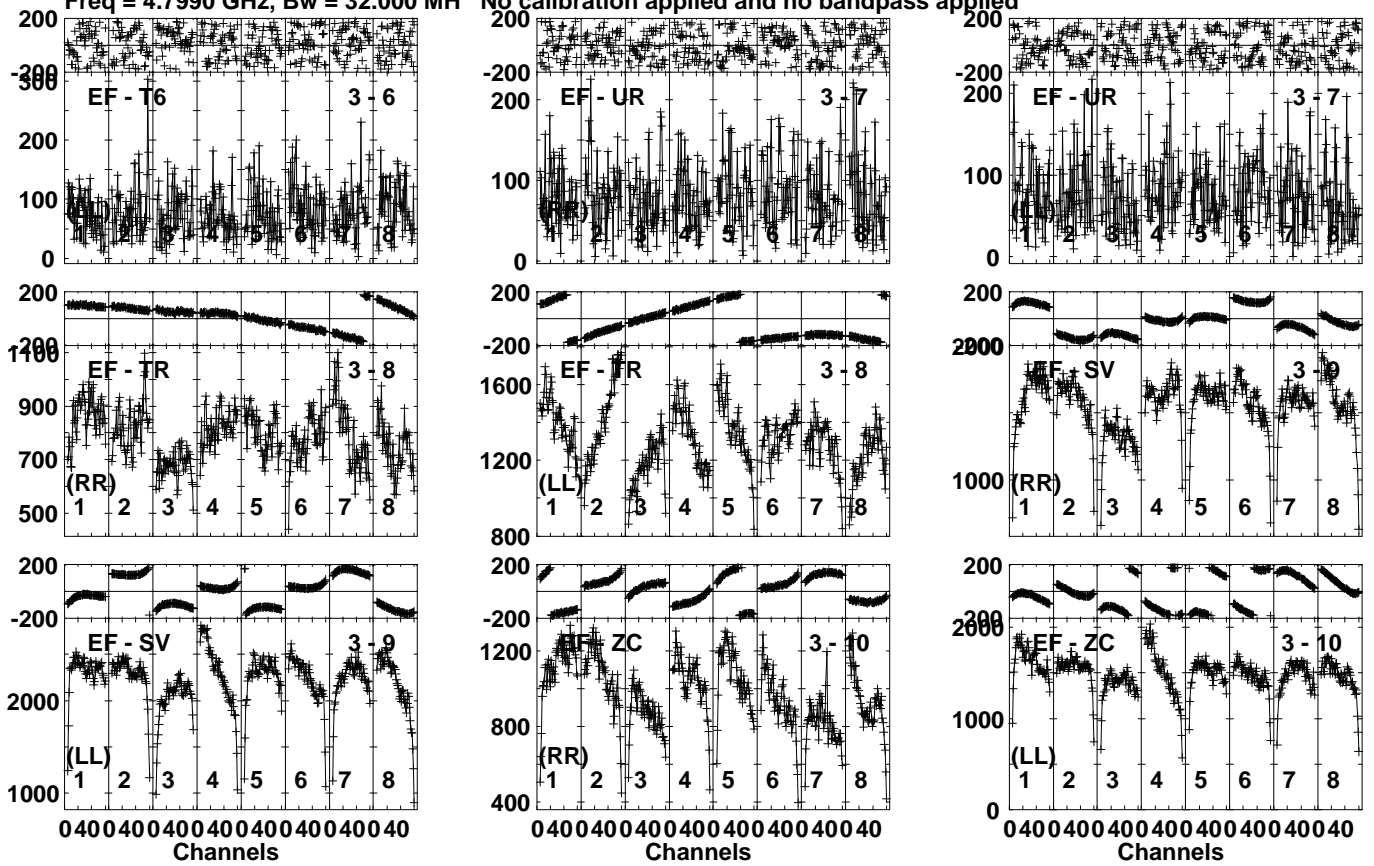


Lower frame: Milli Ampl Jy Top frame: Phas deg  
Vector averaged cross-power spectrum Several baselines displayed  
Timerange: 00/09:11:01 to 00/09:14:39

Plot file version 80 created 02-JUN-2021 11:59:44

J0052+1633 EC0711.UVDATA.1

Freq = 4.7990 GHz, Bw = 32.000 MH No calibration applied and no bandpass applied



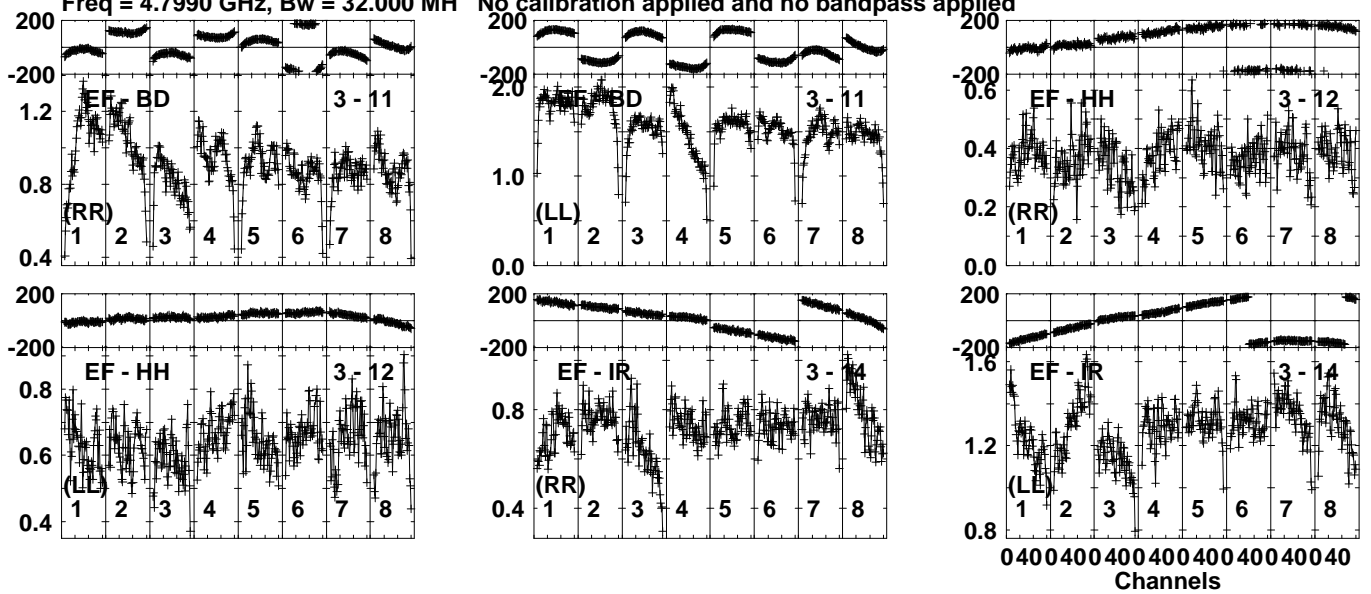
Lower frame: Micro Ampl Jy Top frame: Phas deg  
Vector averaged cross-power spectrum Several baselines displayed  
Timerange: 00/09:11:01 to 00/09:14:39

Plot file version 81 created 02-JUN-2021 11:59:44

J0052+1633 EC0711.UVDATA.1

Freq = 4.7990 GHz, Bw = 32.000 MH

No calibration applied and no bandpass applied



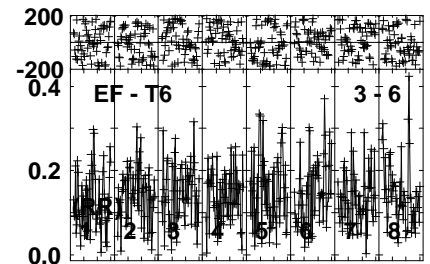
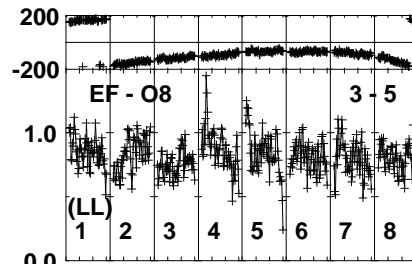
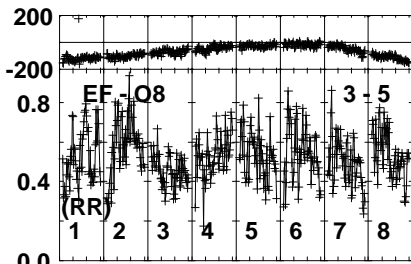
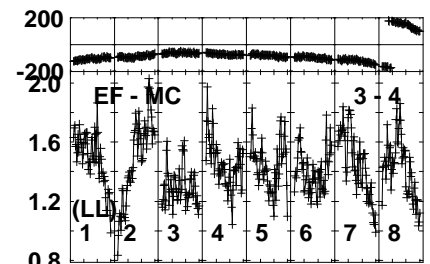
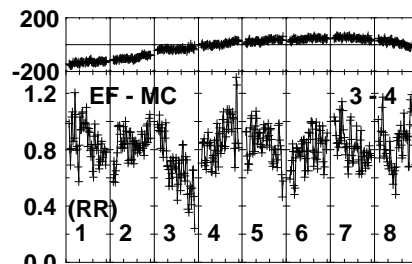
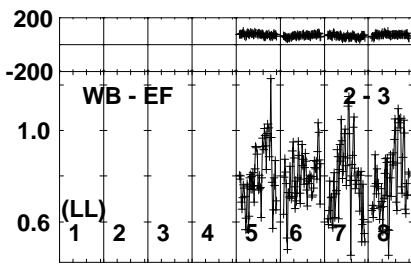
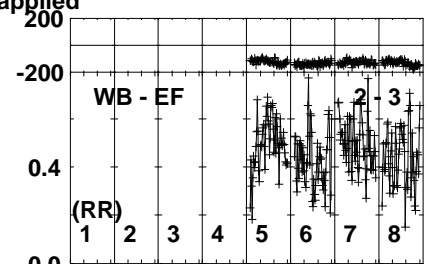
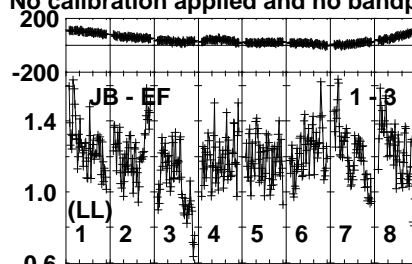
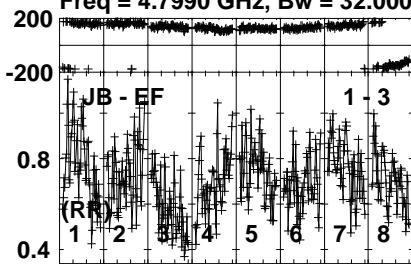
Lower frame: Milli Ampl Jy Top frame: Phas deg  
Vector averaged cross-power spectrum Several baselines displayed  
Timerange: 00/09:11:01 to 00/09:14:39

Plot file version 82 created 02-JUN-2021 11:59:44

J0056+1625 EC0711.UVDATA.1

Freq = 4.7990 GHz, Bw = 32.000 MH

No calibration applied and no bandpass applied



Lower frame: Milli Ampl Jy Top frame: Phas deg  
Vector averaged cross-power spectrum Several baselines displayed  
Timerange: 00/09:15:21 to 00/09:16:19

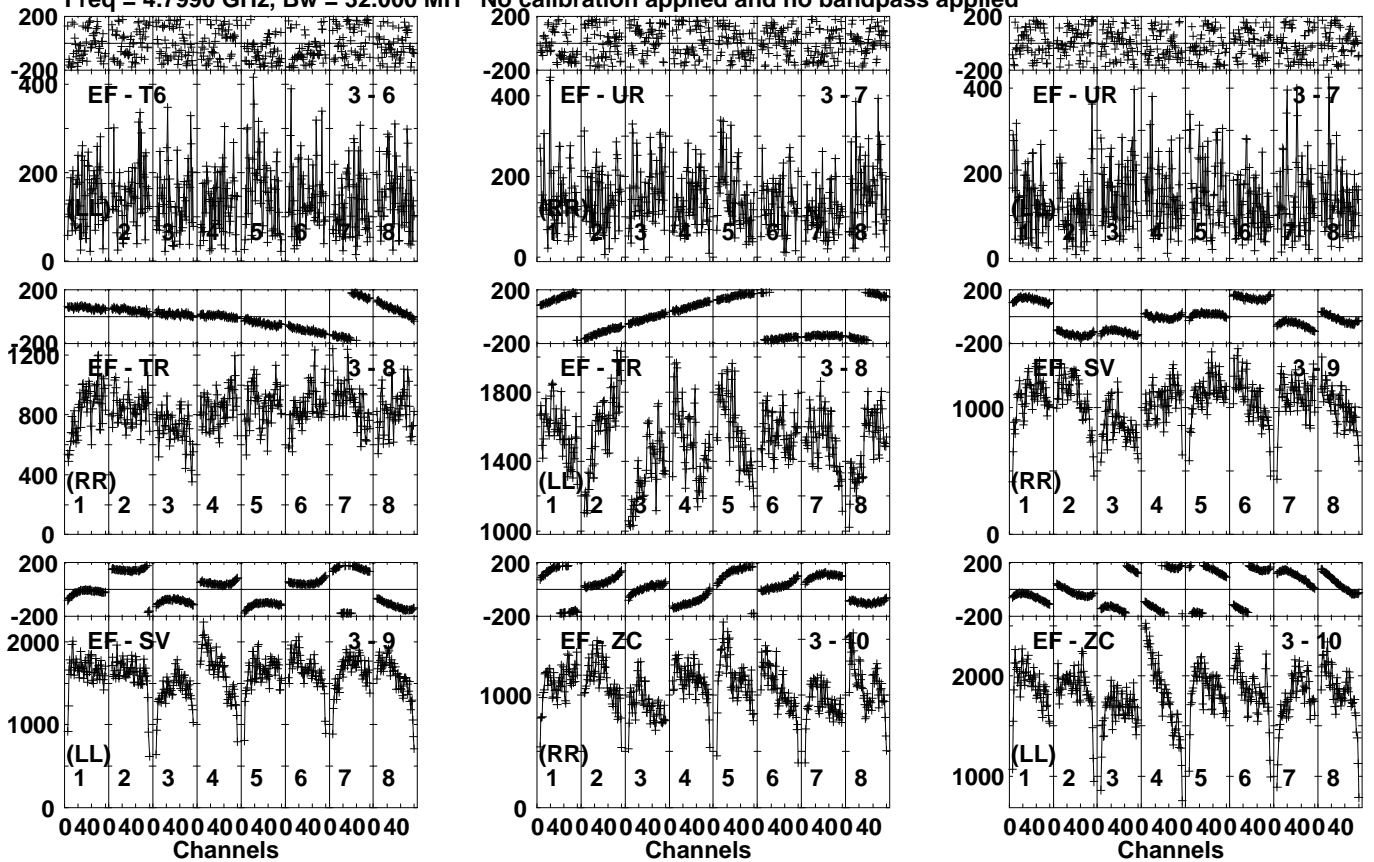


Plot file version 83 created 02-JUN-2021 11:59:44

J0056+1625 EC0711.UVDATA.1

Freq = 4.7990 GHz, Bw = 32.000 MH

No calibration applied and no bandpass applied



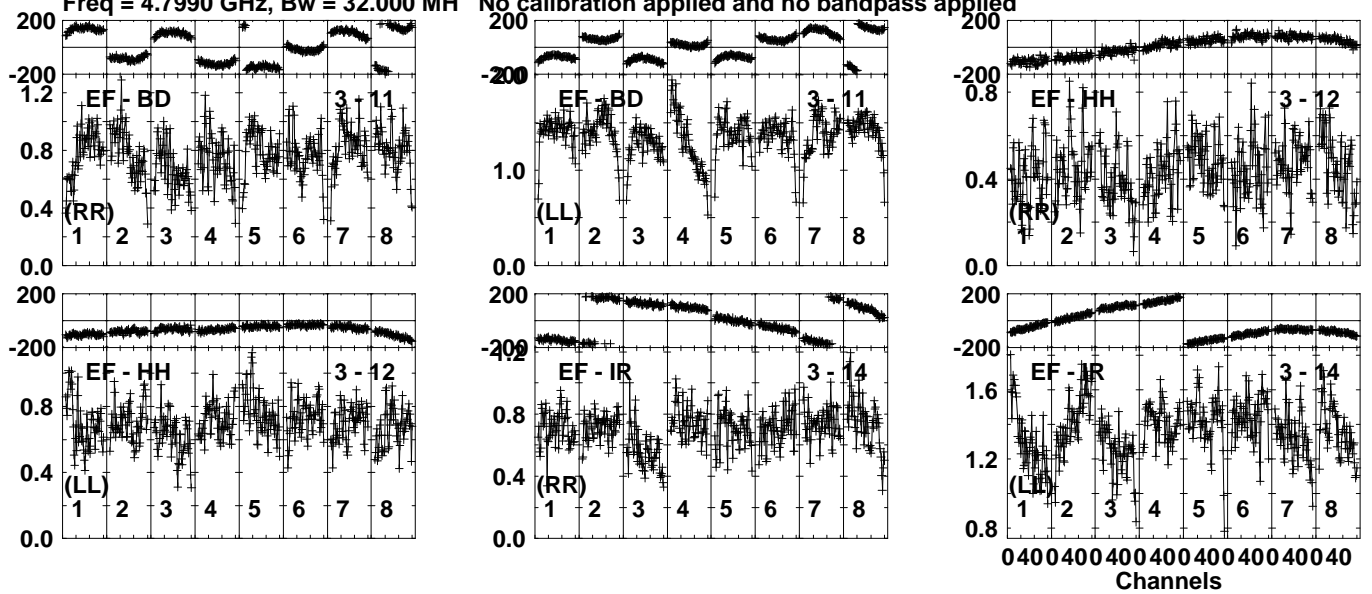
Lower frame: Micro Ampl Jy Top frame: Phas deg  
Vector averaged cross-power spectrum Several baselines displayed  
Timerange: 00/09:15:21 to 00/09:16:19

Plot file version 84 created 02-JUN-2021 11:59:44

J0056+1625 EC0711.UVDATA.1

Freq = 4.7990 GHz, Bw = 32.000 MH

No calibration applied and no bandpass applied



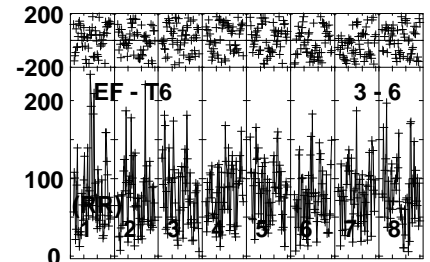
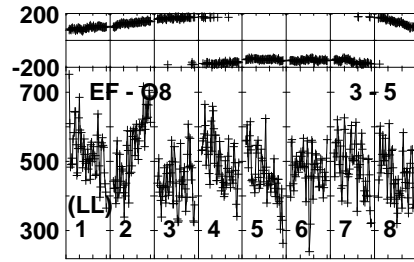
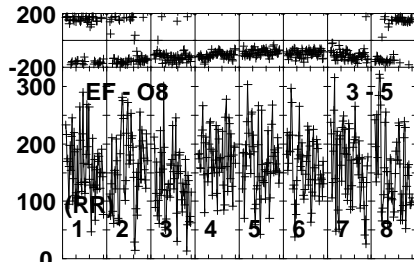
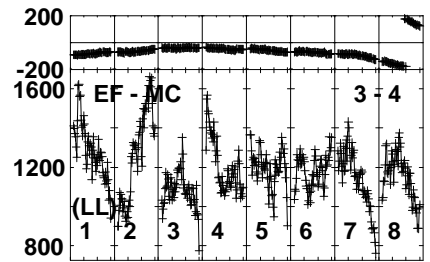
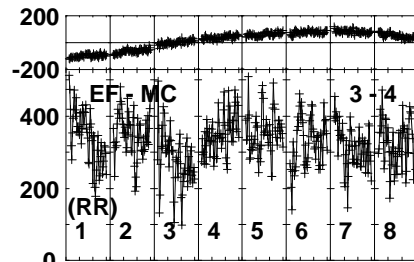
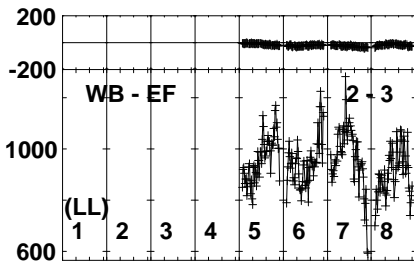
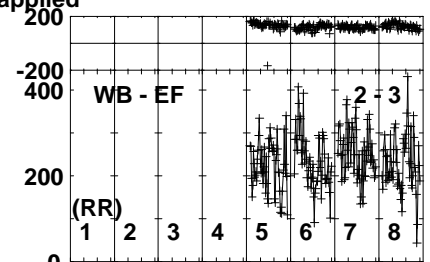
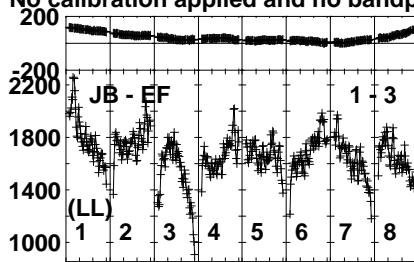
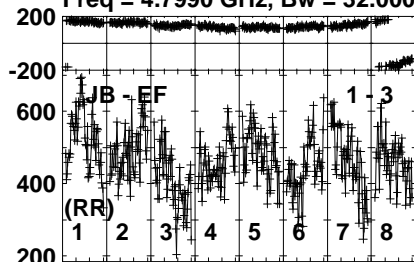
Lower frame: Milli Ampl Jy Top frame: Phas deg  
Vector averaged cross-power spectrum Several baselines displayed  
Timerange: 00/09:15:21 to 00/09:16:19

Plot file version 85 created 02-JUN-2021 11:59:44

J0052+1633 EC0711.UVDATA.1

Freq = 4.7990 GHz, Bw = 32.000 MH

No calibration applied and no bandpass applied

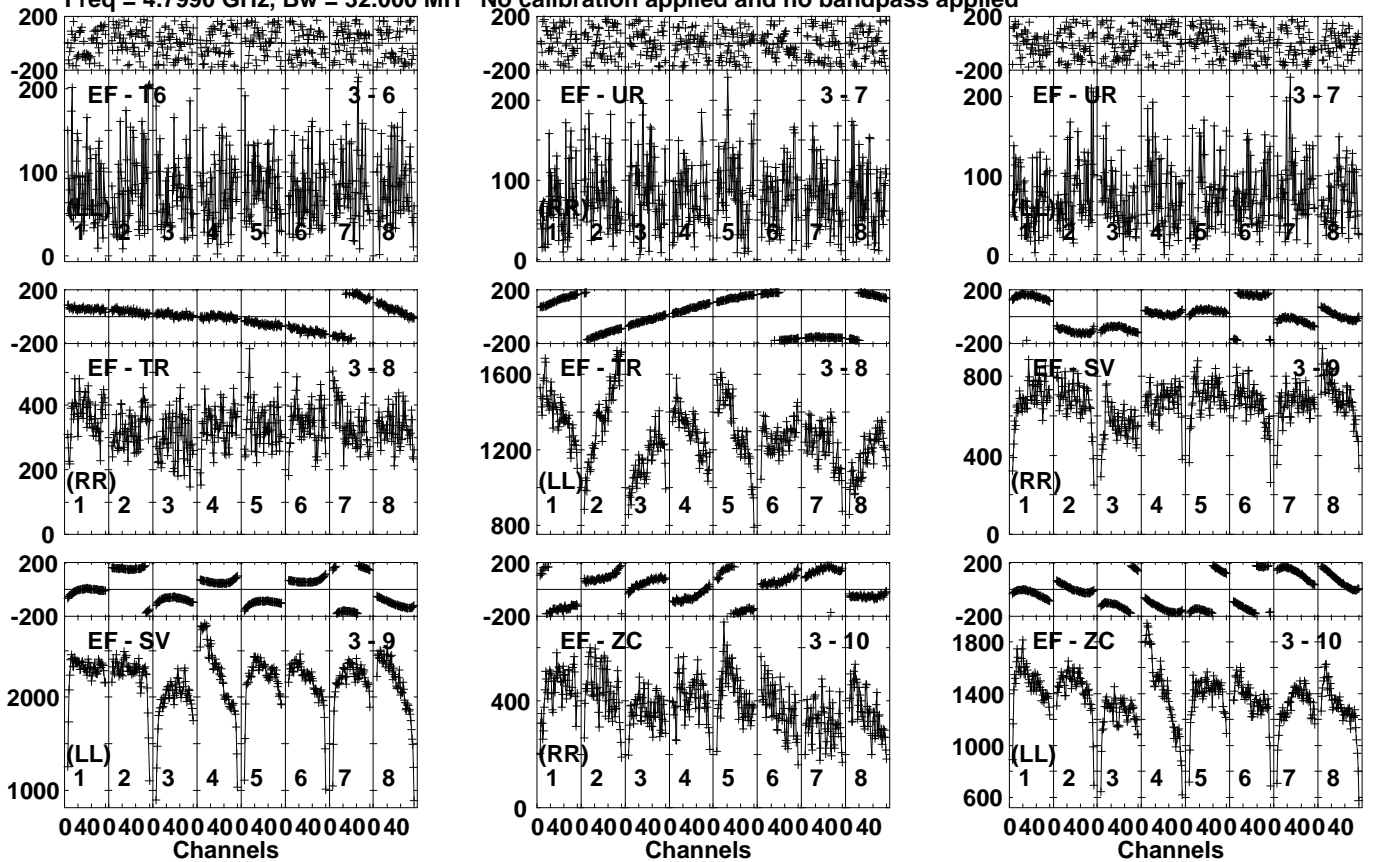


Lower frame: Micro Ampl Jy Top frame: Phas deg  
Vector averaged cross-power spectrum Several baselines displayed  
Timerange: 00/09:16:21 to 00/09:19:59

Plot file version 86 created 02-JUN-2021 11:59:44

J0052+1633 EC0711.UVDATA.1

Freq = 4.7990 GHz, Bw = 32.000 MH No calibration applied and no bandpass applied



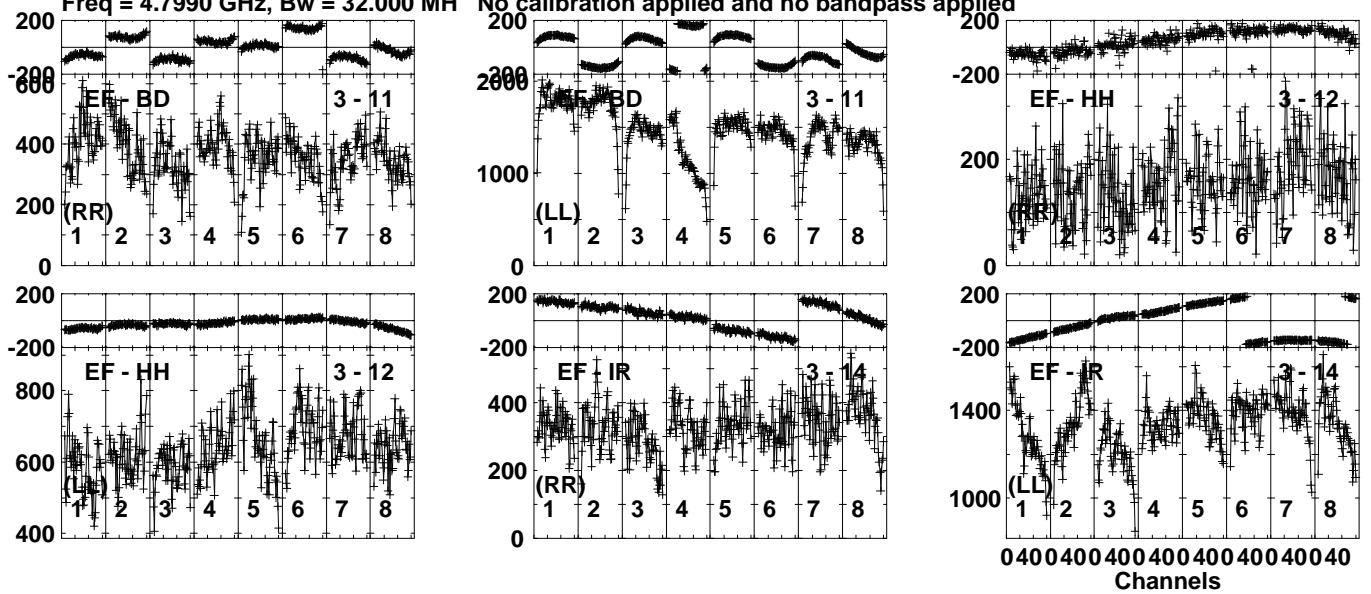
Lower frame: Micro Ampl Jy Top frame: Phas deg  
Vector averaged cross-power spectrum Several baselines displayed  
Timerange: 00/09:16:21 to 00/09:19:59

Plot file version 87 created 02-JUN-2021 11:59:44

J0052+1633 EC0711.UVDATA.1

Freq = 4.7990 GHz, Bw = 32.000 MH

No calibration applied and no bandpass applied



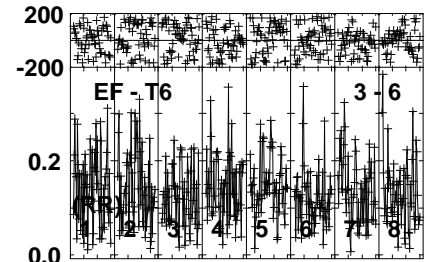
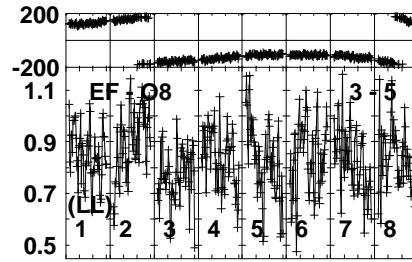
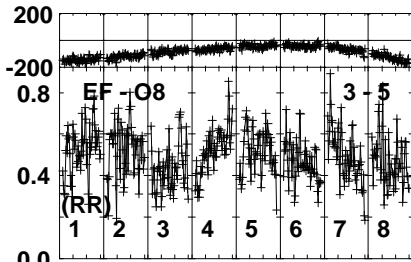
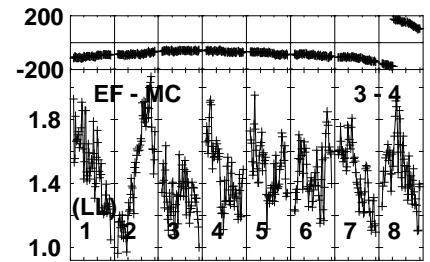
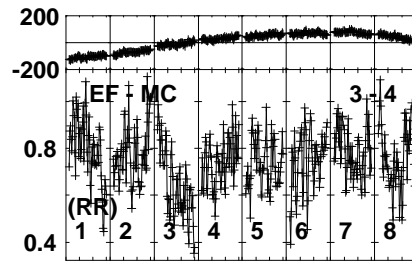
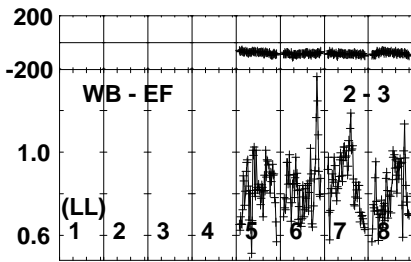
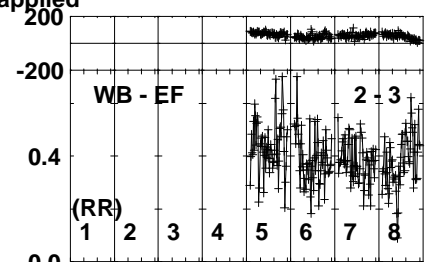
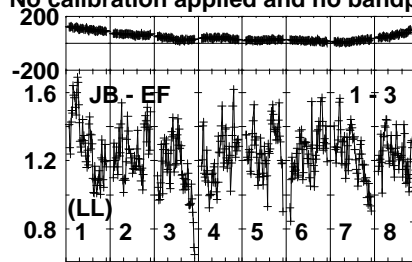
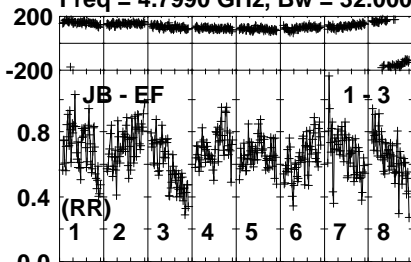
Lower frame: Micro Ampl Jy Top frame: Phas deg  
Vector averaged cross-power spectrum Several baselines displayed  
Timerange: 00/09:16:21 to 00/09:19:59

Plot file version 88 created 02-JUN-2021 11:59:44

J0056+1625 EC0711.UVDATA.1

Freq = 4.7990 GHz, Bw = 32.000 MH

No calibration applied and no bandpass applied



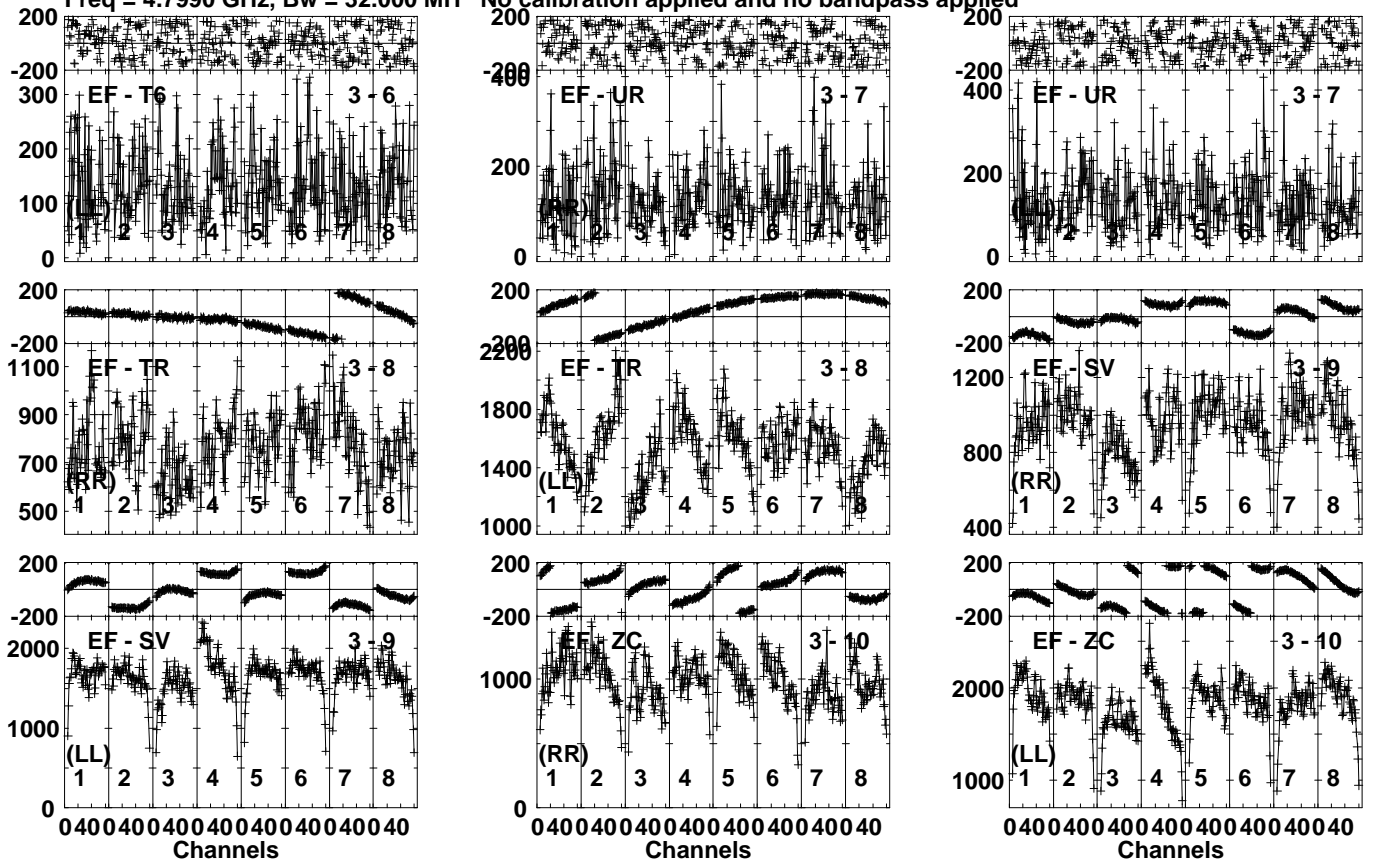
Lower frame: Milli Ampl Jy Top frame: Phas deg  
Vector averaged cross-power spectrum Several baselines displayed  
Timerange: 00/09:20:01 to 00/09:21:39

Plot file version 89 created 02-JUN-2021 11:59:45

J0056+1625 EC0711.UVDATA.1

Freq = 4.7990 GHz, Bw = 32.000 MH

No calibration applied and no bandpass applied



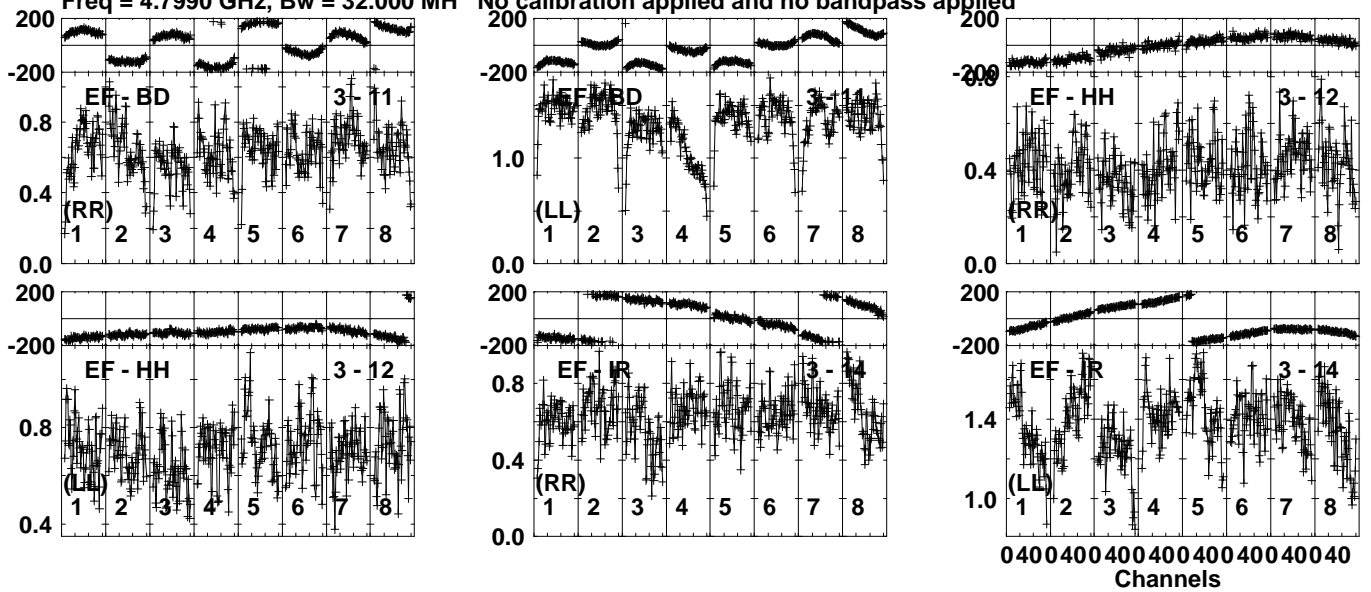
Lower frame: Micro Ampl Jy Top frame: Phas deg  
Vector averaged cross-power spectrum Several baselines displayed  
Timerange: 00/09:20:01 to 00/09:21:39

Plot file version 90 created 02-JUN-2021 11:59:45

J0056+1625 EC0711.UVDATA.1

Freq = 4.7990 GHz, Bw = 32.000 MH

No calibration applied and no bandpass applied



Lower frame: Milli Ampl Jy Top frame: Phas deg  
Vector averaged cross-power spectrum Several baselines displayed  
Timerange: 00/09:20:01 to 00/09:21:39

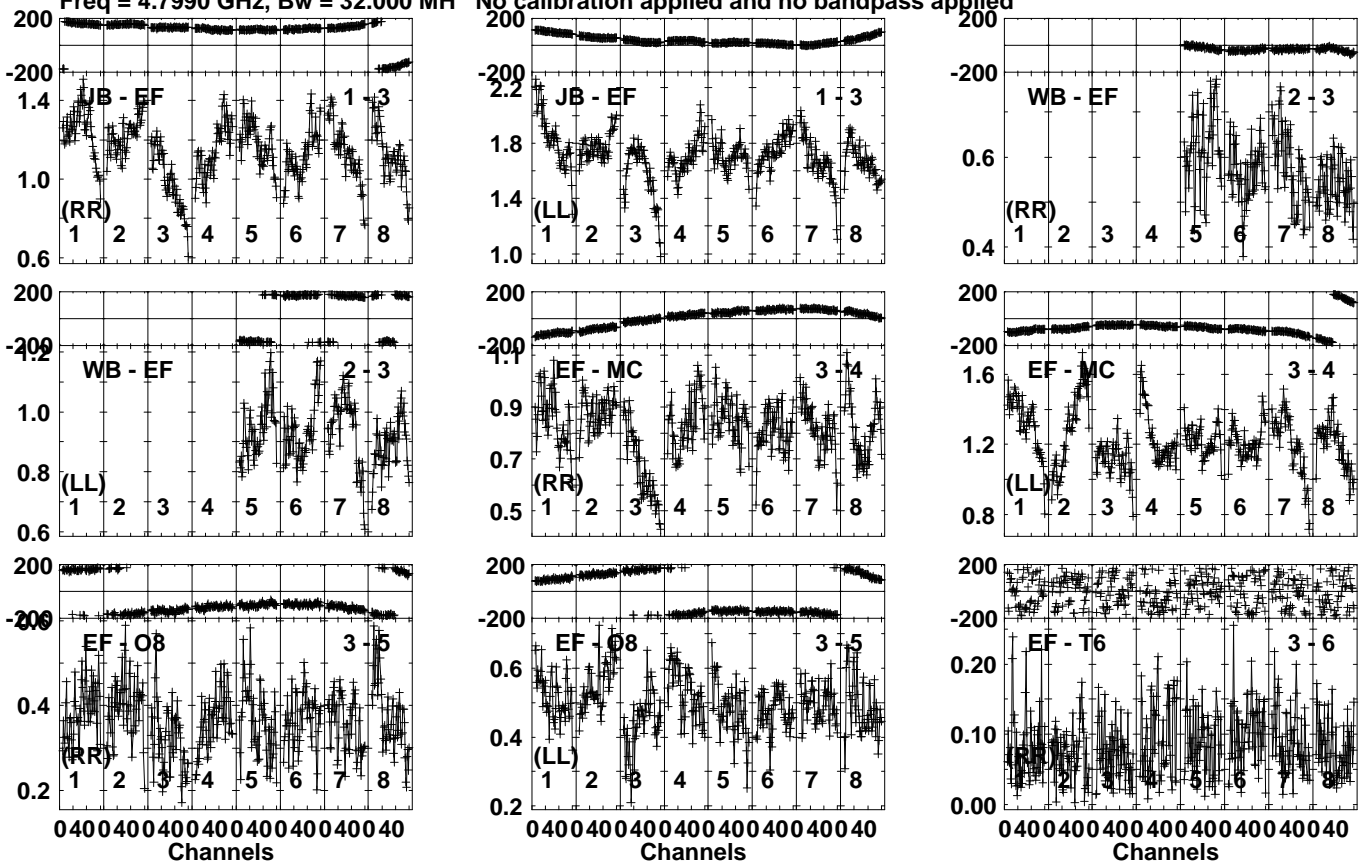


Plot file version 91 created 02-JUN-2021 11:59:45

J0052+1633 EC0711.UVDATA.1

Freq = 4.7990 GHz, Bw = 32.000 MH

No calibration applied and no bandpass applied

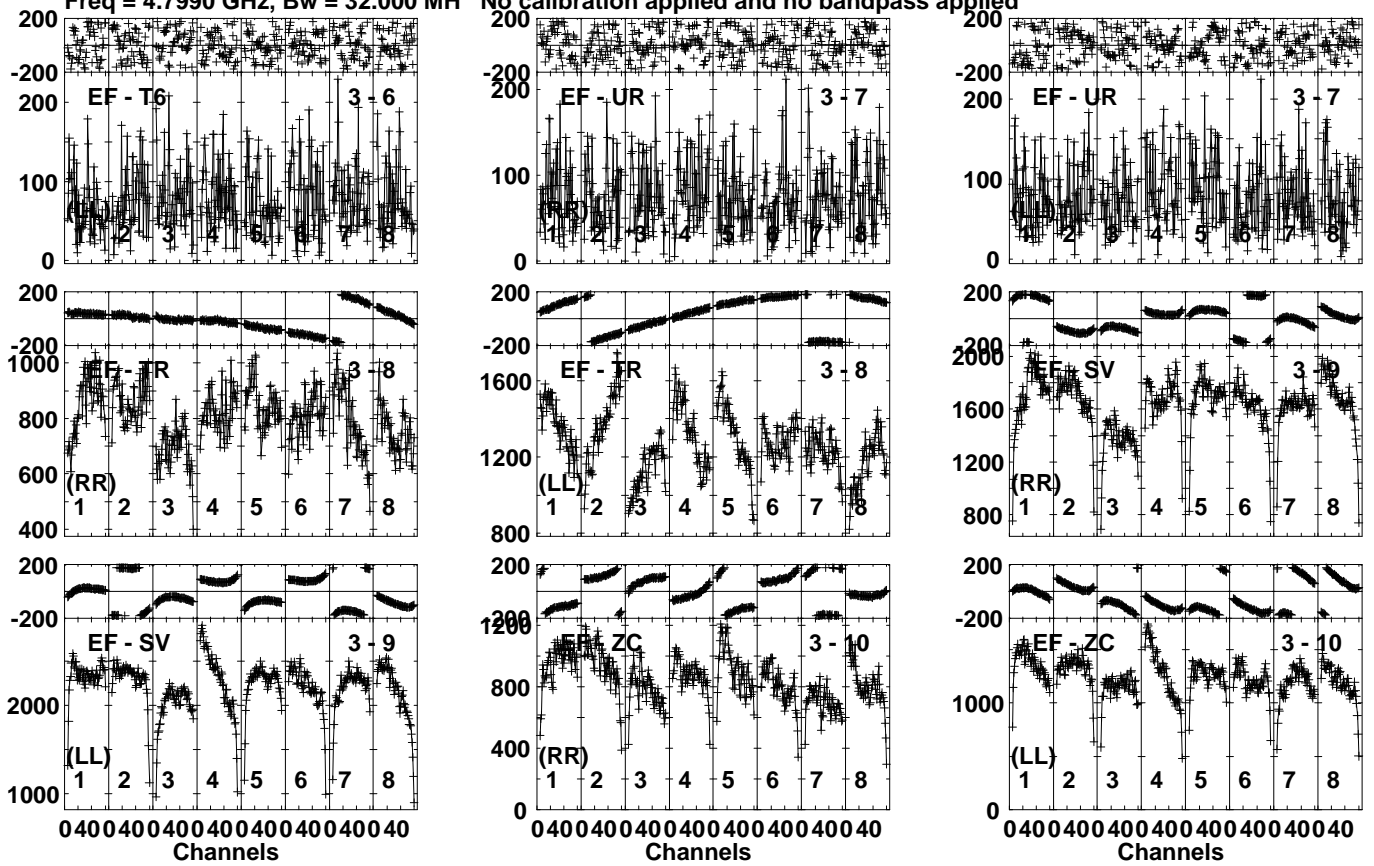


Lower frame: Milli Ampl Jy Top frame: Phas deg  
Vector averaged cross-power spectrum Several baselines displayed  
Timerange: 00/09:21:41 to 00/09:25:19

Plot file version 92 created 02-JUN-2021 11:59:45

J0052+1633 EC0711.UVDATA.1

Freq = 4.7990 GHz, Bw = 32.000 MH No calibration applied and no bandpass applied

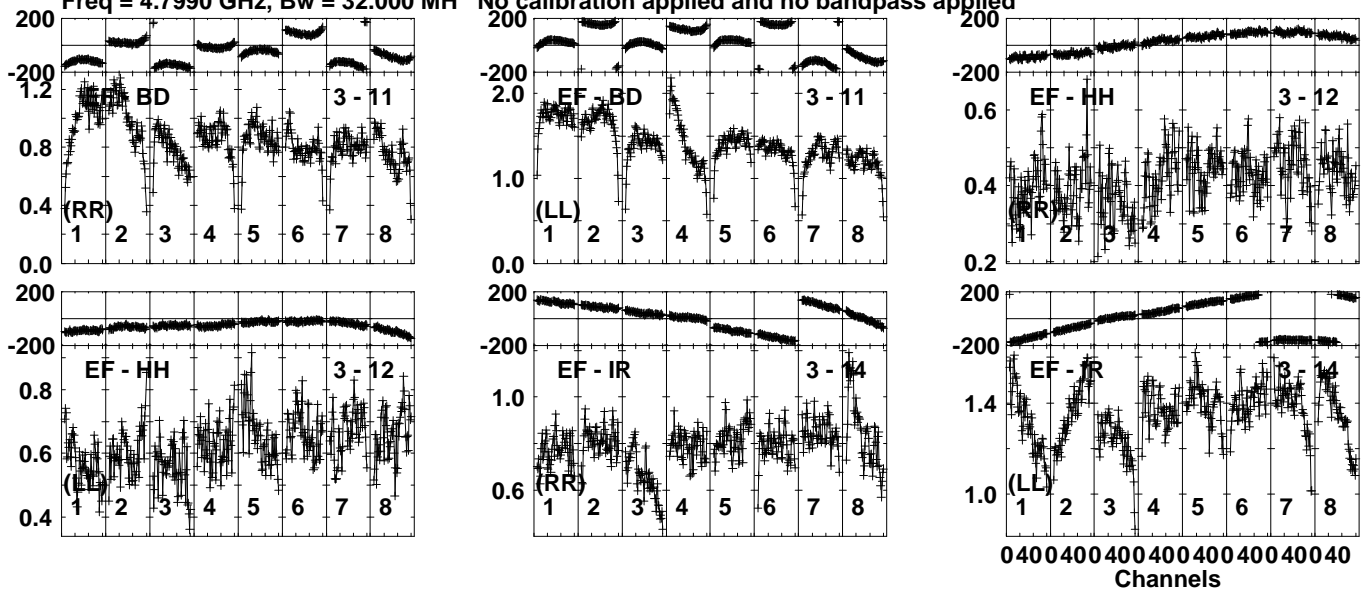


Lower frame: Micro Ampl Jy Top frame: Phas deg  
Vector averaged cross-power spectrum Several baselines displayed  
Timerange: 00/09:21:41 to 00/09:25:19

Plot file version 93 created 02-JUN-2021 11:59:45

J0052+1633 EC0711.UVDATA.1

Freq = 4.7990 GHz, Bw = 32.000 MH No calibration applied and no bandpass applied



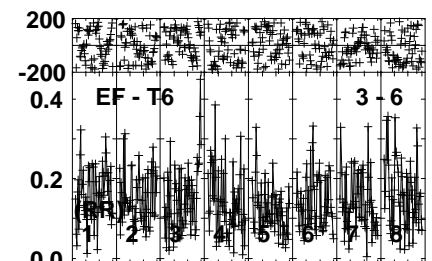
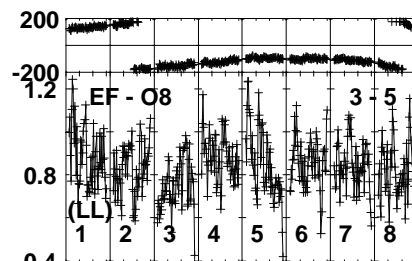
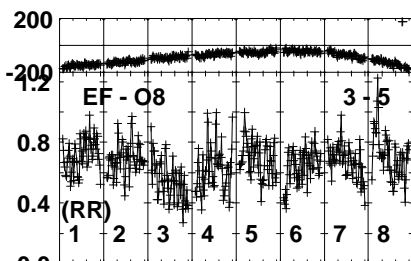
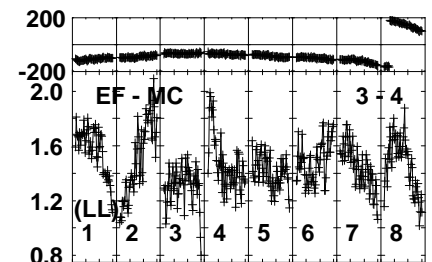
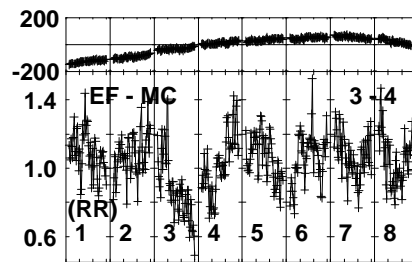
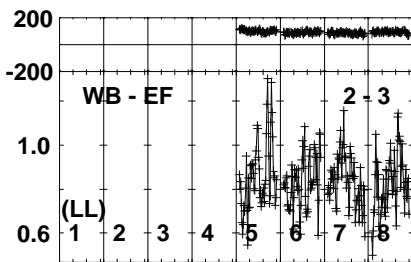
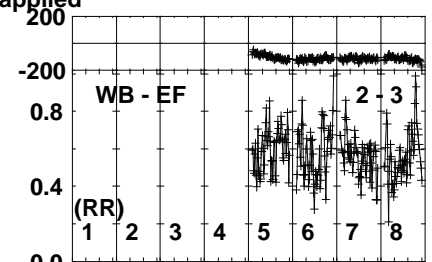
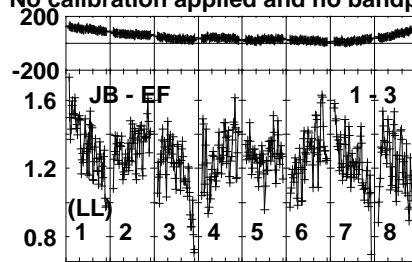
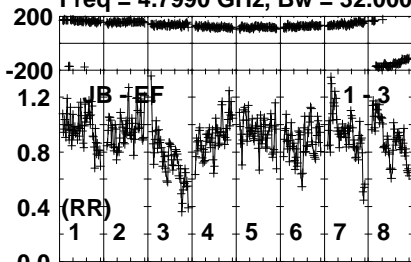
Lower frame: Milli Ampl Jy Top frame: Phas deg  
Vector averaged cross-power spectrum Several baselines displayed  
Timerange: 00/09:21:41 to 00/09:25:19

Plot file version 94 created 02-JUN-2021 11:59:45

J0056+1625 EC0711.UVDATA.1

Freq = 4.7990 GHz, Bw = 32.000 MH

No calibration applied and no bandpass applied

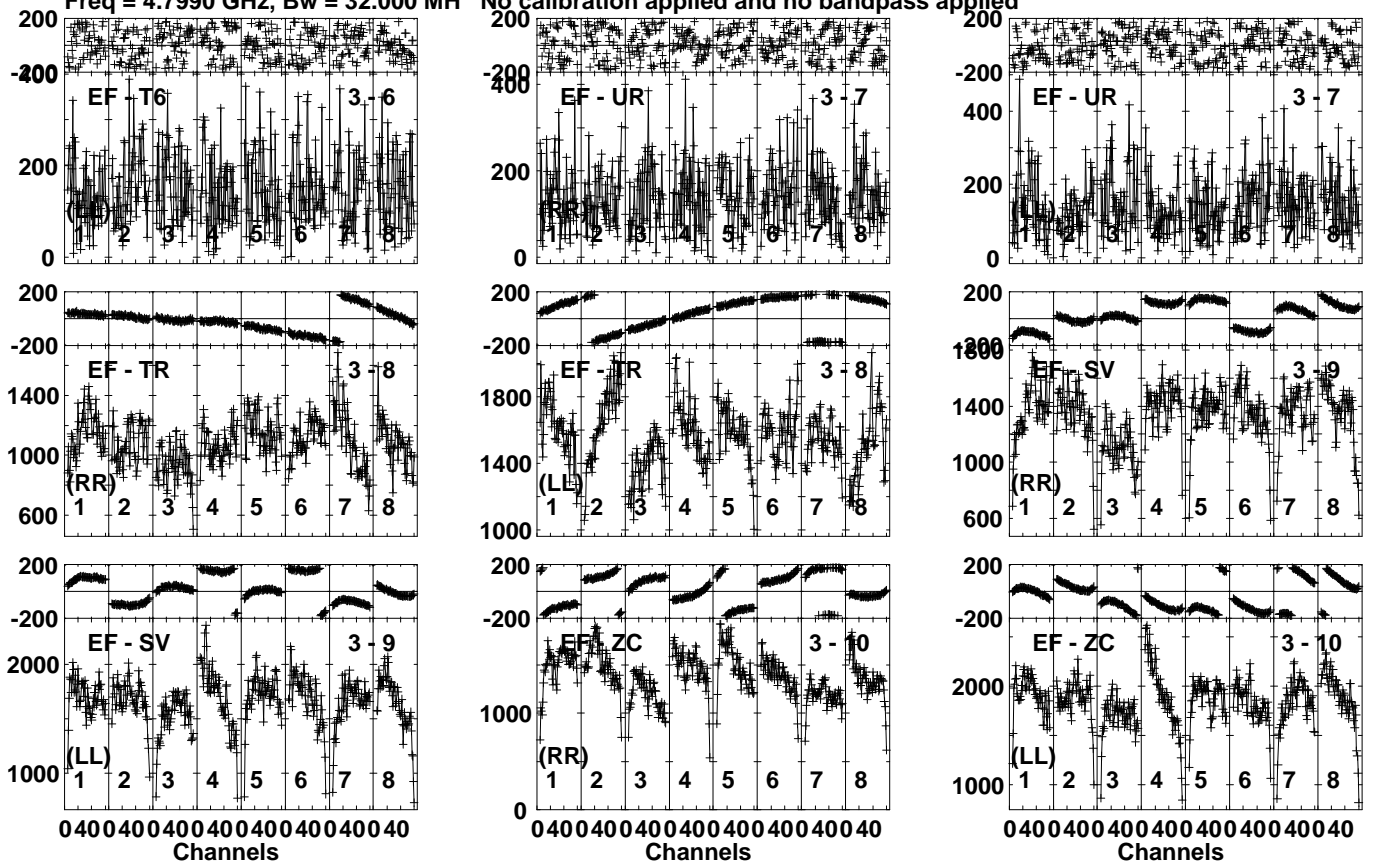


Lower frame: Milli Ampl Jy Top frame: Phas deg  
Vector averaged cross-power spectrum Several baselines displayed  
Timerange: 00/09:26:01 to 00/09:26:59

Plot file version 95 created 02-JUN-2021 11:59:45

J0056+1625 EC0711.UVDATA.1

Freq = 4.7990 GHz, Bw = 32.000 MH No calibration applied and no bandpass applied



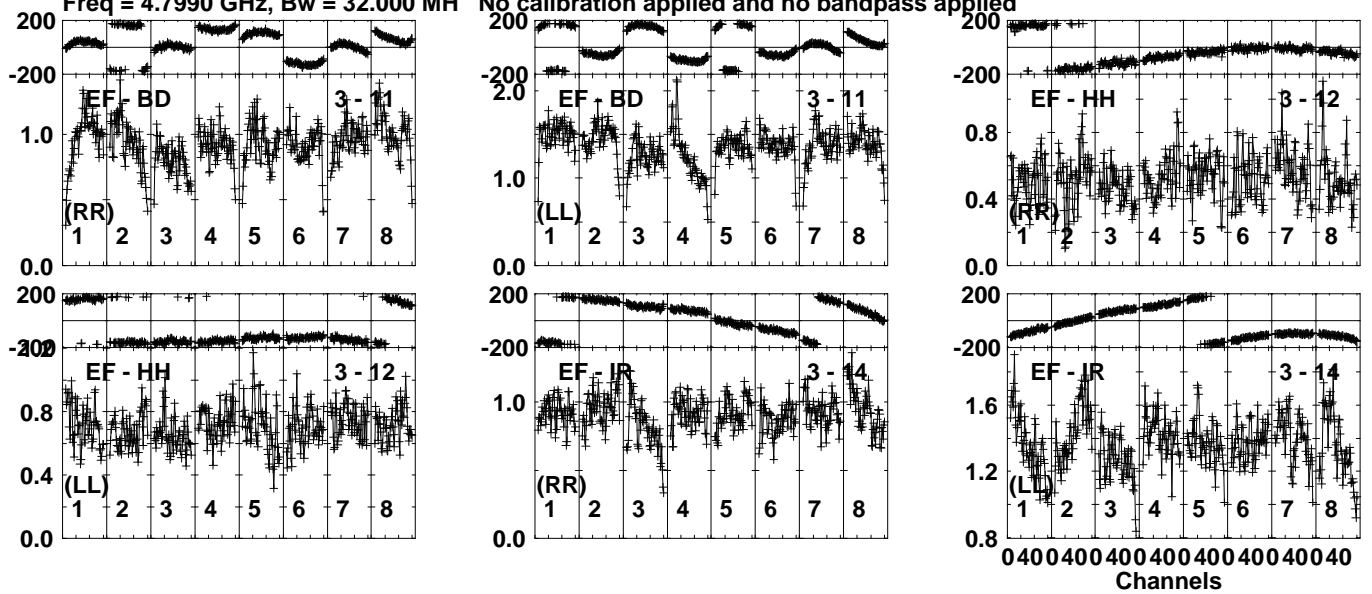
Lower frame: Micro Ampl Jy Top frame: Phas deg  
Vector averaged cross-power spectrum Several baselines displayed  
Timerange: 00/09:26:01 to 00/09:26:59

Plot file version 96 created 02-JUN-2021 11:59:45

J0056+1625 EC0711.UVDATA.1

Freq = 4.7990 GHz, Bw = 32.000 MH

No calibration applied and no bandpass applied

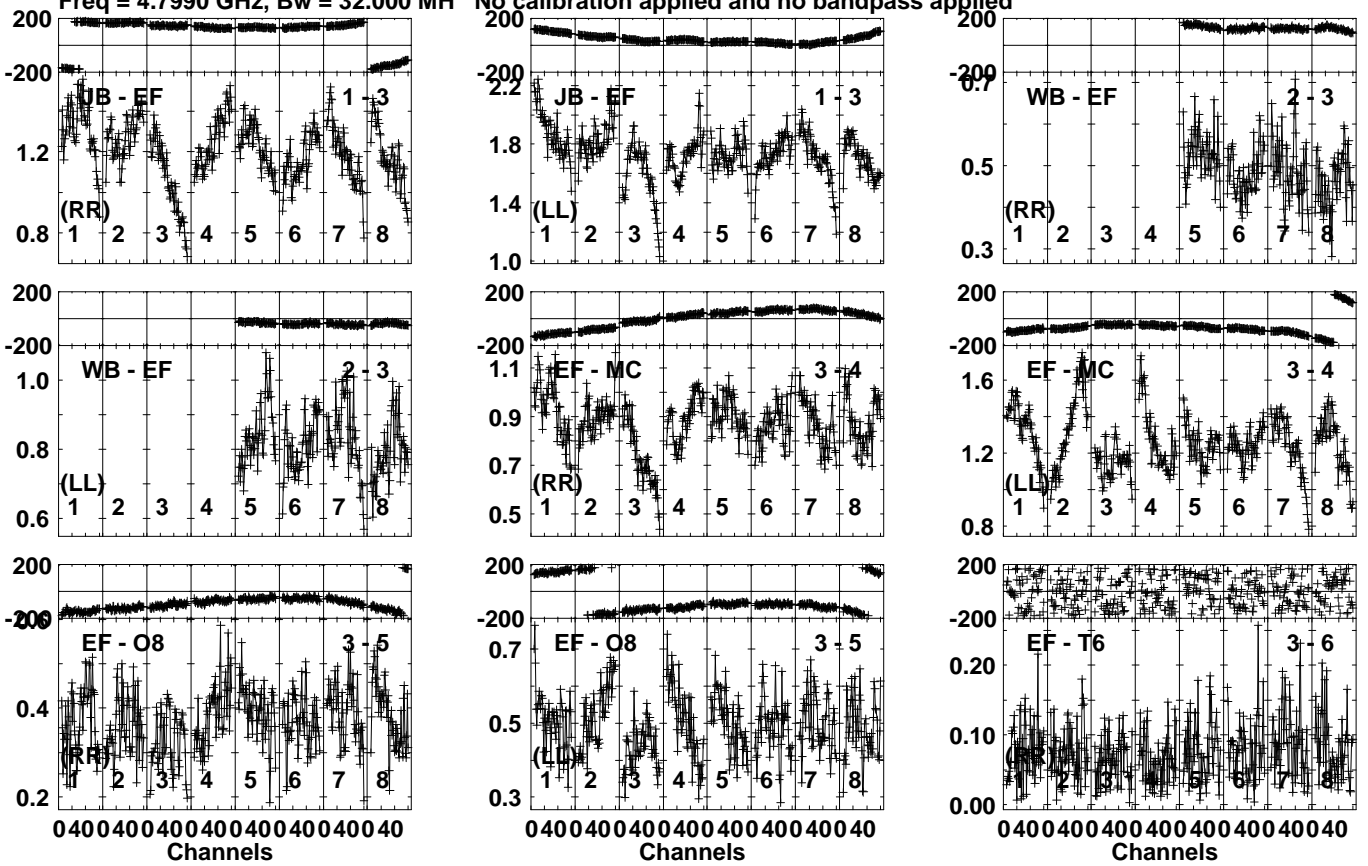


Lower frame: Milli Ampl Jy Top frame: Phas deg  
Vector averaged cross-power spectrum Several baselines displayed  
Timerange: 00/09:26:01 to 00/09:26:59

Plot file version 97 created 02-JUN-2021 11:59:45

J0052+1633 EC0711.UVDATA.1

Freq = 4.7990 GHz, Bw = 32.000 MH No calibration applied and no bandpass applied



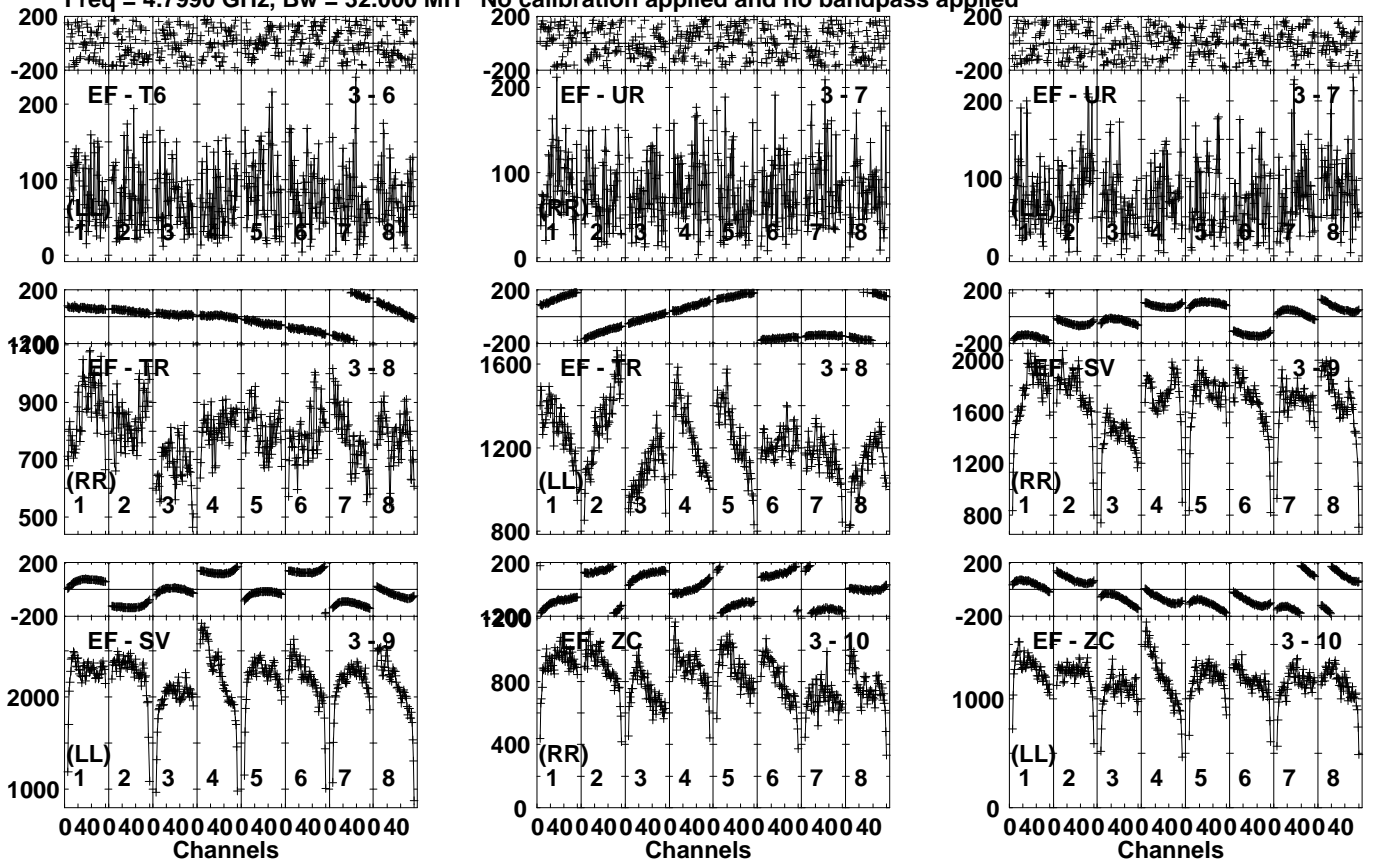
Lower frame: Milli Ampl Jy Top frame: Phas deg  
Vector averaged cross-power spectrum Several baselines displayed  
Timerange: 00/09:27:01 to 00/09:30:39

Plot file version 98 created 02-JUN-2021 11:59:45

J0052+1633 EC0711.UVDATA.1

Freq = 4.7990 GHz, Bw = 32.000 MH

No calibration applied and no bandpass applied



Lower frame: Micro Ampl Jy Top frame: Phas deg  
Vector averaged cross-power spectrum Several baselines displayed  
Timerange: 00/09:27:01 to 00/09:30:39

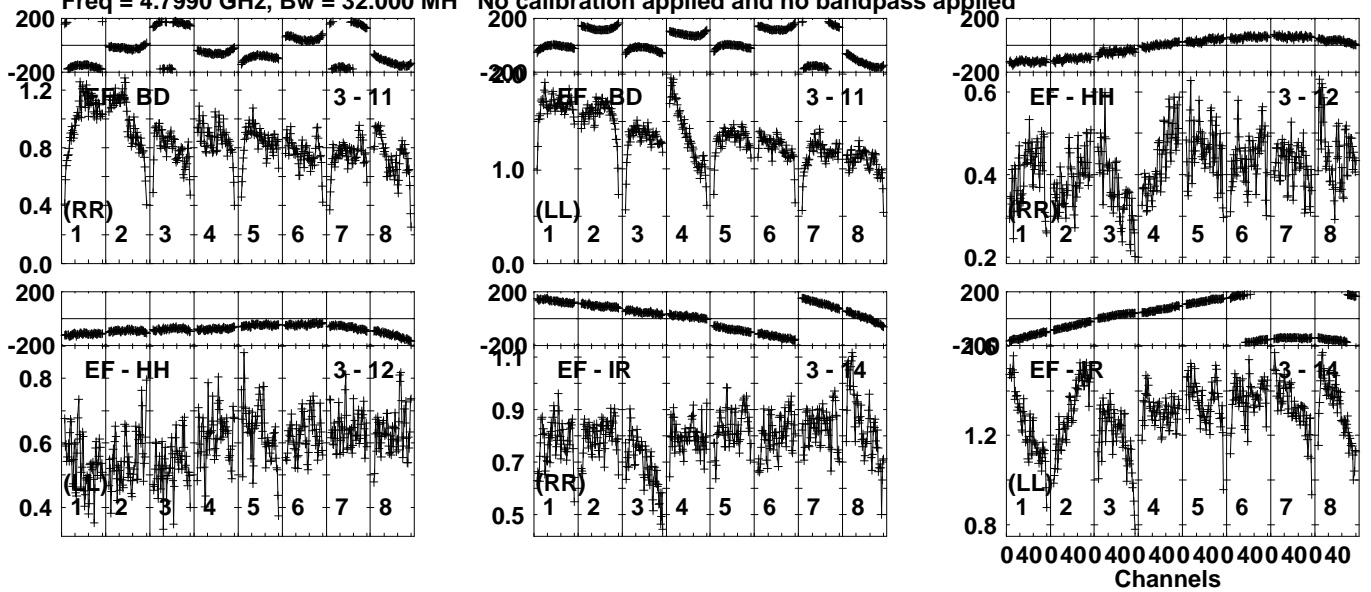


Plot file version 99 created 02-JUN-2021 11:59:45

J0052+1633 EC0711.UVDATA.1

Freq = 4.7990 GHz, Bw = 32.000 MH

No calibration applied and no bandpass applied



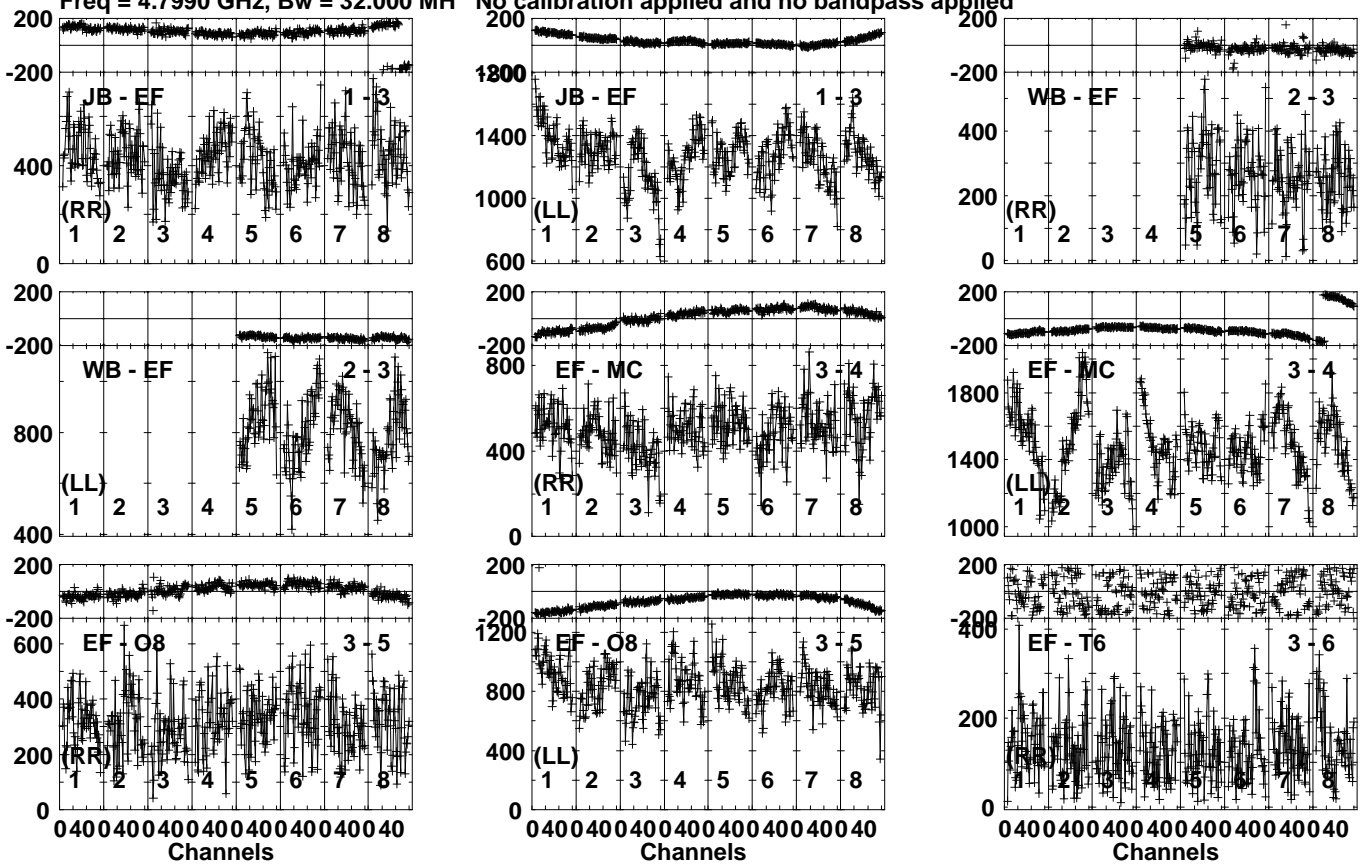
Lower frame: Milli Ampl Jy Top frame: Phas deg  
Vector averaged cross-power spectrum Several baselines displayed  
Timerange: 00/09:27:01 to 00/09:30:39

Plot file version 100 created 02-JUN-2021 11:59:45

J0056+1625 EC0711.UVDATA.1

Freq = 4.7990 GHz, Bw = 32.000 MH

No calibration applied and no bandpass applied

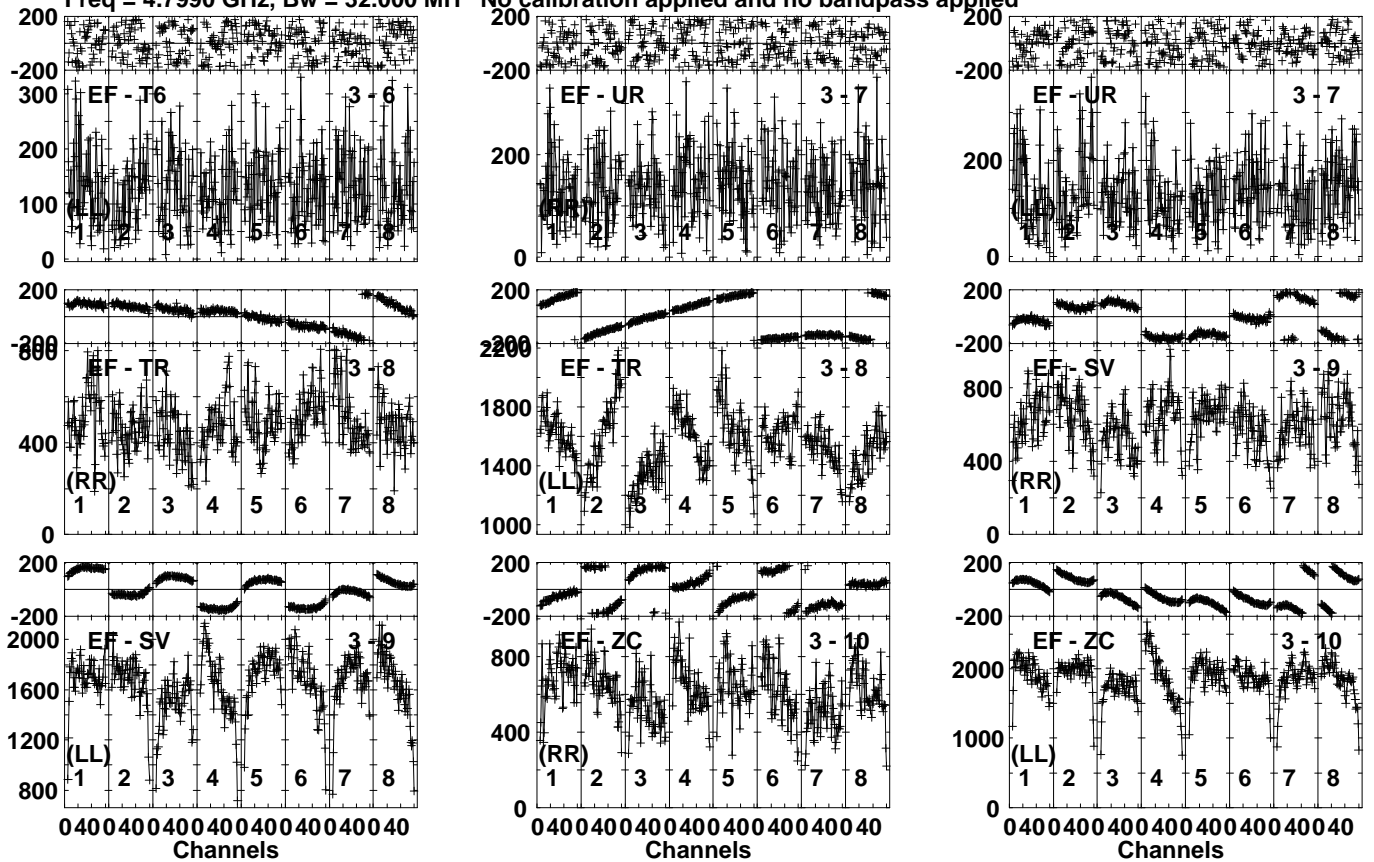


Lower frame: Micro Ampl Jy Top frame: Phas deg  
Vector averaged cross-power spectrum Several baselines displayed  
Timerange: 00/09:30:41 to 00/09:32:19

Plot file version 101 created 02-JUN-2021 11:59:46

J0056+1625 EC0711.UVDATA.1

Freq = 4.7990 GHz, Bw = 32.000 MH No calibration applied and no bandpass applied



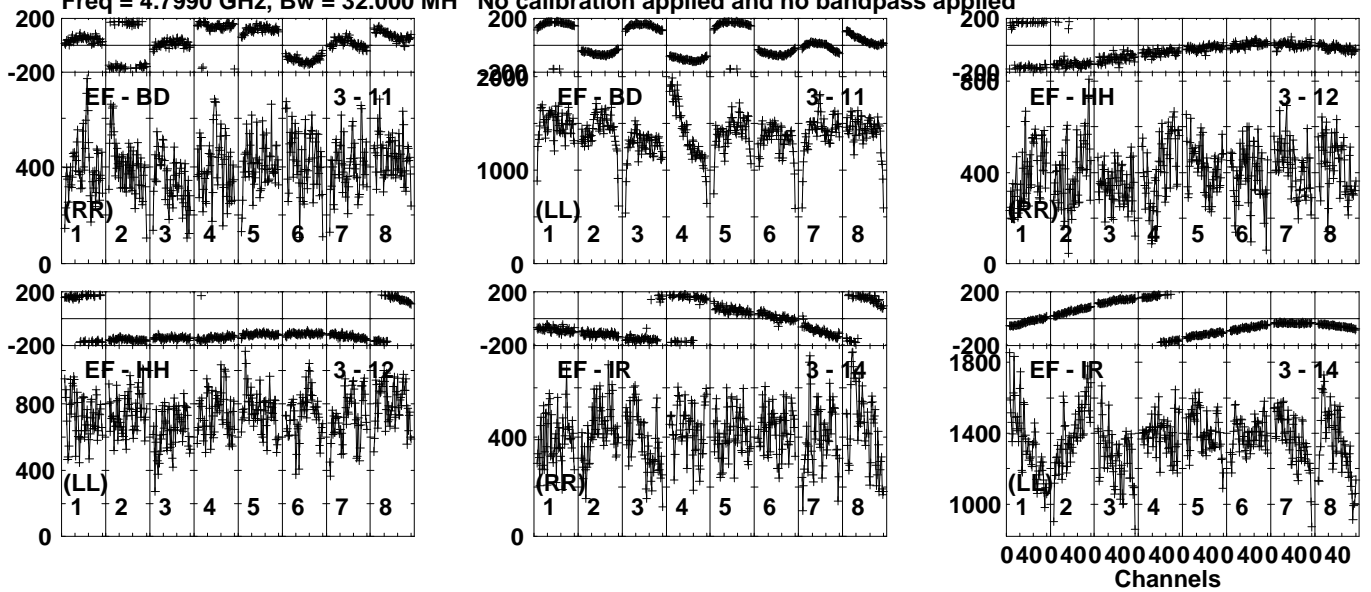
Lower frame: Micro Ampl Jy Top frame: Phas deg  
Vector averaged cross-power spectrum Several baselines displayed  
Timerange: 00/09:30:41 to 00/09:32:19

Plot file version 102 created 02-JUN-2021 11:59:46

J0056+1625 EC0711.UVDATA.1

Freq = 4.7990 GHz, Bw = 32.000 MH

No calibration applied and no bandpass applied



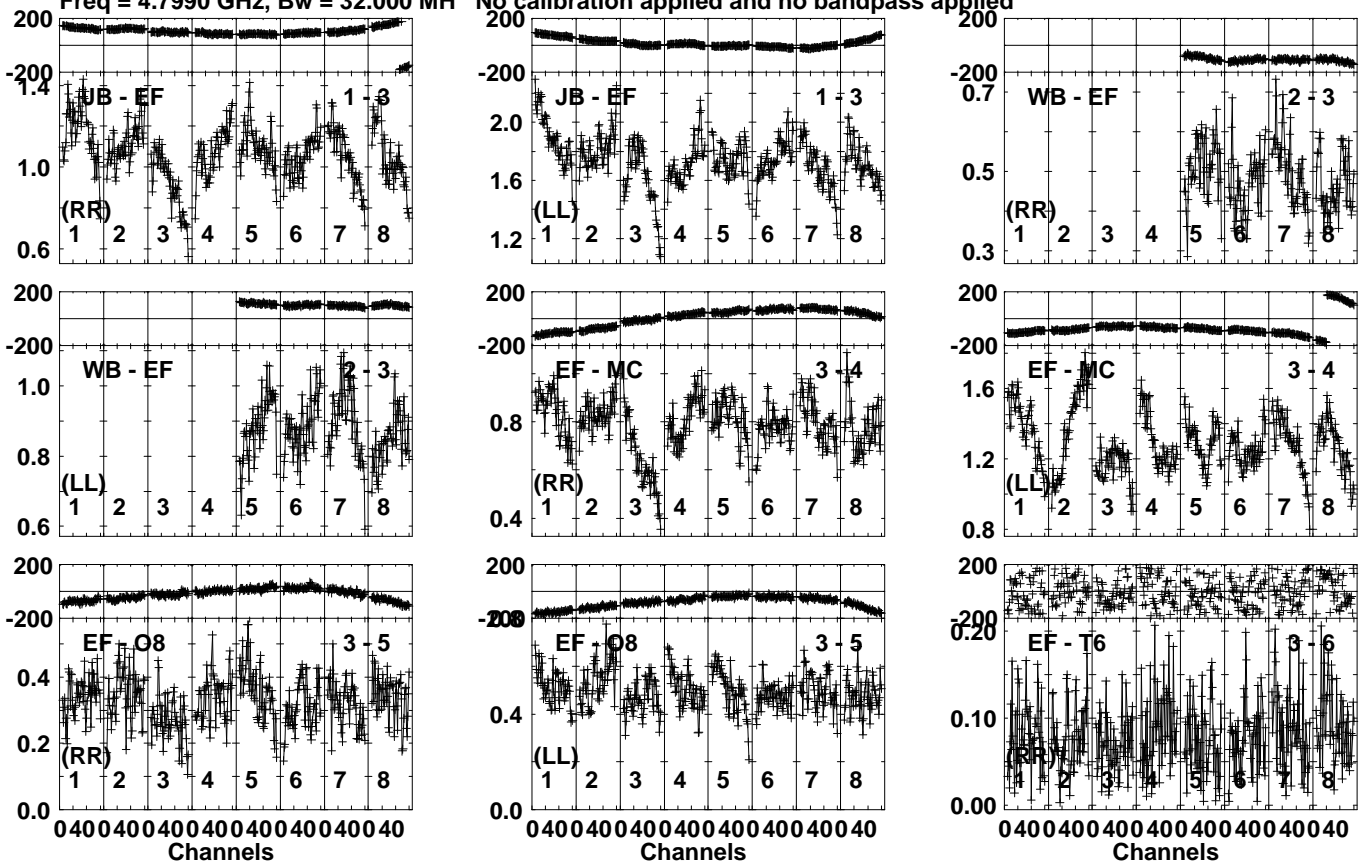
Lower frame: Micro Ampl Jy Top frame: Phas deg  
Vector averaged cross-power spectrum Several baselines displayed  
Timerange: 00/09:30:41 to 00/09:32:19

Plot file version 103 created 02-JUN-2021 11:59:46

J0052+1633 EC0711.UVDATA.1

Freq = 4.7990 GHz, Bw = 32.000 MH

No calibration applied and no bandpass applied



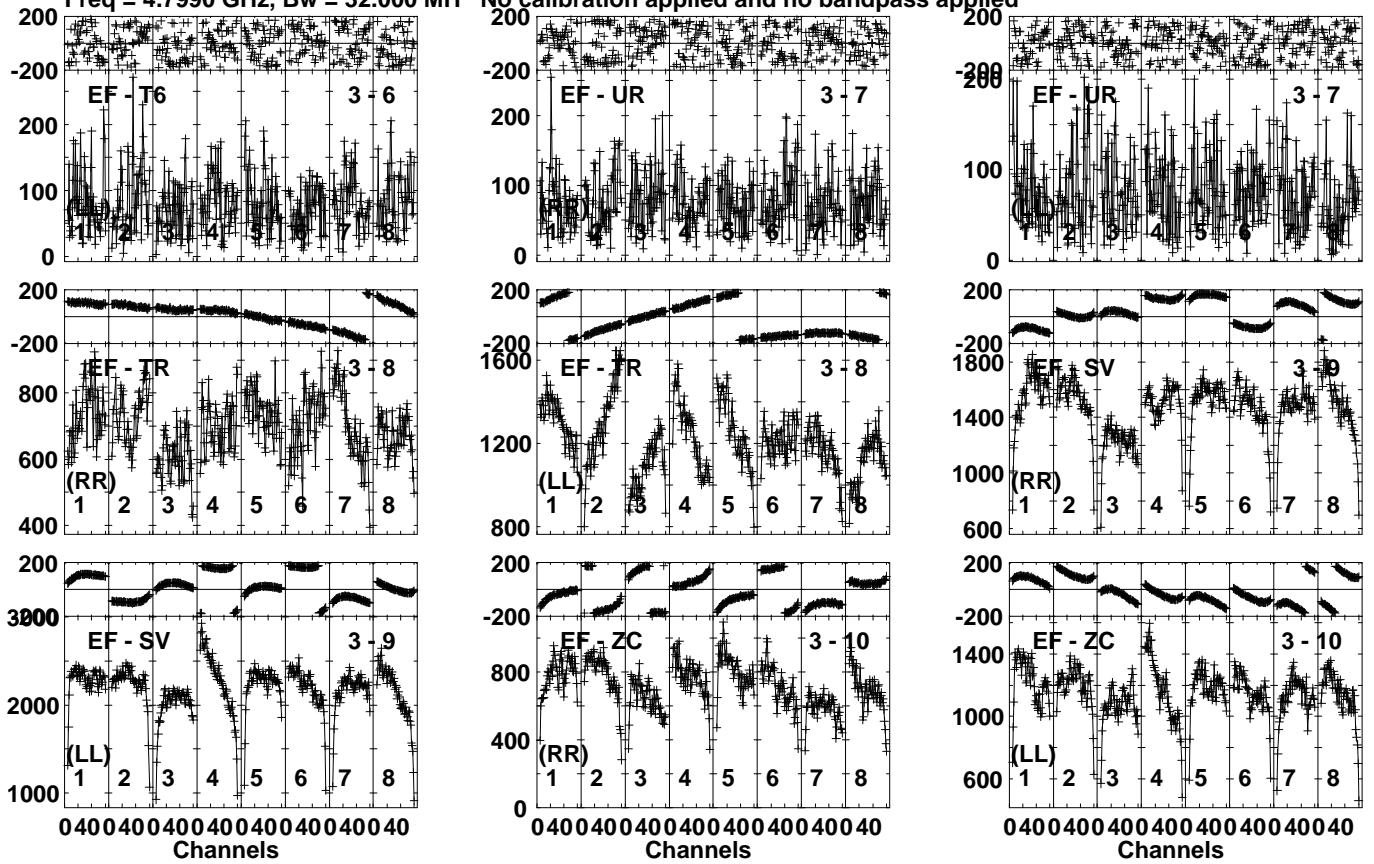
Lower frame: Milli Ampl Jy Top frame: Phas deg  
Vector averaged cross-power spectrum Several baselines displayed  
Timerange: 00/09:32:21 to 00/09:35:59

Plot file version 104 created 02-JUN-2021 11:59:46

J0052+1633 EC0711.UVDATA.1

Freq = 4.7990 GHz, Bw = 32.000 MH

No calibration applied and no bandpass applied



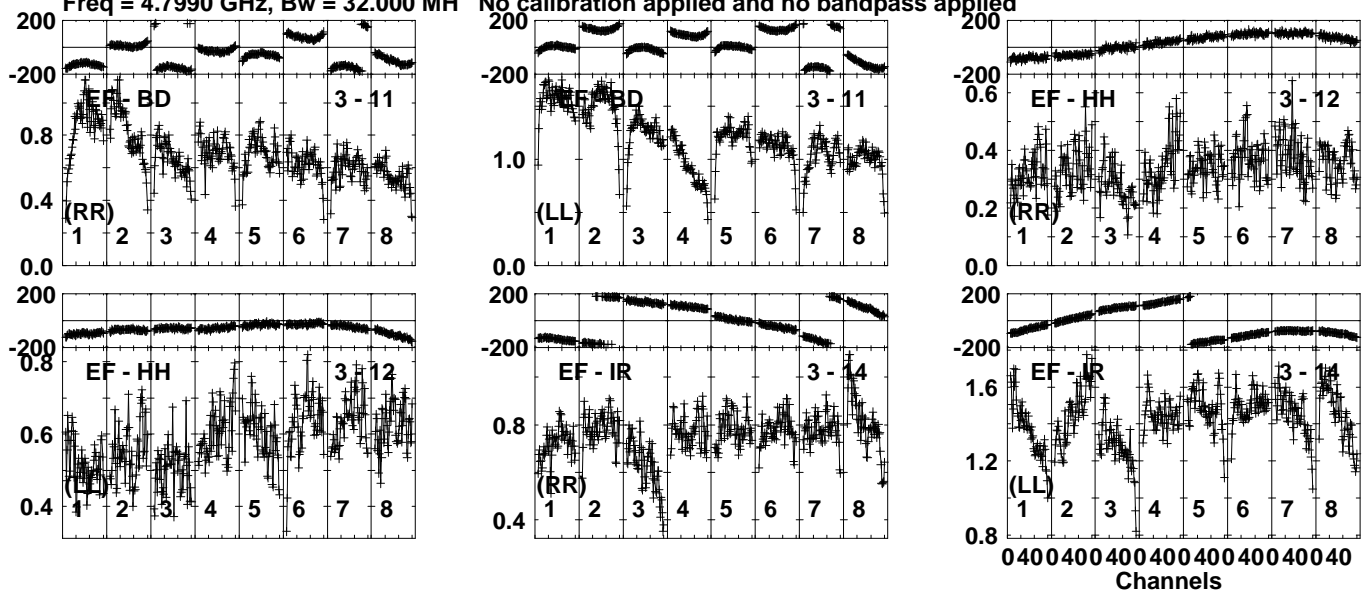
Lower frame: Micro Ampl Jy Top frame: Phas deg  
Vector averaged cross-power spectrum Several baselines displayed  
Timerange: 00/09:32:21 to 00/09:35:59

Plot file version 105 created 02-JUN-2021 11:59:46

J0052+1633 EC0711.UVDATA.1

Freq = 4.7990 GHz, Bw = 32.000 MH

No calibration applied and no bandpass applied



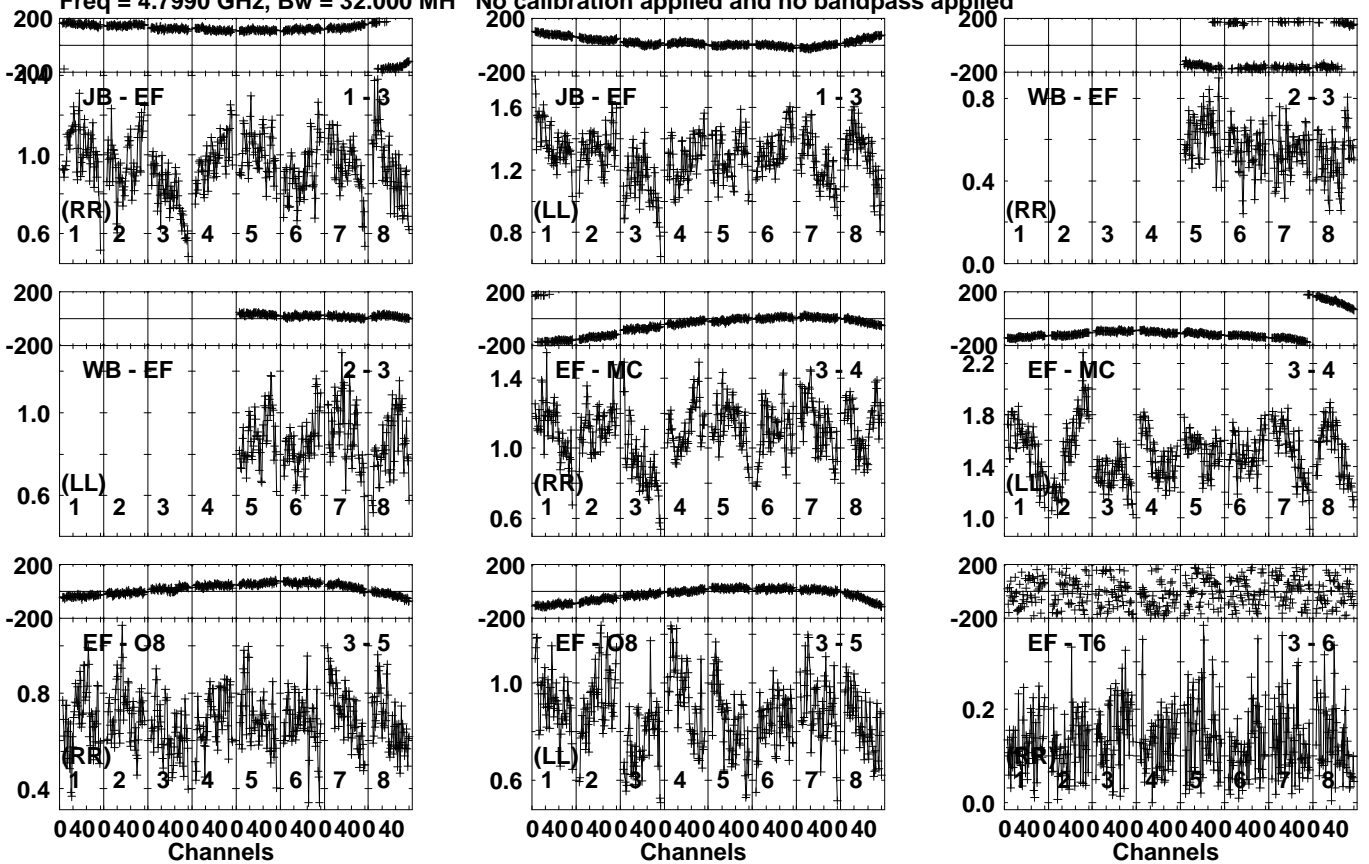
Lower frame: Milli Ampl Jy Top frame: Phas deg  
Vector averaged cross-power spectrum Several baselines displayed  
Timerange: 00/09:32:21 to 00/09:35:59

Plot file version 106 created 02-JUN-2021 11:59:46

J0056+1625 EC0711.UVDATA.1

Freq = 4.7990 GHz, Bw = 32.000 MH

No calibration applied and no bandpass applied



Lower frame: Milli Ampl Jy Top frame: Phas deg

Vector averaged cross-power spectrum Several baselines displayed

Timerange: 00/09:36:01 to 00/09:37:39

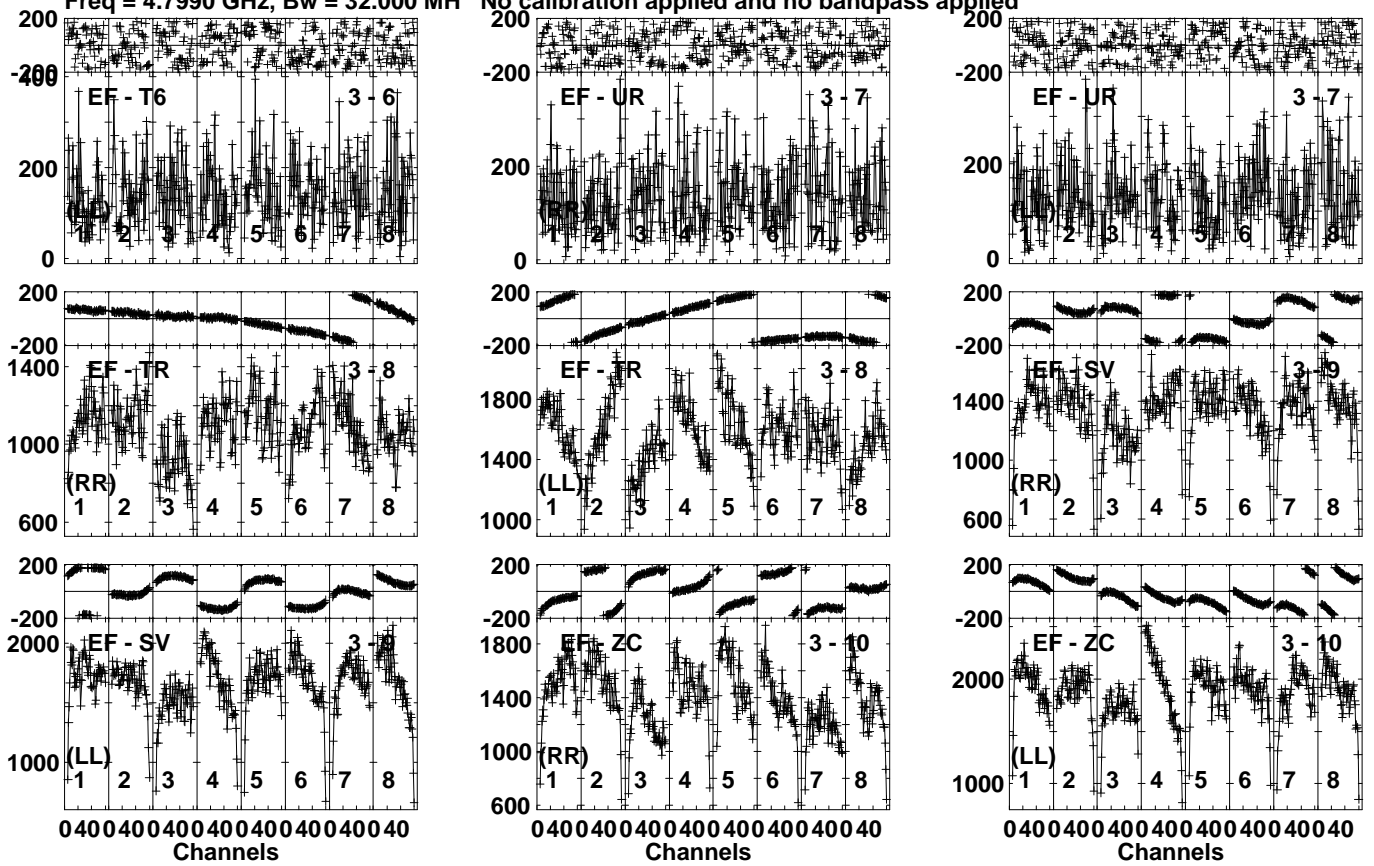


Plot file version 107 created 02-JUN-2021 11:59:46

J0056+1625 EC0711.UVDATA.1

Freq = 4.7990 GHz, Bw = 32.000 MH

No calibration applied and no bandpass applied



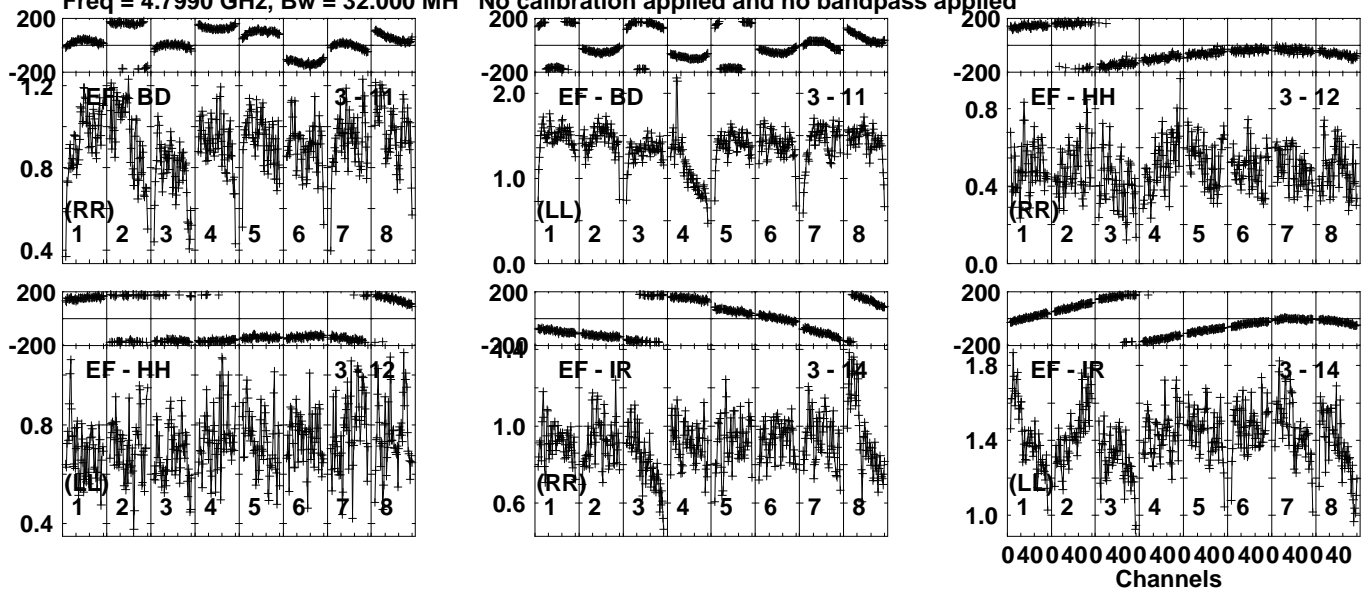
Lower frame: Micro Ampl Jy Top frame: Phas deg  
Vector averaged cross-power spectrum Several baselines displayed  
Timerange: 00/09:36:01 to 00/09:37:39

Plot file version 108 created 02-JUN-2021 11:59:46

J0056+1625 EC0711.UVDATA.1

Freq = 4.7990 GHz, Bw = 32.000 MH

No calibration applied and no bandpass applied



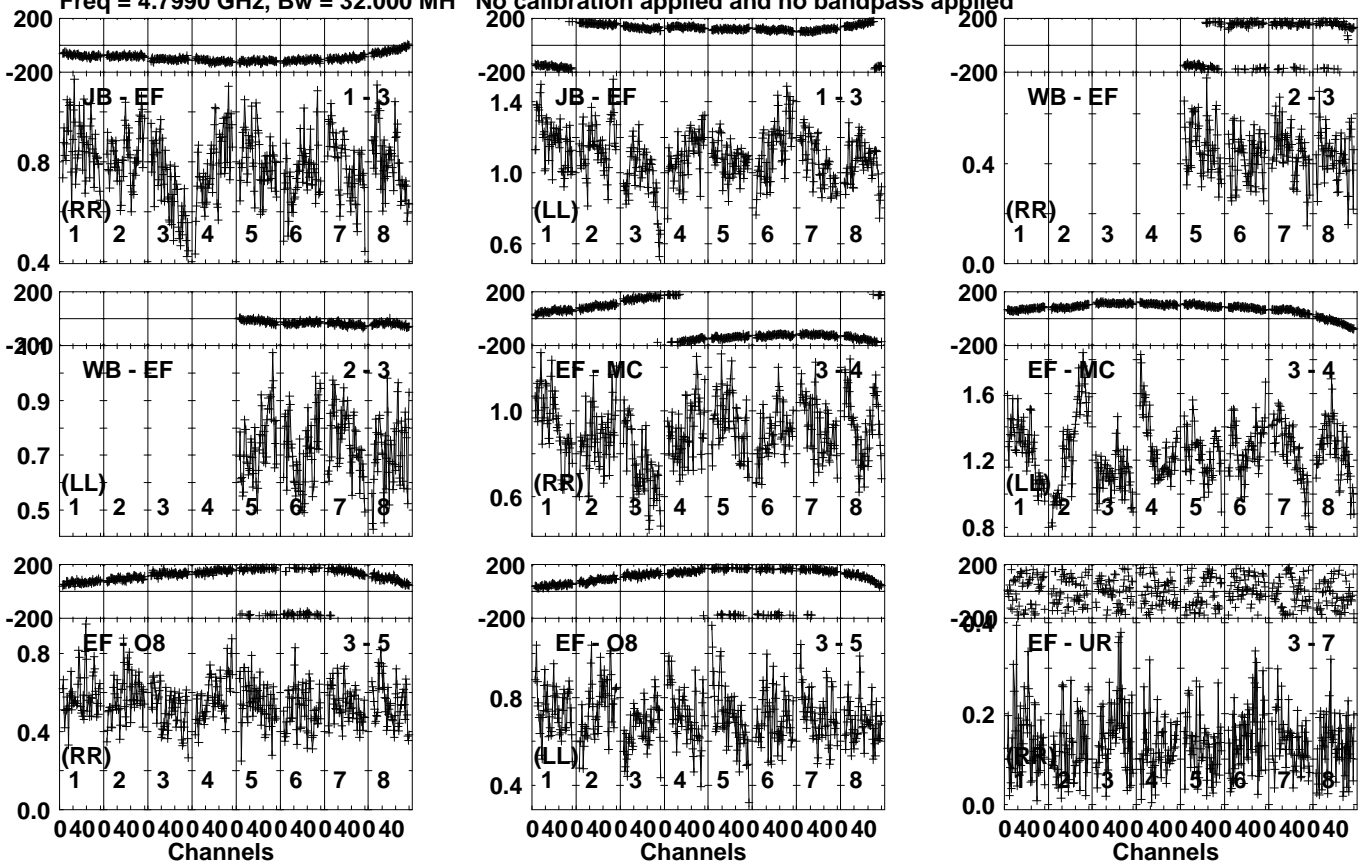
Lower frame: Milli Ampl Jy Top frame: Phas deg  
Vector averaged cross-power spectrum Several baselines displayed  
Timerange: 00/09:36:01 to 00/09:37:39

Plot file version 109 created 02-JUN-2021 11:59:46

J2223+0838 EC0711.UVDATA.1

Freq = 4.7990 GHz, Bw = 32.000 MH

No calibration applied and no bandpass applied



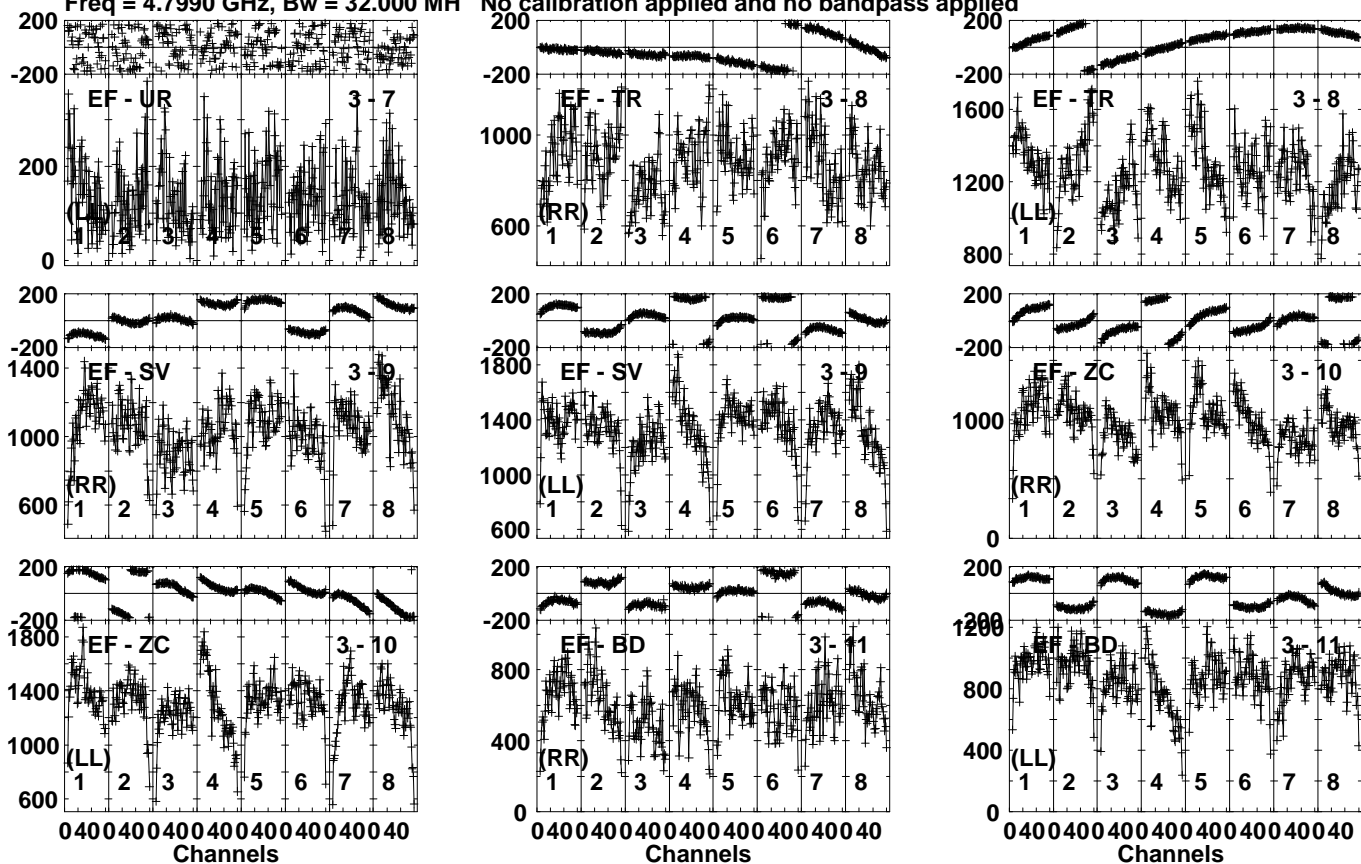
Lower frame: Milli Ampl Jy Top frame: Phas deg  
Vector averaged cross-power spectrum Several baselines displayed  
Timerange: 00/09:39:11 to 00/09:41:29

Plot file version 110 created 02-JUN-2021 11:59:46

J2223+0838 EC0711.UVDATA.1

Freq = 4.7990 GHz, Bw = 32.000 MH

No calibration applied and no bandpass applied



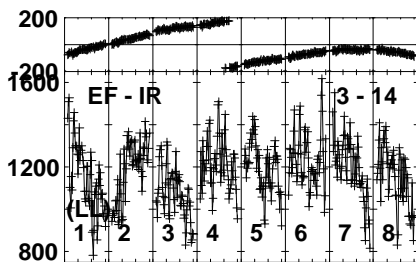
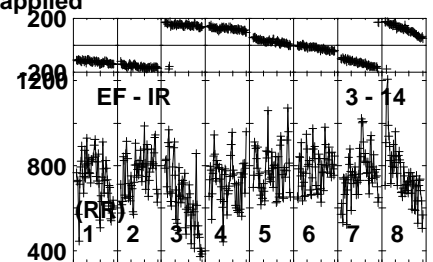
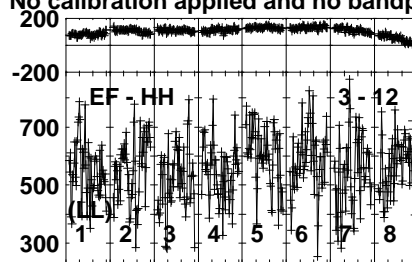
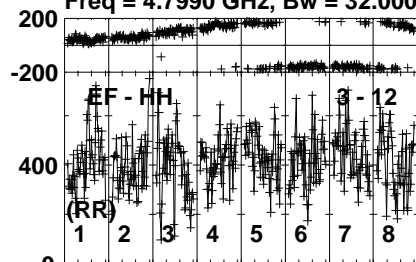
Lower frame: Micro Ampl Jy Top frame: Phas deg  
Vector averaged cross-power spectrum Several baselines displayed  
Timerange: 00/09:39:11 to 00/09:41:29

Plot file version 111 created 02-JUN-2021 11:59:46

J2223+0838 EC0711.UVDATA.1

Freq = 4.7990 GHz, Bw = 32.000 MH

No calibration applied and no bandpass applied

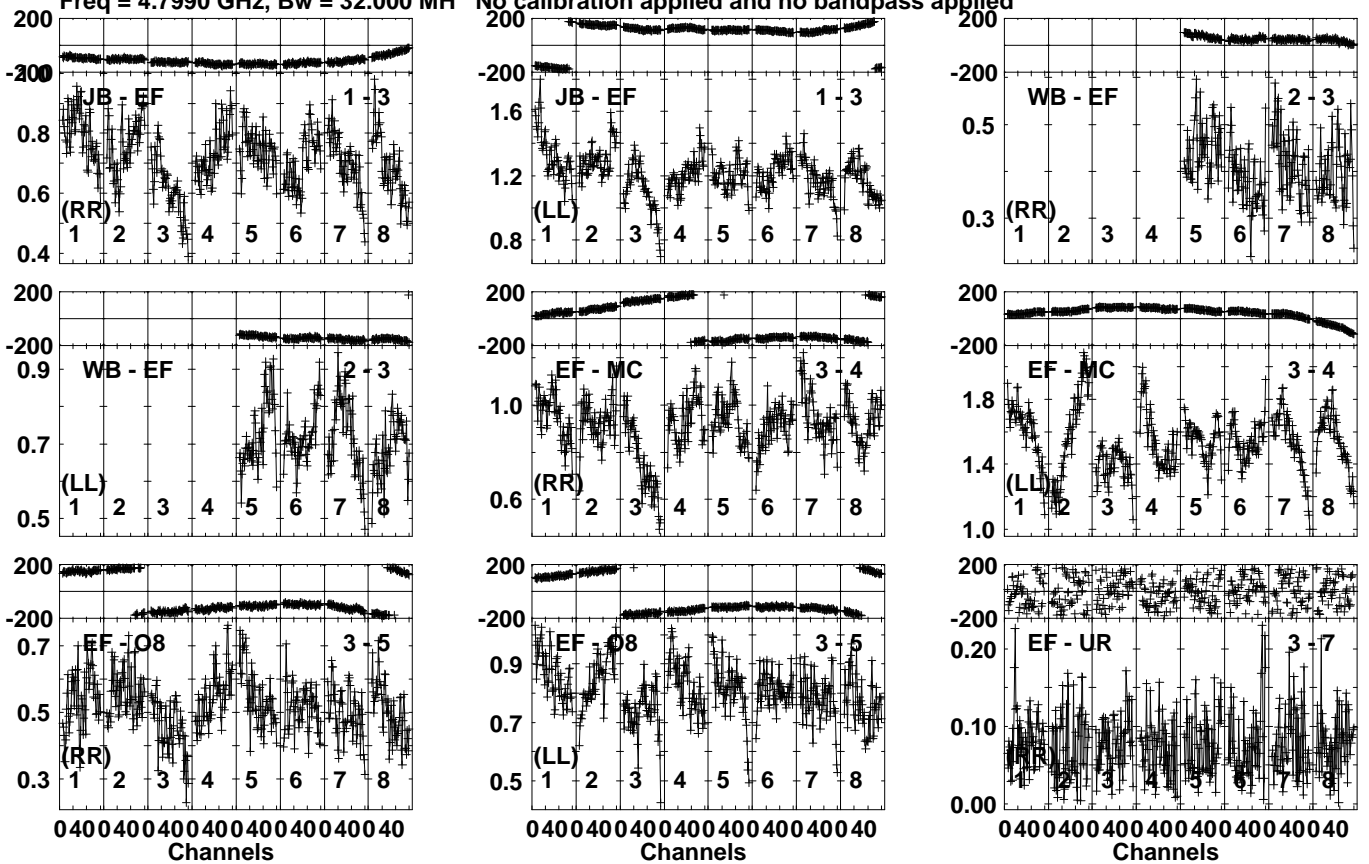


Lower frame: Micro Ampl Jy Top frame: Phas deg  
Vector averaged cross-power spectrum Several baselines displayed  
Timerange: 00/09:39:11 to 00/09:41:29

Plot file version 112 created 02-JUN-2021 11:59:46

J2225+0841 EC0711.UVDATA.1

Freq = 4.7990 GHz, Bw = 32.000 MH No calibration applied and no bandpass applied



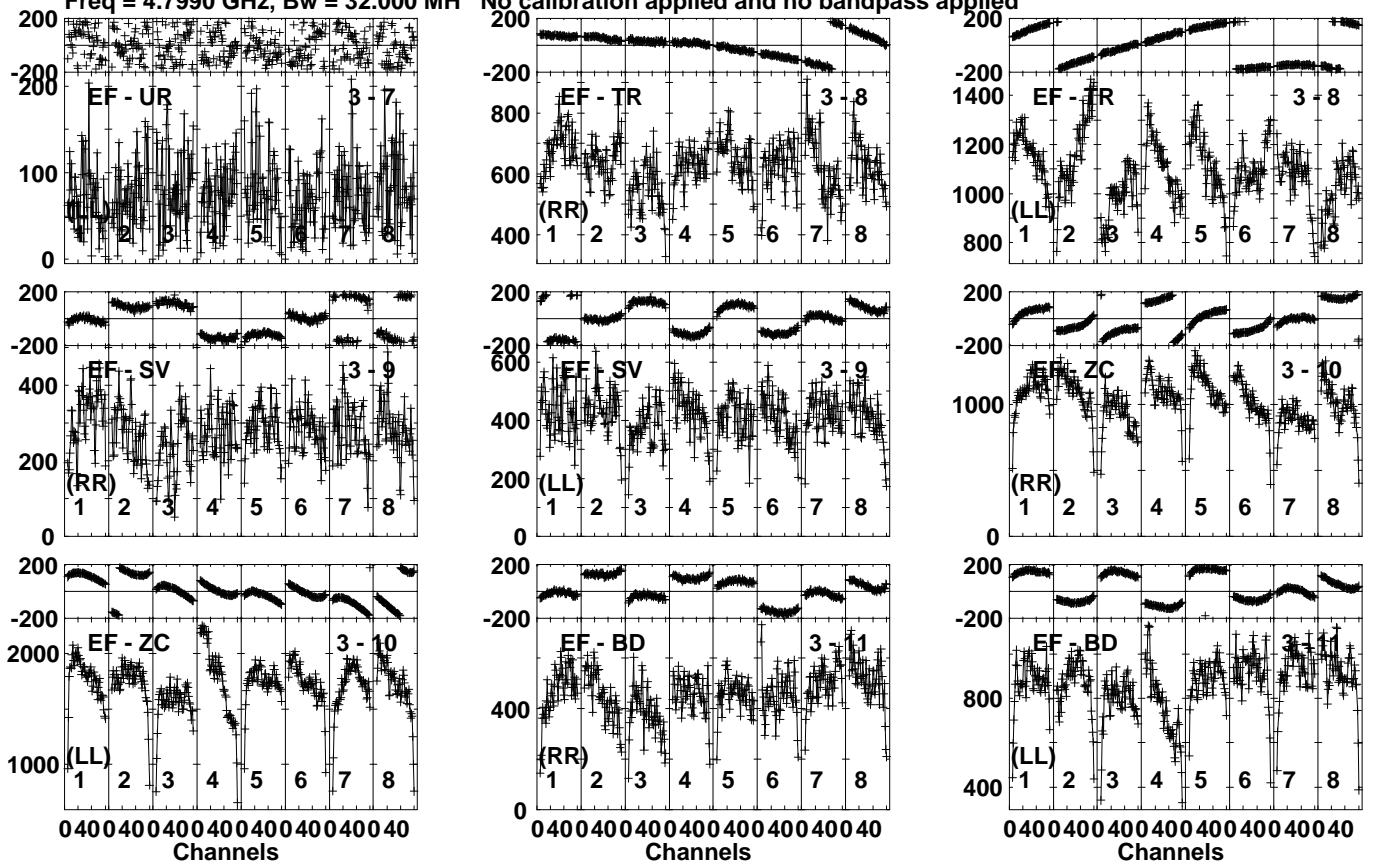
Lower frame: Milli Ampl Jy Top frame: Phas deg  
Vector averaged cross-power spectrum Several baselines displayed  
Timerange: 00/09:41:31 to 00/09:45:09

Plot file version 113 created 02-JUN-2021 11:59:47

J2225+0841 EC0711.UVDATA.1

Freq = 4.7990 GHz, Bw = 32.000 MH

No calibration applied and no bandpass applied



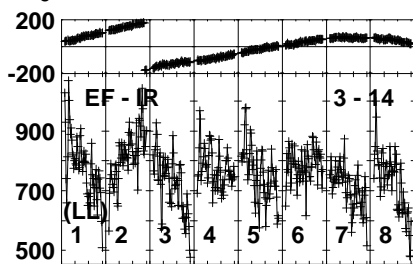
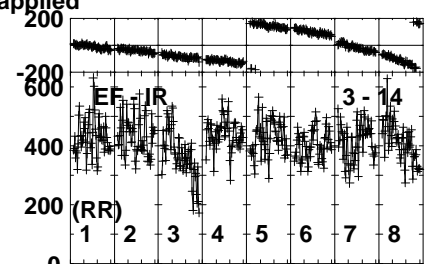
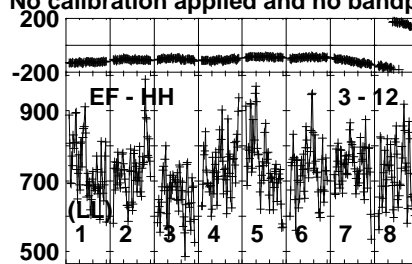
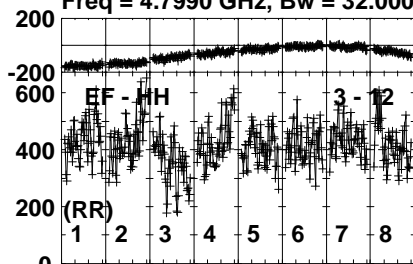
Lower frame: Micro Ampl Jy Top frame: Phas deg  
Vector averaged cross-power spectrum Several baselines displayed  
Timerange: 00/09:41:31 to 00/09:45:09

Plot file version 114 created 02-JUN-2021 11:59:47

J2225+0841 EC0711.UVDATA.1

Freq = 4.7990 GHz, Bw = 32.000 MH

No calibration applied and no bandpass applied



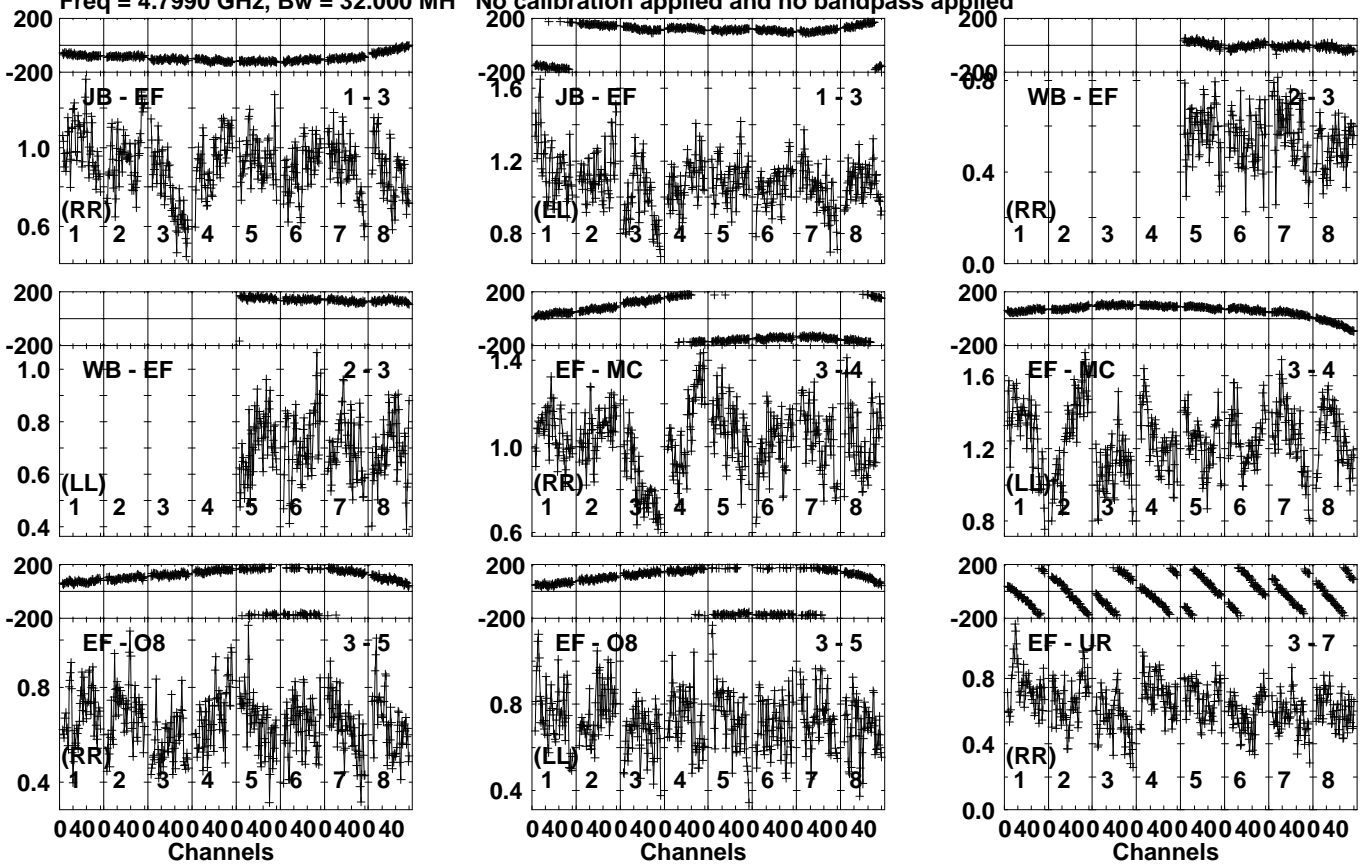
Lower frame: Micro Ampl Jy Top frame: Phas deg  
Vector averaged cross-power spectrum Several baselines displayed  
Timerange: 00/09:41:31 to 00/09:45:09



Plot file version 115 created 02-JUN-2021 11:59:47

J2223+0838 EC0711.UVDATA.1

Freq = 4.7990 GHz, Bw = 32.000 MH No calibration applied and no bandpass applied



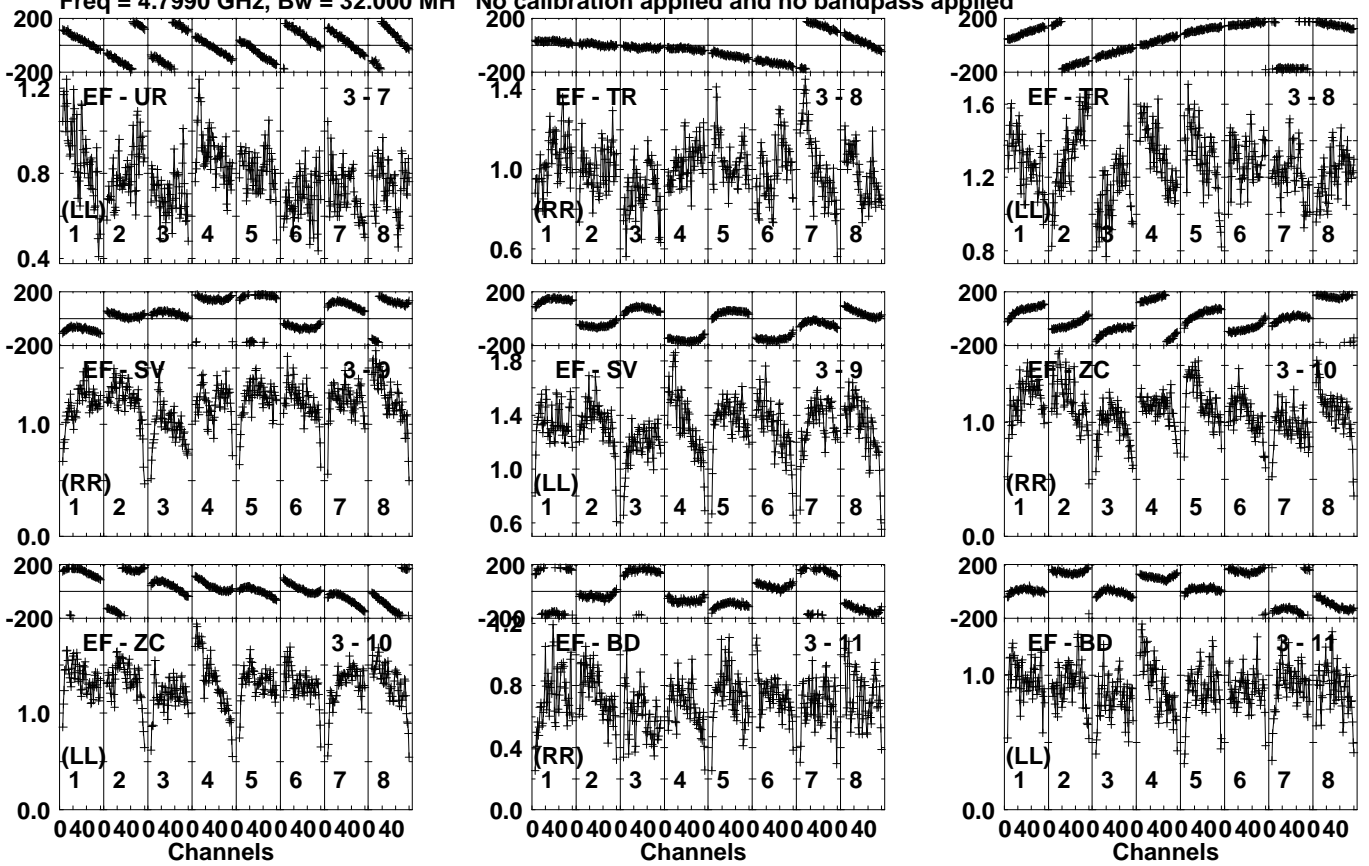
Lower frame: Milli Ampl Jy Top frame: Phas deg  
Vector averaged cross-power spectrum Several baselines displayed  
Timerange: 00/09:45:11 to 00/09:46:49

Plot file version 116 created 02-JUN-2021 11:59:47

J2223+0838 EC0711.UVDATA.1

Freq = 4.7990 GHz, Bw = 32.000 MH

No calibration applied and no bandpass applied



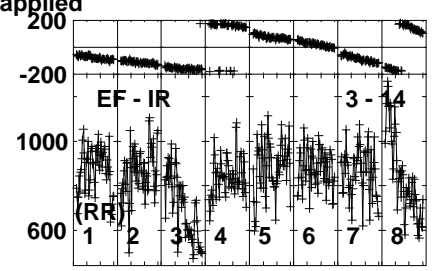
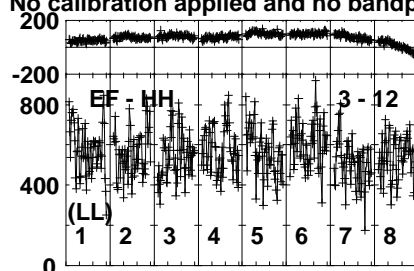
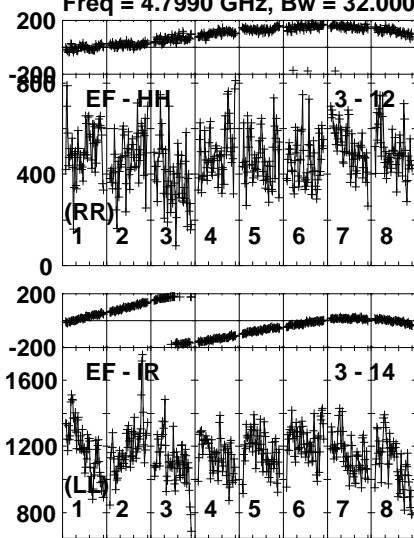
Lower frame: Milli Ampl Jy Top frame: Phas deg  
Vector averaged cross-power spectrum Several baselines displayed  
Timerange: 00/09:45:11 to 00/09:46:49

Plot file version 117 created 02-JUN-2021 11:59:47

J2223+0838 EC0711.UVDATA.1

Freq = 4.7990 GHz, Bw = 32.000 MH

No calibration applied and no bandpass applied

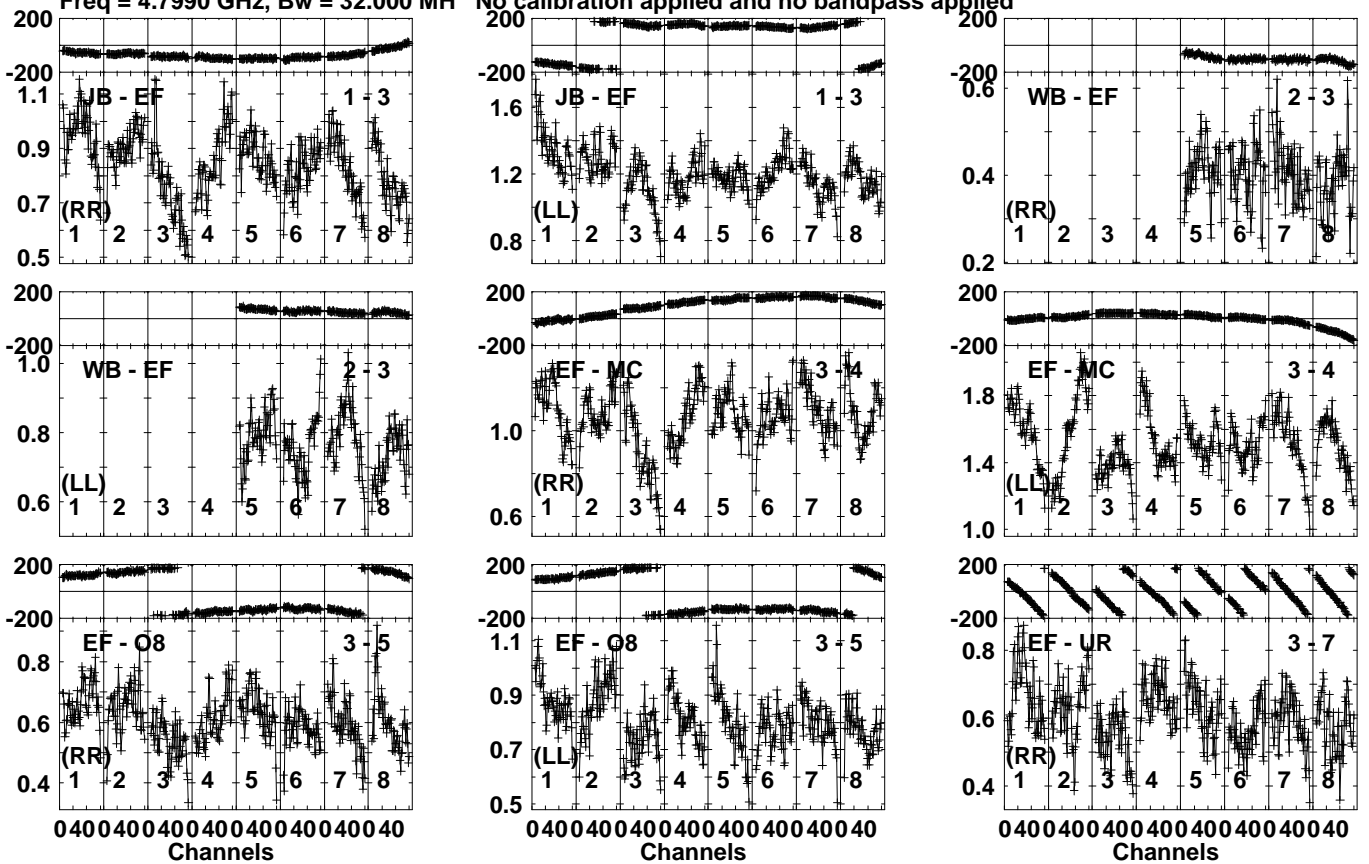


Lower frame: Micro Ampl Jy Top frame: Phas deg  
Vector averaged cross-power spectrum Several baselines displayed  
Timerange: 00/09:45:11 to 00/09:46:49

Plot file version 118 created 02-JUN-2021 11:59:47

J2225+0841 EC0711.UVDATA.1

Freq = 4.7990 GHz, Bw = 32.000 MH No calibration applied and no bandpass applied



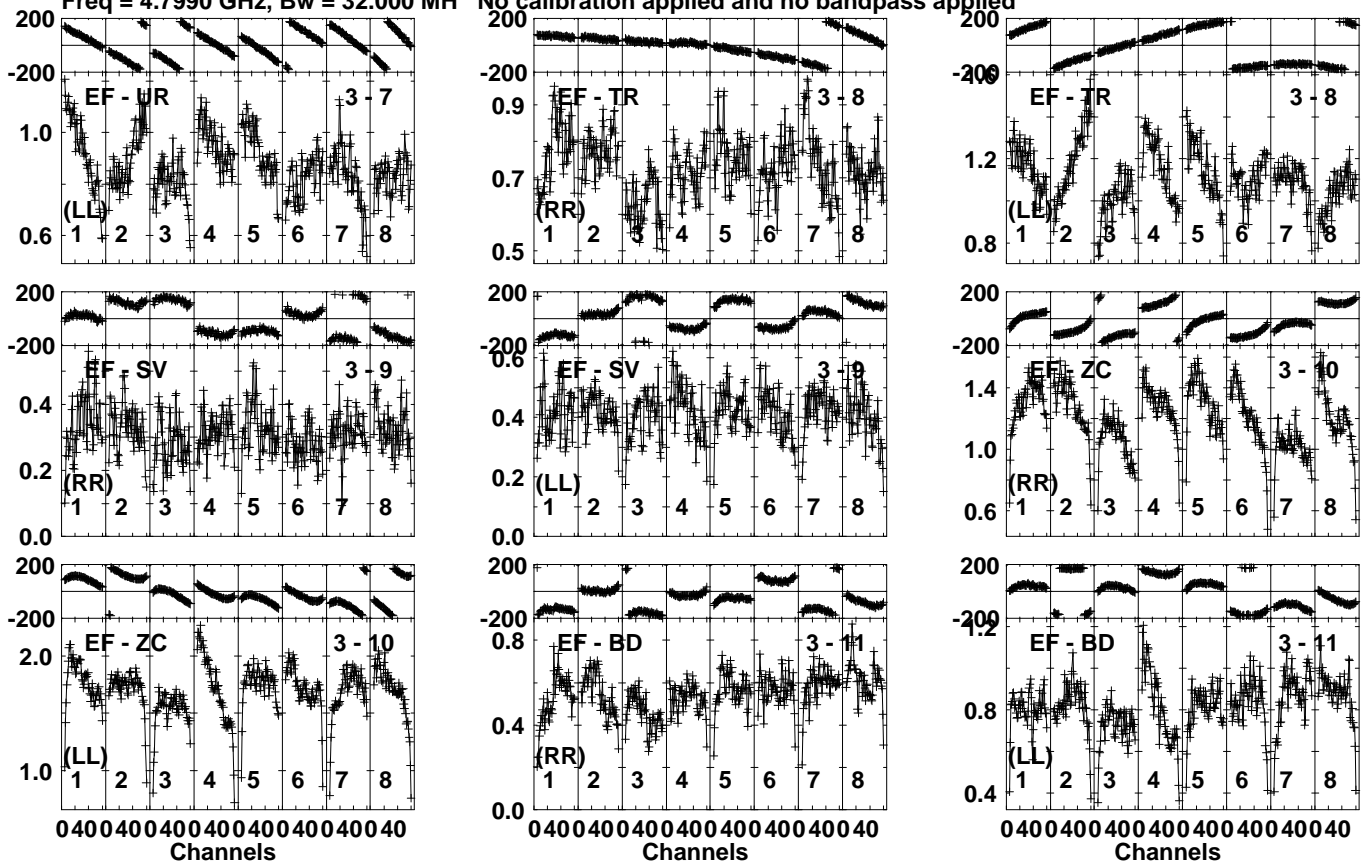
Lower frame: Milli Ampl Jy Top frame: Phas deg  
Vector averaged cross-power spectrum Several baselines displayed  
Timerange: 00/09:46:51 to 00/09:50:29

Plot file version 119 created 02-JUN-2021 11:59:47

J2225+0841 EC0711.UVDATA.1

Freq = 4.7990 GHz, Bw = 32.000 MH

No calibration applied and no bandpass applied



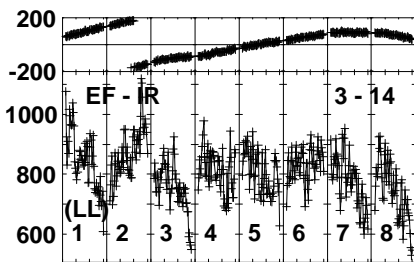
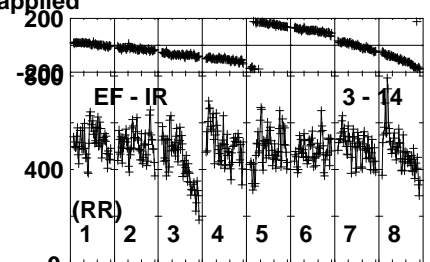
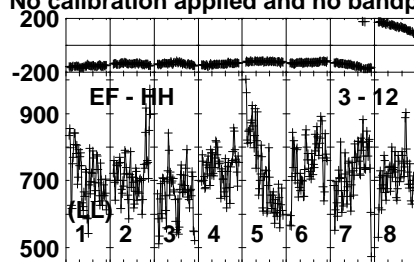
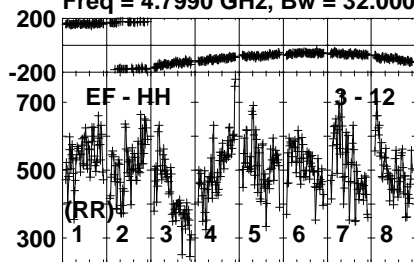
Lower frame: Milli Ampl Jy Top frame: Phas deg  
Vector averaged cross-power spectrum Several baselines displayed  
Timerange: 00/09:46:51 to 00/09:50:29

Plot file version 120 created 02-JUN-2021 11:59:47

J2225+0841 EC0711.UVDATA.1

Freq = 4.7990 GHz, Bw = 32.000 MH

No calibration applied and no bandpass applied

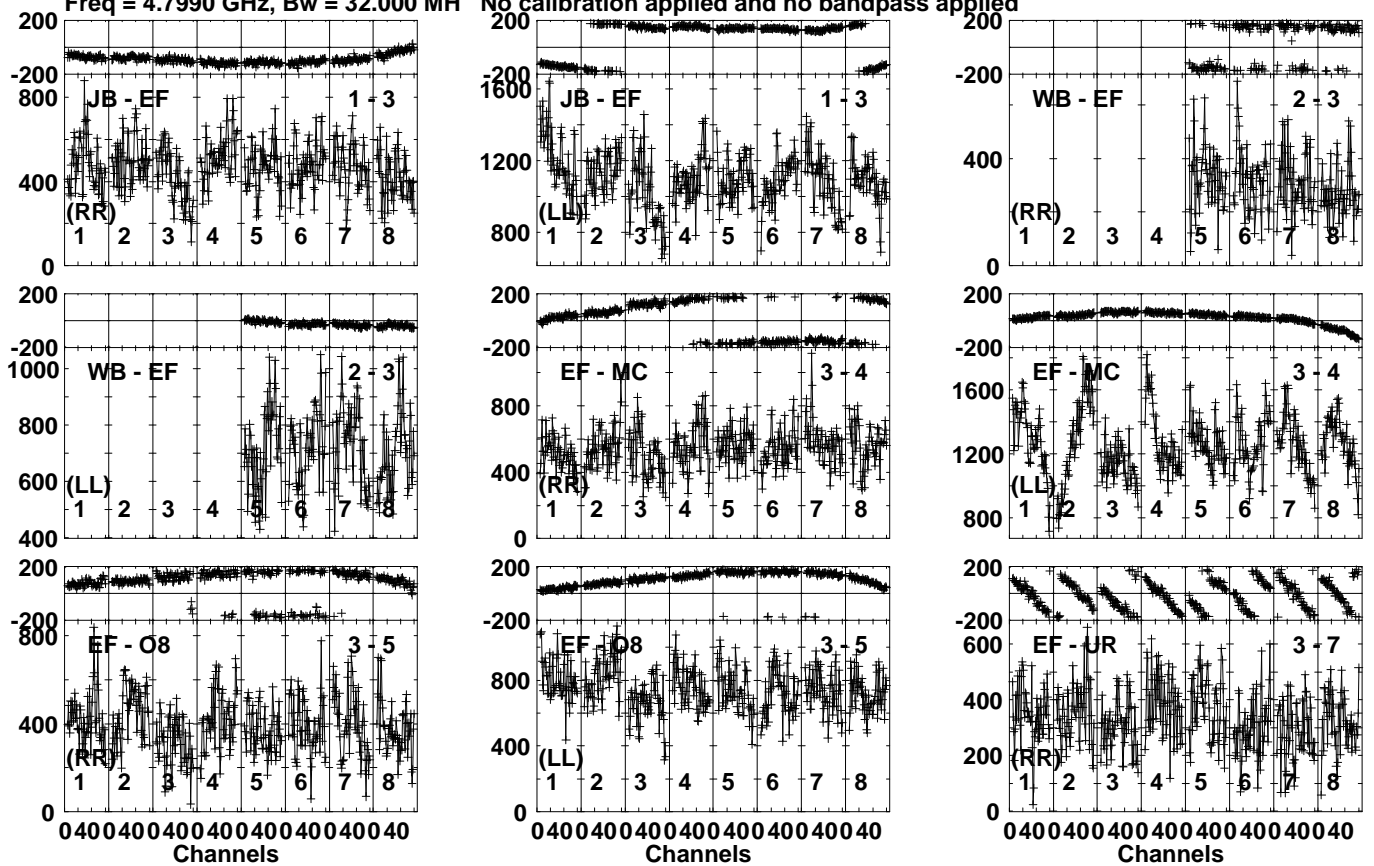


Lower frame: Micro Ampl Jy Top frame: Phas deg  
Vector averaged cross-power spectrum Several baselines displayed  
Timerange: 00/09:46:51 to 00/09:50:29

Plot file version 121 created 02-JUN-2021 11:59:47

J2223+0838 EC0711.UVDATA.1

Freq = 4.7990 GHz, Bw = 32.000 MH No calibration applied and no bandpass applied



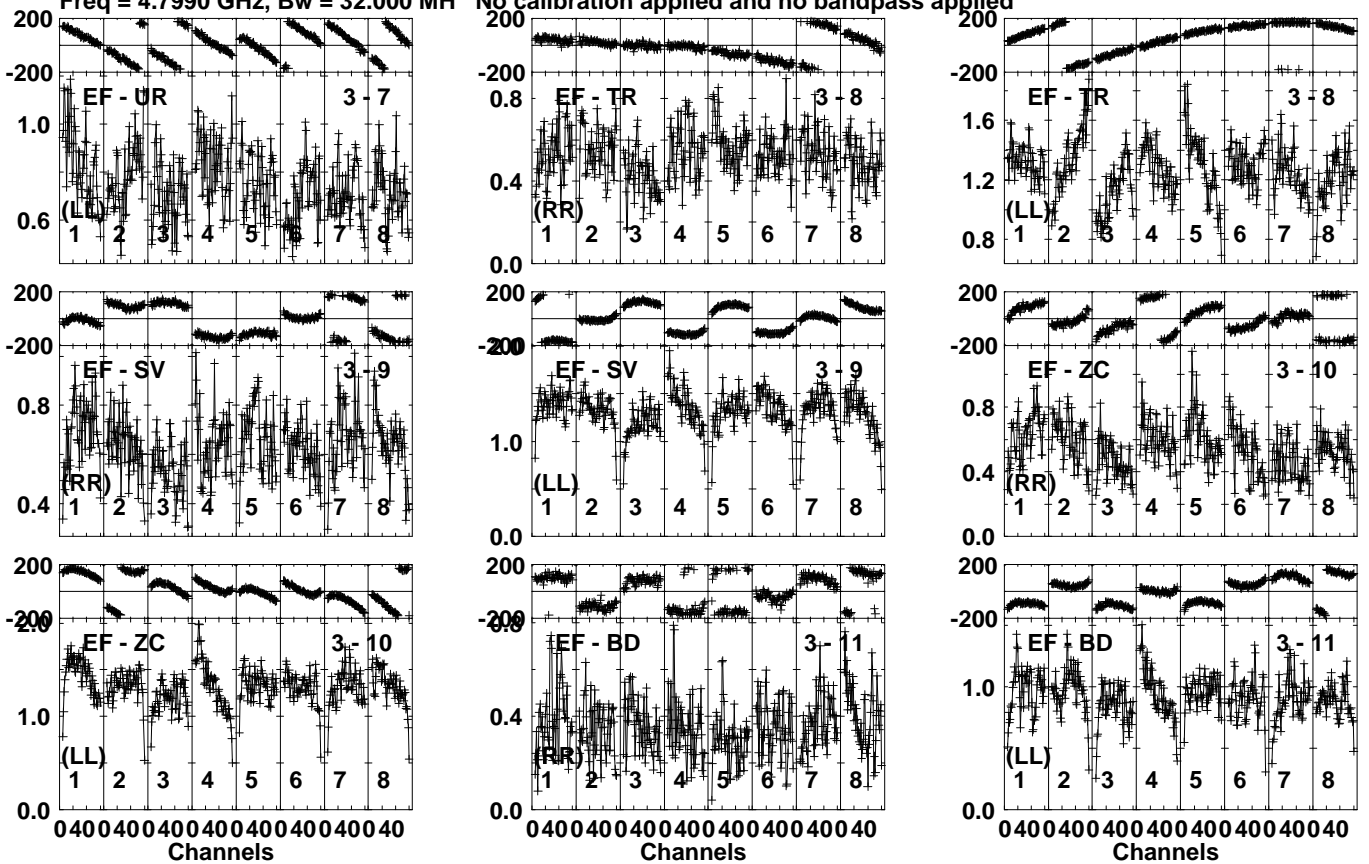
Lower frame: Micro Ampl Jy Top frame: Phas deg  
Vector averaged cross-power spectrum Several baselines displayed  
Timerange: 00/09:51:11 to 00/09:52:09

Plot file version 122 created 02-JUN-2021 11:59:47

J2223+0838 EC0711.UVDATA.1

Freq = 4.7990 GHz, Bw = 32.000 MH

No calibration applied and no bandpass applied



Lower frame: Milli Ampl Jy Top frame: Phas deg  
Vector averaged cross-power spectrum Several baselines displayed  
Timerange: 00/09:51:11 to 00/09:52:09

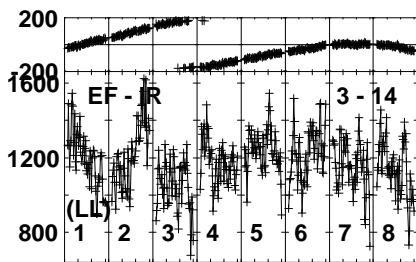
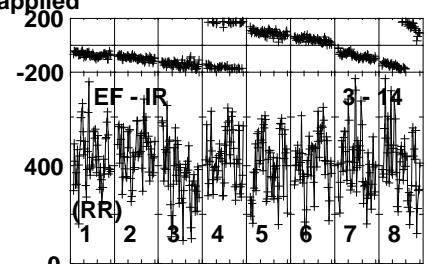
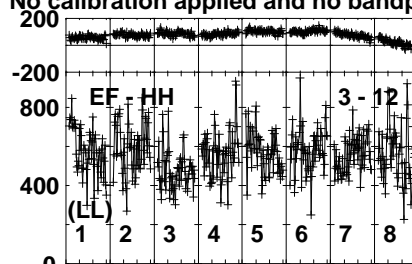
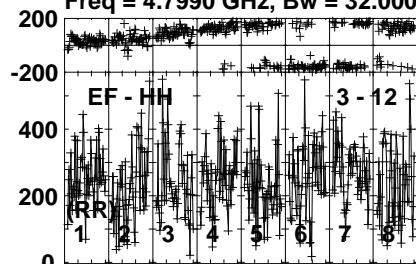


Plot file version 123 created 02-JUN-2021 11:59:47

J2223+0838 EC0711.UVDATA.1

Freq = 4.7990 GHz, Bw = 32.000 MH

No calibration applied and no bandpass applied



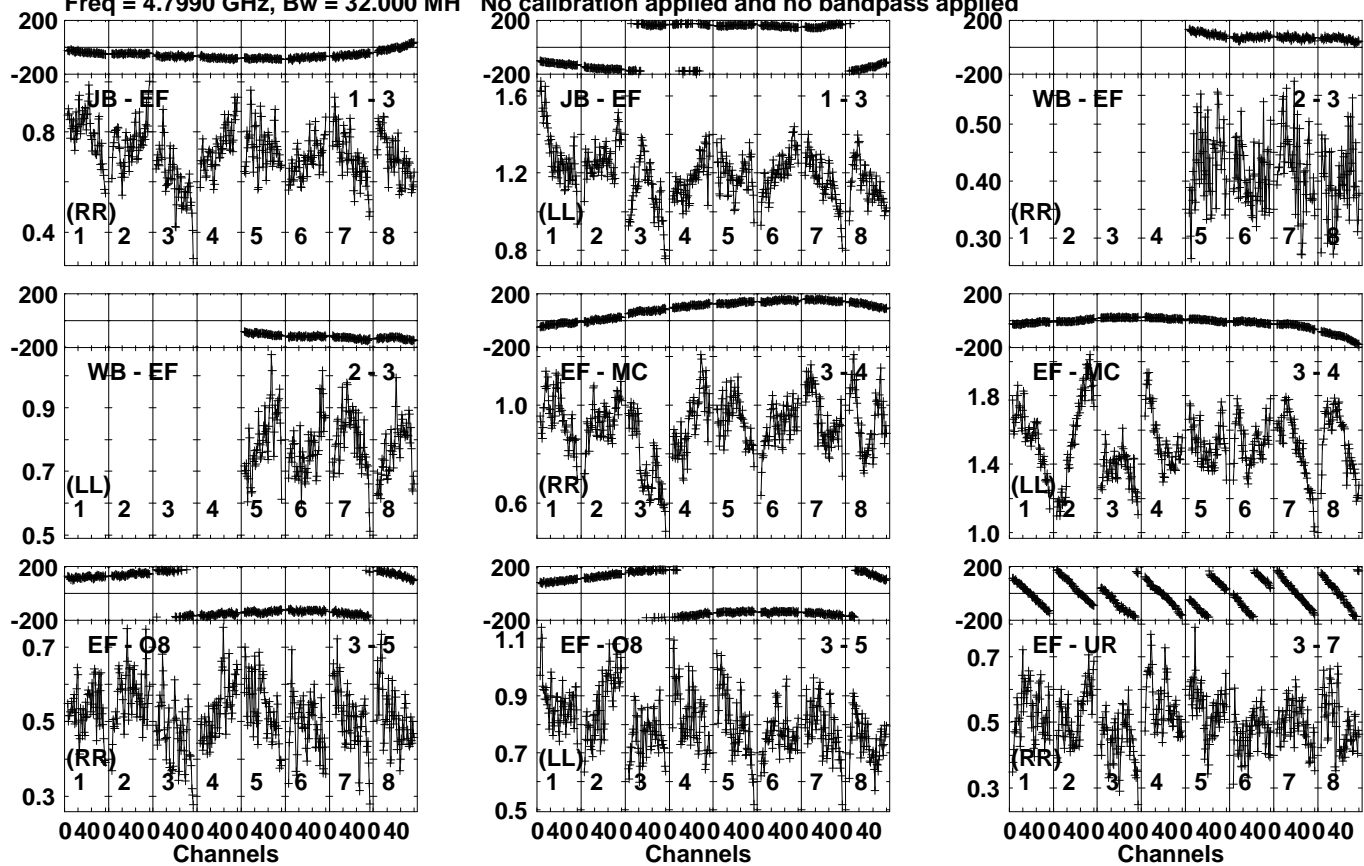
Lower frame: Micro Ampl Jy Top frame: Phas deg  
Vector averaged cross-power spectrum Several baselines displayed  
Timerange: 00/09:51:11 to 00/09:52:09

Plot file version 124 created 02-JUN-2021 11:59:47

J2225+0841 EC0711.UVDATA.1

Freq = 4.7990 GHz, Bw = 32.000 MH

No calibration applied and no bandpass applied



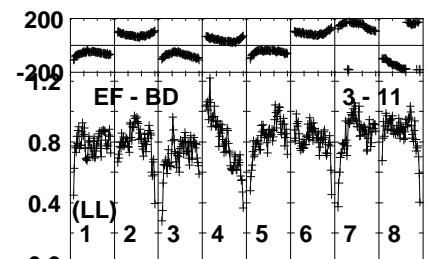
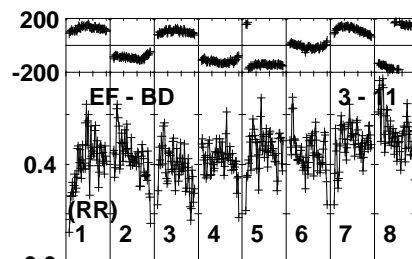
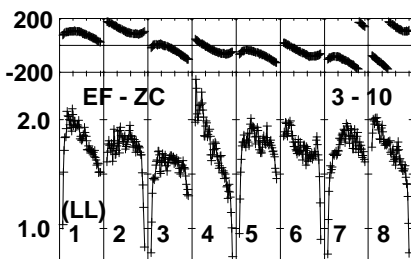
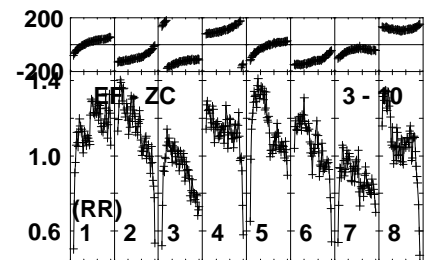
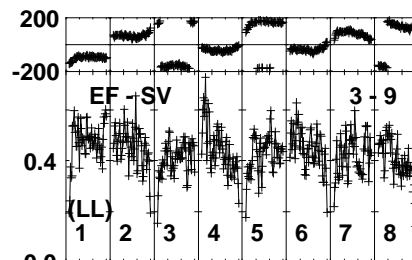
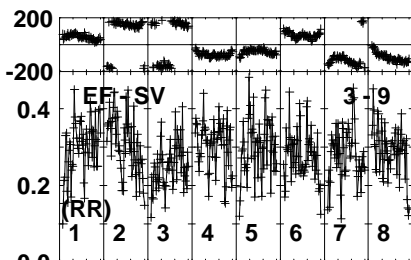
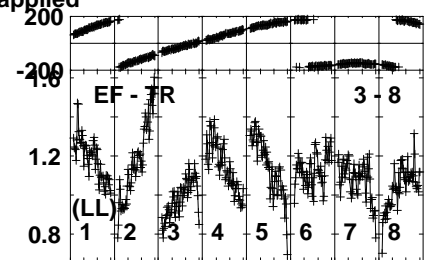
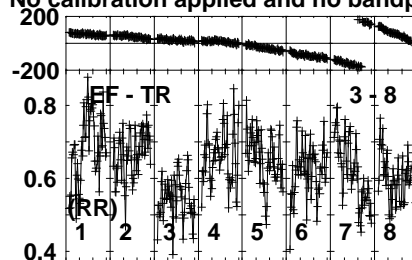
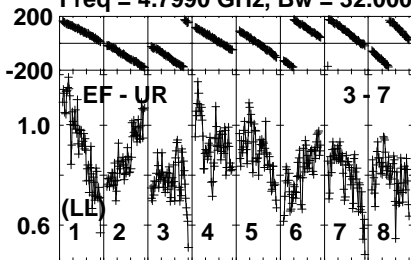
Lower frame: Milli Ampl Jy Top frame: Phas deg  
 Vector averaged cross-power spectrum Several baselines displayed  
 Timerange: 00/09:52:11 to 00/09:55:49

Plot file version 125 created 02-JUN-2021 11:59:47

J2225+0841 EC0711.UVDATA.1

Freq = 4.7990 GHz, Bw = 32.000 MH

No calibration applied and no bandpass applied



040040040040040040040040040040  
Channels

040040040040040040040040040040  
Channels

040040040040040040040040040040  
Channels

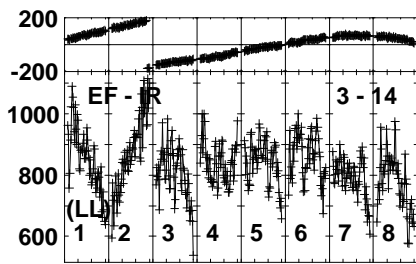
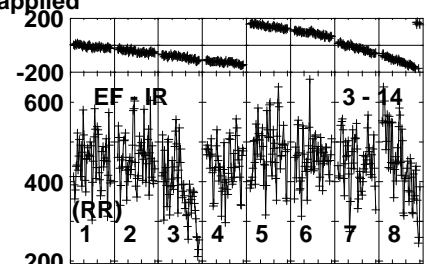
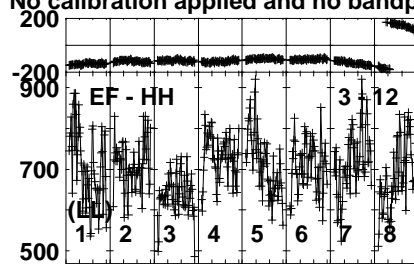
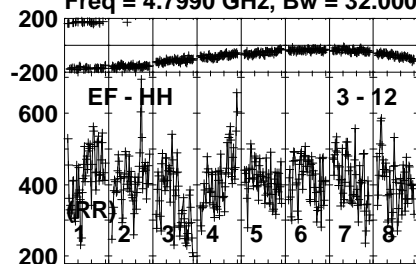
Lower frame: Milli Ampl Jy Top frame: Phas deg  
Vector averaged cross-power spectrum Several baselines displayed  
Timerange: 00/09:52:11 to 00/09:55:49

Plot file version 126 created 02-JUN-2021 11:59:48

J2225+0841 EC0711.UVDATA.1

Freq = 4.7990 GHz, Bw = 32.000 MH

No calibration applied and no bandpass applied



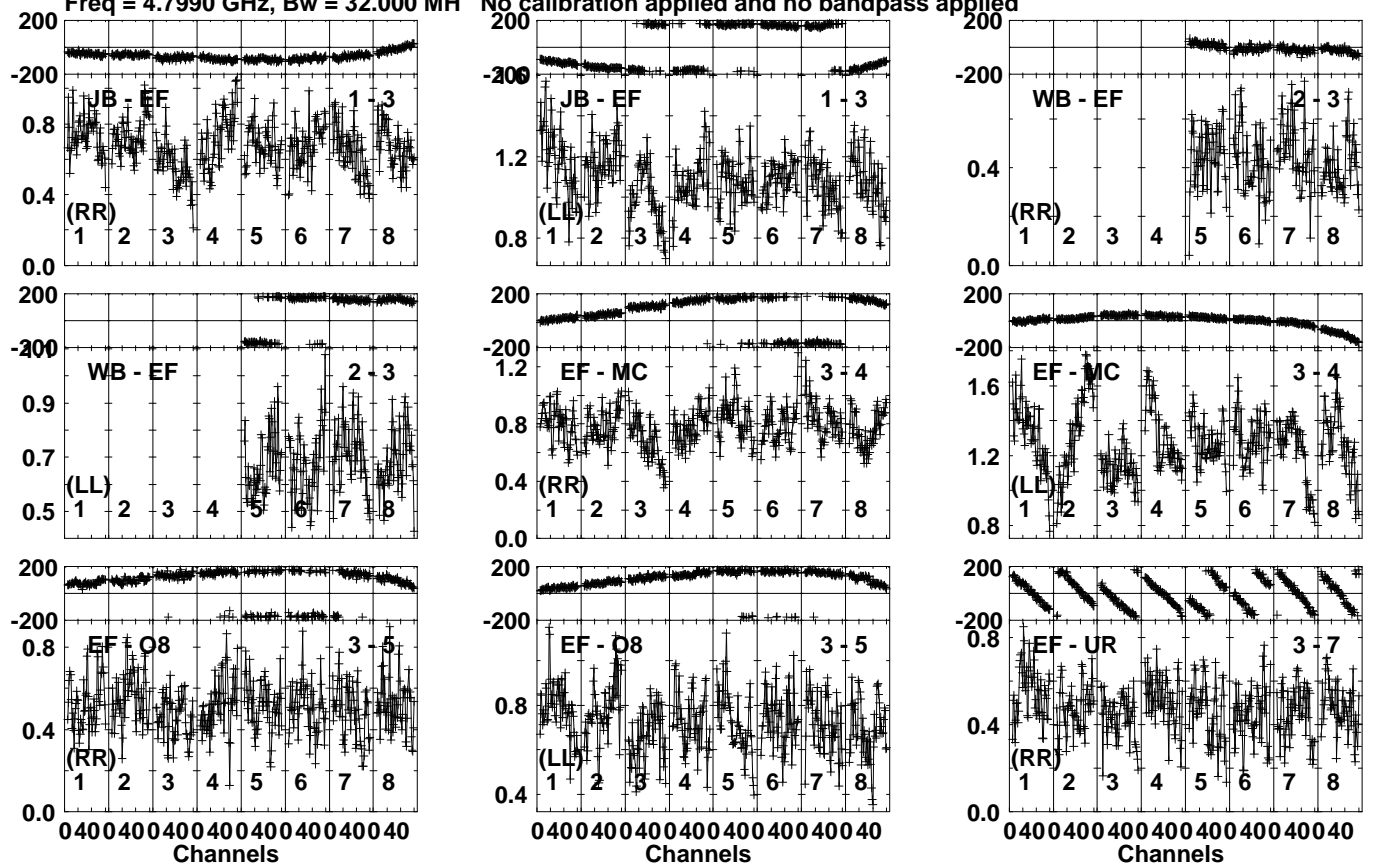
Lower frame: Micro Ampl Jy Top frame: Phas deg  
Vector averaged cross-power spectrum Several baselines displayed  
Timerange: 00/09:52:11 to 00/09:55:49

Plot file version 127 created 02-JUN-2021 11:59:48

J2223+0838 EC0711.UVDATA.1

Freq = 4.7990 GHz, Bw = 32.000 MH

No calibration applied and no bandpass applied



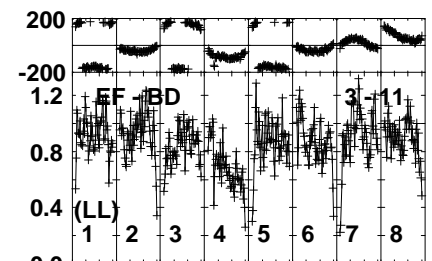
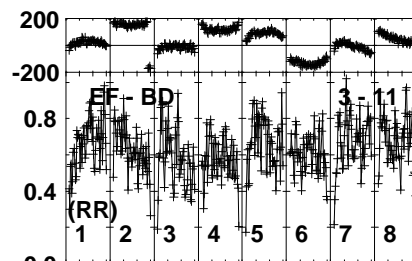
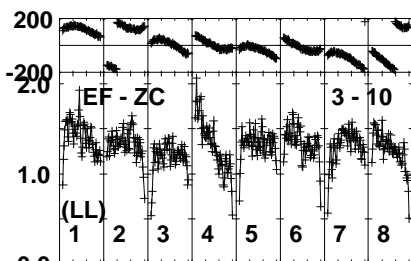
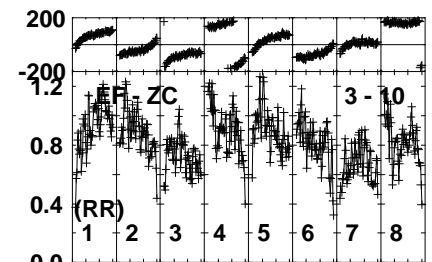
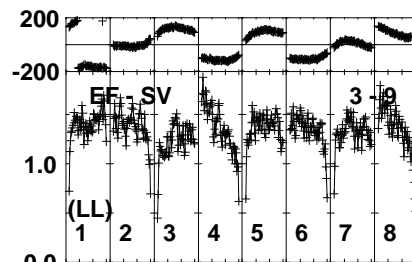
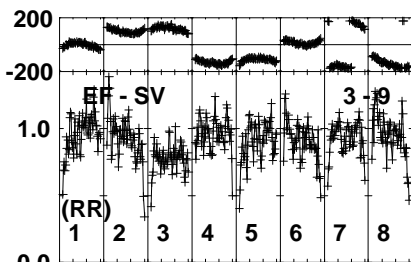
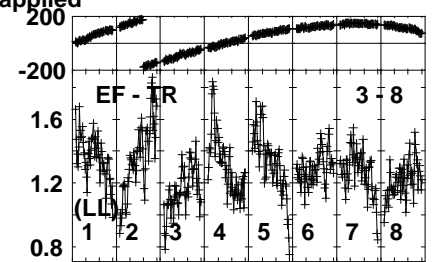
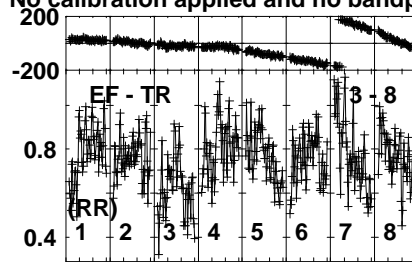
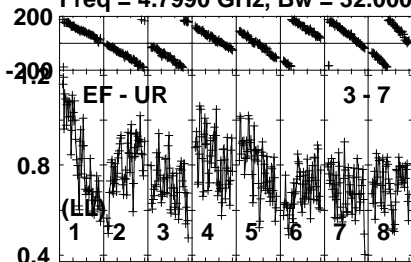
Lower frame: Milli Ampl Jy Top frame: Phas deg  
Vector averaged cross-power spectrum Several baselines displayed  
Timerange: 00/09:55:51 to 00/09:57:29

Plot file version 128 created 02-JUN-2021 11:59:48

J2223+0838 EC0711.UVDATA.1

Freq = 4.7990 GHz, Bw = 32.000 MH

No calibration applied and no bandpass applied



040040040040040040040040040040  
Channels

040040040040040040040040040040  
Channels

040040040040040040040040040040  
Channels

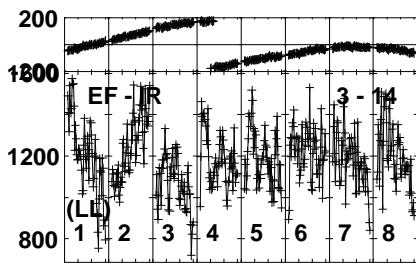
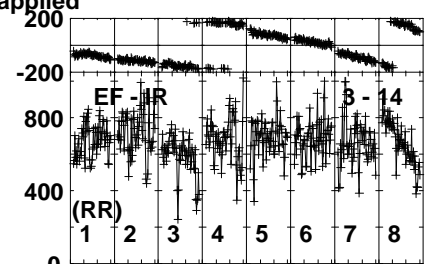
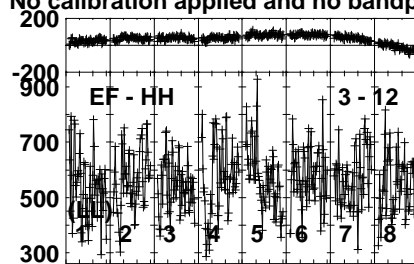
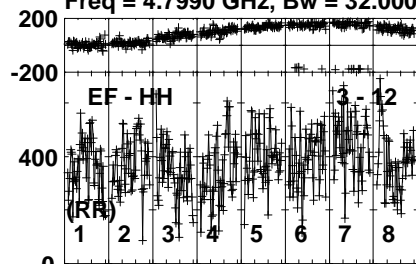
Lower frame: Milli Ampl Jy Top frame: Phas deg  
Vector averaged cross-power spectrum Several baselines displayed  
Timerange: 00/09:55:51 to 00/09:57:29

Plot file version 129 created 02-JUN-2021 11:59:48

J2223+0838 EC0711.UVDATA.1

Freq = 4.7990 GHz, Bw = 32.000 MH

No calibration applied and no bandpass applied



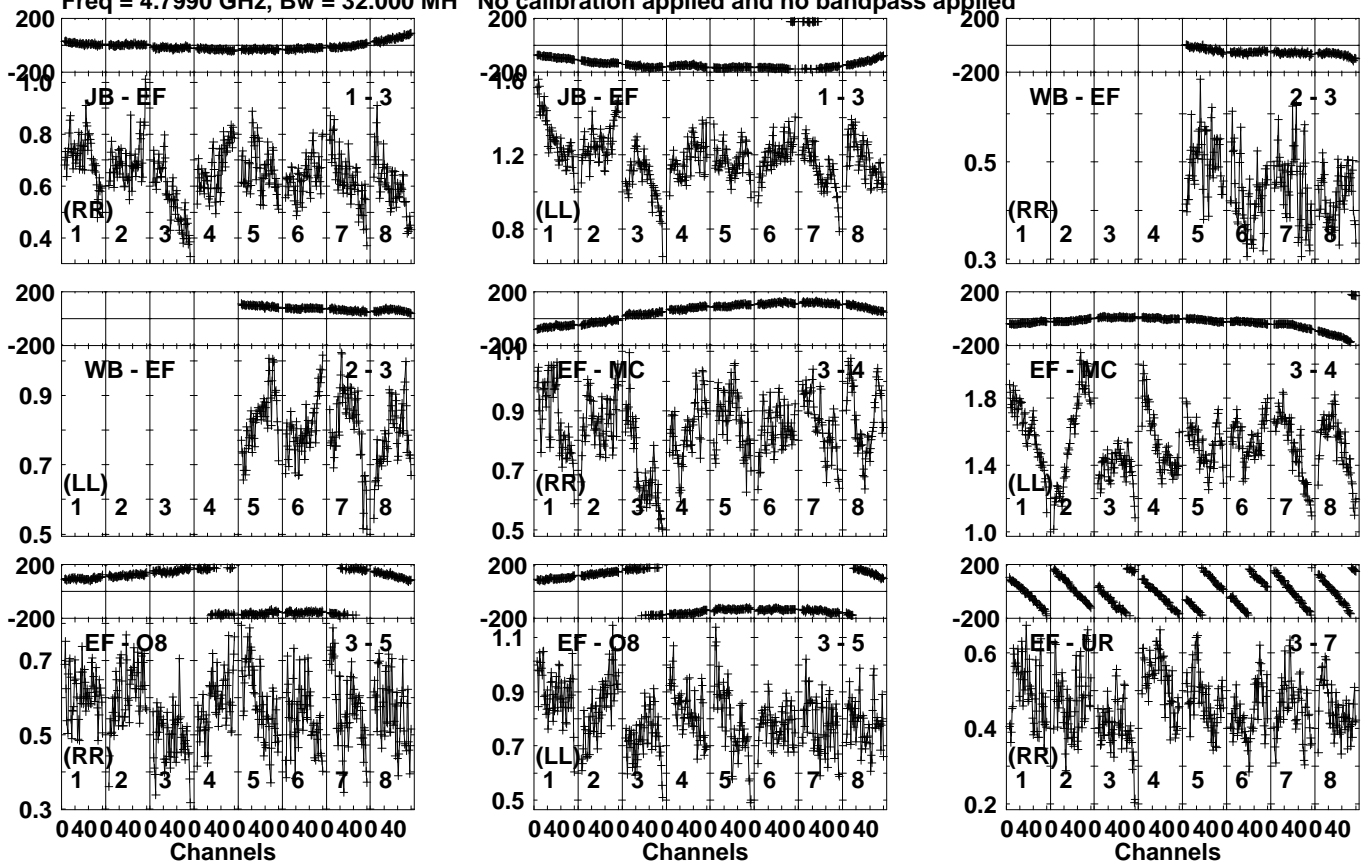
Lower frame: Micro Ampl Jy Top frame: Phas deg  
Vector averaged cross-power spectrum Several baselines displayed  
Timerange: 00/09:55:51 to 00/09:57:29

Plot file version 130 created 02-JUN-2021 11:59:48

J2225+0841 EC0711.UVDATA.1

Freq = 4.7990 GHz, Bw = 32.000 MH

No calibration applied and no bandpass applied



Lower frame: Milli Ampl Jy Top frame: Phas deg  
Vector averaged cross-power spectrum Several baselines displayed  
Timerange: 00/09:57:31 to 00/10:01:09

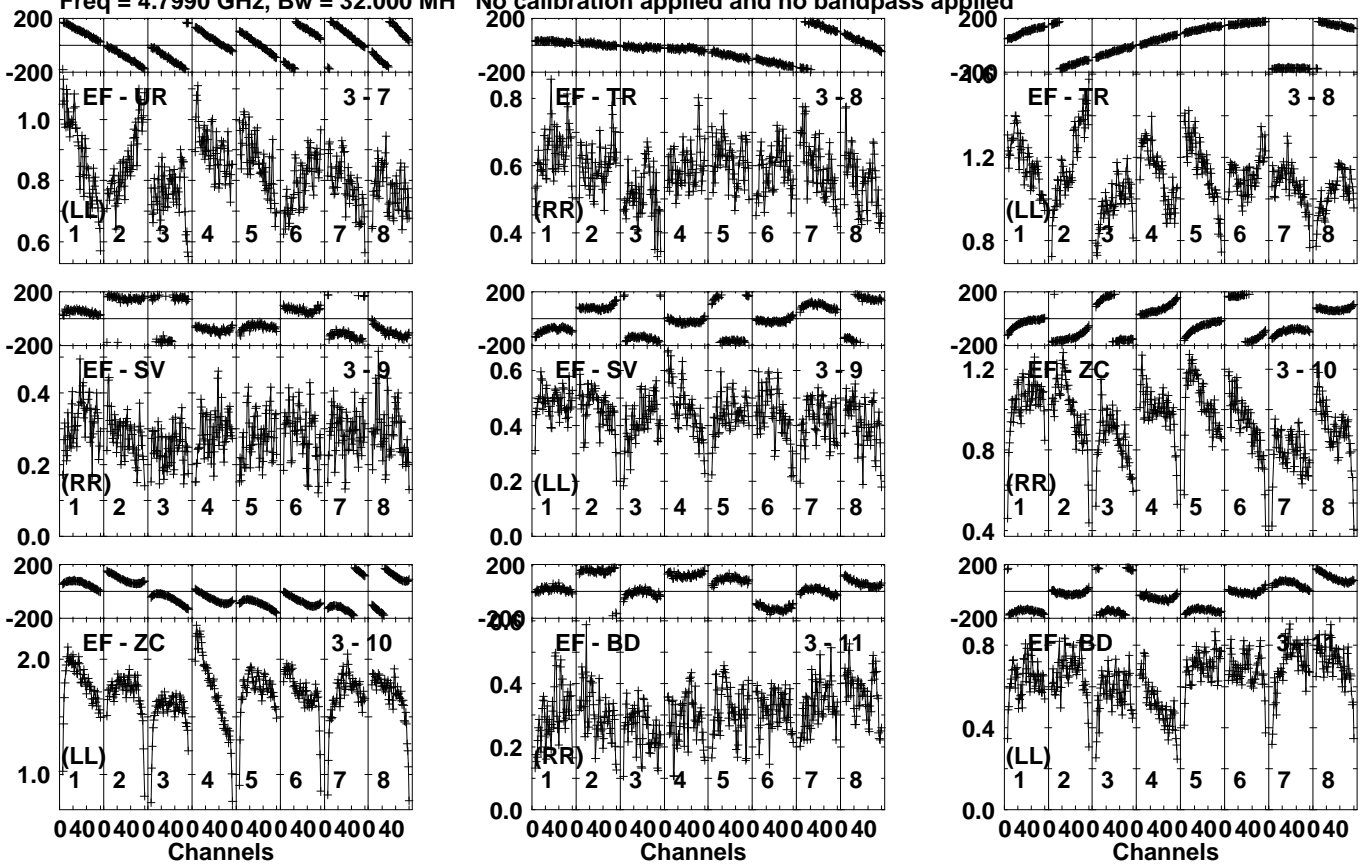


Plot file version 131 created 02-JUN-2021 11:59:48

J2225+0841 EC0711.UVDATA.1

Freq = 4.7990 GHz, Bw = 32.000 MH

No calibration applied and no bandpass applied



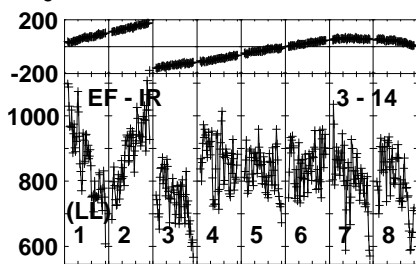
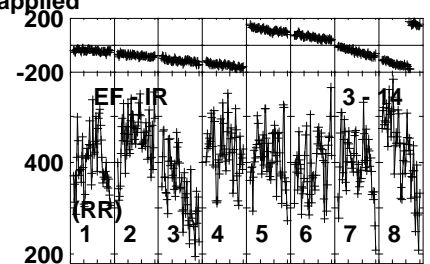
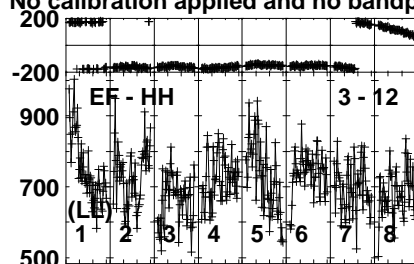
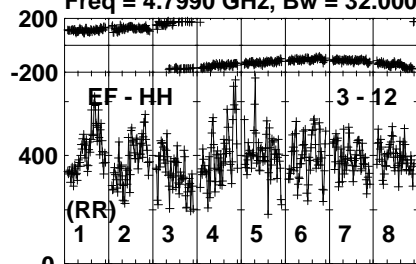
Lower frame: Milli Ampl Jy Top frame: Phas deg  
Vector averaged cross-power spectrum Several baselines displayed  
Timerange: 00/09:57:31 to 00/10:01:09

Plot file version 132 created 02-JUN-2021 11:59:48

J2225+0841 EC0711.UVDATA.1

Freq = 4.7990 GHz, Bw = 32.000 MH

No calibration applied and no bandpass applied



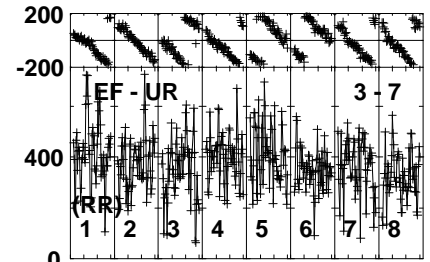
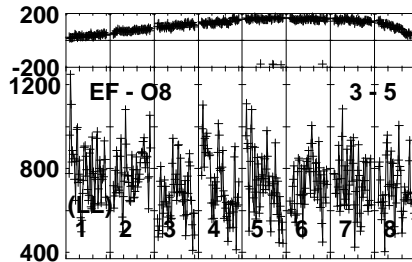
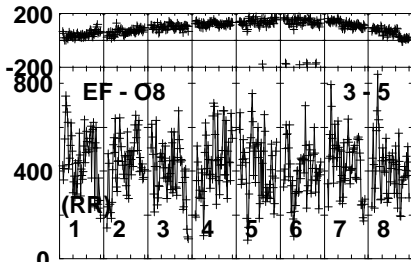
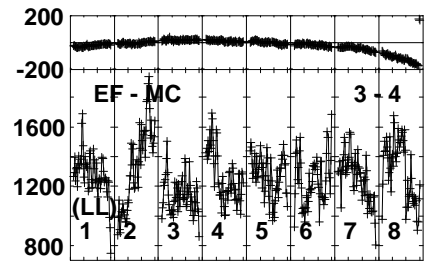
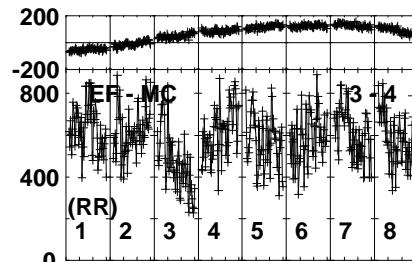
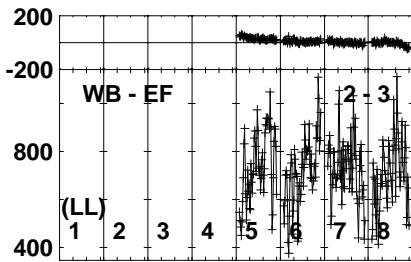
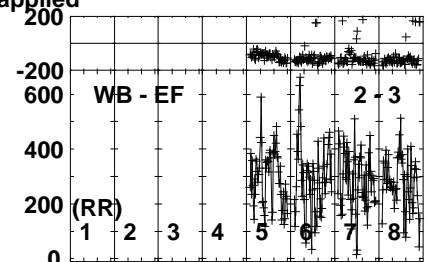
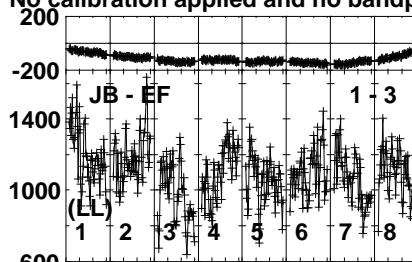
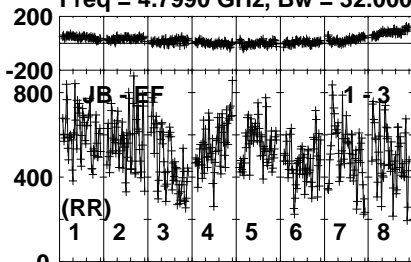
Lower frame: Micro Ampl Jy Top frame: Phas deg  
Vector averaged cross-power spectrum Several baselines displayed  
Timerange: 00/09:57:31 to 00/10:01:09

Plot file version 133 created 02-JUN-2021 11:59:48

J2223+0838 EC0711.UVDATA.1

Freq = 4.7990 GHz, Bw = 32.000 MH

No calibration applied and no bandpass applied



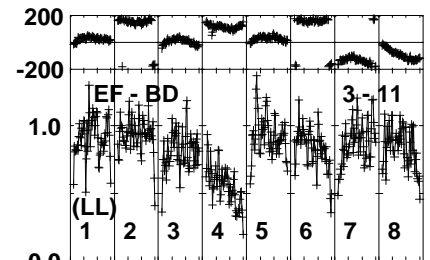
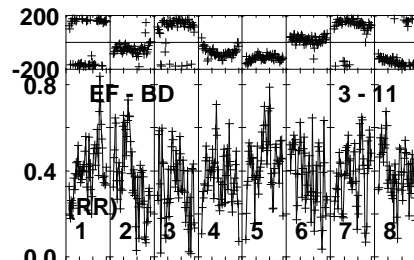
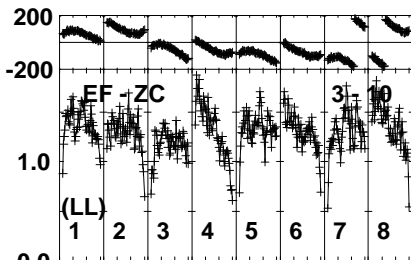
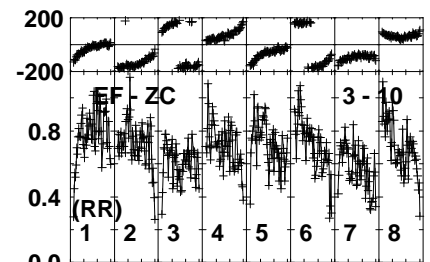
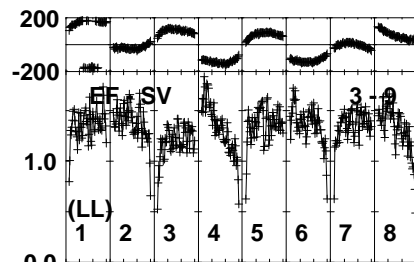
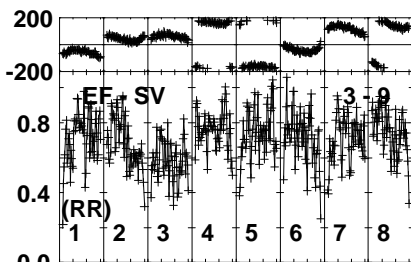
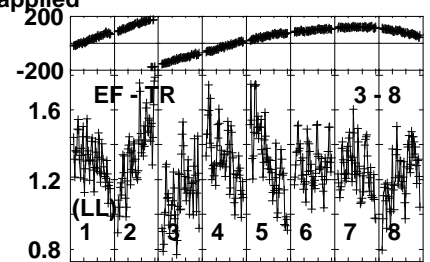
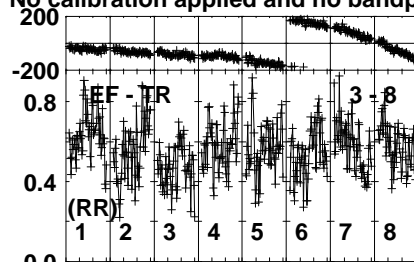
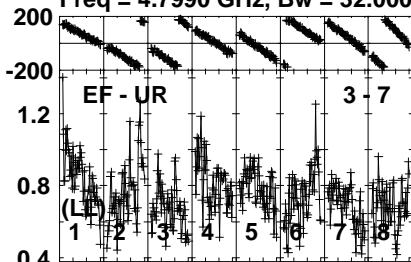
Lower frame: Micro Ampl Jy Top frame: Phas deg  
Vector averaged cross-power spectrum Several baselines displayed  
Timerange: 00/10:01:51 to 00/10:02:49

Plot file version 134 created 02-JUN-2021 11:59:48

J2223+0838 EC0711.UVDATA.1

Freq = 4.7990 GHz, Bw = 32.000 MH

No calibration applied and no bandpass applied

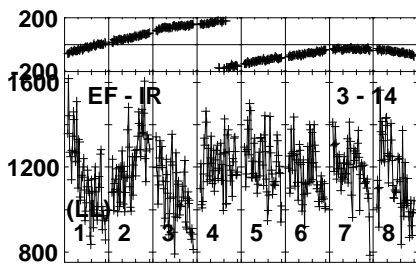
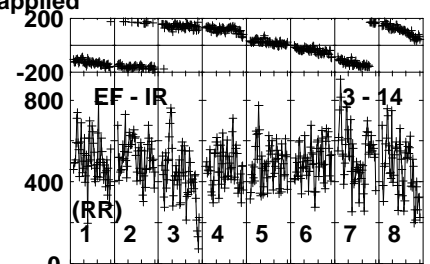
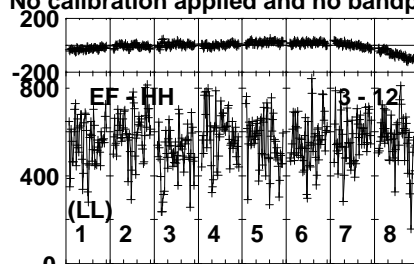
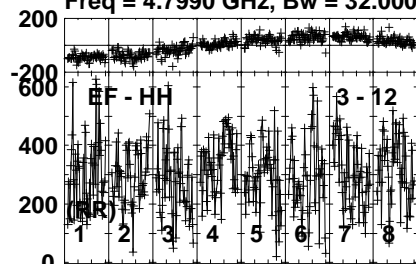


Lower frame: Milli Ampl Jy Top frame: Phas deg  
Vector averaged cross-power spectrum Several baselines displayed  
Timerange: 00/10:01:51 to 00/10:02:49

Plot file version 135 created 02-JUN-2021 11:59:48

J2223+0838 EC0711.UVDATA.1

Freq = 4.7990 GHz, Bw = 32.000 MH No calibration applied and no bandpass applied



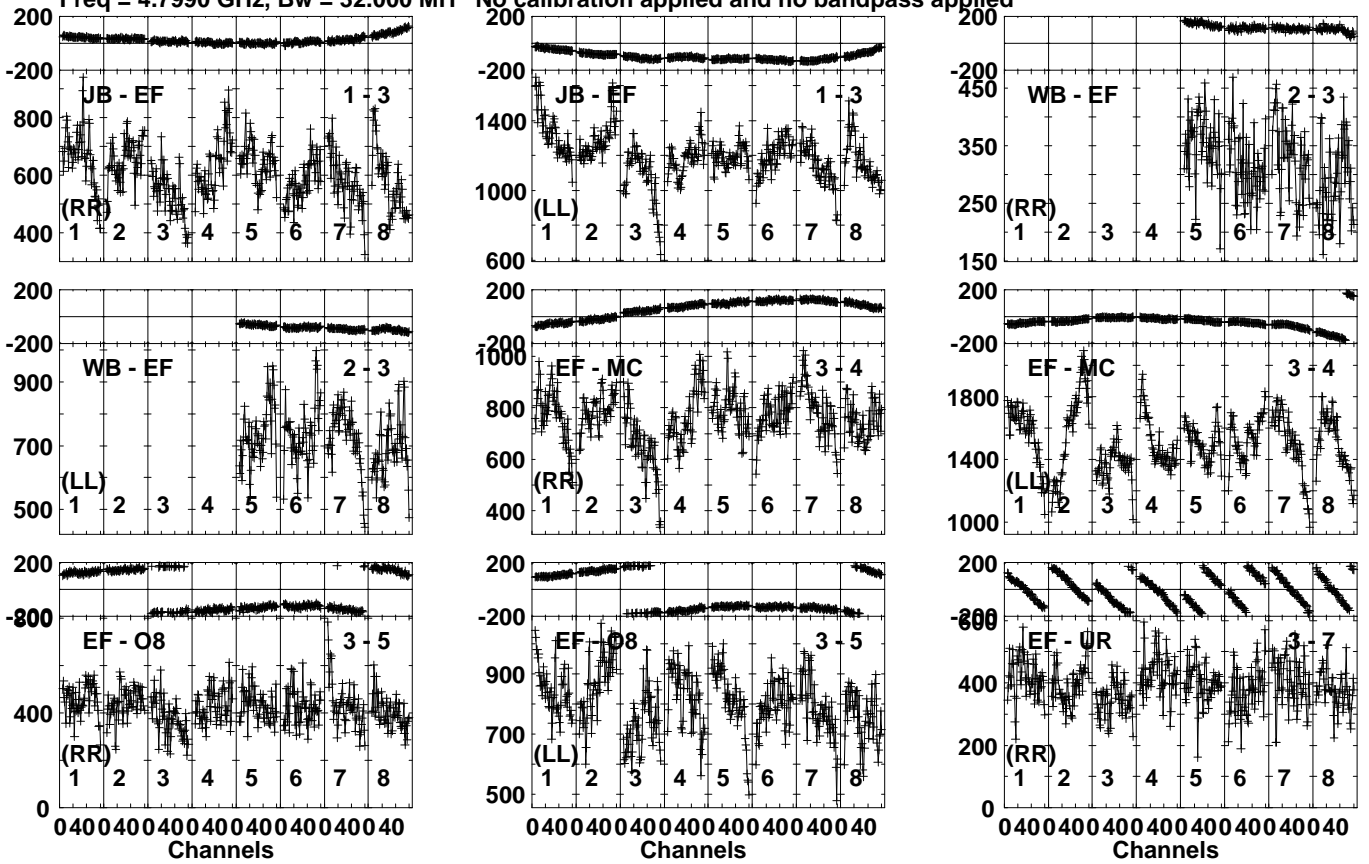
Lower frame: Micro Ampl Jy Top frame: Phas deg  
Vector averaged cross-power spectrum Several baselines displayed  
Timerange: 00/10:01:51 to 00/10:02:49

Plot file version 136 created 02-JUN-2021 11:59:48

J2225+0841 EC0711.UVDATA.1

Freq = 4.7990 GHz, Bw = 32.000 MH

No calibration applied and no bandpass applied



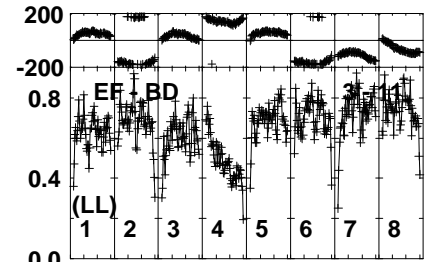
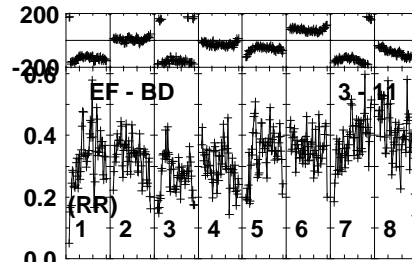
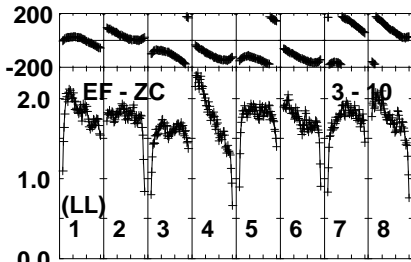
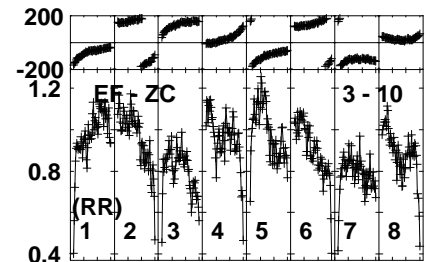
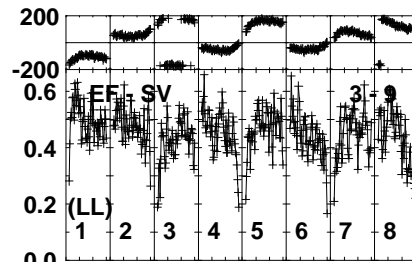
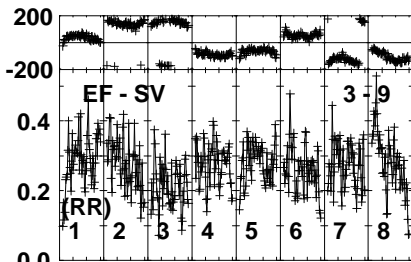
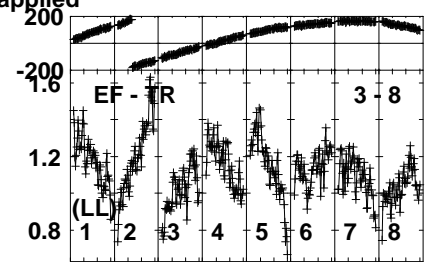
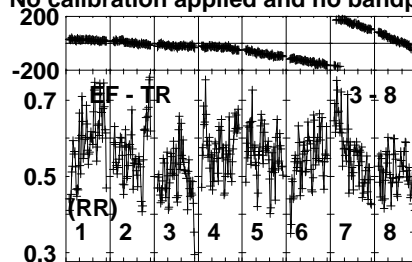
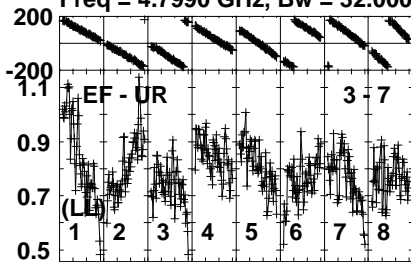
Lower frame: Micro Ampl Jy Top frame: Phas deg  
Vector averaged cross-power spectrum Several baselines displayed  
Timerange: 00/10:02:51 to 00/10:06:29

Plot file version 137 created 02-JUN-2021 11:59:48

J2225+0841 EC0711.UVDATA.1

Freq = 4.7990 GHz, Bw = 32.000 MH

No calibration applied and no bandpass applied



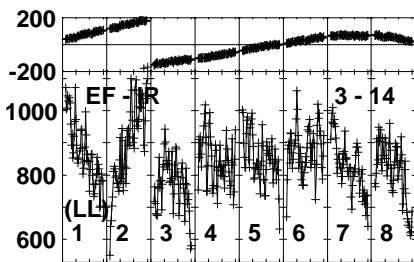
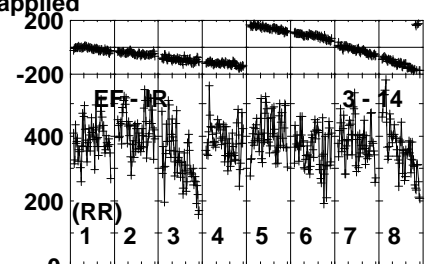
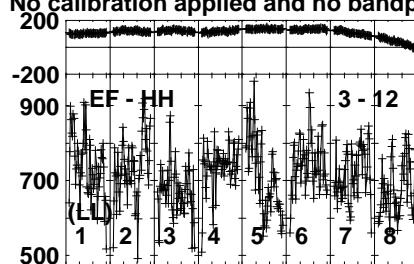
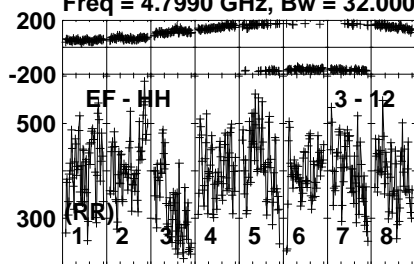
Lower frame: Milli Ampl Jy Top frame: Phas deg  
Vector averaged cross-power spectrum Several baselines displayed  
Timerange: 00/10:02:51 to 00/10:06:29

Plot file version 138 created 02-JUN-2021 11:59:49

J2225+0841 EC0711.UVDATA.1

Freq = 4.7990 GHz, Bw = 32.000 MH

No calibration applied and no bandpass applied



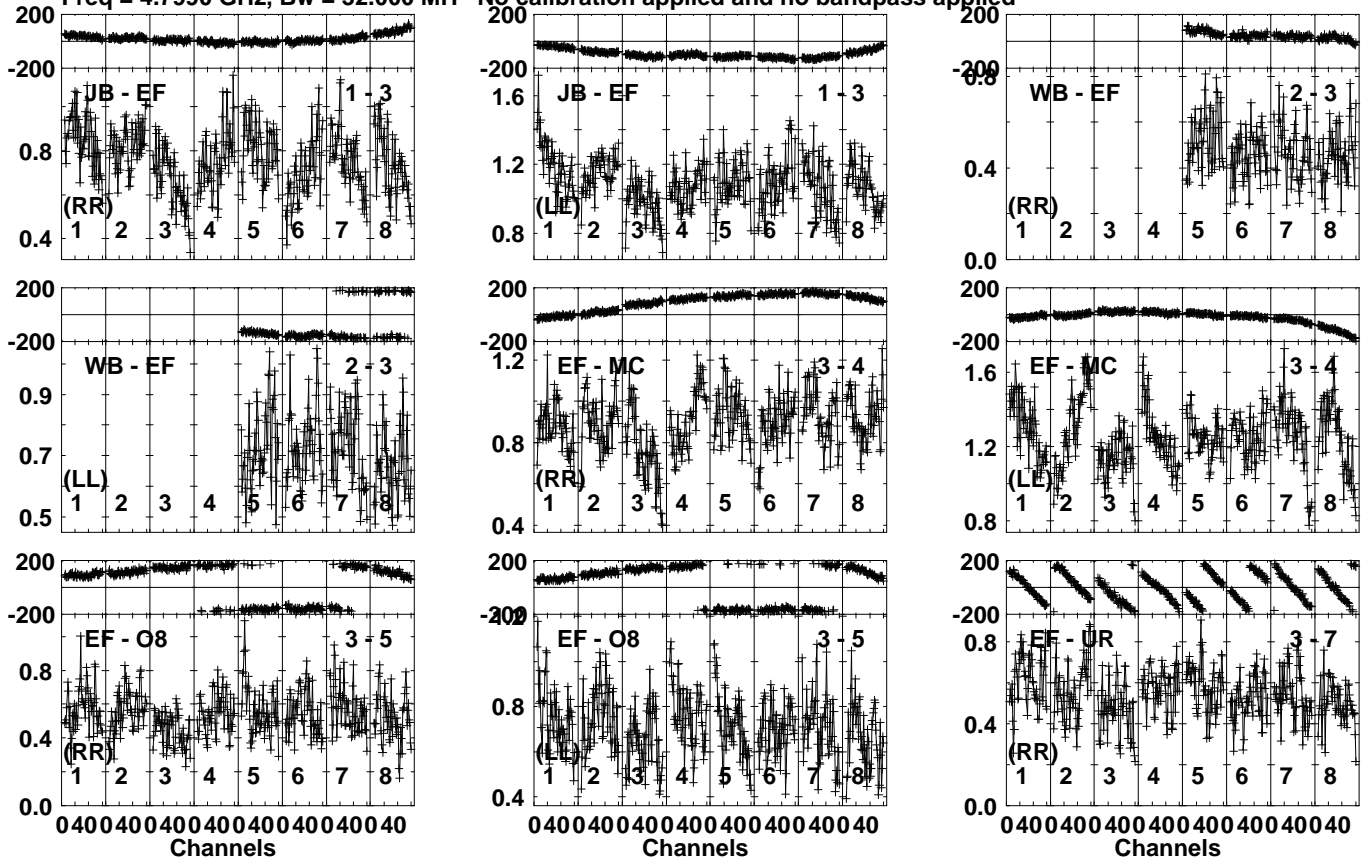
Lower frame: Micro Ampl Jy Top frame: Phas deg  
Vector averaged cross-power spectrum Several baselines displayed  
Timerange: 00/10:02:51 to 00/10:06:29



Plot file version 139 created 02-JUN-2021 11:59:49

J2223+0838 EC0711.UVDATA.1

Freq = 4.7990 GHz, Bw = 32.000 MH No calibration applied and no bandpass applied



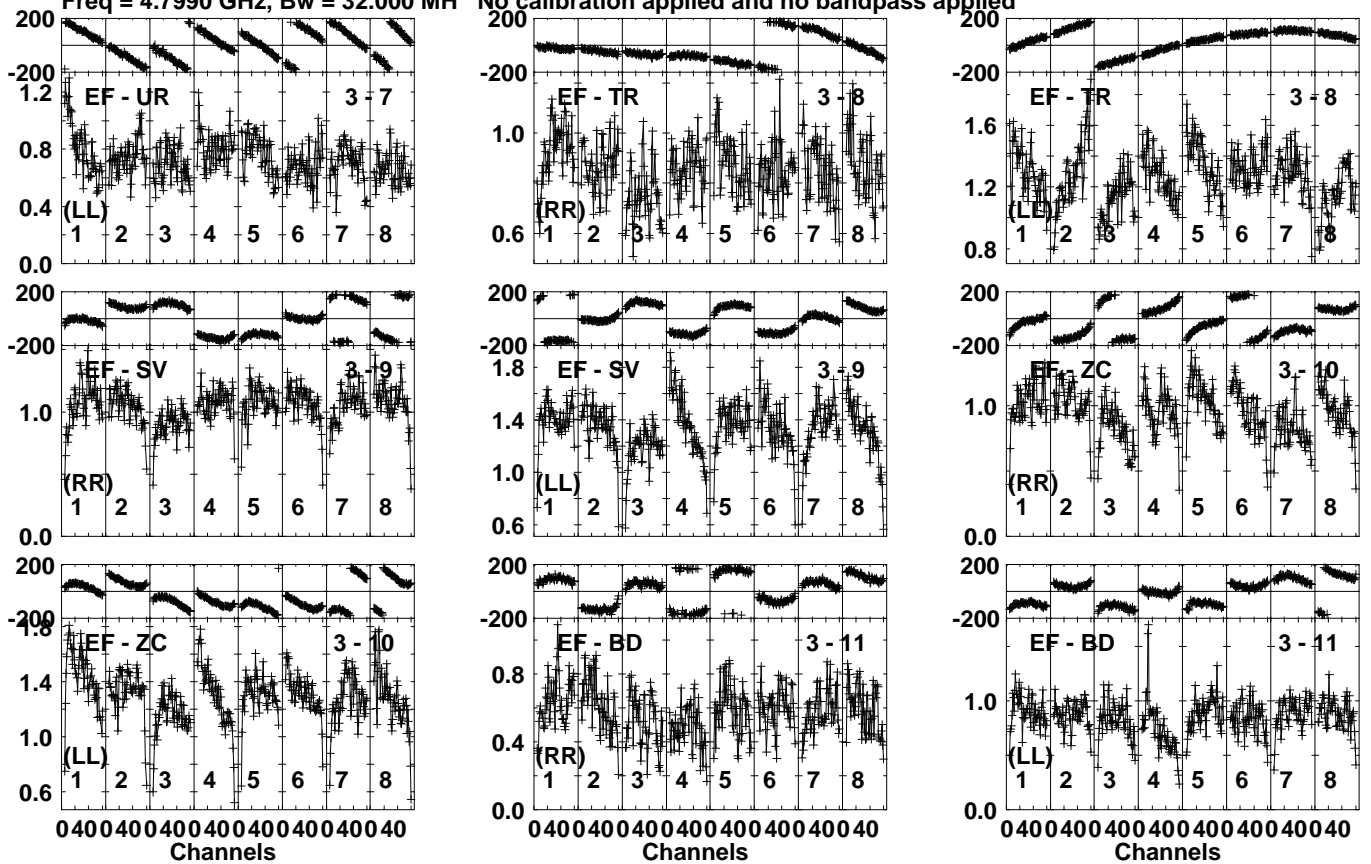
Lower frame: Milli Ampl Jy Top frame: Phas deg  
Vector averaged cross-power spectrum Several baselines displayed  
Timerange: 00/10:06:31 to 00/10:08:09

Plot file version 140 created 02-JUN-2021 11:59:49

J2223+0838 EC0711.UVDATA.1

Freq = 4.7990 GHz, Bw = 32.000 MH

No calibration applied and no bandpass applied



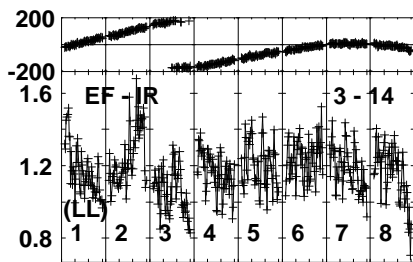
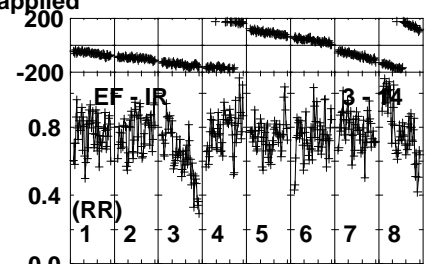
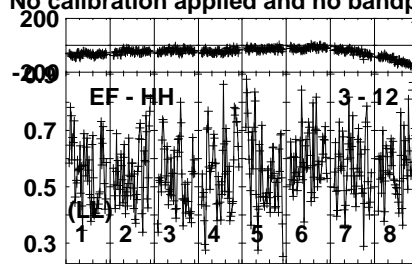
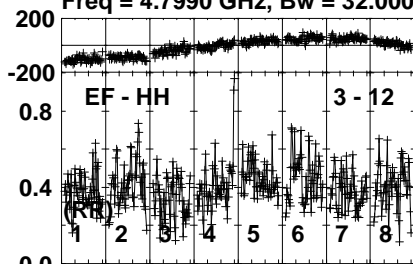
Lower frame: Milli Ampl Jy Top frame: Phas deg  
Vector averaged cross-power spectrum Several baselines displayed  
Timerange: 00/10:06:31 to 00/10:08:09

Plot file version 141 created 02-JUN-2021 11:59:49

J2223+0838 EC0711.UVDATA.1

Freq = 4.7990 GHz, Bw = 32.000 MH

No calibration applied and no bandpass applied



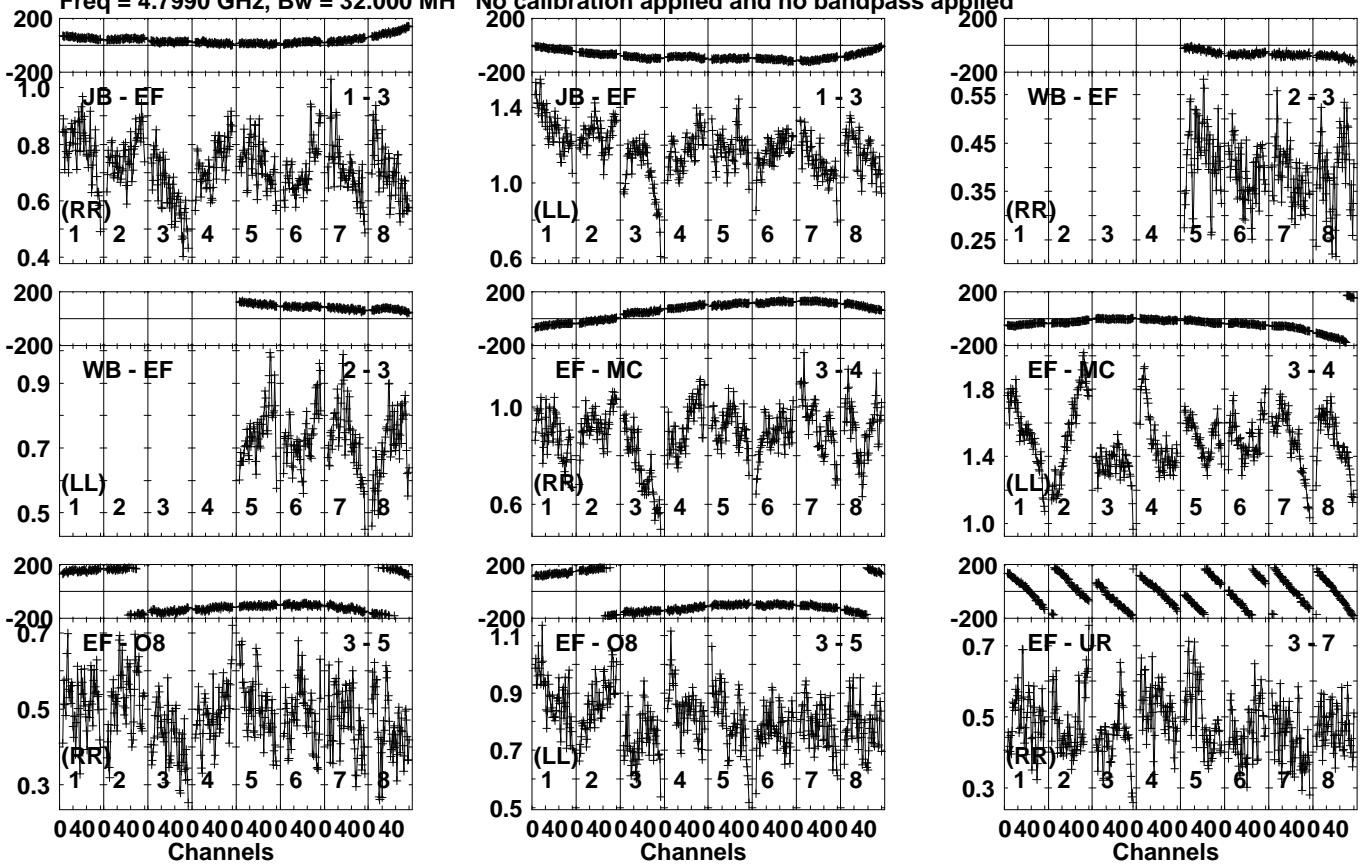
Lower frame: Milli Ampl Jy Top frame: Phas deg  
Vector averaged cross-power spectrum Several baselines displayed  
Timerange: 00/10:06:31 to 00/10:08:09

Plot file version 142 created 02-JUN-2021 11:59:49

J2225+0841 EC0711.UVDATA.1

Freq = 4.7990 GHz, Bw = 32.000 MH

No calibration applied and no bandpass applied



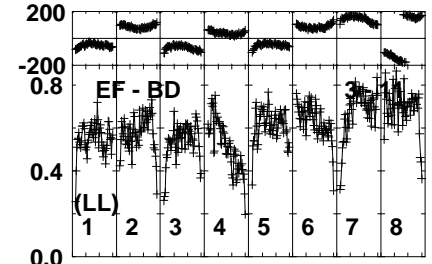
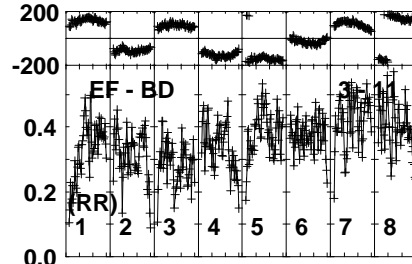
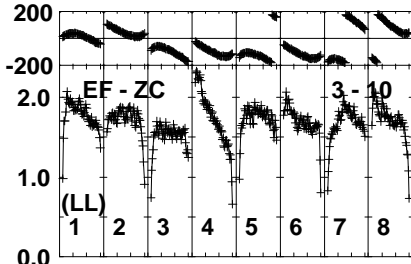
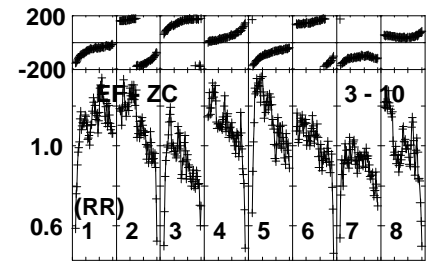
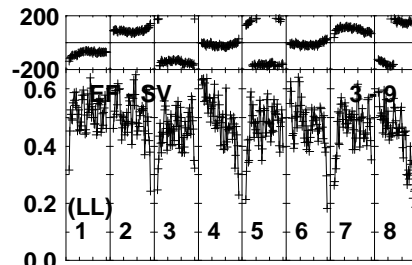
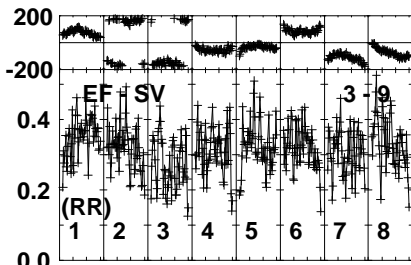
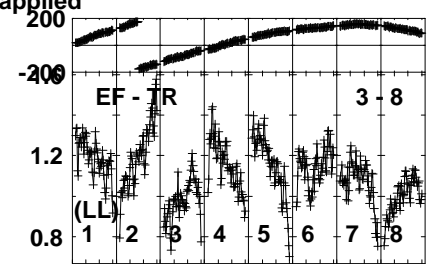
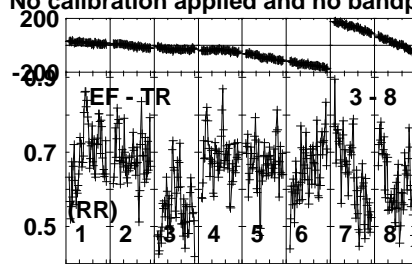
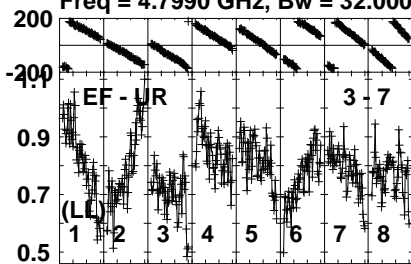
Lower frame: Milli Ampl Jy Top frame: Phas deg  
Vector averaged cross-power spectrum Several baselines displayed  
Timerange: 00/10:08:11 to 00/10:11:49

Plot file version 143 created 02-JUN-2021 11:59:49

J2225+0841 EC0711.UVDATA.1

Freq = 4.7990 GHz, Bw = 32.000 MH

No calibration applied and no bandpass applied

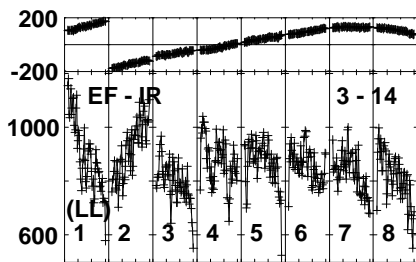
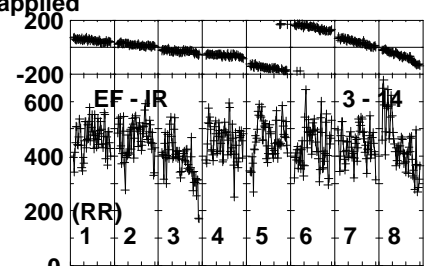
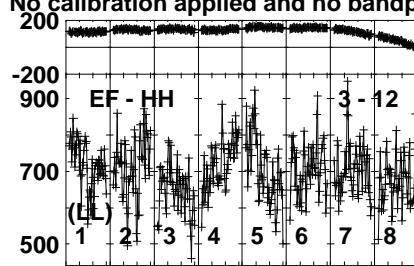
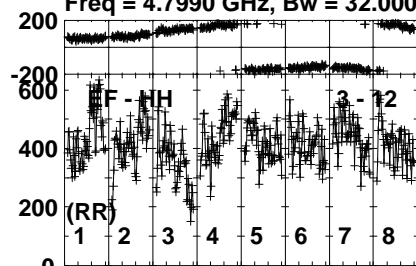


Lower frame: Milli Ampl Jy Top frame: Phas deg  
Vector averaged cross-power spectrum Several baselines displayed  
Timerange: 00/10:08:11 to 00/10:11:49

Plot file version 144 created 02-JUN-2021 11:59:49

J2225+0841 EC0711.UVDATA.1

Freq = 4.7990 GHz, Bw = 32.000 MH No calibration applied and no bandpass applied



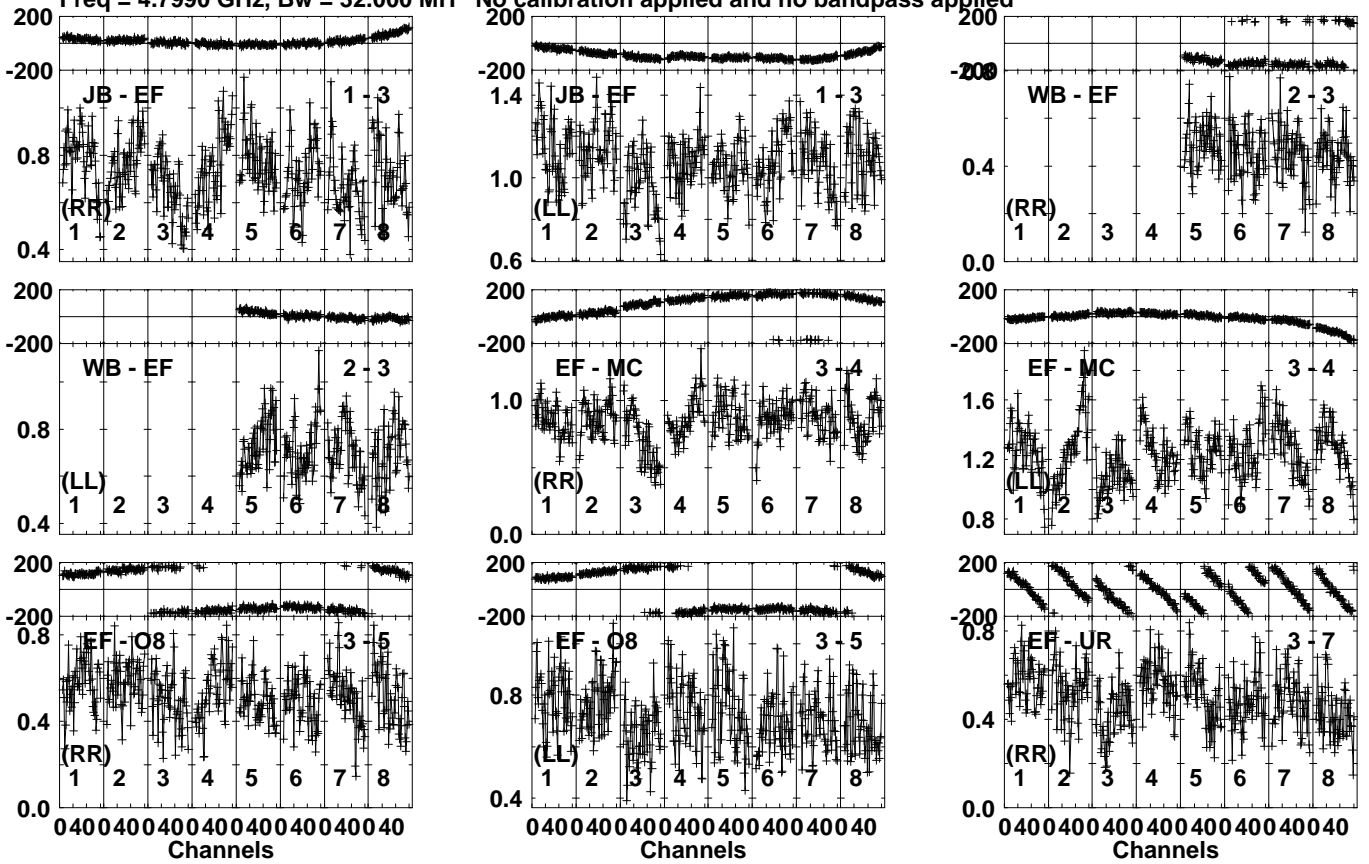
Lower frame: Micro Ampl Jy Top frame: Phas deg  
Vector averaged cross-power spectrum Several baselines displayed  
Timerange: 00/10:08:11 to 00/10:11:49

Plot file version 145 created 02-JUN-2021 11:59:49

J2223+0838 EC0711.UVDATA.1

Freq = 4.7990 GHz, Bw = 32.000 MH

No calibration applied and no bandpass applied



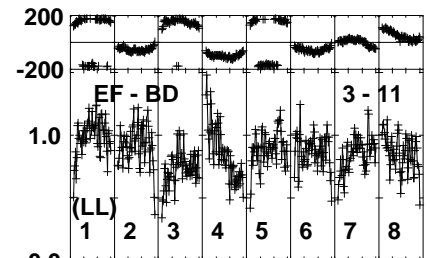
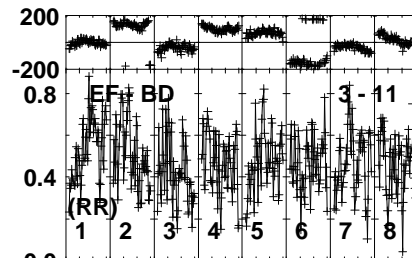
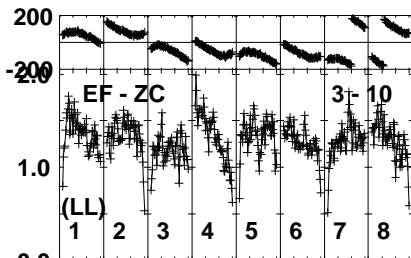
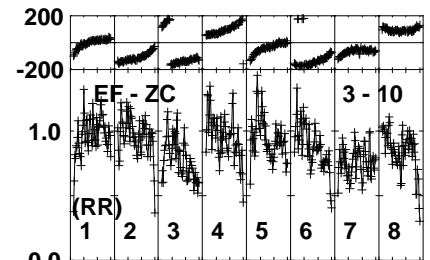
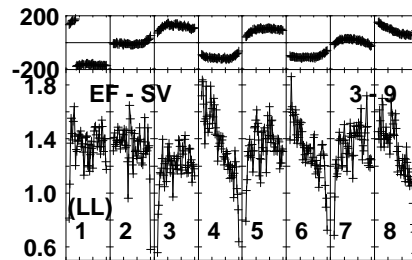
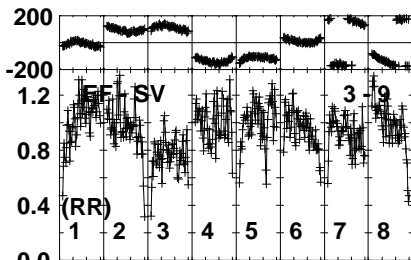
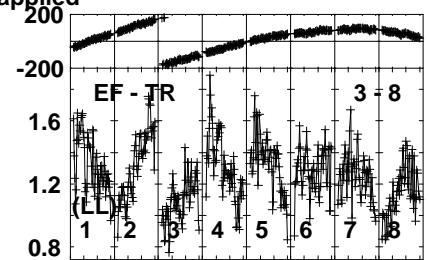
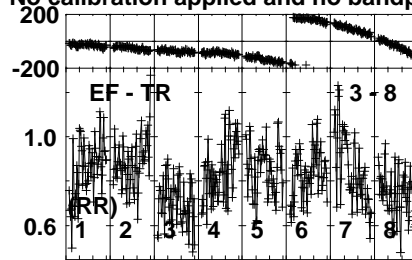
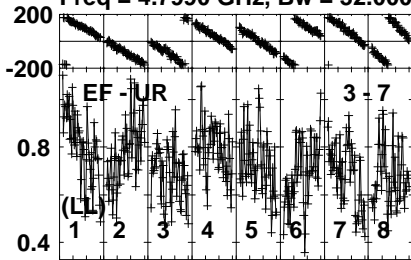
Lower frame: Milli Ampl Jy Top frame: Phas deg  
Vector averaged cross-power spectrum Several baselines displayed  
Timerange: 00/10:12:31 to 00/10:13:29

Plot file version 146 created 02-JUN-2021 11:59:49

J2223+0838 EC0711.UVDATA.1

Freq = 4.7990 GHz, Bw = 32.000 MH

No calibration applied and no bandpass applied



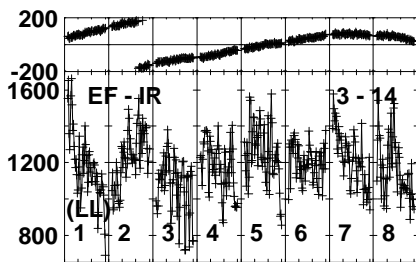
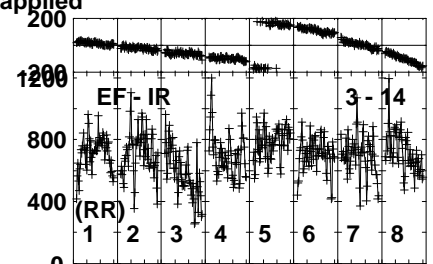
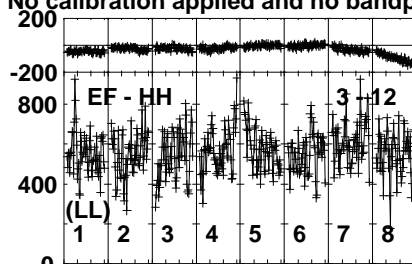
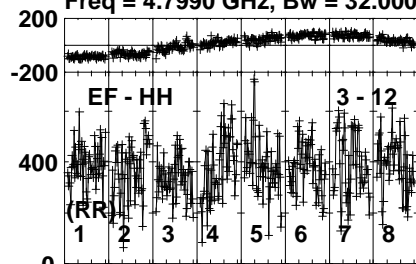
Lower frame: Milli Ampl Jy Top frame: Phas deg  
Vector averaged cross-power spectrum Several baselines displayed  
Timerange: 00/10:12:31 to 00/10:13:29



Plot file version 147 created 02-JUN-2021 11:59:49

J2223+0838 EC0711.UVDATA.1

Freq = 4.7990 GHz, Bw = 32.000 MH No calibration applied and no bandpass applied



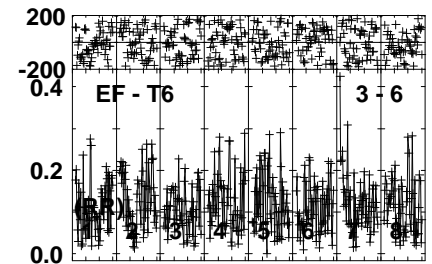
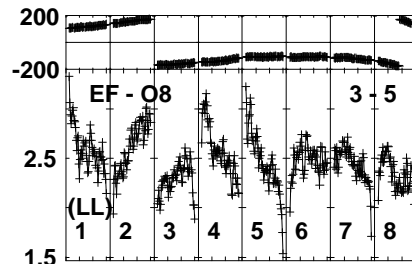
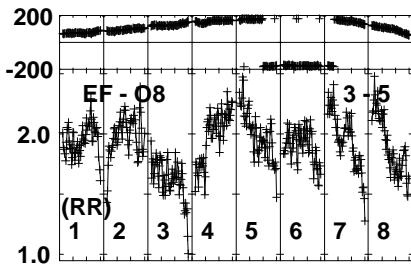
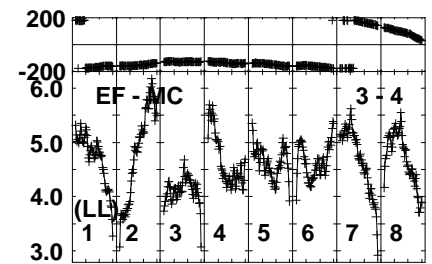
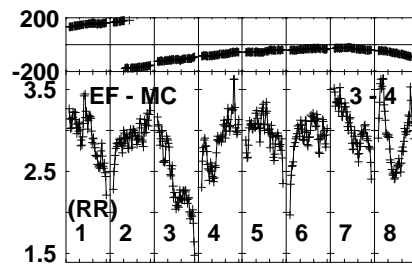
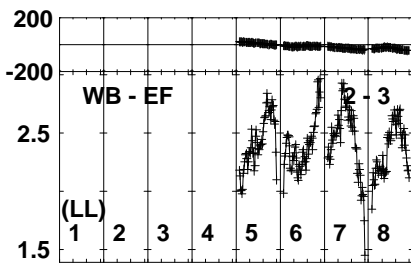
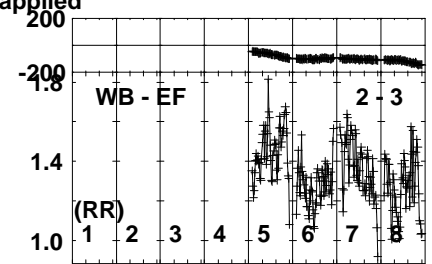
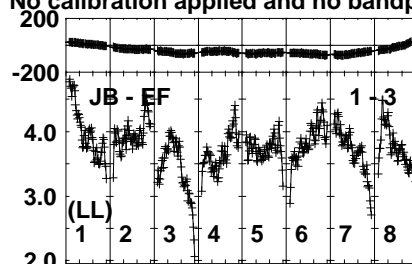
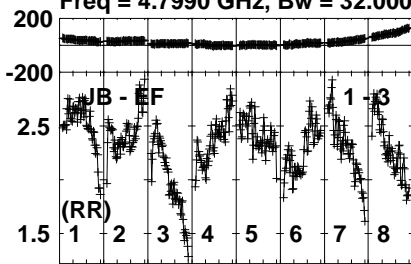
Lower frame: Micro Ampl Jy Top frame: Phas deg  
Vector averaged cross-power spectrum Several baselines displayed  
Timerange: 00/10:12:31 to 00/10:13:29

Plot file version 148 created 02-JUN-2021 11:59:49

J2208+6519 EC0711.UVDATA.1

Freq = 4.7990 GHz, Bw = 32.000 MH

No calibration applied and no bandpass applied



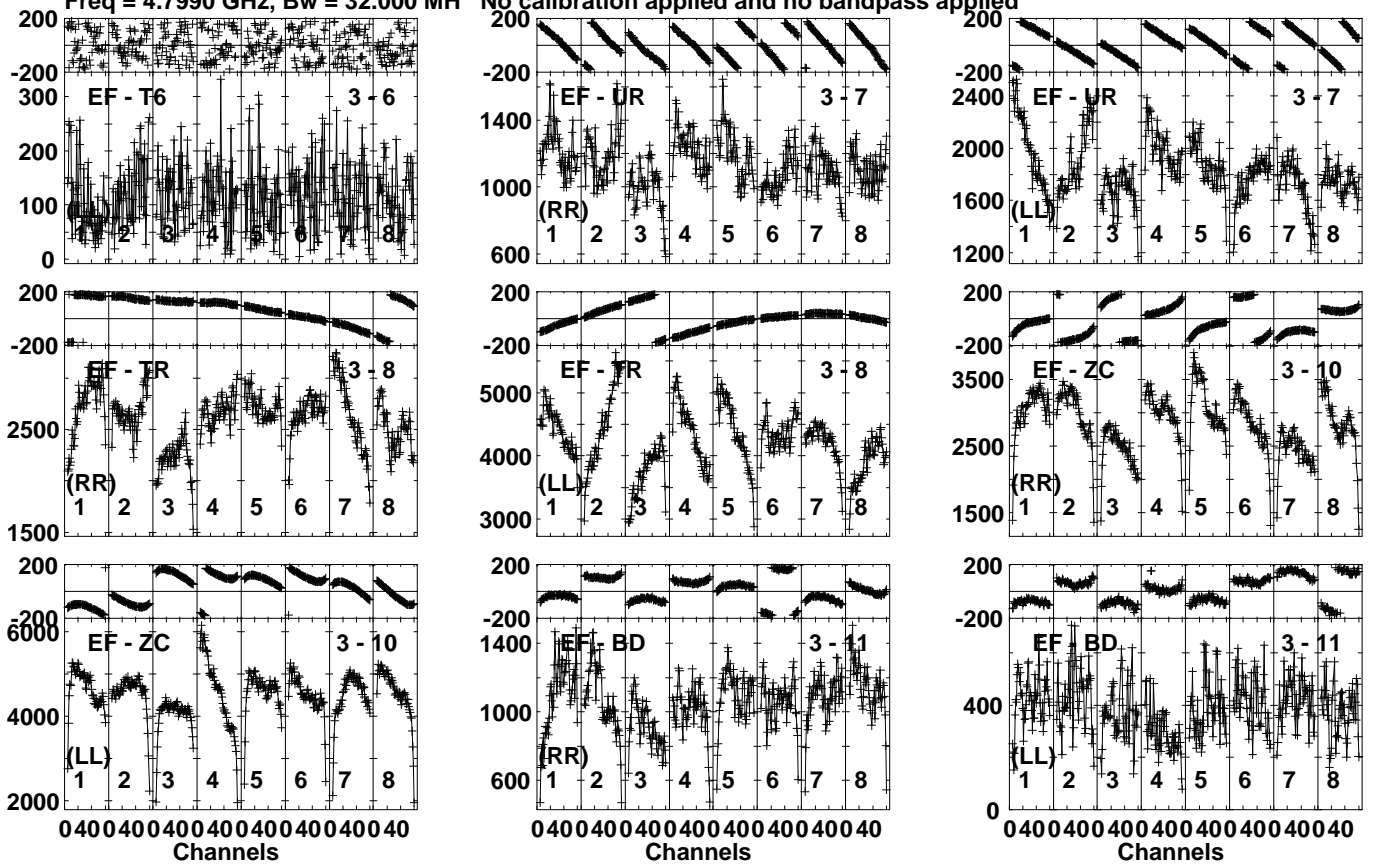
Lower frame: Milli Ampl Jy Top frame: Phas deg  
Vector averaged cross-power spectrum Several baselines displayed  
Timerange: 00/10:20:31 to 00/10:23:59

Plot file version 149 created 02-JUN-2021 11:59:50

J2208+6519 EC0711.UVDATA.1

Freq = 4.7990 GHz, Bw = 32.000 MH

No calibration applied and no bandpass applied



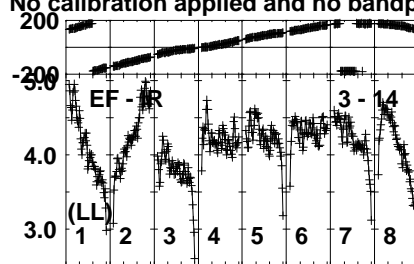
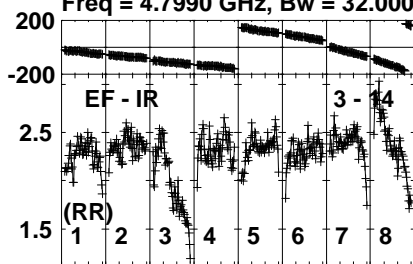
Lower frame: Micro Ampl Jy Top frame: Phas deg  
Vector averaged cross-power spectrum Several baselines displayed  
Timerange: 00/10:20:31 to 00/10:23:59

Plot file version 150 created 02-JUN-2021 11:59:50

J2208+6519 EC0711.UVDATA.1

Freq = 4.7990 GHz, Bw = 32.000 MH

No calibration applied and no bandpass applied



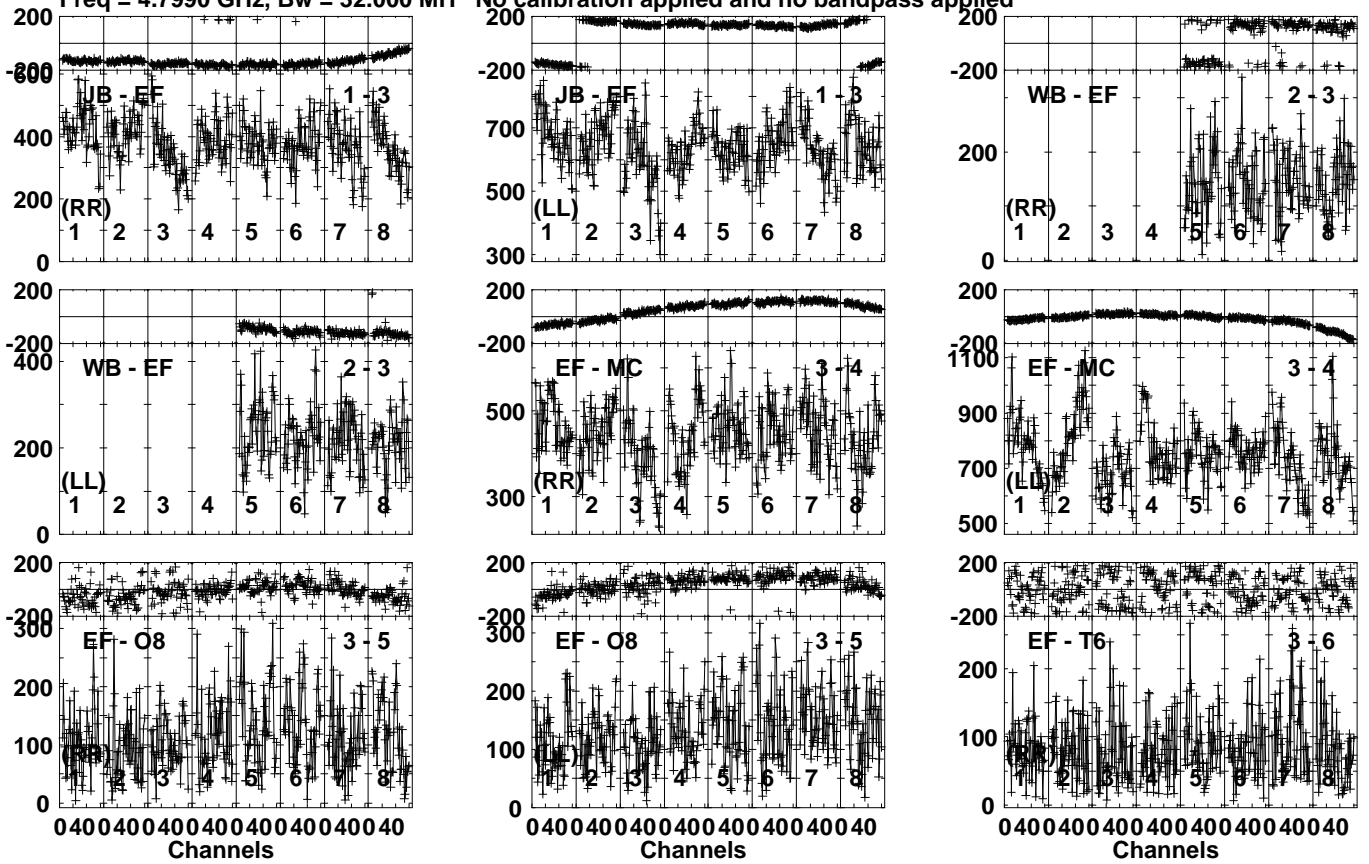
Lower frame: Milli Ampl Jy Top frame: Phas deg  
Vector averaged cross-power spectrum Several baselines displayed  
Timerange: 00/10:20:31 to 00/10:23:59

Plot file version 151 created 02-JUN-2021 11:59:50

J2209+6442 EC0711.UVDATA.1

Freq = 4.7990 GHz, Bw = 32.000 MH

No calibration applied and no bandpass applied

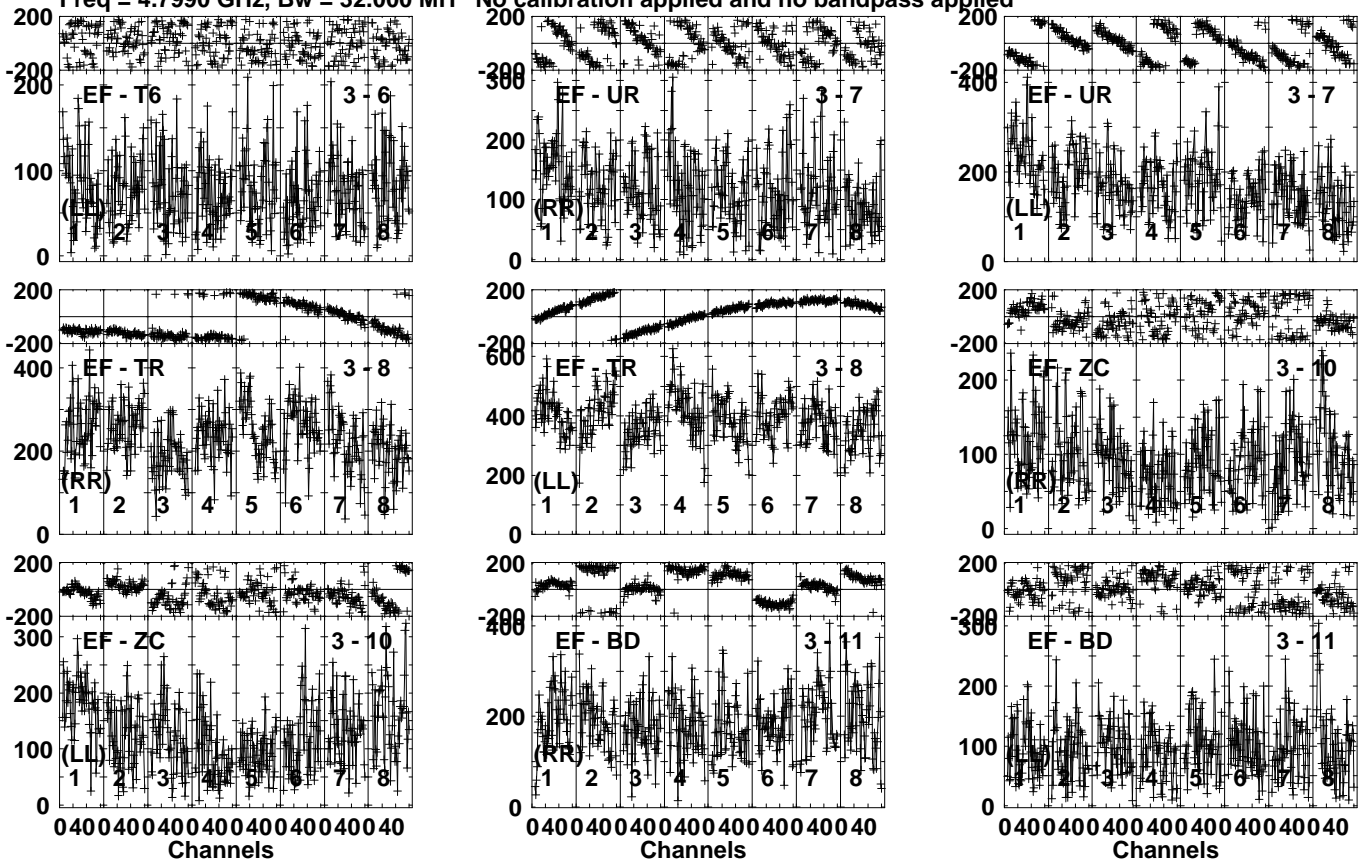


Lower frame: Micro Ampl Jy Top frame: Phas deg  
Vector averaged cross-power spectrum Several baselines displayed  
Timerange: 00/10:24:01 to 00/10:27:39

Plot file version 152 created 02-JUN-2021 11:59:50

J2209+6442 EC0711.UVDATA.1

Freq = 4.7990 GHz, Bw = 32.000 MH No calibration applied and no bandpass applied



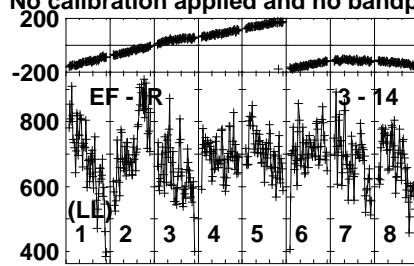
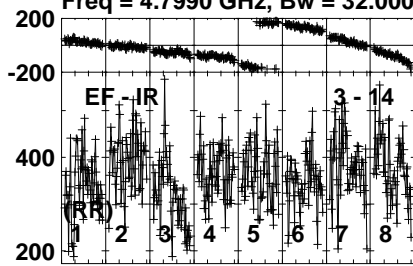
Lower frame: Micro Ampl Jy Top frame: Phas deg  
Vector averaged cross-power spectrum Several baselines displayed  
Timerange: 00/10:24:01 to 00/10:27:39

Plot file version 153 created 02-JUN-2021 11:59:50

J2209+6442 EC0711.UVDATA.1

Freq = 4.7990 GHz, Bw = 32.000 MH

No calibration applied and no bandpass applied

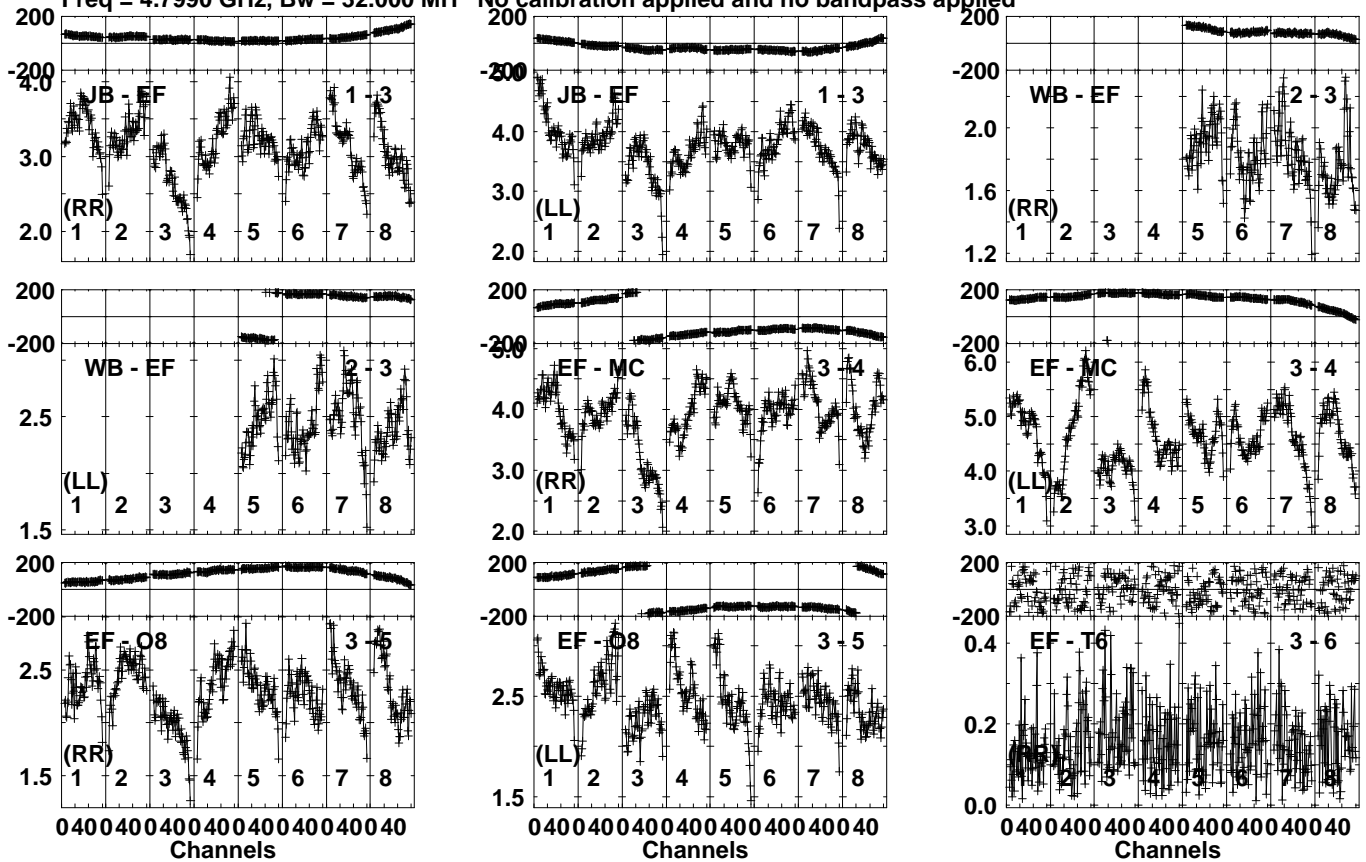


Lower frame: Micro Ampl Jy Top frame: Phas deg  
Vector averaged cross-power spectrum Several baselines displayed  
Timerange: 00/10:24:01 to 00/10:27:39

Plot file version 154 created 02-JUN-2021 11:59:50

J2208+6519 EC0711.UVDATA.1

Freq = 4.7990 GHz, Bw = 32.000 MH No calibration applied and no bandpass applied



Lower frame: Milli Ampl Jy Top frame: Phas deg  
Vector averaged cross-power spectrum Several baselines displayed  
Timerange: 00/10:27:41 to 00/10:29:19

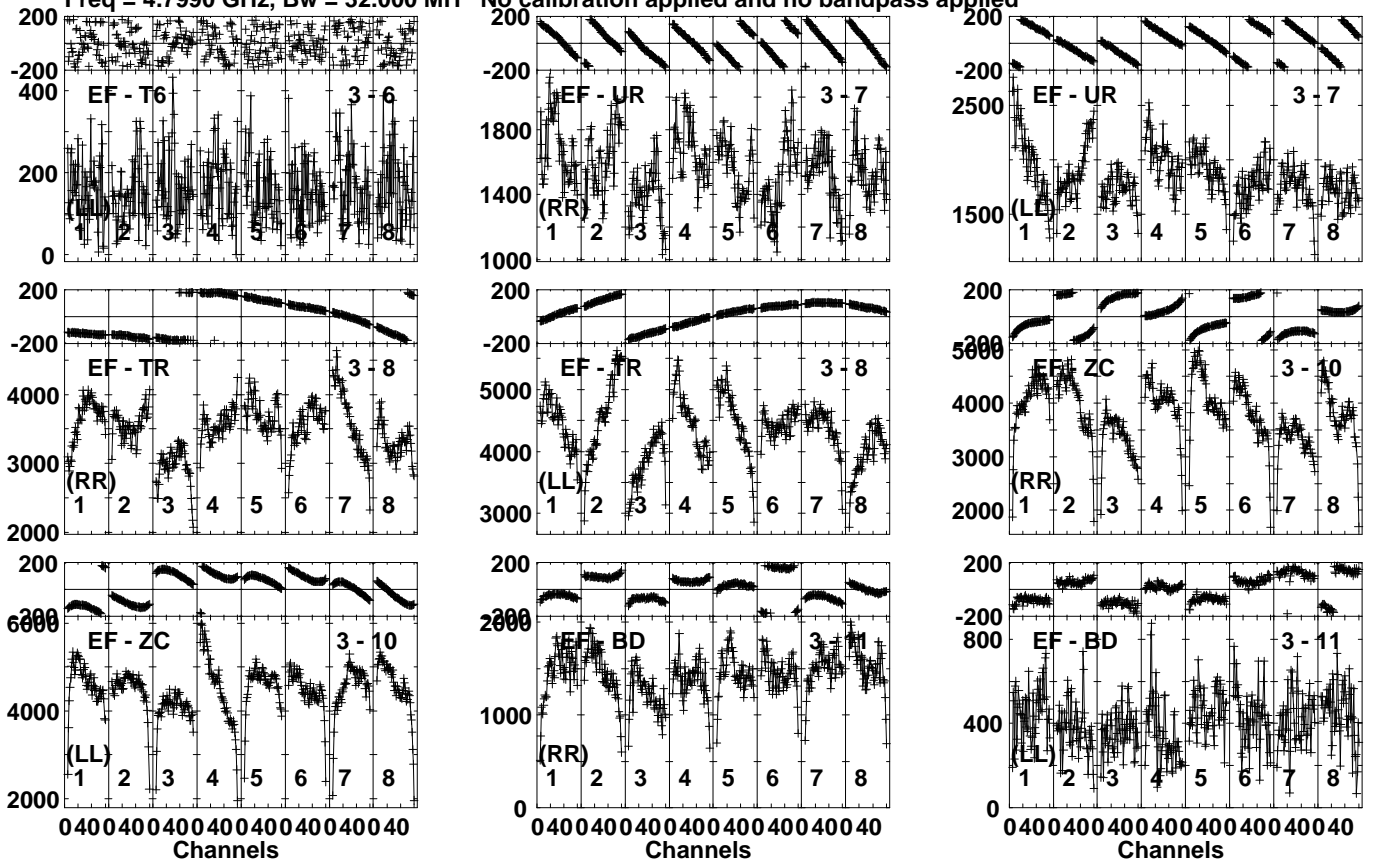


Plot file version 155 created 02-JUN-2021 11:59:50

J2208+6519 EC0711.UVDATA.1

Freq = 4.7990 GHz, Bw = 32.000 MH

No calibration applied and no bandpass applied



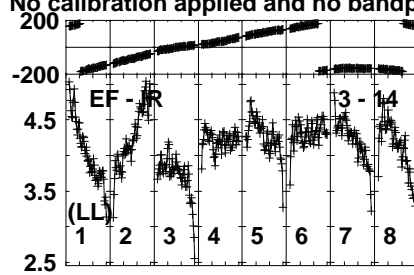
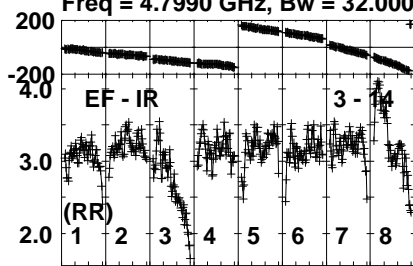
Lower frame: Micro Ampl Jy Top frame: Phas deg  
Vector averaged cross-power spectrum Several baselines displayed  
Timerange: 00/10:27:41 to 00/10:29:19

Plot file version 156 created 02-JUN-2021 11:59:50

J2208+6519 EC0711.UVDATA.1

Freq = 4.7990 GHz, Bw = 32.000 MH

No calibration applied and no bandpass applied

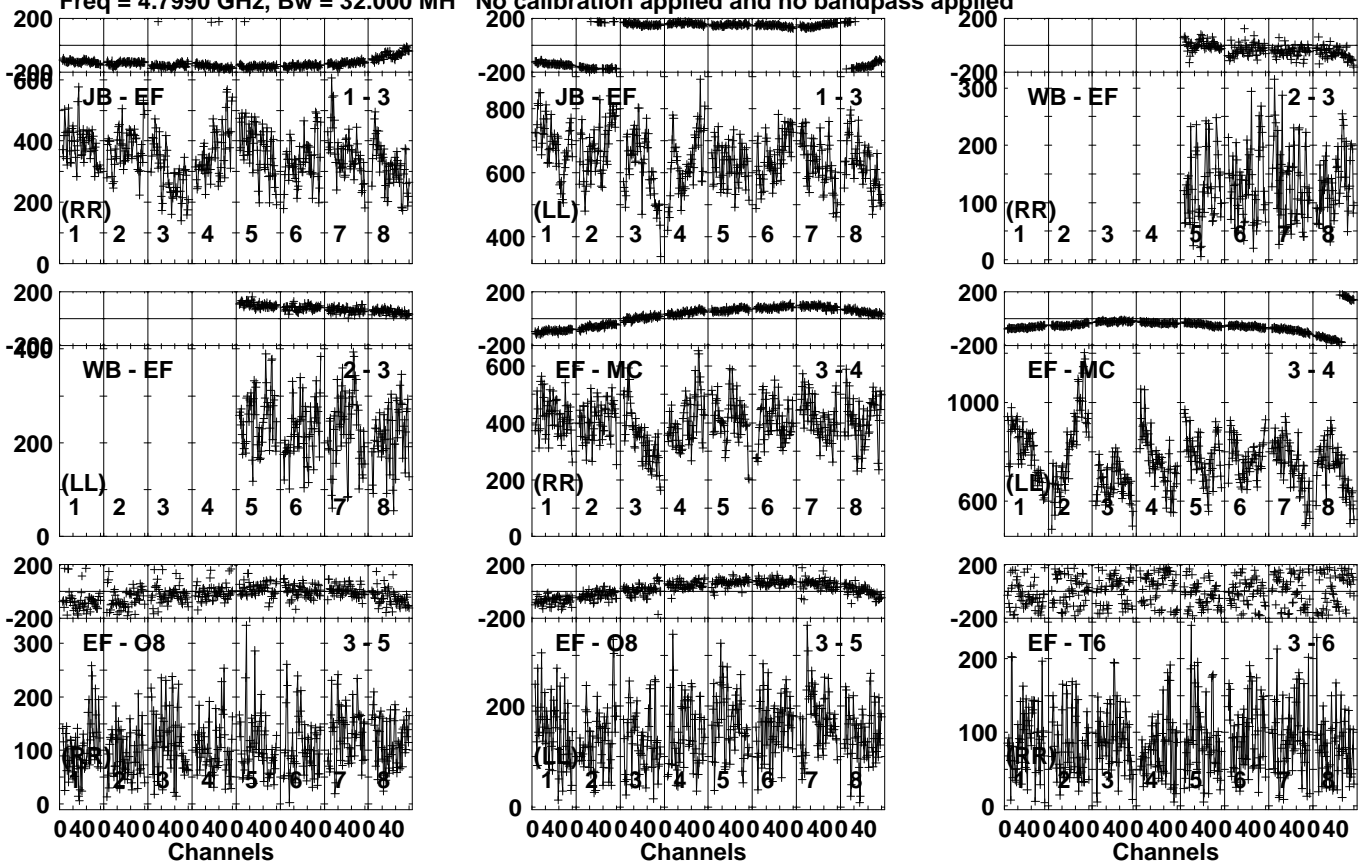


Lower frame: Milli Ampl Jy Top frame: Phas deg  
Vector averaged cross-power spectrum Several baselines displayed  
Timerange: 00/10:27:41 to 00/10:29:19

Plot file version 157 created 02-JUN-2021 11:59:50

J2209+6442 EC0711.UVDATA.1

Freq = 4.7990 GHz, Bw = 32.000 MH No calibration applied and no bandpass applied

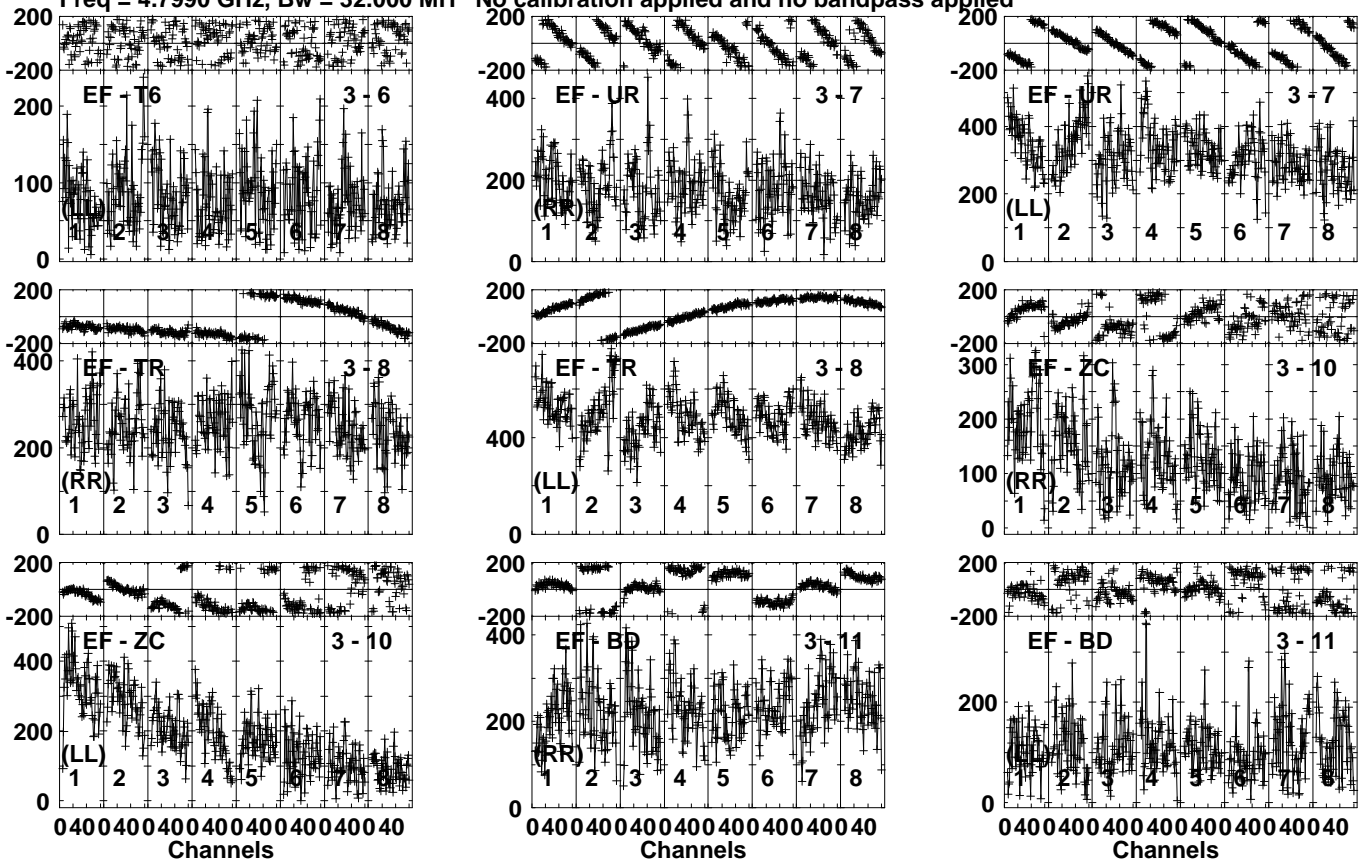


Lower frame: Micro Ampl Jy Top frame: Phas deg  
Vector averaged cross-power spectrum Several baselines displayed  
Timerange: 00/10:29:21 to 00/10:32:59

Plot file version 158 created 02-JUN-2021 11:59:50

J2209+6442 EC0711.UVDATA.1

Freq = 4.7990 GHz, Bw = 32.000 MH No calibration applied and no bandpass applied



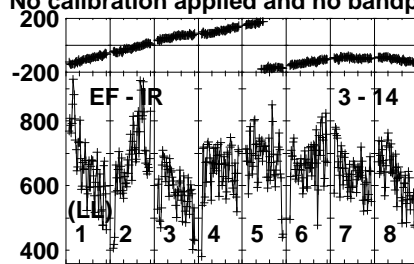
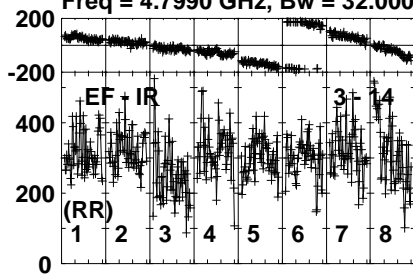
Lower frame: Micro Ampl Jy Top frame: Phas deg  
Vector averaged cross-power spectrum Several baselines displayed  
Timerange: 00/10:29:21 to 00/10:32:59

Plot file version 159 created 02-JUN-2021 11:59:50

J2209+6442 EC0711.UVDATA.1

Freq = 4.7990 GHz, Bw = 32.000 MH

No calibration applied and no bandpass applied



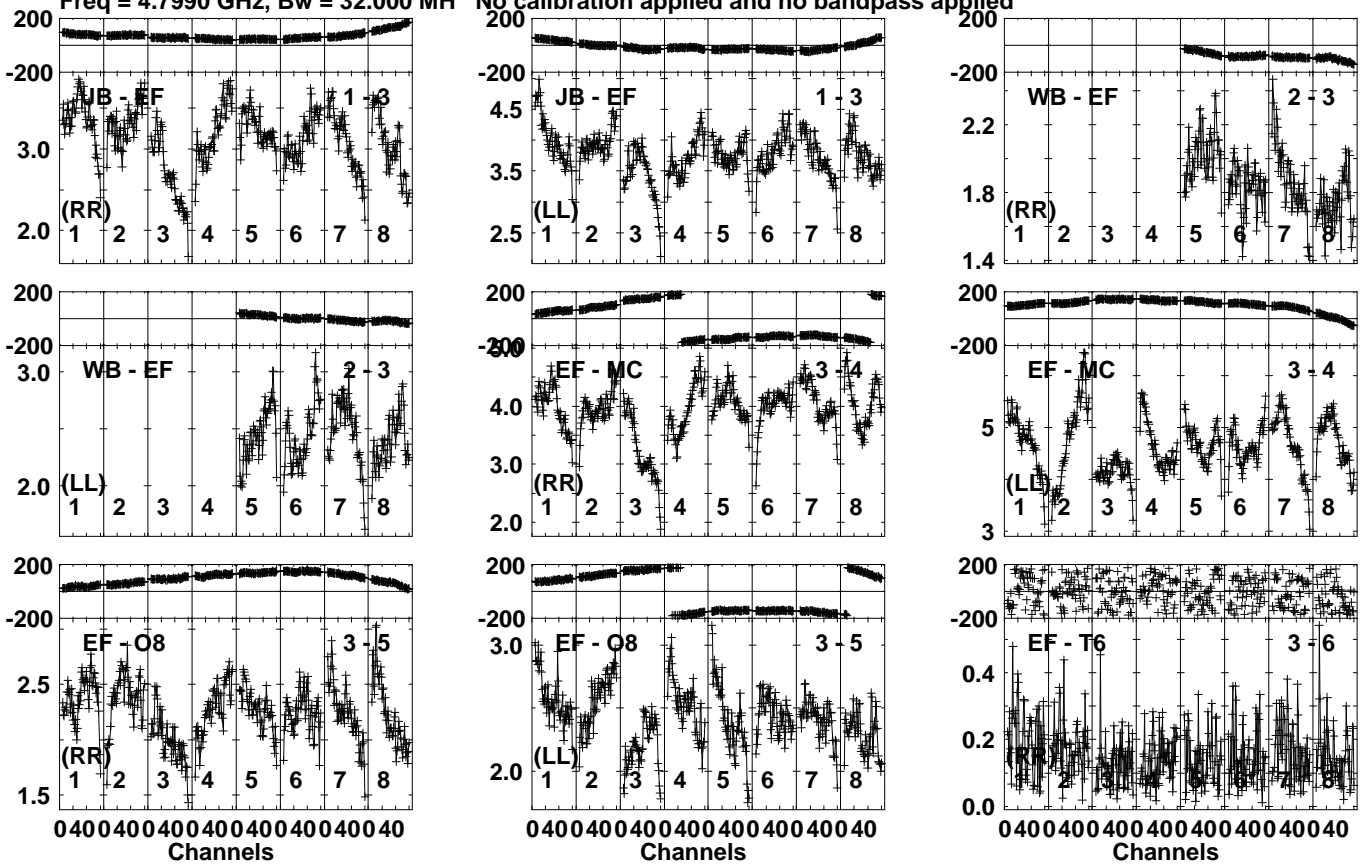
Lower frame: Micro Ampl Jy Top frame: Phas deg  
Vector averaged cross-power spectrum Several baselines displayed  
Timerange: 00/10:29:21 to 00/10:32:59

Plot file version 160 created 02-JUN-2021 11:59:50

J2208+6519 EC0711.UVDATA.1

Freq = 4.7990 GHz, Bw = 32.000 MH

No calibration applied and no bandpass applied



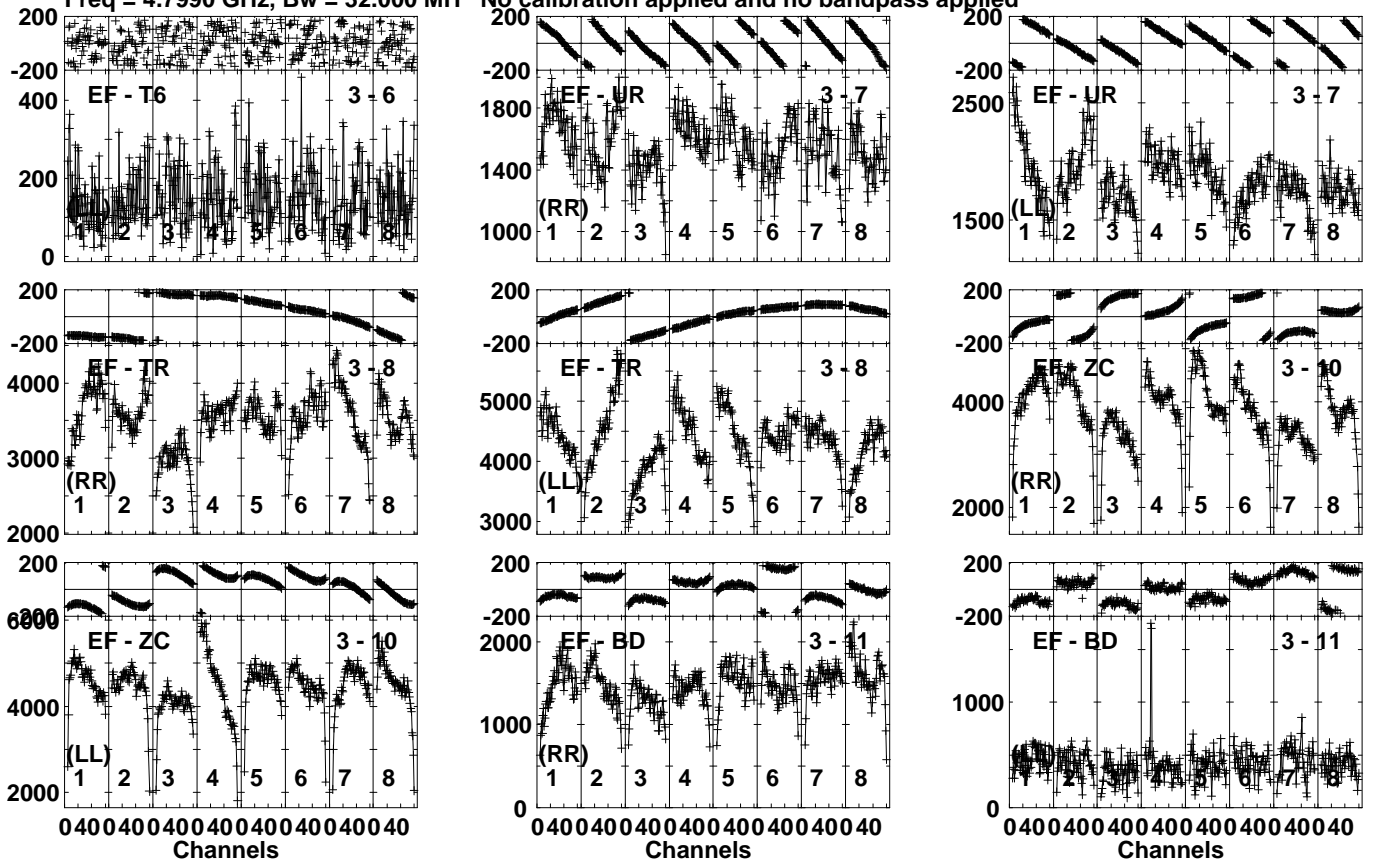
Lower frame: Milli Ampl Jy Top frame: Phas deg  
Vector averaged cross-power spectrum Several baselines displayed  
Timerange: 00/10:33:41 to 00/10:34:39

Plot file version 161 created 02-JUN-2021 11:59:51

J2208+6519 EC0711.UVDATA.1

Freq = 4.7990 GHz, Bw = 32.000 MH

No calibration applied and no bandpass applied



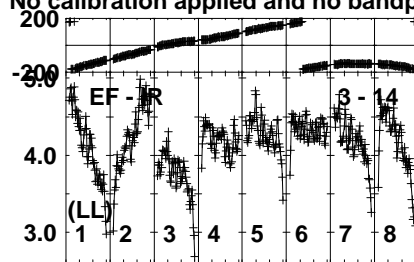
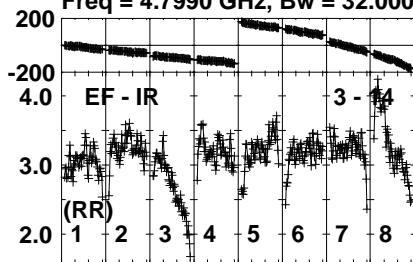
Lower frame: Micro Ampl Jy Top frame: Phas deg  
Vector averaged cross-power spectrum Several baselines displayed  
Timerange: 00/10:33:41 to 00/10:34:39

Plot file version 162 created 02-JUN-2021 11:59:51

J2208+6519 EC0711.UVDATA.1

Freq = 4.7990 GHz, Bw = 32.000 MH

No calibration applied and no bandpass applied



Lower frame: Milli Ampl Jy Top frame: Phas deg  
Vector averaged cross-power spectrum Several baselines displayed  
Timerange: 00/10:33:41 to 00/10:34:39

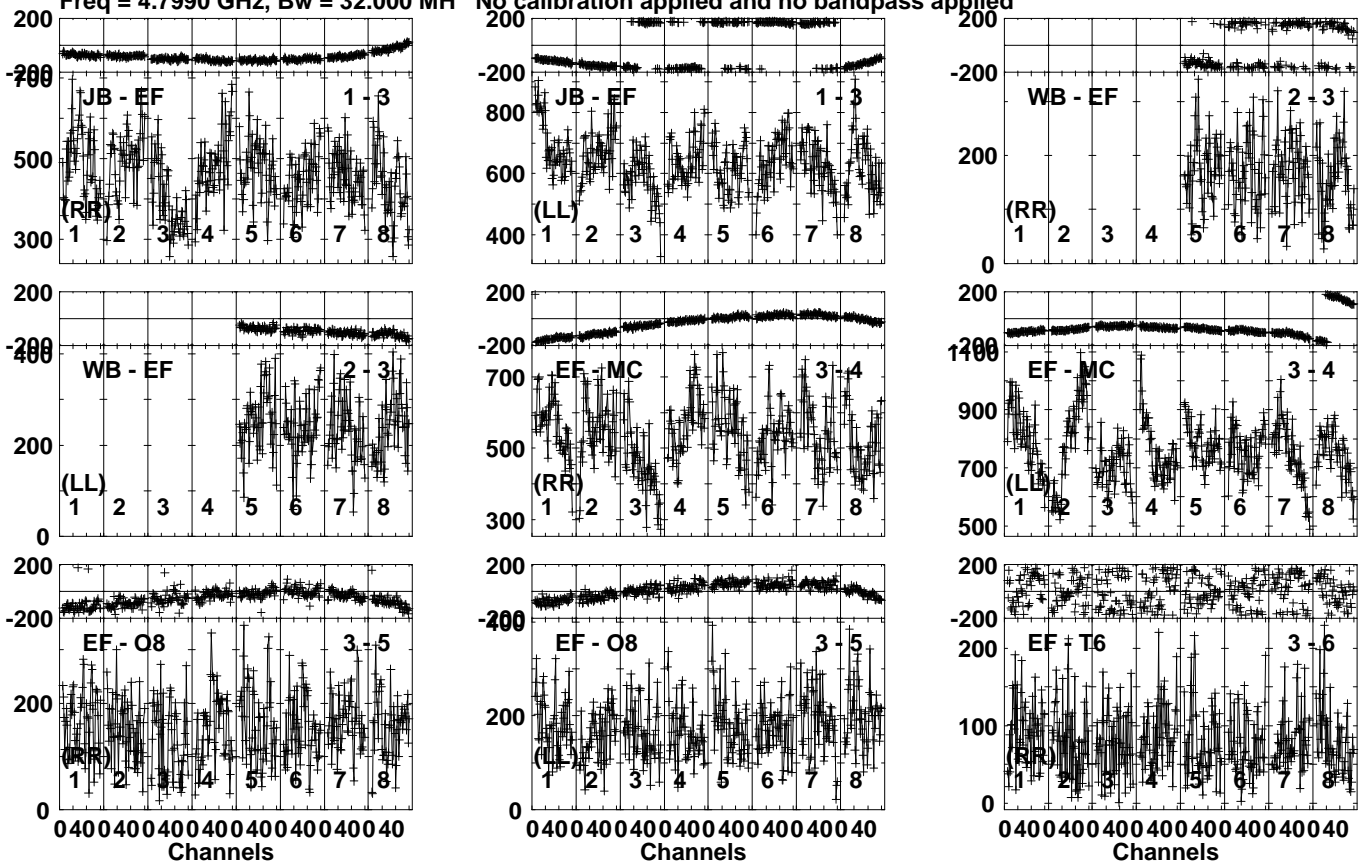


Plot file version 163 created 02-JUN-2021 11:59:51

J2209+6442 EC0711.UVDATA.1

Freq = 4.7990 GHz, Bw = 32.000 MH

No calibration applied and no bandpass applied

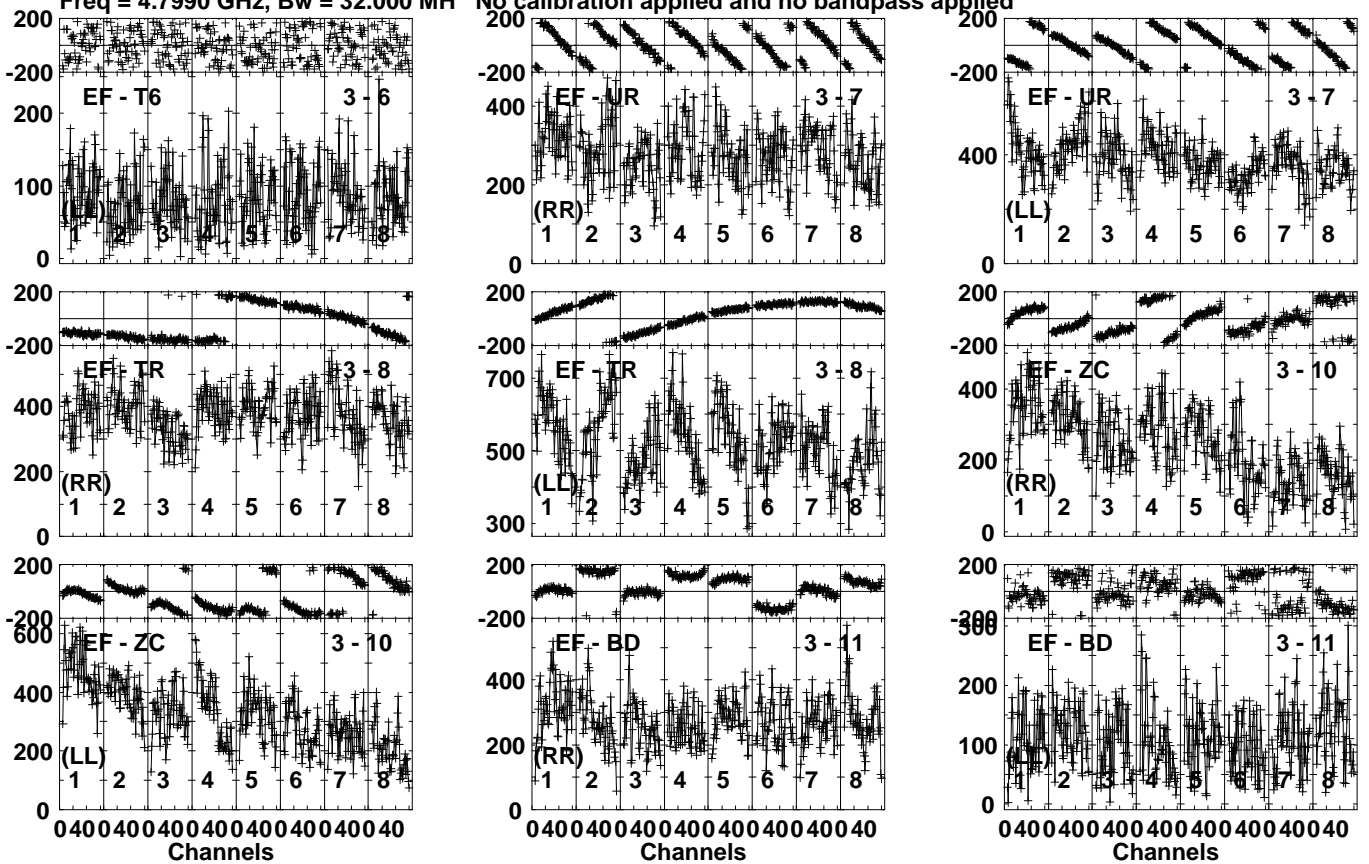


Lower frame: Micro Ampl Jy Top frame: Phas deg  
Vector averaged cross-power spectrum Several baselines displayed  
Timerange: 00/10:34:41 to 00/10:38:19

Plot file version 164 created 02-JUN-2021 11:59:51

J2209+6442 EC0711.UVDATA.1

Freq = 4.7990 GHz, Bw = 32.000 MH No calibration applied and no bandpass applied



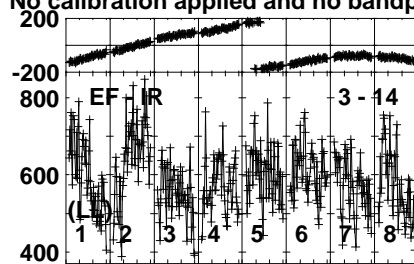
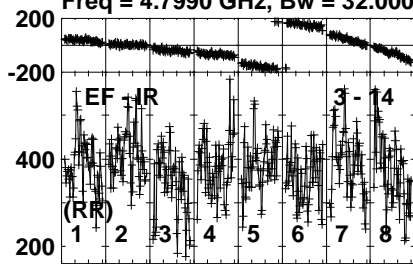
Lower frame: Micro Ampl Jy Top frame: Phas deg  
Vector averaged cross-power spectrum Several baselines displayed  
Timerange: 00/10:34:41 to 00/10:38:19

Plot file version 165 created 02-JUN-2021 11:59:51

J2209+6442 EC0711.UVDATA.1

Freq = 4.7990 GHz, Bw = 32.000 MH

No calibration applied and no bandpass applied



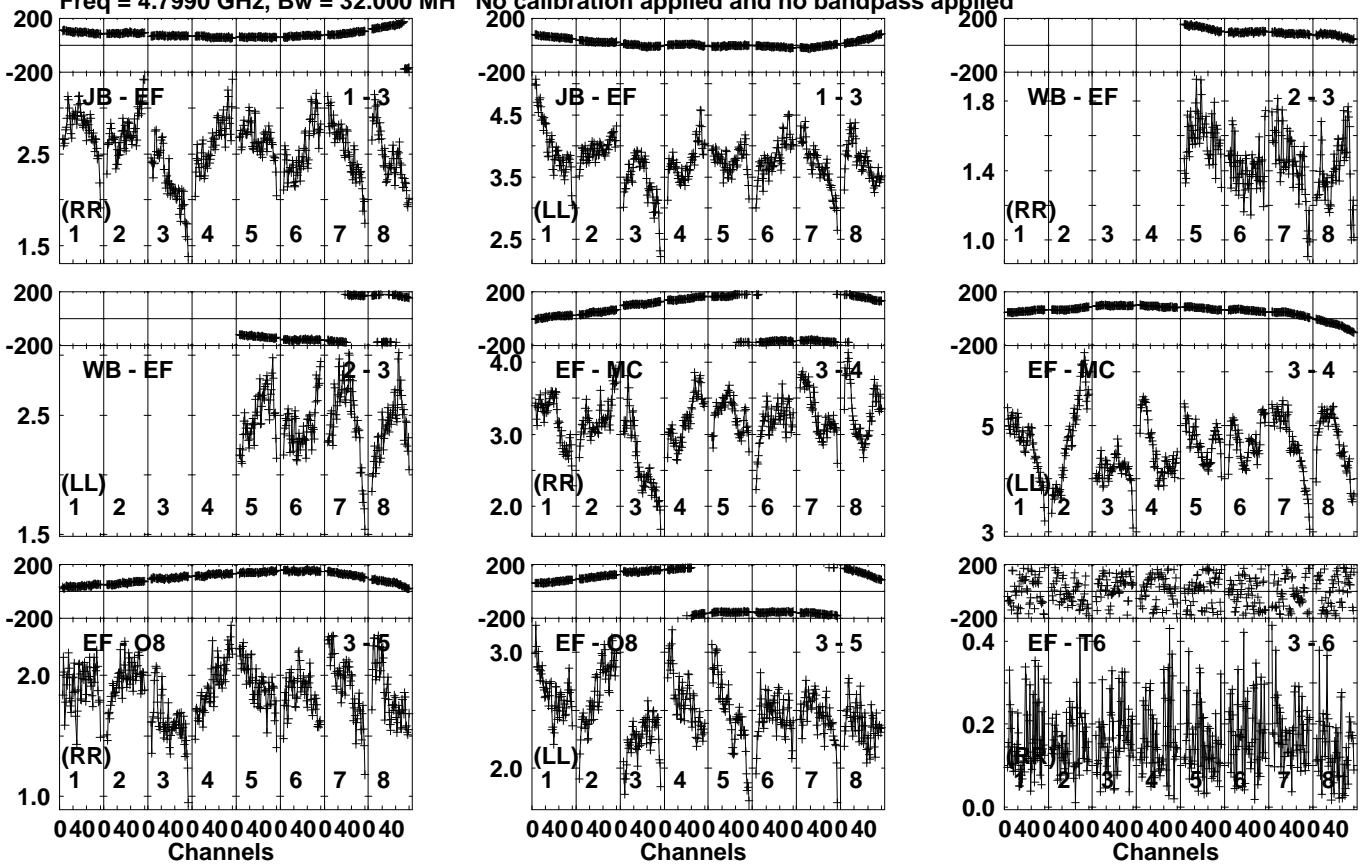
Lower frame: Micro Ampl Jy Top frame: Phas deg  
Vector averaged cross-power spectrum Several baselines displayed  
Timerange: 00/10:34:41 to 00/10:38:19

Plot file version 166 created 02-JUN-2021 11:59:51

J2208+6519 EC0711.UVDATA.1

Freq = 4.7990 GHz, Bw = 32.000 MH

No calibration applied and no bandpass applied



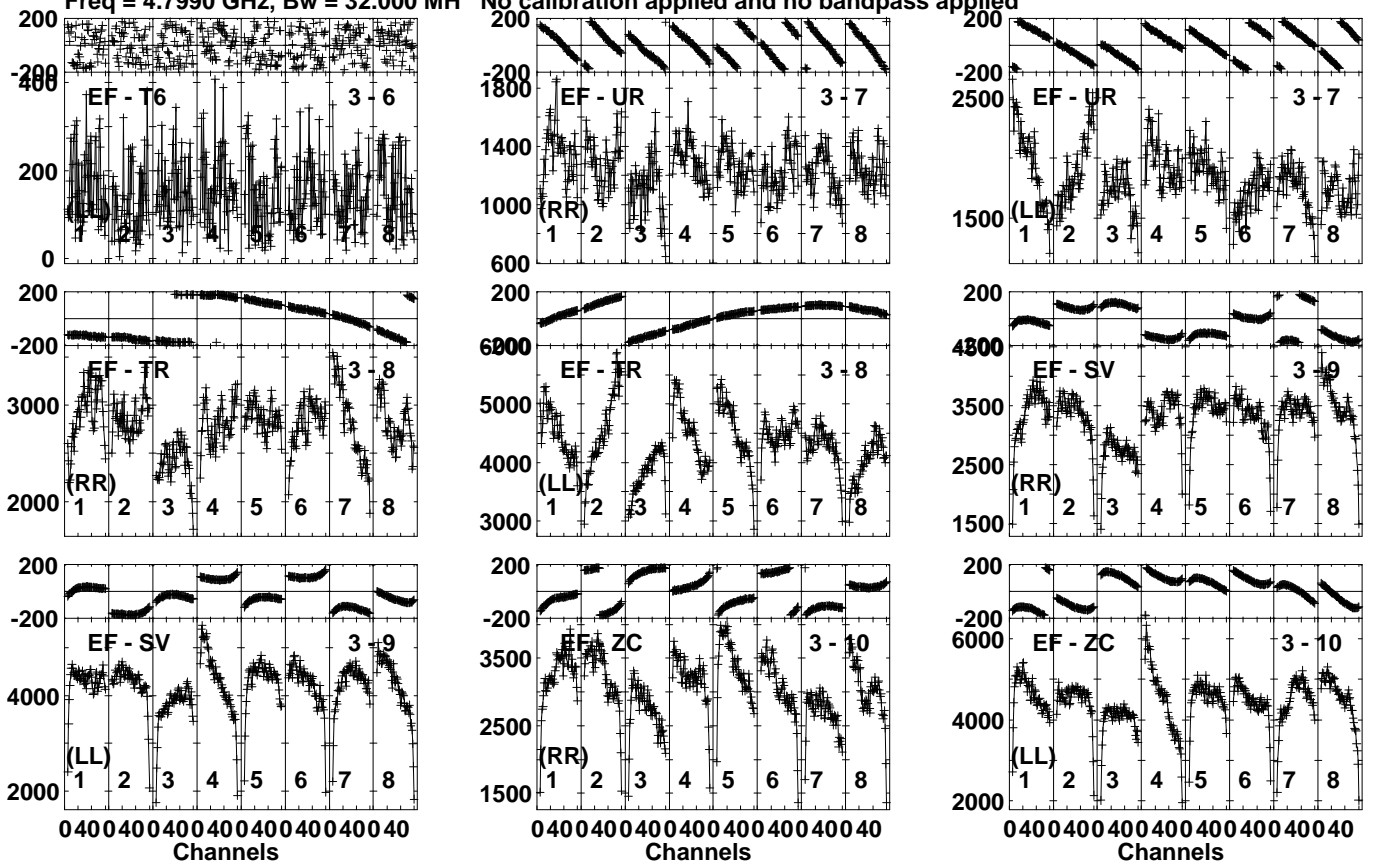
Lower frame: Milli Ampl Jy Top frame: Phas deg  
Vector averaged cross-power spectrum Several baselines displayed  
Timerange: 00/10:38:21 to 00/10:39:59

Plot file version 167 created 02-JUN-2021 11:59:51

J2208+6519 EC0711.UVDATA.1

Freq = 4.7990 GHz, Bw = 32.000 MH

No calibration applied and no bandpass applied



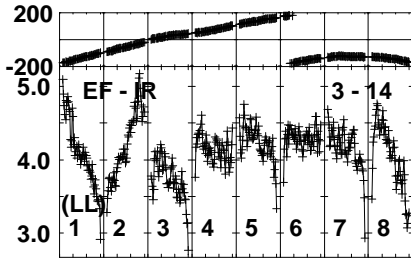
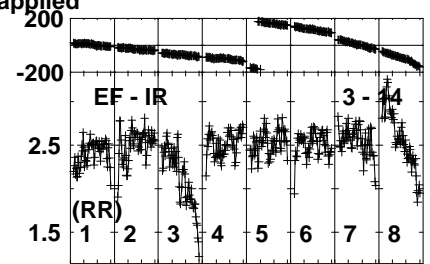
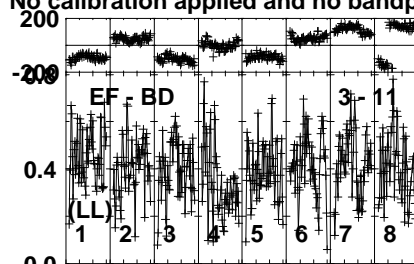
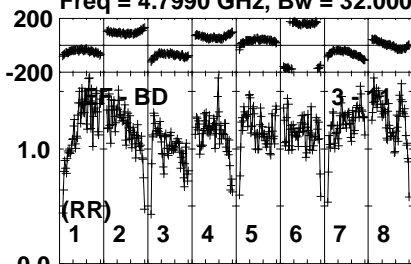
Lower frame: Micro Ampl Jy Top frame: Phas deg  
Vector averaged cross-power spectrum Several baselines displayed  
Timerange: 00/10:38:21 to 00/10:39:59

Plot file version 168 created 02-JUN-2021 11:59:51

J2208+6519 EC0711.UVDATA.1

Freq = 4.7990 GHz, Bw = 32.000 MH

No calibration applied and no bandpass applied



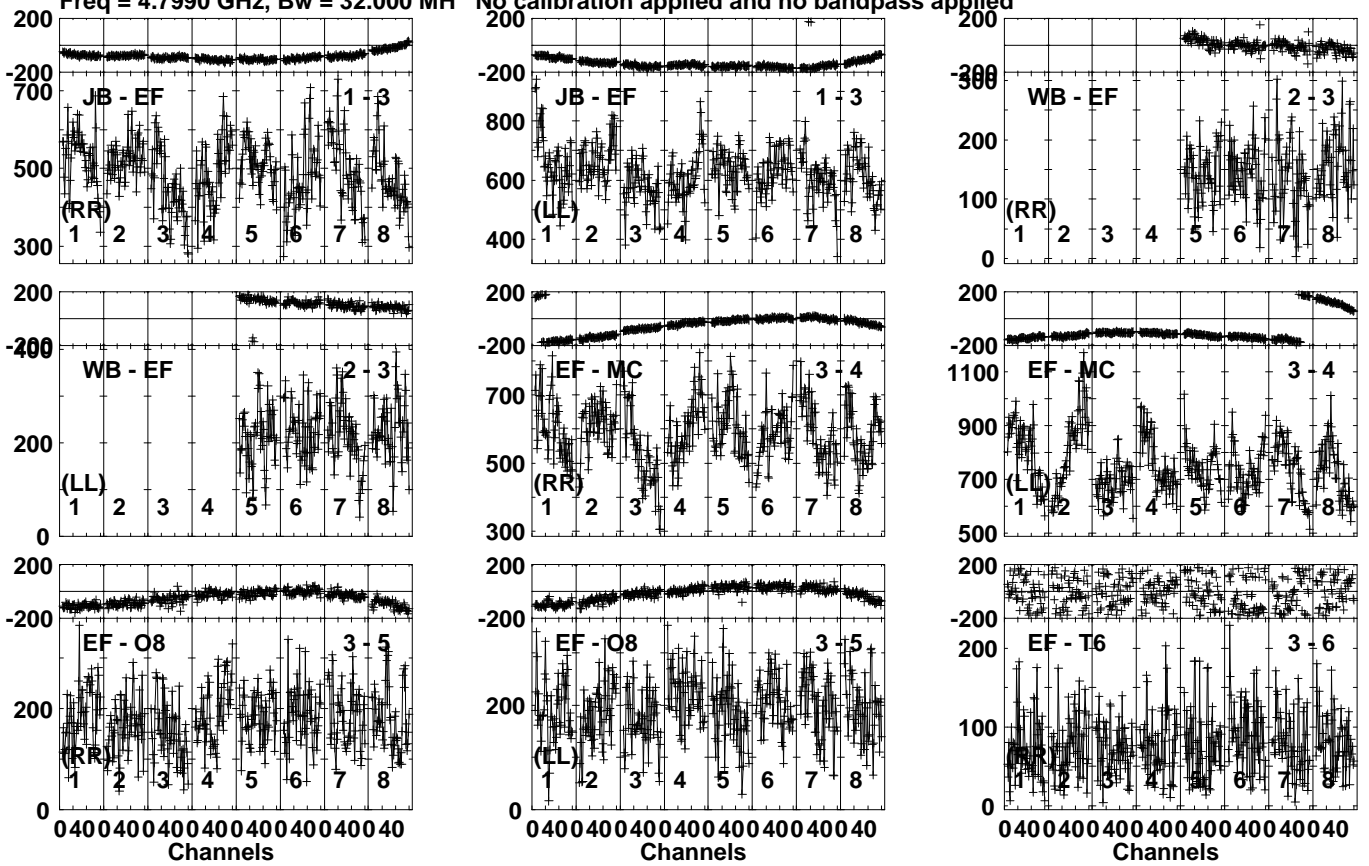
Lower frame: Milli Ampl Jy Top frame: Phas deg  
Vector averaged cross-power spectrum Several baselines displayed  
Timerange: 00/10:38:21 to 00/10:39:59

Plot file version 169 created 02-JUN-2021 11:59:51

J2209+6442 EC0711.UVDATA.1

Freq = 4.7990 GHz, Bw = 32.000 MH

No calibration applied and no bandpass applied

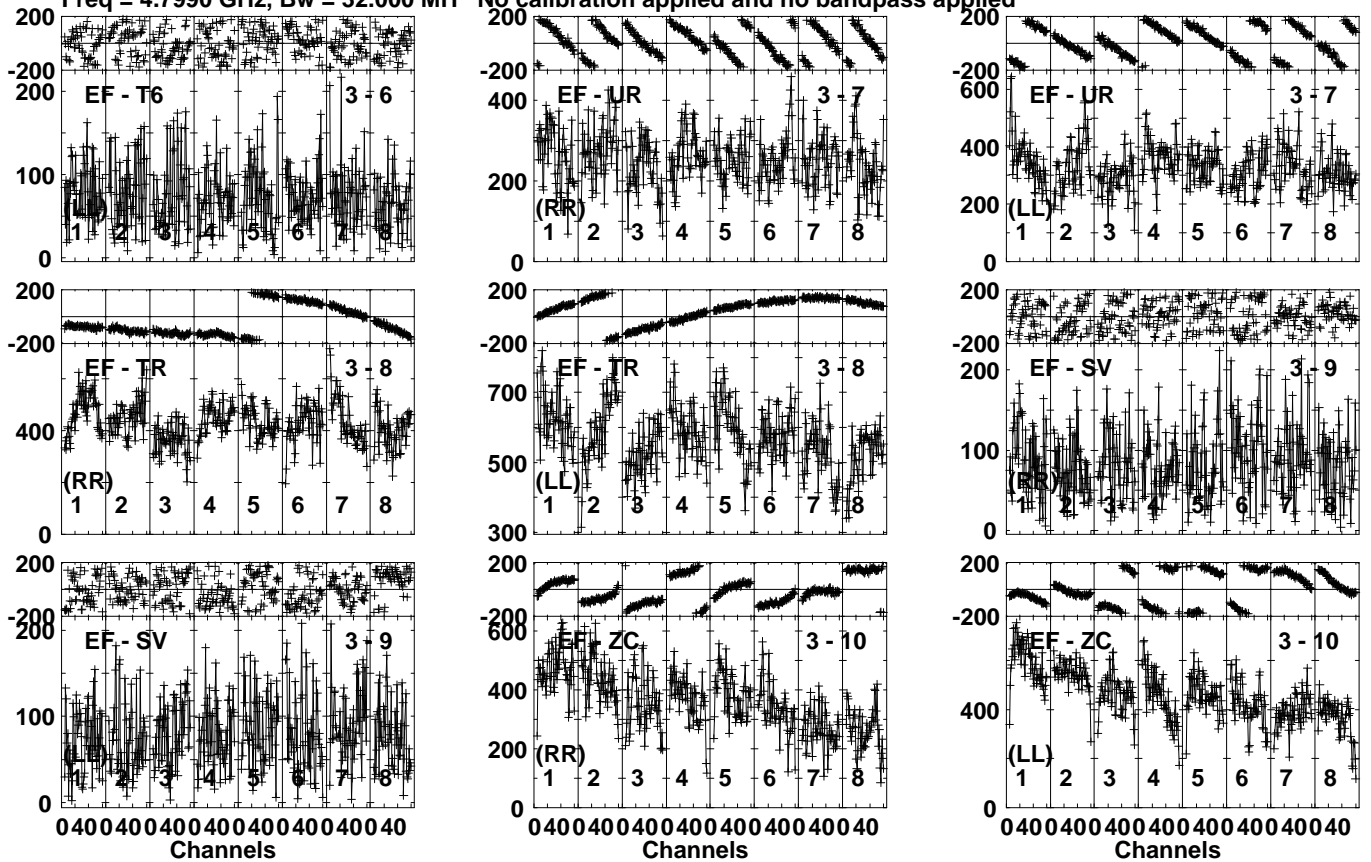


Lower frame: Micro Ampl Jy Top frame: Phas deg  
Vector averaged cross-power spectrum Several baselines displayed  
Timerange: 00/10:40:01 to 00/10:43:39

Plot file version 170 created 02-JUN-2021 11:59:51

J2209+6442 EC0711.UVDATA.1

Freq = 4.7990 GHz, Bw = 32.000 MH No calibration applied and no bandpass applied



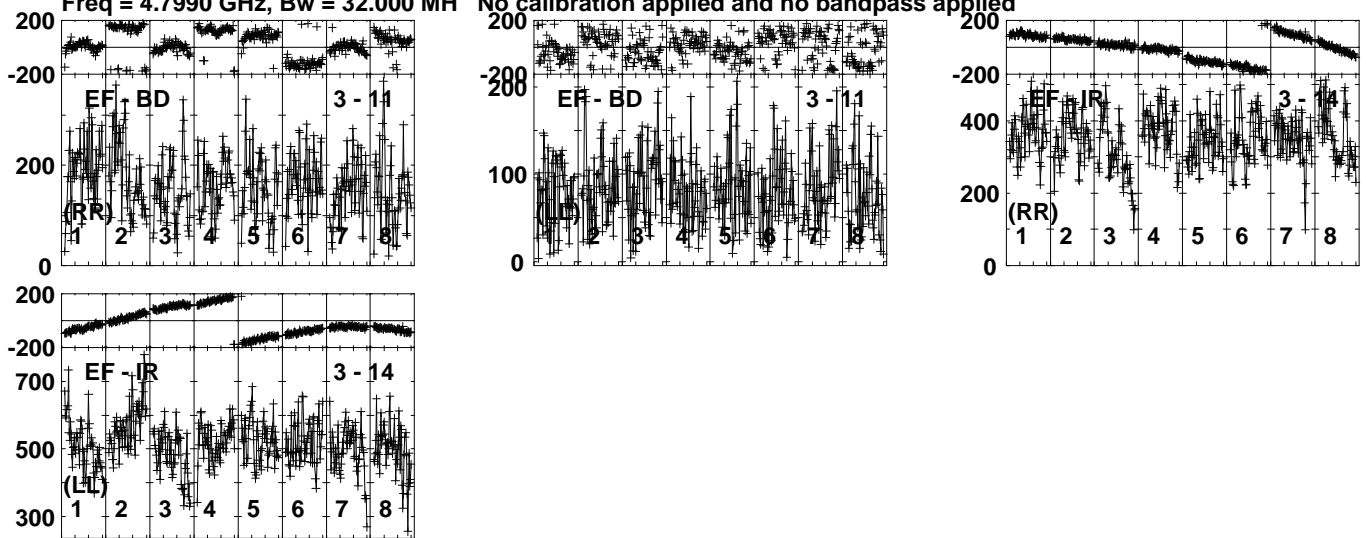
Lower frame: Micro Ampl Jy Top frame: Phas deg  
Vector averaged cross-power spectrum Several baselines displayed  
Timerange: 00/10:40:01 to 00/10:43:39



Plot file version 171 created 02-JUN-2021 11:59:51

J2209+6442 EC0711.UVDATA.1

Freq = 4.7990 GHz, Bw = 32.000 MH No calibration applied and no bandpass applied



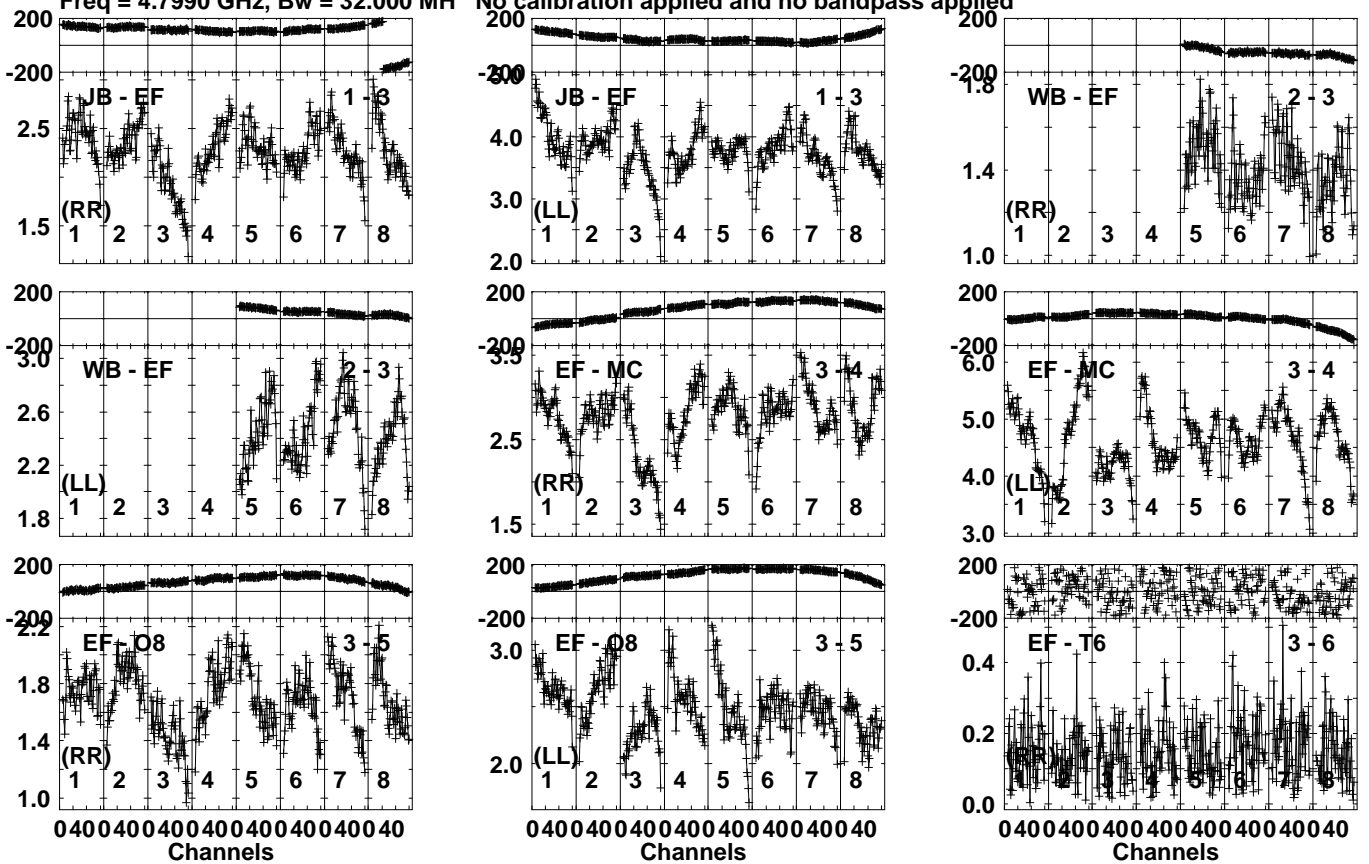
Lower frame: Micro Ampl Jy Top frame: Phas deg  
Vector averaged cross-power spectrum Several baselines displayed  
Timerange: 00/10:40:01 to 00/10:43:39

Plot file version 172 created 02-JUN-2021 11:59:51

J2208+6519 EC0711.UVDATA.1

Freq = 4.7990 GHz, Bw = 32.000 MH

No calibration applied and no bandpass applied



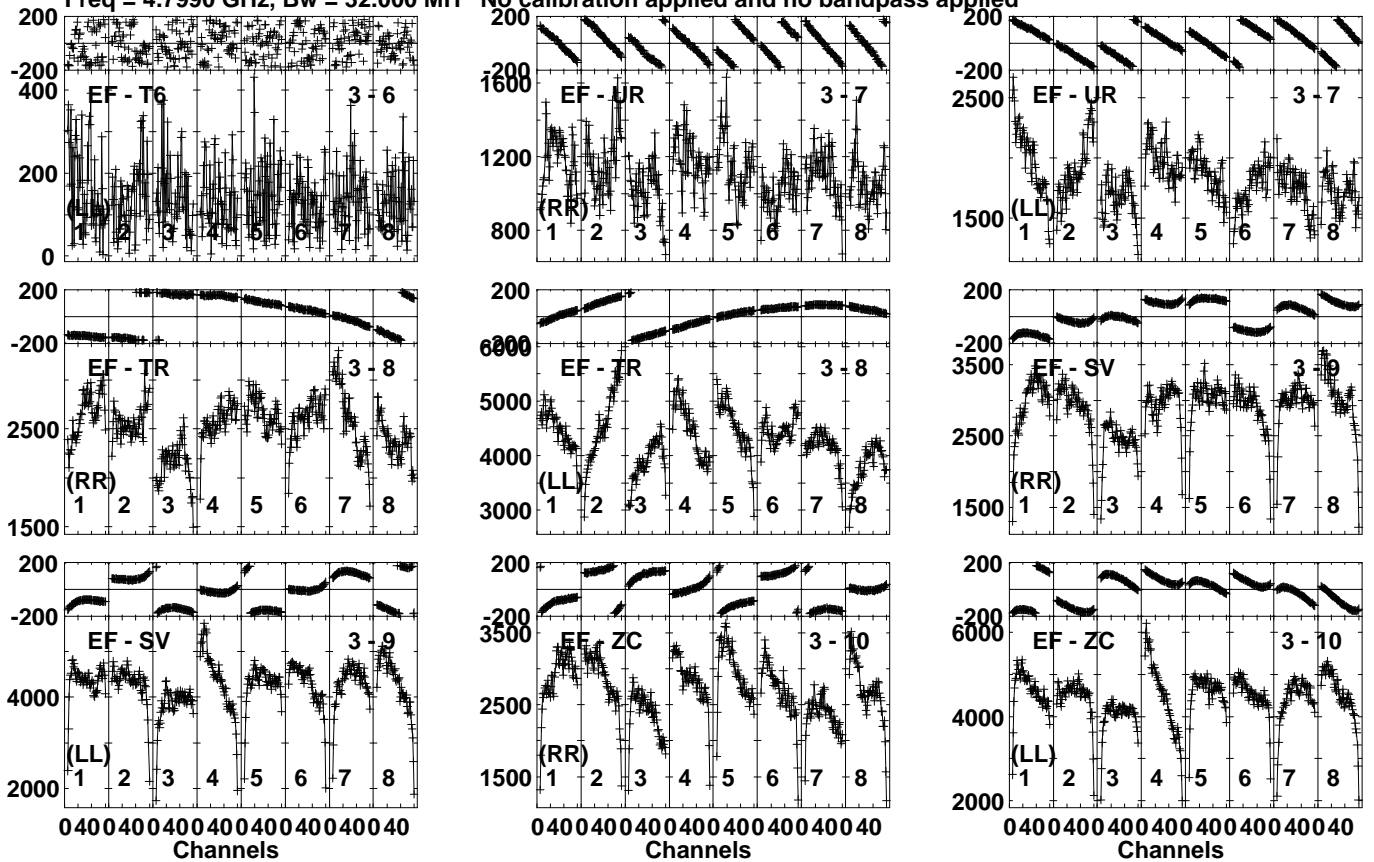
Lower frame: Milli Ampl Jy Top frame: Phas deg  
Vector averaged cross-power spectrum Several baselines displayed  
Timerange: 00/10:44:21 to 00/10:45:19

Plot file version 173 created 02-JUN-2021 11:59:51

J2208+6519 EC0711.UVDATA.1

Freq = 4.7990 GHz, Bw = 32.000 MH

No calibration applied and no bandpass applied



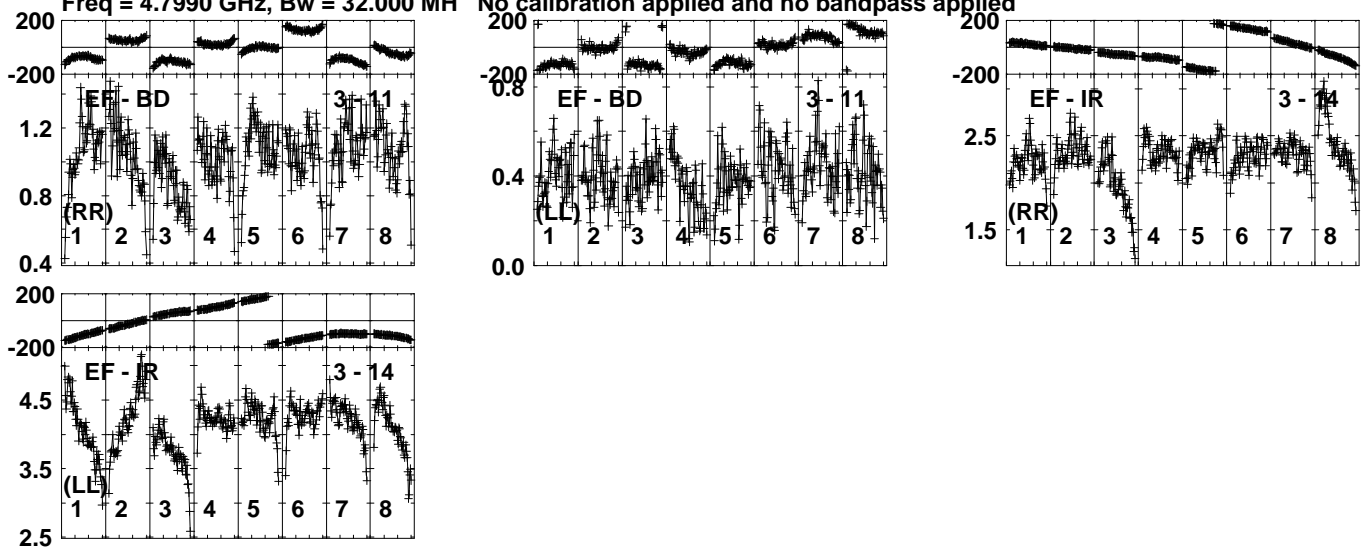
Lower frame: Micro Ampl Jy Top frame: Phas deg  
Vector averaged cross-power spectrum Several baselines displayed  
Timerange: 00/10:44:21 to 00/10:45:19

Plot file version 174 created 02-JUN-2021 11:59:51

J2208+6519 EC0711.UVDATA.1

Freq = 4.7990 GHz, Bw = 32.000 MH

No calibration applied and no bandpass applied

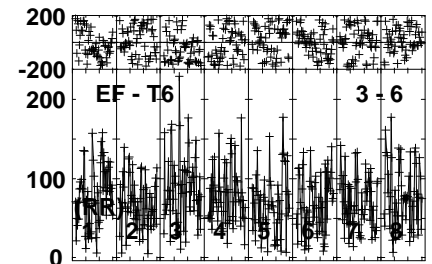
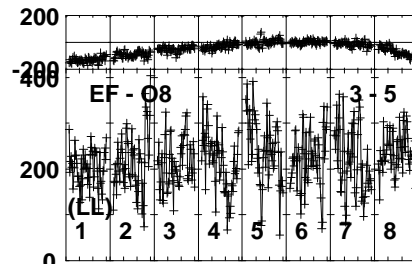
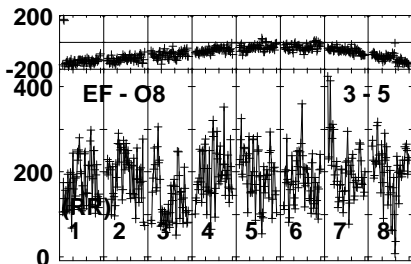
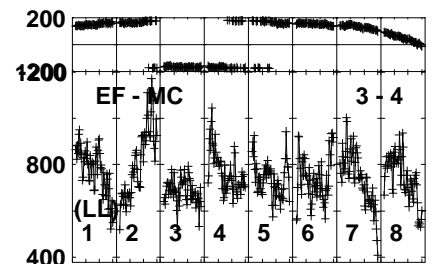
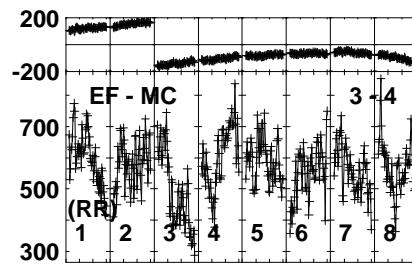
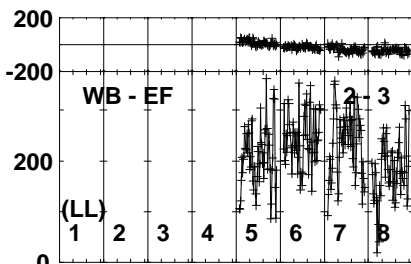
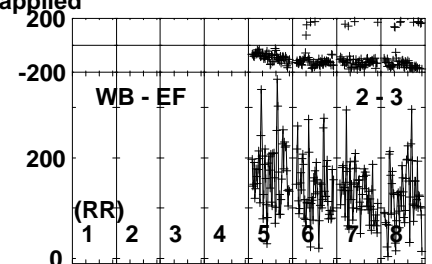
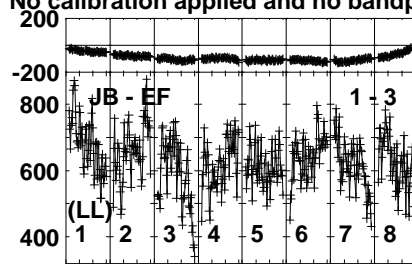
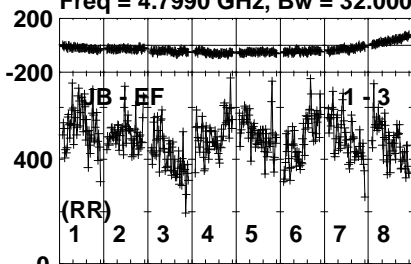


Lower frame: Milli Ampl Jy Top frame: Phas deg  
Vector averaged cross-power spectrum Several baselines displayed  
Timerange: 00/10:44:21 to 00/10:45:19

Plot file version 175 created 02-JUN-2021 11:59:52

J2209+6442 EC0711.UVDATA.1

Freq = 4.7990 GHz, Bw = 32.000 MH No calibration applied and no bandpass applied

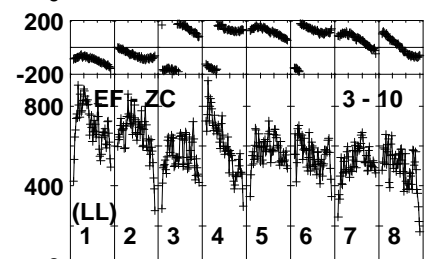
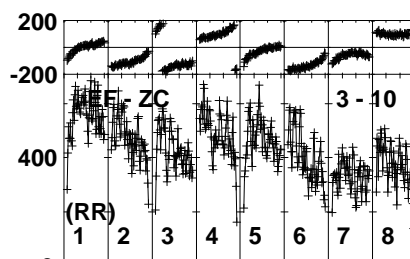
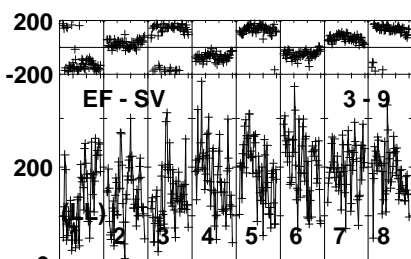
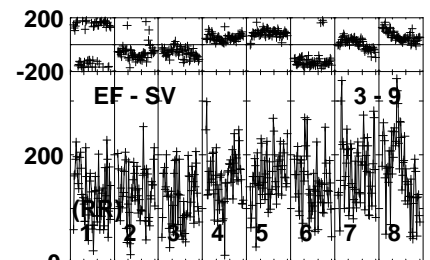
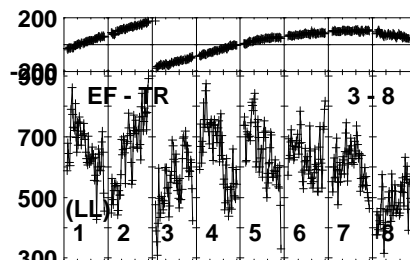
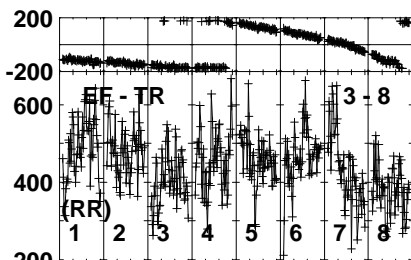
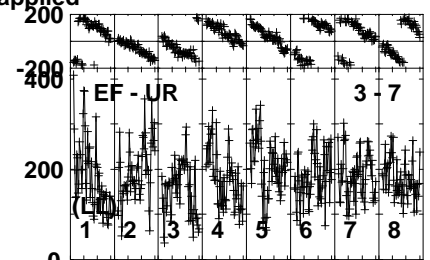
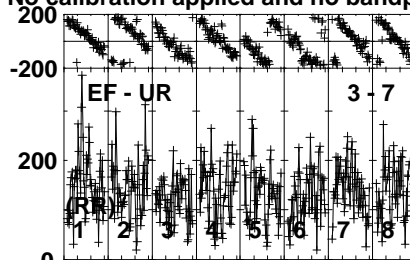
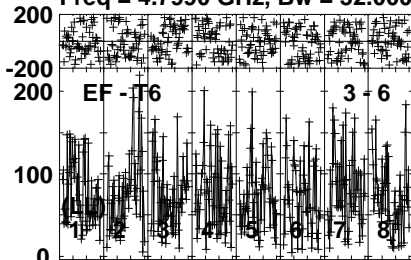


Lower frame: Micro Ampl Jy Top frame: Phas deg  
Vector averaged cross-power spectrum Several baselines displayed  
Timerange: 00/10:45:21 to 00/10:48:59

Plot file version 176 created 02-JUN-2021 11:59:52

J2209+6442 EC0711.UVDATA.1

Freq = 4.7990 GHz, Bw = 32.000 MH No calibration applied and no bandpass applied

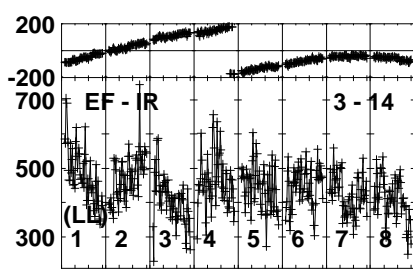
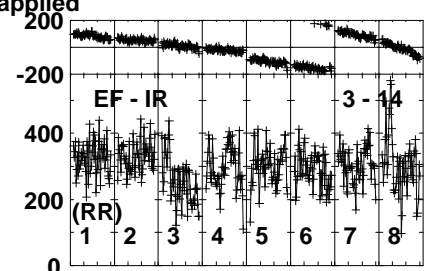
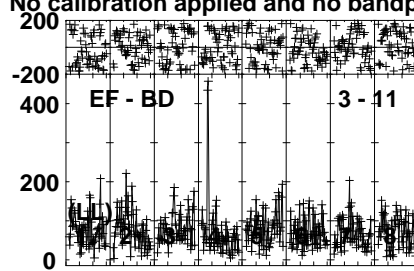
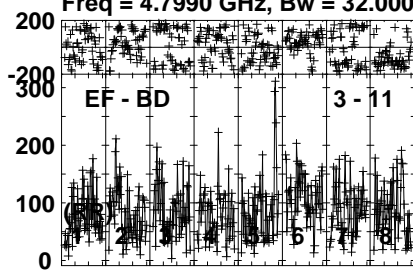


Lower frame: Micro Ampl Jy Top frame: Phas deg  
Vector averaged cross-power spectrum Several baselines displayed  
Timerange: 00/10:45:21 to 00/10:48:59

Plot file version 177 created 02-JUN-2021 11:59:52

J2209+6442 EC0711.UVDATA.1

Freq = 4.7990 GHz, Bw = 32.000 MH No calibration applied and no bandpass applied



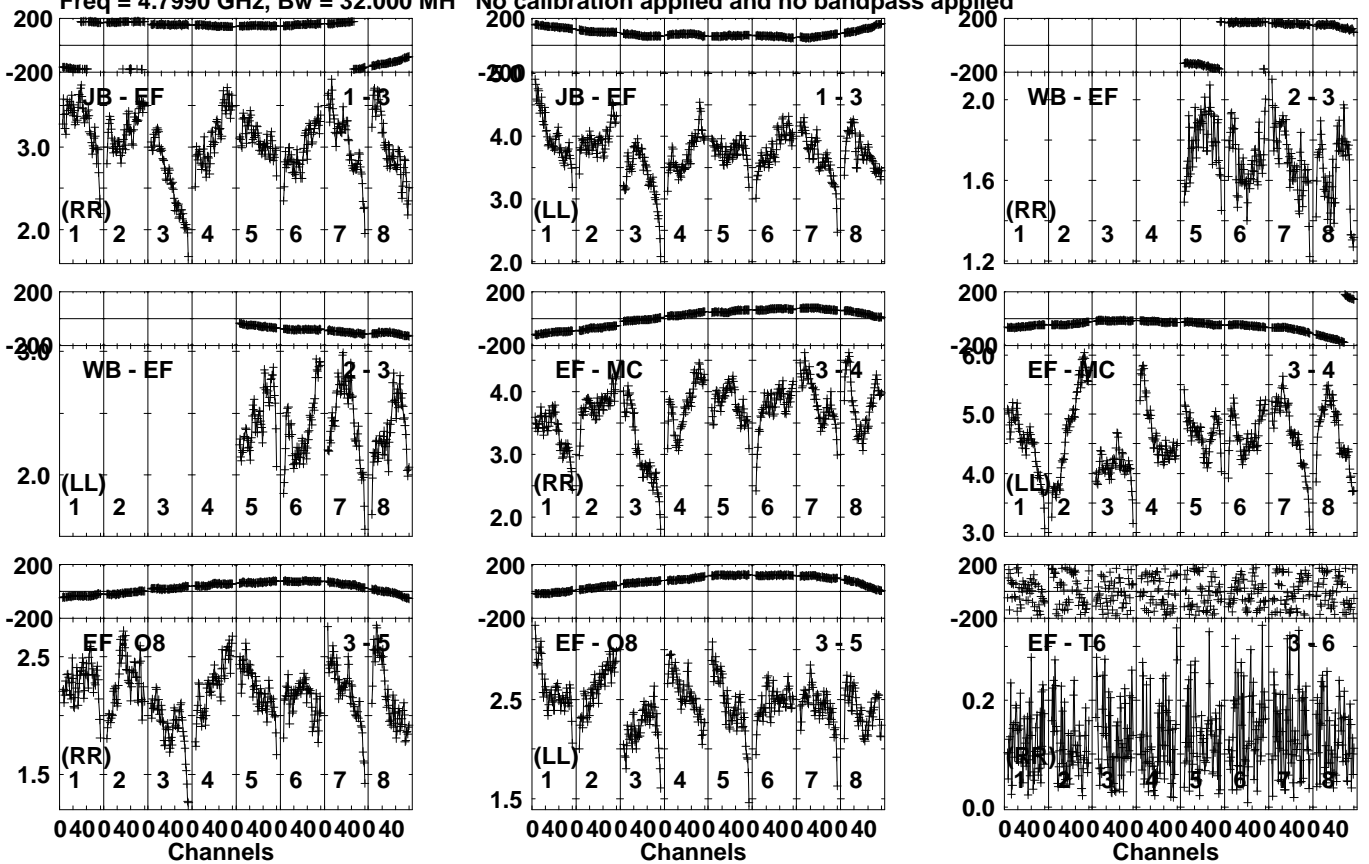
Lower frame: Micro Ampl Jy Top frame: Phas deg  
Vector averaged cross-power spectrum Several baselines displayed  
Timerange: 00/10:45:21 to 00/10:48:59

Plot file version 178 created 02-JUN-2021 11:59:52

J2208+6519 EC0711.UVDATA.1

Freq = 4.7990 GHz, Bw = 32.000 MH

No calibration applied and no bandpass applied



Lower frame: Milli Ampl Jy Top frame: Phas deg  
Vector averaged cross-power spectrum Several baselines displayed  
Timerange: 00/10:49:01 to 00/10:50:39

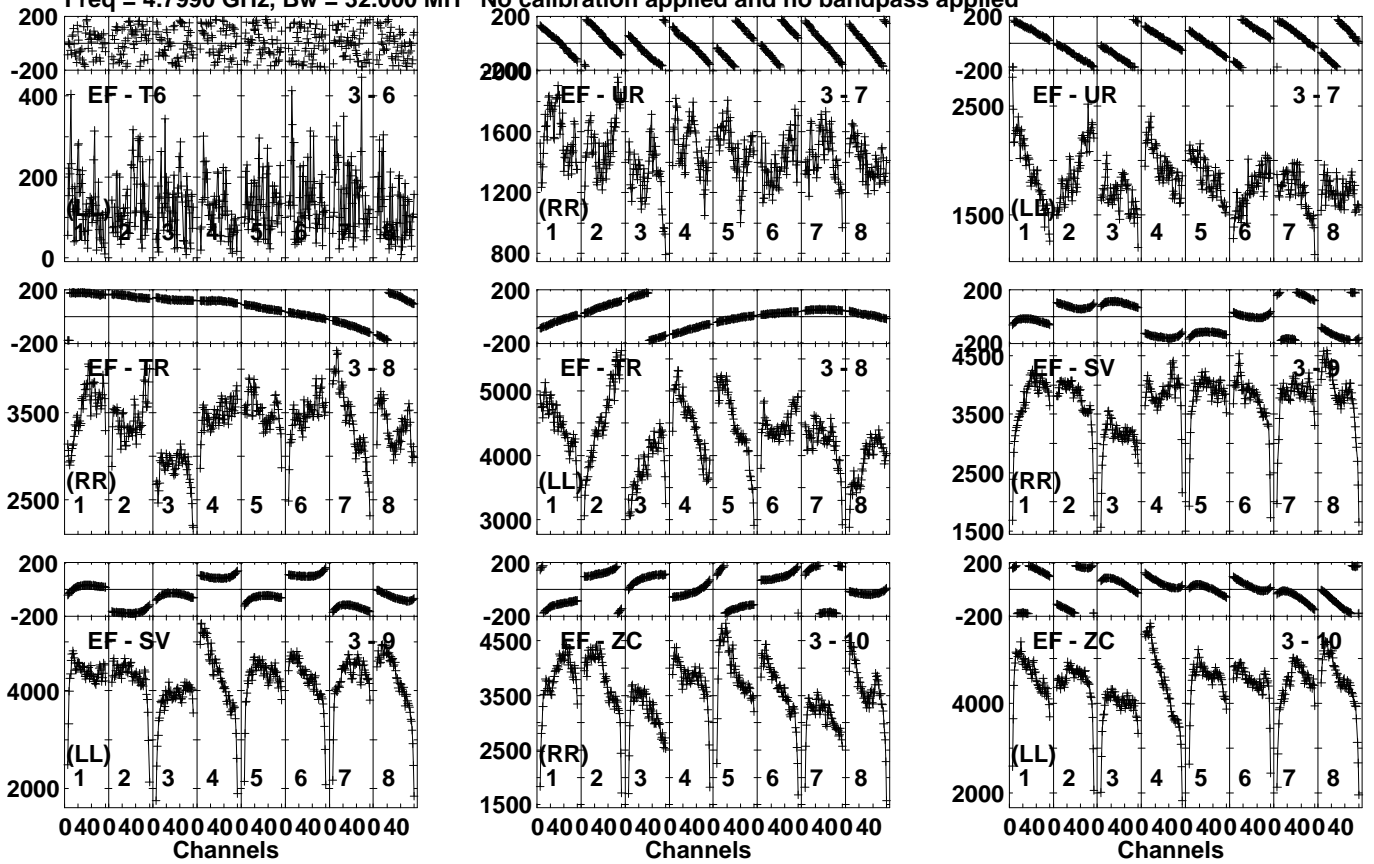


Plot file version 179 created 02-JUN-2021 11:59:52

J2208+6519 EC0711.UVDATA.1

Freq = 4.7990 GHz, Bw = 32.000 MH

No calibration applied and no bandpass applied



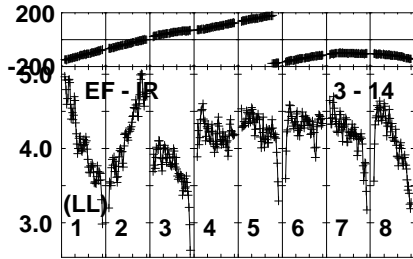
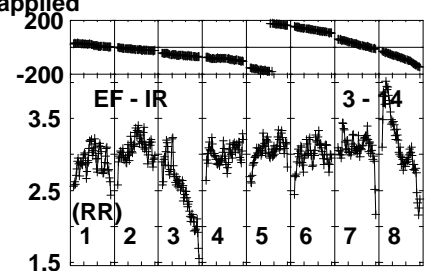
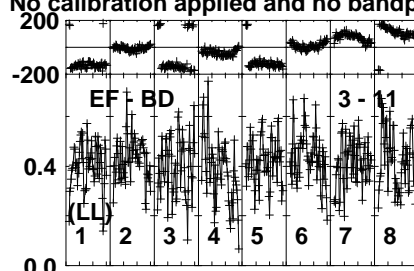
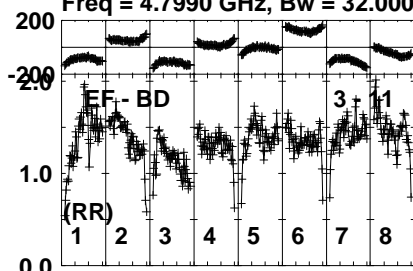
Lower frame: Micro Ampl Jy Top frame: Phas deg  
Vector averaged cross-power spectrum Several baselines displayed  
Timerange: 00/10:49:01 to 00/10:50:39

Plot file version 180 created 02-JUN-2021 11:59:52

J2208+6519 EC0711.UVDATA.1

Freq = 4.7990 GHz, Bw = 32.000 MH

No calibration applied and no bandpass applied



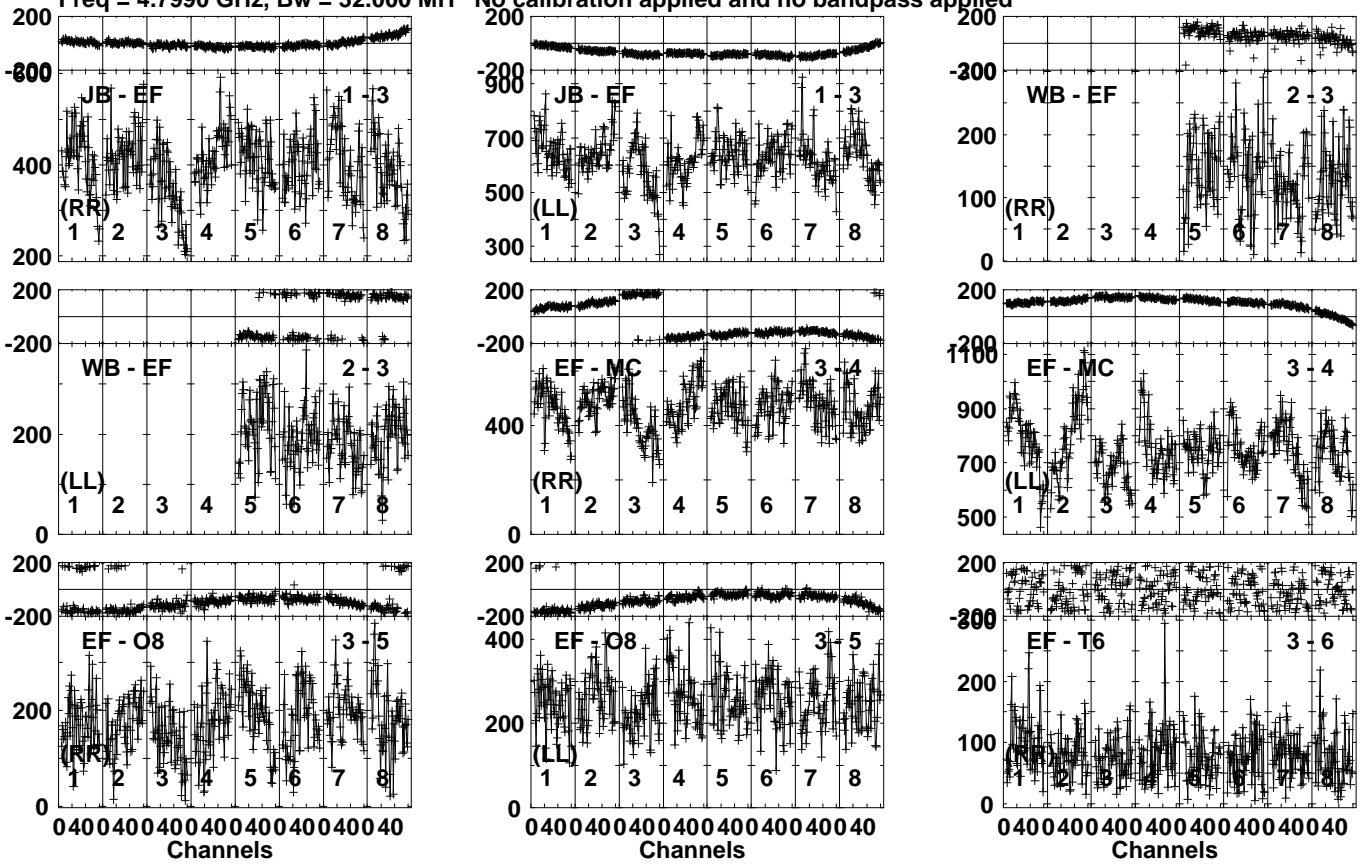
Lower frame: Milli Ampl Jy Top frame: Phas deg  
Vector averaged cross-power spectrum Several baselines displayed  
Timerange: 00/10:49:01 to 00/10:50:39

Plot file version 181 created 02-JUN-2021 11:59:52

J2209+6442 EC0711.UVDATA.1

Freq = 4.7990 GHz, Bw = 32.000 MH

No calibration applied and no bandpass applied

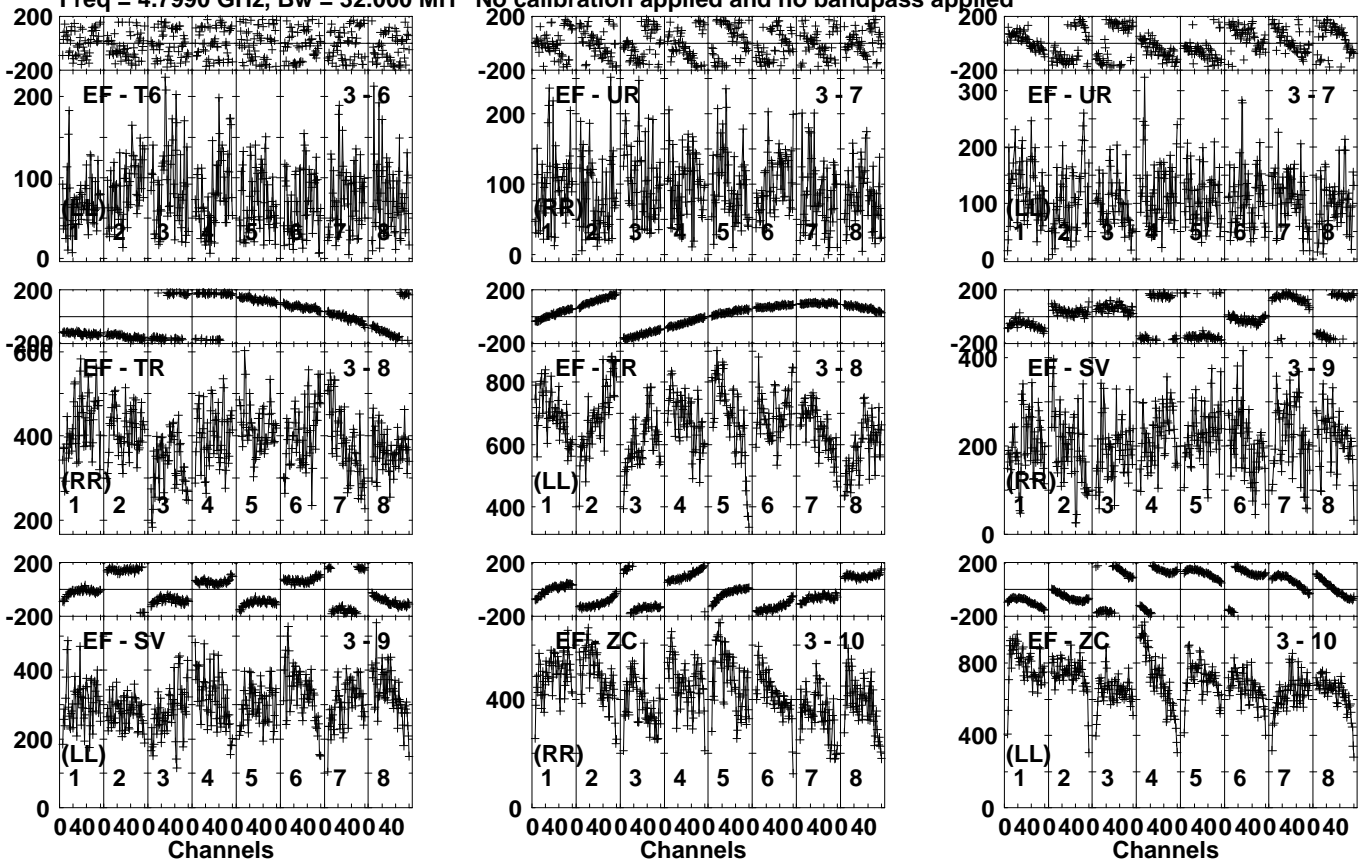


Lower frame: Micro Ampl Jy Top frame: Phas deg  
 Vector averaged cross-power spectrum Several baselines displayed  
 Timerange: 00/10:50:41 to 00/10:54:19

Plot file version 182 created 02-JUN-2021 11:59:52

J2209+6442 EC0711.UVDATA.1

Freq = 4.7990 GHz, Bw = 32.000 MH No calibration applied and no bandpass applied



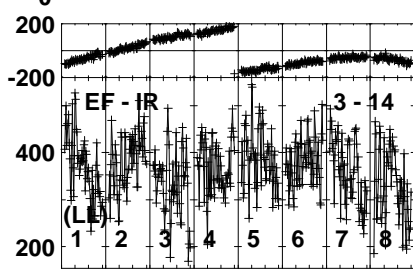
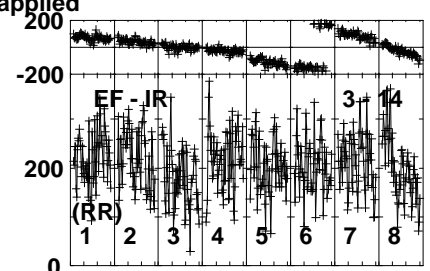
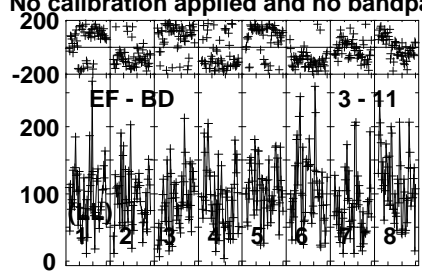
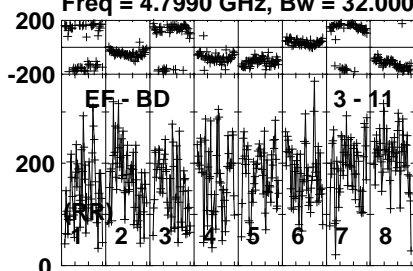
Lower frame: Micro Ampl Jy Top frame: Phas deg  
 Vector averaged cross-power spectrum Several baselines displayed  
 Timerange: 00/10:50:41 to 00/10:54:19

Plot file version 183 created 02-JUN-2021 11:59:52

J2209+6442 EC0711.UVDATA.1

Freq = 4.7990 GHz, Bw = 32.000 MH

No calibration applied and no bandpass applied



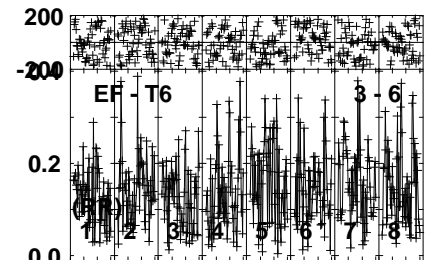
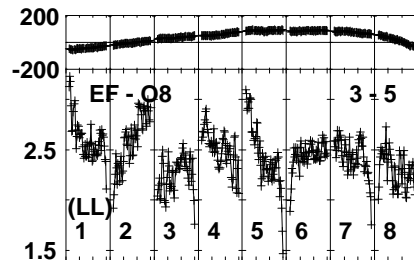
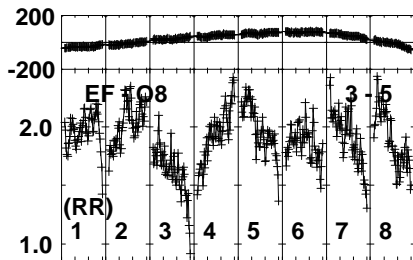
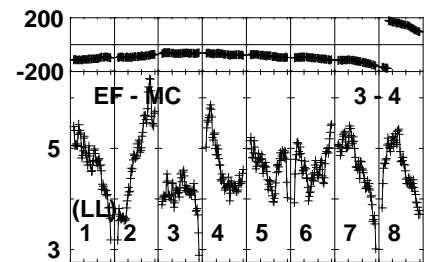
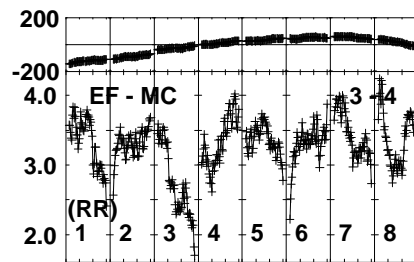
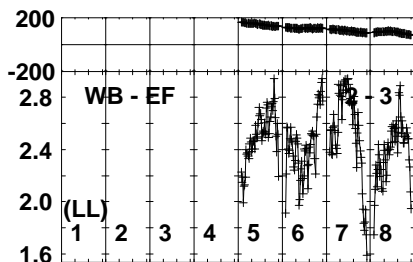
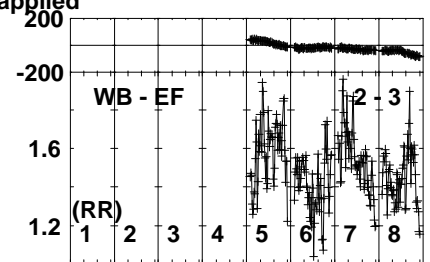
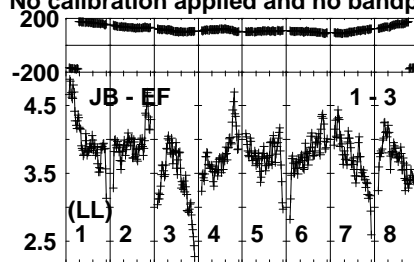
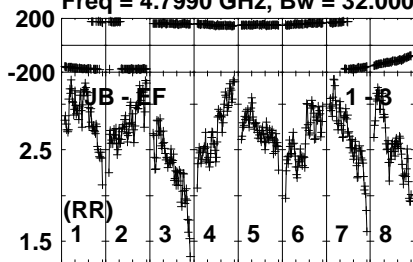
Lower frame: Micro Ampl Jy Top frame: Phas deg  
Vector averaged cross-power spectrum Several baselines displayed  
Timerange: 00/10:50:41 to 00/10:54:19

Plot file version 184 created 02-JUN-2021 11:59:52

J2208+6519 EC0711.UVDATA.1

Freq = 4.7990 GHz, Bw = 32.000 MH

No calibration applied and no bandpass applied



0400400400400400400400400400 Channels

0400400400400400400400400400 Channels

0400400400400400400400400400 Channels

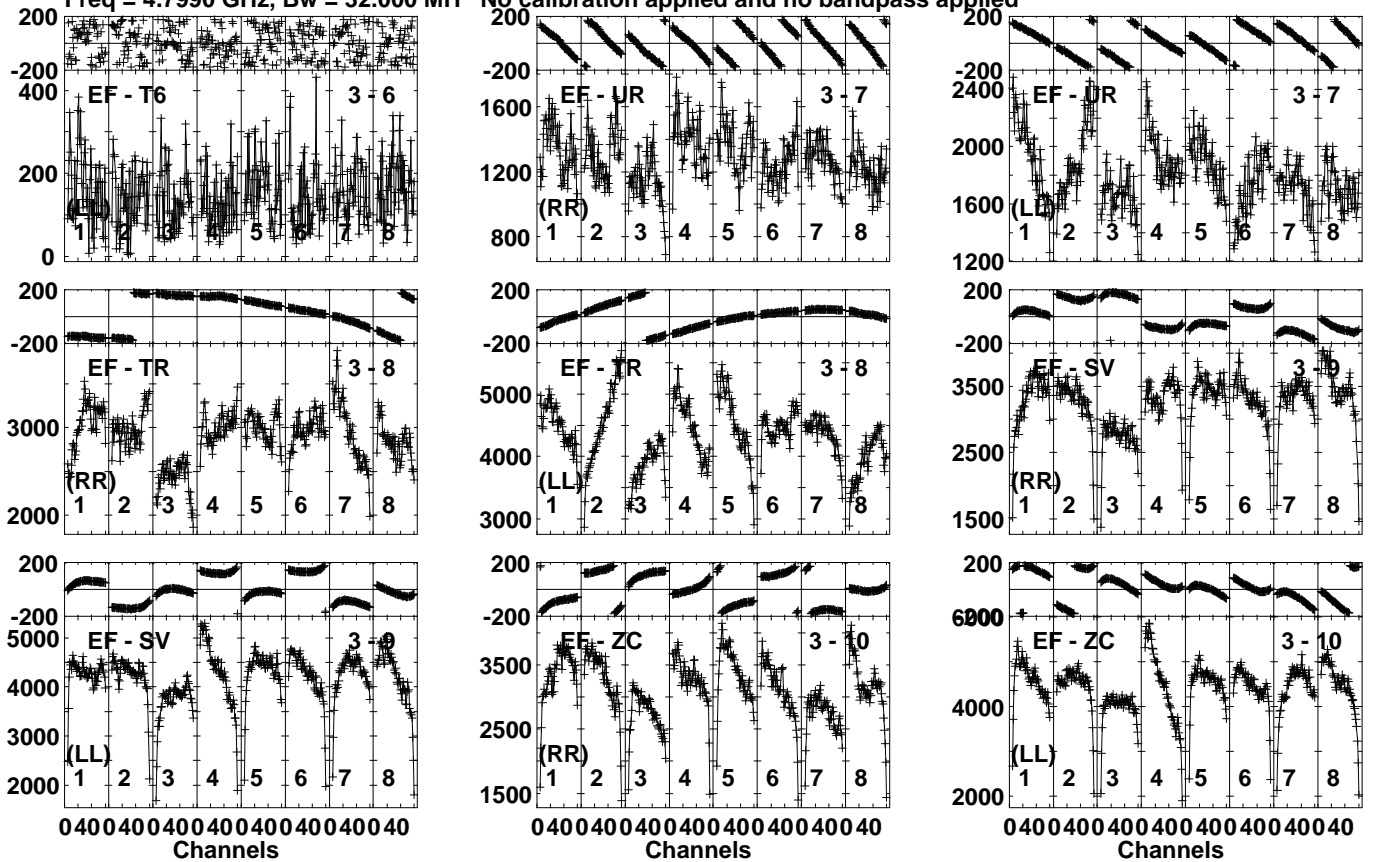
Lower frame: Milli Ampl Jy Top frame: Phas deg  
 Vector averaged cross-power spectrum Several baselines displayed  
 Timerange: 00/10:55:01 to 00/10:55:59

Plot file version 185 created 02-JUN-2021 11:59:52

J2208+6519 EC0711.UVDATA.1

Freq = 4.7990 GHz, Bw = 32.000 MH

No calibration applied and no bandpass applied



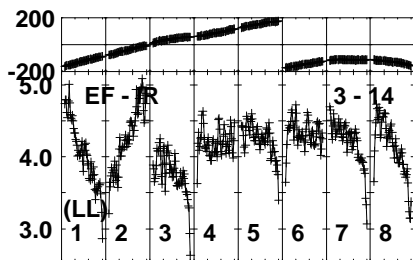
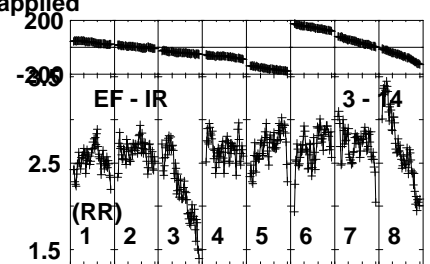
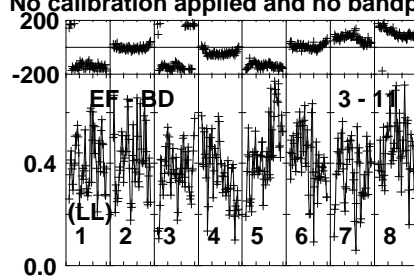
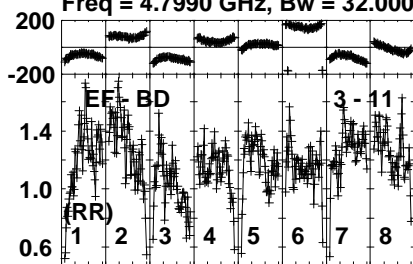
Lower frame: Micro Ampl Jy Top frame: Phas deg  
Vector averaged cross-power spectrum Several baselines displayed  
Timerange: 00/10:55:01 to 00/10:55:59

Plot file version 186 created 02-JUN-2021 11:59:52

J2208+6519 EC0711.UVDATA.1

Freq = 4.7990 GHz, Bw = 32.000 MH

No calibration applied and no bandpass applied



Lower frame: Milli Ampl Jy Top frame: Phas deg  
Vector averaged cross-power spectrum Several baselines displayed  
Timerange: 00/10:55:01 to 00/10:55:59

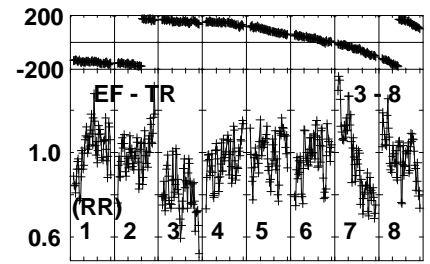
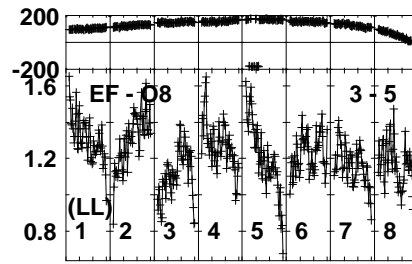
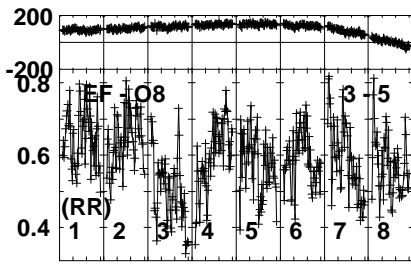
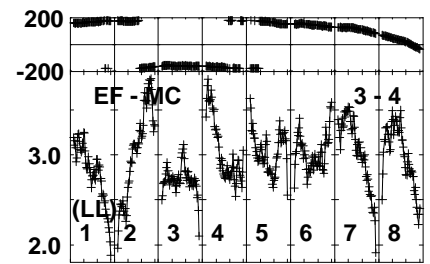
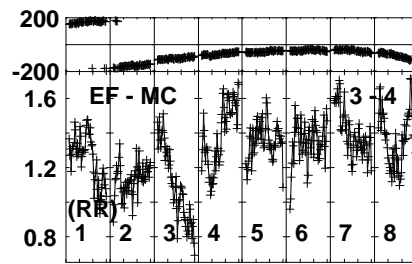
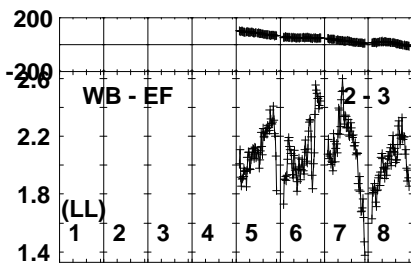
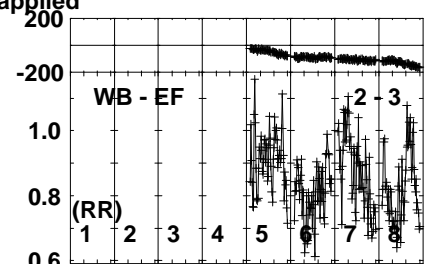
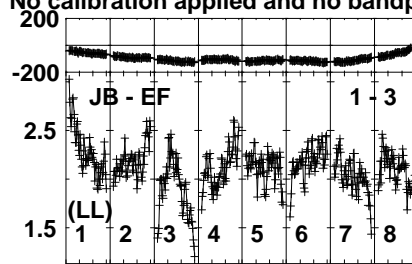
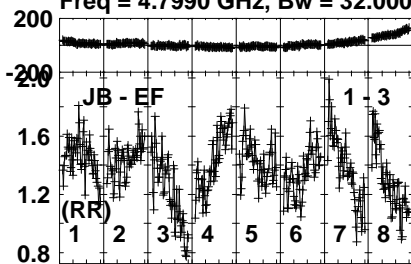


Plot file version 187 created 02-JUN-2021 11:59:52

J2213-2529 EC0711.UVDATA.1

Freq = 4.7990 GHz, Bw = 32.000 MH

No calibration applied and no bandpass applied



040040040040040040040040040040  
Channels

040040040040040040040040040040  
Channels

040040040040040040040040040040  
Channels

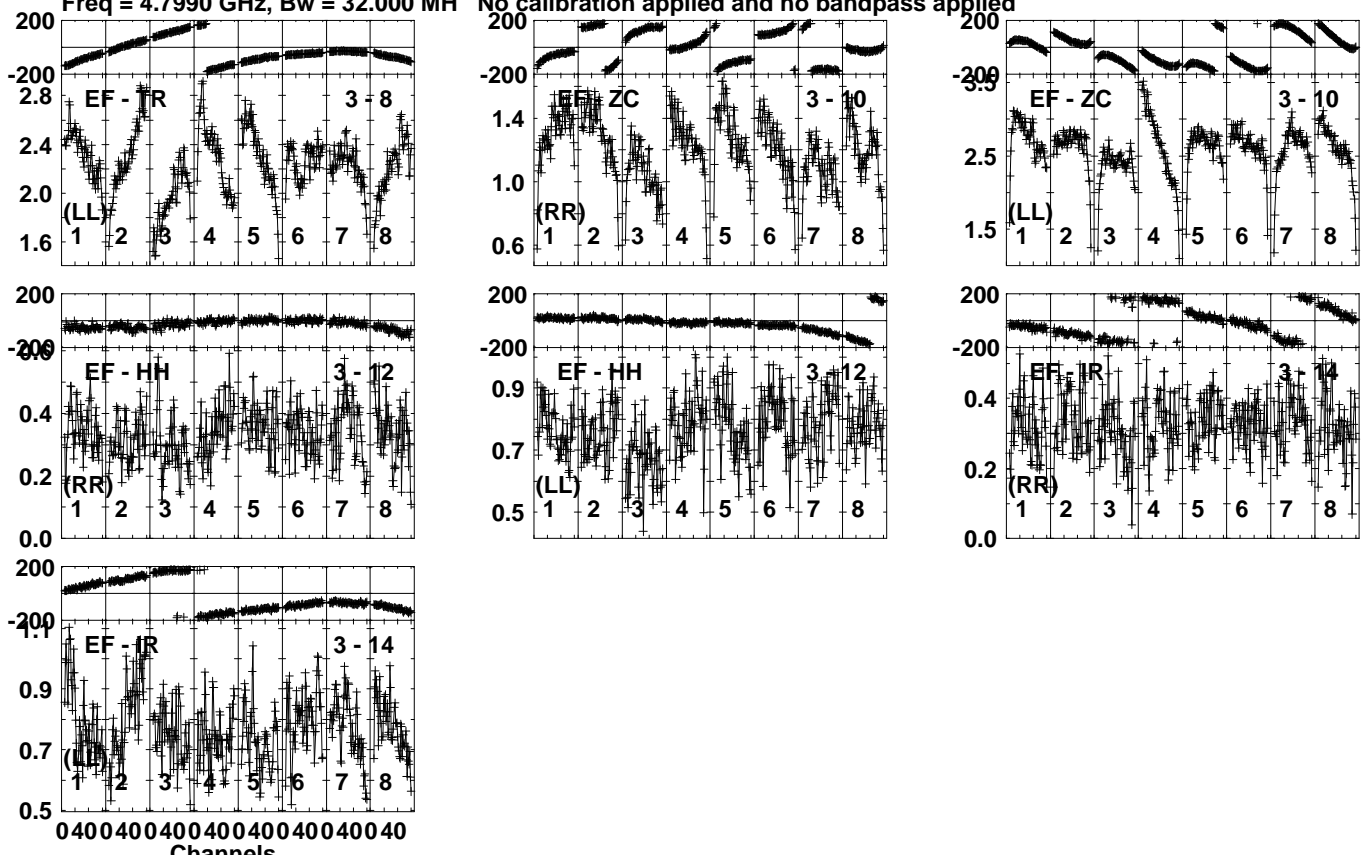
Lower frame: Milli Ampl Jy Top frame: Phas deg  
Vector averaged cross-power spectrum Several baselines displayed  
Timerange: 00/11:02:01 to 00/11:05:29

Plot file version 188 created 02-JUN-2021 11:59:53

J2213-2529 EC0711.UVDATA.1

Freq = 4.7990 GHz, Bw = 32.000 MH

No calibration applied and no bandpass applied



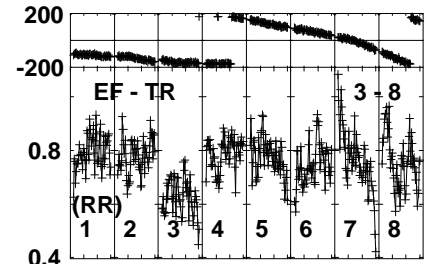
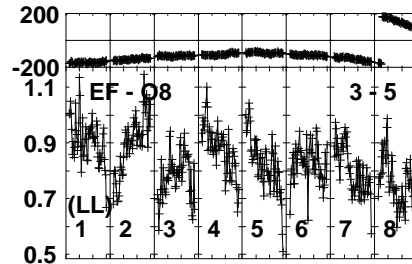
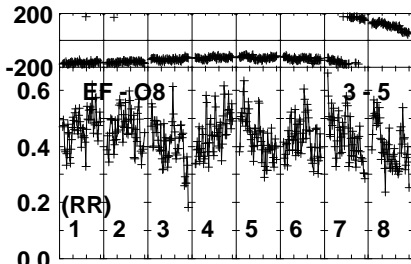
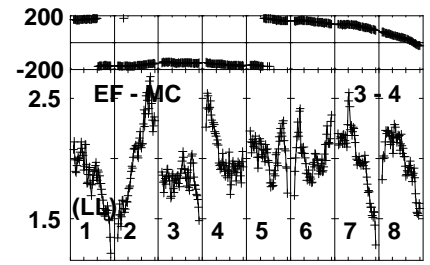
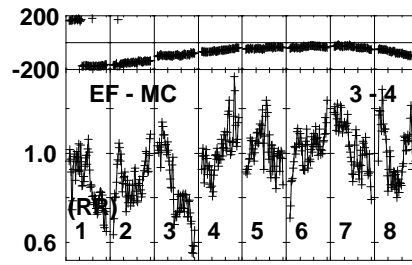
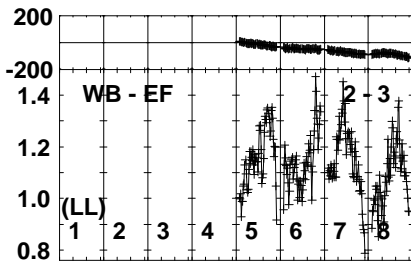
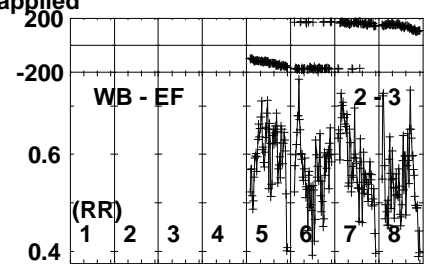
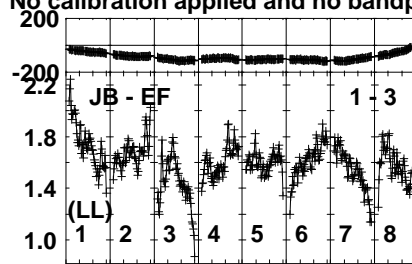
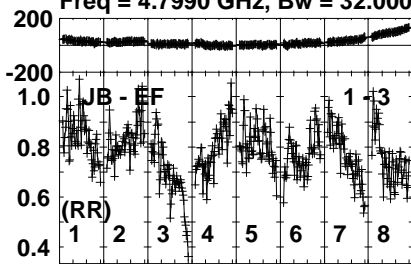
Lower frame: Milli Ampl Jy Top frame: Phas deg  
Vector averaged cross-power spectrum Several baselines displayed  
Timerange: 00/11:02:01 to 00/11:05:29

Plot file version 189 created 02-JUN-2021 11:59:53

J2214-2521 EC0711.UVDATA.1

Freq = 4.7990 GHz, Bw = 32.000 MH

No calibration applied and no bandpass applied

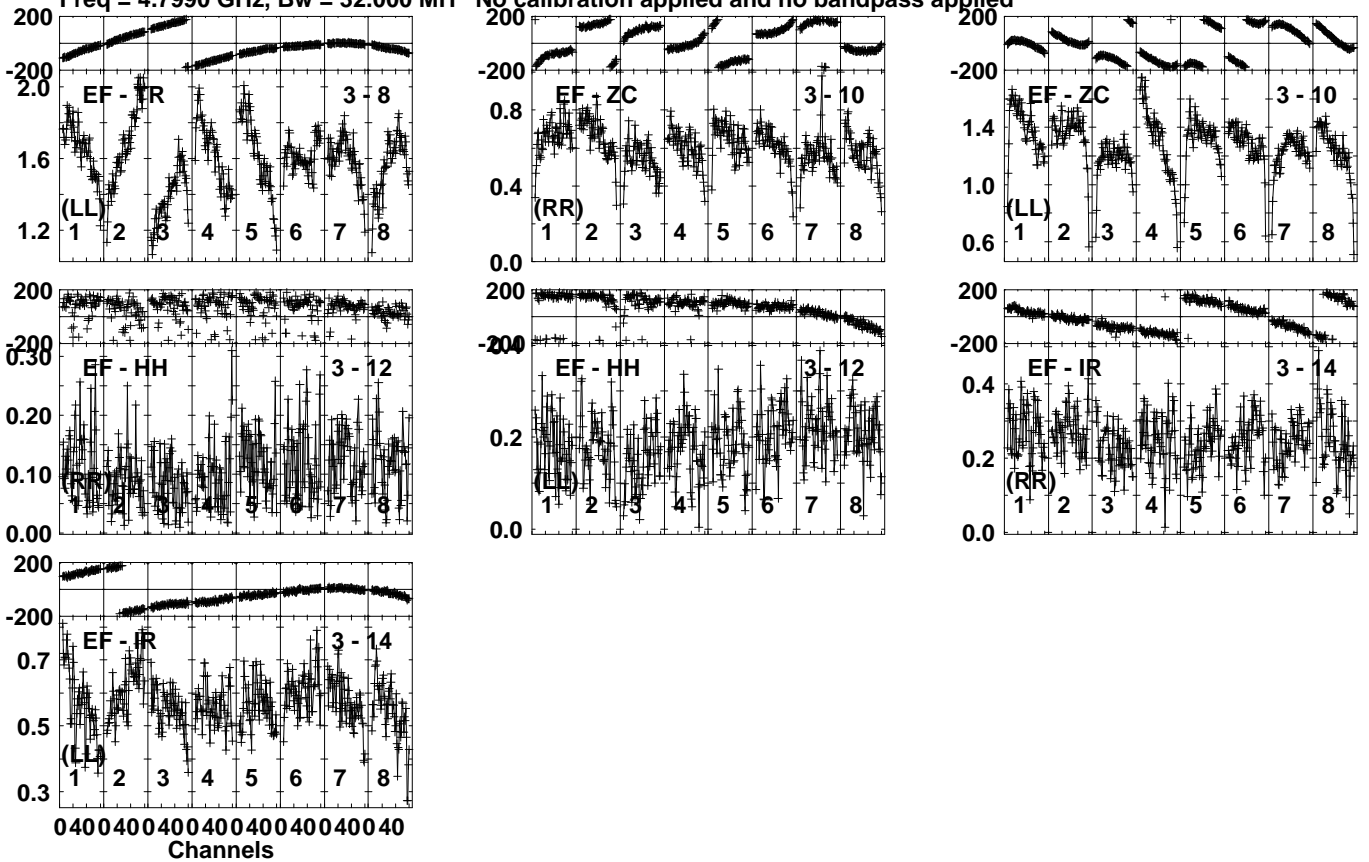


Lower frame: Milli Ampl Jy Top frame: Phas deg  
Vector averaged cross-power spectrum Several baselines displayed  
Timerange: 00/11:05:31 to 00/11:08:59

Plot file version 190 created 02-JUN-2021 11:59:53

J2214-2521 EC0711.UVDATA.1

Freq = 4.7990 GHz, Bw = 32.000 MH No calibration applied and no bandpass applied



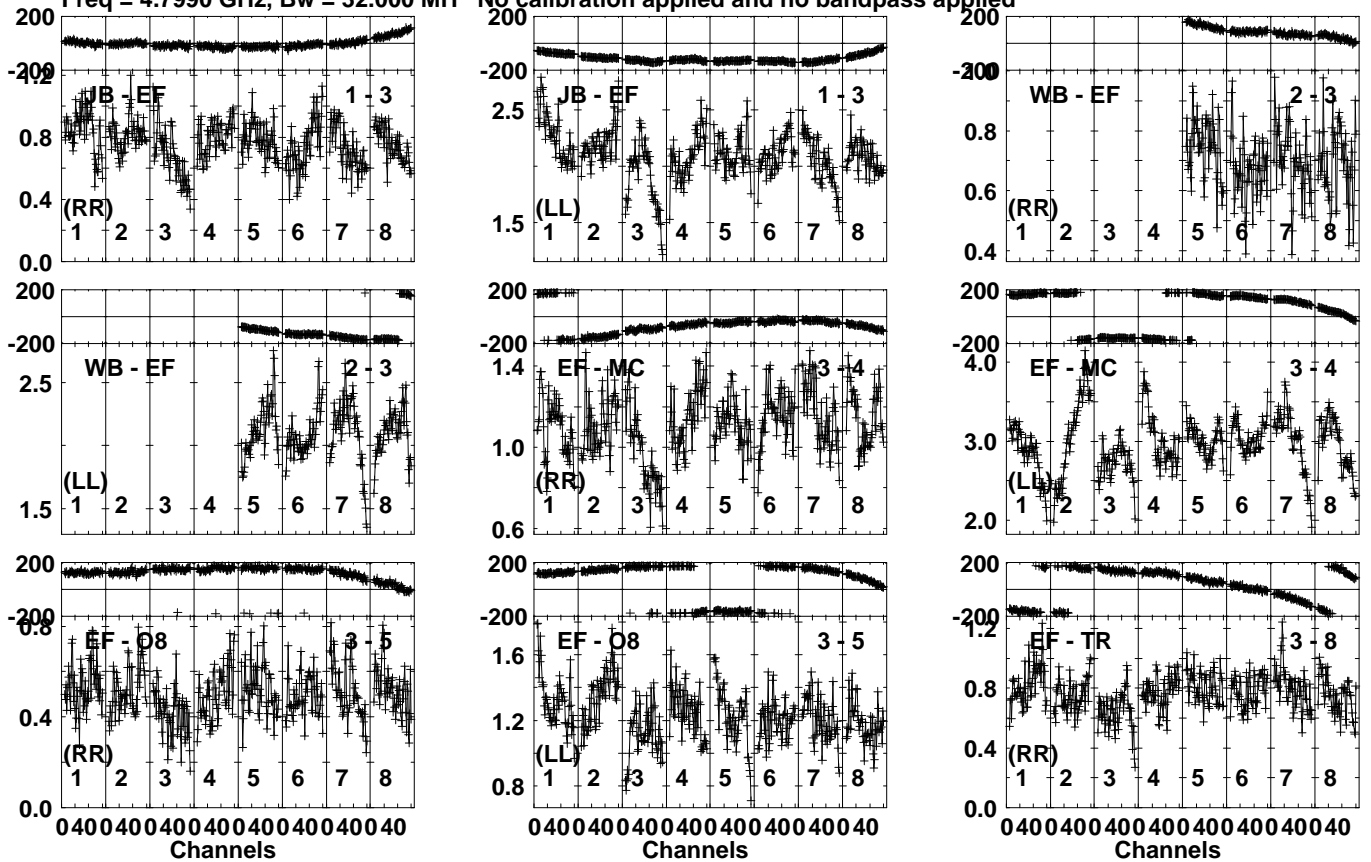
Lower frame: Milli Ampl Jy Top frame: Phas deg  
Vector averaged cross-power spectrum Several baselines displayed  
Timerange: 00/11:05:31 to 00/11:08:59

Plot file version 191 created 02-JUN-2021 11:59:53

J2213-2529 EC0711.UVDATA.1

Freq = 4.7990 GHz, Bw = 32.000 MH

No calibration applied and no bandpass applied



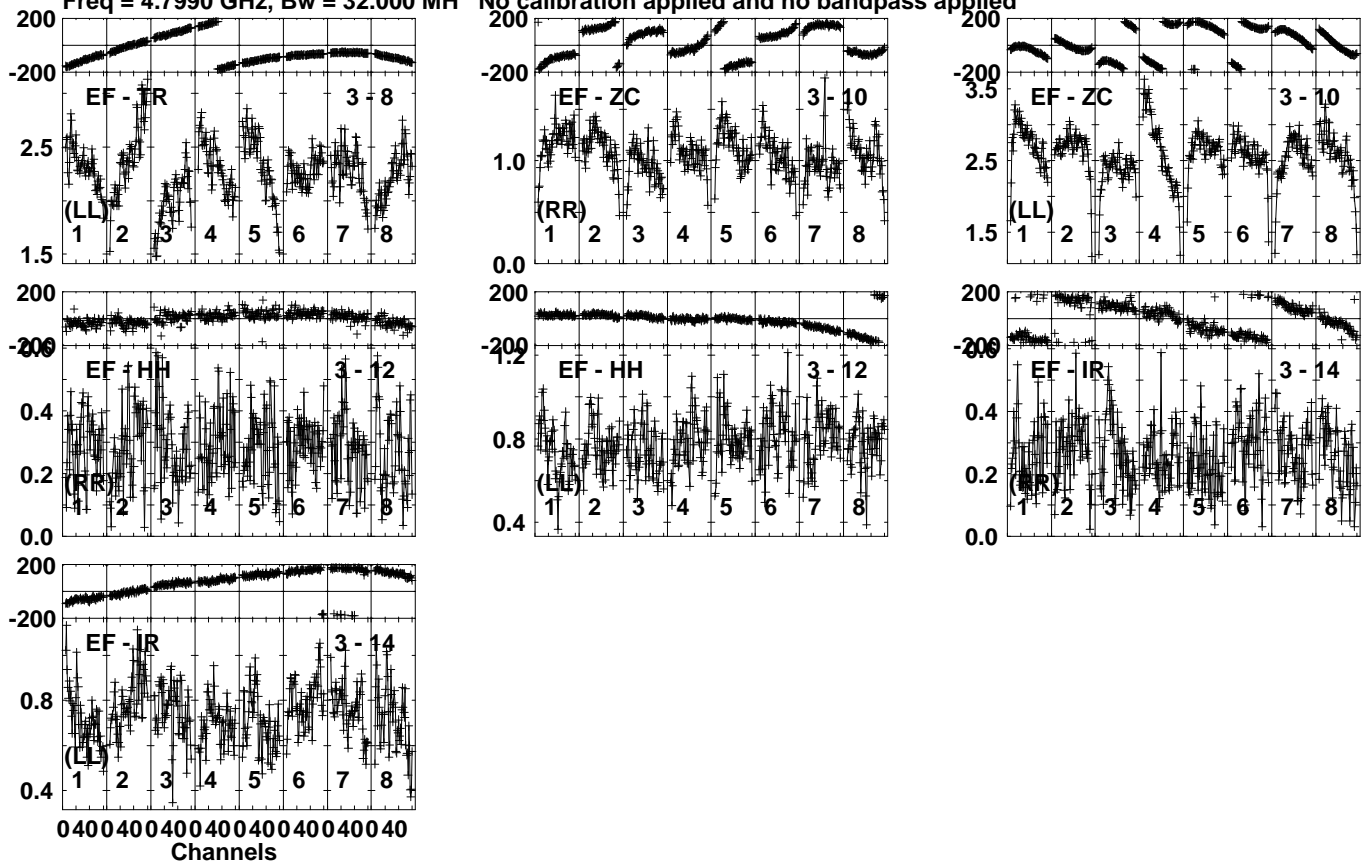
Lower frame: Milli Ampl Jy Top frame: Phas deg  
Vector averaged cross-power spectrum Several baselines displayed  
Timerange: 00/11:09:03 to 00/11:10:29

Plot file version 192 created 02-JUN-2021 11:59:53

J2213-2529 EC0711.UVDATA.1

Freq = 4.7990 GHz, Bw = 32.000 MH

No calibration applied and no bandpass applied



Lower frame: Milli Ampl Jy Top frame: Phas deg

Vector averaged cross-power spectrum Several baselines displayed

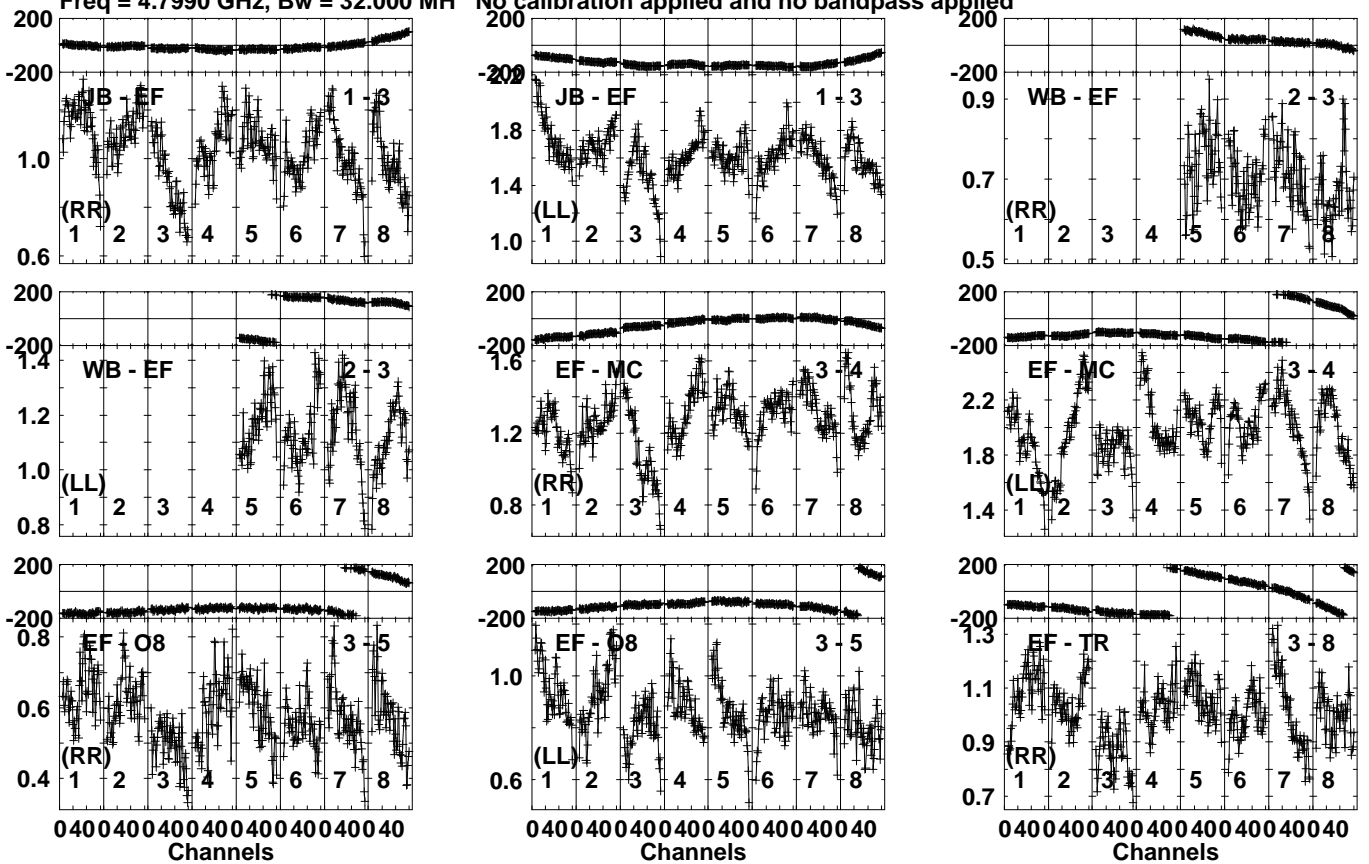
Timerange: 00/11:09:03 to 00/11:10:29

Plot file version 193 created 02-JUN-2021 11:59:53

J2214-2521 EC0711.UVDATA.1

Freq = 4.7990 GHz, Bw = 32.000 MH

No calibration applied and no bandpass applied



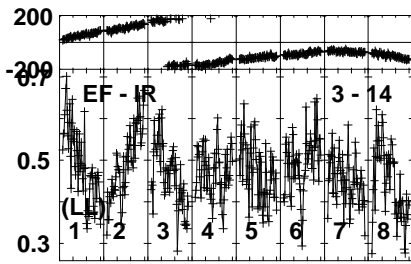
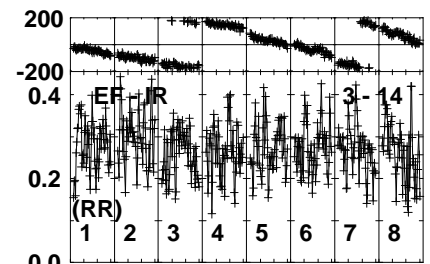
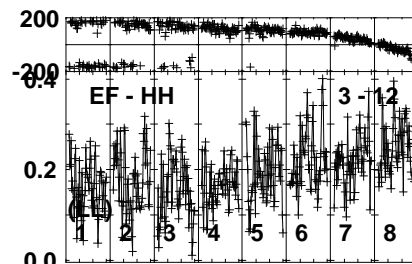
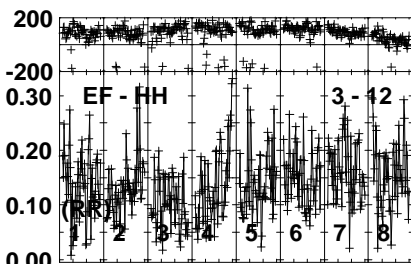
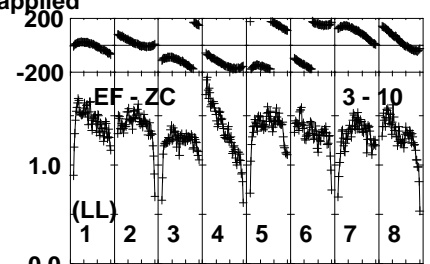
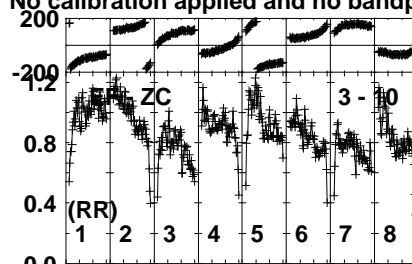
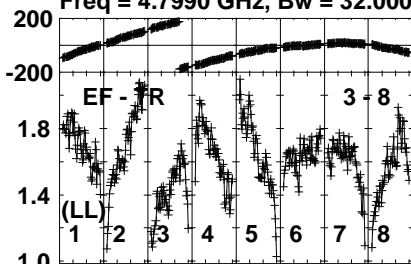
Lower frame: Milli Ampl Jy Top frame: Phas deg  
Vector averaged cross-power spectrum Several baselines displayed  
Timerange: 00/11:10:31 to 00/11:13:59

Plot file version 194 created 02-JUN-2021 11:59:53

J2214-2521 EC0711.UVDATA.1

Freq = 4.7990 GHz, Bw = 32.000 MH

No calibration applied and no bandpass applied



040040040040040040040040

Channels

Lower frame: Milli Ampl Jy Top frame: Phas deg

Vector averaged cross-power spectrum Several baselines displayed

Timerange: 00/11:10:31 to 00/11:13:59

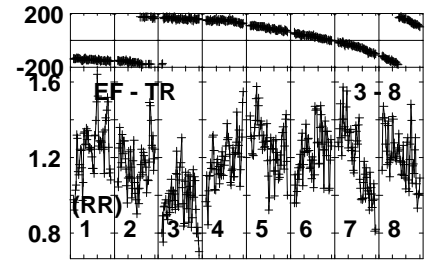
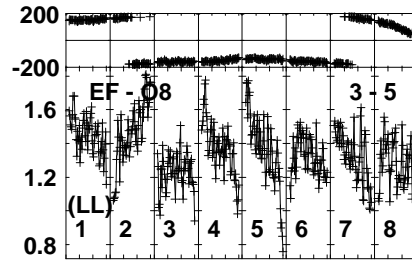
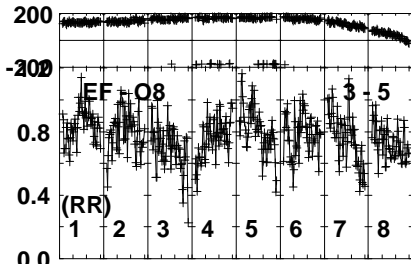
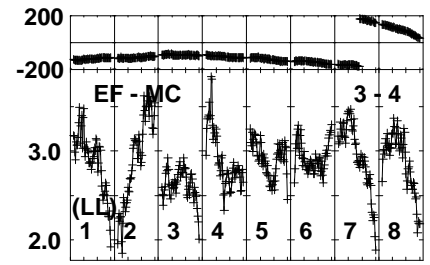
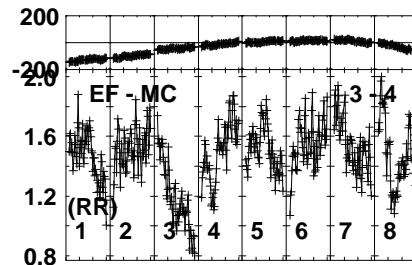
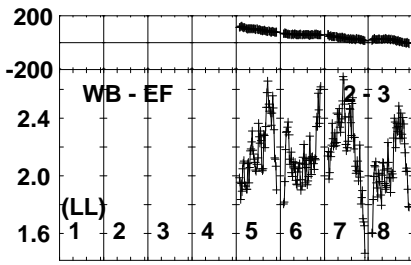
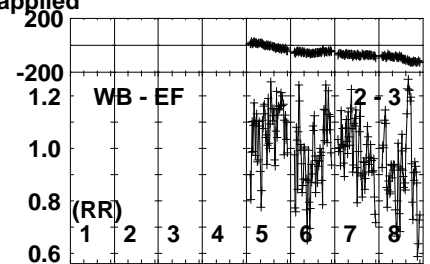
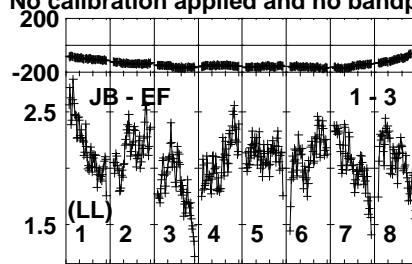
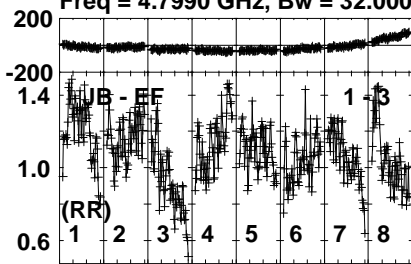


Plot file version 195 created 02-JUN-2021 11:59:53

J2213-2529 EC0711.UVDATA.1

Freq = 4.7990 GHz, Bw = 32.000 MH

No calibration applied and no bandpass applied



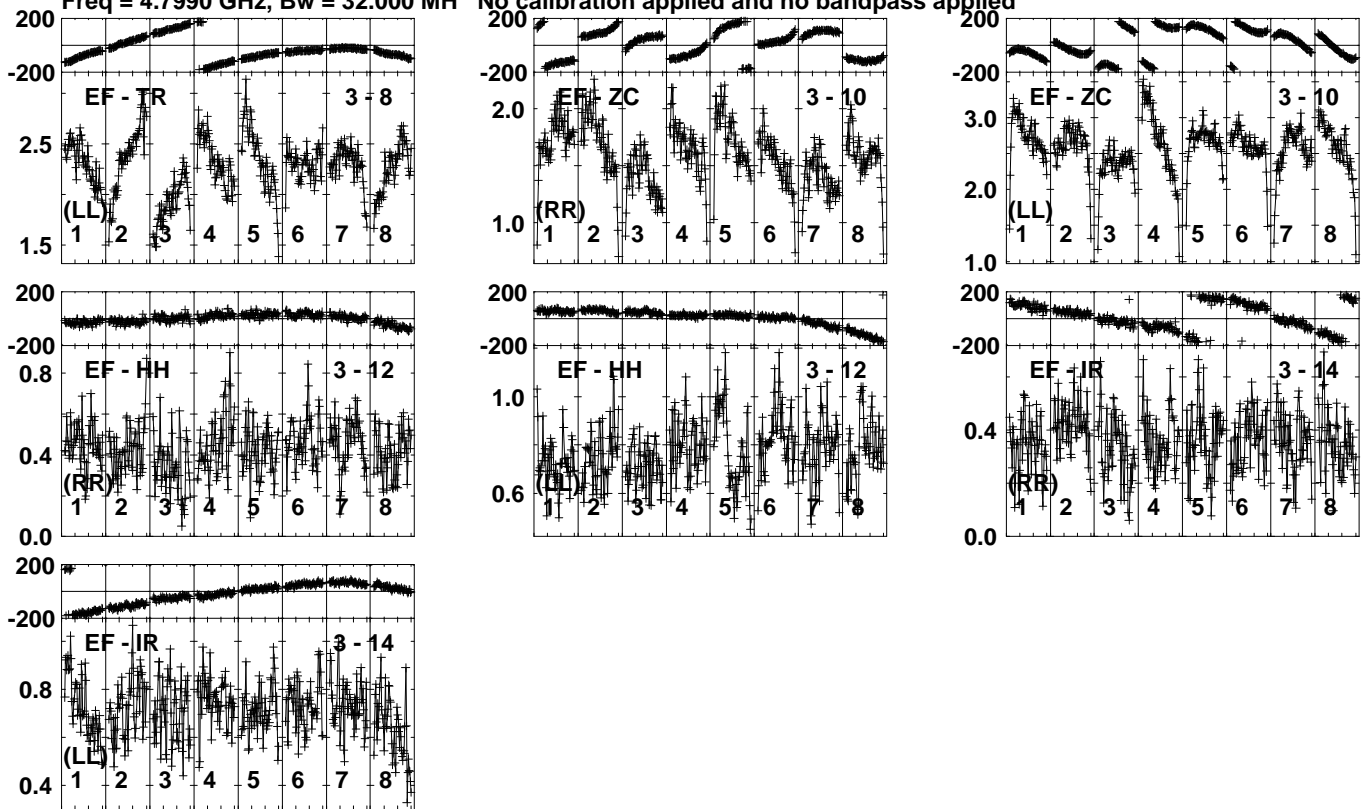
Lower frame: Milli Ampl Jy Top frame: Phas deg  
Vector averaged cross-power spectrum Several baselines displayed  
Timerange: 00/11:14:31 to 00/11:15:29

Plot file version 196 created 02-JUN-2021 11:59:53

J2213-2529 EC0711.UVDATA.1

Freq = 4.7990 GHz, Bw = 32.000 MH

No calibration applied and no bandpass applied



040040040040040040040040

Channels

Lower frame: Milli Ampl Jy Top frame: Phas deg

Vector averaged cross-power spectrum Several baselines displayed

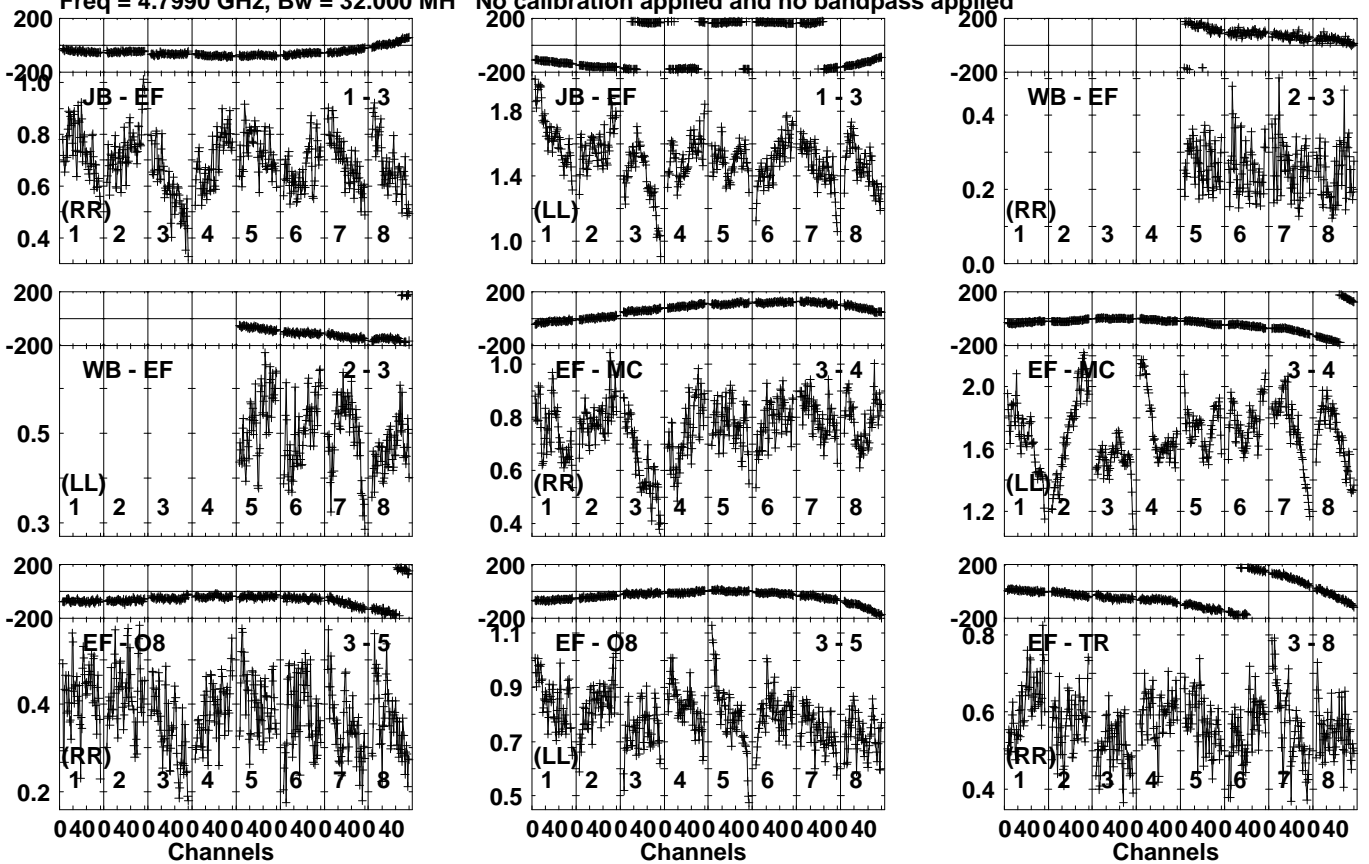
Timerange: 00/11:14:31 to 00/11:15:29

Plot file version 197 created 02-JUN-2021 11:59:53

J2214-2521 EC0711.UVDATA.1

Freq = 4.7990 GHz, Bw = 32.000 MH

No calibration applied and no bandpass applied



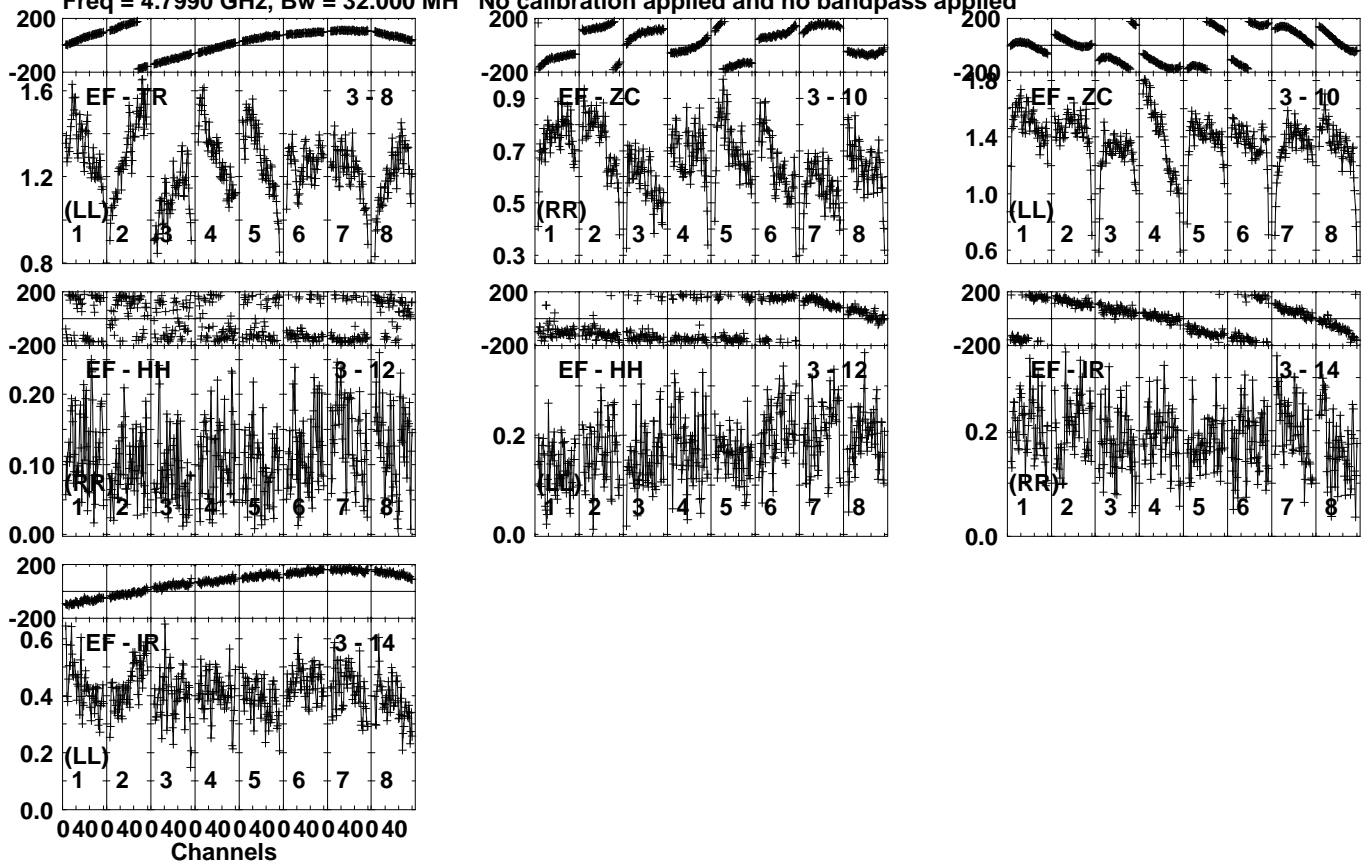
Lower frame: Milli Ampl Jy Top frame: Phas deg  
Vector averaged cross-power spectrum Several baselines displayed  
Timerange: 00/11:15:33 to 00/11:18:59

Plot file version 198 created 02-JUN-2021 11:59:53

J2214-2521 EC0711.UVDATA.1

Freq = 4.7990 GHz, Bw = 32.000 MH

No calibration applied and no bandpass applied



Lower frame: Milli Ampl Jy Top frame: Phas deg

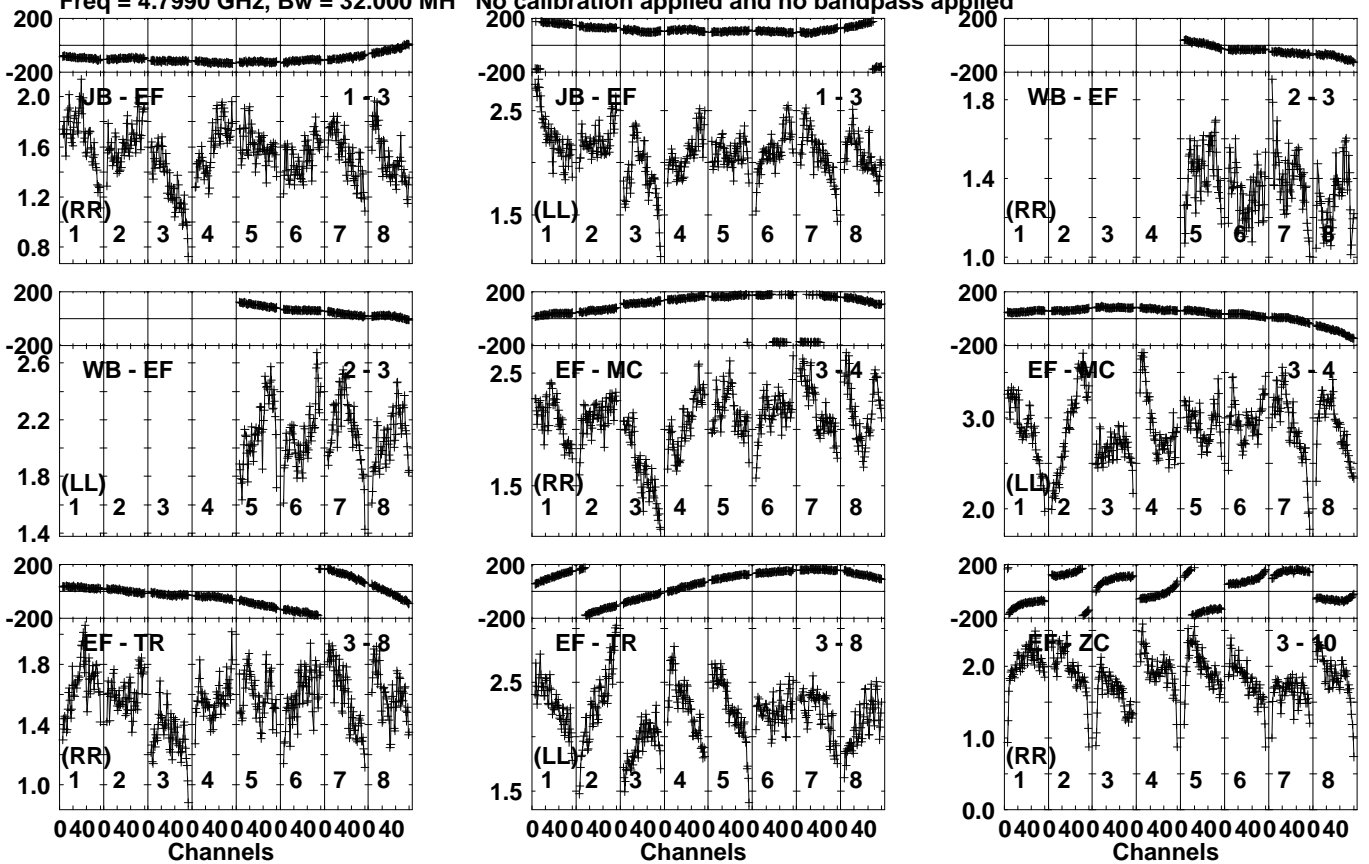
Vector averaged cross-power spectrum Several baselines displayed

Timerange: 00/11:15:33 to 00/11:18:59

Plot file version 199 created 02-JUN-2021 11:59:53

J2213-2529 EC0711.UVDATA.1

Freq = 4.7990 GHz, Bw = 32.000 MH No calibration applied and no bandpass applied



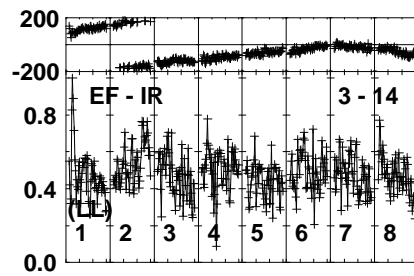
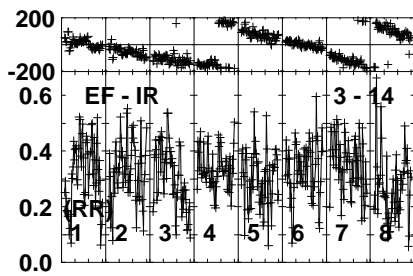
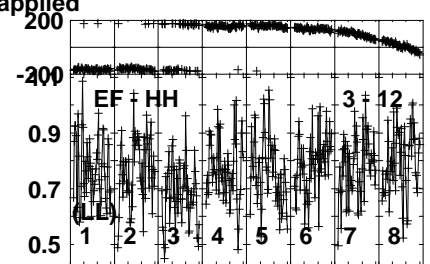
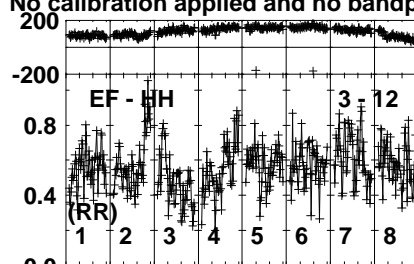
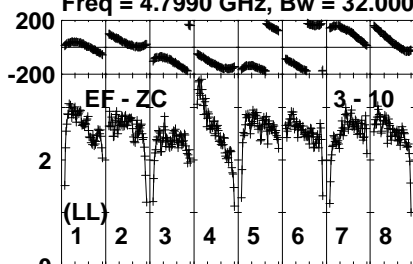
Lower frame: Milli Ampl Jy Top frame: Phas deg  
Vector averaged cross-power spectrum Several baselines displayed  
Timerange: 00/11:19:01 to 00/11:20:29

Plot file version 200 created 02-JUN-2021 11:59:54

J2213-2529 EC0711.UVDATA.1

Freq = 4.7990 GHz, Bw = 32.000 MH

No calibration applied and no bandpass applied



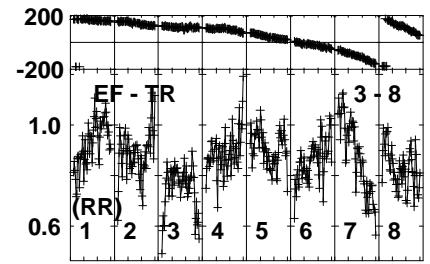
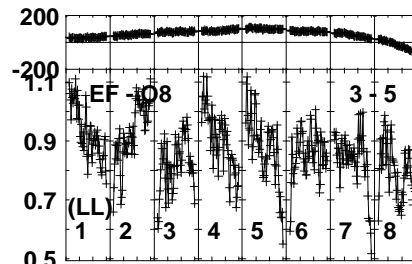
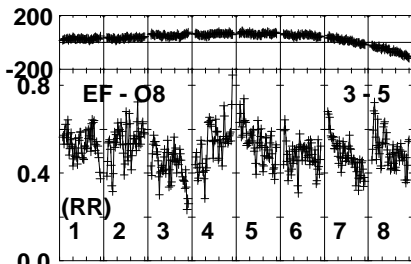
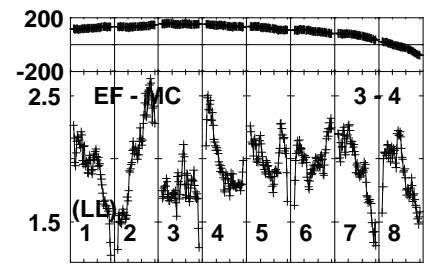
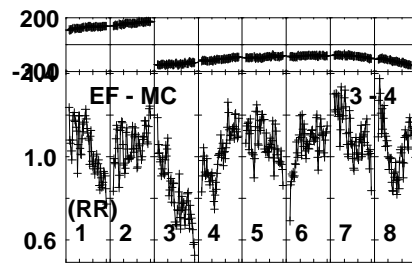
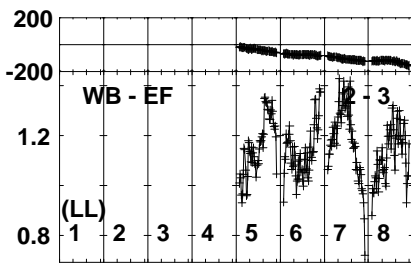
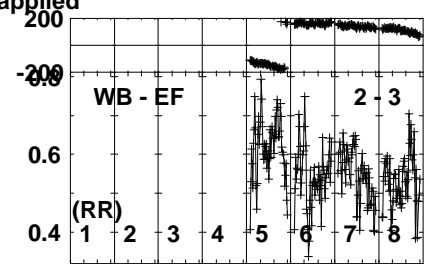
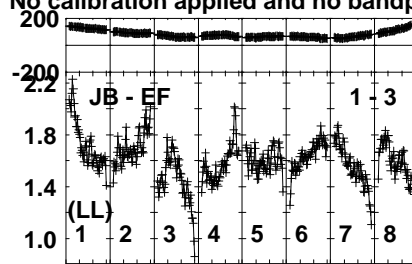
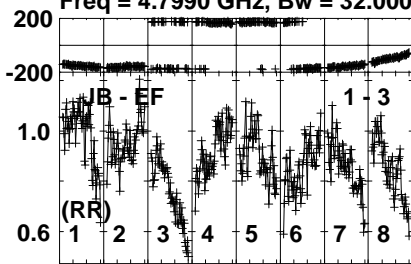
Lower frame: Milli Ampl Jy Top frame: Phas deg  
Vector averaged cross-power spectrum Several baselines displayed  
Timerange: 00/11:19:01 to 00/11:20:29

Plot file version 201 created 02-JUN-2021 11:59:54

J2214-2521 EC0711.UVDATA.1

Freq = 4.7990 GHz, Bw = 32.000 MH

No calibration applied and no bandpass applied



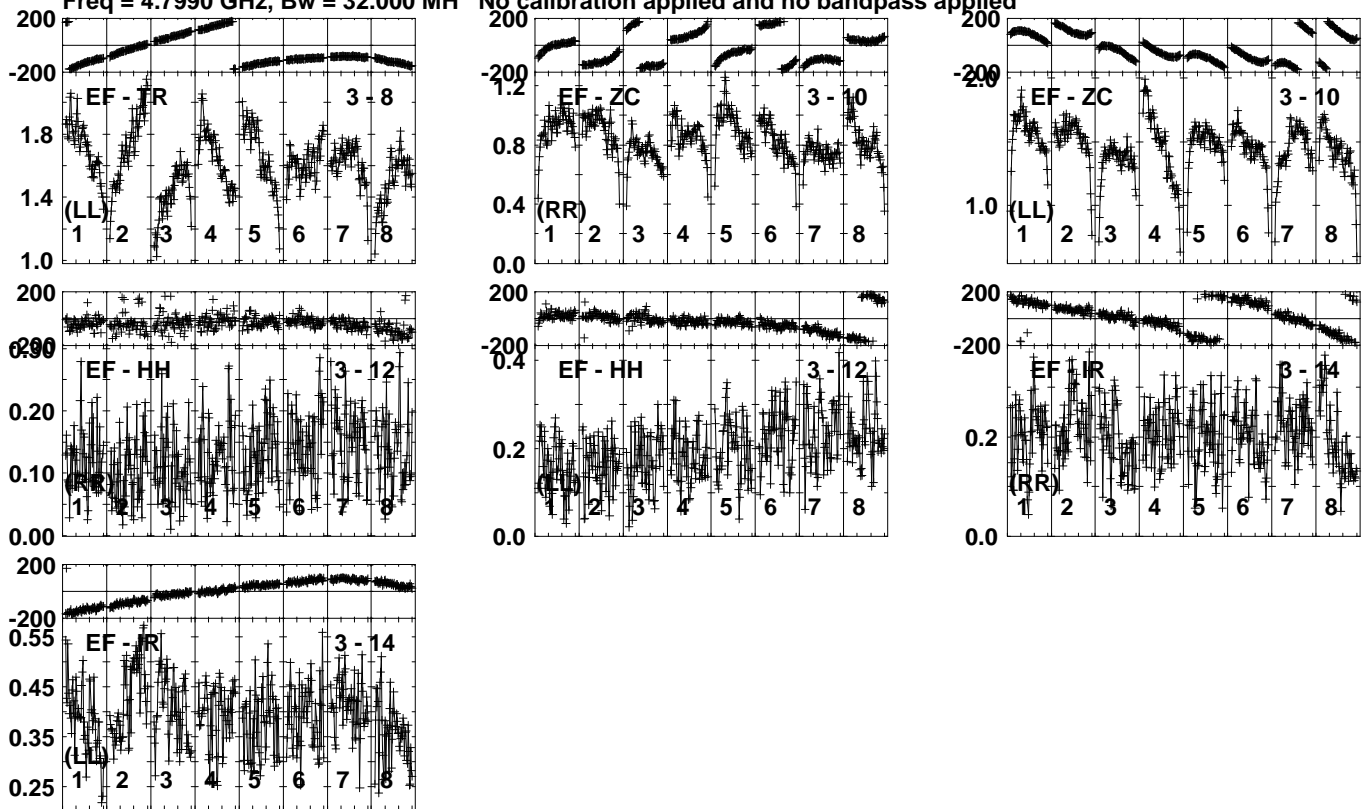
Lower frame: Milli Ampl Jy Top frame: Phas deg  
Vector averaged cross-power spectrum Several baselines displayed  
Timerange: 00/11:20:31 to 00/11:23:59

Plot file version 202 created 02-JUN-2021 11:59:54

J2214-2521 EC0711.UVDATA.1

Freq = 4.7990 GHz, Bw = 32.000 MH

No calibration applied and no bandpass applied



040040040040040040040040

Channels

Lower frame: Milli Ampl Jy Top frame: Phas deg

Vector averaged cross-power spectrum Several baselines displayed

Timerange: 00/11:20:31 to 00/11:23:59

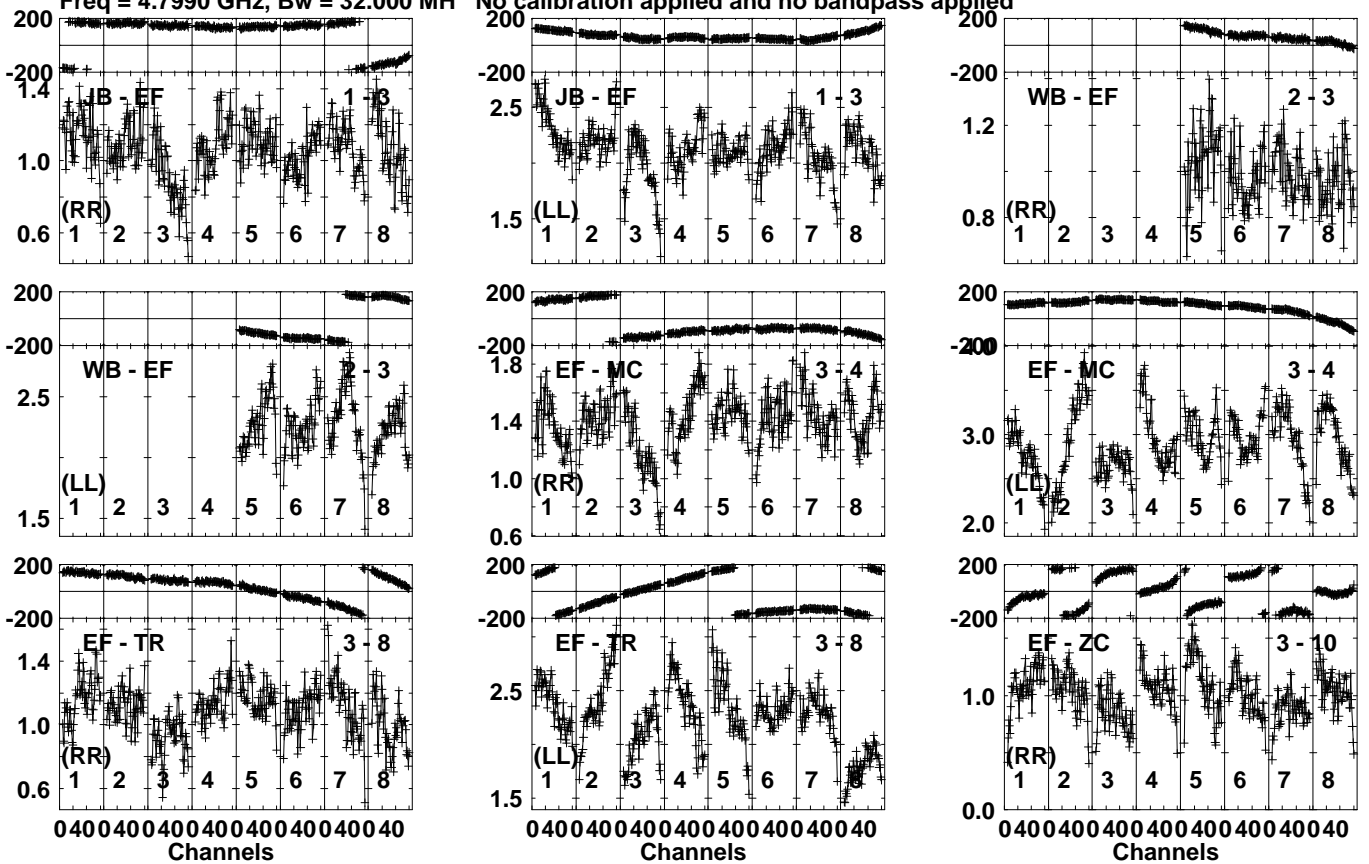


Plot file version 203 created 02-JUN-2021 11:59:54

J2213-2529 EC0711.UVDATA.1

Freq = 4.7990 GHz, Bw = 32.000 MH

No calibration applied and no bandpass applied



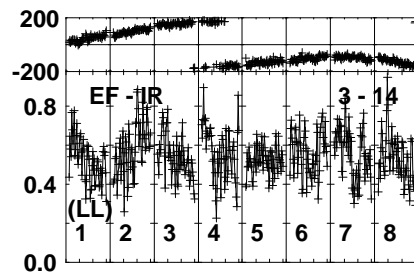
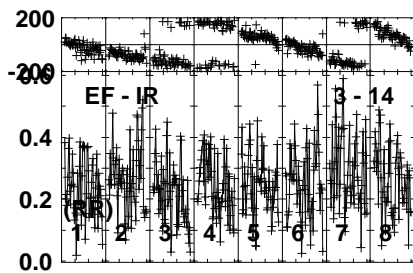
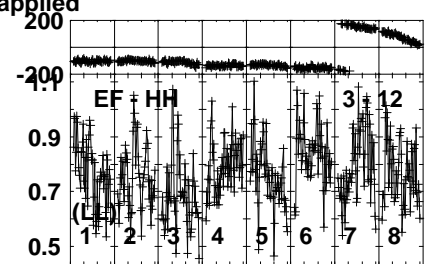
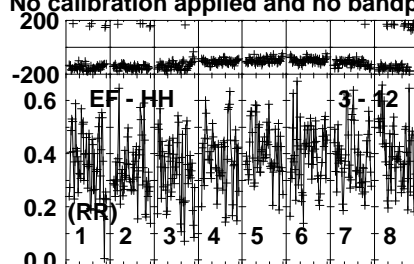
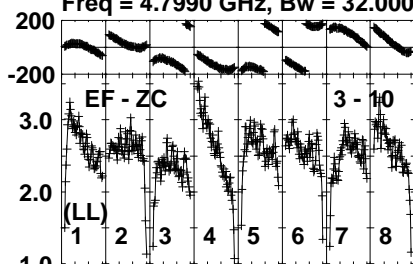
Lower frame: Milli Ampl Jy Top frame: Phas deg  
Vector averaged cross-power spectrum Several baselines displayed  
Timerange: 00/11:24:31 to 00/11:25:29

Plot file version 204 created 02-JUN-2021 11:59:54

J2213-2529 EC0711.UVDATA.1

Freq = 4.7990 GHz, Bw = 32.000 MH

No calibration applied and no bandpass applied



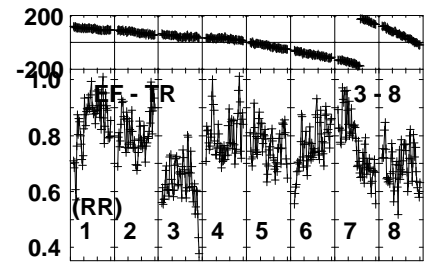
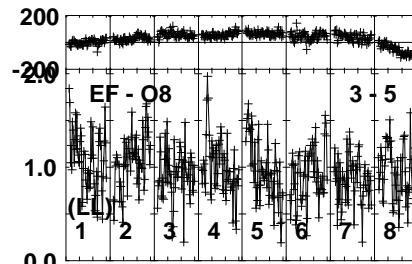
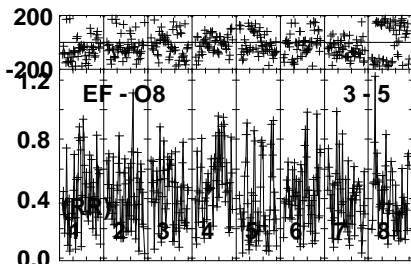
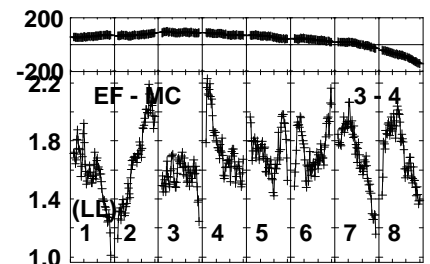
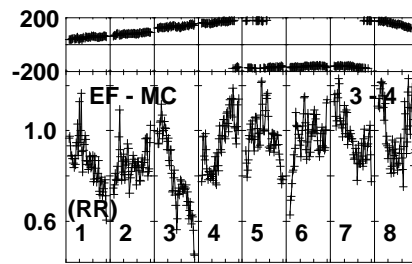
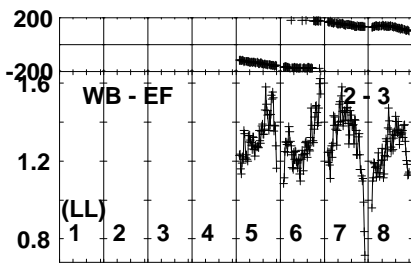
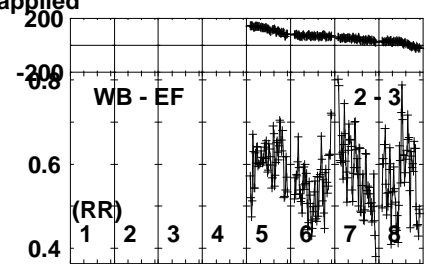
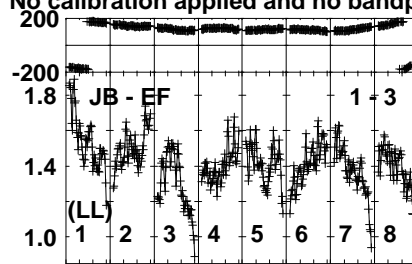
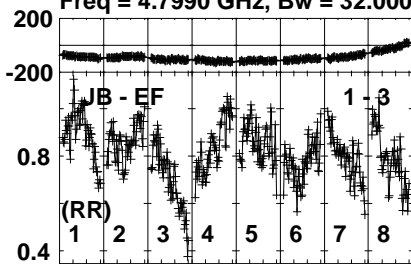
Lower frame: Milli Ampl Jy Top frame: Phas deg  
Vector averaged cross-power spectrum Several baselines displayed  
Timerange: 00/11:24:31 to 00/11:25:29

Plot file version 205 created 02-JUN-2021 11:59:54

J2214-2521 EC0711.UVDATA.1

Freq = 4.7990 GHz, Bw = 32.000 MH

No calibration applied and no bandpass applied



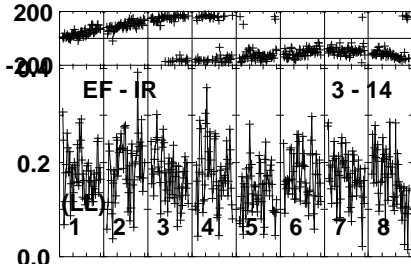
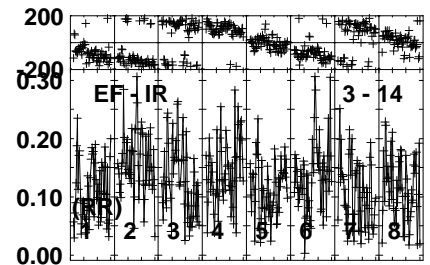
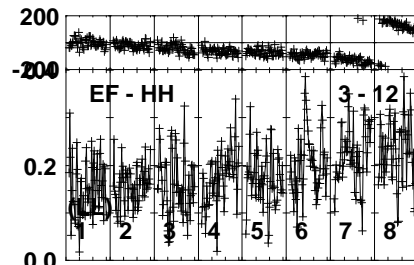
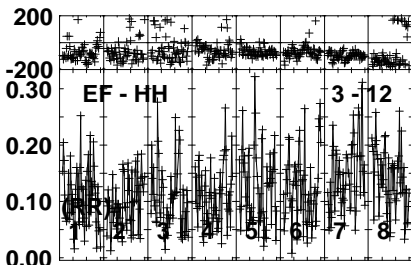
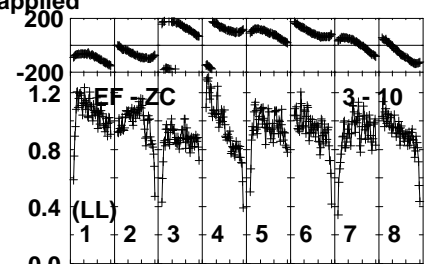
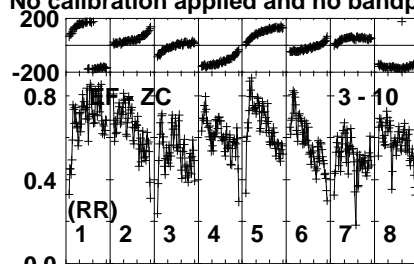
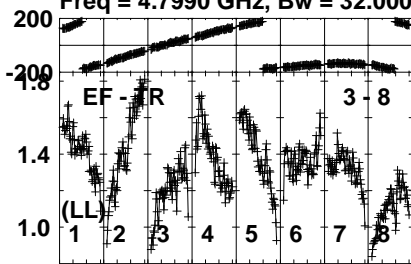
Lower frame: Milli Ampl Jy Top frame: Phas deg  
Vector averaged cross-power spectrum Several baselines displayed  
Timerange: 00/11:25:31 to 00/11:28:59

Plot file version 206 created 02-JUN-2021 11:59:54

J2214-2521 EC0711.UVDATA.1

Freq = 4.7990 GHz, Bw = 32.000 MH

No calibration applied and no bandpass applied



040040040040040040040040

Channels

Lower frame: Milli Ampl Jy Top frame: Phas deg

Vector averaged cross-power spectrum Several baselines displayed

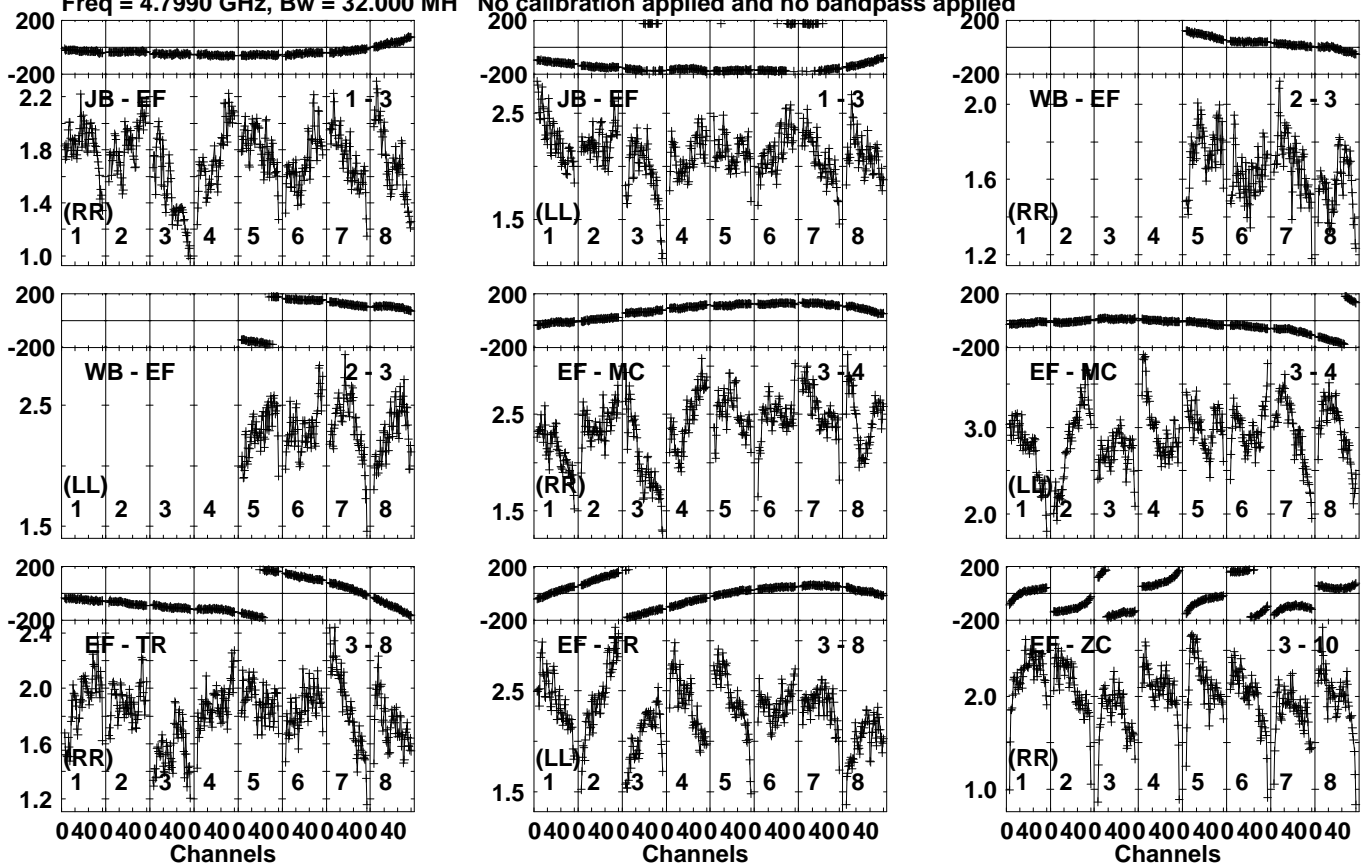
Timerange: 00/11:25:31 to 00/11:28:59

Plot file version 207 created 02-JUN-2021 11:59:54

J2213-2529 EC0711.UVDATA.1

Freq = 4.7990 GHz, Bw = 32.000 MH

No calibration applied and no bandpass applied



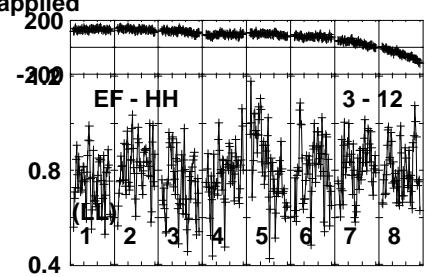
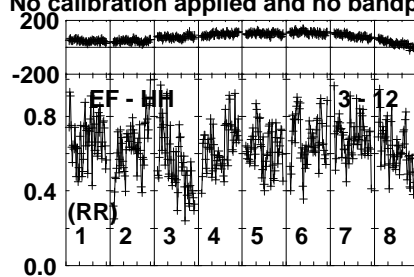
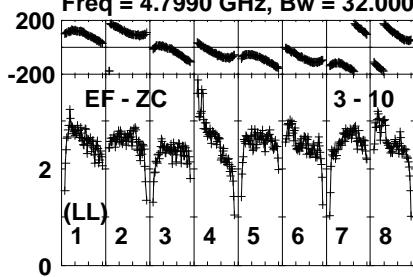
Lower frame: Milli Ampl Jy Top frame: Phas deg  
Vector averaged cross-power spectrum Several baselines displayed  
Timerange: 00/11:29:31 to 00/11:30:29

Plot file version 208 created 02-JUN-2021 11:59:54

J2213-2529 EC0711.UVDATA.1

Freq = 4.7990 GHz, Bw = 32.000 MH

No calibration applied and no bandpass applied



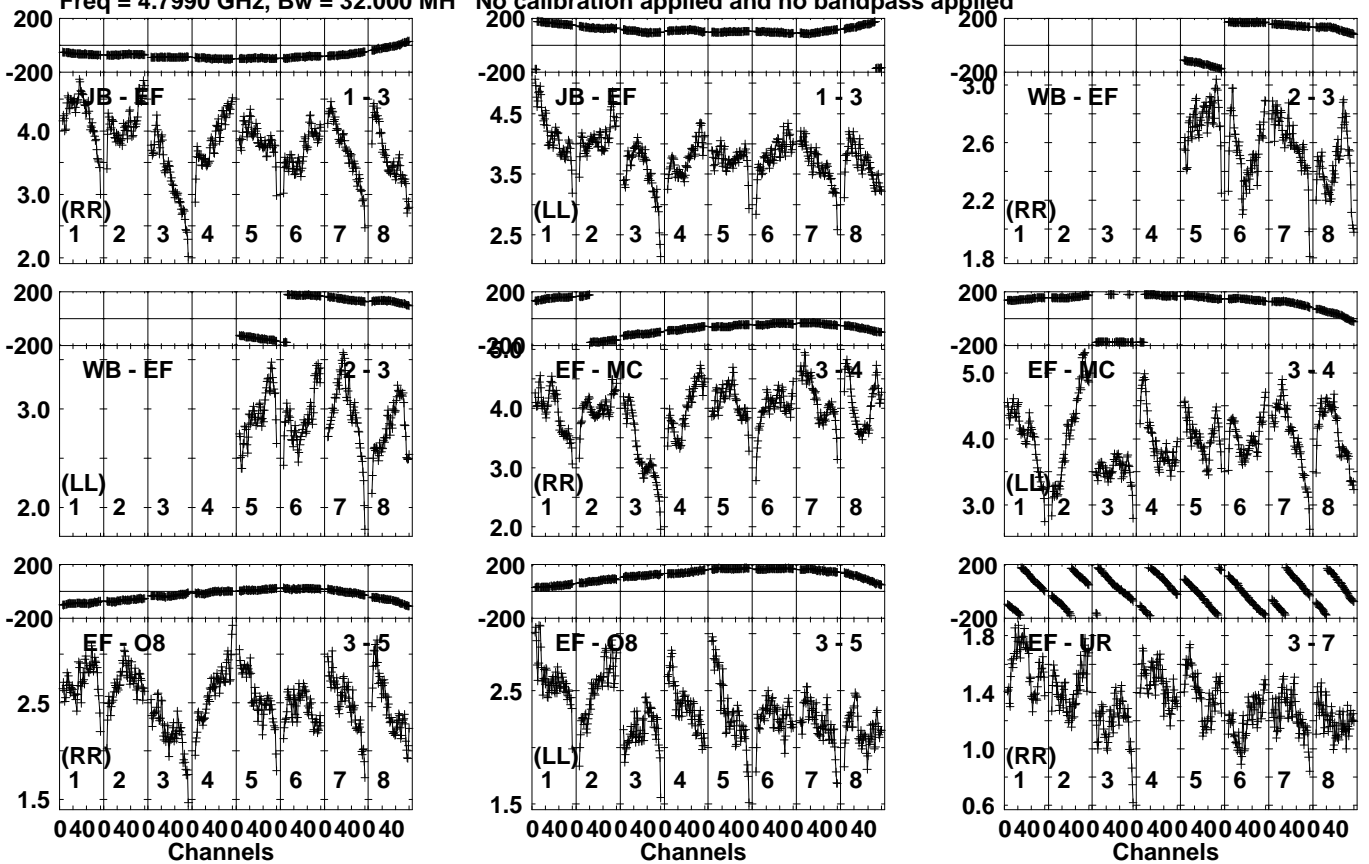
Lower frame: Milli Ampl Jy Top frame: Phas deg  
Vector averaged cross-power spectrum Several baselines displayed  
Timerange: 00/11:29:31 to 00/11:30:29

Plot file version 209 created 02-JUN-2021 11:59:54

J2113+4012 EC0711.UVDATA.1

Freq = 4.7990 GHz, Bw = 32.000 MH

No calibration applied and no bandpass applied



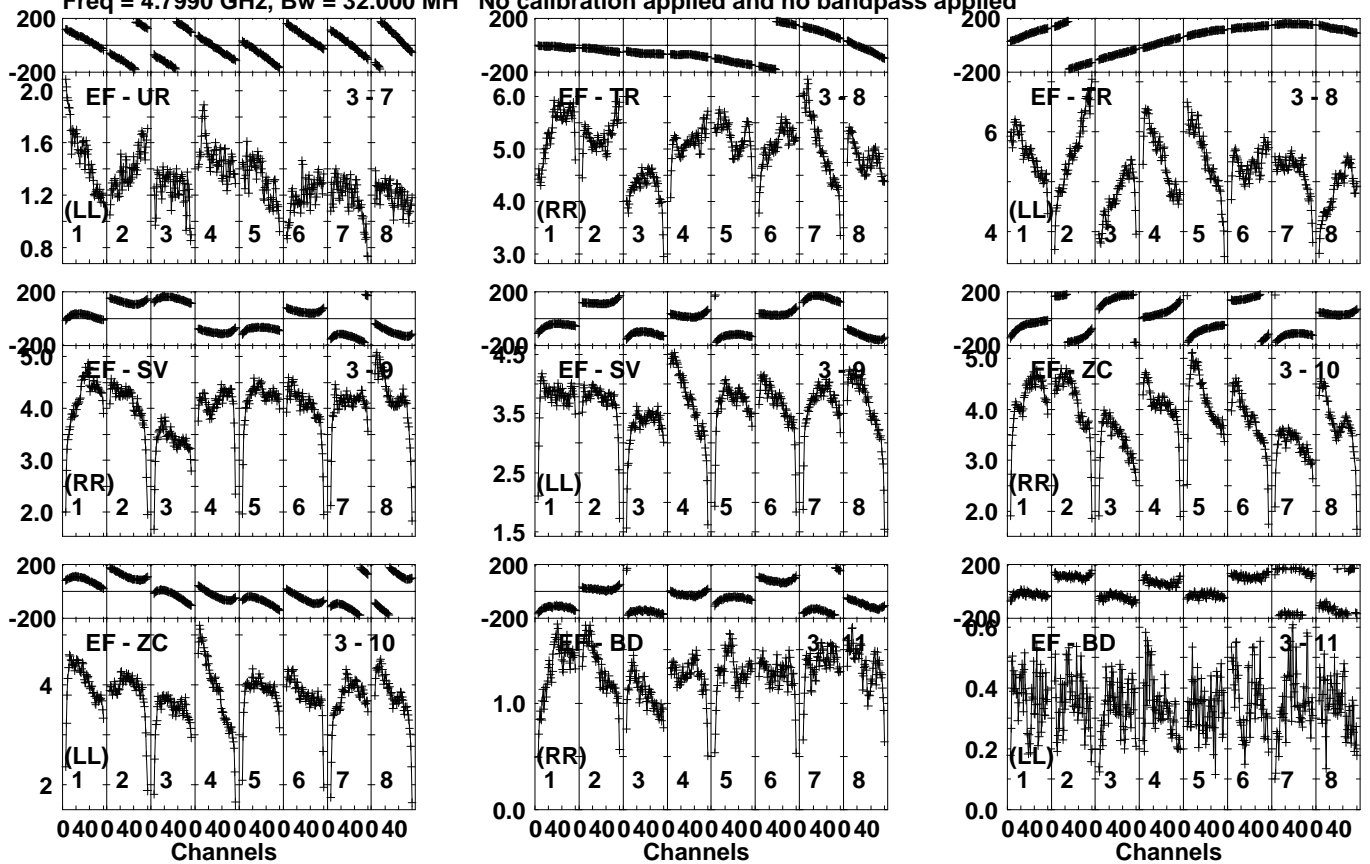
Lower frame: Milli Ampl Jy Top frame: Phas deg  
Vector averaged cross-power spectrum Several baselines displayed  
Timerange: 00/11:33:31 to 00/11:36:29

Plot file version 210 created 02-JUN-2021 11:59:54

J2113+4012 EC0711.UVDATA.1

Freq = 4.7990 GHz, Bw = 32.000 MH

No calibration applied and no bandpass applied



Lower frame: Milli Ampl Jy Top frame: Phas deg  
Vector averaged cross-power spectrum Several baselines displayed  
Timerange: 00/11:33:31 to 00/11:36:29

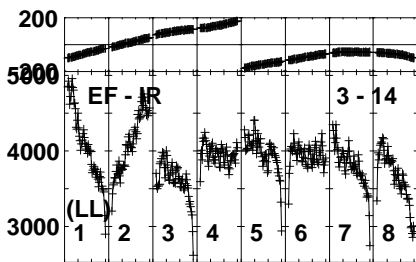
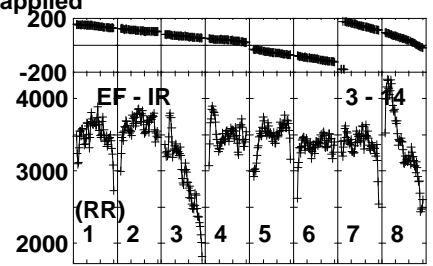
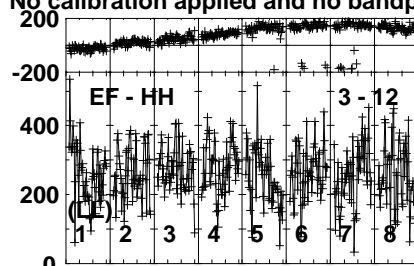
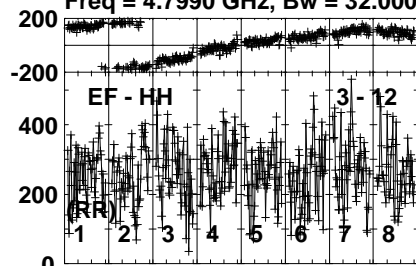


Plot file version 211 created 02-JUN-2021 11:59:54

J2113+4012 EC0711.UVDATA.1

Freq = 4.7990 GHz, Bw = 32.000 MH

No calibration applied and no bandpass applied



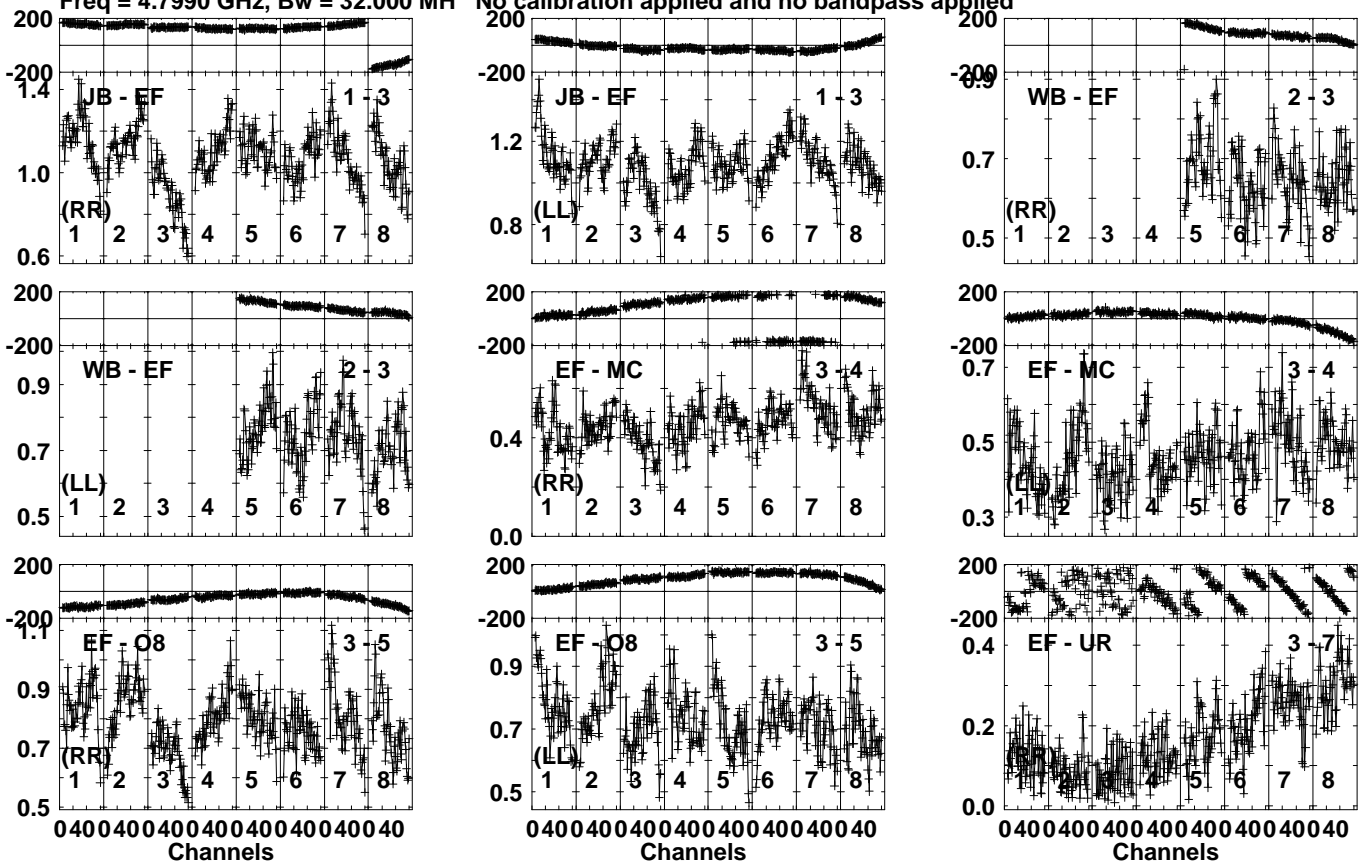
Lower frame: Micro Ampl Jy Top frame: Phas deg  
Vector averaged cross-power spectrum Several baselines displayed  
Timerange: 00/11:33:31 to 00/11:36:29

Plot file version 212 created 02-JUN-2021 11:59:54

J2114+4036 EC0711.UVDATA.1

Freq = 4.7990 GHz, Bw = 32.000 MH

No calibration applied and no bandpass applied



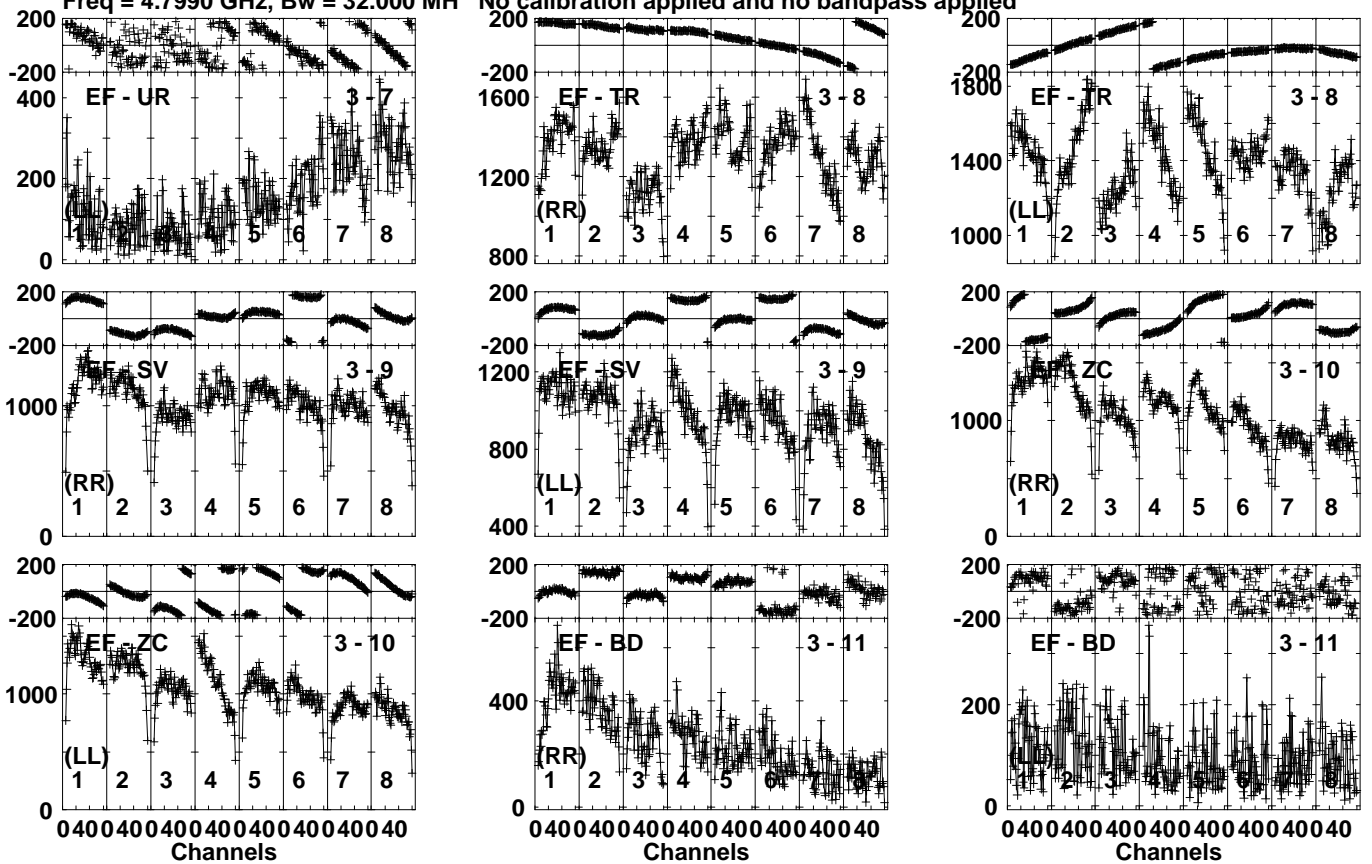
Lower frame: Milli Ampl Jy Top frame: Phas deg  
Vector averaged cross-power spectrum Several baselines displayed  
Timerange: 00/11:36:31 to 00/11:40:09

Plot file version 213 created 02-JUN-2021 11:59:55

J2114+4036 EC0711.UVDATA.1

Freq = 4.7990 GHz, Bw = 32.000 MH

No calibration applied and no bandpass applied



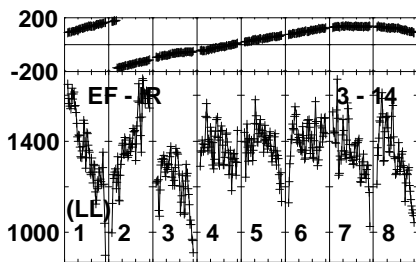
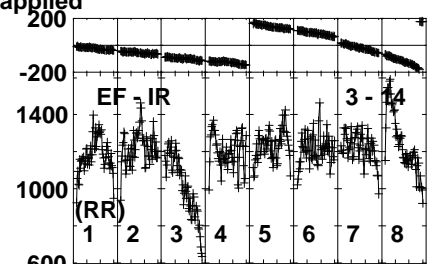
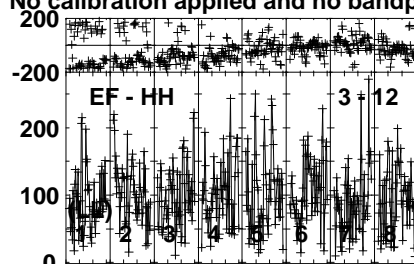
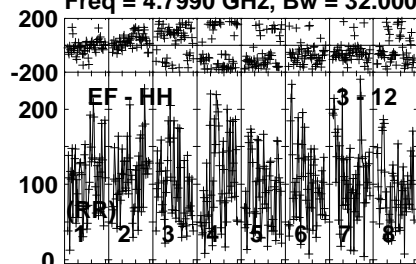
Lower frame: Micro Ampl Jy Top frame: Phas deg  
Vector averaged cross-power spectrum Several baselines displayed  
Timerange: 00/11:36:31 to 00/11:40:09

Plot file version 214 created 02-JUN-2021 11:59:55

J2114+4036 EC0711.UVDATA.1

Freq = 4.7990 GHz, Bw = 32.000 MH

No calibration applied and no bandpass applied



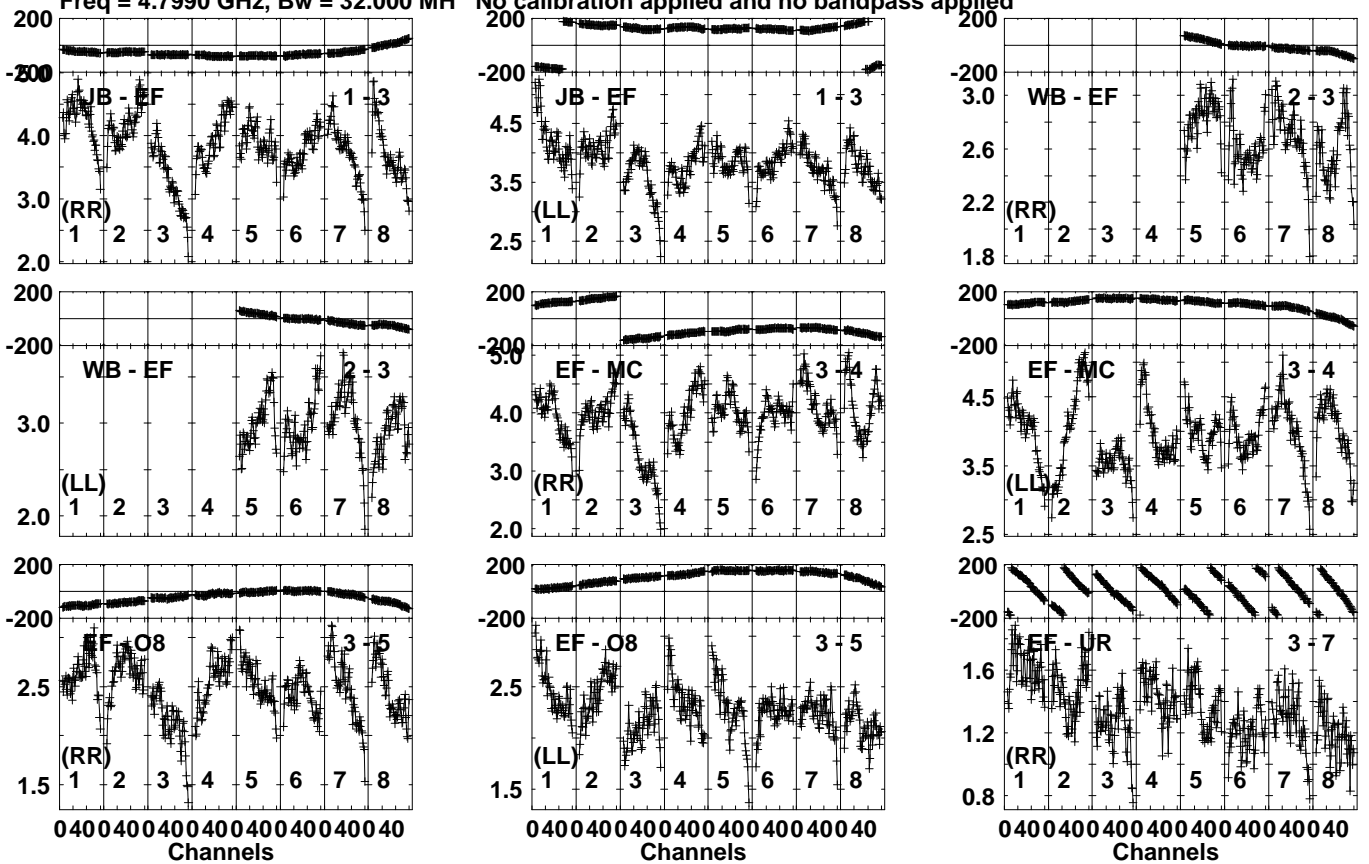
Lower frame: Micro Ampl Jy Top frame: Phas deg  
Vector averaged cross-power spectrum Several baselines displayed  
Timerange: 00/11:36:31 to 00/11:40:09

Plot file version 215 created 02-JUN-2021 11:59:55

J2113+4012 EC0711.UVDATA.1

Freq = 4.7990 GHz, Bw = 32.000 MH

No calibration applied and no bandpass applied



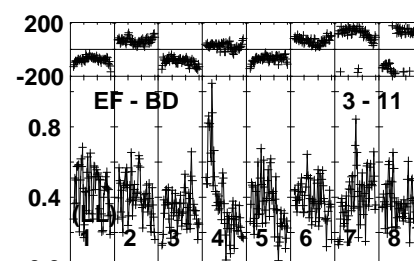
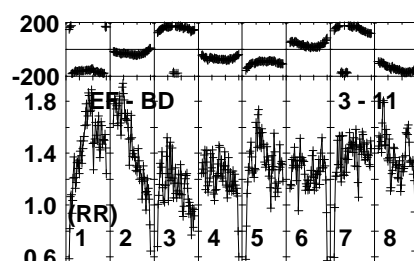
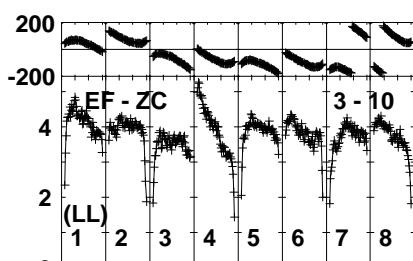
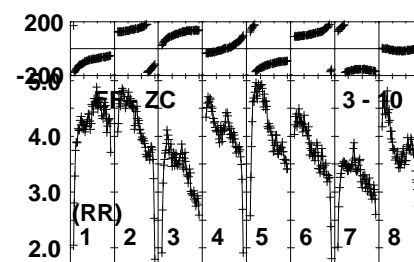
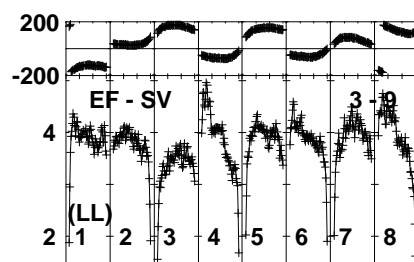
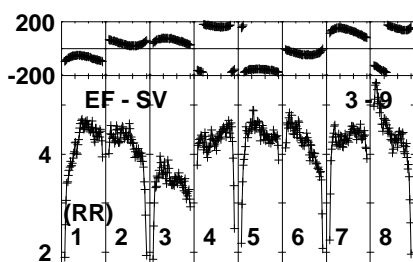
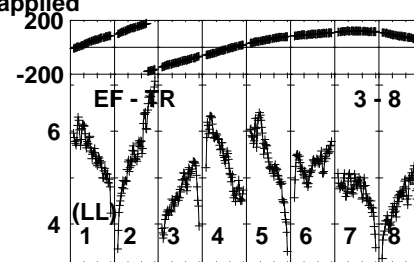
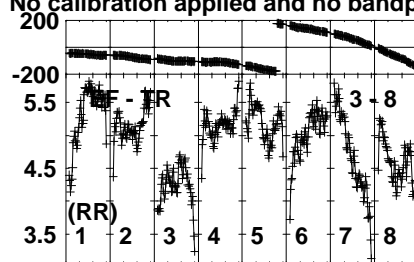
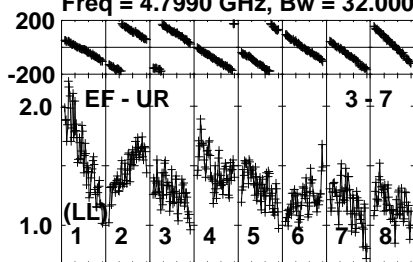
Lower frame: Milli Ampl Jy Top frame: Phas deg  
Vector averaged cross-power spectrum Several baselines displayed  
Timerange: 00/11:40:13 to 00/11:41:49

Plot file version 216 created 02-JUN-2021 11:59:55

J2113+4012 EC0711.UVDATA.1

Freq = 4.7990 GHz, Bw = 32.000 MH

No calibration applied and no bandpass applied



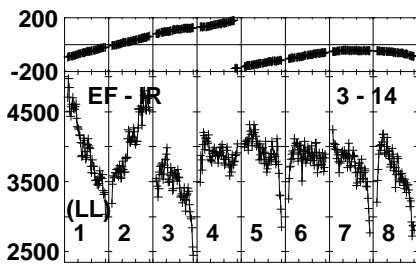
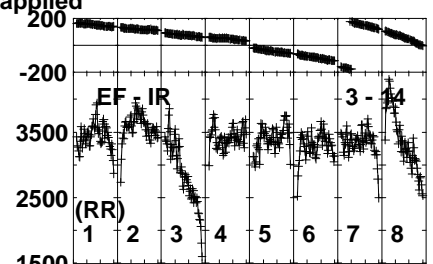
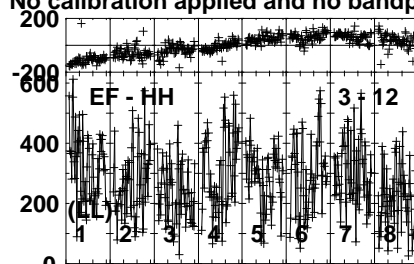
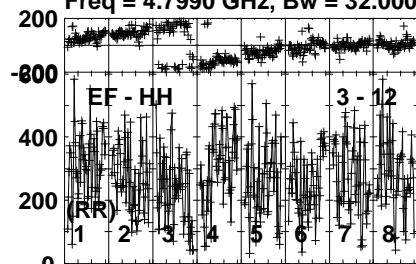
Lower frame: Milli Ampl Jy Top frame: Phas deg  
Vector averaged cross-power spectrum Several baselines displayed  
Timerange: 00/11:40:13 to 00/11:41:49

Plot file version 217 created 02-JUN-2021 11:59:55

J2113+4012 EC0711.UVDATA.1

Freq = 4.7990 GHz, Bw = 32.000 MH

No calibration applied and no bandpass applied



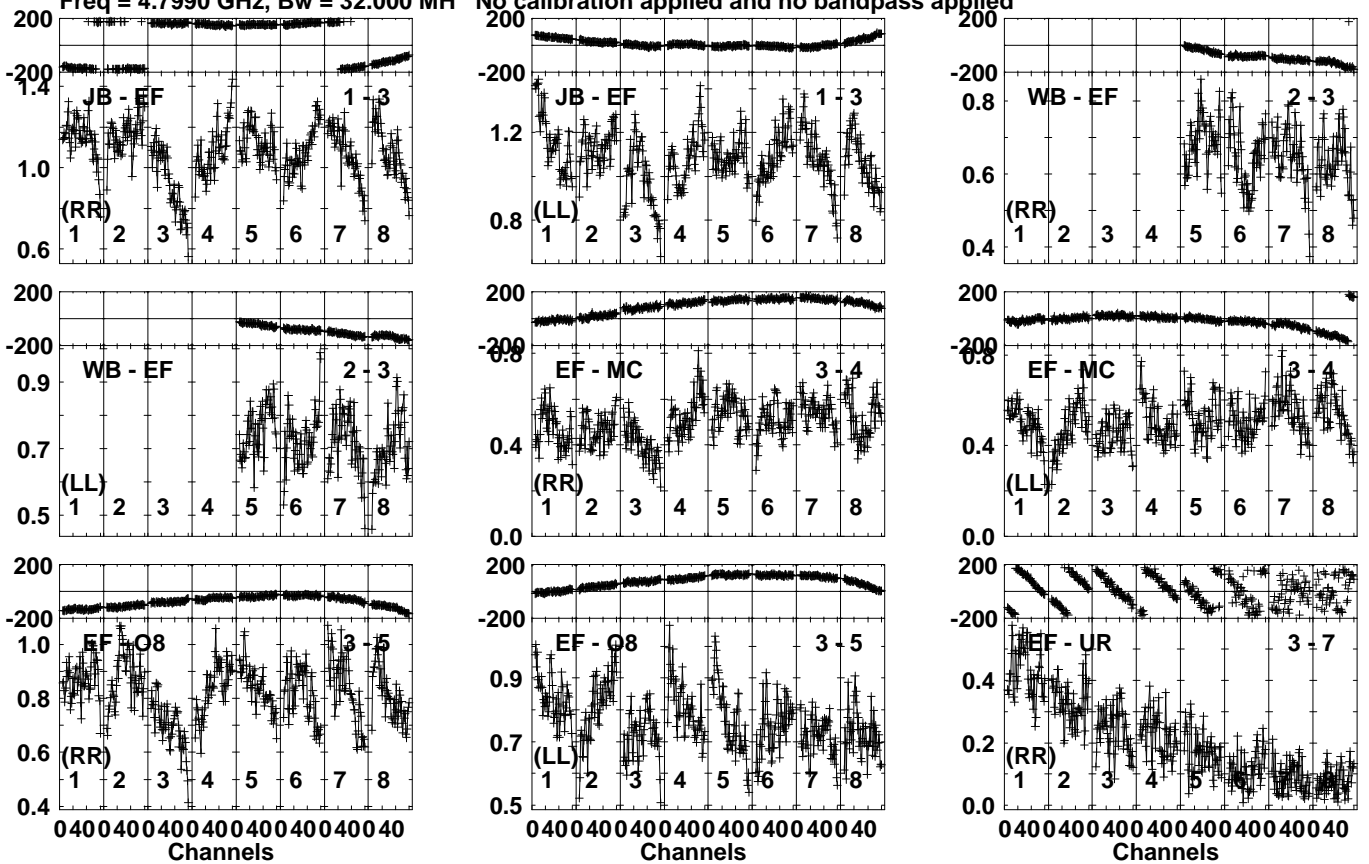
Lower frame: Micro Ampl Jy Top frame: Phas deg  
Vector averaged cross-power spectrum Several baselines displayed  
Timerange: 00/11:40:13 to 00/11:41:49

Plot file version 218 created 02-JUN-2021 11:59:55

J2114+4036 EC0711.UVDATA.1

Freq = 4.7990 GHz, Bw = 32.000 MH

No calibration applied and no bandpass applied



Lower frame: Milli Ampl Jy Top frame: Phas deg  
Vector averaged cross-power spectrum Several baselines displayed  
Timerange: 00/11:41:51 to 00/11:45:29

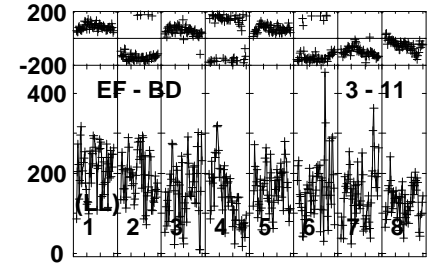
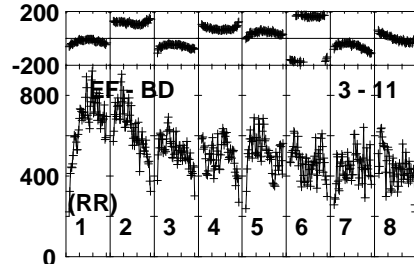
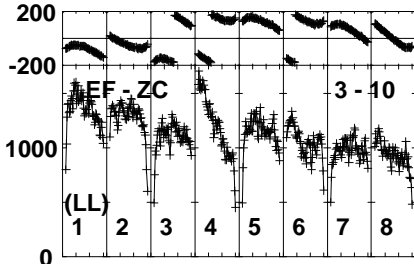
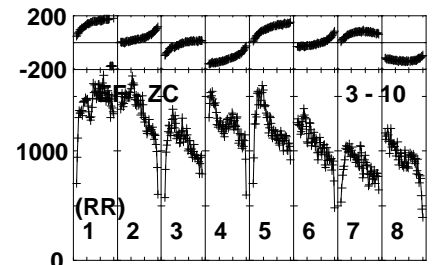
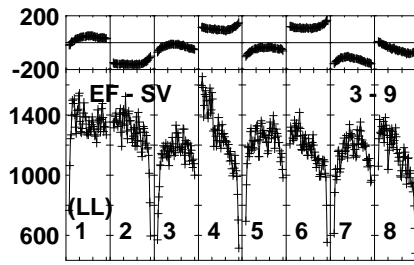
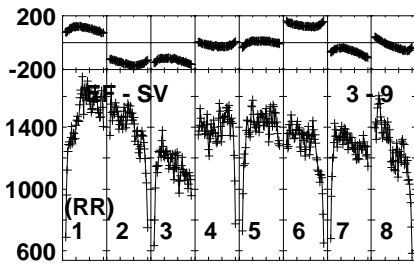
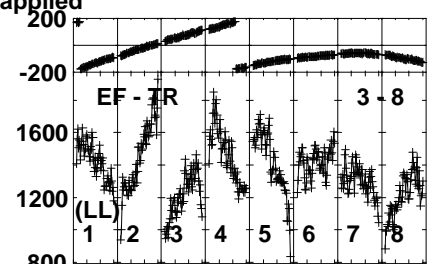
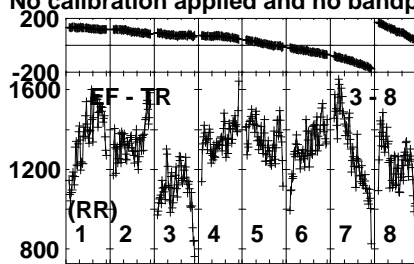
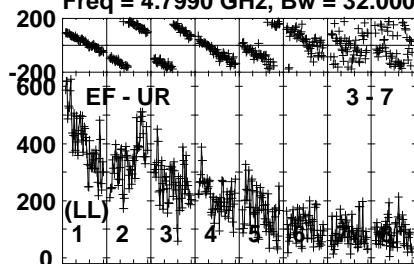


Plot file version 219 created 02-JUN-2021 11:59:55

J2114+4036 EC0711.UVDATA.1

Freq = 4.7990 GHz, Bw = 32.000 MH

No calibration applied and no bandpass applied



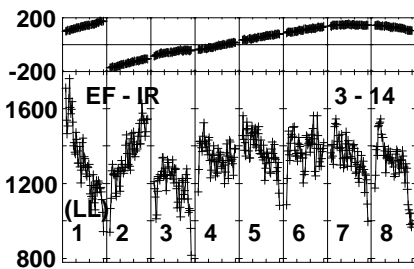
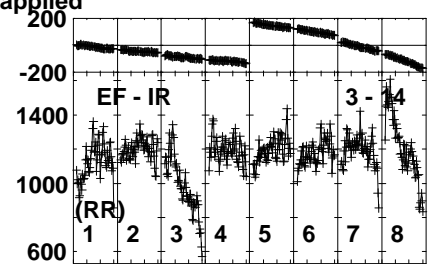
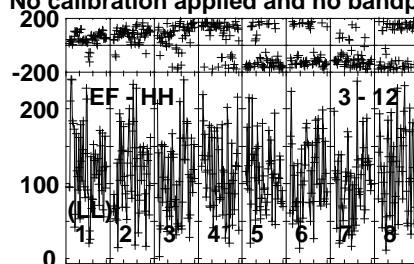
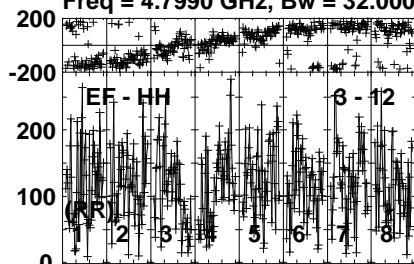
Lower frame: Micro Ampl Jy Top frame: Phas deg  
Vector averaged cross-power spectrum Several baselines displayed  
Timerange: 00/11:41:51 to 00/11:45:29

Plot file version 220 created 02-JUN-2021 11:59:55

J2114+4036 EC0711.UVDATA.1

Freq = 4.7990 GHz, Bw = 32.000 MH

No calibration applied and no bandpass applied



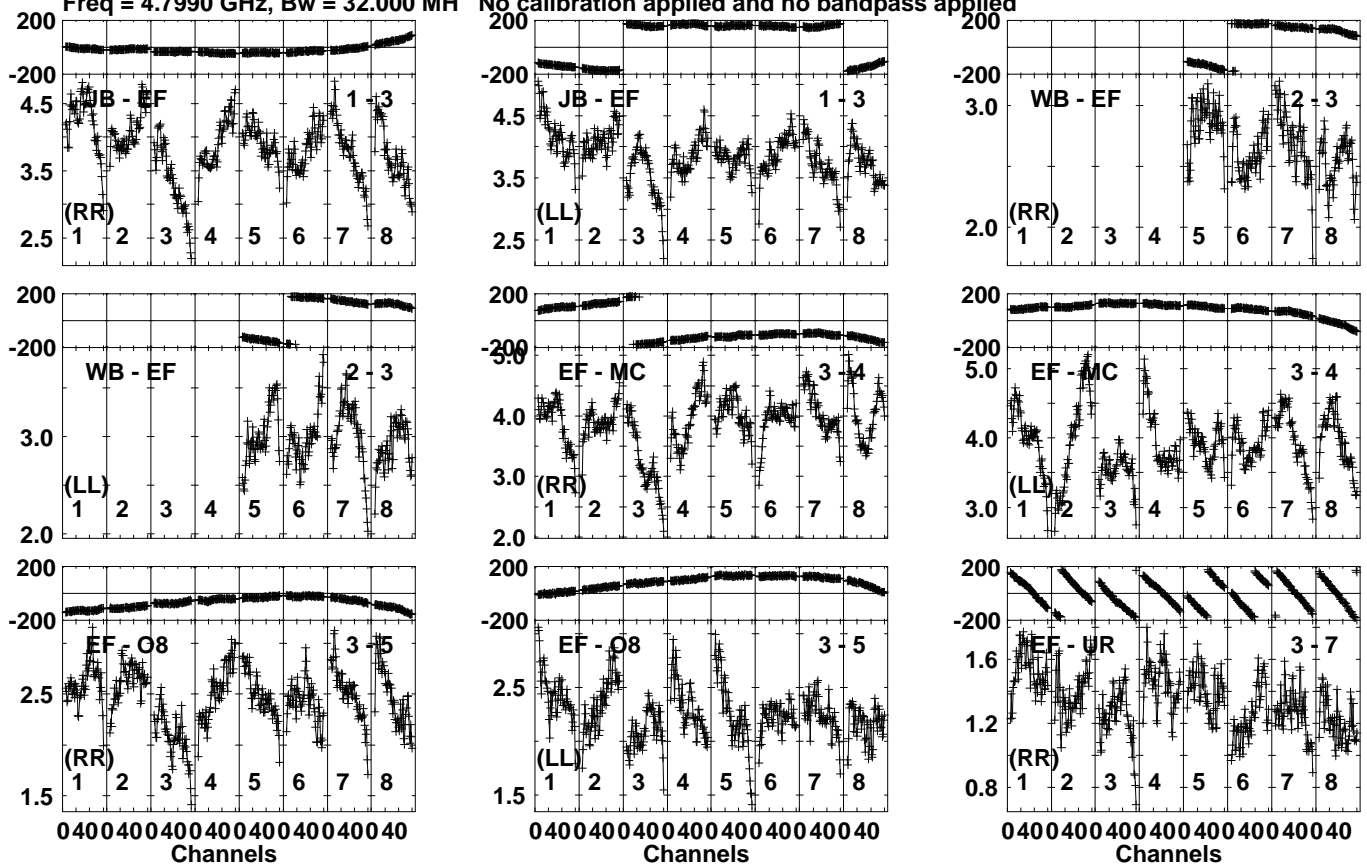
Lower frame: Micro Ampl Jy Top frame: Phas deg  
Vector averaged cross-power spectrum Several baselines displayed  
Timerange: 00/11:41:51 to 00/11:45:29

Plot file version 221 created 02-JUN-2021 11:59:55

J2113+4012 EC0711.UVDATA.1

Freq = 4.7990 GHz, Bw = 32.000 MH

No calibration applied and no bandpass applied



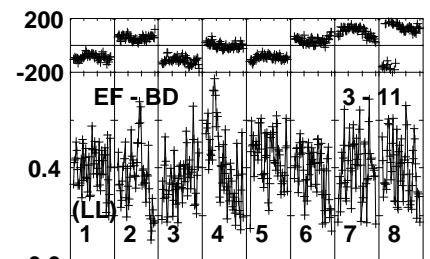
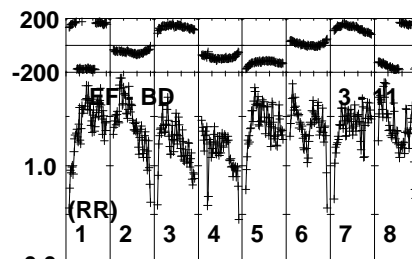
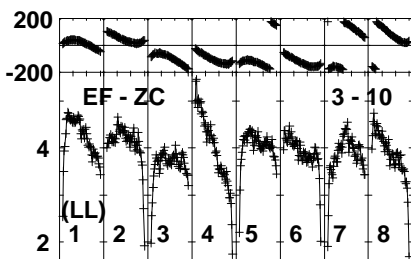
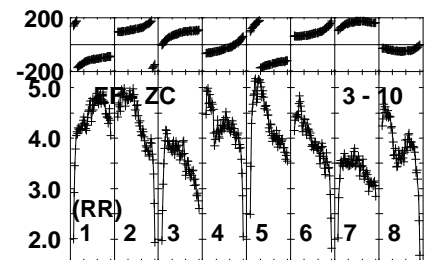
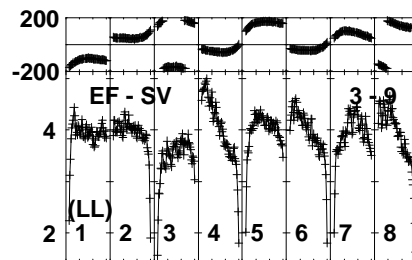
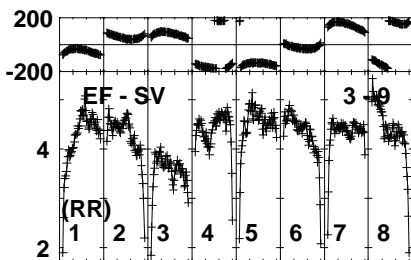
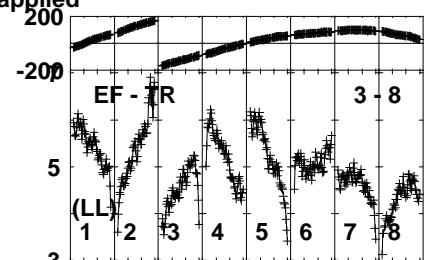
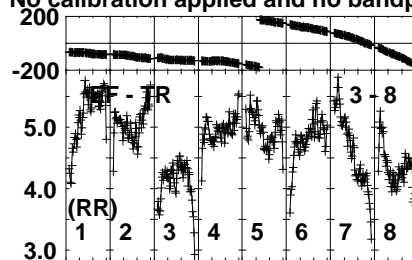
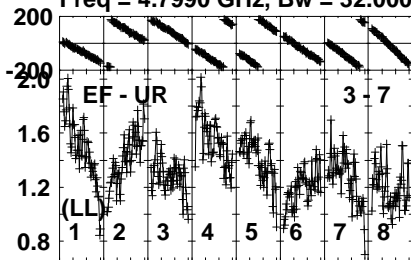
Lower frame: Milli Ampl Jy Top frame: Phas deg  
Vector averaged cross-power spectrum Several baselines displayed  
Timerange: 00/11:46:11 to 00/11:47:09

Plot file version 222 created 02-JUN-2021 11:59:55

J2113+4012 EC0711.UVDATA.1

Freq = 4.7990 GHz, Bw = 32.000 MH

No calibration applied and no bandpass applied



0400400400400400400400400400  
Channels

0400400400400400400400400400  
Channels

0400400400400400400400400400  
Channels

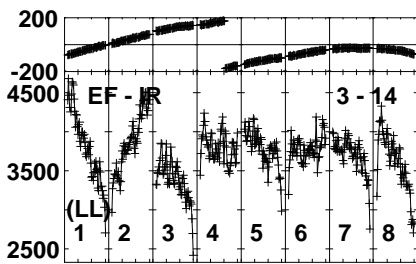
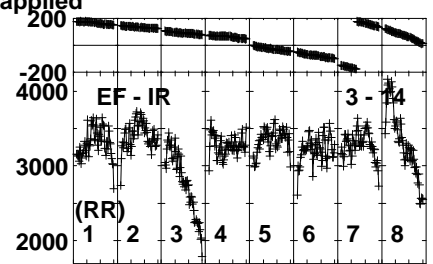
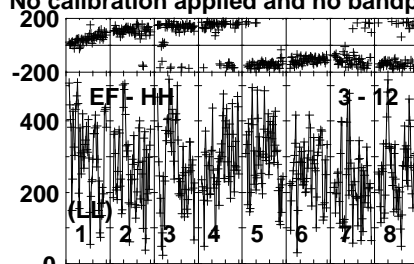
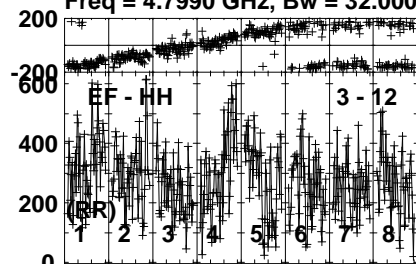
Lower frame: Milli Ampl Jy Top frame: Phas deg  
Vector averaged cross-power spectrum Several baselines displayed  
Timerange: 00/11:46:11 to 00/11:47:09

Plot file version 223 created 02-JUN-2021 11:59:55

J2113+4012 EC0711.UVDATA.1

Freq = 4.7990 GHz, Bw = 32.000 MH

No calibration applied and no bandpass applied



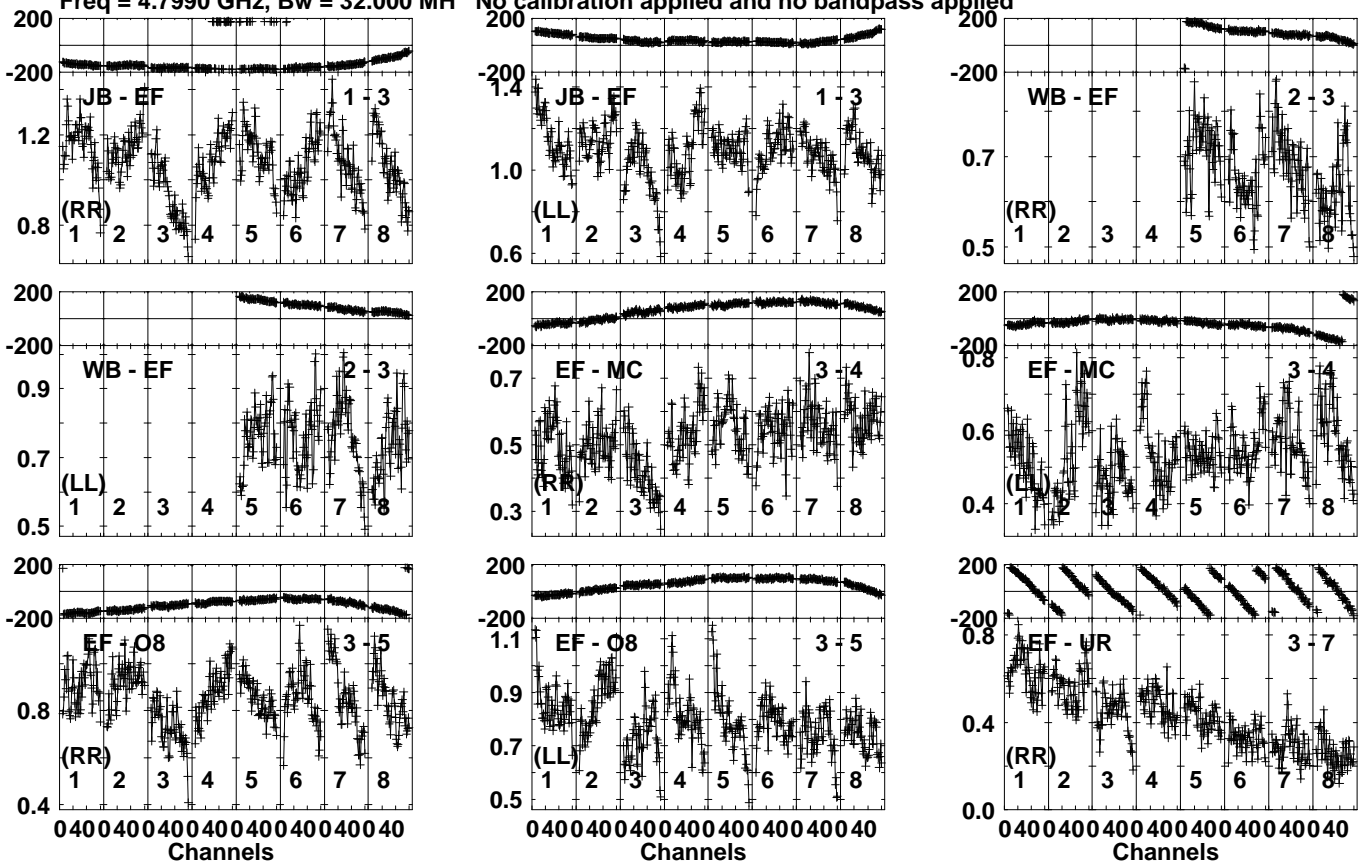
Lower frame: Micro Ampl Jy Top frame: Phas deg  
Vector averaged cross-power spectrum Several baselines displayed  
Timerange: 00/11:46:11 to 00/11:47:09

Plot file version 224 created 02-JUN-2021 11:59:55

J2114+4036 EC0711.UVDATA.1

Freq = 4.7990 GHz, Bw = 32.000 MH

No calibration applied and no bandpass applied



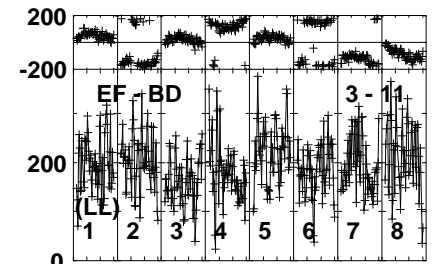
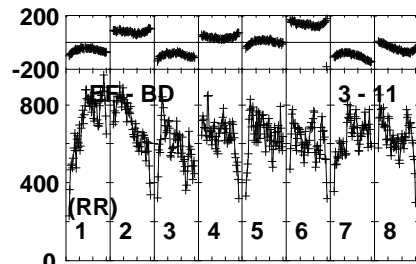
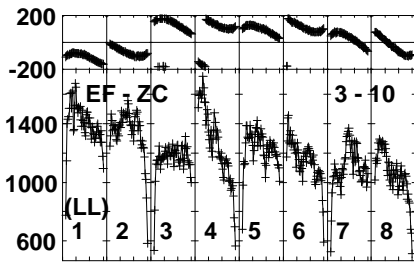
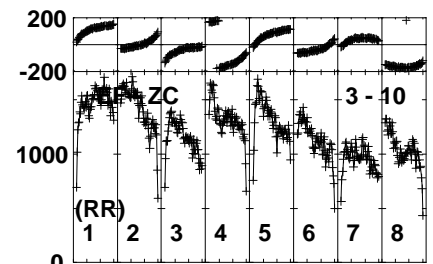
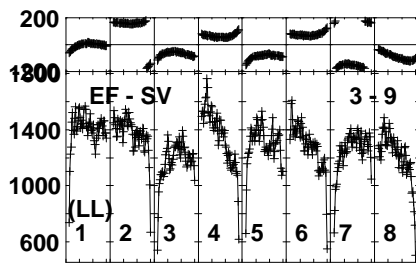
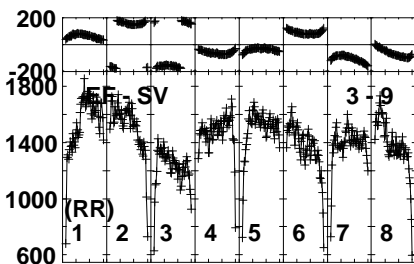
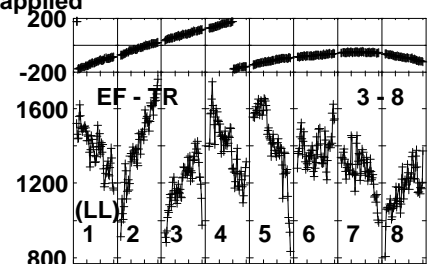
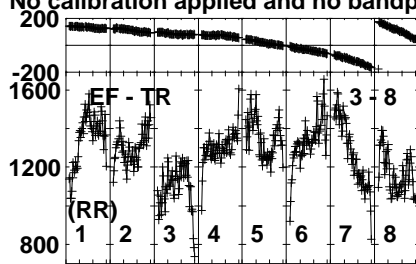
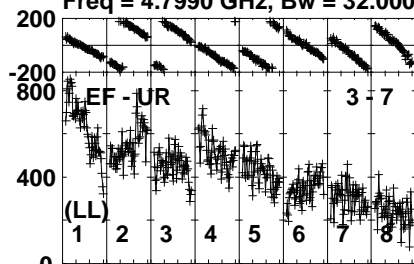
Lower frame: Milli Ampl Jy Top frame: Phas deg  
Vector averaged cross-power spectrum Several baselines displayed  
Timerange: 00/11:47:11 to 00/11:50:49

Plot file version 225 created 02-JUN-2021 11:59:56

J2114+4036 EC0711.UVDATA.1

Freq = 4.7990 GHz, Bw = 32.000 MH

No calibration applied and no bandpass applied



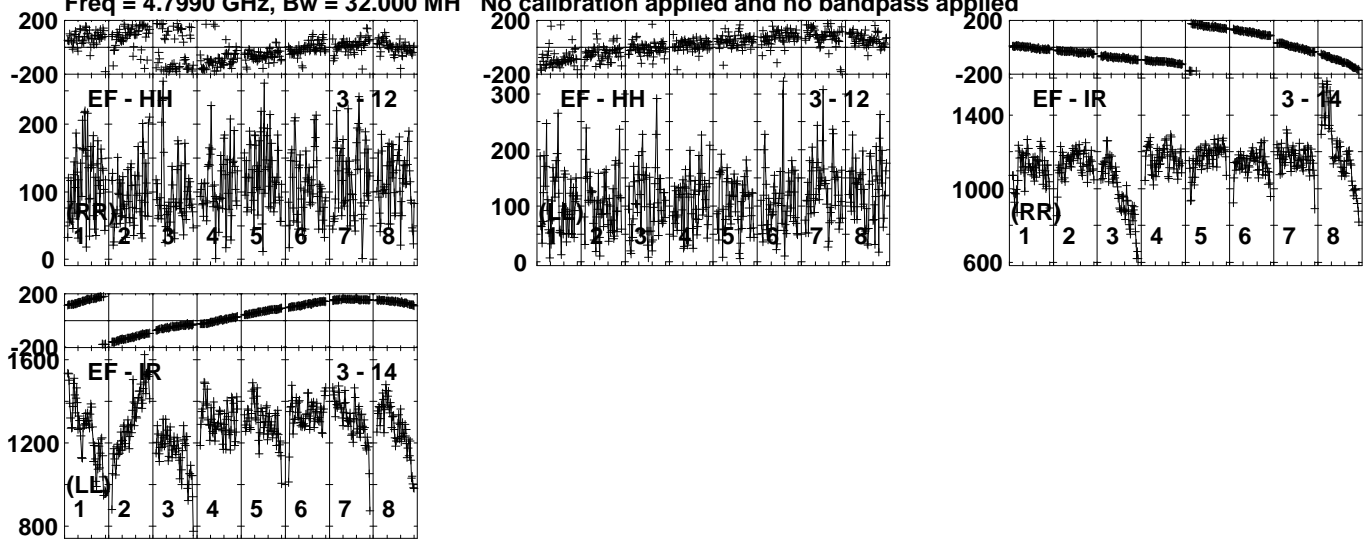
Lower frame: Micro Ampl Jy Top frame: Phas deg  
Vector averaged cross-power spectrum Several baselines displayed  
Timerange: 00/11:47:11 to 00/11:50:49

Plot file version 226 created 02-JUN-2021 11:59:56

J2114+4036 EC0711.UVDATA.1

Freq = 4.7990 GHz, Bw = 32.000 MH

No calibration applied and no bandpass applied



Lower frame: Micro Ampl Jy Top frame: Phas deg  
Vector averaged cross-power spectrum Several baselines displayed  
Timerange: 00/11:47:11 to 00/11:50:49

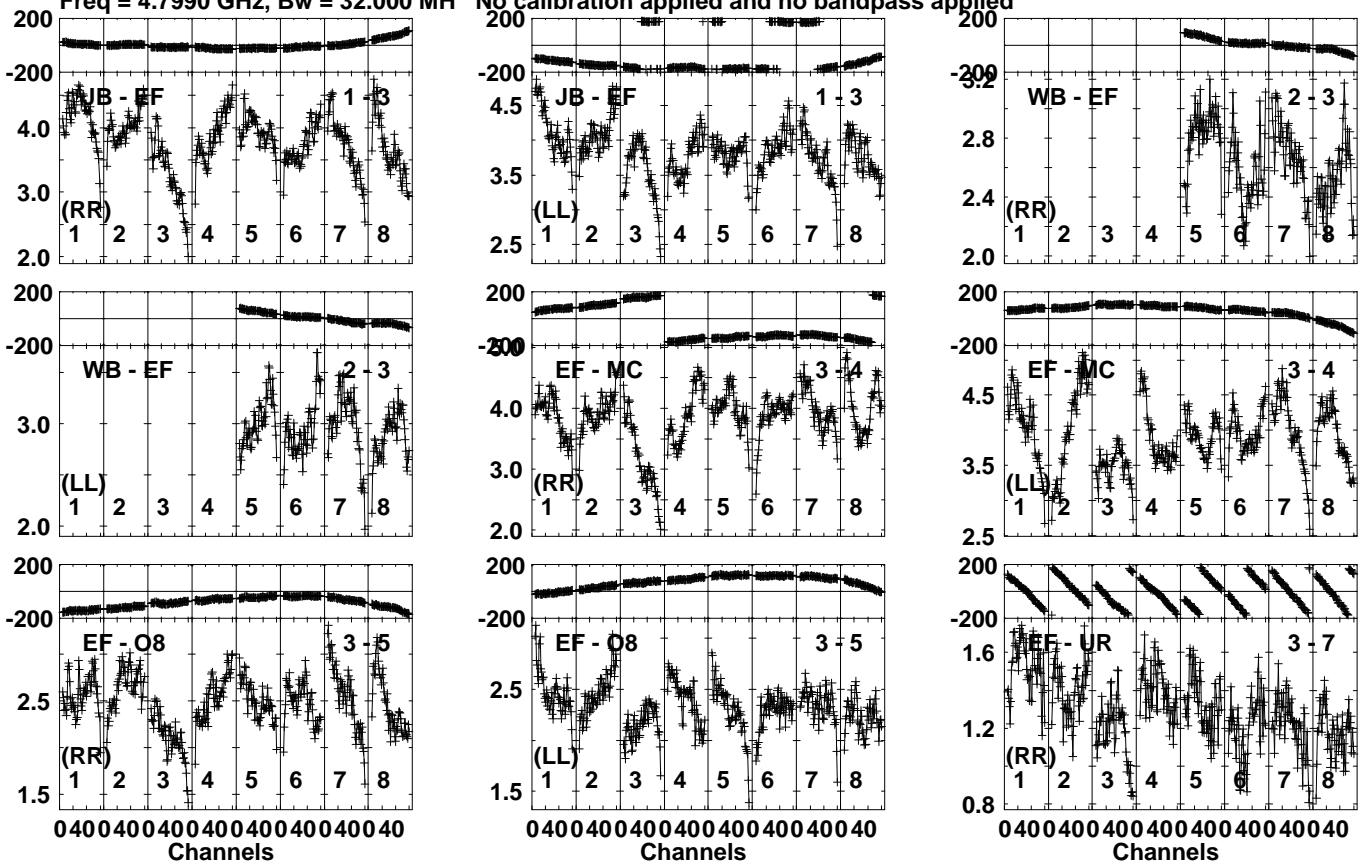


Plot file version 227 created 02-JUN-2021 11:59:56

J2113+4012 EC0711.UVDATA.1

Freq = 4.7990 GHz, Bw = 32.000 MH

No calibration applied and no bandpass applied

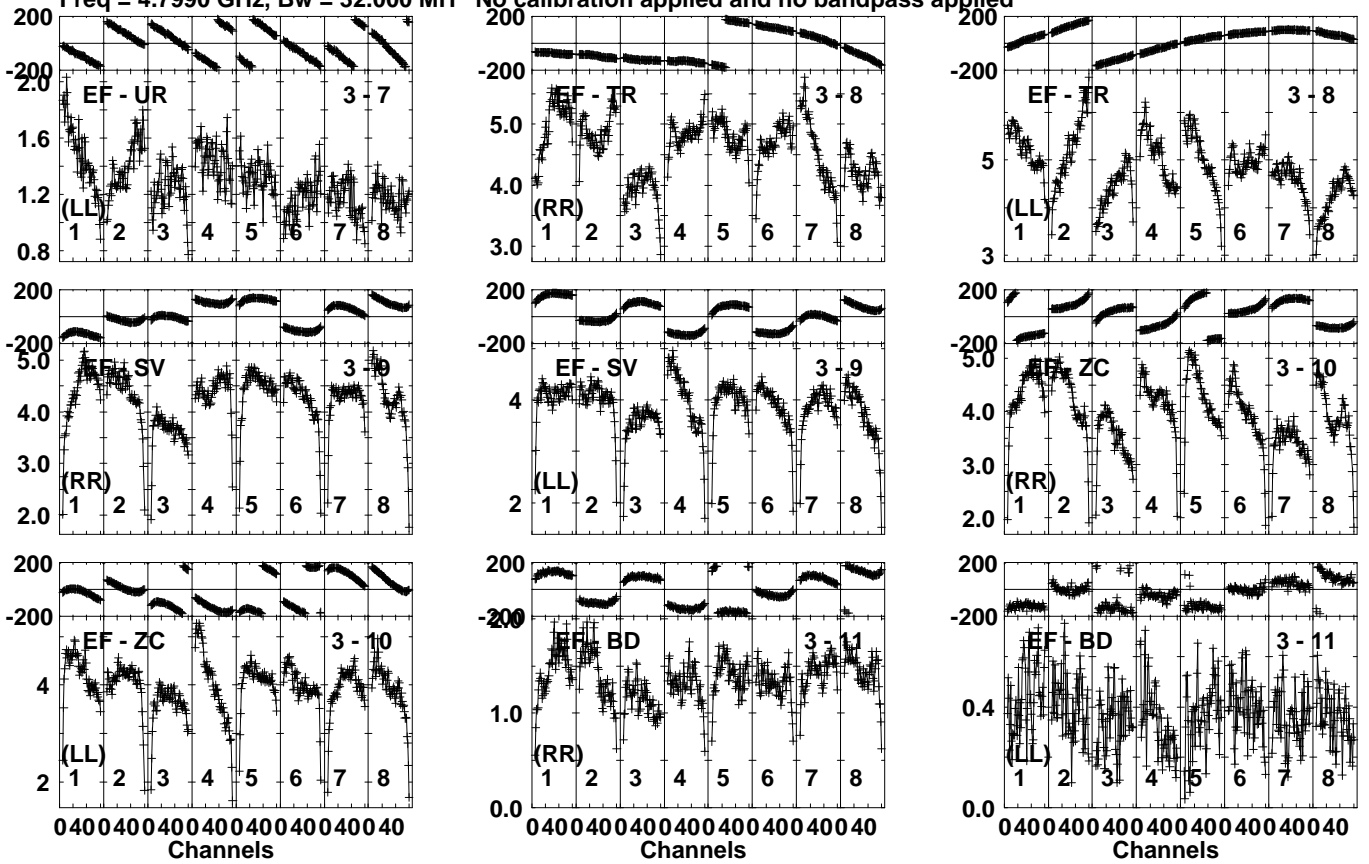


Lower frame: Milli Ampl Jy Top frame: Phas deg  
Vector averaged cross-power spectrum Several baselines displayed  
Timerange: 00/11:50:51 to 00/11:52:29

Plot file version 228 created 02-JUN-2021 11:59:56

J2113+4012 EC0711.UVDATA.1

Freq = 4.7990 GHz, Bw = 32.000 MH No calibration applied and no bandpass applied

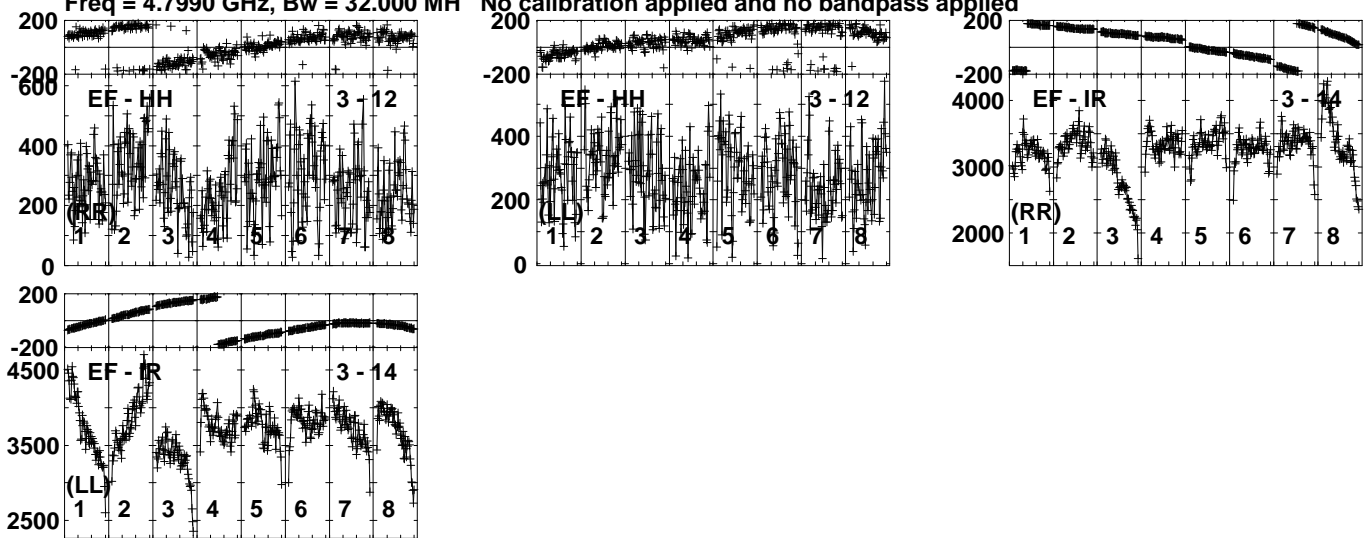


Lower frame: Milli Ampl Jy Top frame: Phas deg  
 Vector averaged cross-power spectrum Several baselines displayed  
 Timerange: 00/11:50:51 to 00/11:52:29

Plot file version 229 created 02-JUN-2021 11:59:56

J2113+4012 EC0711.UVDATA.1

Freq = 4.7990 GHz, Bw = 32.000 MH No calibration applied and no bandpass applied



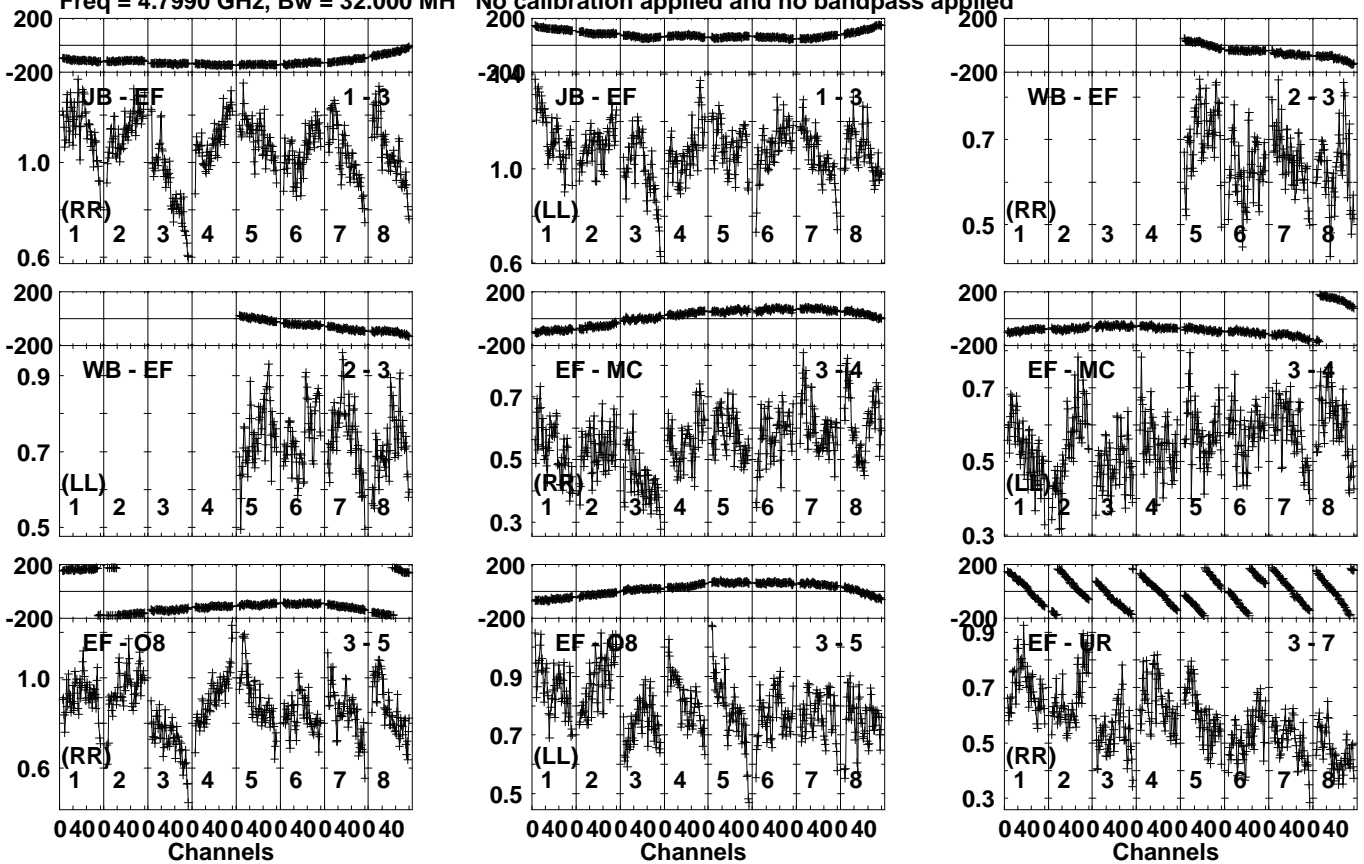
Lower frame: Micro Ampl Jy Top frame: Phas deg  
Vector averaged cross-power spectrum Several baselines displayed  
Timerange: 00/11:50:51 to 00/11:52:29

Plot file version 230 created 02-JUN-2021 11:59:56

J2114+4036 EC0711.UVDATA.1

Freq = 4.7990 GHz, Bw = 32.000 MH

No calibration applied and no bandpass applied



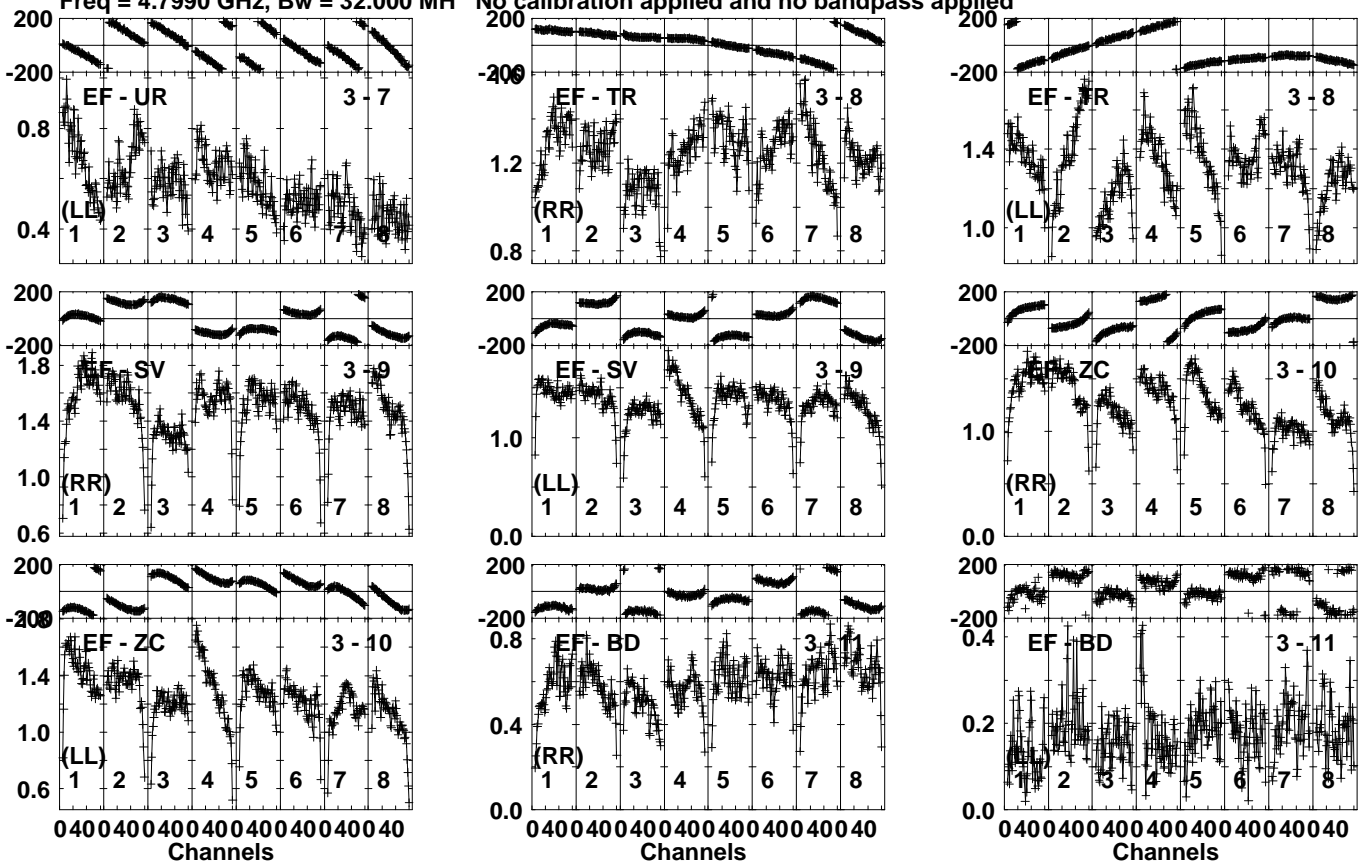
Lower frame: Milli Ampl Jy Top frame: Phas deg  
Vector averaged cross-power spectrum Several baselines displayed  
Timerange: 00/11:52:31 to 00/11:56:09

Plot file version 231 created 02-JUN-2021 11:59:56

J2114+4036 EC0711.UVDATA.1

Freq = 4.7990 GHz, Bw = 32.000 MH

No calibration applied and no bandpass applied



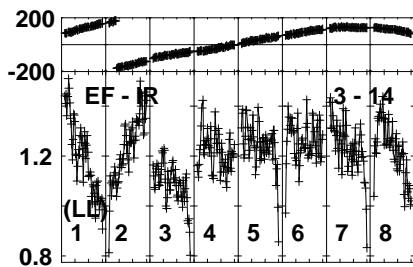
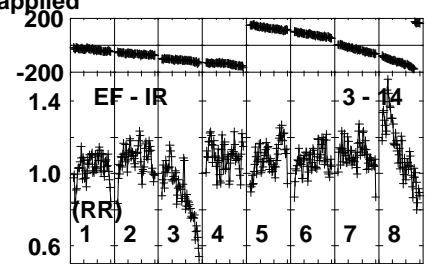
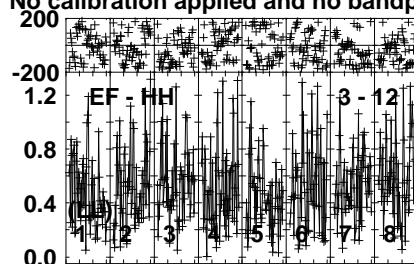
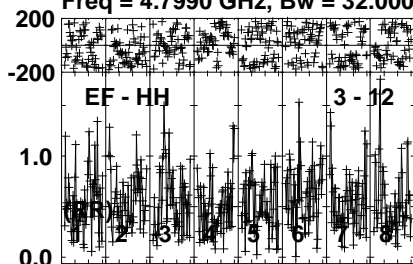
Lower frame: Milli Ampl Jy Top frame: Phas deg  
Vector averaged cross-power spectrum Several baselines displayed  
Timerange: 00/11:52:31 to 00/11:56:09

Plot file version 232 created 02-JUN-2021 11:59:56

J2114+4036 EC0711.UVDATA.1

Freq = 4.7990 GHz, Bw = 32.000 MH

No calibration applied and no bandpass applied



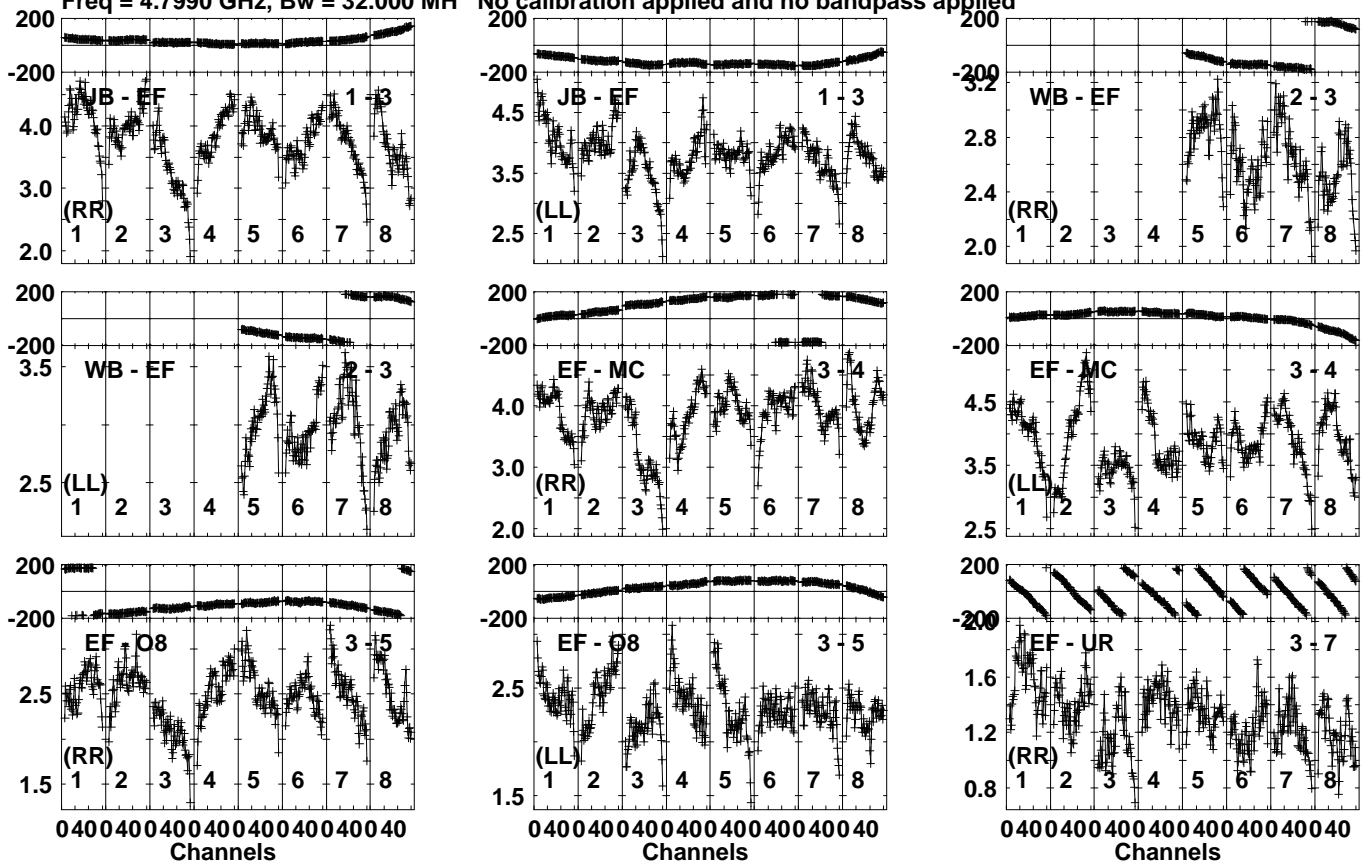
Lower frame: Milli Ampl Jy Top frame: Phas deg  
Vector averaged cross-power spectrum Several baselines displayed  
Timerange: 00/11:52:31 to 00/11:56:09

Plot file version 233 created 02-JUN-2021 11:59:56

J2113+4012 EC0711.UVDATA.1

Freq = 4.7990 GHz, Bw = 32.000 MH

No calibration applied and no bandpass applied

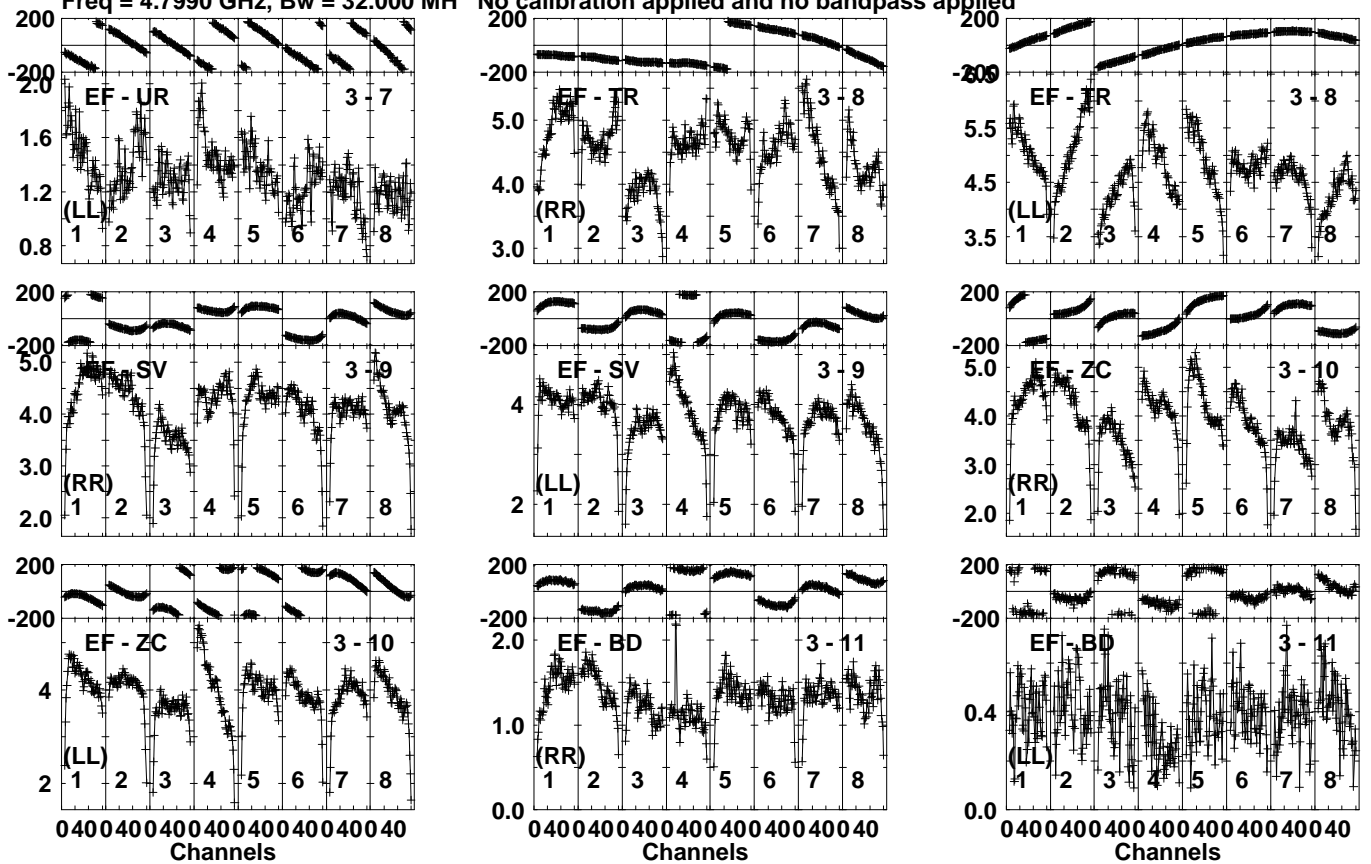


Lower frame: Milli Ampl Jy Top frame: Phas deg  
 Vector averaged cross-power spectrum Several baselines displayed  
 Timerange: 00/11:56:51 to 00/11:57:49

Plot file version 234 created 02-JUN-2021 11:59:56

J2113+4012 EC0711.UVDATA.1

Freq = 4.7990 GHz, Bw = 32.000 MH No calibration applied and no bandpass applied



Lower frame: Milli Ampl Jy Top frame: Phas deg  
Vector averaged cross-power spectrum Several baselines displayed  
Timerange: 00/11:56:51 to 00/11:57:49

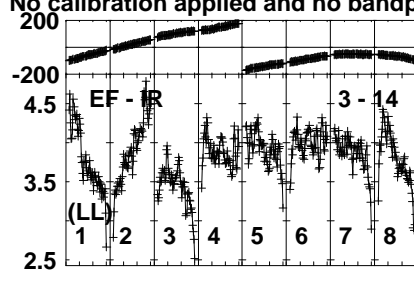
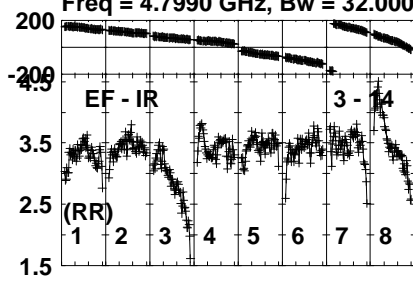


Plot file version 235 created 02-JUN-2021 11:59:56

J2113+4012 EC0711.UVDATA.1

Freq = 4.7990 GHz, Bw = 32.000 MH

No calibration applied and no bandpass applied



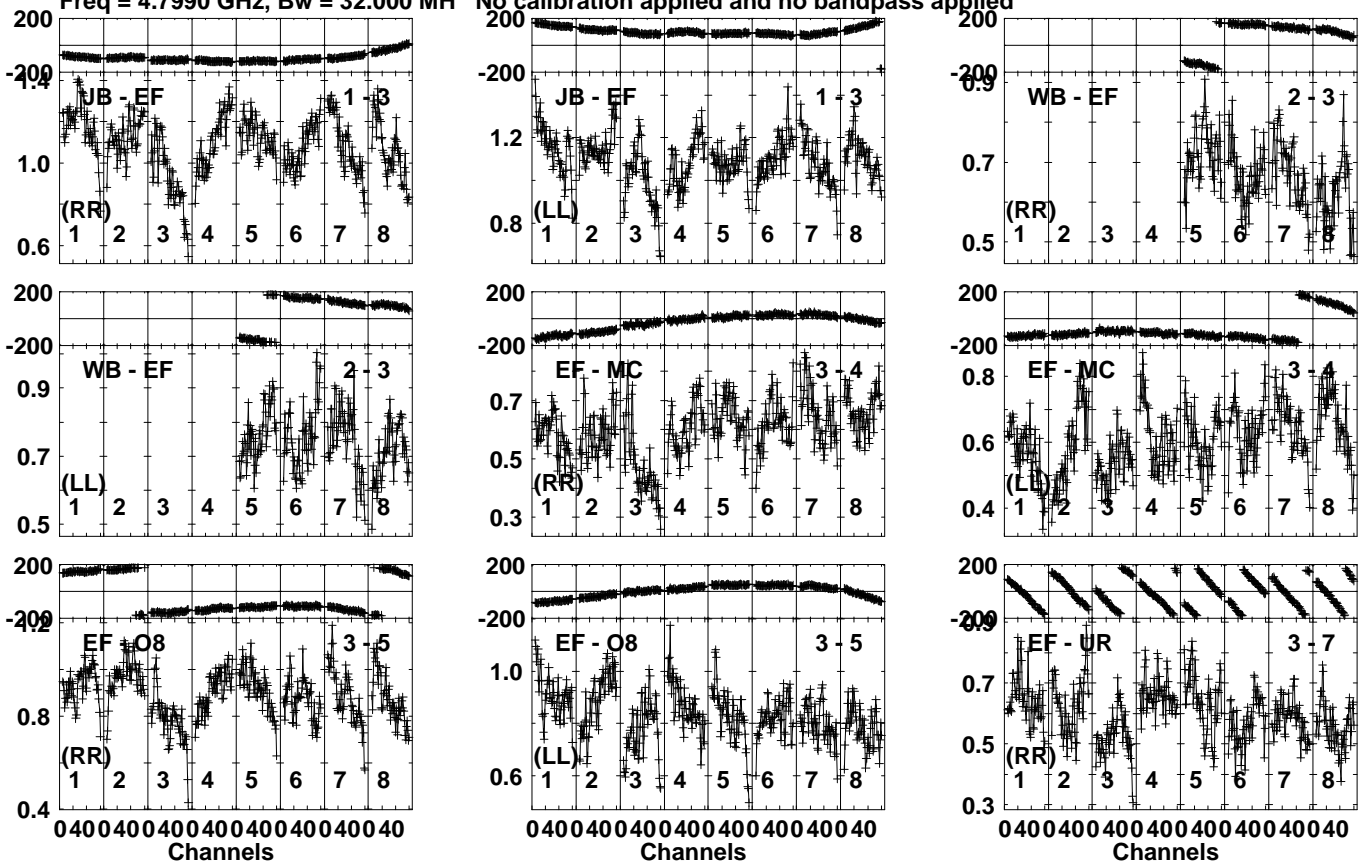
Lower frame: Milli Ampl Jy Top frame: Phas deg  
Vector averaged cross-power spectrum Several baselines displayed  
Timerange: 00/11:56:51 to 00/11:57:49

Plot file version 236 created 02-JUN-2021 11:59:56

J2114+4036 EC0711.UVDATA.1

Freq = 4.7990 GHz, Bw = 32.000 MH

No calibration applied and no bandpass applied



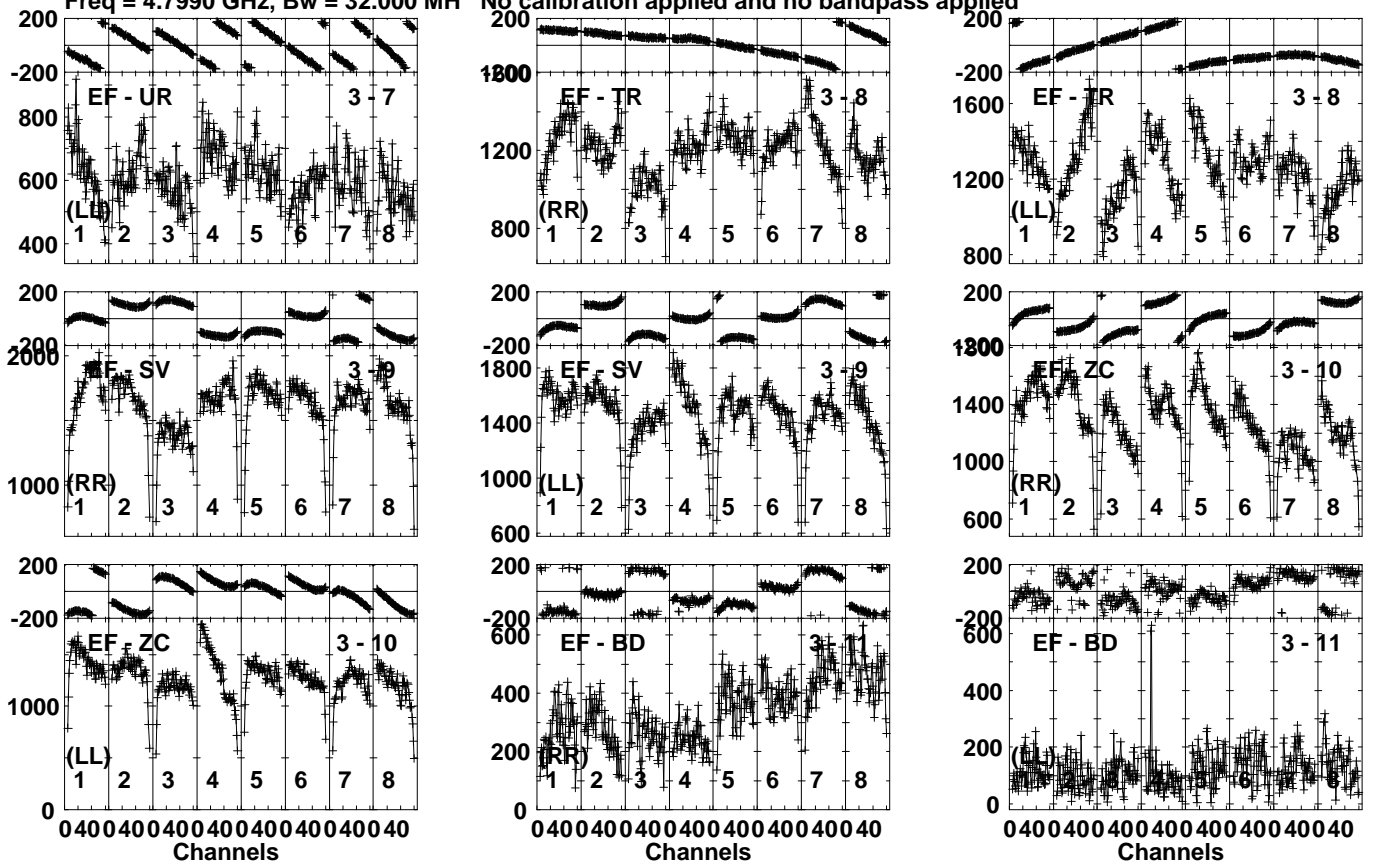
Lower frame: Milli Ampl Jy Top frame: Phas deg  
Vector averaged cross-power spectrum Several baselines displayed  
Timerange: 00/11:57:51 to 00/12:01:29

Plot file version 237 created 02-JUN-2021 11:59:57

J2114+4036 EC0711.UVDATA.1

Freq = 4.7990 GHz, Bw = 32.000 MH

No calibration applied and no bandpass applied



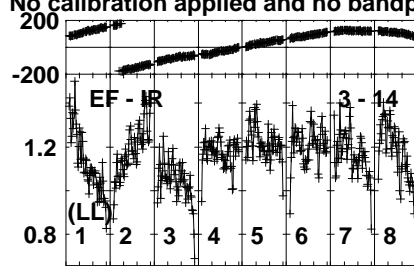
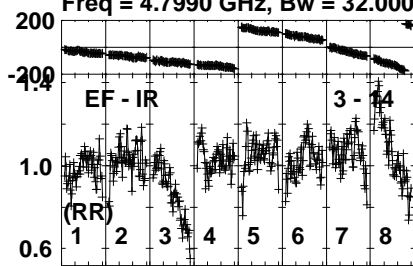
Lower frame: Micro Ampl Jy Top frame: Phas deg  
Vector averaged cross-power spectrum Several baselines displayed  
Timerange: 00/11:57:51 to 00/12:01:29

Plot file version 238 created 02-JUN-2021 11:59:57

J2114+4036 EC0711.UVDATA.1

Freq = 4.7990 GHz, Bw = 32.000 MH

No calibration applied and no bandpass applied



Lower frame: Milli Ampl Jy Top frame: Phas deg

Vector averaged cross-power spectrum Several baselines displayed

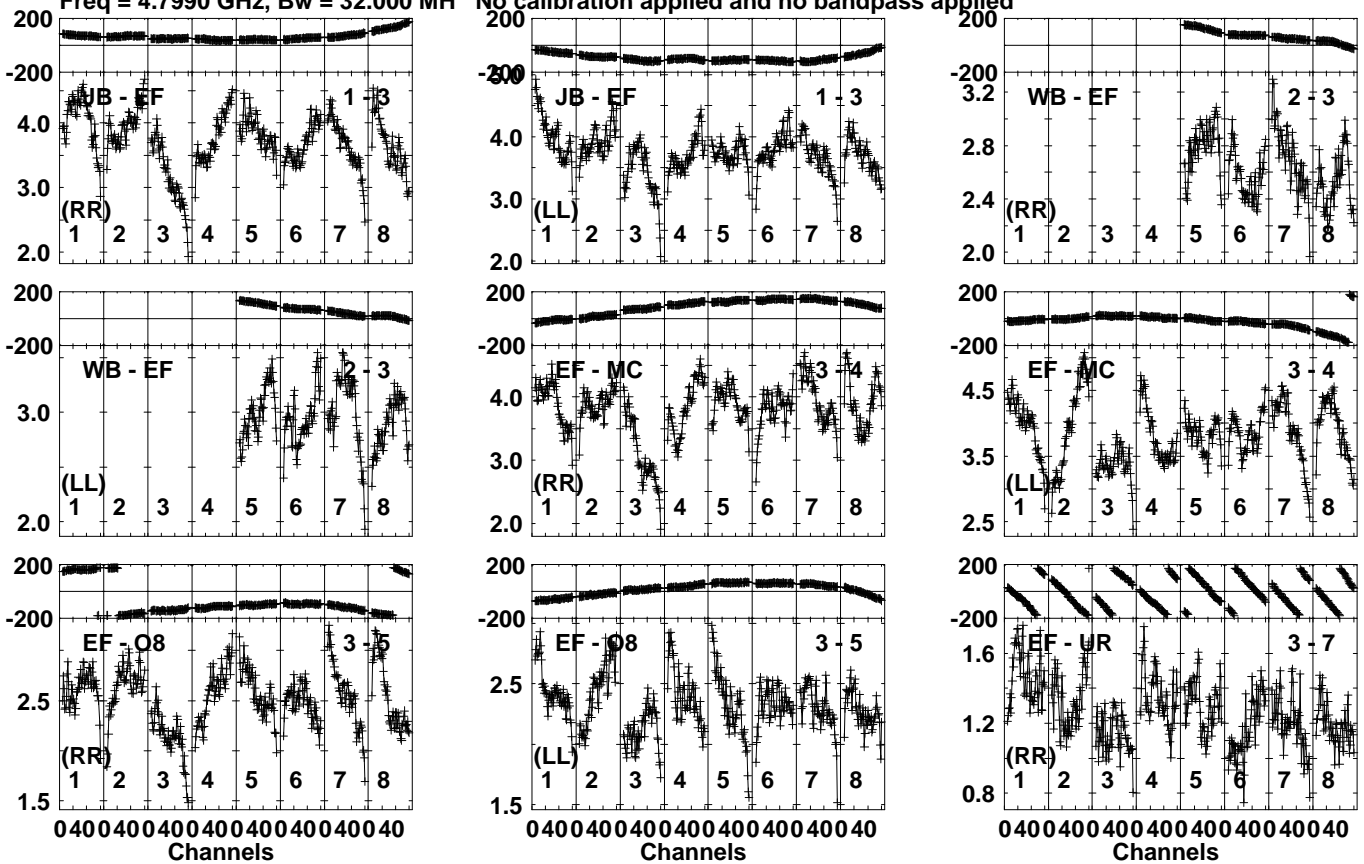
Timerange: 00/11:57:51 to 00/12:01:29

Plot file version 239 created 02-JUN-2021 11:59:57

J2113+4012 EC0711.UVDATA.1

Freq = 4.7990 GHz, Bw = 32.000 MH

No calibration applied and no bandpass applied



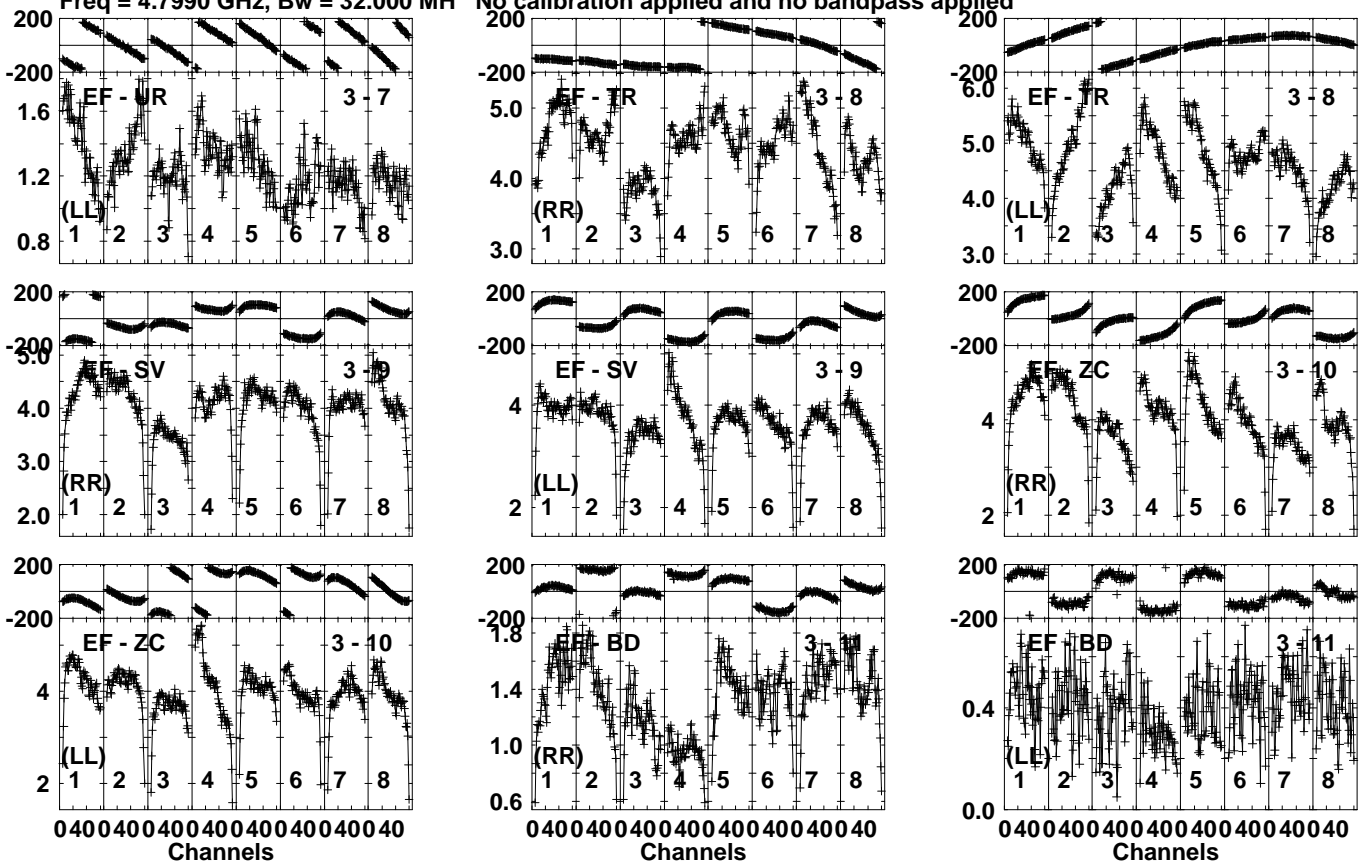
Lower frame: Milli Ampl Jy Top frame: Phas deg  
Vector averaged cross-power spectrum Several baselines displayed  
Timerange: 00/12:01:31 to 00/12:03:09

Plot file version 240 created 02-JUN-2021 11:59:57

J2113+4012 EC0711.UVDATA.1

Freq = 4.7990 GHz, Bw = 32.000 MH

No calibration applied and no bandpass applied



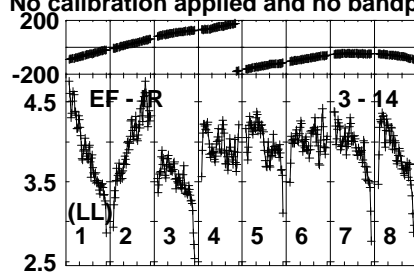
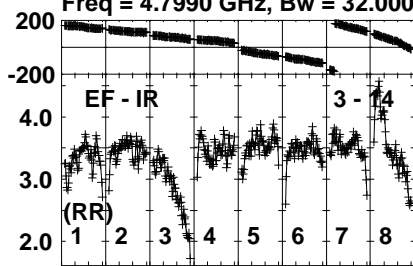
Lower frame: Milli Ampl Jy Top frame: Phas deg  
Vector averaged cross-power spectrum Several baselines displayed  
Timerange: 00/12:01:31 to 00/12:03:09

Plot file version 241 created 02-JUN-2021 11:59:57

J2113+4012 EC0711.UVDATA.1

Freq = 4.7990 GHz, Bw = 32.000 MH

No calibration applied and no bandpass applied



Lower frame: Milli Ampl Jy Top frame: Phas deg

Vector averaged cross-power spectrum Several baselines displayed

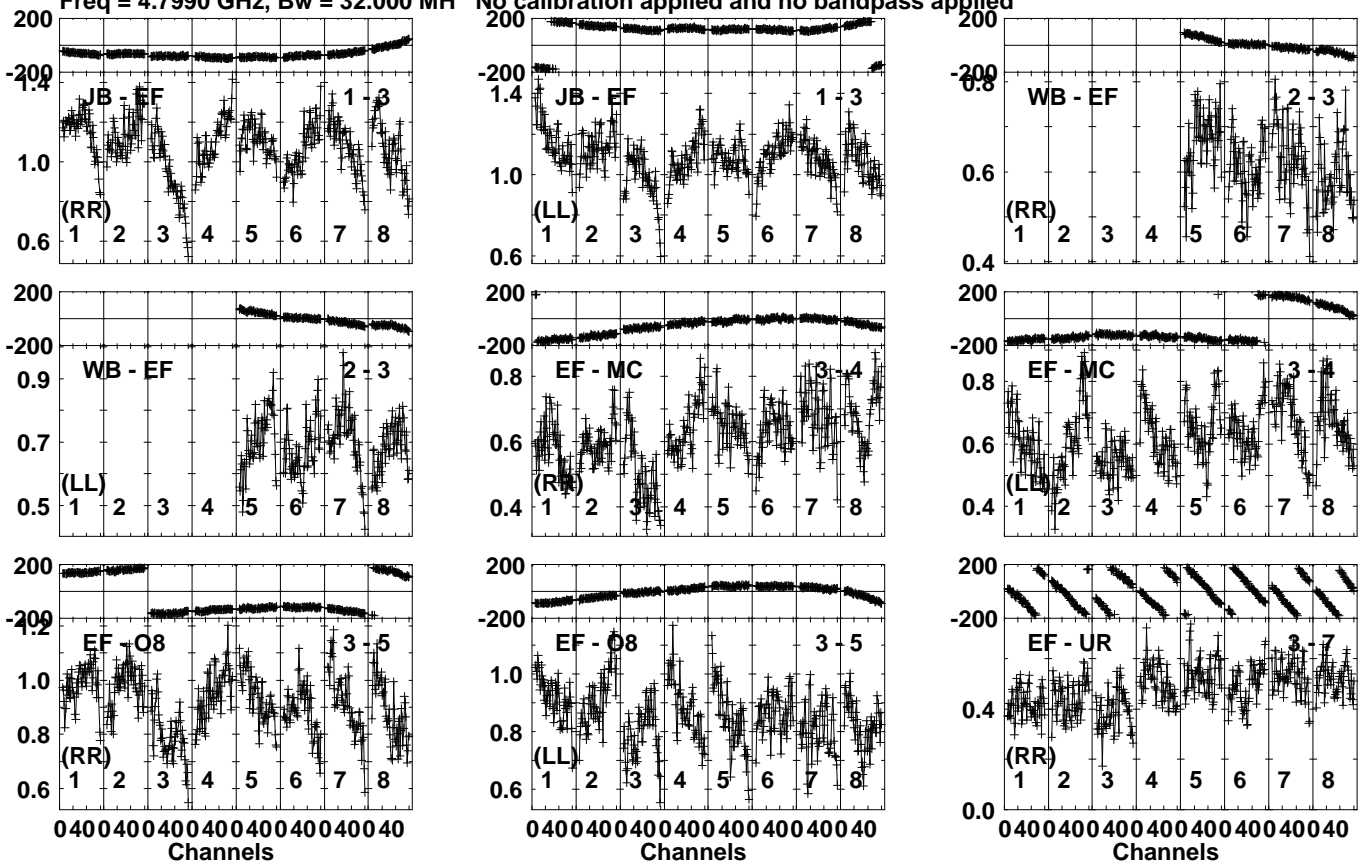
Timerange: 00/12:01:31 to 00/12:03:09

Plot file version 242 created 02-JUN-2021 11:59:57

J2114+4036 EC0711.UVDATA.1

Freq = 4.7990 GHz, Bw = 32.000 MH

No calibration applied and no bandpass applied



Lower frame: Milli Ampl Jy Top frame: Phas deg  
Vector averaged cross-power spectrum Several baselines displayed  
Timerange: 00/12:03:11 to 00/12:06:49

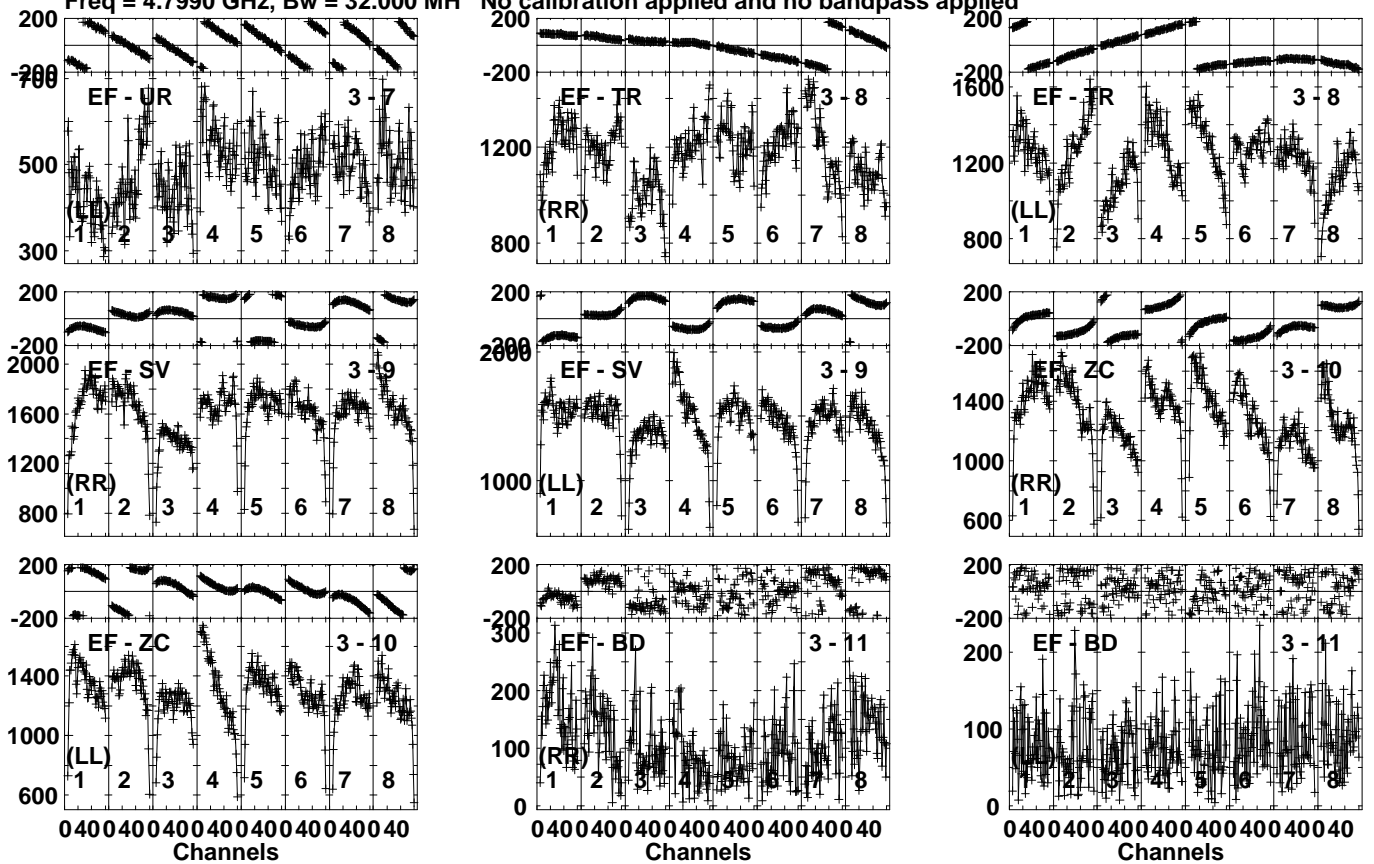


Plot file version 243 created 02-JUN-2021 11:59:57

J2114+4036 EC0711.UVDATA.1

Freq = 4.7990 GHz, Bw = 32.000 MH

No calibration applied and no bandpass applied



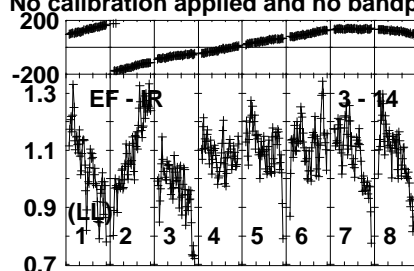
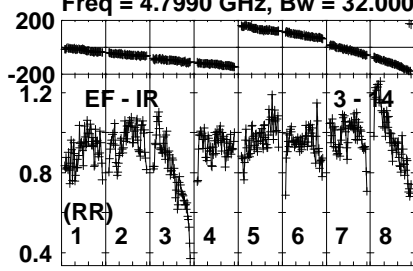
Lower frame: Micro Ampl Jy Top frame: Phas deg  
Vector averaged cross-power spectrum Several baselines displayed  
Timerange: 00/12:03:11 to 00/12:06:49

Plot file version 244 created 02-JUN-2021 11:59:57

J2114+4036 EC0711.UVDATA.1

Freq = 4.7990 GHz, Bw = 32.000 MH

No calibration applied and no bandpass applied



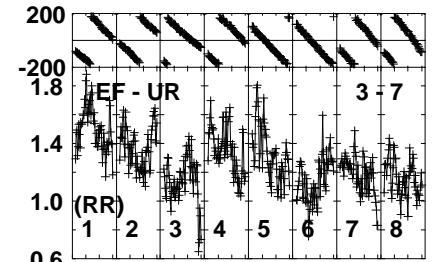
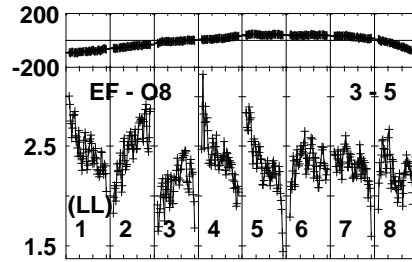
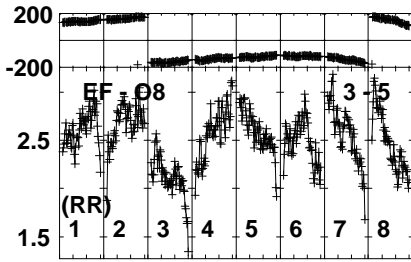
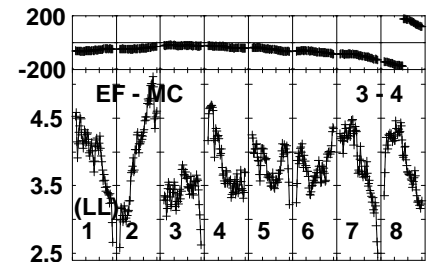
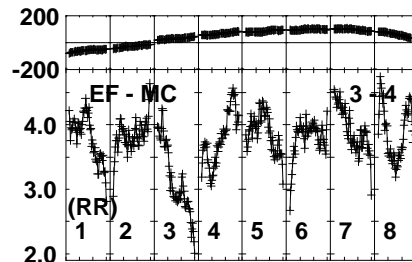
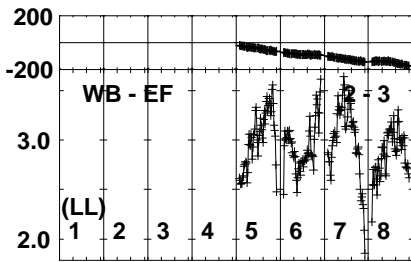
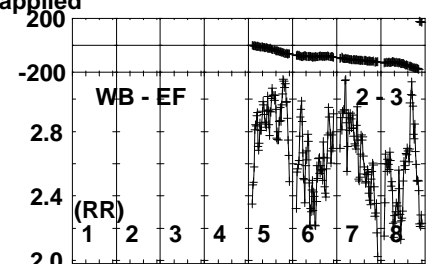
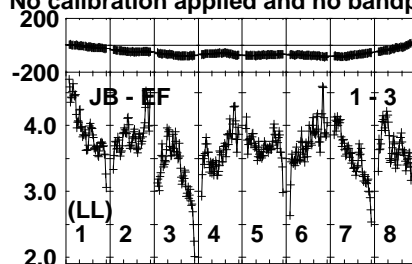
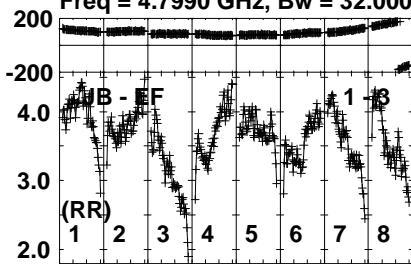
Lower frame: Milli Ampl Jy Top frame: Phas deg  
Vector averaged cross-power spectrum Several baselines displayed  
Timerange: 00/12:03:11 to 00/12:06:49

Plot file version 245 created 02-JUN-2021 11:59:57

J2113+4012 EC0711.UVDATA.1

Freq = 4.7990 GHz, Bw = 32.000 MH

No calibration applied and no bandpass applied



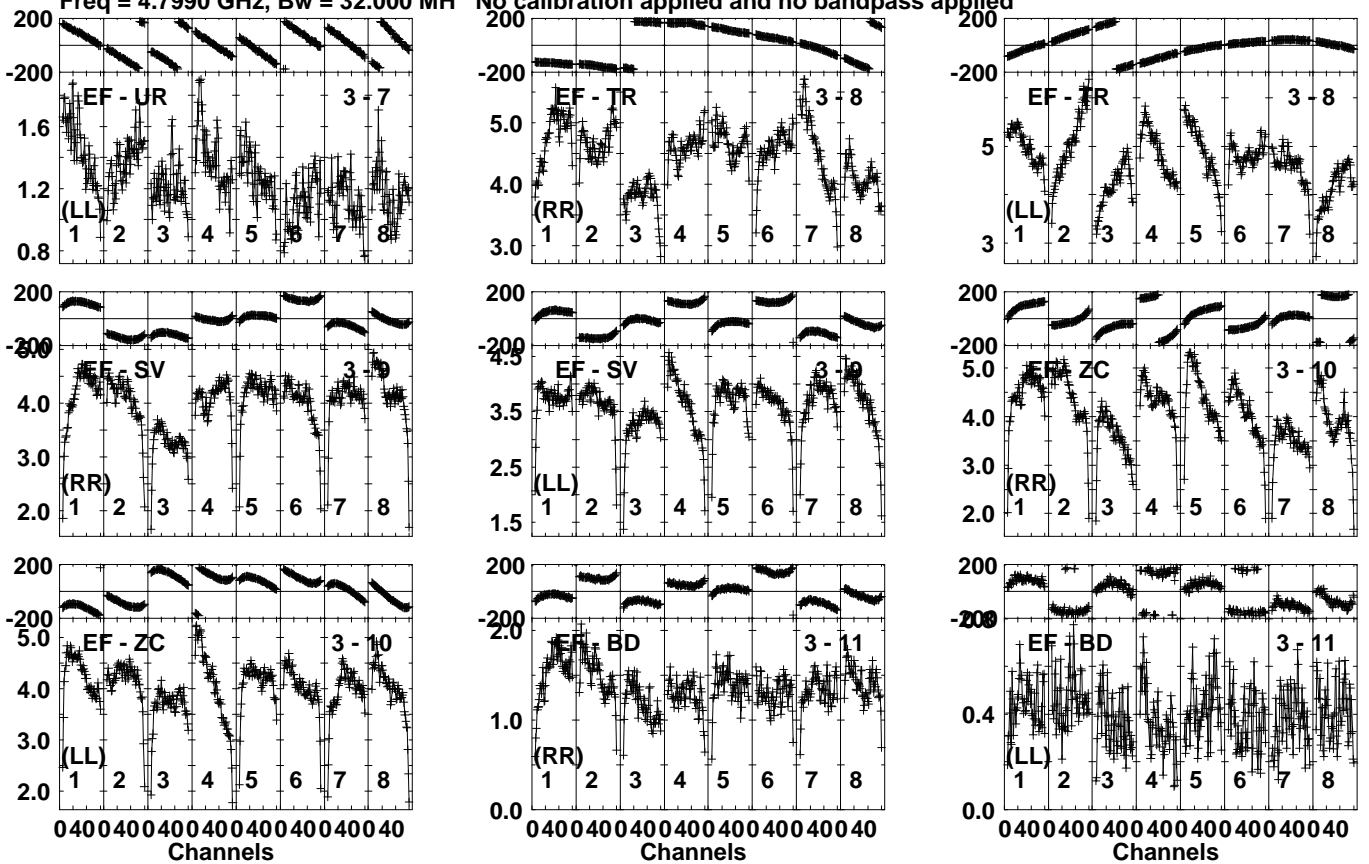
Lower frame: Milli Ampl Jy Top frame: Phas deg  
Vector averaged cross-power spectrum Several baselines displayed  
Timerange: 00/12:07:31 to 00/12:08:29

Plot file version 246 created 02-JUN-2021 11:59:57

J2113+4012 EC0711.UVDATA.1

Freq = 4.7990 GHz, Bw = 32.000 MH

No calibration applied and no bandpass applied



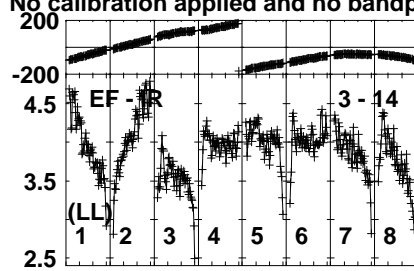
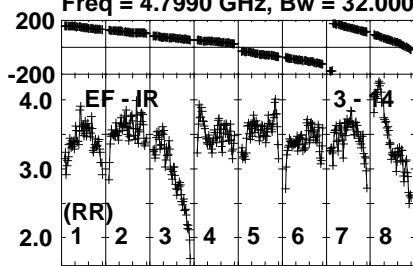
Lower frame: Milli Ampl Jy Top frame: Phas deg  
Vector averaged cross-power spectrum Several baselines displayed  
Timerange: 00/12:07:31 to 00/12:08:29

Plot file version 247 created 02-JUN-2021 11:59:57

J2113+4012 EC0711.UVDATA.1

Freq = 4.7990 GHz, Bw = 32.000 MH

No calibration applied and no bandpass applied



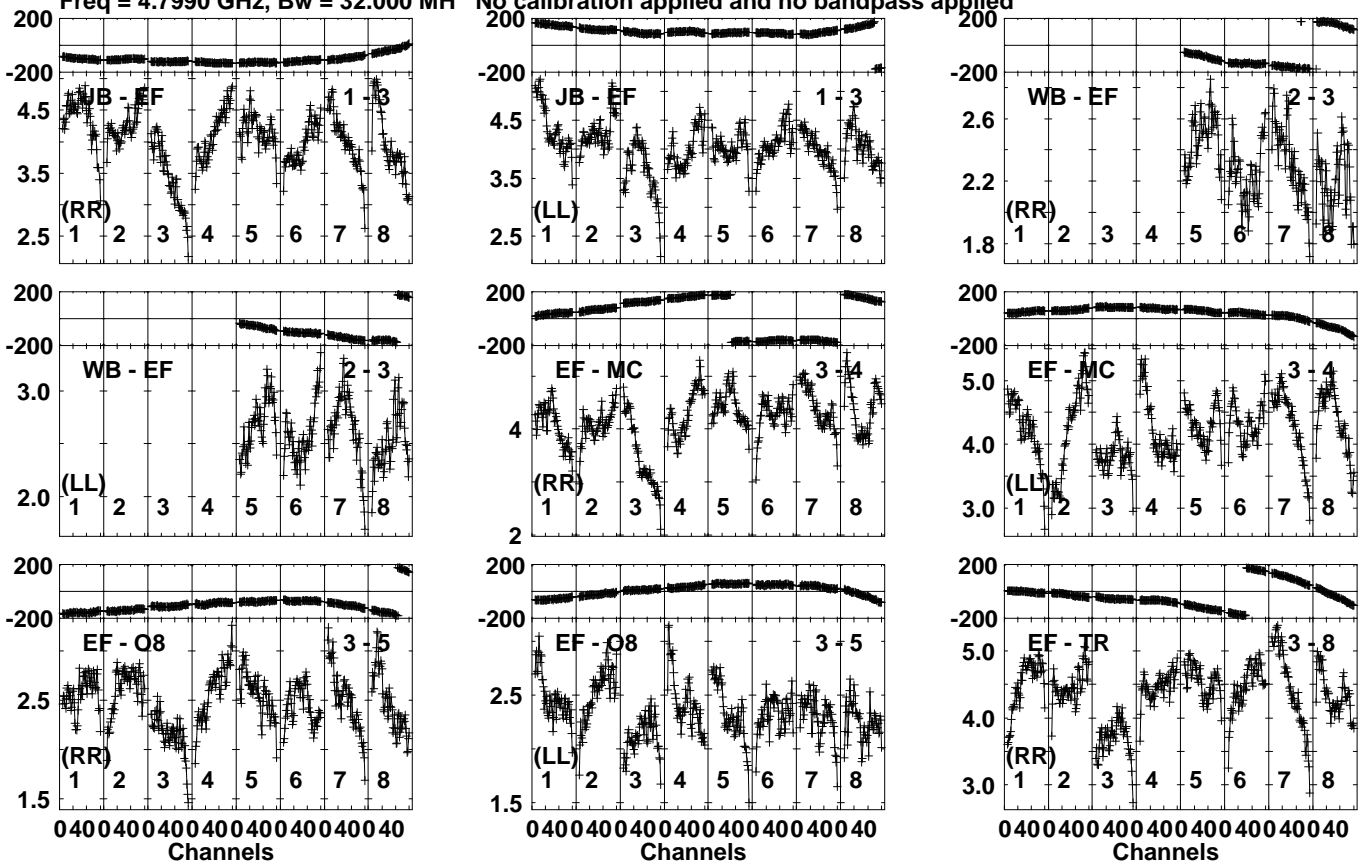
Lower frame: Milli Ampl Jy Top frame: Phas deg  
Vector averaged cross-power spectrum Several baselines displayed  
Timerange: 00/12:07:31 to 00/12:08:29

Plot file version 248 created 02-JUN-2021 11:59:57

J2002+1501 EC0711.UVDATA.1

Freq = 4.7990 GHz, Bw = 32.000 MH

No calibration applied and no bandpass applied



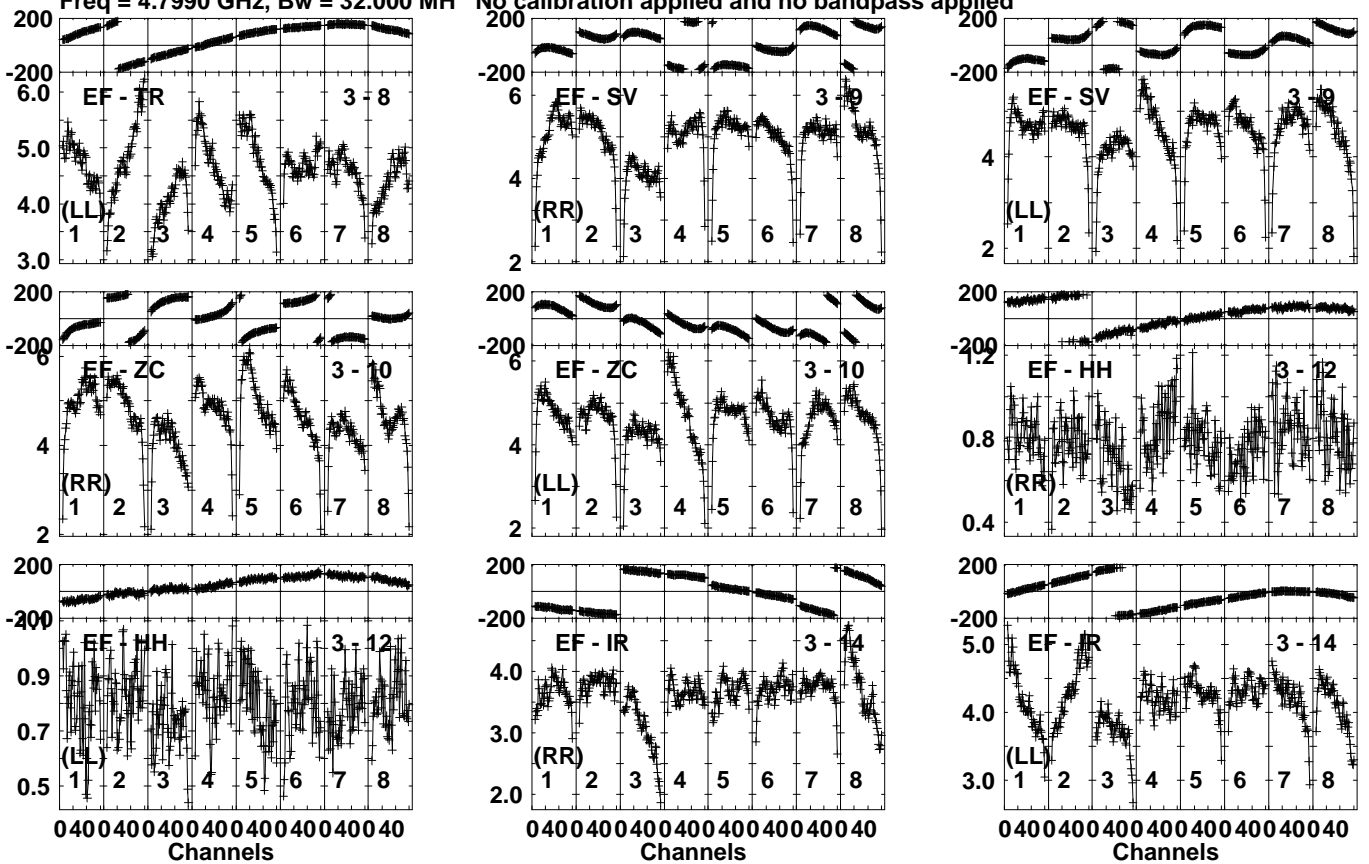
Lower frame: Milli Ampl Jy Top frame: Phas deg  
Vector averaged cross-power spectrum Several baselines displayed  
Timerange: 00/12:09:31 to 00/12:11:59

Plot file version 249 created 02-JUN-2021 11:59:57

J2002+1501 EC0711.UVDATA.1

Freq = 4.7990 GHz, Bw = 32.000 MH

No calibration applied and no bandpass applied



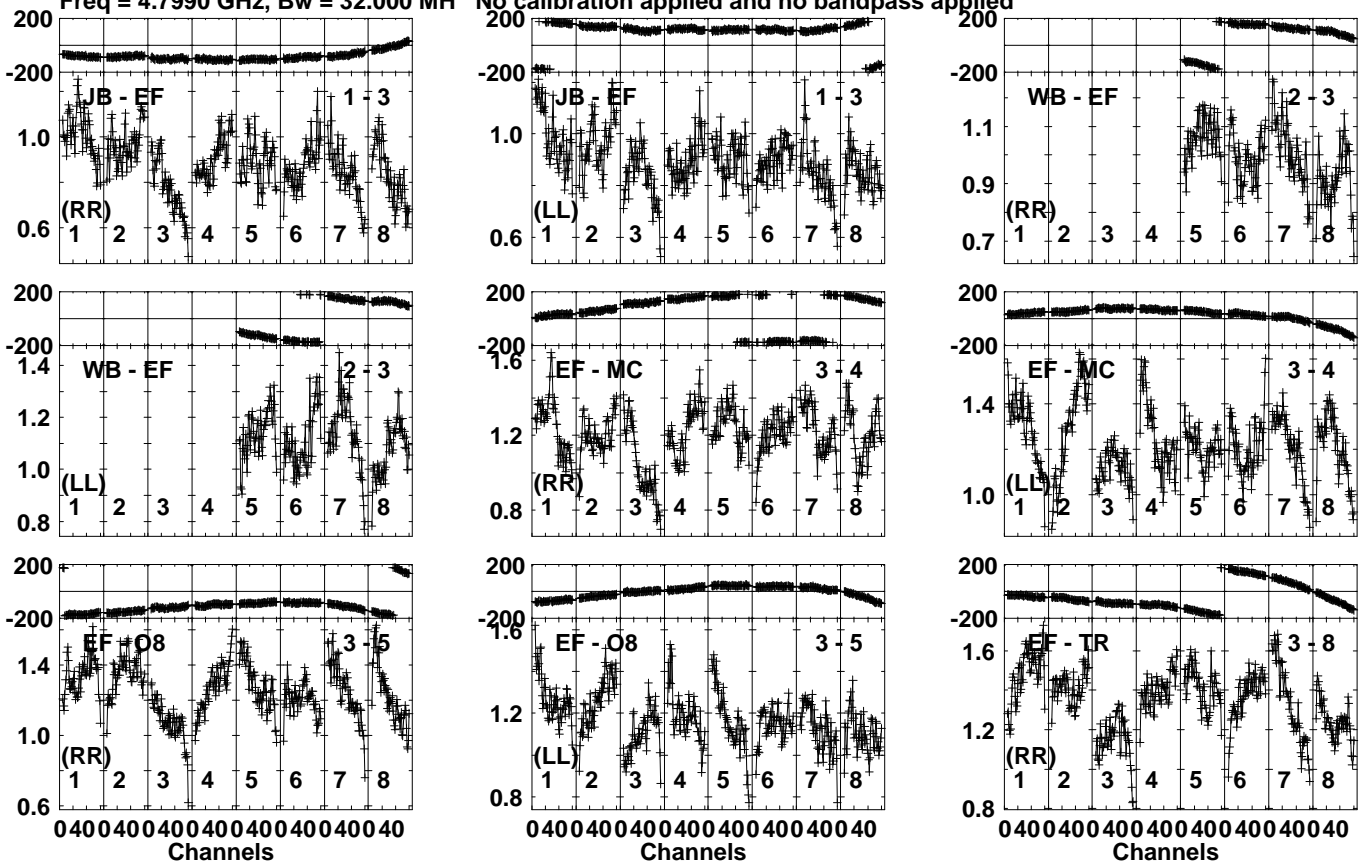
Lower frame: Milli Ampl Jy Top frame: Phas deg  
Vector averaged cross-power spectrum Several baselines displayed  
Timerange: 00/12:09:31 to 00/12:11:59

Plot file version 250 created 02-JUN-2021 11:59:58

J2010+1513 EC0711.UVDATA.1

Freq = 4.7990 GHz, Bw = 32.000 MH

No calibration applied and no bandpass applied



Lower frame: Milli Ampl Jy Top frame: Phas deg  
Vector averaged cross-power spectrum Several baselines displayed  
Timerange: 00:12:12:01 to 00:12:15:39

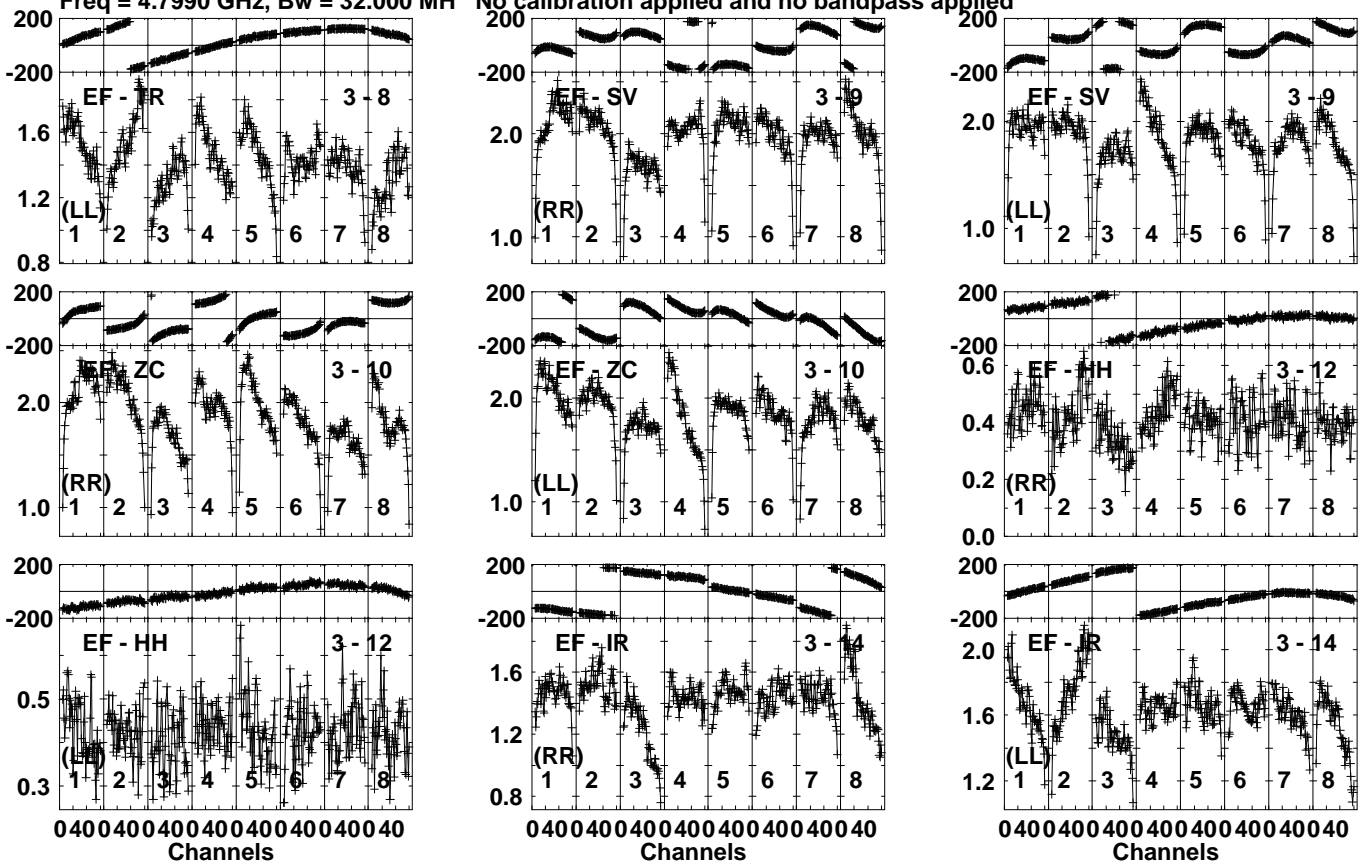


Plot file version 251 created 02-JUN-2021 11:59:58

J2010+1513 EC0711.UVDATA.1

Freq = 4.7990 GHz, Bw = 32.000 MH

No calibration applied and no bandpass applied



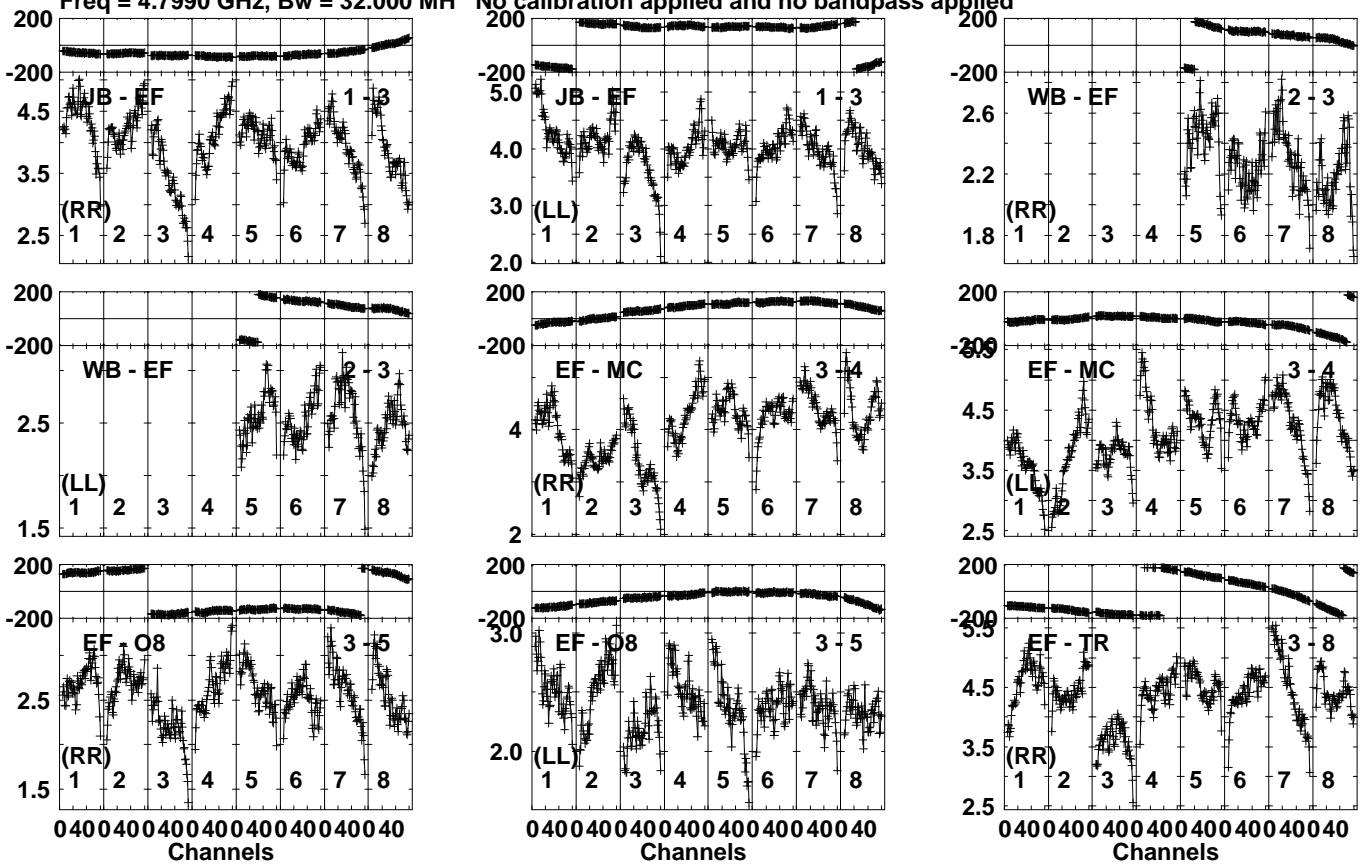
Lower frame: Milli Ampl Jy Top frame: Phas deg  
Vector averaged cross-power spectrum Several baselines displayed  
Timerange: 00/12:12:01 to 00/12:15:39

Plot file version 252 created 02-JUN-2021 11:59:58

J2002+1501 EC0711.UVDATA.1

Freq = 4.7990 GHz, Bw = 32.000 MH

No calibration applied and no bandpass applied

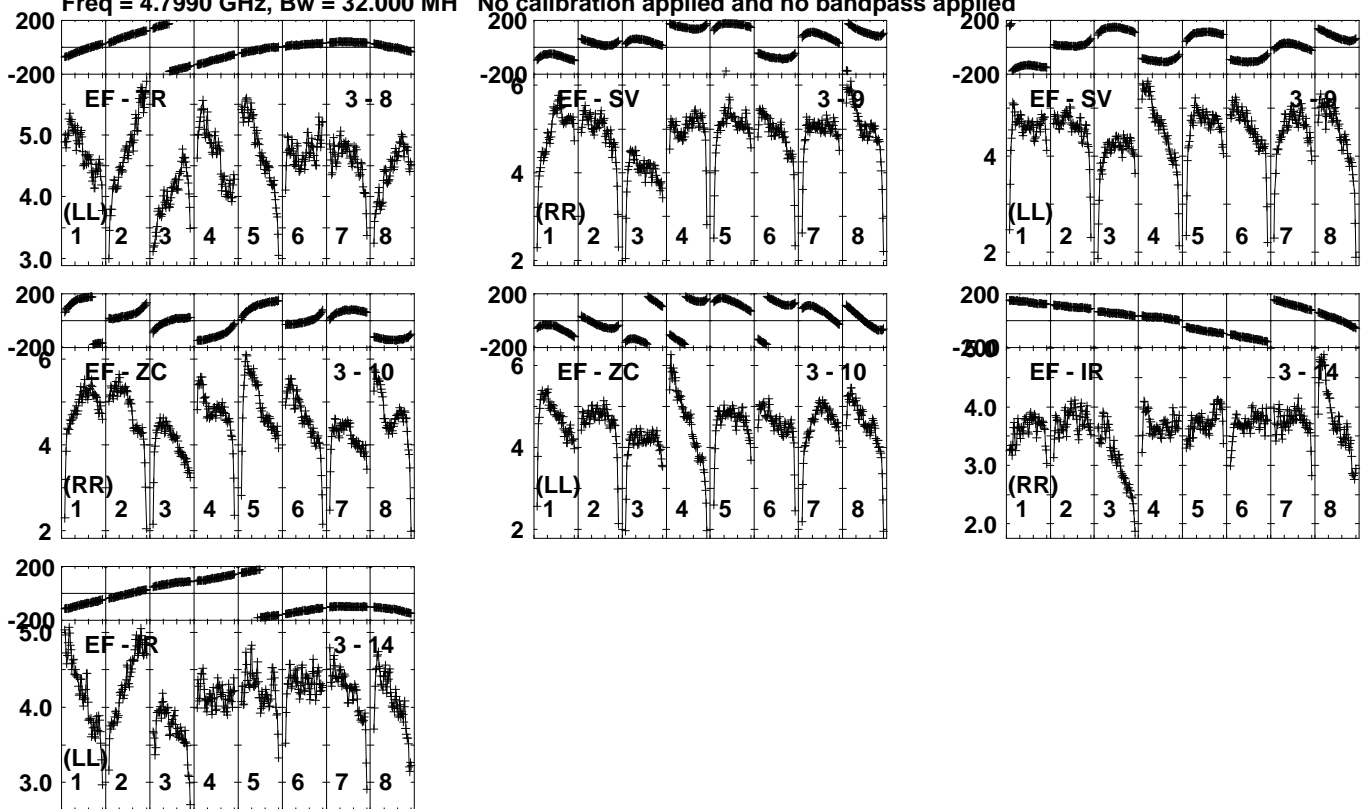


Lower frame: Milli Ampl Jy Top frame: Phas deg  
Vector averaged cross-power spectrum Several baselines displayed  
Timerange: 00/12:15:43 to 00/12:17:19

Plot file version 253 created 02-JUN-2021 11:59:58

J2002+1501 EC0711.UVDATA.1

Freq = 4.7990 GHz, Bw = 32.000 MH No calibration applied and no bandpass applied



040040040040040040040040

Channels

Lower frame: Milli Ampl Jy Top frame: Phas deg

Vector averaged cross-power spectrum Several baselines displayed

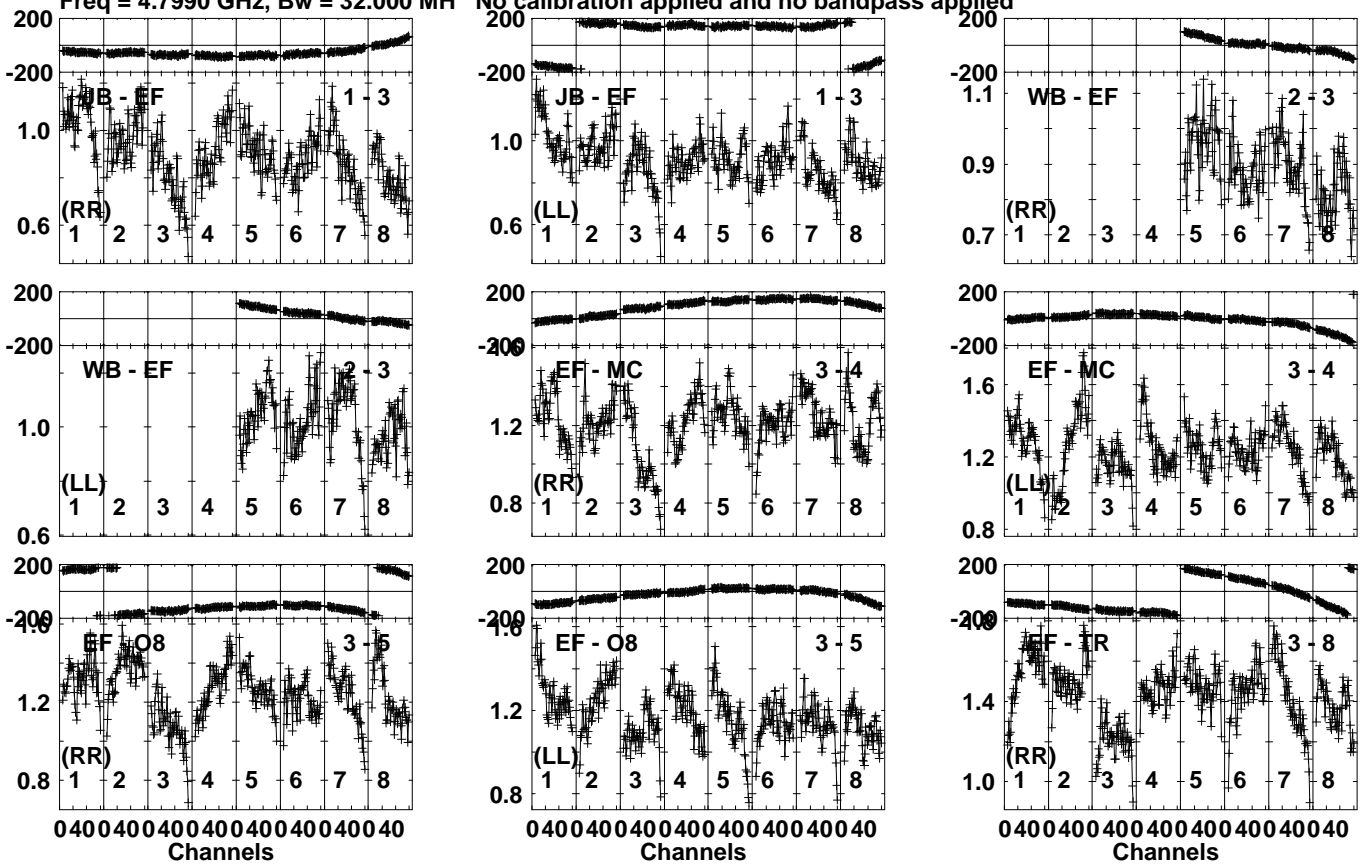
Timerange: 00/12:15:43 to 00/12:17:19

Plot file version 254 created 02-JUN-2021 11:59:58

J2010+1513 EC0711.UVDATA.1

Freq = 4.7990 GHz, Bw = 32.000 MH

No calibration applied and no bandpass applied



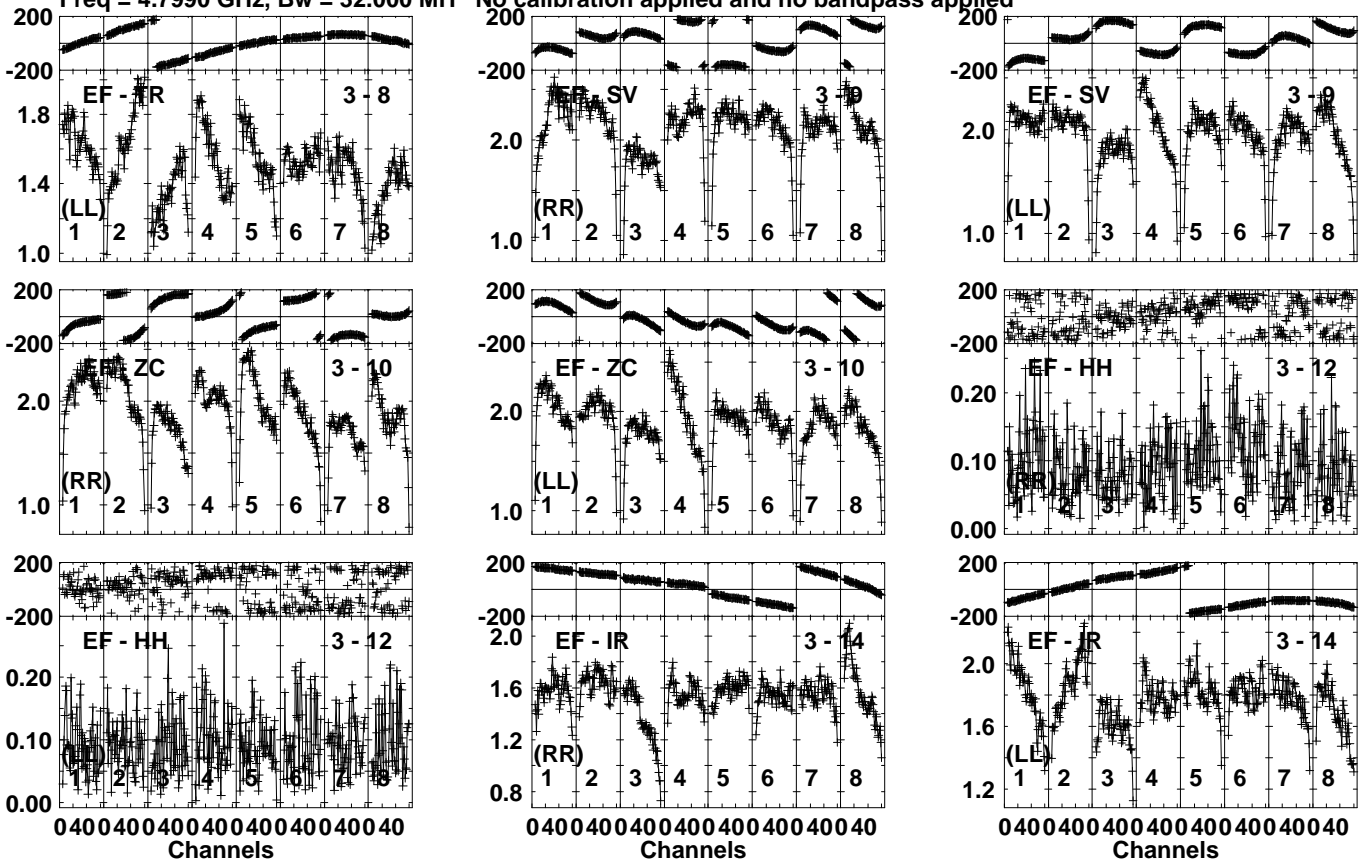
Lower frame: Milli Ampl Jy Top frame: Phas deg  
Vector averaged cross-power spectrum Several baselines displayed  
Timerange: 00/12:17:21 to 00/12:20:59

Plot file version 255 created 02-JUN-2021 11:59:58

J2010+1513 EC0711.UVDATA.1

Freq = 4.7990 GHz, Bw = 32.000 MH

No calibration applied and no bandpass applied



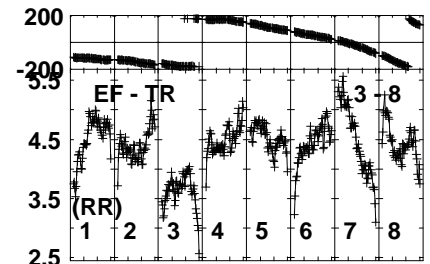
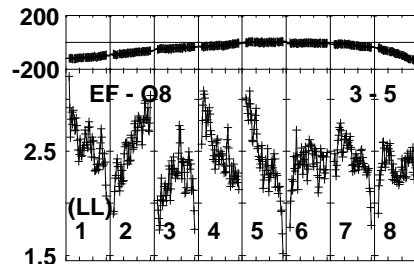
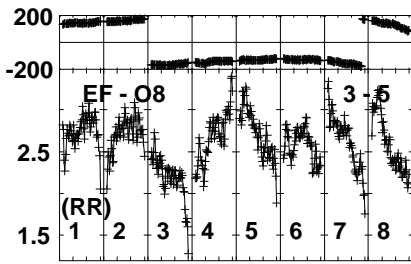
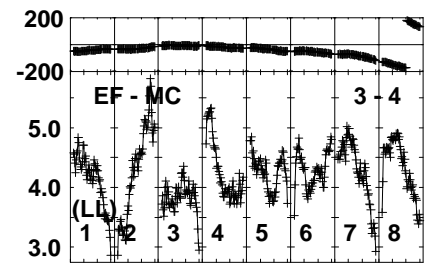
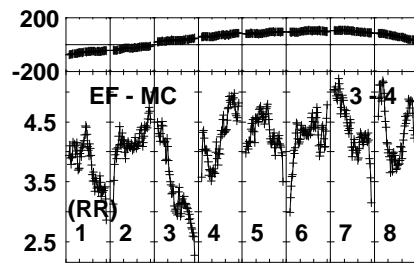
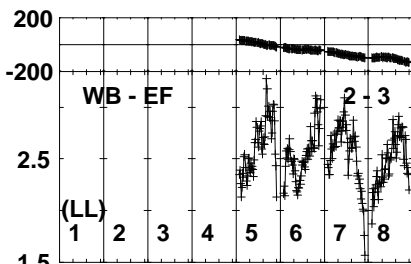
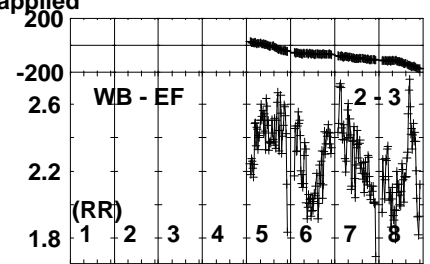
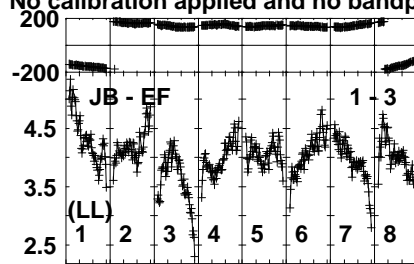
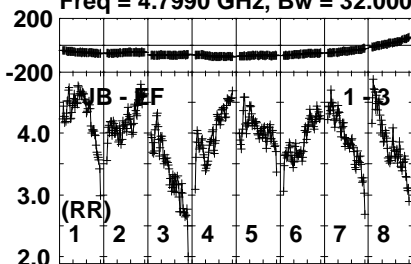
Lower frame: Milli Ampl Jy Top frame: Phas deg  
Vector averaged cross-power spectrum Several baselines displayed  
Timerange: 00/12:17:21 to 00/12:20:59

Plot file version 256 created 02-JUN-2021 11:59:58

J2002+1501 EC0711.UVDATA.1

Freq = 4.7990 GHz, Bw = 32.000 MH

No calibration applied and no bandpass applied



040040040040040040040040  
Channels

040040040040040040040040  
Channels

040040040040040040040040  
Channels

Lower frame: Milli Ampl Jy Top frame: Phas deg

Vector averaged cross-power spectrum Several baselines displayed

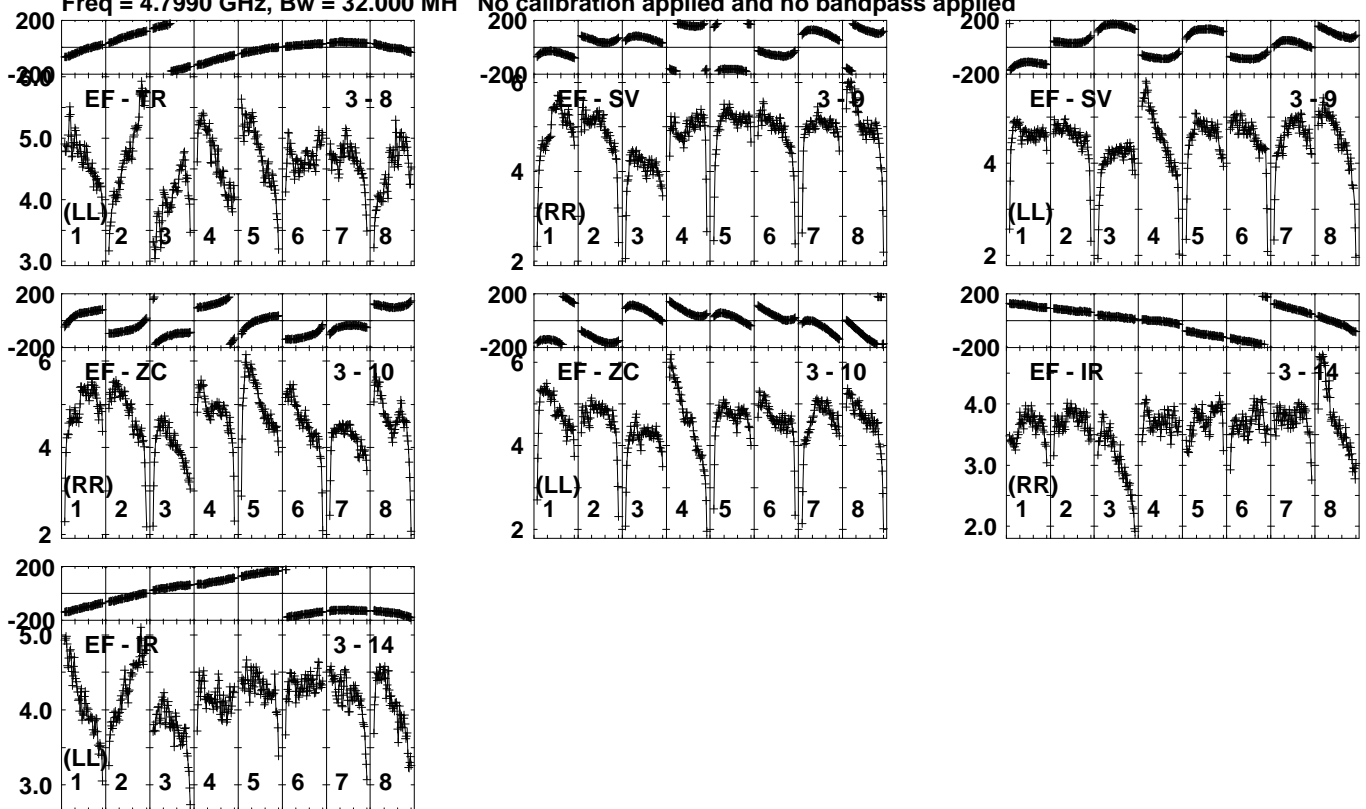
Timerange: 00/12:21:41 to 00/12:22:39

Plot file version 257 created 02-JUN-2021 11:59:58

J2002+1501 EC0711.UVDATA.1

Freq = 4.7990 GHz, Bw = 32.000 MH

No calibration applied and no bandpass applied



040040040040040040040

Channels

Lower frame: Milli Ampl Jy Top frame: Phas deg

Vector averaged cross-power spectrum Several baselines displayed

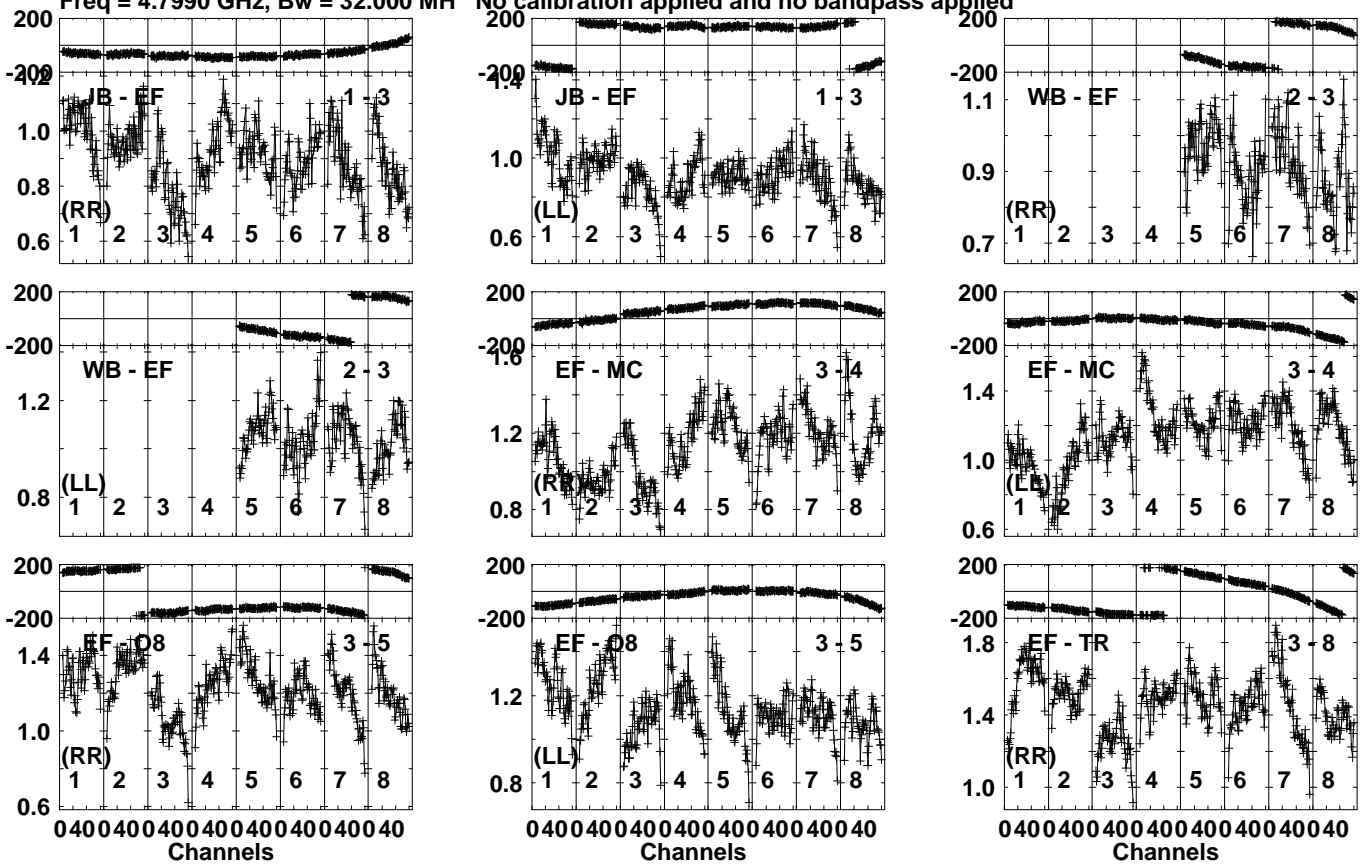
Timerange: 00/12:21:41 to 00/12:22:39

Plot file version 258 created 02-JUN-2021 11:59:58

J2010+1513 EC0711.UVDATA.1

Freq = 4.7990 GHz, Bw = 32.000 MH

No calibration applied and no bandpass applied



Lower frame: Milli Ampl Jy Top frame: Phas deg  
Vector averaged cross-power spectrum Several baselines displayed  
Timerange: 00/12:22:41 to 00/12:26:19

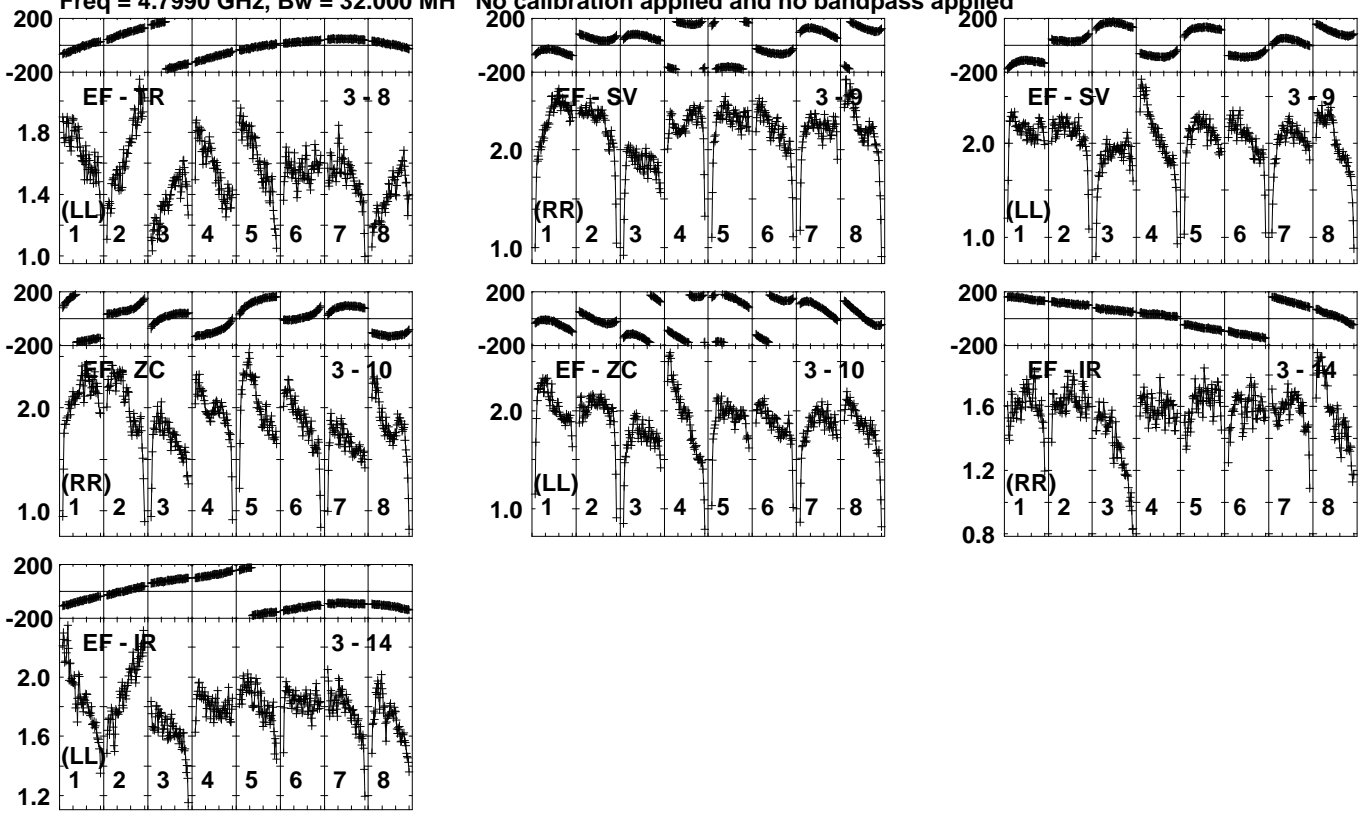


Plot file version 259 created 02-JUN-2021 11:59:58

J2010+1513 EC0711.UVDATA.1

Freq = 4.7990 GHz, Bw = 32.000 MH

No calibration applied and no bandpass applied



040040040040040040040

Channels

Lower frame: Milli Ampl Jy Top frame: Phas deg

Vector averaged cross-power spectrum Several baselines displayed

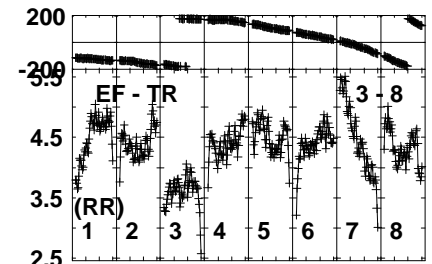
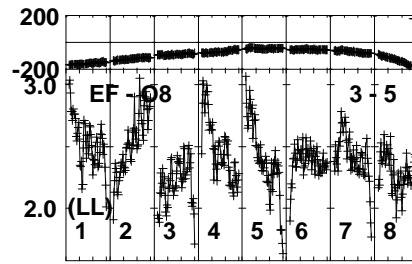
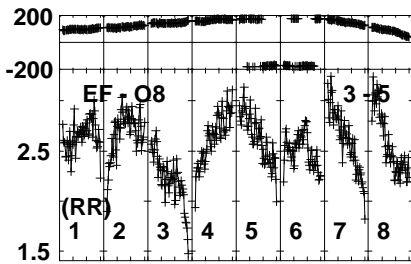
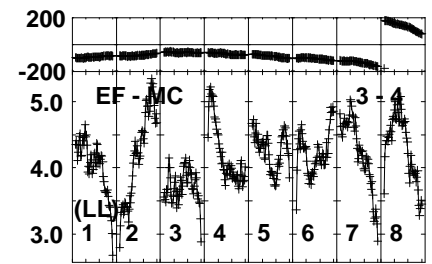
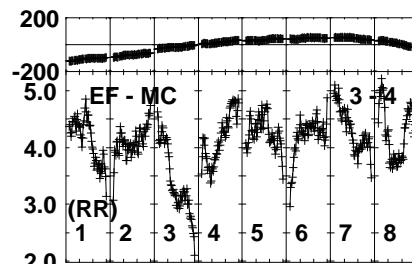
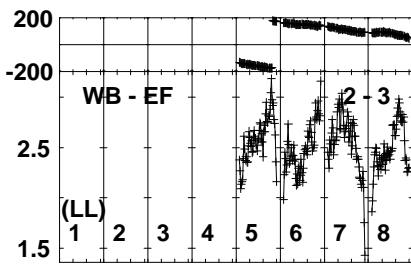
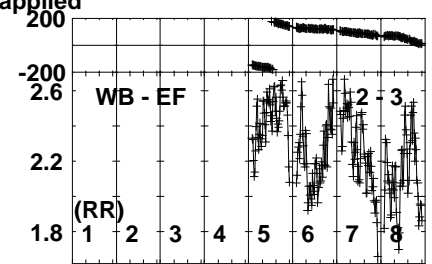
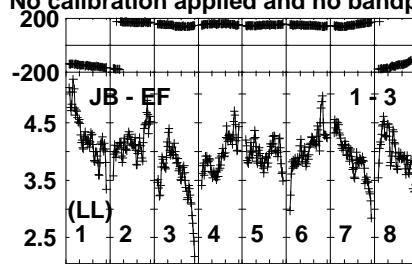
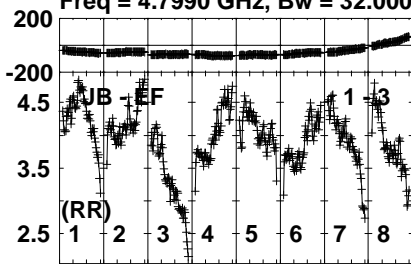
Timerange: 00/12:22:41 to 00/12:26:19

Plot file version 260 created 02-JUN-2021 11:59:58

J2002+1501 EC0711.UVDATA.1

Freq = 4.7990 GHz, Bw = 32.000 MH

No calibration applied and no bandpass applied



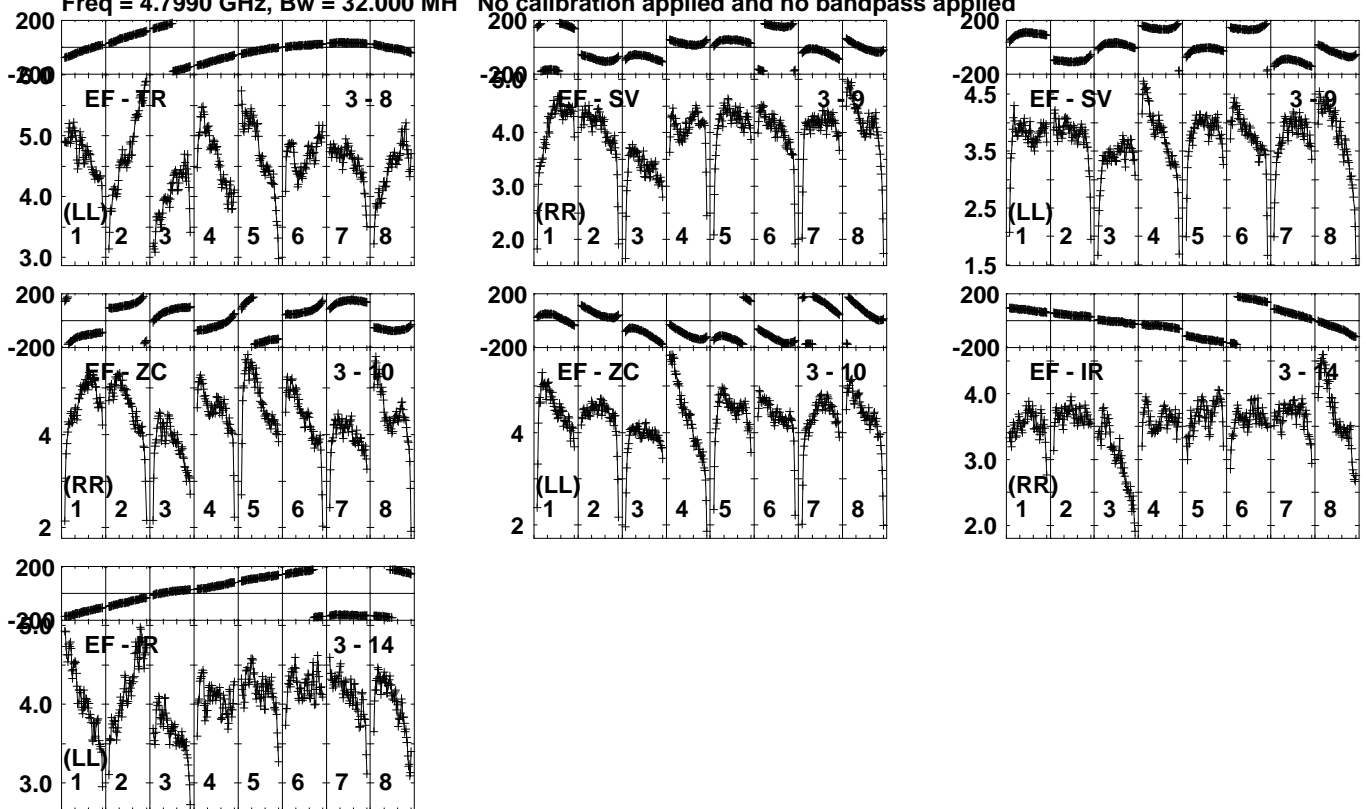
Lower frame: Milli Ampl Jy Top frame: Phas deg  
Vector averaged cross-power spectrum Several baselines displayed  
Timerange: 00/12:26:21 to 00/12:27:59

Plot file version 261 created 02-JUN-2021 11:59:59

J2002+1501 EC0711.UVDATA.1

Freq = 4.7990 GHz, Bw = 32.000 MH

No calibration applied and no bandpass applied



040040040040040040040

Channels

Lower frame: Milli Ampl Jy Top frame: Phas deg

Vector averaged cross-power spectrum Several baselines displayed

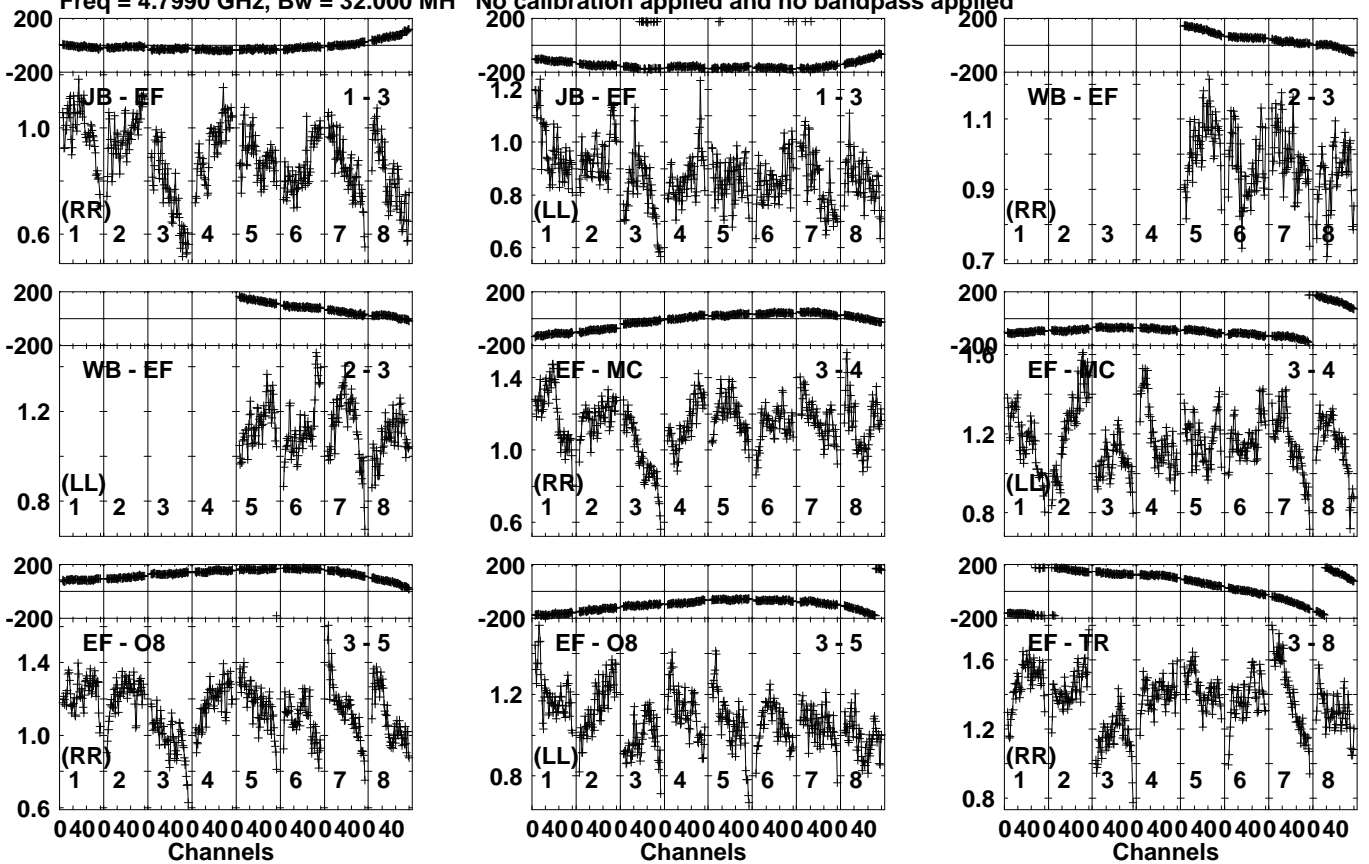
Timerange: 00/12:26:21 to 00/12:27:59

Plot file version 262 created 02-JUN-2021 11:59:59

J2010+1513 EC0711.UVDATA.1

Freq = 4.7990 GHz, Bw = 32.000 MH

No calibration applied and no bandpass applied



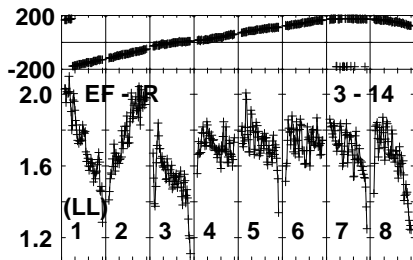
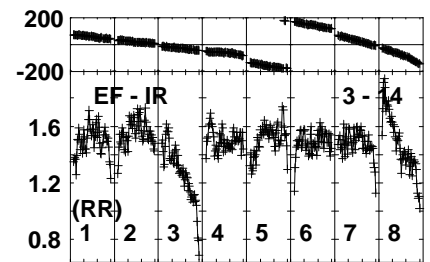
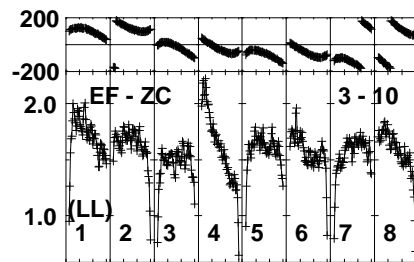
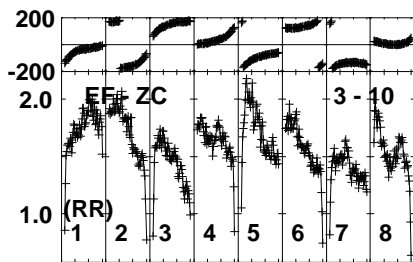
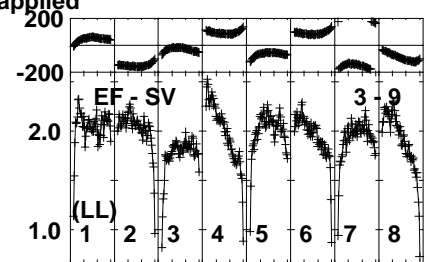
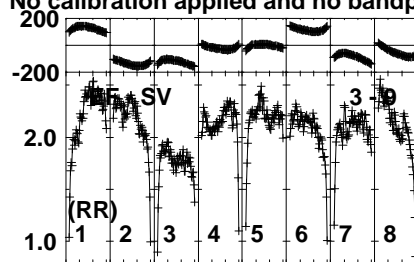
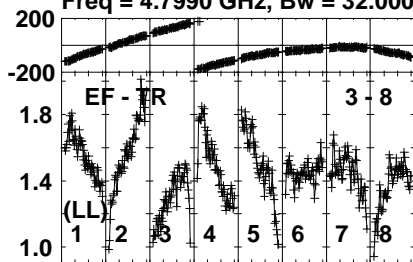
Lower frame: Milli Ampl Jy Top frame: Phas deg  
Vector averaged cross-power spectrum Several baselines displayed  
Timerange: 00/12:28:01 to 00/12:31:39

Plot file version 263 created 02-JUN-2021 11:59:59

J2010+1513 EC0711.UVDATA.1

Freq = 4.7990 GHz, Bw = 32.000 MH

No calibration applied and no bandpass applied



040040040040040040040040

Channels

Lower frame: Milli Ampl Jy Top frame: Phas deg

Vector averaged cross-power spectrum Several baselines displayed

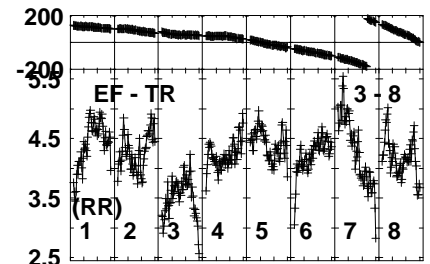
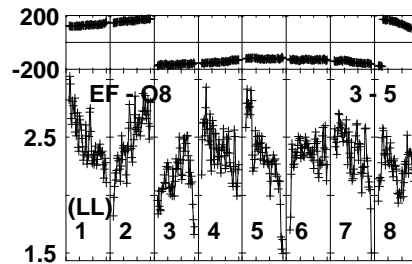
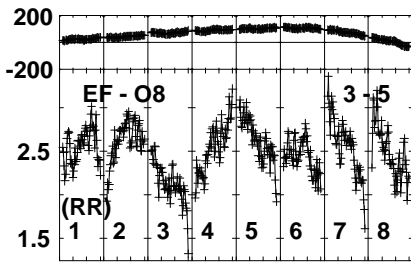
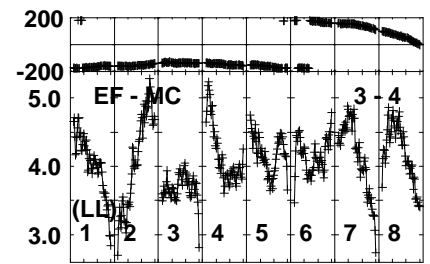
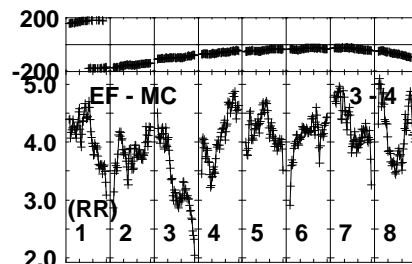
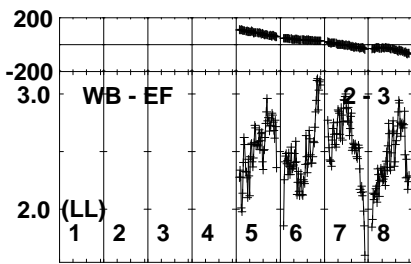
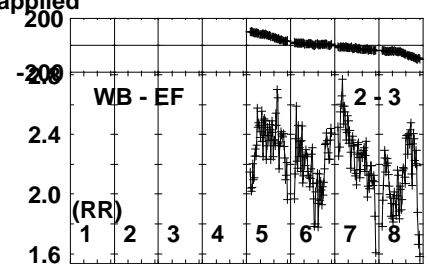
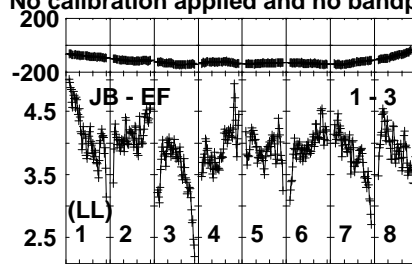
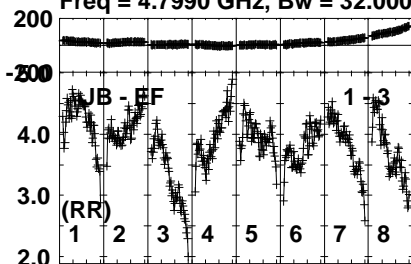
Timerange: 00/12:28:01 to 00/12:31:39

Plot file version 264 created 02-JUN-2021 11:59:59

J2002+1501 EC0711.UVDATA.1

Freq = 4.7990 GHz, Bw = 32.000 MH

No calibration applied and no bandpass applied



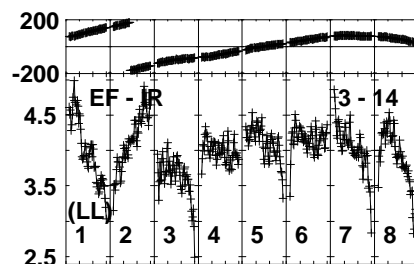
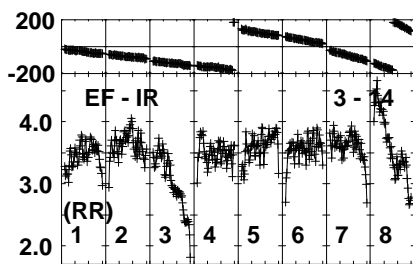
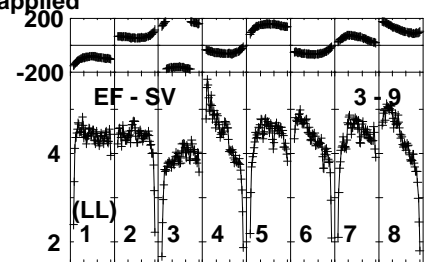
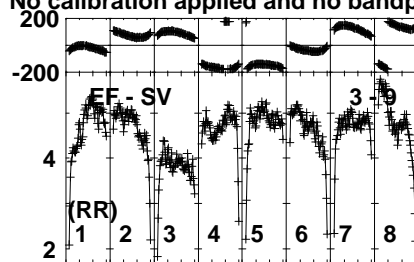
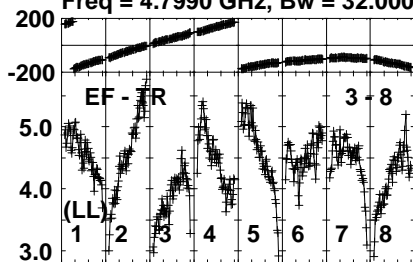
Lower frame: Milli Ampl Jy Top frame: Phas deg  
Vector averaged cross-power spectrum Several baselines displayed  
Timerange: 00/12:32:21 to 00/12:33:19

Plot file version 265 created 02-JUN-2021 11:59:59

J2002+1501 EC0711.UVDATA.1

Freq = 4.7990 GHz, Bw = 32.000 MH

No calibration applied and no bandpass applied



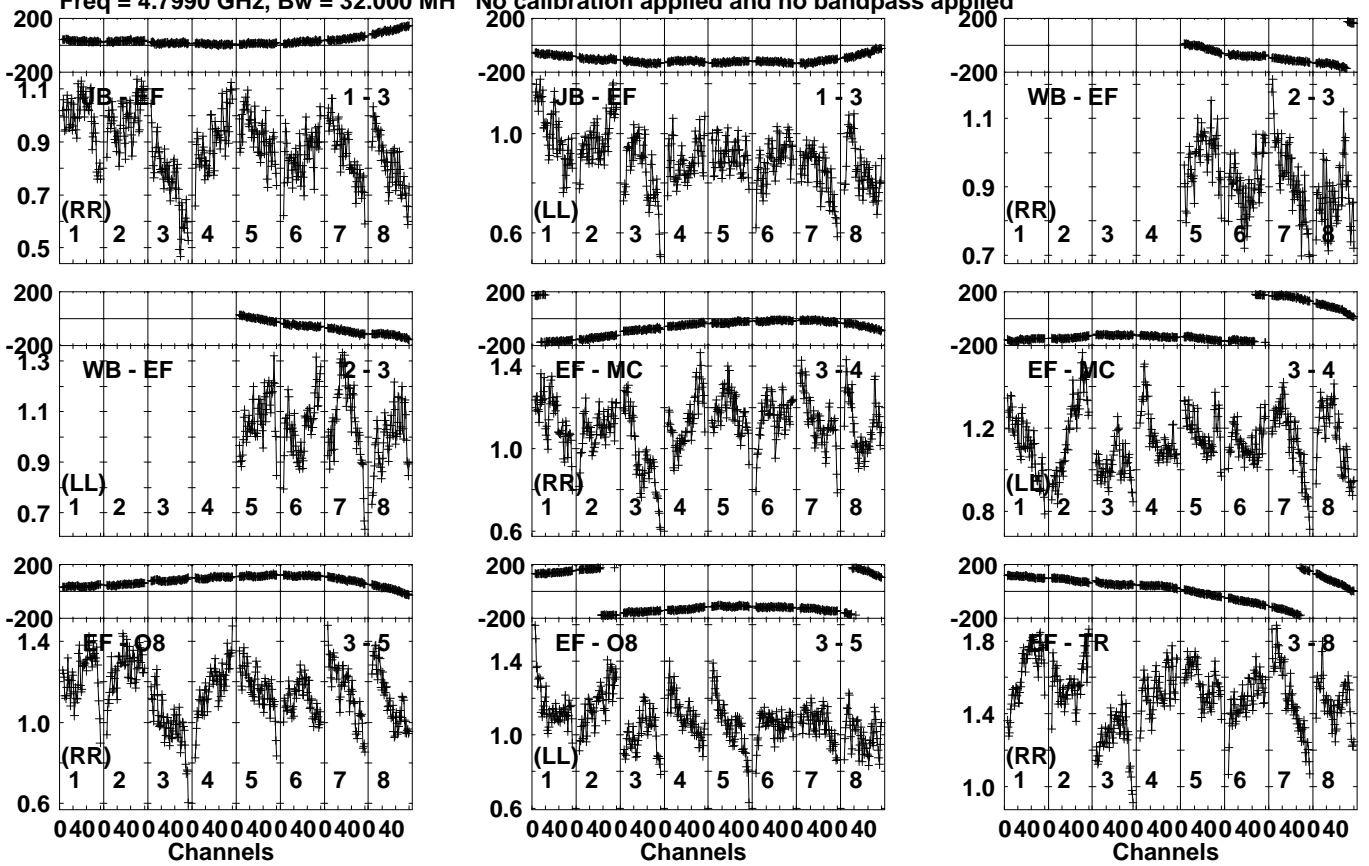
Lower frame: Milli Ampl Jy Top frame: Phas deg  
Vector averaged cross-power spectrum Several baselines displayed  
Timerange: 00/12:32:21 to 00/12:33:19

Plot file version 266 created 02-JUN-2021 11:59:59

J2010+1513 EC0711.UVDATA.1

Freq = 4.7990 GHz, Bw = 32.000 MH

No calibration applied and no bandpass applied



Lower frame: Milli Ampl Jy Top frame: Phas deg  
Vector averaged cross-power spectrum Several baselines displayed  
Timerange: 00/12:33:23 to 00/12:36:59

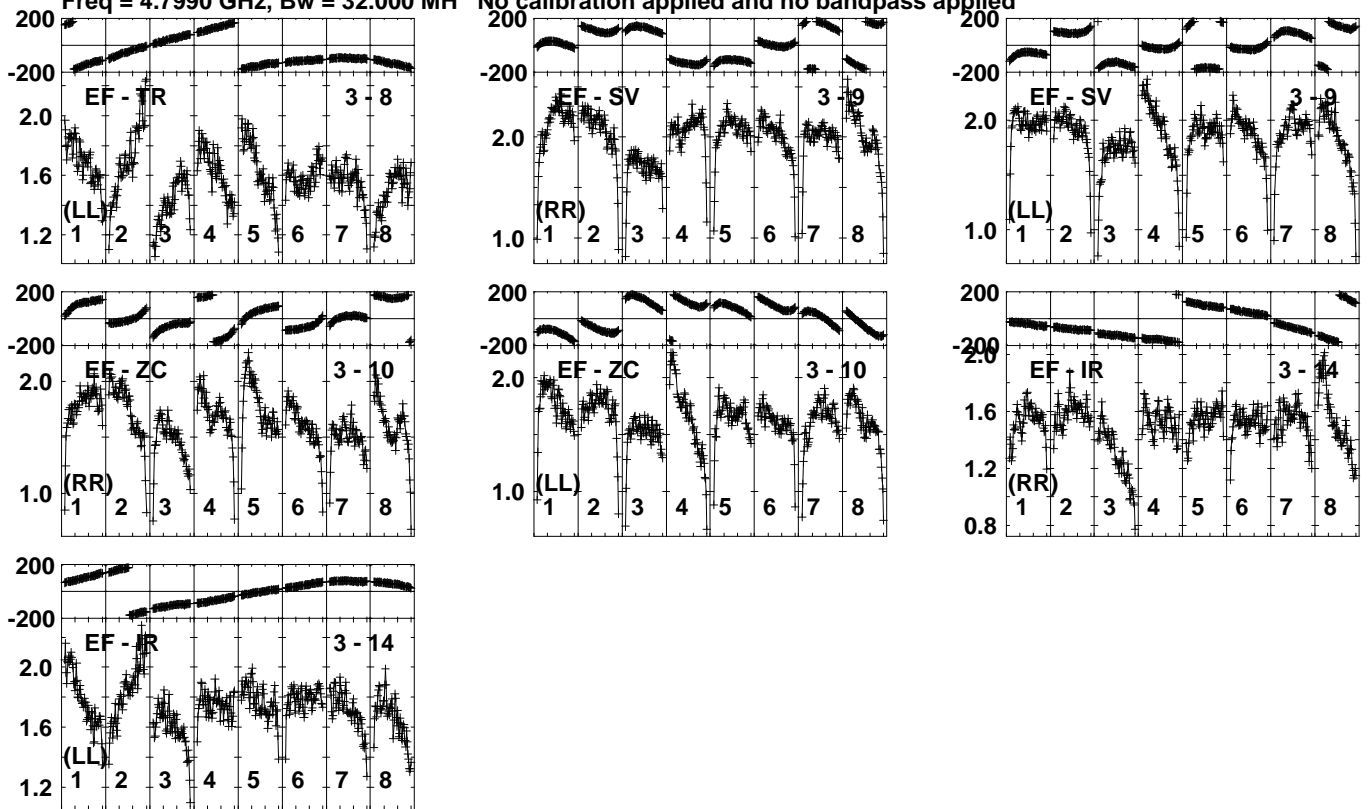


Plot file version 267 created 02-JUN-2021 11:59:59

J2010+1513 EC0711.UVDATA.1

Freq = 4.7990 GHz, Bw = 32.000 MH

No calibration applied and no bandpass applied



040040040040040040040040

Channels

Lower frame: Milli Ampl Jy Top frame: Phas deg

Vector averaged cross-power spectrum Several baselines displayed

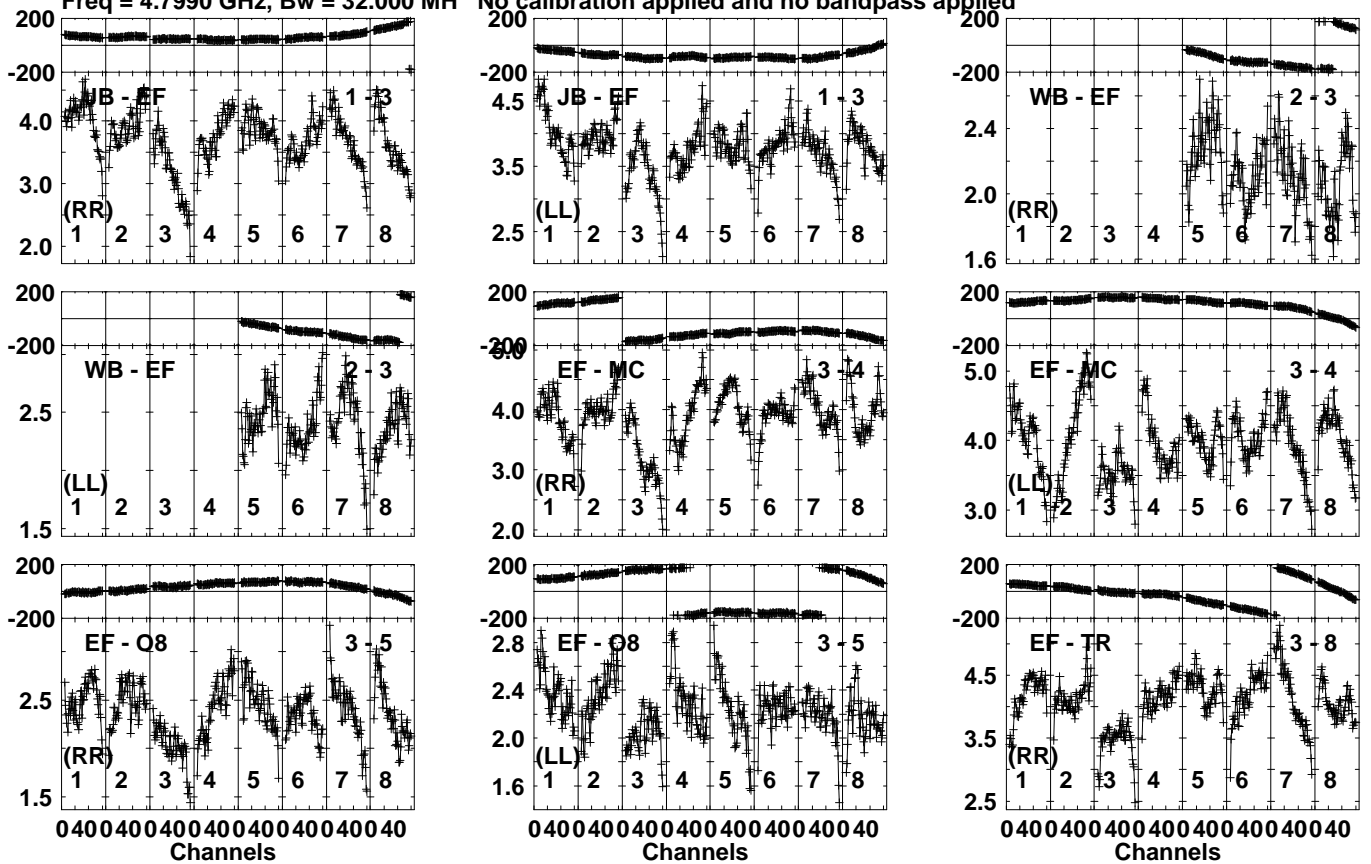
Timerange: 00/12:33:23 to 00/12:36:59

Plot file version 268 created 02-JUN-2021 11:59:59

J2002+1501 EC0711.UVDATA.1

Freq = 4.7990 GHz, Bw = 32.000 MH

No calibration applied and no bandpass applied



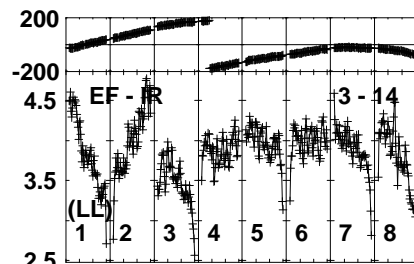
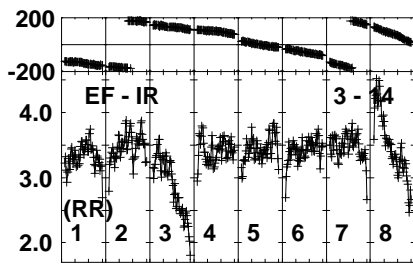
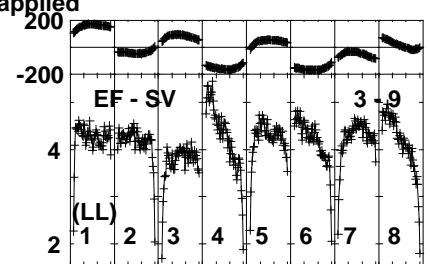
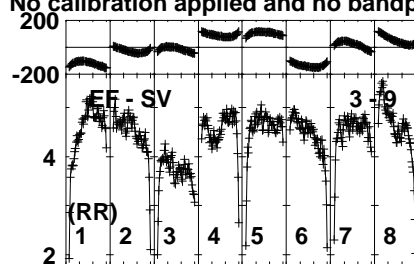
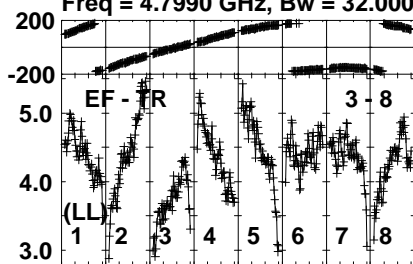
Lower frame: Milli Ampl Jy Top frame: Phas deg  
 Vector averaged cross-power spectrum Several baselines displayed  
 Timerange: 00/12:37:41 to 00/12:38:39

Plot file version 269 created 02-JUN-2021 11:59:59

J2002+1501 EC0711.UVDATA.1

Freq = 4.7990 GHz, Bw = 32.000 MH

No calibration applied and no bandpass applied



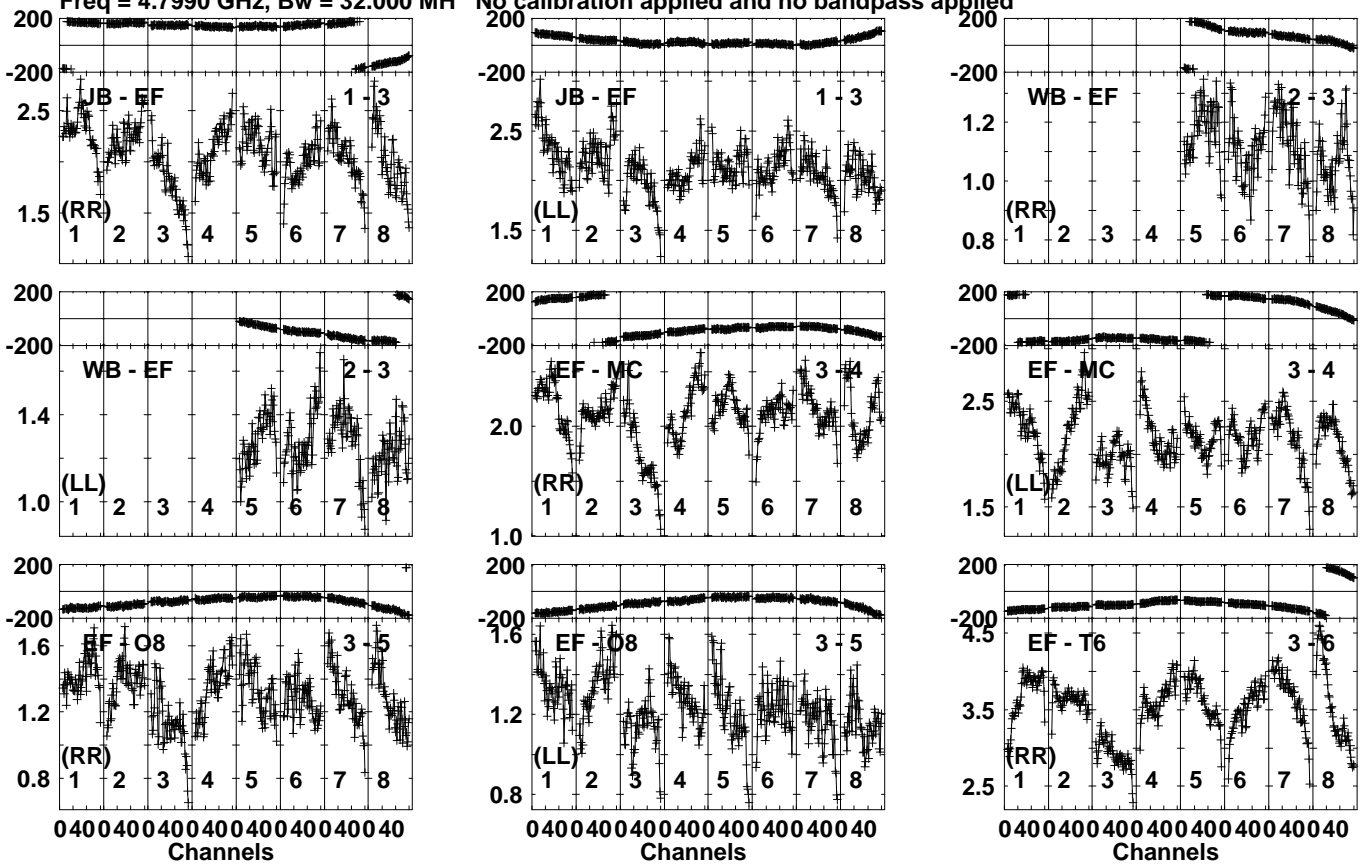
Lower frame: Milli Ampl Jy Top frame: Phas deg  
Vector averaged cross-power spectrum Several baselines displayed  
Timerange: 00/12:37:41 to 00/12:38:39

Plot file version 270 created 02-JUN-2021 11:59:59

J0226+0937 EC0711.UVDATA.1

Freq = 4.7990 GHz, Bw = 32.000 MH

No calibration applied and no bandpass applied



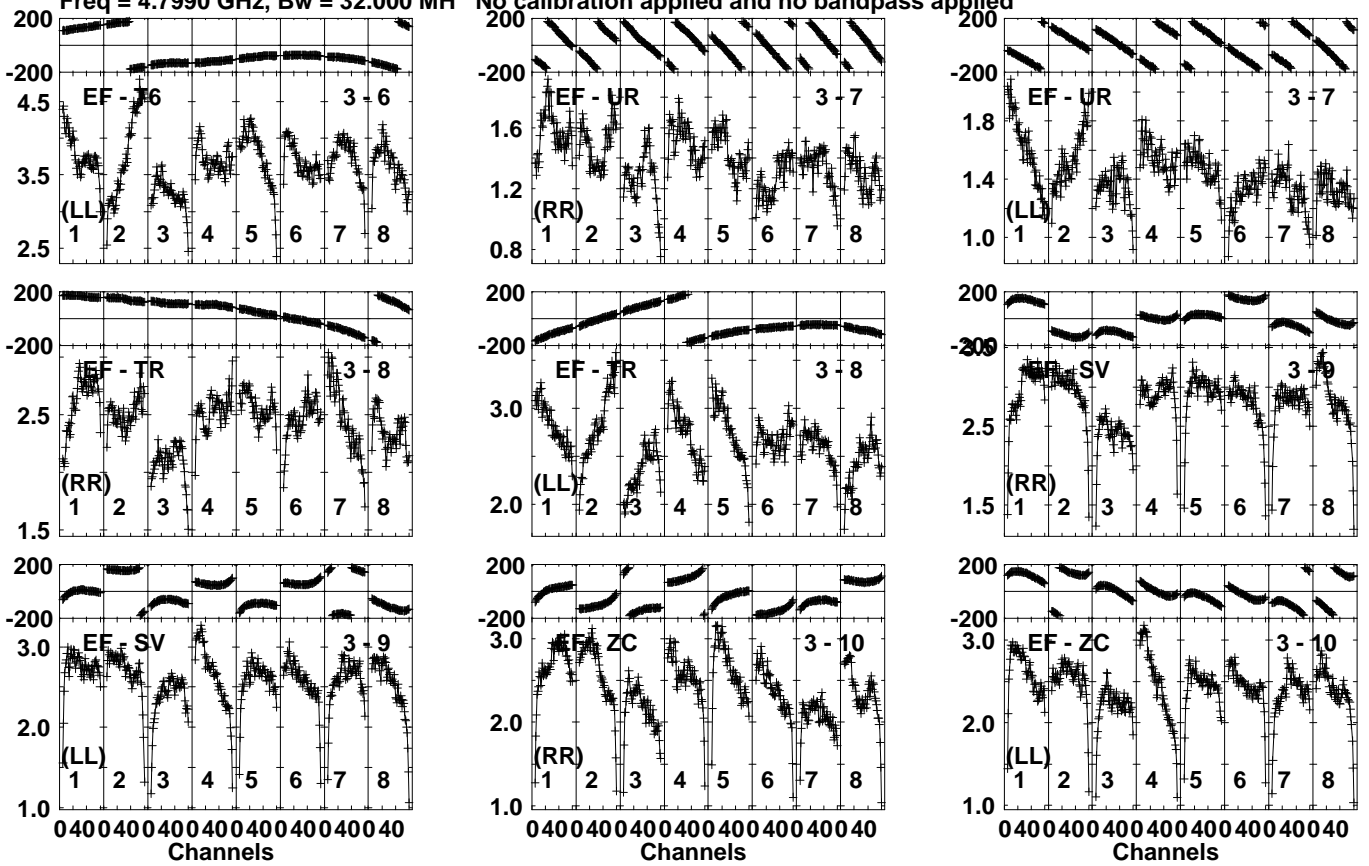
Lower frame: Milli Ampl Jy Top frame: Phas deg  
Vector averaged cross-power spectrum Several baselines displayed  
Timerange: 00/12:43:41 to 00/12:46:19

Plot file version 271 created 02-JUN-2021 11:59:59

J0226+0937 EC0711.UVDATA.1

Freq = 4.7990 GHz, Bw = 32.000 MH

No calibration applied and no bandpass applied



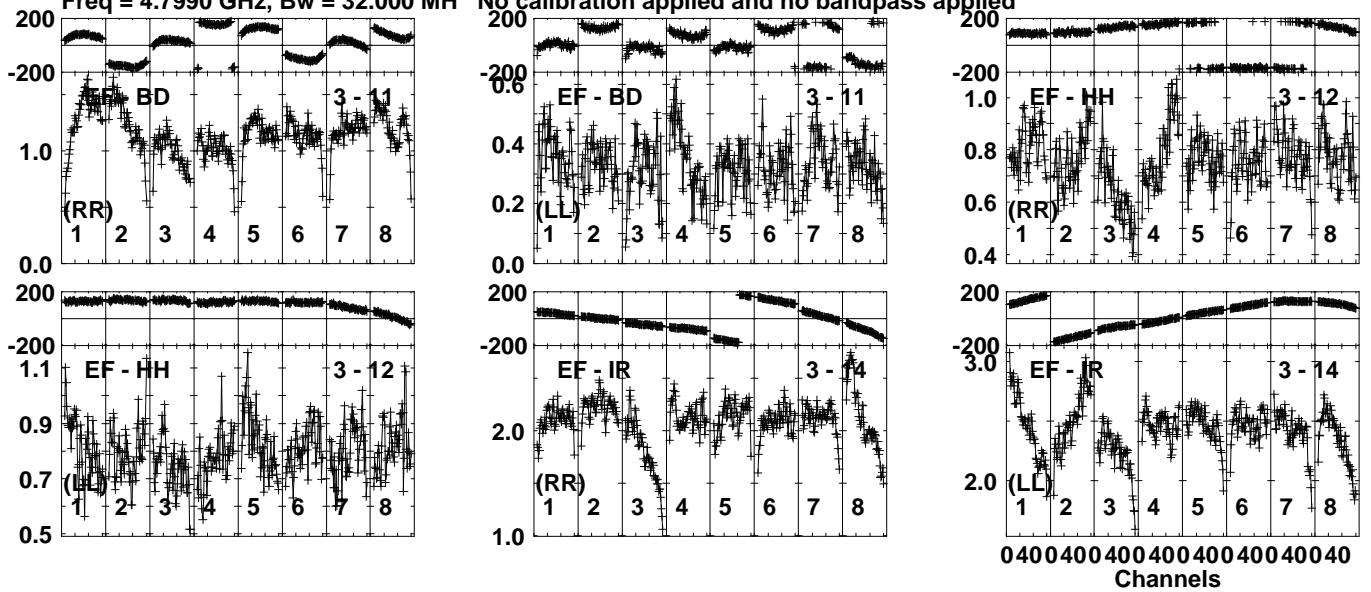
Lower frame: Milli Ampl Jy Top frame: Phas deg  
Vector averaged cross-power spectrum Several baselines displayed  
Timerange: 00/12:43:41 to 00/12:46:19

Plot file version 272 created 02-JUN-2021 11:59:59

J0226+0937 EC0711.UVDATA.1

Freq = 4.7990 GHz, Bw = 32.000 MH

No calibration applied and no bandpass applied



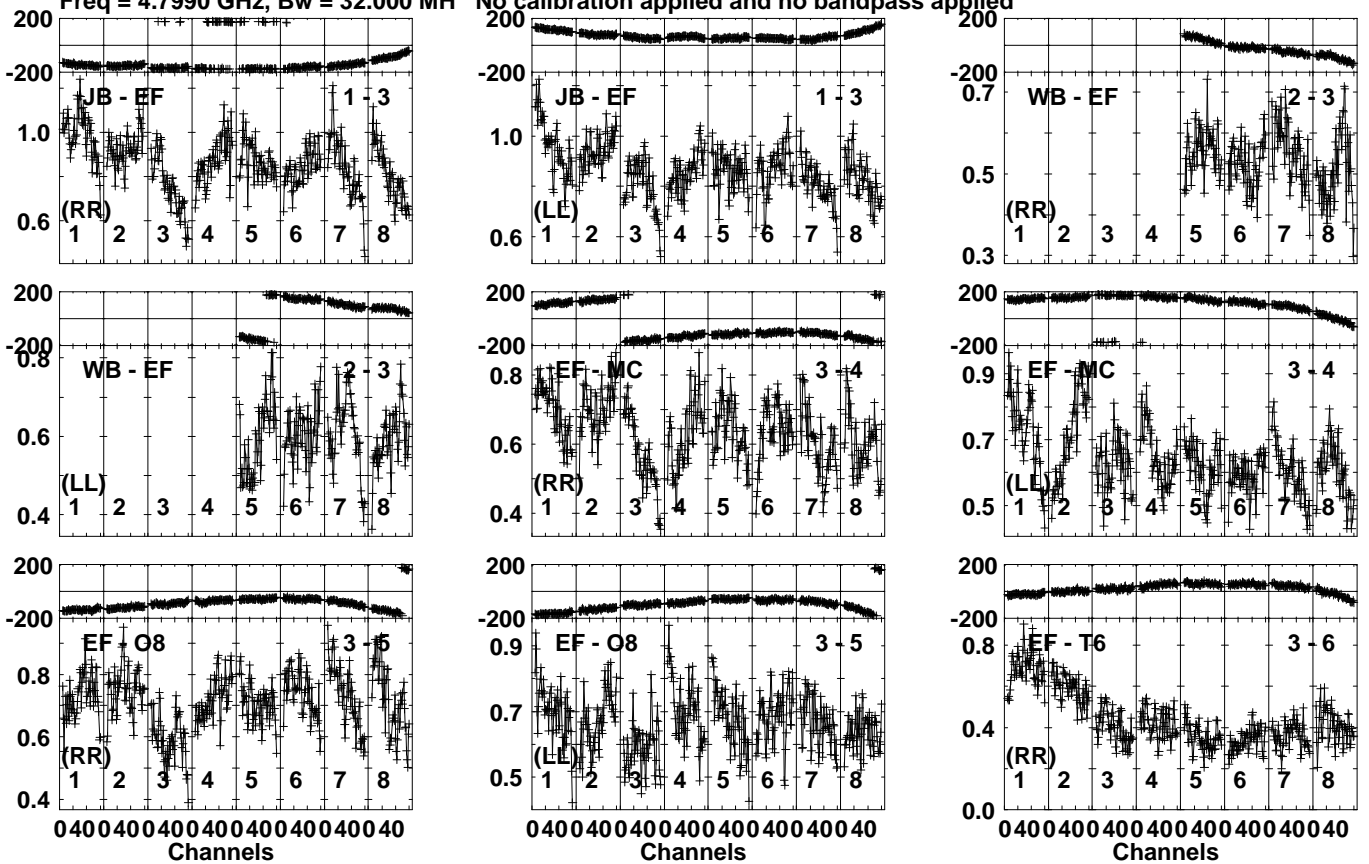
Lower frame: Milli Ampl Jy Top frame: Phas deg  
Vector averaged cross-power spectrum Several baselines displayed  
Timerange: 00/12:43:41 to 00/12:46:19

Plot file version 273 created 02-JUN-2021 12:00:00

J0222+0952 EC0711.UVDATA.1

Freq = 4.7990 GHz, Bw = 32.000 MH

No calibration applied and no bandpass applied



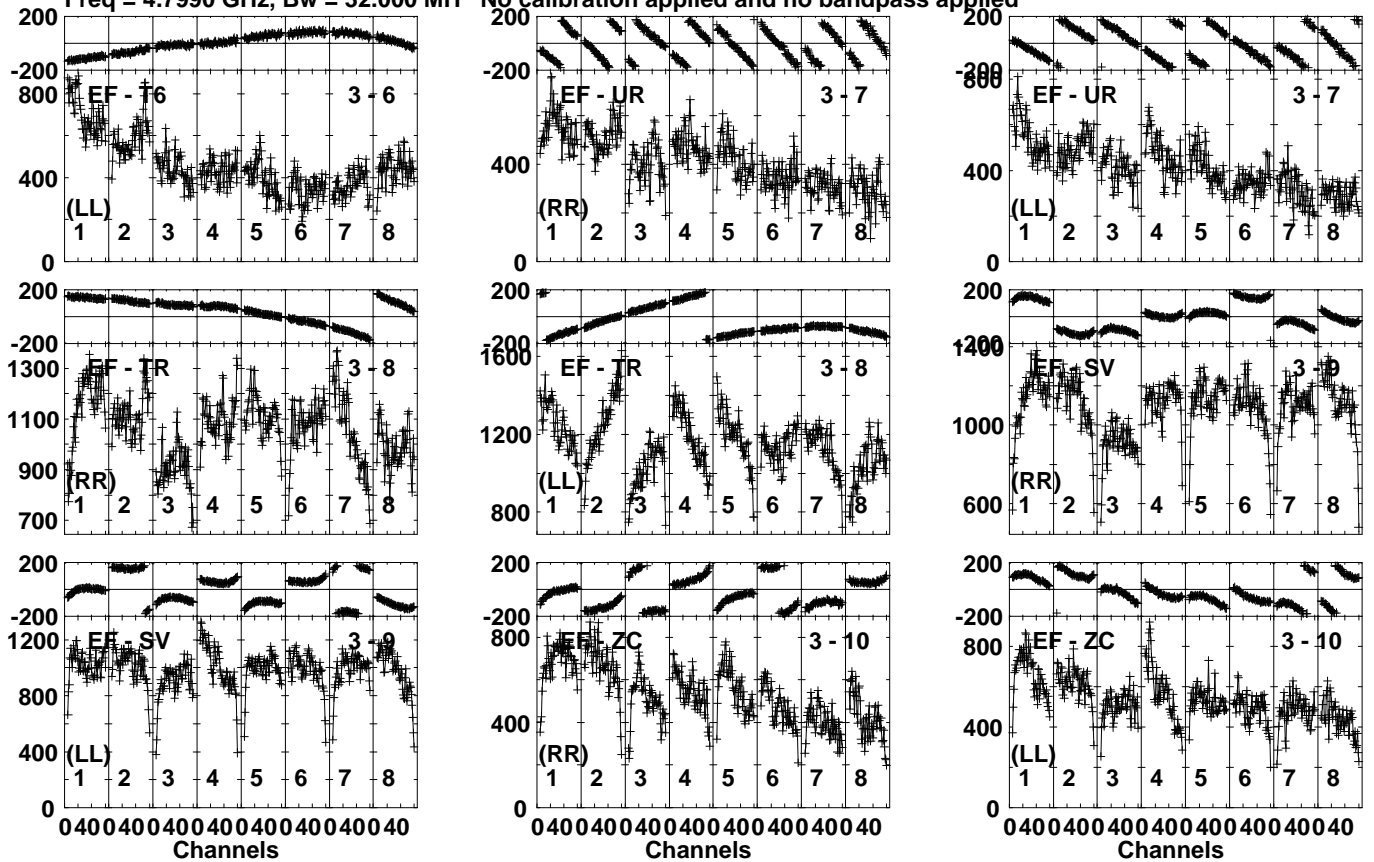
Lower frame: Milli Ampl Jy Top frame: Phas deg  
Vector averaged cross-power spectrum Several baselines displayed  
Timerange: 00:12:46:21 to 00:12:49:59

Plot file version 274 created 02-JUN-2021 12:00:00

J0222+0952 EC0711.UVDATA.1

Freq = 4.7990 GHz, Bw = 32.000 MH

No calibration applied and no bandpass applied



Lower frame: Micro Ampl Jy Top frame: Phas deg  
 Vector averaged cross-power spectrum Several baselines displayed  
 Timerange: 00/12:46:21 to 00/12:49:59

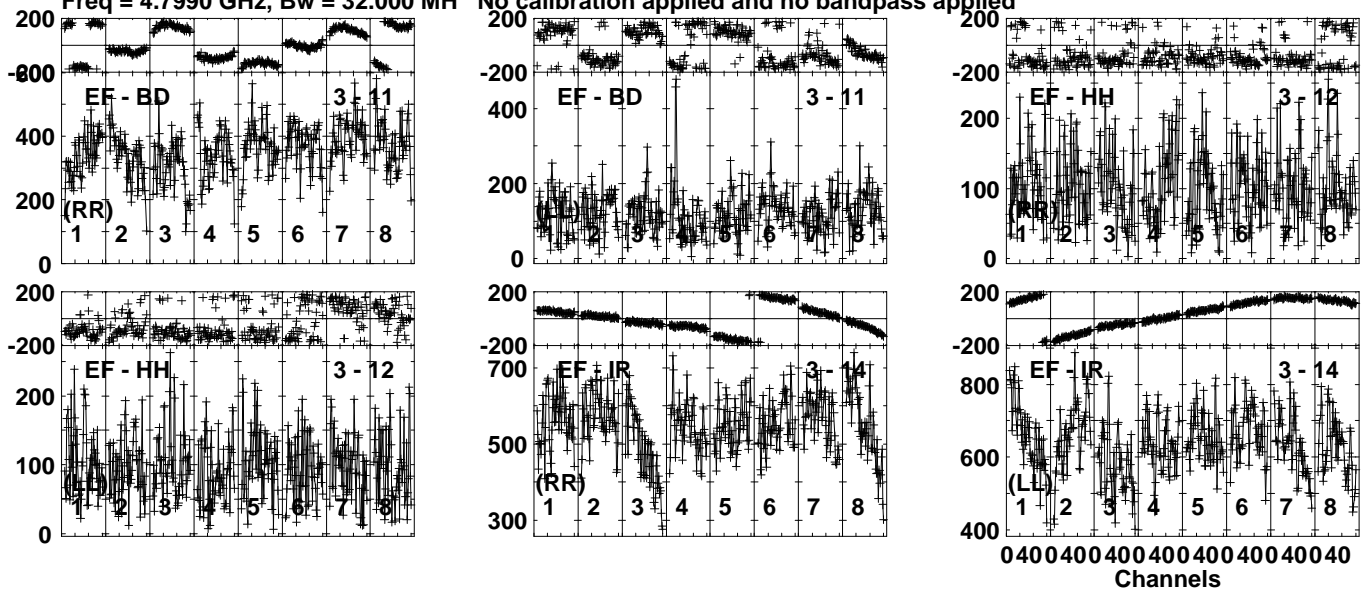


Plot file version 275 created 02-JUN-2021 12:00:00

J0222+0952 EC0711.UVDATA.1

Freq = 4.7990 GHz, Bw = 32.000 MH

No calibration applied and no bandpass applied



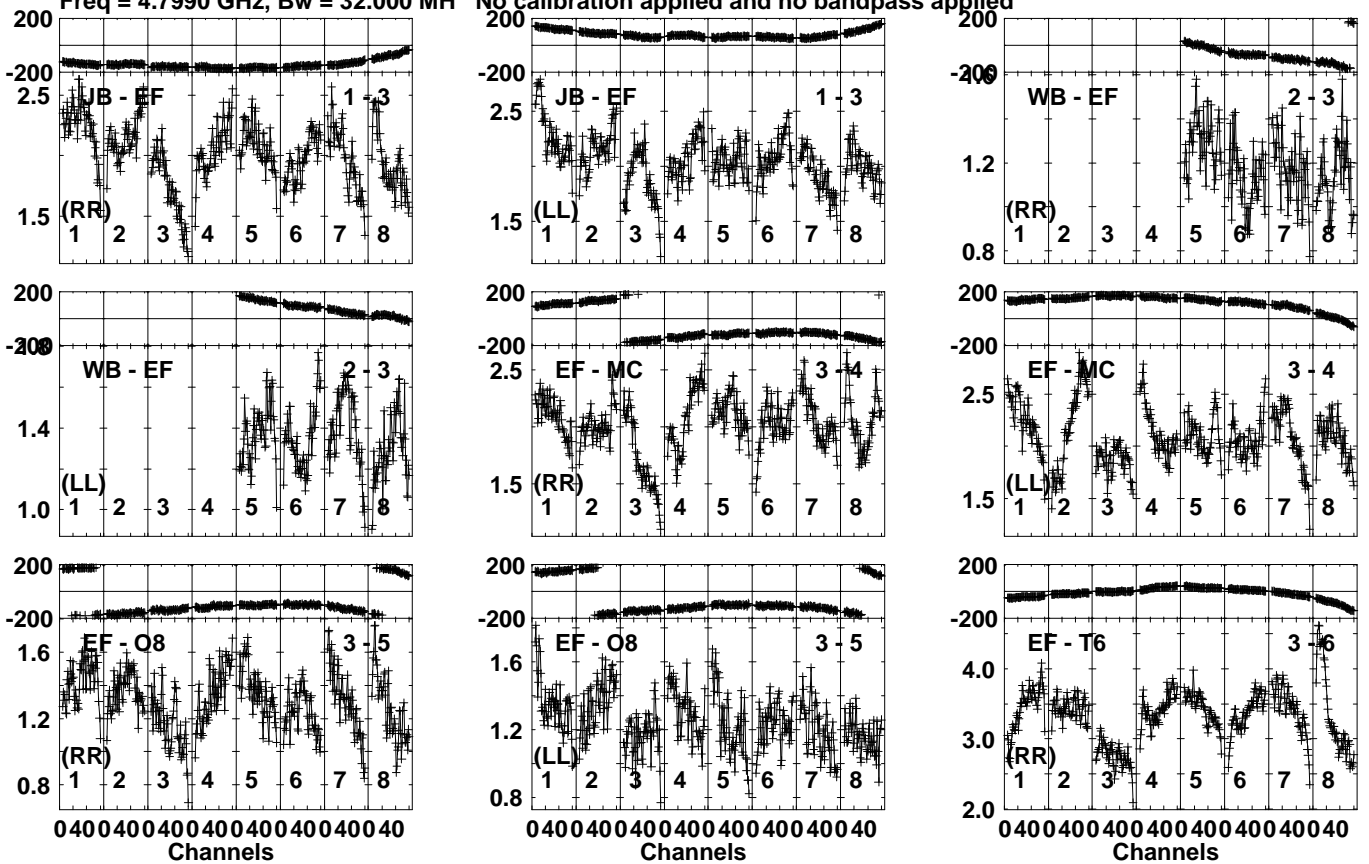
Lower frame: Micro Ampl Jy Top frame: Phas deg  
Vector averaged cross-power spectrum Several baselines displayed  
Timerange: 00/12:46:21 to 00/12:49:59

Plot file version 276 created 02-JUN-2021 12:00:00

J0226+0937 EC0711.UVDATA.1

Freq = 4.7990 GHz, Bw = 32.000 MH

No calibration applied and no bandpass applied



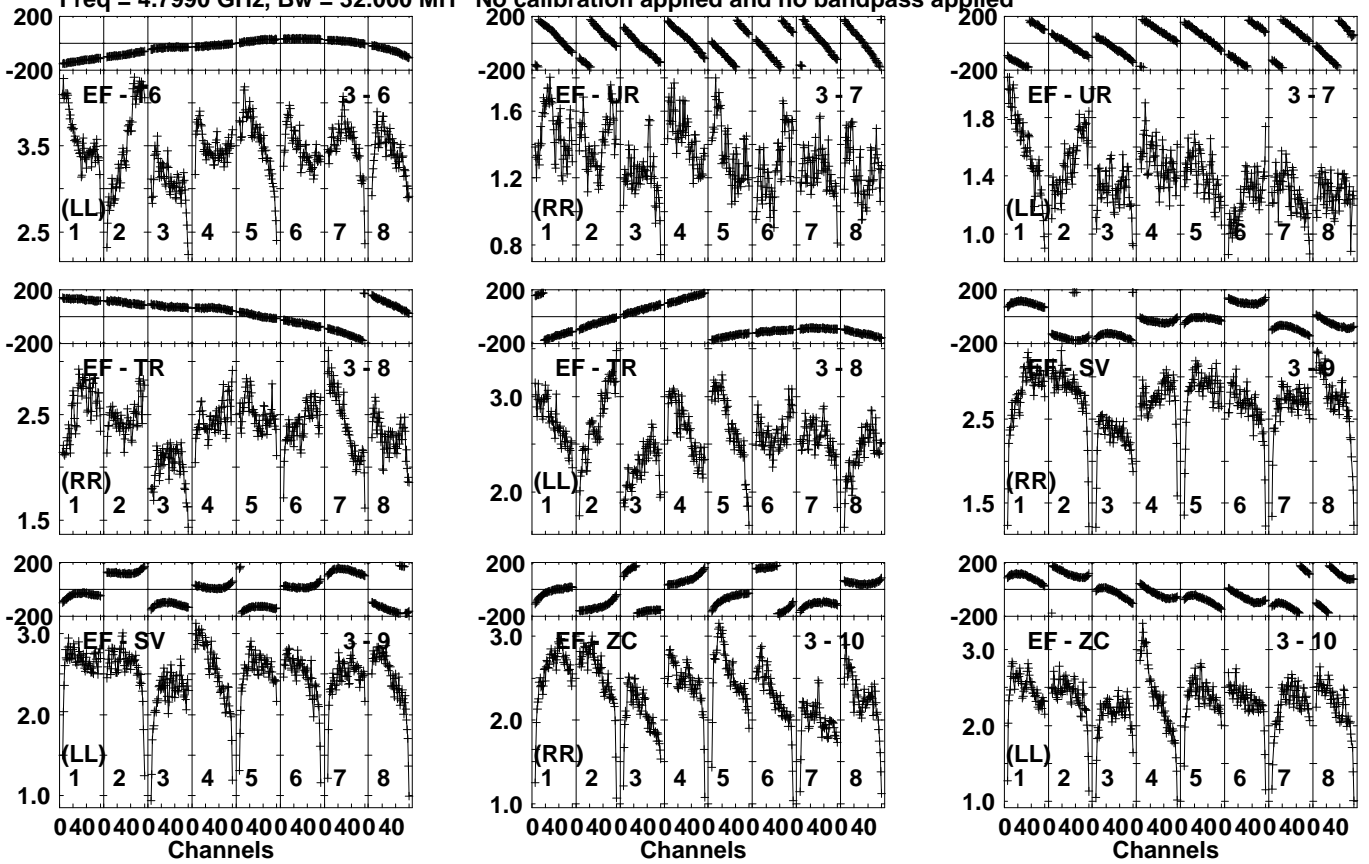
Lower frame: Milli Ampl Jy Top frame: Phas deg  
Vector averaged cross-power spectrum Several baselines displayed  
Timerange: 00/12:50:03 to 00/12:51:39

Plot file version 277 created 02-JUN-2021 12:00:00

J0226+0937 EC0711.UVDATA.1

Freq = 4.7990 GHz, Bw = 32.000 MH

No calibration applied and no bandpass applied



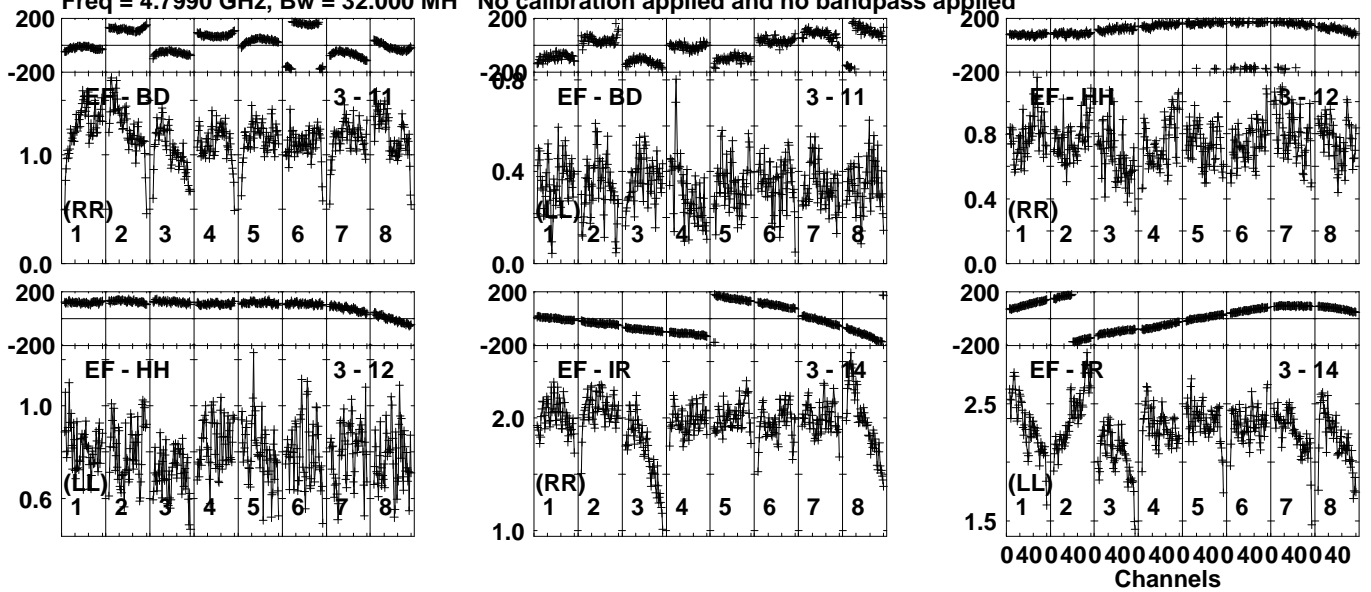
Lower frame: Milli Ampl Jy Top frame: Phas deg  
Vector averaged cross-power spectrum Several baselines displayed  
Timerange: 00/12:50:03 to 00/12:51:39

Plot file version 278 created 02-JUN-2021 12:00:00

J0226+0937 EC0711.UVDATA.1

Freq = 4.7990 GHz, Bw = 32.000 MH

No calibration applied and no bandpass applied



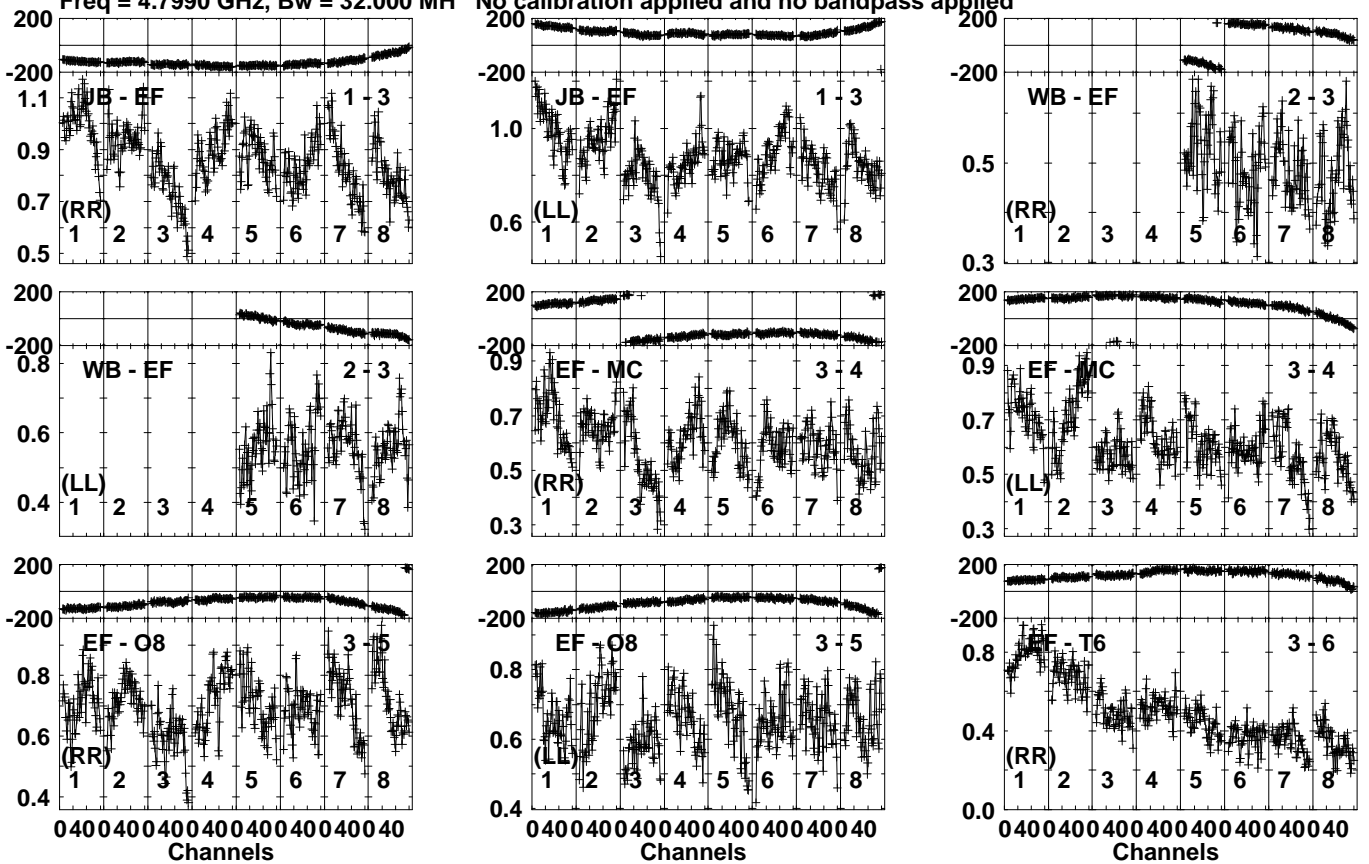
Lower frame: Milli Ampl Jy Top frame: Phas deg  
Vector averaged cross-power spectrum Several baselines displayed  
Timerange: 00/12:50:03 to 00/12:51:39

Plot file version 279 created 02-JUN-2021 12:00:00

J0222+0952 EC0711.UVDATA.1

Freq = 4.7990 GHz, Bw = 32.000 MH

No calibration applied and no bandpass applied



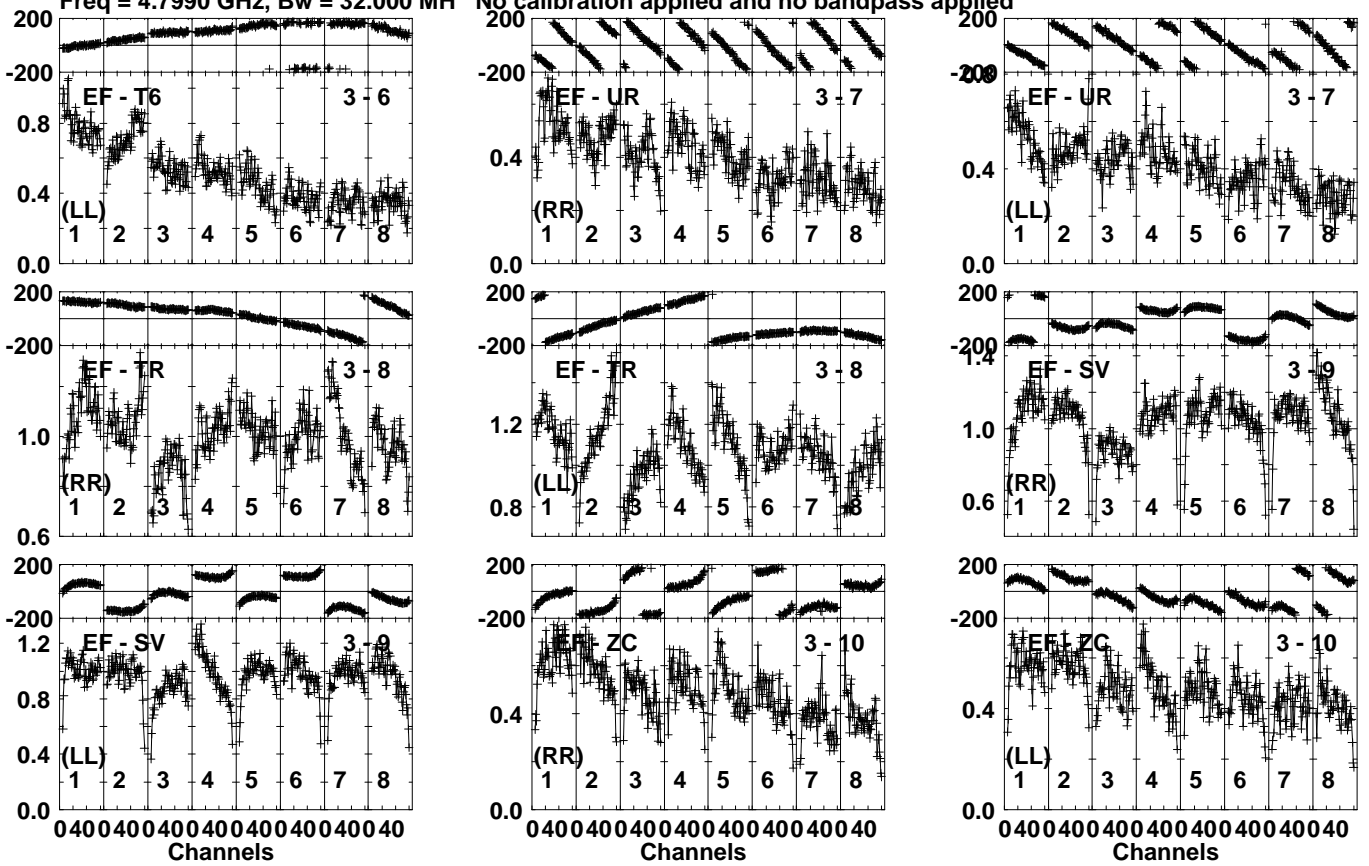
Lower frame: Milli Ampl Jy Top frame: Phas deg  
Vector averaged cross-power spectrum Several baselines displayed  
Timerange: 00/12:51:41 to 00/12:55:19

Plot file version 280 created 02-JUN-2021 12:00:00

J0222+0952 EC0711.UVDATA.1

Freq = 4.7990 GHz, Bw = 32.000 MH

No calibration applied and no bandpass applied



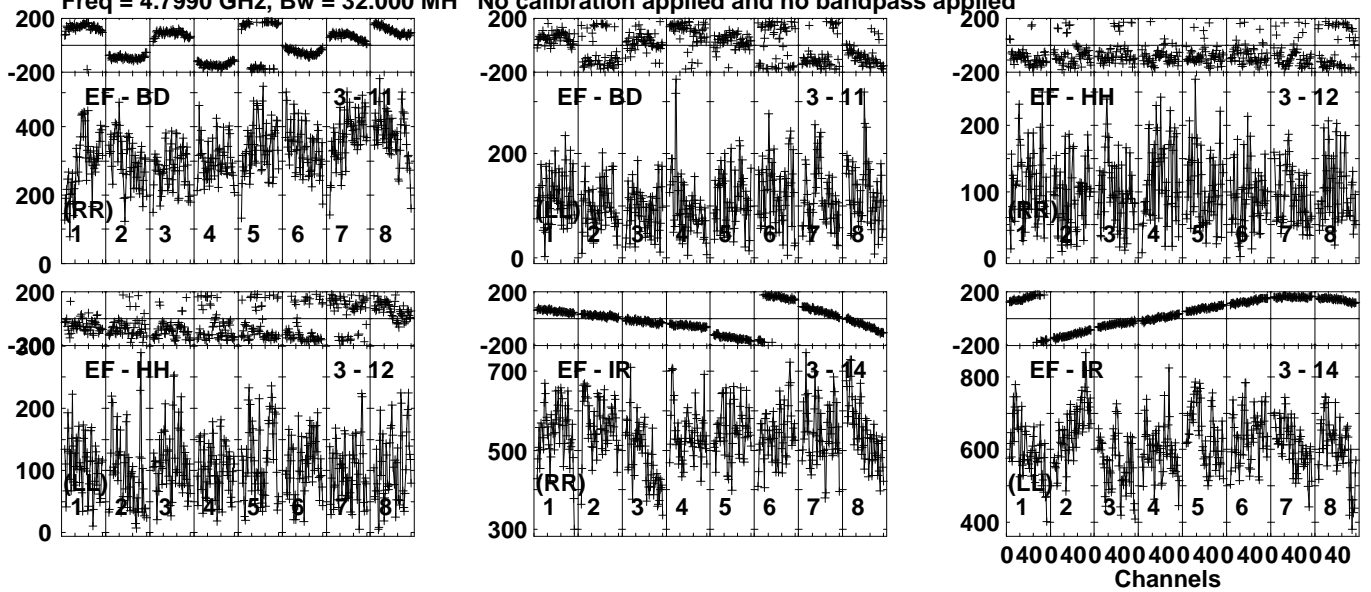
Lower frame: Milli Ampl Jy Top frame: Phas deg  
Vector averaged cross-power spectrum Several baselines displayed  
Timerange: 00/12:51:41 to 00/12:55:19

Plot file version 281 created 02-JUN-2021 12:00:00

J0222+0952 EC0711.UVDATA.1

Freq = 4.7990 GHz, Bw = 32.000 MH

No calibration applied and no bandpass applied



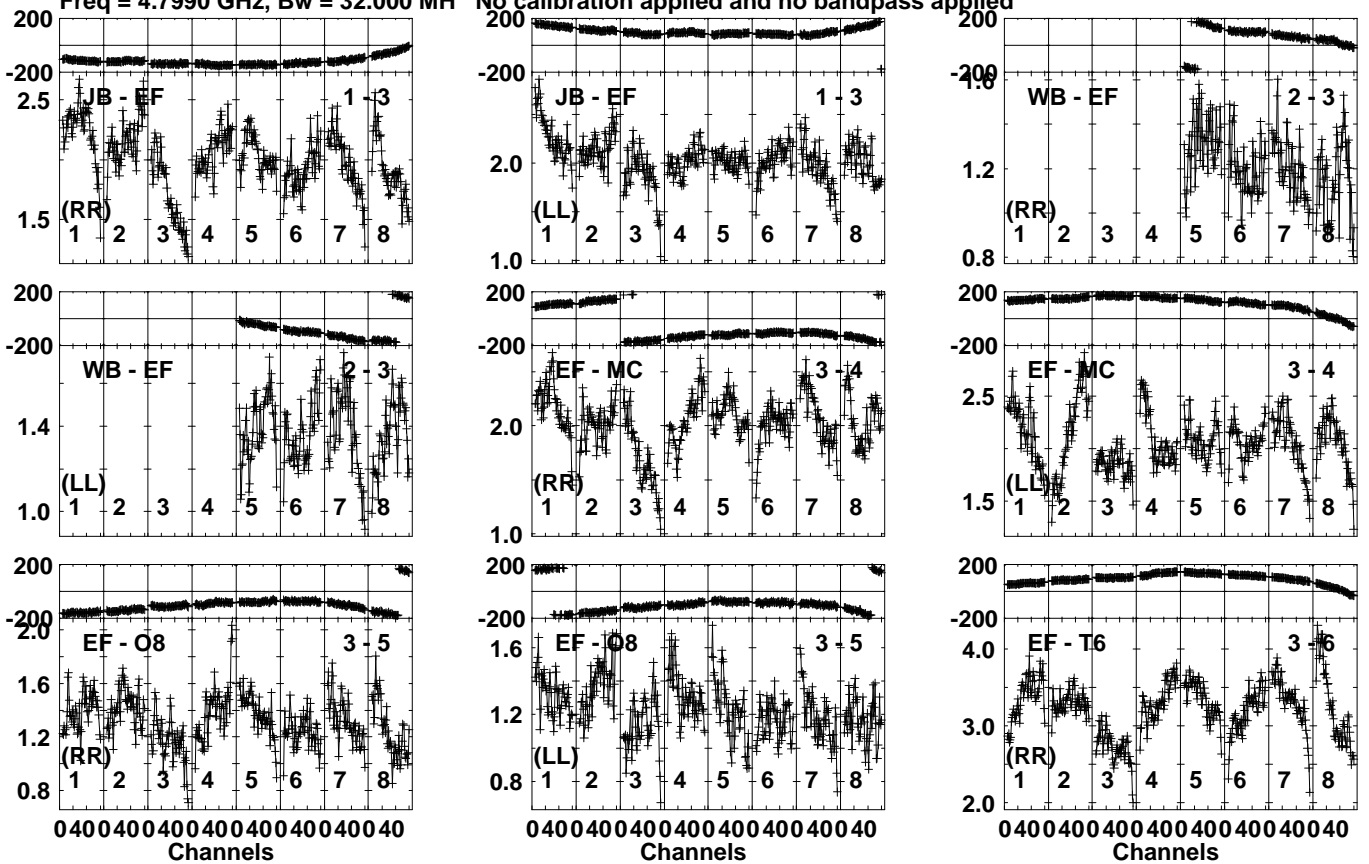
Lower frame: Micro Ampl Jy Top frame: Phas deg  
Vector averaged cross-power spectrum Several baselines displayed  
Timerange: 00/12:51:41 to 00/12:55:19

Plot file version 282 created 02-JUN-2021 12:00:00

J0226+0937 EC0711.UVDATA.1

Freq = 4.7990 GHz, Bw = 32.000 MH

No calibration applied and no bandpass applied



Lower frame: Milli Ampl Jy Top frame: Phas deg  
Vector averaged cross-power spectrum Several baselines displayed  
Timerange: 00:12:56:01 to 00:12:56:59

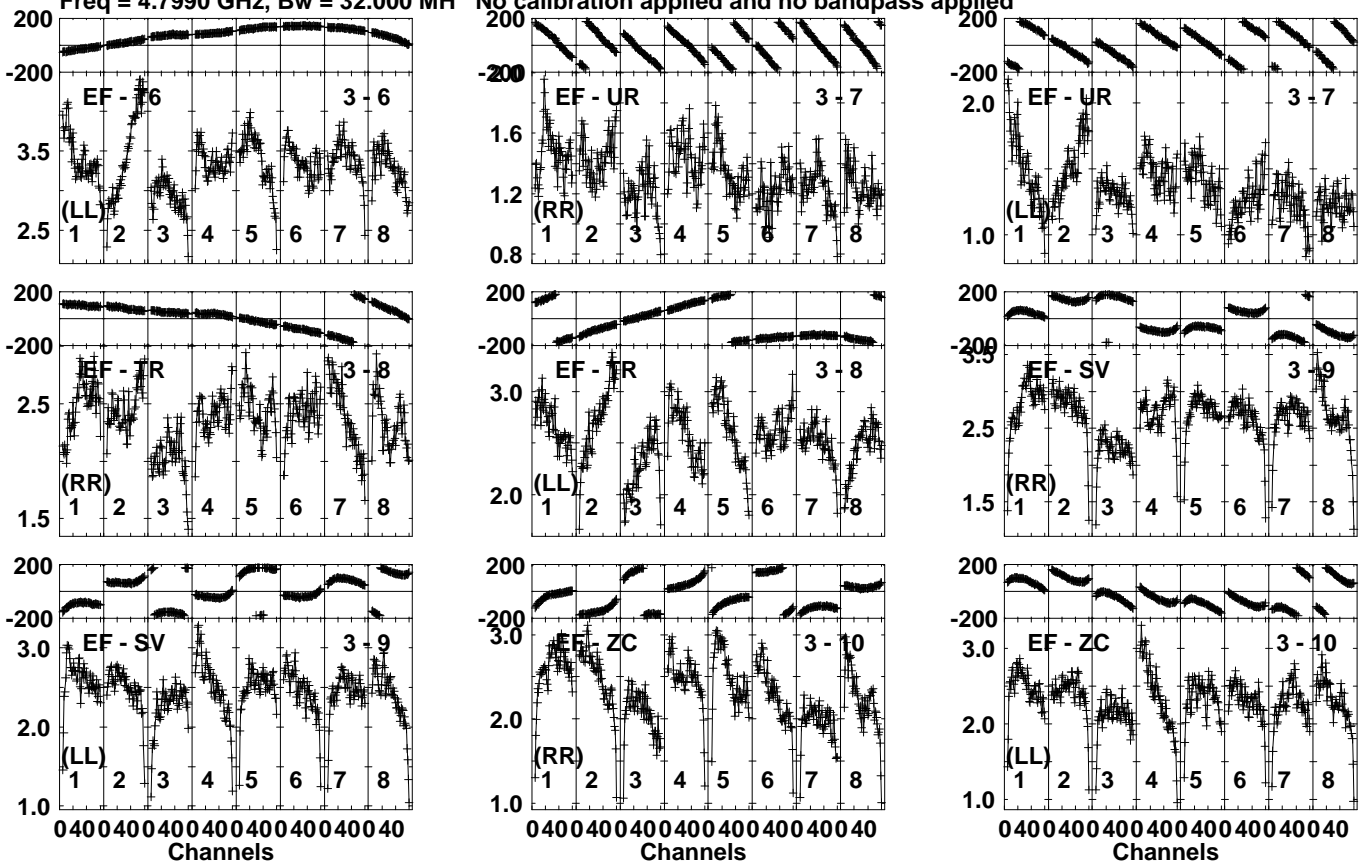


Plot file version 283 created 02-JUN-2021 12:00:01

J0226+0937 EC0711.UVDATA.1

Freq = 4.7990 GHz, Bw = 32.000 MH

No calibration applied and no bandpass applied



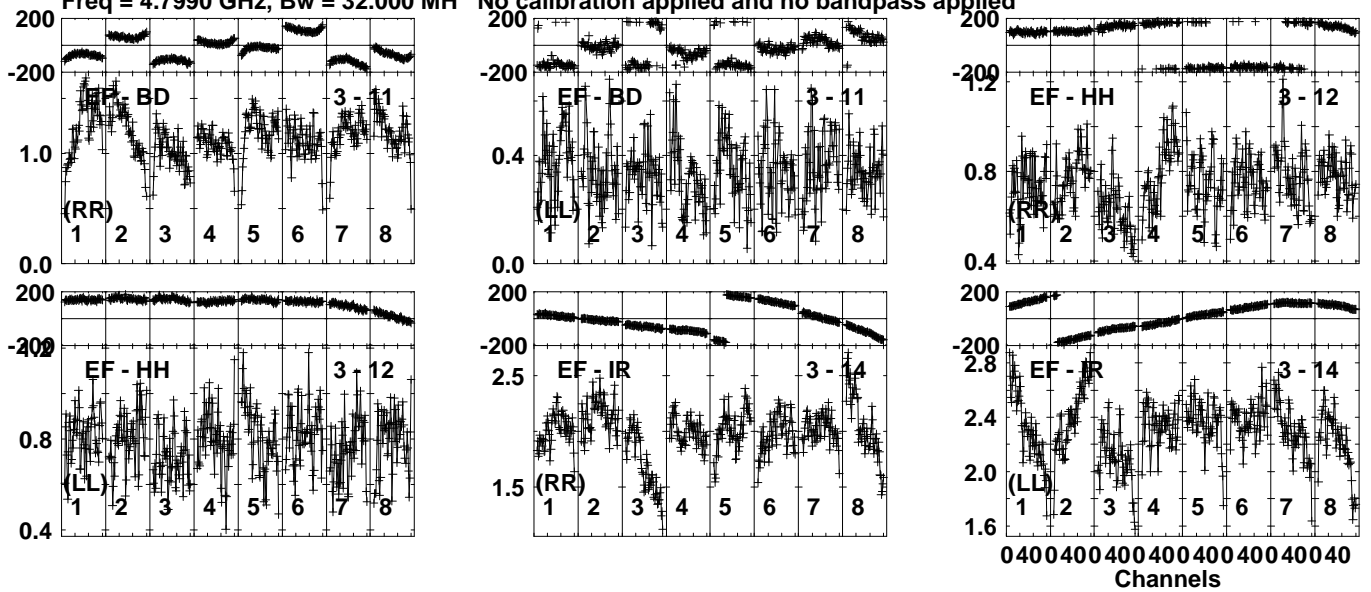
Lower frame: Milli Ampl Jy Top frame: Phas deg  
Vector averaged cross-power spectrum Several baselines displayed  
Timerange: 00:12:56:01 to 00:12:56:59

Plot file version 284 created 02-JUN-2021 12:00:01

J0226+0937 EC0711.UVDATA.1

Freq = 4.7990 GHz, Bw = 32.000 MH

No calibration applied and no bandpass applied



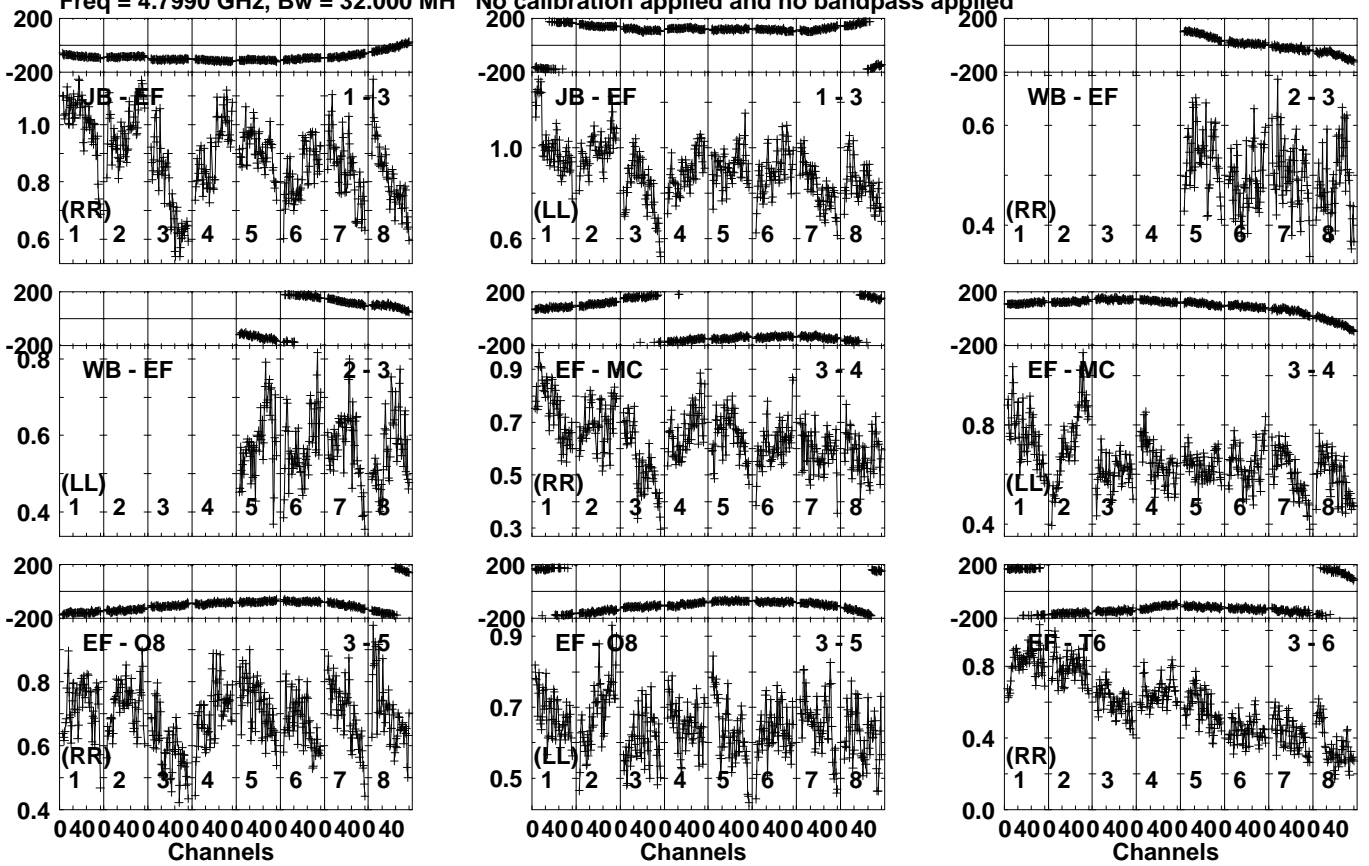
Lower frame: Milli Ampl Jy Top frame: Phas deg  
Vector averaged cross-power spectrum Several baselines displayed  
Timerange: 00/12:56:01 to 00/12:56:59

Plot file version 285 created 02-JUN-2021 12:00:01

J0222+0952 EC0711.UVDATA.1

Freq = 4.7990 GHz, Bw = 32.000 MH

No calibration applied and no bandpass applied



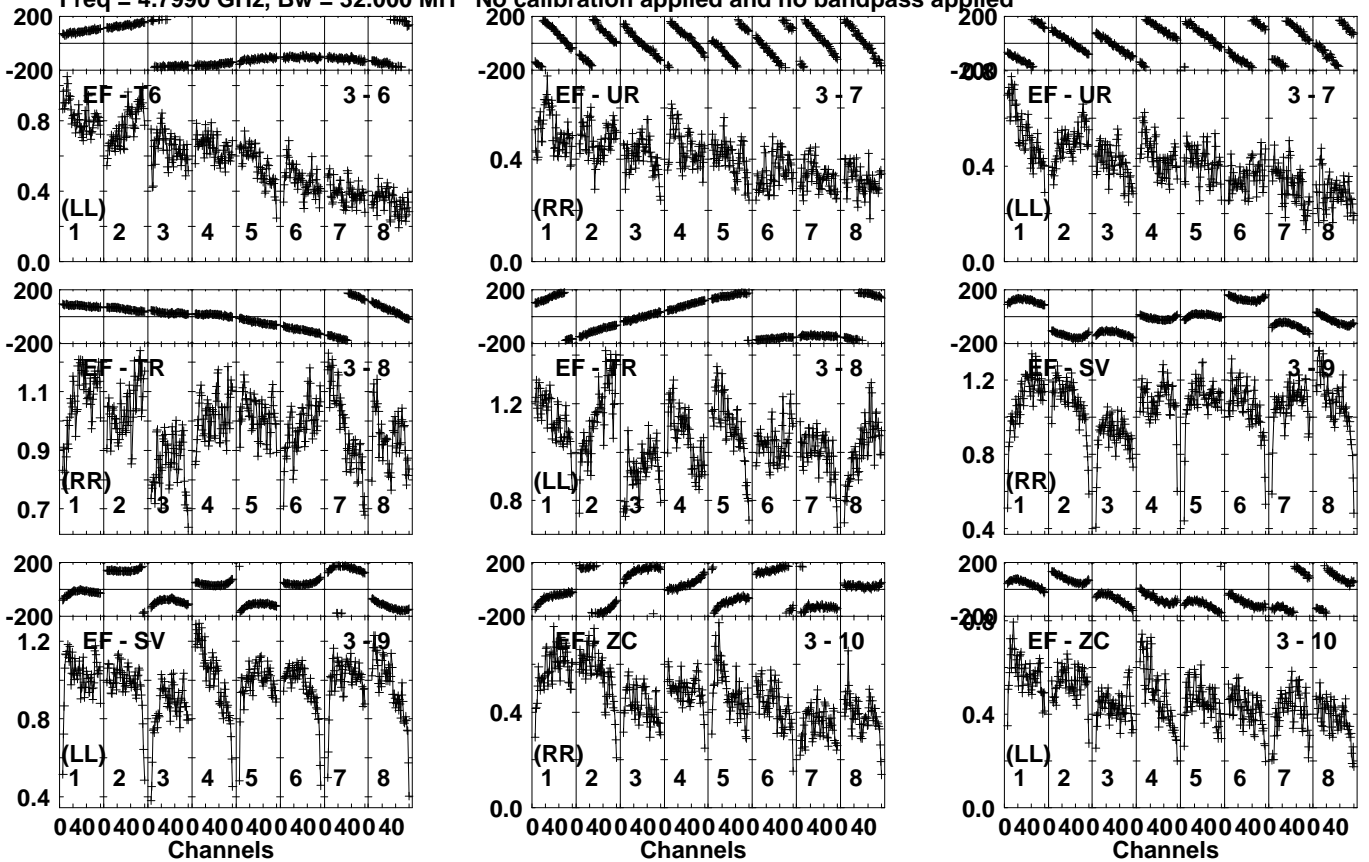
Lower frame: Milli Ampl Jy Top frame: Phas deg  
Vector averaged cross-power spectrum Several baselines displayed  
Timerange: 00/12:57:01 to 00/13:00:39

Plot file version 286 created 02-JUN-2021 12:00:01

J0222+0952 EC0711.UVDATA.1

Freq = 4.7990 GHz, Bw = 32.000 MH

No calibration applied and no bandpass applied



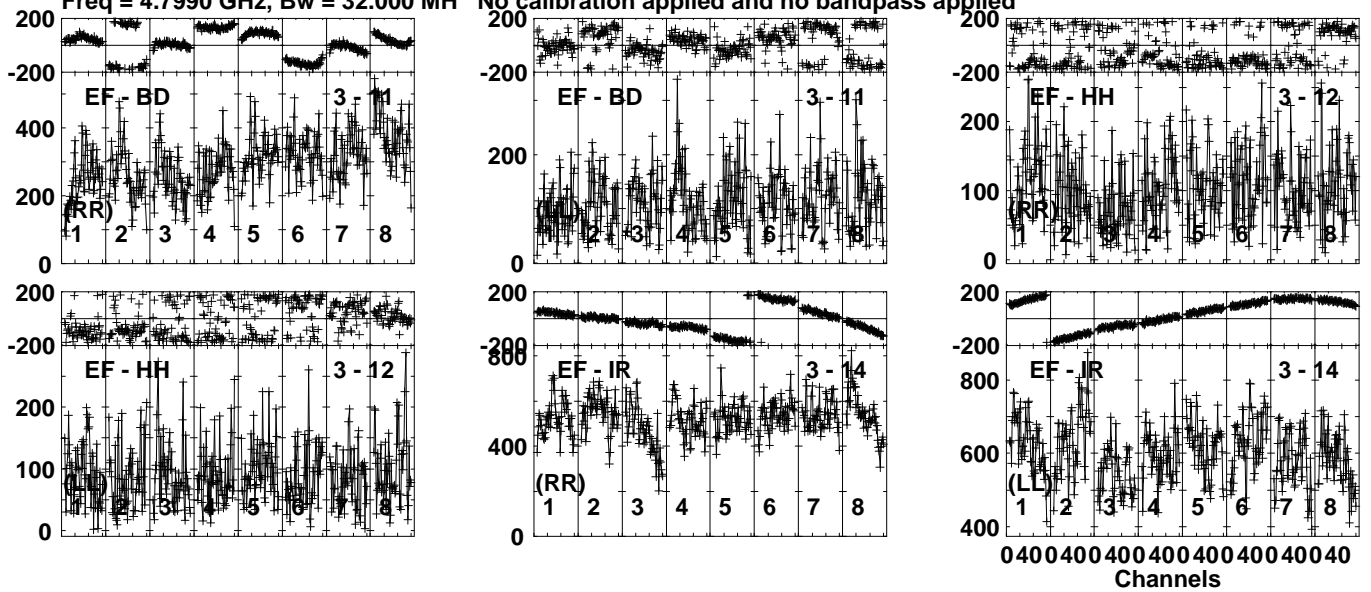
Lower frame: Milli Ampl Jy Top frame: Phas deg  
 Vector averaged cross-power spectrum Several baselines displayed  
 Timerange: 00/12:57:01 to 00/13:00:39

Plot file version 287 created 02-JUN-2021 12:00:01

J0222+0952 EC0711.UVDATA.1

Freq = 4.7990 GHz, Bw = 32.000 MH

No calibration applied and no bandpass applied



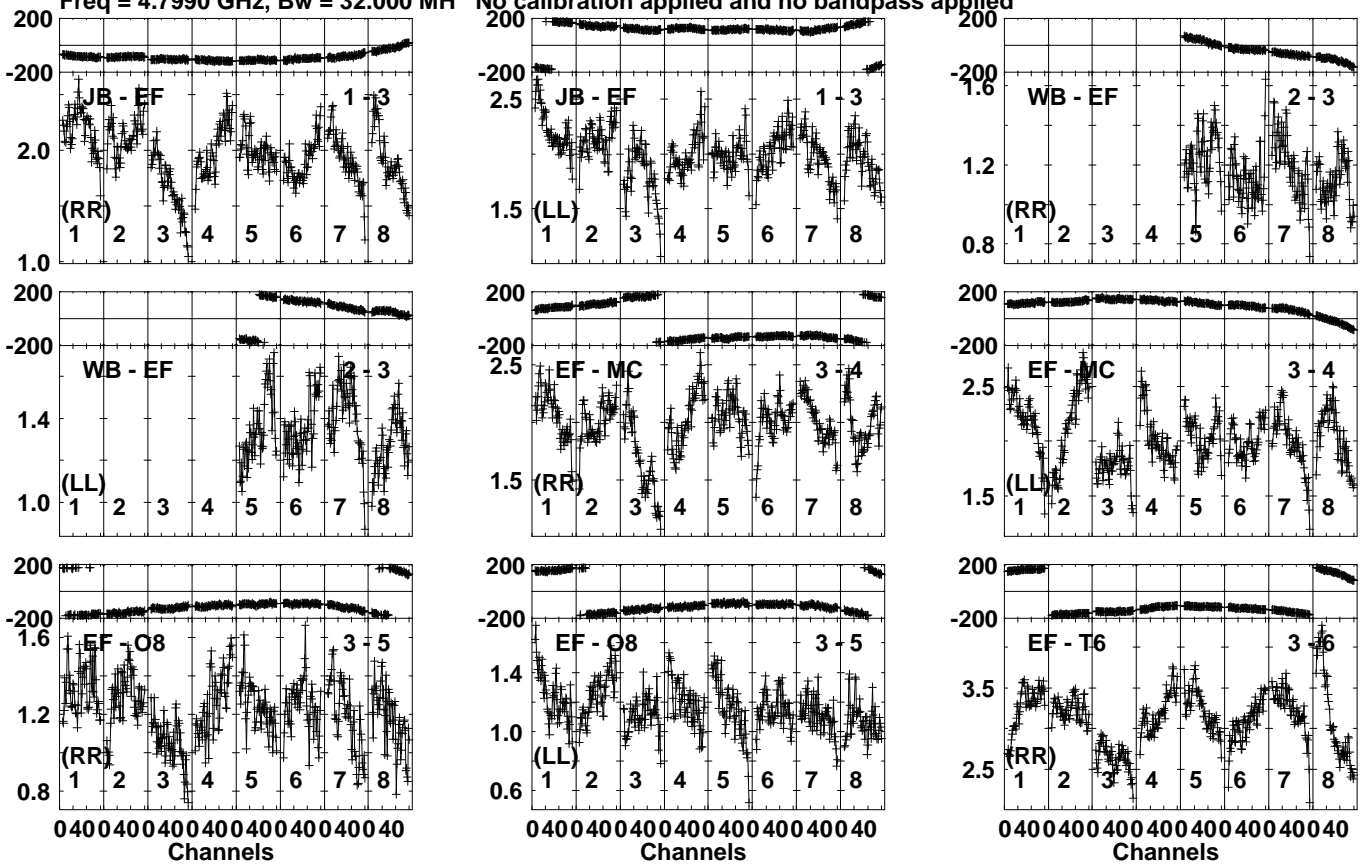
Lower frame: Micro Ampl Jy Top frame: Phas deg  
Vector averaged cross-power spectrum Several baselines displayed  
Timerange: 00/12:57:01 to 00/13:00:39

Plot file version 288 created 02-JUN-2021 12:00:01

J0226+0937 EC0711.UVDATA.1

Freq = 4.7990 GHz, Bw = 32.000 MH

No calibration applied and no bandpass applied

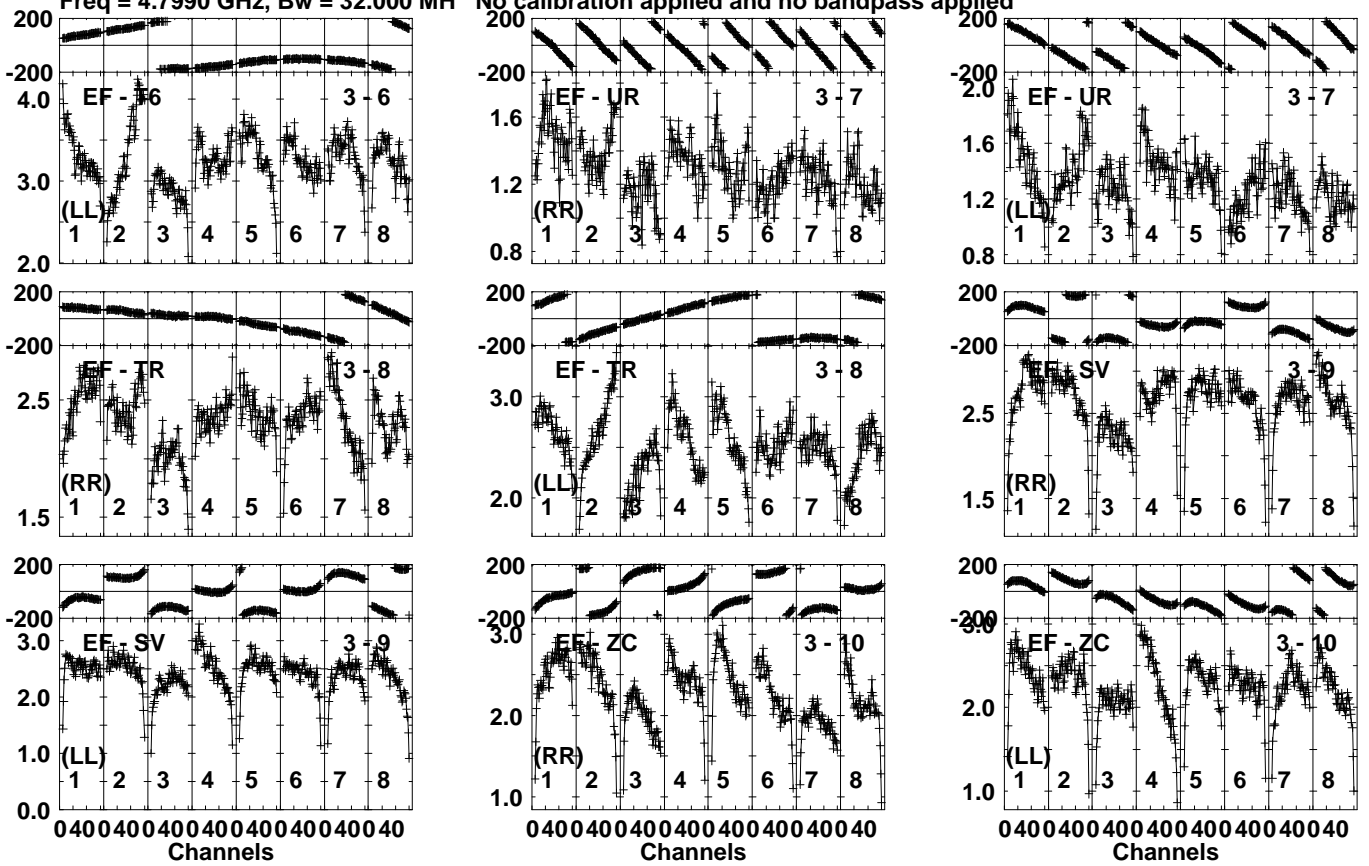


Lower frame: Milli Ampl Jy Top frame: Phas deg  
Vector averaged cross-power spectrum Several baselines displayed  
Timerange: 00/13:00:41 to 00/13:02:19

Plot file version 289 created 02-JUN-2021 12:00:01

J0226+0937 EC0711.UVDATA.1

Freq = 4.7990 GHz, Bw = 32.000 MH No calibration applied and no bandpass applied



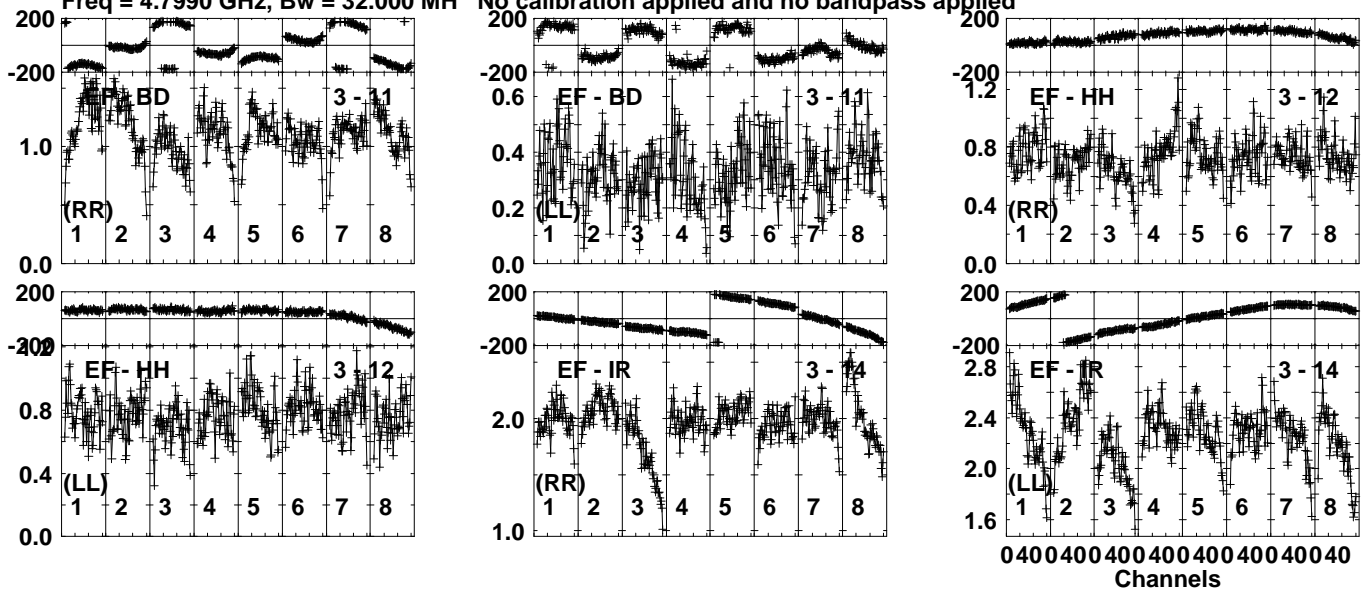
Lower frame: Milli Ampl Jy Top frame: Phas deg  
Vector averaged cross-power spectrum Several baselines displayed  
Timerange: 00/13:00:41 to 00/13:02:19

Plot file version 290 created 02-JUN-2021 12:00:01

J0226+0937 EC0711.UVDATA.1

Freq = 4.7990 GHz, Bw = 32.000 MH

No calibration applied and no bandpass applied



Lower frame: Milli Ampl Jy Top frame: Phas deg  
Vector averaged cross-power spectrum Several baselines displayed  
Timerange: 00/13:00:41 to 00/13:02:19

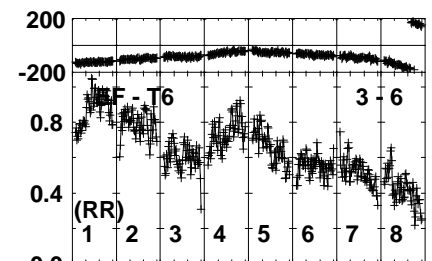
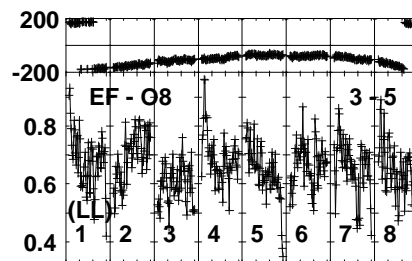
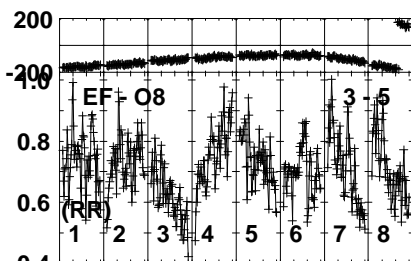
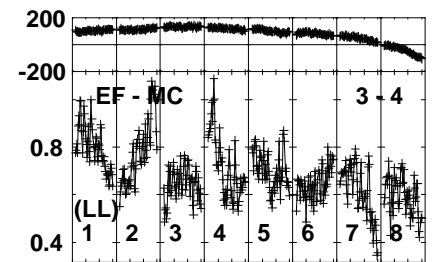
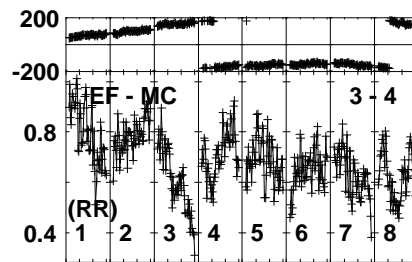
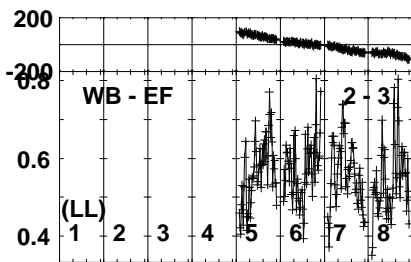
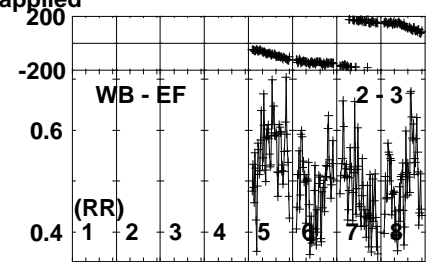
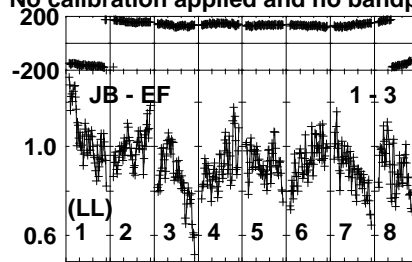
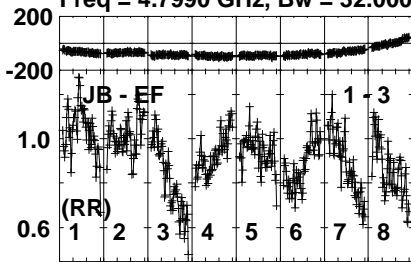


Plot file version 291 created 02-JUN-2021 12:00:01

J0222+0952 EC0711.UVDATA.1

Freq = 4.7990 GHz, Bw = 32.000 MH

No calibration applied and no bandpass applied



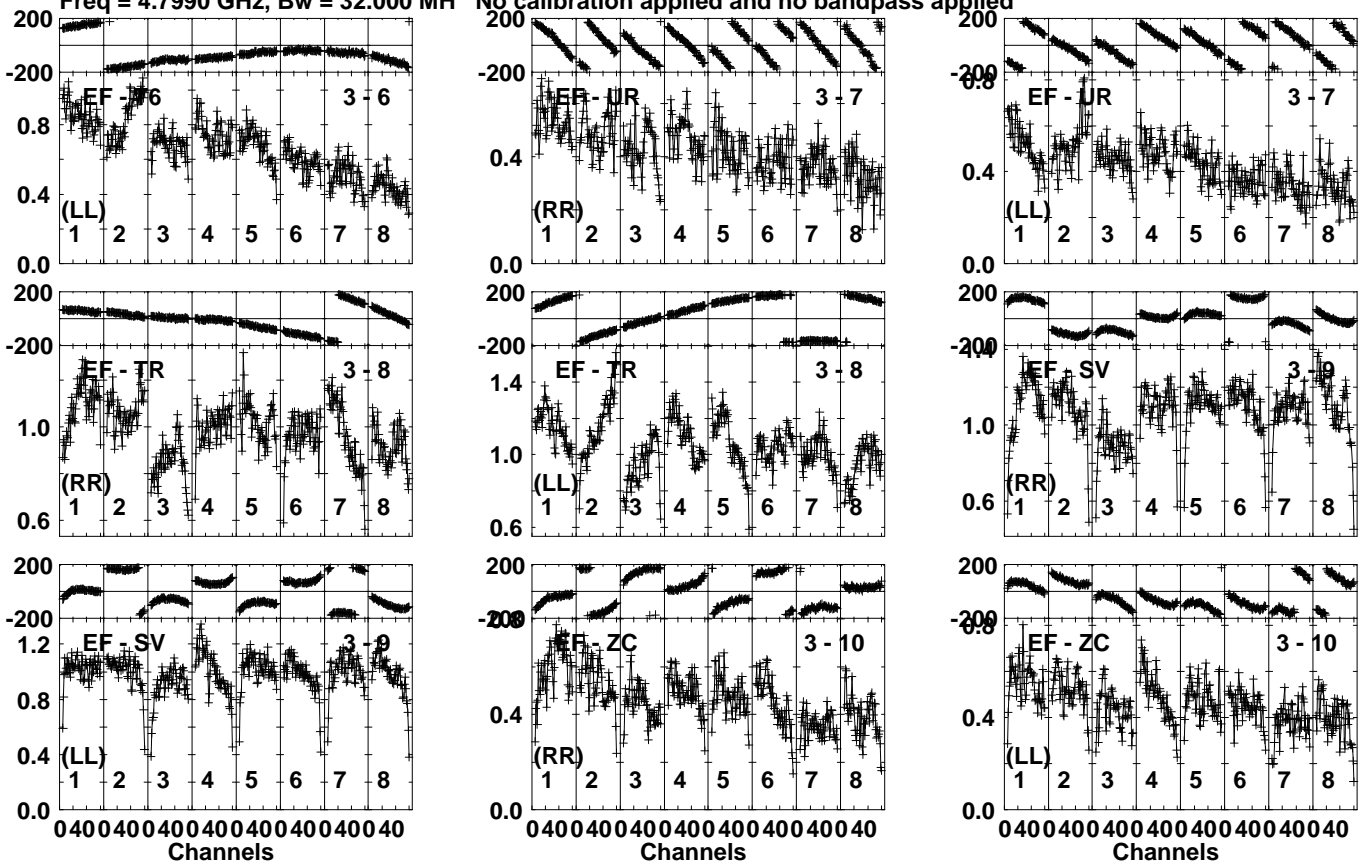
Lower frame: Milli Ampl Jy Top frame: Phas deg  
Vector averaged cross-power spectrum Several baselines displayed  
Timerange: 00/13:02:21 to 00/13:05:59

Plot file version 292 created 02-JUN-2021 12:00:01

J0222+0952 EC0711.UVDATA.1

Freq = 4.7990 GHz, Bw = 32.000 MH

No calibration applied and no bandpass applied



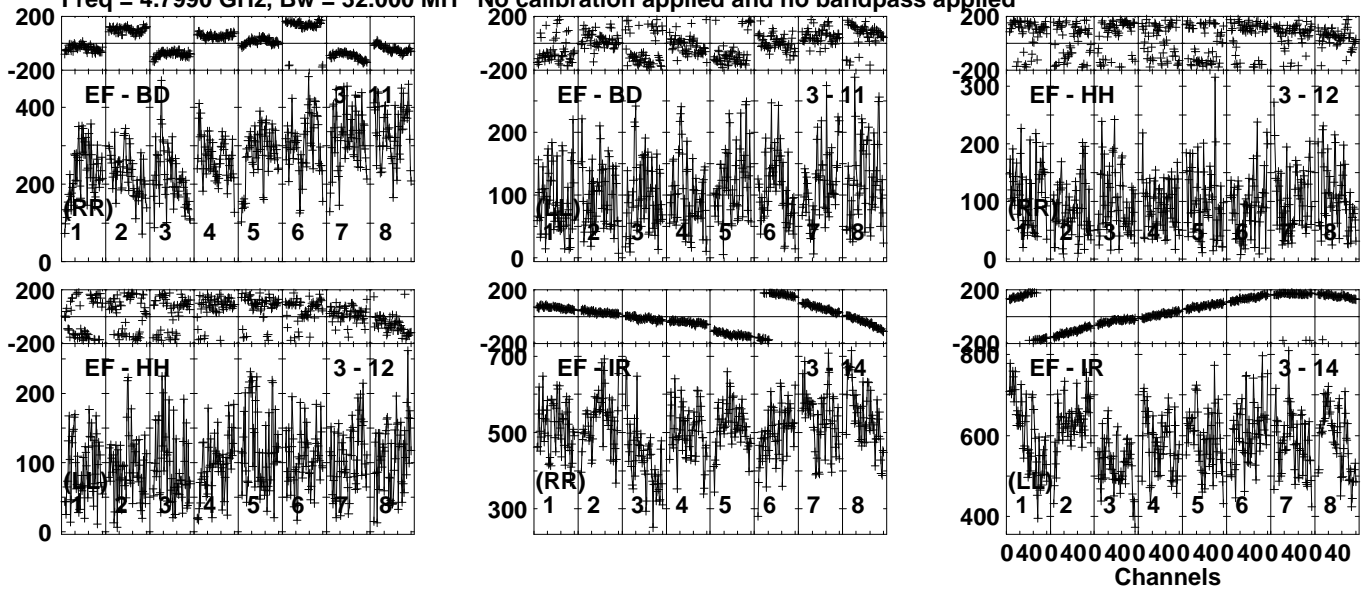
Lower frame: Milli Ampl Jy Top frame: Phas deg  
Vector averaged cross-power spectrum Several baselines displayed  
Timerange: 00/13:02:21 to 00/13:05:59

Plot file version 293 created 02-JUN-2021 12:00:01

J0222+0952 EC0711.UVDATA.1

Freq = 4.7990 GHz, Bw = 32.000 MH

No calibration applied and no bandpass applied



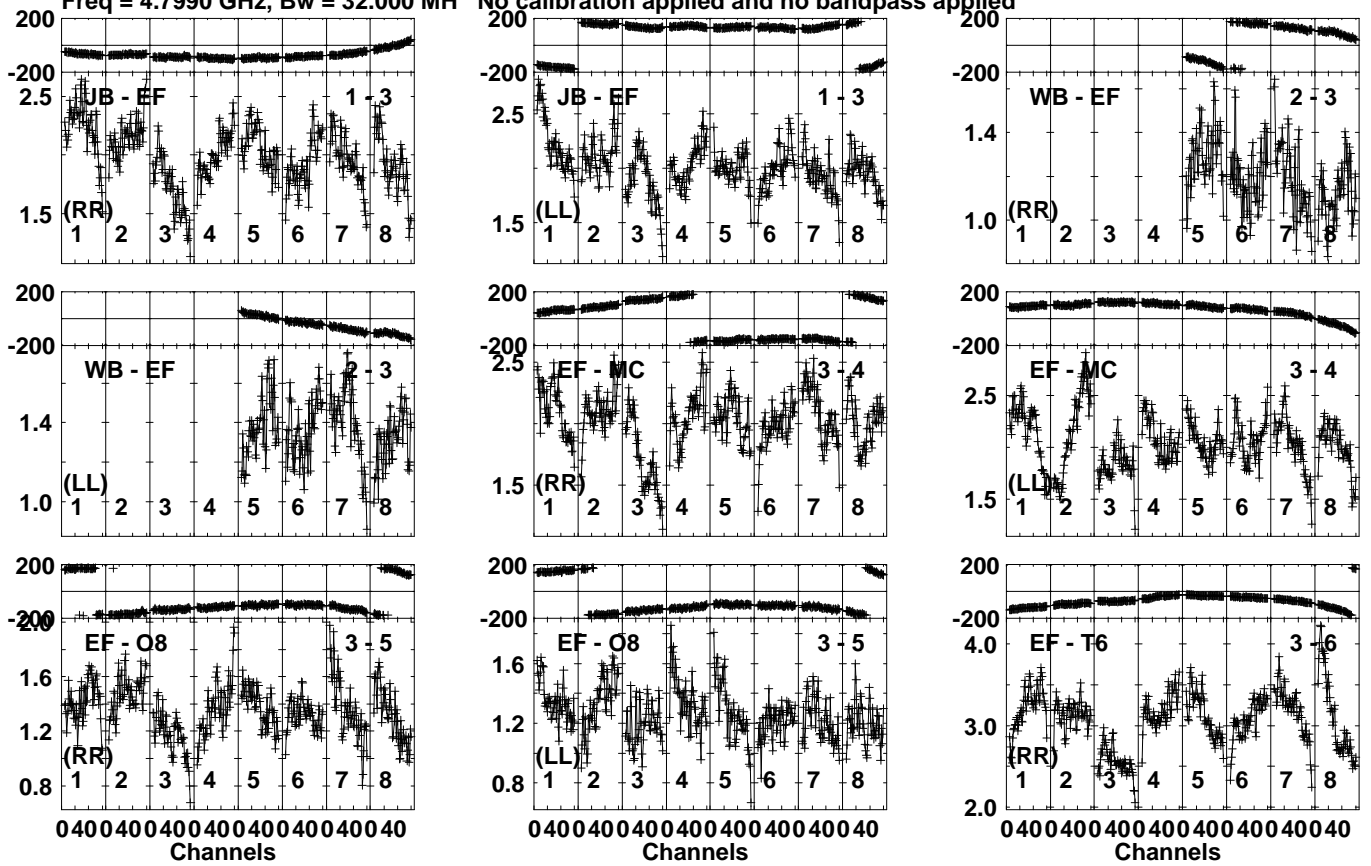
Lower frame: Micro Ampl Jy Top frame: Phas deg  
Vector averaged cross-power spectrum Several baselines displayed  
Timerange: 00/13:02:21 to 00/13:05:59

Plot file version 294 created 02-JUN-2021 12:00:02

J0226+0937 EC0711.UVDATA.1

Freq = 4.7990 GHz, Bw = 32.000 MH

No calibration applied and no bandpass applied



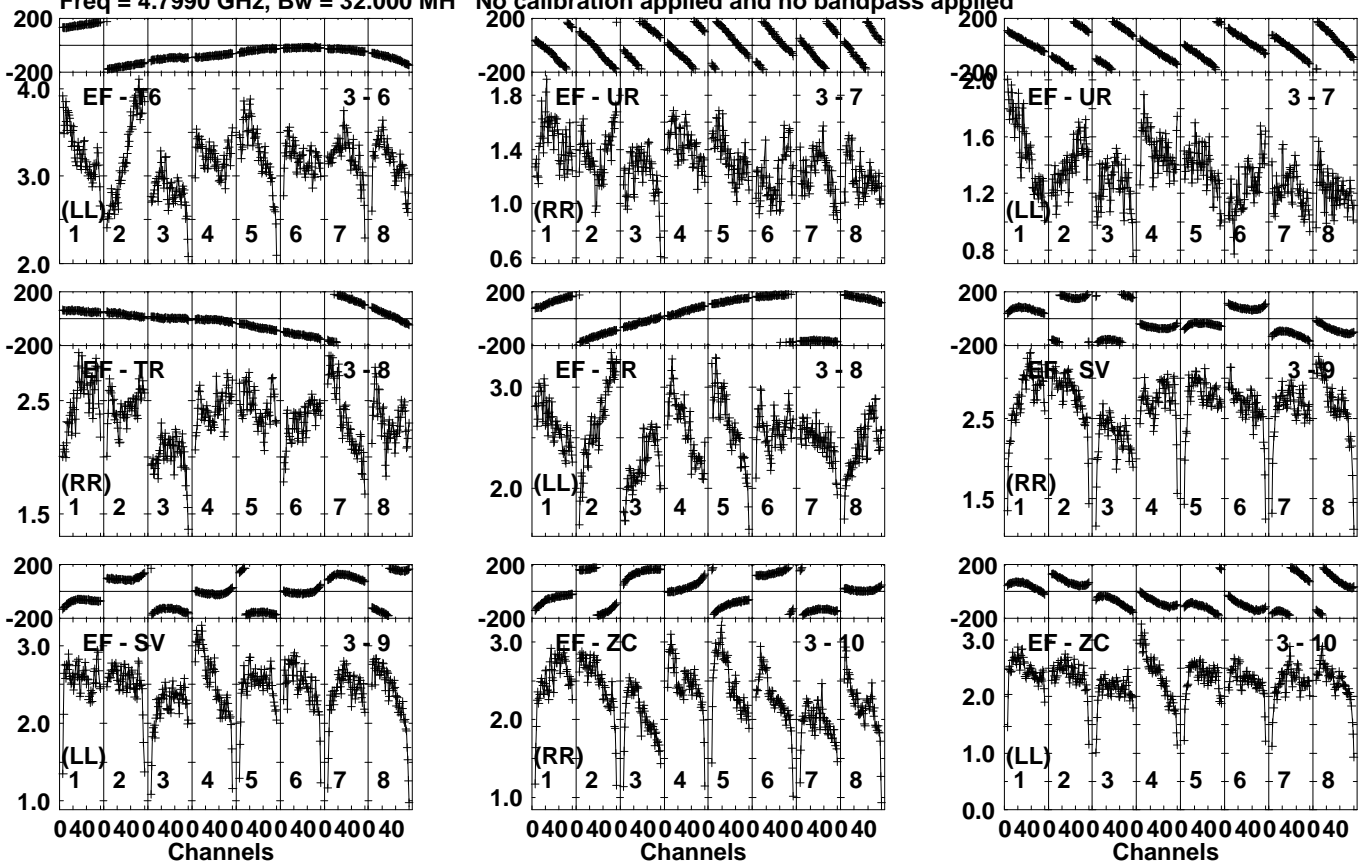
Lower frame: Milli Ampl Jy Top frame: Phas deg  
Vector averaged cross-power spectrum Several baselines displayed  
Timerange: 00/13:06:41 to 00/13:07:39

Plot file version 295 created 02-JUN-2021 12:00:02

J0226+0937 EC0711.UVDATA.1

Freq = 4.7990 GHz, Bw = 32.000 MH

No calibration applied and no bandpass applied



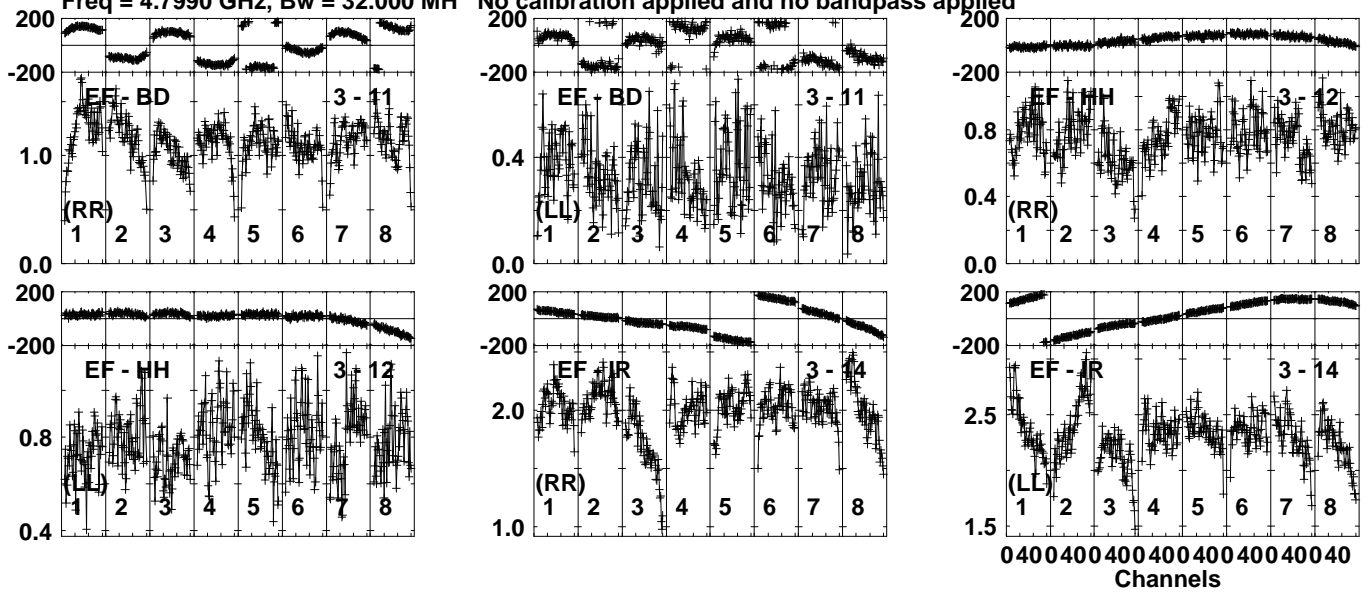
Lower frame: Milli Ampl Jy Top frame: Phas deg  
Vector averaged cross-power spectrum Several baselines displayed  
Timerange: 00/13:06:41 to 00/13:07:39

Plot file version 296 created 02-JUN-2021 12:00:02

J0226+0937 EC0711.UVDATA.1

Freq = 4.7990 GHz, Bw = 32.000 MH

No calibration applied and no bandpass applied



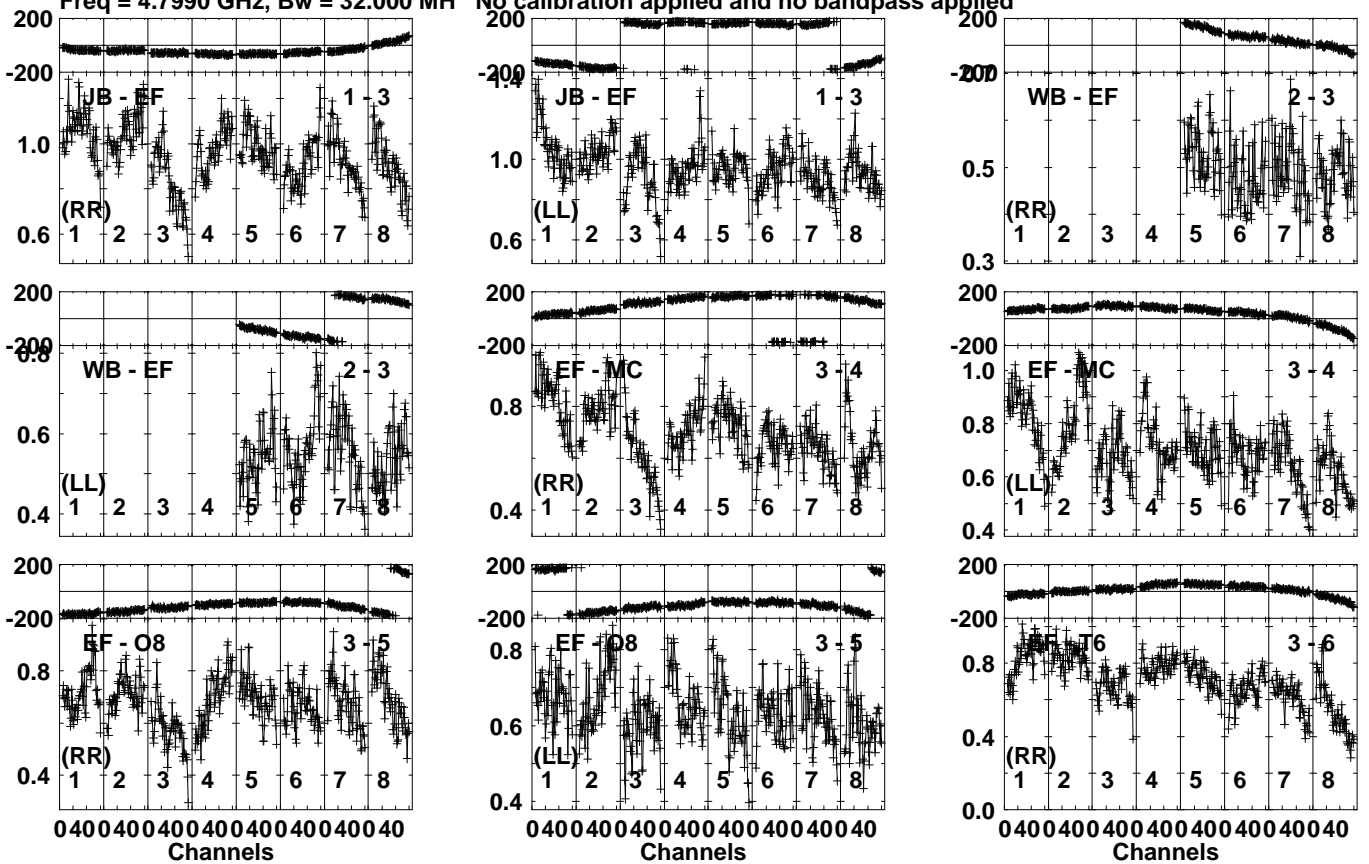
Lower frame: Milli Ampl Jy Top frame: Phas deg  
Vector averaged cross-power spectrum Several baselines displayed  
Timerange: 00/13:06:41 to 00/13:07:39

Plot file version 297 created 02-JUN-2021 12:00:02

J0222+0952 EC0711.UVDATA.1

Freq = 4.7990 GHz, Bw = 32.000 MH

No calibration applied and no bandpass applied



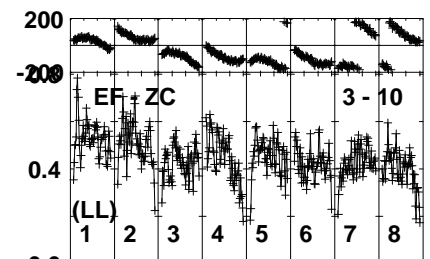
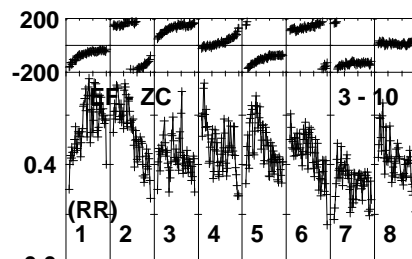
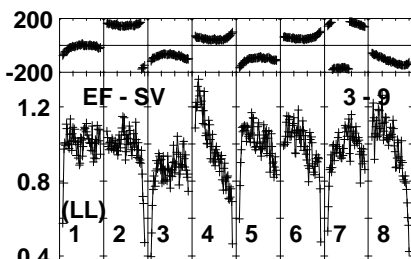
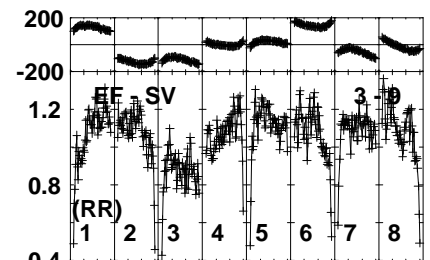
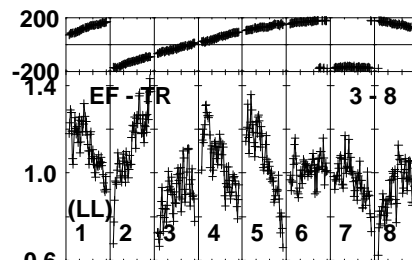
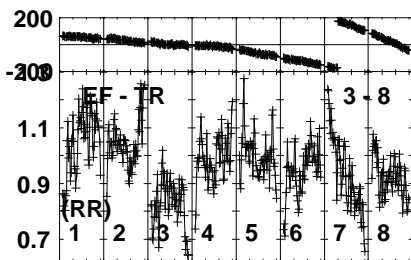
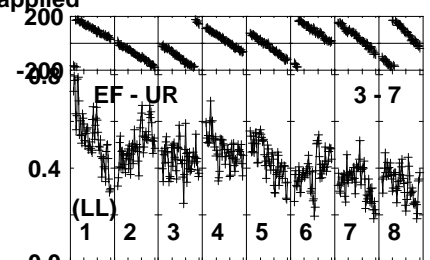
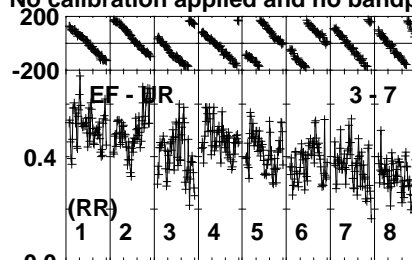
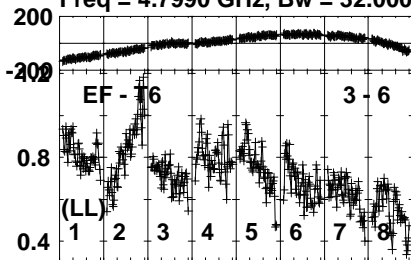
Lower frame: Milli Ampl Jy Top frame: Phas deg  
Vector averaged cross-power spectrum Several baselines displayed  
Timerange: 00/13:07:41 to 00/13:11:19

Plot file version 298 created 02-JUN-2021 12:00:02

J0222+0952 EC0711.UVDATA.1

Freq = 4.7990 GHz, Bw = 32.000 MH

No calibration applied and no bandpass applied



Lower frame: Milli Ampl Jy Top frame: Phas deg  
Vector averaged cross-power spectrum Several baselines displayed  
Timerange: 00/13:07:41 to 00/13:11:19

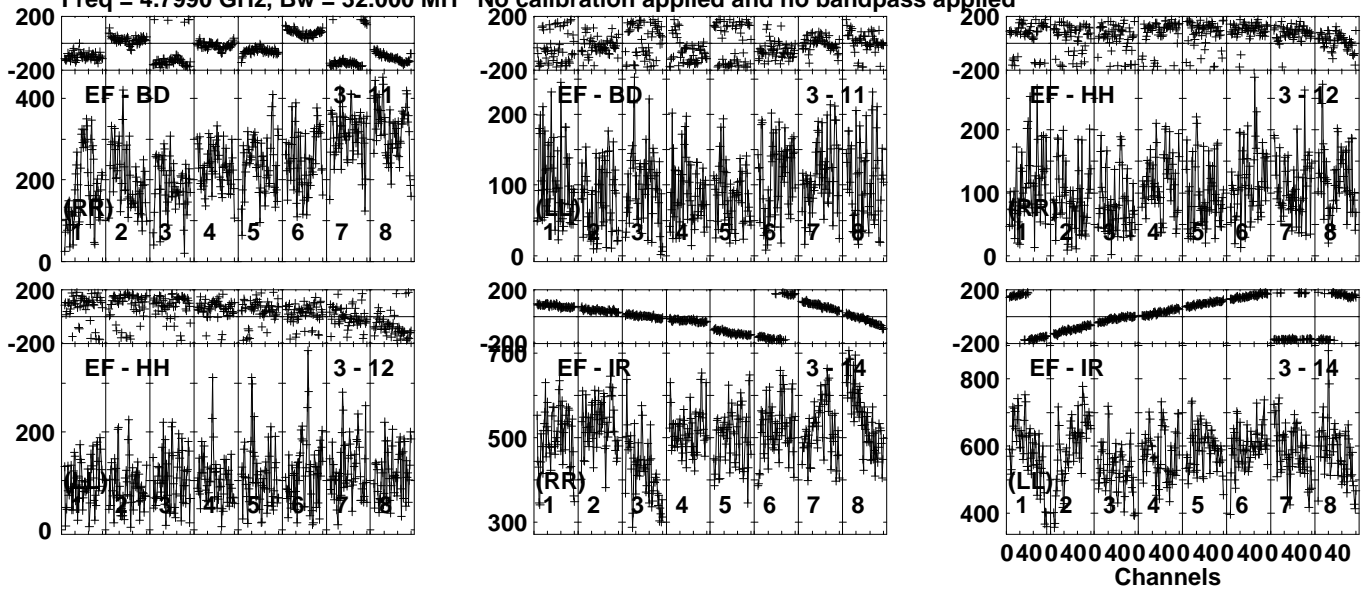


Plot file version 299 created 02-JUN-2021 12:00:02

J0222+0952 EC0711.UVDATA.1

Freq = 4.7990 GHz, Bw = 32.000 MH

No calibration applied and no bandpass applied



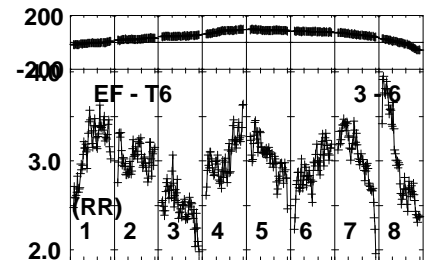
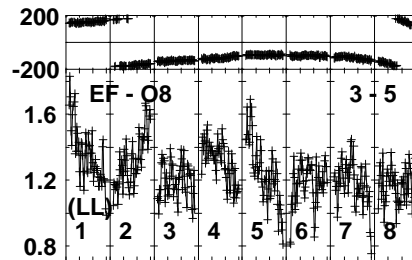
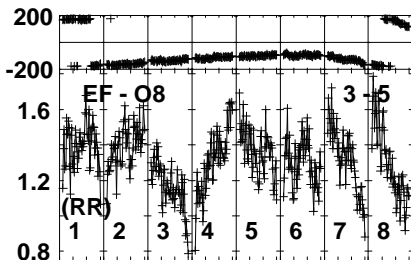
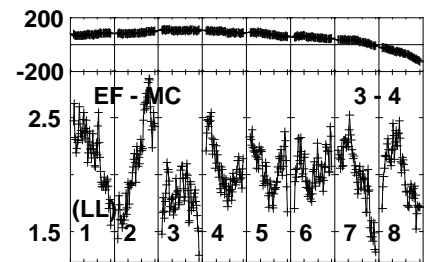
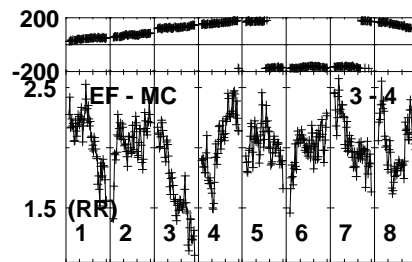
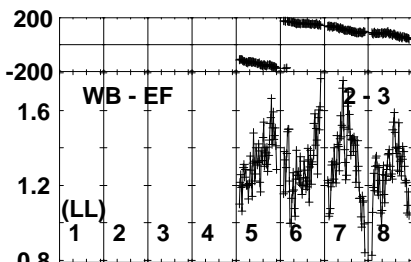
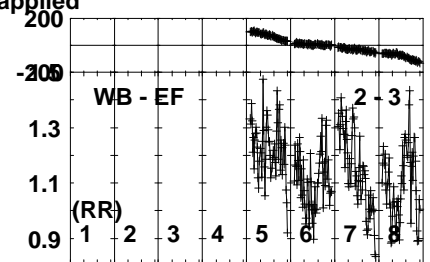
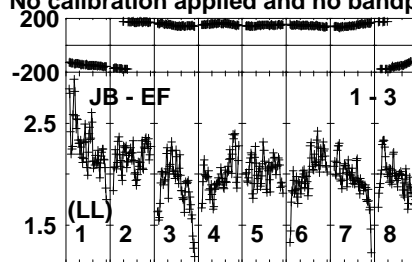
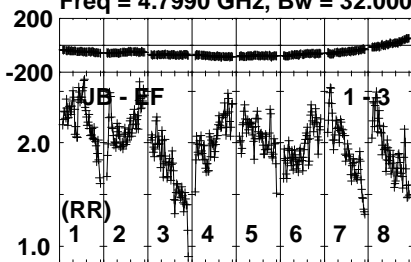
Lower frame: Micro Ampl Jy Top frame: Phas deg  
Vector averaged cross-power spectrum Several baselines displayed  
Timerange: 00/13:07:41 to 00/13:11:19

Plot file version 300 created 02-JUN-2021 12:00:02

J0226+0937 EC0711.UVDATA.1

Freq = 4.7990 GHz, Bw = 32.000 MH

No calibration applied and no bandpass applied



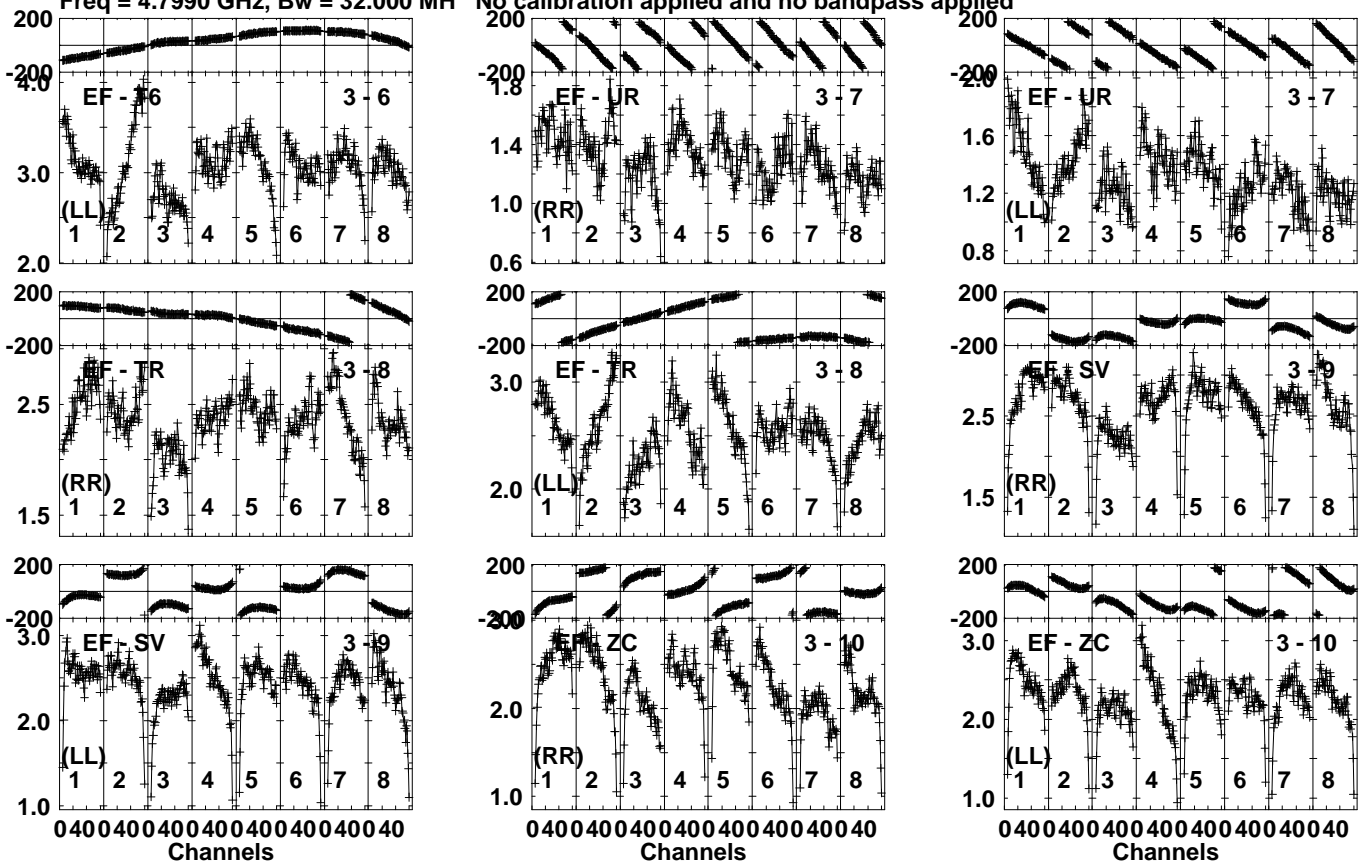
Lower frame: Milli Ampl Jy Top frame: Phas deg  
Vector averaged cross-power spectrum Several baselines displayed  
Timerange: 00/13:11:21 to 00/13:12:59

Plot file version 301 created 02-JUN-2021 12:00:02

J0226+0937 EC0711.UVDATA.1

Freq = 4.7990 GHz, Bw = 32.000 MH

No calibration applied and no bandpass applied



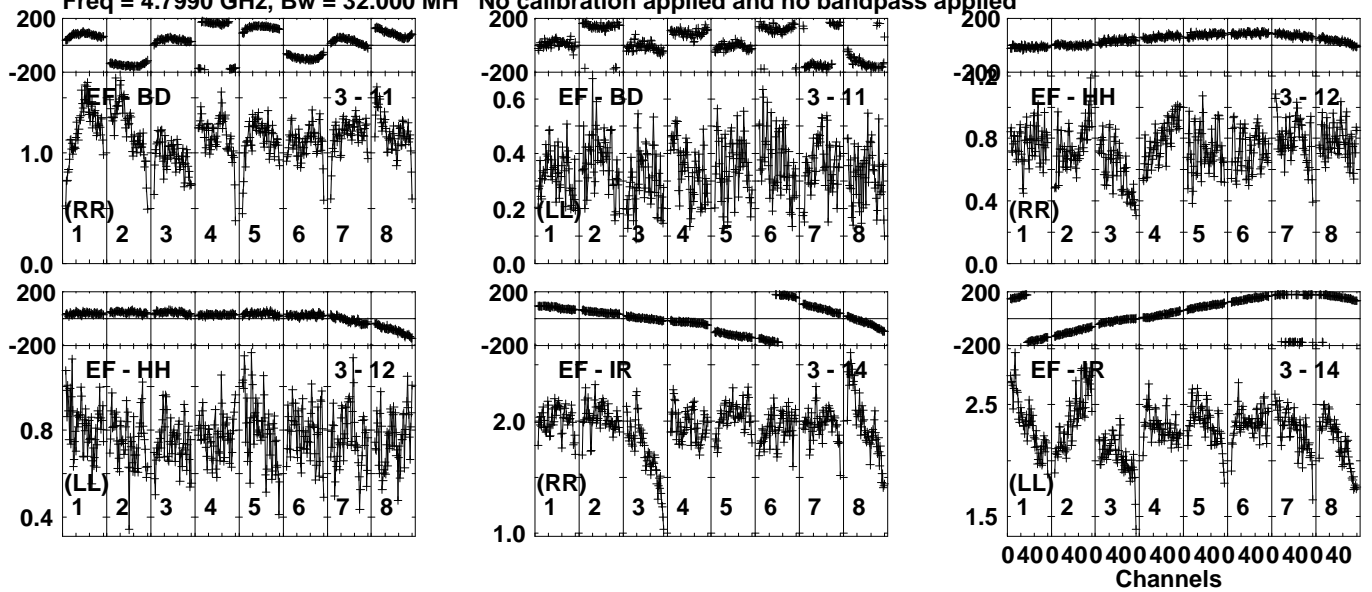
Lower frame: Milli Ampl Jy Top frame: Phas deg  
Vector averaged cross-power spectrum Several baselines displayed  
Timerange: 00/13:11:21 to 00/13:12:59

Plot file version 302 created 02-JUN-2021 12:00:02

J0226+0937 EC0711.UVDATA.1

Freq = 4.7990 GHz, Bw = 32.000 MH

No calibration applied and no bandpass applied



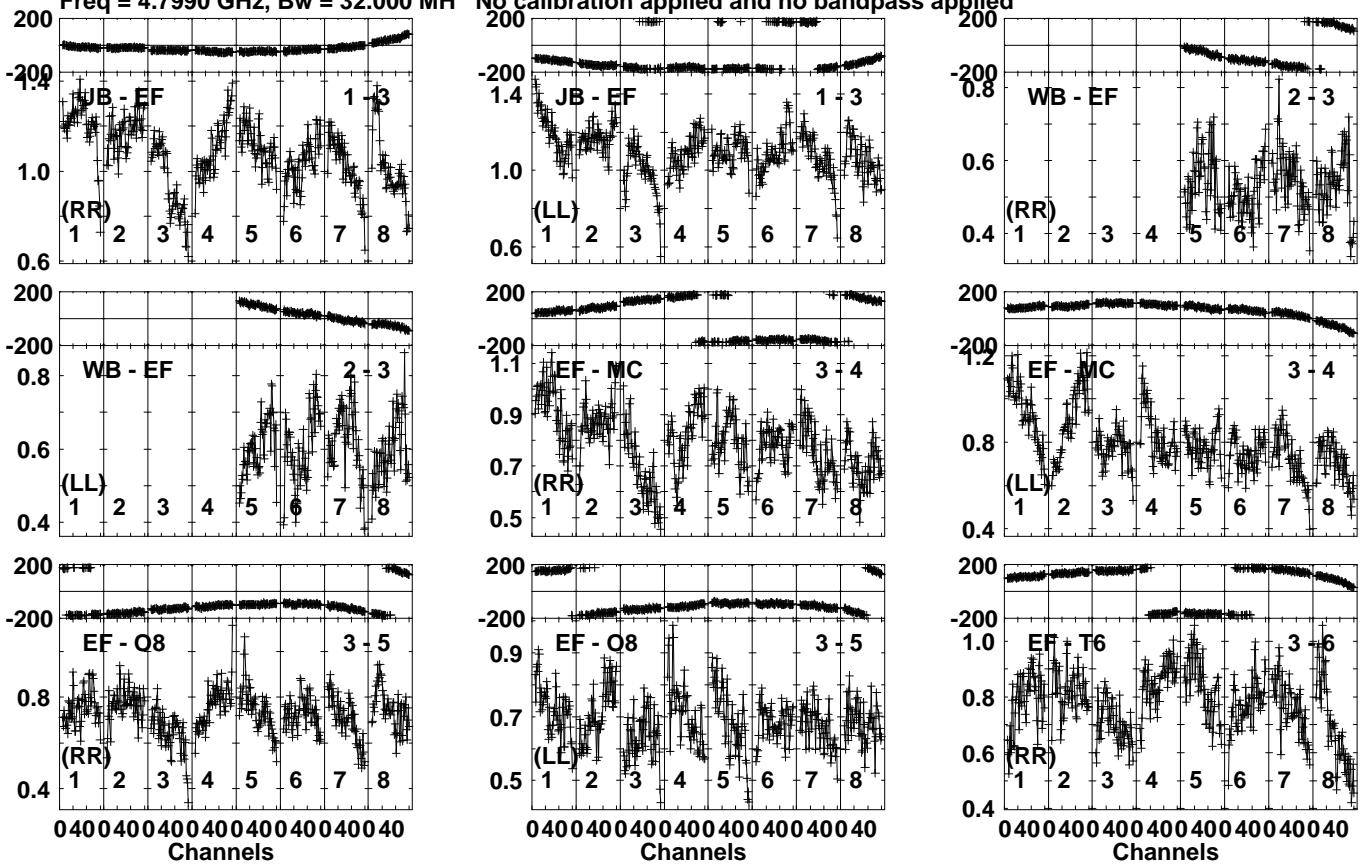
Lower frame: Milli Ampl Jy Top frame: Phas deg  
Vector averaged cross-power spectrum Several baselines displayed  
Timerange: 00/13:11:21 to 00/13:12:59

Plot file version 303 created 02-JUN-2021 12:00:02

J0222+0952 EC0711.UVDATA.1

Freq = 4.7990 GHz, Bw = 32.000 MH

No calibration applied and no bandpass applied

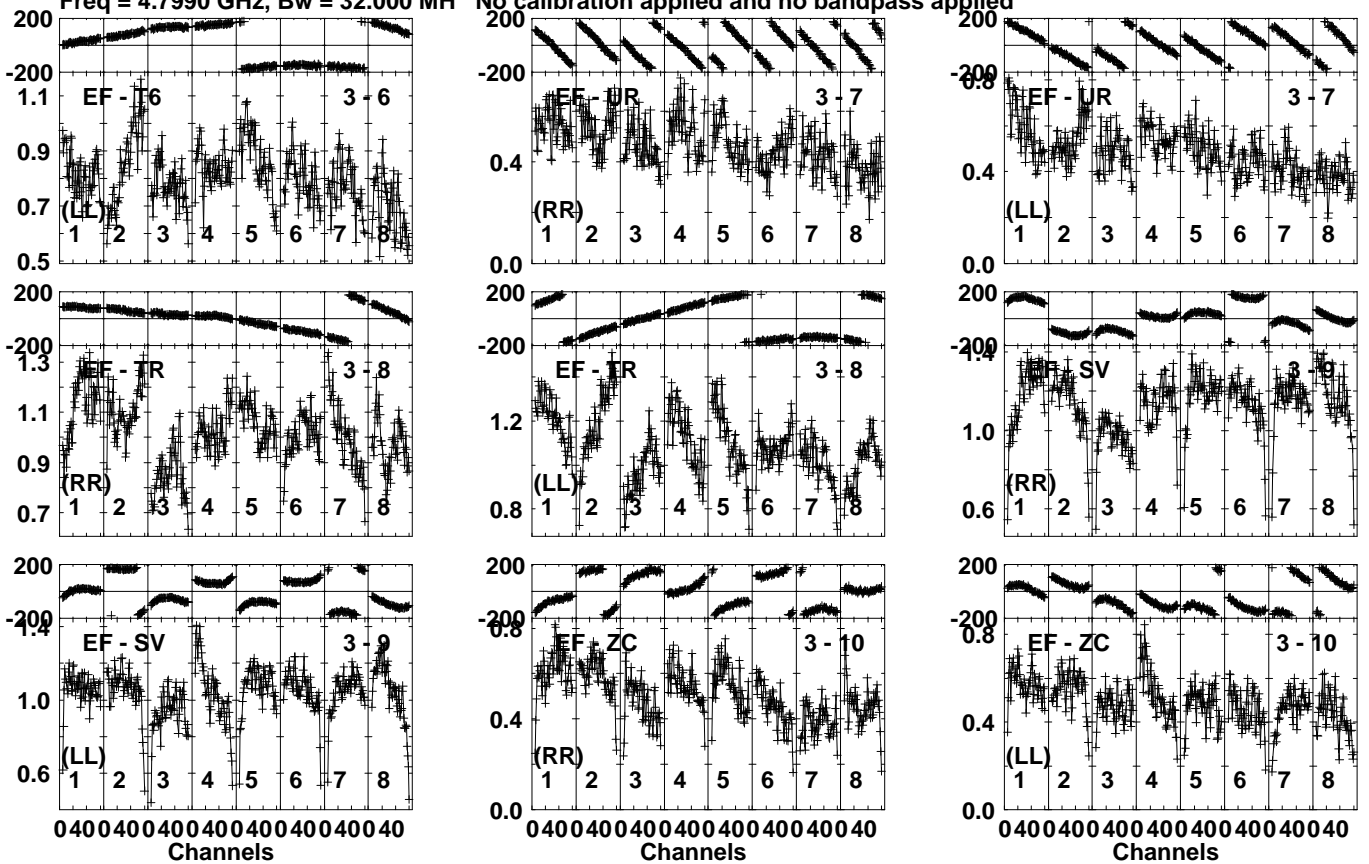


Lower frame: Milli Ampl Jy Top frame: Phas deg  
Vector averaged cross-power spectrum Several baselines displayed  
Timerange: 00/13:13:01 to 00/13:16:39

Plot file version 304 created 02-JUN-2021 12:00:02

J0222+0952 EC0711.UVDATA.1

Freq = 4.7990 GHz, Bw = 32.000 MH No calibration applied and no bandpass applied



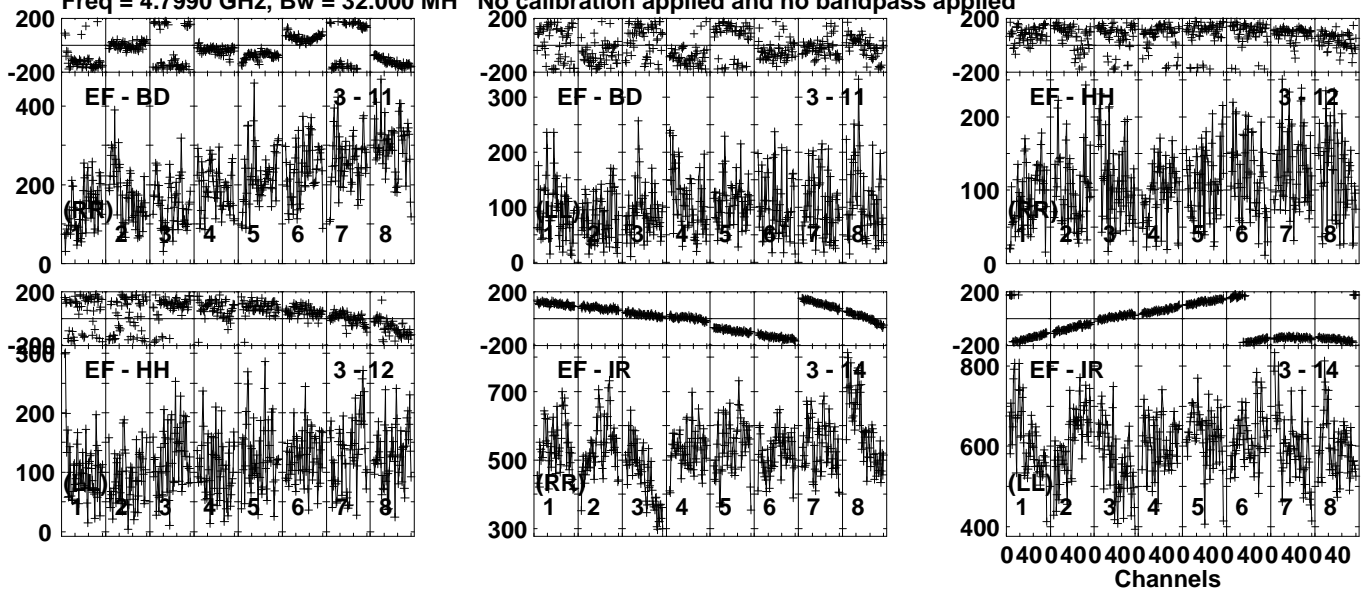
Lower frame: Milli Ampl Jy Top frame: Phas deg  
Vector averaged cross-power spectrum Several baselines displayed  
Timerange: 00/13:13:01 to 00/13:16:39

Plot file version 305 created 02-JUN-2021 12:00:03

J0222+0952 EC0711.UVDATA.1

Freq = 4.7990 GHz, Bw = 32.000 MH

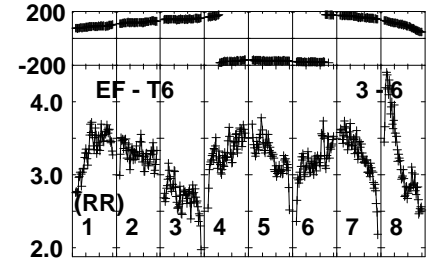
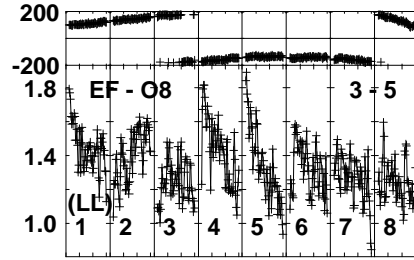
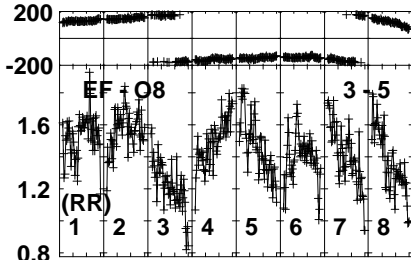
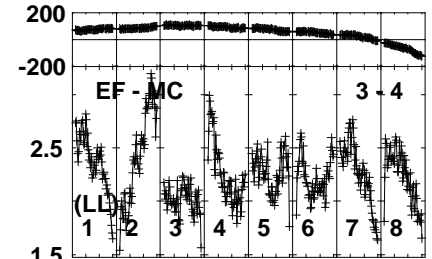
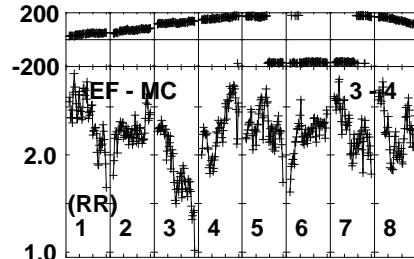
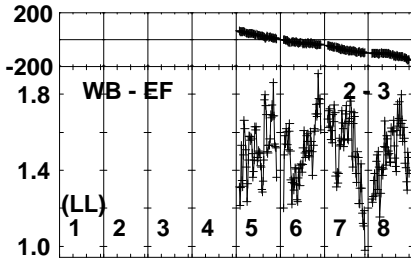
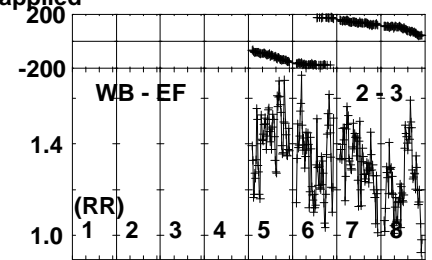
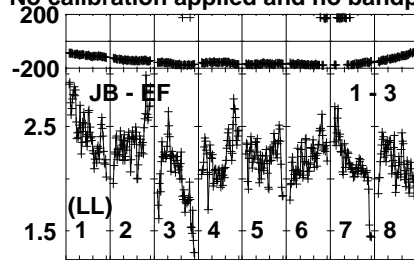
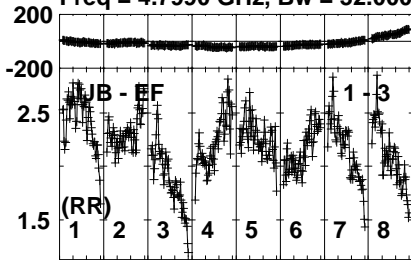
No calibration applied and no bandpass applied



Lower frame: Micro Ampl Jy Top frame: Phas deg  
Vector averaged cross-power spectrum Several baselines displayed  
Timerange: 00/13:13:01 to 00/13:16:39

Plot file version 306 created 02-JUN-2021 12:00:03  
 J0226+0937 EC0711.UVDATA.1  
 Freq = 4.7990 GHz, Bw = 32.000 MH

No calibration applied and no bandpass applied



Lower frame: Milli Ampl Jy Top frame: Phas deg  
 Vector averaged cross-power spectrum Several baselines displayed  
 Timerange: 00/13:17:21 to 00/13:18:19

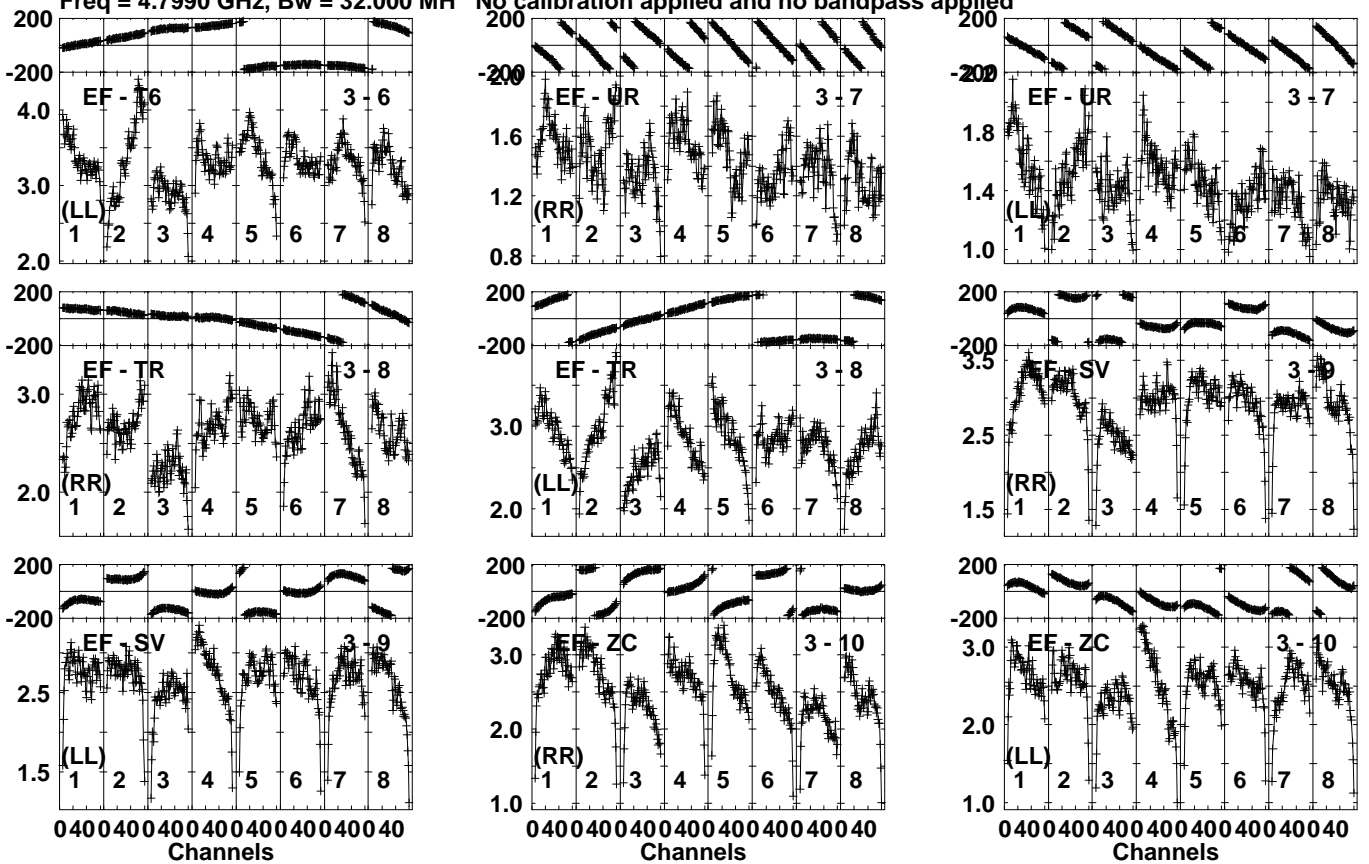


Plot file version 307 created 02-JUN-2021 12:00:03

J0226+0937 EC0711.UVDATA.1

Freq = 4.7990 GHz, Bw = 32.000 MH

No calibration applied and no bandpass applied



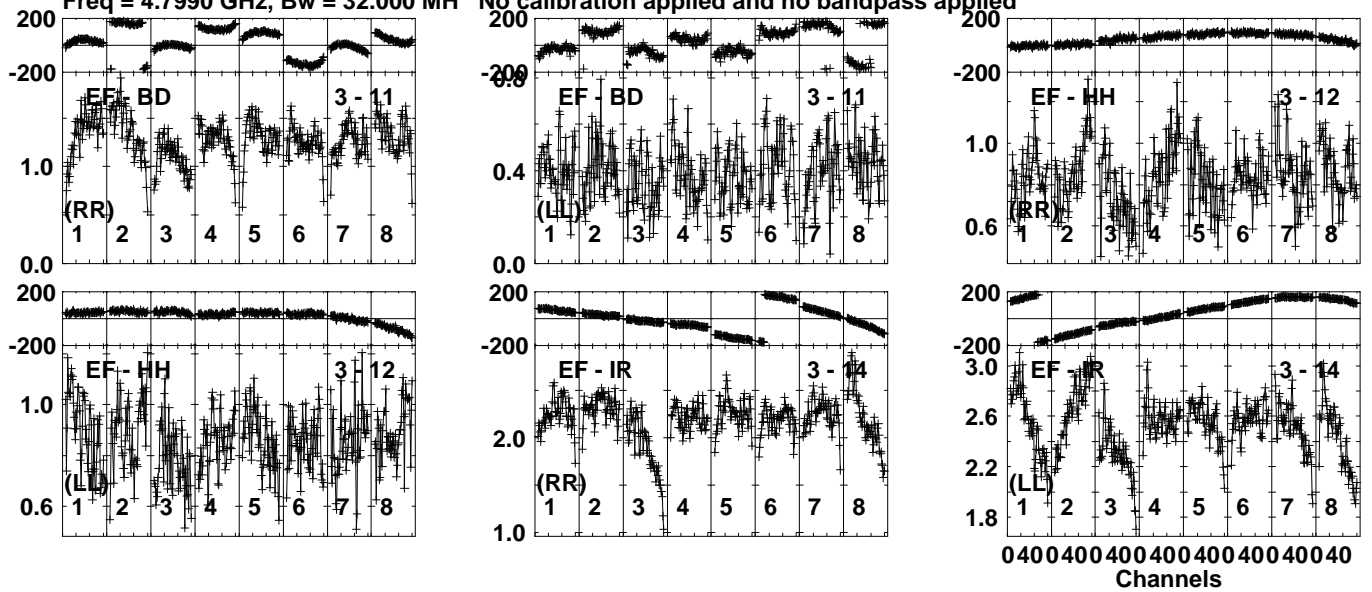
Lower frame: Milli Ampl Jy Top frame: Phas deg  
Vector averaged cross-power spectrum Several baselines displayed  
Timerange: 00/13:17:21 to 00/13:18:19

Plot file version 308 created 02-JUN-2021 12:00:03

J0226+0937 EC0711.UVDATA.1

Freq = 4.7990 GHz, Bw = 32.000 MH

No calibration applied and no bandpass applied



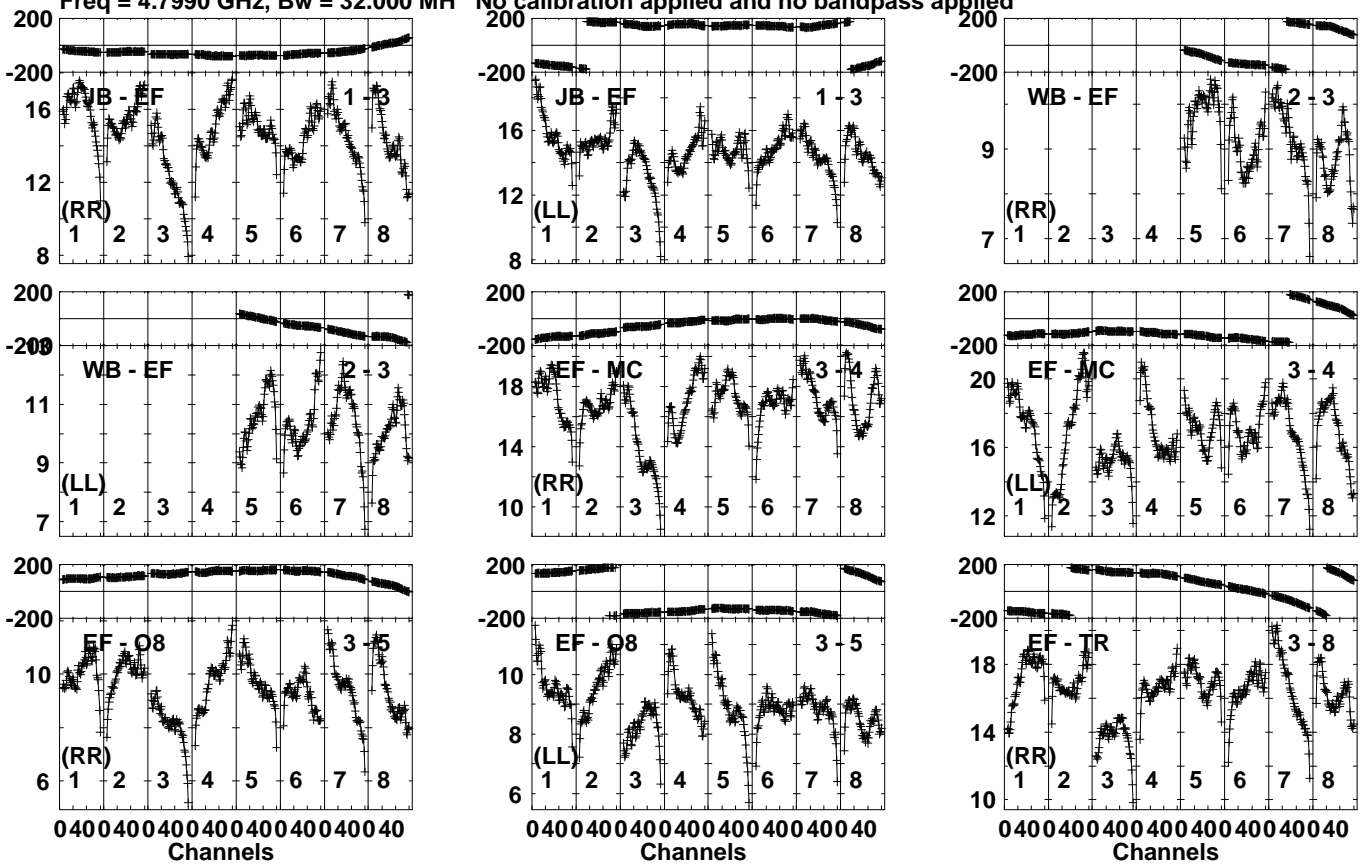
Lower frame: Milli Ampl Jy Top frame: Phas deg  
Vector averaged cross-power spectrum Several baselines displayed  
Timerange: 00/13:17:21 to 00/13:18:19

Plot file version 309 created 02-JUN-2021 12:00:03

J2348-1631 EC0711.UVDATA.1

Freq = 4.7990 GHz, Bw = 32.000 MH

No calibration applied and no bandpass applied



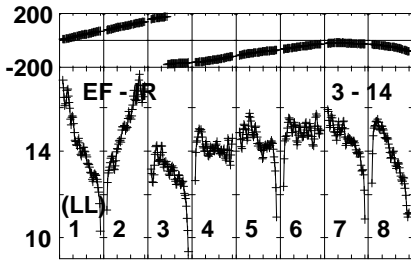
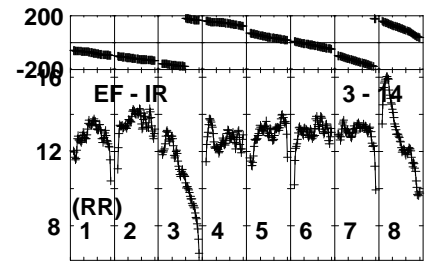
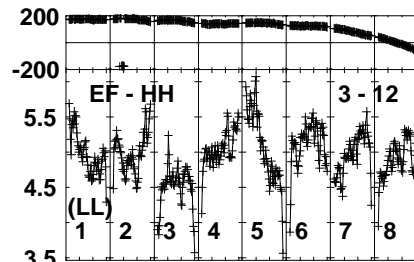
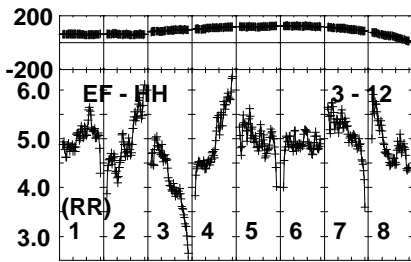
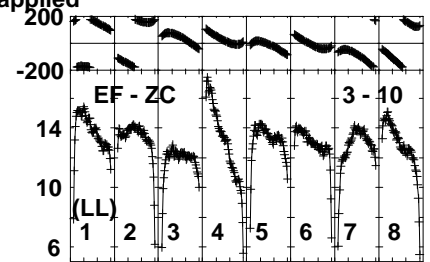
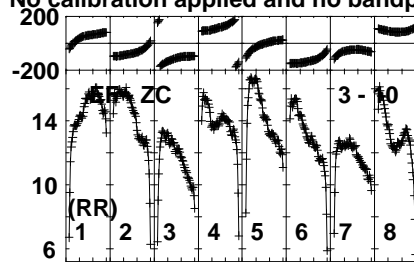
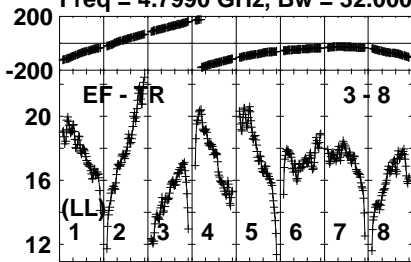
Lower frame: Milli Ampl Jy Top frame: Phas deg  
Vector averaged cross-power spectrum Several baselines displayed  
Timerange: 00/13:20:21 to 00/13:22:19

Plot file version 310 created 02-JUN-2021 12:00:03

J2348-1631 EC0711.UVDATA.1

Freq = 4.7990 GHz, Bw = 32.000 MH

No calibration applied and no bandpass applied



040040040040040040040040040

Channels

Lower frame: Milli Ampl Jy Top frame: Phas deg

Vector averaged cross-power spectrum Several baselines displayed

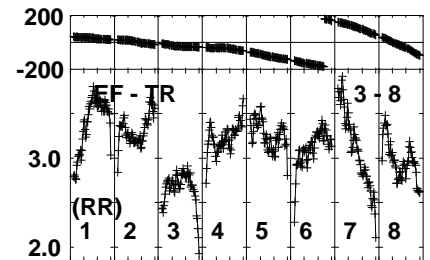
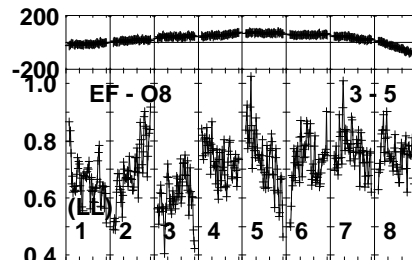
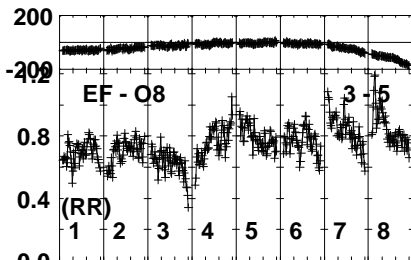
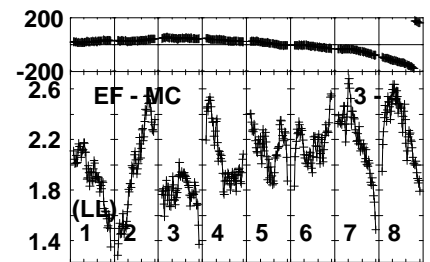
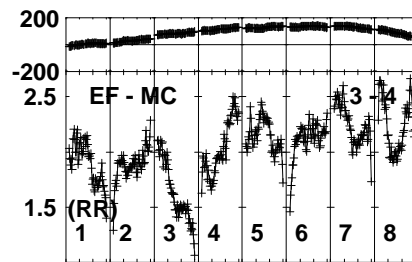
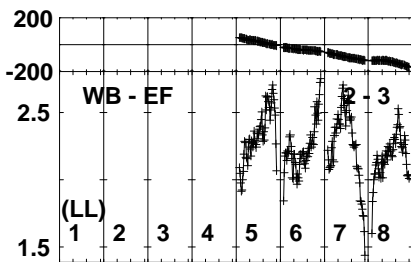
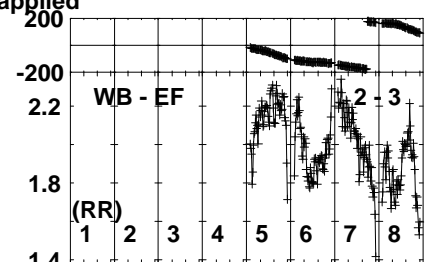
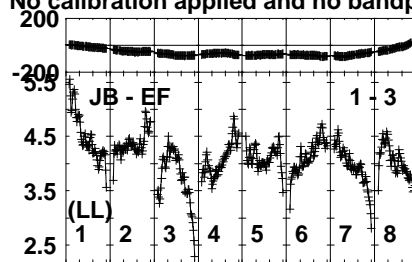
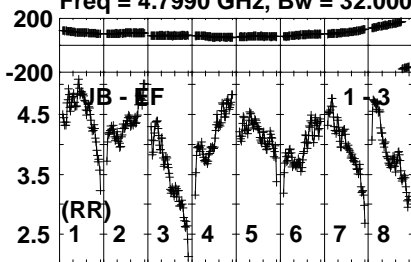
Timerange: 00/13:20:21 to 00/13:22:19

Plot file version 311 created 02-JUN-2021 12:00:03

J2347-1856 EC0711.UVDATA.1

Freq = 4.7990 GHz, Bw = 32.000 MH

No calibration applied and no bandpass applied



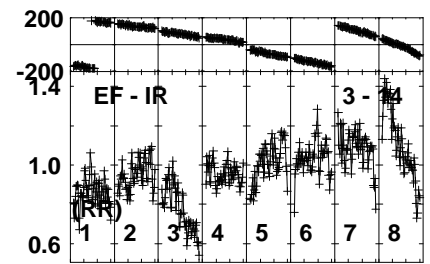
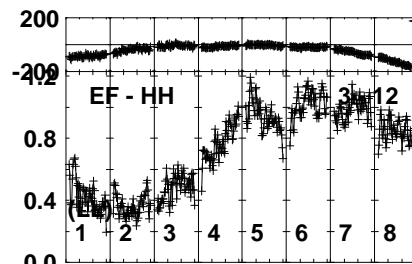
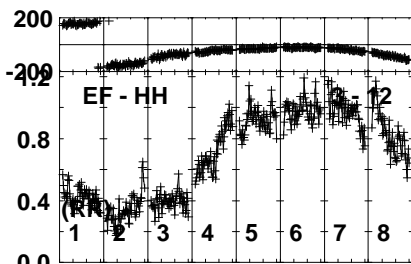
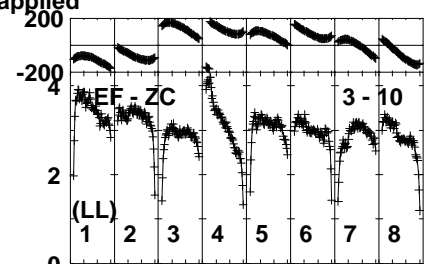
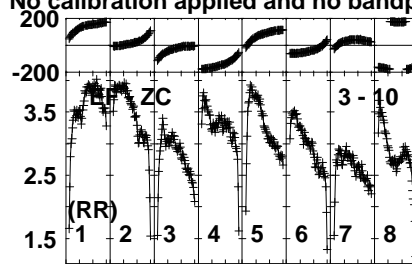
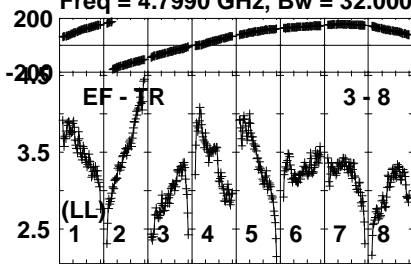
Lower frame: Milli Ampl Jy Top frame: Phas deg  
Vector averaged cross-power spectrum Several baselines displayed  
Timerange: 00/13:22:21 to 00/13:25:59

Plot file version 312 created 02-JUN-2021 12:00:03

J2347-1856 EC0711.UVDATA.1

Freq = 4.7990 GHz, Bw = 32.000 MH

No calibration applied and no bandpass applied



040040040040040040040040

Channels

Lower frame: Milli Ampl Jy Top frame: Phas deg

Vector averaged cross-power spectrum Several baselines displayed

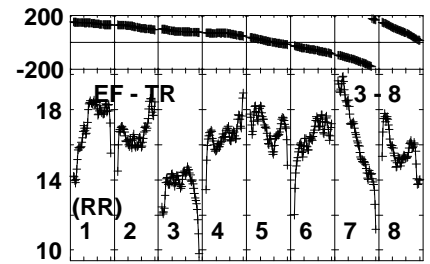
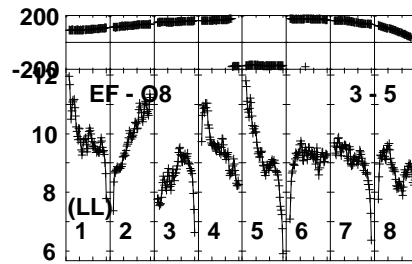
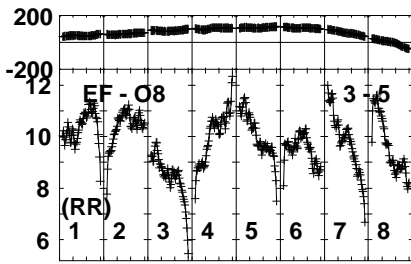
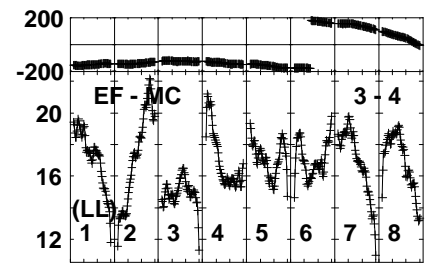
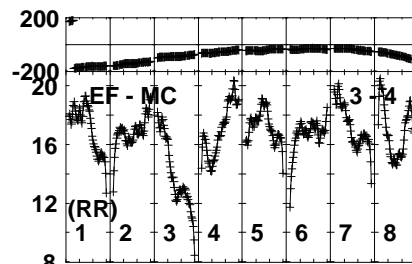
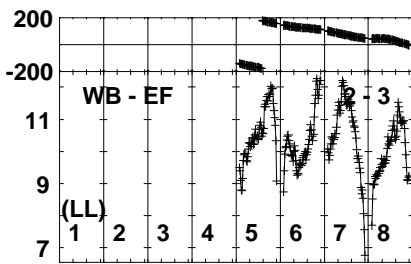
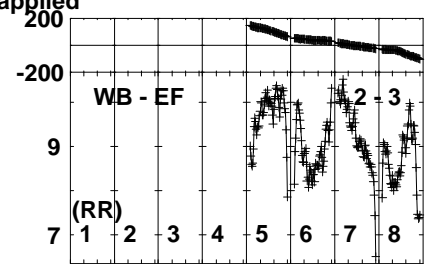
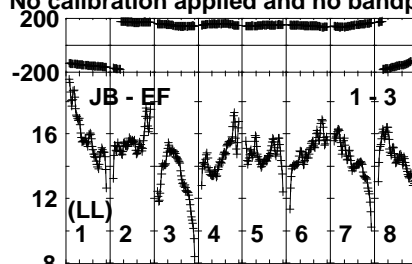
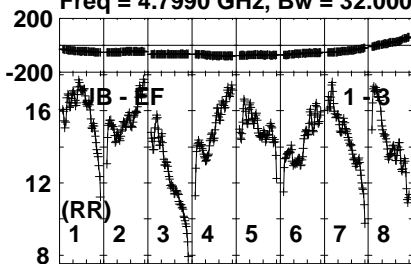
Timerange: 00/13:22:21 to 00/13:25:59

Plot file version 313 created 02-JUN-2021 12:00:03

J2348-1631 EC0711.UVDATA.1

Freq = 4.7990 GHz, Bw = 32.000 MH

No calibration applied and no bandpass applied



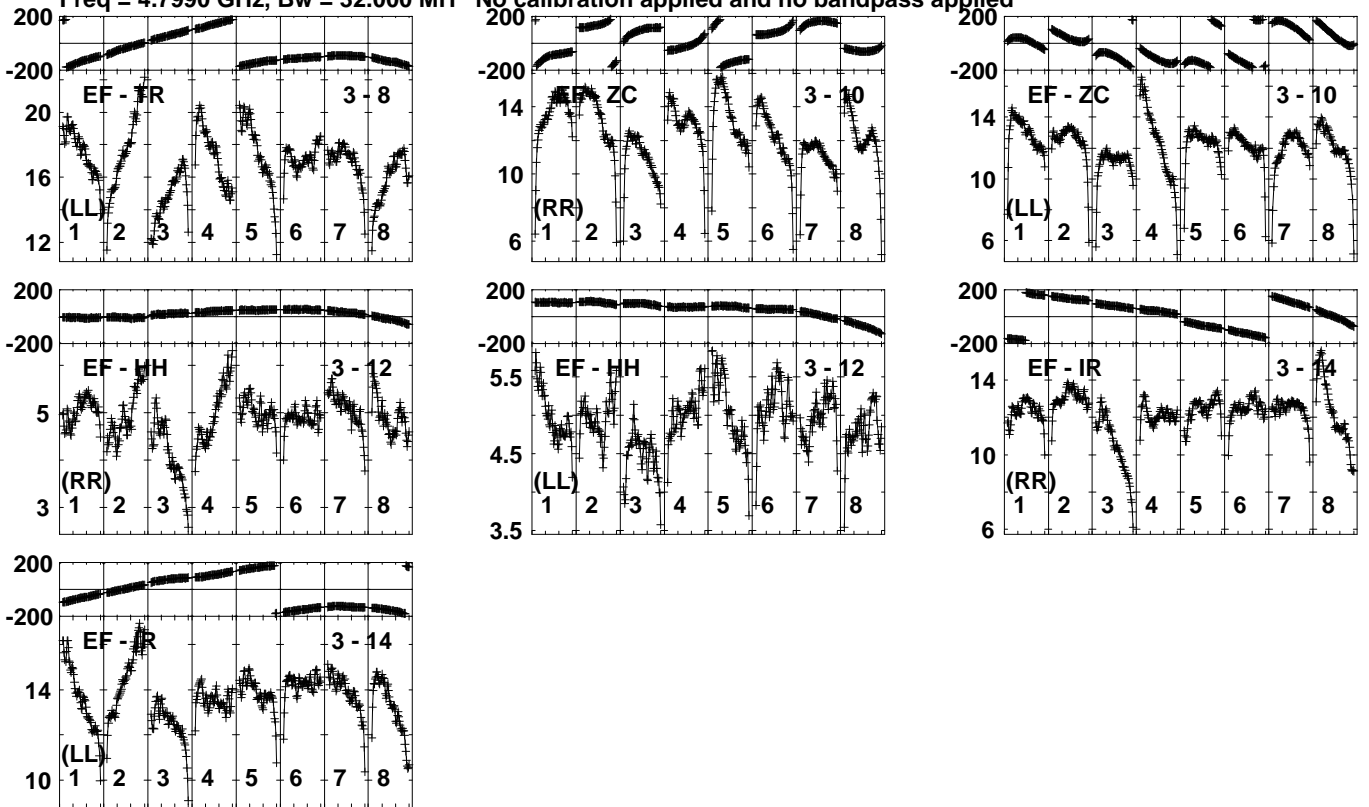
Lower frame: Milli Ampl Jy Top frame: Phas deg  
Vector averaged cross-power spectrum Several baselines displayed  
Timerange: 00/13:26:01 to 00/13:27:39

Plot file version 314 created 02-JUN-2021 12:00:03

J2348-1631 EC0711.UVDATA.1

Freq = 4.7990 GHz, Bw = 32.000 MH

No calibration applied and no bandpass applied



040040040040040040040040

Channels

Lower frame: Milli Ampl Jy Top frame: Phas deg

Vector averaged cross-power spectrum Several baselines displayed

Timerange: 00/13:26:01 to 00/13:27:39

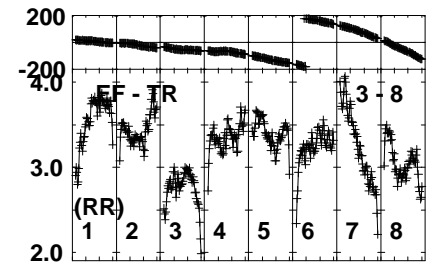
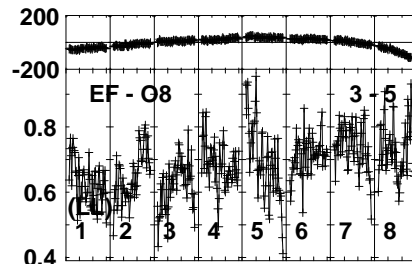
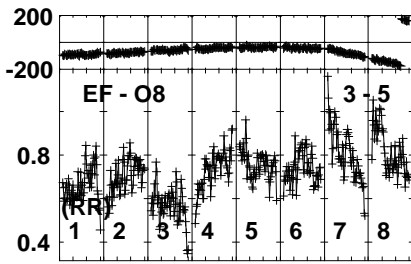
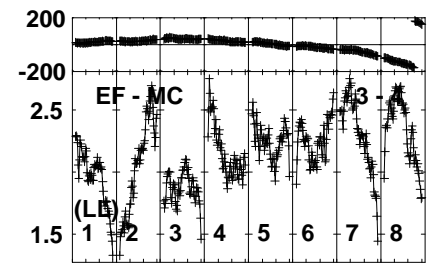
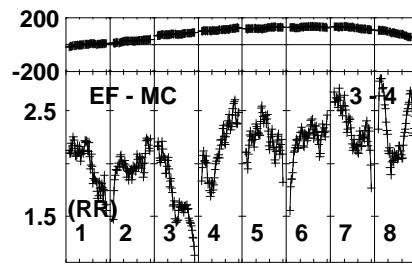
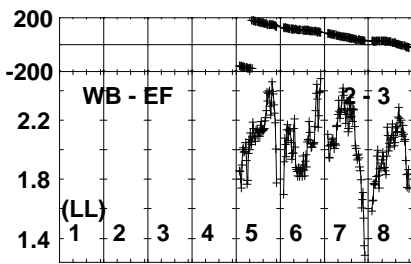
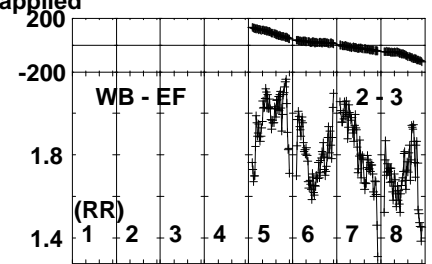
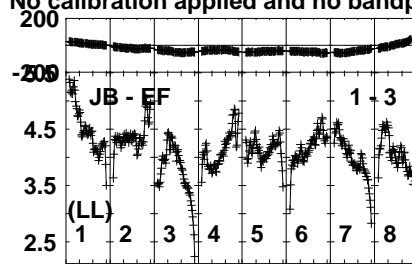
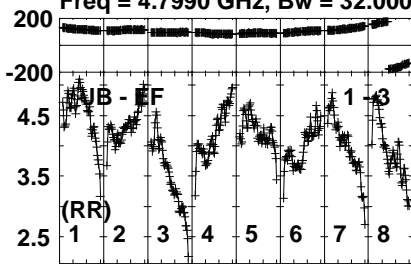


Plot file version 315 created 02-JUN-2021 12:00:03

J2347-1856 EC0711.UVDATA.1

Freq = 4.7990 GHz, Bw = 32.000 MH

No calibration applied and no bandpass applied



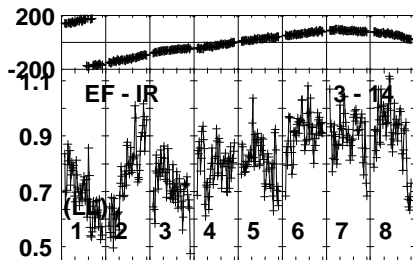
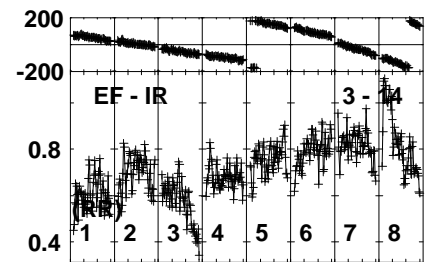
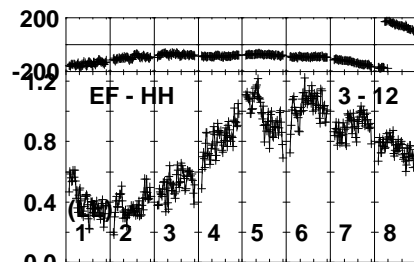
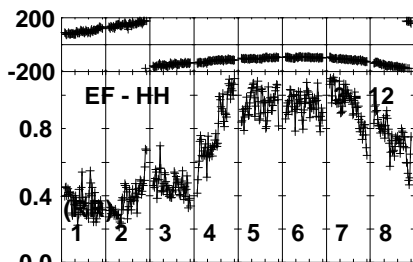
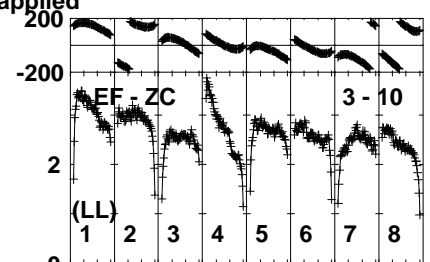
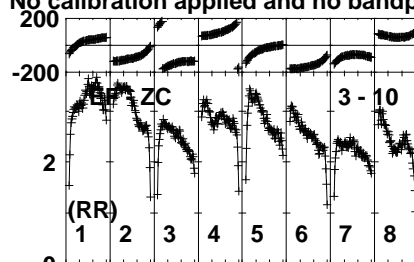
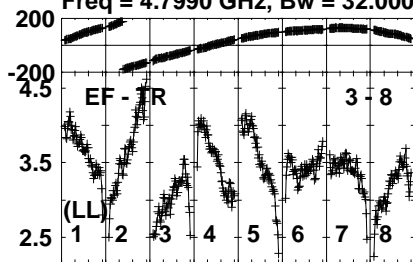
Lower frame: Milli Ampl Jy Top frame: Phas deg  
Vector averaged cross-power spectrum Several baselines displayed  
Timerange: 00/13:27:43 to 00/13:31:19

Plot file version 316 created 02-JUN-2021 12:00:03

J2347-1856 EC0711.UVDATA.1

Freq = 4.7990 GHz, Bw = 32.000 MH

No calibration applied and no bandpass applied



040040040040040040040040040

Channels

Lower frame: Milli Ampl Jy Top frame: Phas deg

Vector averaged cross-power spectrum Several baselines displayed

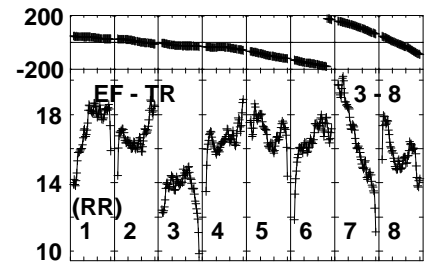
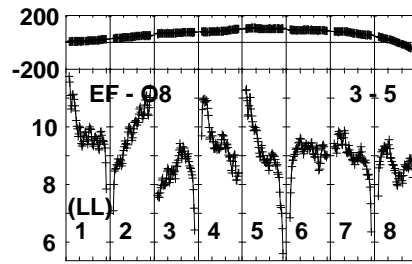
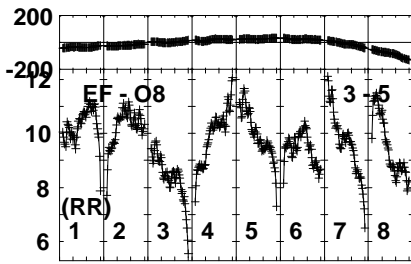
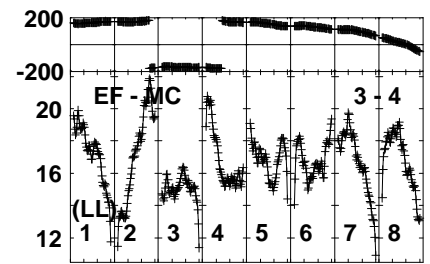
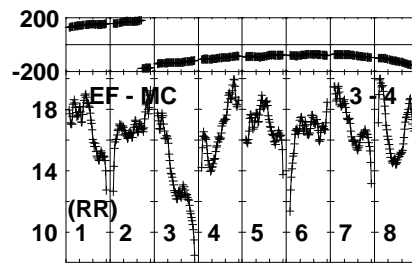
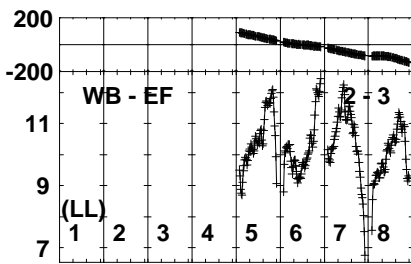
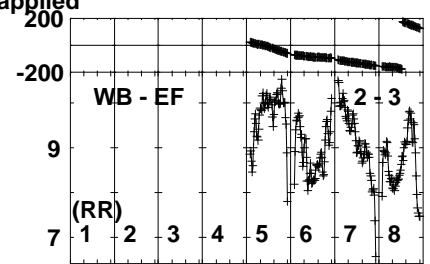
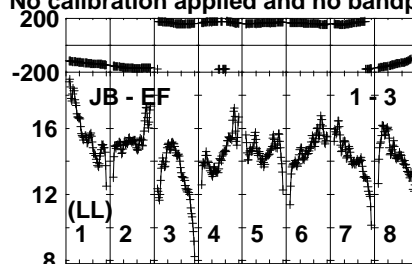
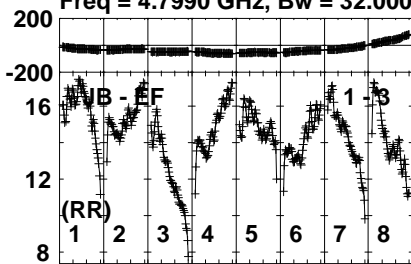
Timerange: 00/13:27:43 to 00/13:31:19

Plot file version 317 created 02-JUN-2021 12:00:03

J2348-1631 EC0711.UVDATA.1

Freq = 4.7990 GHz, Bw = 32.000 MH

No calibration applied and no bandpass applied



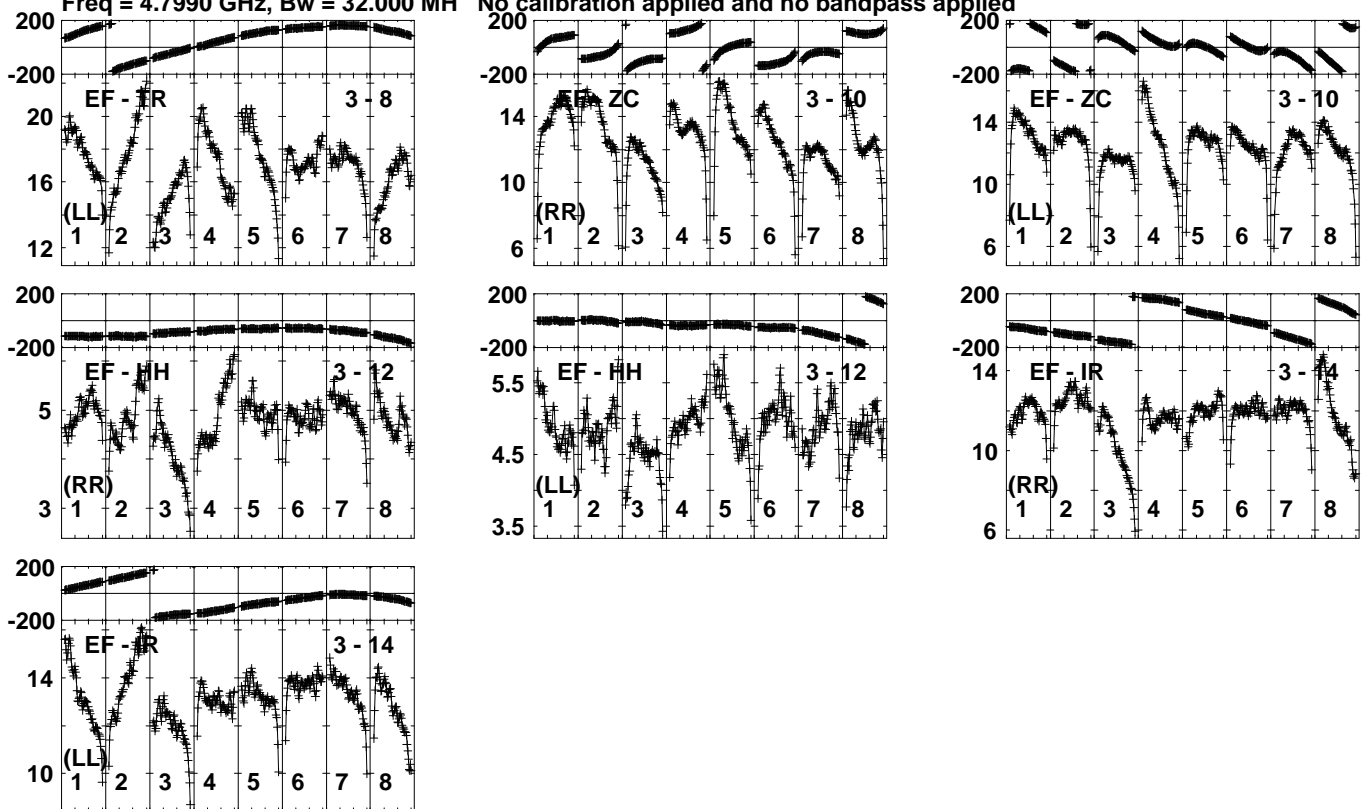
Lower frame: Milli Ampl Jy Top frame: Phas deg  
Vector averaged cross-power spectrum Several baselines displayed  
Timerange: 00/13:32:01 to 00/13:32:59

Plot file version 318 created 02-JUN-2021 12:00:03

J2348-1631 EC0711.UVDATA.1

Freq = 4.7990 GHz, Bw = 32.000 MH

No calibration applied and no bandpass applied



040040040040040040040040

Channels

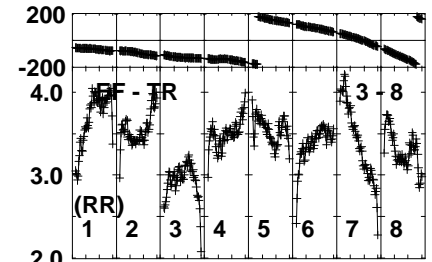
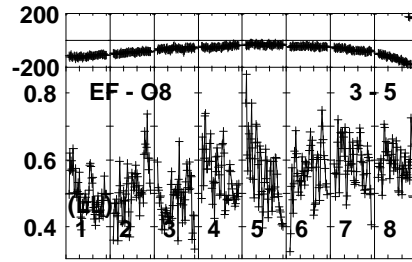
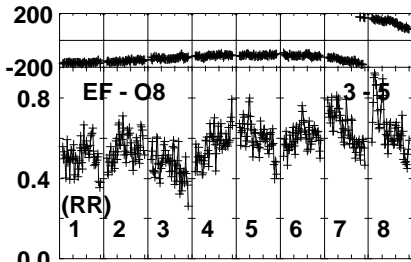
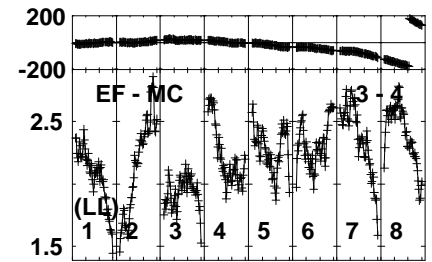
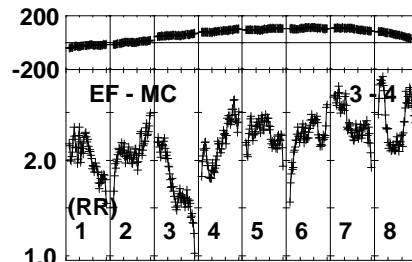
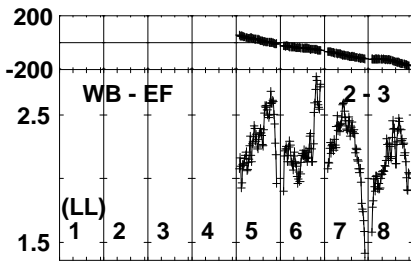
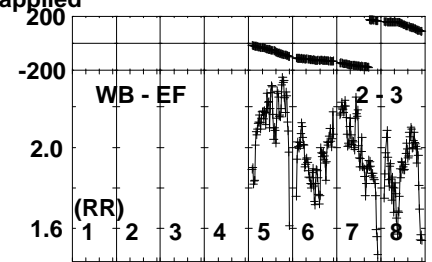
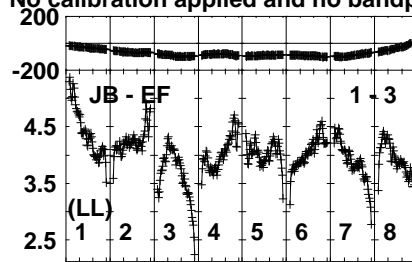
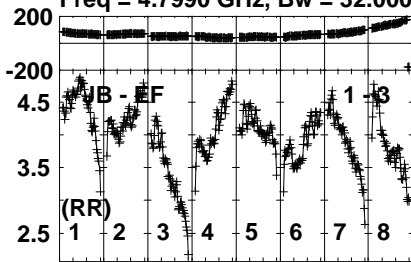
Lower frame: Milli Ampl Jy Top frame: Phas deg  
Vector averaged cross-power spectrum Several baselines displayed  
Timerange: 00/13:32:01 to 00/13:32:59

Plot file version 319 created 02-JUN-2021 12:00:04

J2347-1856 EC0711.UVDATA.1

Freq = 4.7990 GHz, Bw = 32.000 MH

No calibration applied and no bandpass applied



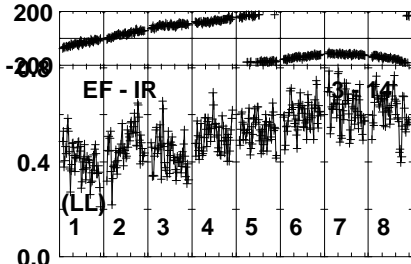
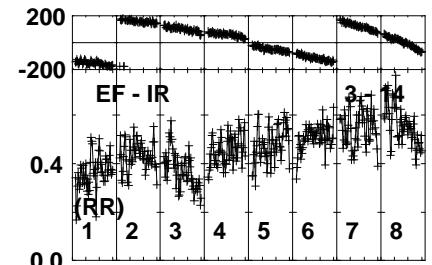
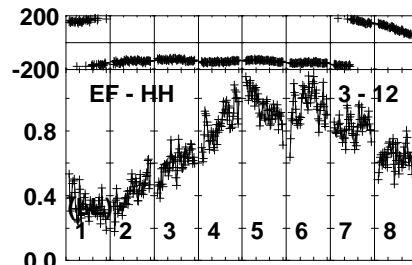
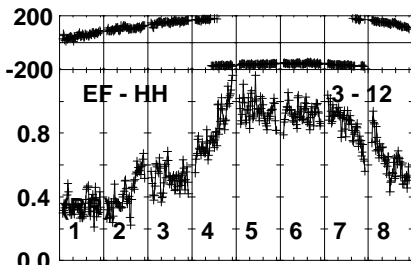
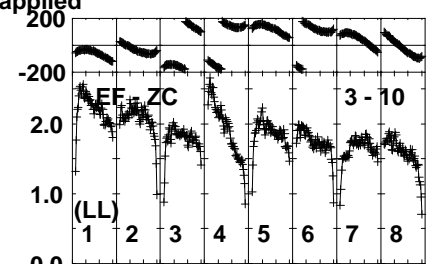
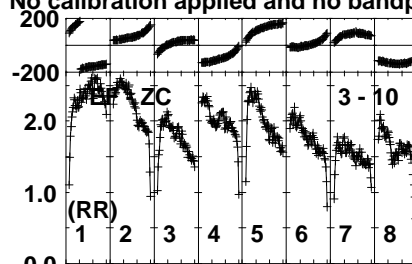
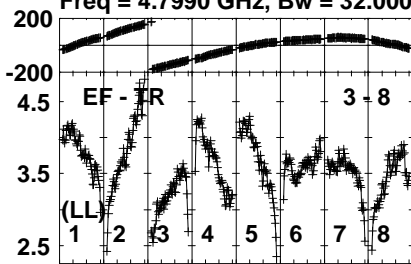
Lower frame: Milli Ampl Jy Top frame: Phas deg  
Vector averaged cross-power spectrum Several baselines displayed  
Timerange: 00/13:33:03 to 00/13:36:39

Plot file version 320 created 02-JUN-2021 12:00:04

J2347-1856 EC0711.UVDATA.1

Freq = 4.7990 GHz, Bw = 32.000 MH

No calibration applied and no bandpass applied



040040040040040040040040

Channels

Lower frame: Milli Ampl Jy Top frame: Phas deg

Vector averaged cross-power spectrum Several baselines displayed

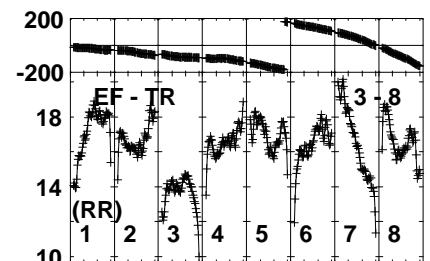
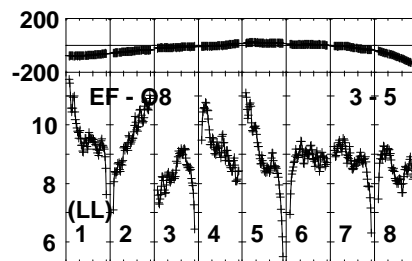
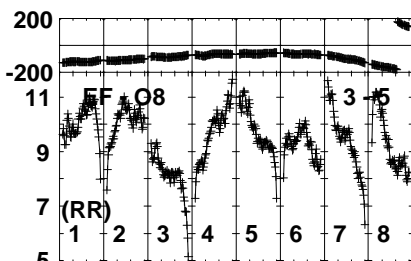
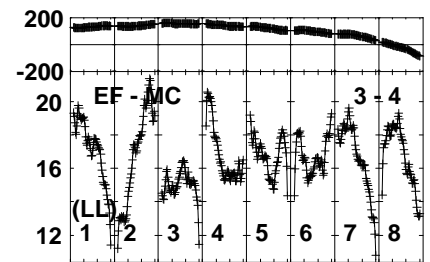
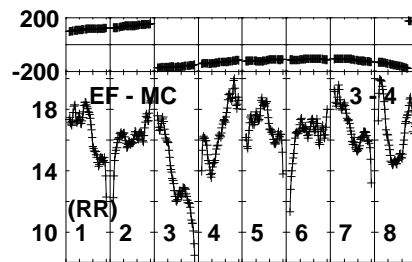
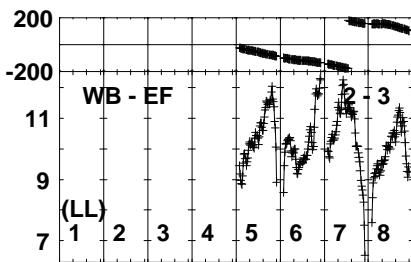
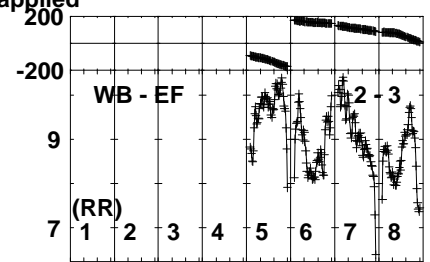
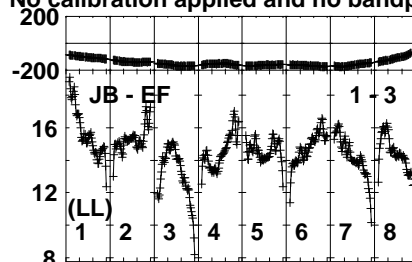
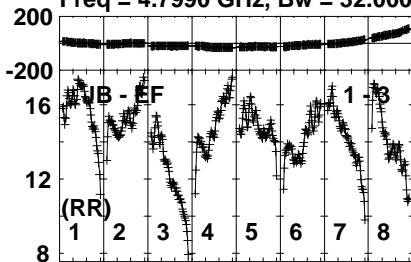
Timerange: 00/13:33:03 to 00/13:36:39

Plot file version 321 created 02-JUN-2021 12:00:04

J2348-1631 EC0711.UVDATA.1

Freq = 4.7990 GHz, Bw = 32.000 MH

No calibration applied and no bandpass applied



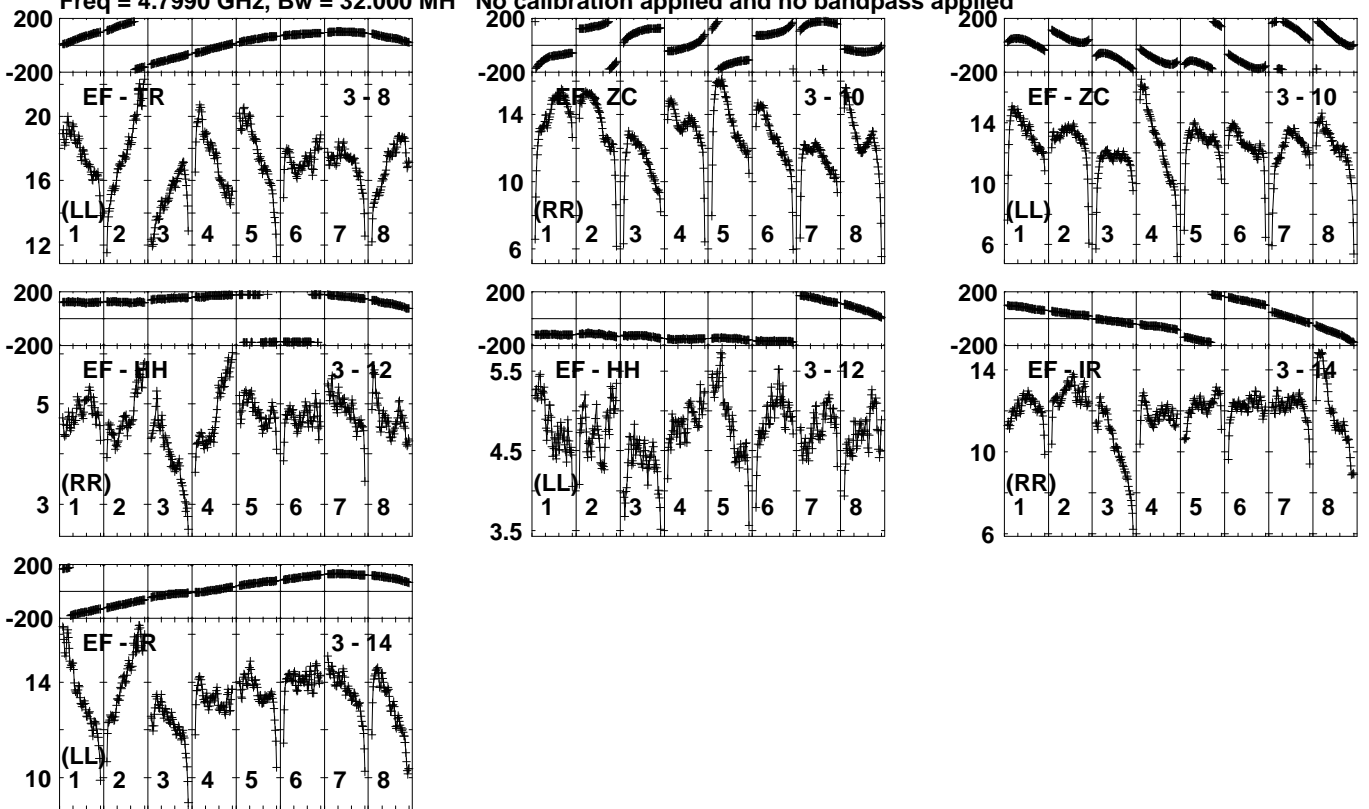
Lower frame: Milli Ampl Jy Top frame: Phas deg  
Vector averaged cross-power spectrum Several baselines displayed  
Timerange: 00/13:36:41 to 00/13:38:19

Plot file version 322 created 02-JUN-2021 12:00:04

J2348-1631 EC0711.UVDATA.1

Freq = 4.7990 GHz, Bw = 32.000 MH

No calibration applied and no bandpass applied



040040040040040040040040

Channels

Lower frame: Milli Ampl Jy Top frame: Phas deg

Vector averaged cross-power spectrum Several baselines displayed

Timerange: 00/13:36:41 to 00/13:38:19

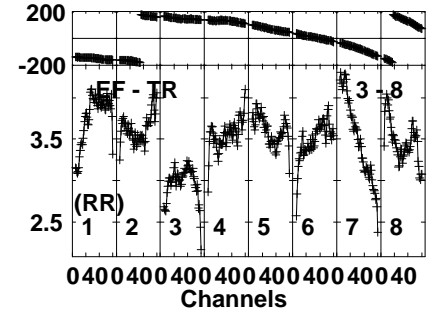
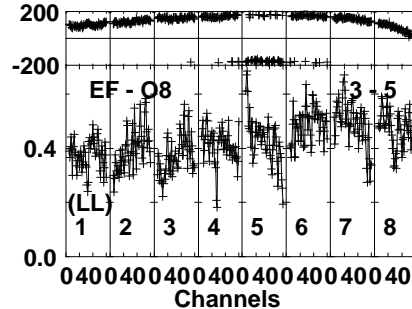
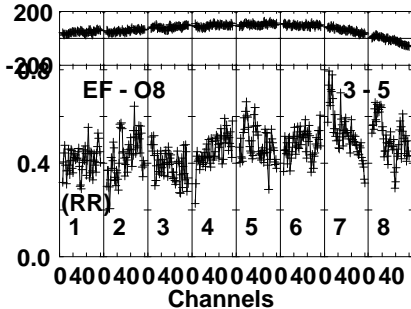
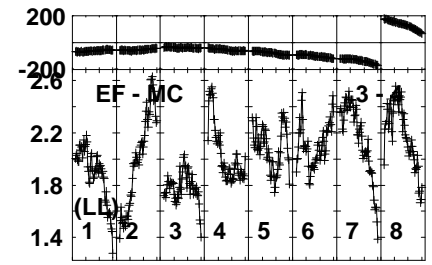
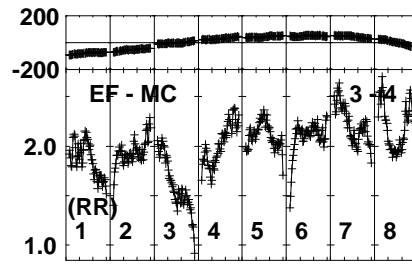
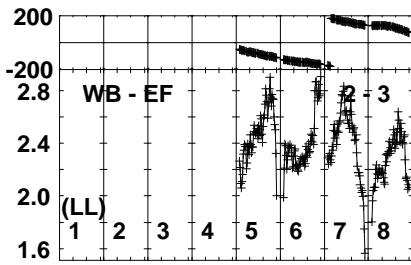
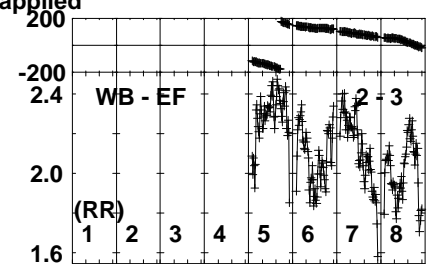
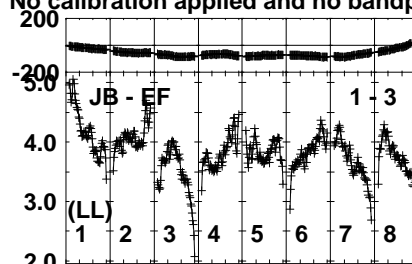
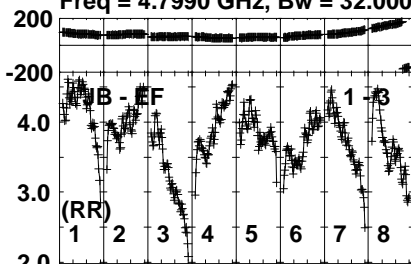


Plot file version 323 created 02-JUN-2021 12:00:04

J2347-1856 EC0711.UVDATA.1

Freq = 4.7990 GHz, Bw = 32.000 MH

No calibration applied and no bandpass applied



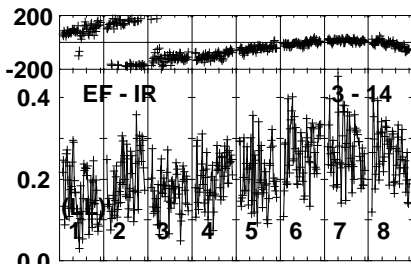
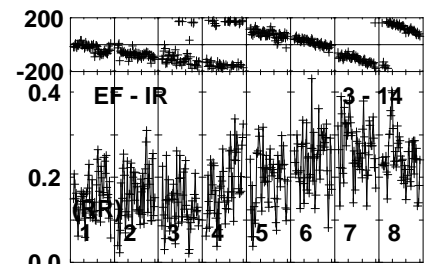
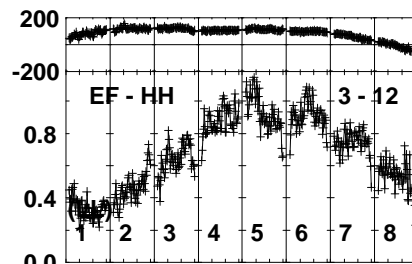
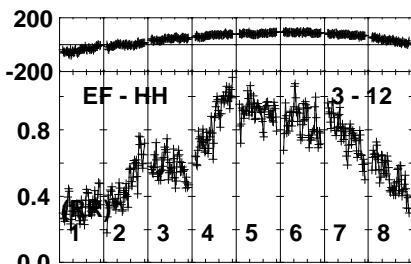
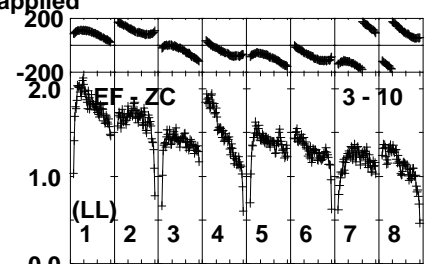
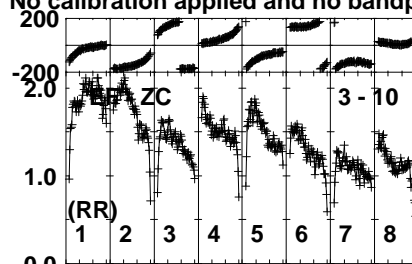
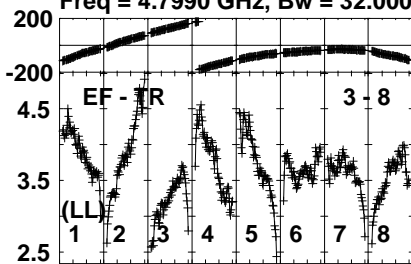
Lower frame: Milli Ampl Jy Top frame: Phas deg  
Vector averaged cross-power spectrum Several baselines displayed  
Timerange: 00/13:38:21 to 00/13:41:59

Plot file version 324 created 02-JUN-2021 12:00:04

J2347-1856 EC0711.UVDATA.1

Freq = 4.7990 GHz, Bw = 32.000 MH

No calibration applied and no bandpass applied



040040040040040040040040

Channels

Lower frame: Milli Ampl Jy Top frame: Phas deg

Vector averaged cross-power spectrum Several baselines displayed

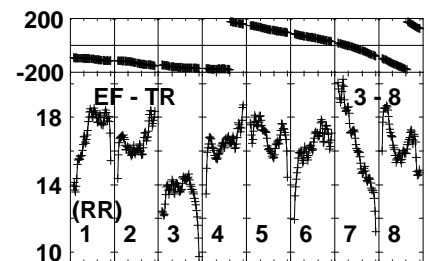
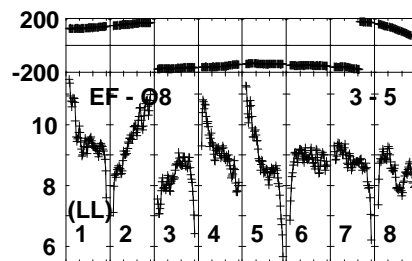
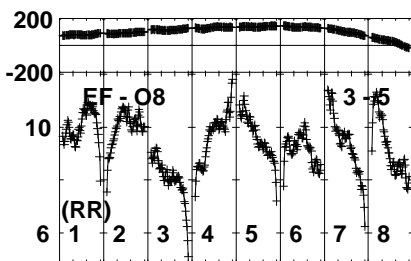
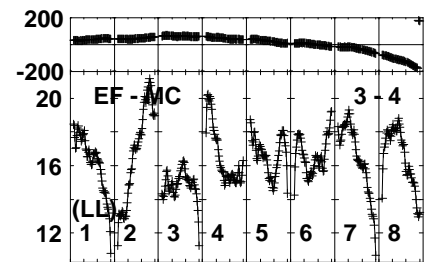
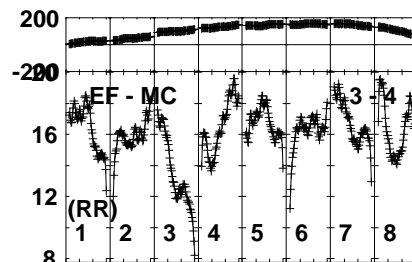
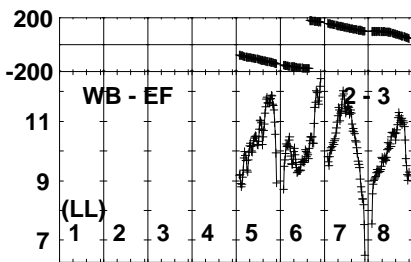
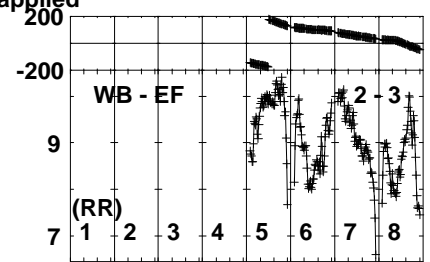
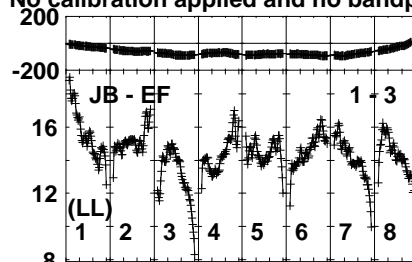
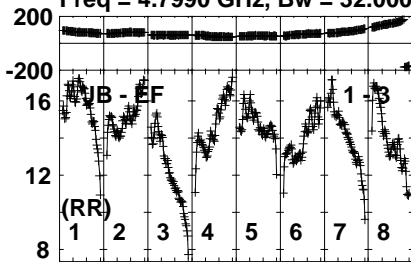
Timerange: 00/13:38:21 to 00/13:41:59

Plot file version 325 created 02-JUN-2021 12:00:04

J2348-1631 EC0711.UVDATA.1

Freq = 4.7990 GHz, Bw = 32.000 MH

No calibration applied and no bandpass applied



0400400400400400400400400400  
Channels

0400400400400400400400400400  
Channels

0400400400400400400400400400  
Channels

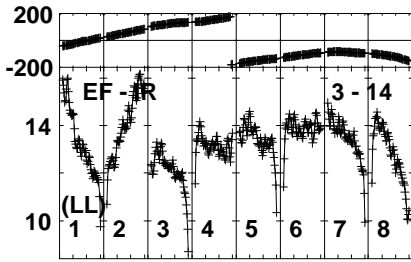
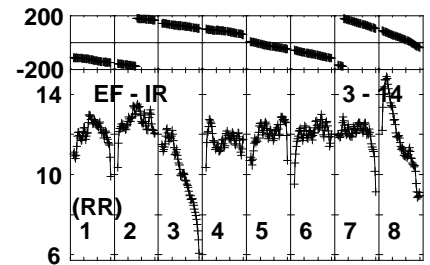
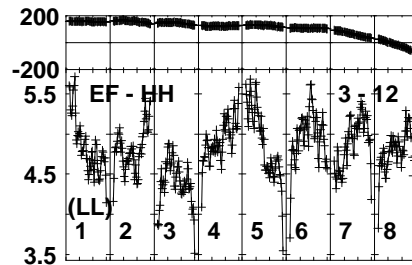
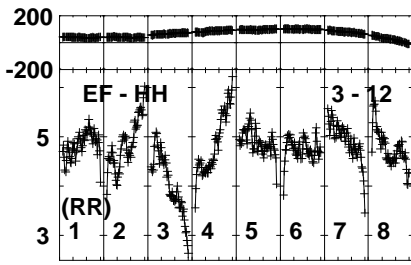
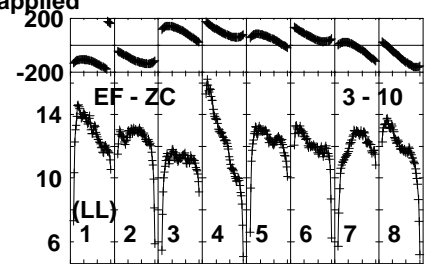
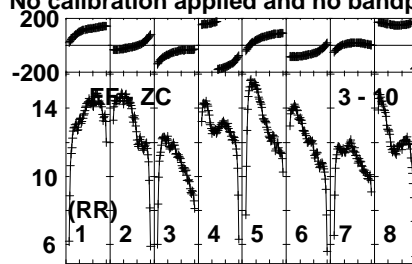
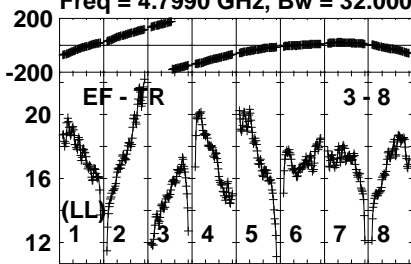
Lower frame: Milli Ampl Jy Top frame: Phas deg  
Vector averaged cross-power spectrum Several baselines displayed  
Timerange: 00/13:42:41 to 00/13:43:39

Plot file version 326 created 02-JUN-2021 12:00:04

J2348-1631 EC0711.UVDATA.1

Freq = 4.7990 GHz, Bw = 32.000 MH

No calibration applied and no bandpass applied



040040040040040040040040  
Channels

Lower frame: Milli Ampl Jy Top frame: Phas deg

Vector averaged cross-power spectrum Several baselines displayed

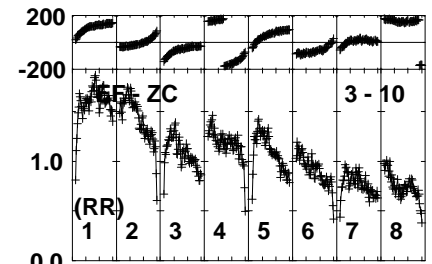
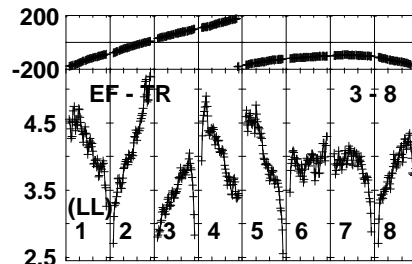
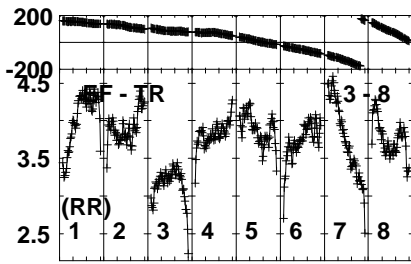
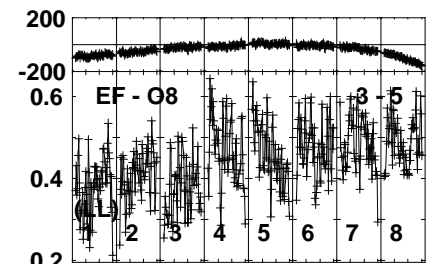
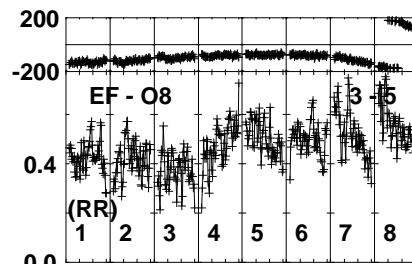
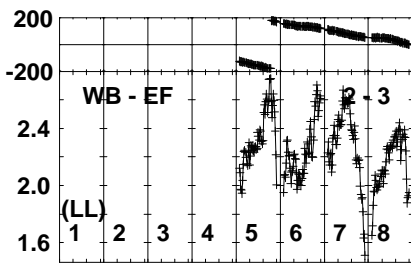
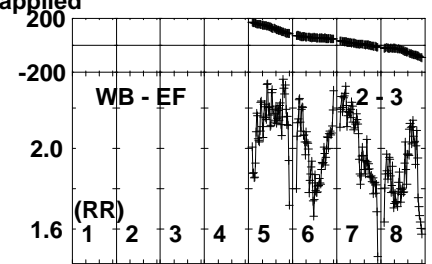
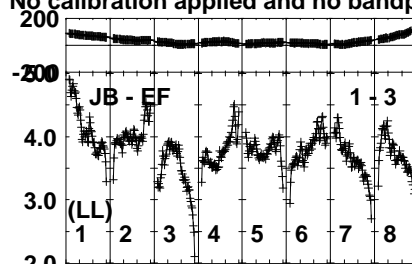
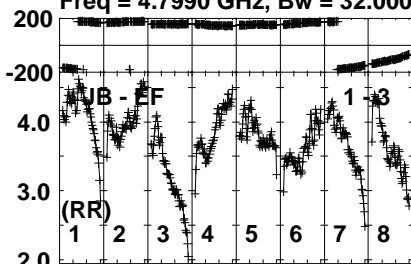
Timerange: 00/13:42:41 to 00/13:43:39

Plot file version 327 created 02-JUN-2021 12:00:04

J2347-1856 EC0711.UVDATA.1

Freq = 4.7990 GHz, Bw = 32.000 MH

No calibration applied and no bandpass applied



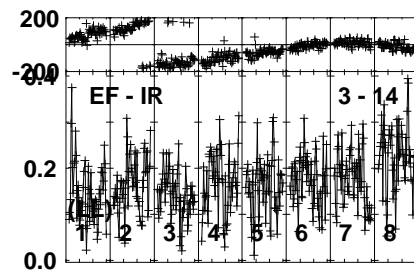
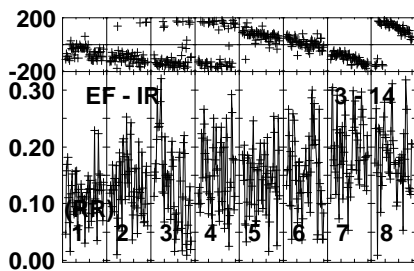
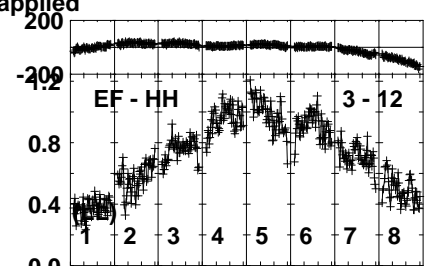
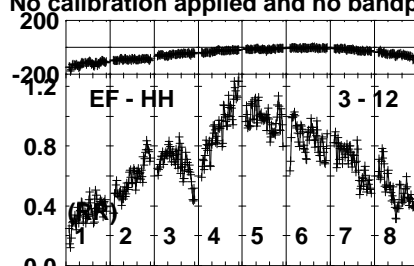
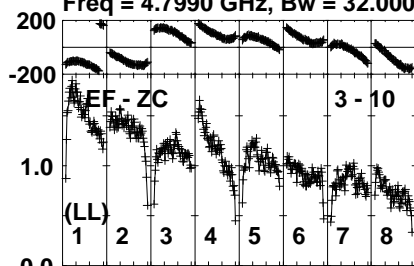
Lower frame: Milli Ampl Jy Top frame: Phas deg  
Vector averaged cross-power spectrum Several baselines displayed  
Timerange: 00/13:43:41 to 00/13:47:19

Plot file version 328 created 02-JUN-2021 12:00:04

J2347-1856 EC0711.UVDATA.1

Freq = 4.7990 GHz, Bw = 32.000 MH

No calibration applied and no bandpass applied



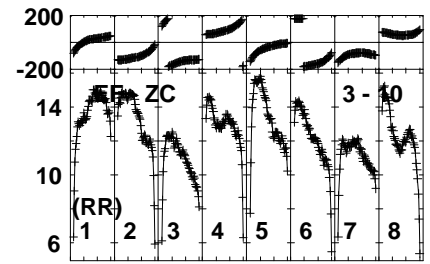
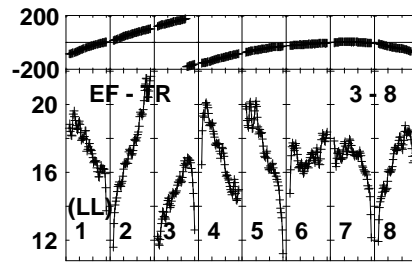
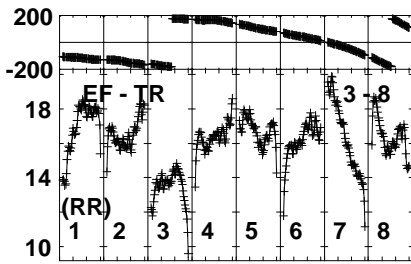
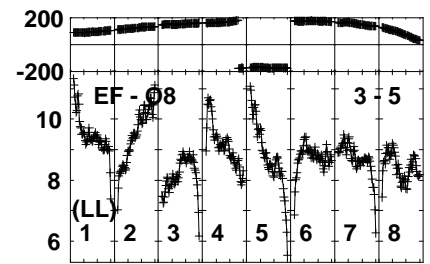
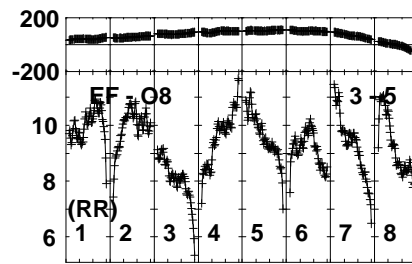
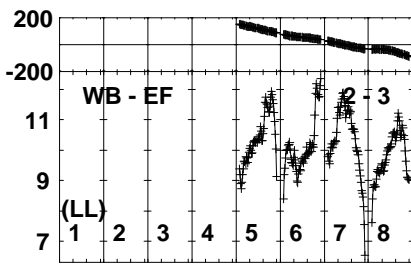
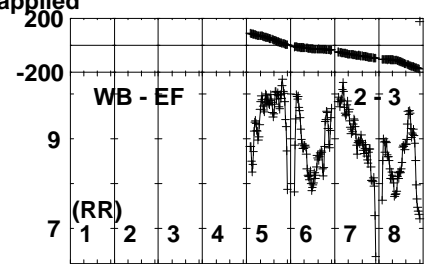
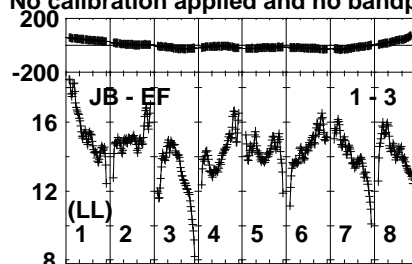
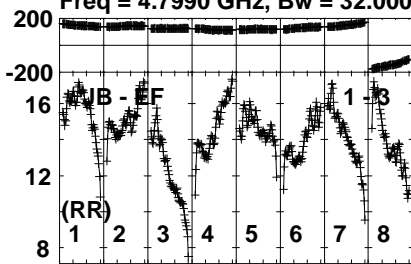
Lower frame: Milli Ampl Jy Top frame: Phas deg  
Vector averaged cross-power spectrum Several baselines displayed  
Timerange: 00/13:43:41 to 00/13:47:19

Plot file version 329 created 02-JUN-2021 12:00:04

J2348-1631 EC0711.UVDATA.1

Freq = 4.7990 GHz, Bw = 32.000 MH

No calibration applied and no bandpass applied



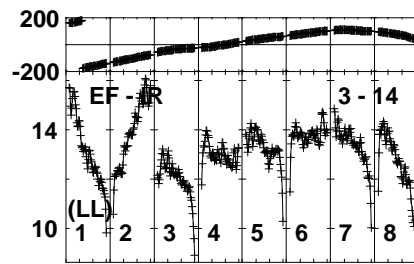
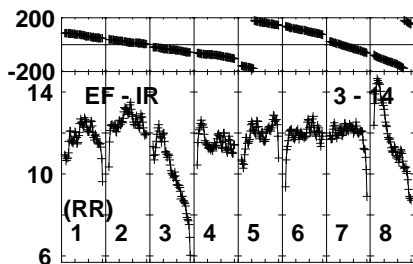
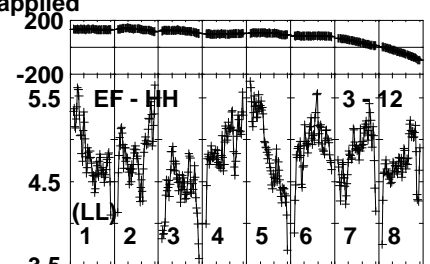
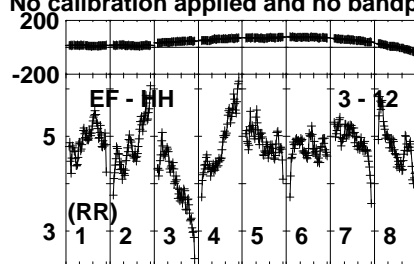
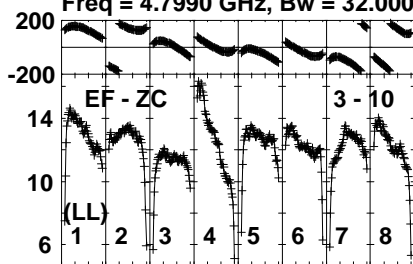
Lower frame: Milli Ampl Jy Top frame: Phas deg  
Vector averaged cross-power spectrum Several baselines displayed  
Timerange: 00/13:47:21 to 00/13:48:59

Plot file version 330 created 02-JUN-2021 12:00:04

J2348-1631 EC0711.UVDATA.1

Freq = 4.7990 GHz, Bw = 32.000 MH

No calibration applied and no bandpass applied



Lower frame: Milli Ampl Jy Top frame: Phas deg  
Vector averaged cross-power spectrum Several baselines displayed  
Timerange: 00/13:47:21 to 00/13:48:59

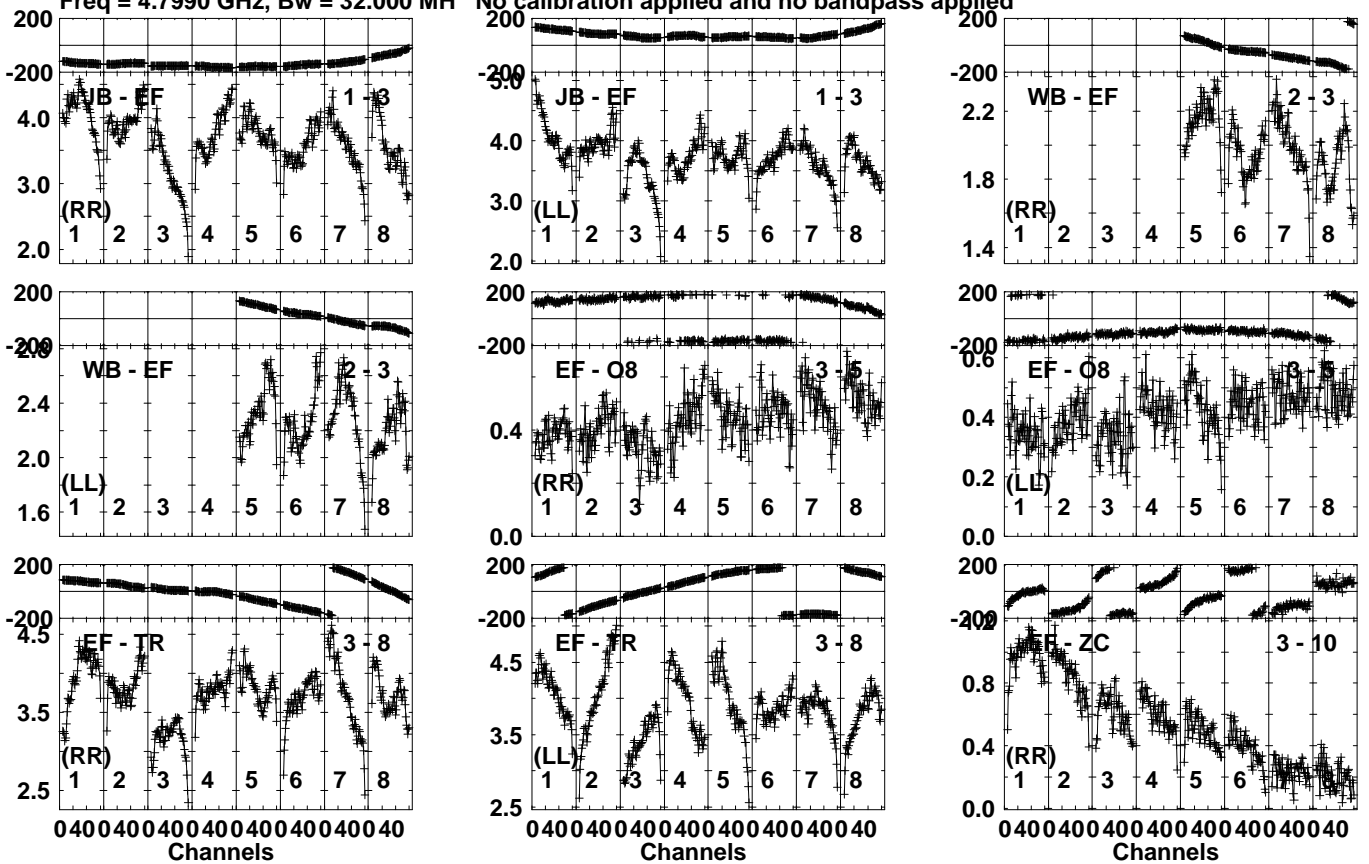


Plot file version 331 created 02-JUN-2021 12:00:05

J2347-1856 EC0711.UVDATA.1

Freq = 4.7990 GHz, Bw = 32.000 MH

No calibration applied and no bandpass applied



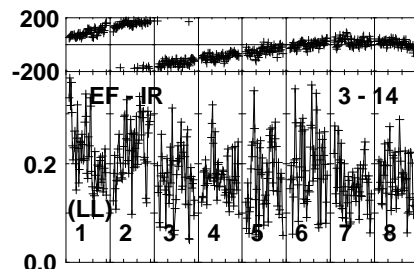
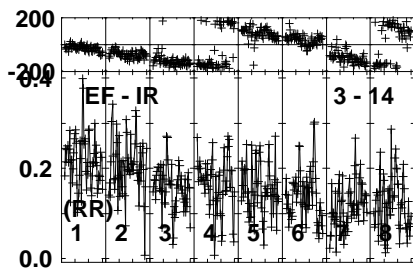
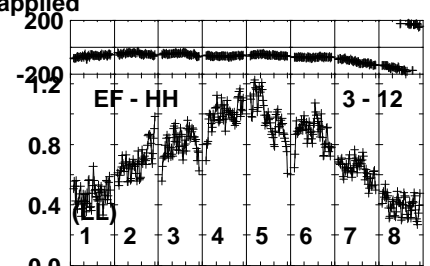
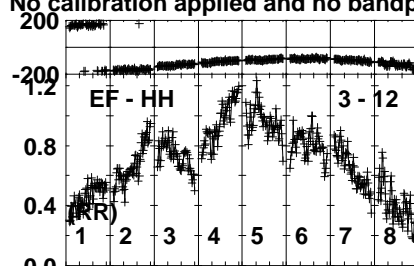
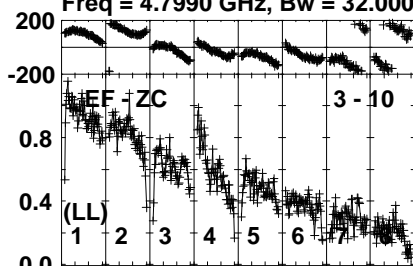
Lower frame: Milli Ampl Jy Top frame: Phas deg  
Vector averaged cross-power spectrum Several baselines displayed  
Timerange: 00/13:49:01 to 00/13:52:39

Plot file version 332 created 02-JUN-2021 12:00:05

J2347-1856 EC0711.UVDATA.1

Freq = 4.7990 GHz, Bw = 32.000 MH

No calibration applied and no bandpass applied



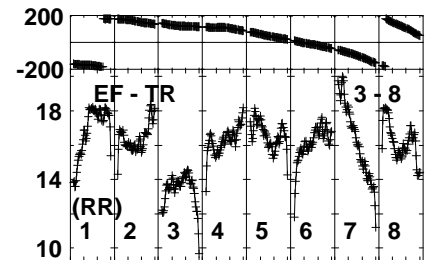
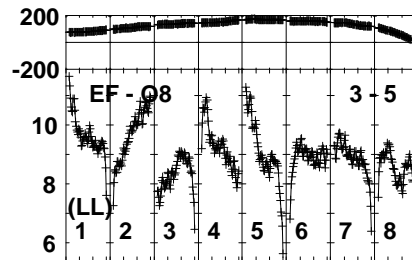
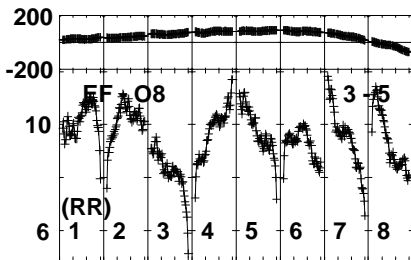
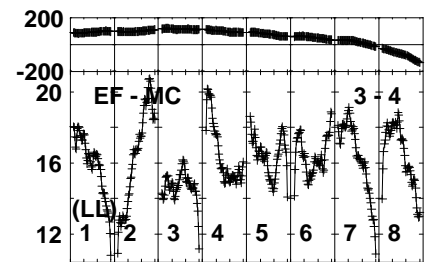
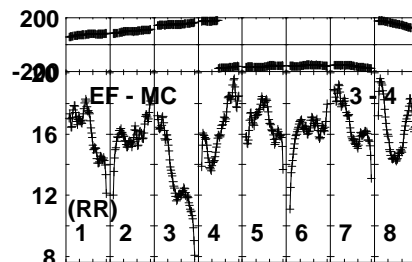
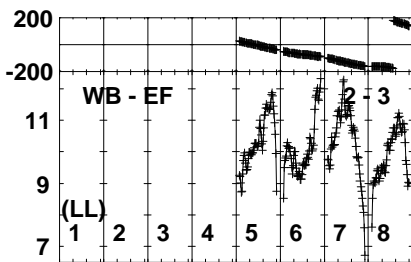
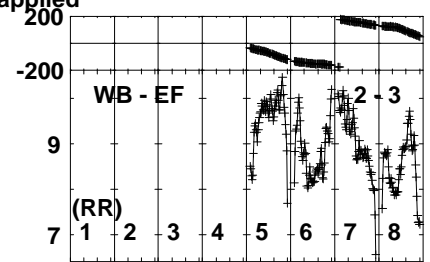
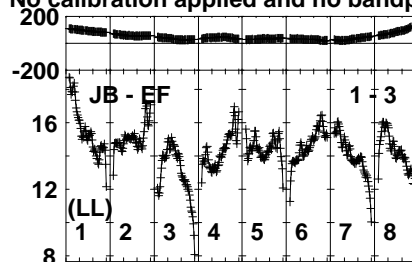
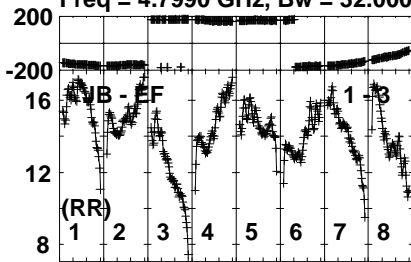
Lower frame: Milli Ampl Jy Top frame: Phas deg  
Vector averaged cross-power spectrum Several baselines displayed  
Timerange: 00/13:49:01 to 00/13:52:39

Plot file version 333 created 02-JUN-2021 12:00:05

J2348-1631 EC0711.UVDATA.1

Freq = 4.7990 GHz, Bw = 32.000 MH

No calibration applied and no bandpass applied



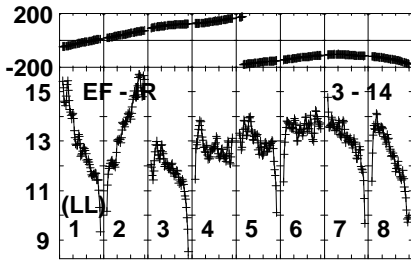
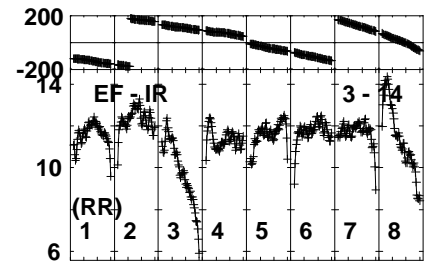
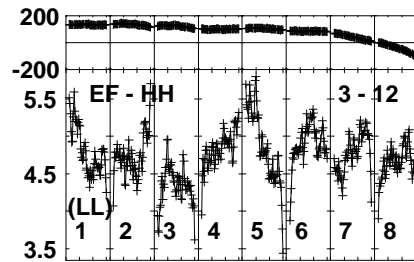
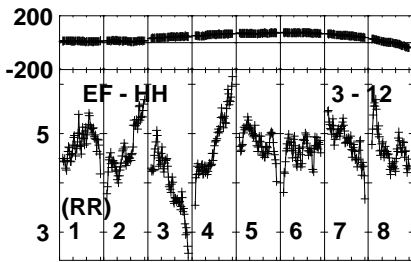
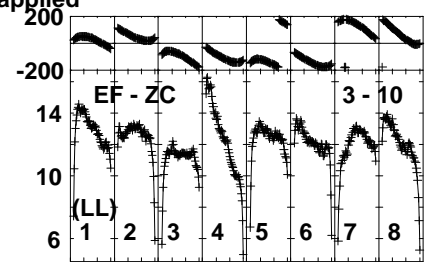
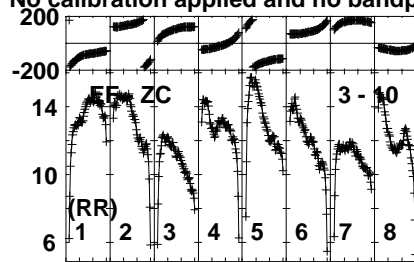
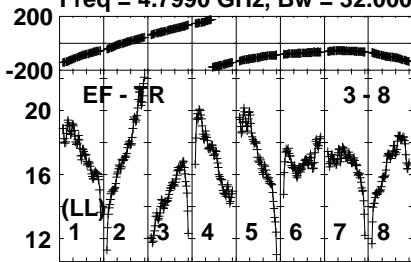
Lower frame: Milli Ampl Jy Top frame: Phas deg  
Vector averaged cross-power spectrum Several baselines displayed  
Timerange: 00/13:53:21 to 00/13:54:19

Plot file version 334 created 02-JUN-2021 12:00:05

J2348-1631 EC0711.UVDATA.1

Freq = 4.7990 GHz, Bw = 32.000 MH

No calibration applied and no bandpass applied



040040040040040040040040

Channels

Lower frame: Milli Ampl Jy Top frame: Phas deg

Vector averaged cross-power spectrum Several baselines displayed

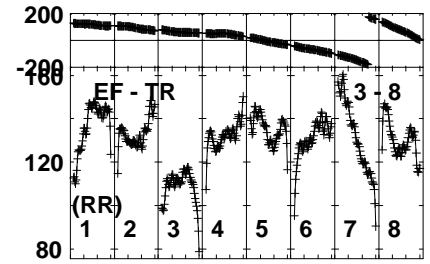
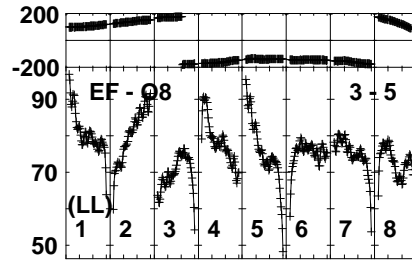
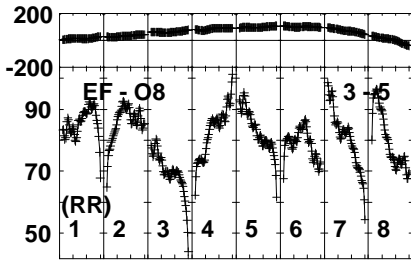
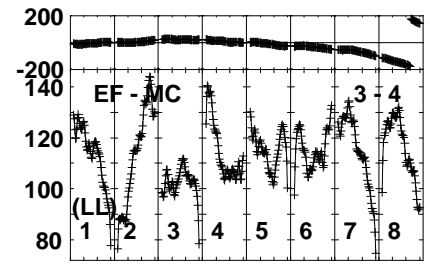
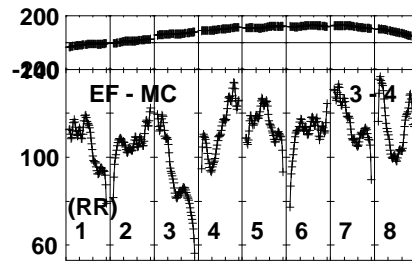
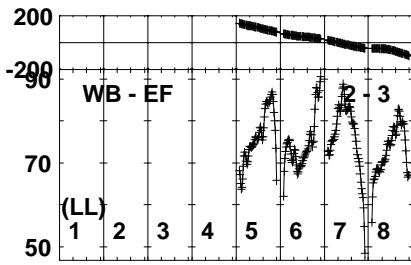
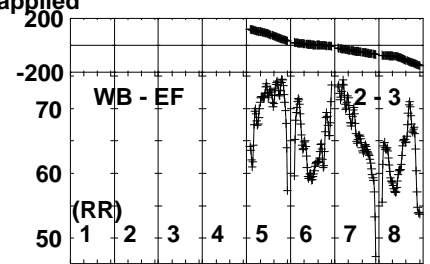
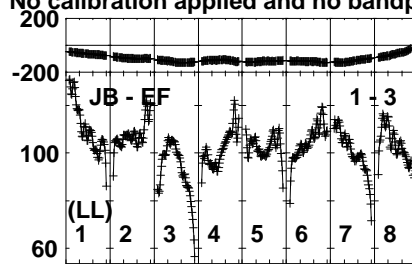
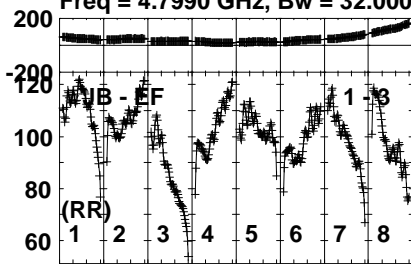
Timerange: 00/13:53:21 to 00/13:54:19

Plot file version 335 created 02-JUN-2021 12:00:05

J2253+1608 EC0711.UVDATA.1

Freq = 4.7990 GHz, Bw = 32.000 MH

No calibration applied and no bandpass applied



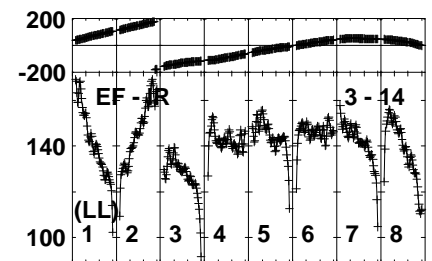
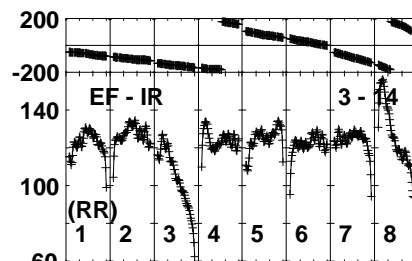
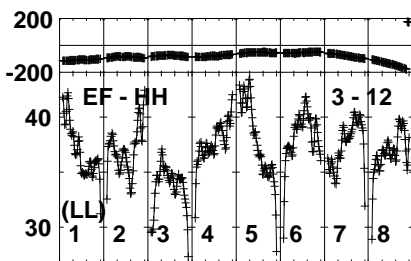
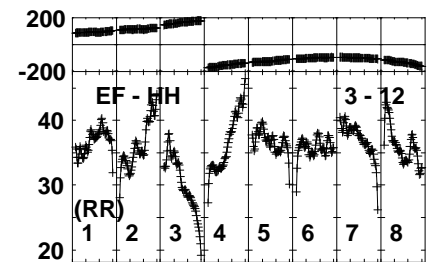
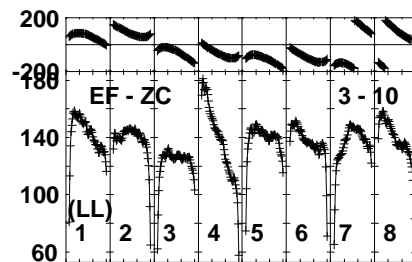
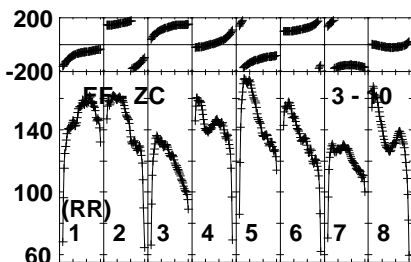
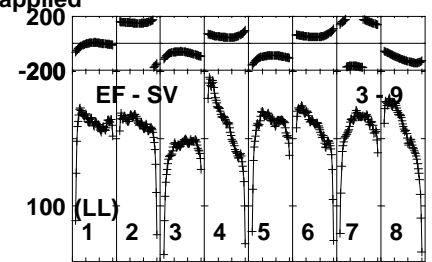
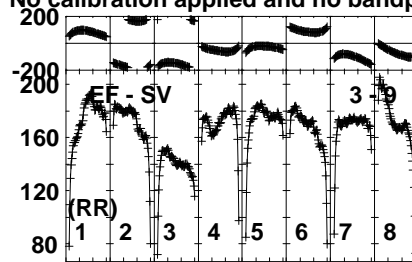
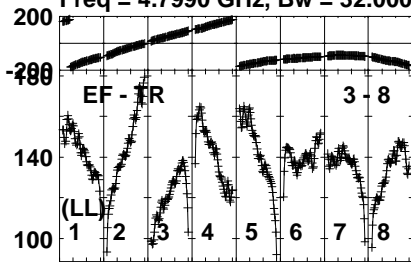
Lower frame: Milli Ampl Jy Top frame: Phas deg  
Vector averaged cross-power spectrum Several baselines displayed  
Timerange: 00/13:55:51 to 00/13:59:49

Plot file version 336 created 02-JUN-2021 12:00:05

J2253+1608 EC0711.UVDATA.1

Freq = 4.7990 GHz, Bw = 32.000 MH

No calibration applied and no bandpass applied



0400400400400400400400400400  
Channels

0400400400400400400400400400  
Channels

0400400400400400400400400400  
Channels

Lower frame: Milli Ampl Jy Top frame: Phas deg  
Vector averaged cross-power spectrum Several baselines displayed  
Timerange: 00/13:55:51 to 00/13:59:49