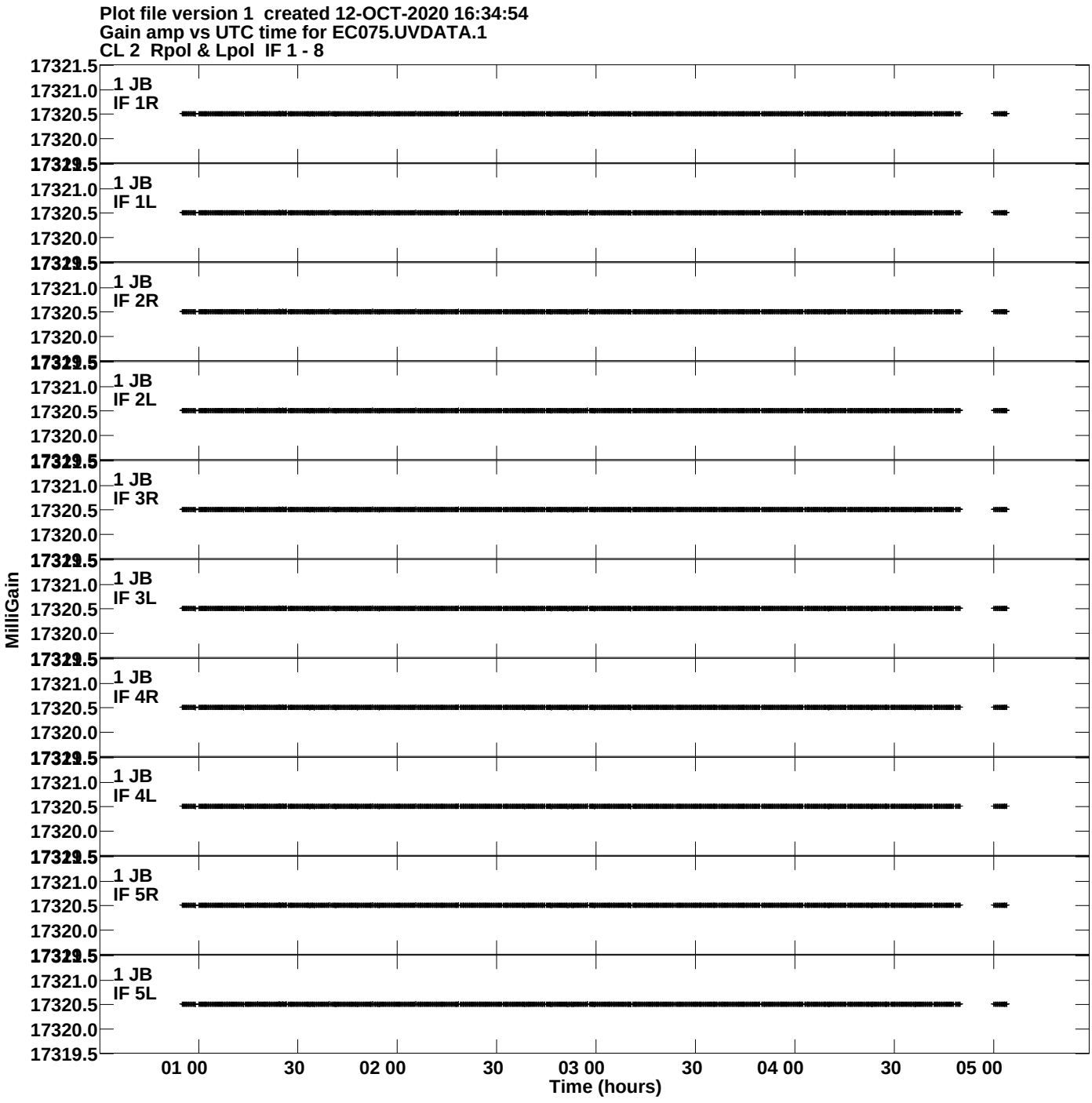
Plot file version 1 created 12-OCT-2020 16:34:54
Gain amp vs UTC time for EC075.UVDATA.1
CL 2 Rpol & Lpol IF 1 - 8
1 JB
IF 1R
1 JB
IF 1L
1 JB
IF 2R
1 JB
IF 2L
1 JB
IF 3R
1 JB
IF 3L
1 JB
IF 4R
1 JB
IF 4L
1 JB
IF 5R
1 JB
IF 5L
17321.5
17321.0
17320.5
17320.0
17319.5
MilliGain
01 00
30
02 00
30
03 00
30
04 00
30
05 00
Time (hours)

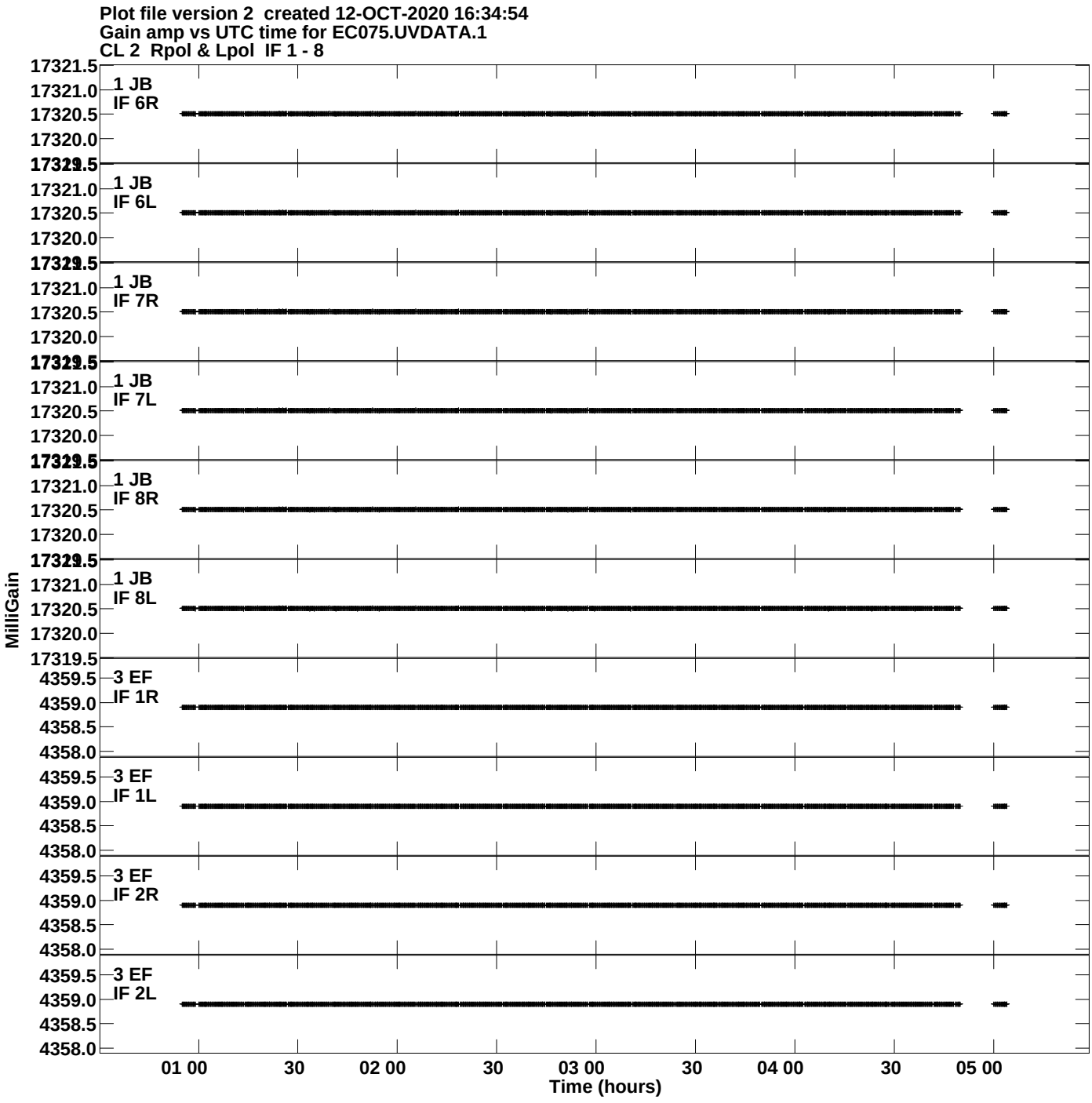
Plot file version 2 created 12-OCT-2020 16:34:54
Gain amp vs UTC time for EC075.UVDATA.1
CL 2 Rpol & Lpol IF 1 - 8
1 JB IF 6R
1 JB IF 6L
1 JB IF 7R
1 JB IF 7L
1 JB IF 8R
1 JB IF 8L
3 EF IF 1R
3 EF IF 1L
3 EF IF 2R
3 EF IF 2L
MilliGain
17321.5
17321.0
17320.5
17320.0
17319.5
4359.5
4359.0
4358.5
4358.0
01 00
30
02 00
30
03 00
30
04 00
30
05 00
Time (hours)

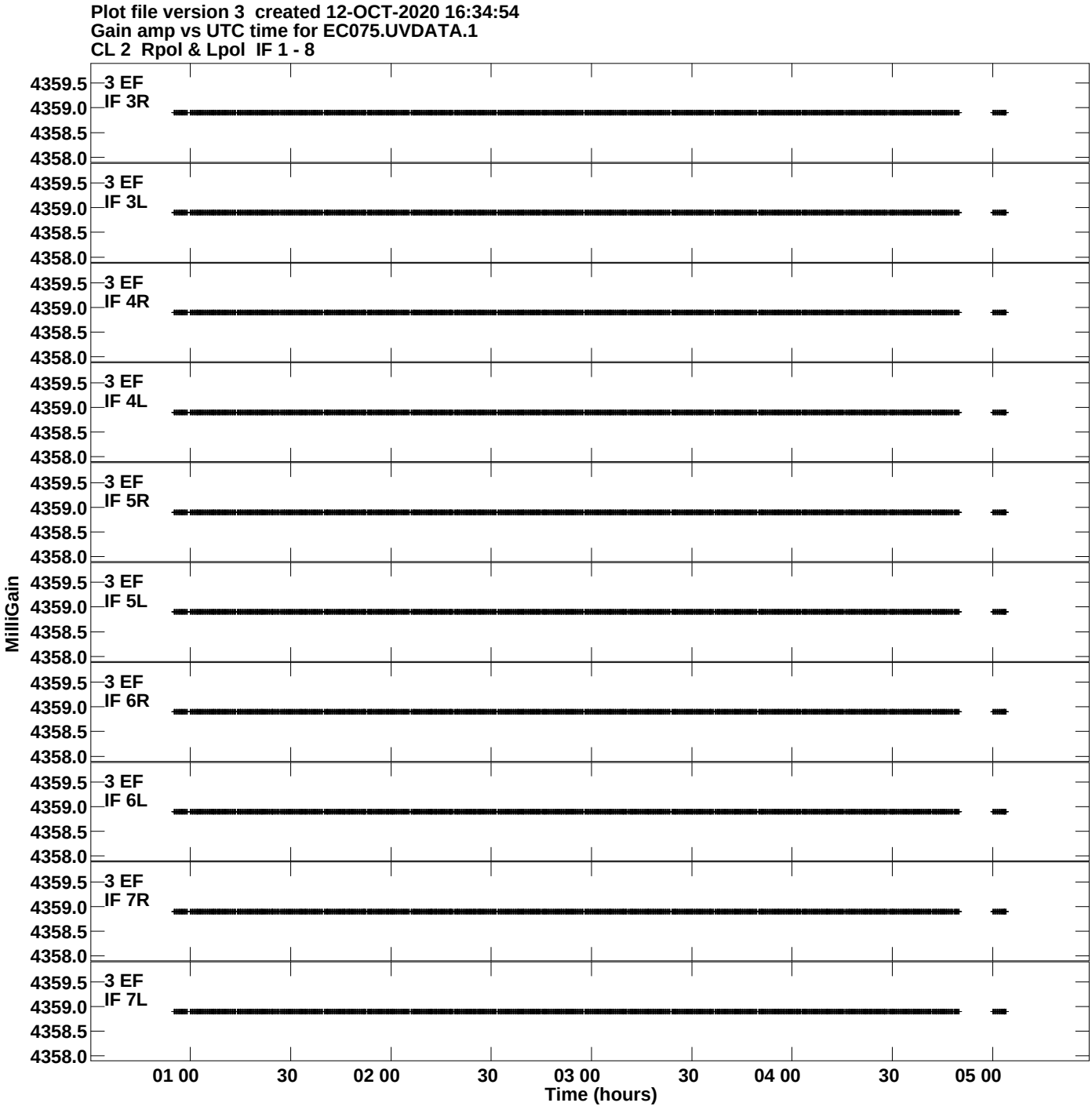
Plot file version 3 created 12-OCT-2020 16:34:54
Gain amp vs UTC time for EC075.UVDATA.1
CL 2 Rpol & Lpol IF 1 - 8
3 EF IF 3R
3 EF IF 3L
3 EF IF 4R
3 EF IF 4L
3 EF IF 5R
3 EF IF 5L
3 EF IF 6R
3 EF IF 6L
3 EF IF 7R
3 EF IF 7L
4359.5
4359.0
4358.5
4358.0
MilliGain
01 00
30
02 00
30
03 00
30
04 00
30
05 00
Time (hours)

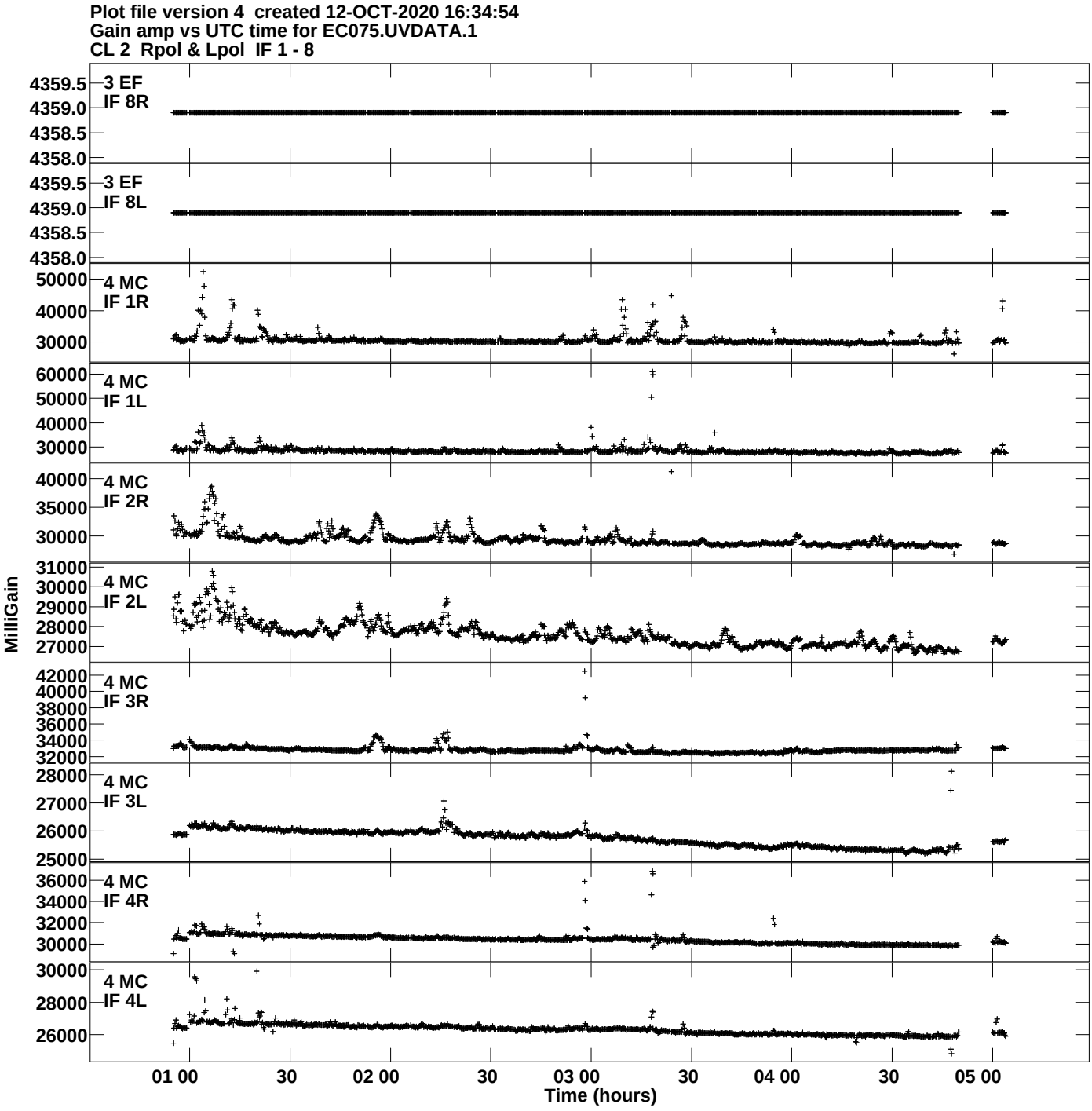
Plot file version 4 created 12-OCT-2020 16:34:54
Gain amp vs UTC time for EC075.UVDATA.1
CL 2 Rpol & Lpol IF 1 - 8
3 EF IF 8R
3 EF IF 8L
4 MC IF 1R
4 MC IF 1L
4 MC IF 2R
4 MC IF 2L
4 MC IF 3R
4 MC IF 3L
4 MC IF 4R
4 MC IF 4L
MilliGain
01 00
30
02 00
30
03 00
30
04 00
30
05 00
Time (hours)

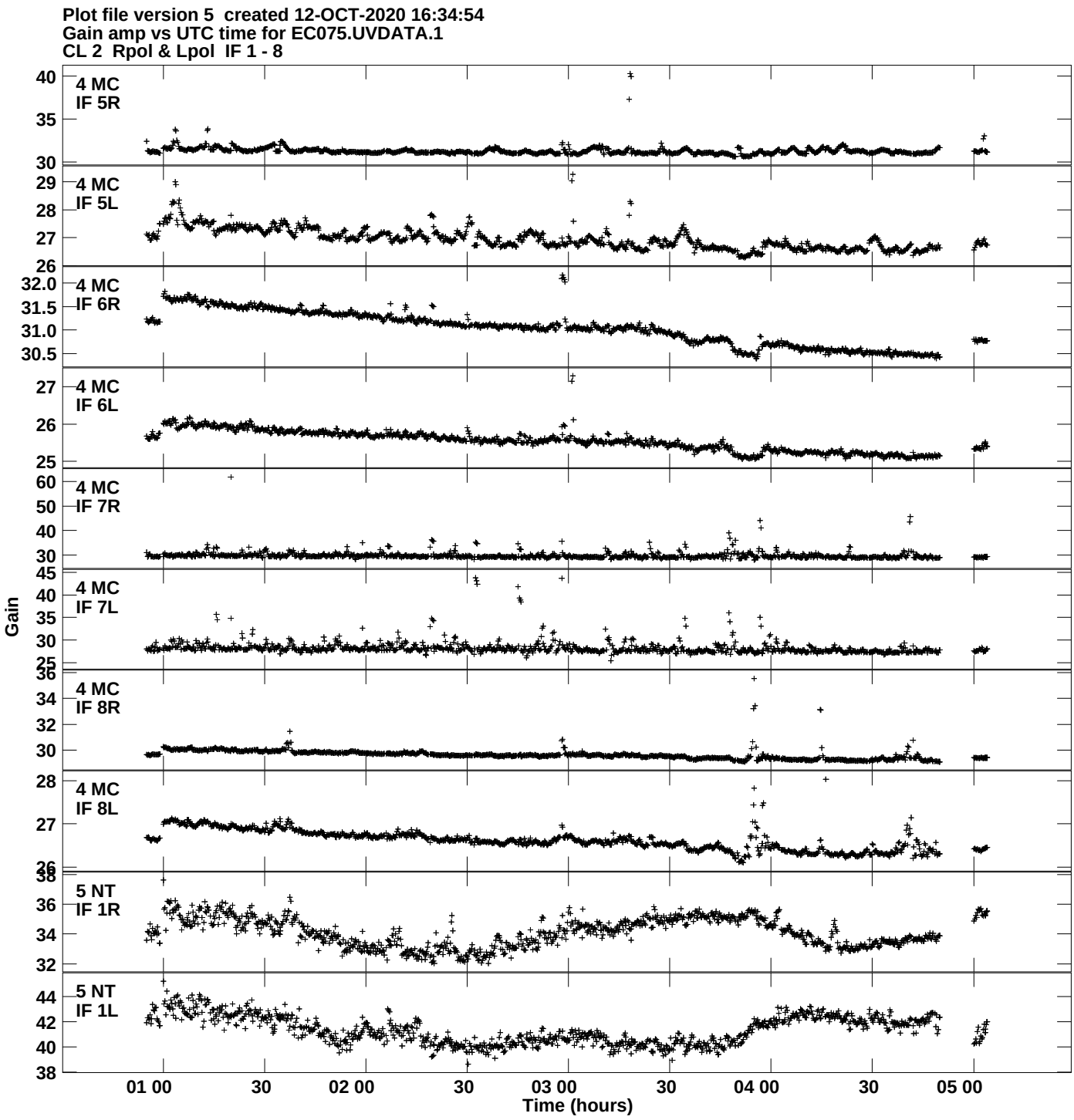
Plot file version 5 created 12-OCT-2020 16:34:54
Gain amp vs UTC time for EC075.UVDATA.1
CL 2 Rpol & Lpol IF 1 - 8
4 MC
IF 5R
4 MC
IF 5L
4 MC
IF 6R
4 MC
IF 6L
4 MC
IF 7R
4 MC
IF 7L
4 MC
IF 8R
4 MC
IF 8L
5 NT
IF 1R
5 NT
IF 1L
Gain
01 00
30
02 00
30
03 00
30
04 00
30
05 00
Time (hours)

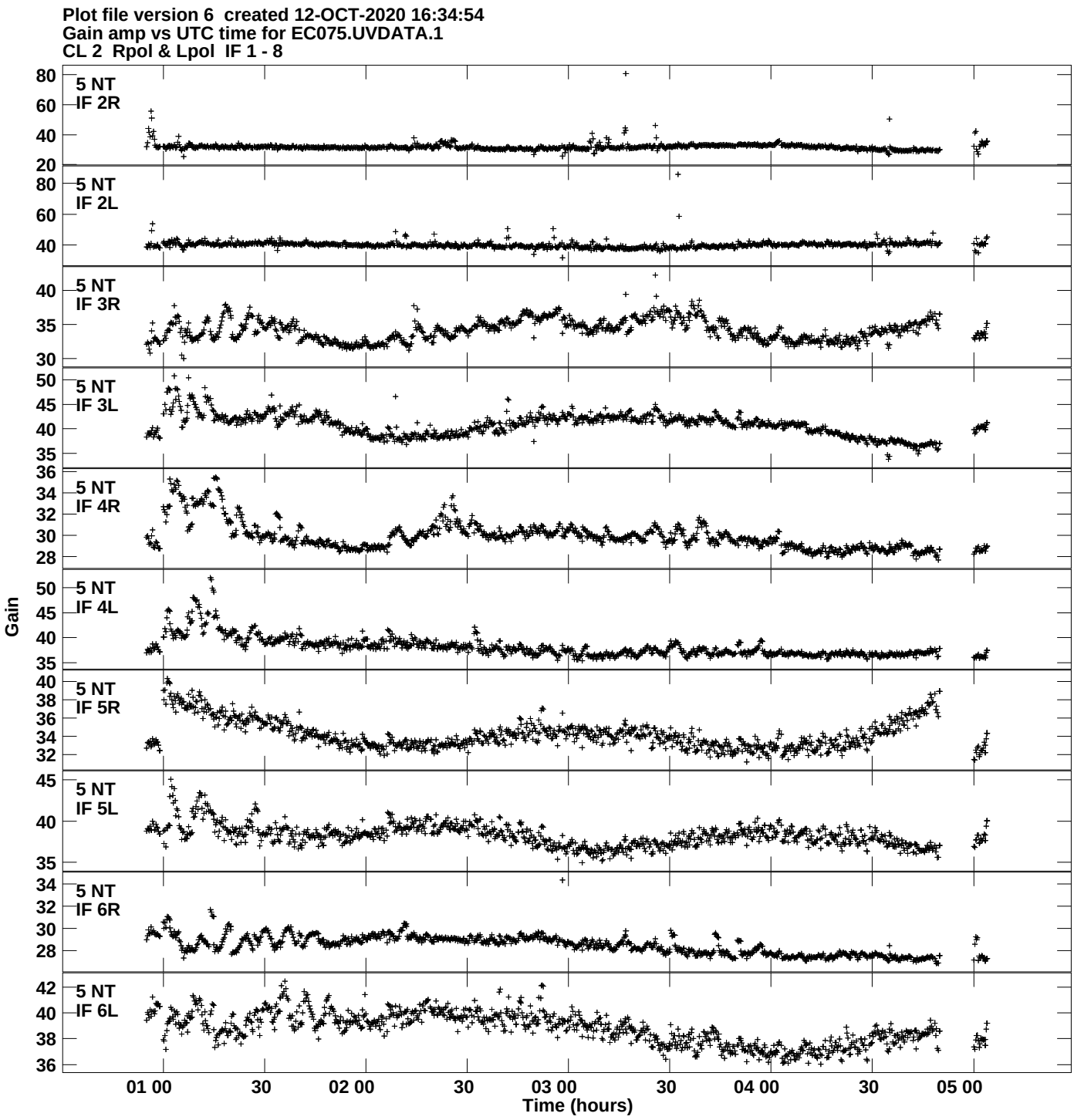
Plot file version 6 created 12-OCT-2020 16:34:54
Gain amp vs UTC time for EC075.UVDATA.1
CL 2 Rpol & Lpol IF 1 - 8
5 NT
IF 2R
5 NT
IF 2L
5 NT
IF 3R
5 NT
IF 3L
5 NT
IF 4R
5 NT
IF 4L
5 NT
IF 5R
5 NT
IF 5L
5 NT
IF 6R
5 NT
IF 6L
Gain
01 00
30
02 00
30
03 00
30
04 00
30
05 00
Time (hours)

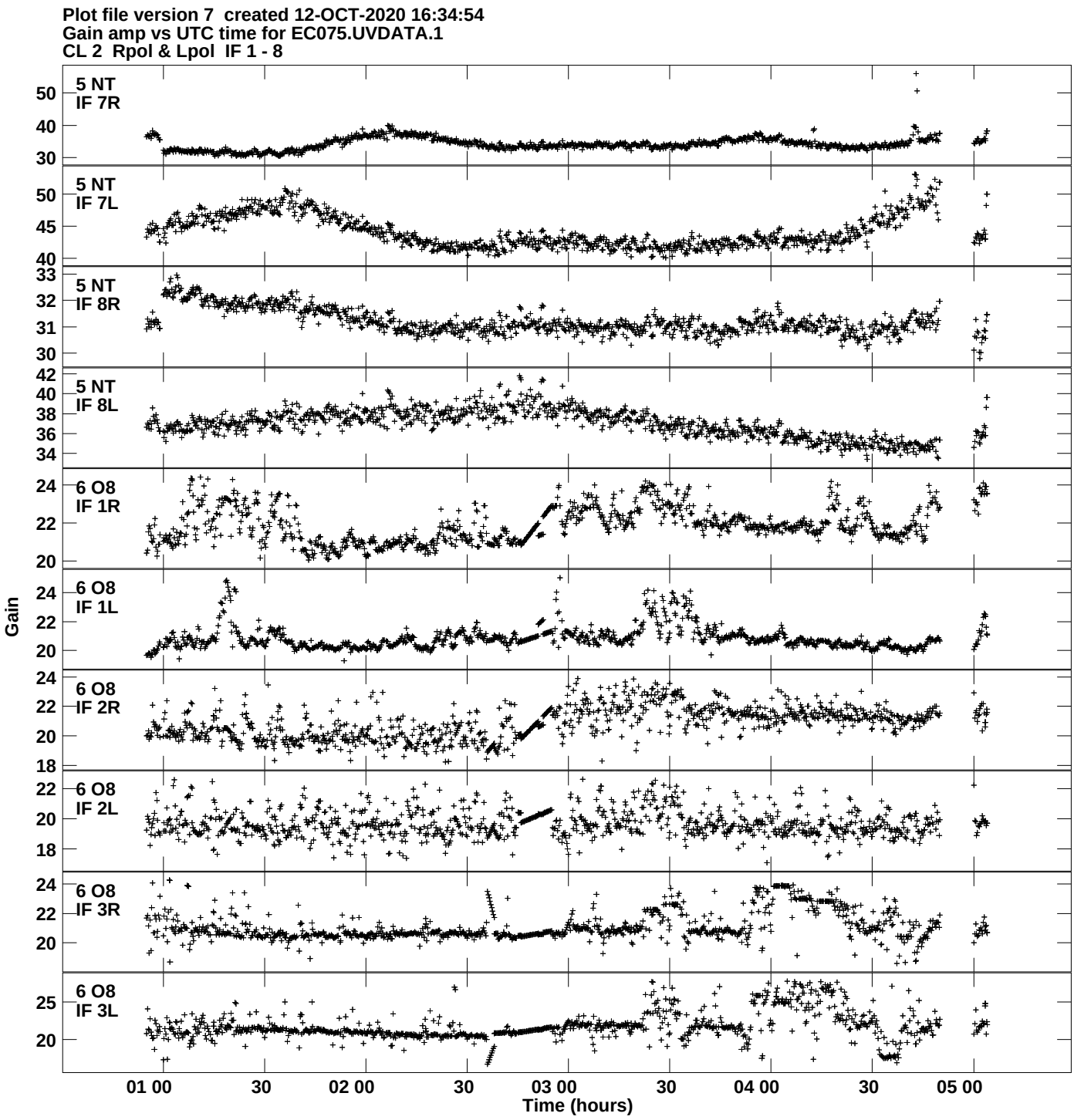
Plot file version 7 created 12-OCT-2020 16:34:54
Gain amp vs UTC time for EC075.UVDATA.1
CL 2 Rpol & Lpol IF 1 - 8
5 NT
IF 7R
5 NT
IF 7L
5 NT
IF 8R
5 NT
IF 8L
6 O8
IF 1R
6 O8
IF 1L
6 O8
IF 2R
6 O8
IF 2L
6 O8
IF 3R
6 O8
IF 3L
Gain
01 00
30
02 00
30
03 00
30
04 00
30
05 00
Time (hours)

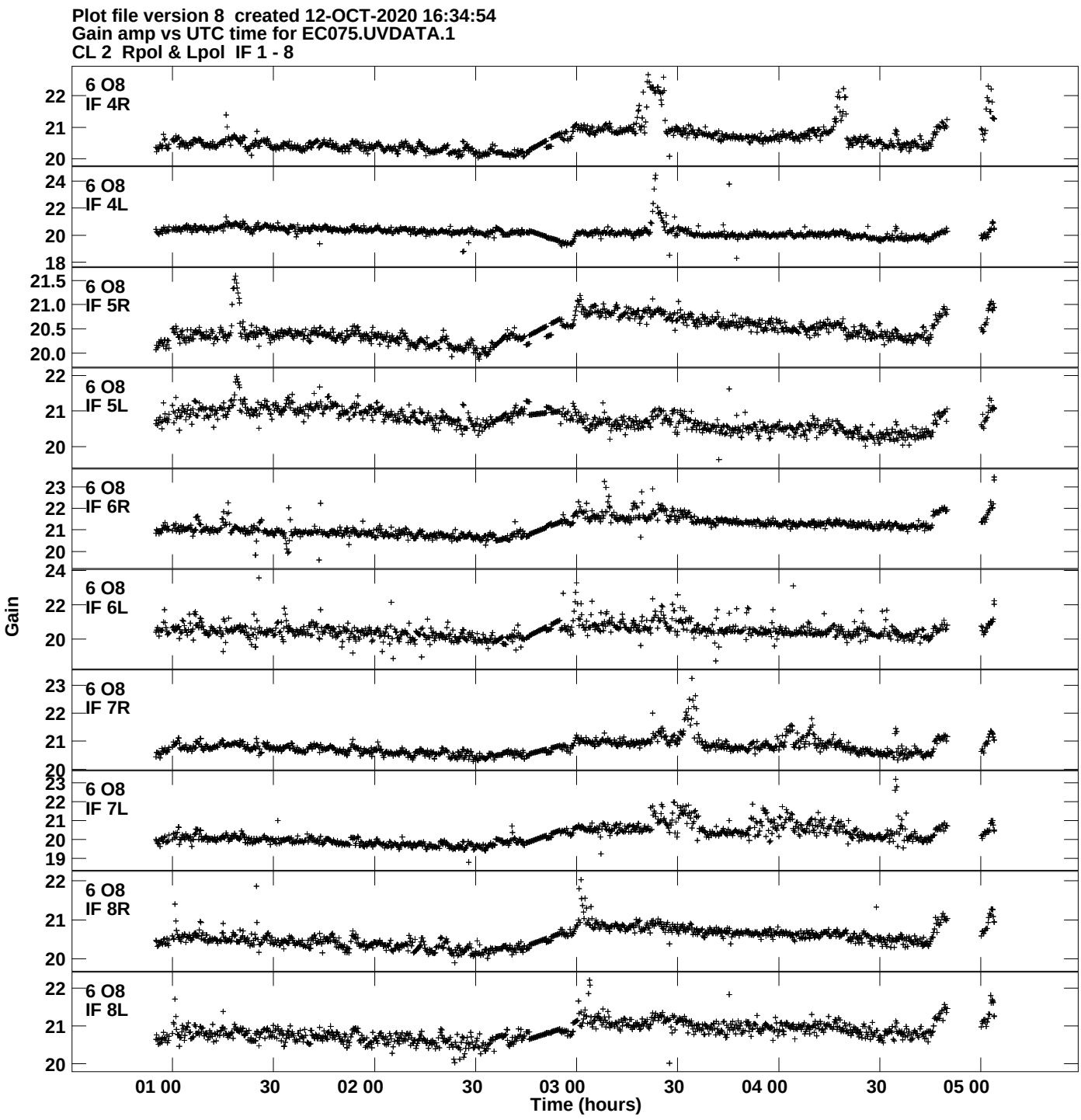
Plot file version 8 created 12-OCT-2020 16:34:54
Gain amp vs UTC time for EC075.UVDATA.1
CL 2 Rpol & Lpol IF 1 - 8
6 O8
IF 4R
6 O8
IF 4L
6 O8
IF 5R
6 O8
IF 5L
6 O8
IF 6R
6 O8
IF 6L
6 O8
IF 7R
6 O8
IF 7L
6 O8
IF 8R
6 O8
IF 8L
Gain
01 00
30
02 00
30
03 00
30
04 00
30
05 00
Time (hours)

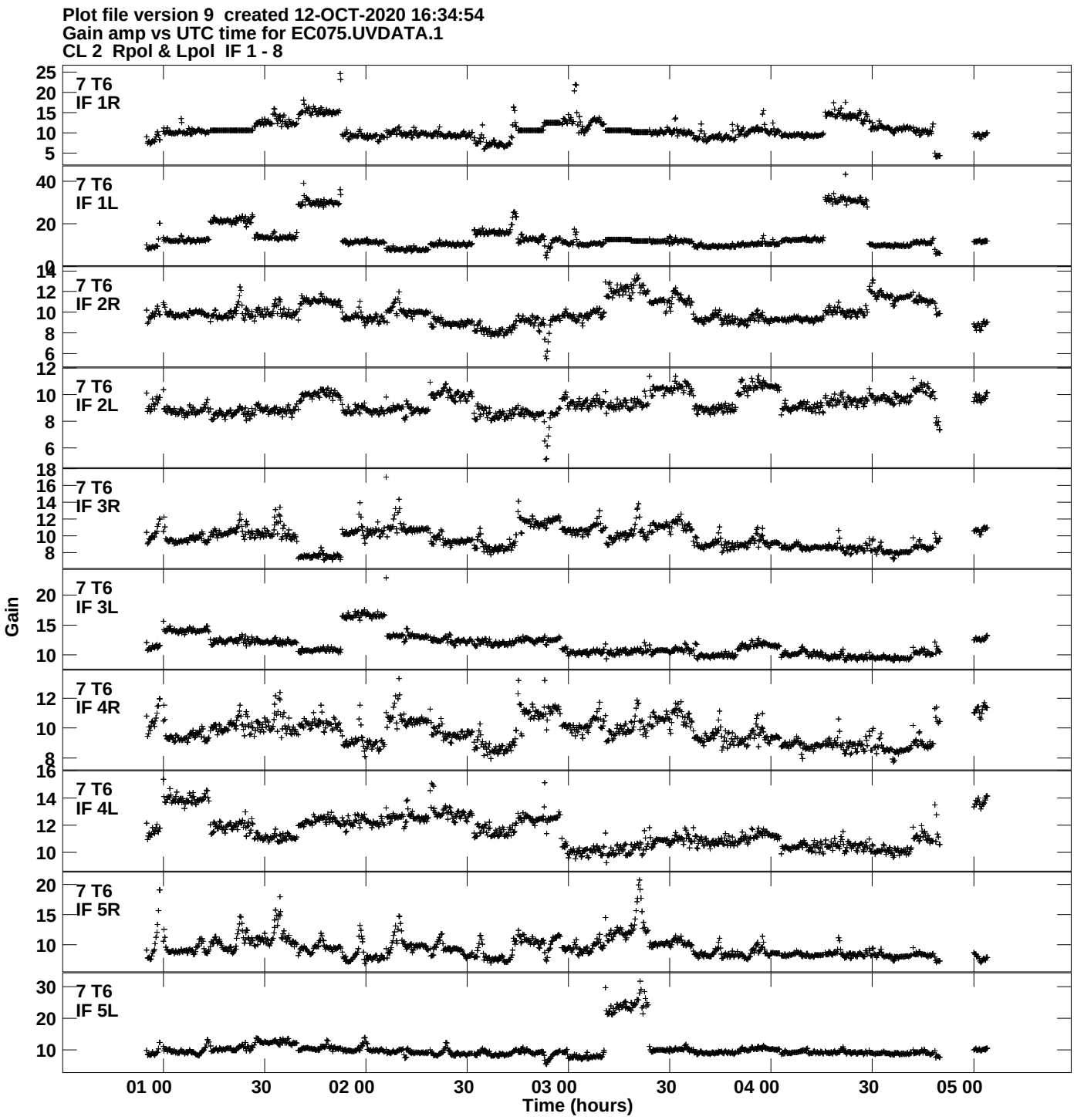
Plot file version 9 created 12-OCT-2020 16:34:54
Gain amp vs UTC time for EC075.UVDATA.1
CL 2 Rpol & Lpol IF 1 - 8
7 T6
IF 1R
7 T6
IF 1L
7 T6
IF 2R
7 T6
IF 2L
7 T6
IF 3R
7 T6
IF 3L
7 T6
IF 4R
7 T6
IF 4L
7 T6
IF 5R
7 T6
IF 5L
Gain
01 00
30
02 00
30
03 00
30
04 00
30
05 00
Time (hours)

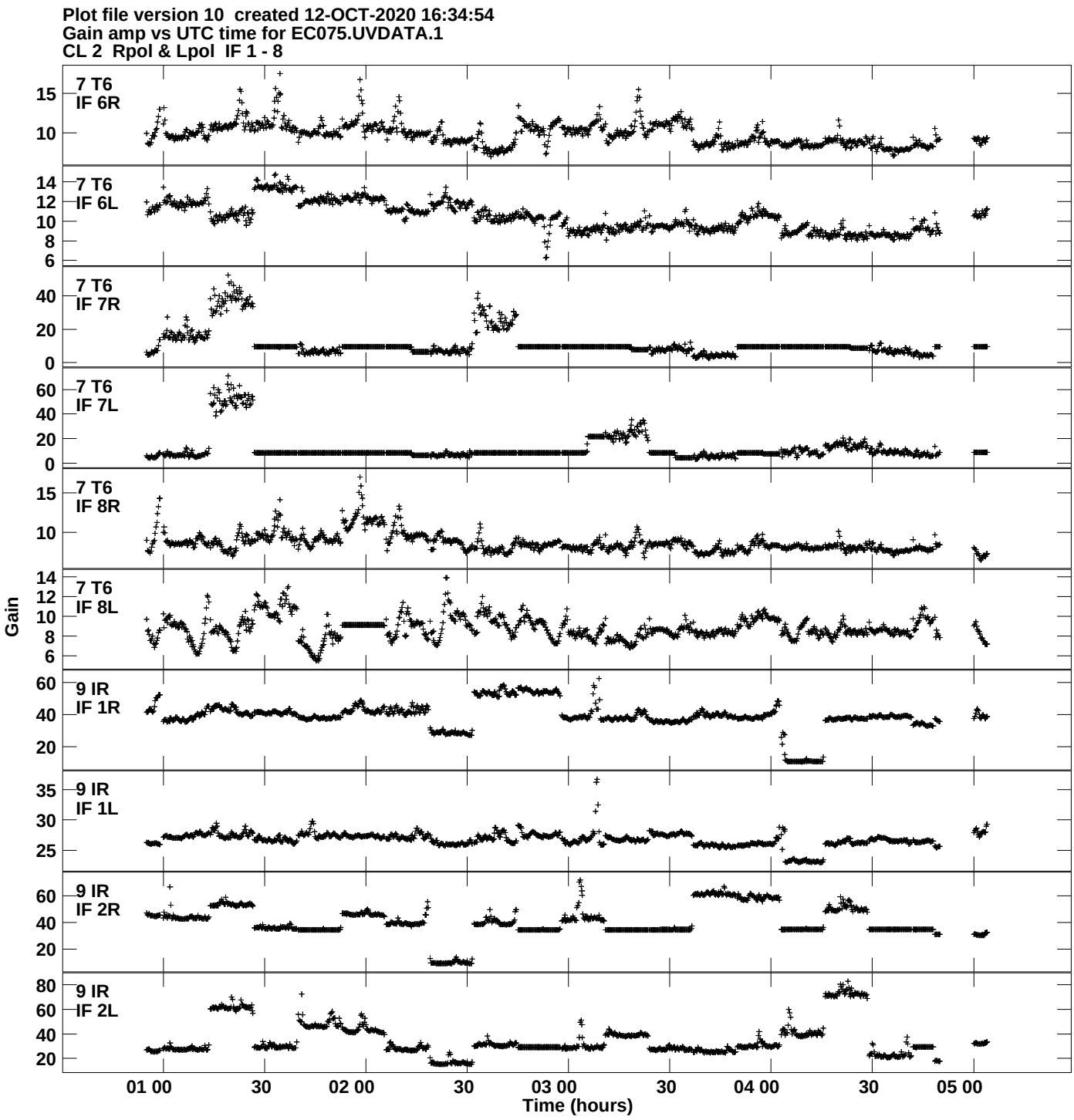
Plot file version 10 created 12-OCT-2020 16:34:54
Gain amp vs UTC time for EC075.UVDATA.1
CL 2 Rpol & Lpol IF 1 - 8
7 T6
IF 6R
7 T6
IF 6L
7 T6
IF 7R
7 T6
IF 7L
7 T6
IF 8R
7 T6
IF 8L
9 IR
IF 1R
9 IR
IF 1L
9 IR
IF 2R
9 IR
IF 2L
Gain
01 00
30
02 00
30
03 00
30
04 00
30
05 00
Time (hours)

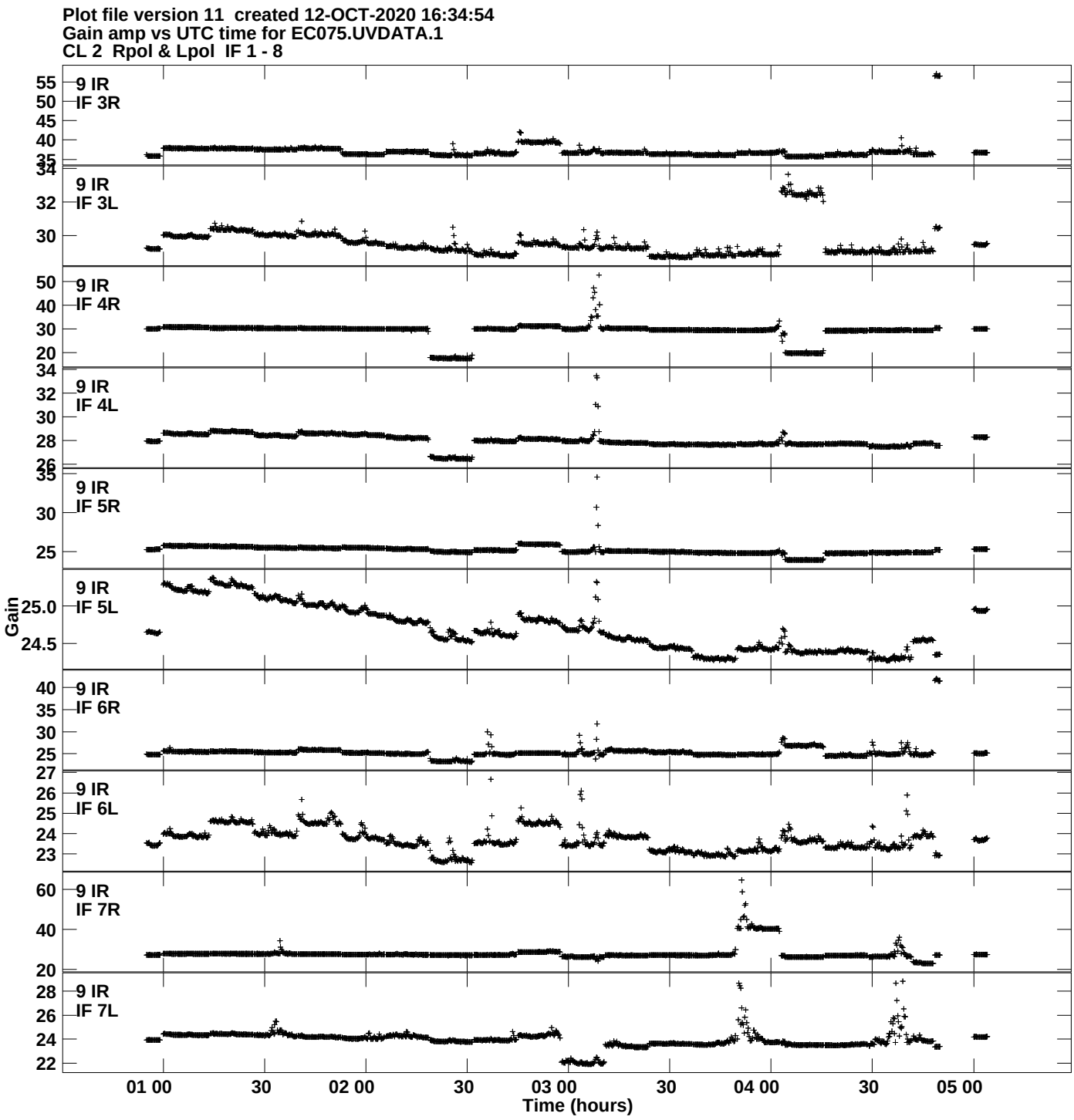
Plot file version 11 created 12-OCT-2020 16:34:54
Gain amp vs UTC time for EC075.UVDATA.1
CL 2 Rpol & Lpol IF 1 - 8
9 IR
IF 3R
9 IR
IF 3L
9 IR
IF 4R
9 IR
IF 4L
9 IR
IF 5R
9 IR
IF 5L
9 IR
IF 6R
9 IR
IF 6L
9 IR
IF 7R
9 IR
IF 7L
Gain
01 00
30
02 00
30
03 00
30
04 00
30
05 00
Time (hours)

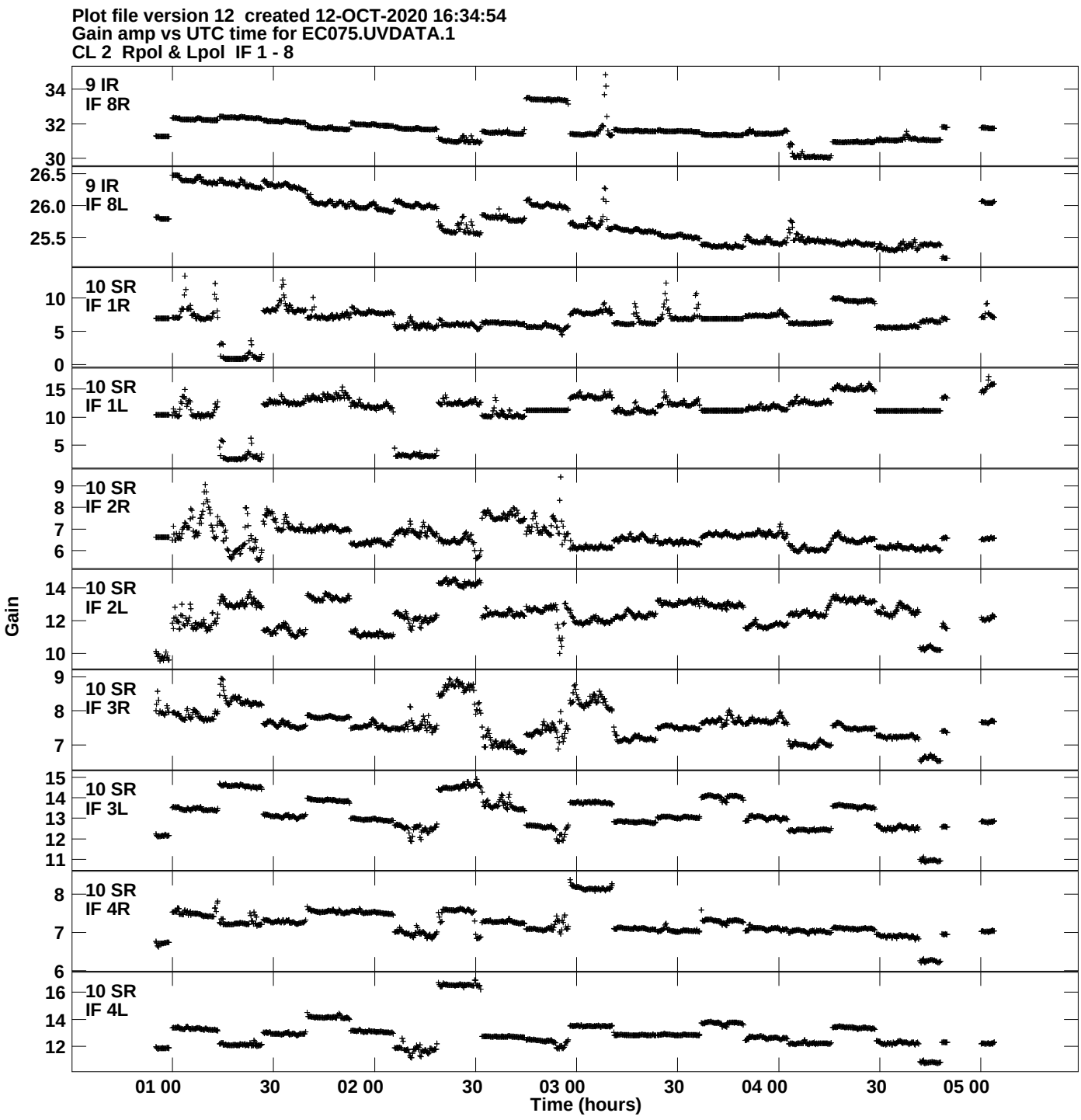
Plot file version 12 created 12-OCT-2020 16:34:54
Gain amp vs UTC time for EC075.UVDATA.1
CL 2 Rpol & Lpol IF 1 - 8
9 IR
IF 8R
9 IR
IF 8L
10 SR
IF 1R
10 SR
IF 1L
10 SR
IF 2R
10 SR
IF 2L
10 SR
IF 3R
10 SR
IF 3L
10 SR
IF 4R
10 SR
IF 4L
Gain
01 00
30
02 00
30
03 00
30
04 00
30
05 00
Time (hours)

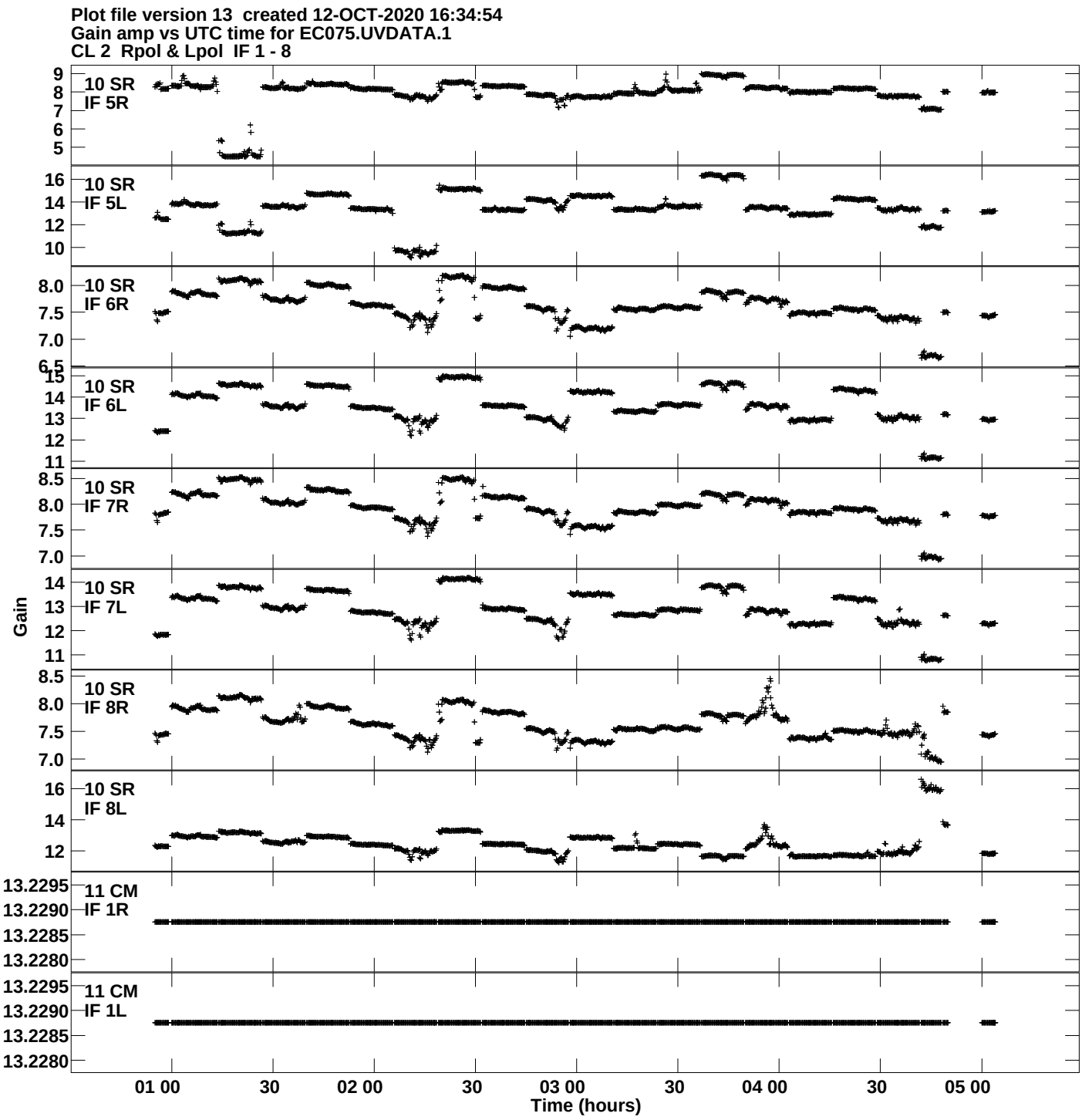
Plot file version 13 created 12-OCT-2020 16:34:54
Gain amp vs UTC time for EC075.UVDATA.1
CL 2 Rpol & Lpol IF 1 - 8
10 SR IF 5R
10 SR IF 5L
10 SR IF 6R
10 SR IF 6L
10 SR IF 7R
10 SR IF 7L
10 SR IF 8R
10 SR IF 8L
11 CM IF 1R
11 CM IF 1L
Gain
01 00
30
02 00
30
03 00
30
04 00
30
05 00
Time (hours)

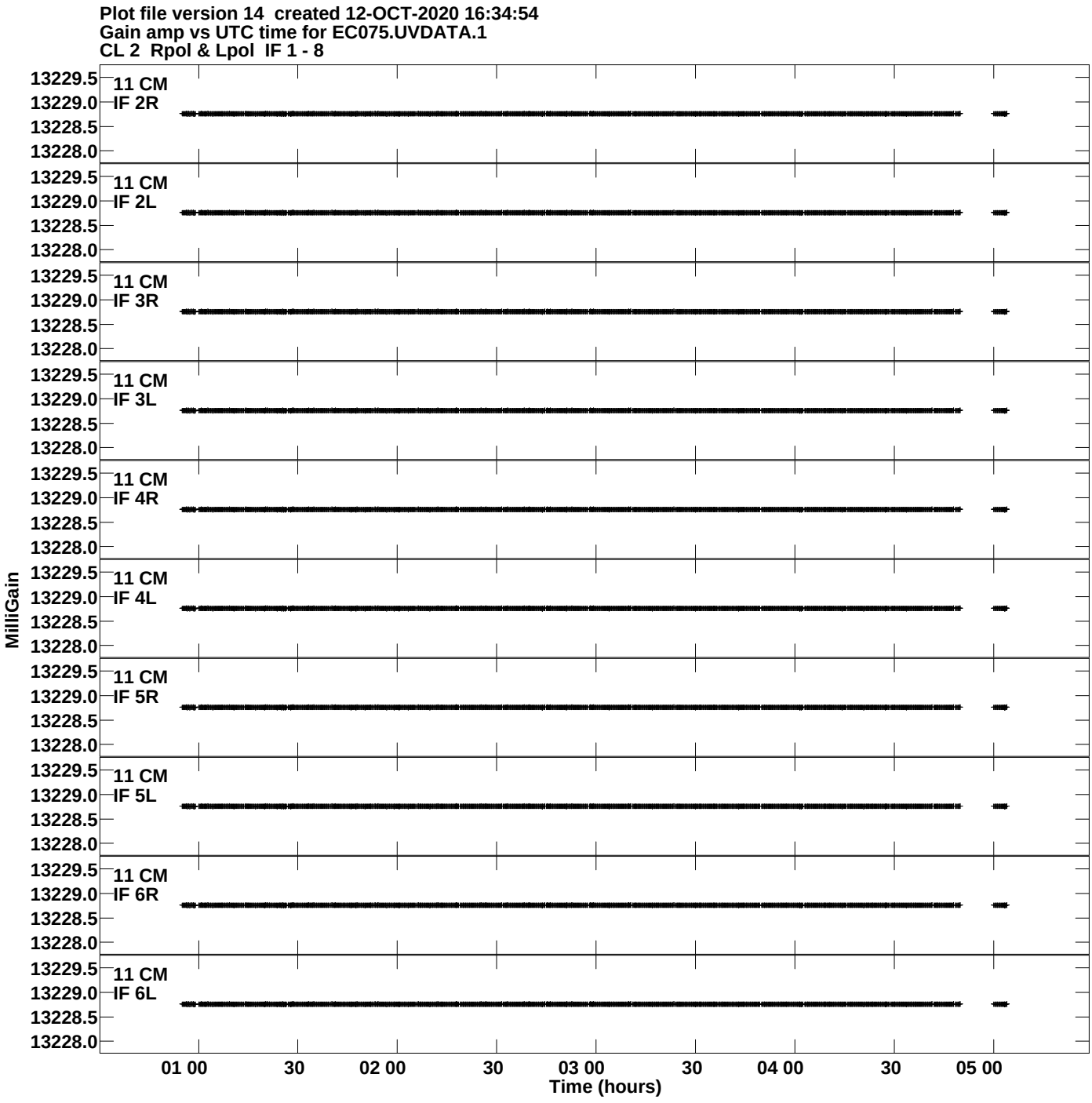
Plot file version 14 created 12-OCT-2020 16:34:54
Gain amp vs UTC time for EC075.UVDATA.1
CL 2 Rpol & Lpol IF 1 - 8
11 CM
IF 2R
11 CM
IF 2L
11 CM
IF 3R
11 CM
IF 3L
11 CM
IF 4R
11 CM
IF 4L
11 CM
IF 5R
11 CM
IF 5L
11 CM
IF 6R
11 CM
IF 6L
13229.5
13229.0
13228.5
13228.0
MilliGain
01 00
30
02 00
30
03 00
30
04 00
30
05 00
Time (hours)

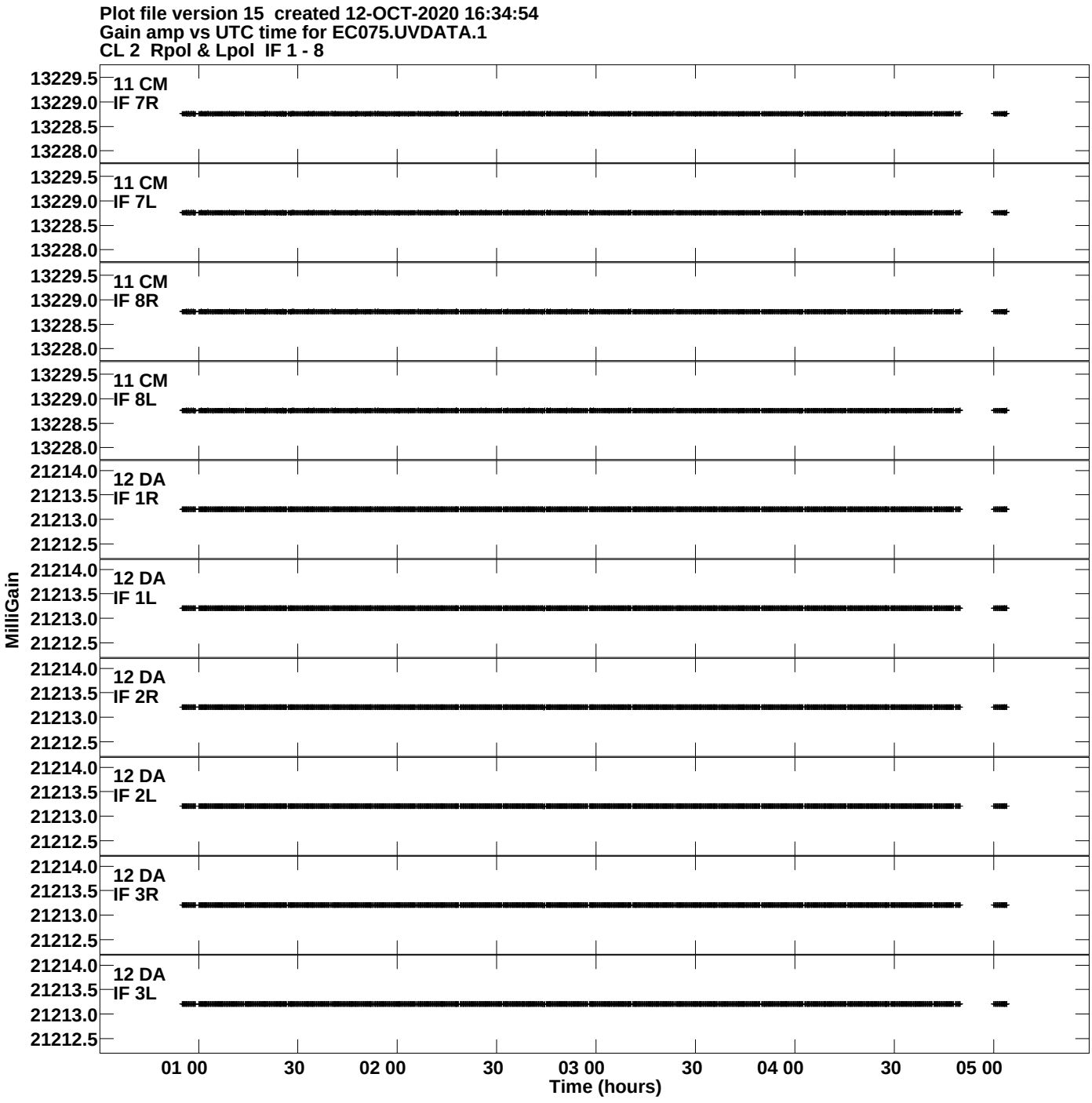
Plot file version 15 created 12-OCT-2020 16:34:54
Gain amp vs UTC time for EC075.UVDATA.1
CL 2 Rpol & Lpol IF 1 - 8
11 CM IF 7R
11 CM IF 7L
11 CM IF 8R
11 CM IF 8L
12 DA IF 1R
12 DA IF 1L
12 DA IF 2R
12 DA IF 2L
12 DA IF 3R
12 DA IF 3L
13229.5
13229.0
13228.5
13228.0
21214.0
21213.5
21213.0
21212.5
MilliGain
01 00
30
02 00
30
03 00
30
04 00
30
05 00
Time (hours)


Plot file version 16 created 12-OCT-2020 16:34:54
Gain amp vs UTC time for EC075.UVDATA.1
CL 2 Rpol & Lpol IF 1 - 8
12 DA IF 4R
12 DA IF 4L
12 DA IF 5R
12 DA IF 5L
12 DA IF 6R
12 DA IF 6L
12 DA IF 7R
12 DA IF 7L
12 DA IF 8R
12 DA IF 8L
21214.0
21213.5
21213.0
21212.5
MilliGain
01 00
30
02 00
30
03 00
30
04 00
30
05 00
Time (hours)


Plot file version 17 created 12-OCT-2020 16:34:54
Gain amp vs UTC time for EC075.UVDATA.1
CL 2 Rpol & Lpol IF 1 - 8
13 DE
IF 1R
13 DE
IF 1L
13 DE
IF 2R
13 DE
IF 2L
13 DE
IF 3R
13 DE
IF 3L
13 DE
IF 4R
13 DE
IF 4L
13 DE
IF 5R
13 DE
IF 5L
18709.0
18708.5
18708.0
18707.5
MilliGain
01 00
30
02 00
30
03 00
30
04 00
30
05 00
Time (hours)

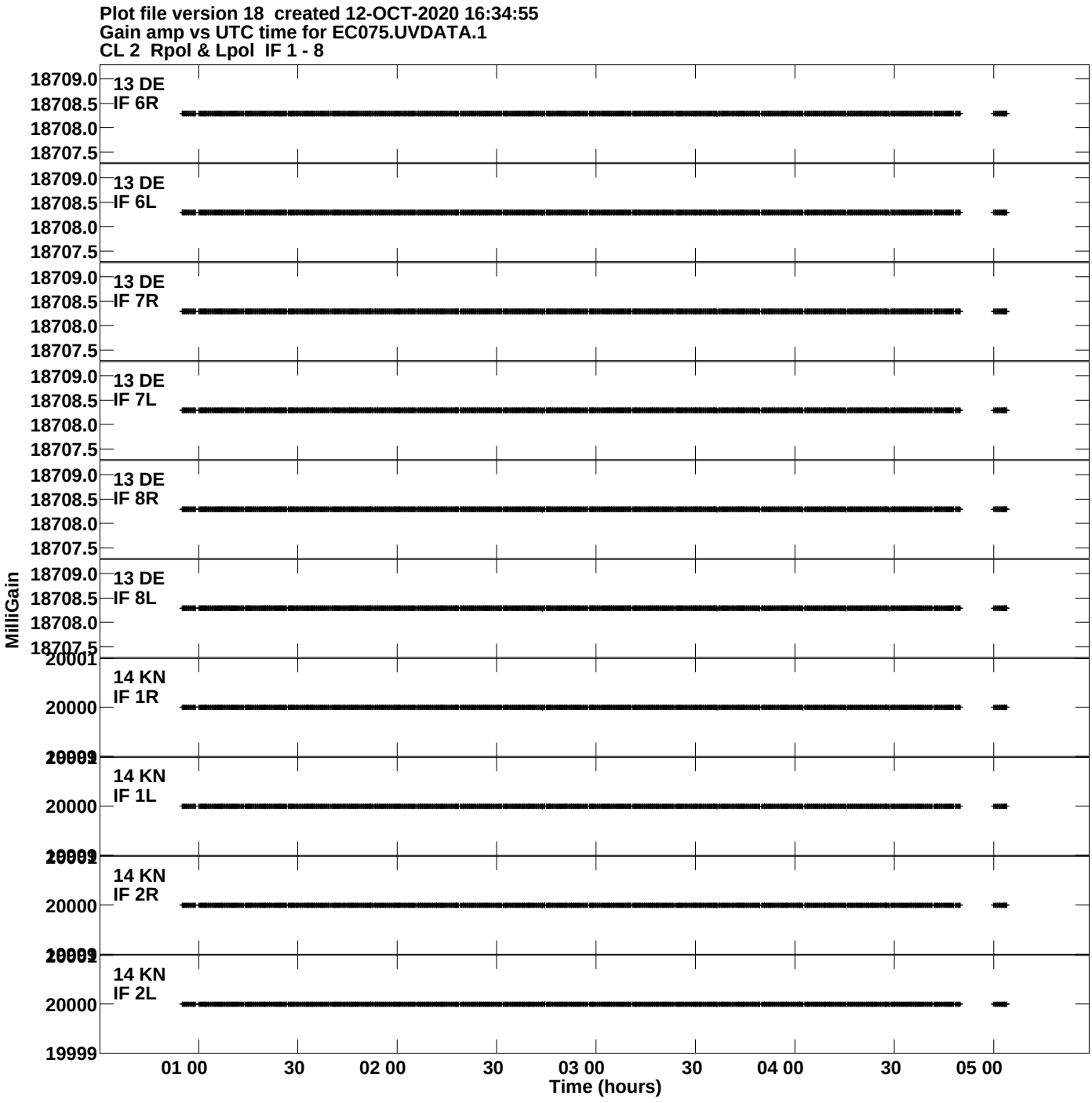
Plot file version 18 created 12-OCT-2020 16:34:55
Gain amp vs UTC time for EC075.UVDATA.1
CL 2 Rpol & Lpol IF 1 - 8
13 DE
IF 6R
13 DE
IF 6L
13 DE
IF 7R
13 DE
IF 7L
13 DE
IF 8R
13 DE
IF 8L
14 KN
IF 1R
14 KN
IF 1L
14 KN
IF 2R
14 KN
IF 2L
MilliGain
18709.0
18708.5
18708.0
18707.5
20001
20000
19999
01 00
30
02 00
30
03 00
30
04 00
30
05 00
Time (hours)

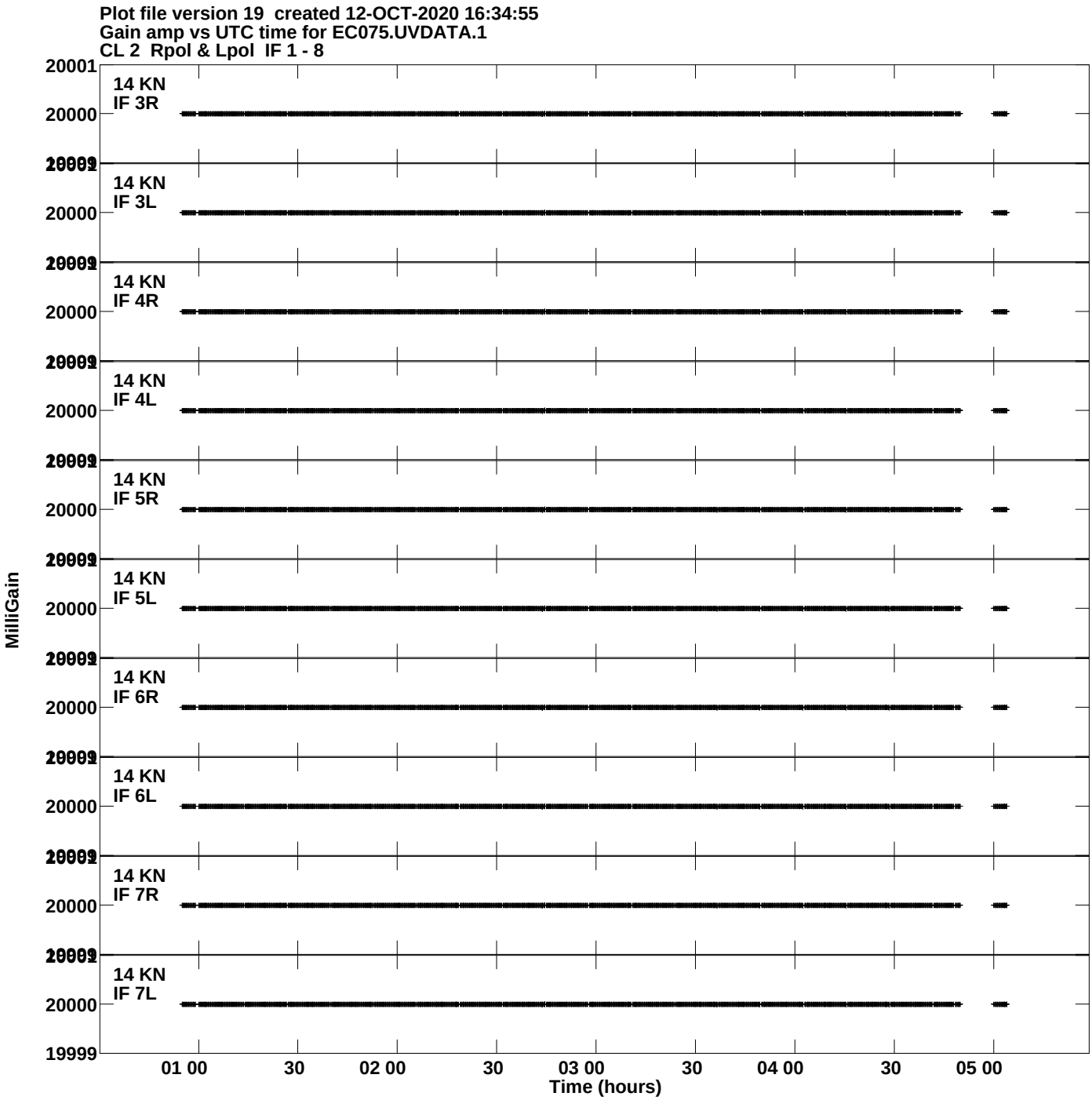
Plot file version 19 created 12-OCT-2020 16:34:55
Gain amp vs UTC time for EC075.UVDATA.1
CL 2 Rpol & Lpol IF 1 - 8
14 KN
IF 3R
14 KN
IF 3L
14 KN
IF 4R
14 KN
IF 4L
14 KN
IF 5R
14 KN
IF 5L
14 KN
IF 6R
14 KN
IF 6L
14 KN
IF 7R
14 KN
IF 7L
20001
20000
19999
MilliGain
01 00
30
02 00
30
03 00
30
04 00
30
05 00
Time (hours)

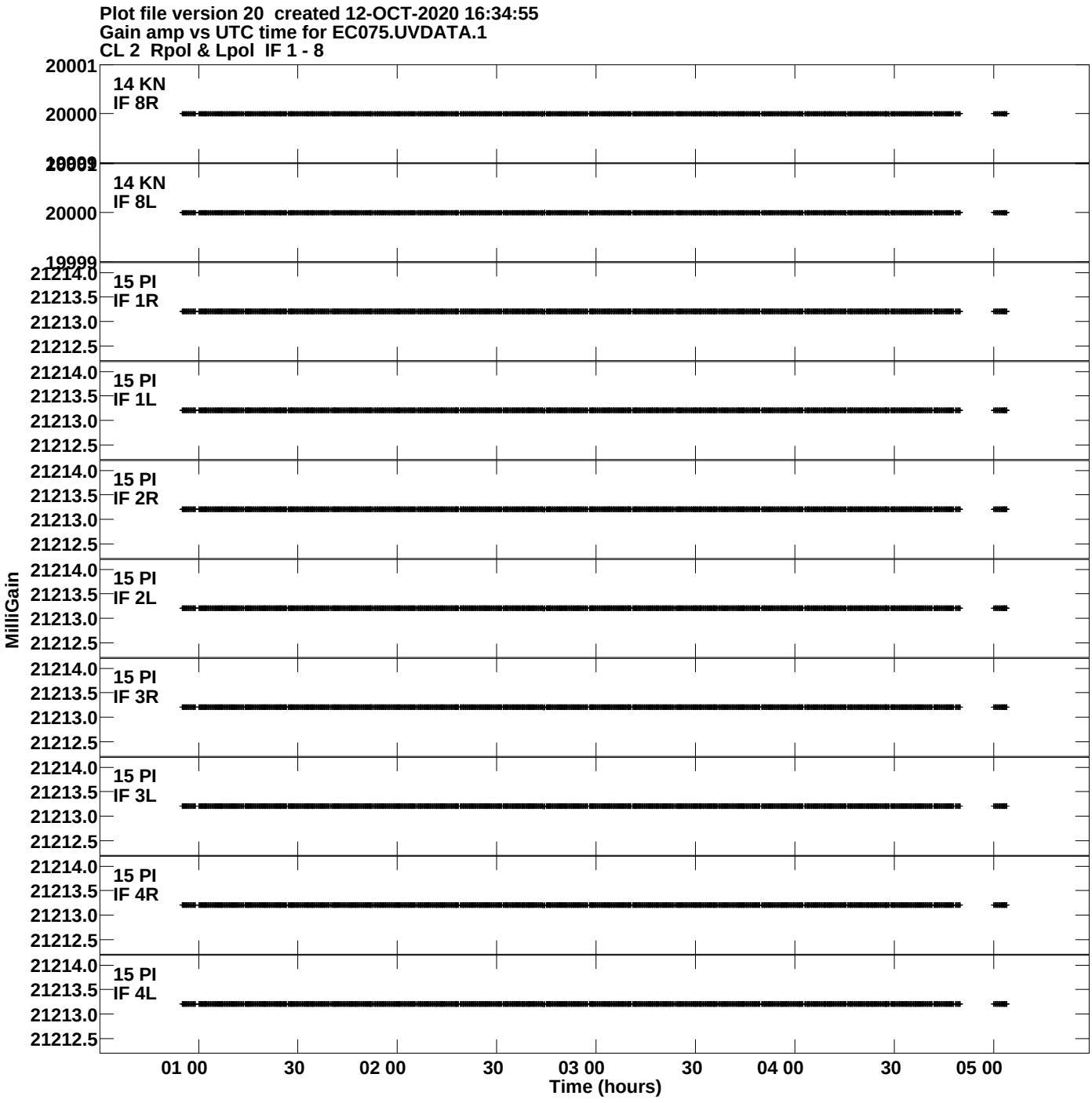
Plot file version 20 created 12-OCT-2020 16:34:55
Gain amp vs UTC time for EC075.UVDATA.1
CL 2 Rpol & Lpol IF 1 - 8
14 KN
IF 8R
14 KN
IF 8L
15 PI
IF 1R
15 PI
IF 1L
15 PI
IF 2R
15 PI
IF 2L
15 PI
IF 3R
15 PI
IF 3L
15 PI
IF 4R
15 PI
IF 4L
MilliGain
Time (hours)
01 00
30
02 00
30
03 00
30
04 00
30
05 00

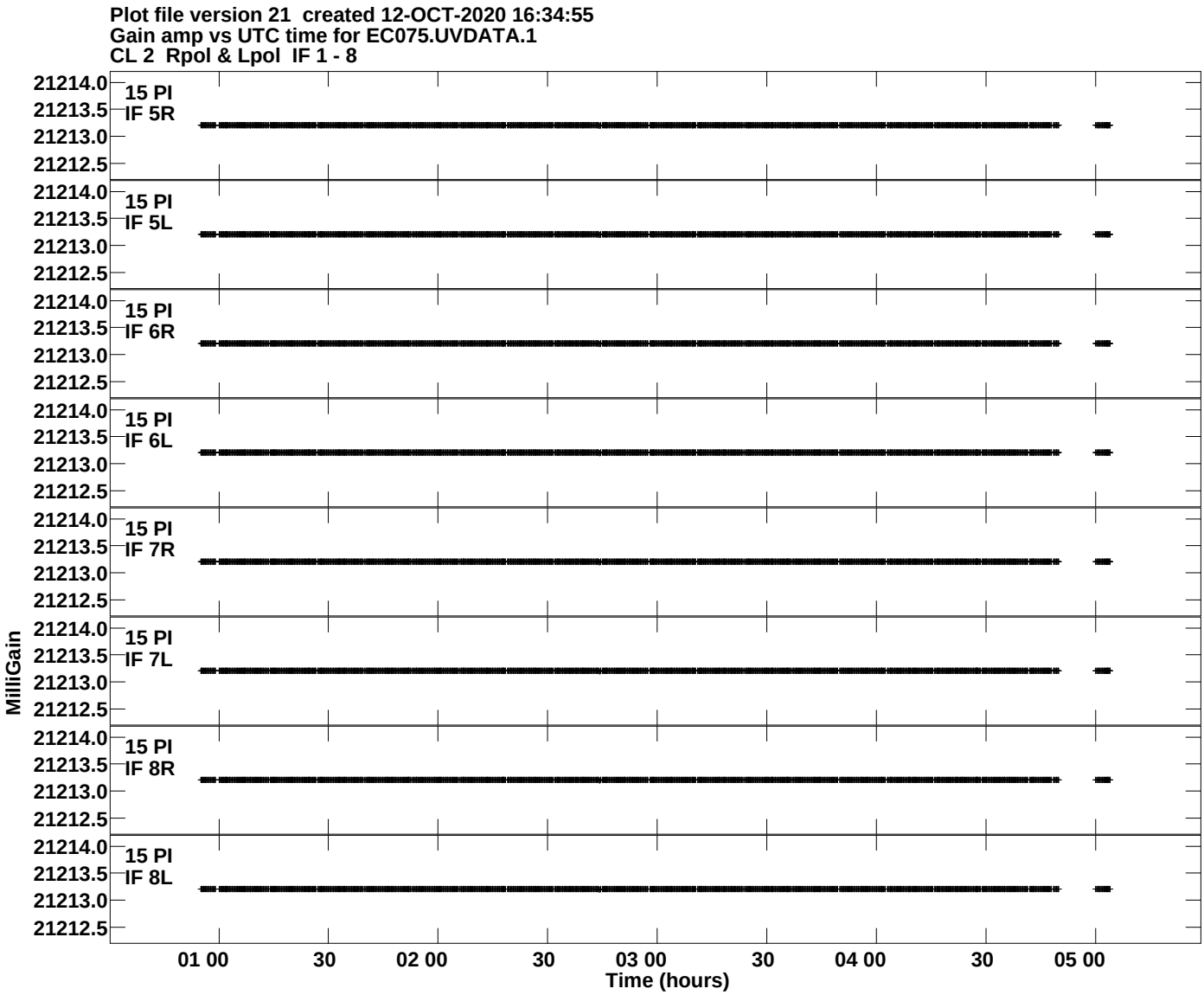
Plot file version 21 created 12-OCT-2020 16:34:55
Gain amp vs UTC time for EC075.UVDATA.1
CL 2 Rpol & Lpol IF 1 - 8
15 PI
IF 5R
15 PI
IF 5L
15 PI
IF 6R
15 PI
IF 6L
15 PI
IF 7R
15 PI
IF 7L
15 PI
IF 8R
15 PI
IF 8L
21214.0
21213.5
21213.0
21212.5
MilliGain
01 00
30
02 00
30
03 00
30
04 00
30
05 00
Time (hours)