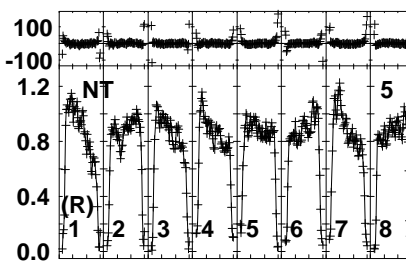
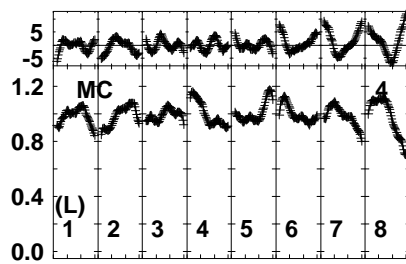
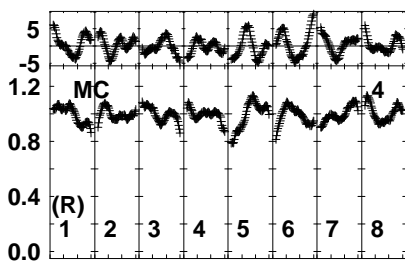
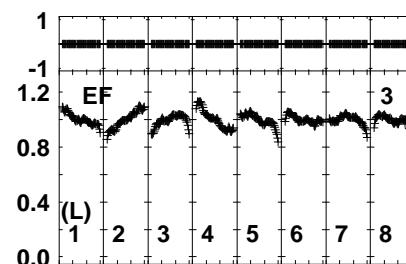
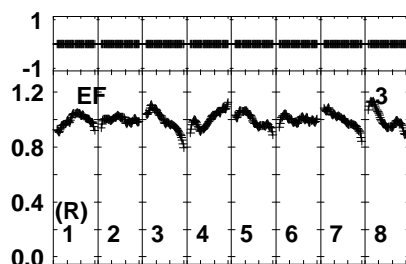
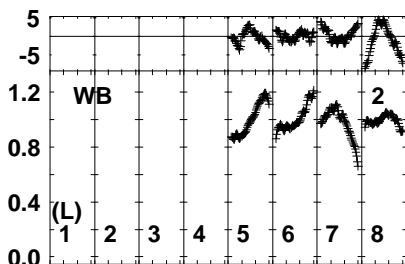
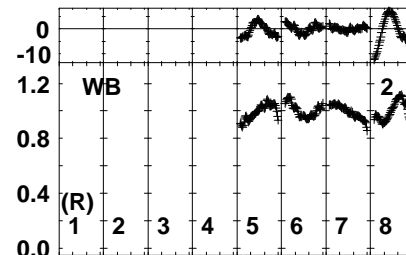
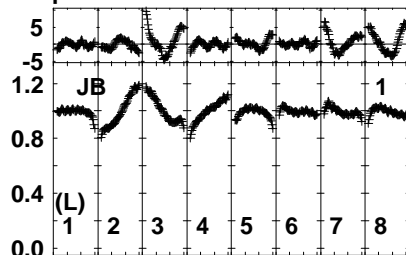
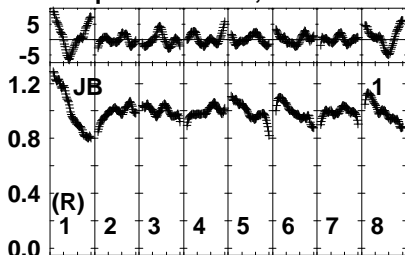
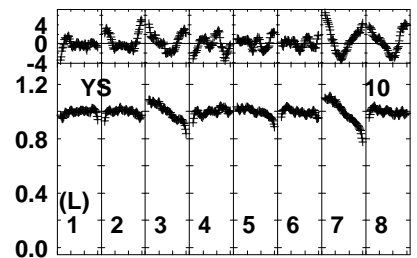
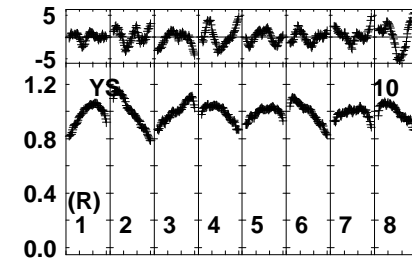
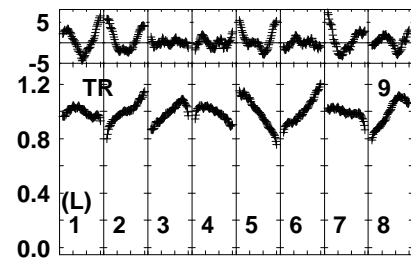
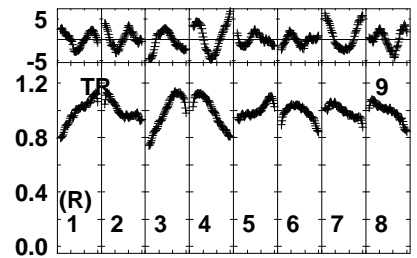
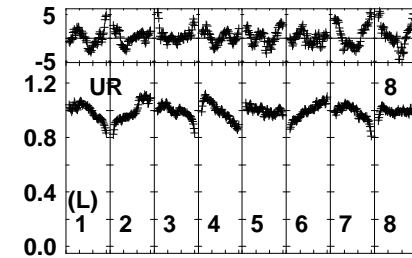
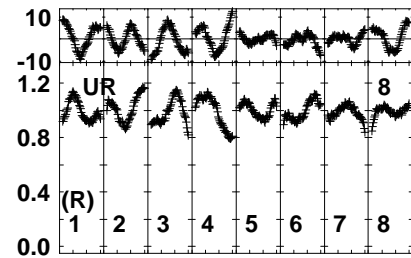
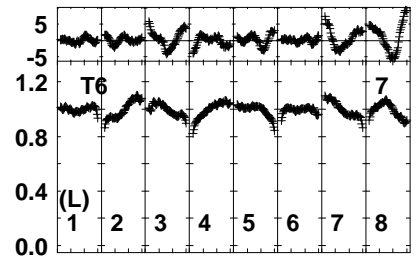
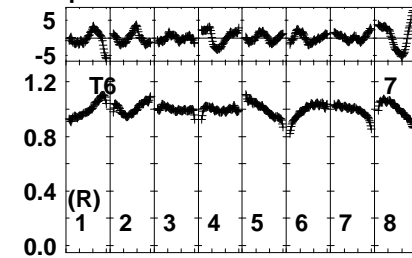
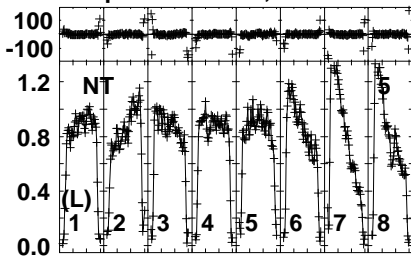


Plot file version 1 created 04-NOV-2021 22:39:37
 EC077A.UVDATA.1
 Freq = 4.7990 GHz, Bw = 32.000 MH Bandpass table # 1



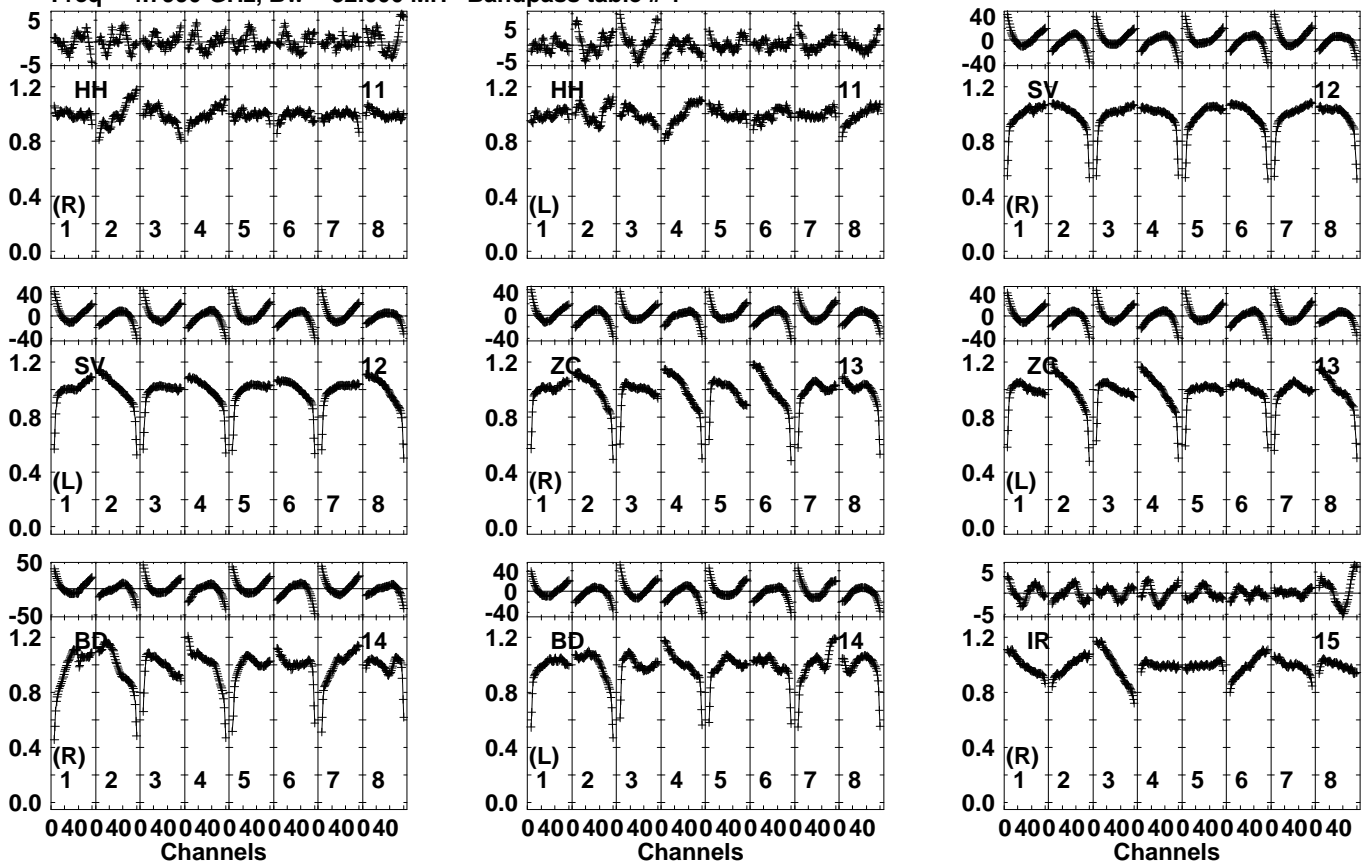
040040040040040040040040
 Channels
 Lower frame: BP ampl Top frame: BP phase
 Bandpass table spectrum Antenna: *
 Timerange: 00/00:00:01 to 999/00:00:00

Plot file version 2 created 04-NOV-2021 22:39:37
 EC077A.UVDATA.1
 Freq = 4.7990 GHz, Bw = 32.000 MH Bandpass table # 1



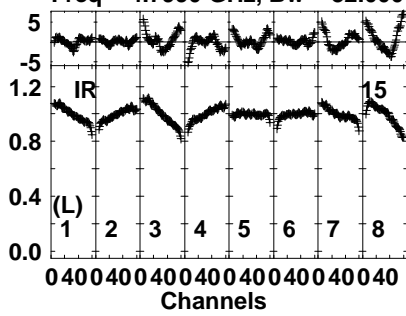
Lower frame: BP ampl Top frame: BP phase
 Bandpass table spectrum Antenna: *
 Timerange: 00/00:00:01 to 999/00:00:00

Plot file version 3 created 04-NOV-2021 22:39:37
 EC077A.UVDATA.1
 Freq = 4.7990 GHz, Bw = 32.000 MH Bandpass table # 1



Lower frame: BP ampl Top frame: BP phase
 Bandpass table spectrum Antenna: *
 Timerange: 00/00:00:01 to 999/00:00:00

Plot file version 4 created 04-NOV-2021 22:39:37
EC077A.UVDATA.1
Freq = 4.7990 GHz, Bw = 32.000 MH Bandpass table # 1



Lower frame: BP ampl Top frame: BP phase
Bandpass table spectrum Antenna: *
Timerange: 00/00:00:01 to 999/00:00:00