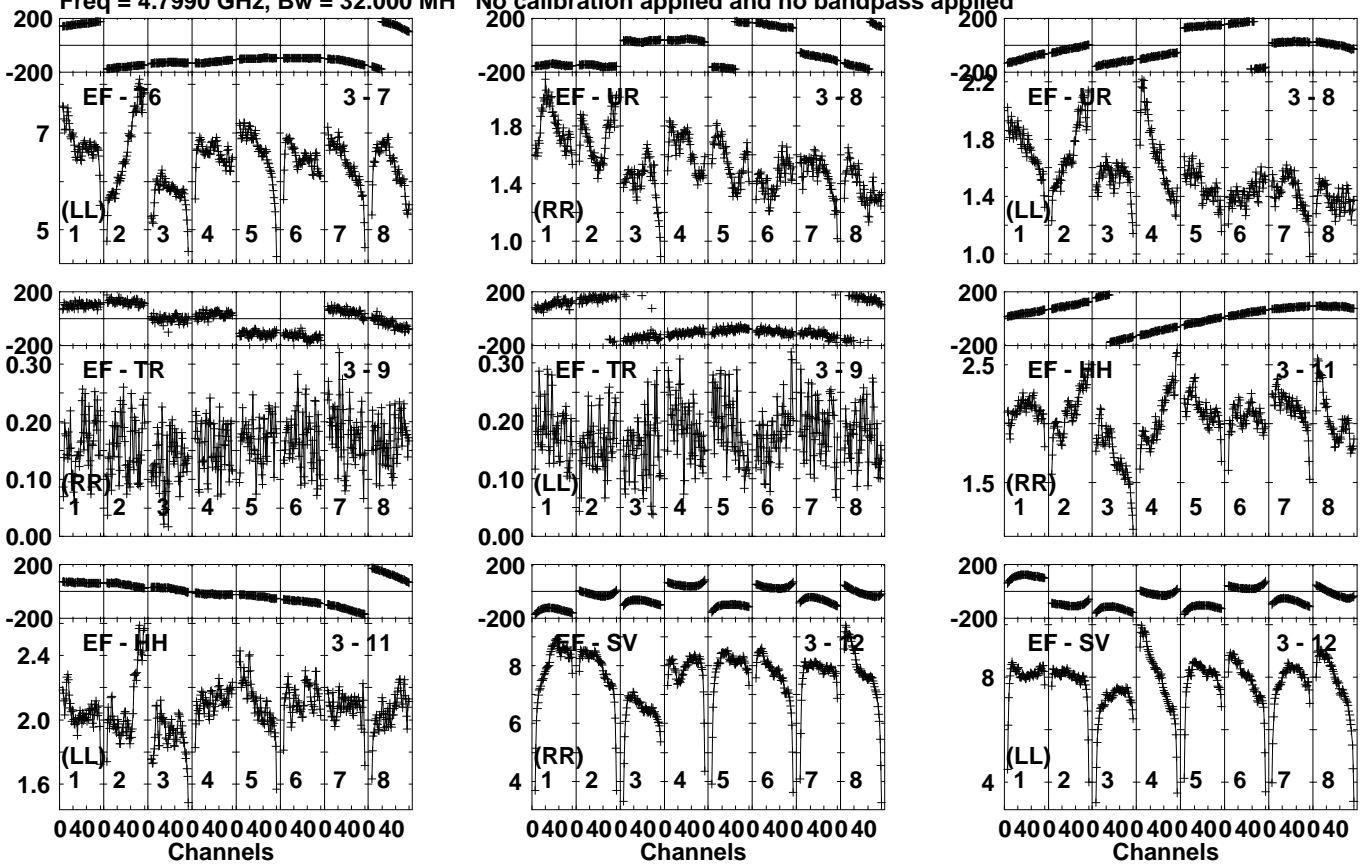




Plot file version 2 created 10-NOV-2021 19:32:14

1123+264 EC077A.UVDATA.1

Freq = 4.7990 GHz, Bw = 32.000 MH No calibration applied and no bandpass applied



Lower frame: Milli Ampl Jy Top frame: Phas deg  
Vector averaged cross-power spectrum Several baselines displayed  
Timerange: 00/12:30:01 to 00/12:34:59

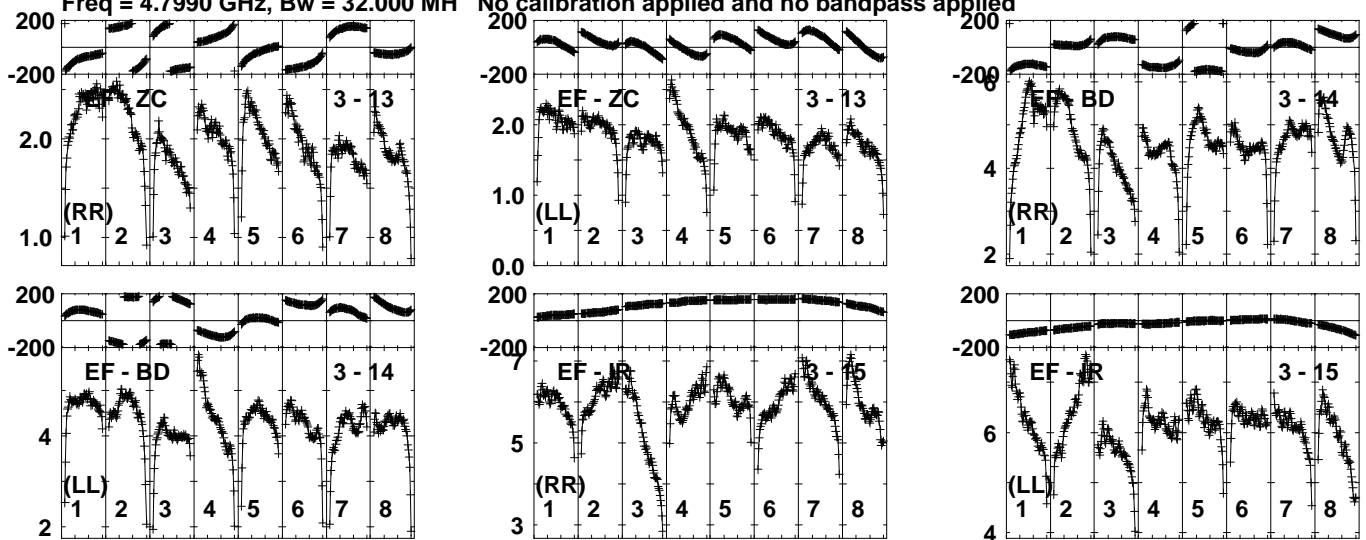


Plot file version 3 created 10-NOV-2021 19:32:15

1123+264 EC077A.UVDATA.1

Freq = 4.7990 GHz, Bw = 32.000 MH

No calibration applied and no bandpass applied



Lower frame: Milli Ampl Jy Top frame: Phas deg  
Vector averaged cross-power spectrum Several baselines displayed  
Timerange: 00/12:30:01 to 00/12:34:59

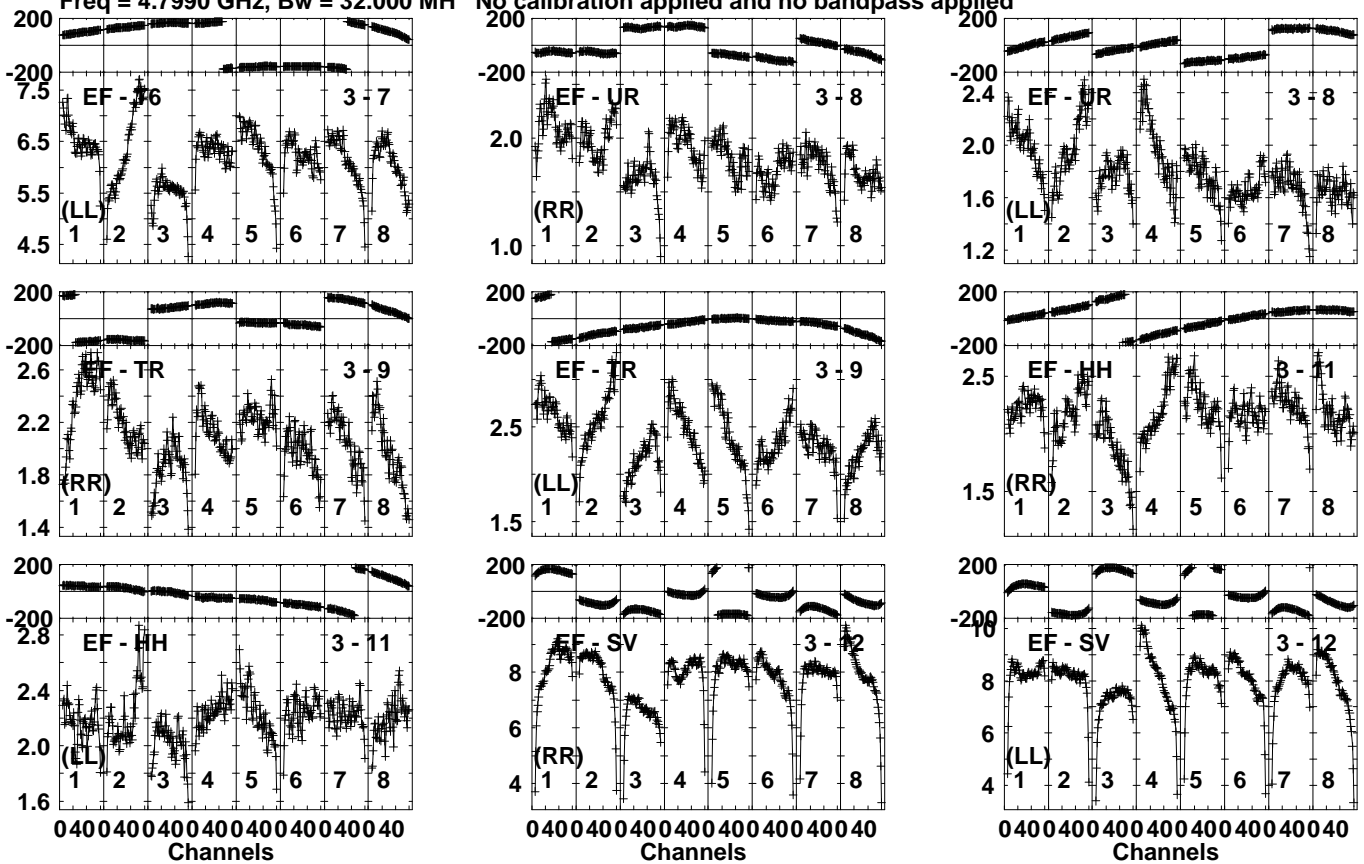


Plot file version 5 created 10-NOV-2021 19:32:15

J1125+2610 EC077A.UVDATA.1

Freq = 4.7990 GHz, Bw = 32.000 MH

No calibration applied and no bandpass applied



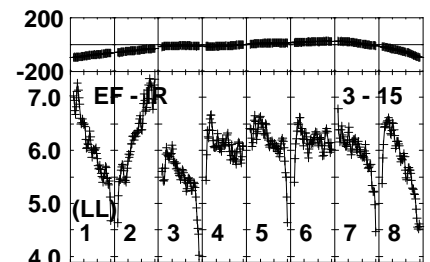
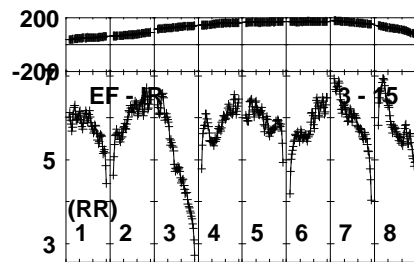
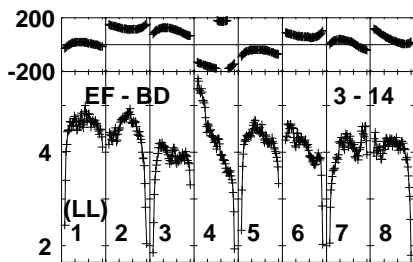
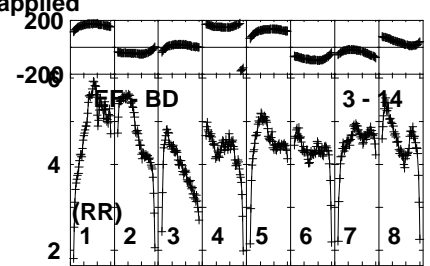
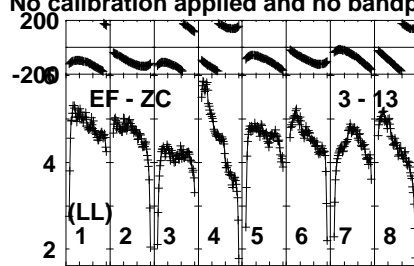
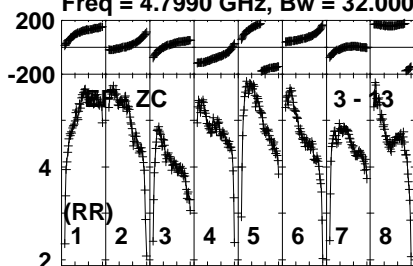
Lower frame: Milli Ampl Jy Top frame: Phas deg  
Vector averaged cross-power spectrum Several baselines displayed  
Timerange: 00:12:38:01 to 00:12:39:59

Plot file version 6 created 10-NOV-2021 19:32:15

J1125+2610 EC077A.UVDATA.1

Freq = 4.7990 GHz, Bw = 32.000 MH

No calibration applied and no bandpass applied



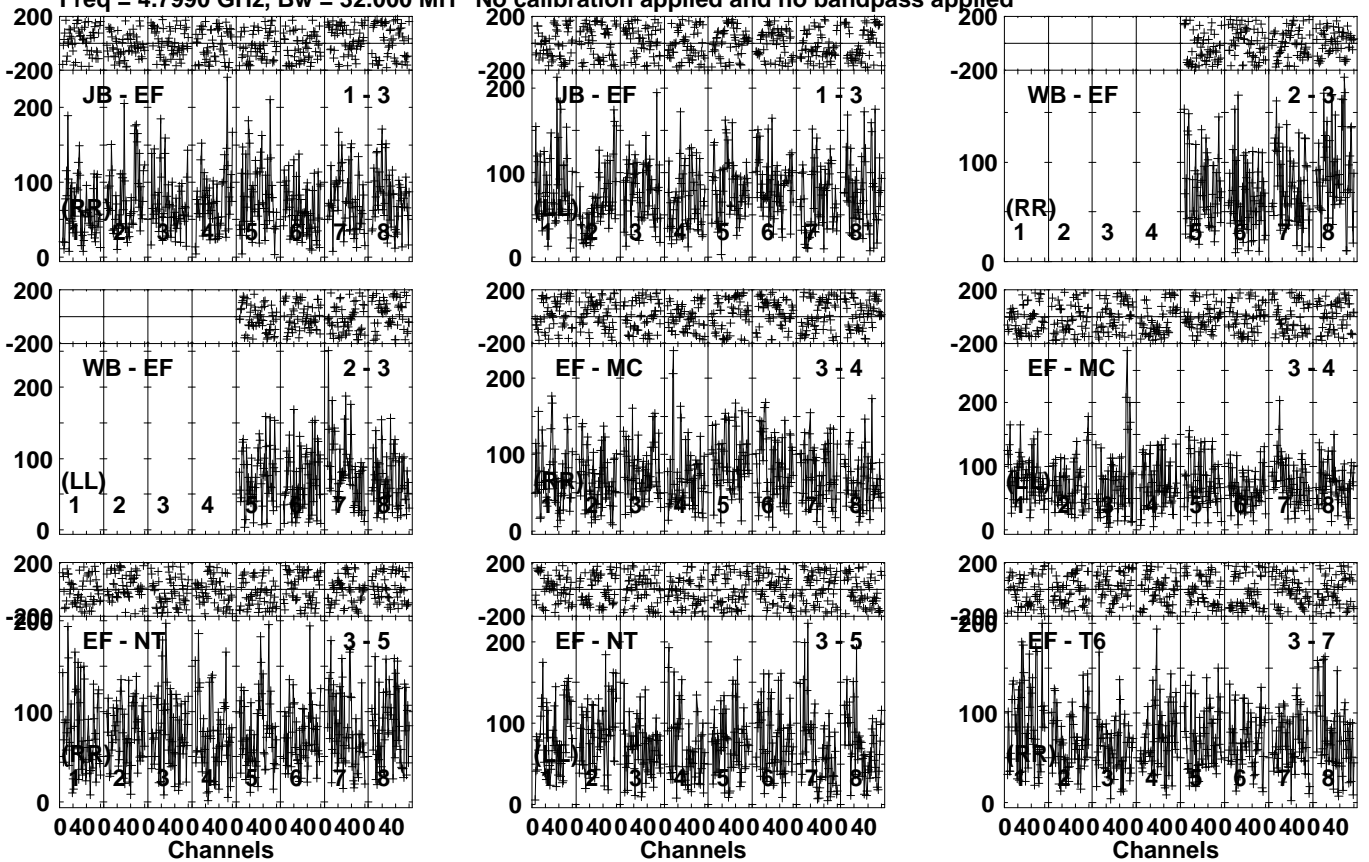
Lower frame: Milli Ampl Jy Top frame: Phas deg  
Vector averaged cross-power spectrum Several baselines displayed  
Timerange: 00/12:38:01 to 00/12:39:59

Plot file version 7 created 10-NOV-2021 19:32:15

EQJ1122+2550 EC077A.UVDATA.1

Freq = 4.7990 GHz, Bw = 32.000 MH

No calibration applied and no bandpass applied



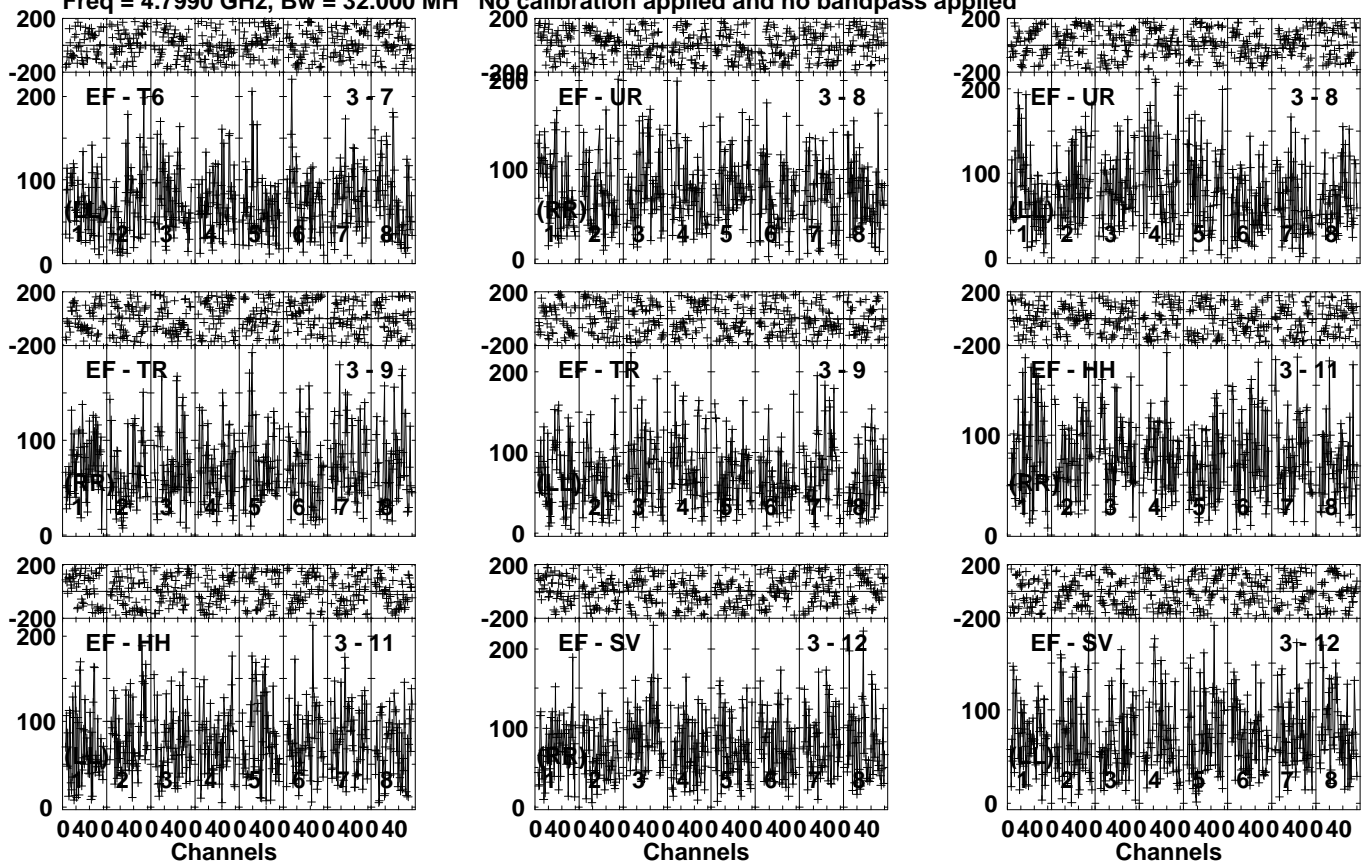
Lower frame: Micro Ampl Jy Top frame: Phas deg  
Vector averaged cross-power spectrum Several baselines displayed  
Timerange: 00/12:40:01 to 00/12:43:59

Plot file version 8 created 10-NOV-2021 19:32:15

EQJ1122+2550 EC077A.UVDATA.1

Freq = 4.7990 GHz, Bw = 32.000 MH

No calibration applied and no bandpass applied



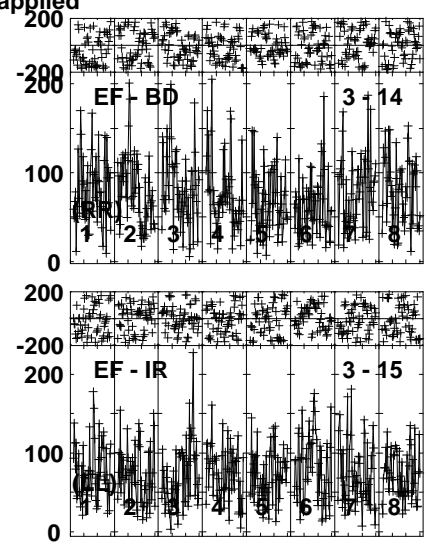
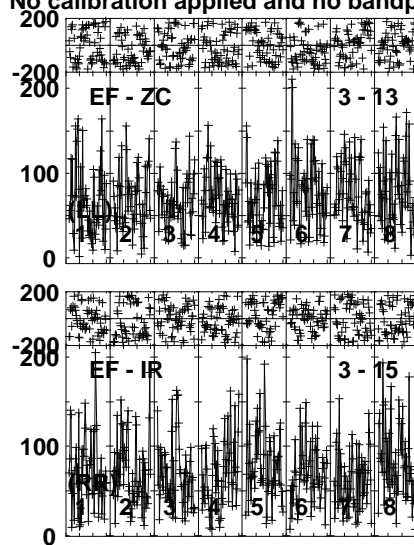
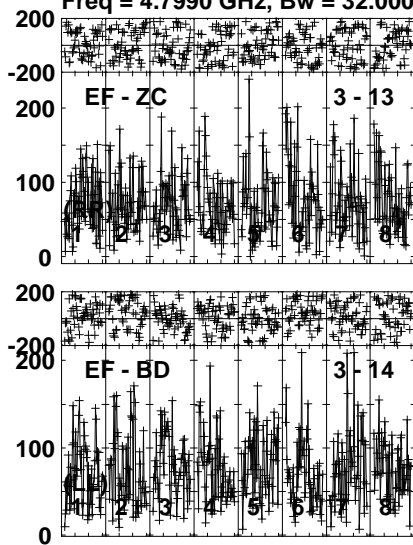
Lower frame: Micro Ampl Jy Top frame: Phas deg  
Vector averaged cross-power spectrum Several baselines displayed  
Timerange: 00/12:40:01 to 00/12:43:59

Plot file version 9 created 10-NOV-2021 19:32:15

EQJ1122+2550 EC077A.UVDATA.1

Freq = 4.7990 GHz, Bw = 32.000 MH

No calibration applied and no bandpass applied



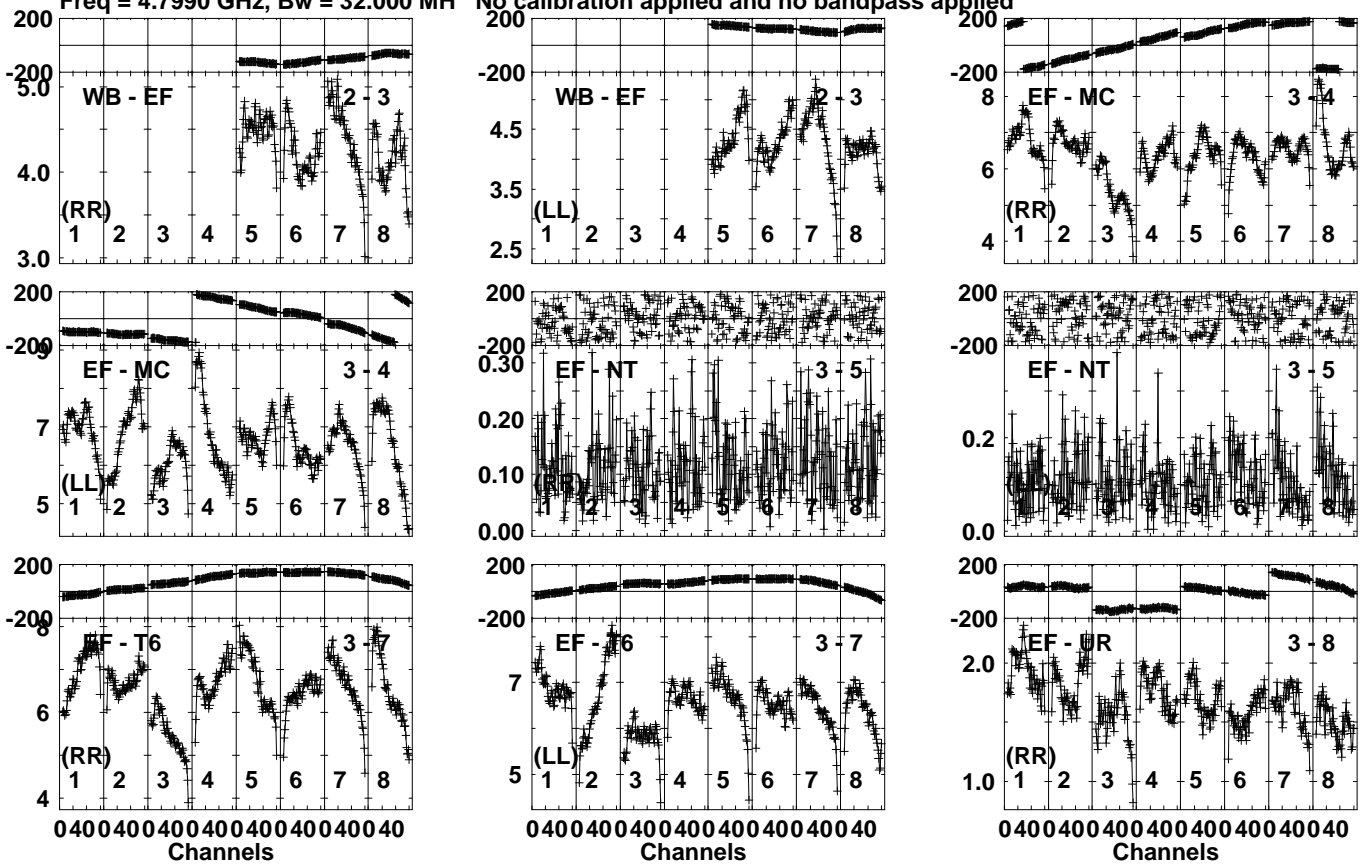
Lower frame: Micro Ampl Jy Top frame: Phas deg  
Vector averaged cross-power spectrum Several baselines displayed  
Timerange: 00/12:40:01 to 00/12:43:59

Plot file version 10 created 10-NOV-2021 19:32:15

J1125+2610 EC077A.UVDATA.1

Freq = 4.7990 GHz, Bw = 32.000 MH

No calibration applied and no bandpass applied



Lower frame: Milli Ampl Jy Top frame: Phas deg  
Vector averaged cross-power spectrum Several baselines displayed  
Timerange: 00/12:44:01 to 00/12:45:59



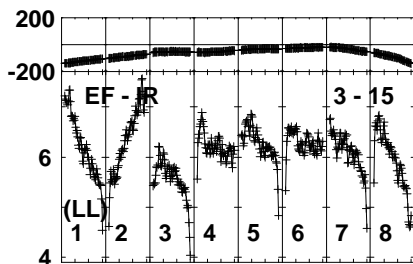
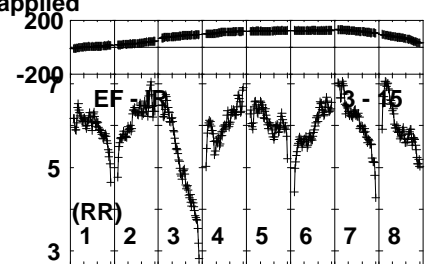
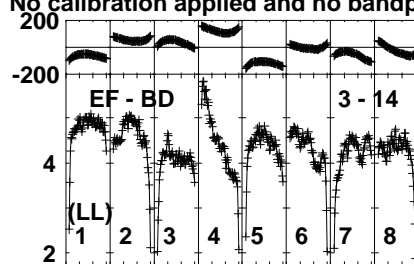
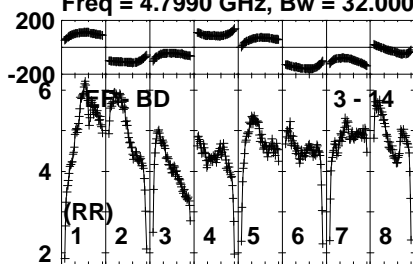


Plot file version 12 created 10-NOV-2021 19:32:16

J1125+2610 EC077A.UVDATA.1

Freq = 4.7990 GHz, Bw = 32.000 MH

No calibration applied and no bandpass applied



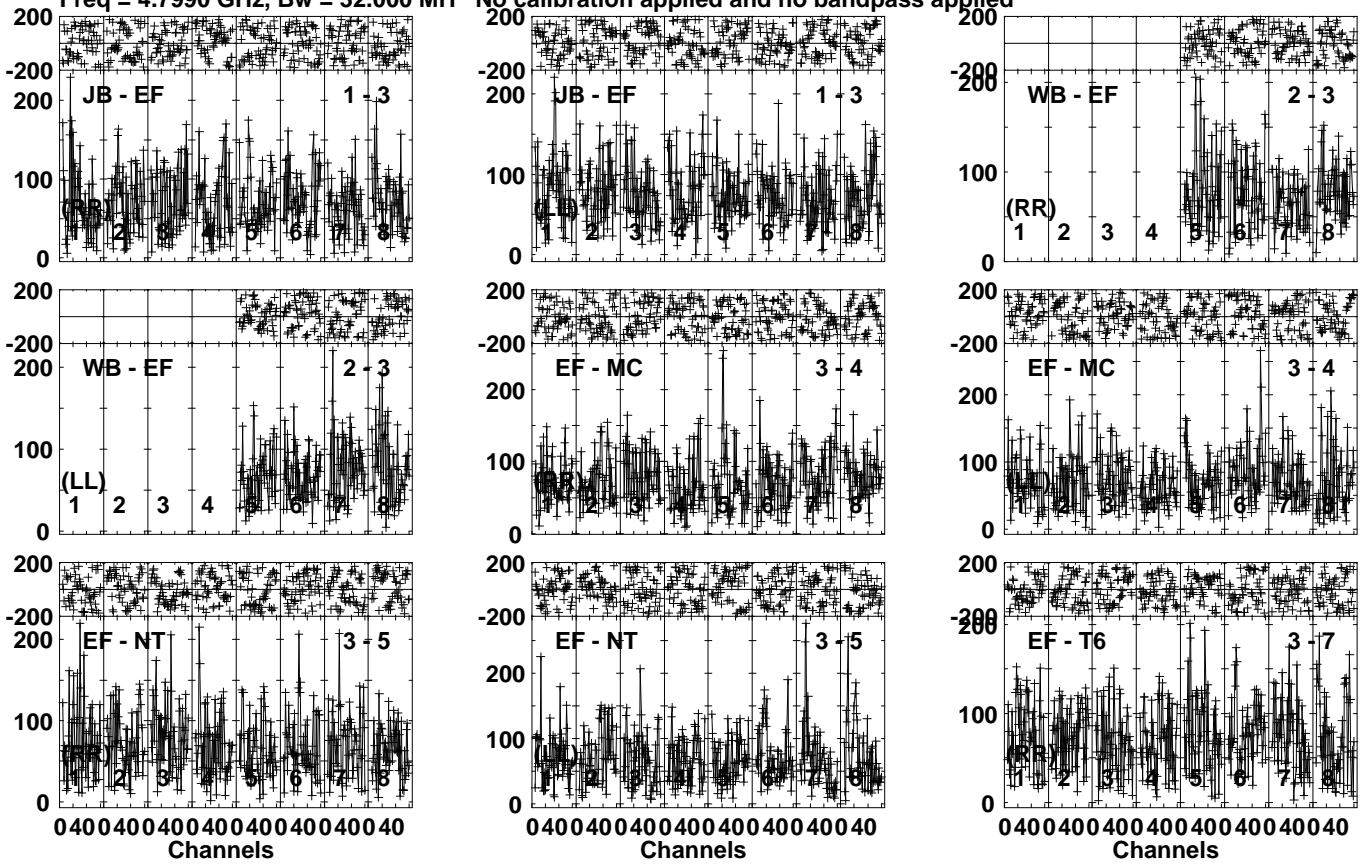
Lower frame: Milli Ampl Jy Top frame: Phas deg  
Vector averaged cross-power spectrum Several baselines displayed  
Timerange: 00/12:44:01 to 00/12:45:59

Plot file version 13 created 10-NOV-2021 19:32:16

EQJ1122+2550 EC077A.UVDATA.1

Freq = 4.7990 GHz, Bw = 32.000 MH

No calibration applied and no bandpass applied



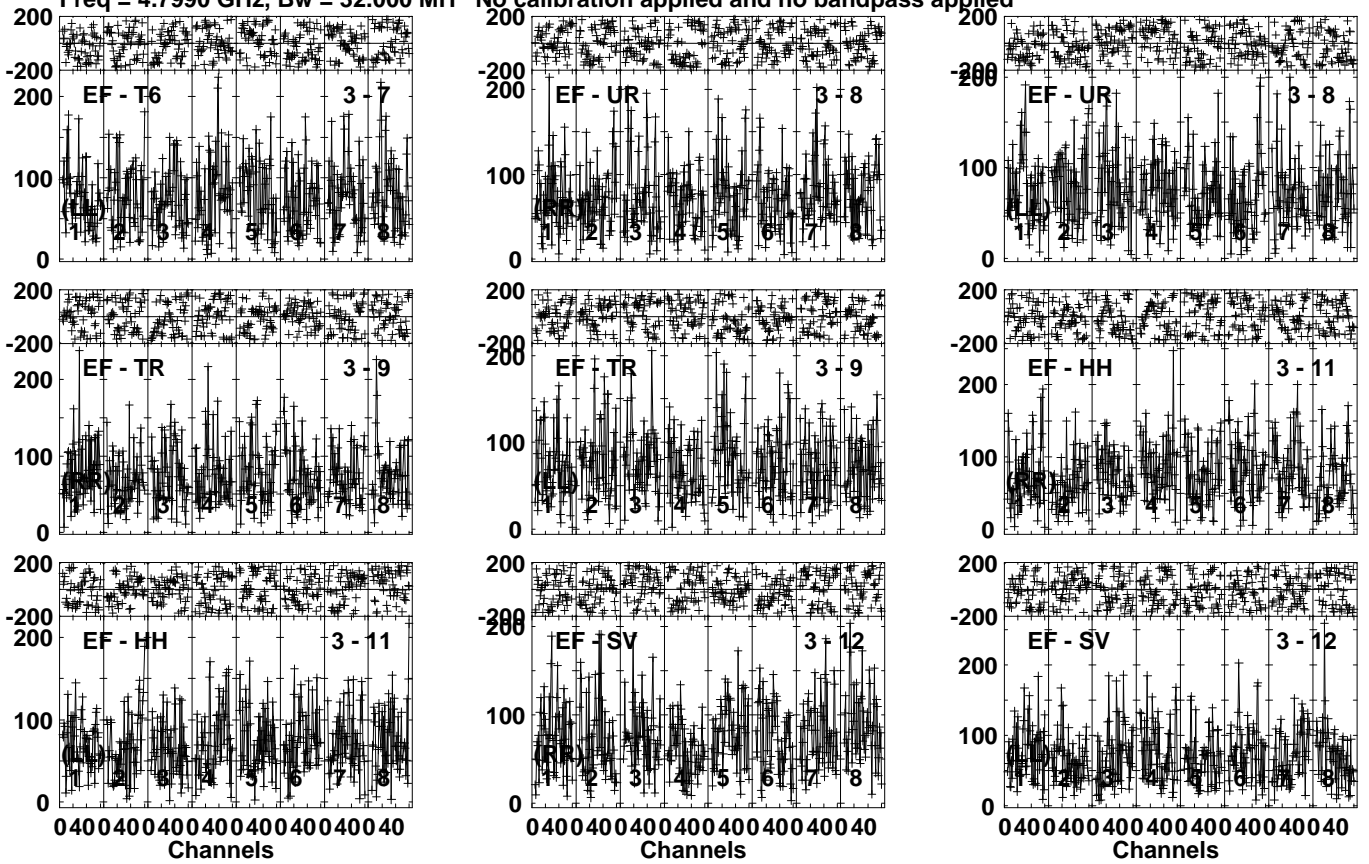
Lower frame: Micro Ampl Jy Top frame: Phas deg  
Vector averaged cross-power spectrum Several baselines displayed  
Timerange: 00/12:46:01 to 00/12:49:59

Plot file version 14 created 10-NOV-2021 19:32:16

EQJ1122+2550 EC077A.UVDATA.1

Freq = 4.7990 GHz, Bw = 32.000 MH

No calibration applied and no bandpass applied



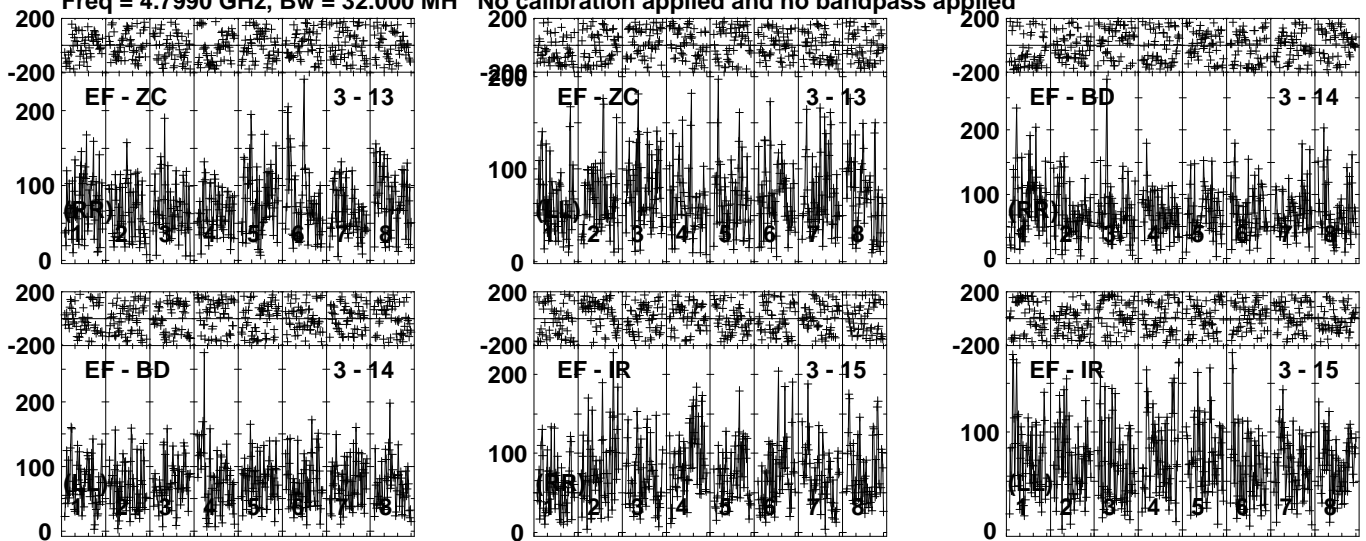
Lower frame: Micro Ampl Jy Top frame: Phas deg  
Vector averaged cross-power spectrum Several baselines displayed  
Timerange: 00/12:46:01 to 00/12:49:59

Plot file version 15 created 10-NOV-2021 19:32:16

EQJ1122+2550 EC077A.UVDATA.1

Freq = 4.7990 GHz, Bw = 32.000 MH

No calibration applied and no bandpass applied



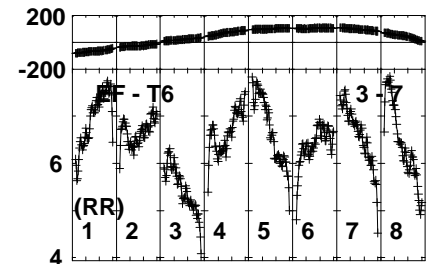
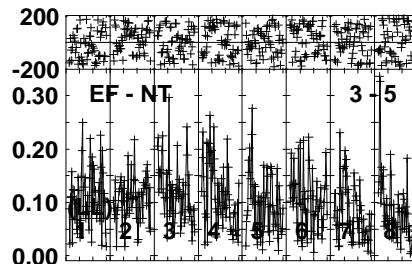
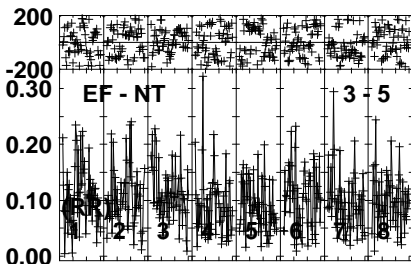
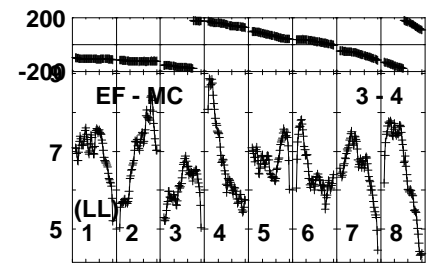
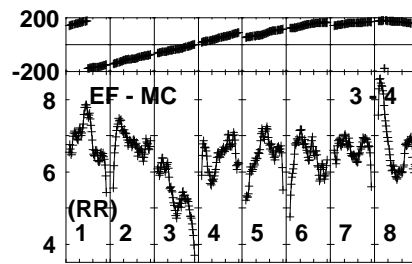
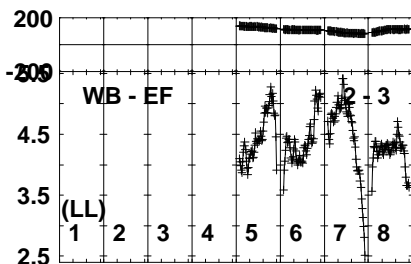
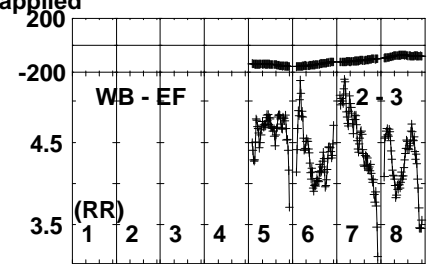
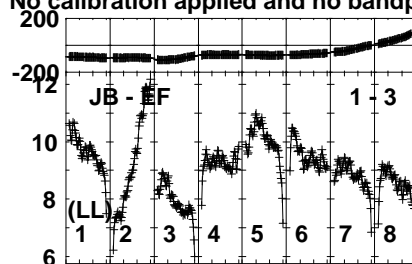
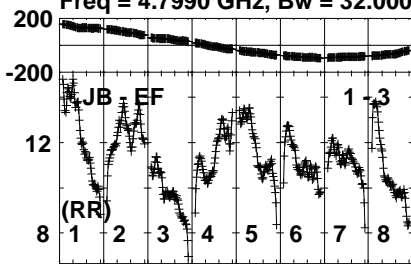
Lower frame: Micro Ampl Jy Top frame: Phas deg  
Vector averaged cross-power spectrum Several baselines displayed  
Timerange: 00/12:46:01 to 00/12:49:59

Plot file version 16 created 10-NOV-2021 19:32:16

J1125+2610 EC077A.UVDATA.1

Freq = 4.7990 GHz, Bw = 32.000 MH

No calibration applied and no bandpass applied



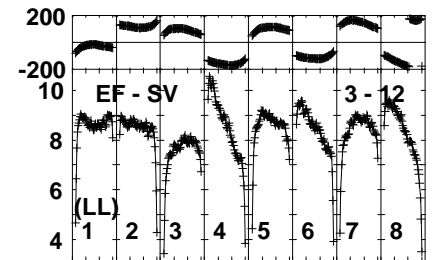
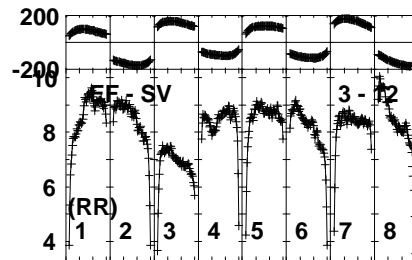
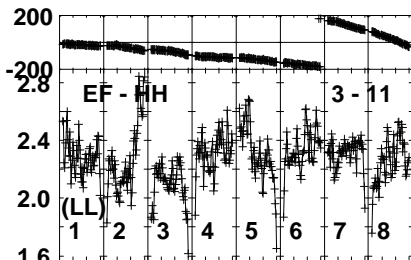
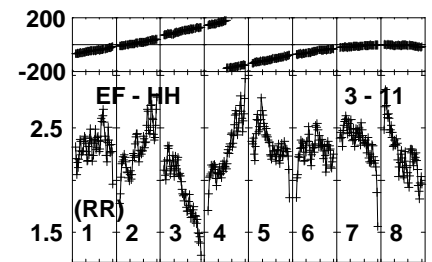
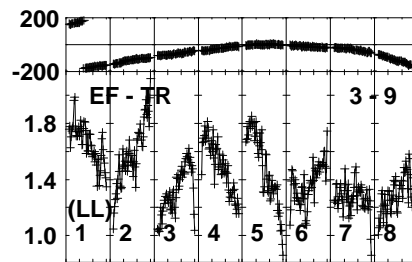
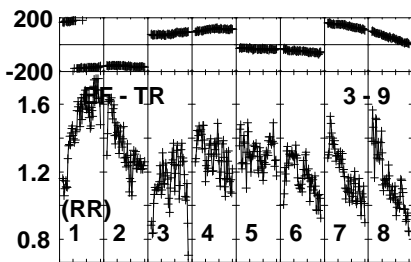
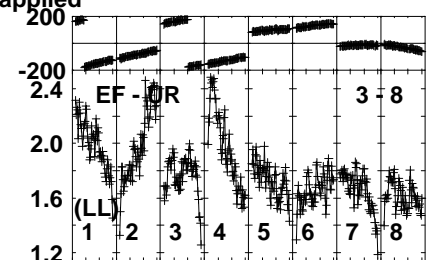
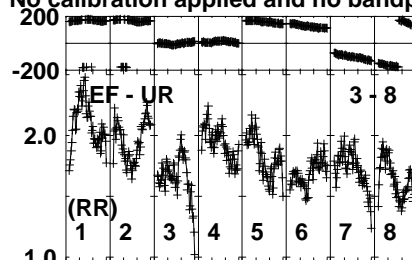
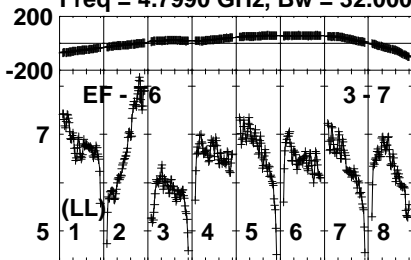
Lower frame: Milli Ampl Jy Top frame: Phas deg  
Vector averaged cross-power spectrum Several baselines displayed  
Timerange: 00/12:50:31 to 00/12:52:29

Plot file version 17 created 10-NOV-2021 19:32:16

J1125+2610 EC077A.UVDATA.1

Freq = 4.7990 GHz, Bw = 32.000 MH

No calibration applied and no bandpass applied



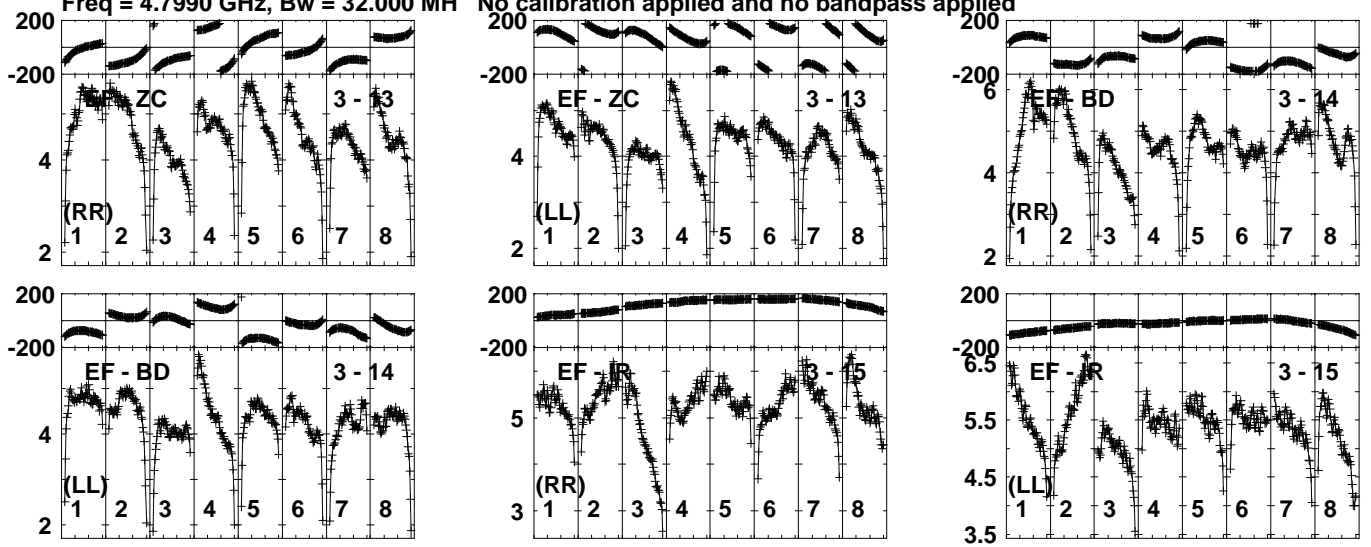
Lower frame: Milli Ampl Jy Top frame: Phas deg  
Vector averaged cross-power spectrum Several baselines displayed  
Timerange: 00/12:50:31 to 00/12:52:29

Plot file version 18 created 10-NOV-2021 19:32:16

J1125+2610 EC077A.UVDATA.1

Freq = 4.7990 GHz, Bw = 32.000 MH

No calibration applied and no bandpass applied



Lower frame: Milli Ampl Jy Top frame: Phas deg  
Vector averaged cross-power spectrum Several baselines displayed  
Timerange: 00/12:50:31 to 00/12:52:29

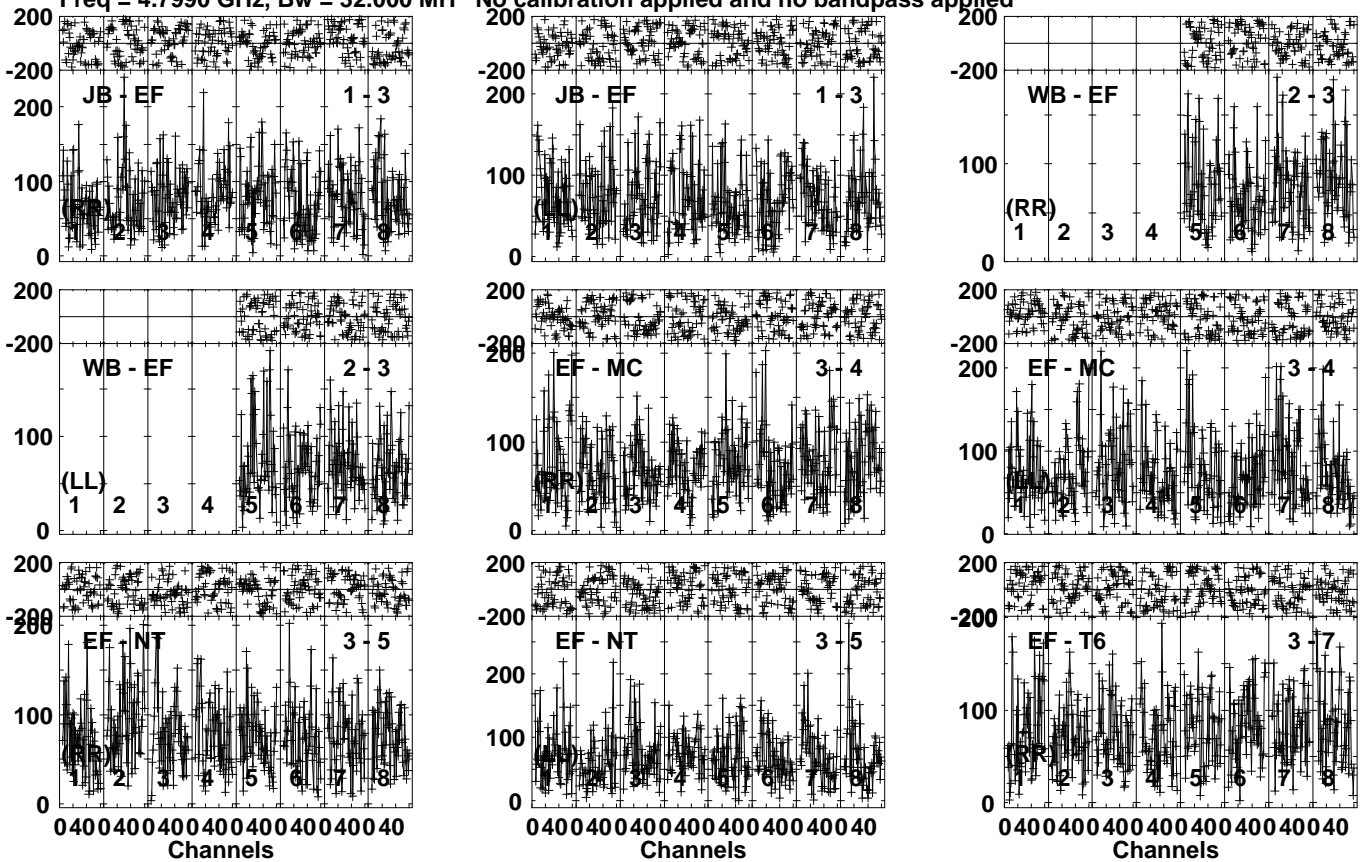


Plot file version 19 created 10-NOV-2021 19:32:16

EQJ1122+2550 EC077A.UVDATA.1

Freq = 4.7990 GHz, Bw = 32.000 MH

No calibration applied and no bandpass applied



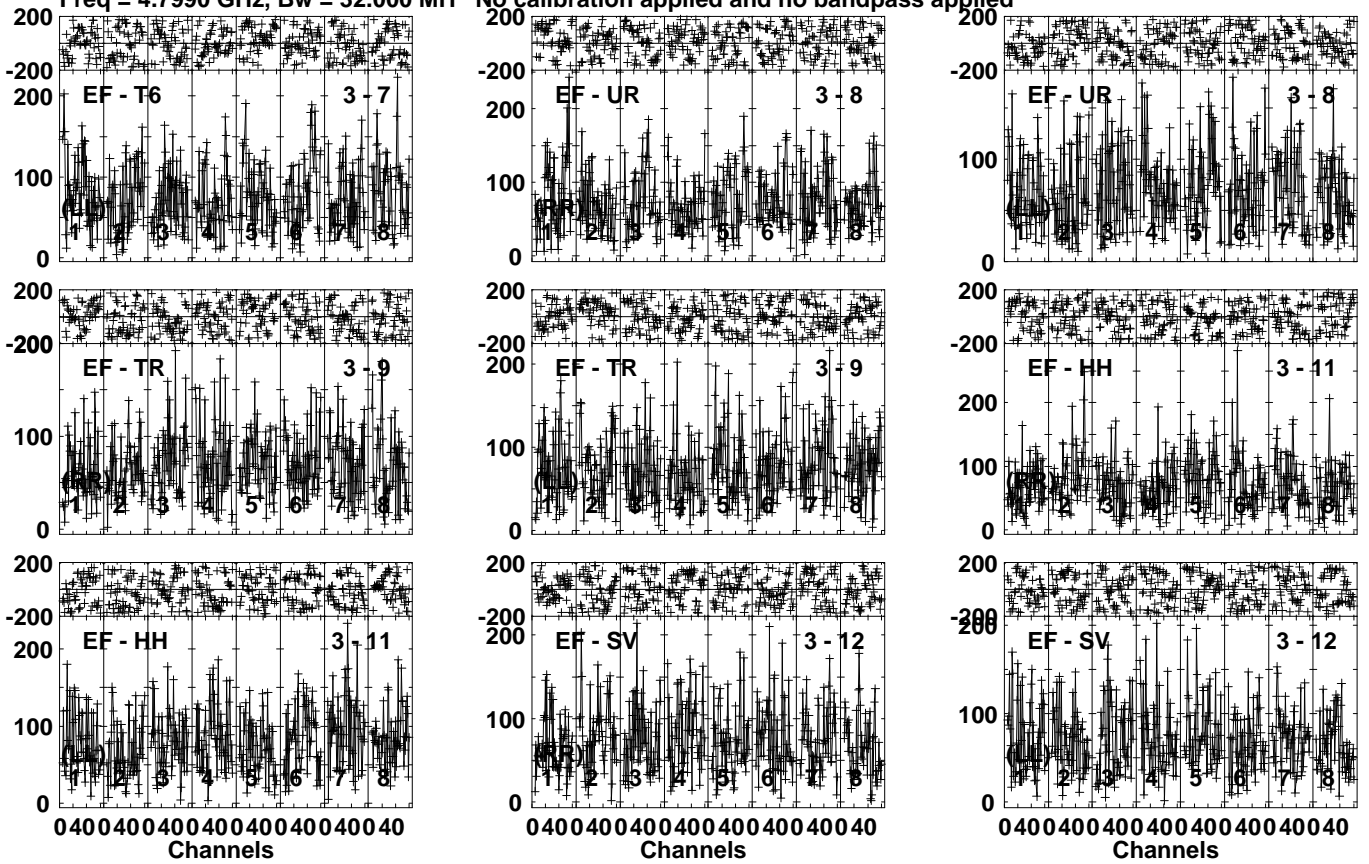
Lower frame: Micro Ampl Jy Top frame: Phas deg  
Vector averaged cross-power spectrum Several baselines displayed  
Timerange: 00/12:52:31 to 00/12:56:29

Plot file version 20 created 10-NOV-2021 19:32:17

EQJ1122+2550 EC077A.UVDATA.1

Freq = 4.7990 GHz, Bw = 32.000 MH

No calibration applied and no bandpass applied



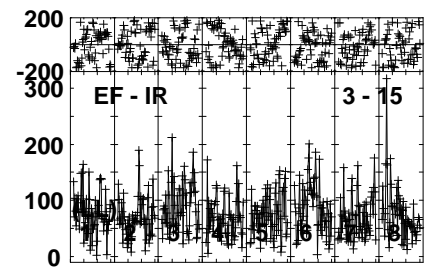
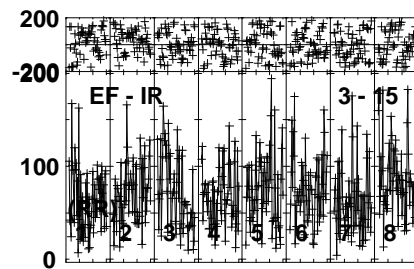
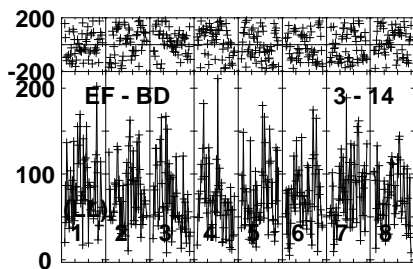
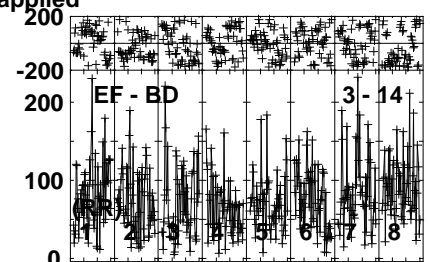
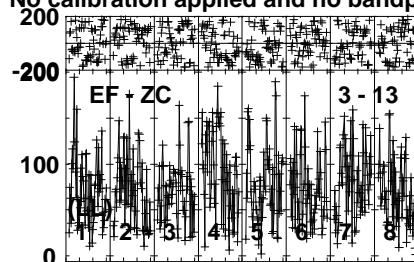
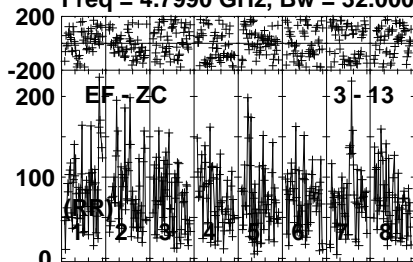
Lower frame: Micro Ampl Jy Top frame: Phas deg  
Vector averaged cross-power spectrum Several baselines displayed  
Timerange: 00/12:52:31 to 00/12:56:29

Plot file version 21 created 10-NOV-2021 19:32:17

EQJ1122+2550 EC077A.UVDATA.1

Freq = 4.7990 GHz, Bw = 32.000 MH

No calibration applied and no bandpass applied



Lower frame: Micro Ampl Jy Top frame: Phas deg  
Vector averaged cross-power spectrum Several baselines displayed  
Timerange: 00/12:52:31 to 00/12:56:29



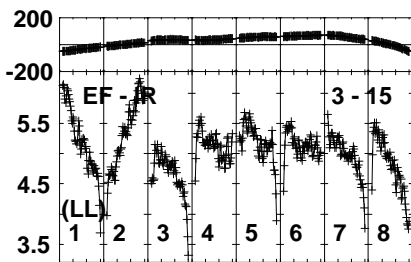
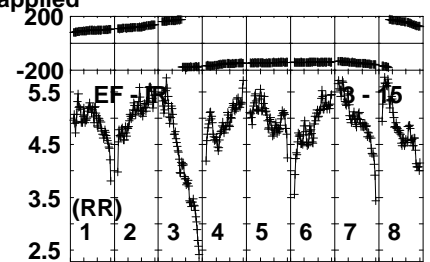
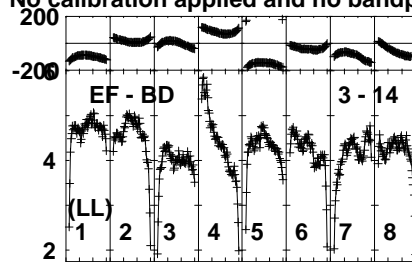
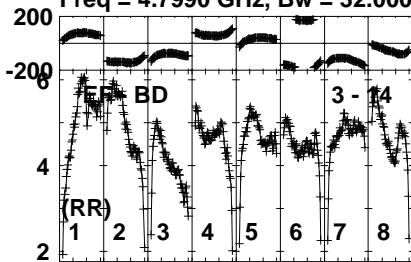


Plot file version 24 created 10-NOV-2021 19:32:17

J1125+2610 EC077A.UVDATA.1

Freq = 4.7990 GHz, Bw = 32.000 MH

No calibration applied and no bandpass applied



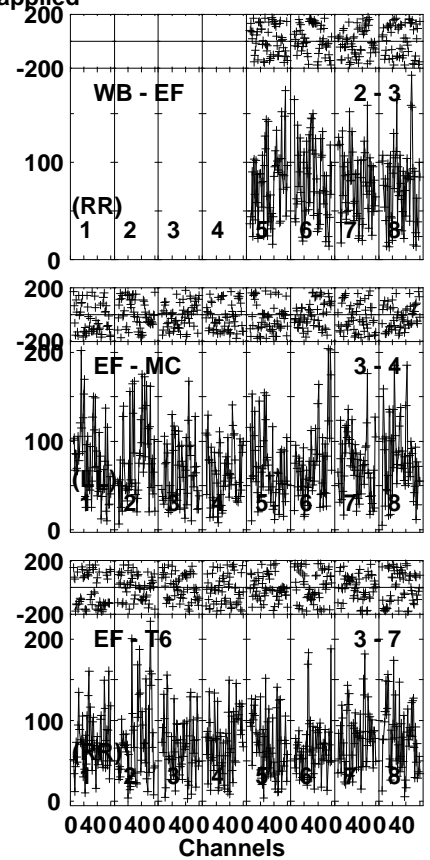
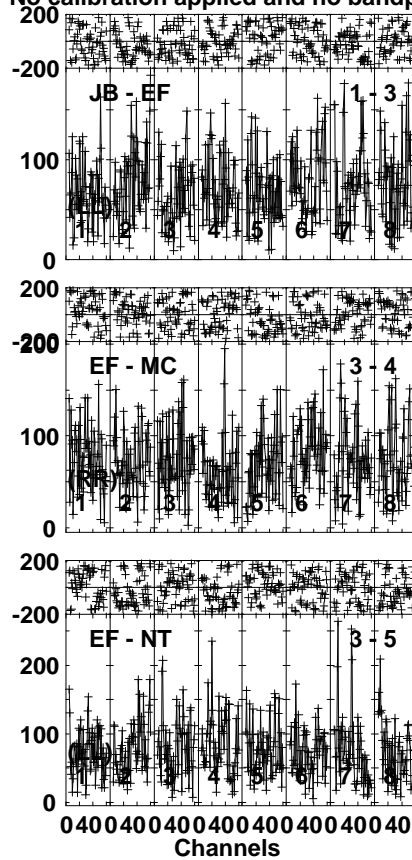
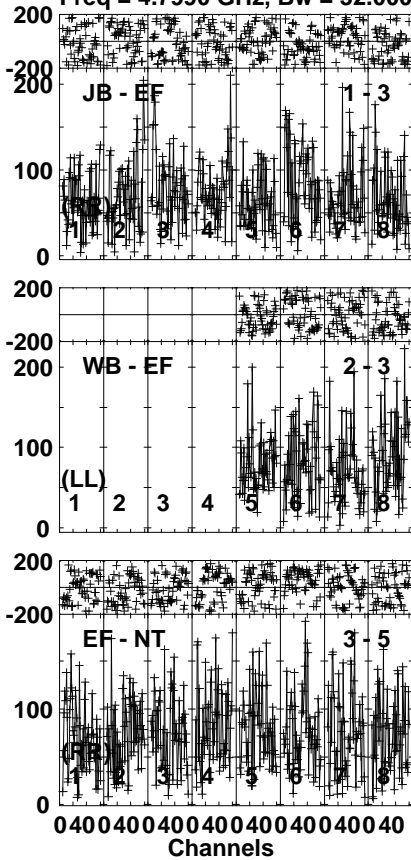
Lower frame: Milli Ampl Jy Top frame: Phas deg  
Vector averaged cross-power spectrum Several baselines displayed  
Timerange: 00/12:56:31 to 00/12:58:29

Plot file version 25 created 10-NOV-2021 19:32:17

EQJ1122+2550 EC077A.UVDATA.1

Freq = 4.7990 GHz, Bw = 32.000 MH

No calibration applied and no bandpass applied



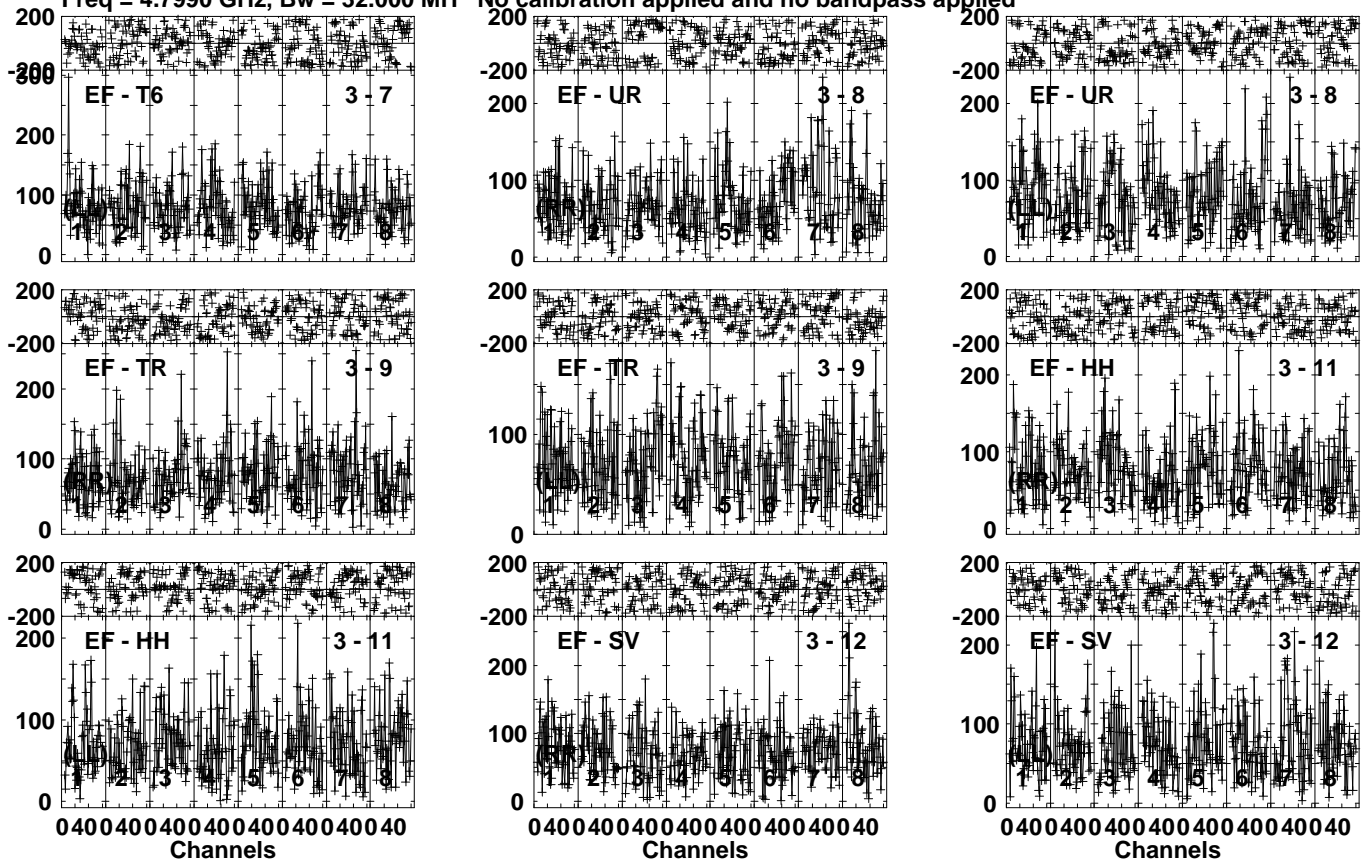
Lower frame: Micro Ampl Jy Top frame: Phas deg  
Vector averaged cross-power spectrum Several baselines displayed  
Timerange: 00/12:58:31 to 00/13:02:29

Plot file version 26 created 10-NOV-2021 19:32:17

EQJ1122+2550 EC077A.UVDATA.1

Freq = 4.7990 GHz, Bw = 32.000 MH

No calibration applied and no bandpass applied



Lower frame: Micro Ampl Jy Top frame: Phas deg  
Vector averaged cross-power spectrum Several baselines displayed  
Timerange: 00/12:58:31 to 00/13:02:29

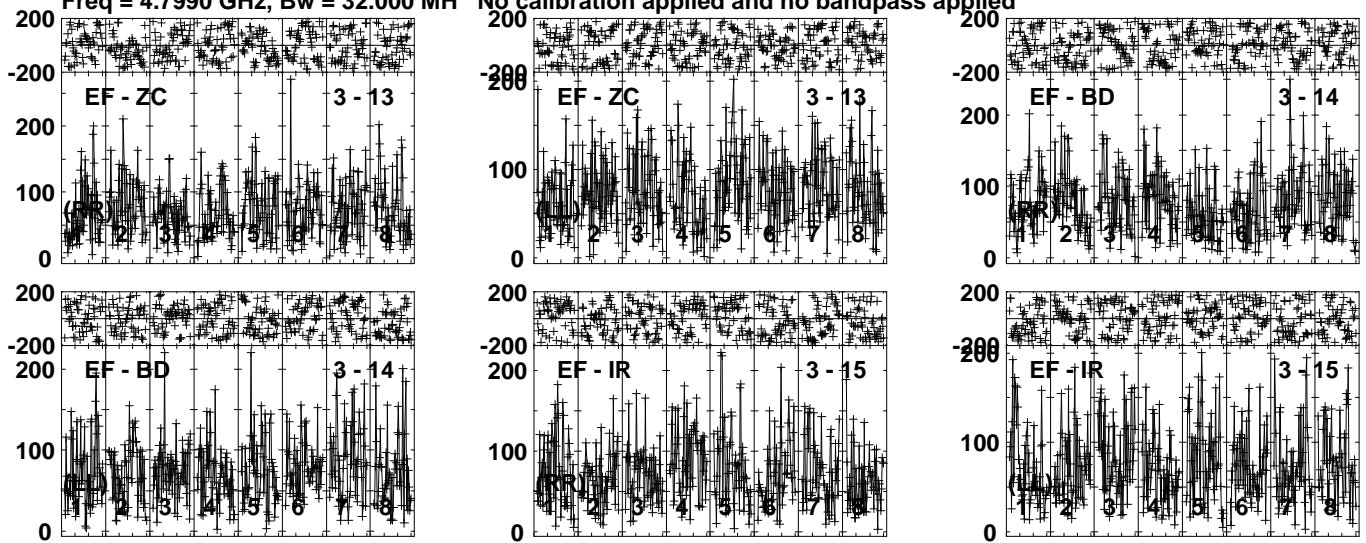


Plot file version 27 created 10-NOV-2021 19:32:17

EQJ1122+2550 EC077A.UVDATA.1

Freq = 4.7990 GHz, Bw = 32.000 MH

No calibration applied and no bandpass applied



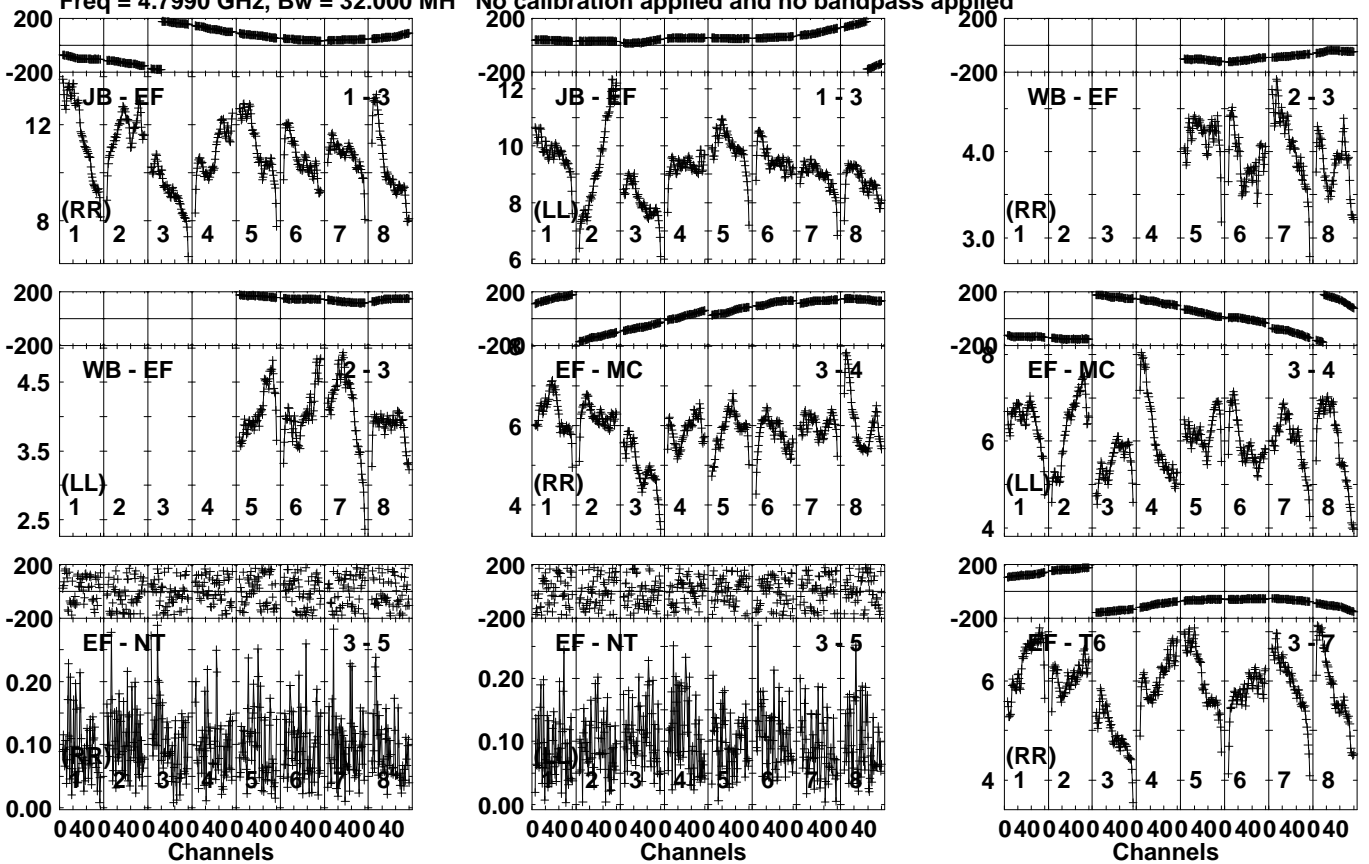
Lower frame: Micro Ampl Jy Top frame: Phas deg  
Vector averaged cross-power spectrum Several baselines displayed  
Timerange: 00/12:58:31 to 00/13:02:29

Plot file version 28 created 10-NOV-2021 19:32:18

J1125+2610 EC077A.UVDATA.1

Freq = 4.7990 GHz, Bw = 32.000 MH

No calibration applied and no bandpass applied



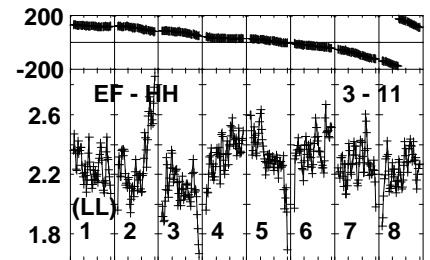
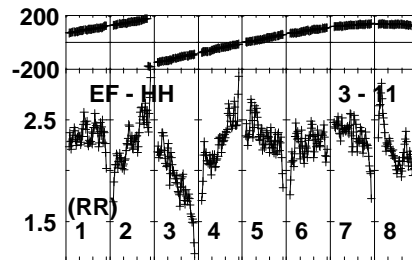
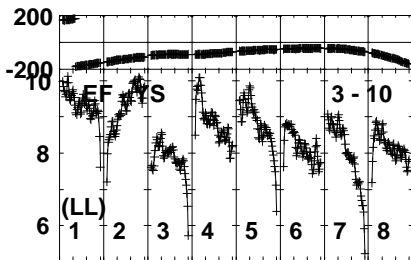
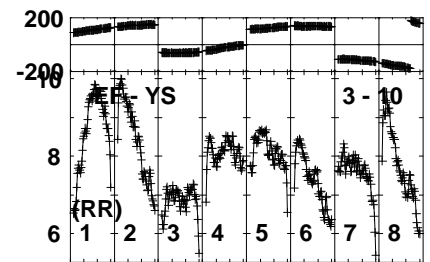
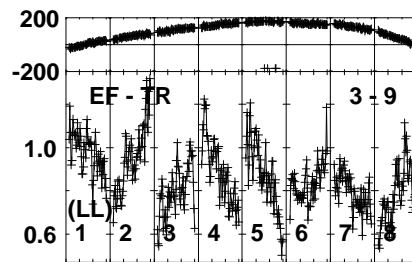
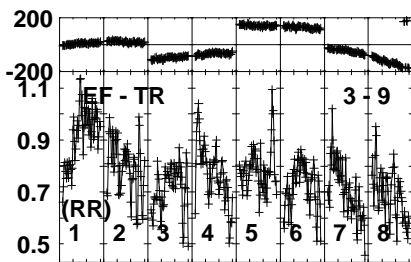
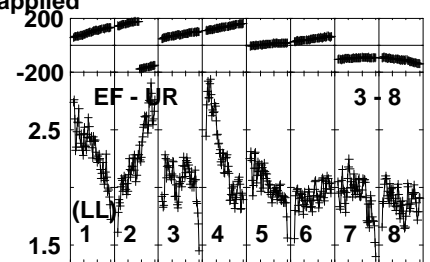
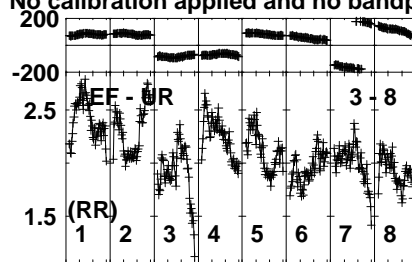
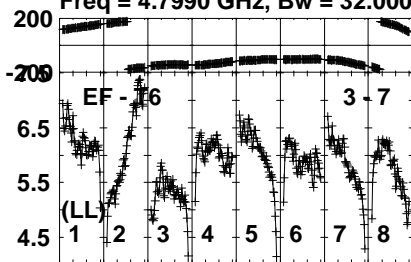
Lower frame: Milli Ampl Jy Top frame: Phas deg  
Vector averaged cross-power spectrum Several baselines displayed  
Timerange: 00/13:03:01 to 00/13:04:59

Plot file version 29 created 10-NOV-2021 19:32:18

J1125+2610 EC077A.UVDATA.1

Freq = 4.7990 GHz, Bw = 32.000 MH

No calibration applied and no bandpass applied



040040040040040040040040  
Channels

040040040040040040040040  
Channels

040040040040040040040040  
Channels

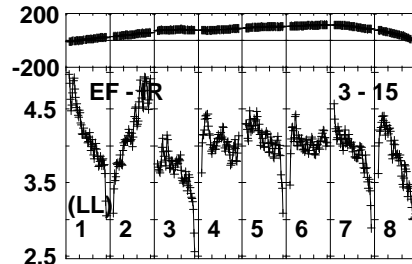
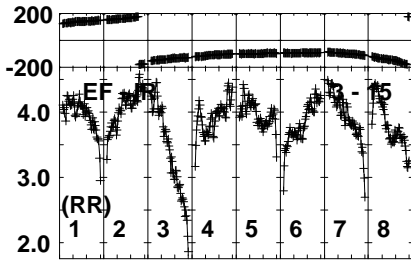
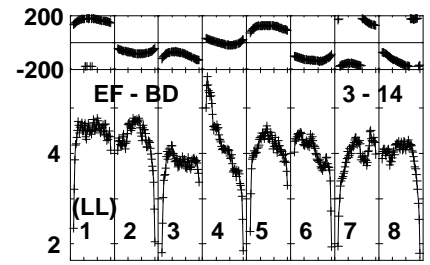
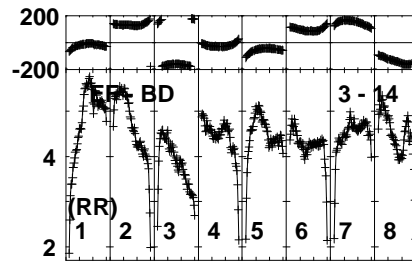
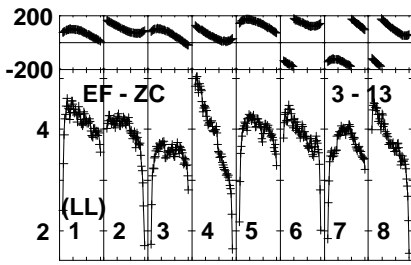
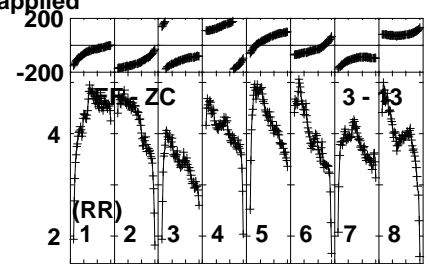
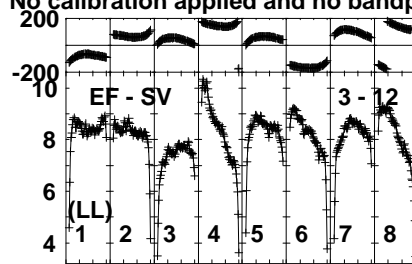
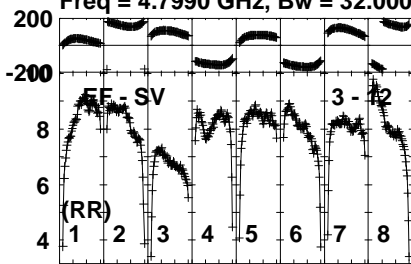
Lower frame: Milli Ampl Jy Top frame: Phas deg  
Vector averaged cross-power spectrum Several baselines displayed  
Timerange: 00/13:03:01 to 00/13:04:59

Plot file version 30 created 10-NOV-2021 19:32:18

J1125+2610 EC077A.UVDATA.1

Freq = 4.7990 GHz, Bw = 32.000 MH

No calibration applied and no bandpass applied



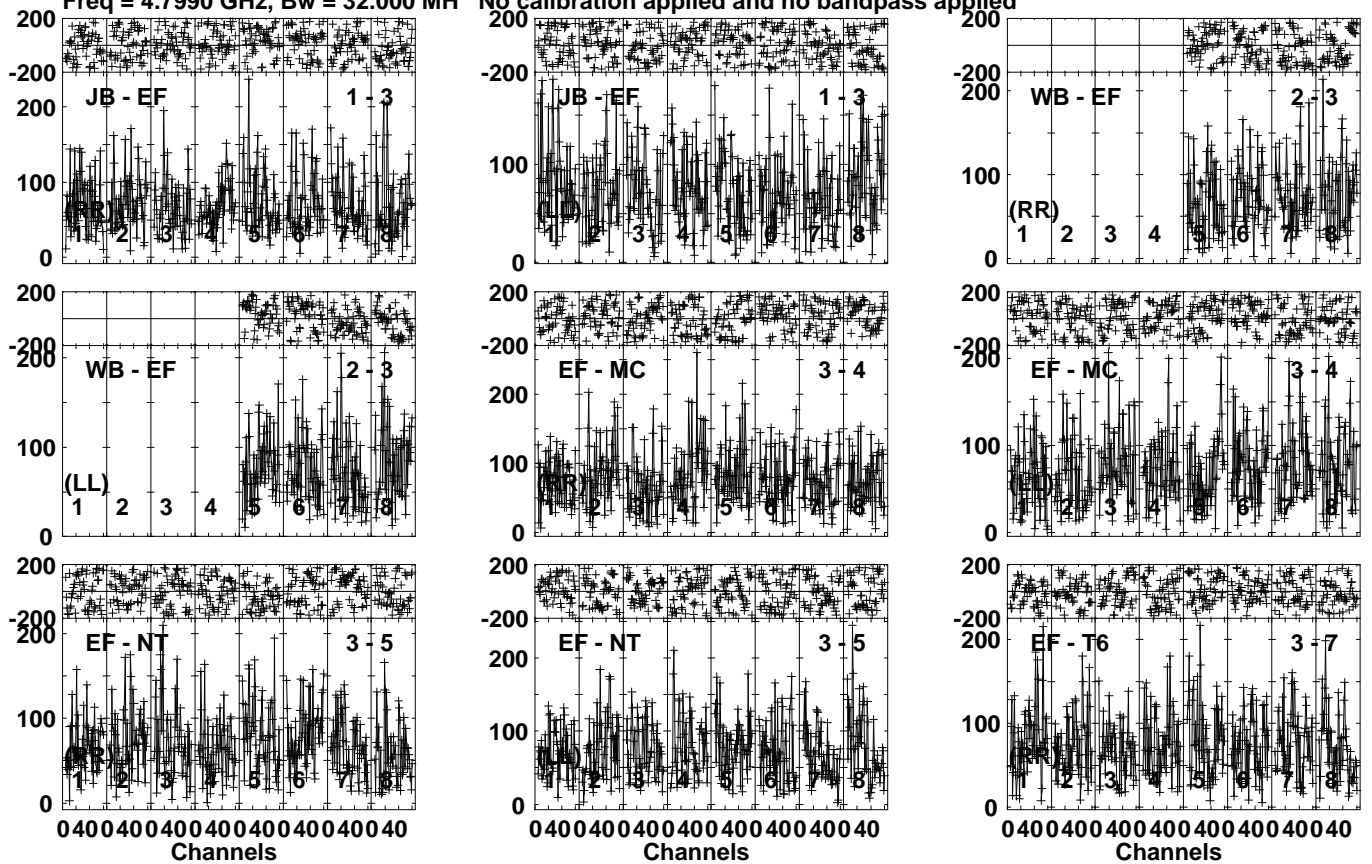
Lower frame: Milli Ampl Jy Top frame: Phas deg  
Vector averaged cross-power spectrum Several baselines displayed  
Timerange: 00/13:03:01 to 00/13:04:59

Plot file version 31 created 10-NOV-2021 19:32:18

EQJ1122+2550 EC077A.UVDATA.1

Freq = 4.7990 GHz, Bw = 32.000 MH

No calibration applied and no bandpass applied



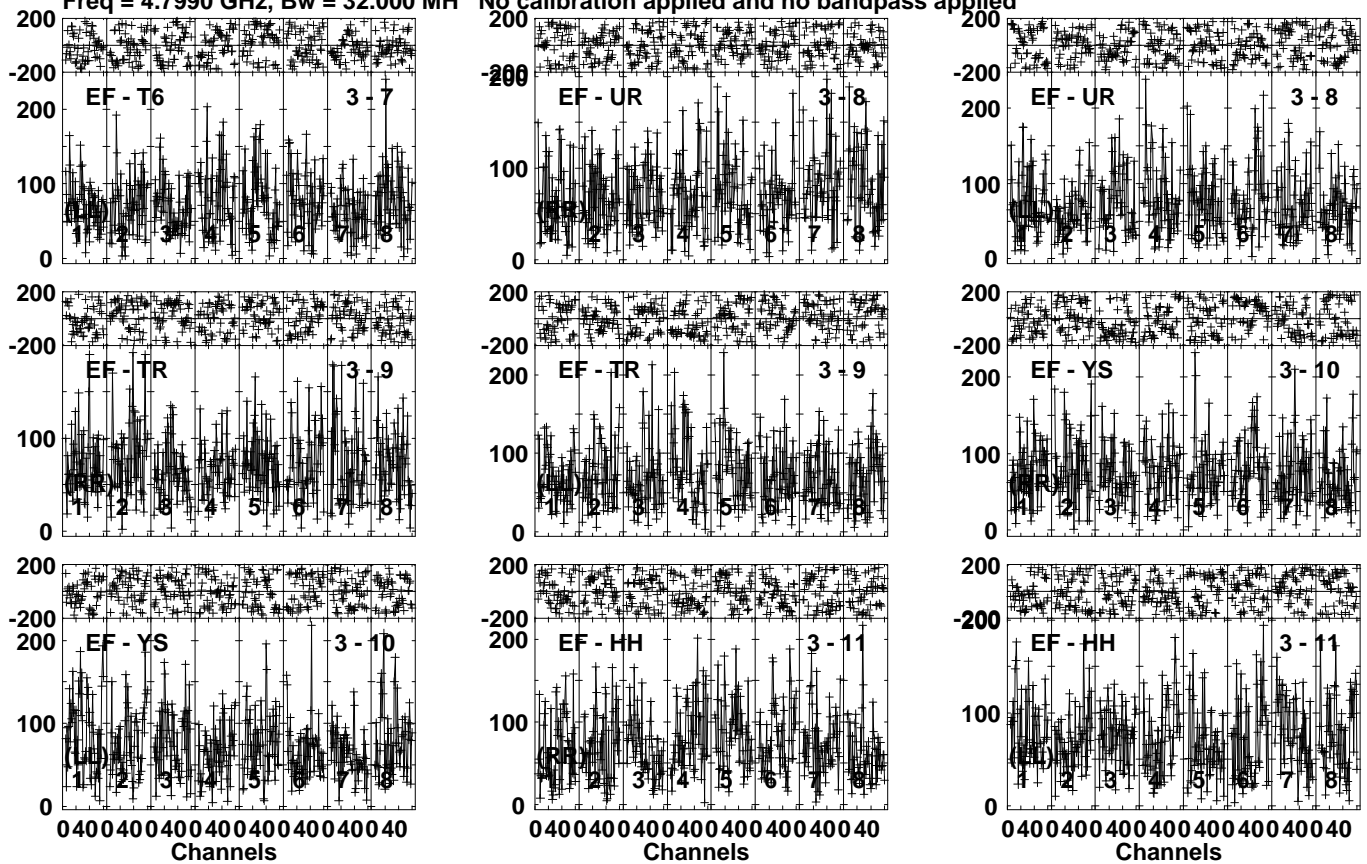
Lower frame: Micro Ampl Jy Top frame: Phas deg  
Vector averaged cross-power spectrum Several baselines displayed  
Timerange: 00/13:05:01 to 00/13:08:59

Plot file version 32 created 10-NOV-2021 19:32:18

EQJ1122+2550 EC077A.UVDATA.1

Freq = 4.7990 GHz, Bw = 32.000 MH

No calibration applied and no bandpass applied



Lower frame: Micro Ampl Jy Top frame: Phas deg  
Vector averaged cross-power spectrum Several baselines displayed  
Timerange: 00/13:05:01 to 00/13:08:59

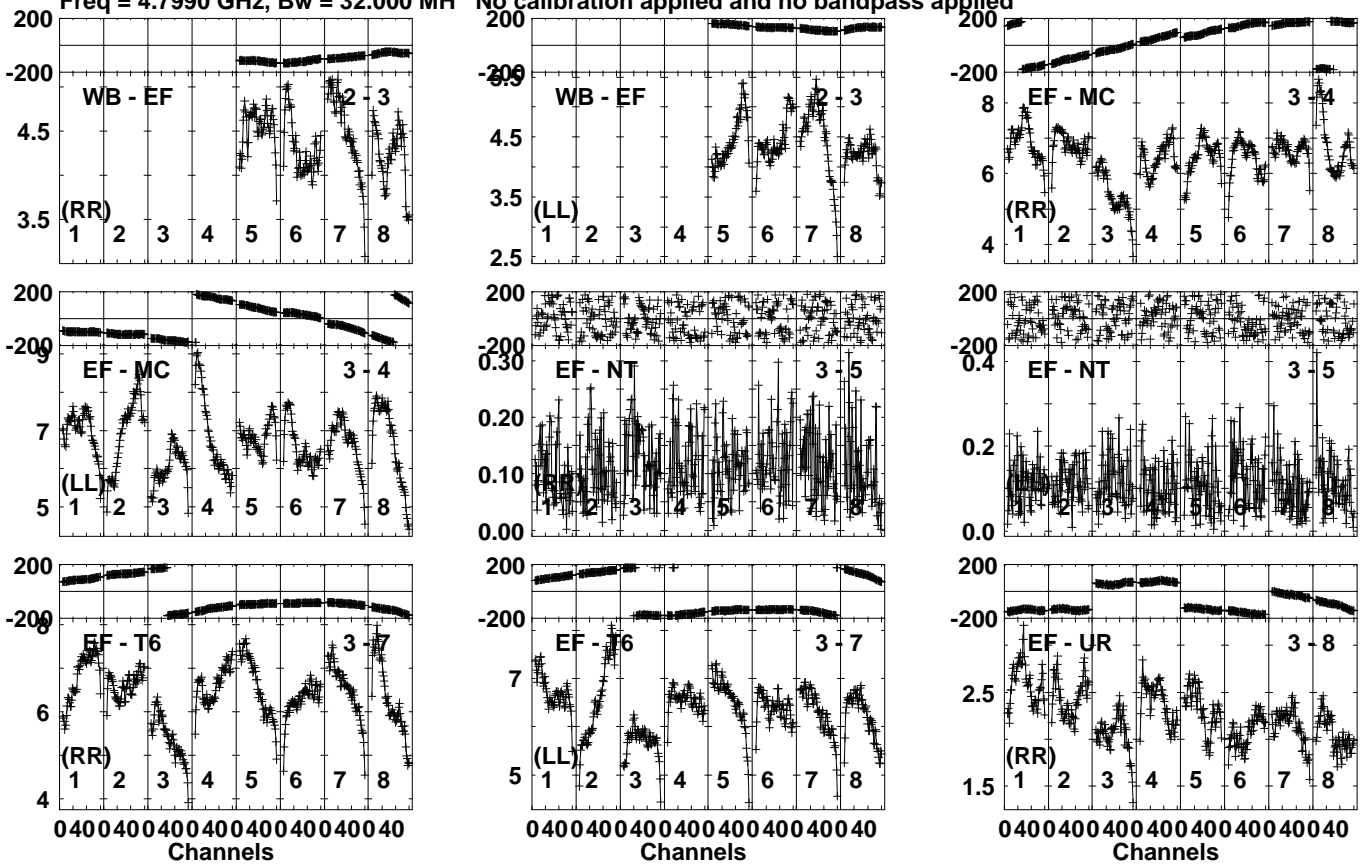


Plot file version 34 created 10-NOV-2021 19:32:18

J1125+2610 EC077A.UVDATA.1

Freq = 4.7990 GHz, Bw = 32.000 MH

No calibration applied and no bandpass applied



Lower frame: Milli Ampl Jy Top frame: Phas deg  
Vector averaged cross-power spectrum Several baselines displayed  
Timerange: 00/13:09:01 to 00/13:10:59

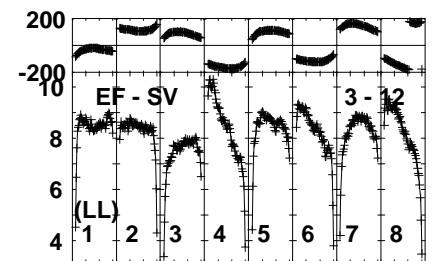
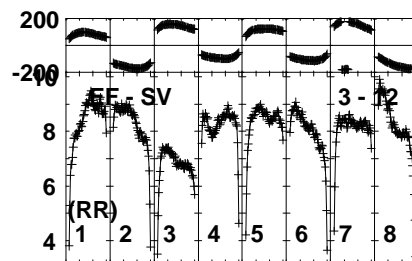
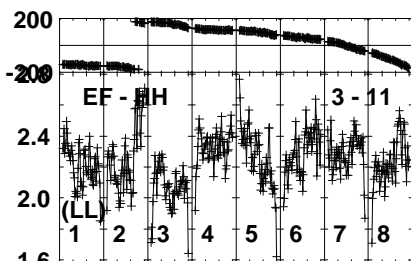
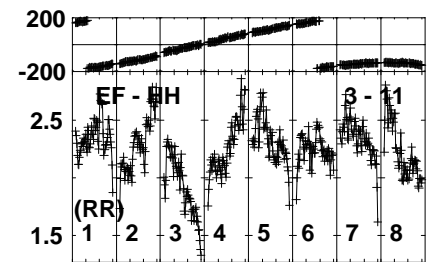
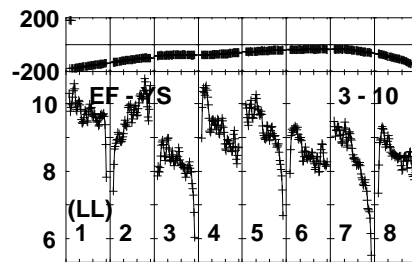
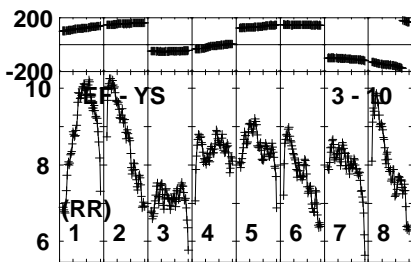
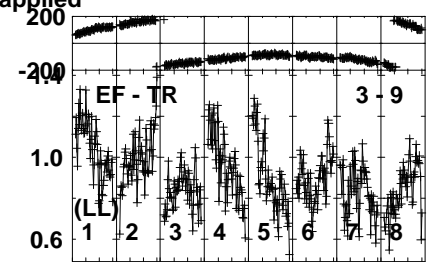
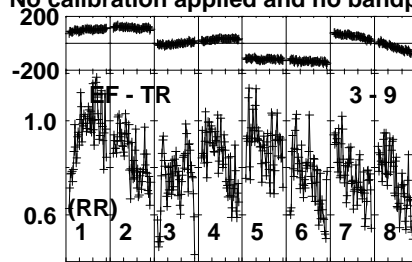
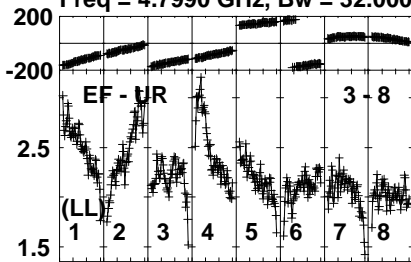


Plot file version 35 created 10-NOV-2021 19:32:18

J1125+2610 EC077A.UVDATA.1

Freq = 4.7990 GHz, Bw = 32.000 MH

No calibration applied and no bandpass applied



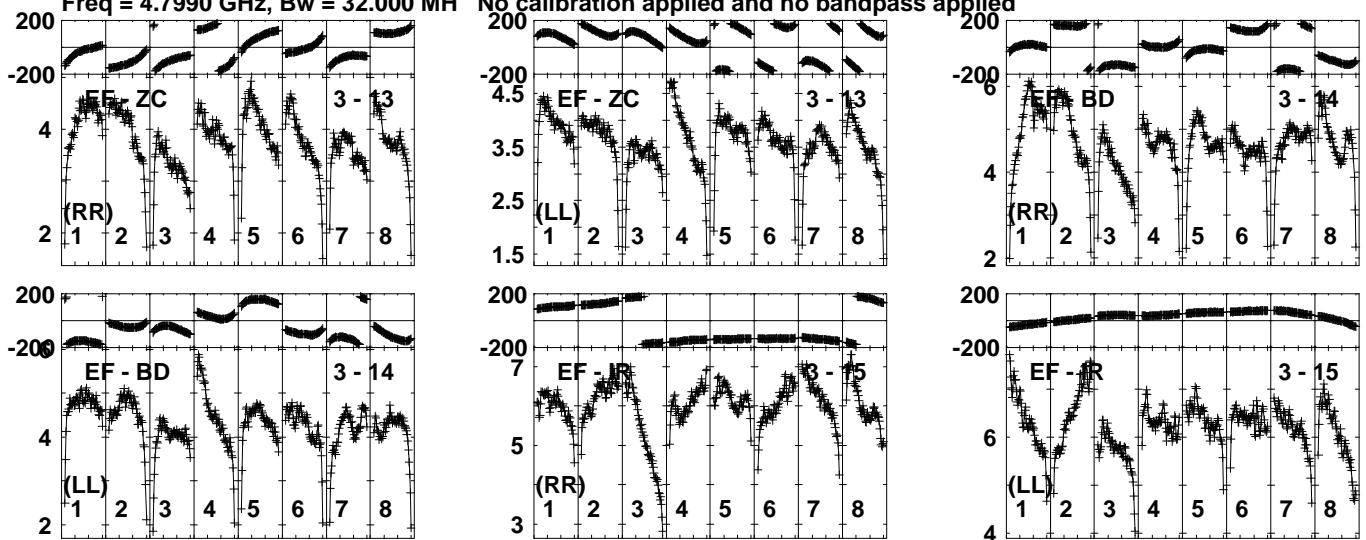
Lower frame: Milli Ampl Jy Top frame: Phas deg  
Vector averaged cross-power spectrum Several baselines displayed  
Timerange: 00/13:09:01 to 00/13:10:59

Plot file version 36 created 10-NOV-2021 19:32:19

J1125+2610 EC077A.UVDATA.1

Freq = 4.7990 GHz, Bw = 32.000 MH

No calibration applied and no bandpass applied



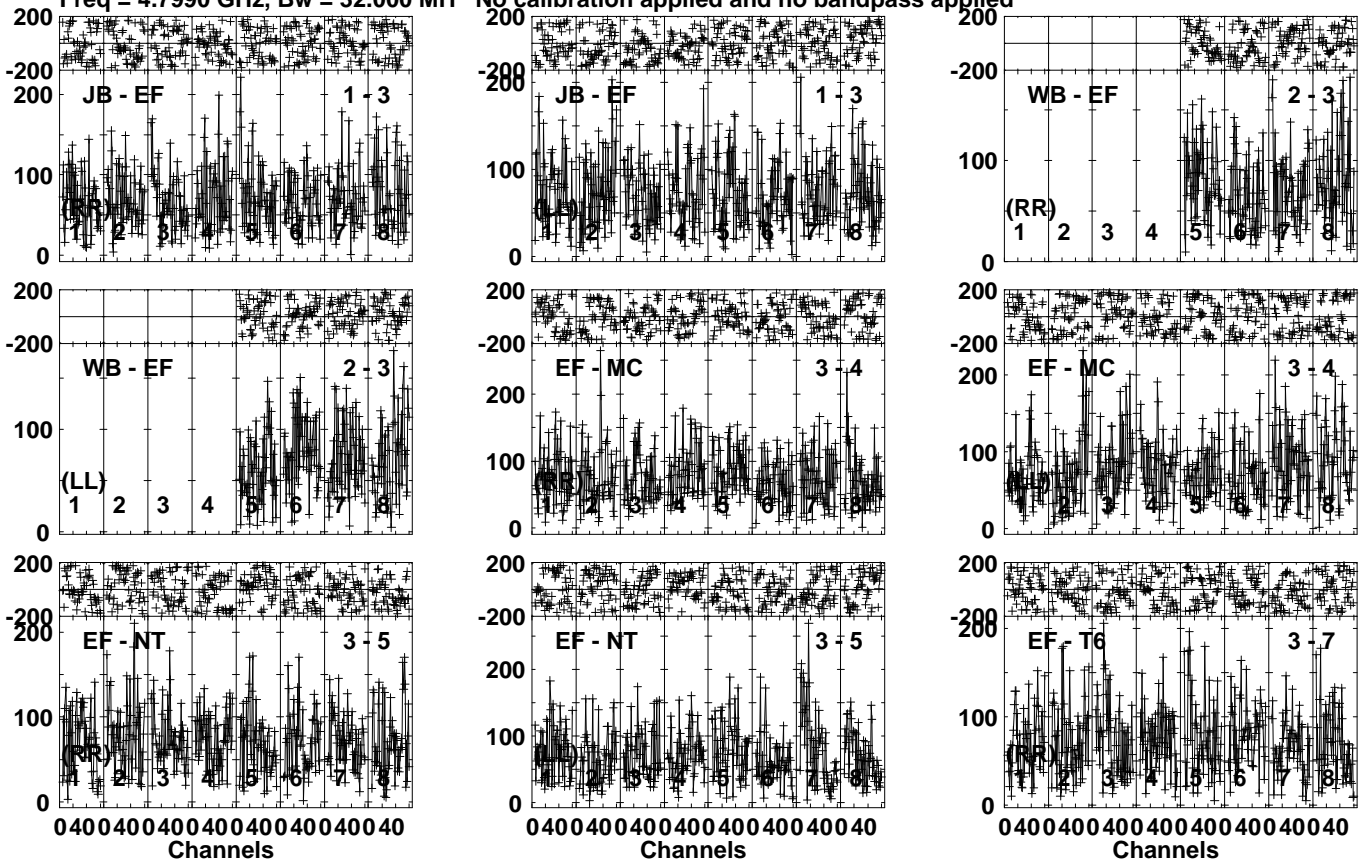
Lower frame: Milli Ampl Jy Top frame: Phas deg  
Vector averaged cross-power spectrum Several baselines displayed  
Timerange: 00/13:09:01 to 00/13:10:59

Plot file version 37 created 10-NOV-2021 19:32:19

EQJ1122+2550 EC077A.UVDATA.1

Freq = 4.7990 GHz, Bw = 32.000 MH

No calibration applied and no bandpass applied



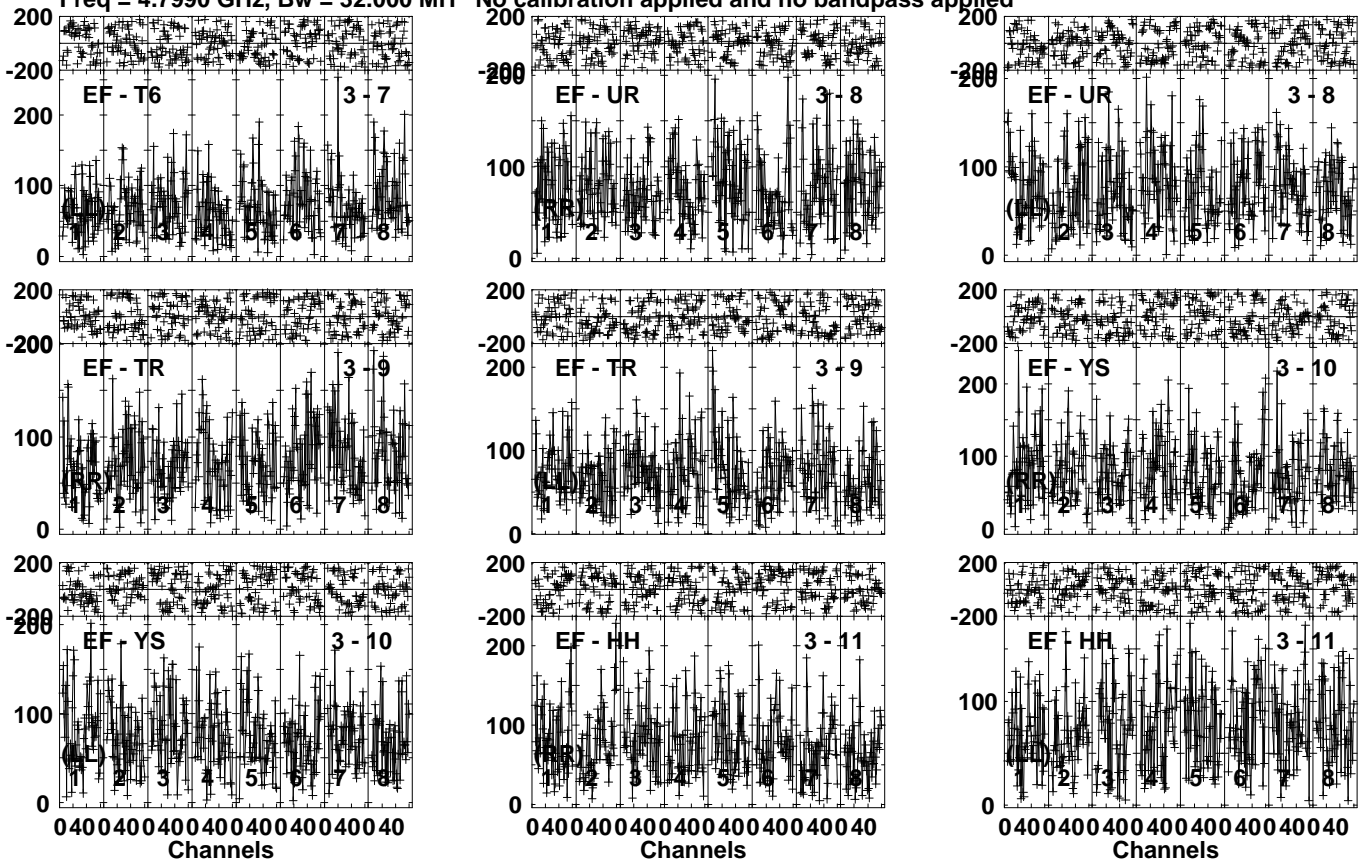
Lower frame: Micro Ampl Jy Top frame: Phas deg  
 Vector averaged cross-power spectrum Several baselines displayed  
 Timerange: 00/13:11:01 to 00/13:14:59

Plot file version 38 created 10-NOV-2021 19:32:19

EQJ1122+2550 EC077A.UVDATA.1

Freq = 4.7990 GHz, Bw = 32.000 MH

No calibration applied and no bandpass applied



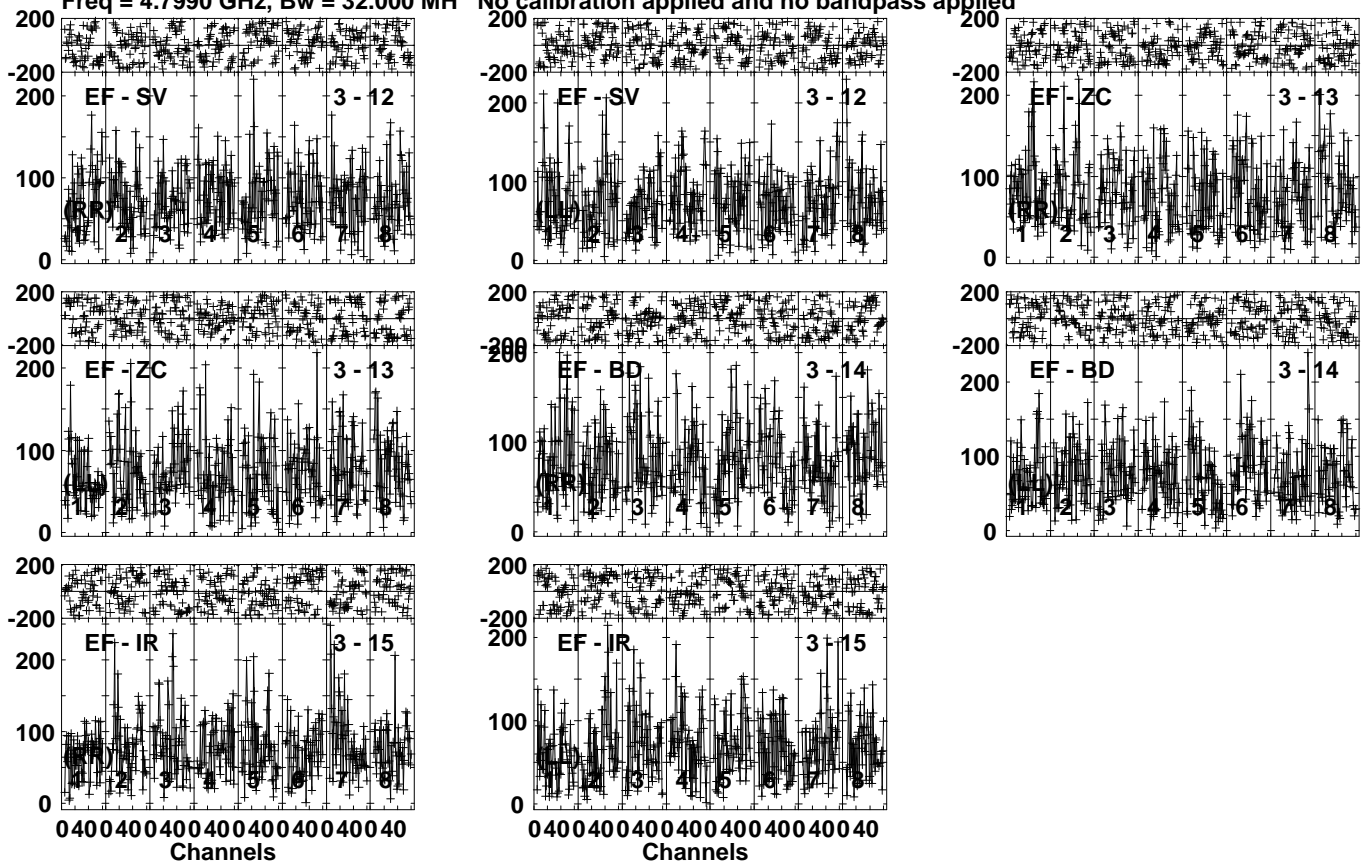
Lower frame: Micro Ampl Jy Top frame: Phas deg  
Vector averaged cross-power spectrum Several baselines displayed  
Timerange: 00/13:11:01 to 00/13:14:59

Plot file version 39 created 10-NOV-2021 19:32:19

EQJ1122+2550 EC077A.UVDATA.1

Freq = 4.7990 GHz, Bw = 32.000 MH

No calibration applied and no bandpass applied



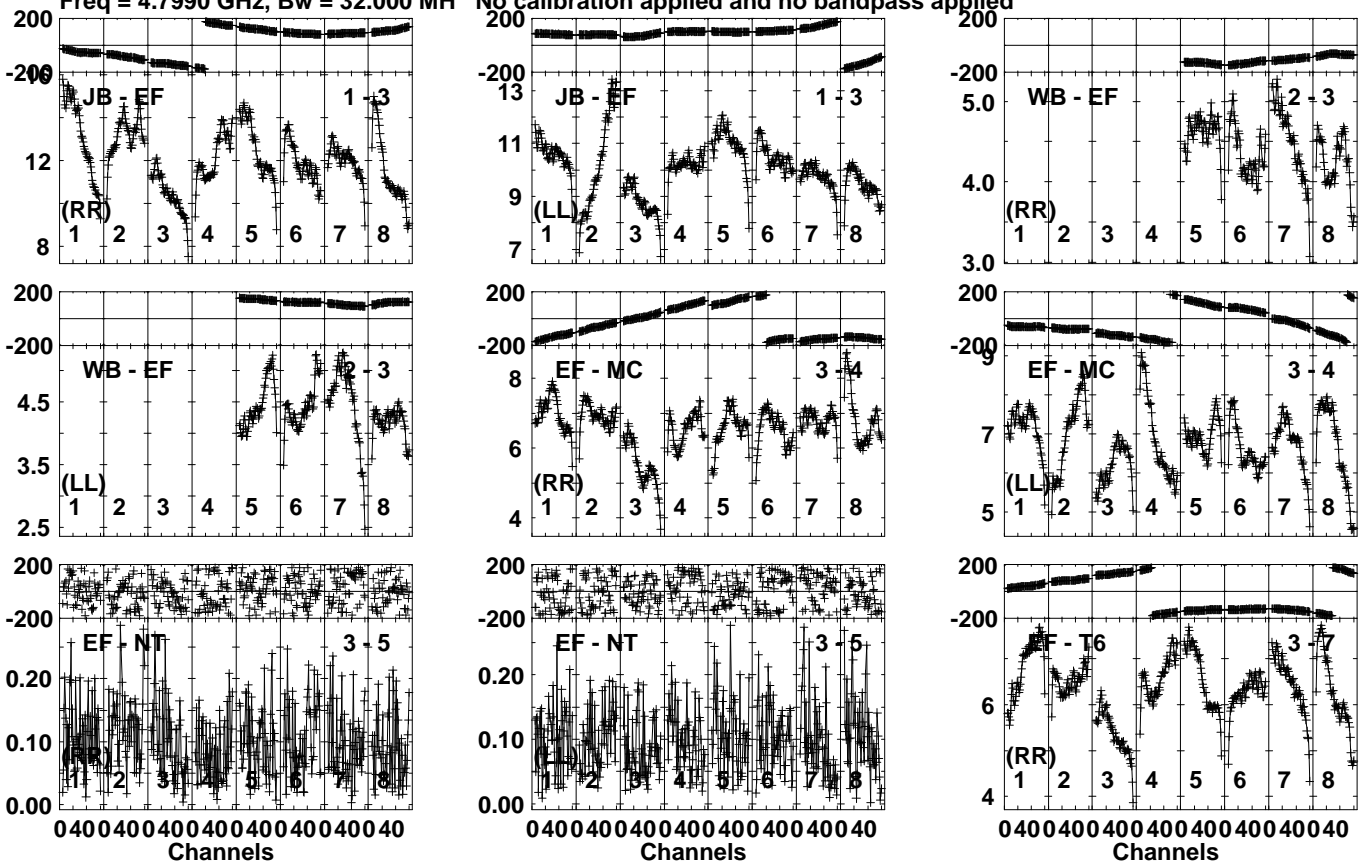
Lower frame: Micro Ampl Jy Top frame: Phas deg  
Vector averaged cross-power spectrum Several baselines displayed  
Timerange: 00/13:11:01 to 00/13:14:59

Plot file version 40 created 10-NOV-2021 19:32:19

J1125+2610 EC077A.UVDATA.1

Freq = 4.7990 GHz, Bw = 32.000 MH

No calibration applied and no bandpass applied



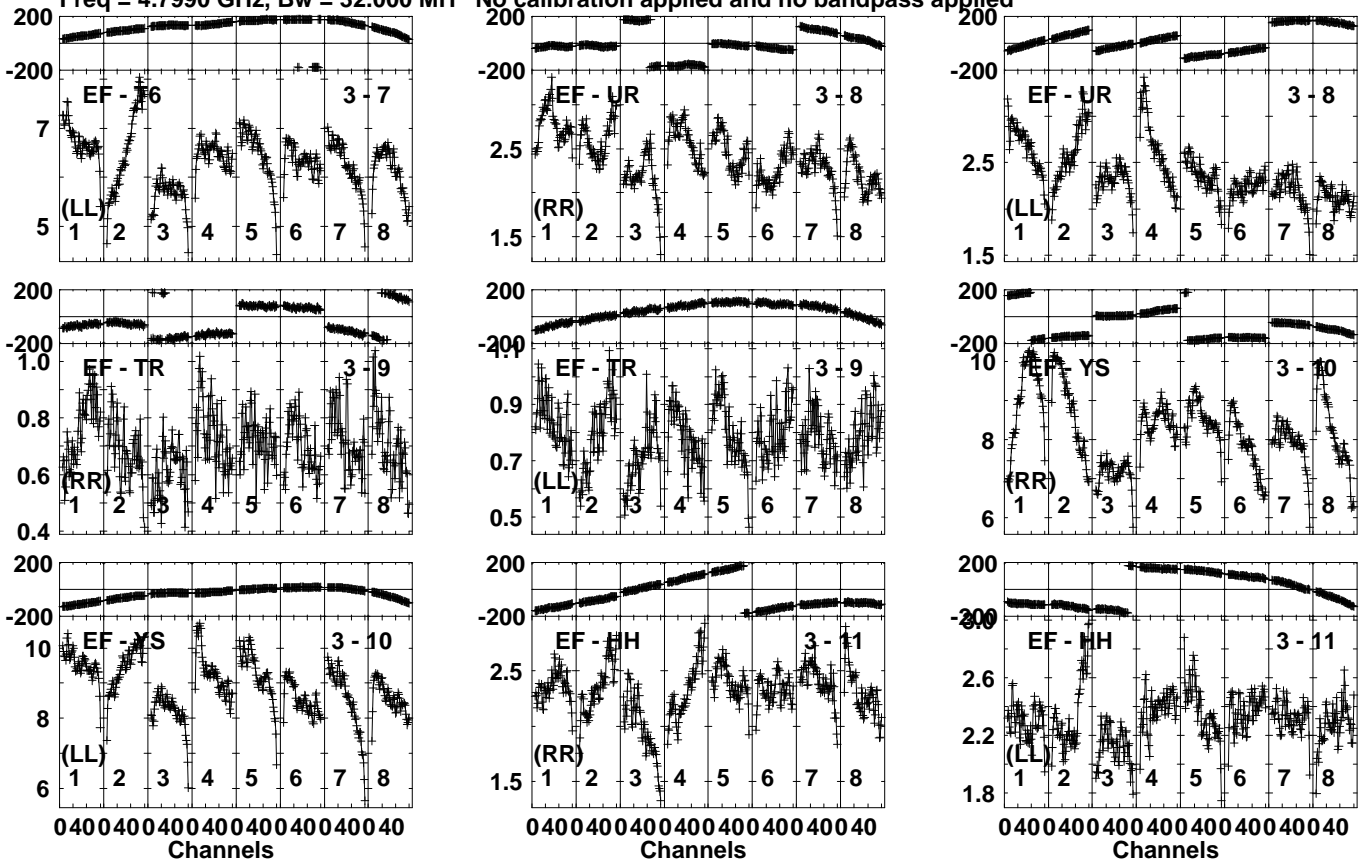
Lower frame: Milli Ampl Jy Top frame: Phas deg  
Vector averaged cross-power spectrum Several baselines displayed  
Timerange: 00/13:15:31 to 00/13:17:29

Plot file version 41 created 10-NOV-2021 19:32:19

J1125+2610 EC077A.UVDATA.1

Freq = 4.7990 GHz, Bw = 32.000 MH

No calibration applied and no bandpass applied



Lower frame: Milli Ampl Jy Top frame: Phas deg  
Vector averaged cross-power spectrum Several baselines displayed  
Timerange: 00/13:15:31 to 00/13:17:29



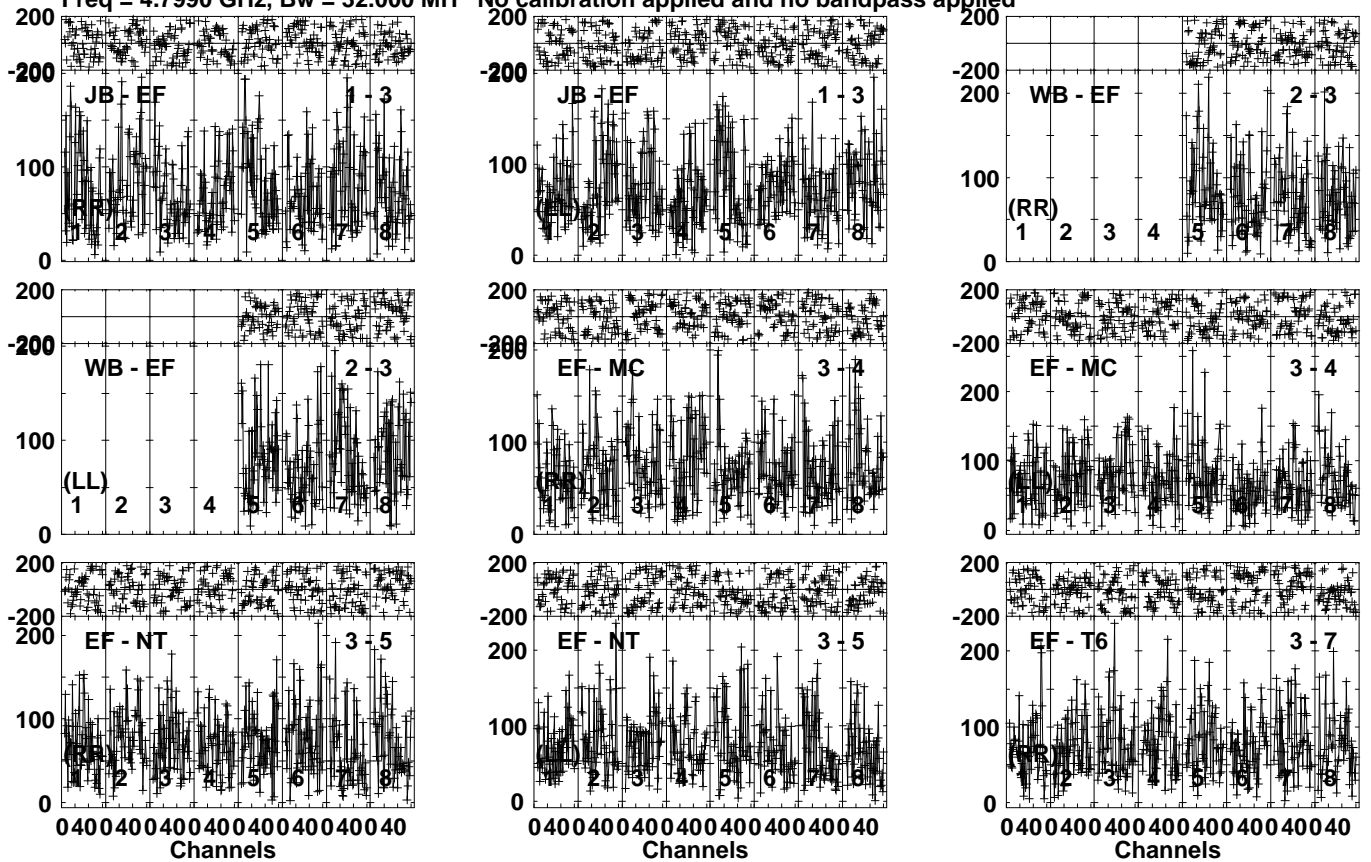


Plot file version 43 created 10-NOV-2021 19:32:20

EQJ1122+2550 EC077A.UVDATA.1

Freq = 4.7990 GHz, Bw = 32.000 MH

No calibration applied and no bandpass applied



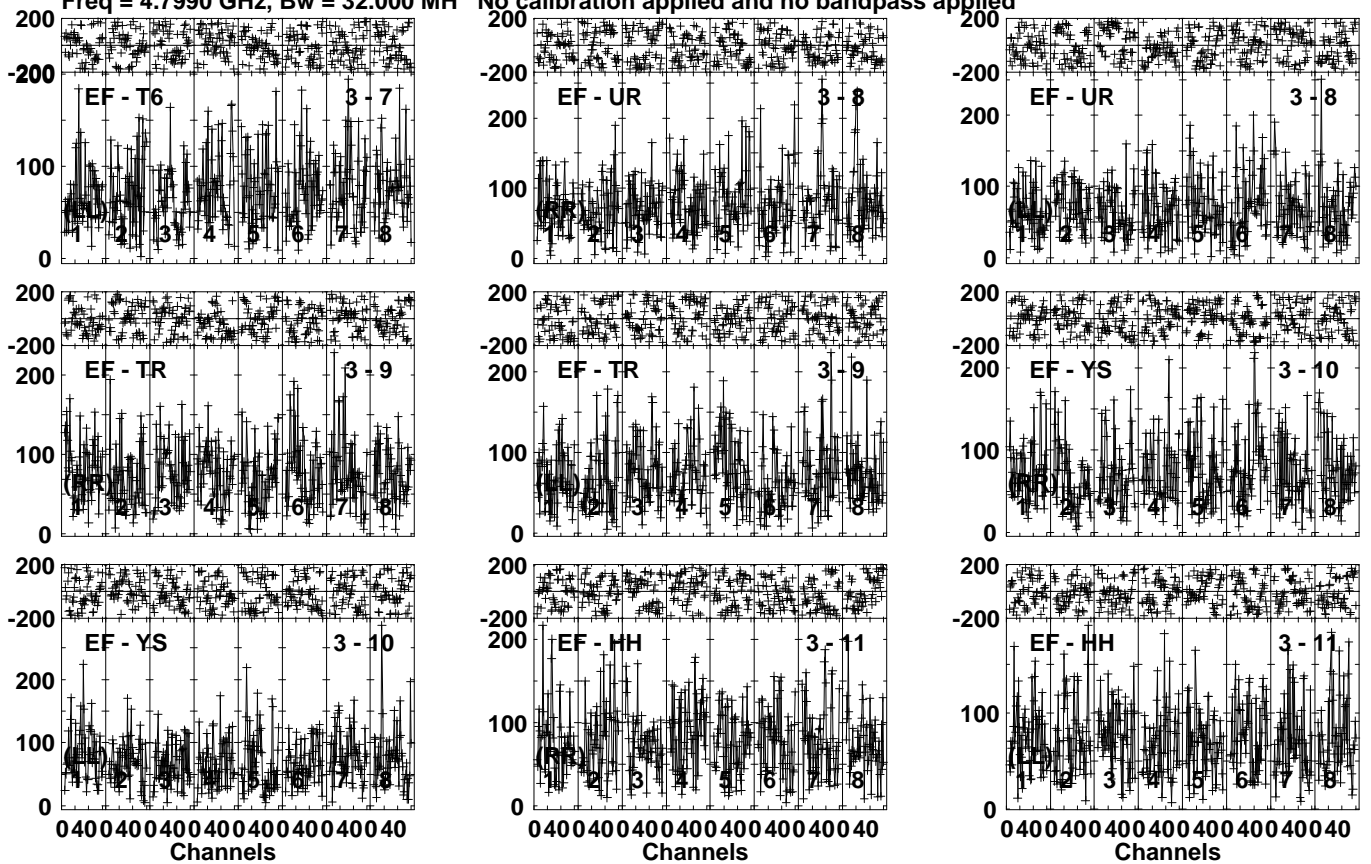
Lower frame: Micro Ampl Jy Top frame: Phas deg  
Vector averaged cross-power spectrum Several baselines displayed  
Timerange: 00/13:17:31 to 00/13:21:29

Plot file version 44 created 10-NOV-2021 19:32:20

EQJ1122+2550 EC077A.UVDATA.1

Freq = 4.7990 GHz, Bw = 32.000 MH

No calibration applied and no bandpass applied



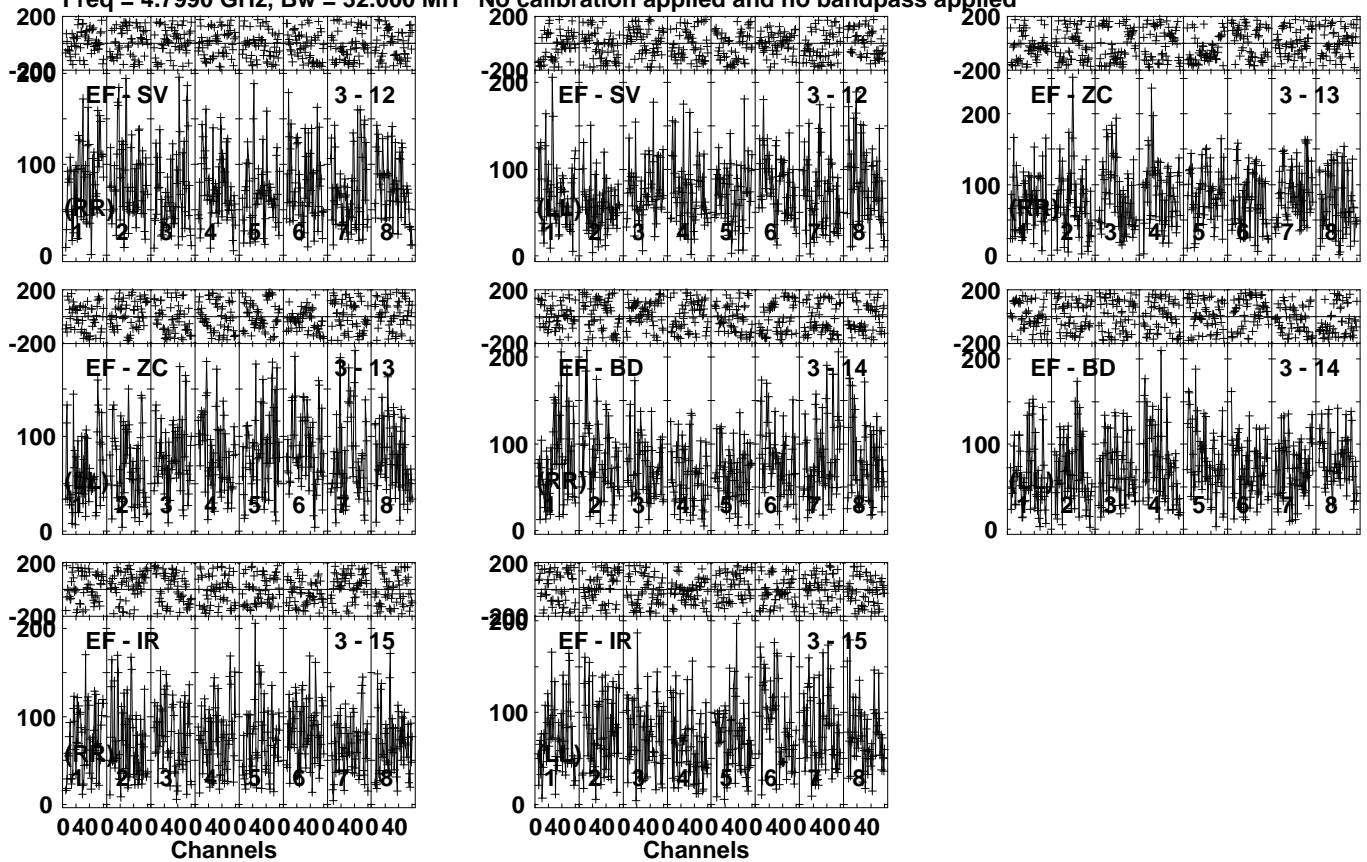
Lower frame: Micro Ampl Jy Top frame: Phas deg  
Vector averaged cross-power spectrum Several baselines displayed  
Timerange: 00/13:17:31 to 00/13:21:29

Plot file version 45 created 10-NOV-2021 19:32:20

EQJ1122+2550 EC077A.UVDATA.1

Freq = 4.7990 GHz, Bw = 32.000 MH

No calibration applied and no bandpass applied



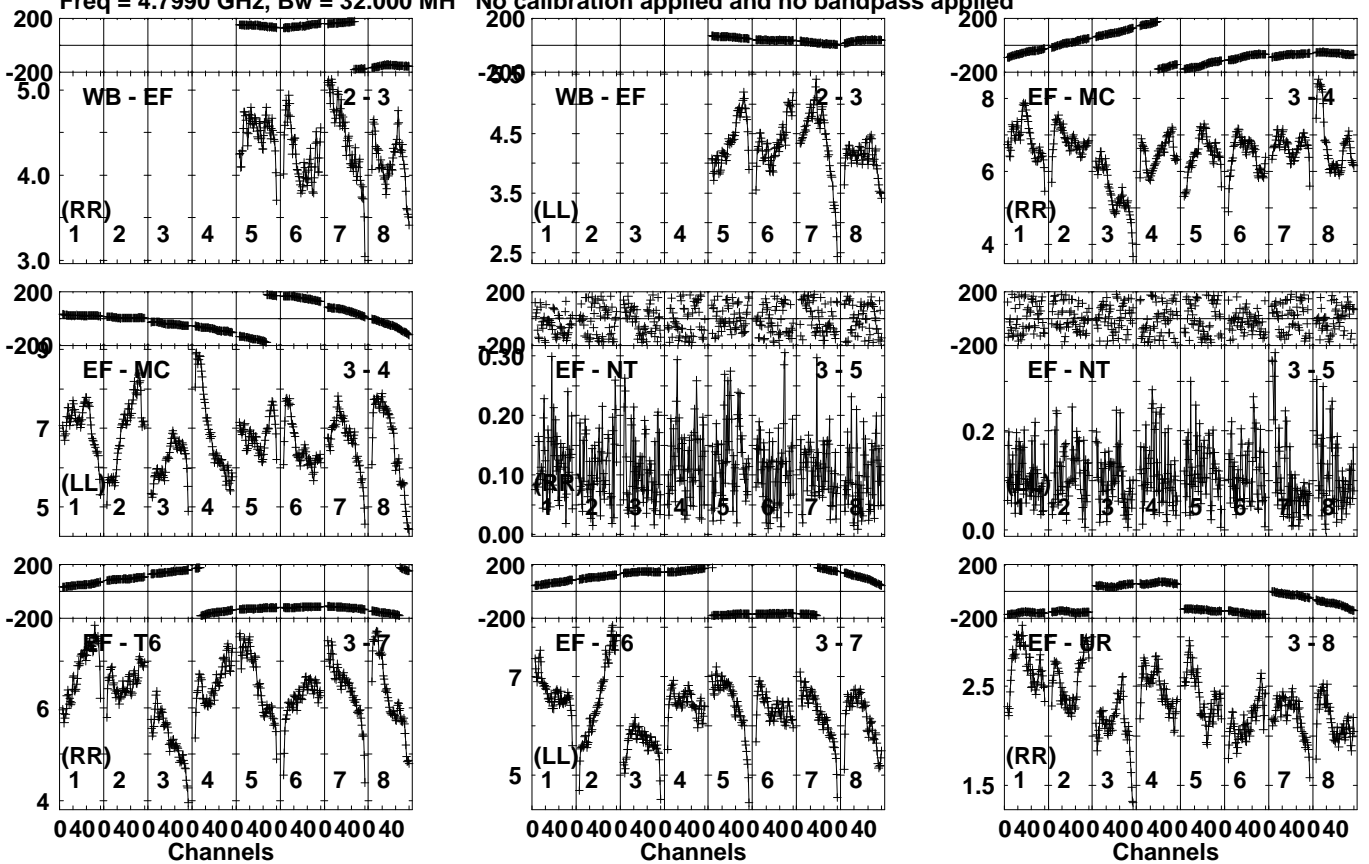
Lower frame: Micro Ampl Jy Top frame: Phas deg  
Vector averaged cross-power spectrum Several baselines displayed  
Timerange: 00/13:17:31 to 00/13:21:29

Plot file version 46 created 10-NOV-2021 19:32:20

J1125+2610 EC077A.UVDATA.1

Freq = 4.7990 GHz, Bw = 32.000 MH

No calibration applied and no bandpass applied



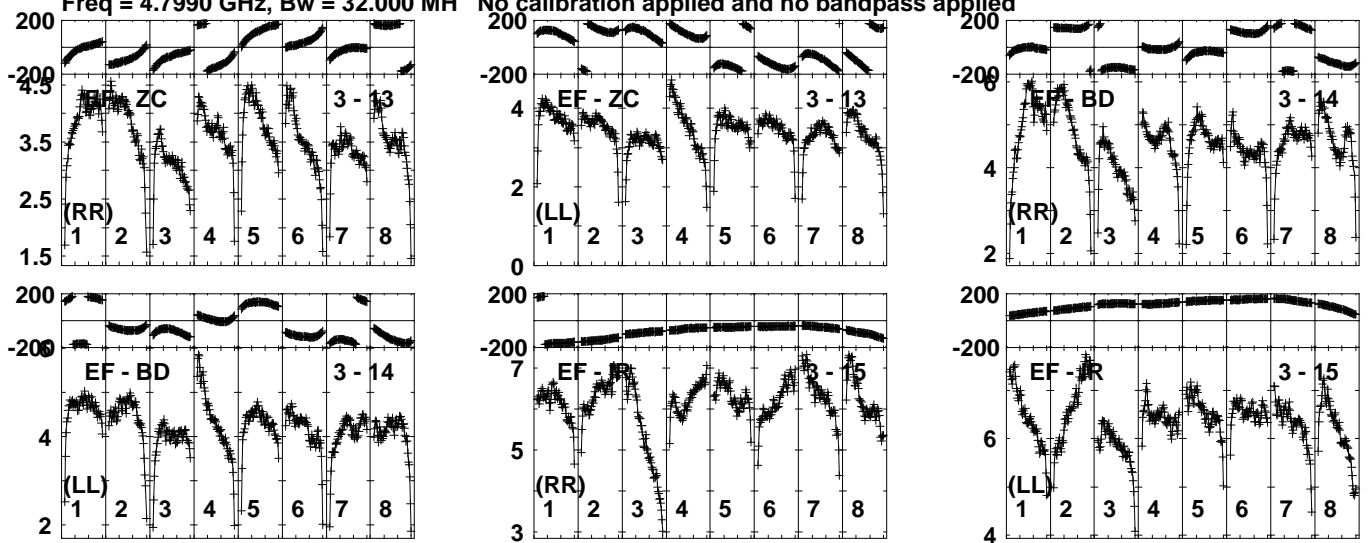
Lower frame: Milli Ampl Jy Top frame: Phas deg  
Vector averaged cross-power spectrum Several baselines displayed  
Timerange: 00/13:21:31 to 00/13:23:29



Plot file version 48 created 10-NOV-2021 19:32:20

J1125+2610 EC077A.UVDATA.1

Freq = 4.7990 GHz, Bw = 32.000 MH No calibration applied and no bandpass applied



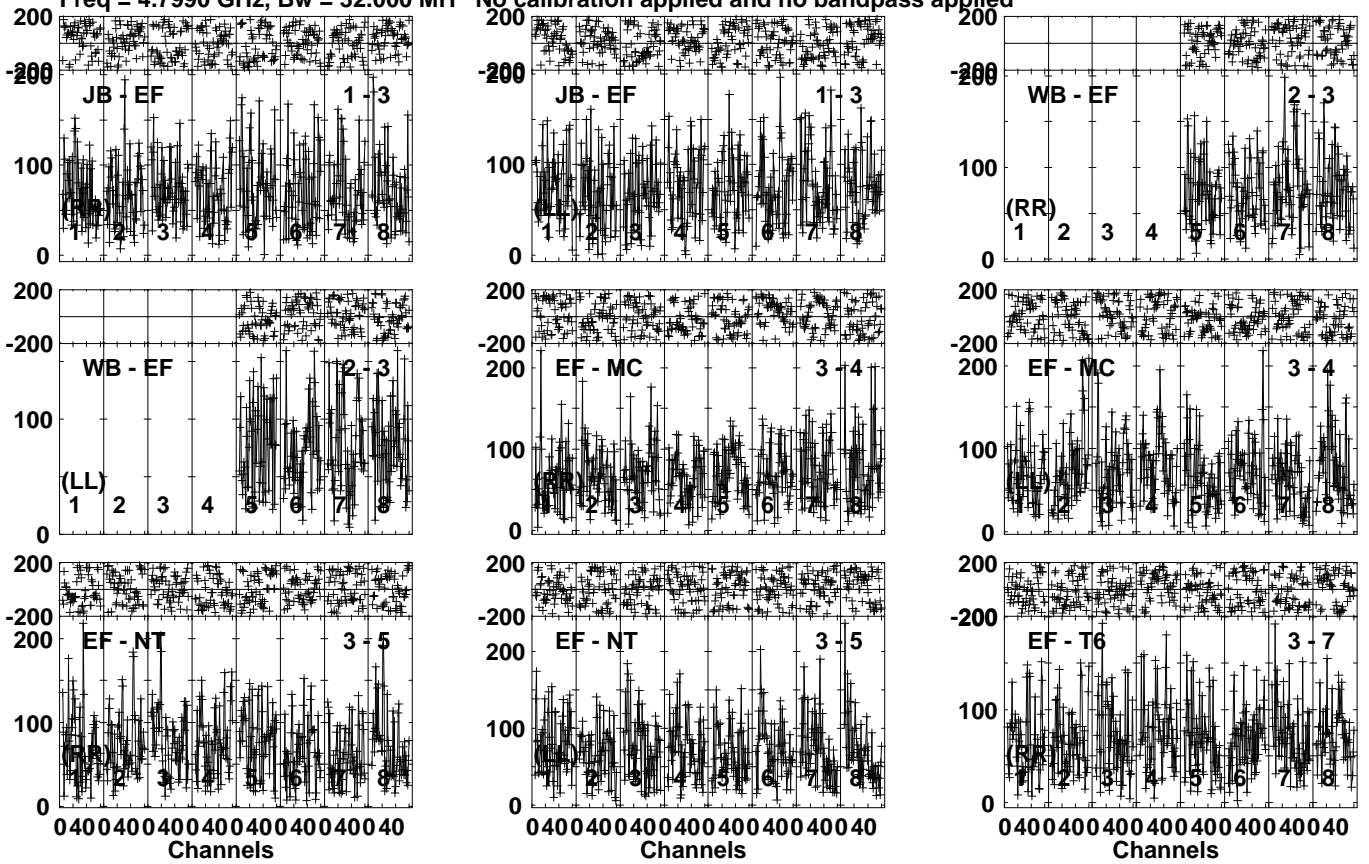
Lower frame: Milli Ampl Jy Top frame: Phas deg  
Vector averaged cross-power spectrum Several baselines displayed  
Timerange: 00/13:21:31 to 00/13:23:29

Plot file version 49 created 10-NOV-2021 19:32:20

EQJ1122+2550 EC077A.UVDATA.1

Freq = 4.7990 GHz, Bw = 32.000 MH

No calibration applied and no bandpass applied



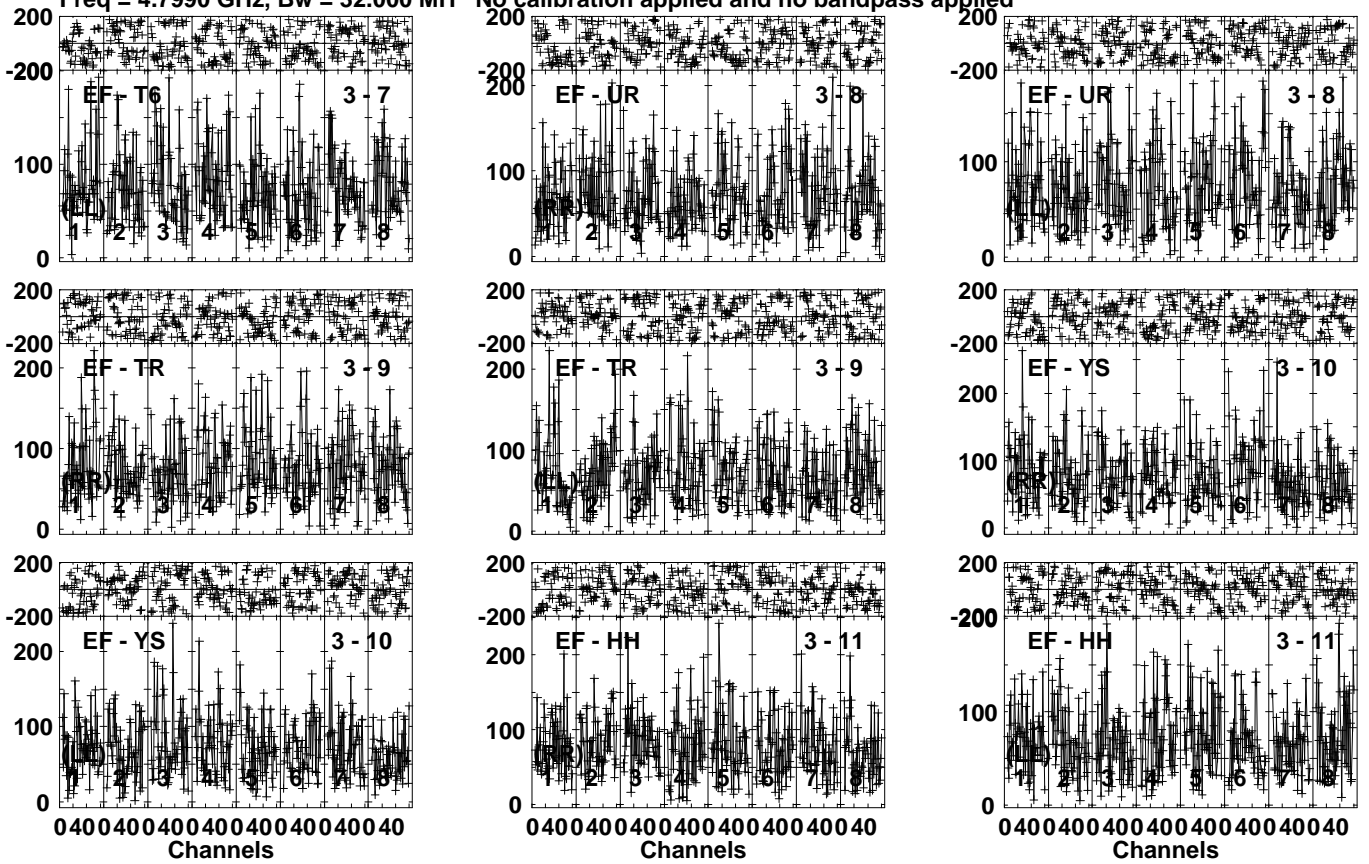
Lower frame: Micro Ampl Jy Top frame: Phas deg  
Vector averaged cross-power spectrum Several baselines displayed  
Timerange: 00/13:23:31 to 00/13:27:29

Plot file version 50 created 10-NOV-2021 19:32:20

EQJ1122+2550 EC077A.UVDATA.1

Freq = 4.7990 GHz, Bw = 32.000 MH

No calibration applied and no bandpass applied



Lower frame: Micro Ampl Jy Top frame: Phas deg  
Vector averaged cross-power spectrum Several baselines displayed  
Timerange: 00/13:23:31 to 00/13:27:29

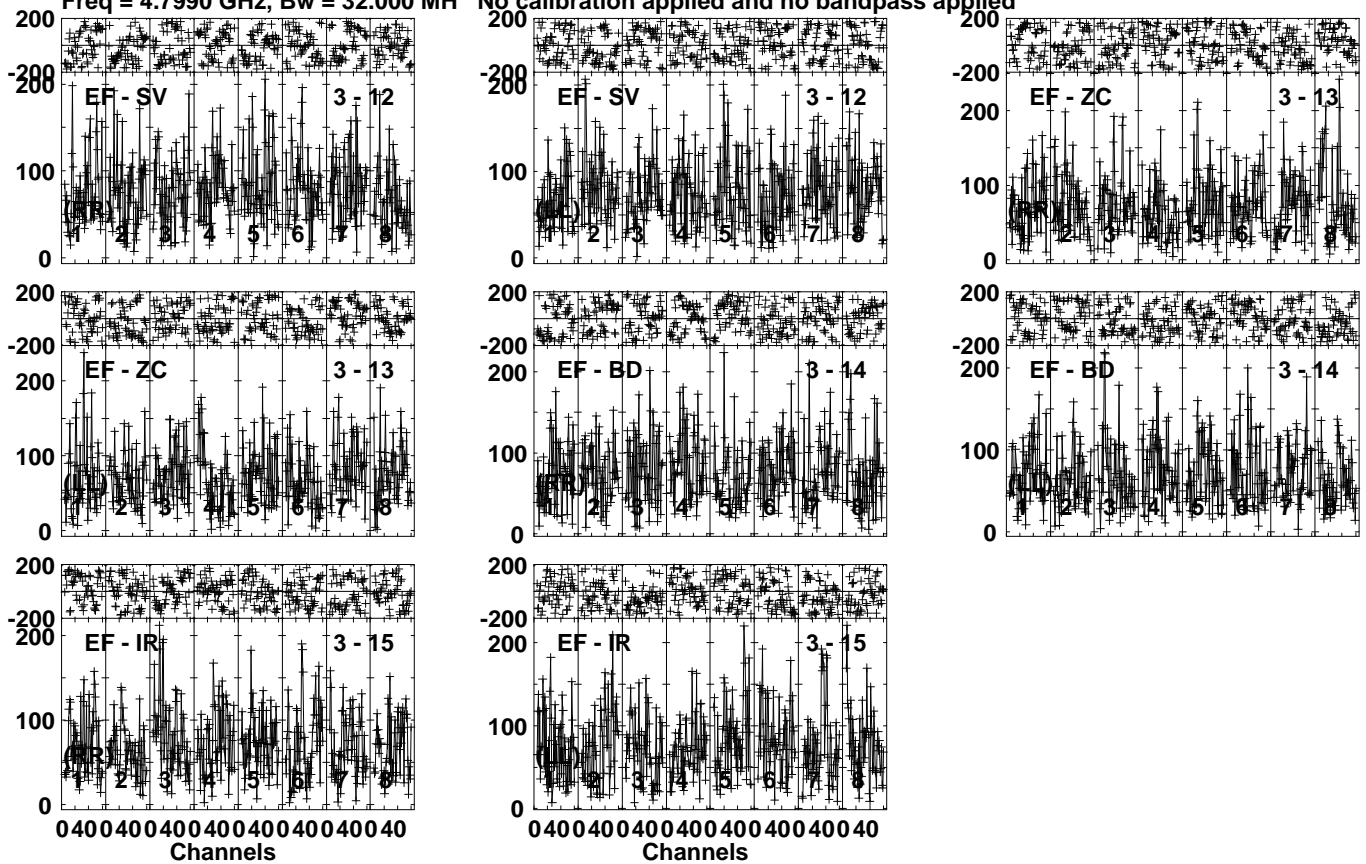


Plot file version 51 created 10-NOV-2021 19:32:21

EQJ1122+2550 EC077A.UVDATA.1

Freq = 4.7990 GHz, Bw = 32.000 MH

No calibration applied and no bandpass applied



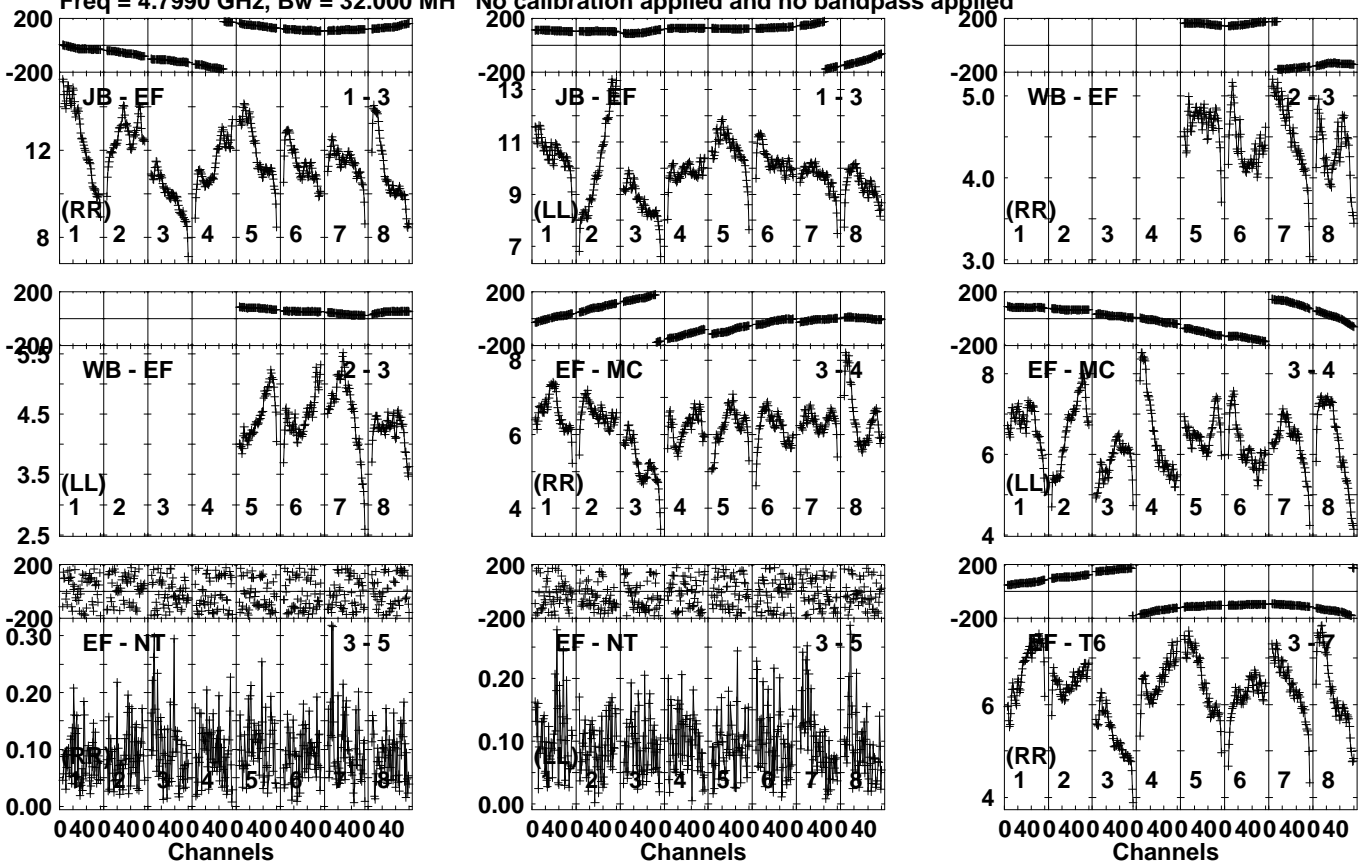
Lower frame: Micro Ampl Jy Top frame: Phas deg  
Vector averaged cross-power spectrum Several baselines displayed  
Timerange: 00/13:23:31 to 00/13:27:29

Plot file version 52 created 10-NOV-2021 19:32:21

J1125+2610 EC077A.UVDATA.1

Freq = 4.7990 GHz, Bw = 32.000 MH

No calibration applied and no bandpass applied



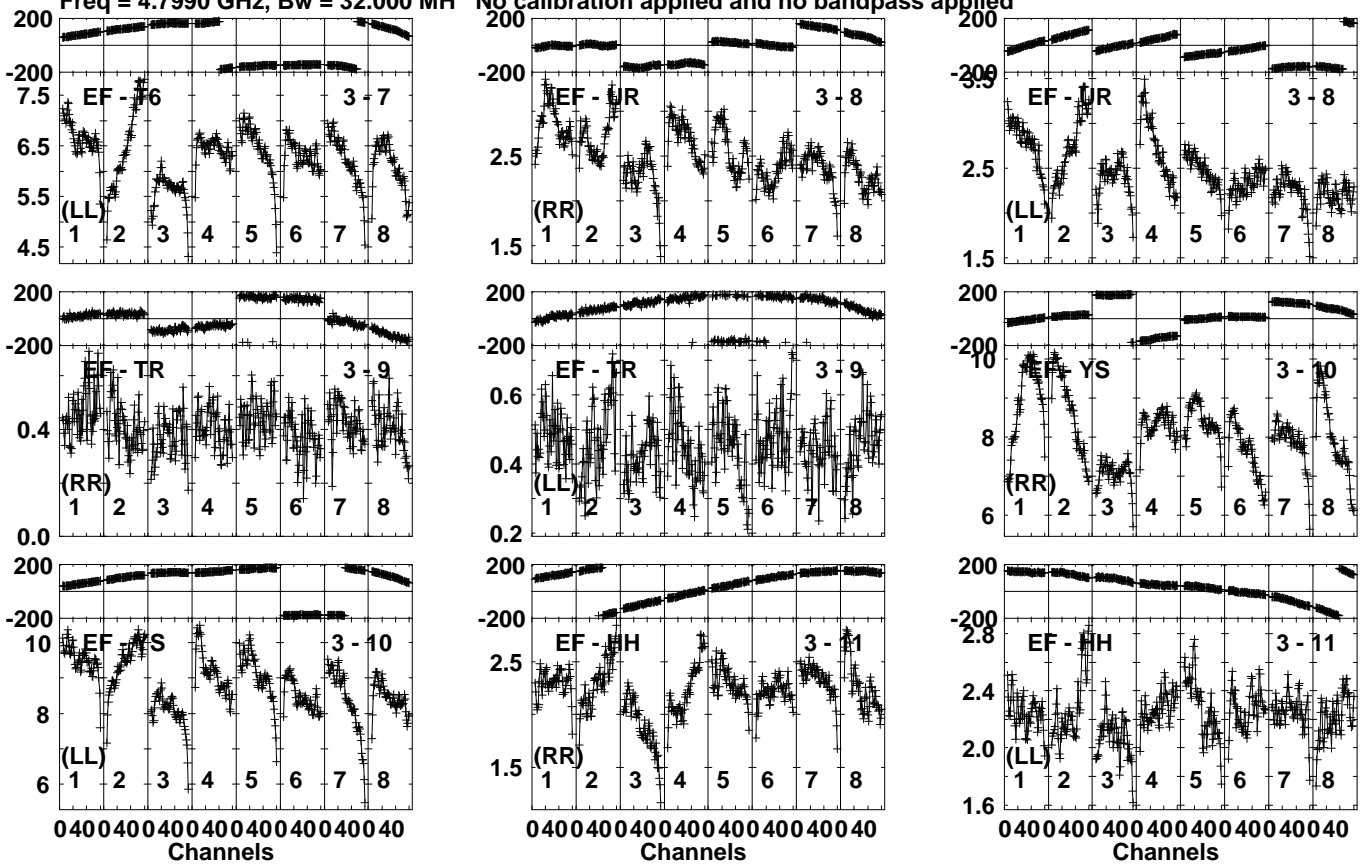
Lower frame: Milli Ampl Jy Top frame: Phas deg  
Vector averaged cross-power spectrum Several baselines displayed  
Timerange: 00/13:28:01 to 00/13:29:59

Plot file version 53 created 10-NOV-2021 19:32:21

J1125+2610 EC077A.UVDATA.1

Freq = 4.7990 GHz, Bw = 32.000 MH

No calibration applied and no bandpass applied



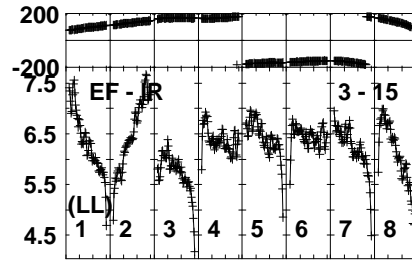
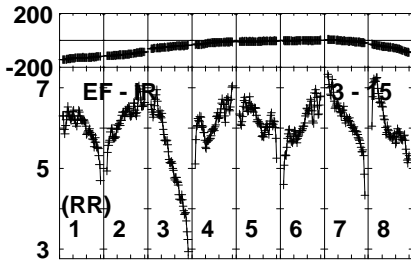
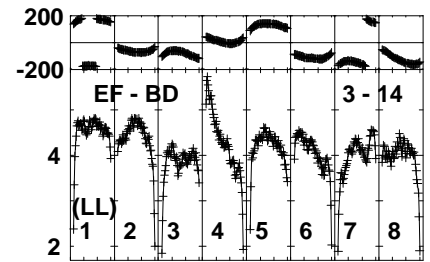
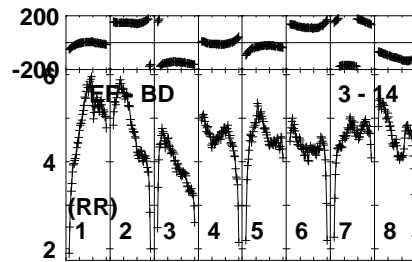
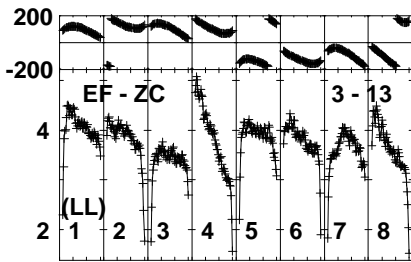
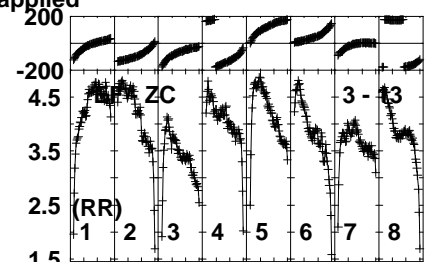
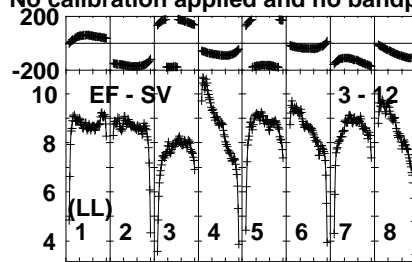
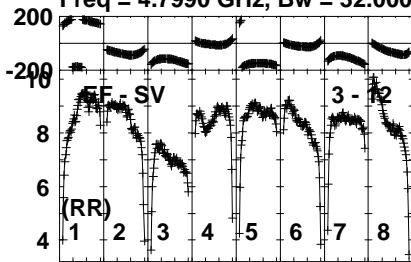
Lower frame: Milli Ampl Jy Top frame: Phas deg  
Vector averaged cross-power spectrum Several baselines displayed  
Timerange: 00/13:28:01 to 00/13:29:59

Plot file version 54 created 10-NOV-2021 19:32:21

J1125+2610 EC077A.UVDATA.1

Freq = 4.7990 GHz, Bw = 32.000 MH

No calibration applied and no bandpass applied



0400400400400400400400400400  
Channels

0400400400400400400400400400  
Channels

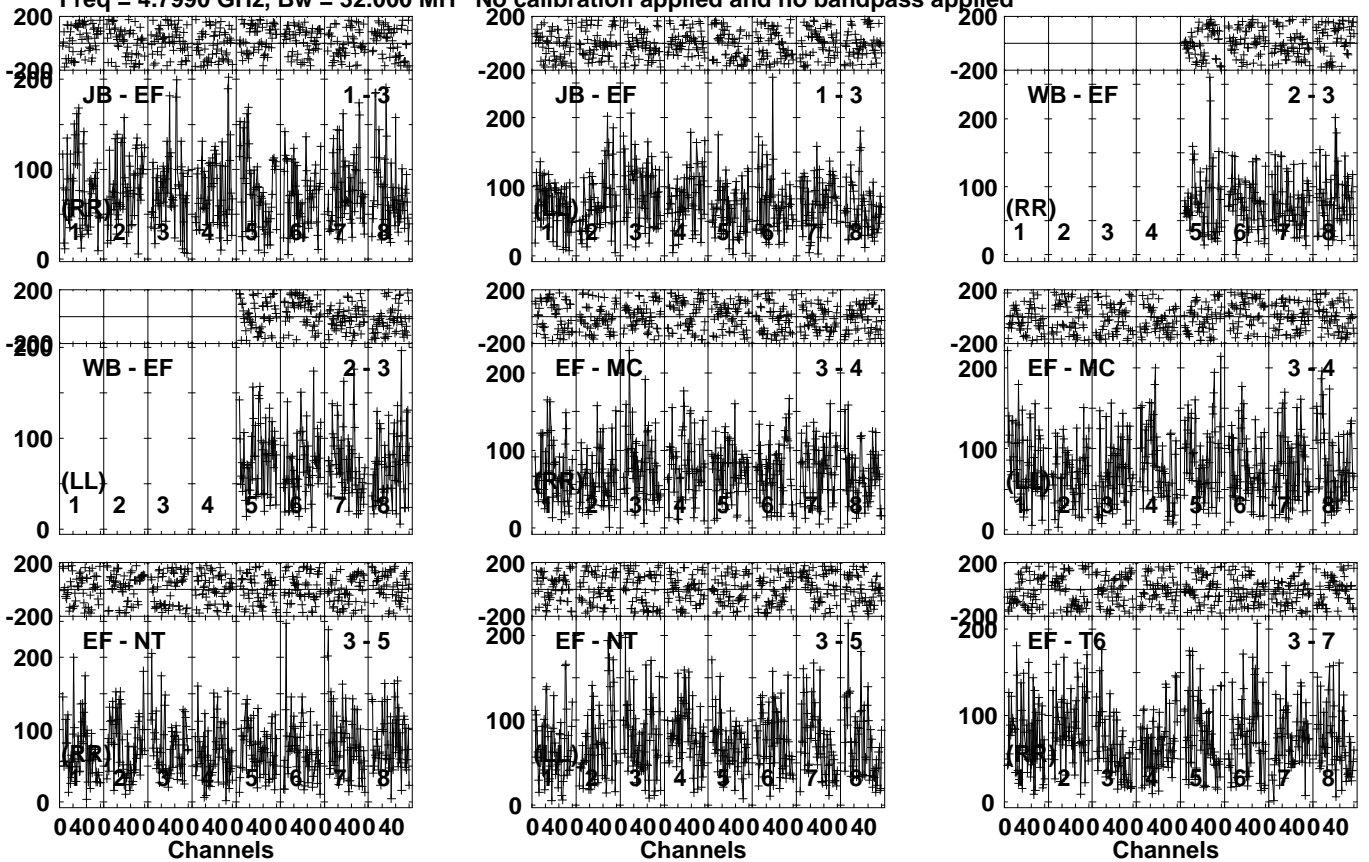
Lower frame: Milli Ampl Jy Top frame: Phas deg  
Vector averaged cross-power spectrum Several baselines displayed  
Timerange: 00/13:28:01 to 00/13:29:59

Plot file version 55 created 10-NOV-2021 19:32:21

EQJ1122+2550 EC077A.UVDATA.1

Freq = 4.7990 GHz, Bw = 32.000 MH

No calibration applied and no bandpass applied



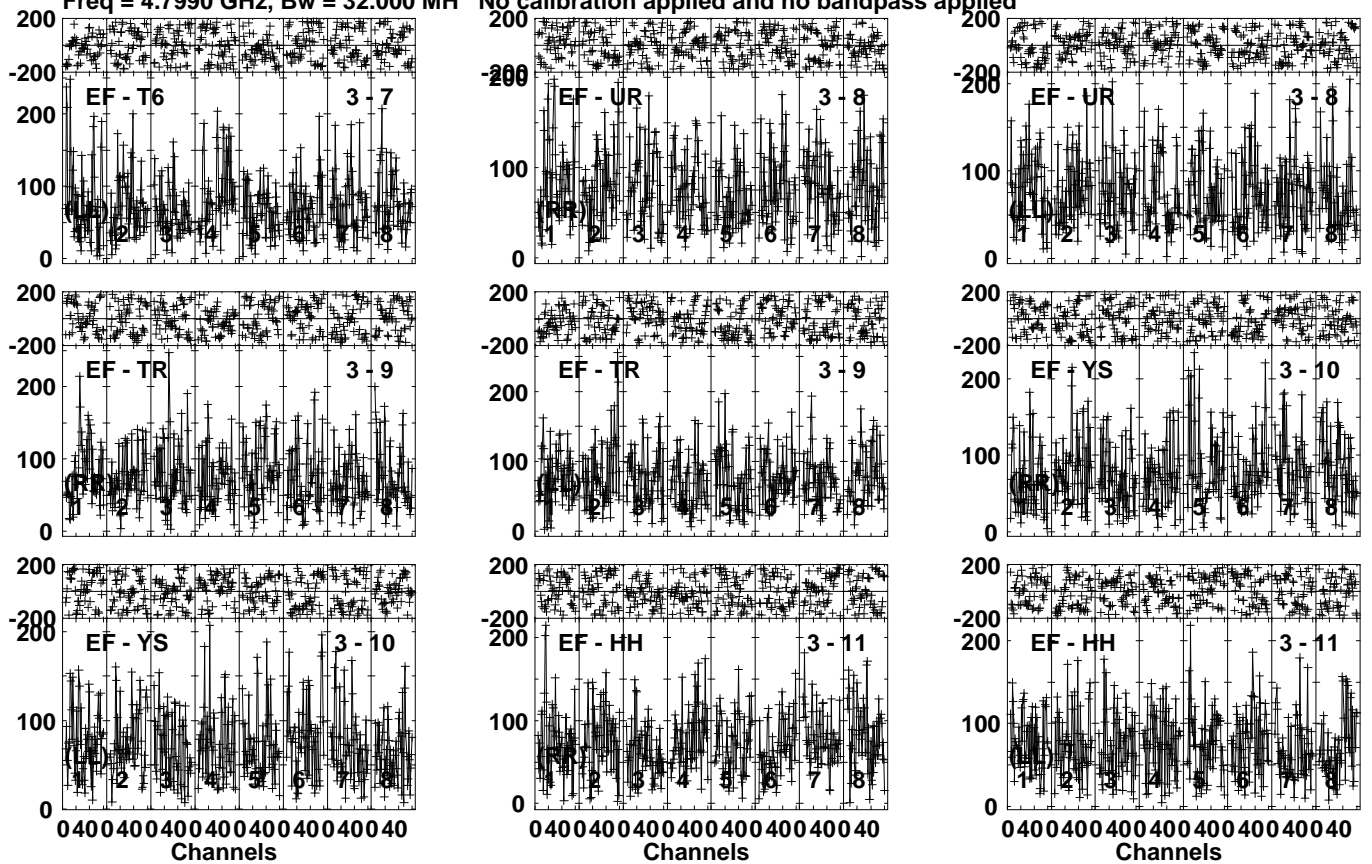
Lower frame: Micro Ampl Jy Top frame: Phas deg  
Vector averaged cross-power spectrum Several baselines displayed  
Timerange: 00/13:30:01 to 00/13:33:59

Plot file version 56 created 10-NOV-2021 19:32:21

EQJ1122+2550 EC077A.UVDATA.1

Freq = 4.7990 GHz, Bw = 32.000 MH

No calibration applied and no bandpass applied



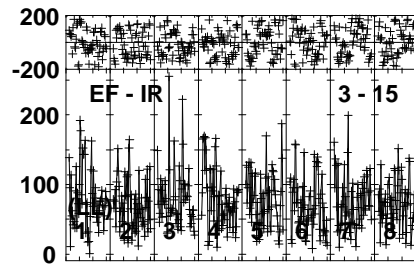
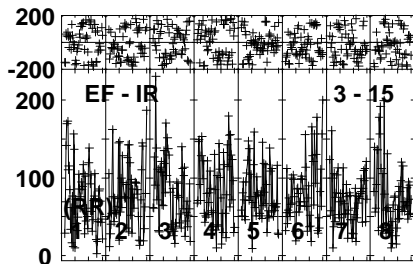
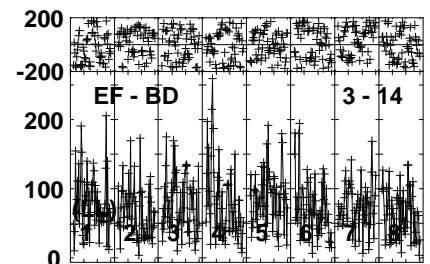
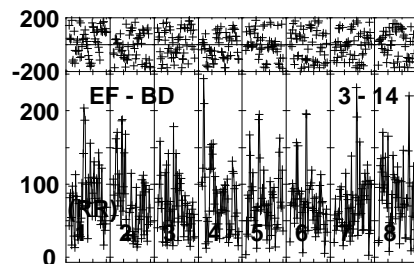
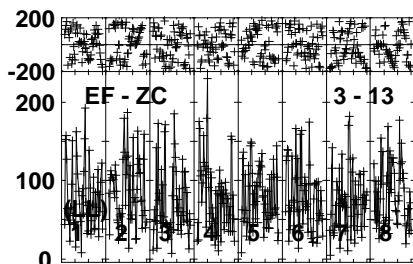
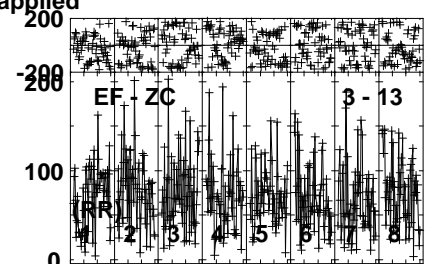
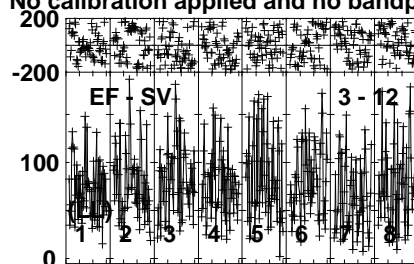
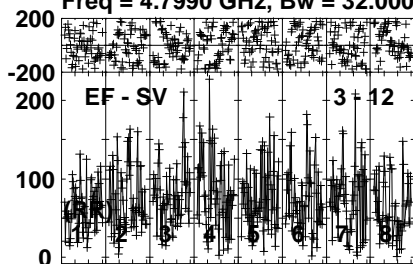
Lower frame: Micro Ampl Jy Top frame: Phas deg  
Vector averaged cross-power spectrum Several baselines displayed  
Timerange: 00/13:30:01 to 00/13:33:59

Plot file version 57 created 10-NOV-2021 19:32:21

EQJ1122+2550 EC077A.UVDATA.1

Freq = 4.7990 GHz, Bw = 32.000 MH

No calibration applied and no bandpass applied



040040040040040040040040  
Channels

040040040040040040040040  
Channels

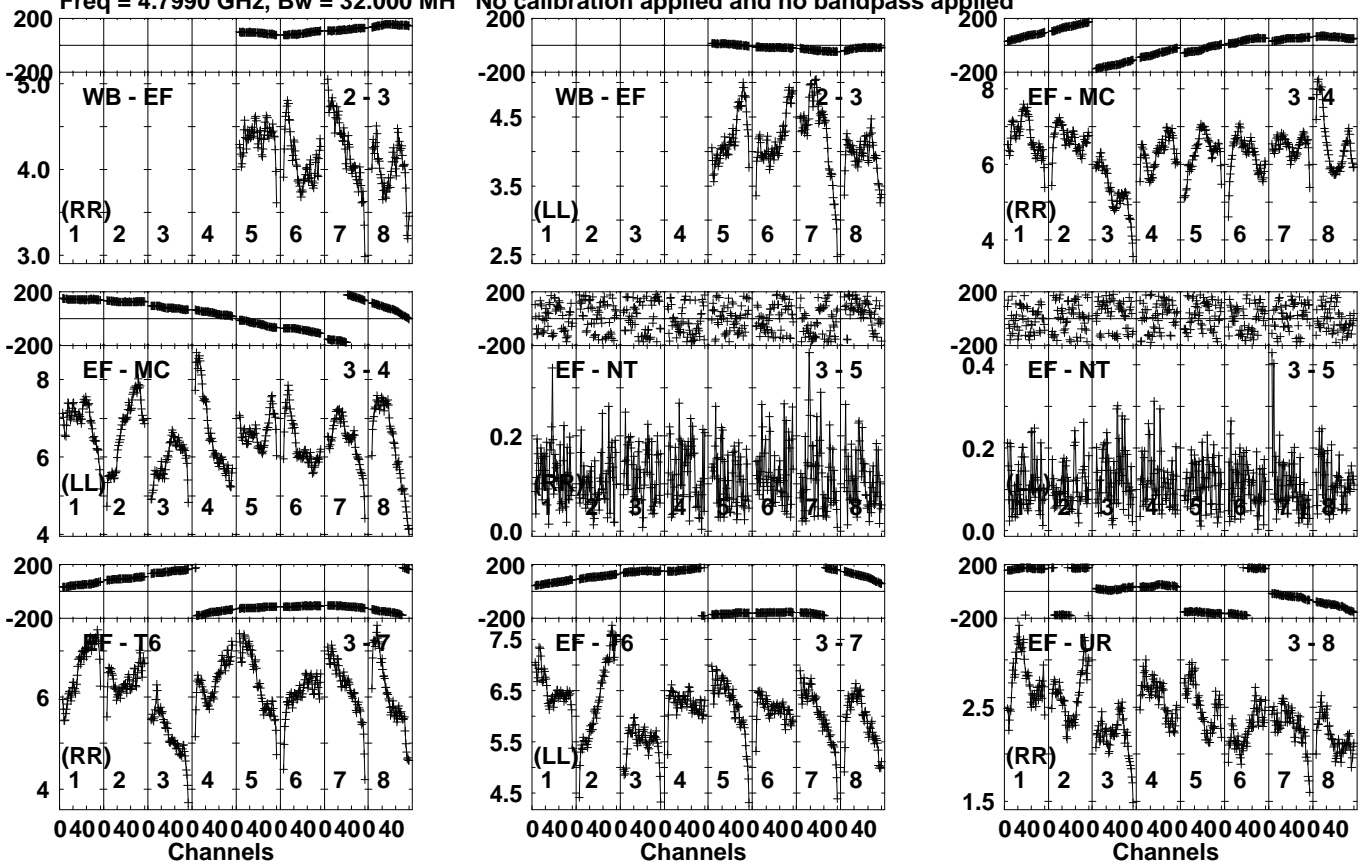
Lower frame: Micro Ampl Jy Top frame: Phas deg  
Vector averaged cross-power spectrum Several baselines displayed  
Timerange: 00/13:30:01 to 00/13:33:59

Plot file version 58 created 10-NOV-2021 19:32:22

J1125+2610 EC077A.UVDATA.1

Freq = 4.7990 GHz, Bw = 32.000 MH

No calibration applied and no bandpass applied



Lower frame: Milli Ampl Jy Top frame: Phas deg  
Vector averaged cross-power spectrum Several baselines displayed  
Timerange: 00/13:34:01 to 00/13:35:59

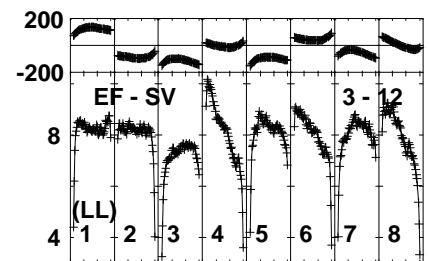
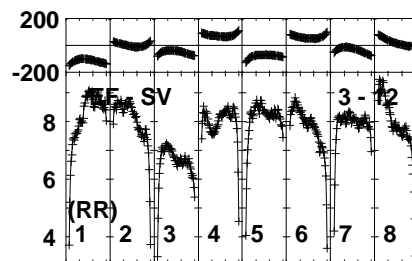
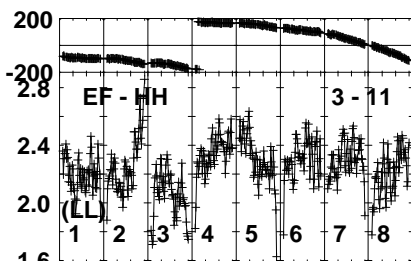
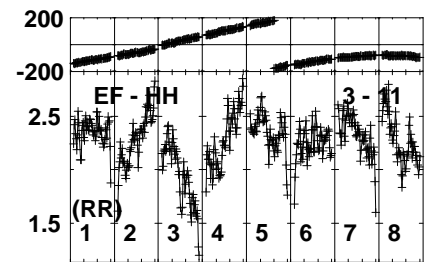
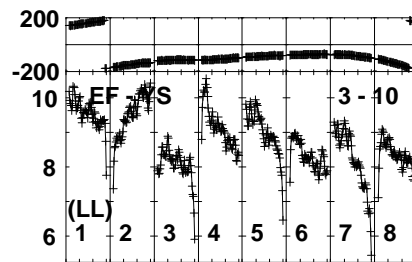
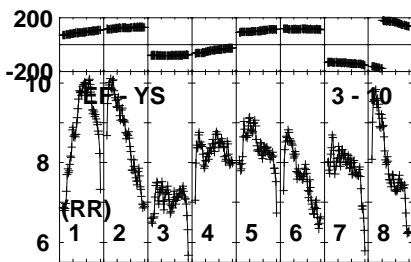
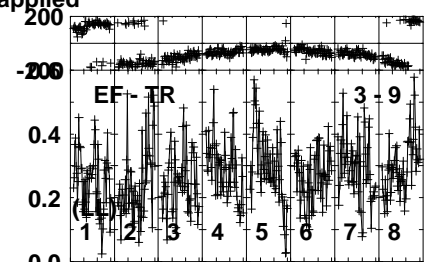
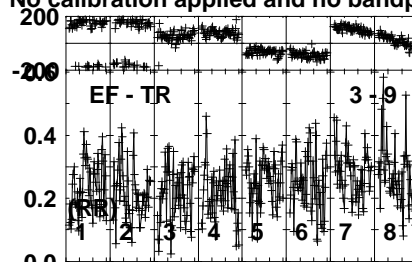
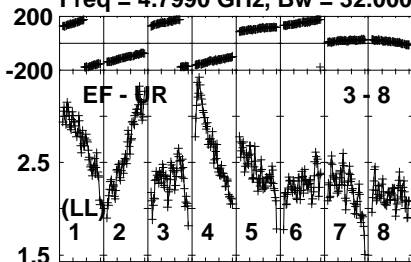


Plot file version 59 created 10-NOV-2021 19:32:22

J1125+2610 EC077A.UVDATA.1

Freq = 4.7990 GHz, Bw = 32.000 MH

No calibration applied and no bandpass applied



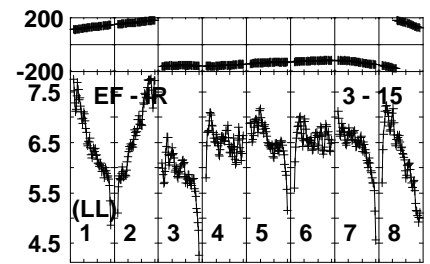
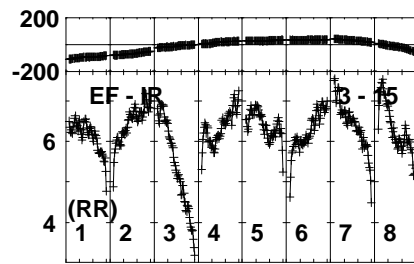
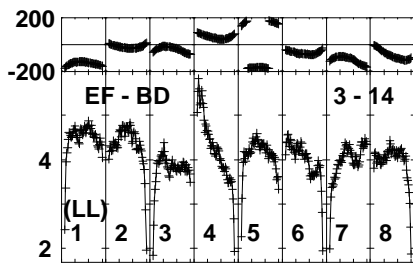
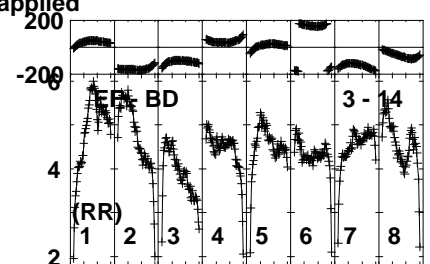
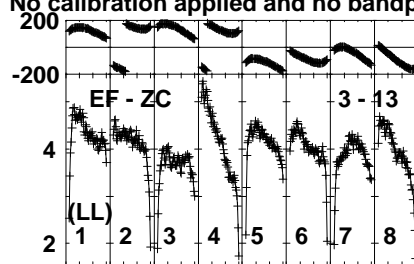
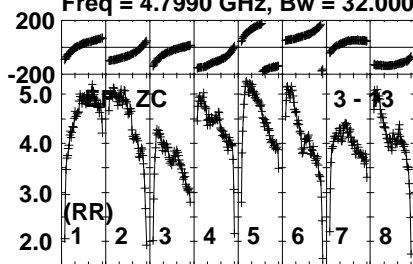
Lower frame: Milli Ampl Jy Top frame: Phas deg  
Vector averaged cross-power spectrum Several baselines displayed  
Timerange: 00/13:34:01 to 00/13:35:59

Plot file version 60 created 10-NOV-2021 19:32:22

J1125+2610 EC077A.UVDATA.1

Freq = 4.7990 GHz, Bw = 32.000 MH

No calibration applied and no bandpass applied



Lower frame: Milli Ampl Jy Top frame: Phas deg  
Vector averaged cross-power spectrum Several baselines displayed  
Timerange: 00/13:34:01 to 00/13:35:59

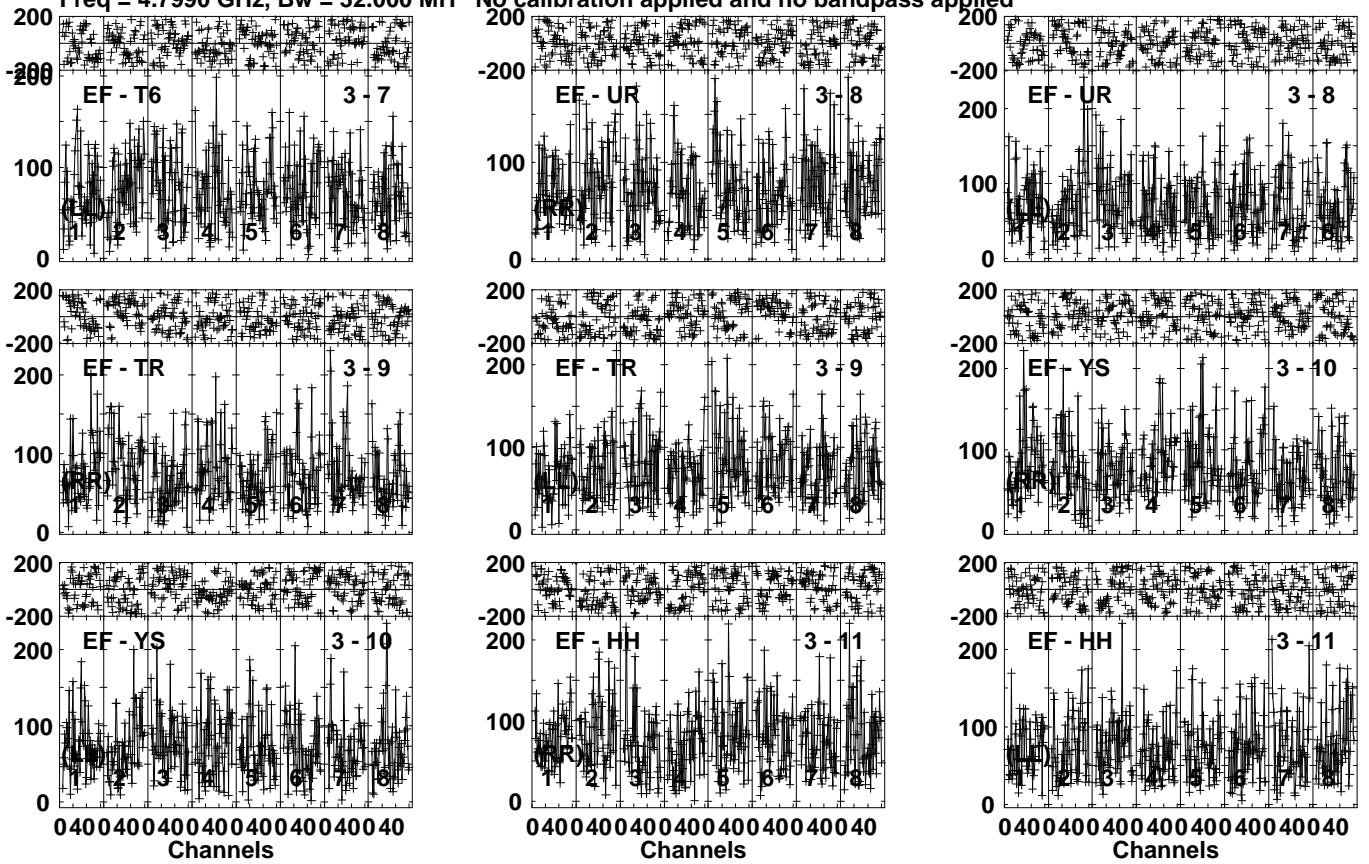


Plot file version 62 created 10-NOV-2021 19:32:22

EQJ1122+2550 EC077A.UVDATA.1

Freq = 4.7990 GHz, Bw = 32.000 MH

No calibration applied and no bandpass applied



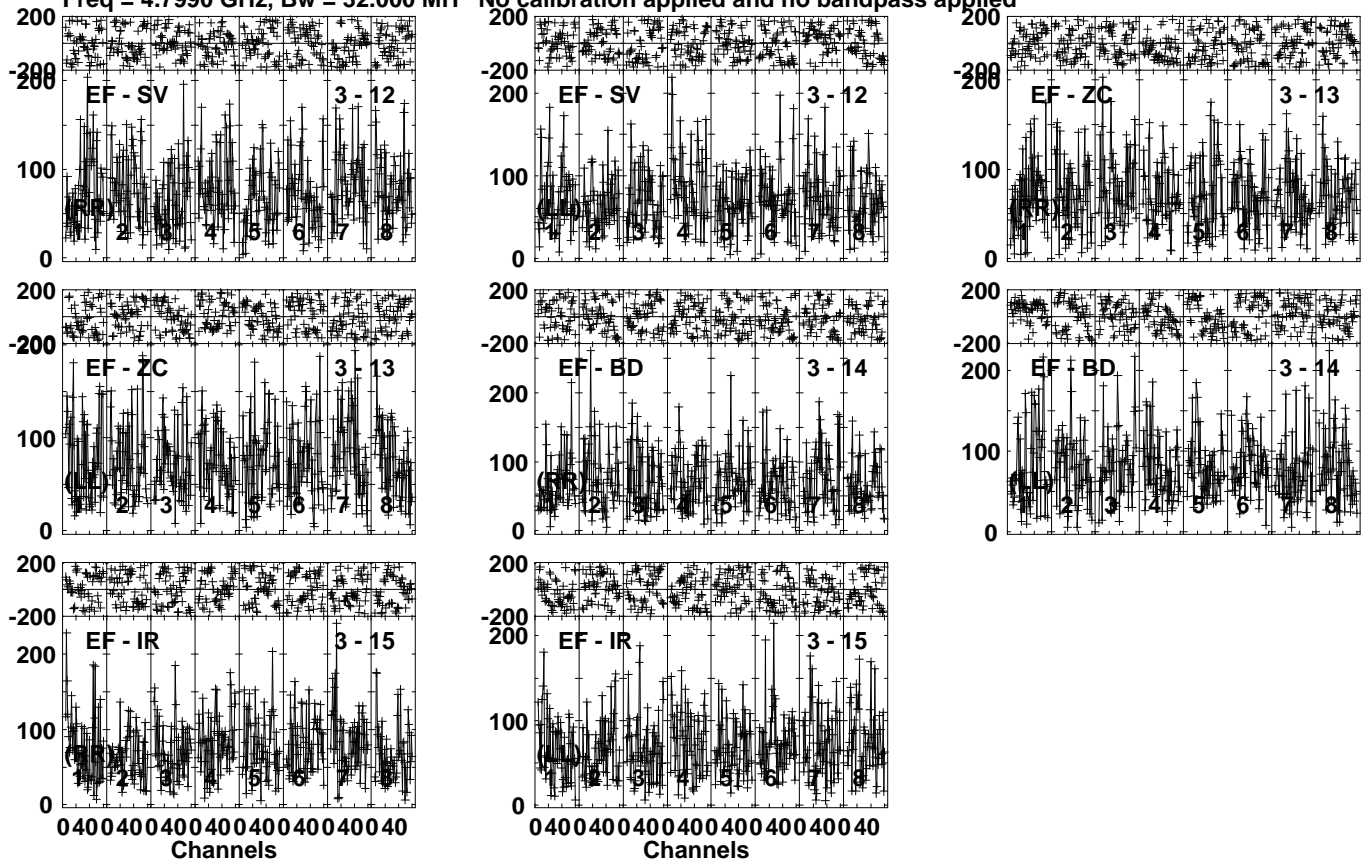
Lower frame: Micro Ampl Jy Top frame: Phas deg  
Vector averaged cross-power spectrum Several baselines displayed  
Timerange: 00/13:36:01 to 00/13:39:59

Plot file version 63 created 10-NOV-2021 19:32:22

EQJ1122+2550 EC077A.UVDATA.1

Freq = 4.7990 GHz, Bw = 32.000 MH

No calibration applied and no bandpass applied



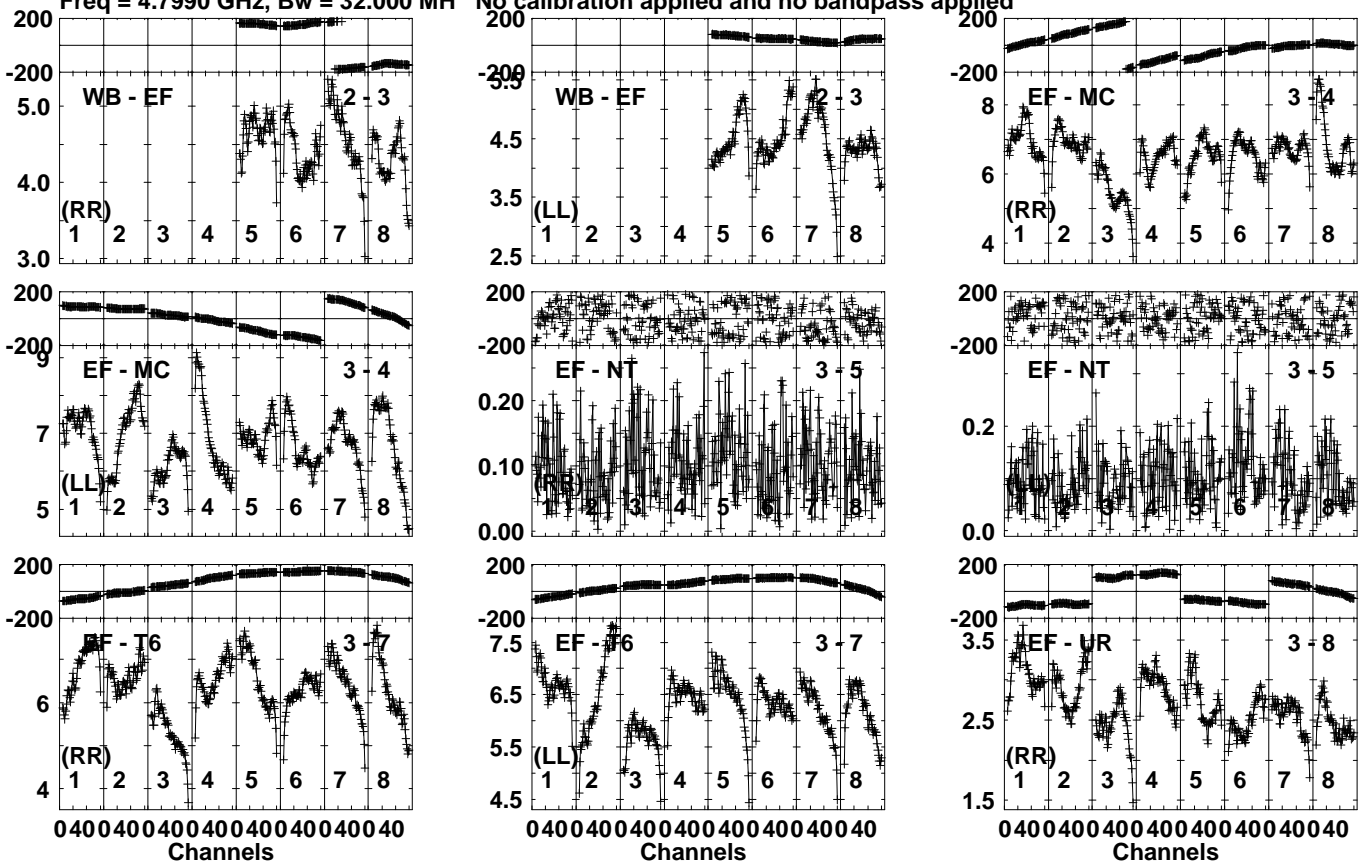
Lower frame: Micro Ampl Jy Top frame: Phas deg  
Vector averaged cross-power spectrum Several baselines displayed  
Timerange: 00/13:36:01 to 00/13:39:59

Plot file version 64 created 10-NOV-2021 19:32:22

J1125+2610 EC077A.UVDATA.1

Freq = 4.7990 GHz, Bw = 32.000 MH

No calibration applied and no bandpass applied



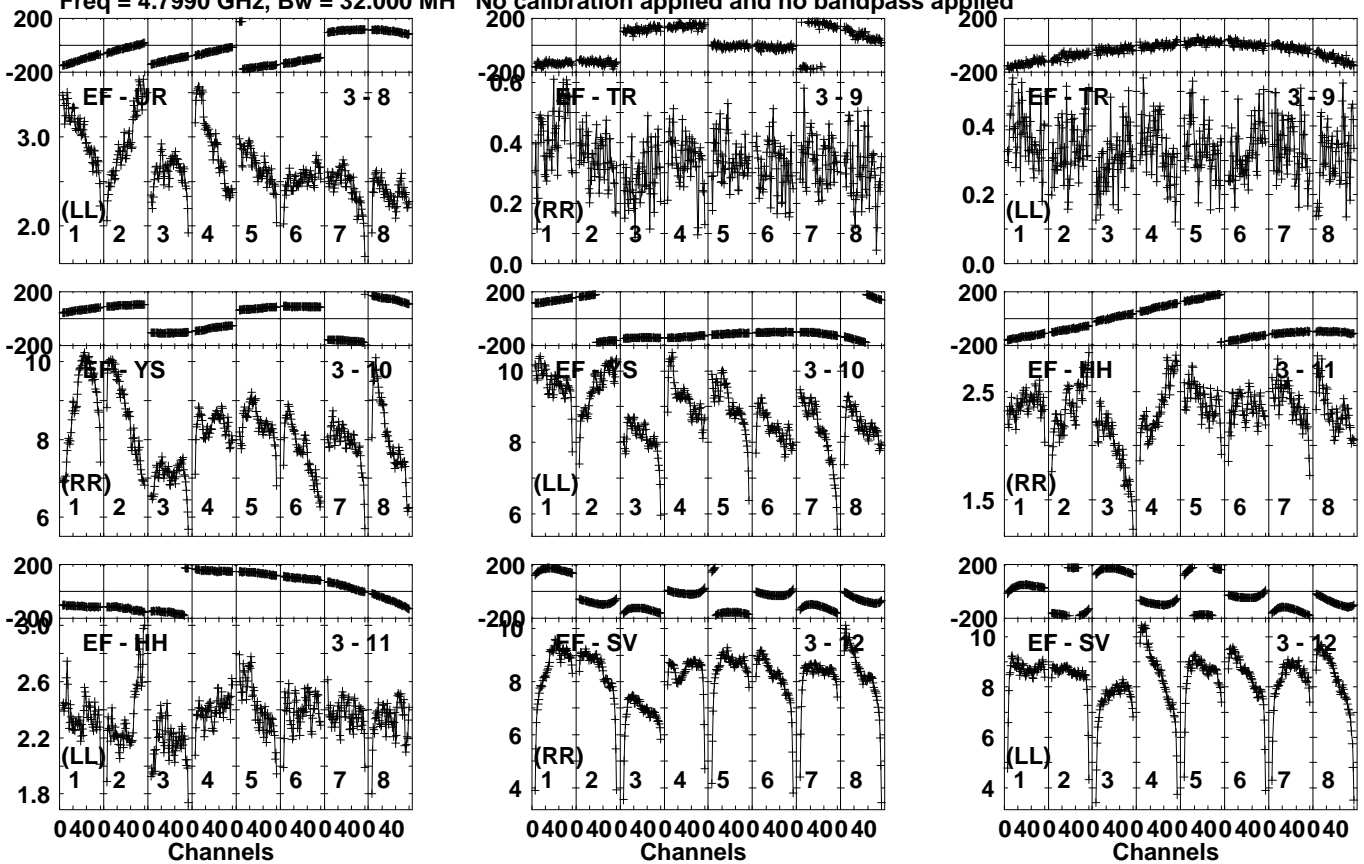
Lower frame: Milli Ampl Jy Top frame: Phas deg  
Vector averaged cross-power spectrum Several baselines displayed  
Timerange: 00/13:40:31 to 00/13:42:29

Plot file version 65 created 10-NOV-2021 19:32:22

J1125+2610 EC077A.UVDATA.1

Freq = 4.7990 GHz, Bw = 32.000 MH

No calibration applied and no bandpass applied



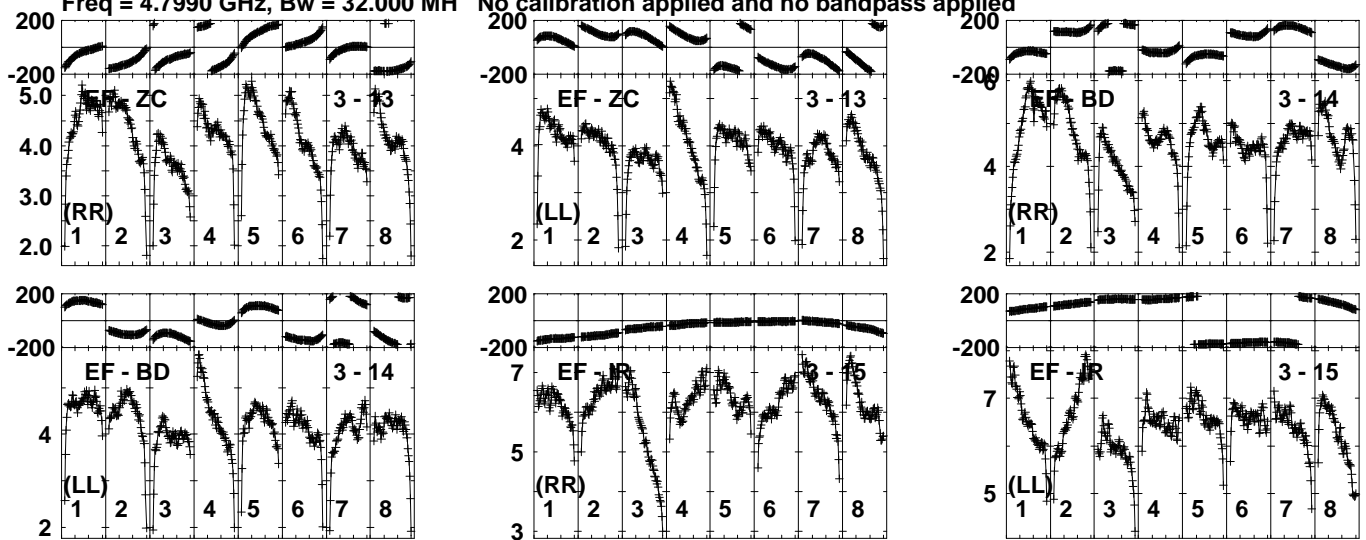
Lower frame: Milli Ampl Jy Top frame: Phas deg  
Vector averaged cross-power spectrum Several baselines displayed  
Timerange: 00/13:40:31 to 00/13:42:29

Plot file version 66 created 10-NOV-2021 19:32:23

J1125+2610 EC077A.UVDATA.1

Freq = 4.7990 GHz, Bw = 32.000 MH

No calibration applied and no bandpass applied



Lower frame: Milli Ampl Jy Top frame: Phas deg  
Vector averaged cross-power spectrum Several baselines displayed  
Timerange: 00/13:40:31 to 00/13:42:29

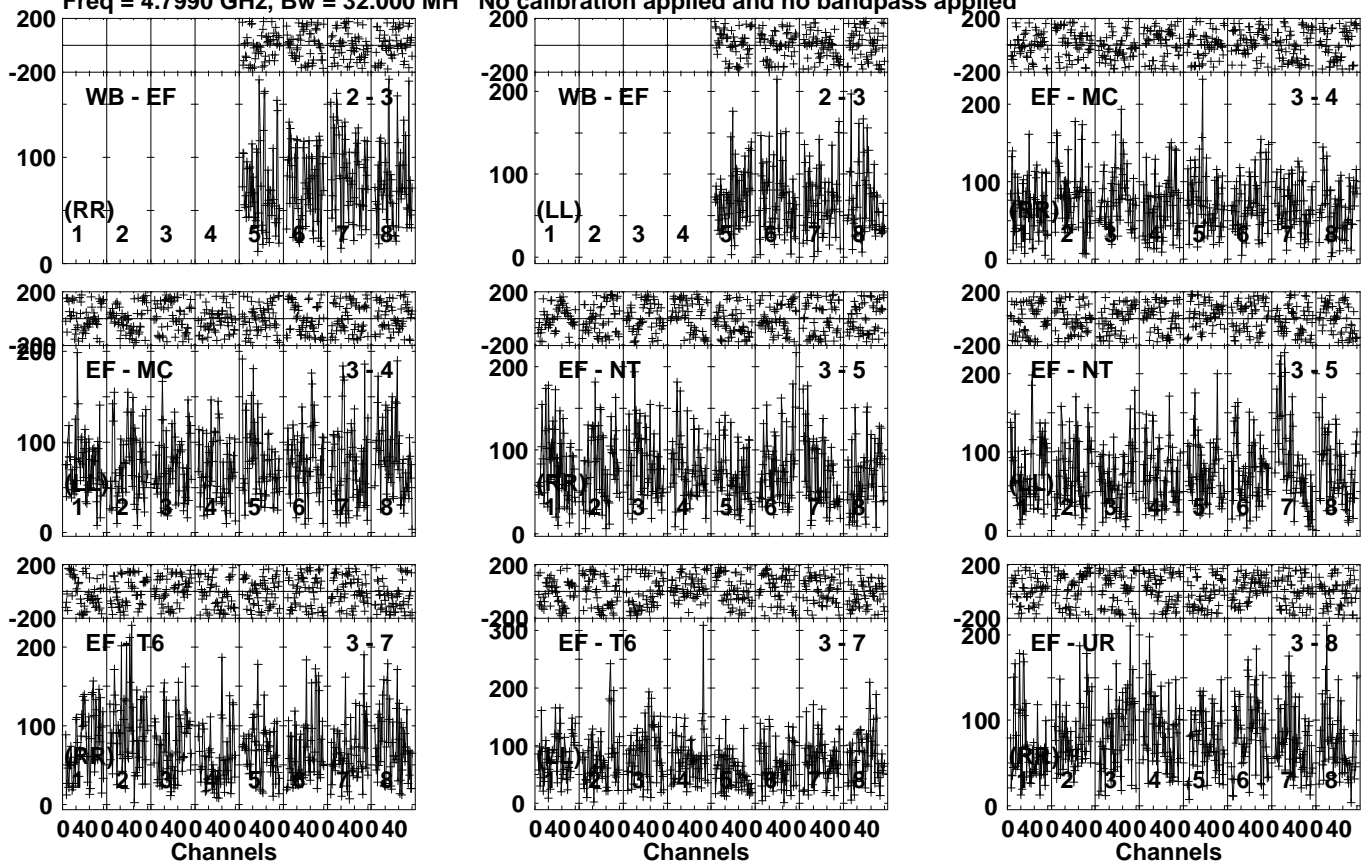


Plot file version 67 created 10-NOV-2021 19:32:23

EQJ1122+2550 EC077A.UVDATA.1

Freq = 4.7990 GHz, Bw = 32.000 MH

No calibration applied and no bandpass applied



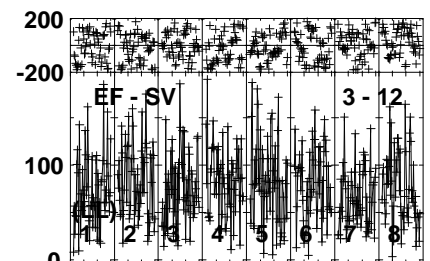
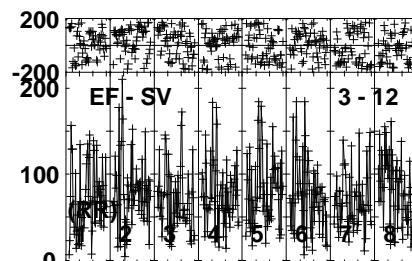
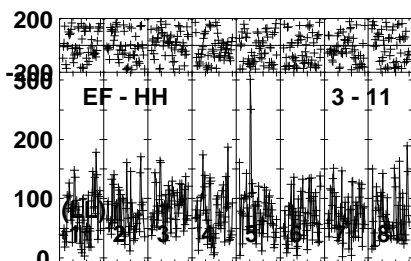
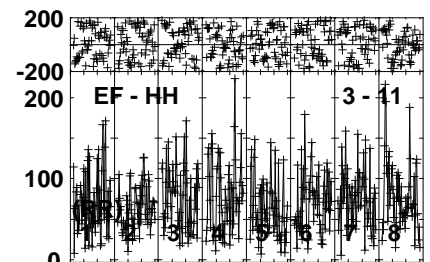
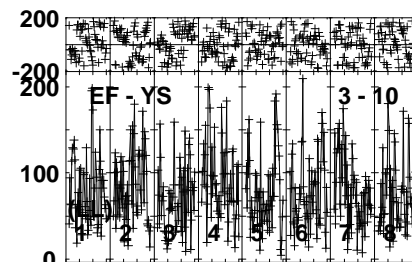
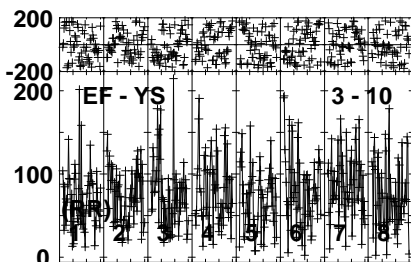
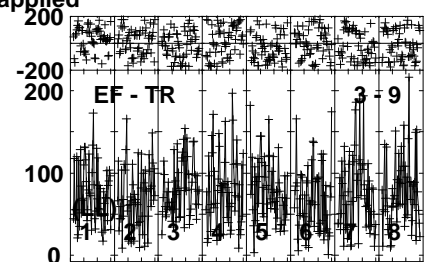
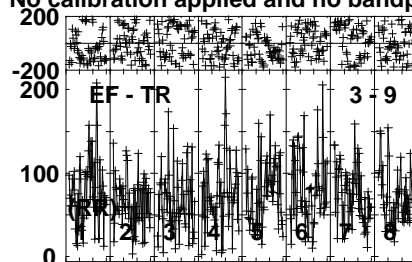
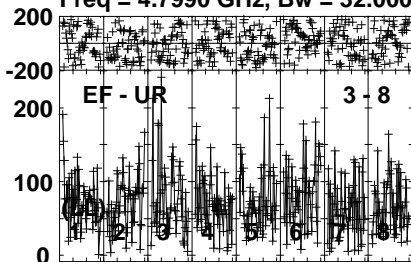
Lower frame: Micro Ampl Jy Top frame: Phas deg  
Vector averaged cross-power spectrum Several baselines displayed  
Timerange: 00/13:42:31 to 00/13:46:29

Plot file version 68 created 10-NOV-2021 19:32:23

EQJ1122+2550 EC077A.UVDATA.1

Freq = 4.7990 GHz, Bw = 32.000 MH

No calibration applied and no bandpass applied



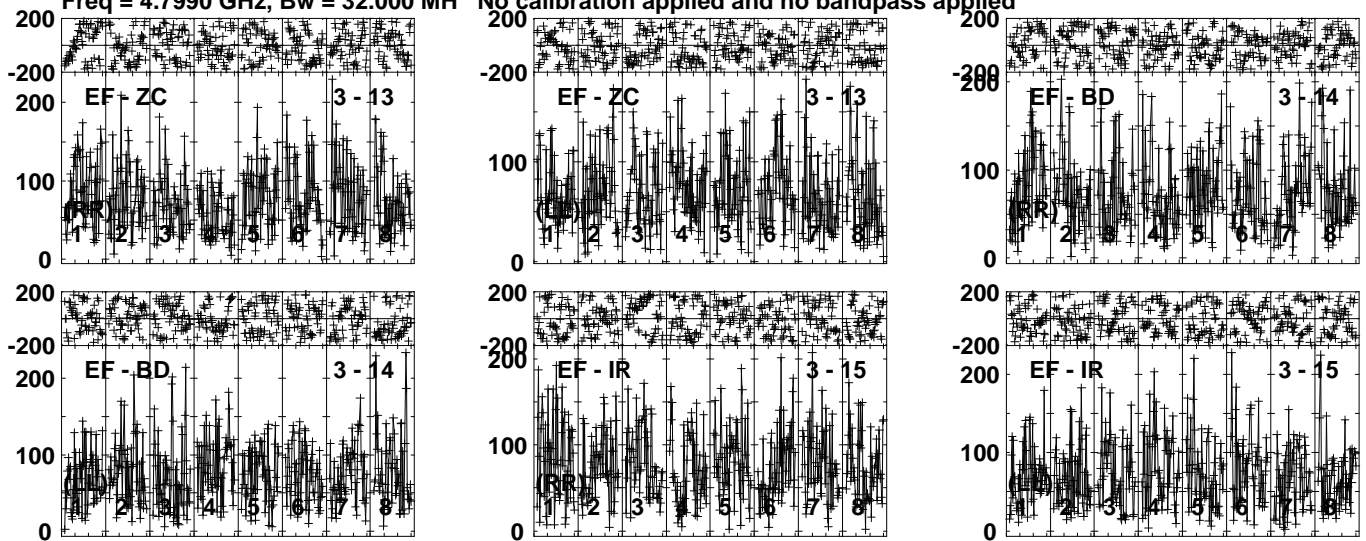
Lower frame: Micro Ampl Jy Top frame: Phas deg  
Vector averaged cross-power spectrum Several baselines displayed  
Timerange: 00/13:42:31 to 00/13:46:29

Plot file version 69 created 10-NOV-2021 19:32:23

EQJ1122+2550 EC077A.UVDATA.1

Freq = 4.7990 GHz, Bw = 32.000 MH

No calibration applied and no bandpass applied



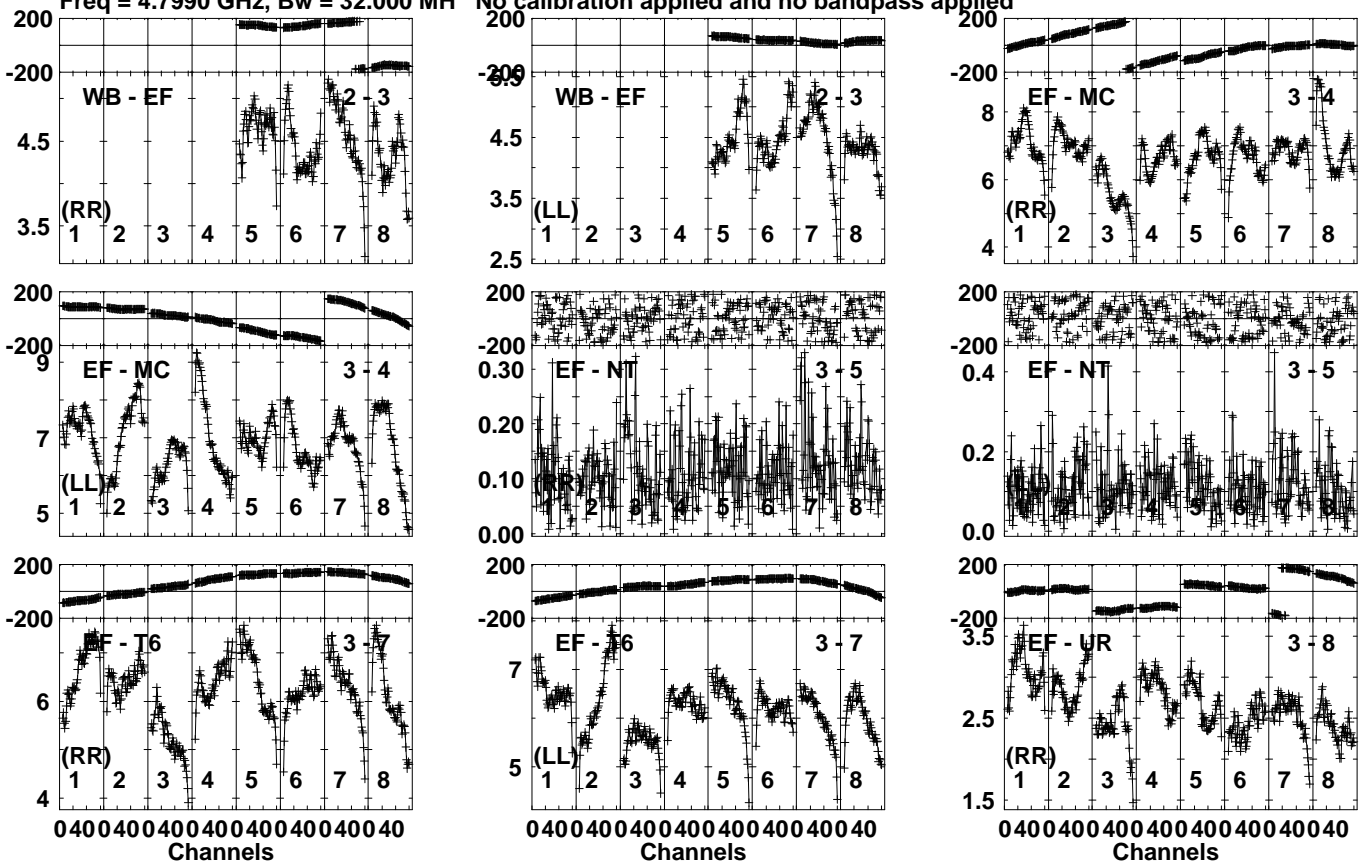
Lower frame: Micro Ampl Jy Top frame: Phas deg  
Vector averaged cross-power spectrum Several baselines displayed  
Timerange: 00/13:42:31 to 00/13:46:29

Plot file version 70 created 10-NOV-2021 19:32:23

J1125+2610 EC077A.UVDATA.1

Freq = 4.7990 GHz, Bw = 32.000 MH

No calibration applied and no bandpass applied



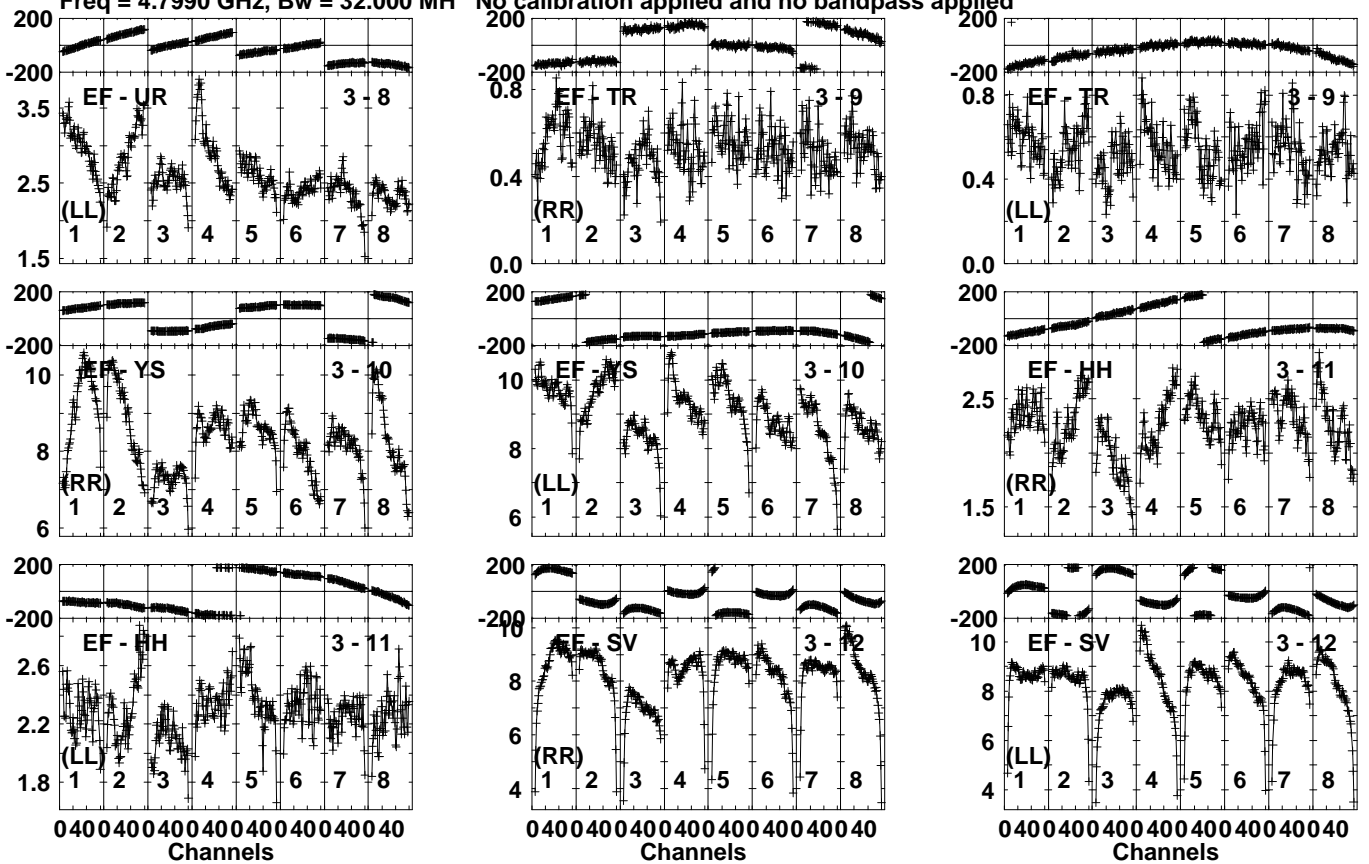
Lower frame: Milli Ampl Jy Top frame: Phas deg  
 Vector averaged cross-power spectrum Several baselines displayed  
 Timerange: 00/13:46:31 to 00/13:48:29

Plot file version 71 created 10-NOV-2021 19:32:23

J1125+2610 EC077A.UVDATA.1

Freq = 4.7990 GHz, Bw = 32.000 MH

No calibration applied and no bandpass applied



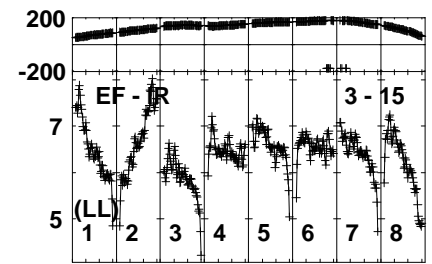
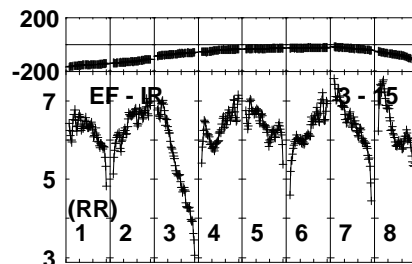
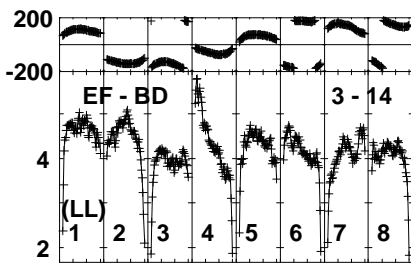
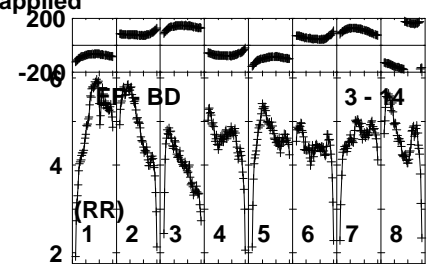
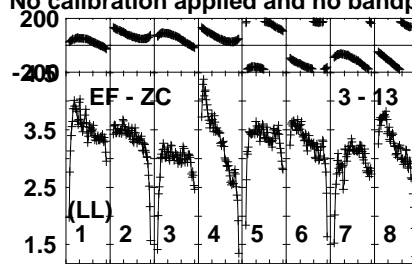
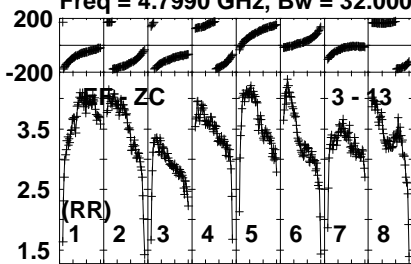
Lower frame: Milli Ampl Jy Top frame: Phas deg  
Vector averaged cross-power spectrum Several baselines displayed  
Timerange: 00/13:46:31 to 00/13:48:29

Plot file version 72 created 10-NOV-2021 19:32:23

J1125+2610 EC077A.UVDATA.1

Freq = 4.7990 GHz, Bw = 32.000 MH

No calibration applied and no bandpass applied



Lower frame: Milli Ampl Jy Top frame: Phas deg  
Vector averaged cross-power spectrum Several baselines displayed  
Timerange: 00/13:46:31 to 00/13:48:29

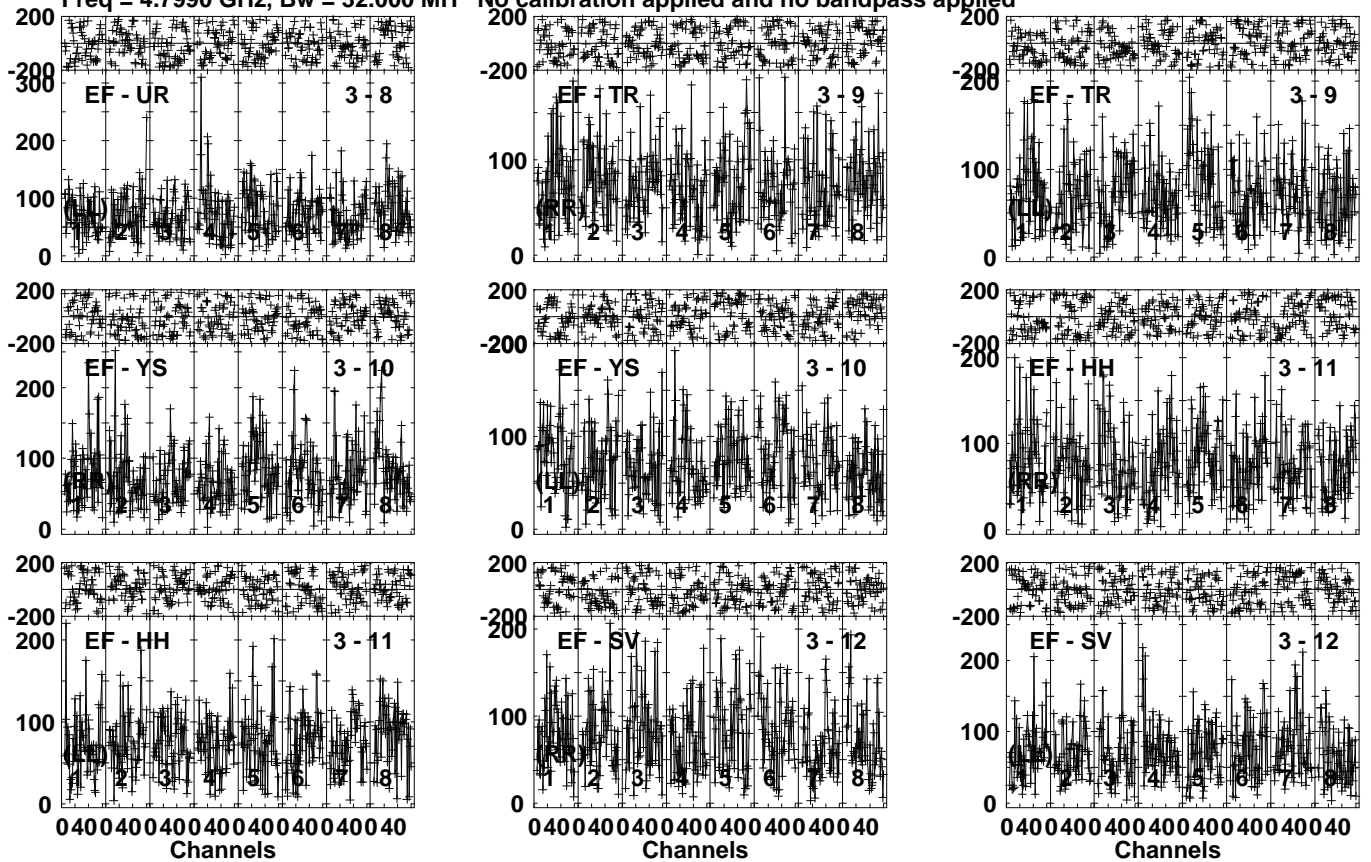


Plot file version 74 created 10-NOV-2021 19:32:24

EQJ1122+2550 EC077A.UVDATA.1

Freq = 4.7990 GHz, Bw = 32.000 MH

No calibration applied and no bandpass applied



Lower frame: Micro Ampl Jy Top frame: Phas deg  
Vector averaged cross-power spectrum Several baselines displayed  
Timerange: 00/13:48:31 to 00/13:52:29

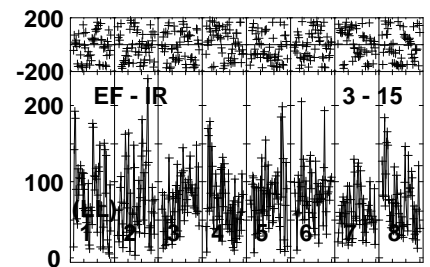
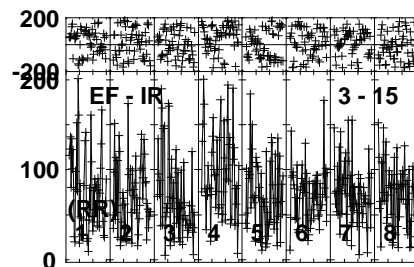
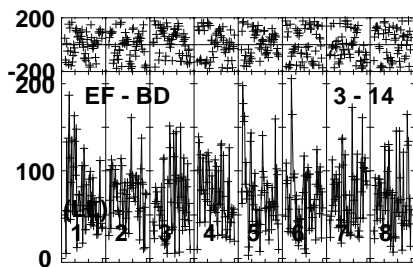
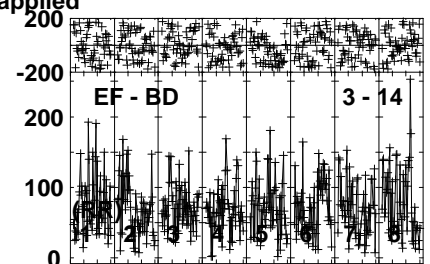
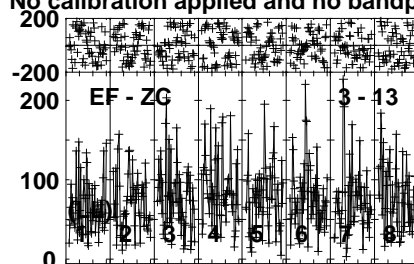
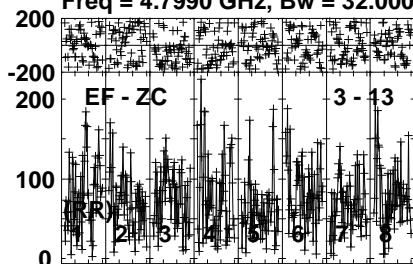


Plot file version 75 created 10-NOV-2021 19:32:24

EQJ1122+2550 EC077A.UVDATA.1

Freq = 4.7990 GHz, Bw = 32.000 MH

No calibration applied and no bandpass applied



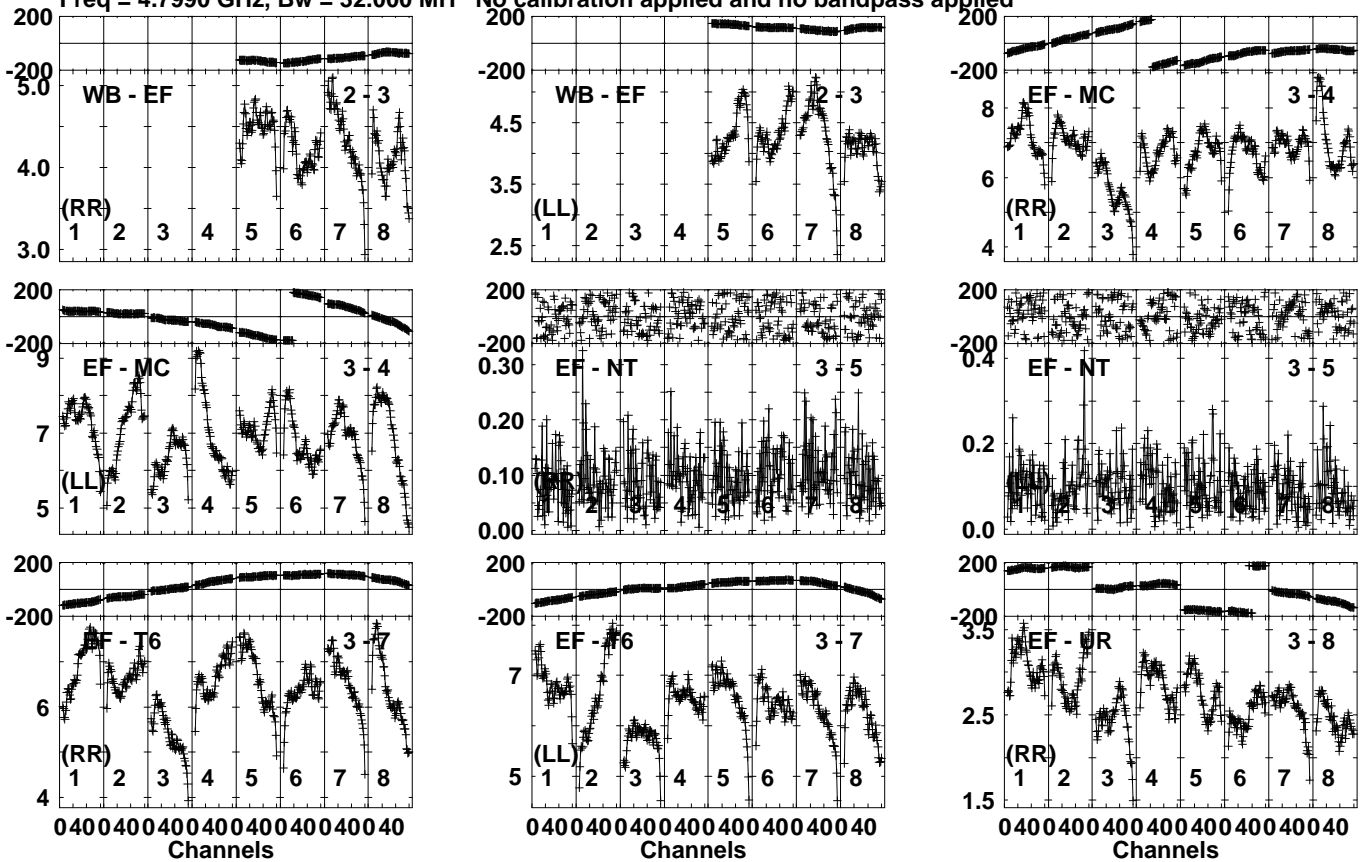
Lower frame: Micro Ampl Jy Top frame: Phas deg  
Vector averaged cross-power spectrum Several baselines displayed  
Timerange: 00/13:48:31 to 00/13:52:29

Plot file version 76 created 10-NOV-2021 19:32:24

J1125+2610 EC077A.UVDATA.1

Freq = 4.7990 GHz, Bw = 32.000 MH

No calibration applied and no bandpass applied



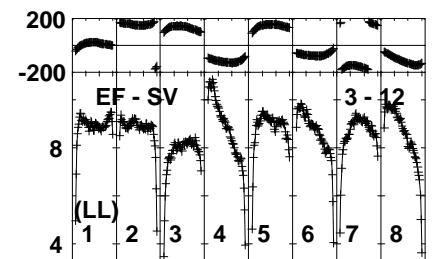
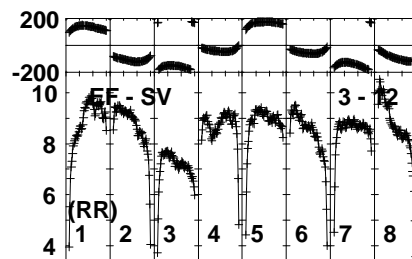
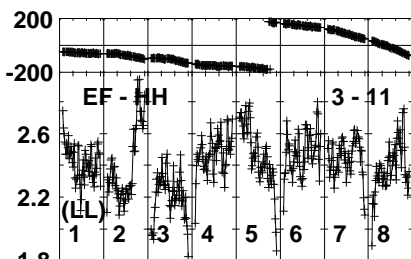
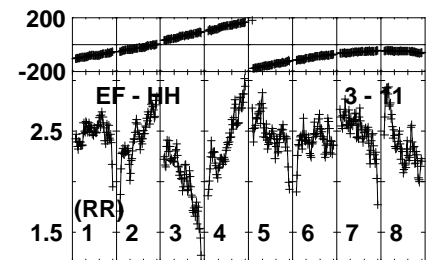
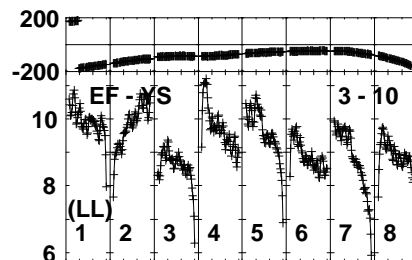
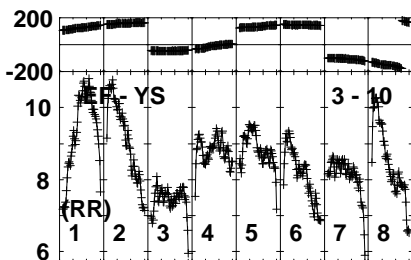
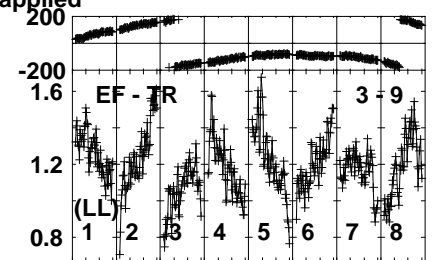
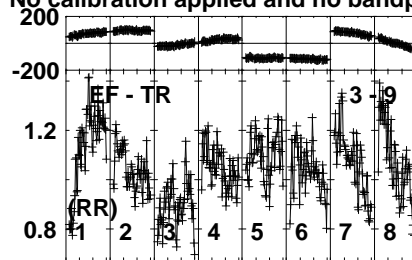
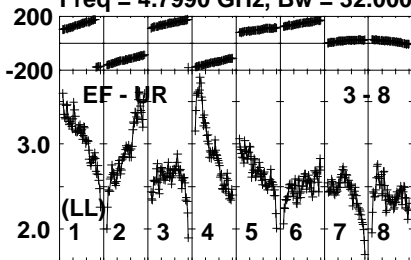
Lower frame: Milli Ampl Jy Top frame: Phas deg  
Vector averaged cross-power spectrum Several baselines displayed  
Timerange: 00/13:53:01 to 00/13:54:59

Plot file version 77 created 10-NOV-2021 19:32:24

J1125+2610 EC077A.UVDATA.1

Freq = 4.7990 GHz, Bw = 32.000 MH

No calibration applied and no bandpass applied



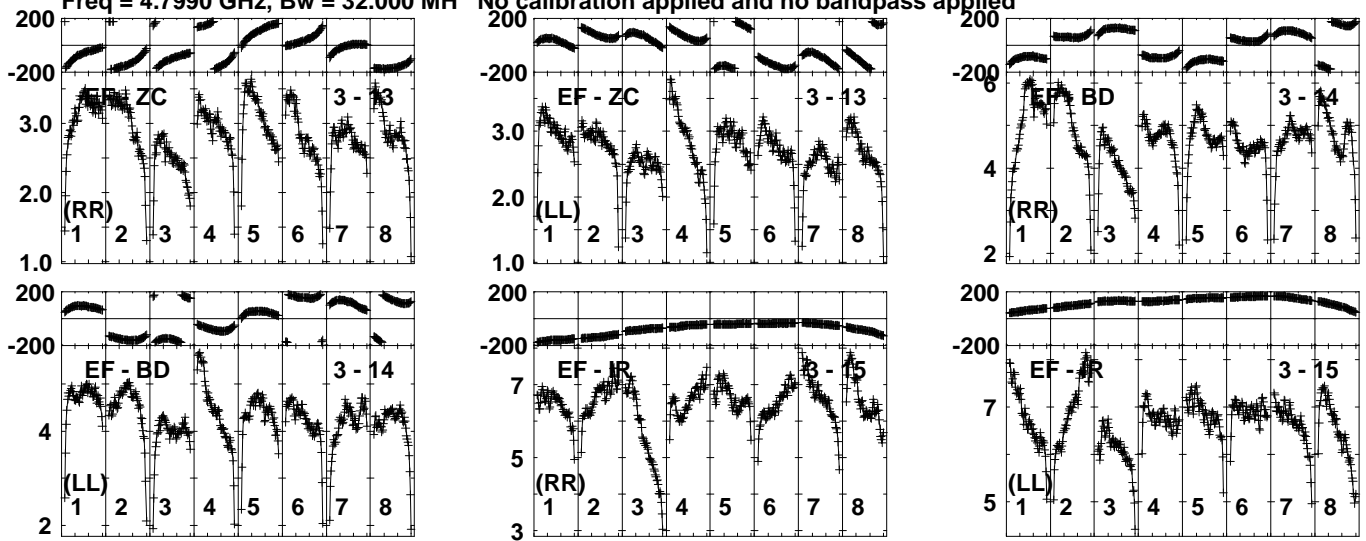
Lower frame: Milli Ampl Jy Top frame: Phas deg  
Vector averaged cross-power spectrum Several baselines displayed  
Timerange: 00/13:53:01 to 00/13:54:59

Plot file version 78 created 10-NOV-2021 19:32:24

J1125+2610 EC077A.UVDATA.1

Freq = 4.7990 GHz, Bw = 32.000 MH

No calibration applied and no bandpass applied



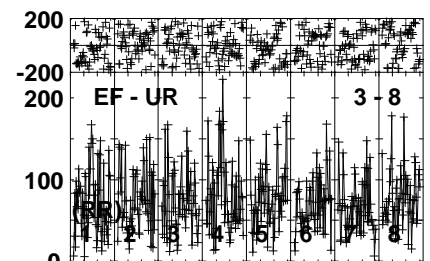
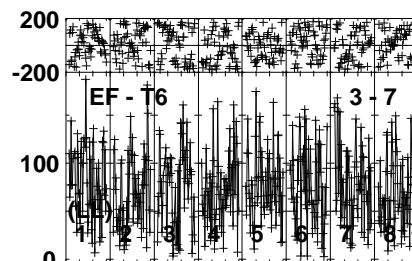
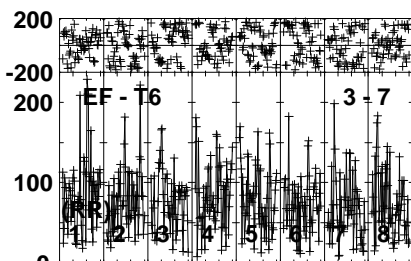
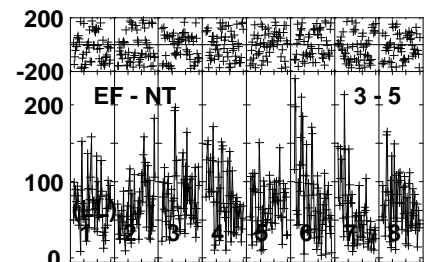
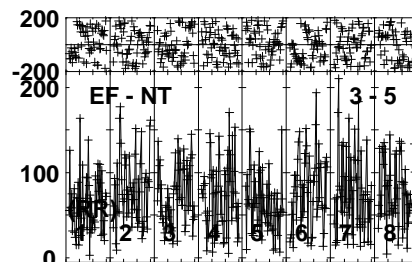
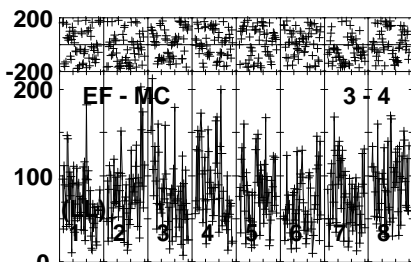
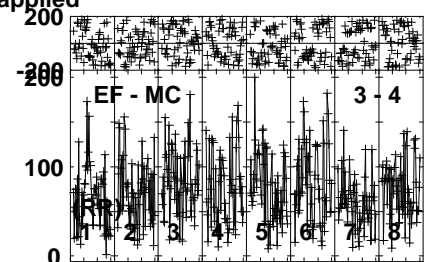
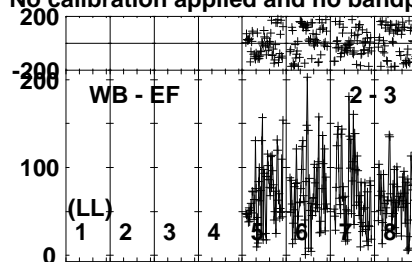
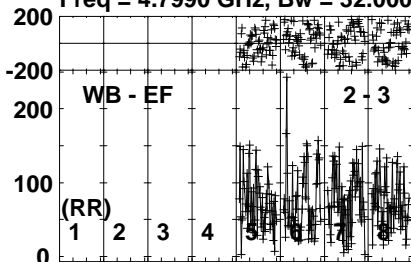
Lower frame: Milli Ampl Jy Top frame: Phas deg  
Vector averaged cross-power spectrum Several baselines displayed  
Timerange: 00/13:53:01 to 00/13:54:59

Plot file version 79 created 10-NOV-2021 19:32:24

EQJ1122+2550 EC077A.UVDATA.1

Freq = 4.7990 GHz, Bw = 32.000 MH

No calibration applied and no bandpass applied



040040040040040040040040  
Channels

040040040040040040040040  
Channels

040040040040040040040040  
Channels

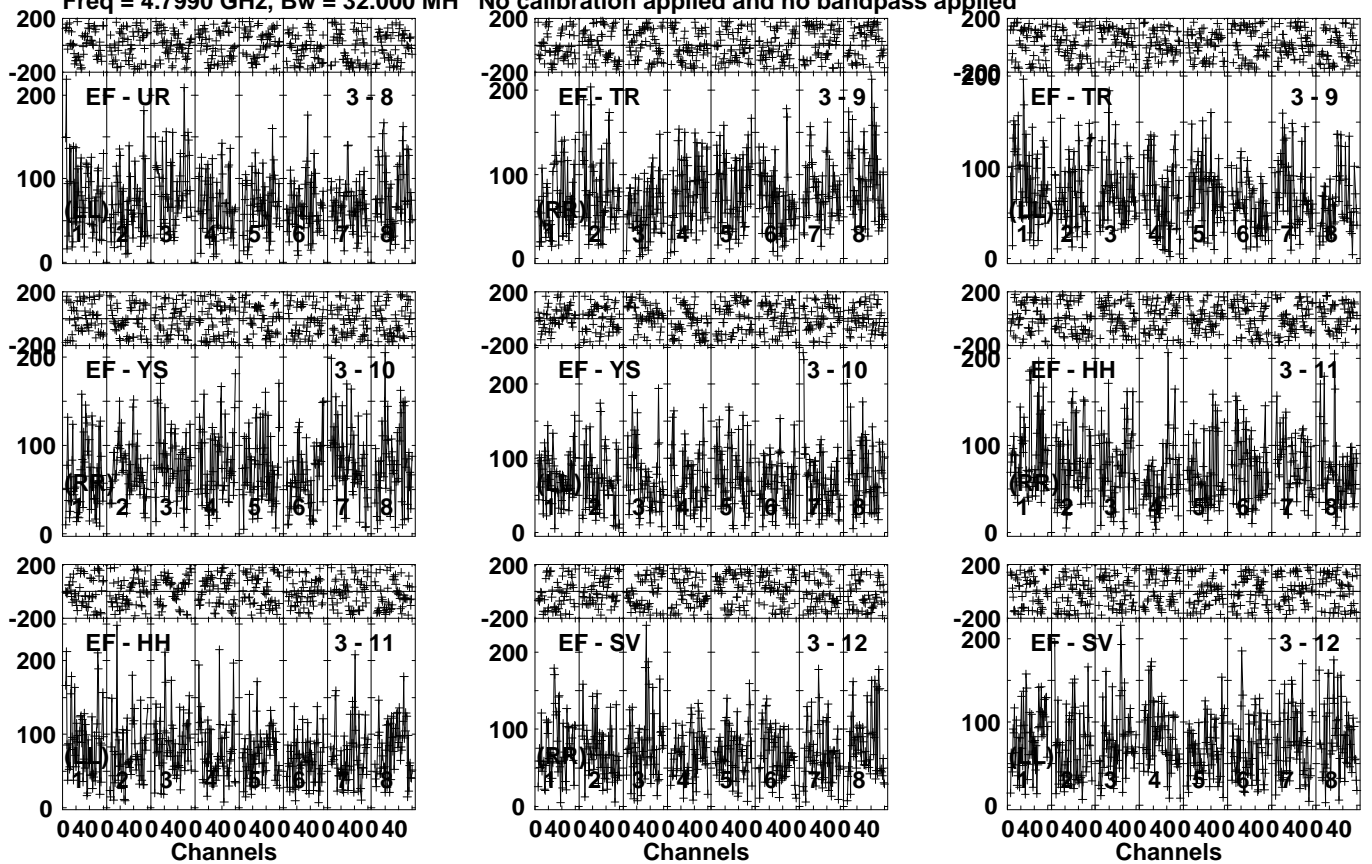
Lower frame: Micro Ampl Jy Top frame: Phas deg  
Vector averaged cross-power spectrum Several baselines displayed  
Timerange: 00/13:55:01 to 00/13:58:59

Plot file version 80 created 10-NOV-2021 19:32:24

EQJ1122+2550 EC077A.UVDATA.1

Freq = 4.7990 GHz, Bw = 32.000 MH

No calibration applied and no bandpass applied



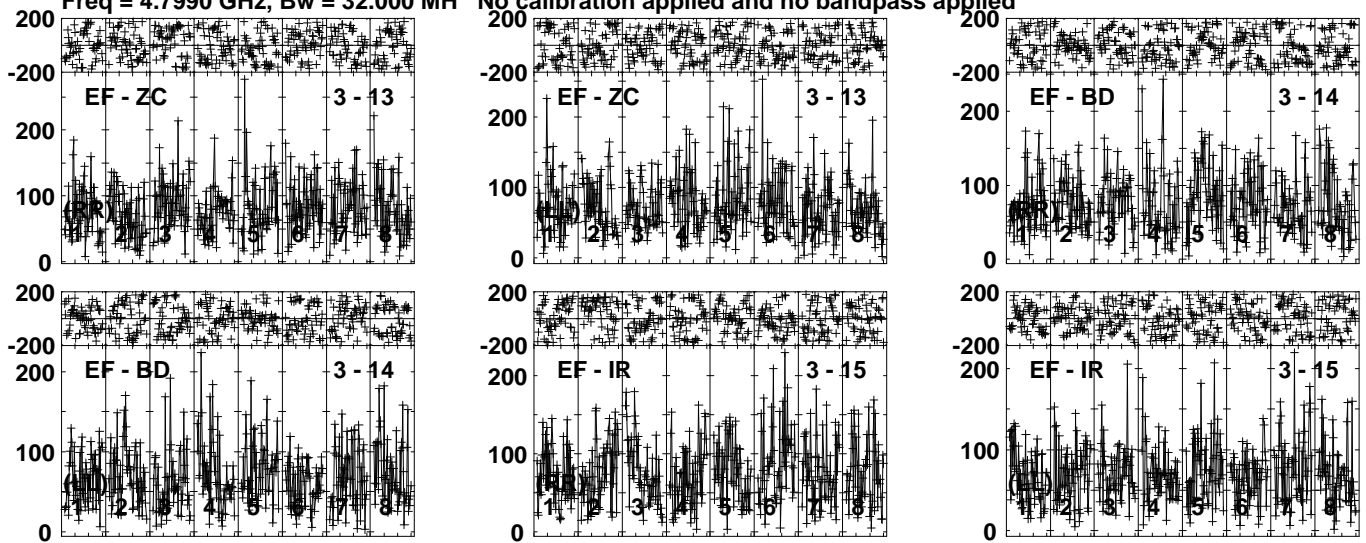
Lower frame: Micro Ampl Jy Top frame: Phas deg  
Vector averaged cross-power spectrum Several baselines displayed  
Timerange: 00/13:55:01 to 00/13:58:59

Plot file version 81 created 10-NOV-2021 19:32:25

EQJ1122+2550 EC077A.UVDATA.1

Freq = 4.7990 GHz, Bw = 32.000 MH

No calibration applied and no bandpass applied



Lower frame: Micro Ampl Jy Top frame: Phas deg  
Vector averaged cross-power spectrum Several baselines displayed  
Timerange: 00/13:55:01 to 00/13:58:59



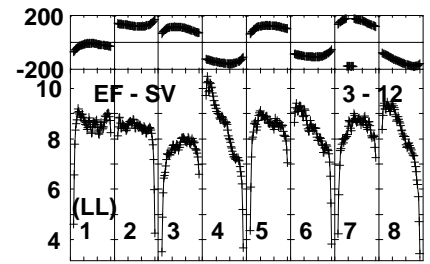
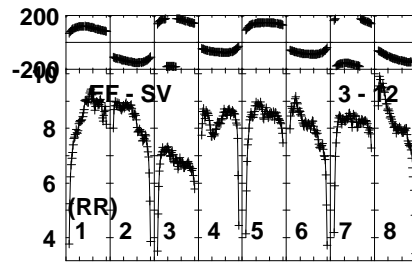
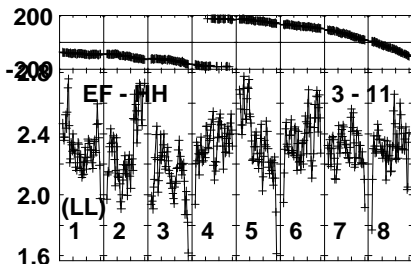
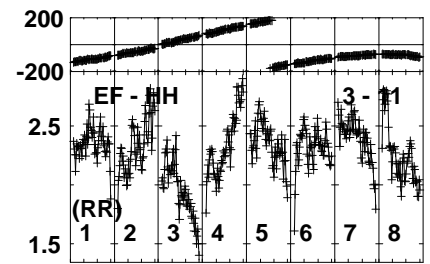
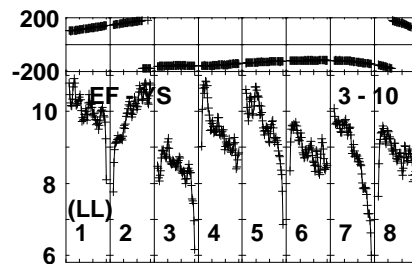
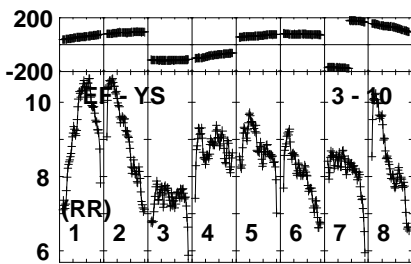
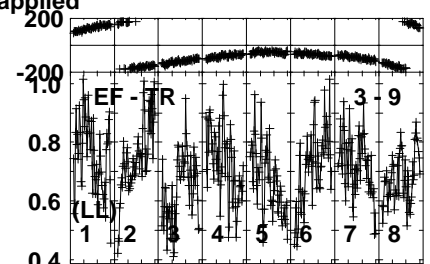
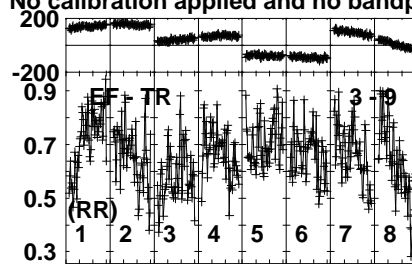
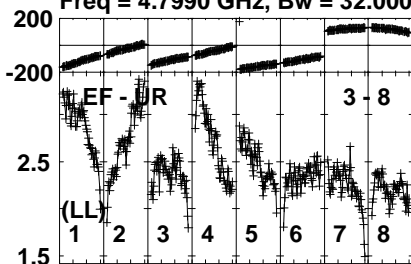


Plot file version 83 created 10-NOV-2021 19:32:25

J1125+2610 EC077A.UVDATA.1

Freq = 4.7990 GHz, Bw = 32.000 MH

No calibration applied and no bandpass applied



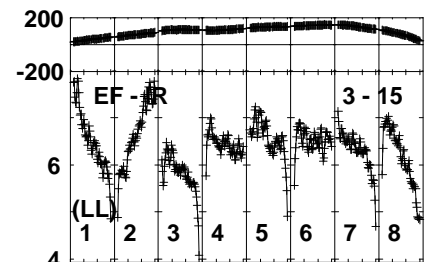
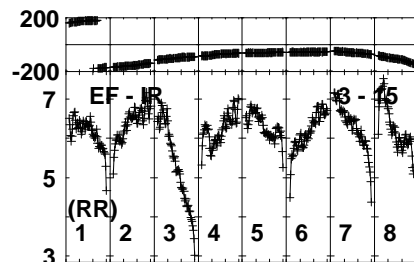
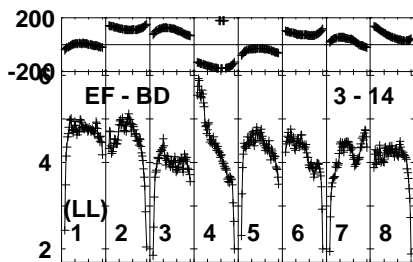
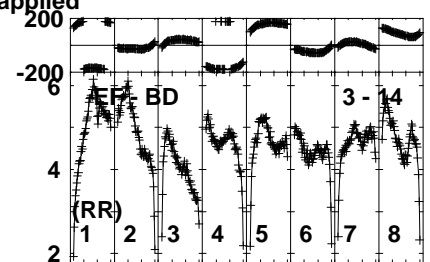
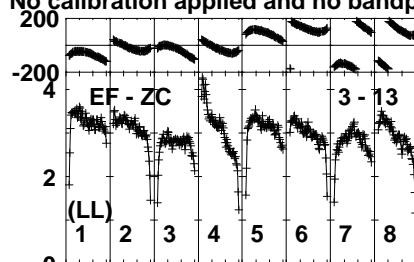
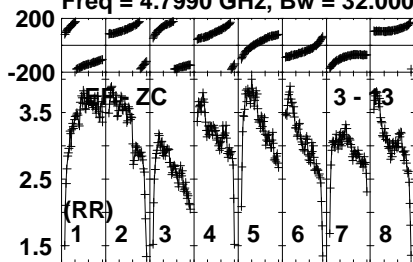
Lower frame: Milli Ampl Jy Top frame: Phas deg  
Vector averaged cross-power spectrum Several baselines displayed  
Timerange: 00/13:59:01 to 00/14:00:59

Plot file version 84 created 10-NOV-2021 19:32:25

J1125+2610 EC077A.UVDATA.1

Freq = 4.7990 GHz, Bw = 32.000 MH

No calibration applied and no bandpass applied



Lower frame: Milli Ampl Jy Top frame: Phas deg  
Vector averaged cross-power spectrum Several baselines displayed  
Timerange: 00/13:59:01 to 00/14:00:59

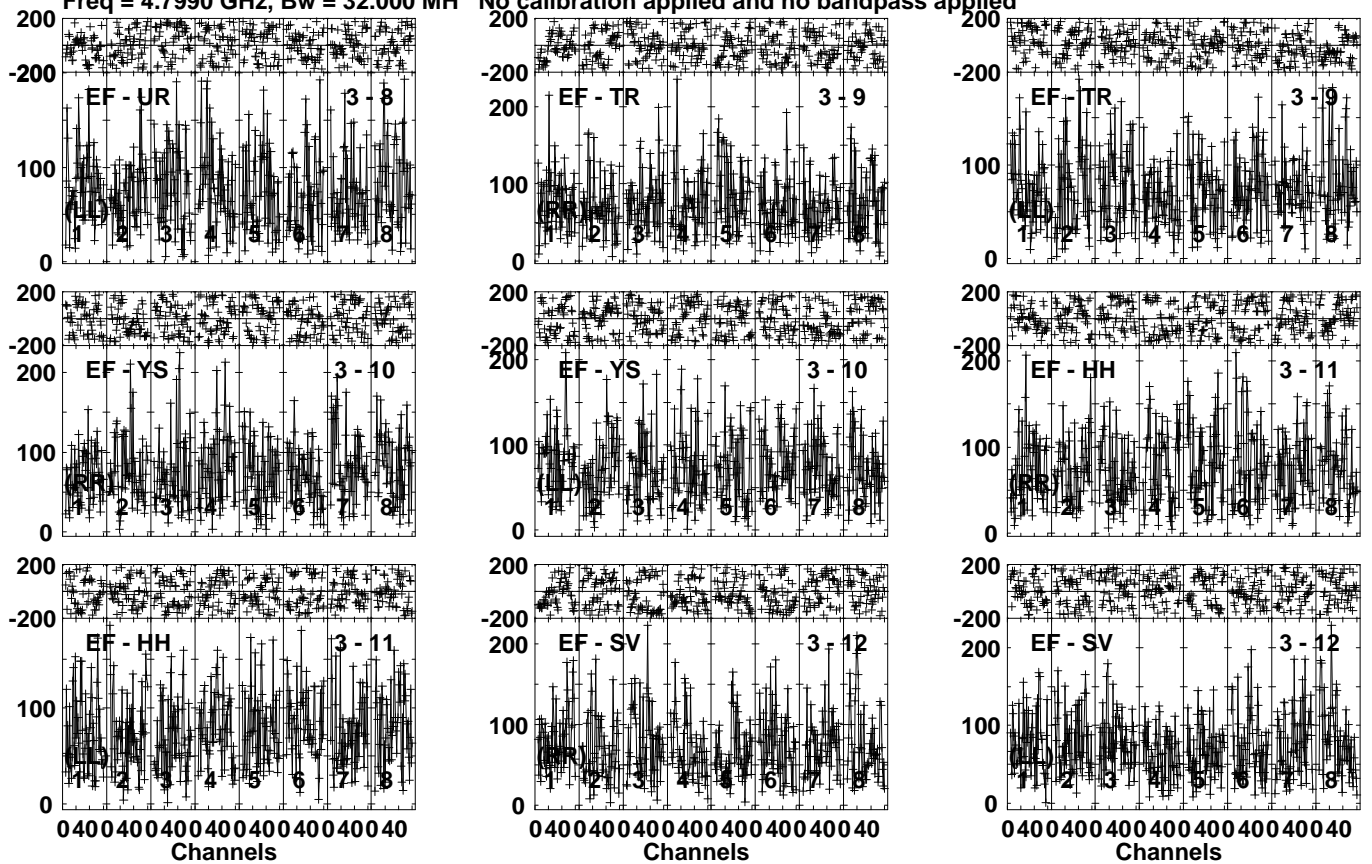


Plot file version 86 created 10-NOV-2021 19:32:25

EQJ1122+2550 EC077A.UVDATA.1

Freq = 4.7990 GHz, Bw = 32.000 MH

No calibration applied and no bandpass applied



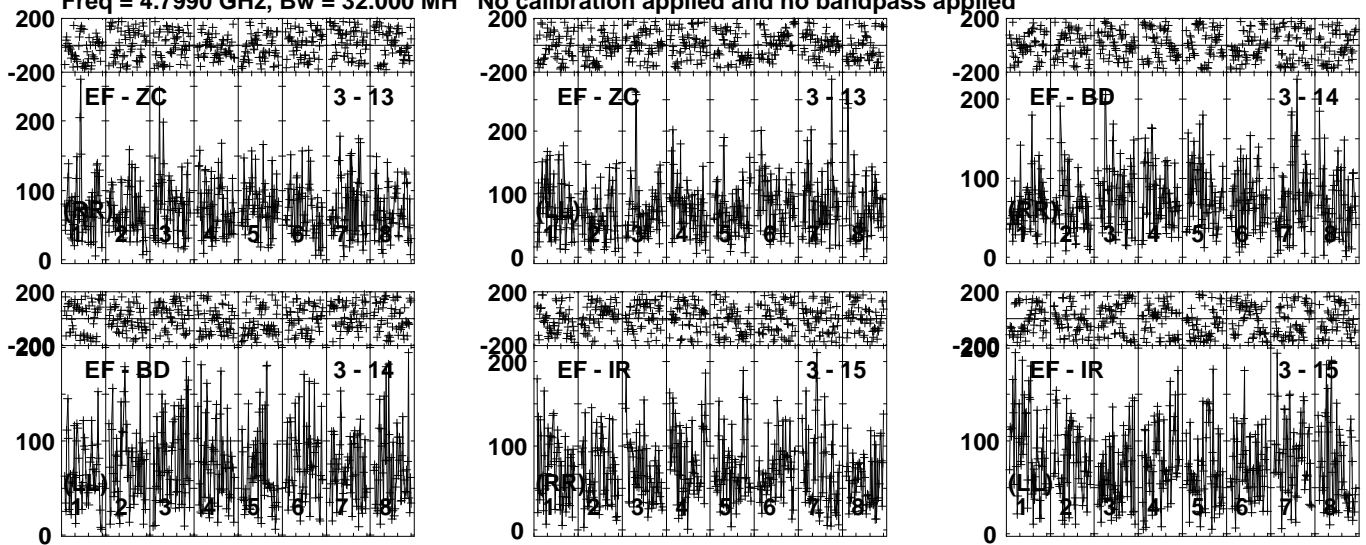
Lower frame: Micro Ampl Jy Top frame: Phas deg  
Vector averaged cross-power spectrum Several baselines displayed  
Timerange: 00/14:01:01 to 00/14:04:59

Plot file version 87 created 10-NOV-2021 19:32:25

EQJ1122+2550 EC077A.UVDATA.1

Freq = 4.7990 GHz, Bw = 32.000 MH

No calibration applied and no bandpass applied



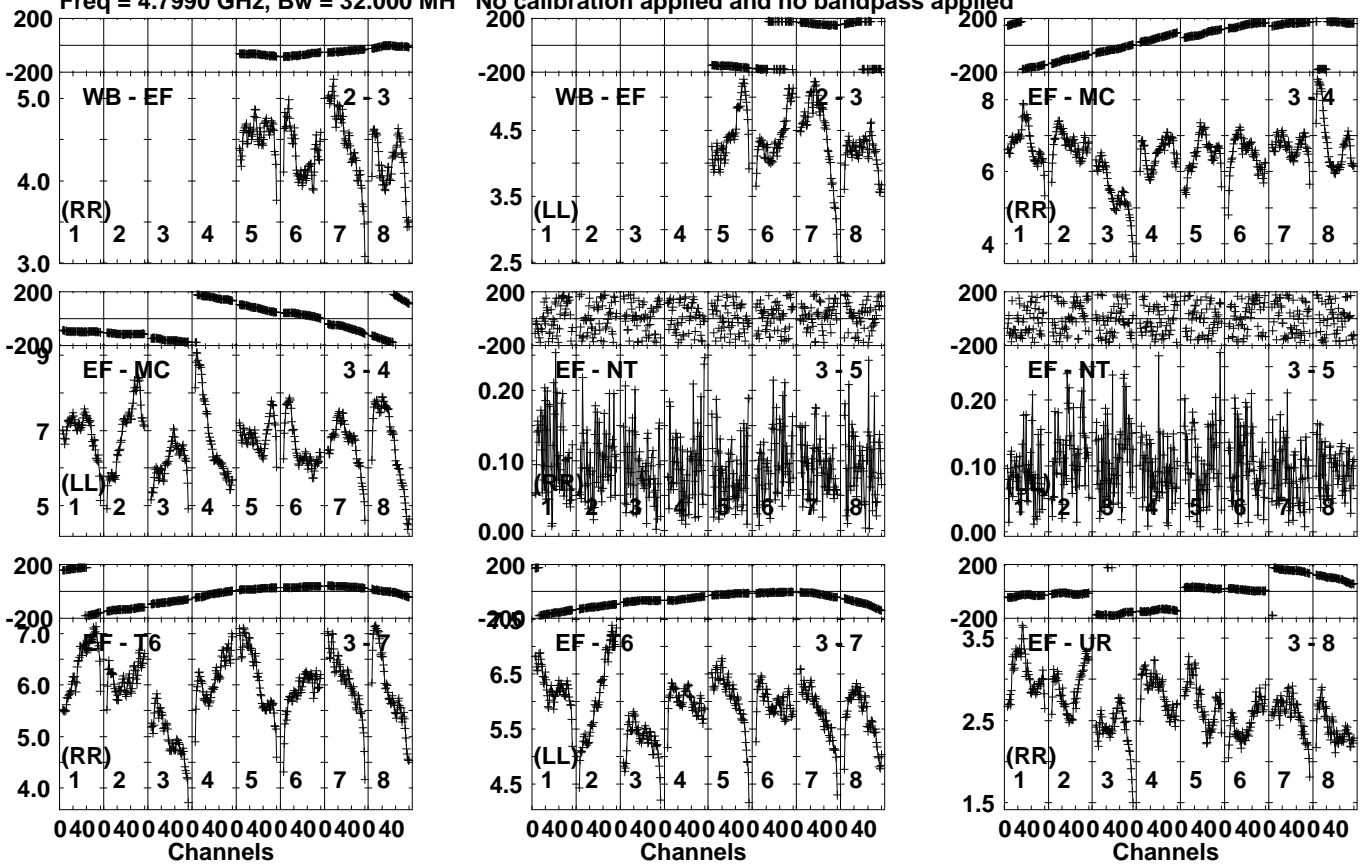
Lower frame: Micro Ampl Jy Top frame: Phas deg  
Vector averaged cross-power spectrum Several baselines displayed  
Timerange: 00/14:01:01 to 00/14:04:59

Plot file version 88 created 10-NOV-2021 19:32:25

J1125+2610 EC077A.UVDATA.1

Freq = 4.7990 GHz, Bw = 32.000 MH

No calibration applied and no bandpass applied



Lower frame: Milli Ampl Jy Top frame: Phas deg  
Vector averaged cross-power spectrum Several baselines displayed  
Timerange: 00/14:05:31 to 00/14:07:29

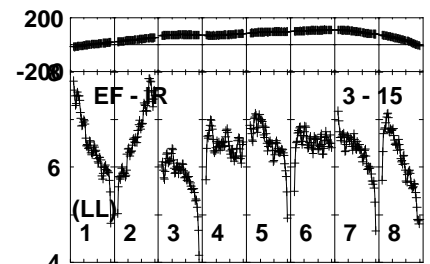
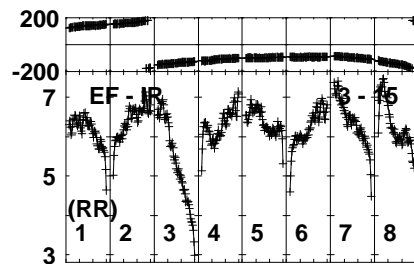
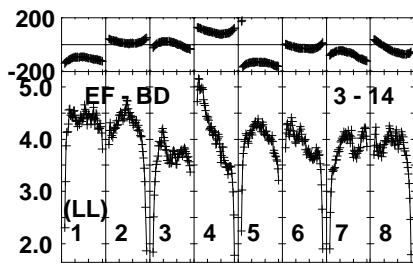
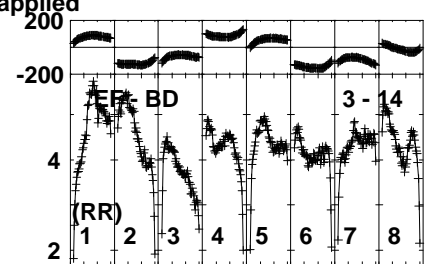
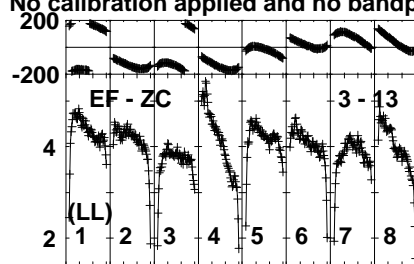
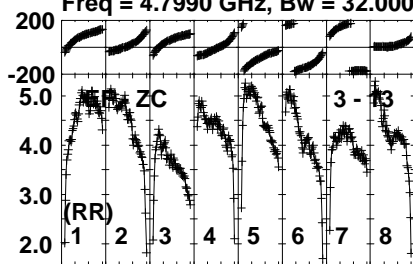


Plot file version 90 created 10-NOV-2021 19:32:26

J1125+2610 EC077A.UVDATA.1

Freq = 4.7990 GHz, Bw = 32.000 MH

No calibration applied and no bandpass applied



Lower frame: Milli Ampl Jy Top frame: Phas deg  
Vector averaged cross-power spectrum Several baselines displayed  
Timerange: 00/14:05:31 to 00/14:07:29

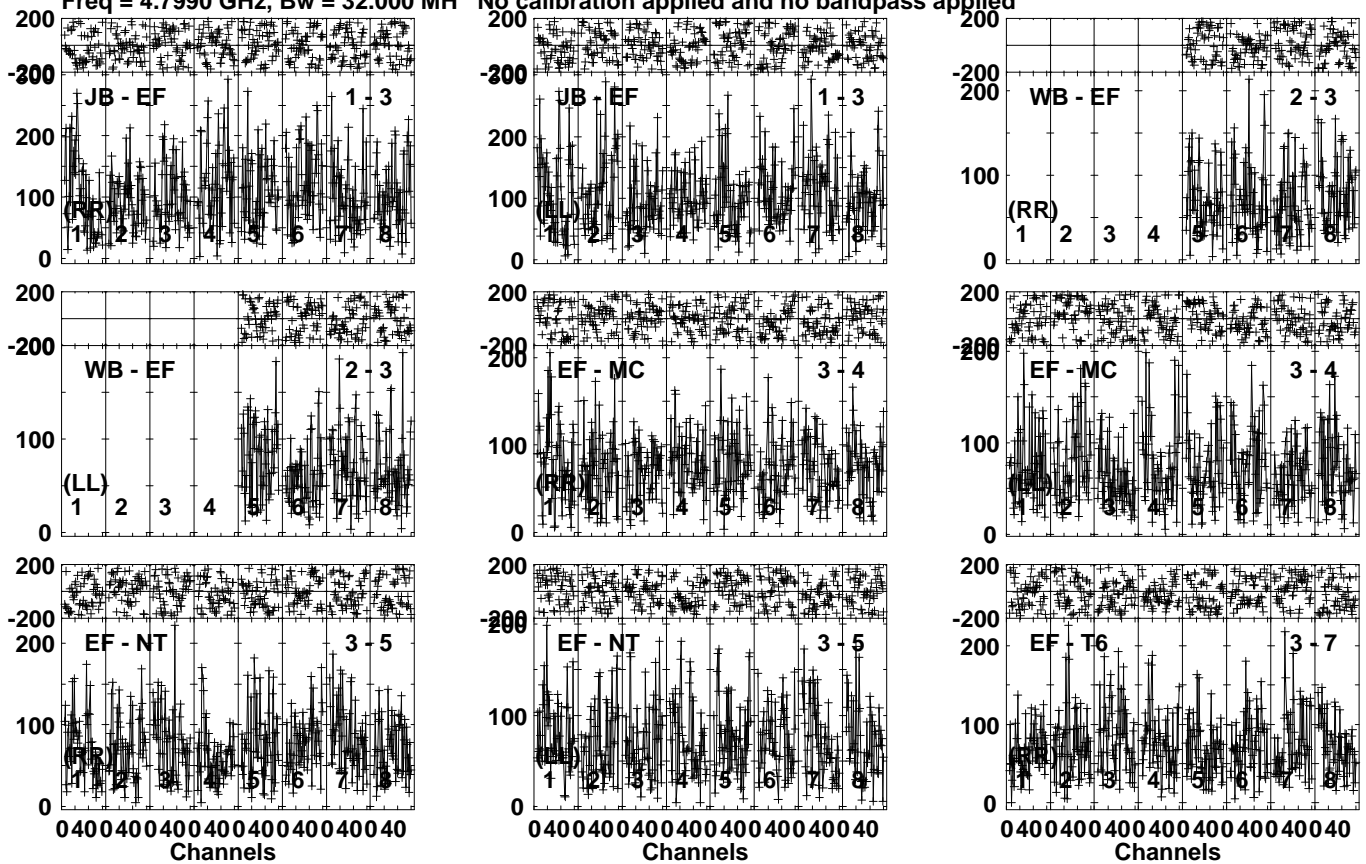


Plot file version 91 created 10-NOV-2021 19:32:26

EQJ1122+2550 EC077A.UVDATA.1

Freq = 4.7990 GHz, Bw = 32.000 MH

No calibration applied and no bandpass applied



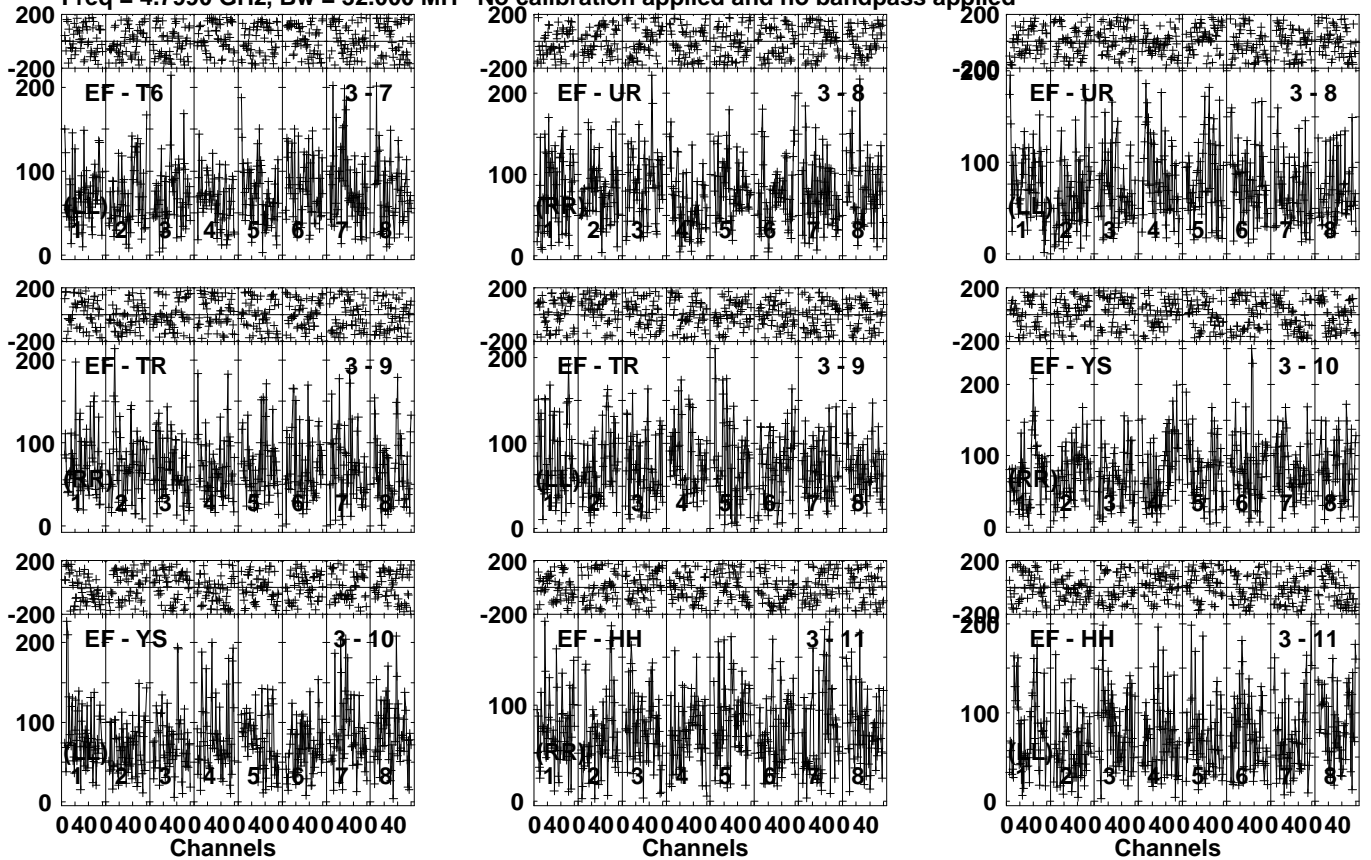
Lower frame: Micro Ampl Jy Top frame: Phas deg  
Vector averaged cross-power spectrum Several baselines displayed  
Timerange: 00/14:07:31 to 00/14:11:29

Plot file version 92 created 10-NOV-2021 19:32:26

EQJ1122+2550 EC077A.UVDATA.1

Freq = 4.7990 GHz, Bw = 32.000 MH

No calibration applied and no bandpass applied



Lower frame: Micro Ampl Jy Top frame: Phas deg  
Vector averaged cross-power spectrum Several baselines displayed  
Timerange: 00/14:07:31 to 00/14:11:29

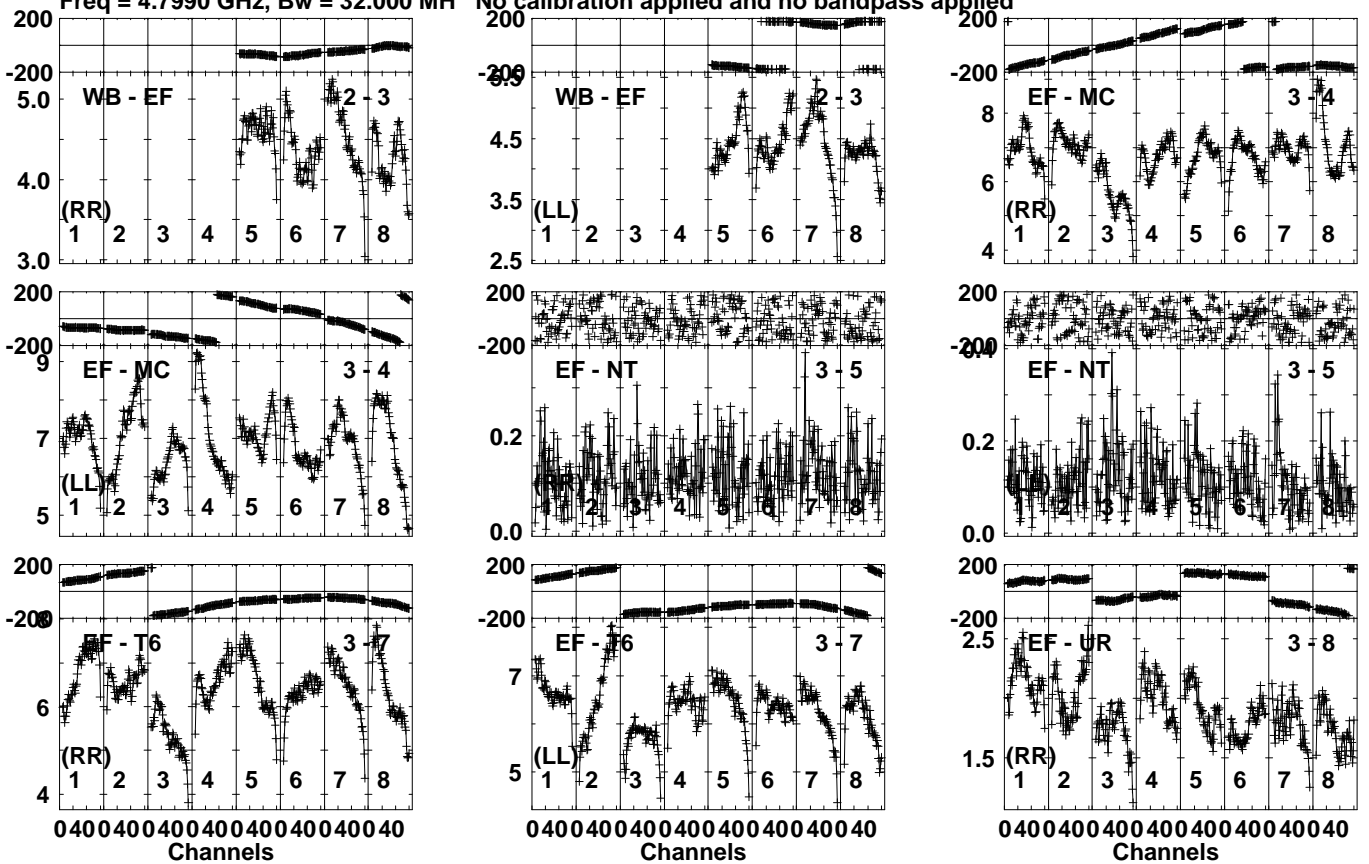


Plot file version 94 created 10-NOV-2021 19:32:26

J1125+2610 EC077A.UVDATA.1

Freq = 4.7990 GHz, Bw = 32.000 MH

No calibration applied and no bandpass applied



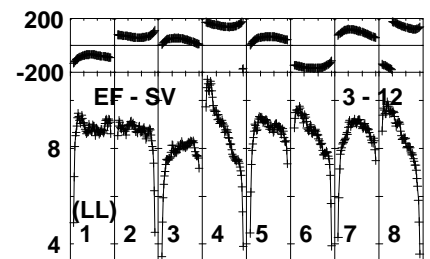
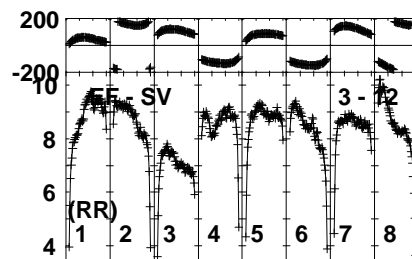
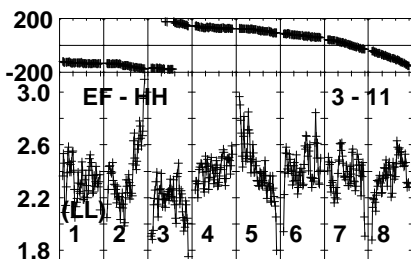
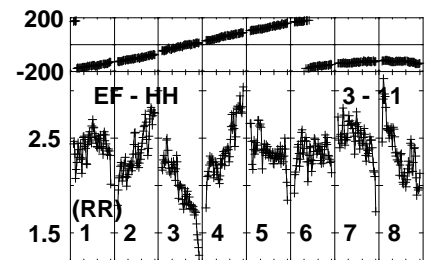
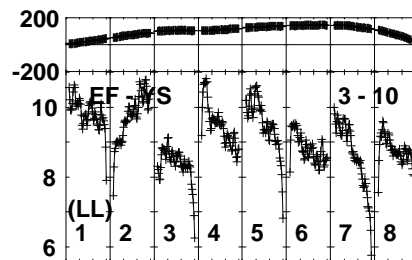
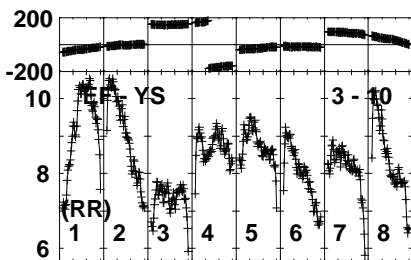
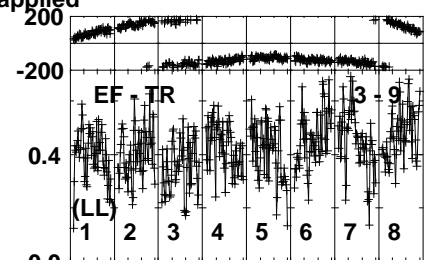
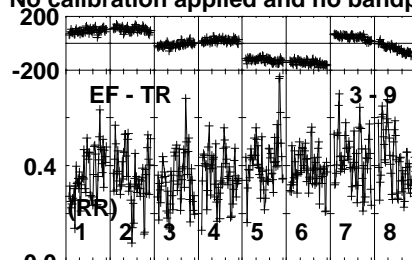
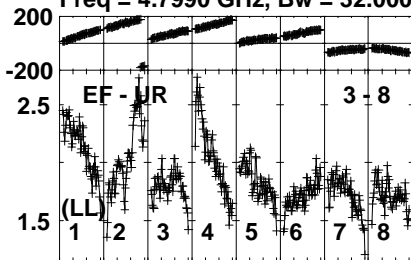
Lower frame: Milli Ampl Jy Top frame: Phas deg  
Vector averaged cross-power spectrum Several baselines displayed  
Timerange: 00/14:11:33 to 00/14:13:29

Plot file version 95 created 10-NOV-2021 19:32:26

J1125+2610 EC077A.UVDATA.1

Freq = 4.7990 GHz, Bw = 32.000 MH

No calibration applied and no bandpass applied



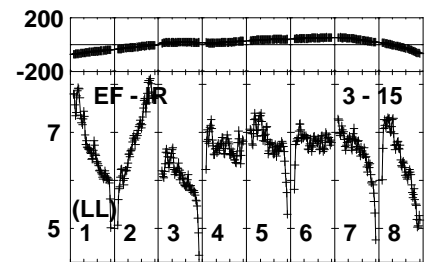
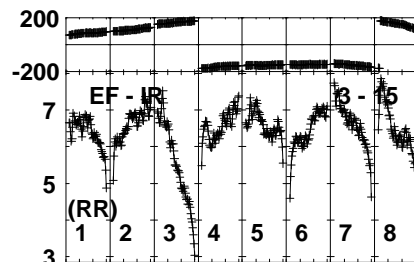
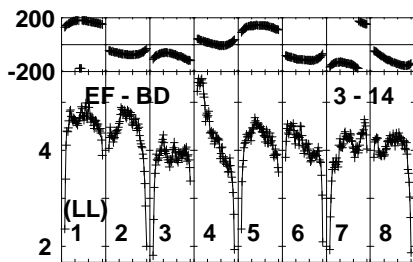
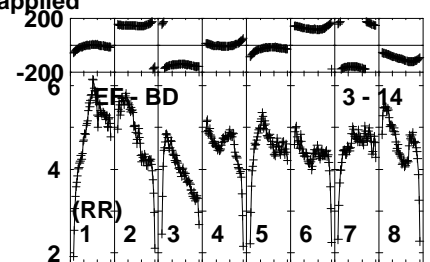
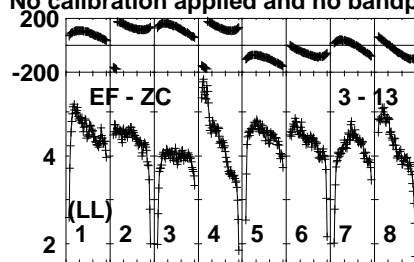
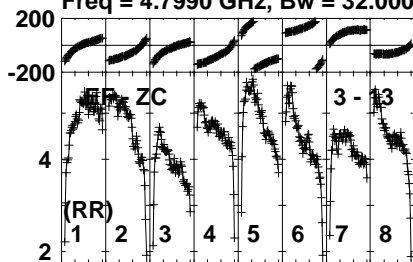
Lower frame: Milli Ampl Jy Top frame: Phas deg  
Vector averaged cross-power spectrum Several baselines displayed  
Timerange: 00/14:11:33 to 00/14:13:29

Plot file version 96 created 10-NOV-2021 19:32:26

J1125+2610 EC077A.UVDATA.1

Freq = 4.7990 GHz, Bw = 32.000 MH

No calibration applied and no bandpass applied



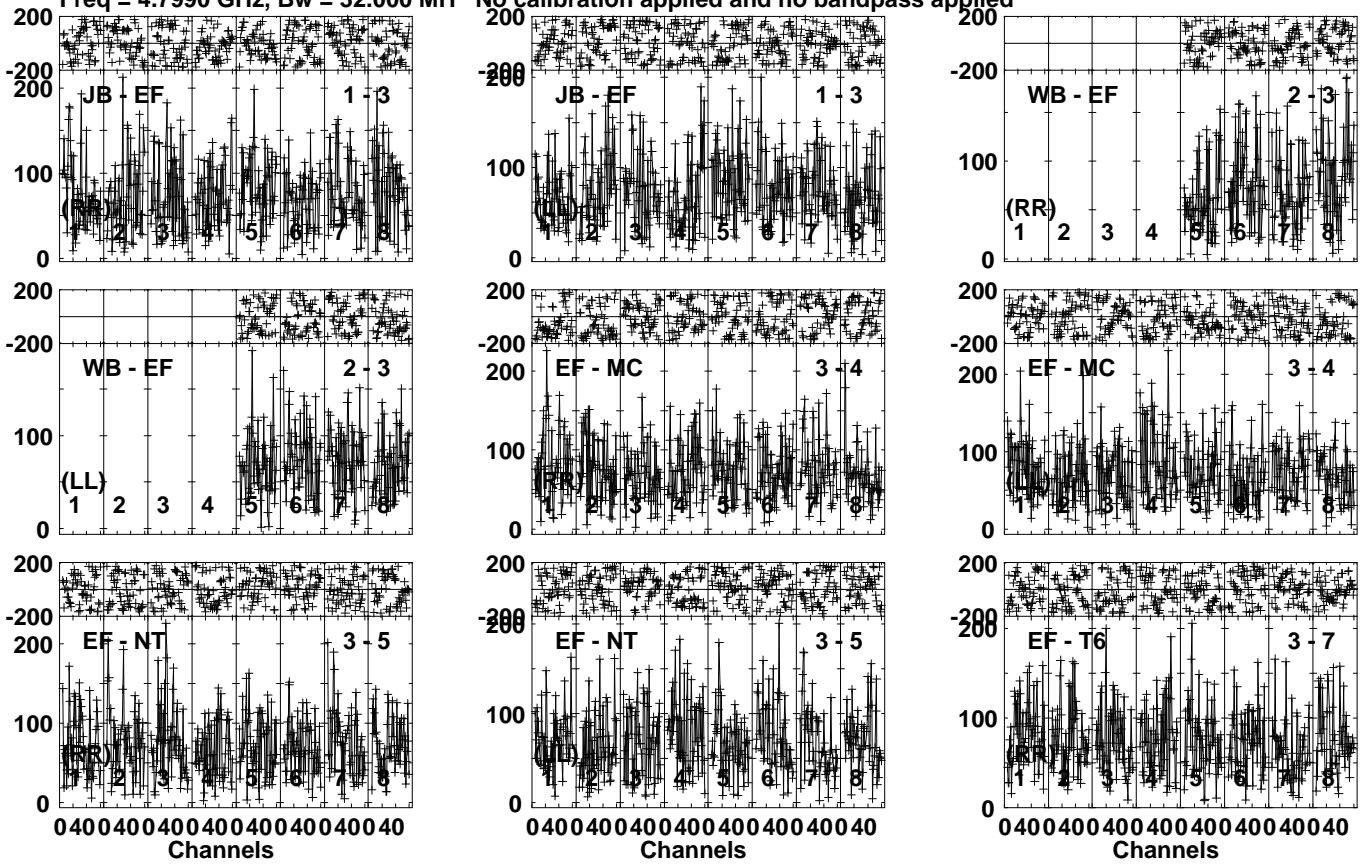
Lower frame: Milli Ampl Jy Top frame: Phas deg  
Vector averaged cross-power spectrum Several baselines displayed  
Timerange: 00/14:11:33 to 00/14:13:29

Plot file version 97 created 10-NOV-2021 19:32:27

EQJ1122+2550 EC077A.UVDATA.1

Freq = 4.7990 GHz, Bw = 32.000 MH

No calibration applied and no bandpass applied



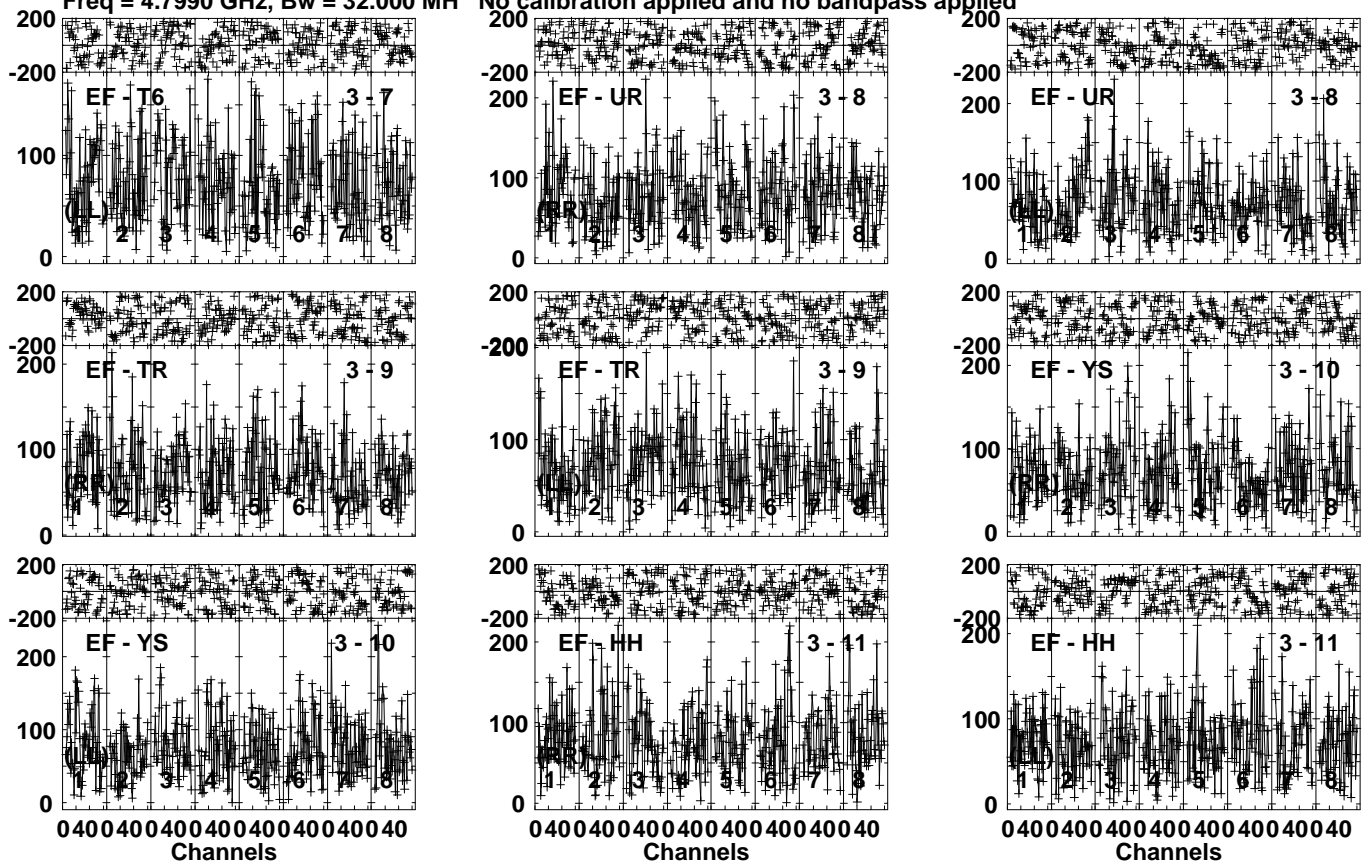
Lower frame: Micro Ampl Jy Top frame: Phas deg  
Vector averaged cross-power spectrum Several baselines displayed  
Timerange: 00/14:13:31 to 00/14:17:29

Plot file version 98 created 10-NOV-2021 19:32:27

EQJ1122+2550 EC077A.UVDATA.1

Freq = 4.7990 GHz, Bw = 32.000 MH

No calibration applied and no bandpass applied



Lower frame: Micro Ampl Jy Top frame: Phas deg  
Vector averaged cross-power spectrum Several baselines displayed  
Timerange: 00/14:13:31 to 00/14:17:29

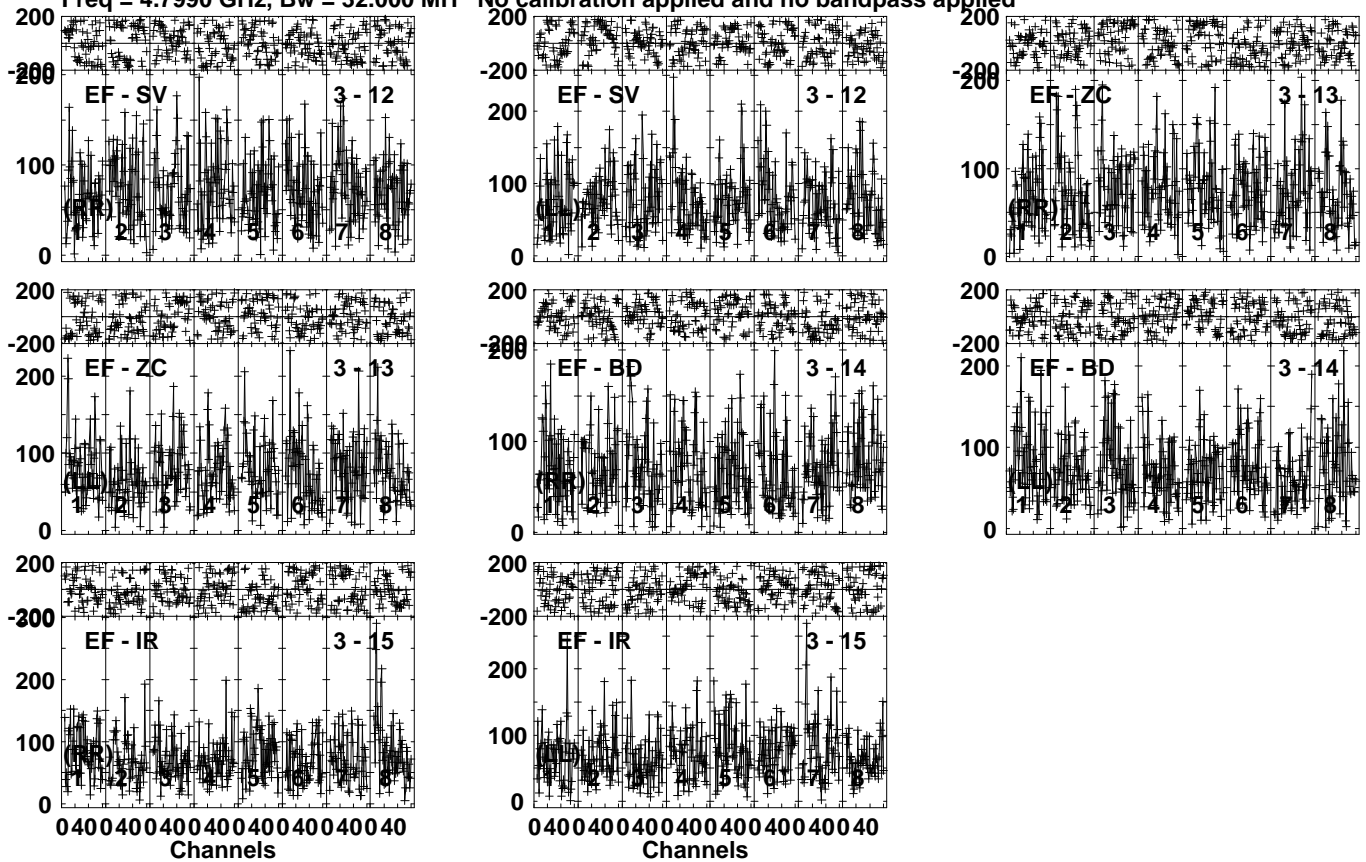


Plot file version 99 created 10-NOV-2021 19:32:27

EQJ1122+2550 EC077A.UVDATA.1

Freq = 4.7990 GHz, Bw = 32.000 MH

No calibration applied and no bandpass applied



Lower frame: Micro Ampl Jy Top frame: Phas deg  
Vector averaged cross-power spectrum Several baselines displayed  
Timerange: 00/14:13:31 to 00/14:17:29





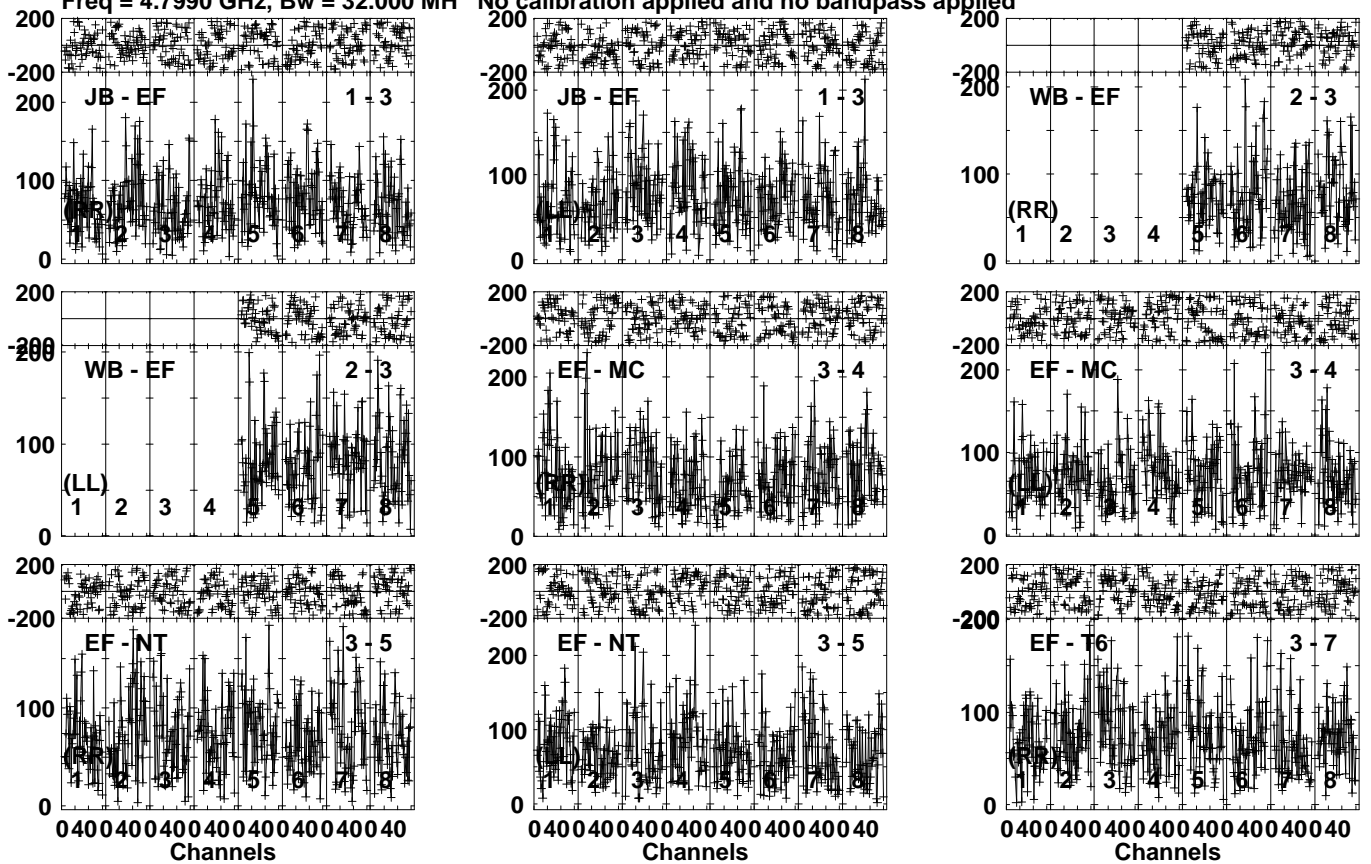


Plot file version 103 created 10-NOV-2021 19:32:27

EQJ1122+2550 EC077A.UVDATA.1

Freq = 4.7990 GHz, Bw = 32.000 MH

No calibration applied and no bandpass applied



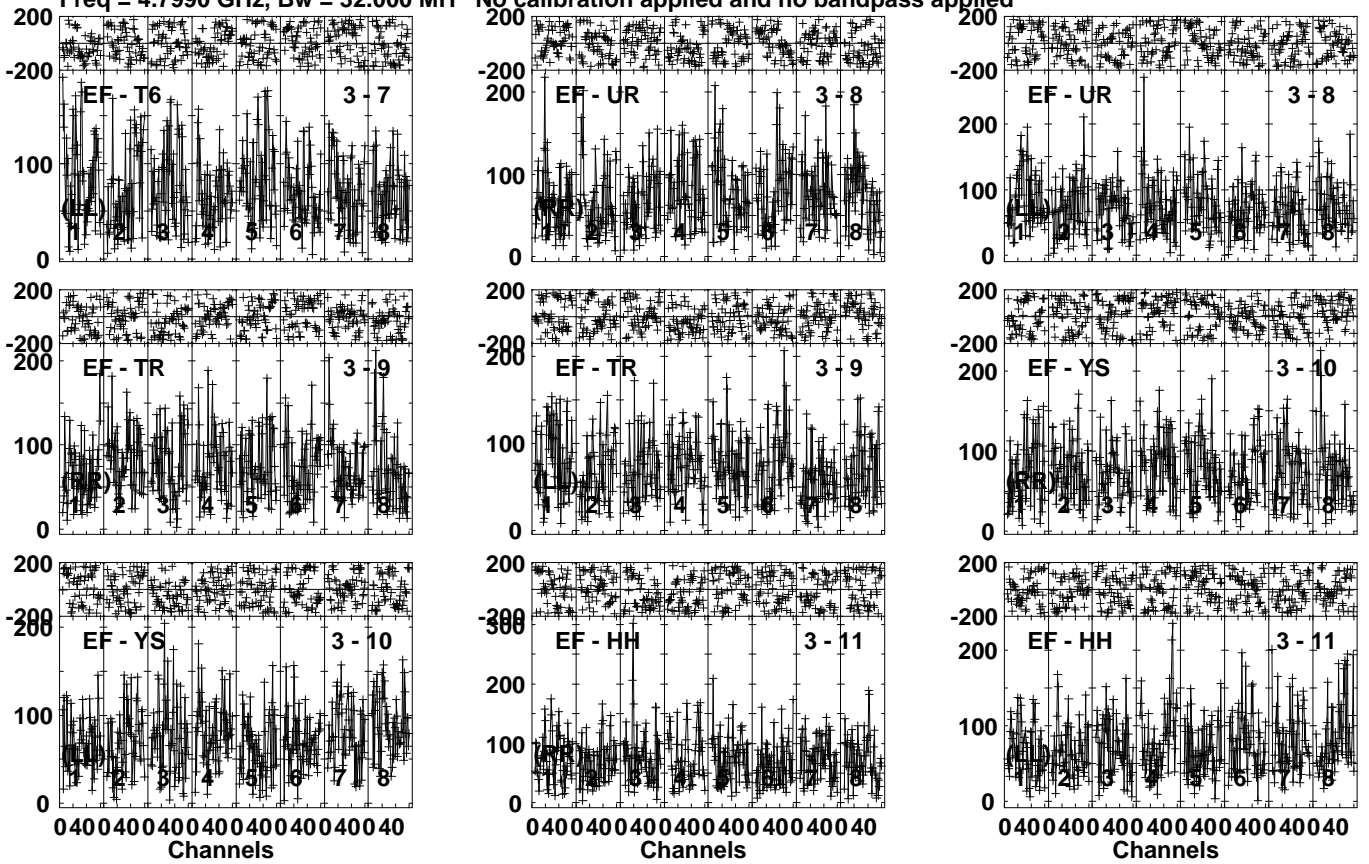
Lower frame: Micro Ampl Jy Top frame: Phas deg  
Vector averaged cross-power spectrum Several baselines displayed  
Timerange: 00/14:20:01 to 00/14:23:59

Plot file version 104 created 10-NOV-2021 19:32:28

EQJ1122+2550 EC077A.UVDATA.1

Freq = 4.7990 GHz, Bw = 32.000 MH

No calibration applied and no bandpass applied



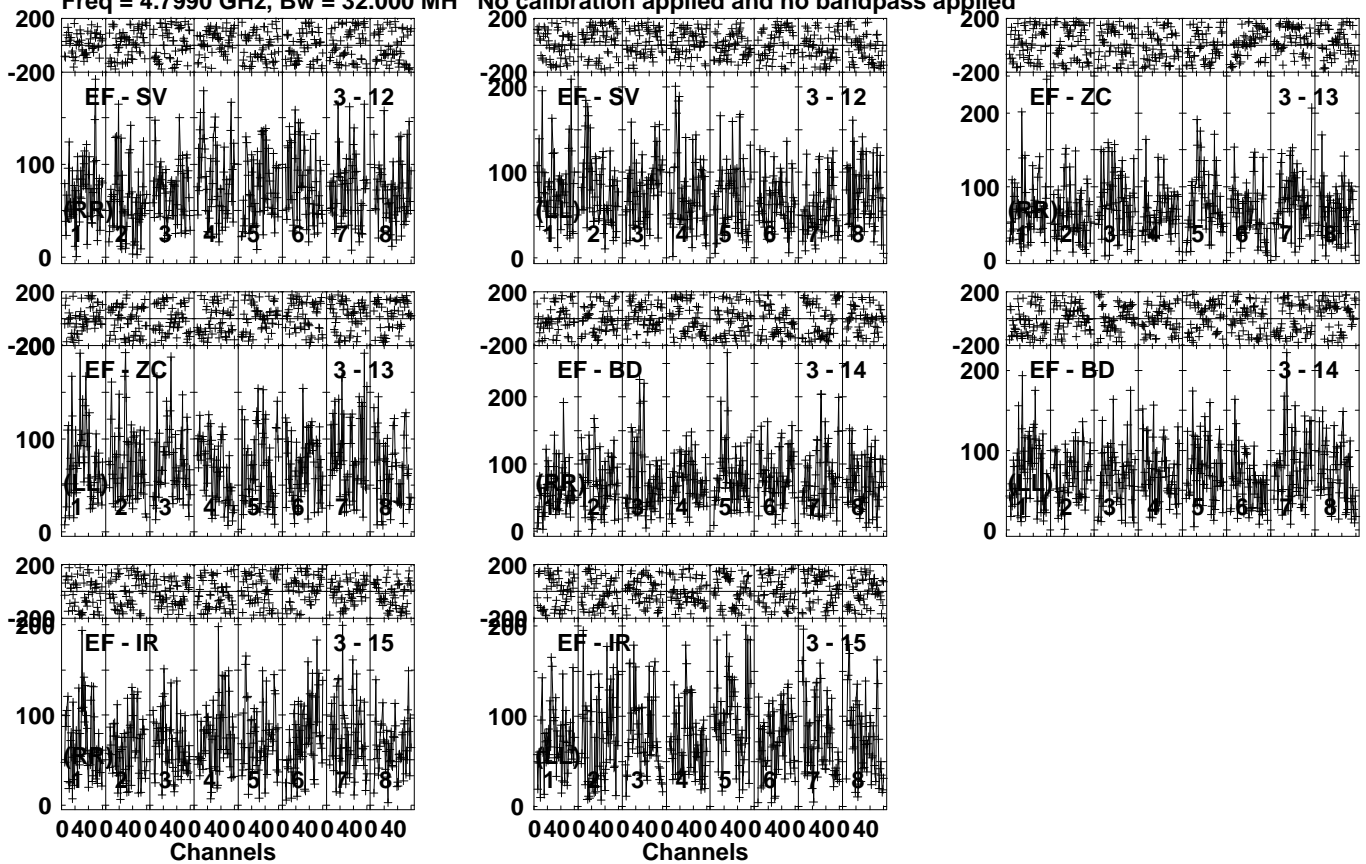
Lower frame: Micro Ampl Jy Top frame: Phas deg  
Vector averaged cross-power spectrum Several baselines displayed  
Timerange: 00/14:20:01 to 00/14:23:59

Plot file version 105 created 10-NOV-2021 19:32:28

EQJ1122+2550 EC077A.UVDATA.1

Freq = 4.7990 GHz, Bw = 32.000 MH

No calibration applied and no bandpass applied



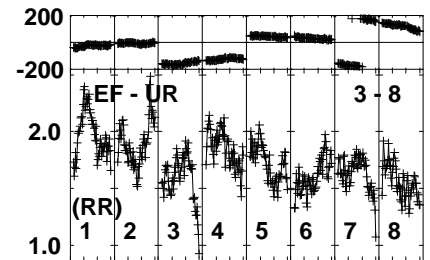
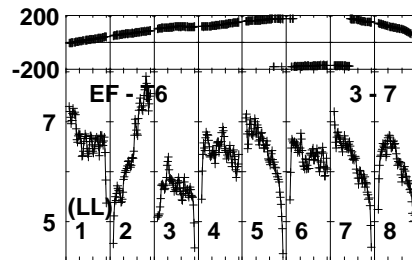
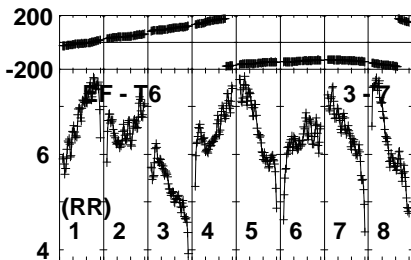
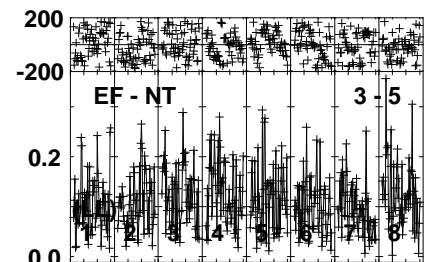
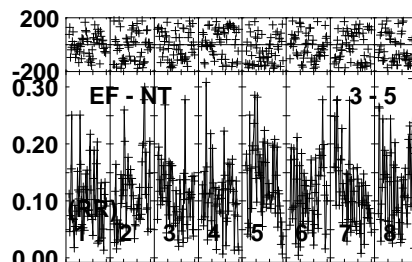
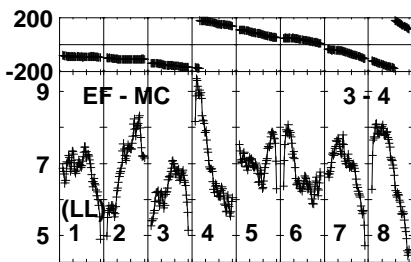
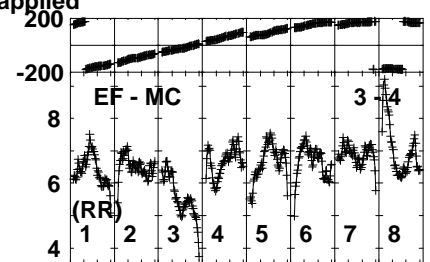
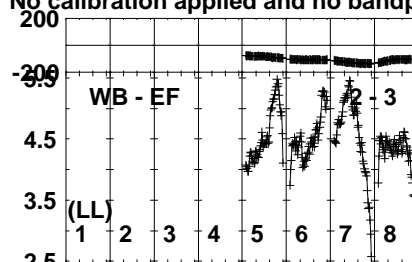
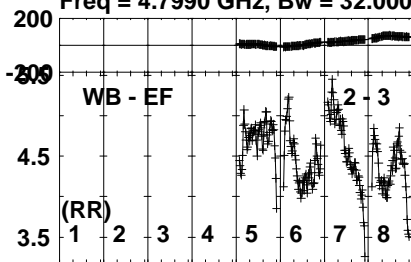
Lower frame: Micro Ampl Jy Top frame: Phas deg  
Vector averaged cross-power spectrum Several baselines displayed  
Timerange: 00/14:20:01 to 00/14:23:59

Plot file version 106 created 10-NOV-2021 19:32:28

J1125+2610 EC077A.UVDATA.1

Freq = 4.7990 GHz, Bw = 32.000 MH

No calibration applied and no bandpass applied



Lower frame: Milli Ampl Jy Top frame: Phas deg  
Vector averaged cross-power spectrum Several baselines displayed  
Timerange: 00/14:24:03 to 00/14:25:59



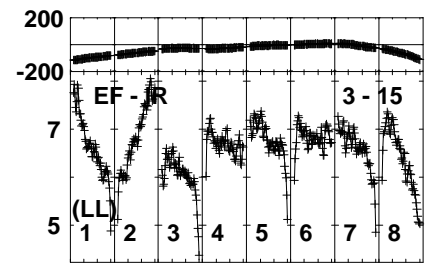
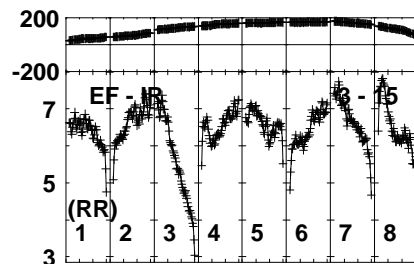
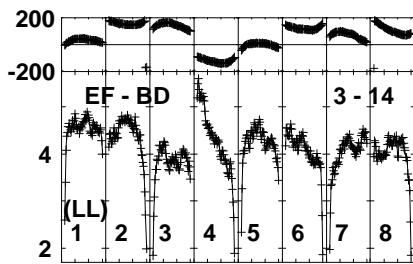
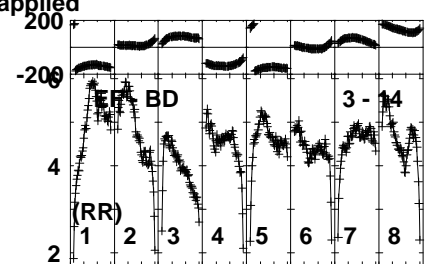
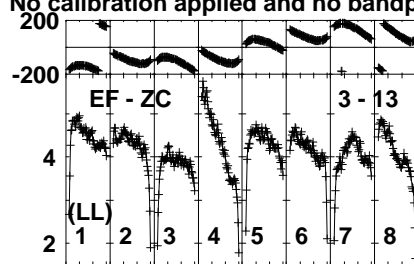
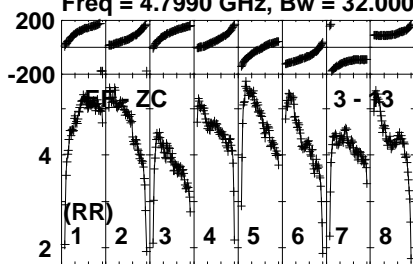


Plot file version 108 created 10-NOV-2021 19:32:28

J1125+2610 EC077A.UVDATA.1

Freq = 4.7990 GHz, Bw = 32.000 MH

No calibration applied and no bandpass applied



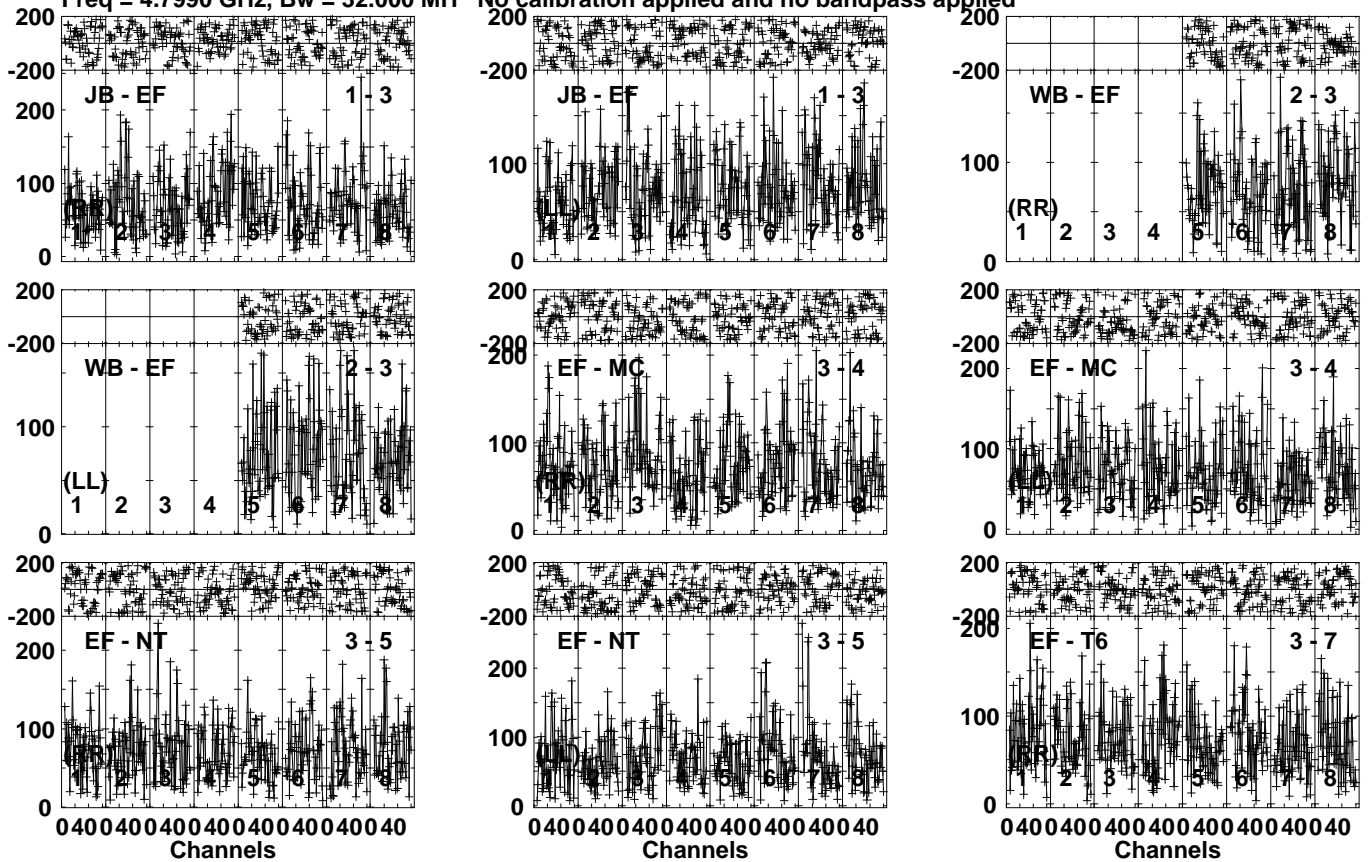
Lower frame: Milli Ampl Jy Top frame: Phas deg  
Vector averaged cross-power spectrum Several baselines displayed  
Timerange: 00/14:24:03 to 00/14:25:59

Plot file version 109 created 10-NOV-2021 19:32:28

EQJ1122+2550 EC077A.UVDATA.1

Freq = 4.7990 GHz, Bw = 32.000 MH

No calibration applied and no bandpass applied



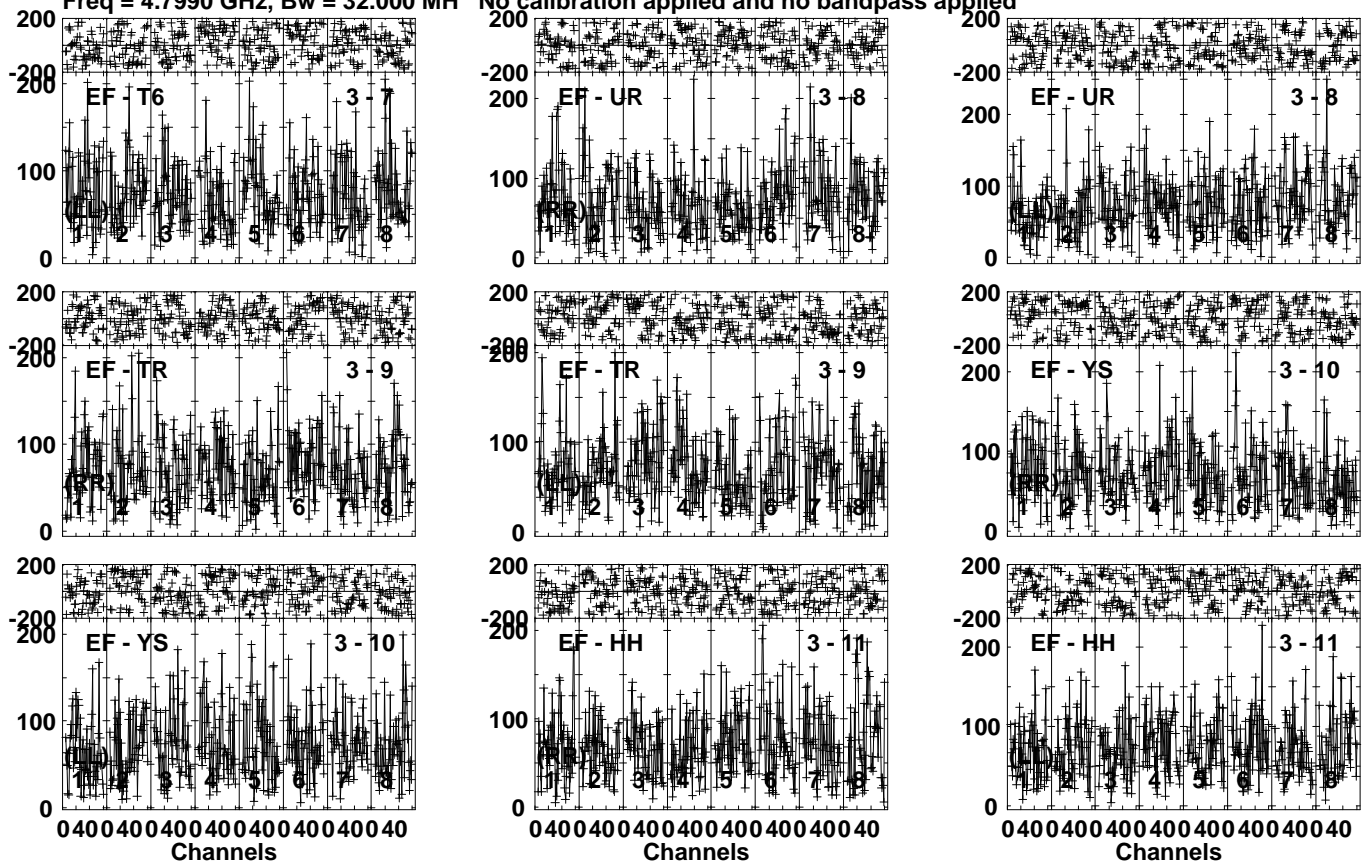
Lower frame: Micro Ampl Jy Top frame: Phas deg  
Vector averaged cross-power spectrum Several baselines displayed  
Timerange: 00/14:26:01 to 00/14:29:59

Plot file version 110 created 10-NOV-2021 19:32:28

EQJ1122+2550 EC077A.UVDATA.1

Freq = 4.7990 GHz, Bw = 32.000 MH

No calibration applied and no bandpass applied



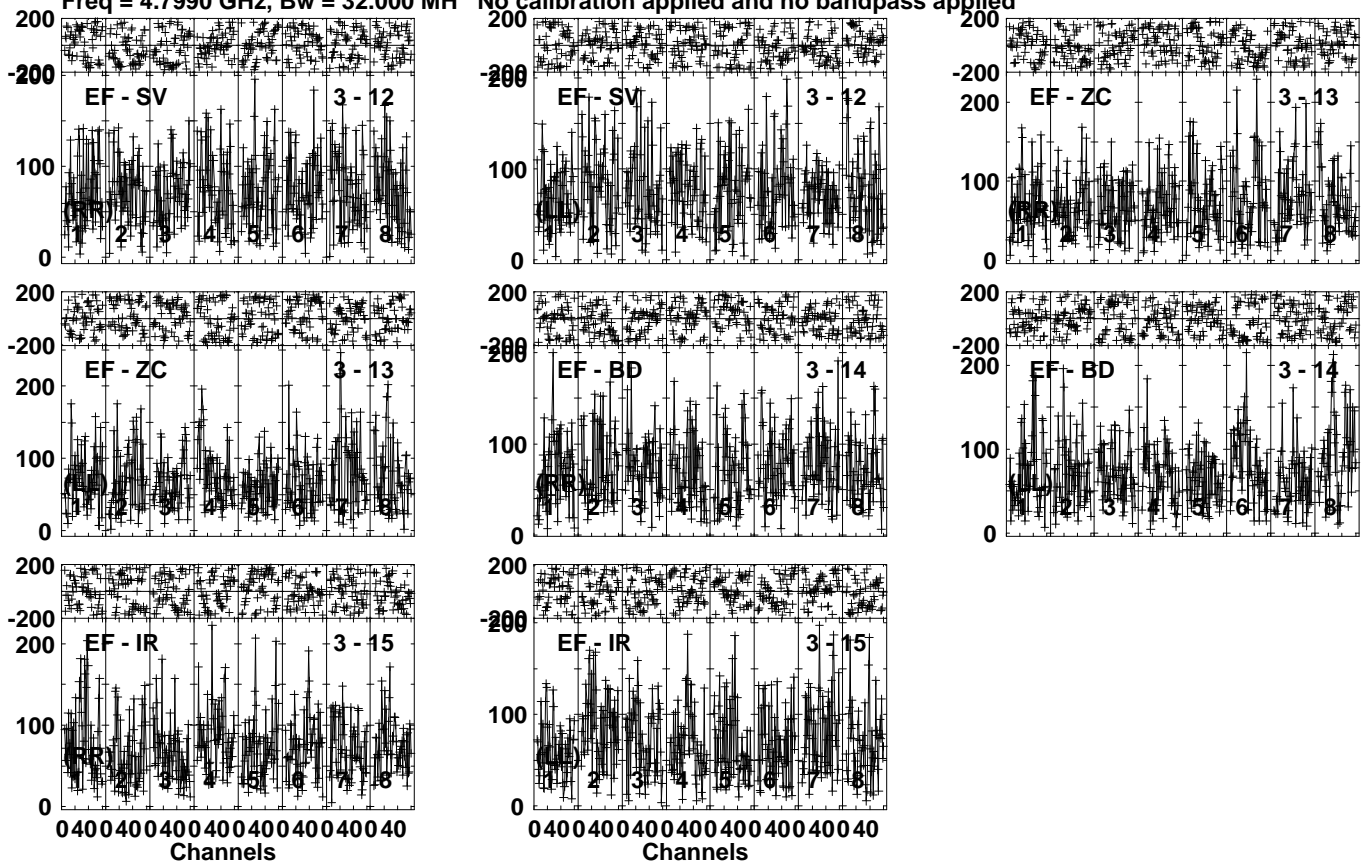
Lower frame: Micro Ampl Jy Top frame: Phas deg  
Vector averaged cross-power spectrum Several baselines displayed  
Timerange: 00/14:26:01 to 00/14:29:59

Plot file version 111 created 10-NOV-2021 19:32:28

EQJ1122+2550 EC077A.UVDATA.1

Freq = 4.7990 GHz, Bw = 32.000 MH

No calibration applied and no bandpass applied



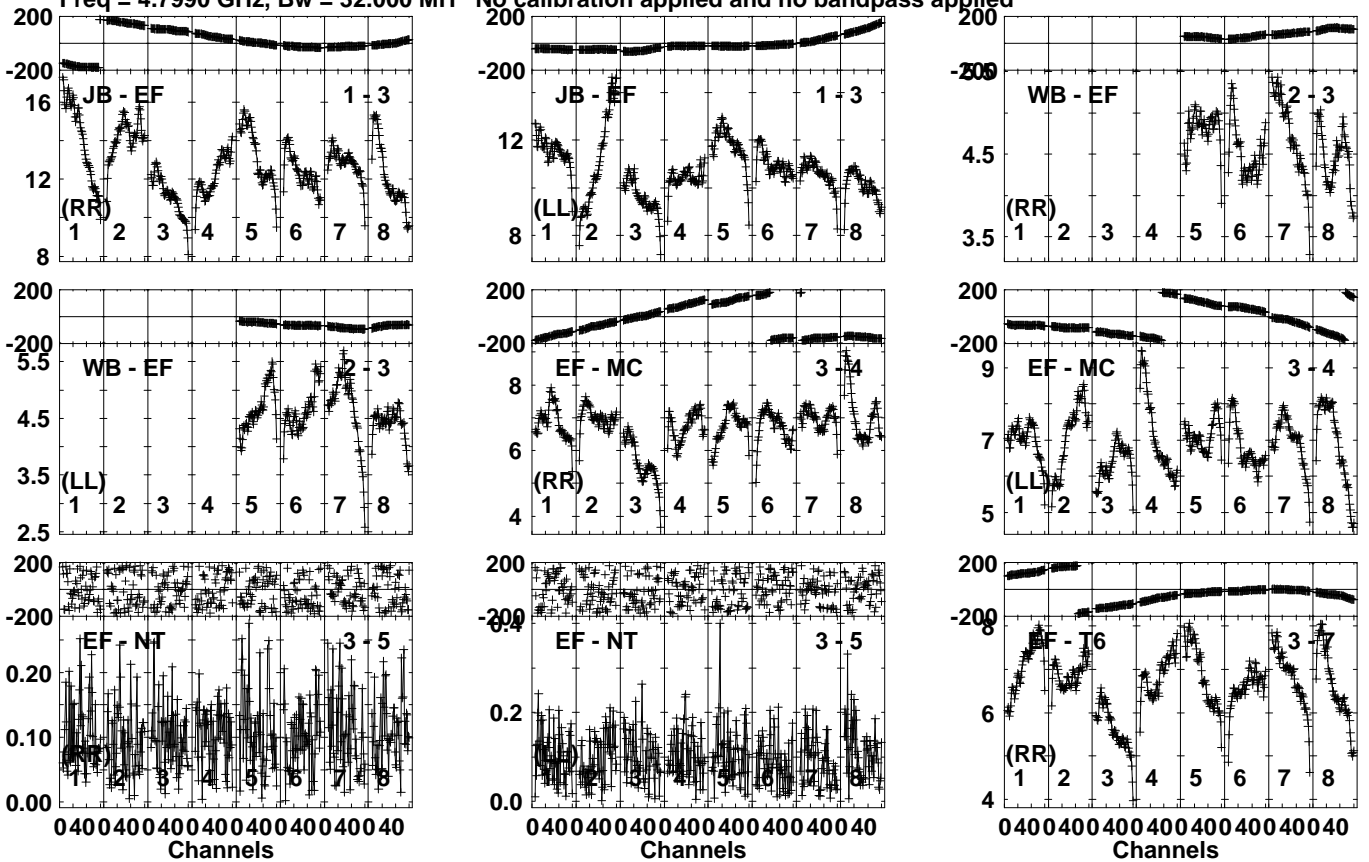
Lower frame: Micro Ampl Jy Top frame: Phas deg  
Vector averaged cross-power spectrum Several baselines displayed  
Timerange: 00/14:26:01 to 00/14:29:59

Plot file version 112 created 10-NOV-2021 19:32:29

J1125+2610 EC077A.UVDATA.1

Freq = 4.7990 GHz, Bw = 32.000 MH

No calibration applied and no bandpass applied



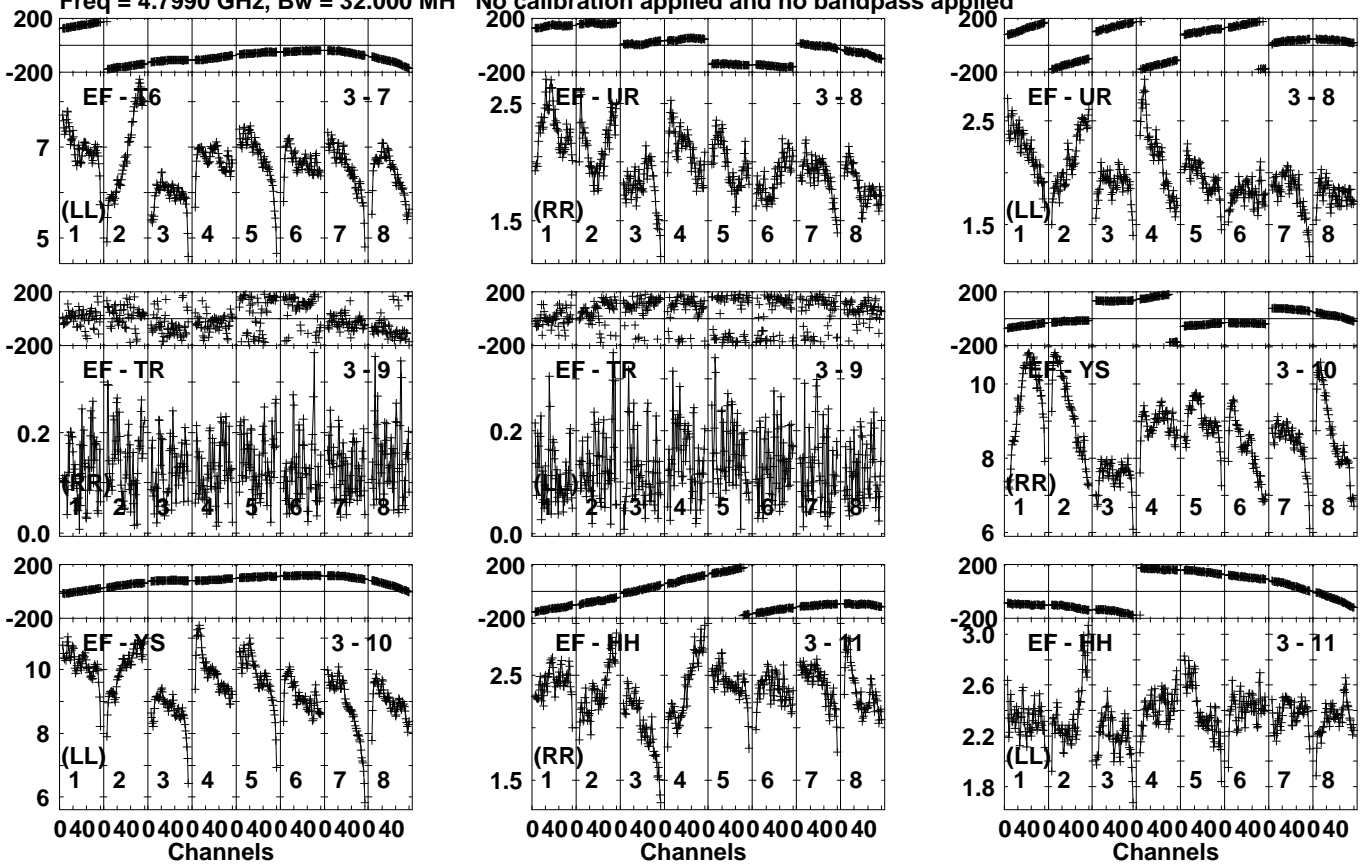
Lower frame: Milli Ampl Jy Top frame: Phas deg  
Vector averaged cross-power spectrum Several baselines displayed  
Timerange: 00/14:30:31 to 00/14:32:29

Plot file version 113 created 10-NOV-2021 19:32:29

J1125+2610 EC077A.UVDATA.1

Freq = 4.7990 GHz, Bw = 32.000 MH

No calibration applied and no bandpass applied



Lower frame: Milli Ampl Jy Top frame: Phas deg  
Vector averaged cross-power spectrum Several baselines displayed  
Timerange: 00/14:30:31 to 00/14:32:29



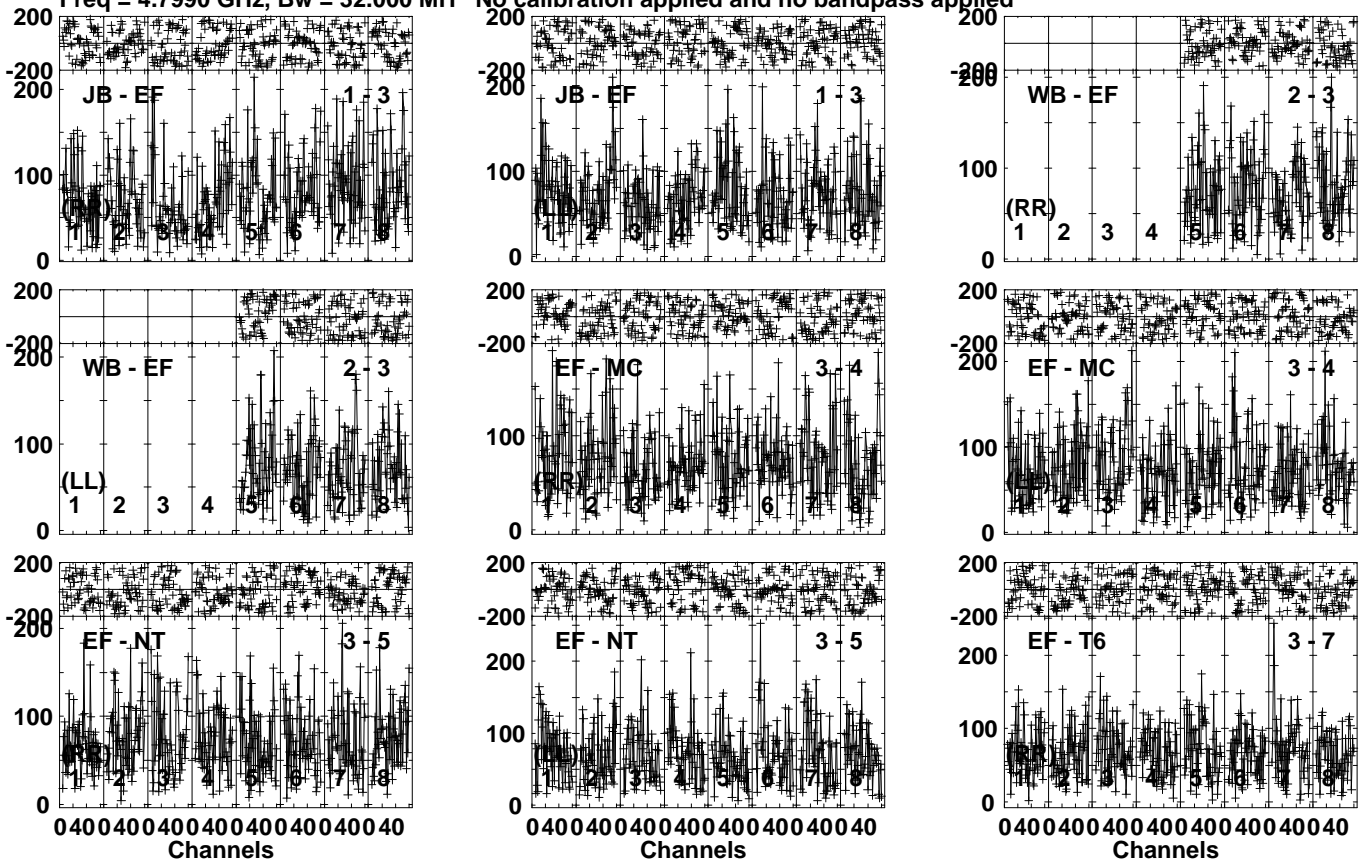


Plot file version 115 created 10-NOV-2021 19:32:29

EQJ1122+2550 EC077A.UVDATA.1

Freq = 4.7990 GHz, Bw = 32.000 MH

No calibration applied and no bandpass applied



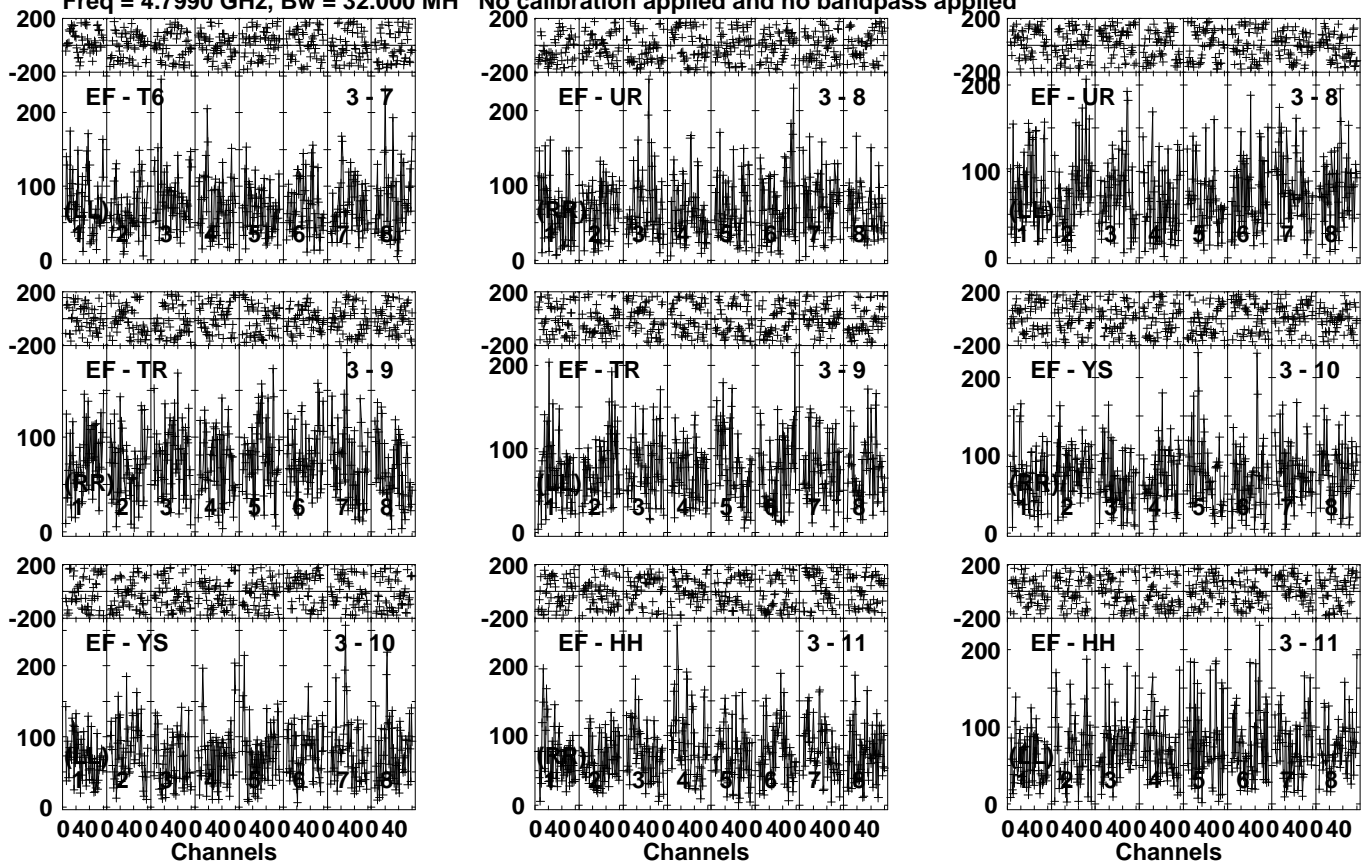
Lower frame: Micro Ampl Jy Top frame: Phas deg  
Vector averaged cross-power spectrum Several baselines displayed  
Timerange: 00/14:32:31 to 00/14:36:29

Plot file version 116 created 10-NOV-2021 19:32:29

EQJ1122+2550 EC077A.UVDATA.1

Freq = 4.7990 GHz, Bw = 32.000 MH

No calibration applied and no bandpass applied



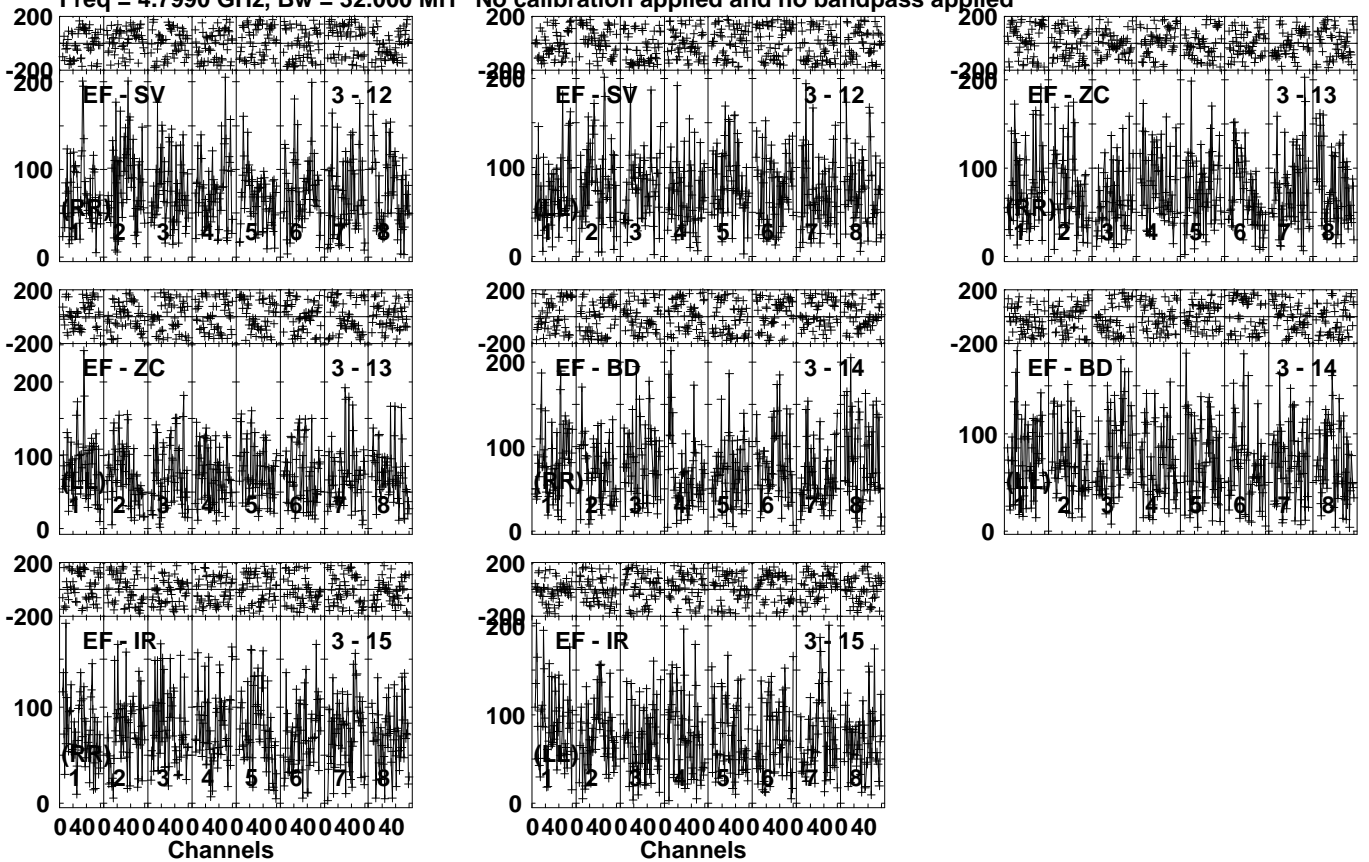
Lower frame: Micro Ampl Jy Top frame: Phas deg  
Vector averaged cross-power spectrum Several baselines displayed  
Timerange: 00/14:32:31 to 00/14:36:29

Plot file version 117 created 10-NOV-2021 19:32:29

EQJ1122+2550 EC077A.UVDATA.1

Freq = 4.7990 GHz, Bw = 32.000 MH

No calibration applied and no bandpass applied



Lower frame: Micro Ampl Jy Top frame: Phas deg  
Vector averaged cross-power spectrum Several baselines displayed  
Timerange: 00/14:32:31 to 00/14:36:29



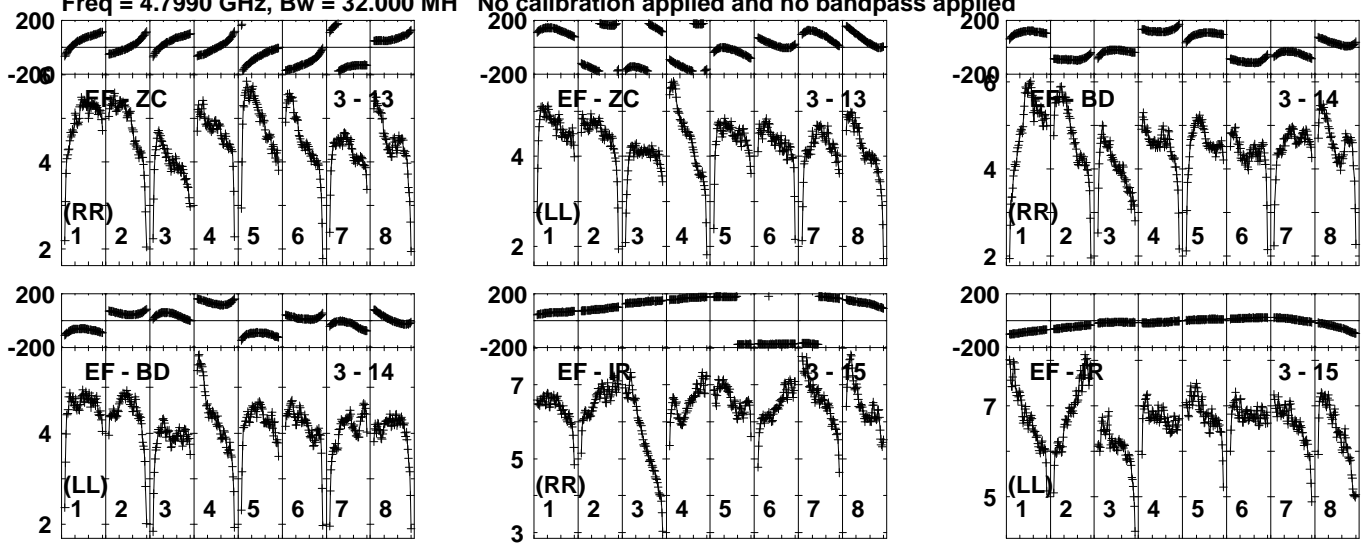


Plot file version 120 created 10-NOV-2021 19:32:30

J1125+2610 EC077A.UVDATA.1

Freq = 4.7990 GHz, Bw = 32.000 MH

No calibration applied and no bandpass applied



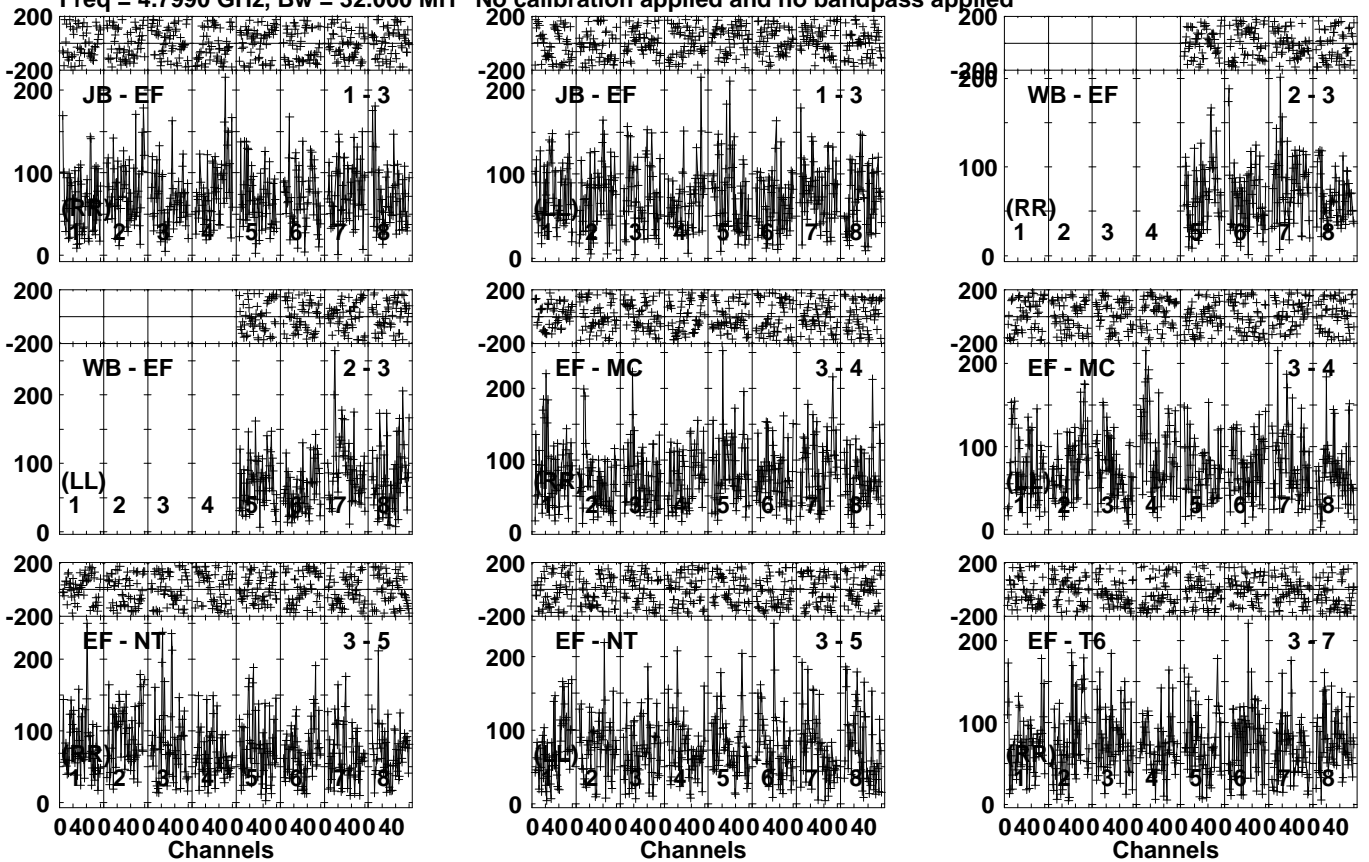
Lower frame: Milli Ampl Jy Top frame: Phas deg  
Vector averaged cross-power spectrum Several baselines displayed  
Timerange: 00/14:36:31 to 00/14:38:29

Plot file version 121 created 10-NOV-2021 19:32:30

EQJ1122+2550 EC077A.UVDATA.1

Freq = 4.7990 GHz, Bw = 32.000 MH

No calibration applied and no bandpass applied



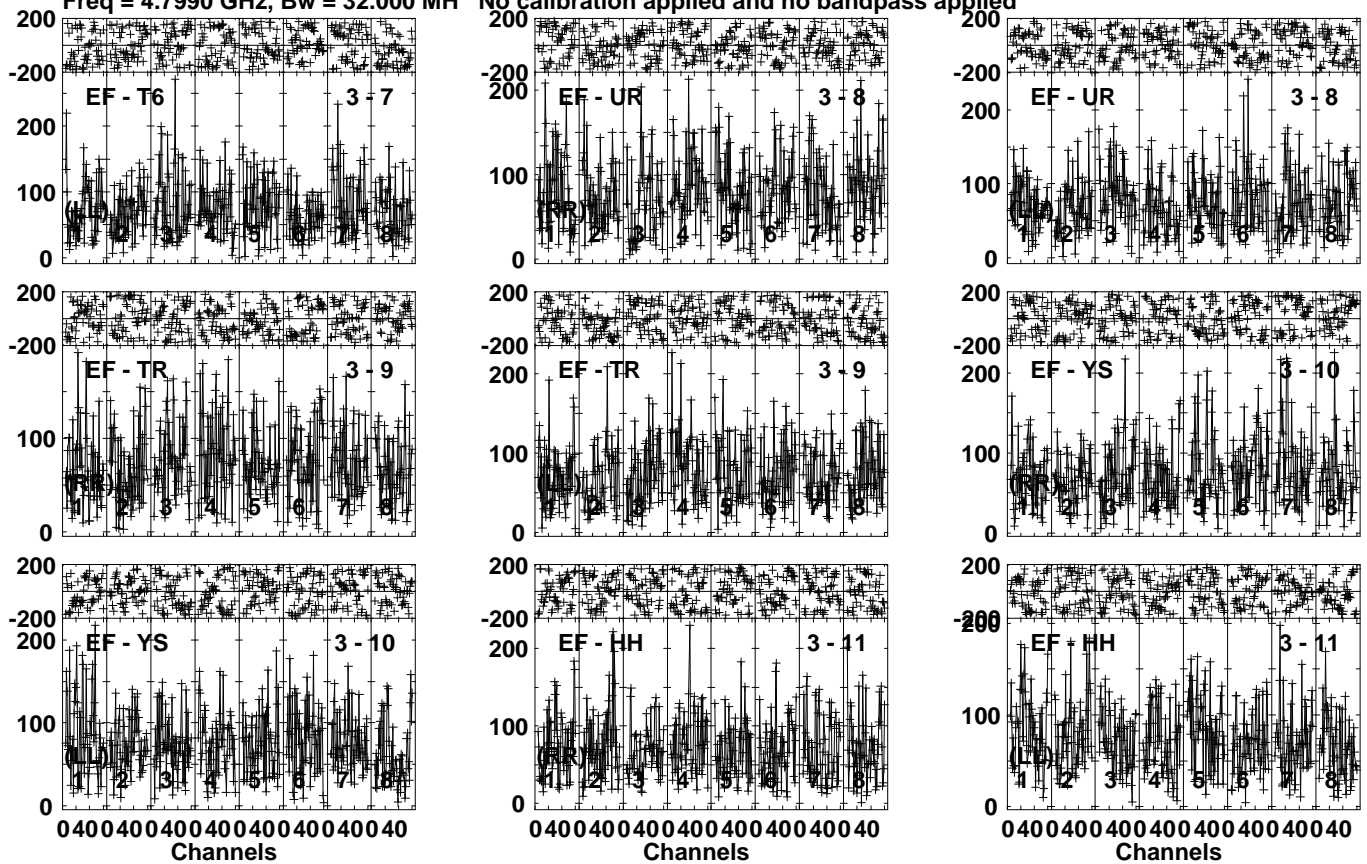
Lower frame: Micro Ampl Jy Top frame: Phas deg  
Vector averaged cross-power spectrum Several baselines displayed  
Timerange: 00/14:38:31 to 00/14:42:29

Plot file version 122 created 10-NOV-2021 19:32:30

EQJ1122+2550 EC077A.UVDATA.1

Freq = 4.7990 GHz, Bw = 32.000 MH

No calibration applied and no bandpass applied



Lower frame: Micro Ampl Jy Top frame: Phas deg  
Vector averaged cross-power spectrum Several baselines displayed  
Timerange: 00/14:38:31 to 00/14:42:29

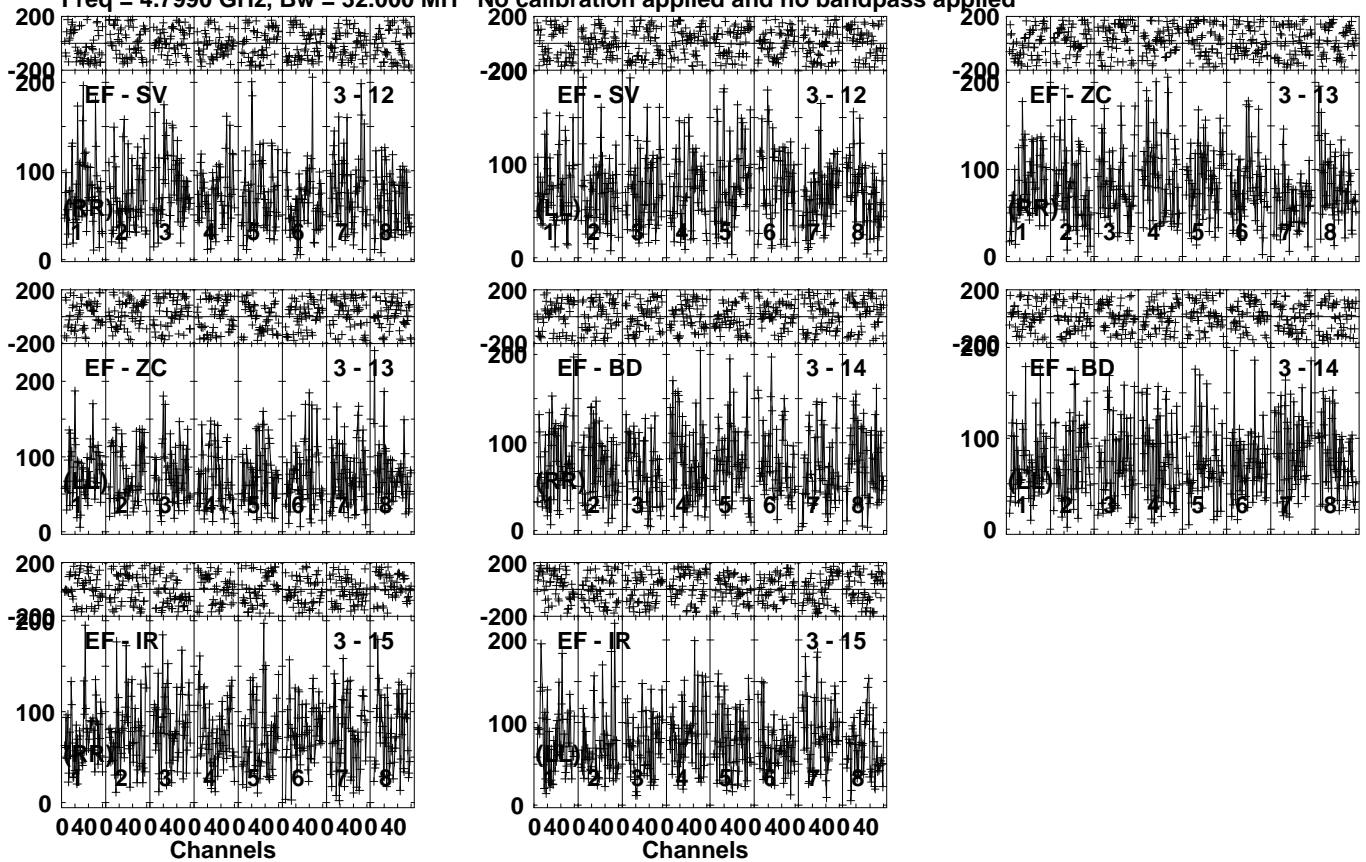


Plot file version 123 created 10-NOV-2021 19:32:30

EQJ1122+2550 EC077A.UVDATA.1

Freq = 4.7990 GHz, Bw = 32.000 MH

No calibration applied and no bandpass applied



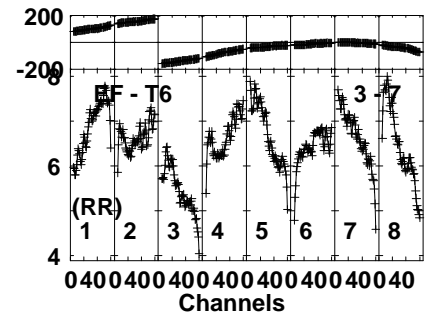
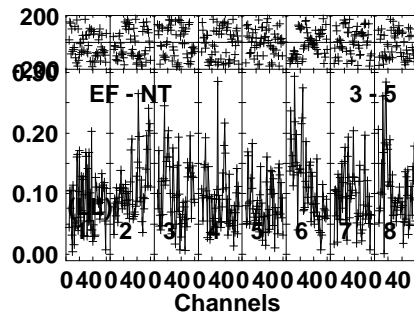
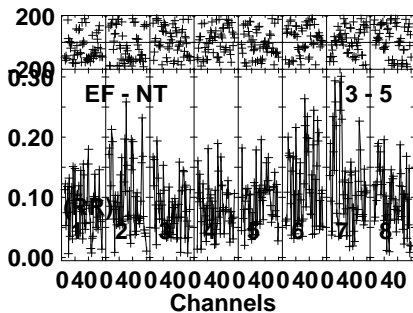
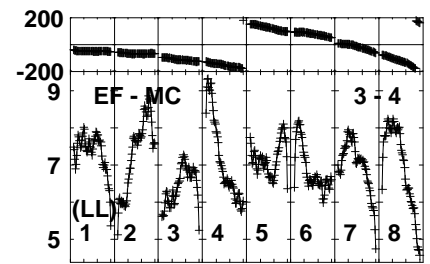
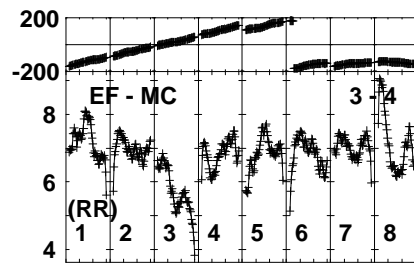
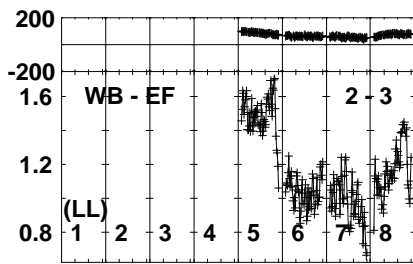
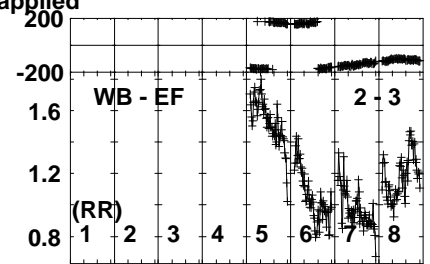
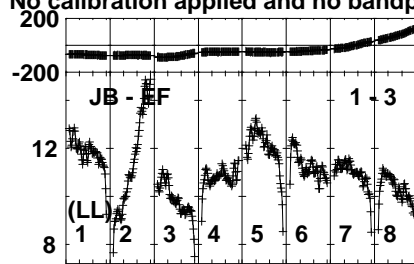
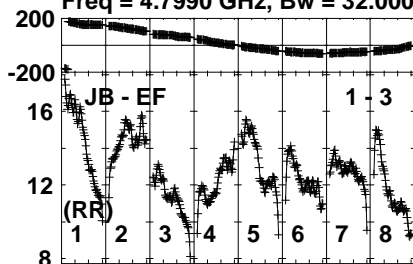
Lower frame: Micro Ampl Jy Top frame: Phas deg  
Vector averaged cross-power spectrum Several baselines displayed  
Timerange: 00/14:38:31 to 00/14:42:29

Plot file version 124 created 10-NOV-2021 19:32:30

J1125+2610 EC077A.UVDATA.1

Freq = 4.7990 GHz, Bw = 32.000 MH

No calibration applied and no bandpass applied



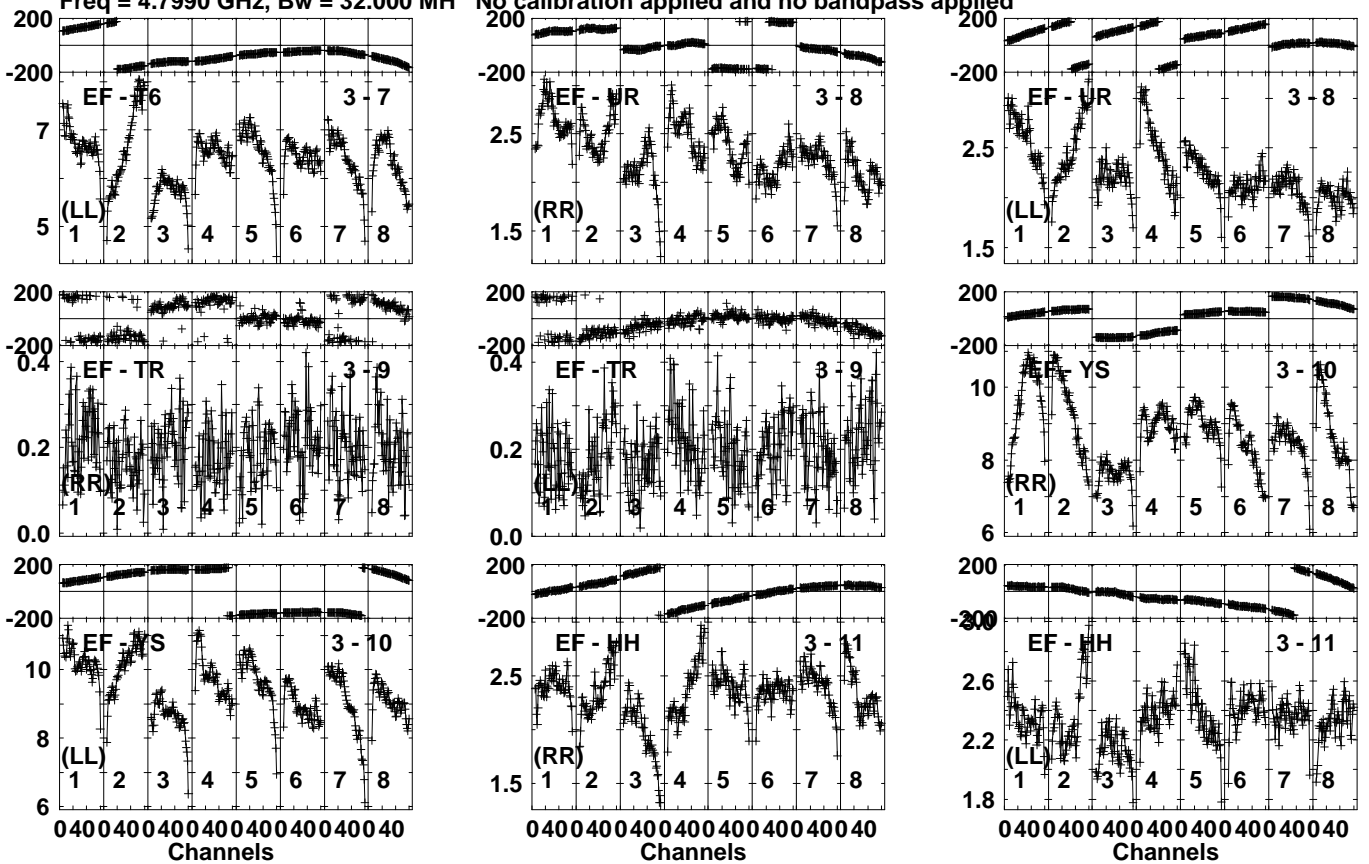
Lower frame: Milli Ampl Jy Top frame: Phas deg  
Vector averaged cross-power spectrum Several baselines displayed  
Timerange: 00/14:43:01 to 00/14:44:59

Plot file version 125 created 10-NOV-2021 19:32:30

J1125+2610 EC077A.UVDATA.1

Freq = 4.7990 GHz, Bw = 32.000 MH

No calibration applied and no bandpass applied



Lower frame: Milli Ampl Jy Top frame: Phas deg  
Vector averaged cross-power spectrum Several baselines displayed  
Timerange: 00/14:43:01 to 00/14:44:59

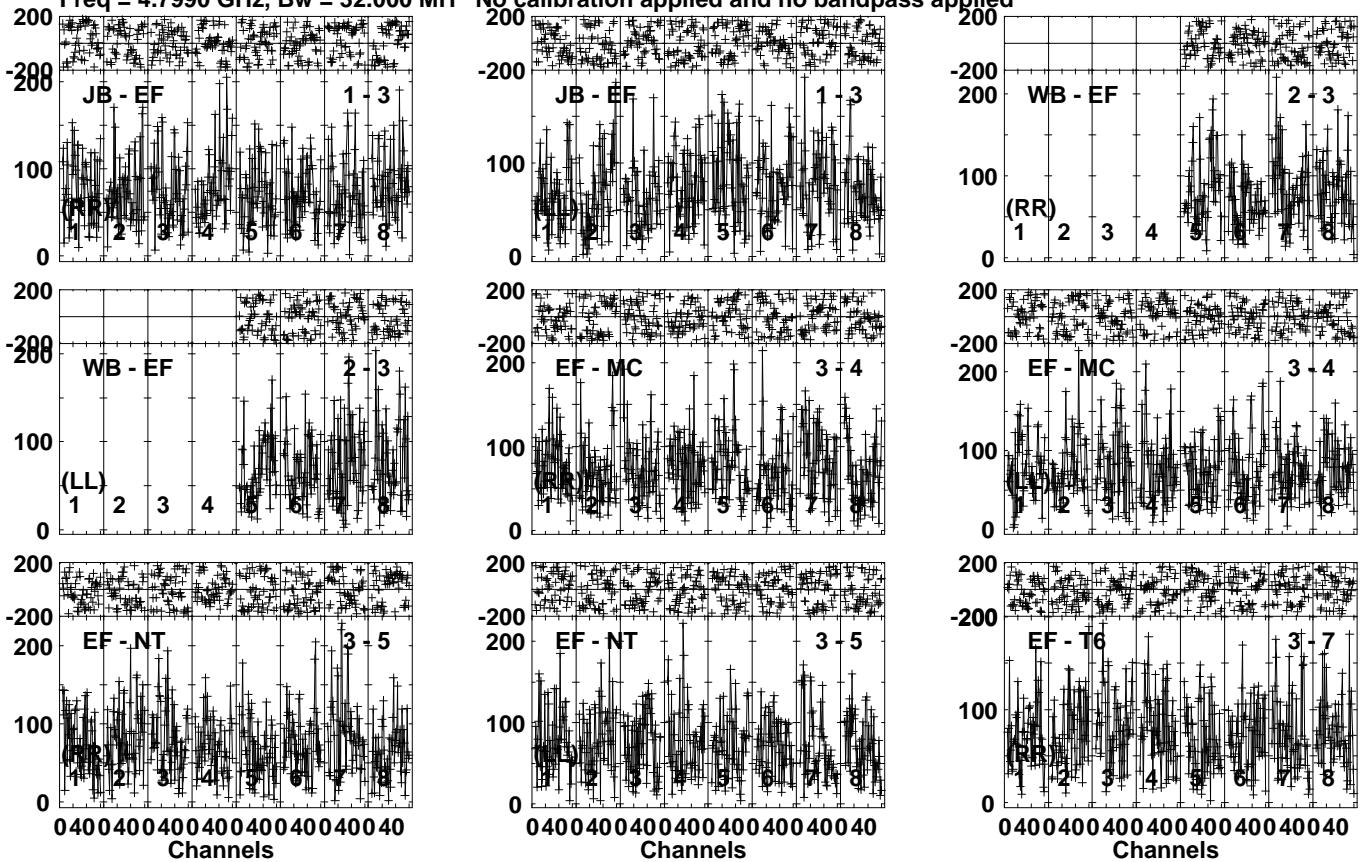


Plot file version 127 created 10-NOV-2021 19:32:30

EQJ1122+2550 EC077A.UVDATA.1

Freq = 4.7990 GHz, Bw = 32.000 MH

No calibration applied and no bandpass applied



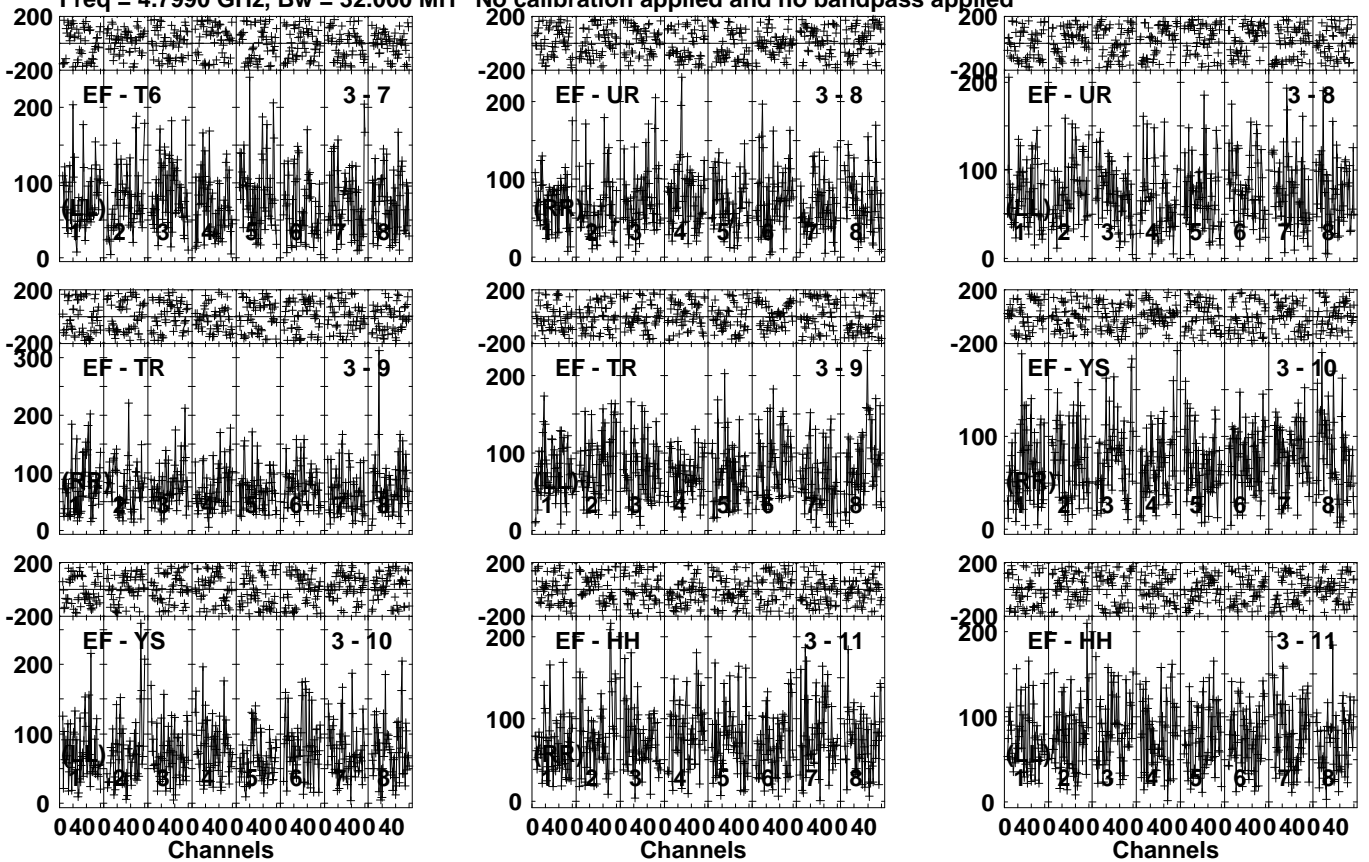
Lower frame: Micro Ampl Jy Top frame: Phas deg  
Vector averaged cross-power spectrum Several baselines displayed  
Timerange: 00/14:45:01 to 00/14:48:59

Plot file version 128 created 10-NOV-2021 19:32:31

EQJ1122+2550 EC077A.UVDATA.1

Freq = 4.7990 GHz, Bw = 32.000 MH

No calibration applied and no bandpass applied



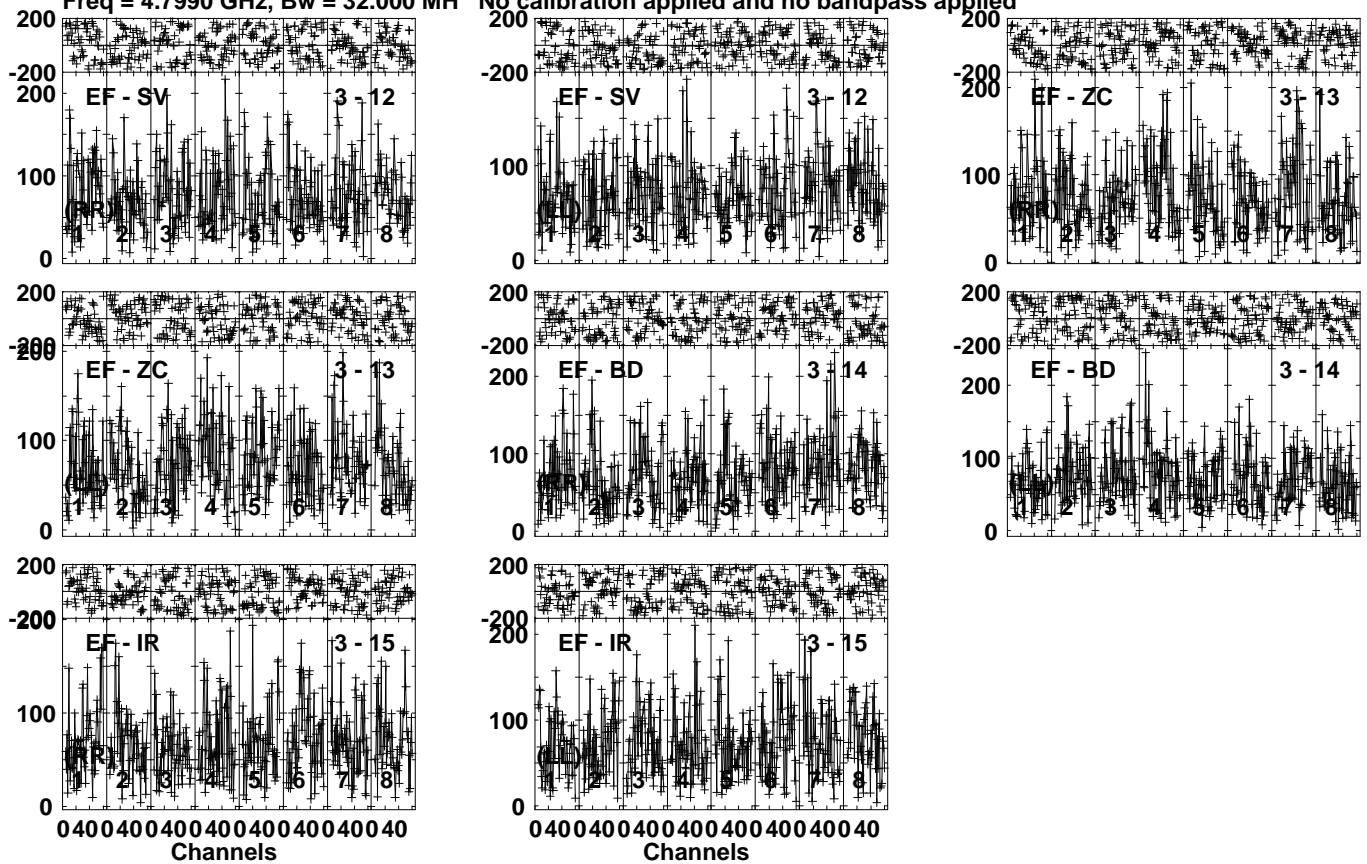
Lower frame: Micro Ampl Jy Top frame: Phas deg  
Vector averaged cross-power spectrum Several baselines displayed  
Timerange: 00/14:45:01 to 00/14:48:59

Plot file version 129 created 10-NOV-2021 19:32:31

EQJ1122+2550 EC077A.UVDATA.1

Freq = 4.7990 GHz, Bw = 32.000 MH

No calibration applied and no bandpass applied



Lower frame: Micro Ampl Jy Top frame: Phas deg  
Vector averaged cross-power spectrum Several baselines displayed  
Timerange: 00/14:45:01 to 00/14:48:59





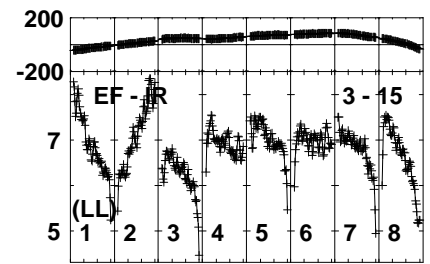
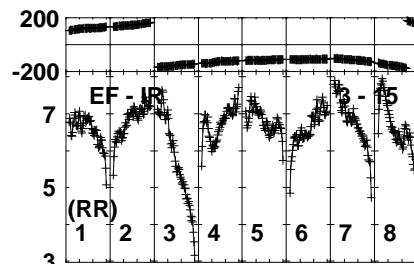
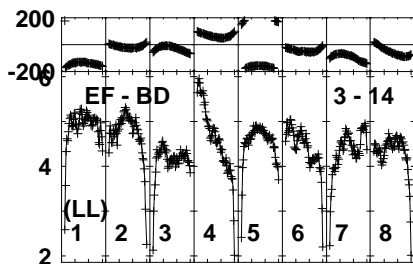
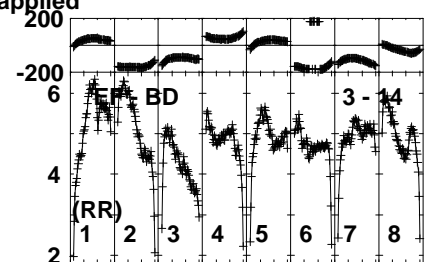
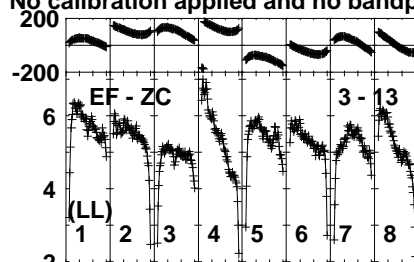
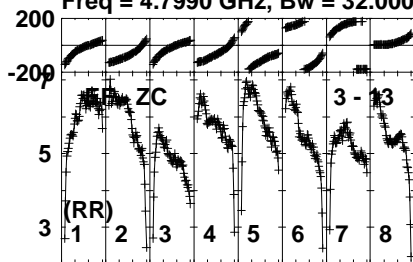


Plot file version 132 created 10-NOV-2021 19:32:31

J1125+2610 EC077A.UVDATA.1

Freq = 4.7990 GHz, Bw = 32.000 MH

No calibration applied and no bandpass applied



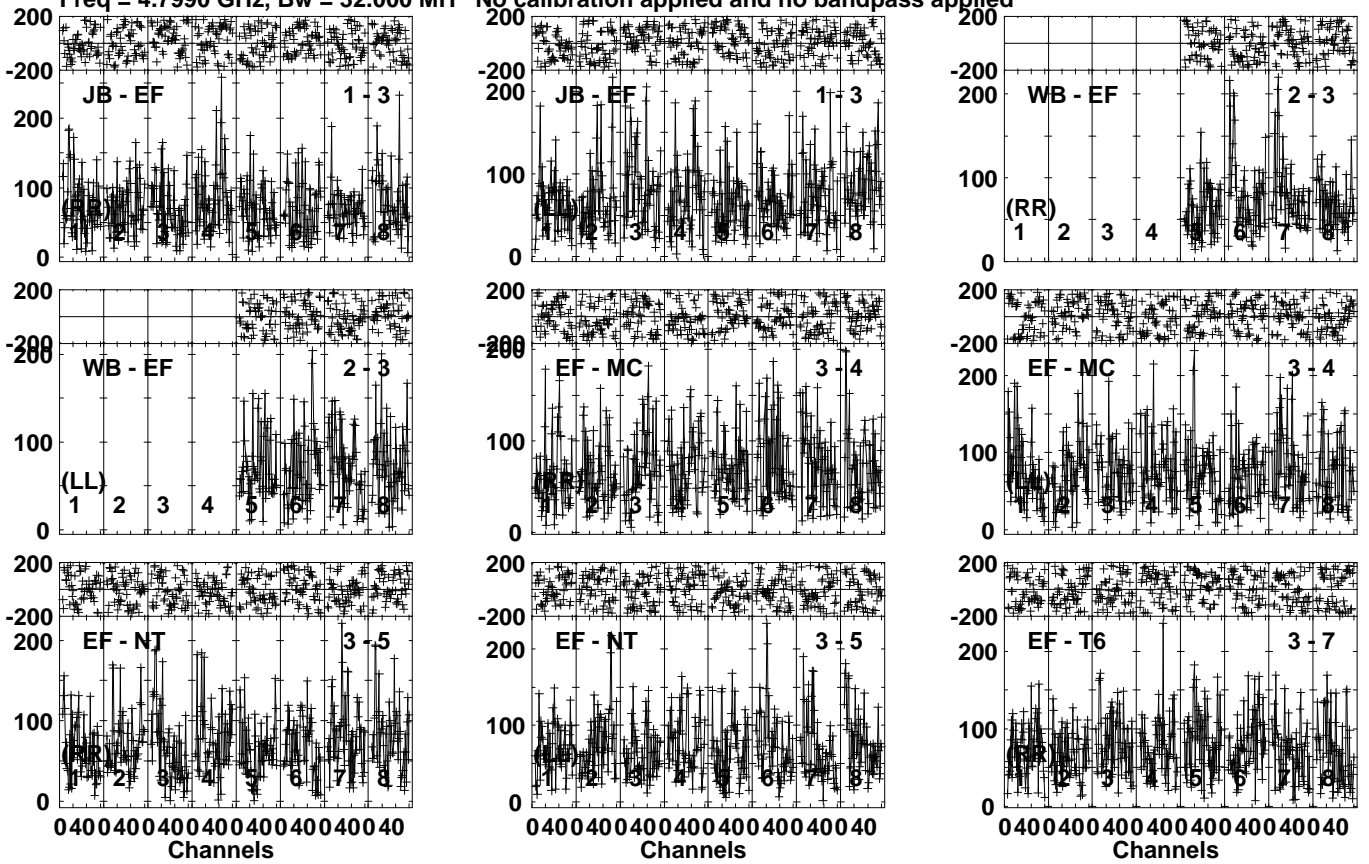
Lower frame: Milli Ampl Jy Top frame: Phas deg  
Vector averaged cross-power spectrum Several baselines displayed  
Timerange: 00/14:49:01 to 00/14:50:59

Plot file version 133 created 10-NOV-2021 19:32:31

EQJ1122+2550 EC077A.UVDATA.1

Freq = 4.7990 GHz, Bw = 32.000 MH

No calibration applied and no bandpass applied



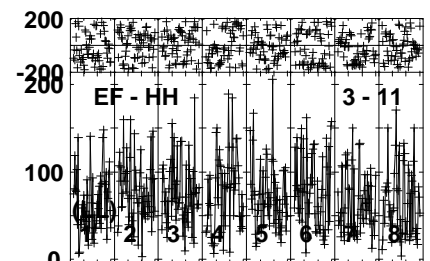
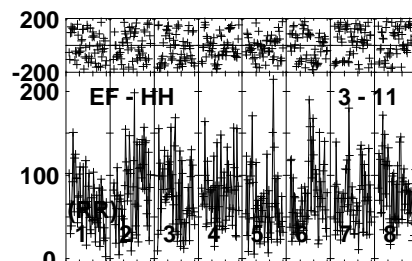
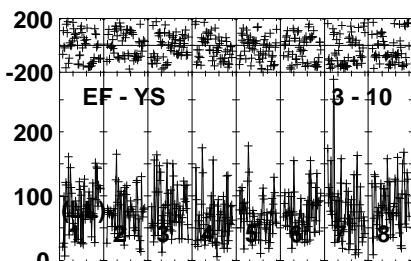
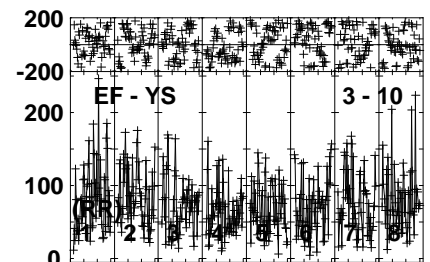
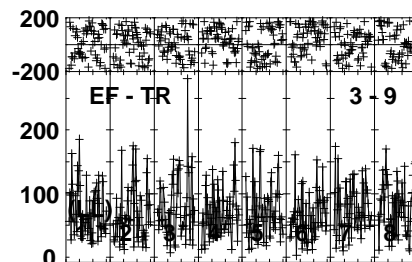
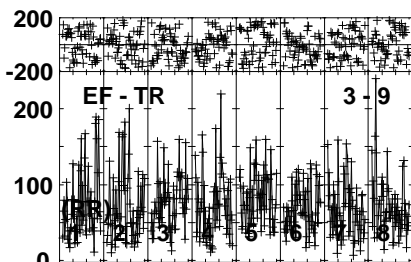
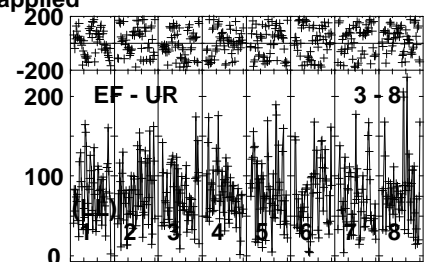
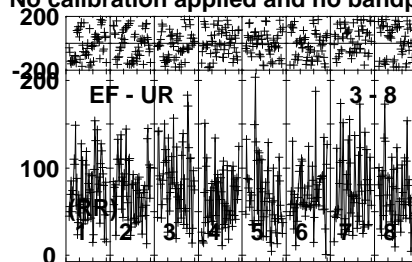
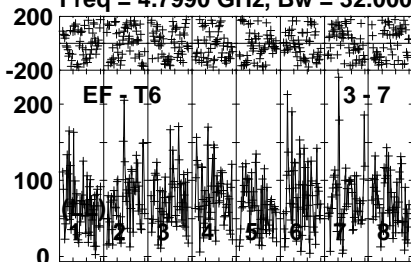
Lower frame: Micro Ampl Jy Top frame: Phas deg  
Vector averaged cross-power spectrum Several baselines displayed  
Timerange: 00/14:51:01 to 00/14:54:59

Plot file version 134 created 10-NOV-2021 19:32:31

EQJ1122+2550 EC077A.UVDATA.1

Freq = 4.7990 GHz, Bw = 32.000 MH

No calibration applied and no bandpass applied



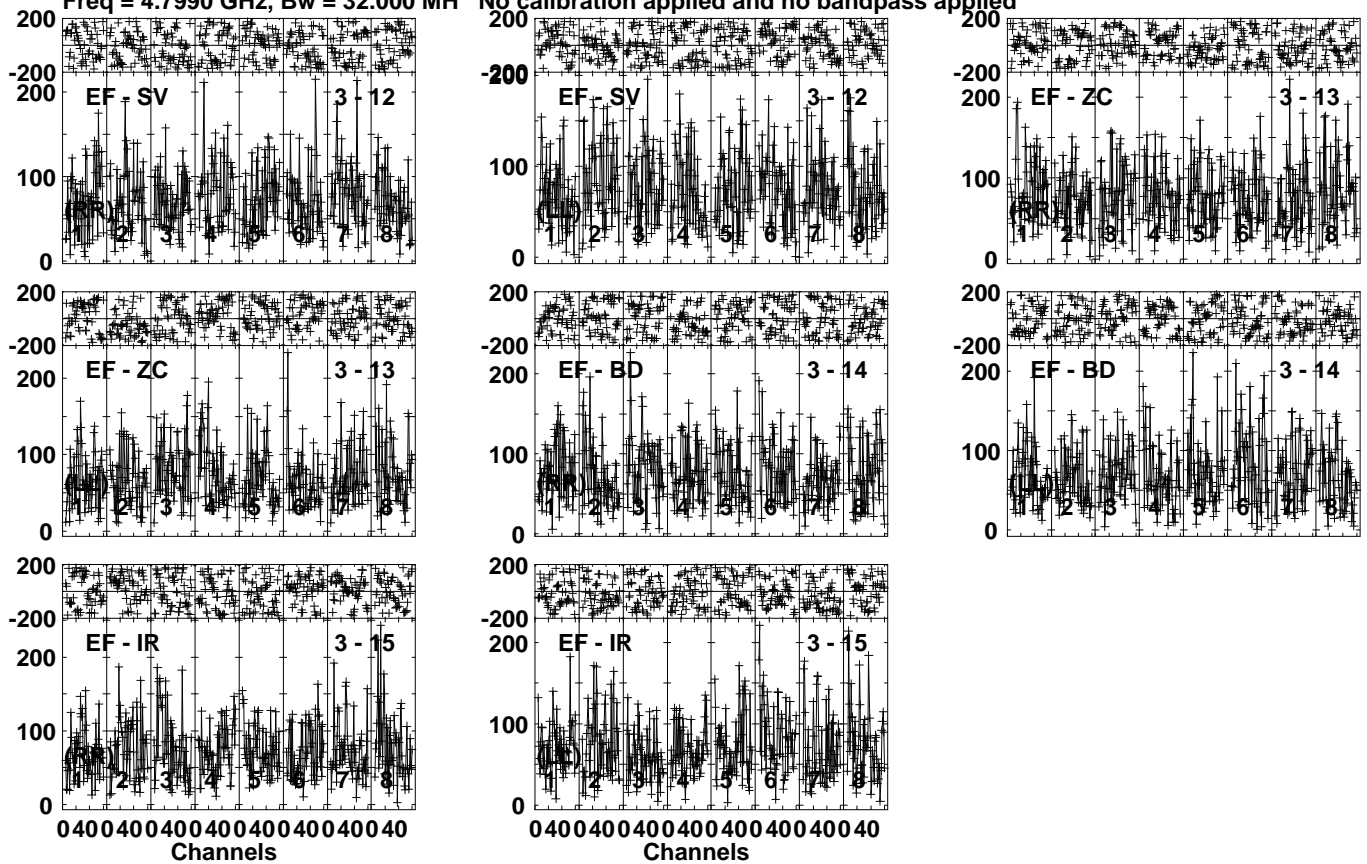
Lower frame: Micro Ampl Jy Top frame: Phas deg  
Vector averaged cross-power spectrum Several baselines displayed  
Timerange: 00/14:51:01 to 00/14:54:59

Plot file version 135 created 10-NOV-2021 19:32:31

EQJ1122+2550 EC077A.UVDATA.1

Freq = 4.7990 GHz, Bw = 32.000 MH

No calibration applied and no bandpass applied



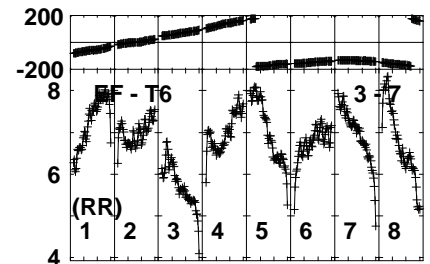
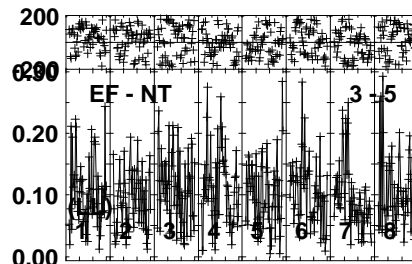
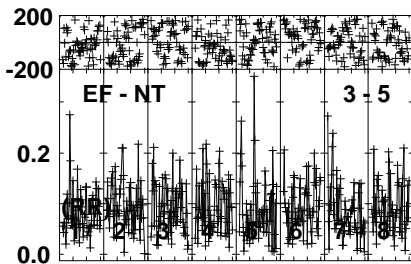
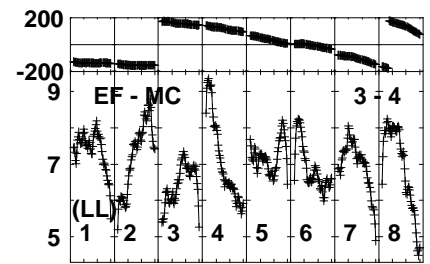
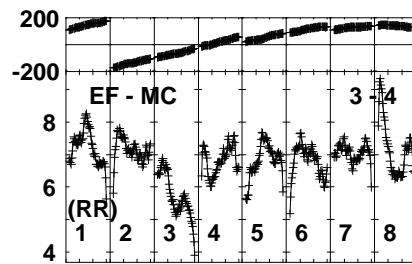
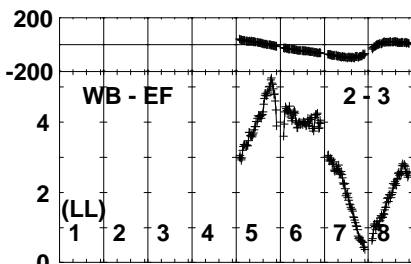
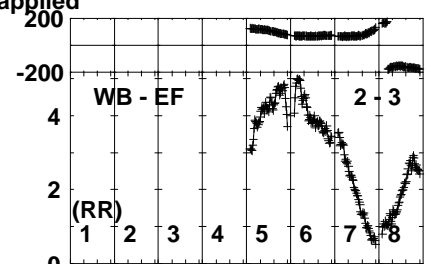
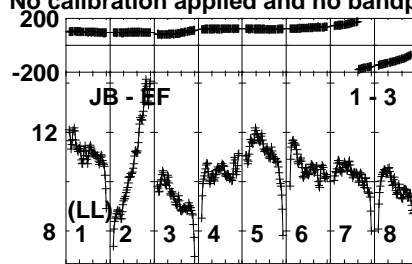
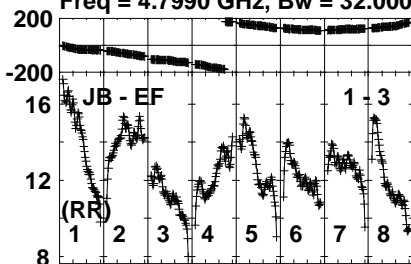
Lower frame: Micro Ampl Jy Top frame: Phas deg  
Vector averaged cross-power spectrum Several baselines displayed  
Timerange: 00/14:51:01 to 00/14:54:59

Plot file version 136 created 10-NOV-2021 19:32:32

J1125+2610 EC077A.UVDATA.1

Freq = 4.7990 GHz, Bw = 32.000 MH

No calibration applied and no bandpass applied



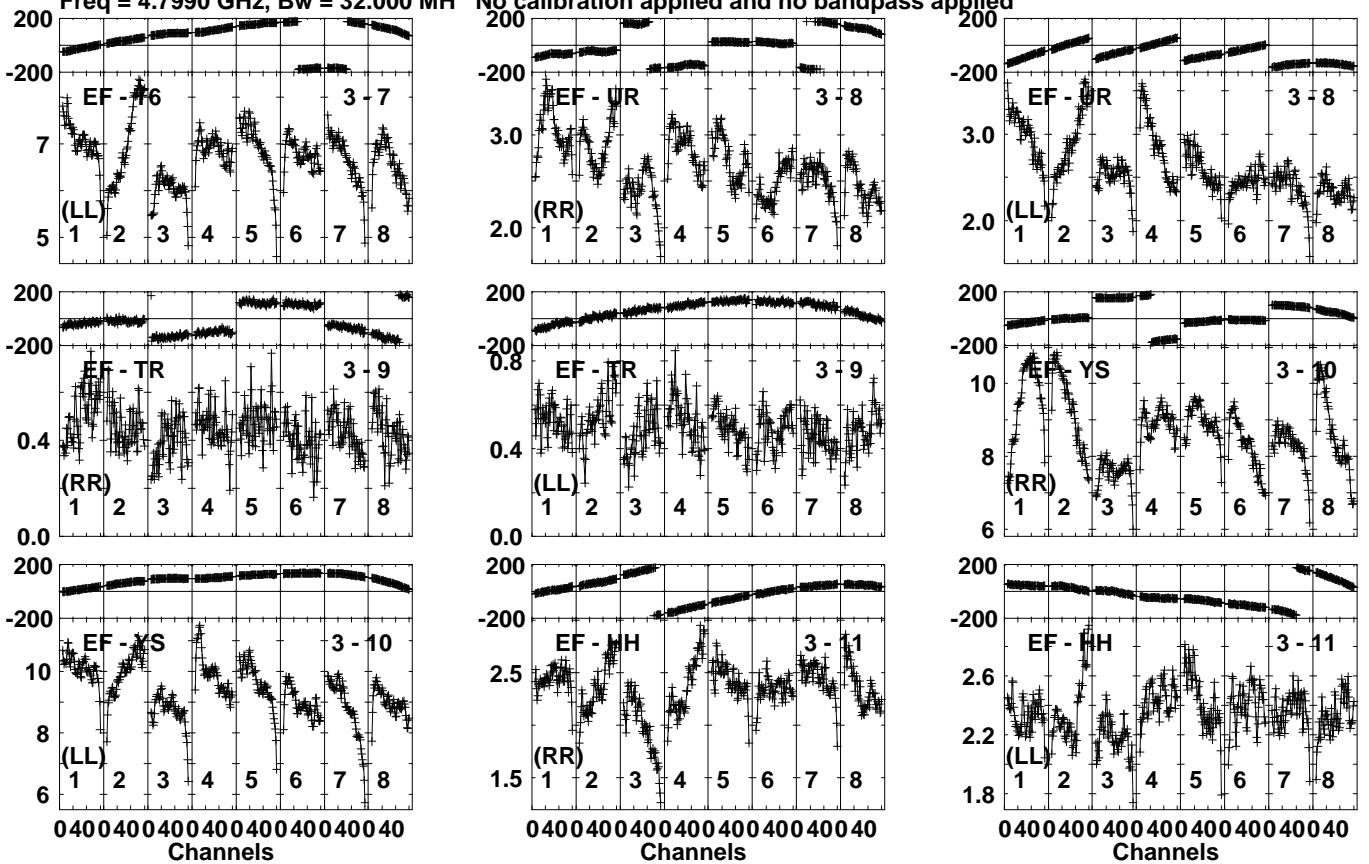
Lower frame: Milli Ampl Jy Top frame: Phas deg  
Vector averaged cross-power spectrum Several baselines displayed  
Timerange: 00/14:55:31 to 00/14:57:29

Plot file version 137 created 10-NOV-2021 19:32:32

J1125+2610 EC077A.UVDATA.1

Freq = 4.7990 GHz, Bw = 32.000 MH

No calibration applied and no bandpass applied



Lower frame: Milli Ampl Jy Top frame: Phas deg  
Vector averaged cross-power spectrum Several baselines displayed  
Timerange: 00/14:55:31 to 00/14:57:29



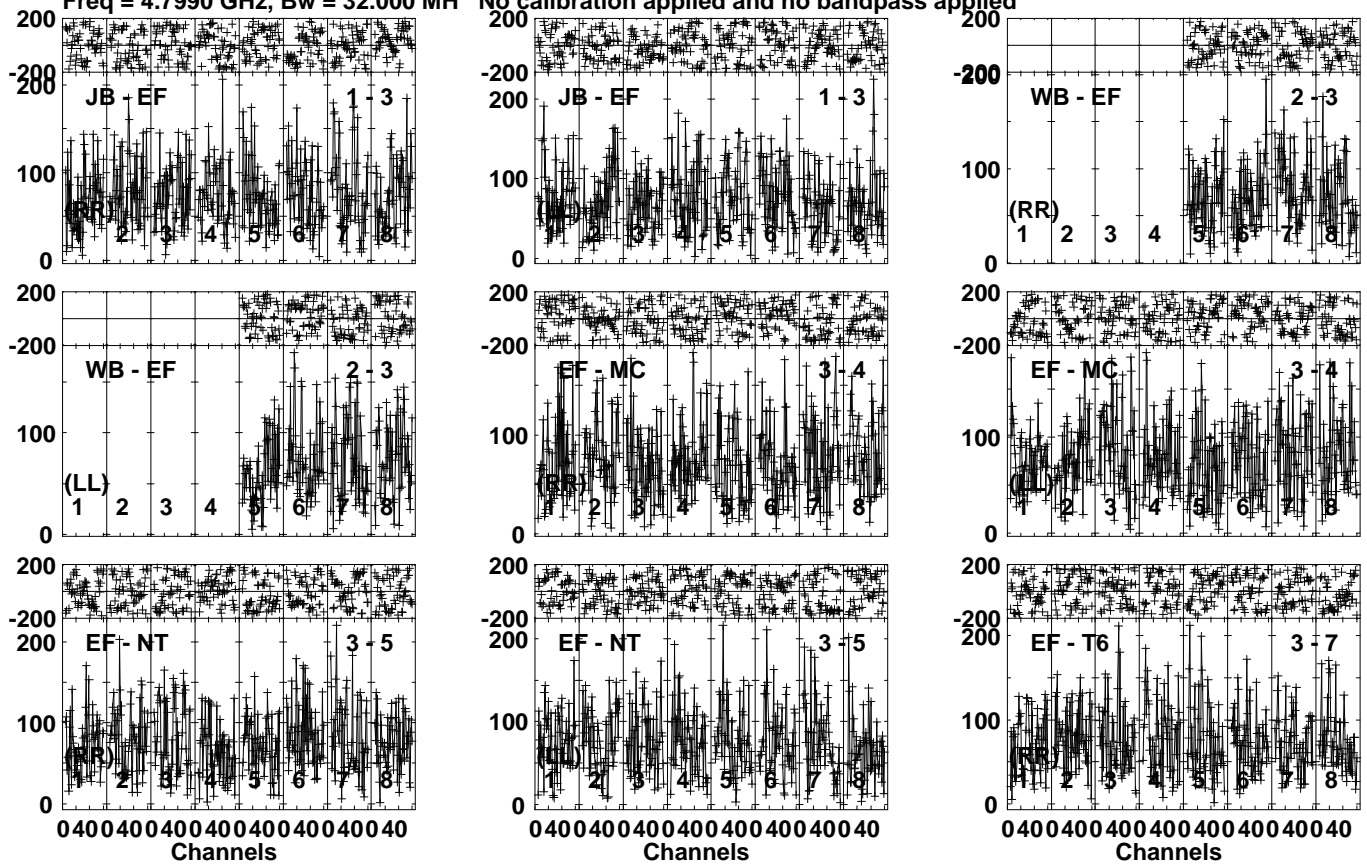


Plot file version 139 created 10-NOV-2021 19:32:32

EQJ1122+2550 EC077A.UVDATA.1

Freq = 4.7990 GHz, Bw = 32.000 MH

No calibration applied and no bandpass applied



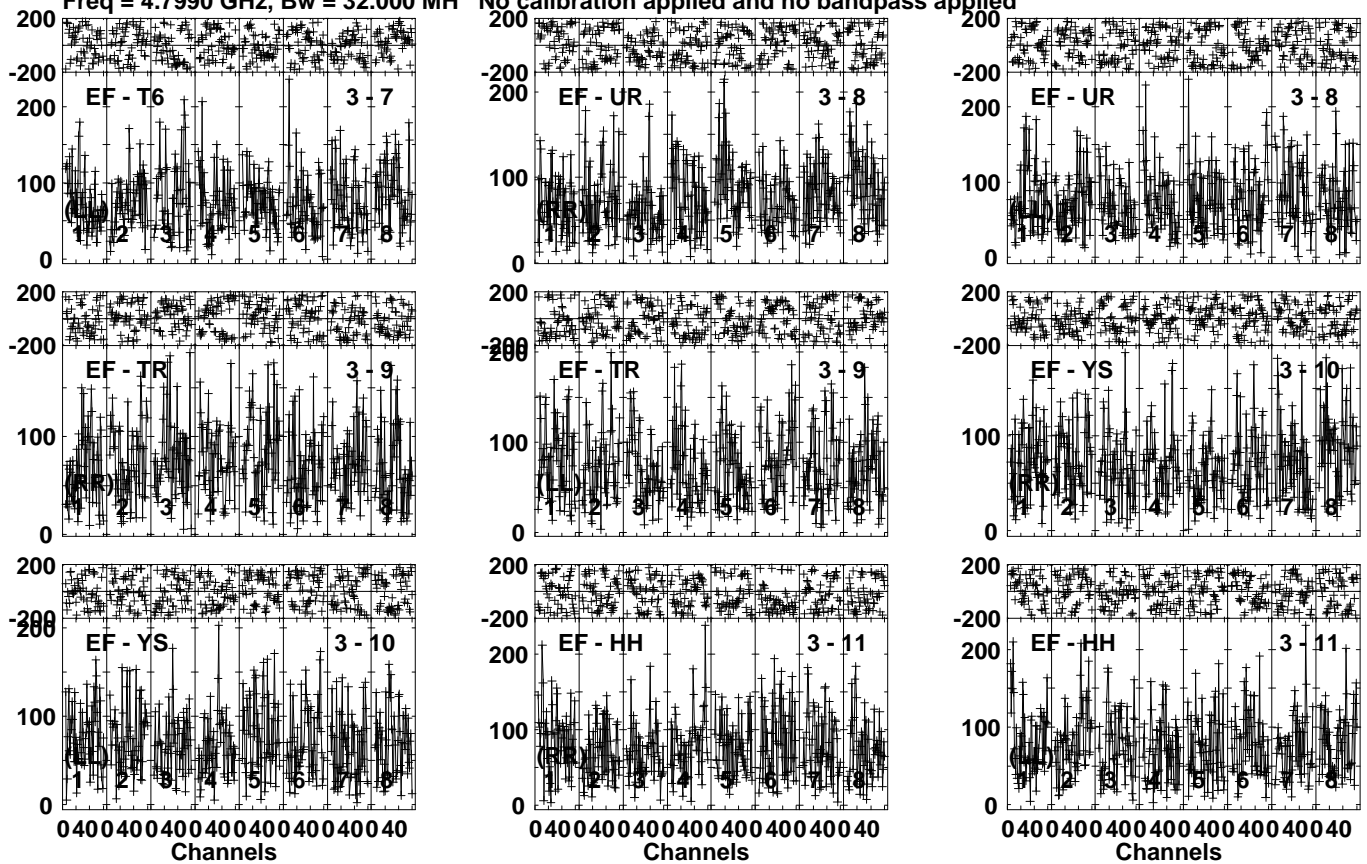
Lower frame: Micro Ampl Jy Top frame: Phas deg  
Vector averaged cross-power spectrum Several baselines displayed  
Timerange: 00/14:57:31 to 00/15:01:29

Plot file version 140 created 10-NOV-2021 19:32:32

EQJ1122+2550 EC077A.UVDATA.1

Freq = 4.7990 GHz, Bw = 32.000 MH

No calibration applied and no bandpass applied



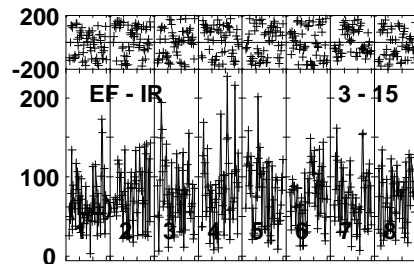
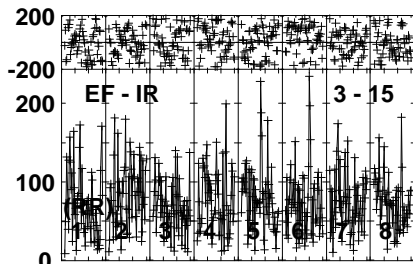
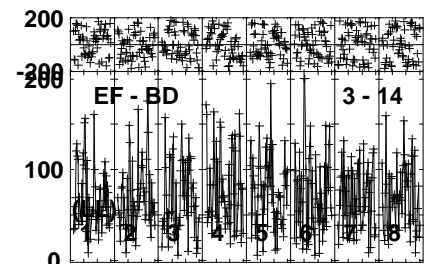
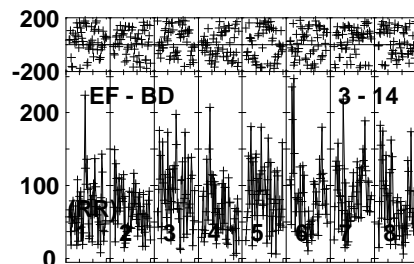
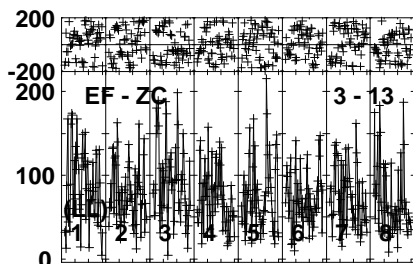
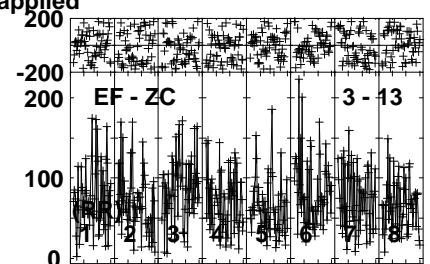
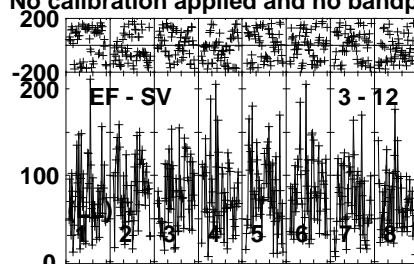
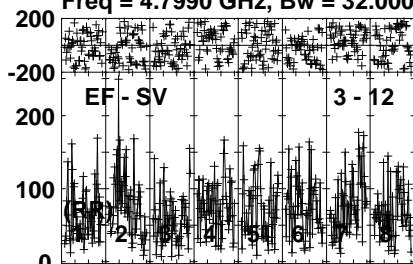
Lower frame: Micro Ampl Jy Top frame: Phas deg  
Vector averaged cross-power spectrum Several baselines displayed  
Timerange: 00/14:57:31 to 00/15:01:29

Plot file version 141 created 10-NOV-2021 19:32:32

EQJ1122+2550 EC077A.UVDATA.1

Freq = 4.7990 GHz, Bw = 32.000 MH

No calibration applied and no bandpass applied



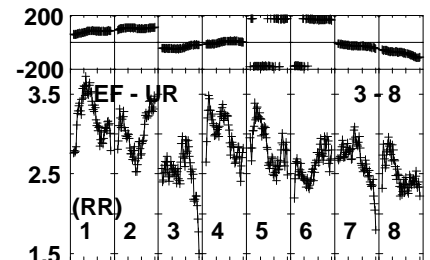
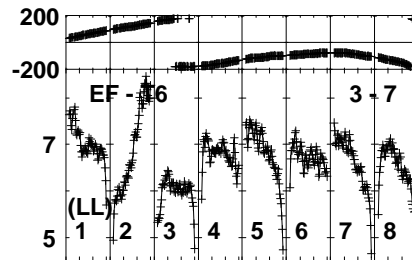
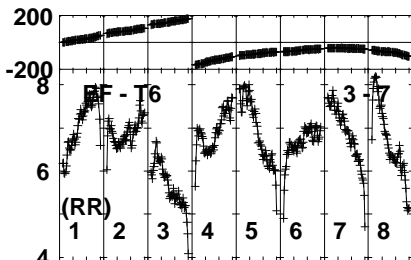
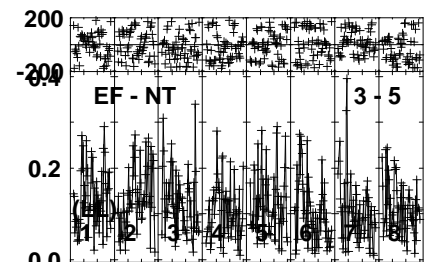
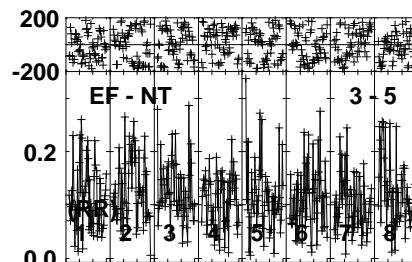
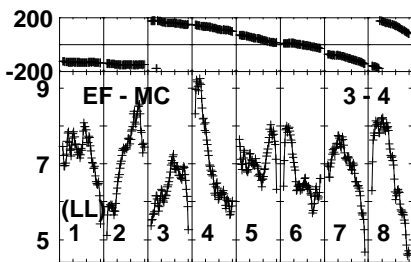
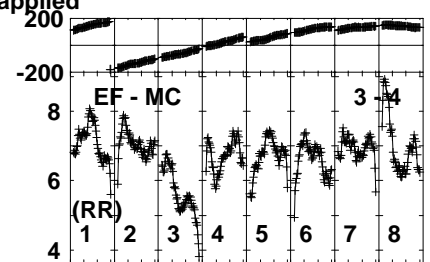
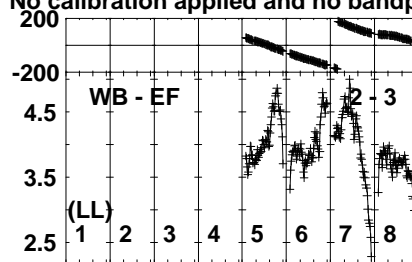
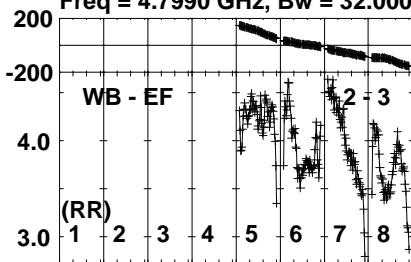
Lower frame: Micro Ampl Jy Top frame: Phas deg  
Vector averaged cross-power spectrum Several baselines displayed  
Timerange: 00/14:57:31 to 00/15:01:29

Plot file version 142 created 10-NOV-2021 19:32:33

J1125+2610 EC077A.UVDATA.1

Freq = 4.7990 GHz, Bw = 32.000 MH

No calibration applied and no bandpass applied



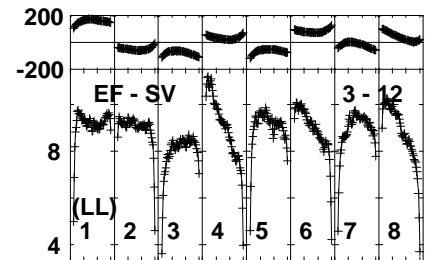
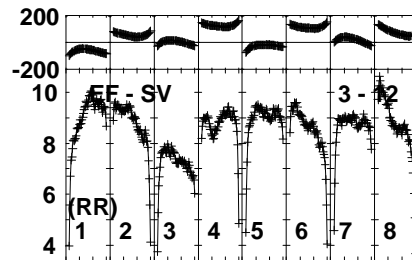
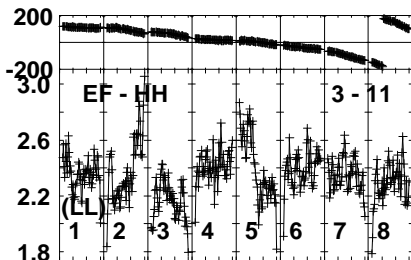
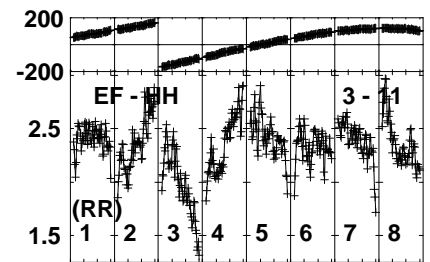
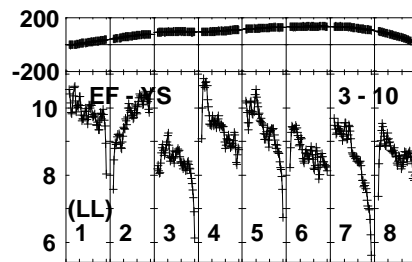
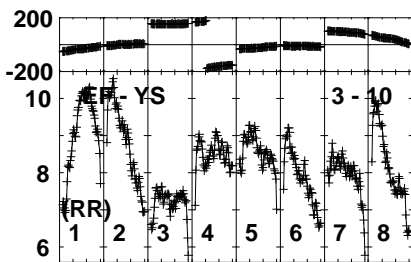
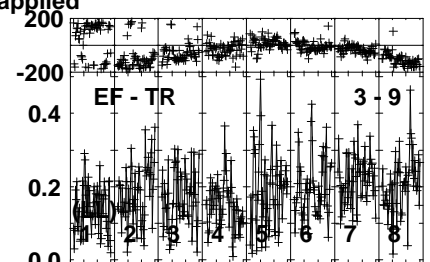
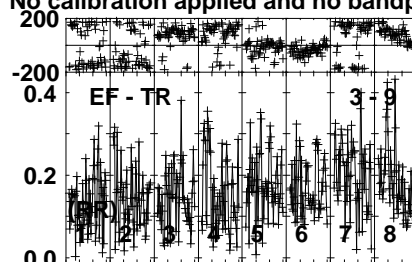
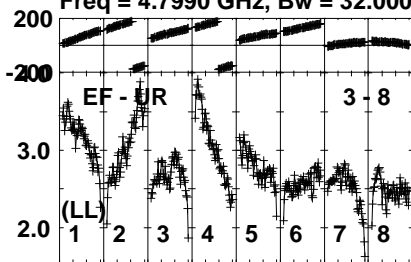
Lower frame: Milli Ampl Jy Top frame: Phas deg  
Vector averaged cross-power spectrum Several baselines displayed  
Timerange: 00/15:01:31 to 00/15:03:29

Plot file version 143 created 10-NOV-2021 19:32:33

J1125+2610 EC077A.UVDATA.1

Freq = 4.7990 GHz, Bw = 32.000 MH

No calibration applied and no bandpass applied



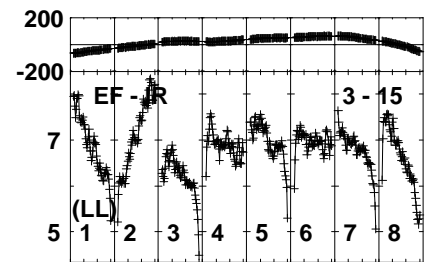
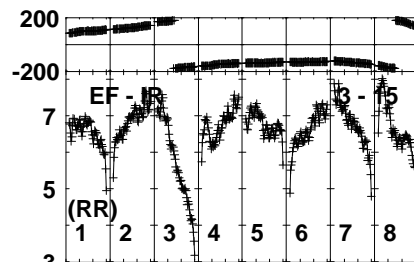
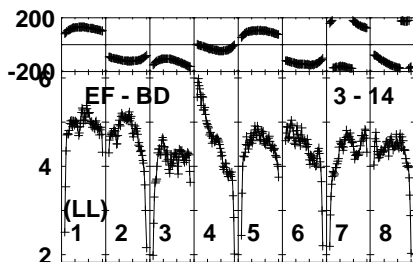
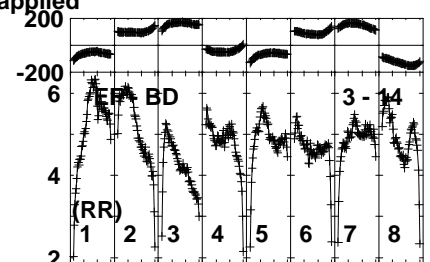
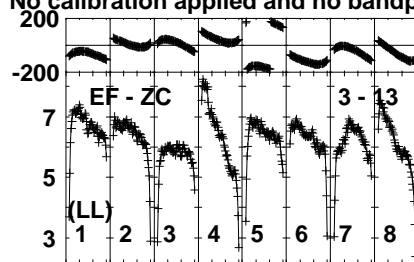
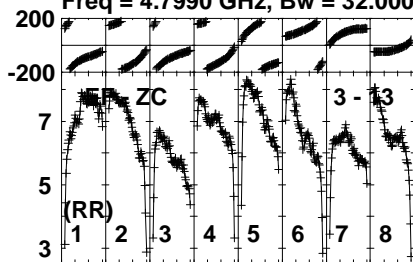
Lower frame: Milli Ampl Jy Top frame: Phas deg  
Vector averaged cross-power spectrum Several baselines displayed  
Timerange: 00/15:01:31 to 00/15:03:29

Plot file version 144 created 10-NOV-2021 19:32:33

J1125+2610 EC077A.UVDATA.1

Freq = 4.7990 GHz, Bw = 32.000 MH

No calibration applied and no bandpass applied



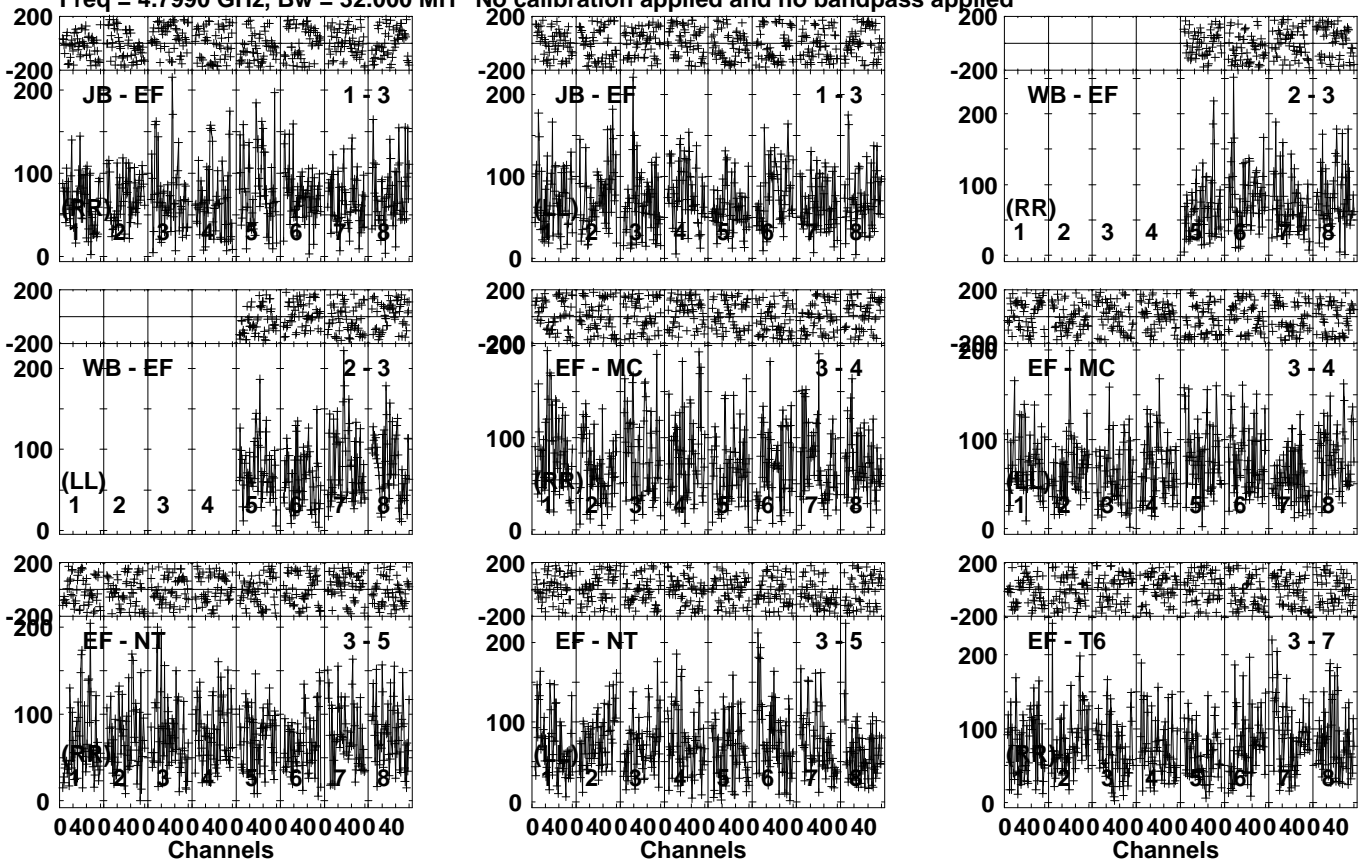
Lower frame: Milli Ampl Jy Top frame: Phas deg  
Vector averaged cross-power spectrum Several baselines displayed  
Timerange: 00/15:01:31 to 00/15:03:29

Plot file version 145 created 10-NOV-2021 19:32:33

EQJ1122+2550 EC077A.UVDATA.1

Freq = 4.7990 GHz, Bw = 32.000 MH

No calibration applied and no bandpass applied



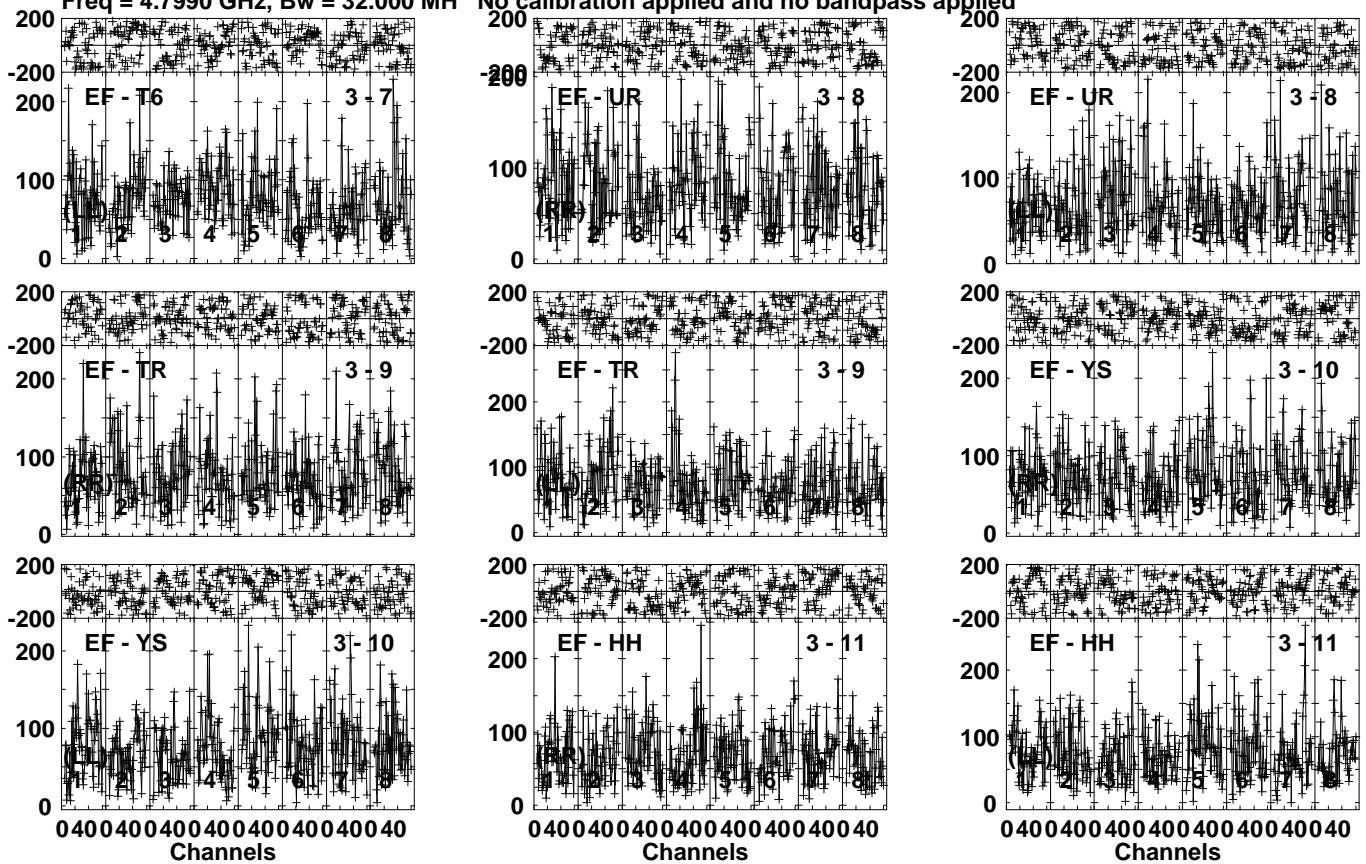
Lower frame: Micro Ampl Jy Top frame: Phas deg  
Vector averaged cross-power spectrum Several baselines displayed  
Timerange: 00/15:03:31 to 00/15:07:29

Plot file version 146 created 10-NOV-2021 19:32:33

EQJ1122+2550 EC077A.UVDATA.1

Freq = 4.7990 GHz, Bw = 32.000 MH

No calibration applied and no bandpass applied



Lower frame: Micro Ampl Jy Top frame: Phas deg  
Vector averaged cross-power spectrum Several baselines displayed  
Timerange: 00/15:03:31 to 00/15:07:29

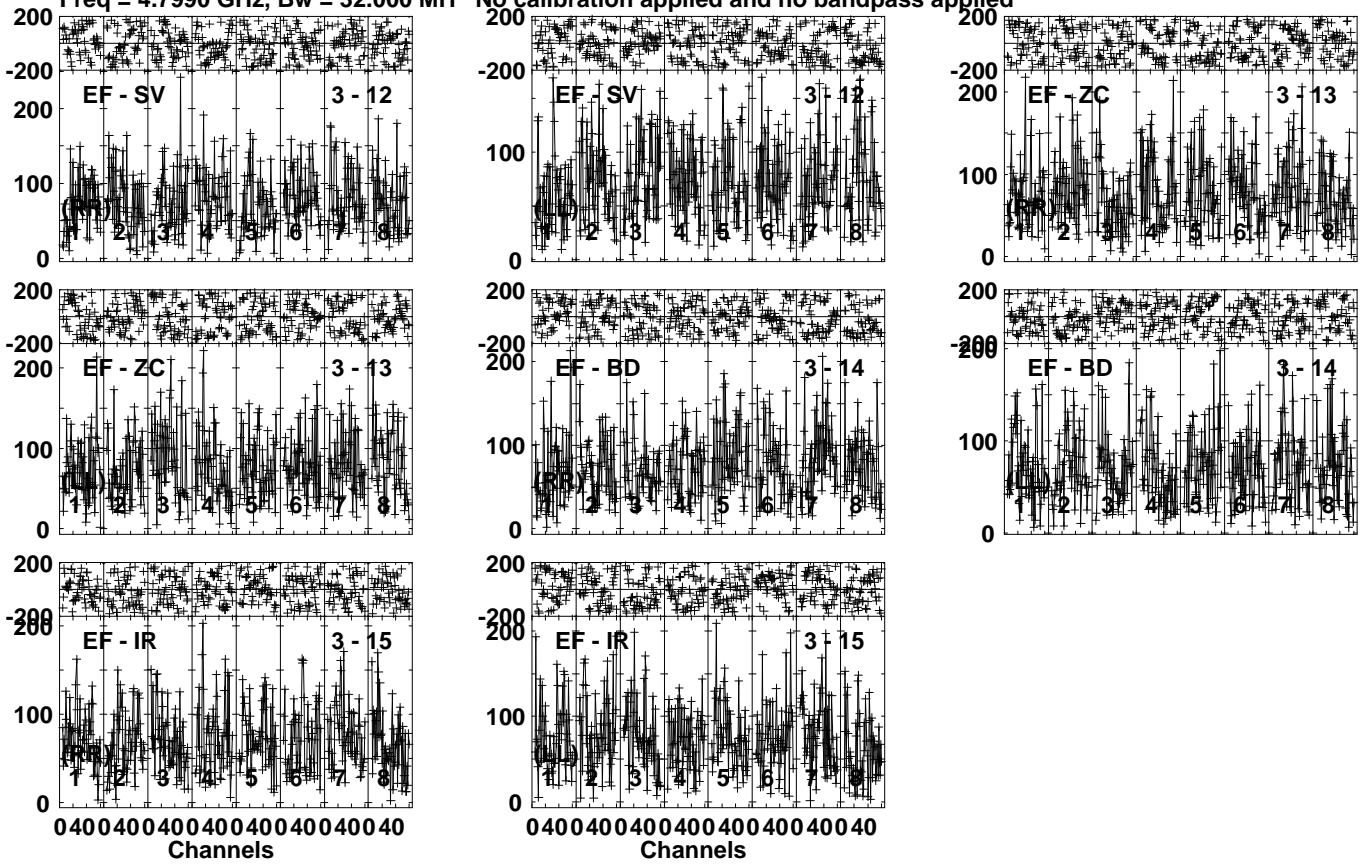


Plot file version 147 created 10-NOV-2021 19:32:33

EQJ1122+2550 EC077A.UVDATA.1

Freq = 4.7990 GHz, Bw = 32.000 MH

No calibration applied and no bandpass applied



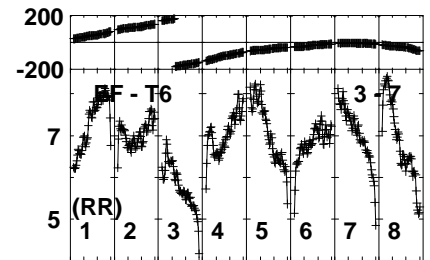
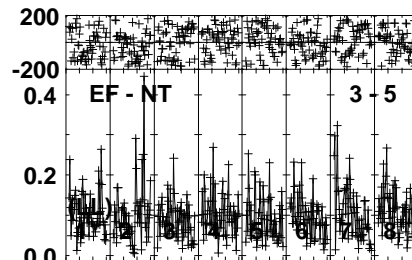
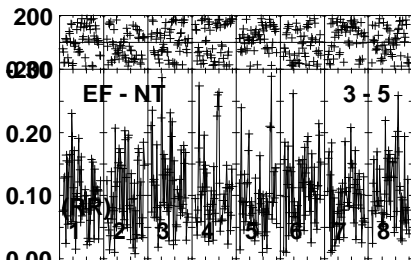
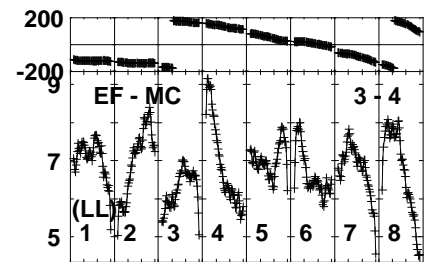
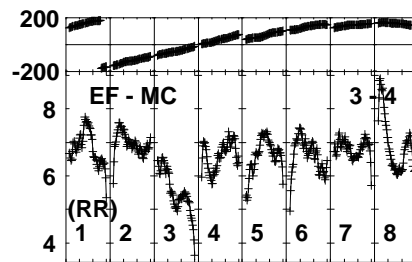
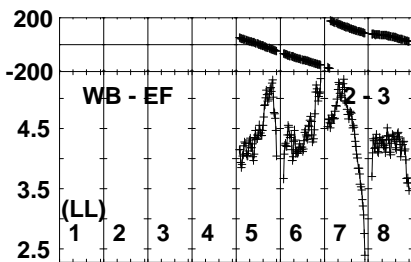
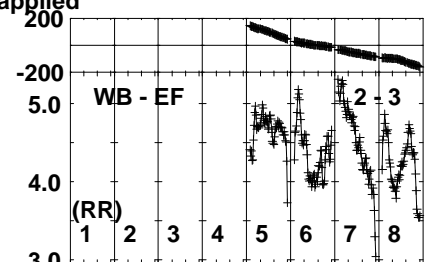
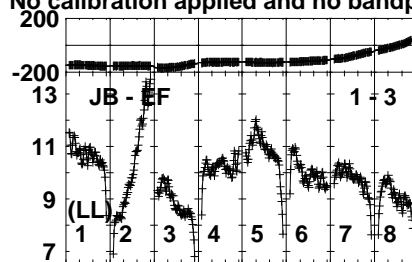
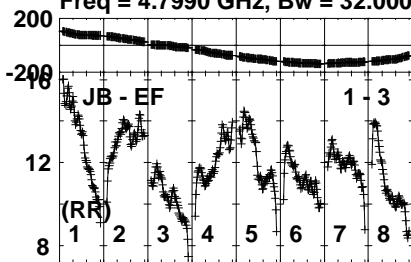
Lower frame: Micro Ampl Jy Top frame: Phas deg  
Vector averaged cross-power spectrum Several baselines displayed  
Timerange: 00/15:03:31 to 00/15:07:29

Plot file version 148 created 10-NOV-2021 19:32:33

J1125+2610 EC077A.UVDATA.1

Freq = 4.7990 GHz, Bw = 32.000 MH

No calibration applied and no bandpass applied



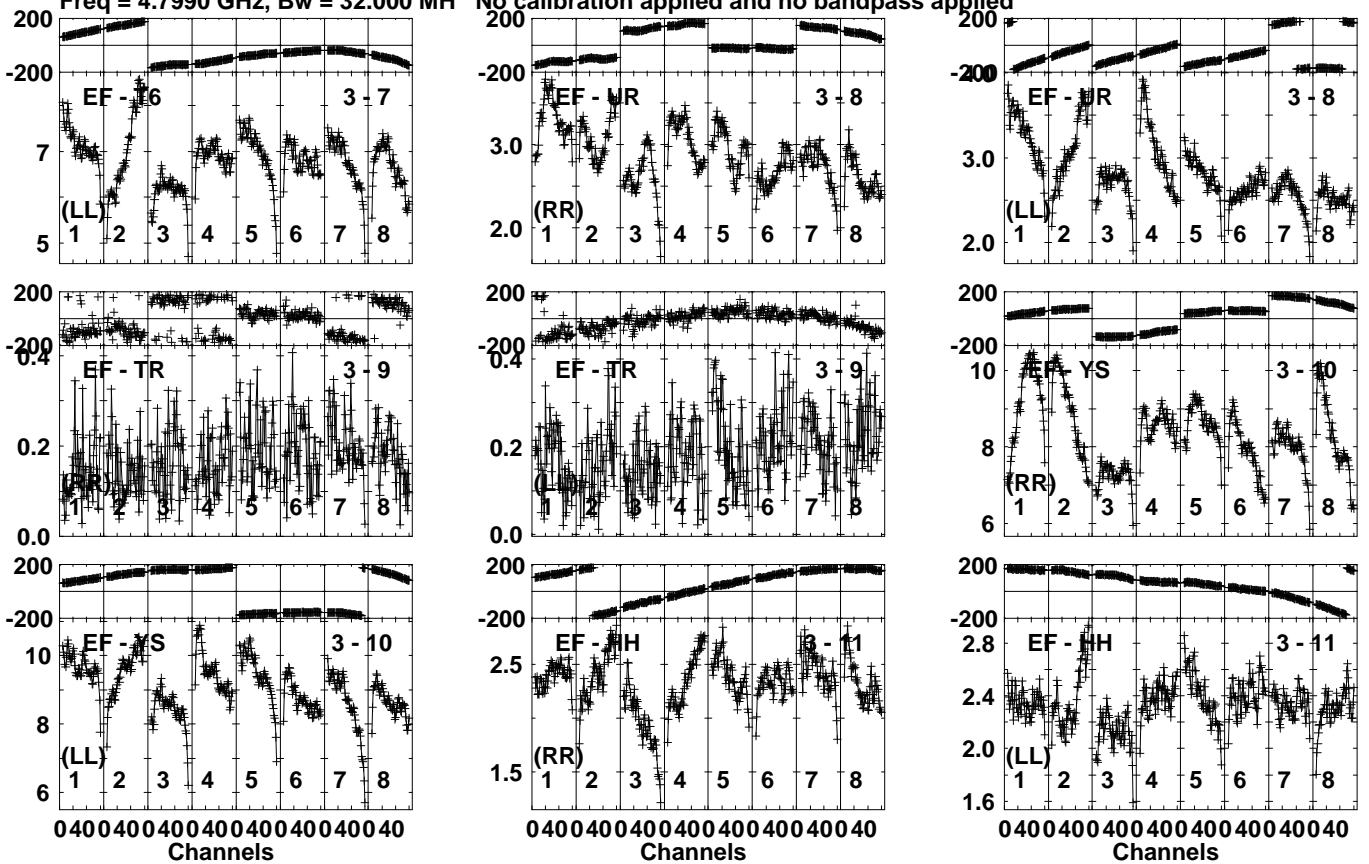
Lower frame: Milli Ampl Jy Top frame: Phas deg  
Vector averaged cross-power spectrum Several baselines displayed  
Timerange: 00/15:08:01 to 00/15:09:59

Plot file version 149 created 10-NOV-2021 19:32:34

J1125+2610 EC077A.UVDATA.1

Freq = 4.7990 GHz, Bw = 32.000 MH

No calibration applied and no bandpass applied

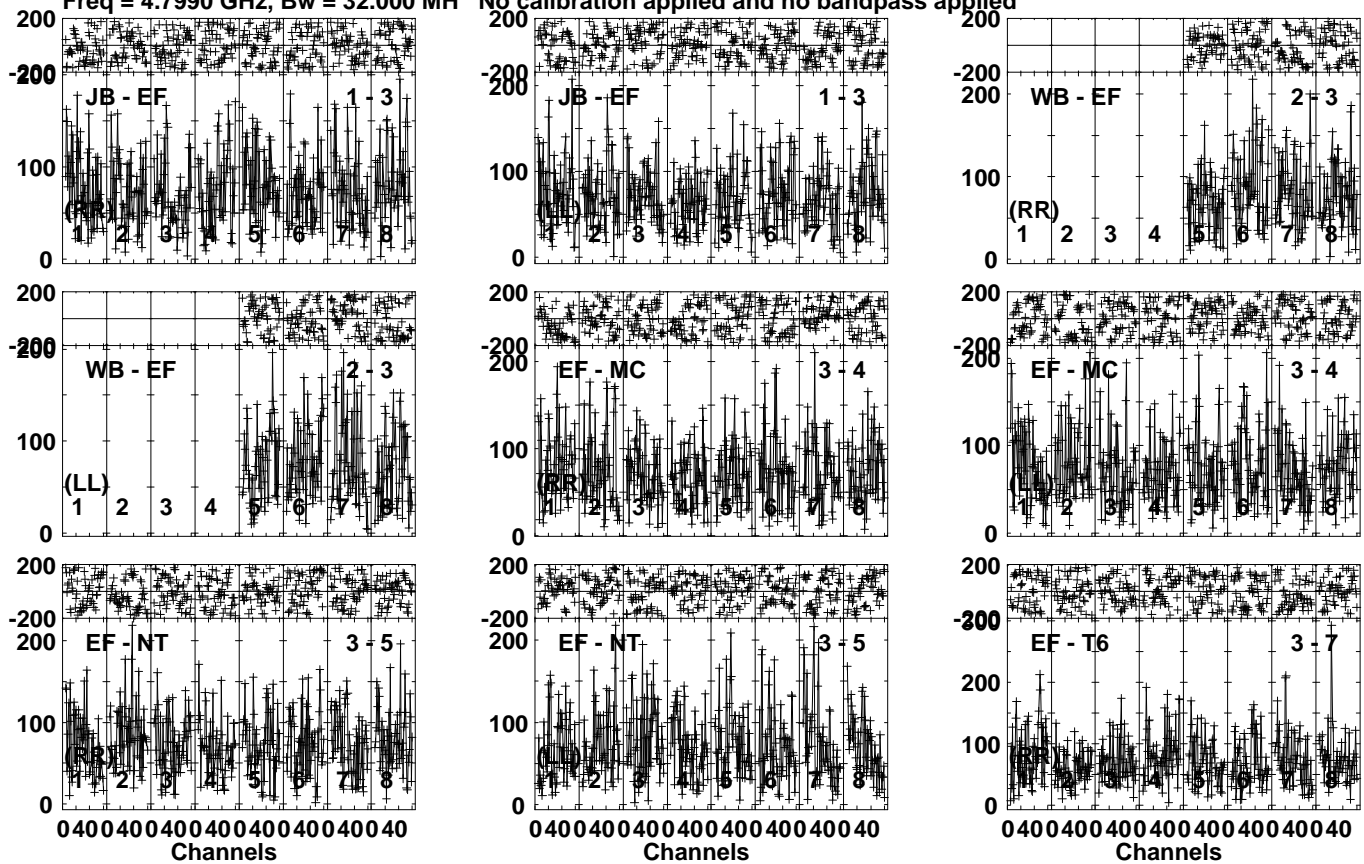


Lower frame: Milli Ampl Jy Top frame: Phas deg  
Vector averaged cross-power spectrum Several baselines displayed  
Timerange: 00/15:08:01 to 00/15:09:59



Plot file version 151 created 10-NOV-2021 19:32:34  
 EQJ1122+2550 EC077A.UVDATA.1  
 Freq = 4.7990 GHz, Bw = 32.000 MH

No calibration applied and no bandpass applied



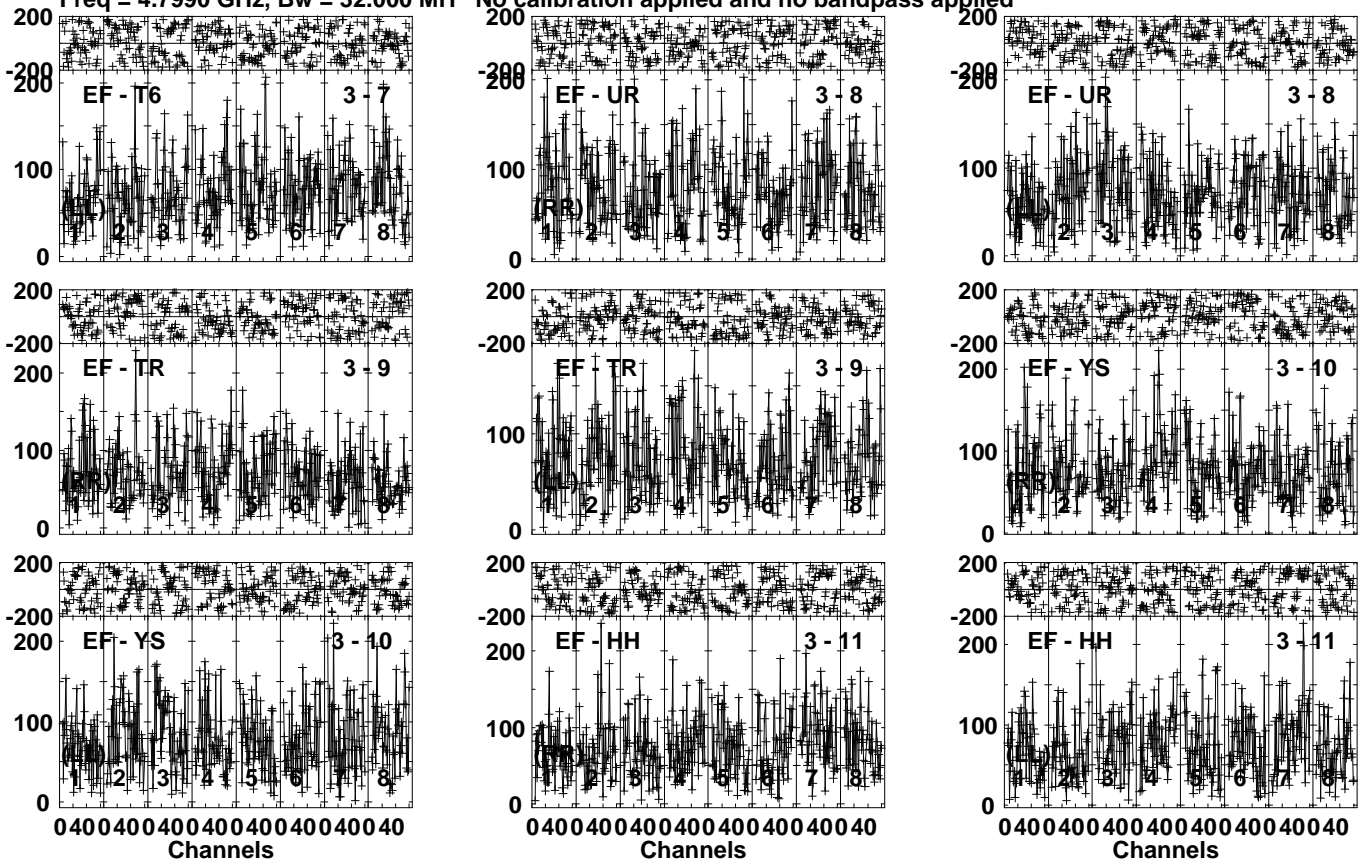
Lower frame: Micro Ampl Jy Top frame: Phas deg  
 Vector averaged cross-power spectrum Several baselines displayed  
 Timerange: 00/15:10:01 to 00/15:13:59

Plot file version 152 created 10-NOV-2021 19:32:34

EQJ1122+2550 EC077A.UVDATA.1

Freq = 4.7990 GHz, Bw = 32.000 MH

No calibration applied and no bandpass applied



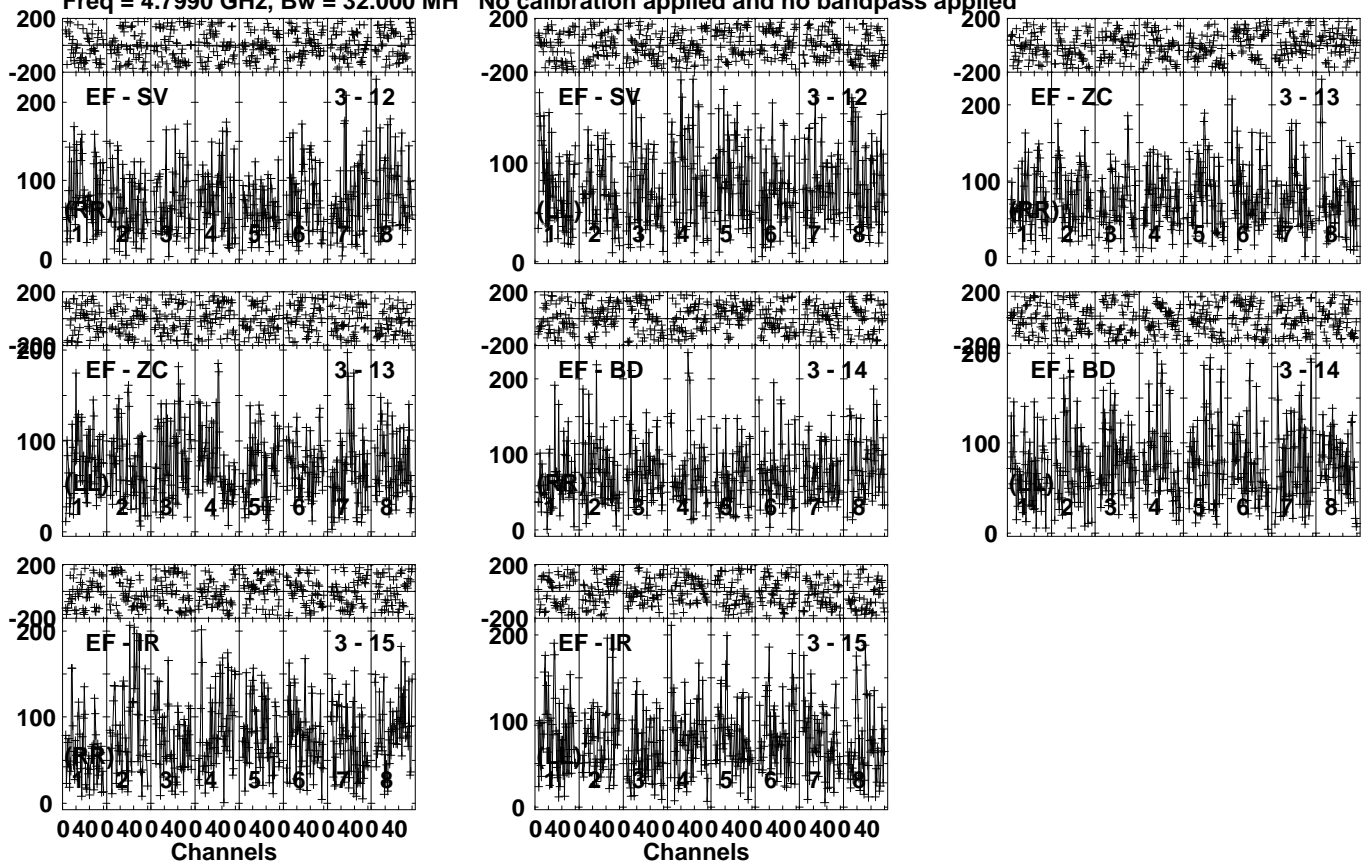
Lower frame: Micro Ampl Jy Top frame: Phas deg  
Vector averaged cross-power spectrum Several baselines displayed  
Timerange: 00/15:10:01 to 00/15:13:59

Plot file version 153 created 10-NOV-2021 19:32:34

EQJ1122+2550 EC077A.UVDATA.1

Freq = 4.7990 GHz, Bw = 32.000 MH

No calibration applied and no bandpass applied



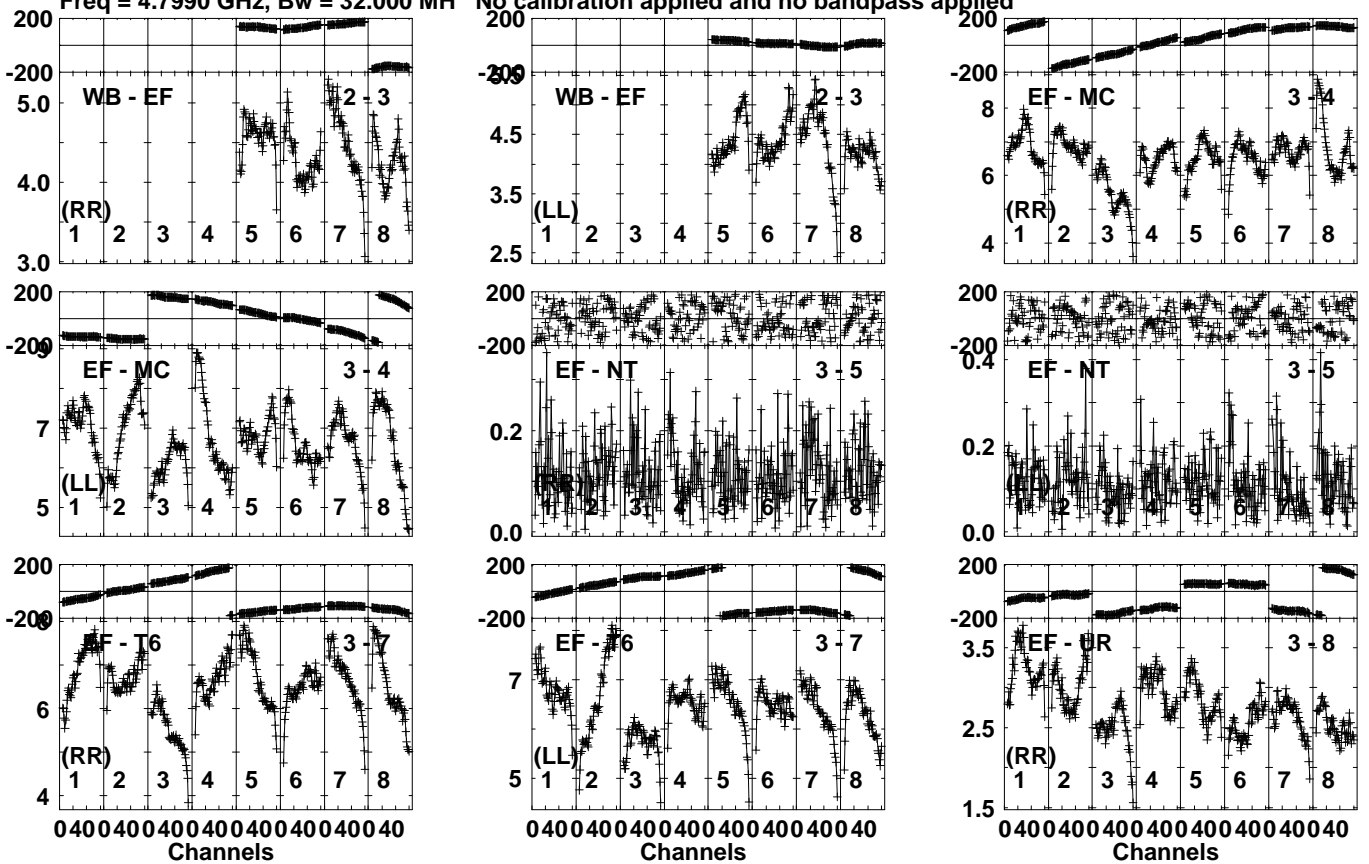
Lower frame: Micro Ampl Jy Top frame: Phas deg  
Vector averaged cross-power spectrum Several baselines displayed  
Timerange: 00/15:10:01 to 00/15:13:59

Plot file version 154 created 10-NOV-2021 19:32:34

J1125+2610 EC077A.UVDATA.1

Freq = 4.7990 GHz, Bw = 32.000 MH

No calibration applied and no bandpass applied



Lower frame: Milli Ampl Jy Top frame: Phas deg  
Vector averaged cross-power spectrum Several baselines displayed  
Timerange: 00/15:14:01 to 00/15:15:59

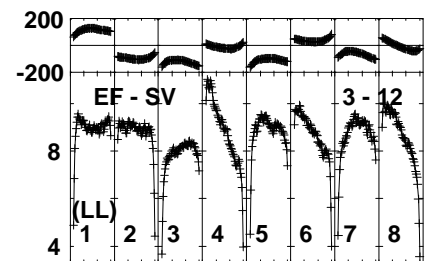
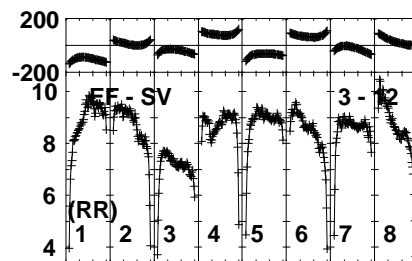
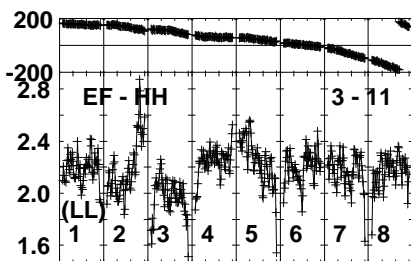
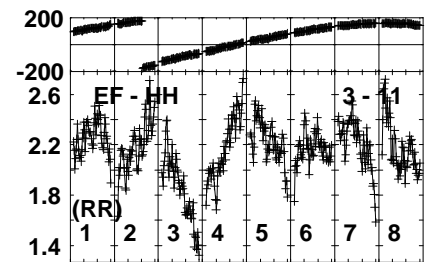
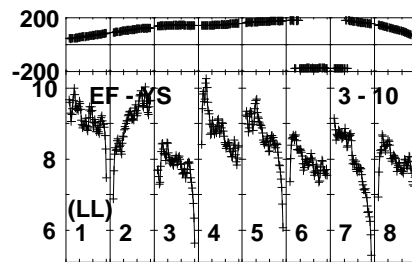
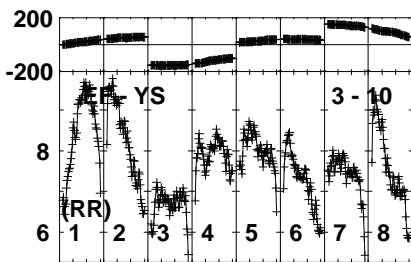
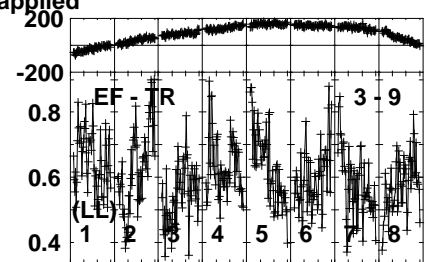
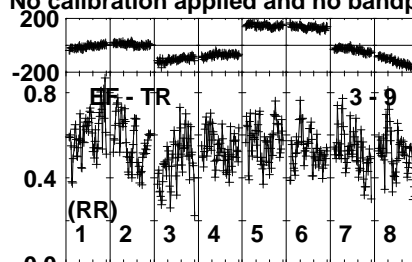
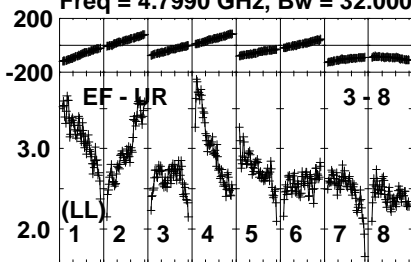


Plot file version 155 created 10-NOV-2021 19:32:34

J1125+2610 EC077A.UVDATA.1

Freq = 4.7990 GHz, Bw = 32.000 MH

No calibration applied and no bandpass applied



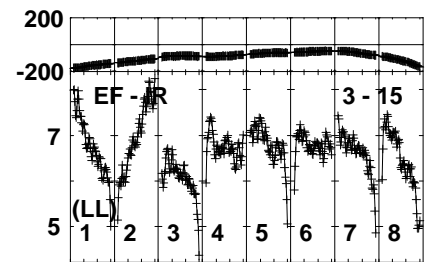
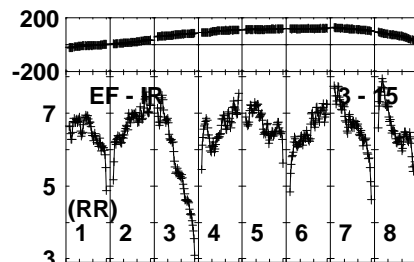
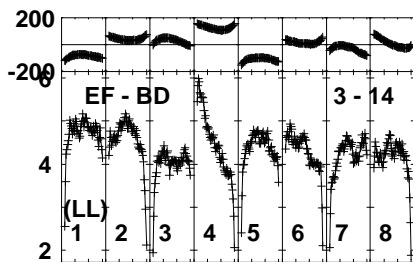
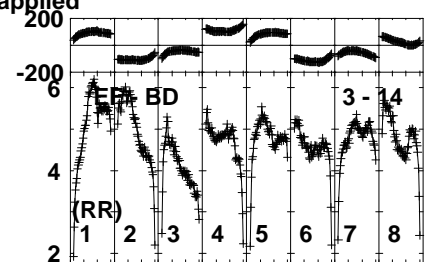
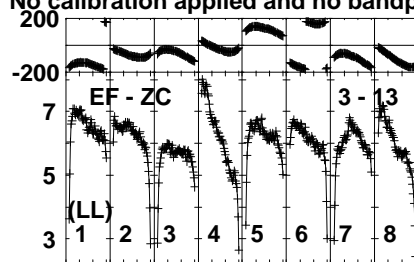
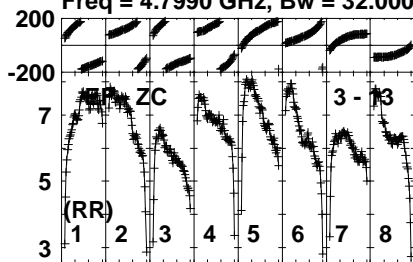
Lower frame: Milli Ampl Jy Top frame: Phas deg  
Vector averaged cross-power spectrum Several baselines displayed  
Timerange: 00/15:14:01 to 00/15:15:59

Plot file version 156 created 10-NOV-2021 19:32:34

J1125+2610 EC077A.UVDATA.1

Freq = 4.7990 GHz, Bw = 32.000 MH

No calibration applied and no bandpass applied



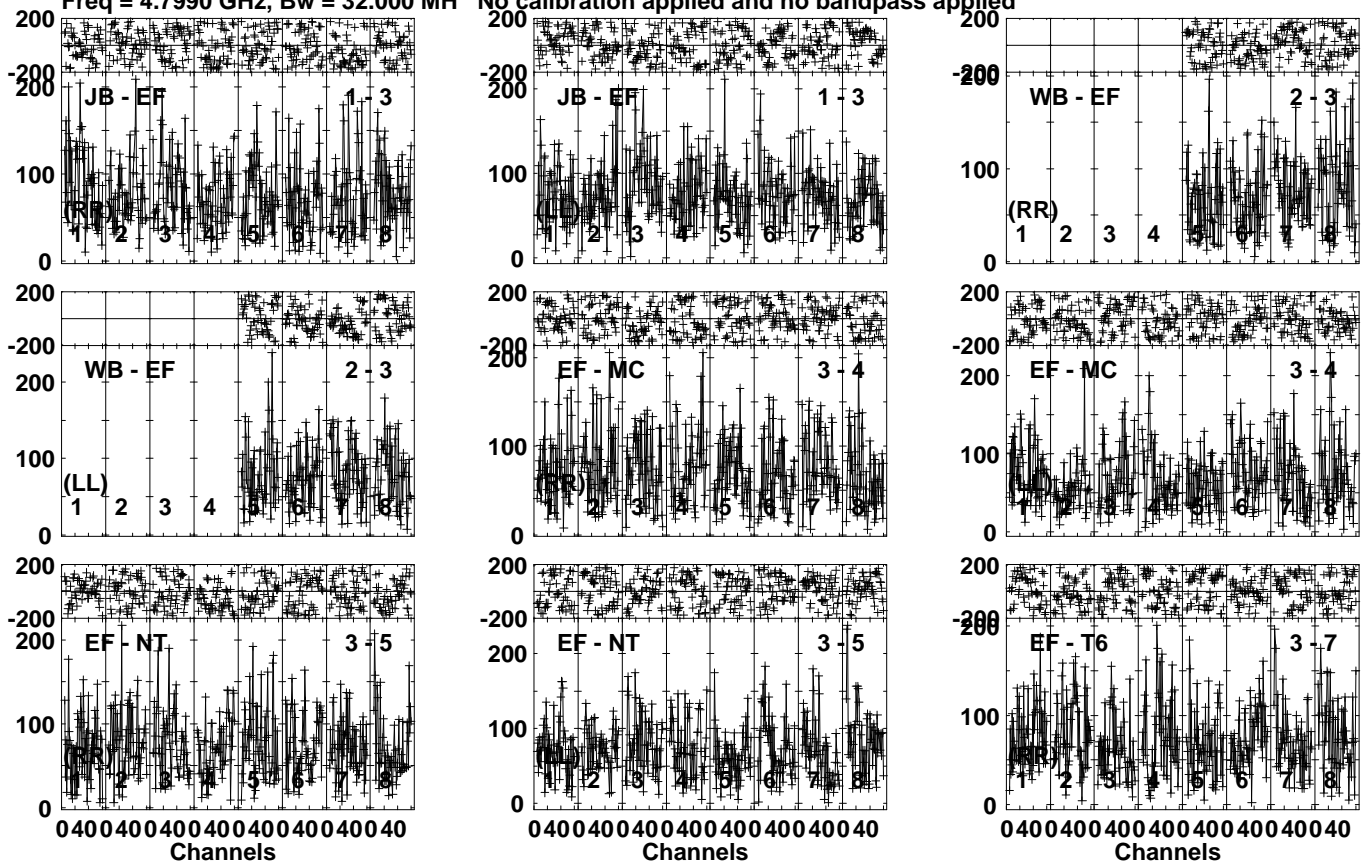
Lower frame: Milli Ampl Jy Top frame: Phas deg  
Vector averaged cross-power spectrum Several baselines displayed  
Timerange: 00/15:14:01 to 00/15:15:59

Plot file version 157 created 10-NOV-2021 19:32:35

EQJ1122+2550 EC077A.UVDATA.1

Freq = 4.7990 GHz, Bw = 32.000 MH

No calibration applied and no bandpass applied



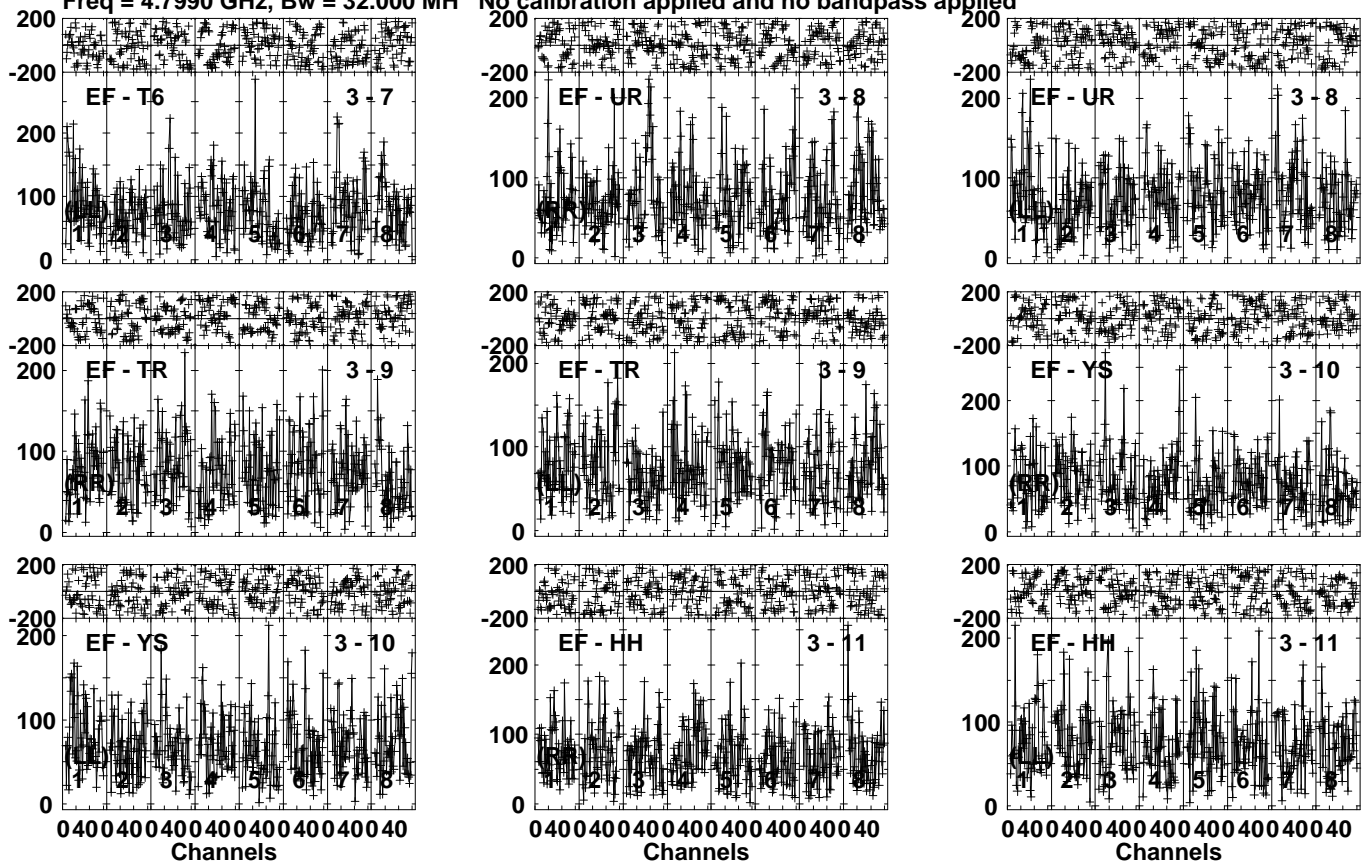
Lower frame: Micro Ampl Jy Top frame: Phas deg  
Vector averaged cross-power spectrum Several baselines displayed  
Timerange: 00/15:16:01 to 00/15:19:59

Plot file version 158 created 10-NOV-2021 19:32:35

EQJ1122+2550 EC077A.UVDATA.1

Freq = 4.7990 GHz, Bw = 32.000 MH

No calibration applied and no bandpass applied



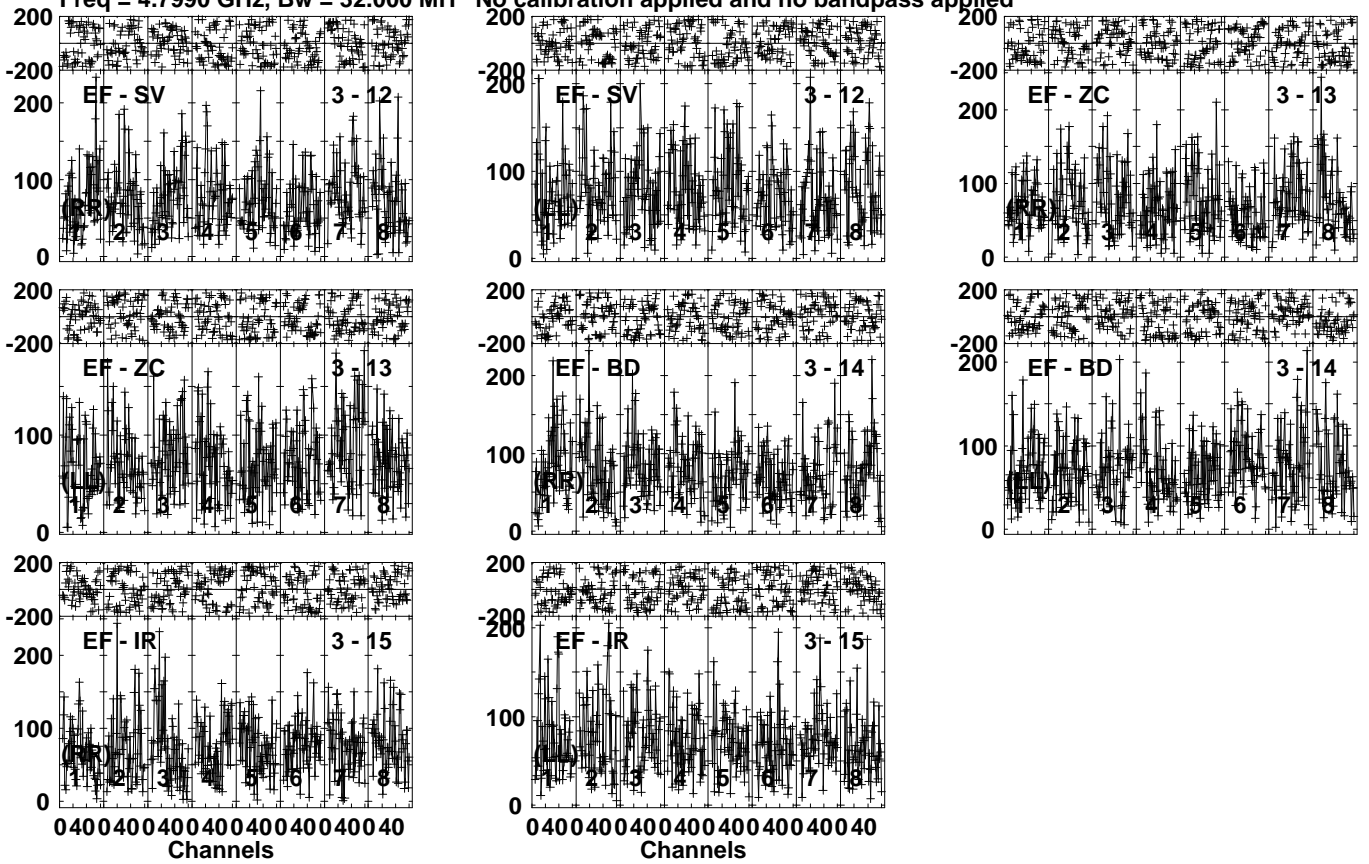
Lower frame: Micro Ampl Jy Top frame: Phas deg  
Vector averaged cross-power spectrum Several baselines displayed  
Timerange: 00/15:16:01 to 00/15:19:59

Plot file version 159 created 10-NOV-2021 19:32:35

EQJ1122+2550 EC077A.UVDATA.1

Freq = 4.7990 GHz, Bw = 32.000 MH

No calibration applied and no bandpass applied



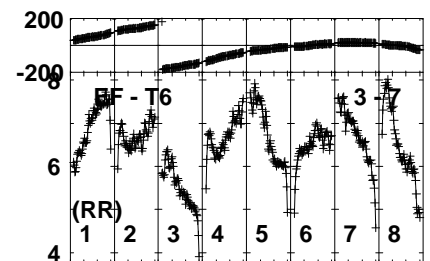
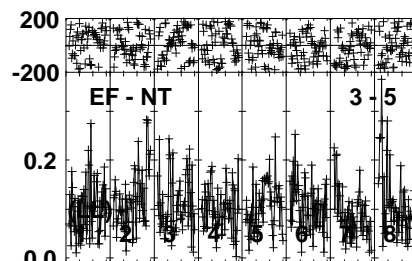
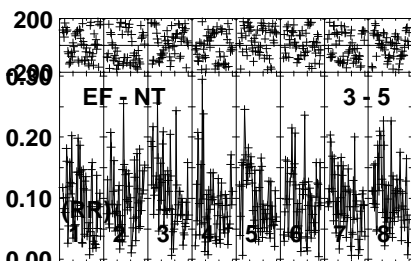
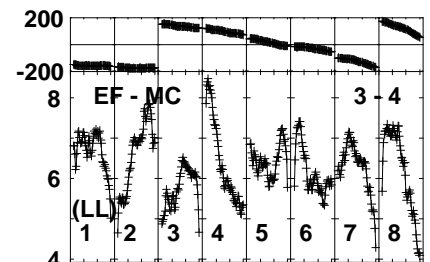
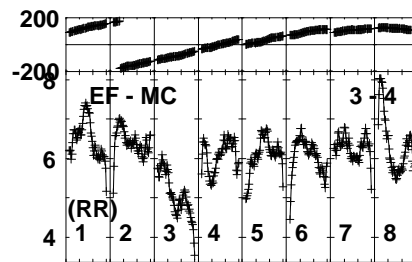
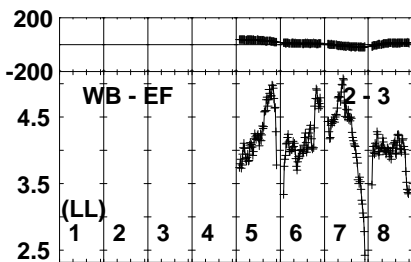
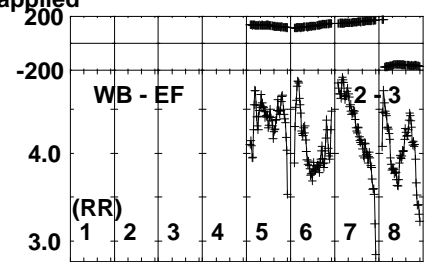
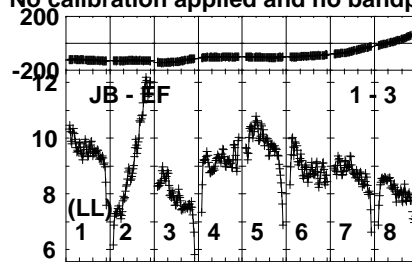
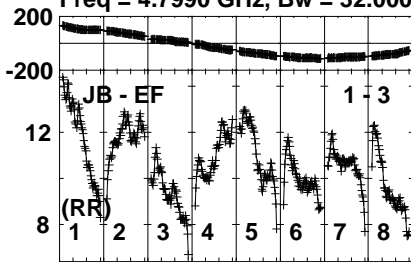
Lower frame: Micro Ampl Jy Top frame: Phas deg  
Vector averaged cross-power spectrum Several baselines displayed  
Timerange: 00/15:16:01 to 00/15:19:59

Plot file version 160 created 10-NOV-2021 19:32:35

J1125+2610 EC077A.UVDATA.1

Freq = 4.7990 GHz, Bw = 32.000 MH

No calibration applied and no bandpass applied



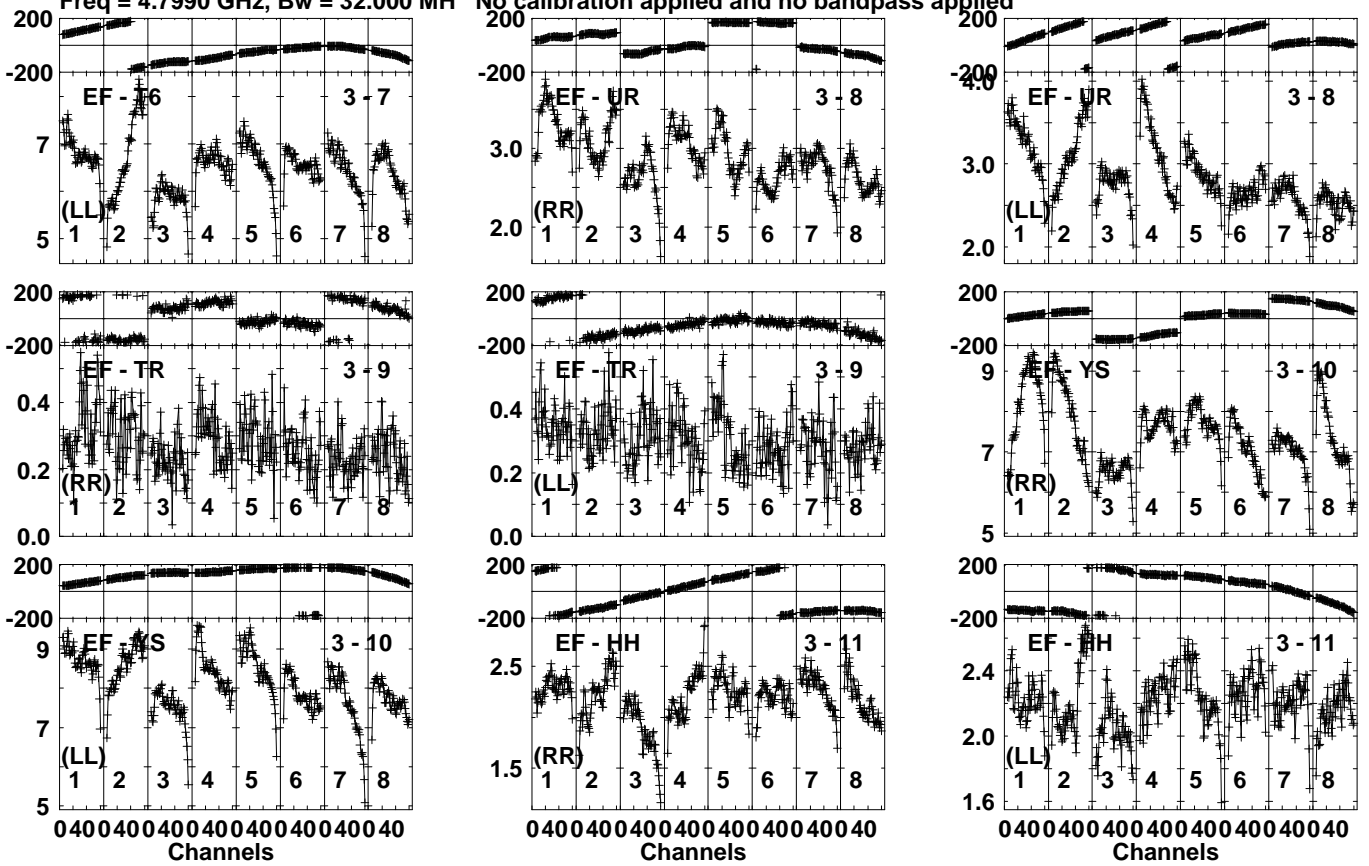
Lower frame: Milli Ampl Jy Top frame: Phas deg  
Vector averaged cross-power spectrum Several baselines displayed  
Timerange: 00/15:20:31 to 00/15:22:29

Plot file version 161 created 10-NOV-2021 19:32:35

J1125+2610 EC077A.UVDATA.1

Freq = 4.7990 GHz, Bw = 32.000 MH

No calibration applied and no bandpass applied



Lower frame: Milli Ampl Jy Top frame: Phas deg  
Vector averaged cross-power spectrum Several baselines displayed  
Timerange: 00/15:20:31 to 00/15:22:29



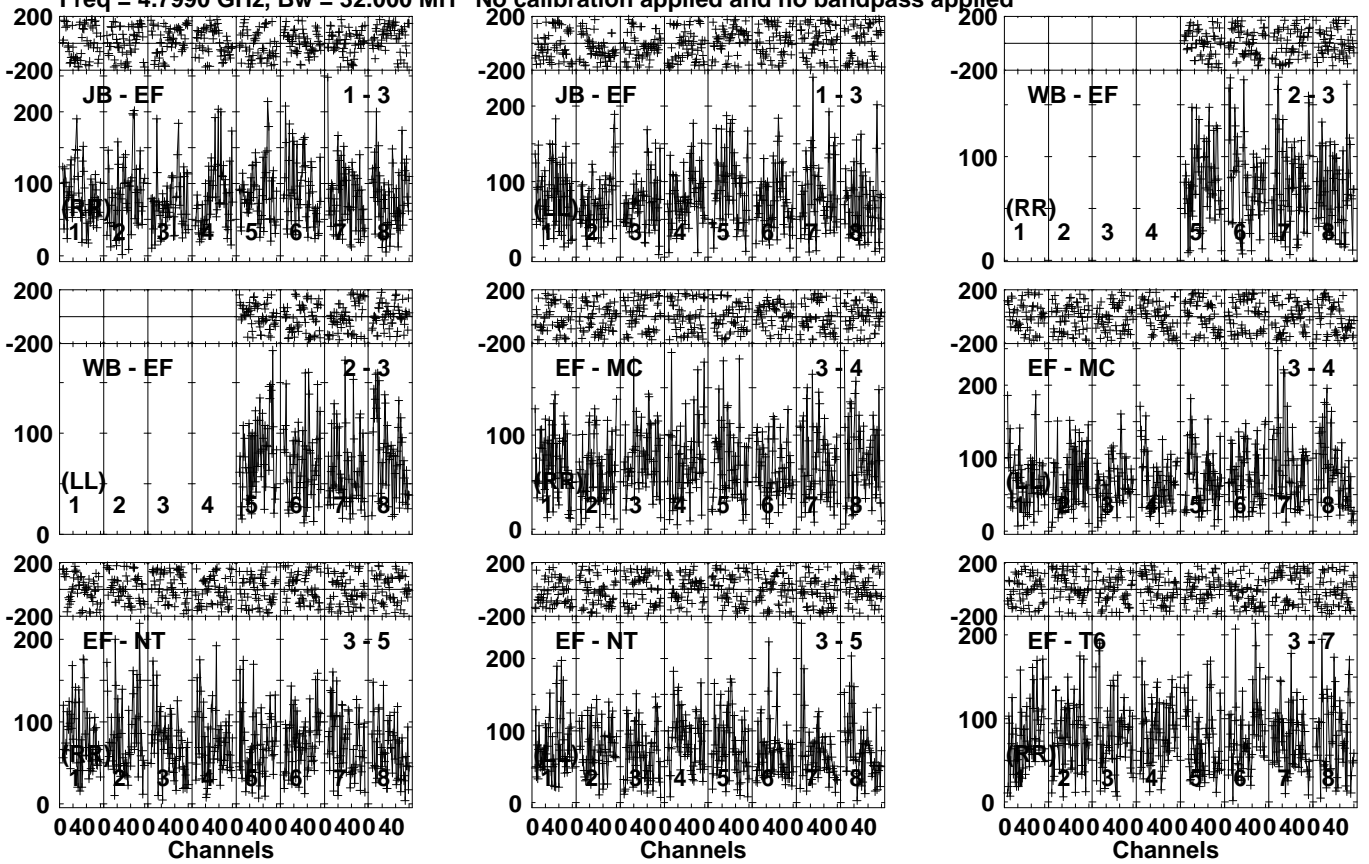


Plot file version 163 created 10-NOV-2021 19:32:35

EQJ1122+2550 EC077A.UVDATA.1

Freq = 4.7990 GHz, Bw = 32.000 MH

No calibration applied and no bandpass applied



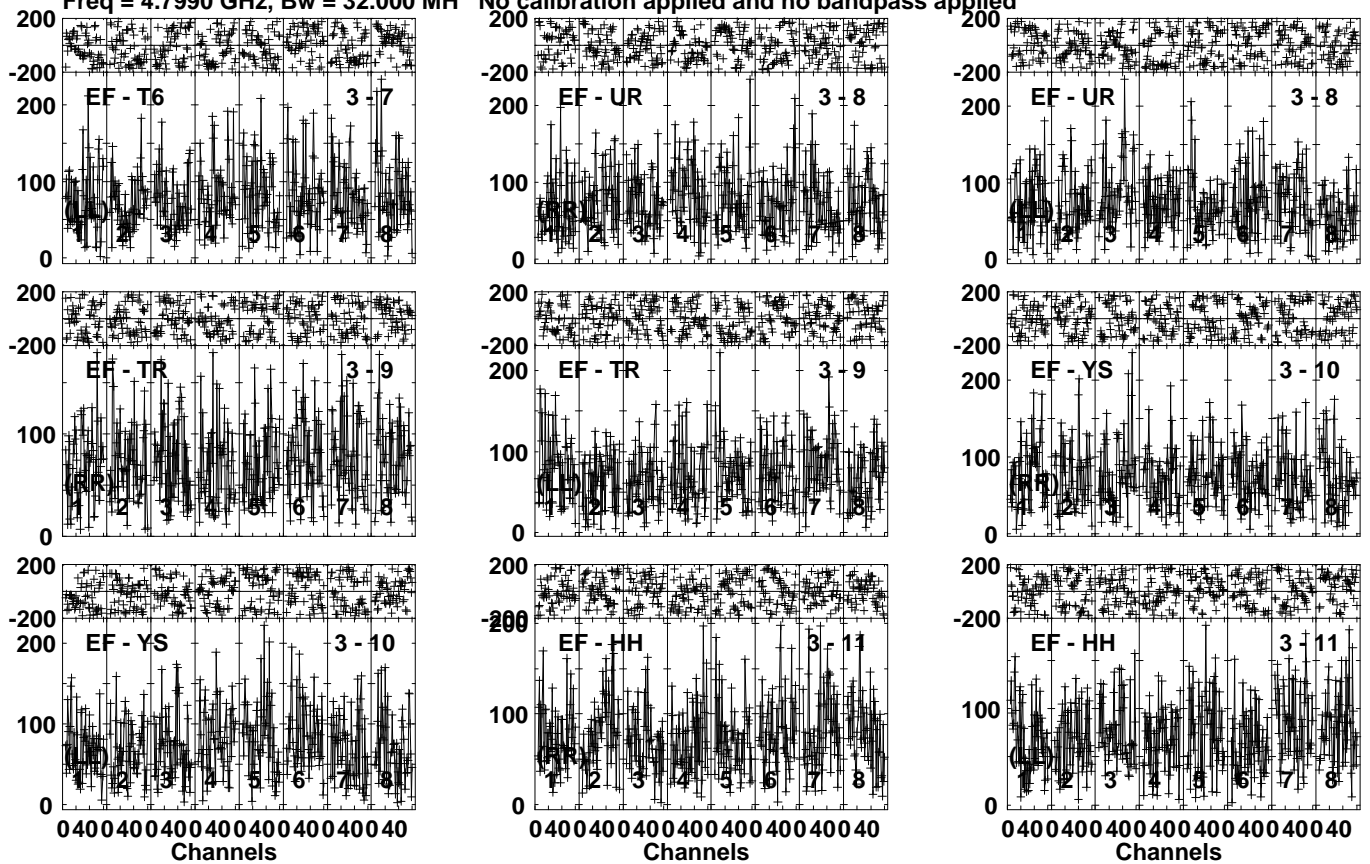
Lower frame: Micro Ampl Jy Top frame: Phas deg  
Vector averaged cross-power spectrum Several baselines displayed  
Timerange: 00/15:22:31 to 00/15:26:29

Plot file version 164 created 10-NOV-2021 19:32:35

EQJ1122+2550 EC077A.UVDATA.1

Freq = 4.7990 GHz, Bw = 32.000 MH

No calibration applied and no bandpass applied



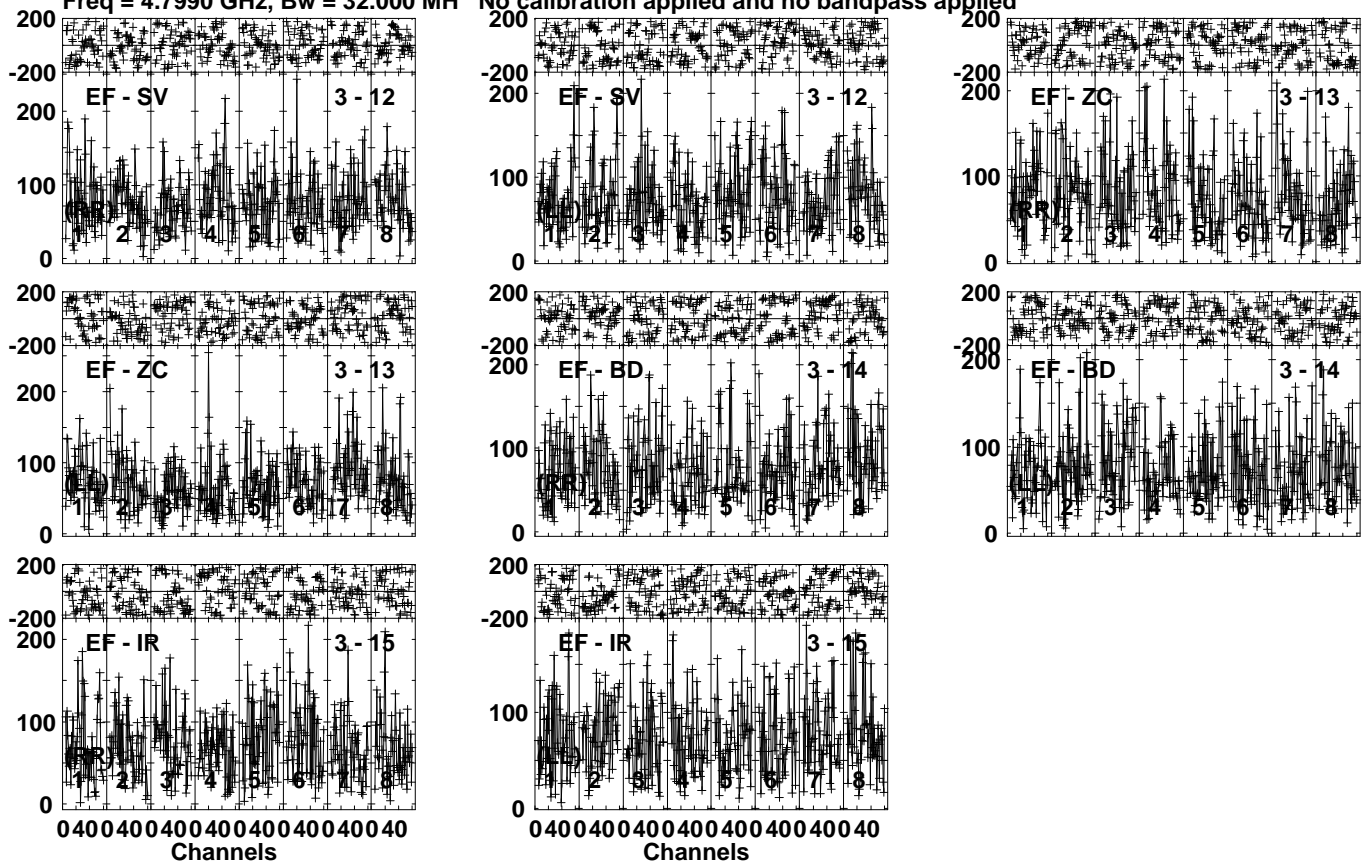
Lower frame: Micro Ampl Jy Top frame: Phas deg  
Vector averaged cross-power spectrum Several baselines displayed  
Timerange: 00/15:22:31 to 00/15:26:29

Plot file version 165 created 10-NOV-2021 19:32:36

EQJ1122+2550 EC077A.UVDATA.1

Freq = 4.7990 GHz, Bw = 32.000 MH

No calibration applied and no bandpass applied



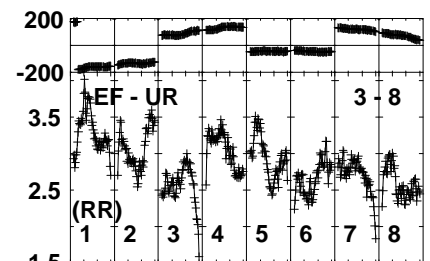
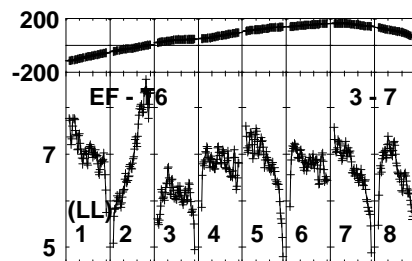
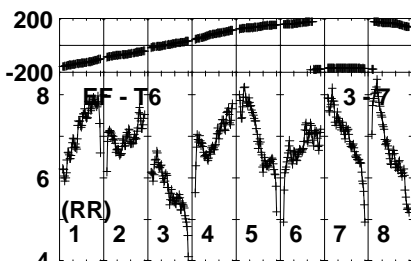
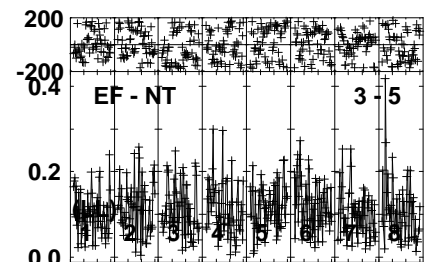
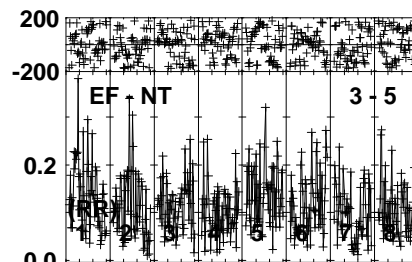
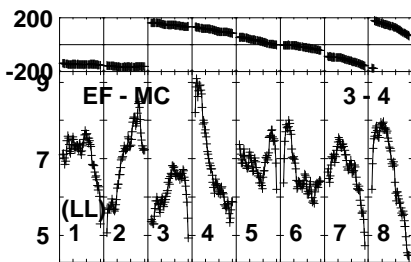
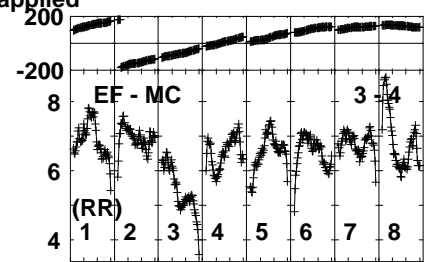
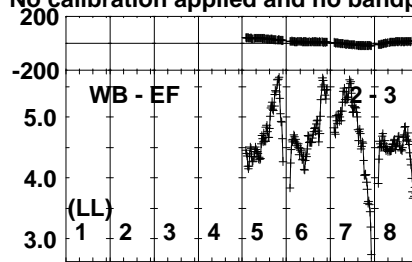
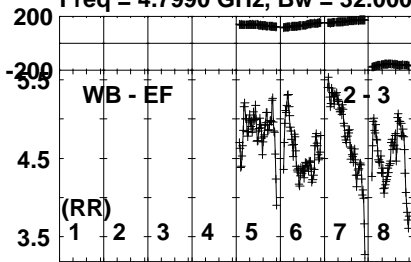
Lower frame: Micro Ampl Jy Top frame: Phas deg  
Vector averaged cross-power spectrum Several baselines displayed  
Timerange: 00/15:22:31 to 00/15:26:29

Plot file version 166 created 10-NOV-2021 19:32:36

J1125+2610 EC077A.UVDATA.1

Freq = 4.7990 GHz, Bw = 32.000 MH

No calibration applied and no bandpass applied



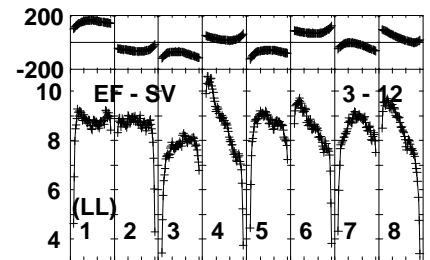
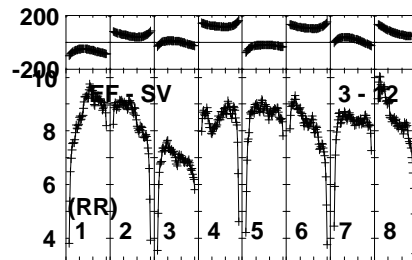
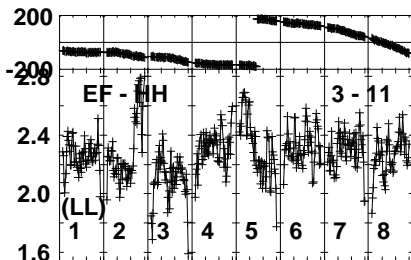
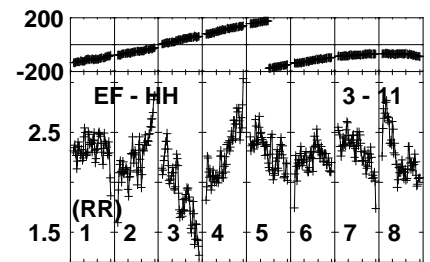
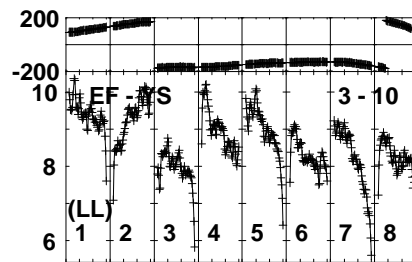
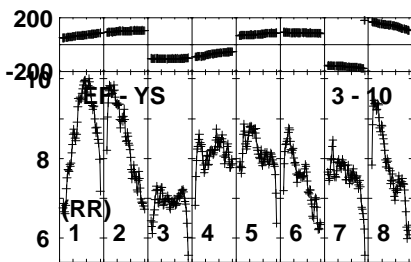
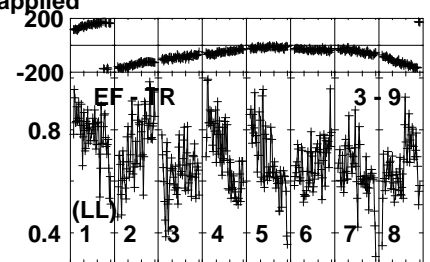
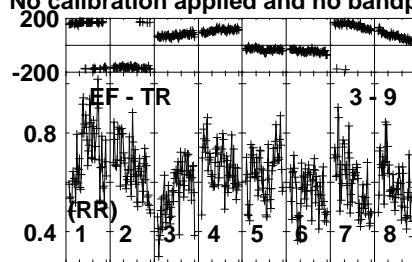
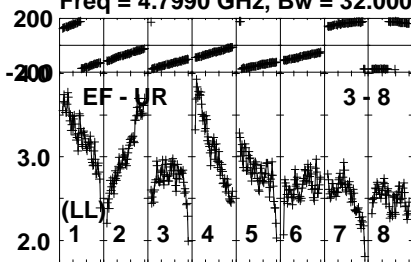
Lower frame: Milli Ampl Jy Top frame: Phas deg  
Vector averaged cross-power spectrum Several baselines displayed  
Timerange: 00/15:26:31 to 00/15:28:29

Plot file version 167 created 10-NOV-2021 19:32:36

J1125+2610 EC077A.UVDATA.1

Freq = 4.7990 GHz, Bw = 32.000 MH

No calibration applied and no bandpass applied



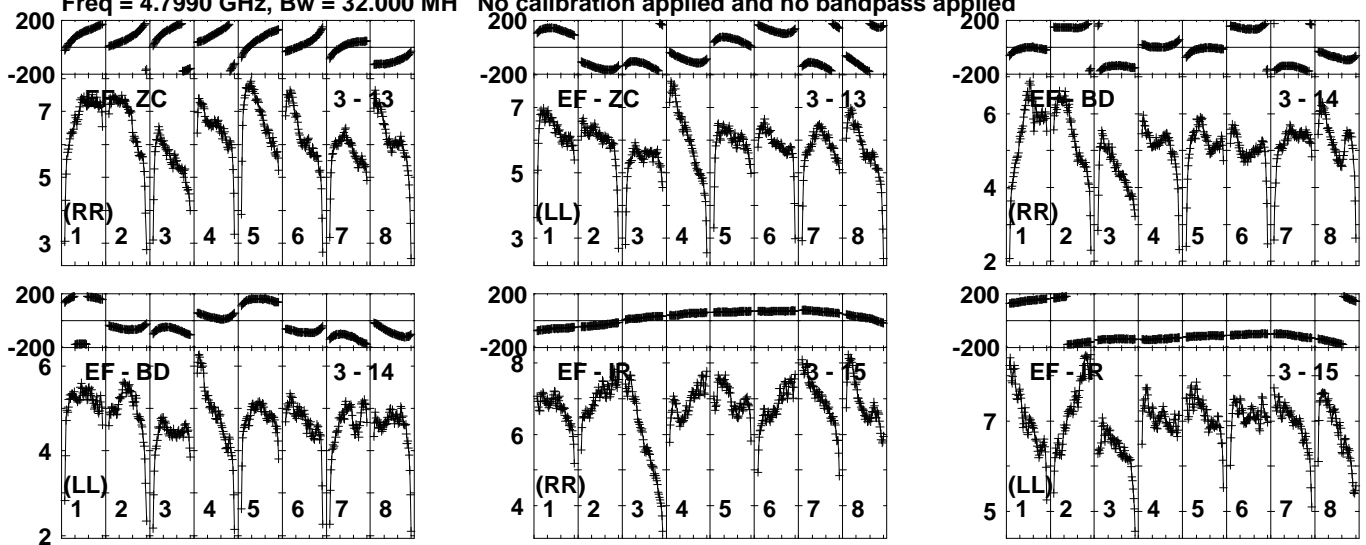
Lower frame: Milli Ampl Jy Top frame: Phas deg  
Vector averaged cross-power spectrum Several baselines displayed  
Timerange: 00/15:26:31 to 00/15:28:29

Plot file version 168 created 10-NOV-2021 19:32:36

J1125+2610 EC077A.UVDATA.1

Freq = 4.7990 GHz, Bw = 32.000 MH

No calibration applied and no bandpass applied



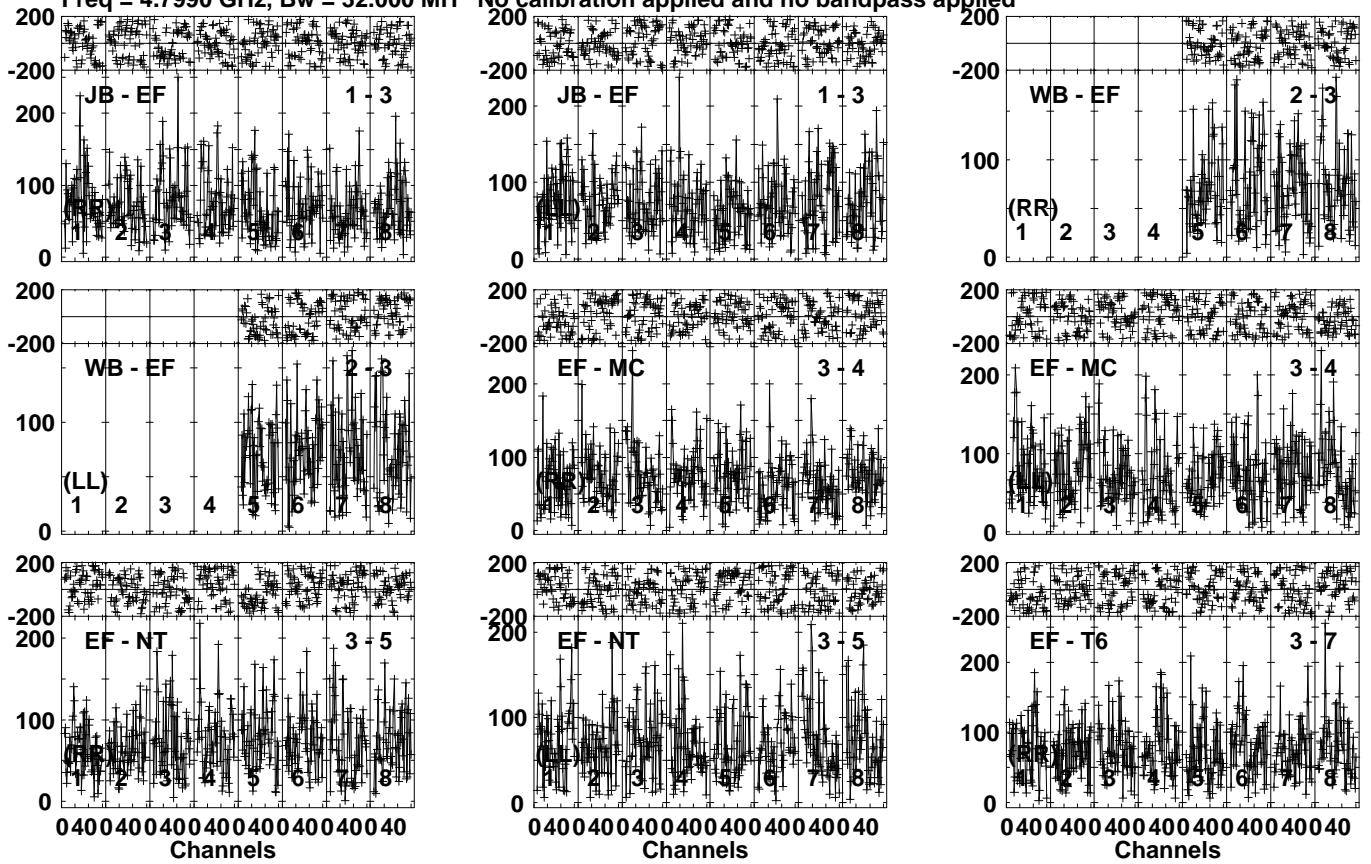
Lower frame: Milli Ampl Jy Top frame: Phas deg  
Vector averaged cross-power spectrum Several baselines displayed  
Timerange: 00/15:26:31 to 00/15:28:29

Plot file version 169 created 10-NOV-2021 19:32:36

EQJ1122+2550 EC077A.UVDATA.1

Freq = 4.7990 GHz, Bw = 32.000 MH

No calibration applied and no bandpass applied



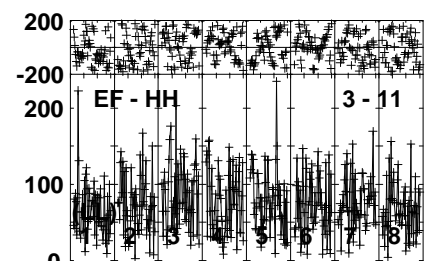
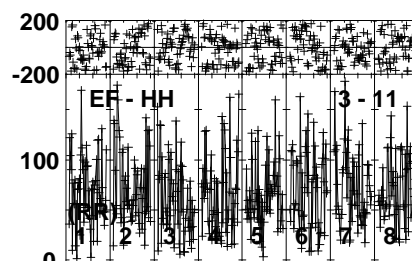
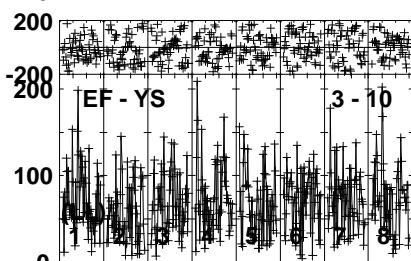
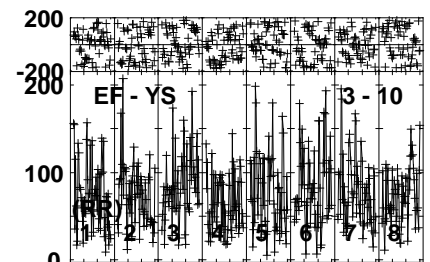
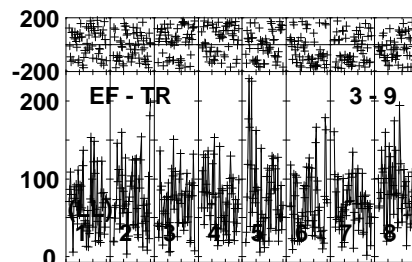
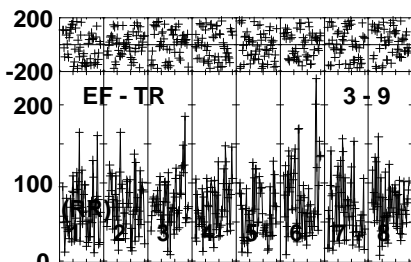
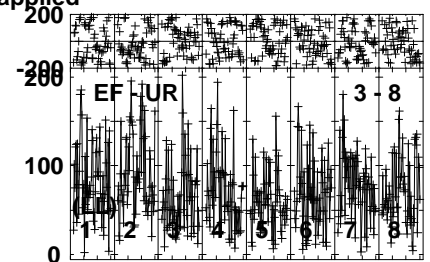
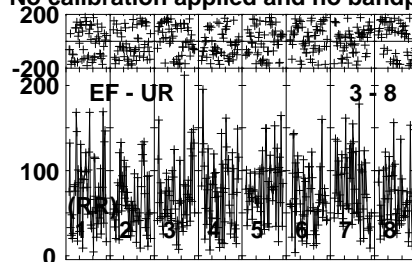
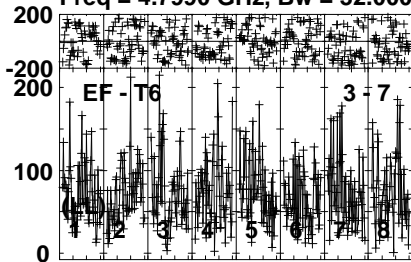
Lower frame: Micro Ampl Jy Top frame: Phas deg  
Vector averaged cross-power spectrum Several baselines displayed  
Timerange: 00:15:28:31 to 00:15:32:29

Plot file version 170 created 10-NOV-2021 19:32:36

EQJ1122+2550 EC077A.UVDATA.1

Freq = 4.7990 GHz, Bw = 32.000 MH

No calibration applied and no bandpass applied



040040040040040040040040040040  
Channels

040040040040040040040040040040  
Channels

040040040040040040040040040040  
Channels

Lower frame: Micro Ampl Jy Top frame: Phas deg  
Vector averaged cross-power spectrum Several baselines displayed  
Timerange: 00/15:28:31 to 00/15:32:29

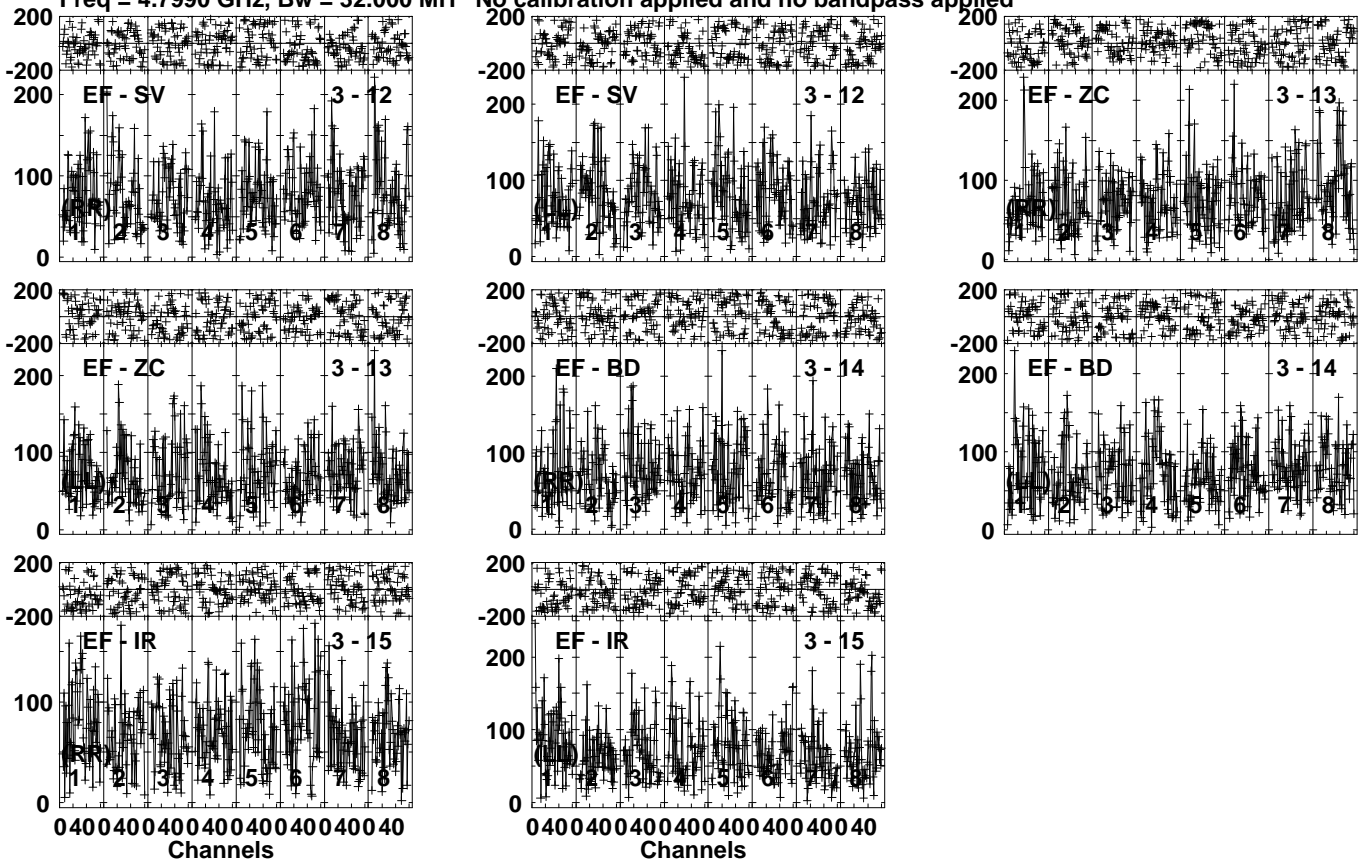


Plot file version 171 created 10-NOV-2021 19:32:36

EQJ1122+2550 EC077A.UVDATA.1

Freq = 4.7990 GHz, Bw = 32.000 MH

No calibration applied and no bandpass applied



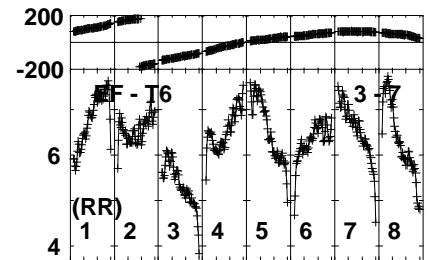
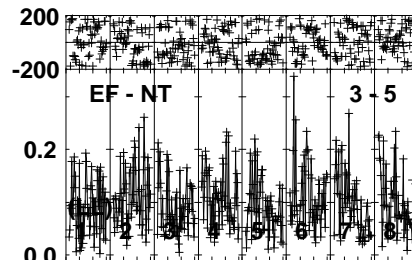
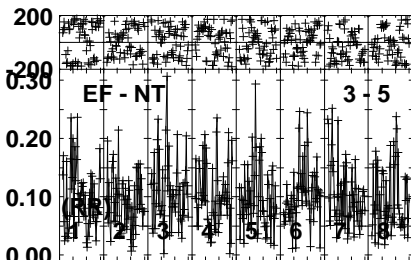
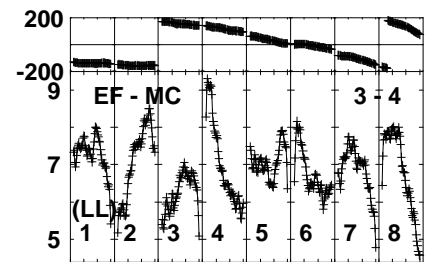
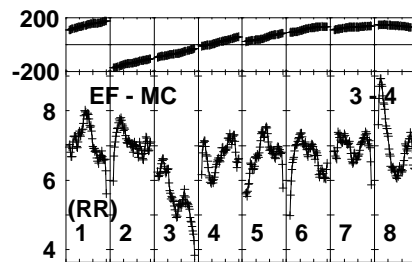
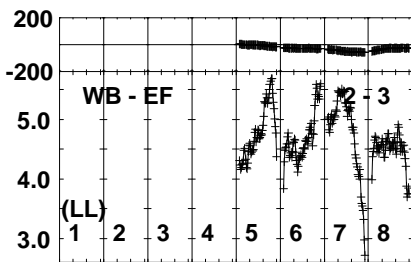
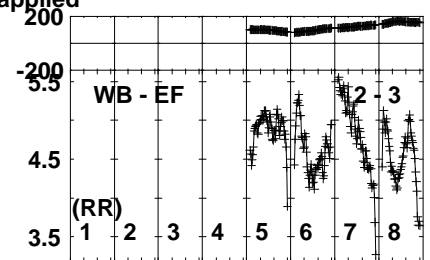
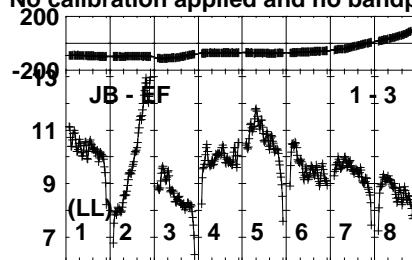
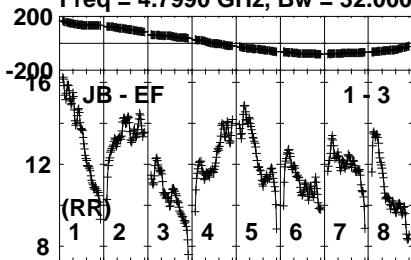
Lower frame: Micro Ampl Jy Top frame: Phas deg  
Vector averaged cross-power spectrum Several baselines displayed  
Timerange: 00/15:28:31 to 00/15:32:29

Plot file version 172 created 10-NOV-2021 19:32:36

J1125+2610 EC077A.UVDATA.1

Freq = 4.7990 GHz, Bw = 32.000 MH

No calibration applied and no bandpass applied



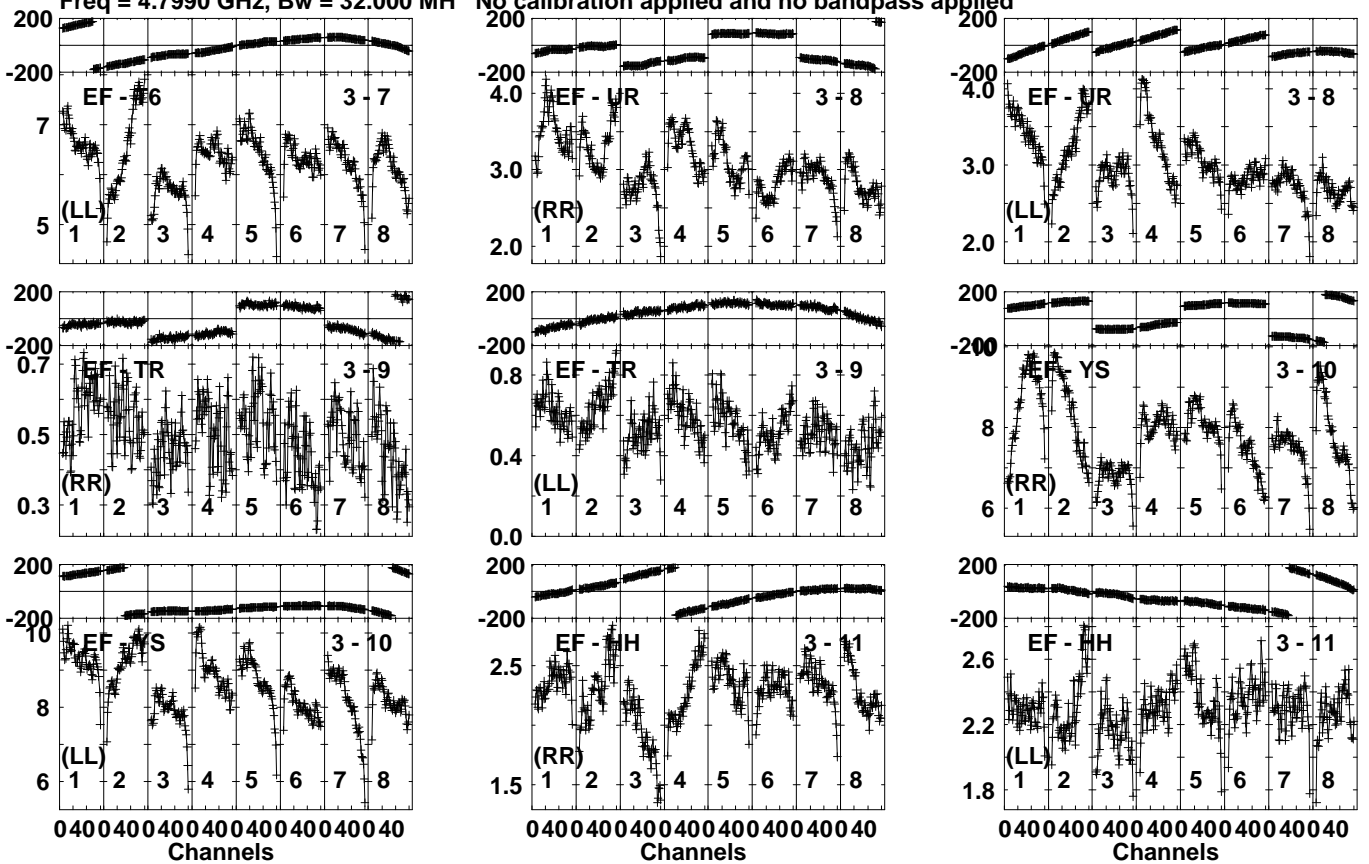
Lower frame: Milli Ampl Jy Top frame: Phas deg  
Vector averaged cross-power spectrum Several baselines displayed  
Timerange: 00/15:33:01 to 00/15:34:59

Plot file version 173 created 10-NOV-2021 19:32:37

J1125+2610 EC077A.UVDATA.1

Freq = 4.7990 GHz, Bw = 32.000 MH

No calibration applied and no bandpass applied



Lower frame: Milli Ampl Jy Top frame: Phas deg  
Vector averaged cross-power spectrum Several baselines displayed  
Timerange: 00/15:33:01 to 00/15:34:59

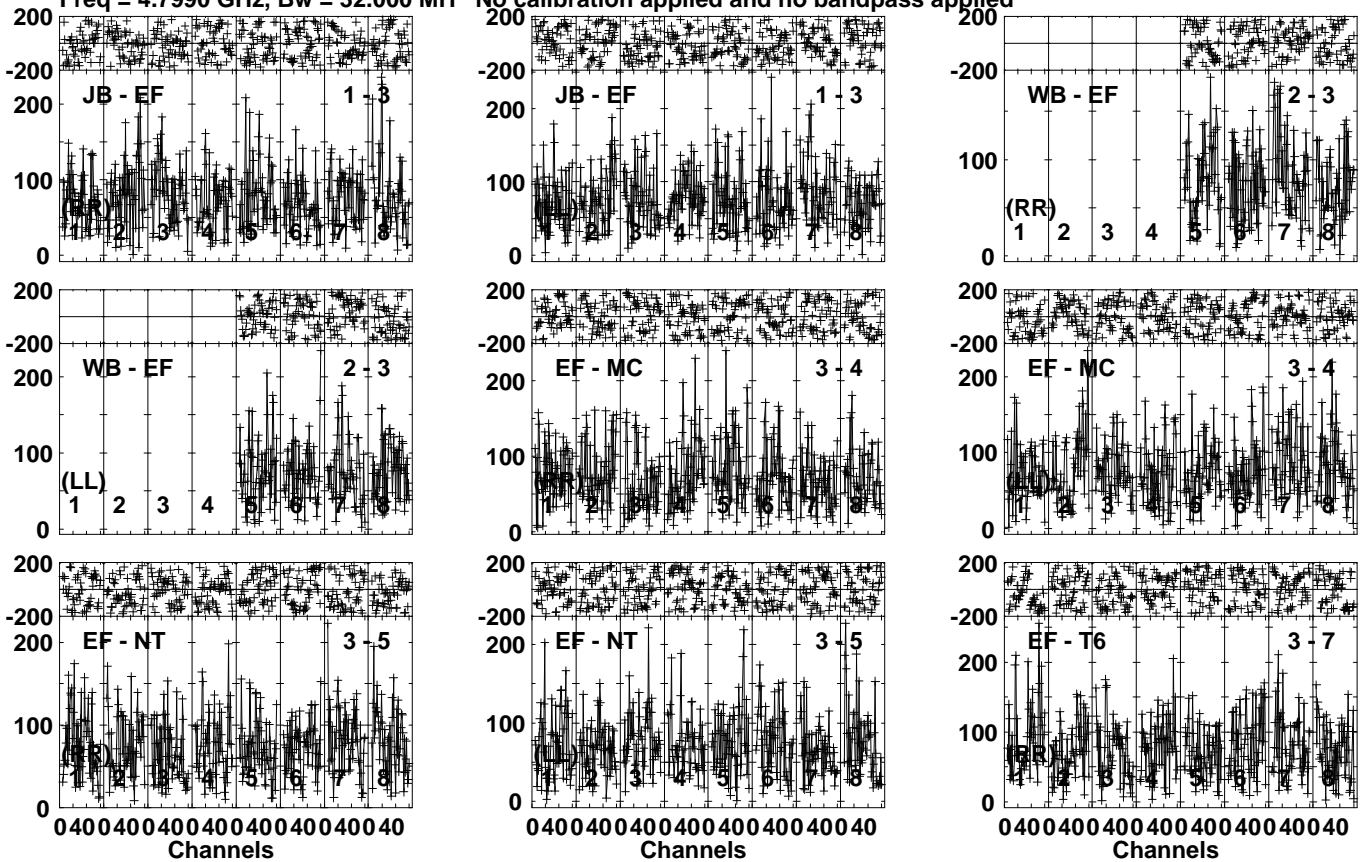


Plot file version 175 created 10-NOV-2021 19:32:37

EQJ1122+2550 EC077A.UVDATA.1

Freq = 4.7990 GHz, Bw = 32.000 MH

No calibration applied and no bandpass applied



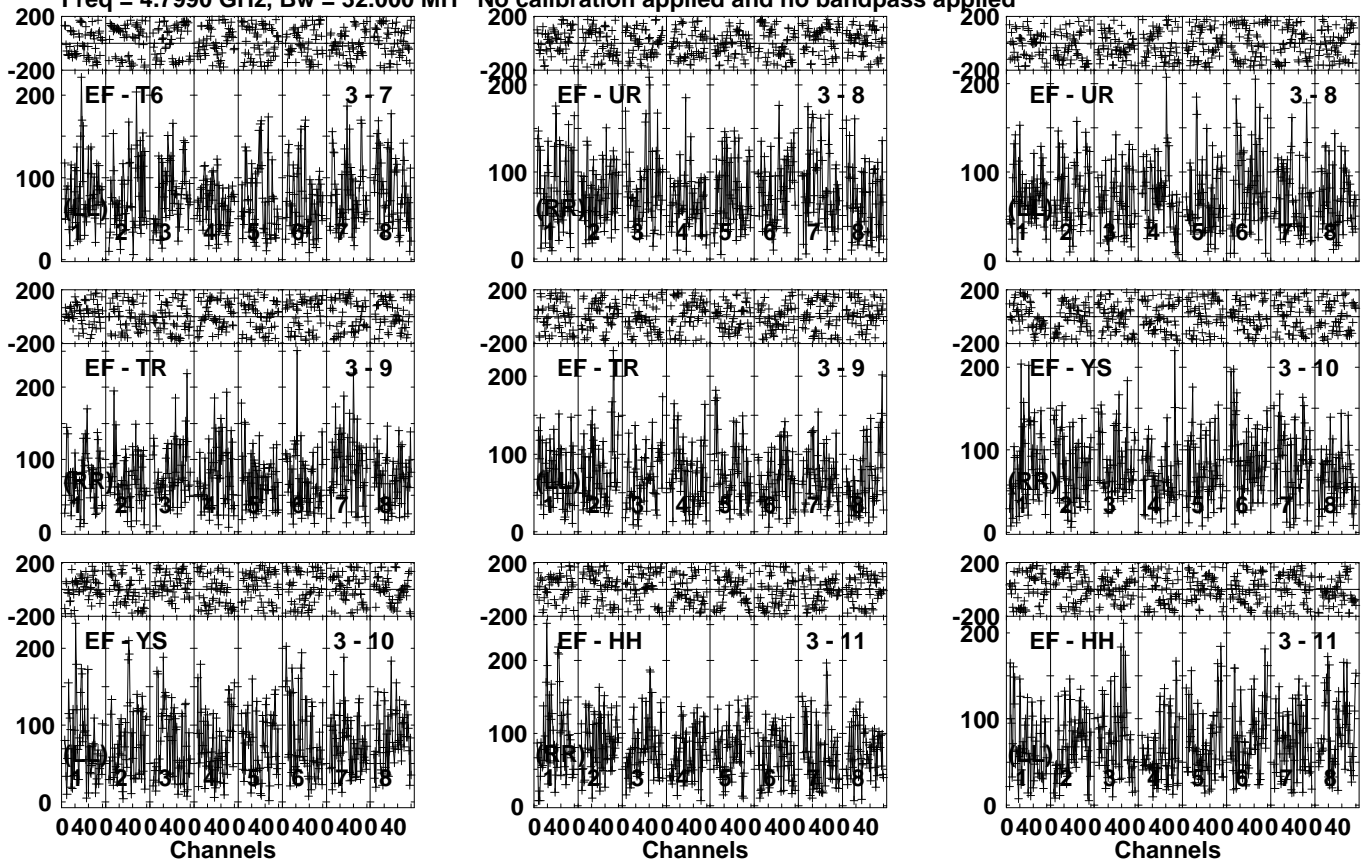
Lower frame: Micro Ampl Jy Top frame: Phas deg  
Vector averaged cross-power spectrum Several baselines displayed  
Timerange: 00/15:35:01 to 00/15:38:59

Plot file version 176 created 10-NOV-2021 19:32:37

EQJ1122+2550 EC077A.UVDATA.1

Freq = 4.7990 GHz, Bw = 32.000 MH

No calibration applied and no bandpass applied



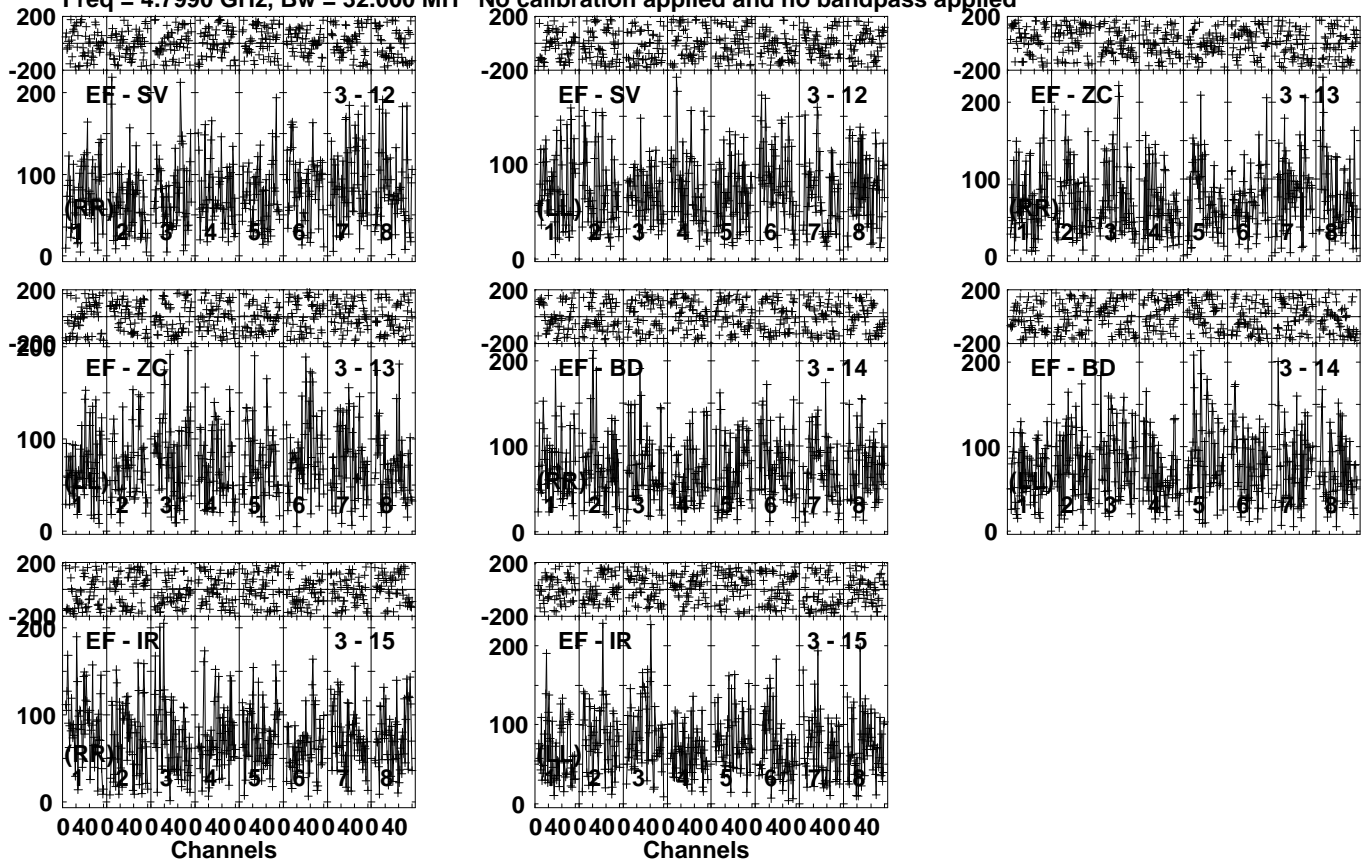
Lower frame: Micro Ampl Jy Top frame: Phas deg  
Vector averaged cross-power spectrum Several baselines displayed  
Timerange: 00/15:35:01 to 00/15:38:59

Plot file version 177 created 10-NOV-2021 19:32:37

EQJ1122+2550 EC077A.UVDATA.1

Freq = 4.7990 GHz, Bw = 32.000 MH

No calibration applied and no bandpass applied



Lower frame: Micro Ampl Jy Top frame: Phas deg  
Vector averaged cross-power spectrum Several baselines displayed  
Timerange: 00/15:35:01 to 00/15:38:59



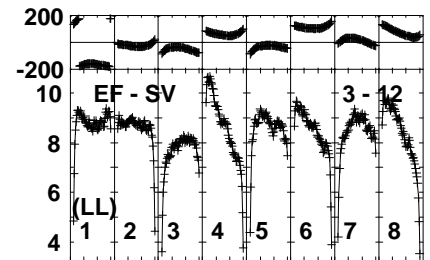
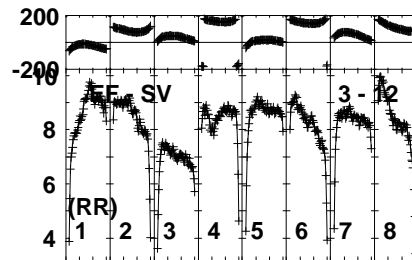
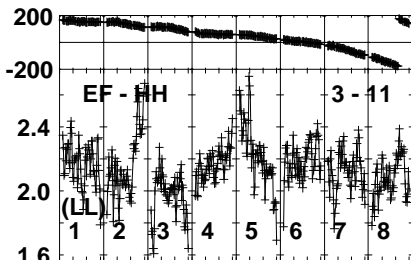
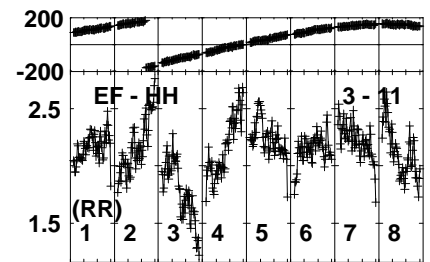
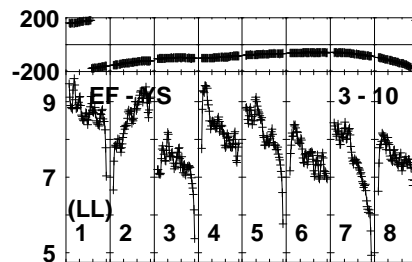
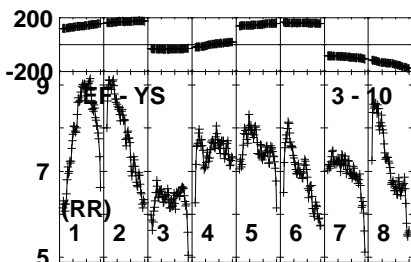
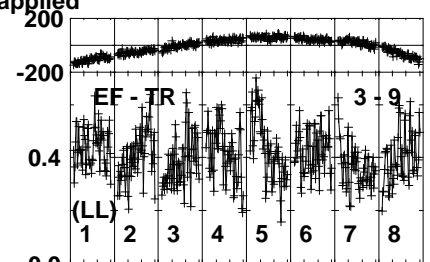
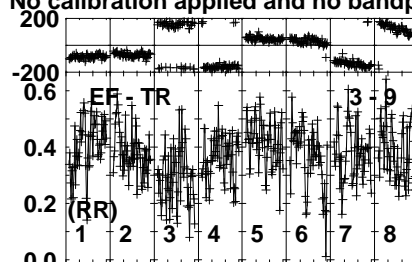
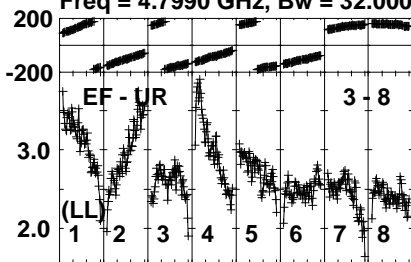


Plot file version 179 created 10-NOV-2021 19:32:37

J1125+2610 EC077A.UVDATA.1

Freq = 4.7990 GHz, Bw = 32.000 MH

No calibration applied and no bandpass applied



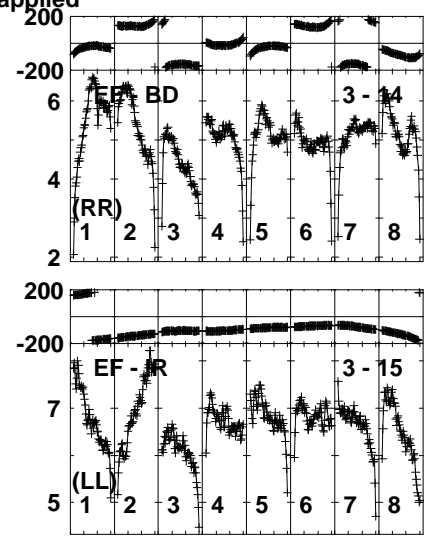
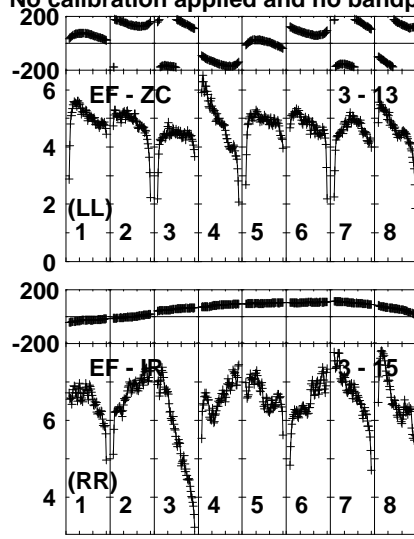
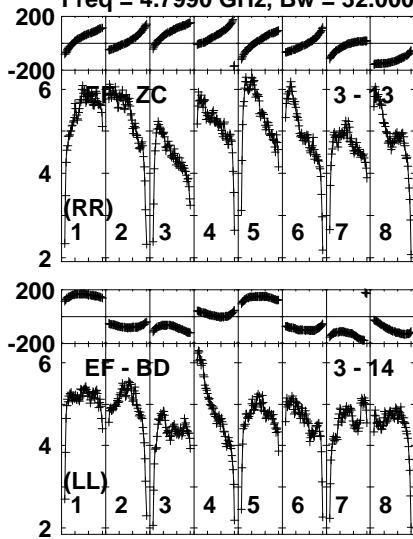
Lower frame: Milli Ampl Jy Top frame: Phas deg  
Vector averaged cross-power spectrum Several baselines displayed  
Timerange: 00/15:39:01 to 00/15:40:59

Plot file version 180 created 10-NOV-2021 19:32:38

J1125+2610 EC077A.UVDATA.1

Freq = 4.7990 GHz, Bw = 32.000 MH

No calibration applied and no bandpass applied



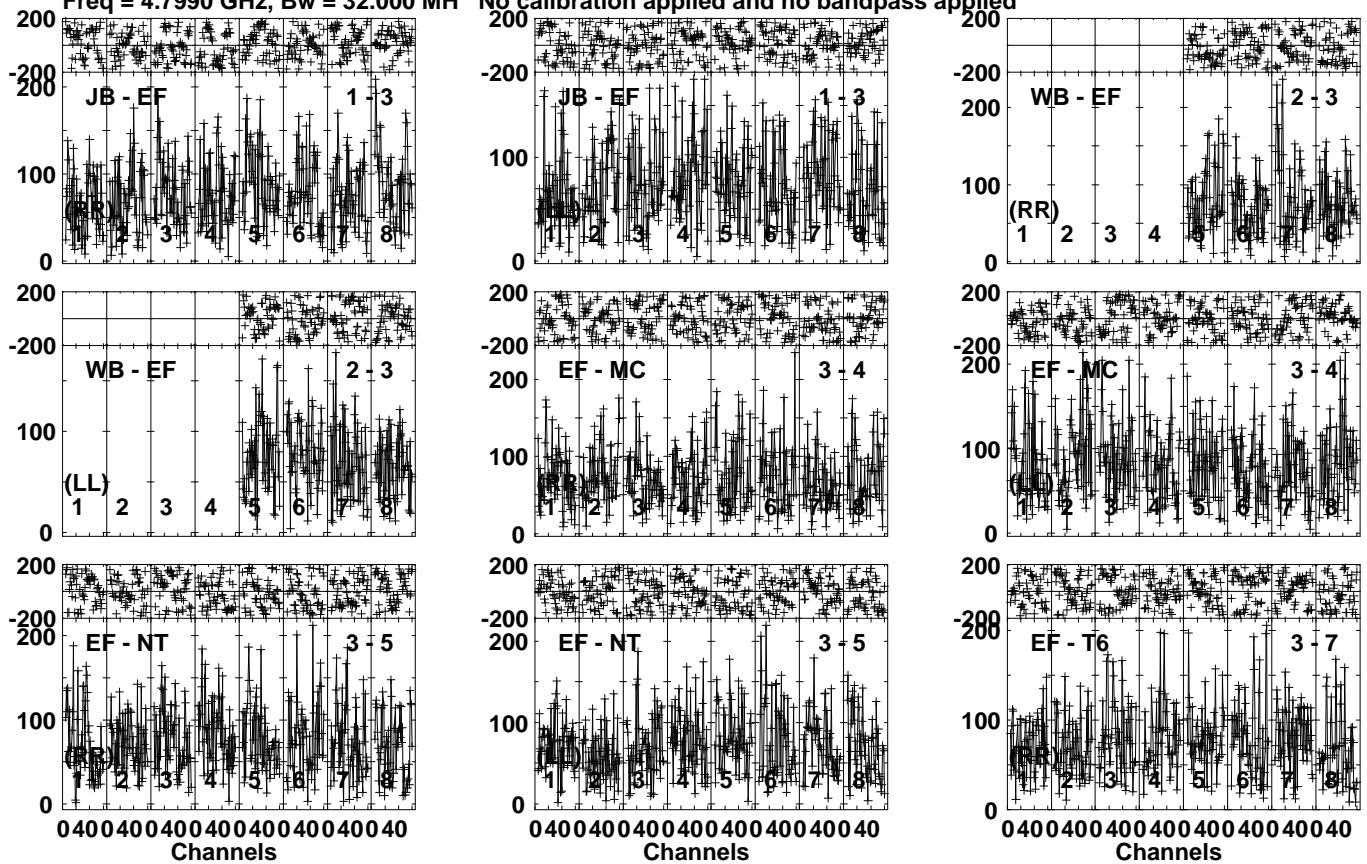
Lower frame: Milli Ampl Jy Top frame: Phas deg  
Vector averaged cross-power spectrum Several baselines displayed  
Timerange: 00/15:39:01 to 00/15:40:59

Plot file version 181 created 10-NOV-2021 19:32:38

EQJ1122+2550 EC077A.UVDATA.1

Freq = 4.7990 GHz, Bw = 32.000 MH

No calibration applied and no bandpass applied



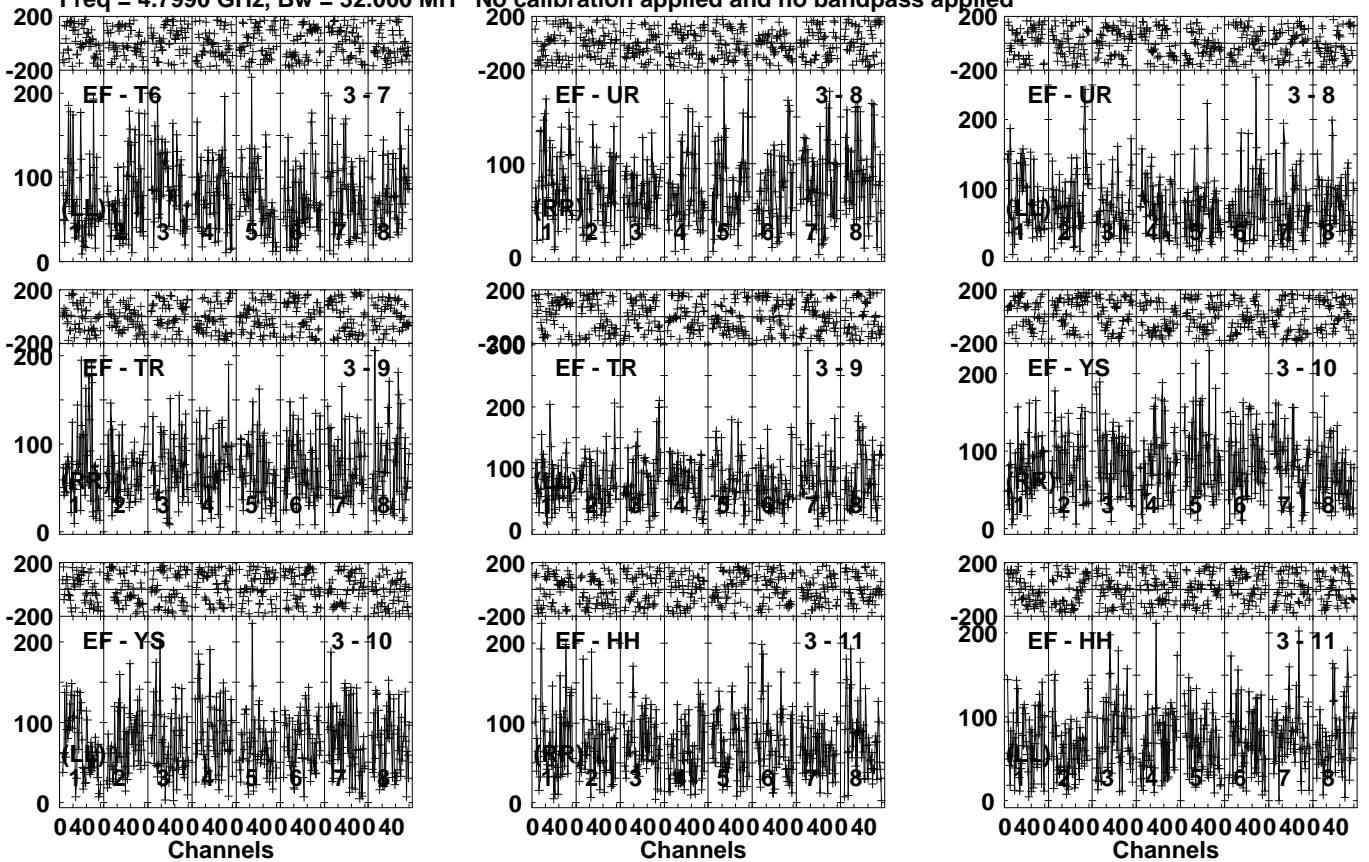
Lower frame: Micro Ampl Jy Top frame: Phas deg  
Vector averaged cross-power spectrum Several baselines displayed  
Timerange: 00/15:41:01 to 00/15:44:59

Plot file version 182 created 10-NOV-2021 19:32:38

EQJ1122+2550 EC077A.UVDATA.1

Freq = 4.7990 GHz, Bw = 32.000 MH

No calibration applied and no bandpass applied



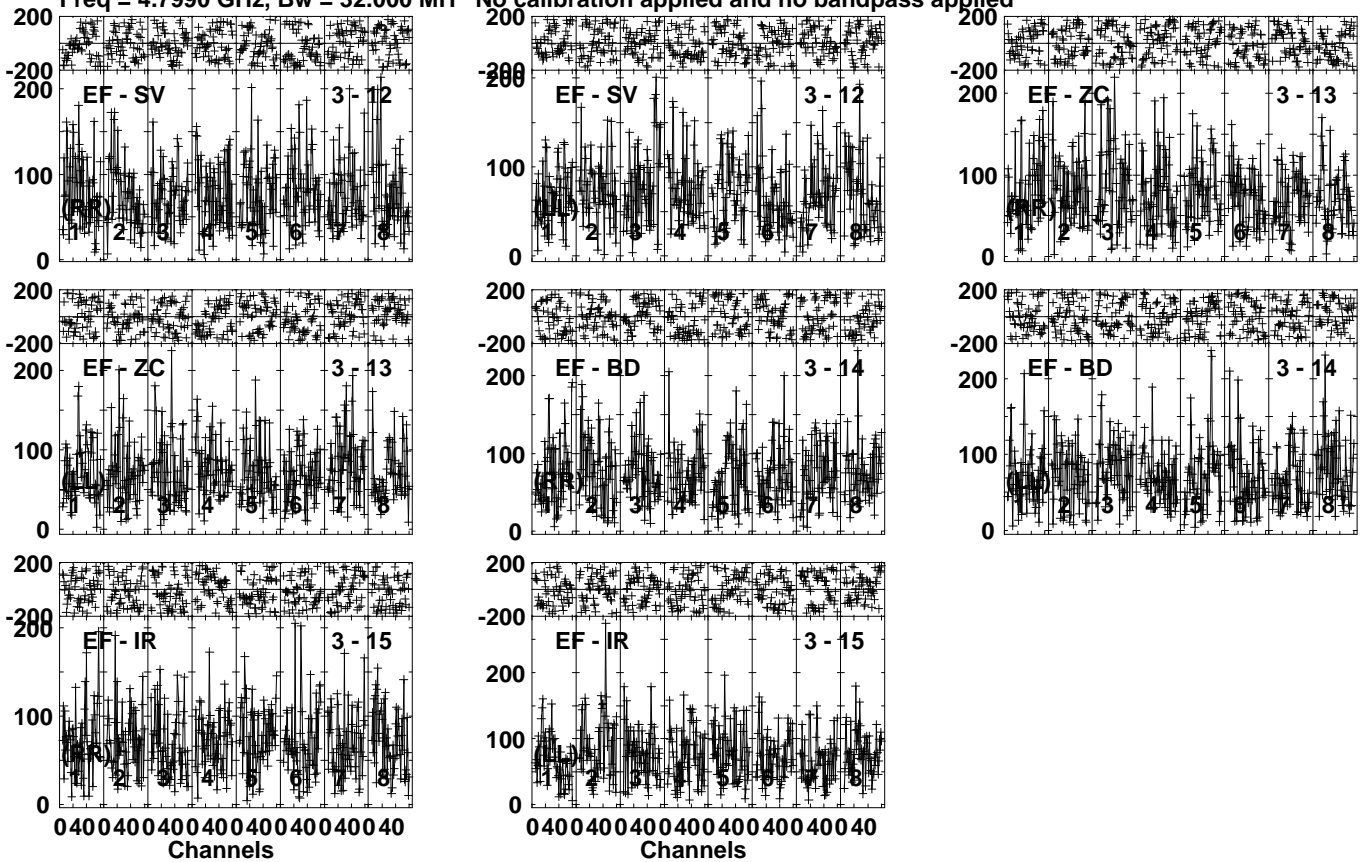
Lower frame: Micro Ampl Jy Top frame: Phas deg  
Vector averaged cross-power spectrum Several baselines displayed  
Timerange: 00/15:41:01 to 00/15:44:59

Plot file version 183 created 10-NOV-2021 19:32:38

EQJ1122+2550 EC077A.UVDATA.1

Freq = 4.7990 GHz, Bw = 32.000 MH

No calibration applied and no bandpass applied



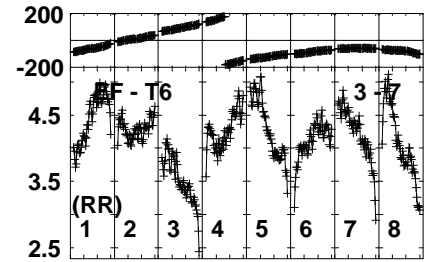
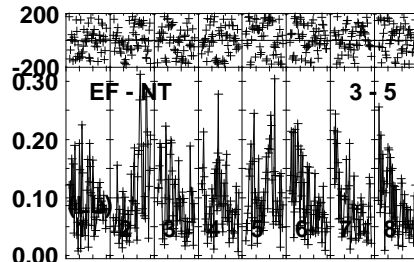
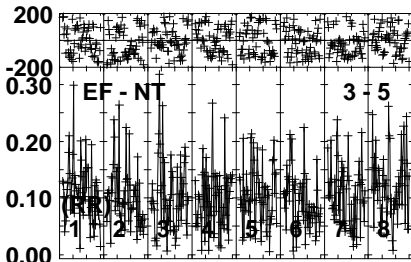
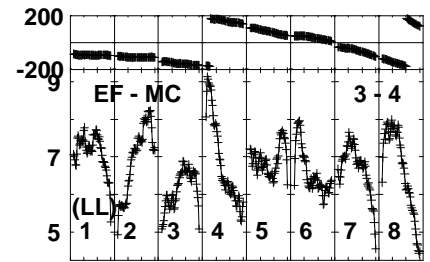
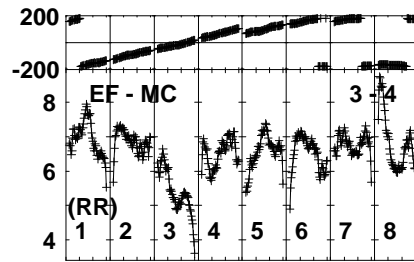
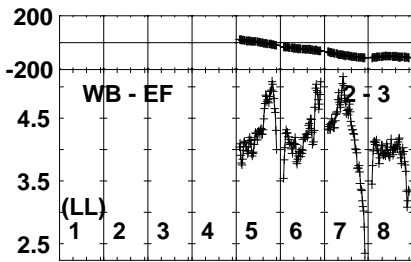
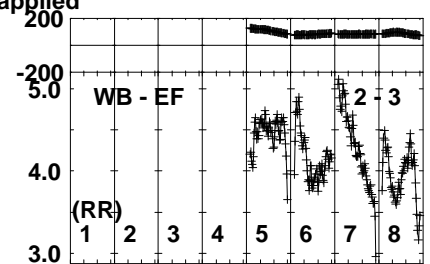
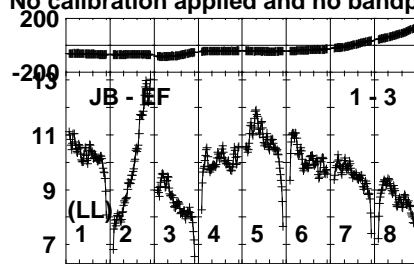
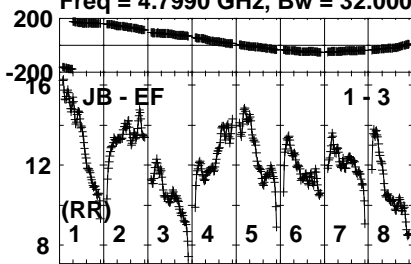
Lower frame: Micro Ampl Jy Top frame: Phas deg  
Vector averaged cross-power spectrum Several baselines displayed  
Timerange: 00/15:41:01 to 00/15:44:59

Plot file version 184 created 10-NOV-2021 19:32:38

J1125+2610 EC077A.UVDATA.1

Freq = 4.7990 GHz, Bw = 32.000 MH

No calibration applied and no bandpass applied



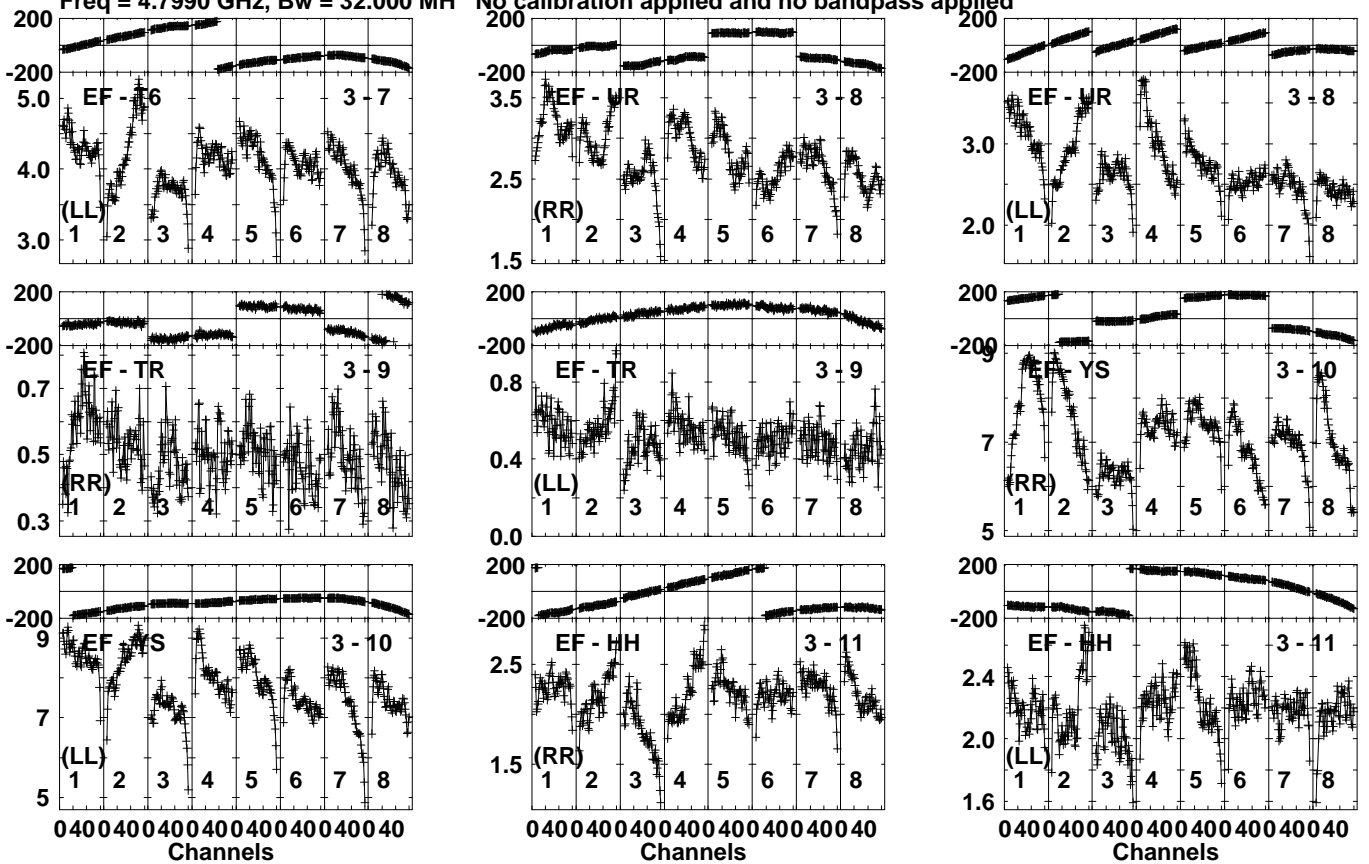
Lower frame: Milli Ampl Jy Top frame: Phas deg  
Vector averaged cross-power spectrum Several baselines displayed  
Timerange: 00/15:45:31 to 00/15:47:29

Plot file version 185 created 10-NOV-2021 19:32:38

J1125+2610 EC077A.UVDATA.1

Freq = 4.7990 GHz, Bw = 32.000 MH

No calibration applied and no bandpass applied



Lower frame: Milli Ampl Jy Top frame: Phas deg  
Vector averaged cross-power spectrum Several baselines displayed  
Timerange: 00/15:45:31 to 00/15:47:29



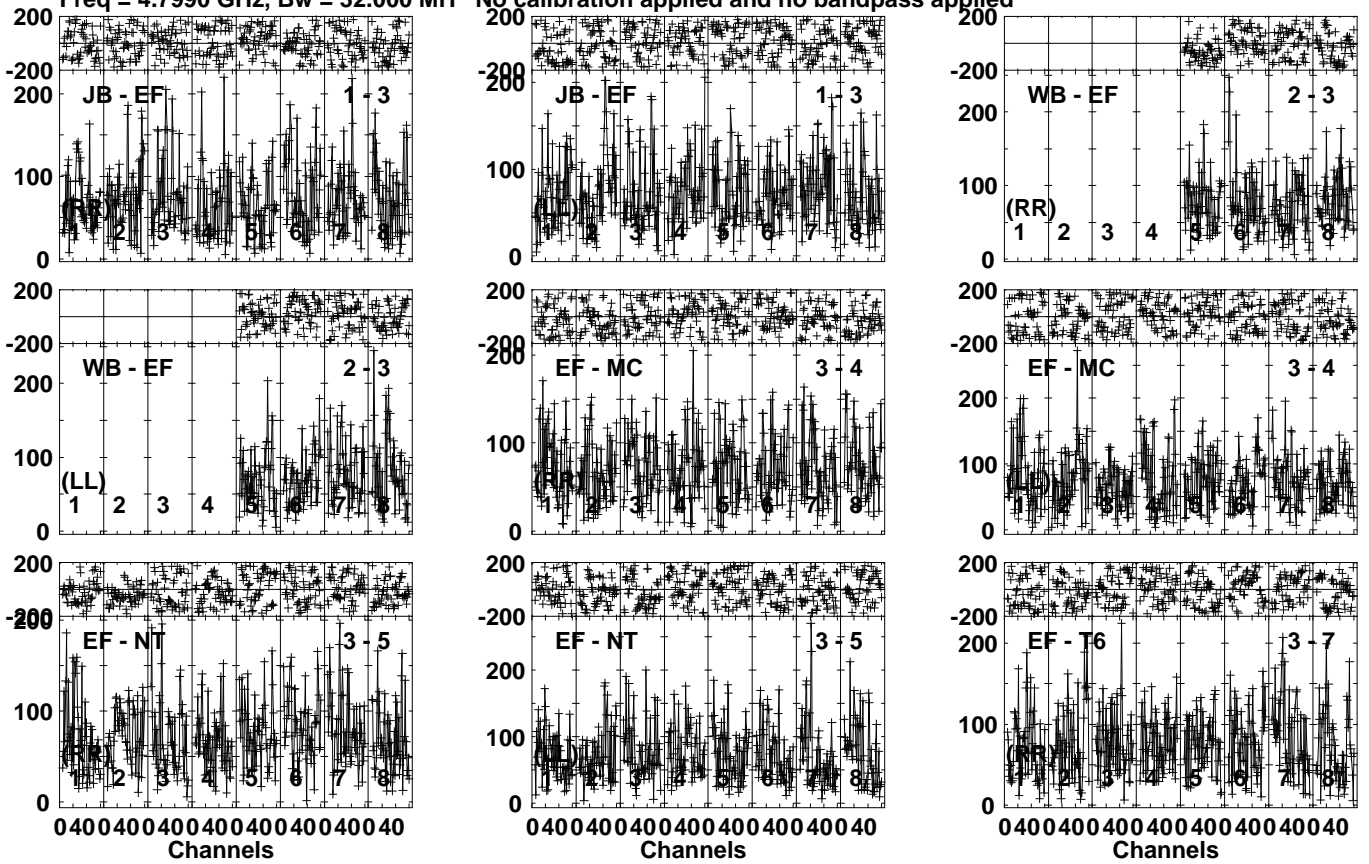


Plot file version 187 created 10-NOV-2021 19:32:38

EQJ1122+2550 EC077A.UVDATA.1

Freq = 4.7990 GHz, Bw = 32.000 MH

No calibration applied and no bandpass applied



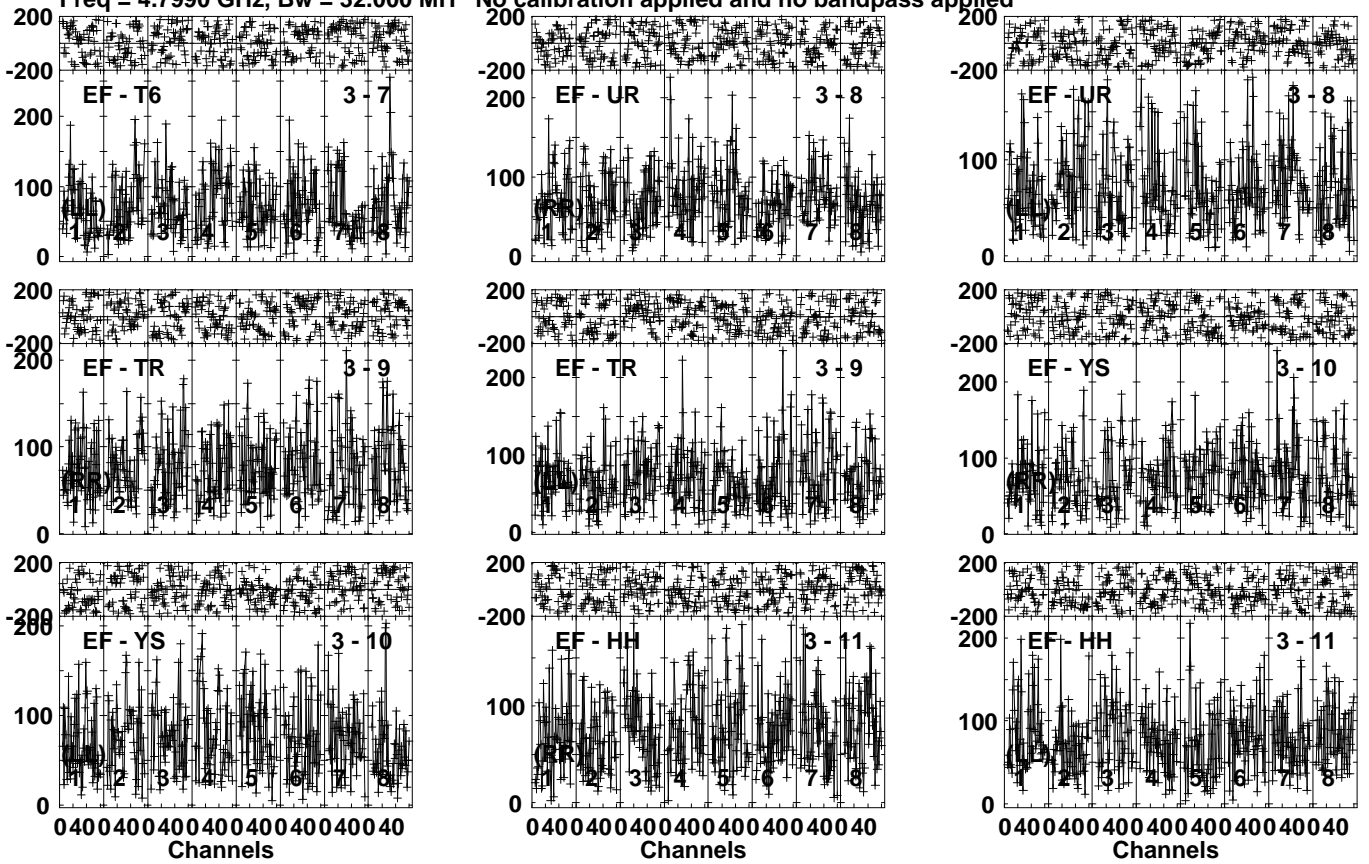
Lower frame: Micro Ampl Jy Top frame: Phas deg  
Vector averaged cross-power spectrum Several baselines displayed  
Timerange: 00/15:47:31 to 00/15:51:29

Plot file version 188 created 10-NOV-2021 19:32:39

EQJ1122+2550 EC077A.UVDATA.1

Freq = 4.7990 GHz, Bw = 32.000 MH

No calibration applied and no bandpass applied



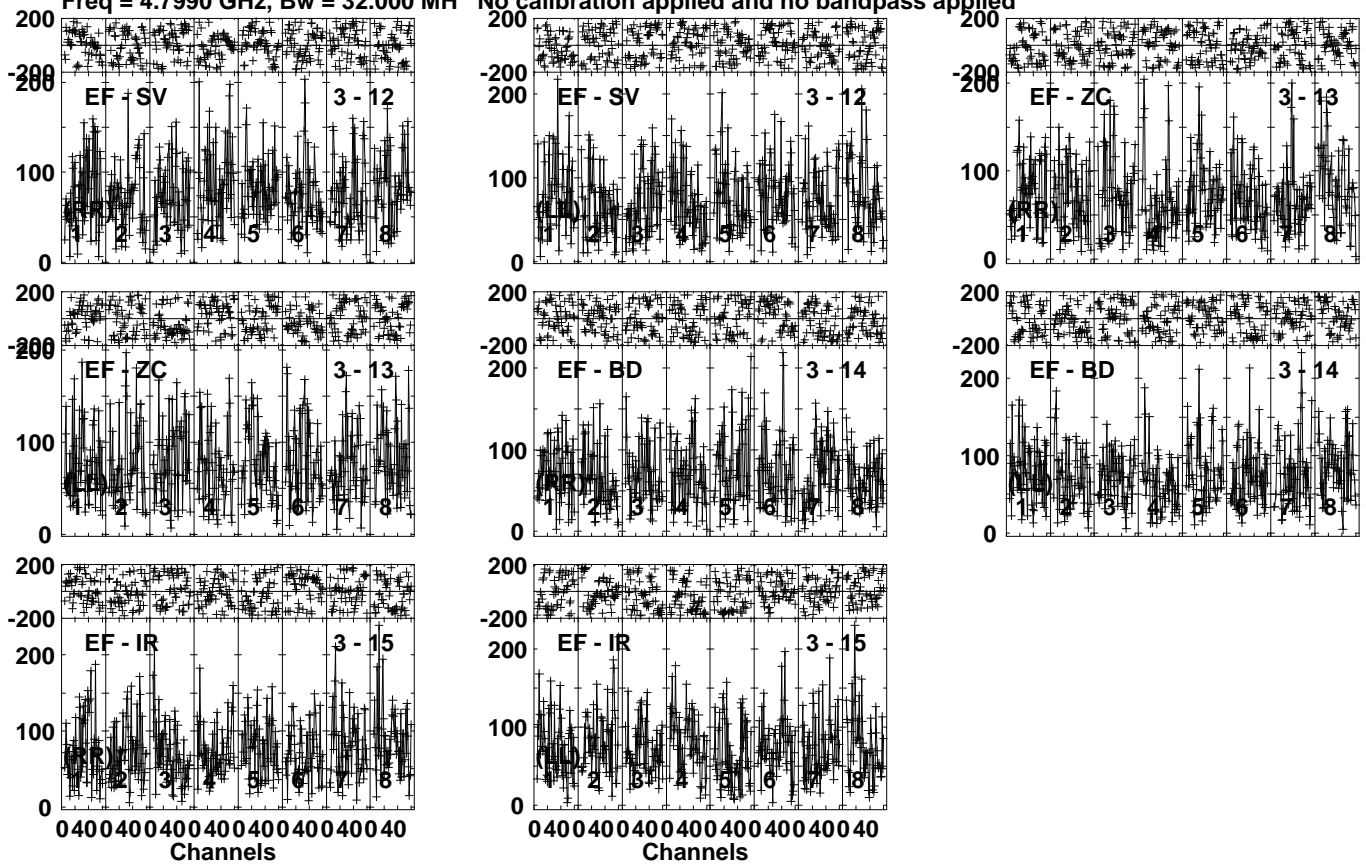
Lower frame: Micro Ampl Jy Top frame: Phas deg  
Vector averaged cross-power spectrum Several baselines displayed  
Timerange: 00/15:47:31 to 00/15:51:29

Plot file version 189 created 10-NOV-2021 19:32:39

EQJ1122+2550 EC077A.UVDATA.1

Freq = 4.7990 GHz, Bw = 32.000 MH

No calibration applied and no bandpass applied



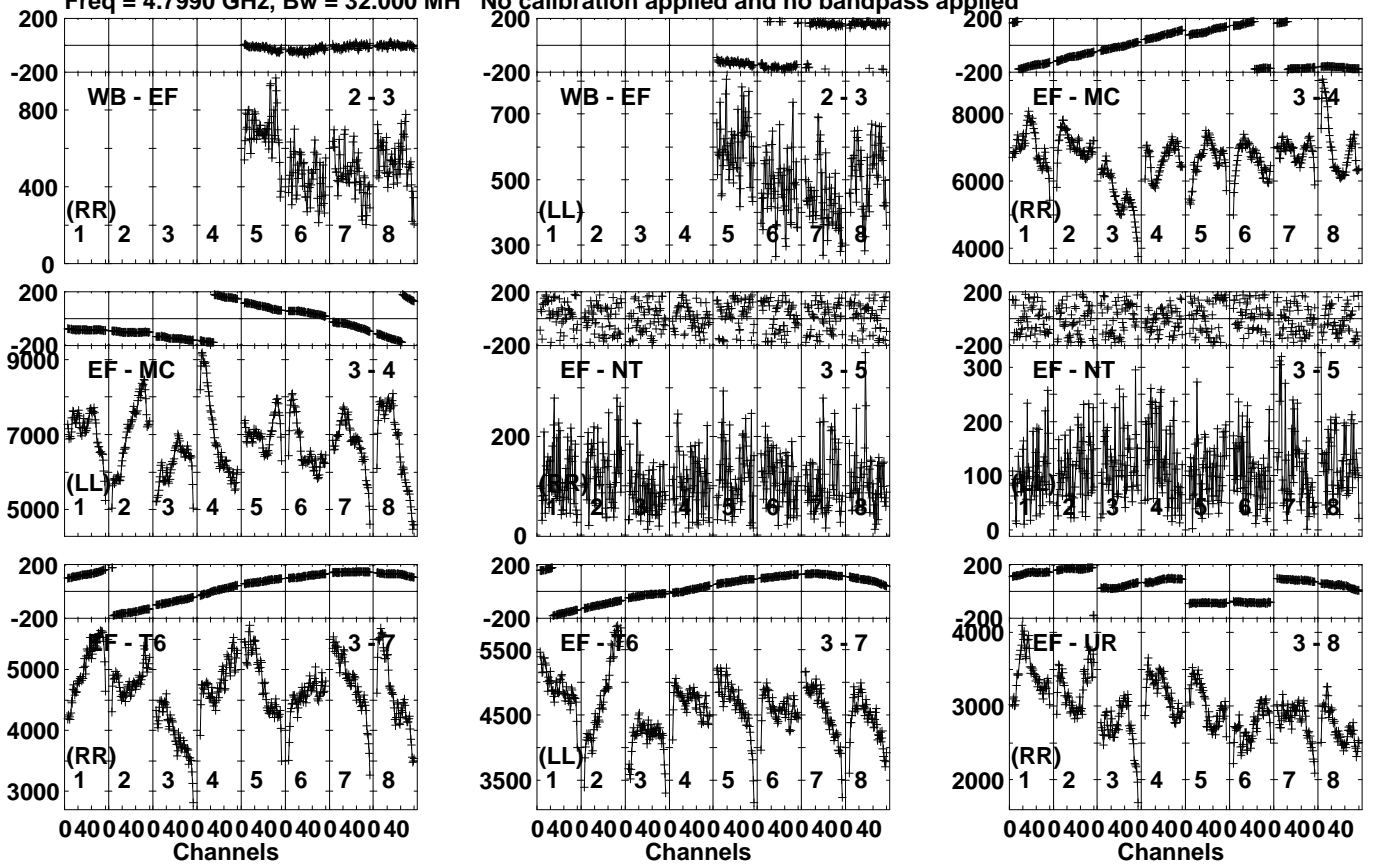
Lower frame: Micro Ampl Jy Top frame: Phas deg  
Vector averaged cross-power spectrum Several baselines displayed  
Timerange: 00/15:47:31 to 00/15:51:29

Plot file version 190 created 10-NOV-2021 19:32:39

J1125+2610 EC077A.UVDATA.1

Freq = 4.7990 GHz, Bw = 32.000 MH

No calibration applied and no bandpass applied

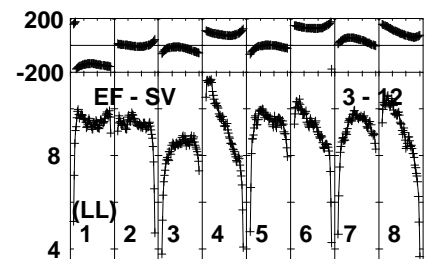
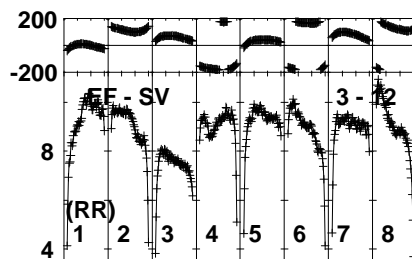
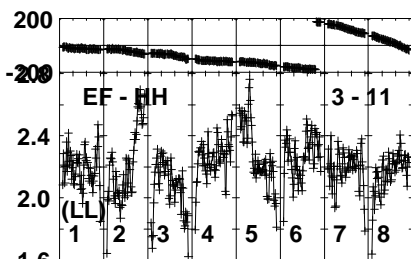
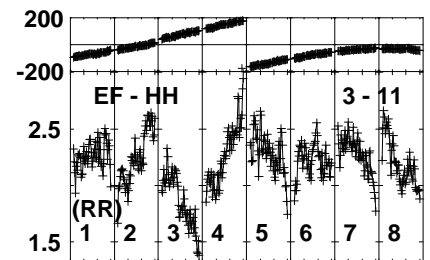
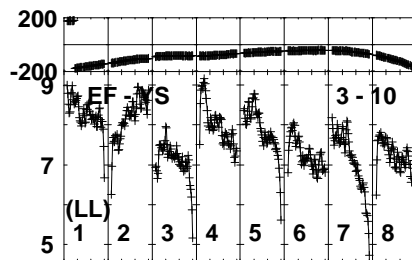
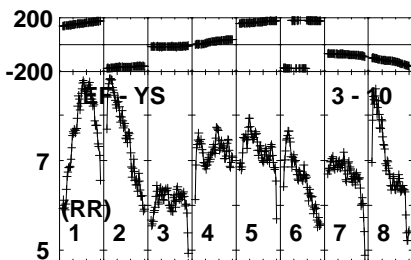
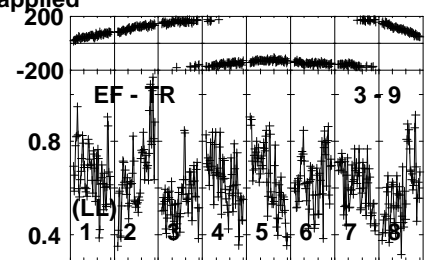
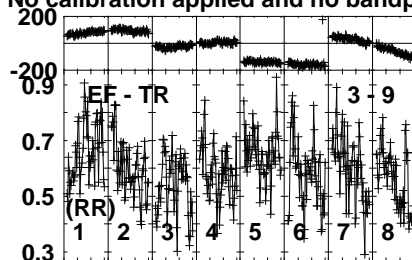
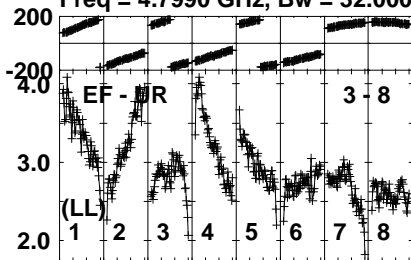


Lower frame: Micro Ampl Jy Top frame: Phas deg  
Vector averaged cross-power spectrum Several baselines displayed  
Timerange: 00/15:51:31 to 00/15:53:29

Plot file version 191 created 10-NOV-2021 19:32:39

J1125+2610 EC077A.UVDATA.1

Freq = 4.7990 GHz, Bw = 32.000 MH No calibration applied and no bandpass applied



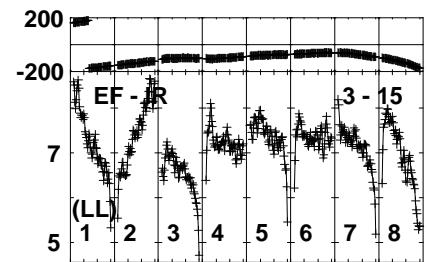
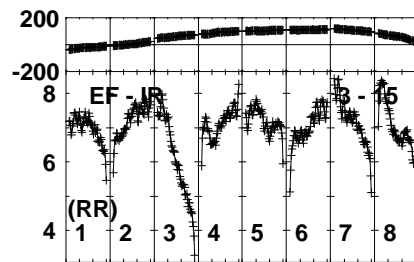
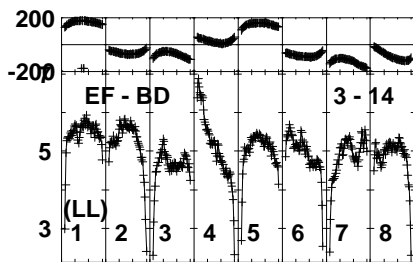
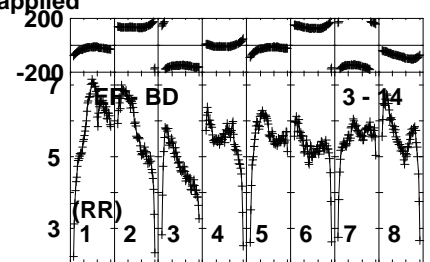
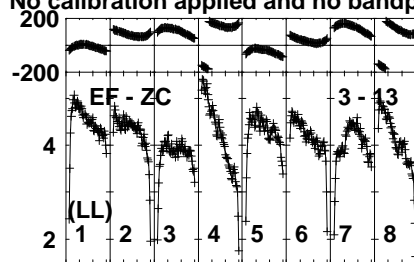
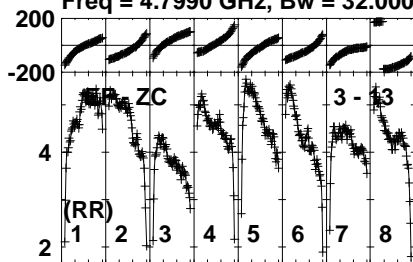
Lower frame: Milli Ampl Jy Top frame: Phas deg  
Vector averaged cross-power spectrum Several baselines displayed  
Timerange: 00/15:51:31 to 00/15:53:29

Plot file version 192 created 10-NOV-2021 19:32:39

J1125+2610 EC077A.UVDATA.1

Freq = 4.7990 GHz, Bw = 32.000 MH

No calibration applied and no bandpass applied



Lower frame: Milli Ampl Jy Top frame: Phas deg  
Vector averaged cross-power spectrum Several baselines displayed  
Timerange: 00/15:51:31 to 00/15:53:29

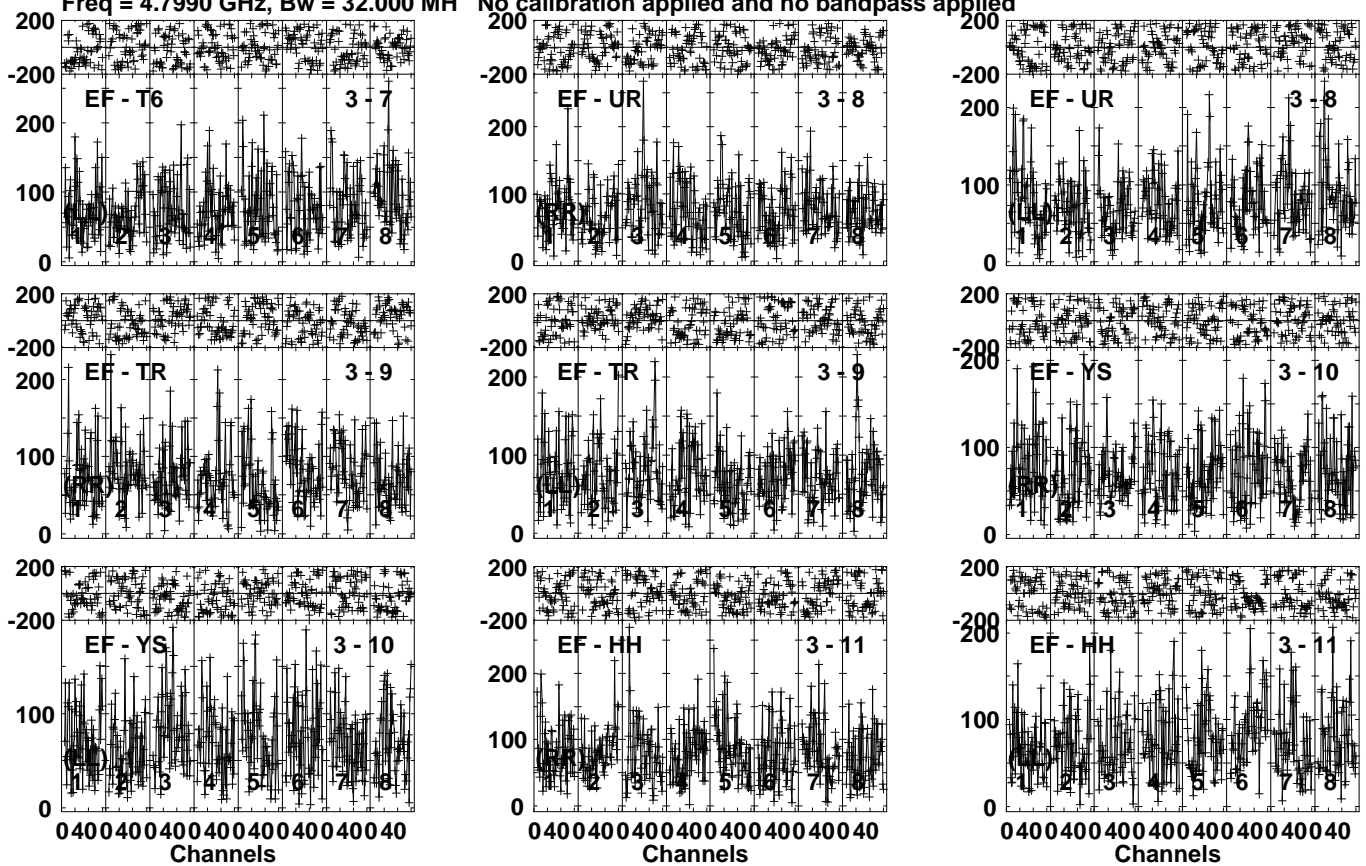


Plot file version 194 created 10-NOV-2021 19:32:39

EQJ1122+2550 EC077A.UVDATA.1

Freq = 4.7990 GHz, Bw = 32.000 MH

No calibration applied and no bandpass applied



Lower frame: Micro Ampl Jy Top frame: Phas deg  
Vector averaged cross-power spectrum Several baselines displayed  
Timerange: 00/15:53:31 to 00/15:57:29



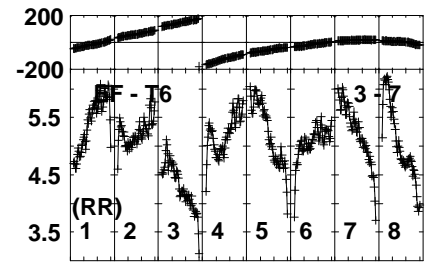
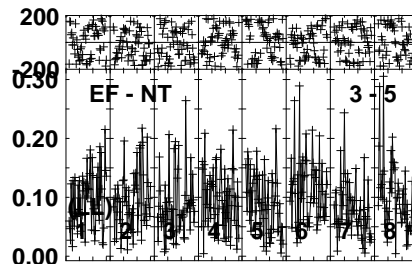
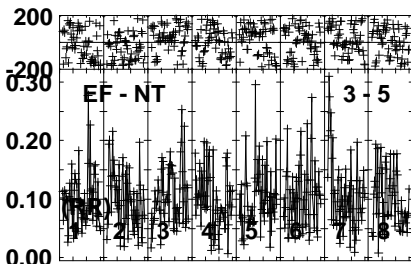
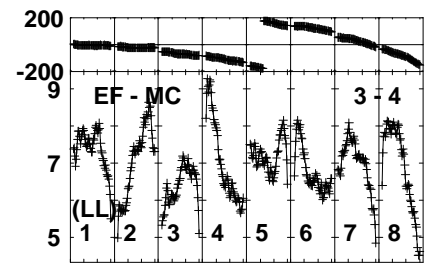
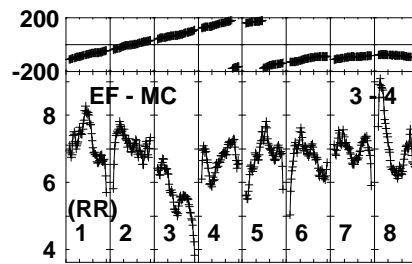
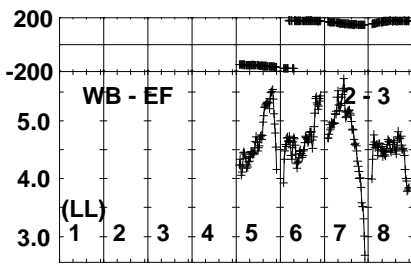
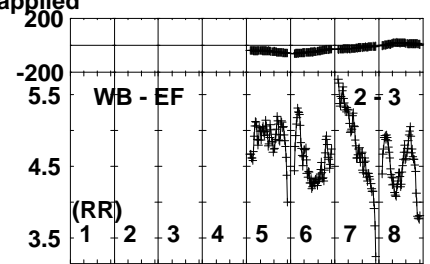
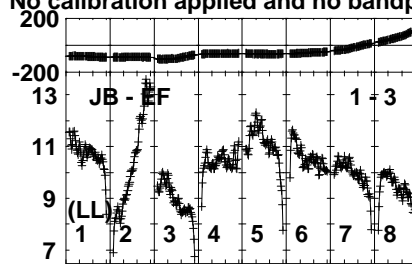
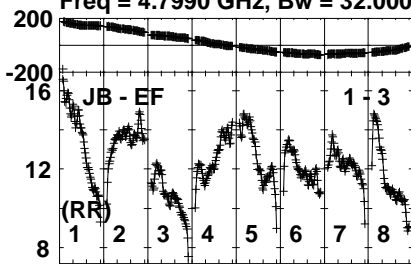


Plot file version 196 created 10-NOV-2021 19:32:40

J1125+2610 EC077A.UVDATA.1

Freq = 4.7990 GHz, Bw = 32.000 MH

No calibration applied and no bandpass applied



Lower frame: Milli Ampl Jy Top frame: Phas deg  
Vector averaged cross-power spectrum Several baselines displayed  
Timerange: 00/15:58:01 to 00/15:59:59



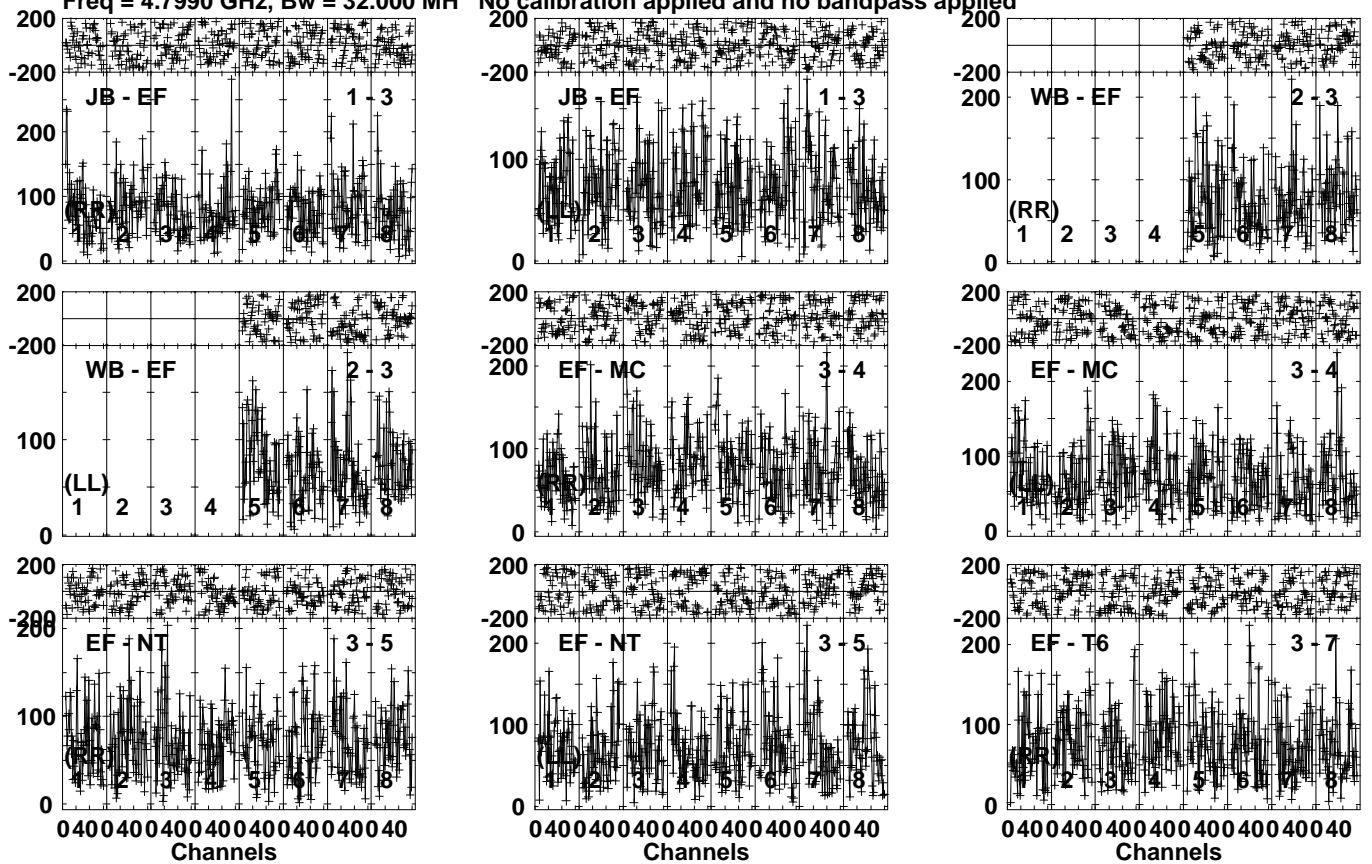


Plot file version 199 created 10-NOV-2021 19:32:40

EQJ1122+2550 EC077A.UVDATA.1

Freq = 4.7990 GHz, Bw = 32.000 MH

No calibration applied and no bandpass applied



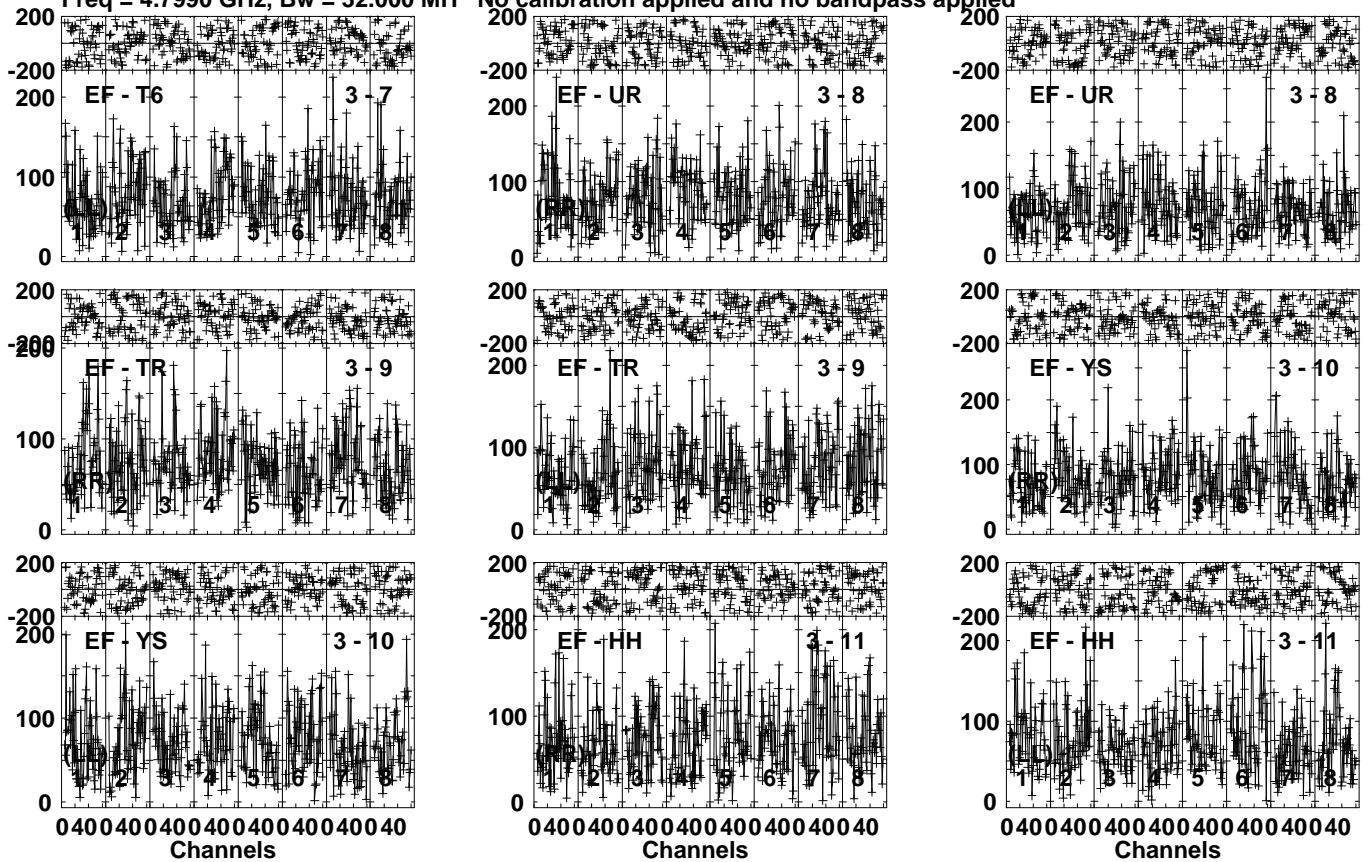
Lower frame: Micro Ampl Jy Top frame: Phas deg  
Vector averaged cross-power spectrum Several baselines displayed  
Timerange: 00/16:00:01 to 00/16:03:59

Plot file version 200 created 10-NOV-2021 19:32:40

EQJ1122+2550 EC077A.UVDATA.1

Freq = 4.7990 GHz, Bw = 32.000 MH

No calibration applied and no bandpass applied



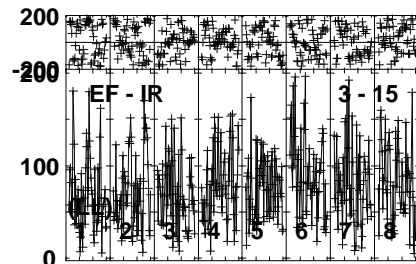
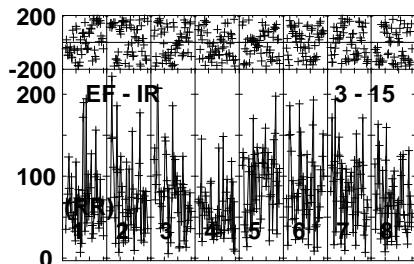
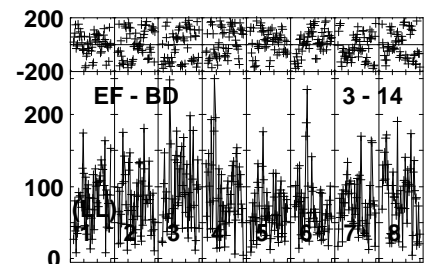
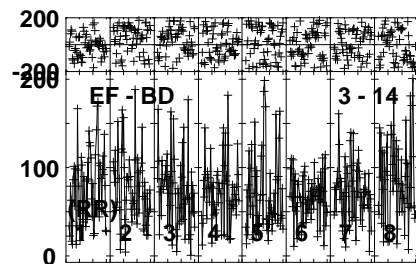
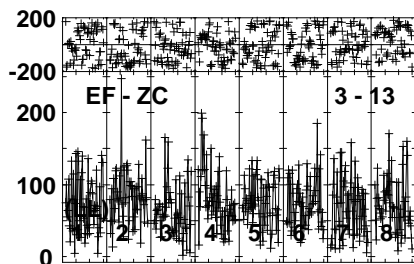
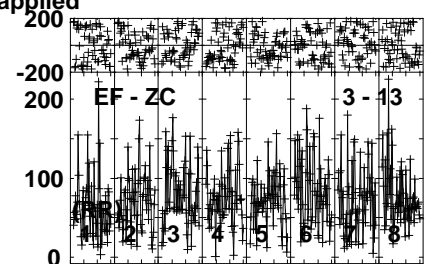
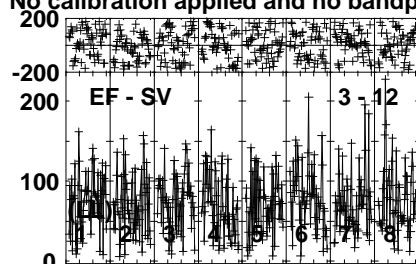
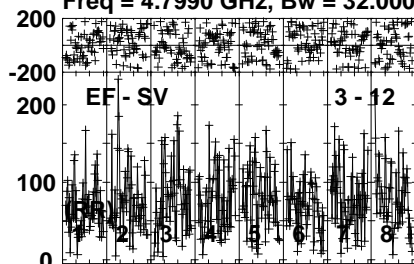
Lower frame: Micro Ampl Jy Top frame: Phas deg  
Vector averaged cross-power spectrum Several baselines displayed  
Timerange: 00/16:00:01 to 00/16:03:59

Plot file version 201 created 10-NOV-2021 19:32:40

EQJ1122+2550 EC077A.UVDATA.1

Freq = 4.7990 GHz, Bw = 32.000 MH

No calibration applied and no bandpass applied



040040040040040040040040

Channels

040040040040040040040040

Channels

Lower frame: Micro Ampl Jy Top frame: Phas deg  
Vector averaged cross-power spectrum Several baselines displayed  
Timerange: 00/16:00:01 to 00/16:03:59



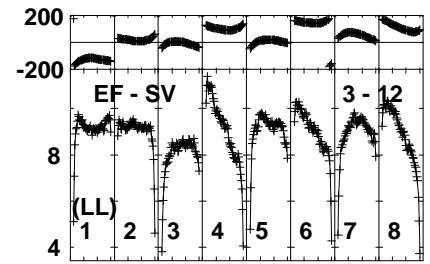
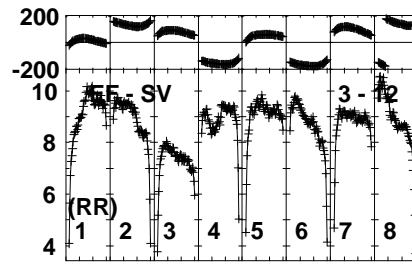
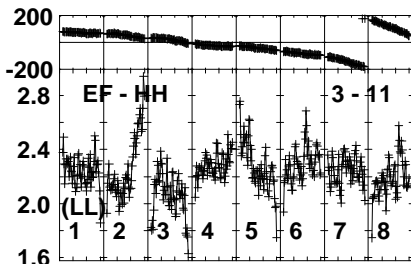
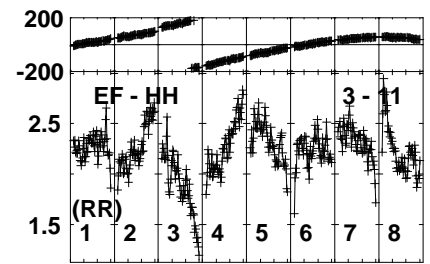
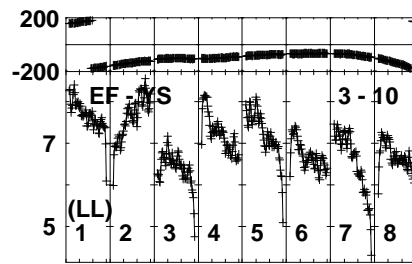
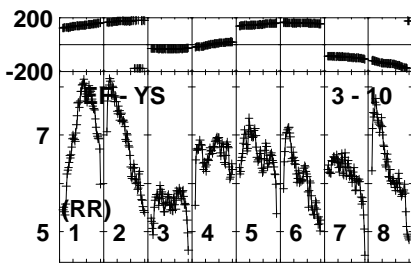
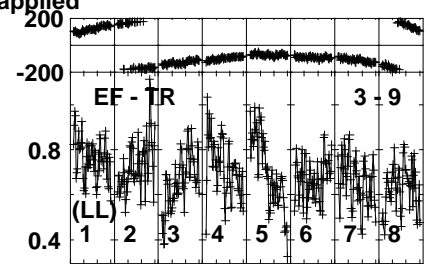
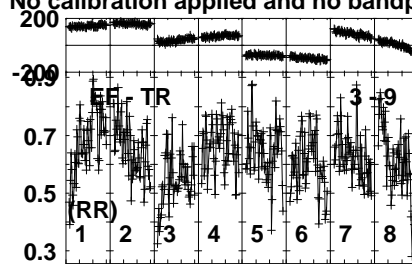
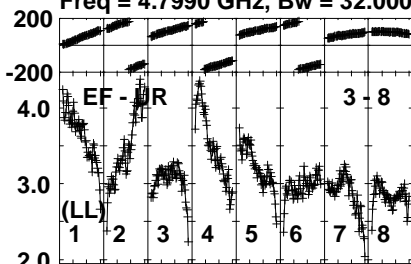


Plot file version 203 created 10-NOV-2021 19:32:41

J1125+2610 EC077A.UVDATA.1

Freq = 4.7990 GHz, Bw = 32.000 MH

No calibration applied and no bandpass applied



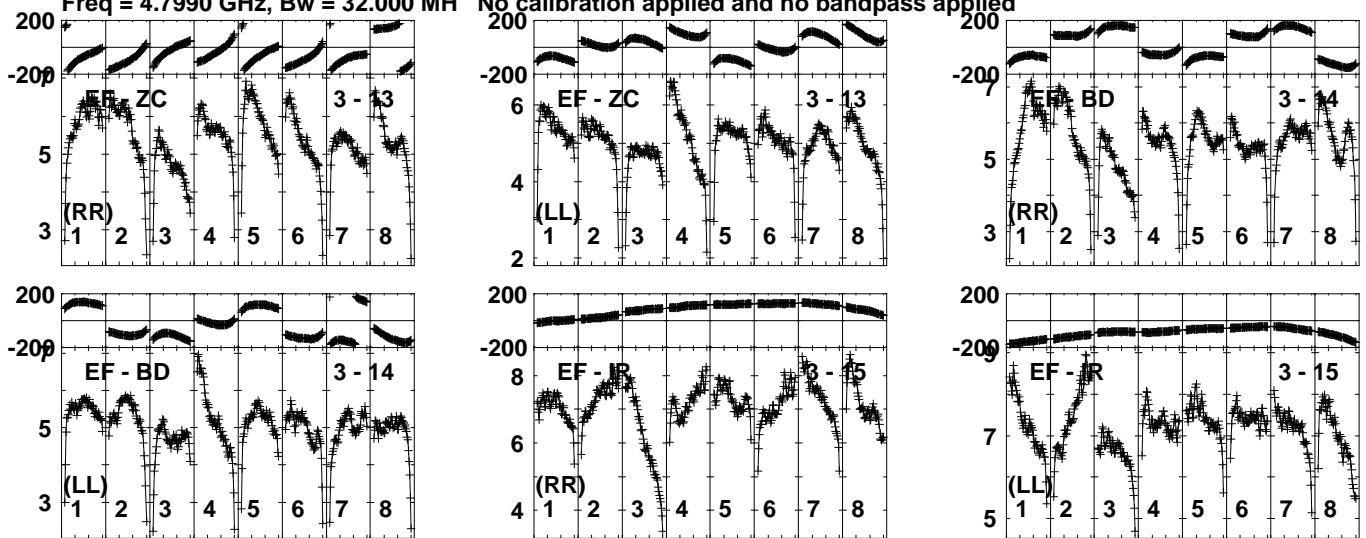
Lower frame: Milli Ampl Jy Top frame: Phas deg  
Vector averaged cross-power spectrum Several baselines displayed  
Timerange: 00/16:04:01 to 00/16:05:59

Plot file version 204 created 10-NOV-2021 19:32:41

J1125+2610 EC077A.UVDATA.1

Freq = 4.7990 GHz, Bw = 32.000 MH

No calibration applied and no bandpass applied



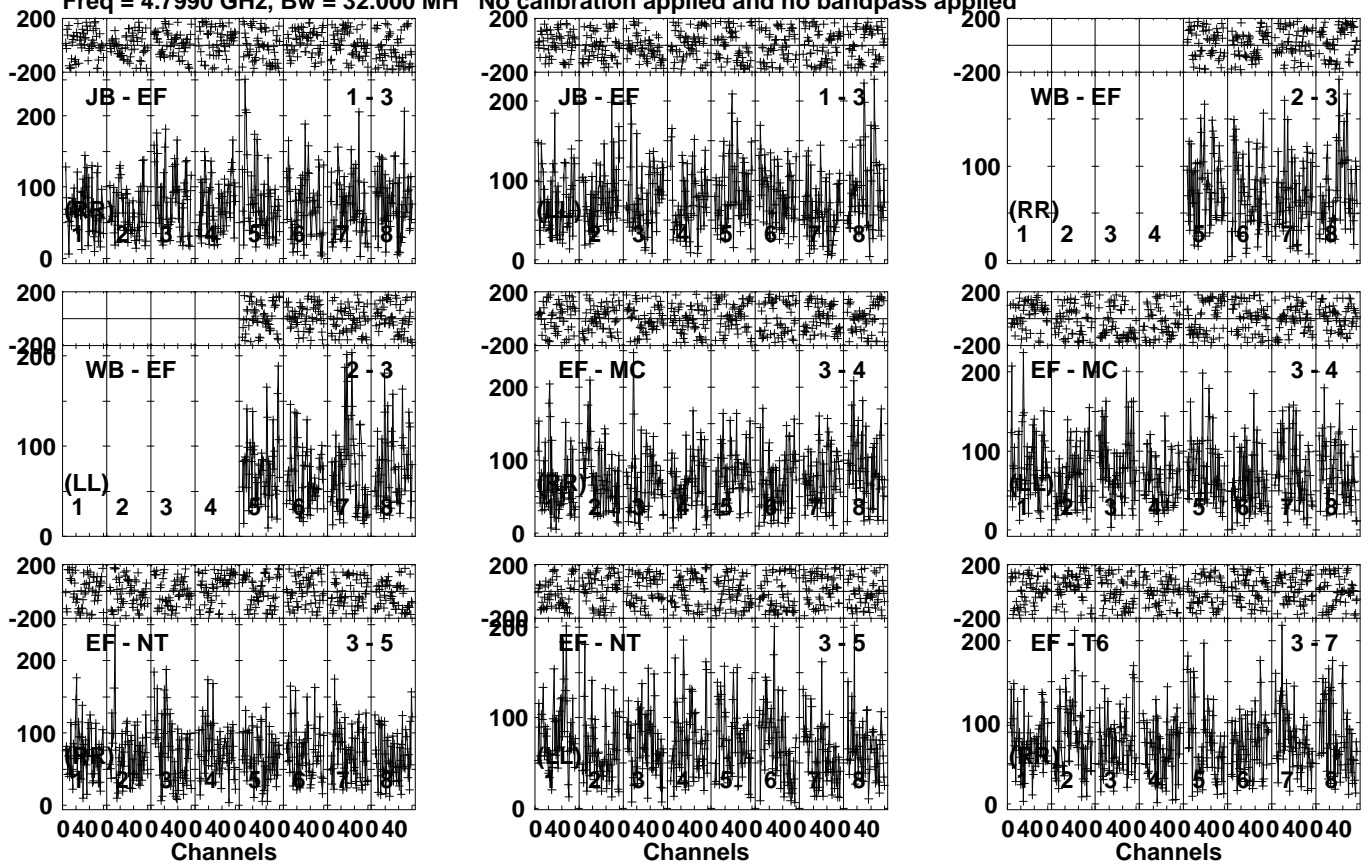
Lower frame: Milli Ampl Jy Top frame: Phas deg  
Vector averaged cross-power spectrum Several baselines displayed  
Timerange: 00/16:04:01 to 00/16:05:59

Plot file version 205 created 10-NOV-2021 19:32:41

EQJ1122+2550 EC077A.UVDATA.1

Freq = 4.7990 GHz, Bw = 32.000 MH

No calibration applied and no bandpass applied



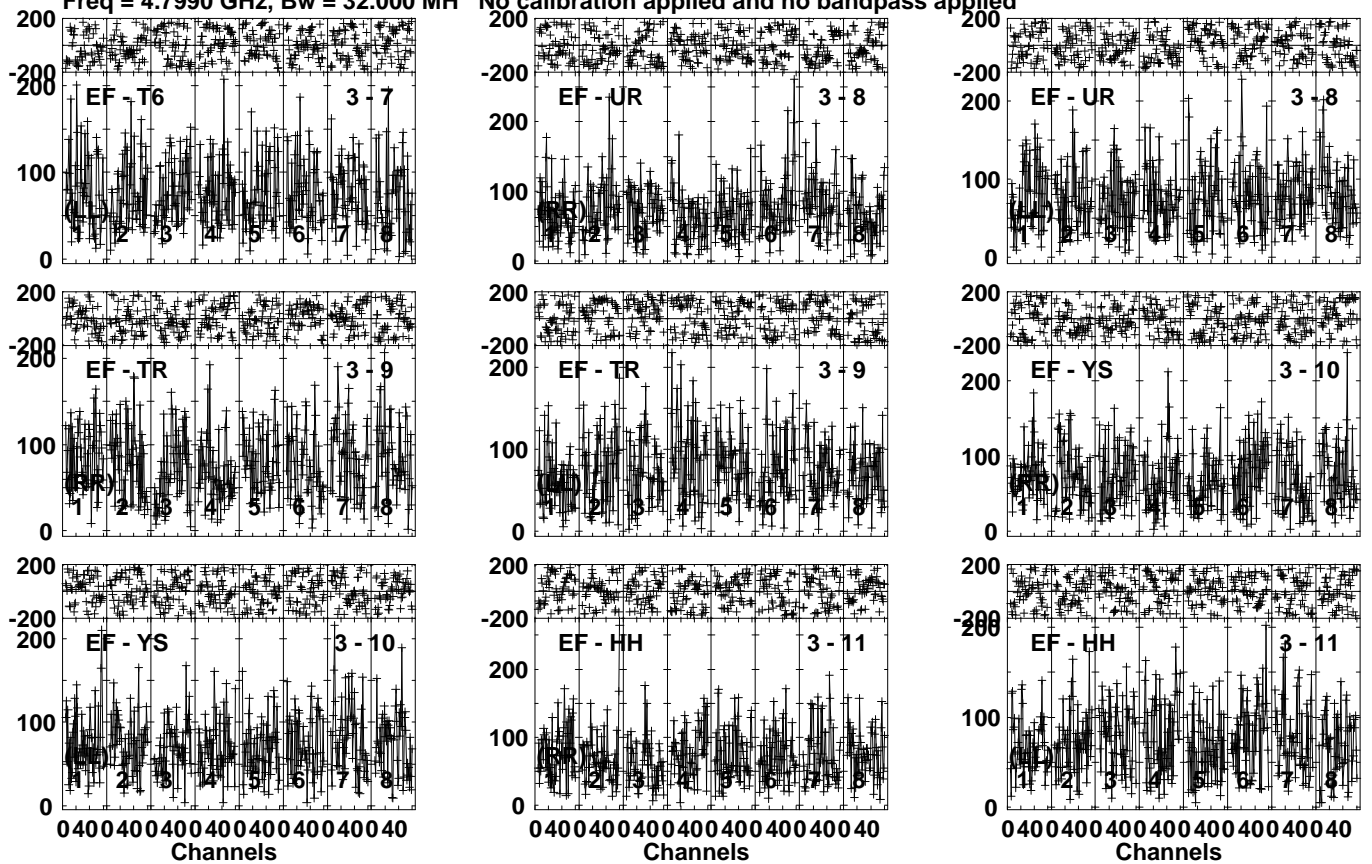
Lower frame: Micro Ampl Jy Top frame: Phas deg  
Vector averaged cross-power spectrum Several baselines displayed  
Timerange: 00/16:06:01 to 00/16:09:59

Plot file version 206 created 10-NOV-2021 19:32:41

EQJ1122+2550 EC077A.UVDATA.1

Freq = 4.7990 GHz, Bw = 32.000 MH

No calibration applied and no bandpass applied



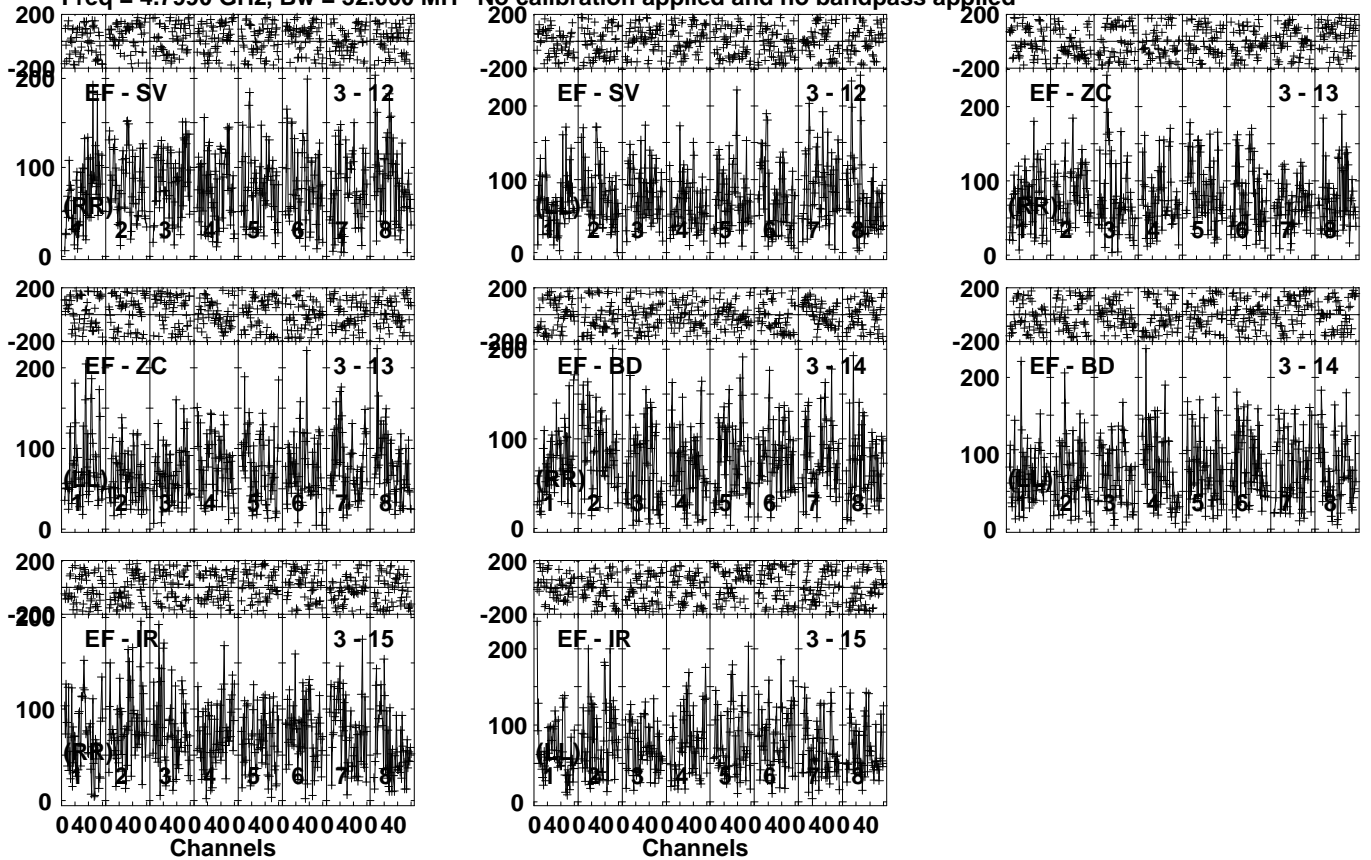
Lower frame: Micro Ampl Jy Top frame: Phas deg  
Vector averaged cross-power spectrum Several baselines displayed  
Timerange: 00/16:06:01 to 00/16:09:59

Plot file version 207 created 10-NOV-2021 19:32:41

EQJ1122+2550 EC077A.UVDATA.1

Freq = 4.7990 GHz, Bw = 32.000 MH

No calibration applied and no bandpass applied

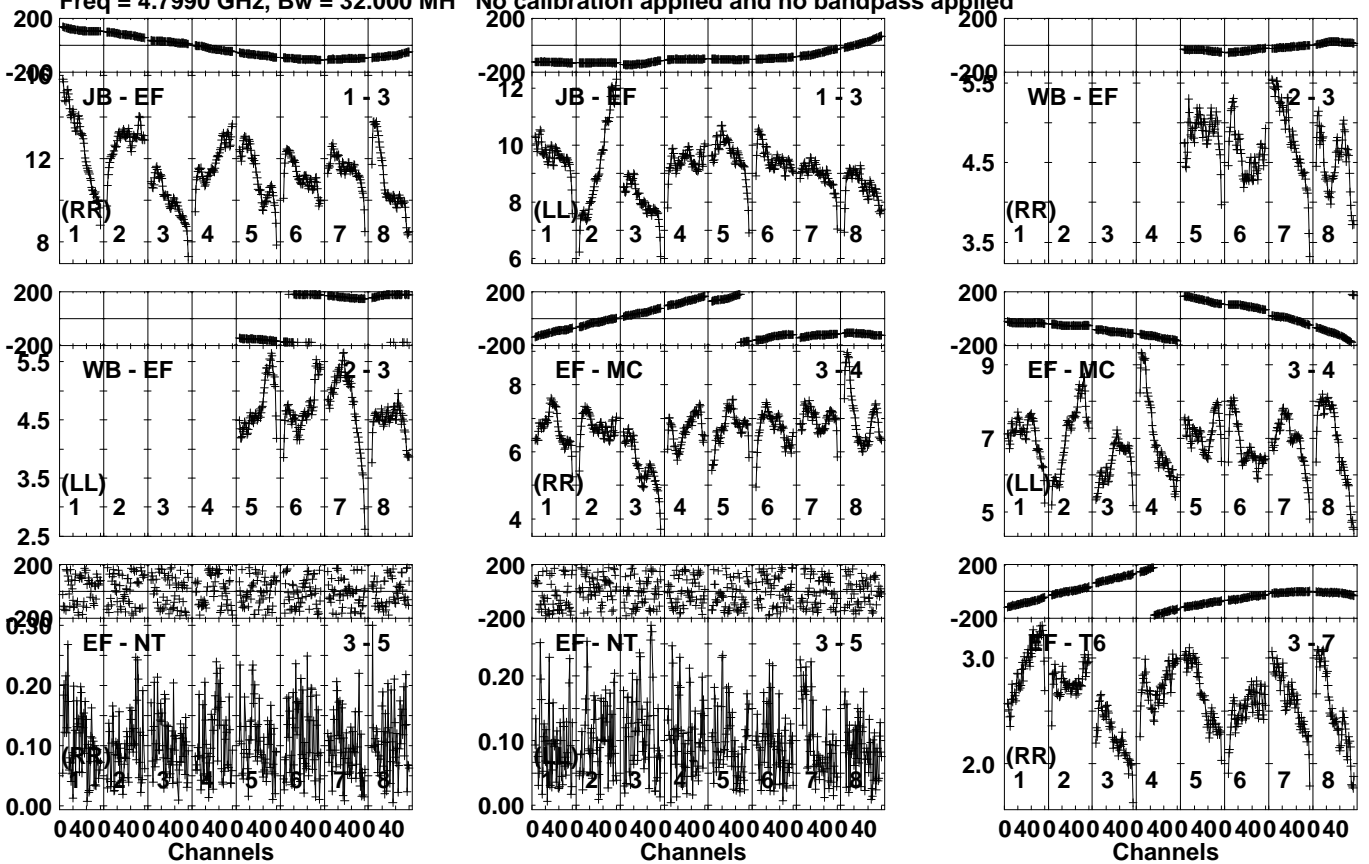


Lower frame: Micro Ampl Jy Top frame: Phas deg  
Vector averaged cross-power spectrum Several baselines displayed  
Timerange: 00/16:06:01 to 00/16:09:59

Plot file version 208 created 10-NOV-2021 19:32:41

J1125+2610 EC077A.UVDATA.1

Freq = 4.7990 GHz, Bw = 32.000 MH No calibration applied and no bandpass applied

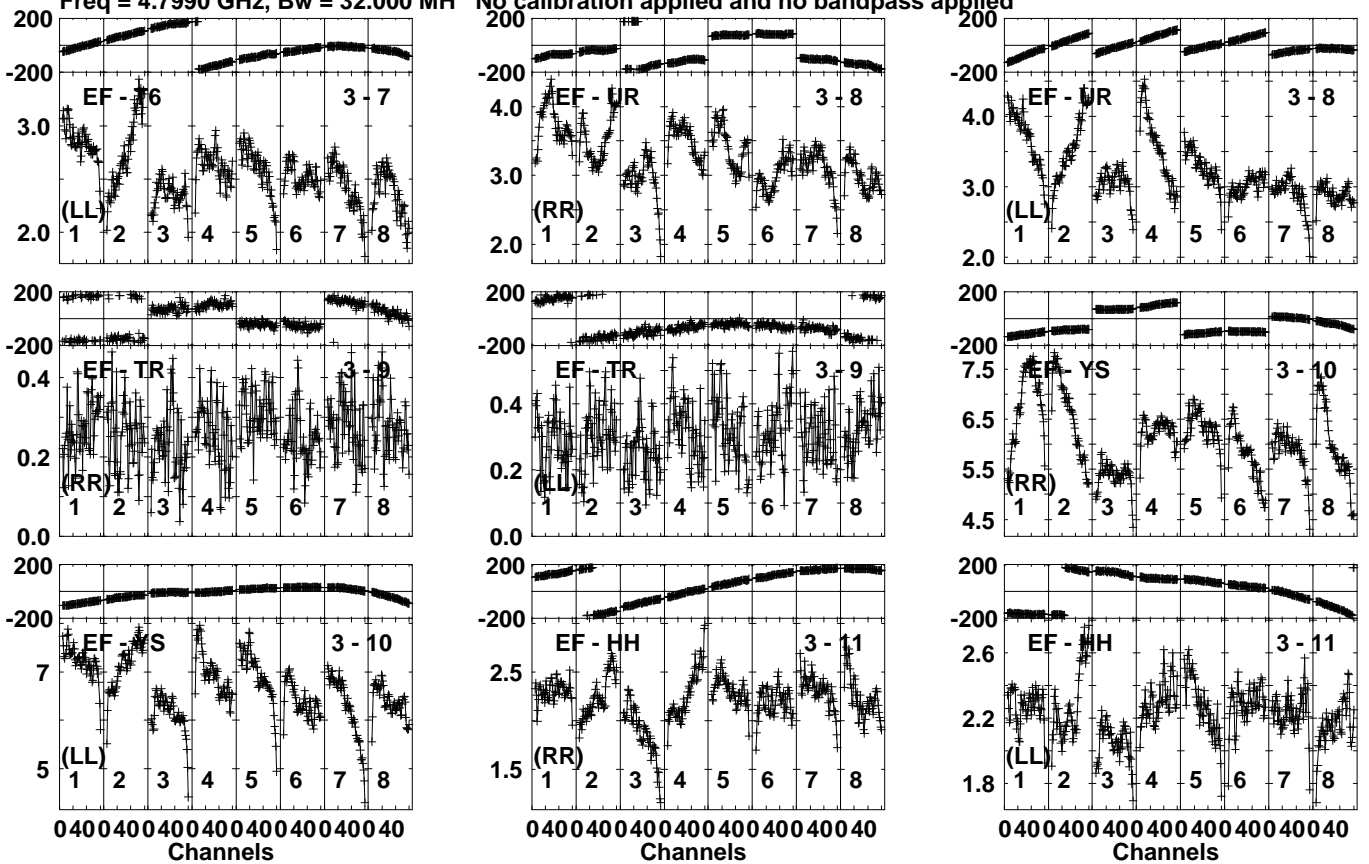


Lower frame: Milli Ampl Jy Top frame: Phas deg  
Vector averaged cross-power spectrum Several baselines displayed  
Timerange: 00/16:10:31 to 00/16:12:29

Plot file version 209 created 10-NOV-2021 19:32:41

J1125+2610 EC077A.UVDATA.1

Freq = 4.7990 GHz, Bw = 32.000 MH No calibration applied and no bandpass applied



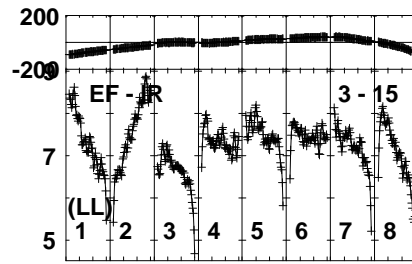
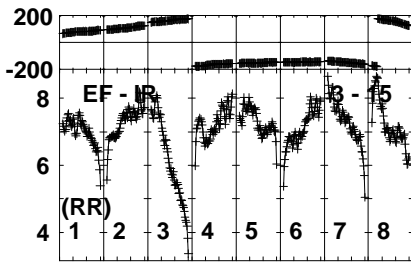
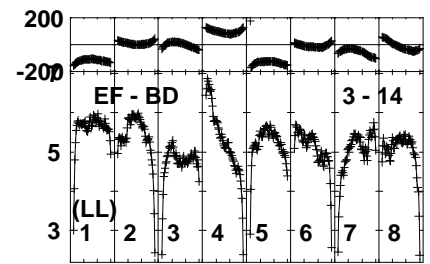
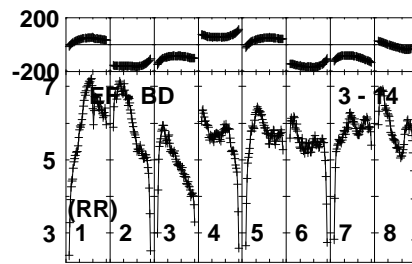
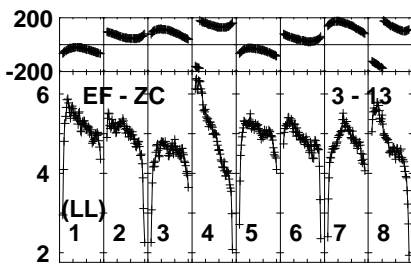
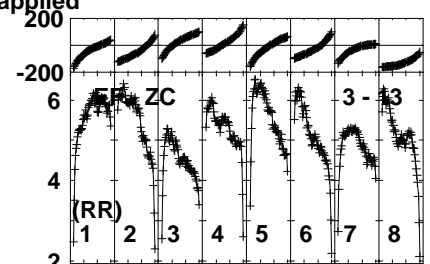
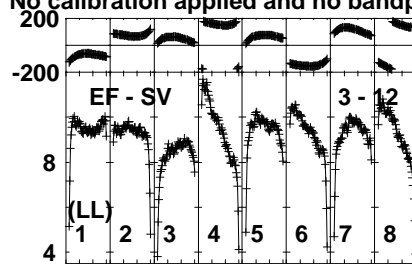
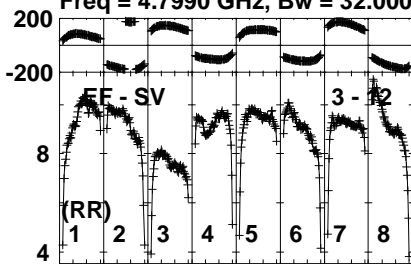
Lower frame: Milli Ampl Jy Top frame: Phas deg  
Vector averaged cross-power spectrum Several baselines displayed  
Timerange: 00:16:10:31 to 00:16:12:29

Plot file version 210 created 10-NOV-2021 19:32:42

J1125+2610 EC077A.UVDATA.1

Freq = 4.7990 GHz, Bw = 32.000 MH

No calibration applied and no bandpass applied



0400400400400400400400400400  
Channels

0400400400400400400400400400  
Channels

Lower frame: Milli Ampl Jy Top frame: Phas deg  
Vector averaged cross-power spectrum Several baselines displayed  
Timerange: 00/16:10:31 to 00/16:12:29

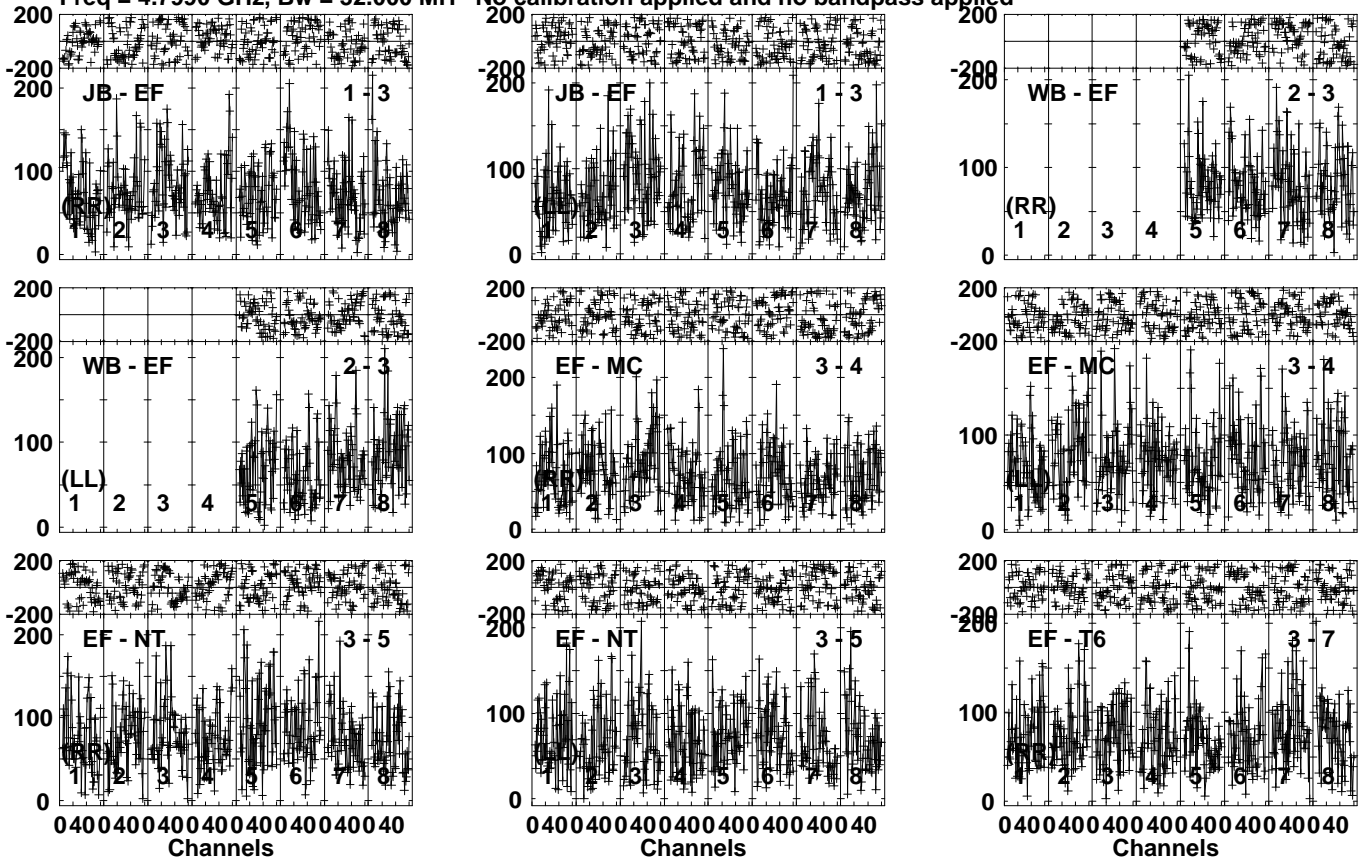


Plot file version 211 created 10-NOV-2021 19:32:42

EQJ1122+2550 EC077A.UVDATA.1

Freq = 4.7990 GHz, Bw = 32.000 MH

No calibration applied and no bandpass applied



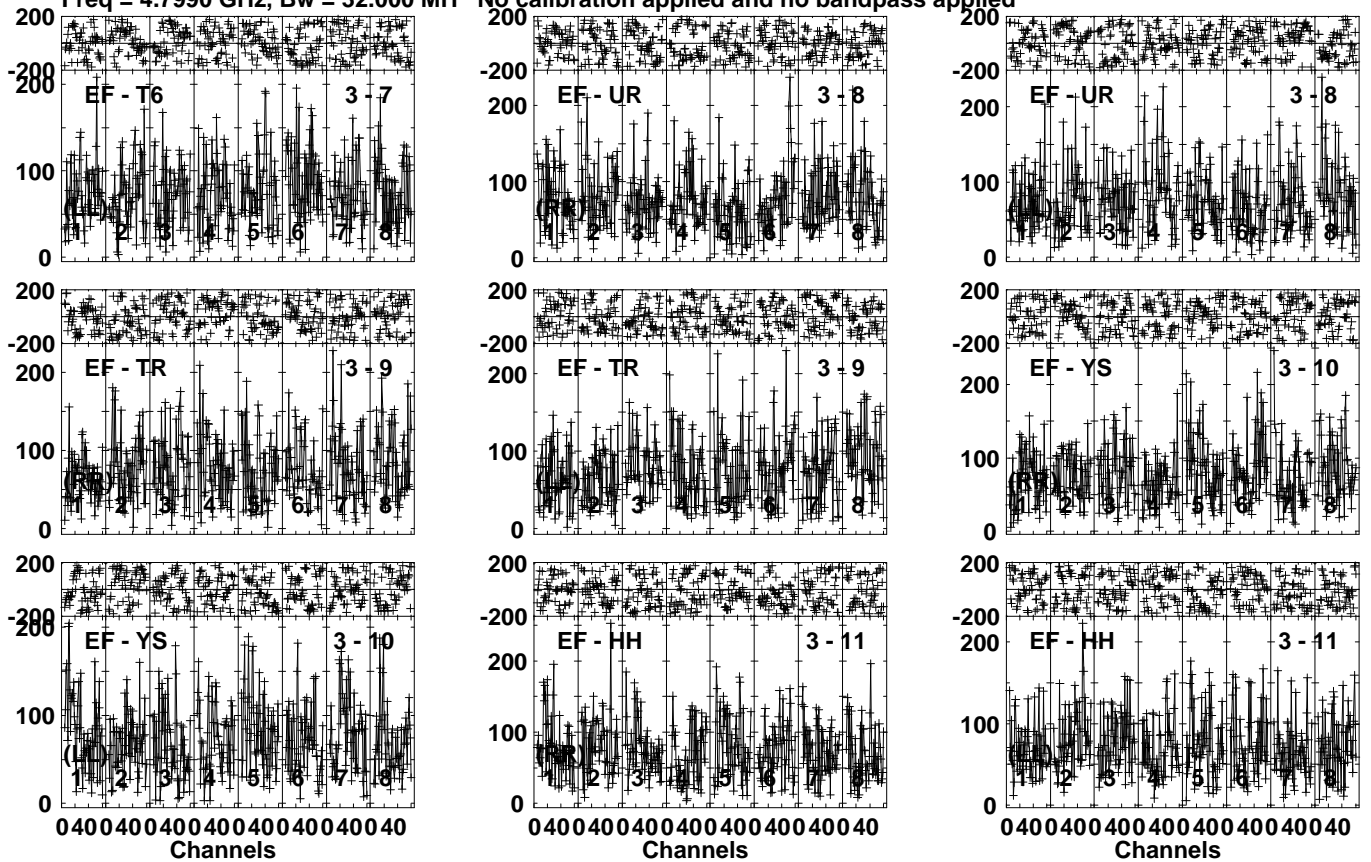
Lower frame: Micro Ampl Jy Top frame: Phas deg  
Vector averaged cross-power spectrum Several baselines displayed  
Timerange: 00/16:12:31 to 00/16:16:29

Plot file version 212 created 10-NOV-2021 19:32:42

EQJ1122+2550 EC077A.UVDATA.1

Freq = 4.7990 GHz, Bw = 32.000 MH

No calibration applied and no bandpass applied



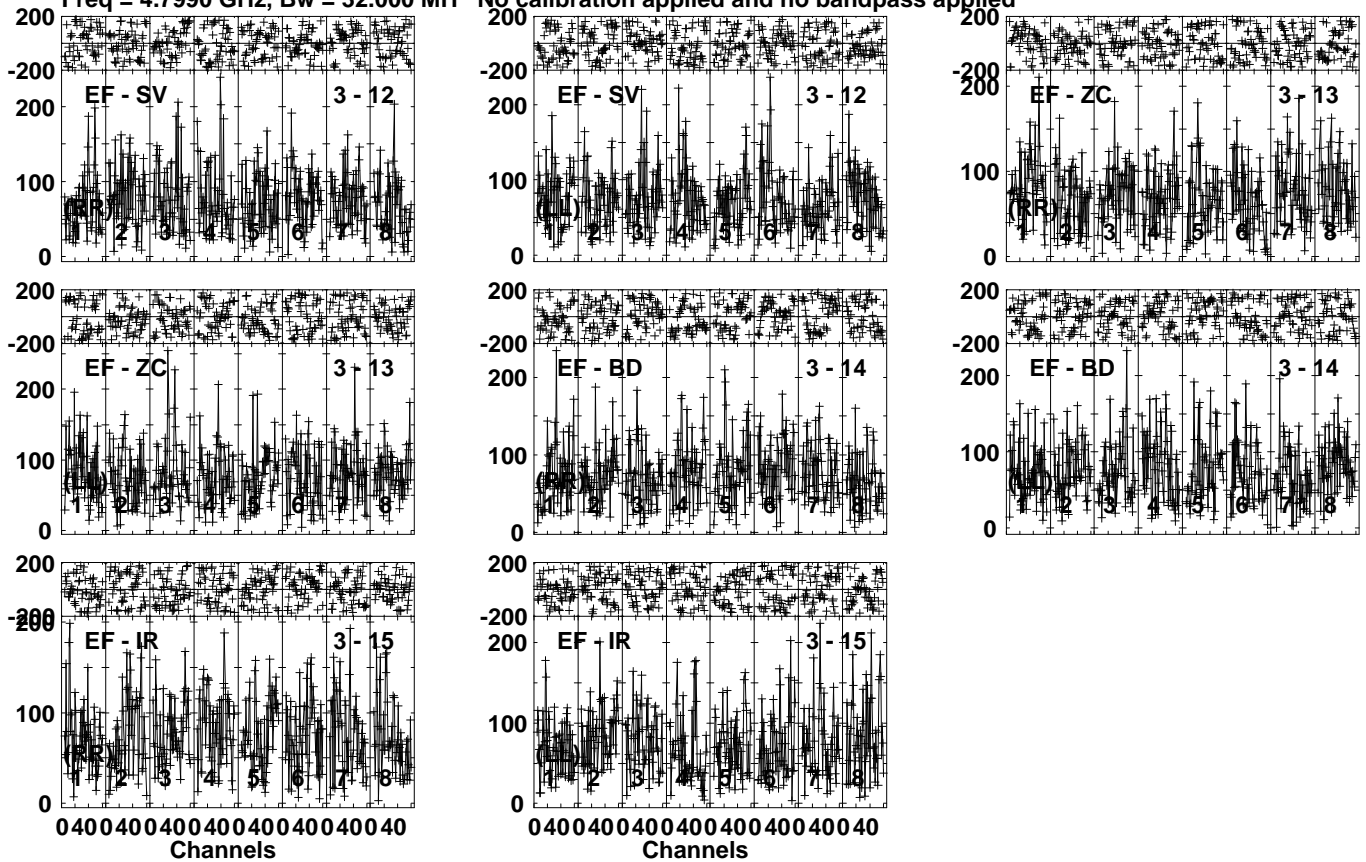
Lower frame: Micro Ampl Jy Top frame: Phas deg  
Vector averaged cross-power spectrum Several baselines displayed  
Timerange: 00/16:12:31 to 00/16:16:29

Plot file version 213 created 10-NOV-2021 19:32:42

EQJ1122+2550 EC077A.UVDATA.1

Freq = 4.7990 GHz, Bw = 32.000 MH

No calibration applied and no bandpass applied



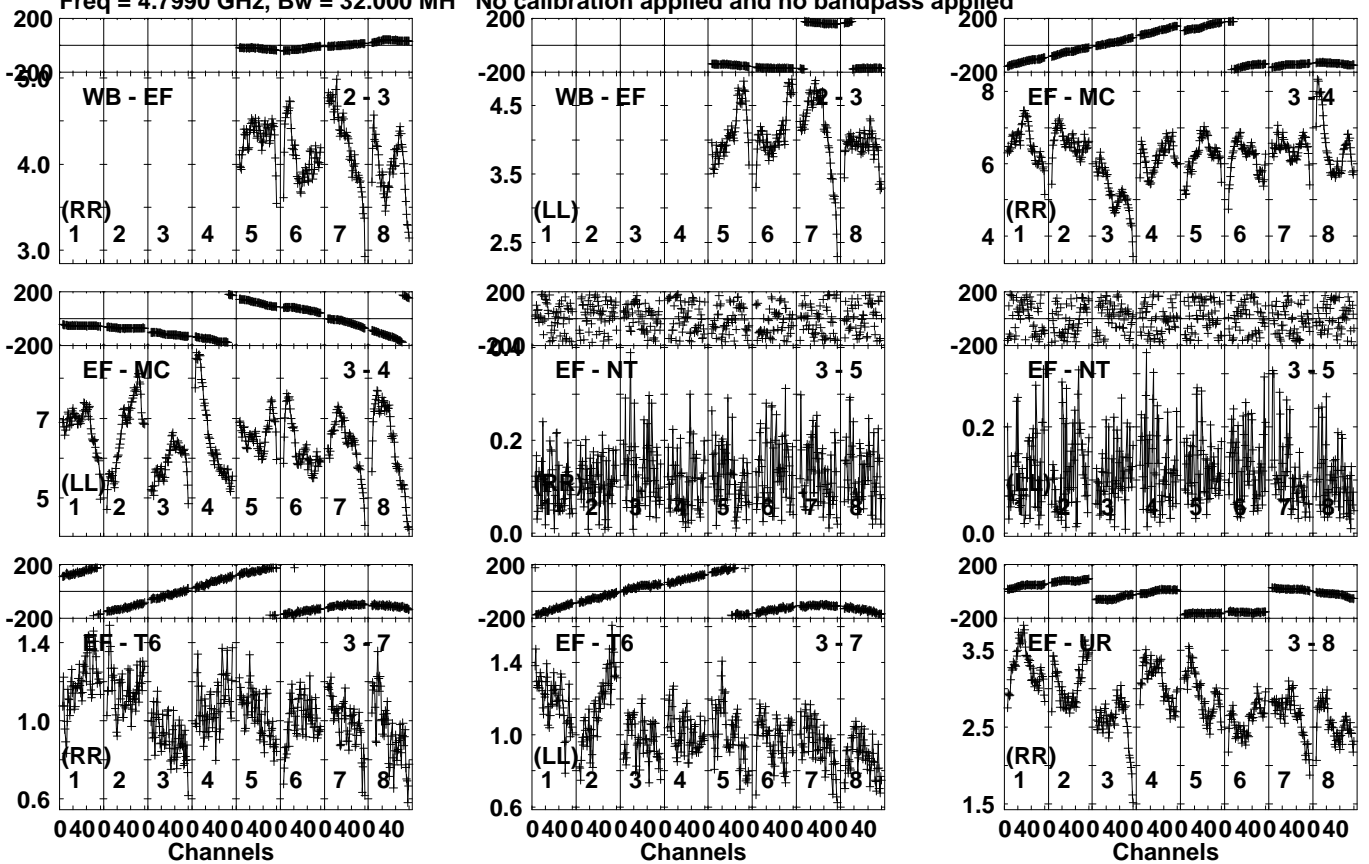
Lower frame: Micro Ampl Jy Top frame: Phas deg  
Vector averaged cross-power spectrum Several baselines displayed  
Timerange: 00/16:12:31 to 00/16:16:29

Plot file version 214 created 10-NOV-2021 19:32:42

J1125+2610 EC077A.UVDATA.1

Freq = 4.7990 GHz, Bw = 32.000 MH

No calibration applied and no bandpass applied



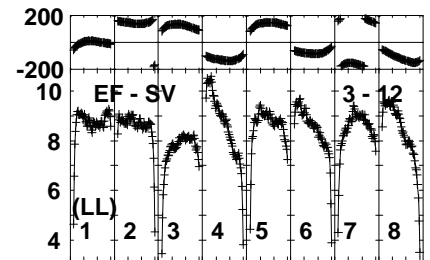
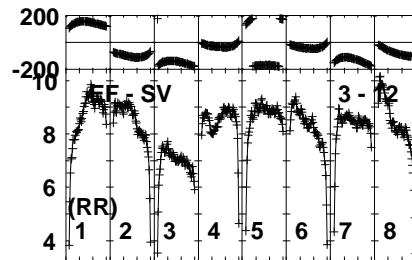
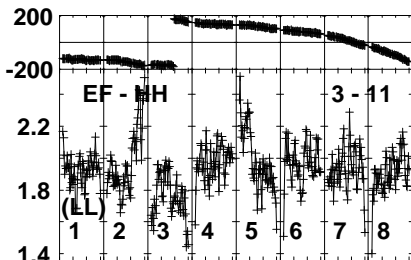
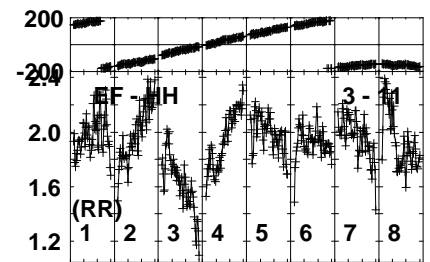
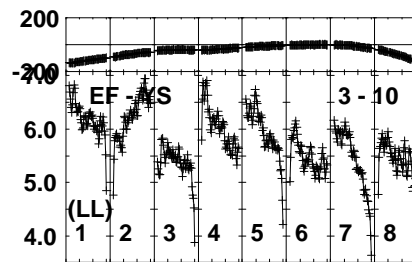
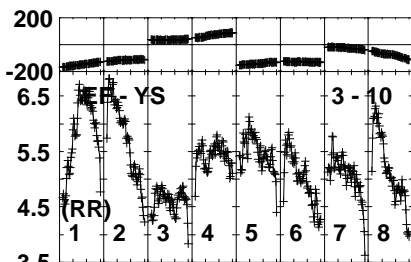
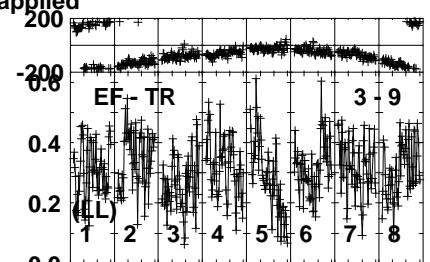
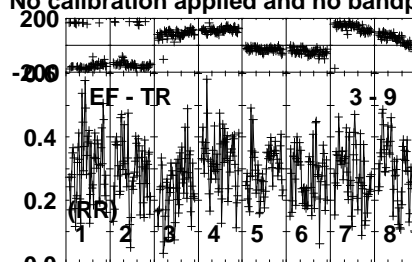
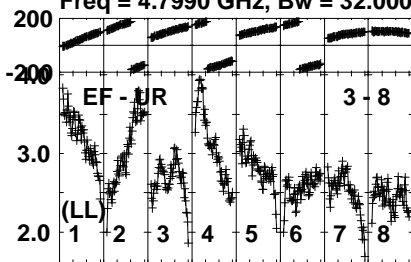
Lower frame: Milli Ampl Jy Top frame: Phas deg  
Vector averaged cross-power spectrum Several baselines displayed  
Timerange: 00/16:16:33 to 00/16:18:29

Plot file version 215 created 10-NOV-2021 19:32:42

J1125+2610 EC077A.UVDATA.1

Freq = 4.7990 GHz, Bw = 32.000 MH

No calibration applied and no bandpass applied



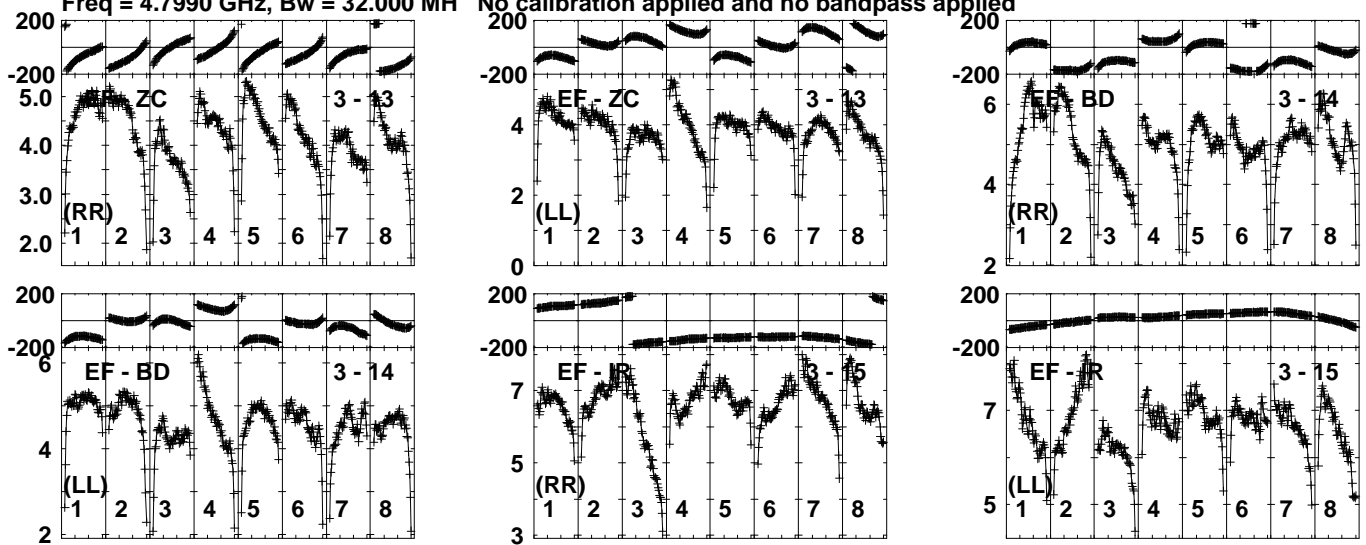
Lower frame: Milli Ampl Jy Top frame: Phas deg  
Vector averaged cross-power spectrum Several baselines displayed  
Timerange: 00/16:16:33 to 00/16:18:29

Plot file version 216 created 10-NOV-2021 19:32:42

J1125+2610 EC077A.UVDATA.1

Freq = 4.7990 GHz, Bw = 32.000 MH

No calibration applied and no bandpass applied



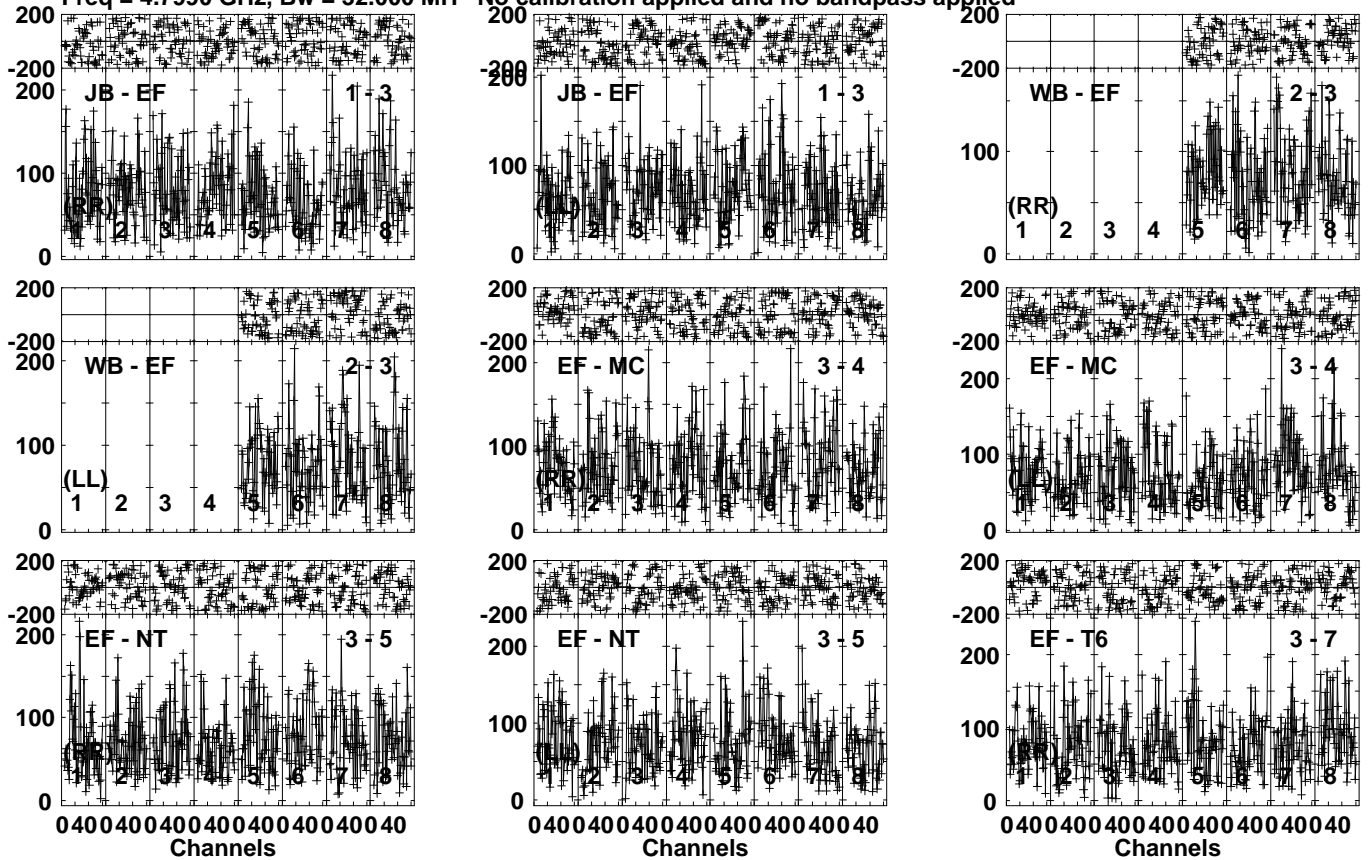
Lower frame: Milli Ampl Jy Top frame: Phas deg  
Vector averaged cross-power spectrum Several baselines displayed  
Timerange: 00/16:16:33 to 00/16:18:29

Plot file version 217 created 10-NOV-2021 19:32:42

EQJ1122+2550 EC077A.UVDATA.1

Freq = 4.7990 GHz, Bw = 32.000 MH

No calibration applied and no bandpass applied



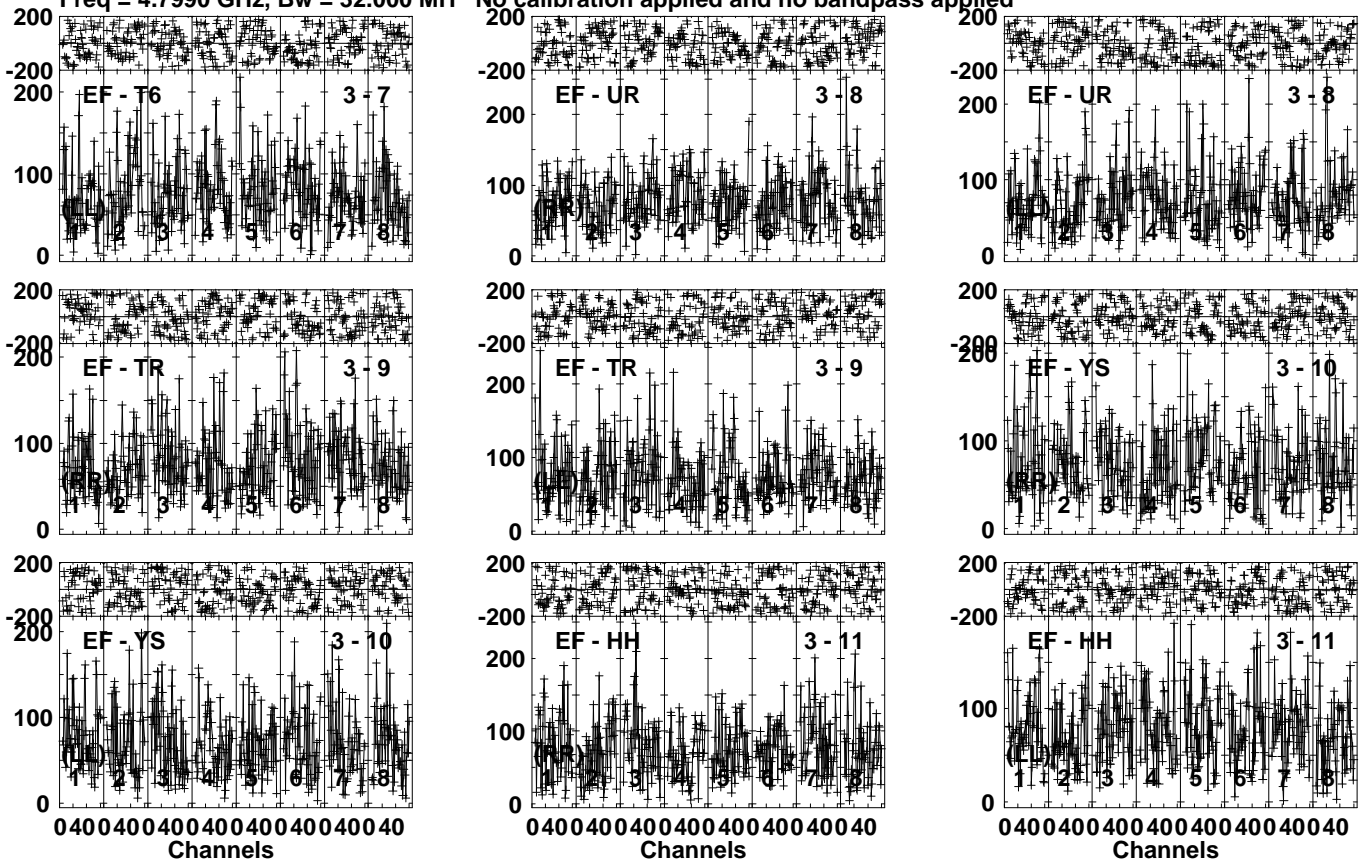
Lower frame: Micro Ampl Jy Top frame: Phas deg  
Vector averaged cross-power spectrum Several baselines displayed  
Timerange: 00/16:18:31 to 00/16:22:29

Plot file version 218 created 10-NOV-2021 19:32:43

EQJ1122+2550 EC077A.UVDATA.1

Freq = 4.7990 GHz, Bw = 32.000 MH

No calibration applied and no bandpass applied



Lower frame: Micro Ampl Jy Top frame: Phas deg  
Vector averaged cross-power spectrum Several baselines displayed  
Timerange: 00/16:18:31 to 00/16:22:29

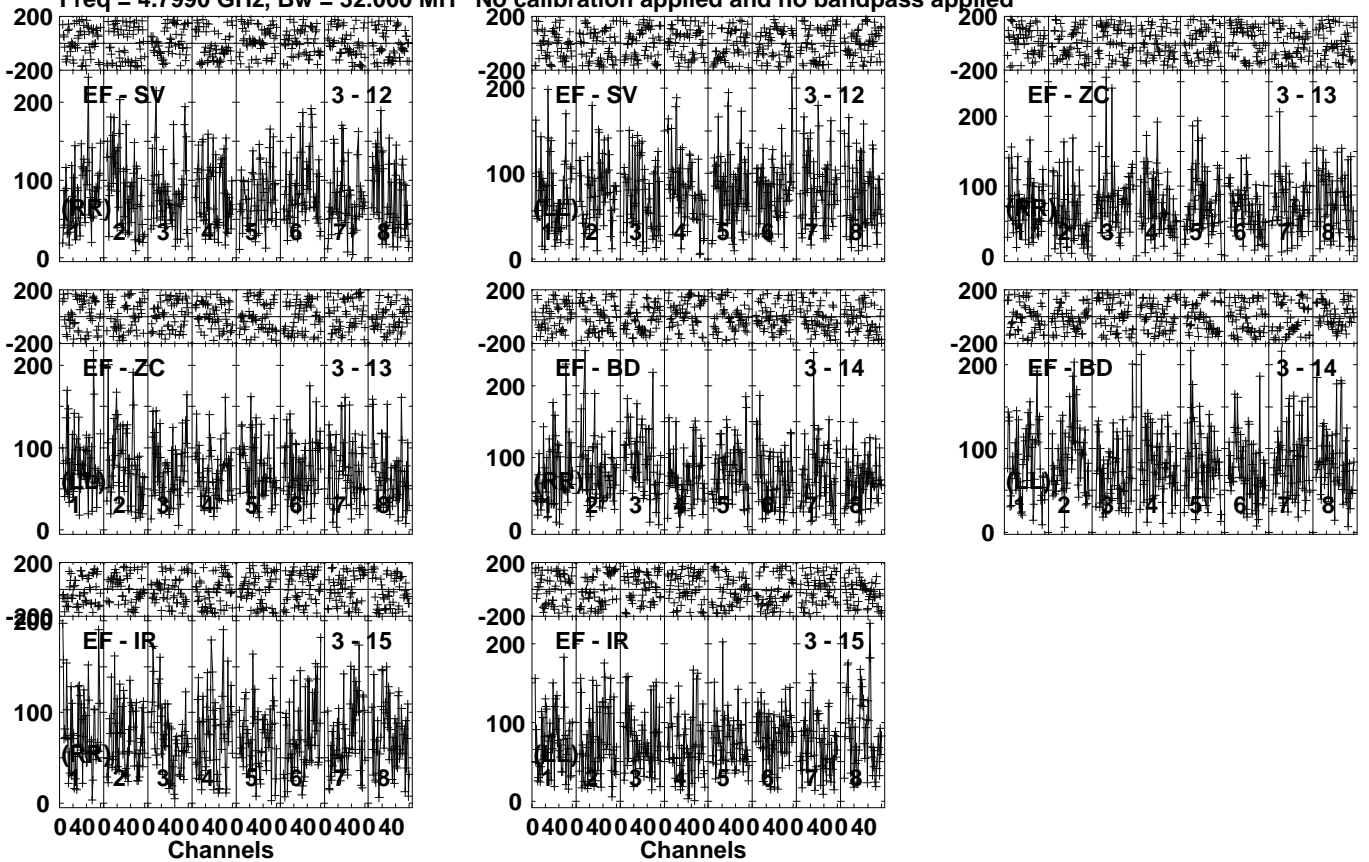


Plot file version 219 created 10-NOV-2021 19:32:43

EQJ1122+2550 EC077A.UVDATA.1

Freq = 4.7990 GHz, Bw = 32.000 MH

No calibration applied and no bandpass applied



Lower frame: Micro Ampl Jy Top frame: Phas deg  
Vector averaged cross-power spectrum Several baselines displayed  
Timerange: 00/16:18:31 to 00/16:22:29

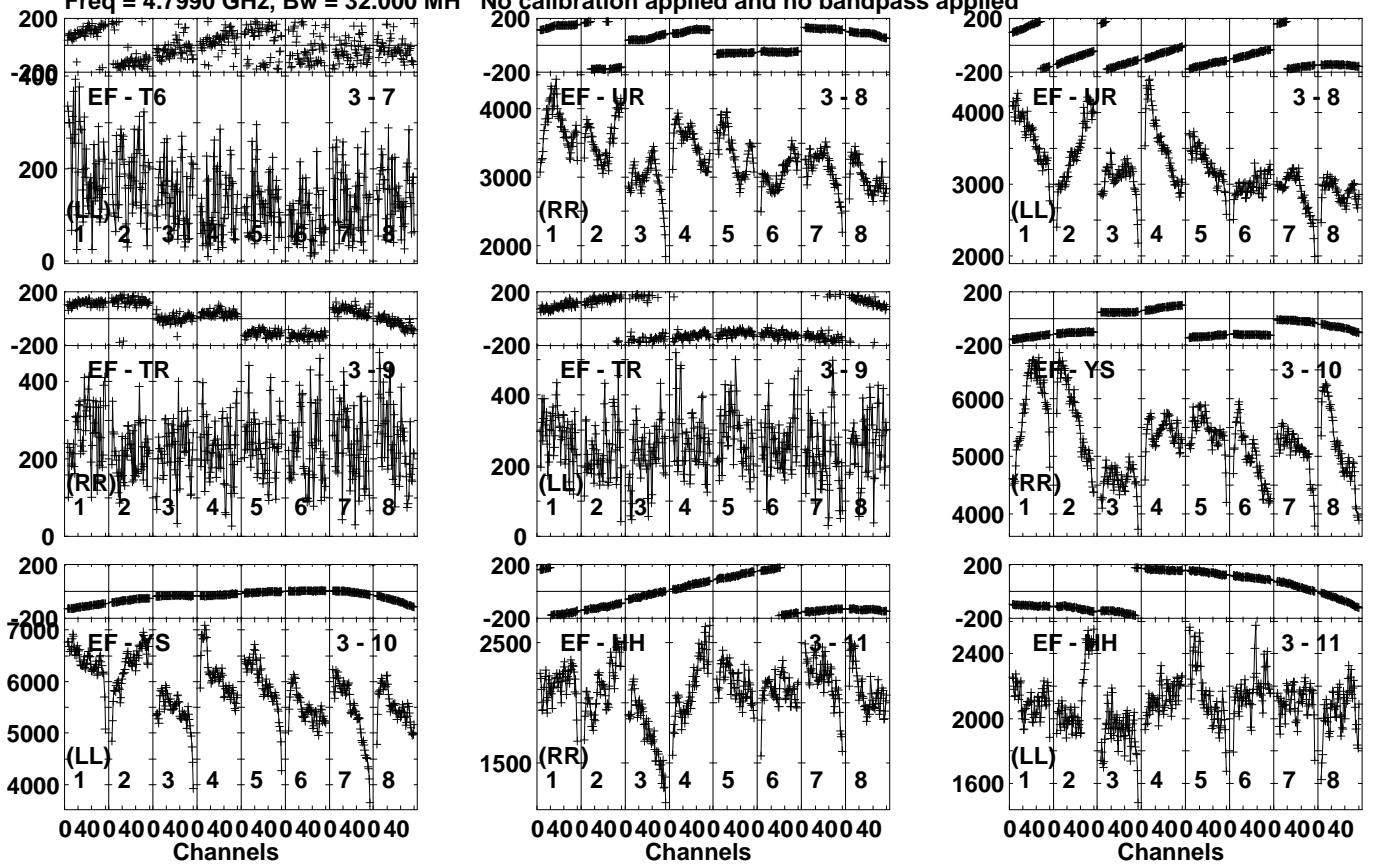


Plot file version 221 created 10-NOV-2021 19:32:43

J1125+2610 EC077A.UVDATA.1

Freq = 4.7990 GHz, Bw = 32.000 MH

No calibration applied and no bandpass applied



Lower frame: Micro Ampl Jy Top frame: Phas deg  
Vector averaged cross-power spectrum Several baselines displayed  
Timerange: 00/16:23:01 to 00/16:24:59

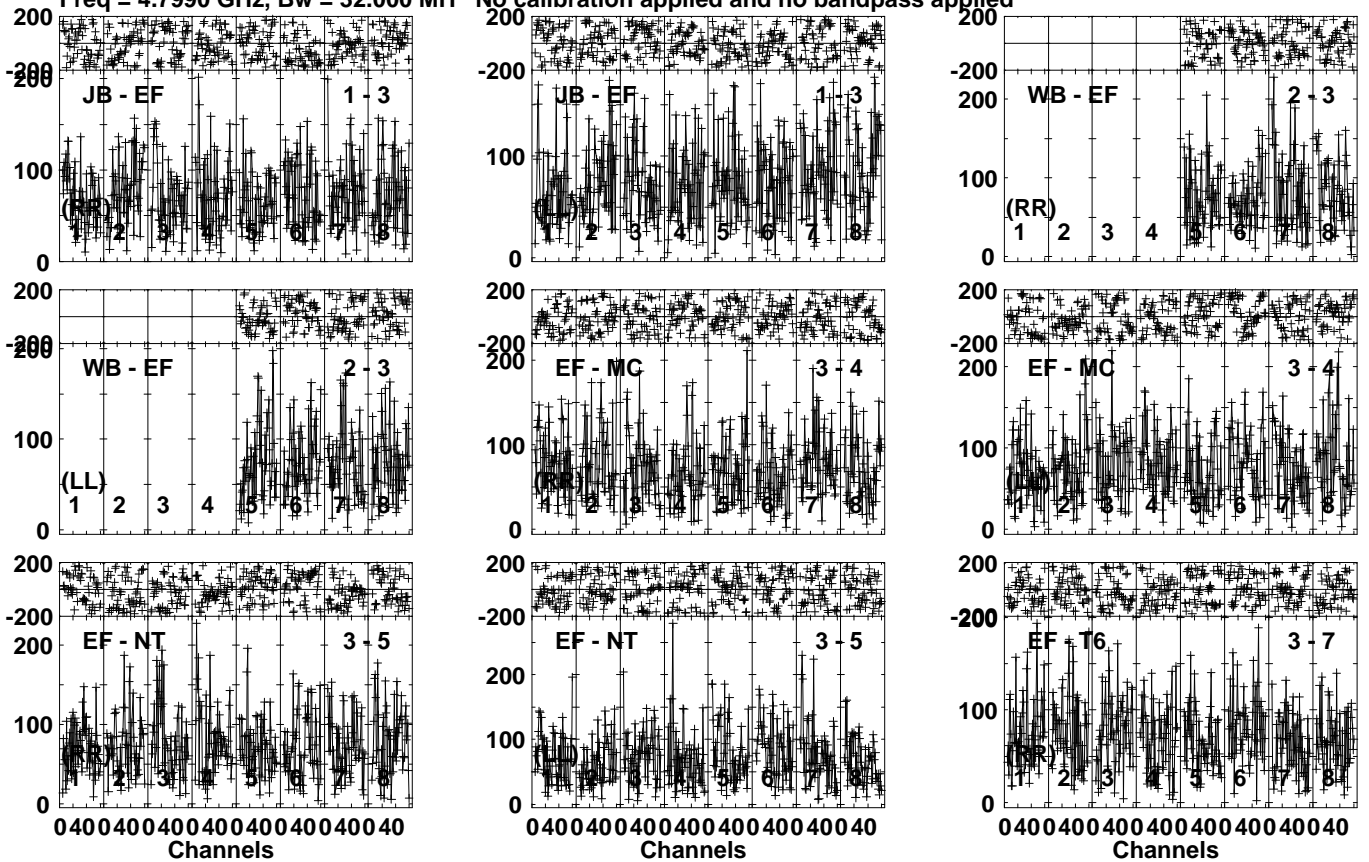


Plot file version 223 created 10-NOV-2021 19:32:43

EQJ1122+2550 EC077A.UVDATA.1

Freq = 4.7990 GHz, Bw = 32.000 MH

No calibration applied and no bandpass applied



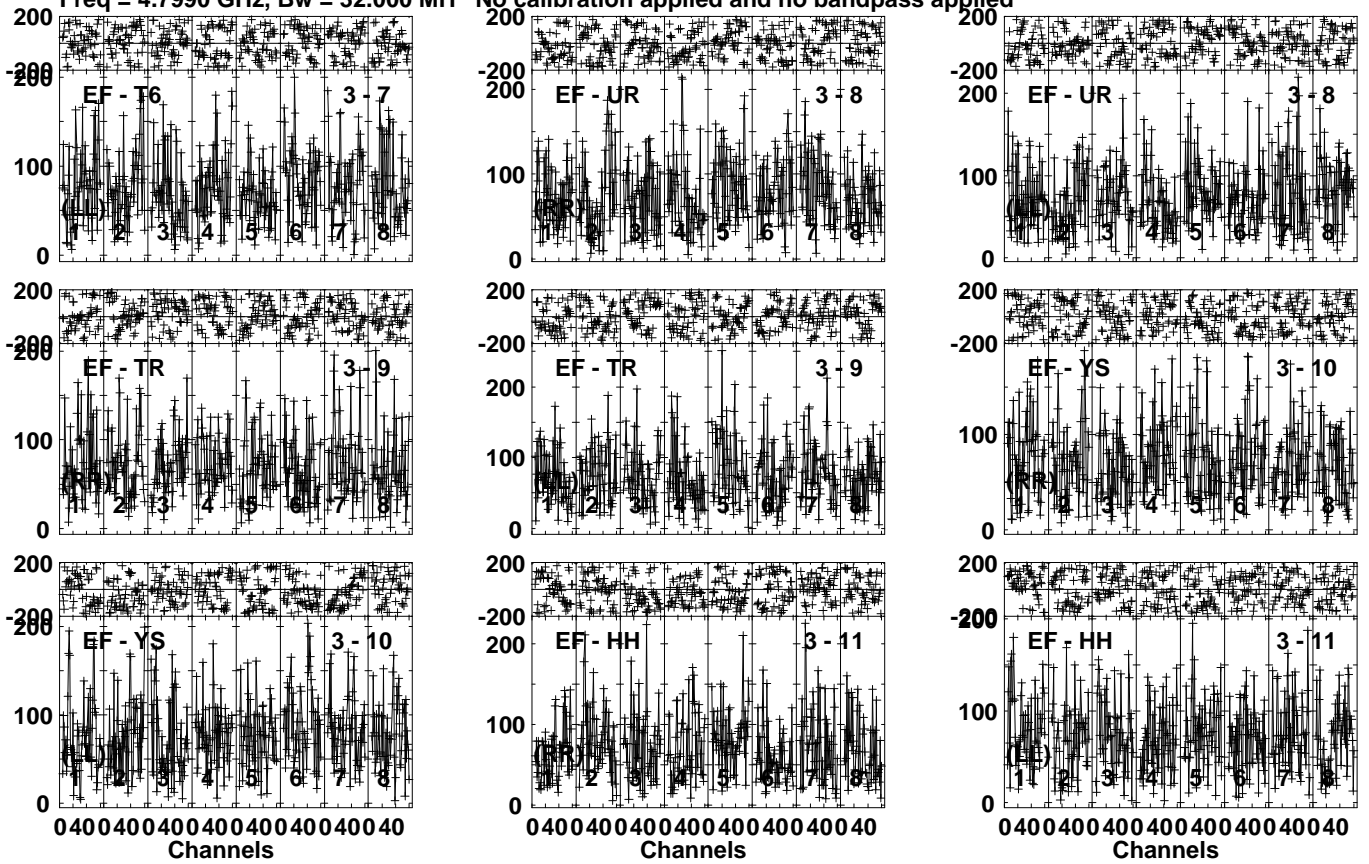
Lower frame: Micro Ampl Jy Top frame: Phas deg  
Vector averaged cross-power spectrum Several baselines displayed  
Timerange: 00/16:25:01 to 00/16:28:59

Plot file version 224 created 10-NOV-2021 19:32:43

EQJ1122+2550 EC077A.UVDATA.1

Freq = 4.7990 GHz, Bw = 32.000 MH

No calibration applied and no bandpass applied



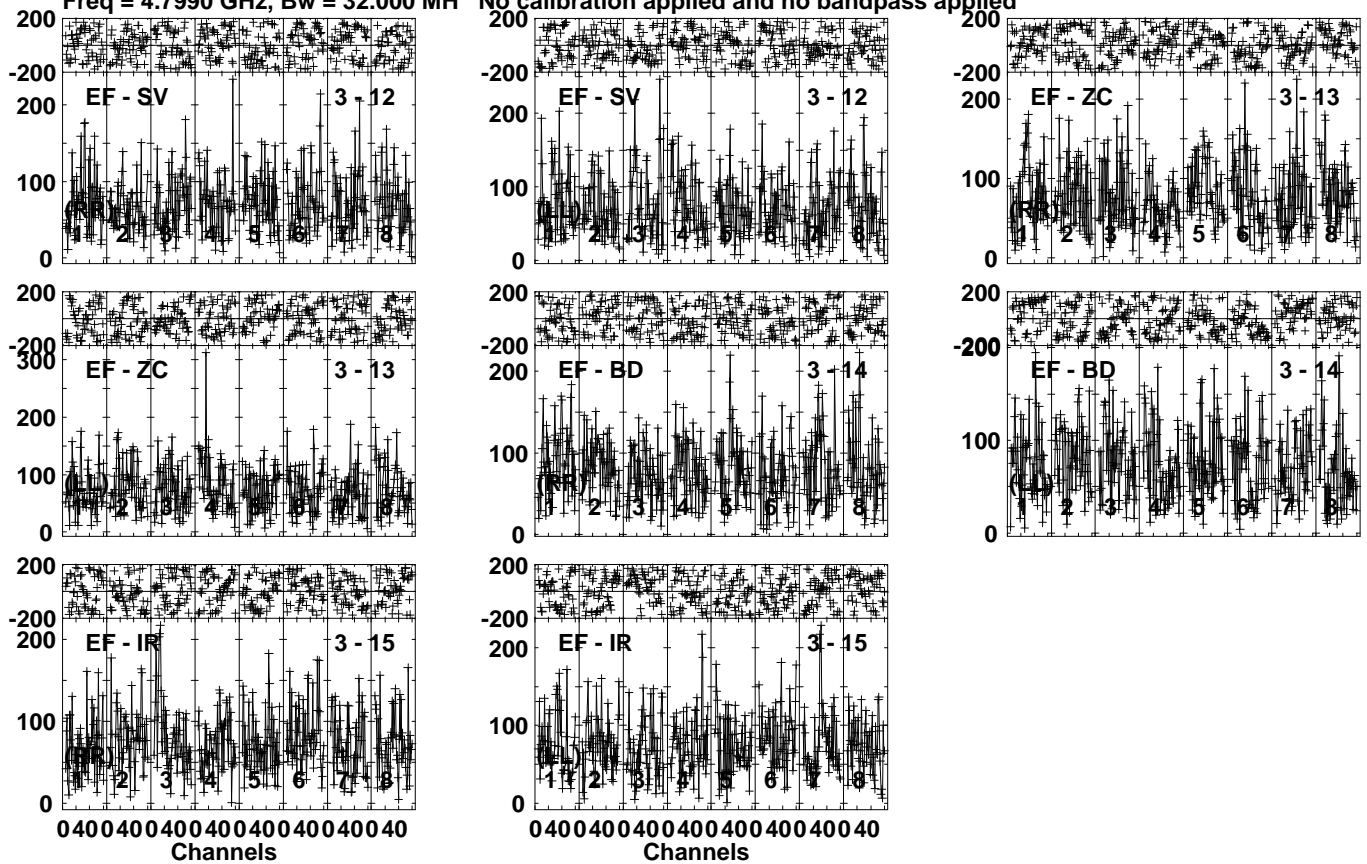
Lower frame: Micro Ampl Jy Top frame: Phas deg  
Vector averaged cross-power spectrum Several baselines displayed  
Timerange: 00/16:25:01 to 00/16:28:59

Plot file version 225 created 10-NOV-2021 19:32:44

EQJ1122+2550 EC077A.UVDATA.1

Freq = 4.7990 GHz, Bw = 32.000 MH

No calibration applied and no bandpass applied



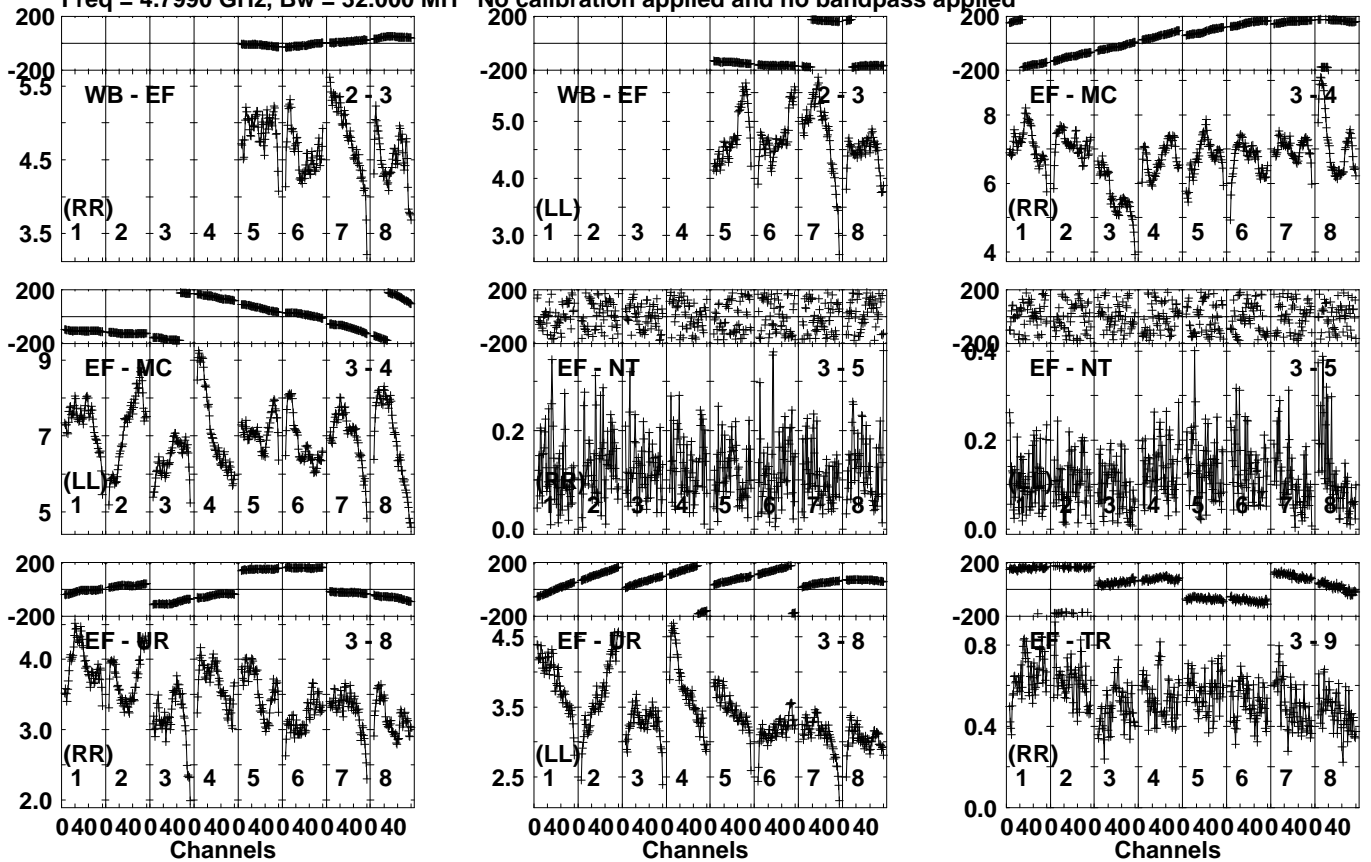
Lower frame: Micro Ampl Jy Top frame: Phas deg  
Vector averaged cross-power spectrum Several baselines displayed  
Timerange: 00/16:25:01 to 00/16:28:59

Plot file version 226 created 10-NOV-2021 19:32:44

J1125+2610 EC077A.UVDATA.1

Freq = 4.7990 GHz, Bw = 32.000 MH

No calibration applied and no bandpass applied



Lower frame: Milli Ampl Jy Top frame: Phas deg  
Vector averaged cross-power spectrum Several baselines displayed  
Timerange: 00/16:29:01 to 00/16:30:59

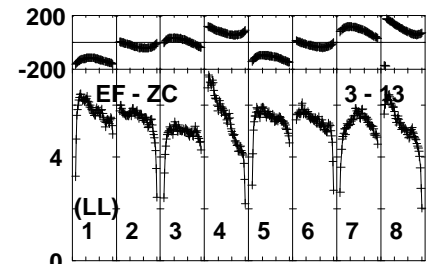
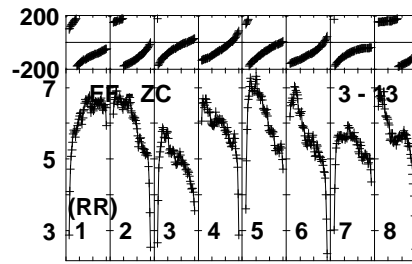
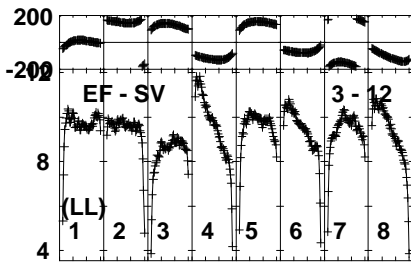
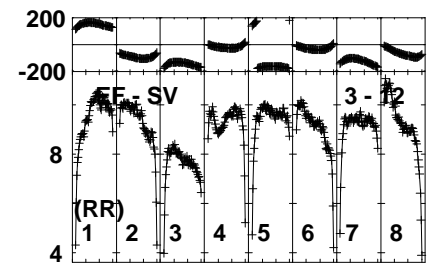
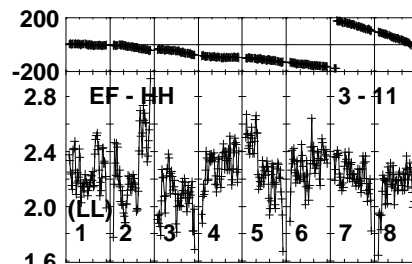
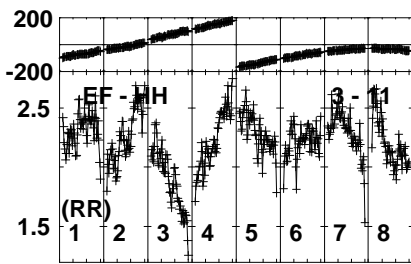
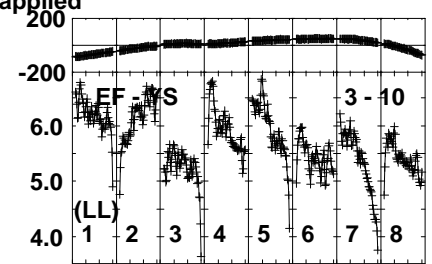
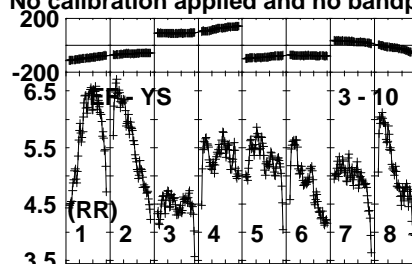
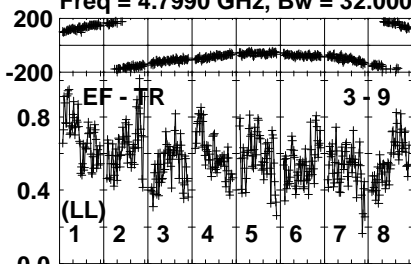


Plot file version 227 created 10-NOV-2021 19:32:44

J1125+2610 EC077A.UVDATA.1

Freq = 4.7990 GHz, Bw = 32.000 MH

No calibration applied and no bandpass applied



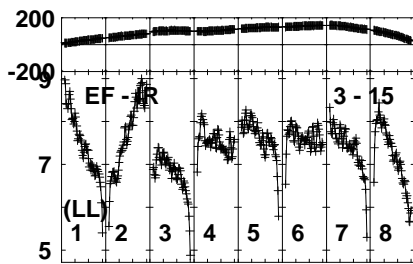
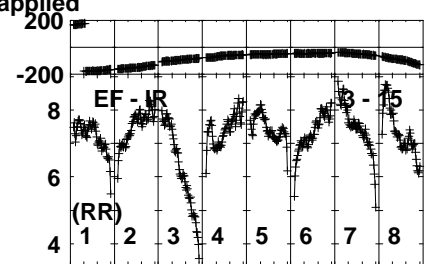
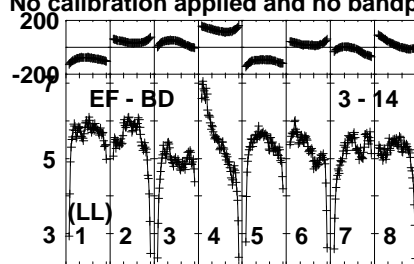
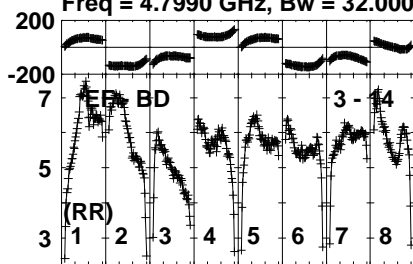
Lower frame: Milli Ampl Jy Top frame: Phas deg  
Vector averaged cross-power spectrum Several baselines displayed  
Timerange: 00/16:29:01 to 00/16:30:59

Plot file version 228 created 10-NOV-2021 19:32:44

J1125+2610 EC077A.UVDATA.1

Freq = 4.7990 GHz, Bw = 32.000 MH

No calibration applied and no bandpass applied



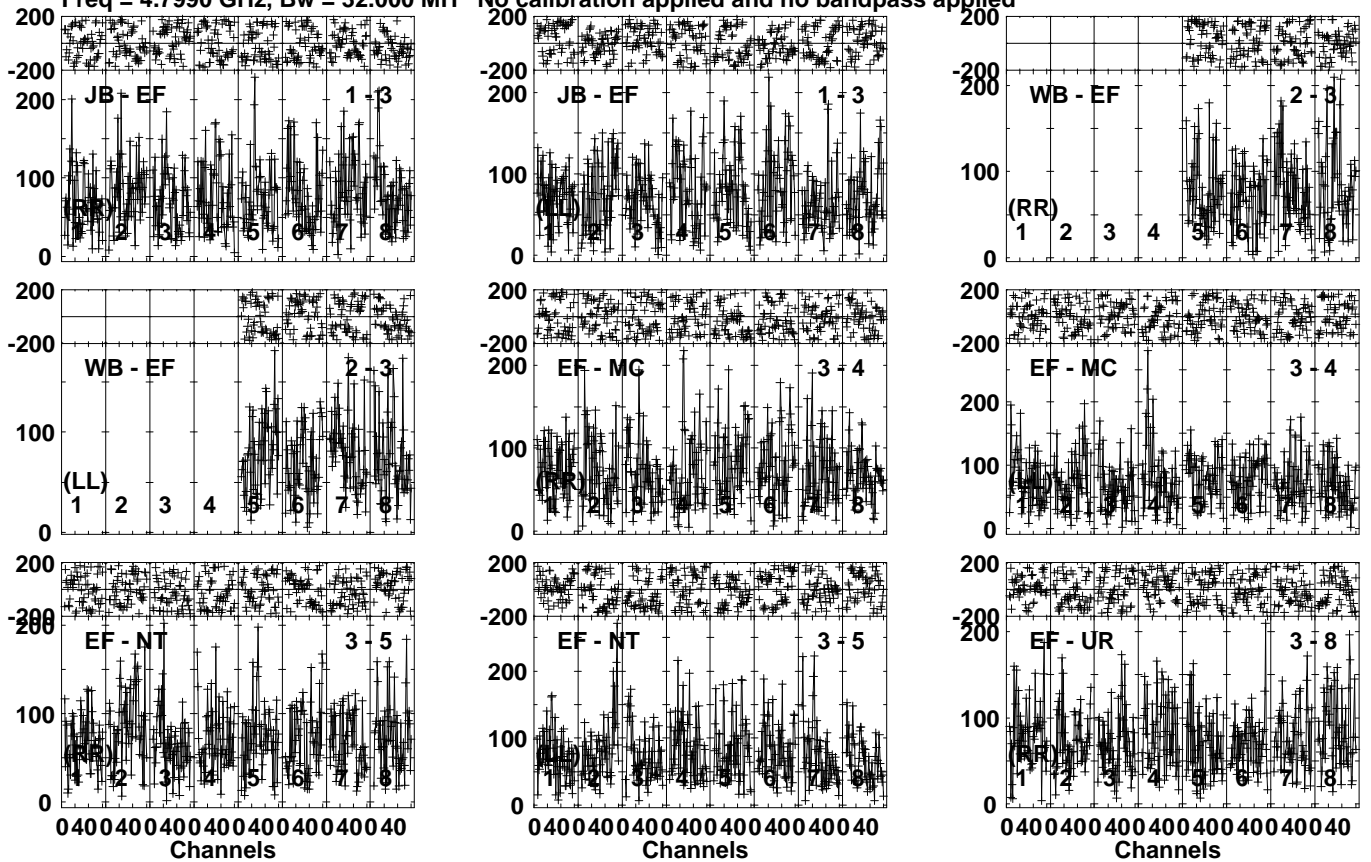
Lower frame: Milli Ampl Jy Top frame: Phas deg  
Vector averaged cross-power spectrum Several baselines displayed  
Timerange: 00/16:29:01 to 00/16:30:59

Plot file version 229 created 10-NOV-2021 19:32:44

EQJ1122+2550 EC077A.UVDATA.1

Freq = 4.7990 GHz, Bw = 32.000 MH

No calibration applied and no bandpass applied



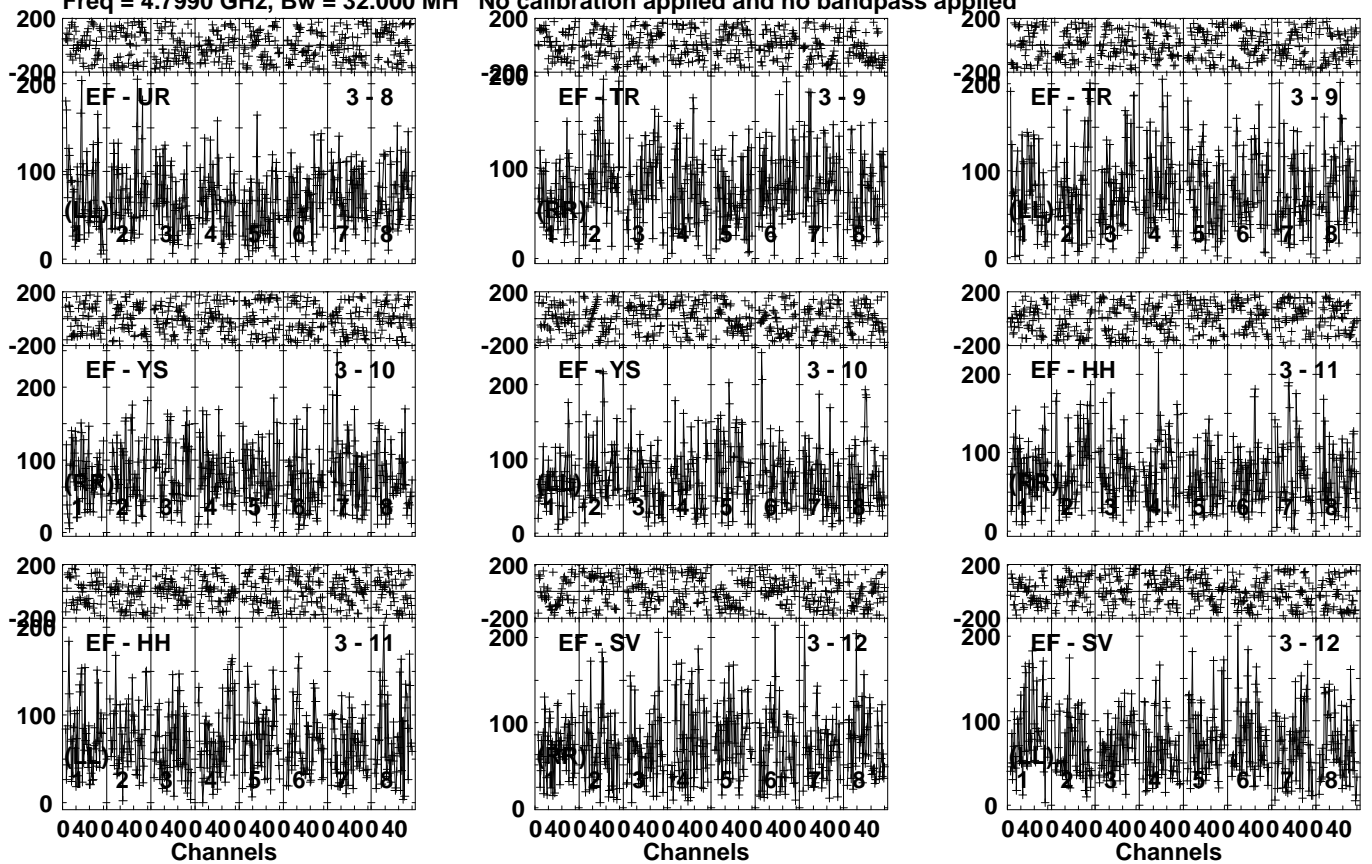
Lower frame: Micro Ampl Jy Top frame: Phas deg  
Vector averaged cross-power spectrum Several baselines displayed  
Timerange: 00/16:31:01 to 00/16:34:59

Plot file version 230 created 10-NOV-2021 19:32:44

EQJ1122+2550 EC077A.UVDATA.1

Freq = 4.7990 GHz, Bw = 32.000 MH

No calibration applied and no bandpass applied



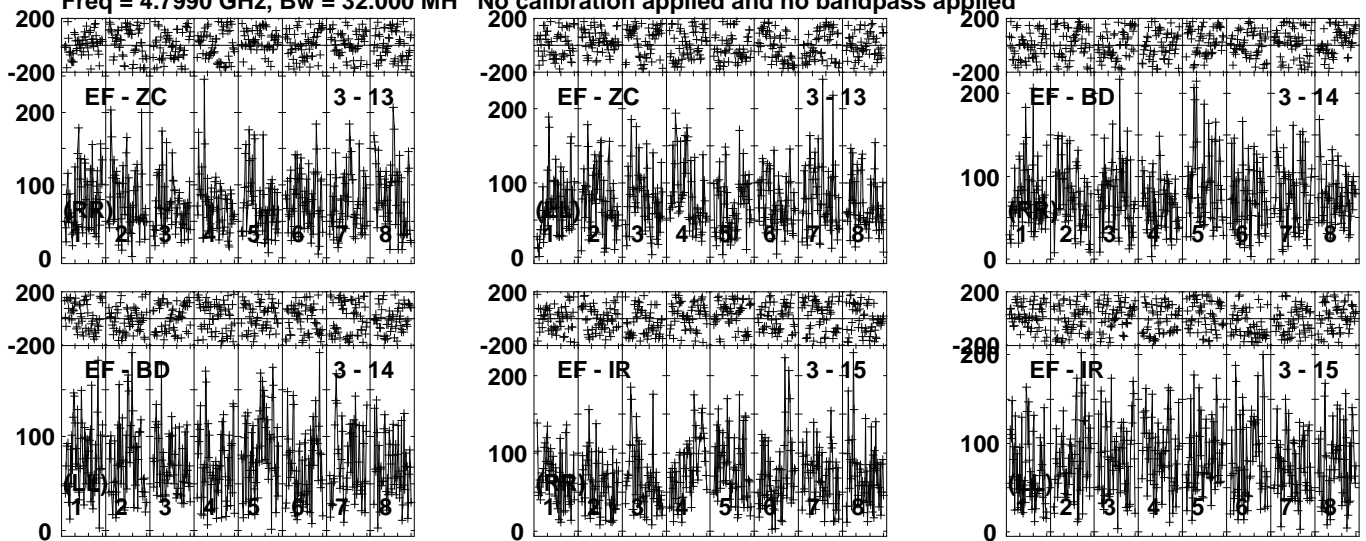
Lower frame: Micro Ampl Jy Top frame: Phas deg  
Vector averaged cross-power spectrum Several baselines displayed  
Timerange: 00/16:31:01 to 00/16:34:59

Plot file version 231 created 10-NOV-2021 19:32:44

EQJ1122+2550 EC077A.UVDATA.1

Freq = 4.7990 GHz, Bw = 32.000 MH

No calibration applied and no bandpass applied



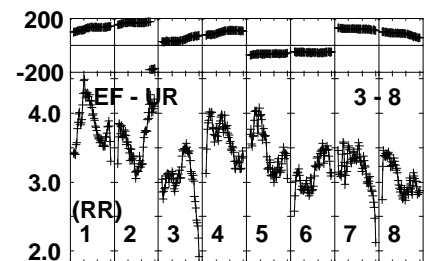
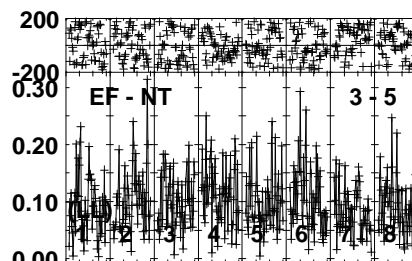
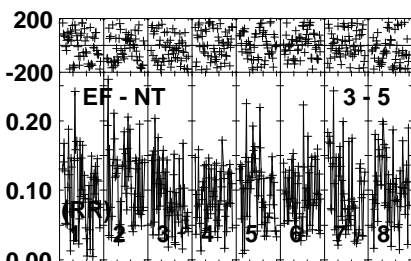
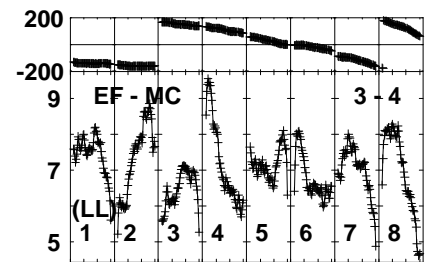
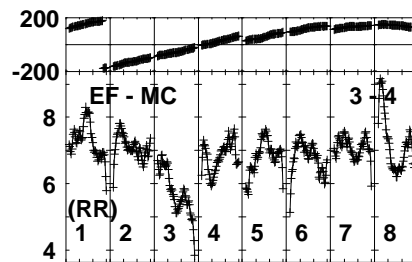
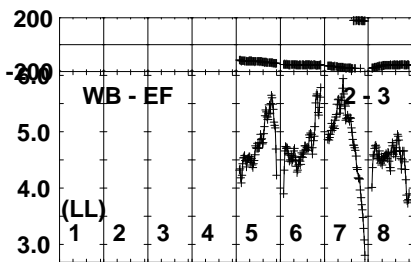
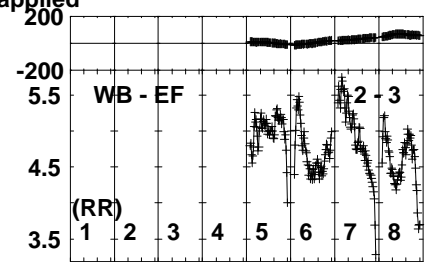
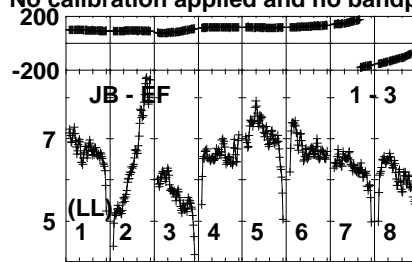
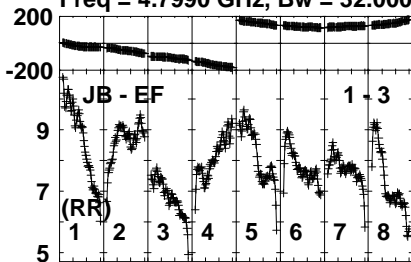
Lower frame: Micro Ampl Jy Top frame: Phas deg  
Vector averaged cross-power spectrum Several baselines displayed  
Timerange: 00/16:31:01 to 00/16:34:59

Plot file version 232 created 10-NOV-2021 19:32:44

J1125+2610 EC077A.UVDATA.1

Freq = 4.7990 GHz, Bw = 32.000 MH

No calibration applied and no bandpass applied



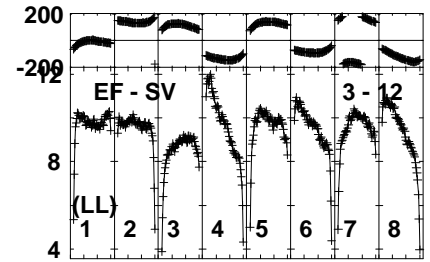
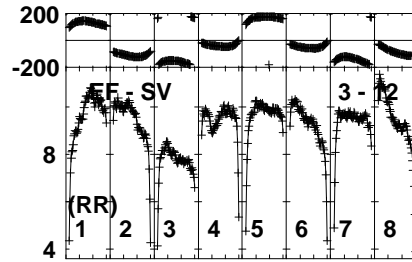
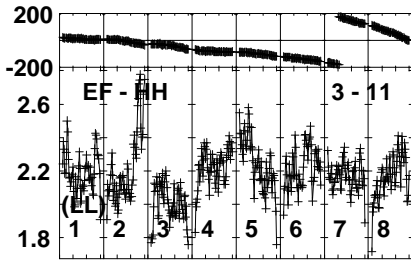
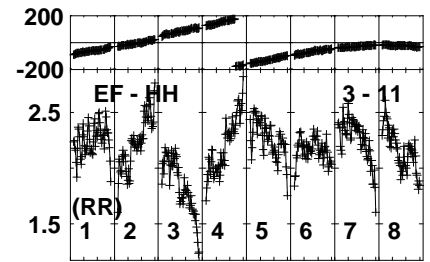
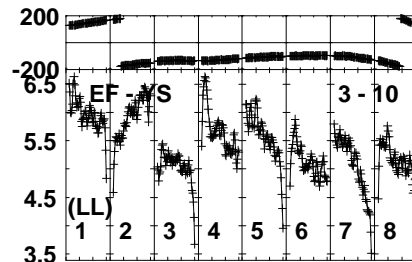
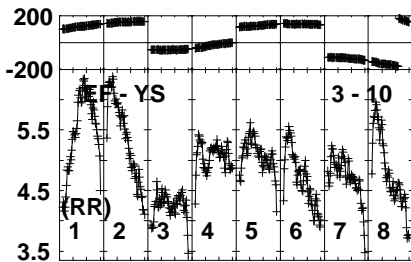
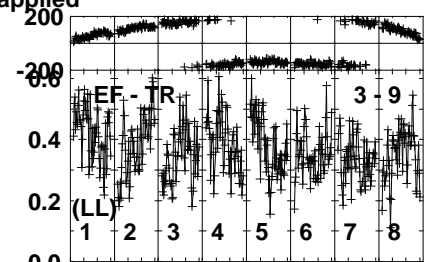
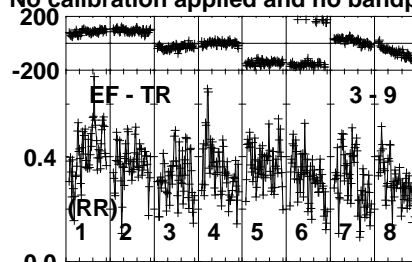
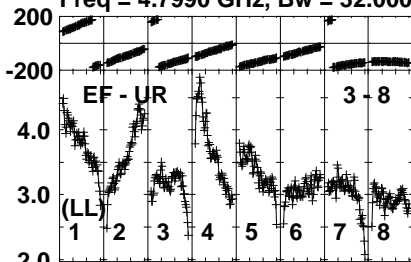
Lower frame: Milli Ampl Jy Top frame: Phas deg  
Vector averaged cross-power spectrum Several baselines displayed  
Timerange: 00/16:35:31 to 00/16:37:29

Plot file version 233 created 10-NOV-2021 19:32:45

J1125+2610 EC077A.UVDATA.1

Freq = 4.7990 GHz, Bw = 32.000 MH

No calibration applied and no bandpass applied



0400400400400400400400400400  
Channels

0400400400400400400400400400  
Channels

0400400400400400400400400400  
Channels

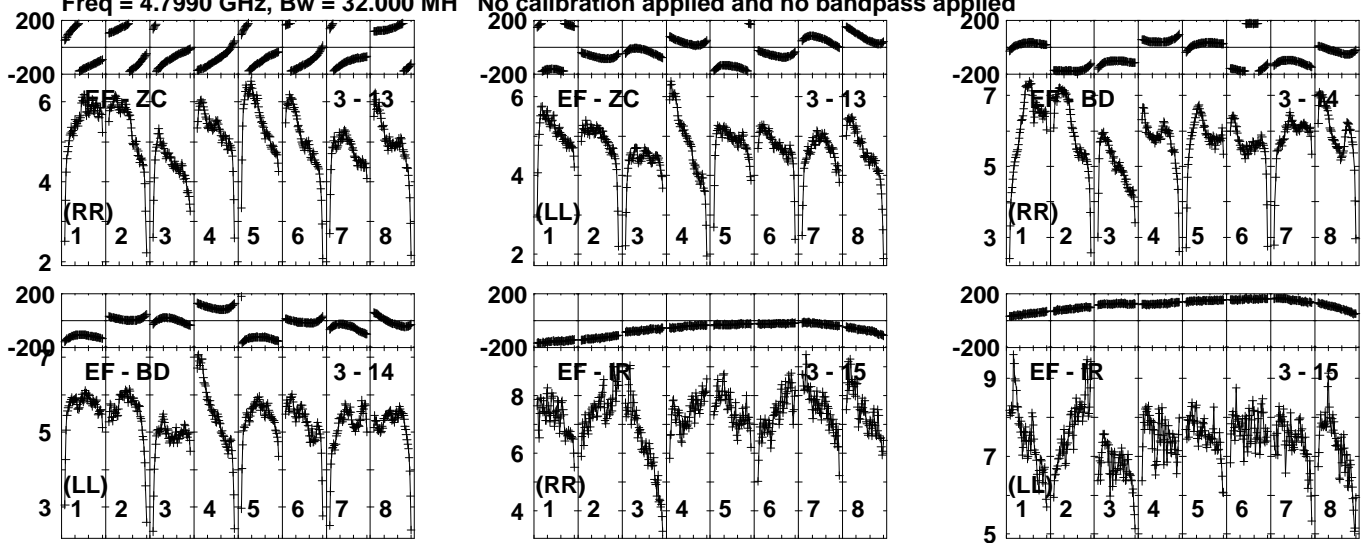
Lower frame: Milli Ampl Jy Top frame: Phas deg  
Vector averaged cross-power spectrum Several baselines displayed  
Timerange: 00:16:35:31 to 00:16:37:29

Plot file version 234 created 10-NOV-2021 19:32:45

J1125+2610 EC077A.UVDATA.1

Freq = 4.7990 GHz, Bw = 32.000 MH

No calibration applied and no bandpass applied



Lower frame: Milli Ampl Jy Top frame: Phas deg  
Vector averaged cross-power spectrum Several baselines displayed  
Timerange: 00/16:35:31 to 00/16:37:29



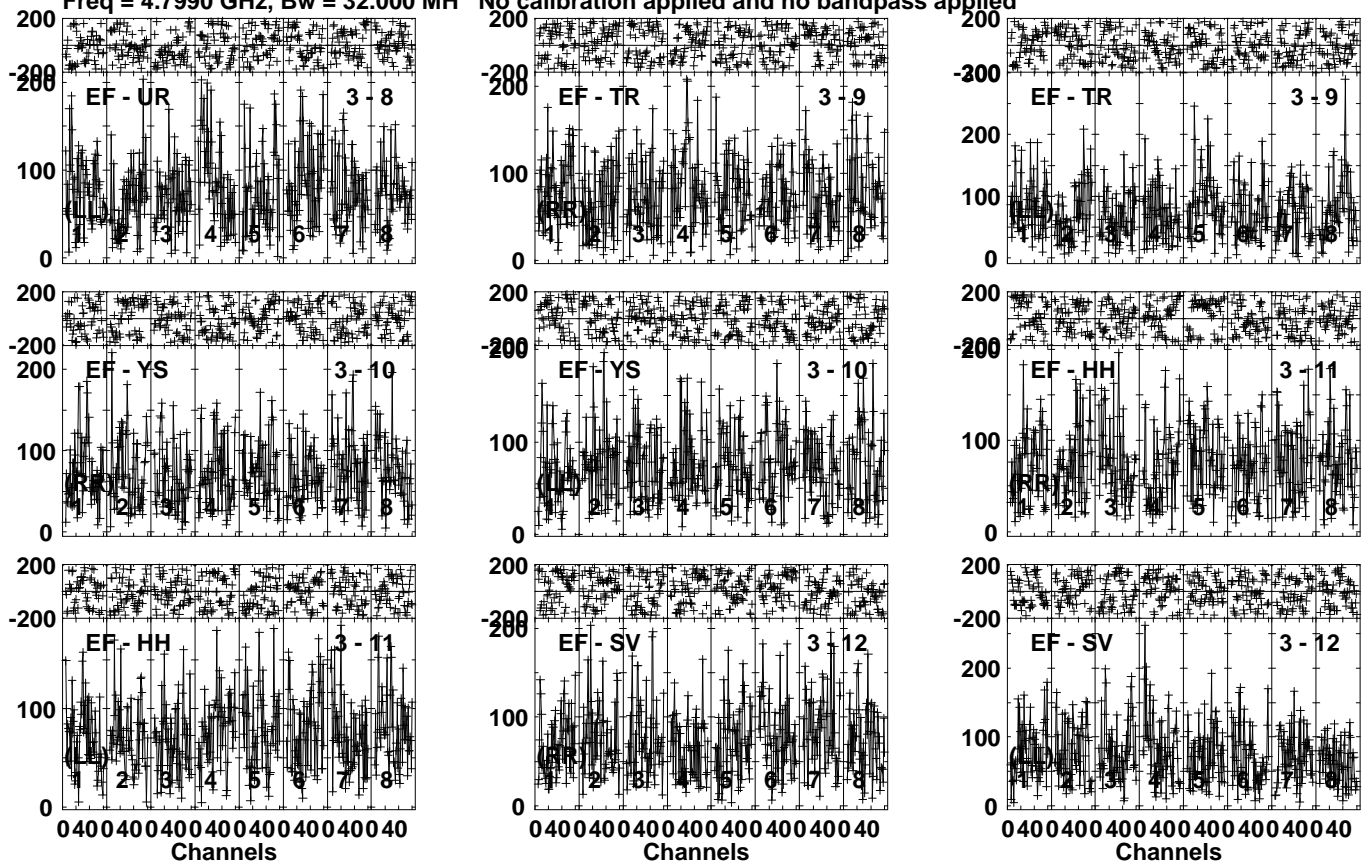


Plot file version 236 created 10-NOV-2021 19:32:45

EQJ1122+2550 EC077A.UVDATA.1

Freq = 4.7990 GHz, Bw = 32.000 MH

No calibration applied and no bandpass applied



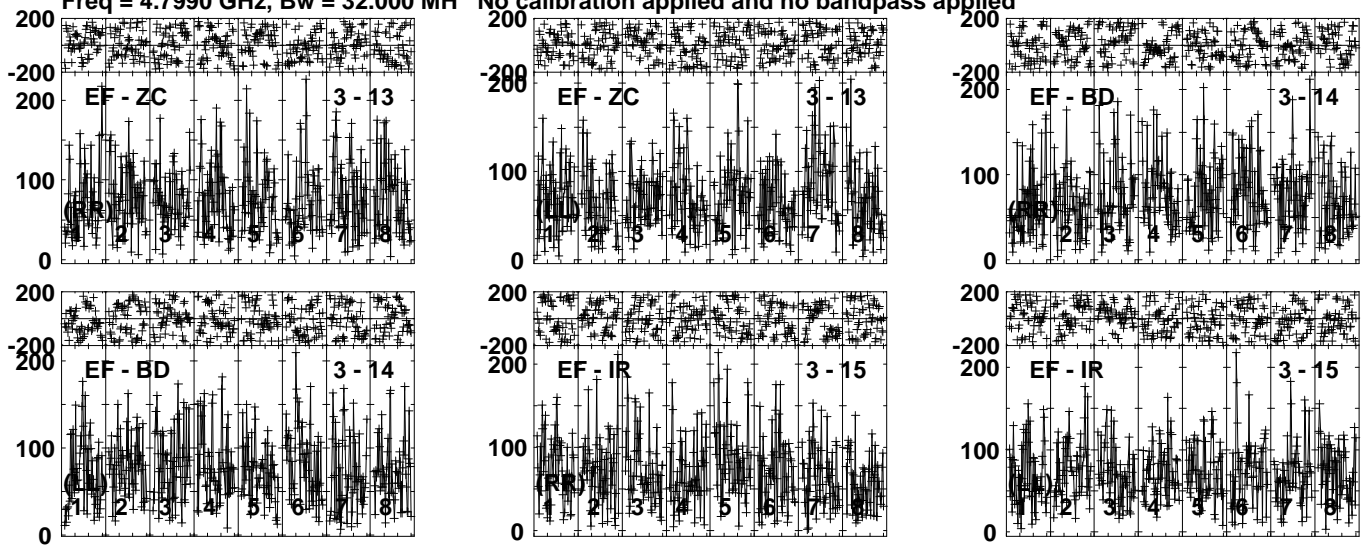
Lower frame: Micro Ampl Jy Top frame: Phas deg  
Vector averaged cross-power spectrum Several baselines displayed  
Timerange: 00/16:37:31 to 00/16:41:29

Plot file version 237 created 10-NOV-2021 19:32:45

EQJ1122+2550 EC077A.UVDATA.1

Freq = 4.7990 GHz, Bw = 32.000 MH

No calibration applied and no bandpass applied



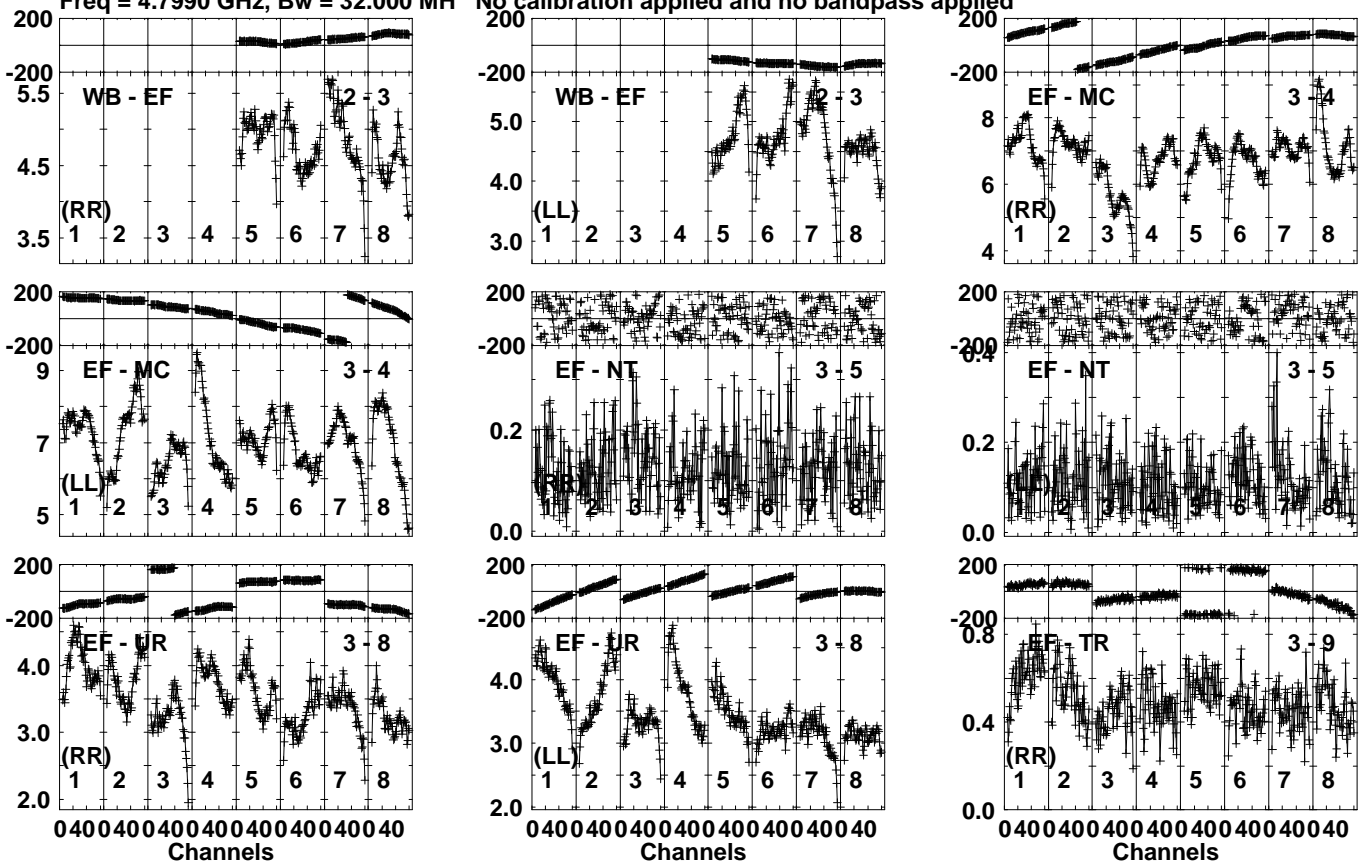
Lower frame: Micro Ampl Jy Top frame: Phas deg  
Vector averaged cross-power spectrum Several baselines displayed  
Timerange: 00/16:37:31 to 00/16:41:29

Plot file version 238 created 10-NOV-2021 19:32:45

J1125+2610 EC077A.UVDATA.1

Freq = 4.7990 GHz, Bw = 32.000 MH

No calibration applied and no bandpass applied



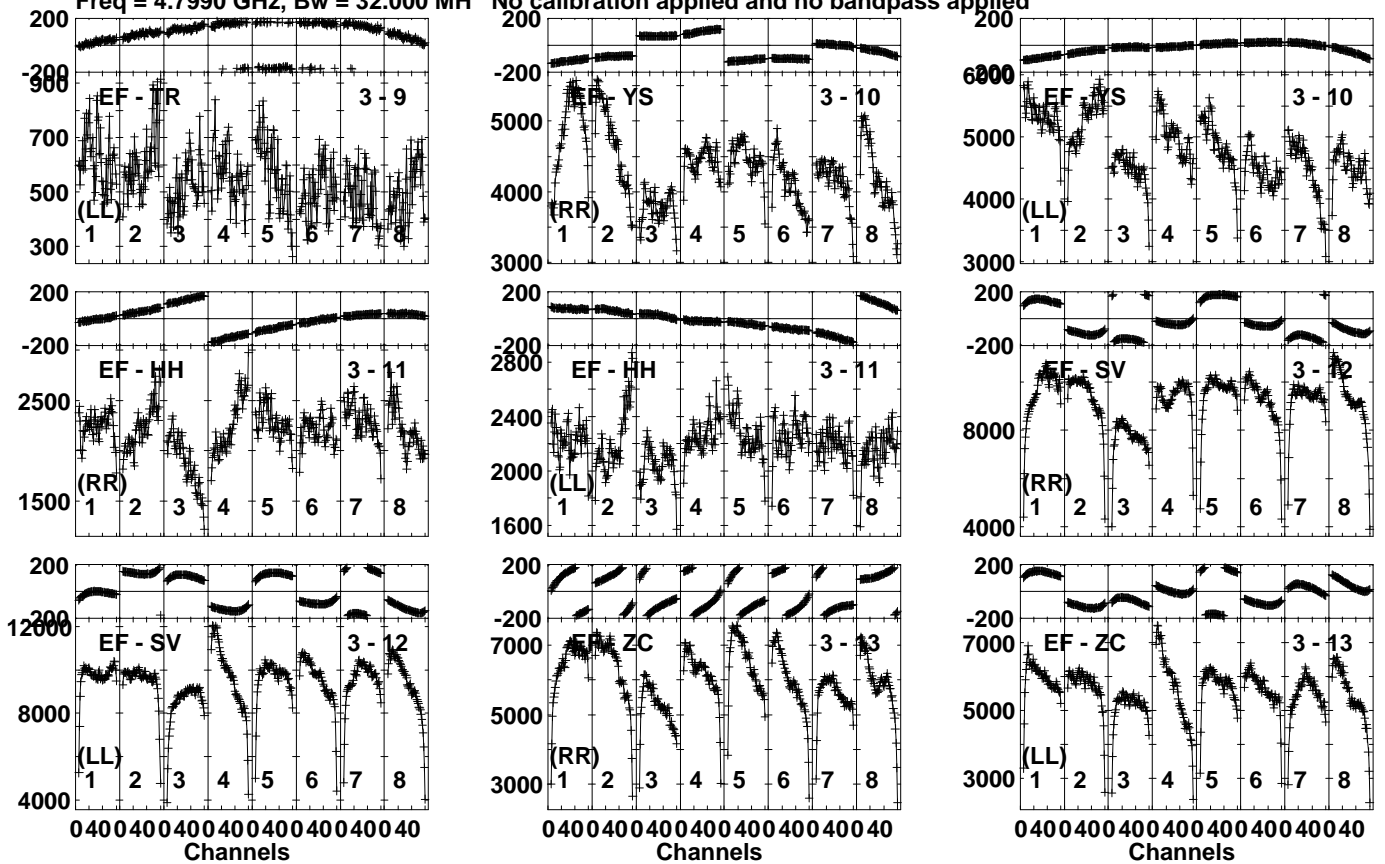
Lower frame: Milli Ampl Jy Top frame: Phas deg  
Vector averaged cross-power spectrum Several baselines displayed  
Timerange: 00/16:41:33 to 00/16:43:29

Plot file version 239 created 10-NOV-2021 19:32:45

J1125+2610 EC077A.UVDATA.1

Freq = 4.7990 GHz, Bw = 32.000 MH

No calibration applied and no bandpass applied



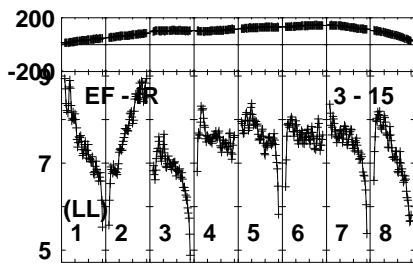
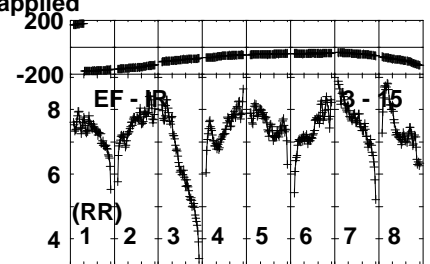
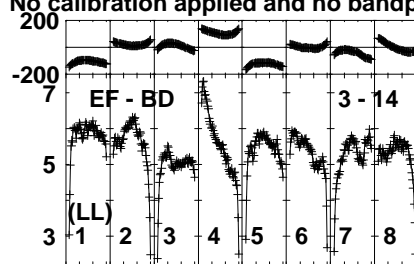
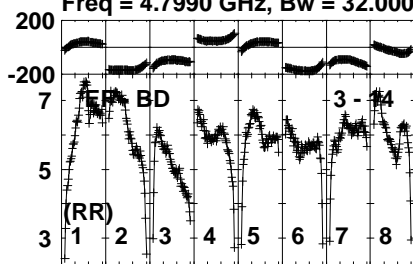
Lower frame: Micro Ampl Jy Top frame: Phas deg  
Vector averaged cross-power spectrum Several baselines displayed  
Timerange: 00/16:41:33 to 00/16:43:29

Plot file version 240 created 10-NOV-2021 19:32:45

J1125+2610 EC077A.UVDATA.1

Freq = 4.7990 GHz, Bw = 32.000 MH

No calibration applied and no bandpass applied



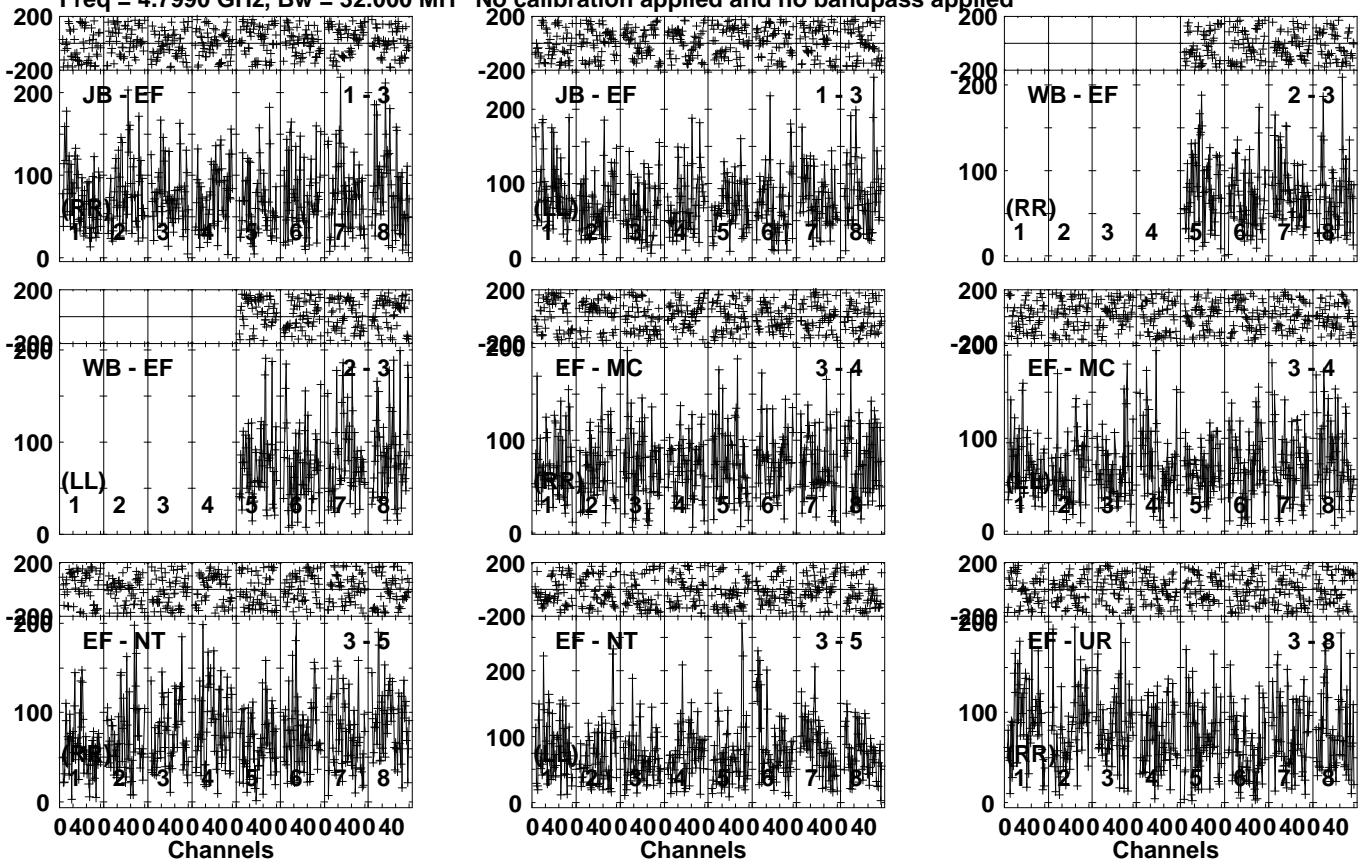
Lower frame: Milli Ampl Jy Top frame: Phas deg  
Vector averaged cross-power spectrum Several baselines displayed  
Timerange: 00/16:41:33 to 00/16:43:29

Plot file version 241 created 10-NOV-2021 19:32:46

EQJ1122+2550 EC077A.UVDATA.1

Freq = 4.7990 GHz, Bw = 32.000 MH

No calibration applied and no bandpass applied



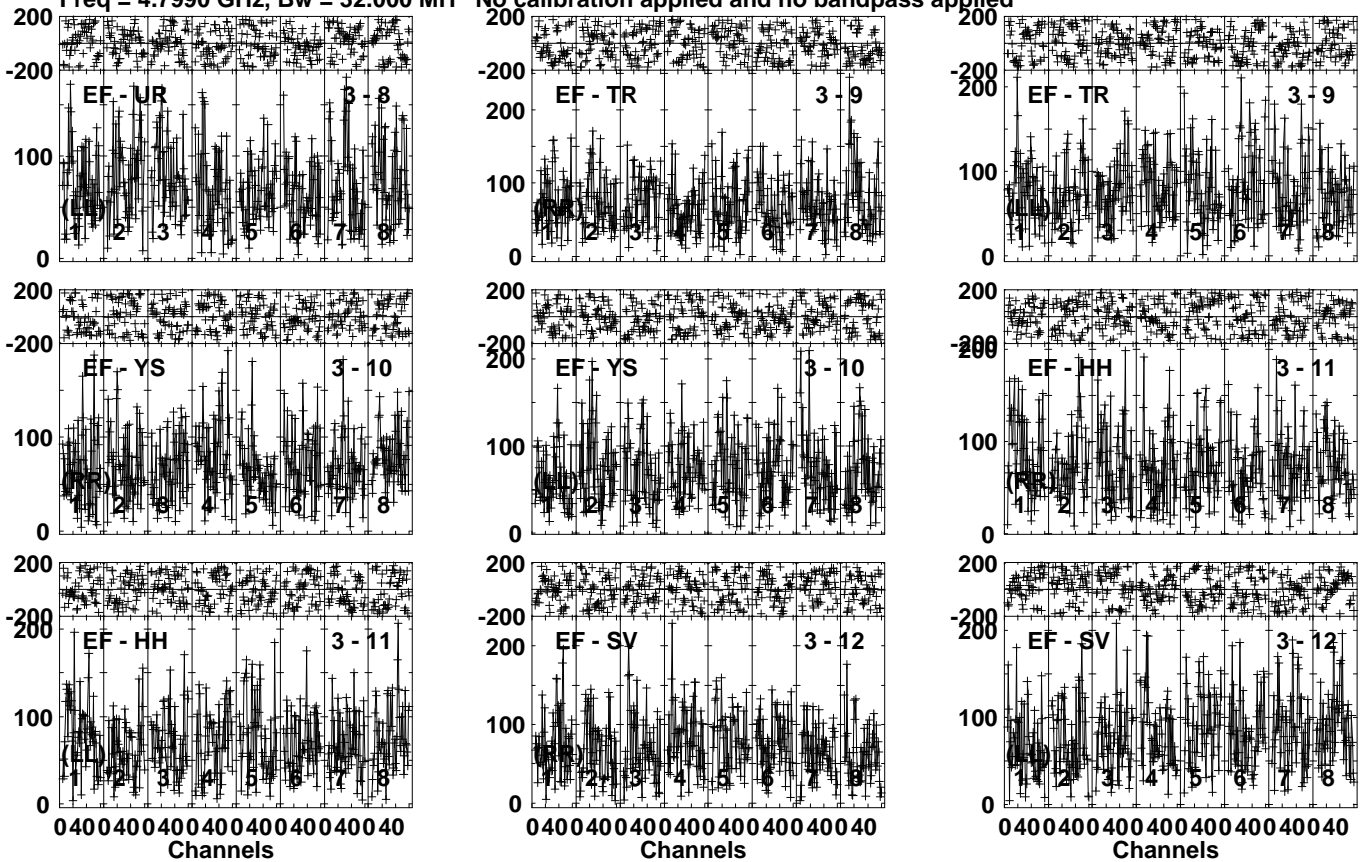
Lower frame: Micro Ampl Jy Top frame: Phas deg  
Vector averaged cross-power spectrum Several baselines displayed  
Timerange: 00/16:43:31 to 00/16:47:29

Plot file version 242 created 10-NOV-2021 19:32:46

EQJ1122+2550 EC077A.UVDATA.1

Freq = 4.7990 GHz, Bw = 32.000 MH

No calibration applied and no bandpass applied



Lower frame: Micro Ampl Jy Top frame: Phas deg  
Vector averaged cross-power spectrum Several baselines displayed  
Timerange: 00/16:43:31 to 00/16:47:29

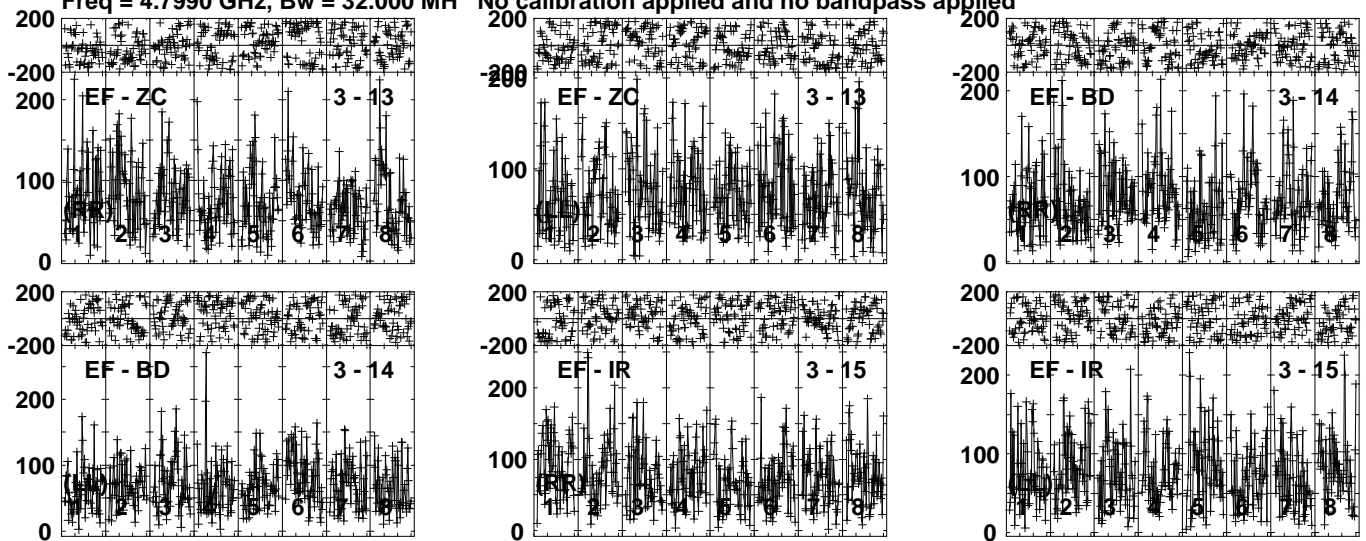


Plot file version 243 created 10-NOV-2021 19:32:46

EQJ1122+2550 EC077A.UVDATA.1

Freq = 4.7990 GHz, Bw = 32.000 MH

No calibration applied and no bandpass applied



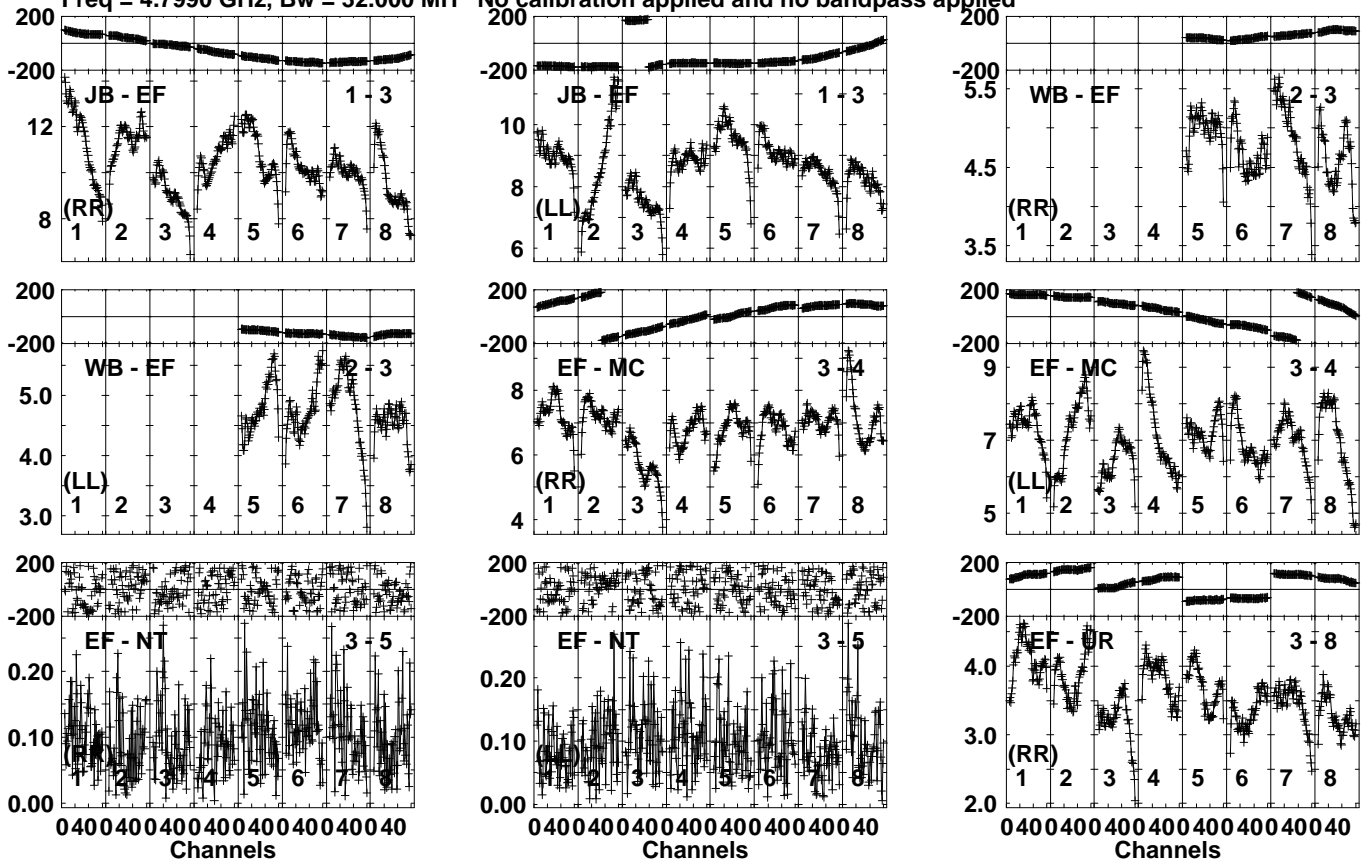
Lower frame: Micro Ampl Jy Top frame: Phas deg  
Vector averaged cross-power spectrum Several baselines displayed  
Timerange: 00/16:43:31 to 00/16:47:29

Plot file version 244 created 10-NOV-2021 19:32:46

J1125+2610 EC077A.UVDATA.1

Freq = 4.7990 GHz, Bw = 32.000 MH

No calibration applied and no bandpass applied



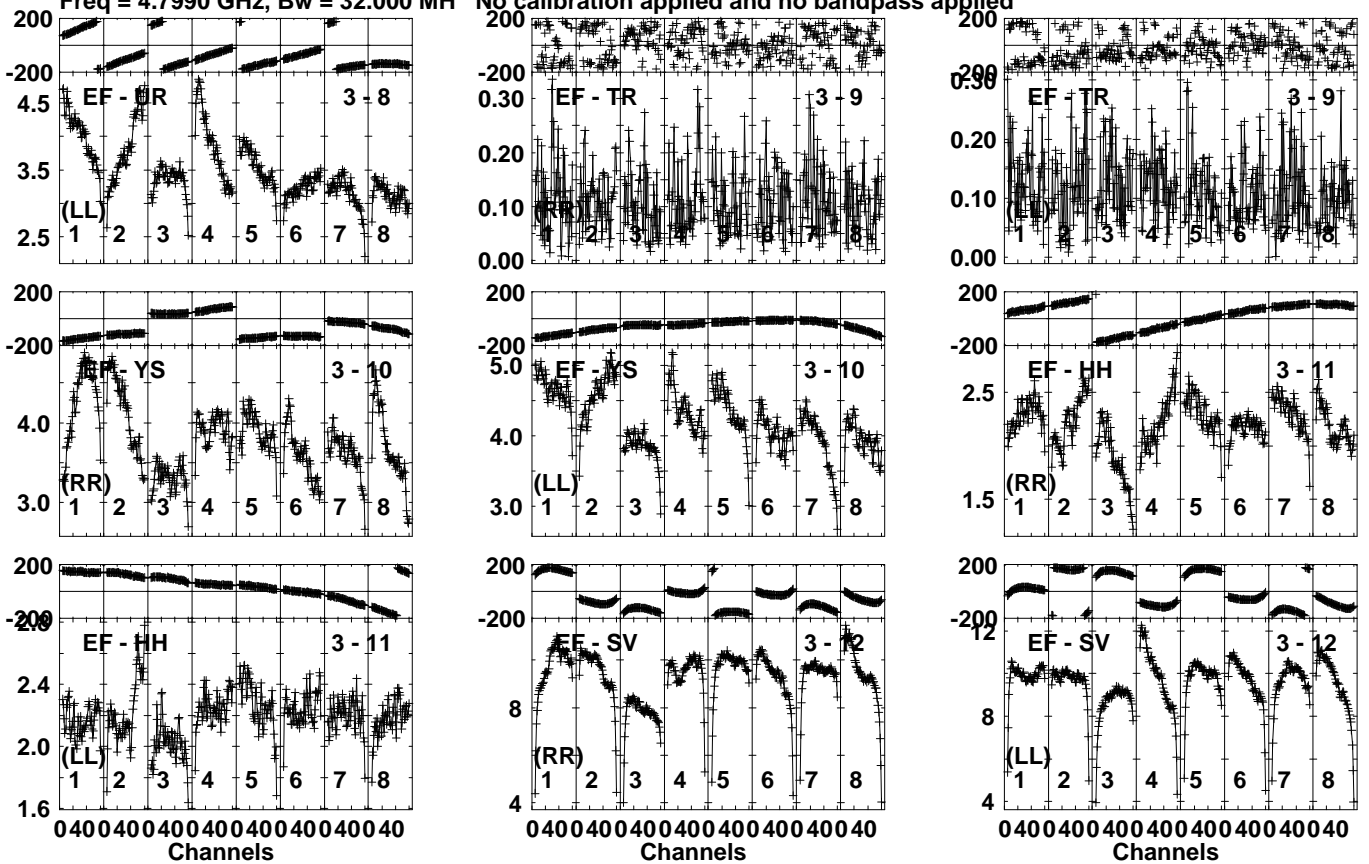
Lower frame: Milli Ampl Jy Top frame: Phas deg  
Vector averaged cross-power spectrum Several baselines displayed  
Timerange: 00/16:48:01 to 00/16:49:59

Plot file version 245 created 10-NOV-2021 19:32:46

J1125+2610 EC077A.UVDATA.1

Freq = 4.7990 GHz, Bw = 32.000 MH

No calibration applied and no bandpass applied



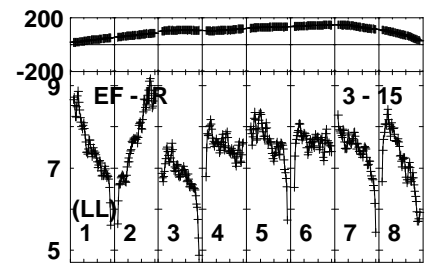
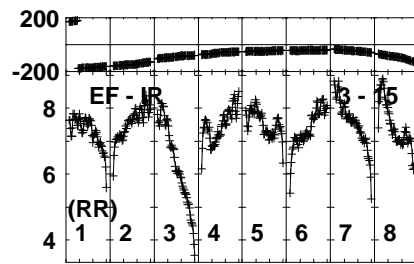
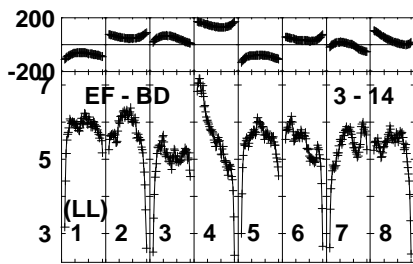
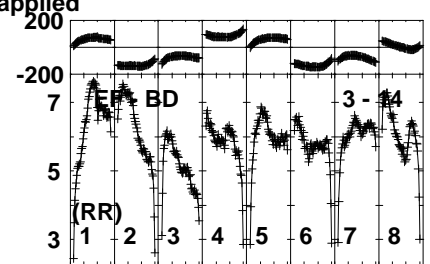
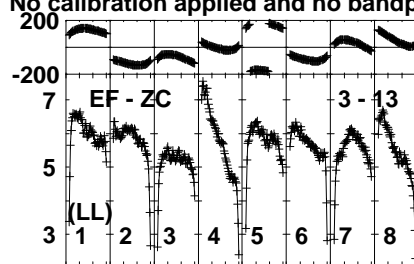
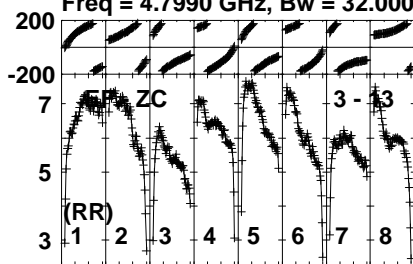
Lower frame: Milli Ampl Jy Top frame: Phas deg  
Vector averaged cross-power spectrum Several baselines displayed  
Timerange: 00/16:48:01 to 00/16:49:59

Plot file version 246 created 10-NOV-2021 19:32:46

J1125+2610 EC077A.UVDATA.1

Freq = 4.7990 GHz, Bw = 32.000 MH

No calibration applied and no bandpass applied



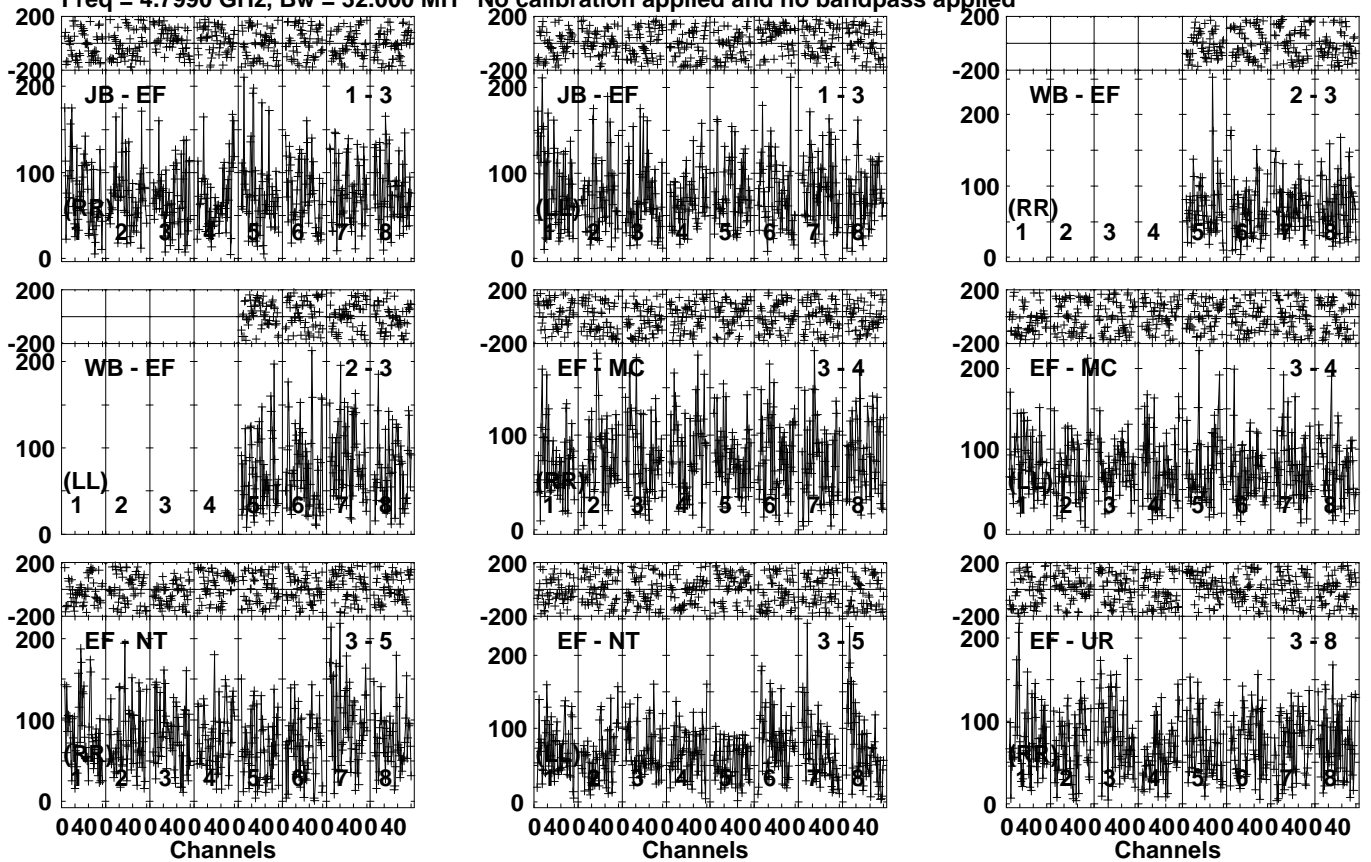
Lower frame: Milli Ampl Jy Top frame: Phas deg  
Vector averaged cross-power spectrum Several baselines displayed  
Timerange: 00/16:48:01 to 00/16:49:59

Plot file version 247 created 10-NOV-2021 19:32:46

EQJ1122+2550 EC077A.UVDATA.1

Freq = 4.7990 GHz, Bw = 32.000 MH

No calibration applied and no bandpass applied



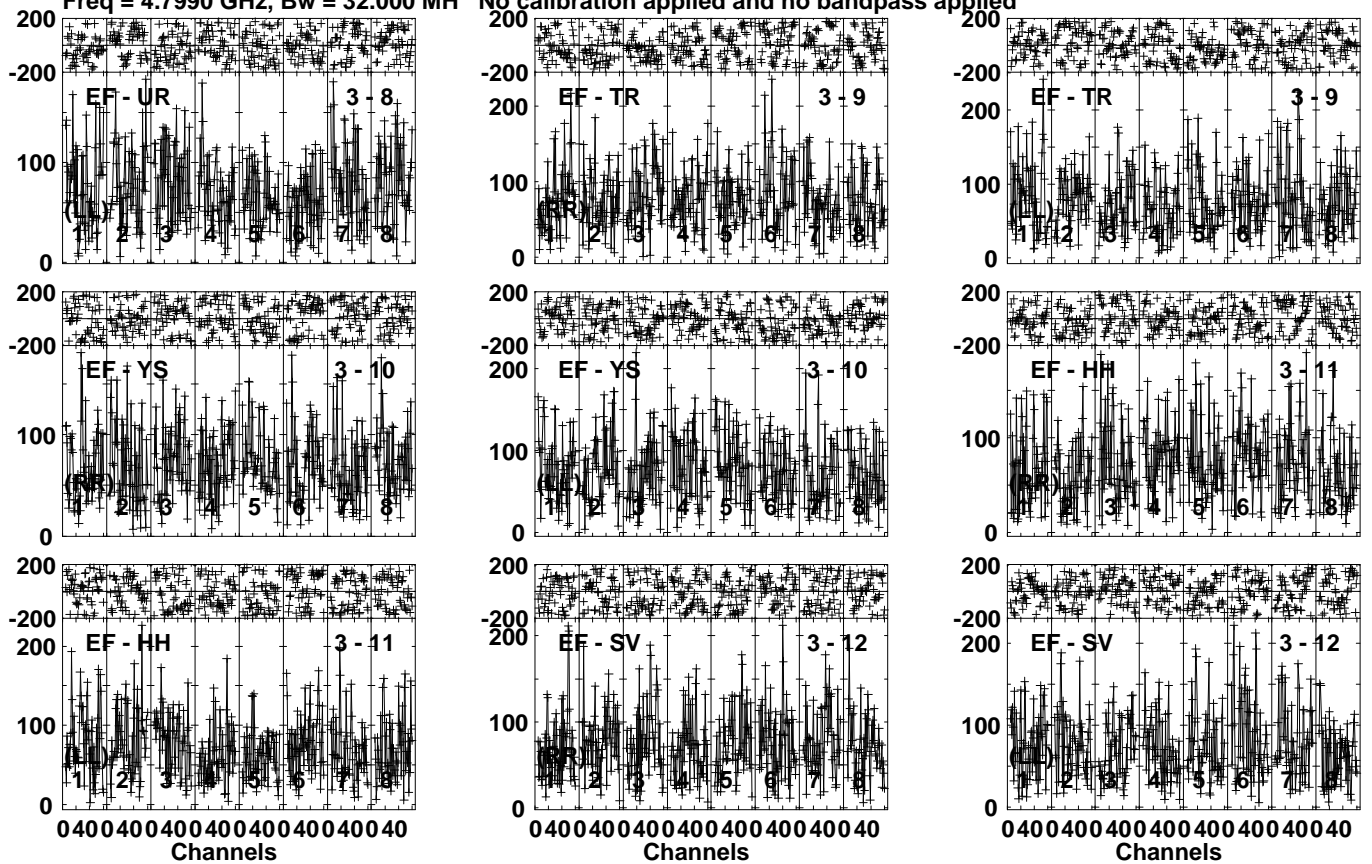
Lower frame: Micro Ampl Jy Top frame: Phas deg  
 Vector averaged cross-power spectrum Several baselines displayed  
 Timerange: 00/16:50:01 to 00/16:53:59

Plot file version 248 created 10-NOV-2021 19:32:46

EQJ1122+2550 EC077A.UVDATA.1

Freq = 4.7990 GHz, Bw = 32.000 MH

No calibration applied and no bandpass applied



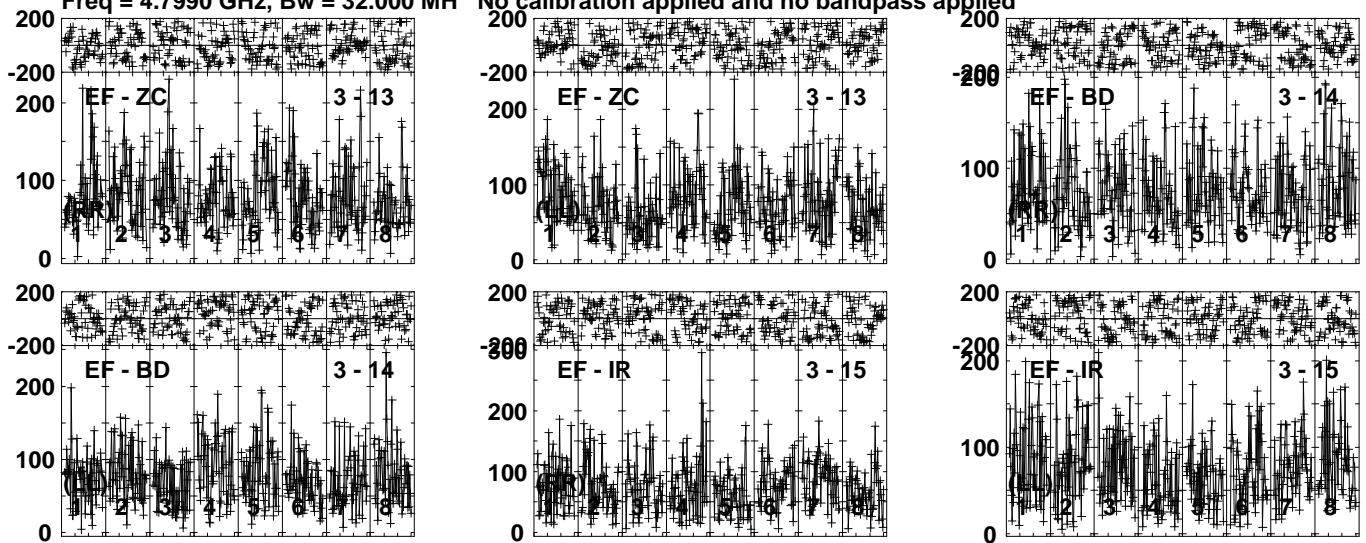
Lower frame: Micro Ampl Jy Top frame: Phas deg  
Vector averaged cross-power spectrum Several baselines displayed  
Timerange: 00/16:50:01 to 00/16:53:59

Plot file version 249 created 10-NOV-2021 19:32:47

EQJ1122+2550 EC077A.UVDATA.1

Freq = 4.7990 GHz, Bw = 32.000 MH

No calibration applied and no bandpass applied



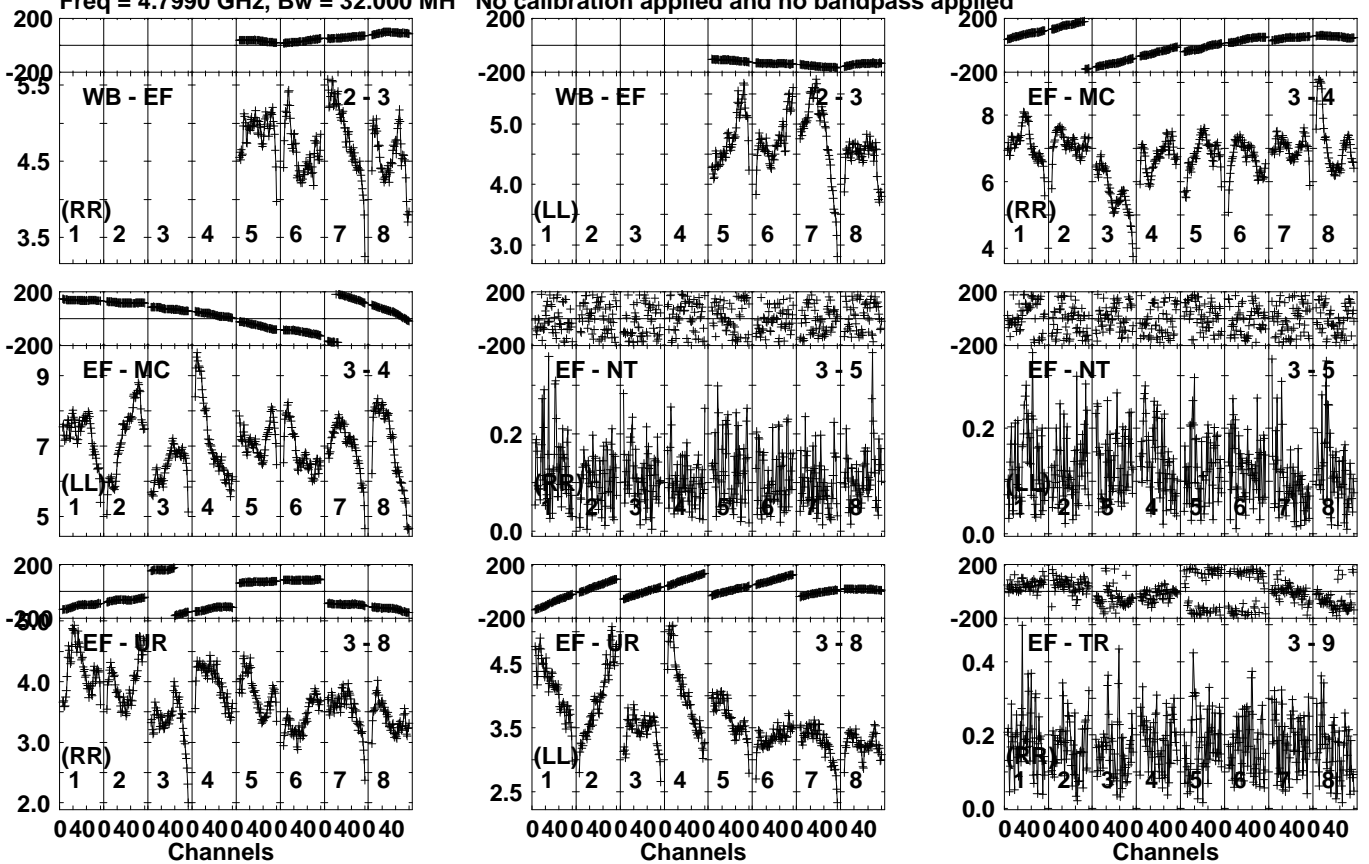
Lower frame: Micro Ampl Jy Top frame: Phas deg  
Vector averaged cross-power spectrum Several baselines displayed  
Timerange: 00/16:50:01 to 00/16:53:59

Plot file version 250 created 10-NOV-2021 19:32:47

J1125+2610 EC077A.UVDATA.1

Freq = 4.7990 GHz, Bw = 32.000 MH

No calibration applied and no bandpass applied



Lower frame: Milli Ampl Jy Top frame: Phas deg  
Vector averaged cross-power spectrum Several baselines displayed  
Timerange: 00/16:54:03 to 00/16:55:59

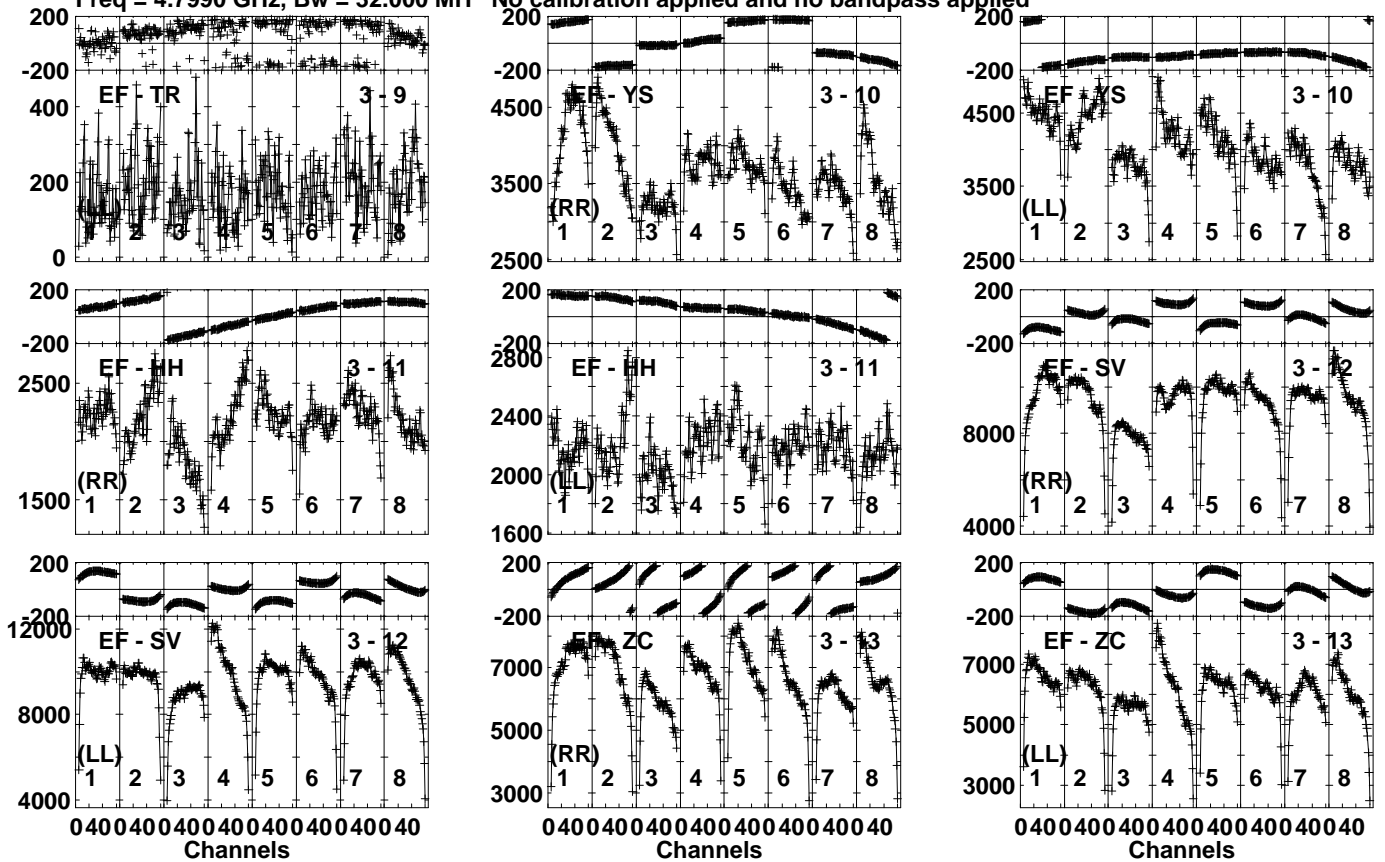


Plot file version 251 created 10-NOV-2021 19:32:47

J1125+2610 EC077A.UVDATA.1

Freq = 4.7990 GHz, Bw = 32.000 MH

No calibration applied and no bandpass applied



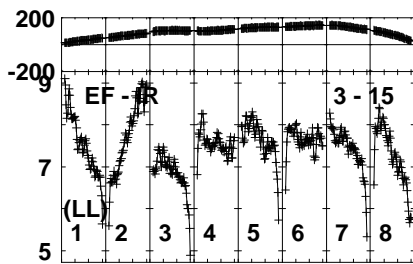
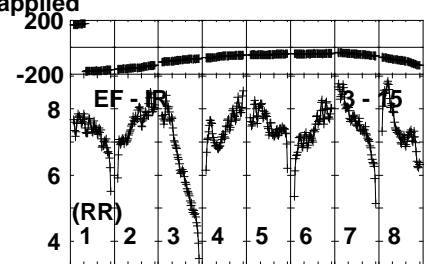
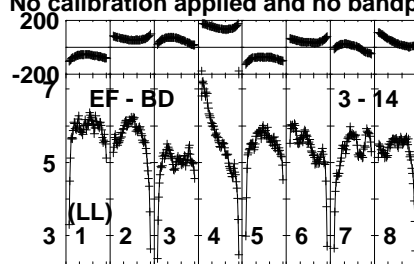
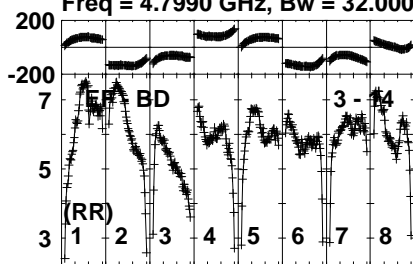
Lower frame: Micro Ampl Jy Top frame: Phas deg  
Vector averaged cross-power spectrum Several baselines displayed  
Timerange: 00/16:54:03 to 00/16:55:59

Plot file version 252 created 10-NOV-2021 19:32:47

J1125+2610 EC077A.UVDATA.1

Freq = 4.7990 GHz, Bw = 32.000 MH

No calibration applied and no bandpass applied



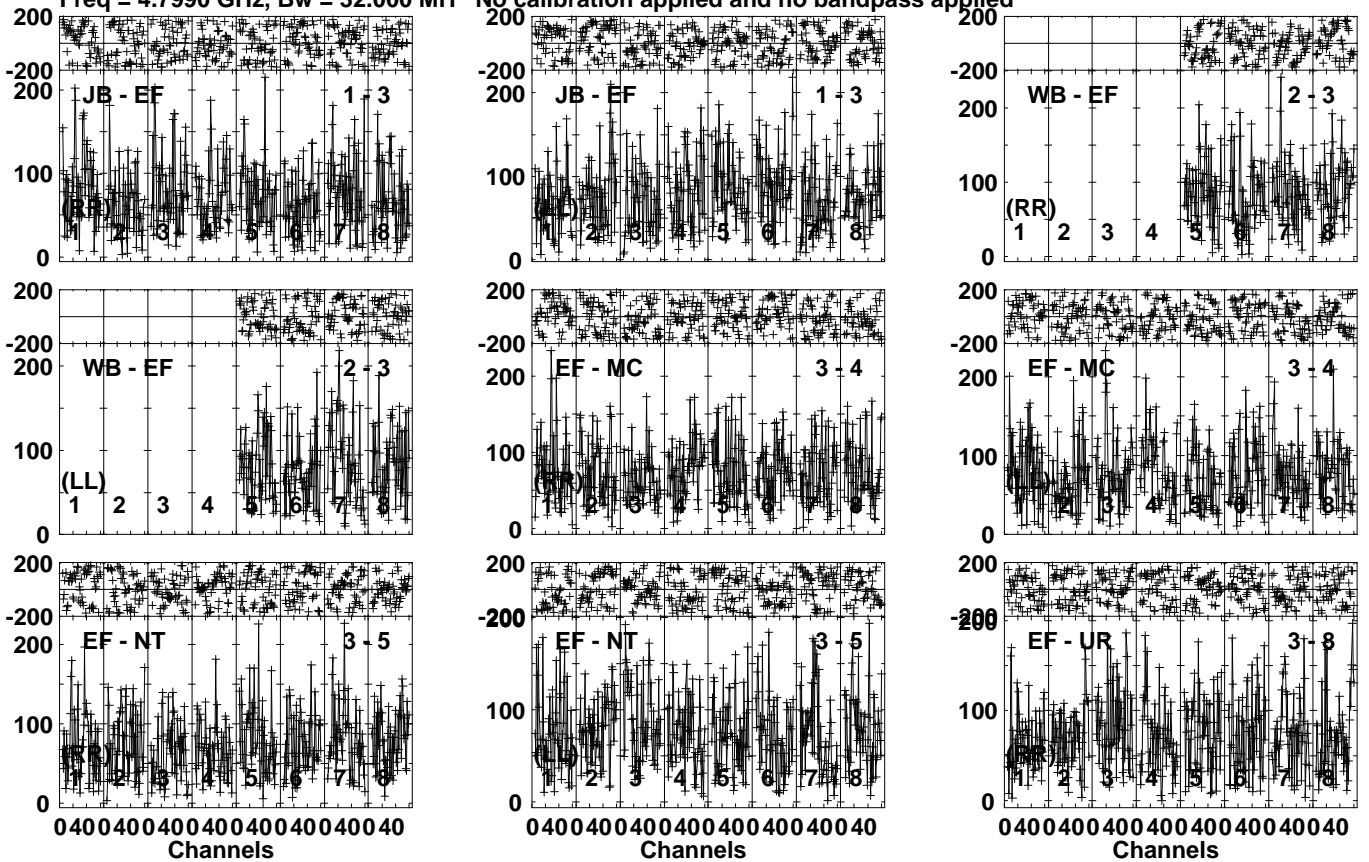
Lower frame: Milli Ampl Jy Top frame: Phas deg  
Vector averaged cross-power spectrum Several baselines displayed  
Timerange: 00/16:54:03 to 00/16:55:59

Plot file version 253 created 10-NOV-2021 19:32:47

EQJ1122+2550 EC077A.UVDATA.1

Freq = 4.7990 GHz, Bw = 32.000 MH

No calibration applied and no bandpass applied



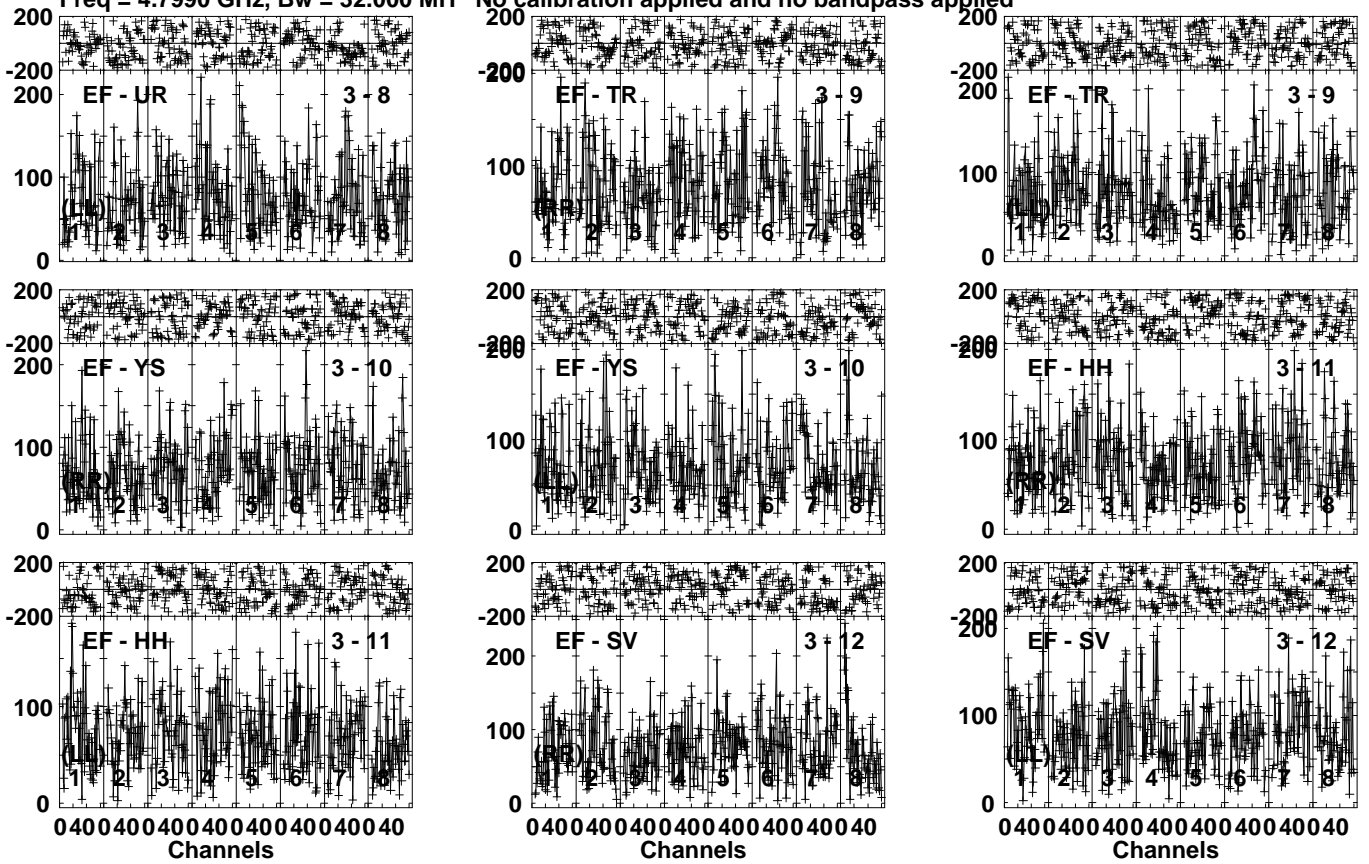
Lower frame: Micro Ampl Jy Top frame: Phas deg  
Vector averaged cross-power spectrum Several baselines displayed  
Timerange: 00/16:56:01 to 00/16:59:59

Plot file version 254 created 10-NOV-2021 19:32:47

EQJ1122+2550 EC077A.UVDATA.1

Freq = 4.7990 GHz, Bw = 32.000 MH

No calibration applied and no bandpass applied



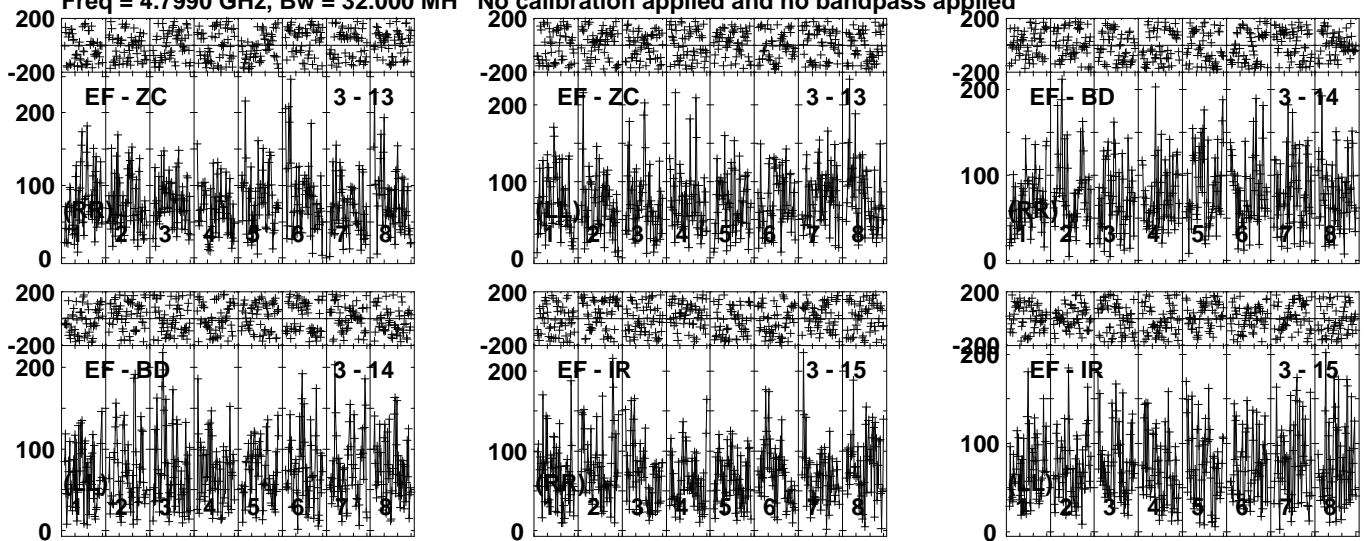
Lower frame: Micro Ampl Jy Top frame: Phas deg  
Vector averaged cross-power spectrum Several baselines displayed  
Timerange: 00/16:56:01 to 00/16:59:59

Plot file version 255 created 10-NOV-2021 19:32:47

EQJ1122+2550 EC077A.UVDATA.1

Freq = 4.7990 GHz, Bw = 32.000 MH

No calibration applied and no bandpass applied



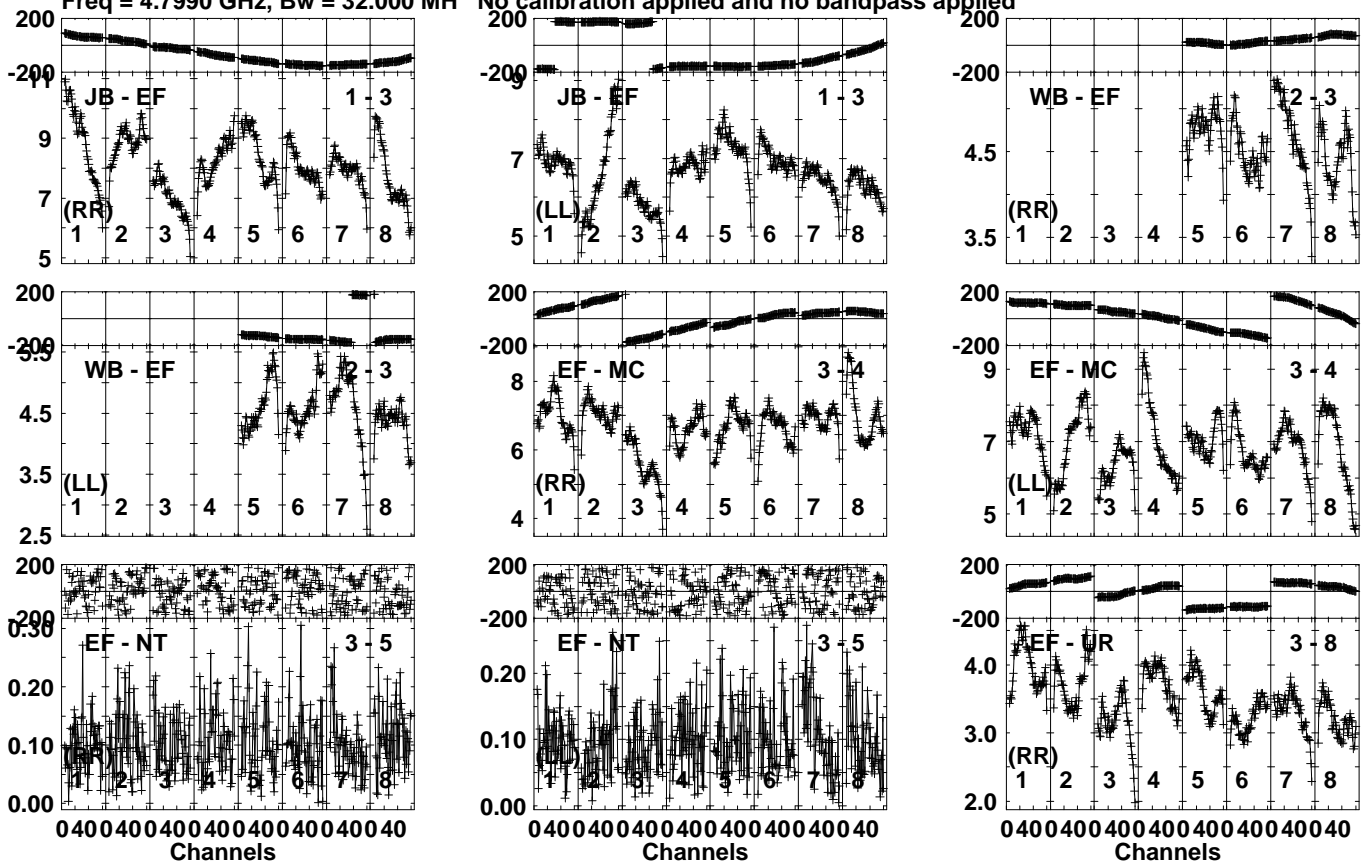
Lower frame: Micro Ampl Jy Top frame: Phas deg  
Vector averaged cross-power spectrum Several baselines displayed  
Timerange: 00/16:56:01 to 00/16:59:59

Plot file version 256 created 10-NOV-2021 19:32:47

J1125+2610 EC077A.UVDATA.1

Freq = 4.7990 GHz, Bw = 32.000 MH

No calibration applied and no bandpass applied



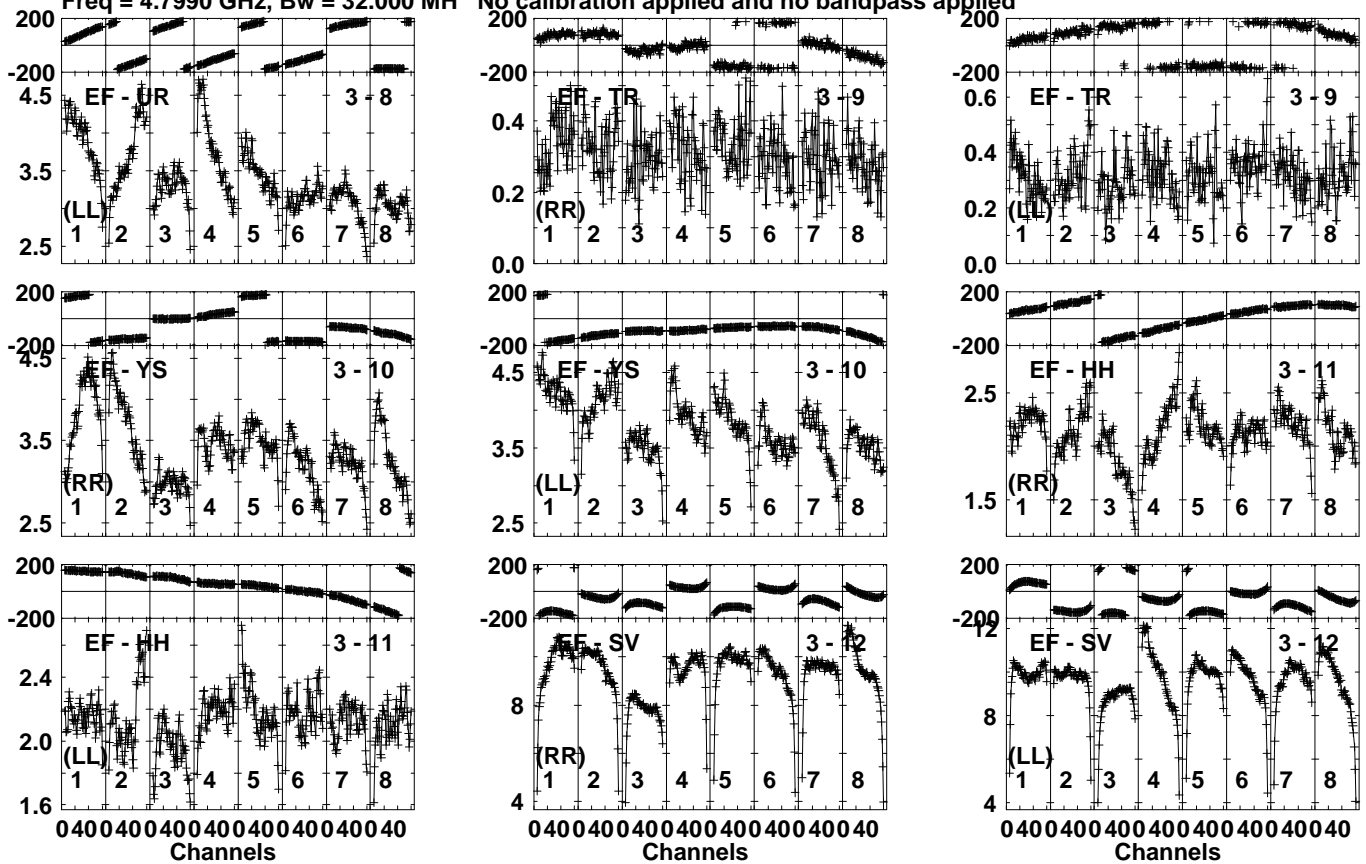
Lower frame: Milli Ampl Jy Top frame: Phas deg  
Vector averaged cross-power spectrum Several baselines displayed  
Timerange: 00/17:00:31 to 00/17:02:29

Plot file version 257 created 10-NOV-2021 19:32:47

J1125+2610 EC077A.UVDATA.1

Freq = 4.7990 GHz, Bw = 32.000 MH

No calibration applied and no bandpass applied



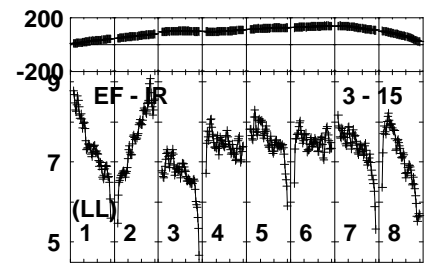
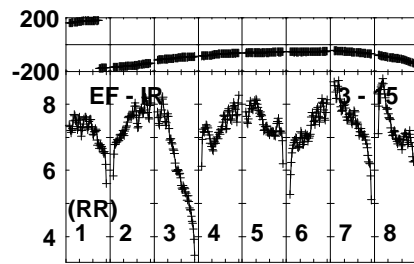
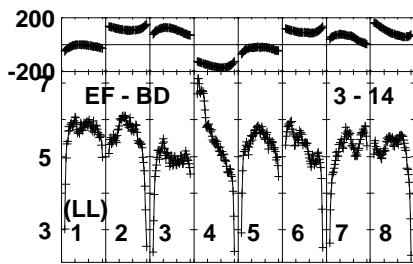
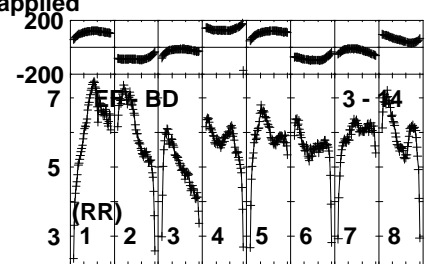
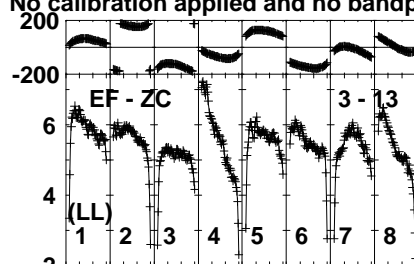
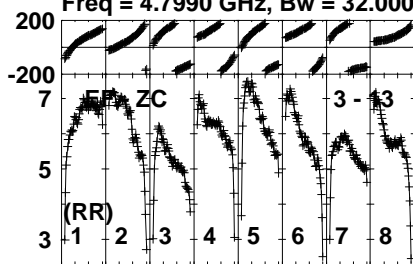
Lower frame: Milli Ampl Jy Top frame: Phas deg  
Vector averaged cross-power spectrum Several baselines displayed  
Timerange: 00/17:00:31 to 00/17:02:29

Plot file version 258 created 10-NOV-2021 19:32:48

J1125+2610 EC077A.UVDATA.1

Freq = 4.7990 GHz, Bw = 32.000 MH

No calibration applied and no bandpass applied



Lower frame: Milli Ampl Jy Top frame: Phas deg  
Vector averaged cross-power spectrum Several baselines displayed  
Timerange: 00/17:00:31 to 00/17:02:29



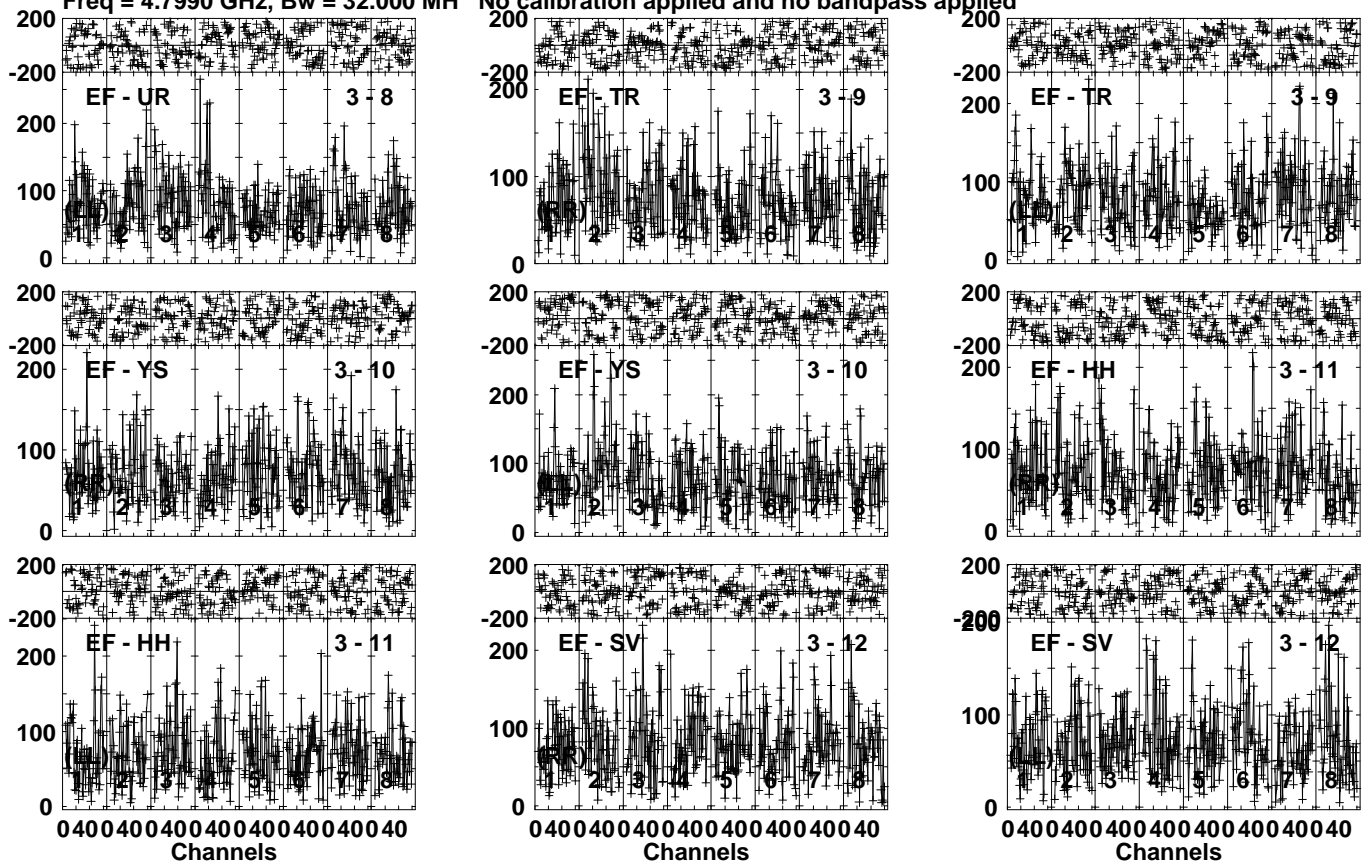


Plot file version 260 created 10-NOV-2021 19:32:48

EQJ1122+2550 EC077A.UVDATA.1

Freq = 4.7990 GHz, Bw = 32.000 MH

No calibration applied and no bandpass applied



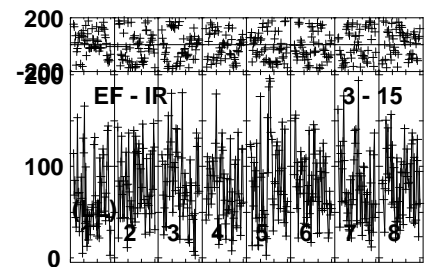
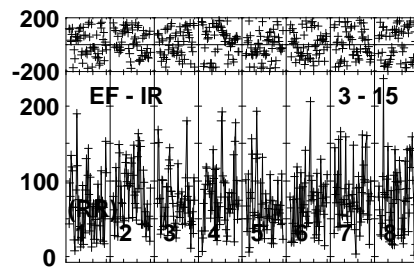
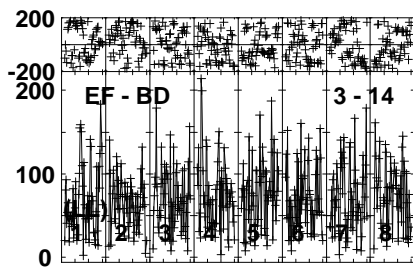
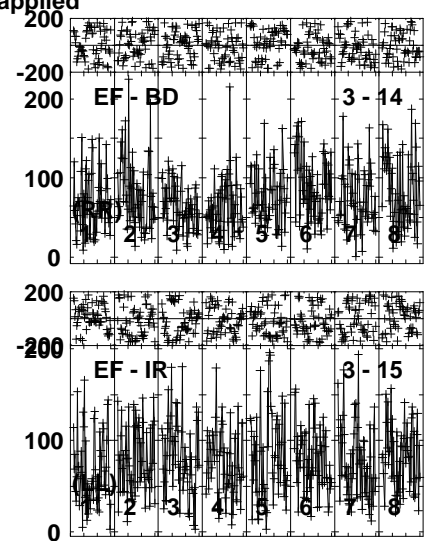
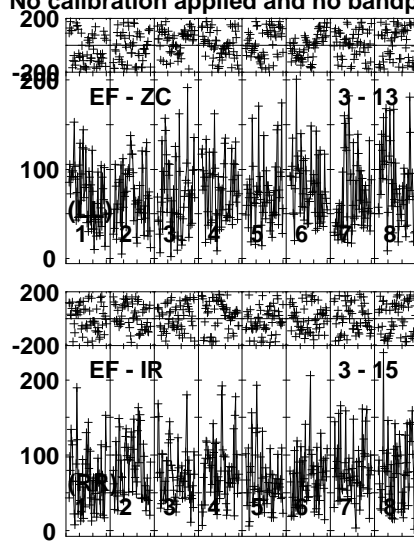
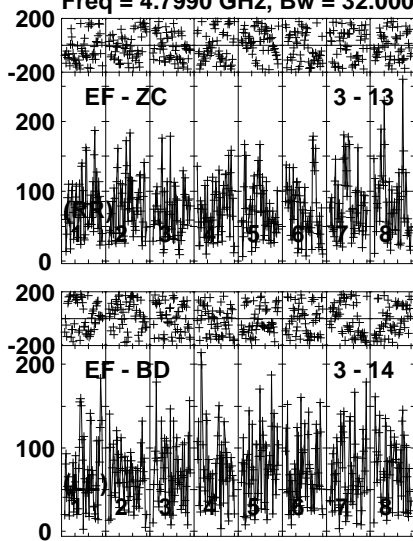
Lower frame: Micro Ampl Jy Top frame: Phas deg  
Vector averaged cross-power spectrum Several baselines displayed  
Timerange: 00/17:02:31 to 00/17:06:29

Plot file version 261 created 10-NOV-2021 19:32:48

EQJ1122+2550 EC077A.UVDATA.1

Freq = 4.7990 GHz, Bw = 32.000 MH

No calibration applied and no bandpass applied



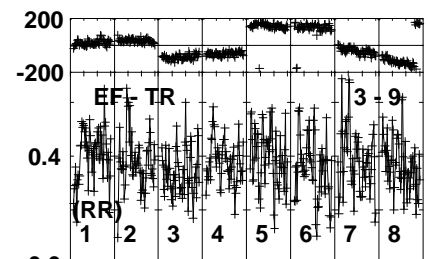
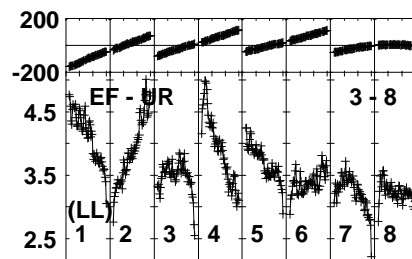
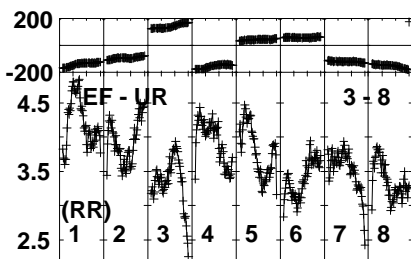
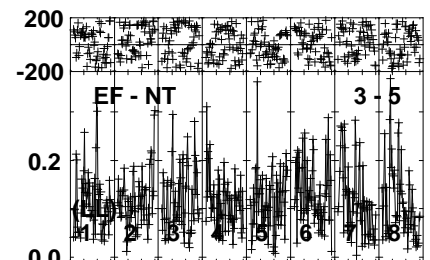
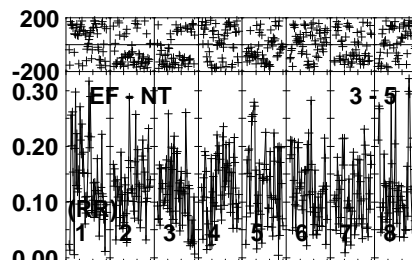
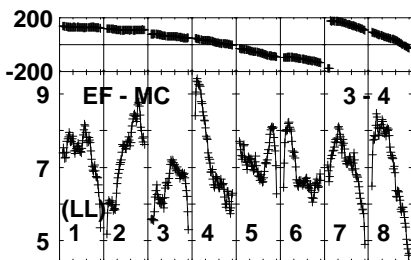
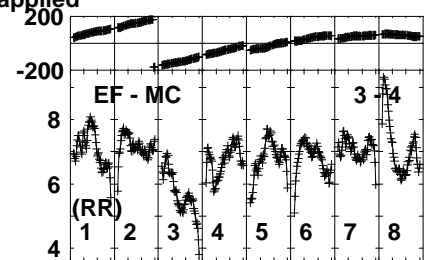
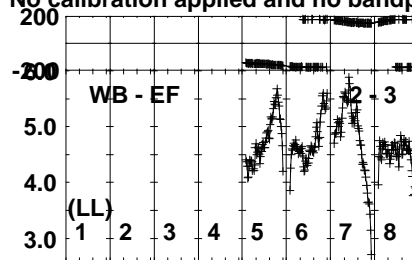
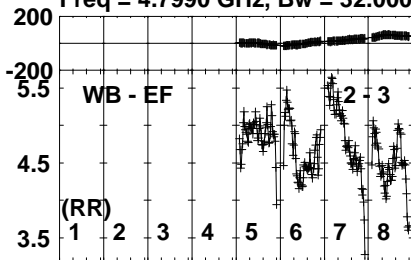
Lower frame: Micro Ampl Jy Top frame: Phas deg  
Vector averaged cross-power spectrum Several baselines displayed  
Timerange: 00/17:02:31 to 00/17:06:29

Plot file version 262 created 10-NOV-2021 19:32:48

J1125+2610 EC077A.UVDATA.1

Freq = 4.7990 GHz, Bw = 32.000 MH

No calibration applied and no bandpass applied



040040040040040040040040  
Channels

040040040040040040040040  
Channels

040040040040040040040040  
Channels

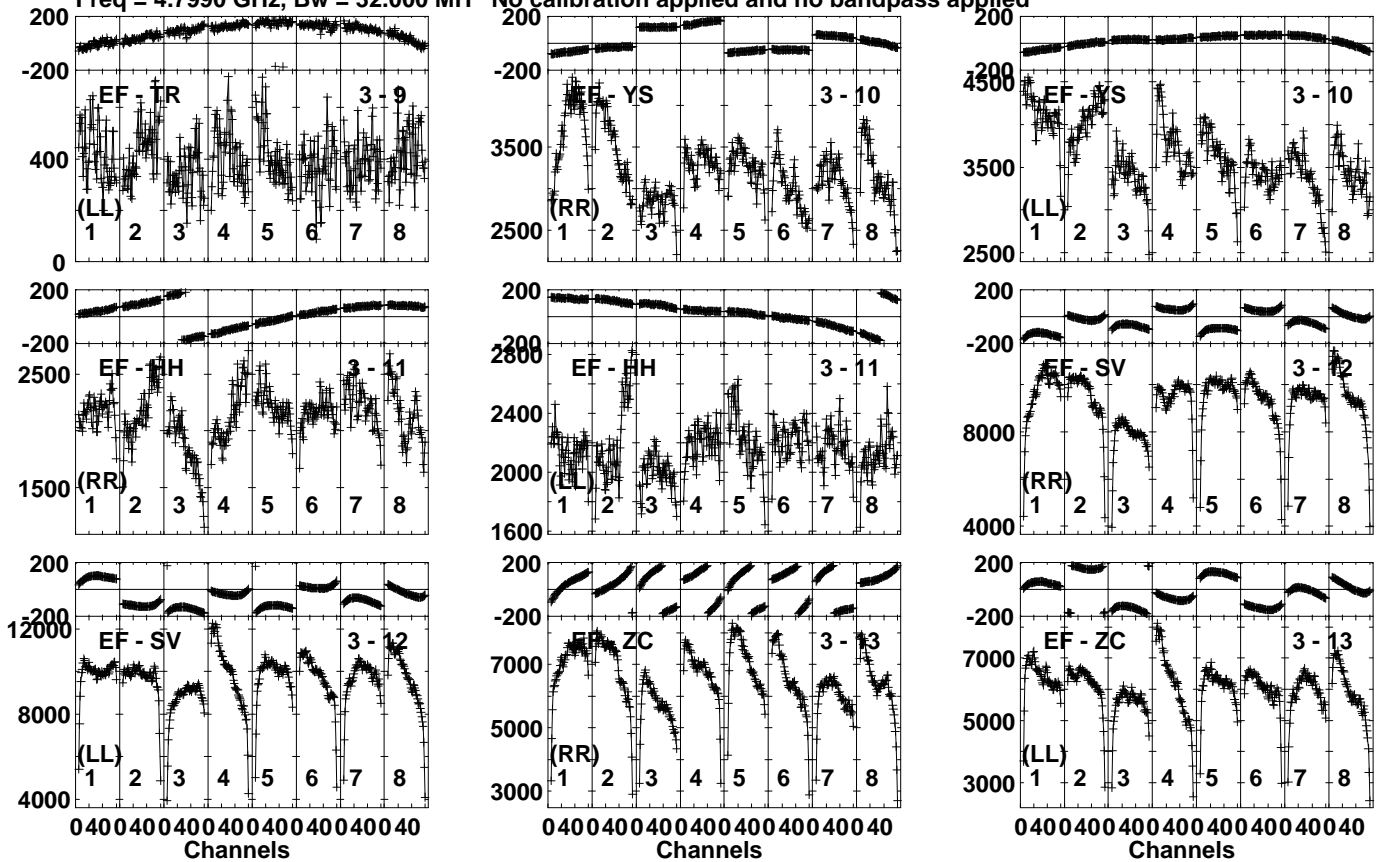
Lower frame: Milli Ampl Jy Top frame: Phas deg  
Vector averaged cross-power spectrum Several baselines displayed  
Timerange: 00/17:06:33 to 00/17:08:29

Plot file version 263 created 10-NOV-2021 19:32:48

J1125+2610 EC077A.UVDATA.1

Freq = 4.7990 GHz, Bw = 32.000 MH

No calibration applied and no bandpass applied



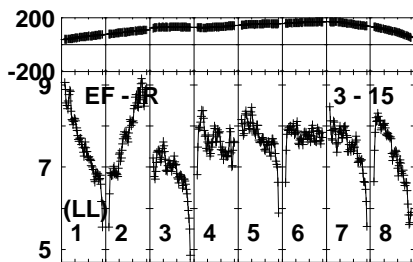
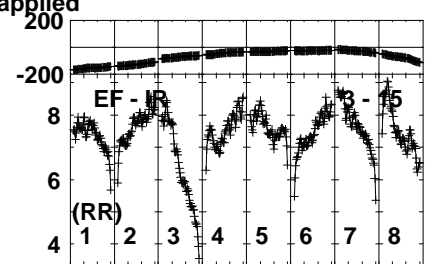
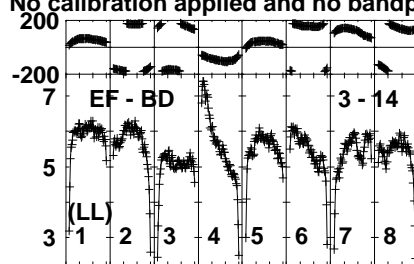
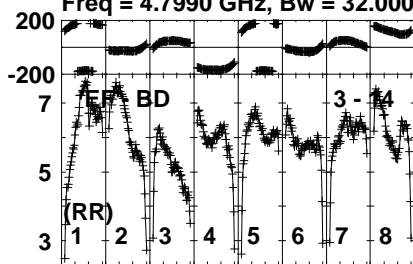
Lower frame: Micro Ampl Jy Top frame: Phas deg  
Vector averaged cross-power spectrum Several baselines displayed  
Timerange: 00/17:06:33 to 00/17:08:29

Plot file version 264 created 10-NOV-2021 19:32:48

J1125+2610 EC077A.UVDATA.1

Freq = 4.7990 GHz, Bw = 32.000 MH

No calibration applied and no bandpass applied



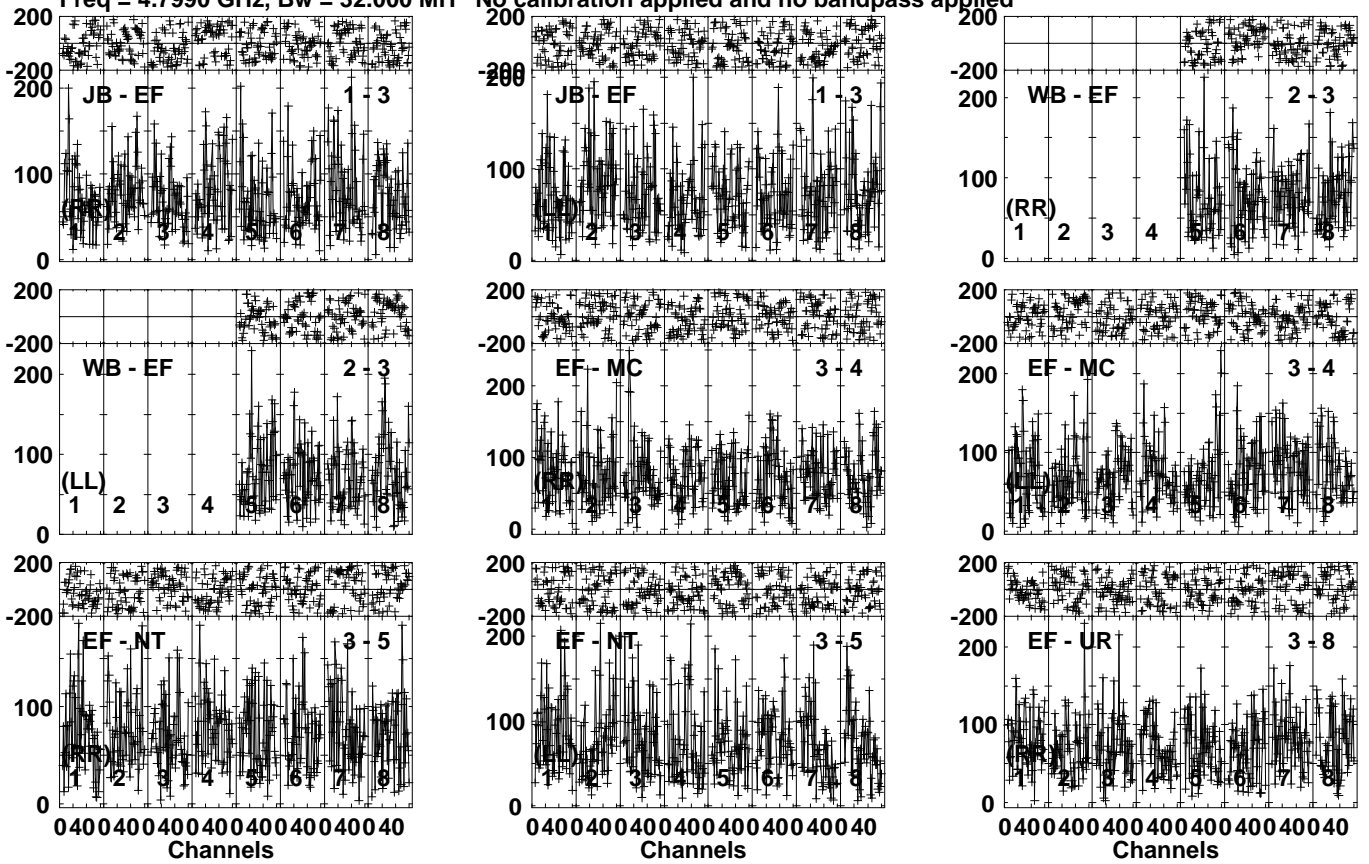
Lower frame: Milli Ampl Jy Top frame: Phas deg  
Vector averaged cross-power spectrum Several baselines displayed  
Timerange: 00/17:06:33 to 00/17:08:29

Plot file version 265 created 10-NOV-2021 19:32:48

EQJ1122+2550 EC077A.UVDATA.1

Freq = 4.7990 GHz, Bw = 32.000 MH

No calibration applied and no bandpass applied



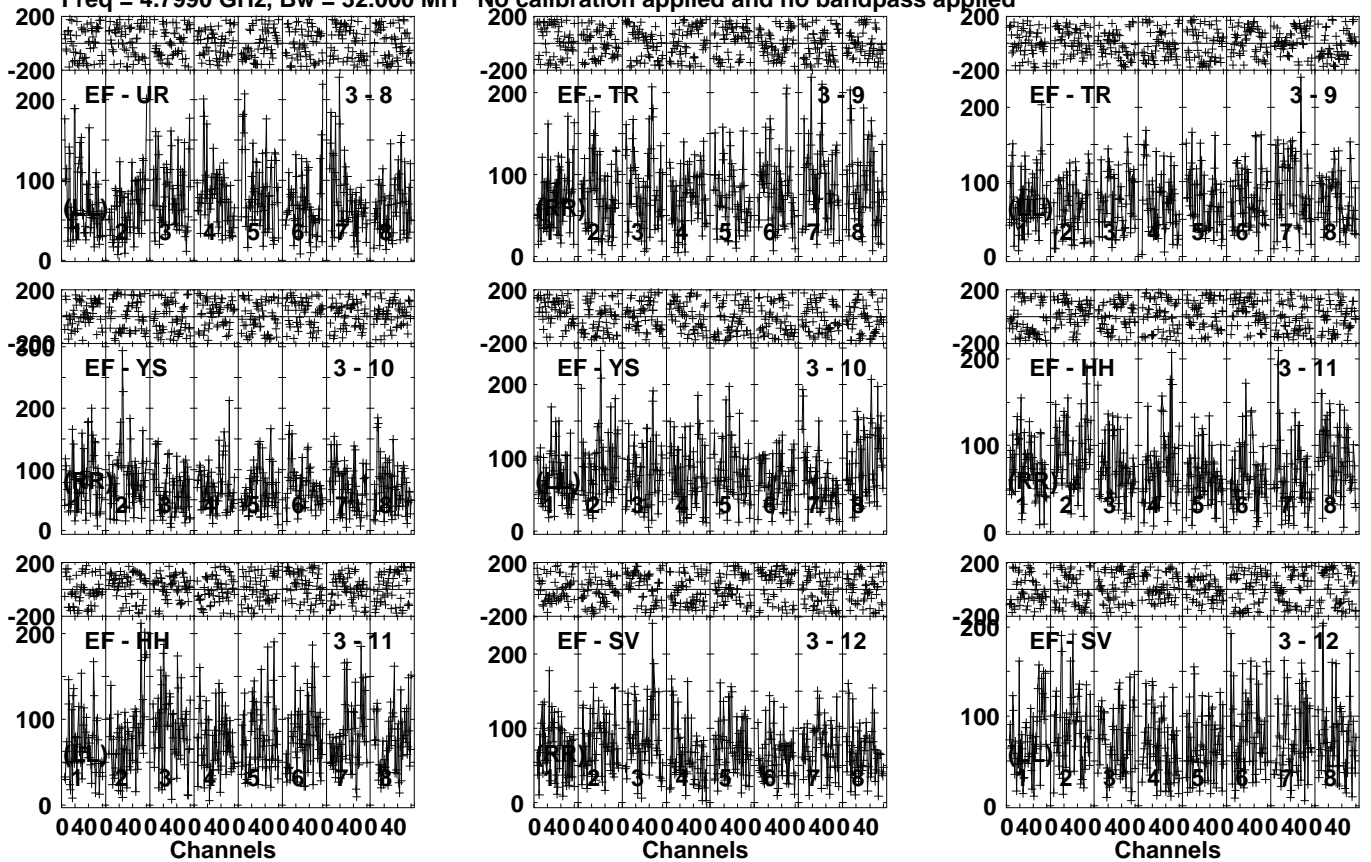
Lower frame: Micro Ampl Jy Top frame: Phas deg  
Vector averaged cross-power spectrum Several baselines displayed  
Timerange: 00/17:08:31 to 00/17:12:29

Plot file version 266 created 10-NOV-2021 19:32:48

EQJ1122+2550 EC077A.UVDATA.1

Freq = 4.7990 GHz, Bw = 32.000 MH

No calibration applied and no bandpass applied



Lower frame: Micro Ampl Jy Top frame: Phas deg  
Vector averaged cross-power spectrum Several baselines displayed  
Timerange: 00/17:08:31 to 00/17:12:29

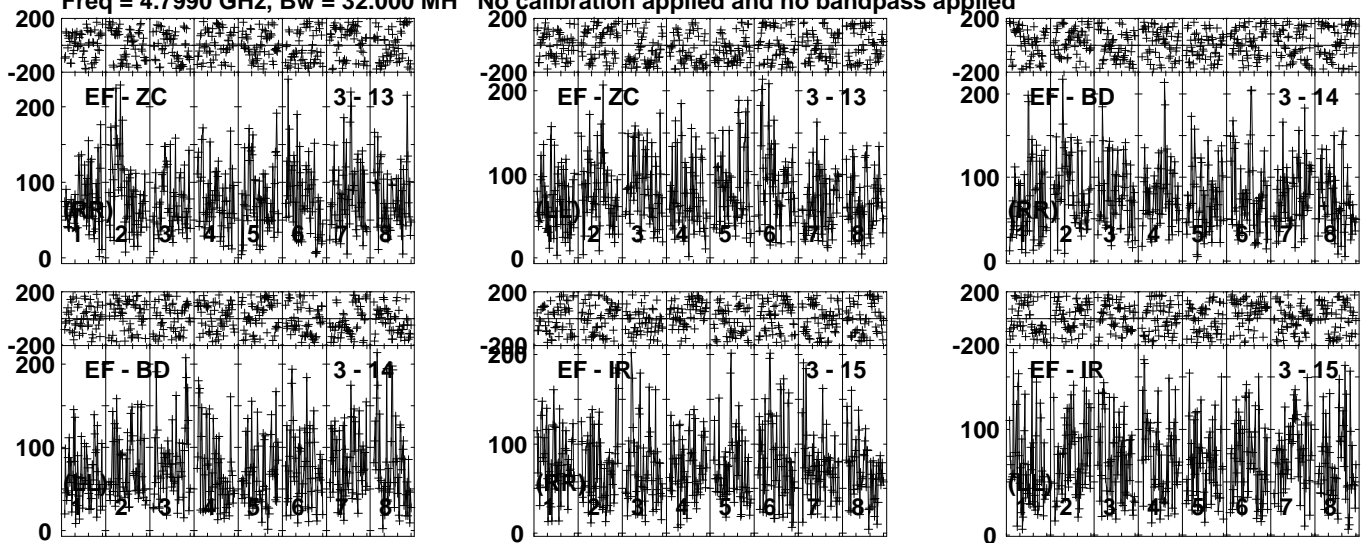


Plot file version 267 created 10-NOV-2021 19:32:49

EQJ1122+2550 EC077A.UVDATA.1

Freq = 4.7990 GHz, Bw = 32.000 MH

No calibration applied and no bandpass applied



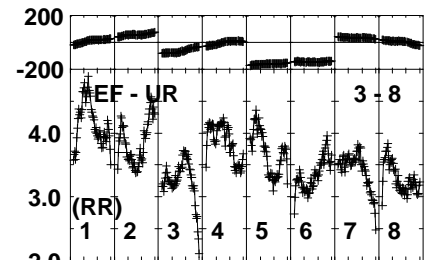
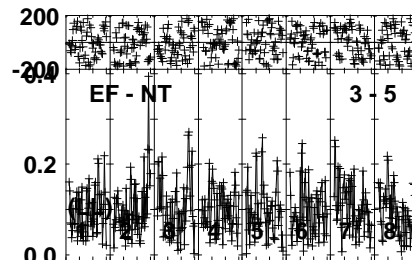
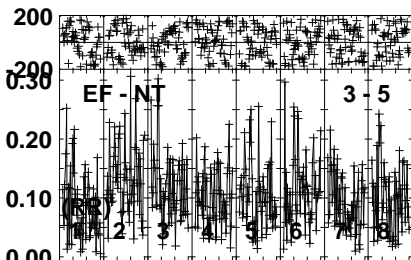
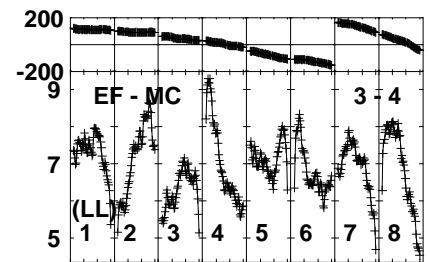
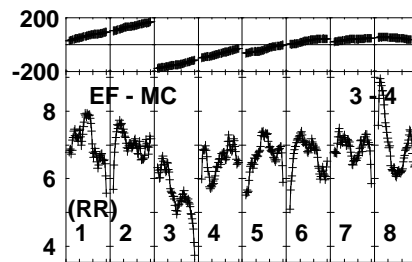
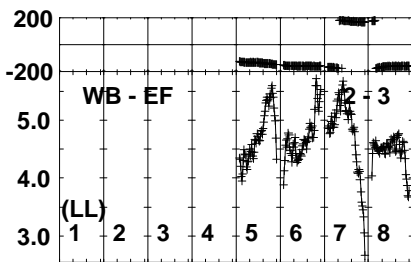
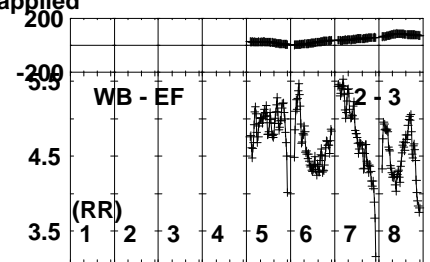
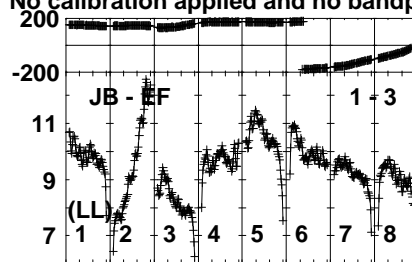
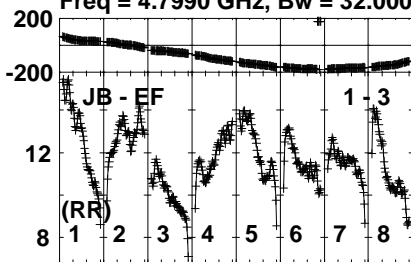
Lower frame: Micro Ampl Jy Top frame: Phas deg  
Vector averaged cross-power spectrum Several baselines displayed  
Timerange: 00/17:08:31 to 00/17:12:29

Plot file version 268 created 10-NOV-2021 19:32:49

J1125+2610 EC077A.UVDATA.1

Freq = 4.7990 GHz, Bw = 32.000 MH

No calibration applied and no bandpass applied



Lower frame: Milli Ampl Jy Top frame: Phas deg  
Vector averaged cross-power spectrum Several baselines displayed  
Timerange: 00:17:13:01 to 00:17:14:59

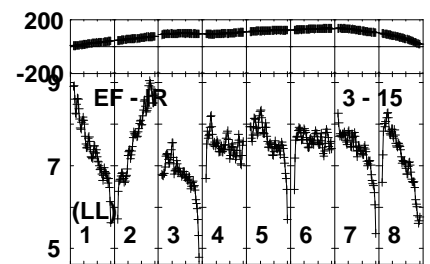
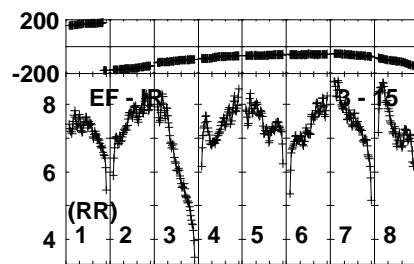
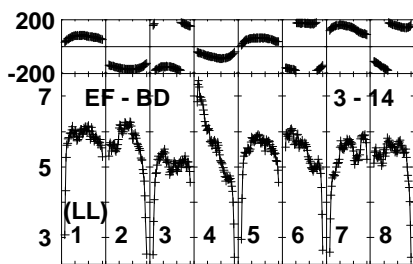
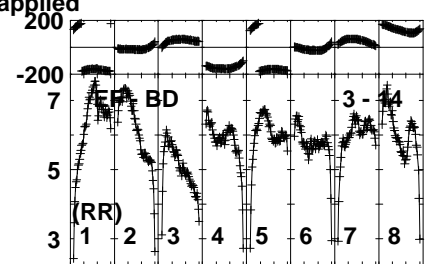
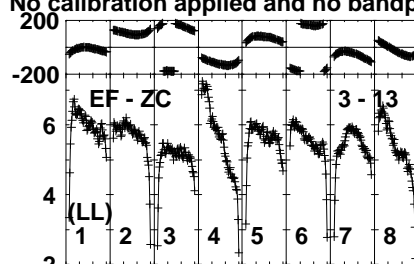
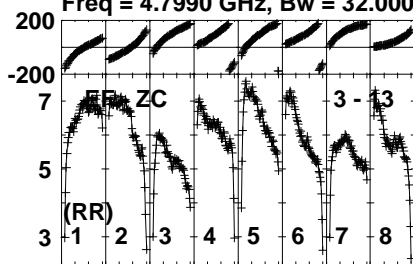


Plot file version 270 created 10-NOV-2021 19:32:49

J1125+2610 EC077A.UVDATA.1

Freq = 4.7990 GHz, Bw = 32.000 MH

No calibration applied and no bandpass applied



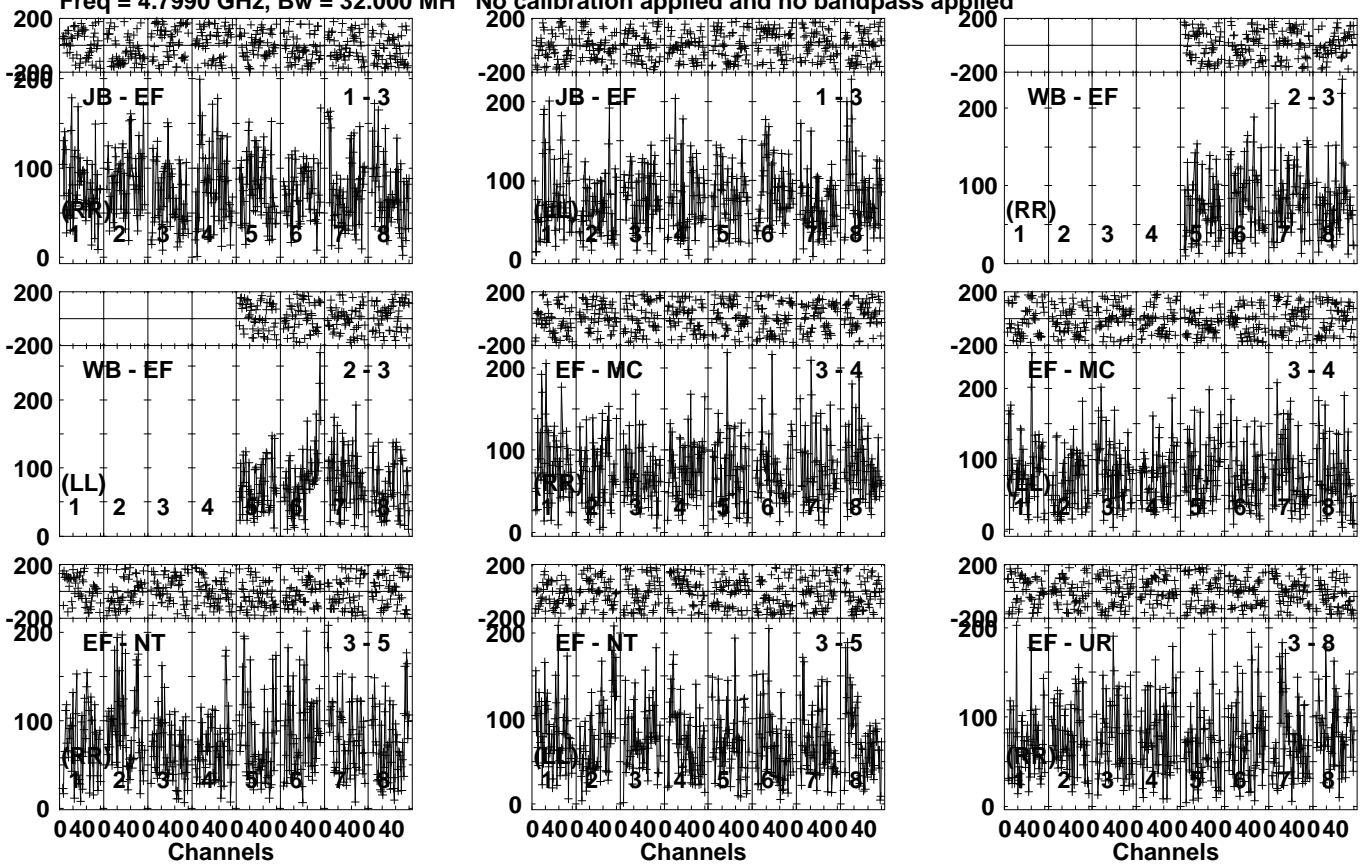
Lower frame: Milli Ampl Jy Top frame: Phas deg  
Vector averaged cross-power spectrum Several baselines displayed  
Timerange: 00/17:13:01 to 00/17:14:59

Plot file version 271 created 10-NOV-2021 19:32:49

EQJ1122+2550 EC077A.UVDATA.1

Freq = 4.7990 GHz, Bw = 32.000 MH

No calibration applied and no bandpass applied



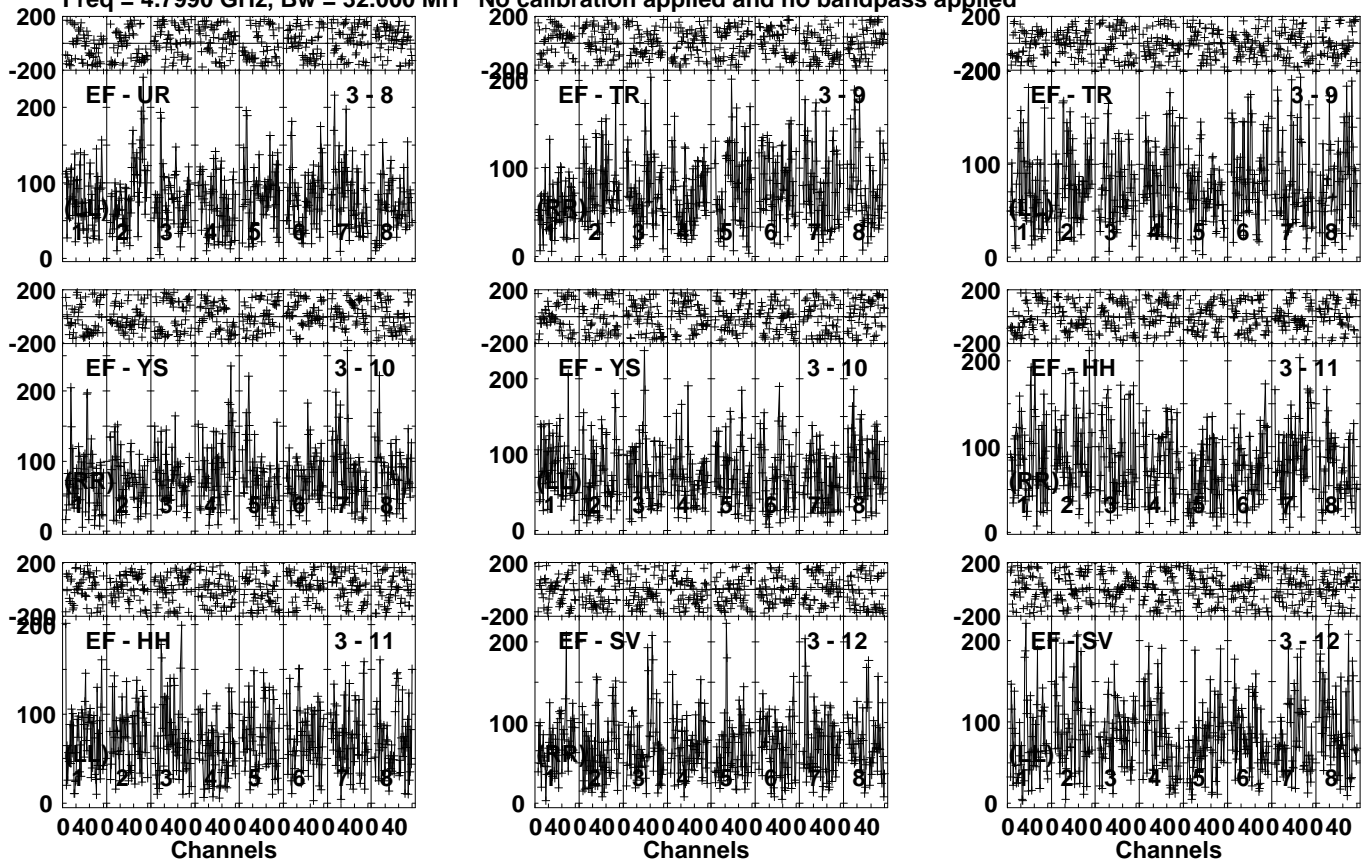
Lower frame: Micro Ampl Jy Top frame: Phas deg  
Vector averaged cross-power spectrum Several baselines displayed  
Timerange: 00/17:15:01 to 00/17:18:59

Plot file version 272 created 10-NOV-2021 19:32:49

EQJ1122+2550 EC077A.UVDATA.1

Freq = 4.7990 GHz, Bw = 32.000 MH

No calibration applied and no bandpass applied



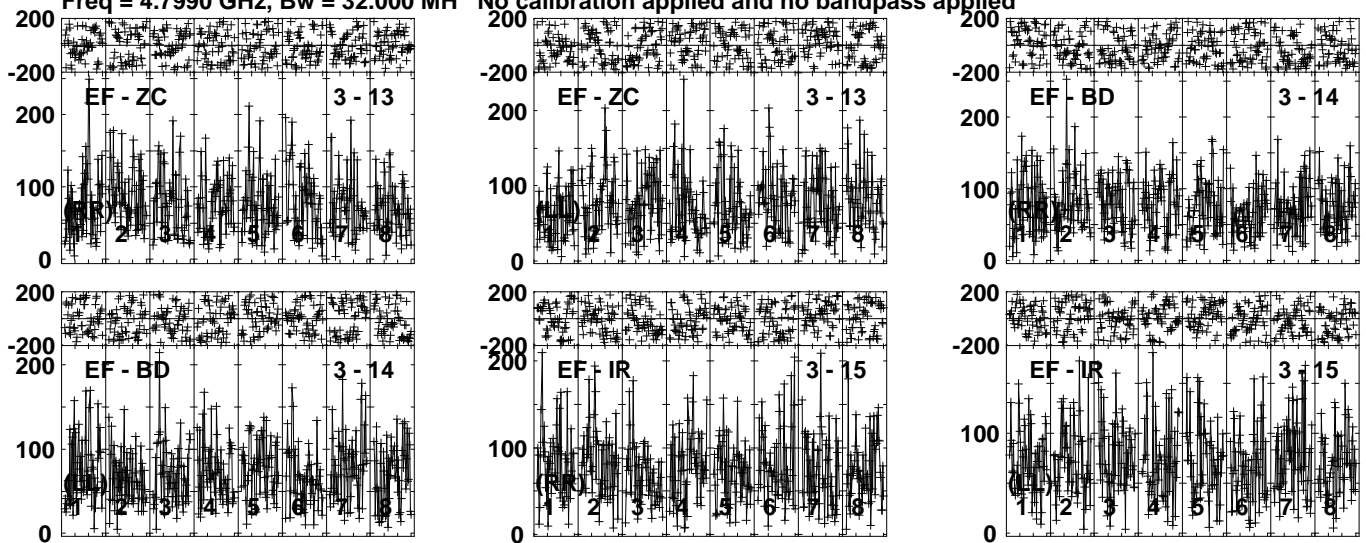
Lower frame: Micro Ampl Jy Top frame: Phas deg  
Vector averaged cross-power spectrum Several baselines displayed  
Timerange: 00/17:15:01 to 00/17:18:59

Plot file version 273 created 10-NOV-2021 19:32:49

EQJ1122+2550 EC077A.UVDATA.1

Freq = 4.7990 GHz, Bw = 32.000 MH

No calibration applied and no bandpass applied



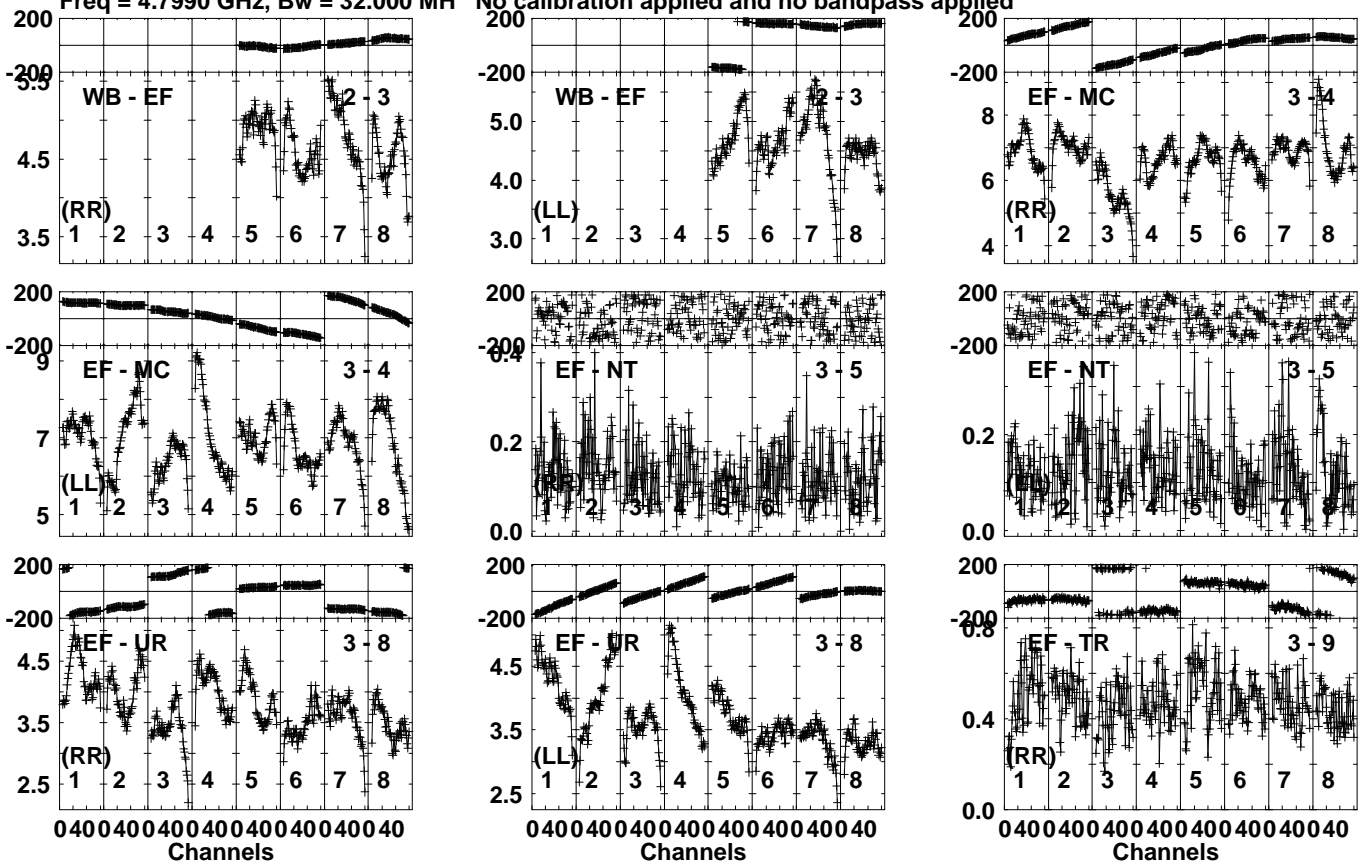
Lower frame: Micro Ampl Jy Top frame: Phas deg  
Vector averaged cross-power spectrum Several baselines displayed  
Timerange: 00/17:15:01 to 00/17:18:59

Plot file version 274 created 10-NOV-2021 19:32:49

J1125+2610 EC077A.UVDATA.1

Freq = 4.7990 GHz, Bw = 32.000 MH

No calibration applied and no bandpass applied



Lower frame: Milli Ampl Jy Top frame: Phas deg  
Vector averaged cross-power spectrum Several baselines displayed  
Timerange: 00/17:19:01 to 00/17:20:59

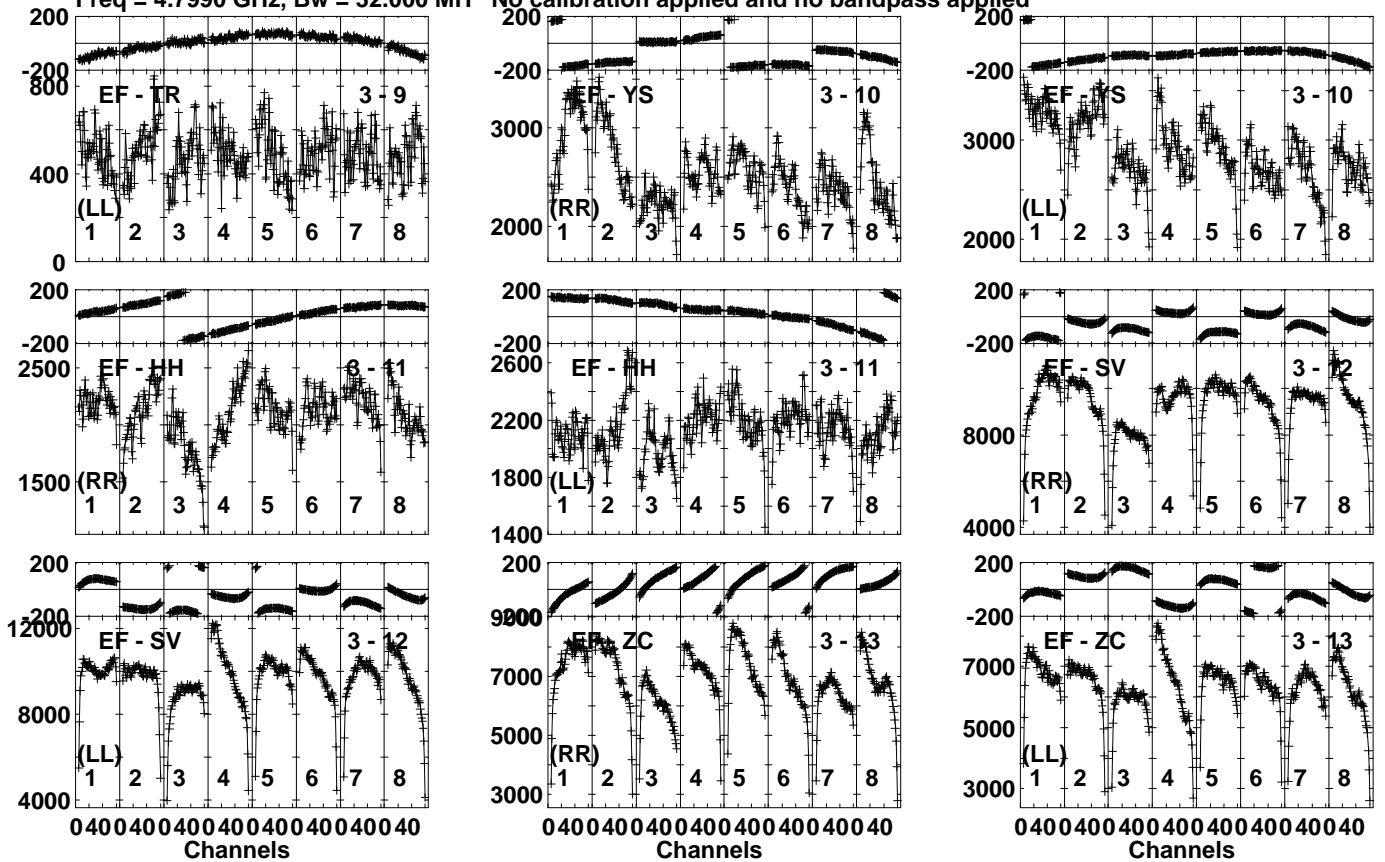


Plot file version 275 created 10-NOV-2021 19:32:49

J1125+2610 EC077A.UVDATA.1

Freq = 4.7990 GHz, Bw = 32.000 MH

No calibration applied and no bandpass applied



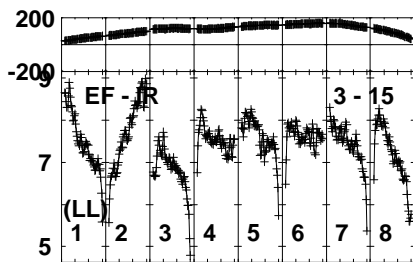
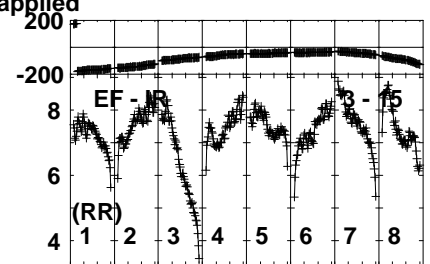
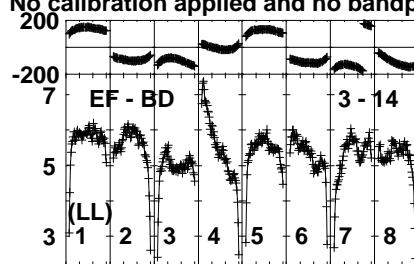
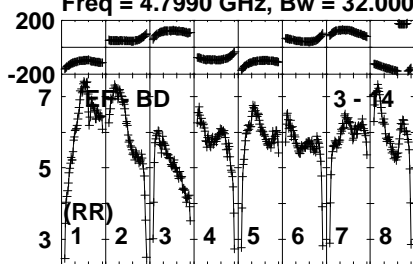
Lower frame: Micro Ampl Jy Top frame: Phas deg  
Vector averaged cross-power spectrum Several baselines displayed  
Timerange: 00/17:19:01 to 00/17:20:59

Plot file version 276 created 10-NOV-2021 19:32:50

J1125+2610 EC077A.UVDATA.1

Freq = 4.7990 GHz, Bw = 32.000 MH

No calibration applied and no bandpass applied



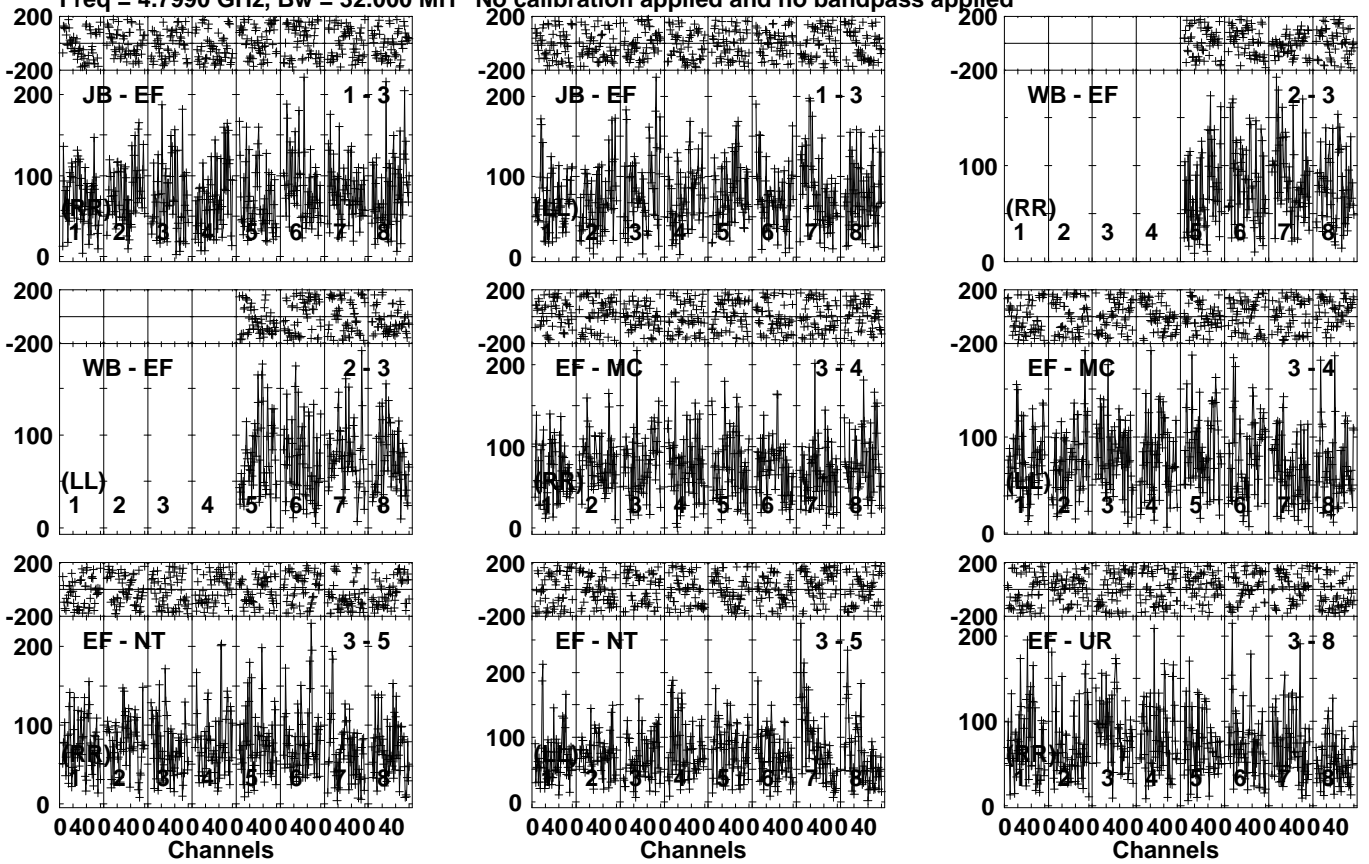
Lower frame: Milli Ampl Jy Top frame: Phas deg  
Vector averaged cross-power spectrum Several baselines displayed  
Timerange: 00/17:19:01 to 00/17:20:59

Plot file version 277 created 10-NOV-2021 19:32:50

EQJ1122+2550 EC077A.UVDATA.1

Freq = 4.7990 GHz, Bw = 32.000 MH

No calibration applied and no bandpass applied



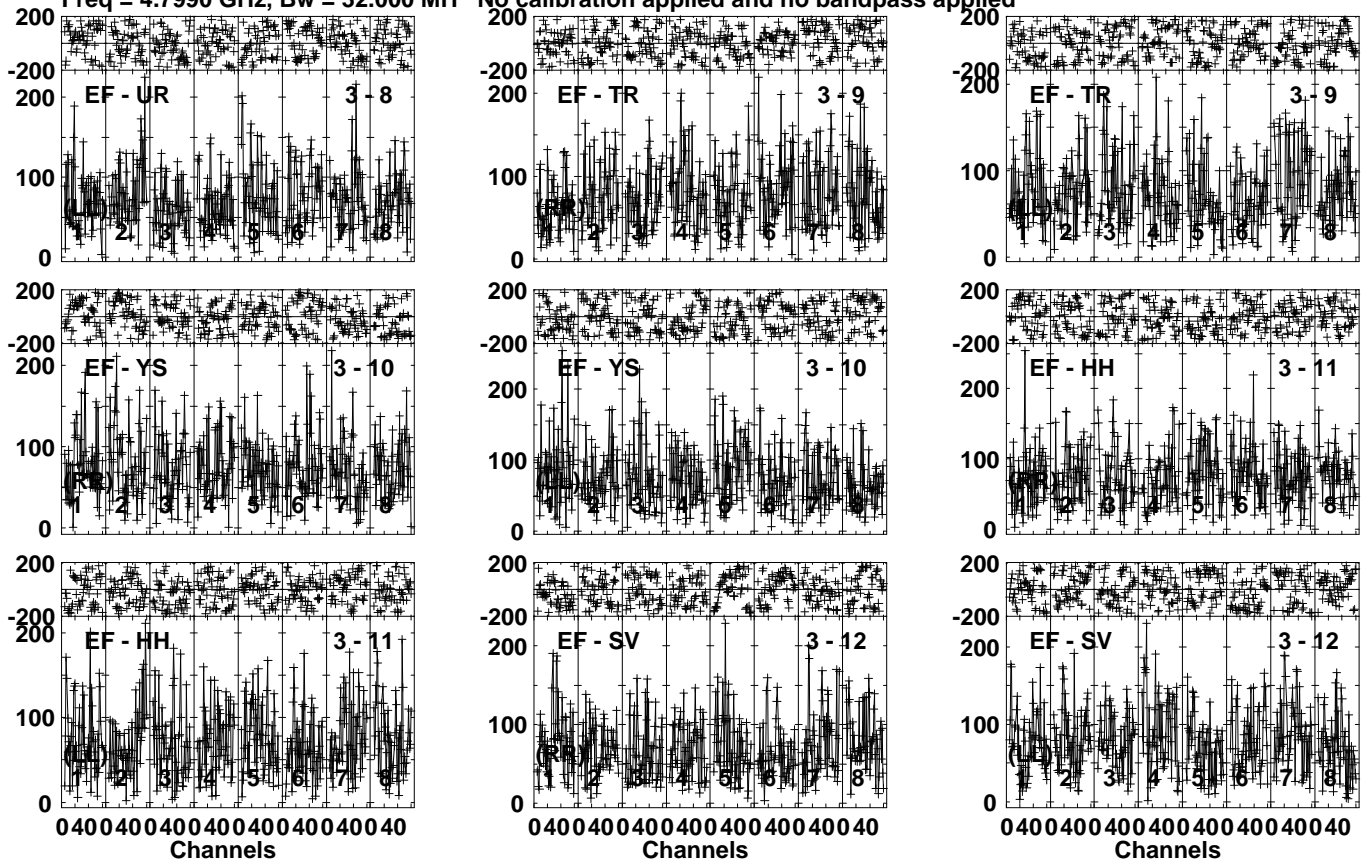
Lower frame: Micro Ampl Jy Top frame: Phas deg  
Vector averaged cross-power spectrum Several baselines displayed  
Timerange: 00/17:21:01 to 00/17:24:59

Plot file version 278 created 10-NOV-2021 19:32:50

EQJ1122+2550 EC077A.UVDATA.1

Freq = 4.7990 GHz, Bw = 32.000 MH

No calibration applied and no bandpass applied



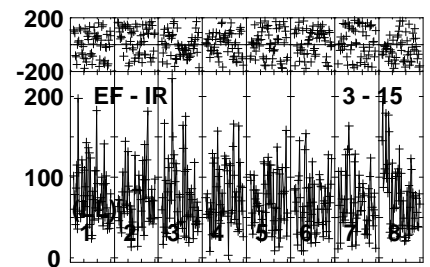
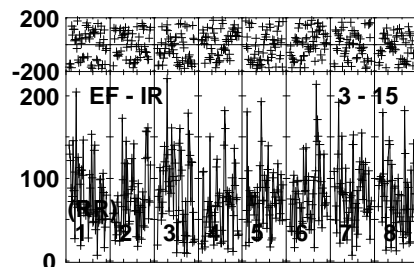
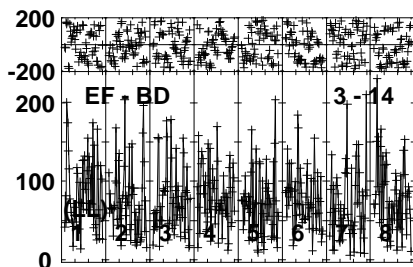
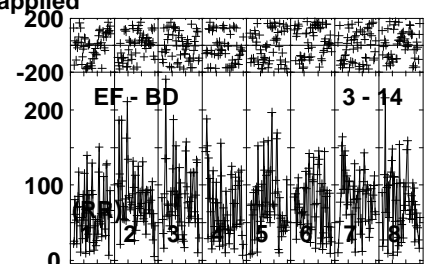
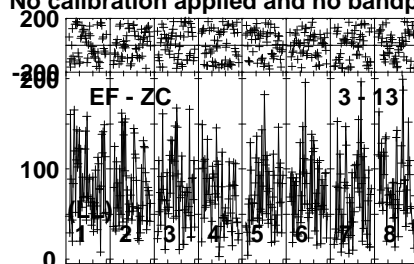
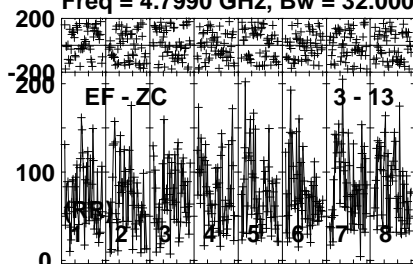
Lower frame: Micro Ampl Jy Top frame: Phas deg  
Vector averaged cross-power spectrum Several baselines displayed  
Timerange: 00/17:21:01 to 00/17:24:59

Plot file version 279 created 10-NOV-2021 19:32:50

EQJ1122+2550 EC077A.UVDATA.1

Freq = 4.7990 GHz, Bw = 32.000 MH

No calibration applied and no bandpass applied



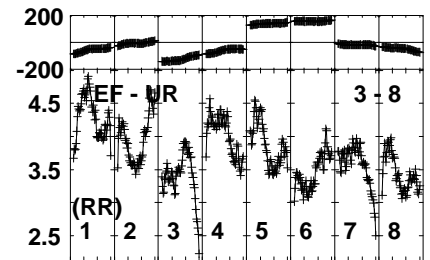
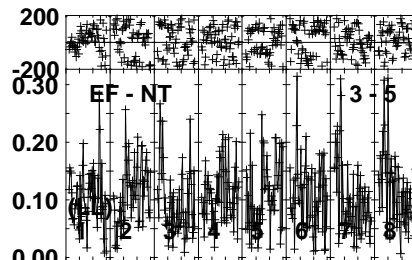
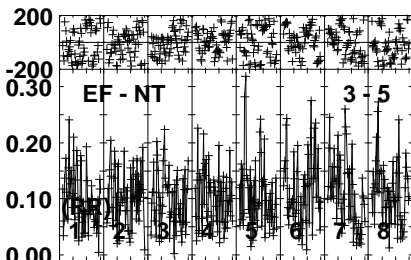
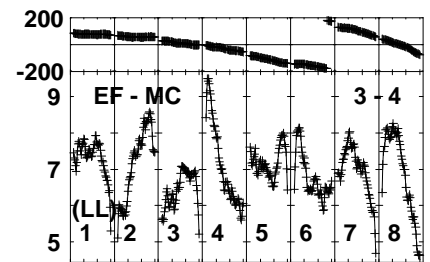
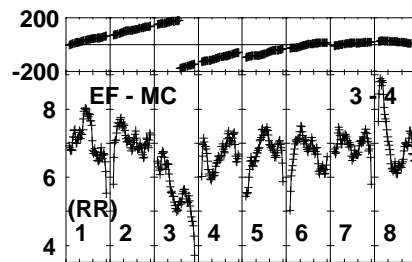
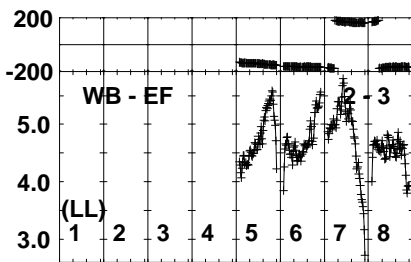
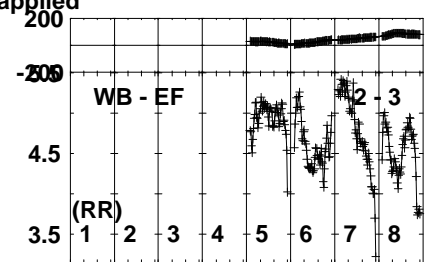
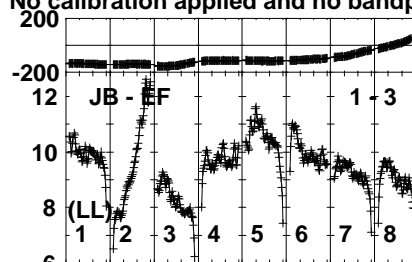
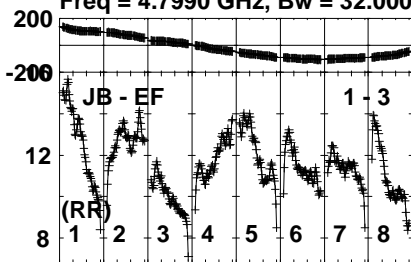
Lower frame: Micro Ampl Jy Top frame: Phas deg  
Vector averaged cross-power spectrum Several baselines displayed  
Timerange: 00/17:21:01 to 00/17:24:59

Plot file version 280 created 10-NOV-2021 19:32:50

J1125+2610 EC077A.UVDATA.1

Freq = 4.7990 GHz, Bw = 32.000 MH

No calibration applied and no bandpass applied

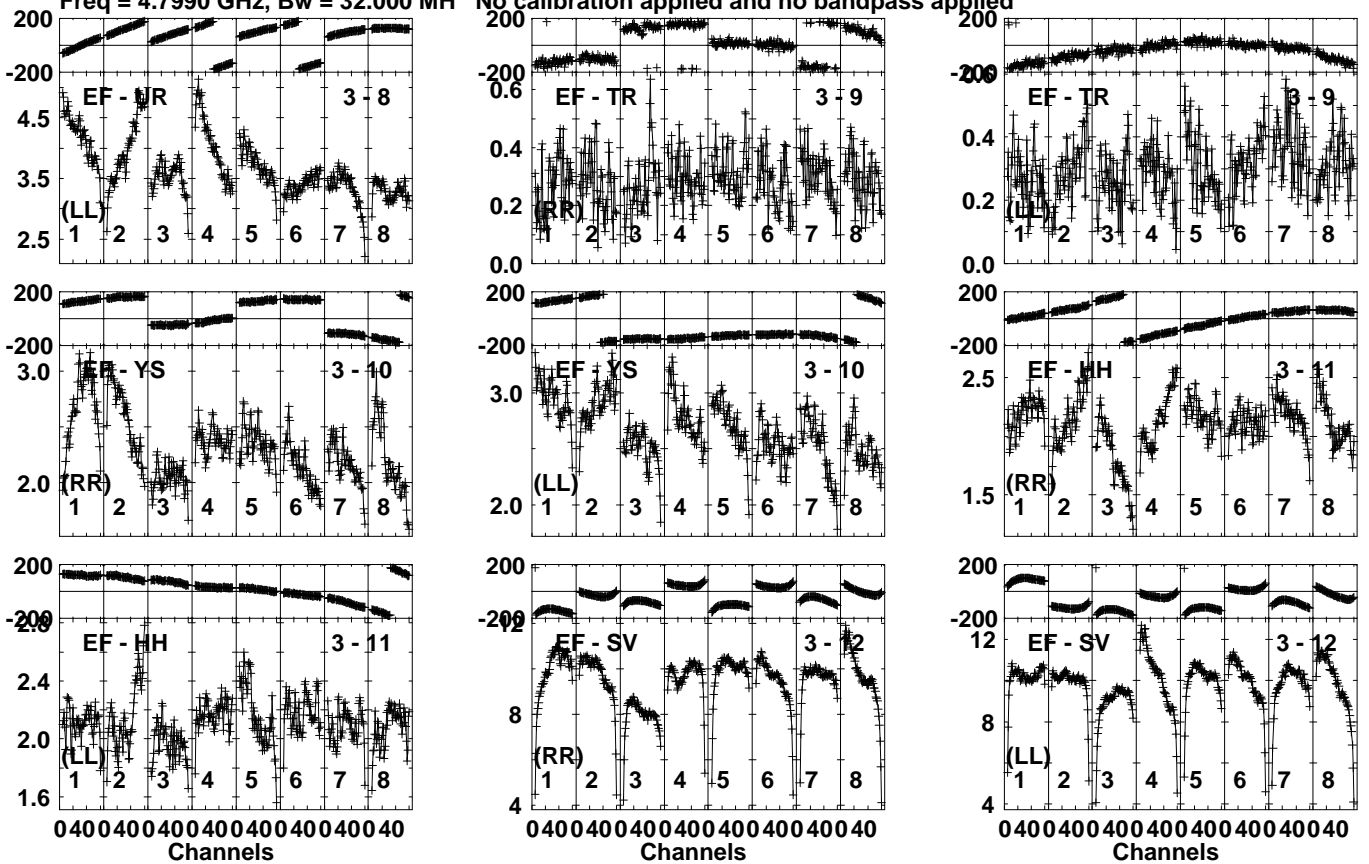


Lower frame: Milli Ampl Jy Top frame: Phas deg  
Vector averaged cross-power spectrum Several baselines displayed  
Timerange: 00/17:25:31 to 00/17:27:29

Plot file version 281 created 10-NOV-2021 19:32:50

J1125+2610 EC077A.UVDATA.1

Freq = 4.7990 GHz, Bw = 32.000 MH No calibration applied and no bandpass applied



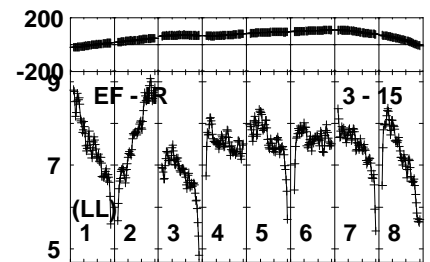
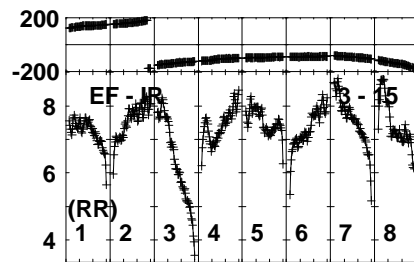
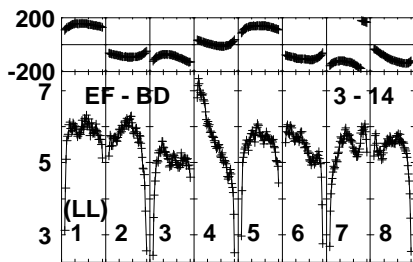
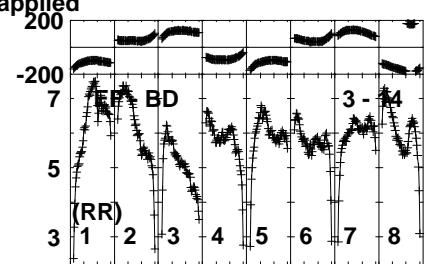
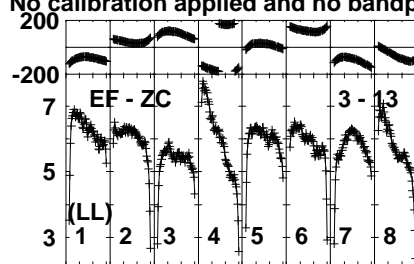
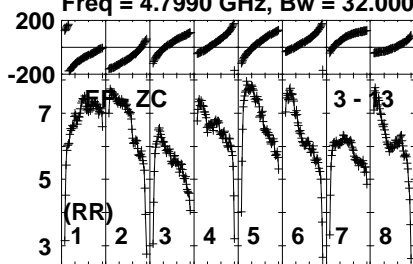
Lower frame: Milli Ampl Jy Top frame: Phas deg  
Vector averaged cross-power spectrum Several baselines displayed  
Timerange: 00/17:25:31 to 00/17:27:29

Plot file version 282 created 10-NOV-2021 19:32:50

J1125+2610 EC077A.UVDATA.1

Freq = 4.7990 GHz, Bw = 32.000 MH

No calibration applied and no bandpass applied



Lower frame: Milli Ampl Jy Top frame: Phas deg  
Vector averaged cross-power spectrum Several baselines displayed  
Timerange: 00/17:25:31 to 00/17:27:29

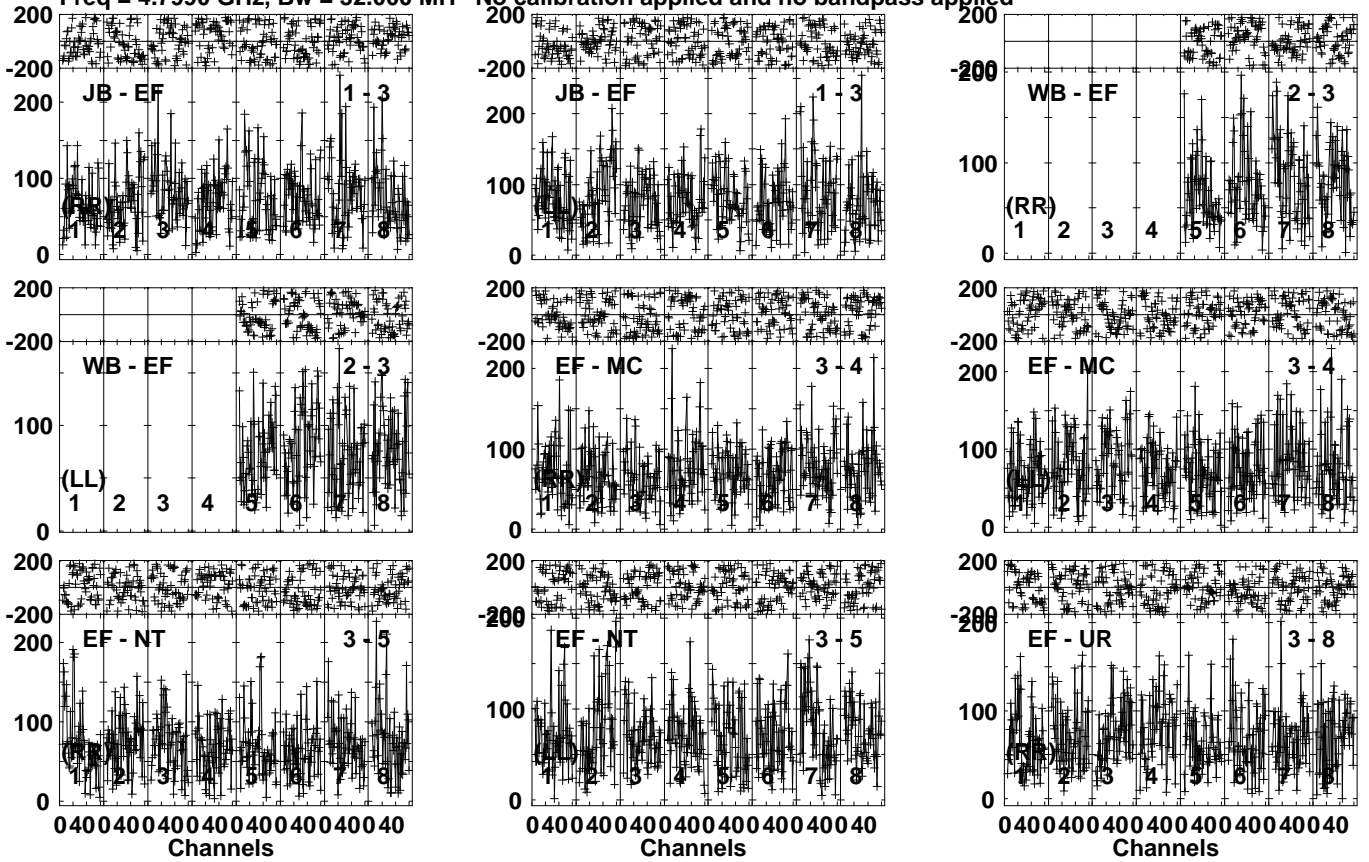


Plot file version 283 created 10-NOV-2021 19:32:50

EQJ1122+2550 EC077A.UVDATA.1

Freq = 4.7990 GHz, Bw = 32.000 MH

No calibration applied and no bandpass applied



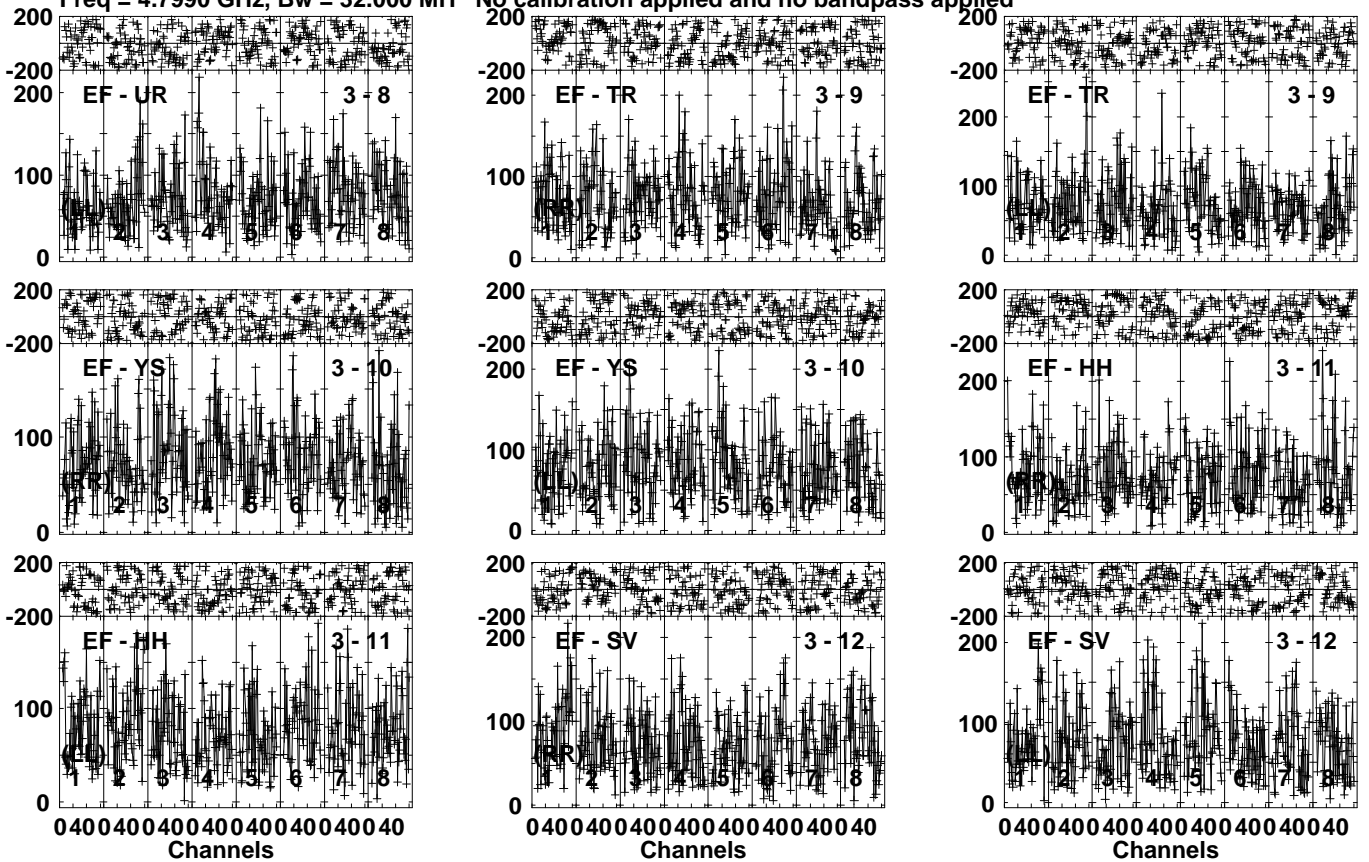
Lower frame: Micro Ampl Jy Top frame: Phas deg  
Vector averaged cross-power spectrum Several baselines displayed  
Timerange: 00/17:27:31 to 00/17:31:29

Plot file version 284 created 10-NOV-2021 19:32:50

EQJ1122+2550 EC077A.UVDATA.1

Freq = 4.7990 GHz, Bw = 32.000 MH

No calibration applied and no bandpass applied



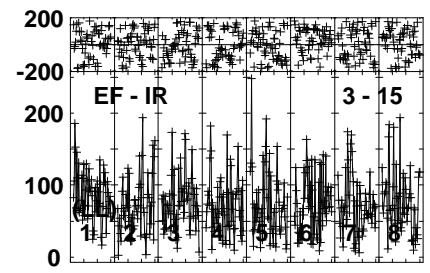
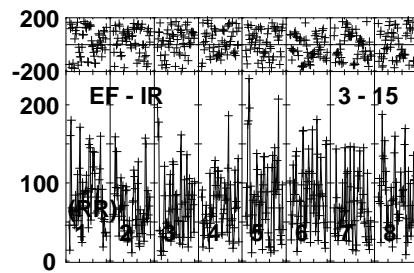
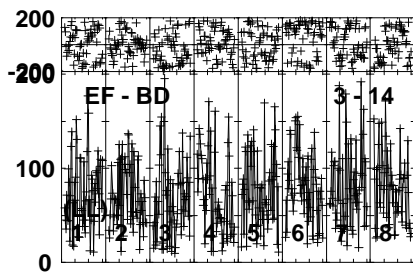
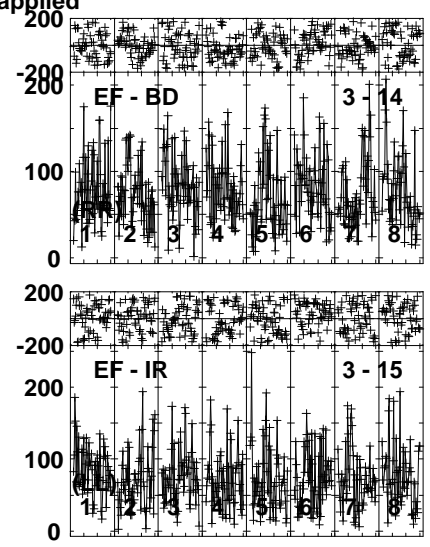
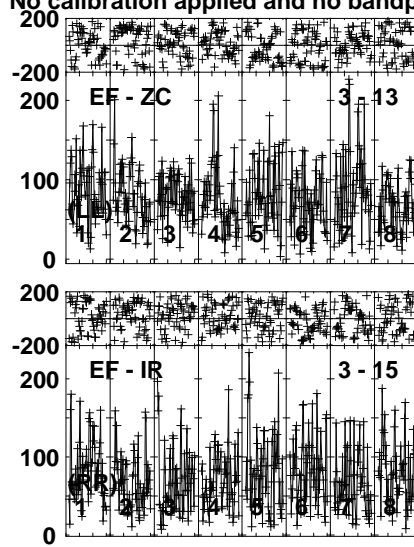
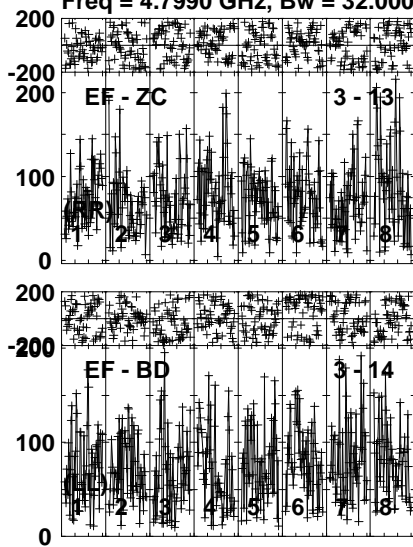
Lower frame: Micro Ampl Jy Top frame: Phas deg  
Vector averaged cross-power spectrum Several baselines displayed  
Timerange: 00/17:27:31 to 00/17:31:29

Plot file version 285 created 10-NOV-2021 19:32:51

EQJ1122+2550 EC077A.UVDATA.1

Freq = 4.7990 GHz, Bw = 32.000 MH

No calibration applied and no bandpass applied



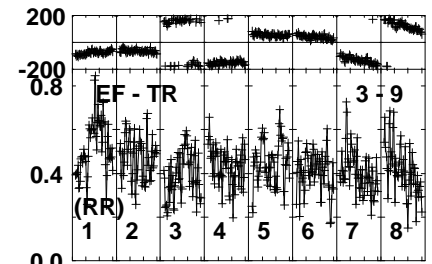
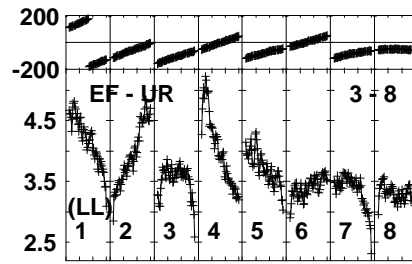
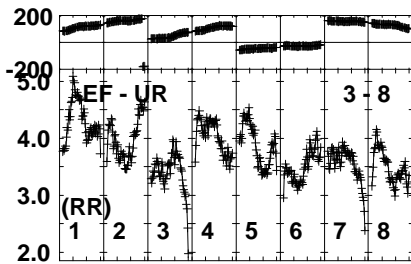
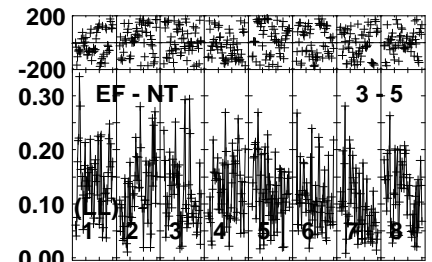
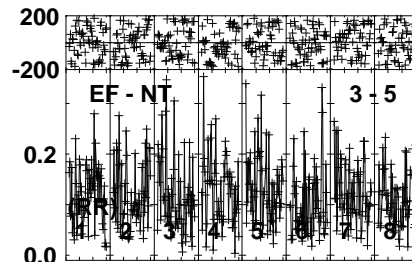
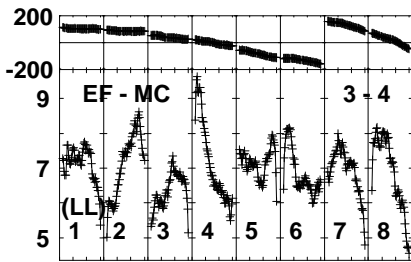
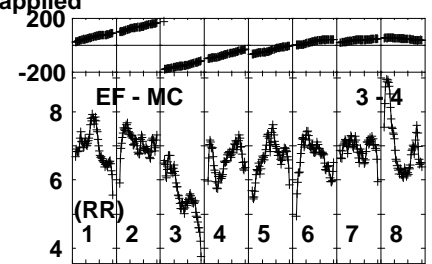
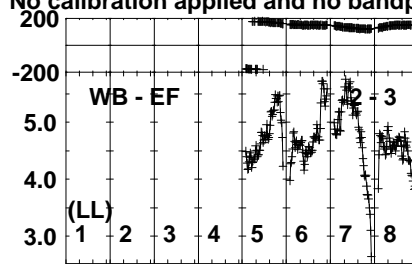
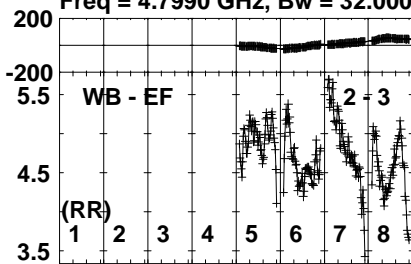
Lower frame: Micro Ampl Jy Top frame: Phas deg  
Vector averaged cross-power spectrum Several baselines displayed  
Timerange: 00/17:27:31 to 00/17:31:29

Plot file version 286 created 10-NOV-2021 19:32:51

J1125+2610 EC077A.UVDATA.1

Freq = 4.7990 GHz, Bw = 32.000 MH

No calibration applied and no bandpass applied



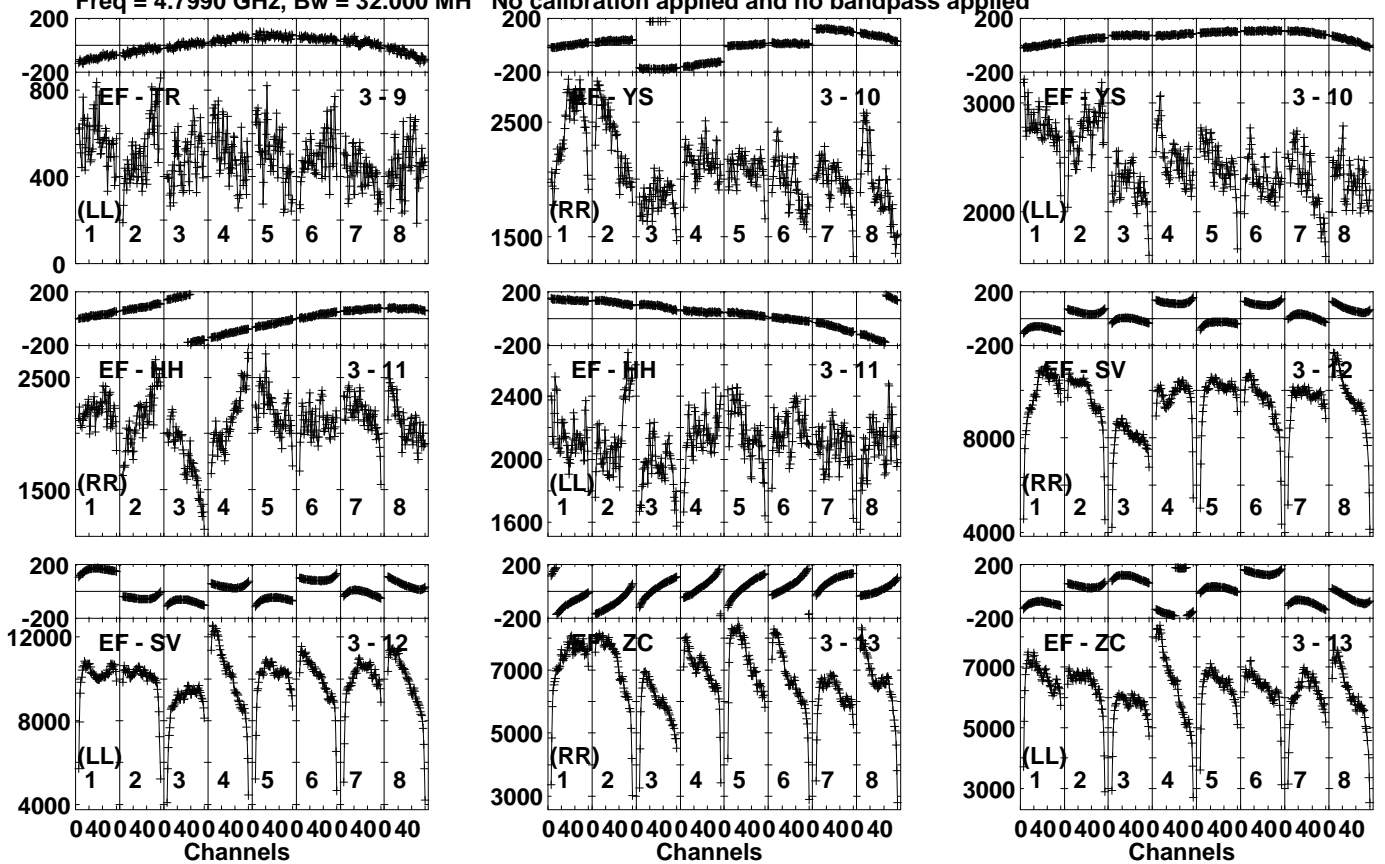
Lower frame: Milli Ampl Jy Top frame: Phas deg  
Vector averaged cross-power spectrum Several baselines displayed  
Timerange: 00/17:31:31 to 00/17:33:29

Plot file version 287 created 10-NOV-2021 19:32:51

J1125+2610 EC077A.UVDATA.1

Freq = 4.7990 GHz, Bw = 32.000 MH

No calibration applied and no bandpass applied



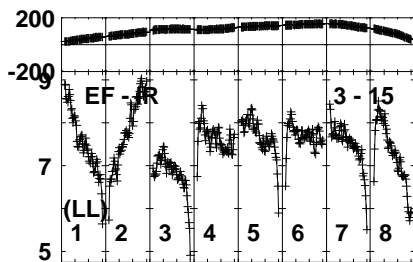
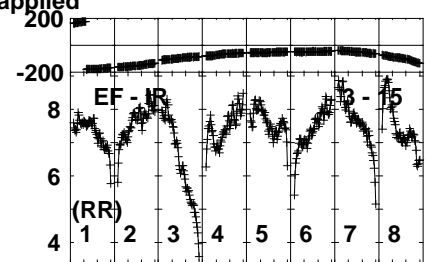
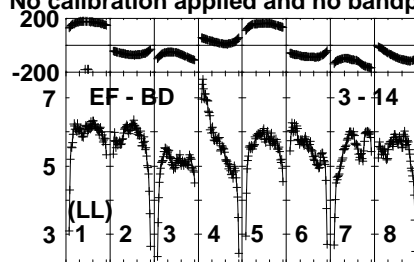
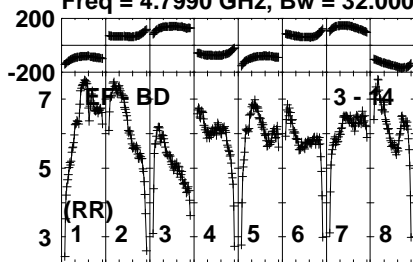
Lower frame: Micro Ampl Jy Top frame: Phas deg  
Vector averaged cross-power spectrum Several baselines displayed  
Timerange: 00/17:31:31 to 00/17:33:29

Plot file version 288 created 10-NOV-2021 19:32:51

J1125+2610 EC077A.UVDATA.1

Freq = 4.7990 GHz, Bw = 32.000 MH

No calibration applied and no bandpass applied



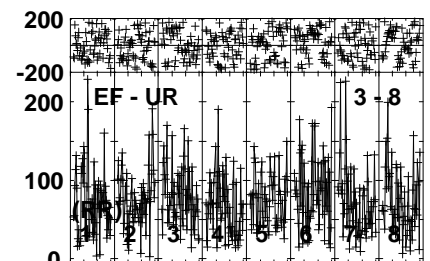
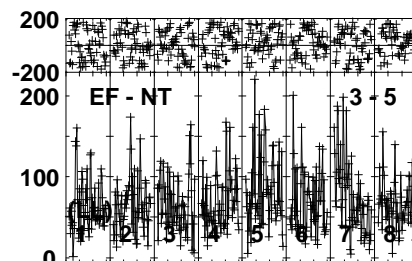
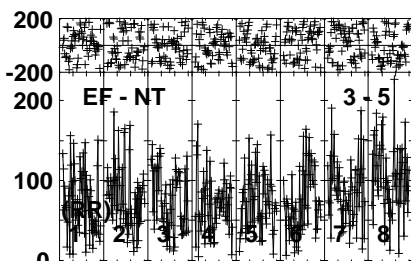
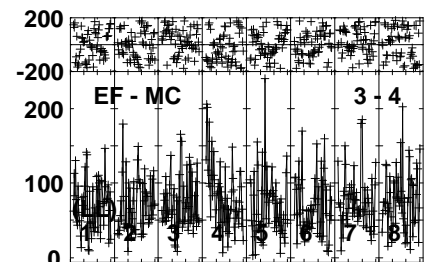
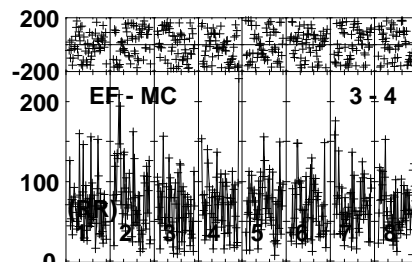
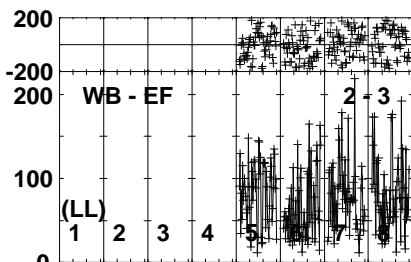
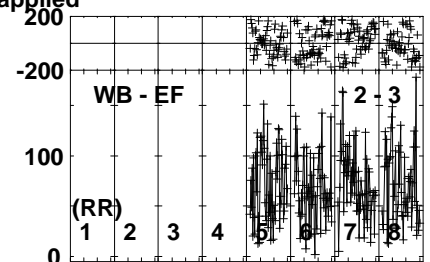
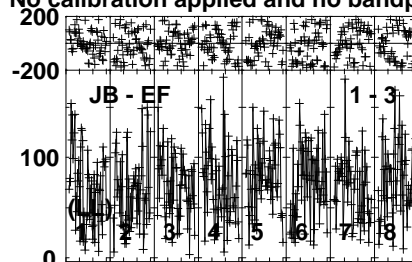
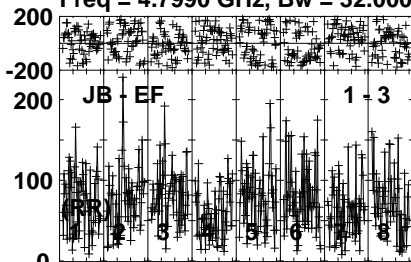
Lower frame: Milli Ampl Jy Top frame: Phas deg  
Vector averaged cross-power spectrum Several baselines displayed  
Timerange: 00/17:31:31 to 00/17:33:29

Plot file version 289 created 10-NOV-2021 19:32:51

EQJ1122+2550 EC077A.UVDATA.1

Freq = 4.7990 GHz, Bw = 32.000 MH

No calibration applied and no bandpass applied



040040040040040040040040  
Channels

040040040040040040040040  
Channels

040040040040040040040040  
Channels

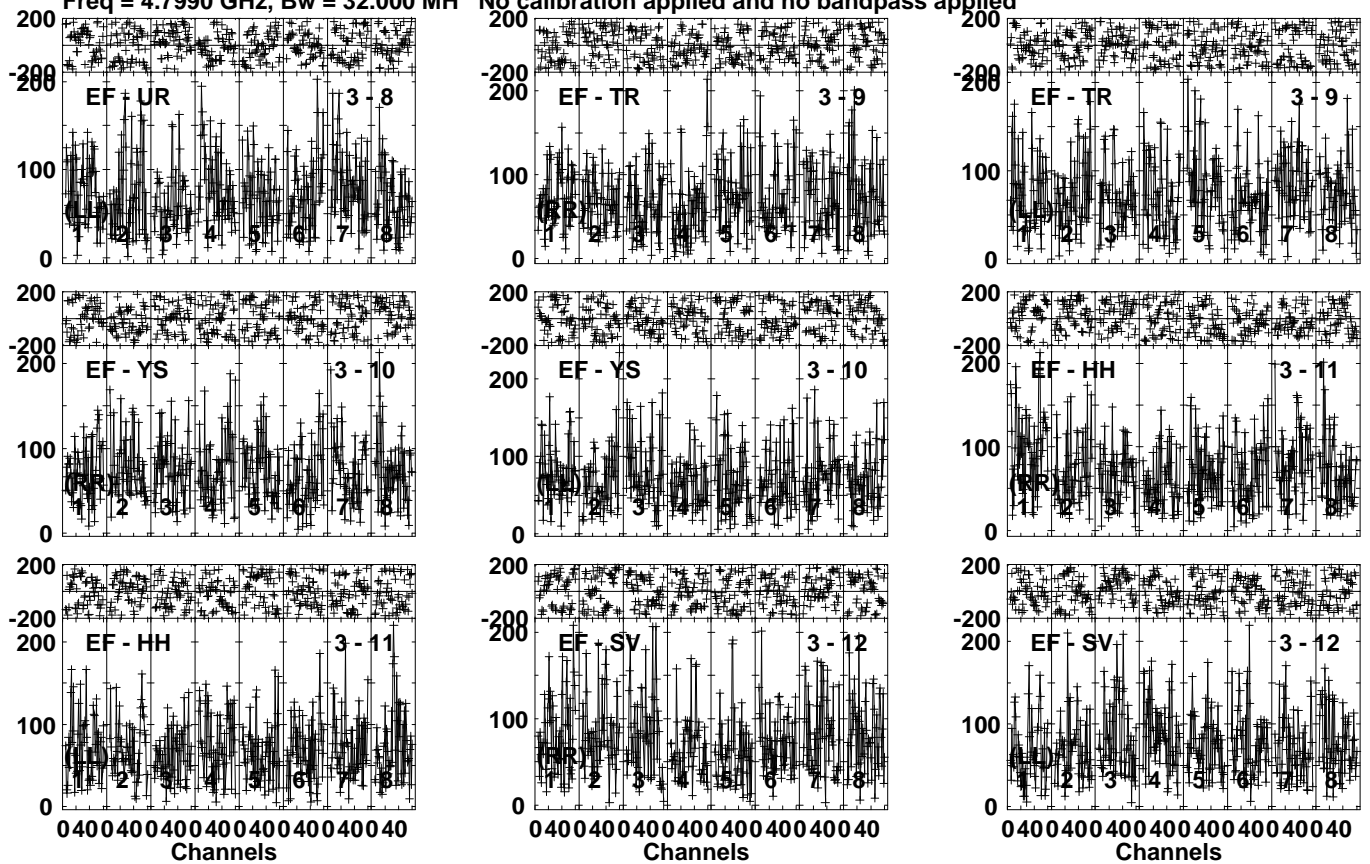
Lower frame: Micro Ampl Jy Top frame: Phas deg  
Vector averaged cross-power spectrum Several baselines displayed  
Timerange: 00/17:33:31 to 00/17:37:29

Plot file version 290 created 10-NOV-2021 19:32:51

EQJ1122+2550 EC077A.UVDATA.1

Freq = 4.7990 GHz, Bw = 32.000 MH

No calibration applied and no bandpass applied



Lower frame: Micro Ampl Jy Top frame: Phas deg  
Vector averaged cross-power spectrum Several baselines displayed  
Timerange: 00/17:33:31 to 00/17:37:29

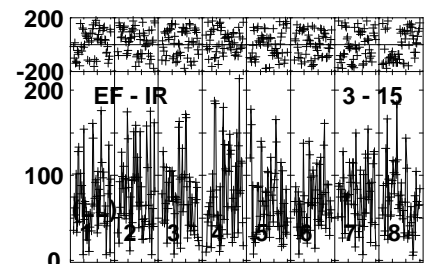
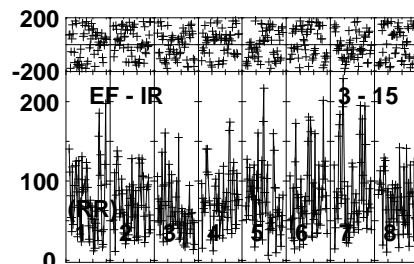
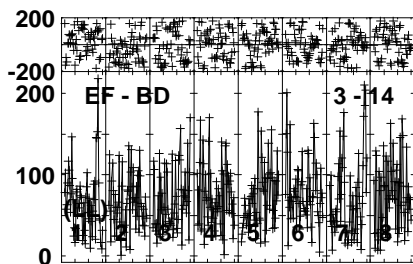
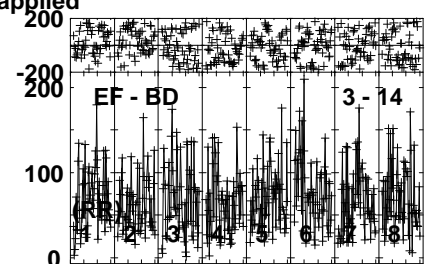
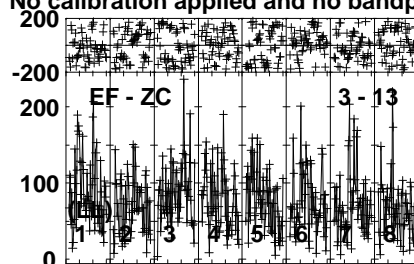
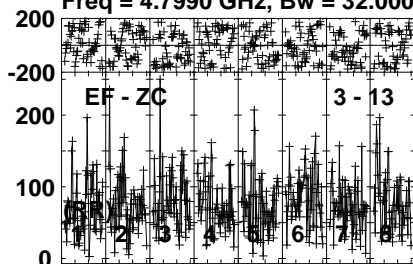


Plot file version 291 created 10-NOV-2021 19:32:51

EQJ1122+2550 EC077A.UVDATA.1

Freq = 4.7990 GHz, Bw = 32.000 MH

No calibration applied and no bandpass applied

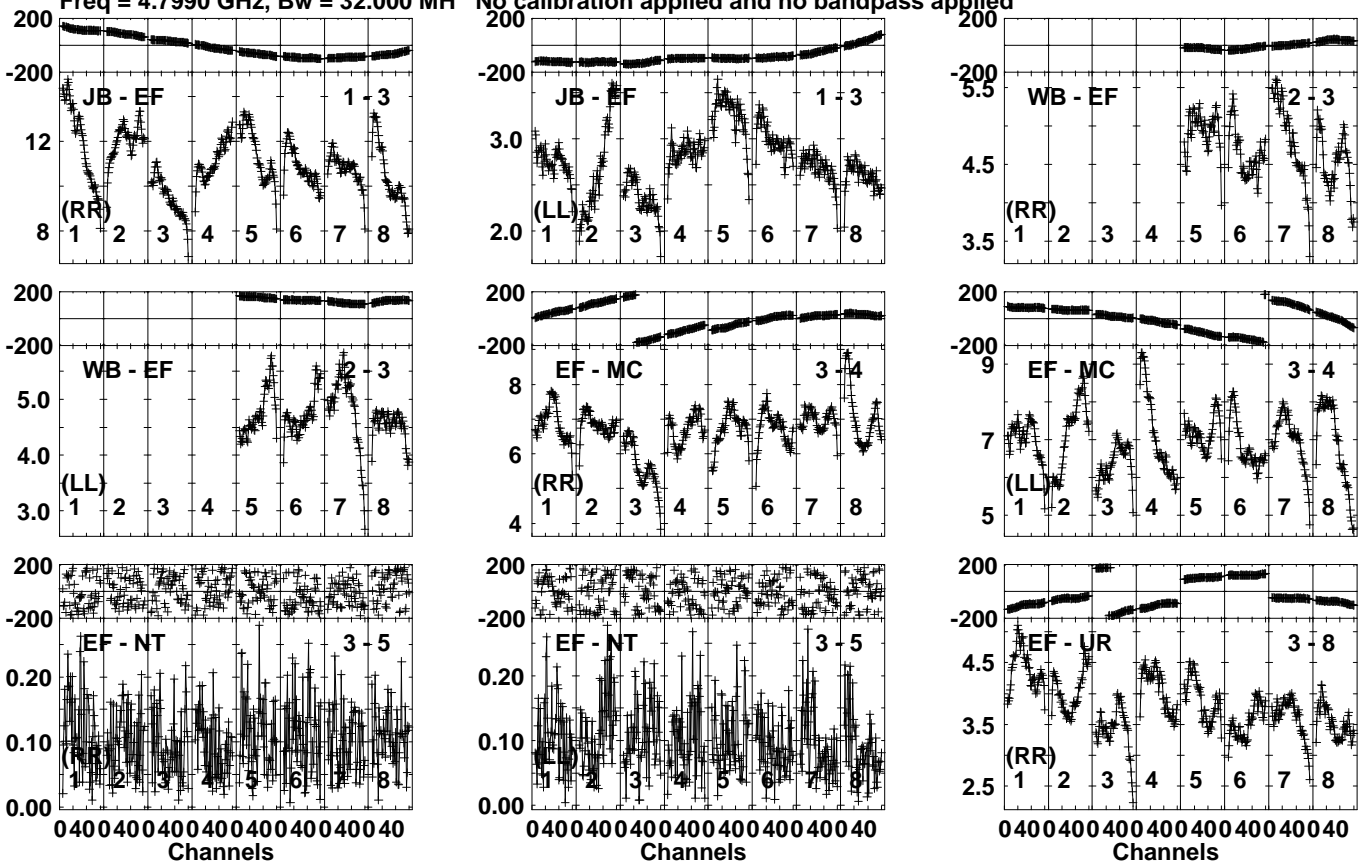


Lower frame: Micro Ampl Jy Top frame: Phas deg  
Vector averaged cross-power spectrum Several baselines displayed  
Timerange: 00/17:33:31 to 00/17:37:29

Plot file version 292 created 10-NOV-2021 19:32:51

J1125+2610 EC077A.UVDATA.1

Freq = 4.7990 GHz, Bw = 32.000 MH No calibration applied and no bandpass applied

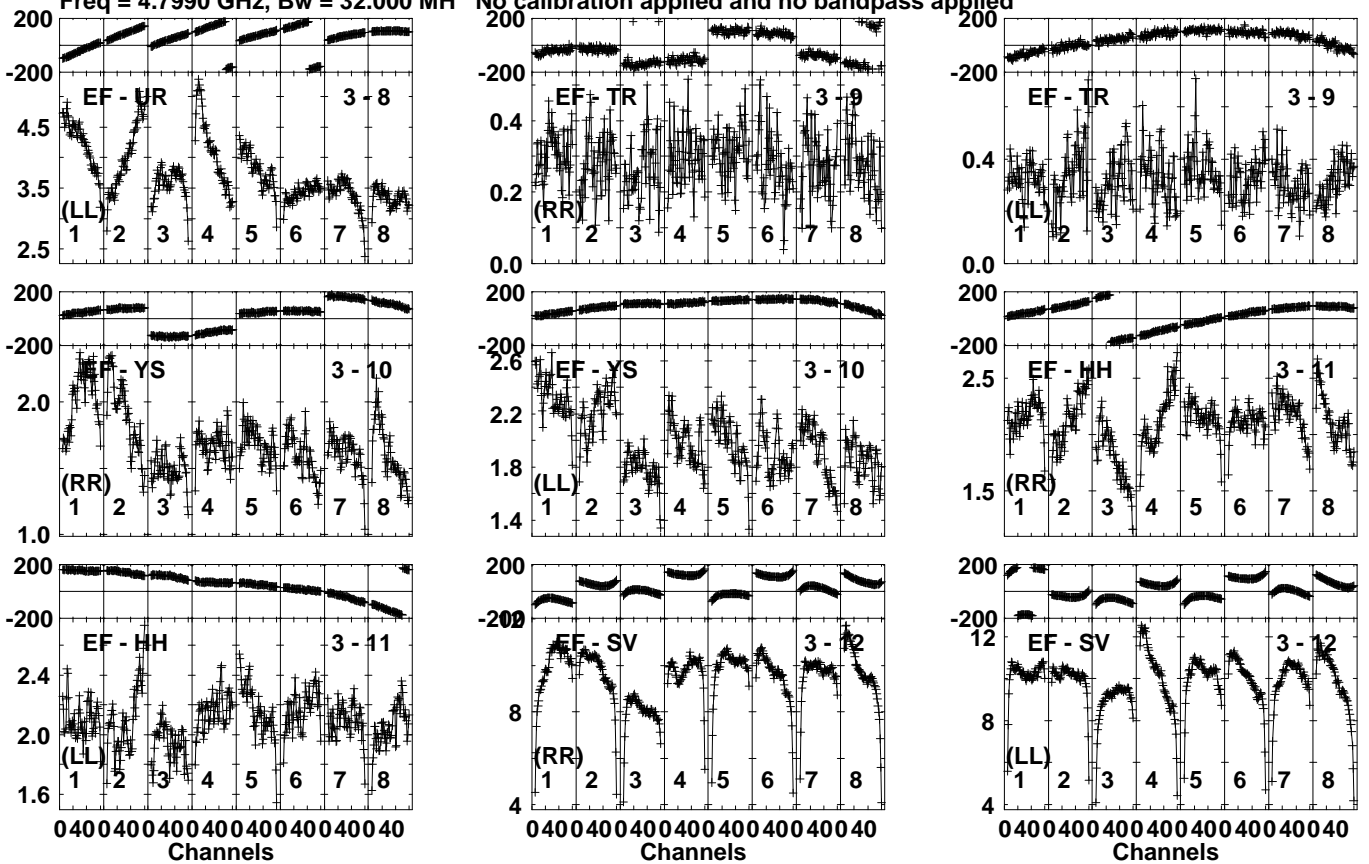


Lower frame: Milli Ampl Jy Top frame: Phas deg  
Vector averaged cross-power spectrum Several baselines displayed  
Timerange: 00/17:38:01 to 00/17:39:59

Plot file version 293 created 10-NOV-2021 19:32:51

J1125+2610 EC077A.UVDATA.1

Freq = 4.7990 GHz, Bw = 32.000 MH No calibration applied and no bandpass applied



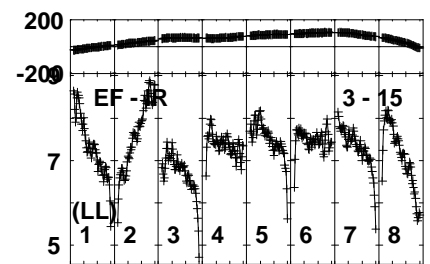
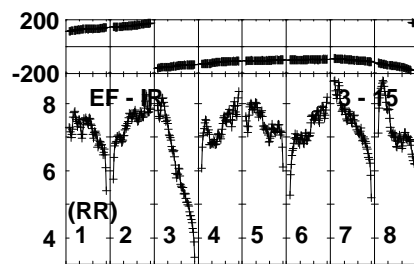
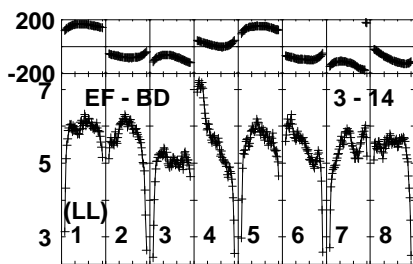
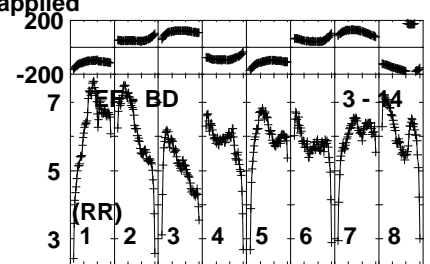
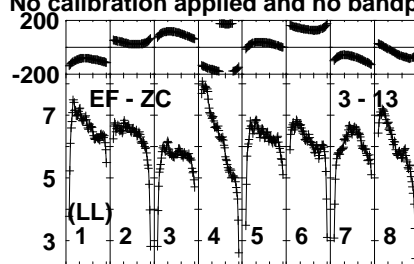
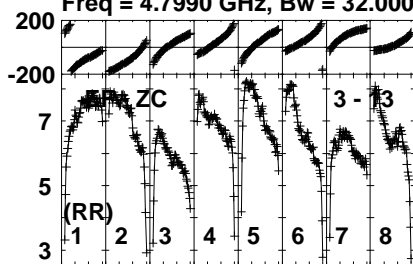
Lower frame: Milli Ampl Jy Top frame: Phas deg  
Vector averaged cross-power spectrum Several baselines displayed  
Timerange: 00:17:38:01 to 00:17:39:59

Plot file version 294 created 10-NOV-2021 19:32:52

J1125+2610 EC077A.UVDATA.1

Freq = 4.7990 GHz, Bw = 32.000 MH

No calibration applied and no bandpass applied



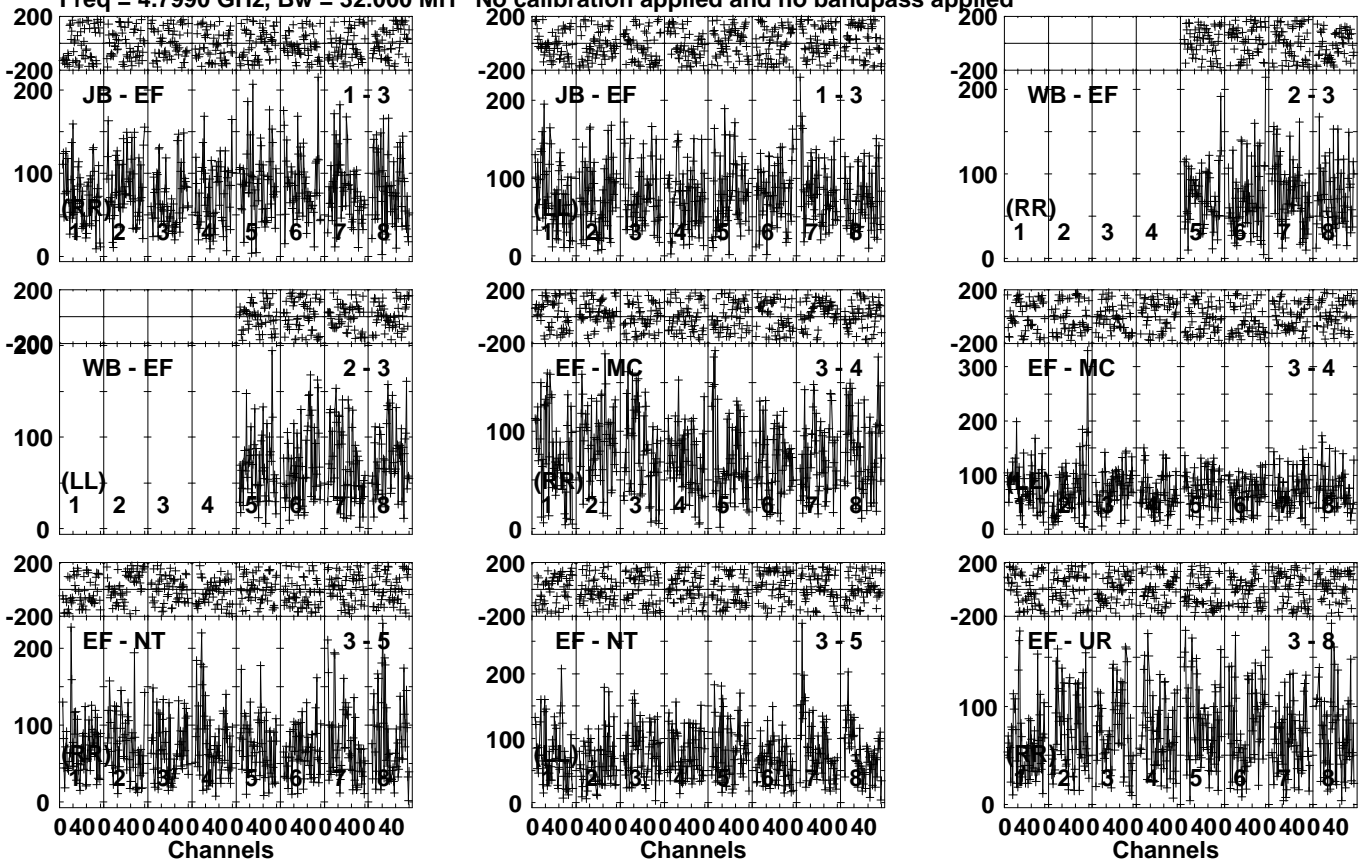
Lower frame: Milli Ampl Jy Top frame: Phas deg  
Vector averaged cross-power spectrum Several baselines displayed  
Timerange: 00/17:38:01 to 00/17:39:59

Plot file version 295 created 10-NOV-2021 19:32:52

EQJ1122+2550 EC077A.UVDATA.1

Freq = 4.7990 GHz, Bw = 32.000 MH

No calibration applied and no bandpass applied



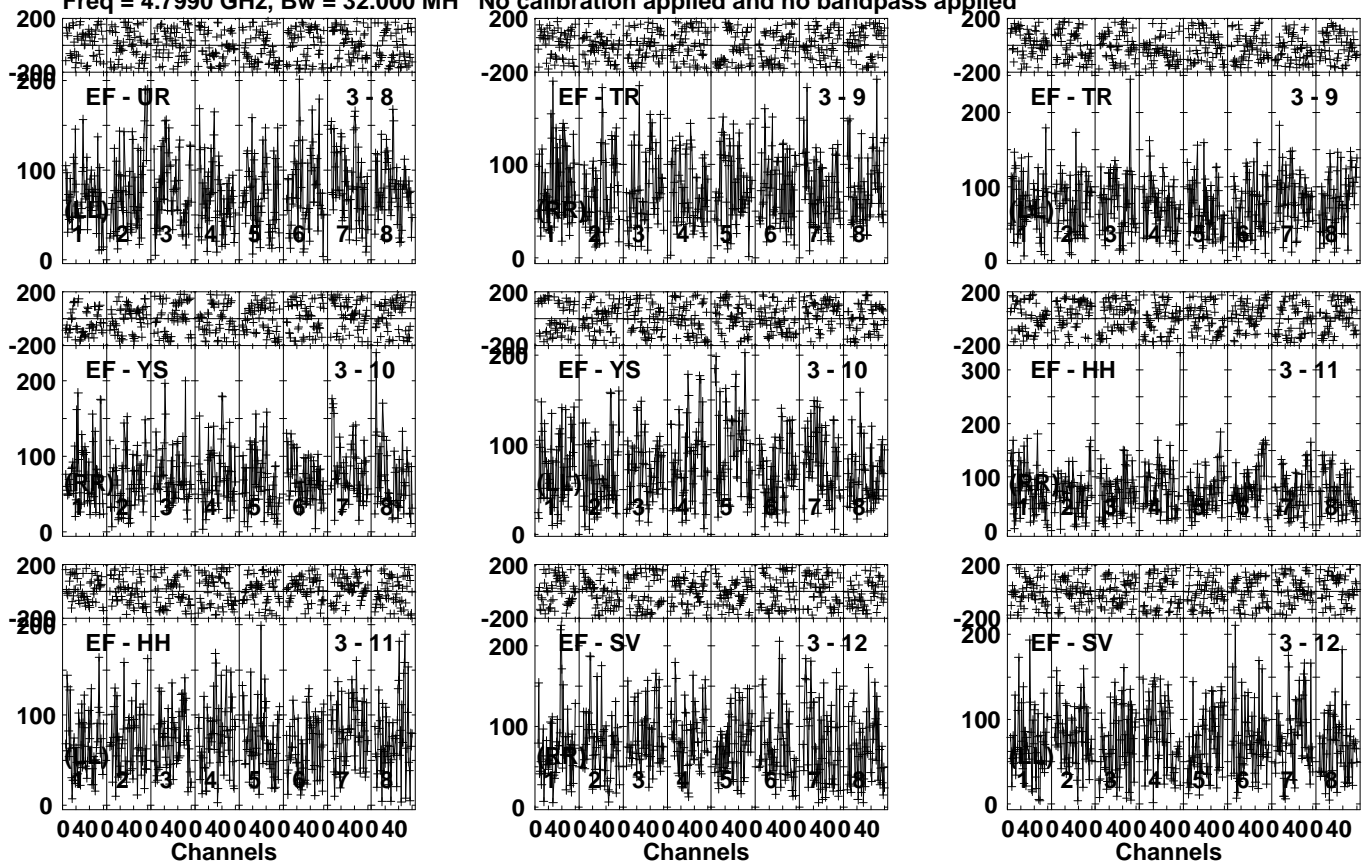
Lower frame: Micro Ampl Jy Top frame: Phas deg  
Vector averaged cross-power spectrum Several baselines displayed  
Timerange: 00/17:40:01 to 00/17:43:59

Plot file version 296 created 10-NOV-2021 19:32:52

EQJ1122+2550 EC077A.UVDATA.1

Freq = 4.7990 GHz, Bw = 32.000 MH

No calibration applied and no bandpass applied



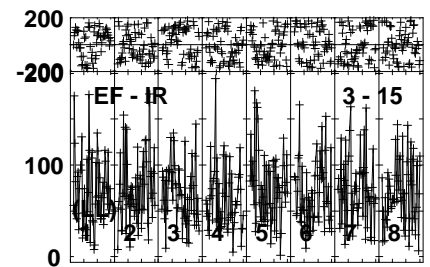
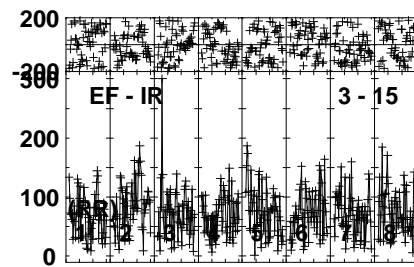
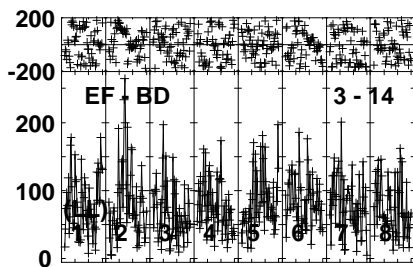
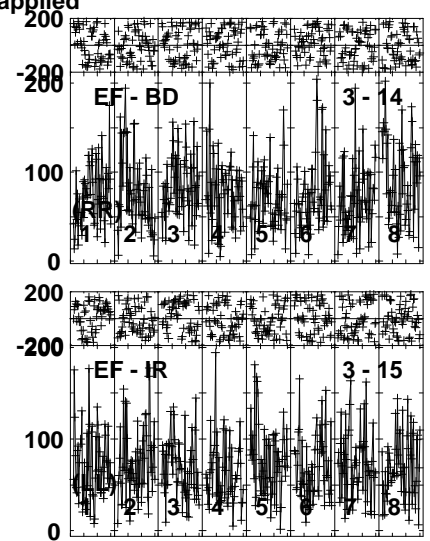
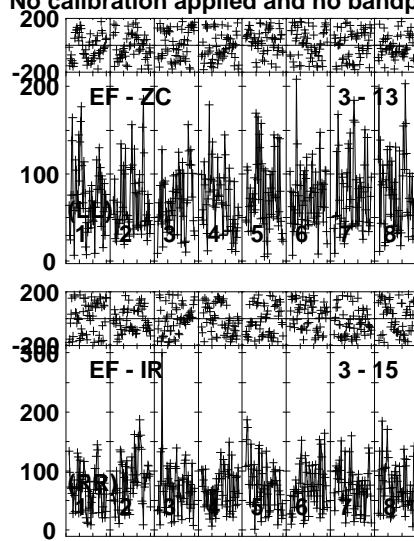
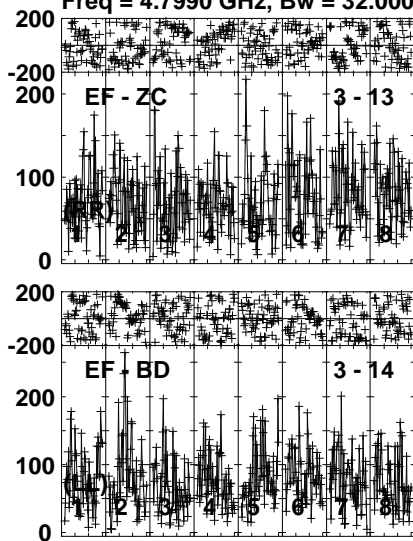
Lower frame: Micro Ampl Jy Top frame: Phas deg  
Vector averaged cross-power spectrum Several baselines displayed  
Timerange: 00/17:40:01 to 00/17:43:59

Plot file version 297 created 10-NOV-2021 19:32:52

EQJ1122+2550 EC077A.UVDATA.1

Freq = 4.7990 GHz, Bw = 32.000 MH

No calibration applied and no bandpass applied



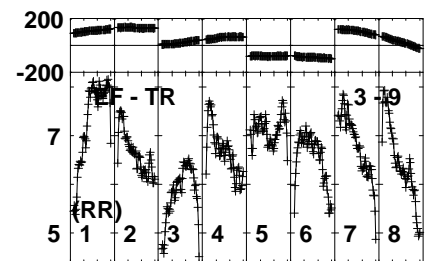
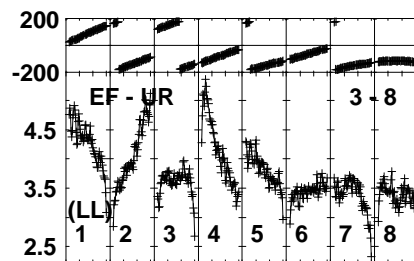
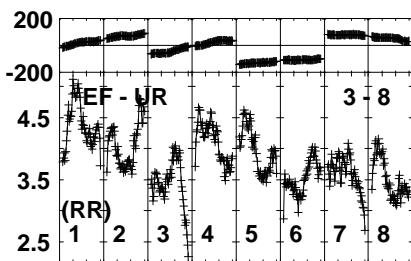
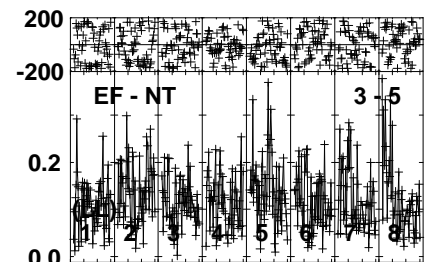
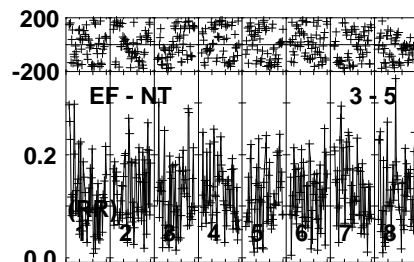
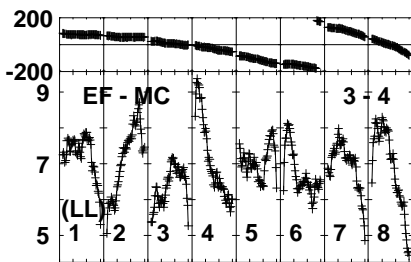
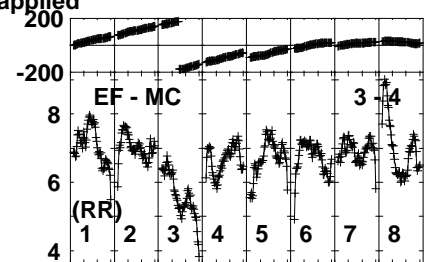
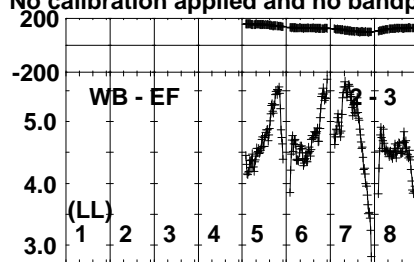
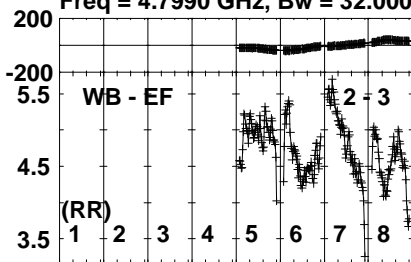
Lower frame: Micro Ampl Jy Top frame: Phas deg  
Vector averaged cross-power spectrum Several baselines displayed  
Timerange: 00/17:40:01 to 00/17:43:59

Plot file version 298 created 10-NOV-2021 19:32:52

J1125+2610 EC077A.UVDATA.1

Freq = 4.7990 GHz, Bw = 32.000 MH

No calibration applied and no bandpass applied



040040040040040040040040  
Channels

040040040040040040040040  
Channels

040040040040040040040040  
Channels

Lower frame: Milli Ampl Jy Top frame: Phas deg  
Vector averaged cross-power spectrum Several baselines displayed  
Timerange: 00/17:44:01 to 00/17:45:59

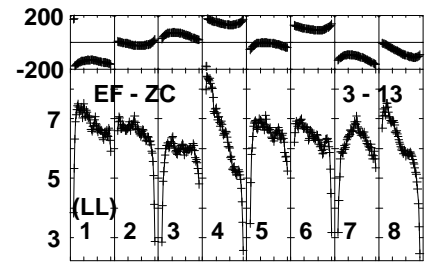
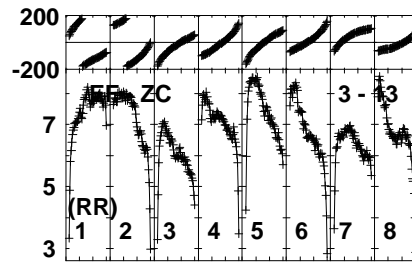
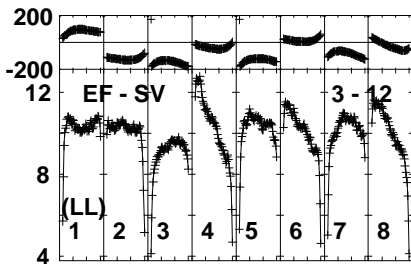
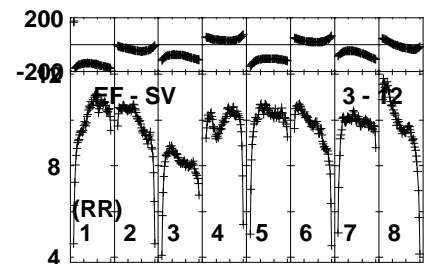
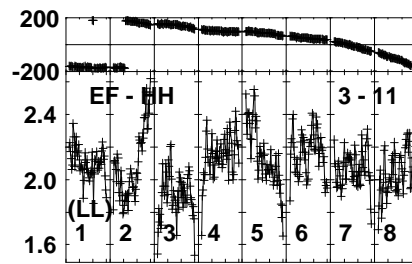
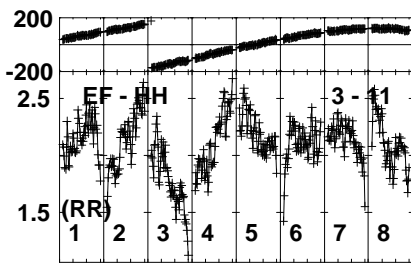
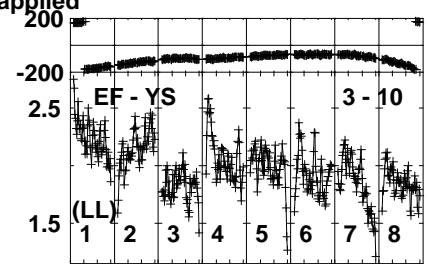
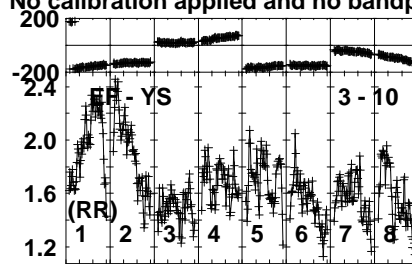
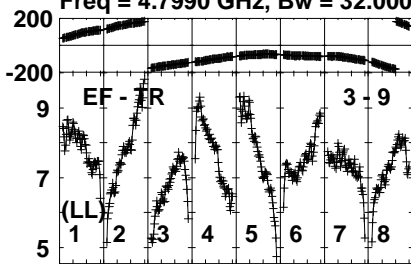


Plot file version 299 created 10-NOV-2021 19:32:52

J1125+2610 EC077A.UVDATA.1

Freq = 4.7990 GHz, Bw = 32.000 MH

No calibration applied and no bandpass applied



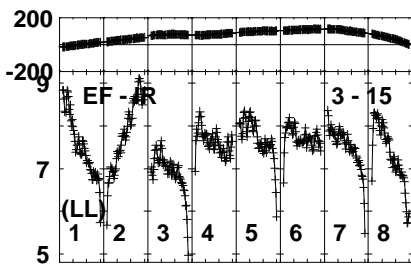
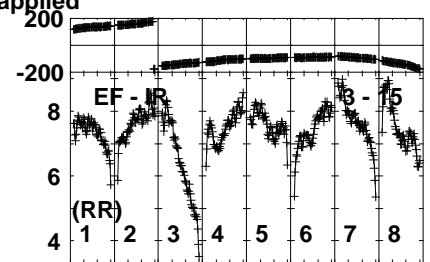
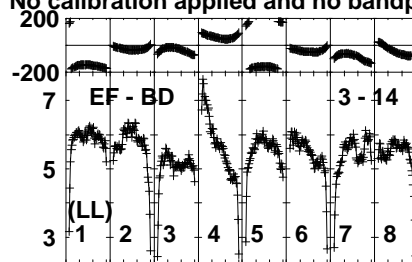
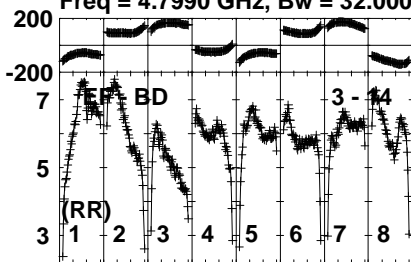
Lower frame: Milli Ampl Jy Top frame: Phas deg  
Vector averaged cross-power spectrum Several baselines displayed  
Timerange: 00/17:44:01 to 00/17:45:59

Plot file version 300 created 10-NOV-2021 19:32:52

J1125+2610 EC077A.UVDATA.1

Freq = 4.7990 GHz, Bw = 32.000 MH

No calibration applied and no bandpass applied



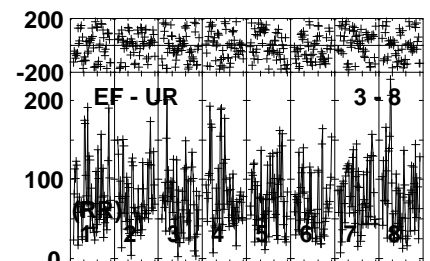
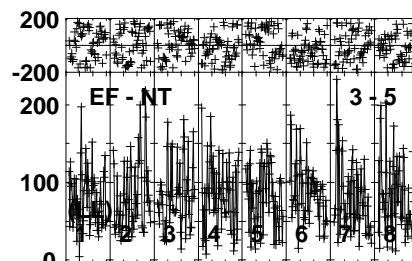
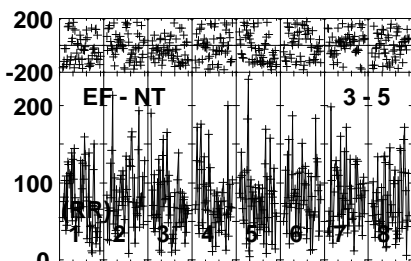
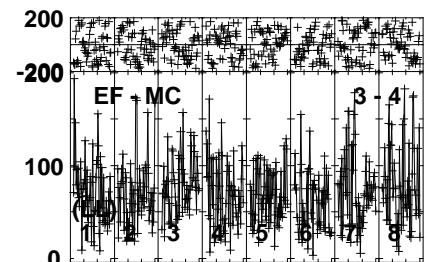
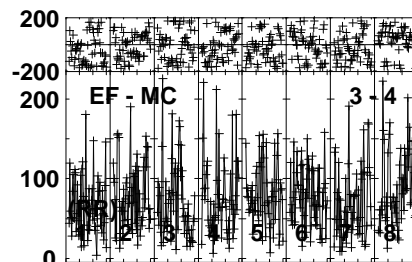
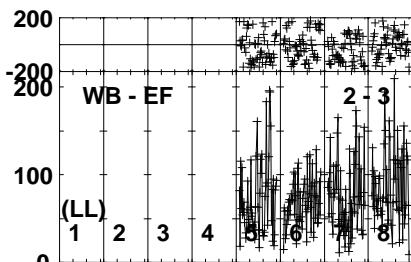
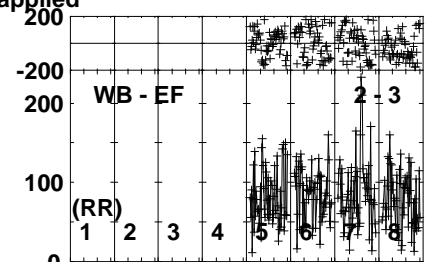
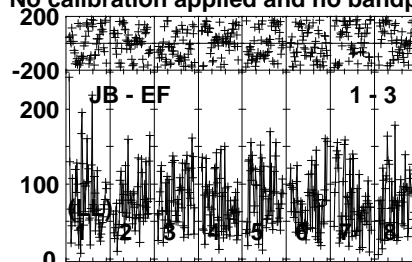
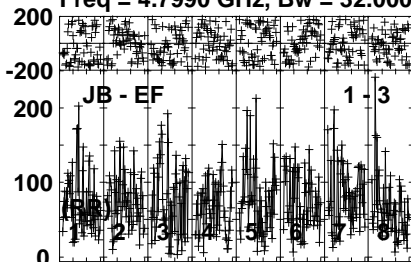
Lower frame: Milli Ampl Jy Top frame: Phas deg  
Vector averaged cross-power spectrum Several baselines displayed  
Timerange: 00/17:44:01 to 00/17:45:59

Plot file version 301 created 10-NOV-2021 19:32:52

EQJ1122+2550 EC077A.UVDATA.1

Freq = 4.7990 GHz, Bw = 32.000 MH

No calibration applied and no bandpass applied



0400400400400400400400400400  
Channels

0400400400400400400400400400  
Channels

0400400400400400400400400400  
Channels

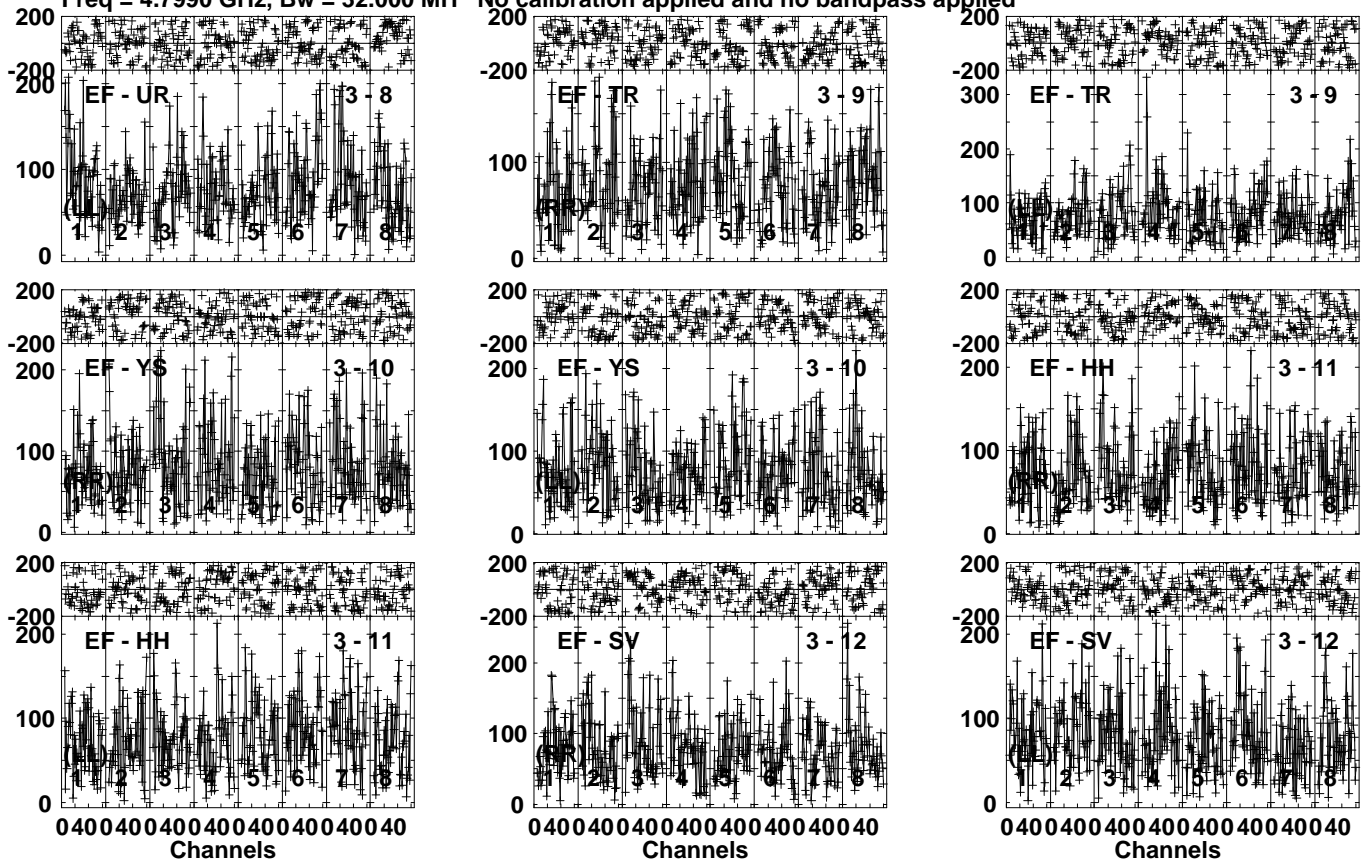
Lower frame: Micro Ampl Jy Top frame: Phas deg  
Vector averaged cross-power spectrum Several baselines displayed  
Timerange: 00/17:46:01 to 00/17:49:59

Plot file version 302 created 10-NOV-2021 19:32:53

EQJ1122+2550 EC077A.UVDATA.1

Freq = 4.7990 GHz, Bw = 32.000 MH

No calibration applied and no bandpass applied



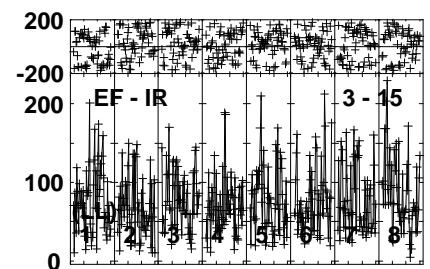
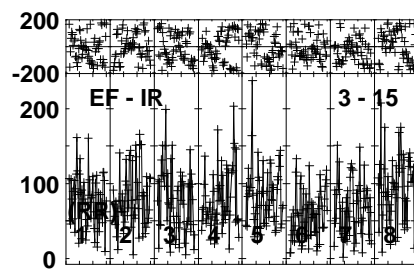
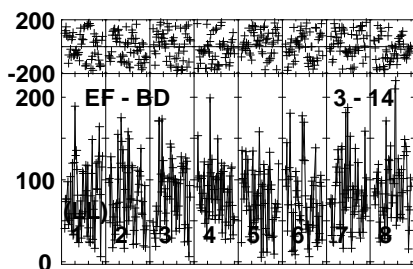
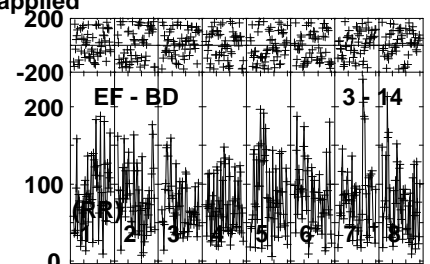
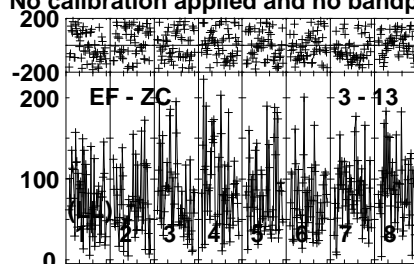
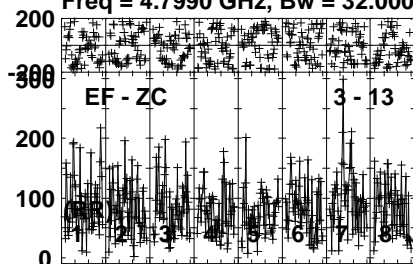
Lower frame: Micro Ampl Jy Top frame: Phas deg  
Vector averaged cross-power spectrum Several baselines displayed  
Timerange: 00/17:46:01 to 00/17:49:59

Plot file version 303 created 10-NOV-2021 19:32:53

EQJ1122+2550 EC077A.UVDATA.1

Freq = 4.7990 GHz, Bw = 32.000 MH

No calibration applied and no bandpass applied



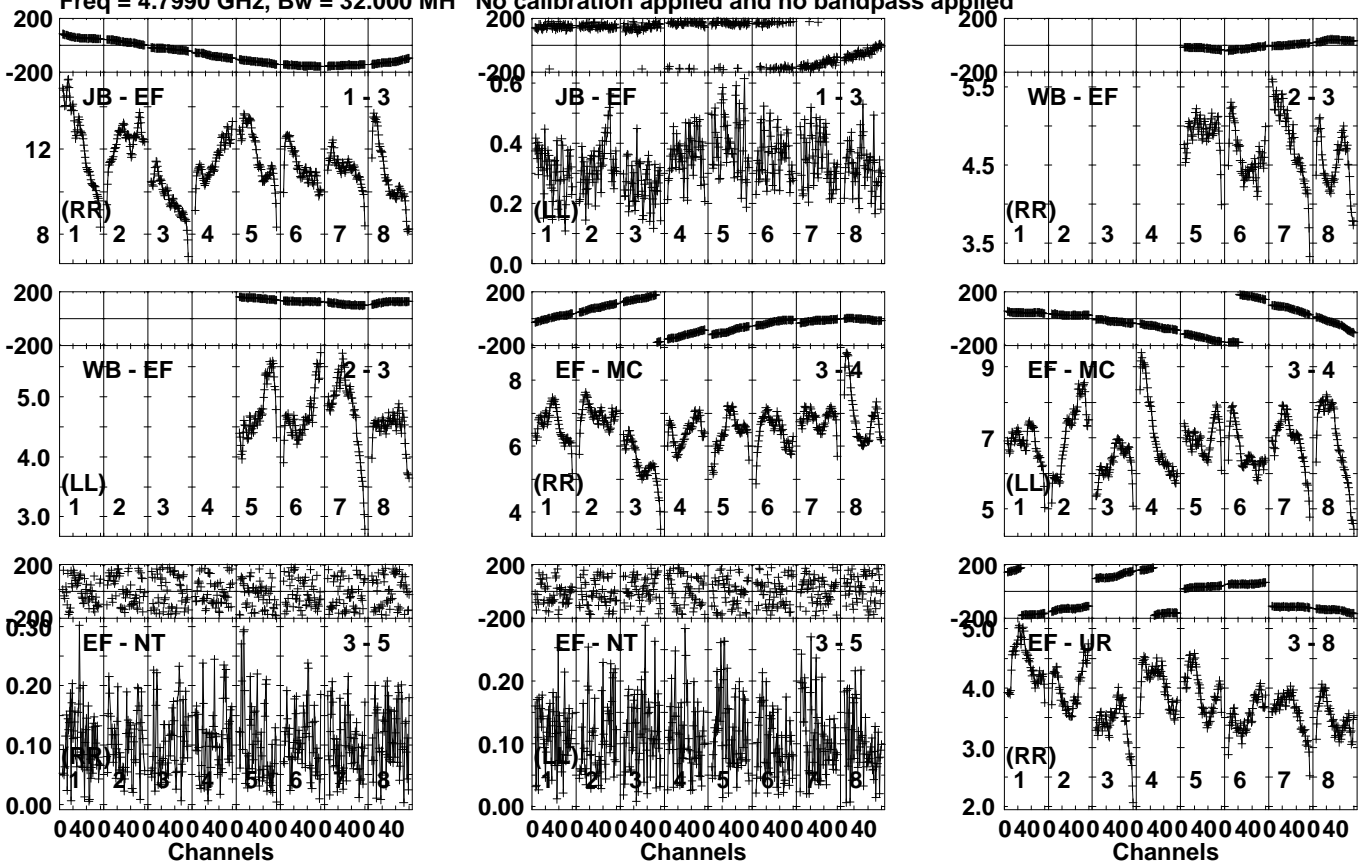
Lower frame: Micro Ampl Jy Top frame: Phas deg  
Vector averaged cross-power spectrum Several baselines displayed  
Timerange: 00/17:46:01 to 00/17:49:59

Plot file version 304 created 10-NOV-2021 19:32:53

J1125+2610 EC077A.UVDATA.1

Freq = 4.7990 GHz, Bw = 32.000 MH

No calibration applied and no bandpass applied



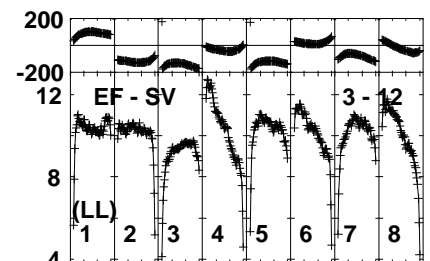
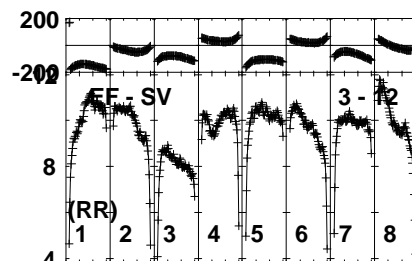
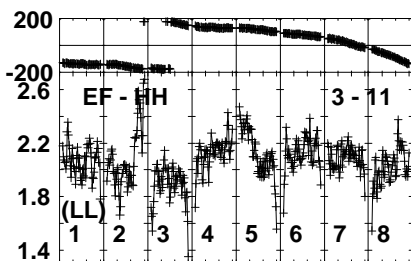
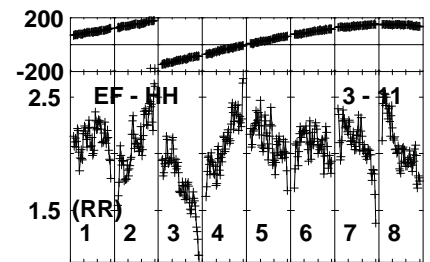
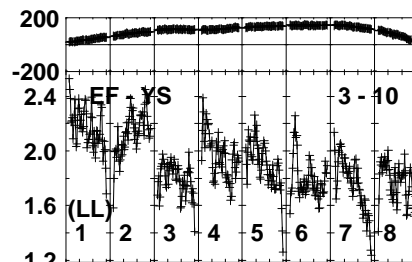
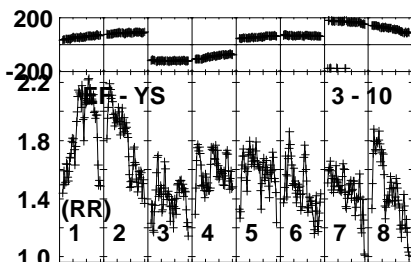
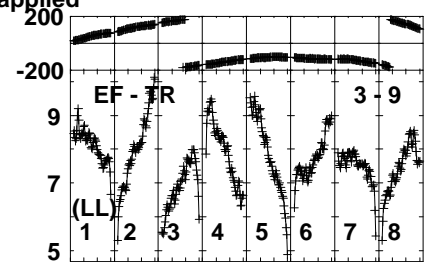
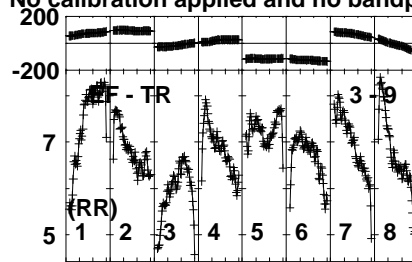
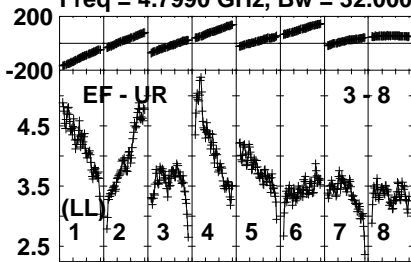
Lower frame: Milli Ampl Jy Top frame: Phas deg  
Vector averaged cross-power spectrum Several baselines displayed  
Timerange: 00:17:50:31 to 00:17:52:29

Plot file version 305 created 10-NOV-2021 19:32:53

J1125+2610 EC077A.UVDATA.1

Freq = 4.7990 GHz, Bw = 32.000 MH

No calibration applied and no bandpass applied



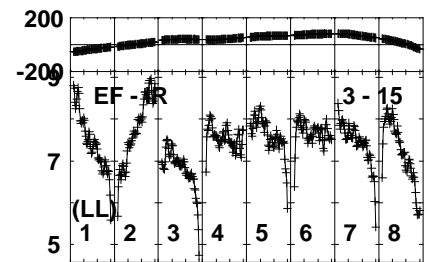
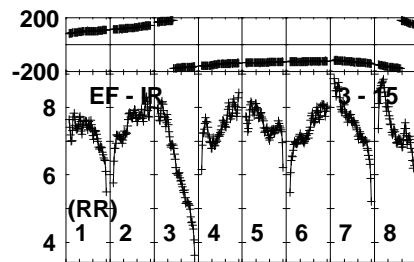
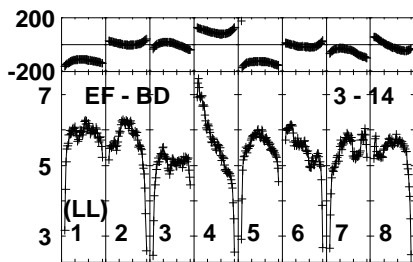
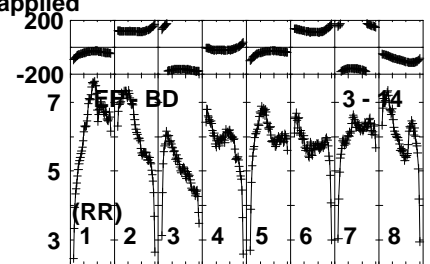
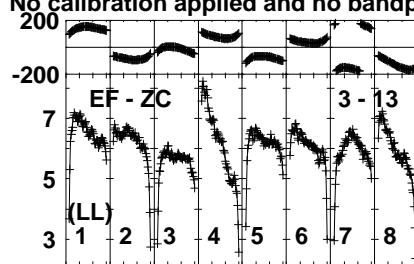
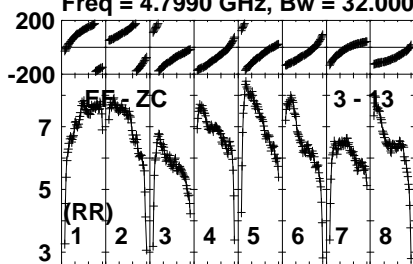
Lower frame: Milli Ampl Jy Top frame: Phas deg  
Vector averaged cross-power spectrum Several baselines displayed  
Timerange: 00/17:50:31 to 00/17:52:29

Plot file version 306 created 10-NOV-2021 19:32:53

J1125+2610 EC077A.UVDATA.1

Freq = 4.7990 GHz, Bw = 32.000 MH

No calibration applied and no bandpass applied



Lower frame: Milli Ampl Jy Top frame: Phas deg  
Vector averaged cross-power spectrum Several baselines displayed  
Timerange: 00/17:50:31 to 00/17:52:29

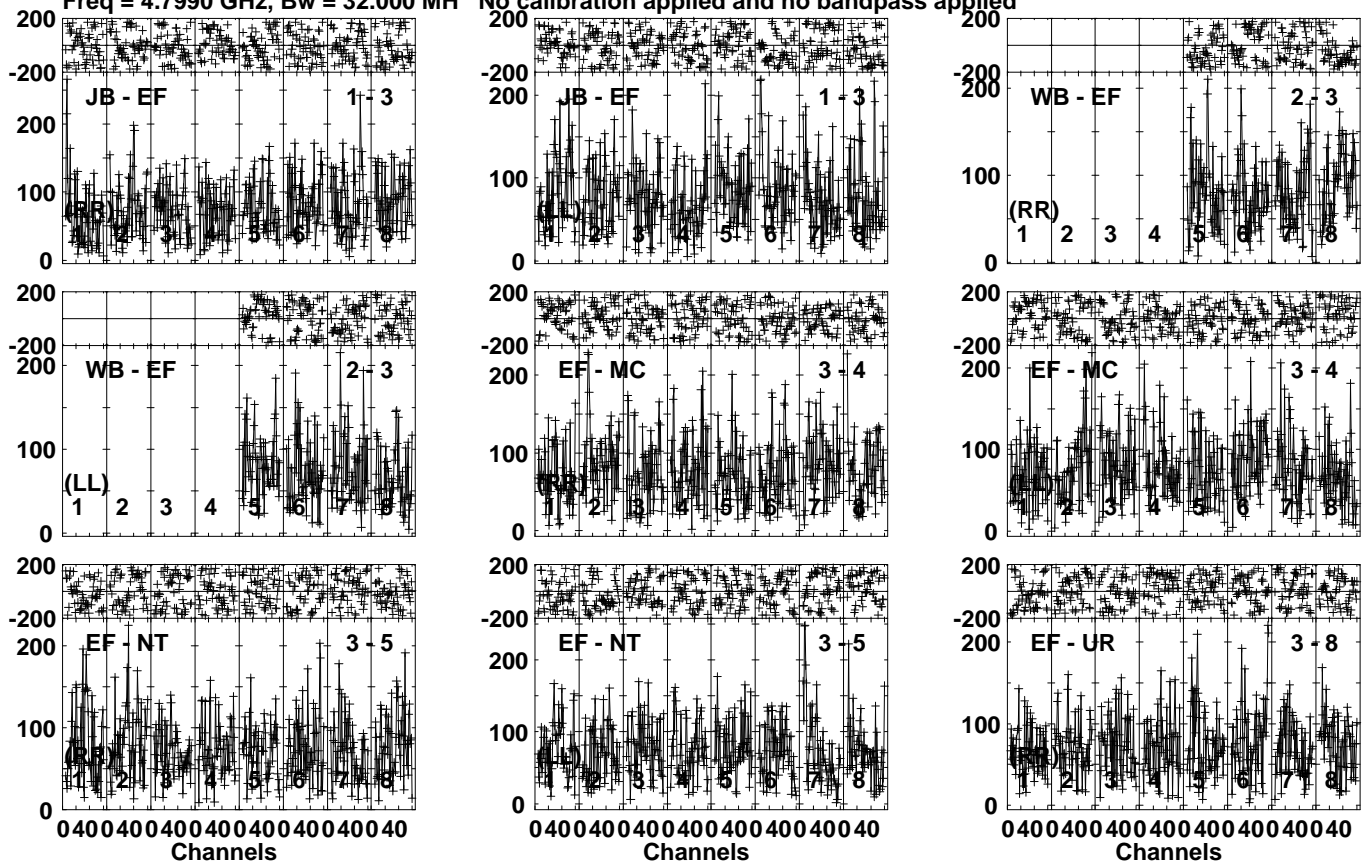


Plot file version 307 created 10-NOV-2021 19:32:53

EQJ1122+2550 EC077A.UVDATA.1

Freq = 4.7990 GHz, Bw = 32.000 MH

No calibration applied and no bandpass applied



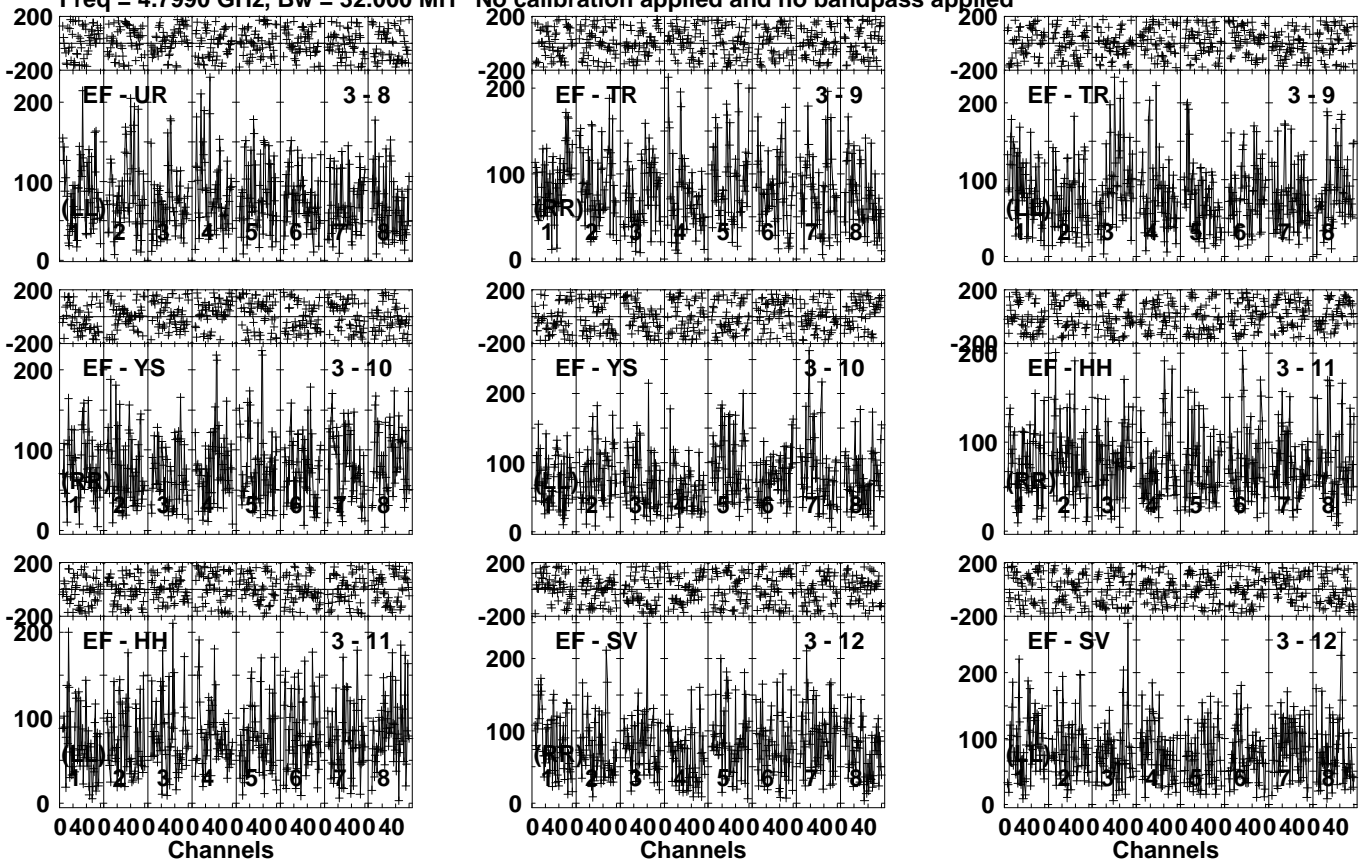
Lower frame: Micro Ampl Jy Top frame: Phas deg  
Vector averaged cross-power spectrum Several baselines displayed  
Timerange: 00/17:52:31 to 00/17:56:29

Plot file version 308 created 10-NOV-2021 19:32:53

EQJ1122+2550 EC077A.UVDATA.1

Freq = 4.7990 GHz, Bw = 32.000 MH

No calibration applied and no bandpass applied



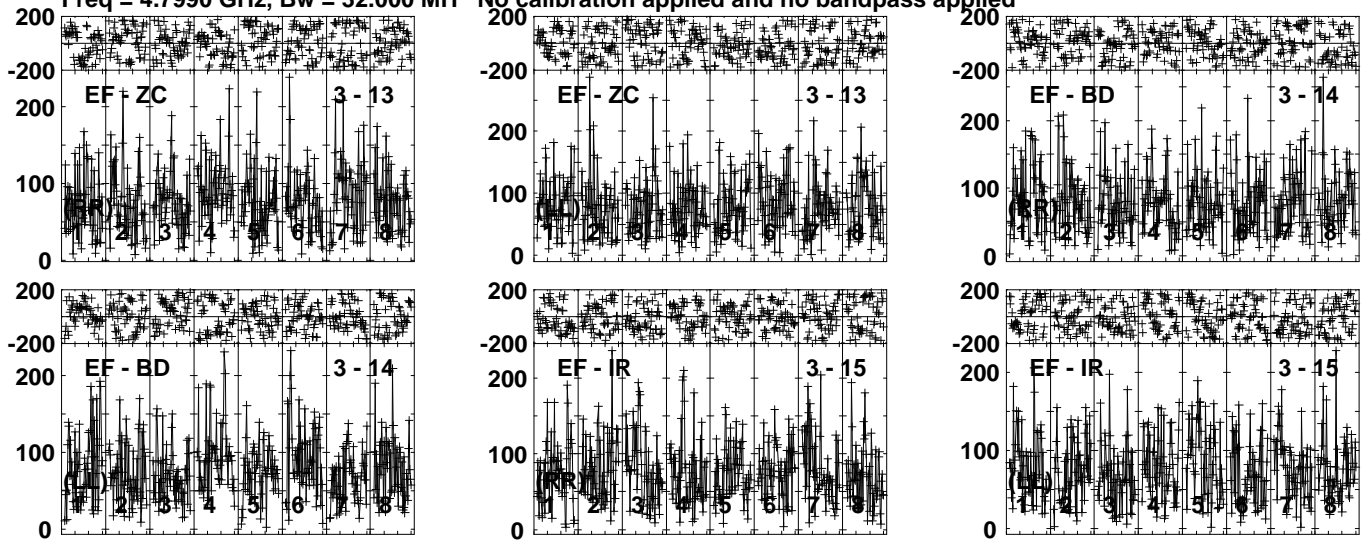
Lower frame: Micro Ampl Jy Top frame: Phas deg  
Vector averaged cross-power spectrum Several baselines displayed  
Timerange: 00/17:52:31 to 00/17:56:29

Plot file version 309 created 10-NOV-2021 19:32:54

EQJ1122+2550 EC077A.UVDATA.1

Freq = 4.7990 GHz, Bw = 32.000 MH

No calibration applied and no bandpass applied



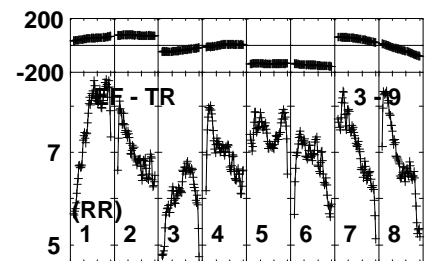
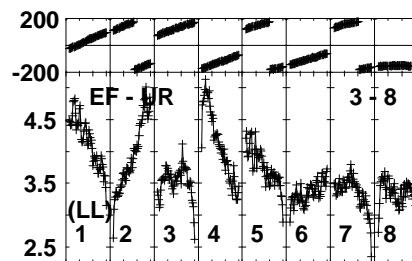
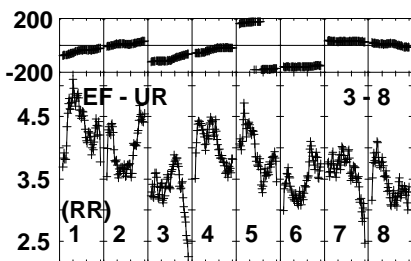
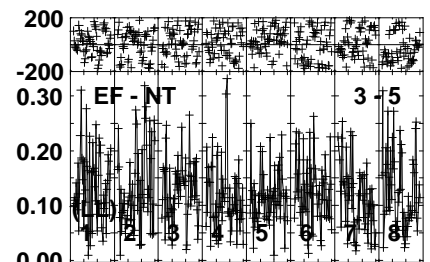
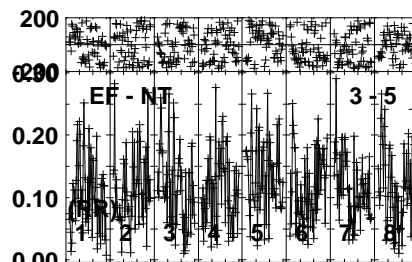
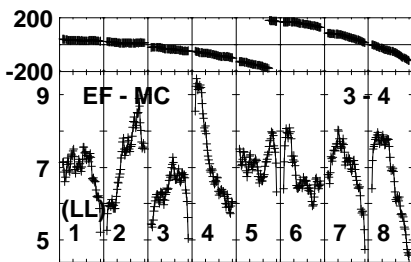
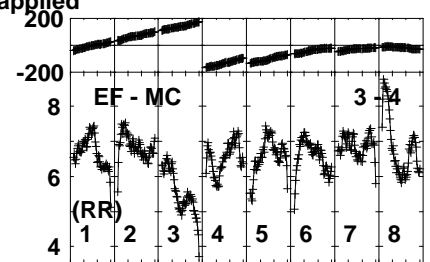
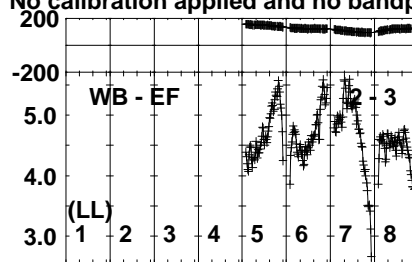
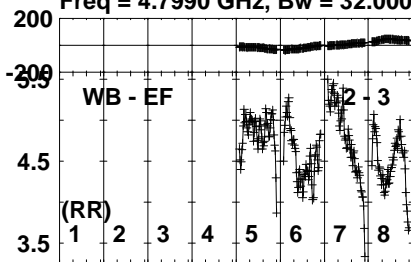
Lower frame: Micro Ampl Jy Top frame: Phas deg  
Vector averaged cross-power spectrum Several baselines displayed  
Timerange: 00/17:52:31 to 00/17:56:29

Plot file version 310 created 10-NOV-2021 19:32:54

J1125+2610 EC077A.UVDATA.1

Freq = 4.7990 GHz, Bw = 32.000 MH

No calibration applied and no bandpass applied



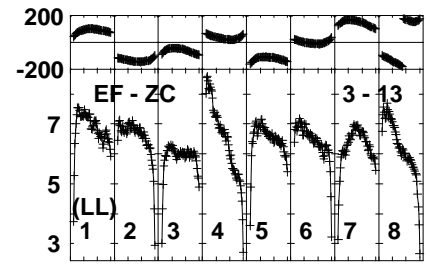
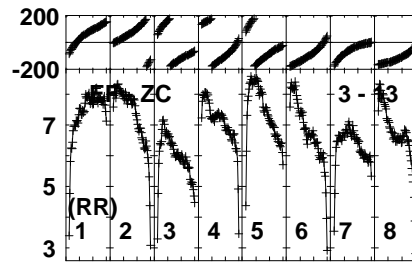
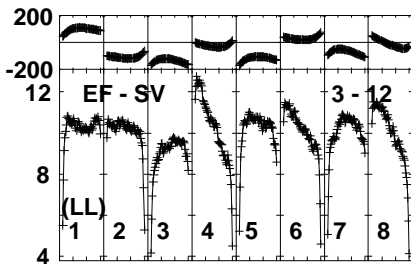
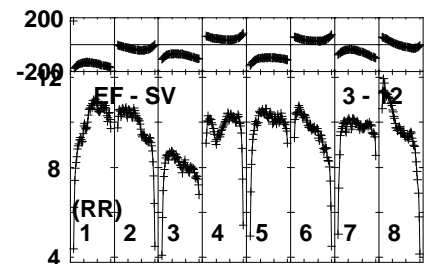
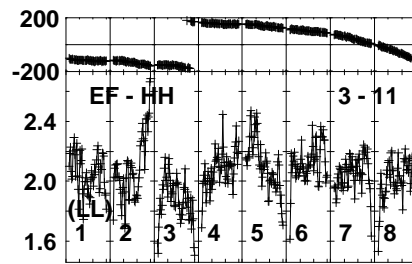
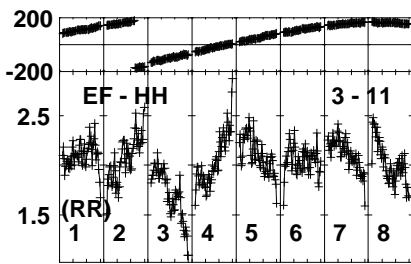
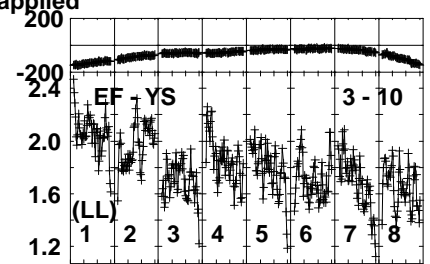
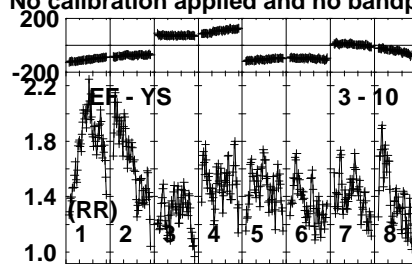
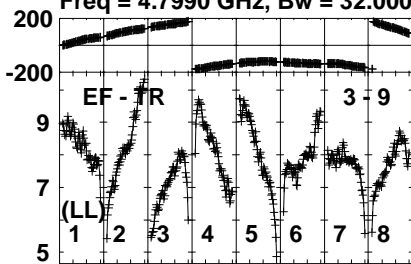
Lower frame: Milli Ampl Jy Top frame: Phas deg  
Vector averaged cross-power spectrum Several baselines displayed  
Timerange: 00/17:56:31 to 00/17:58:29

Plot file version 311 created 10-NOV-2021 19:32:54

J1125+2610 EC077A.UVDATA.1

Freq = 4.7990 GHz, Bw = 32.000 MH

No calibration applied and no bandpass applied



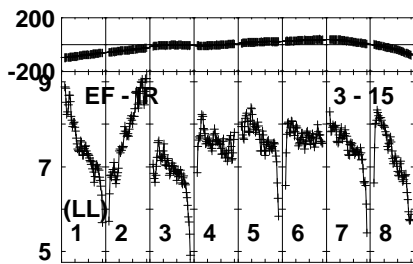
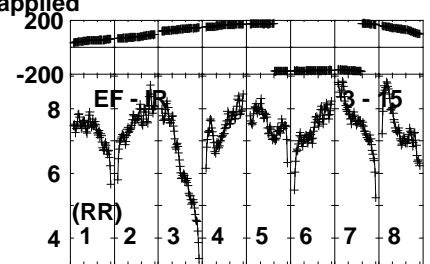
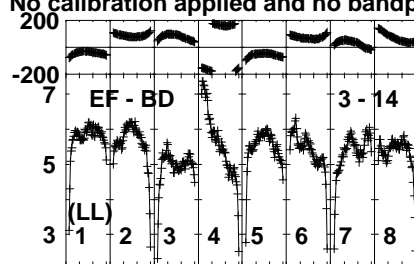
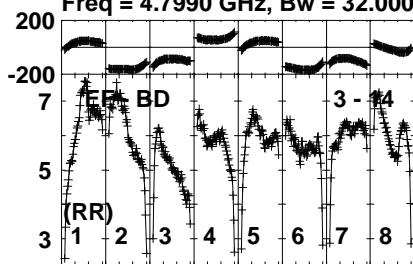
Lower frame: Milli Ampl Jy Top frame: Phas deg  
Vector averaged cross-power spectrum Several baselines displayed  
Timerange: 00/17:56:31 to 00/17:58:29

Plot file version 312 created 10-NOV-2021 19:32:54

J1125+2610 EC077A.UVDATA.1

Freq = 4.7990 GHz, Bw = 32.000 MH

No calibration applied and no bandpass applied



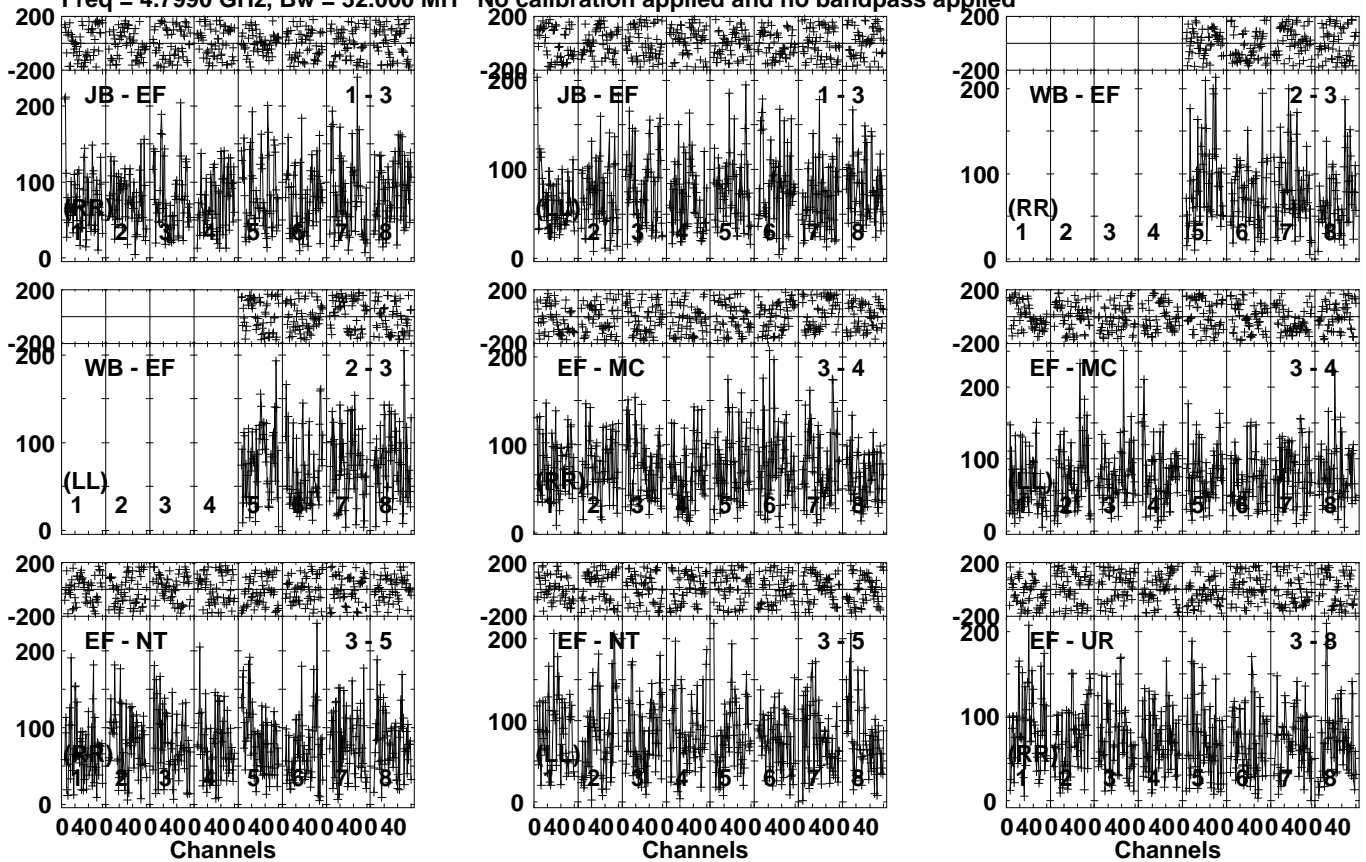
Lower frame: Milli Ampl Jy Top frame: Phas deg  
Vector averaged cross-power spectrum Several baselines displayed  
Timerange: 00/17:56:31 to 00/17:58:29

Plot file version 313 created 10-NOV-2021 19:32:54

EQJ1122+2550 EC077A.UVDATA.1

Freq = 4.7990 GHz, Bw = 32.000 MH

No calibration applied and no bandpass applied



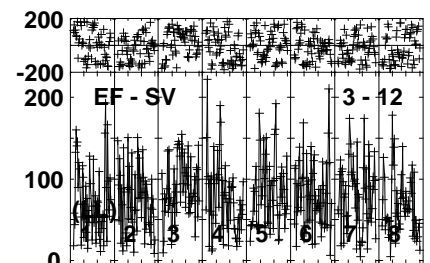
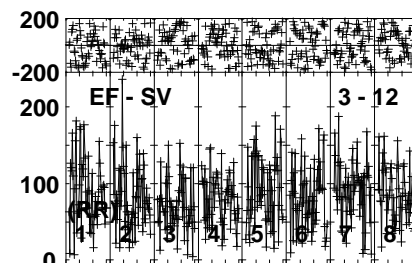
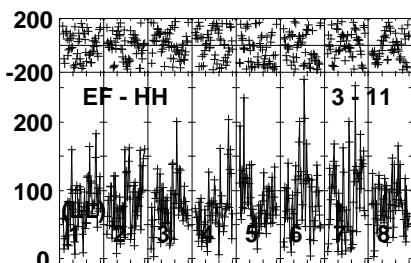
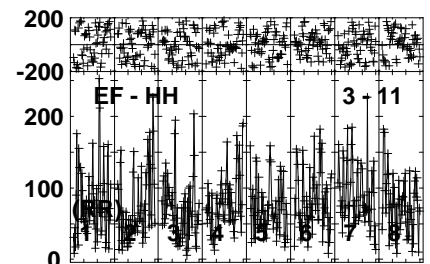
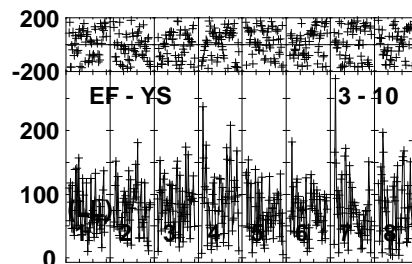
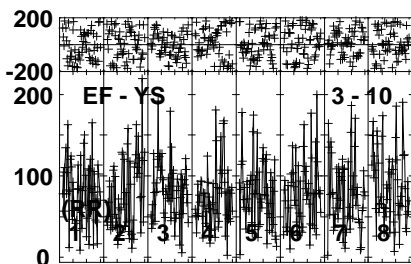
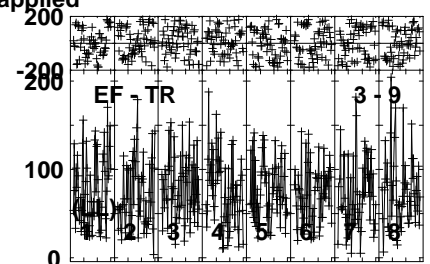
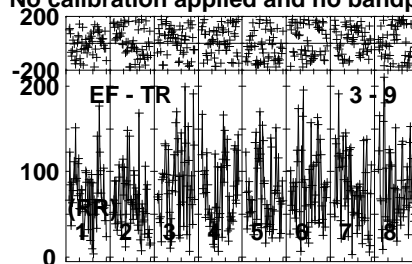
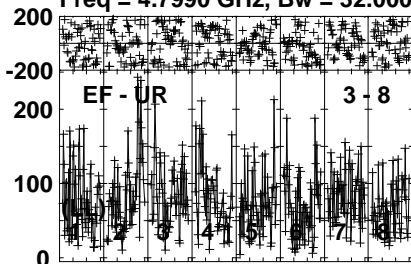
Lower frame: Micro Ampl Jy Top frame: Phas deg  
Vector averaged cross-power spectrum Several baselines displayed  
Timerange: 00/17:58:31 to 00/18:02:29

Plot file version 314 created 10-NOV-2021 19:32:54

EQJ1122+2550 EC077A.UVDATA.1

Freq = 4.7990 GHz, Bw = 32.000 MH

No calibration applied and no bandpass applied



Lower frame: Micro Ampl Jy Top frame: Phas deg  
Vector averaged cross-power spectrum Several baselines displayed  
Timerange: 00/17:58:31 to 00/18:02:29

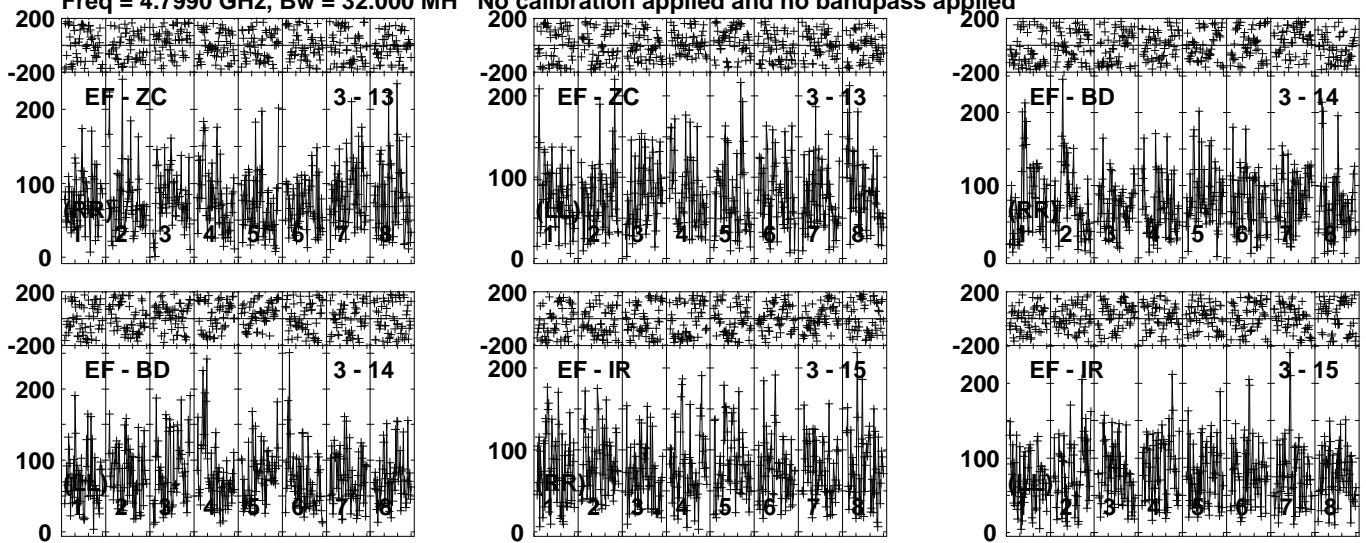


Plot file version 315 created 10-NOV-2021 19:32:54

EQJ1122+2550 EC077A.UVDATA.1

Freq = 4.7990 GHz, Bw = 32.000 MH

No calibration applied and no bandpass applied



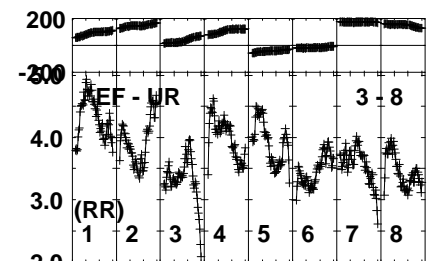
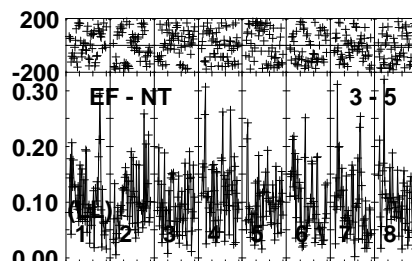
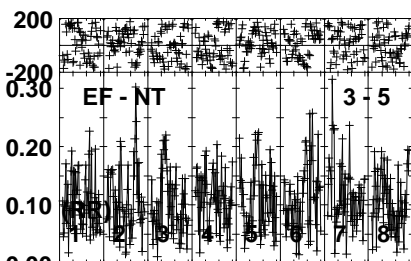
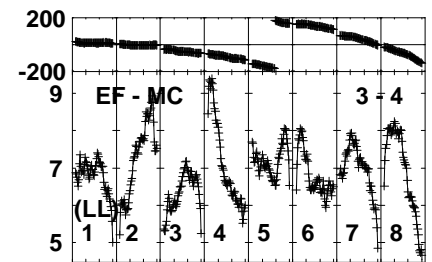
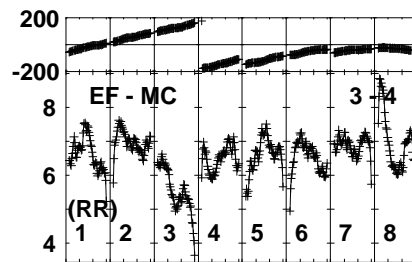
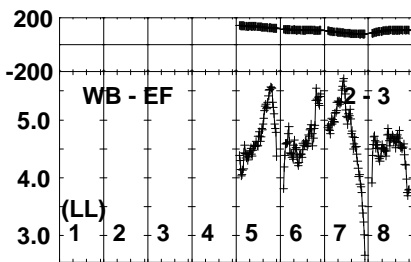
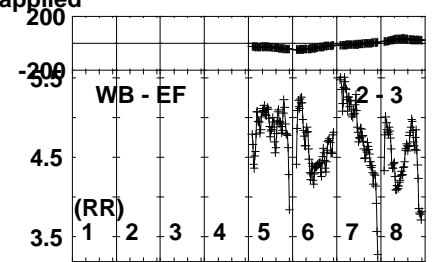
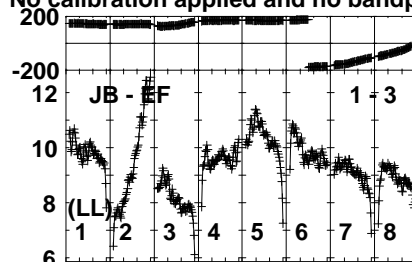
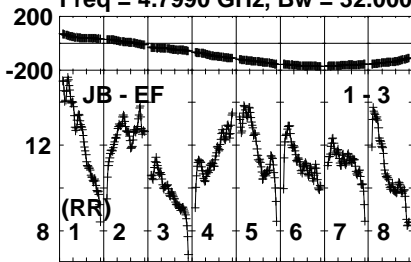
Lower frame: Micro Ampl Jy Top frame: Phas deg  
Vector averaged cross-power spectrum Several baselines displayed  
Timerange: 00/17:58:31 to 00/18:02:29

Plot file version 316 created 10-NOV-2021 19:32:54

J1125+2610 EC077A.UVDATA.1

Freq = 4.7990 GHz, Bw = 32.000 MH

No calibration applied and no bandpass applied



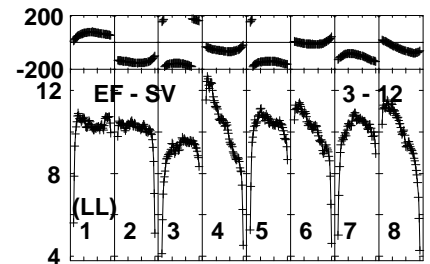
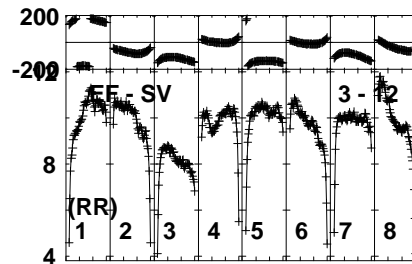
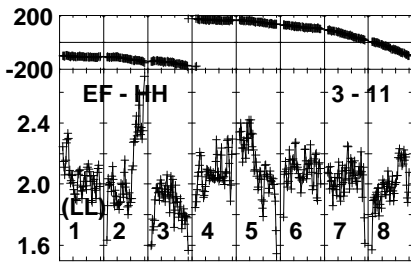
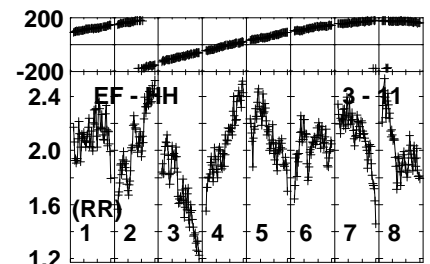
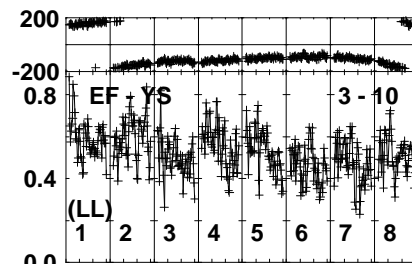
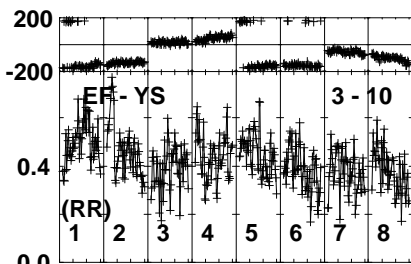
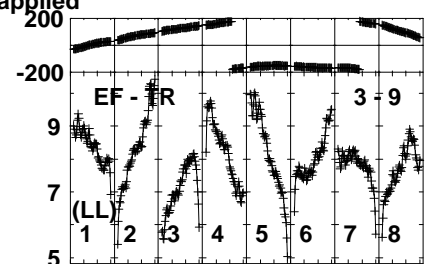
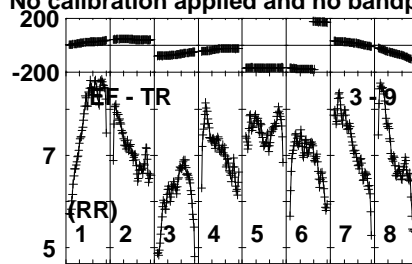
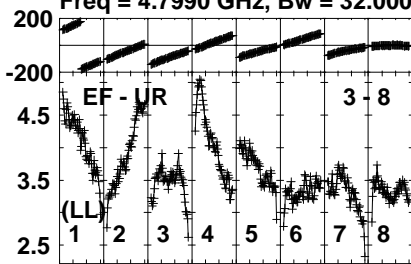
Lower frame: Milli Ampl Jy Top frame: Phas deg  
Vector averaged cross-power spectrum Several baselines displayed  
Timerange: 00:18:03:01 to 00:18:04:59

Plot file version 317 created 10-NOV-2021 19:32:54

J1125+2610 EC077A.UVDATA.1

Freq = 4.7990 GHz, Bw = 32.000 MH

No calibration applied and no bandpass applied



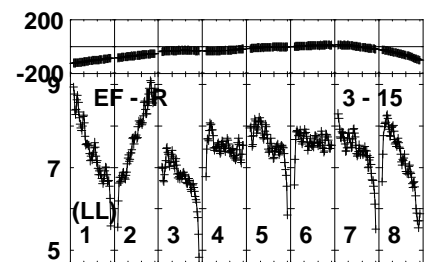
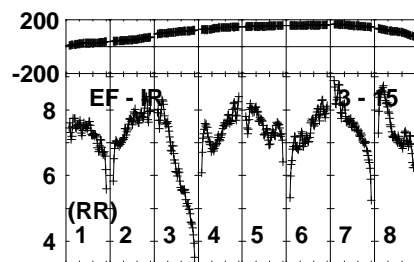
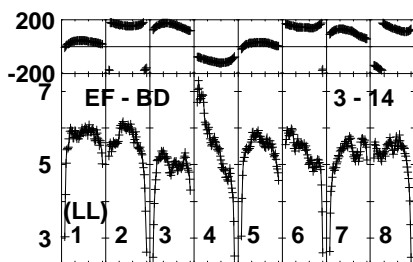
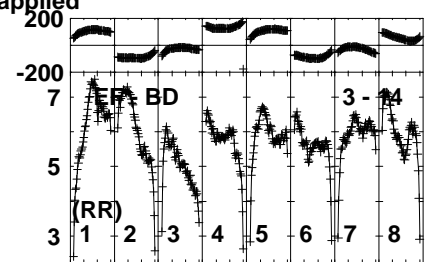
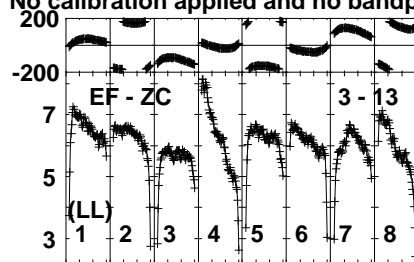
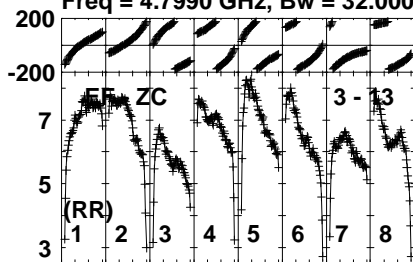
Lower frame: Milli Ampl Jy Top frame: Phas deg  
Vector averaged cross-power spectrum Several baselines displayed  
Timerange: 00/18:03:01 to 00/18:04:59

Plot file version 318 created 10-NOV-2021 19:32:55

J1125+2610 EC077A.UVDATA.1

Freq = 4.7990 GHz, Bw = 32.000 MH

No calibration applied and no bandpass applied



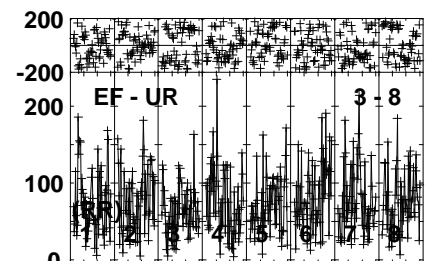
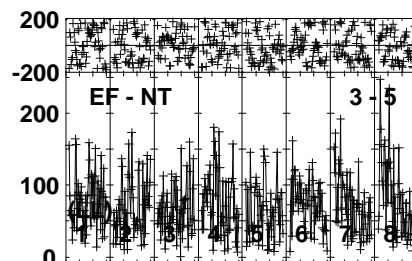
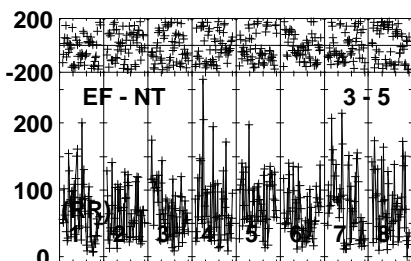
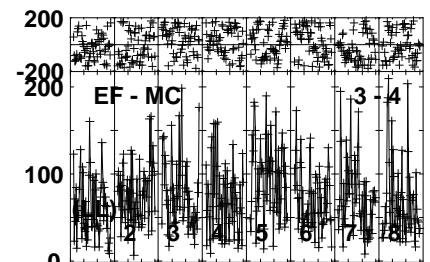
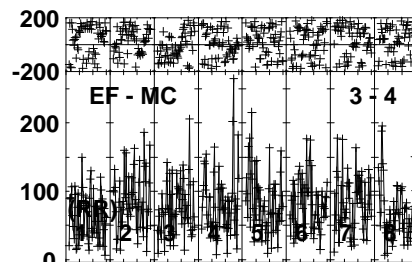
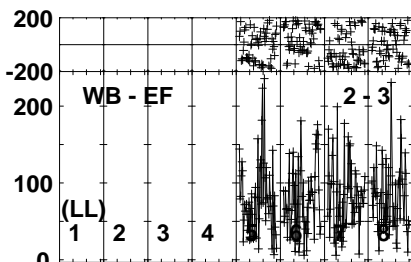
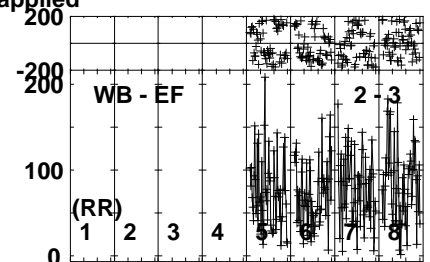
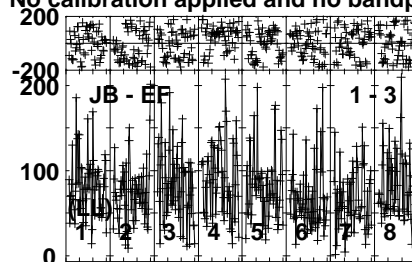
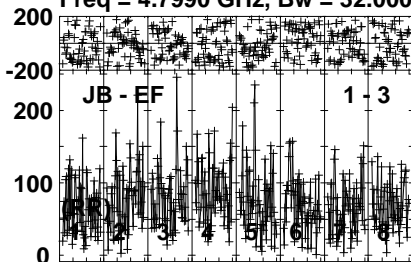
Lower frame: Milli Ampl Jy Top frame: Phas deg  
Vector averaged cross-power spectrum Several baselines displayed  
Timerange: 00/18:03:01 to 00/18:04:59

Plot file version 319 created 10-NOV-2021 19:32:55

EQJ1122+2550 EC077A.UVDATA.1

Freq = 4.7990 GHz, Bw = 32.000 MH

No calibration applied and no bandpass applied



0400400400400400400400400400  
Channels

0400400400400400400400400400  
Channels

0400400400400400400400400400  
Channels

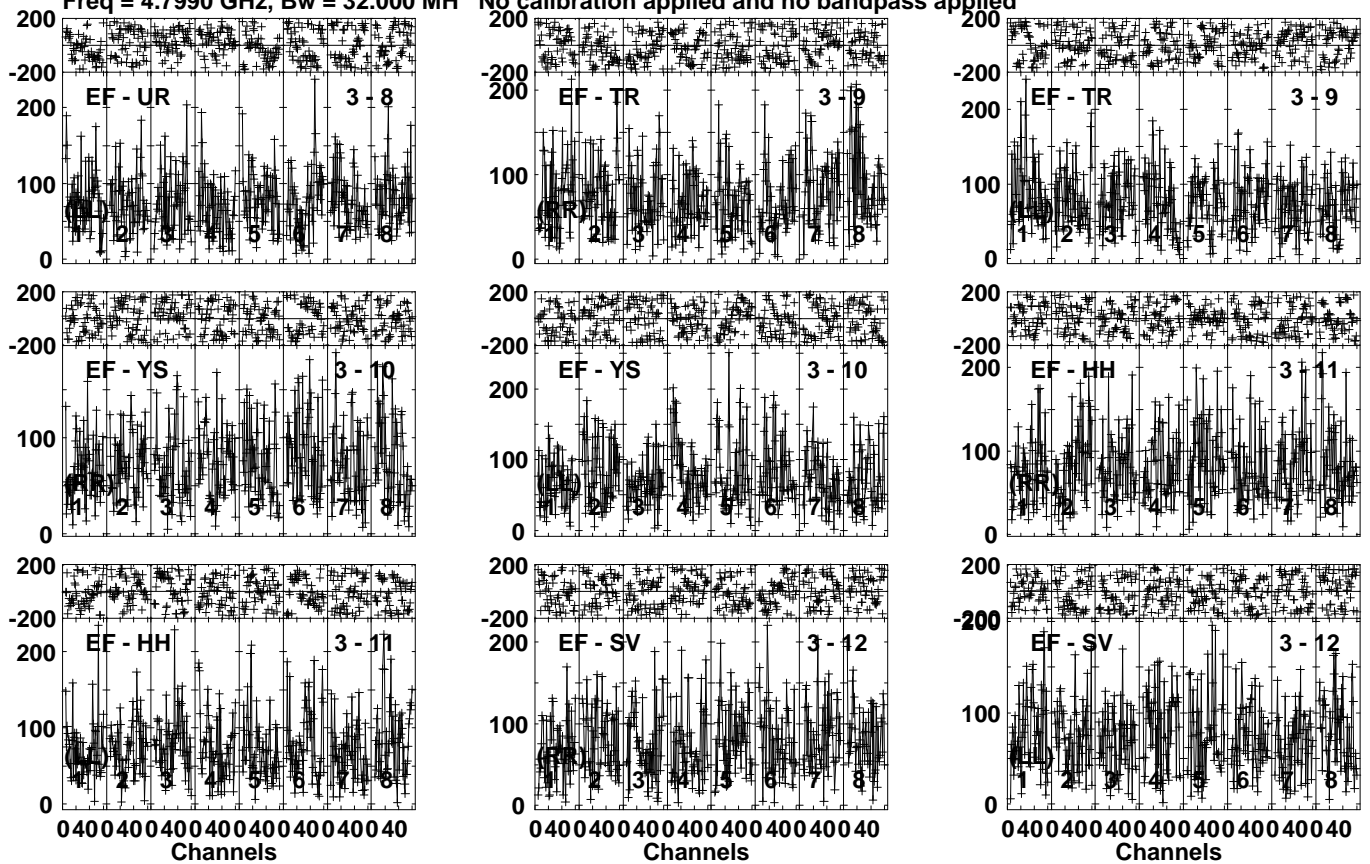
Lower frame: Micro Ampl Jy Top frame: Phas deg  
Vector averaged cross-power spectrum Several baselines displayed  
Timerange: 00/18:05:01 to 00/18:08:59

Plot file version 320 created 10-NOV-2021 19:32:55

EQJ1122+2550 EC077A.UVDATA.1

Freq = 4.7990 GHz, Bw = 32.000 MH

No calibration applied and no bandpass applied



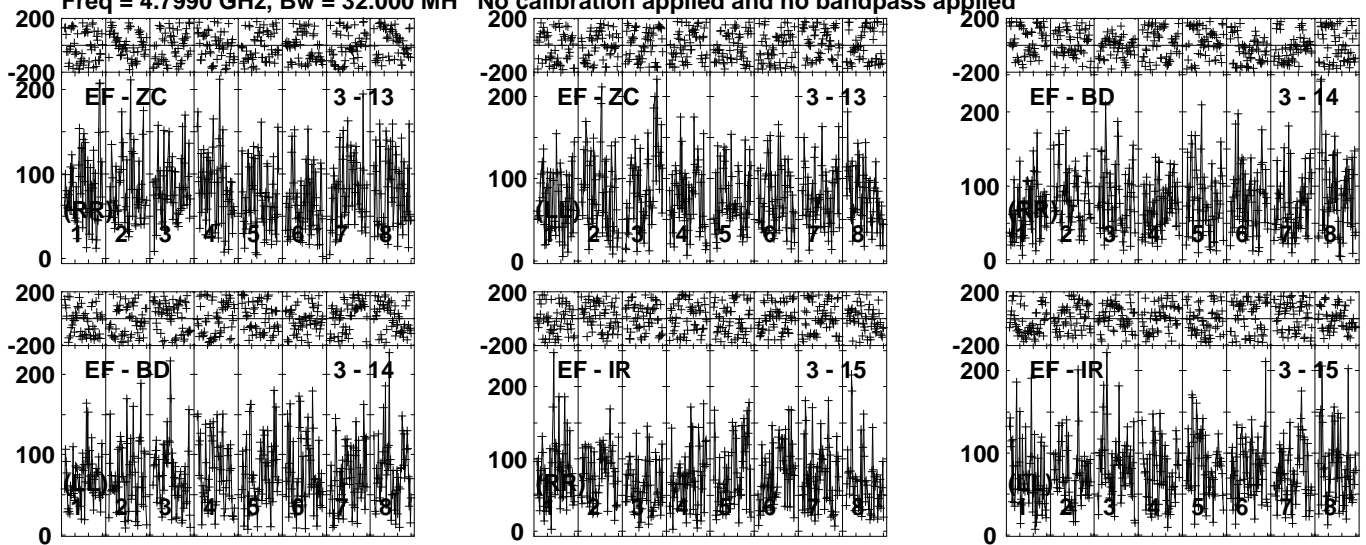
Lower frame: Micro Ampl Jy Top frame: Phas deg  
Vector averaged cross-power spectrum Several baselines displayed  
Timerange: 00/18:05:01 to 00/18:08:59

Plot file version 321 created 10-NOV-2021 19:32:55

EQJ1122+2550 EC077A.UVDATA.1

Freq = 4.7990 GHz, Bw = 32.000 MH

No calibration applied and no bandpass applied



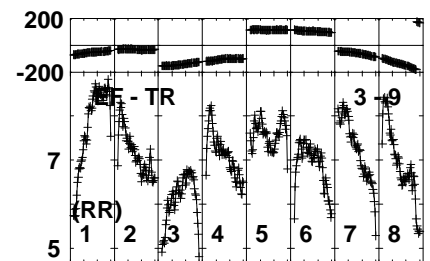
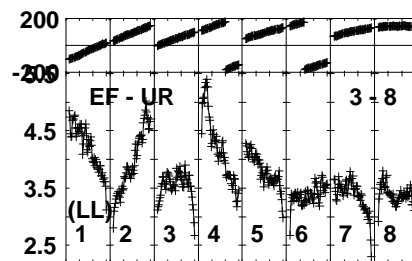
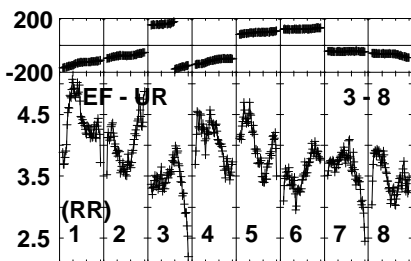
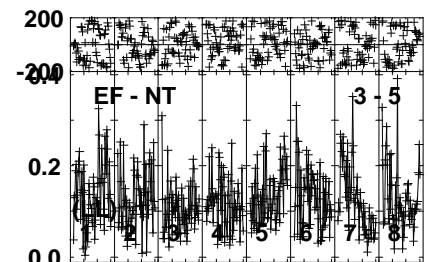
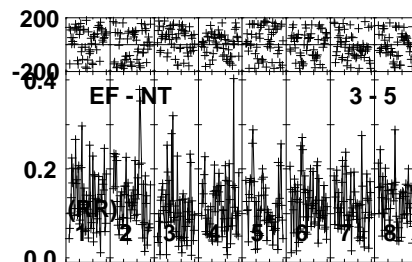
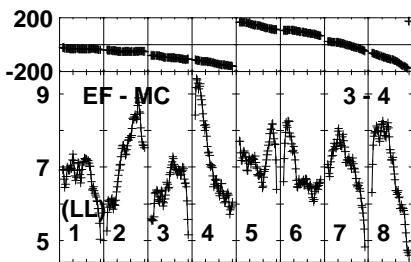
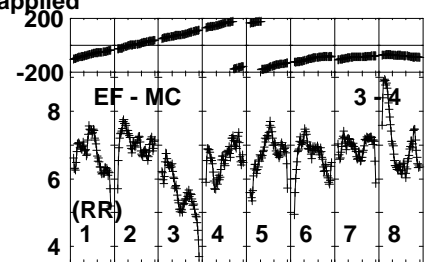
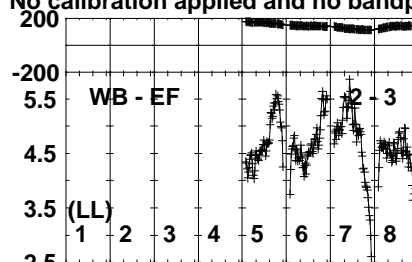
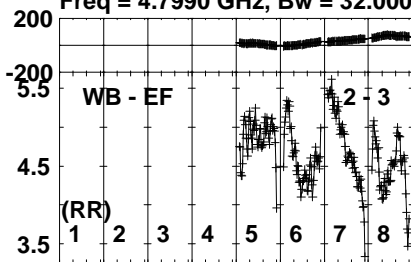
Lower frame: Micro Ampl Jy Top frame: Phas deg  
Vector averaged cross-power spectrum Several baselines displayed  
Timerange: 00/18:05:01 to 00/18:08:59

Plot file version 322 created 10-NOV-2021 19:32:55

J1125+2610 EC077A.UVDATA.1

Freq = 4.7990 GHz, Bw = 32.000 MH

No calibration applied and no bandpass applied



040040040040040040040040  
Channels

040040040040040040040040  
Channels

040040040040040040040040  
Channels

Lower frame: Milli Ampl Jy Top frame: Phas deg  
Vector averaged cross-power spectrum Several baselines displayed  
Timerange: 00:18:09:01 to 00:18:10:59

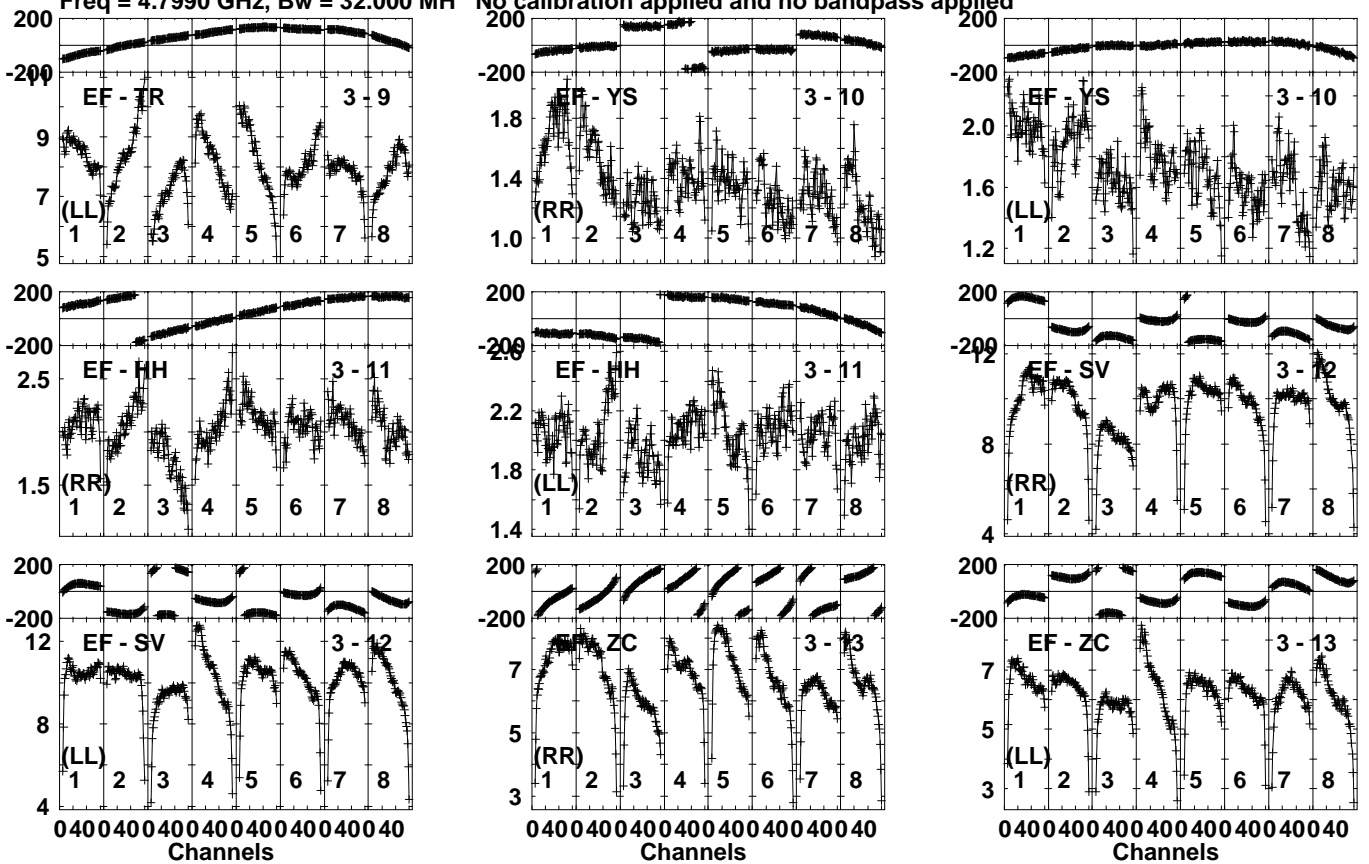


Plot file version 323 created 10-NOV-2021 19:32:55

J1125+2610 EC077A.UVDATA.1

Freq = 4.7990 GHz, Bw = 32.000 MH

No calibration applied and no bandpass applied



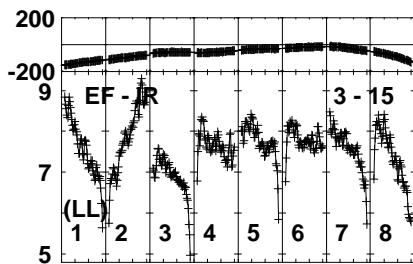
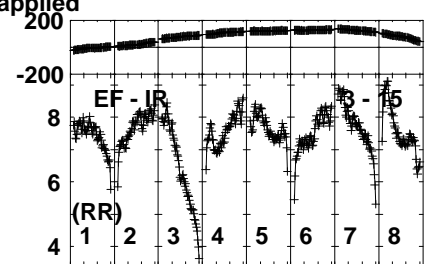
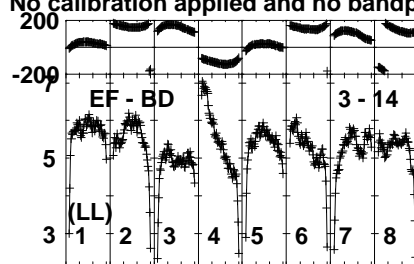
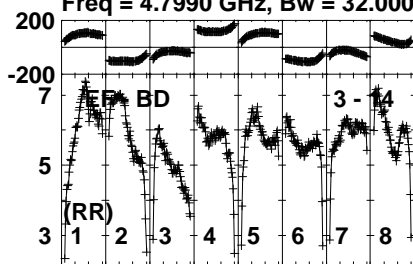
Lower frame: Milli Ampl Jy Top frame: Phas deg  
Vector averaged cross-power spectrum Several baselines displayed  
Timerange: 00/18:09:01 to 00/18:10:59

Plot file version 324 created 10-NOV-2021 19:32:55

J1125+2610 EC077A.UVDATA.1

Freq = 4.7990 GHz, Bw = 32.000 MH

No calibration applied and no bandpass applied



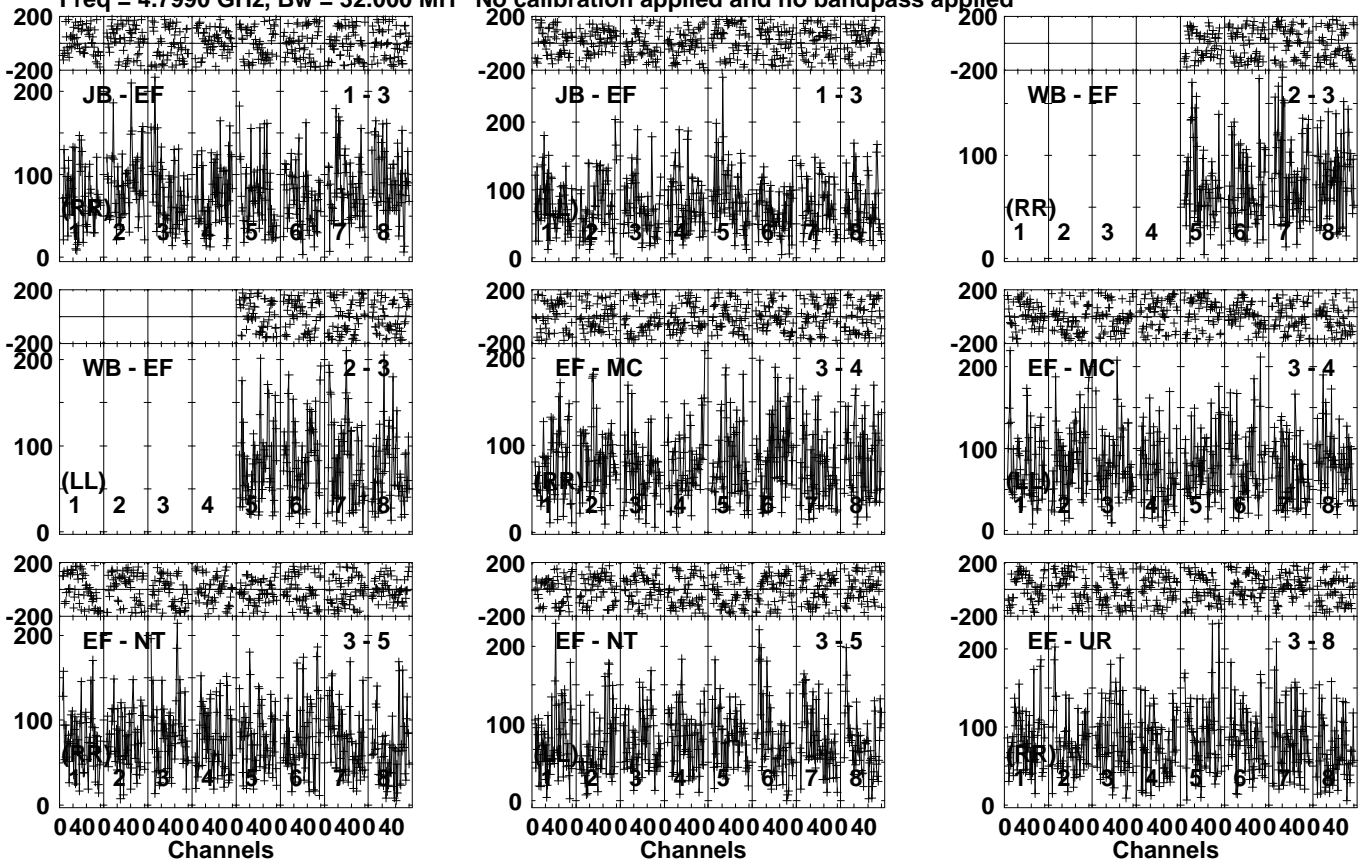
Lower frame: Milli Ampl Jy Top frame: Phas deg  
Vector averaged cross-power spectrum Several baselines displayed  
Timerange: 00/18:09:01 to 00/18:10:59

Plot file version 325 created 10-NOV-2021 19:32:55

EQJ1122+2550 EC077A.UVDATA.1

Freq = 4.7990 GHz, Bw = 32.000 MH

No calibration applied and no bandpass applied



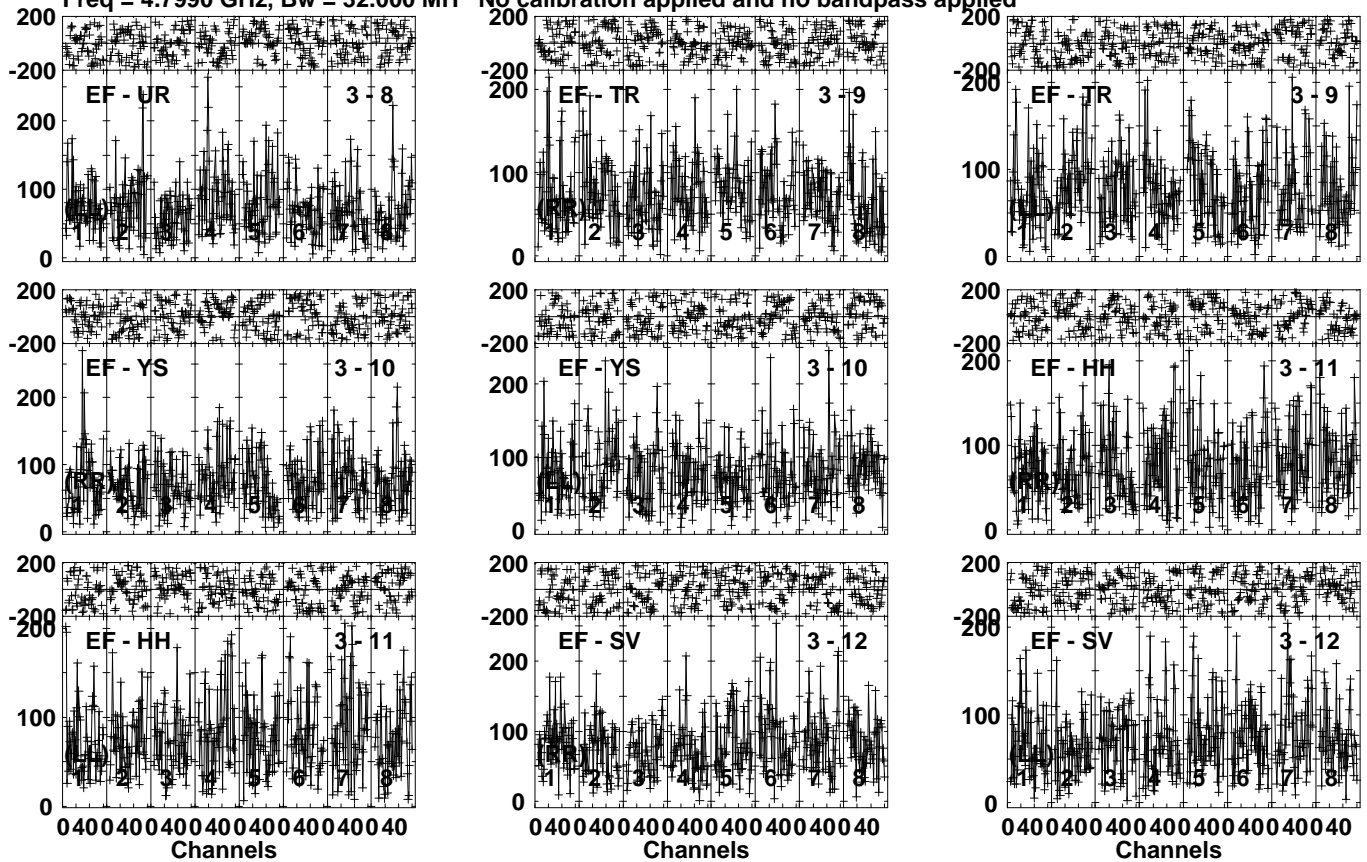
Lower frame: Micro Ampl Jy Top frame: Phas deg  
Vector averaged cross-power spectrum Several baselines displayed  
Timerange: 00/18:11:01 to 00/18:14:59

Plot file version 326 created 10-NOV-2021 19:32:55

EQJ1122+2550 EC077A.UVDATA.1

Freq = 4.7990 GHz, Bw = 32.000 MH

No calibration applied and no bandpass applied



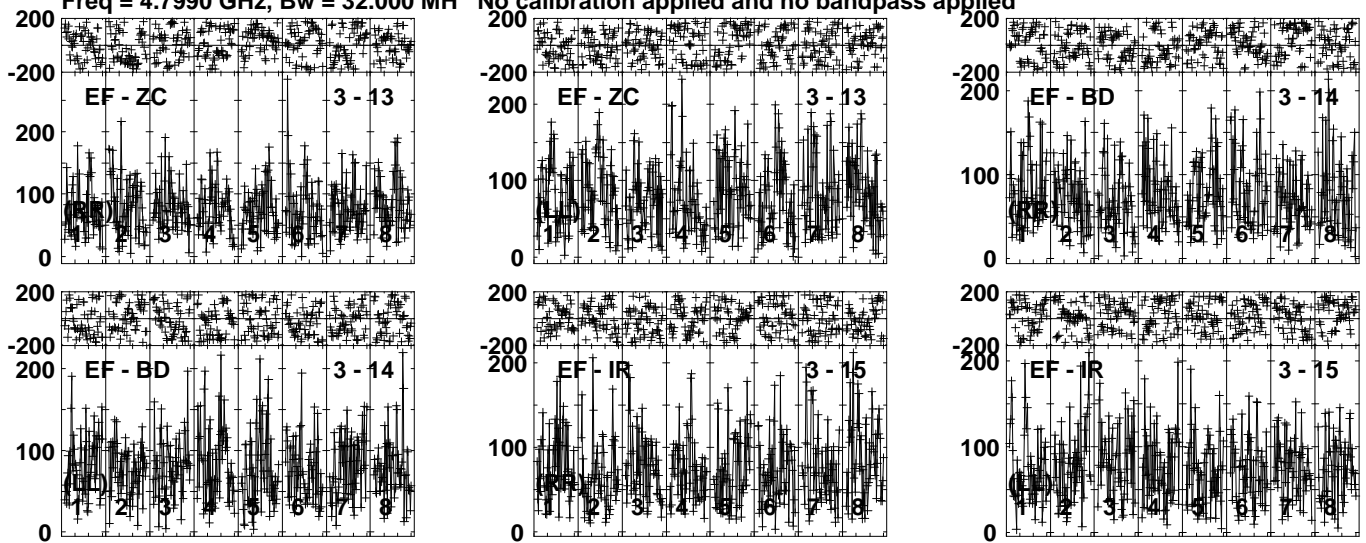
Lower frame: Micro Ampl Jy Top frame: Phas deg  
Vector averaged cross-power spectrum Several baselines displayed  
Timerange: 00/18:11:01 to 00/18:14:59

Plot file version 327 created 10-NOV-2021 19:32:56

EQJ1122+2550 EC077A.UVDATA.1

Freq = 4.7990 GHz, Bw = 32.000 MH

No calibration applied and no bandpass applied



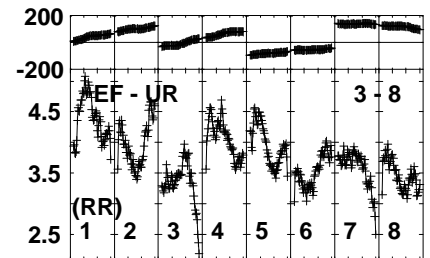
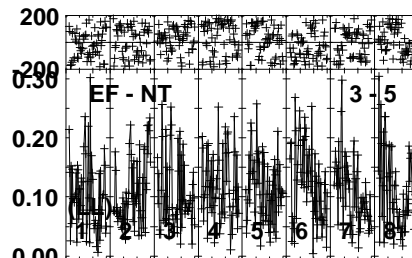
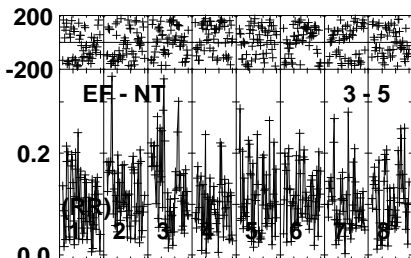
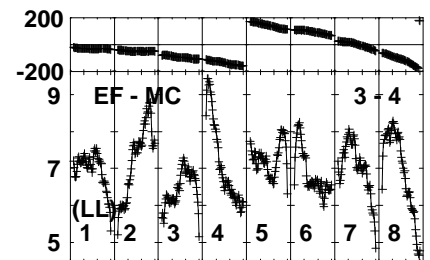
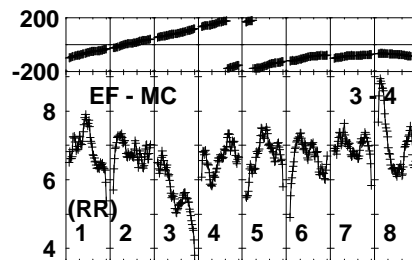
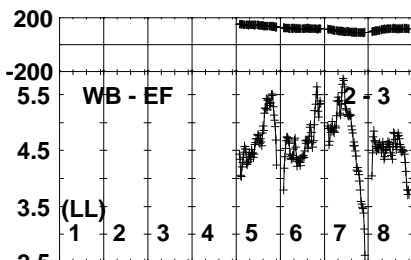
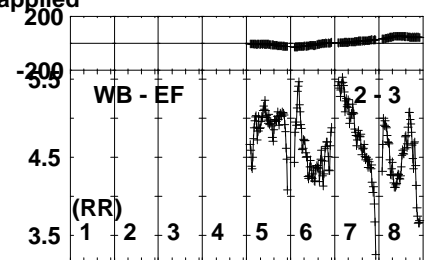
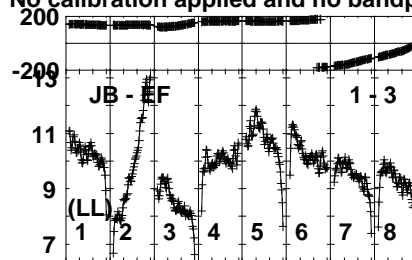
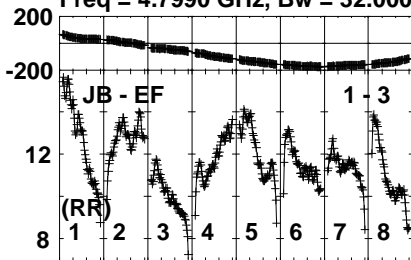
Lower frame: Micro Ampl Jy Top frame: Phas deg  
Vector averaged cross-power spectrum Several baselines displayed  
Timerange: 00/18:11:01 to 00/18:14:59

Plot file version 328 created 10-NOV-2021 19:32:56

J1125+2610 EC077A.UVDATA.1

Freq = 4.7990 GHz, Bw = 32.000 MH

No calibration applied and no bandpass applied



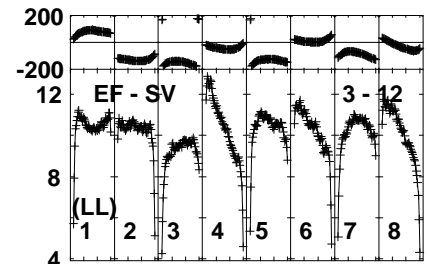
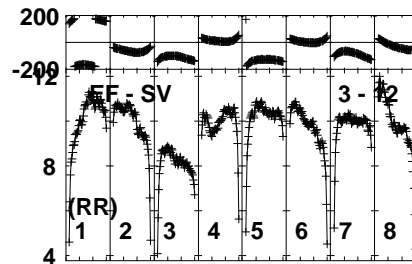
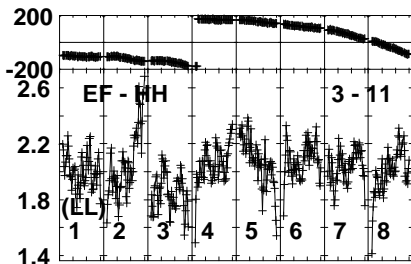
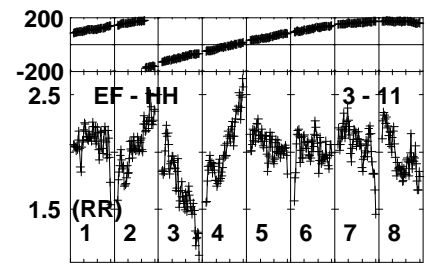
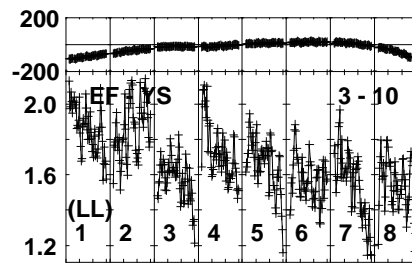
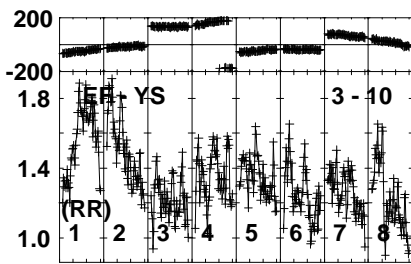
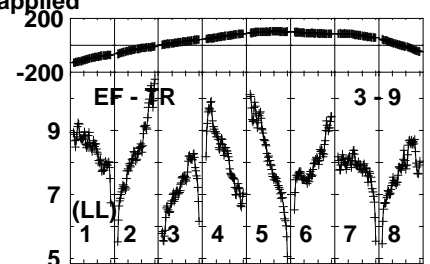
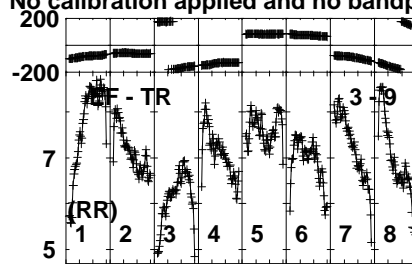
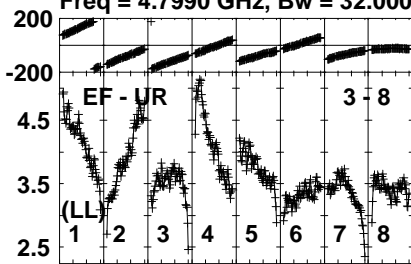
Lower frame: Milli Ampl Jy Top frame: Phas deg  
 Vector averaged cross-power spectrum Several baselines displayed  
 Timerange: 00/18:15:31 to 00/18:17:29

Plot file version 329 created 10-NOV-2021 19:32:56

J1125+2610 EC077A.UVDATA.1

Freq = 4.7990 GHz, Bw = 32.000 MH

No calibration applied and no bandpass applied



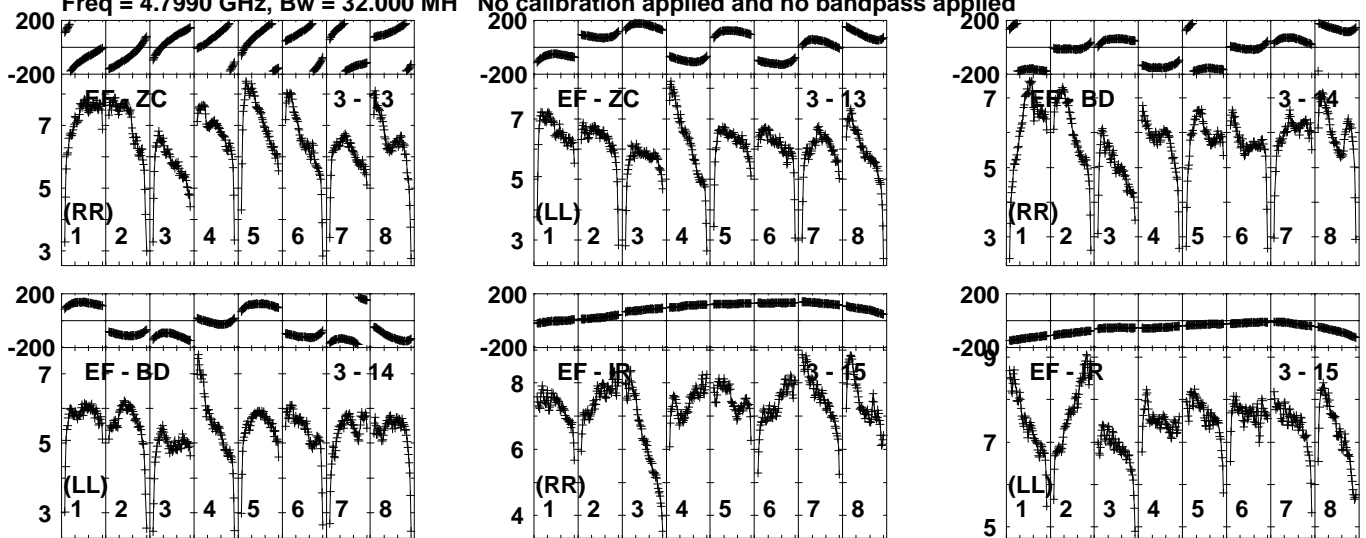
Lower frame: Milli Ampl Jy Top frame: Phas deg  
Vector averaged cross-power spectrum Several baselines displayed  
Timerange: 00:18:15:31 to 00:18:17:29

Plot file version 330 created 10-NOV-2021 19:32:56

J1125+2610 EC077A.UVDATA.1

Freq = 4.7990 GHz, Bw = 32.000 MH

No calibration applied and no bandpass applied



Lower frame: Milli Ampl Jy Top frame: Phas deg  
Vector averaged cross-power spectrum Several baselines displayed  
Timerange: 00/18:15:31 to 00/18:17:29

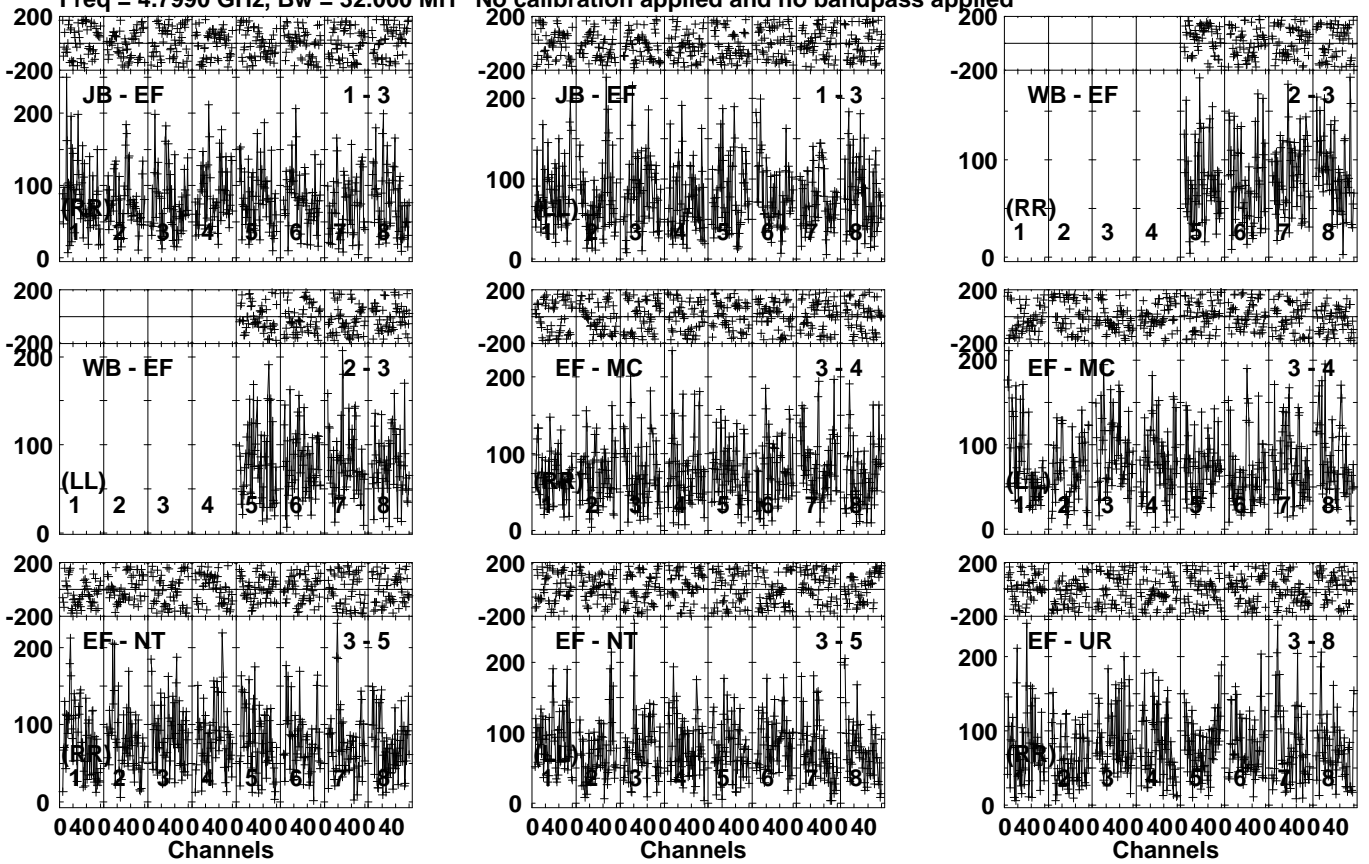


Plot file version 331 created 10-NOV-2021 19:32:56

EQJ1122+2550 EC077A.UVDATA.1

Freq = 4.7990 GHz, Bw = 32.000 MH

No calibration applied and no bandpass applied



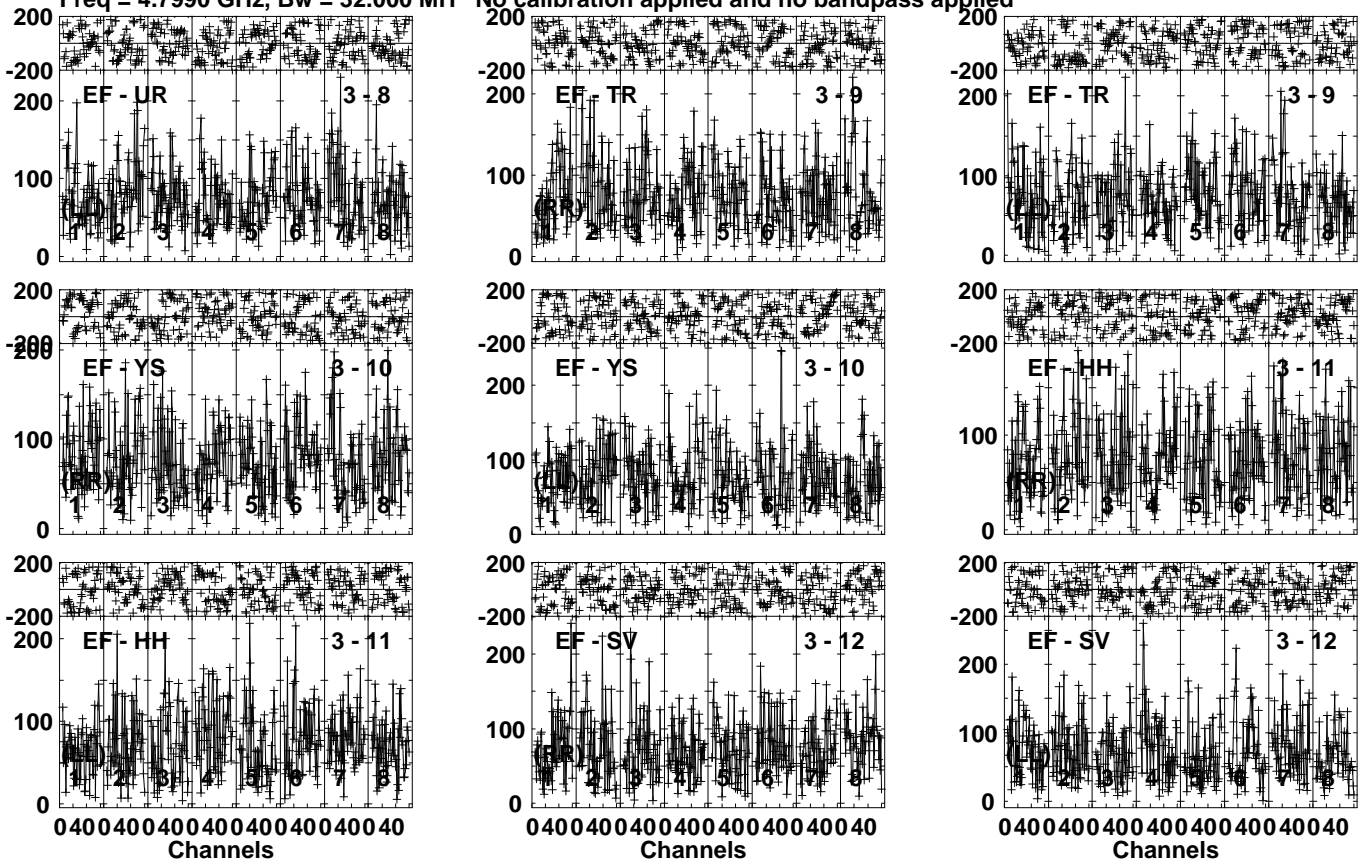
Lower frame: Micro Ampl Jy Top frame: Phas deg  
Vector averaged cross-power spectrum Several baselines displayed  
Timerange: 00/18:17:31 to 00/18:21:29

Plot file version 332 created 10-NOV-2021 19:32:56

EQJ1122+2550 EC077A.UVDATA.1

Freq = 4.7990 GHz, Bw = 32.000 MH

No calibration applied and no bandpass applied



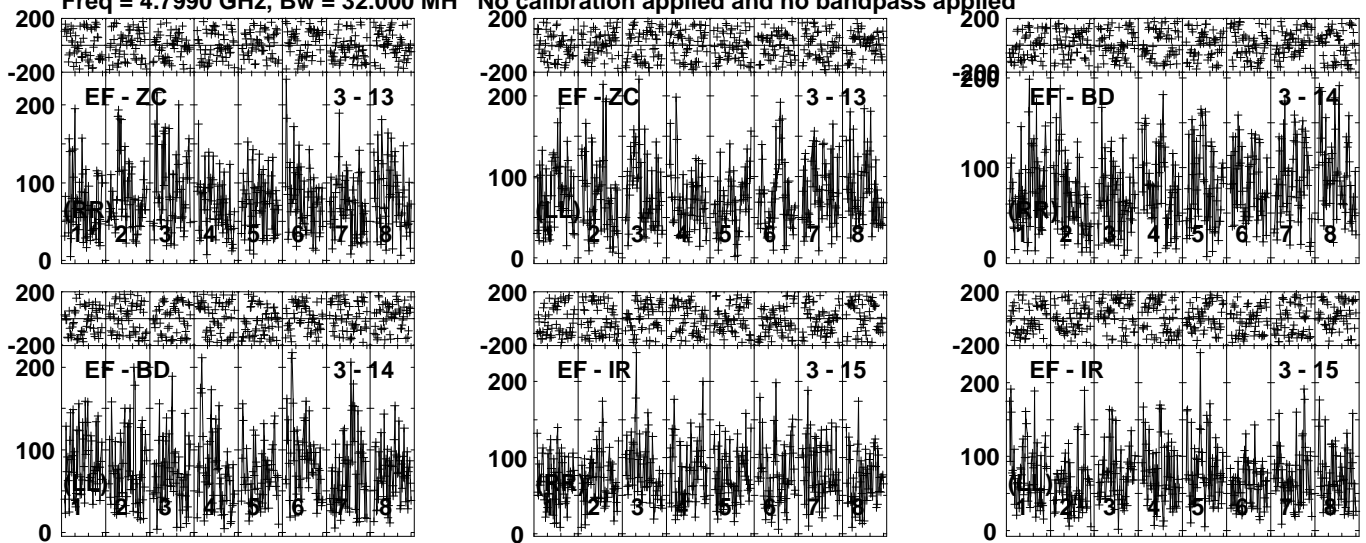
Lower frame: Micro Ampl Jy Top frame: Phas deg  
Vector averaged cross-power spectrum Several baselines displayed  
Timerange: 00/18:17:31 to 00/18:21:29

Plot file version 333 created 10-NOV-2021 19:32:56

EQJ1122+2550 EC077A.UVDATA.1

Freq = 4.7990 GHz, Bw = 32.000 MH

No calibration applied and no bandpass applied



Lower frame: Micro Ampl Jy Top frame: Phas deg  
Vector averaged cross-power spectrum Several baselines displayed  
Timerange: 00/18:17:31 to 00/18:21:29

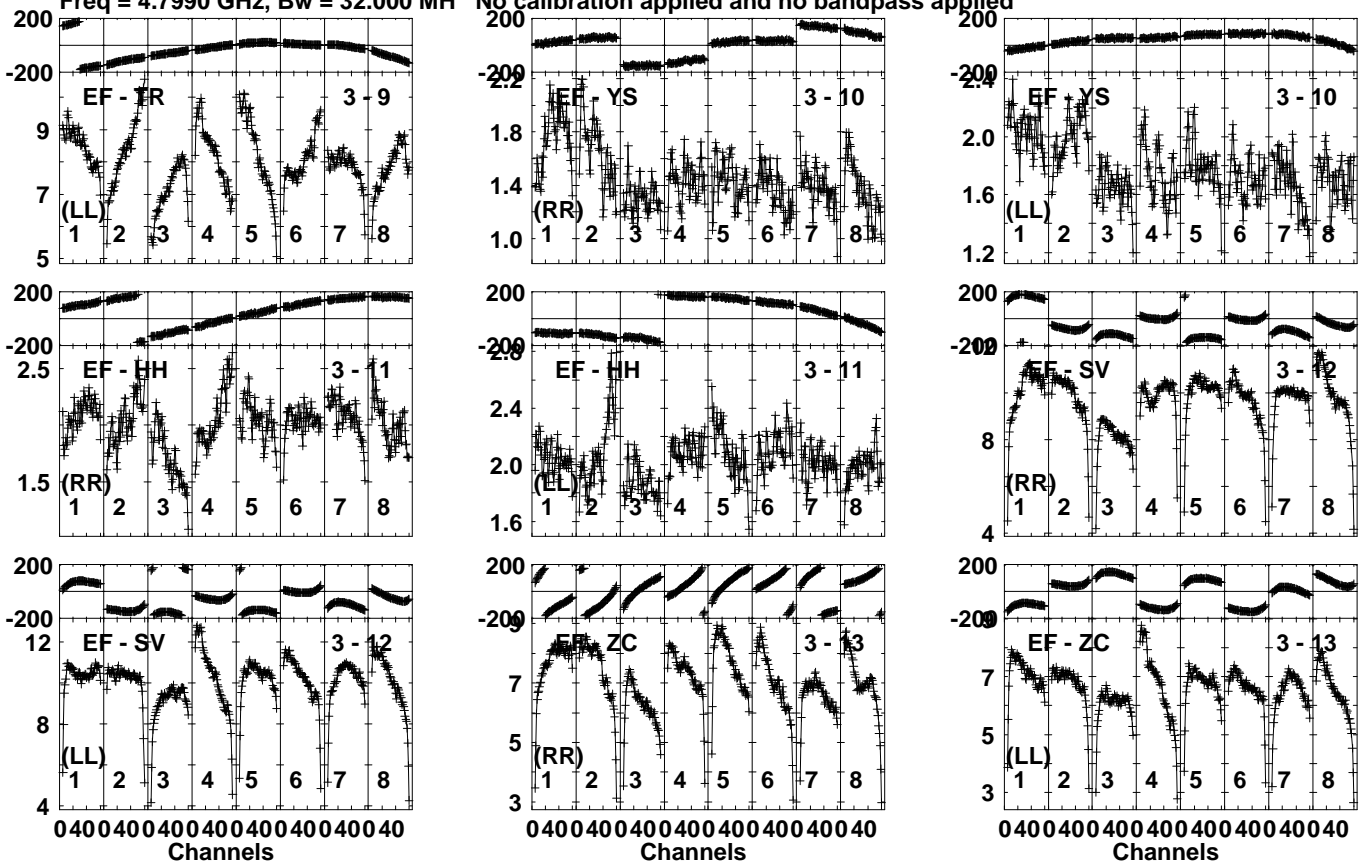


Plot file version 335 created 10-NOV-2021 19:32:57

J1125+2610 EC077A.UVDATA.1

Freq = 4.7990 GHz, Bw = 32.000 MH

No calibration applied and no bandpass applied



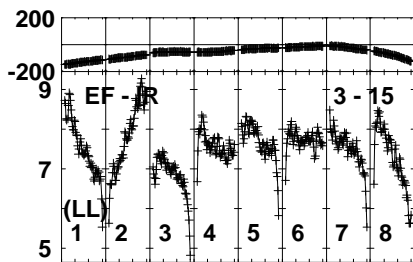
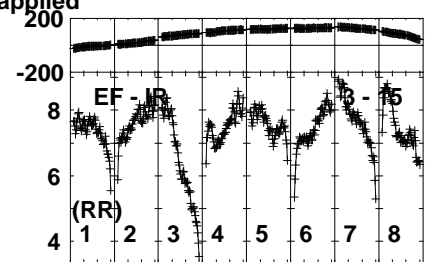
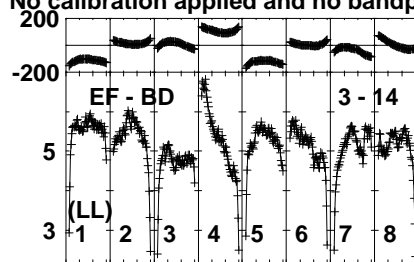
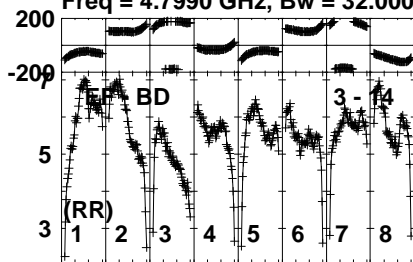
Lower frame: Milli Ampl Jy Top frame: Phas deg  
Vector averaged cross-power spectrum Several baselines displayed  
Timerange: 00/18:21:31 to 00/18:23:29

Plot file version 336 created 10-NOV-2021 19:32:57

J1125+2610 EC077A.UVDATA.1

Freq = 4.7990 GHz, Bw = 32.000 MH

No calibration applied and no bandpass applied



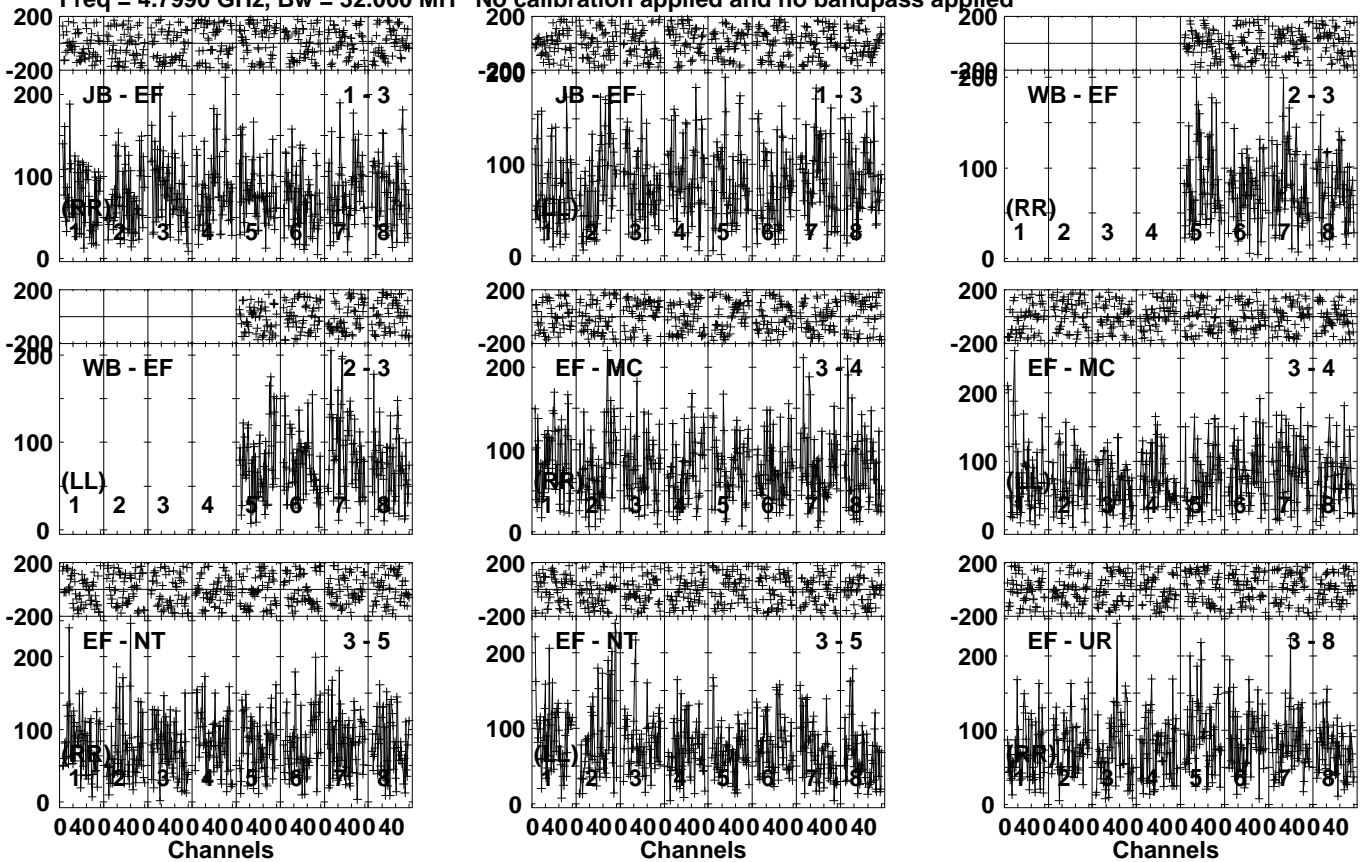
Lower frame: Milli Ampl Jy Top frame: Phas deg  
Vector averaged cross-power spectrum Several baselines displayed  
Timerange: 00/18:21:31 to 00/18:23:29

Plot file version 337 created 10-NOV-2021 19:32:57

EQJ1122+2550 EC077A.UVDATA.1

Freq = 4.7990 GHz, Bw = 32.000 MH

No calibration applied and no bandpass applied



Lower frame: Micro Ampl Jy Top frame: Phas deg  
Vector averaged cross-power spectrum Several baselines displayed  
Timerange: 00/18:23:31 to 00/18:27:29



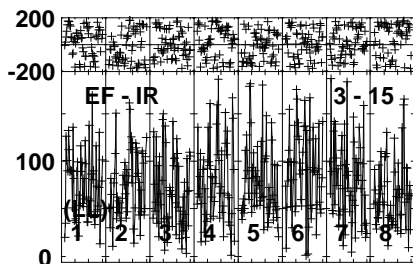
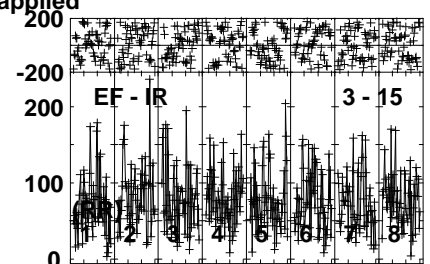
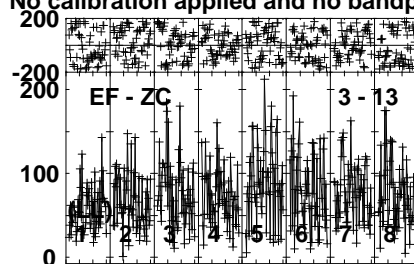
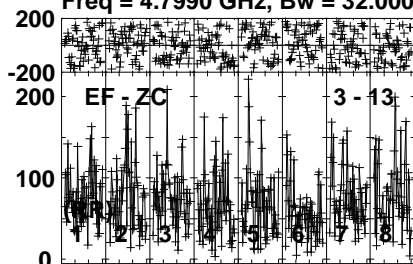


Plot file version 339 created 10-NOV-2021 19:32:57

EQJ1122+2550 EC077A.UVDATA.1

Freq = 4.7990 GHz, Bw = 32.000 MH

No calibration applied and no bandpass applied



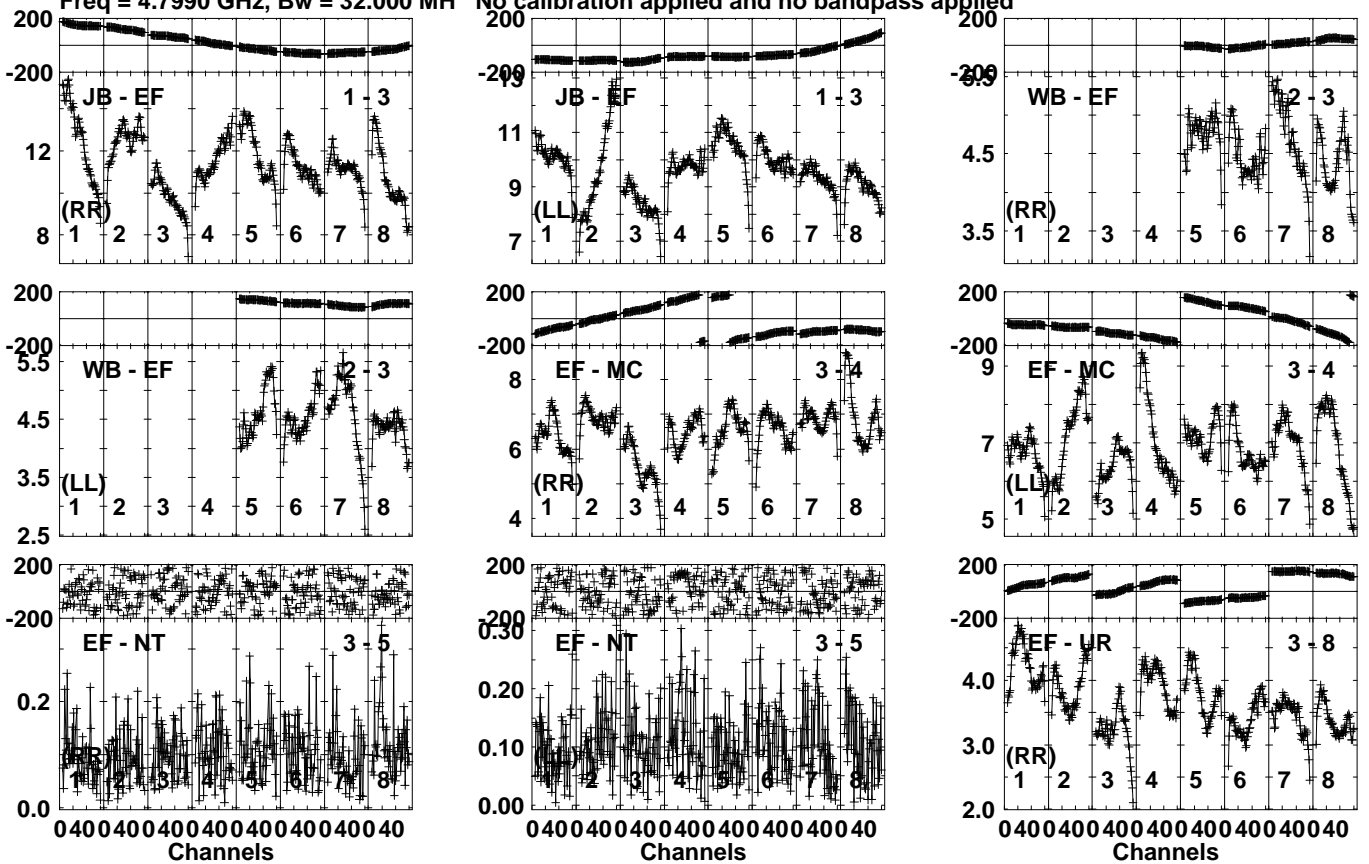
Lower frame: Micro Ampl Jy Top frame: Phas deg  
Vector averaged cross-power spectrum Several baselines displayed  
Timerange: 00/18:23:31 to 00/18:27:29

Plot file version 340 created 10-NOV-2021 19:32:57

J1125+2610 EC077A.UVDATA.1

Freq = 4.7990 GHz, Bw = 32.000 MH

No calibration applied and no bandpass applied



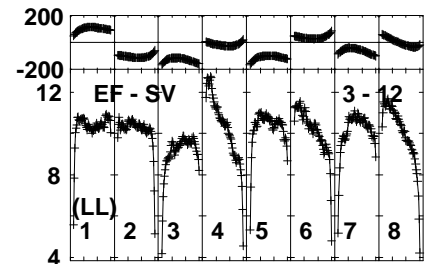
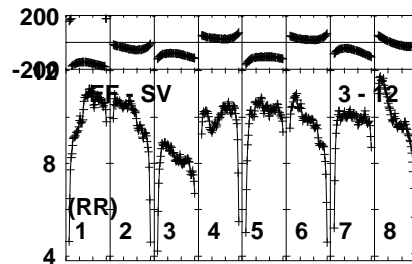
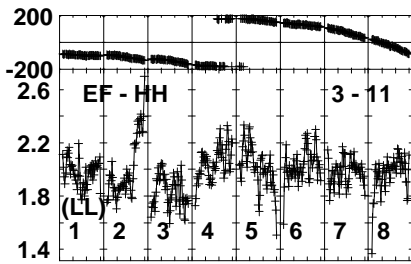
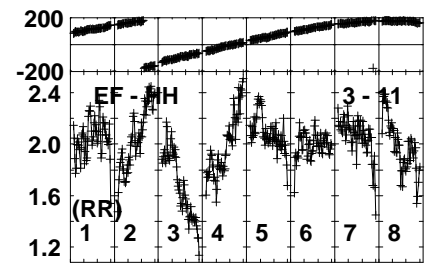
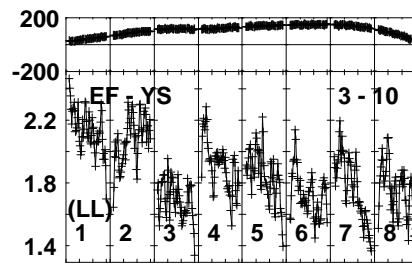
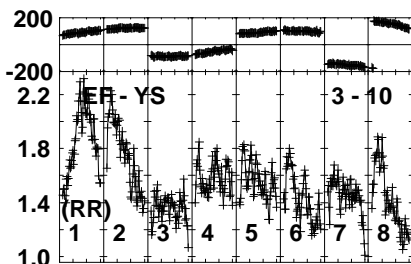
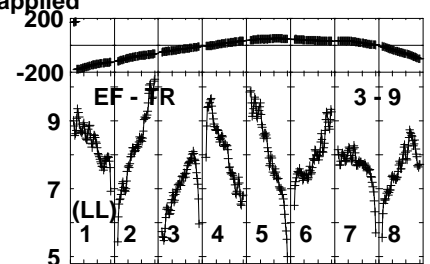
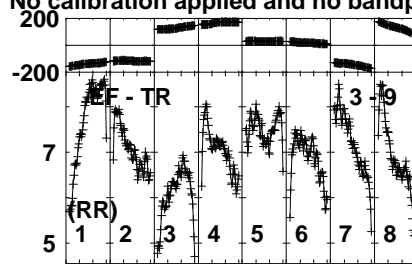
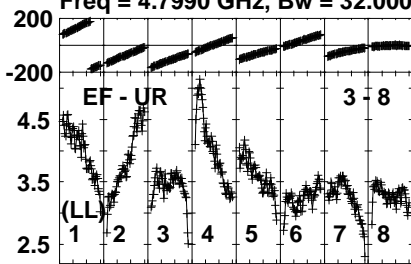
Lower frame: Milli Ampl Jy Top frame: Phas deg  
Vector averaged cross-power spectrum Several baselines displayed  
Timerange: 00/18:28:01 to 00/18:29:59

Plot file version 341 created 10-NOV-2021 19:32:57

J1125+2610 EC077A.UVDATA.1

Freq = 4.7990 GHz, Bw = 32.000 MH

No calibration applied and no bandpass applied



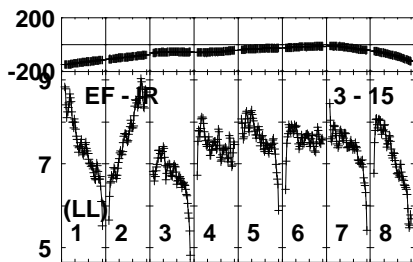
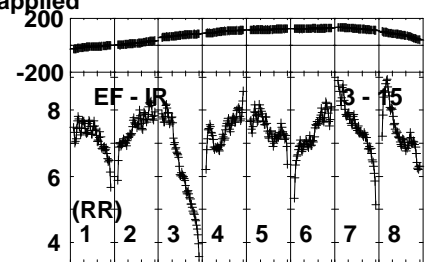
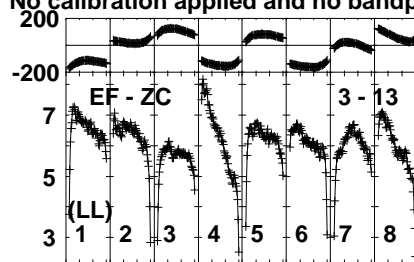
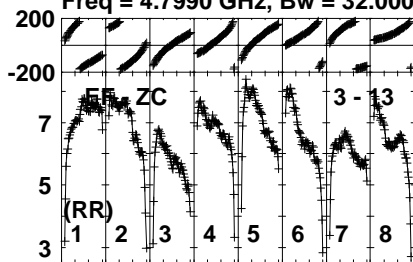
Lower frame: Milli Ampl Jy Top frame: Phas deg  
Vector averaged cross-power spectrum Several baselines displayed  
Timerange: 00:18:28:01 to 00:18:29:59

Plot file version 342 created 10-NOV-2021 19:32:57

J1125+2610 EC077A.UVDATA.1

Freq = 4.7990 GHz, Bw = 32.000 MH

No calibration applied and no bandpass applied



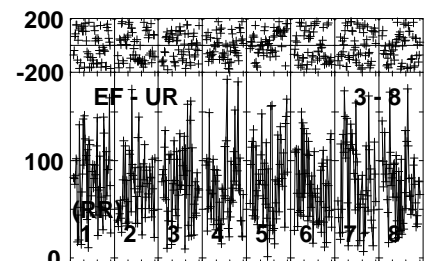
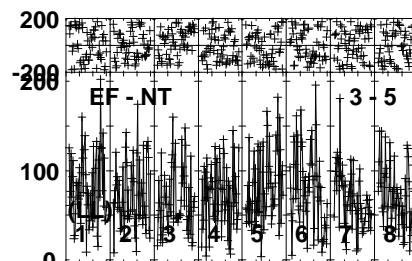
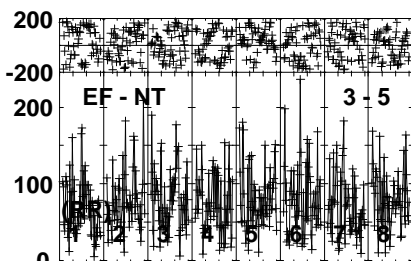
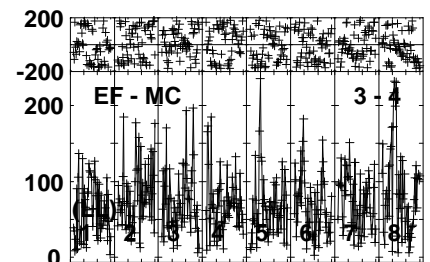
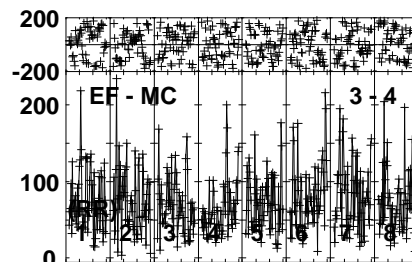
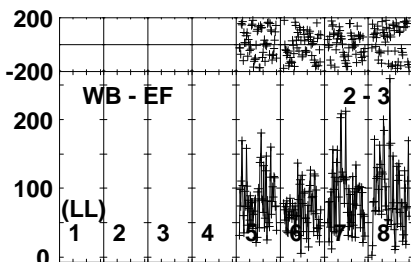
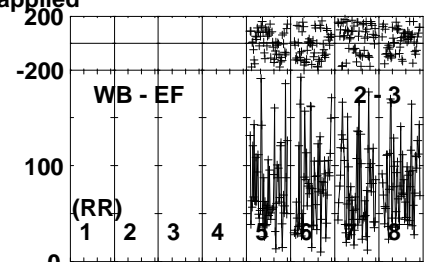
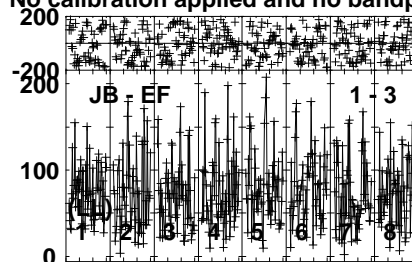
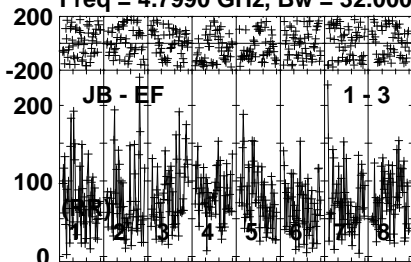
Lower frame: Milli Ampl Jy Top frame: Phas deg  
Vector averaged cross-power spectrum Several baselines displayed  
Timerange: 00/18:28:01 to 00/18:29:59

Plot file version 343 created 10-NOV-2021 19:32:57

EQJ1122+2550 EC077A.UVDATA.1

Freq = 4.7990 GHz, Bw = 32.000 MH

No calibration applied and no bandpass applied



0400400400400400400400400400  
Channels

0400400400400400400400400400  
Channels

0400400400400400400400400400  
Channels

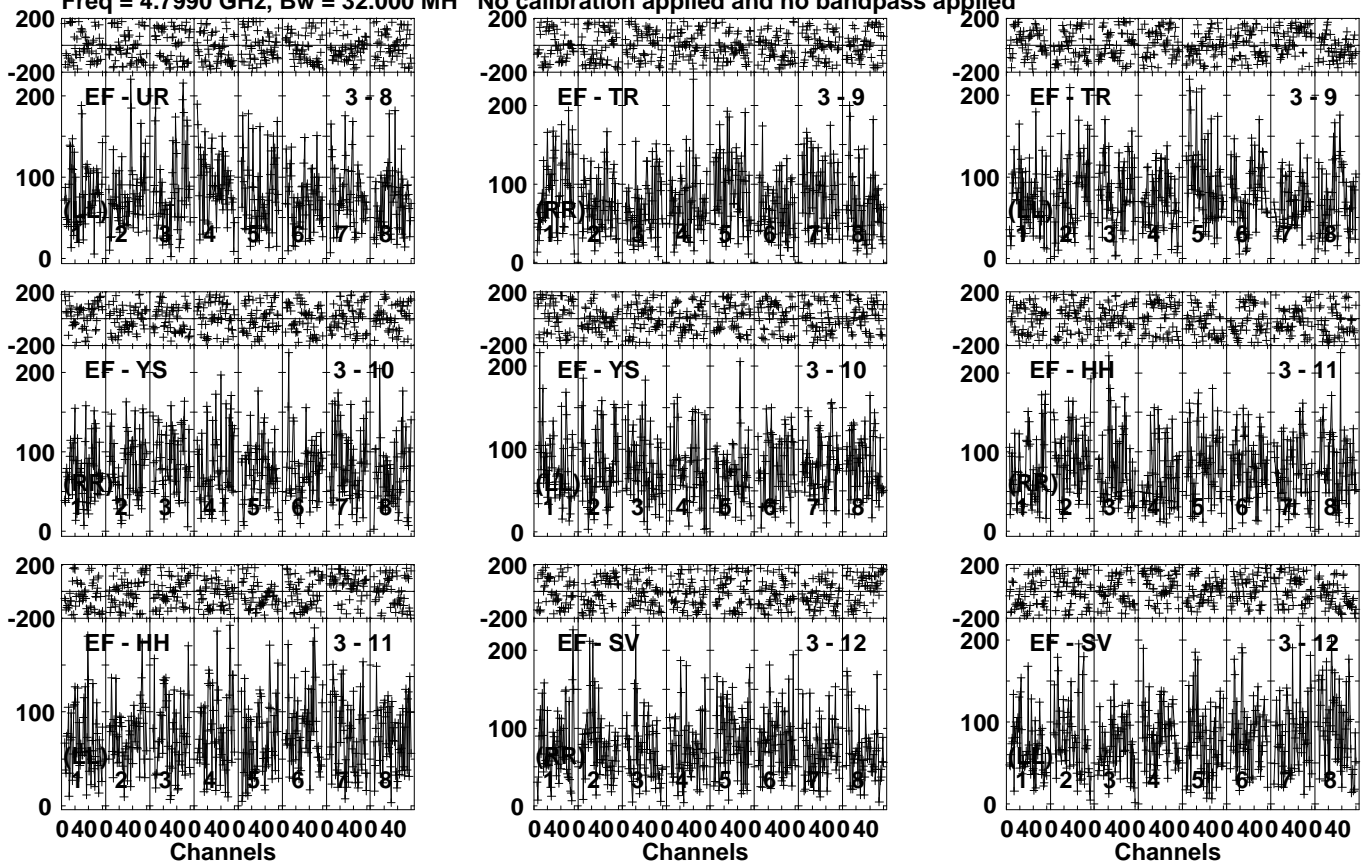
Lower frame: Micro Ampl Jy Top frame: Phas deg  
Vector averaged cross-power spectrum Several baselines displayed  
Timerange: 00/18:30:01 to 00/18:33:59

Plot file version 344 created 10-NOV-2021 19:32:58

EQJ1122+2550 EC077A.UVDATA.1

Freq = 4.7990 GHz, Bw = 32.000 MH

No calibration applied and no bandpass applied



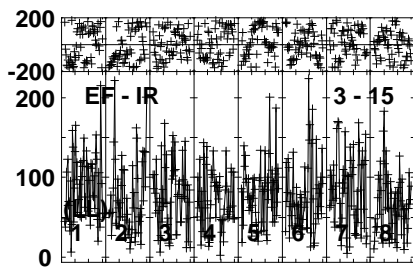
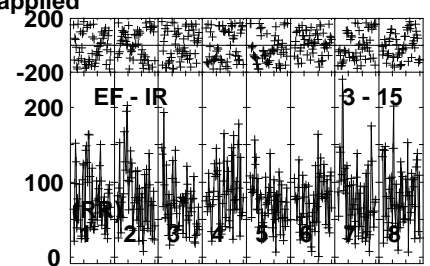
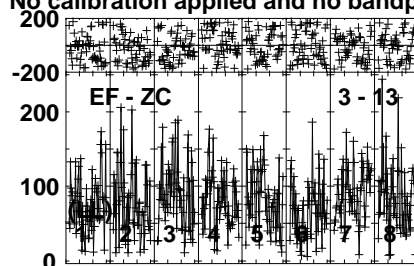
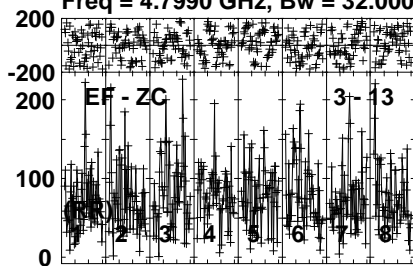
Lower frame: Micro Ampl Jy Top frame: Phas deg  
Vector averaged cross-power spectrum Several baselines displayed  
Timerange: 00/18:30:01 to 00/18:33:59

Plot file version 345 created 10-NOV-2021 19:32:58

EQJ1122+2550 EC077A.UVDATA.1

Freq = 4.7990 GHz, Bw = 32.000 MH

No calibration applied and no bandpass applied



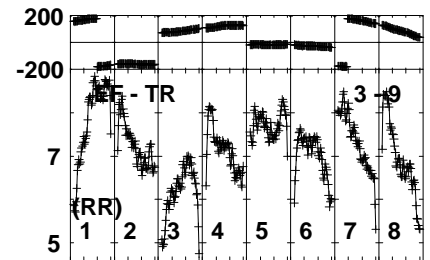
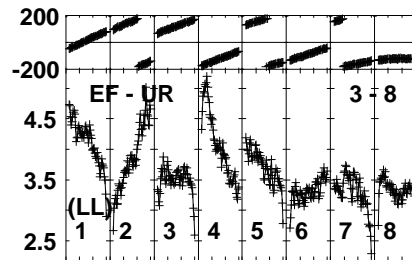
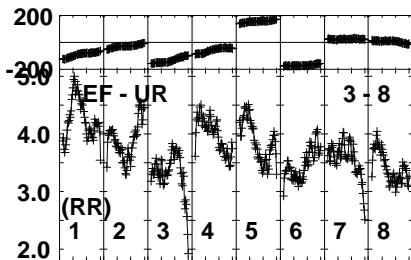
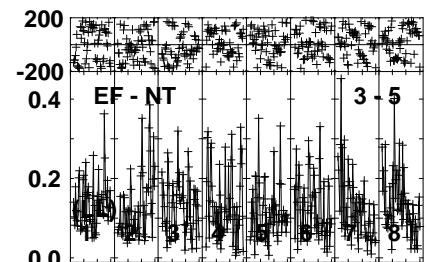
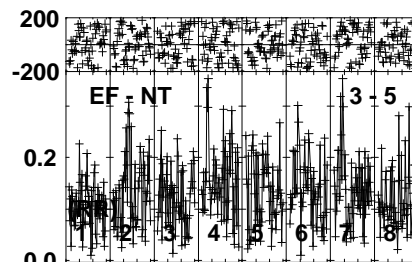
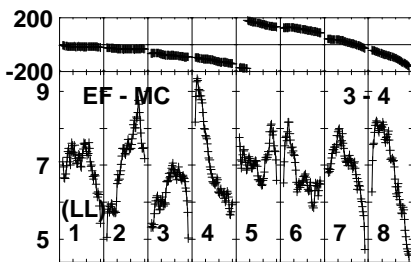
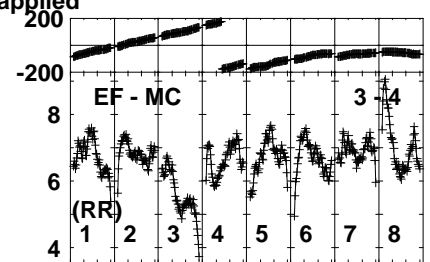
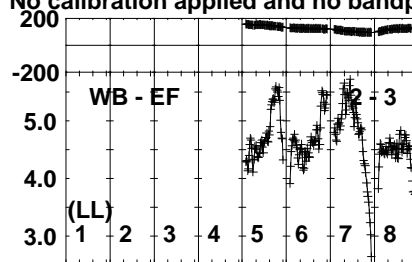
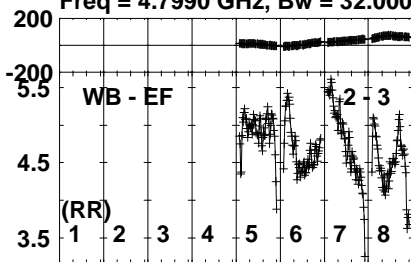
Lower frame: Micro Ampl Jy Top frame: Phas deg  
Vector averaged cross-power spectrum Several baselines displayed  
Timerange: 00/18:30:01 to 00/18:33:59

Plot file version 346 created 10-NOV-2021 19:32:58

J1125+2610 EC077A.UVDATA.1

Freq = 4.7990 GHz, Bw = 32.000 MH

No calibration applied and no bandpass applied



Lower frame: Milli Ampl Jy Top frame: Phas deg  
Vector averaged cross-power spectrum Several baselines displayed  
Timerange: 00/18:34:01 to 00/18:35:59

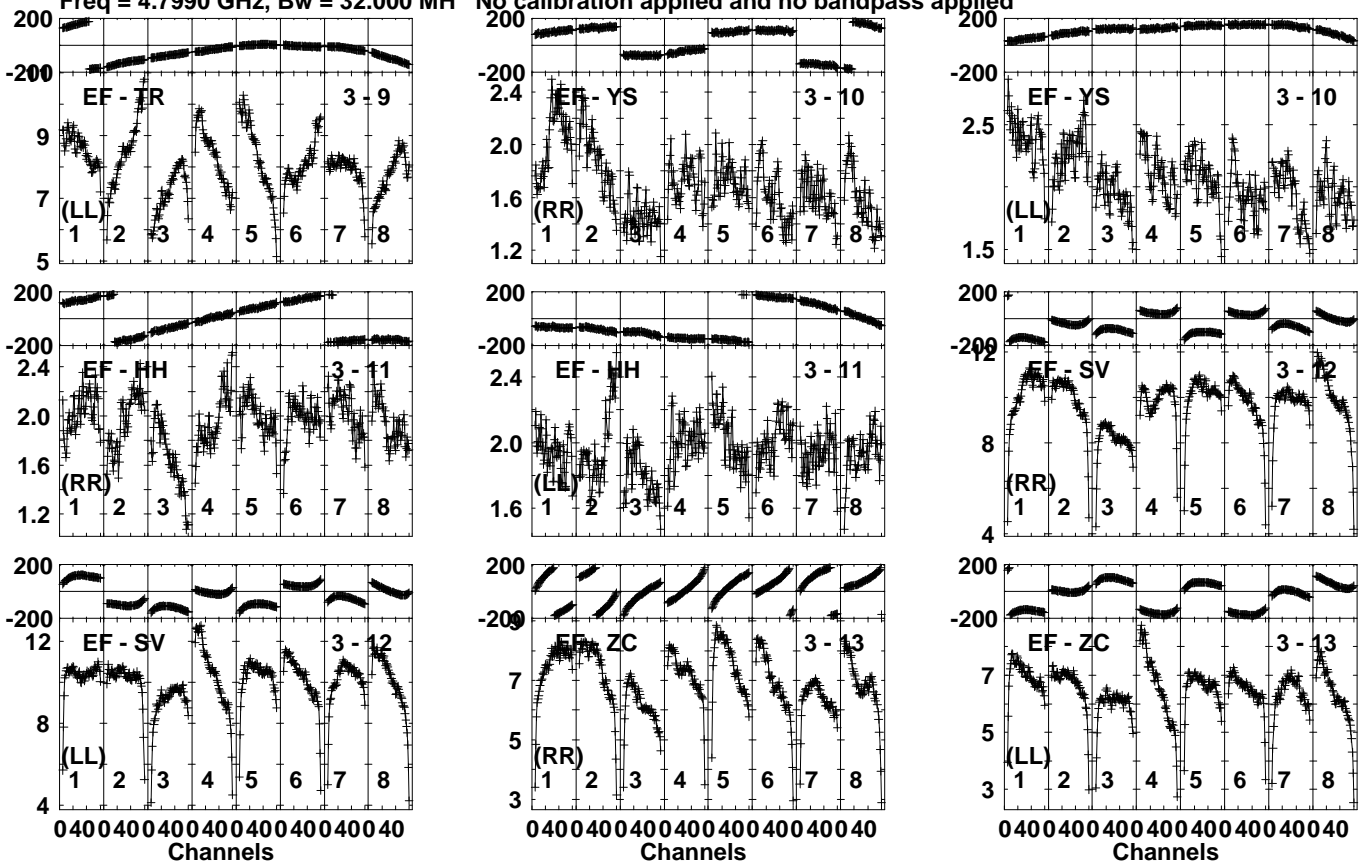


Plot file version 347 created 10-NOV-2021 19:32:58

J1125+2610 EC077A.UVDATA.1

Freq = 4.7990 GHz, Bw = 32.000 MH

No calibration applied and no bandpass applied



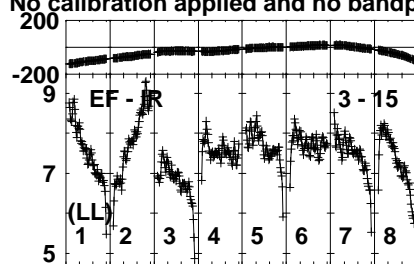
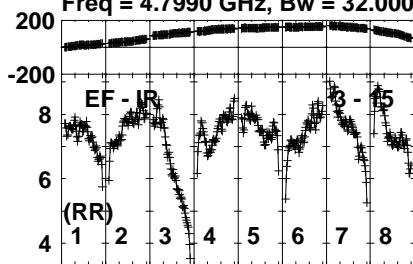
Lower frame: Milli Ampl Jy Top frame: Phas deg  
Vector averaged cross-power spectrum Several baselines displayed  
Timerange: 00/18:34:01 to 00/18:35:59

Plot file version 348 created 10-NOV-2021 19:32:58

J1125+2610 EC077A.UVDATA.1

Freq = 4.7990 GHz, Bw = 32.000 MH

No calibration applied and no bandpass applied



Lower frame: Milli Ampl Jy Top frame: Phas deg  
Vector averaged cross-power spectrum Several baselines displayed  
Timerange: 00/18:34:01 to 00/18:35:59

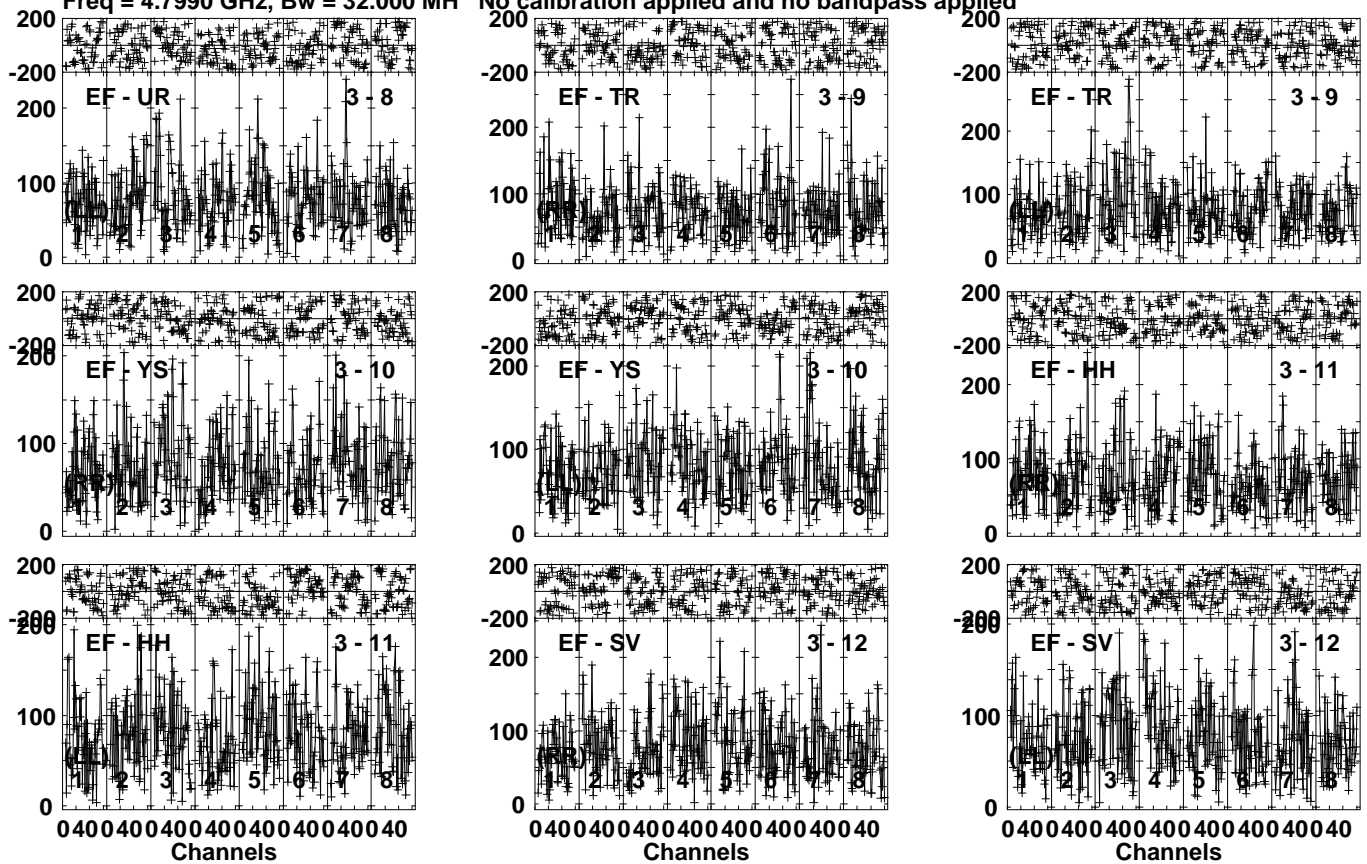


Plot file version 350 created 10-NOV-2021 19:32:58

EQJ1122+2550 EC077A.UVDATA.1

Freq = 4.7990 GHz, Bw = 32.000 MH

No calibration applied and no bandpass applied



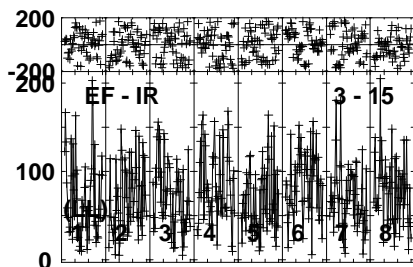
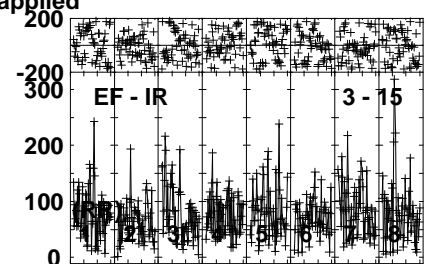
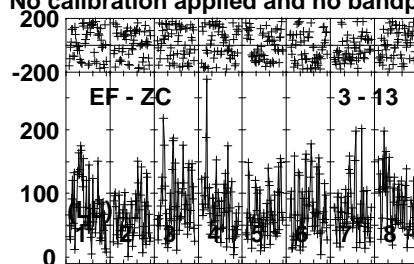
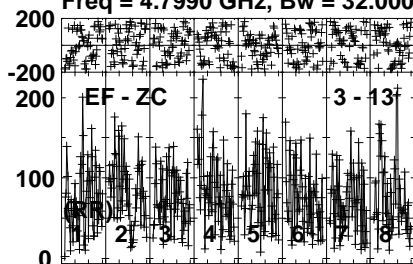
Lower frame: Micro Ampl Jy Top frame: Phas deg  
Vector averaged cross-power spectrum Several baselines displayed  
Timerange: 00/18:36:01 to 00/18:39:59

Plot file version 351 created 10-NOV-2021 19:32:58

EQJ1122+2550 EC077A.UVDATA.1

Freq = 4.7990 GHz, Bw = 32.000 MH

No calibration applied and no bandpass applied



Lower frame: Micro Ampl Jy Top frame: Phas deg  
Vector averaged cross-power spectrum Several baselines displayed  
Timerange: 00/18:36:01 to 00/18:39:59

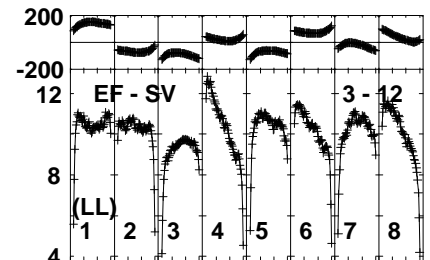
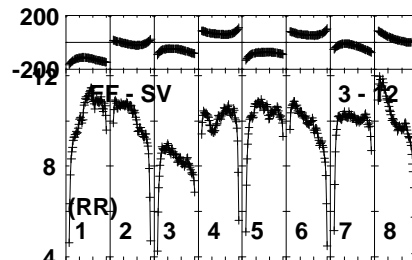
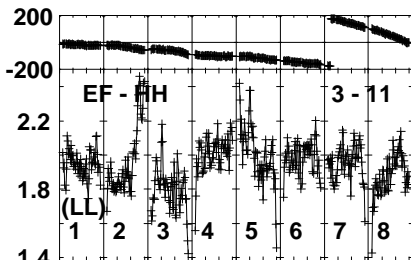
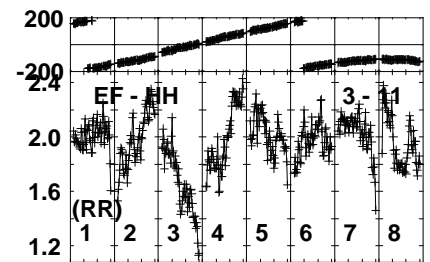
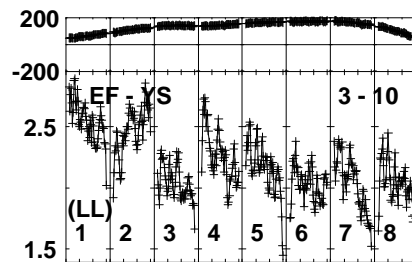
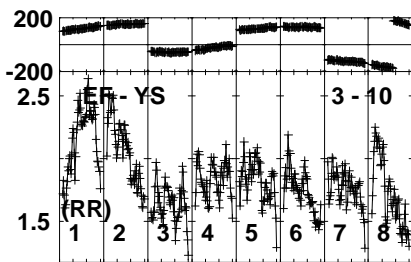
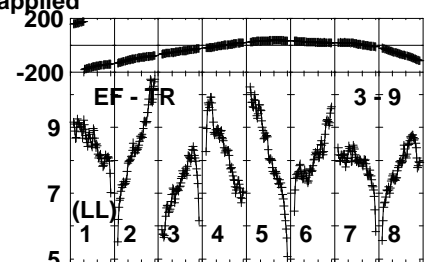
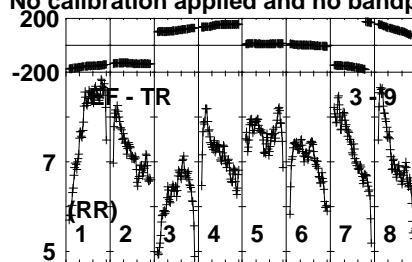
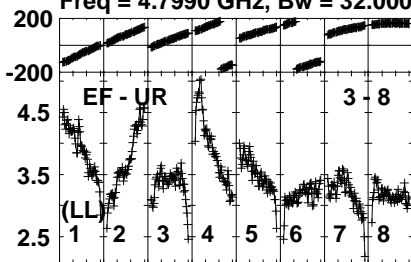


Plot file version 353 created 10-NOV-2021 19:32:59

J1125+2610 EC077A.UVDATA.1

Freq = 4.7990 GHz, Bw = 32.000 MH

No calibration applied and no bandpass applied



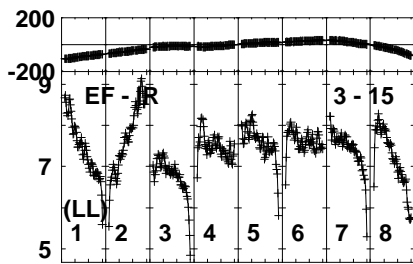
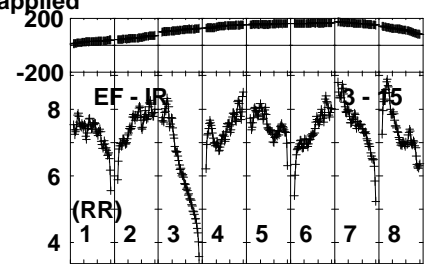
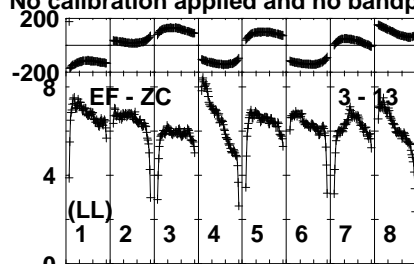
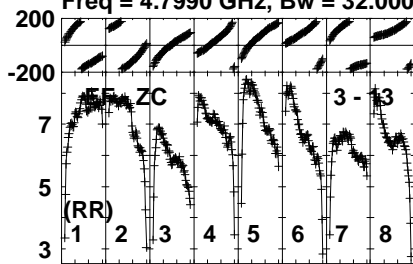
Lower frame: Milli Ampl Jy Top frame: Phas deg  
Vector averaged cross-power spectrum Several baselines displayed  
Timerange: 00:18:40:31 to 00:18:42:29

Plot file version 354 created 10-NOV-2021 19:32:59

J1125+2610 EC077A.UVDATA.1

Freq = 4.7990 GHz, Bw = 32.000 MH

No calibration applied and no bandpass applied



Lower frame: Milli Ampl Jy Top frame: Phas deg  
Vector averaged cross-power spectrum Several baselines displayed  
Timerange: 00/18:40:31 to 00/18:42:29

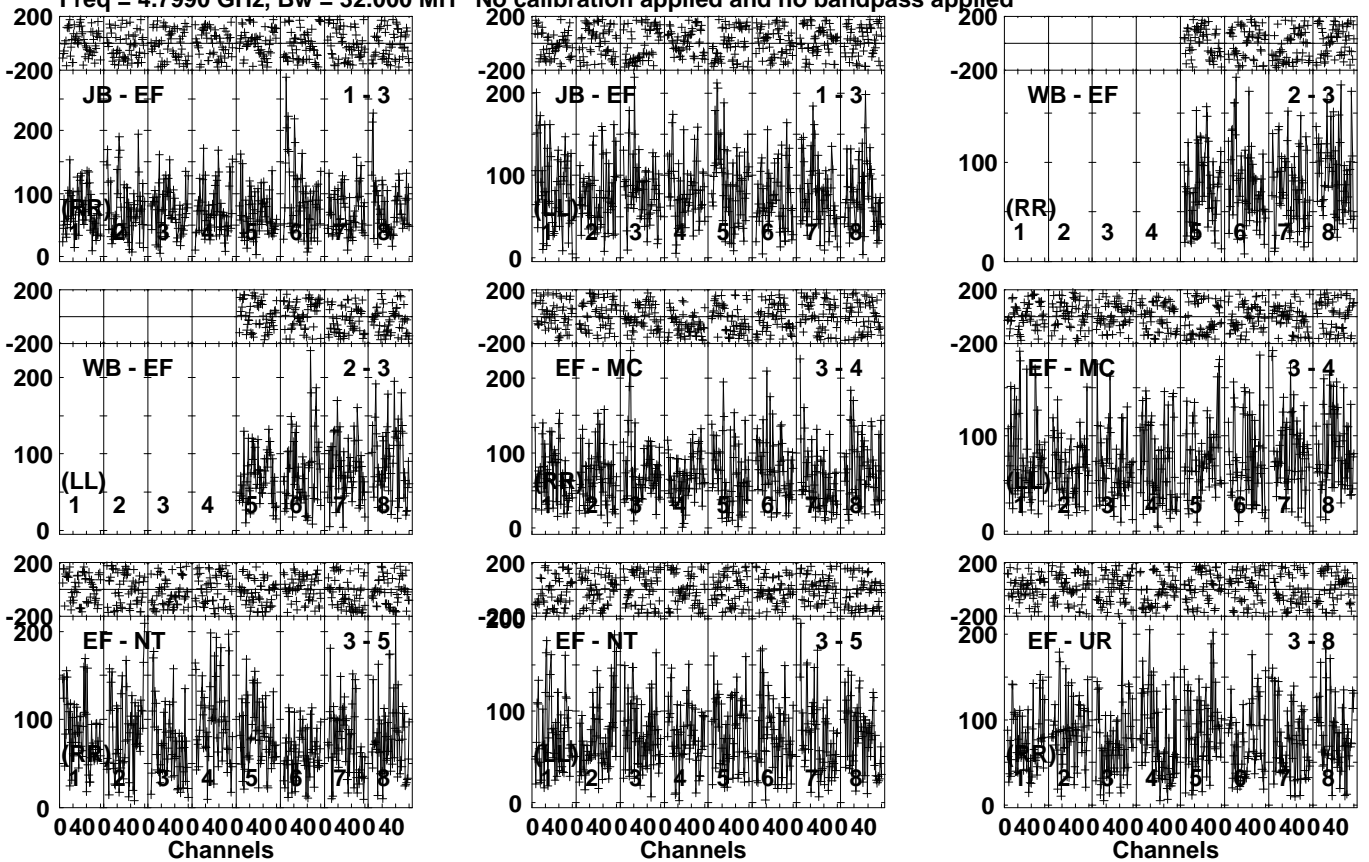


Plot file version 355 created 10-NOV-2021 19:32:59

EQJ1122+2550 EC077A.UVDATA.1

Freq = 4.7990 GHz, Bw = 32.000 MH

No calibration applied and no bandpass applied



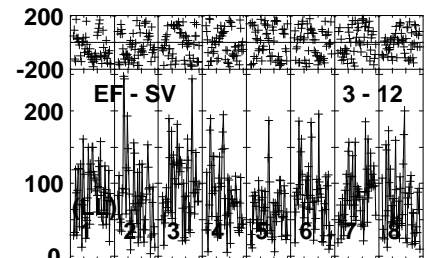
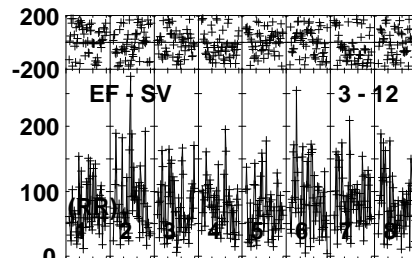
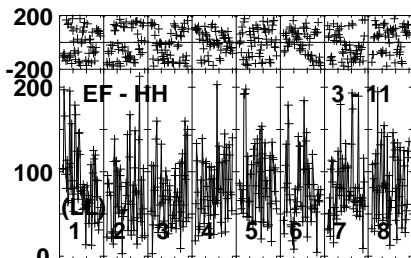
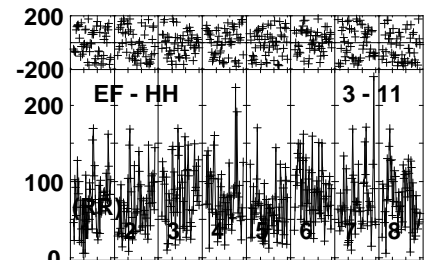
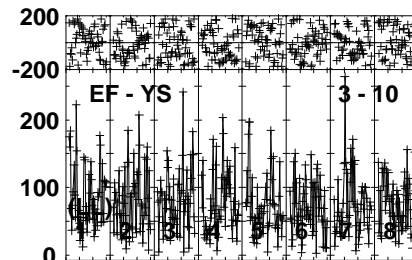
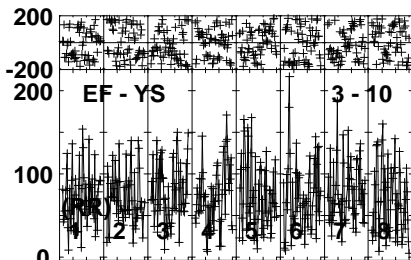
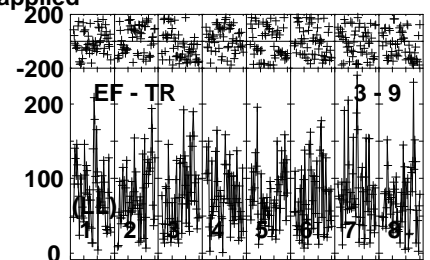
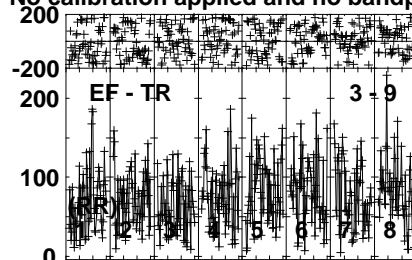
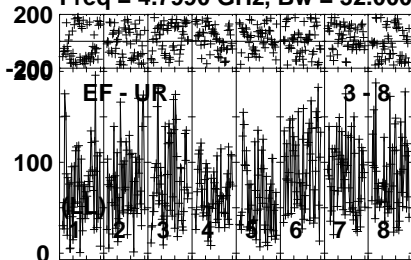
Lower frame: Micro Ampl Jy Top frame: Phas deg  
Vector averaged cross-power spectrum Several baselines displayed  
Timerange: 00:18:42:31 to 00:18:46:29

Plot file version 356 created 10-NOV-2021 19:32:59

EQJ1122+2550 EC077A.UVDATA.1

Freq = 4.7990 GHz, Bw = 32.000 MH

No calibration applied and no bandpass applied



040040040040040040040040040040  
Channels

040040040040040040040040040040  
Channels

040040040040040040040040040040  
Channels

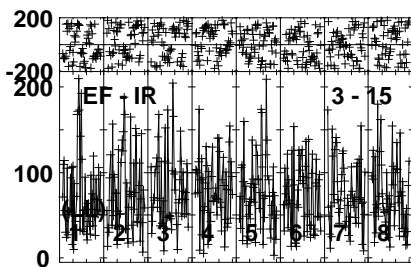
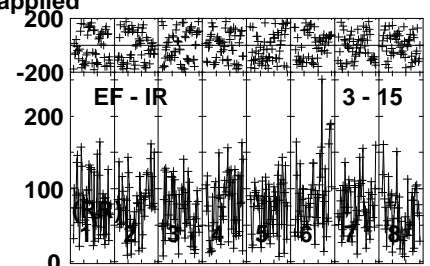
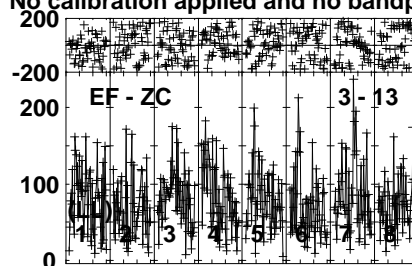
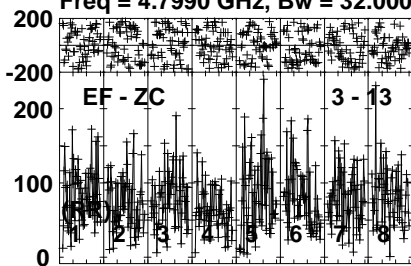
Lower frame: Micro Ampl Jy Top frame: Phas deg  
Vector averaged cross-power spectrum Several baselines displayed  
Timerange: 00/18:42:31 to 00/18:46:29

Plot file version 357 created 10-NOV-2021 19:32:59

EQJ1122+2550 EC077A.UVDATA.1

Freq = 4.7990 GHz, Bw = 32.000 MH

No calibration applied and no bandpass applied



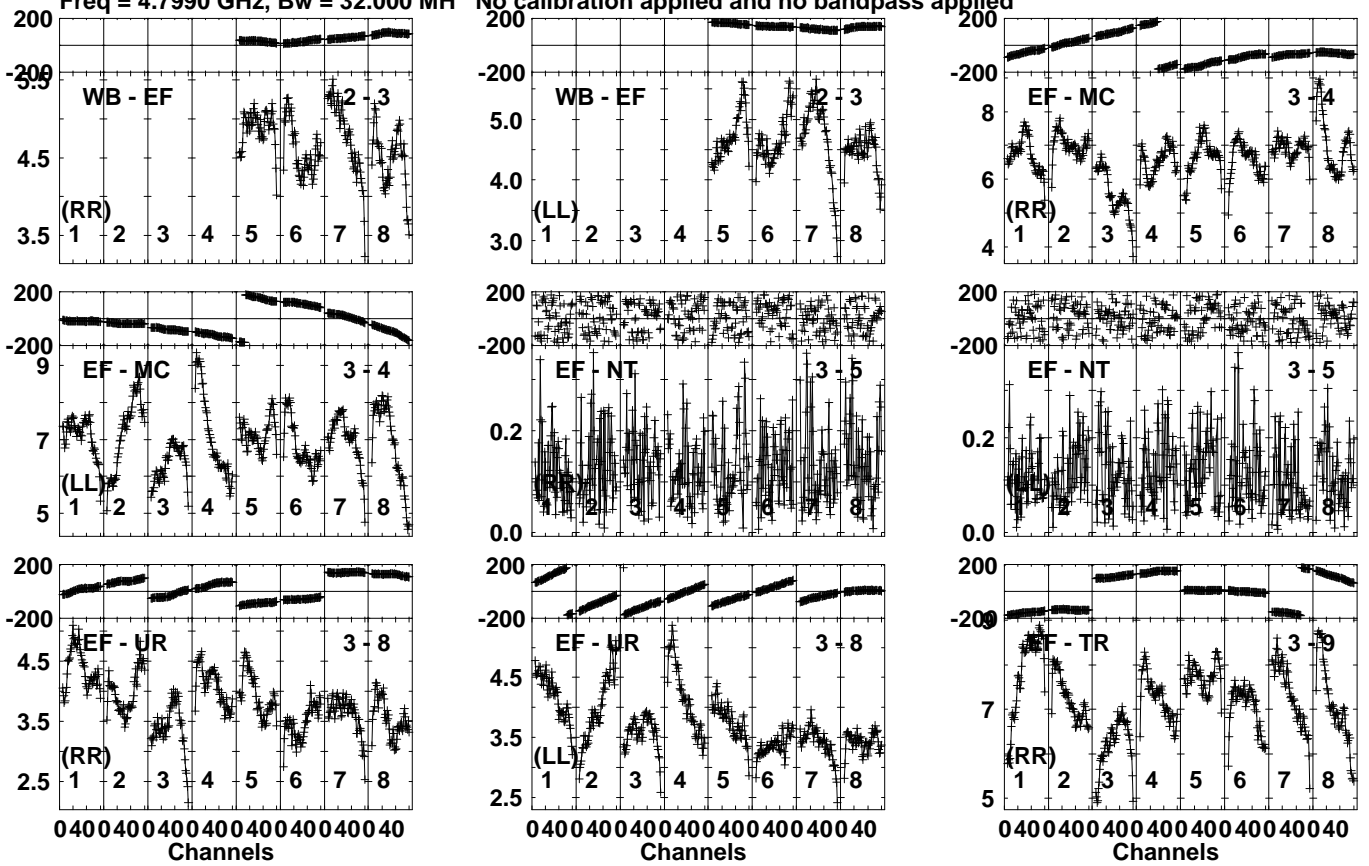
Lower frame: Micro Ampl Jy Top frame: Phas deg  
Vector averaged cross-power spectrum Several baselines displayed  
Timerange: 00/18:42:31 to 00/18:46:29

Plot file version 358 created 10-NOV-2021 19:32:59

J1125+2610 EC077A.UVDATA.1

Freq = 4.7990 GHz, Bw = 32.000 MH

No calibration applied and no bandpass applied



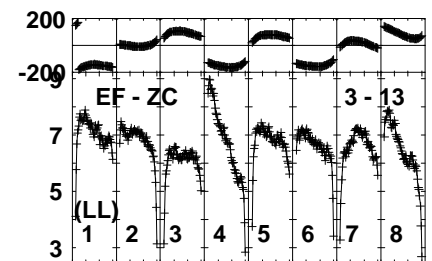
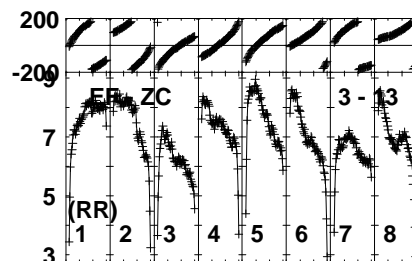
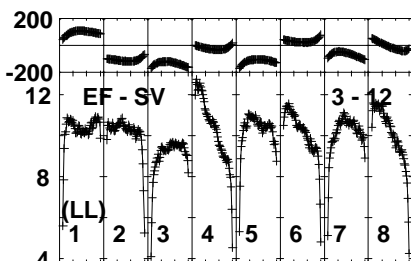
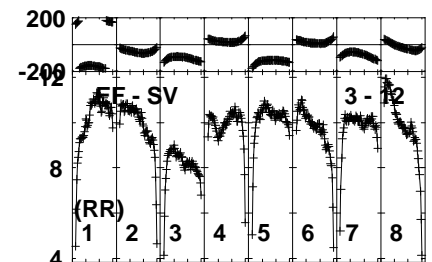
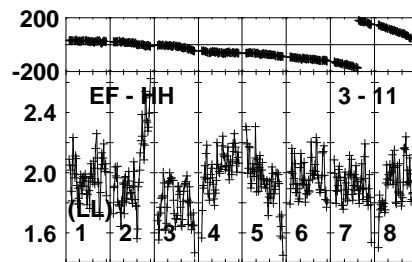
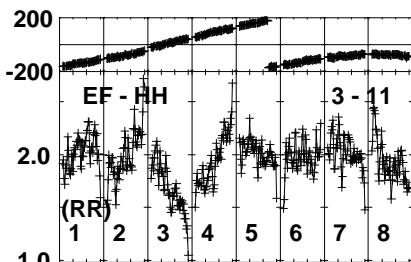
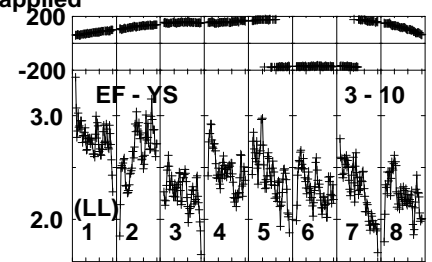
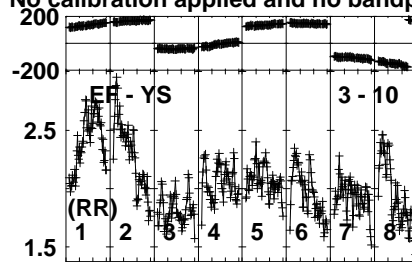
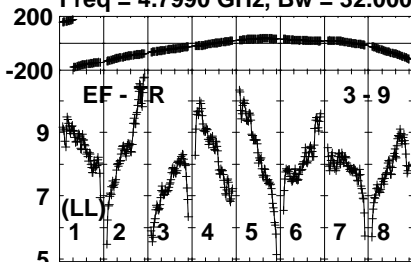
Lower frame: Milli Ampl Jy Top frame: Phas deg  
Vector averaged cross-power spectrum Several baselines displayed  
Timerange: 00/18:46:33 to 00/18:48:29

Plot file version 359 created 10-NOV-2021 19:33:00

J1125+2610 EC077A.UVDATA.1

Freq = 4.7990 GHz, Bw = 32.000 MH

No calibration applied and no bandpass applied



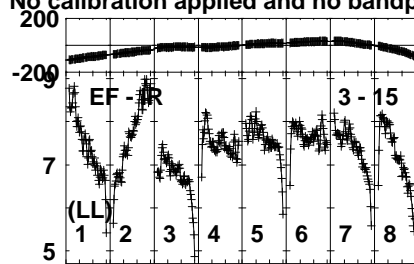
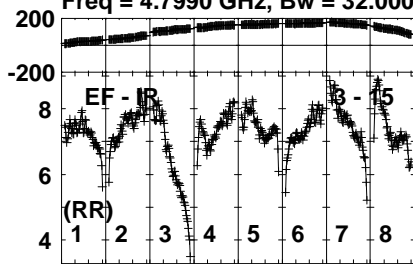
Lower frame: Milli Ampl Jy Top frame: Phas deg  
Vector averaged cross-power spectrum Several baselines displayed  
Timerange: 00/18:46:33 to 00/18:48:29

Plot file version 360 created 10-NOV-2021 19:33:00

J1125+2610 EC077A.UVDATA.1

Freq = 4.7990 GHz, Bw = 32.000 MH

No calibration applied and no bandpass applied



Lower frame: Milli Ampl Jy Top frame: Phas deg

Vector averaged cross-power spectrum Several baselines displayed

Timerange: 00/18:46:33 to 00/18:48:29

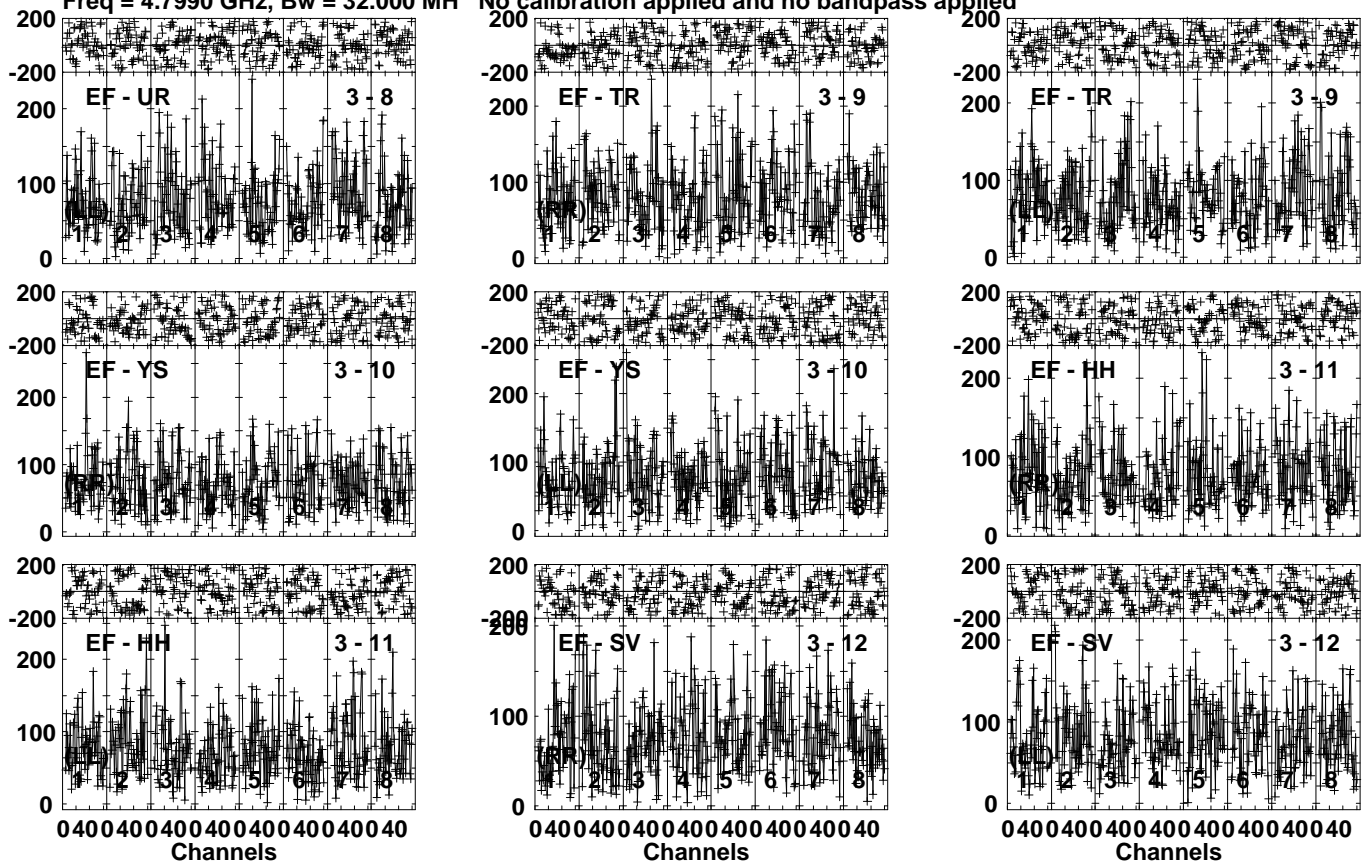


Plot file version 362 created 10-NOV-2021 19:33:00

EQJ1122+2550 EC077A.UVDATA.1

Freq = 4.7990 GHz, Bw = 32.000 MH

No calibration applied and no bandpass applied



Lower frame: Micro Ampl Jy Top frame: Phas deg  
Vector averaged cross-power spectrum Several baselines displayed  
Timerange: 00/18:48:31 to 00/18:52:29

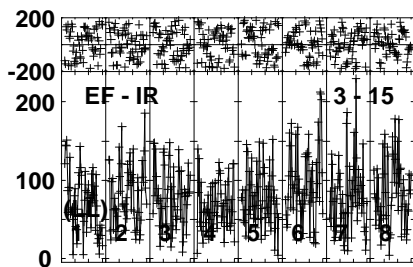
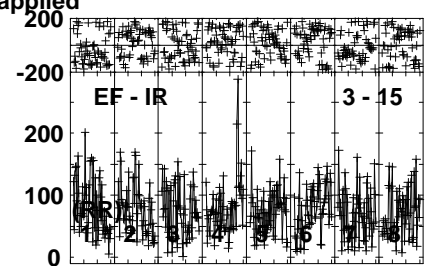
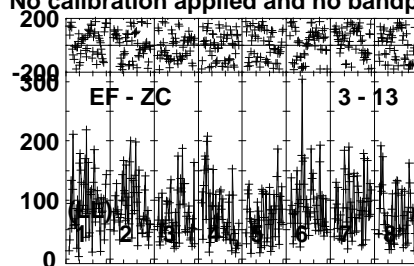
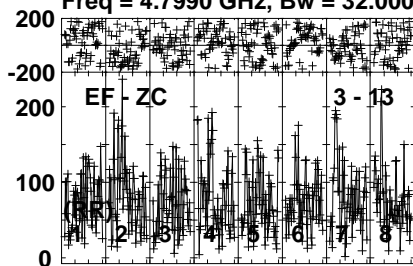


Plot file version 363 created 10-NOV-2021 19:33:00

EQJ1122+2550 EC077A.UVDATA.1

Freq = 4.7990 GHz, Bw = 32.000 MH

No calibration applied and no bandpass applied



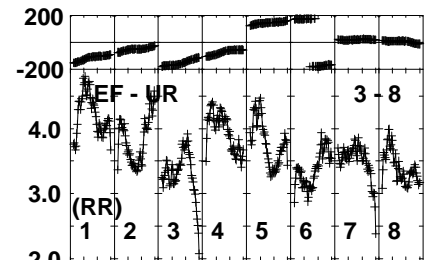
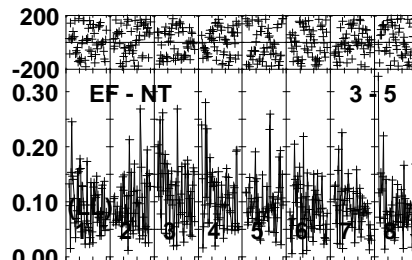
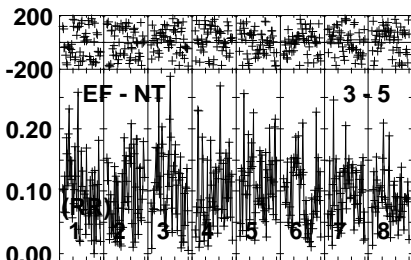
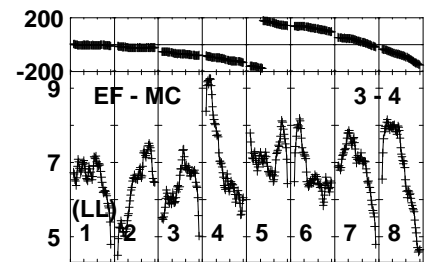
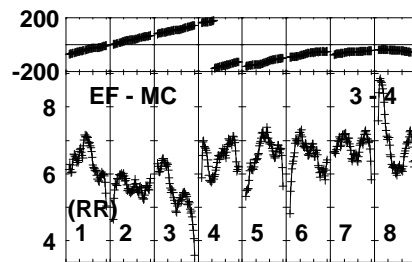
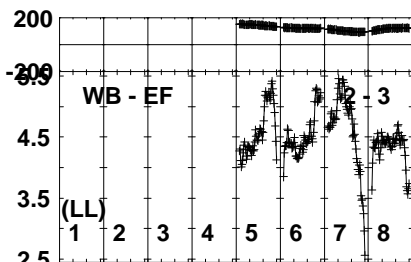
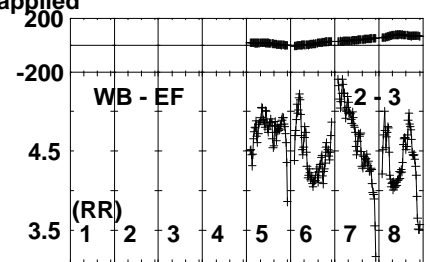
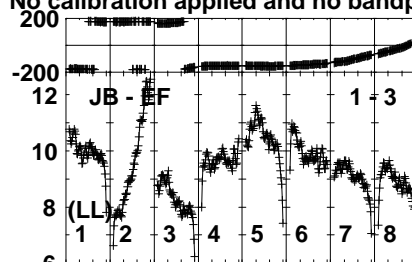
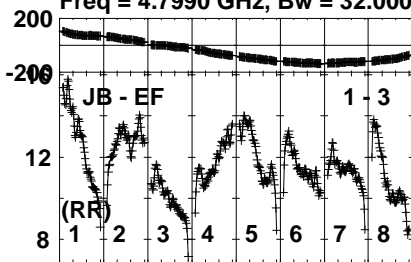
Lower frame: Micro Ampl Jy Top frame: Phas deg  
Vector averaged cross-power spectrum Several baselines displayed  
Timerange: 00/18:48:31 to 00/18:52:29

Plot file version 364 created 10-NOV-2021 19:33:00

J1125+2610 EC077A.UVDATA.1

Freq = 4.7990 GHz, Bw = 32.000 MH

No calibration applied and no bandpass applied

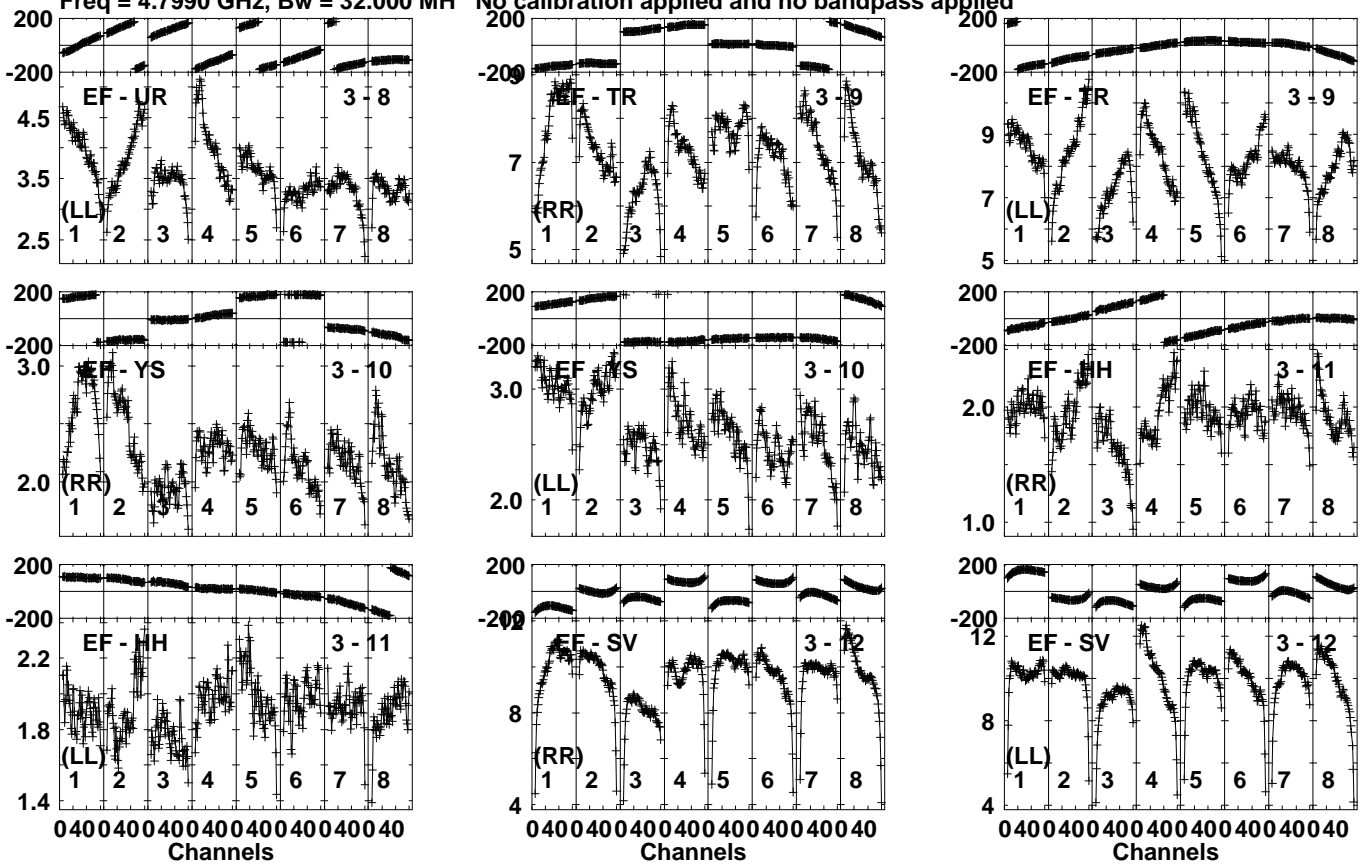


Lower frame: Milli Ampl Jy Top frame: Phas deg  
Vector averaged cross-power spectrum Several baselines displayed  
Timerange: 00/18:53:01 to 00/18:54:59

Plot file version 365 created 10-NOV-2021 19:33:00

J1125+2610 EC077A.UVDATA.1

Freq = 4.7990 GHz, Bw = 32.000 MH No calibration applied and no bandpass applied



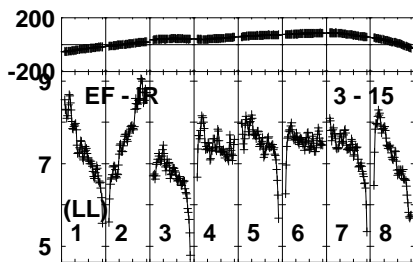
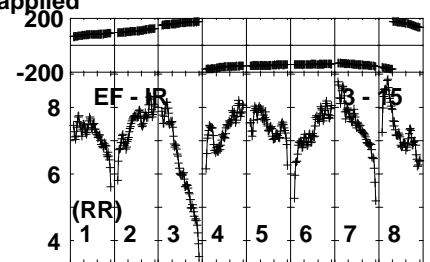
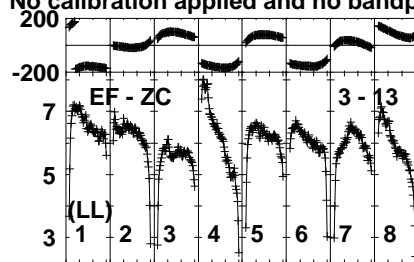
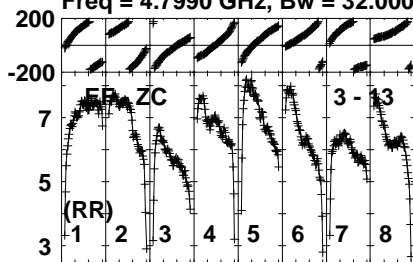
Lower frame: Milli Ampl Jy Top frame: Phas deg  
Vector averaged cross-power spectrum Several baselines displayed  
Timerange: 00/18:53:01 to 00/18:54:59

Plot file version 366 created 10-NOV-2021 19:33:00

J1125+2610 EC077A.UVDATA.1

Freq = 4.7990 GHz, Bw = 32.000 MH

No calibration applied and no bandpass applied



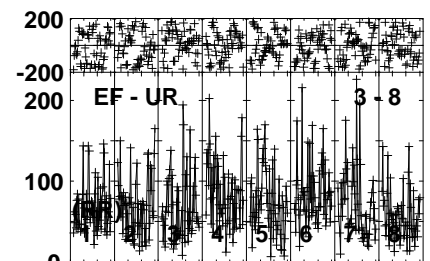
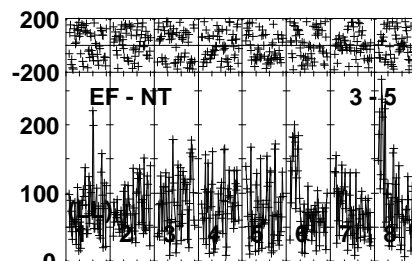
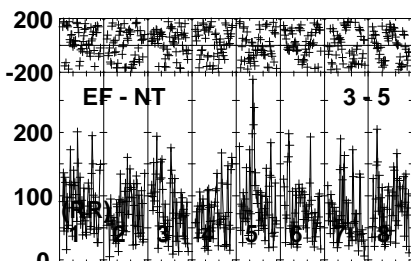
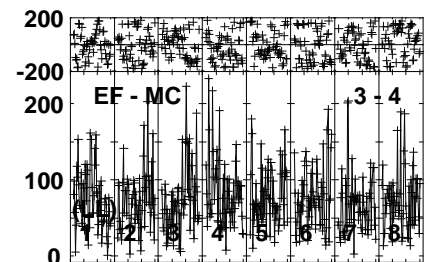
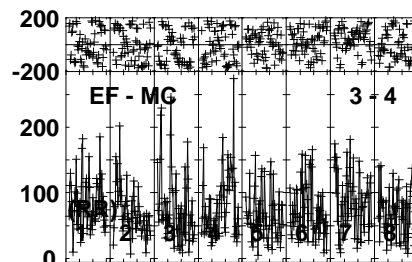
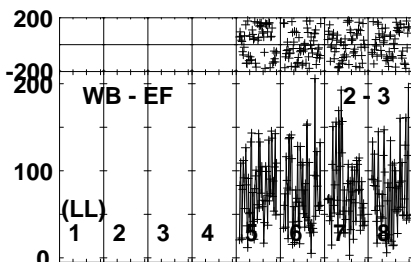
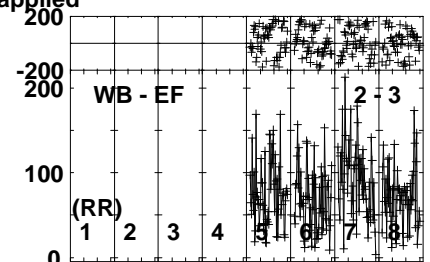
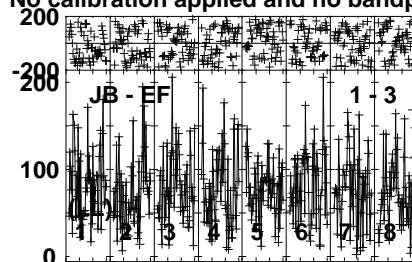
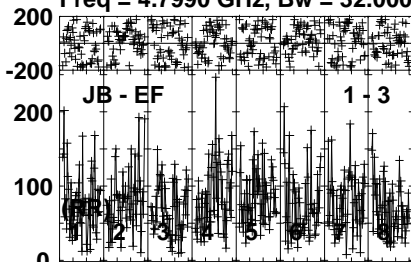
Lower frame: Milli Ampl Jy Top frame: Phas deg  
Vector averaged cross-power spectrum Several baselines displayed  
Timerange: 00/18:53:01 to 00/18:54:59

Plot file version 367 created 10-NOV-2021 19:33:00

EQJ1122+2550 EC077A.UVDATA.1

Freq = 4.7990 GHz, Bw = 32.000 MH

No calibration applied and no bandpass applied



040040040040040040040040

Channels

Lower frame: Micro Ampl Jy Top frame: Phas deg

Vector averaged cross-power spectrum Several baselines displayed

Timerange: 00/18:55:01 to 00/18:58:59

040040040040040040040040

Channels

040040040040040040040040

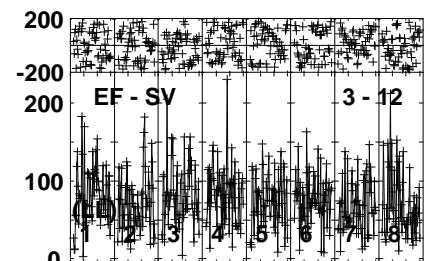
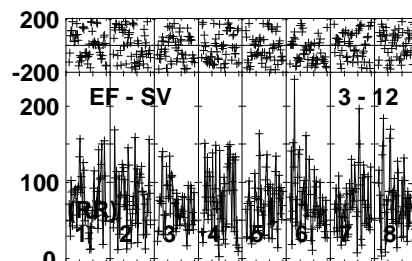
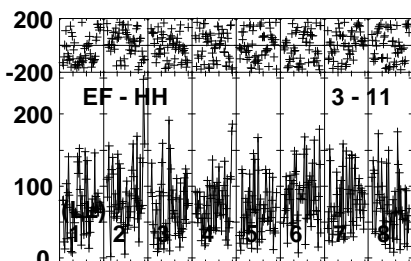
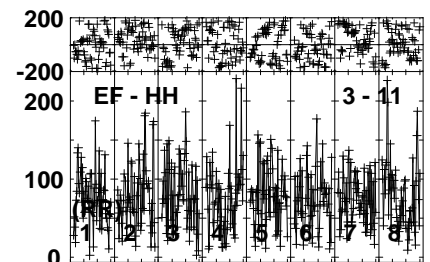
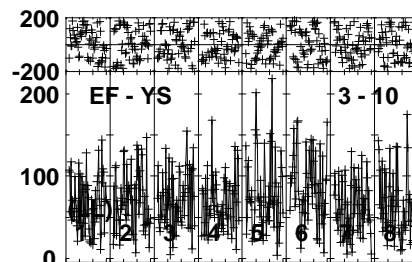
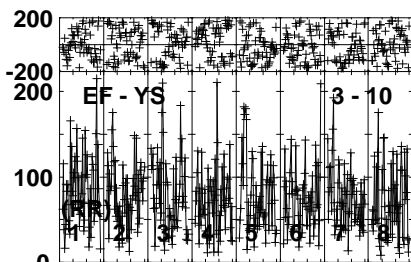
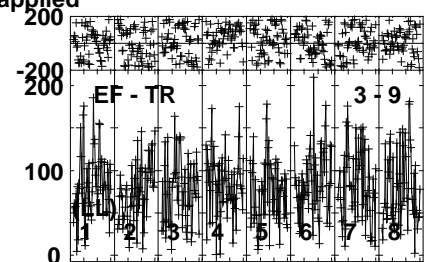
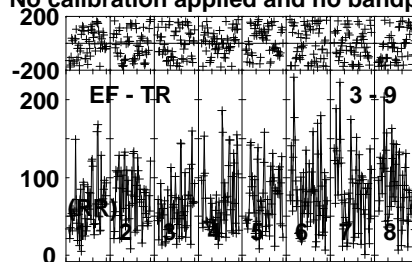
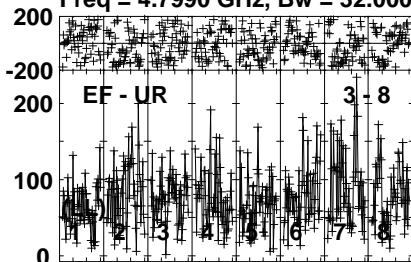
Channels

Plot file version 368 created 10-NOV-2021 19:33:01

EQJ1122+2550 EC077A.UVDATA.1

Freq = 4.7990 GHz, Bw = 32.000 MH

No calibration applied and no bandpass applied



040040040040040040040040040040  
Channels

040040040040040040040040040040  
Channels

040040040040040040040040040040  
Channels

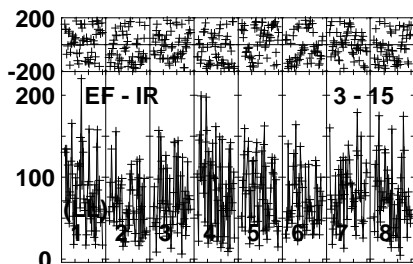
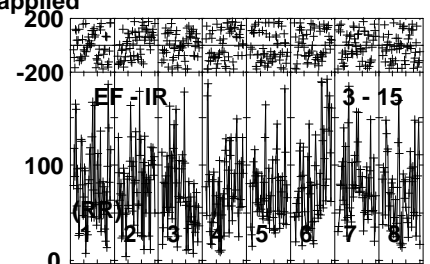
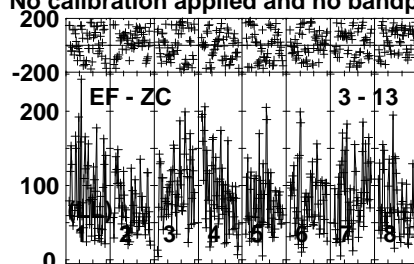
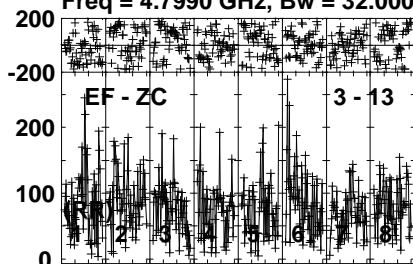
Lower frame: Micro Ampl Jy Top frame: Phas deg  
Vector averaged cross-power spectrum Several baselines displayed  
Timerange: 00/18:55:01 to 00/18:58:59

Plot file version 369 created 10-NOV-2021 19:33:01

EQJ1122+2550 EC077A.UVDATA.1

Freq = 4.7990 GHz, Bw = 32.000 MH

No calibration applied and no bandpass applied



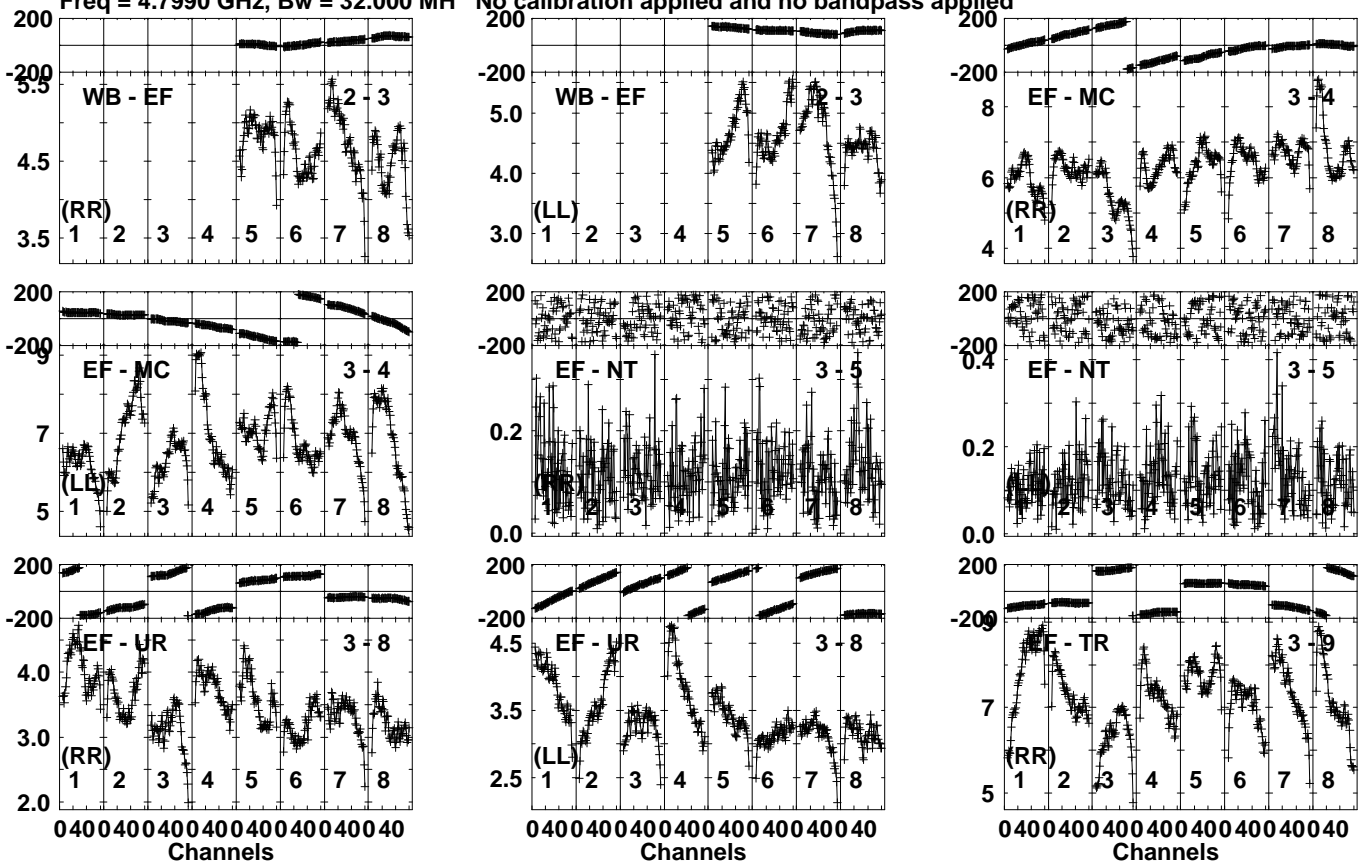
Lower frame: Micro Ampl Jy Top frame: Phas deg  
Vector averaged cross-power spectrum Several baselines displayed  
Timerange: 00/18:55:01 to 00/18:58:59

Plot file version 370 created 10-NOV-2021 19:33:01

J1125+2610 EC077A.UVDATA.1

Freq = 4.7990 GHz, Bw = 32.000 MH

No calibration applied and no bandpass applied



Lower frame: Milli Ampl Jy Top frame: Phas deg  
Vector averaged cross-power spectrum Several baselines displayed  
Timerange: 00/18:59:01 to 00/19:00:59

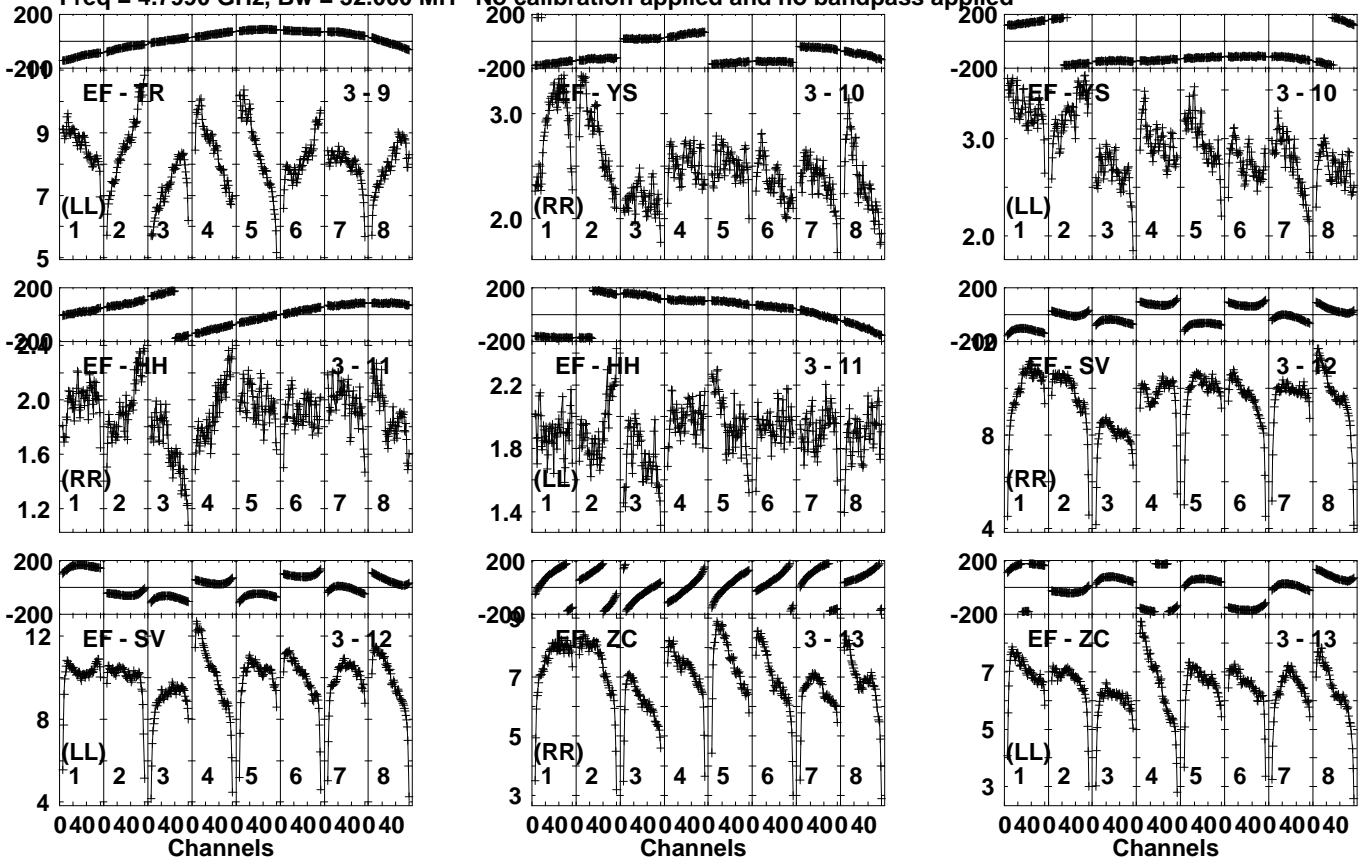


Plot file version 371 created 10-NOV-2021 19:33:01

J1125+2610 EC077A.UVDATA.1

Freq = 4.7990 GHz, Bw = 32.000 MH

No calibration applied and no bandpass applied



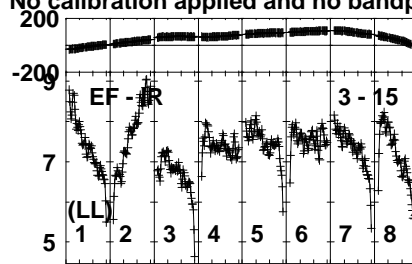
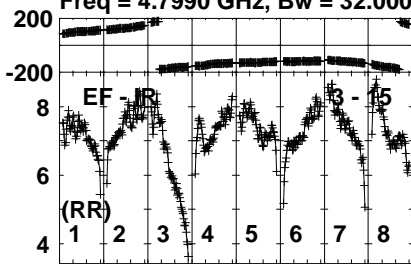
Lower frame: Milli Ampl Jy Top frame: Phas deg  
Vector averaged cross-power spectrum Several baselines displayed  
Timerange: 00/18:59:01 to 00/19:00:59

Plot file version 372 created 10-NOV-2021 19:33:01

J1125+2610 EC077A.UVDATA.1

Freq = 4.7990 GHz, Bw = 32.000 MH

No calibration applied and no bandpass applied



Lower frame: Milli Ampl Jy Top frame: Phas deg

Vector averaged cross-power spectrum Several baselines displayed

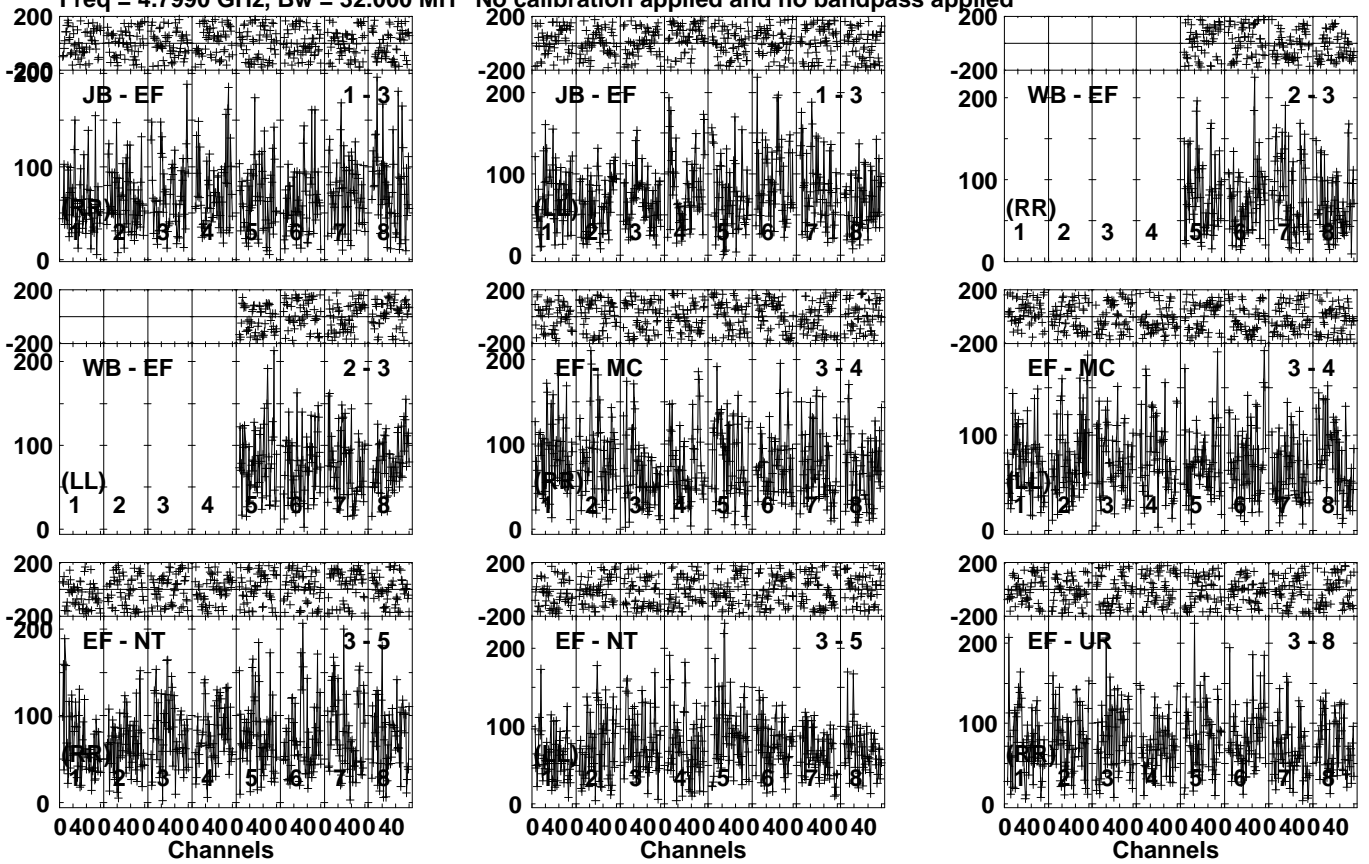
Timerange: 00/18:59:01 to 00/19:00:59

Plot file version 373 created 10-NOV-2021 19:33:01

EQJ1122+2550 EC077A.UVDATA.1

Freq = 4.7990 GHz, Bw = 32.000 MH

No calibration applied and no bandpass applied



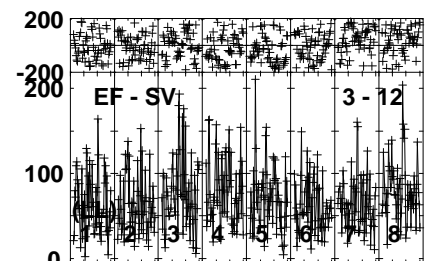
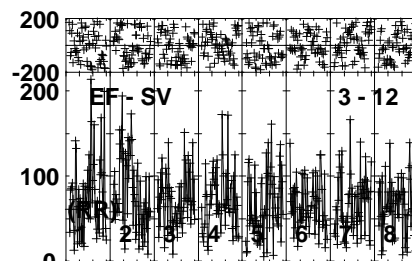
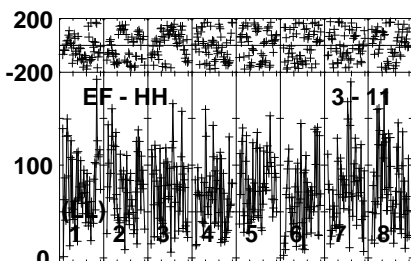
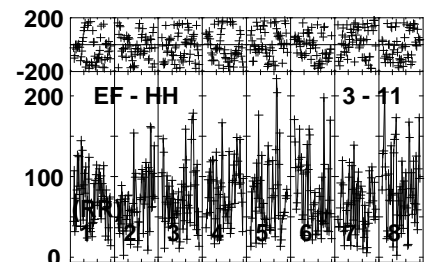
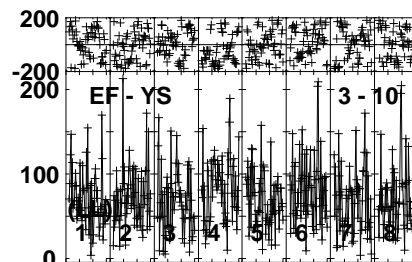
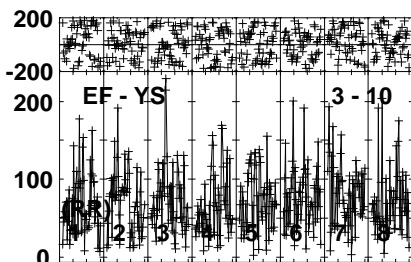
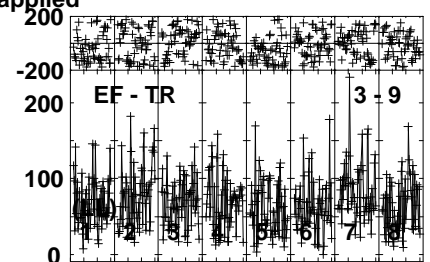
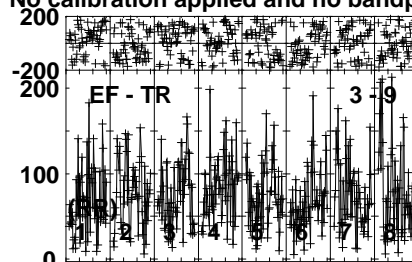
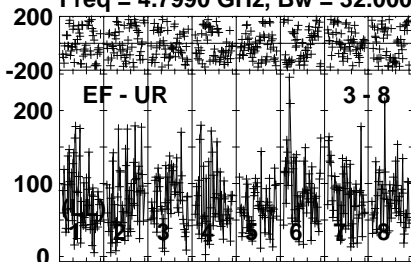
Lower frame: Micro Ampl Jy Top frame: Phas deg  
Vector averaged cross-power spectrum Several baselines displayed  
Timerange: 00/19:01:01 to 00/19:04:59

Plot file version 374 created 10-NOV-2021 19:33:01

EQJ1122+2550 EC077A.UVDATA.1

Freq = 4.7990 GHz, Bw = 32.000 MH

No calibration applied and no bandpass applied



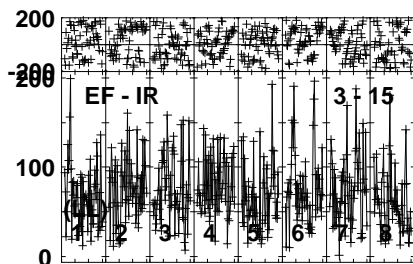
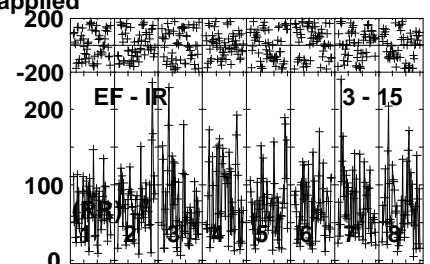
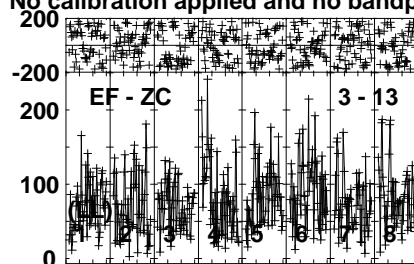
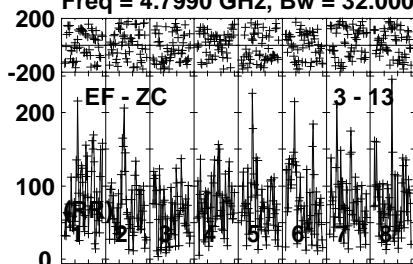
Lower frame: Micro Ampl Jy Top frame: Phas deg  
Vector averaged cross-power spectrum Several baselines displayed  
Timerange: 00/19:01:01 to 00/19:04:59

Plot file version 375 created 10-NOV-2021 19:33:01

EQJ1122+2550 EC077A.UVDATA.1

Freq = 4.7990 GHz, Bw = 32.000 MH

No calibration applied and no bandpass applied



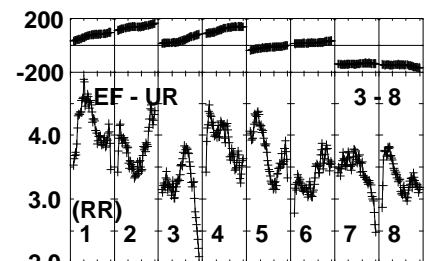
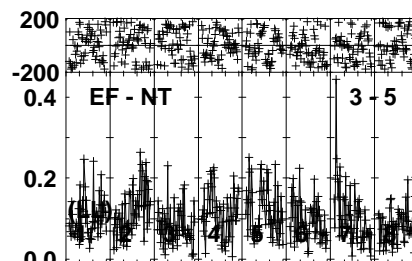
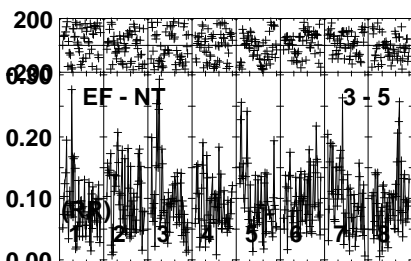
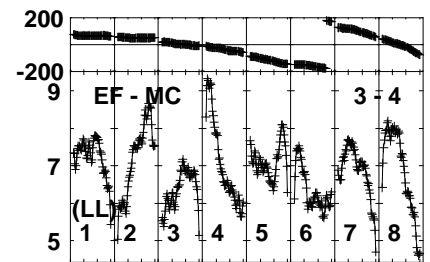
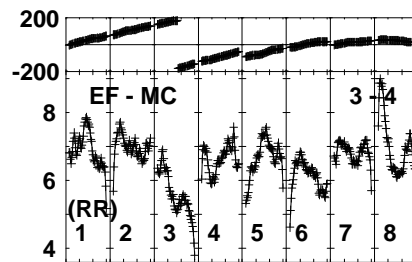
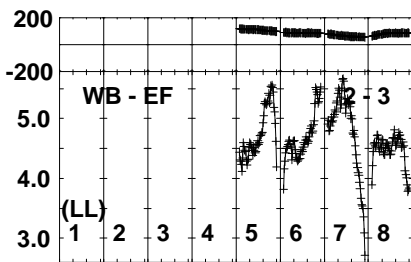
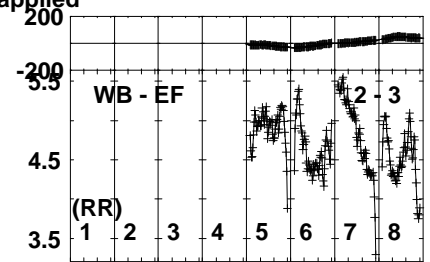
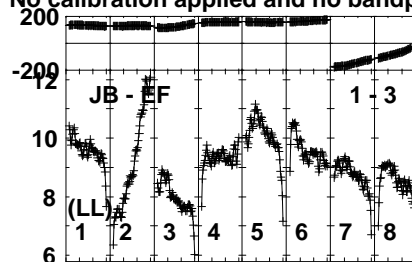
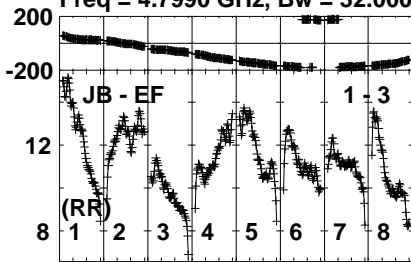
Lower frame: Micro Ampl Jy Top frame: Phas deg  
Vector averaged cross-power spectrum Several baselines displayed  
Timerange: 00/19:01:01 to 00/19:04:59

Plot file version 376 created 10-NOV-2021 19:33:02

J1125+2610 EC077A.UVDATA.1

Freq = 4.7990 GHz, Bw = 32.000 MH

No calibration applied and no bandpass applied



Lower frame: Milli Ampl Jy Top frame: Phas deg  
Vector averaged cross-power spectrum Several baselines displayed  
Timerange: 00/19:05:31 to 00/19:07:29

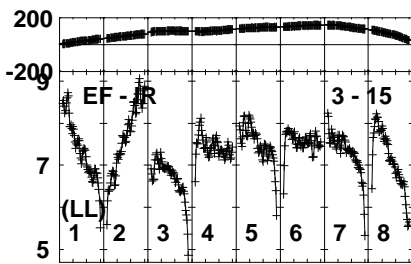
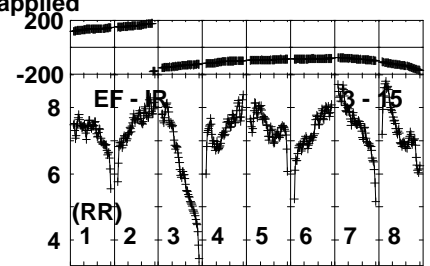
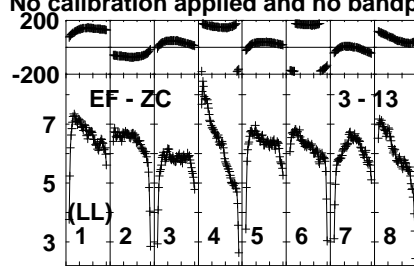
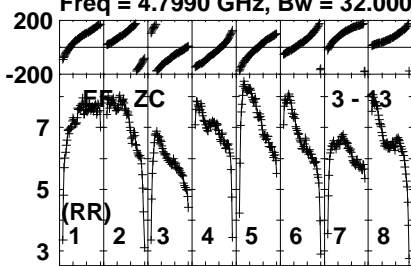


Plot file version 378 created 10-NOV-2021 19:33:02

J1125+2610 EC077A.UVDATA.1

Freq = 4.7990 GHz, Bw = 32.000 MH

No calibration applied and no bandpass applied



Lower frame: Milli Ampl Jy Top frame: Phas deg  
Vector averaged cross-power spectrum Several baselines displayed  
Timerange: 00/19:05:31 to 00/19:07:29

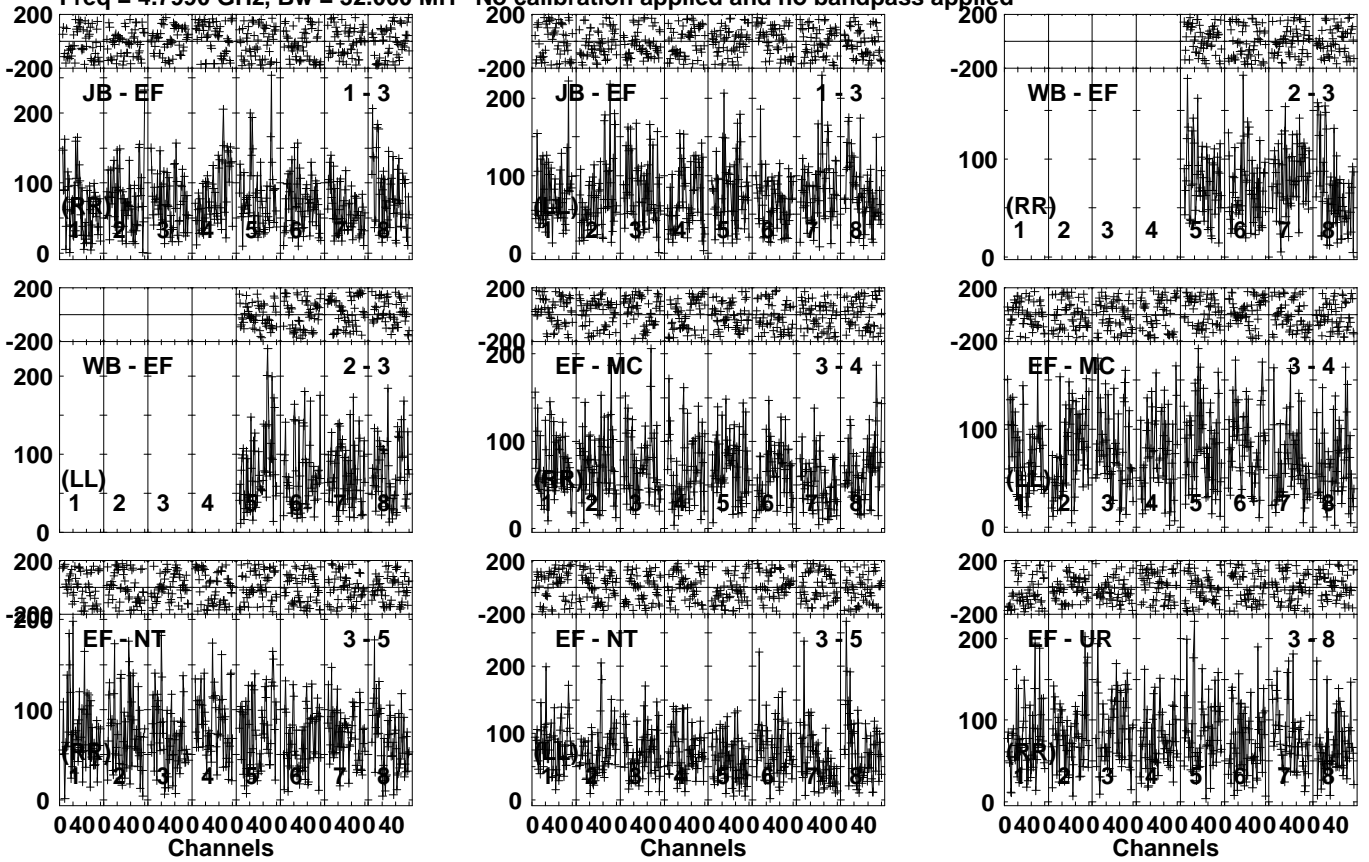


Plot file version 379 created 10-NOV-2021 19:33:02

EQJ1122+2550 EC077A.UVDATA.1

Freq = 4.7990 GHz, Bw = 32.000 MH

No calibration applied and no bandpass applied



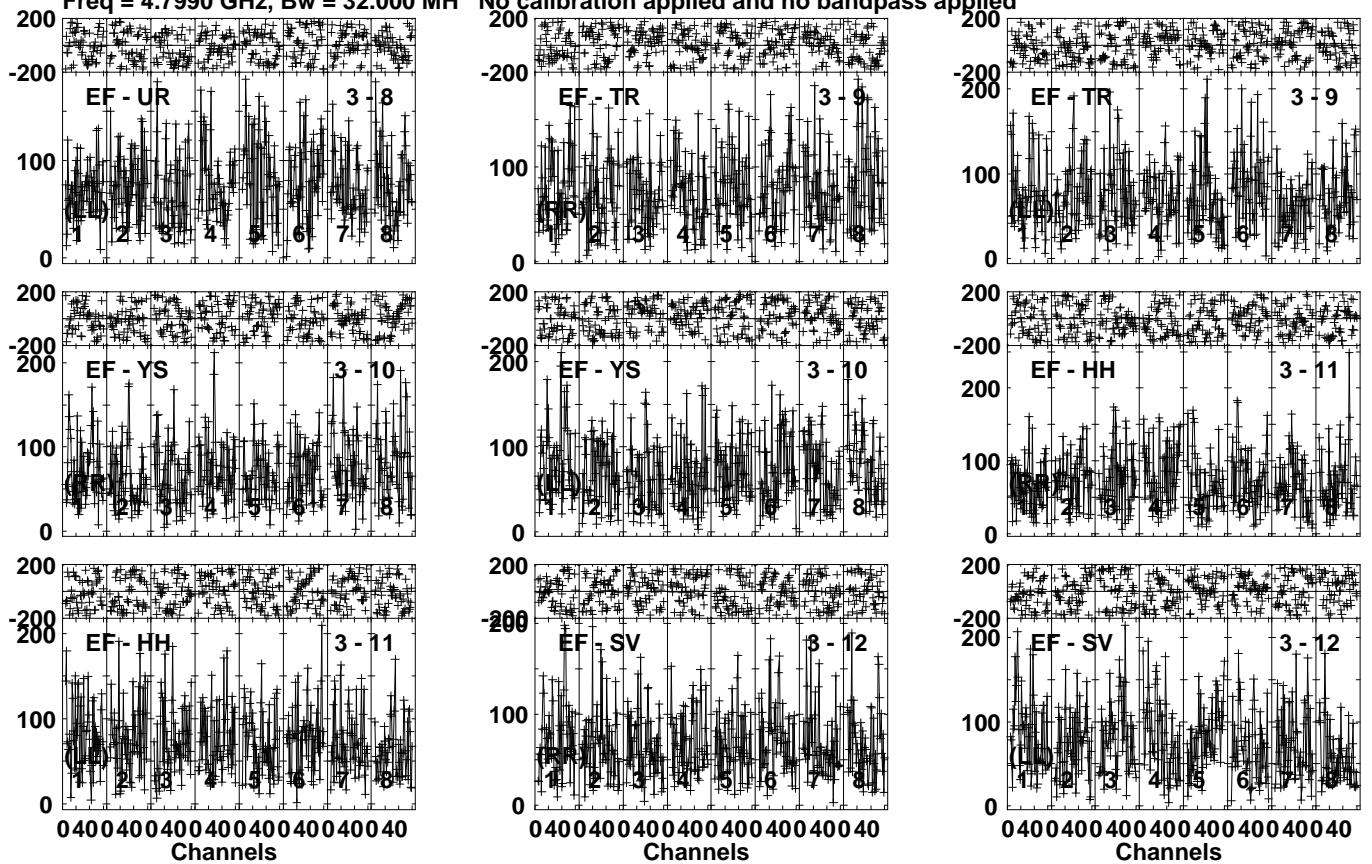
Lower frame: Micro Ampl Jy Top frame: Phas deg  
Vector averaged cross-power spectrum Several baselines displayed  
Timerange: 00/19:07:31 to 00/19:11:29

Plot file version 380 created 10-NOV-2021 19:33:02

EQJ1122+2550 EC077A.UVDATA.1

Freq = 4.7990 GHz, Bw = 32.000 MH

No calibration applied and no bandpass applied



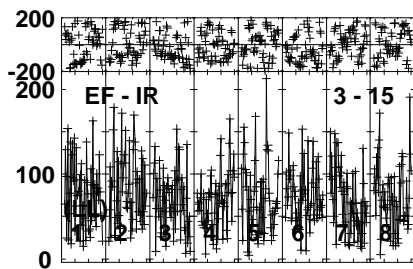
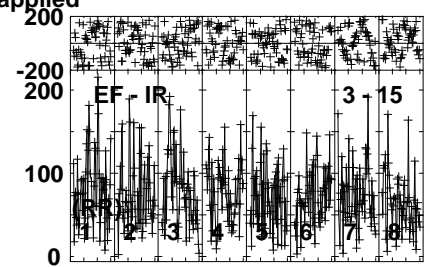
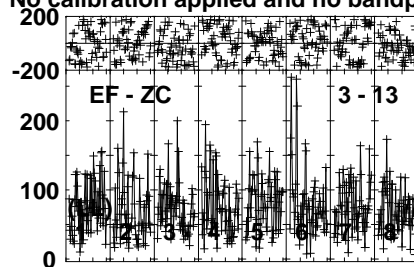
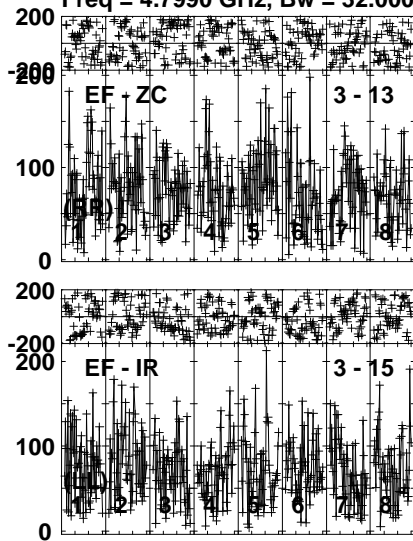
Lower frame: Micro Ampl Jy Top frame: Phas deg  
Vector averaged cross-power spectrum Several baselines displayed  
Timerange: 00/19:07:31 to 00/19:11:29

Plot file version 381 created 10-NOV-2021 19:33:02

EQJ1122+2550 EC077A.UVDATA.1

Freq = 4.7990 GHz, Bw = 32.000 MH

No calibration applied and no bandpass applied



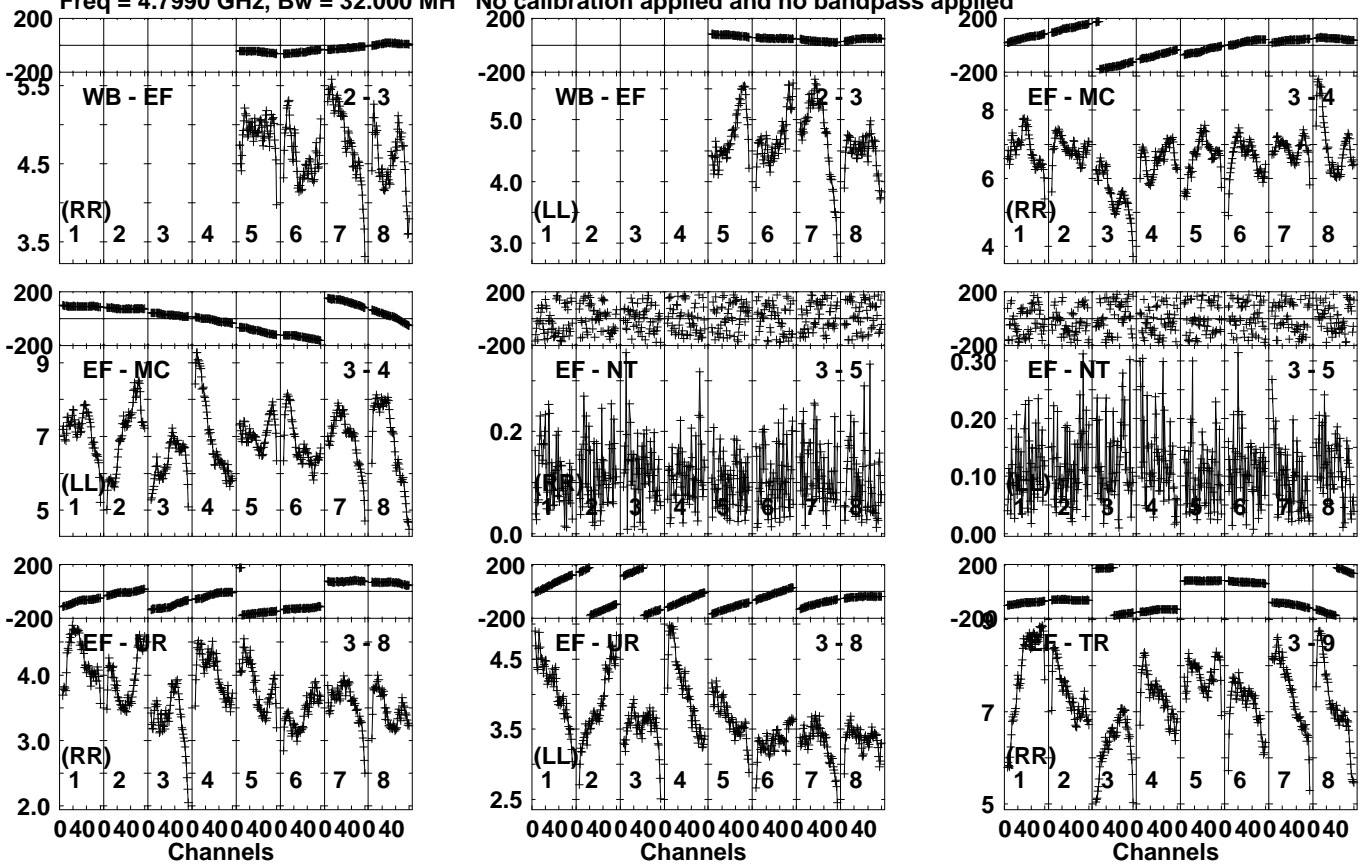
Lower frame: Micro Ampl Jy Top frame: Phas deg  
Vector averaged cross-power spectrum Several baselines displayed  
Timerange: 00/19:07:31 to 00/19:11:29

Plot file version 382 created 10-NOV-2021 19:33:02

J1125+2610 EC077A.UVDATA.1

Freq = 4.7990 GHz, Bw = 32.000 MH

No calibration applied and no bandpass applied



Lower frame: Milli Ampl Jy Top frame: Phas deg  
Vector averaged cross-power spectrum Several baselines displayed  
Timerange: 00/19:11:31 to 00/19:13:29

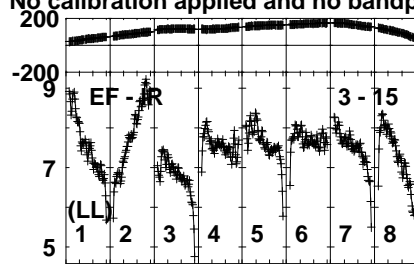
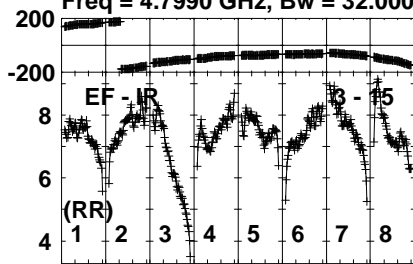


Plot file version 384 created 10-NOV-2021 19:33:03

J1125+2610 EC077A.UVDATA.1

Freq = 4.7990 GHz, Bw = 32.000 MH

No calibration applied and no bandpass applied



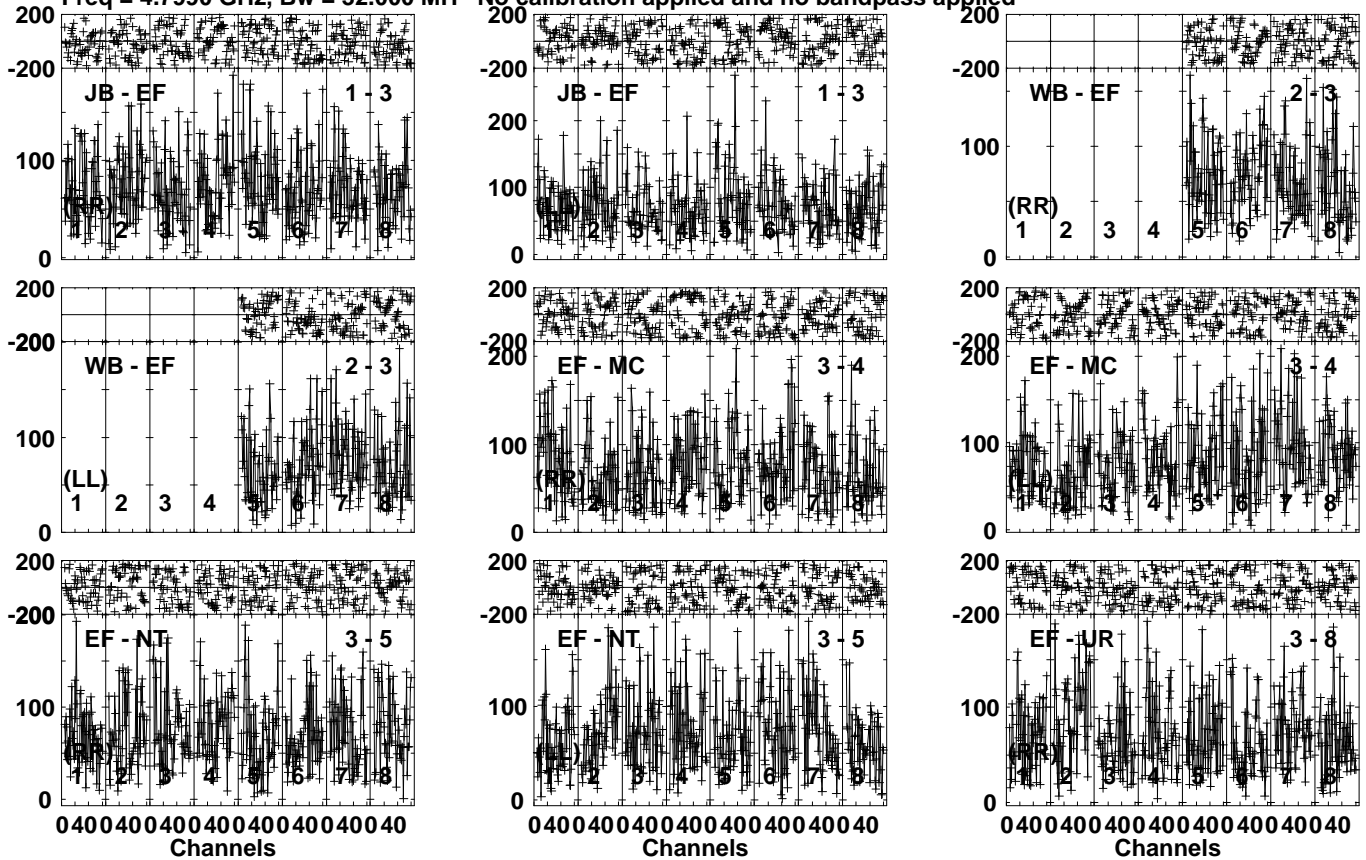
Lower frame: Milli Ampl Jy Top frame: Phas deg  
Vector averaged cross-power spectrum Several baselines displayed  
Timerange: 00/19:11:31 to 00/19:13:29

Plot file version 385 created 10-NOV-2021 19:33:03

EQJ1122+2550 EC077A.UVDATA.1

Freq = 4.7990 GHz, Bw = 32.000 MH

No calibration applied and no bandpass applied



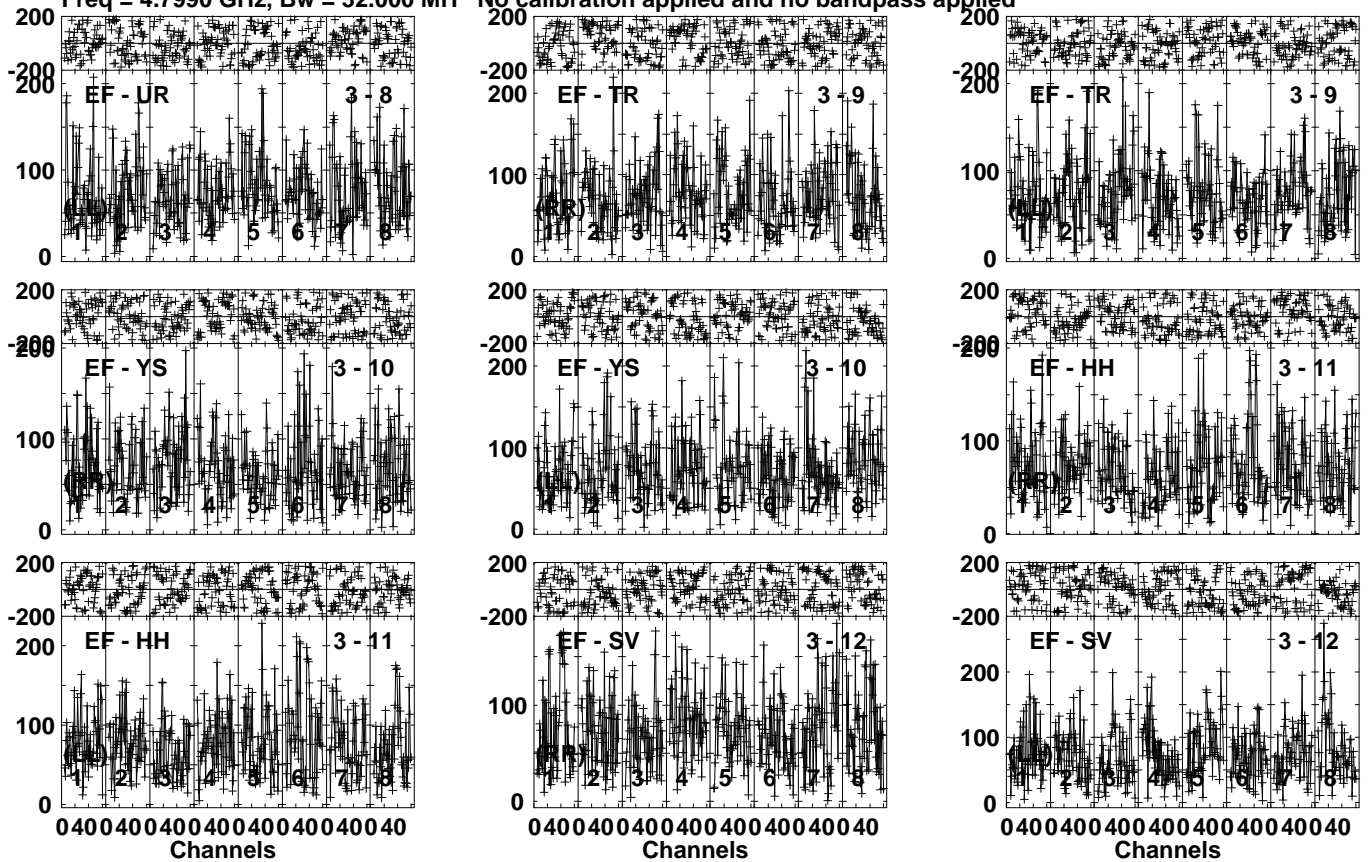
Lower frame: Micro Ampl Jy Top frame: Phas deg  
Vector averaged cross-power spectrum Several baselines displayed  
Timerange: 00/19:13:31 to 00/19:17:29

Plot file version 386 created 10-NOV-2021 19:33:03

EQJ1122+2550 EC077A.UVDATA.1

Freq = 4.7990 GHz, Bw = 32.000 MH

No calibration applied and no bandpass applied



Lower frame: Micro Ampl Jy Top frame: Phas deg  
Vector averaged cross-power spectrum Several baselines displayed  
Timerange: 00/19:13:31 to 00/19:17:29

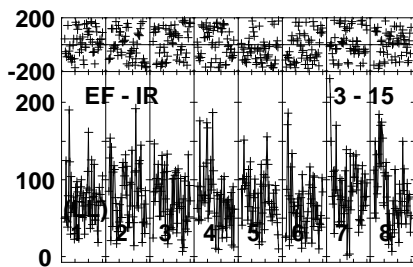
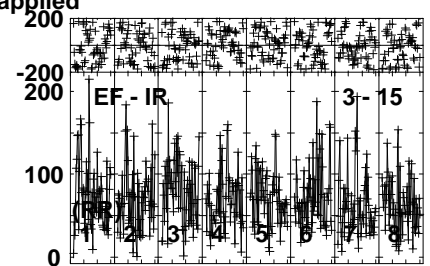
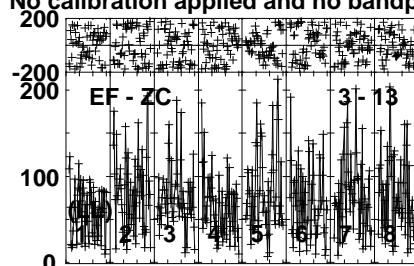
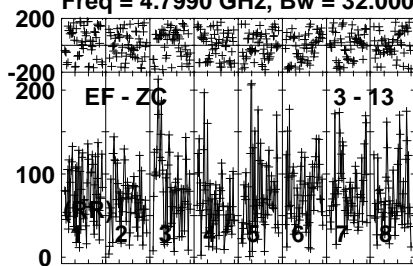


Plot file version 387 created 10-NOV-2021 19:33:03

EQJ1122+2550 EC077A.UVDATA.1

Freq = 4.7990 GHz, Bw = 32.000 MH

No calibration applied and no bandpass applied



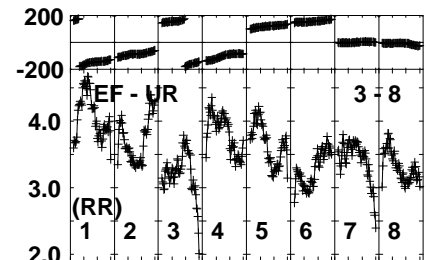
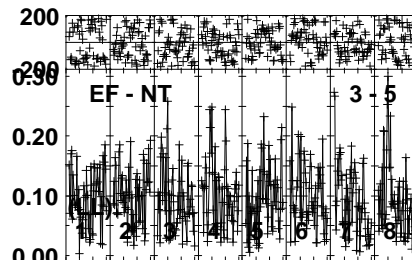
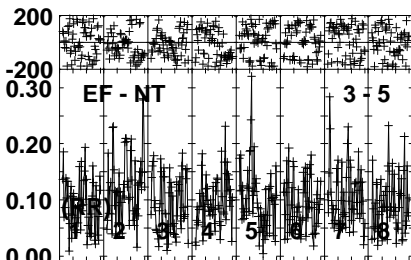
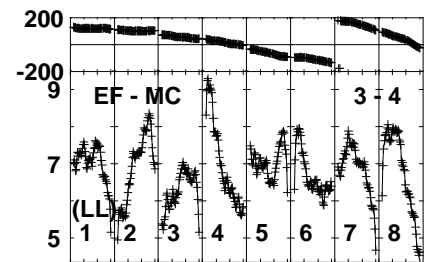
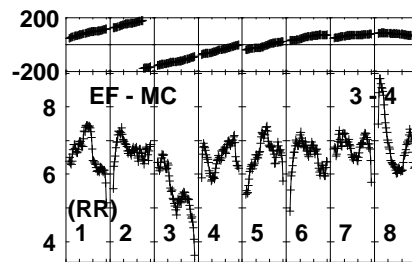
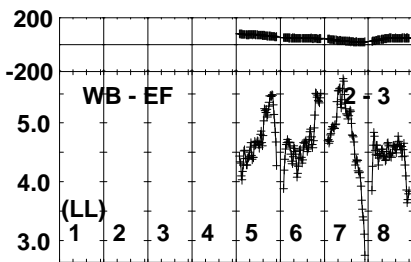
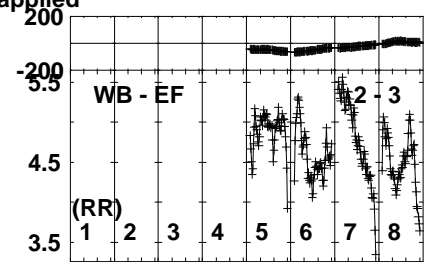
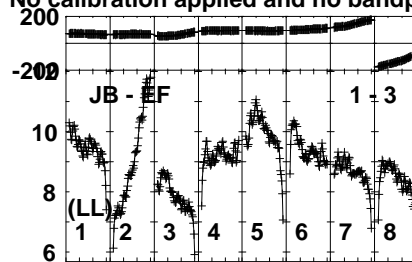
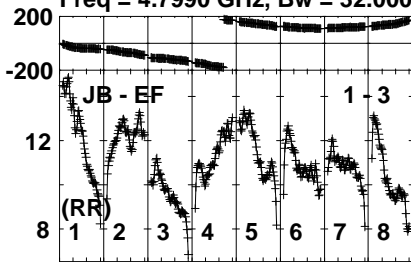
Lower frame: Micro Ampl Jy Top frame: Phas deg  
Vector averaged cross-power spectrum Several baselines displayed  
Timerange: 00/19:13:31 to 00/19:17:29

Plot file version 388 created 10-NOV-2021 19:33:03

J1125+2610 EC077A.UVDATA.1

Freq = 4.7990 GHz, Bw = 32.000 MH

No calibration applied and no bandpass applied



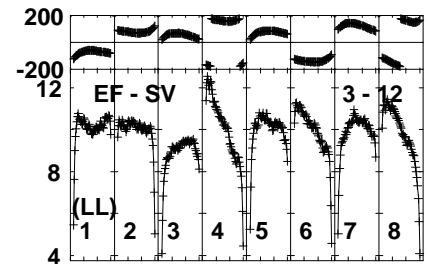
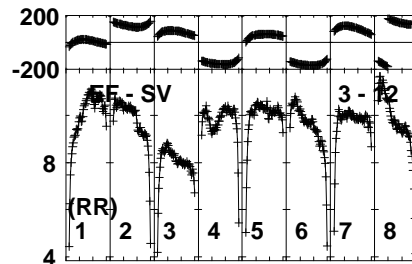
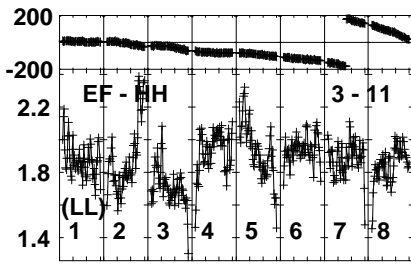
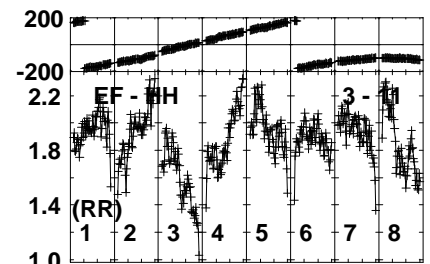
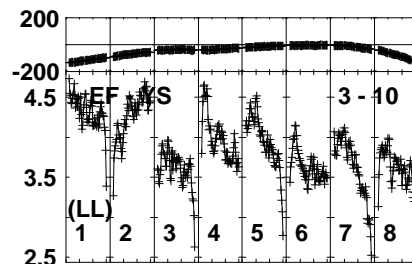
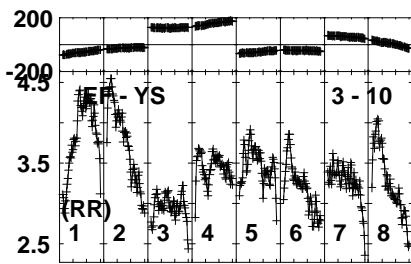
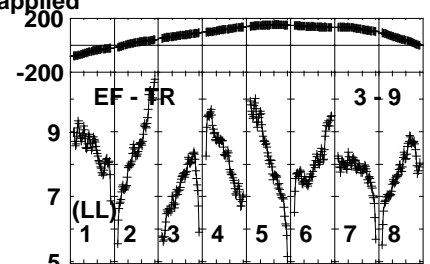
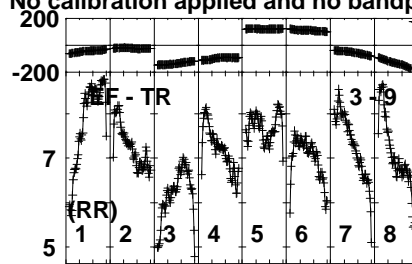
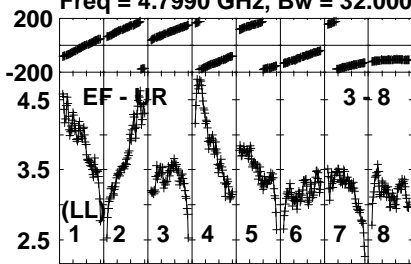
Lower frame: Milli Ampl Jy Top frame: Phas deg  
Vector averaged cross-power spectrum Several baselines displayed  
Timerange: 00/19:18:01 to 00/19:19:59

Plot file version 389 created 10-NOV-2021 19:33:03

J1125+2610 EC077A.UVDATA.1

Freq = 4.7990 GHz, Bw = 32.000 MH

No calibration applied and no bandpass applied



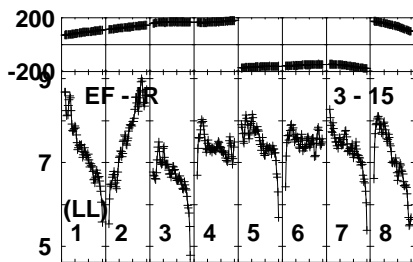
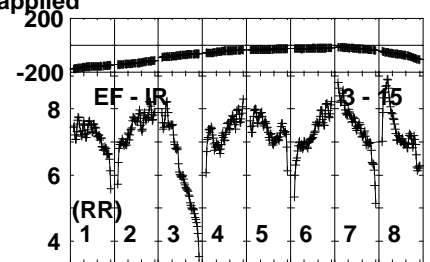
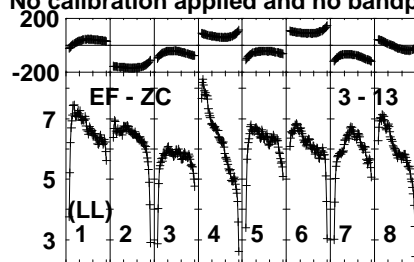
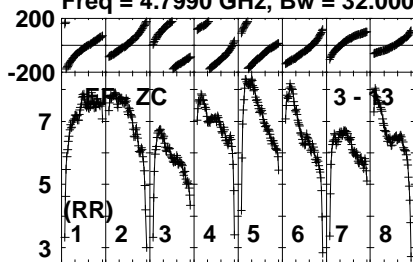
Lower frame: Milli Ampl Jy Top frame: Phas deg  
Vector averaged cross-power spectrum Several baselines displayed  
Timerange: 00/19:18:01 to 00/19:19:59

Plot file version 390 created 10-NOV-2021 19:33:03

J1125+2610 EC077A.UVDATA.1

Freq = 4.7990 GHz, Bw = 32.000 MH

No calibration applied and no bandpass applied



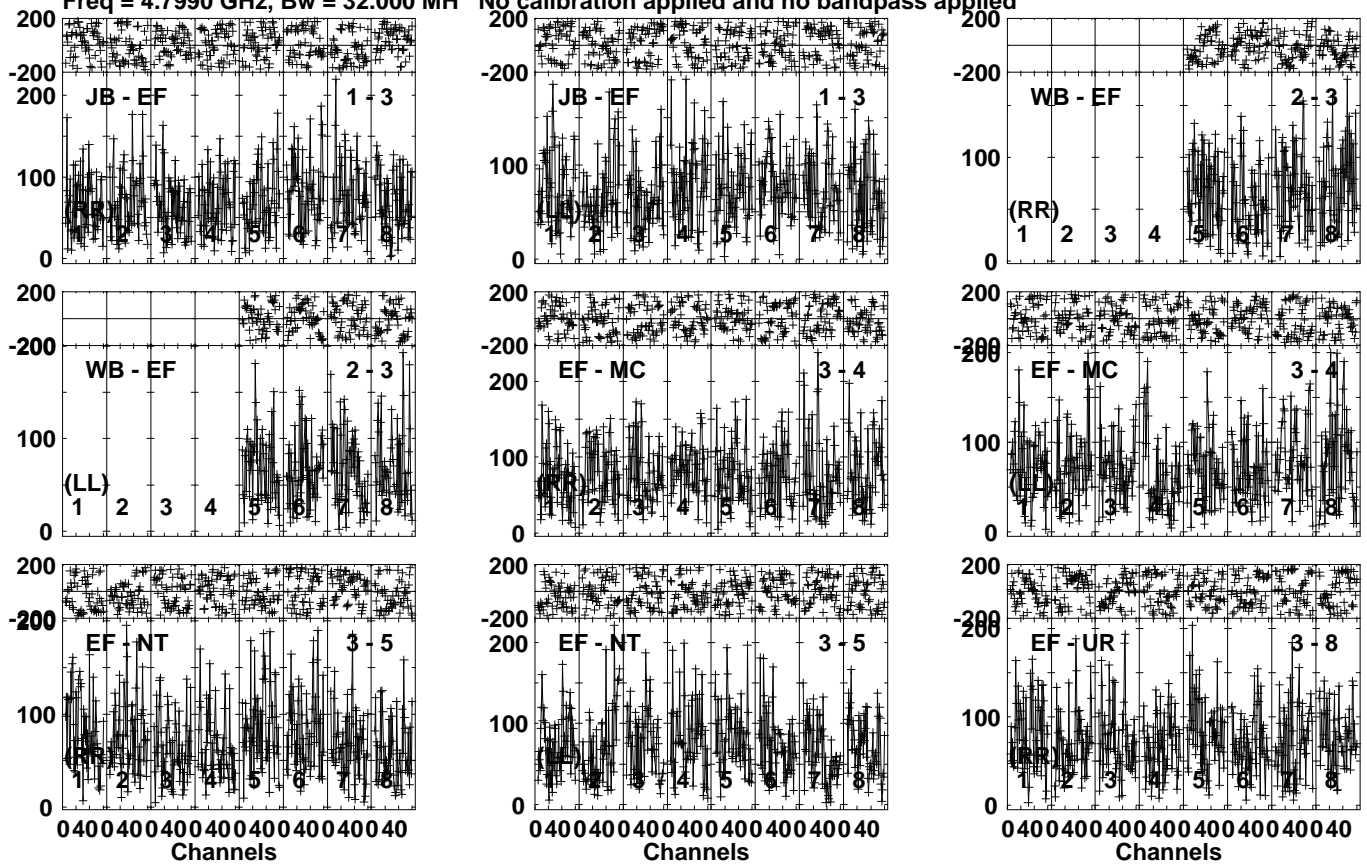
Lower frame: Milli Ampl Jy Top frame: Phas deg  
Vector averaged cross-power spectrum Several baselines displayed  
Timerange: 00/19:18:01 to 00/19:19:59

Plot file version 391 created 10-NOV-2021 19:33:03

EQJ1122+2550 EC077A.UVDATA.1

Freq = 4.7990 GHz, Bw = 32.000 MH

No calibration applied and no bandpass applied



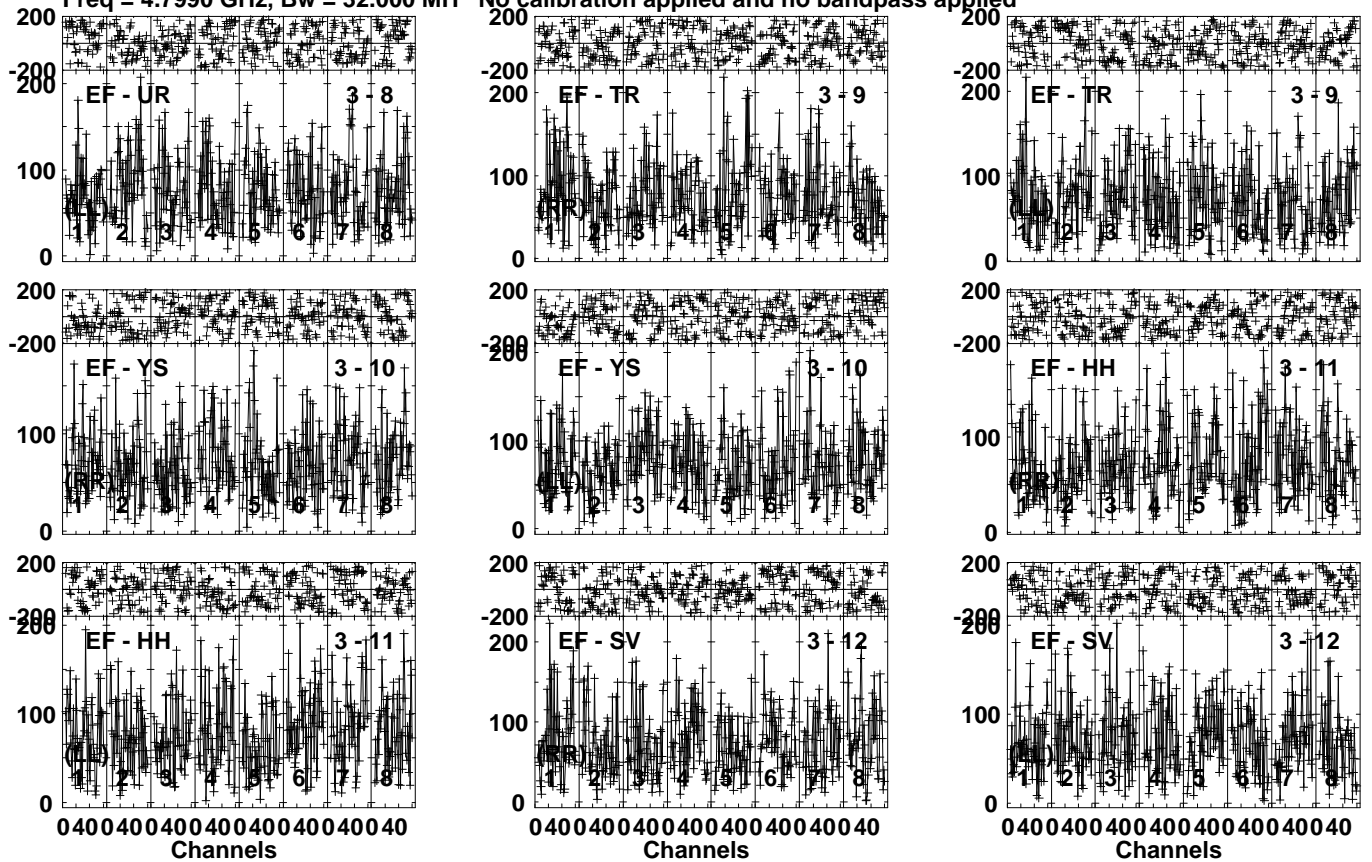
Lower frame: Micro Ampl Jy Top frame: Phas deg  
Vector averaged cross-power spectrum Several baselines displayed  
Timerange: 00/19:20:01 to 00/19:23:59

Plot file version 392 created 10-NOV-2021 19:33:03

EQJ1122+2550 EC077A.UVDATA.1

Freq = 4.7990 GHz, Bw = 32.000 MH

No calibration applied and no bandpass applied



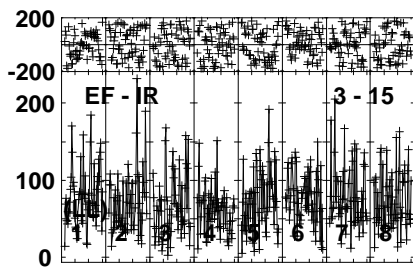
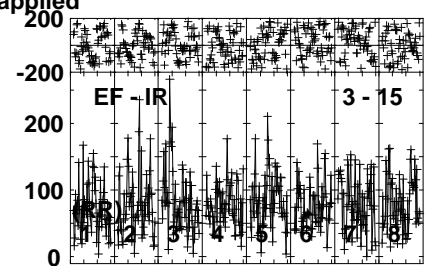
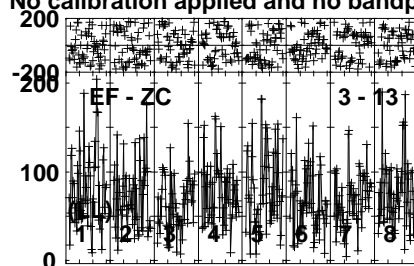
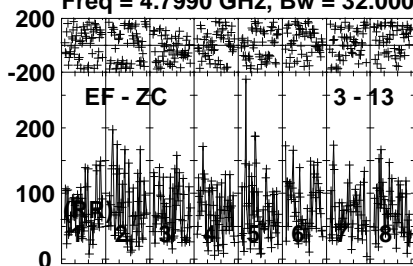
Lower frame: Micro Ampl Jy Top frame: Phas deg  
Vector averaged cross-power spectrum Several baselines displayed  
Timerange: 00/19:20:01 to 00/19:23:59

Plot file version 393 created 10-NOV-2021 19:33:03

EQJ1122+2550 EC077A.UVDATA.1

Freq = 4.7990 GHz, Bw = 32.000 MH

No calibration applied and no bandpass applied



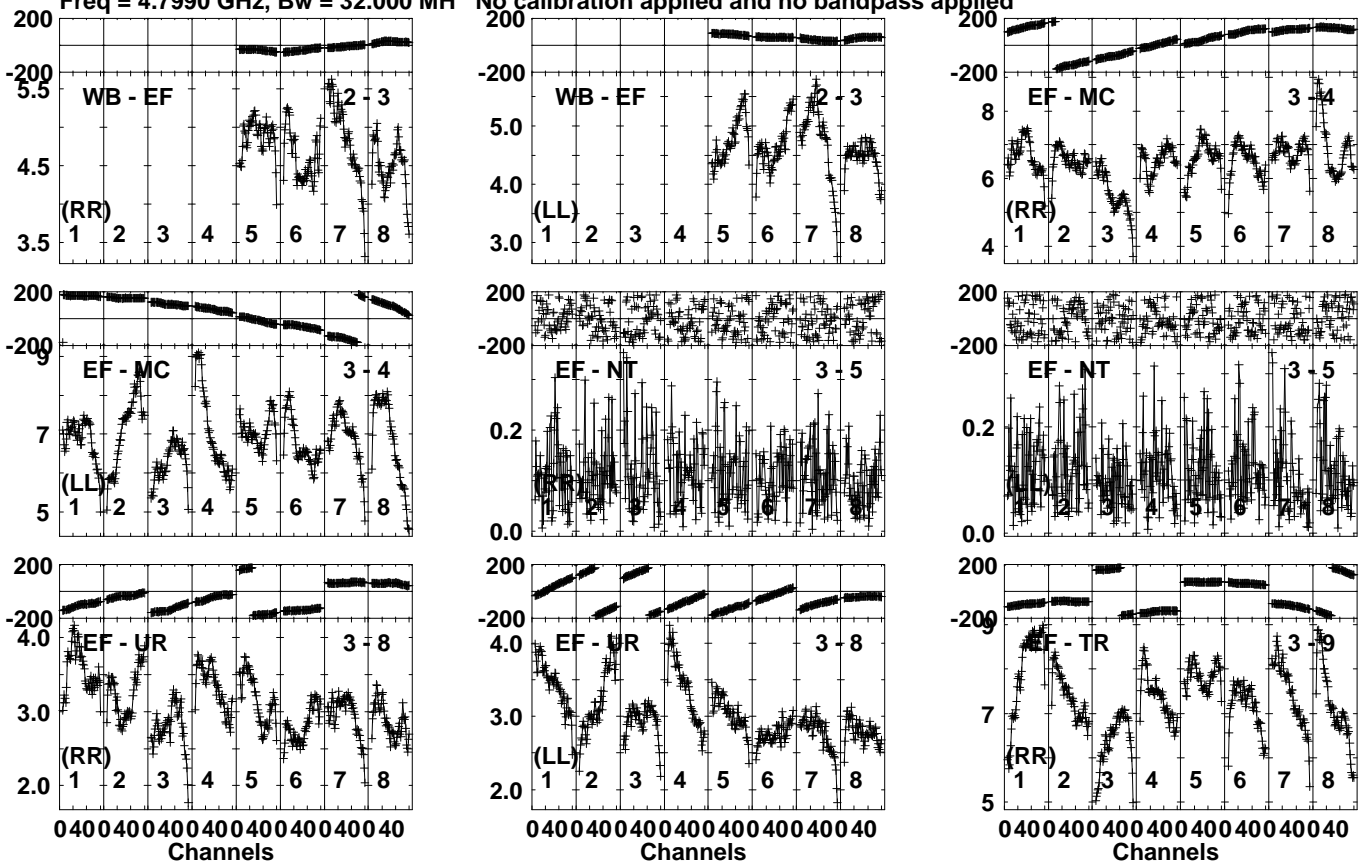
Lower frame: Micro Ampl Jy Top frame: Phas deg  
Vector averaged cross-power spectrum Several baselines displayed  
Timerange: 00/19:20:01 to 00/19:23:59

Plot file version 394 created 10-NOV-2021 19:33:04

J1125+2610 EC077A.UVDATA.1

Freq = 4.7990 GHz, Bw = 32.000 MH

No calibration applied and no bandpass applied



Lower frame: Milli Ampl Jy Top frame: Phas deg  
Vector averaged cross-power spectrum Several baselines displayed  
Timerange: 00/19:24:01 to 00/19:25:59

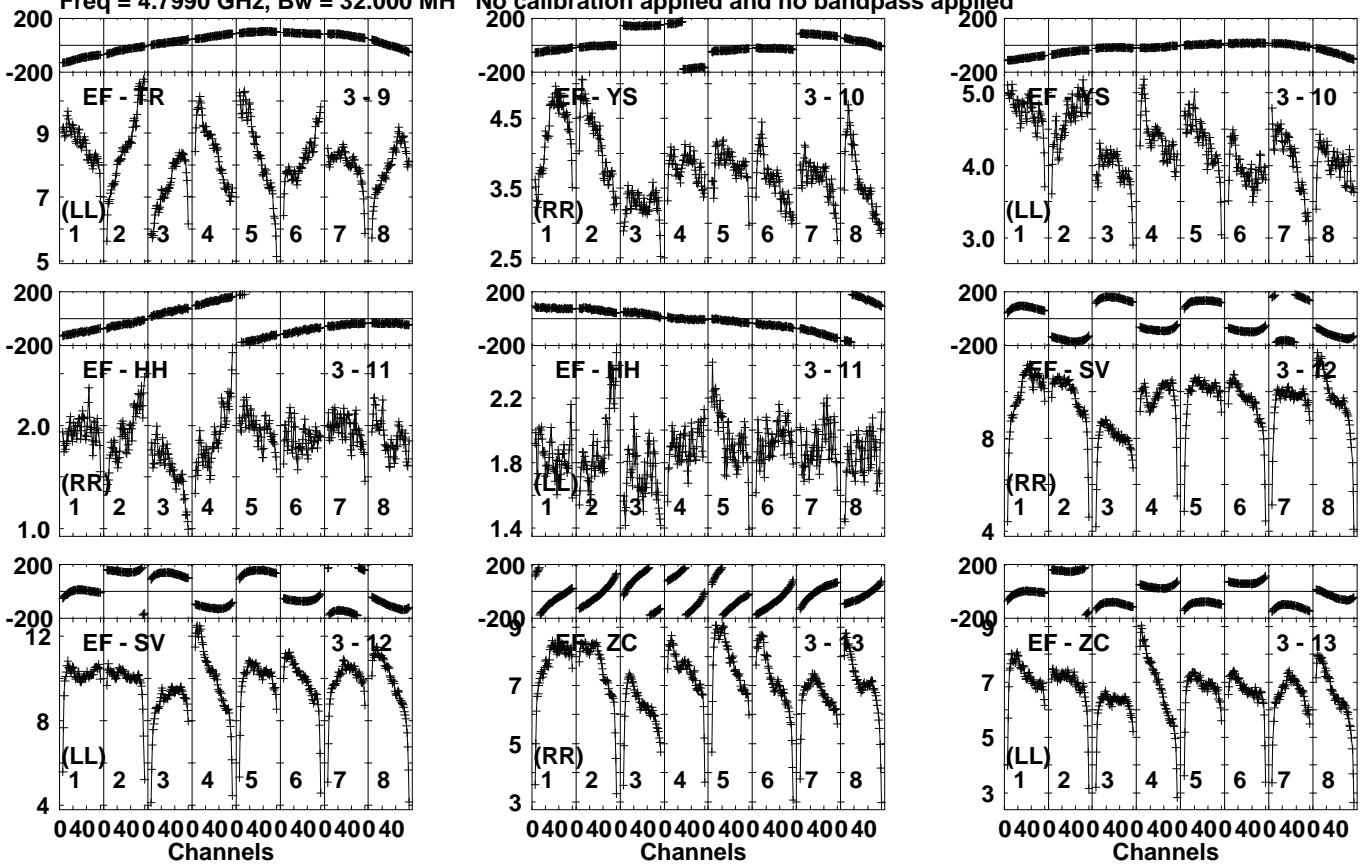


Plot file version 395 created 10-NOV-2021 19:33:04

J1125+2610 EC077A.UVDATA.1

Freq = 4.7990 GHz, Bw = 32.000 MH

No calibration applied and no bandpass applied



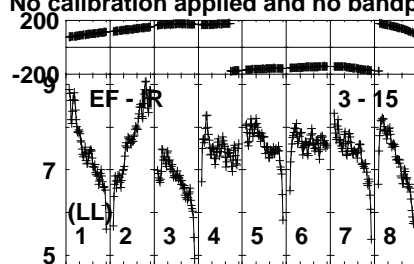
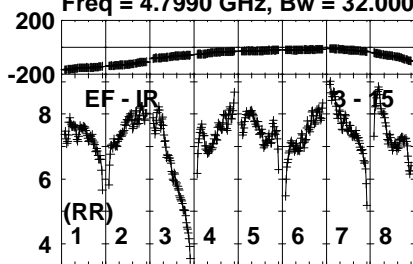
Lower frame: Milli Ampl Jy Top frame: Phas deg  
Vector averaged cross-power spectrum Several baselines displayed  
Timerange: 00/19:24:01 to 00/19:25:59

Plot file version 396 created 10-NOV-2021 19:33:04

J1125+2610 EC077A.UVDATA.1

Freq = 4.7990 GHz, Bw = 32.000 MH

No calibration applied and no bandpass applied



Lower frame: Milli Ampl Jy Top frame: Phas deg

Vector averaged cross-power spectrum Several baselines displayed

Timerange: 00/19:24:01 to 00/19:25:59

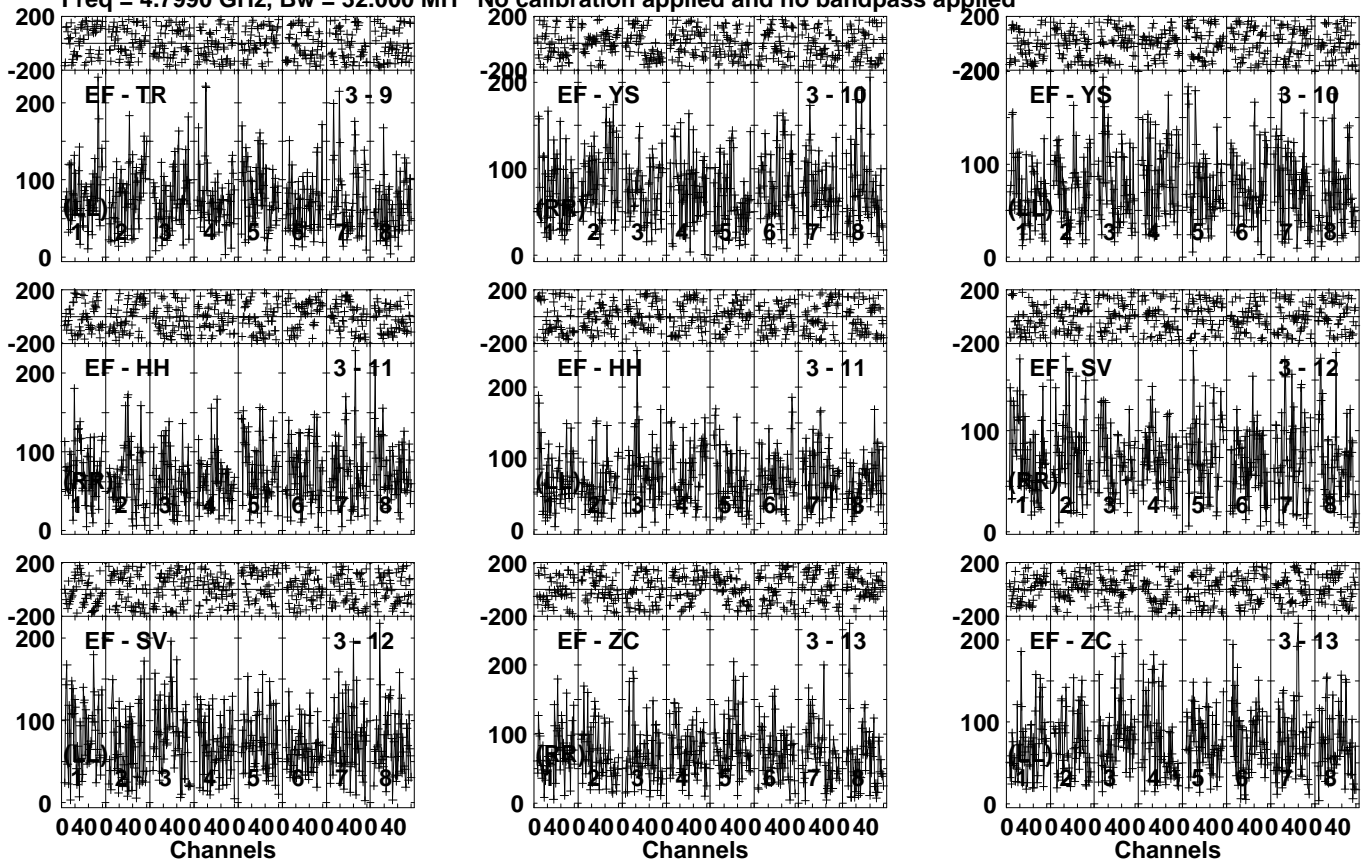


Plot file version 398 created 10-NOV-2021 19:33:04

EQJ1122+2550 EC077A.UVDATA.1

Freq = 4.7990 GHz, Bw = 32.000 MH

No calibration applied and no bandpass applied



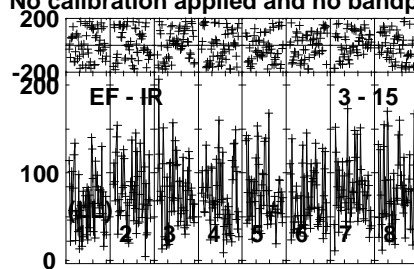
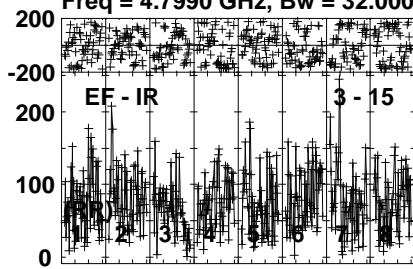
Lower frame: Micro Ampl Jy Top frame: Phas deg  
Vector averaged cross-power spectrum Several baselines displayed  
Timerange: 00/19:26:01 to 00/19:29:59

Plot file version 399 created 10-NOV-2021 19:33:04

EQJ1122+2550 EC077A.UVDATA.1

Freq = 4.7990 GHz, Bw = 32.000 MH

No calibration applied and no bandpass applied



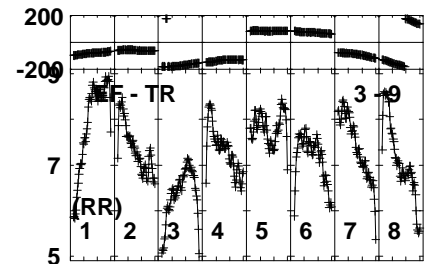
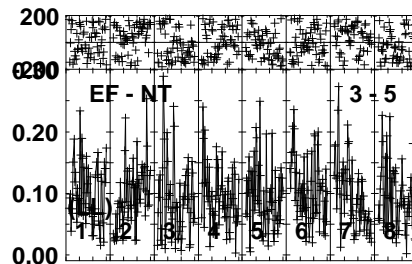
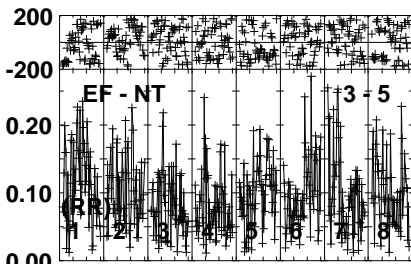
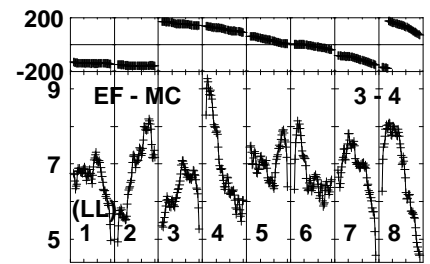
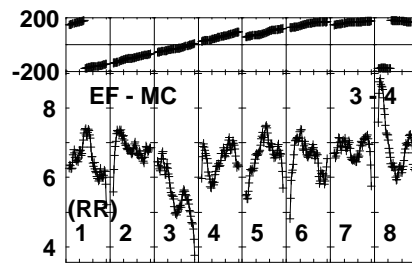
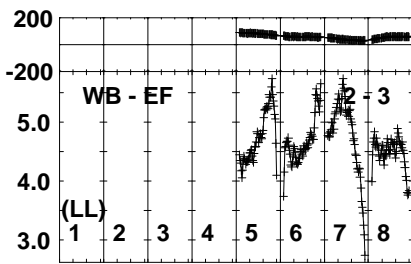
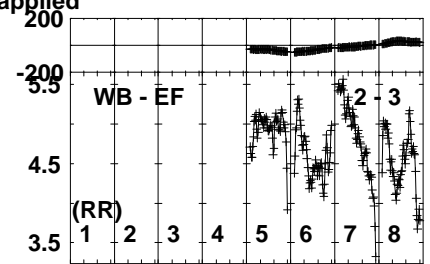
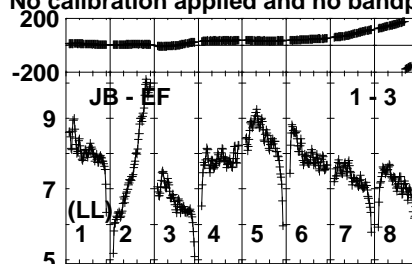
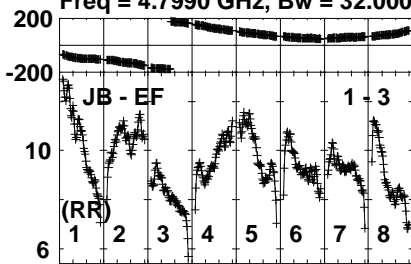
Lower frame: Micro Ampl Jy Top frame: Phas deg  
Vector averaged cross-power spectrum Several baselines displayed  
Timerange: 00/19:26:01 to 00/19:29:59

Plot file version 400 created 10-NOV-2021 19:33:04

J1125+2610 EC077A.UVDATA.1

Freq = 4.7990 GHz, Bw = 32.000 MH

No calibration applied and no bandpass applied



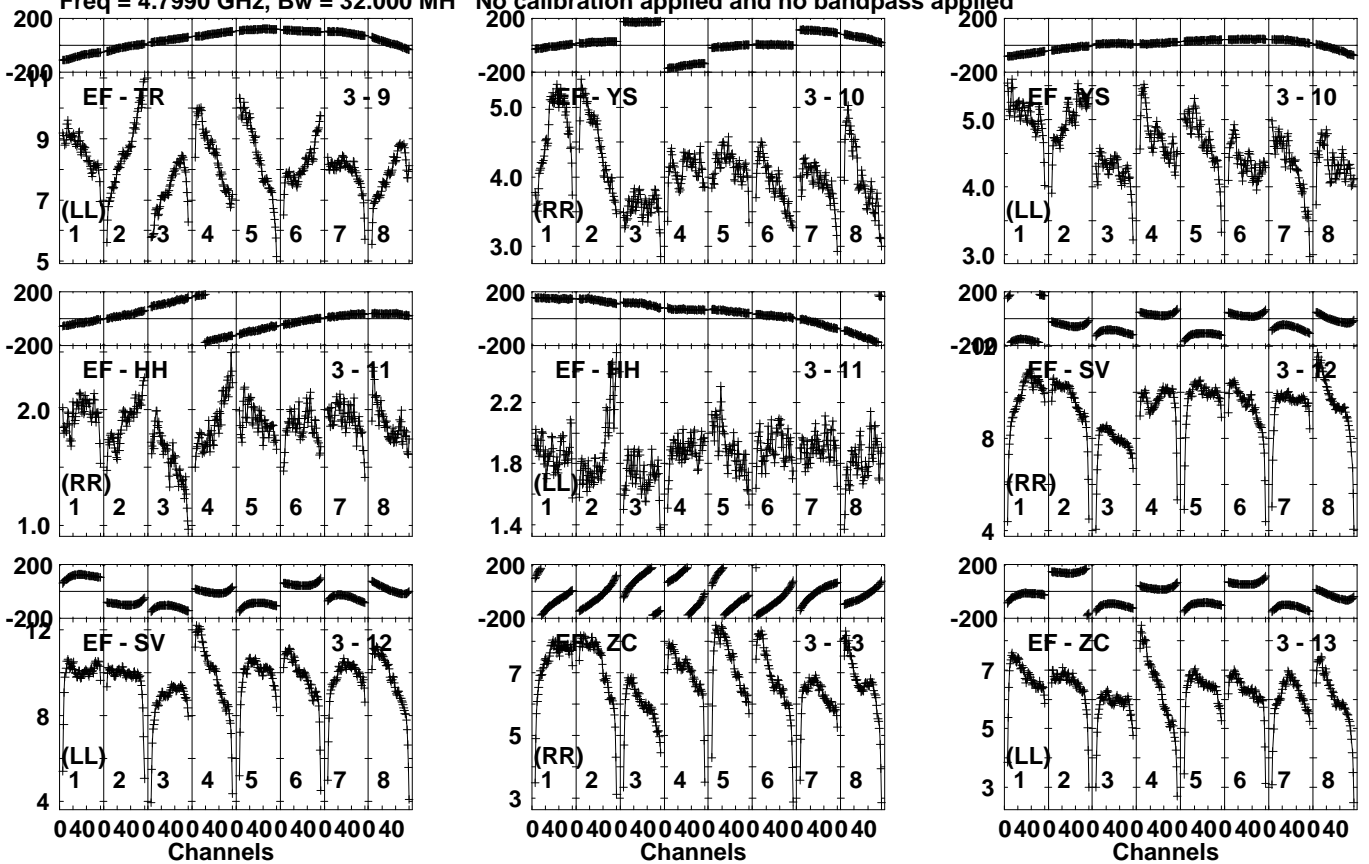
Lower frame: Milli Ampl Jy Top frame: Phas deg  
Vector averaged cross-power spectrum Several baselines displayed  
Timerange: 00/19:30:31 to 00/19:32:29

Plot file version 401 created 10-NOV-2021 19:33:04

J1125+2610 EC077A.UVDATA.1

Freq = 4.7990 GHz, Bw = 32.000 MH

No calibration applied and no bandpass applied



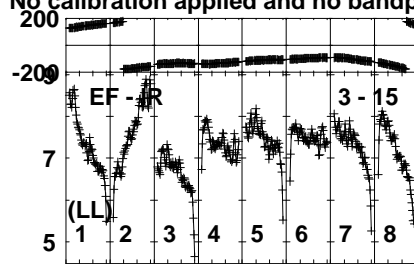
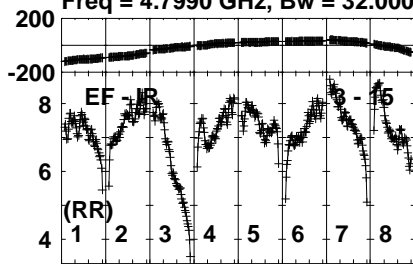
Lower frame: Milli Ampl Jy Top frame: Phas deg  
Vector averaged cross-power spectrum Several baselines displayed  
Timerange: 00/19:30:31 to 00/19:32:29

Plot file version 402 created 10-NOV-2021 19:33:04

J1125+2610 EC077A.UVDATA.1

Freq = 4.7990 GHz, Bw = 32.000 MH

No calibration applied and no bandpass applied



Lower frame: Milli Ampl Jy Top frame: Phas deg

Vector averaged cross-power spectrum Several baselines displayed

Timerange: 00/19:30:31 to 00/19:32:29

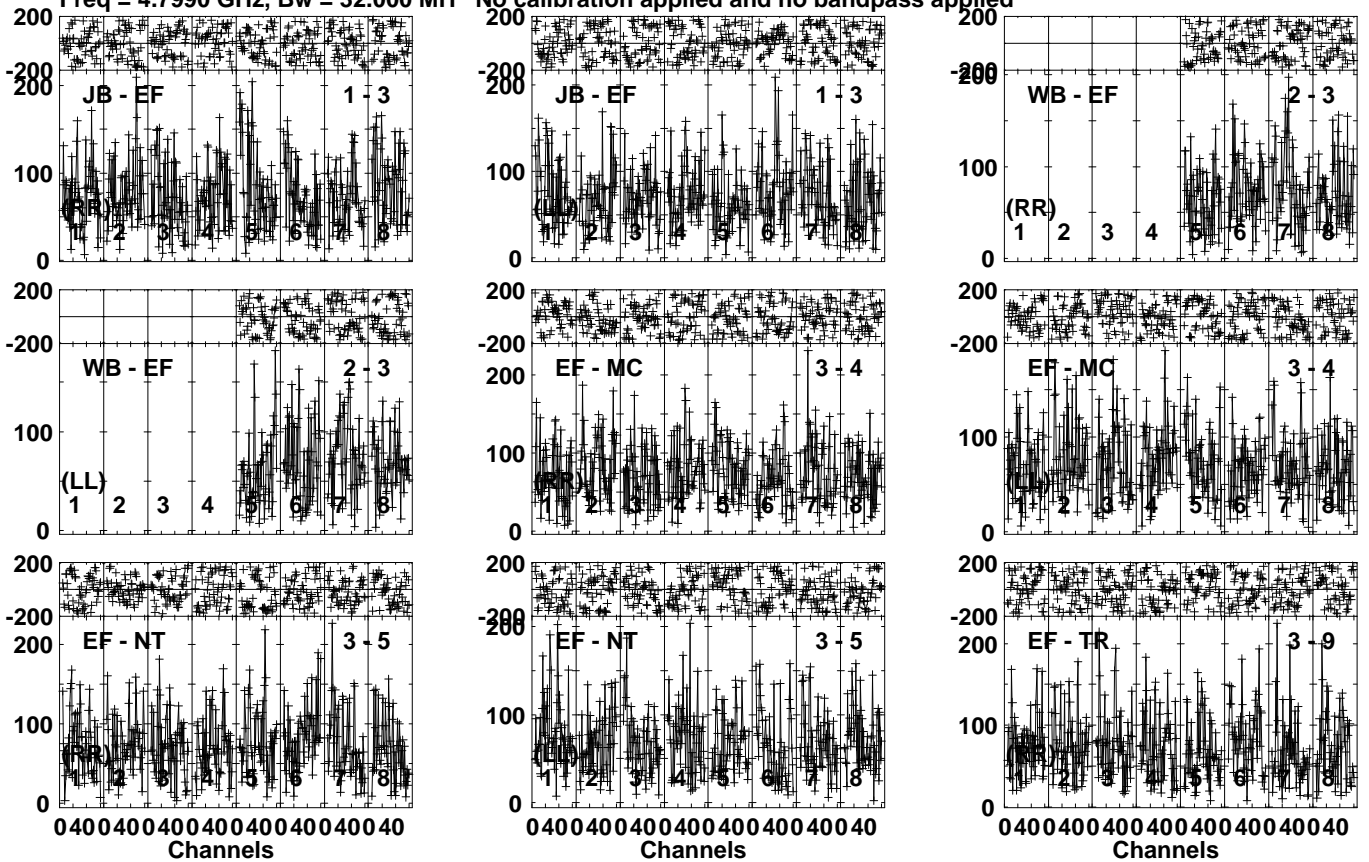


Plot file version 403 created 10-NOV-2021 19:33:04

EQJ1122+2550 EC077A.UVDATA.1

Freq = 4.7990 GHz, Bw = 32.000 MH

No calibration applied and no bandpass applied



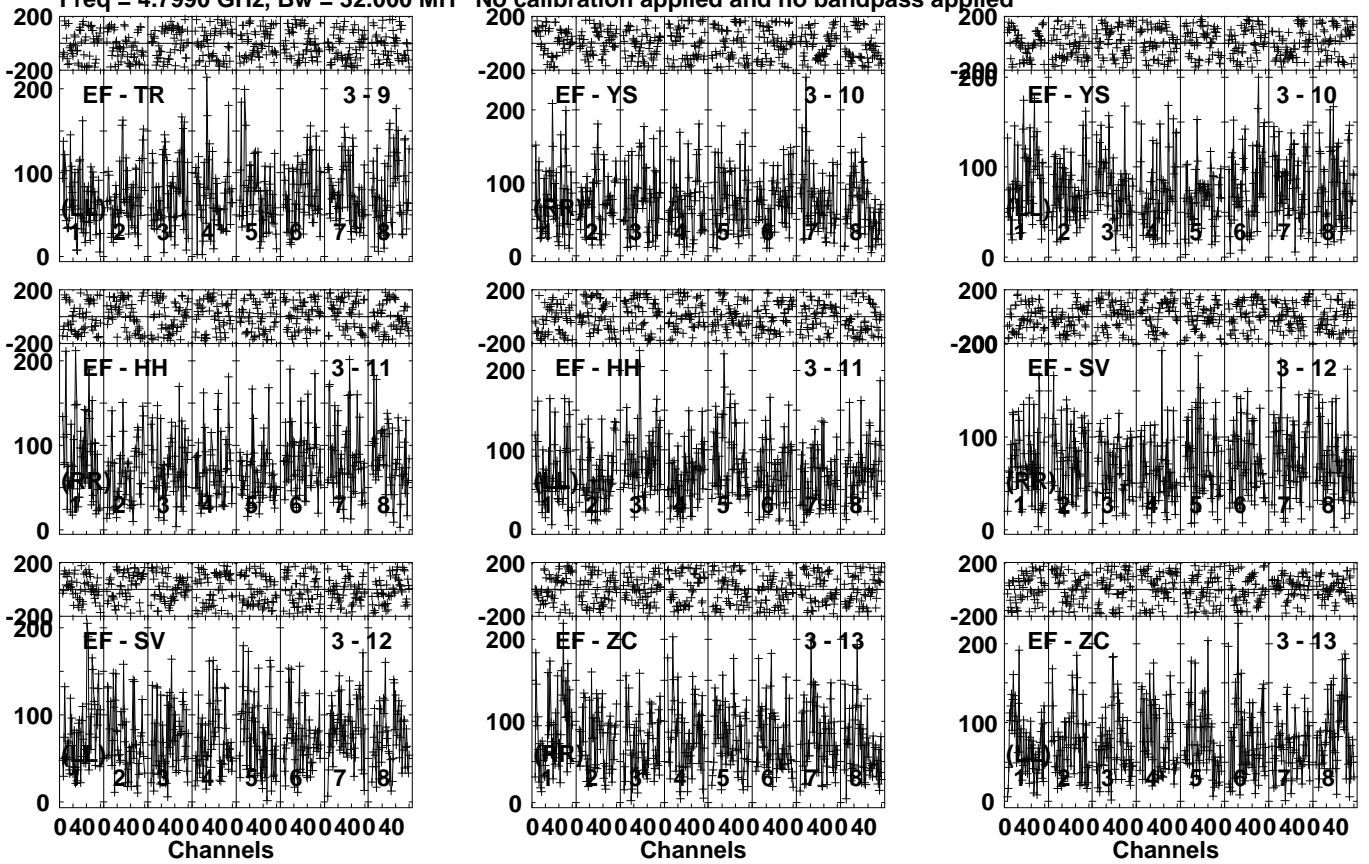
Lower frame: Micro Ampl Jy Top frame: Phas deg  
Vector averaged cross-power spectrum Several baselines displayed  
Timerange: 00/19:32:31 to 00/19:36:29

Plot file version 404 created 10-NOV-2021 19:33:05

EQJ1122+2550 EC077A.UVDATA.1

Freq = 4.7990 GHz, Bw = 32.000 MH

No calibration applied and no bandpass applied



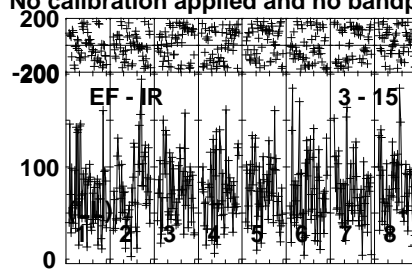
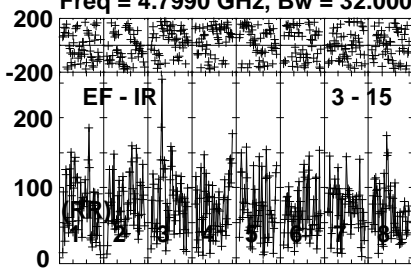
Lower frame: Micro Ampl Jy Top frame: Phas deg  
Vector averaged cross-power spectrum Several baselines displayed  
Timerange: 00/19:32:31 to 00/19:36:29

Plot file version 405 created 10-NOV-2021 19:33:05

EQJ1122+2550 EC077A.UVDATA.1

Freq = 4.7990 GHz, Bw = 32.000 MH

No calibration applied and no bandpass applied



Lower frame: Micro Ampl Jy Top frame: Phas deg  
Vector averaged cross-power spectrum Several baselines displayed  
Timerange: 00/19:32:31 to 00/19:36:29



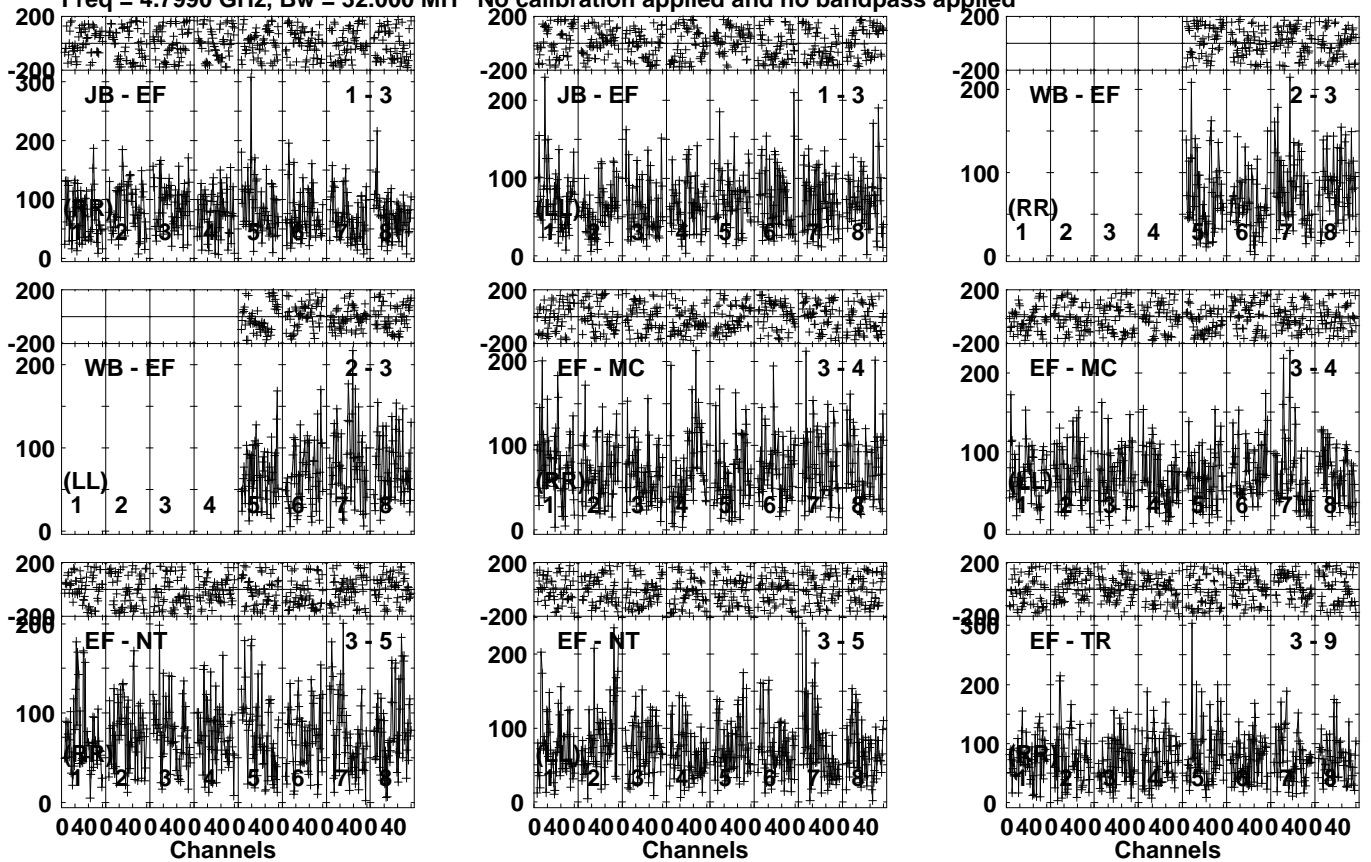


Plot file version 408 created 10-NOV-2021 19:33:05

EQJ1122+2550 EC077A.UVDATA.1

Freq = 4.7990 GHz, Bw = 32.000 MH

No calibration applied and no bandpass applied



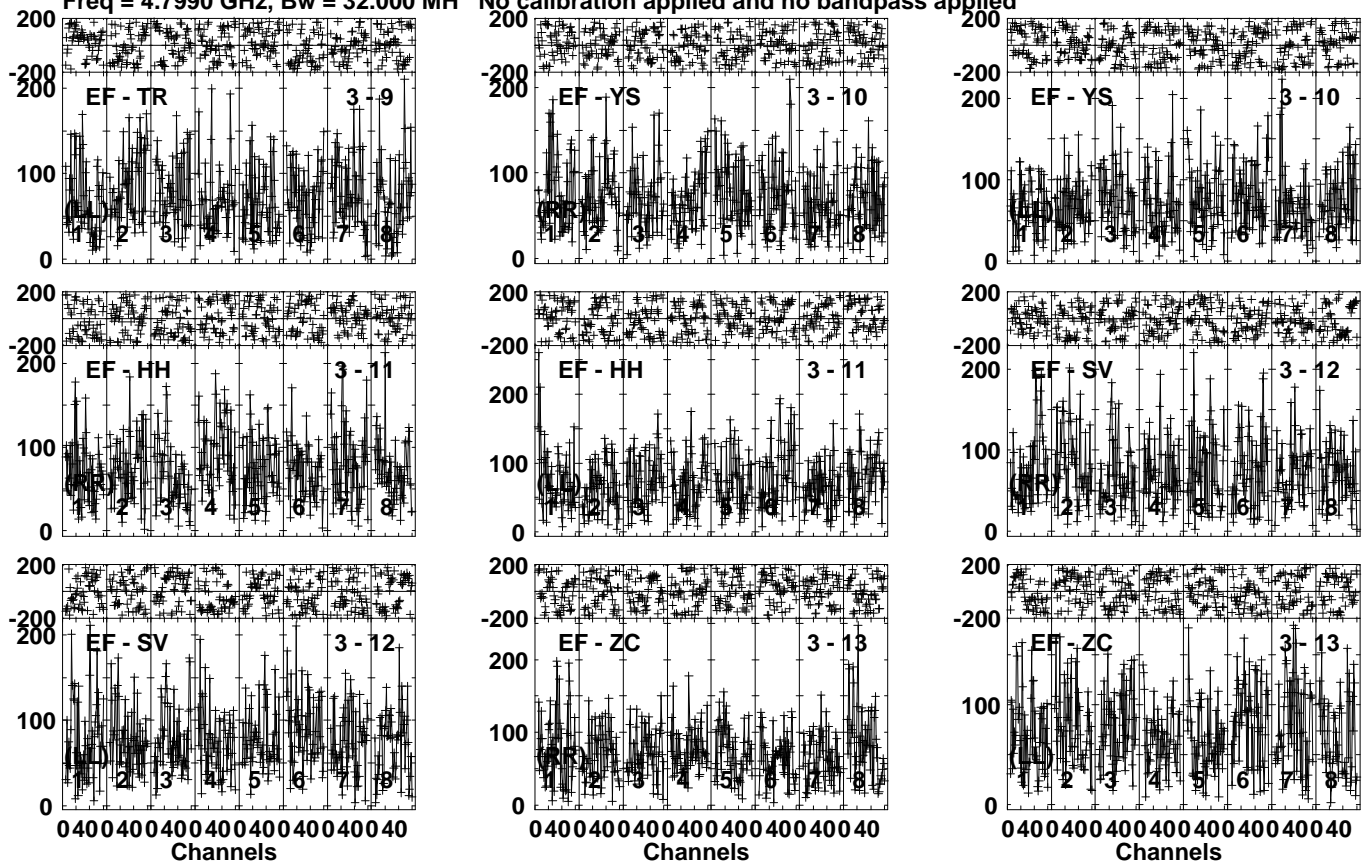
Lower frame: Micro Ampl Jy Top frame: Phas deg  
Vector averaged cross-power spectrum Several baselines displayed  
Timerange: 00/19:38:31 to 00/19:42:29

Plot file version 409 created 10-NOV-2021 19:33:05

EQJ1122+2550 EC077A.UVDATA.1

Freq = 4.7990 GHz, Bw = 32.000 MH

No calibration applied and no bandpass applied



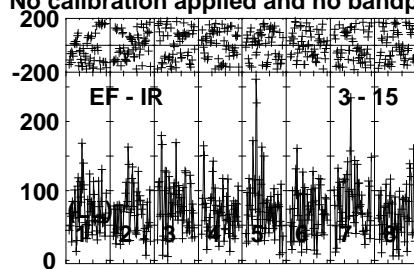
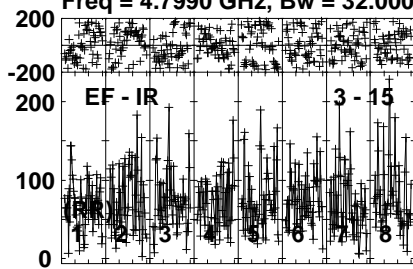
Lower frame: Micro Ampl Jy Top frame: Phas deg  
Vector averaged cross-power spectrum Several baselines displayed  
Timerange: 00/19:38:31 to 00/19:42:29

Plot file version 410 created 10-NOV-2021 19:33:05

EQJ1122+2550 EC077A.UVDATA.1

Freq = 4.7990 GHz, Bw = 32.000 MH

No calibration applied and no bandpass applied



Lower frame: Micro Ampl Jy Top frame: Phas deg  
Vector averaged cross-power spectrum Several baselines displayed  
Timerange: 00/19:38:31 to 00/19:42:29



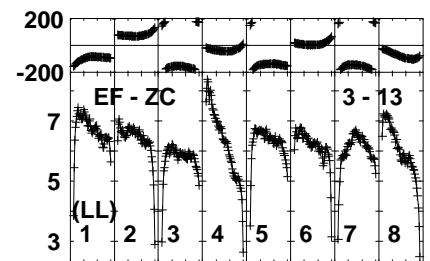
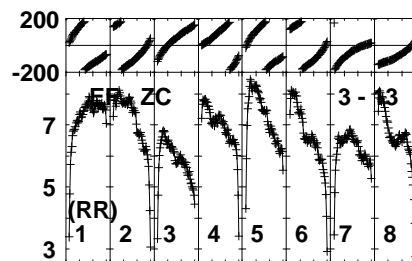
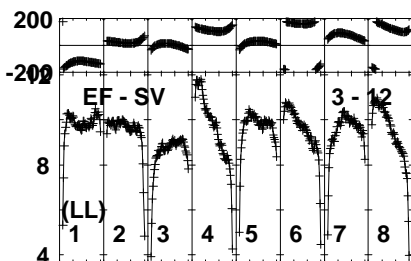
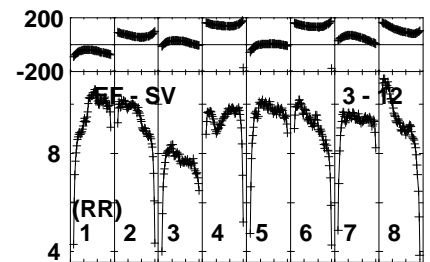
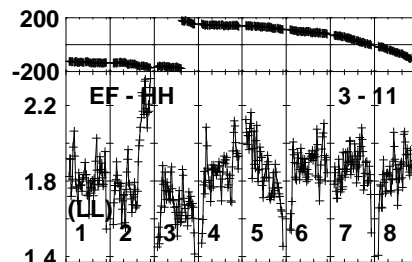
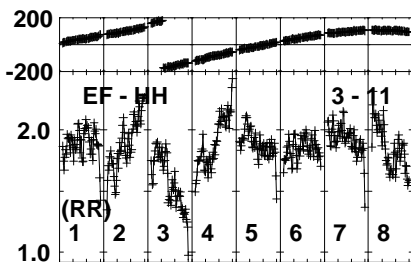
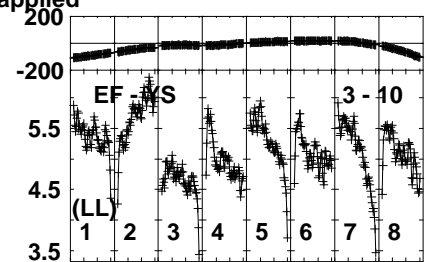
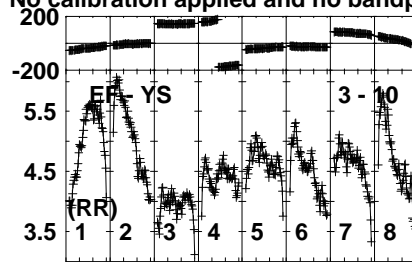
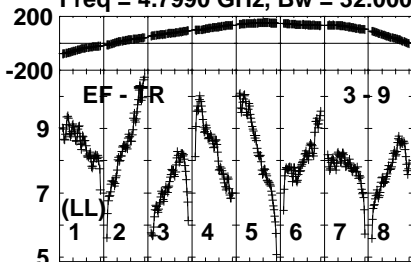


Plot file version 412 created 10-NOV-2021 19:33:05

J1125+2610 EC077A.UVDATA.1

Freq = 4.7990 GHz, Bw = 32.000 MH

No calibration applied and no bandpass applied



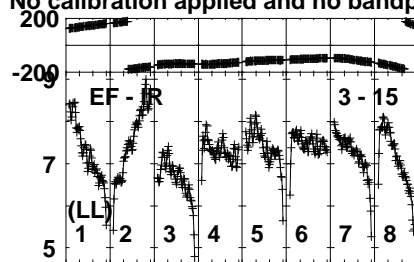
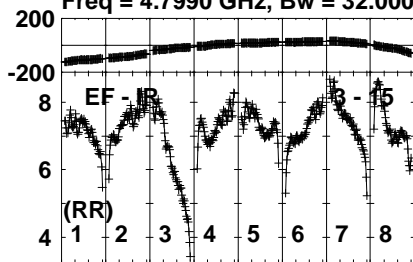
Lower frame: Milli Ampl Jy Top frame: Phas deg  
Vector averaged cross-power spectrum Several baselines displayed  
Timerange: 00/19:43:01 to 00/19:44:59

Plot file version 413 created 10-NOV-2021 19:33:06

J1125+2610 EC077A.UVDATA.1

Freq = 4.7990 GHz, Bw = 32.000 MH

No calibration applied and no bandpass applied



Lower frame: Milli Ampl Jy Top frame: Phas deg

Vector averaged cross-power spectrum Several baselines displayed

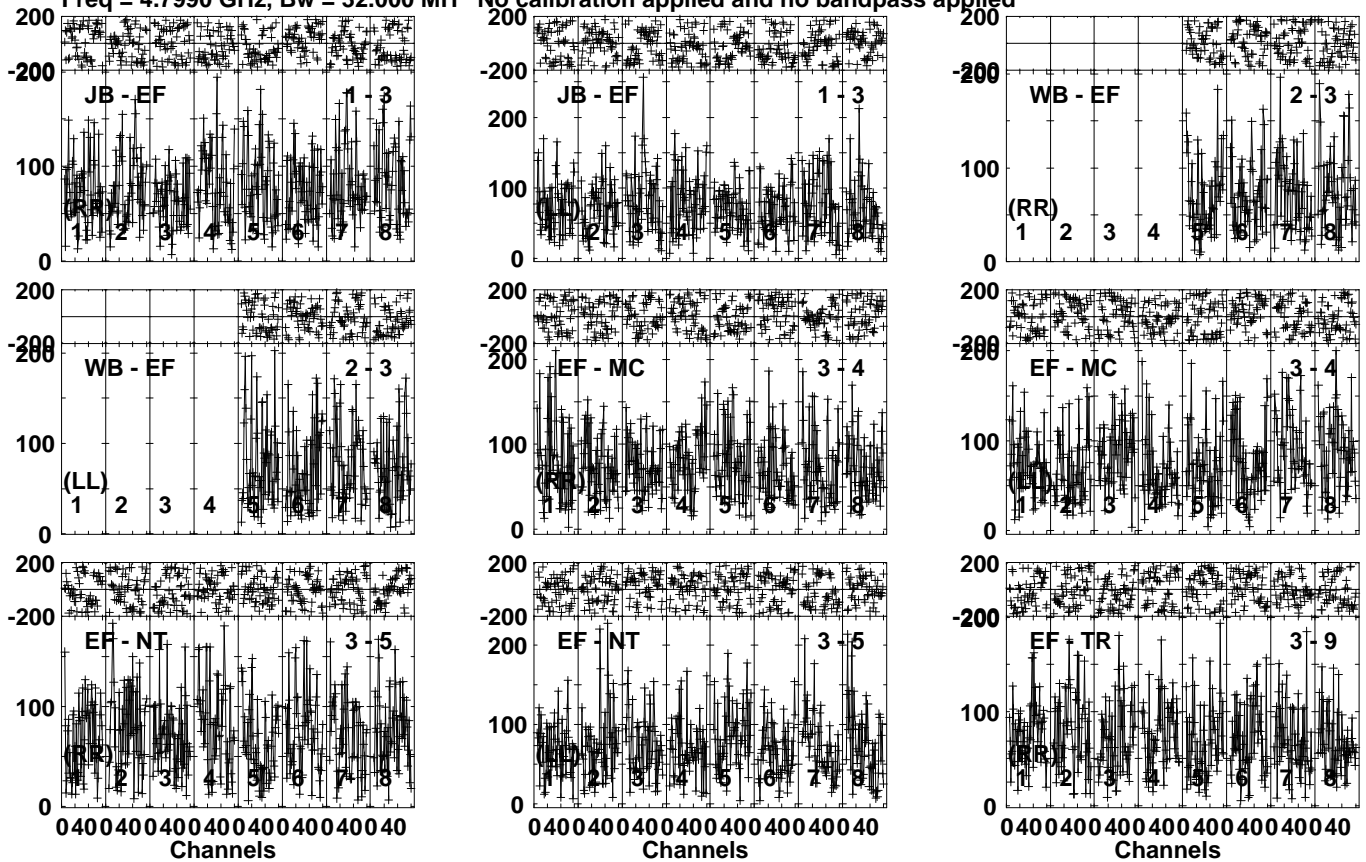
Timerange: 00/19:43:01 to 00/19:44:59

Plot file version 414 created 10-NOV-2021 19:33:06

EQJ1122+2550 EC077A.UVDATA.1

Freq = 4.7990 GHz, Bw = 32.000 MH

No calibration applied and no bandpass applied



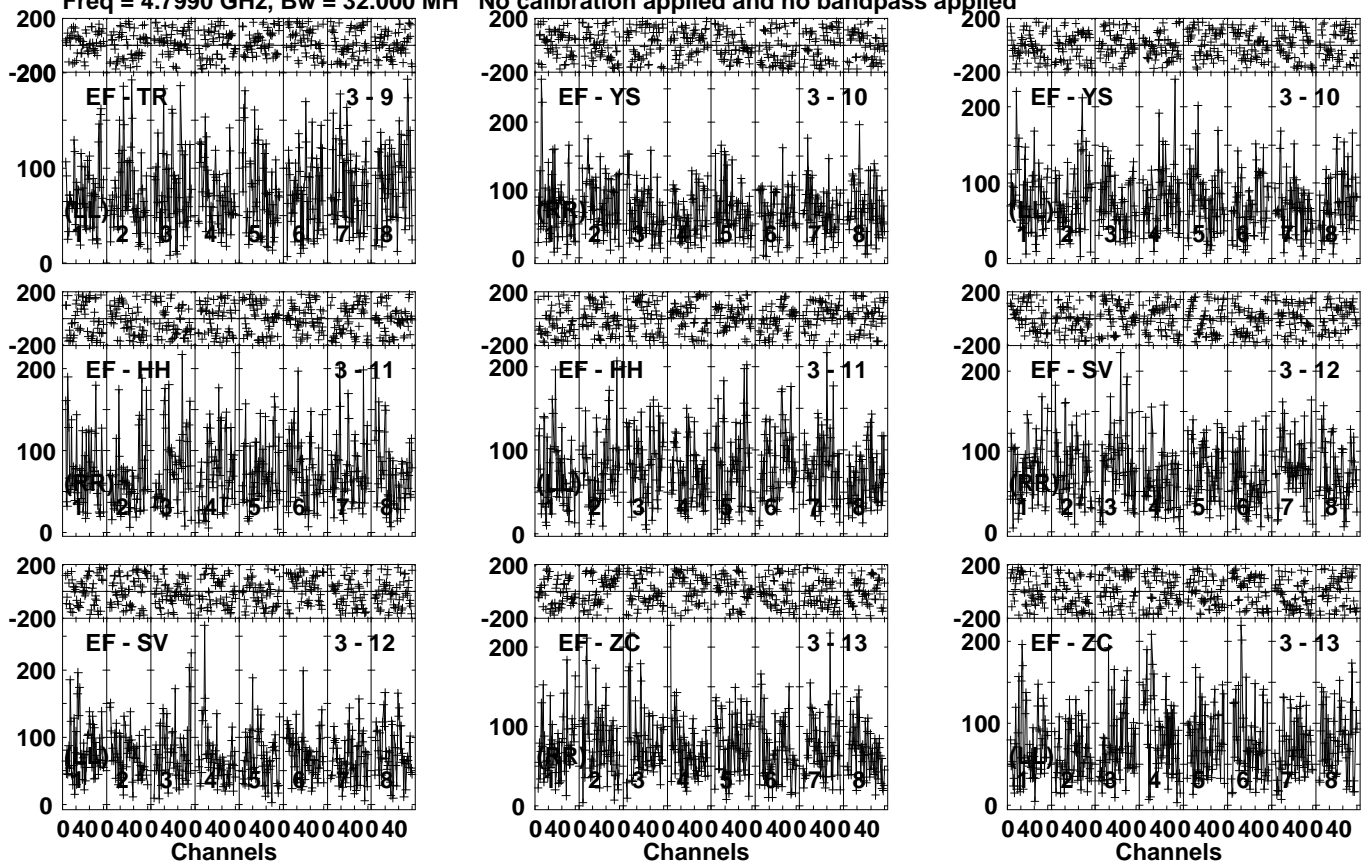
Lower frame: Micro Ampl Jy Top frame: Phas deg  
Vector averaged cross-power spectrum Several baselines displayed  
Timerange: 00/19:45:01 to 00/19:48:59

Plot file version 415 created 10-NOV-2021 19:33:06

EQJ1122+2550 EC077A.UVDATA.1

Freq = 4.7990 GHz, Bw = 32.000 MH

No calibration applied and no bandpass applied



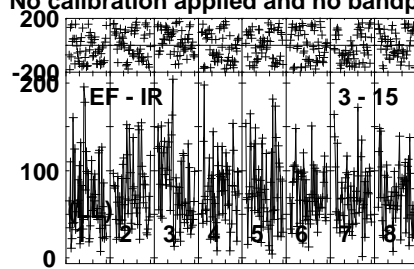
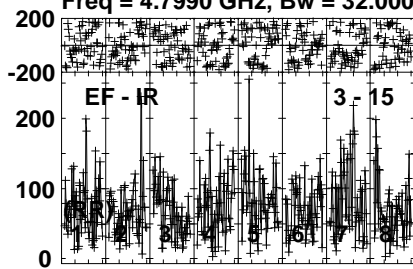
Lower frame: Micro Ampl Jy Top frame: Phas deg  
Vector averaged cross-power spectrum Several baselines displayed  
Timerange: 00/19:45:01 to 00/19:48:59

Plot file version 416 created 10-NOV-2021 19:33:06

EQJ1122+2550 EC077A.UVDATA.1

Freq = 4.7990 GHz, Bw = 32.000 MH

No calibration applied and no bandpass applied



Lower frame: Micro Ampl Jy Top frame: Phas deg

Vector averaged cross-power spectrum Several baselines displayed

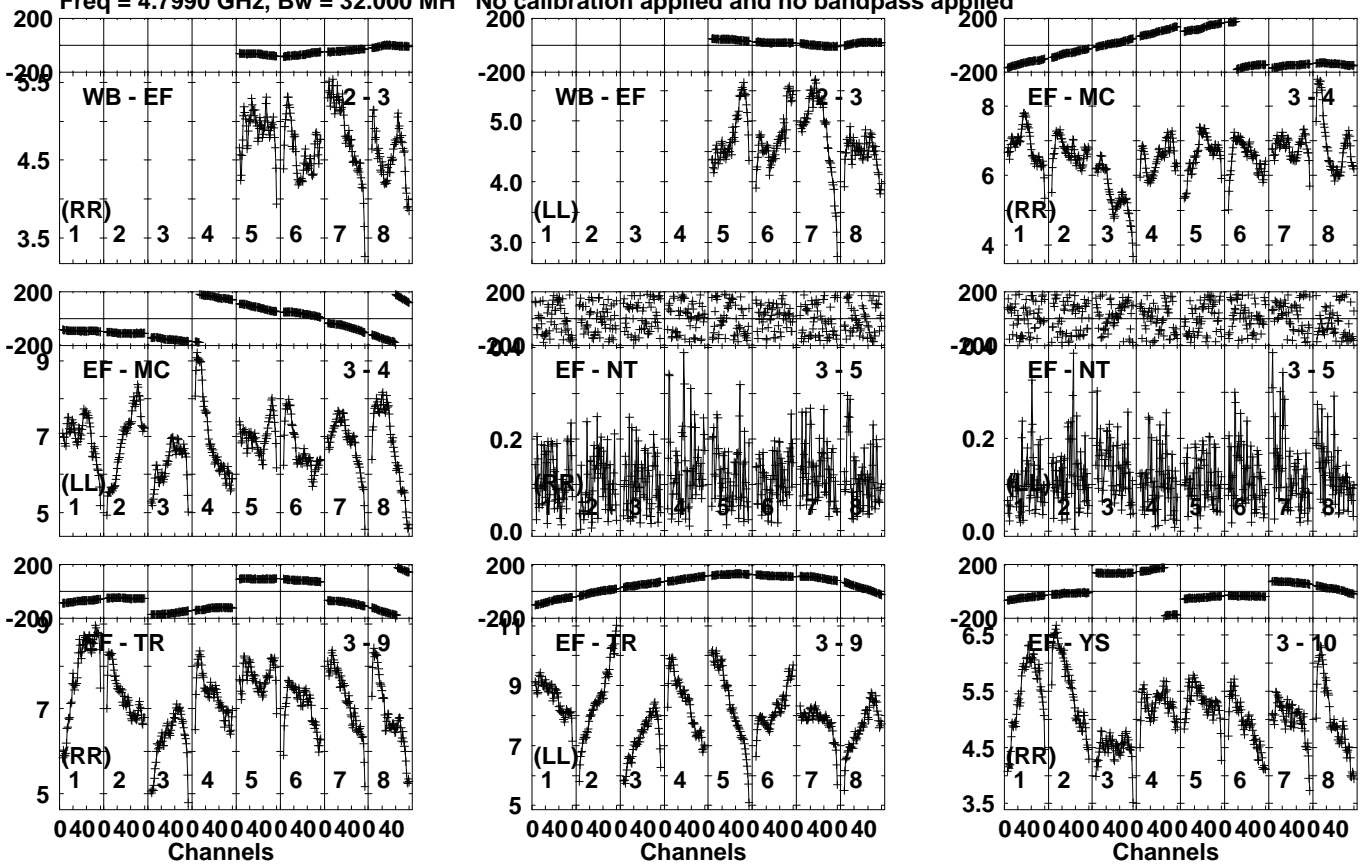
Timerange: 00/19:45:01 to 00/19:48:59

Plot file version 417 created 10-NOV-2021 19:33:06

J1125+2610 EC077A.UVDATA.1

Freq = 4.7990 GHz, Bw = 32.000 MH

No calibration applied and no bandpass applied



Lower frame: Milli Ampl Jy Top frame: Phas deg  
Vector averaged cross-power spectrum Several baselines displayed  
Timerange: 00/19:49:01 to 00/19:50:59







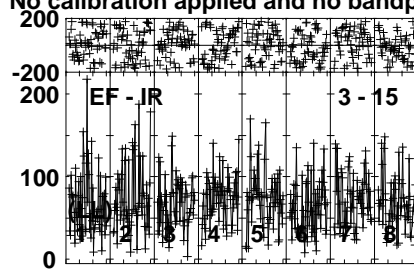
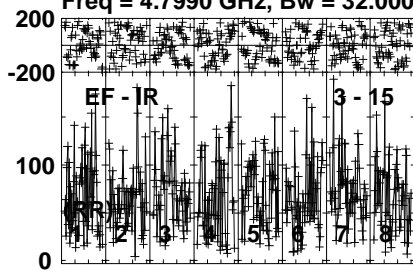


Plot file version 421 created 10-NOV-2021 19:33:06

EQJ1122+2550 EC077A.UVDATA.1

Freq = 4.7990 GHz, Bw = 32.000 MH

No calibration applied and no bandpass applied



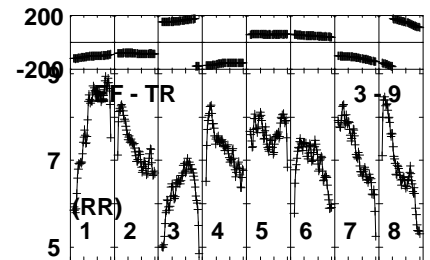
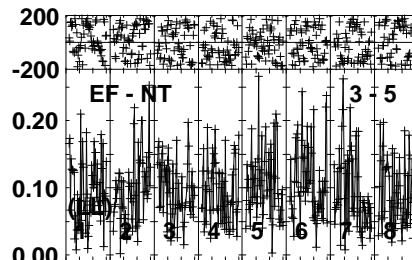
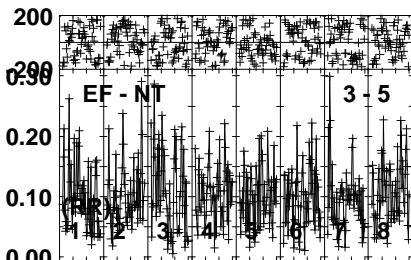
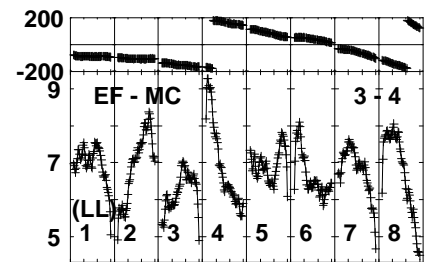
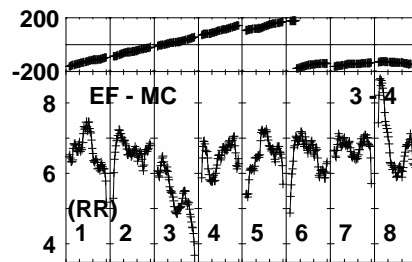
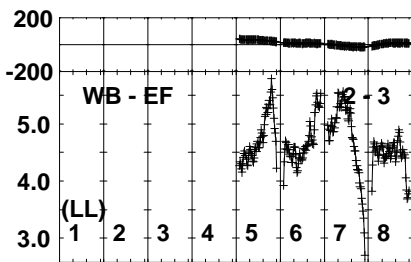
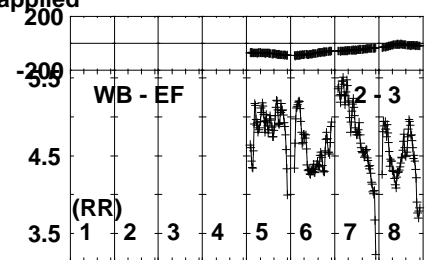
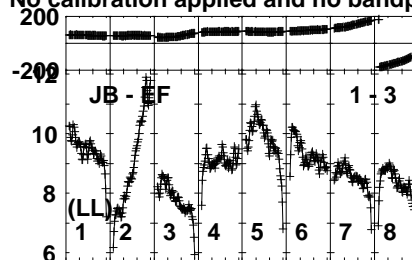
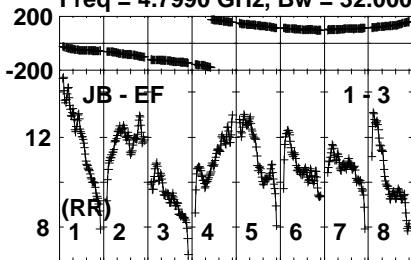
Lower frame: Micro Ampl Jy Top frame: Phas deg  
Vector averaged cross-power spectrum Several baselines displayed  
Timerange: 00/19:51:01 to 00/19:54:59

Plot file version 422 created 10-NOV-2021 19:33:06

J1125+2610 EC077A.UVDATA.1

Freq = 4.7990 GHz, Bw = 32.000 MH

No calibration applied and no bandpass applied



Lower frame: Milli Ampl Jy Top frame: Phas deg  
Vector averaged cross-power spectrum Several baselines displayed  
Timerange: 00:19:55:31 to 00:19:57:29

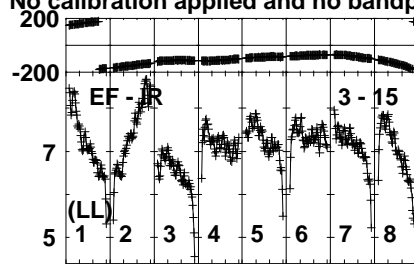
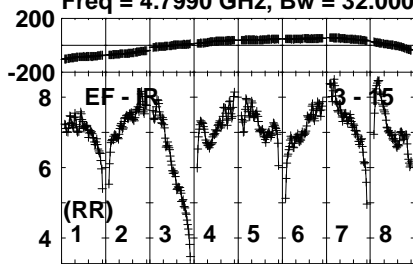


Plot file version 424 created 10-NOV-2021 19:33:07

J1125+2610 EC077A.UVDATA.1

Freq = 4.7990 GHz, Bw = 32.000 MH

No calibration applied and no bandpass applied



Lower frame: Milli Ampl Jy Top frame: Phas deg

Vector averaged cross-power spectrum Several baselines displayed

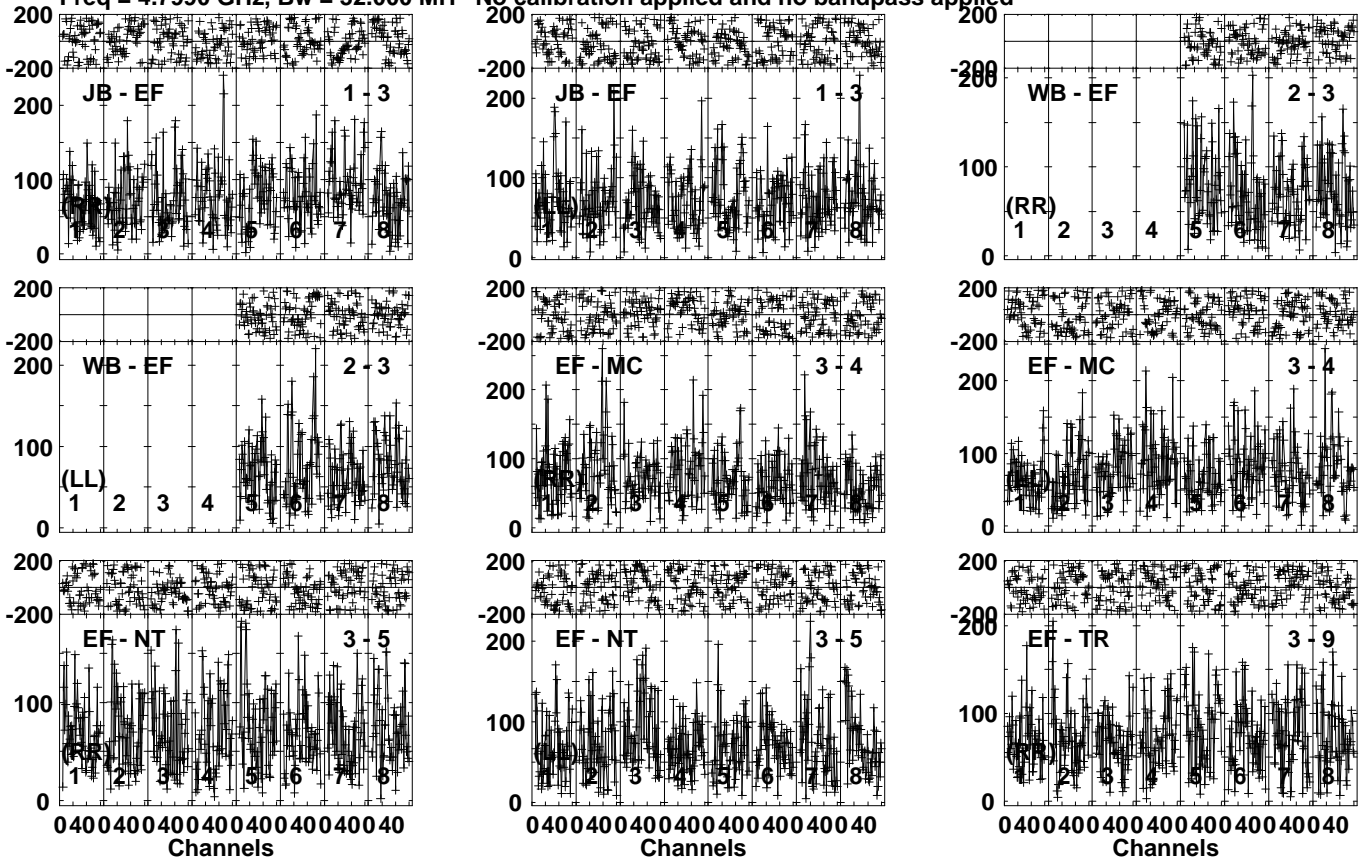
Timerange: 00/19:55:31 to 00/19:57:29

Plot file version 425 created 10-NOV-2021 19:33:07

EQJ1122+2550 EC077A.UVDATA.1

Freq = 4.7990 GHz, Bw = 32.000 MH

No calibration applied and no bandpass applied



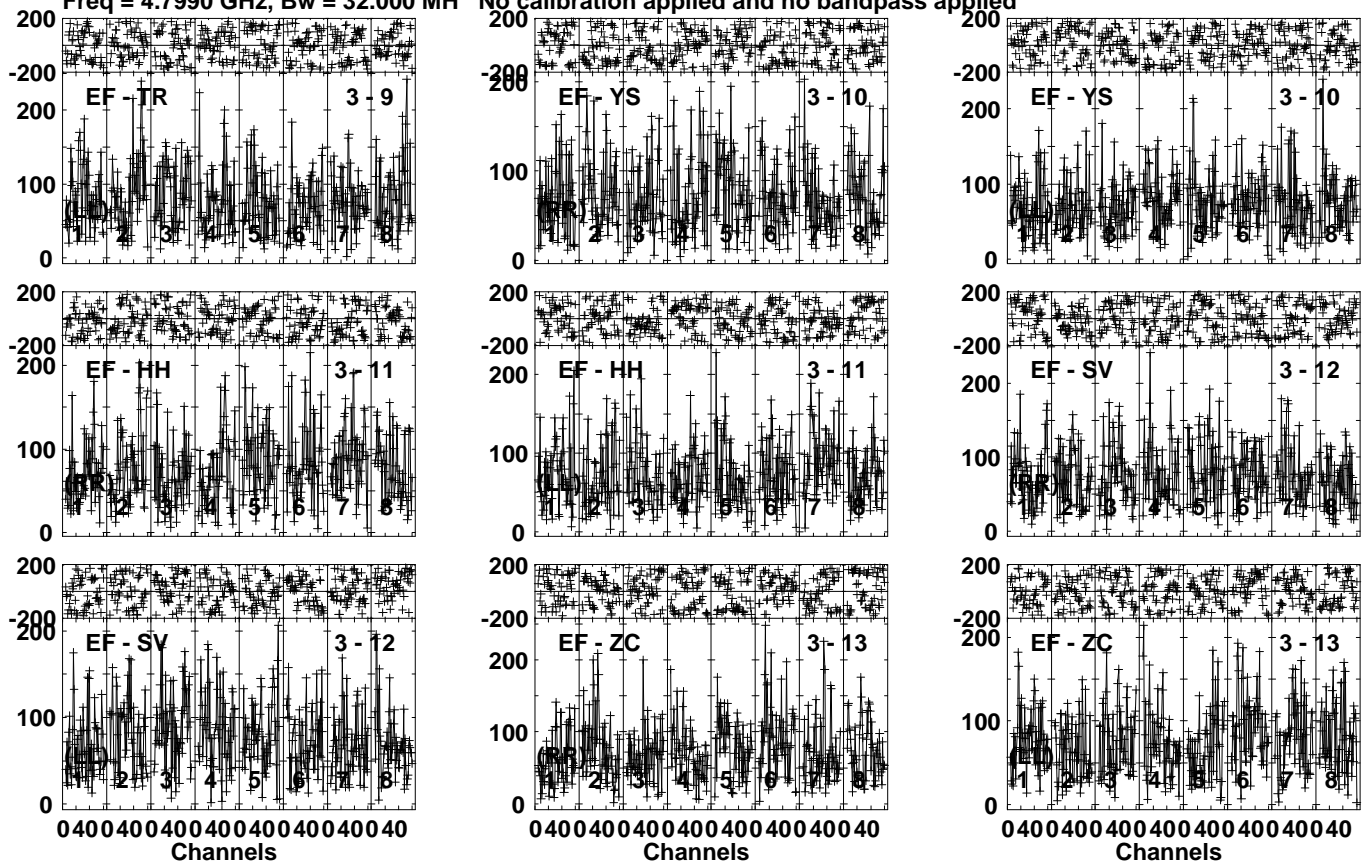
Lower frame: Micro Ampl Jy Top frame: Phas deg  
Vector averaged cross-power spectrum Several baselines displayed  
Timerange: 00/19:57:33 to 00/20:01:29

Plot file version 426 created 10-NOV-2021 19:33:07

EQJ1122+2550 EC077A.UVDATA.1

Freq = 4.7990 GHz, Bw = 32.000 MH

No calibration applied and no bandpass applied



Lower frame: Micro Ampl Jy Top frame: Phas deg  
Vector averaged cross-power spectrum Several baselines displayed  
Timerange: 00/19:57:33 to 00/20:01:29

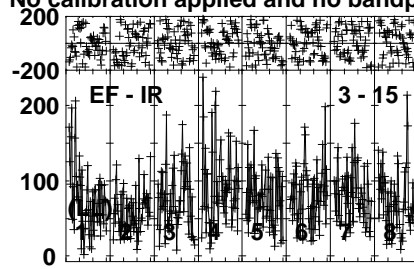
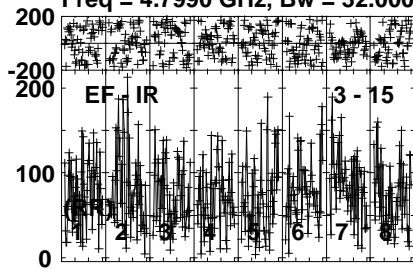


Plot file version 427 created 10-NOV-2021 19:33:07

EQJ1122+2550 EC077A.UVDATA.1

Freq = 4.7990 GHz, Bw = 32.000 MH

No calibration applied and no bandpass applied



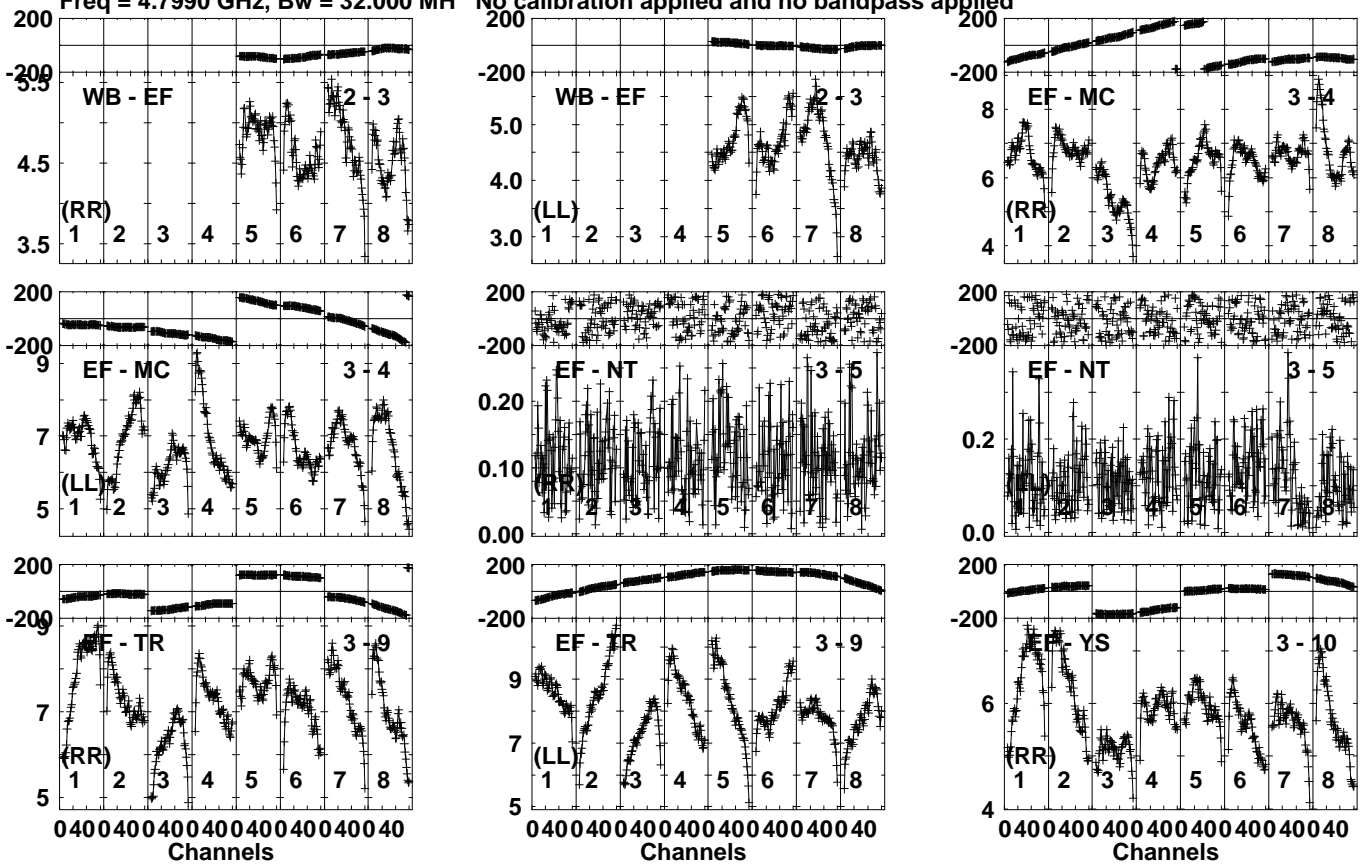
Lower frame: Micro Ampl Jy Top frame: Phas deg  
Vector averaged cross-power spectrum Several baselines displayed  
Timerange: 00/19:57:33 to 00/20:01:29

Plot file version 428 created 10-NOV-2021 19:33:07

J1125+2610 EC077A.UVDATA.1

Freq = 4.7990 GHz, Bw = 32.000 MH

No calibration applied and no bandpass applied



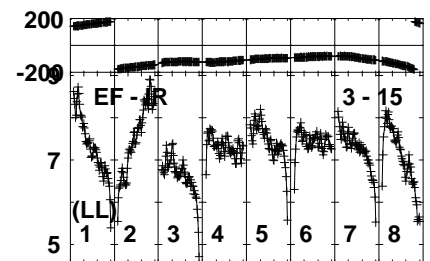
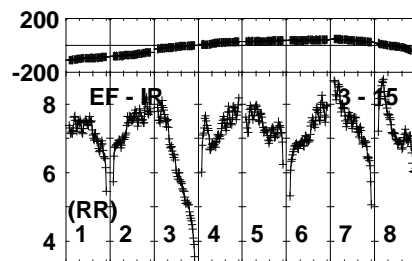
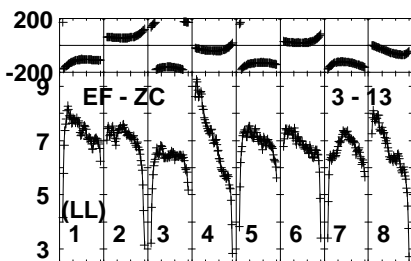
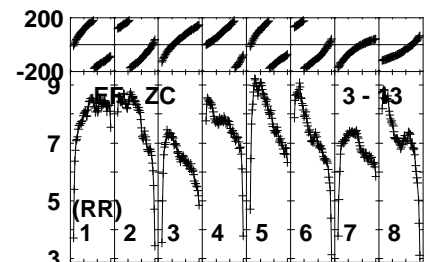
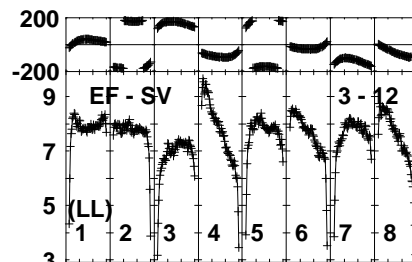
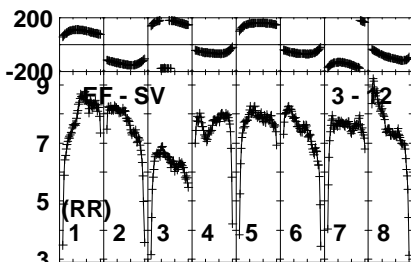
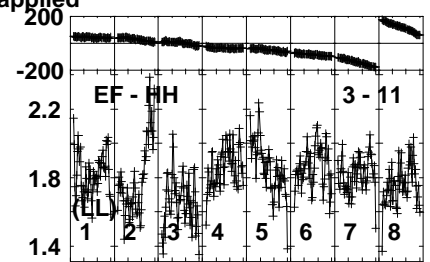
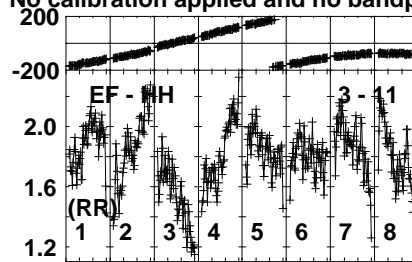
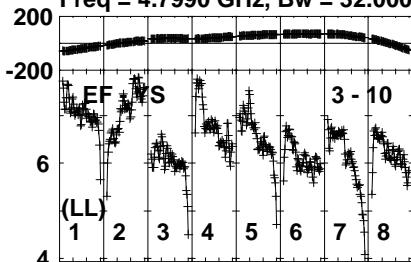
Lower frame: Milli Ampl Jy Top frame: Phas deg  
Vector averaged cross-power spectrum Several baselines displayed  
Timerange: 00/20:01:31 to 00/20:03:29

Plot file version 429 created 10-NOV-2021 19:33:07

J1125+2610 EC077A.UVDATA.1

Freq = 4.7990 GHz, Bw = 32.000 MH

No calibration applied and no bandpass applied



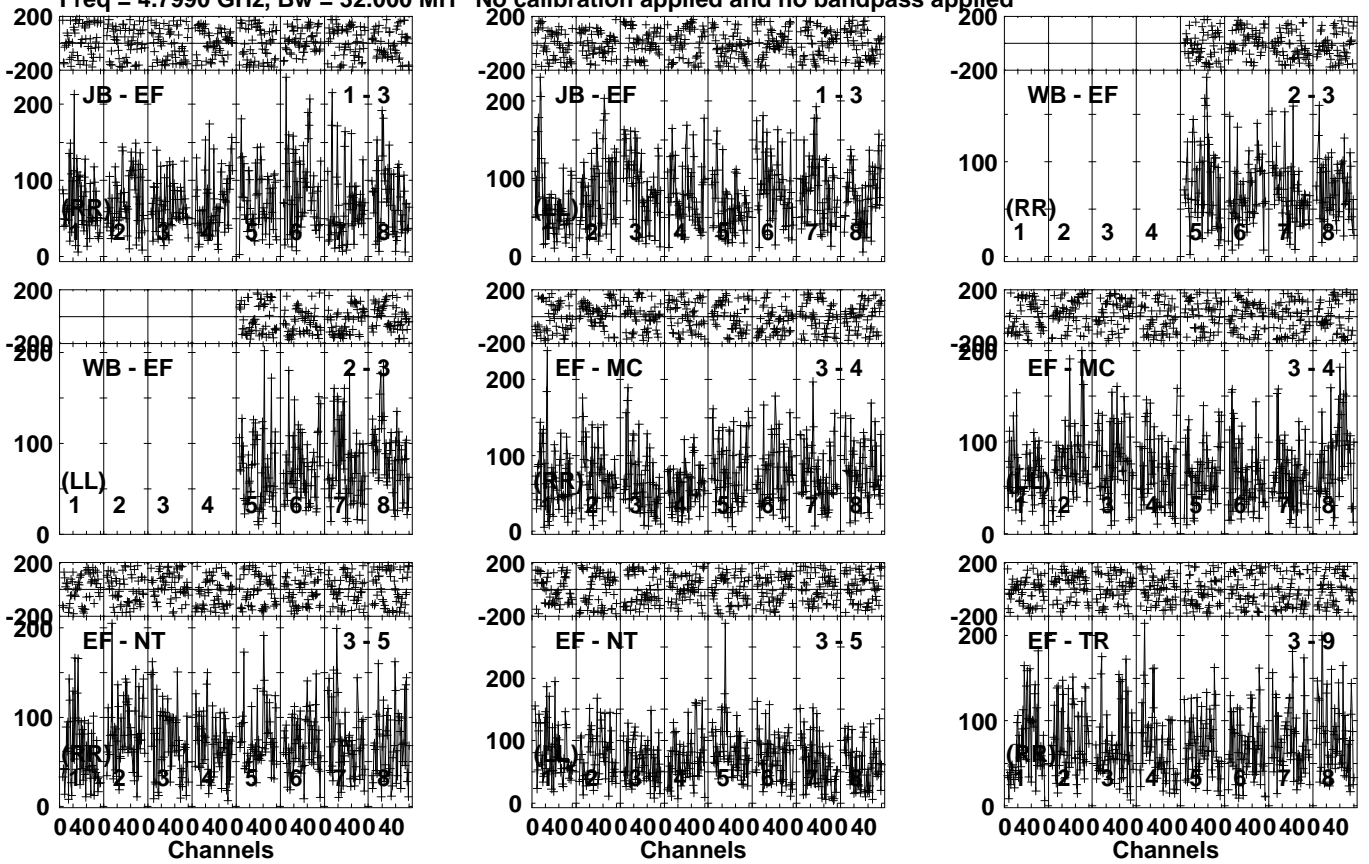
Lower frame: Milli Ampl Jy Top frame: Phas deg  
Vector averaged cross-power spectrum Several baselines displayed  
Timerange: 00/20:01:31 to 00/20:03:29

Plot file version 430 created 10-NOV-2021 19:33:07

EQJ1122+2550 EC077A.UVDATA.1

Freq = 4.7990 GHz, Bw = 32.000 MH

No calibration applied and no bandpass applied



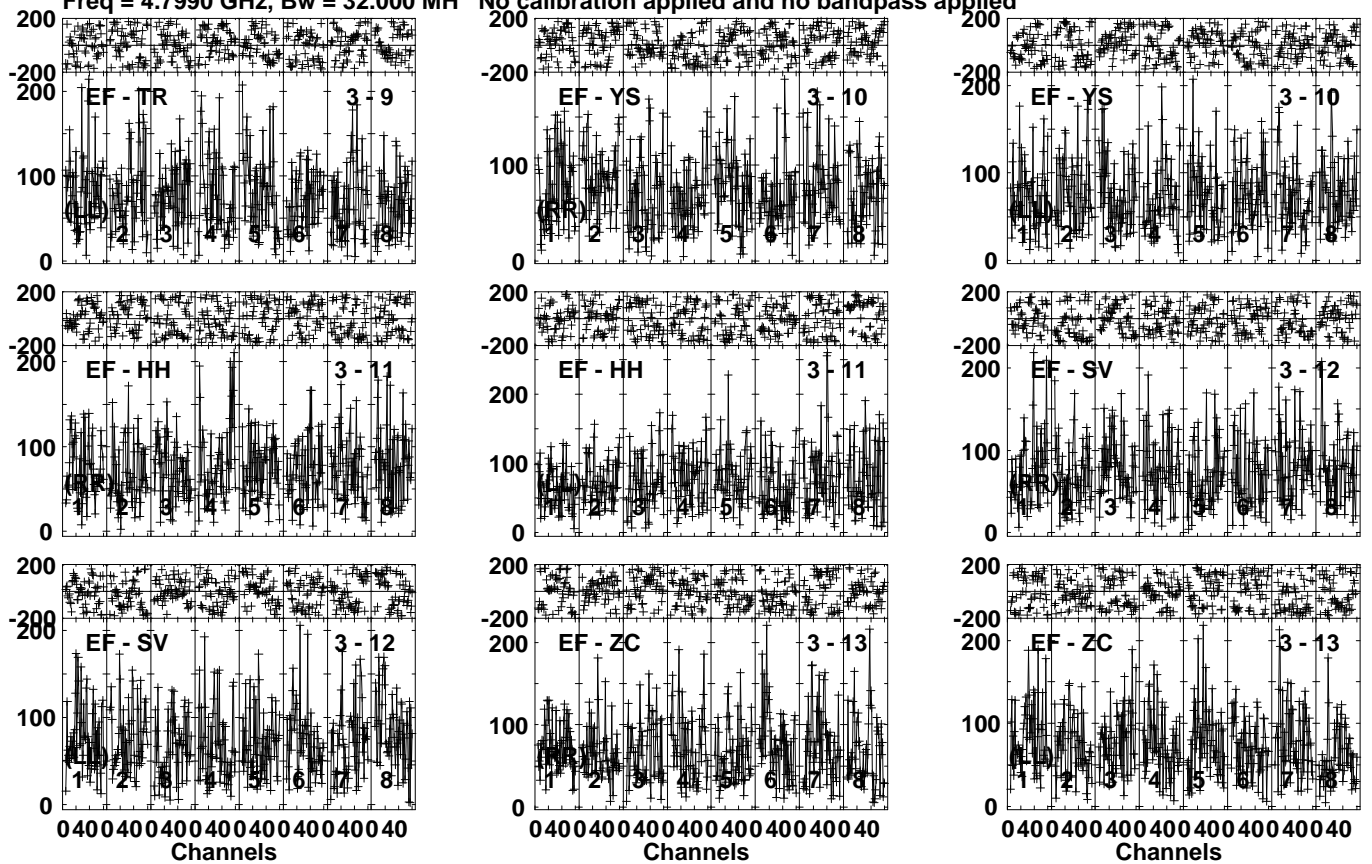
Lower frame: Micro Ampl Jy Top frame: Phas deg  
Vector averaged cross-power spectrum Several baselines displayed  
Timerange: 00/20:03:31 to 00/20:07:29

Plot file version 431 created 10-NOV-2021 19:33:07

EQJ1122+2550 EC077A.UVDATA.1

Freq = 4.7990 GHz, Bw = 32.000 MH

No calibration applied and no bandpass applied



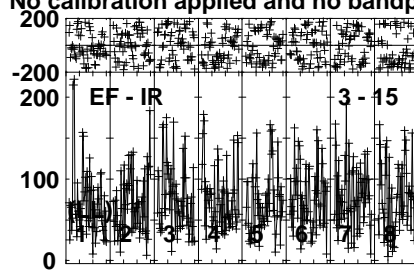
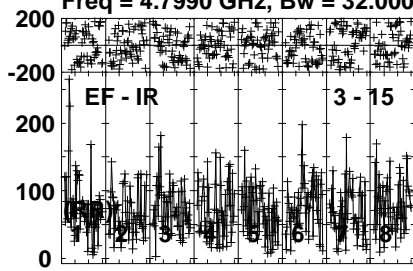
Lower frame: Micro Ampl Jy Top frame: Phas deg  
Vector averaged cross-power spectrum Several baselines displayed  
Timerange: 00/20:03:31 to 00/20:07:29

Plot file version 432 created 10-NOV-2021 19:33:08

EQJ1122+2550 EC077A.UVDATA.1

Freq = 4.7990 GHz, Bw = 32.000 MH

No calibration applied and no bandpass applied



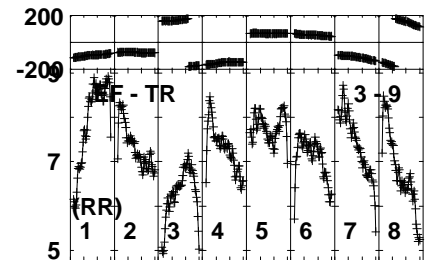
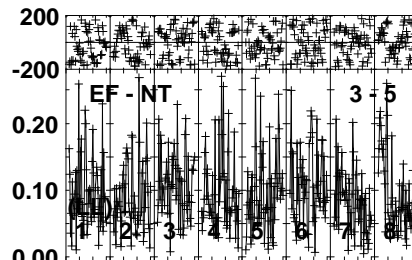
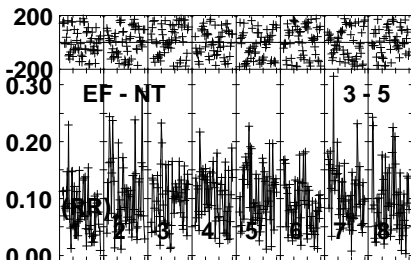
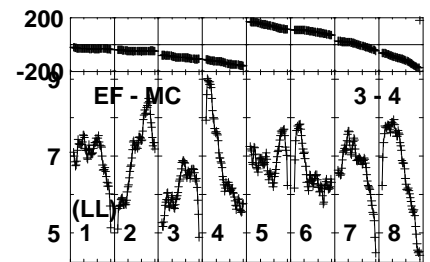
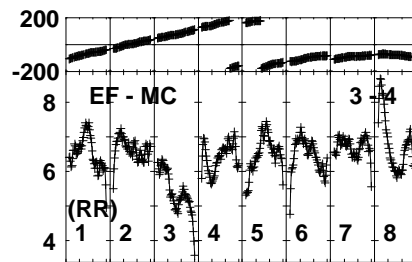
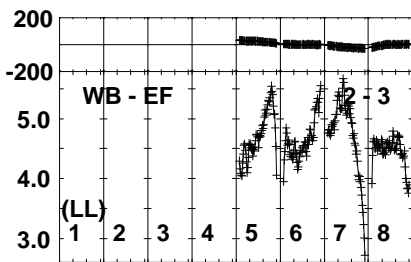
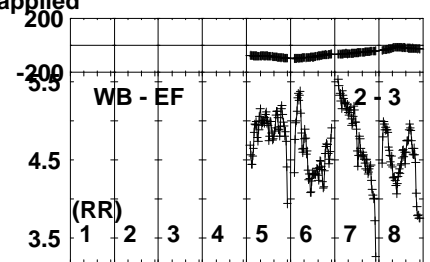
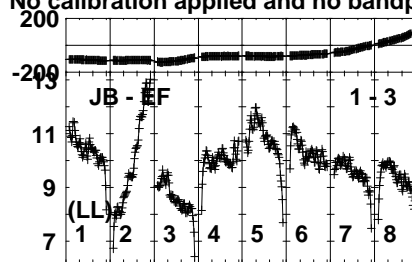
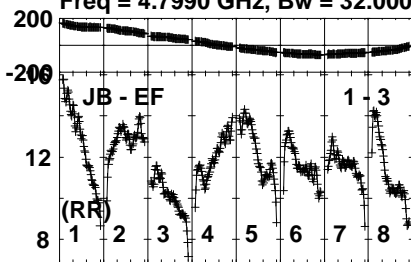
Lower frame: Micro Ampl Jy Top frame: Phas deg  
Vector averaged cross-power spectrum Several baselines displayed  
Timerange: 00/20:03:31 to 00/20:07:29

Plot file version 433 created 10-NOV-2021 19:33:08

J1125+2610 EC077A.UVDATA.1

Freq = 4.7990 GHz, Bw = 32.000 MH

No calibration applied and no bandpass applied



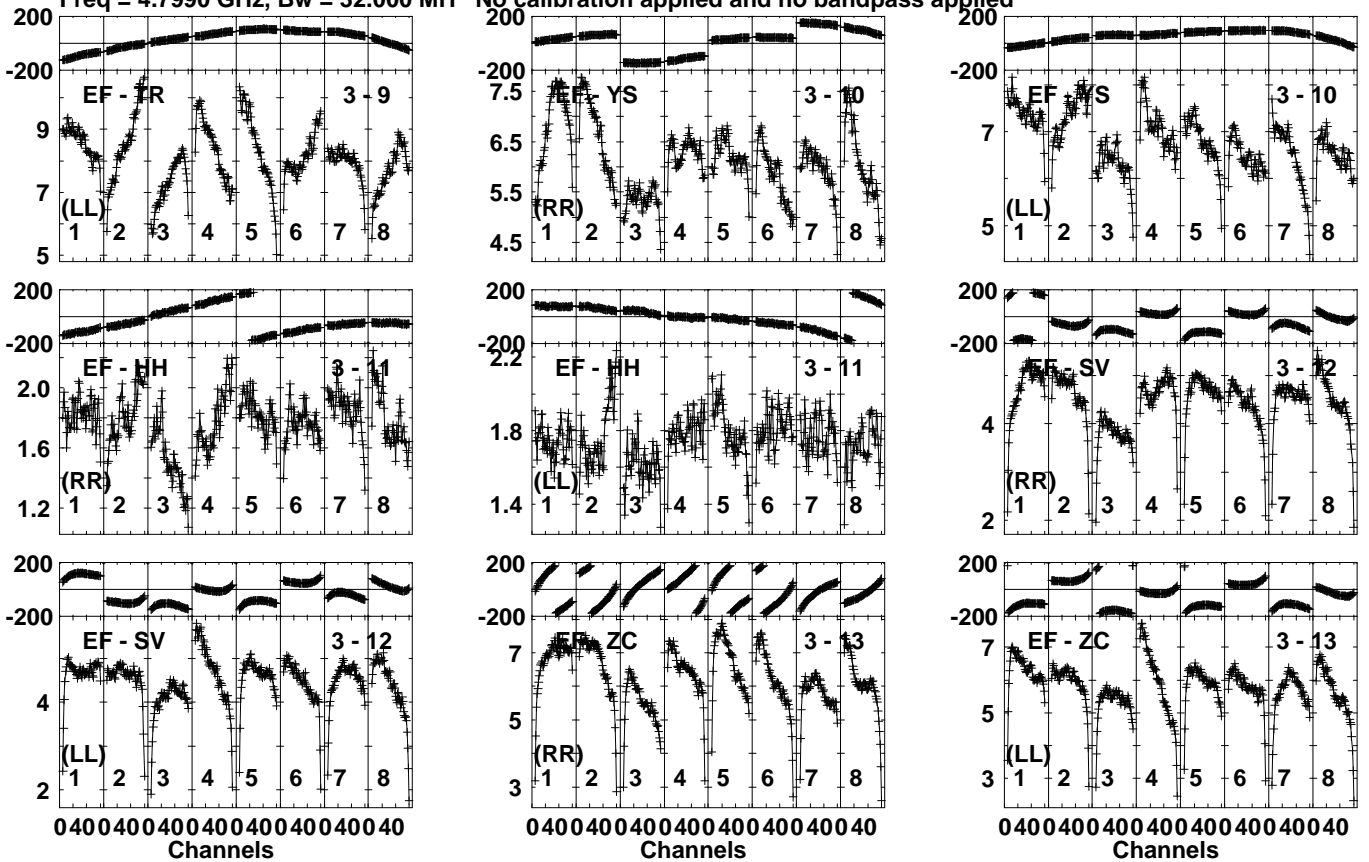
Lower frame: Milli Ampl Jy Top frame: Phas deg  
 Vector averaged cross-power spectrum Several baselines displayed  
 Timerange: 00/20:08:01 to 00/20:09:59

Plot file version 434 created 10-NOV-2021 19:33:08

J1125+2610 EC077A.UVDATA.1

Freq = 4.7990 GHz, Bw = 32.000 MH

No calibration applied and no bandpass applied



Lower frame: Milli Ampl Jy Top frame: Phas deg  
Vector averaged cross-power spectrum Several baselines displayed  
Timerange: 00/20:08:01 to 00/20:09:59

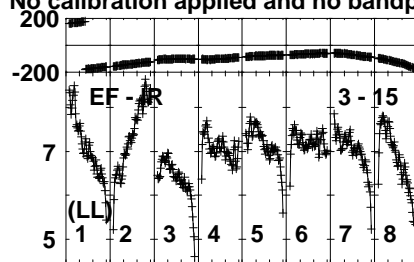
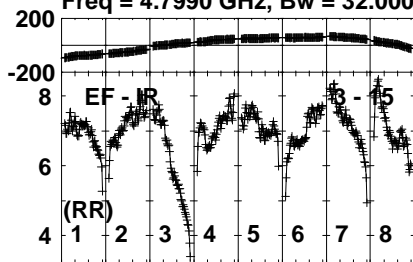


Plot file version 435 created 10-NOV-2021 19:33:08

J1125+2610 EC077A.UVDATA.1

Freq = 4.7990 GHz, Bw = 32.000 MH

No calibration applied and no bandpass applied



Lower frame: Milli Ampl Jy Top frame: Phas deg

Vector averaged cross-power spectrum Several baselines displayed

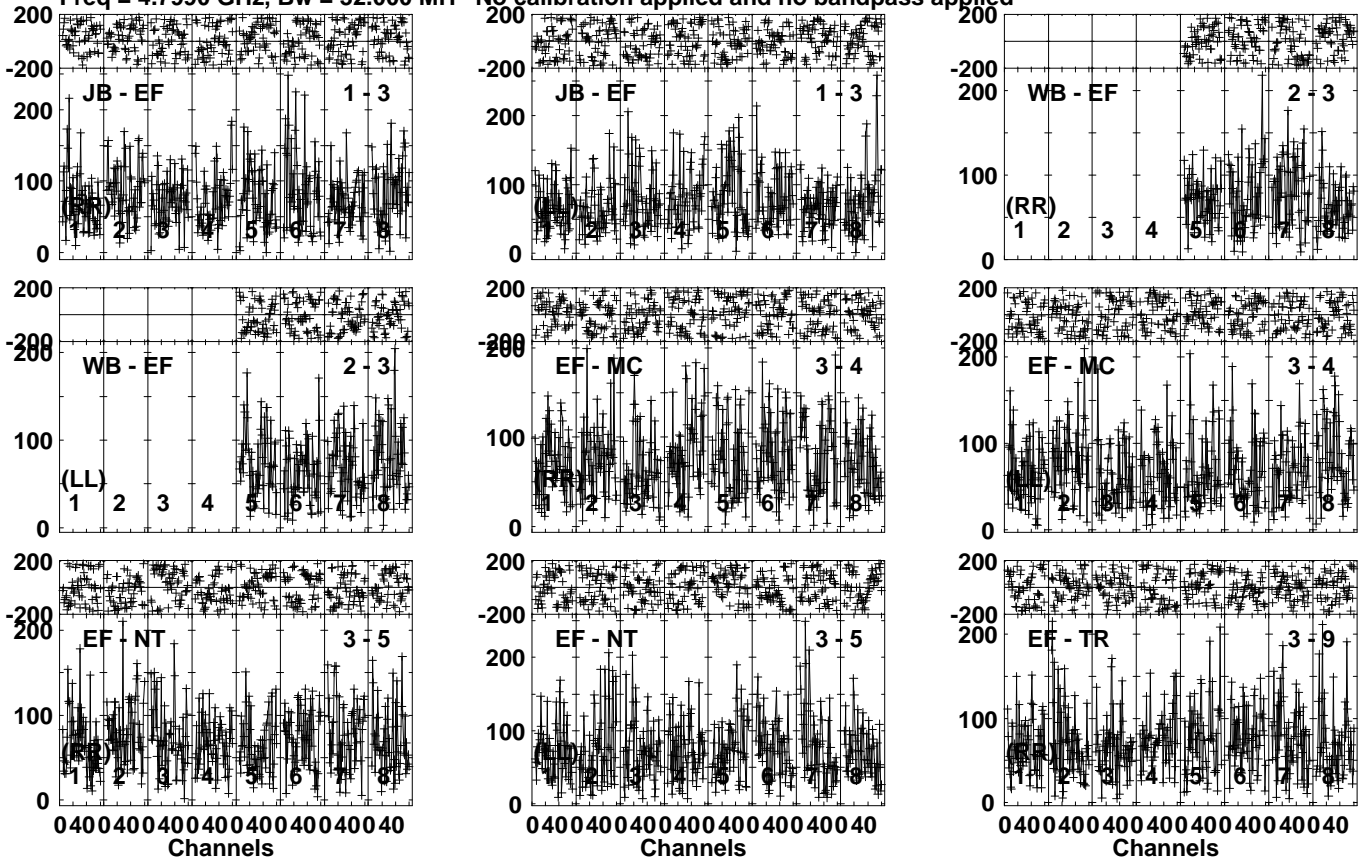
Timerange: 00/20:08:01 to 00/20:09:59

Plot file version 436 created 10-NOV-2021 19:33:08

EQJ1122+2550 EC077A.UVDATA.1

Freq = 4.7990 GHz, Bw = 32.000 MH

No calibration applied and no bandpass applied



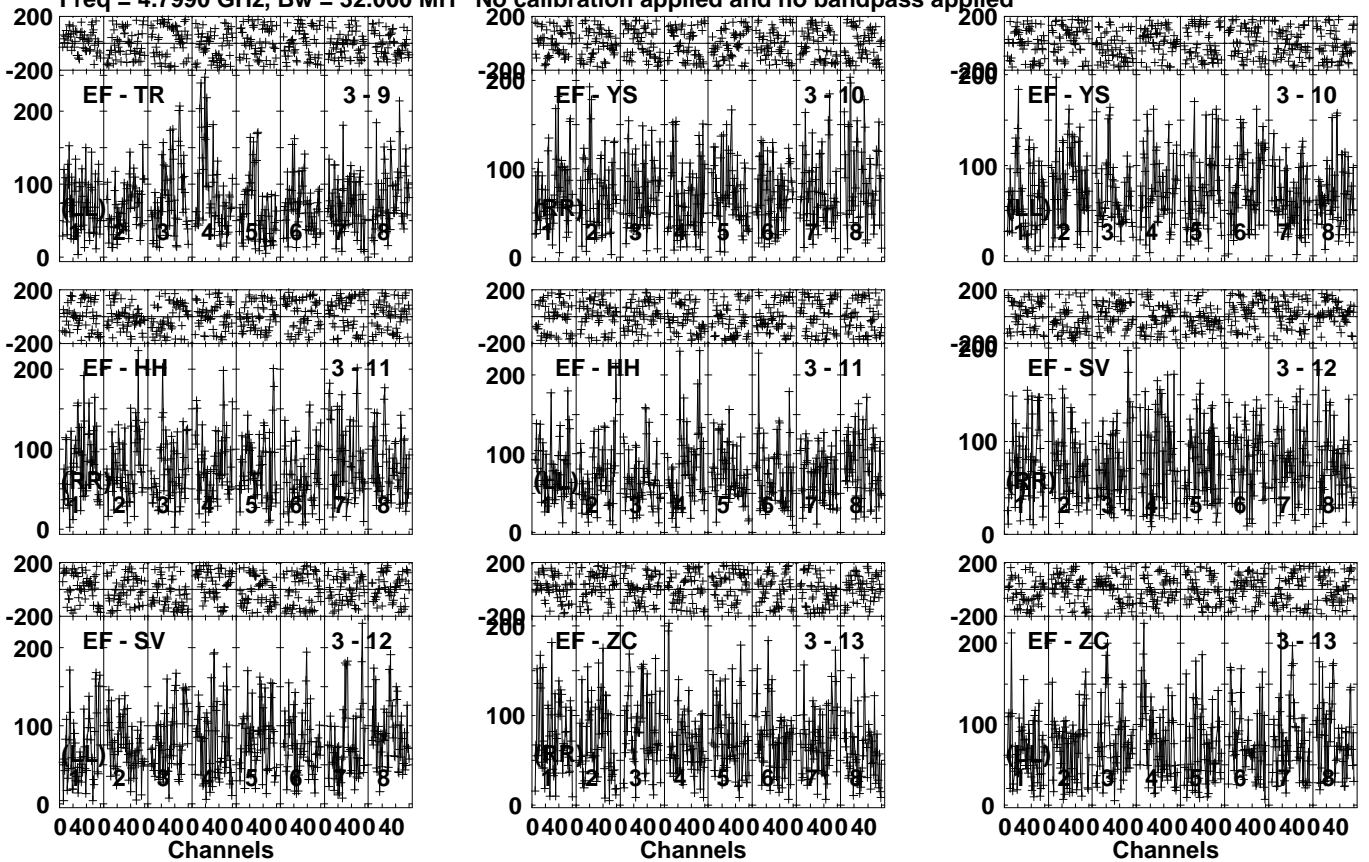
Lower frame: Micro Ampl Jy Top frame: Phas deg  
 Vector averaged cross-power spectrum Several baselines displayed  
 Timerange: 00/20:10:01 to 00/20:13:59

Plot file version 437 created 10-NOV-2021 19:33:08

EQJ1122+2550 EC077A.UVDATA.1

Freq = 4.7990 GHz, Bw = 32.000 MH

No calibration applied and no bandpass applied



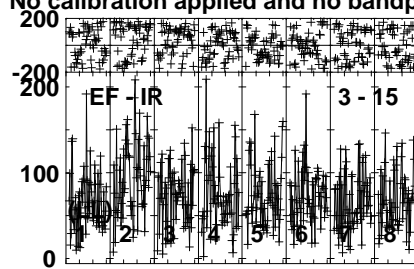
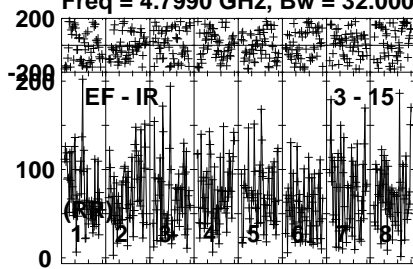
Lower frame: Micro Ampl Jy Top frame: Phas deg  
Vector averaged cross-power spectrum Several baselines displayed  
Timerange: 00/20:10:01 to 00/20:13:59

Plot file version 438 created 10-NOV-2021 19:33:08

EQJ1122+2550 EC077A.UVDATA.1

Freq = 4.7990 GHz, Bw = 32.000 MH

No calibration applied and no bandpass applied



Lower frame: Micro Ampl Jy Top frame: Phas deg  
Vector averaged cross-power spectrum Several baselines displayed  
Timerange: 00/20:10:01 to 00/20:13:59



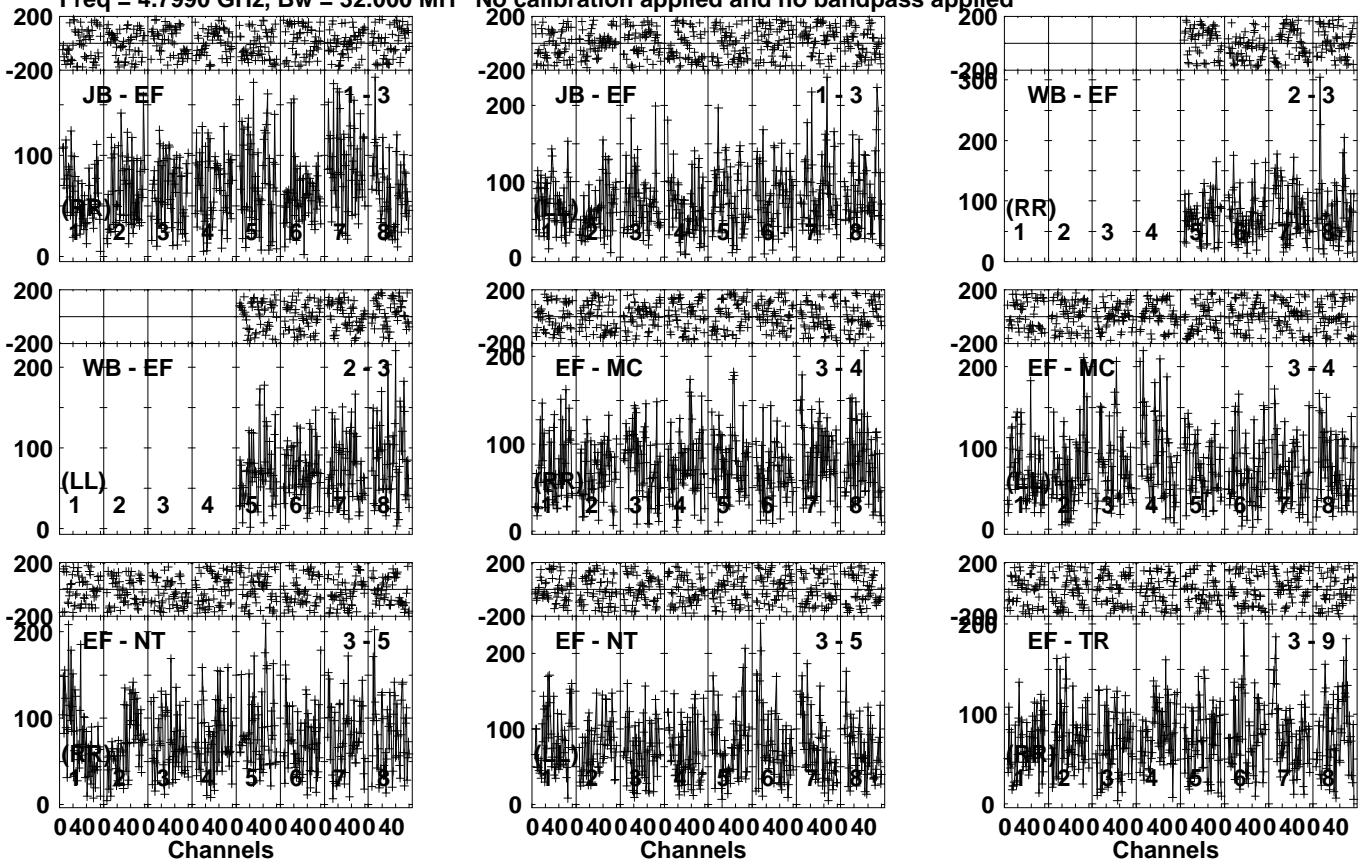


Plot file version 441 created 10-NOV-2021 19:33:08

EQJ1122+2550 EC077A.UVDATA.1

Freq = 4.7990 GHz, Bw = 32.000 MH

No calibration applied and no bandpass applied



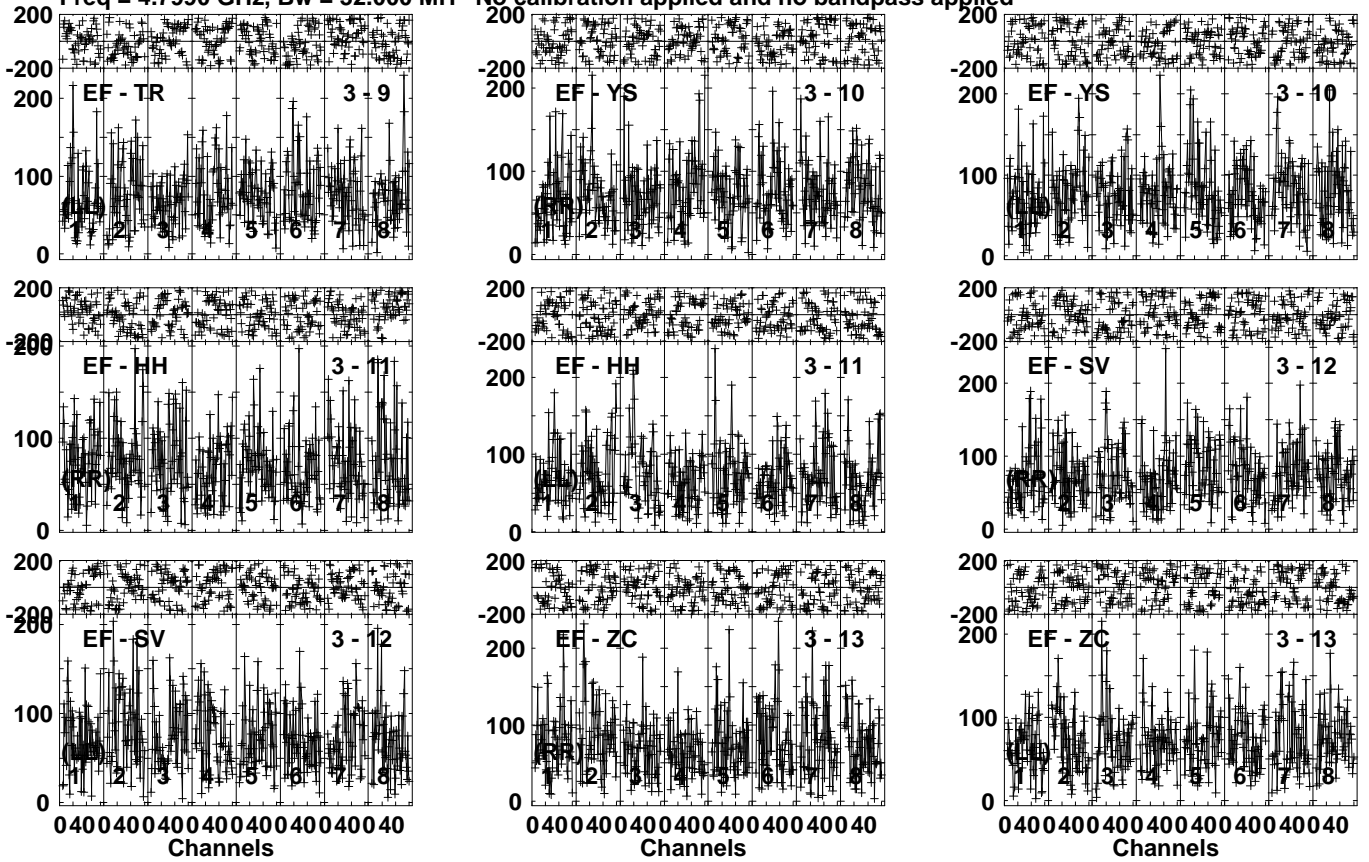
Lower frame: Micro Ampl Jy Top frame: Phas deg  
Vector averaged cross-power spectrum Several baselines displayed  
Timerange: 00/20:16:01 to 00/20:19:59

Plot file version 442 created 10-NOV-2021 19:33:09

EQJ1122+2550 EC077A.UVDATA.1

Freq = 4.7990 GHz, Bw = 32.000 MH

No calibration applied and no bandpass applied



Lower frame: Micro Ampl Jy Top frame: Phas deg  
Vector averaged cross-power spectrum Several baselines displayed  
Timerange: 00/20:16:01 to 00/20:19:59

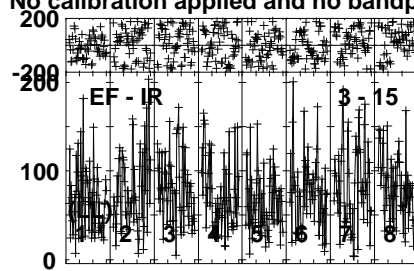
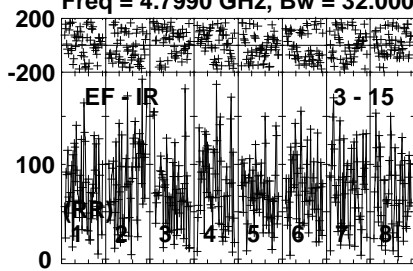


Plot file version 443 created 10-NOV-2021 19:33:09

EQJ1122+2550 EC077A.UVDATA.1

Freq = 4.7990 GHz, Bw = 32.000 MH

No calibration applied and no bandpass applied



Lower frame: Micro Ampl Jy Top frame: Phas deg

Vector averaged cross-power spectrum Several baselines displayed

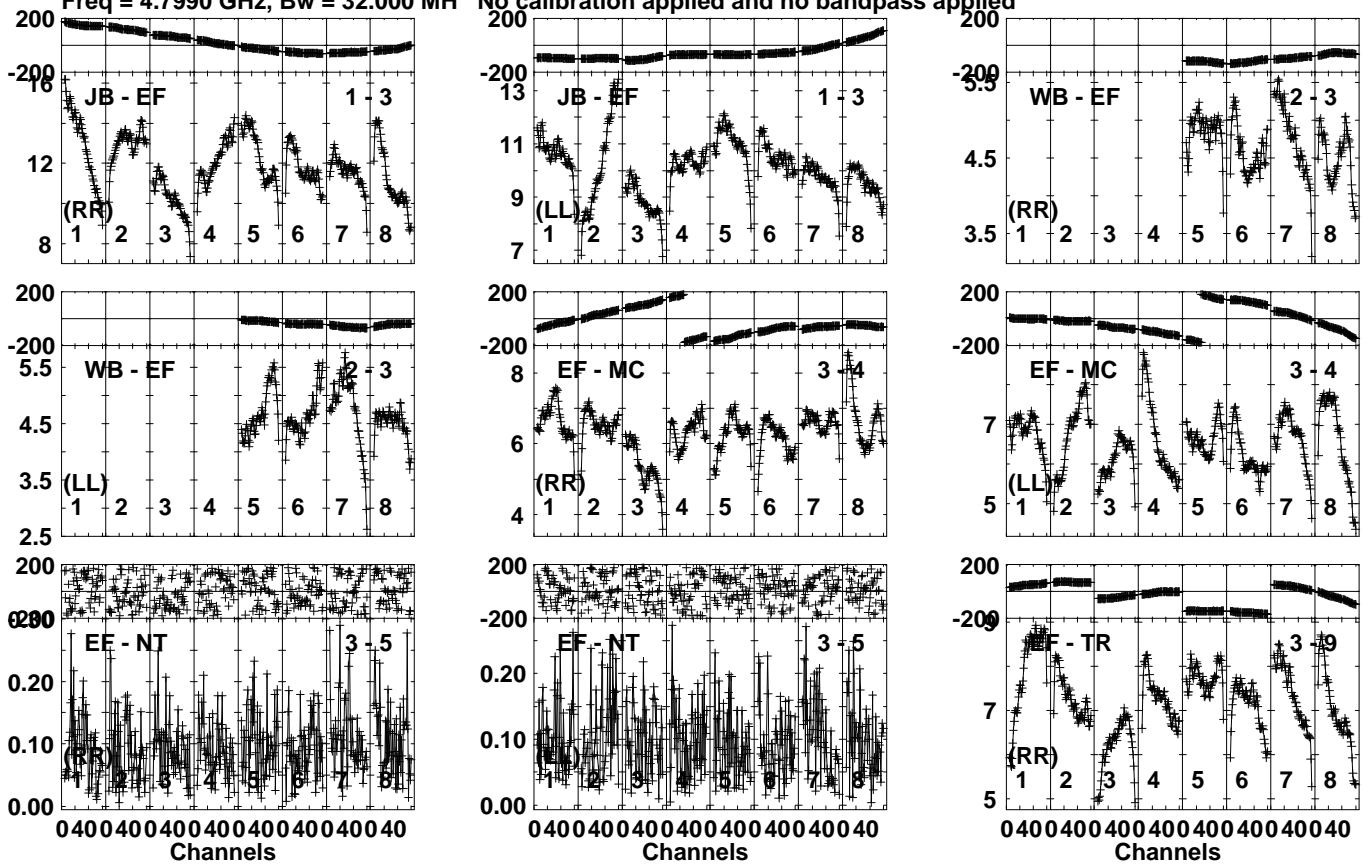
Timerange: 00/20:16:01 to 00/20:19:59

Plot file version 444 created 10-NOV-2021 19:33:09

J1125+2610 EC077A.UVDATA.1

Freq = 4.7990 GHz, Bw = 32.000 MH

No calibration applied and no bandpass applied



Lower frame: Milli Ampl Jy Top frame: Phas deg  
Vector averaged cross-power spectrum Several baselines displayed  
Timerange: 00/20:20:31 to 00/20:22:29

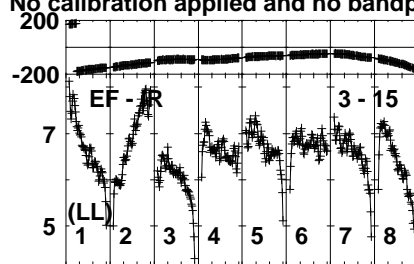
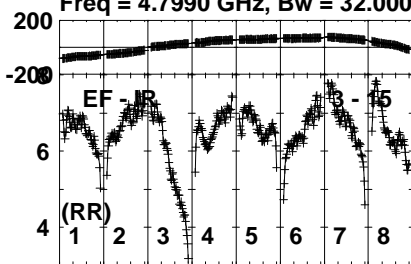


Plot file version 446 created 10-NOV-2021 19:33:09

J1125+2610 EC077A.UVDATA.1

Freq = 4.7990 GHz, Bw = 32.000 MH

No calibration applied and no bandpass applied



Lower frame: Milli Ampl Jy Top frame: Phas deg

Vector averaged cross-power spectrum Several baselines displayed

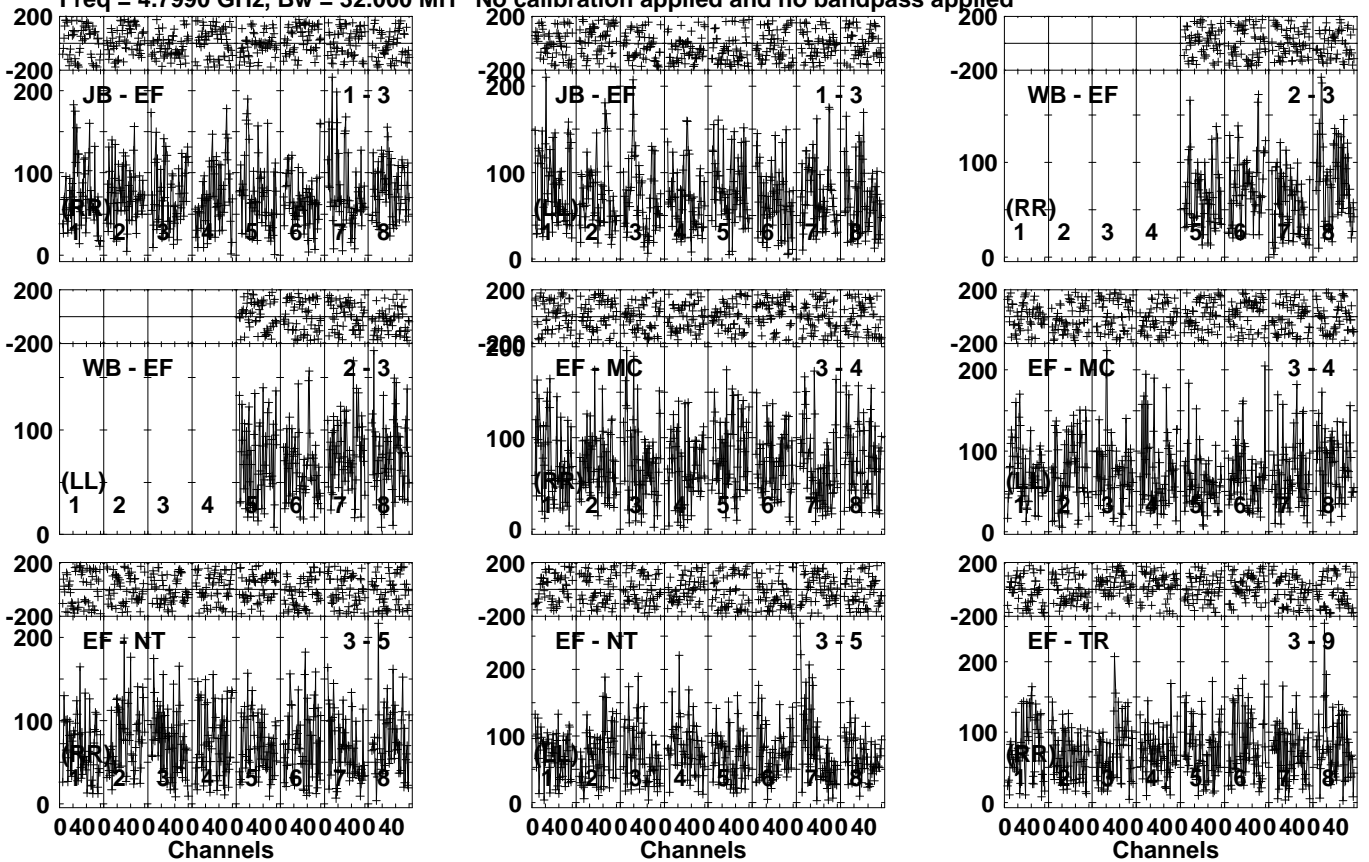
Timerange: 00/20:20:31 to 00/20:22:29

Plot file version 447 created 10-NOV-2021 19:33:09

EQJ1122+2550 EC077A.UVDATA.1

Freq = 4.7990 GHz, Bw = 32.000 MH

No calibration applied and no bandpass applied



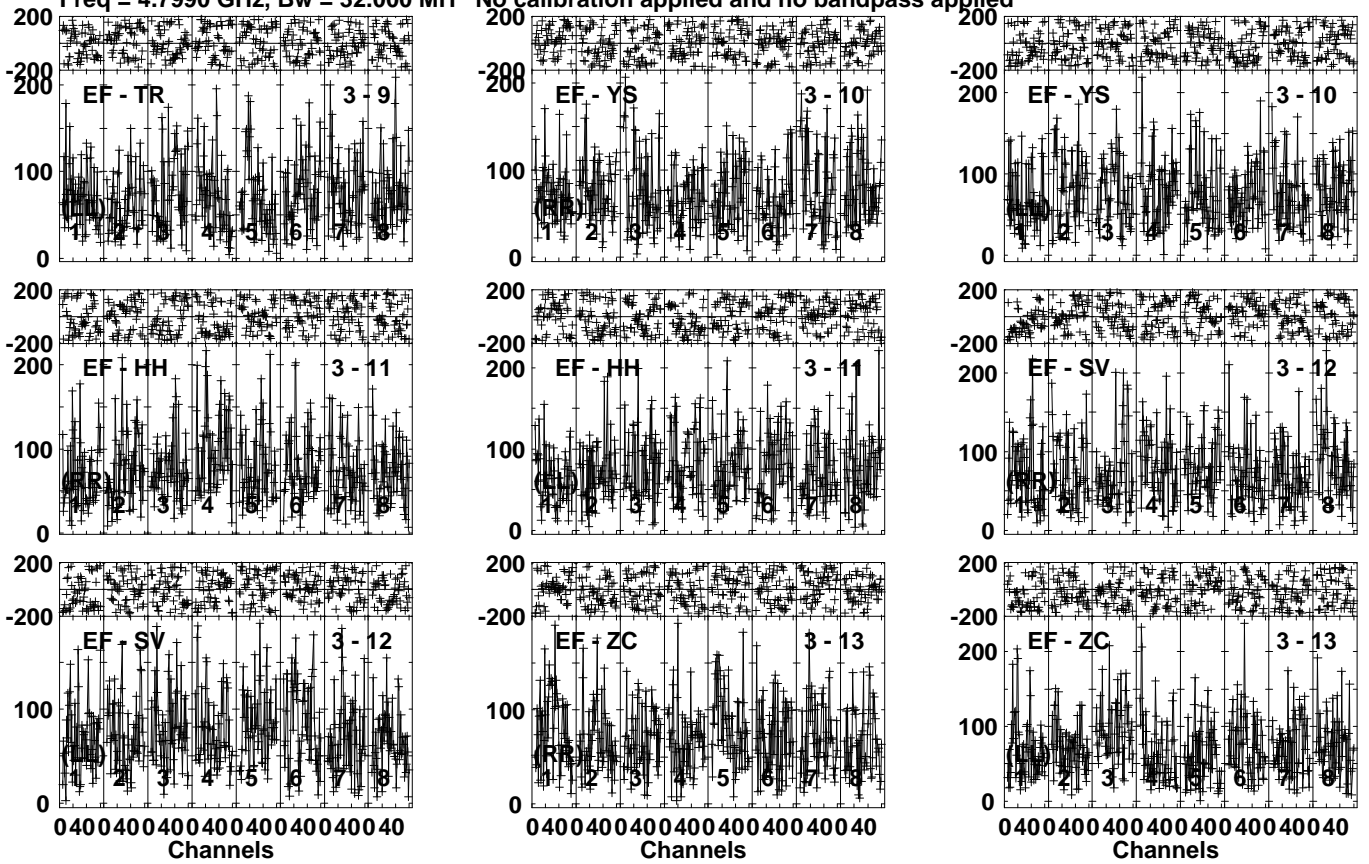
Lower frame: Micro Ampl Jy Top frame: Phas deg  
Vector averaged cross-power spectrum Several baselines displayed  
Timerange: 00/20:22:31 to 00/20:26:29

Plot file version 448 created 10-NOV-2021 19:33:09

EQJ1122+2550 EC077A.UVDATA.1

Freq = 4.7990 GHz, Bw = 32.000 MH

No calibration applied and no bandpass applied



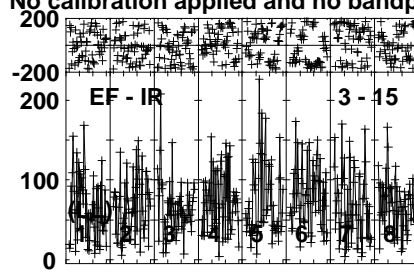
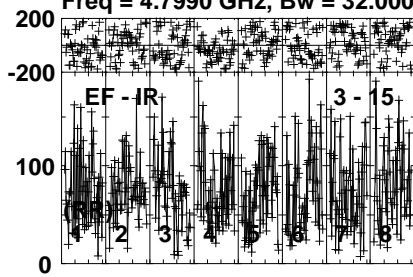
Lower frame: Micro Ampl Jy Top frame: Phas deg  
Vector averaged cross-power spectrum Several baselines displayed  
Timerange: 00/20:22:31 to 00/20:26:29

Plot file version 449 created 10-NOV-2021 19:33:09

EQJ1122+2550 EC077A.UVDATA.1

Freq = 4.7990 GHz, Bw = 32.000 MH

No calibration applied and no bandpass applied



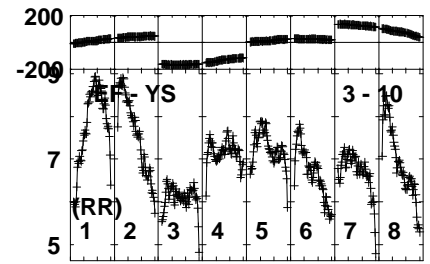
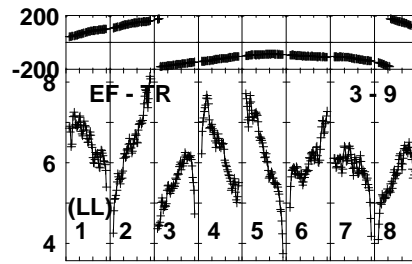
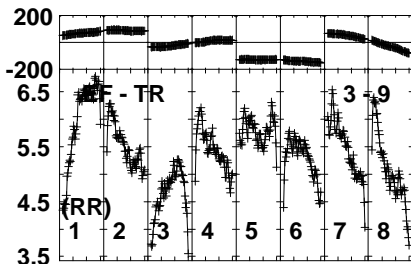
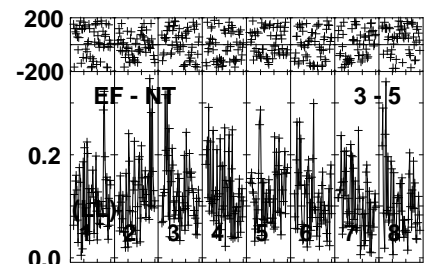
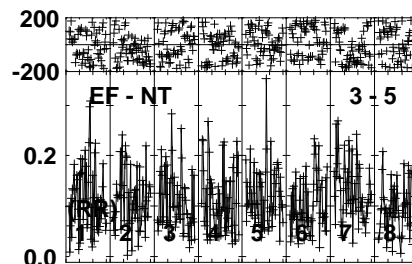
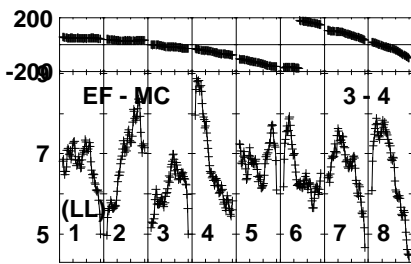
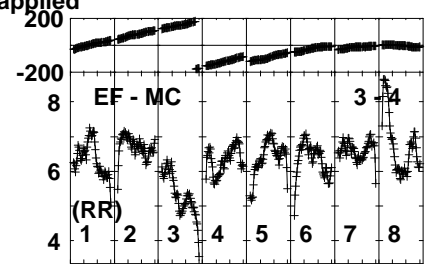
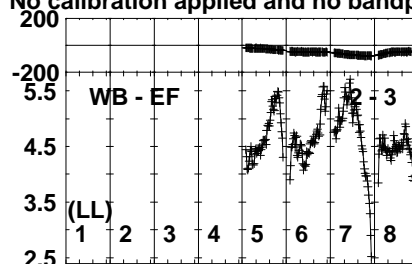
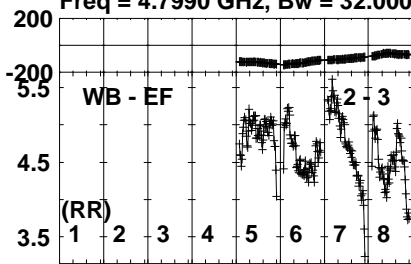
Lower frame: Micro Ampl Jy Top frame: Phas deg  
Vector averaged cross-power spectrum Several baselines displayed  
Timerange: 00/20:22:31 to 00/20:26:29

Plot file version 450 created 10-NOV-2021 19:33:09

J1125+2610 EC077A.UVDATA.1

Freq = 4.7990 GHz, Bw = 32.000 MH

No calibration applied and no bandpass applied



Lower frame: Milli Ampl Jy Top frame: Phas deg  
Vector averaged cross-power spectrum Several baselines displayed  
Timerange: 00/20:26:31 to 00/20:28:29



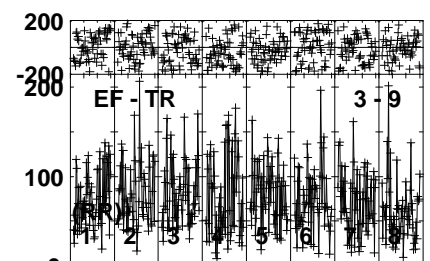
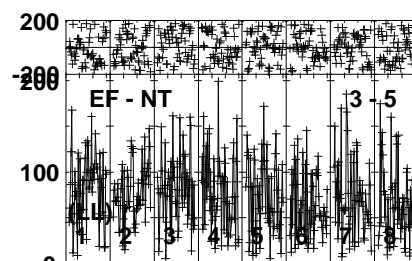
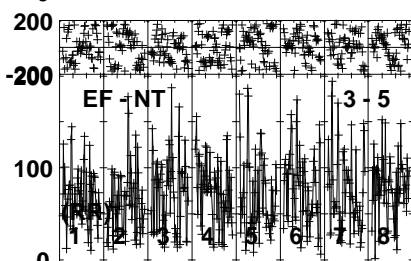
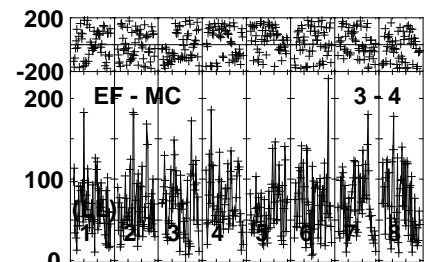
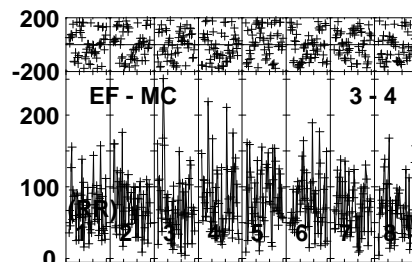
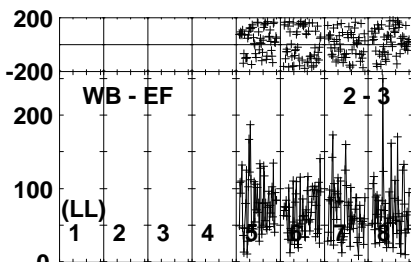
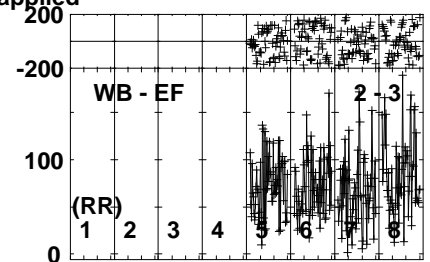
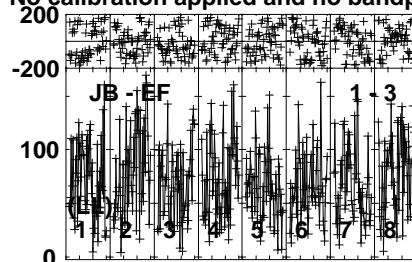
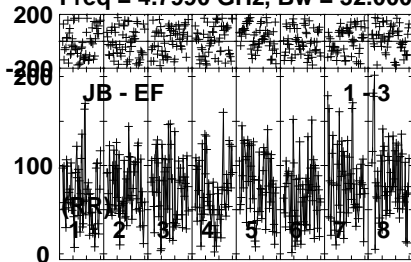


Plot file version 452 created 10-NOV-2021 19:33:10

EQJ1122+2550 EC077A.UVDATA.1

Freq = 4.7990 GHz, Bw = 32.000 MH

No calibration applied and no bandpass applied



040040040040040040040040  
Channels

040040040040040040040040  
Channels

040040040040040040040040  
Channels

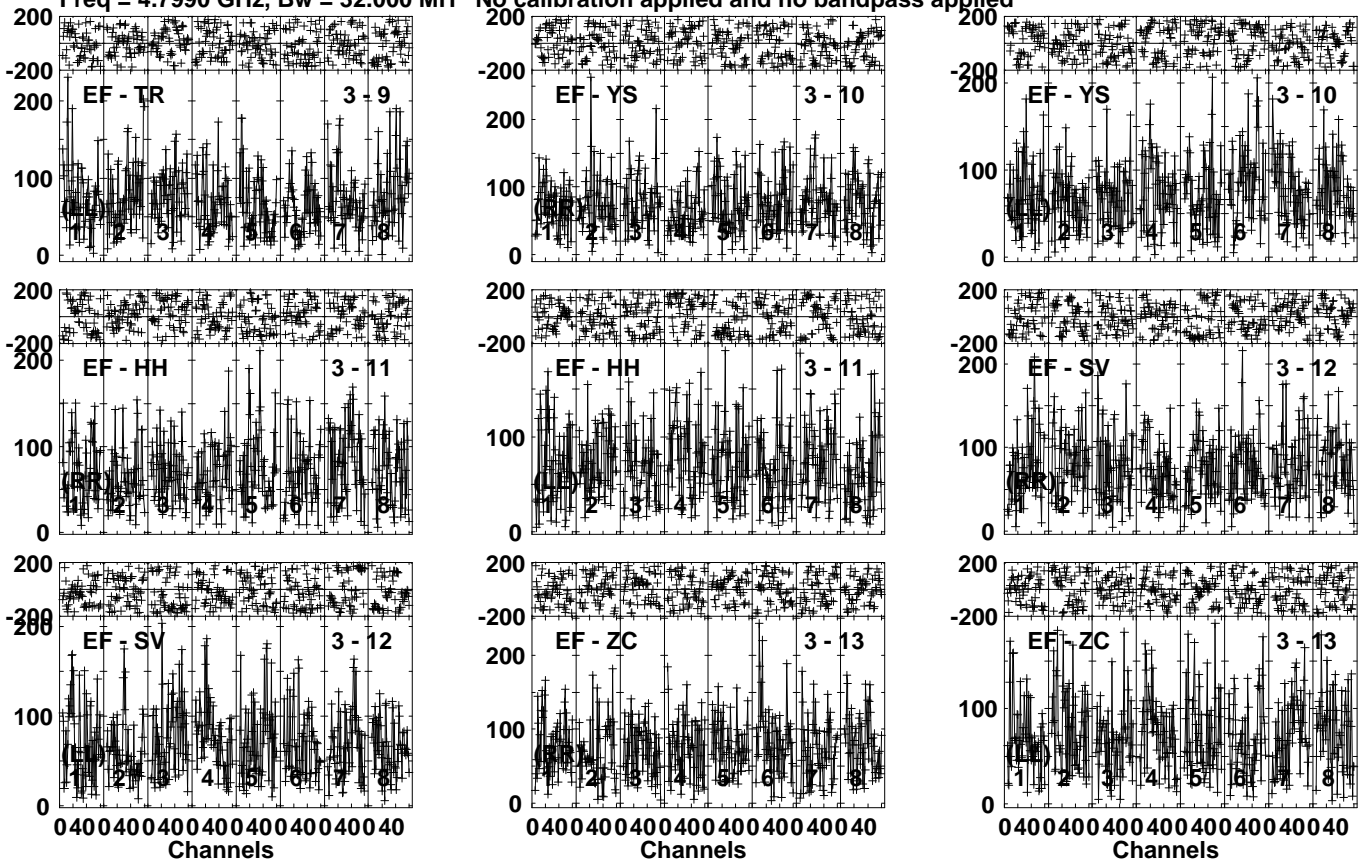
Lower frame: Micro Ampl Jy Top frame: Phas deg  
Vector averaged cross-power spectrum Several baselines displayed  
Timerange: 00/20:28:31 to 00/20:32:29

Plot file version 453 created 10-NOV-2021 19:33:10

EQJ1122+2550 EC077A.UVDATA.1

Freq = 4.7990 GHz, Bw = 32.000 MH

No calibration applied and no bandpass applied



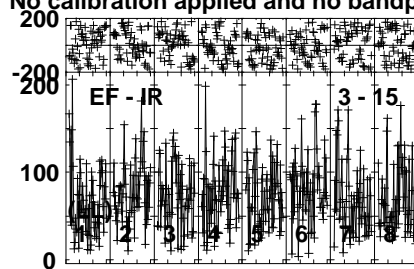
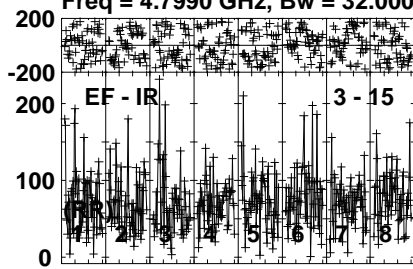
Lower frame: Micro Ampl Jy Top frame: Phas deg  
Vector averaged cross-power spectrum Several baselines displayed  
Timerange: 00/20:28:31 to 00/20:32:29

Plot file version 454 created 10-NOV-2021 19:33:10

EQJ1122+2550 EC077A.UVDATA.1

Freq = 4.7990 GHz, Bw = 32.000 MH

No calibration applied and no bandpass applied



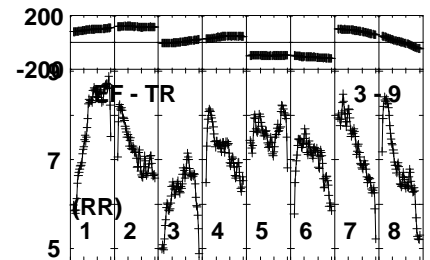
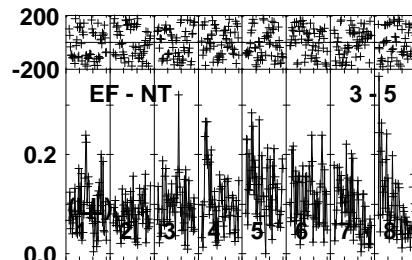
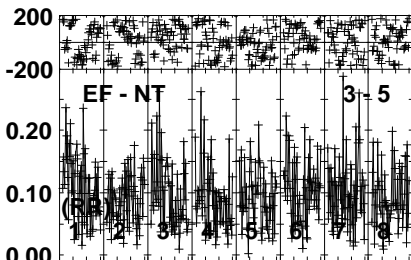
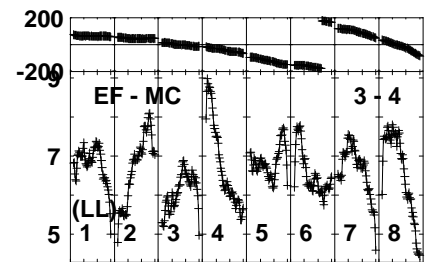
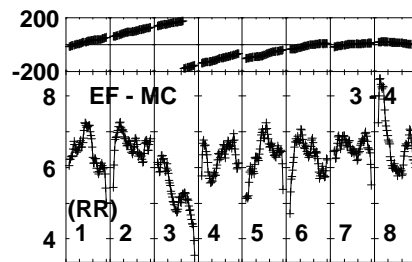
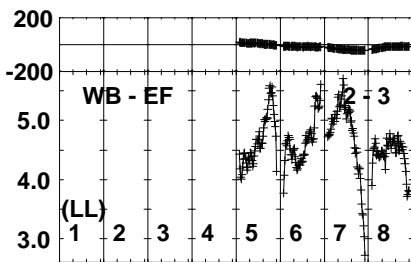
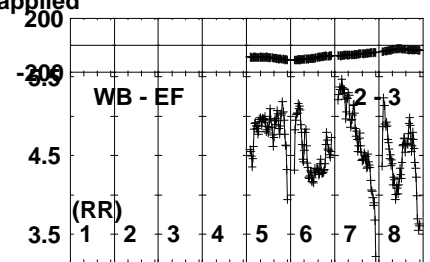
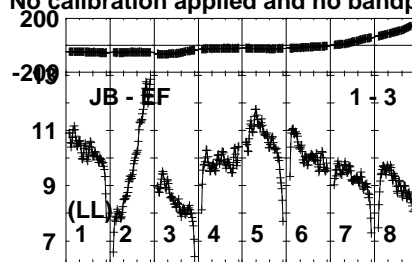
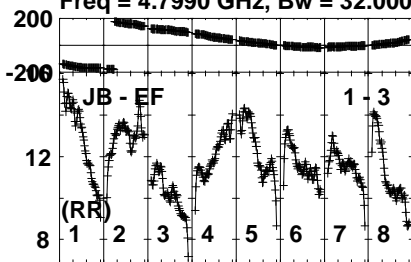
Lower frame: Micro Ampl Jy Top frame: Phas deg  
Vector averaged cross-power spectrum Several baselines displayed  
Timerange: 00/20:28:31 to 00/20:32:29

Plot file version 455 created 10-NOV-2021 19:33:10

J1125+2610 EC077A.UVDATA.1

Freq = 4.7990 GHz, Bw = 32.000 MH

No calibration applied and no bandpass applied



Lower frame: Milli Ampl Jy Top frame: Phas deg

Vector averaged cross-power spectrum Several baselines displayed

Timerange: 00/20:33:01 to 00/20:34:59

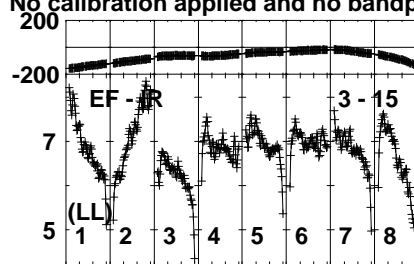
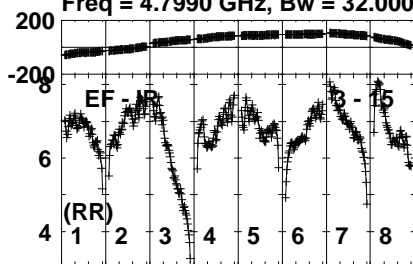


Plot file version 457 created 10-NOV-2021 19:33:10

J1125+2610 EC077A.UVDATA.1

Freq = 4.7990 GHz, Bw = 32.000 MH

No calibration applied and no bandpass applied



Lower frame: Milli Ampl Jy Top frame: Phas deg  
Vector averaged cross-power spectrum Several baselines displayed  
Timerange: 00/20:33:01 to 00/20:34:59



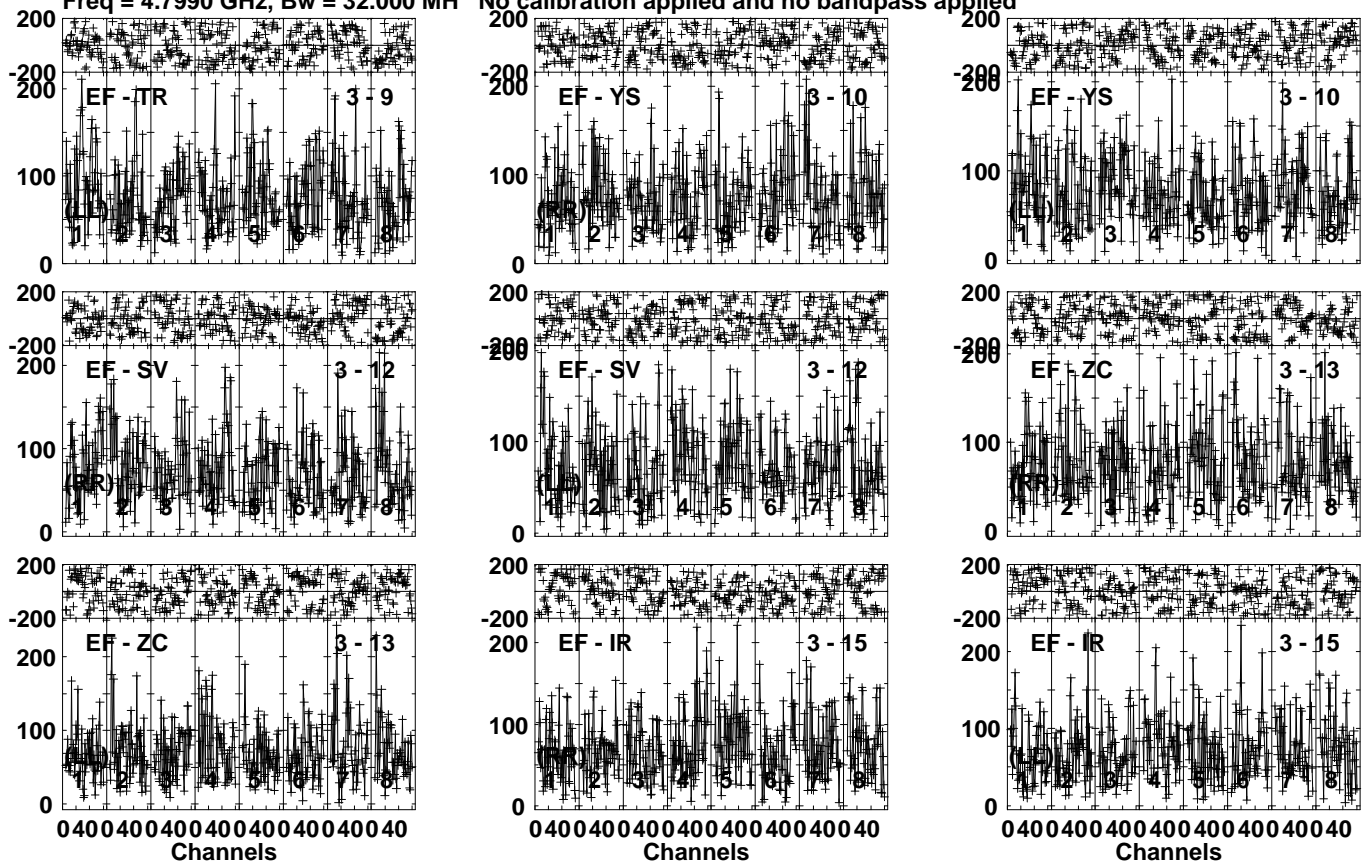


Plot file version 459 created 10-NOV-2021 19:33:10

EQJ1122+2550 EC077A.UVDATA.1

Freq = 4.7990 GHz, Bw = 32.000 MH

No calibration applied and no bandpass applied



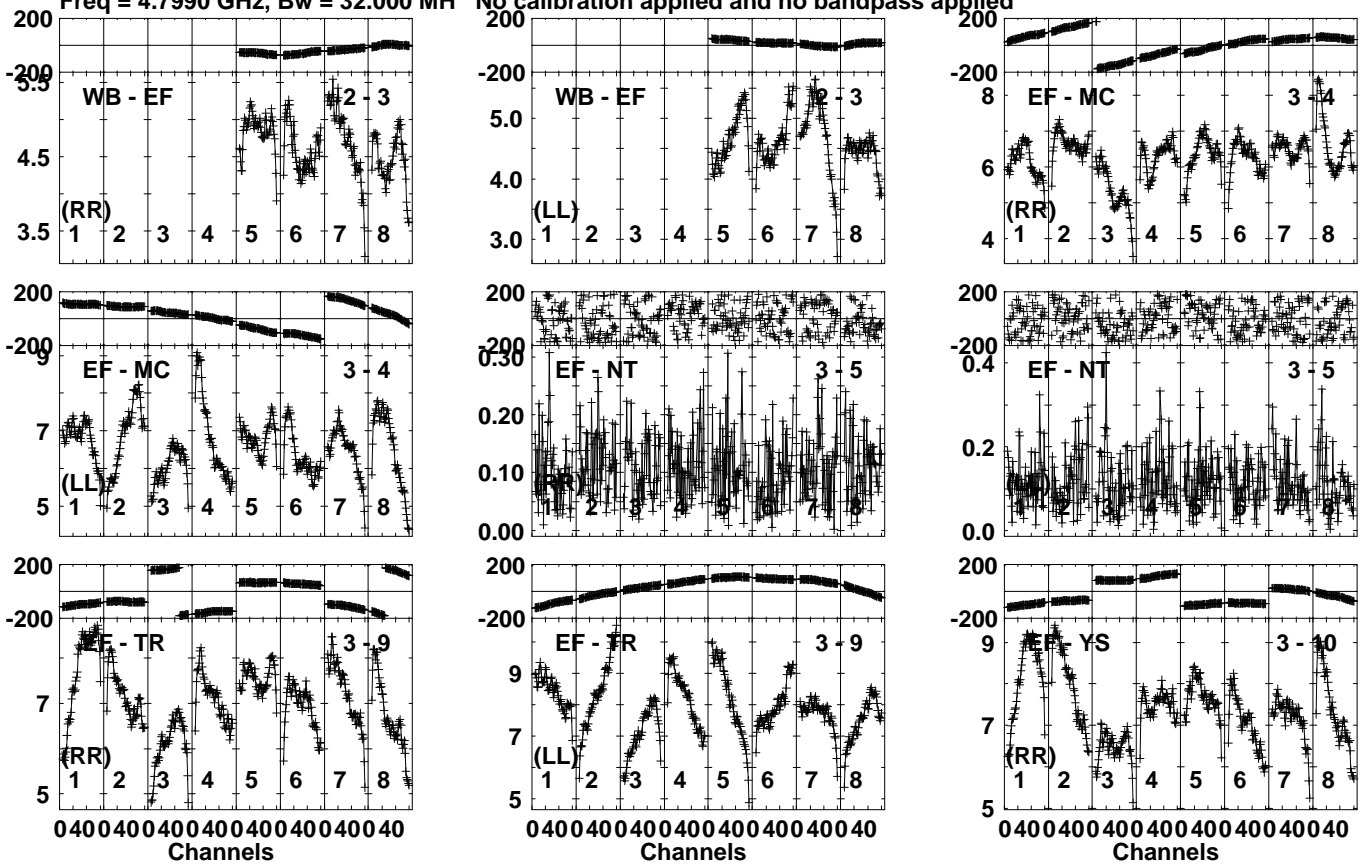
Lower frame: Micro Ampl Jy Top frame: Phas deg  
Vector averaged cross-power spectrum Several baselines displayed  
Timerange: 00/20:35:01 to 00/20:38:59

Plot file version 460 created 10-NOV-2021 19:33:10

J1125+2610 EC077A.UVDATA.1

Freq = 4.7990 GHz, Bw = 32.000 MH

No calibration applied and no bandpass applied



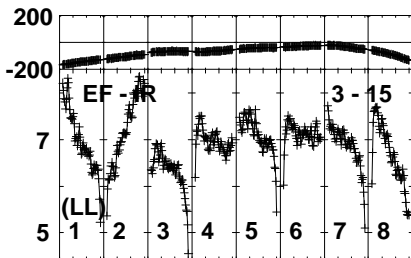
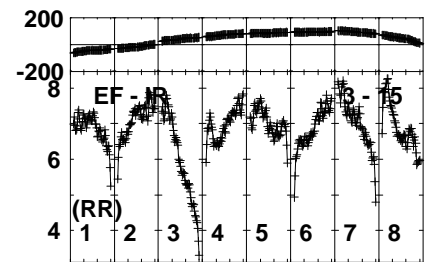
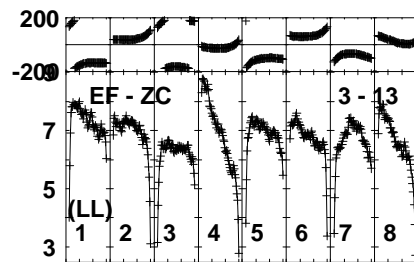
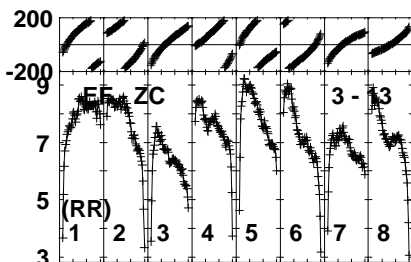
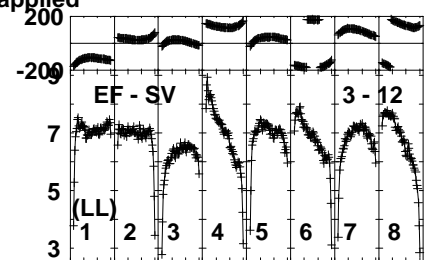
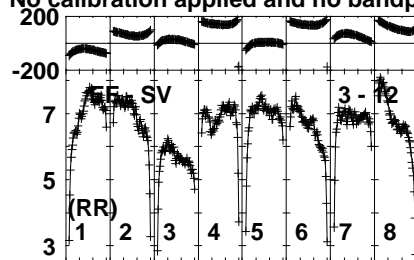
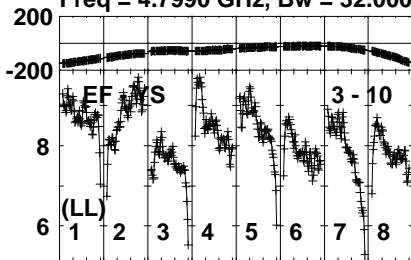
Lower frame: Milli Ampl Jy Top frame: Phas deg  
Vector averaged cross-power spectrum Several baselines displayed  
Timerange: 00/20:39:03 to 00/20:40:59

Plot file version 461 created 10-NOV-2021 19:33:11

J1125+2610 EC077A.UVDATA.1

Freq = 4.7990 GHz, Bw = 32.000 MH

No calibration applied and no bandpass applied



040040040040040040040040

Channels

Lower frame: Milli Ampl Jy Top frame: Phas deg

Vector averaged cross-power spectrum Several baselines displayed

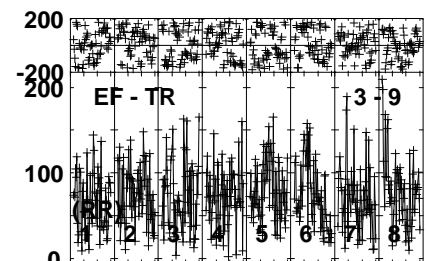
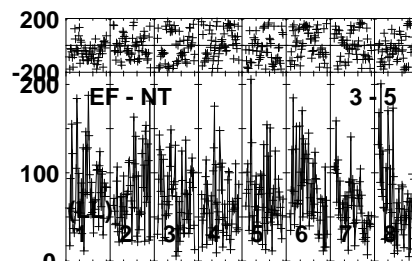
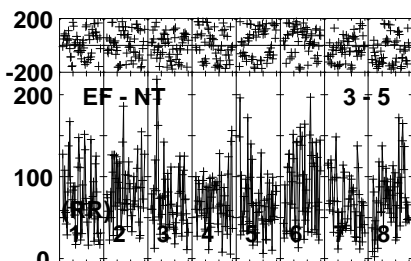
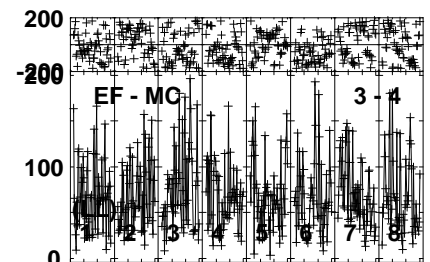
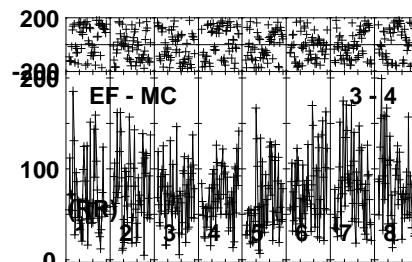
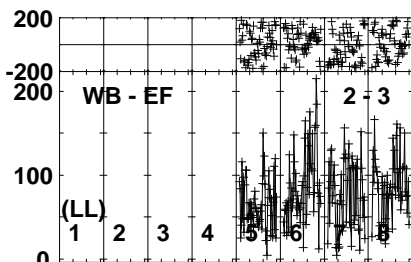
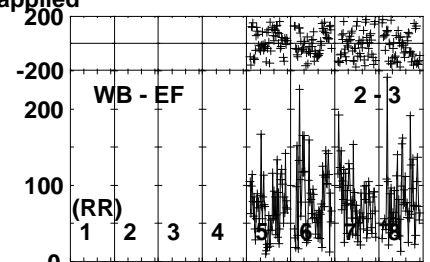
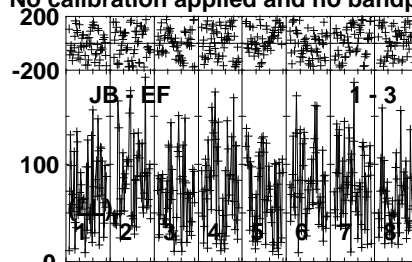
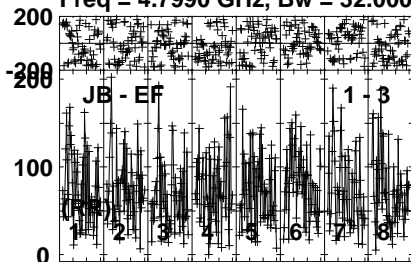
Timerange: 00/20:39:03 to 00/20:40:59

Plot file version 462 created 10-NOV-2021 19:33:11

EQJ1122+2550 EC077A.UVDATA.1

Freq = 4.7990 GHz, Bw = 32.000 MH

No calibration applied and no bandpass applied



0400400400400400400400400400  
Channels

0400400400400400400400400400  
Channels

0400400400400400400400400400  
Channels

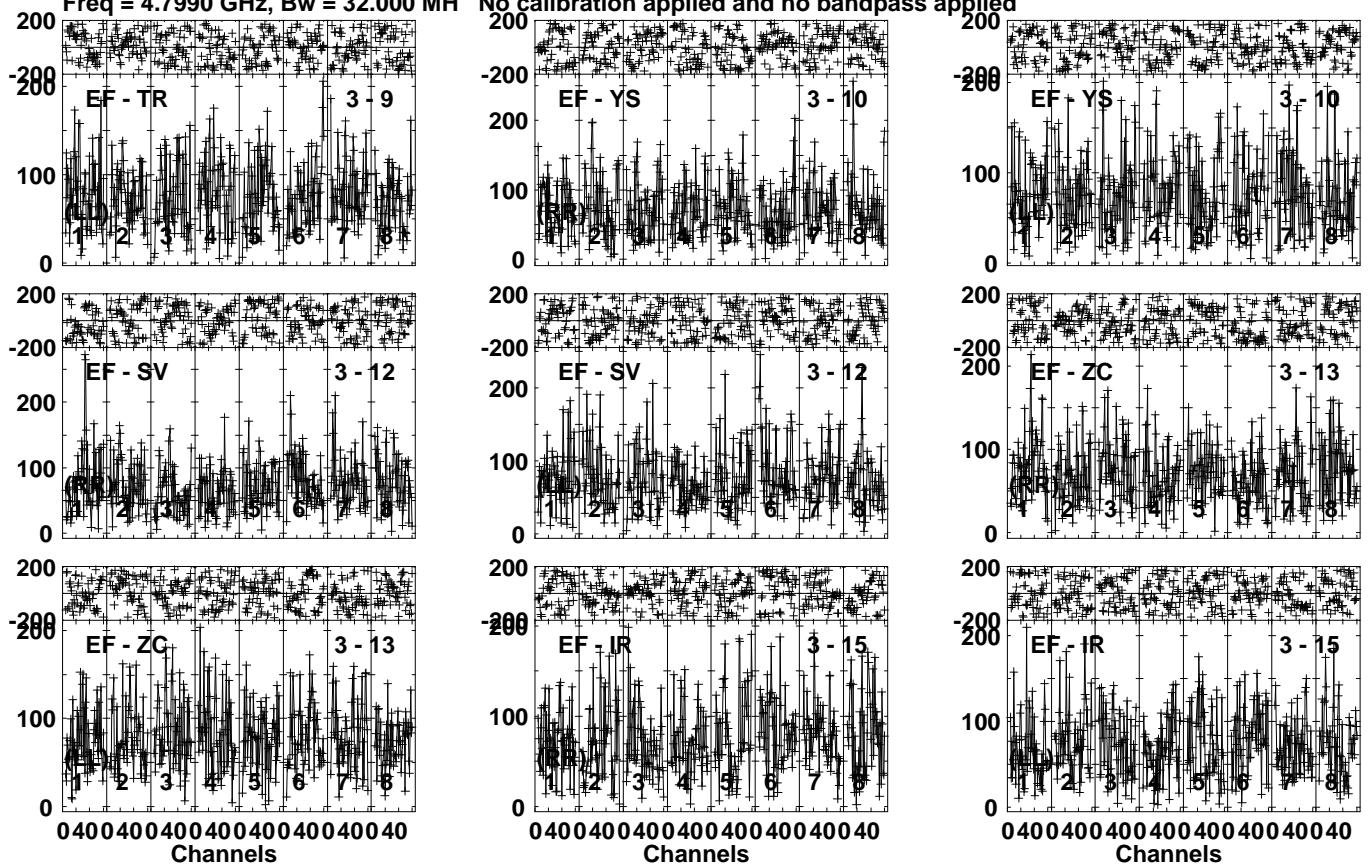
Lower frame: Micro Ampl Jy Top frame: Phas deg  
Vector averaged cross-power spectrum Several baselines displayed  
Timerange: 00/20:41:01 to 00/20:44:59

Plot file version 463 created 10-NOV-2021 19:33:11

EQJ1122+2550 EC077A.UVDATA.1

Freq = 4.7990 GHz, Bw = 32.000 MH

No calibration applied and no bandpass applied



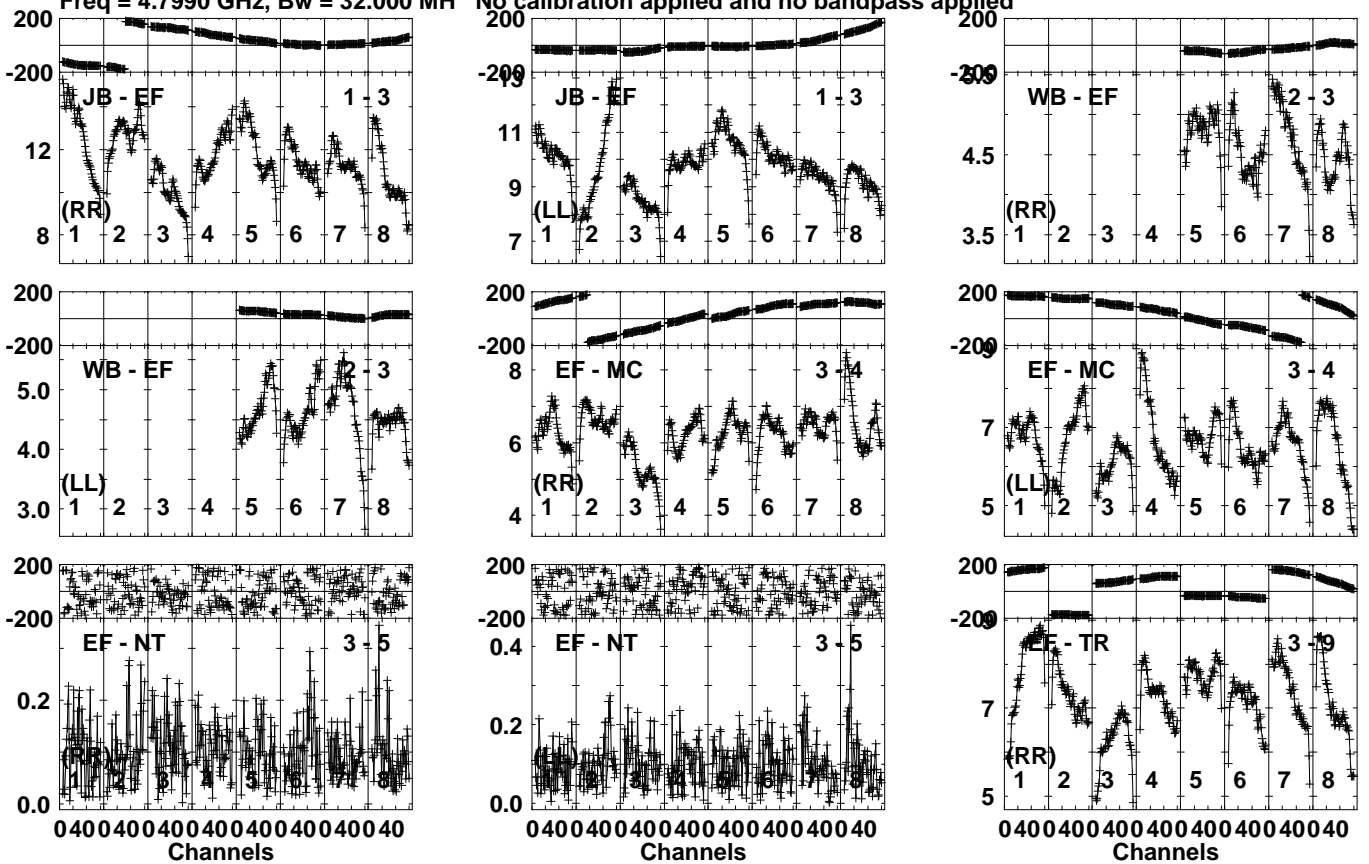
Lower frame: Micro Ampl Jy Top frame: Phas deg  
Vector averaged cross-power spectrum Several baselines displayed  
Timerange: 00/20:41:01 to 00/20:44:59

Plot file version 464 created 10-NOV-2021 19:33:11

J1125+2610 EC077A.UVDATA.1

Freq = 4.7990 GHz, Bw = 32.000 MH

No calibration applied and no bandpass applied



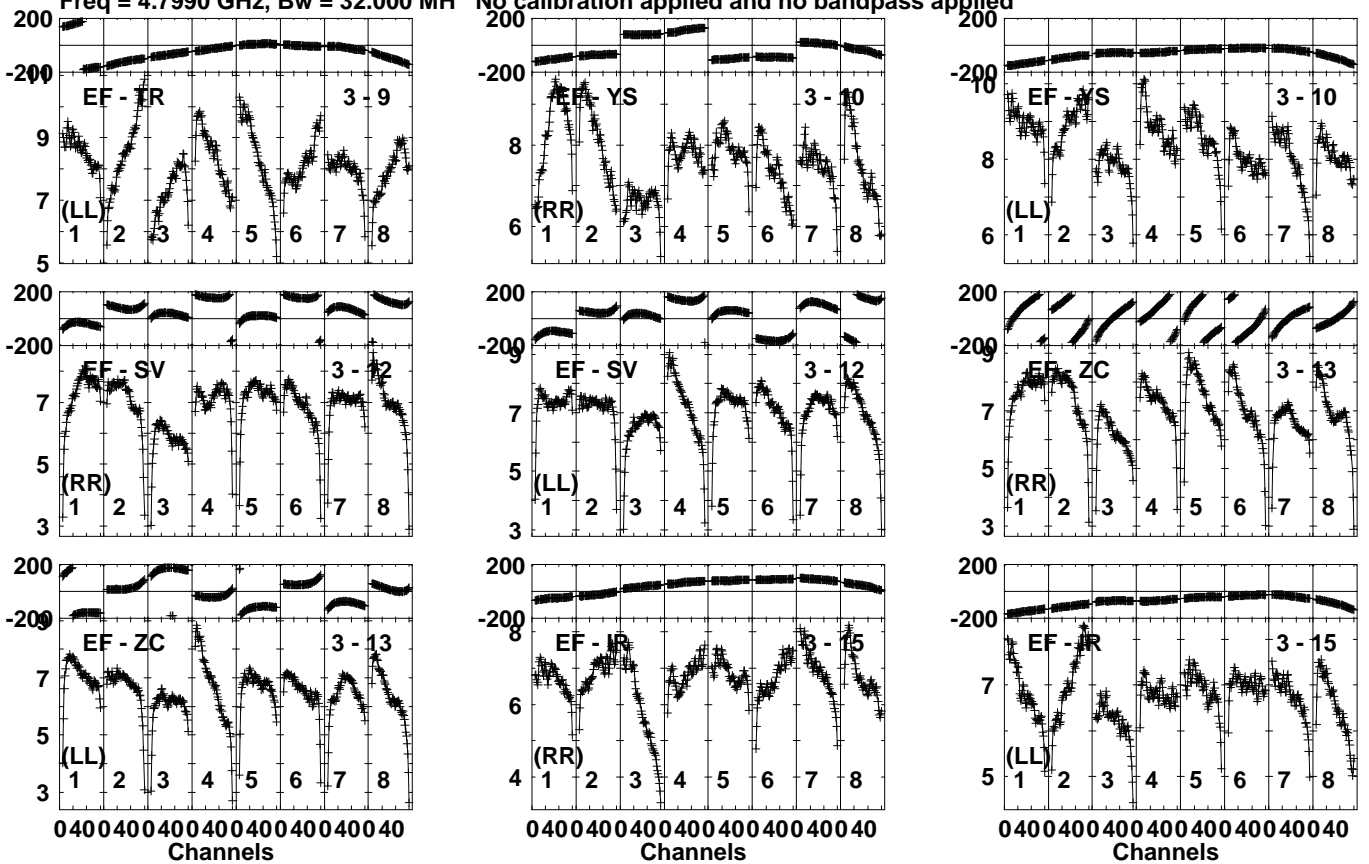
Lower frame: Milli Ampl Jy Top frame: Phas deg  
Vector averaged cross-power spectrum Several baselines displayed  
Timerange: 00/20:45:31 to 00/20:47:29

Plot file version 465 created 10-NOV-2021 19:33:11

J1125+2610 EC077A.UVDATA.1

Freq = 4.7990 GHz, Bw = 32.000 MH

No calibration applied and no bandpass applied



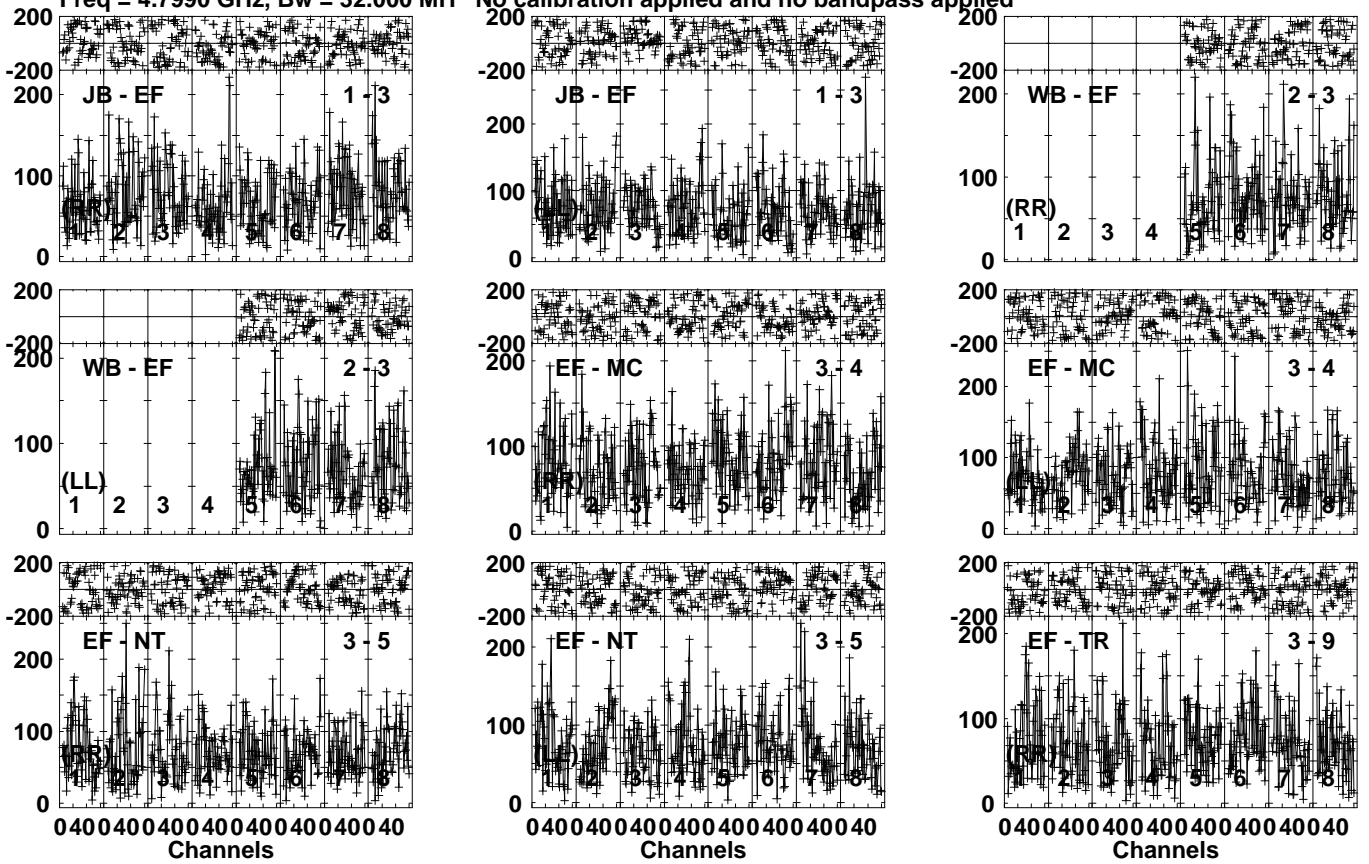
Lower frame: Milli Ampl Jy Top frame: Phas deg  
Vector averaged cross-power spectrum Several baselines displayed  
Timerange: 00/20:45:31 to 00/20:47:29

Plot file version 466 created 10-NOV-2021 19:33:11

EQJ1122+2550 EC077A.UVDATA.1

Freq = 4.7990 GHz, Bw = 32.000 MH

No calibration applied and no bandpass applied



Lower frame: Micro Ampl Jy Top frame: Phas deg  
Vector averaged cross-power spectrum Several baselines displayed  
Timerange: 00/20:47:33 to 00/20:51:29

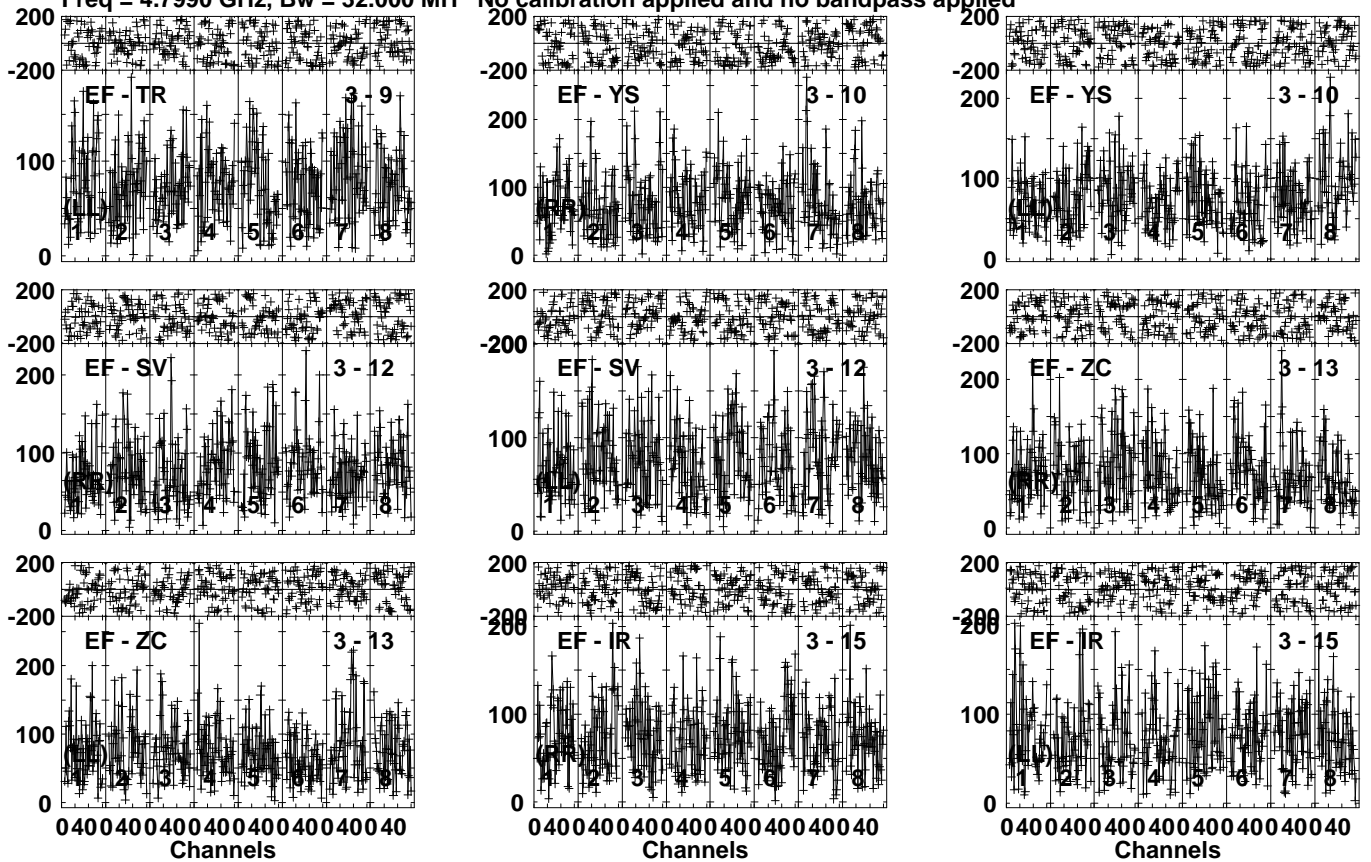


Plot file version 467 created 10-NOV-2021 19:33:11

EQJ1122+2550 EC077A.UVDATA.1

Freq = 4.7990 GHz, Bw = 32.000 MH

No calibration applied and no bandpass applied



Lower frame: Micro Ampl Jy Top frame: Phas deg  
Vector averaged cross-power spectrum Several baselines displayed  
Timerange: 00/20:47:33 to 00/20:51:29

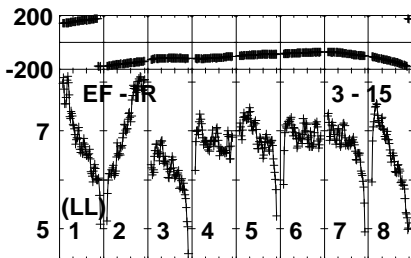
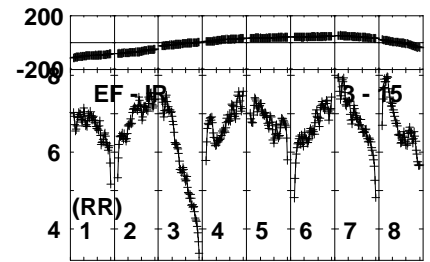
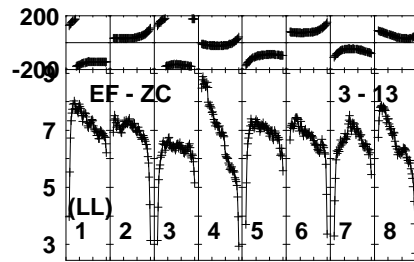
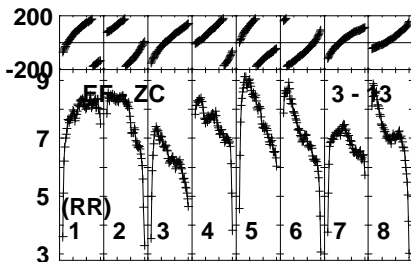
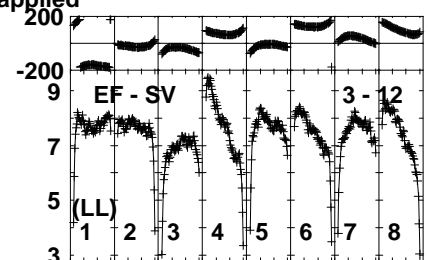
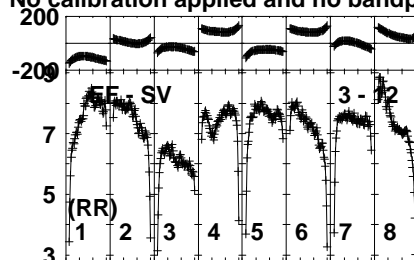
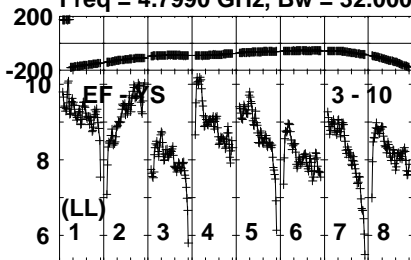


Plot file version 469 created 10-NOV-2021 19:33:11

J1125+2610 EC077A.UVDATA.1

Freq = 4.7990 GHz, Bw = 32.000 MH

No calibration applied and no bandpass applied



040040040040040040040040

Channels

Lower frame: Milli Ampl Jy Top frame: Phas deg

Vector averaged cross-power spectrum Several baselines displayed

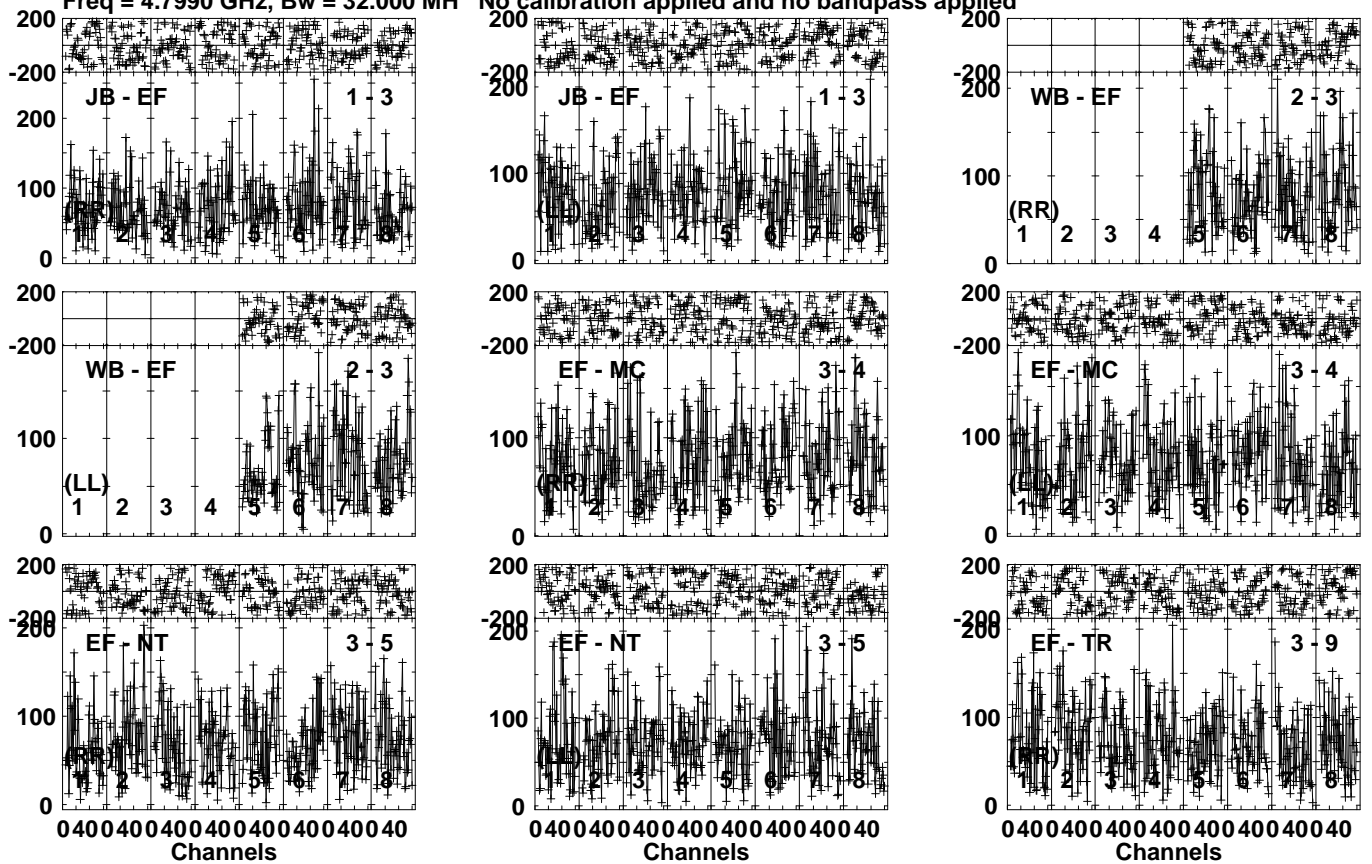
Timerange: 00/20:51:31 to 00/20:53:29

Plot file version 470 created 10-NOV-2021 19:33:12

EQJ1122+2550 EC077A.UVDATA.1

Freq = 4.7990 GHz, Bw = 32.000 MH

No calibration applied and no bandpass applied



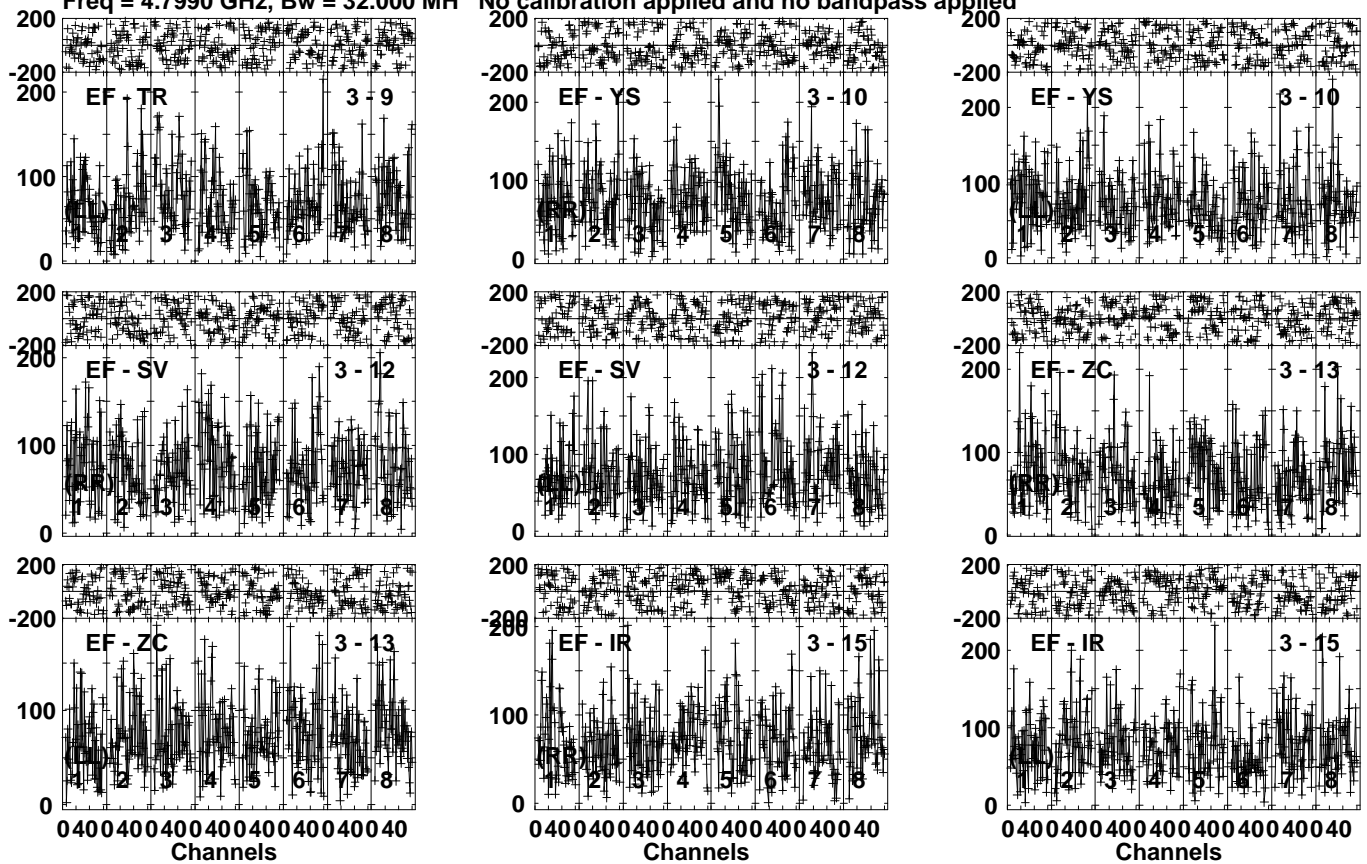
Lower frame: Micro Ampl Jy Top frame: Phas deg  
Vector averaged cross-power spectrum Several baselines displayed  
Timerange: 00/20:53:31 to 00/20:57:29

Plot file version 471 created 10-NOV-2021 19:33:12

EQJ1122+2550 EC077A.UVDATA.1

Freq = 4.7990 GHz, Bw = 32.000 MH

No calibration applied and no bandpass applied



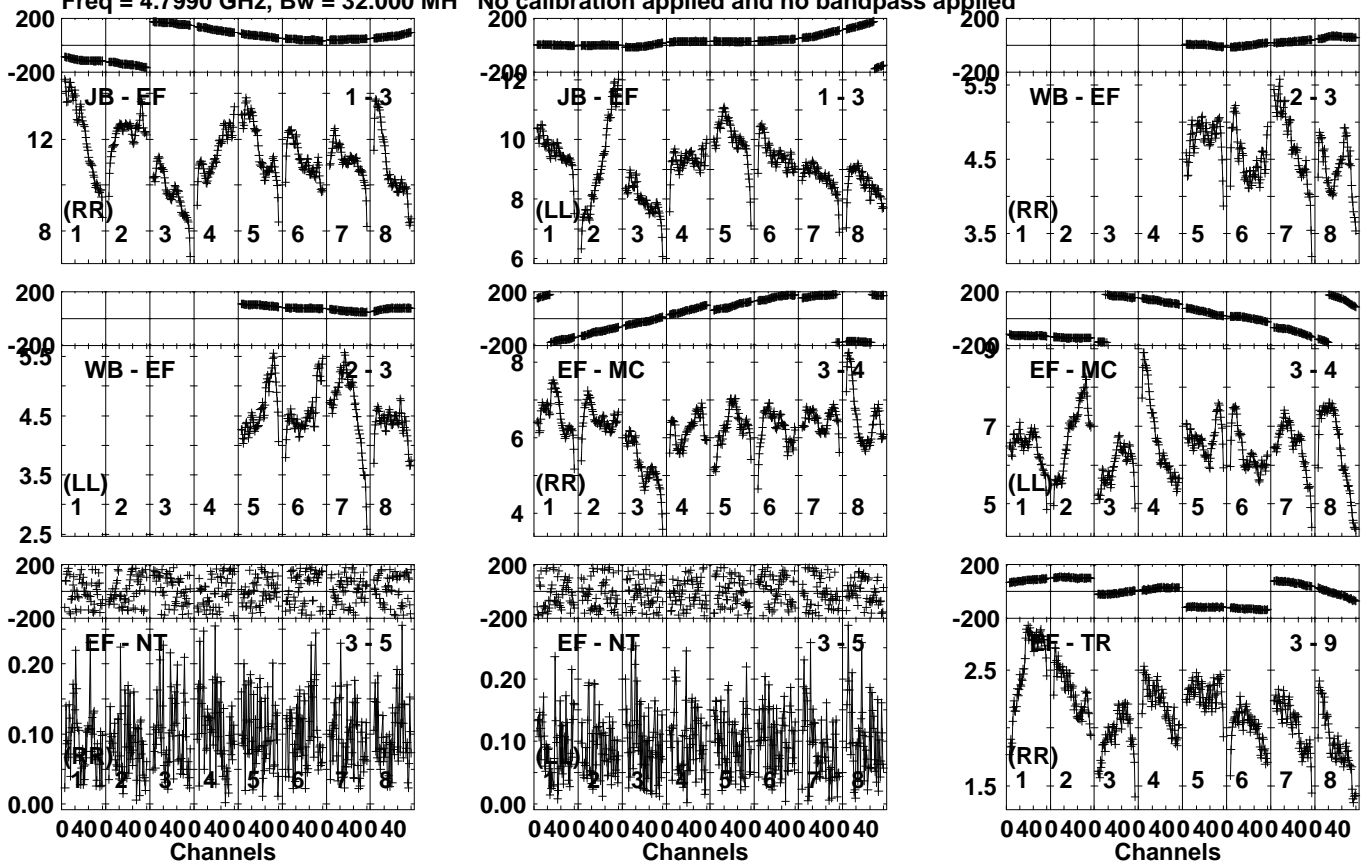
Lower frame: Micro Ampl Jy Top frame: Phas deg  
Vector averaged cross-power spectrum Several baselines displayed  
Timerange: 00/20:53:31 to 00/20:57:29

Plot file version 472 created 10-NOV-2021 19:33:12

J1125+2610 EC077A.UVDATA.1

Freq = 4.7990 GHz, Bw = 32.000 MH

No calibration applied and no bandpass applied



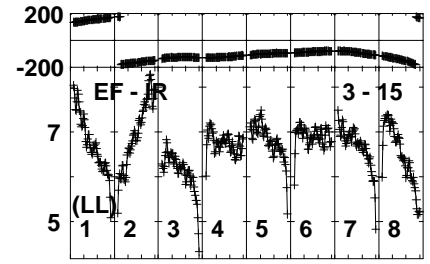
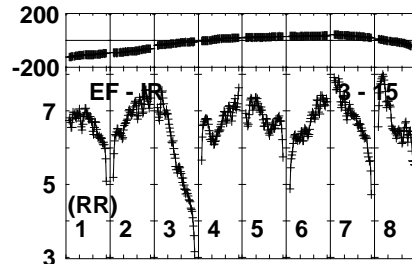
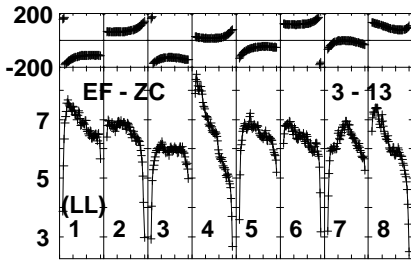
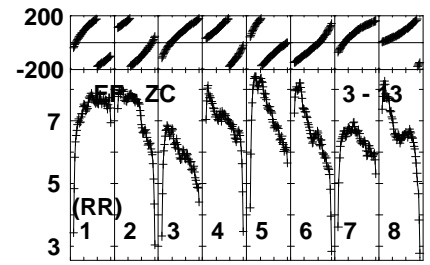
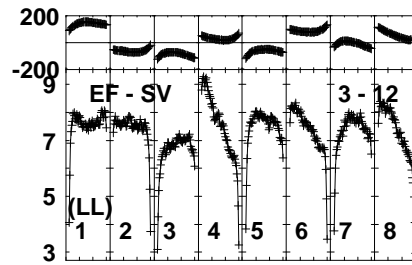
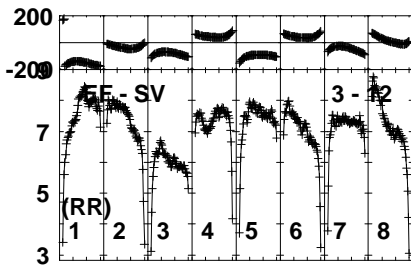
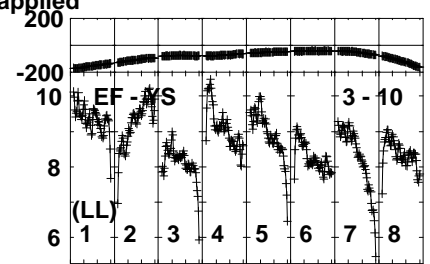
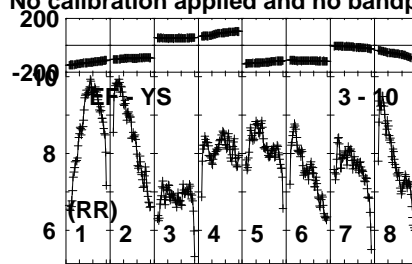
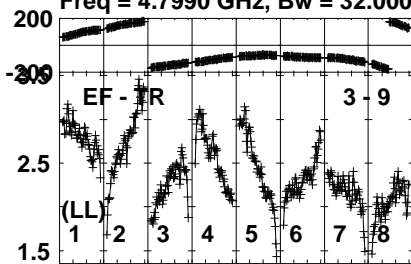
Lower frame: Milli Ampl Jy Top frame: Phas deg  
Vector averaged cross-power spectrum Several baselines displayed  
Timerange: 00/20:58:01 to 00/20:59:59

Plot file version 473 created 10-NOV-2021 19:33:12

J1125+2610 EC077A.UVDATA.1

Freq = 4.7990 GHz, Bw = 32.000 MH

No calibration applied and no bandpass applied



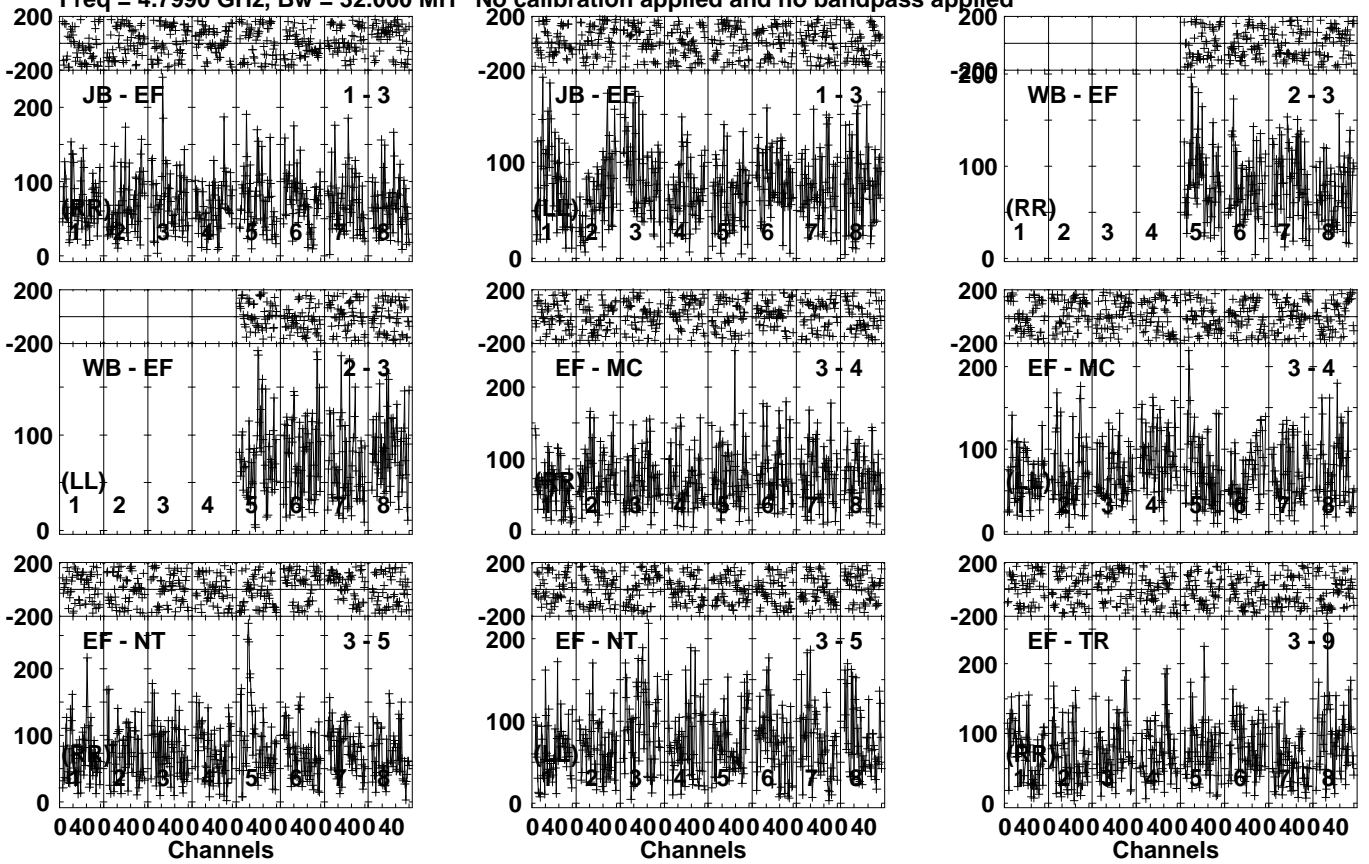
Lower frame: Milli Ampl Jy Top frame: Phas deg  
Vector averaged cross-power spectrum Several baselines displayed  
Timerange: 00/20:58:01 to 00/20:59:59

Plot file version 474 created 10-NOV-2021 19:33:12

EQJ1122+2550 EC077A.UVDATA.1

Freq = 4.7990 GHz, Bw = 32.000 MH

No calibration applied and no bandpass applied



Lower frame: Micro Ampl Jy Top frame: Phas deg  
Vector averaged cross-power spectrum Several baselines displayed  
Timerange: 00/21:00:03 to 00/21:03:59

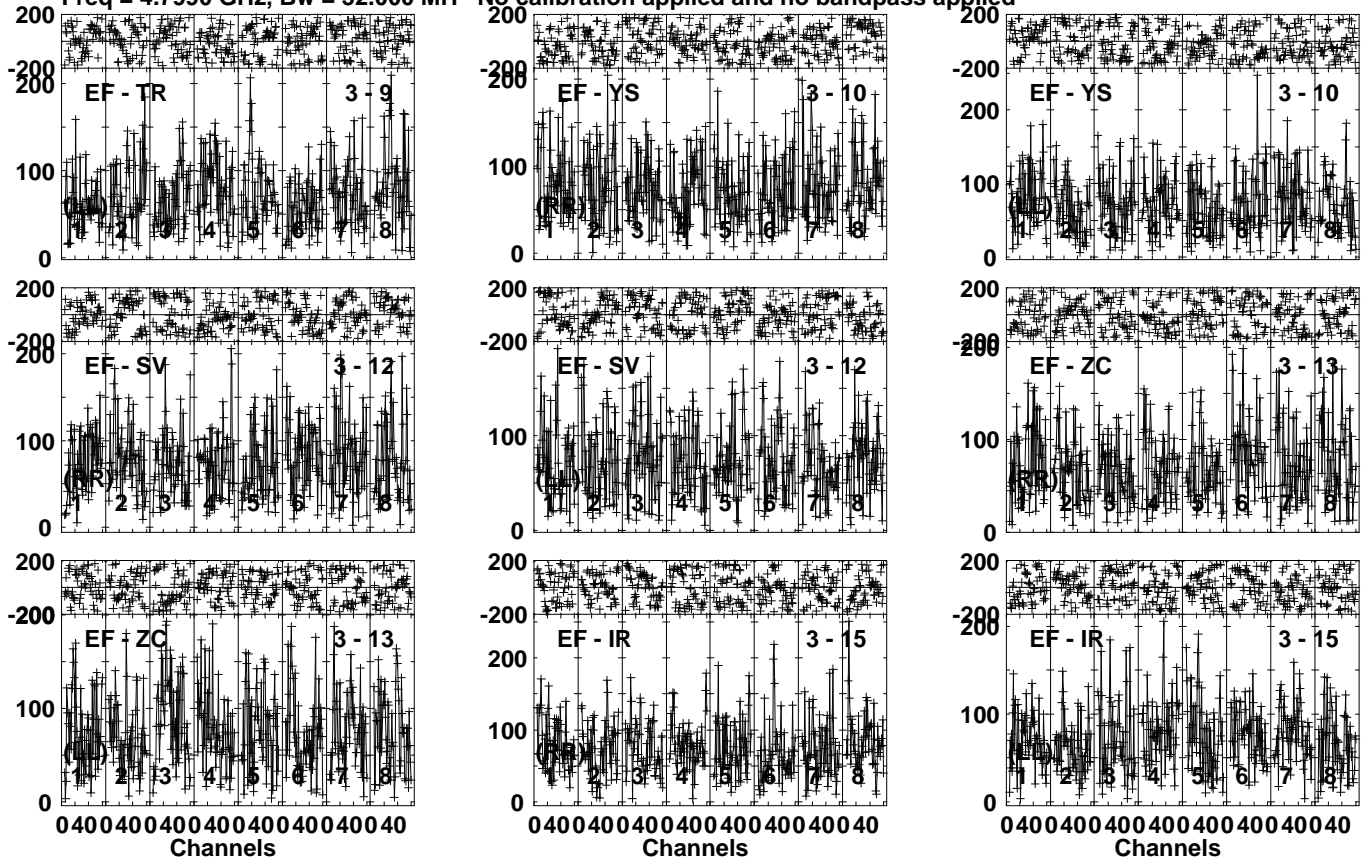


Plot file version 475 created 10-NOV-2021 19:33:12

EQJ1122+2550 EC077A.UVDATA.1

Freq = 4.7990 GHz, Bw = 32.000 MH

No calibration applied and no bandpass applied



Lower frame: Micro Ampl Jy Top frame: Phas deg  
Vector averaged cross-power spectrum Several baselines displayed  
Timerange: 00/21:00:03 to 00/21:03:59

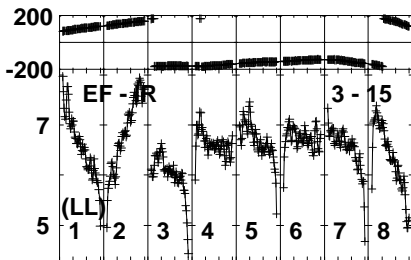
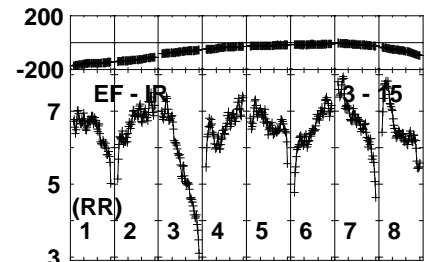
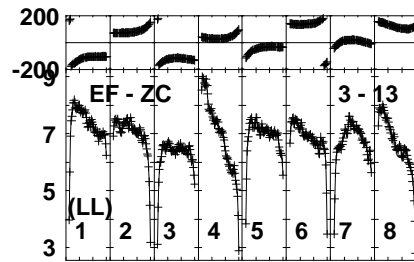
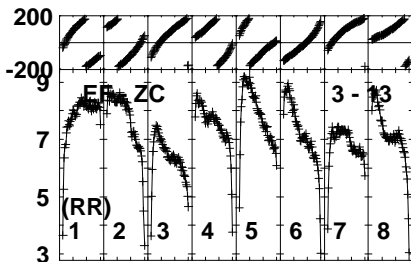
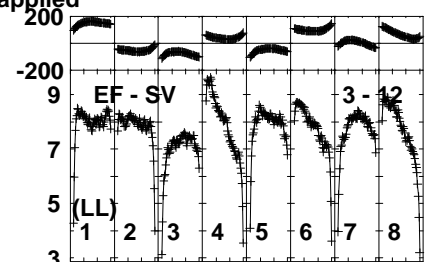
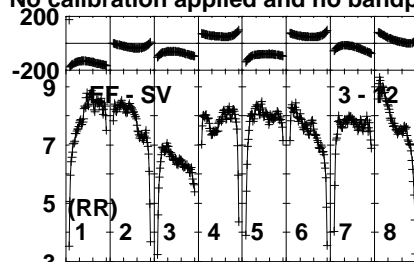
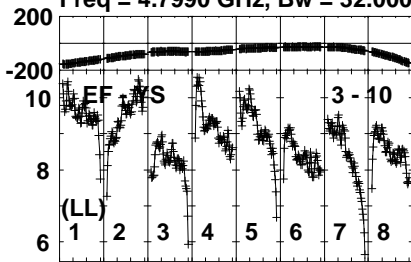


Plot file version 477 created 10-NOV-2021 19:33:12

J1125+2610 EC077A.UVDATA.1

Freq = 4.7990 GHz, Bw = 32.000 MH

No calibration applied and no bandpass applied



040040040040040040040040

Channels

Lower frame: Milli Ampl Jy Top frame: Phas deg

Vector averaged cross-power spectrum Several baselines displayed

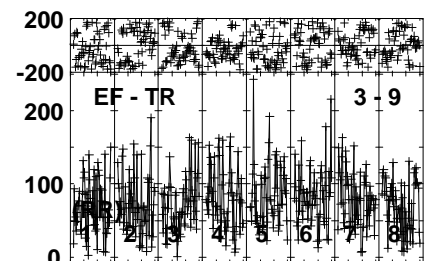
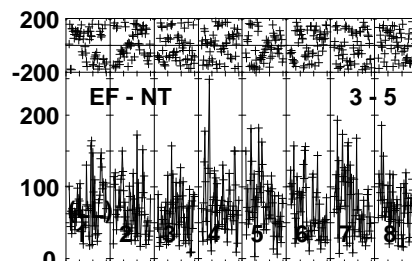
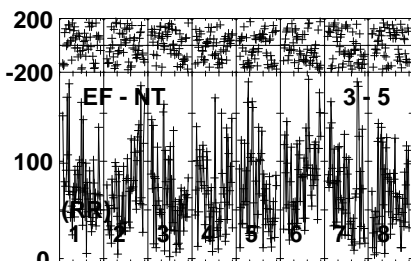
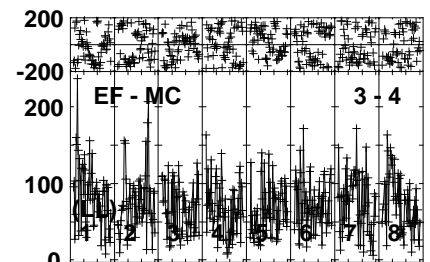
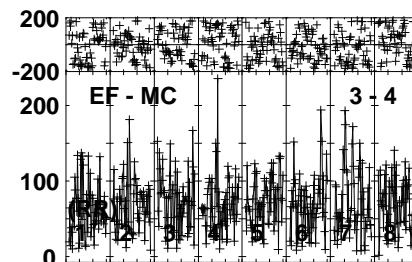
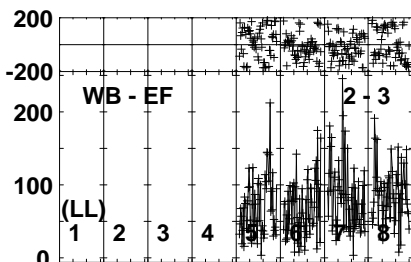
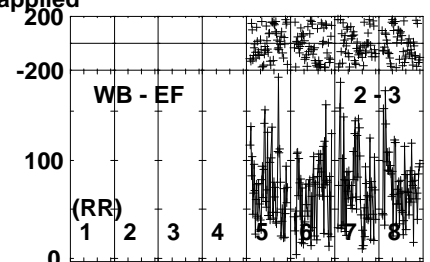
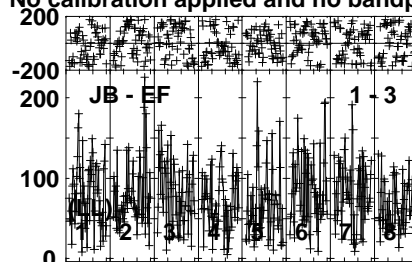
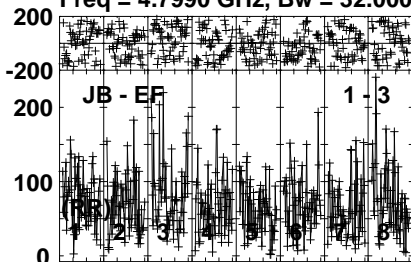
Timerange: 00/21:04:01 to 00/21:05:59

Plot file version 478 created 10-NOV-2021 19:33:13

EQJ1122+2550 EC077A.UVDATA.1

Freq = 4.7990 GHz, Bw = 32.000 MH

No calibration applied and no bandpass applied



040040040040040040040040040040  
Channels

040040040040040040040040040040  
Channels

040040040040040040040040040040  
Channels

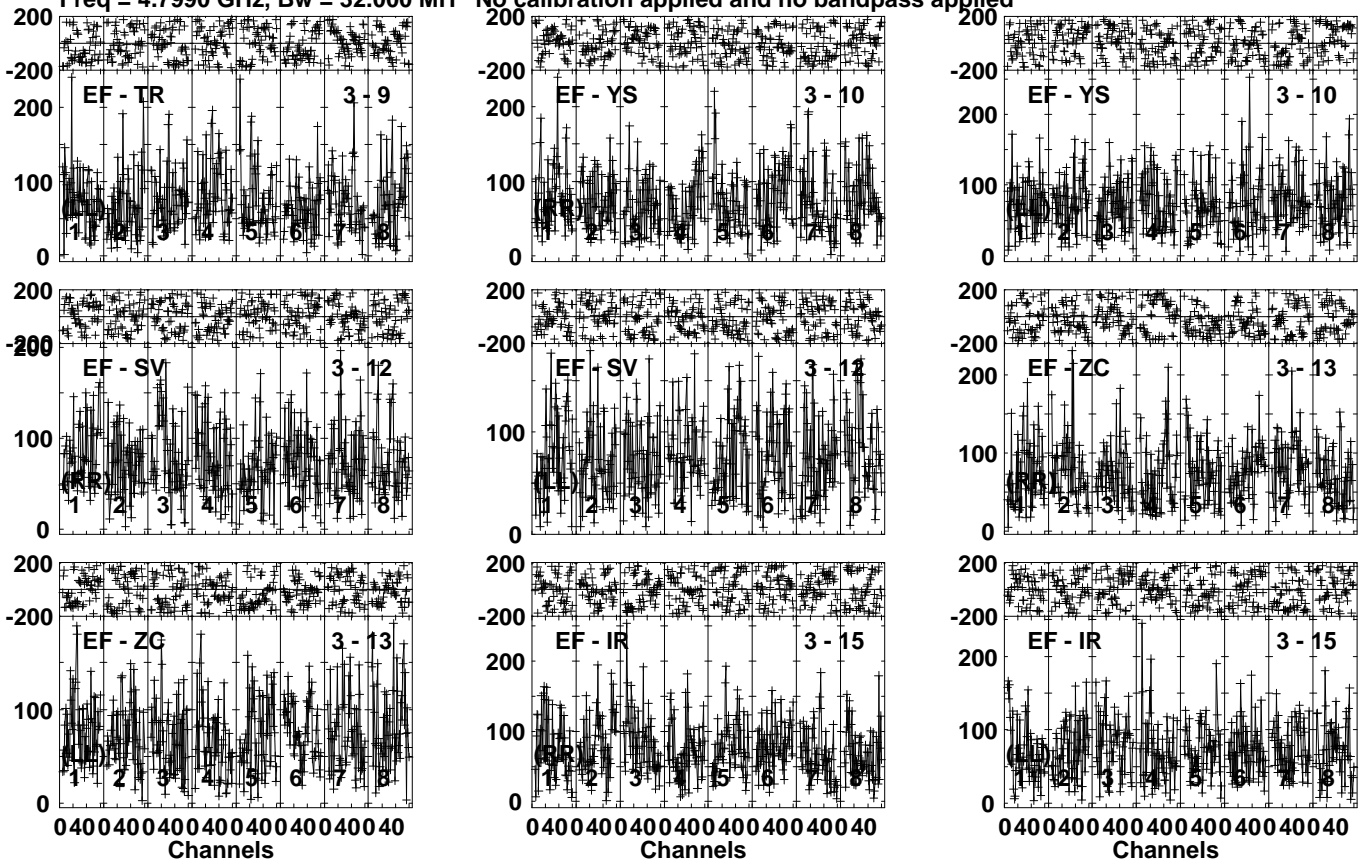
Lower frame: Micro Ampl Jy Top frame: Phas deg  
Vector averaged cross-power spectrum Several baselines displayed  
Timerange: 00/21:06:01 to 00/21:09:59

Plot file version 479 created 10-NOV-2021 19:33:13

EQJ1122+2550 EC077A.UVDATA.1

Freq = 4.7990 GHz, Bw = 32.000 MH

No calibration applied and no bandpass applied



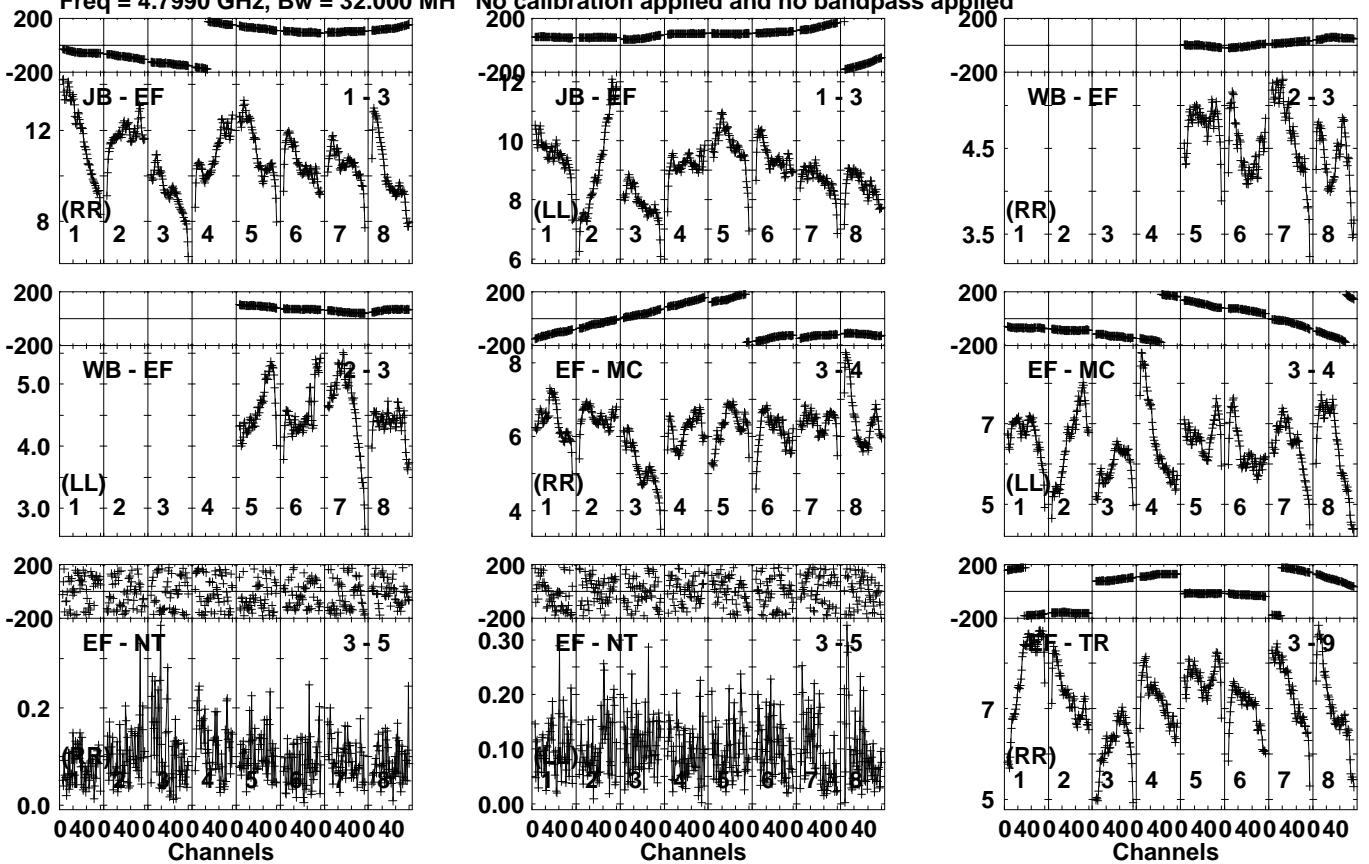
Lower frame: Micro Ampl Jy Top frame: Phas deg  
Vector averaged cross-power spectrum Several baselines displayed  
Timerange: 00/21:06:01 to 00/21:09:59

Plot file version 480 created 10-NOV-2021 19:33:13

J1125+2610 EC077A.UVDATA.1

Freq = 4.7990 GHz, Bw = 32.000 MH

No calibration applied and no bandpass applied



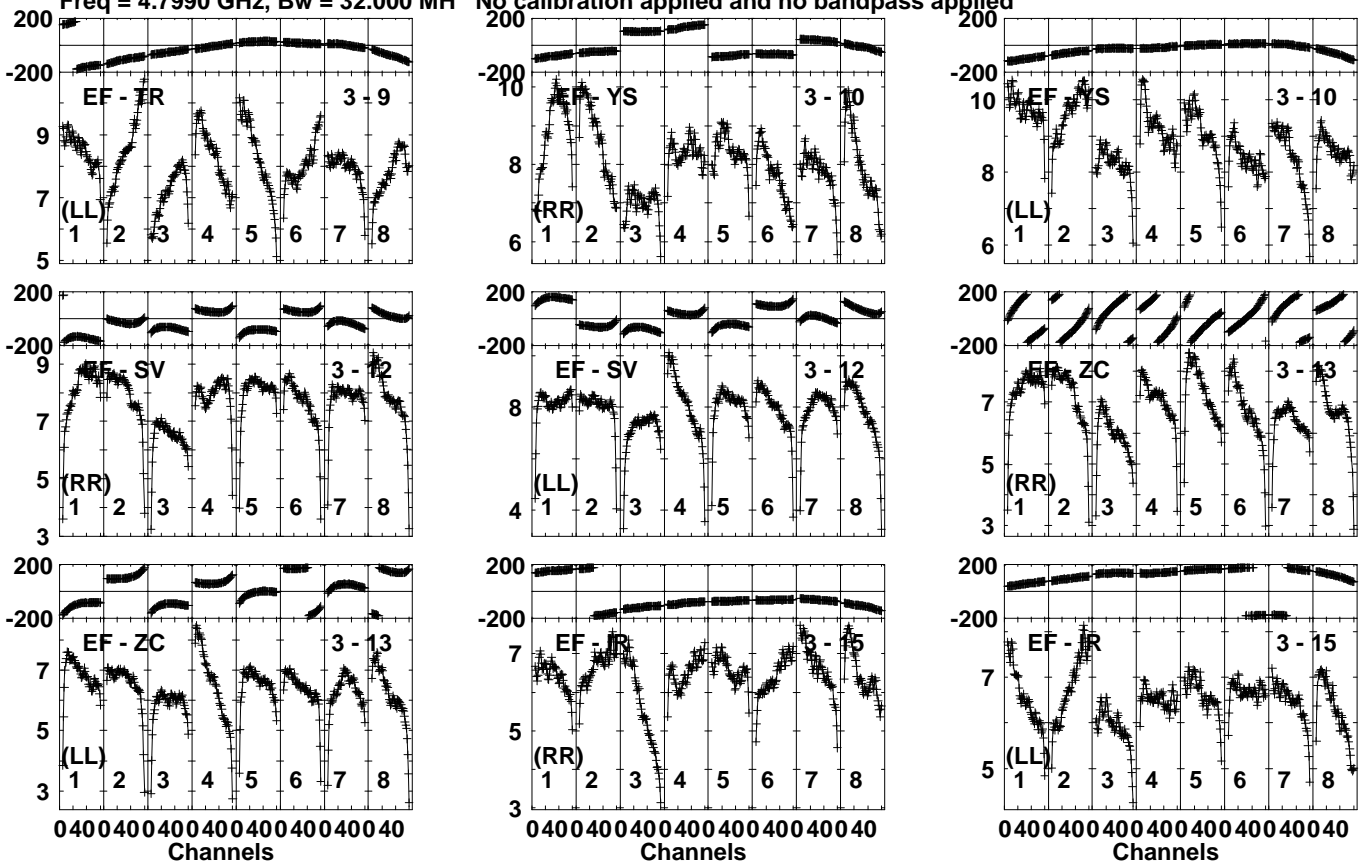
Lower frame: Milli Ampl Jy Top frame: Phas deg  
Vector averaged cross-power spectrum Several baselines displayed  
Timerange: 00/21:10:31 to 00/21:12:29

Plot file version 481 created 10-NOV-2021 19:33:13

J1125+2610 EC077A.UVDATA.1

Freq = 4.7990 GHz, Bw = 32.000 MH

No calibration applied and no bandpass applied



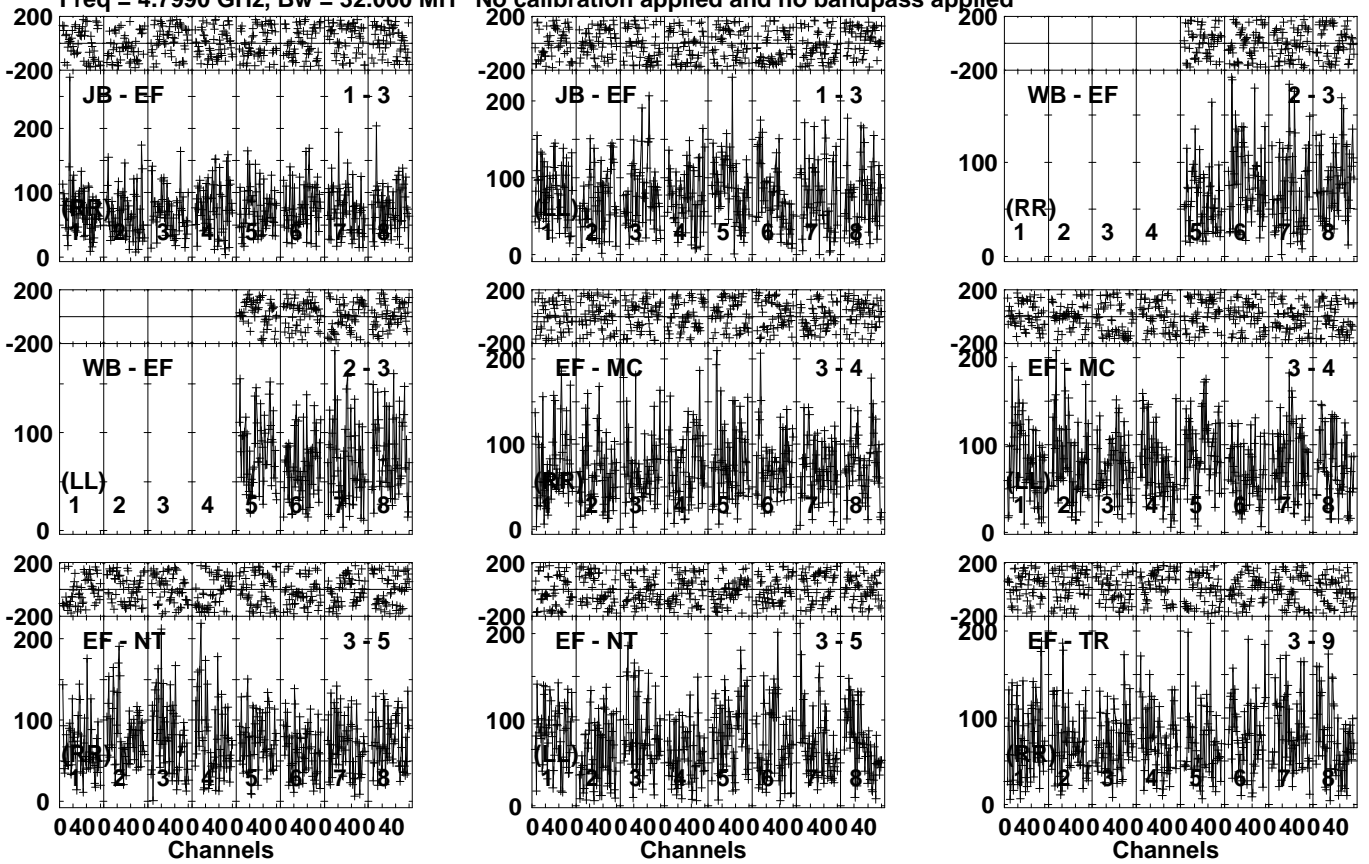
Lower frame: Milli Ampl Jy Top frame: Phas deg  
Vector averaged cross-power spectrum Several baselines displayed  
Timerange: 00/21:10:31 to 00/21:12:29

Plot file version 482 created 10-NOV-2021 19:33:13

EQJ1122+2550 EC077A.UVDATA.1

Freq = 4.7990 GHz, Bw = 32.000 MH

No calibration applied and no bandpass applied



Lower frame: Micro Ampl Jy Top frame: Phas deg  
Vector averaged cross-power spectrum Several baselines displayed  
Timerange: 00/21:12:33 to 00/21:16:29

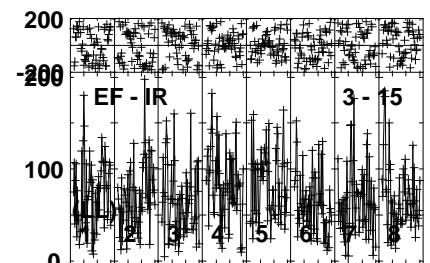
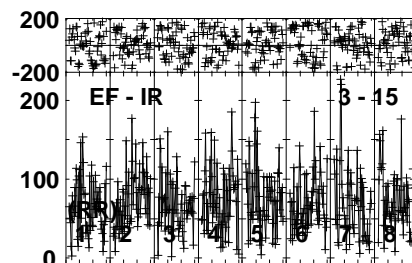
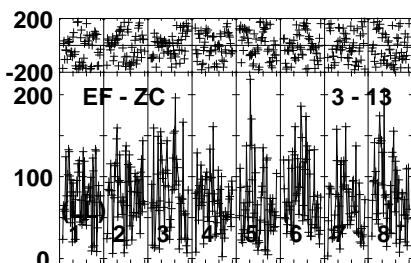
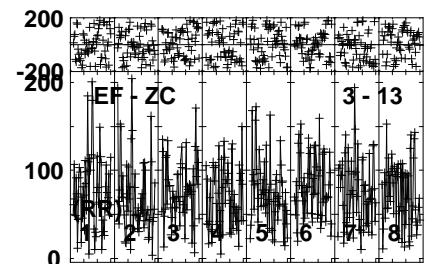
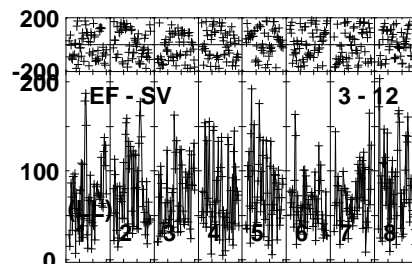
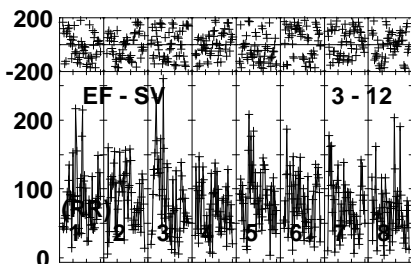
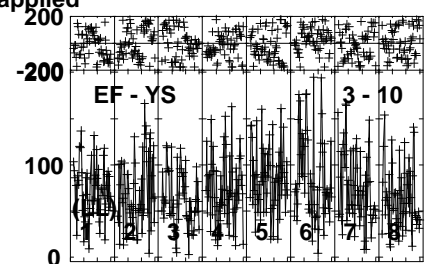
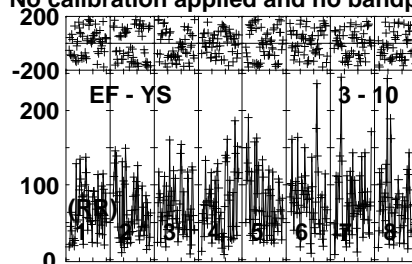
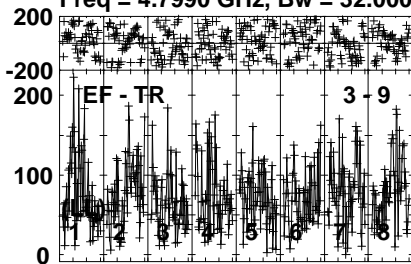


Plot file version 483 created 10-NOV-2021 19:33:13

EQJ1122+2550 EC077A.UVDATA.1

Freq = 4.7990 GHz, Bw = 32.000 MH

No calibration applied and no bandpass applied



Lower frame: Micro Ampl Jy Top frame: Phas deg  
Vector averaged cross-power spectrum Several baselines displayed  
Timerange: 00/21:12:33 to 00/21:16:29

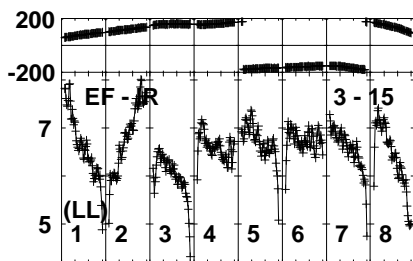
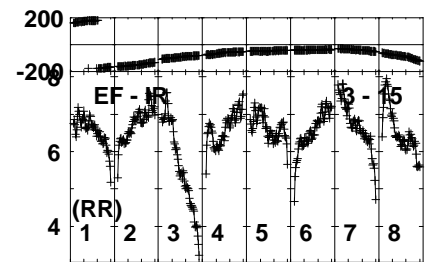
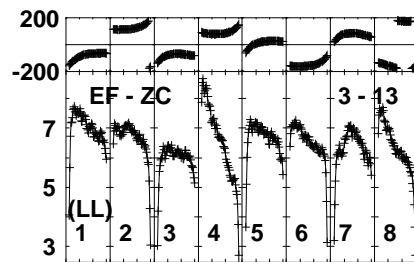
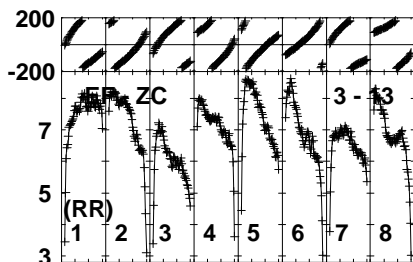
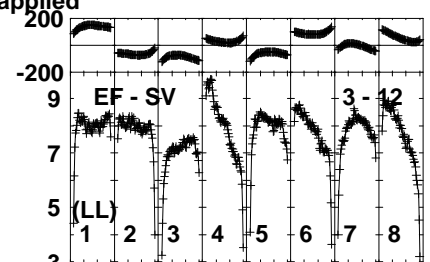
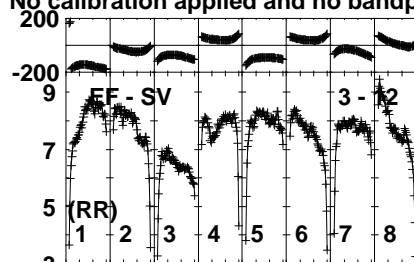
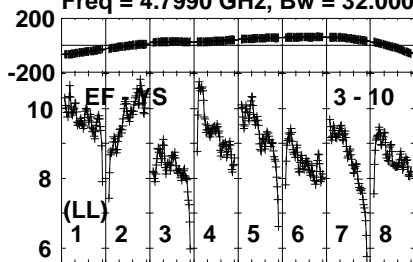


Plot file version 485 created 10-NOV-2021 19:33:13

J1125+2610 EC077A.UVDATA.1

Freq = 4.7990 GHz, Bw = 32.000 MH

No calibration applied and no bandpass applied



040040040040040040040040

Channels

Lower frame: Milli Ampl Jy Top frame: Phas deg

Vector averaged cross-power spectrum Several baselines displayed

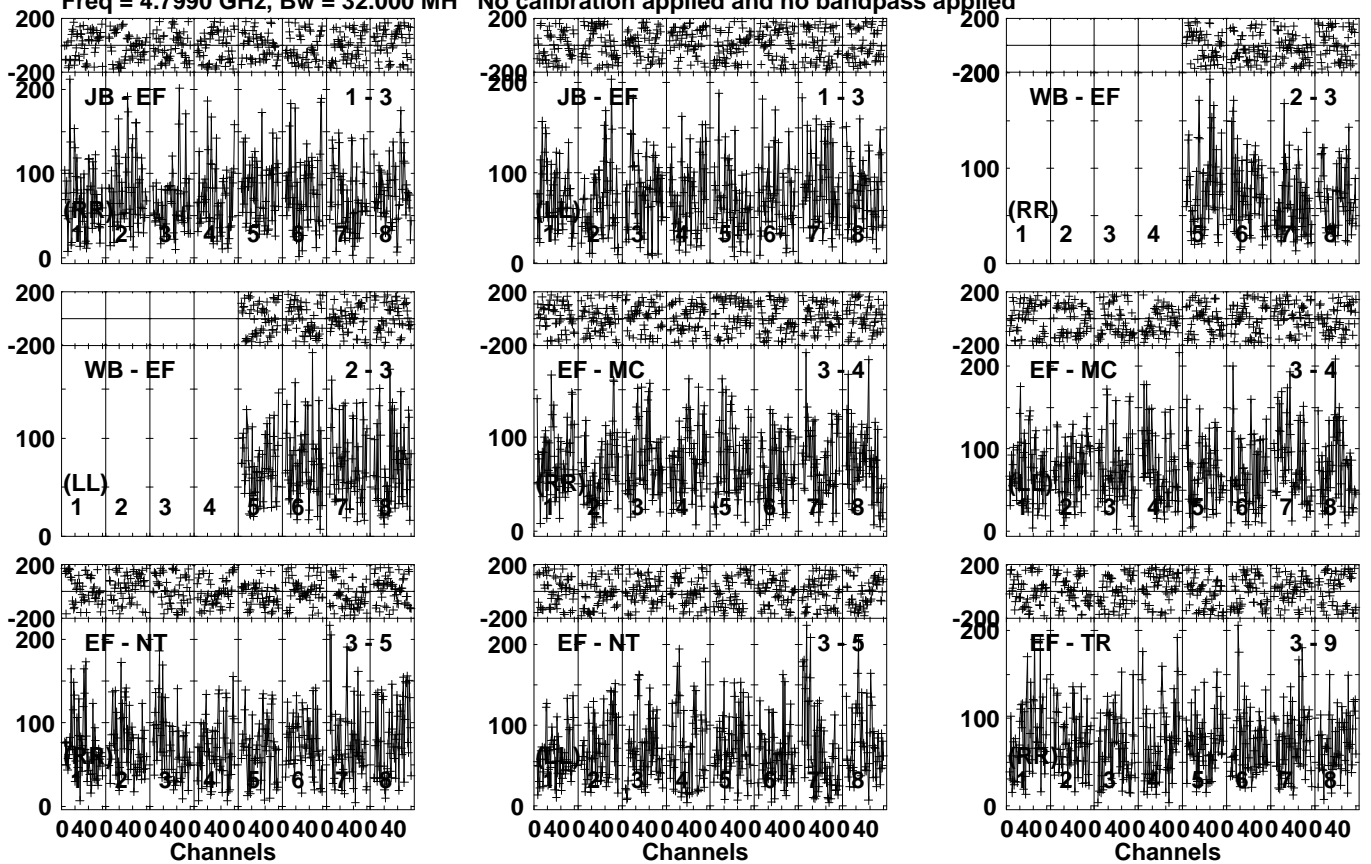
Timerange: 00/21:16:31 to 00/21:18:29

Plot file version 486 created 10-NOV-2021 19:33:14

EQJ1122+2550 EC077A.UVDATA.1

Freq = 4.7990 GHz, Bw = 32.000 MH

No calibration applied and no bandpass applied



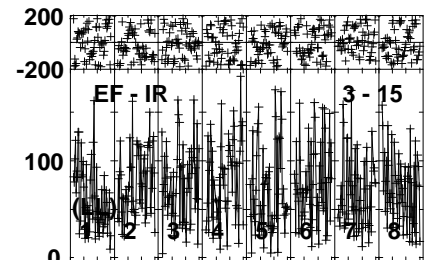
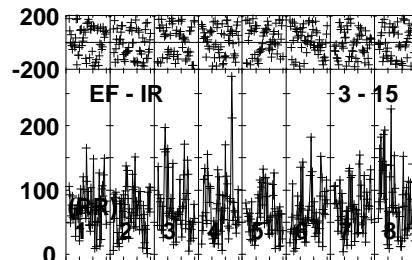
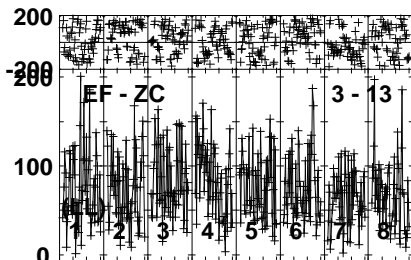
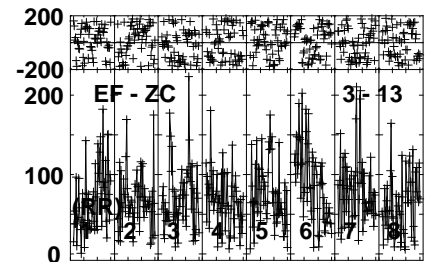
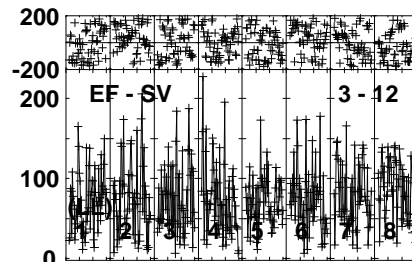
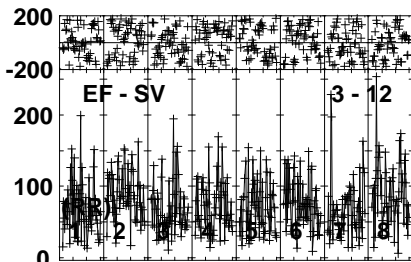
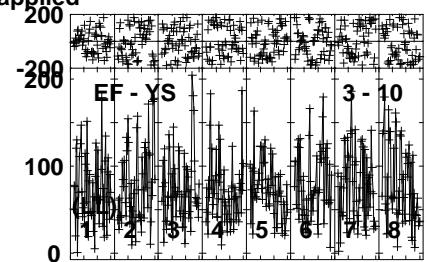
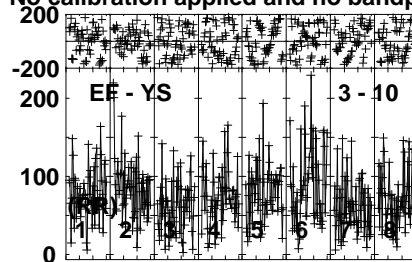
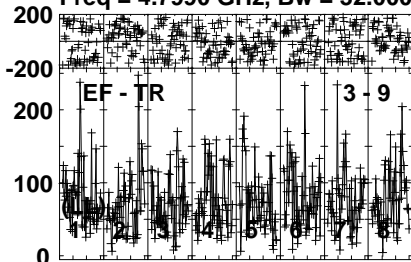
Lower frame: Micro Ampl Jy Top frame: Phas deg  
Vector averaged cross-power spectrum Several baselines displayed  
Timerange: 00/21:18:31 to 00/21:22:29

Plot file version 487 created 10-NOV-2021 19:33:14

EQJ1122+2550 EC077A.UVDATA.1

Freq = 4.7990 GHz, Bw = 32.000 MH

No calibration applied and no bandpass applied



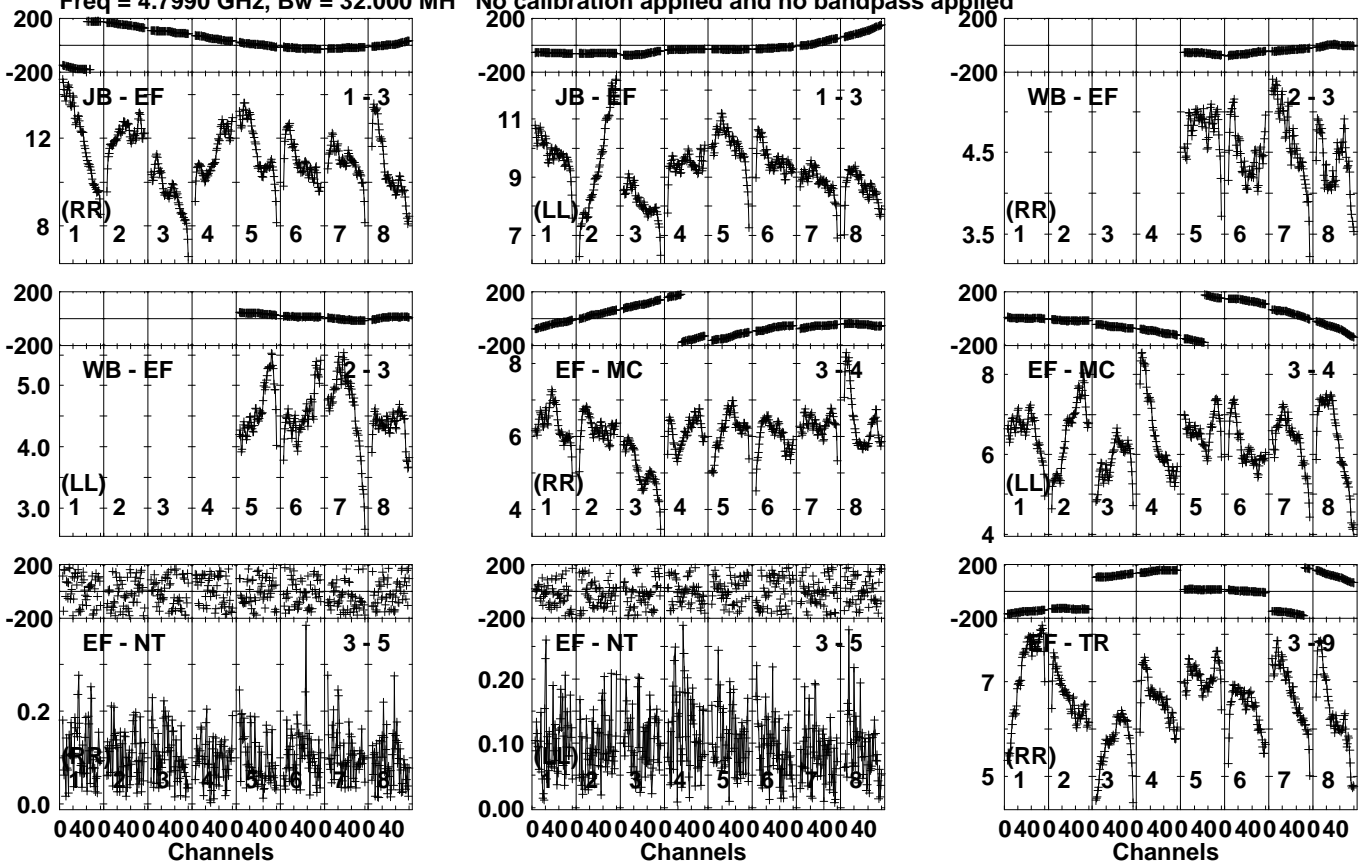
Lower frame: Micro Ampl Jy Top frame: Phas deg  
Vector averaged cross-power spectrum Several baselines displayed  
Timerange: 00/21:18:31 to 00/21:22:29

Plot file version 488 created 10-NOV-2021 19:33:14

J1125+2610 EC077A.UVDATA.1

Freq = 4.7990 GHz, Bw = 32.000 MH

No calibration applied and no bandpass applied



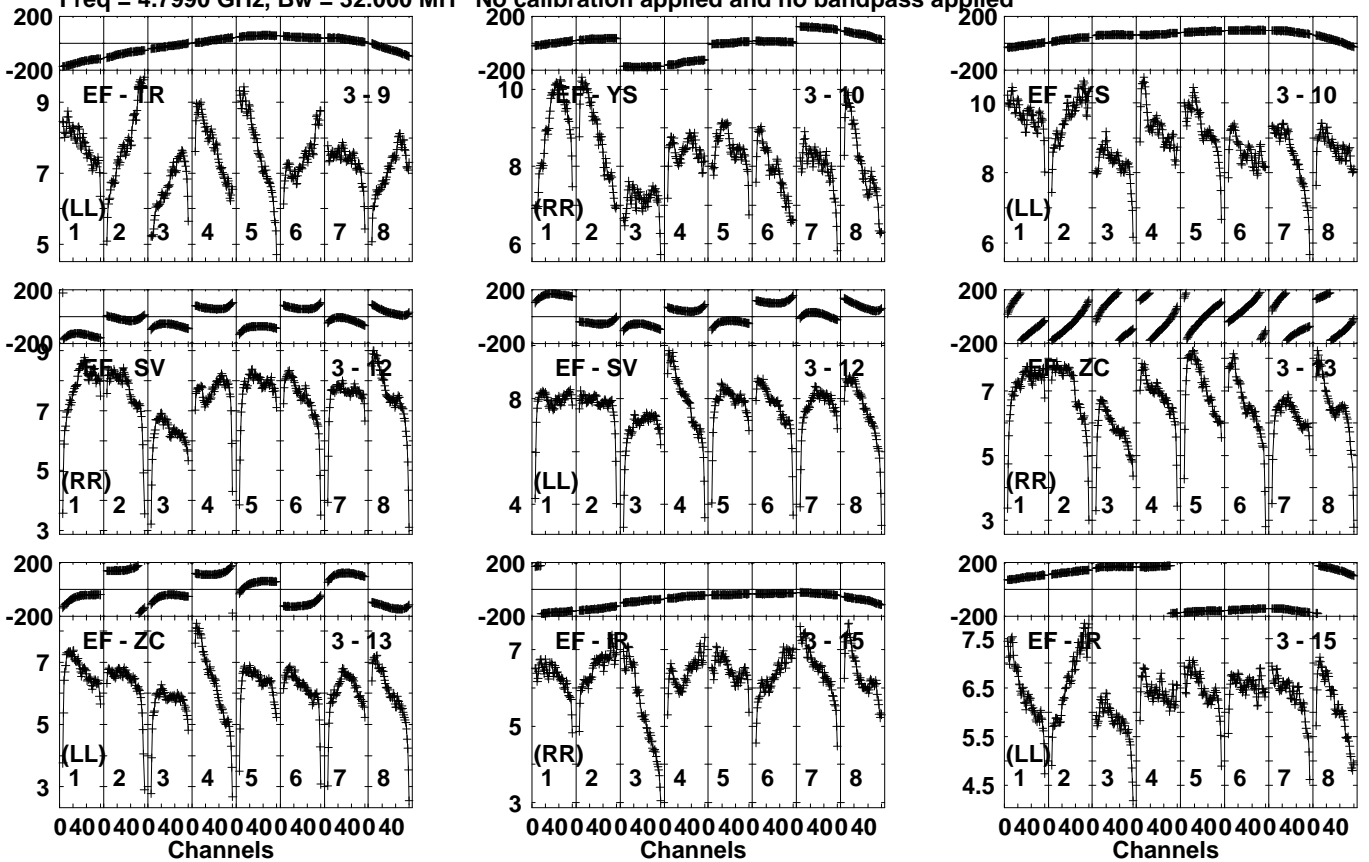
Lower frame: Milli Ampl Jy Top frame: Phas deg  
Vector averaged cross-power spectrum Several baselines displayed  
Timerange: 00/21:23:01 to 00/21:24:59

Plot file version 489 created 10-NOV-2021 19:33:14

J1125+2610 EC077A.UVDATA.1

Freq = 4.7990 GHz, Bw = 32.000 MH

No calibration applied and no bandpass applied



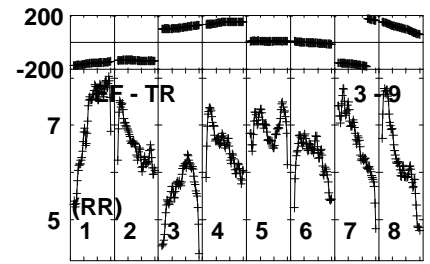
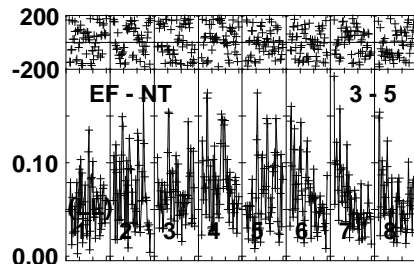
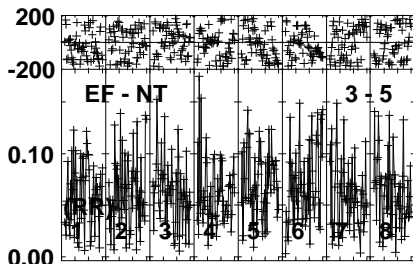
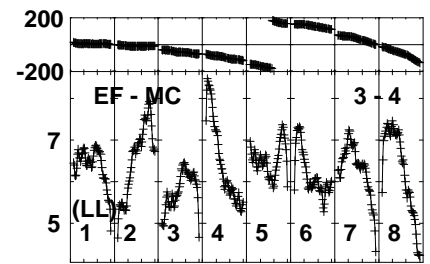
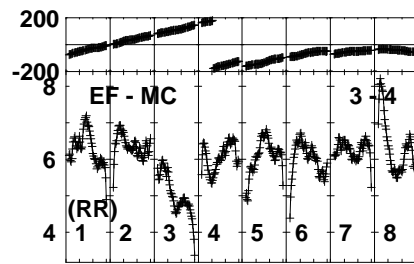
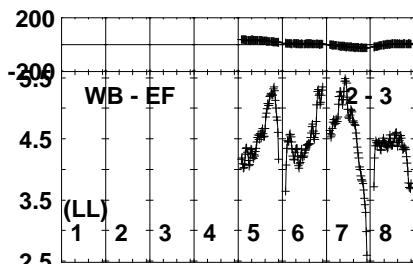
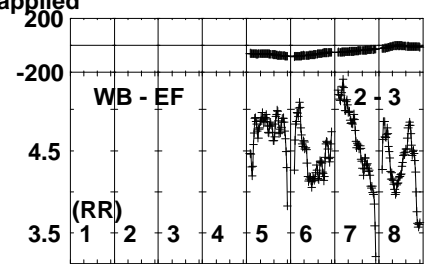
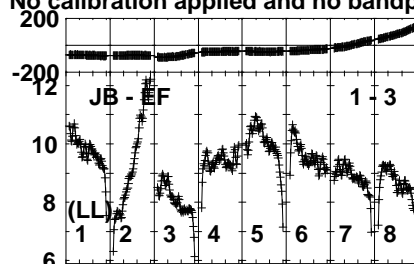
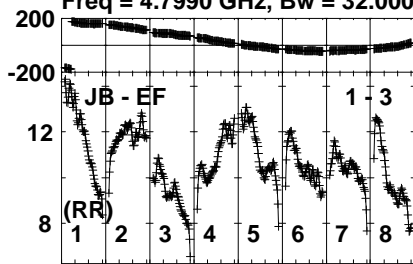
Lower frame: Milli Ampl Jy Top frame: Phas deg  
Vector averaged cross-power spectrum Several baselines displayed  
Timerange: 00/21:23:01 to 00/21:24:59

Plot file version 490 created 10-NOV-2021 19:33:14

1123+264 EC077A.UVDATA.1

Freq = 4.7990 GHz, Bw = 32.000 MH

No calibration applied and no bandpass applied



Lower frame: Milli Ampl Jy Top frame: Phas deg  
Vector averaged cross-power spectrum Several baselines displayed  
Timerange: 00/21:25:31 to 00/21:29:59



