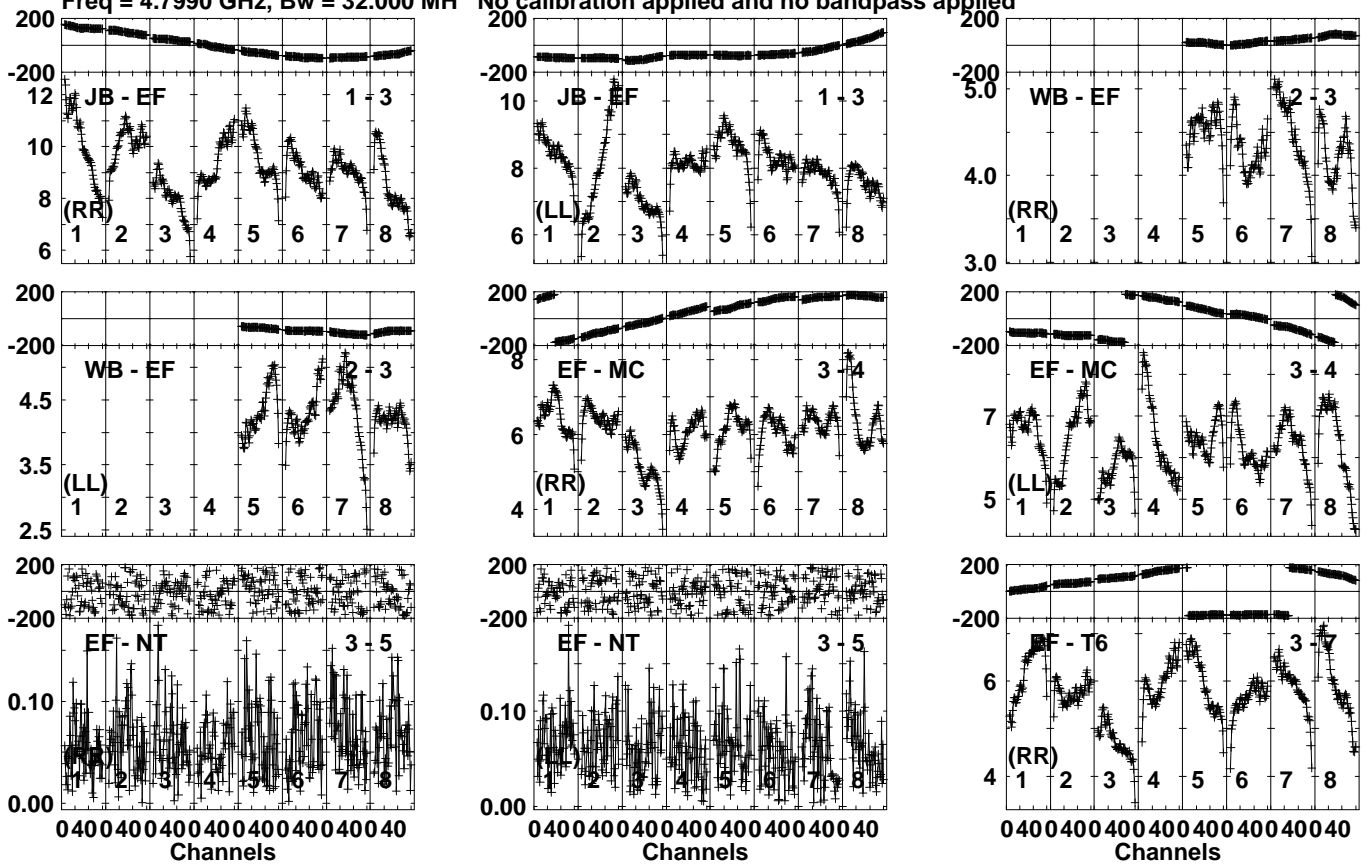


Plot file version 1 created 15-NOV-2021 12:11:53

0017+200 EC077B.UVDATA.1

Freq = 4.7990 GHz, Bw = 32.000 MH No calibration applied and no bandpass applied



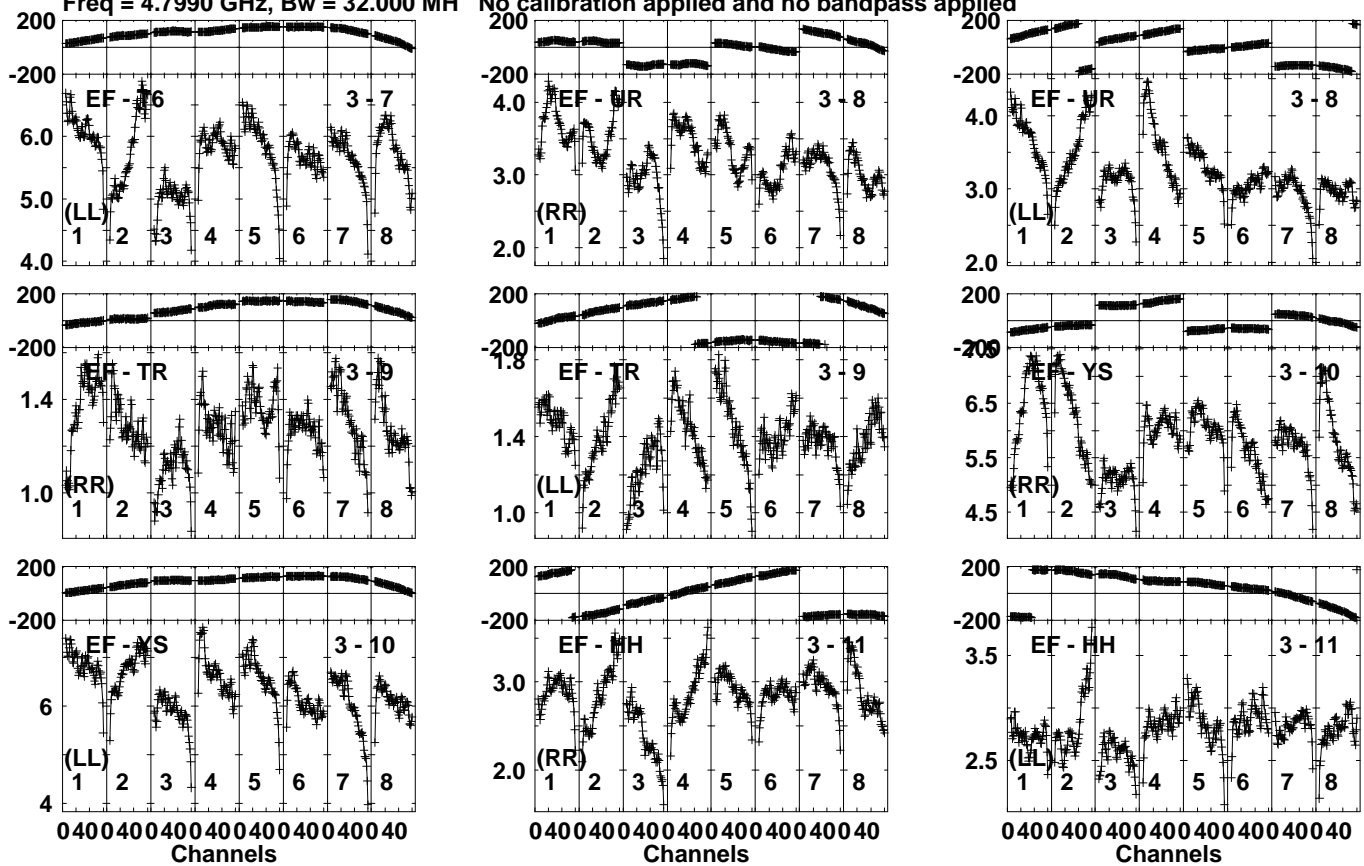
Lower frame: Milli Ampl Jy Top frame: Phas deg  
Vector averaged cross-power spectrum Several baselines displayed  
Timerange: 00/01:30:01 to 00/01:34:59

Plot file version 2 created 15-NOV-2021 12:11:53

0017+200 EC077B.UVDATA.1

Freq = 4.7990 GHz, Bw = 32.000 MH

No calibration applied and no bandpass applied

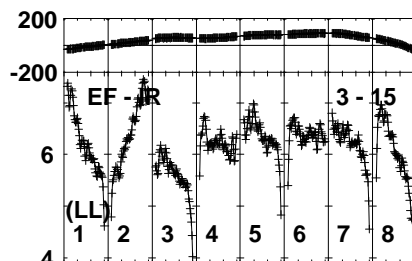
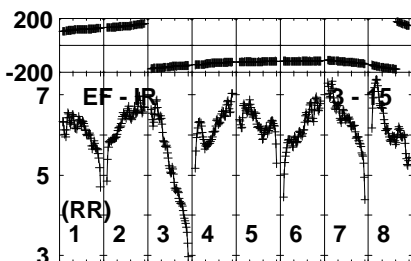
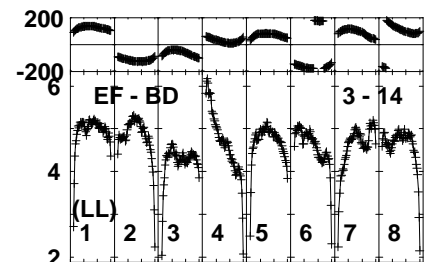
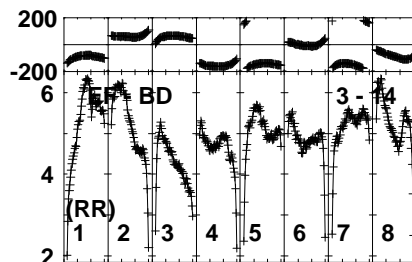
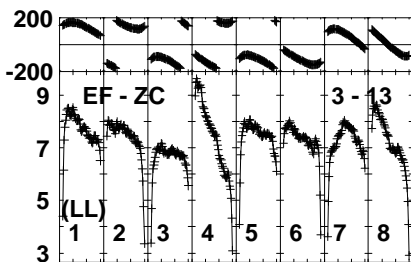
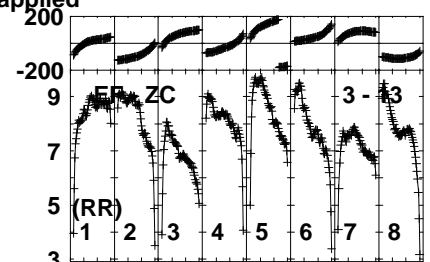
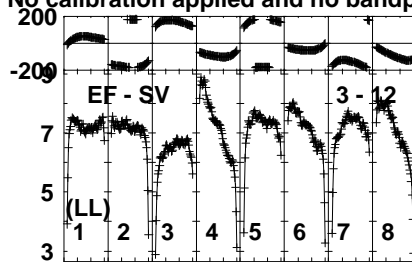
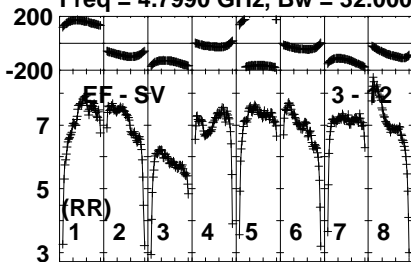


Lower frame: Milli Ampl Jy Top frame: Phas deg  
 Vector averaged cross-power spectrum Several baselines displayed  
 Timerange: 00/01:30:01 to 00/01:34:59

Plot file version 3 created 15-NOV-2021 12:11:53

0017+200 EC077B.UVDATA.1

Freq = 4.7990 GHz, Bw = 32.000 MH No calibration applied and no bandpass applied



0400400400400400400400400400400400  
Channels

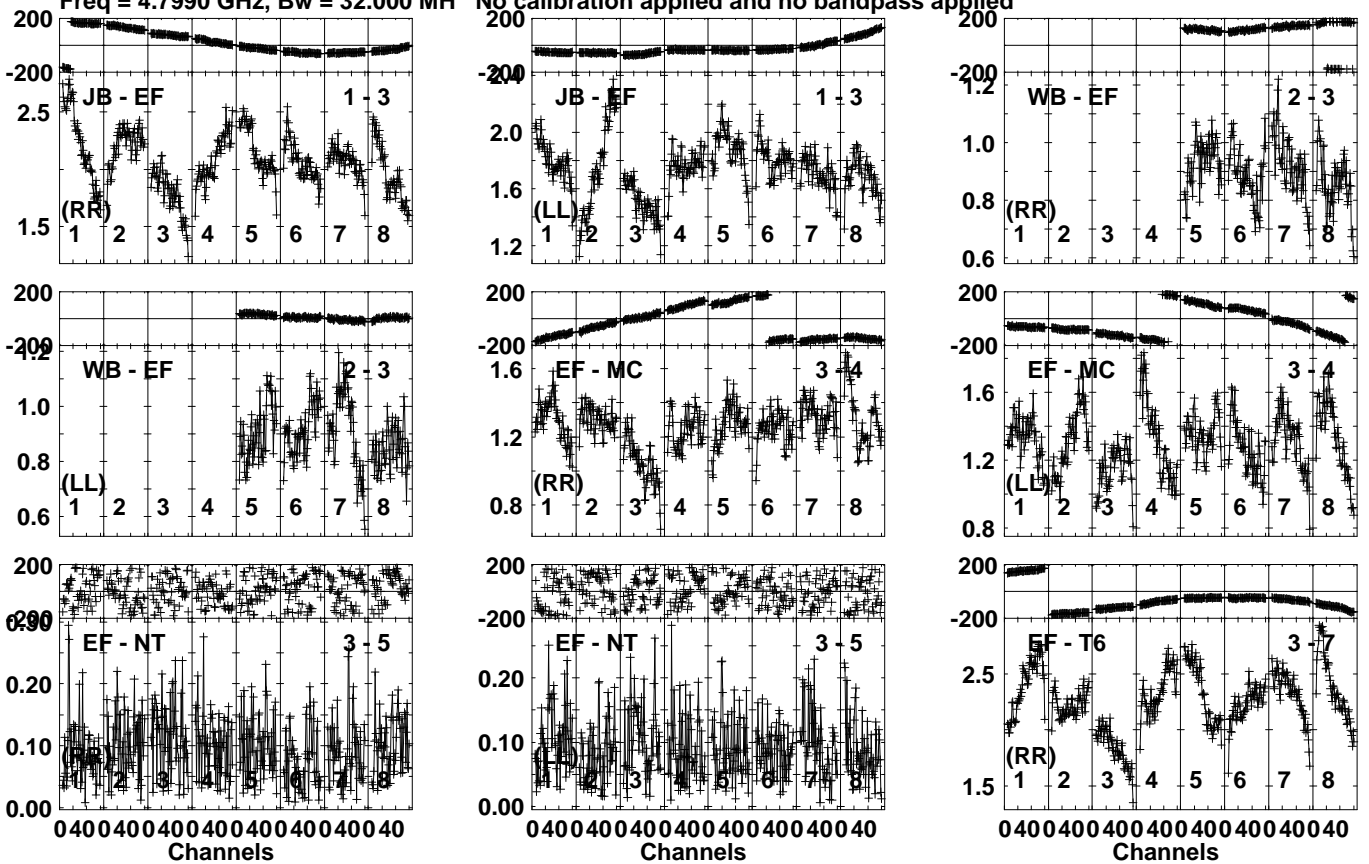
0400400400400400400400400400400400  
Channels

Lower frame: Milli Ampl Jy Top frame: Phas deg  
Vector averaged cross-power spectrum Several baselines displayed  
Timerange: 00/01:30:01 to 00/01:34:59

Plot file version 4 created 15-NOV-2021 12:11:54

J0037+2141 EC077B.UVDATA.1

Freq = 4.7990 GHz, Bw = 32.000 MH No calibration applied and no bandpass applied

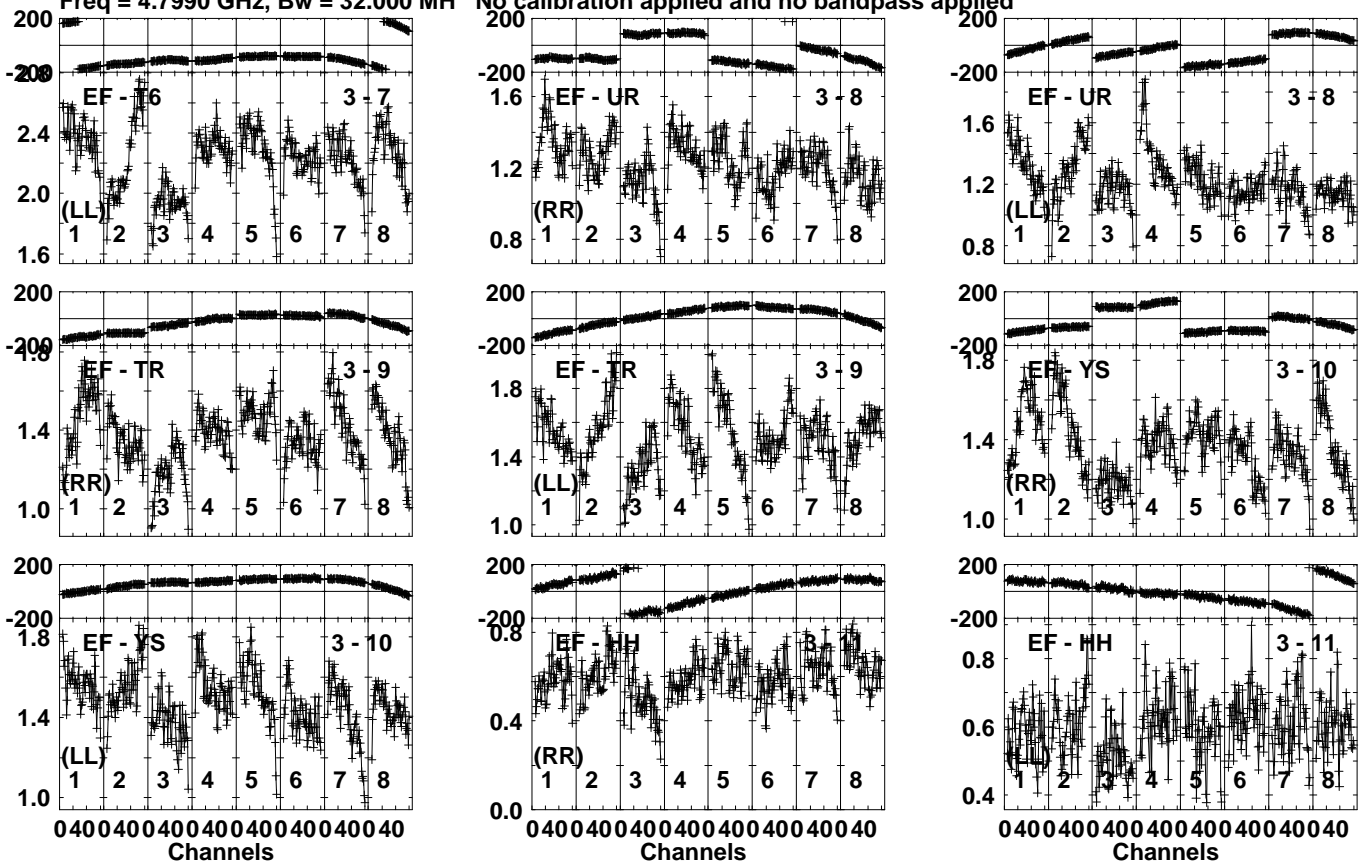


Lower frame: Milli Ampl Jy Top frame: Phas deg  
Vector averaged cross-power spectrum Several baselines displayed  
Timerange: 00/01:38:01 to 00/01:39:59

Plot file version 5 created 15-NOV-2021 12:11:54

J0037+2141 EC077B.UVDATA.1

Freq = 4.7990 GHz, Bw = 32.000 MH No calibration applied and no bandpass applied



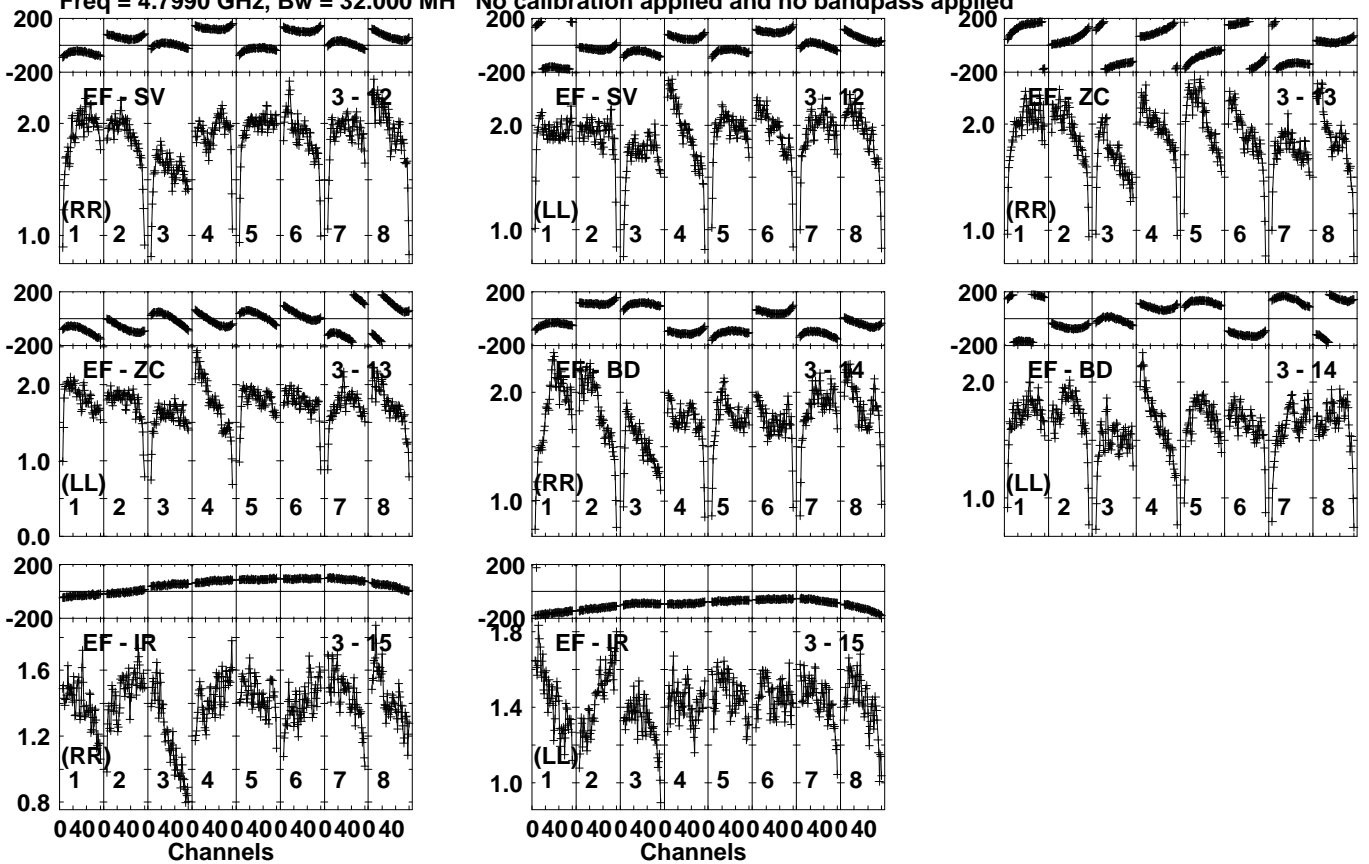
Lower frame: Milli Ampl Jy Top frame: Phas deg  
Vector averaged cross-power spectrum Several baselines displayed  
Timerange: 00/01:38:01 to 00/01:39:59

Plot file version 6 created 15-NOV-2021 12:11:54

J0037+2141 EC077B.UVDATA.1

Freq = 4.7990 GHz, Bw = 32.000 MH

No calibration applied and no bandpass applied

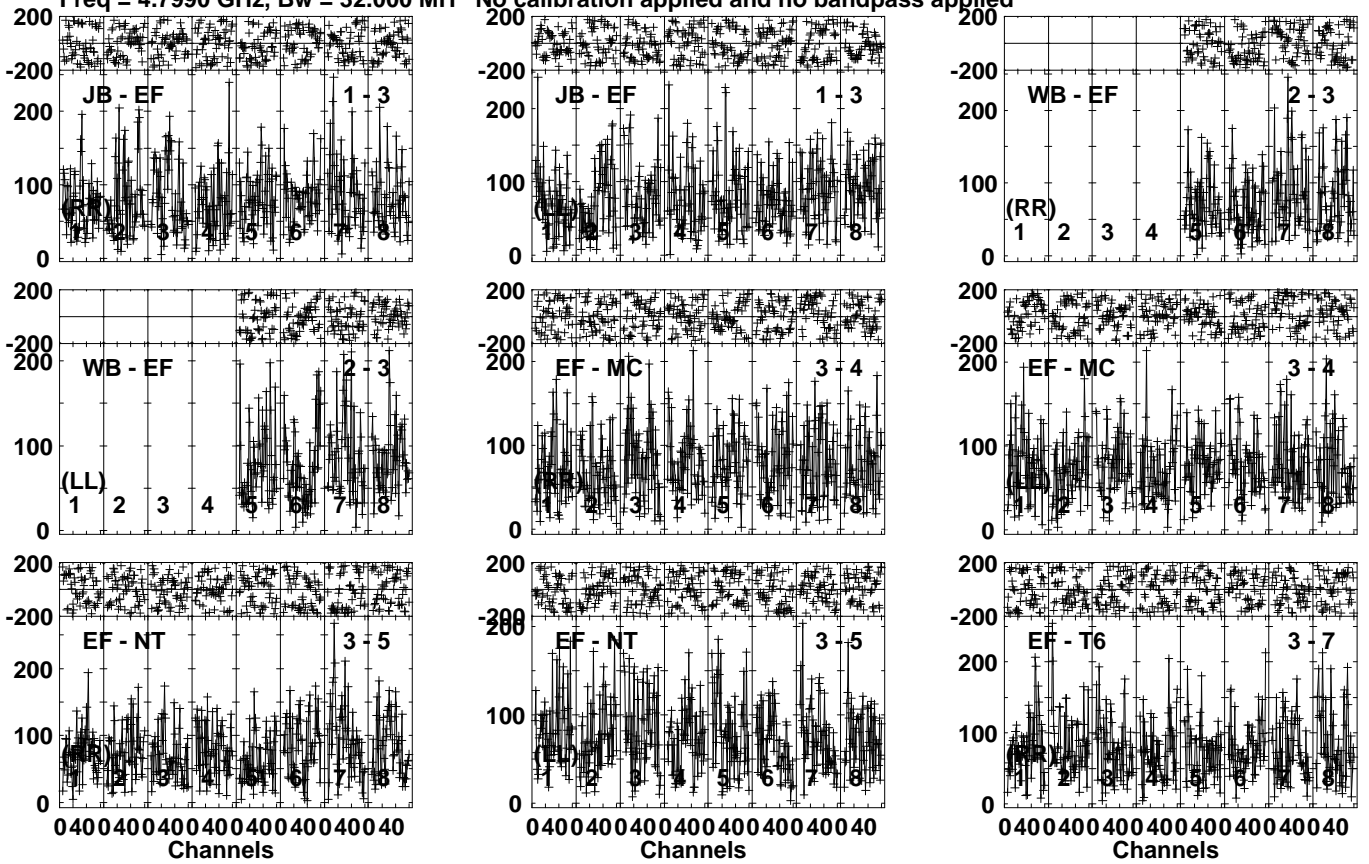


Lower frame: Milli Ampl Jy Top frame: Phas deg  
Vector averaged cross-power spectrum Several baselines displayed  
Timerange: 00/01:38:01 to 00/01:39:59

Plot file version 7 created 15-NOV-2021 12:11:54

LP349-25 EC077B.UVDATA.1

Freq = 4.7990 GHz, Bw = 32.000 MH No calibration applied and no bandpass applied

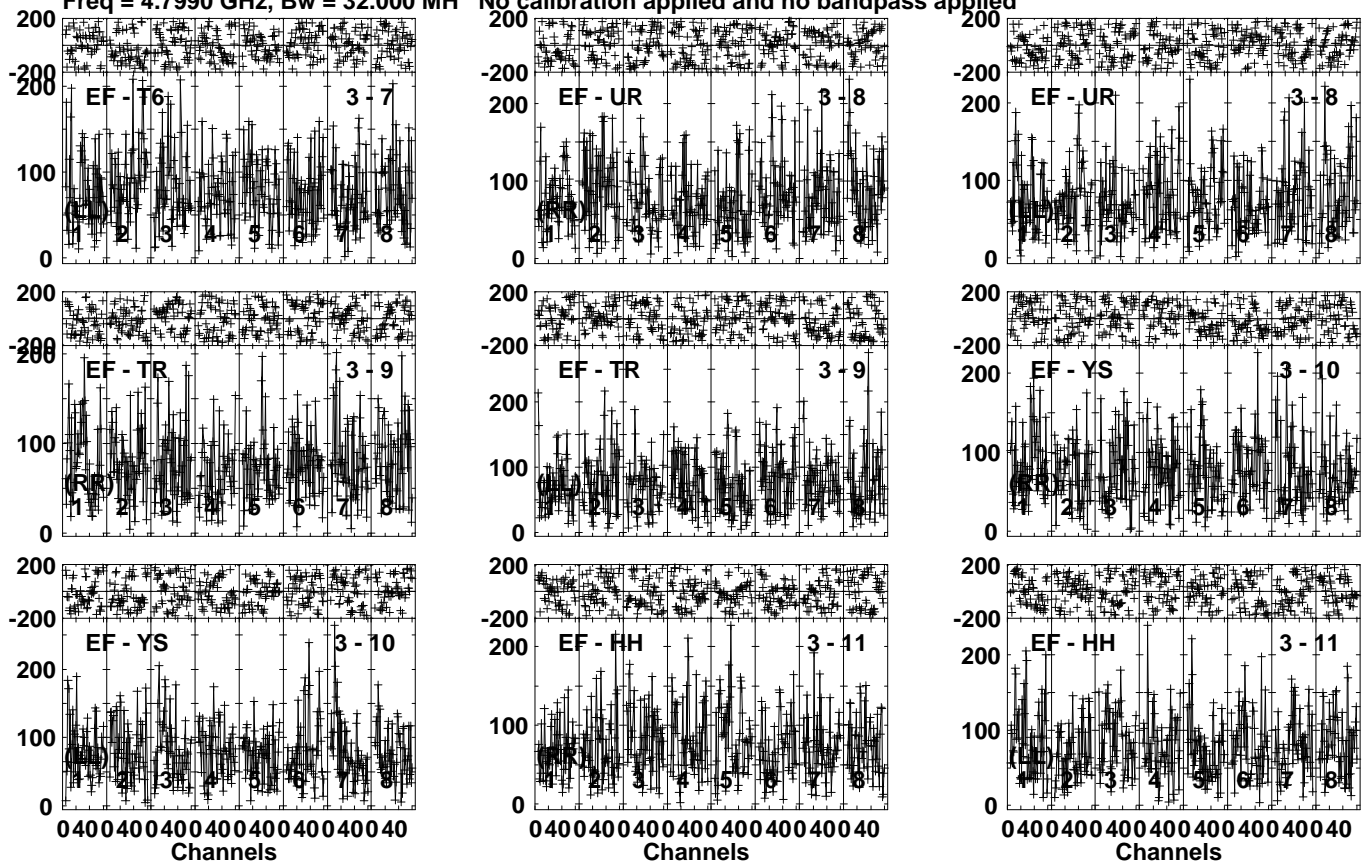


Lower frame: Micro Ampl Jy Top frame: Phas deg  
Vector averaged cross-power spectrum Several baselines displayed  
Timerange: 00/01:40:39 to 00/01:43:59

Plot file version 8 created 15-NOV-2021 12:11:54

LP349-25 EC077B.UVDATA.1

Freq = 4.7990 GHz, Bw = 32.000 MH No calibration applied and no bandpass applied



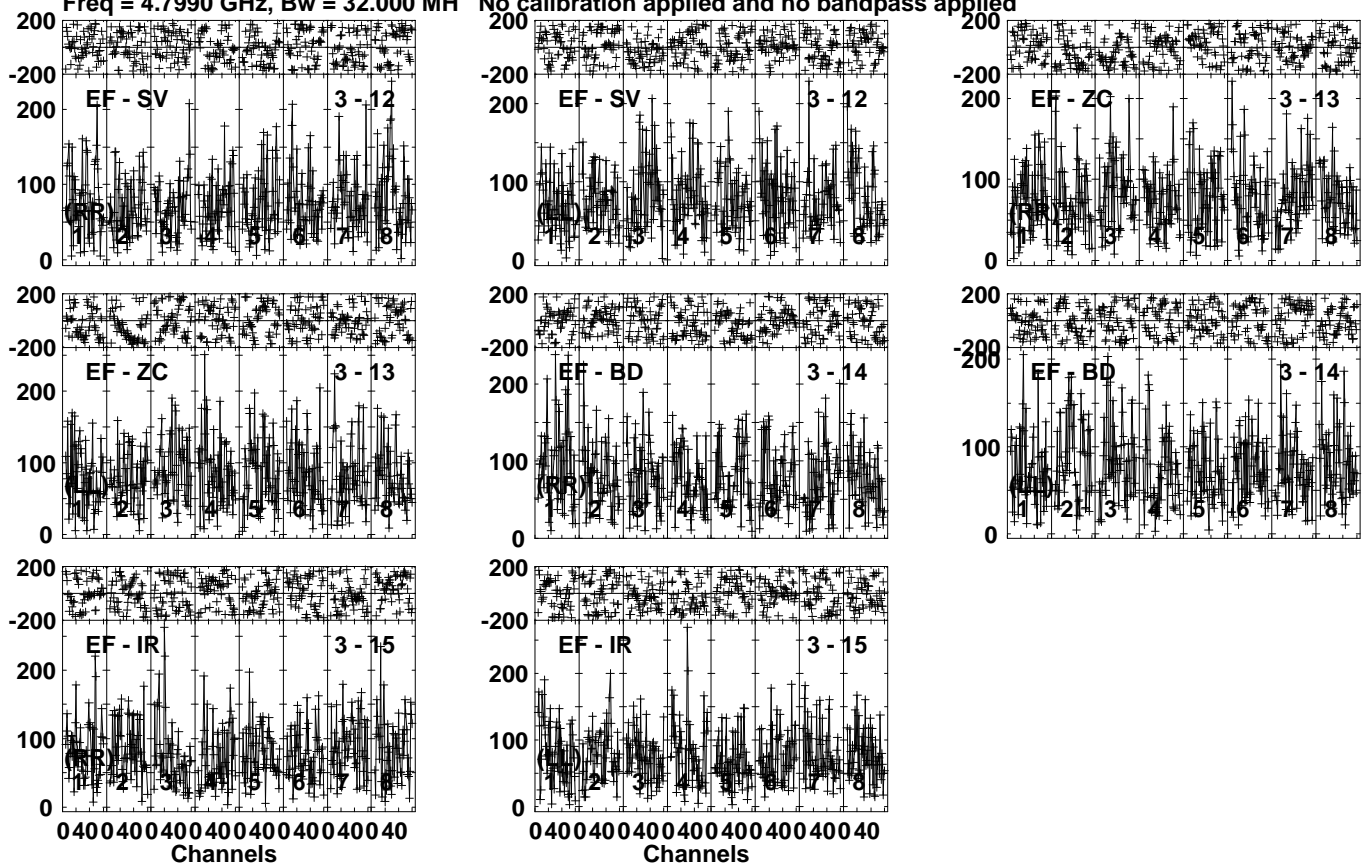
Lower frame: Micro Ampl Jy Top frame: Phas deg  
Vector averaged cross-power spectrum Several baselines displayed  
Timerange: 00/01:40:39 to 00/01:43:59



Plot file version 9 created 15-NOV-2021 12:11:54

LP349-25 EC077B.UVDATA.1

Freq = 4.7990 GHz, Bw = 32.000 MH No calibration applied and no bandpass applied



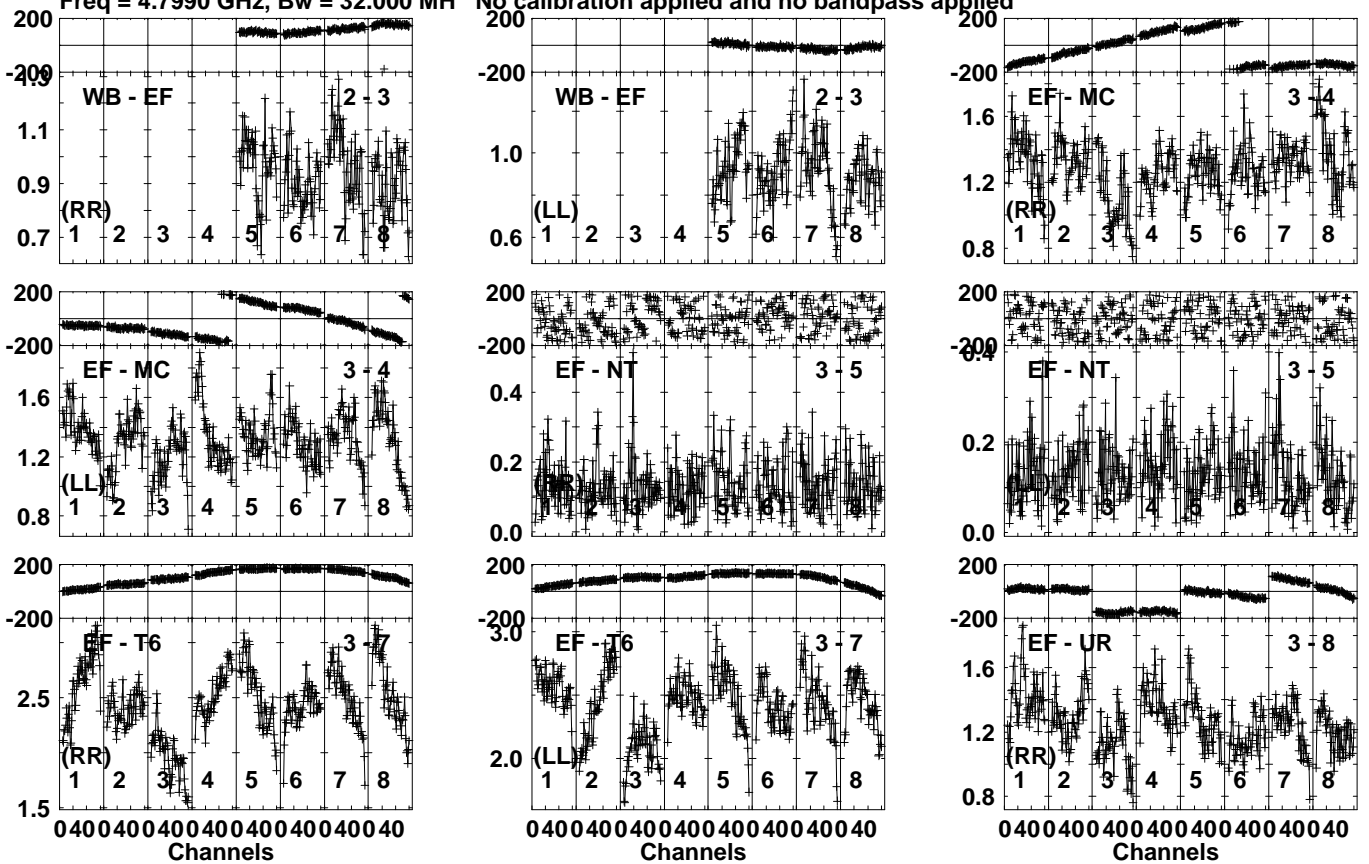
Lower frame: Micro Ampl Jy Top frame: Phas deg  
Vector averaged cross-power spectrum Several baselines displayed  
Timerange: 00/01:40:39 to 00/01:43:59

Plot file version 10 created 15-NOV-2021 12:11:54

J0037+2141 EC077B.UVDATA.1

Freq = 4.7990 GHz, Bw = 32.000 MH

No calibration applied and no bandpass applied

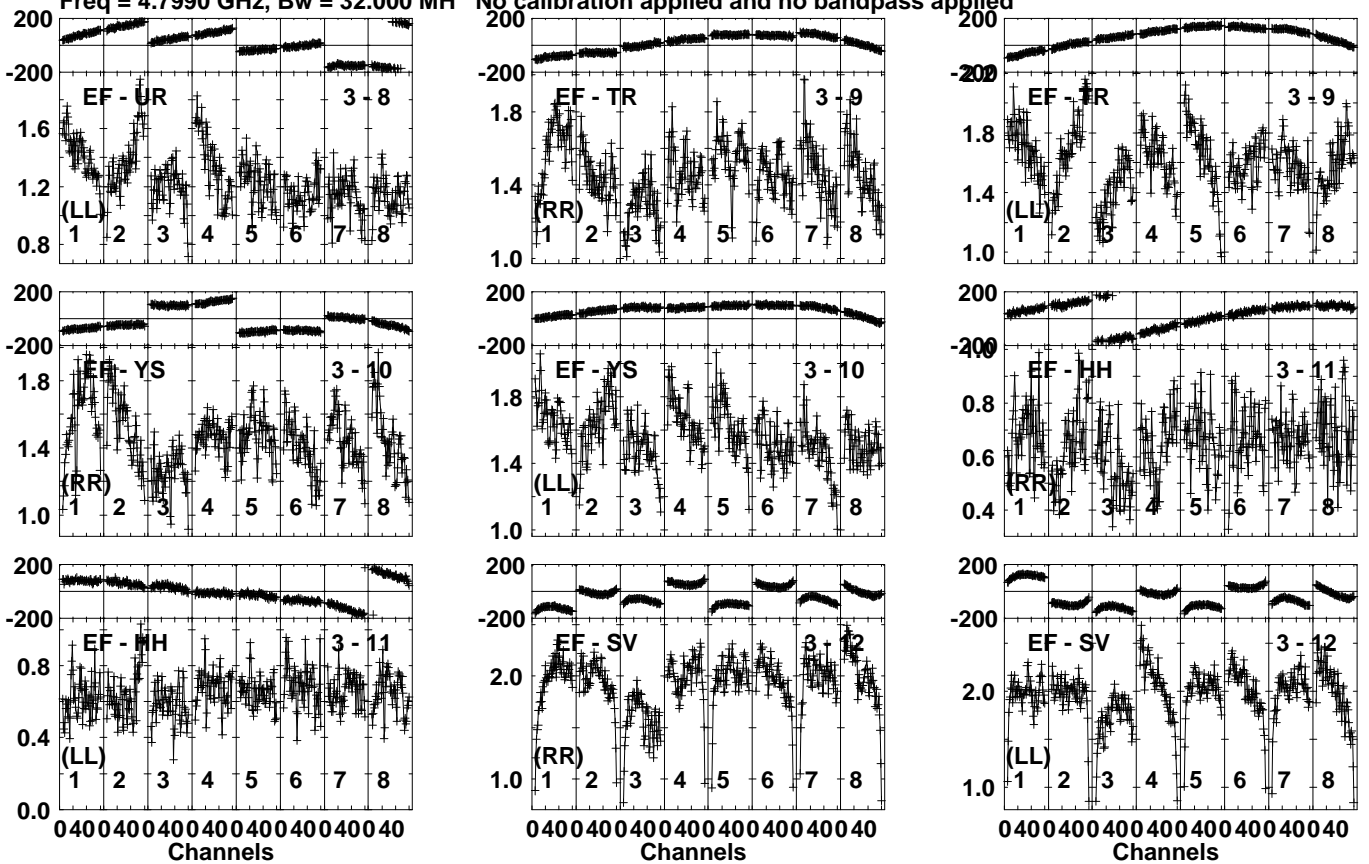


Lower frame: Milli Ampl Jy Top frame: Phas deg  
Vector averaged cross-power spectrum Several baselines displayed  
Timerange: 00/01:44:01 to 00/01:45:59

Plot file version 11 created 15-NOV-2021 12:11:54

J0037+2141 EC077B.UVDATA.1

Freq = 4.7990 GHz, Bw = 32.000 MH No calibration applied and no bandpass applied

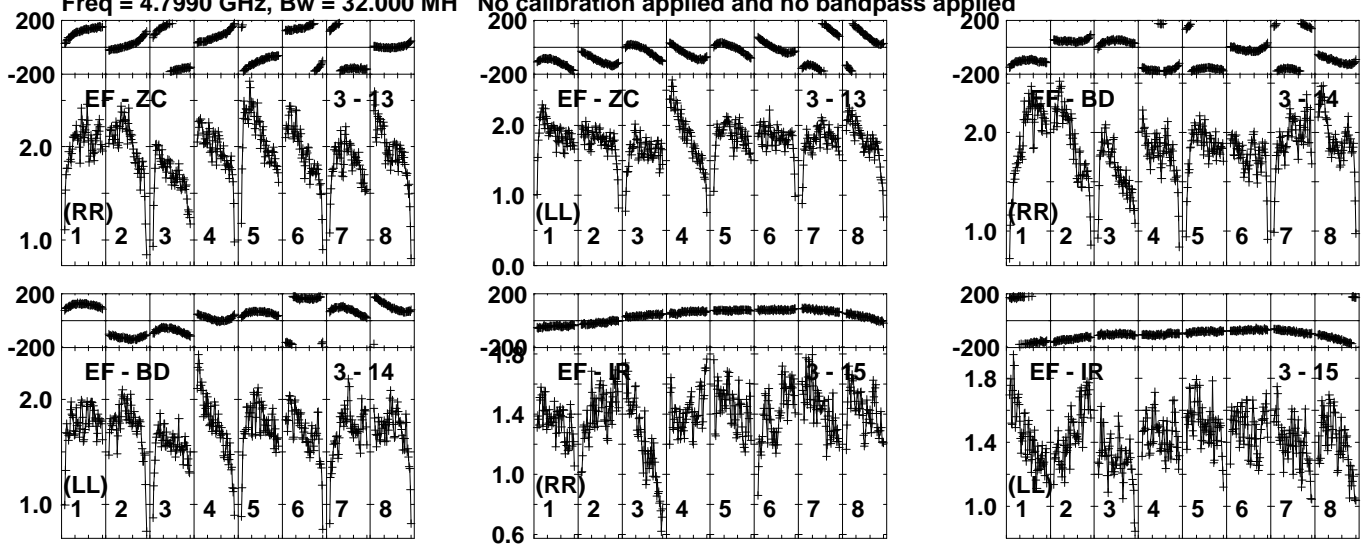


Lower frame: Milli Ampl Jy Top frame: Phas deg  
Vector averaged cross-power spectrum Several baselines displayed  
Timerange: 00/01:44:01 to 00/01:45:59

Plot file version 12 created 15-NOV-2021 12:11:55

J0037+2141 EC077B.UVDATA.1

Freq = 4.7990 GHz, Bw = 32.000 MH No calibration applied and no bandpass applied

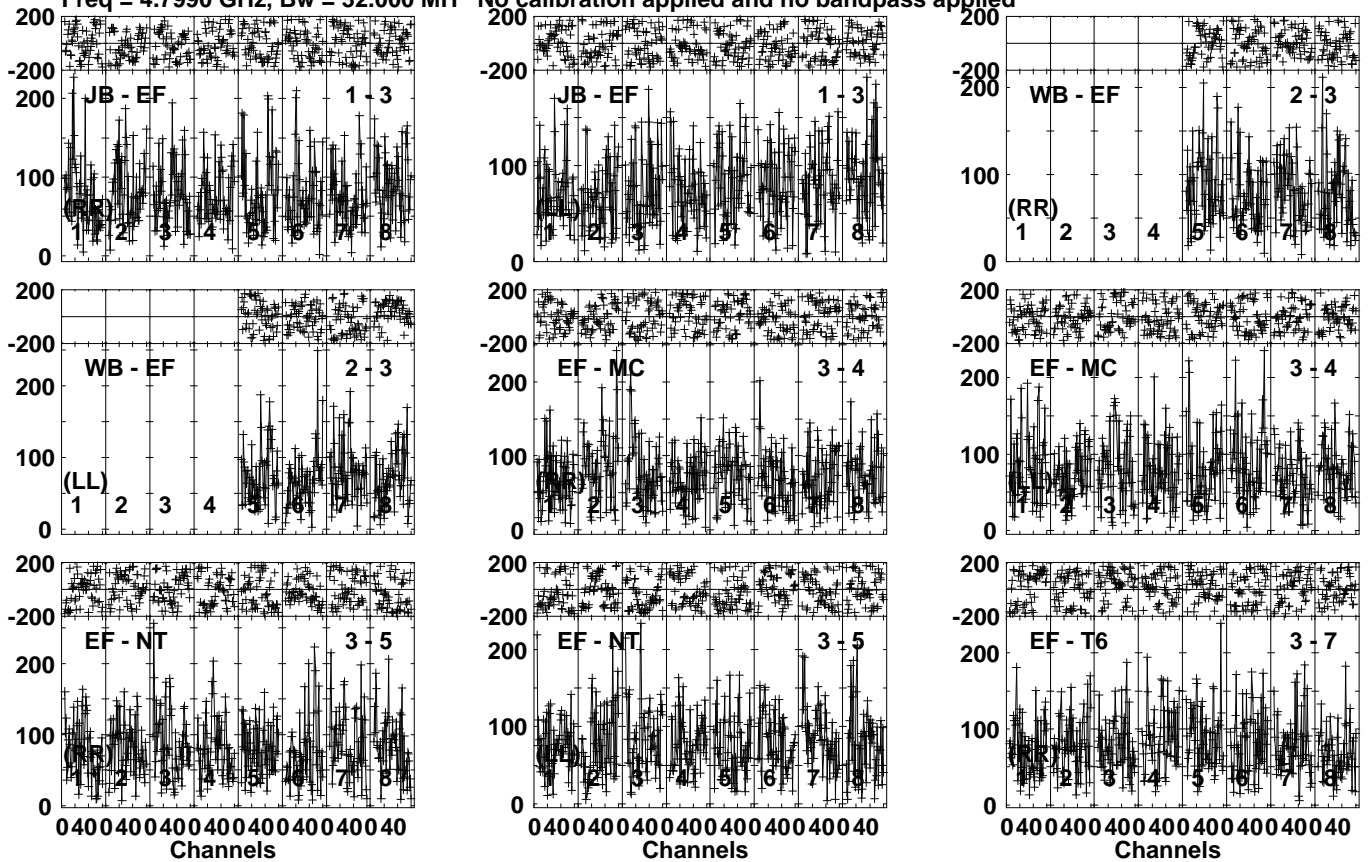


Lower frame: Milli Ampl Jy Top frame: Phas deg  
Vector averaged cross-power spectrum Several baselines displayed  
Timerange: 00/01:44:01 to 00/01:45:59

Plot file version 13 created 15-NOV-2021 12:11:55

LP349-25 EC077B.UVDATA.1

Freq = 4.7990 GHz, Bw = 32.000 MH No calibration applied and no bandpass applied

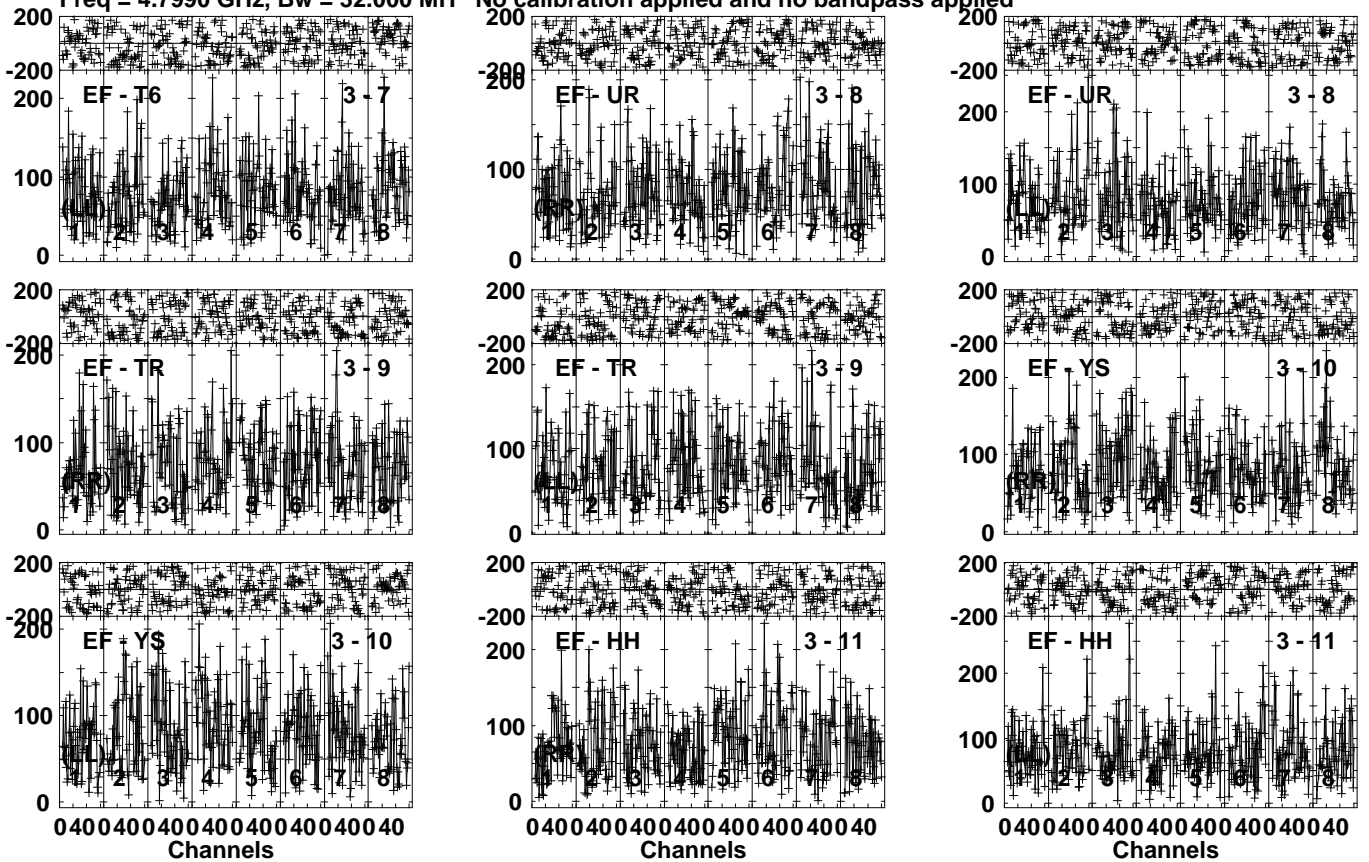


Lower frame: Micro Ampl Jy Top frame: Phas deg  
Vector averaged cross-power spectrum Several baselines displayed  
Timerange: 00/01:46:01 to 00/01:49:59

Plot file version 14 created 15-NOV-2021 12:11:55

LP349-25 EC077B.UVDATA.1

Freq = 4.7990 GHz, Bw = 32.000 MH No calibration applied and no bandpass applied

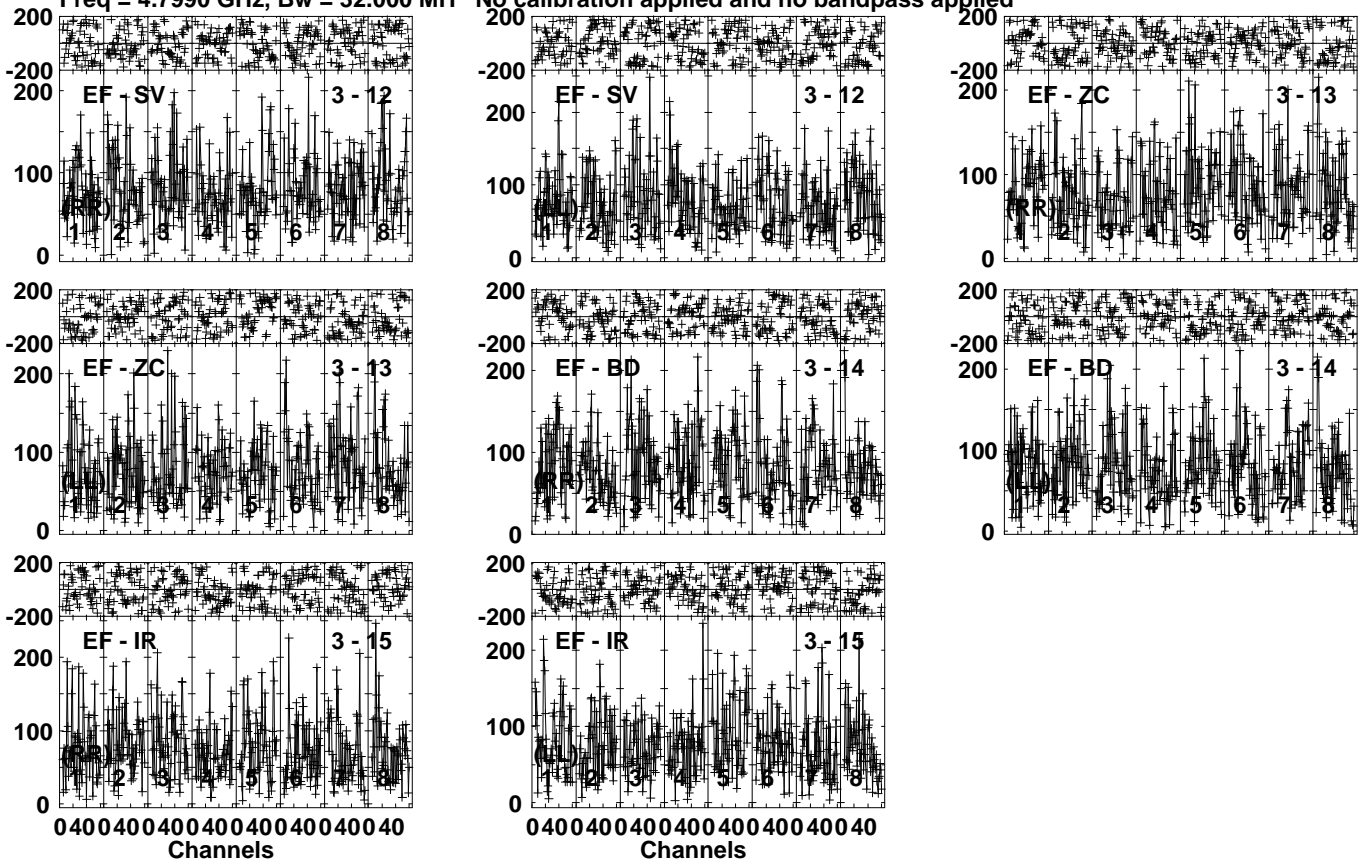


Lower frame: Micro Ampl Jy Top frame: Phas deg  
Vector averaged cross-power spectrum Several baselines displayed  
Timerange: 00/01:46:01 to 00/01:49:59

Plot file version 15 created 15-NOV-2021 12:11:55

LP349-25 EC077B.UVDATA.1

Freq = 4.7990 GHz, Bw = 32.000 MH No calibration applied and no bandpass applied



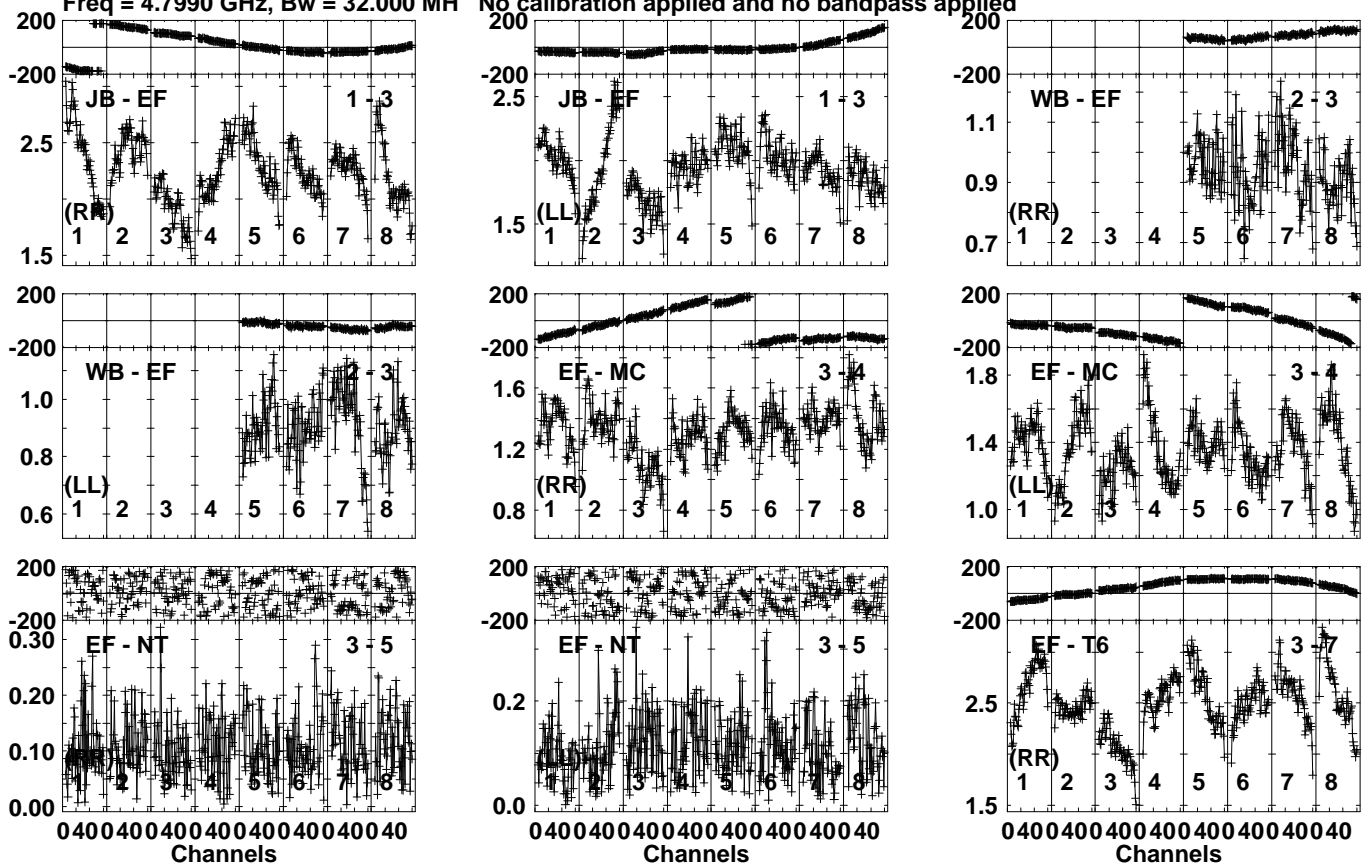
Lower frame: Micro Ampl Jy Top frame: Phas deg  
Vector averaged cross-power spectrum Several baselines displayed  
Timerange: 00/01:46:01 to 00/01:49:59

Plot file version 16 created 15-NOV-2021 12:11:55

J0037+2141 EC077B.UVDATA.1

Freq = 4.7990 GHz, Bw = 32.000 MH

No calibration applied and no bandpass applied



Lower frame: Milli Ampl Jy Top frame: Phas deg  
Vector averaged cross-power spectrum Several baselines displayed  
Timerange: 00/01:50:31 to 00/01:52:29

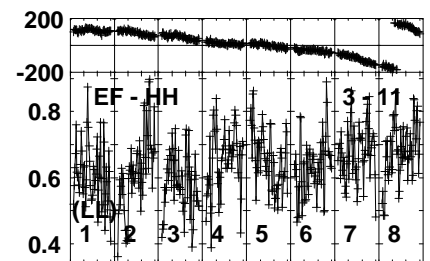
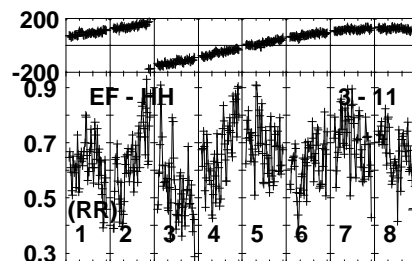
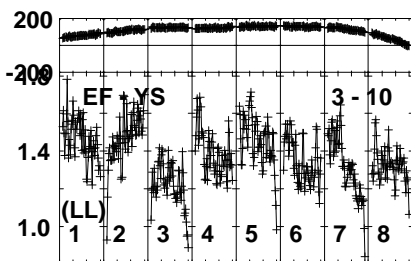
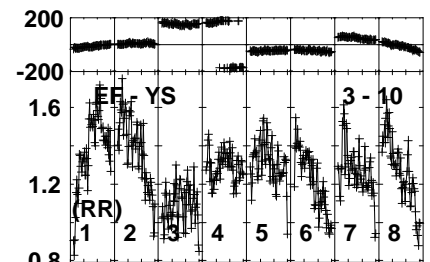
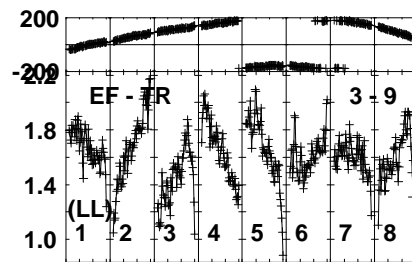
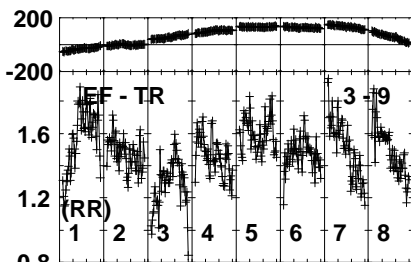
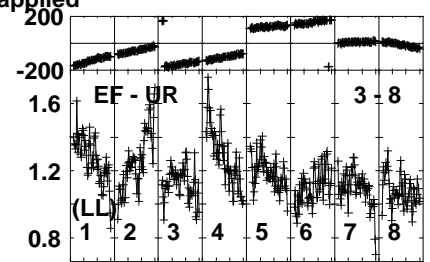
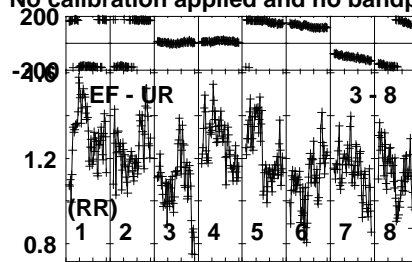
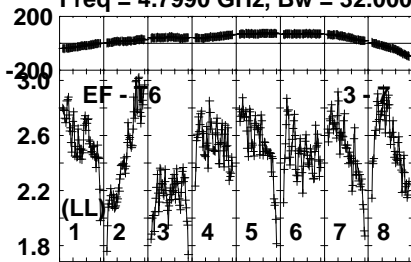


Plot file version 17 created 15-NOV-2021 12:11:55

J0037+2141 EC077B.UVDATA.1

Freq = 4.7990 GHz, Bw = 32.000 MH

No calibration applied and no bandpass applied



040040040040040040040040040040  
Channels

040040040040040040040040040040  
Channels

040040040040040040040040040040  
Channels

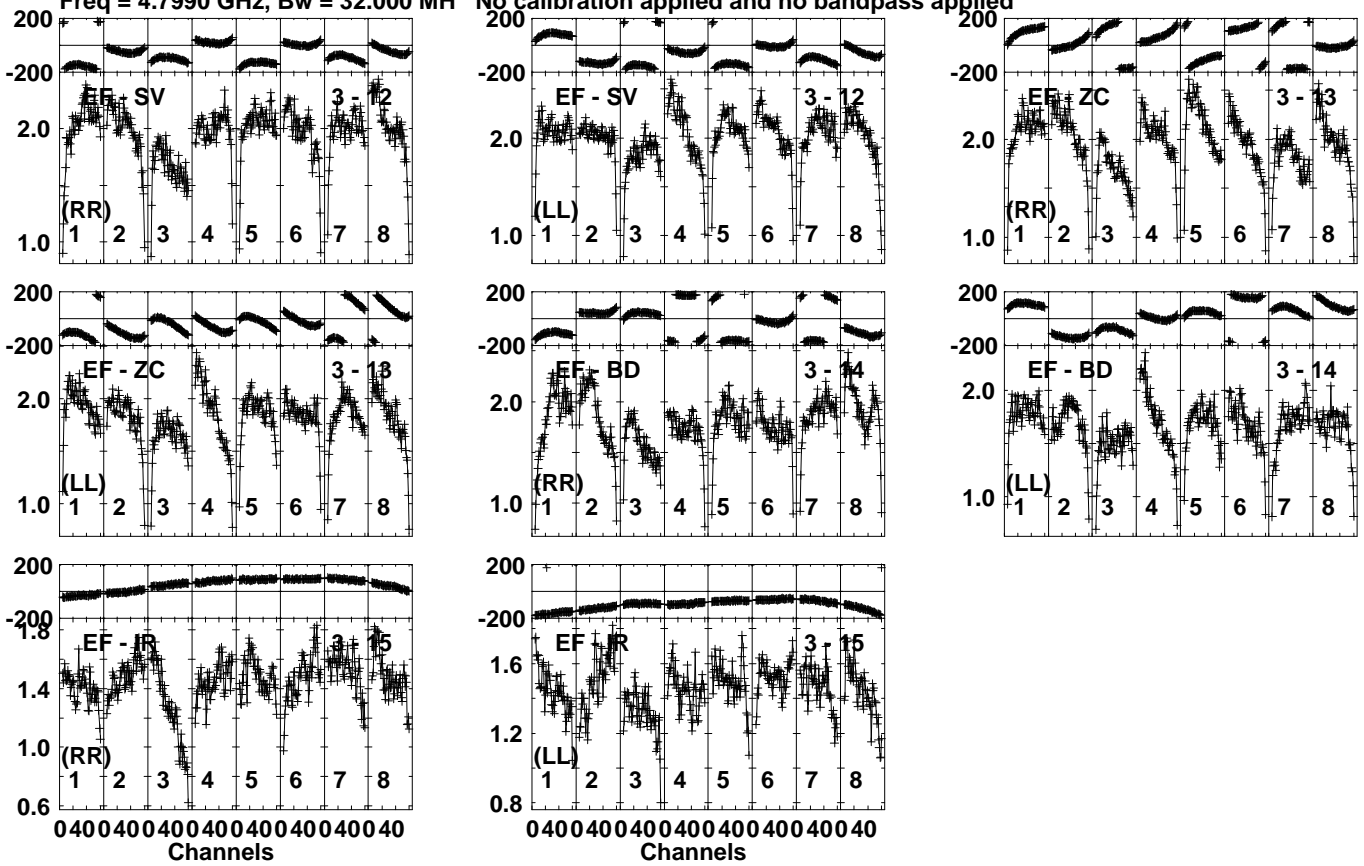
Lower frame: Milli Ampl Jy Top frame: Phas deg  
Vector averaged cross-power spectrum Several baselines displayed  
Timerange: 00/01:50:31 to 00/01:52:29

Plot file version 18 created 15-NOV-2021 12:11:55

J0037+2141 EC077B.UVDATA.1

Freq = 4.7990 GHz, Bw = 32.000 MH

No calibration applied and no bandpass applied

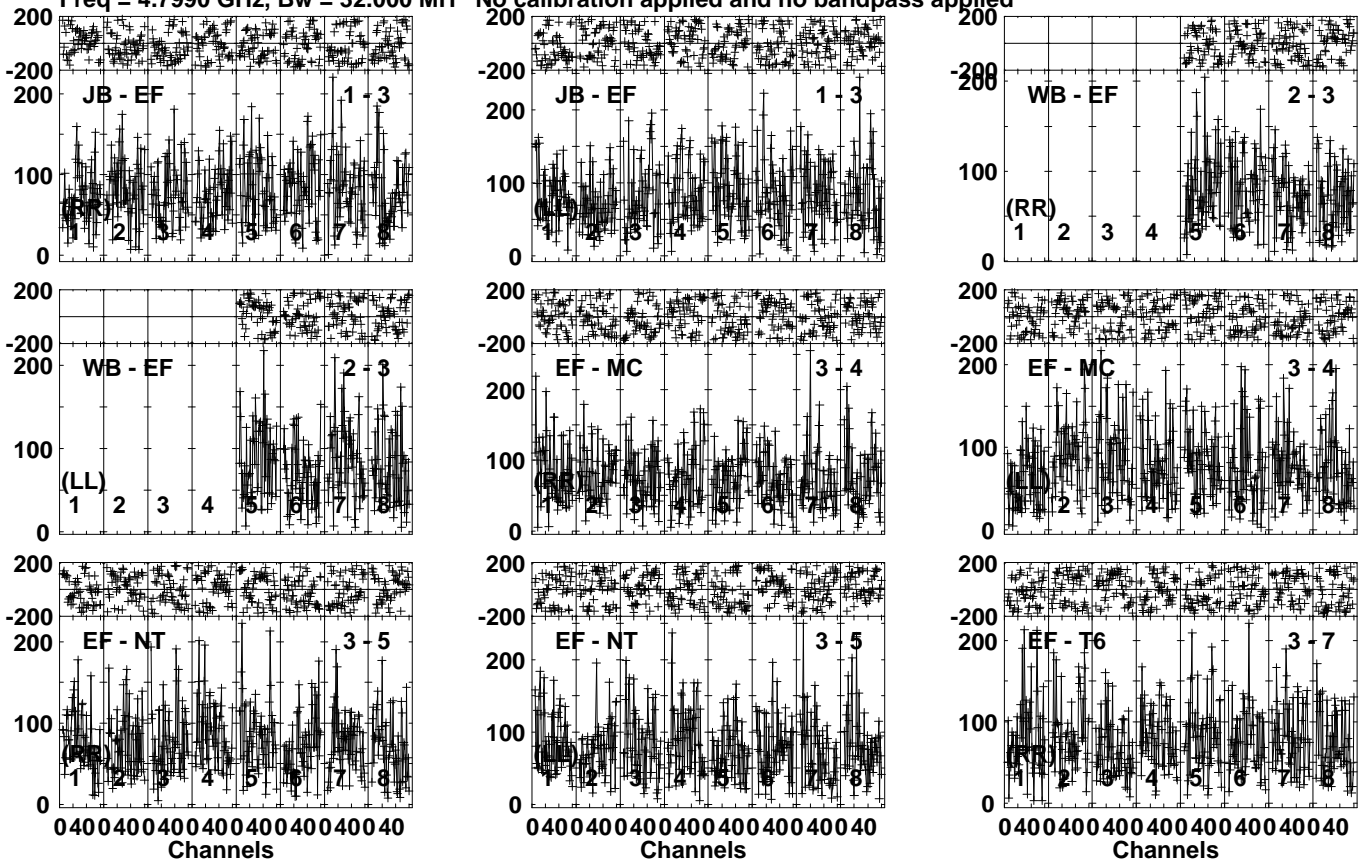


Lower frame: Milli Ampl Jy Top frame: Phas deg  
Vector averaged cross-power spectrum Several baselines displayed  
Timerange: 00/01:50:31 to 00/01:52:29

Plot file version 19 created 15-NOV-2021 12:11:56

LP349-25 EC077B.UVDATA.1

Freq = 4.7990 GHz, Bw = 32.000 MH No calibration applied and no bandpass applied

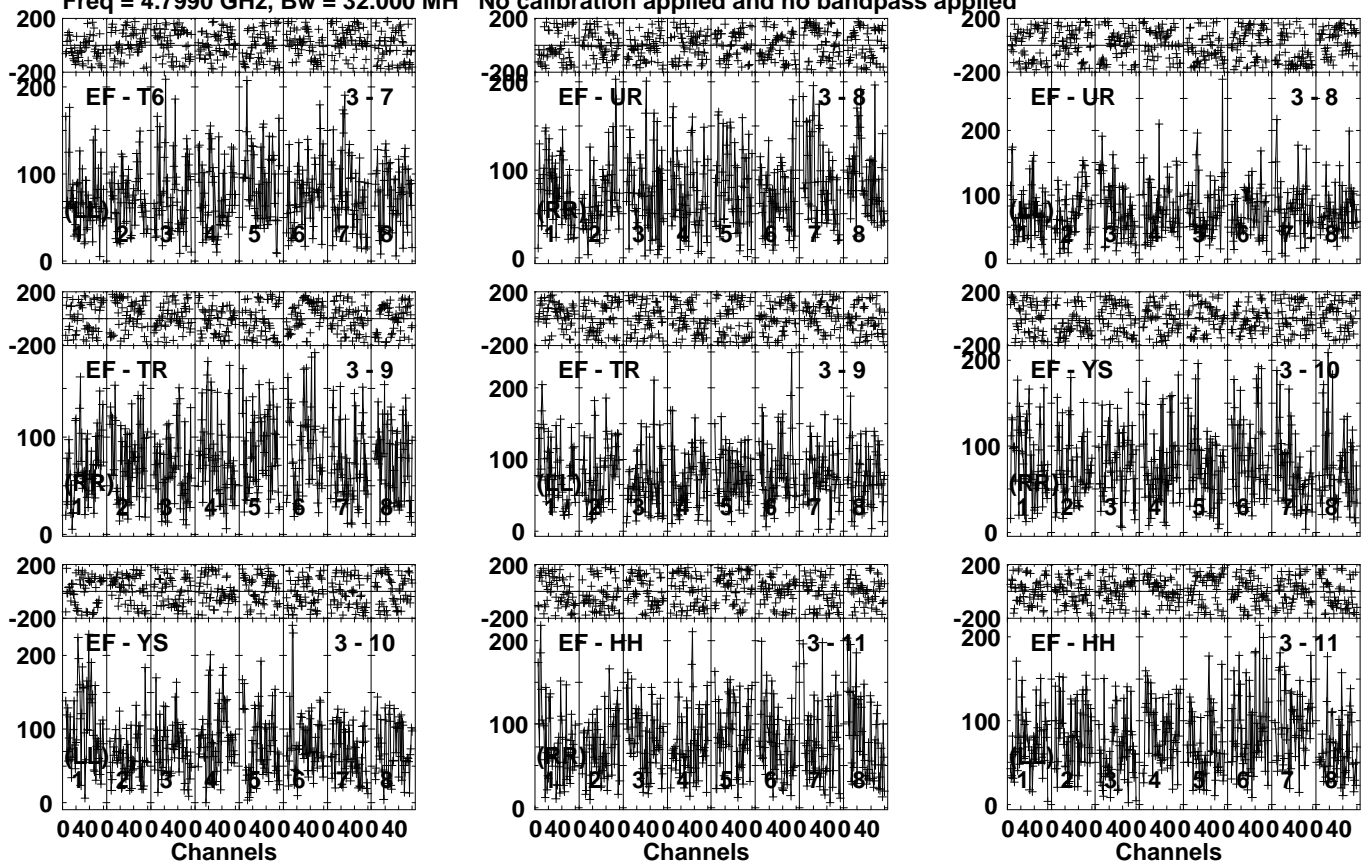


Lower frame: Micro Ampl Jy Top frame: Phas deg  
Vector averaged cross-power spectrum Several baselines displayed  
Timerange: 00/01:53:09 to 00/01:56:29

Plot file version 20 created 15-NOV-2021 12:11:56

LP349-25 EC077B.UVDATA.1

Freq = 4.7990 GHz, Bw = 32.000 MH No calibration applied and no bandpass applied

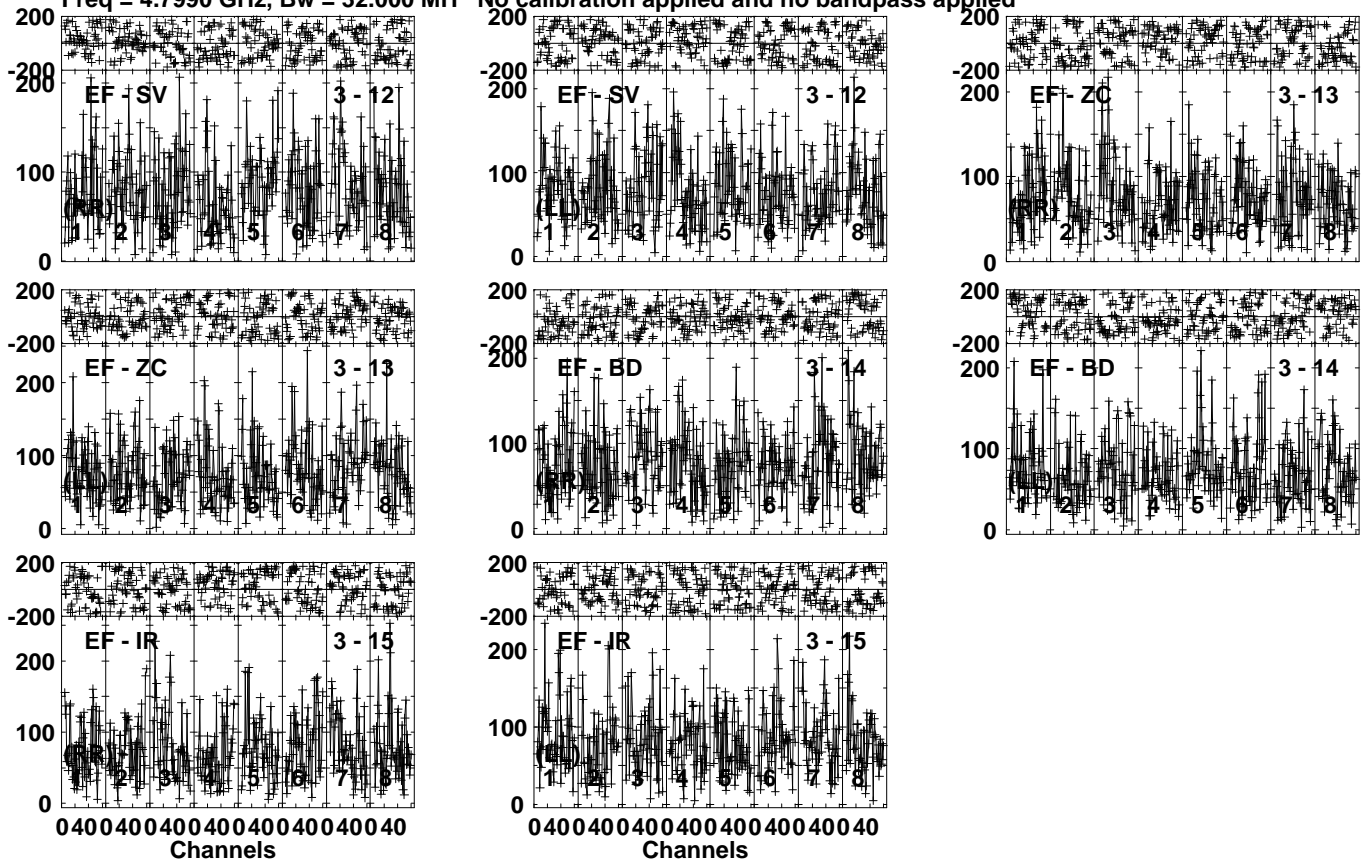


Lower frame: Micro Ampl Jy Top frame: Phas deg  
Vector averaged cross-power spectrum Several baselines displayed  
Timerange: 00/01:53:09 to 00/01:56:29

Plot file version 21 created 15-NOV-2021 12:11:56

LP349-25 EC077B.UVDATA.1

Freq = 4.7990 GHz, Bw = 32.000 MH No calibration applied and no bandpass applied

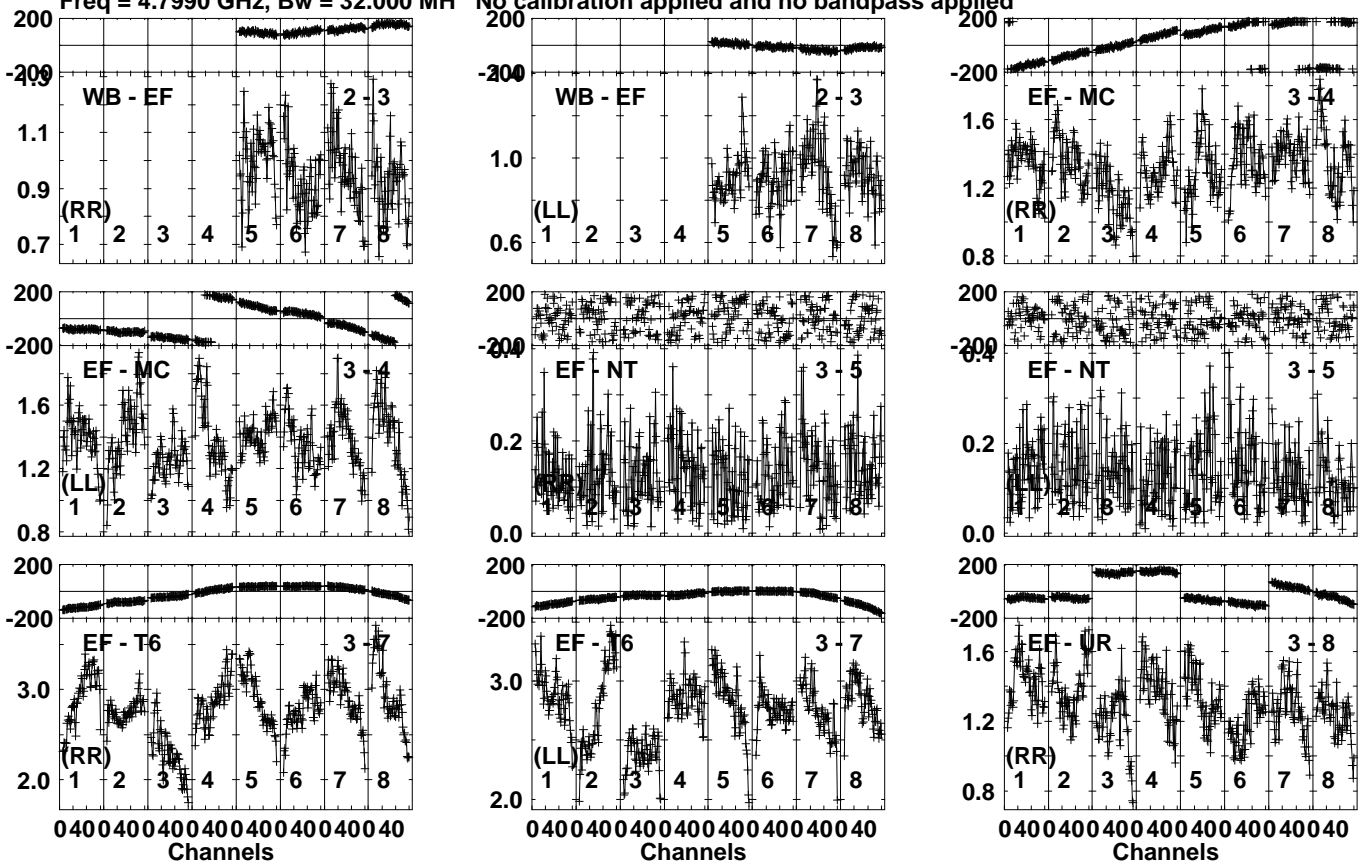


Lower frame: Micro Ampl Jy Top frame: Phas deg  
Vector averaged cross-power spectrum Several baselines displayed  
Timerange: 00/01:53:09 to 00/01:56:29

Plot file version 22 created 15-NOV-2021 12:11:56

J0037+2141 EC077B.UVDATA.1

Freq = 4.7990 GHz, Bw = 32.000 MH No calibration applied and no bandpass applied

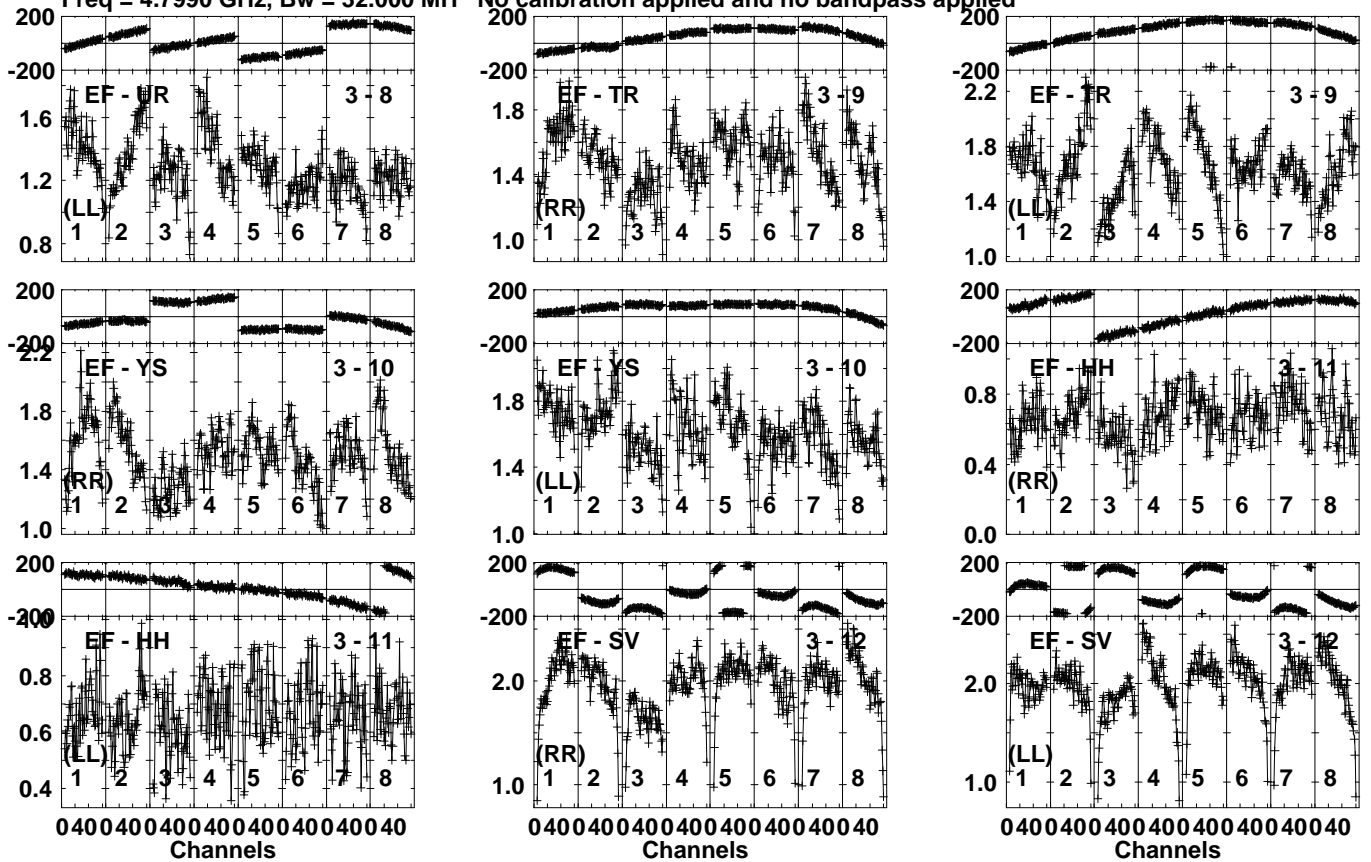


Lower frame: Milli Ampl Jy Top frame: Phas deg  
Vector averaged cross-power spectrum Several baselines displayed  
Timerange: 00/01:56:33 to 00/01:58:29

Plot file version 23 created 15-NOV-2021 12:11:56

J0037+2141 EC077B.UVDATA.1

Freq = 4.7990 GHz, Bw = 32.000 MH No calibration applied and no bandpass applied



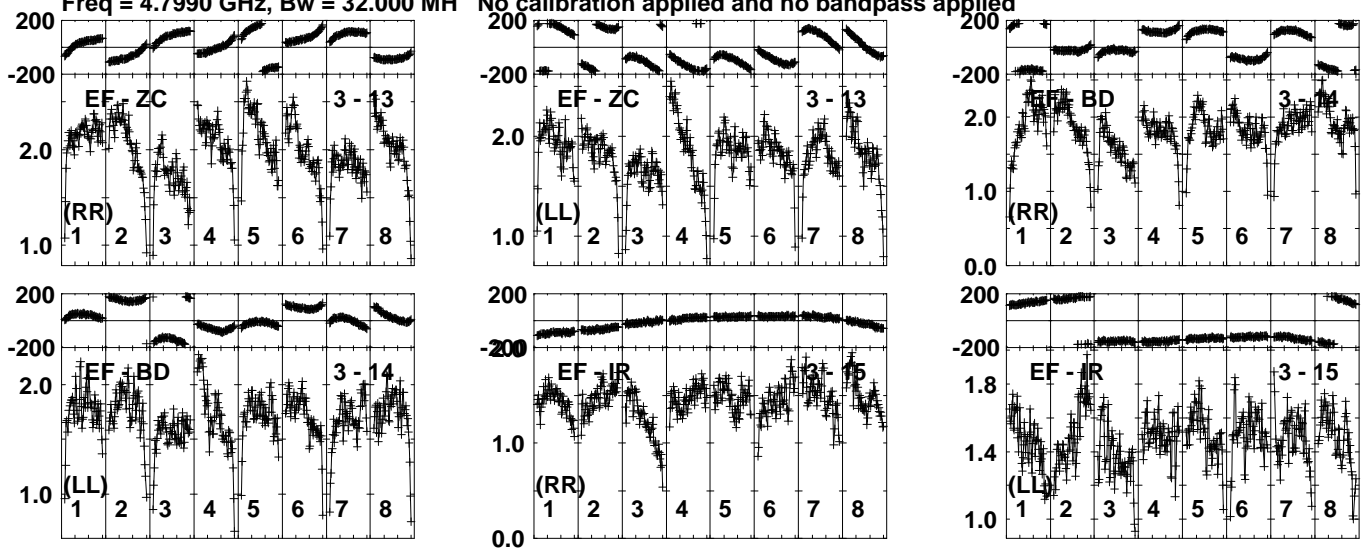
Lower frame: Milli Ampl Jy Top frame: Phas deg  
Vector averaged cross-power spectrum Several baselines displayed  
Timerange: 00/01:56:33 to 00/01:58:29

Plot file version 24 created 15-NOV-2021 12:11:56

J0037+2141 EC077B.UVDATA.1

Freq = 4.7990 GHz, Bw = 32.000 MH

No calibration applied and no bandpass applied



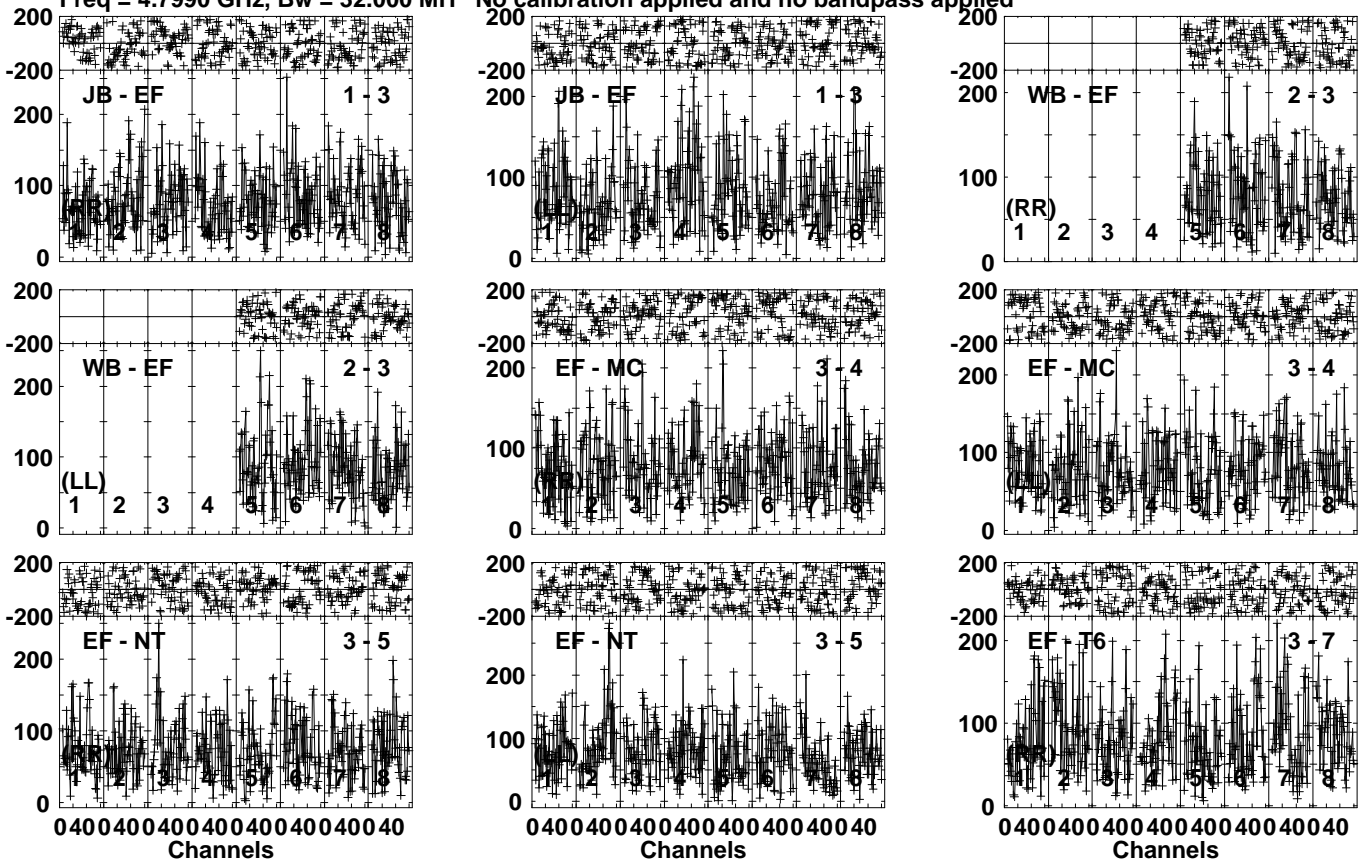
Lower frame: Milli Ampl Jy Top frame: Phas deg  
Vector averaged cross-power spectrum Several baselines displayed  
Timerange: 00/01:56:33 to 00/01:58:29



Plot file version 25 created 15-NOV-2021 12:11:57

LP349-25 EC077B.UVDATA.1

Freq = 4.7990 GHz, Bw = 32.000 MH No calibration applied and no bandpass applied

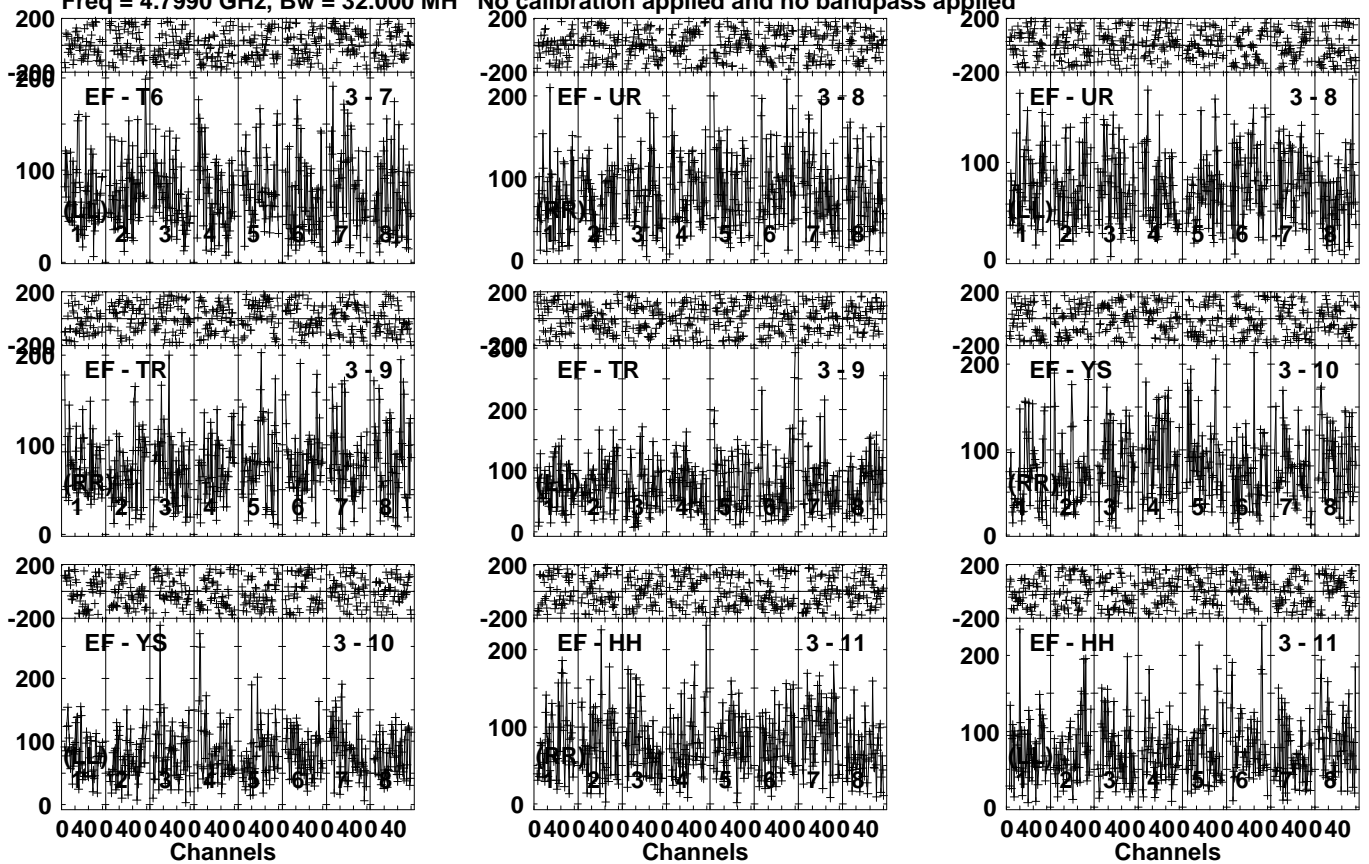


Lower frame: Micro Ampl Jy Top frame: Phas deg  
Vector averaged cross-power spectrum Several baselines displayed  
Timerange: 00/01:58:31 to 00/02:02:29

Plot file version 26 created 15-NOV-2021 12:11:57

LP349-25 EC077B.UVDATA.1

Freq = 4.7990 GHz, Bw = 32.000 MH No calibration applied and no bandpass applied

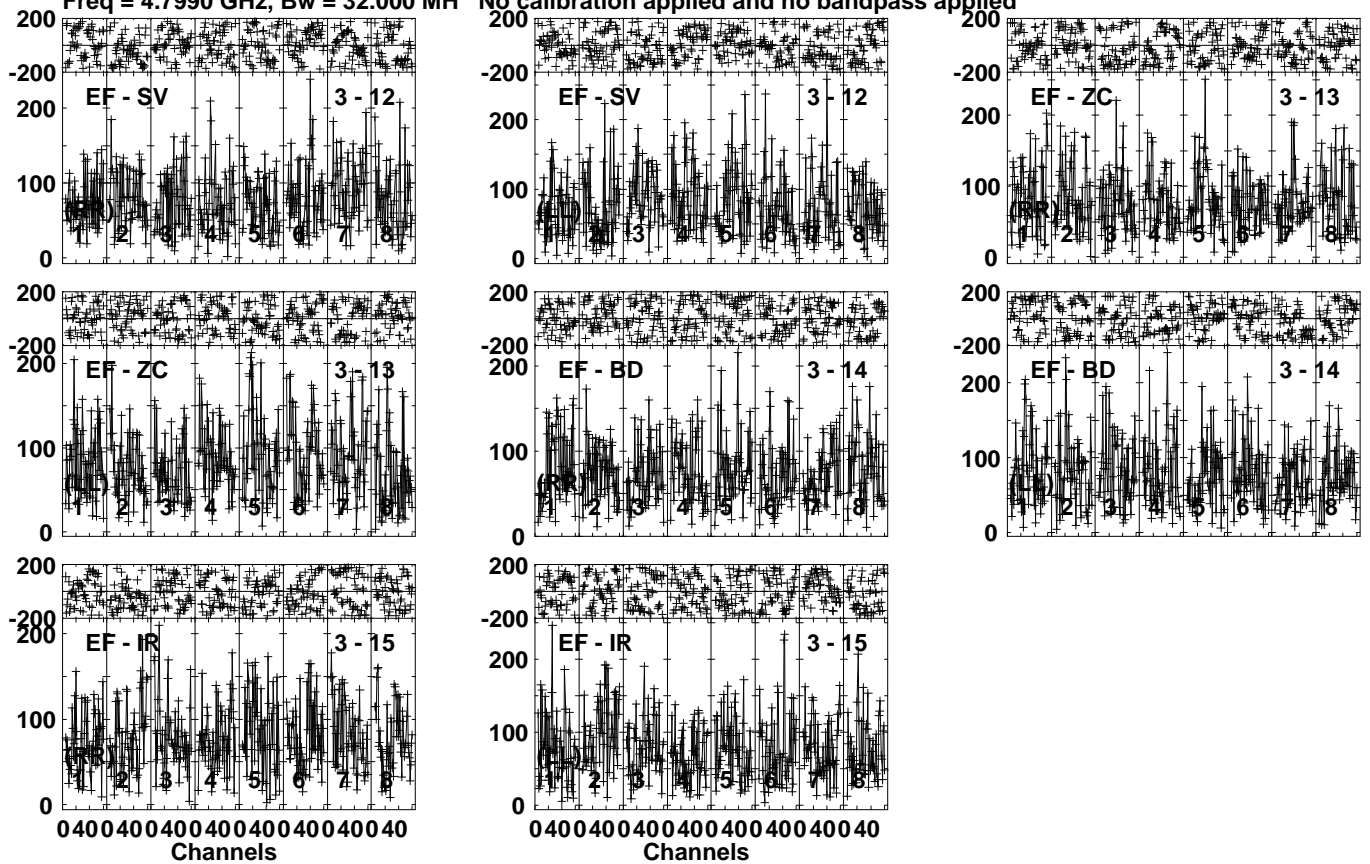


Lower frame: Micro Ampl Jy Top frame: Phas deg  
Vector averaged cross-power spectrum Several baselines displayed  
Timerange: 00/01:58:31 to 00/02:02:29

Plot file version 27 created 15-NOV-2021 12:11:57

LP349-25 EC077B.UVDATA.1

Freq = 4.7990 GHz, Bw = 32.000 MH No calibration applied and no bandpass applied



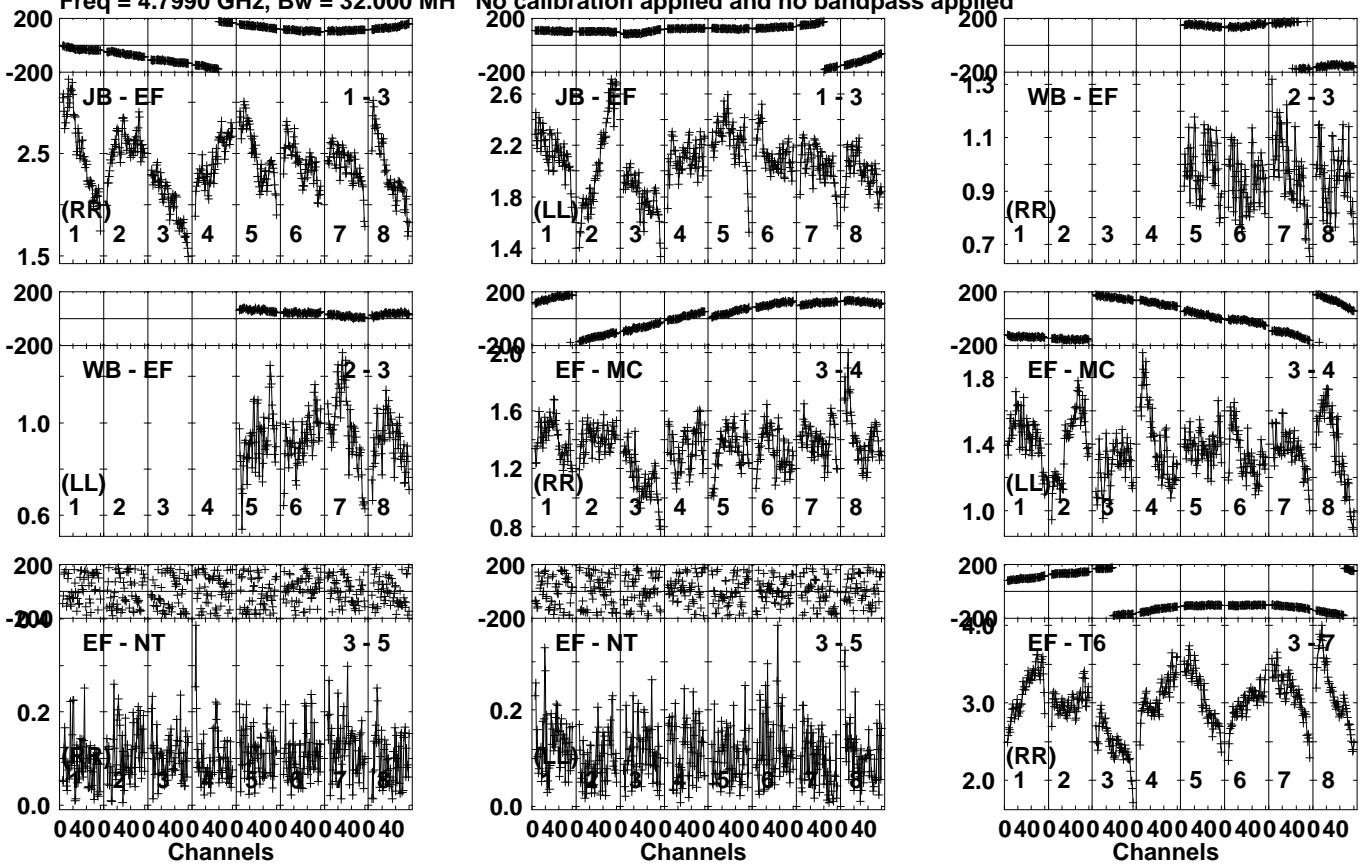
Lower frame: Micro Ampl Jy Top frame: Phas deg  
Vector averaged cross-power spectrum Several baselines displayed  
Timerange: 00/01:58:31 to 00/02:02:29

Plot file version 28 created 15-NOV-2021 12:11:57

J0037+2141 EC077B.UVDATA.1

Freq = 4.7990 GHz, Bw = 32.000 MH

No calibration applied and no bandpass applied



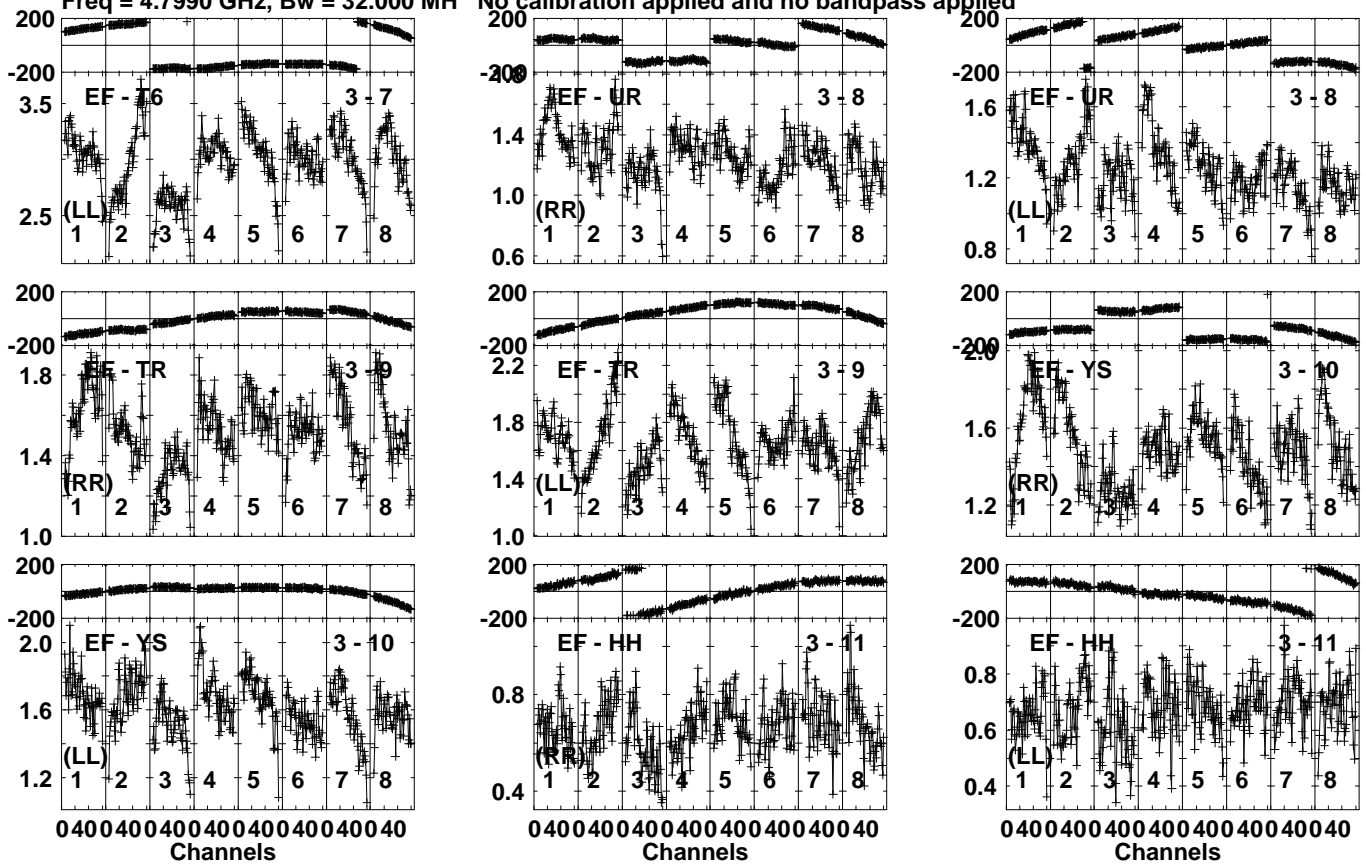
Lower frame: Milli Ampl Jy Top frame: Phas deg  
Vector averaged cross-power spectrum Several baselines displayed  
Timerange: 00/02:03:01 to 00/02:04:59

Plot file version 29 created 15-NOV-2021 12:11:57

J0037+2141 EC077B.UVDATA.1

Freq = 4.7990 GHz, Bw = 32.000 MH

No calibration applied and no bandpass applied



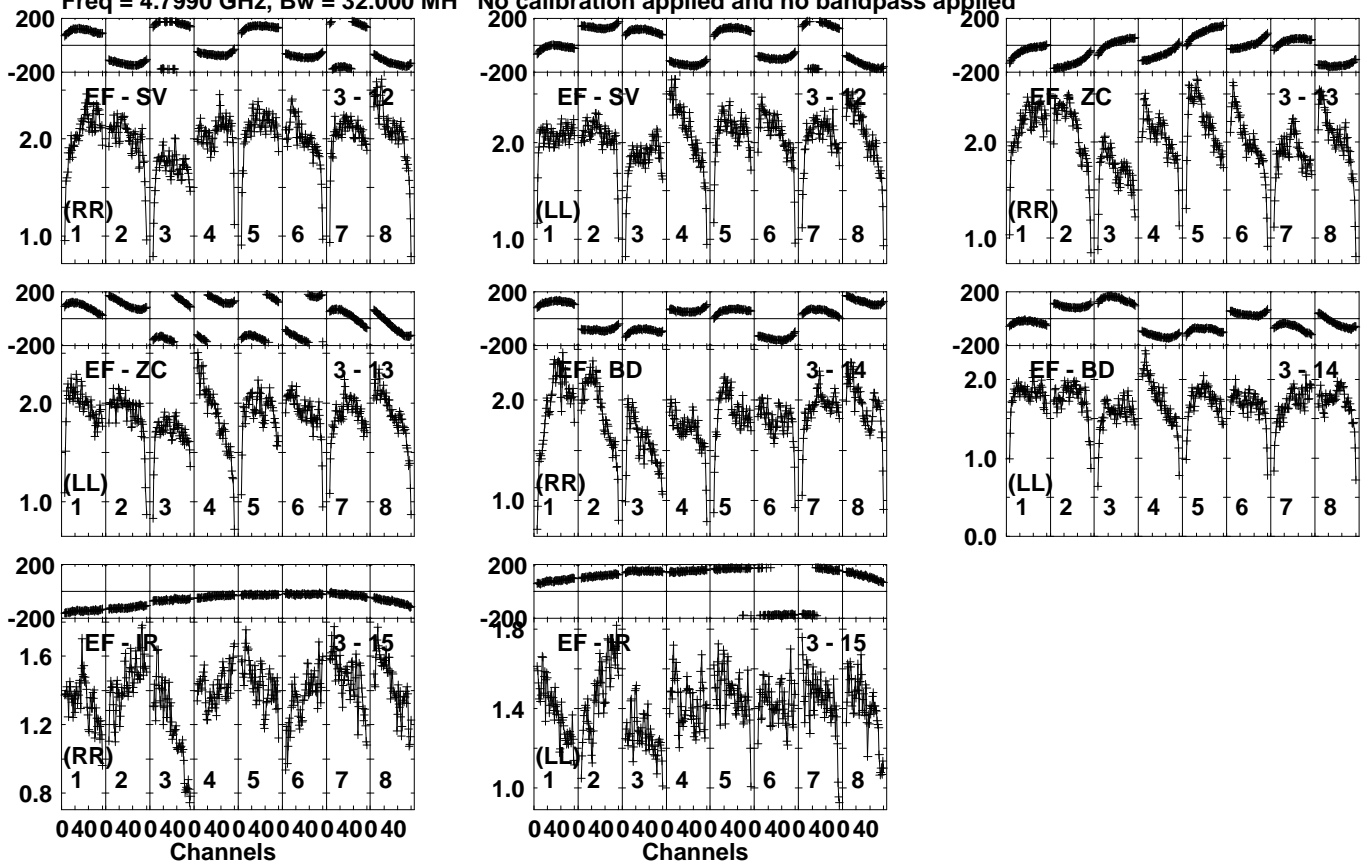
Lower frame: Milli Ampl Jy Top frame: Phas deg  
Vector averaged cross-power spectrum Several baselines displayed  
Timerange: 00/02:03:01 to 00/02:04:59

Plot file version 30 created 15-NOV-2021 12:11:57

J0037+2141 EC077B.UVDATA.1

Freq = 4.7990 GHz, Bw = 32.000 MH

No calibration applied and no bandpass applied

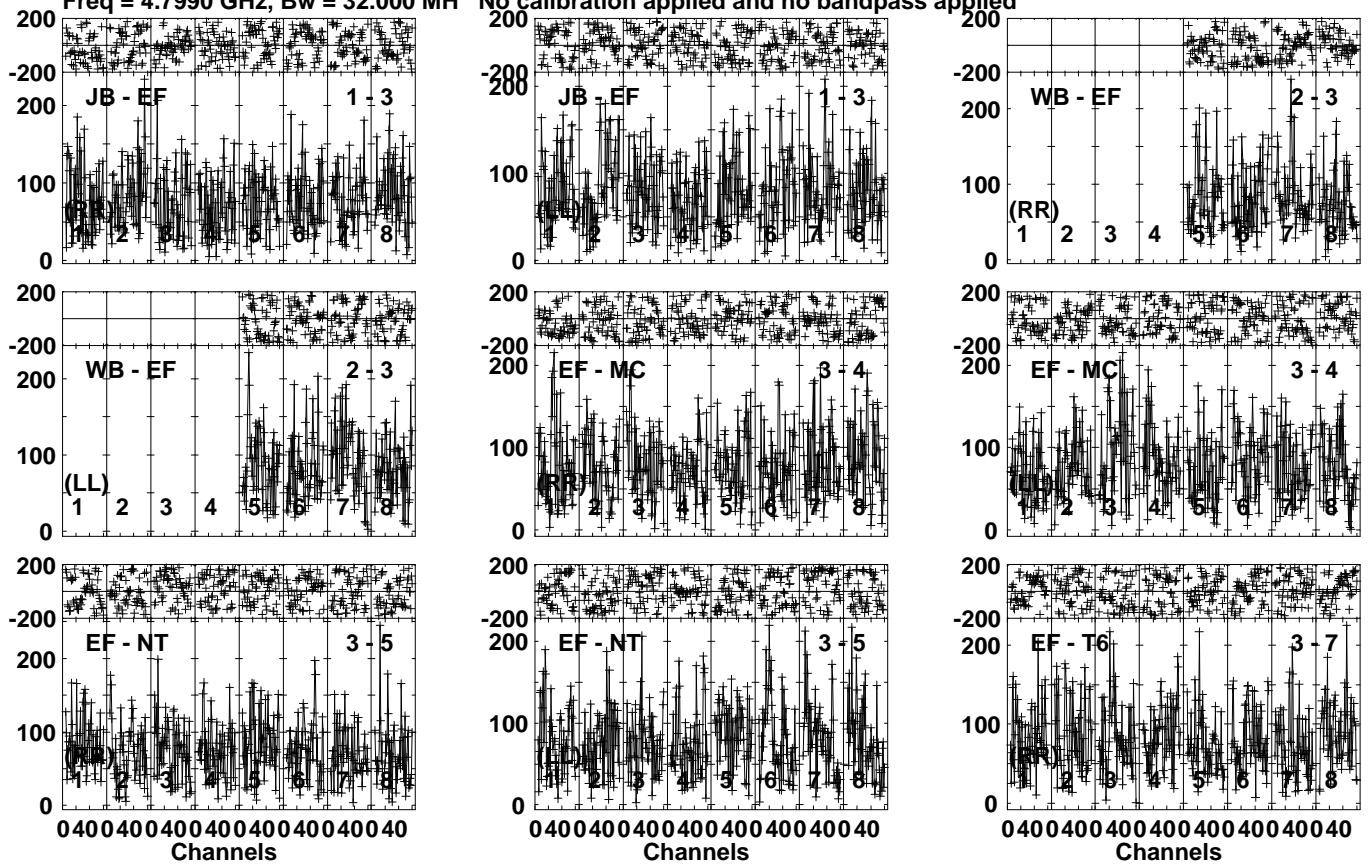


Lower frame: Milli Ampl Jy Top frame: Phas deg  
Vector averaged cross-power spectrum Several baselines displayed  
Timerange: 00/02:03:01 to 00/02:04:59

Plot file version 31 created 15-NOV-2021 12:11:57

LP349-25 EC077B.UVDATA.1

Freq = 4.7990 GHz, Bw = 32.000 MH No calibration applied and no bandpass applied

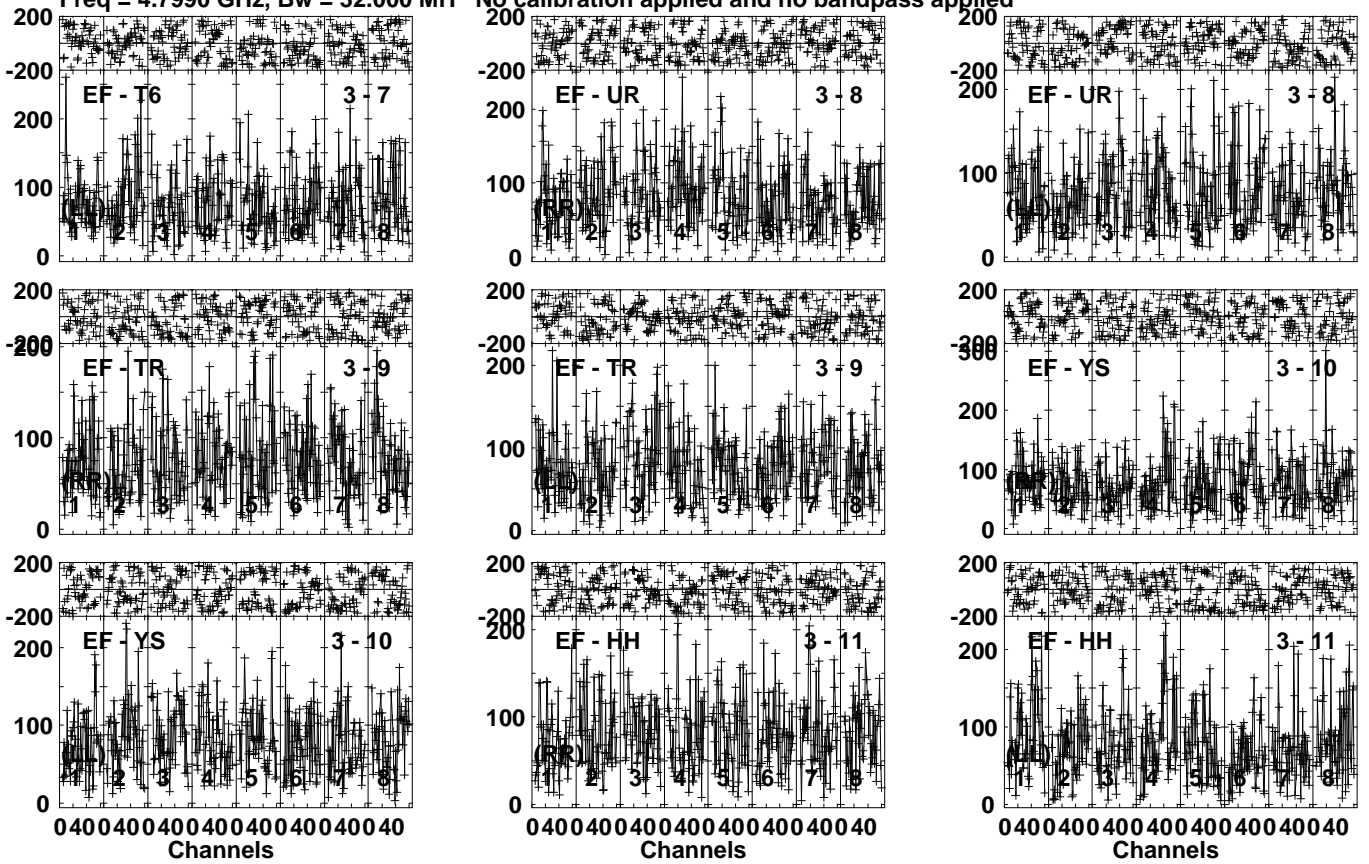


Lower frame: Micro Ampl Jy Top frame: Phas deg  
Vector averaged cross-power spectrum Several baselines displayed  
Timerange: 00/02:05:39 to 00/02:08:59

Plot file version 32 created 15-NOV-2021 12:11:58

LP349-25 EC077B.UVDATA.1

Freq = 4.7990 GHz, Bw = 32.000 MH No calibration applied and no bandpass applied



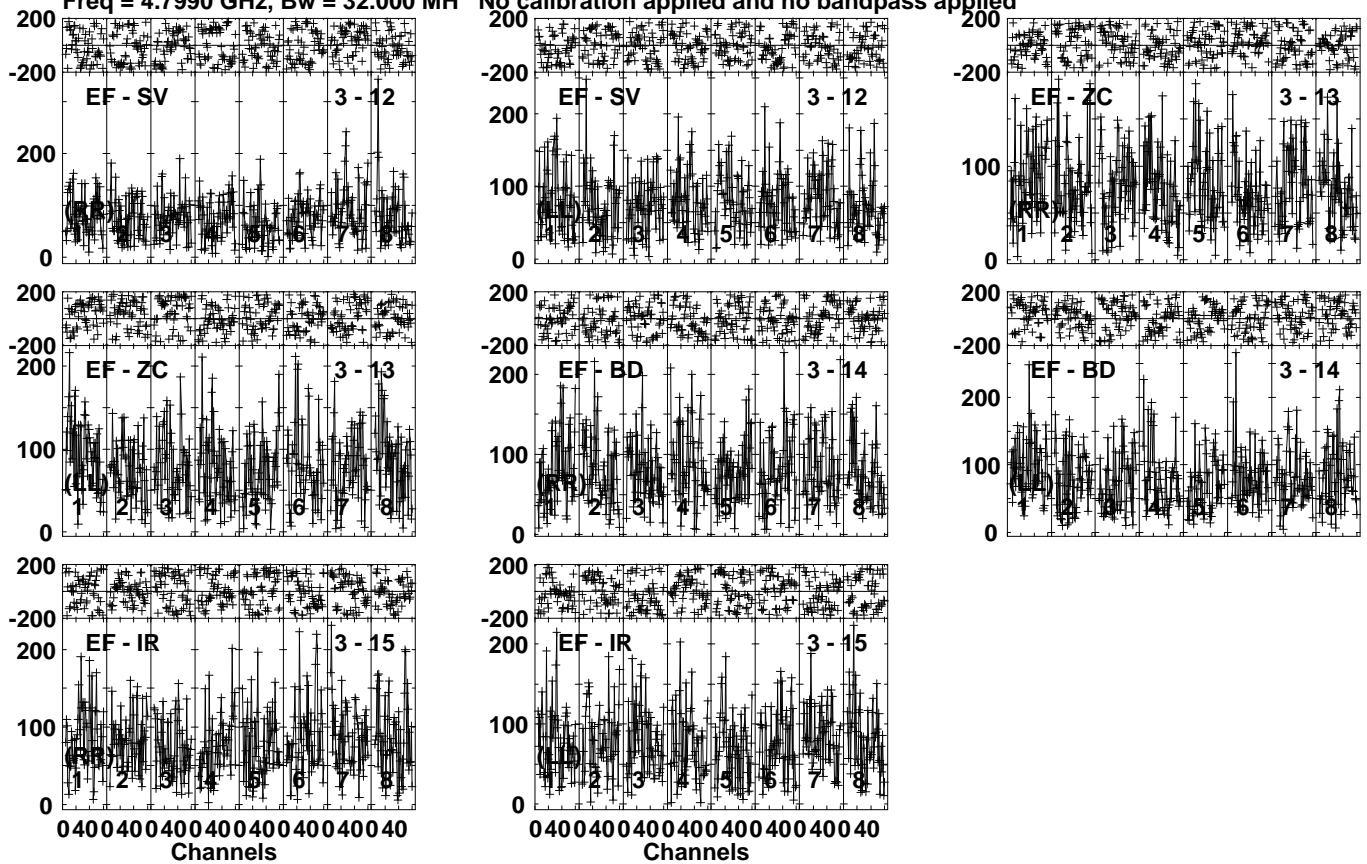
Lower frame: Micro Ampl Jy Top frame: Phas deg  
Vector averaged cross-power spectrum Several baselines displayed  
Timerange: 00/02:05:39 to 00/02:08:59



Plot file version 33 created 15-NOV-2021 12:11:58

LP349-25 EC077B.UVDATA.1

Freq = 4.7990 GHz, Bw = 32.000 MH No calibration applied and no bandpass applied



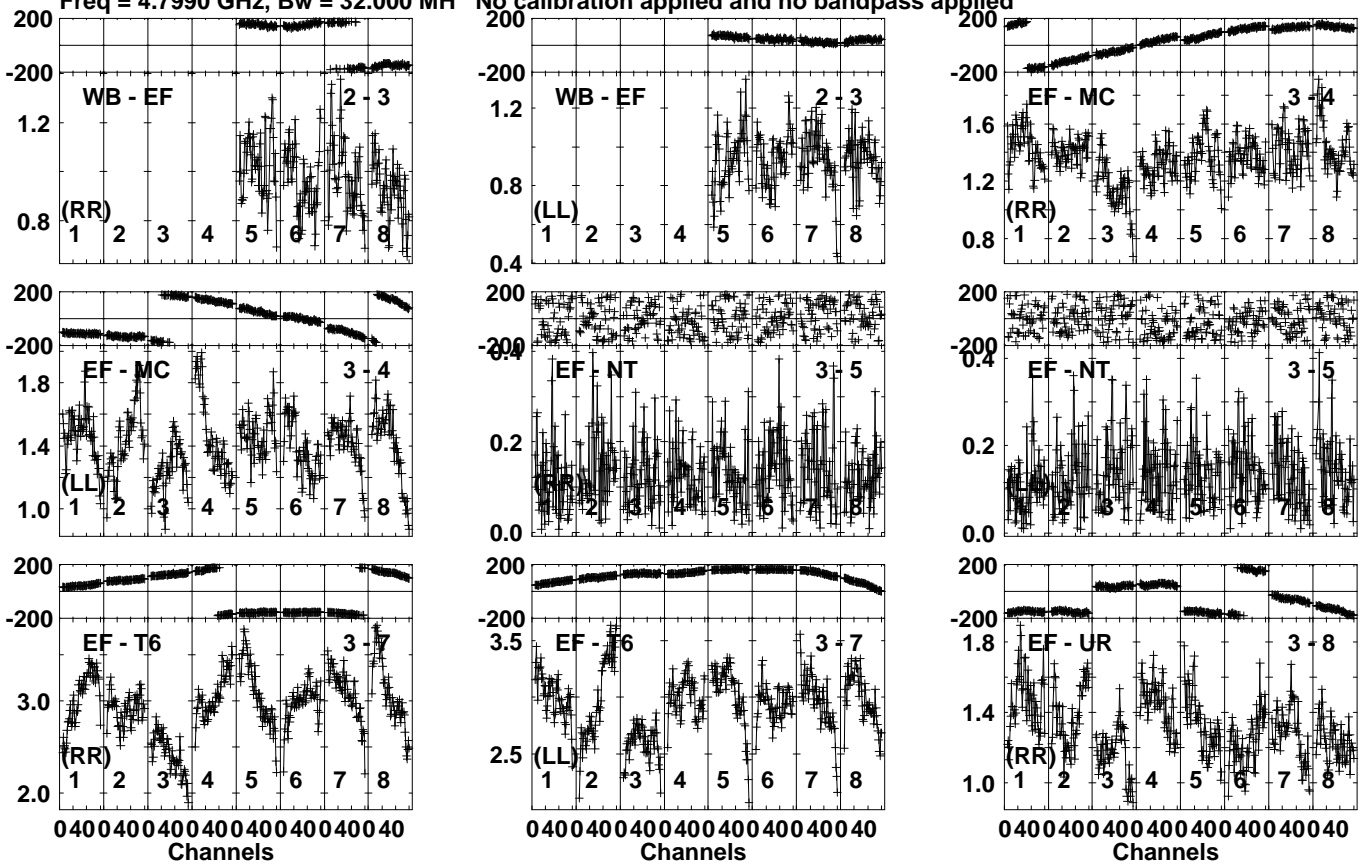
Lower frame: Micro Ampl Jy Top frame: Phas deg  
Vector averaged cross-power spectrum Several baselines displayed  
Timerange: 00/02:05:39 to 00/02:08:59

Plot file version 34 created 15-NOV-2021 12:11:58

J0037+2141 EC077B.UVDATA.1

Freq = 4.7990 GHz, Bw = 32.000 MH

No calibration applied and no bandpass applied

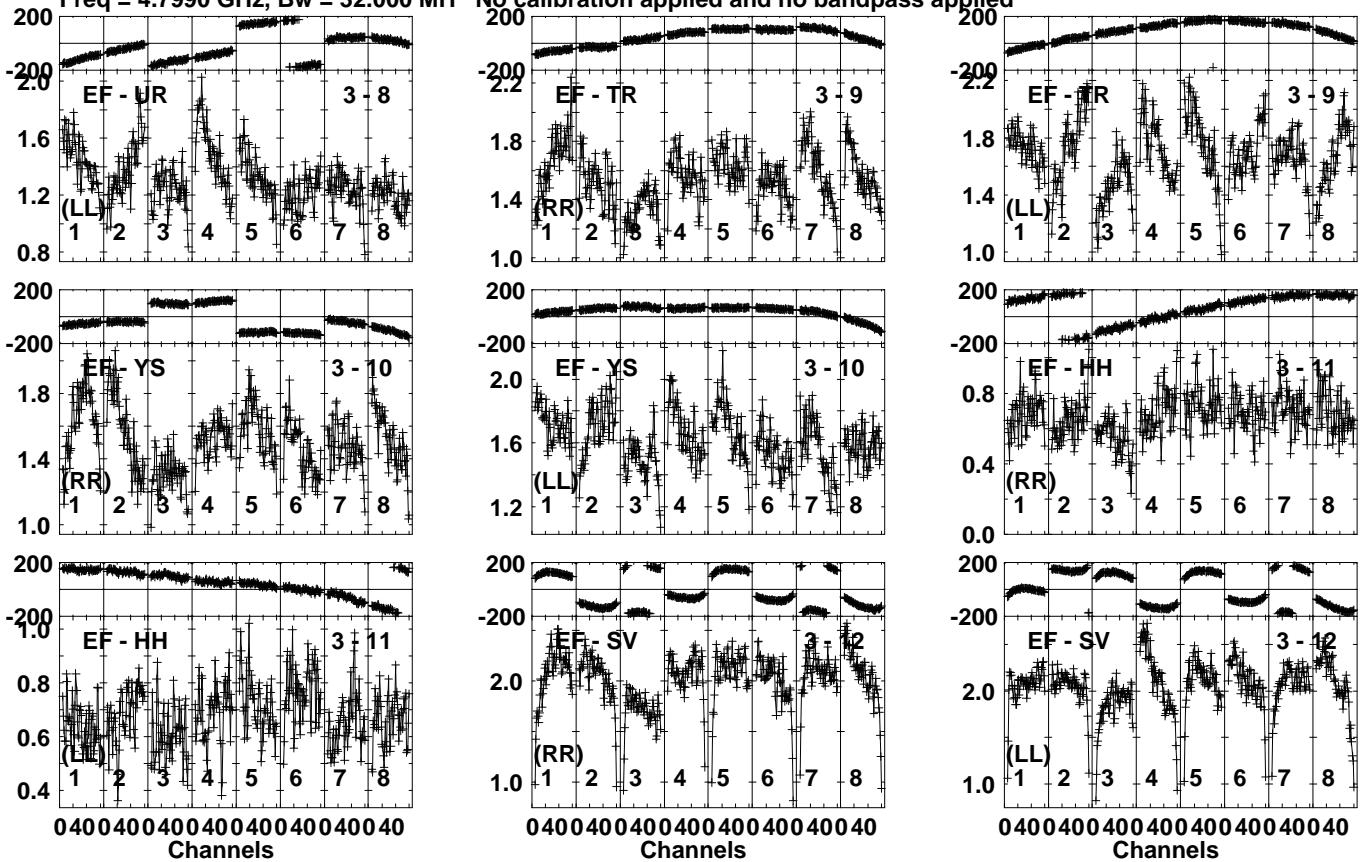


Lower frame: Milli Ampl Jy Top frame: Phas deg  
Vector averaged cross-power spectrum Several baselines displayed  
Timerange: 00/02:09:03 to 00/02:10:59

Plot file version 35 created 15-NOV-2021 12:11:58

J0037+2141 EC077B.UVDATA.1

Freq = 4.7990 GHz, Bw = 32.000 MH No calibration applied and no bandpass applied

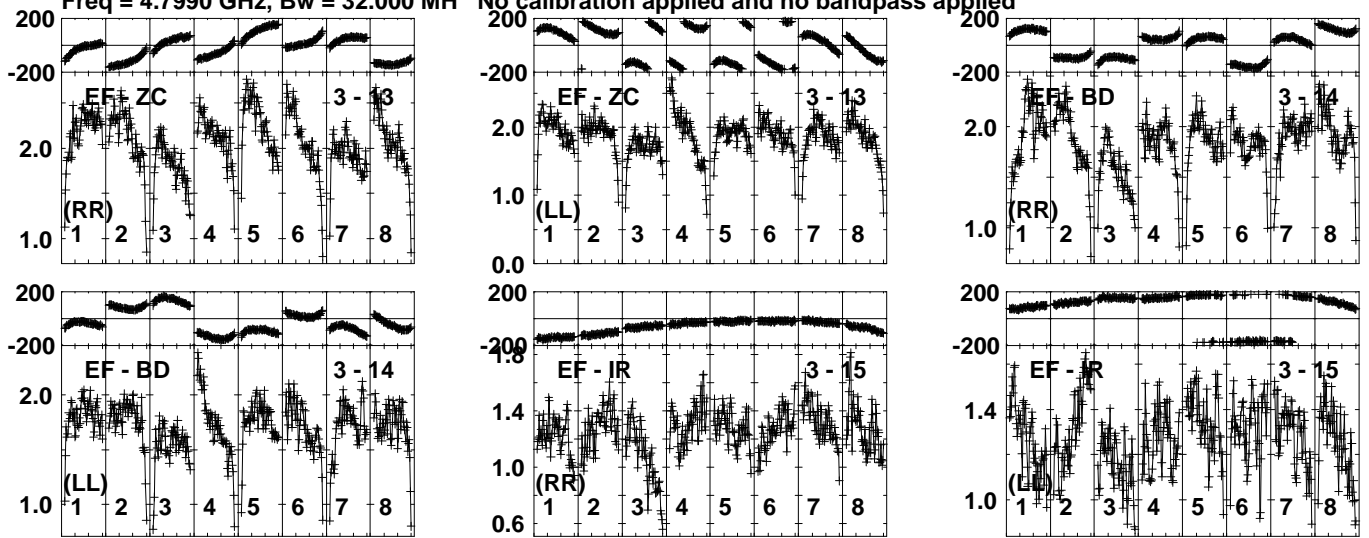


Lower frame: Milli Ampl Jy Top frame: Phas deg  
Vector averaged cross-power spectrum Several baselines displayed  
Timerange: 00/02:09:03 to 00/02:10:59

Plot file version 36 created 15-NOV-2021 12:11:58

J0037+2141 EC077B.UVDATA.1

Freq = 4.7990 GHz, Bw = 32.000 MH No calibration applied and no bandpass applied

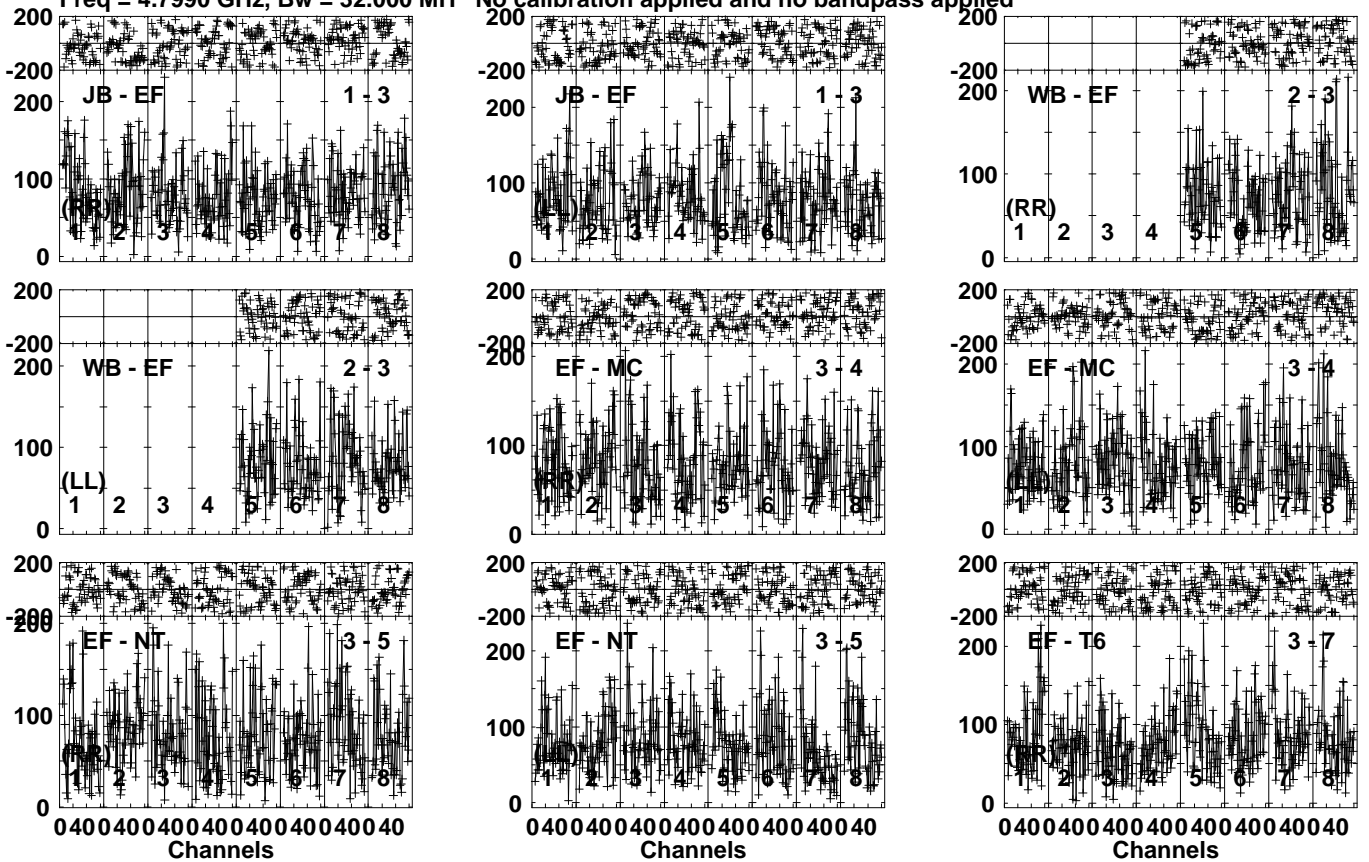


Lower frame: Milli Ampl Jy Top frame: Phas deg  
Vector averaged cross-power spectrum Several baselines displayed  
Timerange: 00/02:09:03 to 00/02:10:59

Plot file version 37 created 15-NOV-2021 12:11:58

LP349-25 EC077B.UVDATA.1

Freq = 4.7990 GHz, Bw = 32.000 MH No calibration applied and no bandpass applied

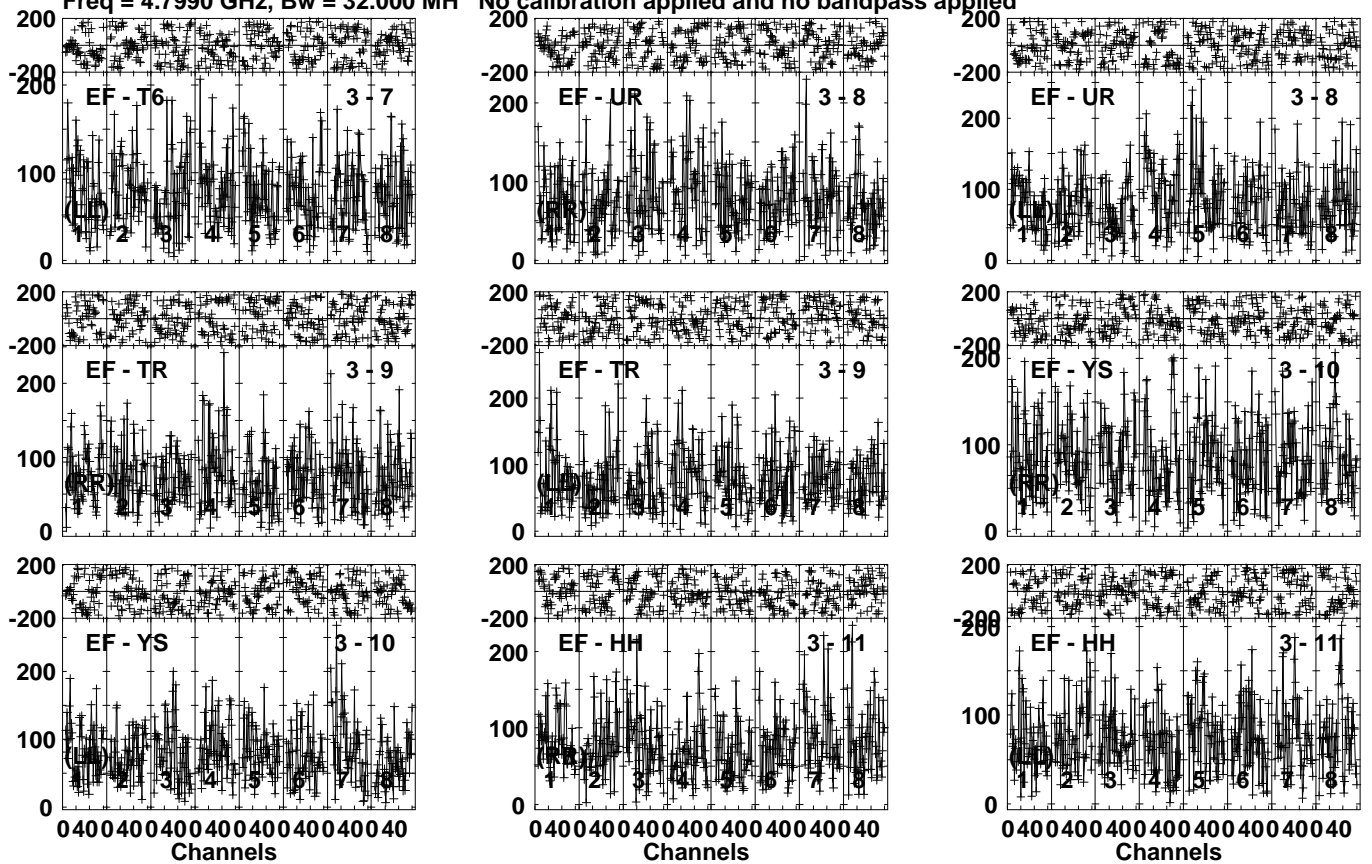


Lower frame: Micro Ampl Jy Top frame: Phas deg  
Vector averaged cross-power spectrum Several baselines displayed  
Timerange: 00/02:11:01 to 00/02:14:59

Plot file version 38 created 15-NOV-2021 12:11:59

LP349-25 EC077B.UVDATA.1

Freq = 4.7990 GHz, Bw = 32.000 MH No calibration applied and no bandpass applied

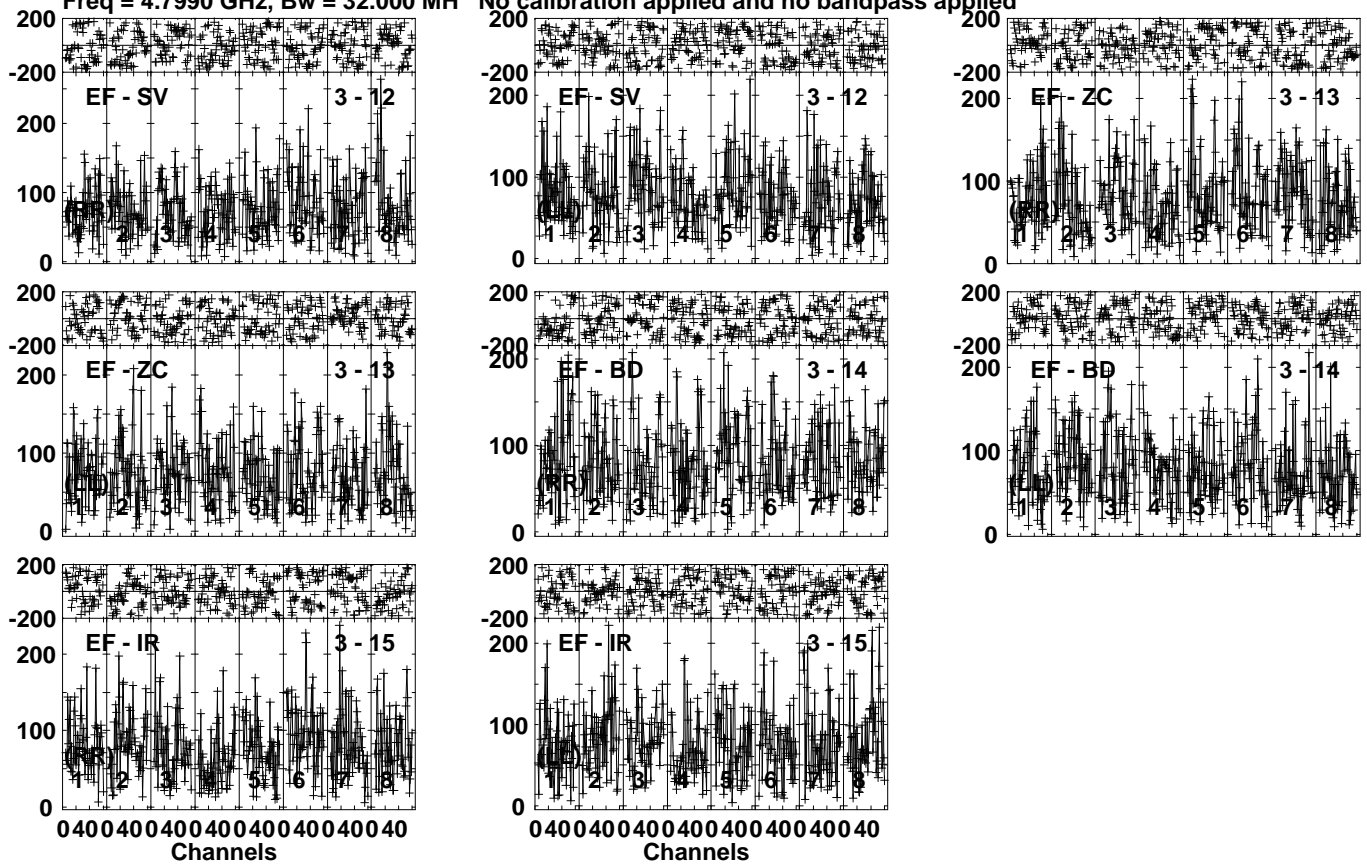


Lower frame: Micro Ampl Jy Top frame: Phas deg  
Vector averaged cross-power spectrum Several baselines displayed  
Timerange: 00/02:11:01 to 00/02:14:59

Plot file version 39 created 15-NOV-2021 12:11:59

LP349-25 EC077B.UVDATA.1

Freq = 4.7990 GHz, Bw = 32.000 MH No calibration applied and no bandpass applied



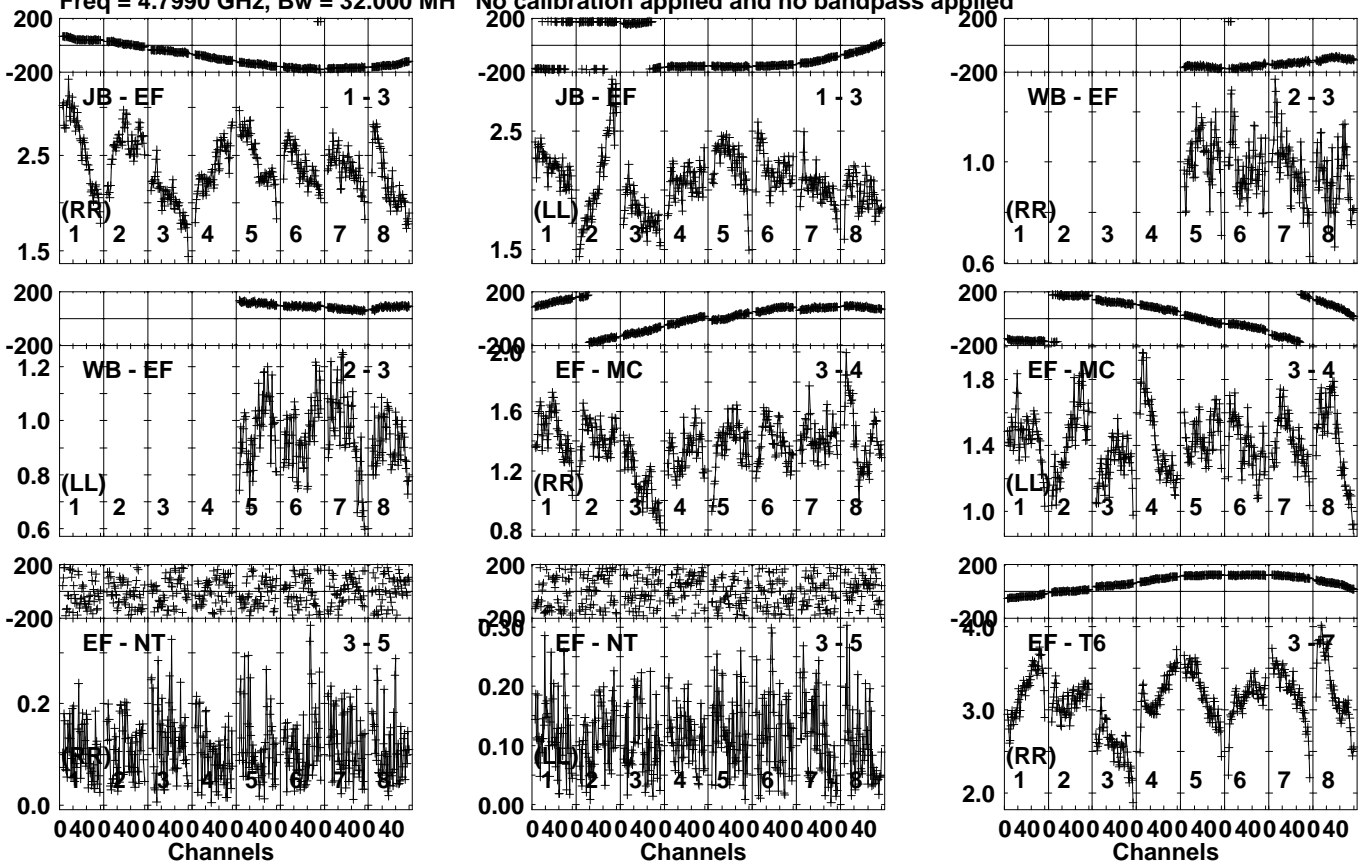
Lower frame: Micro Ampl Jy Top frame: Phas deg  
Vector averaged cross-power spectrum Several baselines displayed  
Timerange: 00/02:11:01 to 00/02:14:59

Plot file version 40 created 15-NOV-2021 12:11:59

J0037+2141 EC077B.UVDATA.1

Freq = 4.7990 GHz, Bw = 32.000 MH

No calibration applied and no bandpass applied



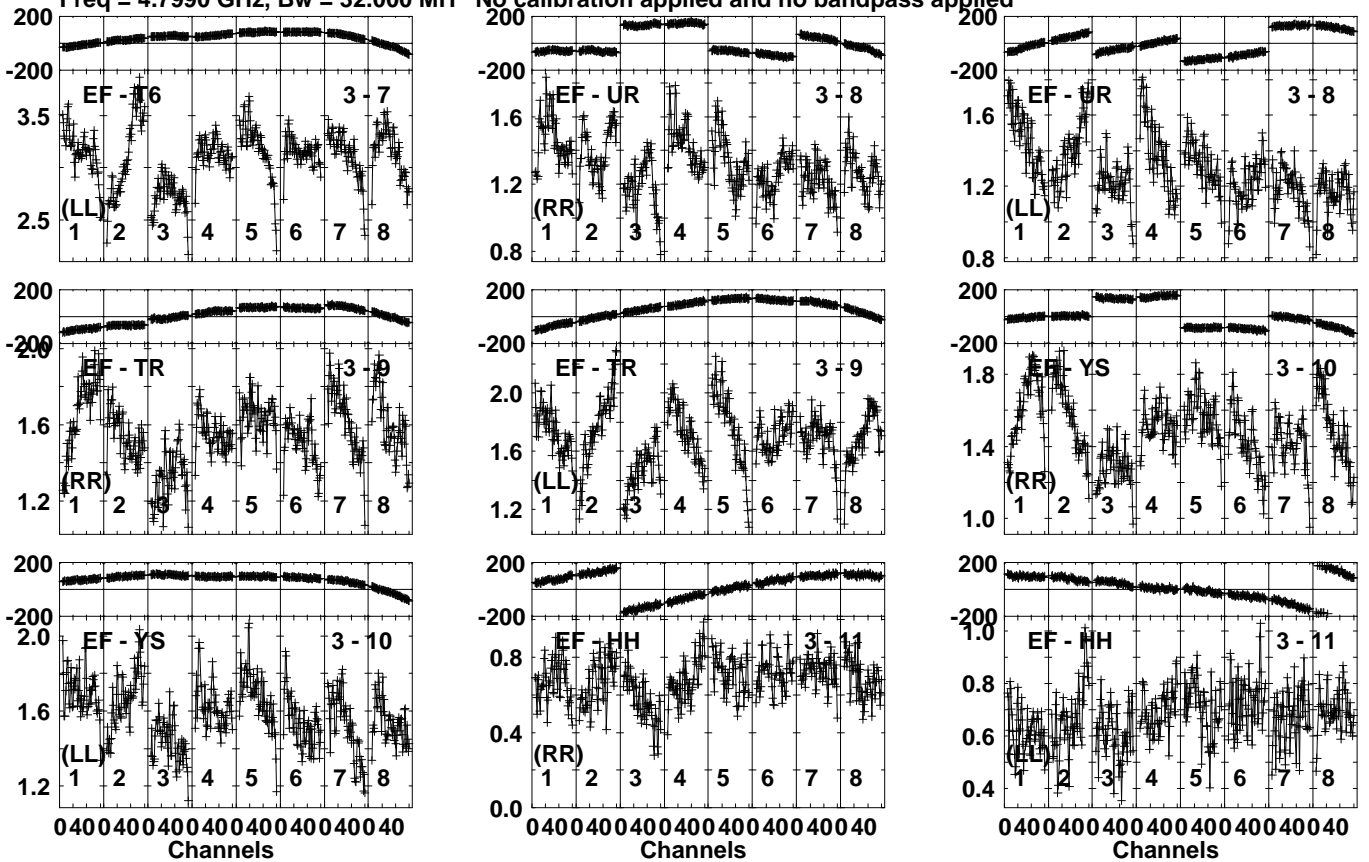
Lower frame: Milli Ampl Jy Top frame: Phas deg  
Vector averaged cross-power spectrum Several baselines displayed  
Timerange: 00/02:15:31 to 00/02:17:29



Plot file version 41 created 15-NOV-2021 12:11:59

J0037+2141 EC077B.UVDATA.1

Freq = 4.7990 GHz, Bw = 32.000 MH No calibration applied and no bandpass applied



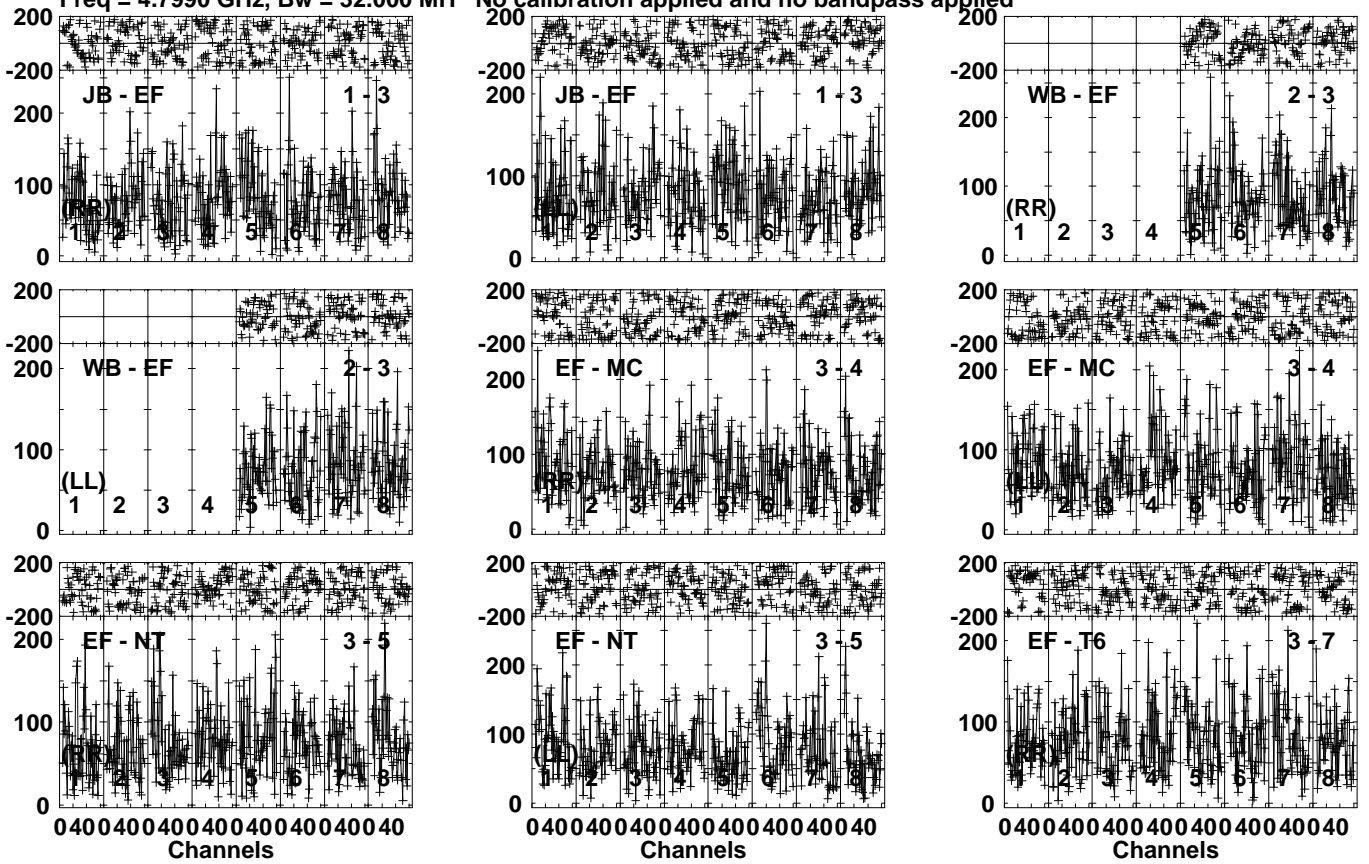
Lower frame: Milli Ampl Jy Top frame: Phas deg  
Vector averaged cross-power spectrum Several baselines displayed  
Timerange: 00/02:15:31 to 00/02:17:29



Plot file version 43 created 15-NOV-2021 12:11:59

LP349-25 EC077B.UVDATA.1

Freq = 4.7990 GHz, Bw = 32.000 MH No calibration applied and no bandpass applied

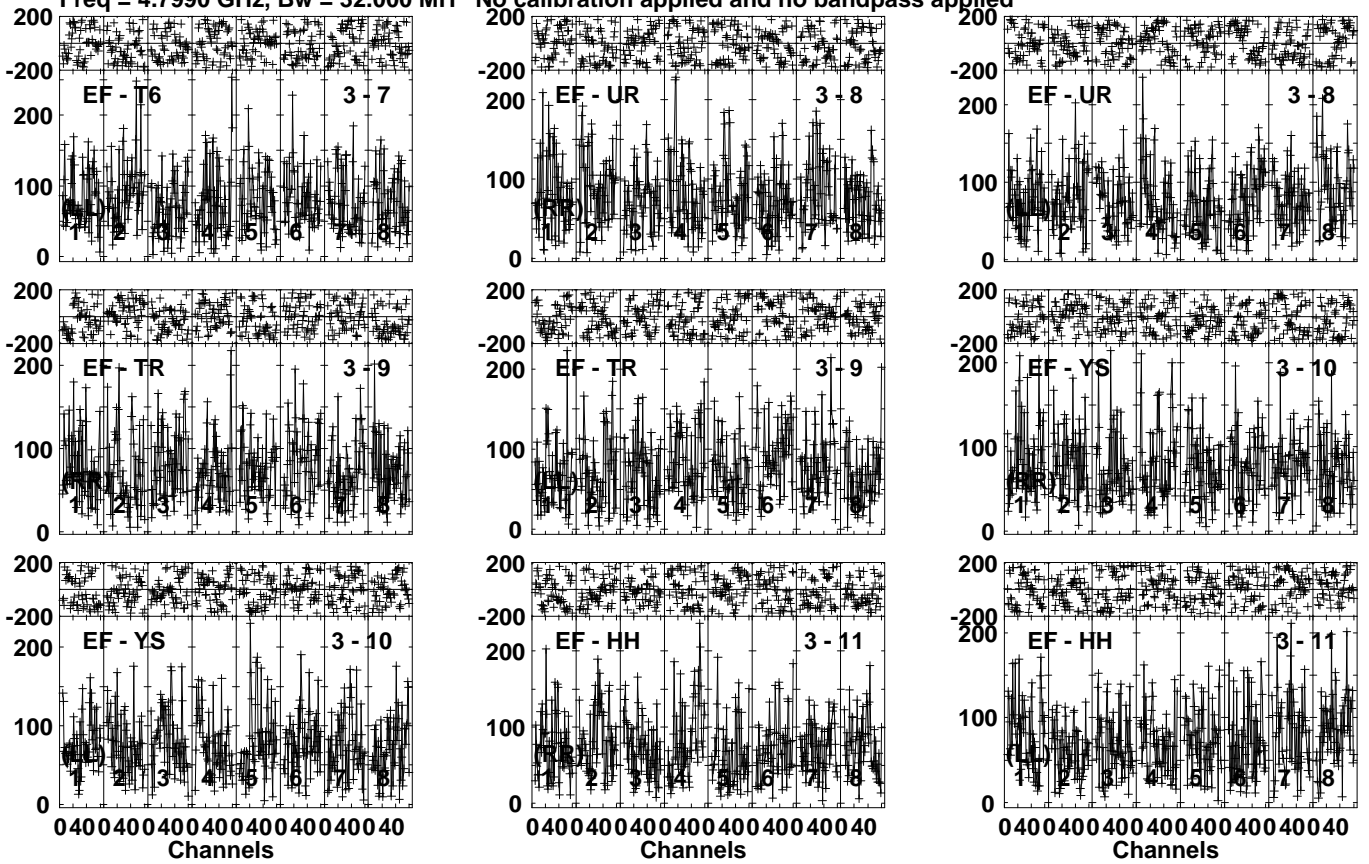


Lower frame: Micro Ampl Jy Top frame: Phas deg  
Vector averaged cross-power spectrum Several baselines displayed  
Timerange: 00/02:18:09 to 00/02:21:29

Plot file version 44 created 15-NOV-2021 12:11:59

LP349-25 EC077B.UVDATA.1

Freq = 4.7990 GHz, Bw = 32.000 MH No calibration applied and no bandpass applied

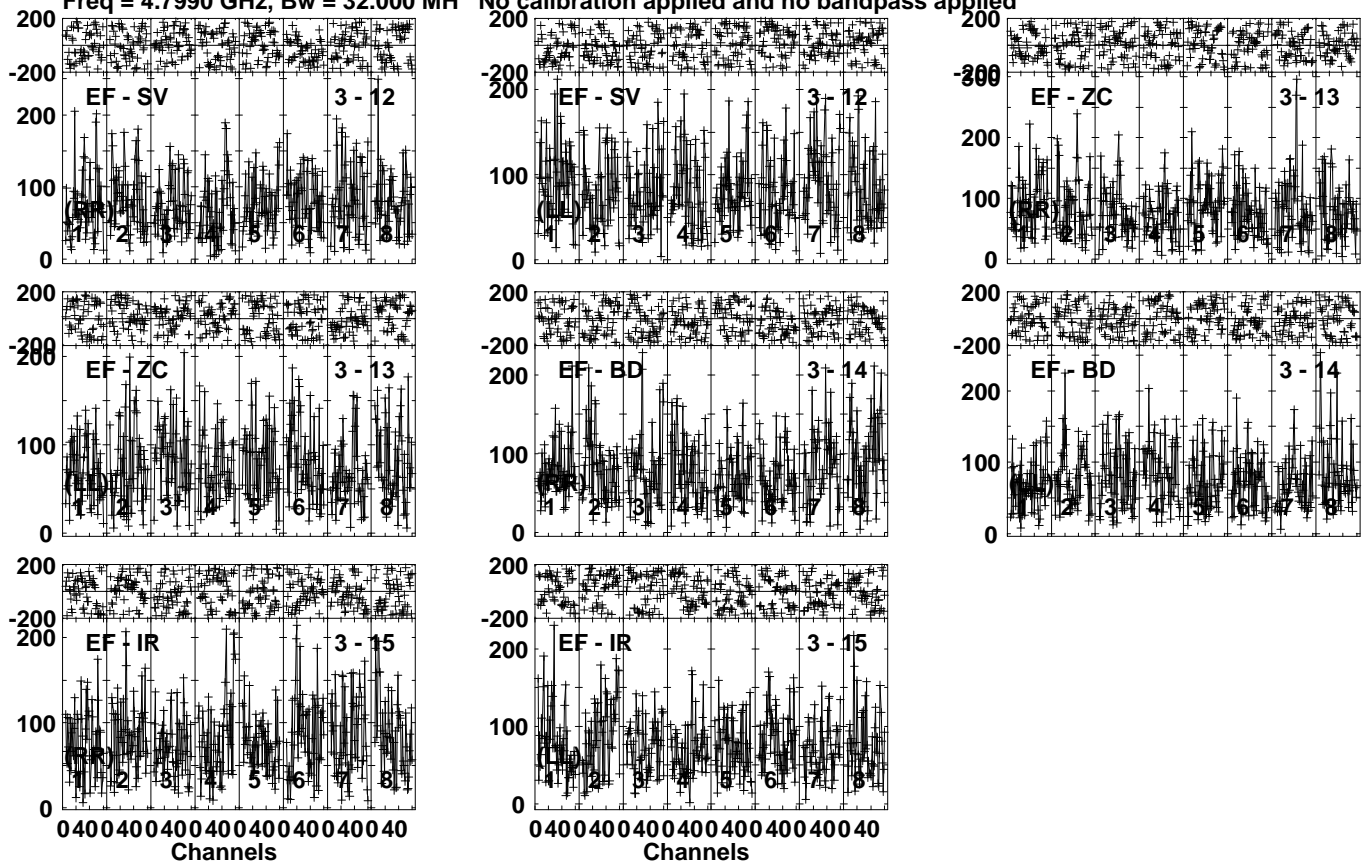


Lower frame: Micro Ampl Jy Top frame: Phas deg  
Vector averaged cross-power spectrum Several baselines displayed  
Timerange: 00/02:18:09 to 00/02:21:29

Plot file version 45 created 15-NOV-2021 12:12:00

LP349-25 EC077B.UVDATA.1

Freq = 4.7990 GHz, Bw = 32.000 MH No calibration applied and no bandpass applied

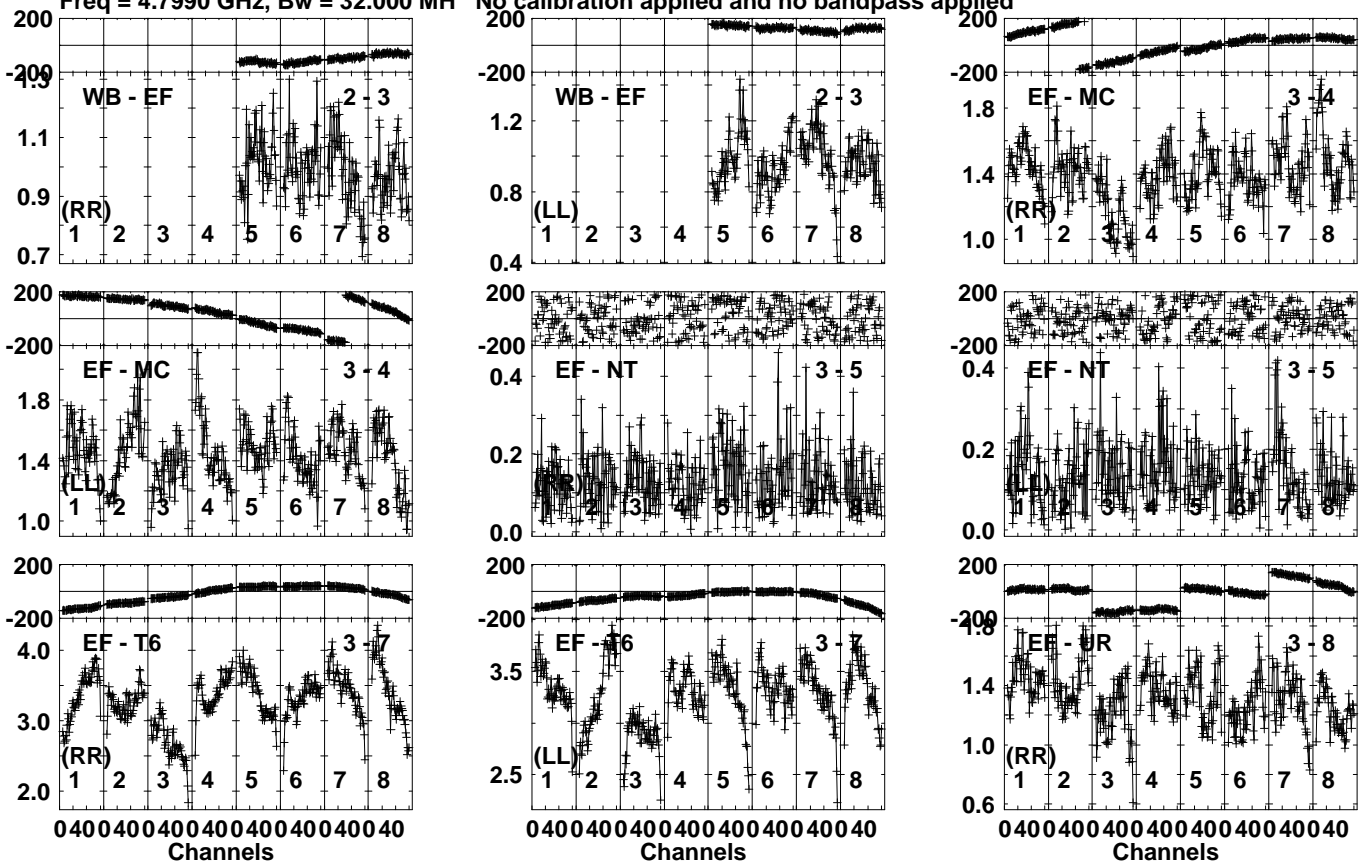


Lower frame: Micro Ampl Jy Top frame: Phas deg  
Vector averaged cross-power spectrum Several baselines displayed  
Timerange: 00/02:18:09 to 00/02:21:29

Plot file version 46 created 15-NOV-2021 12:12:00

J0037+2141 EC077B.UVDATA.1

Freq = 4.7990 GHz, Bw = 32.000 MH No calibration applied and no bandpass applied

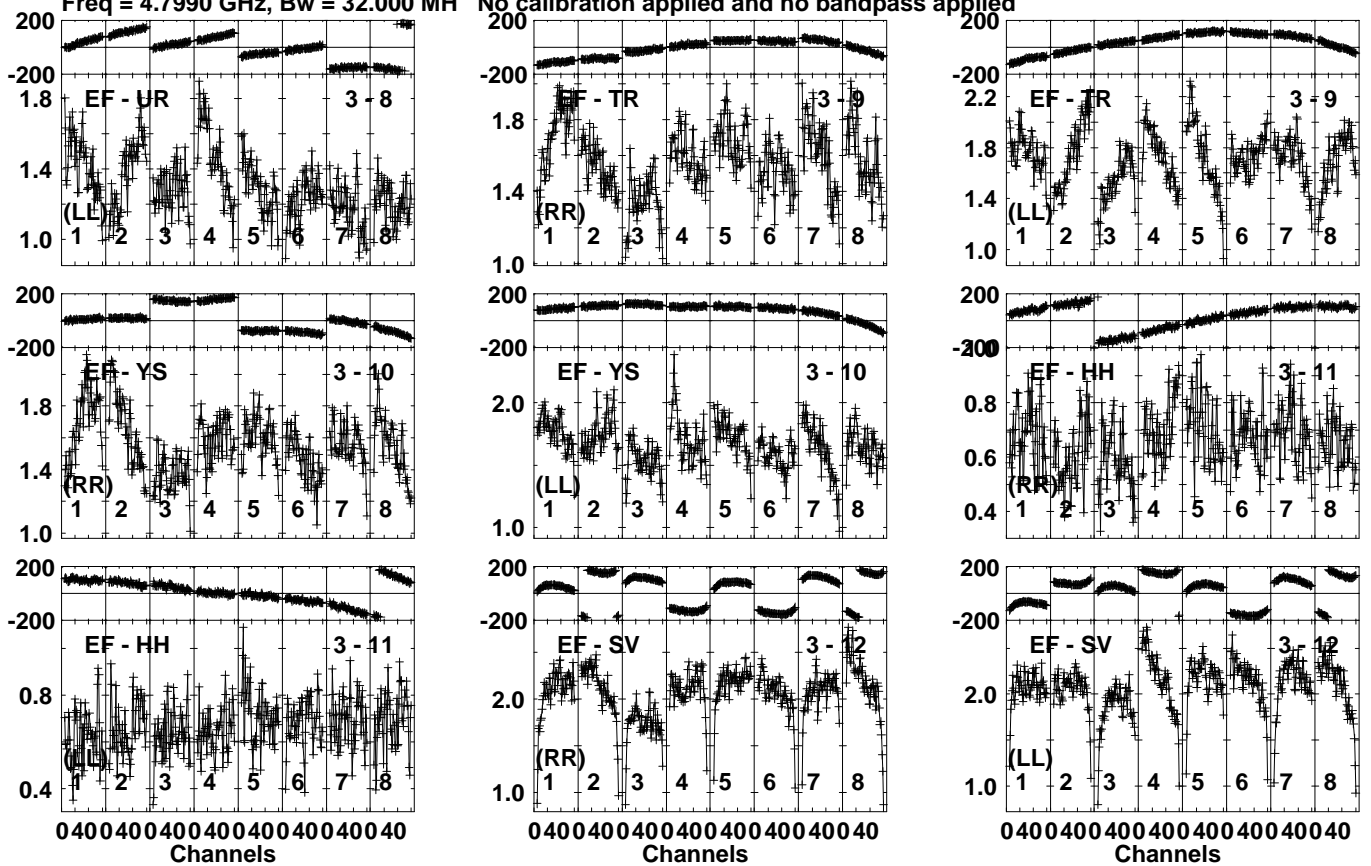


Lower frame: Milli Ampl Jy Top frame: Phas deg  
Vector averaged cross-power spectrum Several baselines displayed  
Timerange: 00/02:21:33 to 00/02:23:29

Plot file version 47 created 15-NOV-2021 12:12:00

J0037+2141 EC077B.UVDATA.1

Freq = 4.7990 GHz, Bw = 32.000 MH No calibration applied and no bandpass applied



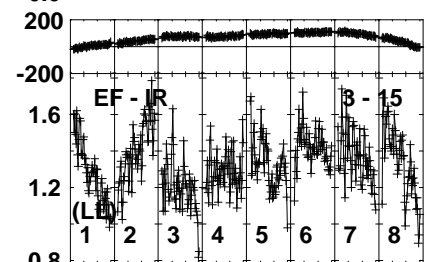
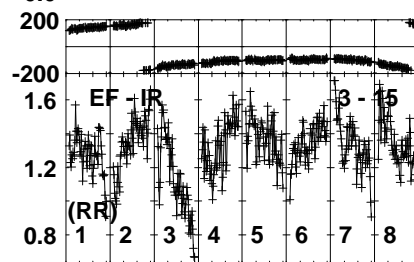
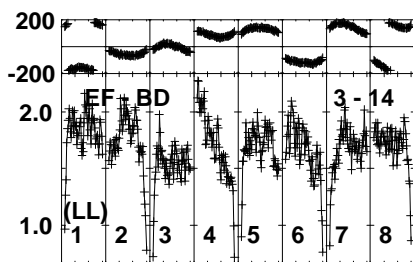
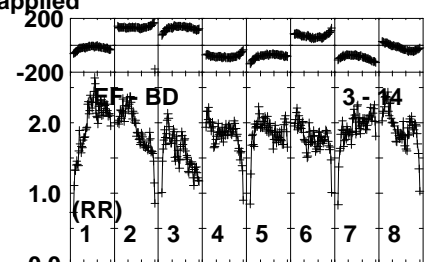
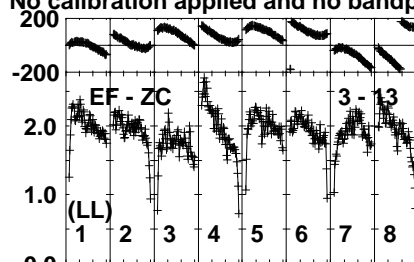
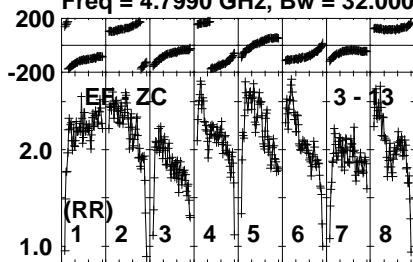
Lower frame: Milli Ampl Jy Top frame: Phas deg  
Vector averaged cross-power spectrum Several baselines displayed  
Timerange: 00/02:21:33 to 00/02:23:29

Plot file version 48 created 15-NOV-2021 12:12:00

J0037+2141 EC077B.UVDATA.1

Freq = 4.7990 GHz, Bw = 32.000 MH

No calibration applied and no bandpass applied



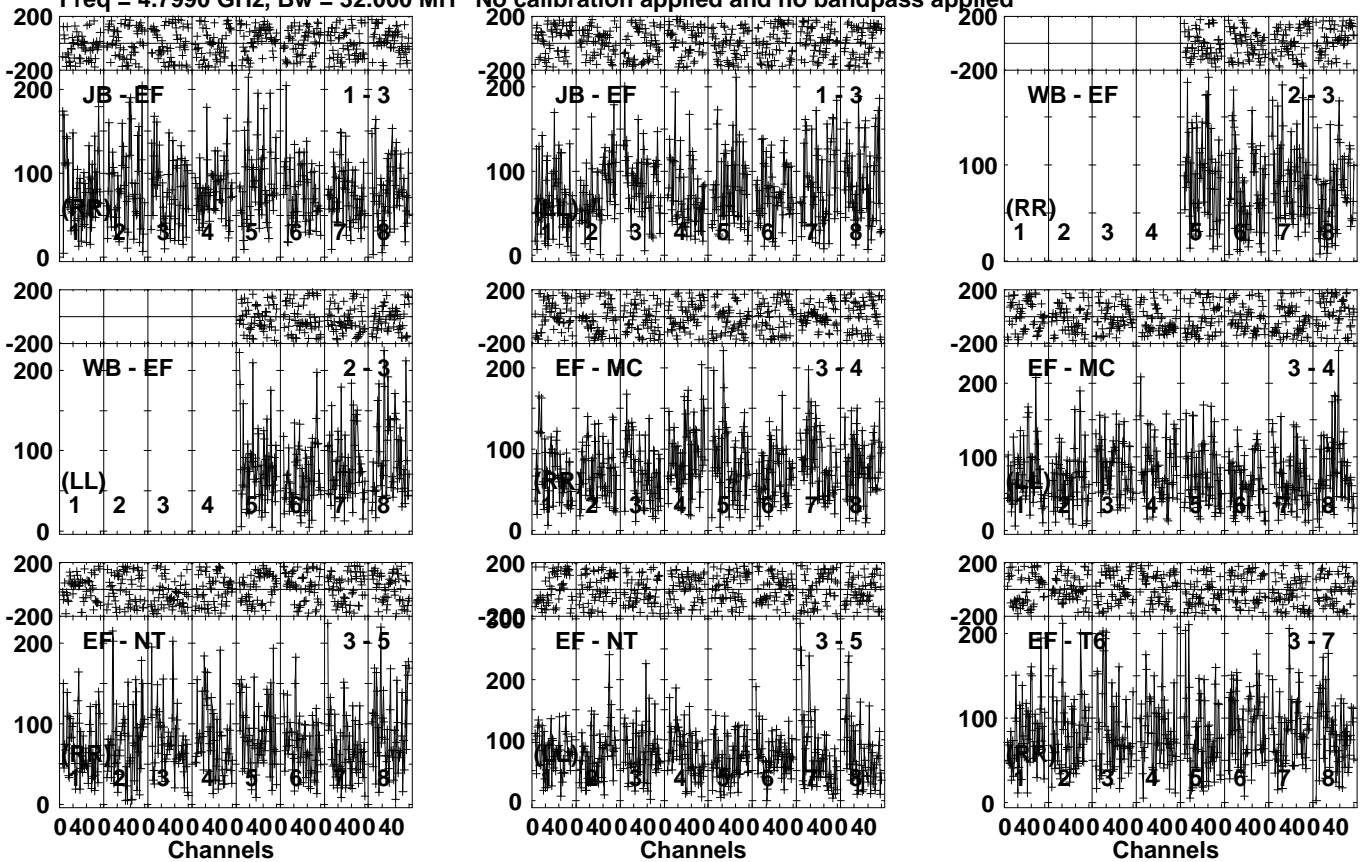
Lower frame: Milli Ampl Jy Top frame: Phas deg  
Vector averaged cross-power spectrum Several baselines displayed  
Timerange: 00/02:21:33 to 00/02:23:29



Plot file version 49 created 15-NOV-2021 12:12:00

LP349-25 EC077B.UVDATA.1

Freq = 4.7990 GHz, Bw = 32.000 MH No calibration applied and no bandpass applied

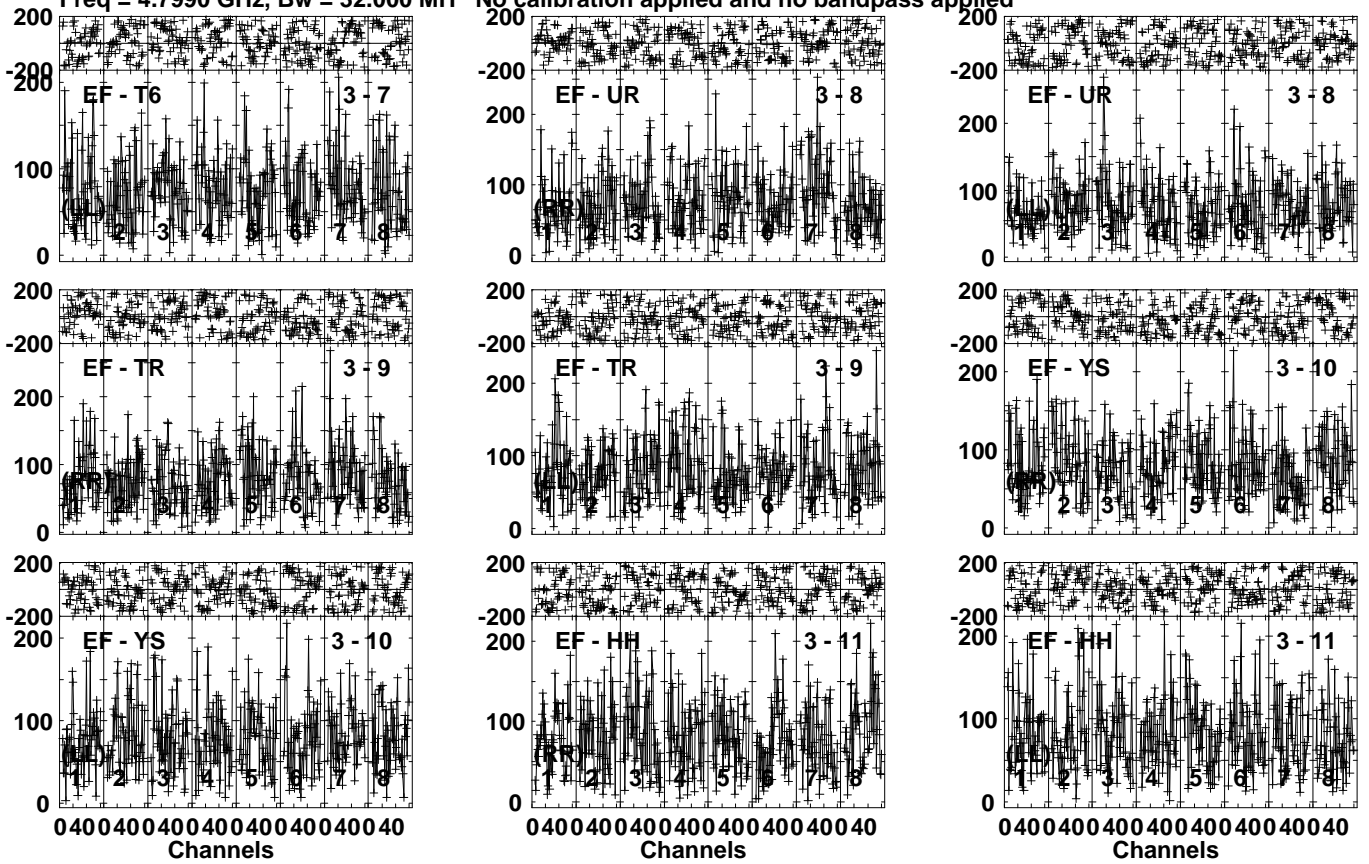


Lower frame: Micro Ampl Jy Top frame: Phas deg  
Vector averaged cross-power spectrum Several baselines displayed  
Timerange: 00/02:23:31 to 00/02:27:29

Plot file version 50 created 15-NOV-2021 12:12:00

LP349-25 EC077B.UVDATA.1

Freq = 4.7990 GHz, Bw = 32.000 MH No calibration applied and no bandpass applied

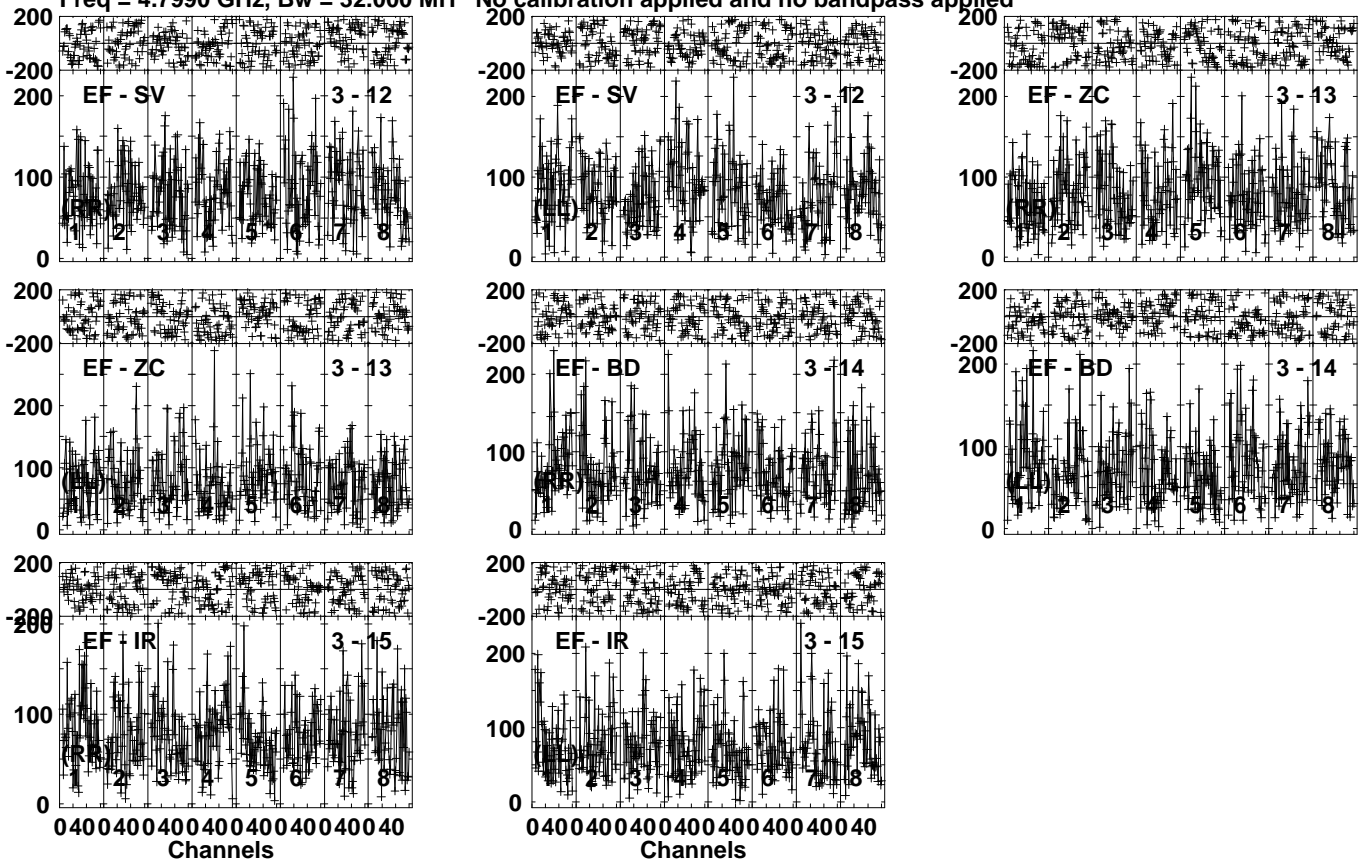


Lower frame: Micro Ampl Jy Top frame: Phas deg  
Vector averaged cross-power spectrum Several baselines displayed  
Timerange: 00/02:23:31 to 00/02:27:29

Plot file version 51 created 15-NOV-2021 12:12:00

LP349-25 EC077B.UVDATA.1

Freq = 4.7990 GHz, Bw = 32.000 MH No calibration applied and no bandpass applied

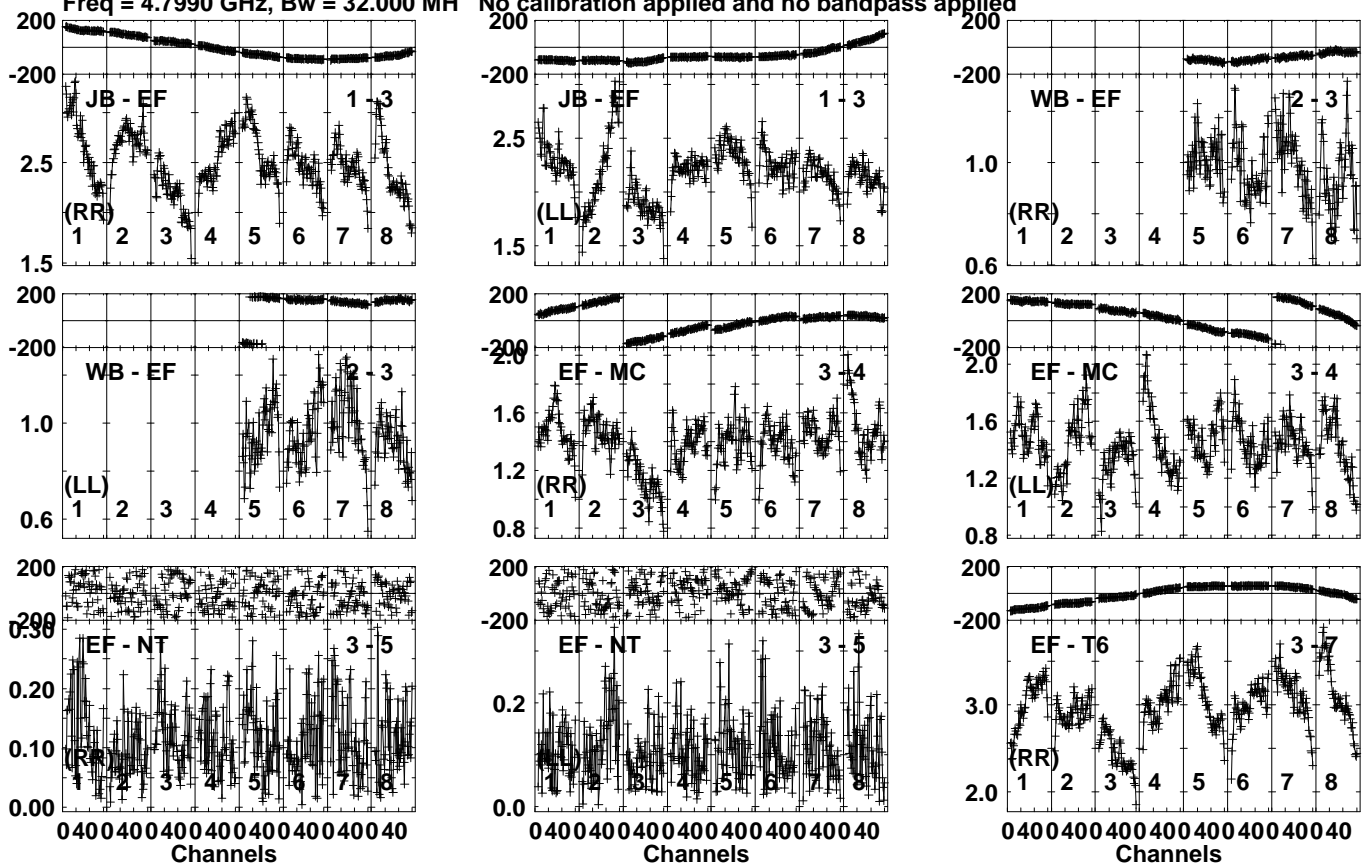


Lower frame: Micro Ampl Jy Top frame: Phas deg  
Vector averaged cross-power spectrum Several baselines displayed  
Timerange: 00/02:23:31 to 00/02:27:29

Plot file version 52 created 15-NOV-2021 12:12:00

J0037+2141 EC077B.UVDATA.1

Freq = 4.7990 GHz, Bw = 32.000 MH No calibration applied and no bandpass applied



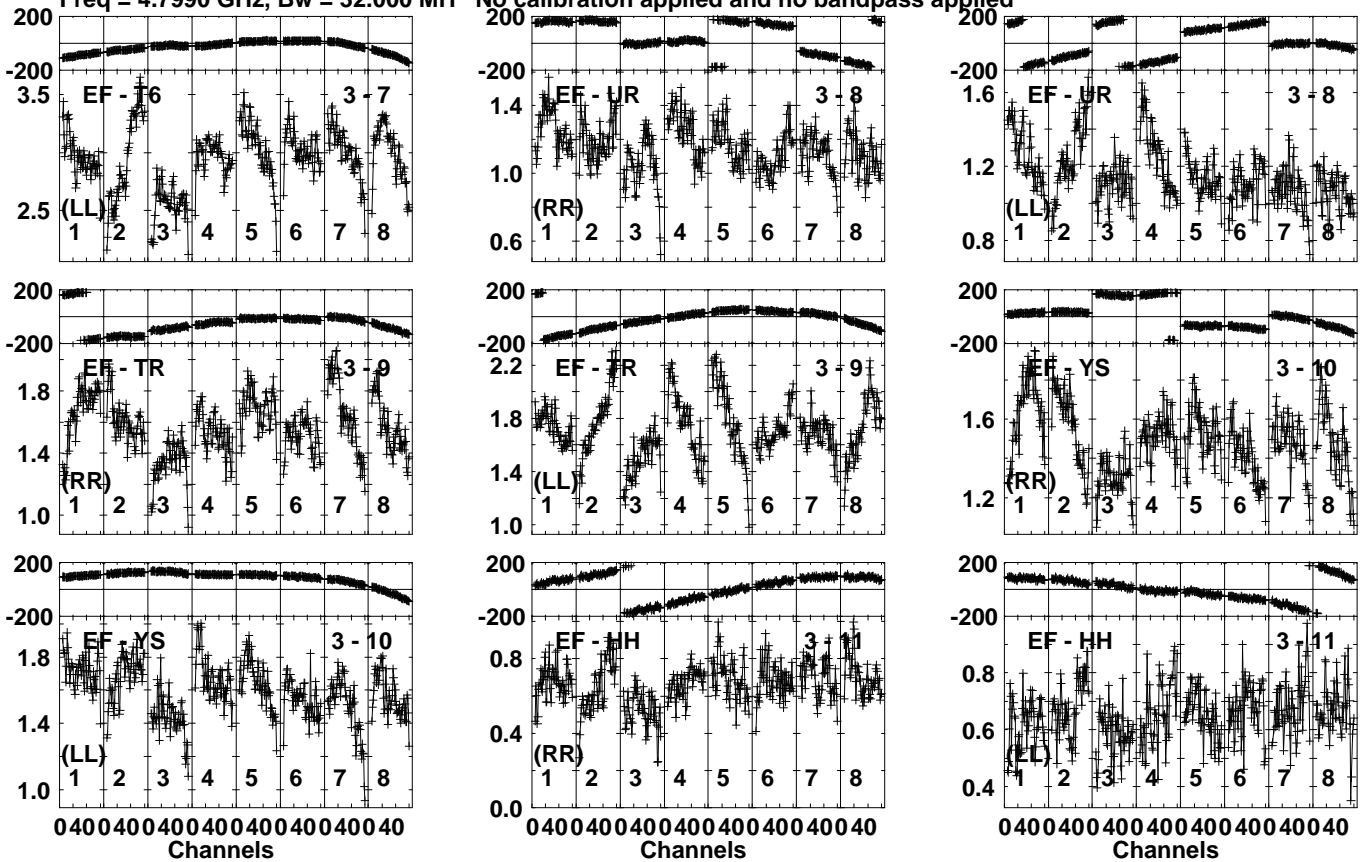
Lower frame: Milli Ampl Jy Top frame: Phas deg  
Vector averaged cross-power spectrum Several baselines displayed  
Timerange: 00/02:28:01 to 00/02:29:59

Plot file version 53 created 15-NOV-2021 12:12:01

J0037+2141 EC077B.UVDATA.1

Freq = 4.7990 GHz, Bw = 32.000 MH

No calibration applied and no bandpass applied



Lower frame: Milli Ampl Jy Top frame: Phas deg  
Vector averaged cross-power spectrum Several baselines displayed  
Timerange: 00/02:28:01 to 00/02:29:59





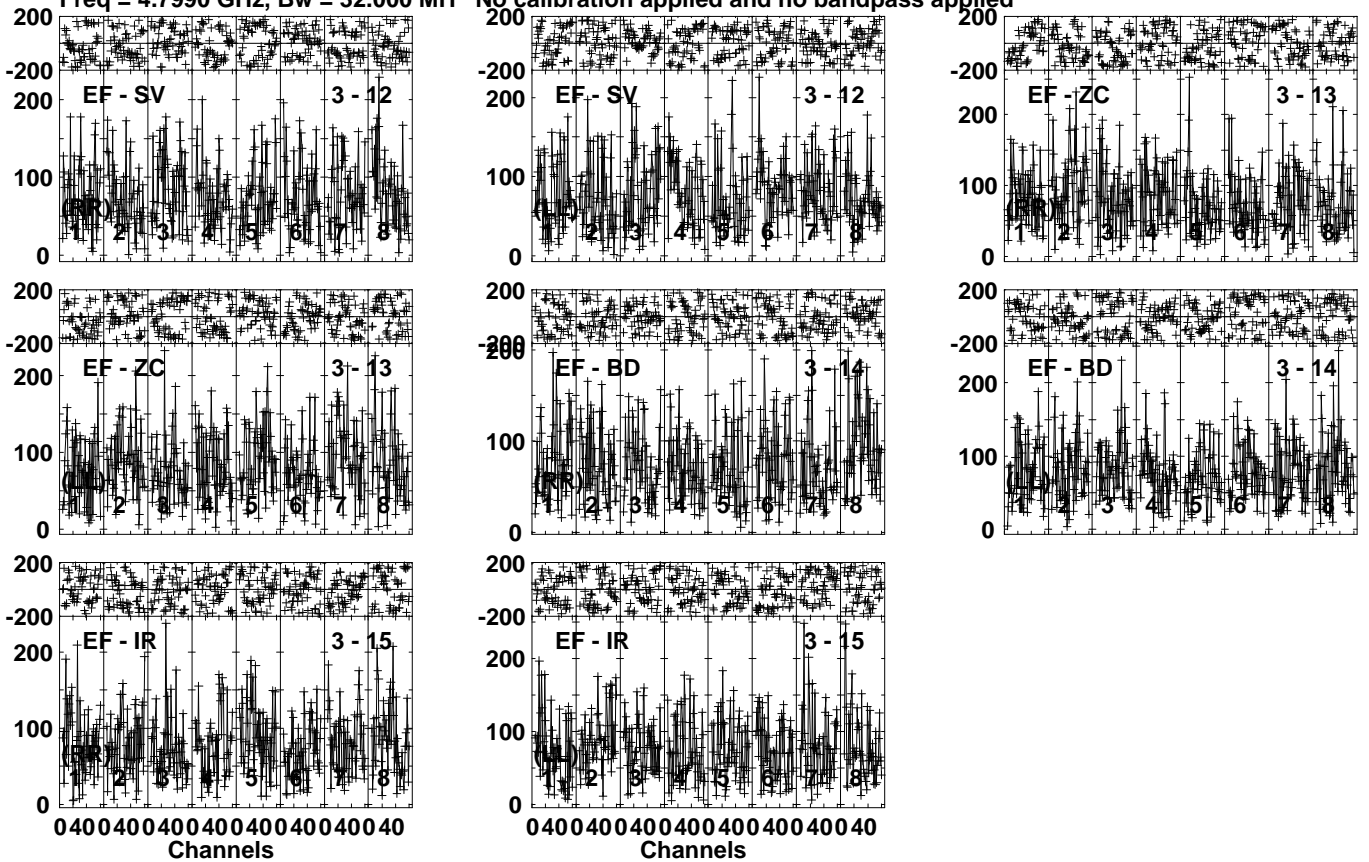




Plot file version 57 created 15-NOV-2021 12:12:01

LP349-25 EC077B.UVDATA.1

Freq = 4.7990 GHz, Bw = 32.000 MH No calibration applied and no bandpass applied



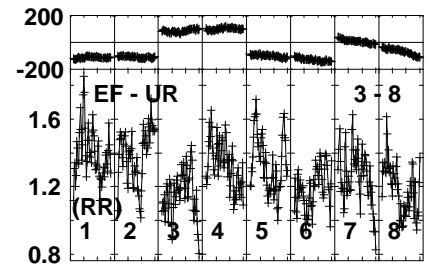
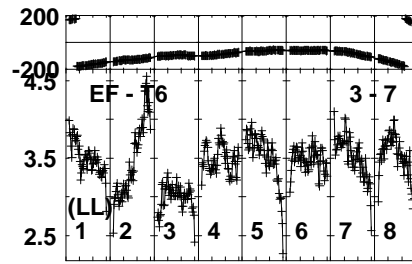
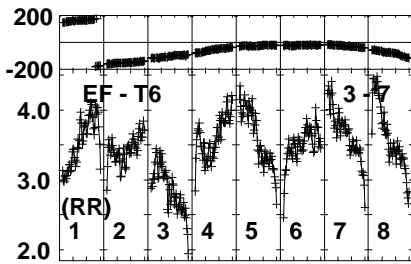
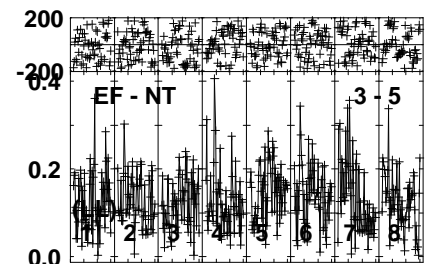
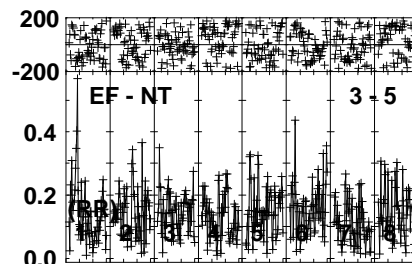
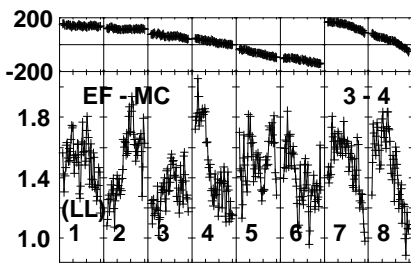
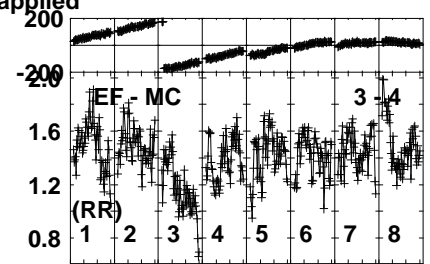
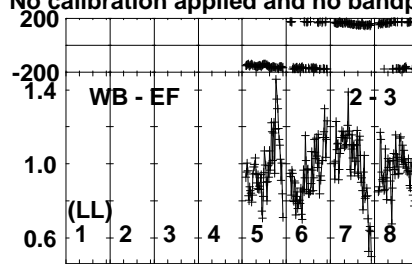
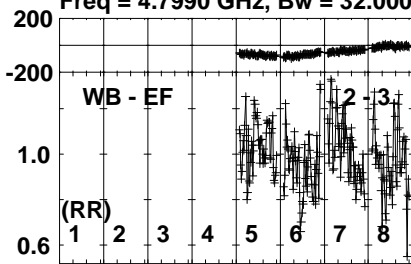
Lower frame: Micro Ampl Jy Top frame: Phas deg  
Vector averaged cross-power spectrum Several baselines displayed  
Timerange: 00/02:30:39 to 00/02:33:59

Plot file version 58 created 15-NOV-2021 12:12:01

J0037+2141 EC077B.UVDATA.1

Freq = 4.7990 GHz, Bw = 32.000 MH

No calibration applied and no bandpass applied



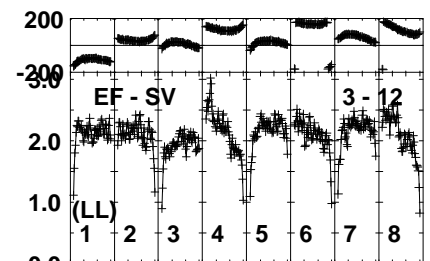
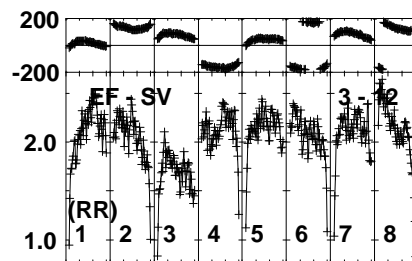
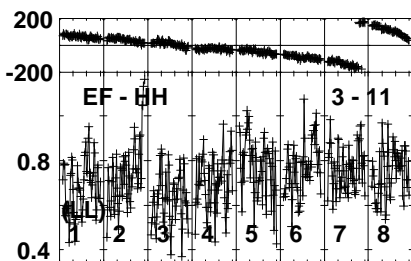
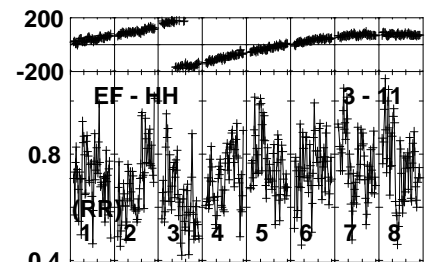
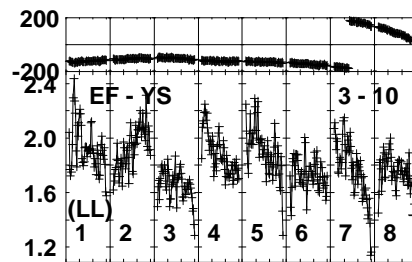
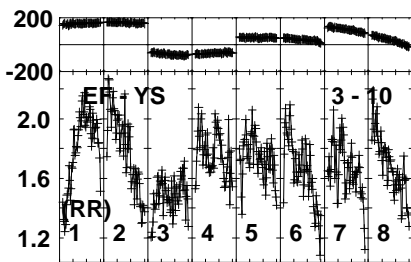
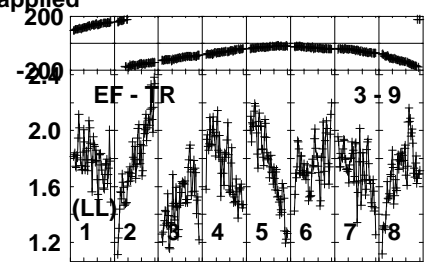
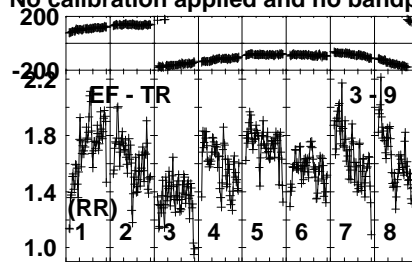
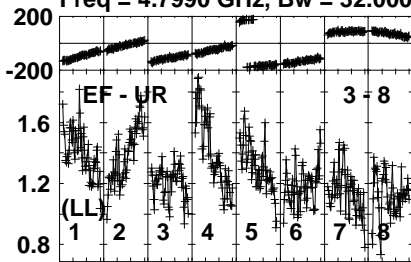
Lower frame: Milli Ampl Jy Top frame: Phas deg  
Vector averaged cross-power spectrum Several baselines displayed  
Timerange: 00/02:34:03 to 00/02:35:59

Plot file version 59 created 15-NOV-2021 12:12:01

J0037+2141 EC077B.UVDATA.1

Freq = 4.7990 GHz, Bw = 32.000 MH

No calibration applied and no bandpass applied



040040040040040040040040040040  
Channels

040040040040040040040040040040  
Channels

040040040040040040040040040040  
Channels

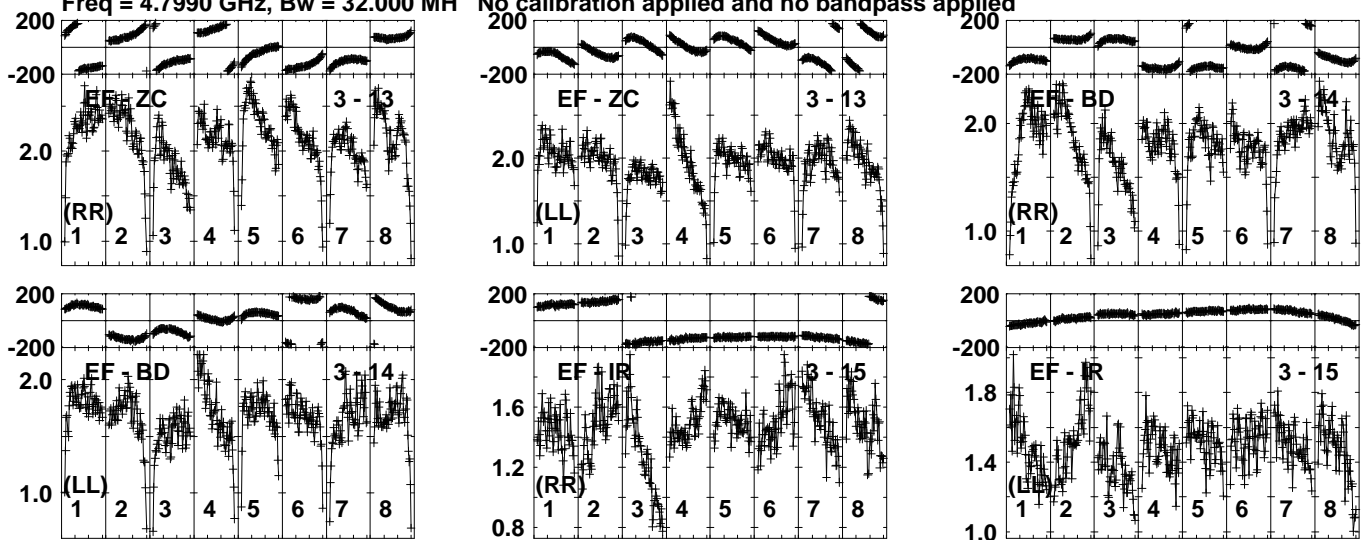
Lower frame: Milli Ampl Jy Top frame: Phas deg  
Vector averaged cross-power spectrum Several baselines displayed  
Timerange: 00/02:34:03 to 00/02:35:59

Plot file version 60 created 15-NOV-2021 12:12:01

J0037+2141 EC077B.UVDATA.1

Freq = 4.7990 GHz, Bw = 32.000 MH

No calibration applied and no bandpass applied

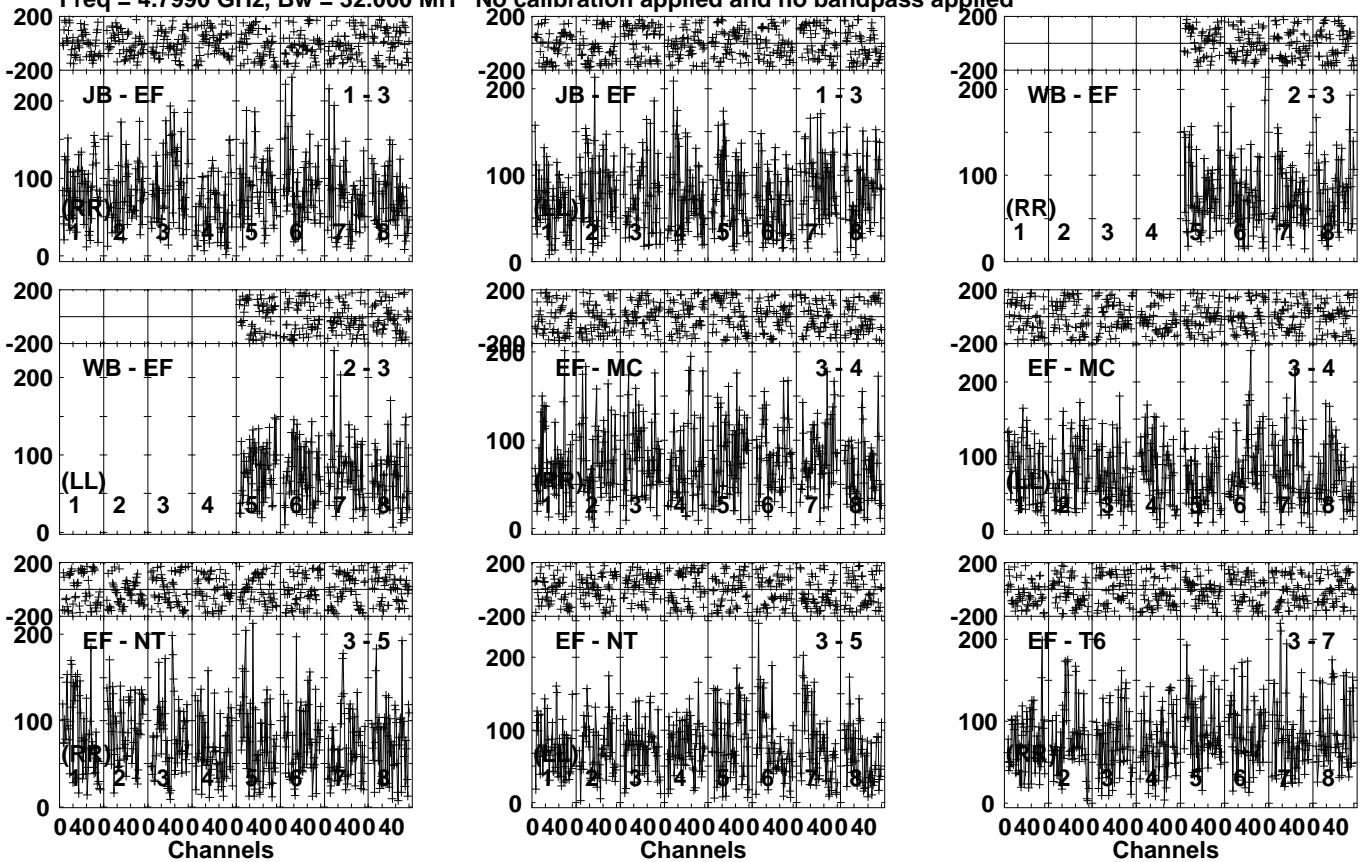


Lower frame: Milli Ampl Jy Top frame: Phas deg  
Vector averaged cross-power spectrum Several baselines displayed  
Timerange: 00/02:34:03 to 00/02:35:59

Plot file version 61 created 15-NOV-2021 12:12:02

LP349-25 EC077B.UVDATA.1

Freq = 4.7990 GHz, Bw = 32.000 MH No calibration applied and no bandpass applied

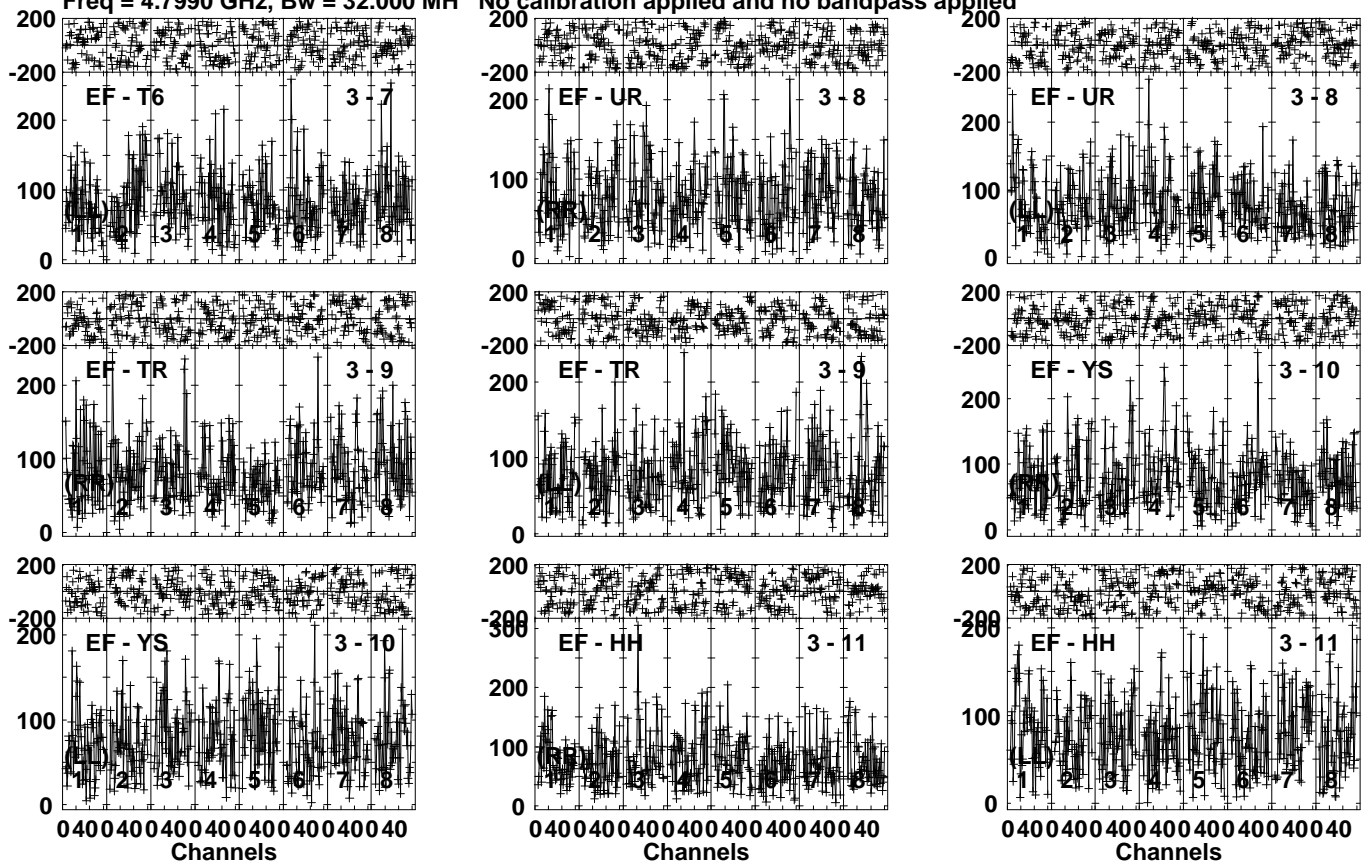


Lower frame: Micro Ampl Jy Top frame: Phas deg  
Vector averaged cross-power spectrum Several baselines displayed  
Timerange: 00/02:36:01 to 00/02:39:59

Plot file version 62 created 15-NOV-2021 12:12:02

LP349-25 EC077B.UVDATA.1

Freq = 4.7990 GHz, Bw = 32.000 MH No calibration applied and no bandpass applied

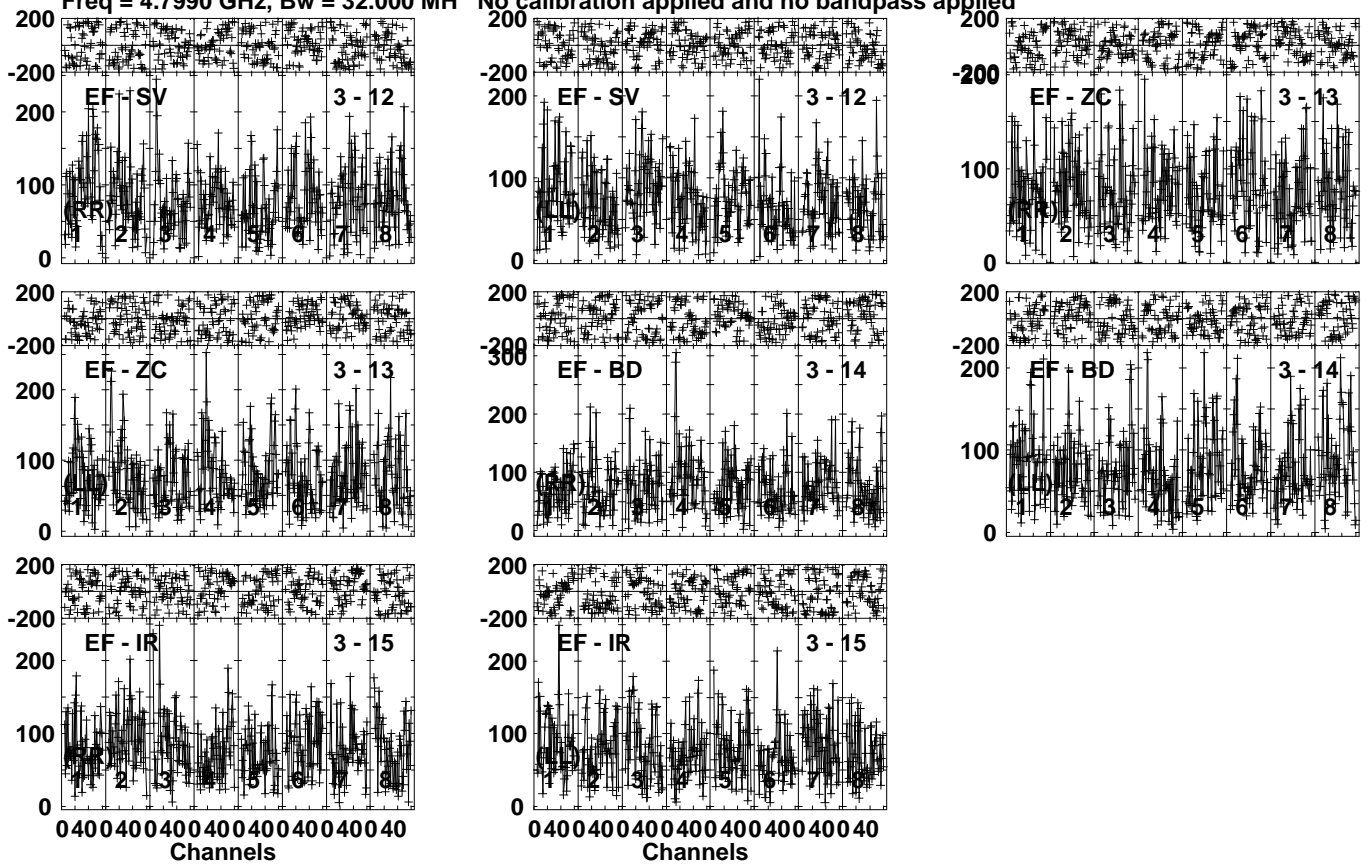


Lower frame: Micro Ampl Jy Top frame: Phas deg  
Vector averaged cross-power spectrum Several baselines displayed  
Timerange: 00/02:36:01 to 00/02:39:59

Plot file version 63 created 15-NOV-2021 12:12:02

LP349-25 EC077B.UVDATA.1

Freq = 4.7990 GHz, Bw = 32.000 MH No calibration applied and no bandpass applied

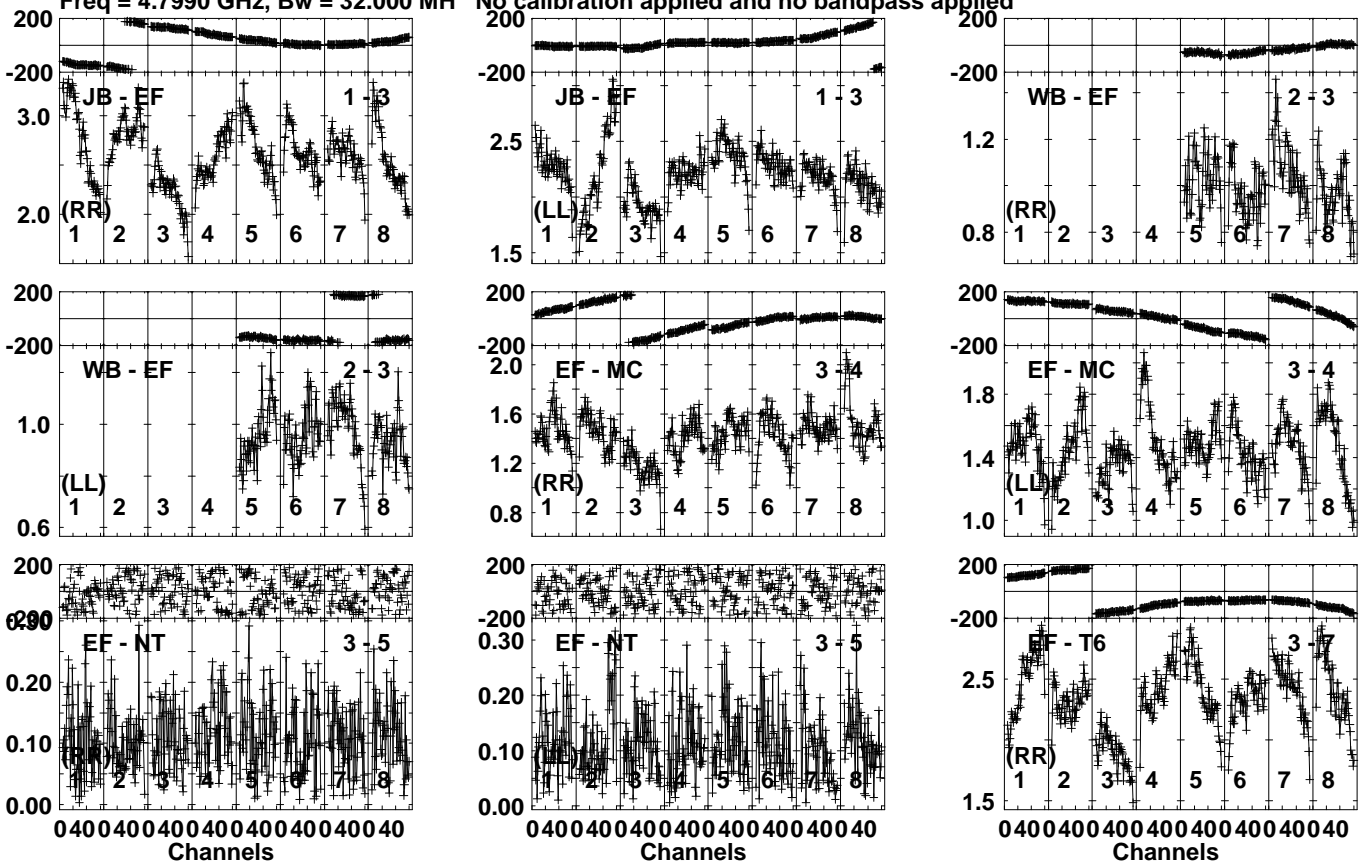


Lower frame: Micro Ampl Jy Top frame: Phas deg  
Vector averaged cross-power spectrum Several baselines displayed  
Timerange: 00/02:36:01 to 00/02:39:59

Plot file version 64 created 15-NOV-2021 12:12:02

J0037+2141 EC077B.UVDATA.1

Freq = 4.7990 GHz, Bw = 32.000 MH No calibration applied and no bandpass applied



Lower frame: Milli Ampl Jy Top frame: Phas deg  
Vector averaged cross-power spectrum Several baselines displayed  
Timerange: 00/02:40:31 to 00/02:42:29

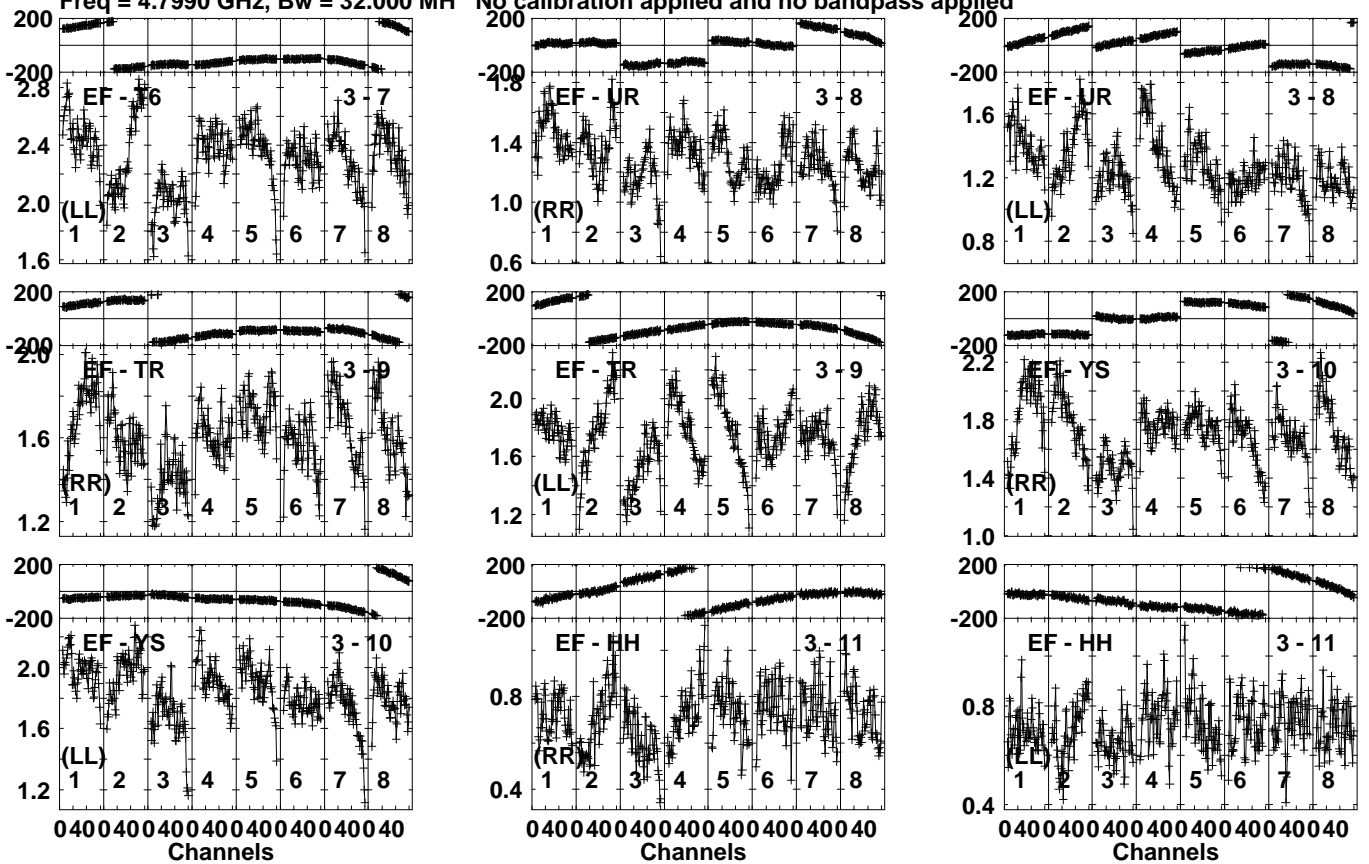


Plot file version 65 created 15-NOV-2021 12:12:02

J0037+2141 EC077B.UVDATA.1

Freq = 4.7990 GHz, Bw = 32.000 MH

No calibration applied and no bandpass applied



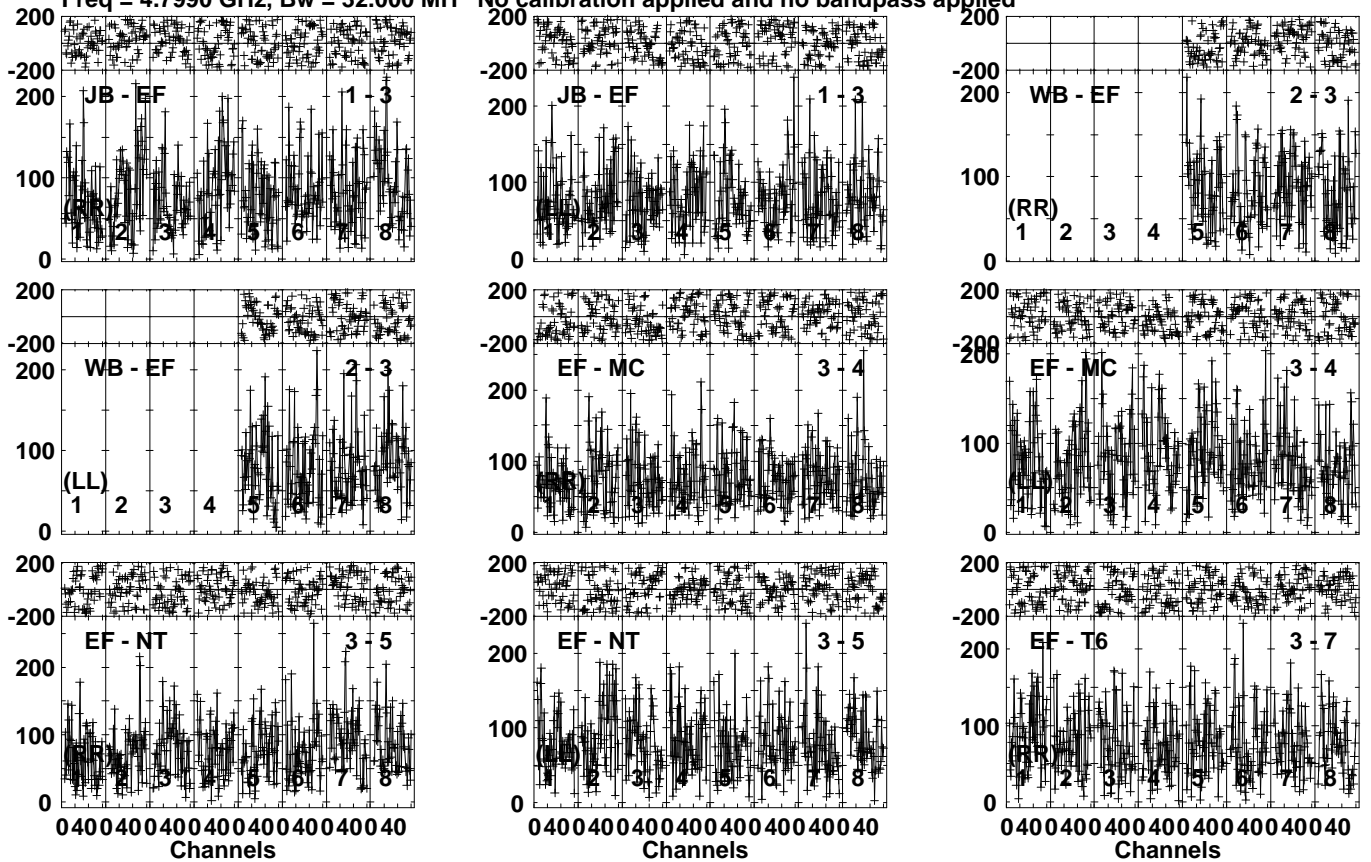
Lower frame: Milli Ampl Jy Top frame: Phas deg  
Vector averaged cross-power spectrum Several baselines displayed  
Timerange: 00/02:40:31 to 00/02:42:29



Plot file version 67 created 15-NOV-2021 12:12:02

LP349-25 EC077B.UVDATA.1

Freq = 4.7990 GHz, Bw = 32.000 MH No calibration applied and no bandpass applied

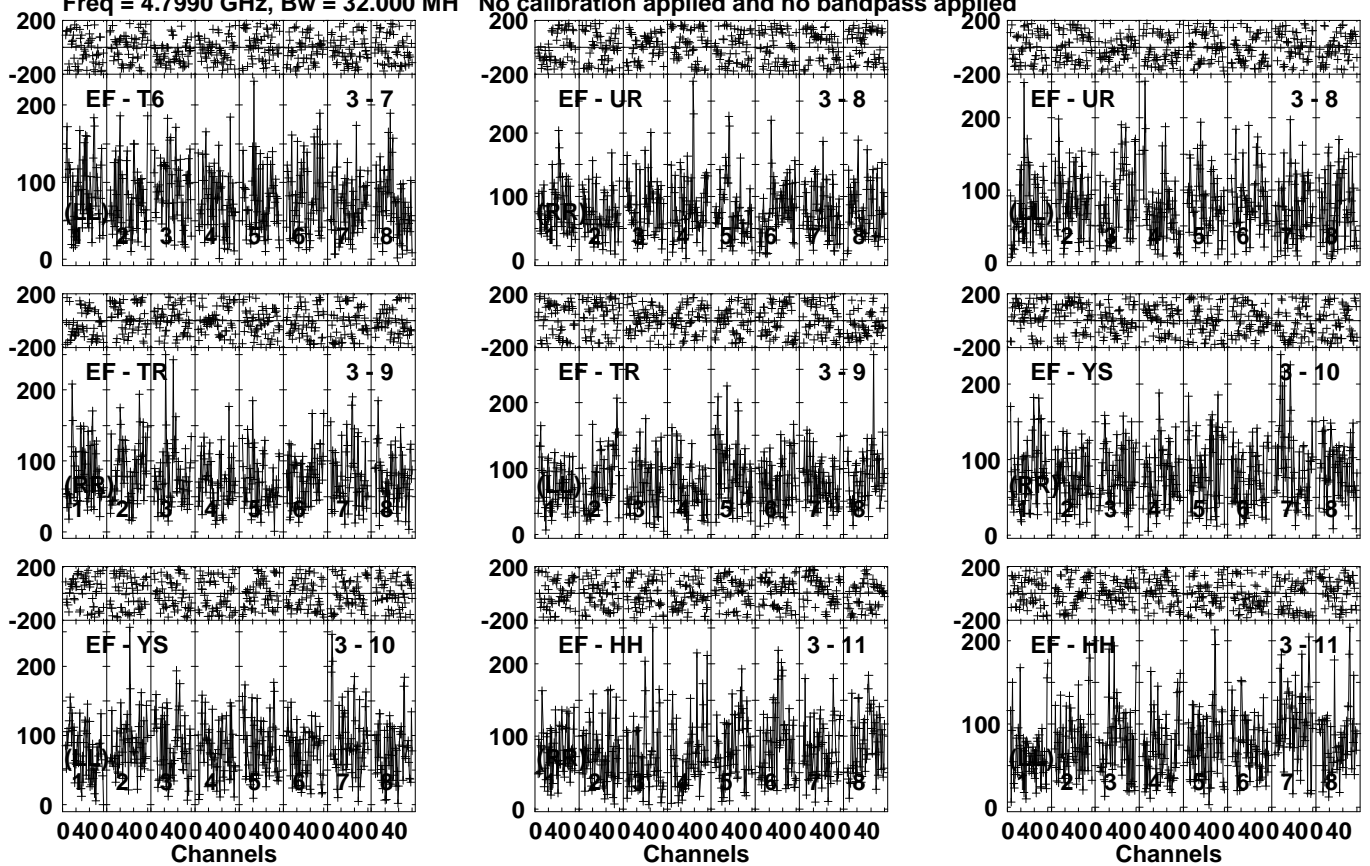


Lower frame: Micro Ampl Jy Top frame: Phas deg  
Vector averaged cross-power spectrum Several baselines displayed  
Timerange: 00/02:43:09 to 00/02:46:29

Plot file version 68 created 15-NOV-2021 12:12:02

LP349-25 EC077B.UVDATA.1

Freq = 4.7990 GHz, Bw = 32.000 MH No calibration applied and no bandpass applied

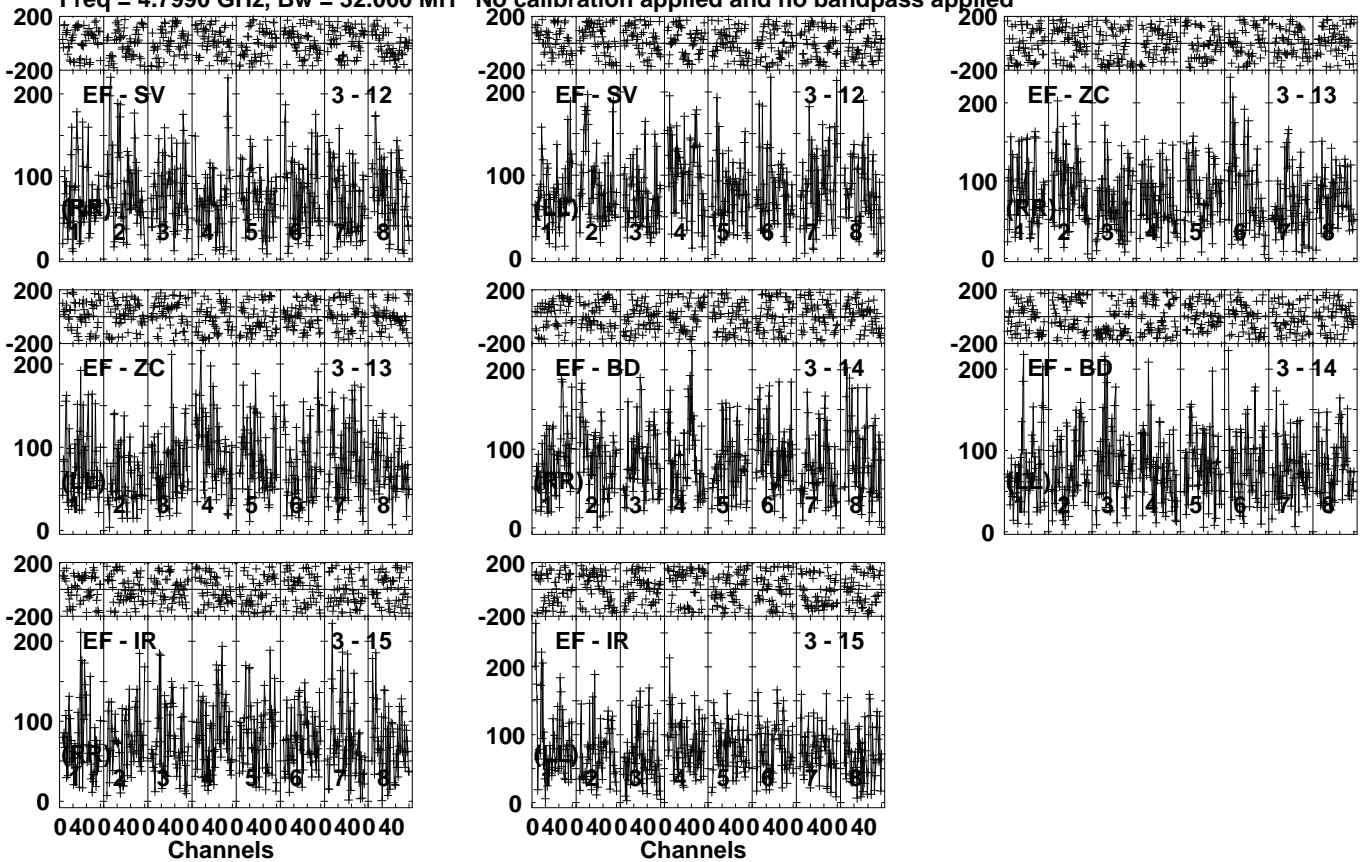


Lower frame: Micro Ampl Jy Top frame: Phas deg  
Vector averaged cross-power spectrum Several baselines displayed  
Timerange: 00/02:43:09 to 00/02:46:29

Plot file version 69 created 15-NOV-2021 12:12:03

LP349-25 EC077B.UVDATA.1

Freq = 4.7990 GHz, Bw = 32.000 MH No calibration applied and no bandpass applied



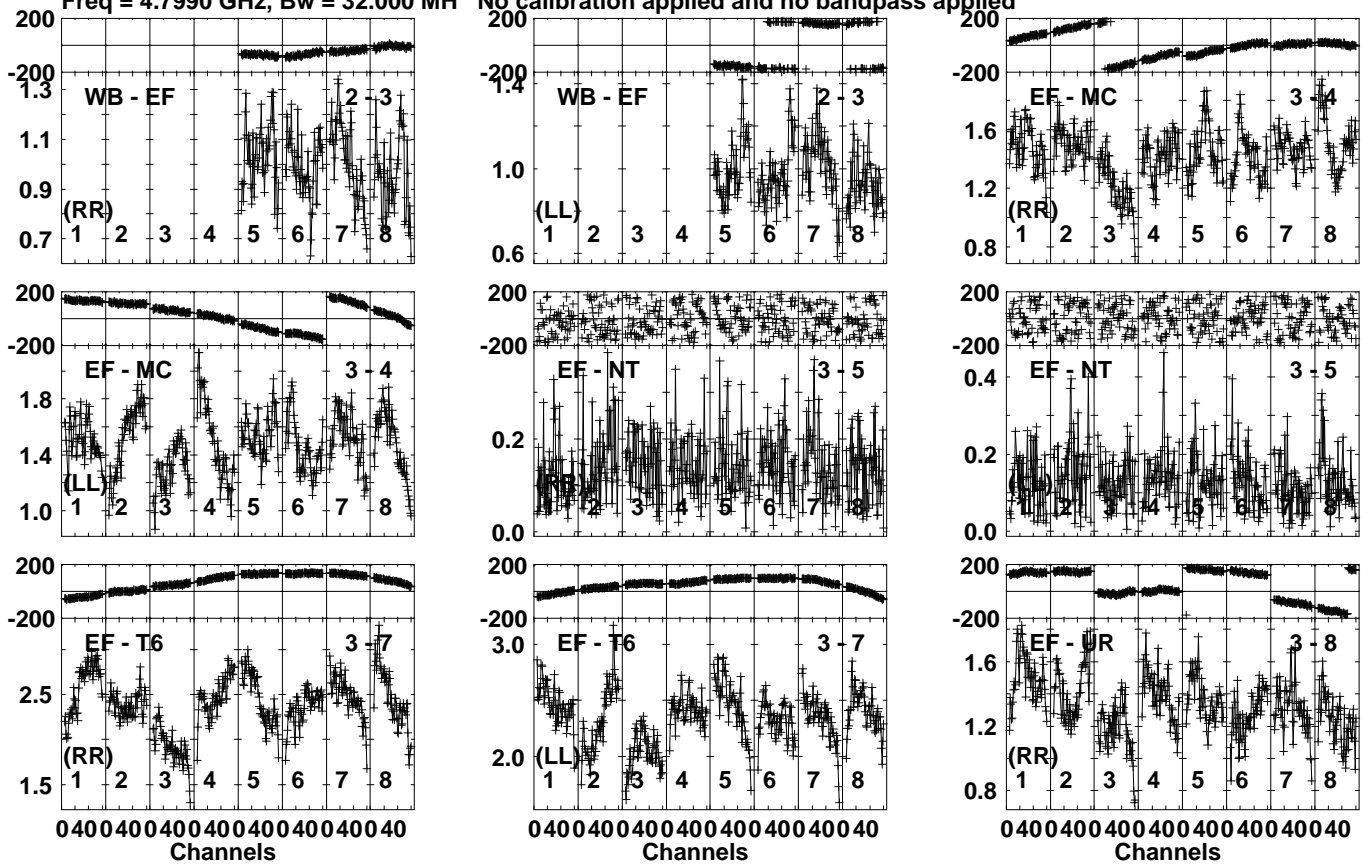
Lower frame: Micro Ampl Jy Top frame: Phas deg  
Vector averaged cross-power spectrum Several baselines displayed  
Timerange: 00/02:43:09 to 00/02:46:29

Plot file version 70 created 15-NOV-2021 12:12:03

J0037+2141 EC077B.UVDATA.1

Freq = 4.7990 GHz, Bw = 32.000 MH

No calibration applied and no bandpass applied



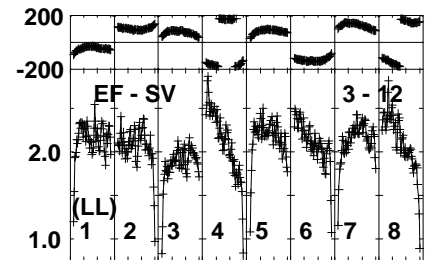
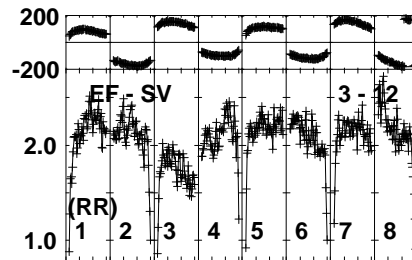
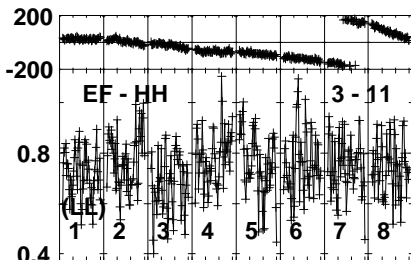
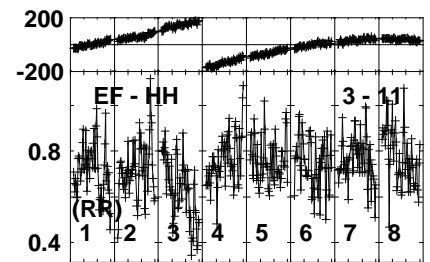
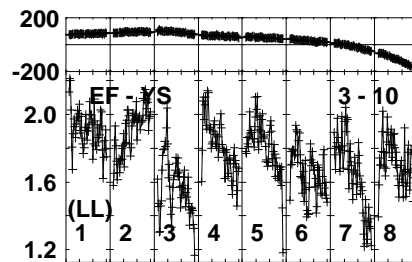
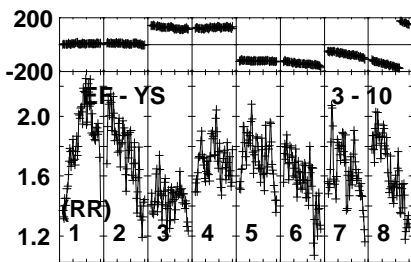
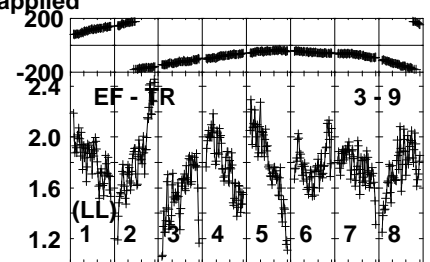
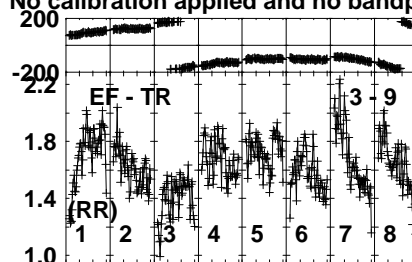
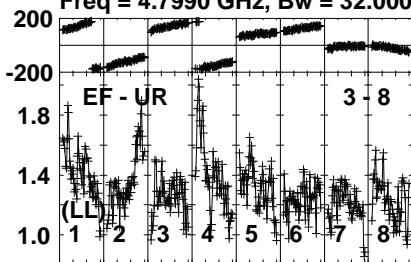
Lower frame: Milli Ampl Jy Top frame: Phas deg  
Vector averaged cross-power spectrum Several baselines displayed  
Timerange: 00/02:46:31 to 00/02:48:29

Plot file version 71 created 15-NOV-2021 12:12:03

J0037+2141 EC077B.UVDATA.1

Freq = 4.7990 GHz, Bw = 32.000 MH

No calibration applied and no bandpass applied



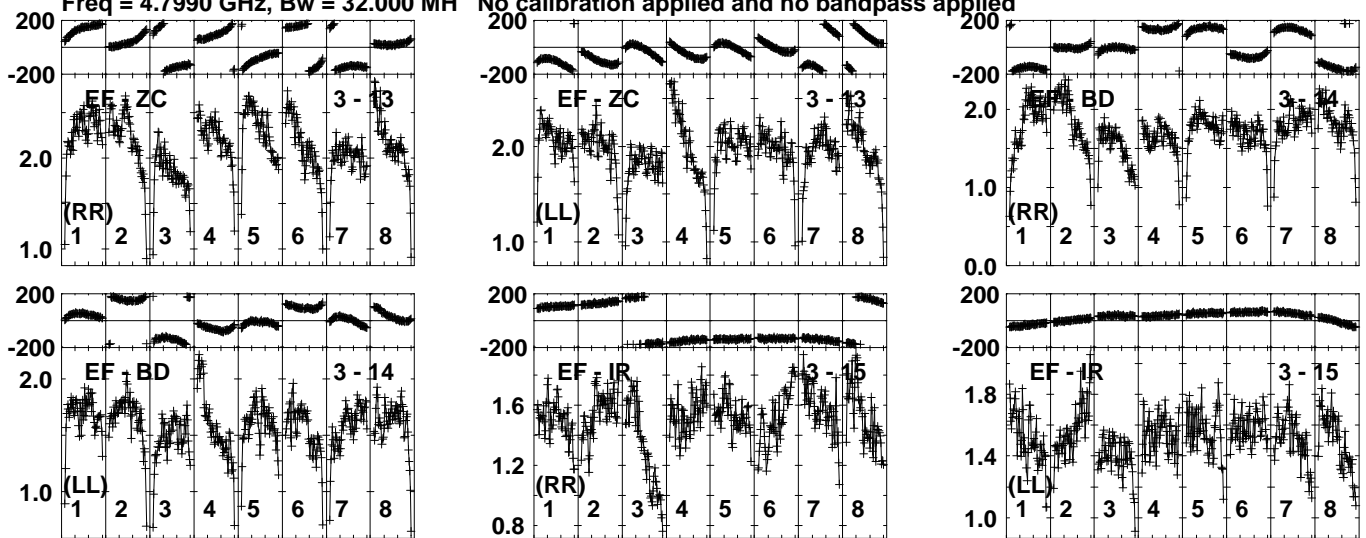
Lower frame: Milli Ampl Jy Top frame: Phas deg  
Vector averaged cross-power spectrum Several baselines displayed  
Timerange: 00/02:46:31 to 00/02:48:29

Plot file version 72 created 15-NOV-2021 12:12:03

J0037+2141 EC077B.UVDATA.1

Freq = 4.7990 GHz, Bw = 32.000 MH

No calibration applied and no bandpass applied



Lower frame: Milli Ampl Jy Top frame: Phas deg  
Vector averaged cross-power spectrum Several baselines displayed  
Timerange: 00/02:46:31 to 00/02:48:29

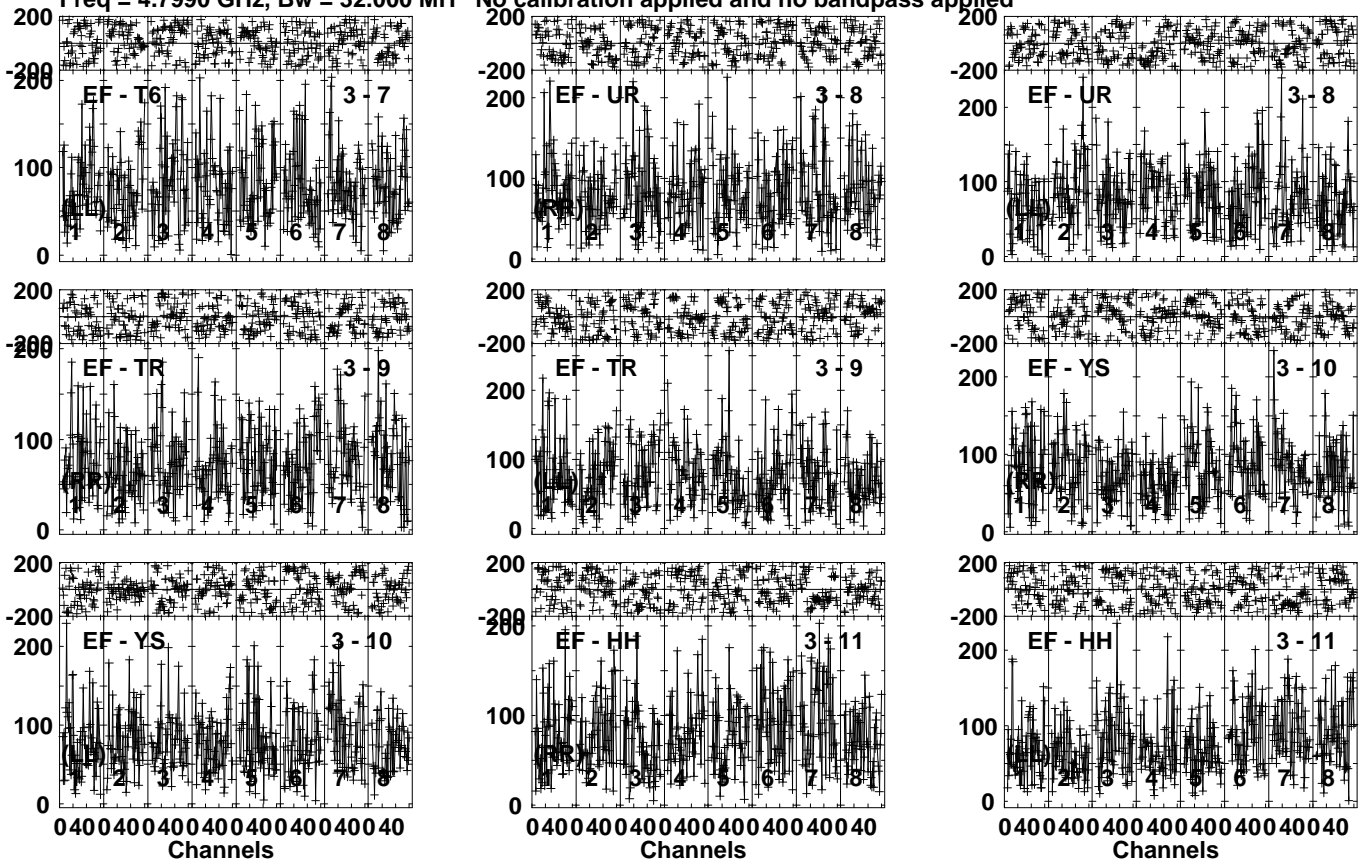




Plot file version 74 created 15-NOV-2021 12:12:03

LP349-25 EC077B.UVDATA.1

Freq = 4.7990 GHz, Bw = 32.000 MH No calibration applied and no bandpass applied

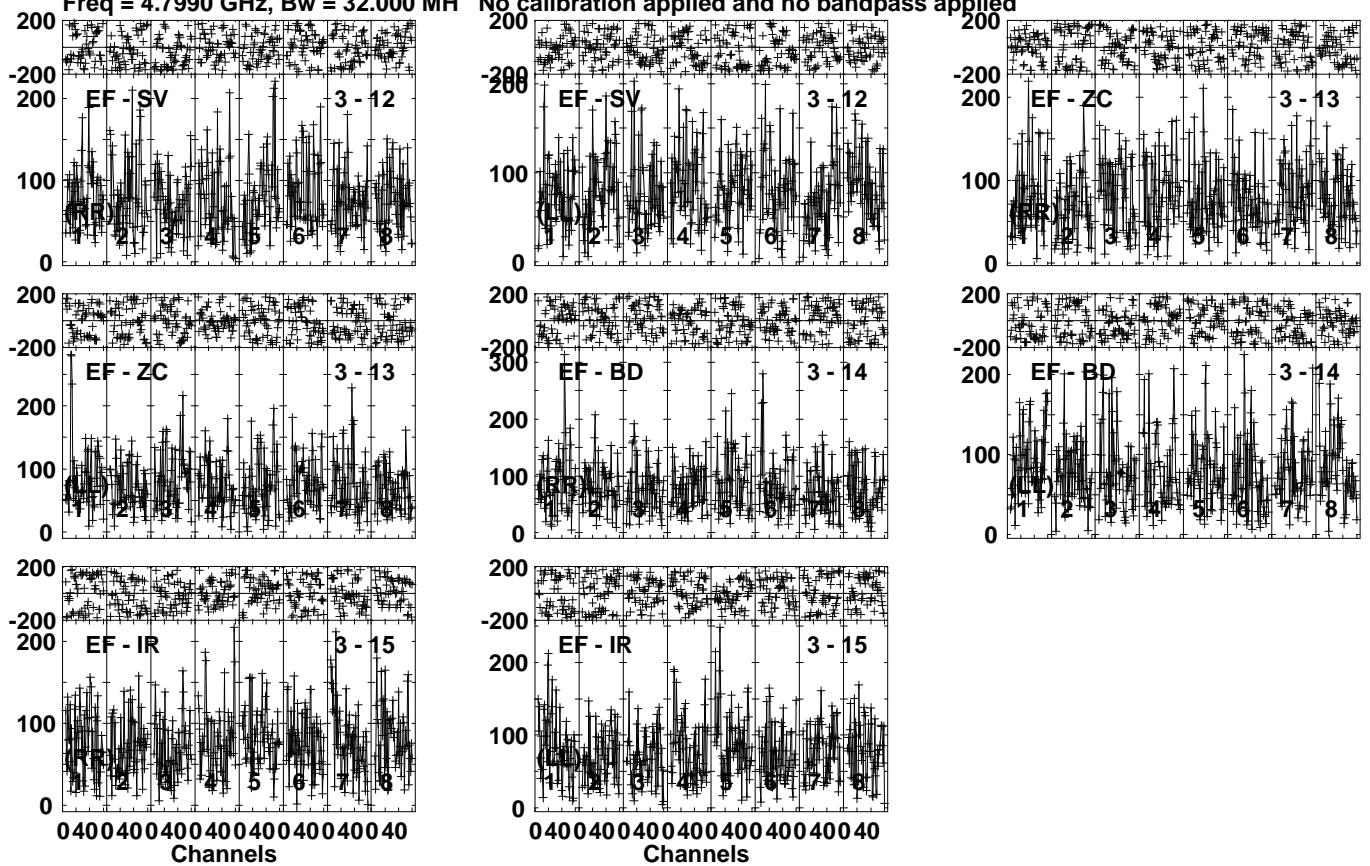


Lower frame: Micro Ampl Jy Top frame: Phas deg  
Vector averaged cross-power spectrum Several baselines displayed  
Timerange: 00/02:48:31 to 00/02:52:29

Plot file version 75 created 15-NOV-2021 12:12:03

LP349-25 EC077B.UVDATA.1

Freq = 4.7990 GHz, Bw = 32.000 MH No calibration applied and no bandpass applied



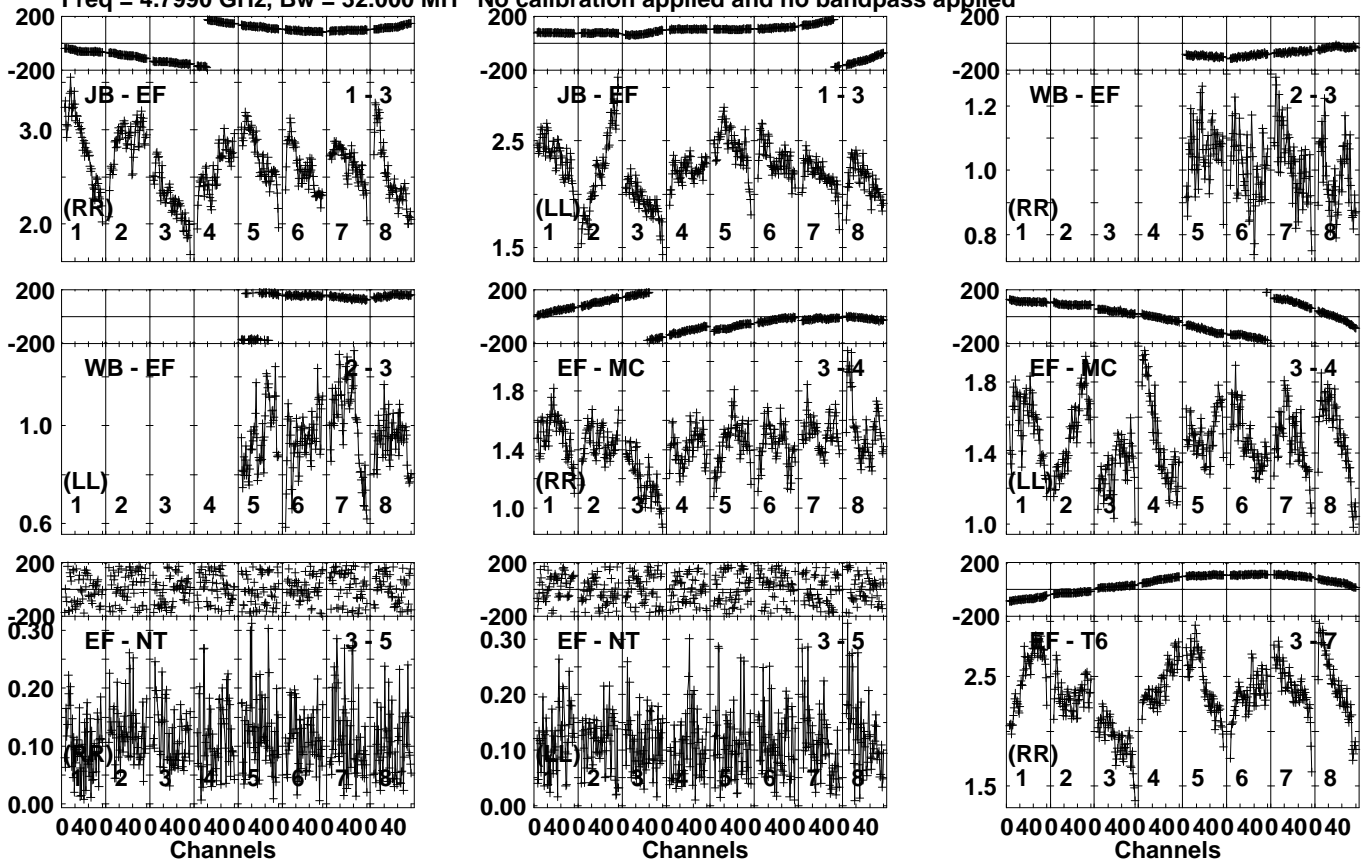
Lower frame: Micro Ampl Jy Top frame: Phas deg  
Vector averaged cross-power spectrum Several baselines displayed  
Timerange: 00/02:48:31 to 00/02:52:29

Plot file version 76 created 15-NOV-2021 12:12:03

J0037+2141 EC077B.UVDATA.1

Freq = 4.7990 GHz, Bw = 32.000 MH

No calibration applied and no bandpass applied



Lower frame: Milli Ampl Jy Top frame: Phas deg  
Vector averaged cross-power spectrum Several baselines displayed  
Timerange: 00/02:53:01 to 00/02:54:59



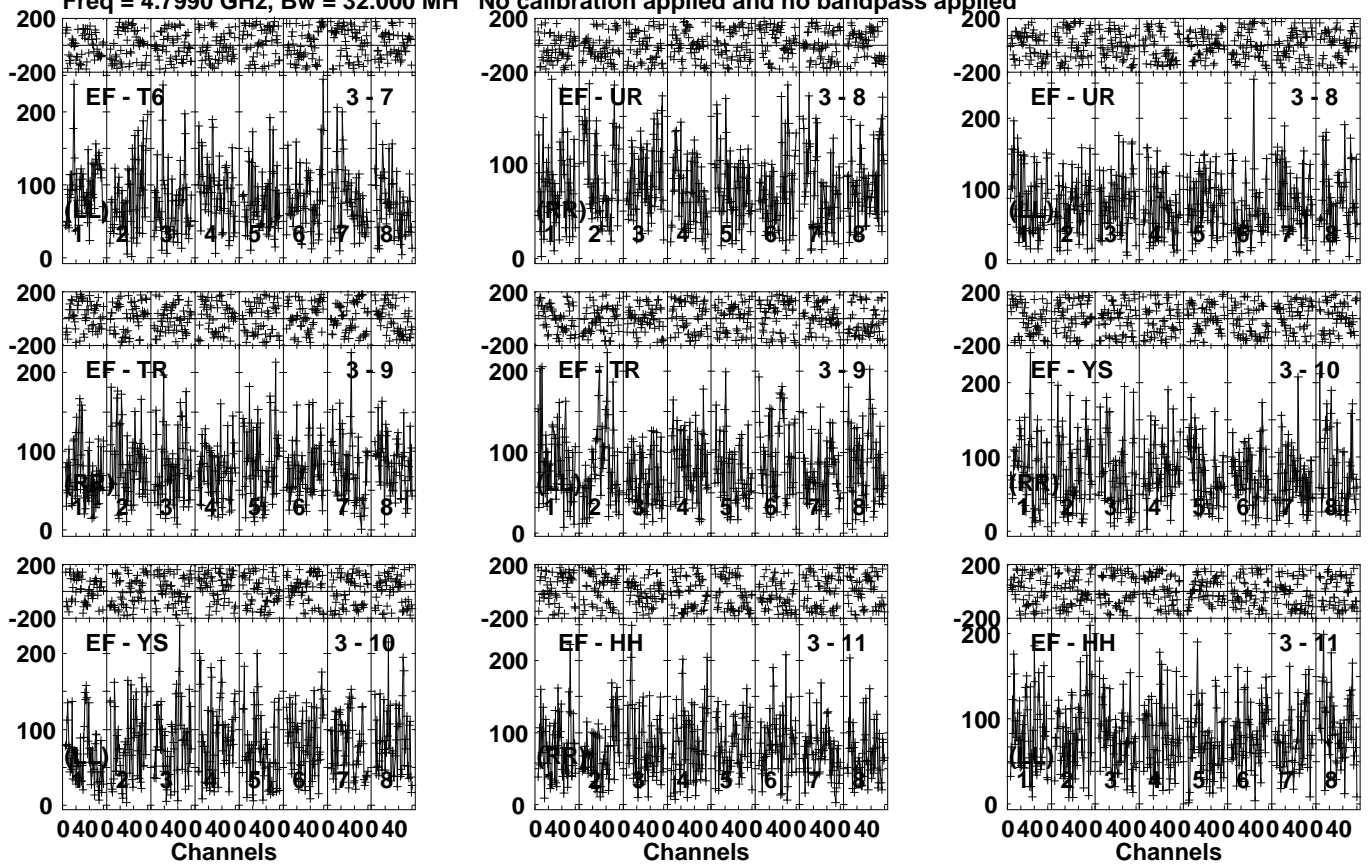




Plot file version 80 created 15-NOV-2021 12:12:04

LP349-25 EC077B.UVDATA.1

Freq = 4.7990 GHz, Bw = 32.000 MH No calibration applied and no bandpass applied



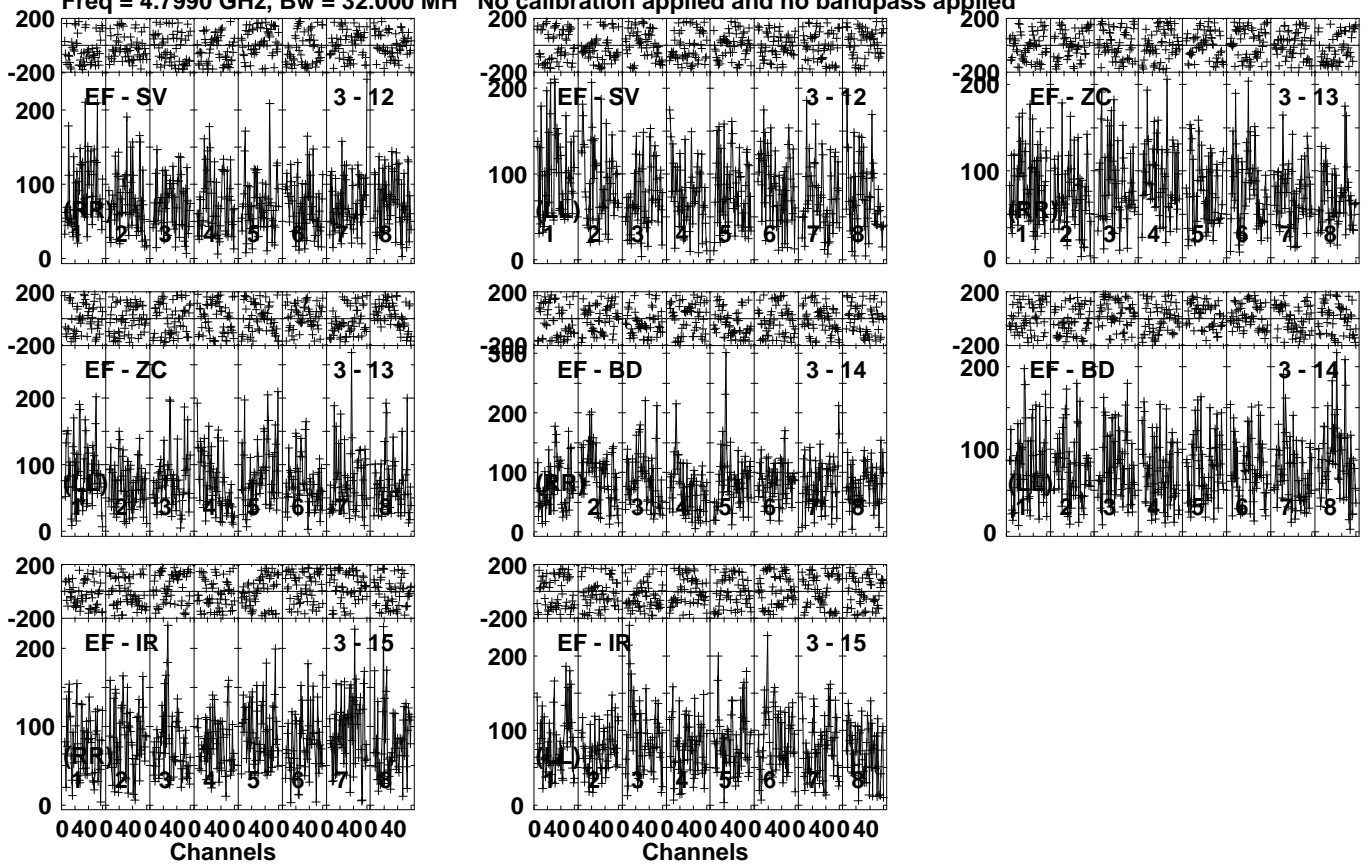
Lower frame: Micro Ampl Jy Top frame: Phas deg  
Vector averaged cross-power spectrum Several baselines displayed  
Timerange: 00/02:55:39 to 00/02:58:59



Plot file version 81 created 15-NOV-2021 12:12:04

LP349-25 EC077B.UVDATA.1

Freq = 4.7990 GHz, Bw = 32.000 MH No calibration applied and no bandpass applied



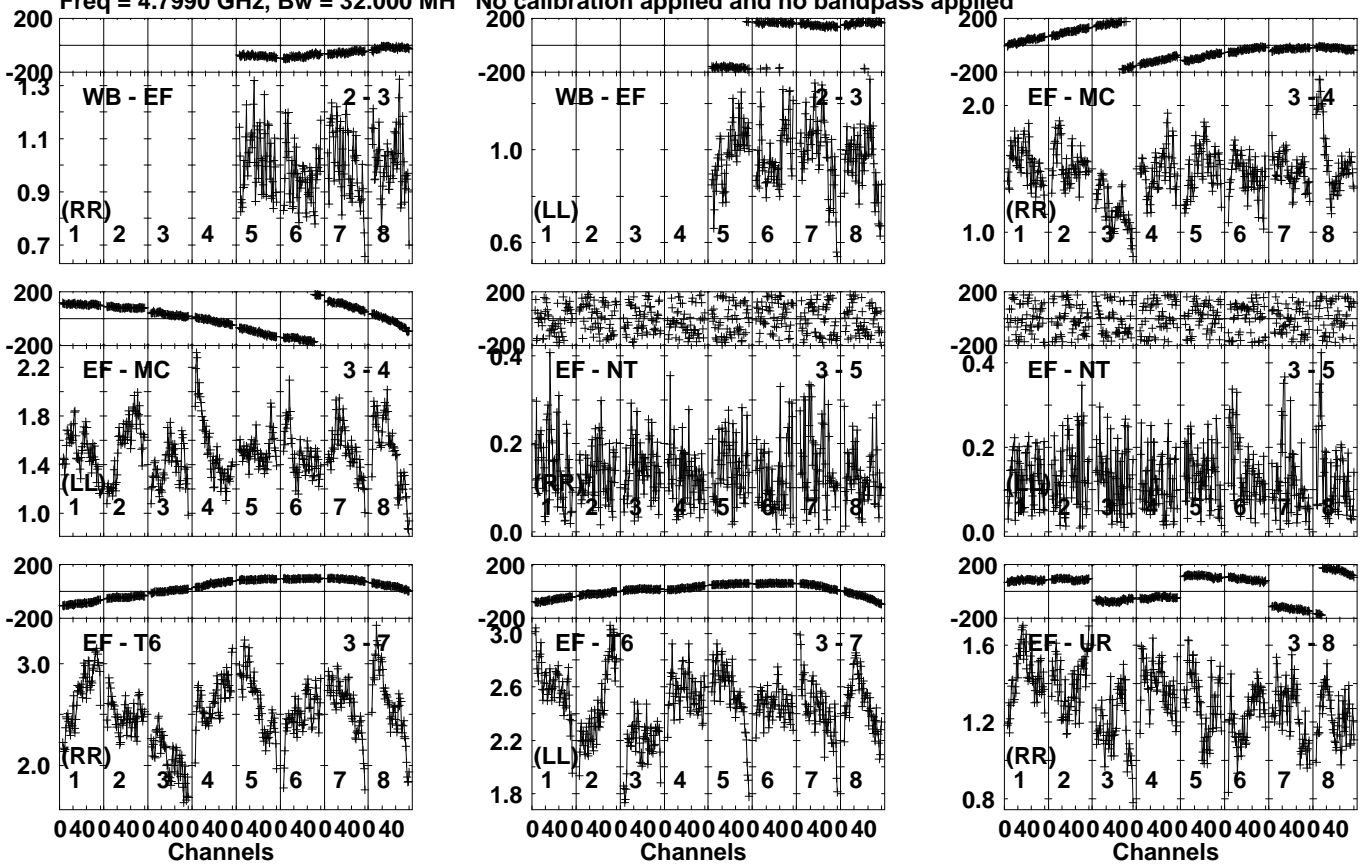
Lower frame: Micro Ampl Jy Top frame: Phas deg  
Vector averaged cross-power spectrum Several baselines displayed  
Timerange: 00/02:55:39 to 00/02:58:59

Plot file version 82 created 15-NOV-2021 12:12:04

J0037+2141 EC077B.UVDATA.1

Freq = 4.7990 GHz, Bw = 32.000 MH

No calibration applied and no bandpass applied



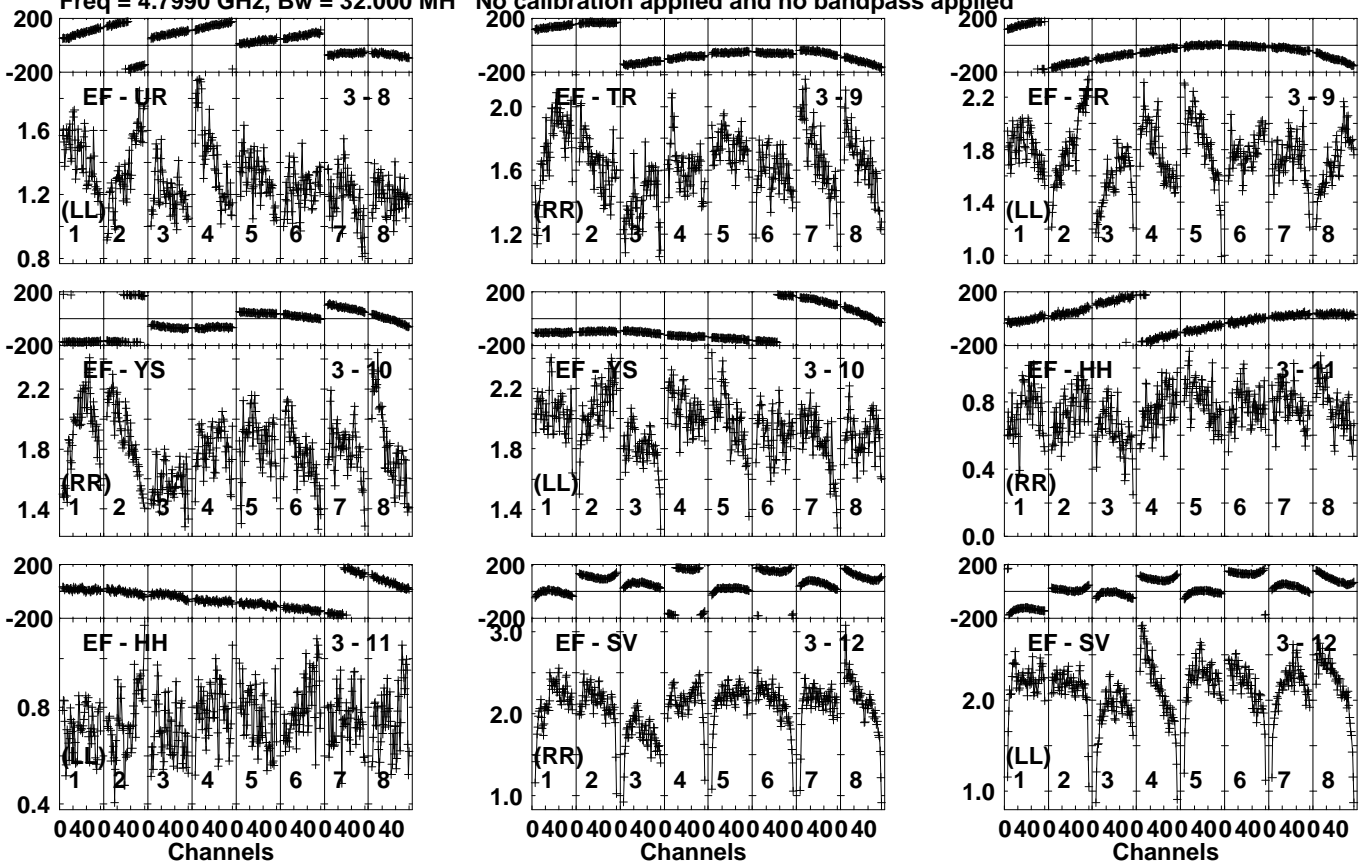
Lower frame: Milli Ampl Jy Top frame: Phas deg  
Vector averaged cross-power spectrum Several baselines displayed  
Timerange: 00/02:59:01 to 00/03:00:59

Plot file version 83 created 15-NOV-2021 12:12:04

J0037+2141 EC077B.UVDATA.1

Freq = 4.7990 GHz, Bw = 32.000 MH

No calibration applied and no bandpass applied



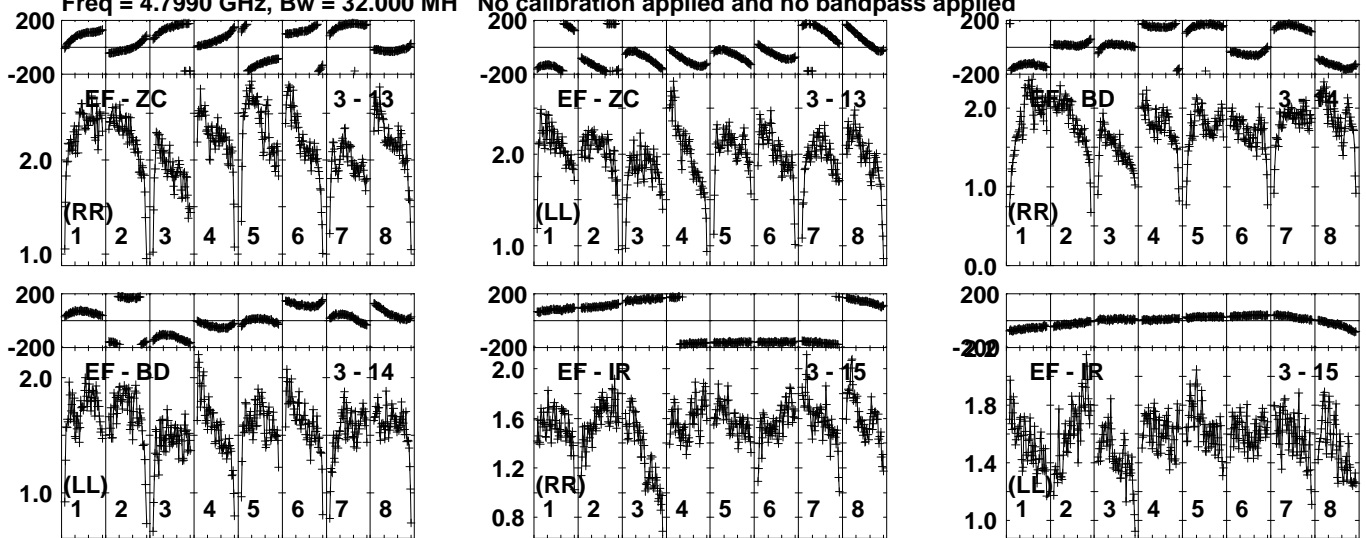
Lower frame: Milli Ampl Jy Top frame: Phas deg  
Vector averaged cross-power spectrum Several baselines displayed  
Timerange: 00/02:59:01 to 00/03:00:59

Plot file version 84 created 15-NOV-2021 12:12:04

J0037+2141 EC077B.UVDATA.1

Freq = 4.7990 GHz, Bw = 32.000 MH

No calibration applied and no bandpass applied

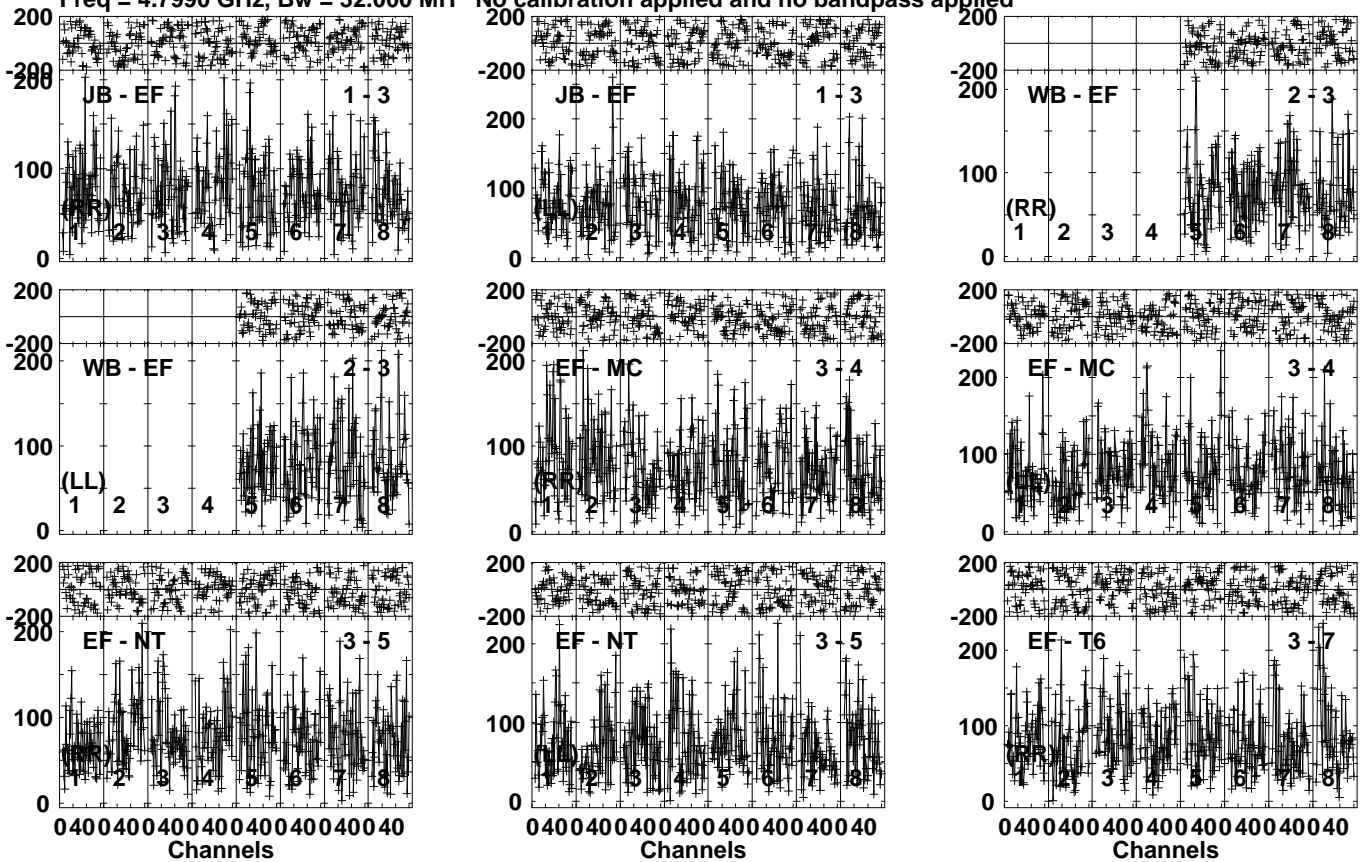


Lower frame: Milli Ampl Jy Top frame: Phas deg  
Vector averaged cross-power spectrum Several baselines displayed  
Timerange: 00/02:59:01 to 00/03:00:59

Plot file version 85 created 15-NOV-2021 12:12:05

LP349-25 EC077B.UVDATA.1

Freq = 4.7990 GHz, Bw = 32.000 MH No calibration applied and no bandpass applied

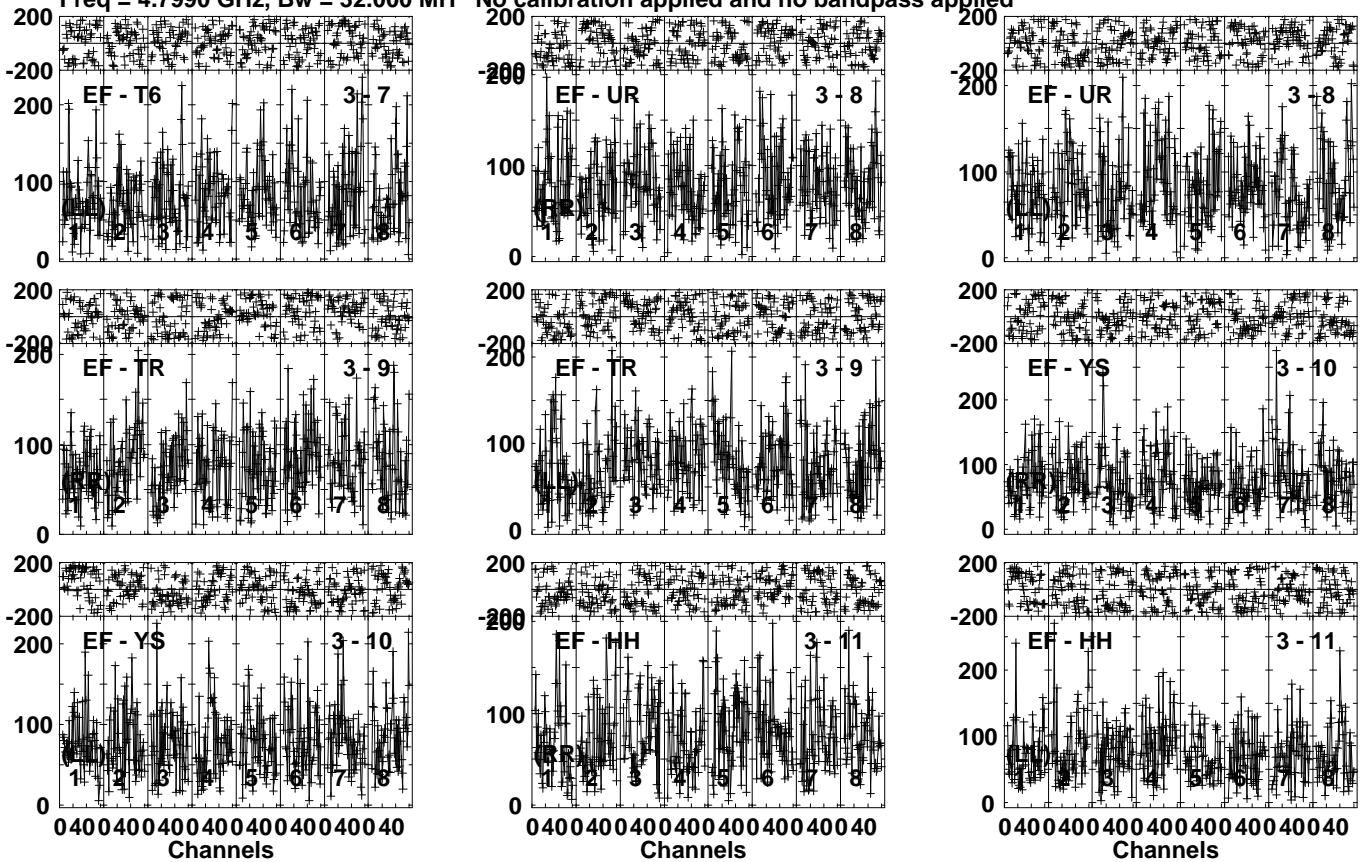


Lower frame: Micro Ampl Jy Top frame: Phas deg  
Vector averaged cross-power spectrum Several baselines displayed  
Timerange: 00/03:01:01 to 00/03:04:59

Plot file version 86 created 15-NOV-2021 12:12:05

LP349-25 EC077B.UVDATA.1

Freq = 4.7990 GHz, Bw = 32.000 MH No calibration applied and no bandpass applied

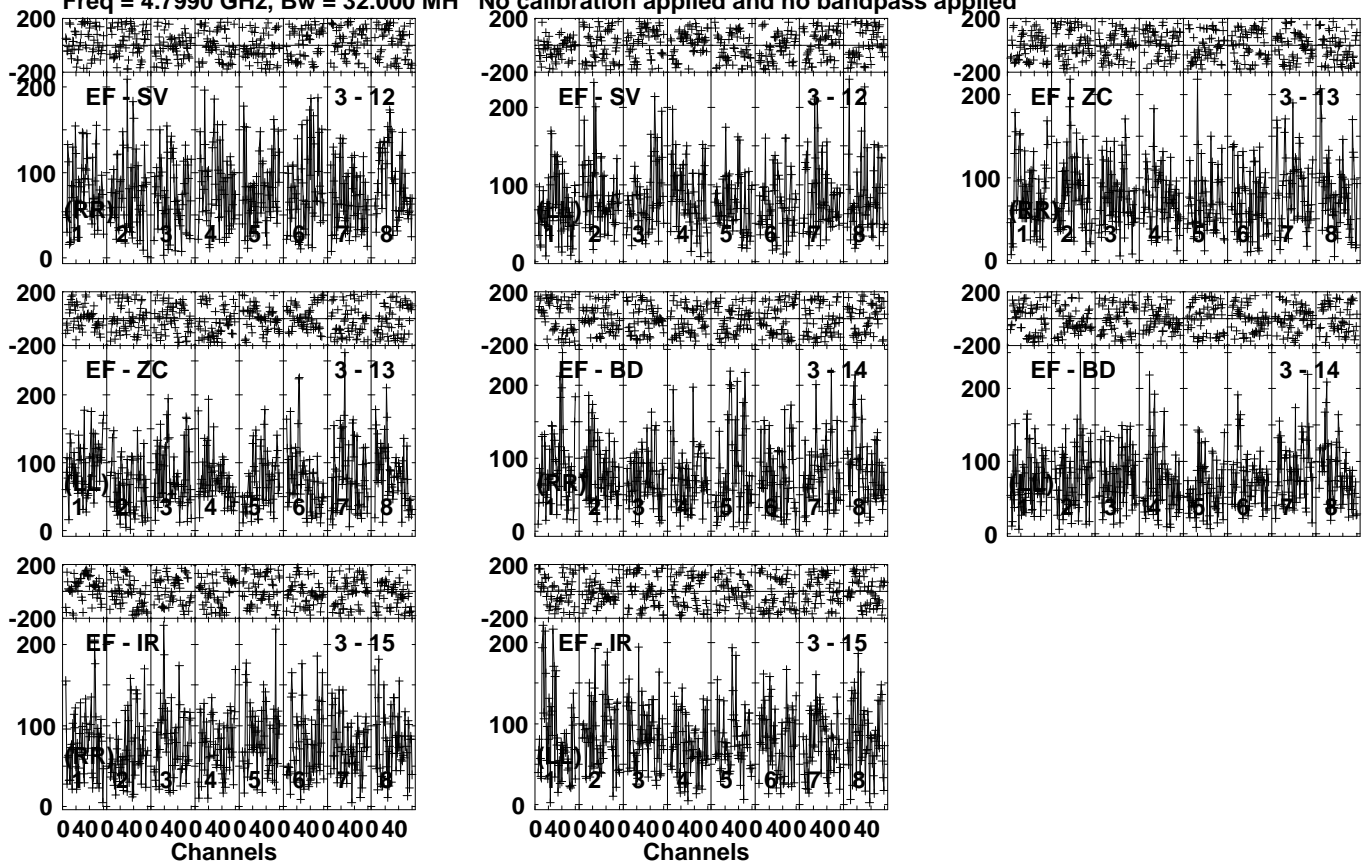


Lower frame: Micro Ampl Jy Top frame: Phas deg  
Vector averaged cross-power spectrum Several baselines displayed  
Timerange: 00/03:01:01 to 00/03:04:59

Plot file version 87 created 15-NOV-2021 12:12:05

LP349-25 EC077B.UVDATA.1

Freq = 4.7990 GHz, Bw = 32.000 MH No calibration applied and no bandpass applied

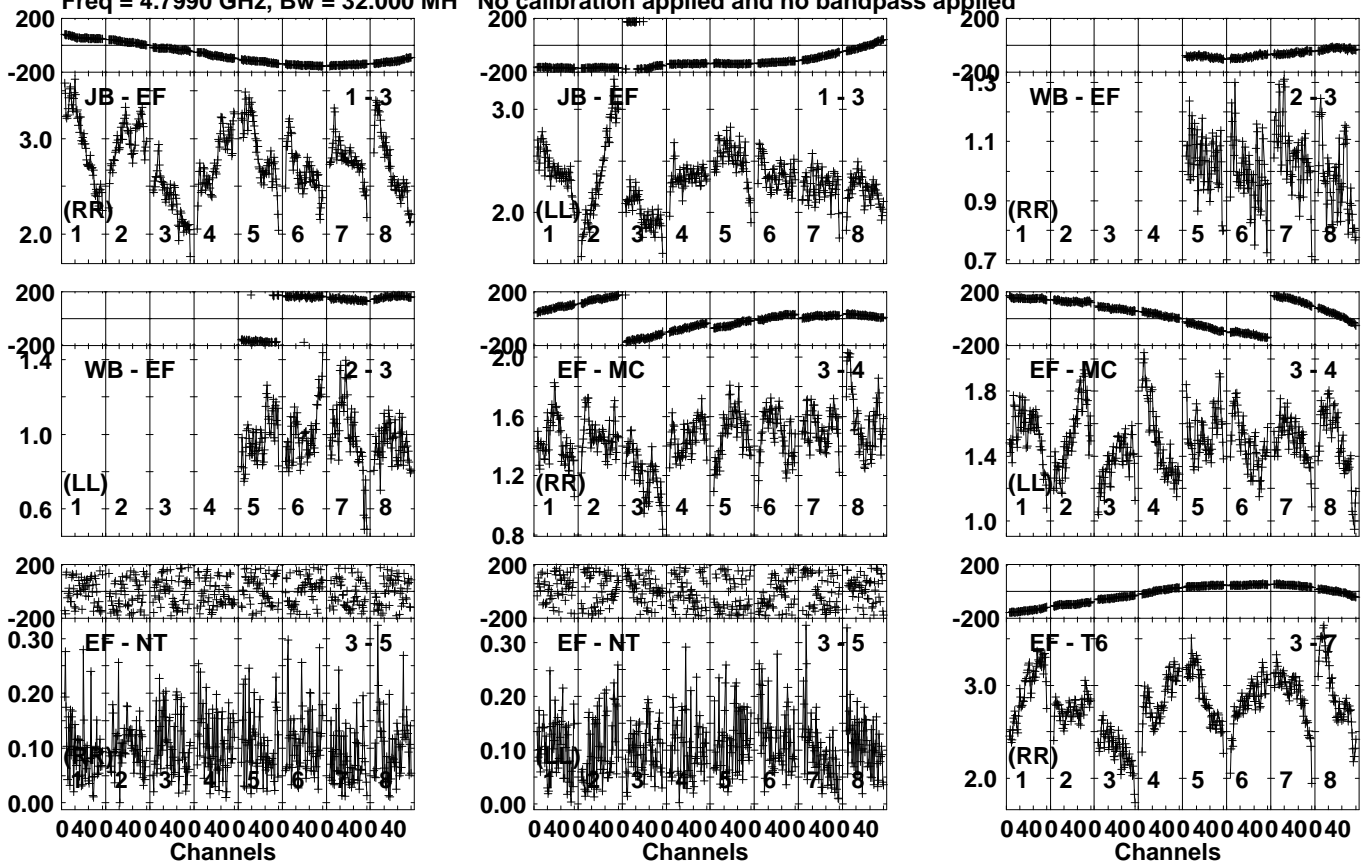


Lower frame: Micro Ampl Jy Top frame: Phas deg  
Vector averaged cross-power spectrum Several baselines displayed  
Timerange: 00/03:01:01 to 00/03:04:59

Plot file version 88 created 15-NOV-2021 12:12:05

J0037+2141 EC077B.UVDATA.1

Freq = 4.7990 GHz, Bw = 32.000 MH No calibration applied and no bandpass applied



Lower frame: Milli Ampl Jy Top frame: Phas deg  
Vector averaged cross-power spectrum Several baselines displayed  
Timerange: 00/03:05:31 to 00/03:07:29

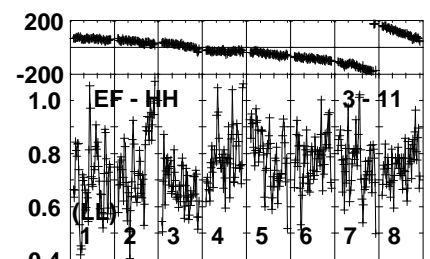
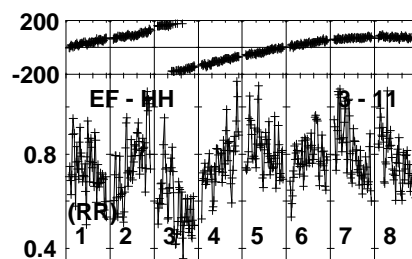
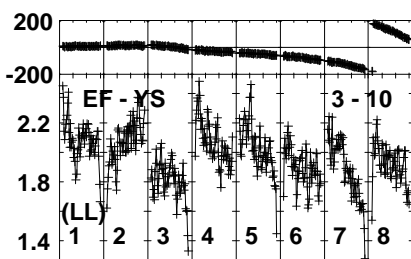
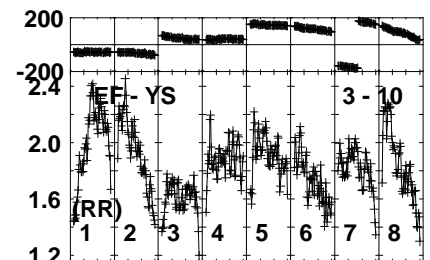
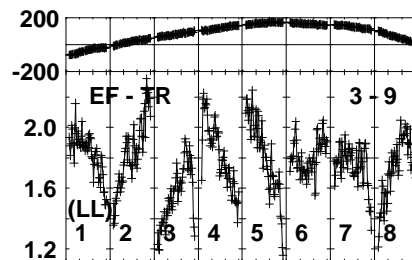
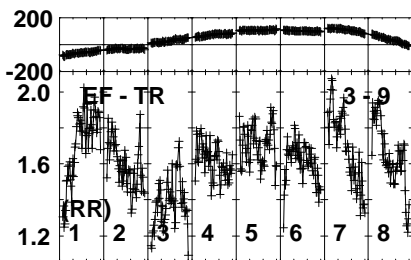
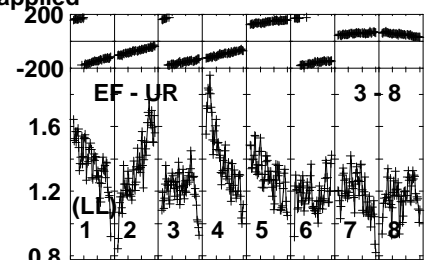
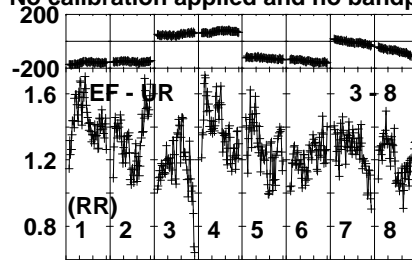
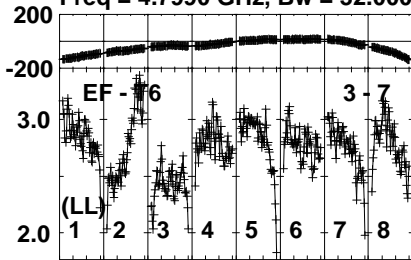


Plot file version 89 created 15-NOV-2021 12:12:05

J0037+2141 EC077B.UVDATA.1

Freq = 4.7990 GHz, Bw = 32.000 MH

No calibration applied and no bandpass applied



040040040040040040040040040040  
Channels

040040040040040040040040040040  
Channels

040040040040040040040040040040  
Channels

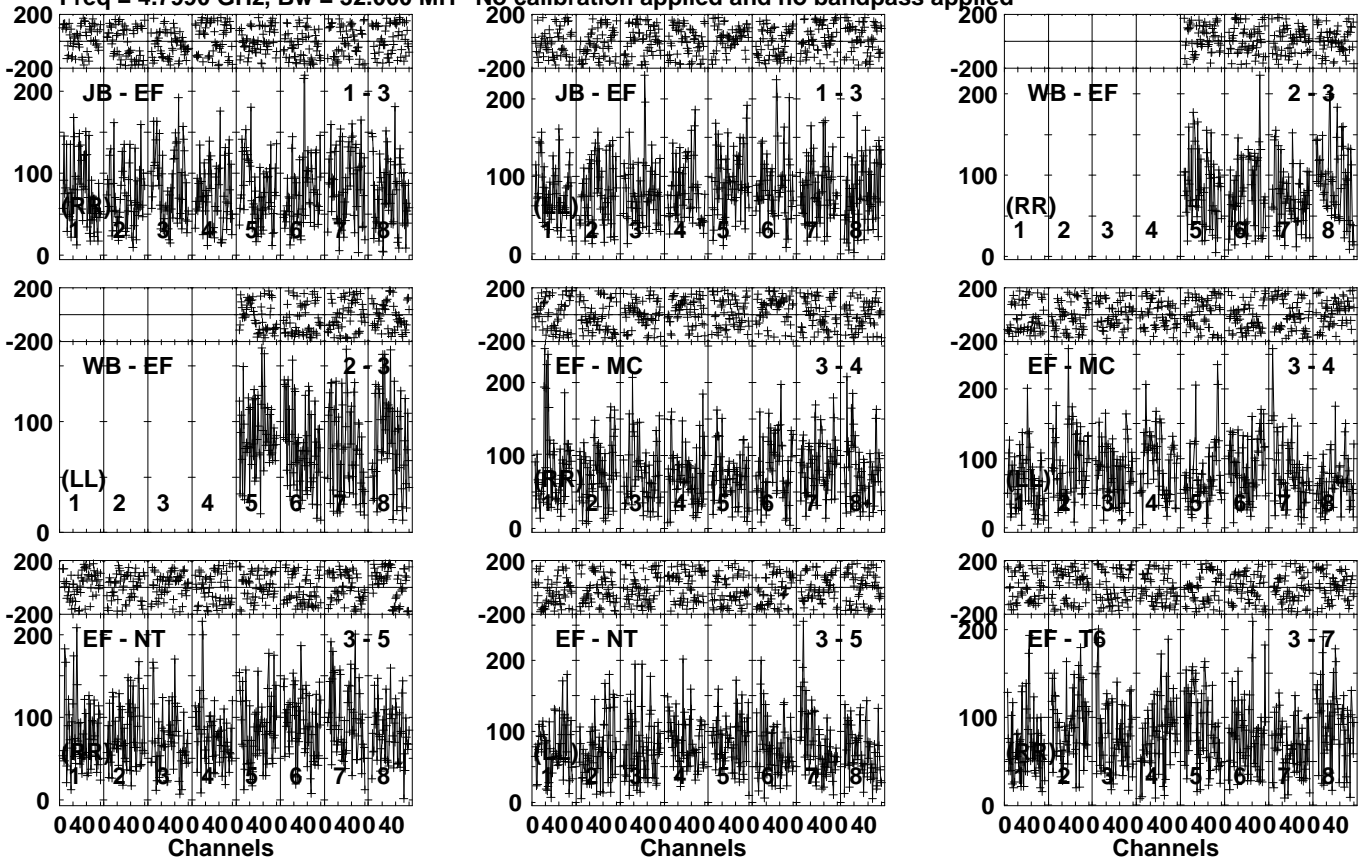
Lower frame: Milli Ampl Jy Top frame: Phas deg  
Vector averaged cross-power spectrum Several baselines displayed  
Timerange: 00/03:05:31 to 00/03:07:29



Plot file version 91 created 15-NOV-2021 12:12:05

LP349-25 EC077B.UVDATA.1

Freq = 4.7990 GHz, Bw = 32.000 MH No calibration applied and no bandpass applied

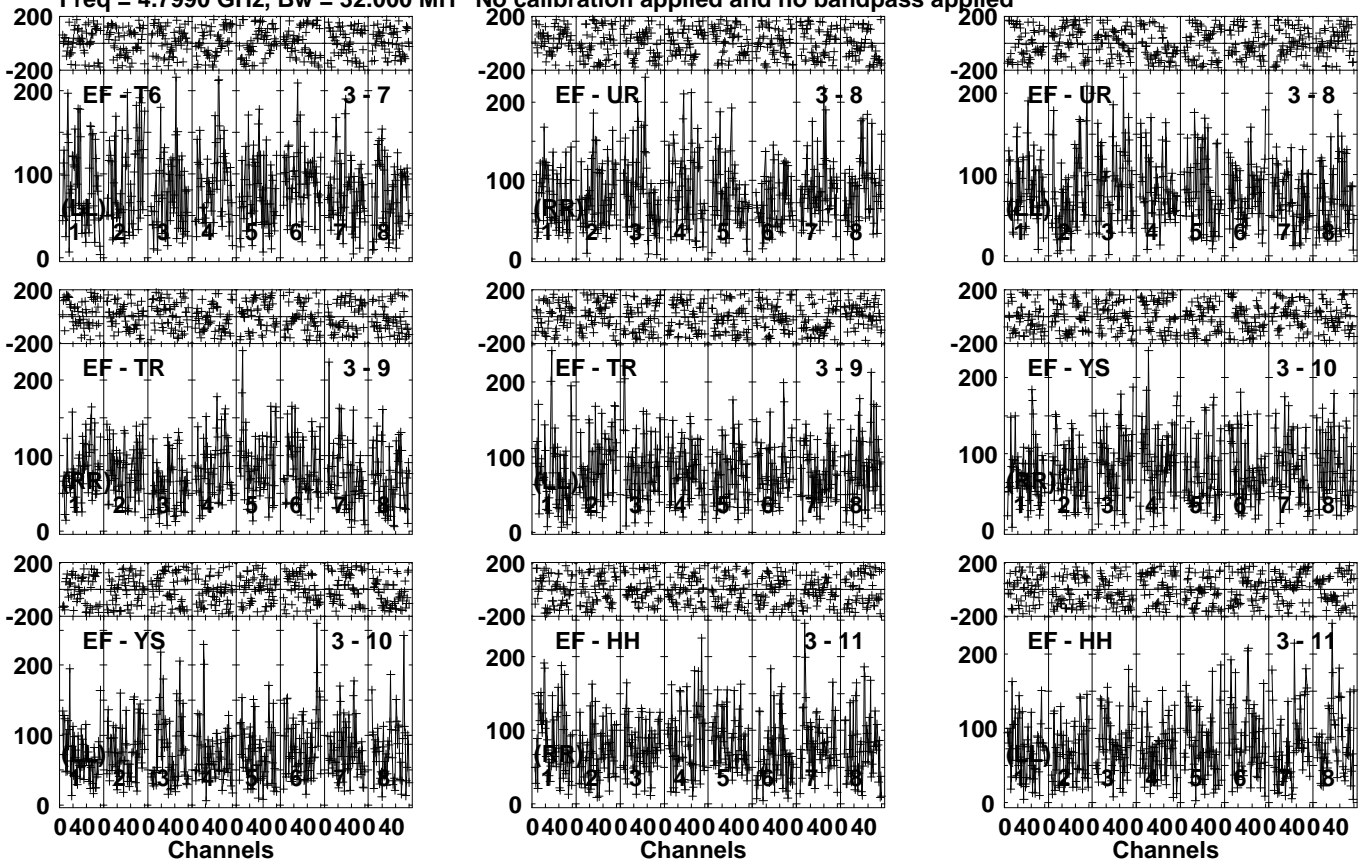


Lower frame: Micro Ampl Jy Top frame: Phas deg  
Vector averaged cross-power spectrum Several baselines displayed  
Timerange: 00/03:08:09 to 00/03:11:29

Plot file version 92 created 15-NOV-2021 12:12:05

LP349-25 EC077B.UVDATA.1

Freq = 4.7990 GHz, Bw = 32.000 MH No calibration applied and no bandpass applied

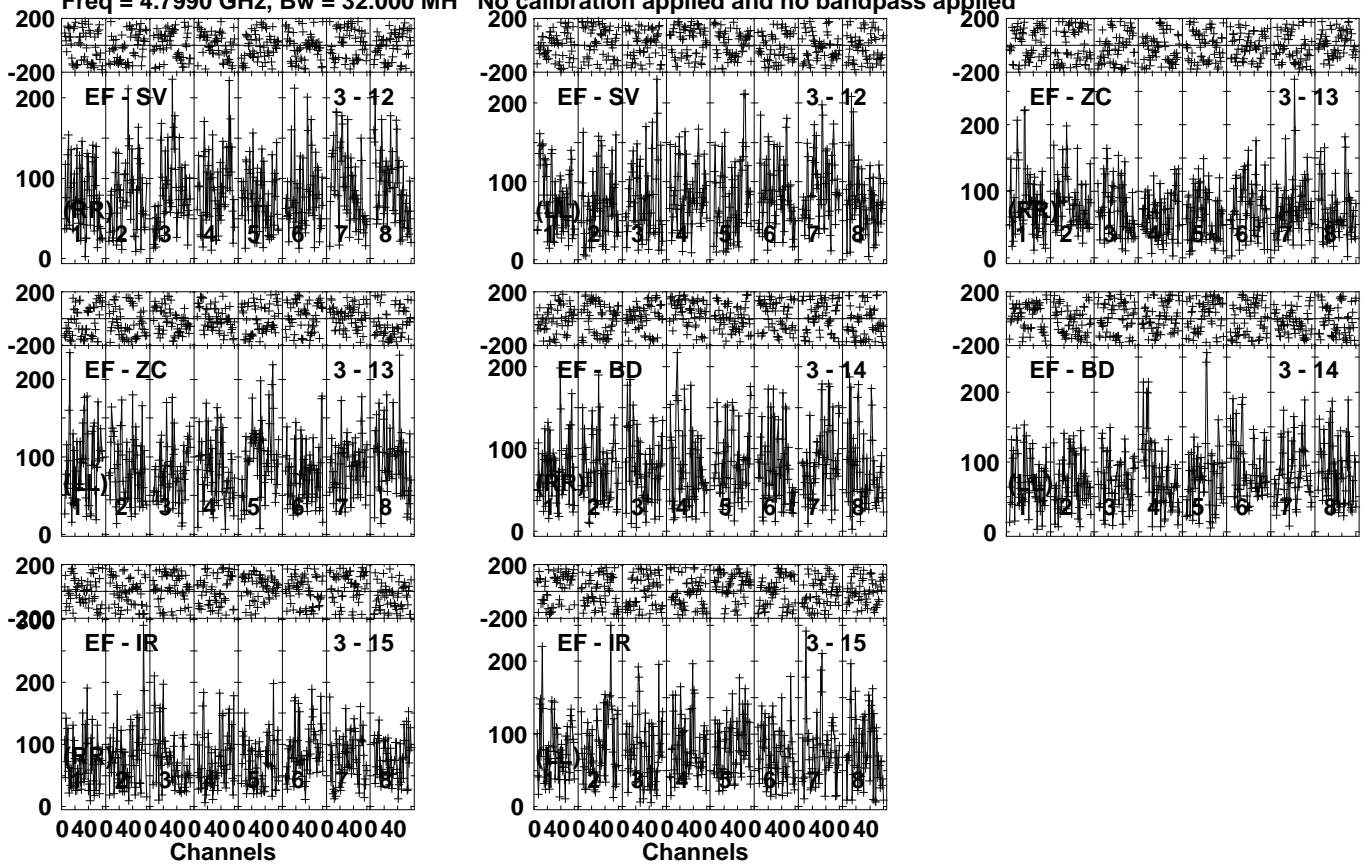


Lower frame: Micro Ampl Jy Top frame: Phas deg  
Vector averaged cross-power spectrum Several baselines displayed  
Timerange: 00/03:08:09 to 00/03:11:29

Plot file version 93 created 15-NOV-2021 12:12:06

LP349-25 EC077B.UVDATA.1

Freq = 4.7990 GHz, Bw = 32.000 MH No calibration applied and no bandpass applied



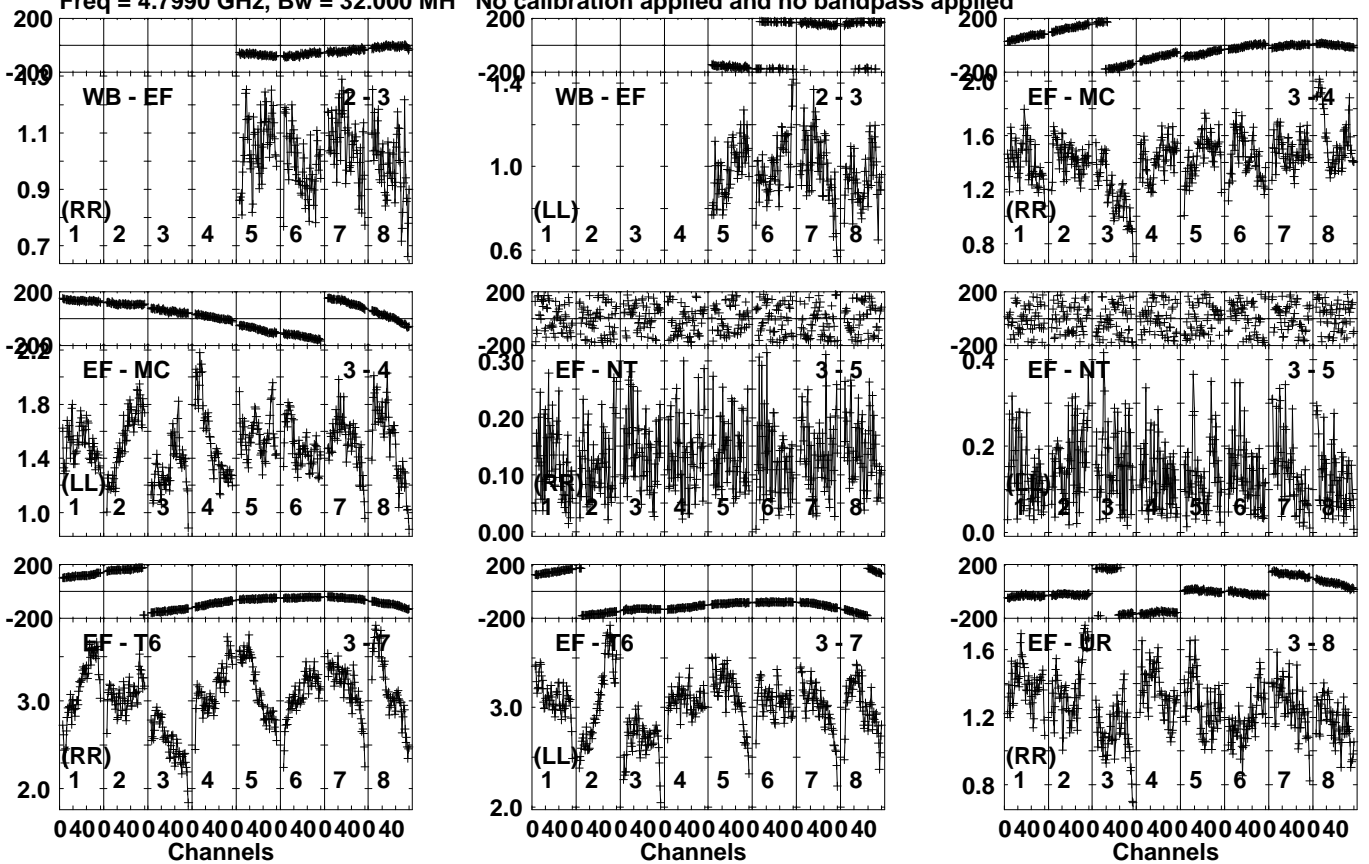
Lower frame: Micro Ampl Jy Top frame: Phas deg  
Vector averaged cross-power spectrum Several baselines displayed  
Timerange: 00/03:08:09 to 00/03:11:29

Plot file version 94 created 15-NOV-2021 12:12:06

J0037+2141 EC077B.UVDATA.1

Freq = 4.7990 GHz, Bw = 32.000 MH

No calibration applied and no bandpass applied

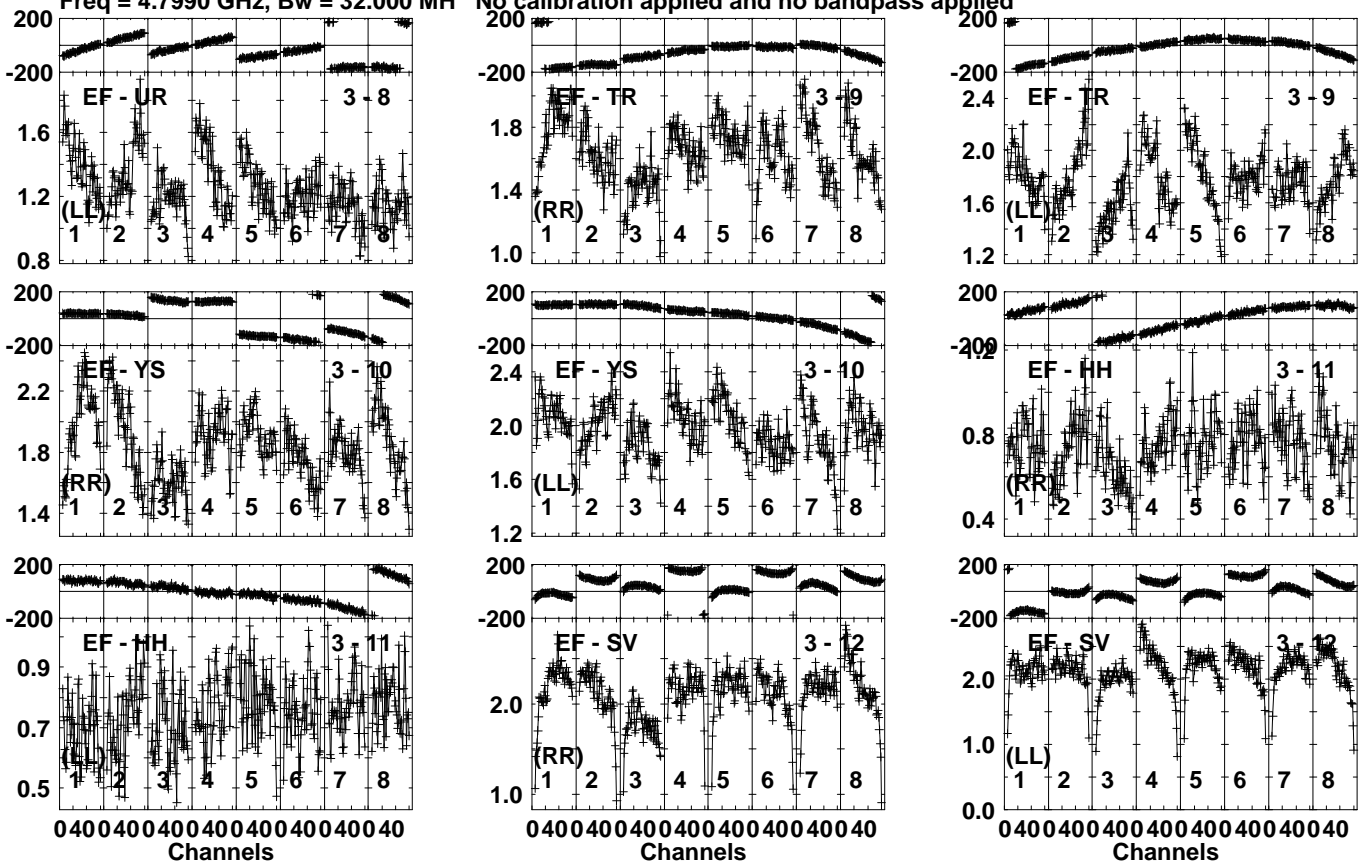


Lower frame: Milli Ampl Jy Top frame: Phas deg  
Vector averaged cross-power spectrum Several baselines displayed  
Timerange: 00/03:11:33 to 00/03:13:29

Plot file version 95 created 15-NOV-2021 12:12:06

J0037+2141 EC077B.UVDATA.1

Freq = 4.7990 GHz, Bw = 32.000 MH No calibration applied and no bandpass applied



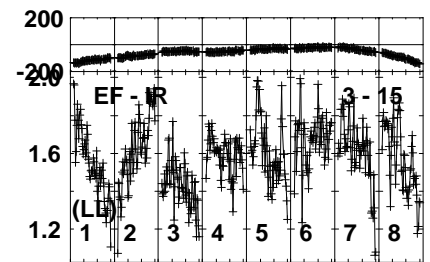
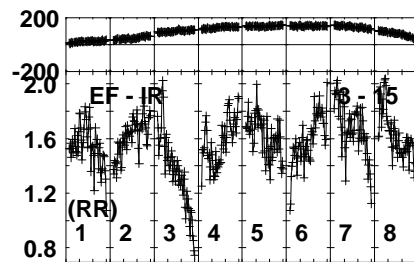
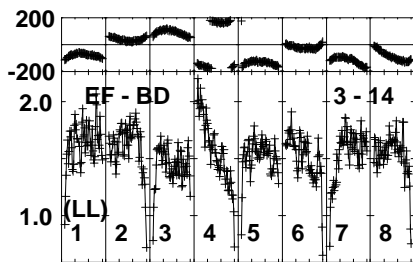
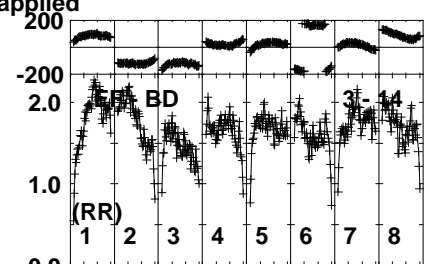
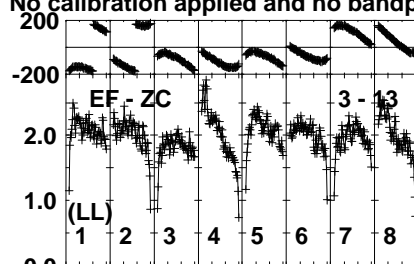
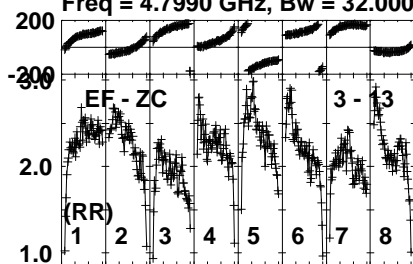
Lower frame: Milli Ampl Jy Top frame: Phas deg  
Vector averaged cross-power spectrum Several baselines displayed  
Timerange: 00/03:11:33 to 00/03:13:29

Plot file version 96 created 15-NOV-2021 12:12:06

J0037+2141 EC077B.UVDATA.1

Freq = 4.7990 GHz, Bw = 32.000 MH

No calibration applied and no bandpass applied



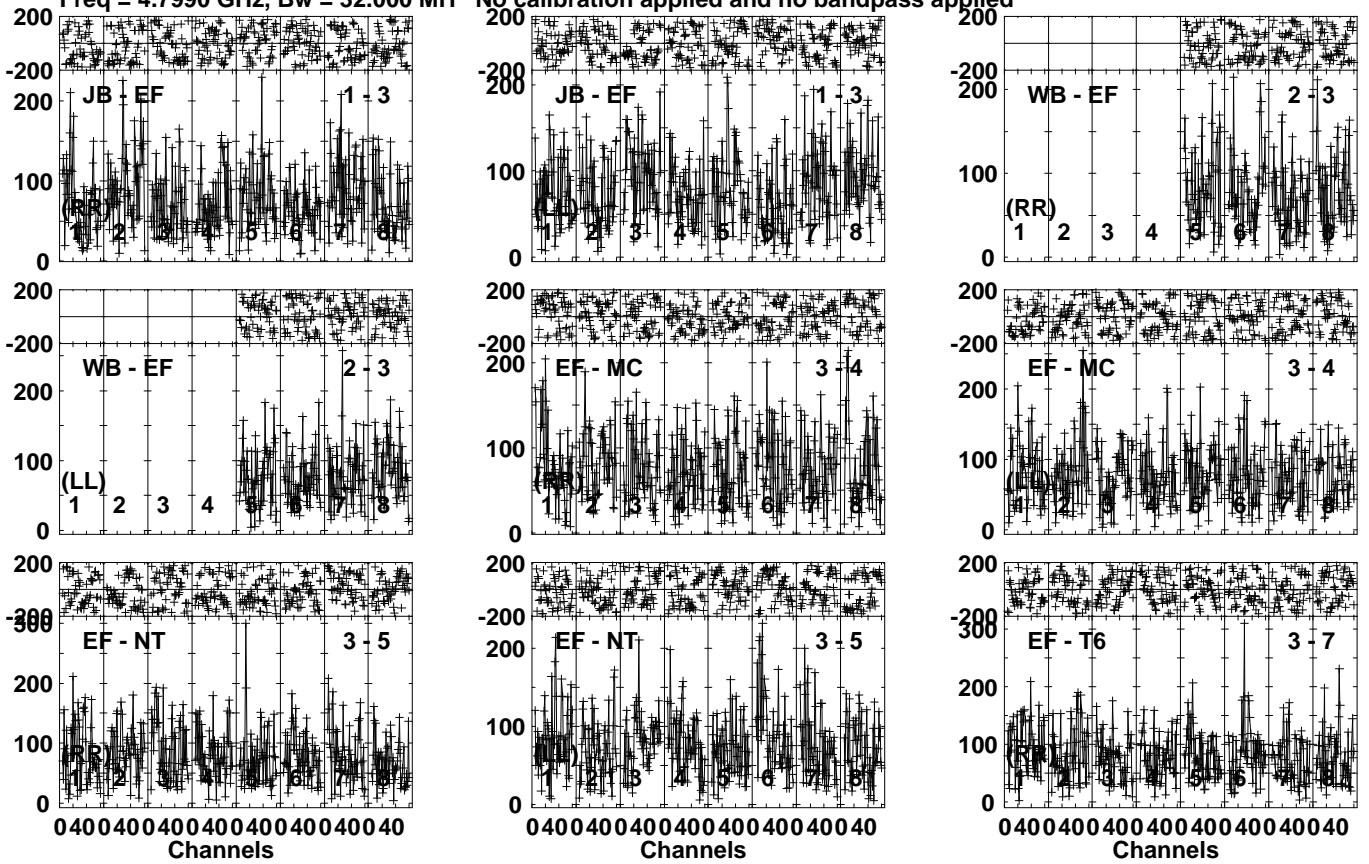
Lower frame: Milli Ampl Jy Top frame: Phas deg  
Vector averaged cross-power spectrum Several baselines displayed  
Timerange: 00/03:11:33 to 00/03:13:29



Plot file version 97 created 15-NOV-2021 12:12:06

LP349-25 EC077B.UVDATA.1

Freq = 4.7990 GHz, Bw = 32.000 MH No calibration applied and no bandpass applied

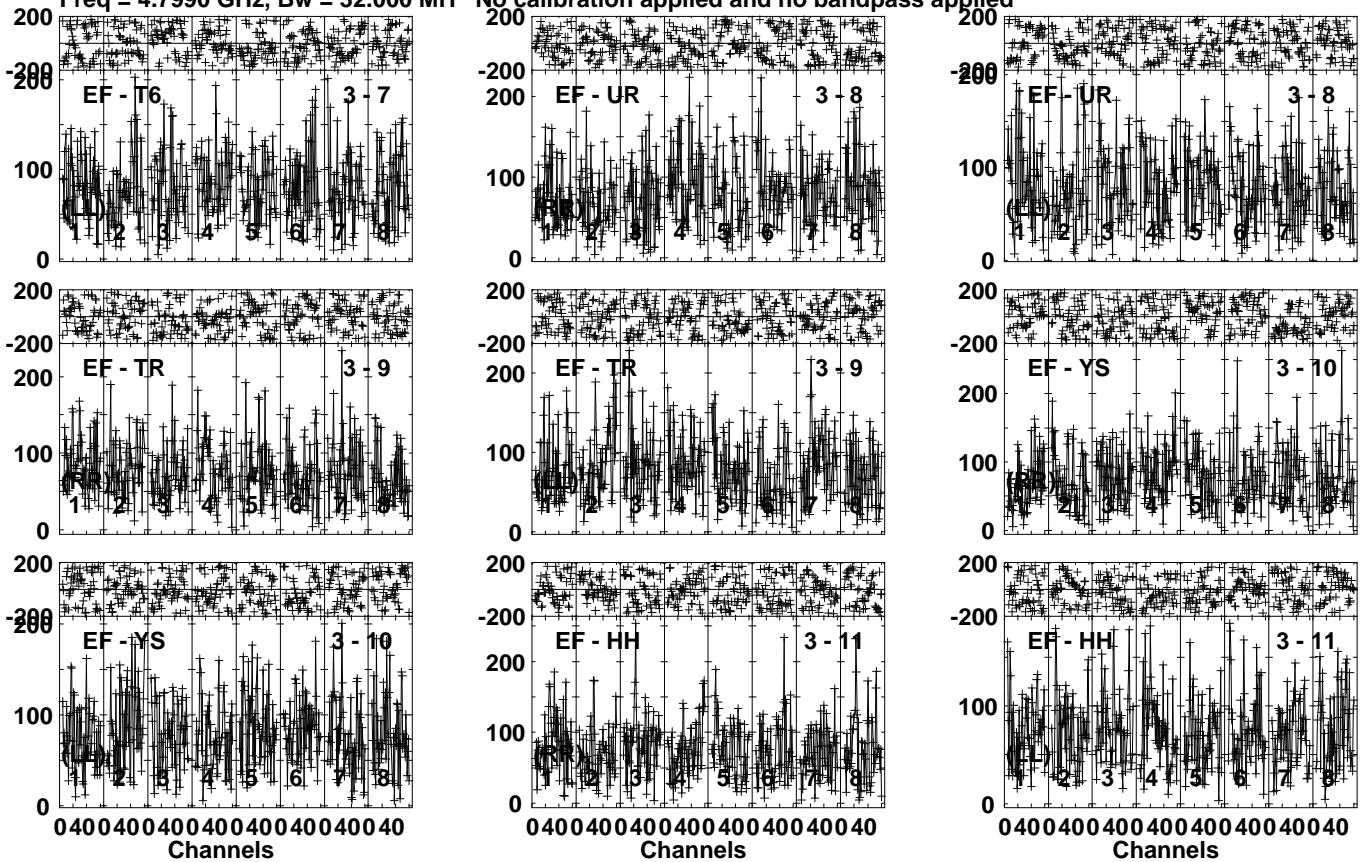


Lower frame: Micro Ampl Jy Top frame: Phas deg  
Vector averaged cross-power spectrum Several baselines displayed  
Timerange: 00/03:13:31 to 00/03:17:29

Plot file version 98 created 15-NOV-2021 12:12:06

LP349-25 EC077B.UVDATA.1

Freq = 4.7990 GHz, Bw = 32.000 MH No calibration applied and no bandpass applied

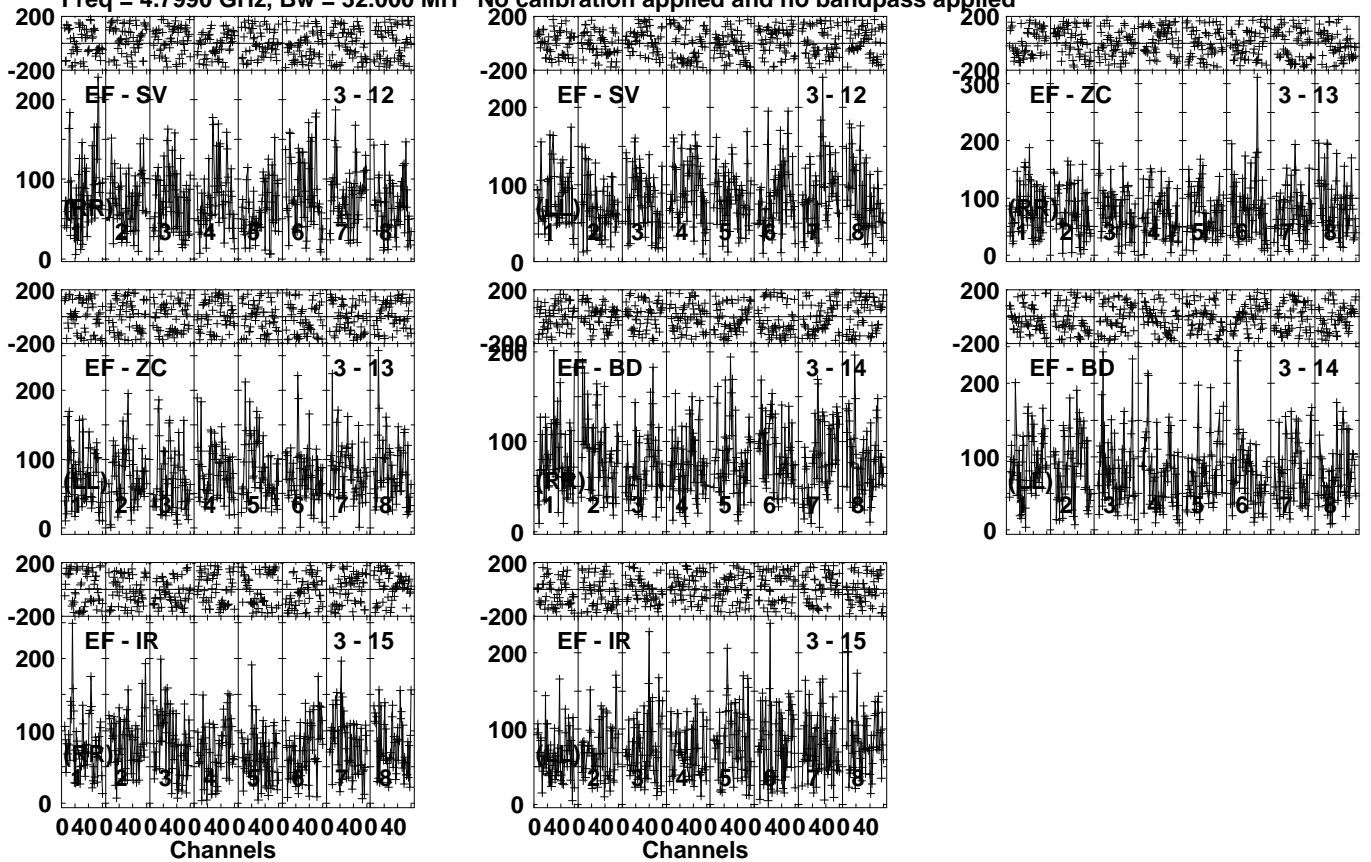


Lower frame: Micro Ampl Jy Top frame: Phas deg  
Vector averaged cross-power spectrum Several baselines displayed  
Timerange: 00/03:13:31 to 00/03:17:29

Plot file version 99 created 15-NOV-2021 12:12:06

LP349-25 EC077B.UVDATA.1

Freq = 4.7990 GHz, Bw = 32.000 MH No calibration applied and no bandpass applied



Lower frame: Micro Ampl Jy Top frame: Phas deg  
Vector averaged cross-power spectrum Several baselines displayed  
Timerange: 00/03:13:31 to 00/03:17:29

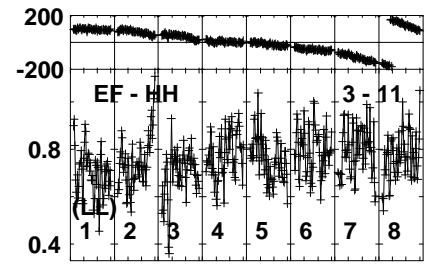
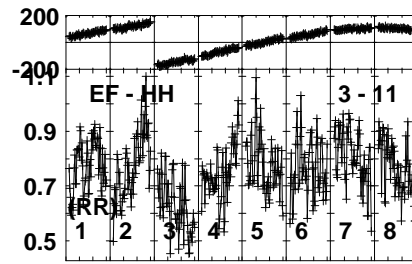
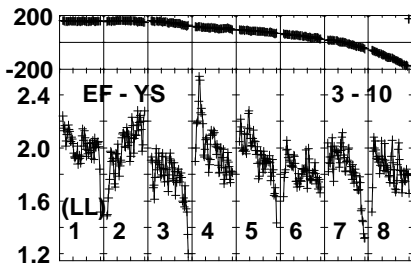
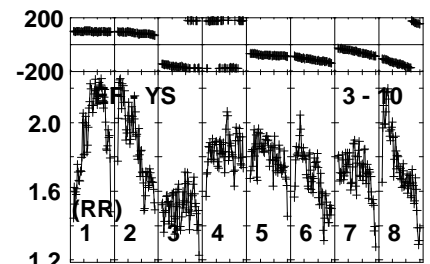
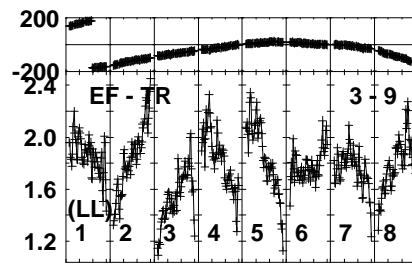
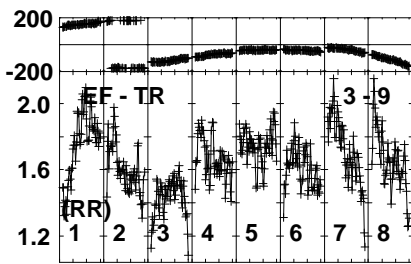
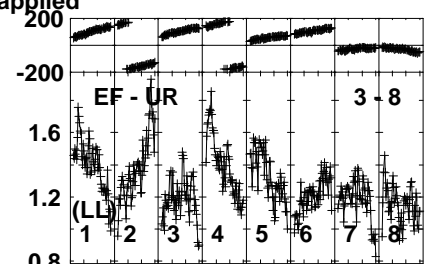
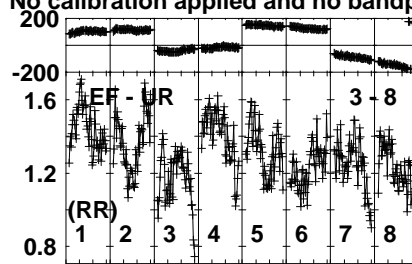
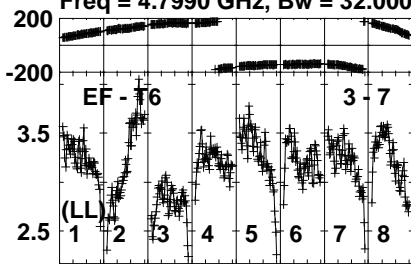


Plot file version 101 created 15-NOV-2021 12:12:07

J0037+2141 EC077B.UVDATA.1

Freq = 4.7990 GHz, Bw = 32.000 MH

No calibration applied and no bandpass applied



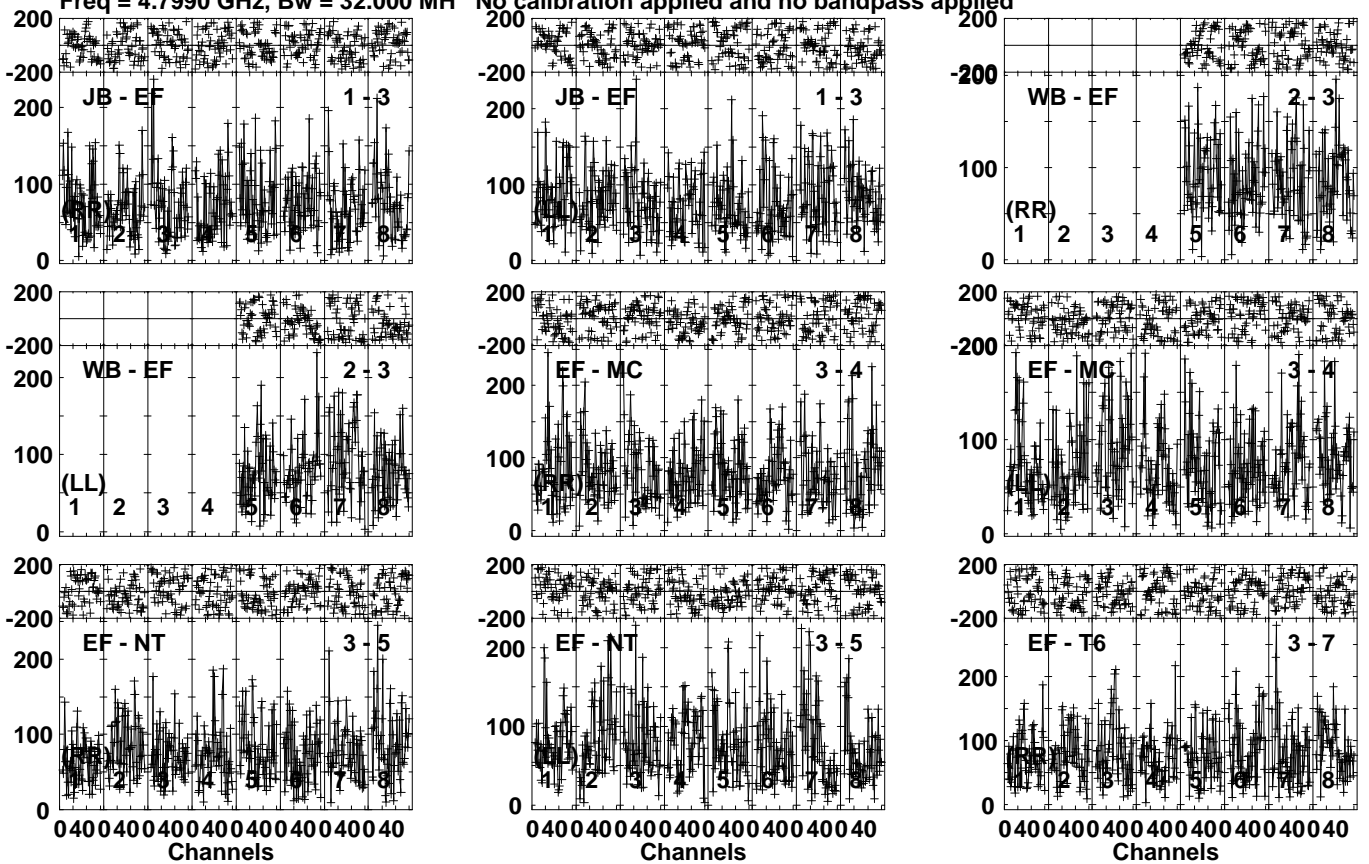
Lower frame: Milli Ampl Jy Top frame: Phas deg  
Vector averaged cross-power spectrum Several baselines displayed  
Timerange: 00/03:18:01 to 00/03:19:59



Plot file version 103 created 15-NOV-2021 12:12:07

LP349-25 EC077B.UVDATA.1

Freq = 4.7990 GHz, Bw = 32.000 MH No calibration applied and no bandpass applied

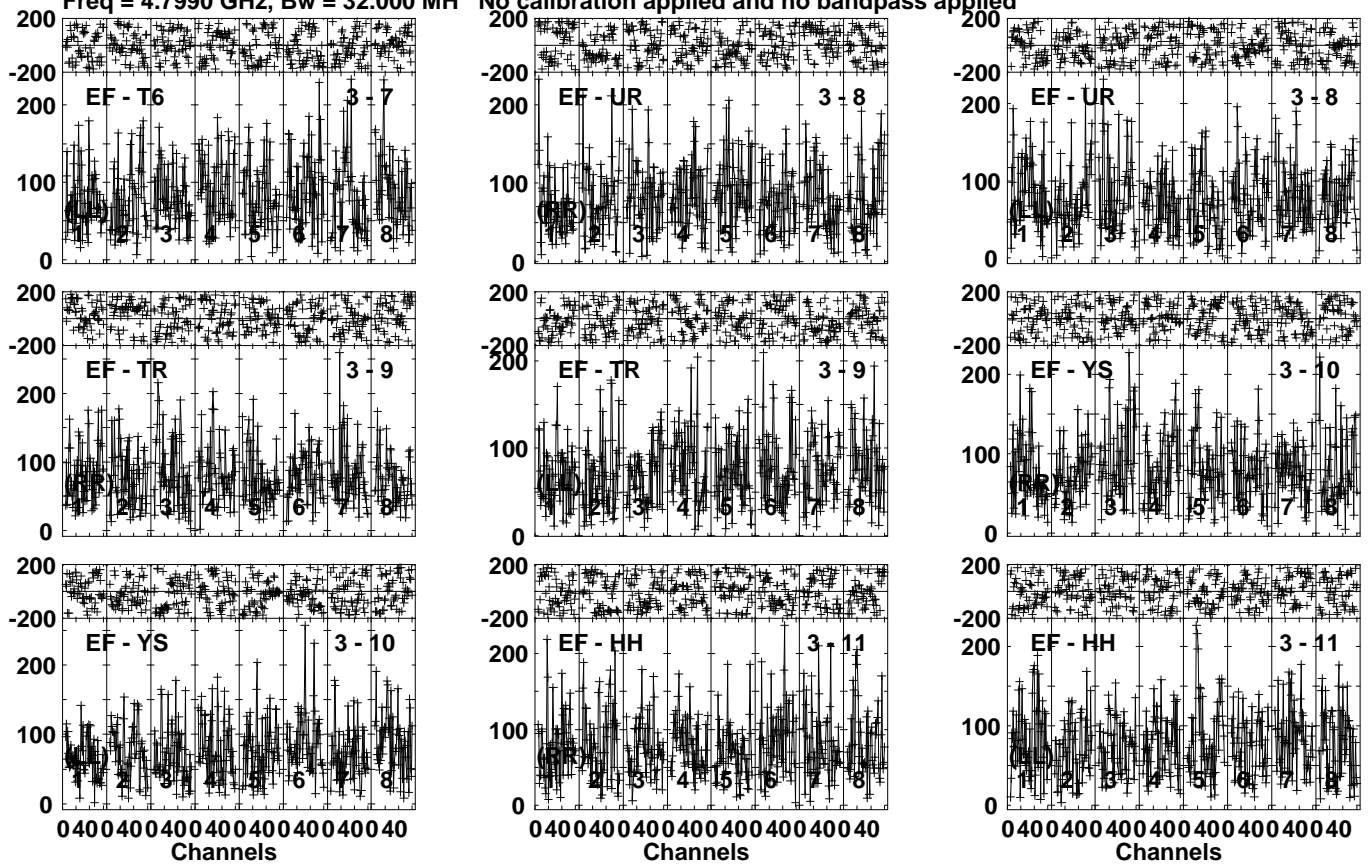


Lower frame: Micro Ampl Jy Top frame: Phas deg  
Vector averaged cross-power spectrum Several baselines displayed  
Timerange: 00/03:20:39 to 00/03:23:59

Plot file version 104 created 15-NOV-2021 12:12:07

LP349-25 EC077B.UVDATA.1

Freq = 4.7990 GHz, Bw = 32.000 MH No calibration applied and no bandpass applied



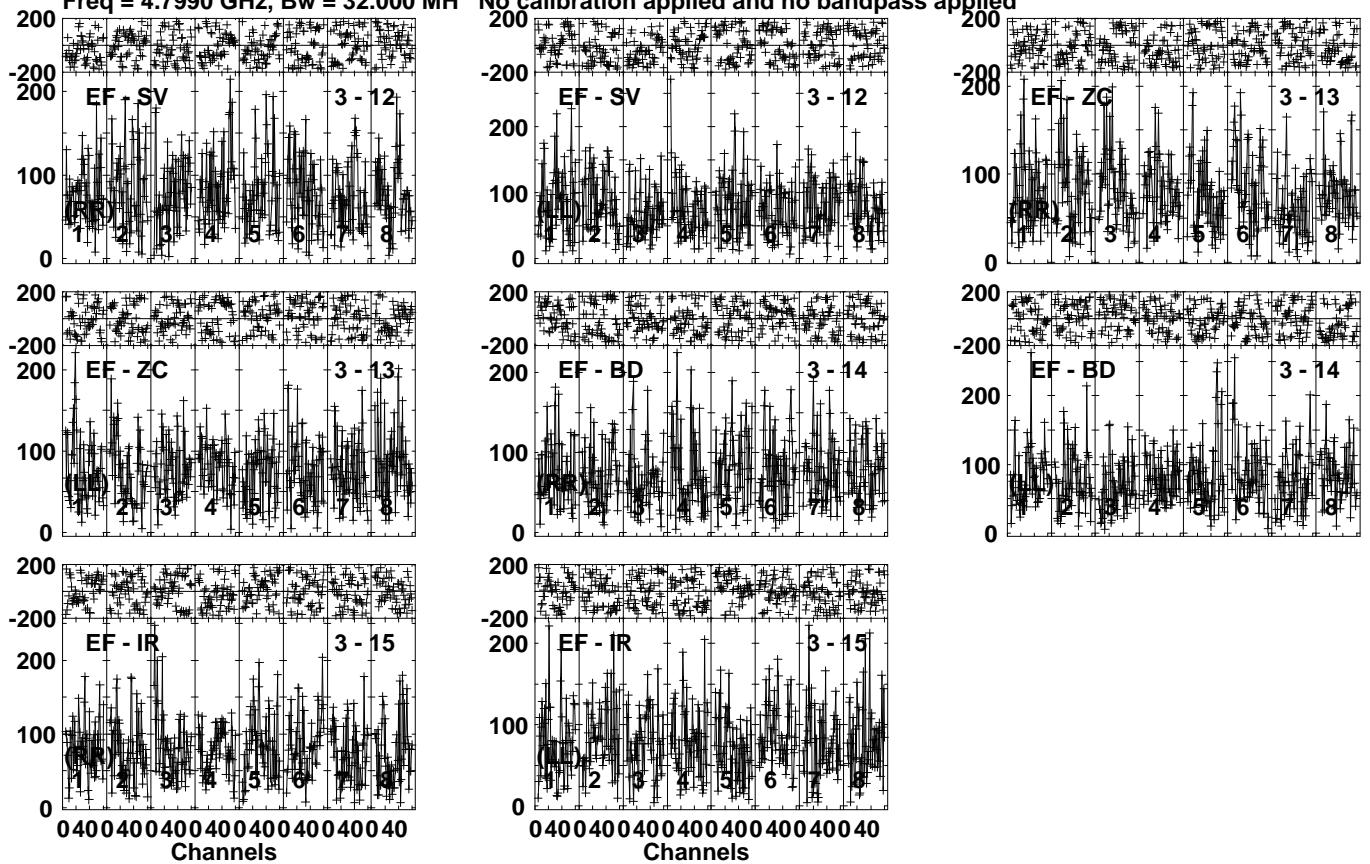
Lower frame: Micro Ampl Jy Top frame: Phas deg  
Vector averaged cross-power spectrum Several baselines displayed  
Timerange: 00/03:20:39 to 00/03:23:59



Plot file version 105 created 15-NOV-2021 12:12:07

LP349-25 EC077B.UVDATA.1

Freq = 4.7990 GHz, Bw = 32.000 MH No calibration applied and no bandpass applied



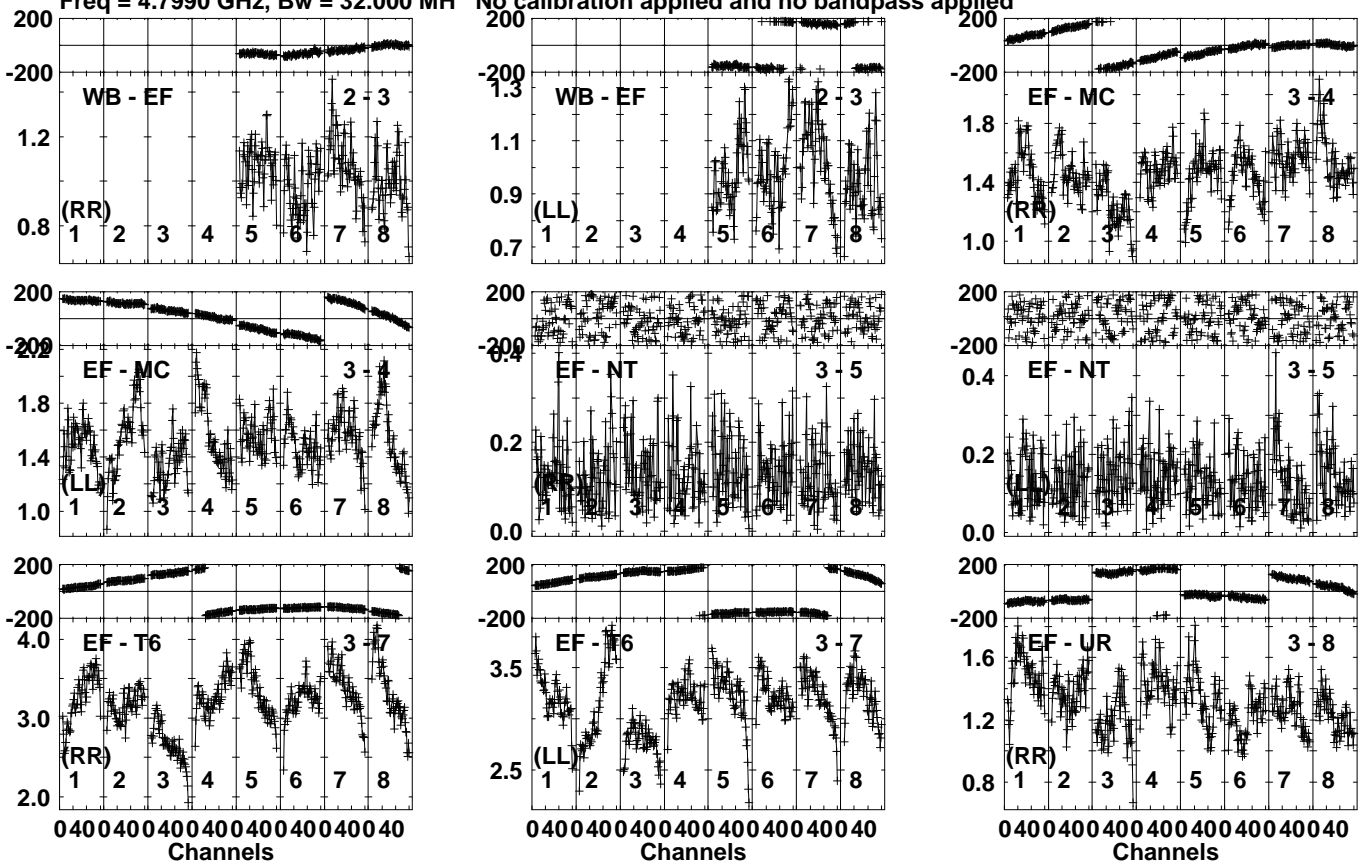
Lower frame: Micro Ampl Jy Top frame: Phas deg  
Vector averaged cross-power spectrum Several baselines displayed  
Timerange: 00/03:20:39 to 00/03:23:59

Plot file version 106 created 15-NOV-2021 12:12:07

J0037+2141 EC077B.UVDATA.1

Freq = 4.7990 GHz, Bw = 32.000 MH

No calibration applied and no bandpass applied



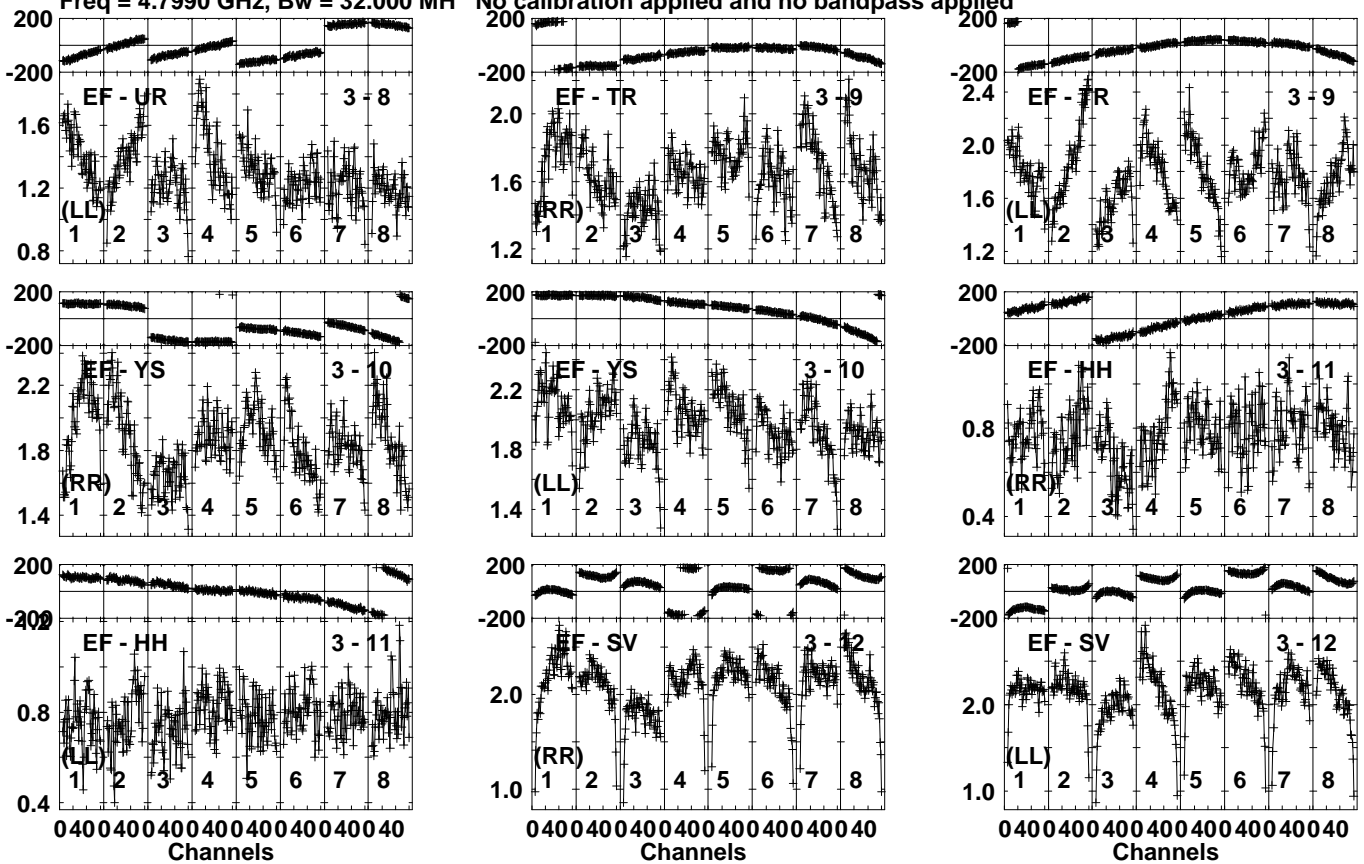
Lower frame: Milli Ampl Jy Top frame: Phas deg  
Vector averaged cross-power spectrum Several baselines displayed  
Timerange: 00/03:24:03 to 00/03:25:59

Plot file version 107 created 15-NOV-2021 12:12:07

J0037+2141 EC077B.UVDATA.1

Freq = 4.7990 GHz, Bw = 32.000 MH

No calibration applied and no bandpass applied



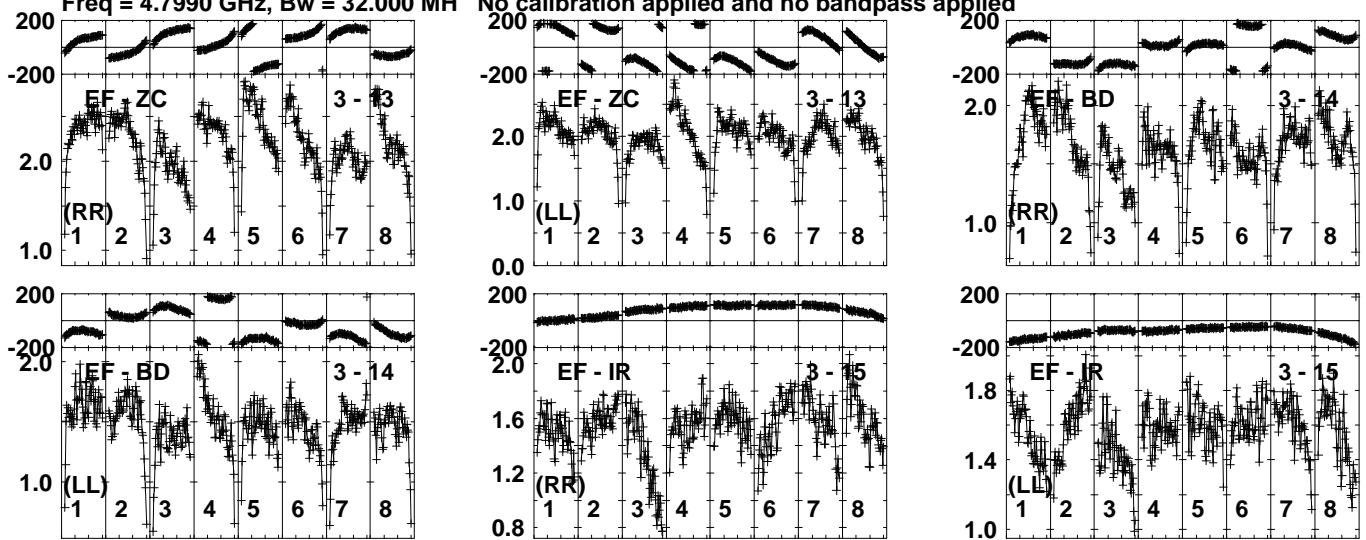
Lower frame: Milli Ampl Jy Top frame: Phas deg  
Vector averaged cross-power spectrum Several baselines displayed  
Timerange: 00/03:24:03 to 00/03:25:59

Plot file version 108 created 15-NOV-2021 12:12:08

J0037+2141 EC077B.UVDATA.1

Freq = 4.7990 GHz, Bw = 32.000 MH

No calibration applied and no bandpass applied

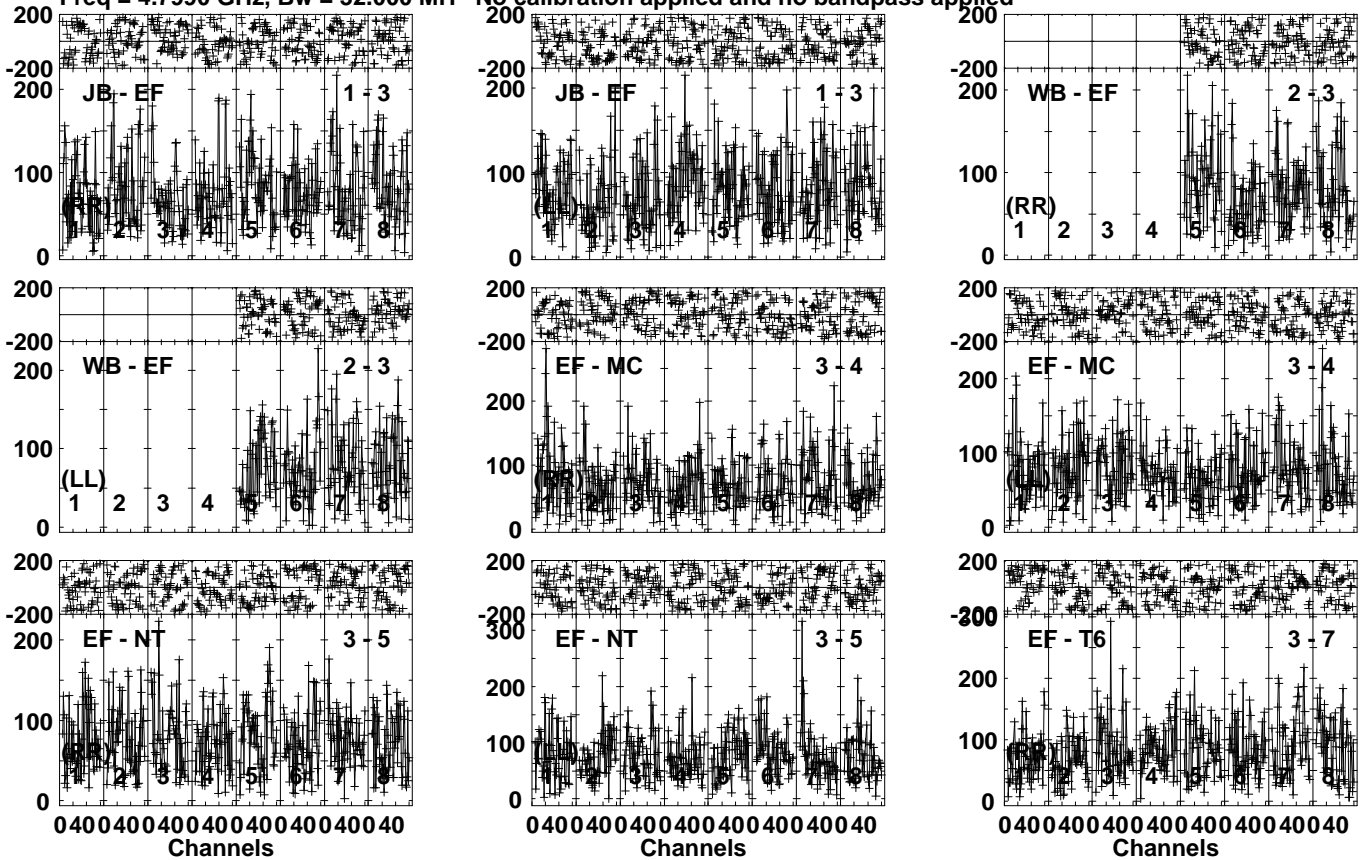


Lower frame: Milli Ampl Jy Top frame: Phas deg  
Vector averaged cross-power spectrum Several baselines displayed  
Timerange: 00/03:24:03 to 00/03:25:59

Plot file version 109 created 15-NOV-2021 12:12:08

LP349-25 EC077B.UVDATA.1

Freq = 4.7990 GHz, Bw = 32.000 MH No calibration applied and no bandpass applied

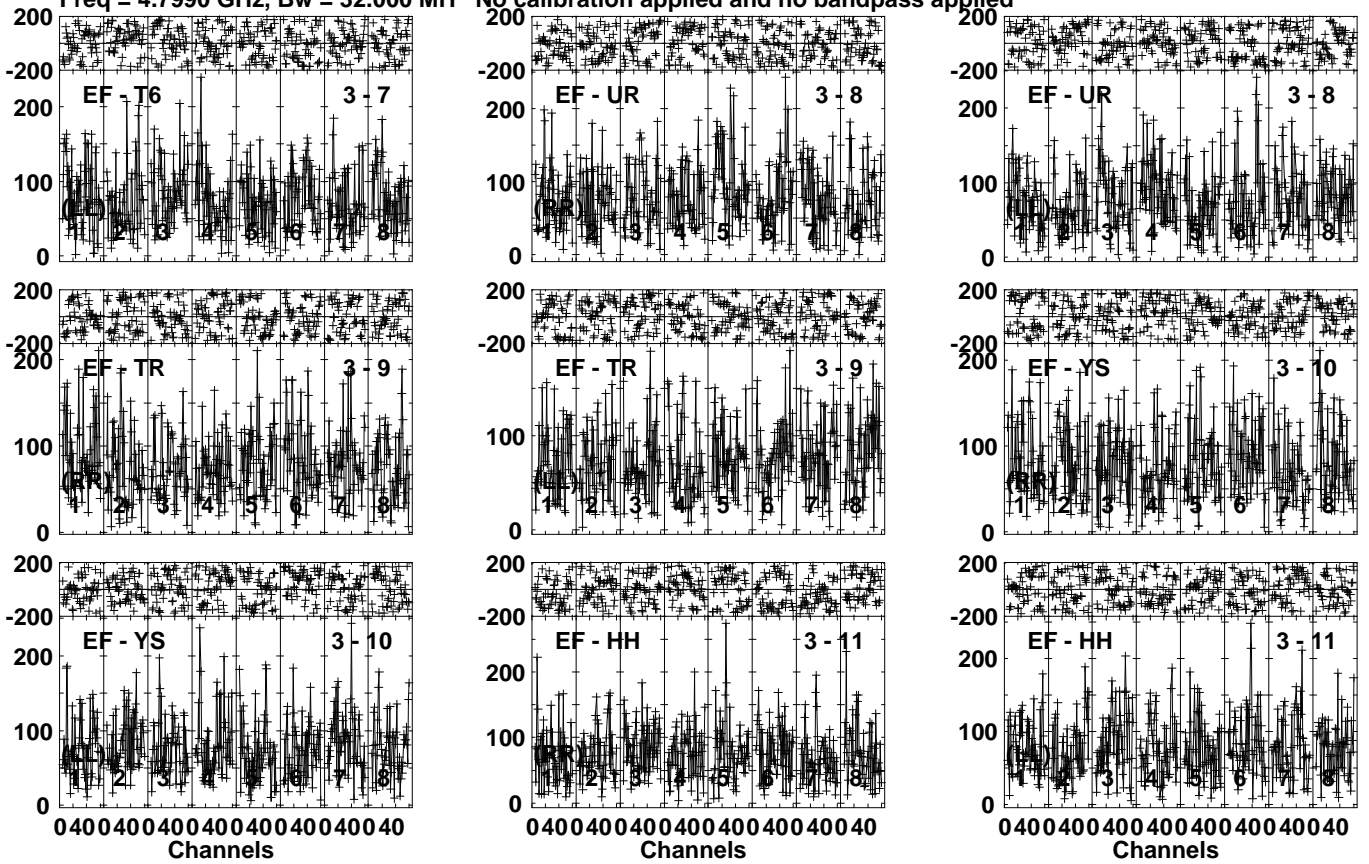


Lower frame: Micro Ampl Jy Top frame: Phas deg  
Vector averaged cross-power spectrum Several baselines displayed  
Timerange: 00/03:26:01 to 00/03:29:59

Plot file version 110 created 15-NOV-2021 12:12:08

LP349-25 EC077B.UVDATA.1

Freq = 4.7990 GHz, Bw = 32.000 MH No calibration applied and no bandpass applied

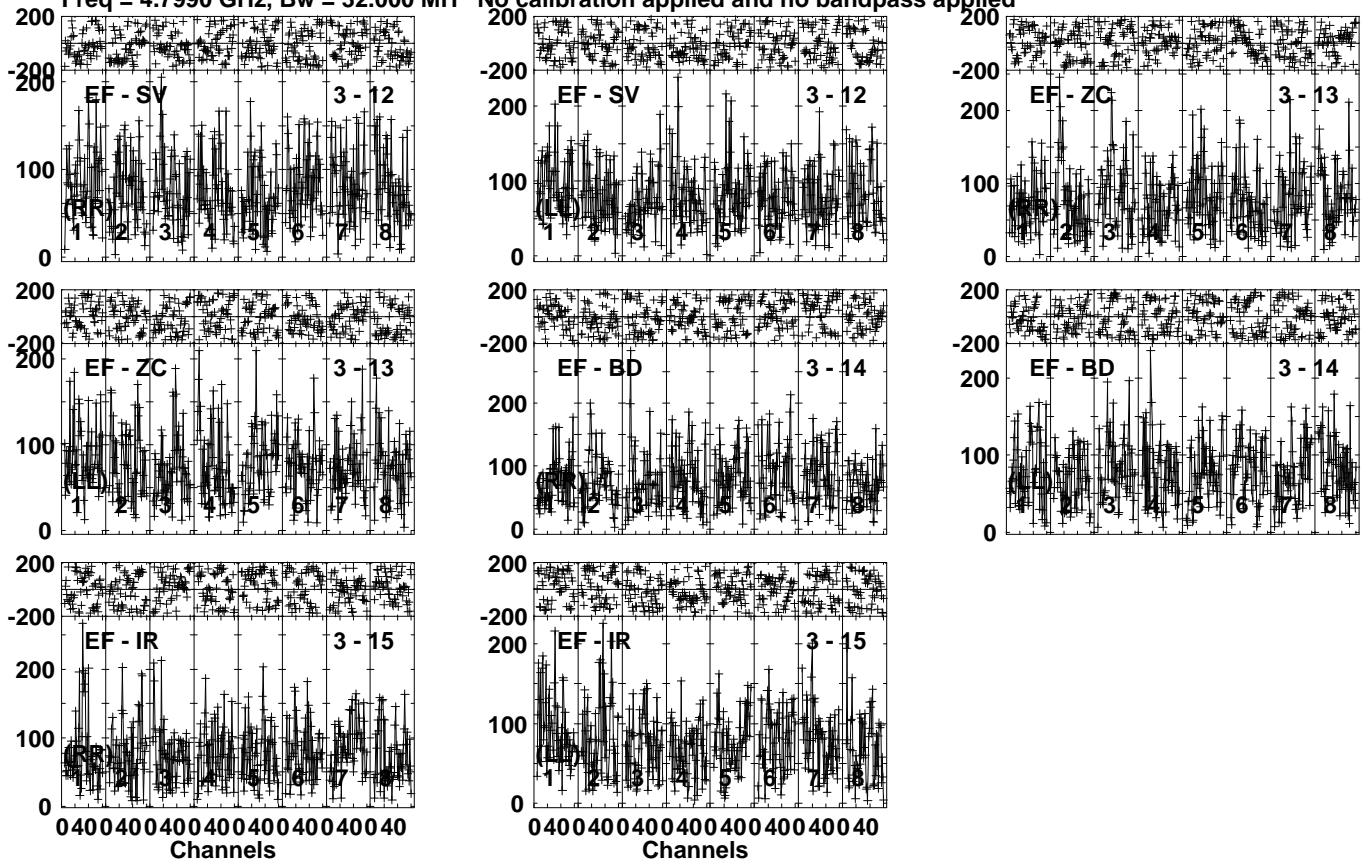


Lower frame: Micro Ampl Jy Top frame: Phas deg  
Vector averaged cross-power spectrum Several baselines displayed  
Timerange: 00/03:26:01 to 00/03:29:59

Plot file version 111 created 15-NOV-2021 12:12:08

LP349-25 EC077B.UVDATA.1

Freq = 4.7990 GHz, Bw = 32.000 MH No calibration applied and no bandpass applied

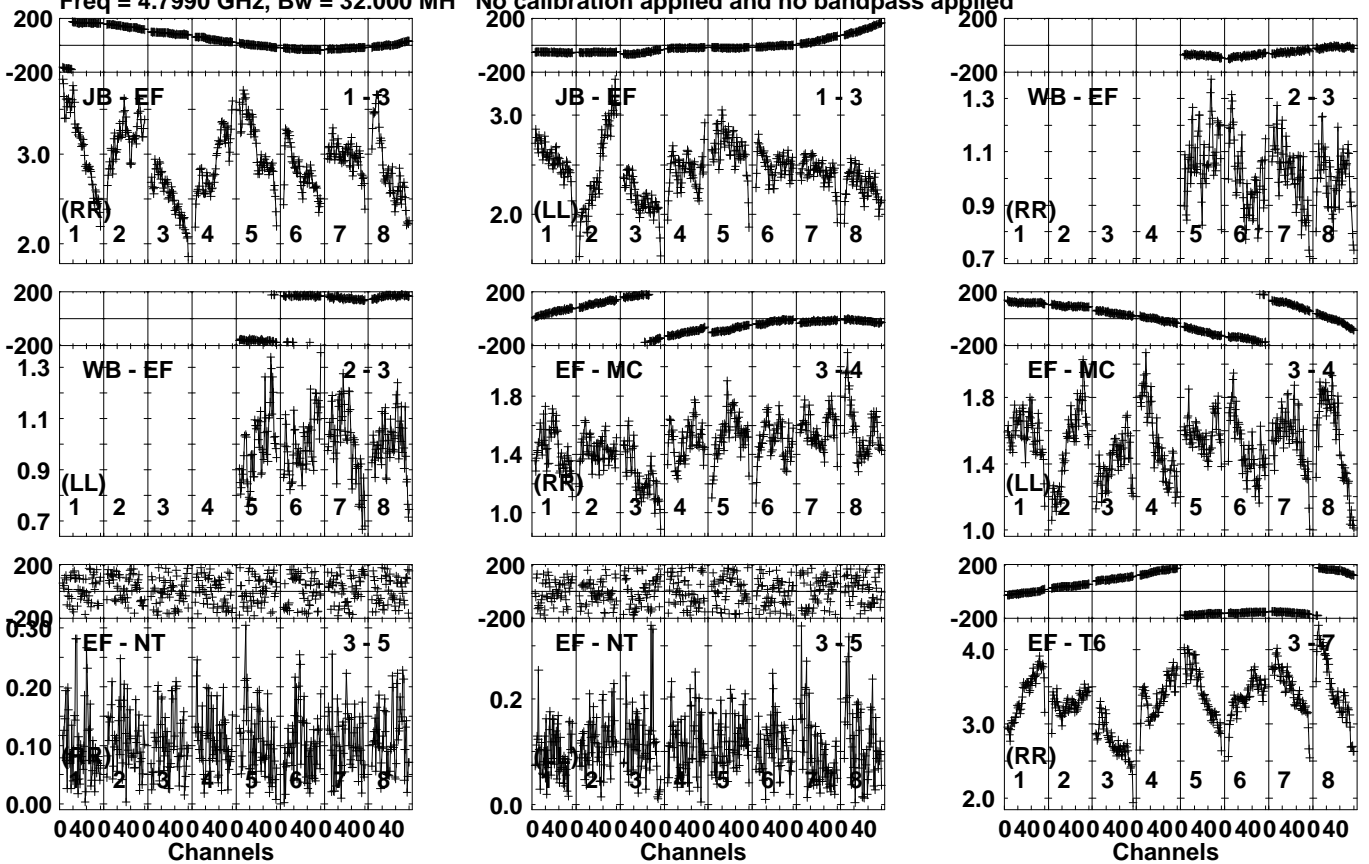


Lower frame: Micro Ampl Jy Top frame: Phas deg  
Vector averaged cross-power spectrum Several baselines displayed  
Timerange: 00/03:26:01 to 00/03:29:59

Plot file version 112 created 15-NOV-2021 12:12:08

J0037+2141 EC077B.UVDATA.1

Freq = 4.7990 GHz, Bw = 32.000 MH No calibration applied and no bandpass applied



Lower frame: Milli Ampl Jy Top frame: Phas deg  
Vector averaged cross-power spectrum Several baselines displayed  
Timerange: 00/03:30:31 to 00/03:32:29

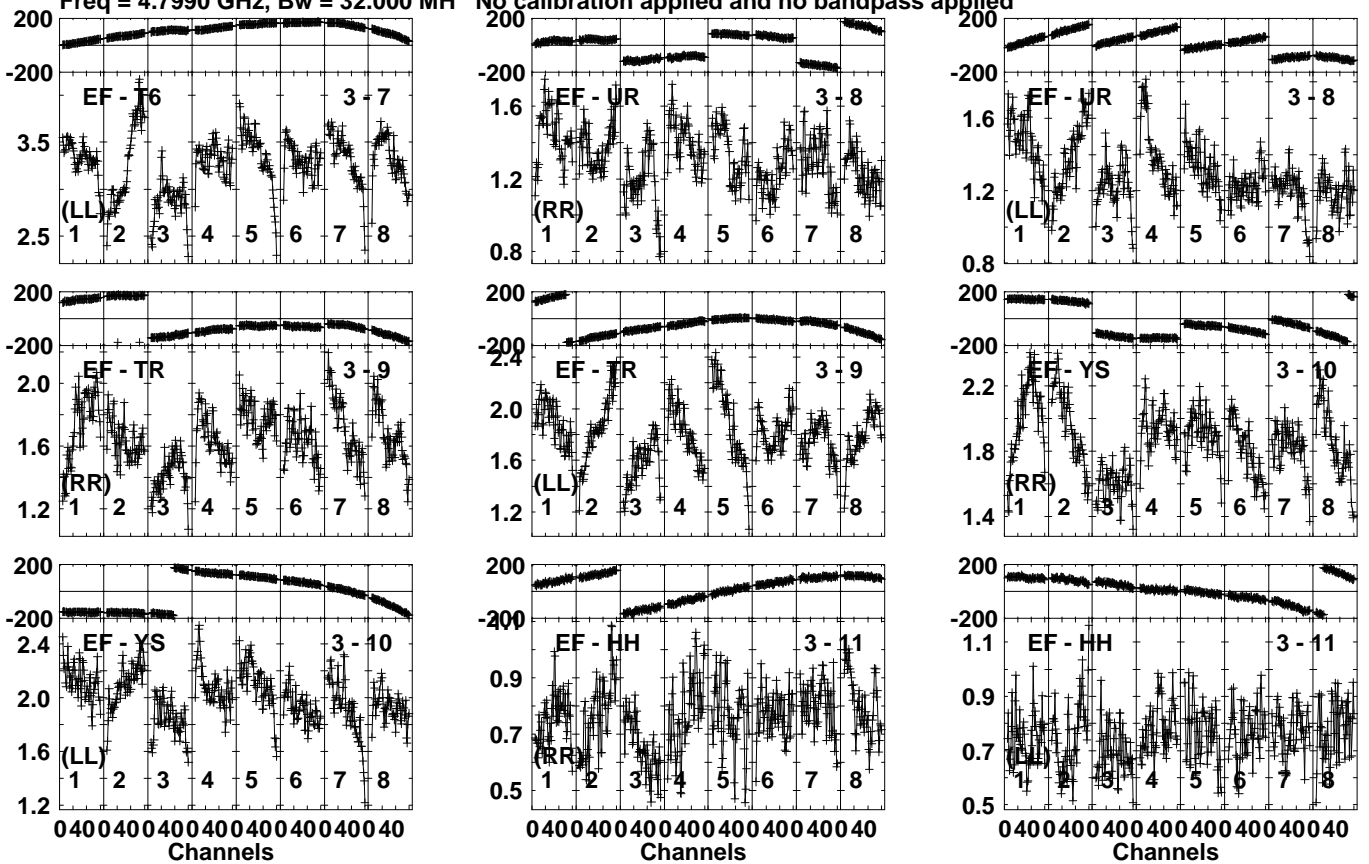


Plot file version 113 created 15-NOV-2021 12:12:08

J0037+2141 EC077B.UVDATA.1

Freq = 4.7990 GHz, Bw = 32.000 MH

No calibration applied and no bandpass applied



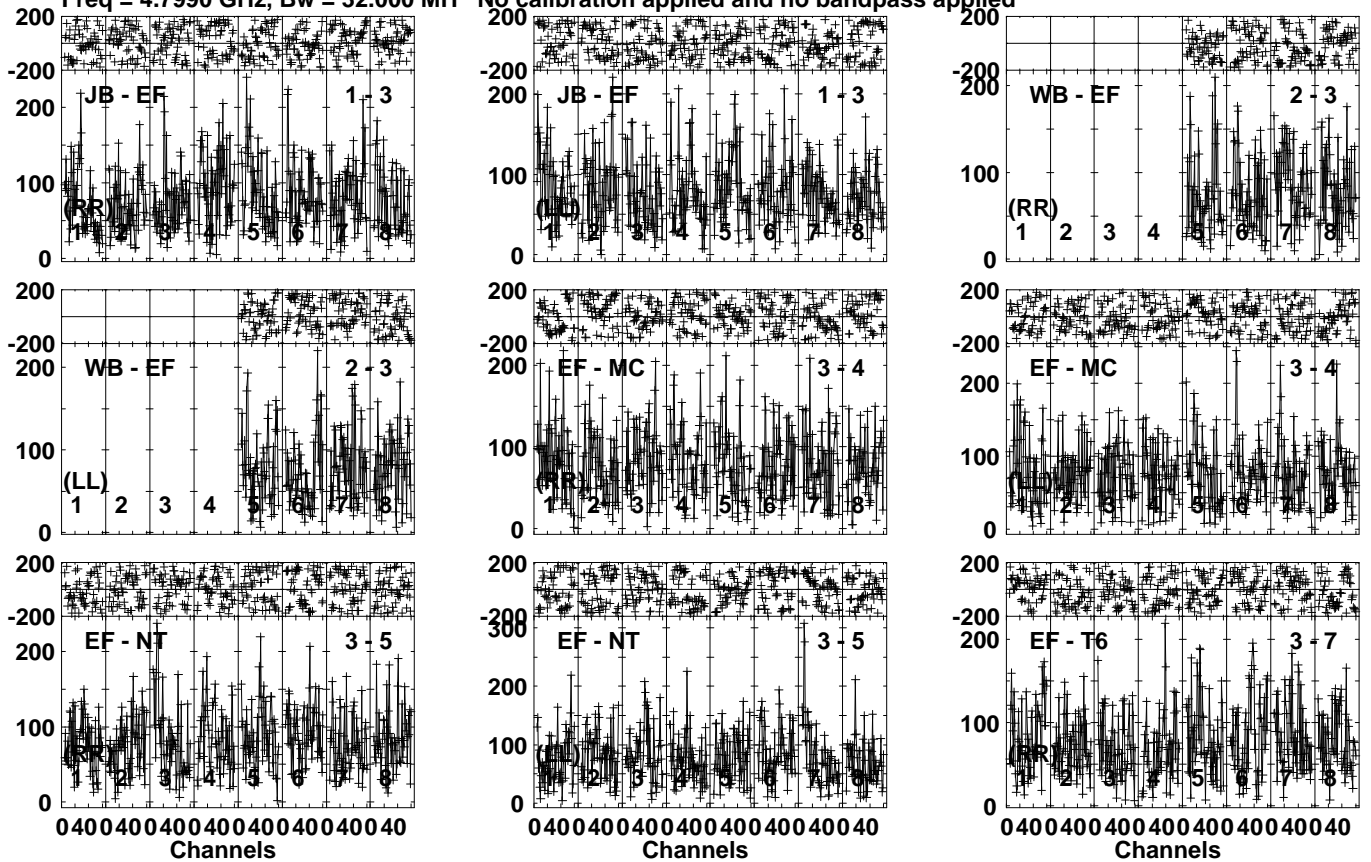
Lower frame: Milli Ampl Jy Top frame: Phas deg  
Vector averaged cross-power spectrum Several baselines displayed  
Timerange: 00/03:30:31 to 00/03:32:29



Plot file version 115 created 15-NOV-2021 12:12:08

LP349-25 EC077B.UVDATA.1

Freq = 4.7990 GHz, Bw = 32.000 MH No calibration applied and no bandpass applied

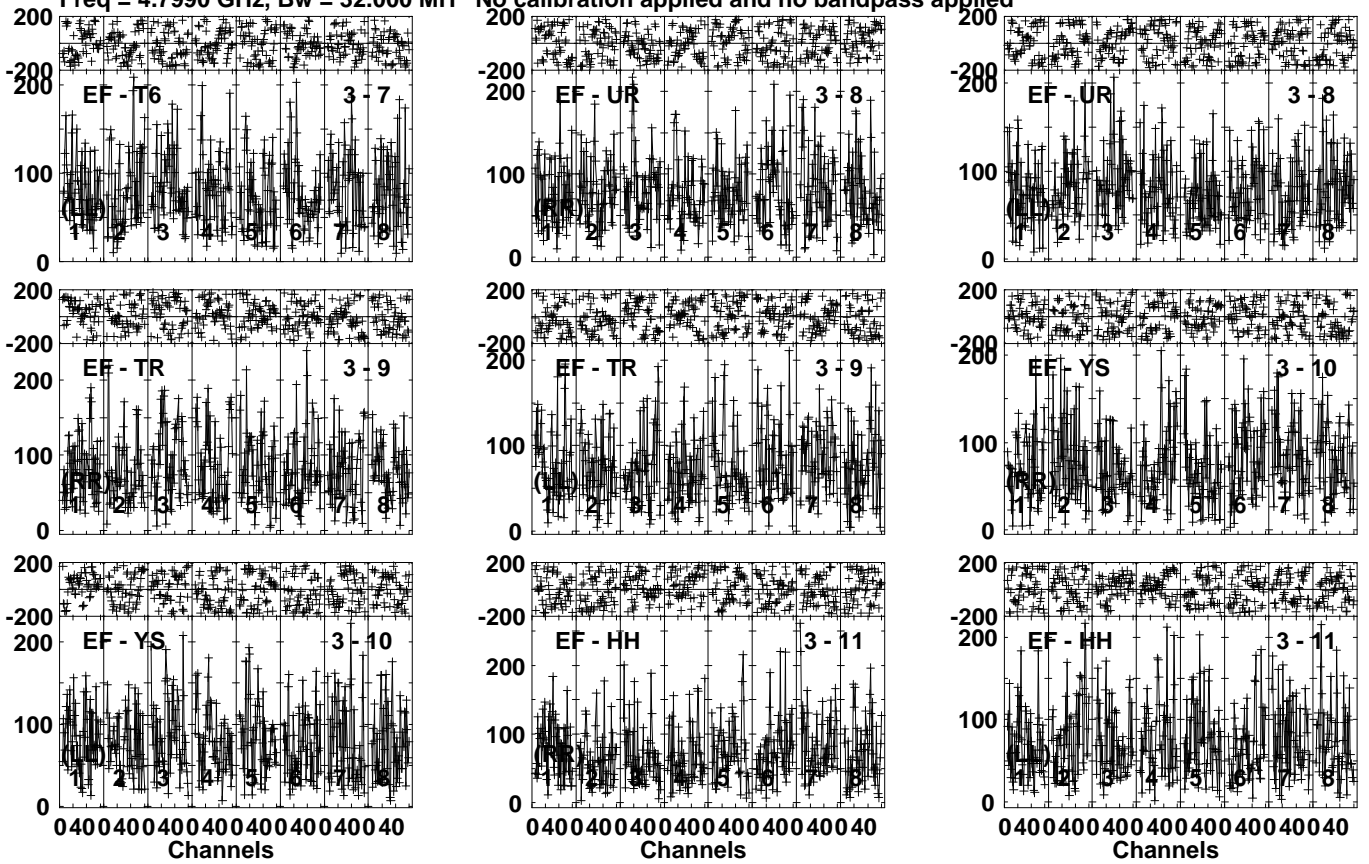


Lower frame: Micro Ampl Jy Top frame: Phas deg  
Vector averaged cross-power spectrum Several baselines displayed  
Timerange: 00/03:33:09 to 00/03:36:29

Plot file version 116 created 15-NOV-2021 12:12:08

LP349-25 EC077B.UVDATA.1

Freq = 4.7990 GHz, Bw = 32.000 MH No calibration applied and no bandpass applied

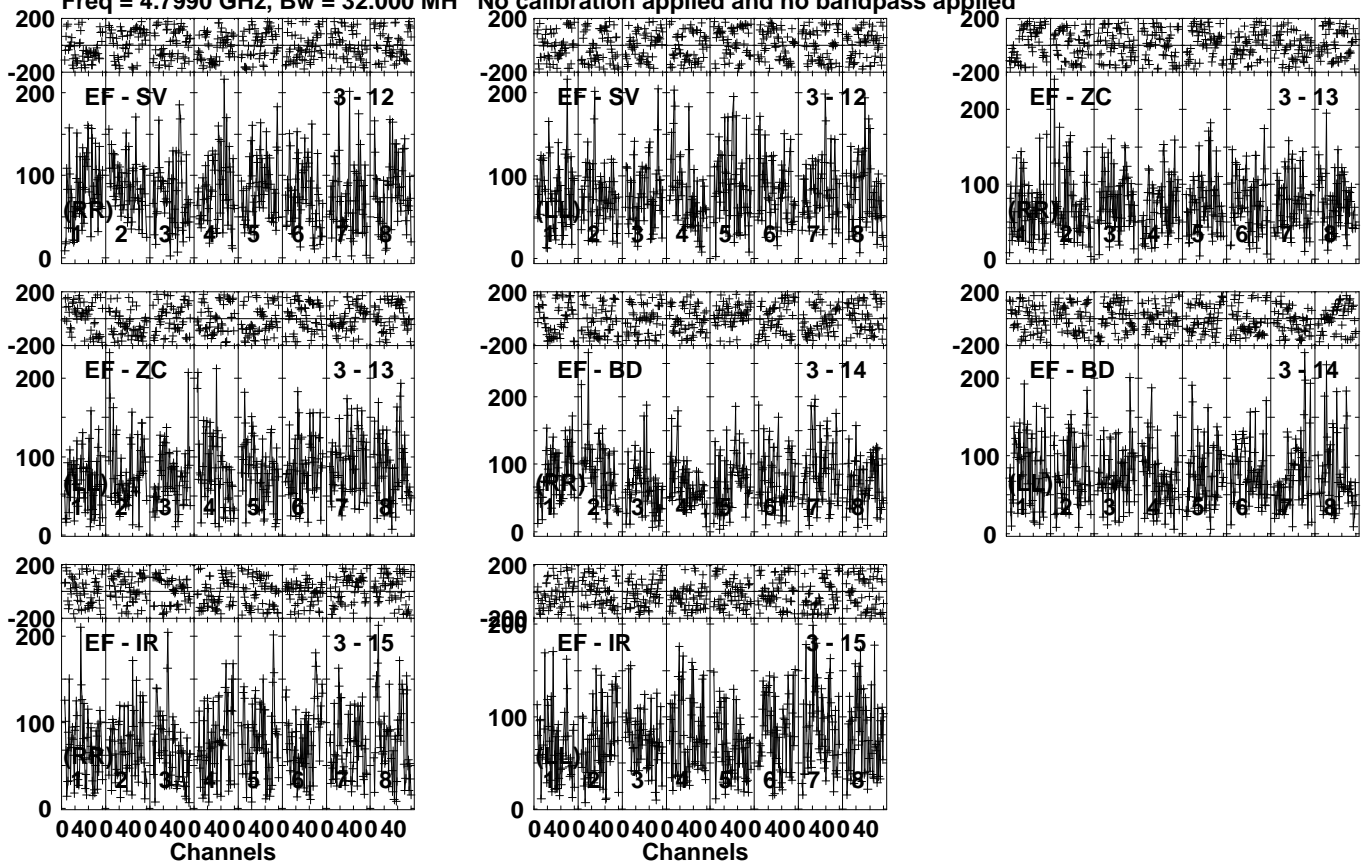


Lower frame: Micro Ampl Jy Top frame: Phas deg  
Vector averaged cross-power spectrum Several baselines displayed  
Timerange: 00/03:33:09 to 00/03:36:29

Plot file version 117 created 15-NOV-2021 12:12:09

LP349-25 EC077B.UVDATA.1

Freq = 4.7990 GHz, Bw = 32.000 MH No calibration applied and no bandpass applied



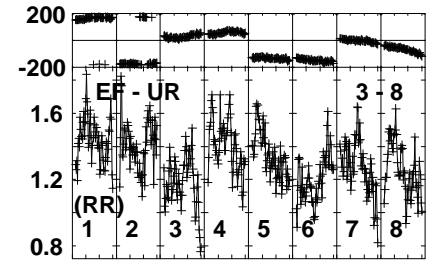
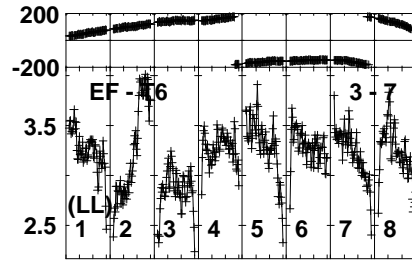
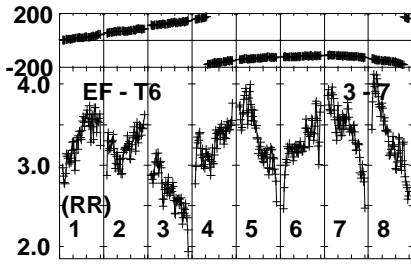
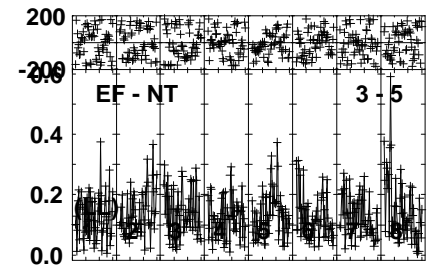
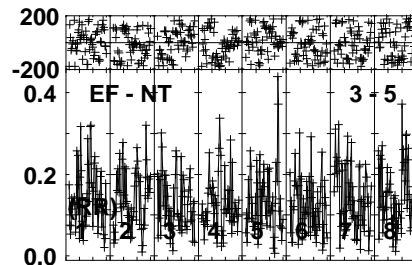
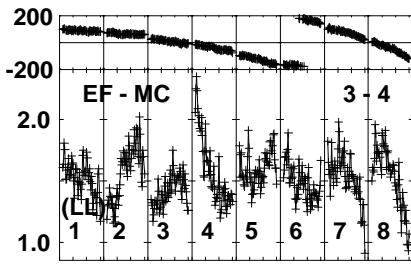
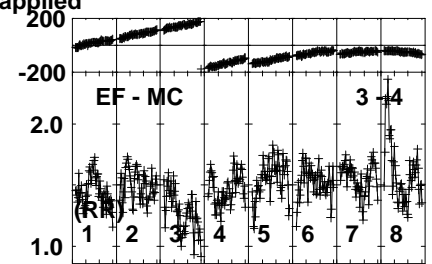
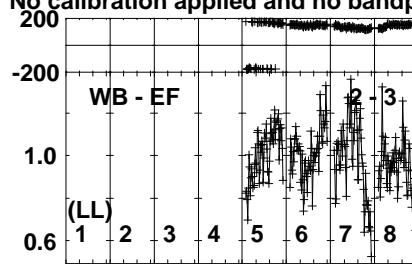
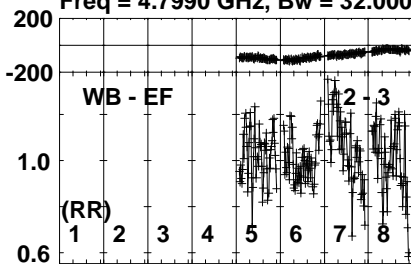
Lower frame: Micro Ampl Jy Top frame: Phas deg  
Vector averaged cross-power spectrum Several baselines displayed  
Timerange: 00/03:33:09 to 00/03:36:29

Plot file version 118 created 15-NOV-2021 12:12:09

J0037+2141 EC077B.UVDATA.1

Freq = 4.7990 GHz, Bw = 32.000 MH

No calibration applied and no bandpass applied



040040040040040040040040  
Channels

040040040040040040040040  
Channels

040040040040040040040040  
Channels

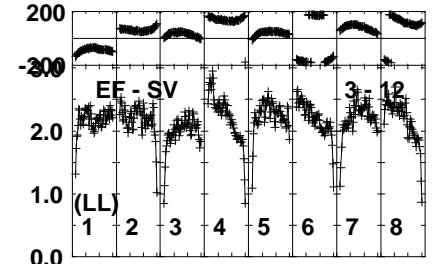
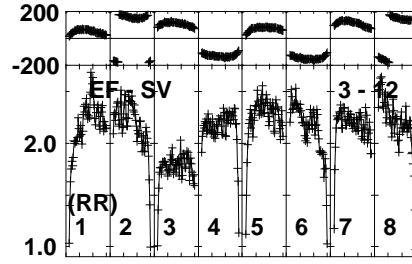
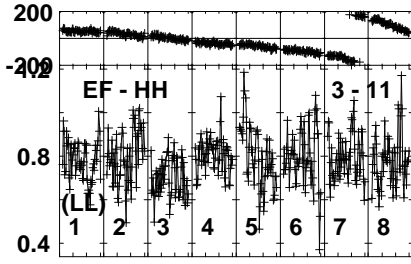
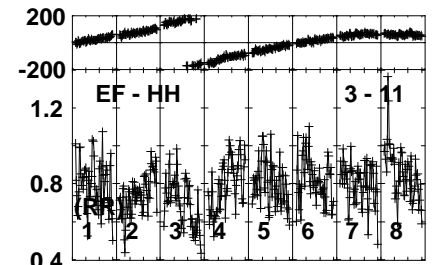
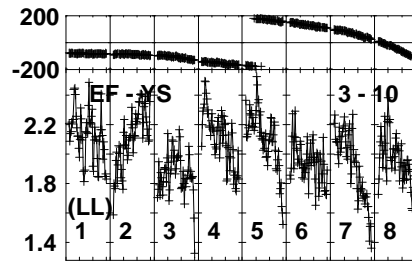
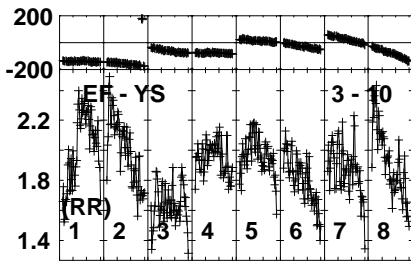
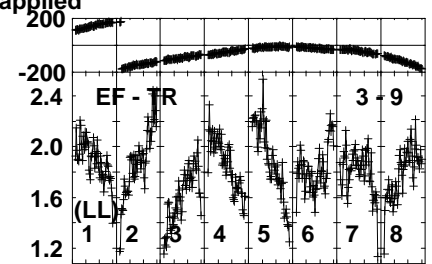
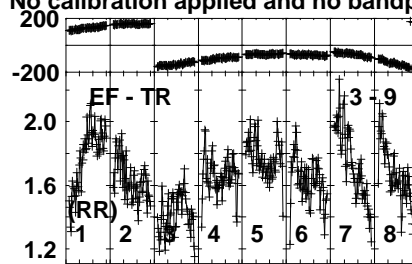
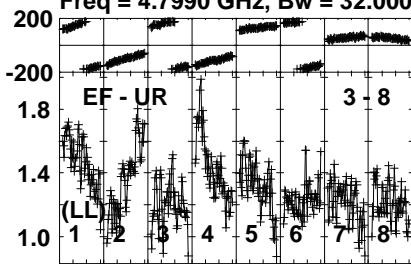
Lower frame: Milli Ampl Jy Top frame: Phas deg  
Vector averaged cross-power spectrum Several baselines displayed  
Timerange: 00/03:36:33 to 00/03:38:29

Plot file version 119 created 15-NOV-2021 12:12:09

J0037+2141 EC077B.UVDATA.1

Freq = 4.7990 GHz, Bw = 32.000 MH

No calibration applied and no bandpass applied



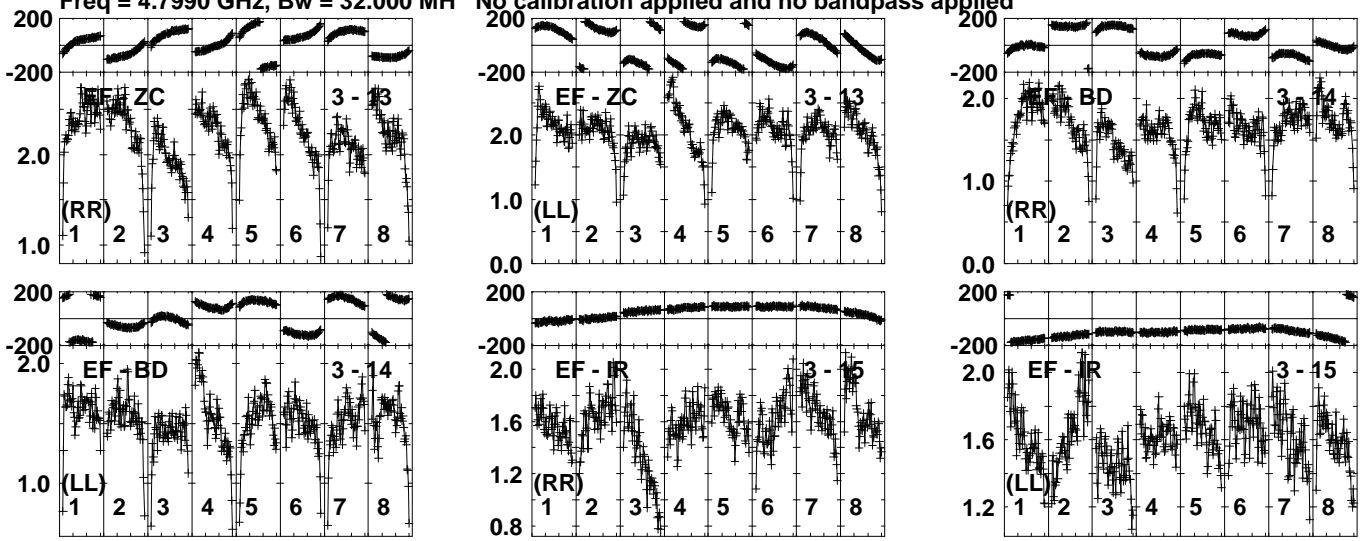
Lower frame: Milli Ampl Jy Top frame: Phas deg  
Vector averaged cross-power spectrum Several baselines displayed  
Timerange: 00/03:36:33 to 00/03:38:29

Plot file version 120 created 15-NOV-2021 12:12:09

J0037+2141 EC077B.UVDATA.1

Freq = 4.7990 GHz, Bw = 32.000 MH

No calibration applied and no bandpass applied



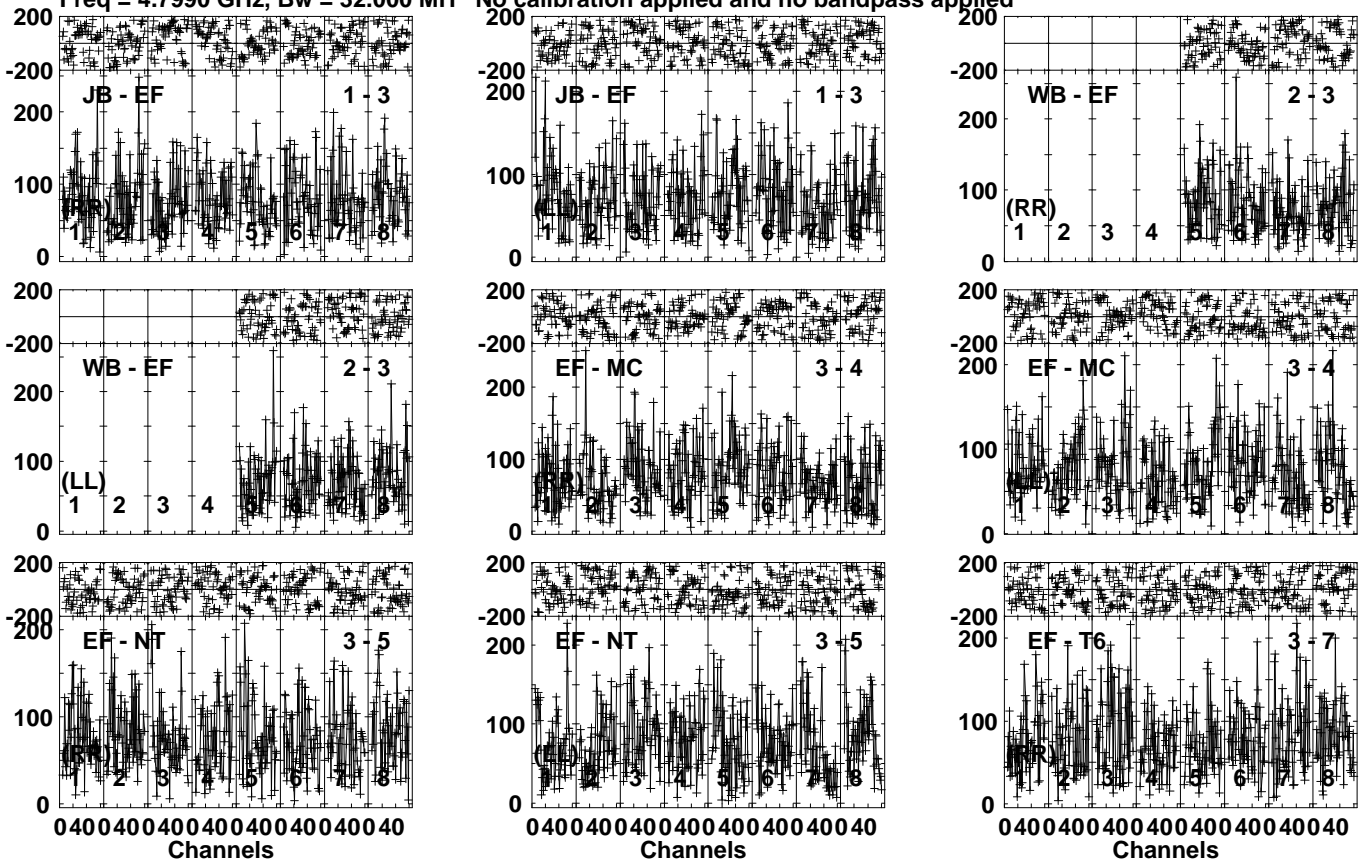
Lower frame: Milli Ampl Jy Top frame: Phas deg  
Vector averaged cross-power spectrum Several baselines displayed  
Timerange: 00/03:36:33 to 00/03:38:29



Plot file version 121 created 15-NOV-2021 12:12:09

LP349-25 EC077B.UVDATA.1

Freq = 4.7990 GHz, Bw = 32.000 MH No calibration applied and no bandpass applied

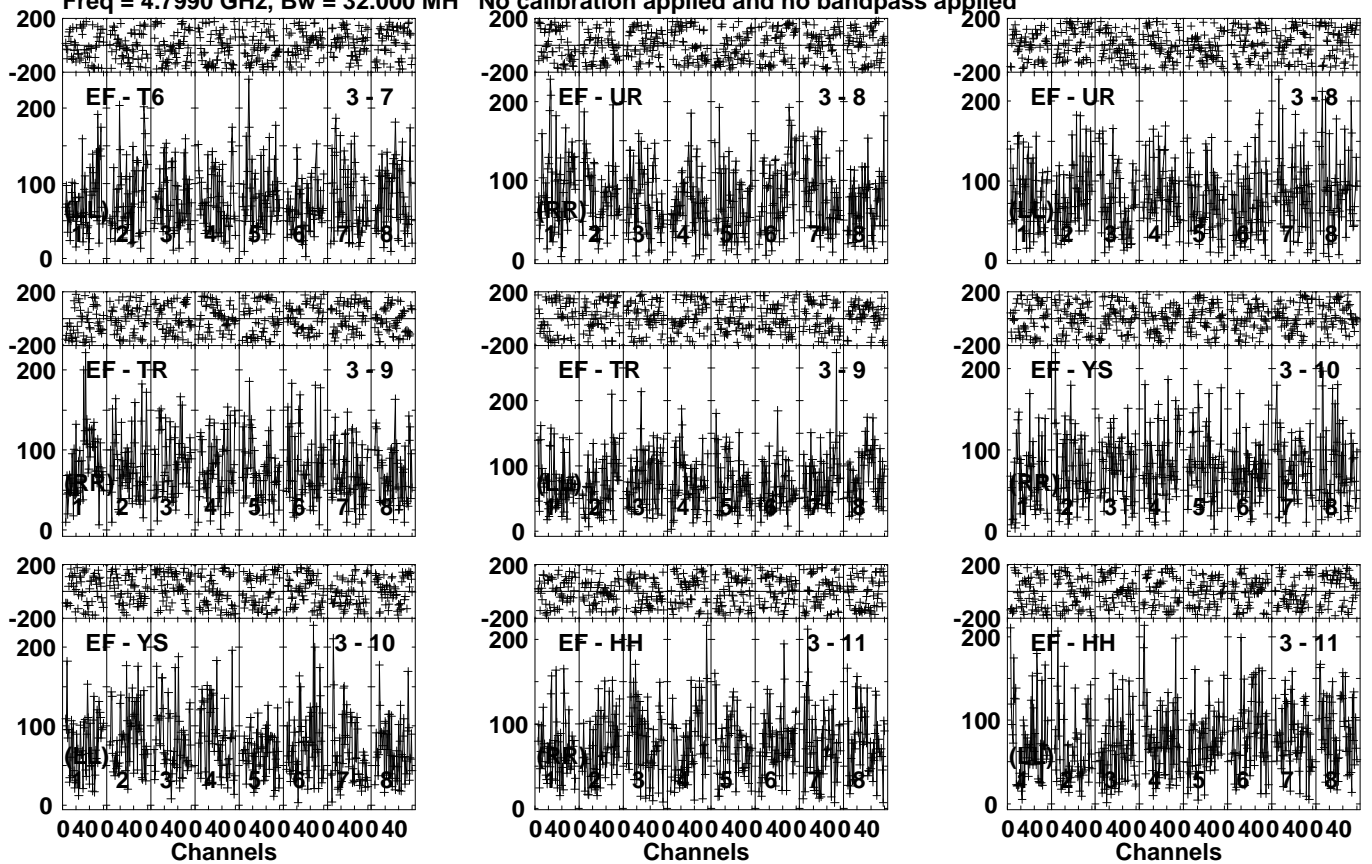


Lower frame: Micro Ampl Jy Top frame: Phas deg  
Vector averaged cross-power spectrum Several baselines displayed  
Timerange: 00/03:38:31 to 00/03:42:29

Plot file version 122 created 15-NOV-2021 12:12:09

LP349-25 EC077B.UVDATA.1

Freq = 4.7990 GHz, Bw = 32.000 MH No calibration applied and no bandpass applied

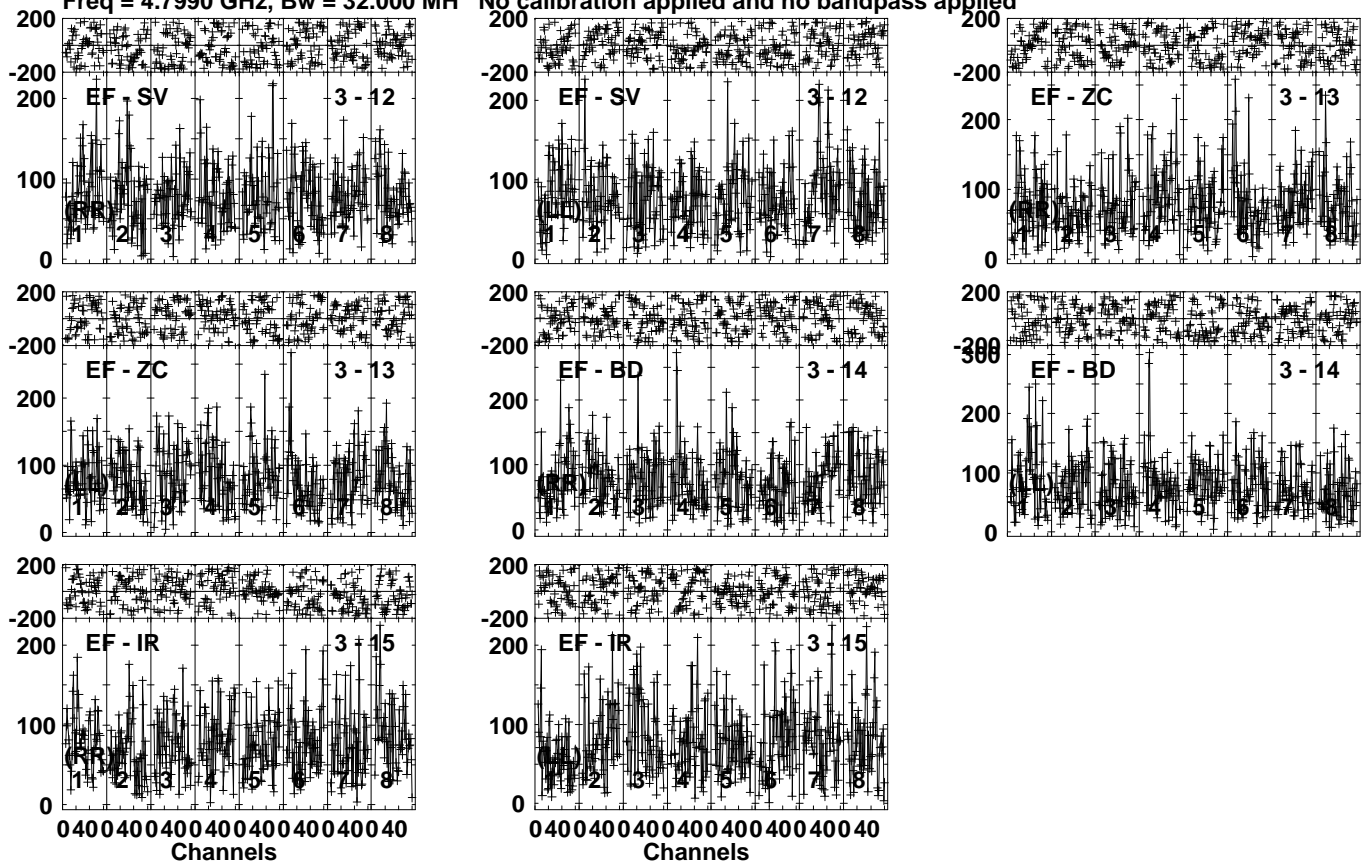


Lower frame: Micro Ampl Jy Top frame: Phas deg  
Vector averaged cross-power spectrum Several baselines displayed  
Timerange: 00/03:38:31 to 00/03:42:29

Plot file version 123 created 15-NOV-2021 12:12:10

LP349-25 EC077B.UVDATA.1

Freq = 4.7990 GHz, Bw = 32.000 MH No calibration applied and no bandpass applied

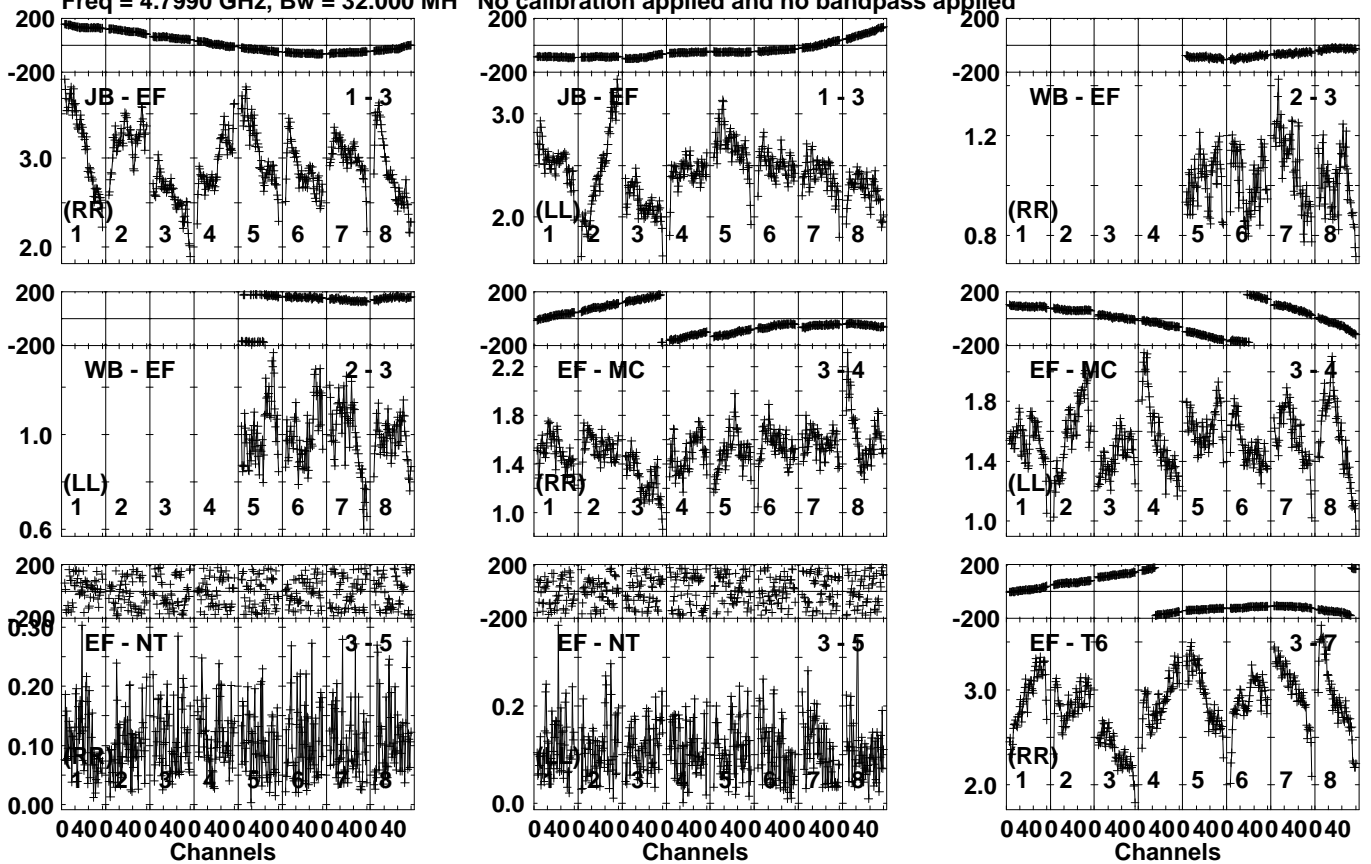


Lower frame: Micro Ampl Jy Top frame: Phas deg  
Vector averaged cross-power spectrum Several baselines displayed  
Timerange: 00/03:38:31 to 00/03:42:29

Plot file version 124 created 15-NOV-2021 12:12:10

J0037+2141 EC077B.UVDATA.1

Freq = 4.7990 GHz, Bw = 32.000 MH No calibration applied and no bandpass applied



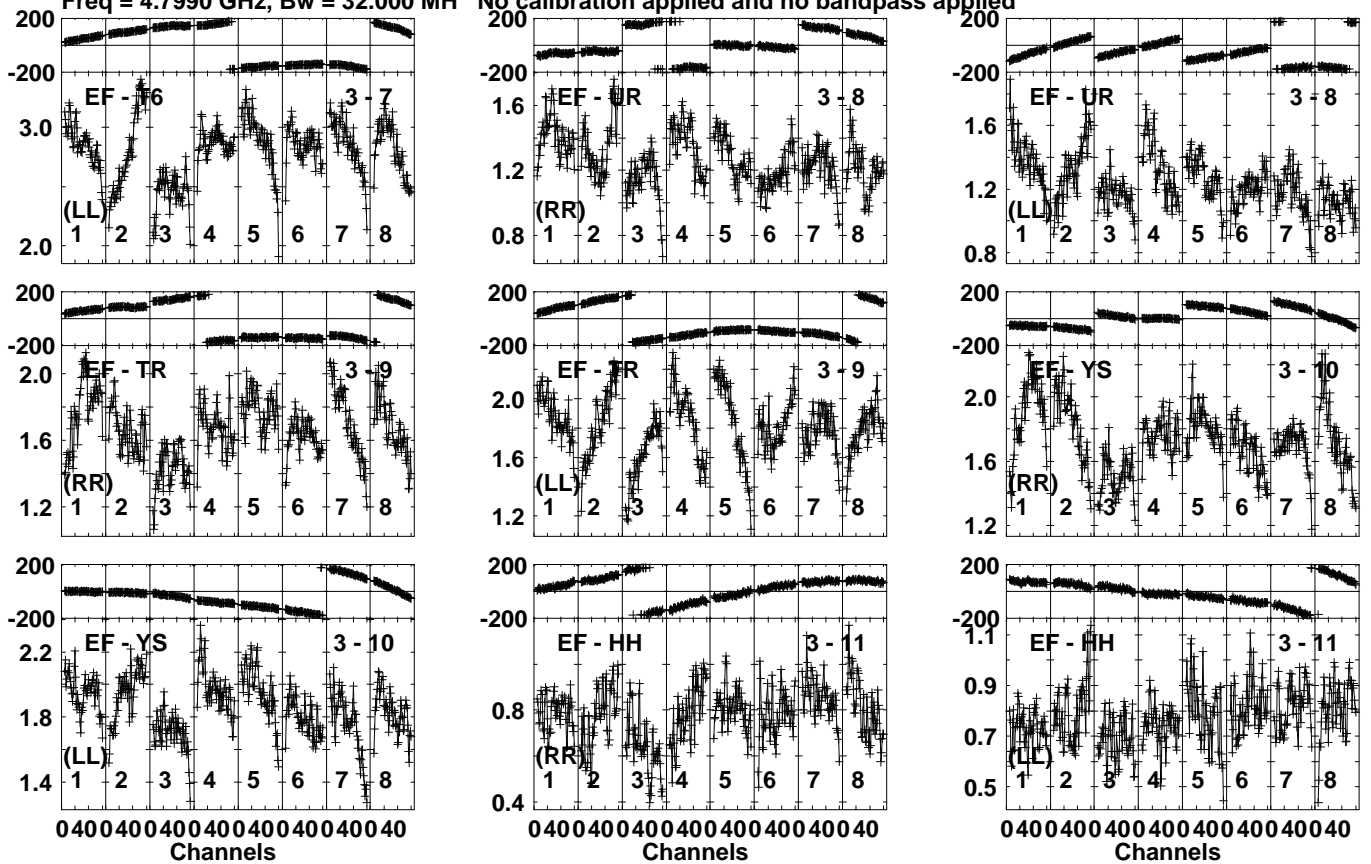
Lower frame: Milli Ampl Jy Top frame: Phas deg  
Vector averaged cross-power spectrum Several baselines displayed  
Timerange: 00/03:43:01 to 00/03:44:59

Plot file version 125 created 15-NOV-2021 12:12:10

J0037+2141 EC077B.UVDATA.1

Freq = 4.7990 GHz, Bw = 32.000 MH

No calibration applied and no bandpass applied

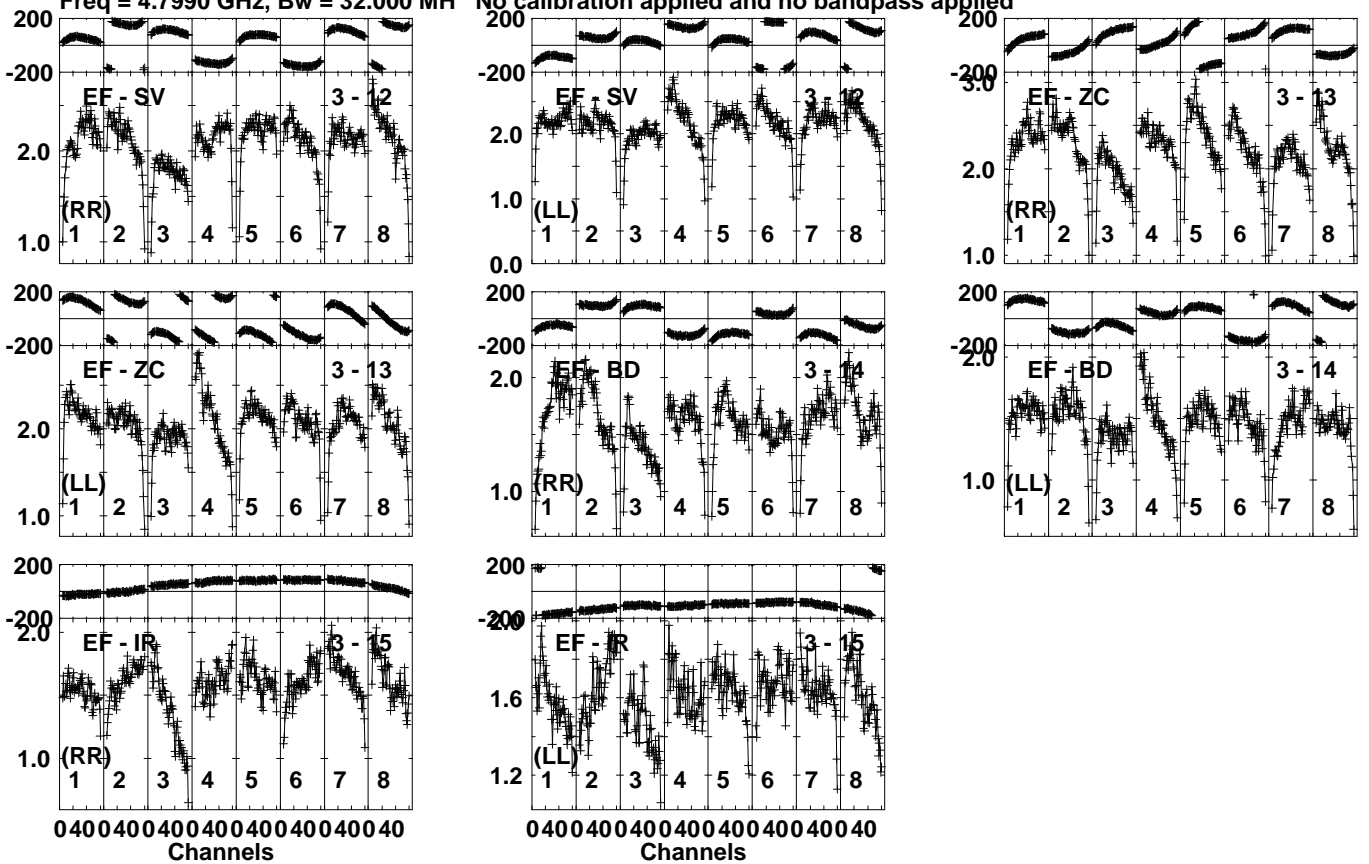


Lower frame: Milli Ampl Jy Top frame: Phas deg  
Vector averaged cross-power spectrum Several baselines displayed  
Timerange: 00/03:43:01 to 00/03:44:59

Plot file version 126 created 15-NOV-2021 12:12:10

J0037+2141 EC077B.UVDATA.1

Freq = 4.7990 GHz, Bw = 32.000 MH No calibration applied and no bandpass applied

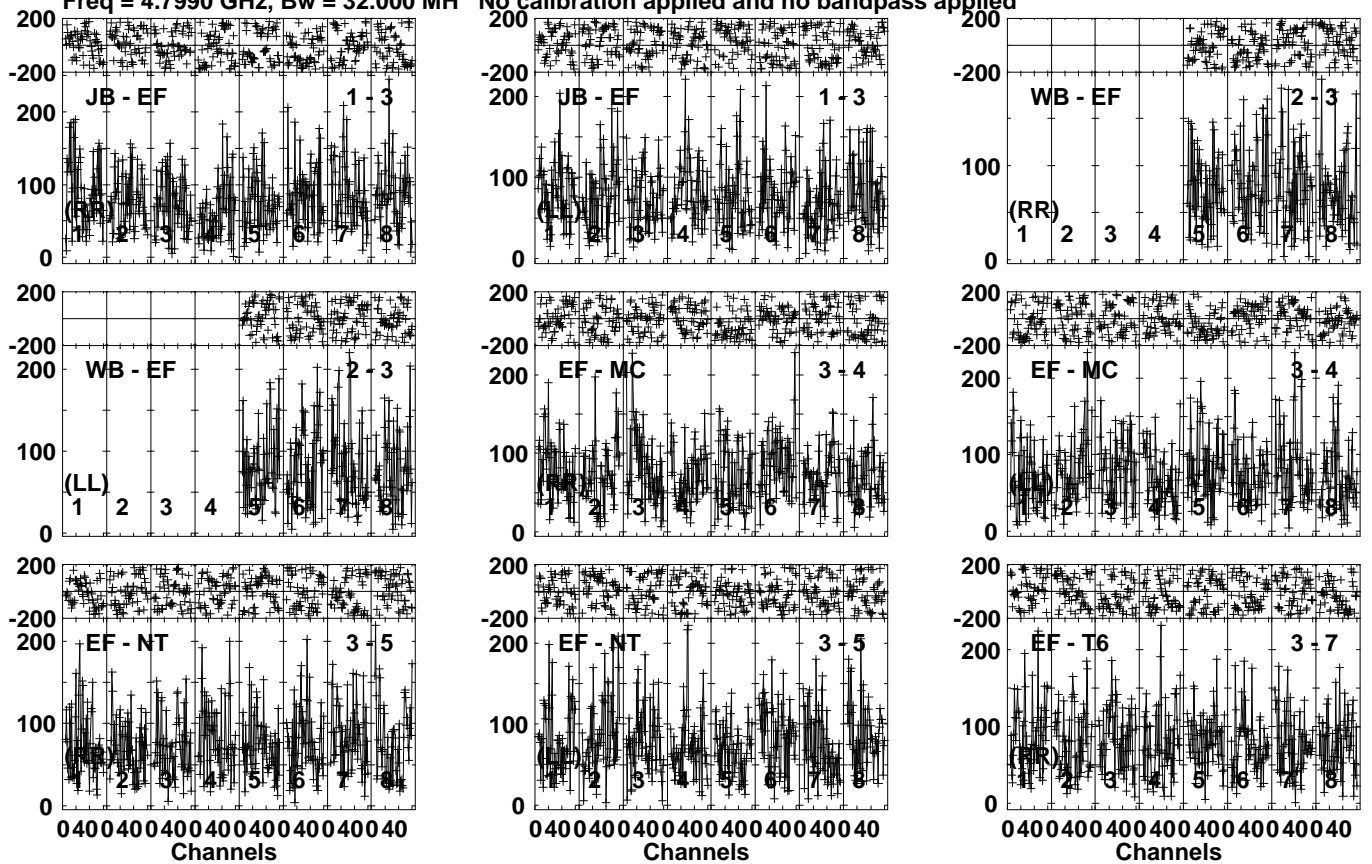


Lower frame: Milli Ampl Jy Top frame: Phas deg  
Vector averaged cross-power spectrum Several baselines displayed  
Timerange: 00/03:43:01 to 00/03:44:59

Plot file version 127 created 15-NOV-2021 12:12:10

LP349-25 EC077B.UVDATA.1

Freq = 4.7990 GHz, Bw = 32.000 MH No calibration applied and no bandpass applied

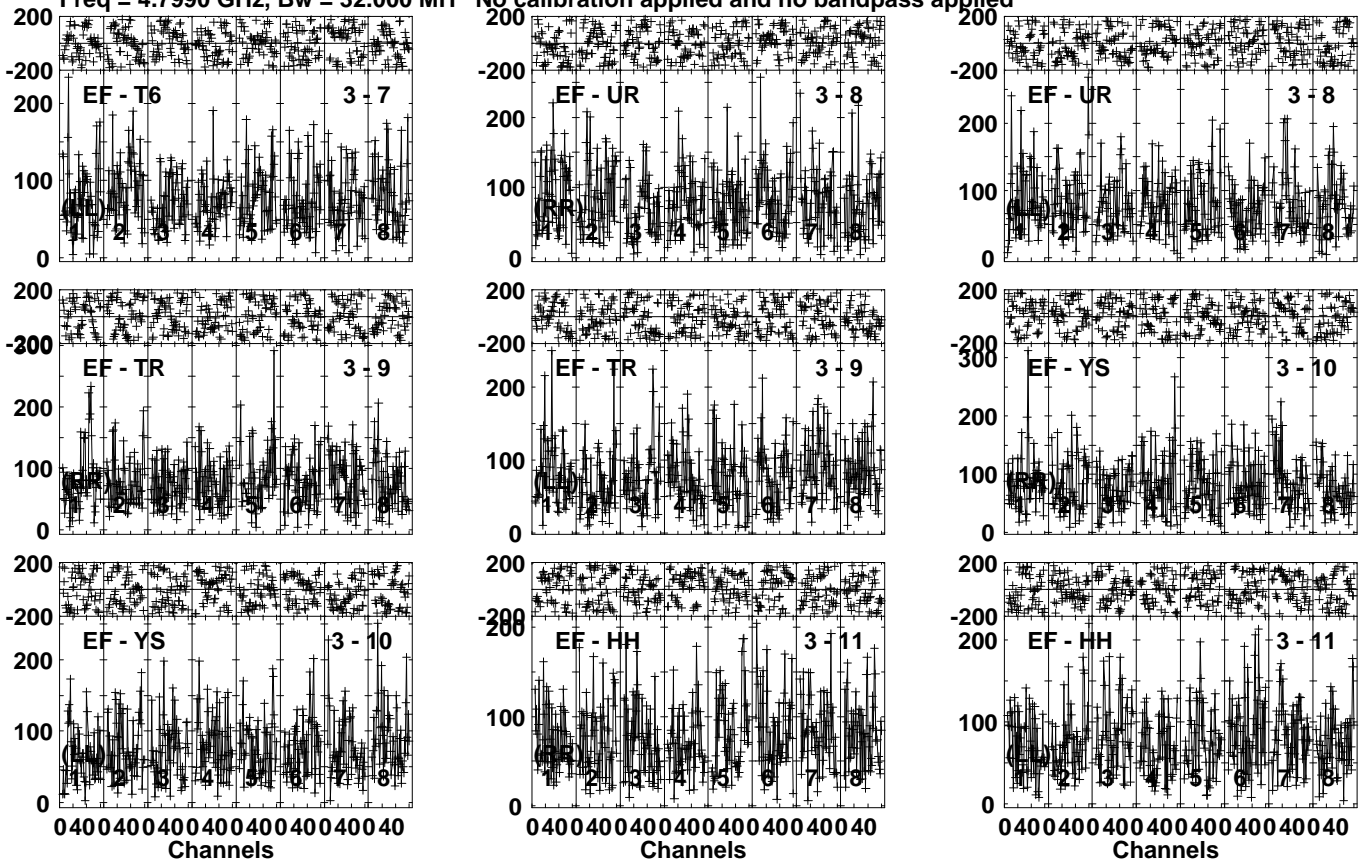


Lower frame: Micro Ampl Jy Top frame: Phas deg  
Vector averaged cross-power spectrum Several baselines displayed  
Timerange: 00/03:45:39 to 00/03:48:59

Plot file version 128 created 15-NOV-2021 12:12:10

LP349-25 EC077B.UVDATA.1

Freq = 4.7990 GHz, Bw = 32.000 MH No calibration applied and no bandpass applied



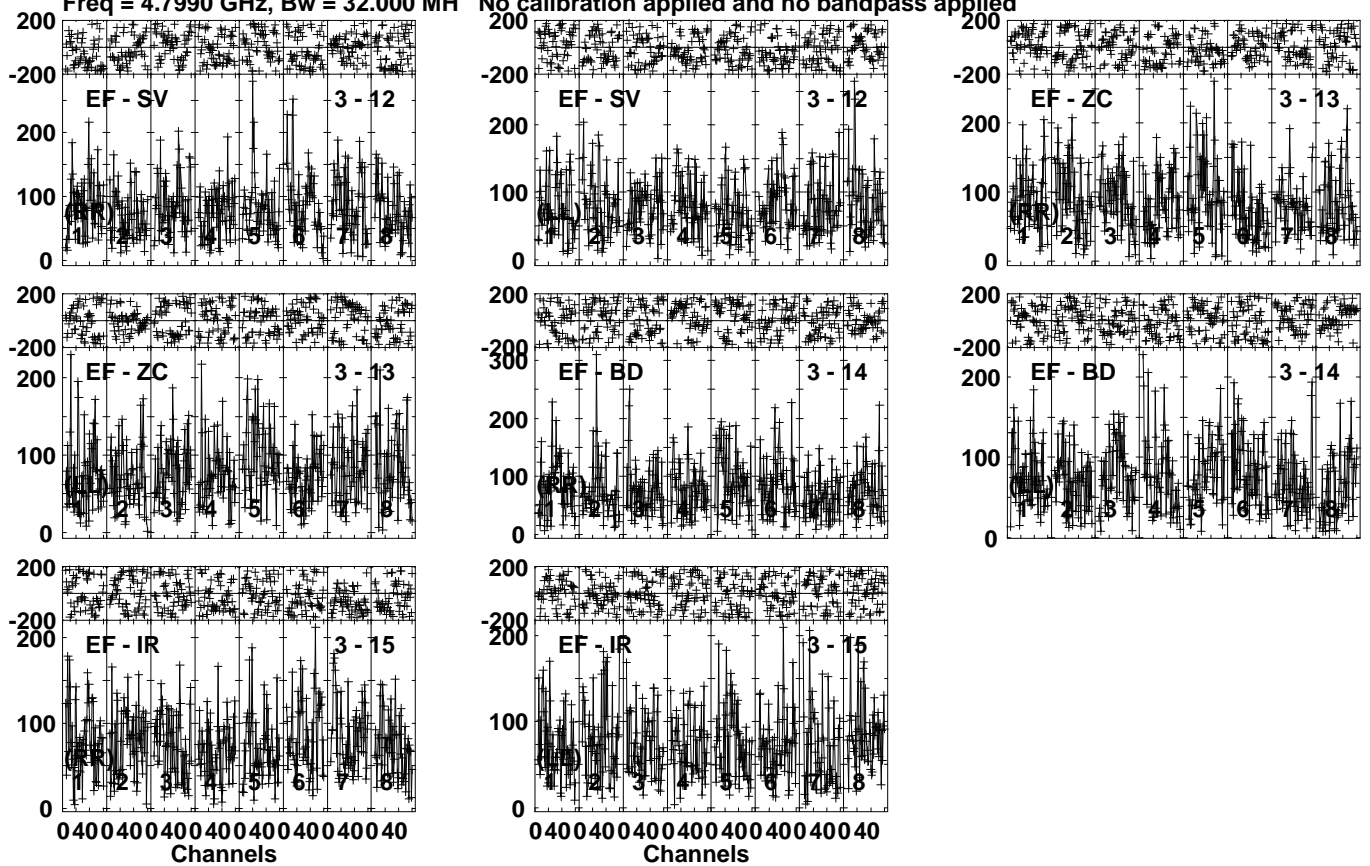
Lower frame: Micro Ampl Jy Top frame: Phas deg  
Vector averaged cross-power spectrum Several baselines displayed  
Timerange: 00/03:45:39 to 00/03:48:59



Plot file version 129 created 15-NOV-2021 12:12:10

LP349-25 EC077B.UVDATA.1

Freq = 4.7990 GHz, Bw = 32.000 MH No calibration applied and no bandpass applied



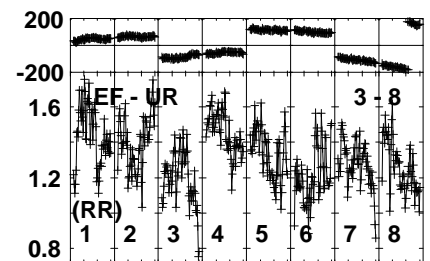
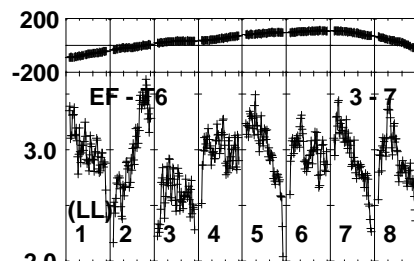
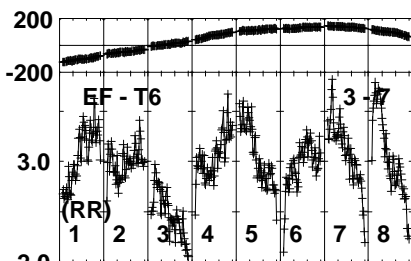
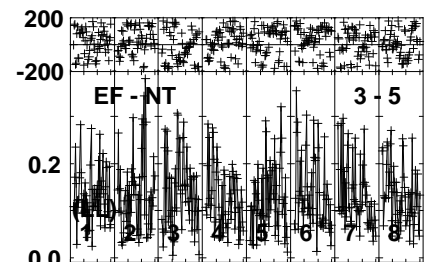
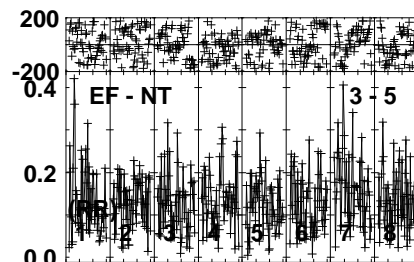
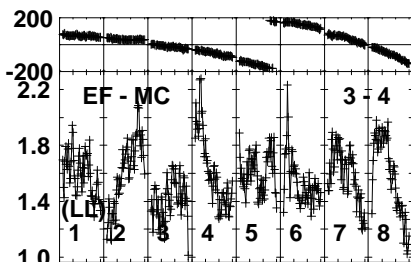
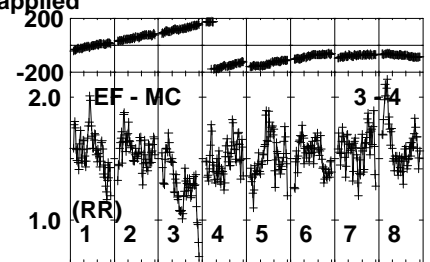
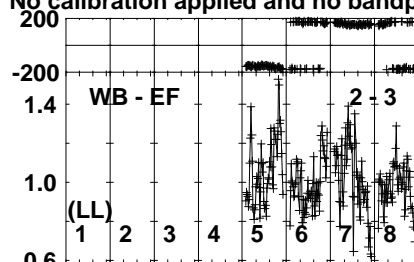
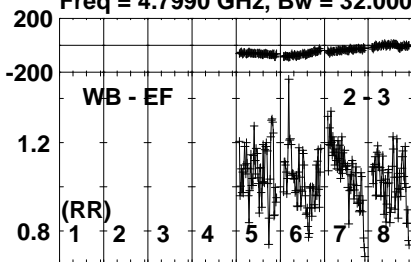
Lower frame: Micro Ampl Jy Top frame: Phas deg  
Vector averaged cross-power spectrum Several baselines displayed  
Timerange: 00/03:45:39 to 00/03:48:59

Plot file version 130 created 15-NOV-2021 12:12:10

J0037+2141 EC077B.UVDATA.1

Freq = 4.7990 GHz, Bw = 32.000 MH

No calibration applied and no bandpass applied



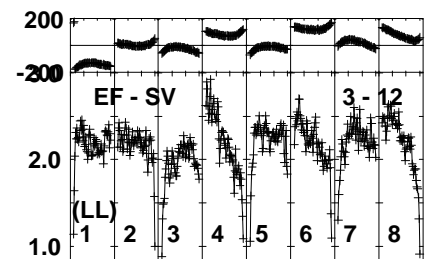
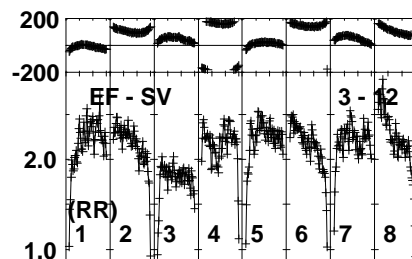
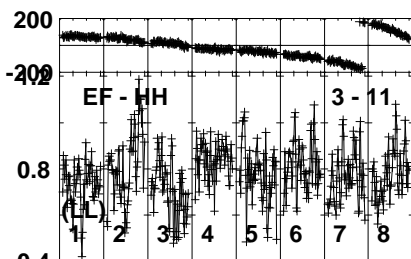
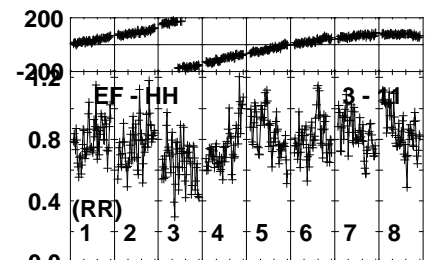
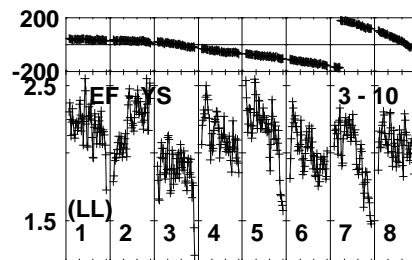
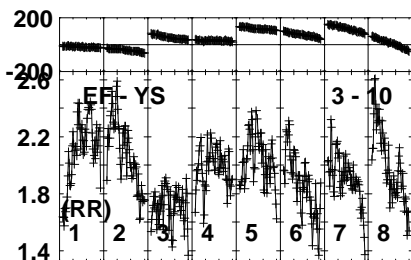
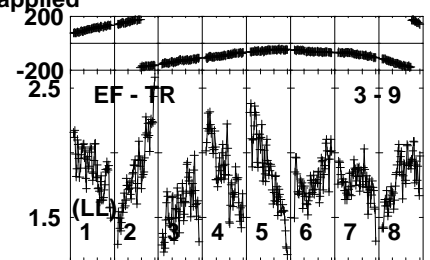
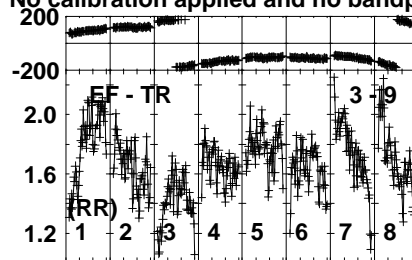
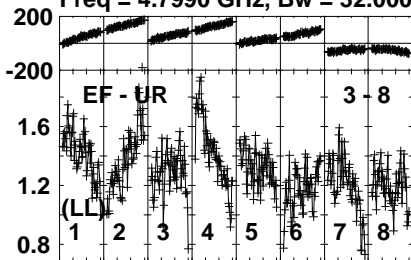
Lower frame: Milli Ampl Jy Top frame: Phas deg  
Vector averaged cross-power spectrum Several baselines displayed  
Timerange: 00/03:49:03 to 00/03:50:59

Plot file version 131 created 15-NOV-2021 12:12:10

J0037+2141 EC077B.UVDATA.1

Freq = 4.7990 GHz, Bw = 32.000 MH

No calibration applied and no bandpass applied



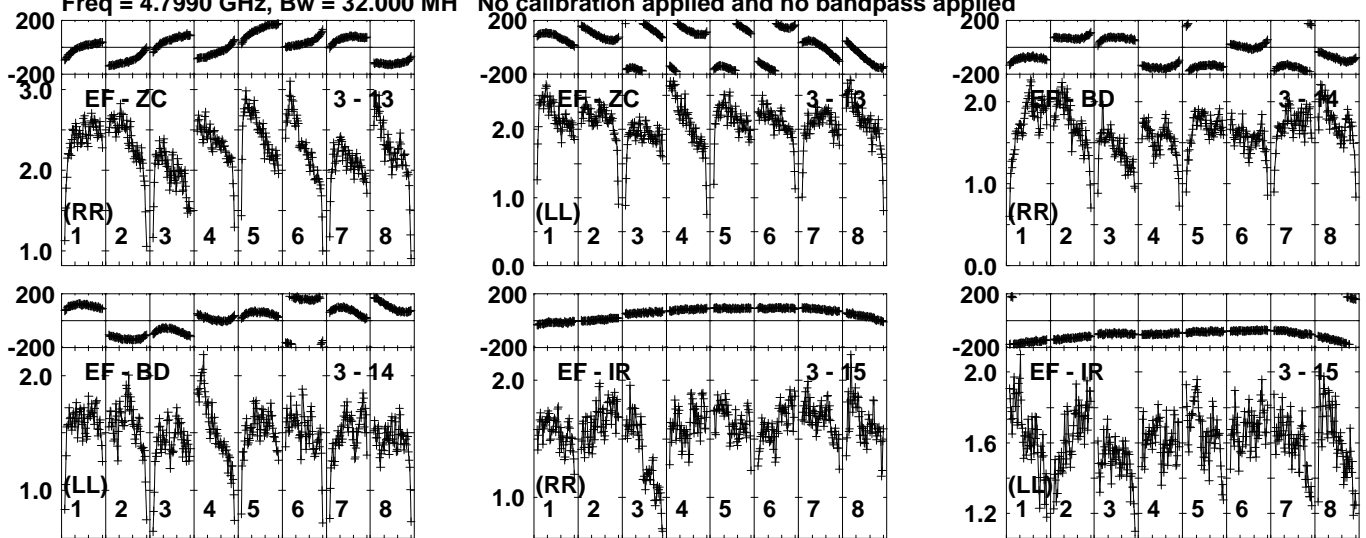
Lower frame: Milli Ampl Jy Top frame: Phas deg  
Vector averaged cross-power spectrum Several baselines displayed  
Timerange: 00/03:49:03 to 00/03:50:59

Plot file version 132 created 15-NOV-2021 12:12:11

J0037+2141 EC077B.UVDATA.1

Freq = 4.7990 GHz, Bw = 32.000 MH

No calibration applied and no bandpass applied

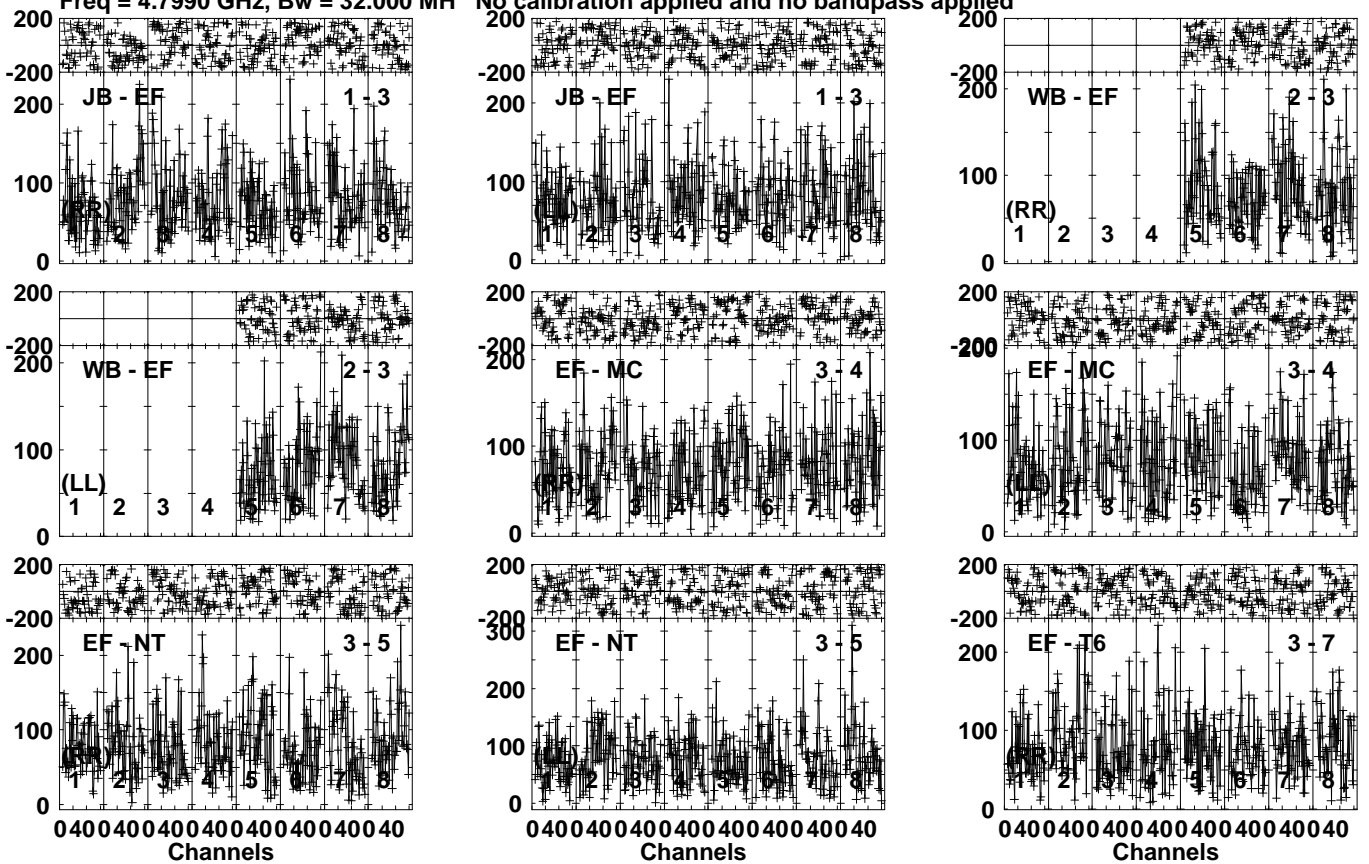


Lower frame: Milli Ampl Jy Top frame: Phas deg  
Vector averaged cross-power spectrum Several baselines displayed  
Timerange: 00/03:49:03 to 00/03:50:59

Plot file version 133 created 15-NOV-2021 12:12:11

LP349-25 EC077B.UVDATA.1

Freq = 4.7990 GHz, Bw = 32.000 MH No calibration applied and no bandpass applied

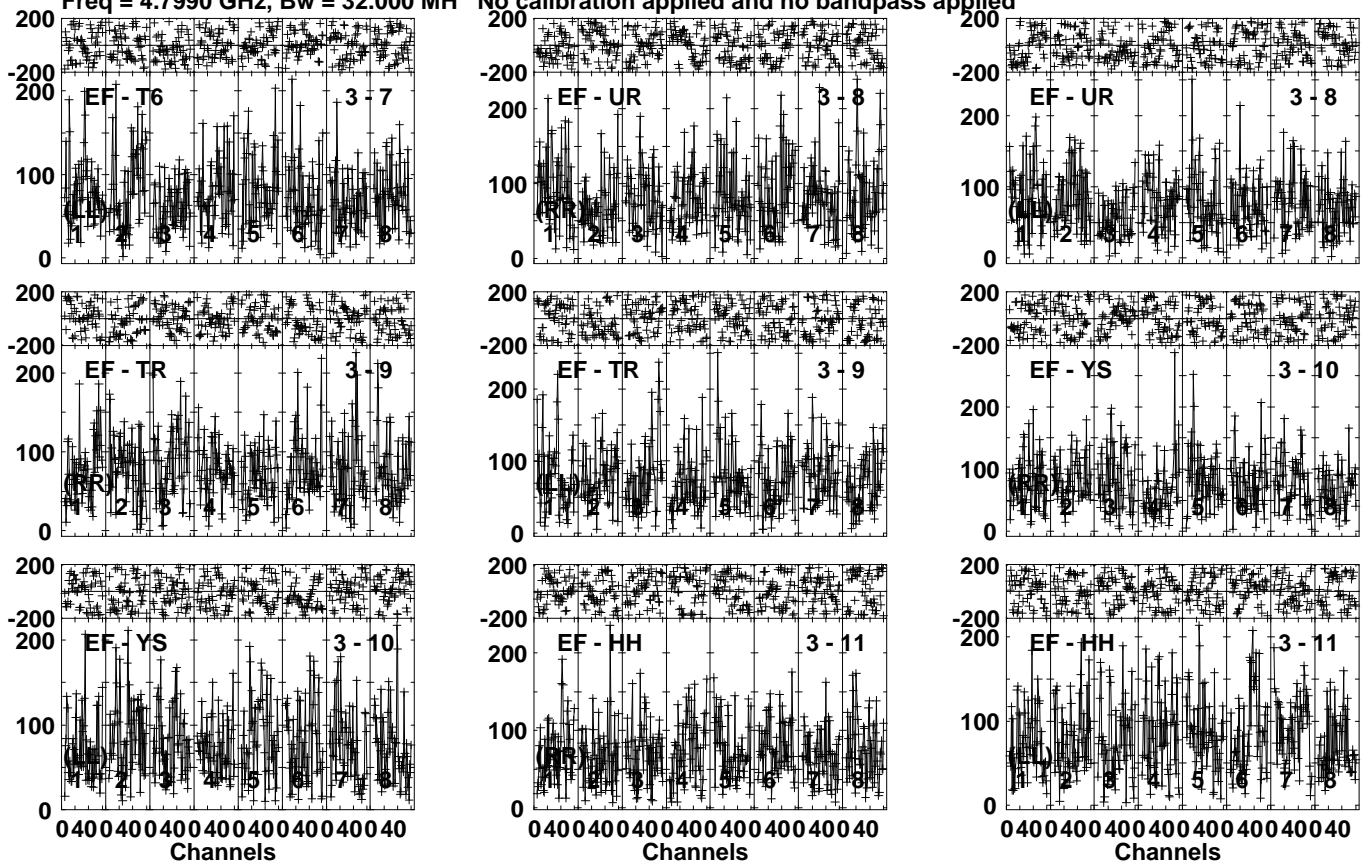


Lower frame: Micro Ampl Jy Top frame: Phas deg  
Vector averaged cross-power spectrum Several baselines displayed  
Timerange: 00/03:51:01 to 00/03:54:59

Plot file version 134 created 15-NOV-2021 12:12:11

LP349-25 EC077B.UVDATA.1

Freq = 4.7990 GHz, Bw = 32.000 MH No calibration applied and no bandpass applied

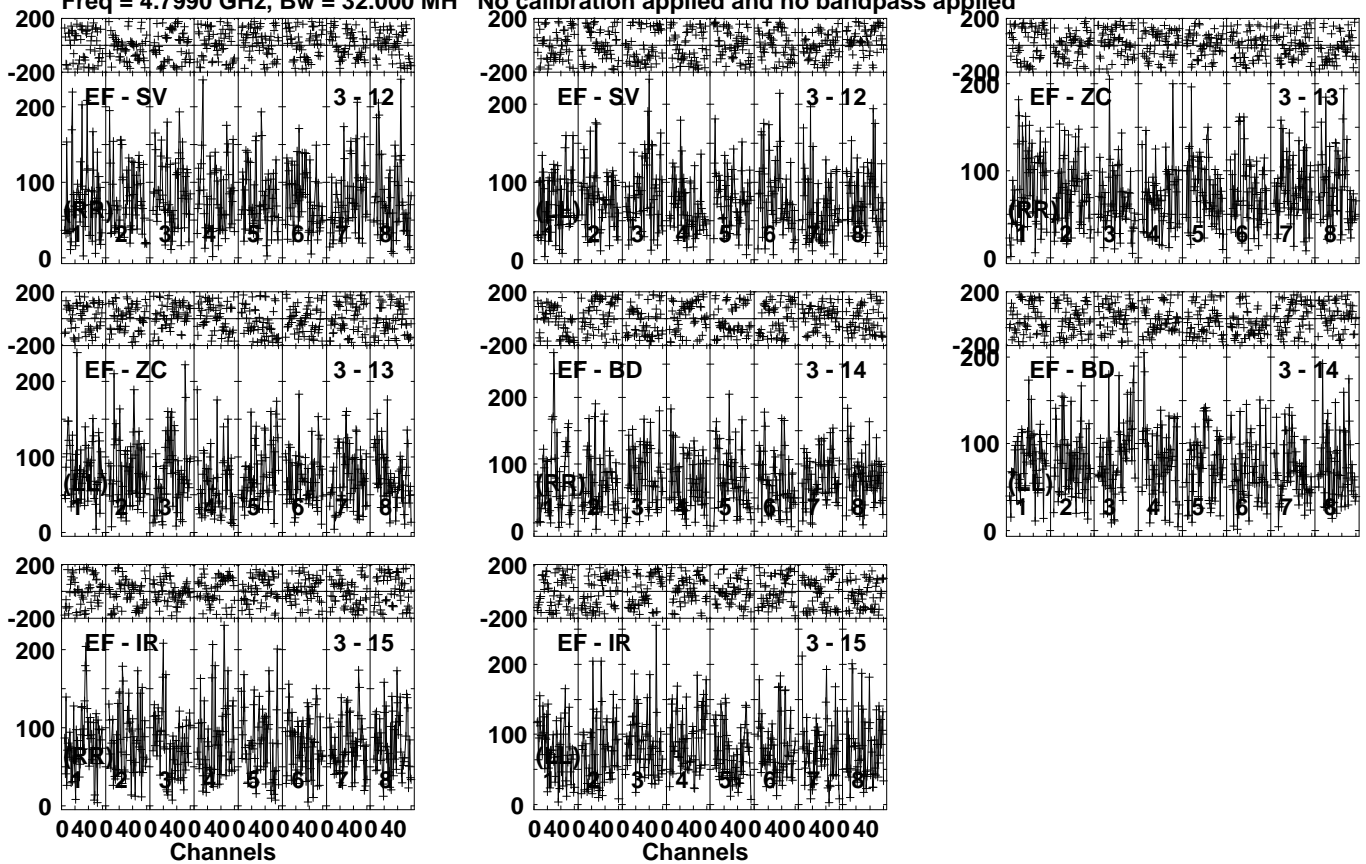


Lower frame: Micro Ampl Jy Top frame: Phas deg  
Vector averaged cross-power spectrum Several baselines displayed  
Timerange: 00/03:51:01 to 00/03:54:59

Plot file version 135 created 15-NOV-2021 12:12:11

LP349-25 EC077B.UVDATA.1

Freq = 4.7990 GHz, Bw = 32.000 MH No calibration applied and no bandpass applied

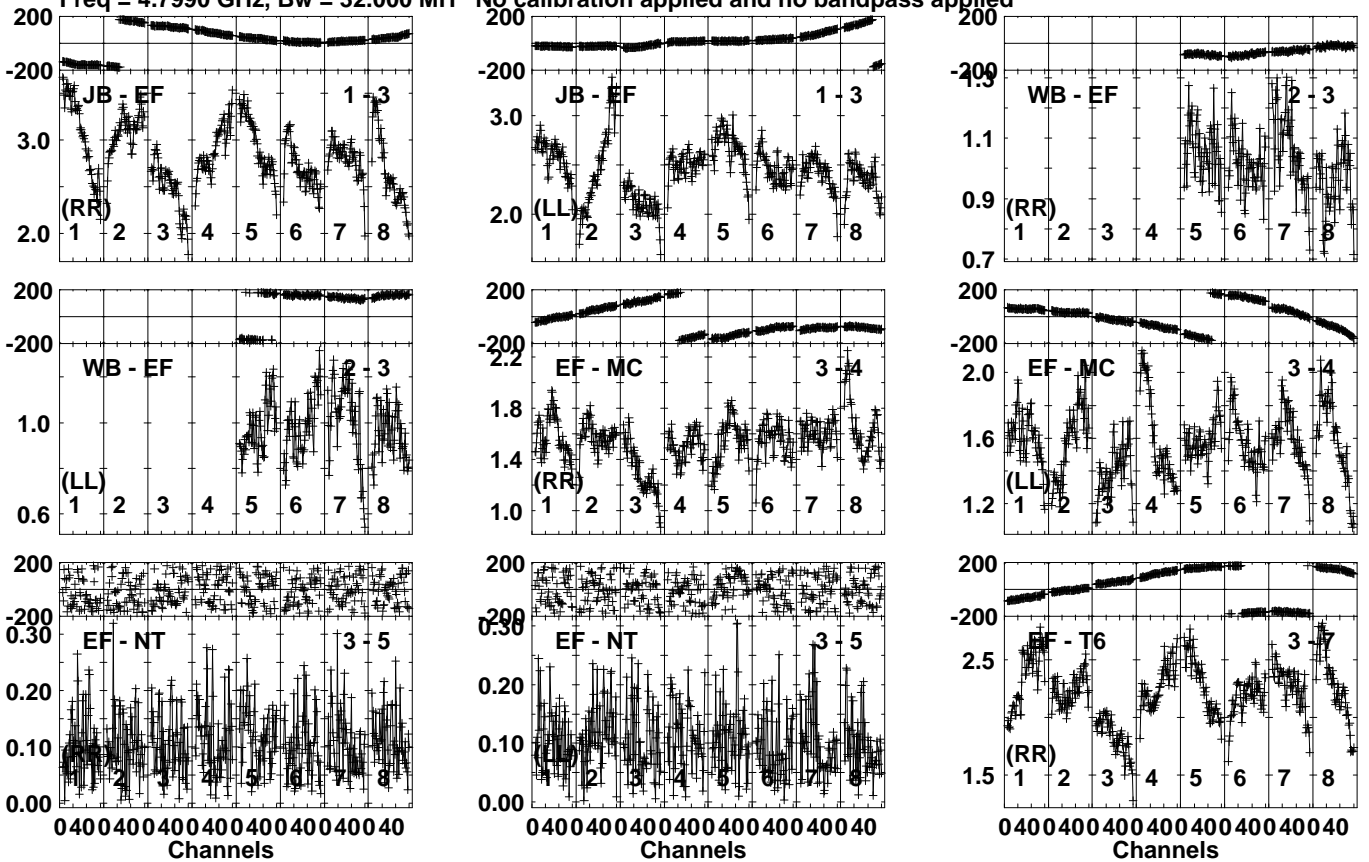


Lower frame: Micro Ampl Jy Top frame: Phas deg  
Vector averaged cross-power spectrum Several baselines displayed  
Timerange: 00/03:51:01 to 00/03:54:59

Plot file version 136 created 15-NOV-2021 12:12:11

J0037+2141 EC077B.UVDATA.1

Freq = 4.7990 GHz, Bw = 32.000 MH No calibration applied and no bandpass applied



Lower frame: Milli Ampl Jy Top frame: Phas deg  
Vector averaged cross-power spectrum Several baselines displayed  
Timerange: 00/03:55:31 to 00/03:57:29

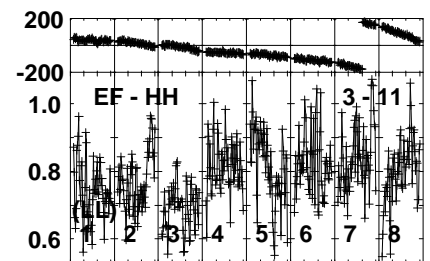
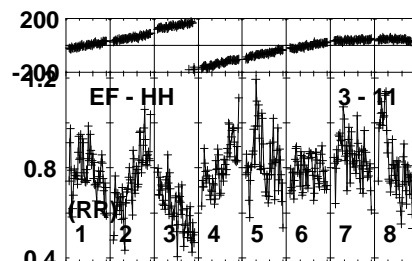
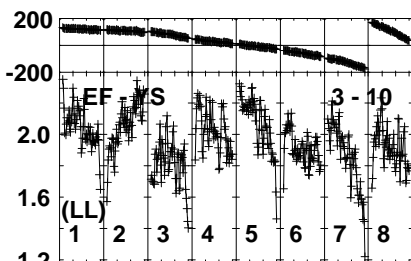
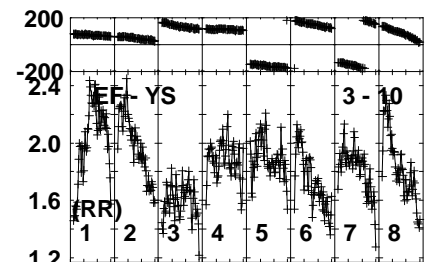
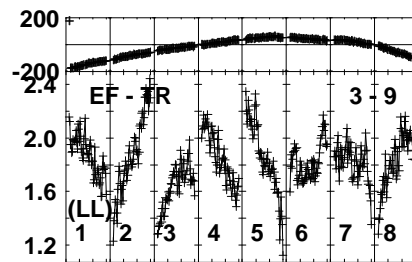
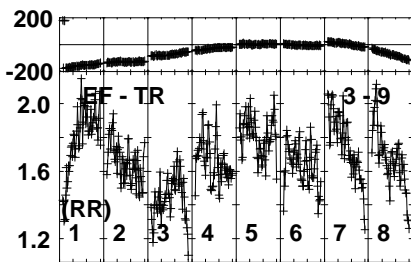
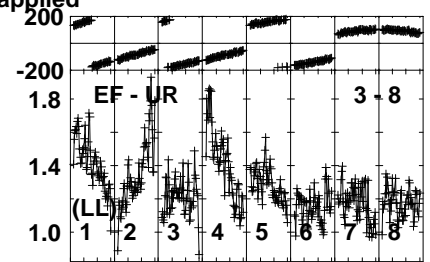
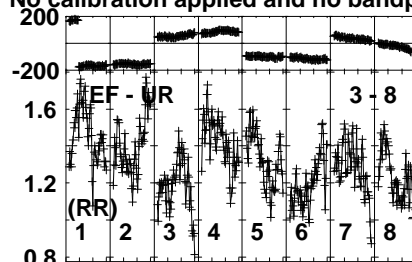
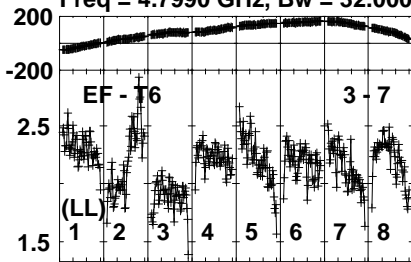


Plot file version 137 created 15-NOV-2021 12:12:11

J0037+2141 EC077B.UVDATA.1

Freq = 4.7990 GHz, Bw = 32.000 MH

No calibration applied and no bandpass applied



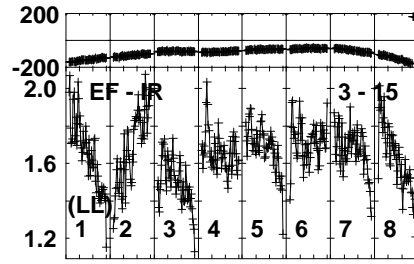
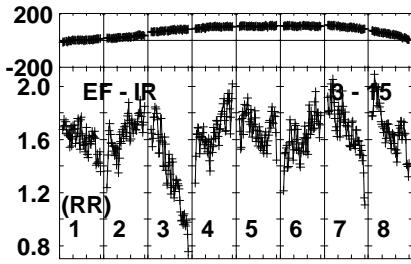
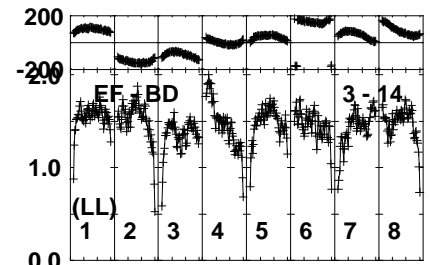
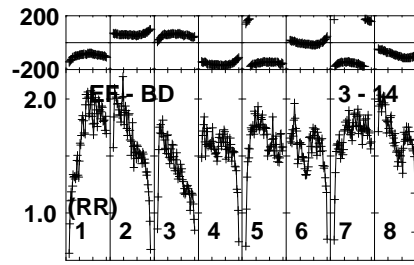
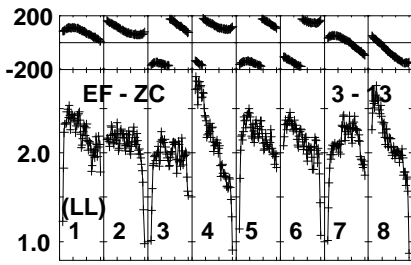
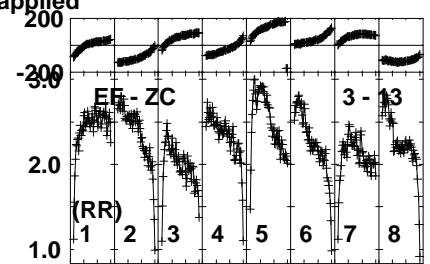
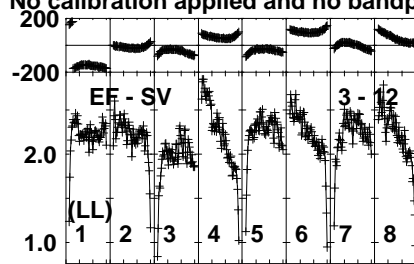
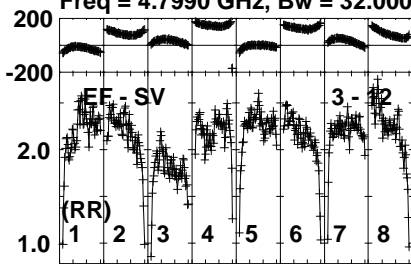
Lower frame: Milli Ampl Jy Top frame: Phas deg  
Vector averaged cross-power spectrum Several baselines displayed  
Timerange: 00/03:55:31 to 00/03:57:29

Plot file version 138 created 15-NOV-2021 12:12:11

J0037+2141 EC077B.UVDATA.1

Freq = 4.7990 GHz, Bw = 32.000 MH

No calibration applied and no bandpass applied



0400400400400400400400400400400400  
Channels

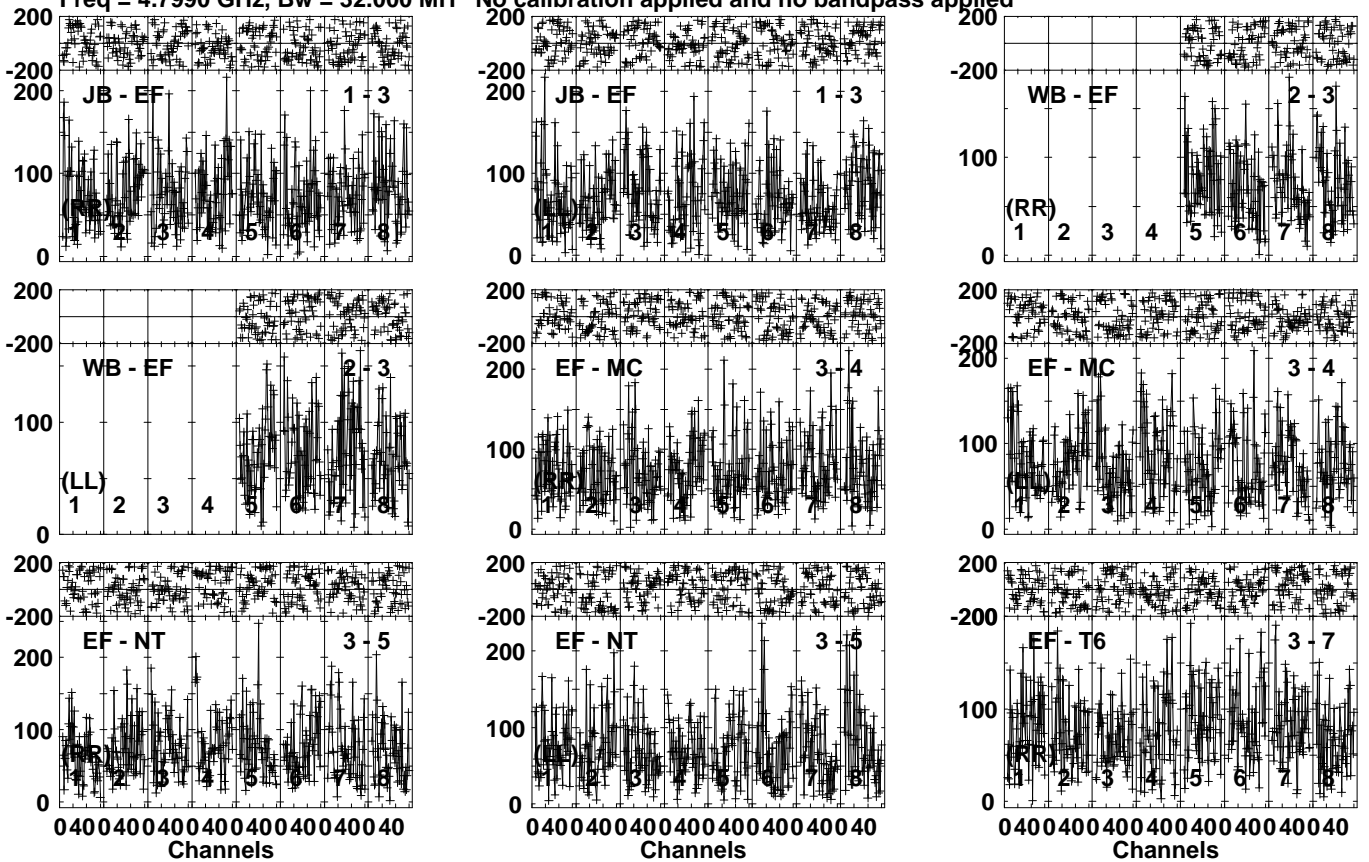
0400400400400400400400400400400400  
Channels

Lower frame: Milli Ampl Jy Top frame: Phas deg  
Vector averaged cross-power spectrum Several baselines displayed  
Timerange: 00/03:55:31 to 00/03:57:29

Plot file version 139 created 15-NOV-2021 12:12:11

LP349-25 EC077B.UVDATA.1

Freq = 4.7990 GHz, Bw = 32.000 MH No calibration applied and no bandpass applied

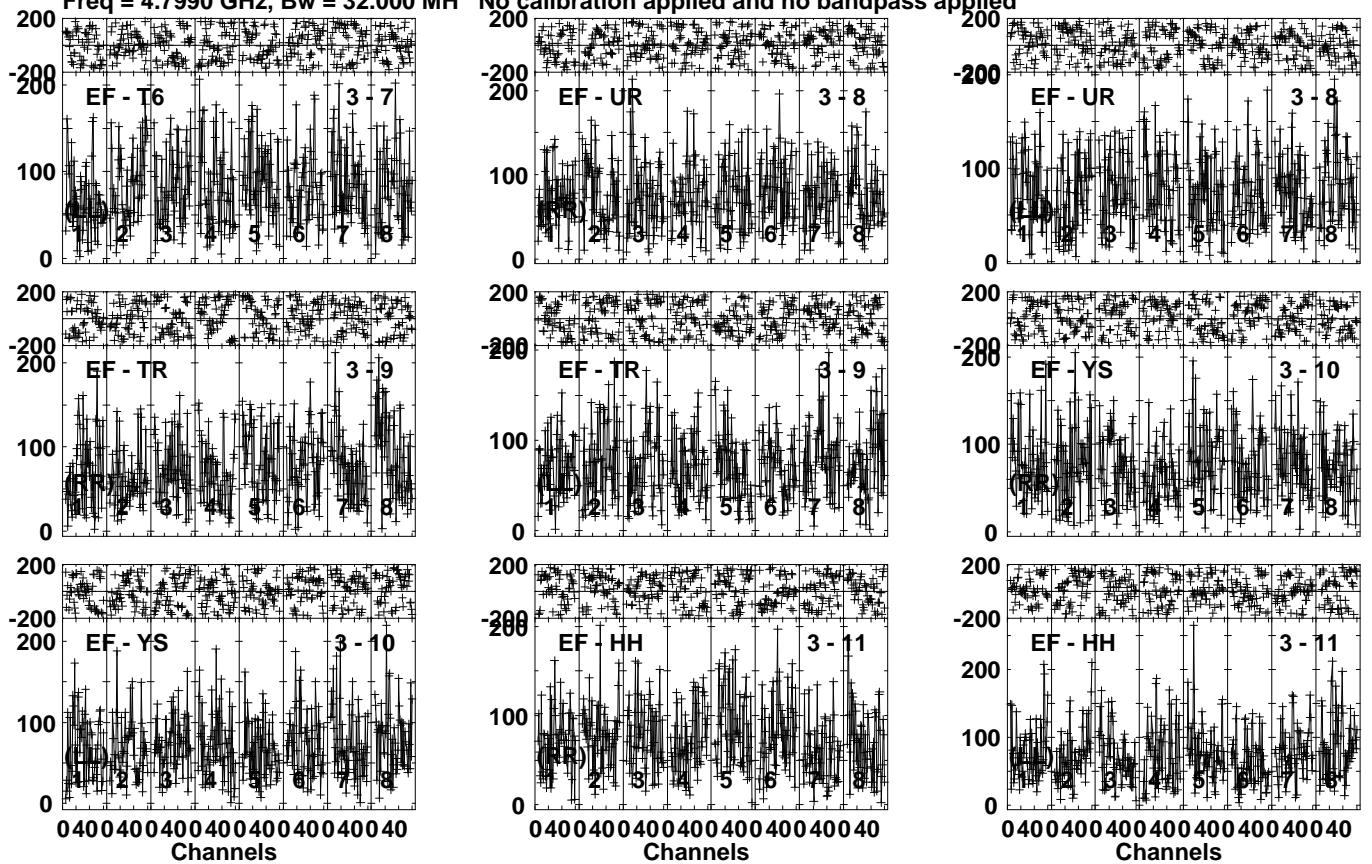


Lower frame: Micro Ampl Jy Top frame: Phas deg  
Vector averaged cross-power spectrum Several baselines displayed  
Timerange: 00/03:58:09 to 00/04:01:29

Plot file version 140 created 15-NOV-2021 12:12:12

LP349-25 EC077B.UVDATA.1

Freq = 4.7990 GHz, Bw = 32.000 MH No calibration applied and no bandpass applied

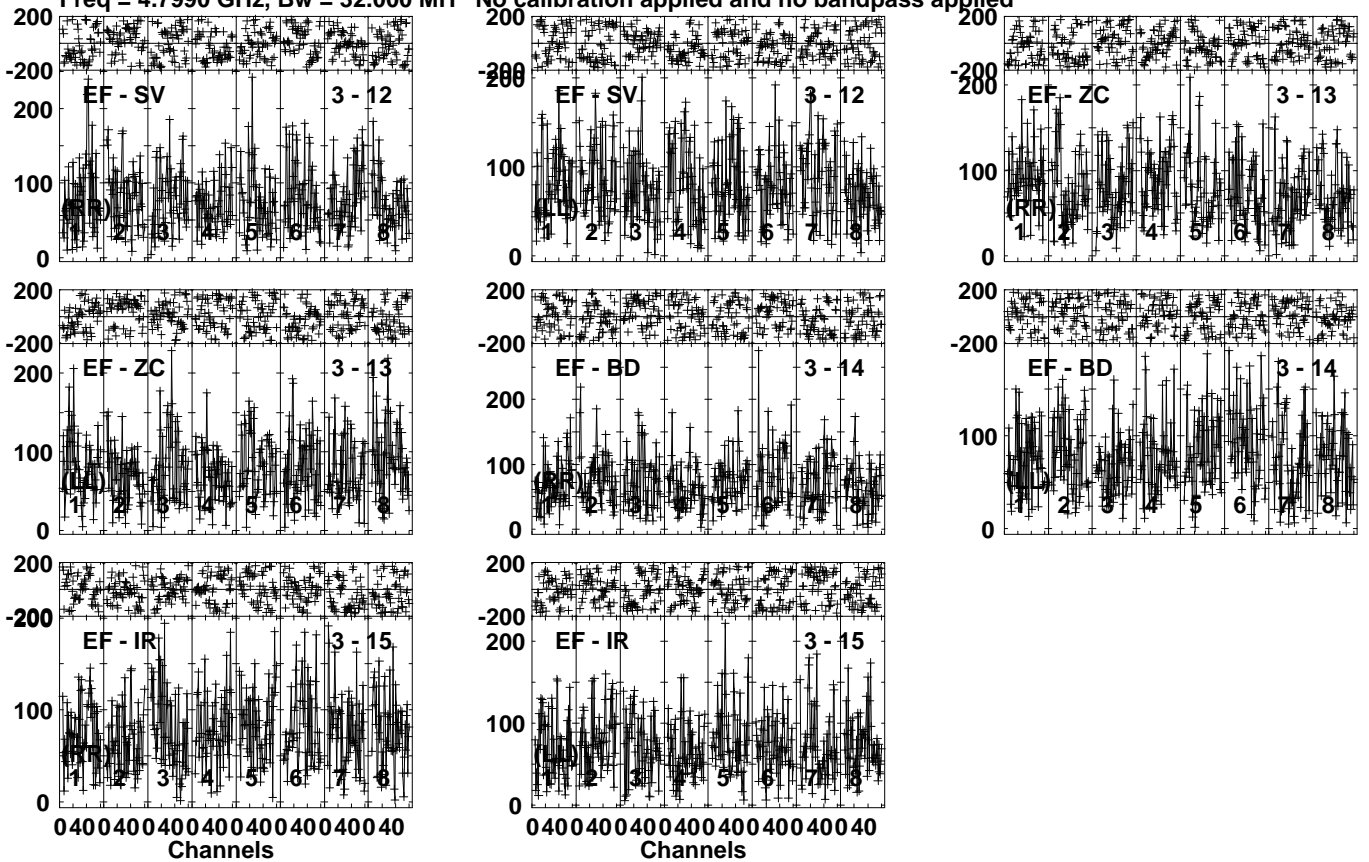


Lower frame: Micro Ampl Jy Top frame: Phas deg  
Vector averaged cross-power spectrum Several baselines displayed  
Timerange: 00/03:58:09 to 00/04:01:29

Plot file version 141 created 15-NOV-2021 12:12:12

LP349-25 EC077B.UVDATA.1

Freq = 4.7990 GHz, Bw = 32.000 MH No calibration applied and no bandpass applied



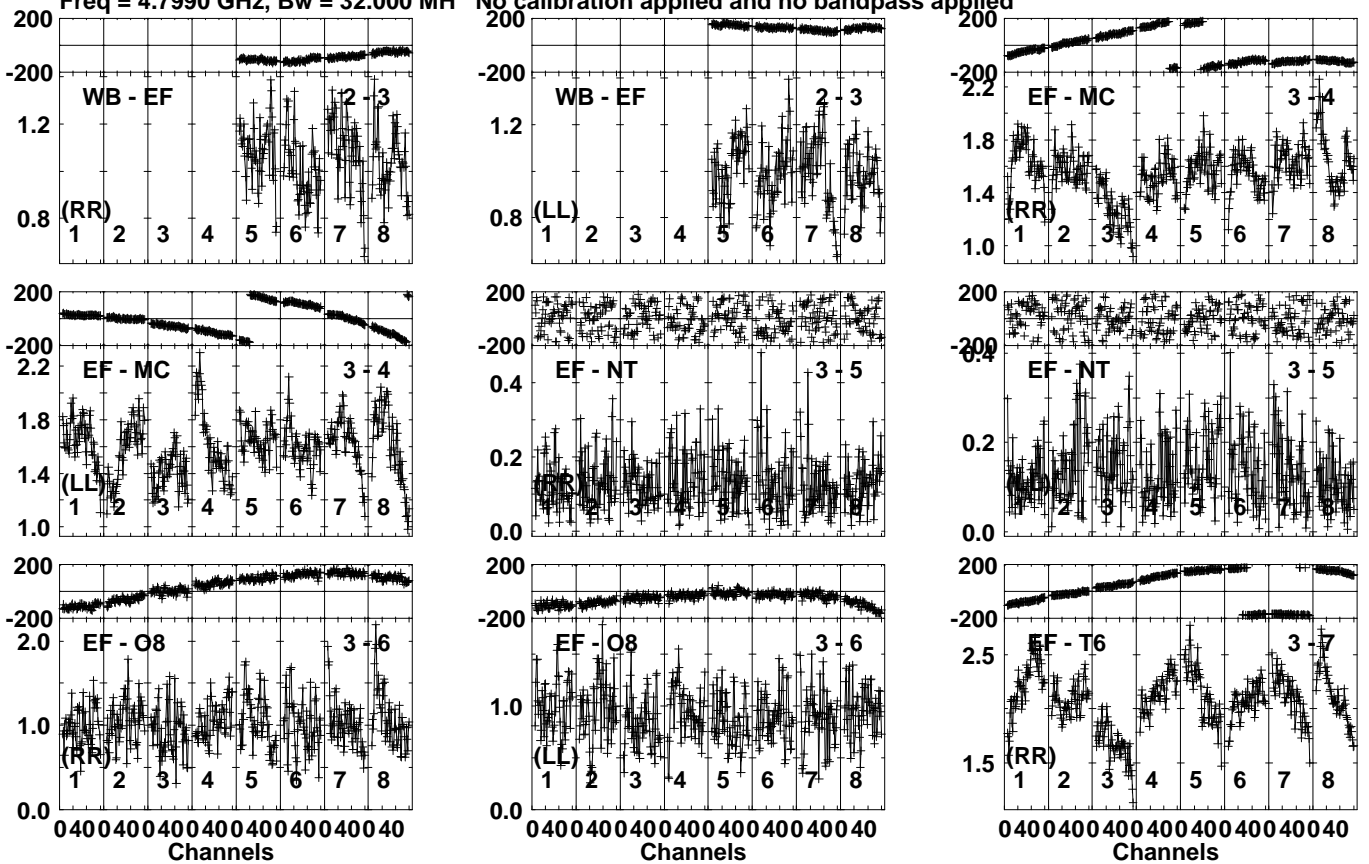
Lower frame: Micro Ampl Jy Top frame: Phas deg  
Vector averaged cross-power spectrum Several baselines displayed  
Timerange: 00/03:58:09 to 00/04:01:29

Plot file version 142 created 15-NOV-2021 12:12:12

J0037+2141 EC077B.UVDATA.1

Freq = 4.7990 GHz, Bw = 32.000 MH

No calibration applied and no bandpass applied

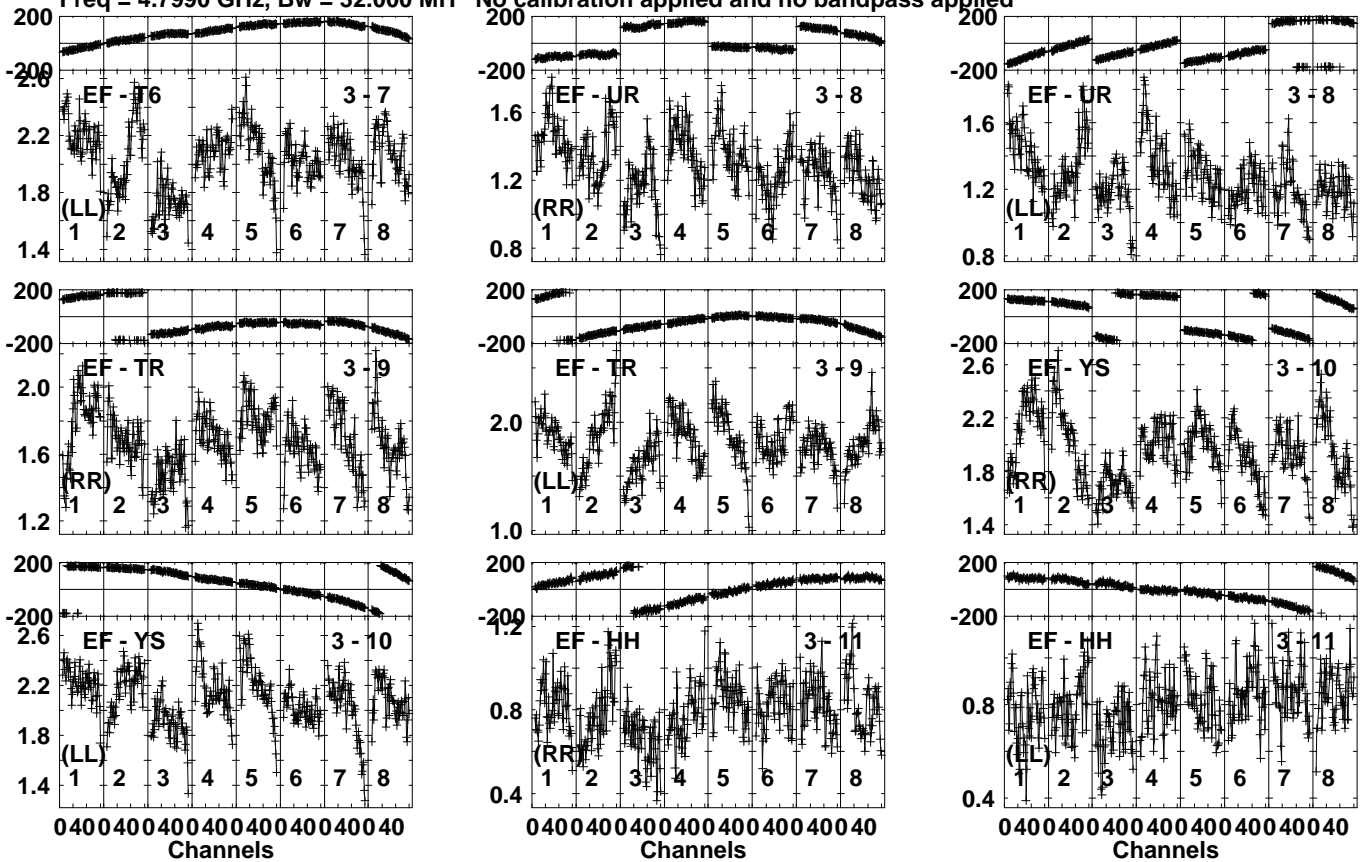


Lower frame: Milli Ampl Jy Top frame: Phas deg  
Vector averaged cross-power spectrum Several baselines displayed  
Timerange: 00/04:01:33 to 00/04:03:29

Plot file version 143 created 15-NOV-2021 12:12:12

J0037+2141 EC077B.UVDATA.1

Freq = 4.7990 GHz, Bw = 32.000 MH No calibration applied and no bandpass applied

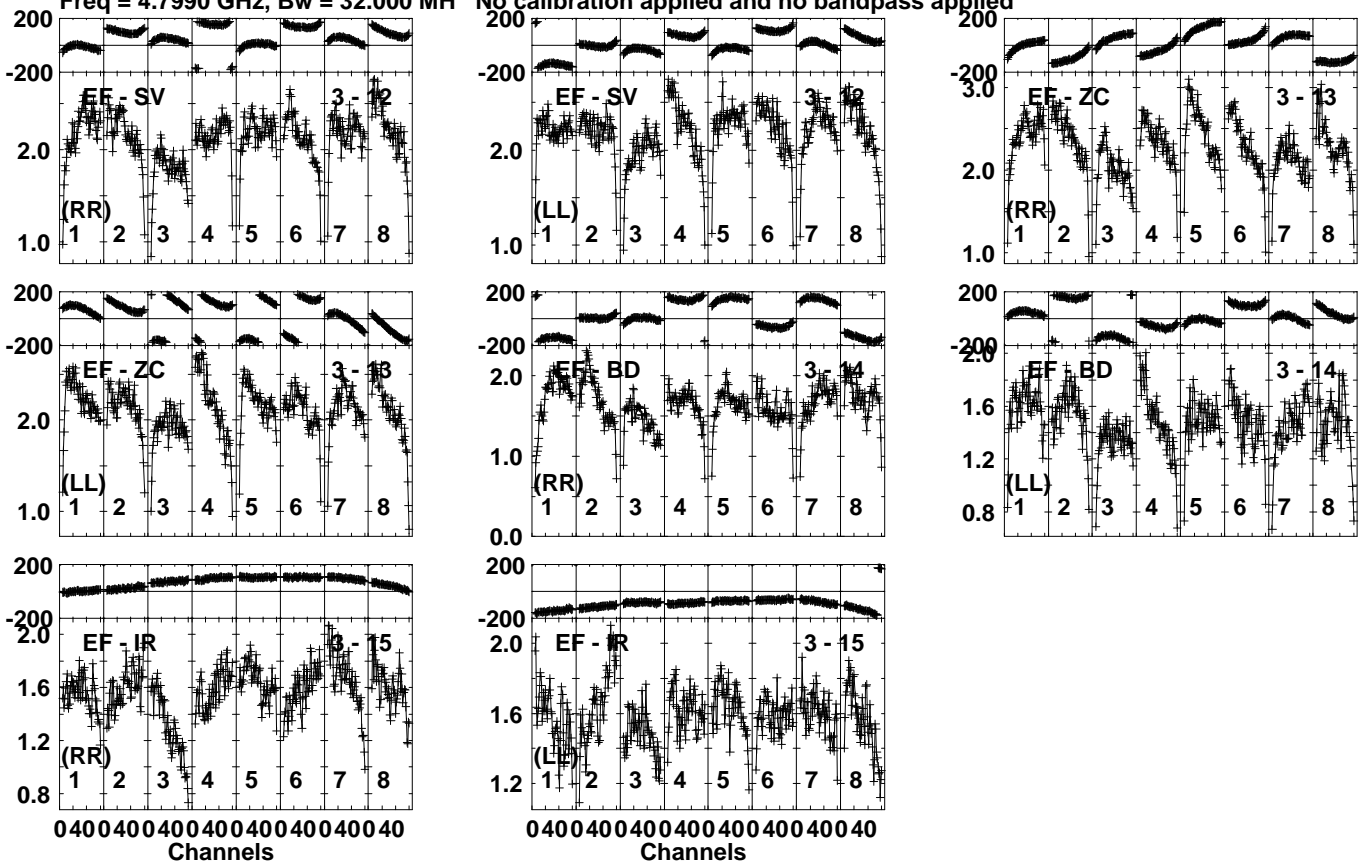


Lower frame: Milli Ampl Jy Top frame: Phas deg  
Vector averaged cross-power spectrum Several baselines displayed  
Timerange: 00/04:01:33 to 00/04:03:29

Plot file version 144 created 15-NOV-2021 12:12:12

J0037+2141 EC077B.UVDATA.1

Freq = 4.7990 GHz, Bw = 32.000 MH No calibration applied and no bandpass applied



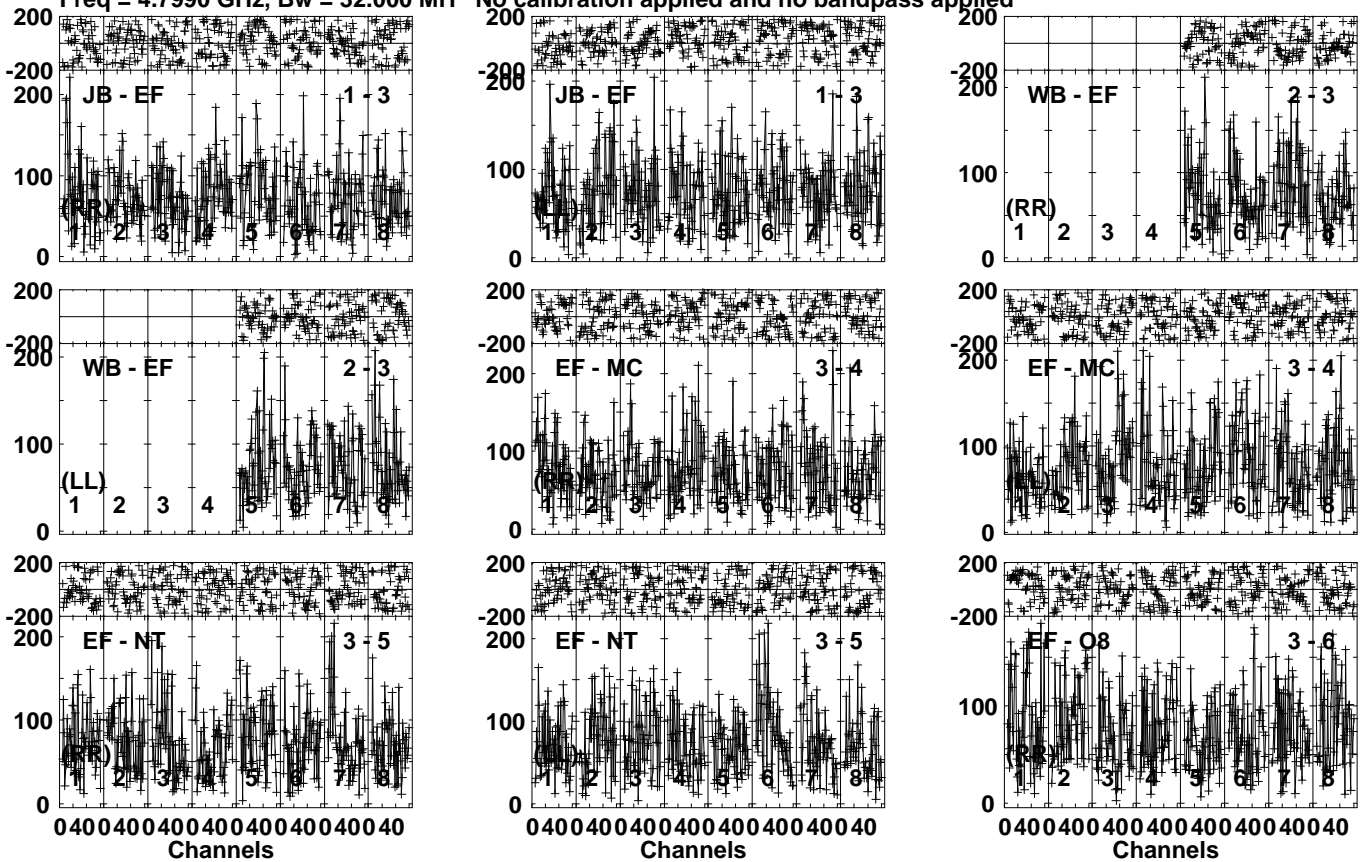
Lower frame: Milli Ampl Jy Top frame: Phas deg  
Vector averaged cross-power spectrum Several baselines displayed  
Timerange: 00/04:01:33 to 00/04:03:29



Plot file version 145 created 15-NOV-2021 12:12:12

LP349-25 EC077B.UVDATA.1

Freq = 4.7990 GHz, Bw = 32.000 MH No calibration applied and no bandpass applied

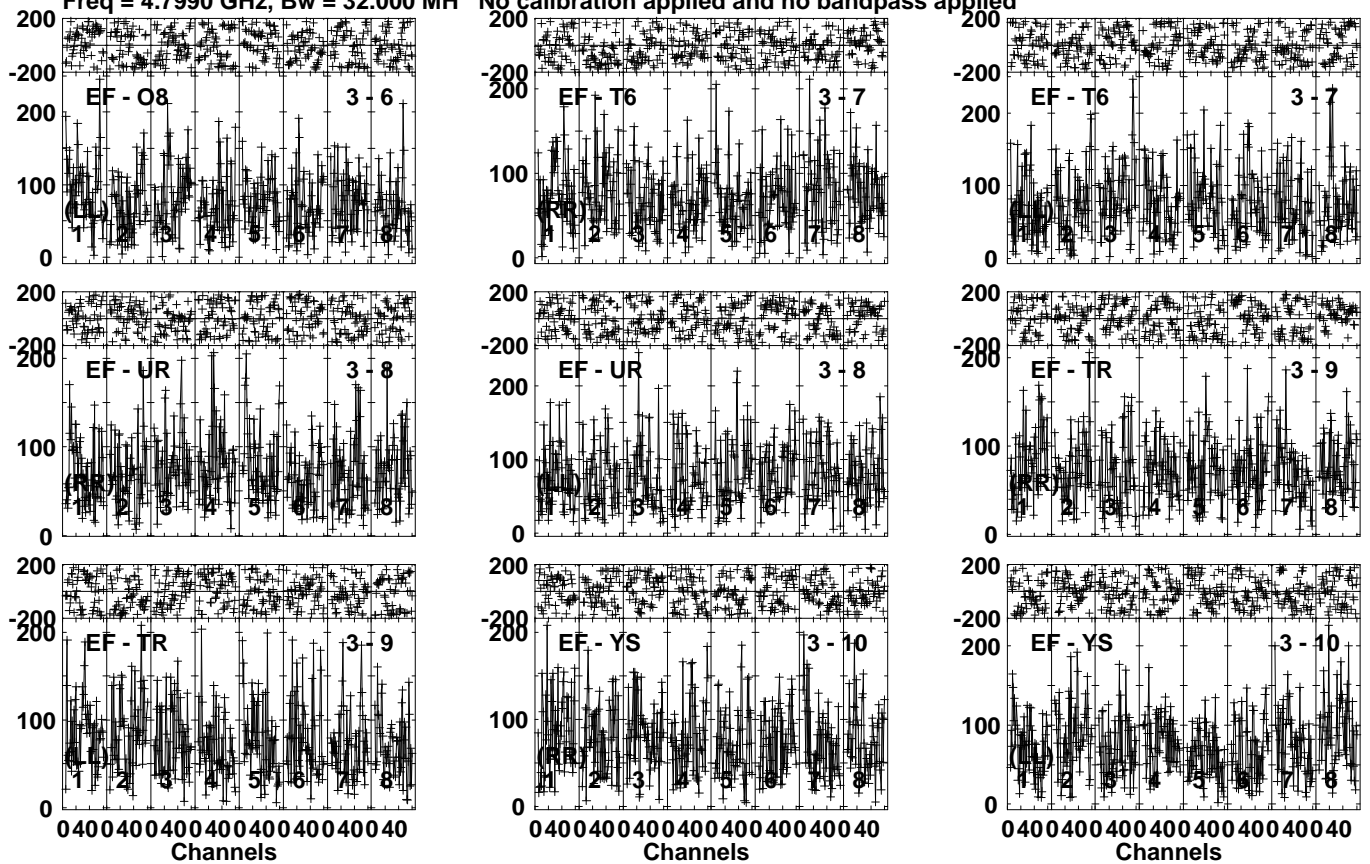


Lower frame: Micro Ampl Jy Top frame: Phas deg  
Vector averaged cross-power spectrum Several baselines displayed  
Timerange: 00/04:03:31 to 00/04:07:29

Plot file version 146 created 15-NOV-2021 12:12:12

LP349-25 EC077B.UVDATA.1

Freq = 4.7990 GHz, Bw = 32.000 MH No calibration applied and no bandpass applied

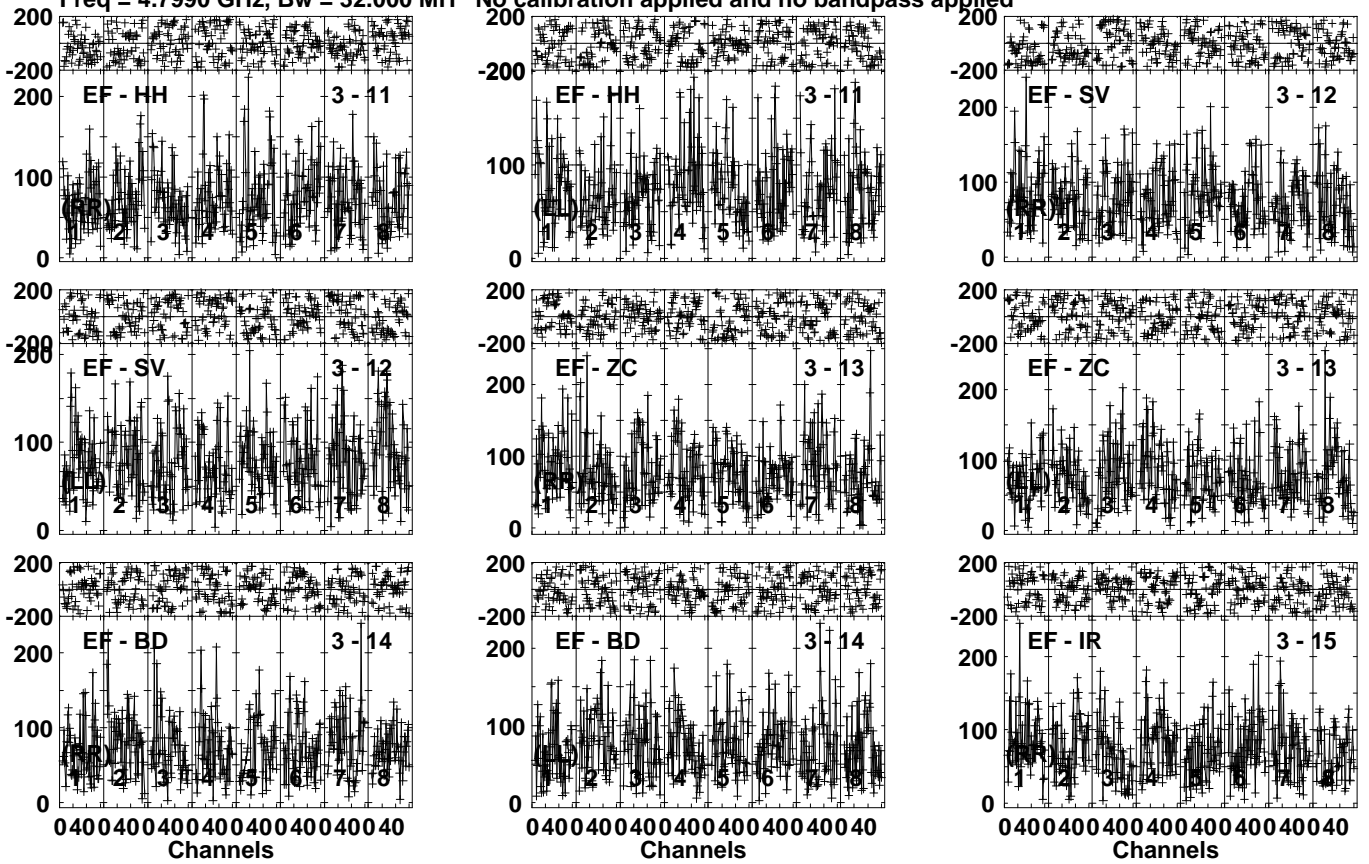


Lower frame: Micro Ampl Jy Top frame: Phas deg  
Vector averaged cross-power spectrum Several baselines displayed  
Timerange: 00/04:03:31 to 00/04:07:29

Plot file version 147 created 15-NOV-2021 12:12:13

LP349-25 EC077B.UVDATA.1

Freq = 4.7990 GHz, Bw = 32.000 MH No calibration applied and no bandpass applied

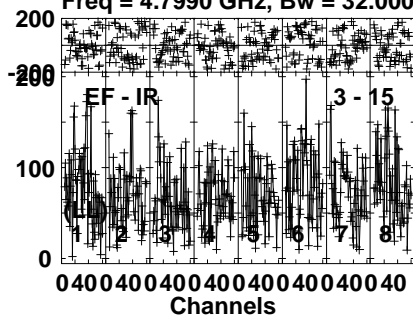


Lower frame: Micro Ampl Jy Top frame: Phas deg  
Vector averaged cross-power spectrum Several baselines displayed  
Timerange: 00/04:03:31 to 00/04:07:29

Plot file version 148 created 15-NOV-2021 12:12:13

LP349-25 EC077B.UVDATA.1

Freq = 4.7990 GHz, Bw = 32.000 MH No calibration applied and no bandpass applied



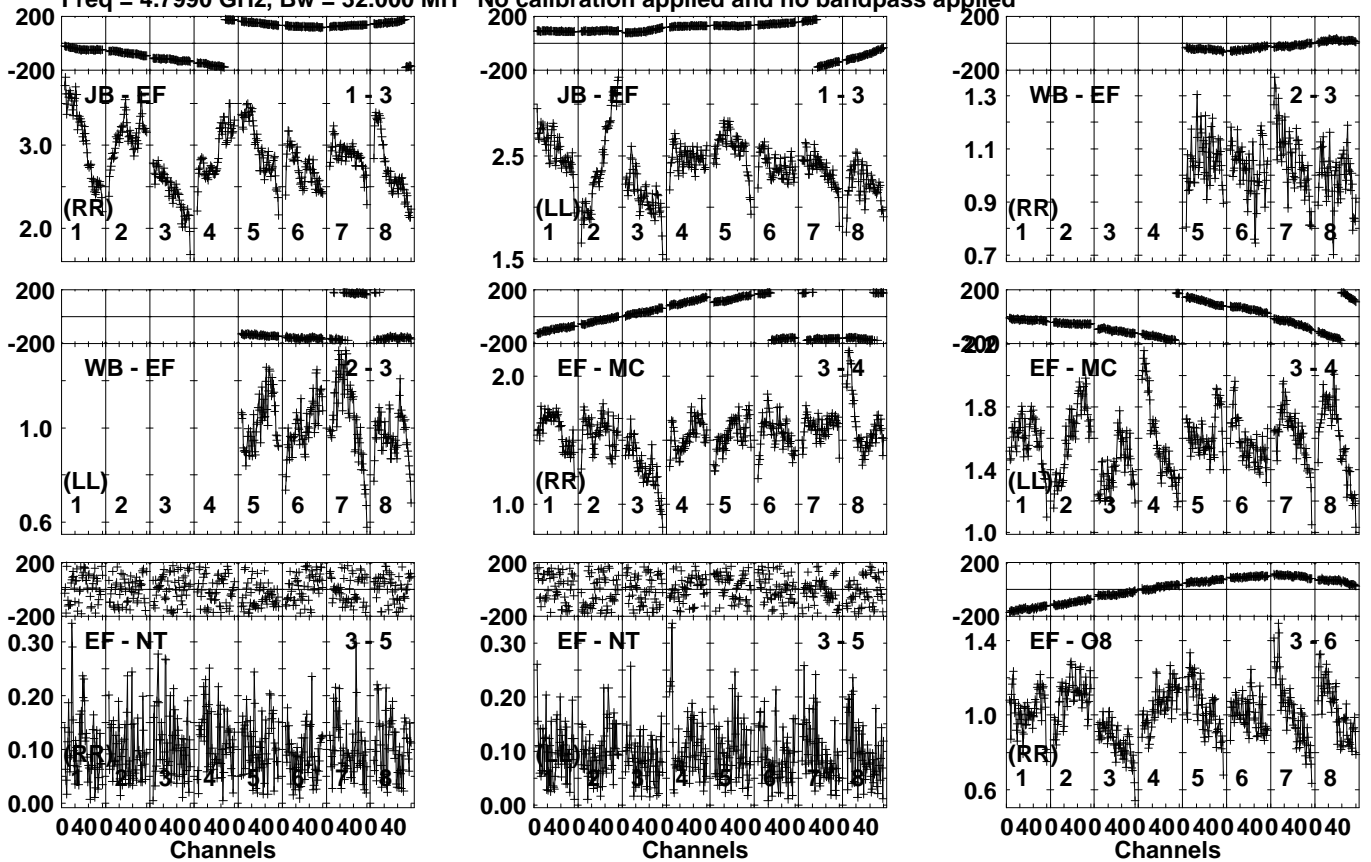
Lower frame: Micro Ampl Jy Top frame: Phas deg  
Vector averaged cross-power spectrum Several baselines displayed  
Timerange: 00/04:03:31 to 00/04:07:29

Plot file version 149 created 15-NOV-2021 12:12:13

J0037+2141 EC077B.UVDATA.1

Freq = 4.7990 GHz, Bw = 32.000 MH

No calibration applied and no bandpass applied

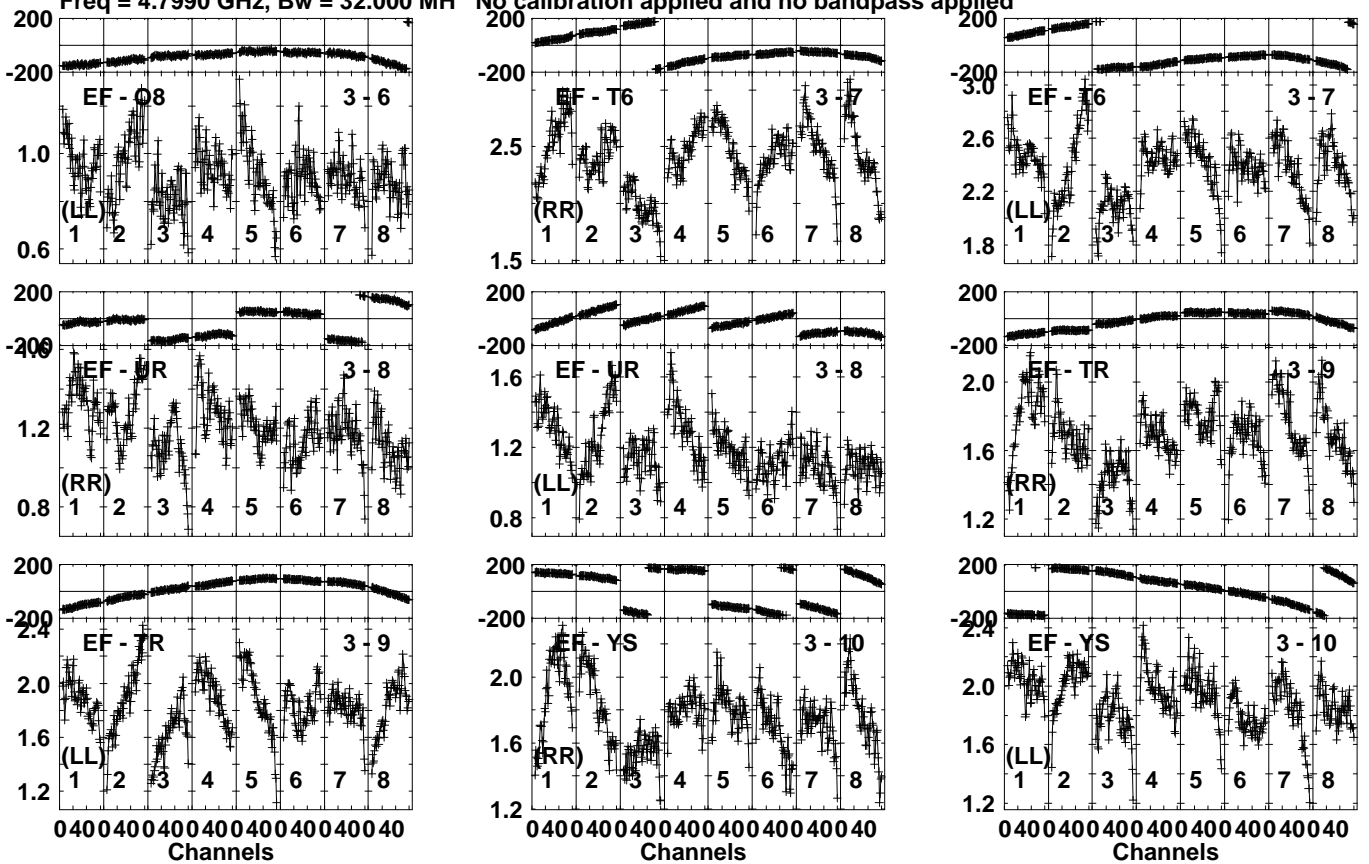


Lower frame: Milli Ampl Jy Top frame: Phas deg  
Vector averaged cross-power spectrum Several baselines displayed  
Timerange: 00/04:08:01 to 00/04:09:59

Plot file version 150 created 15-NOV-2021 12:12:13

J0037+2141 EC077B.UVDATA.1

Freq = 4.7990 GHz, Bw = 32.000 MH No calibration applied and no bandpass applied



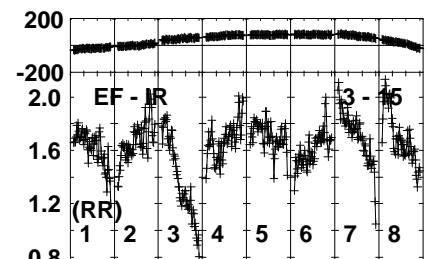
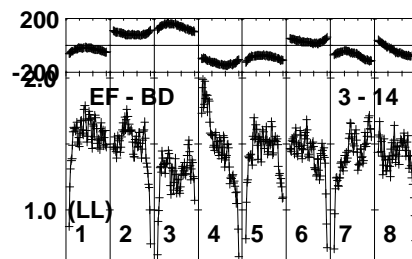
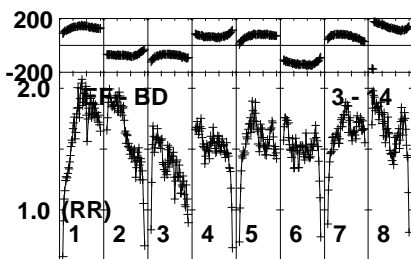
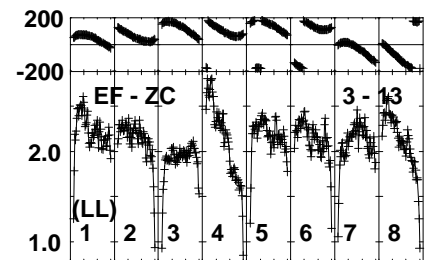
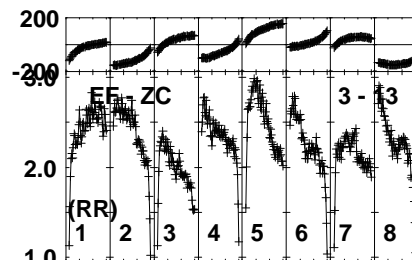
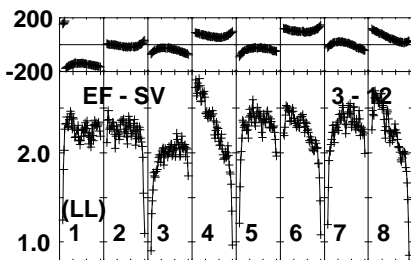
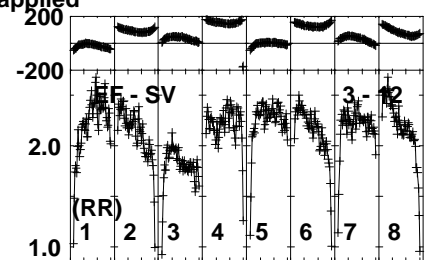
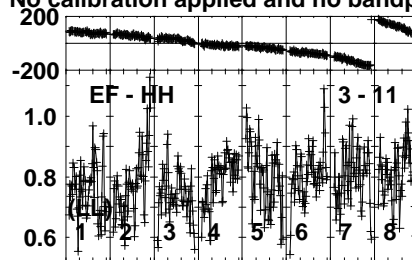
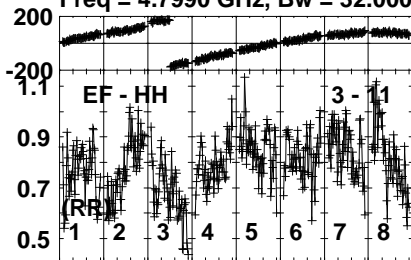
Lower frame: Milli Ampl Jy Top frame: Phas deg  
Vector averaged cross-power spectrum Several baselines displayed  
Timerange: 00/04:08:01 to 00/04:09:59

Plot file version 151 created 15-NOV-2021 12:12:13

J0037+2141 EC077B.UVDATA.1

Freq = 4.7990 GHz, Bw = 32.000 MH

No calibration applied and no bandpass applied



0400400400400400400400400400  
Channels

0400400400400400400400400400  
Channels

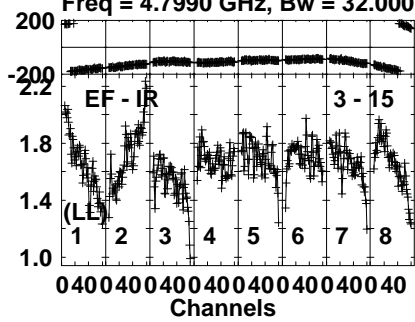
0400400400400400400400400400  
Channels

Lower frame: Milli Ampl Jy Top frame: Phas deg  
Vector averaged cross-power spectrum Several baselines displayed  
Timerange: 00/04:08:01 to 00/04:09:59

Plot file version 152 created 15-NOV-2021 12:12:13

J0037+2141 EC077B.UVDATA.1

Freq = 4.7990 GHz, Bw = 32.000 MH No calibration applied and no bandpass applied



Lower frame: Milli Ampl Jy Top frame: Phas deg

Vector averaged cross-power spectrum Several baselines displayed

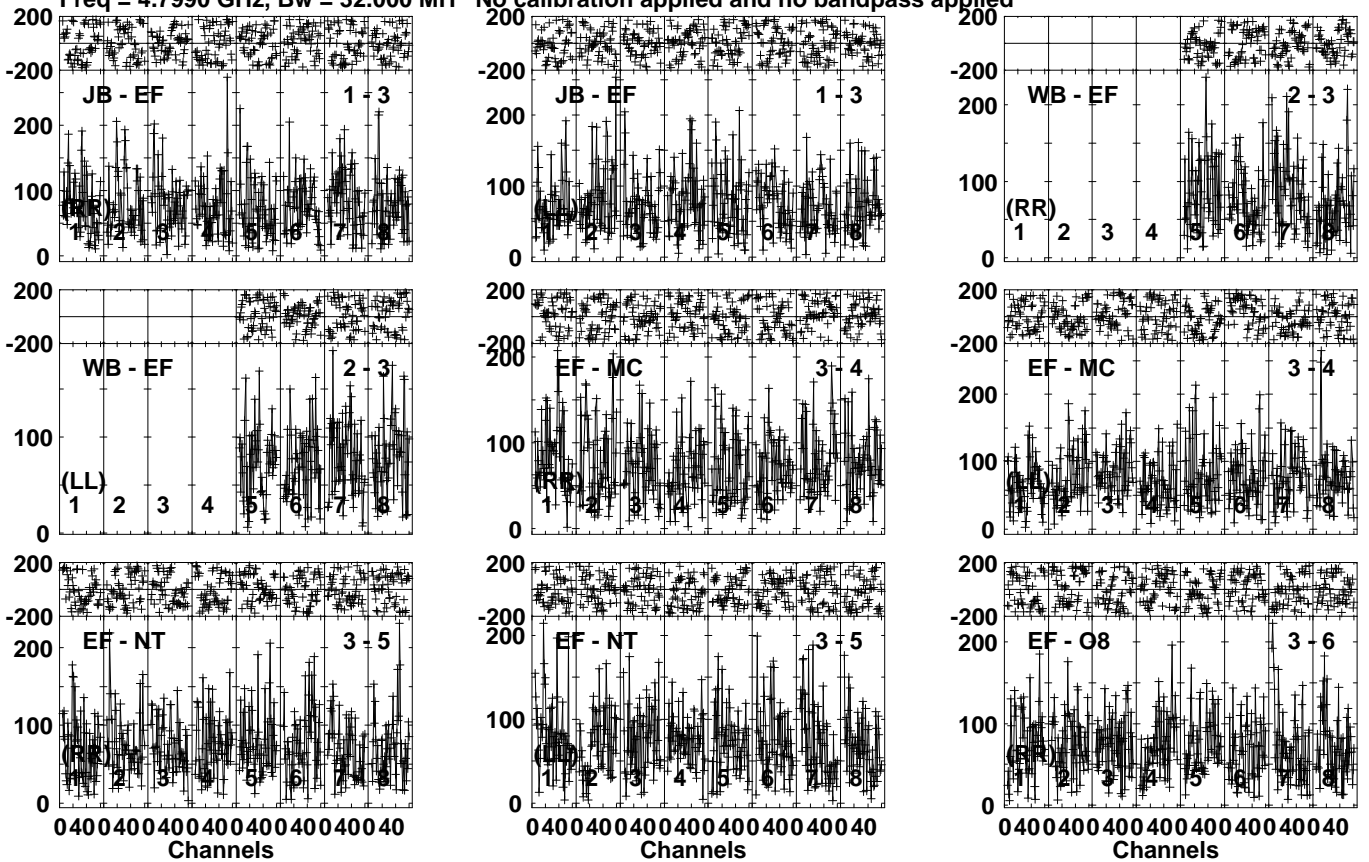
Timerange: 00/04:08:01 to 00/04:09:59



Plot file version 153 created 15-NOV-2021 12:12:13

LP349-25 EC077B.UVDATA.1

Freq = 4.7990 GHz, Bw = 32.000 MH No calibration applied and no bandpass applied

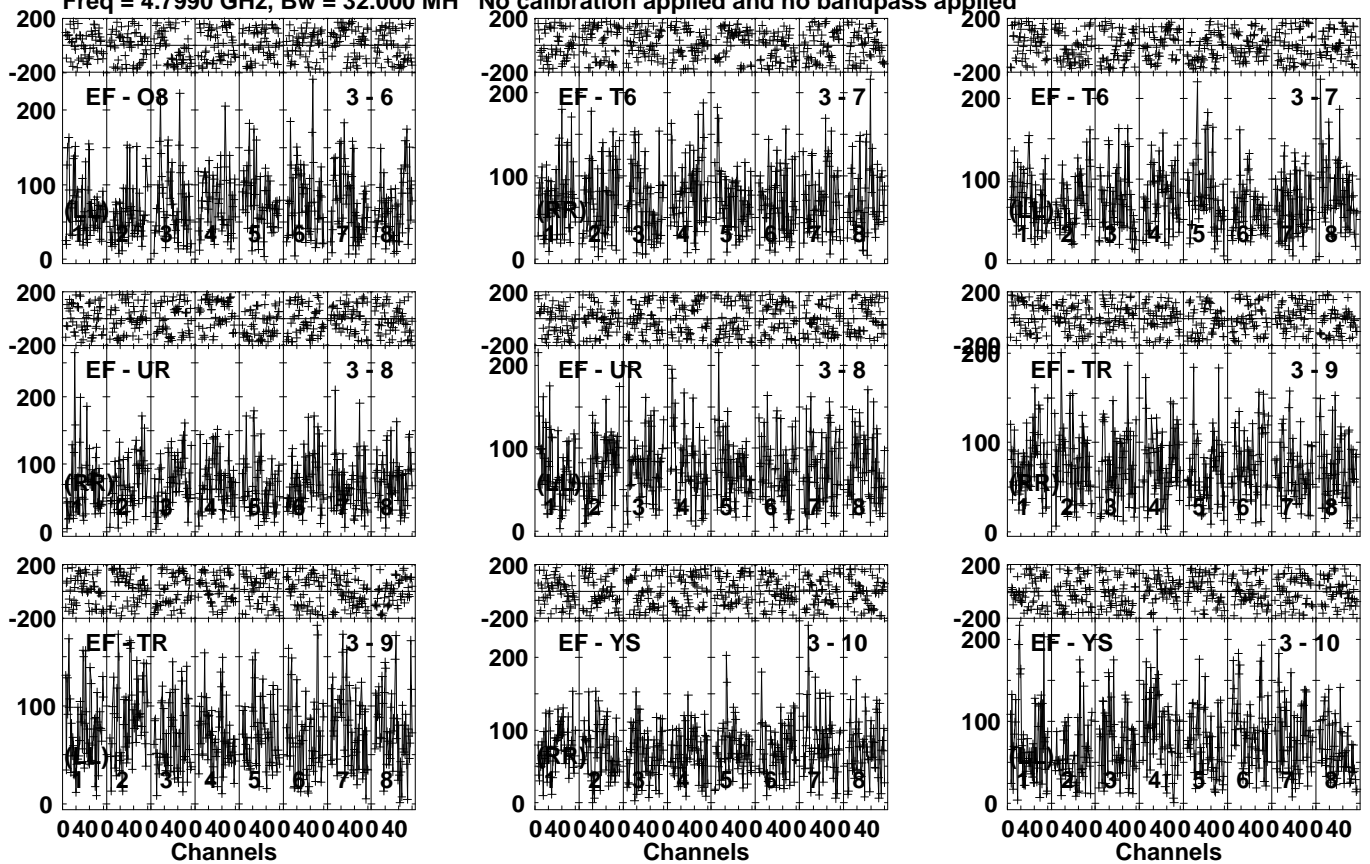


Lower frame: Micro Ampl Jy Top frame: Phas deg  
Vector averaged cross-power spectrum Several baselines displayed  
Timerange: 00/04:10:39 to 00/04:13:59

Plot file version 154 created 15-NOV-2021 12:12:13

LP349-25 EC077B.UVDATA.1

Freq = 4.7990 GHz, Bw = 32.000 MH No calibration applied and no bandpass applied

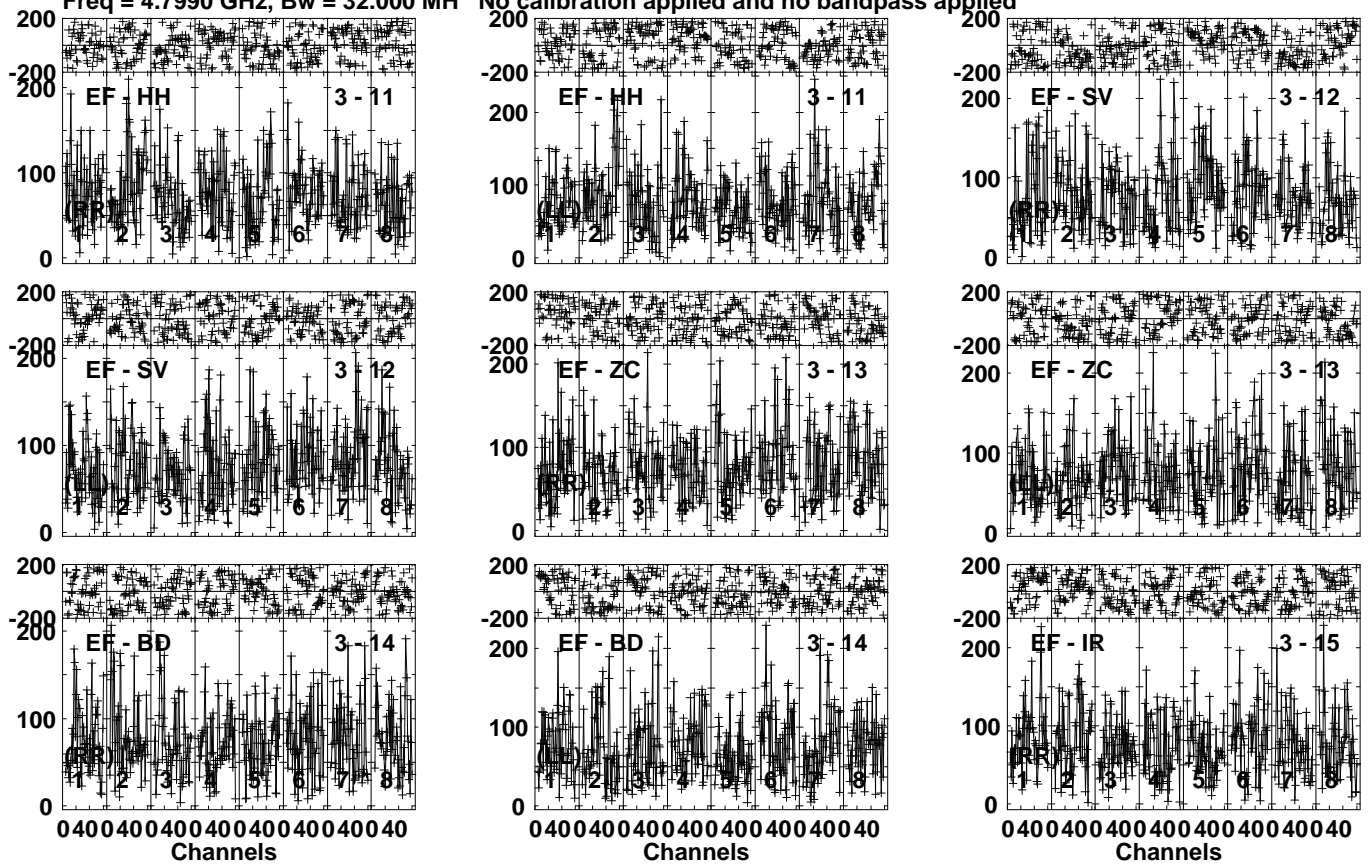


Lower frame: Micro Ampl Jy Top frame: Phas deg  
Vector averaged cross-power spectrum Several baselines displayed  
Timerange: 00/04:10:39 to 00/04:13:59

Plot file version 155 created 15-NOV-2021 12:12:13

LP349-25 EC077B.UVDATA.1

Freq = 4.7990 GHz, Bw = 32.000 MH No calibration applied and no bandpass applied

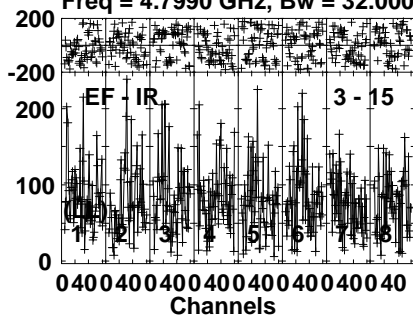


Lower frame: Micro Ampl Jy Top frame: Phas deg  
Vector averaged cross-power spectrum Several baselines displayed  
Timerange: 00/04:10:39 to 00/04:13:59

Plot file version 156 created 15-NOV-2021 12:12:14

LP349-25 EC077B.UVDATA.1

Freq = 4.7990 GHz, Bw = 32.000 MH No calibration applied and no bandpass applied



Lower frame: Micro Ampl Jy Top frame: Phas deg

Vector averaged cross-power spectrum Several baselines displayed

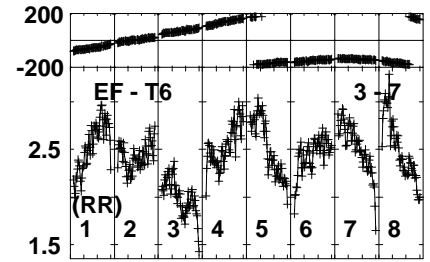
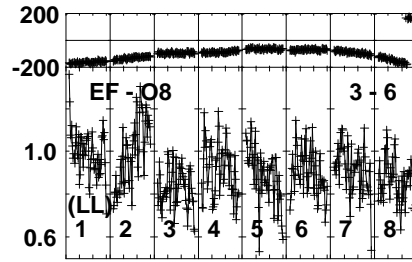
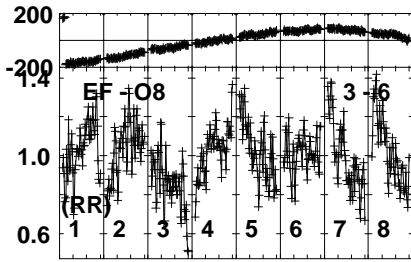
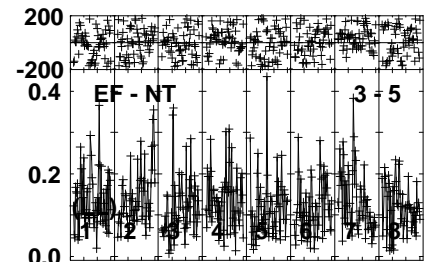
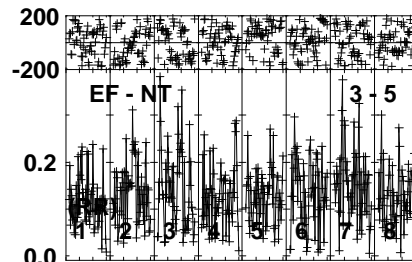
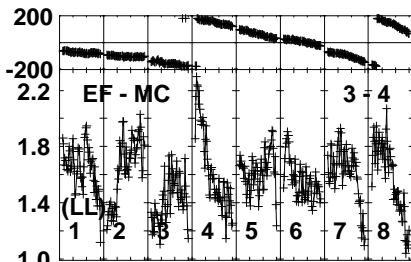
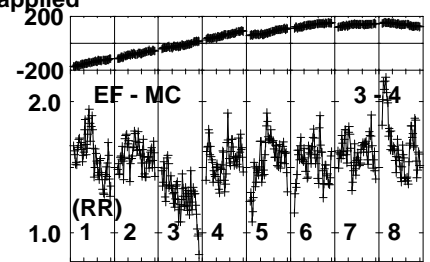
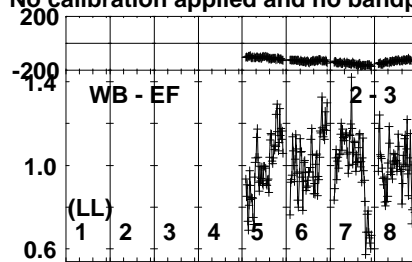
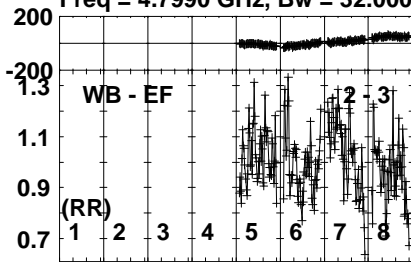
Timerange: 00/04:10:39 to 00/04:13:59

Plot file version 157 created 15-NOV-2021 12:12:14

J0037+2141 EC077B.UVDATA.1

Freq = 4.7990 GHz, Bw = 32.000 MH

No calibration applied and no bandpass applied



0400400400400400400400400400  
Channels

0400400400400400400400400400  
Channels

0400400400400400400400400400  
Channels

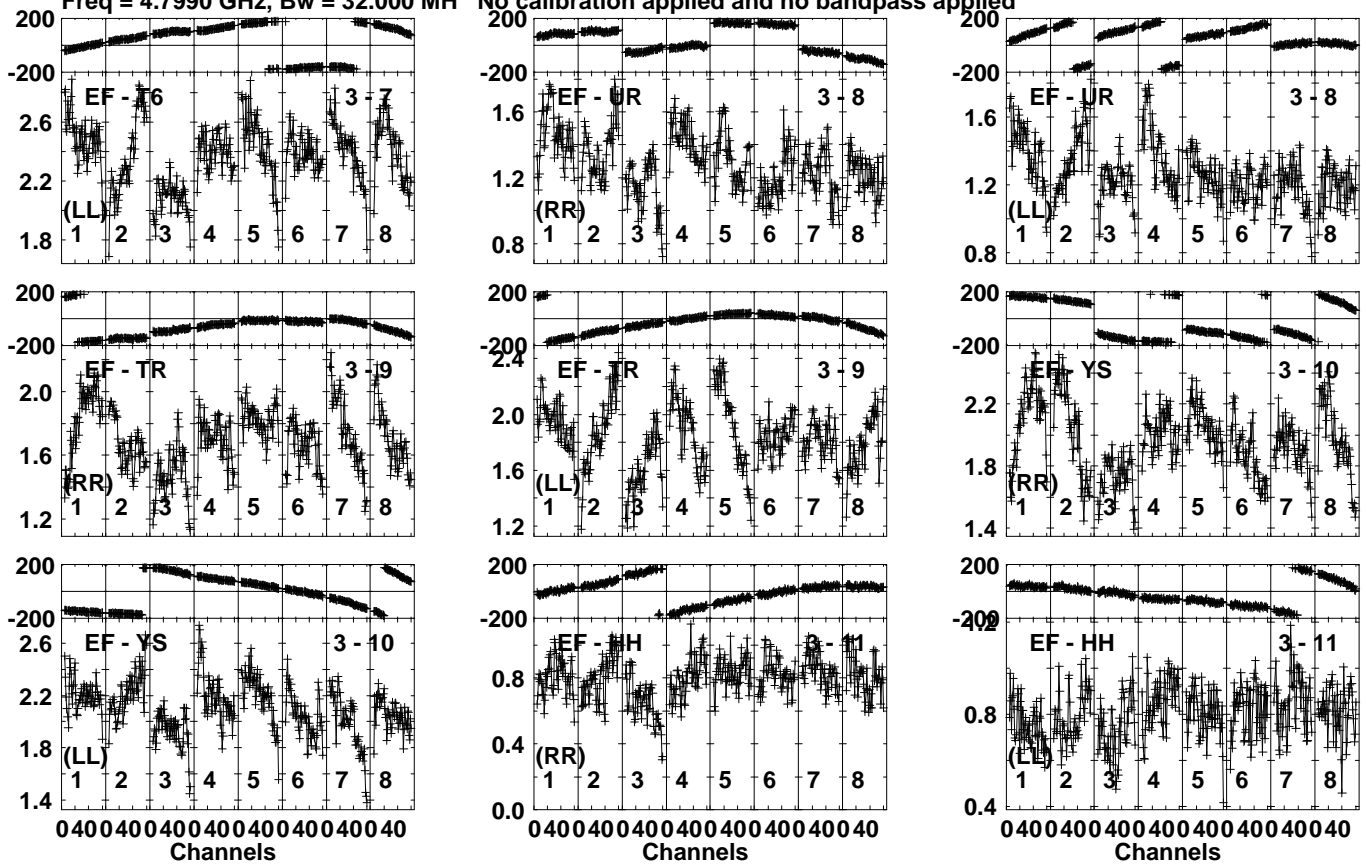
Lower frame: Milli Ampl Jy Top frame: Phas deg  
Vector averaged cross-power spectrum Several baselines displayed  
Timerange: 00/04:14:03 to 00/04:15:59

Plot file version 158 created 15-NOV-2021 12:12:14

J0037+2141 EC077B.UVDATA.1

Freq = 4.7990 GHz, Bw = 32.000 MH

No calibration applied and no bandpass applied



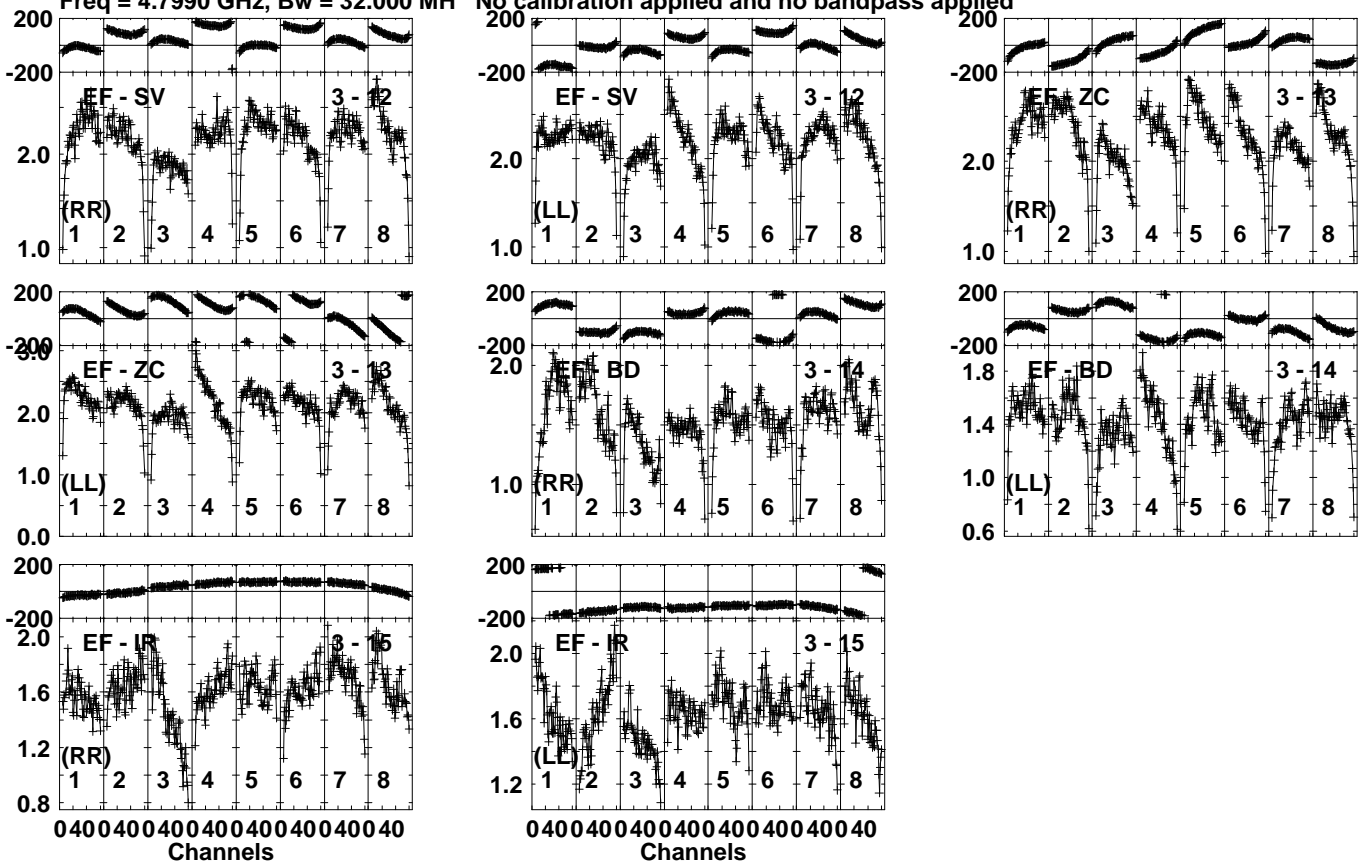
Lower frame: Milli Ampl Jy Top frame: Phas deg  
Vector averaged cross-power spectrum Several baselines displayed  
Timerange: 00/04:14:03 to 00/04:15:59

Plot file version 159 created 15-NOV-2021 12:12:14

J0037+2141 EC077B.UVDATA.1

Freq = 4.7990 GHz, Bw = 32.000 MH

No calibration applied and no bandpass applied

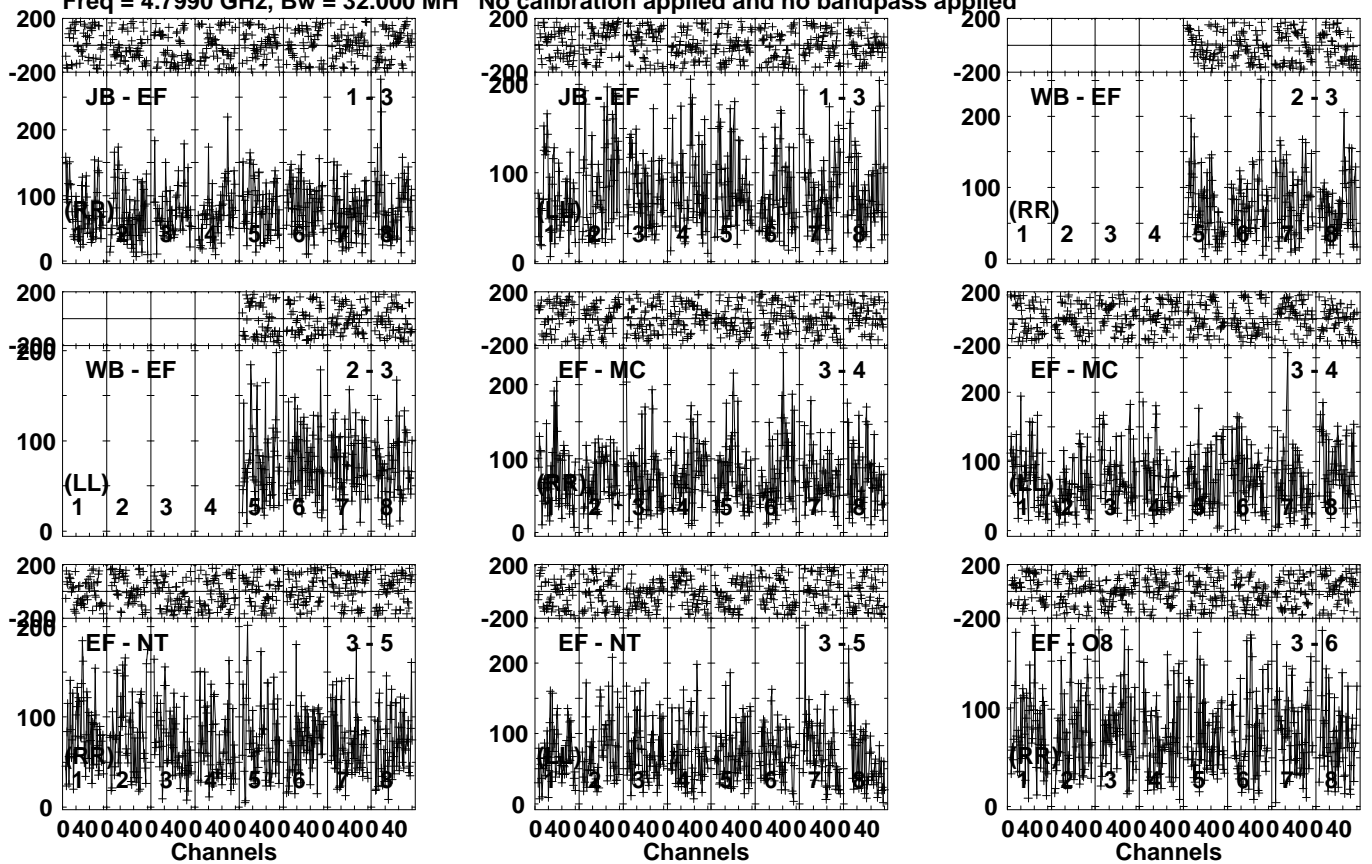


Lower frame: Milli Ampl Jy Top frame: Phas deg  
Vector averaged cross-power spectrum Several baselines displayed  
Timerange: 00/04:14:03 to 00/04:15:59

Plot file version 160 created 15-NOV-2021 12:12:14

LP349-25 EC077B.UVDATA.1

Freq = 4.7990 GHz, Bw = 32.000 MH No calibration applied and no bandpass applied



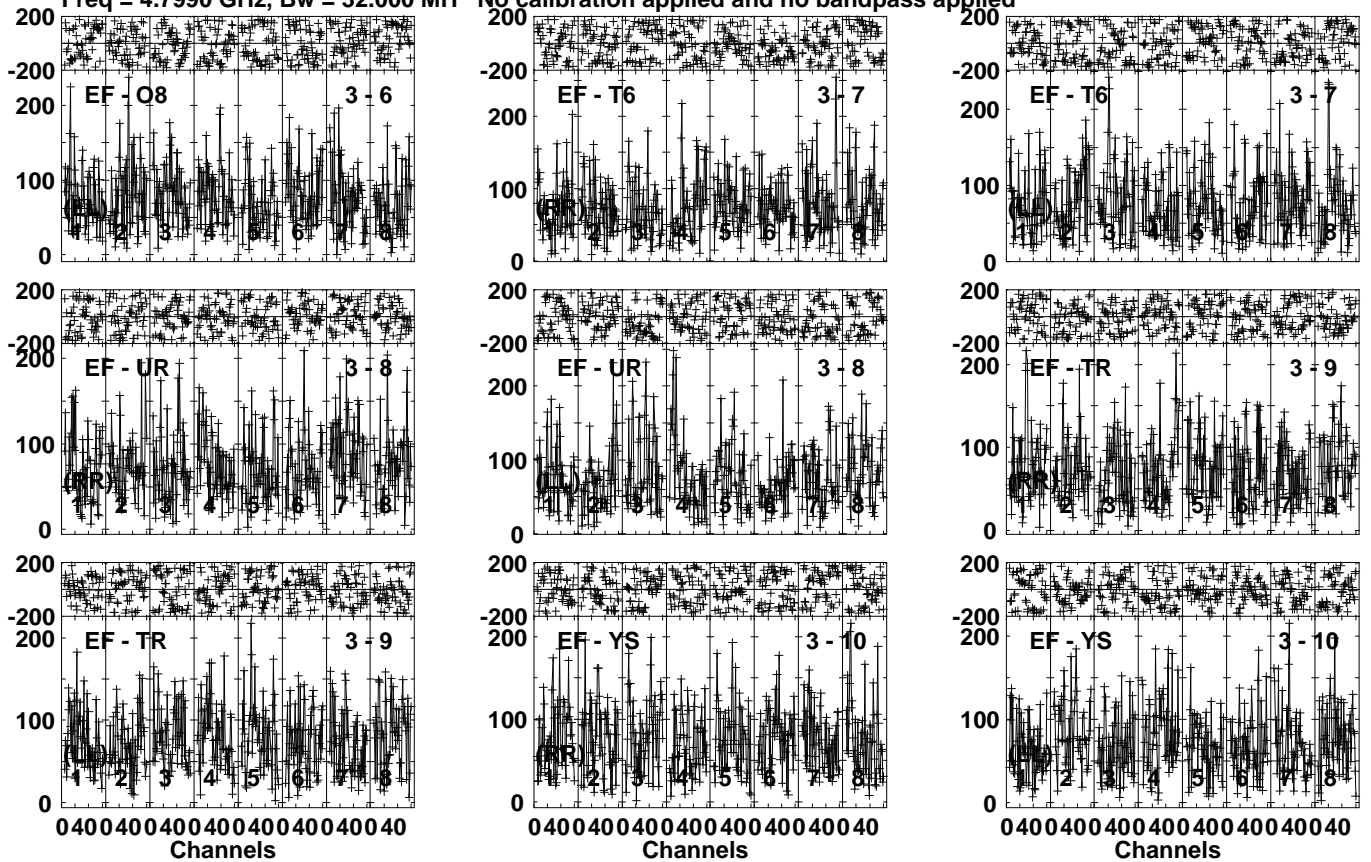
Lower frame: Micro Ampl Jy Top frame: Phas deg  
Vector averaged cross-power spectrum Several baselines displayed  
Timerange: 00/04:16:01 to 00/04:19:59



Plot file version 161 created 15-NOV-2021 12:12:14

LP349-25 EC077B.UVDATA.1

Freq = 4.7990 GHz, Bw = 32.000 MH No calibration applied and no bandpass applied

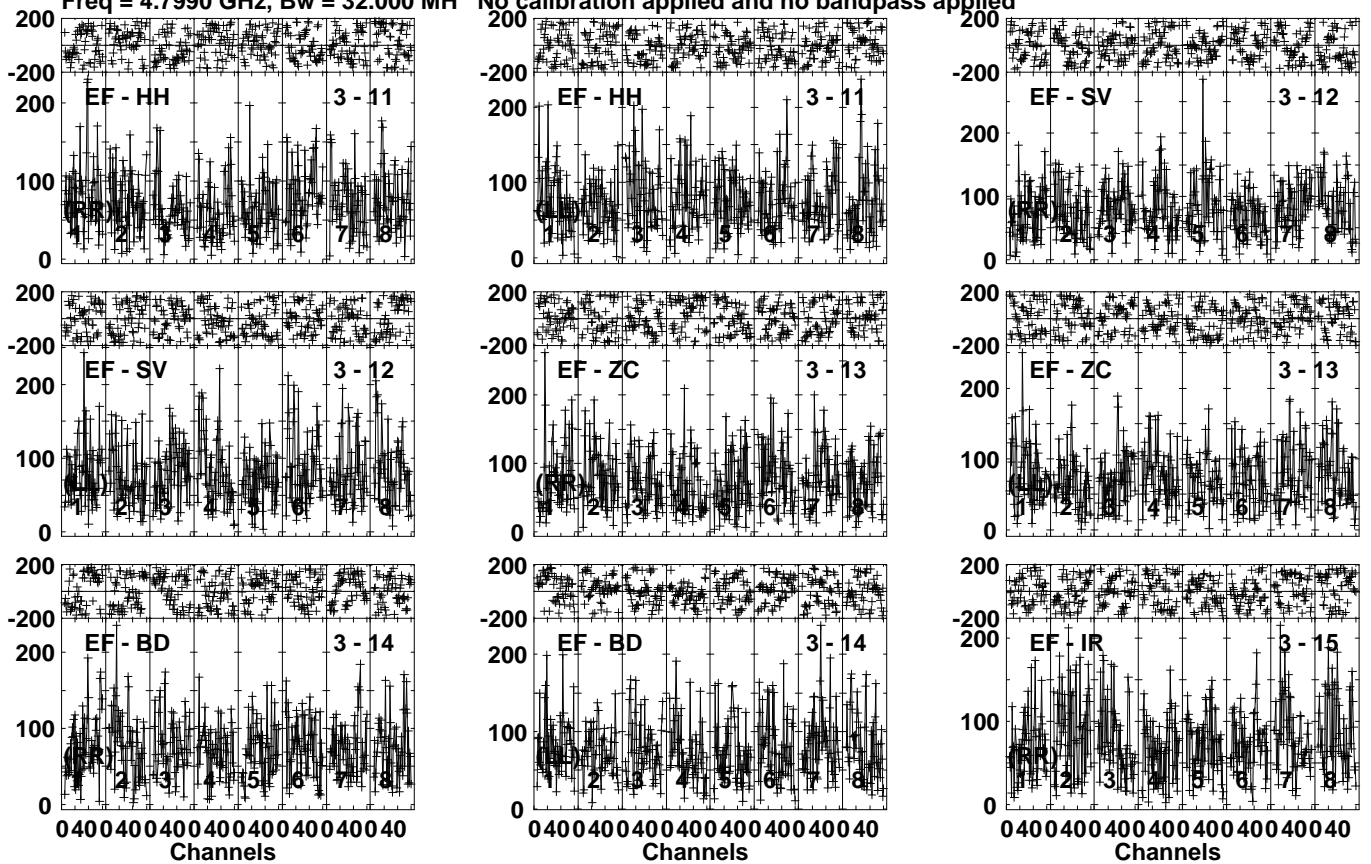


Lower frame: Micro Ampl Jy Top frame: Phas deg  
Vector averaged cross-power spectrum Several baselines displayed  
Timerange: 00/04:16:01 to 00/04:19:59

Plot file version 162 created 15-NOV-2021 12:12:14

LP349-25 EC077B.UVDATA.1

Freq = 4.7990 GHz, Bw = 32.000 MH No calibration applied and no bandpass applied

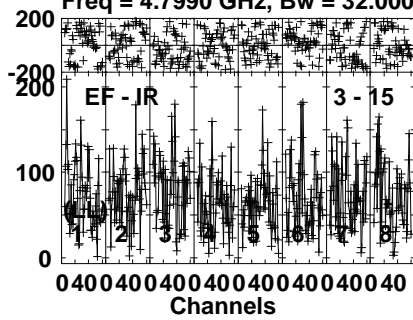


Lower frame: Micro Ampl Jy Top frame: Phas deg  
Vector averaged cross-power spectrum Several baselines displayed  
Timerange: 00/04:16:01 to 00/04:19:59

Plot file version 163 created 15-NOV-2021 12:12:14

LP349-25 EC077B.UVDATA.1

Freq = 4.7990 GHz, Bw = 32.000 MH No calibration applied and no bandpass applied



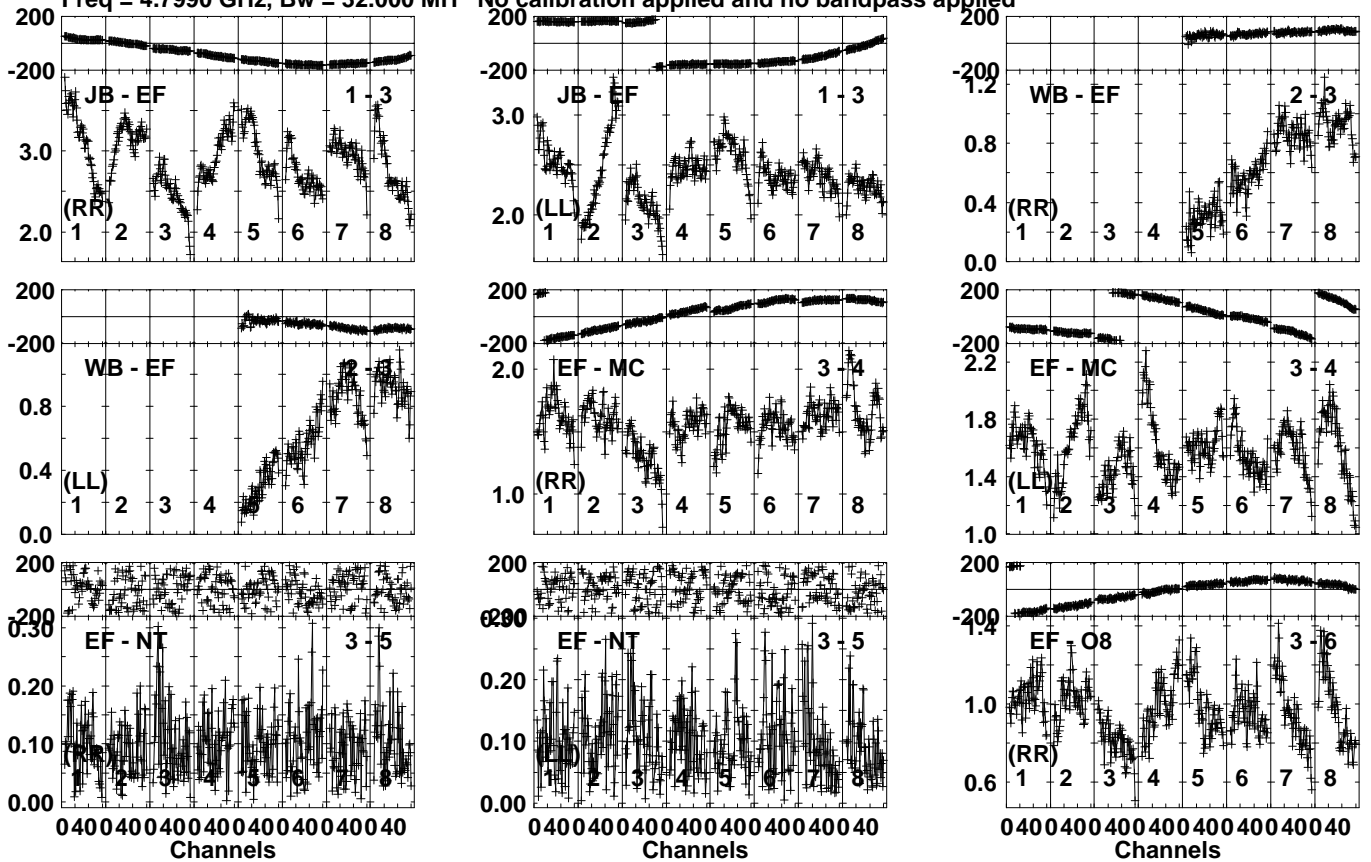
Lower frame: Micro Ampl Jy Top frame: Phas deg  
Vector averaged cross-power spectrum Several baselines displayed  
Timerange: 00/04:16:01 to 00/04:19:59

Plot file version 164 created 15-NOV-2021 12:12:14

J0037+2141 EC077B.UVDATA.1

Freq = 4.7990 GHz, Bw = 32.000 MH

No calibration applied and no bandpass applied



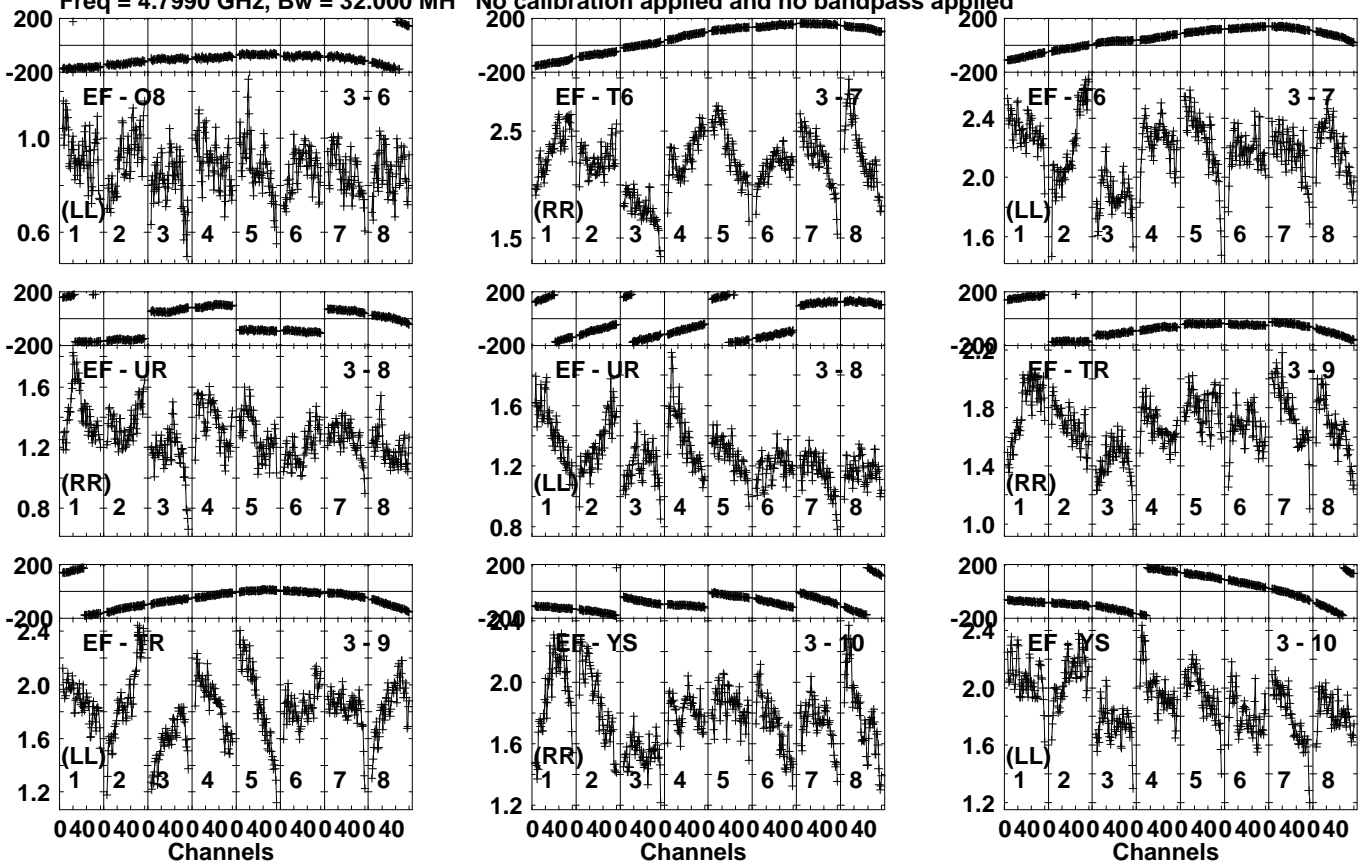
Lower frame: Milli Ampl Jy Top frame: Phas deg  
Vector averaged cross-power spectrum Several baselines displayed  
Timerange: 00/04:20:31 to 00/04:22:29

Plot file version 165 created 15-NOV-2021 12:12:15

J0037+2141 EC077B.UVDATA.1

Freq = 4.7990 GHz, Bw = 32.000 MH

No calibration applied and no bandpass applied



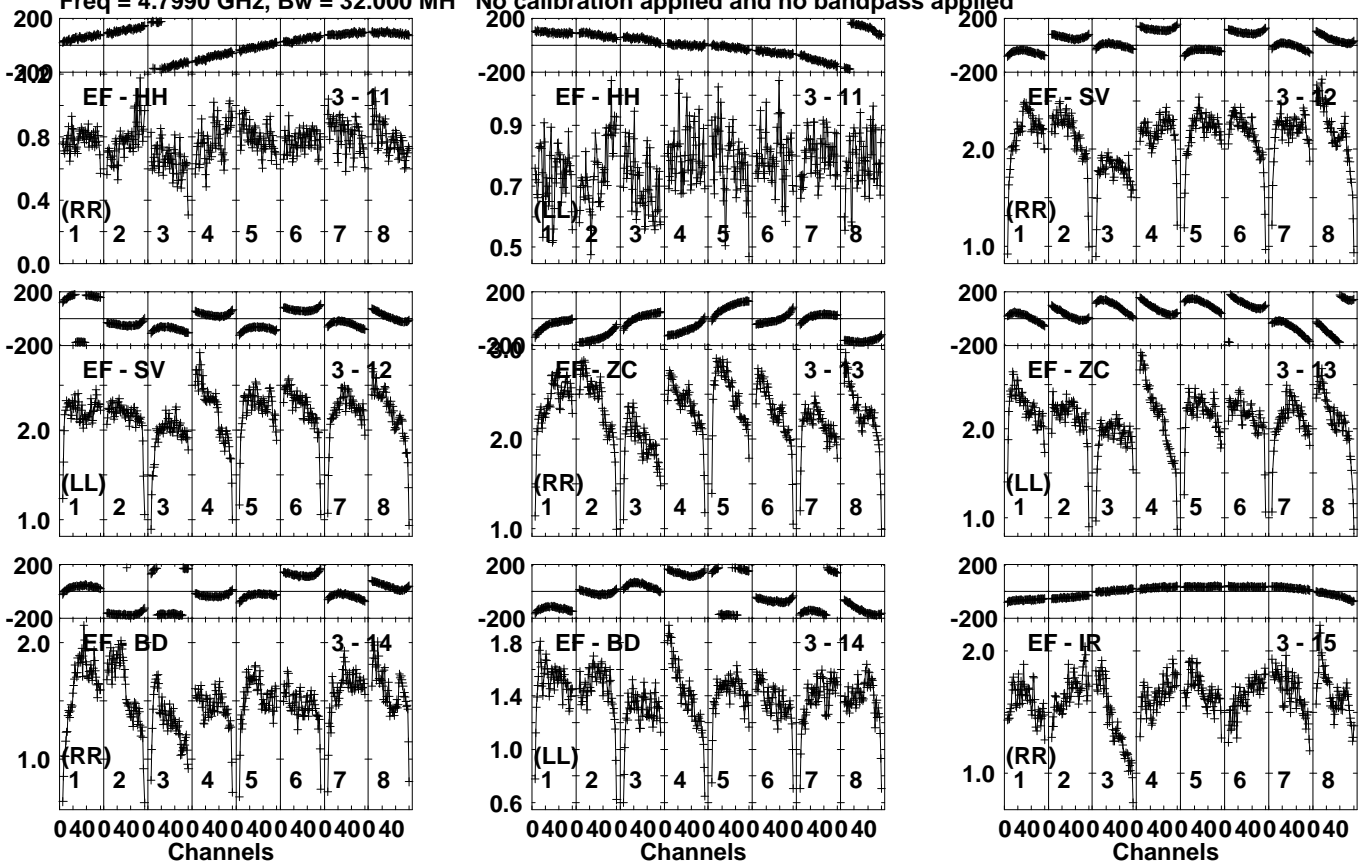
Lower frame: Milli Ampl Jy Top frame: Phas deg  
Vector averaged cross-power spectrum Several baselines displayed  
Timerange: 00/04:20:31 to 00/04:22:29

Plot file version 166 created 15-NOV-2021 12:12:15

J0037+2141 EC077B.UVDATA.1

Freq = 4.7990 GHz, Bw = 32.000 MH

No calibration applied and no bandpass applied

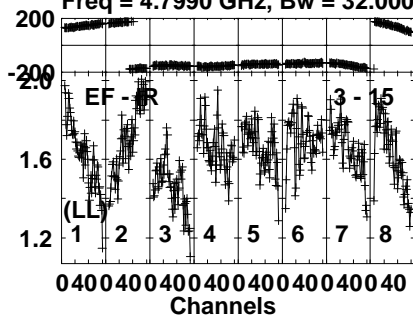


Lower frame: Milli Ampl Jy Top frame: Phas deg  
Vector averaged cross-power spectrum Several baselines displayed  
Timerange: 00/04:20:31 to 00/04:22:29

Plot file version 167 created 15-NOV-2021 12:12:15

J0037+2141 EC077B.UVDATA.1

Freq = 4.7990 GHz, Bw = 32.000 MH No calibration applied and no bandpass applied



Lower frame: Milli Ampl Jy Top frame: Phas deg

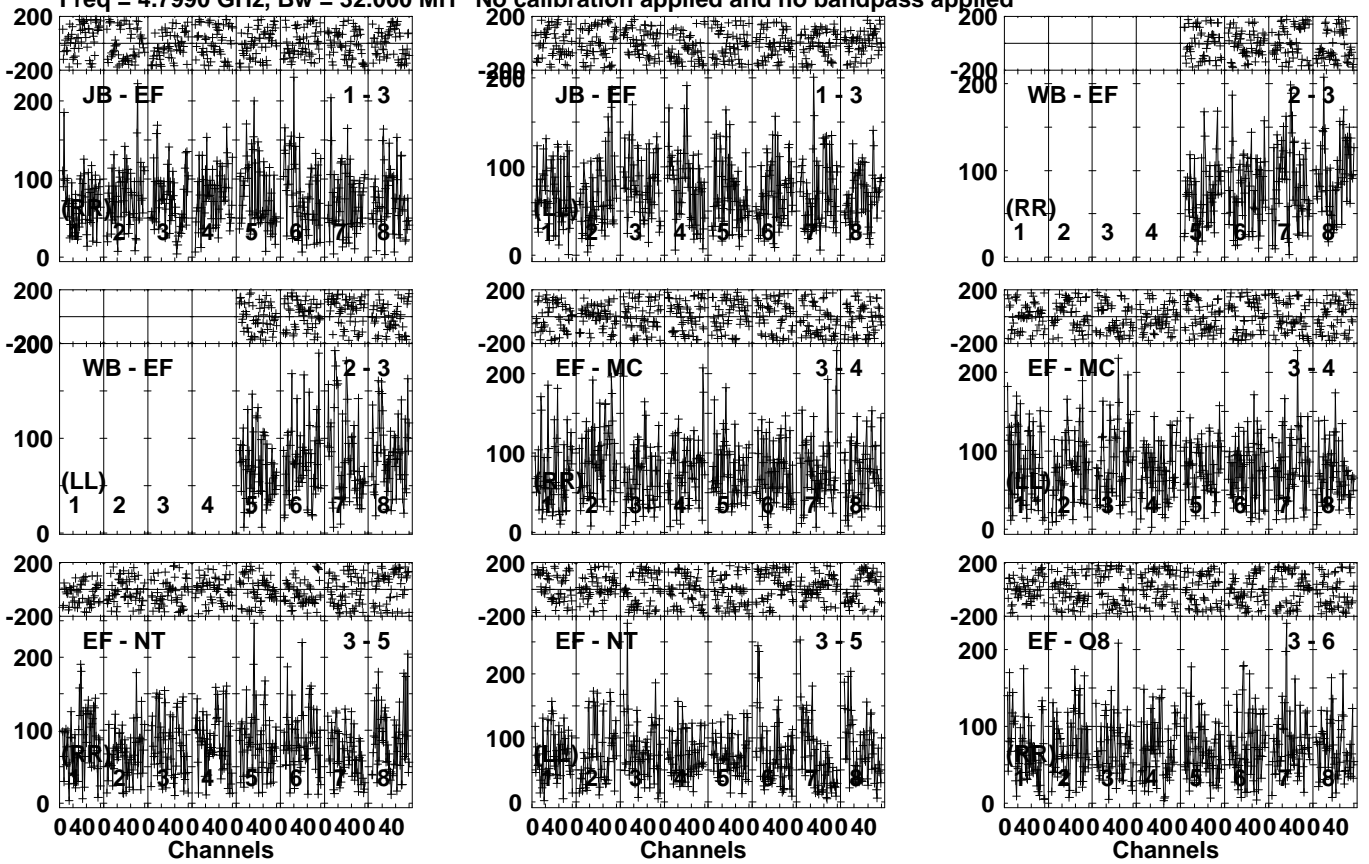
Vector averaged cross-power spectrum Several baselines displayed

Timerange: 00/04:20:31 to 00/04:22:29

Plot file version 168 created 15-NOV-2021 12:12:15

LP349-25 EC077B.UVDATA.1

Freq = 4.7990 GHz, Bw = 32.000 MH No calibration applied and no bandpass applied



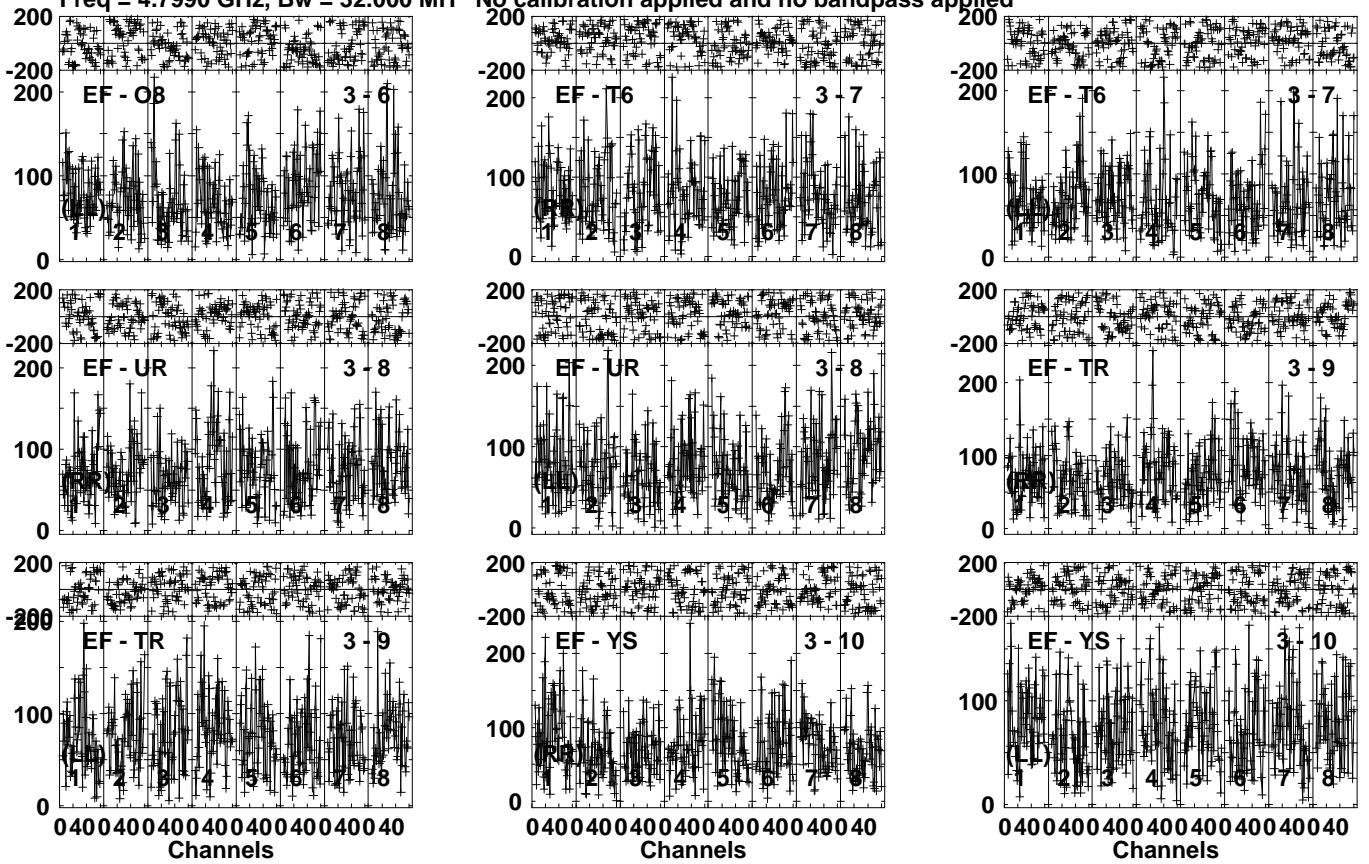
Lower frame: Micro Ampl Jy Top frame: Phas deg  
Vector averaged cross-power spectrum Several baselines displayed  
Timerange: 00/04:23:09 to 00/04:26:29



Plot file version 169 created 15-NOV-2021 12:12:15

LP349-25 EC077B.UVDATA.1

Freq = 4.7990 GHz, Bw = 32.000 MH No calibration applied and no bandpass applied

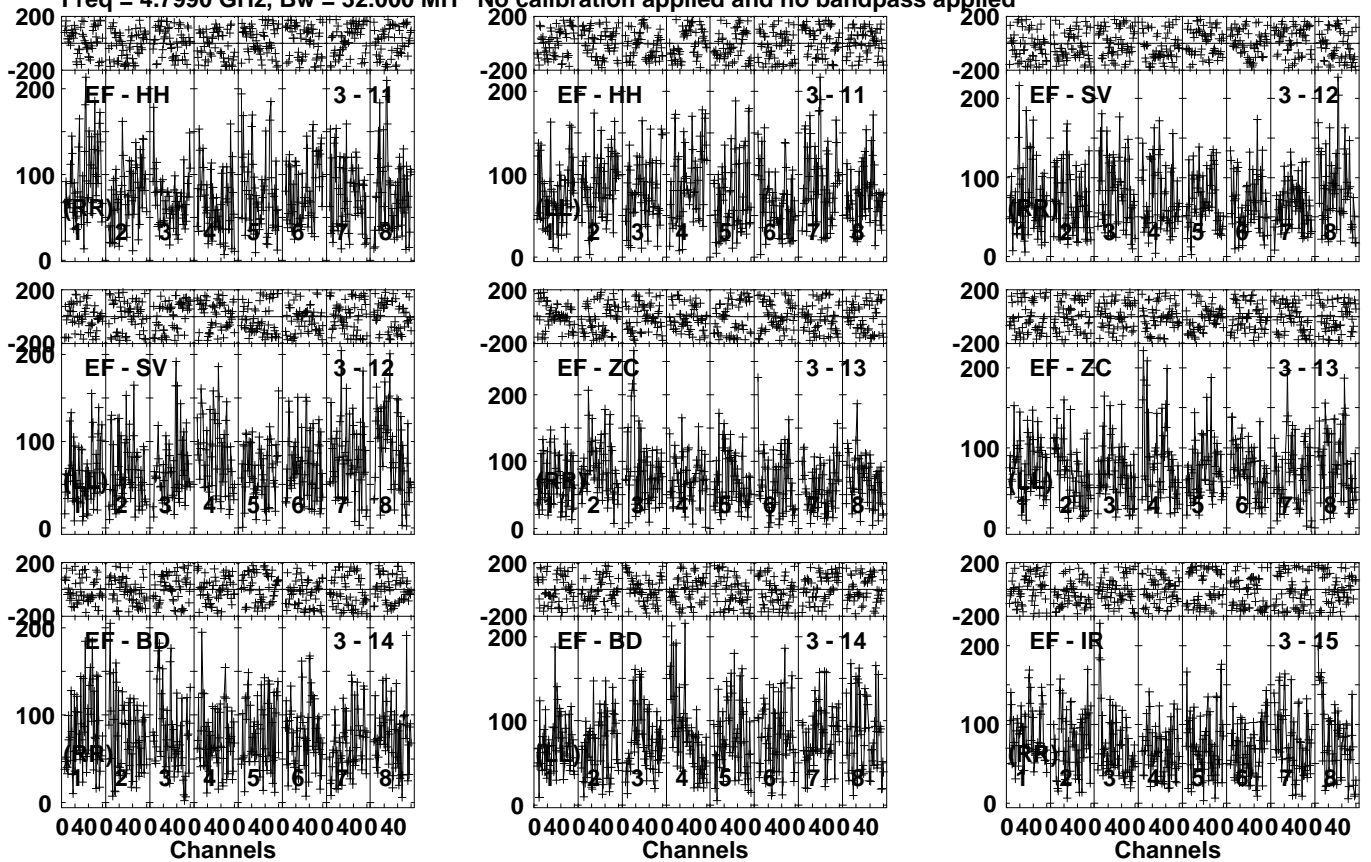


Lower frame: Micro Ampl Jy Top frame: Phas deg  
Vector averaged cross-power spectrum Several baselines displayed  
Timerange: 00/04:23:09 to 00/04:26:29

Plot file version 170 created 15-NOV-2021 12:12:15

LP349-25 EC077B.UVDATA.1

Freq = 4.7990 GHz, Bw = 32.000 MH No calibration applied and no bandpass applied

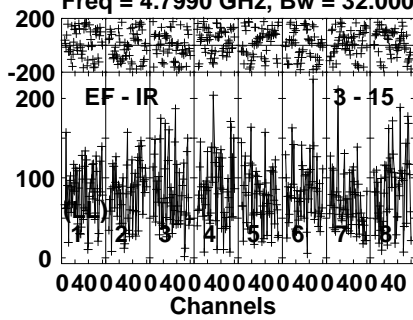


Lower frame: Micro Ampl Jy Top frame: Phas deg  
Vector averaged cross-power spectrum Several baselines displayed  
Timerange: 00/04:23:09 to 00/04:26:29

Plot file version 171 created 15-NOV-2021 12:12:15

LP349-25 EC077B.UVDATA.1

Freq = 4.7990 GHz, Bw = 32.000 MH No calibration applied and no bandpass applied



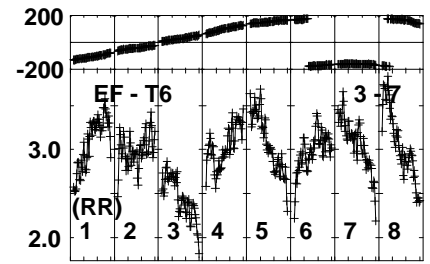
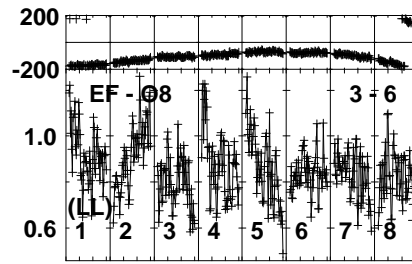
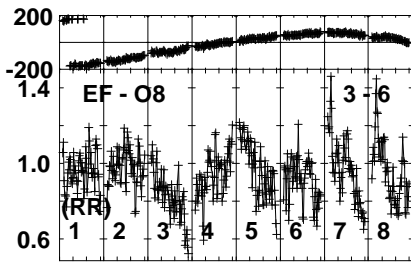
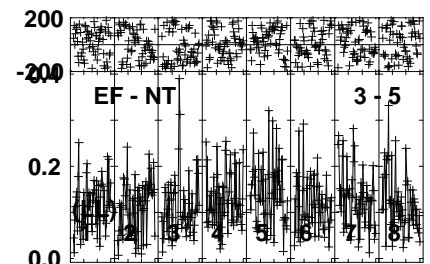
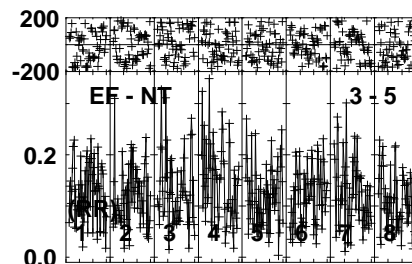
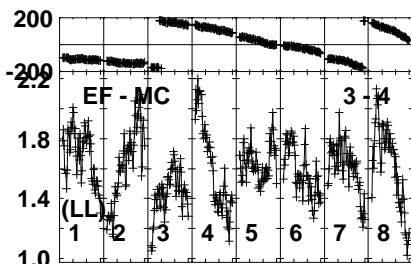
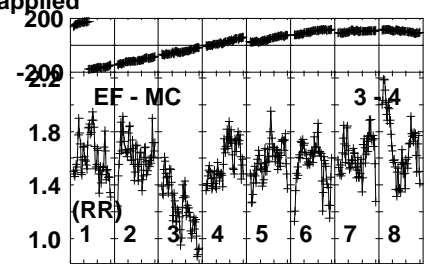
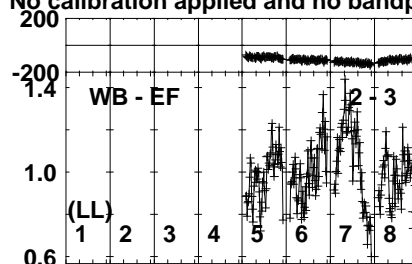
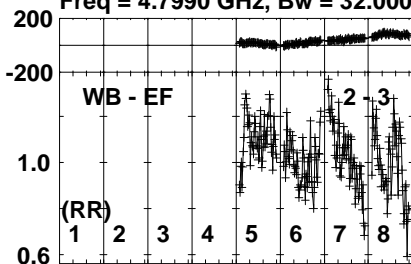
Lower frame: Micro Ampl Jy Top frame: Phas deg  
Vector averaged cross-power spectrum Several baselines displayed  
Timerange: 00/04:23:09 to 00/04:26:29

Plot file version 172 created 15-NOV-2021 12:12:15

J0037+2141 EC077B.UVDATA.1

Freq = 4.7990 GHz, Bw = 32.000 MH

No calibration applied and no bandpass applied



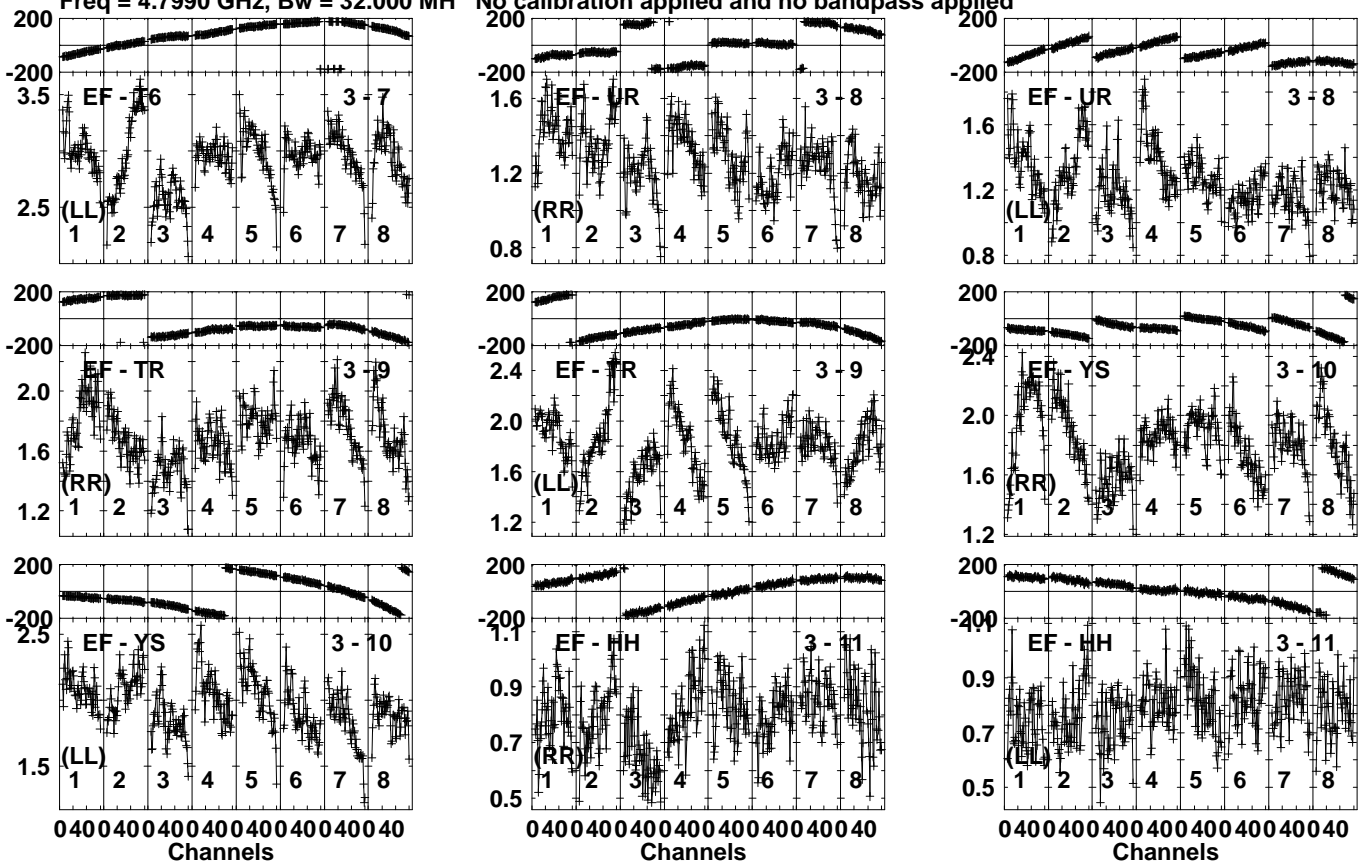
Lower frame: Milli Ampl Jy Top frame: Phas deg  
Vector averaged cross-power spectrum Several baselines displayed  
Timerange: 00/04:26:31 to 00/04:28:29

Plot file version 173 created 15-NOV-2021 12:12:15

J0037+2141 EC077B.UVDATA.1

Freq = 4.7990 GHz, Bw = 32.000 MH

No calibration applied and no bandpass applied



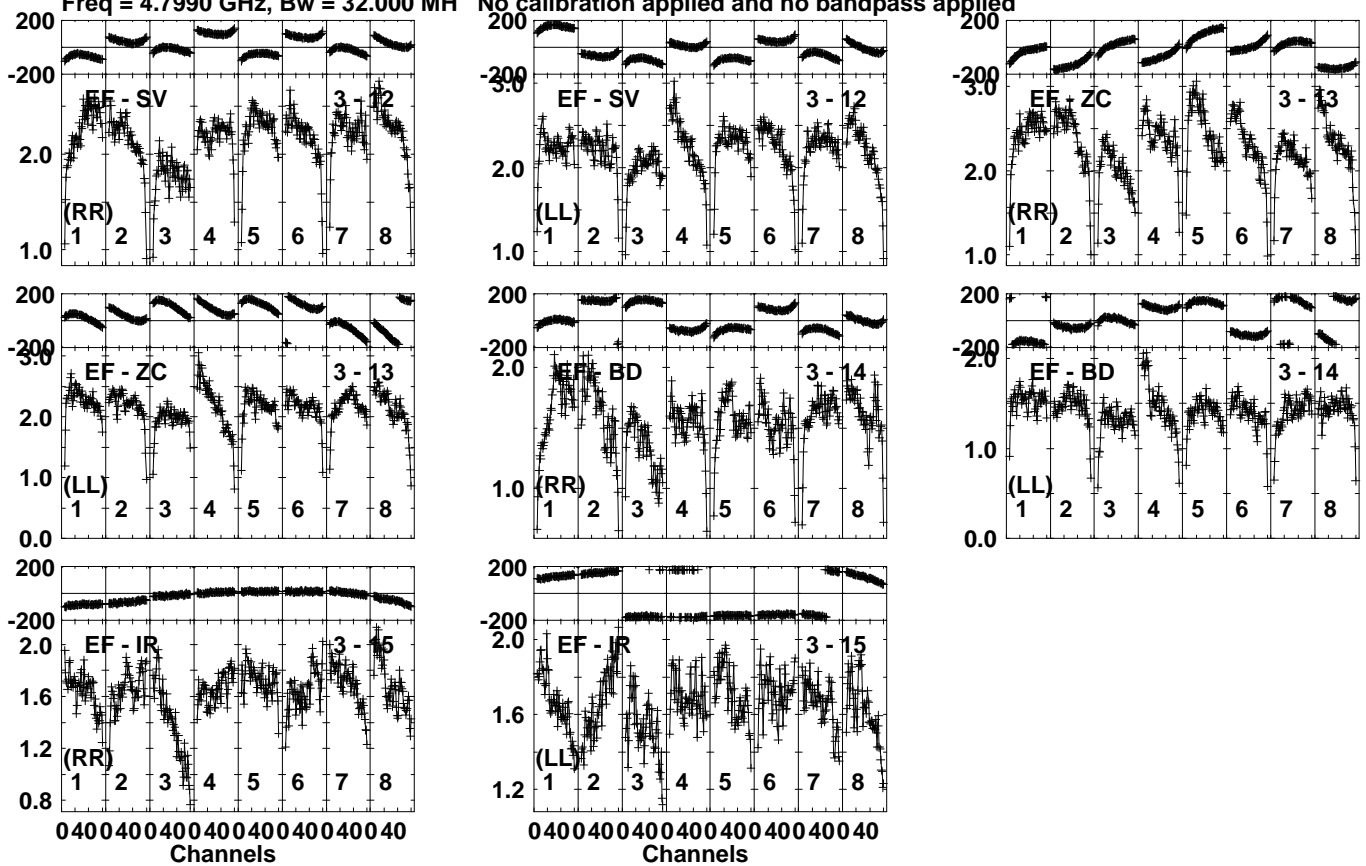
Lower frame: Milli Ampl Jy Top frame: Phas deg  
Vector averaged cross-power spectrum Several baselines displayed  
Timerange: 00/04:26:31 to 00/04:28:29

Plot file version 174 created 15-NOV-2021 12:12:16

J0037+2141 EC077B.UVDATA.1

Freq = 4.7990 GHz, Bw = 32.000 MH

No calibration applied and no bandpass applied

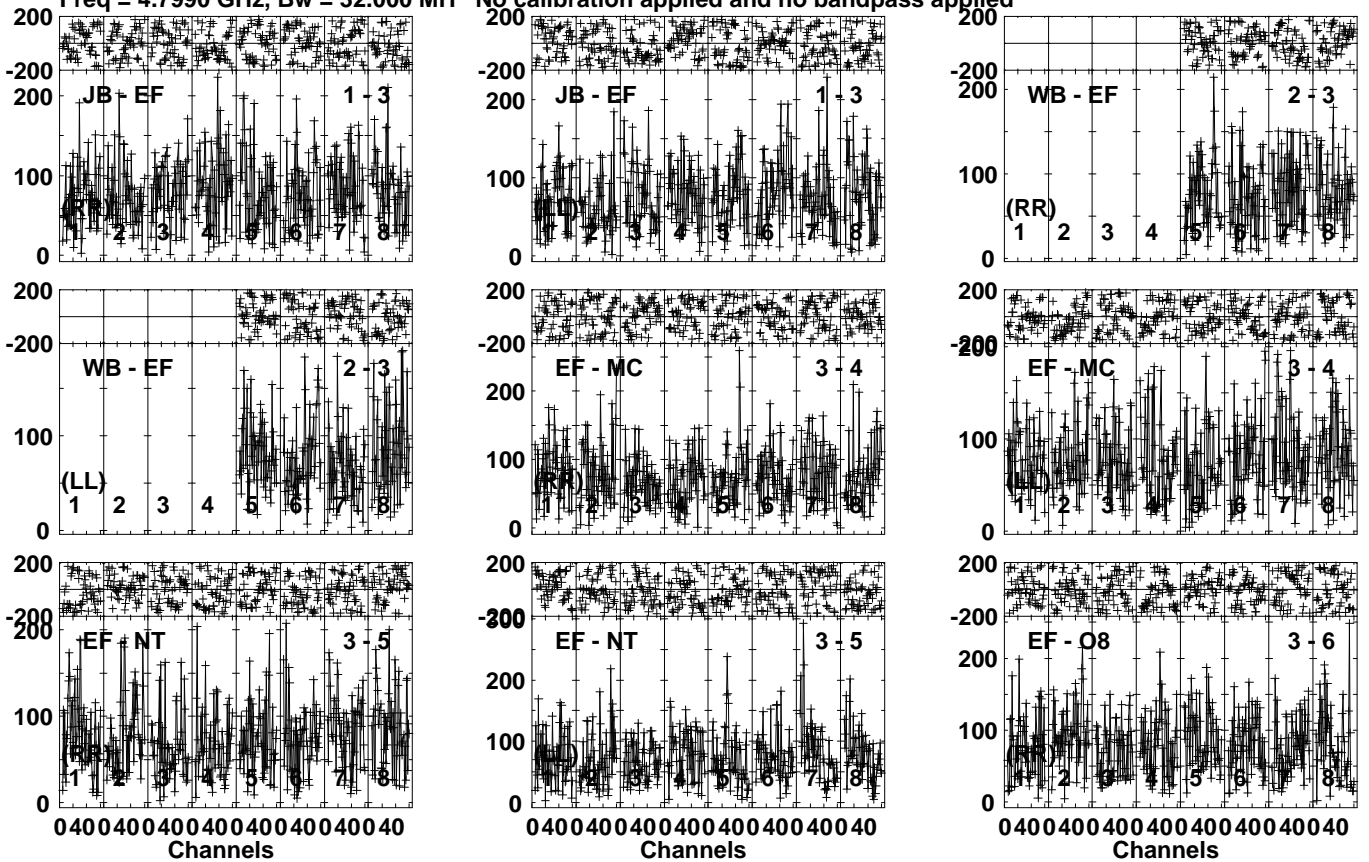


Lower frame: Milli Ampl Jy Top frame: Phas deg  
Vector averaged cross-power spectrum Several baselines displayed  
Timerange: 00/04:26:31 to 00/04:28:29

Plot file version 175 created 15-NOV-2021 12:12:16

LP349-25 EC077B.UVDATA.1

Freq = 4.7990 GHz, Bw = 32.000 MH No calibration applied and no bandpass applied

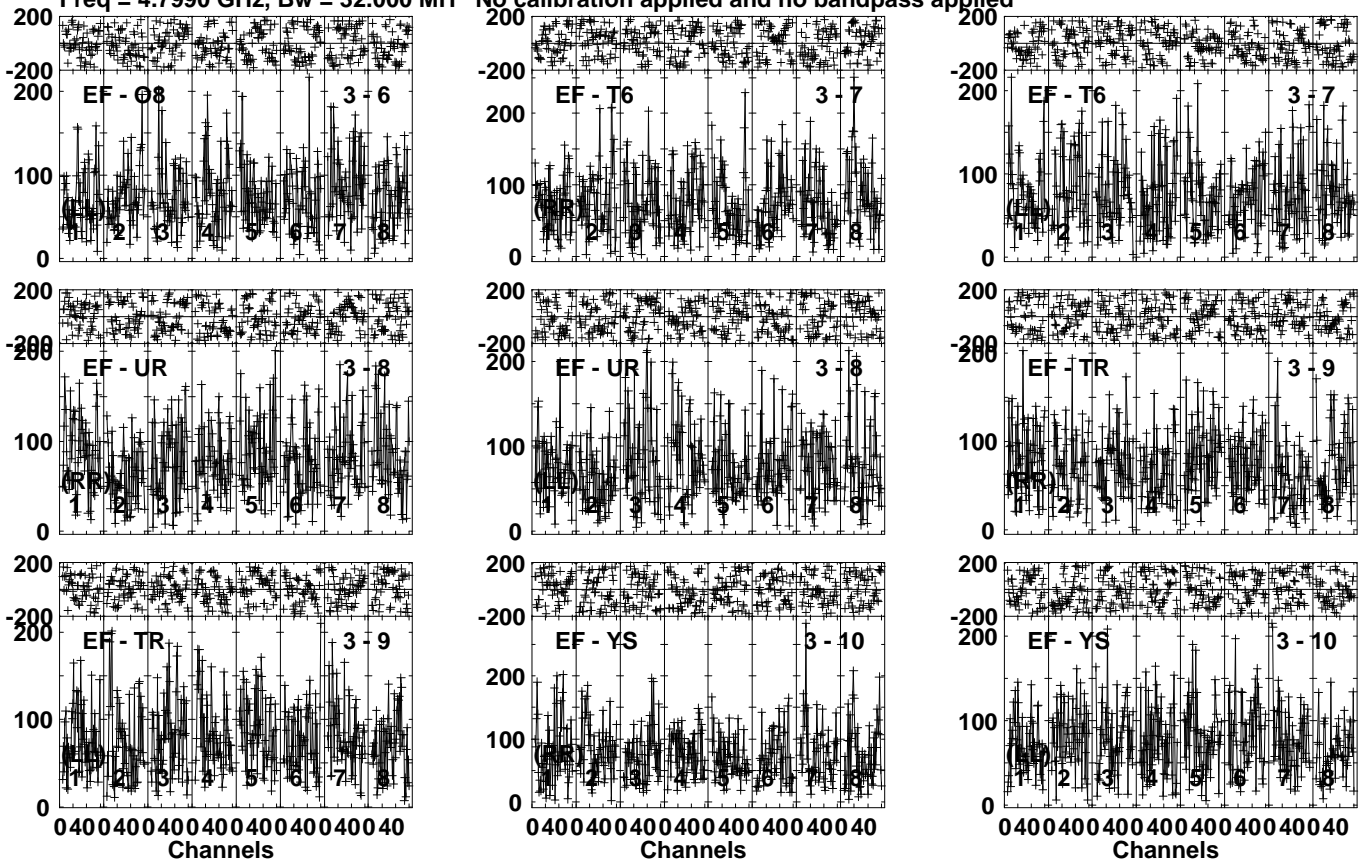


Lower frame: Micro Ampl Jy Top frame: Phas deg  
Vector averaged cross-power spectrum Several baselines displayed  
Timerange: 00/04:28:31 to 00/04:32:29

Plot file version 176 created 15-NOV-2021 12:12:16

LP349-25 EC077B.UVDATA.1

Freq = 4.7990 GHz, Bw = 32.000 MH No calibration applied and no bandpass applied



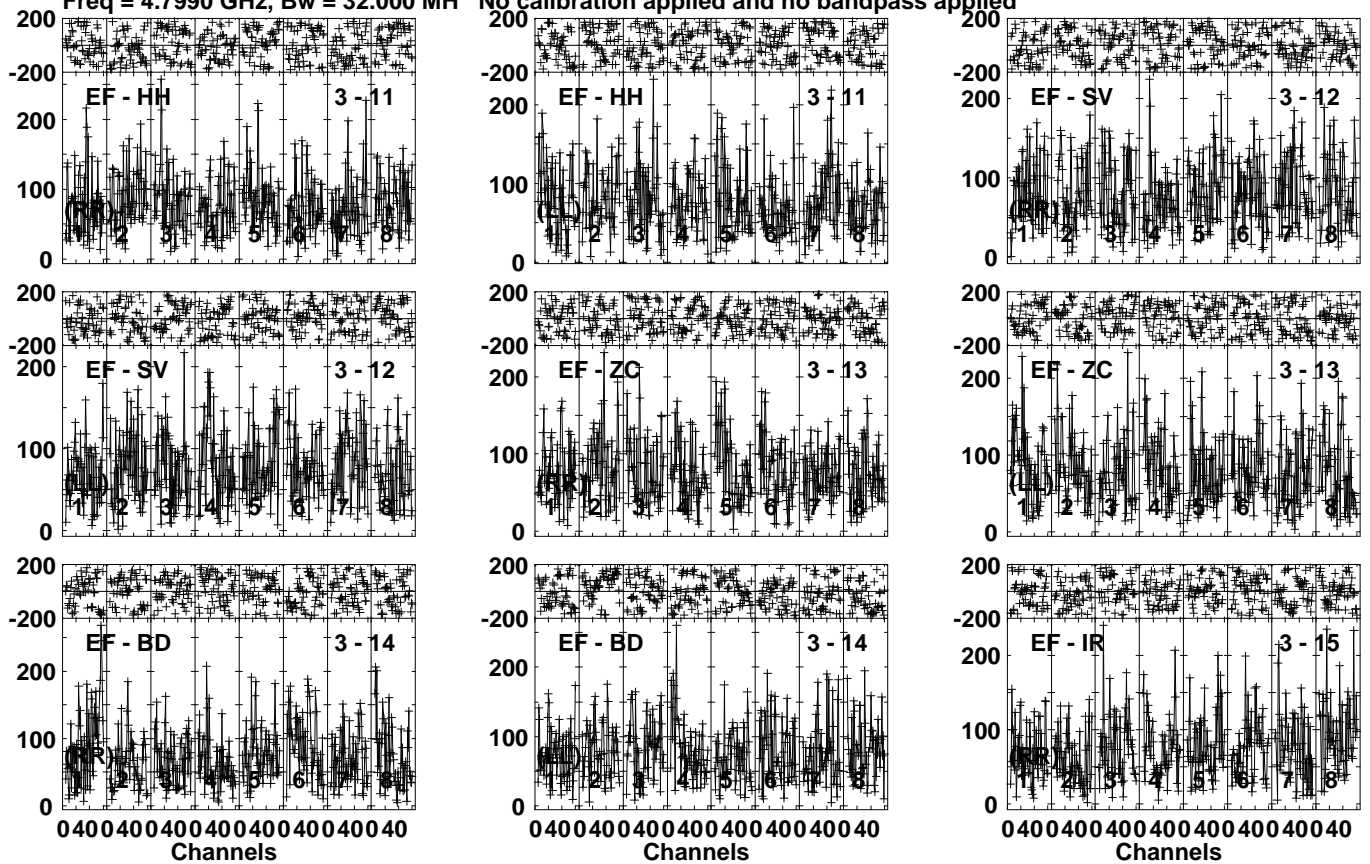
Lower frame: Micro Ampl Jy Top frame: Phas deg  
Vector averaged cross-power spectrum Several baselines displayed  
Timerange: 00/04:28:31 to 00/04:32:29



Plot file version 177 created 15-NOV-2021 12:12:16

LP349-25 EC077B.UVDATA.1

Freq = 4.7990 GHz, Bw = 32.000 MH No calibration applied and no bandpass applied

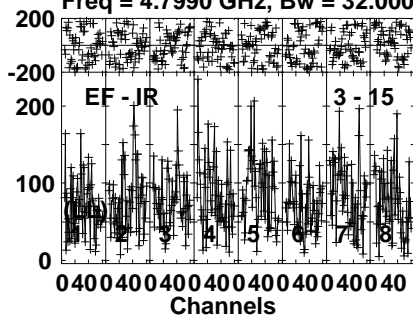


Lower frame: Micro Ampl Jy Top frame: Phas deg  
Vector averaged cross-power spectrum Several baselines displayed  
Timerange: 00/04:28:31 to 00/04:32:29

Plot file version 178 created 15-NOV-2021 12:12:16

LP349-25 EC077B.UVDATA.1

Freq = 4.7990 GHz, Bw = 32.000 MH No calibration applied and no bandpass applied

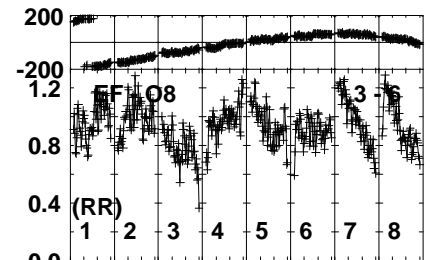
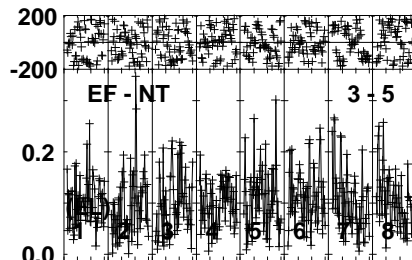
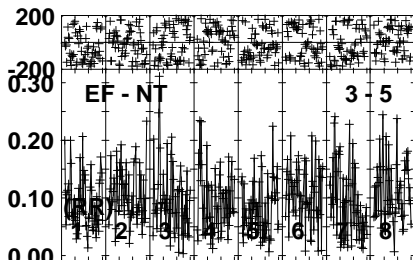
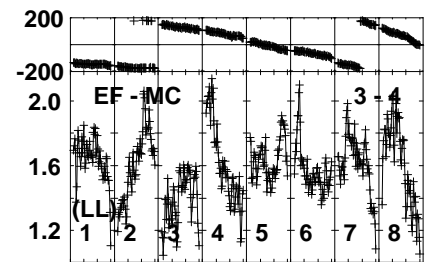
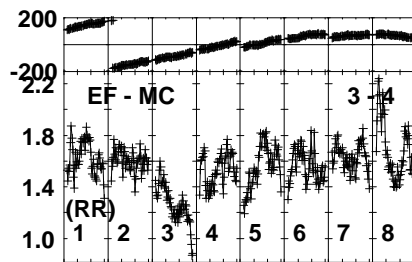
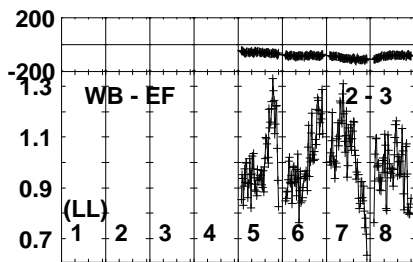
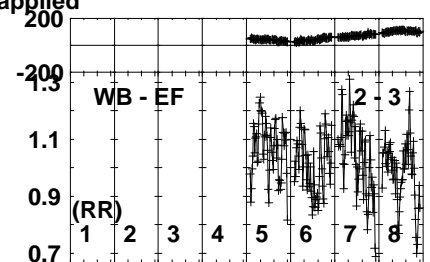
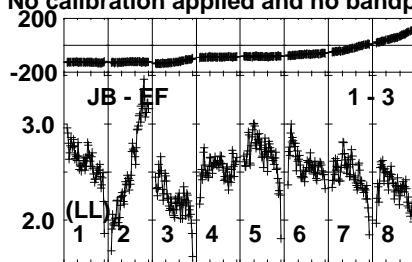
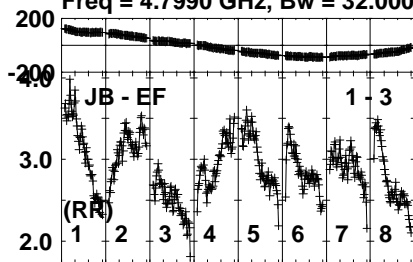


Lower frame: Micro Ampl Jy Top frame: Phas deg  
Vector averaged cross-power spectrum Several baselines displayed  
Timerange: 00/04:28:31 to 00/04:32:29

Plot file version 179 created 15-NOV-2021 12:12:16

J0037+2141 EC077B.UVDATA.1

Freq = 4.7990 GHz, Bw = 32.000 MH No calibration applied and no bandpass applied



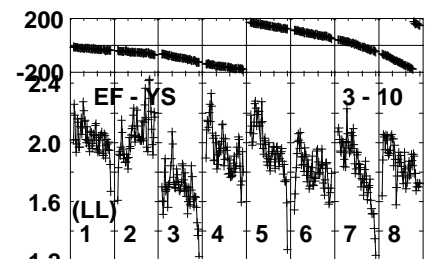
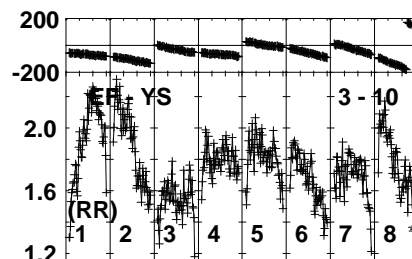
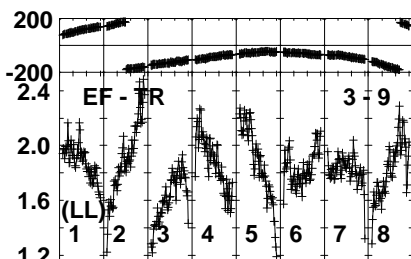
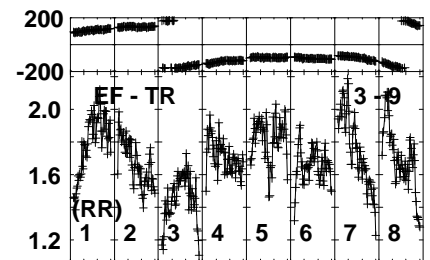
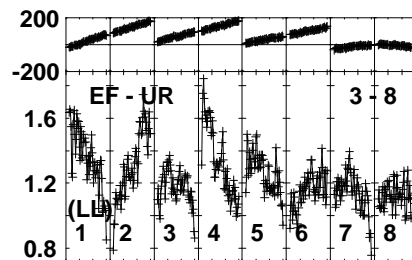
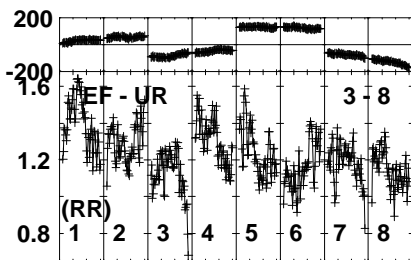
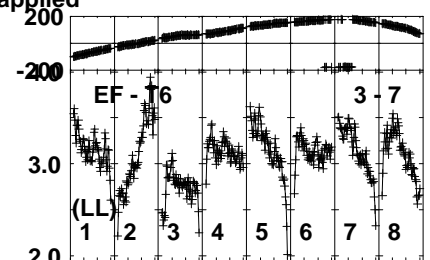
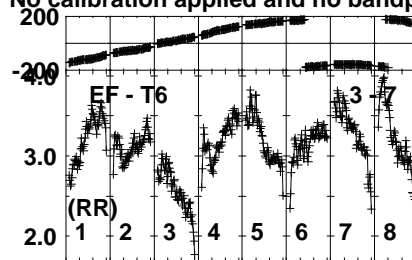
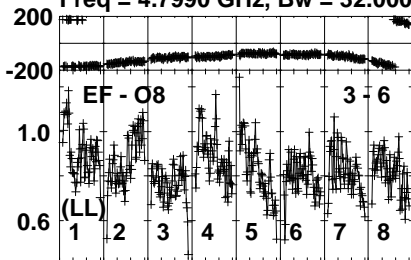
Lower frame: Milli Ampl Jy Top frame: Phas deg  
Vector averaged cross-power spectrum Several baselines displayed  
Timerange: 00/04:33:01 to 00/04:34:59

Plot file version 180 created 15-NOV-2021 12:12:16

J0037+2141 EC077B.UVDATA.1

Freq = 4.7990 GHz, Bw = 32.000 MH

No calibration applied and no bandpass applied



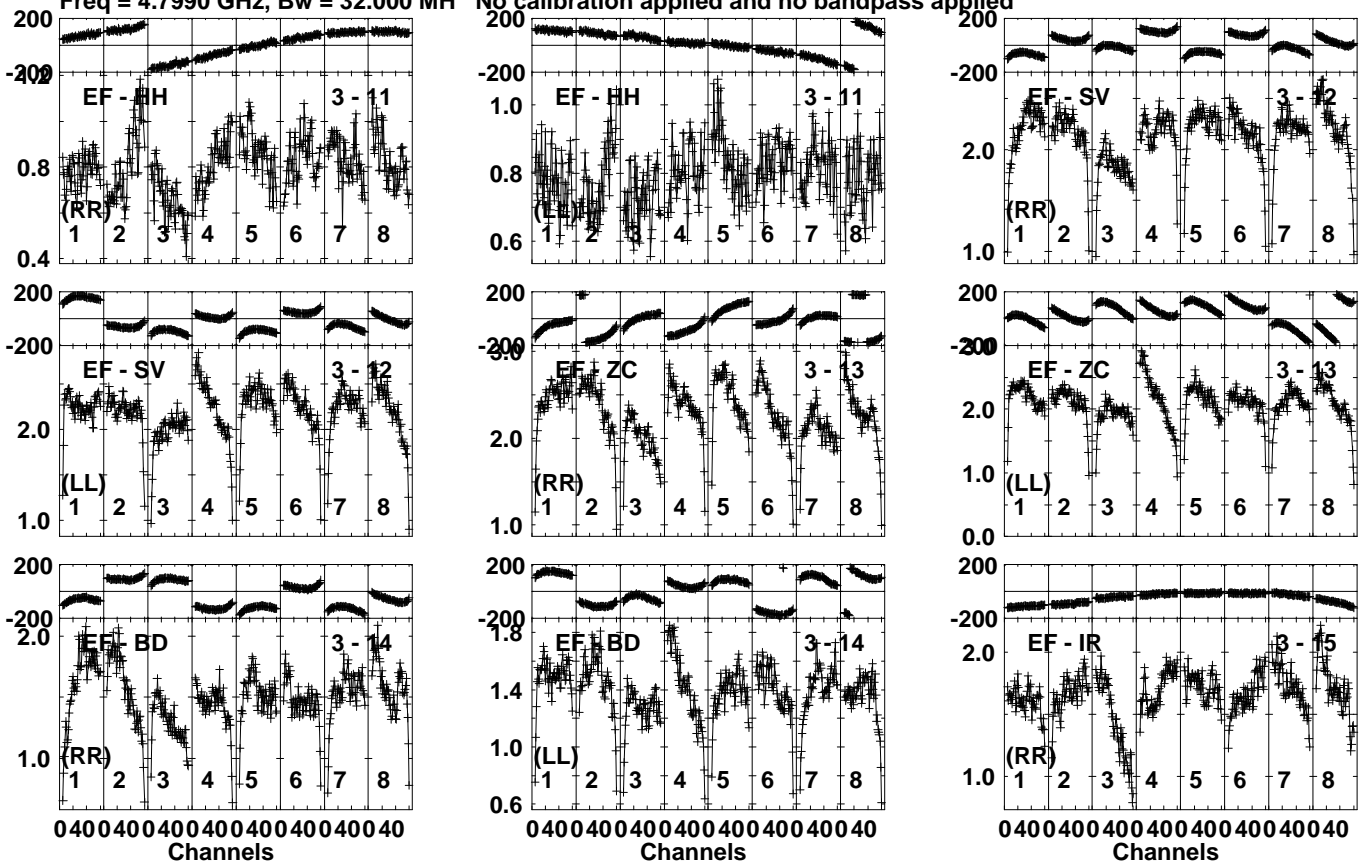
Lower frame: Milli Ampl Jy Top frame: Phas deg  
Vector averaged cross-power spectrum Several baselines displayed  
Timerange: 00/04:33:01 to 00/04:34:59

Plot file version 181 created 15-NOV-2021 12:12:16

J0037+2141 EC077B.UVDATA.1

Freq = 4.7990 GHz, Bw = 32.000 MH

No calibration applied and no bandpass applied

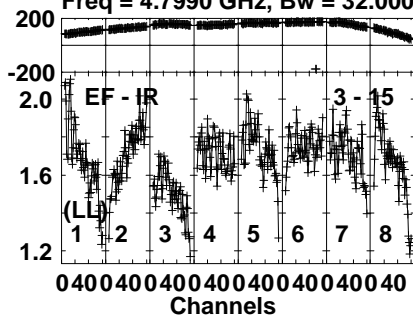


Lower frame: Milli Ampl Jy Top frame: Phas deg  
Vector averaged cross-power spectrum Several baselines displayed  
Timerange: 00/04:33:01 to 00/04:34:59

Plot file version 182 created 15-NOV-2021 12:12:16

J0037+2141 EC077B.UVDATA.1

Freq = 4.7990 GHz, Bw = 32.000 MH No calibration applied and no bandpass applied



Lower frame: Milli Ampl Jy Top frame: Phas deg

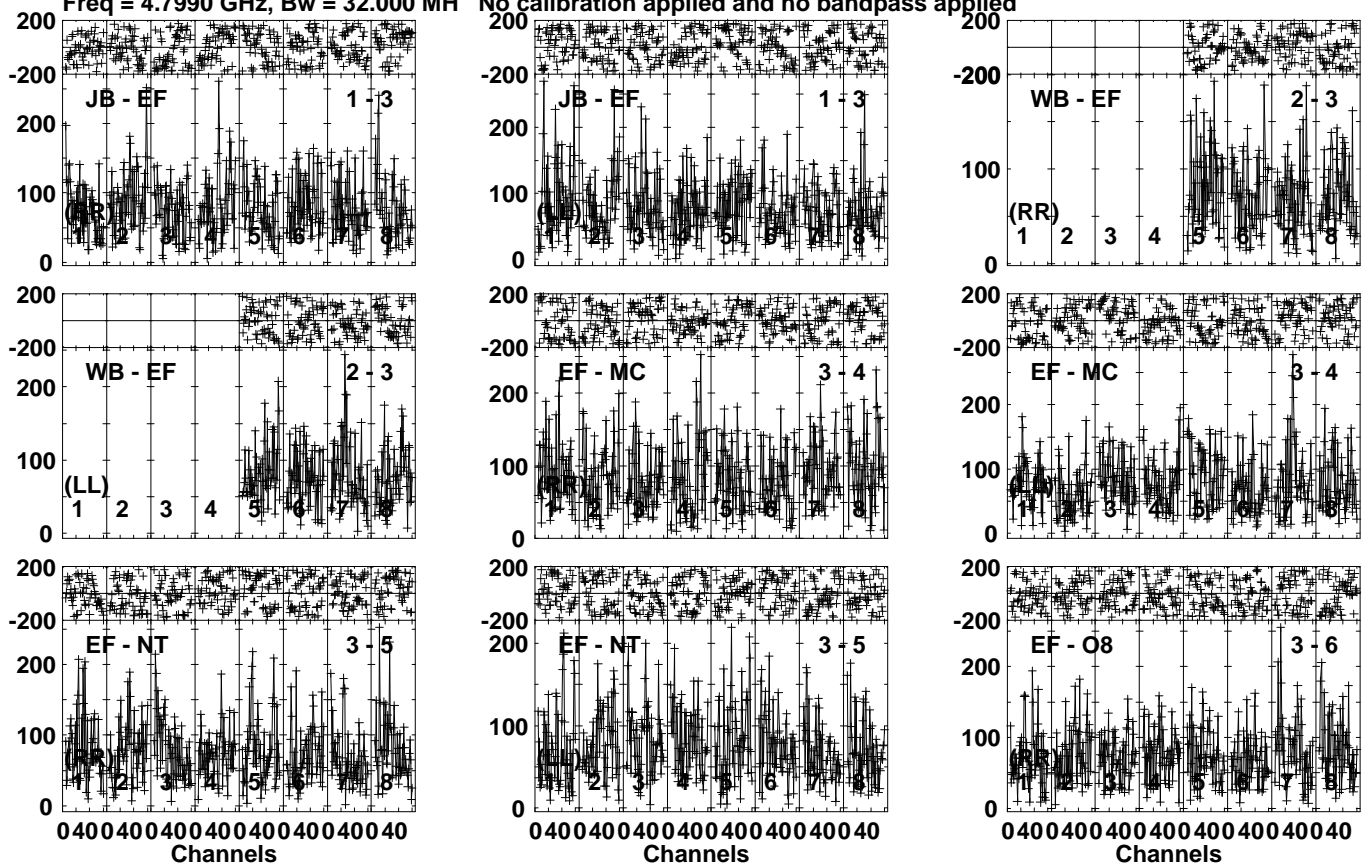
Vector averaged cross-power spectrum Several baselines displayed

Timerange: 00/04:33:01 to 00/04:34:59

Plot file version 183 created 15-NOV-2021 12:12:16

LP349-25 EC077B.UVDATA.1

Freq = 4.7990 GHz, Bw = 32.000 MH No calibration applied and no bandpass applied

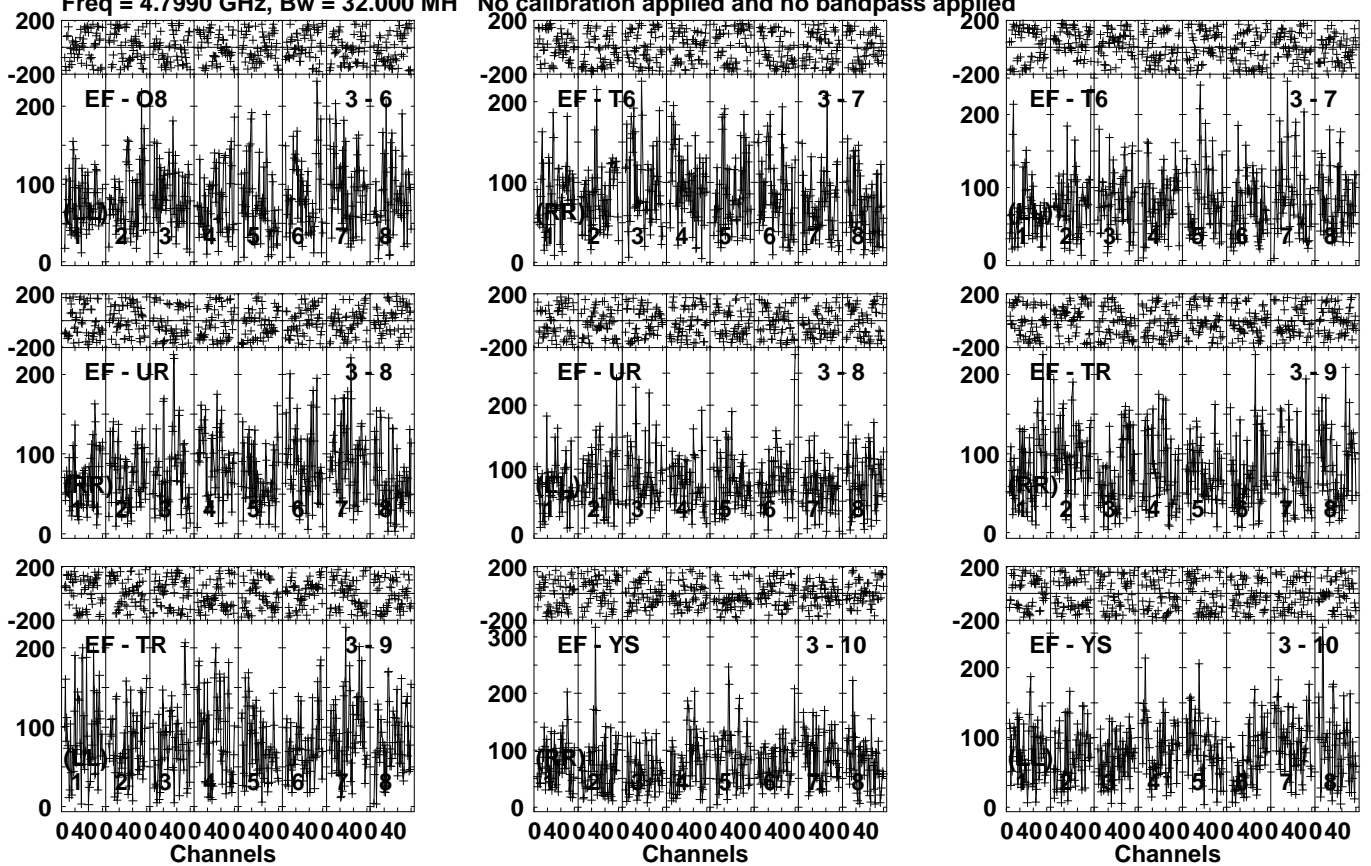


Lower frame: Micro Ampl Jy Top frame: Phas deg  
Vector averaged cross-power spectrum Several baselines displayed  
Timerange: 00/04:35:39 to 00/04:38:59

Plot file version 184 created 15-NOV-2021 12:12:17

LP349-25 EC077B.UVDATA.1

Freq = 4.7990 GHz, Bw = 32.000 MH No calibration applied and no bandpass applied



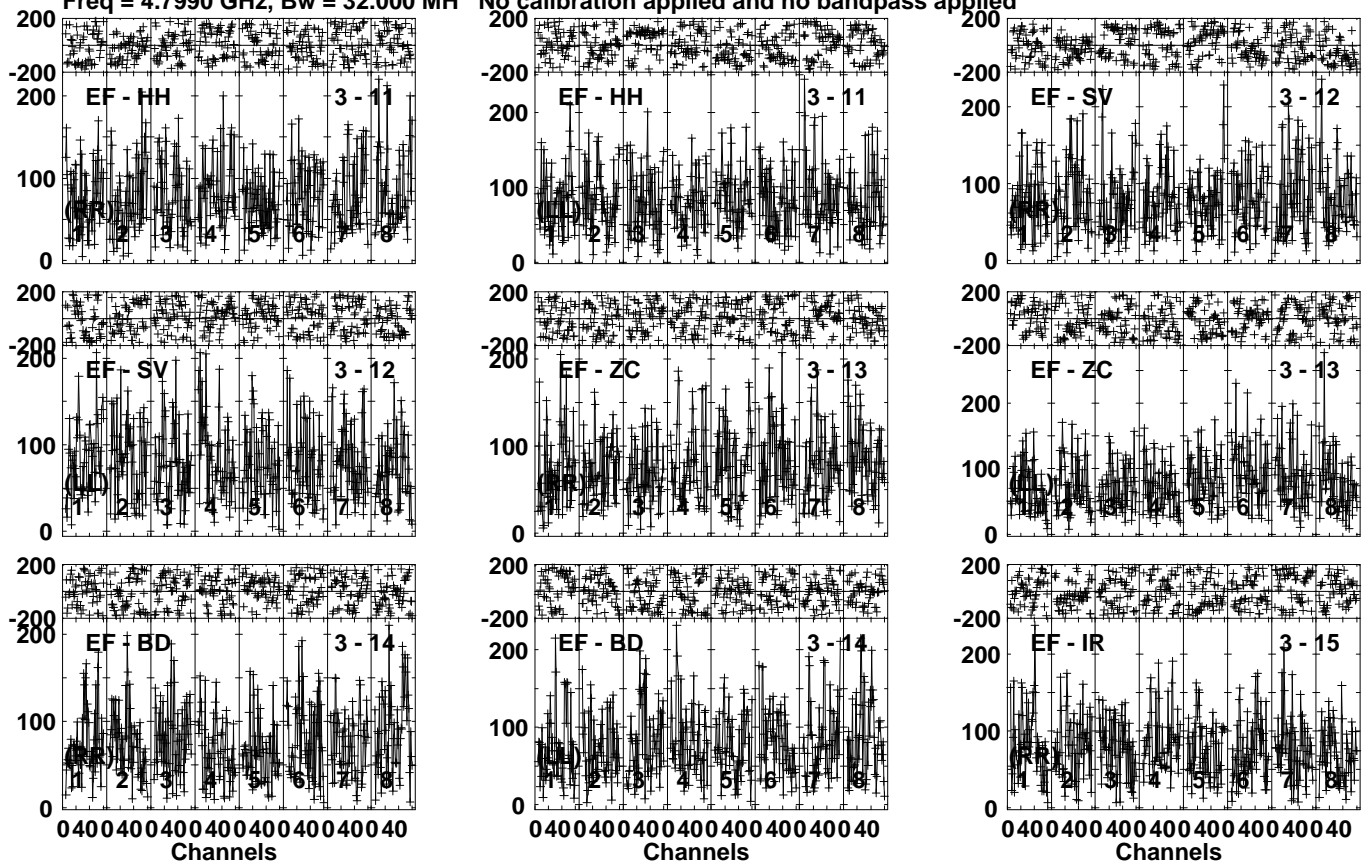
Lower frame: Micro Ampl Jy Top frame: Phas deg  
Vector averaged cross-power spectrum Several baselines displayed  
Timerange: 00/04:35:39 to 00/04:38:59



Plot file version 185 created 15-NOV-2021 12:12:17

LP349-25 EC077B.UVDATA.1

Freq = 4.7990 GHz, Bw = 32.000 MH No calibration applied and no bandpass applied

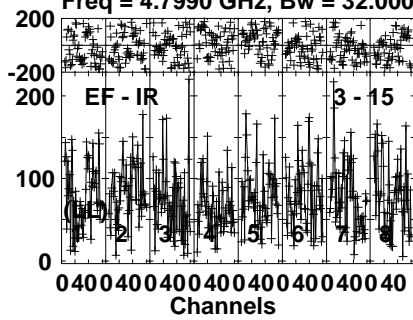


Lower frame: Micro Ampl Jy Top frame: Phas deg  
Vector averaged cross-power spectrum Several baselines displayed  
Timerange: 00/04:35:39 to 00/04:38:59

Plot file version 186 created 15-NOV-2021 12:12:17

LP349-25 EC077B.UVDATA.1

Freq = 4.7990 GHz, Bw = 32.000 MH No calibration applied and no bandpass applied



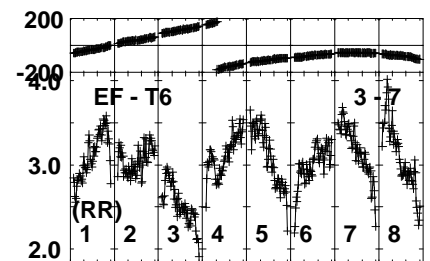
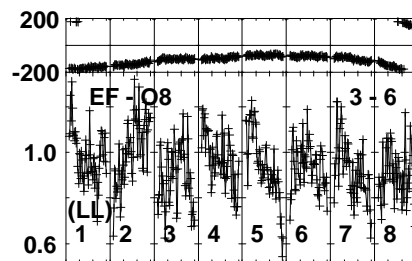
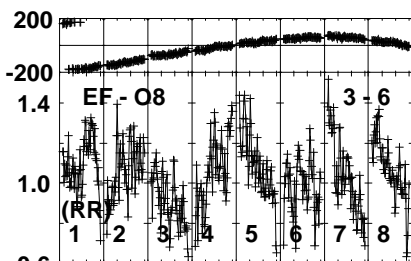
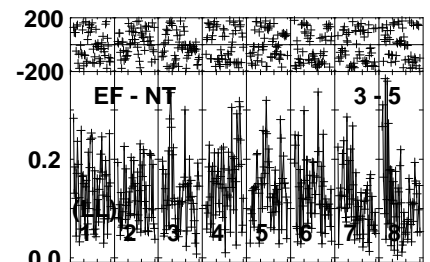
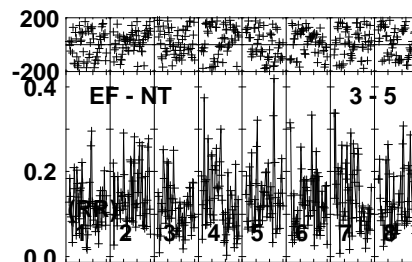
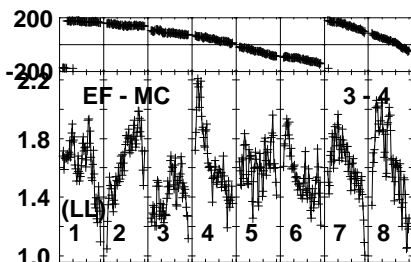
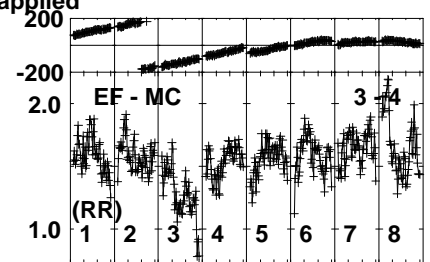
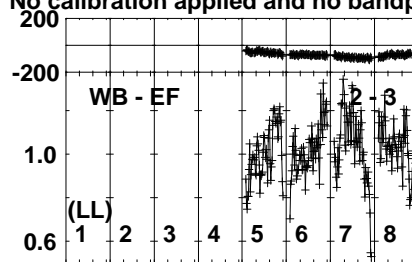
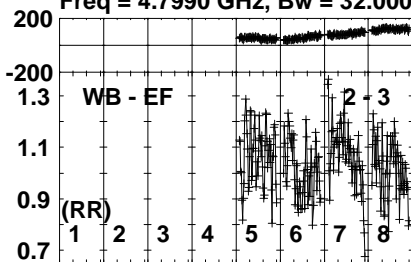
Lower frame: Micro Ampl Jy Top frame: Phas deg  
Vector averaged cross-power spectrum Several baselines displayed  
Timerange: 00/04:35:39 to 00/04:38:59

Plot file version 187 created 15-NOV-2021 12:12:17

J0037+2141 EC077B.UVDATA.1

Freq = 4.7990 GHz, Bw = 32.000 MH

No calibration applied and no bandpass applied



Lower frame: Milli Ampl Jy Top frame: Phas deg  
Vector averaged cross-power spectrum Several baselines displayed  
Timerange: 00/04:39:03 to 00/04:40:59

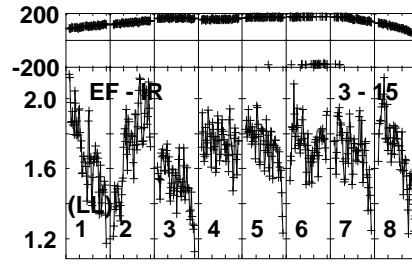
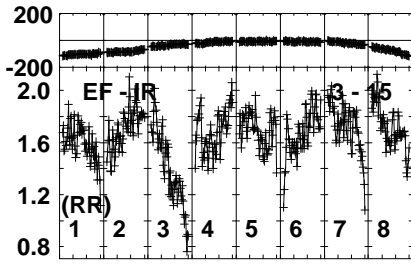
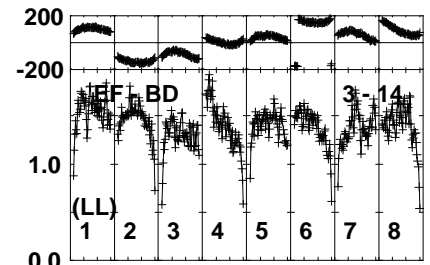
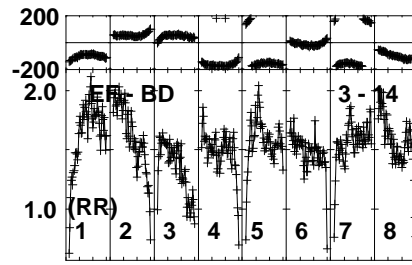
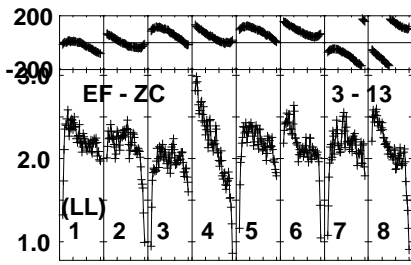
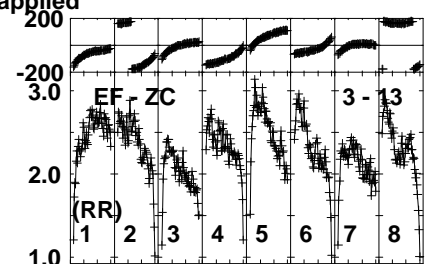
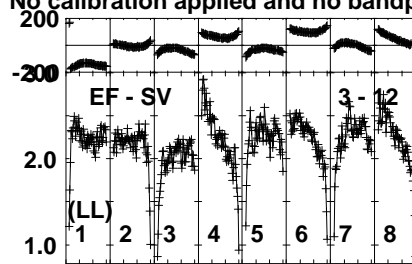
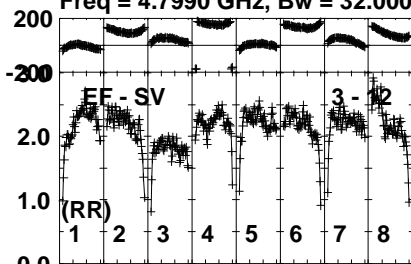


Plot file version 189 created 15-NOV-2021 12:12:17

J0037+2141 EC077B.UVDATA.1

Freq = 4.7990 GHz, Bw = 32.000 MH

No calibration applied and no bandpass applied



Lower frame: Milli Ampl Jy Top frame: Phas deg

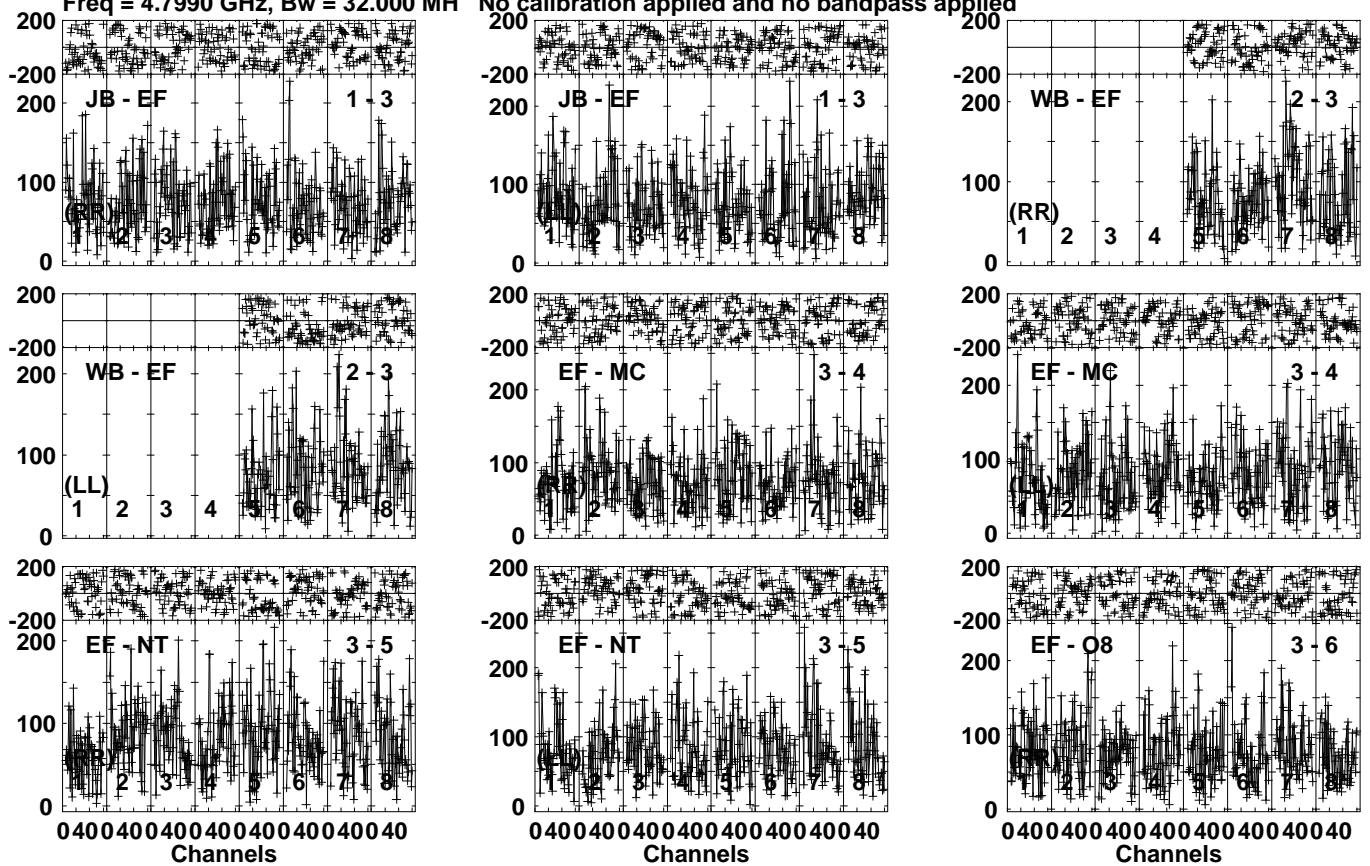
Vector averaged cross-power spectrum Several baselines displayed

Timerange: 00/04:39:03 to 00/04:40:59

Plot file version 190 created 15-NOV-2021 12:12:17

LP349-25 EC077B.UVDATA.1

Freq = 4.7990 GHz, Bw = 32.000 MH No calibration applied and no bandpass applied

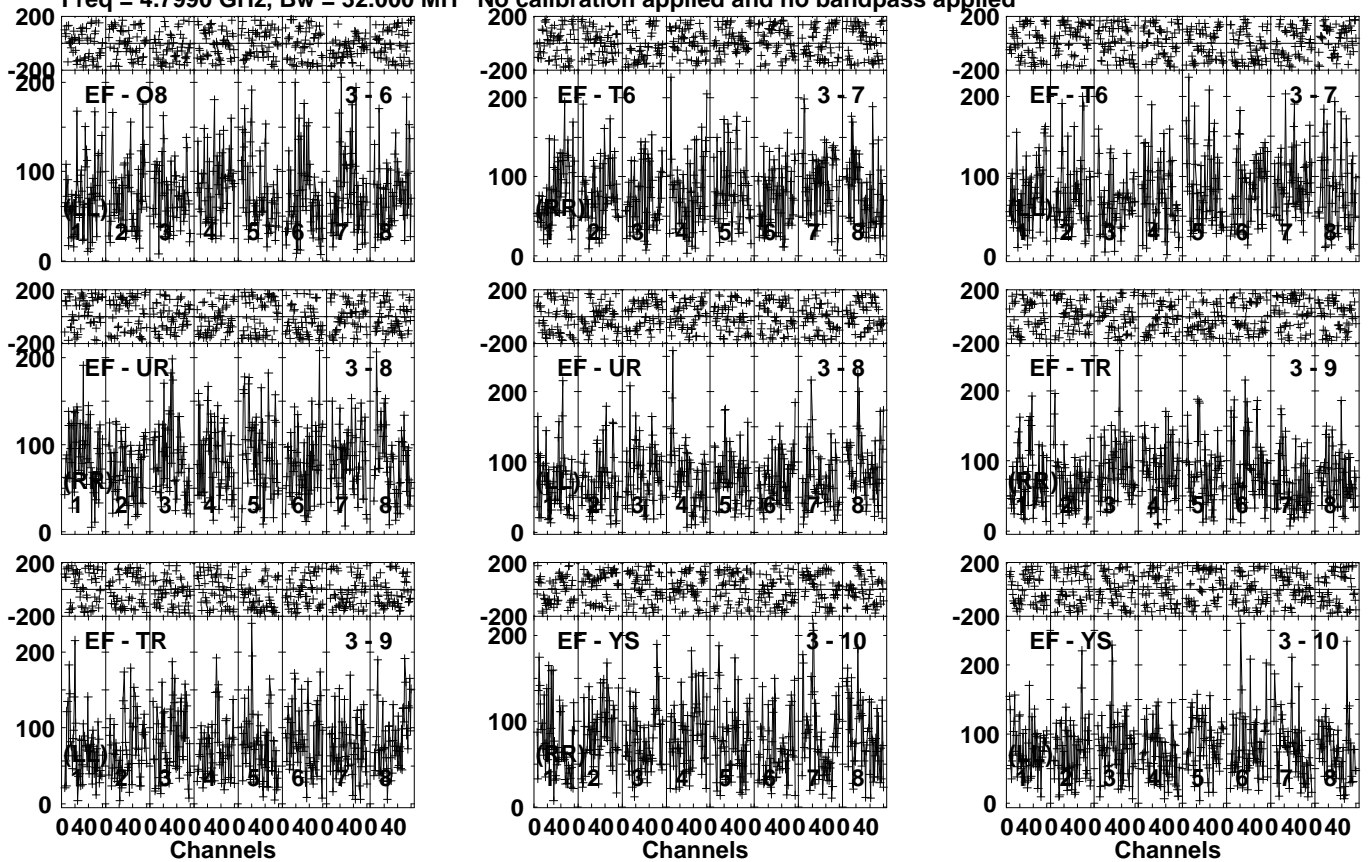


Lower frame: Micro Ampl Jy Top frame: Phas deg  
Vector averaged cross-power spectrum Several baselines displayed  
Timerange: 00/04:41:01 to 00/04:44:59

Plot file version 191 created 15-NOV-2021 12:12:17

LP349-25 EC077B.UVDATA.1

Freq = 4.7990 GHz, Bw = 32.000 MH No calibration applied and no bandpass applied

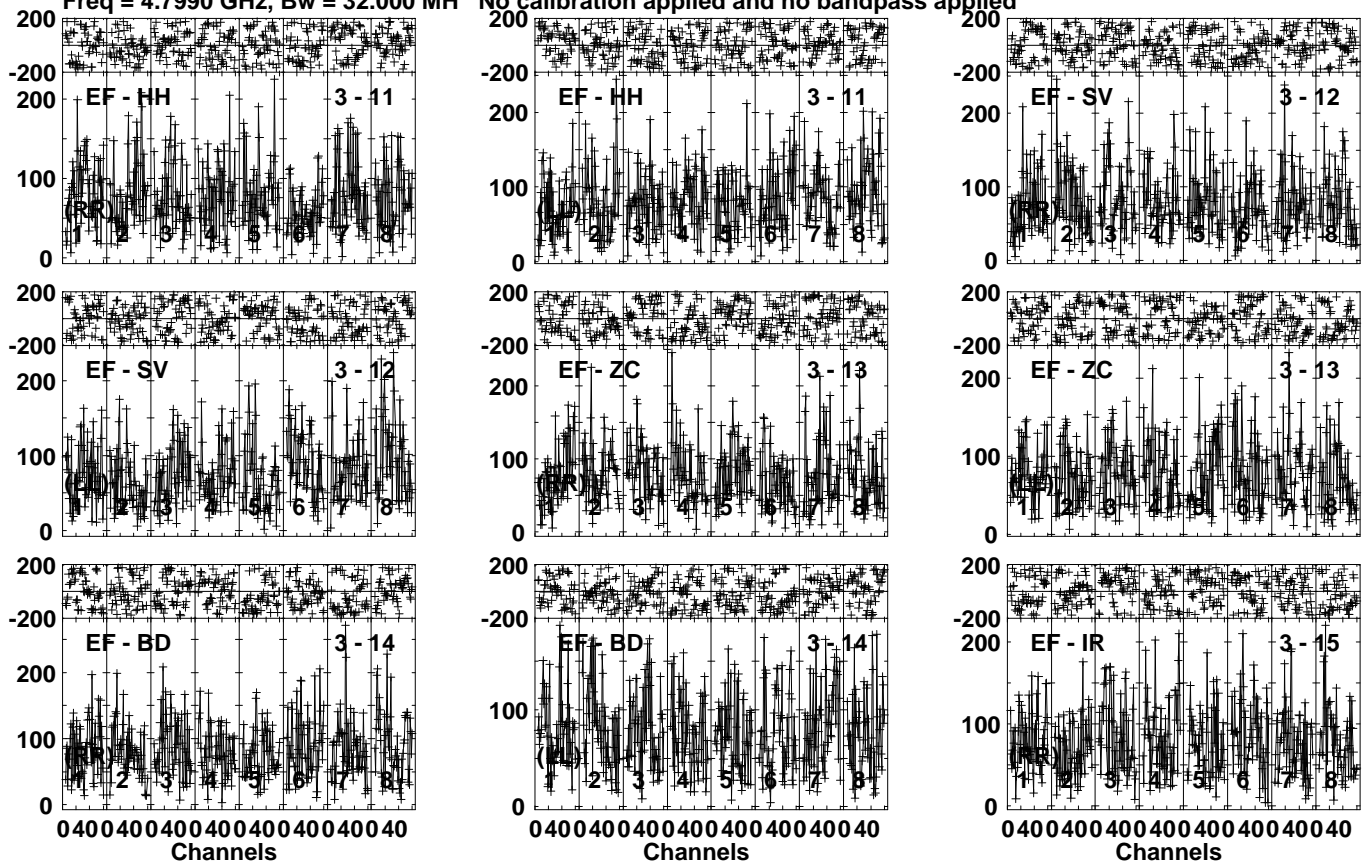


Lower frame: Micro Ampl Jy Top frame: Phas deg  
Vector averaged cross-power spectrum Several baselines displayed  
Timerange: 00/04:41:01 to 00/04:44:59

Plot file version 192 created 15-NOV-2021 12:12:18

LP349-25 EC077B.UVDATA.1

Freq = 4.7990 GHz, Bw = 32.000 MH No calibration applied and no bandpass applied



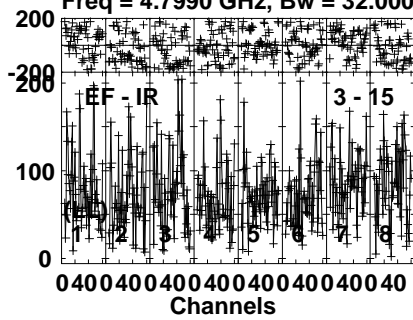
Lower frame: Micro Ampl Jy Top frame: Phas deg  
Vector averaged cross-power spectrum Several baselines displayed  
Timerange: 00/04:41:01 to 00/04:44:59



Plot file version 193 created 15-NOV-2021 12:12:18

LP349-25 EC077B.UVDATA.1

Freq = 4.7990 GHz, Bw = 32.000 MH No calibration applied and no bandpass applied



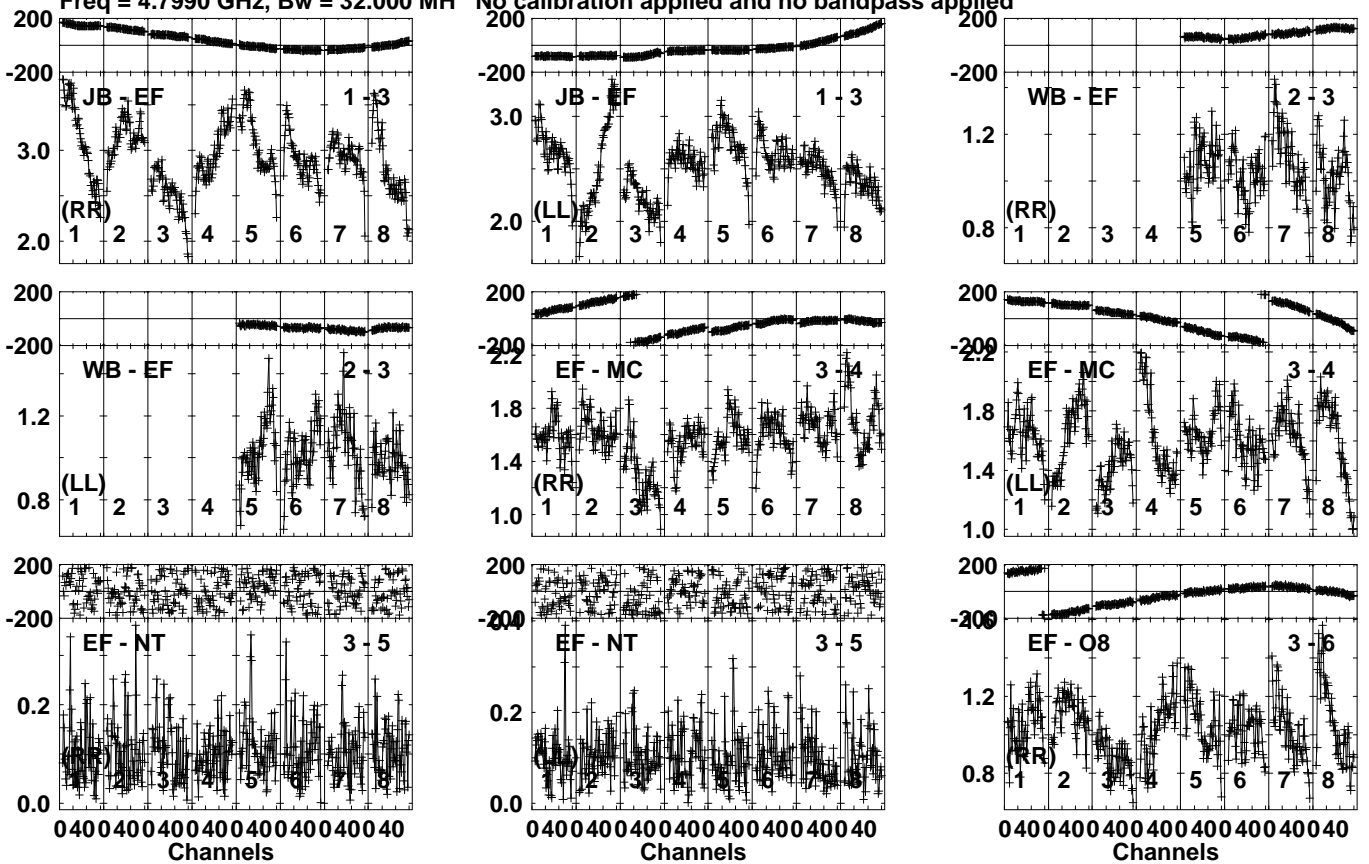
Lower frame: Micro Ampl Jy Top frame: Phas deg  
Vector averaged cross-power spectrum Several baselines displayed  
Timerange: 00/04:41:01 to 00/04:44:59

Plot file version 194 created 15-NOV-2021 12:12:18

J0037+2141 EC077B.UVDATA.1

Freq = 4.7990 GHz, Bw = 32.000 MH

No calibration applied and no bandpass applied



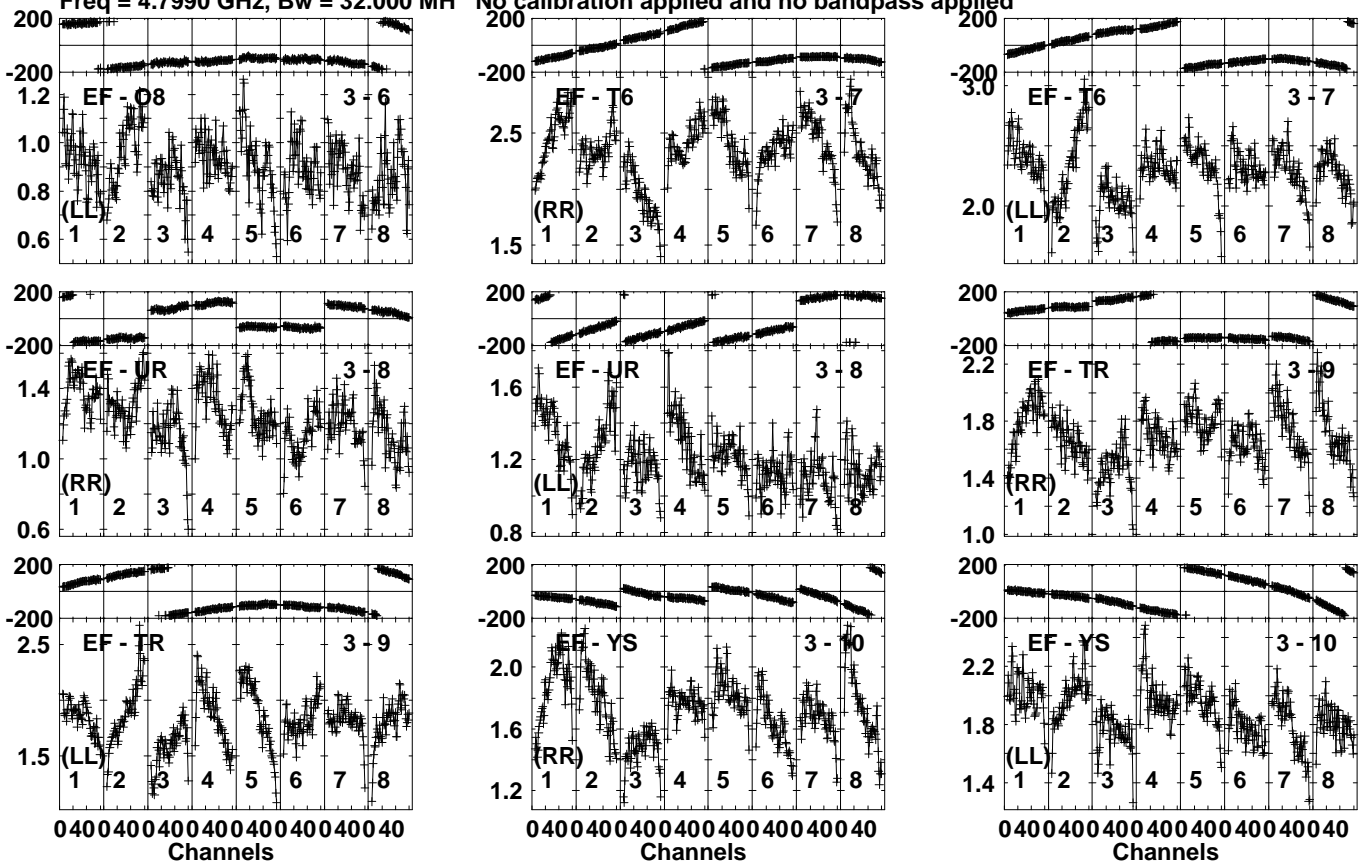
Lower frame: Milli Ampl Jy Top frame: Phas deg  
Vector averaged cross-power spectrum Several baselines displayed  
Timerange: 00/04:45:31 to 00/04:47:29

Plot file version 195 created 15-NOV-2021 12:12:18

J0037+2141 EC077B.UVDATA.1

Freq = 4.7990 GHz, Bw = 32.000 MH

No calibration applied and no bandpass applied



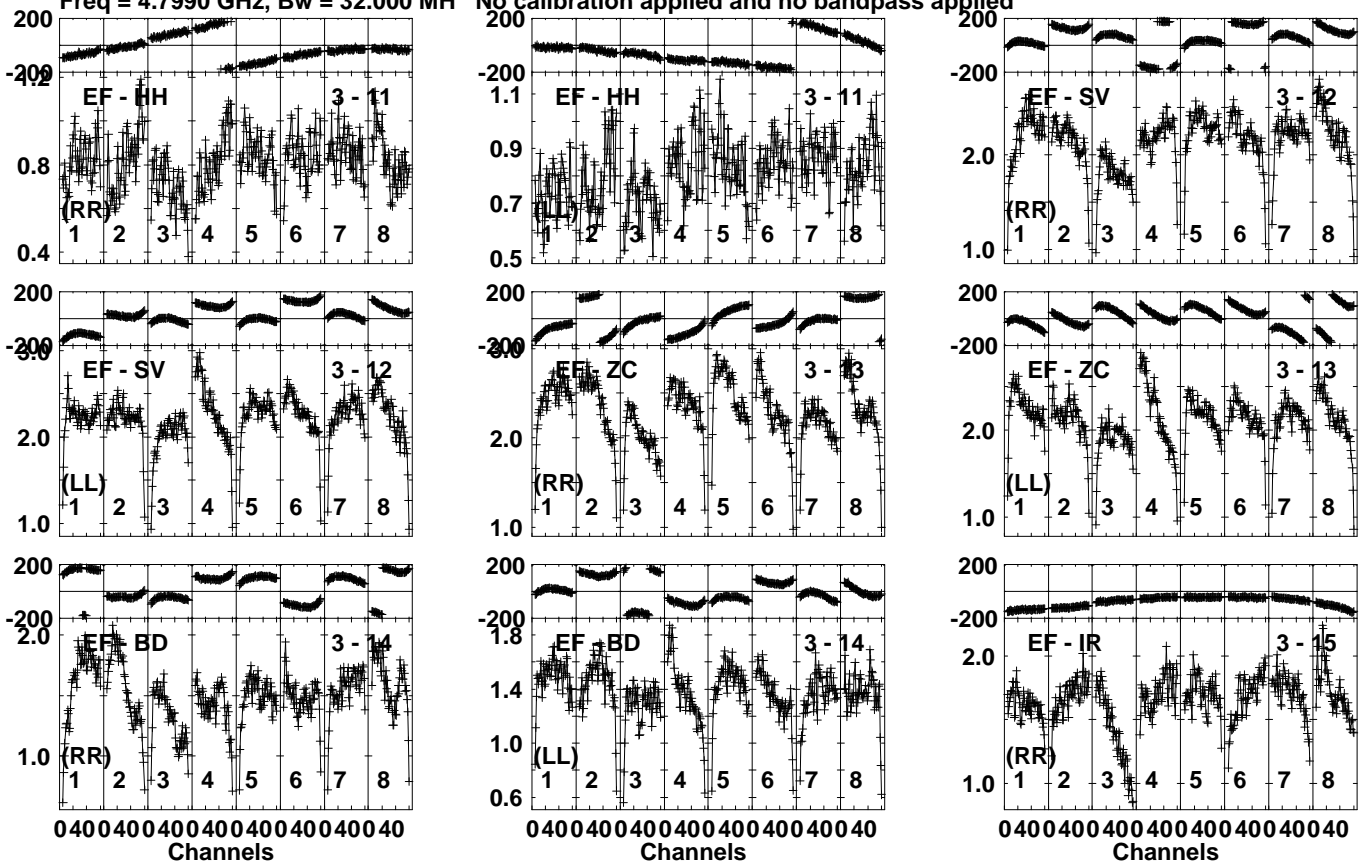
Lower frame: Milli Ampl Jy Top frame: Phas deg  
Vector averaged cross-power spectrum Several baselines displayed  
Timerange: 00/04:45:31 to 00/04:47:29

Plot file version 196 created 15-NOV-2021 12:12:18

J0037+2141 EC077B.UVDATA.1

Freq = 4.7990 GHz, Bw = 32.000 MH

No calibration applied and no bandpass applied

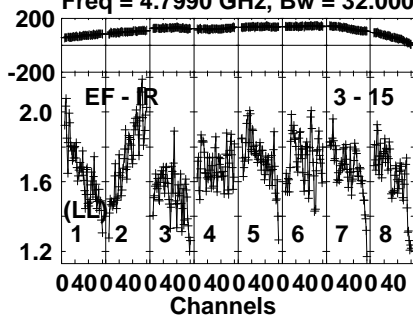


Lower frame: Milli Ampl Jy Top frame: Phas deg  
Vector averaged cross-power spectrum Several baselines displayed  
Timerange: 00/04:45:31 to 00/04:47:29

Plot file version 197 created 15-NOV-2021 12:12:18

J0037+2141 EC077B.UVDATA.1

Freq = 4.7990 GHz, Bw = 32.000 MH No calibration applied and no bandpass applied



Lower frame: Milli Ampl Jy Top frame: Phas deg

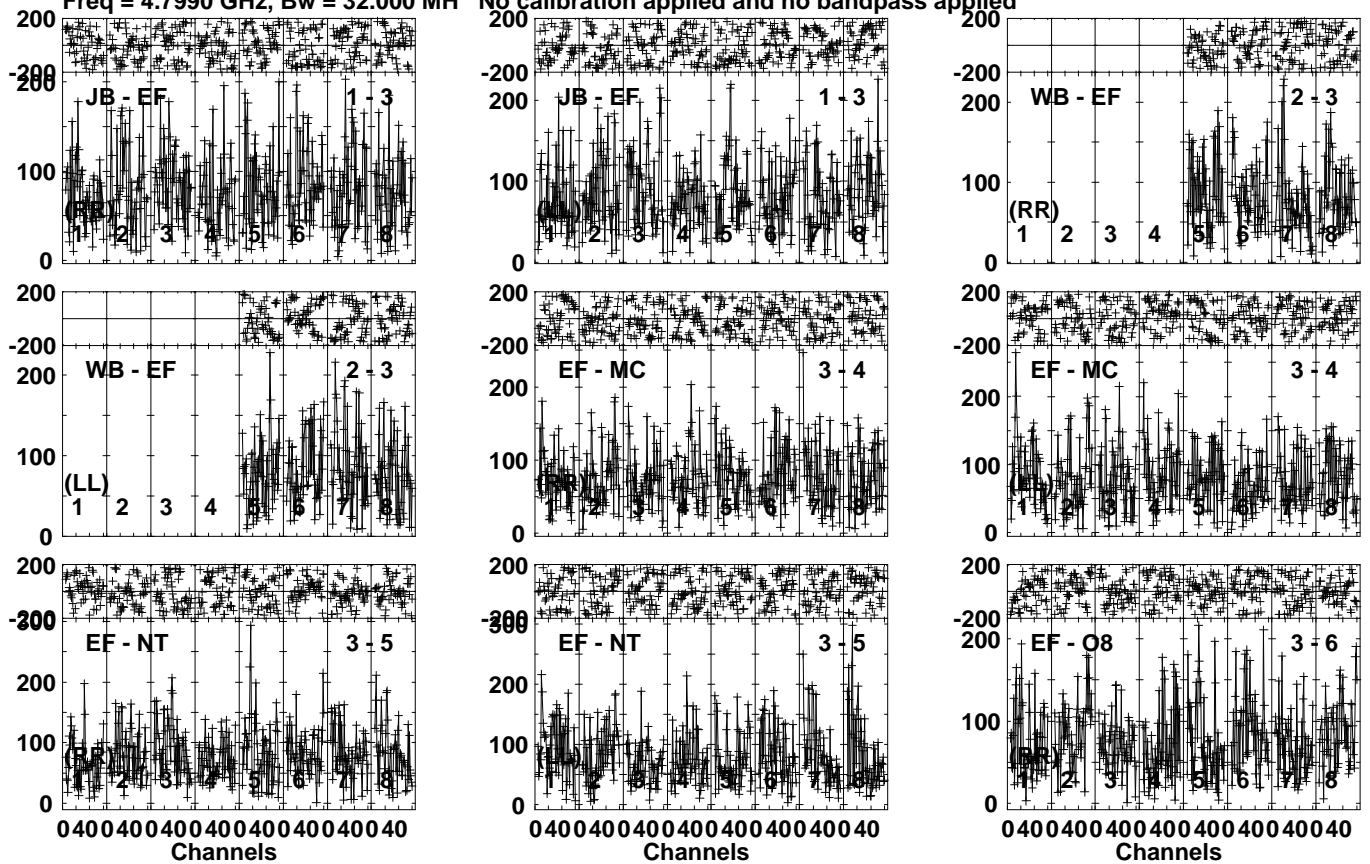
Vector averaged cross-power spectrum Several baselines displayed

Timerange: 00/04:45:31 to 00/04:47:29

Plot file version 198 created 15-NOV-2021 12:12:18

LP349-25 EC077B.UVDATA.1

Freq = 4.7990 GHz, Bw = 32.000 MH No calibration applied and no bandpass applied

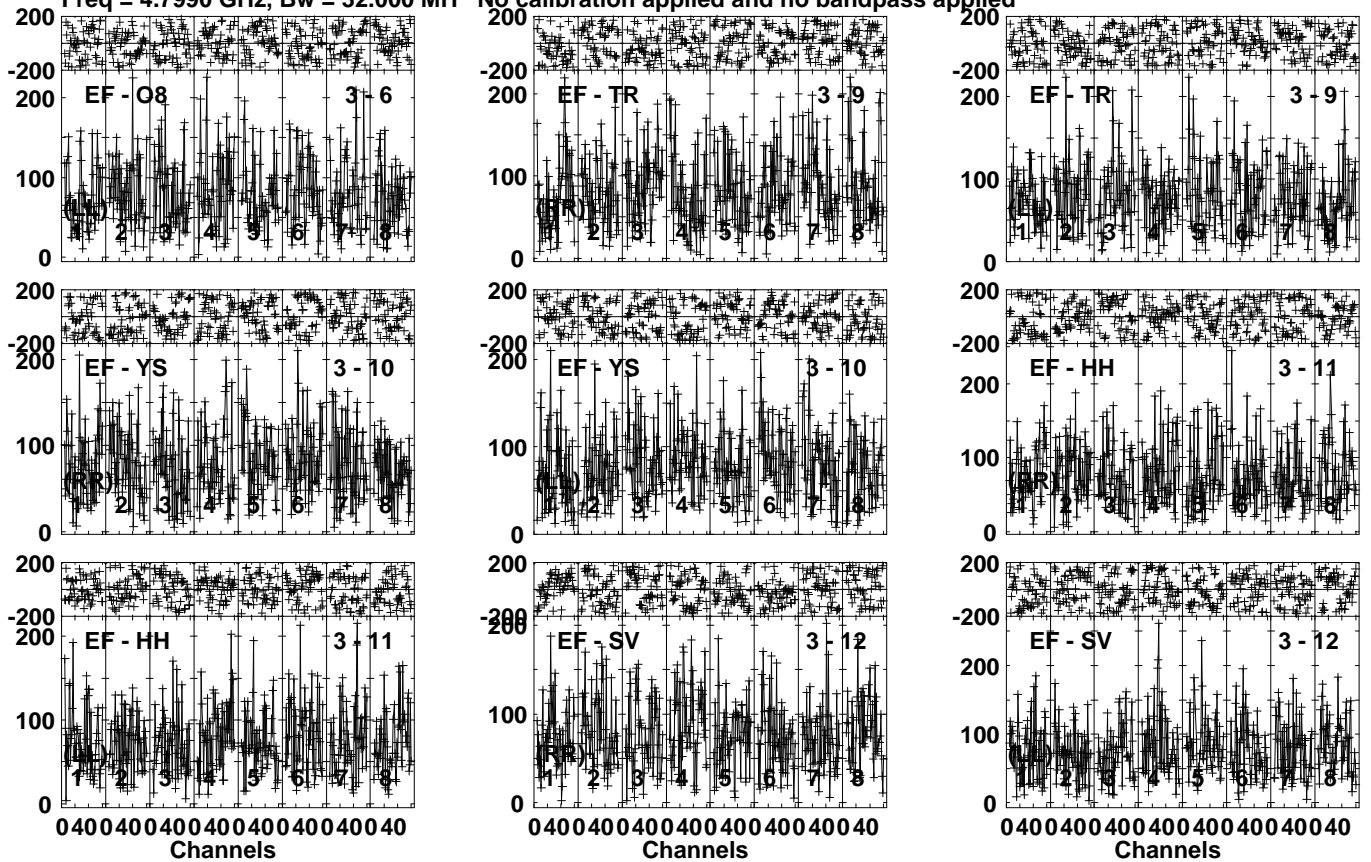


Lower frame: Micro Ampl Jy Top frame: Phas deg  
Vector averaged cross-power spectrum Several baselines displayed  
Timerange: 00/04:48:09 to 00/04:51:29

Plot file version 199 created 15-NOV-2021 12:12:18

LP349-25 EC077B.UVDATA.1

Freq = 4.7990 GHz, Bw = 32.000 MH No calibration applied and no bandpass applied

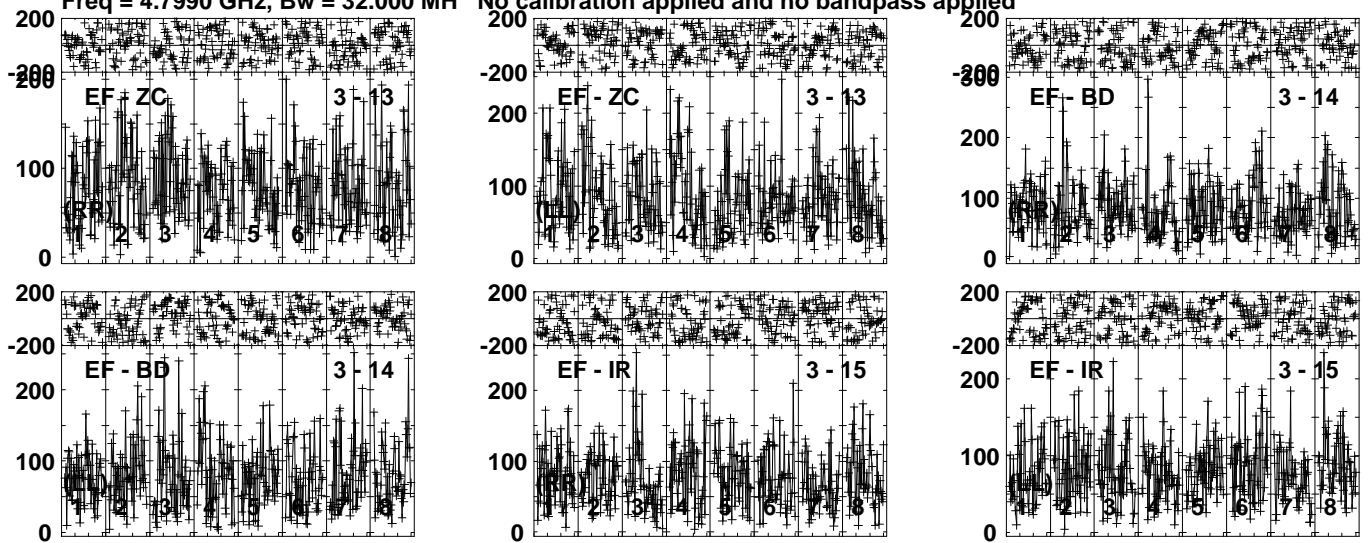


Lower frame: Micro Ampl Jy Top frame: Phas deg  
Vector averaged cross-power spectrum Several baselines displayed  
Timerange: 00/04:48:09 to 00/04:51:29

Plot file version 200 created 15-NOV-2021 12:12:18

LP349-25 EC077B.UVDATA.1

Freq = 4.7990 GHz, Bw = 32.000 MH No calibration applied and no bandpass applied



Lower frame: Micro Ampl Jy Top frame: Phas deg  
Vector averaged cross-power spectrum Several baselines displayed  
Timerange: 00/04:48:09 to 00/04:51:29

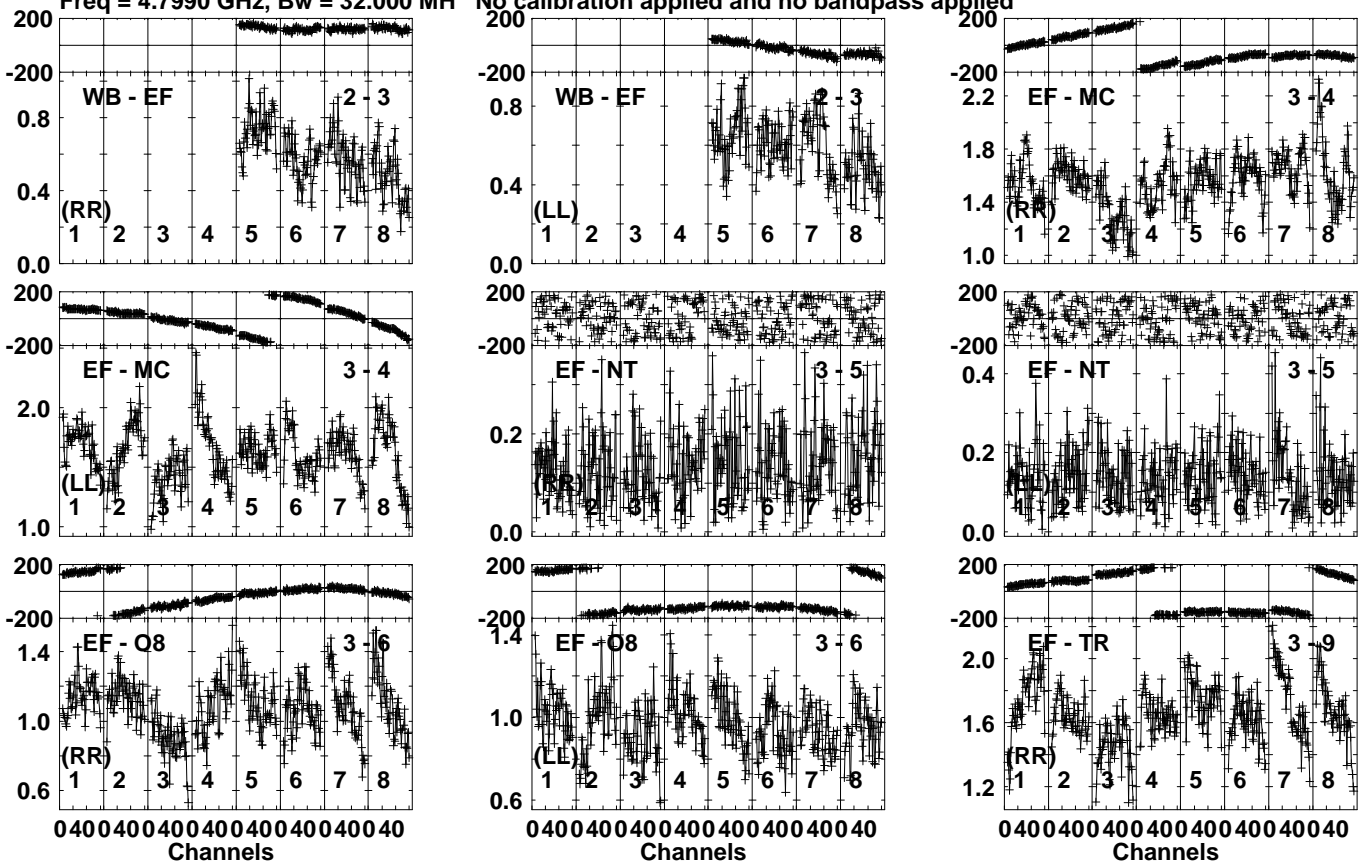


Plot file version 201 created 15-NOV-2021 12:12:18

J0037+2141 EC077B.UVDATA.1

Freq = 4.7990 GHz, Bw = 32.000 MH

No calibration applied and no bandpass applied

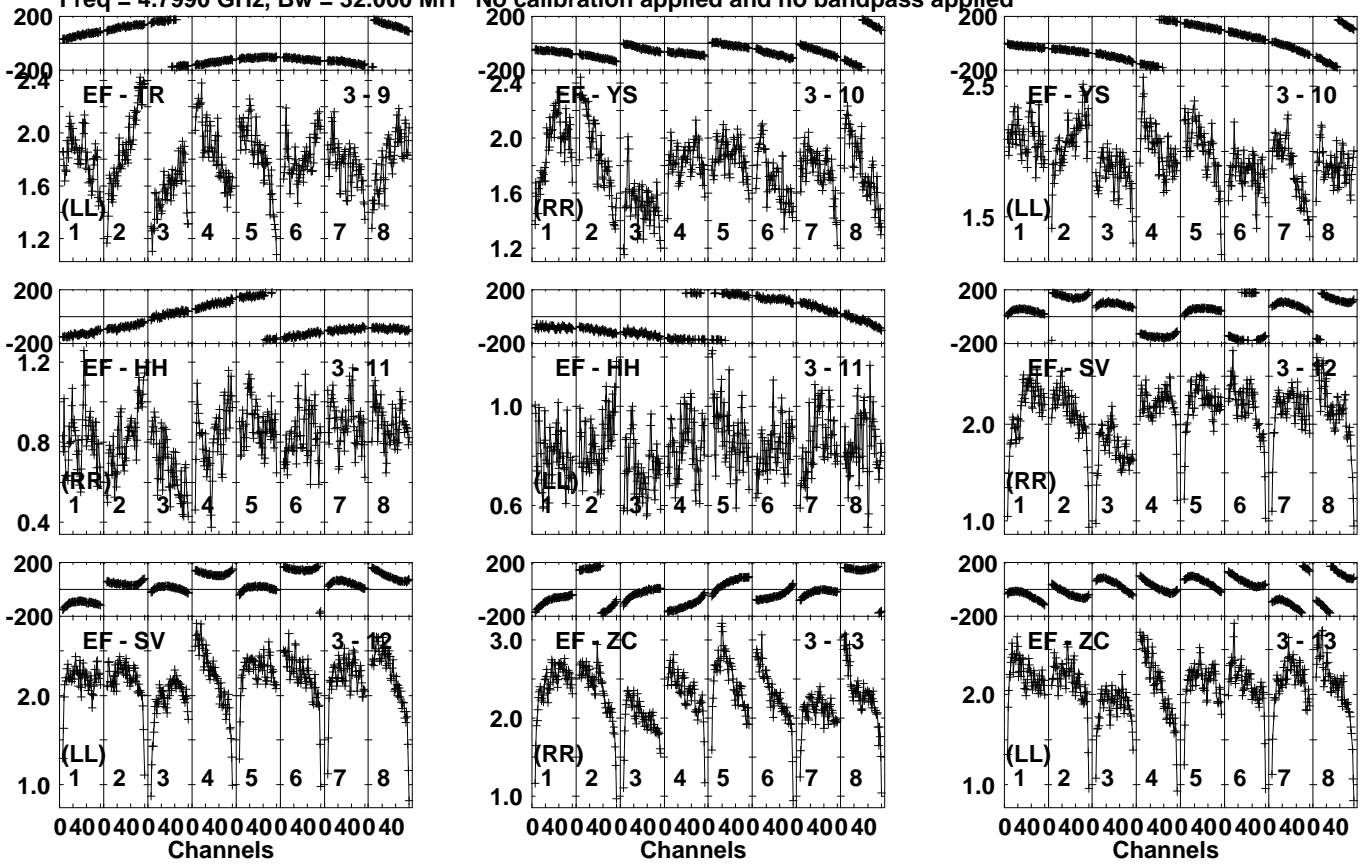


Lower frame: Milli Ampl Jy Top frame: Phas deg  
Vector averaged cross-power spectrum Several baselines displayed  
Timerange: 00/04:51:33 to 00/04:53:29

Plot file version 202 created 15-NOV-2021 12:12:19

J0037+2141 EC077B.UVDATA.1

Freq = 4.7990 GHz, Bw = 32.000 MH No calibration applied and no bandpass applied



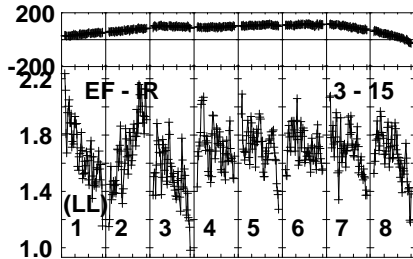
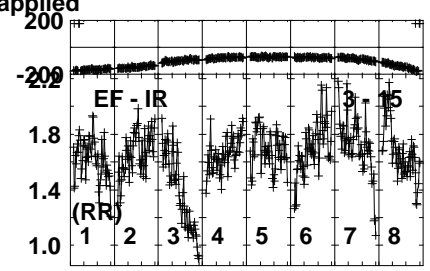
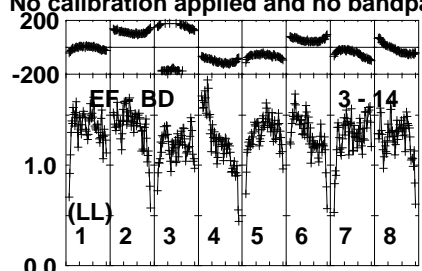
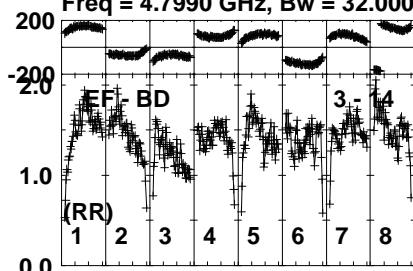
Lower frame: Milli Ampl Jy Top frame: Phas deg  
Vector averaged cross-power spectrum Several baselines displayed  
Timerange: 00/04:51:33 to 00/04:53:29

Plot file version 203 created 15-NOV-2021 12:12:19

J0037+2141 EC077B.UVDATA.1

Freq = 4.7990 GHz, Bw = 32.000 MH

No calibration applied and no bandpass applied

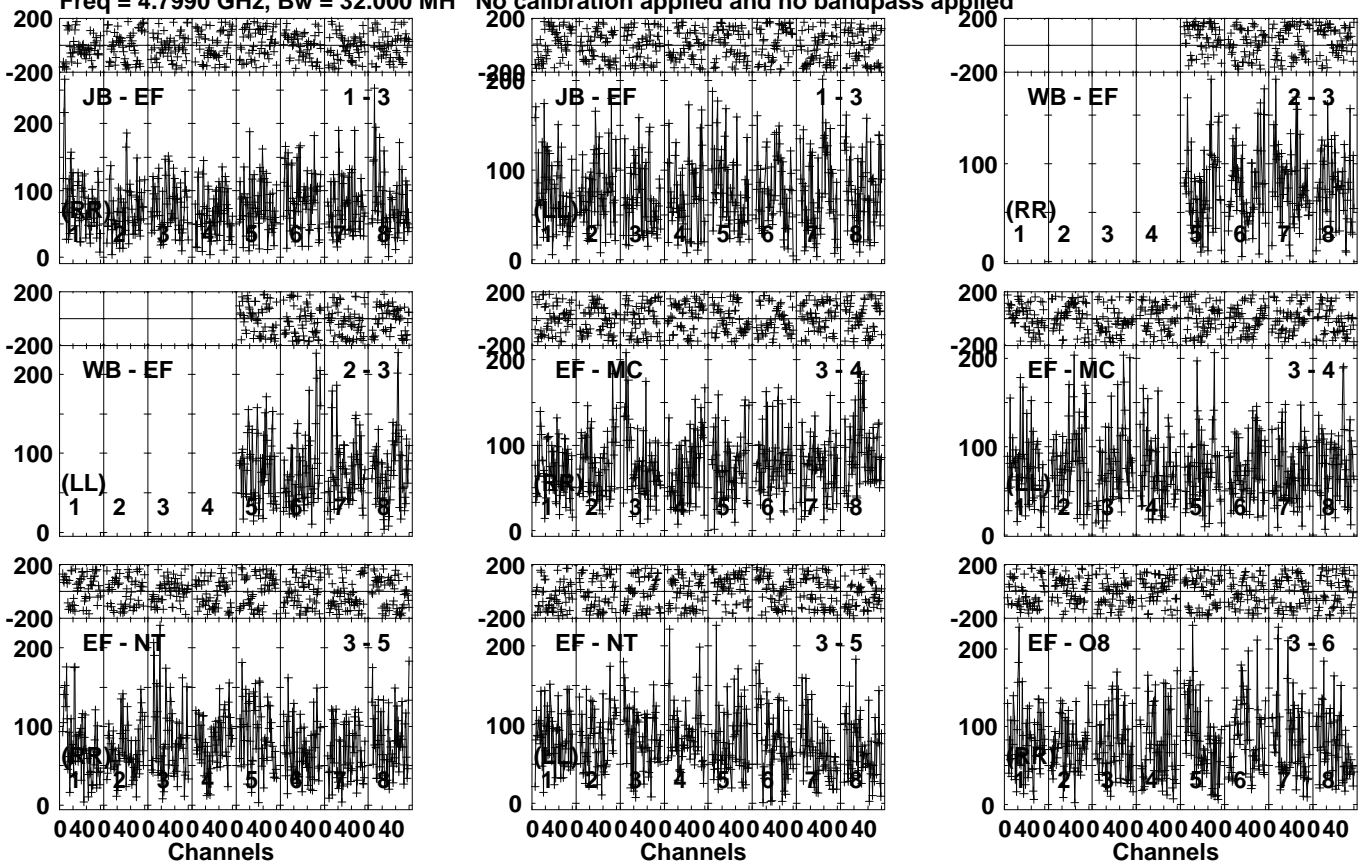


Lower frame: Milli Ampl Jy Top frame: Phas deg  
Vector averaged cross-power spectrum Several baselines displayed  
Timerange: 00/04:51:33 to 00/04:53:29

Plot file version 204 created 15-NOV-2021 12:12:19

LP349-25 EC077B.UVDATA.1

Freq = 4.7990 GHz, Bw = 32.000 MH No calibration applied and no bandpass applied

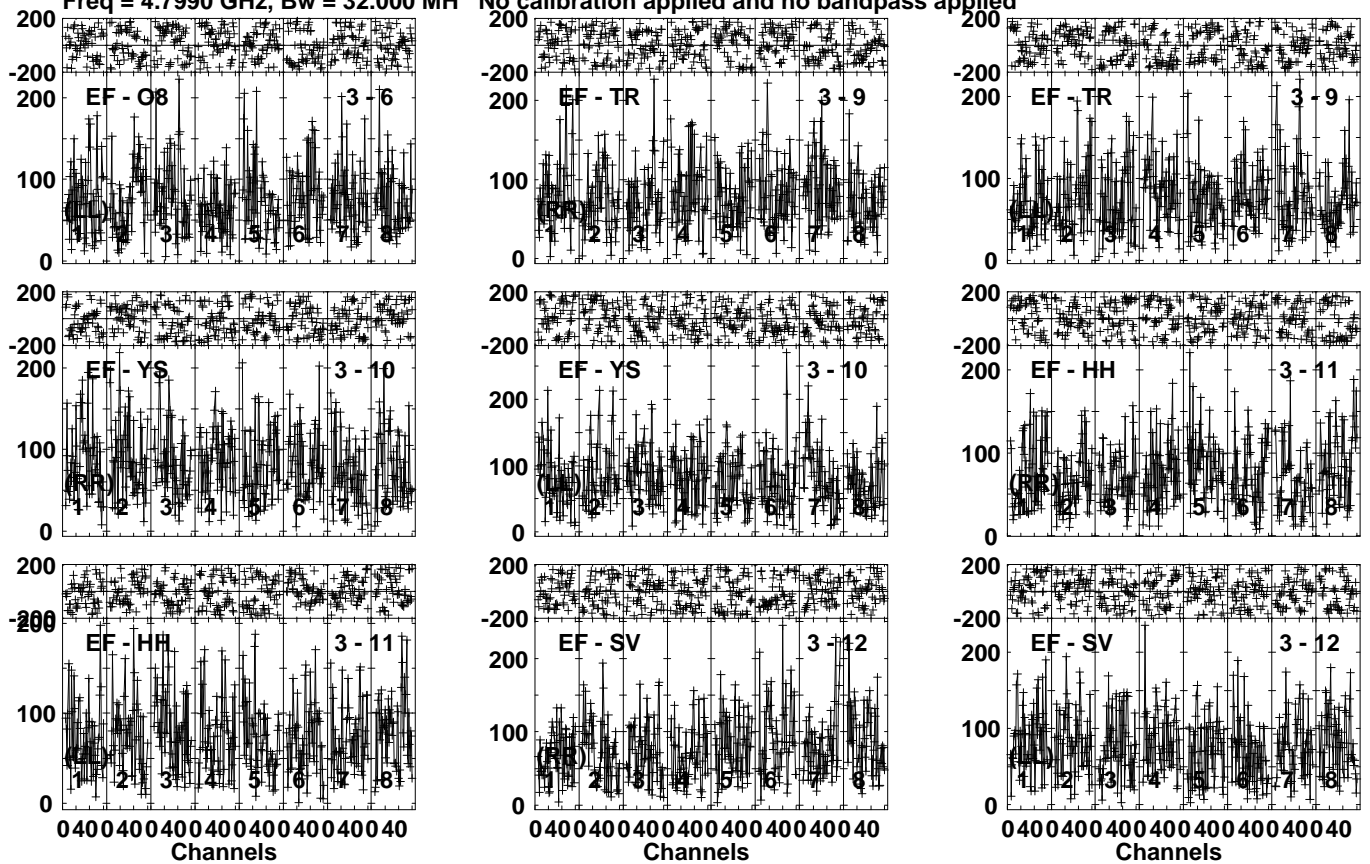


Lower frame: Micro Ampl Jy Top frame: Phas deg  
Vector averaged cross-power spectrum Several baselines displayed  
Timerange: 00/04:53:31 to 00/04:57:29

Plot file version 205 created 15-NOV-2021 12:12:19

LP349-25 EC077B.UVDATA.1

Freq = 4.7990 GHz, Bw = 32.000 MH No calibration applied and no bandpass applied

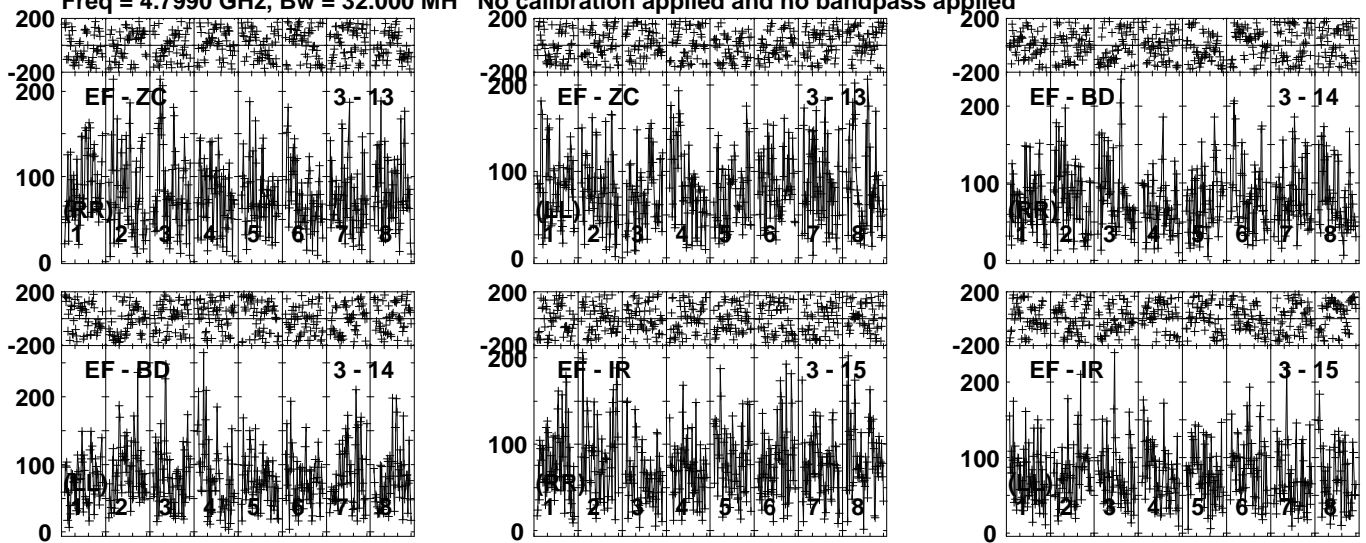


Lower frame: Micro Ampl Jy Top frame: Phas deg  
Vector averaged cross-power spectrum Several baselines displayed  
Timerange: 00/04:53:31 to 00/04:57:29

Plot file version 206 created 15-NOV-2021 12:12:19

LP349-25 EC077B.UVDATA.1

Freq = 4.7990 GHz, Bw = 32.000 MH No calibration applied and no bandpass applied



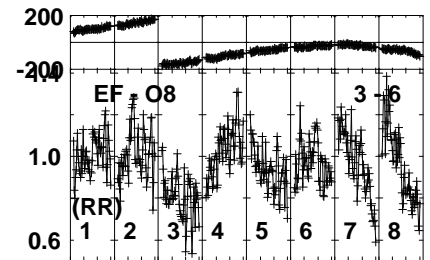
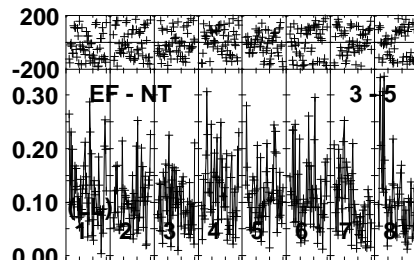
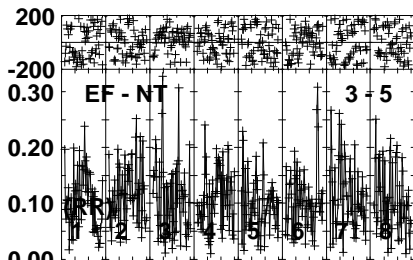
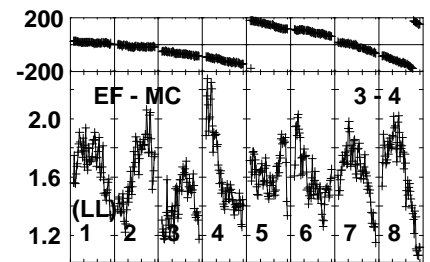
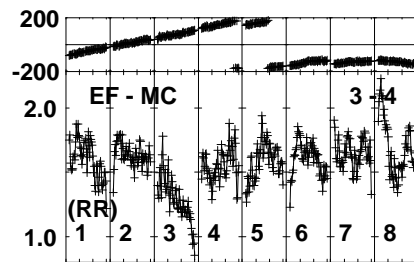
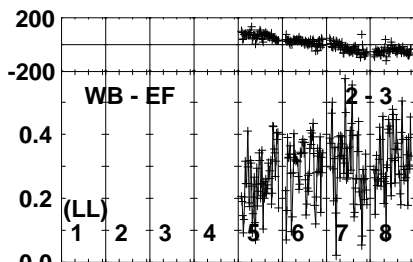
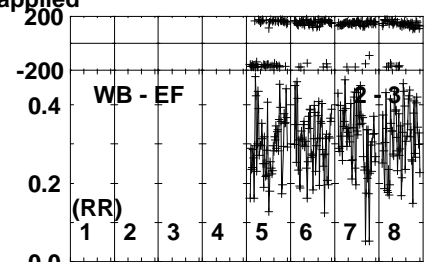
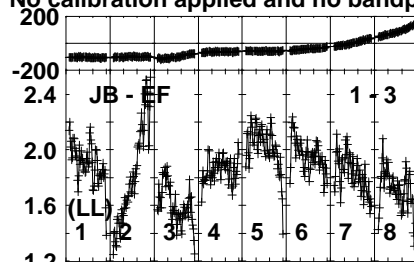
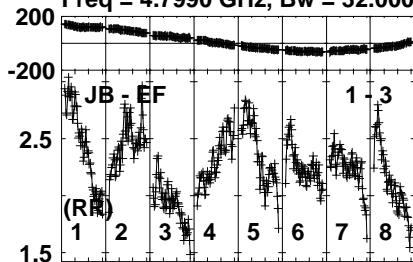
Lower frame: Micro Ampl Jy Top frame: Phas deg  
Vector averaged cross-power spectrum Several baselines displayed  
Timerange: 00/04:53:31 to 00/04:57:29

Plot file version 207 created 15-NOV-2021 12:12:19

J0037+2141 EC077B.UVDATA.1

Freq = 4.7990 GHz, Bw = 32.000 MH

No calibration applied and no bandpass applied



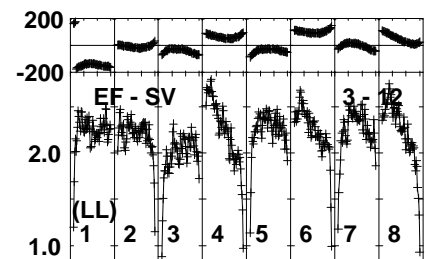
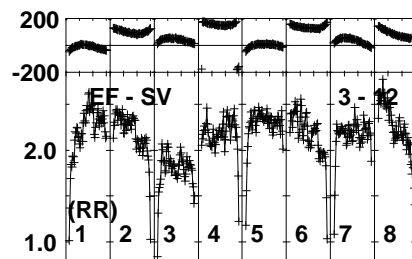
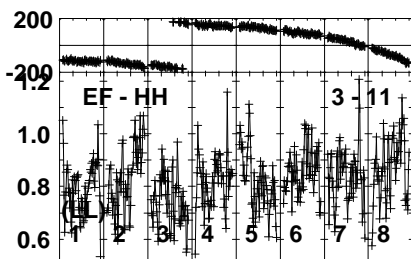
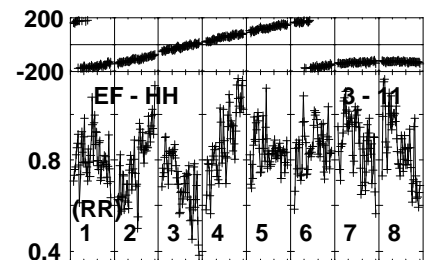
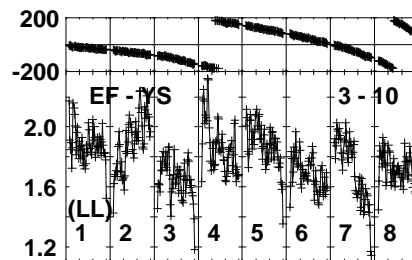
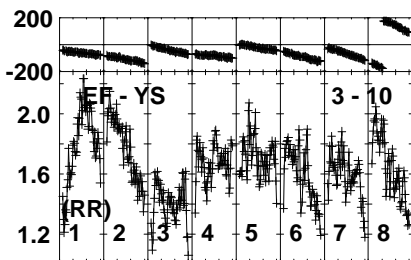
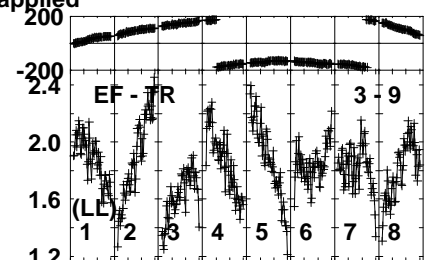
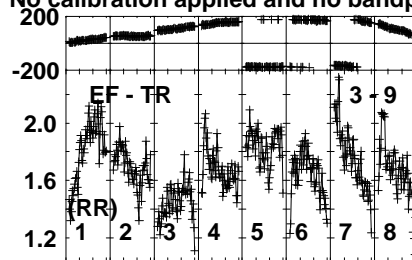
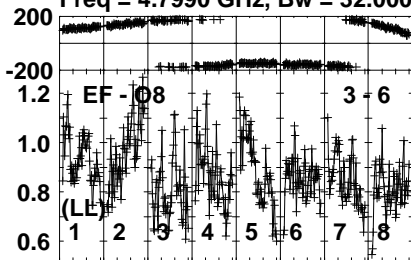
Lower frame: Milli Ampl Jy Top frame: Phas deg  
Vector averaged cross-power spectrum Several baselines displayed  
Timerange: 00/04:58:01 to 00/04:59:59

Plot file version 208 created 15-NOV-2021 12:12:19

J0037+2141 EC077B.UVDATA.1

Freq = 4.7990 GHz, Bw = 32.000 MH

No calibration applied and no bandpass applied



040040040040040040040040  
Channels

040040040040040040040040  
Channels

040040040040040040040040  
Channels

Lower frame: Milli Ampl Jy Top frame: Phas deg  
Vector averaged cross-power spectrum Several baselines displayed  
Timerange: 00/04:58:01 to 00/04:59:59

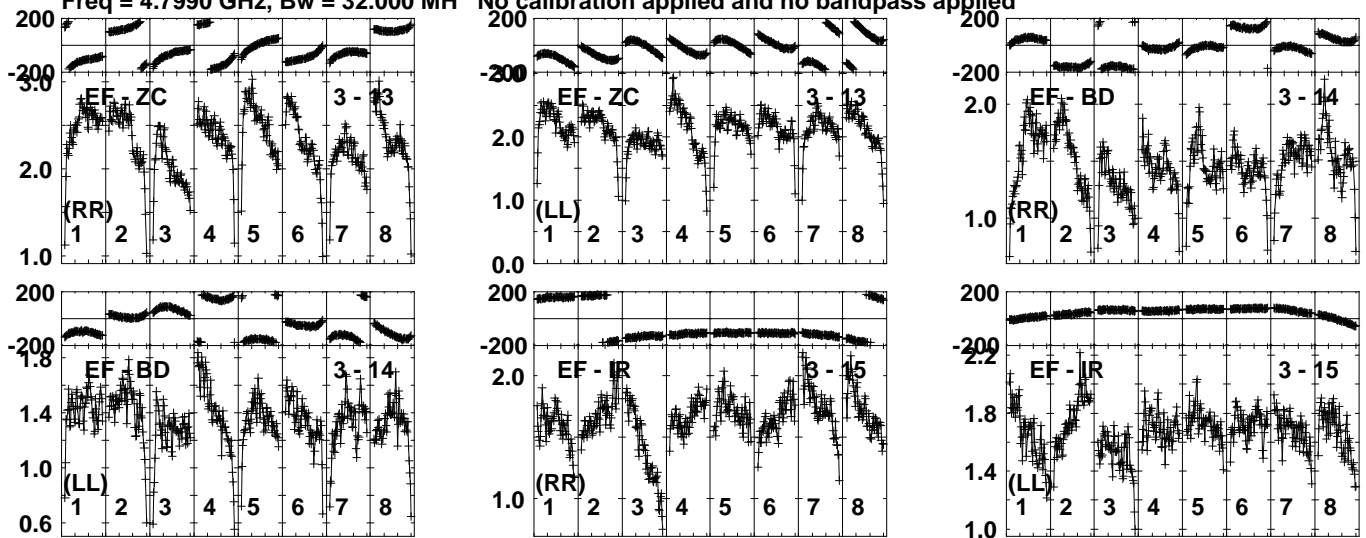


Plot file version 209 created 15-NOV-2021 12:12:19

J0037+2141 EC077B.UVDATA.1

Freq = 4.7990 GHz, Bw = 32.000 MH

No calibration applied and no bandpass applied



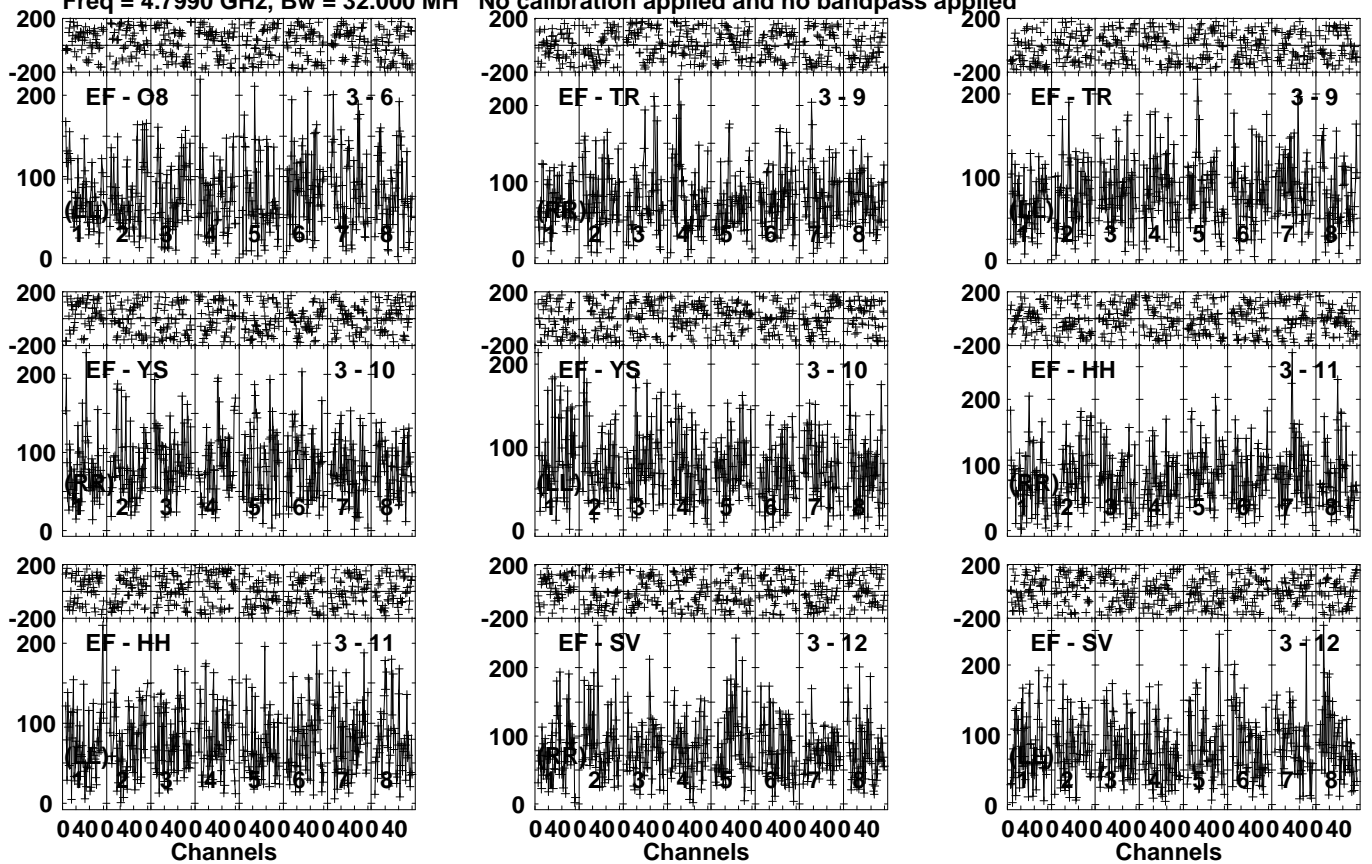
Lower frame: Milli Ampl Jy Top frame: Phas deg  
Vector averaged cross-power spectrum Several baselines displayed  
Timerange: 00/04:58:01 to 00/04:59:59



Plot file version 211 created 15-NOV-2021 12:12:20

LP349-25 EC077B.UVDATA.1

Freq = 4.7990 GHz, Bw = 32.000 MH No calibration applied and no bandpass applied

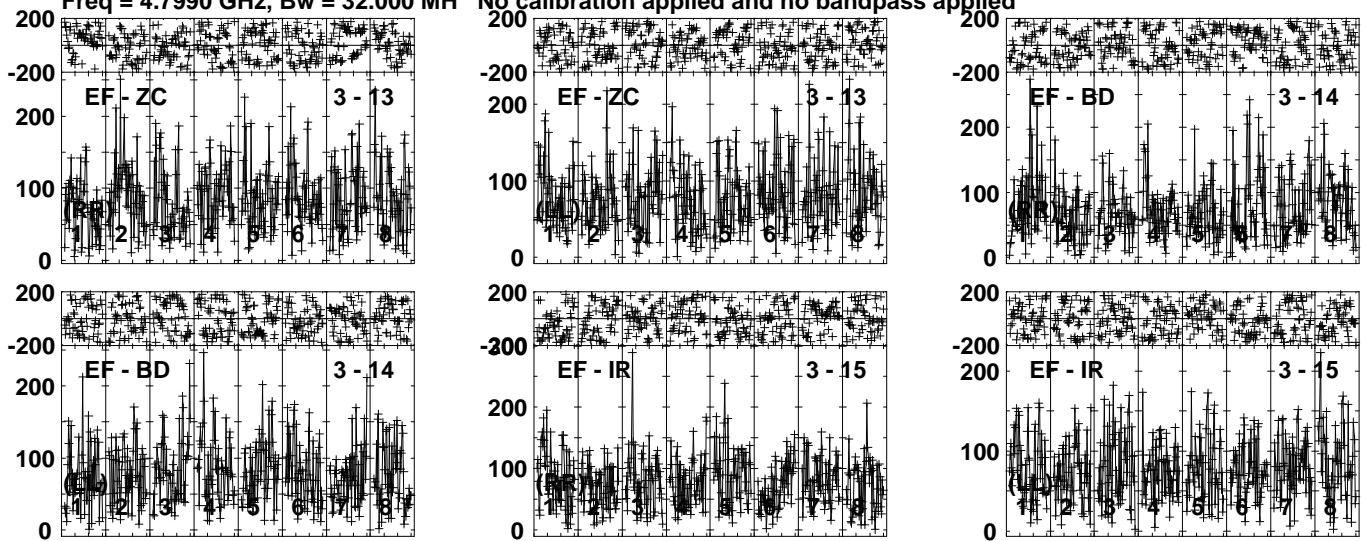


Lower frame: Micro Ampl Jy Top frame: Phas deg  
Vector averaged cross-power spectrum Several baselines displayed  
Timerange: 00/05:00:39 to 00/05:03:59

Plot file version 212 created 15-NOV-2021 12:12:20

LP349-25 EC077B.UVDATA.1

Freq = 4.7990 GHz, Bw = 32.000 MH No calibration applied and no bandpass applied



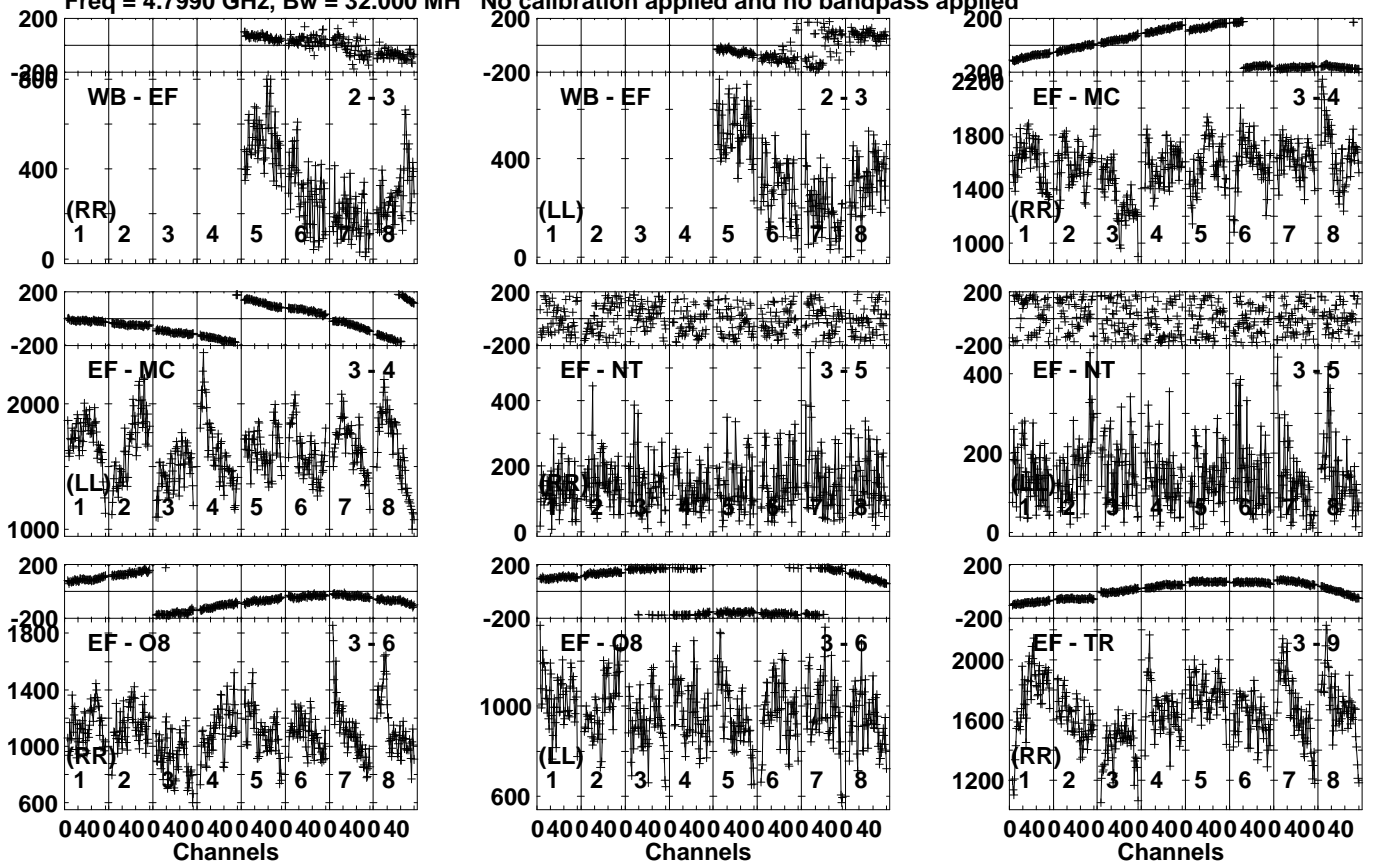
Lower frame: Micro Ampl Jy Top frame: Phas deg  
Vector averaged cross-power spectrum Several baselines displayed  
Timerange: 00/05:00:39 to 00/05:03:59

Plot file version 213 created 15-NOV-2021 12:12:20

J0037+2141 EC077B.UVDATA.1

Freq = 4.7990 GHz, Bw = 32.000 MH

No calibration applied and no bandpass applied



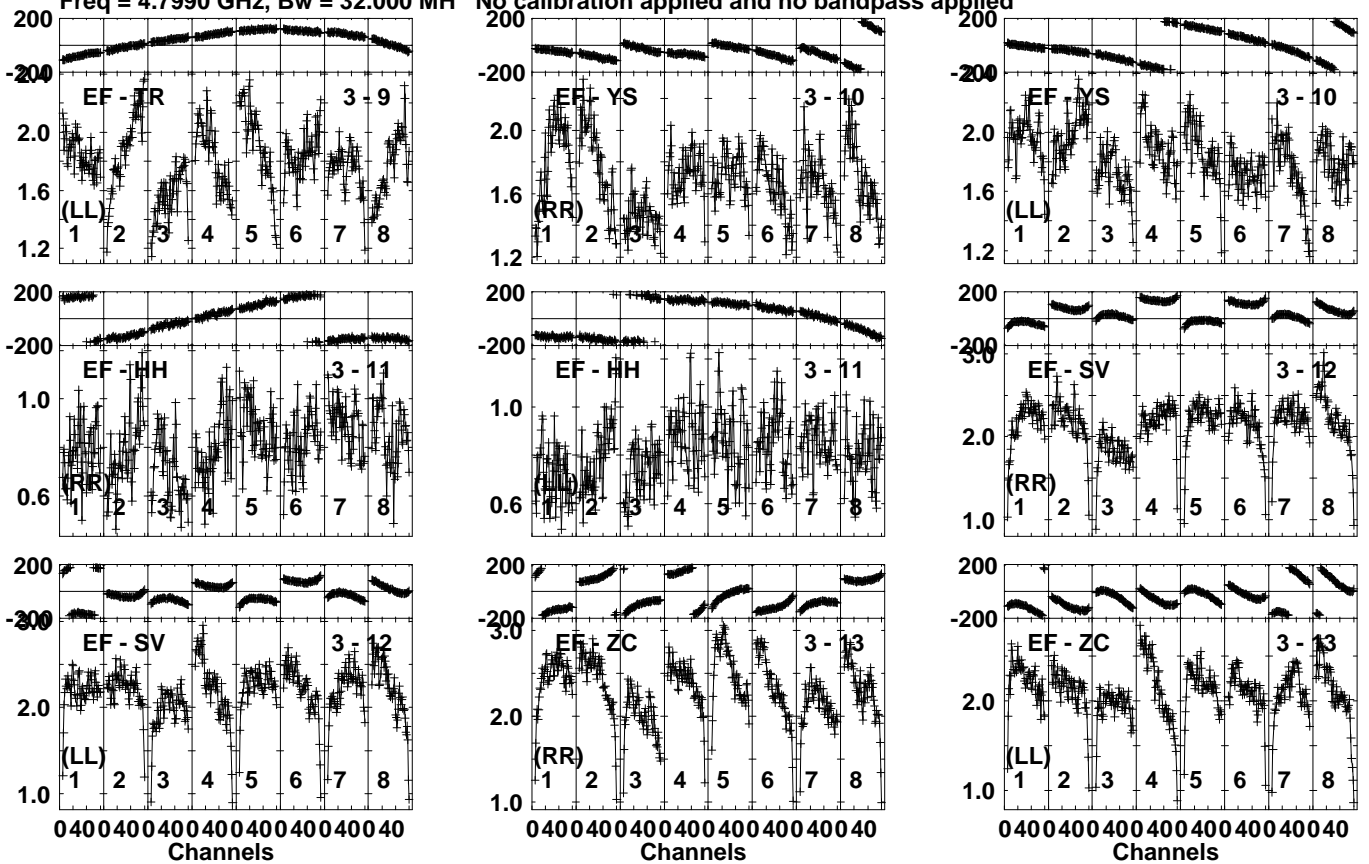
Lower frame: Micro Ampl Jy Top frame: Phas deg  
Vector averaged cross-power spectrum Several baselines displayed  
Timerange: 00/05:04:03 to 00/05:05:59

Plot file version 214 created 15-NOV-2021 12:12:20

J0037+2141 EC077B.UVDATA.1

Freq = 4.7990 GHz, Bw = 32.000 MH

No calibration applied and no bandpass applied



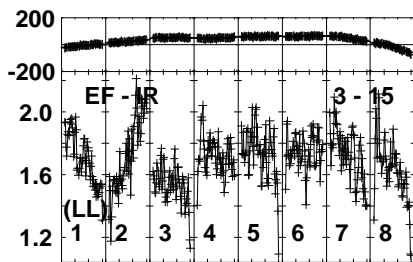
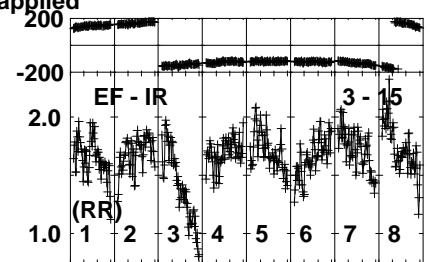
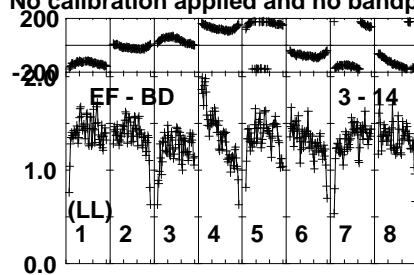
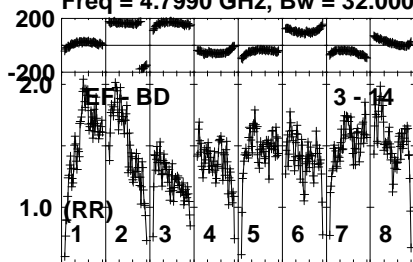
Lower frame: Milli Ampl Jy Top frame: Phas deg  
Vector averaged cross-power spectrum Several baselines displayed  
Timerange: 00/05:04:03 to 00/05:05:59

Plot file version 215 created 15-NOV-2021 12:12:20

J0037+2141 EC077B.UVDATA.1

Freq = 4.7990 GHz, Bw = 32.000 MH

No calibration applied and no bandpass applied

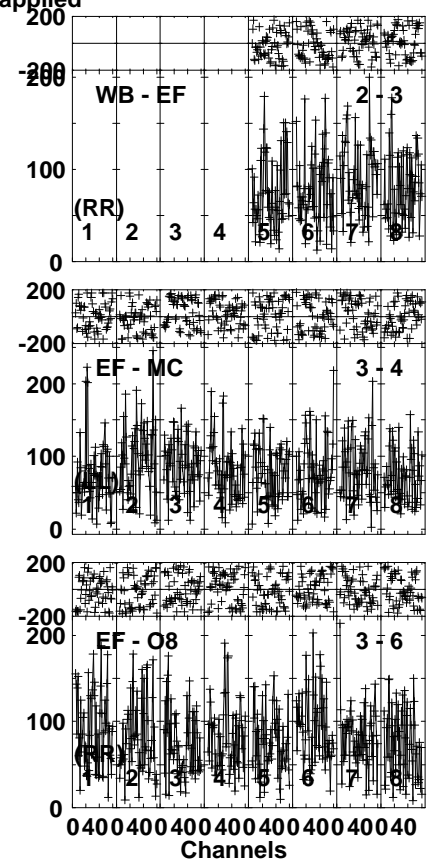
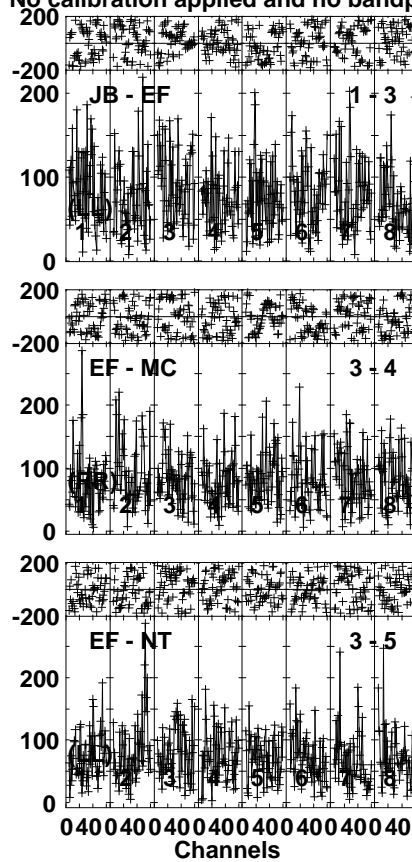
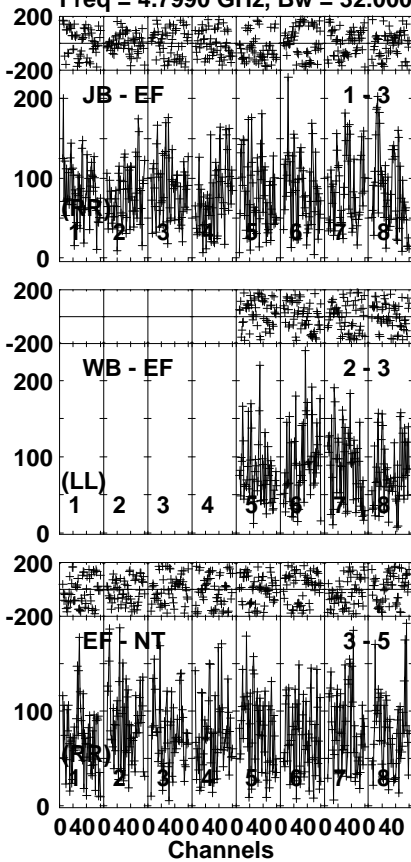


Lower frame: Milli Ampl Jy Top frame: Phas deg  
Vector averaged cross-power spectrum Several baselines displayed  
Timerange: 00/05:04:03 to 00/05:05:59

Plot file version 216 created 15-NOV-2021 12:12:20

LP349-25 EC077B.UVDATA.1

Freq = 4.7990 GHz, Bw = 32.000 MH No calibration applied and no bandpass applied



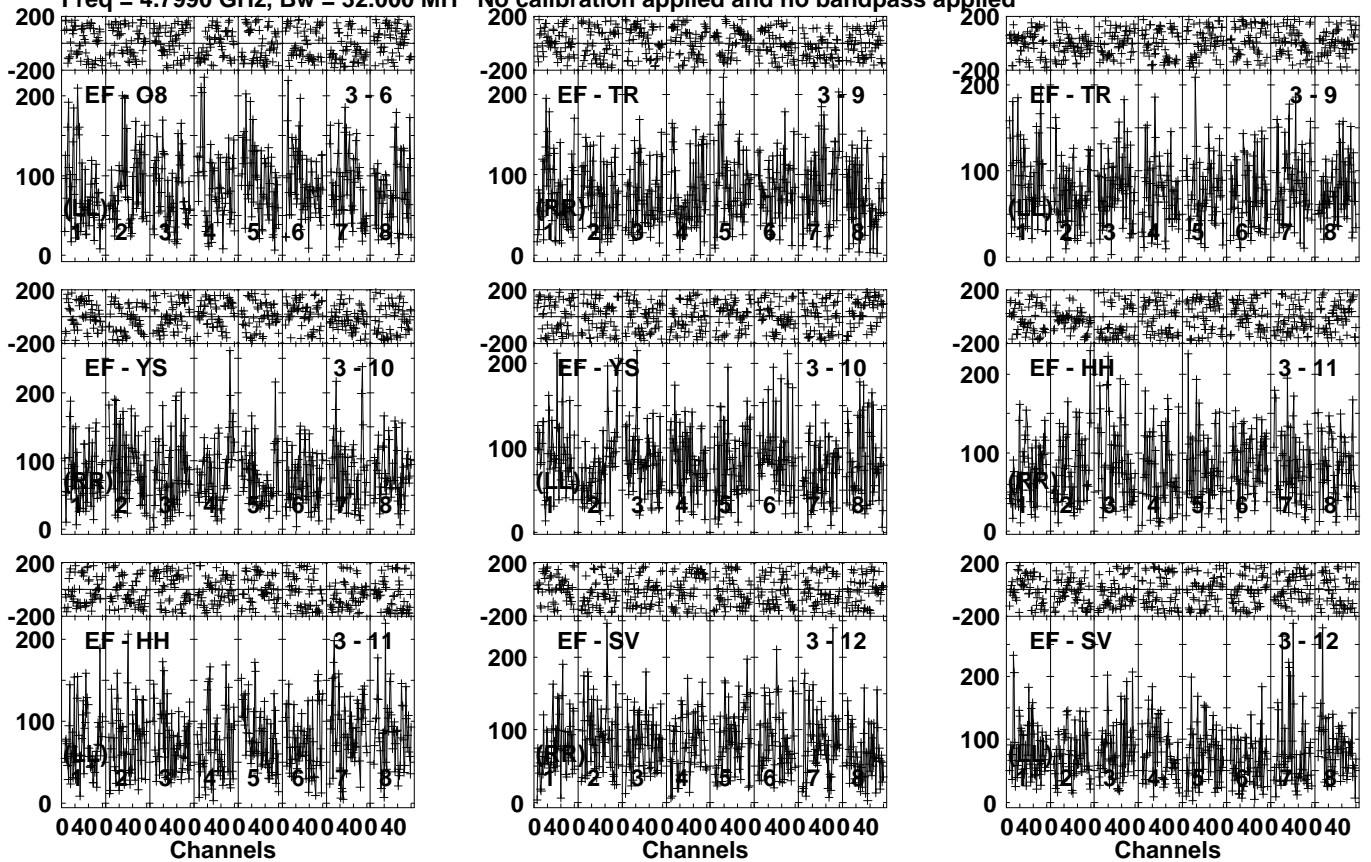
Lower frame: Micro Ampl Jy Top frame: Phas deg  
Vector averaged cross-power spectrum Several baselines displayed  
Timerange: 00/05:06:01 to 00/05:09:59



Plot file version 217 created 15-NOV-2021 12:12:20

LP349-25 EC077B.UVDATA.1

Freq = 4.7990 GHz, Bw = 32.000 MH No calibration applied and no bandpass applied

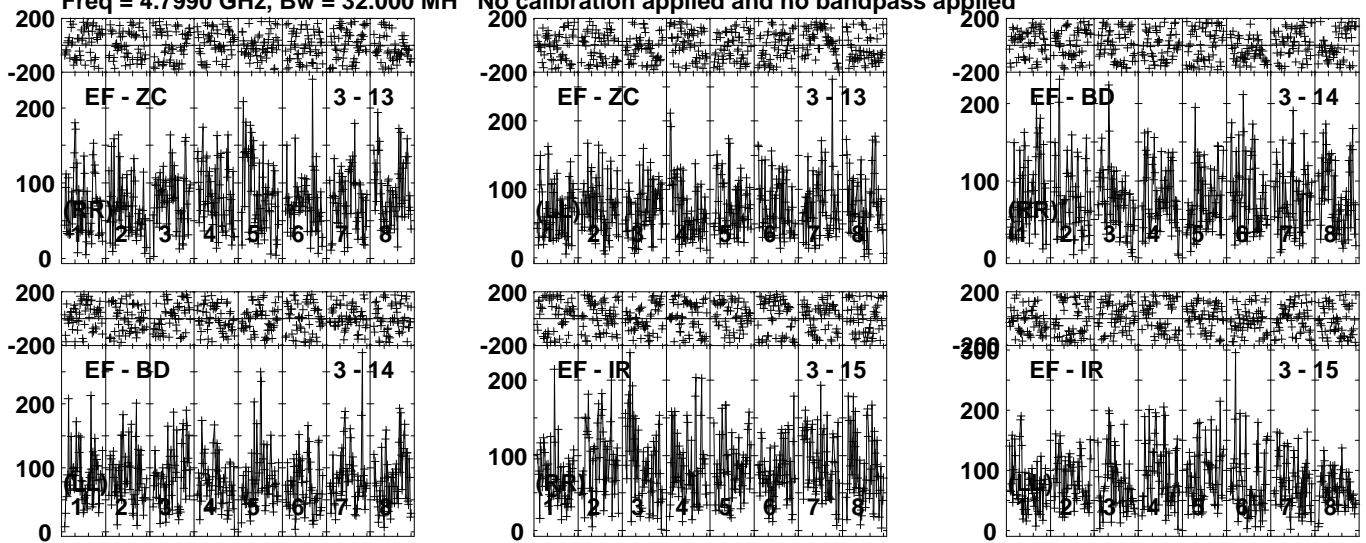


Lower frame: Micro Ampl Jy Top frame: Phas deg  
Vector averaged cross-power spectrum Several baselines displayed  
Timerange: 00/05:06:01 to 00/05:09:59

Plot file version 218 created 15-NOV-2021 12:12:21

LP349-25 EC077B.UVDATA.1

Freq = 4.7990 GHz, Bw = 32.000 MH No calibration applied and no bandpass applied



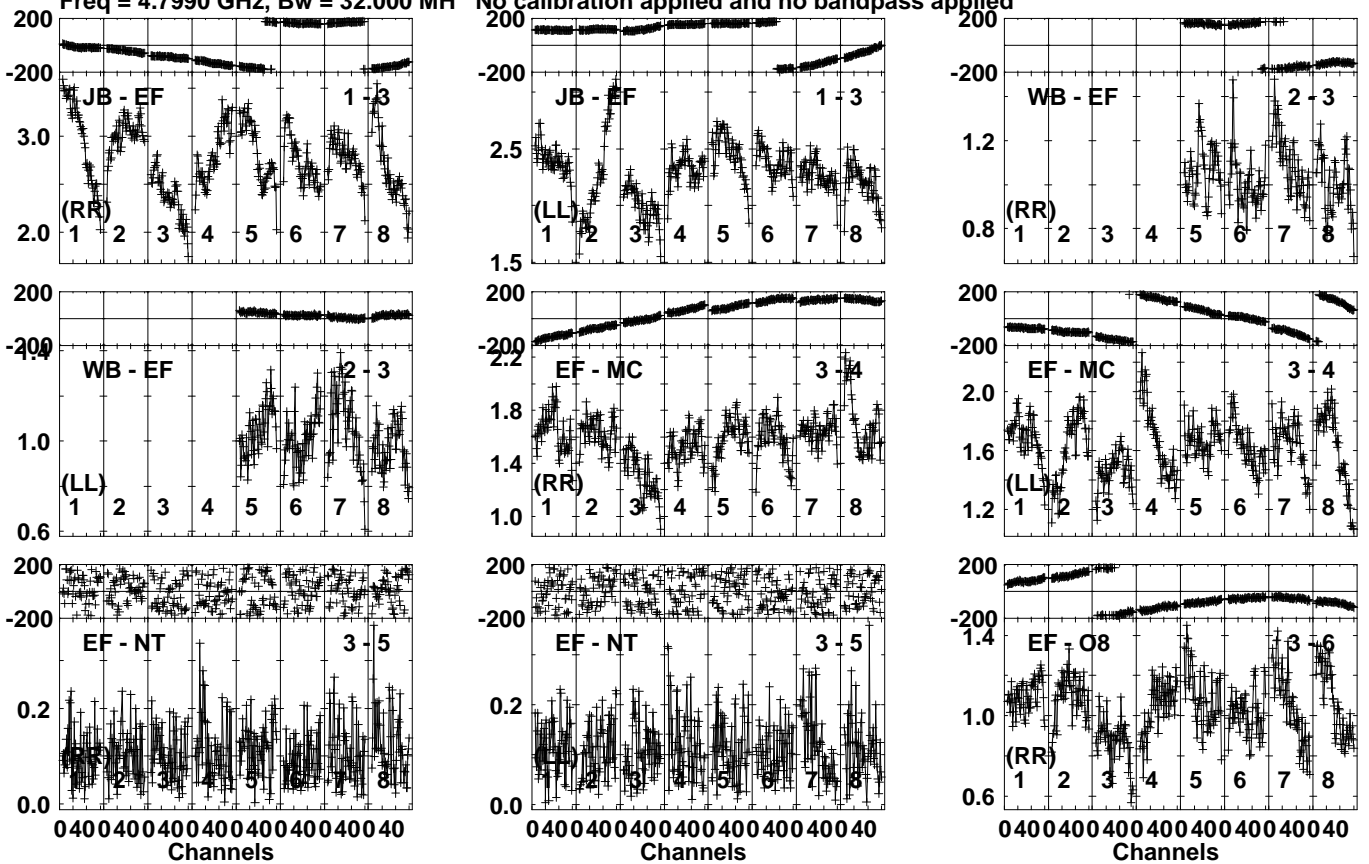
Lower frame: Micro Ampl Jy Top frame: Phas deg  
Vector averaged cross-power spectrum Several baselines displayed  
Timerange: 00/05:06:01 to 00/05:09:59

Plot file version 219 created 15-NOV-2021 12:12:21

J0037+2141 EC077B.UVDATA.1

Freq = 4.7990 GHz, Bw = 32.000 MH

No calibration applied and no bandpass applied



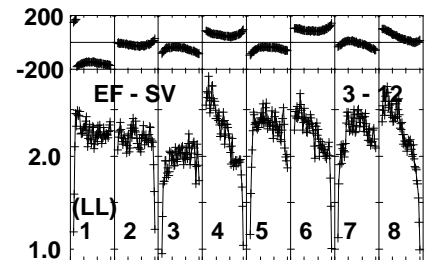
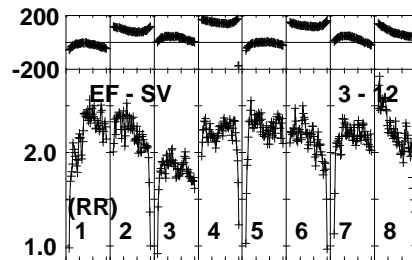
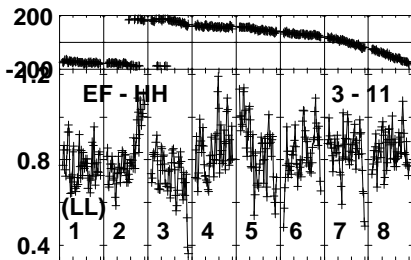
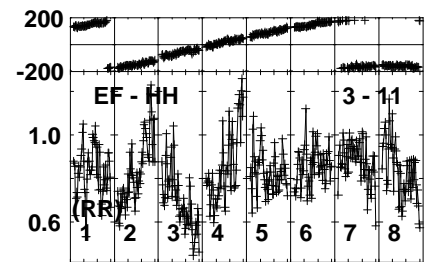
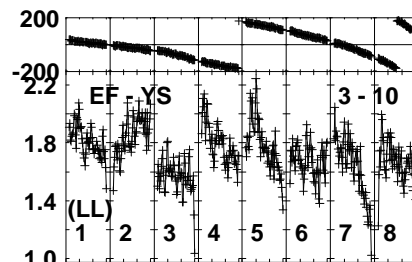
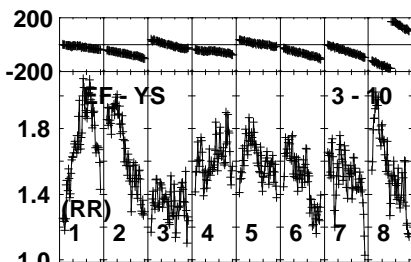
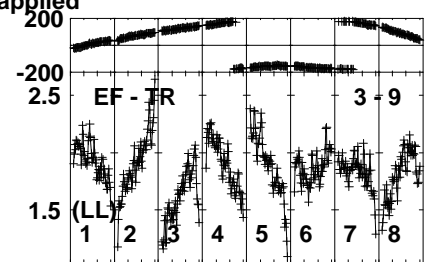
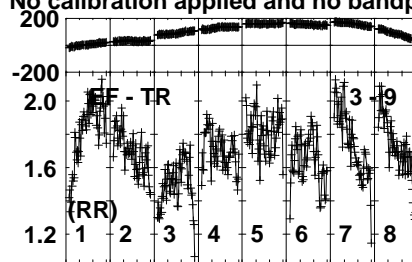
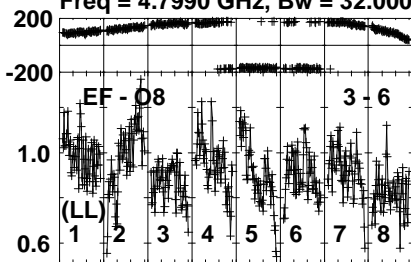
Lower frame: Milli Ampl Jy Top frame: Phas deg  
Vector averaged cross-power spectrum Several baselines displayed  
Timerange: 00/05:10:31 to 00/05:12:29

Plot file version 220 created 15-NOV-2021 12:12:21

J0037+2141 EC077B.UVDATA.1

Freq = 4.7990 GHz, Bw = 32.000 MH

No calibration applied and no bandpass applied



040040040040040040040040040040  
Channels

040040040040040040040040040040  
Channels

040040040040040040040040040040  
Channels

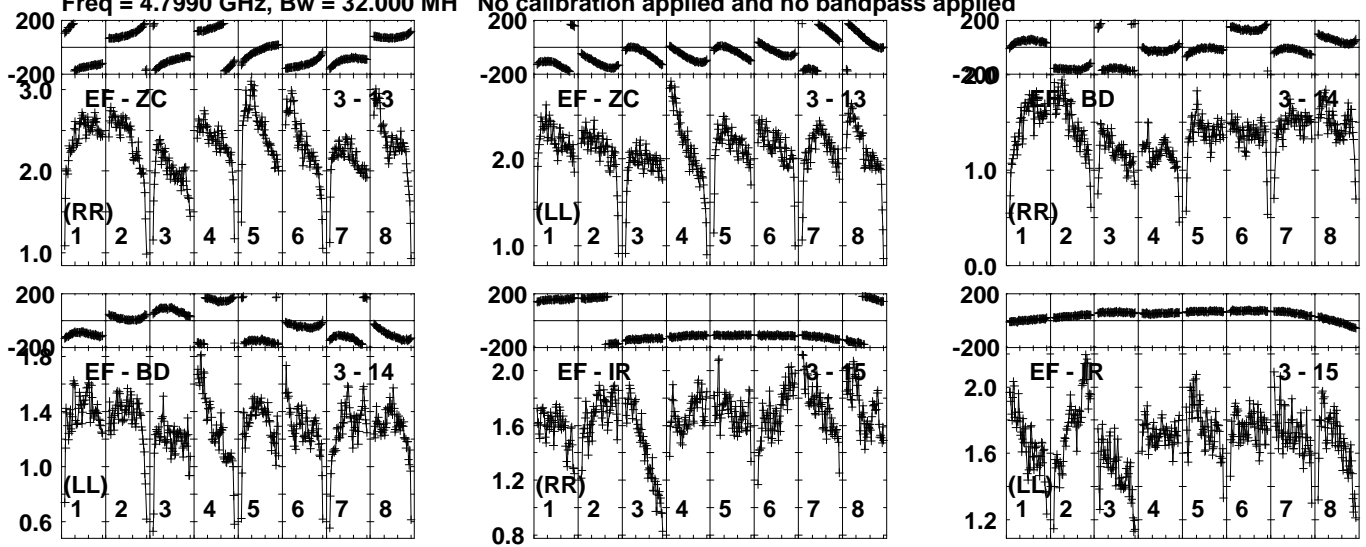
Lower frame: Milli Ampl Jy Top frame: Phas deg  
Vector averaged cross-power spectrum Several baselines displayed  
Timerange: 00/05:10:31 to 00/05:12:29

Plot file version 221 created 15-NOV-2021 12:12:21

J0037+2141 EC077B.UVDATA.1

Freq = 4.7990 GHz, Bw = 32.000 MH

No calibration applied and no bandpass applied

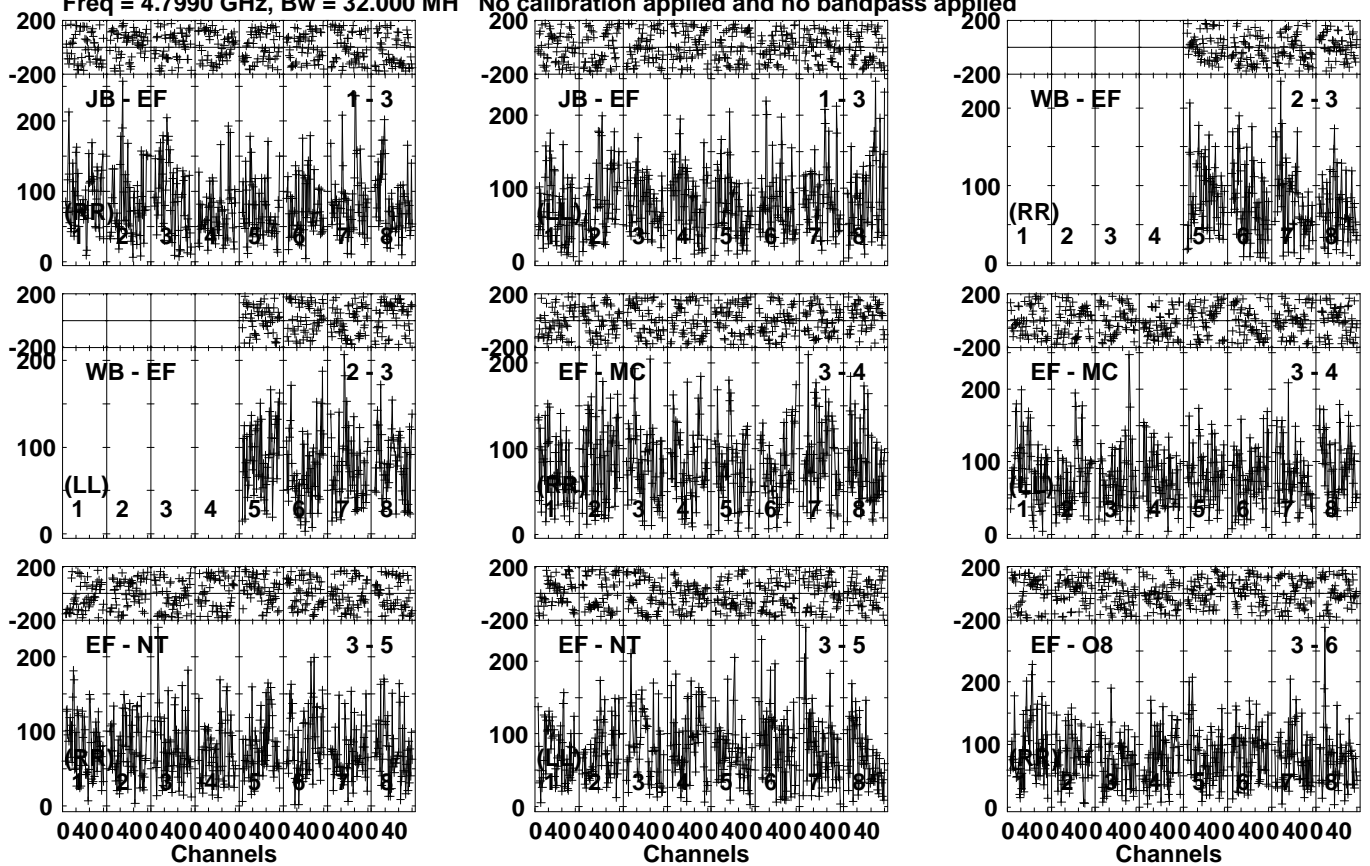


Lower frame: Milli Ampl Jy Top frame: Phas deg  
Vector averaged cross-power spectrum Several baselines displayed  
Timerange: 00/05:10:31 to 00/05:12:29

Plot file version 222 created 15-NOV-2021 12:12:21

LP349-25 EC077B.UVDATA.1

Freq = 4.7990 GHz, Bw = 32.000 MH No calibration applied and no bandpass applied

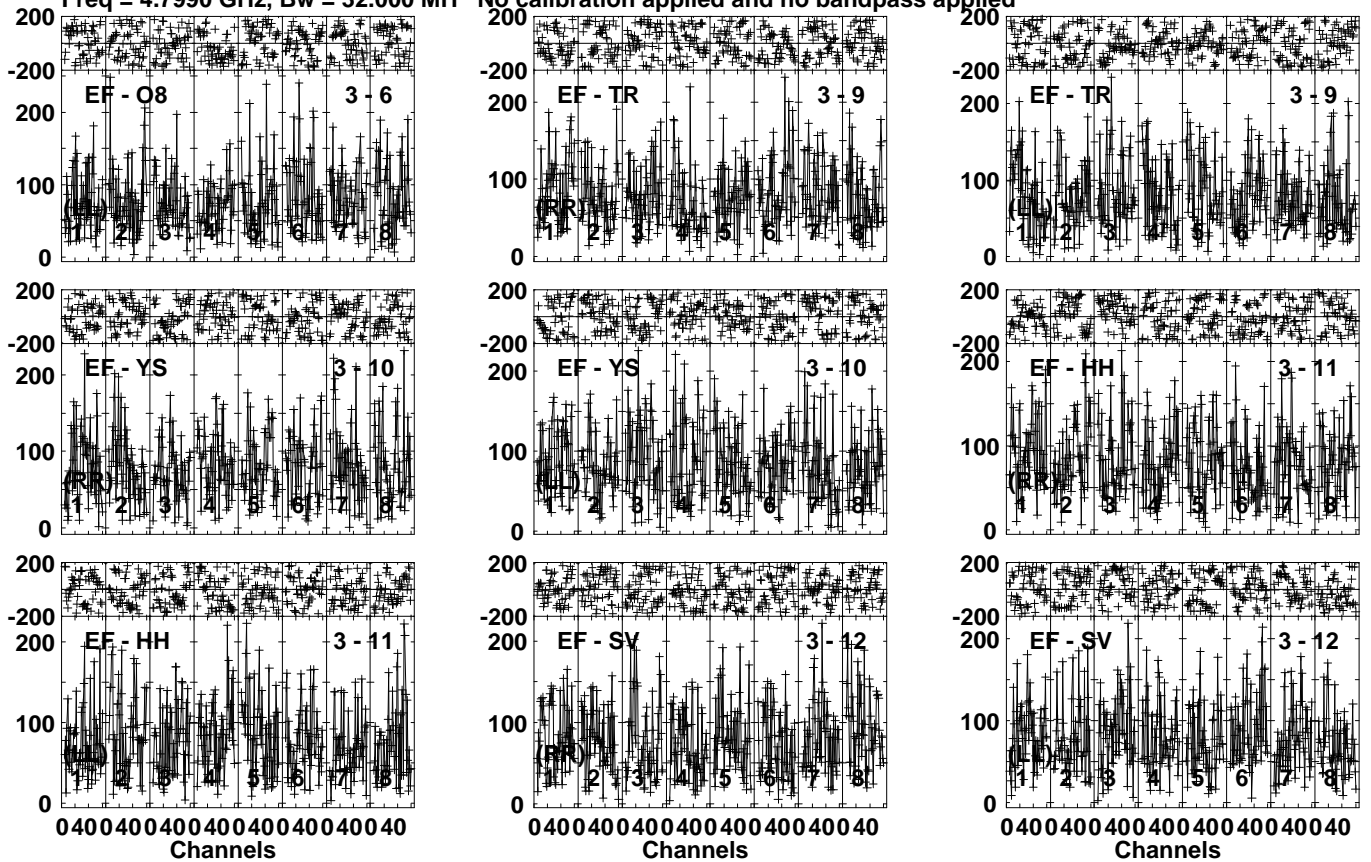


Lower frame: Micro Ampl Jy Top frame: Phas deg  
Vector averaged cross-power spectrum Several baselines displayed  
Timerange: 00/05:13:09 to 00/05:16:29

Plot file version 223 created 15-NOV-2021 12:12:21

LP349-25 EC077B.UVDATA.1

Freq = 4.7990 GHz, Bw = 32.000 MH No calibration applied and no bandpass applied

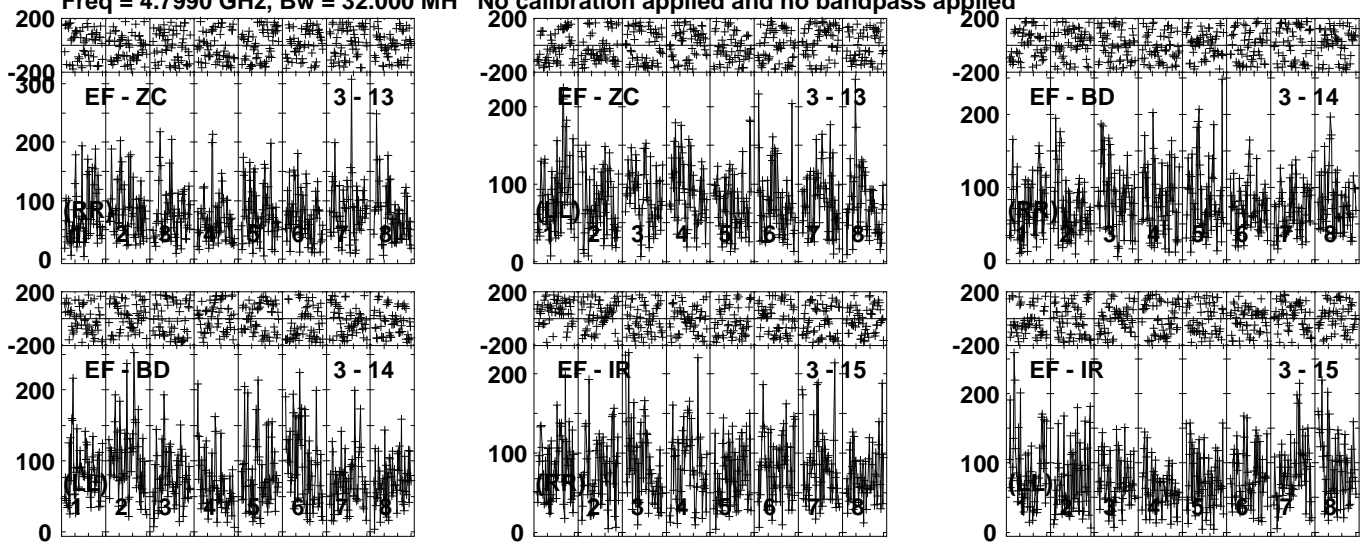


Lower frame: Micro Ampl Jy Top frame: Phas deg  
Vector averaged cross-power spectrum Several baselines displayed  
Timerange: 00/05:13:09 to 00/05:16:29

Plot file version 224 created 15-NOV-2021 12:12:21

LP349-25 EC077B.UVDATA.1

Freq = 4.7990 GHz, Bw = 32.000 MH No calibration applied and no bandpass applied



Lower frame: Micro Ampl Jy Top frame: Phas deg  
Vector averaged cross-power spectrum Several baselines displayed  
Timerange: 00/05:13:09 to 00/05:16:29

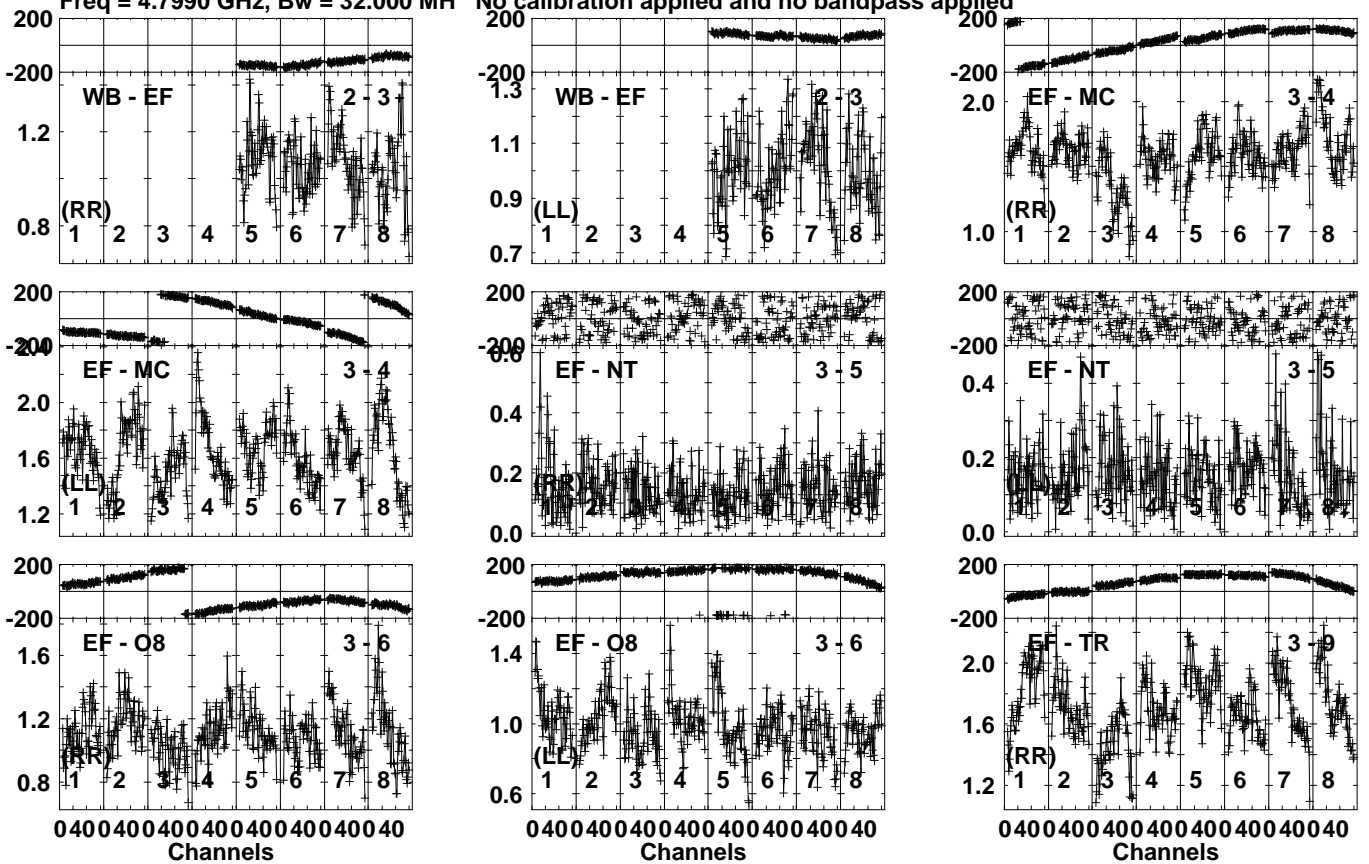


Plot file version 225 created 15-NOV-2021 12:12:21

J0037+2141 EC077B.UVDATA.1

Freq = 4.7990 GHz, Bw = 32.000 MH

No calibration applied and no bandpass applied



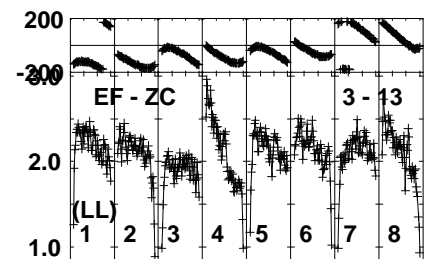
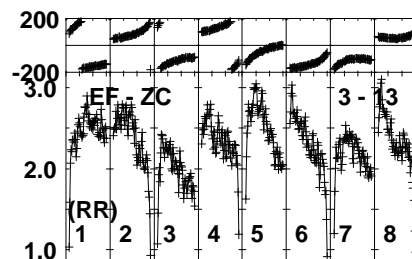
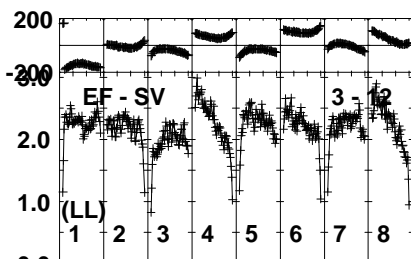
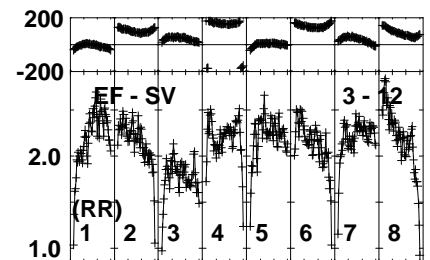
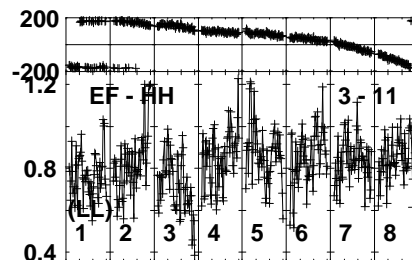
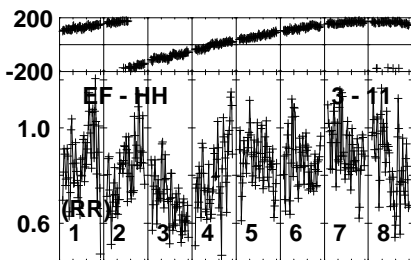
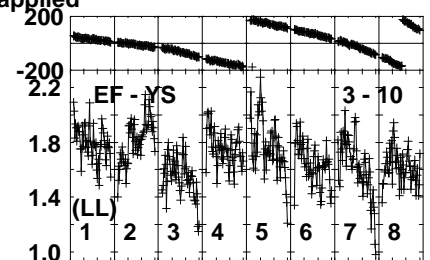
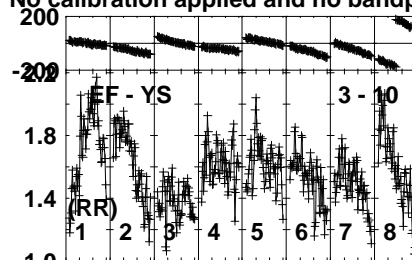
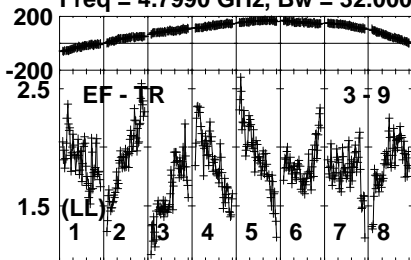
Lower frame: Milli Ampl Jy Top frame: Phas deg  
 Vector averaged cross-power spectrum Several baselines displayed  
 Timerange: 00/05:16:33 to 00/05:18:29

Plot file version 226 created 15-NOV-2021 12:12:21

J0037+2141 EC077B.UVDATA.1

Freq = 4.7990 GHz, Bw = 32.000 MH

No calibration applied and no bandpass applied



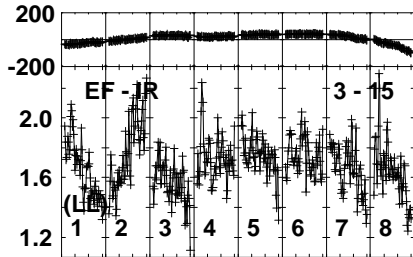
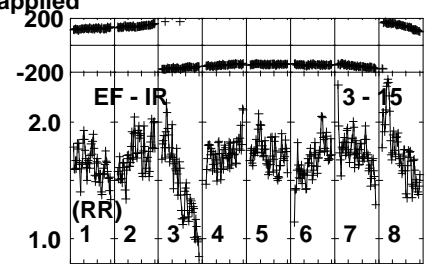
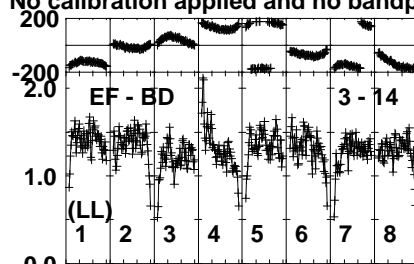
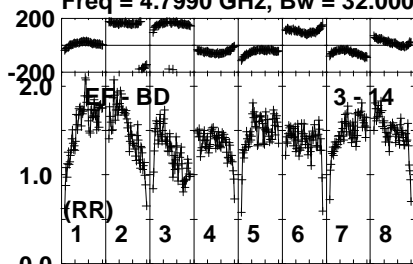
Lower frame: Milli Ampl Jy Top frame: Phas deg  
Vector averaged cross-power spectrum Several baselines displayed  
Timerange: 00/05:16:33 to 00/05:18:29

Plot file version 227 created 15-NOV-2021 12:12:22

J0037+2141 EC077B.UVDATA.1

Freq = 4.7990 GHz, Bw = 32.000 MH

No calibration applied and no bandpass applied

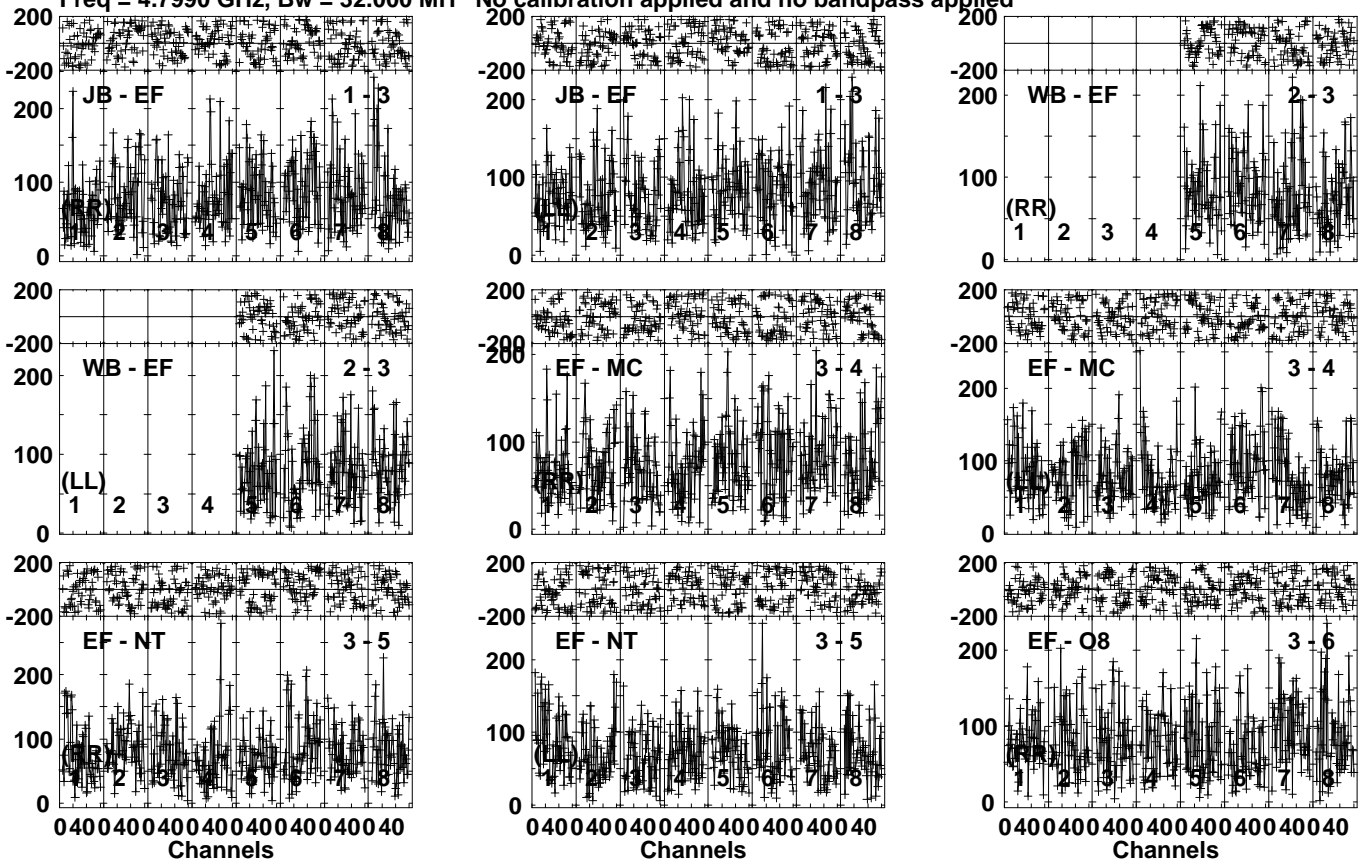


Lower frame: Milli Ampl Jy Top frame: Phas deg  
Vector averaged cross-power spectrum Several baselines displayed  
Timerange: 00/05:16:33 to 00/05:18:29

Plot file version 228 created 15-NOV-2021 12:12:22

LP349-25 EC077B.UVDATA.1

Freq = 4.7990 GHz, Bw = 32.000 MH No calibration applied and no bandpass applied

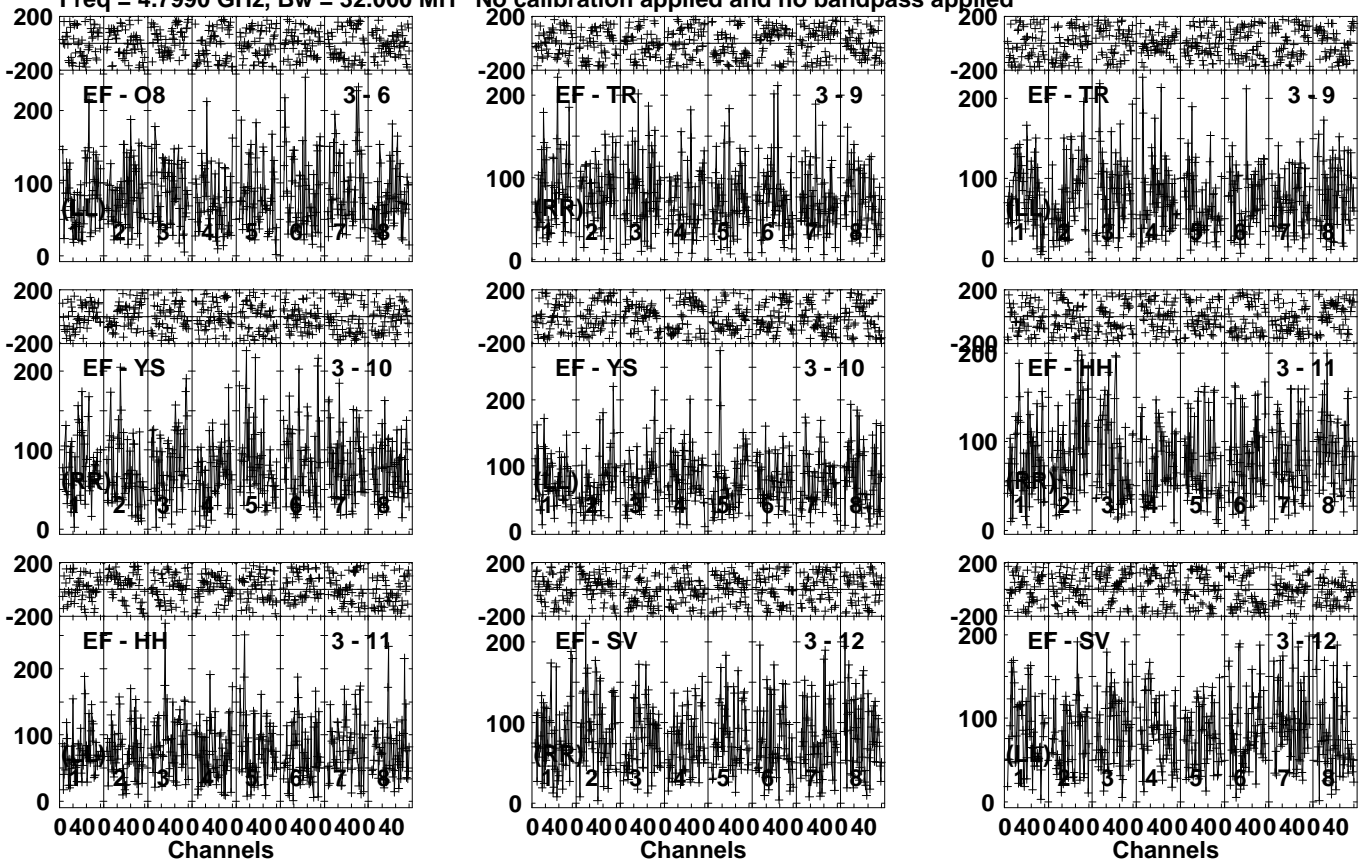


Lower frame: Micro Ampl Jy Top frame: Phas deg  
Vector averaged cross-power spectrum Several baselines displayed  
Timerange: 00/05:18:31 to 00/05:22:29

Plot file version 229 created 15-NOV-2021 12:12:22

LP349-25 EC077B.UVDATA.1

Freq = 4.7990 GHz, Bw = 32.000 MH No calibration applied and no bandpass applied

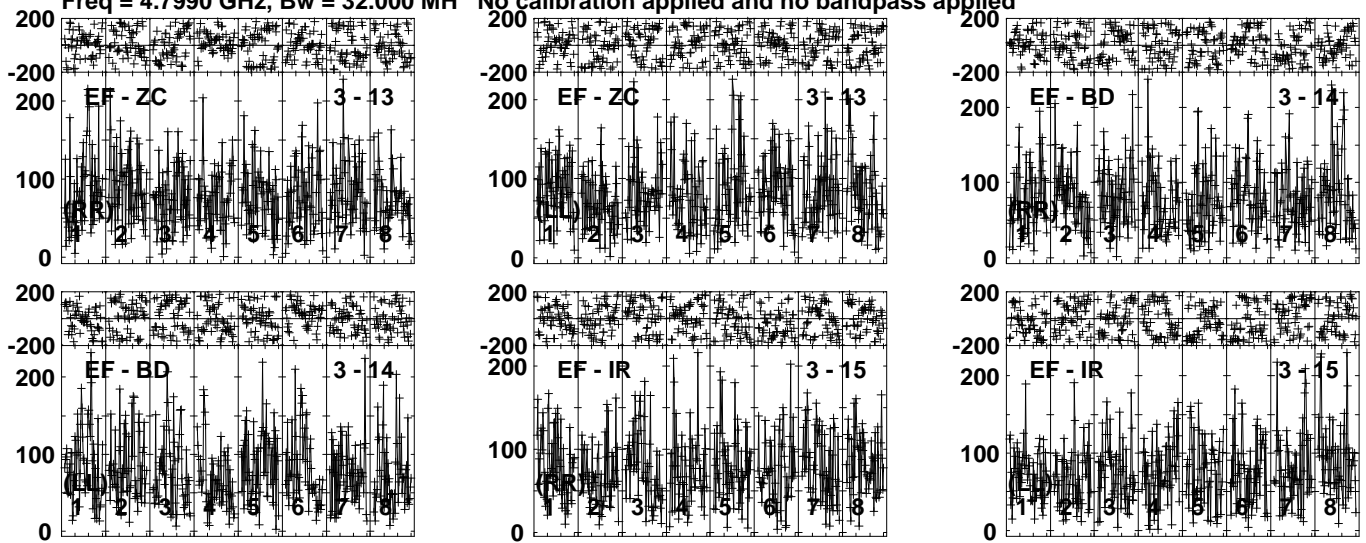


Lower frame: Micro Ampl Jy Top frame: Phas deg  
Vector averaged cross-power spectrum Several baselines displayed  
Timerange: 00/05:18:31 to 00/05:22:29

Plot file version 230 created 15-NOV-2021 12:12:22

LP349-25 EC077B.UVDATA.1

Freq = 4.7990 GHz, Bw = 32.000 MH No calibration applied and no bandpass applied



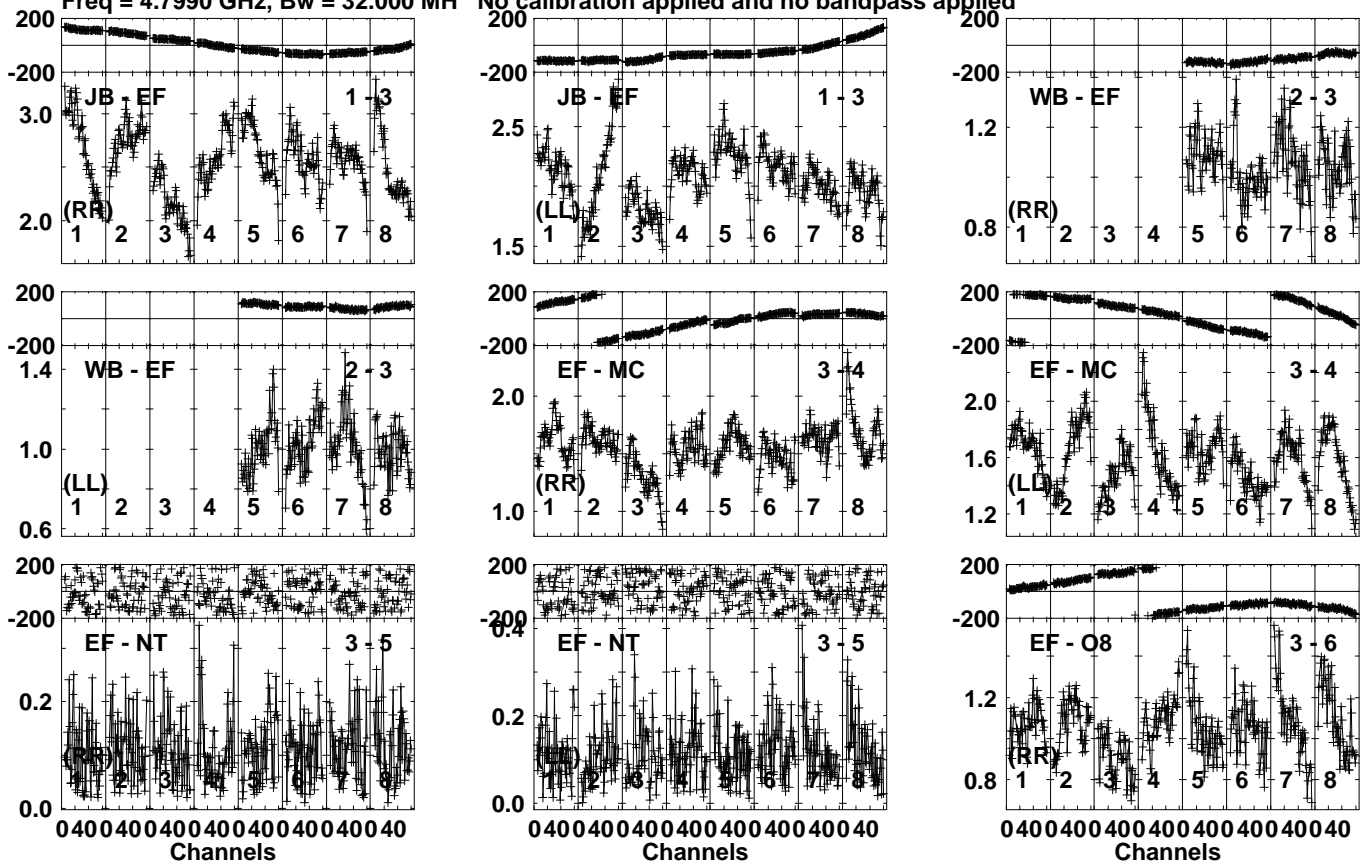
Lower frame: Micro Ampl Jy Top frame: Phas deg  
Vector averaged cross-power spectrum Several baselines displayed  
Timerange: 00/05:18:31 to 00/05:22:29

Plot file version 231 created 15-NOV-2021 12:12:22

J0037+2141 EC077B.UVDATA.1

Freq = 4.7990 GHz, Bw = 32.000 MH

No calibration applied and no bandpass applied



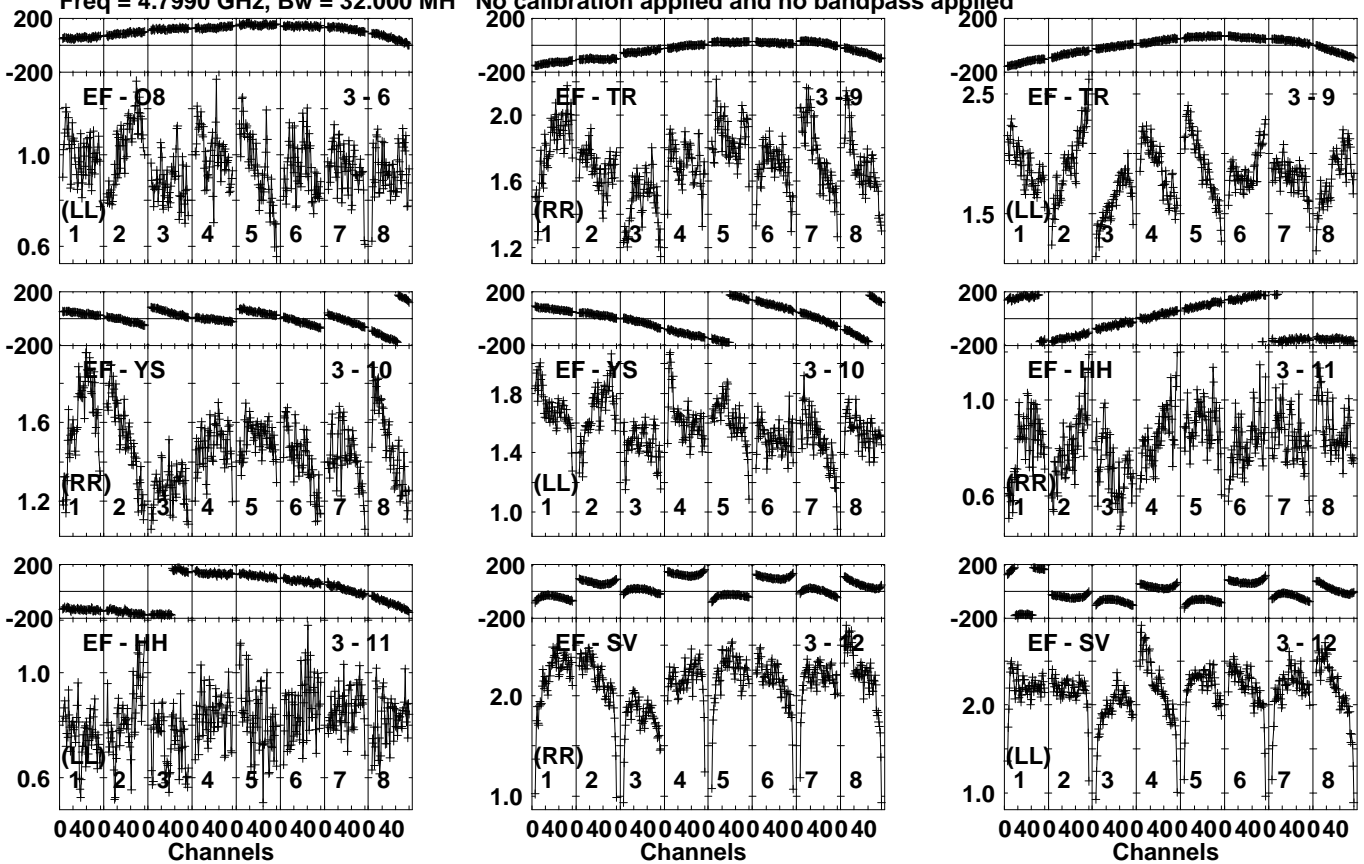
Lower frame: Milli Ampl Jy Top frame: Phas deg  
Vector averaged cross-power spectrum Several baselines displayed  
Timerange: 00/05:23:01 to 00/05:24:59

Plot file version 232 created 15-NOV-2021 12:12:22

J0037+2141 EC077B.UVDATA.1

Freq = 4.7990 GHz, Bw = 32.000 MH

No calibration applied and no bandpass applied



Lower frame: Milli Ampl Jy Top frame: Phas deg  
Vector averaged cross-power spectrum Several baselines displayed  
Timerange: 00/05:23:01 to 00/05:24:59

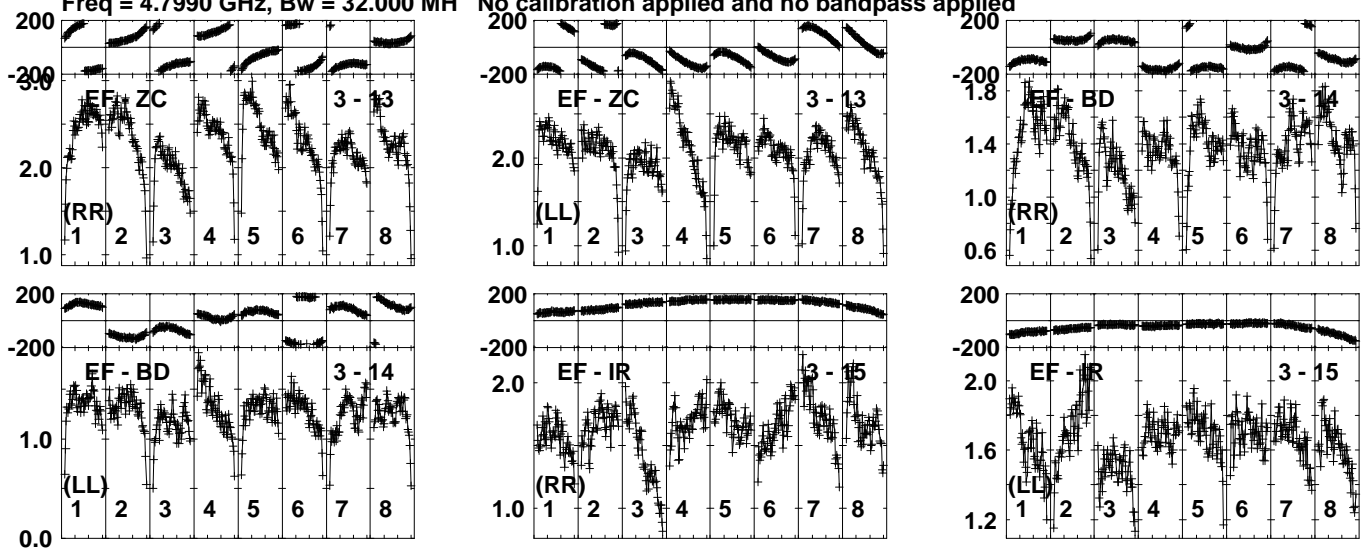


Plot file version 233 created 15-NOV-2021 12:12:22

J0037+2141 EC077B.UVDATA.1

Freq = 4.7990 GHz, Bw = 32.000 MH

No calibration applied and no bandpass applied

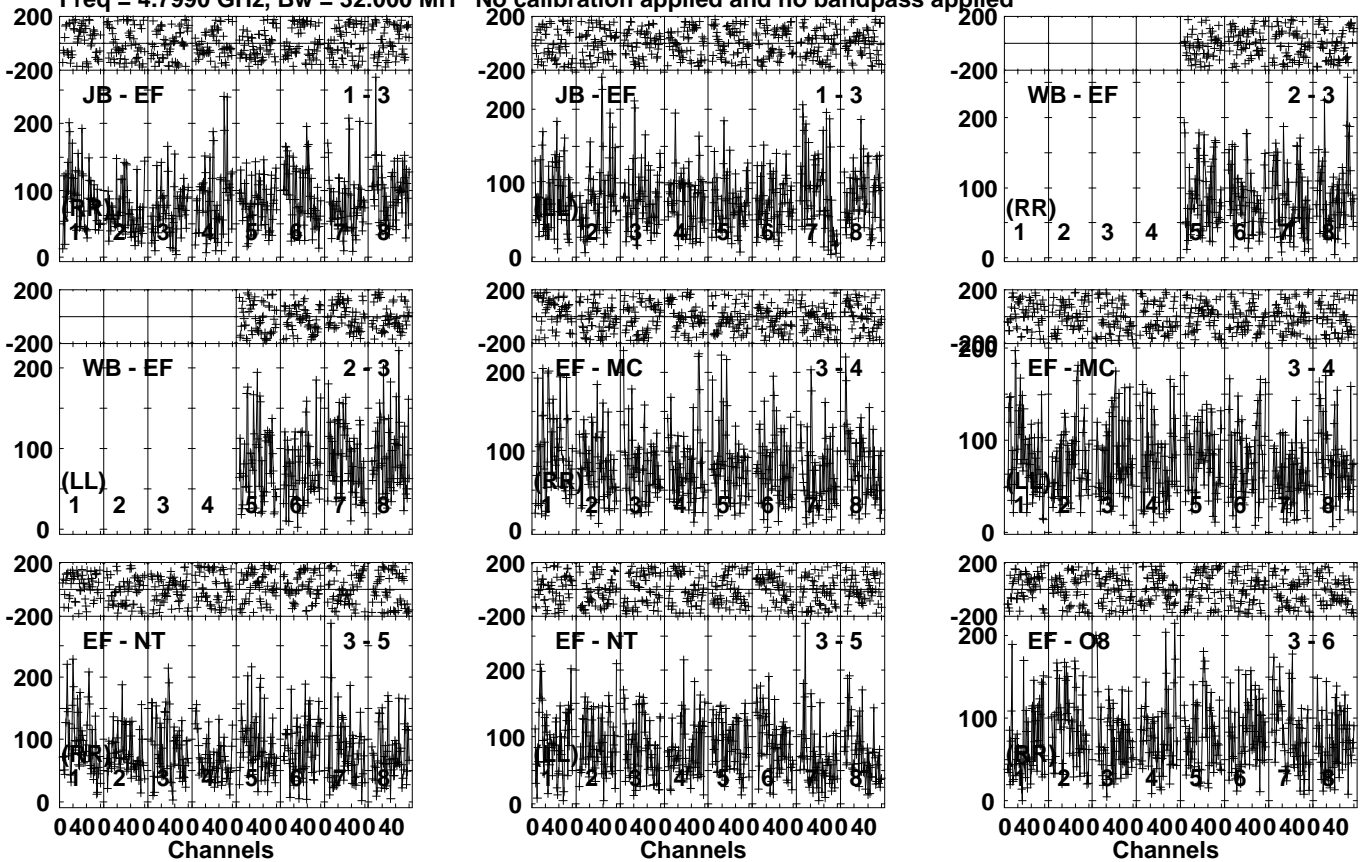


Lower frame: Milli Ampl Jy Top frame: Phas deg  
Vector averaged cross-power spectrum Several baselines displayed  
Timerange: 00/05:23:01 to 00/05:24:59

Plot file version 234 created 15-NOV-2021 12:12:22

LP349-25 EC077B.UVDATA.1

Freq = 4.7990 GHz, Bw = 32.000 MH No calibration applied and no bandpass applied

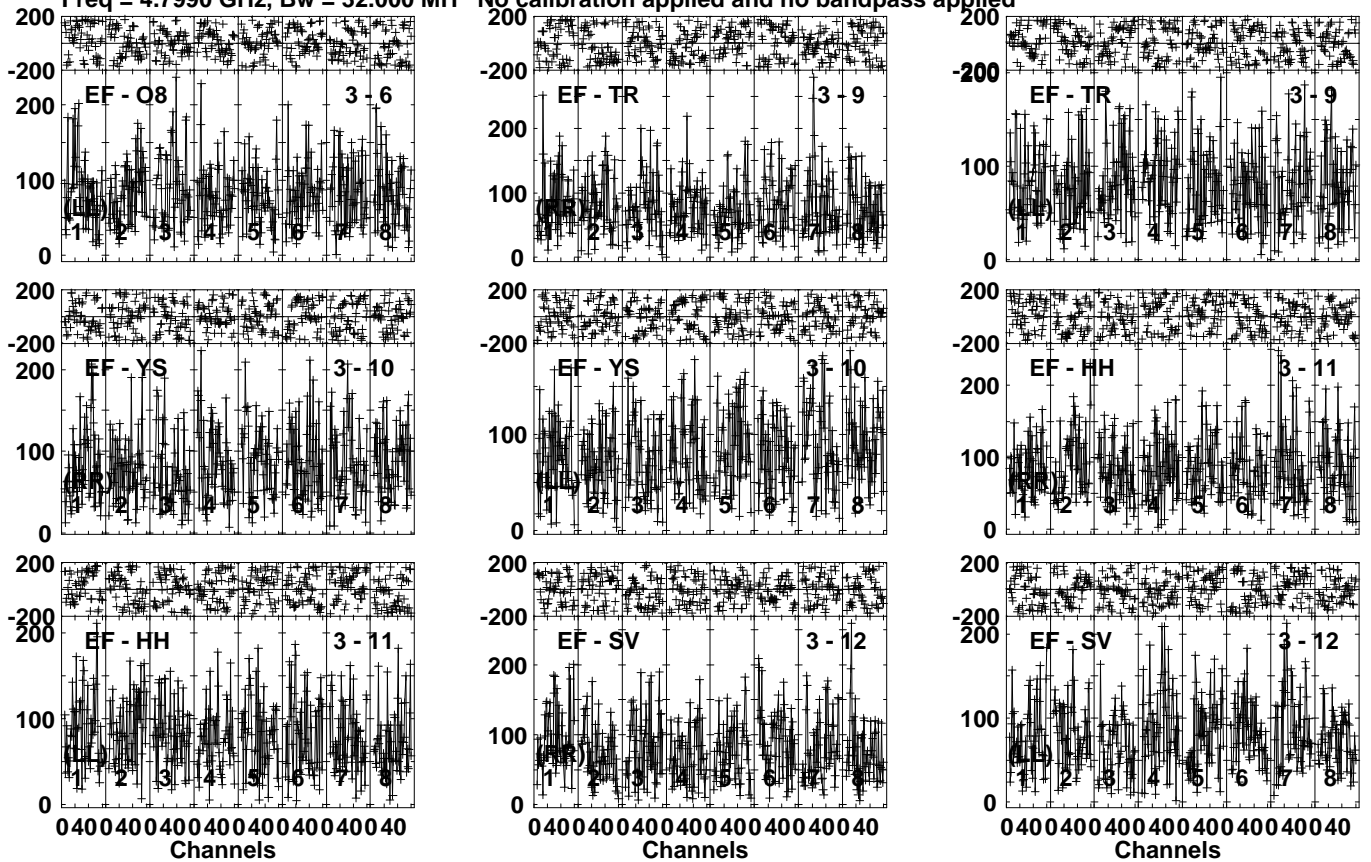


Lower frame: Micro Ampl Jy Top frame: Phas deg  
Vector averaged cross-power spectrum Several baselines displayed  
Timerange: 00/05:25:39 to 00/05:28:59

Plot file version 235 created 15-NOV-2021 12:12:22

LP349-25 EC077B.UVDATA.1

Freq = 4.7990 GHz, Bw = 32.000 MH No calibration applied and no bandpass applied

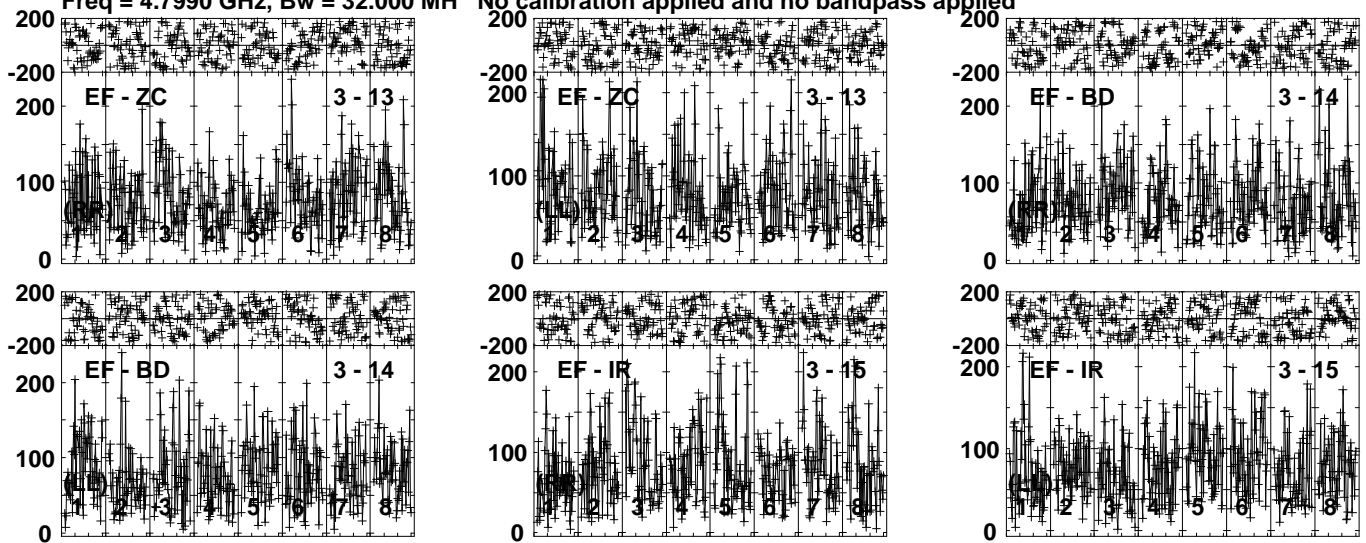


Lower frame: Micro Ampl Jy Top frame: Phas deg  
Vector averaged cross-power spectrum Several baselines displayed  
Timerange: 00/05:25:39 to 00/05:28:59

Plot file version 236 created 15-NOV-2021 12:12:22

LP349-25 EC077B.UVDATA.1

Freq = 4.7990 GHz, Bw = 32.000 MH No calibration applied and no bandpass applied



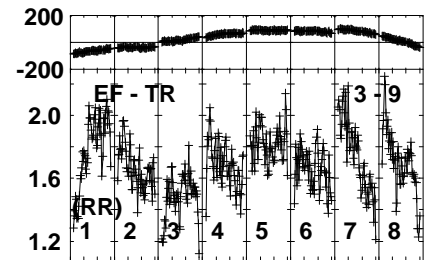
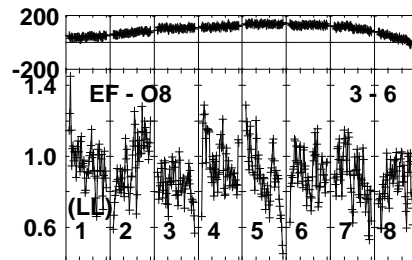
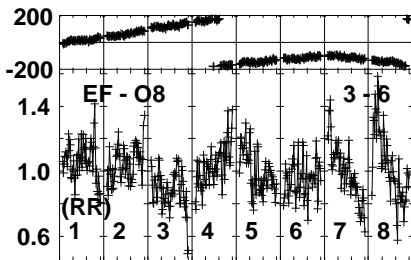
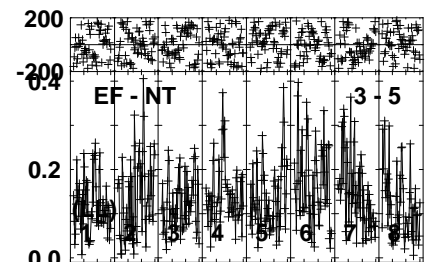
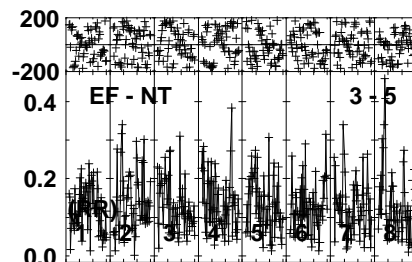
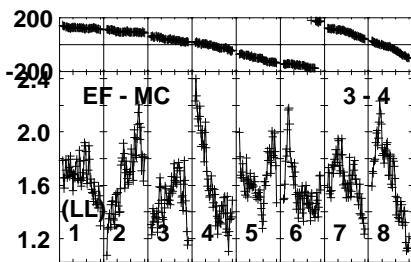
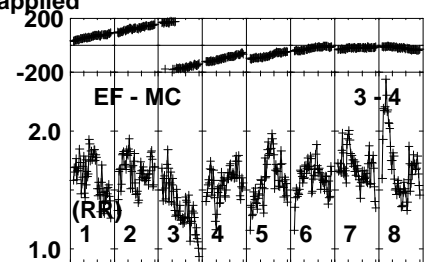
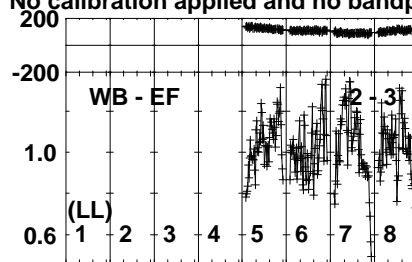
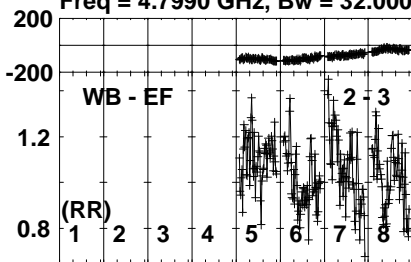
Lower frame: Micro Ampl Jy Top frame: Phas deg  
Vector averaged cross-power spectrum Several baselines displayed  
Timerange: 00/05:25:39 to 00/05:28:59

Plot file version 237 created 15-NOV-2021 12:12:23

J0037+2141 EC077B.UVDATA.1

Freq = 4.7990 GHz, Bw = 32.000 MH

No calibration applied and no bandpass applied



040040040040040040040040040040  
Channels

040040040040040040040040040040  
Channels

040040040040040040040040040040  
Channels

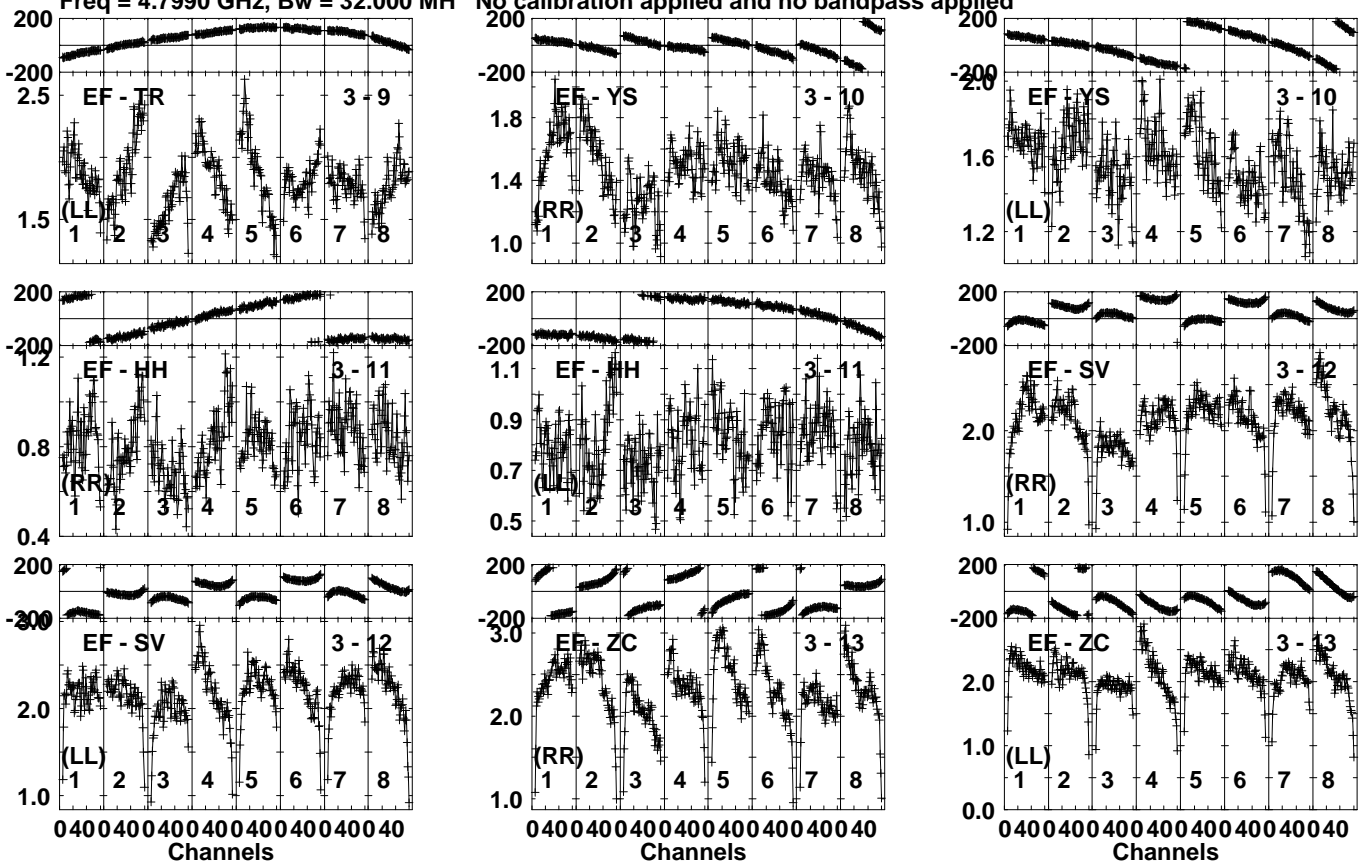
Lower frame: Milli Ampl Jy Top frame: Phas deg  
Vector averaged cross-power spectrum Several baselines displayed  
Timerange: 00/05:29:03 to 00/05:30:59

Plot file version 238 created 15-NOV-2021 12:12:23

J0037+2141 EC077B.UVDATA.1

Freq = 4.7990 GHz, Bw = 32.000 MH

No calibration applied and no bandpass applied



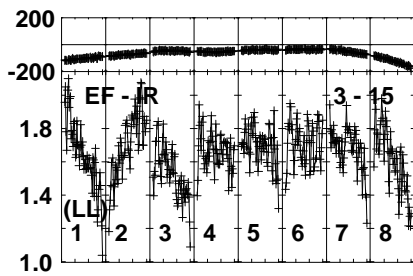
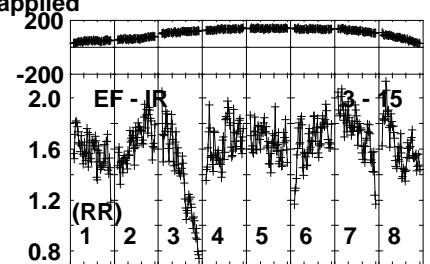
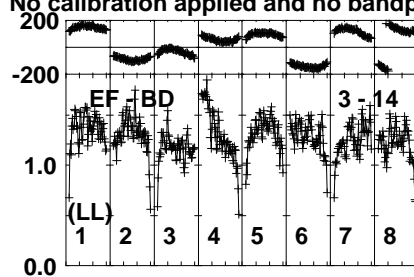
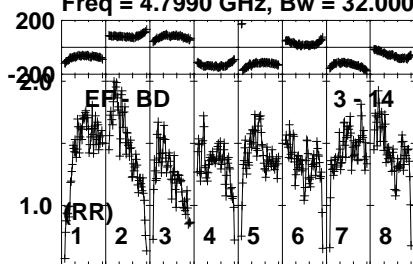
Lower frame: Milli Ampl Jy Top frame: Phas deg  
Vector averaged cross-power spectrum Several baselines displayed  
Timerange: 00/05:29:03 to 00/05:30:59

Plot file version 239 created 15-NOV-2021 12:12:23

J0037+2141 EC077B.UVDATA.1

Freq = 4.7990 GHz, Bw = 32.000 MH

No calibration applied and no bandpass applied

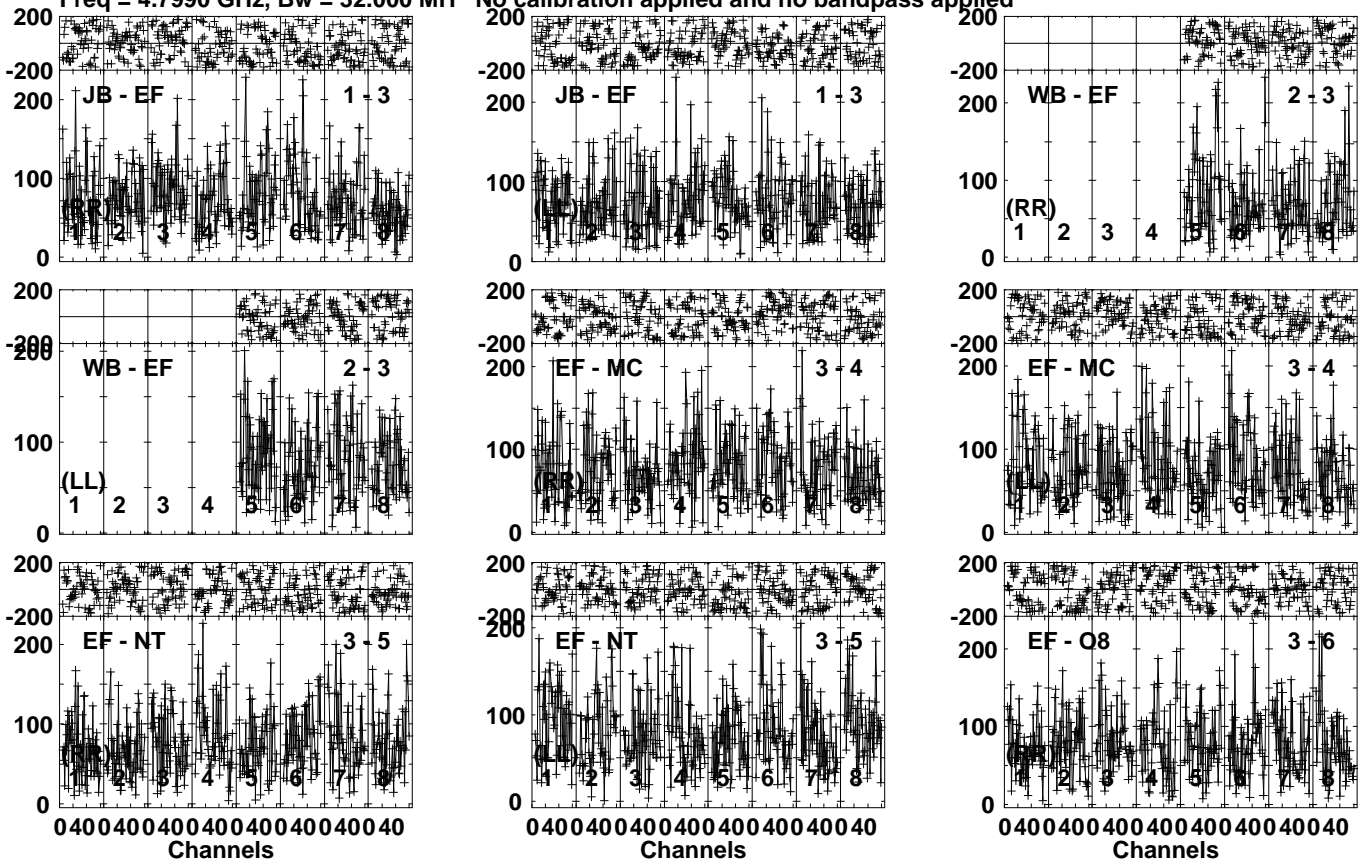


Lower frame: Milli Ampl Jy Top frame: Phas deg  
Vector averaged cross-power spectrum Several baselines displayed  
Timerange: 00/05:29:03 to 00/05:30:59

Plot file version 240 created 15-NOV-2021 12:12:23

LP349-25 EC077B.UVDATA.1

Freq = 4.7990 GHz, Bw = 32.000 MH No calibration applied and no bandpass applied



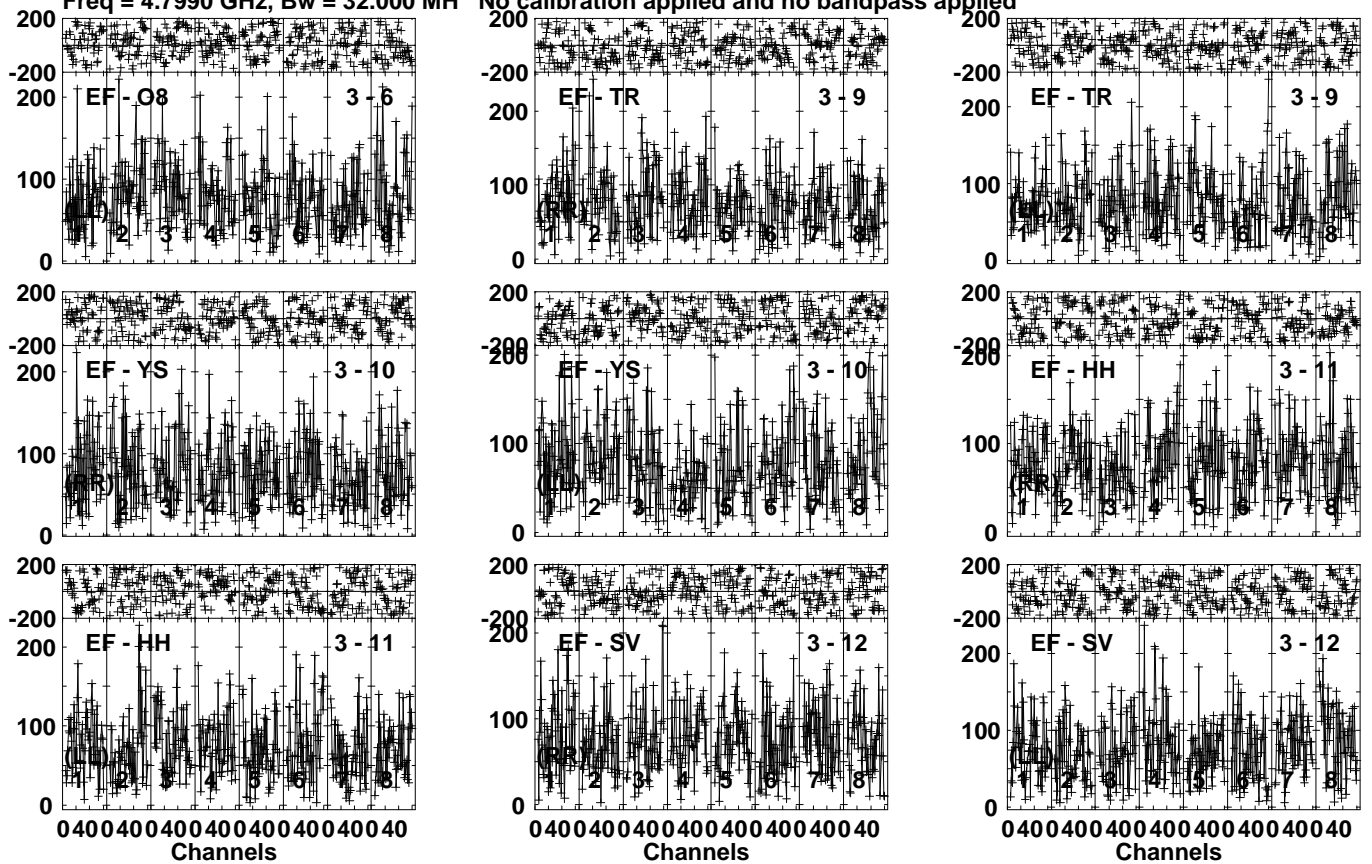
Lower frame: Micro Ampl Jy Top frame: Phas deg  
Vector averaged cross-power spectrum Several baselines displayed  
Timerange: 00/05:31:01 to 00/05:34:59



Plot file version 241 created 15-NOV-2021 12:12:23

LP349-25 EC077B.UVDATA.1

Freq = 4.7990 GHz, Bw = 32.000 MH No calibration applied and no bandpass applied

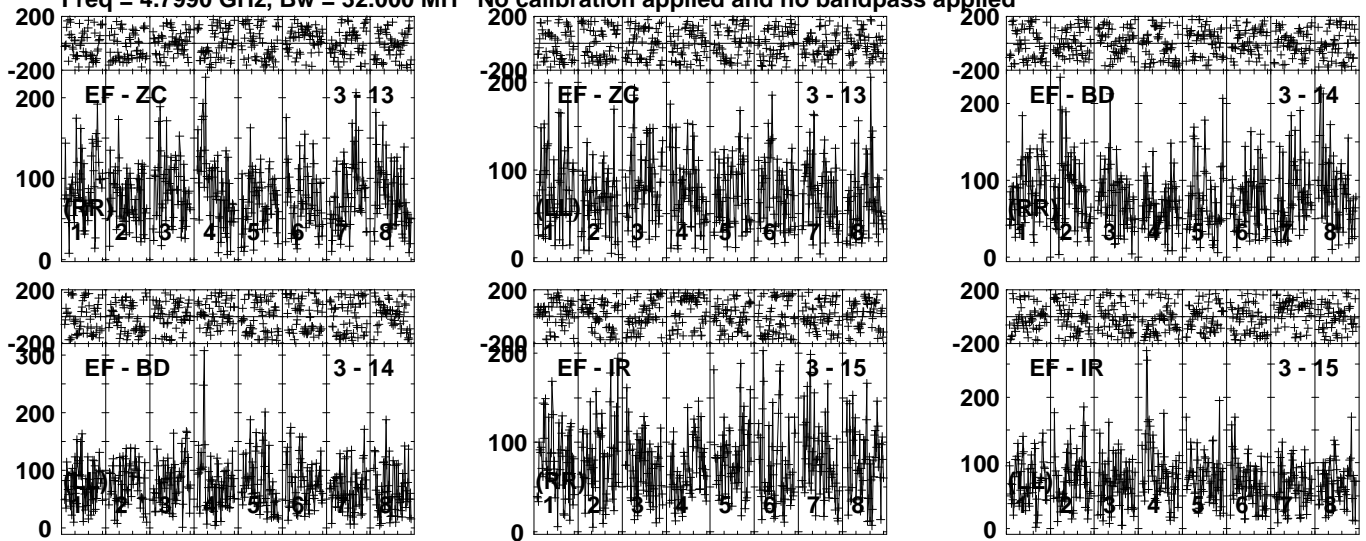


Lower frame: Micro Ampl Jy Top frame: Phas deg  
Vector averaged cross-power spectrum Several baselines displayed  
Timerange: 00/05:31:01 to 00/05:34:59

Plot file version 242 created 15-NOV-2021 12:12:23

LP349-25 EC077B.UVDATA.1

Freq = 4.7990 GHz, Bw = 32.000 MH No calibration applied and no bandpass applied



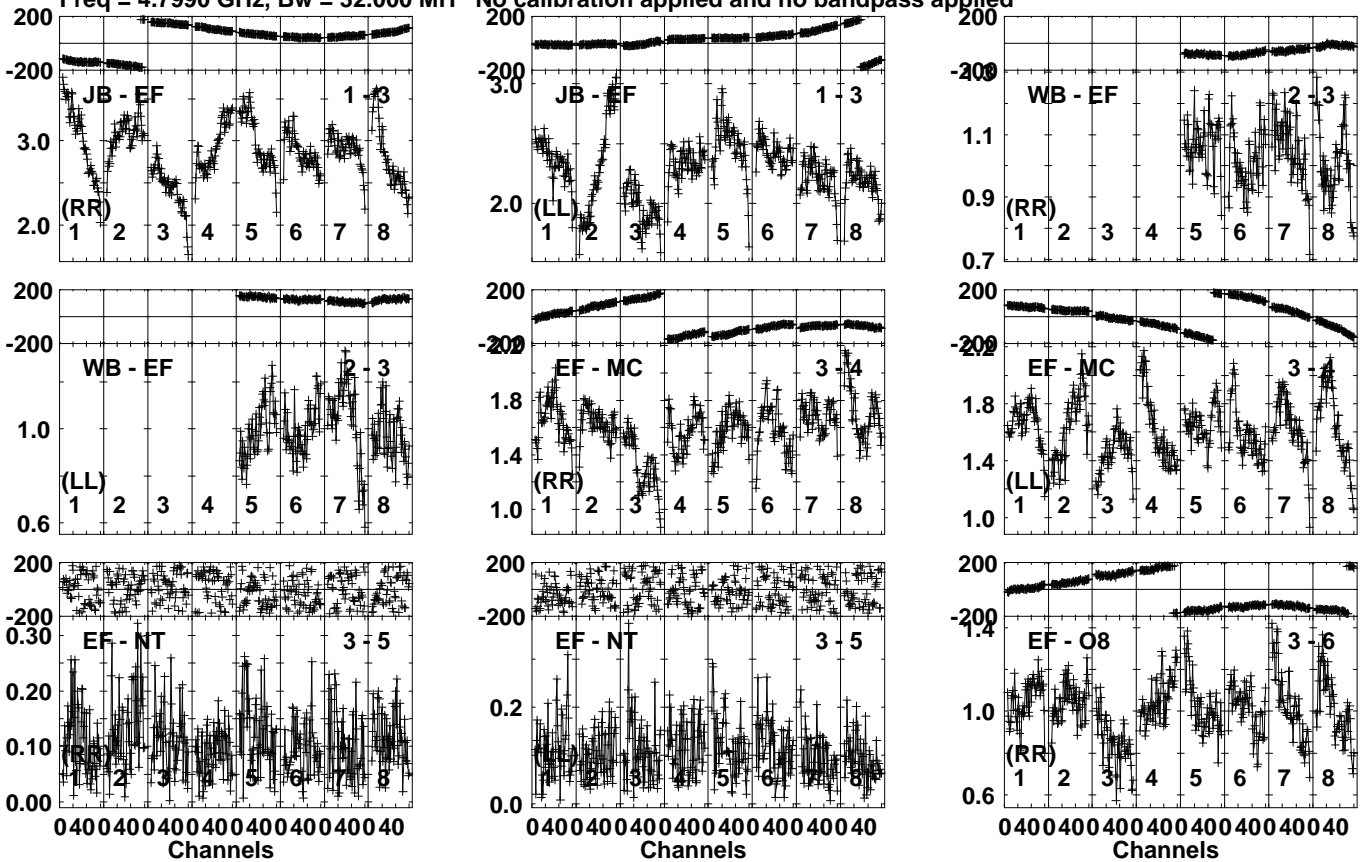
Lower frame: Micro Ampl Jy Top frame: Phas deg  
Vector averaged cross-power spectrum Several baselines displayed  
Timerange: 00/05:31:01 to 00/05:34:59

Plot file version 243 created 15-NOV-2021 12:12:23

J0037+2141 EC077B.UVDATA.1

Freq = 4.7990 GHz, Bw = 32.000 MH

No calibration applied and no bandpass applied

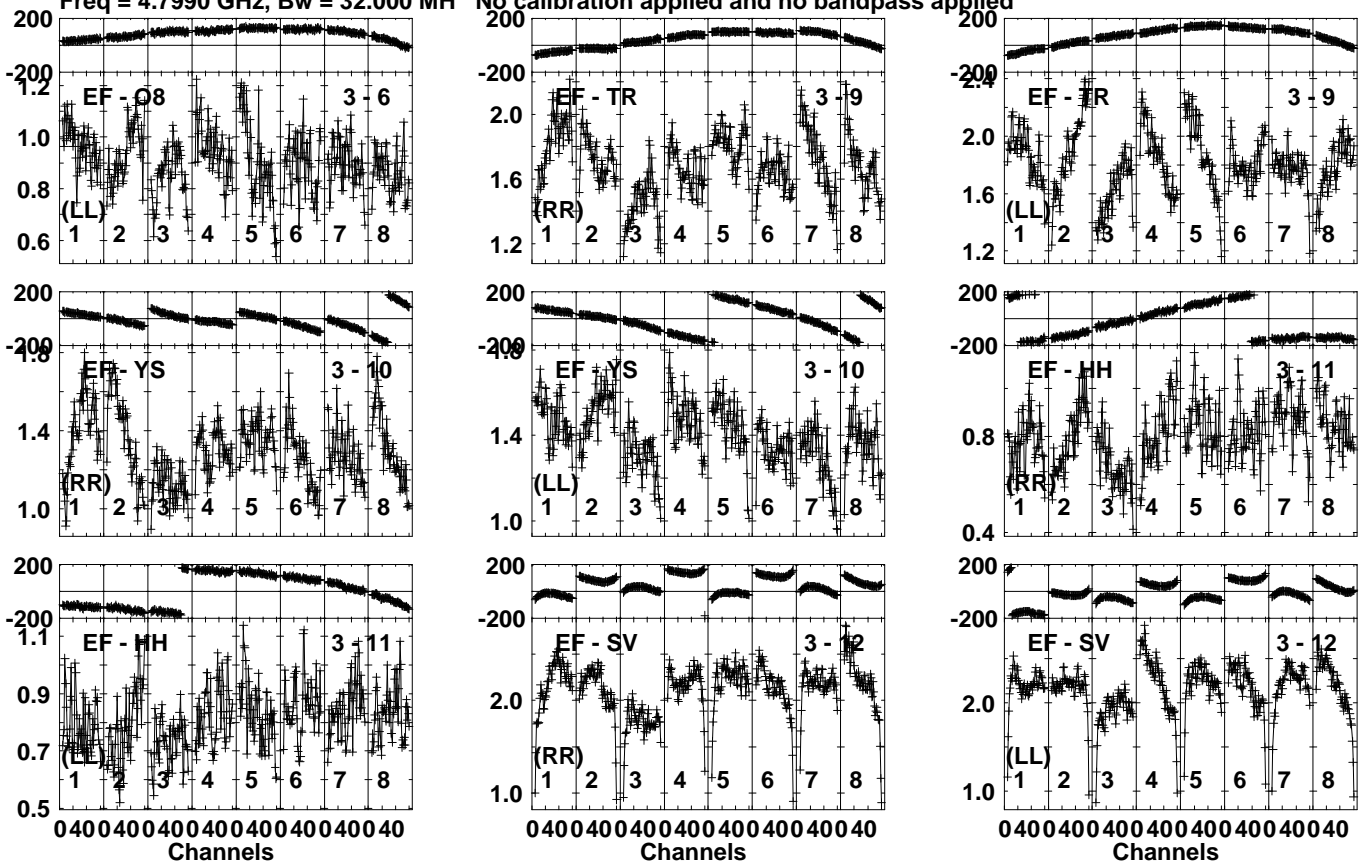


Lower frame: Milli Ampl Jy Top frame: Phas deg  
Vector averaged cross-power spectrum Several baselines displayed  
Timerange: 00/05:35:31 to 00/05:37:29

Plot file version 244 created 15-NOV-2021 12:12:23

J0037+2141 EC077B.UVDATA.1

Freq = 4.7990 GHz, Bw = 32.000 MH No calibration applied and no bandpass applied



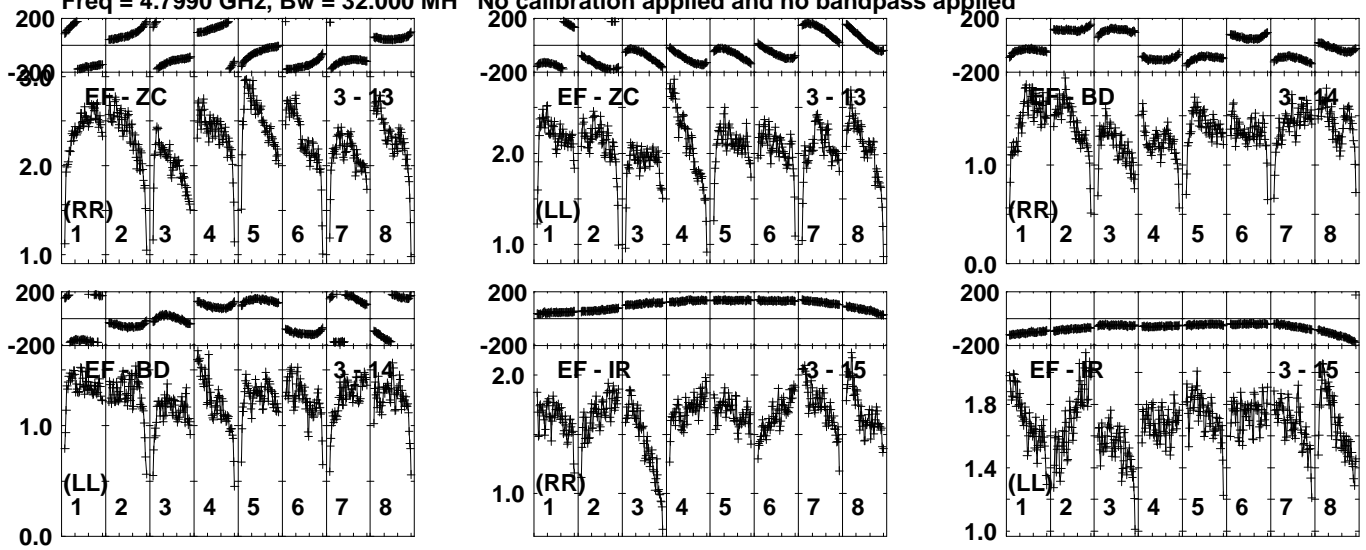
Lower frame: Milli Ampl Jy Top frame: Phas deg  
 Vector averaged cross-power spectrum Several baselines displayed  
 Timerange: 00/05:35:31 to 00/05:37:29

Plot file version 245 created 15-NOV-2021 12:12:23

J0037+2141 EC077B.UVDATA.1

Freq = 4.7990 GHz, Bw = 32.000 MH

No calibration applied and no bandpass applied

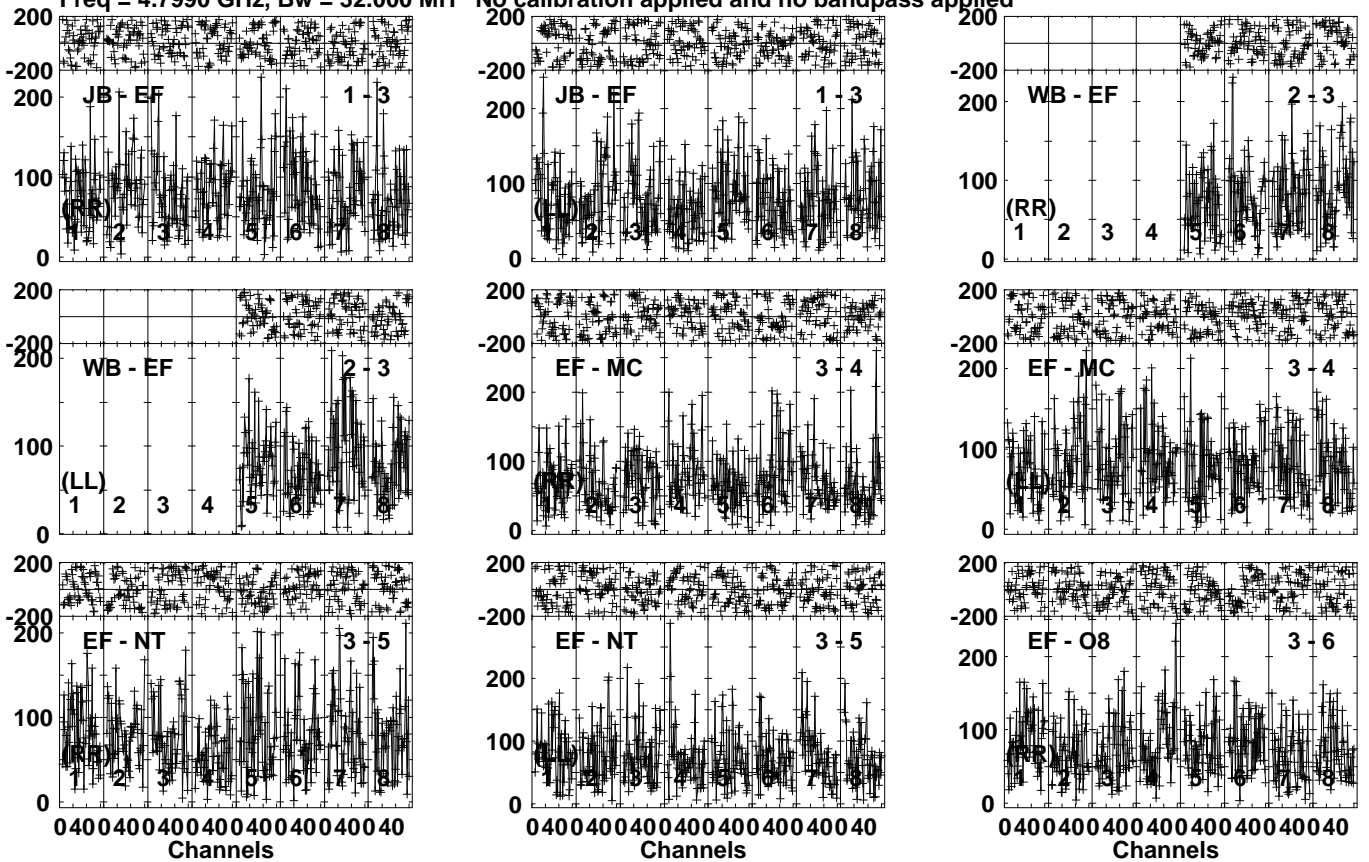


Lower frame: Milli Ampl Jy Top frame: Phas deg  
Vector averaged cross-power spectrum Several baselines displayed  
Timerange: 00/05:35:31 to 00/05:37:29

Plot file version 246 created 15-NOV-2021 12:12:24

LP349-25 EC077B.UVDATA.1

Freq = 4.7990 GHz, Bw = 32.000 MH No calibration applied and no bandpass applied

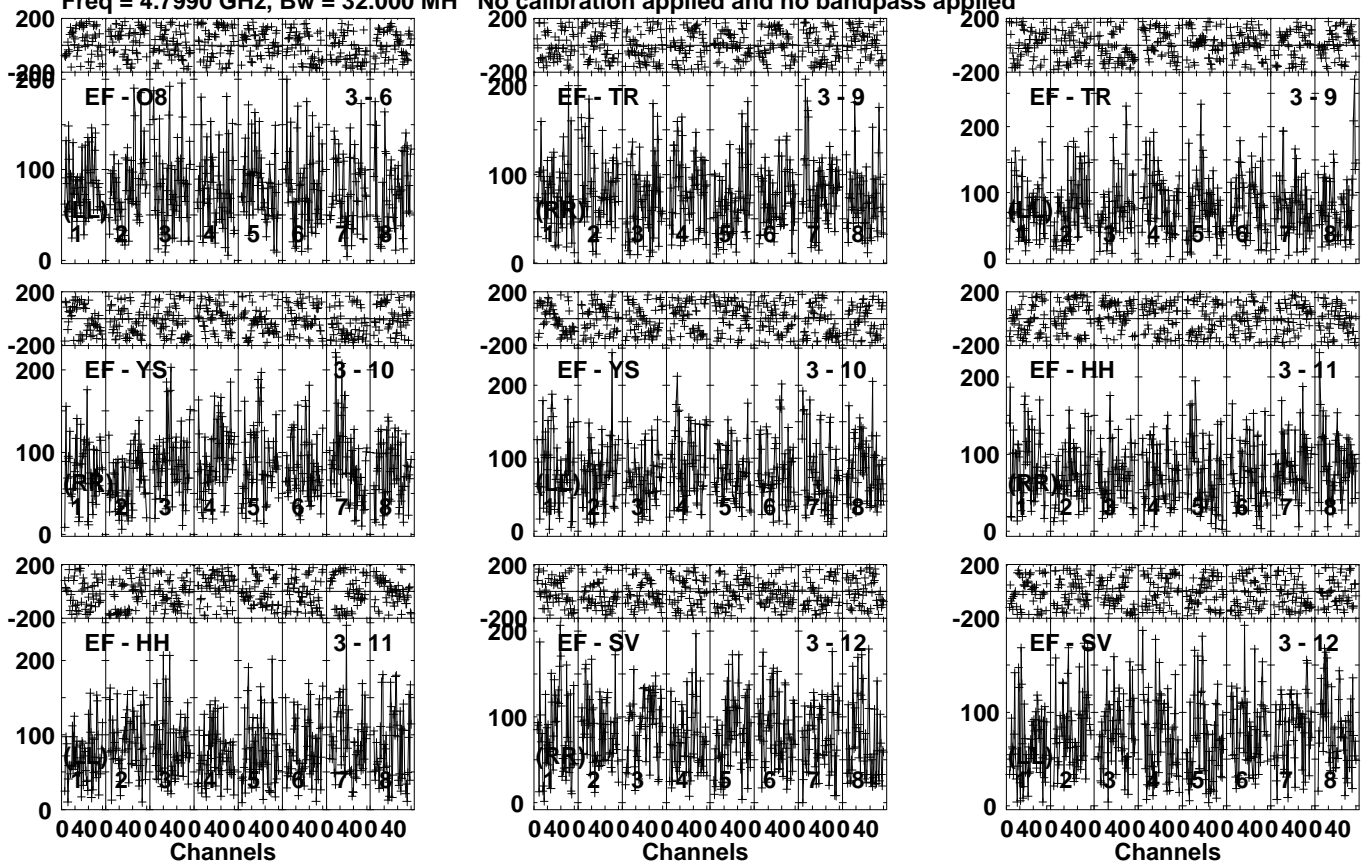


Lower frame: Micro Ampl Jy Top frame: Phas deg  
Vector averaged cross-power spectrum Several baselines displayed  
Timerange: 00/05:38:09 to 00/05:41:29

Plot file version 247 created 15-NOV-2021 12:12:24

LP349-25 EC077B.UVDATA.1

Freq = 4.7990 GHz, Bw = 32.000 MH No calibration applied and no bandpass applied

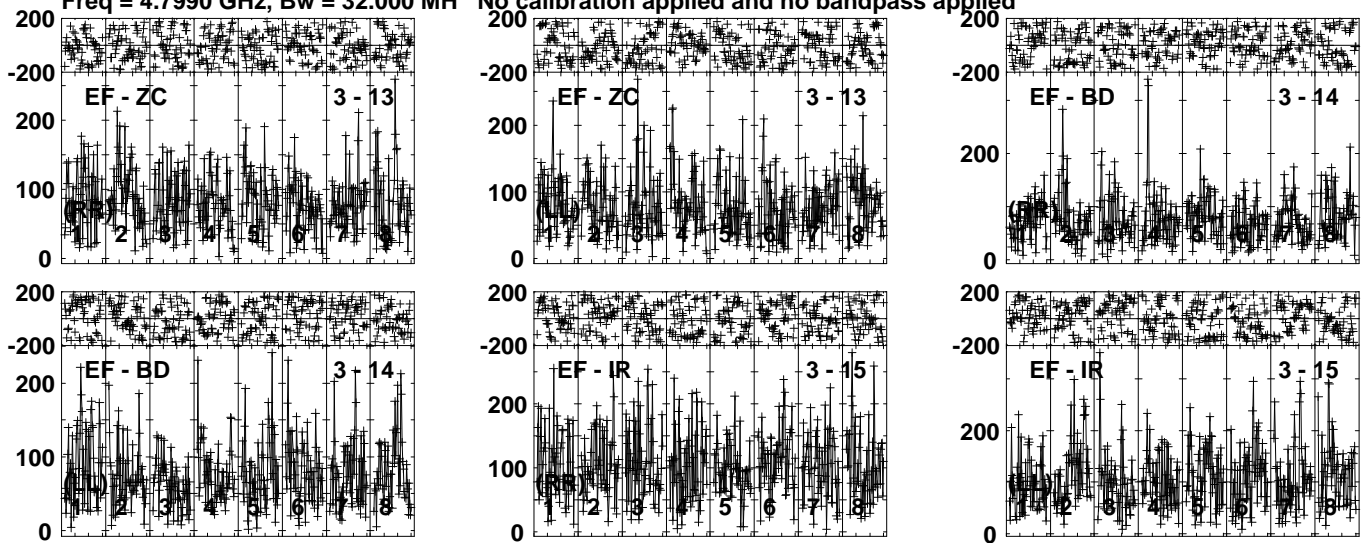


Lower frame: Micro Ampl Jy Top frame: Phas deg  
Vector averaged cross-power spectrum Several baselines displayed  
Timerange: 00/05:38:09 to 00/05:41:29

Plot file version 248 created 15-NOV-2021 12:12:24

LP349-25 EC077B.UVDATA.1

Freq = 4.7990 GHz, Bw = 32.000 MH No calibration applied and no bandpass applied



Lower frame: Micro Ampl Jy Top frame: Phas deg  
Vector averaged cross-power spectrum Several baselines displayed  
Timerange: 00/05:38:09 to 00/05:41:29

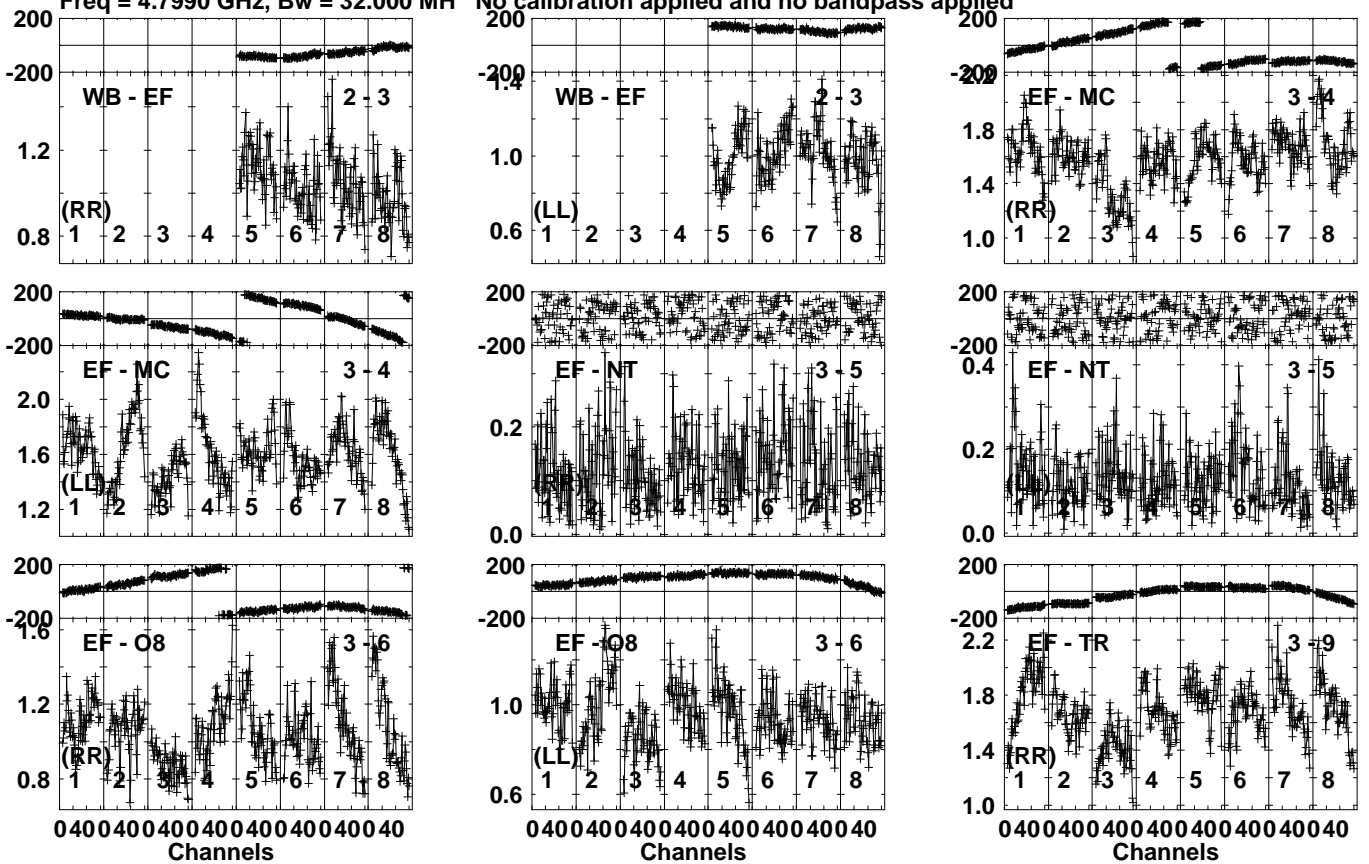


Plot file version 249 created 15-NOV-2021 12:12:24

J0037+2141 EC077B.UVDATA.1

Freq = 4.7990 GHz, Bw = 32.000 MH

No calibration applied and no bandpass applied



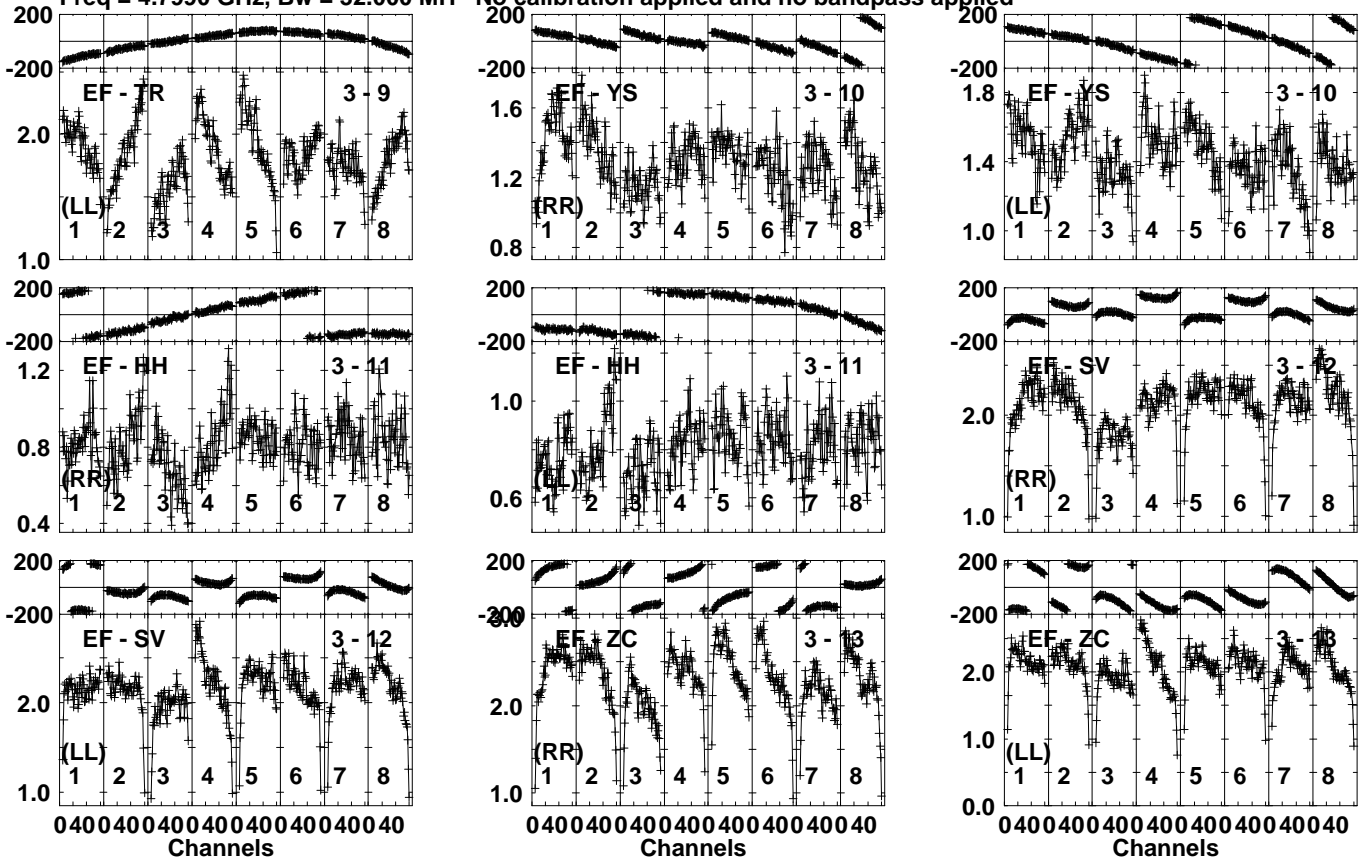
Lower frame: Milli Ampl Jy Top frame: Phas deg  
Vector averaged cross-power spectrum Several baselines displayed  
Timerange: 00/05:41:33 to 00/05:43:29

Plot file version 250 created 15-NOV-2021 12:12:24

J0037+2141 EC077B.UVDATA.1

Freq = 4.7990 GHz, Bw = 32.000 MH

No calibration applied and no bandpass applied



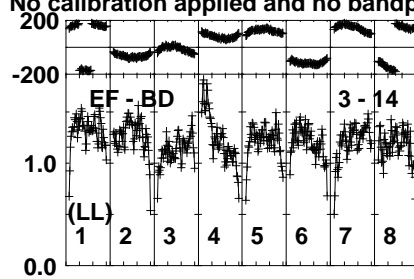
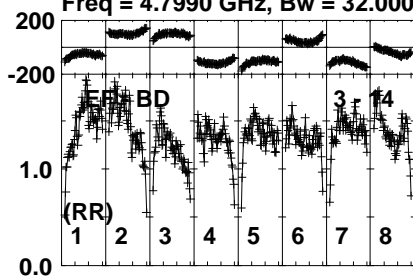
Lower frame: Milli Ampl Jy Top frame: Phas deg  
Vector averaged cross-power spectrum Several baselines displayed  
Timerange: 00/05:41:33 to 00/05:43:29

Plot file version 251 created 15-NOV-2021 12:12:24

J0037+2141 EC077B.UVDATA.1

Freq = 4.7990 GHz, Bw = 32.000 MH

No calibration applied and no bandpass applied



Lower frame: Milli Ampl Jy Top frame: Phas deg

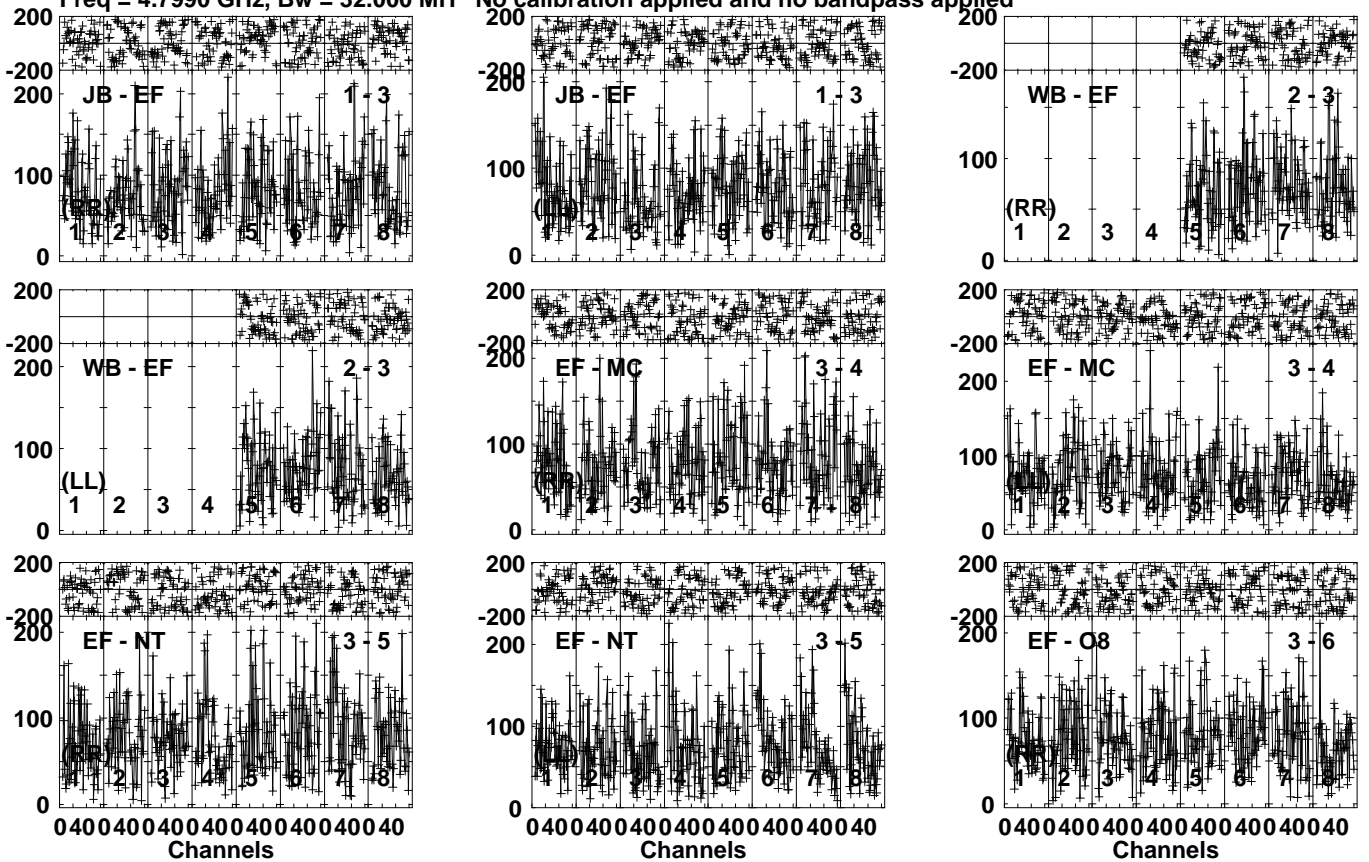
Vector averaged cross-power spectrum Several baselines displayed

Timerange: 00/05:41:33 to 00/05:43:29

Plot file version 252 created 15-NOV-2021 12:12:24

LP349-25 EC077B.UVDATA.1

Freq = 4.7990 GHz, Bw = 32.000 MH No calibration applied and no bandpass applied

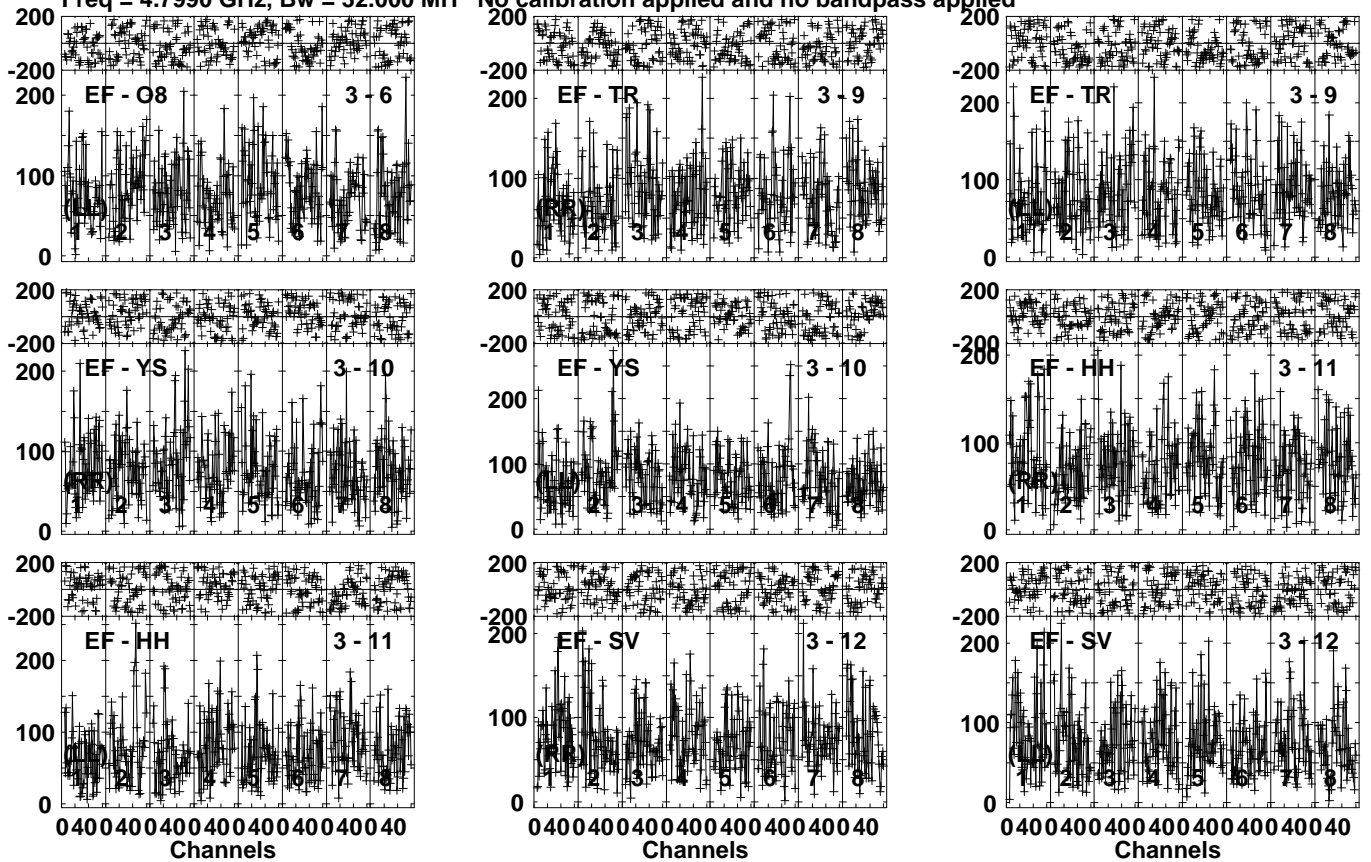


Lower frame: Micro Ampl Jy Top frame: Phas deg  
Vector averaged cross-power spectrum Several baselines displayed  
Timerange: 00/05:43:31 to 00/05:47:29

Plot file version 253 created 15-NOV-2021 12:12:24

LP349-25 EC077B.UVDATA.1

Freq = 4.7990 GHz, Bw = 32.000 MH No calibration applied and no bandpass applied

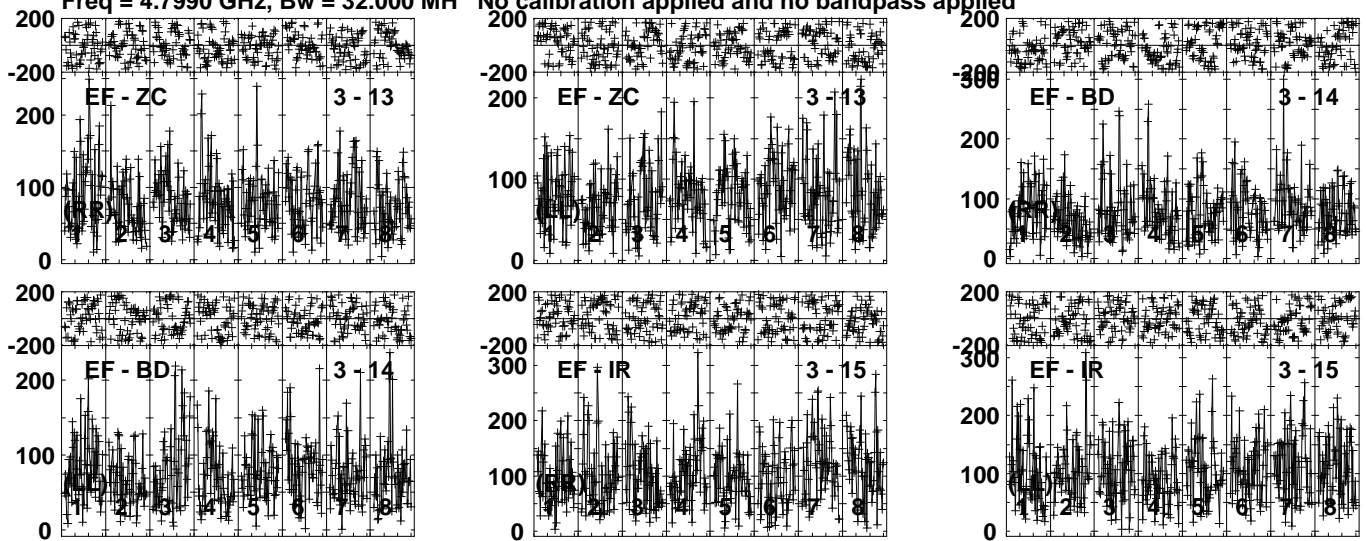


Lower frame: Micro Ampl Jy Top frame: Phas deg  
Vector averaged cross-power spectrum Several baselines displayed  
Timerange: 00/05:43:31 to 00/05:47:29

Plot file version 254 created 15-NOV-2021 12:12:24

LP349-25 EC077B.UVDATA.1

Freq = 4.7990 GHz, Bw = 32.000 MH No calibration applied and no bandpass applied



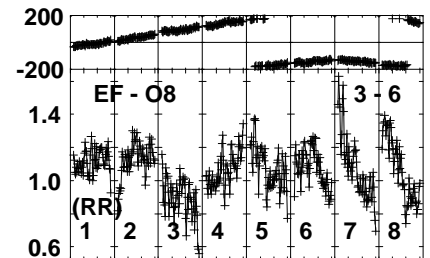
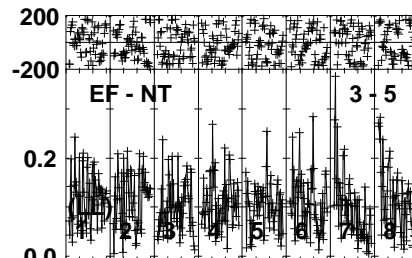
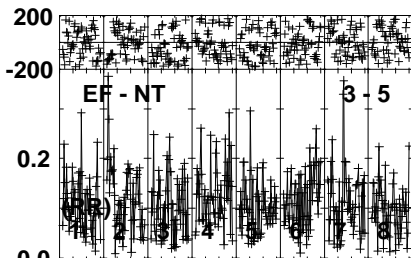
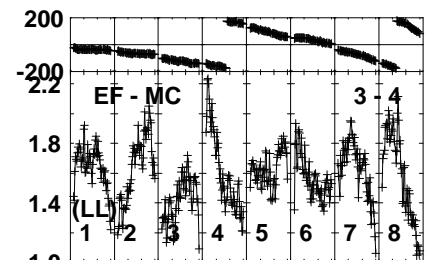
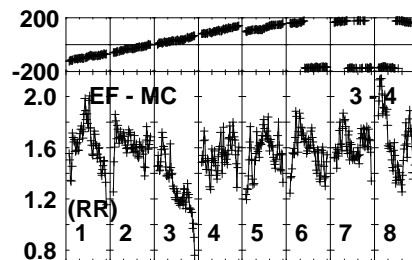
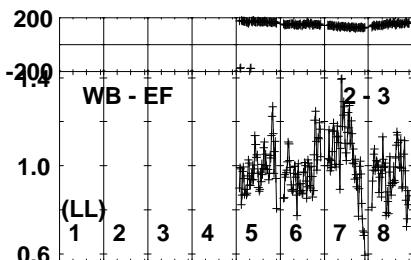
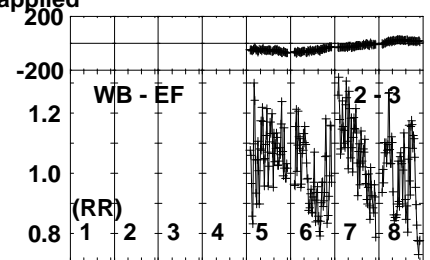
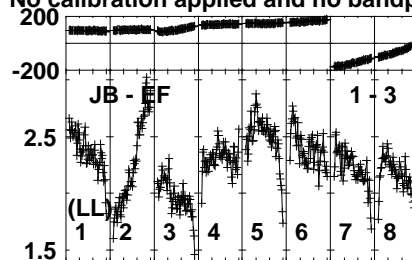
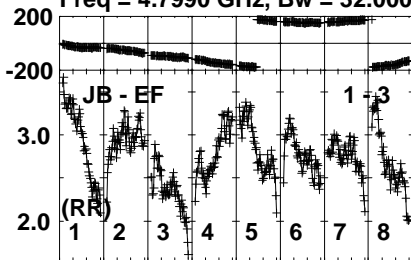
Lower frame: Micro Ampl Jy Top frame: Phas deg  
Vector averaged cross-power spectrum Several baselines displayed  
Timerange: 00/05:43:31 to 00/05:47:29

Plot file version 255 created 15-NOV-2021 12:12:25

J0037+2141 EC077B.UVDATA.1

Freq = 4.7990 GHz, Bw = 32.000 MH

No calibration applied and no bandpass applied

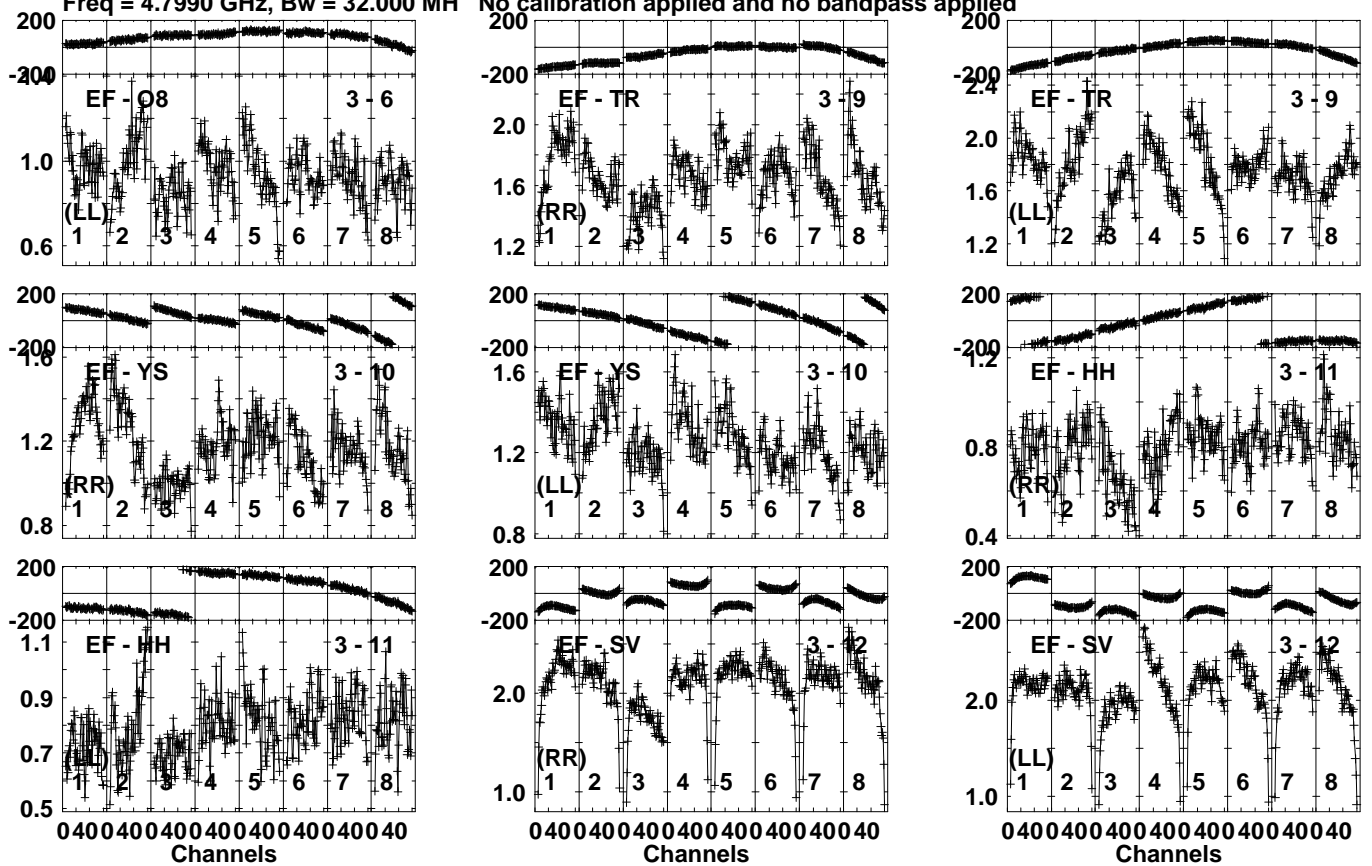


Lower frame: Milli Ampl Jy Top frame: Phas deg  
Vector averaged cross-power spectrum Several baselines displayed  
Timerange: 00/05:48:01 to 00/05:49:59

Plot file version 256 created 15-NOV-2021 12:12:25

J0037+2141 EC077B.UVDATA.1

Freq = 4.7990 GHz, Bw = 32.000 MH No calibration applied and no bandpass applied



Lower frame: Milli Ampl Jy Top frame: Phas deg  
Vector averaged cross-power spectrum Several baselines displayed  
Timerange: 00/05:48:01 to 00/05:49:59

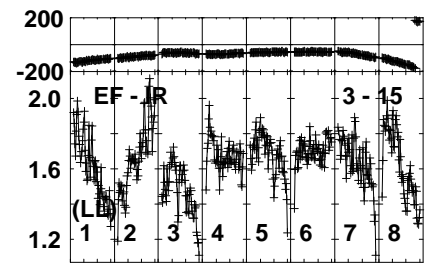
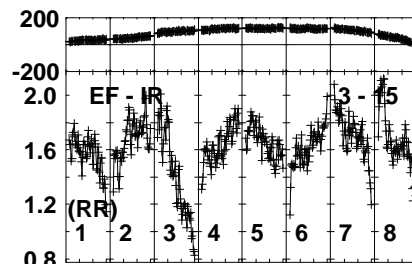
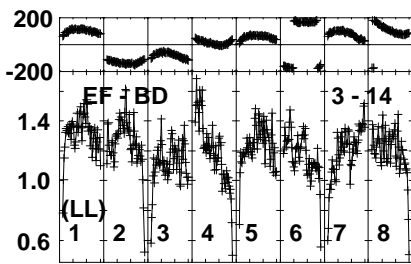
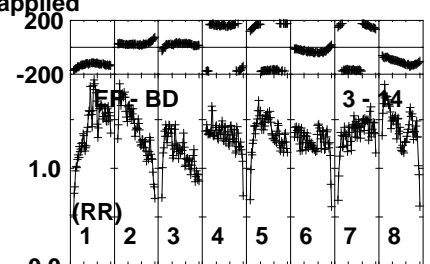
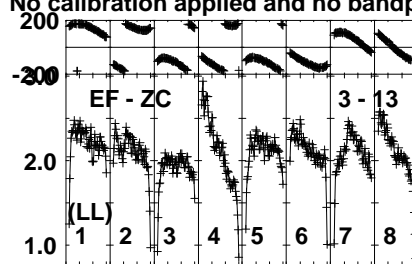
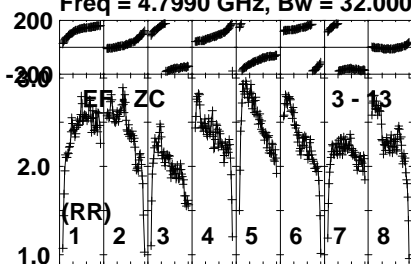


Plot file version 257 created 15-NOV-2021 12:12:25

J0037+2141 EC077B.UVDATA.1

Freq = 4.7990 GHz, Bw = 32.000 MH

No calibration applied and no bandpass applied

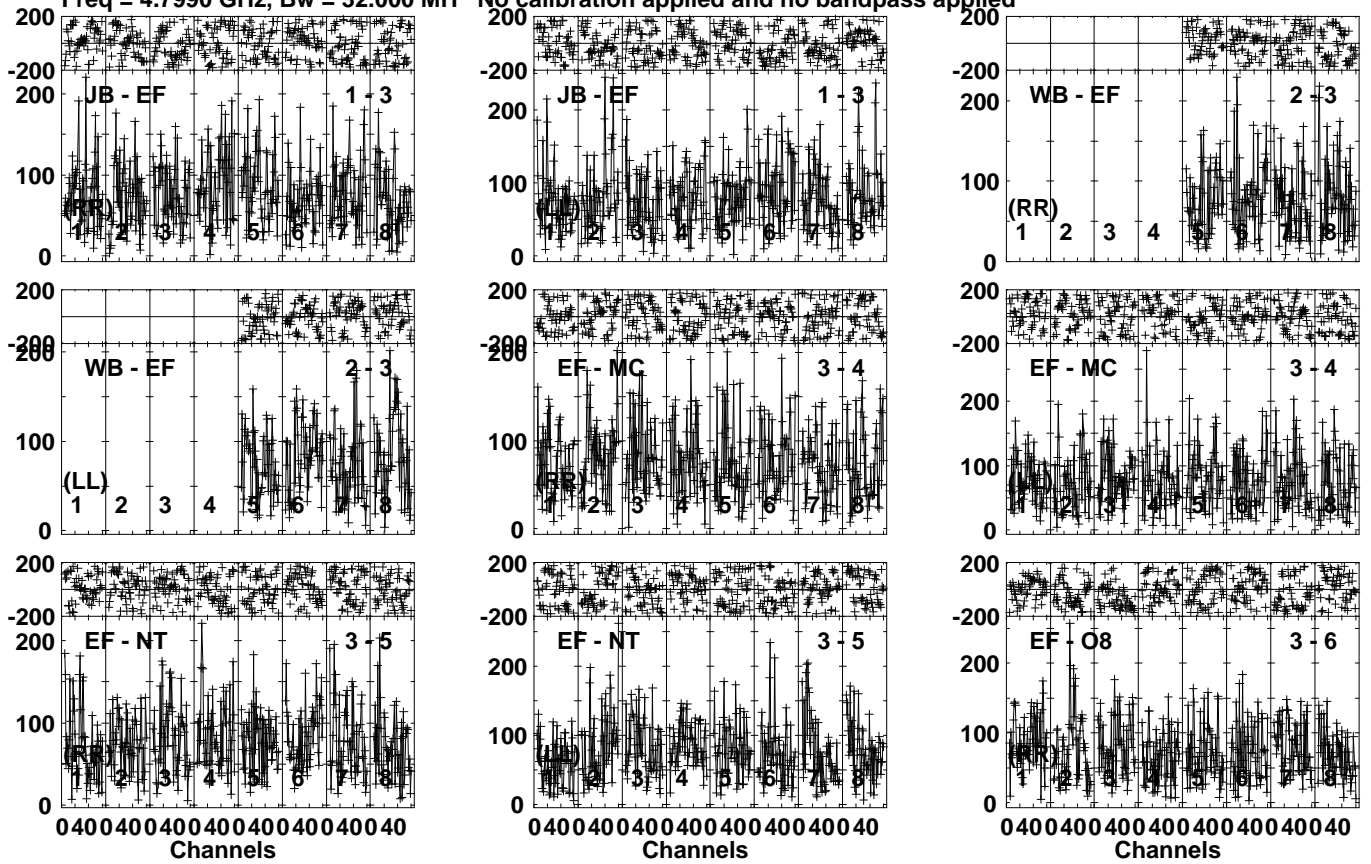


Lower frame: Milli Ampl Jy Top frame: Phas deg  
Vector averaged cross-power spectrum Several baselines displayed  
Timerange: 00/05:48:01 to 00/05:49:59

Plot file version 258 created 15-NOV-2021 12:12:25

LP349-25 EC077B.UVDATA.1

Freq = 4.7990 GHz, Bw = 32.000 MH No calibration applied and no bandpass applied

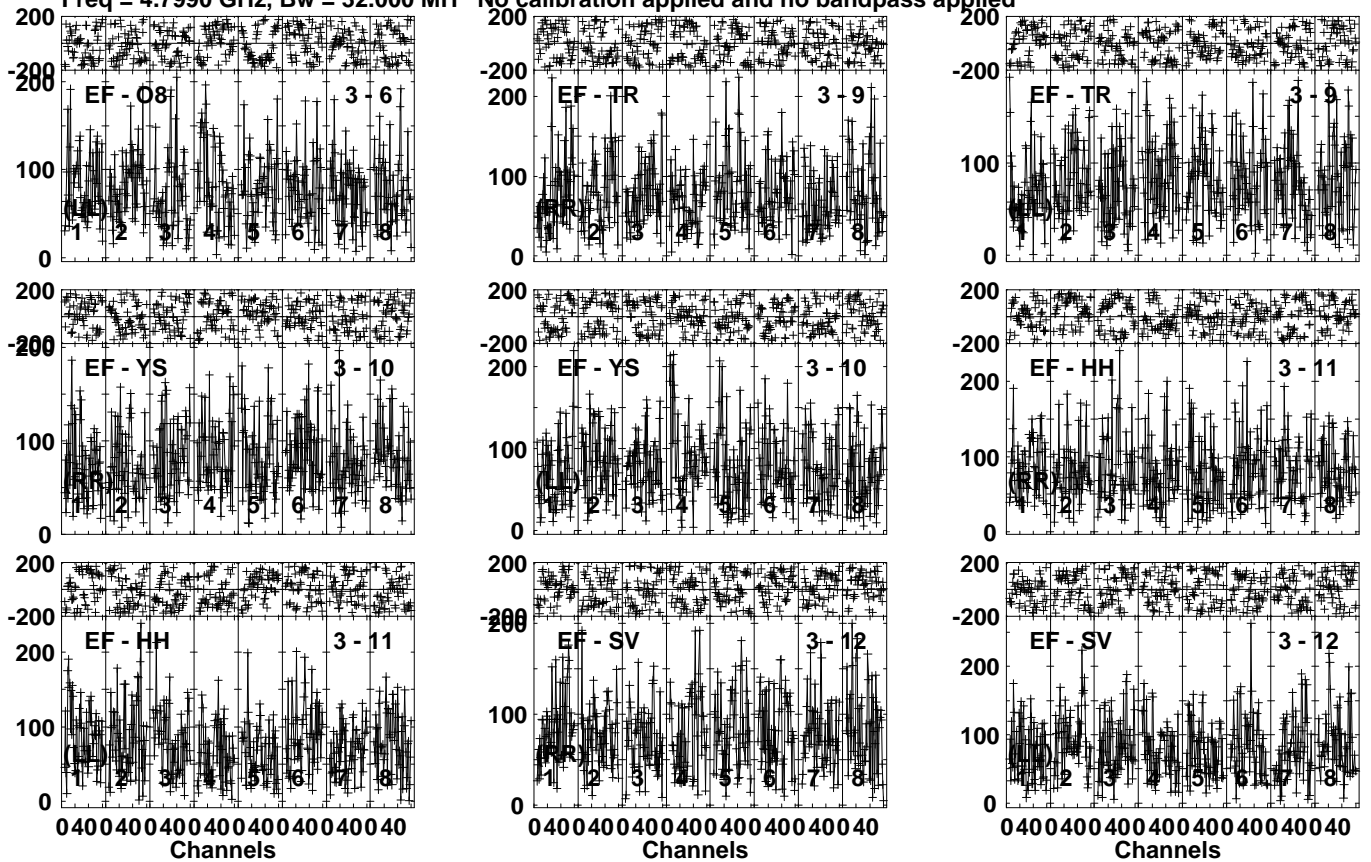


Lower frame: Micro Ampl Jy Top frame: Phas deg  
Vector averaged cross-power spectrum Several baselines displayed  
Timerange: 00/05:50:39 to 00/05:53:59

Plot file version 259 created 15-NOV-2021 12:12:25

LP349-25 EC077B.UVDATA.1

Freq = 4.7990 GHz, Bw = 32.000 MH No calibration applied and no bandpass applied

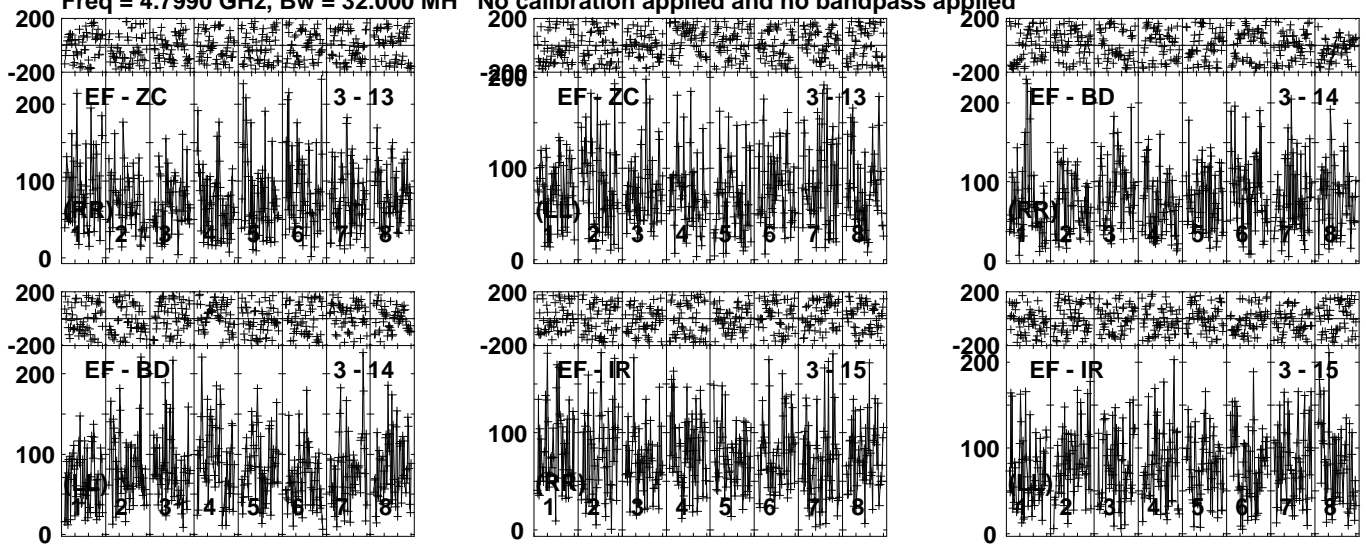


Lower frame: Micro Ampl Jy Top frame: Phas deg  
Vector averaged cross-power spectrum Several baselines displayed  
Timerange: 00/05:50:39 to 00/05:53:59

Plot file version 260 created 15-NOV-2021 12:12:25

LP349-25 EC077B.UVDATA.1

Freq = 4.7990 GHz, Bw = 32.000 MH No calibration applied and no bandpass applied



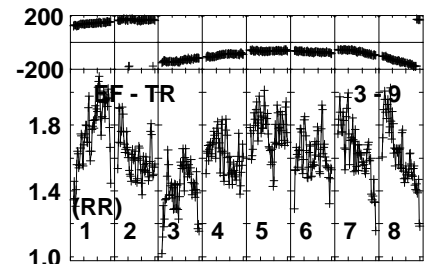
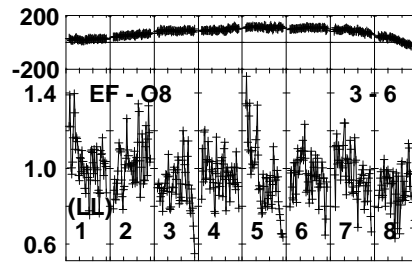
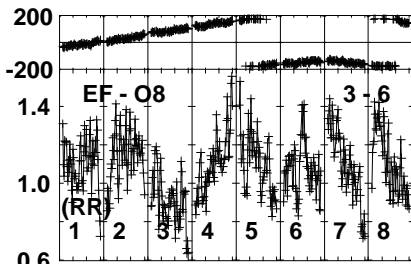
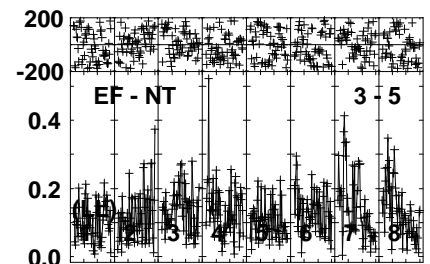
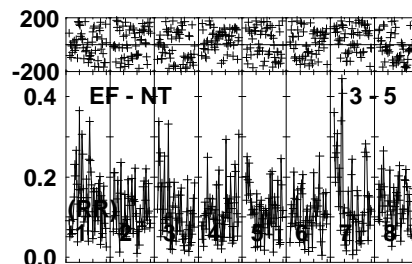
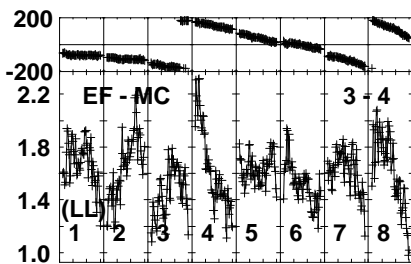
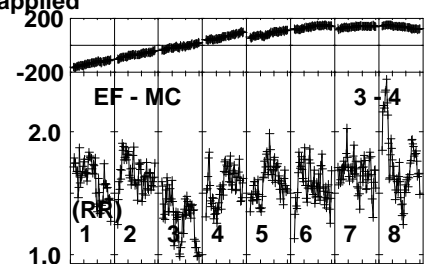
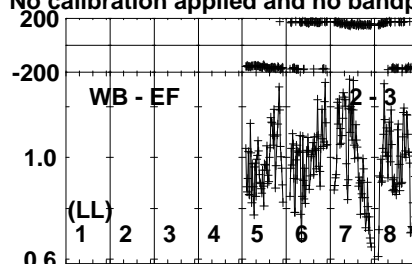
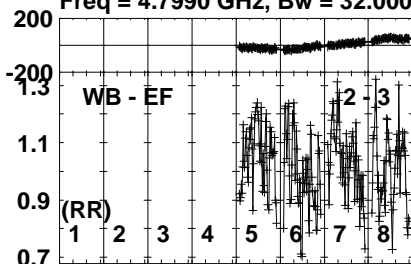
Lower frame: Micro Ampl Jy Top frame: Phas deg  
Vector averaged cross-power spectrum Several baselines displayed  
Timerange: 00/05:50:39 to 00/05:53:59

Plot file version 261 created 15-NOV-2021 12:12:25

J0037+2141 EC077B.UVDATA.1

Freq = 4.7990 GHz, Bw = 32.000 MH

No calibration applied and no bandpass applied



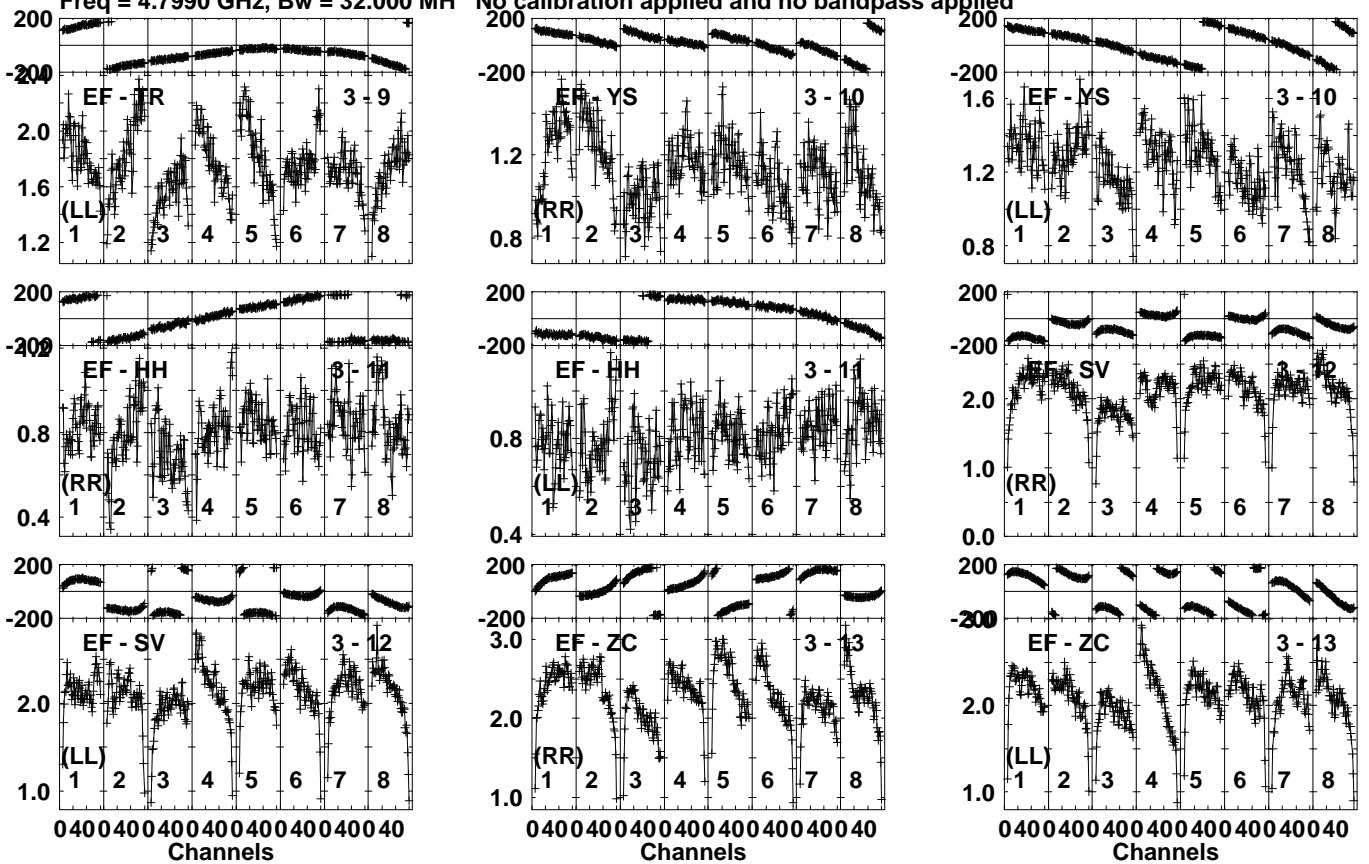
Lower frame: Milli Ampl Jy Top frame: Phas deg  
Vector averaged cross-power spectrum Several baselines displayed  
Timerange: 00/05:54:03 to 00/05:55:59

Plot file version 262 created 15-NOV-2021 12:12:25

J0037+2141 EC077B.UVDATA.1

Freq = 4.7990 GHz, Bw = 32.000 MH

No calibration applied and no bandpass applied

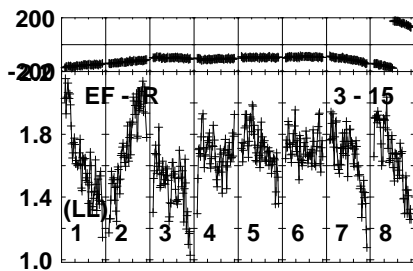
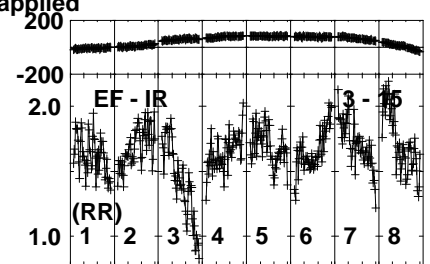
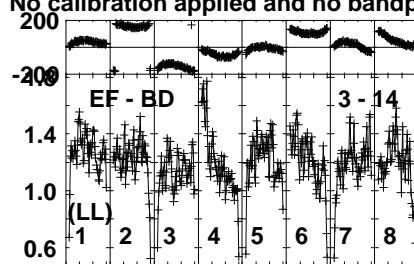
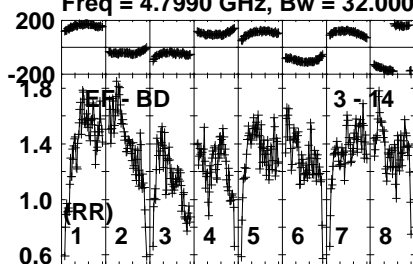


Lower frame: Milli Ampl Jy Top frame: Phas deg  
Vector averaged cross-power spectrum Several baselines displayed  
Timerange: 00/05:54:03 to 00/05:55:59

Plot file version 263 created 15-NOV-2021 12:12:25

J0037+2141 EC077B.UVDATA.1

Freq = 4.7990 GHz, Bw = 32.000 MH No calibration applied and no bandpass applied

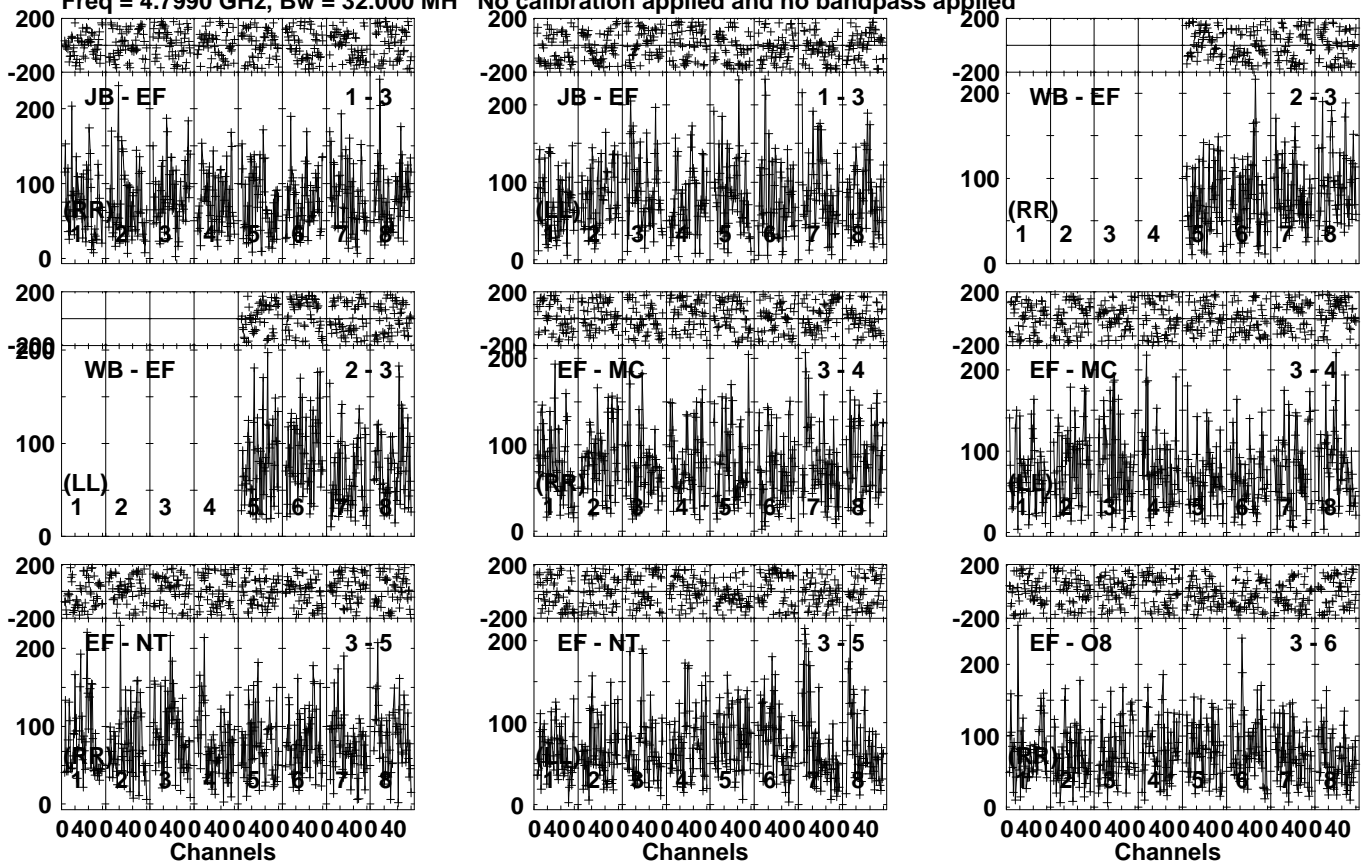


Lower frame: Milli Ampl Jy Top frame: Phas deg  
Vector averaged cross-power spectrum Several baselines displayed  
Timerange: 00/05:54:03 to 00/05:55:59

Plot file version 264 created 15-NOV-2021 12:12:26

LP349-25 EC077B.UVDATA.1

Freq = 4.7990 GHz, Bw = 32.000 MH No calibration applied and no bandpass applied



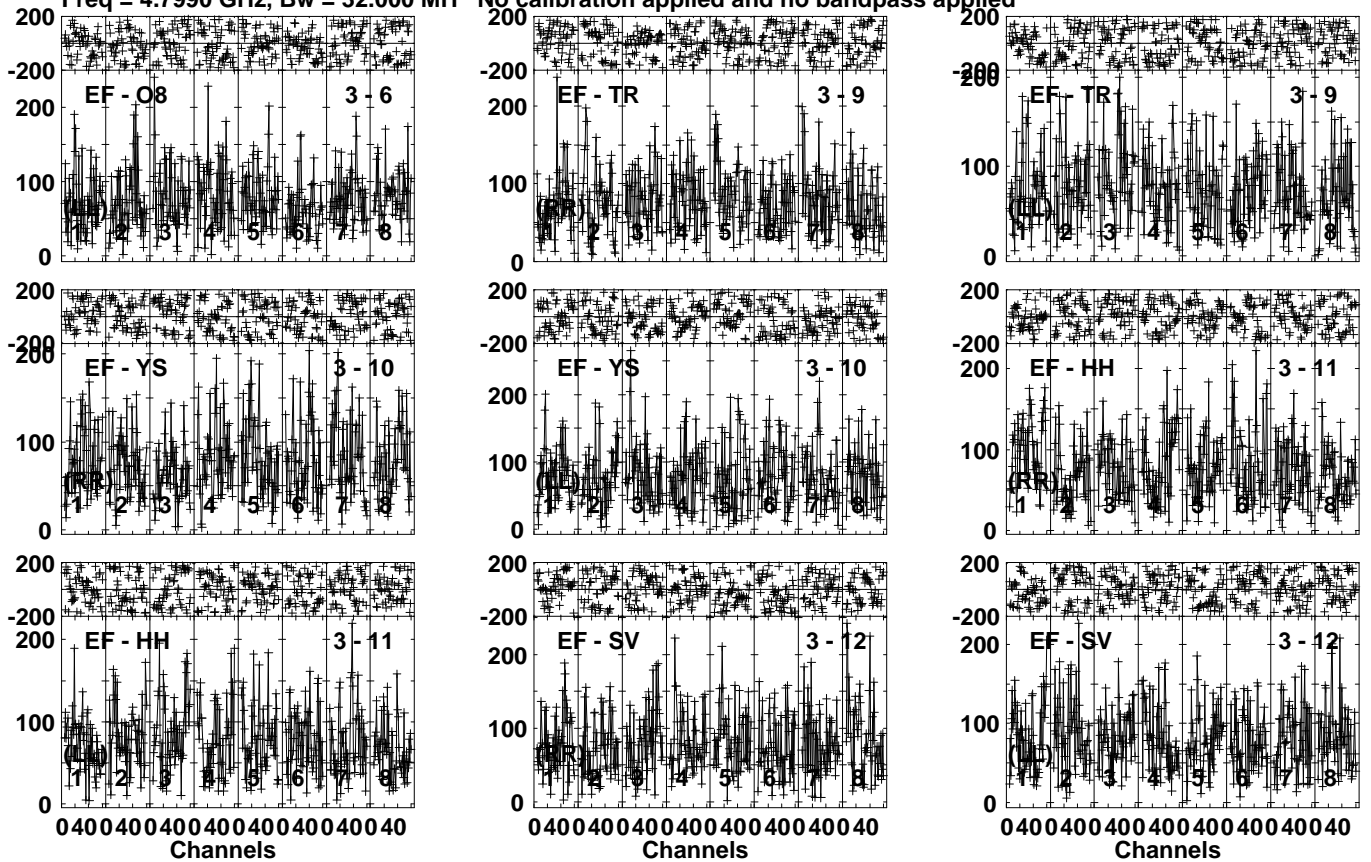
Lower frame: Micro Ampl Jy Top frame: Phas deg  
Vector averaged cross-power spectrum Several baselines displayed  
Timerange: 00/05:56:01 to 00/05:59:59



Plot file version 265 created 15-NOV-2021 12:12:26

LP349-25 EC077B.UVDATA.1

Freq = 4.7990 GHz, Bw = 32.000 MH No calibration applied and no bandpass applied

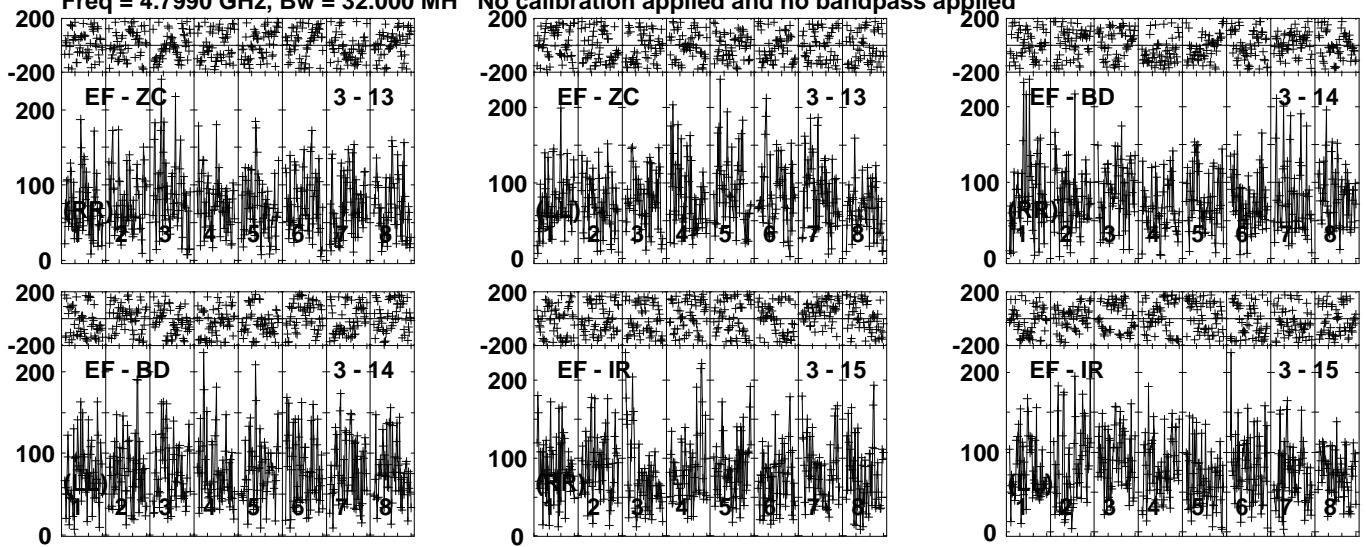


Lower frame: Micro Ampl Jy Top frame: Phas deg  
Vector averaged cross-power spectrum Several baselines displayed  
Timerange: 00/05:56:01 to 00/05:59:59

Plot file version 266 created 15-NOV-2021 12:12:26

LP349-25 EC077B.UVDATA.1

Freq = 4.7990 GHz, Bw = 32.000 MH No calibration applied and no bandpass applied



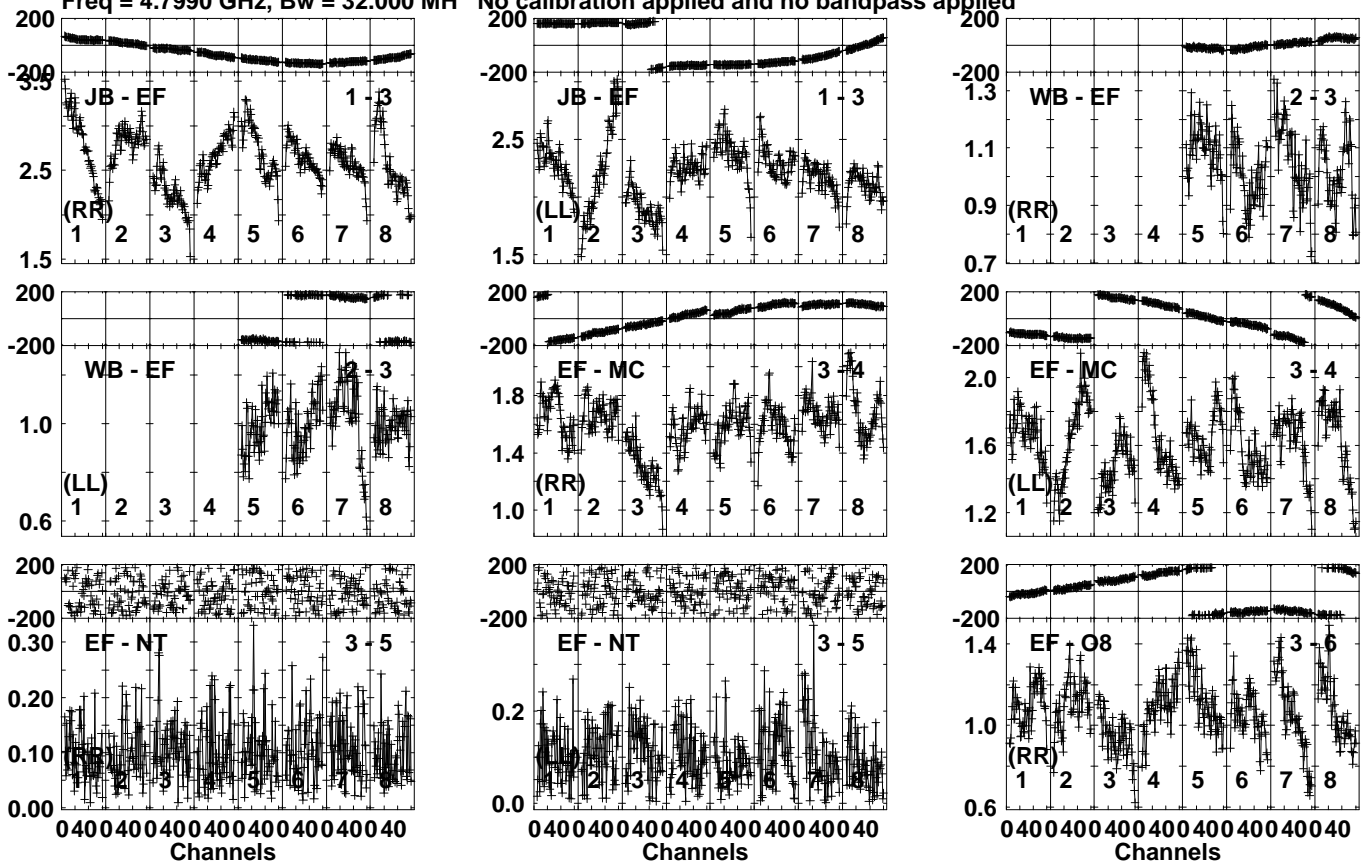
Lower frame: Micro Ampl Jy Top frame: Phas deg  
Vector averaged cross-power spectrum Several baselines displayed  
Timerange: 00/05:56:01 to 00/05:59:59

Plot file version 267 created 15-NOV-2021 12:12:26

J0037+2141 EC077B.UVDATA.1

Freq = 4.7990 GHz, Bw = 32.000 MH

No calibration applied and no bandpass applied

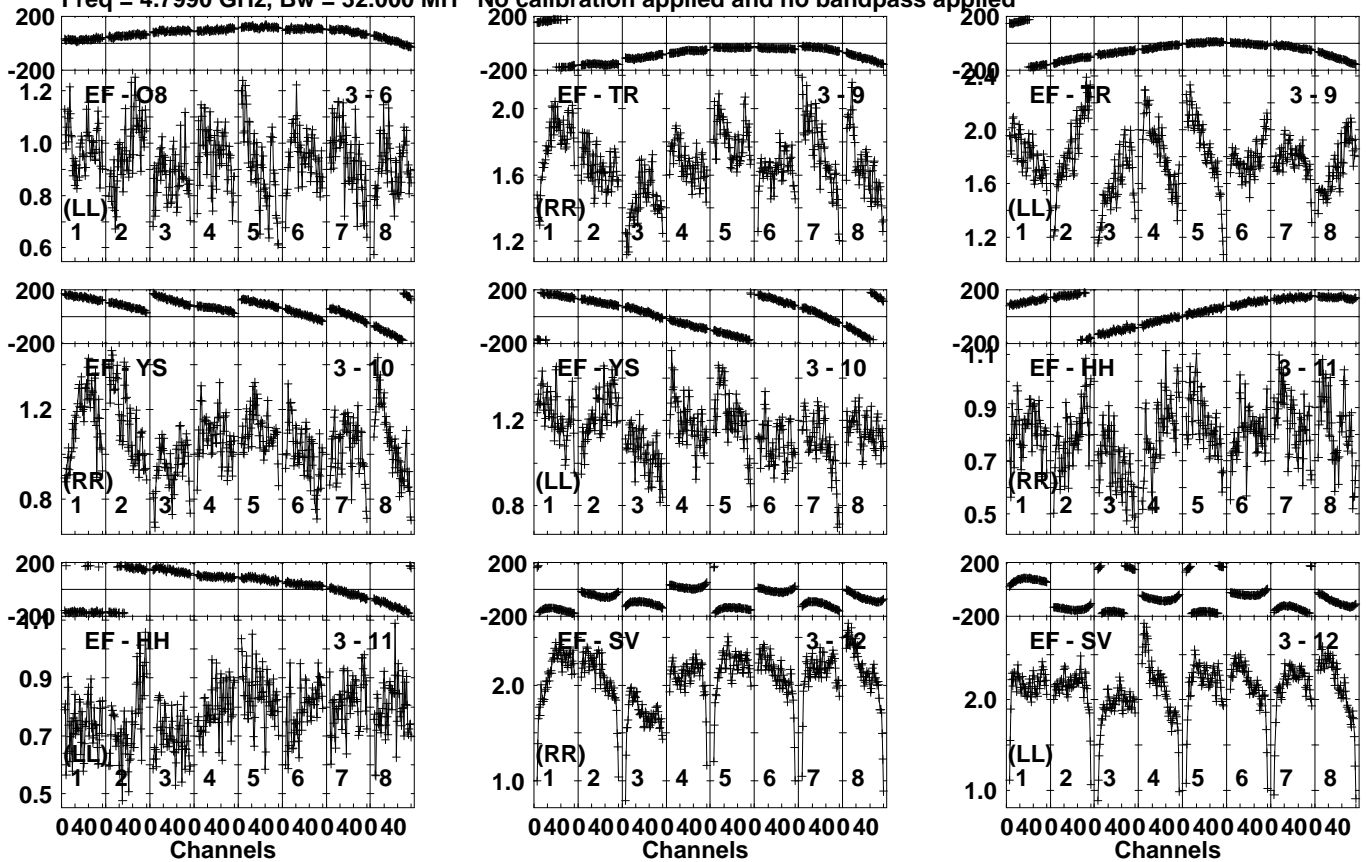


Lower frame: Milli Ampl Jy Top frame: Phas deg  
Vector averaged cross-power spectrum Several baselines displayed  
Timerange: 00/06:00:31 to 00/06:02:29

Plot file version 268 created 15-NOV-2021 12:12:26

J0037+2141 EC077B.UVDATA.1

Freq = 4.7990 GHz, Bw = 32.000 MH No calibration applied and no bandpass applied



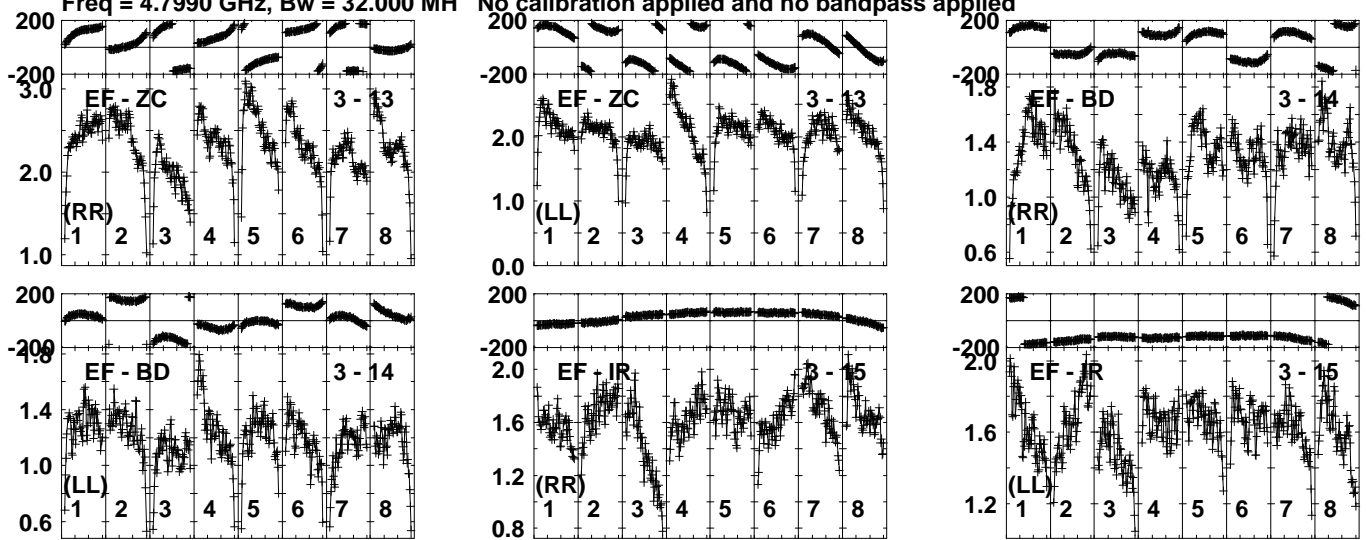
Lower frame: Milli Ampl Jy Top frame: Phas deg  
Vector averaged cross-power spectrum Several baselines displayed  
Timerange: 00:06:00:31 to 00:06:02:29

Plot file version 269 created 15-NOV-2021 12:12:26

J0037+2141 EC077B.UVDATA.1

Freq = 4.7990 GHz, Bw = 32.000 MH

No calibration applied and no bandpass applied

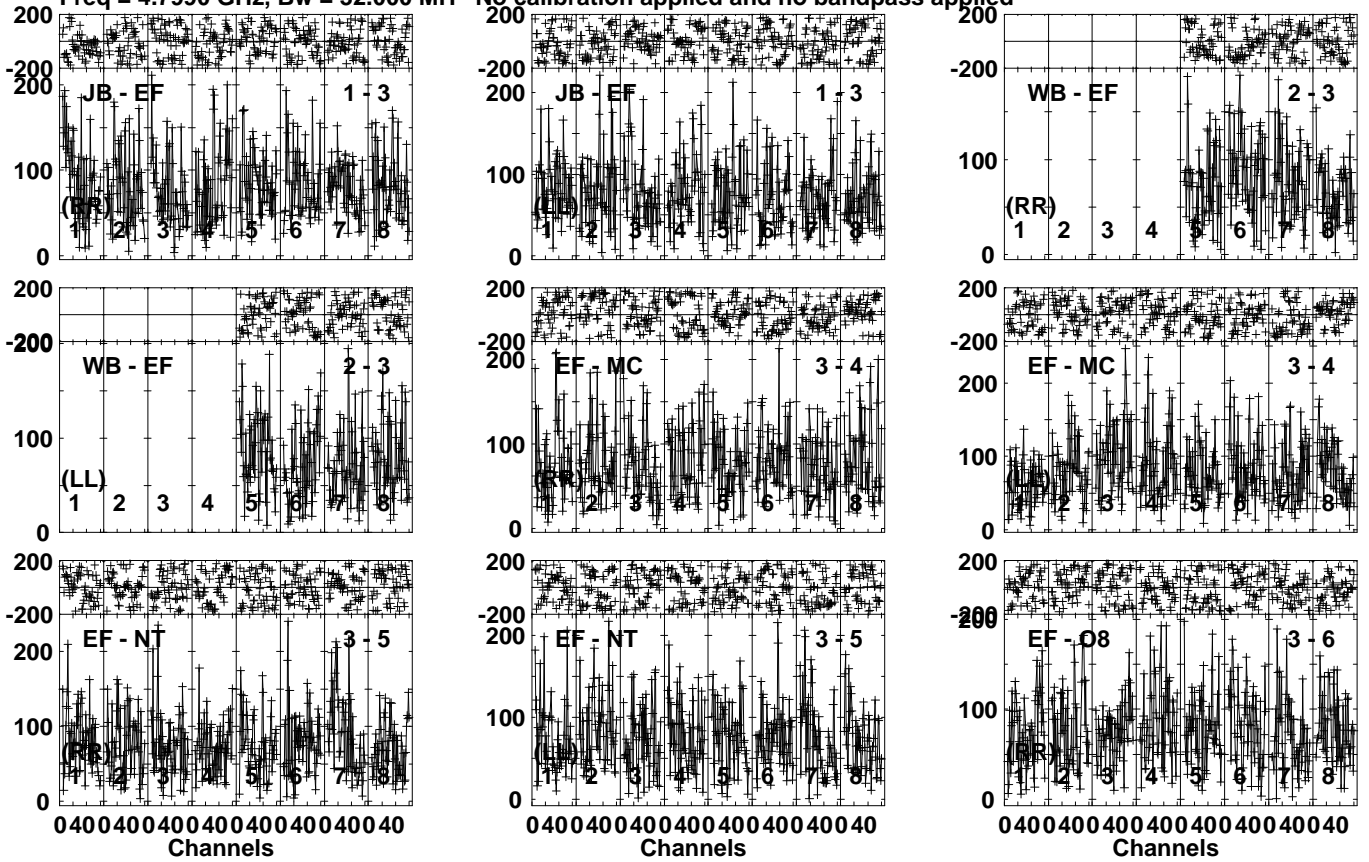


Lower frame: Milli Ampl Jy Top frame: Phas deg  
Vector averaged cross-power spectrum Several baselines displayed  
Timerange: 00/06:00:31 to 00/06:02:29

Plot file version 270 created 15-NOV-2021 12:12:26

LP349-25 EC077B.UVDATA.1

Freq = 4.7990 GHz, Bw = 32.000 MH No calibration applied and no bandpass applied

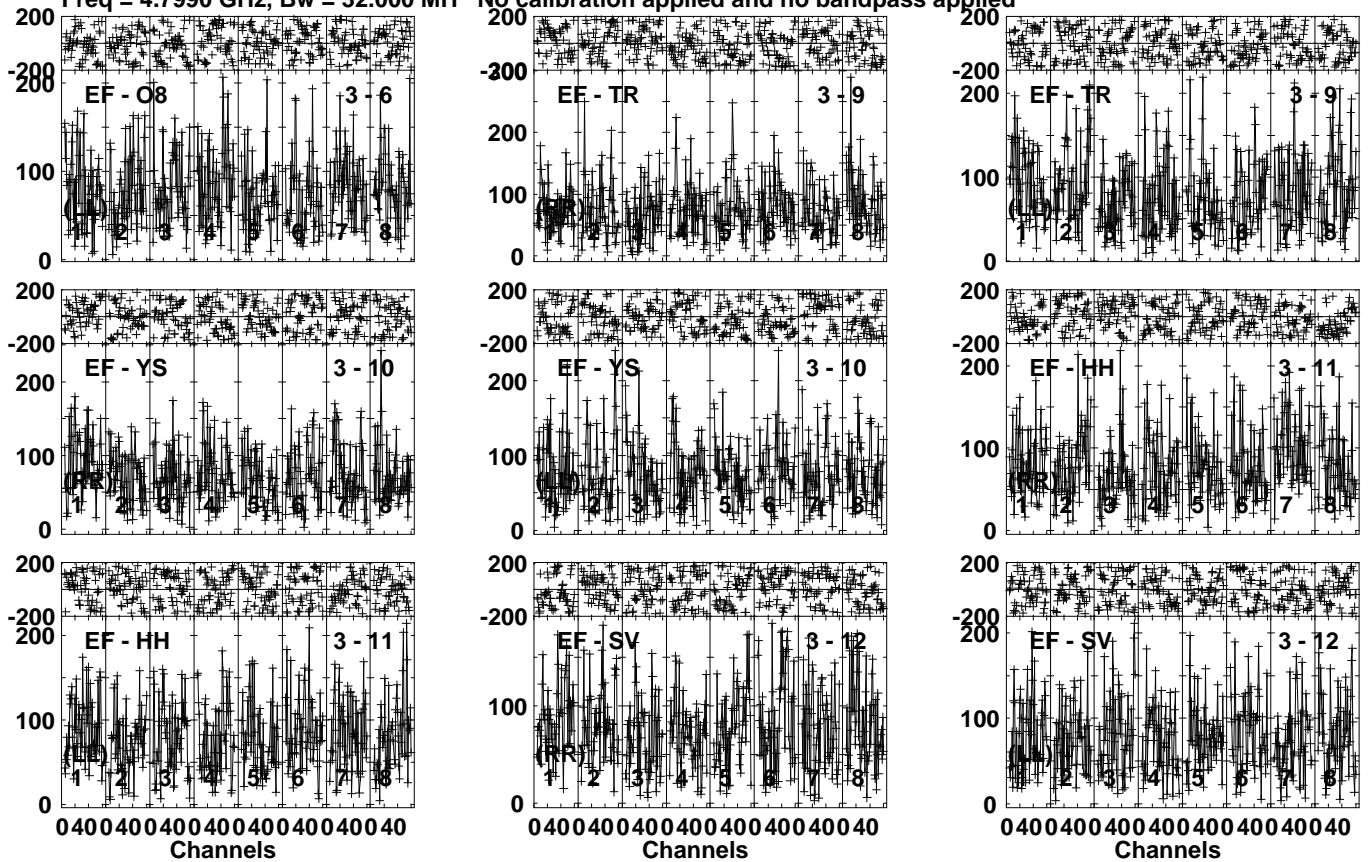


Lower frame: Micro Ampl Jy Top frame: Phas deg  
Vector averaged cross-power spectrum Several baselines displayed  
Timerange: 00/06:03:09 to 00/06:06:29

Plot file version 271 created 15-NOV-2021 12:12:26

LP349-25 EC077B.UVDATA.1

Freq = 4.7990 GHz, Bw = 32.000 MH No calibration applied and no bandpass applied

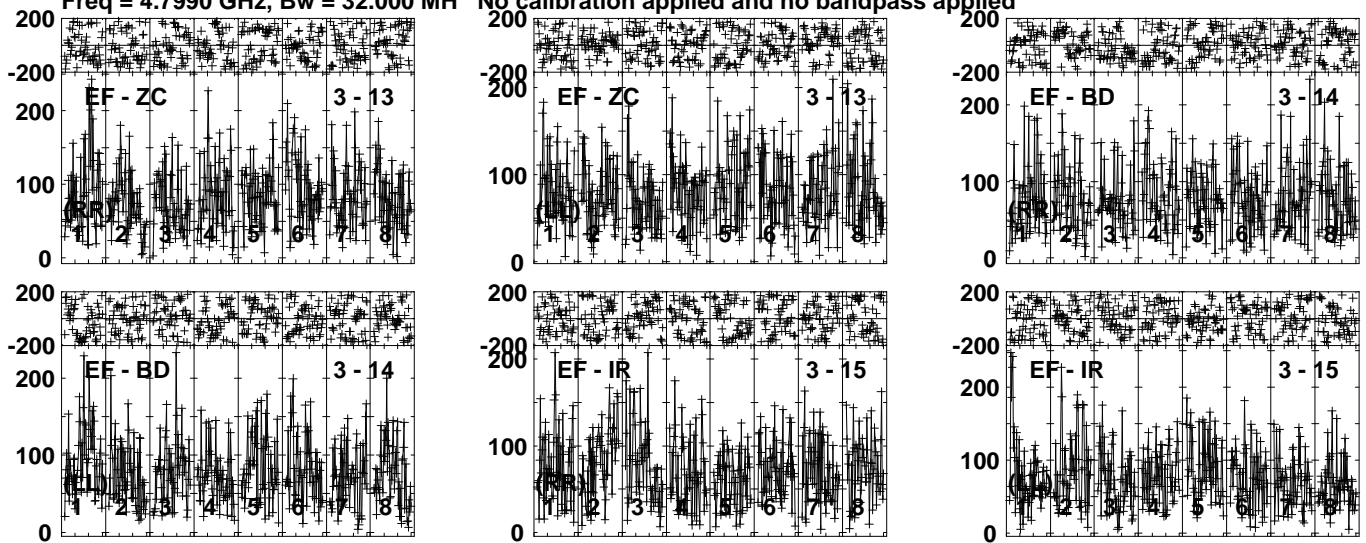


Lower frame: Micro Ampl Jy Top frame: Phas deg  
Vector averaged cross-power spectrum Several baselines displayed  
Timerange: 00/06:03:09 to 00/06:06:29

Plot file version 272 created 15-NOV-2021 12:12:27

LP349-25 EC077B.UVDATA.1

Freq = 4.7990 GHz, Bw = 32.000 MH No calibration applied and no bandpass applied



Lower frame: Micro Ampl Jy Top frame: Phas deg  
Vector averaged cross-power spectrum Several baselines displayed  
Timerange: 00/06:03:09 to 00/06:06:29

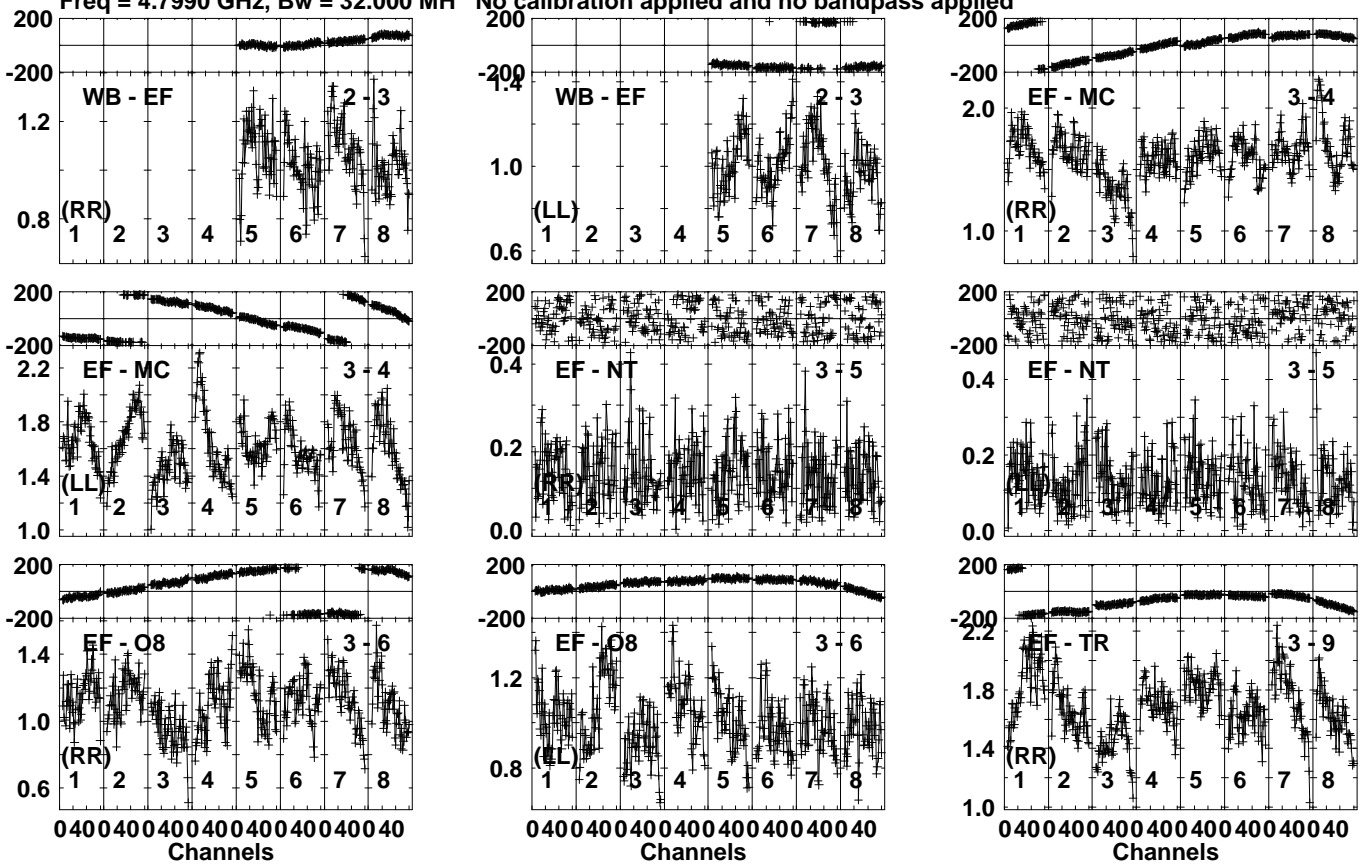


Plot file version 273 created 15-NOV-2021 12:12:27

J0037+2141 EC077B.UVDATA.1

Freq = 4.7990 GHz, Bw = 32.000 MH

No calibration applied and no bandpass applied



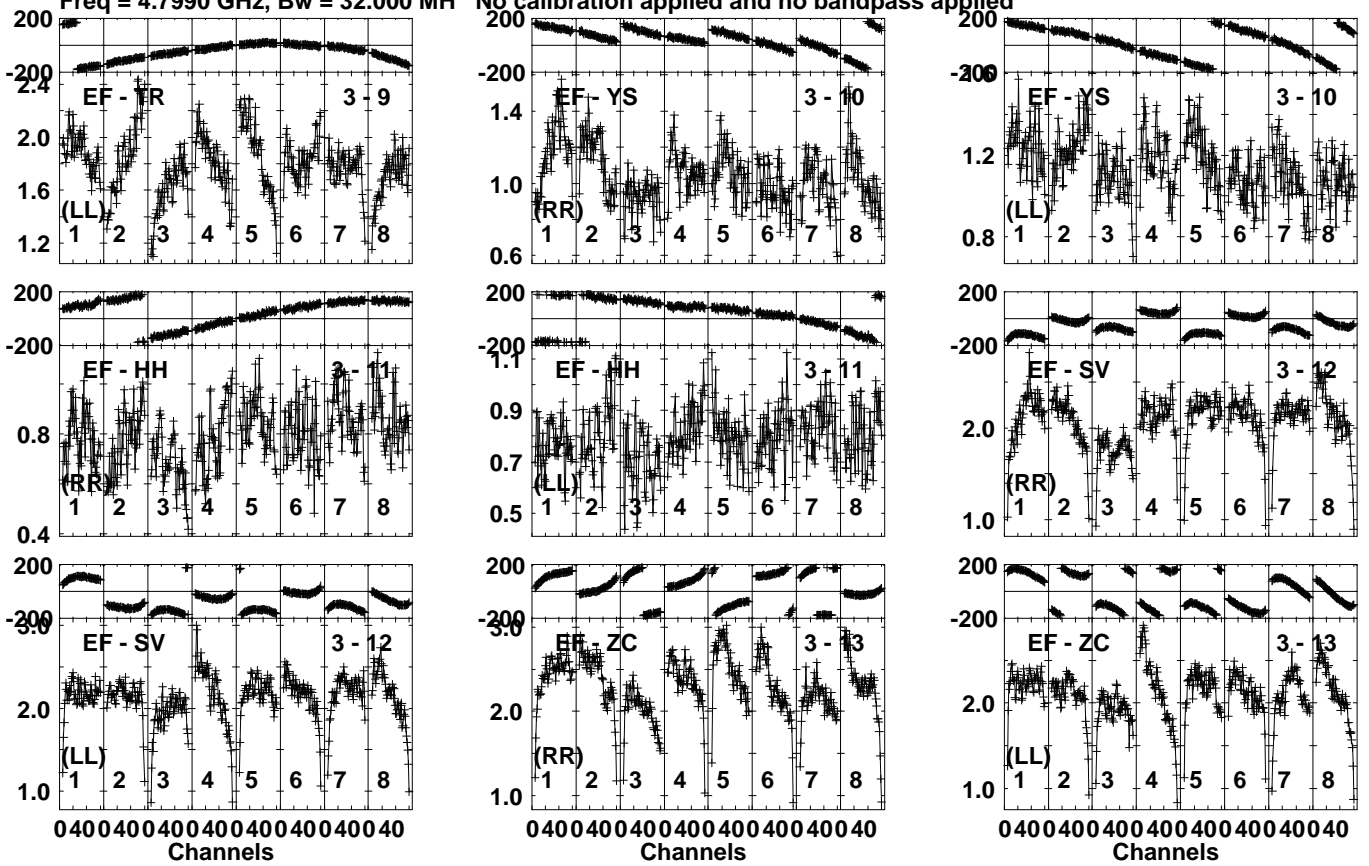
Lower frame: Milli Ampl Jy Top frame: Phas deg  
Vector averaged cross-power spectrum Several baselines displayed  
Timerange: 00/06:06:33 to 00/06:08:29

Plot file version 274 created 15-NOV-2021 12:12:27

J0037+2141 EC077B.UVDATA.1

Freq = 4.7990 GHz, Bw = 32.000 MH

No calibration applied and no bandpass applied



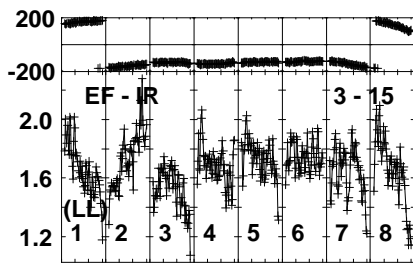
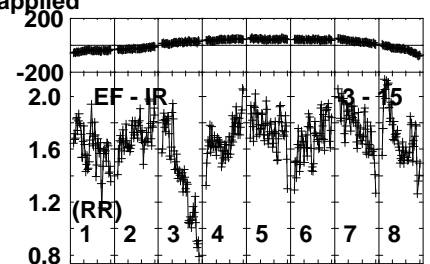
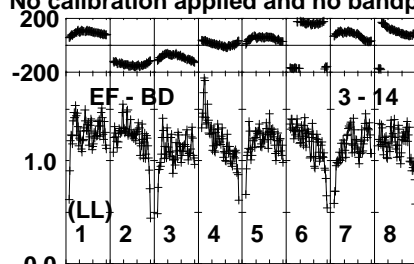
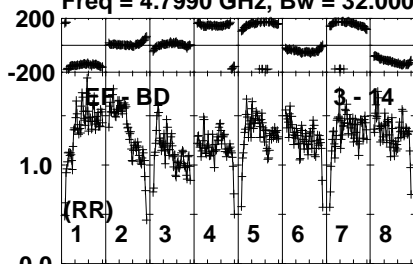
Lower frame: Milli Ampl Jy Top frame: Phas deg  
Vector averaged cross-power spectrum Several baselines displayed  
Timerange: 00/06:06:33 to 00/06:08:29

Plot file version 275 created 15-NOV-2021 12:12:27

J0037+2141 EC077B.UVDATA.1

Freq = 4.7990 GHz, Bw = 32.000 MH

No calibration applied and no bandpass applied

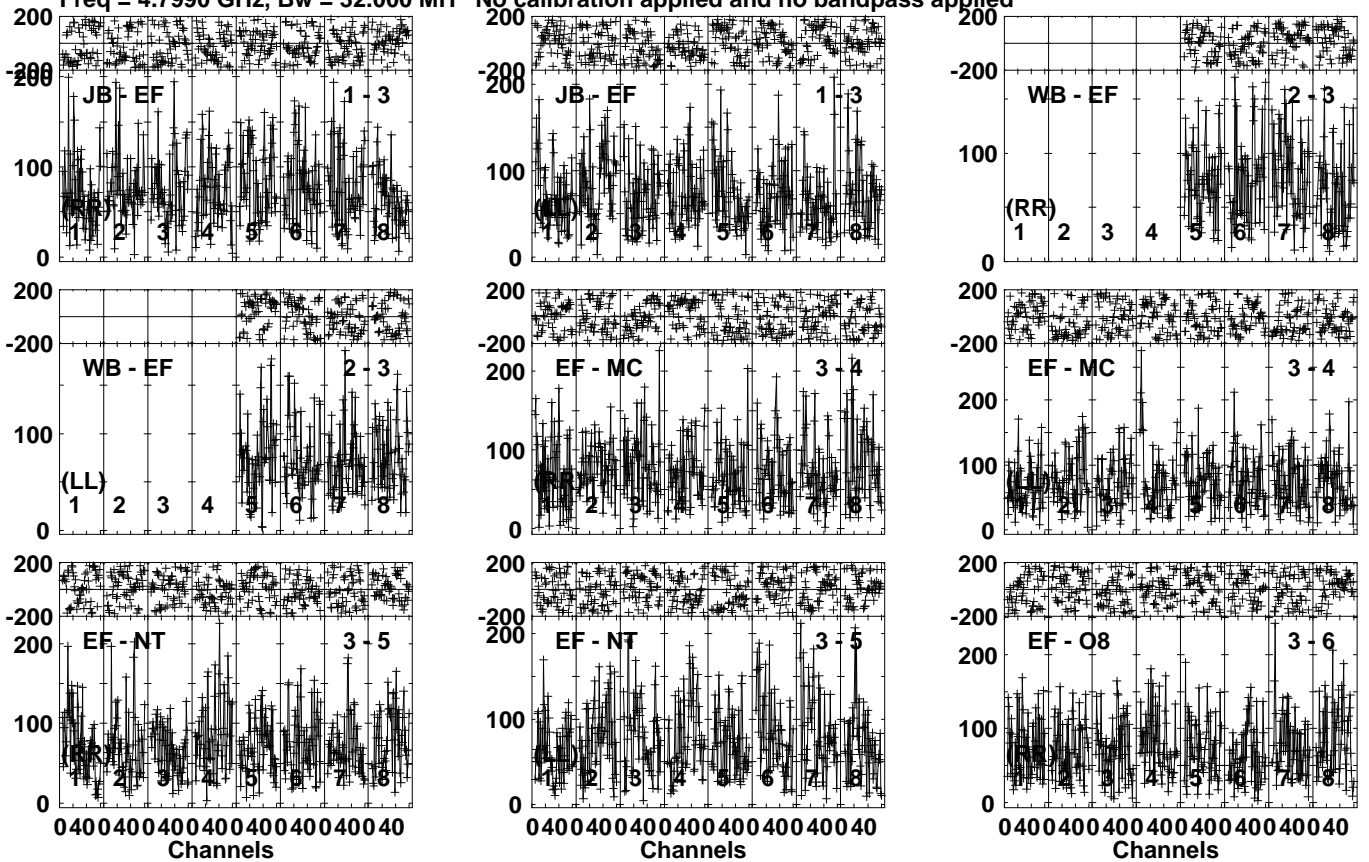


Lower frame: Milli Ampl Jy Top frame: Phas deg  
Vector averaged cross-power spectrum Several baselines displayed  
Timerange: 00/06:06:33 to 00/06:08:29

Plot file version 276 created 15-NOV-2021 12:12:27

LP349-25 EC077B.UVDATA.1

Freq = 4.7990 GHz, Bw = 32.000 MH No calibration applied and no bandpass applied



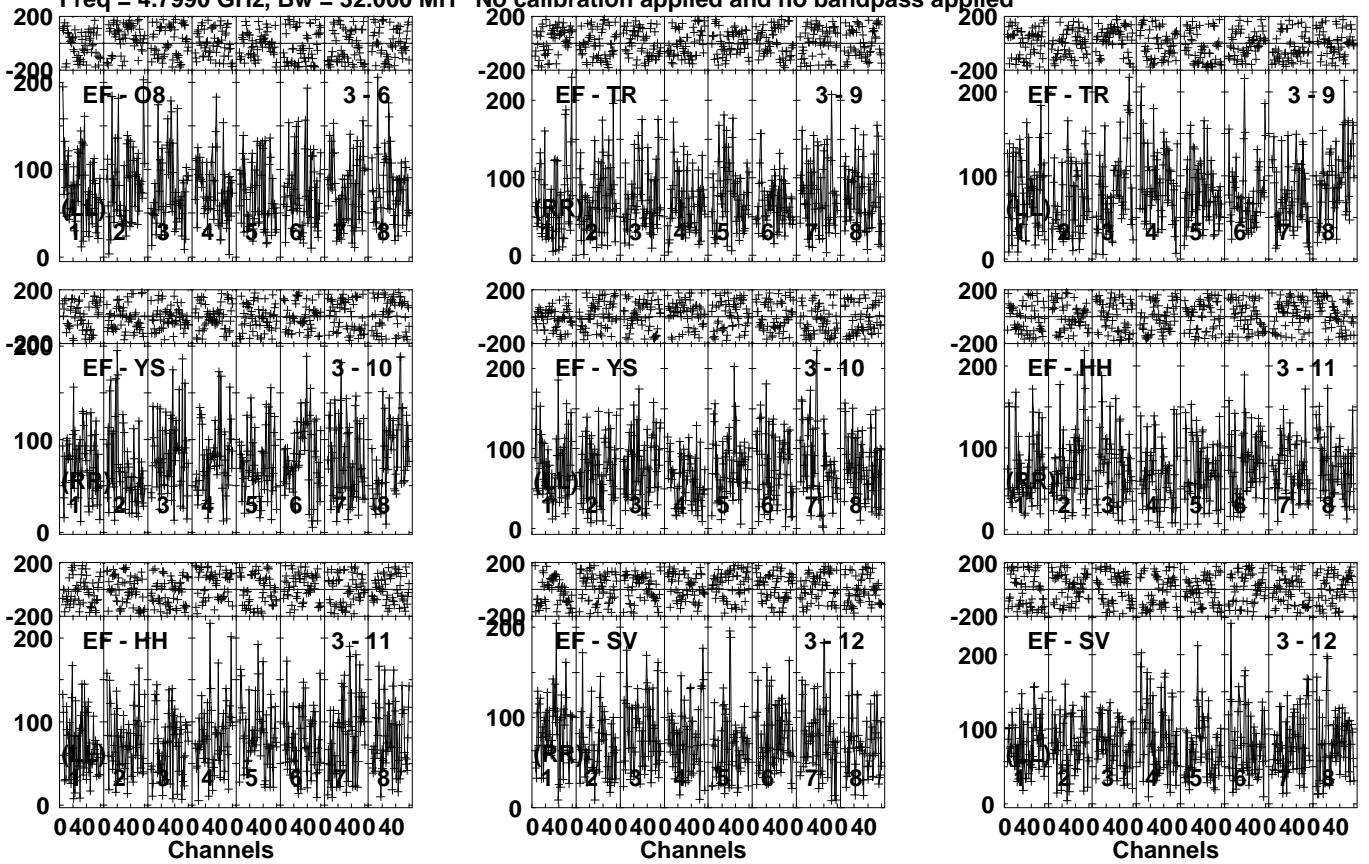
Lower frame: Micro Ampl Jy Top frame: Phas deg  
Vector averaged cross-power spectrum Several baselines displayed  
Timerange: 00/06:08:31 to 00/06:12:29

Plot file version 277 created 15-NOV-2021 12:12:27

LP349-25 EC077B.UVDATA.1

Freq = 4.7990 GHz, Bw = 32.000 MH

No calibration applied and no bandpass applied

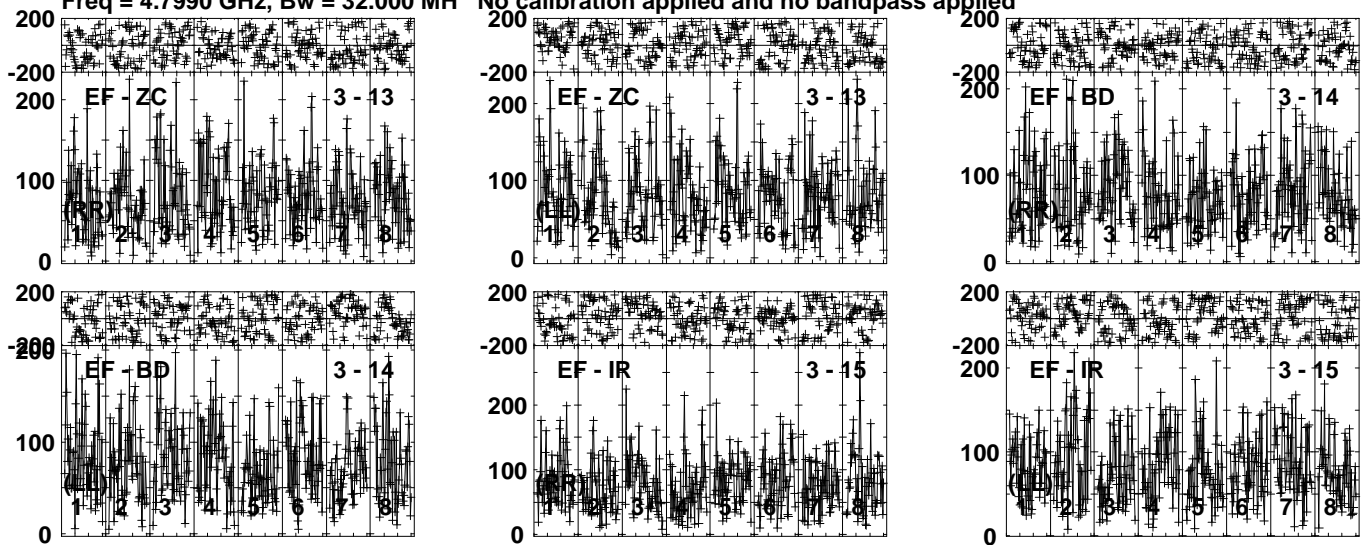


Lower frame: Micro Ampl Jy Top frame: Phas deg  
Vector averaged cross-power spectrum Several baselines displayed  
Timerange: 00/06:08:31 to 00/06:12:29

Plot file version 278 created 15-NOV-2021 12:12:27

LP349-25 EC077B.UVDATA.1

Freq = 4.7990 GHz, Bw = 32.000 MH No calibration applied and no bandpass applied



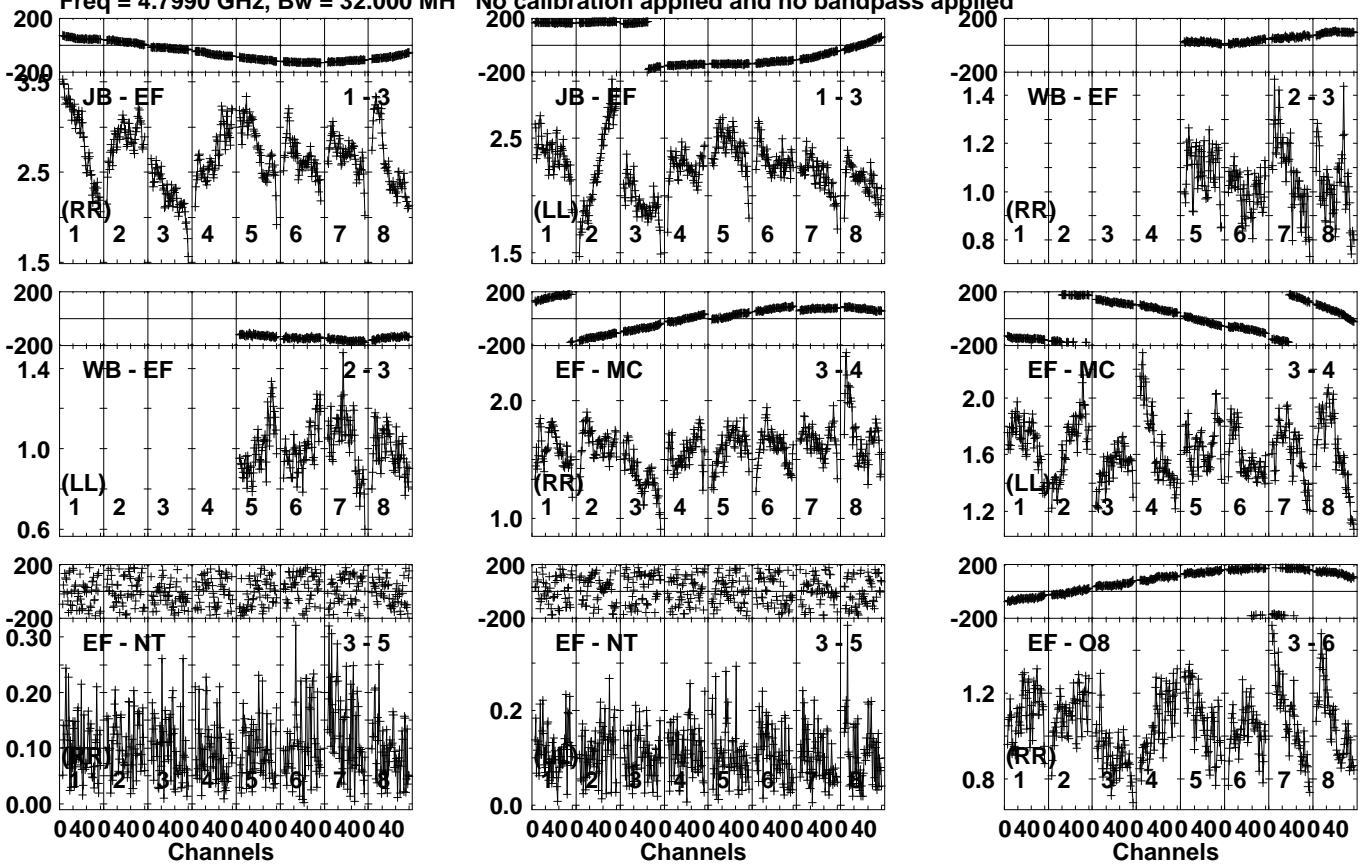
Lower frame: Micro Ampl Jy Top frame: Phas deg  
Vector averaged cross-power spectrum Several baselines displayed  
Timerange: 00/06:08:31 to 00/06:12:29

Plot file version 279 created 15-NOV-2021 12:12:27

J0037+2141 EC077B.UVDATA.1

Freq = 4.7990 GHz, Bw = 32.000 MH

No calibration applied and no bandpass applied



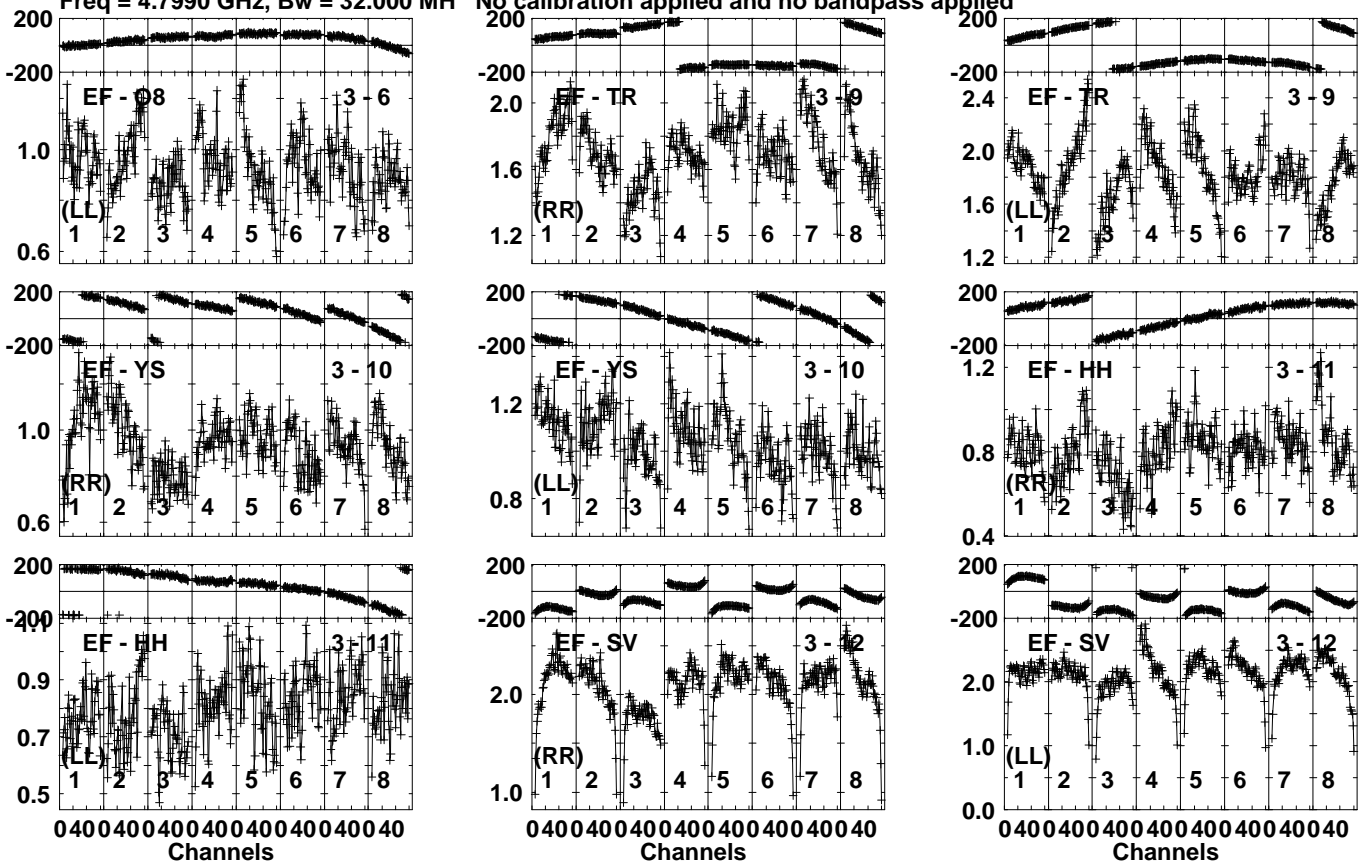
Lower frame: Milli Ampl Jy Top frame: Phas deg  
Vector averaged cross-power spectrum Several baselines displayed  
Timerange: 00/06:13:01 to 00/06:14:59

Plot file version 280 created 15-NOV-2021 12:12:27

J0037+2141 EC077B.UVDATA.1

Freq = 4.7990 GHz, Bw = 32.000 MH

No calibration applied and no bandpass applied



Lower frame: Milli Ampl Jy Top frame: Phas deg  
Vector averaged cross-power spectrum Several baselines displayed  
Timerange: 00/06:13:01 to 00/06:14:59

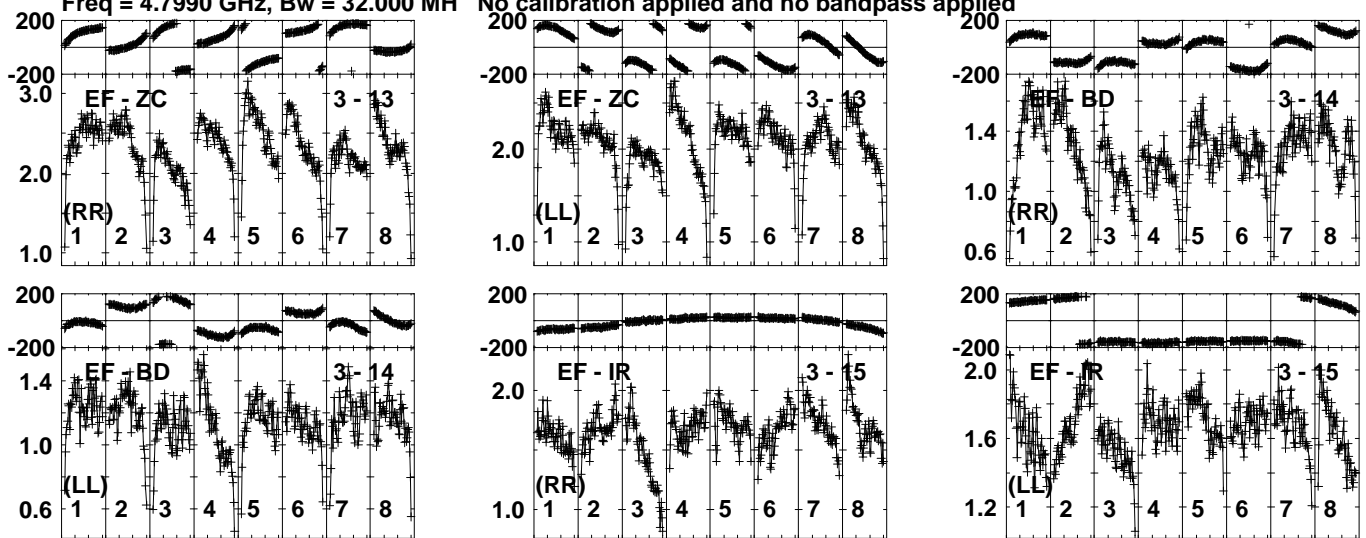


Plot file version 281 created 15-NOV-2021 12:12:28

J0037+2141 EC077B.UVDATA.1

Freq = 4.7990 GHz, Bw = 32.000 MH

No calibration applied and no bandpass applied

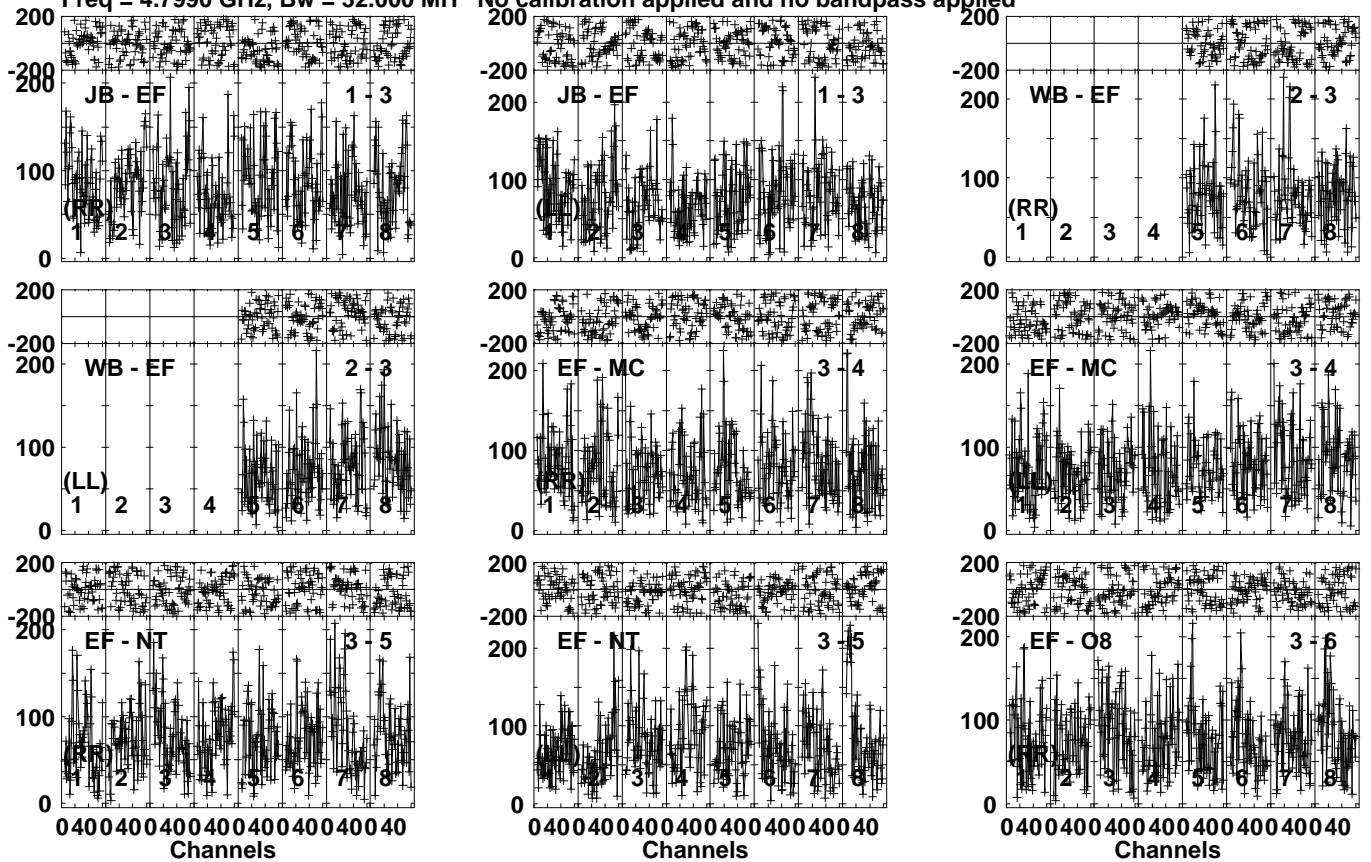


Lower frame: Milli Ampl Jy Top frame: Phas deg  
Vector averaged cross-power spectrum Several baselines displayed  
Timerange: 00/06:13:01 to 00/06:14:59

Plot file version 282 created 15-NOV-2021 12:12:28

LP349-25 EC077B.UVDATA.1

Freq = 4.7990 GHz, Bw = 32.000 MH No calibration applied and no bandpass applied

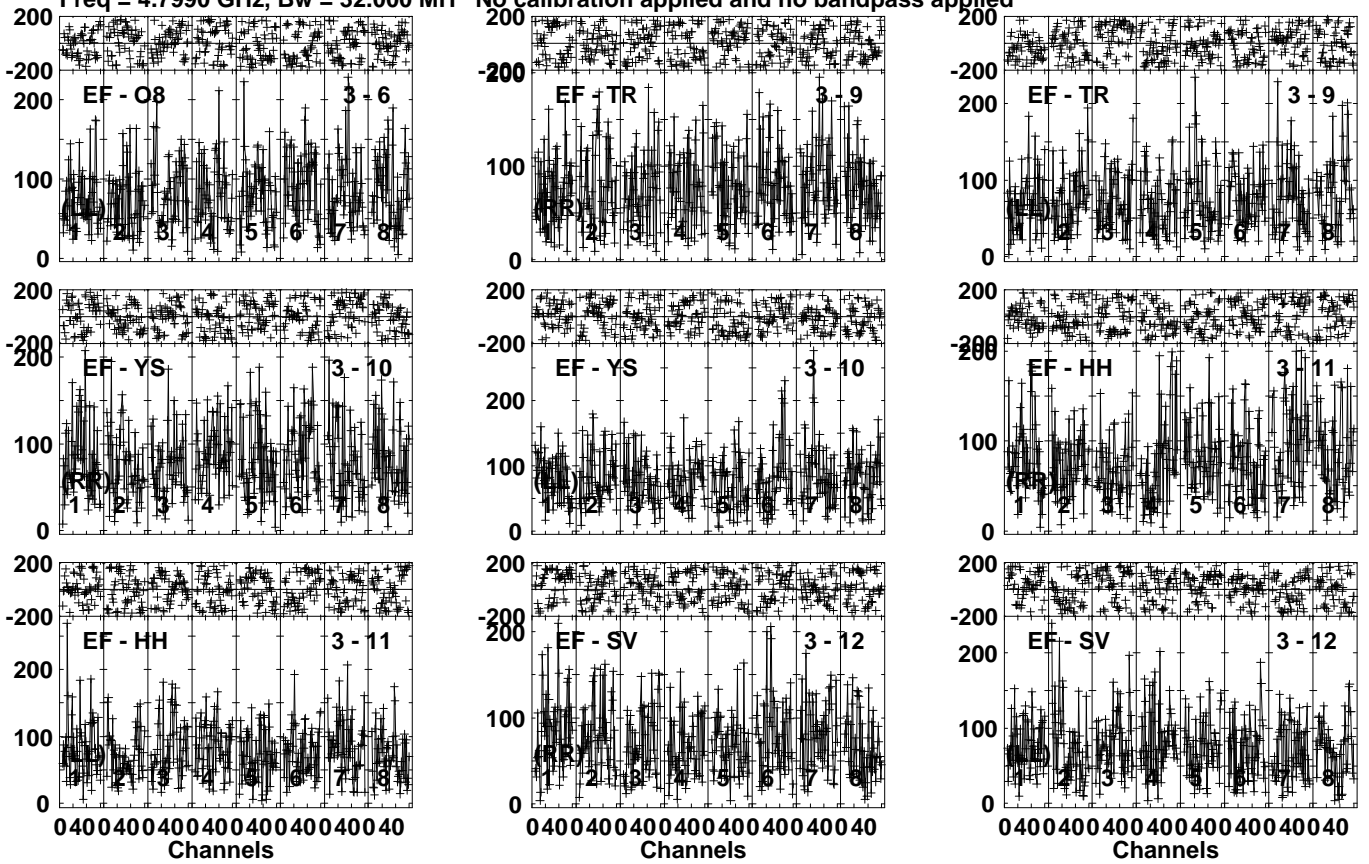


Lower frame: Micro Ampl Jy Top frame: Phas deg  
Vector averaged cross-power spectrum Several baselines displayed  
Timerange: 00/06:15:39 to 00/06:18:59

Plot file version 283 created 15-NOV-2021 12:12:28

LP349-25 EC077B.UVDATA.1

Freq = 4.7990 GHz, Bw = 32.000 MH No calibration applied and no bandpass applied

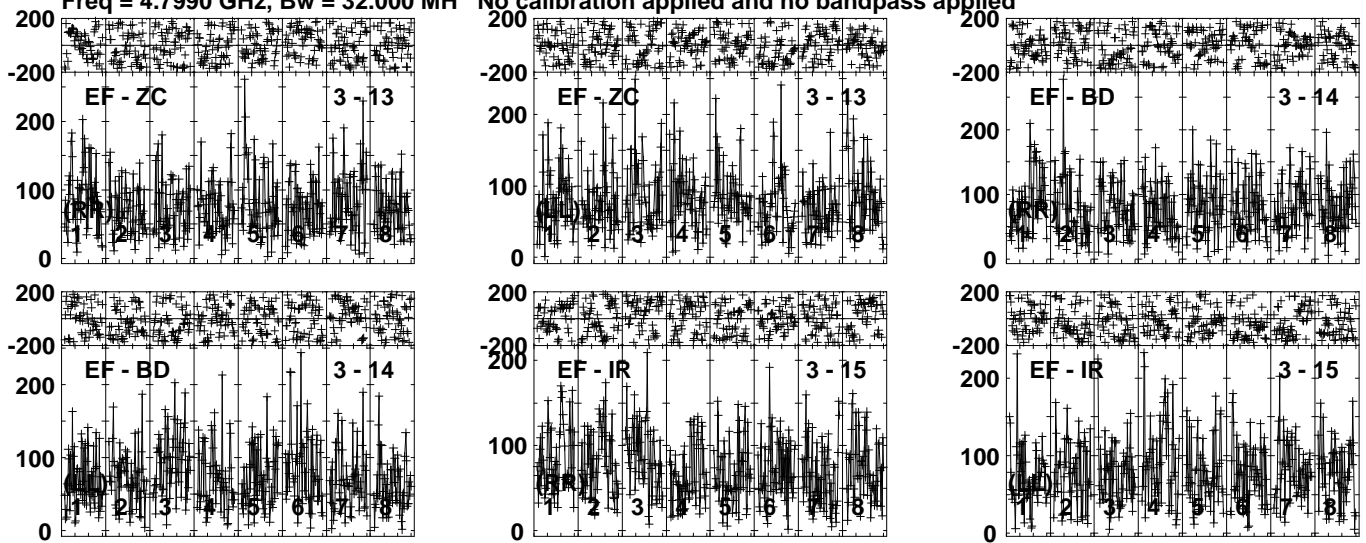


Lower frame: Micro Ampl Jy Top frame: Phas deg  
Vector averaged cross-power spectrum Several baselines displayed  
Timerange: 00/06:15:39 to 00/06:18:59

Plot file version 284 created 15-NOV-2021 12:12:28

LP349-25 EC077B.UVDATA.1

Freq = 4.7990 GHz, Bw = 32.000 MH No calibration applied and no bandpass applied



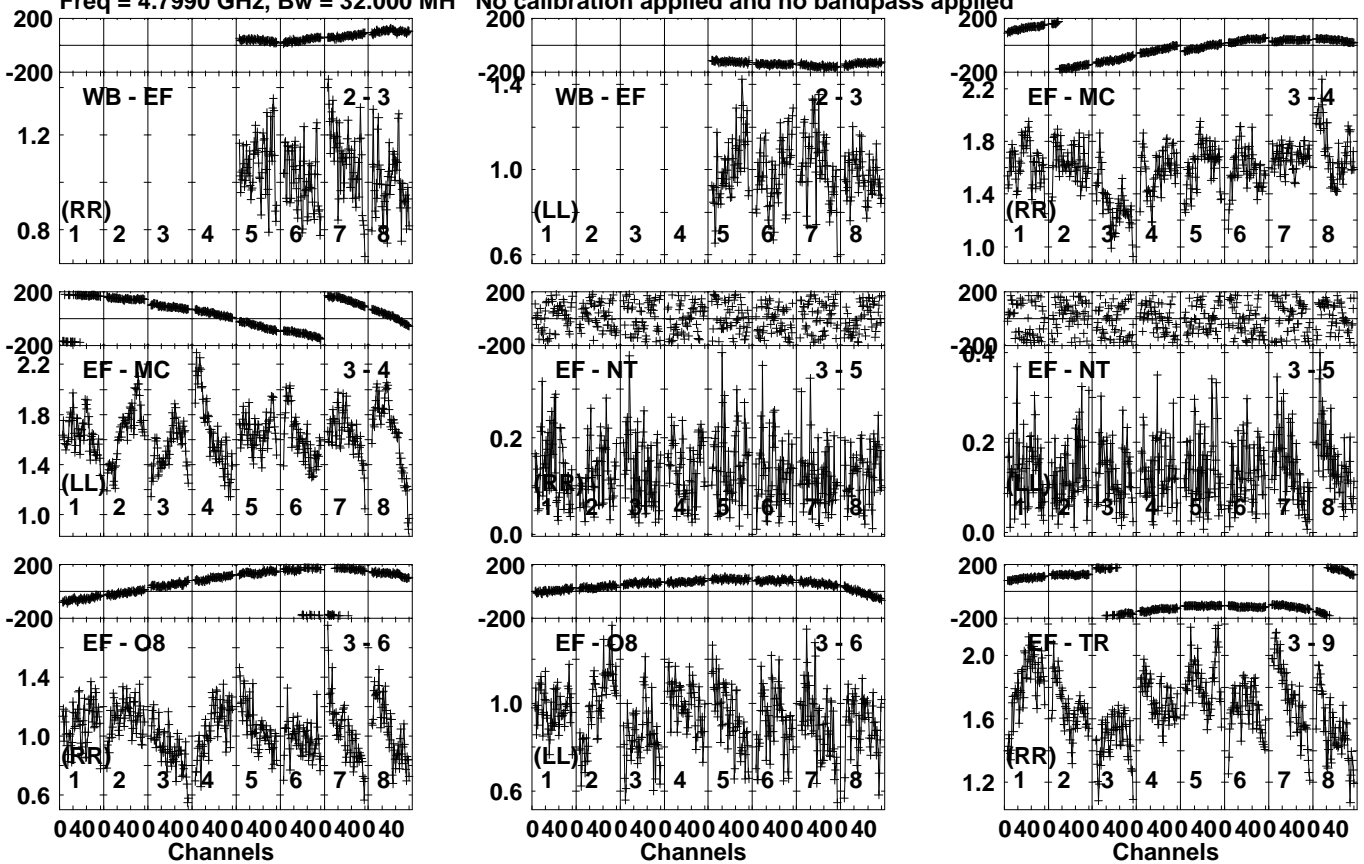
Lower frame: Micro Ampl Jy Top frame: Phas deg  
Vector averaged cross-power spectrum Several baselines displayed  
Timerange: 00/06:15:39 to 00/06:18:59

Plot file version 285 created 15-NOV-2021 12:12:28

J0037+2141 EC077B.UVDATA.1

Freq = 4.7990 GHz, Bw = 32.000 MH

No calibration applied and no bandpass applied



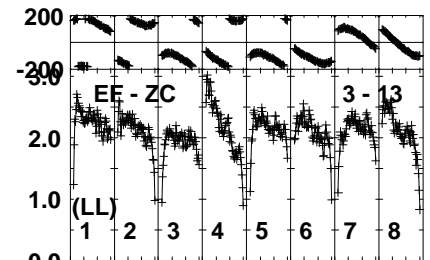
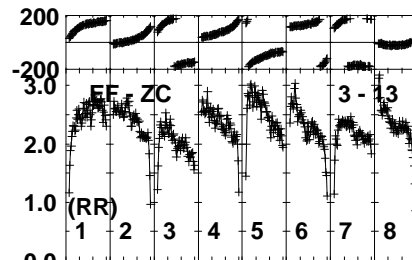
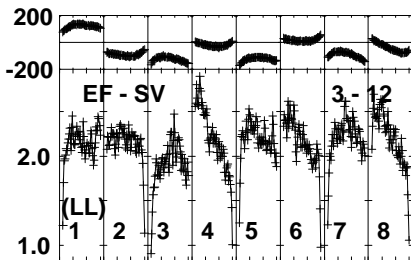
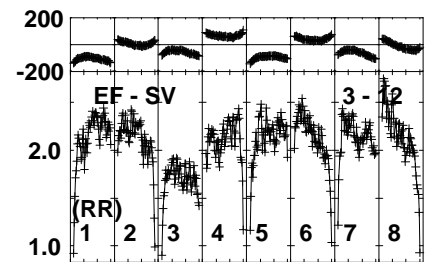
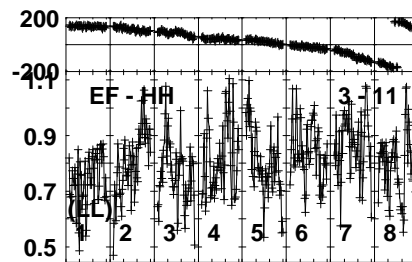
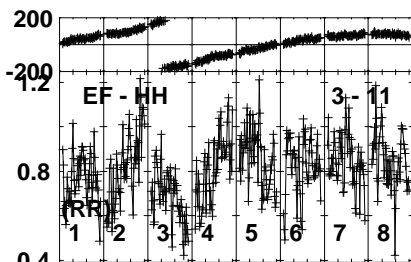
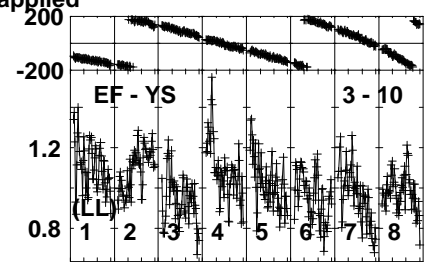
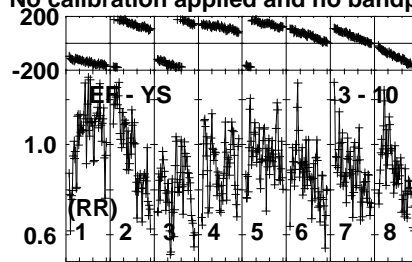
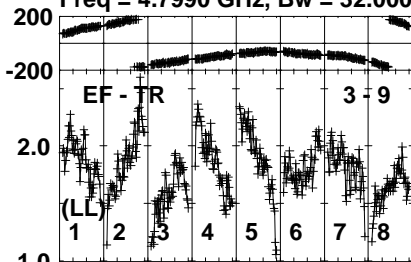
Lower frame: Milli Ampl Jy Top frame: Phas deg  
Vector averaged cross-power spectrum Several baselines displayed  
Timerange: 00/06:19:01 to 00/06:20:59

Plot file version 286 created 15-NOV-2021 12:12:28

J0037+2141 EC077B.UVDATA.1

Freq = 4.7990 GHz, Bw = 32.000 MH

No calibration applied and no bandpass applied



040040040040040040040040  
Channels

040040040040040040040040  
Channels

040040040040040040040040  
Channels

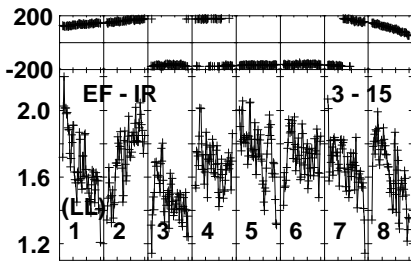
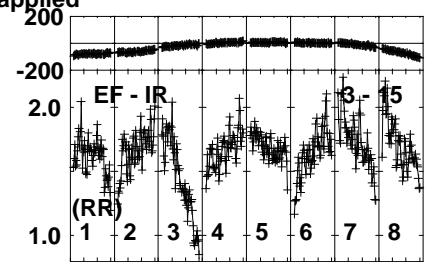
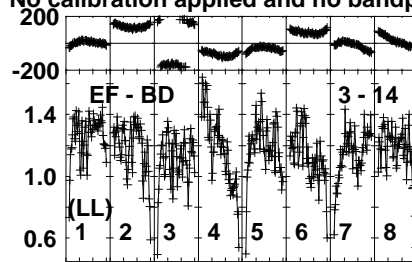
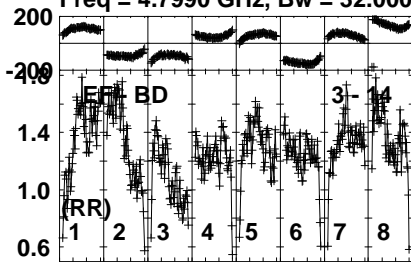
Lower frame: Milli Ampl Jy Top frame: Phas deg  
Vector averaged cross-power spectrum Several baselines displayed  
Timerange: 00/06:19:01 to 00/06:20:59

Plot file version 287 created 15-NOV-2021 12:12:28

J0037+2141 EC077B.UVDATA.1

Freq = 4.7990 GHz, Bw = 32.000 MH

No calibration applied and no bandpass applied

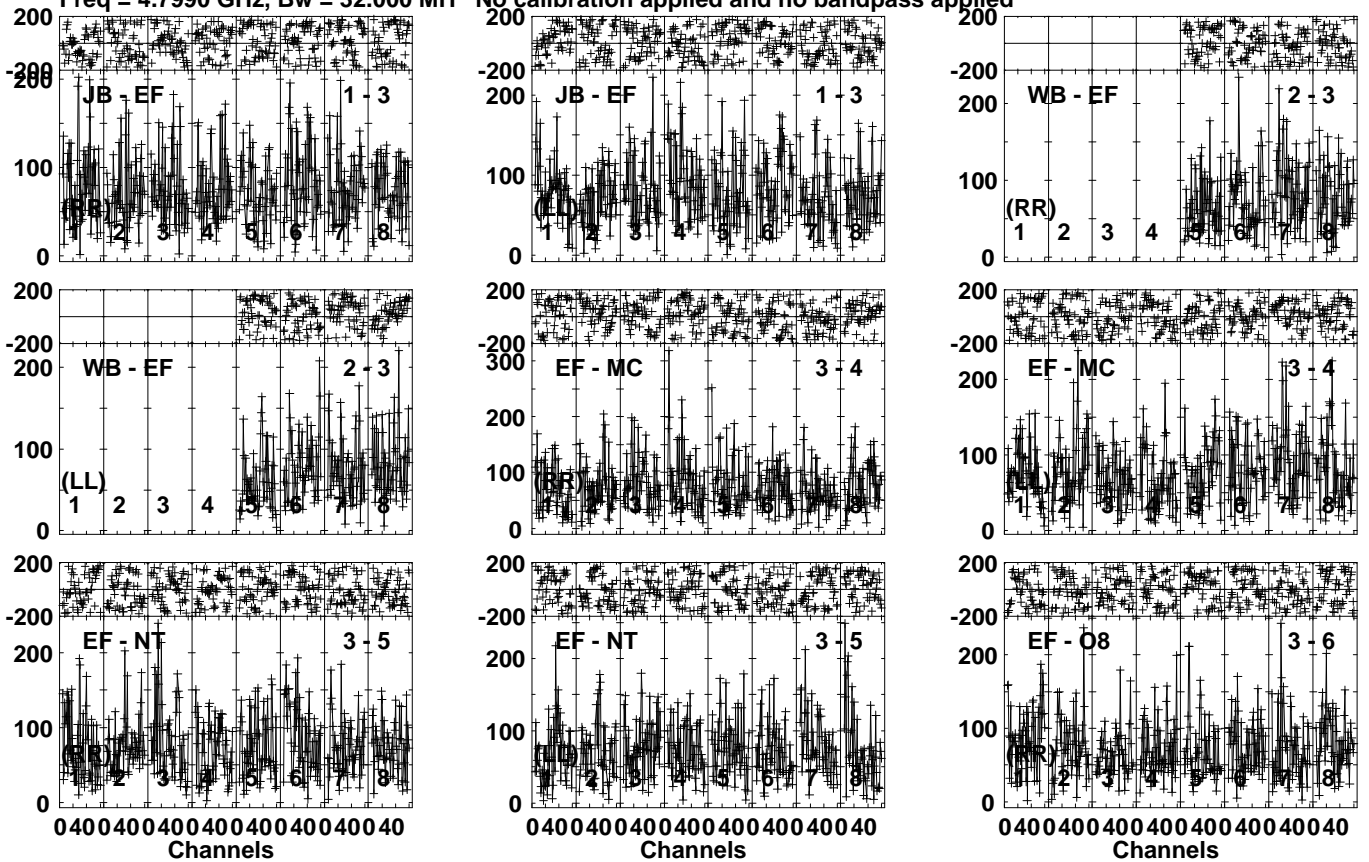


Lower frame: Milli Ampl Jy Top frame: Phas deg  
Vector averaged cross-power spectrum Several baselines displayed  
Timerange: 00/06:19:01 to 00/06:20:59

Plot file version 288 created 15-NOV-2021 12:12:28

LP349-25 EC077B.UVDATA.1

Freq = 4.7990 GHz, Bw = 32.000 MH No calibration applied and no bandpass applied



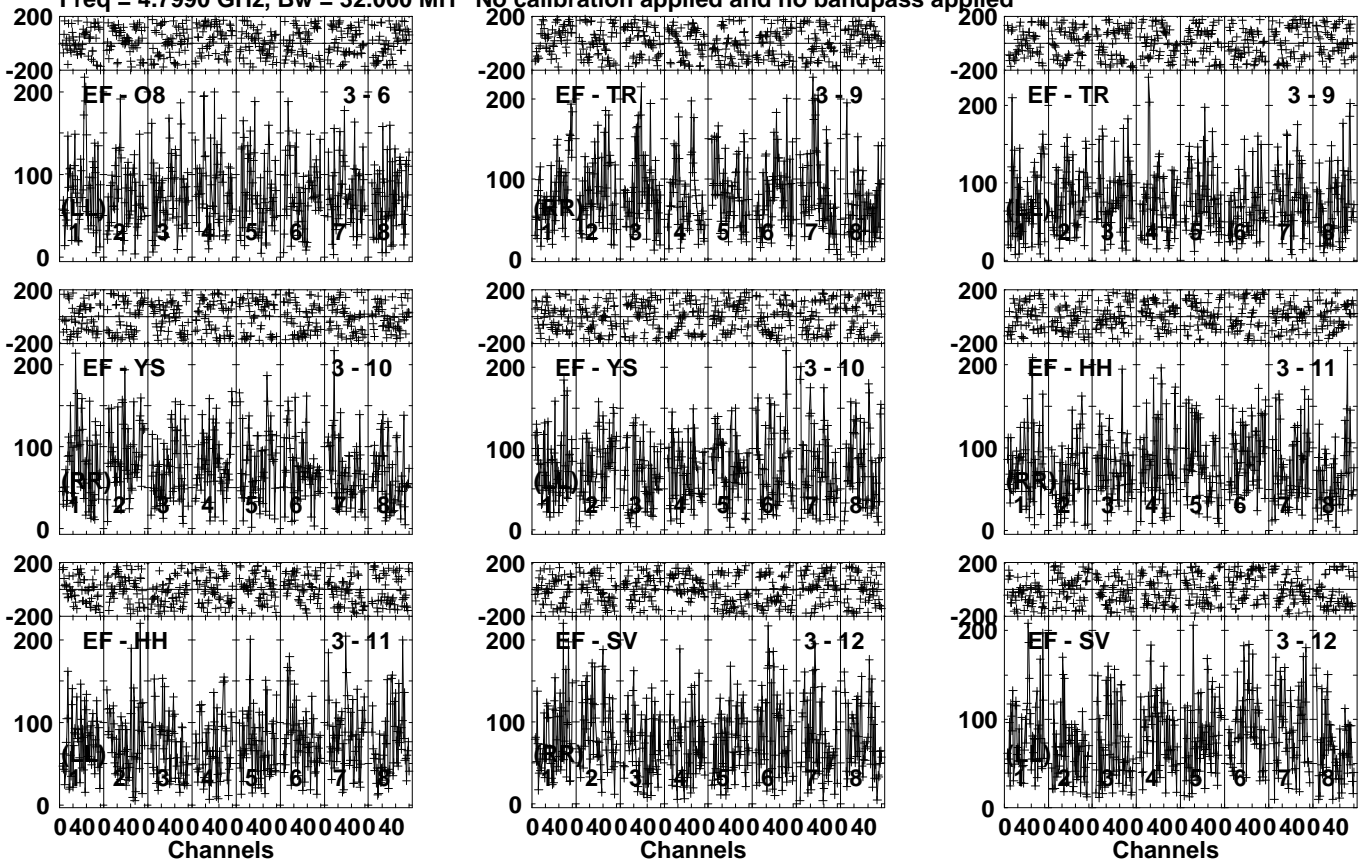
Lower frame: Micro Ampl Jy Top frame: Phas deg  
Vector averaged cross-power spectrum Several baselines displayed  
Timerange: 00/06:21:01 to 00/06:24:59



Plot file version 289 created 15-NOV-2021 12:12:28

LP349-25 EC077B.UVDATA.1

Freq = 4.7990 GHz, Bw = 32.000 MH No calibration applied and no bandpass applied

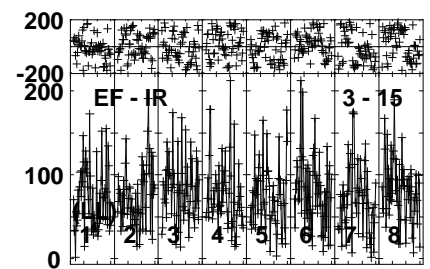
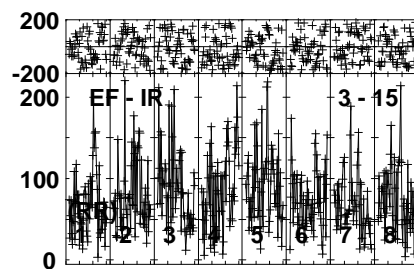
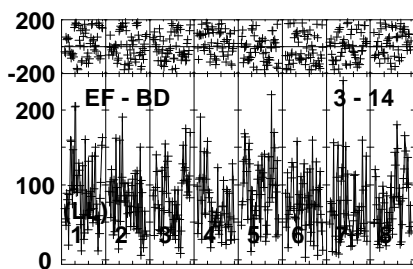
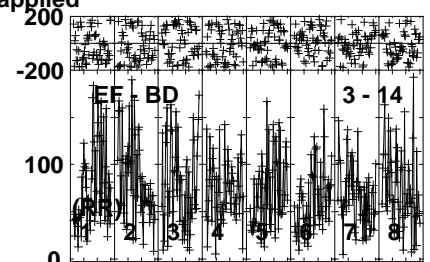
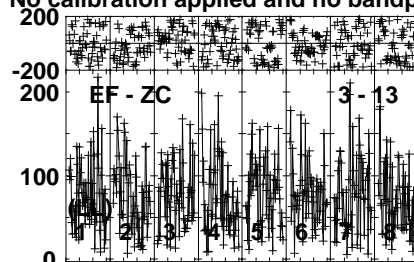
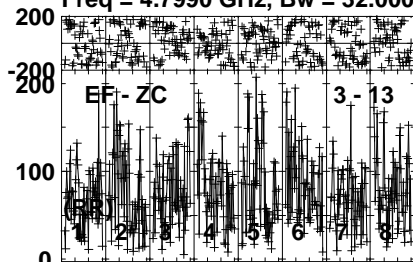


Lower frame: Micro Ampl Jy Top frame: Phas deg  
Vector averaged cross-power spectrum Several baselines displayed  
Timerange: 00/06:21:01 to 00/06:24:59

Plot file version 290 created 15-NOV-2021 12:12:29

LP349-25 EC077B.UVDATA.1

Freq = 4.7990 GHz, Bw = 32.000 MH No calibration applied and no bandpass applied



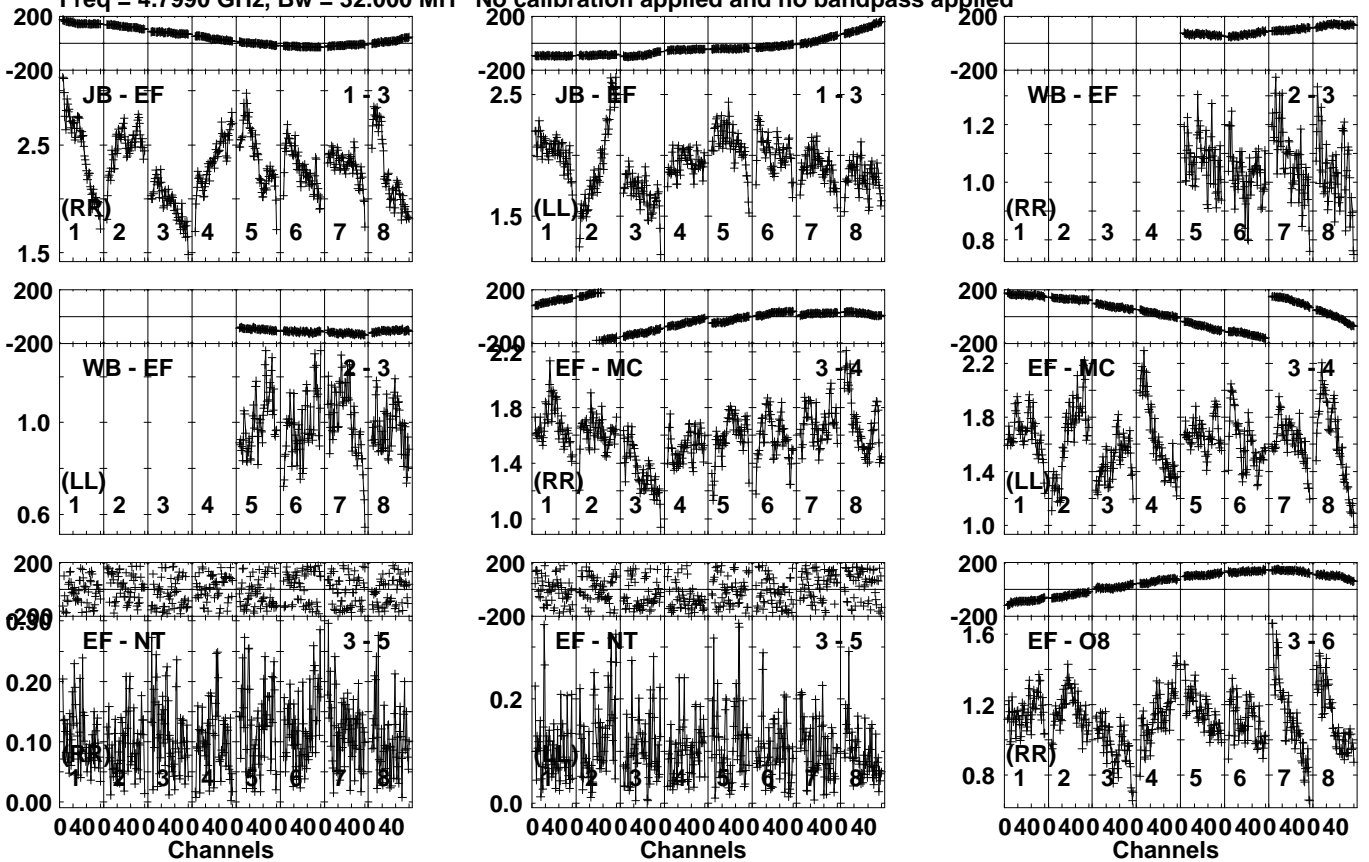
Lower frame: Micro Ampl Jy Top frame: Phas deg  
Vector averaged cross-power spectrum Several baselines displayed  
Timerange: 00/06:21:01 to 00/06:24:59

Plot file version 291 created 15-NOV-2021 12:12:29

J0037+2141 EC077B.UVDATA.1

Freq = 4.7990 GHz, Bw = 32.000 MH

No calibration applied and no bandpass applied



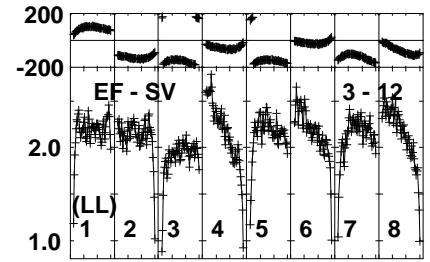
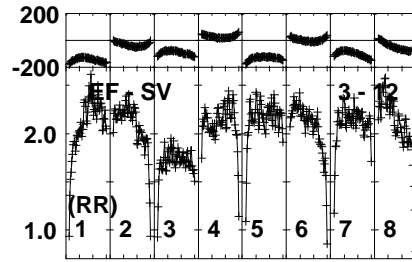
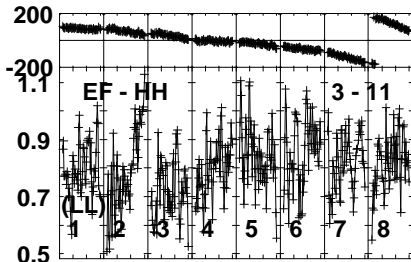
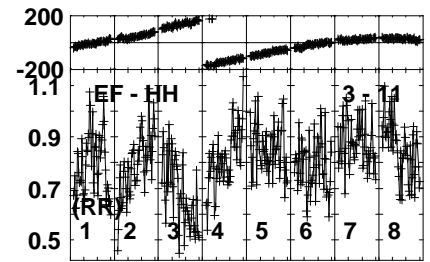
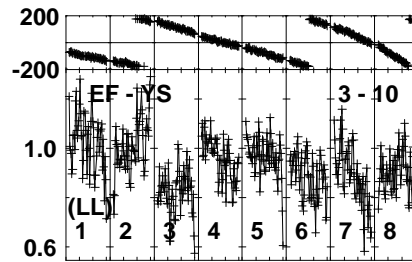
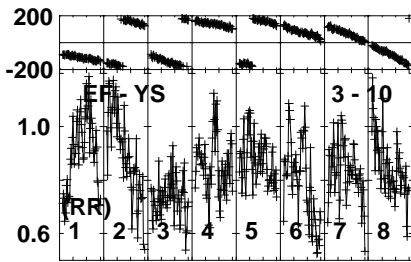
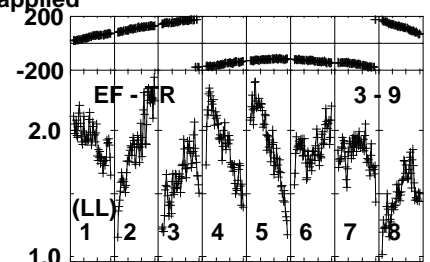
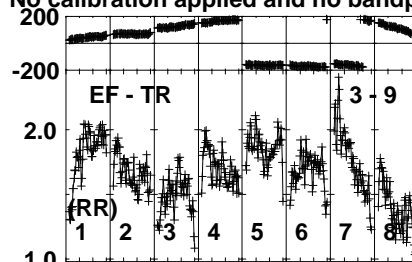
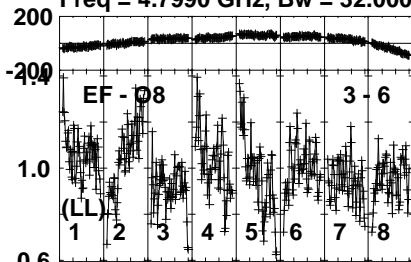
Lower frame: Milli Ampl Jy Top frame: Phas deg  
Vector averaged cross-power spectrum Several baselines displayed  
Timerange: 00/06:25:31 to 00/06:27:29

Plot file version 292 created 15-NOV-2021 12:12:29

J0037+2141 EC077B.UVDATA.1

Freq = 4.7990 GHz, Bw = 32.000 MH

No calibration applied and no bandpass applied



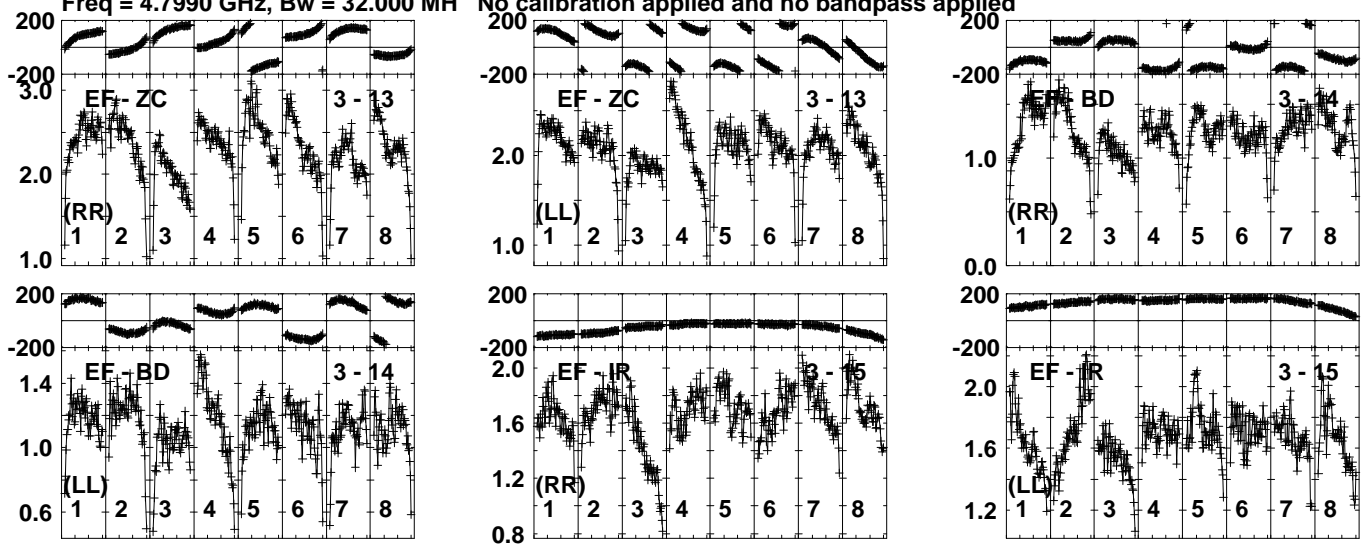
Lower frame: Milli Ampl Jy Top frame: Phas deg  
Vector averaged cross-power spectrum Several baselines displayed  
Timerange: 00/06:25:31 to 00/06:27:29

Plot file version 293 created 15-NOV-2021 12:12:29

J0037+2141 EC077B.UVDATA.1

Freq = 4.7990 GHz, Bw = 32.000 MH

No calibration applied and no bandpass applied

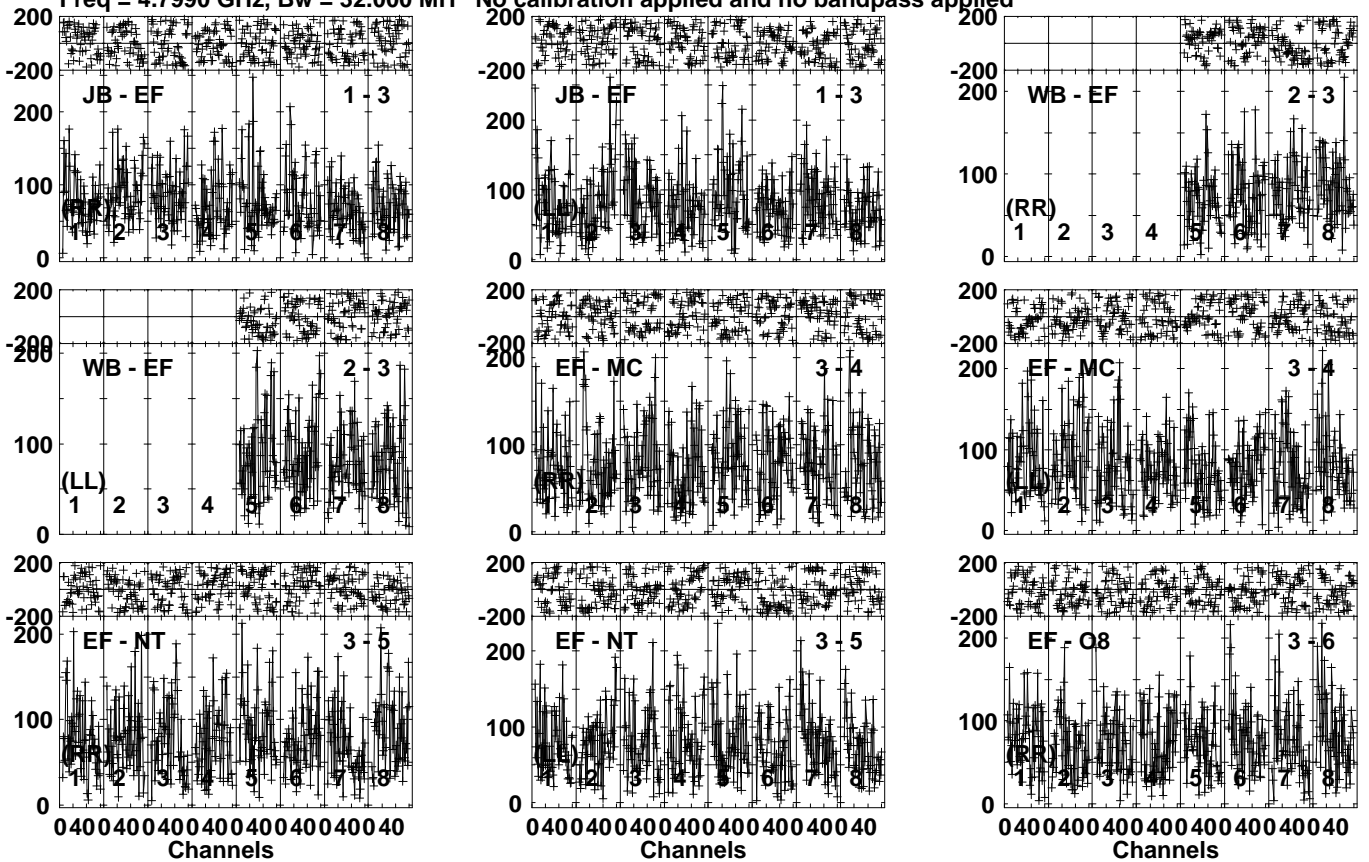


Lower frame: Milli Ampl Jy Top frame: Phas deg  
Vector averaged cross-power spectrum Several baselines displayed  
Timerange: 00/06:25:31 to 00/06:27:29

Plot file version 294 created 15-NOV-2021 12:12:29

LP349-25 EC077B.UVDATA.1

Freq = 4.7990 GHz, Bw = 32.000 MH No calibration applied and no bandpass applied

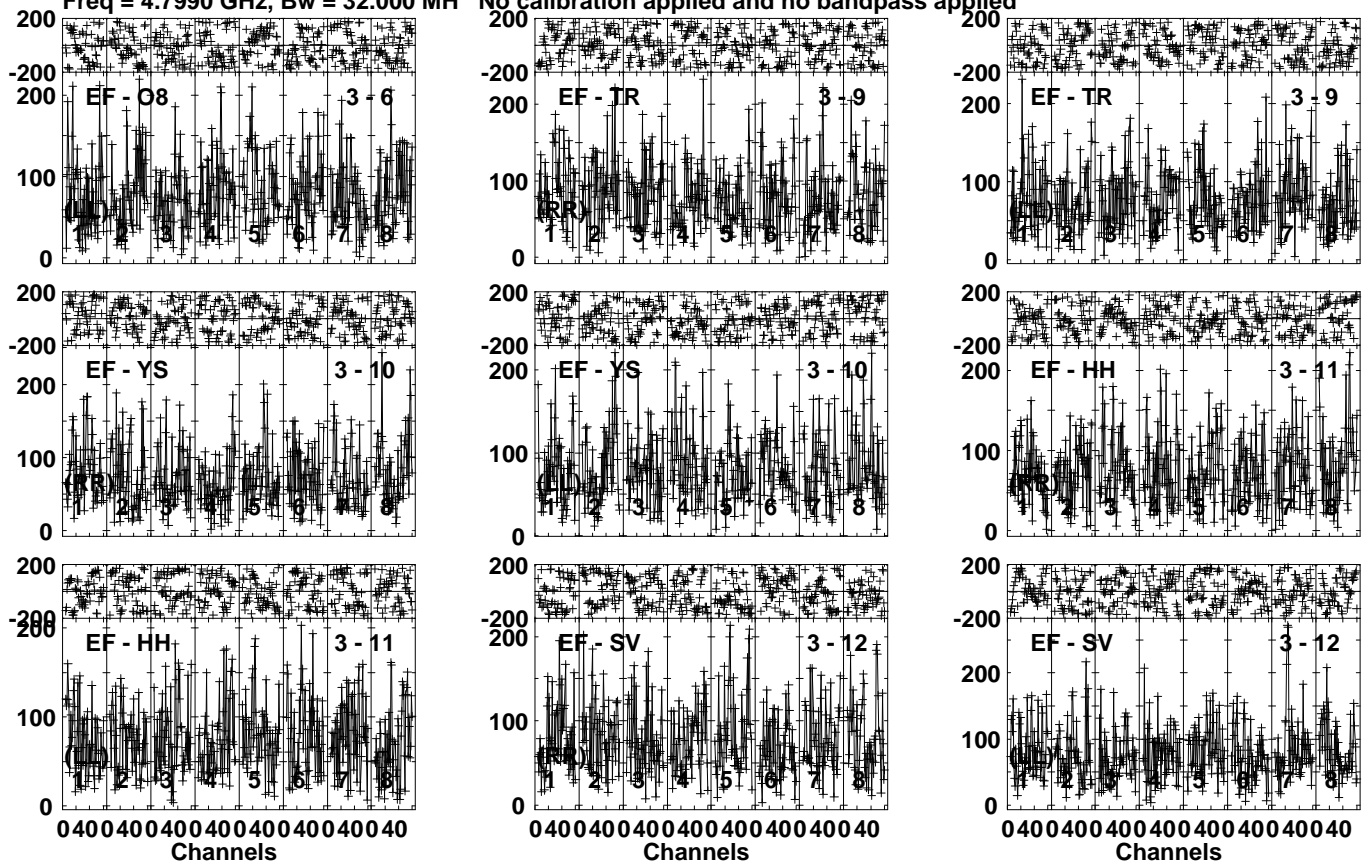


Lower frame: Micro Ampl Jy Top frame: Phas deg  
Vector averaged cross-power spectrum Several baselines displayed  
Timerange: 00/06:28:09 to 00/06:31:29

Plot file version 295 created 15-NOV-2021 12:12:29

LP349-25 EC077B.UVDATA.1

Freq = 4.7990 GHz, Bw = 32.000 MH No calibration applied and no bandpass applied

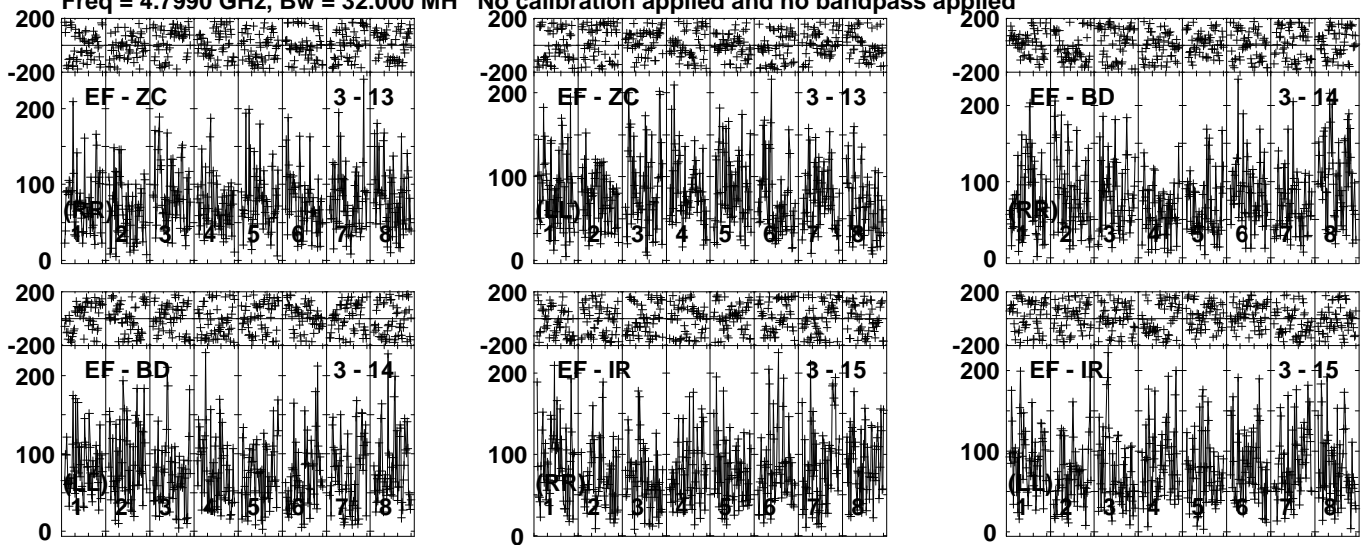


Lower frame: Micro Ampl Jy Top frame: Phas deg  
Vector averaged cross-power spectrum Several baselines displayed  
Timerange: 00/06:28:09 to 00/06:31:29

Plot file version 296 created 15-NOV-2021 12:12:29

LP349-25 EC077B.UVDATA.1

Freq = 4.7990 GHz, Bw = 32.000 MH No calibration applied and no bandpass applied



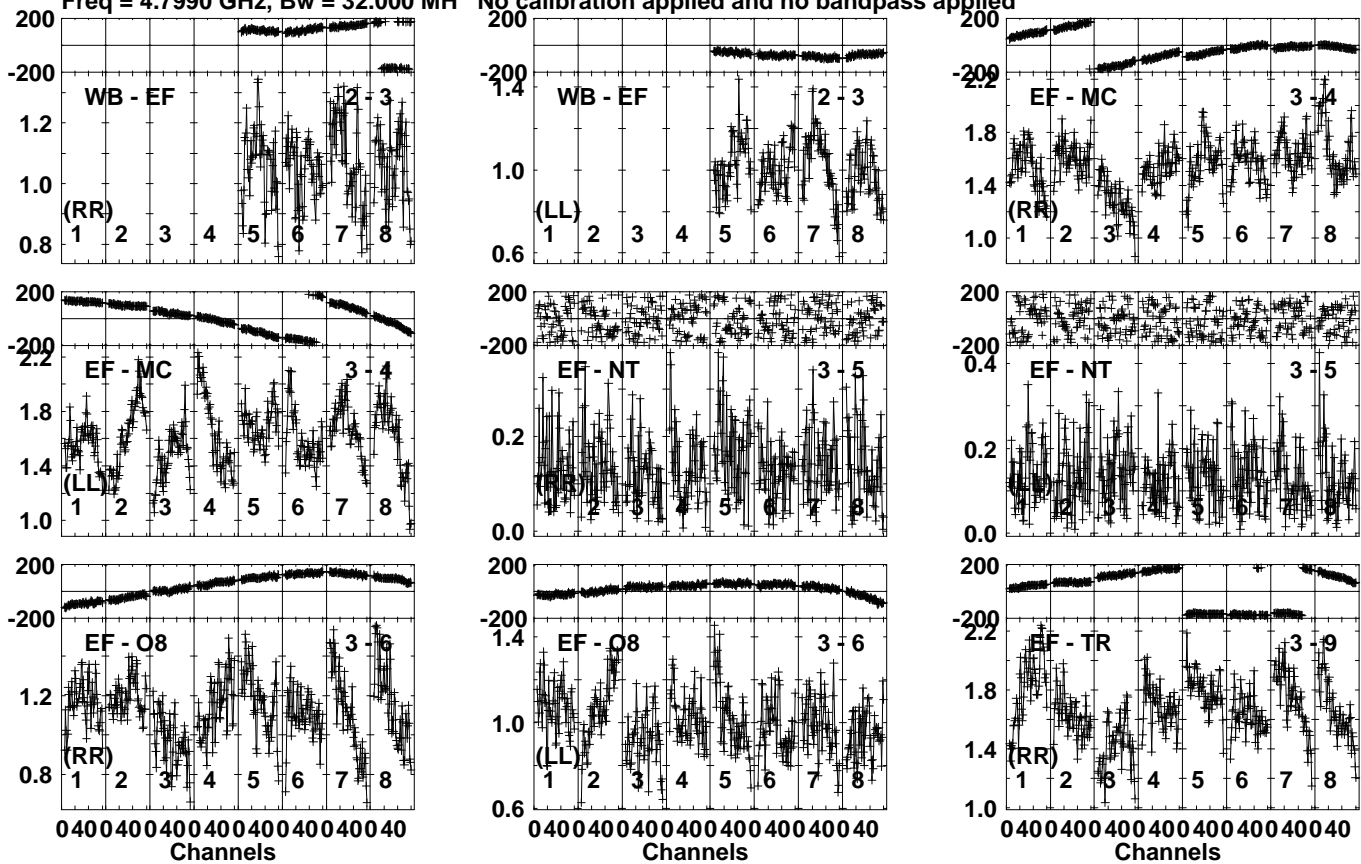
Lower frame: Micro Ampl Jy Top frame: Phas deg  
Vector averaged cross-power spectrum Several baselines displayed  
Timerange: 00/06:28:09 to 00/06:31:29



Plot file version 297 created 15-NOV-2021 12:12:29

J0037+2141 EC077B.UVDATA.1

Freq = 4.7990 GHz, Bw = 32.000 MH No calibration applied and no bandpass applied



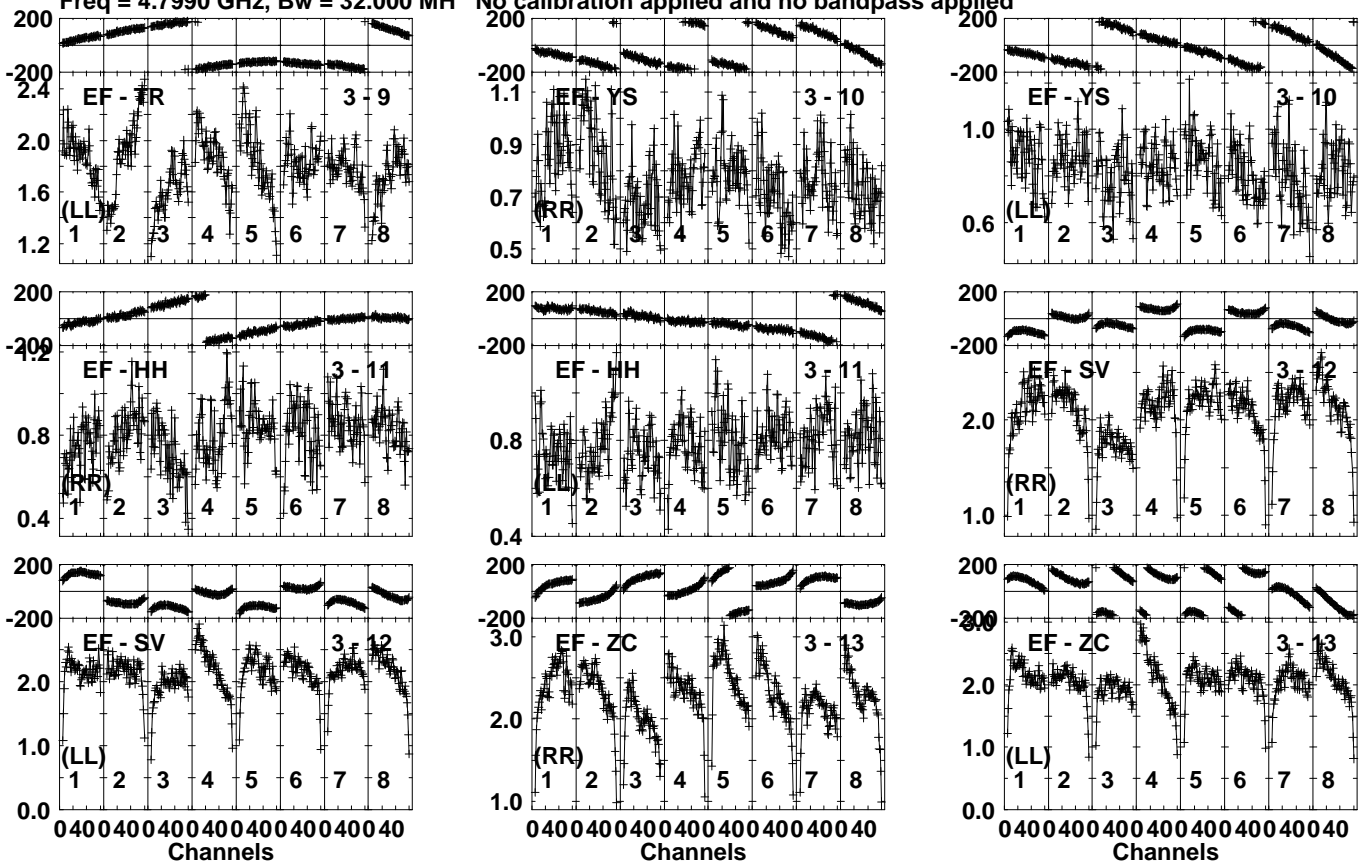
Lower frame: Milli Ampl Jy Top frame: Phas deg  
Vector averaged cross-power spectrum Several baselines displayed  
Timerange: 00/06:31:33 to 00/06:33:29

Plot file version 298 created 15-NOV-2021 12:12:29

J0037+2141 EC077B.UVDATA.1

Freq = 4.7990 GHz, Bw = 32.000 MH

No calibration applied and no bandpass applied



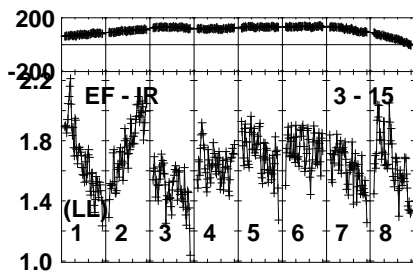
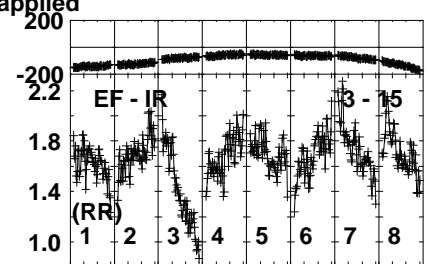
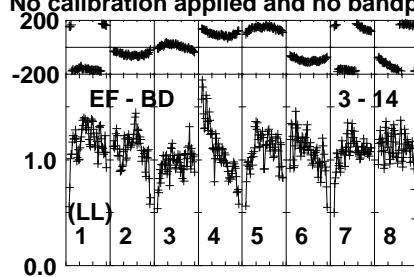
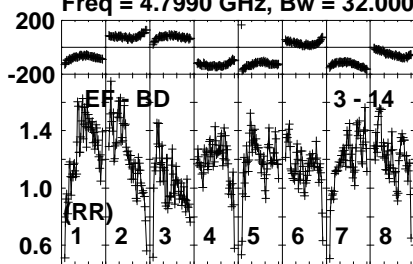
Lower frame: Milli Ampl Jy Top frame: Phas deg  
Vector averaged cross-power spectrum Several baselines displayed  
Timerange: 00/06:31:33 to 00/06:33:29

Plot file version 299 created 15-NOV-2021 12:12:30

J0037+2141 EC077B.UVDATA.1

Freq = 4.7990 GHz, Bw = 32.000 MH

No calibration applied and no bandpass applied

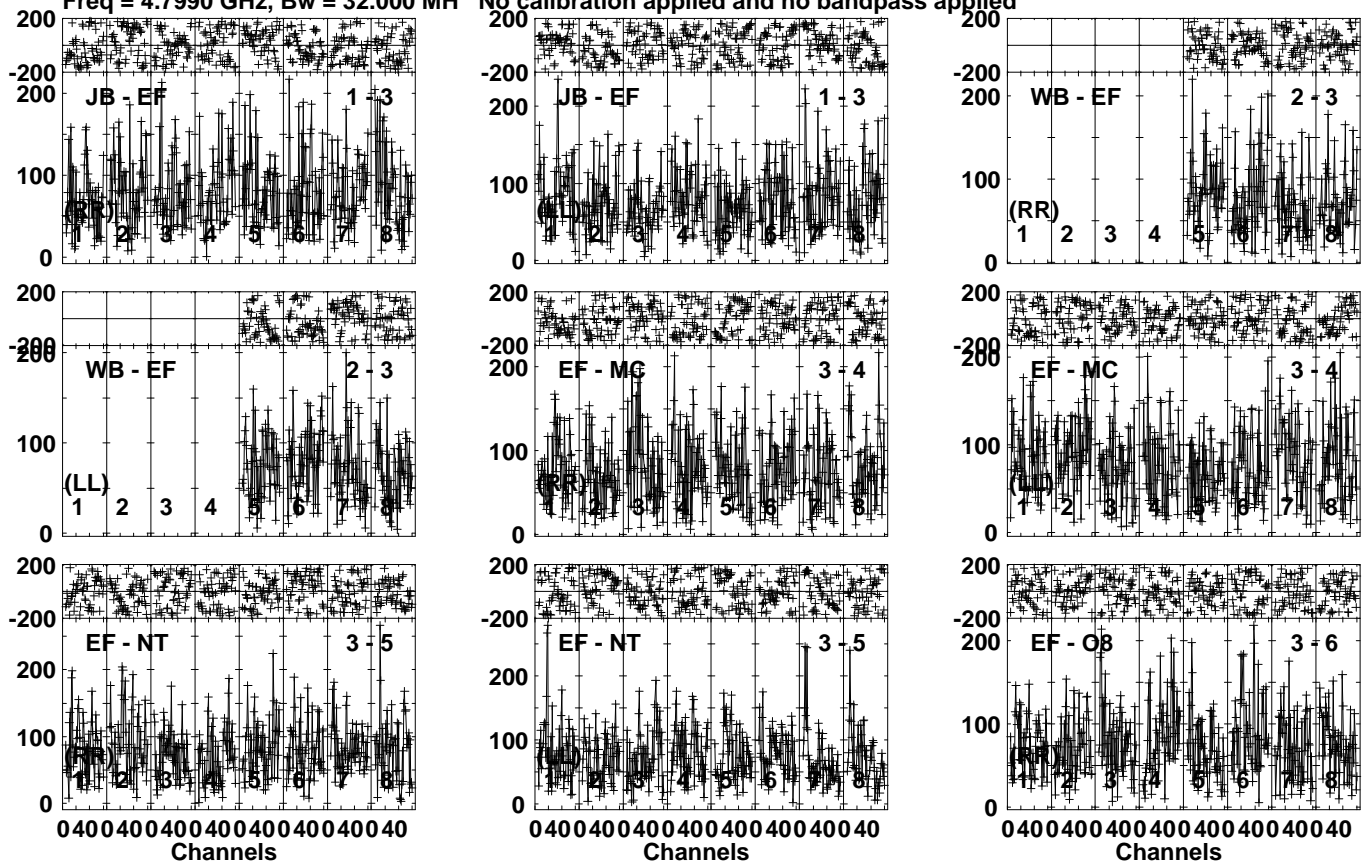


Lower frame: Milli Ampl Jy Top frame: Phas deg  
Vector averaged cross-power spectrum Several baselines displayed  
Timerange: 00/06:31:33 to 00/06:33:29

Plot file version 300 created 15-NOV-2021 12:12:30

LP349-25 EC077B.UVDATA.1

Freq = 4.7990 GHz, Bw = 32.000 MH No calibration applied and no bandpass applied

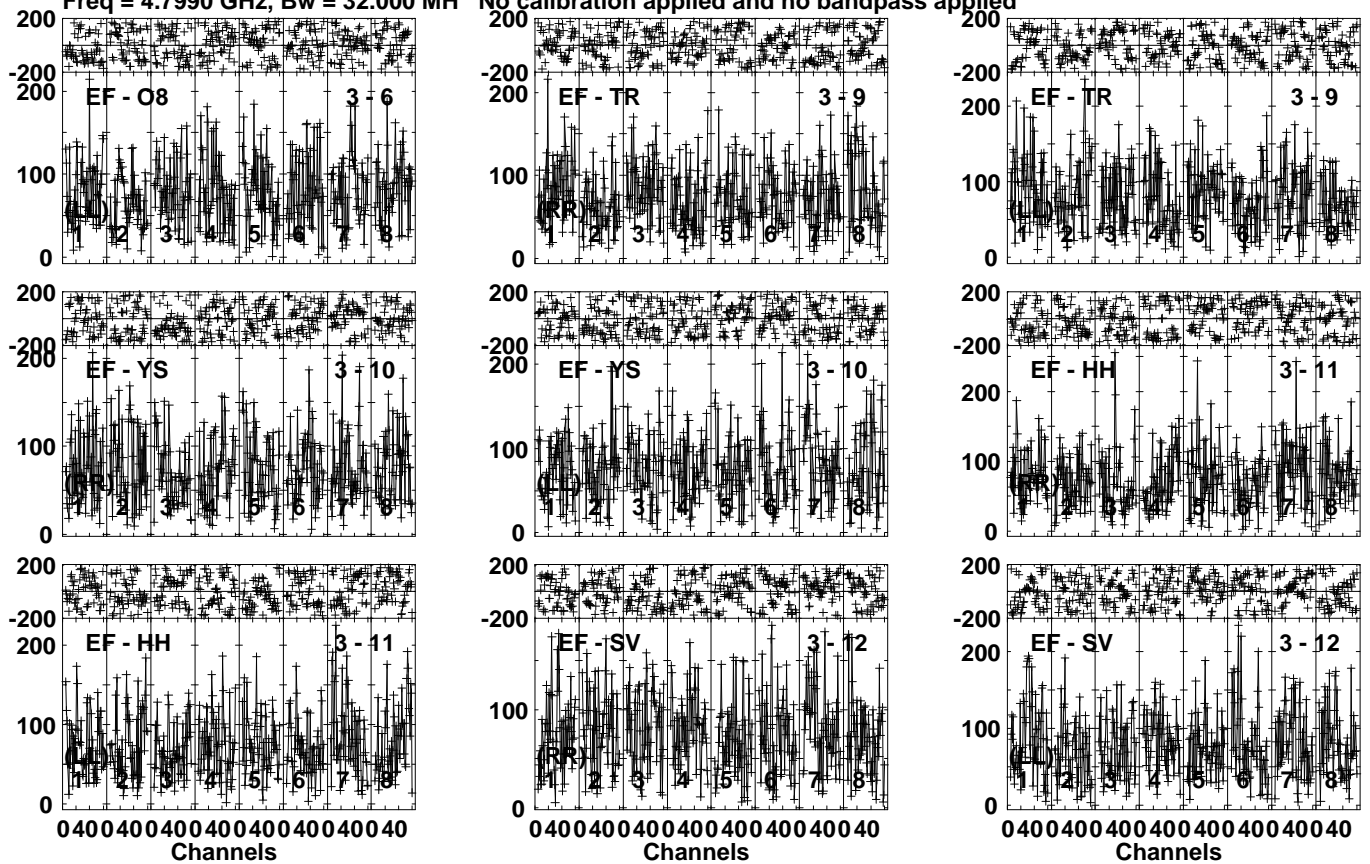


Lower frame: Micro Ampl Jy Top frame: Phas deg  
Vector averaged cross-power spectrum Several baselines displayed  
Timerange: 00/06:33:31 to 00/06:37:29

Plot file version 301 created 15-NOV-2021 12:12:30

LP349-25 EC077B.UVDATA.1

Freq = 4.7990 GHz, Bw = 32.000 MH No calibration applied and no bandpass applied

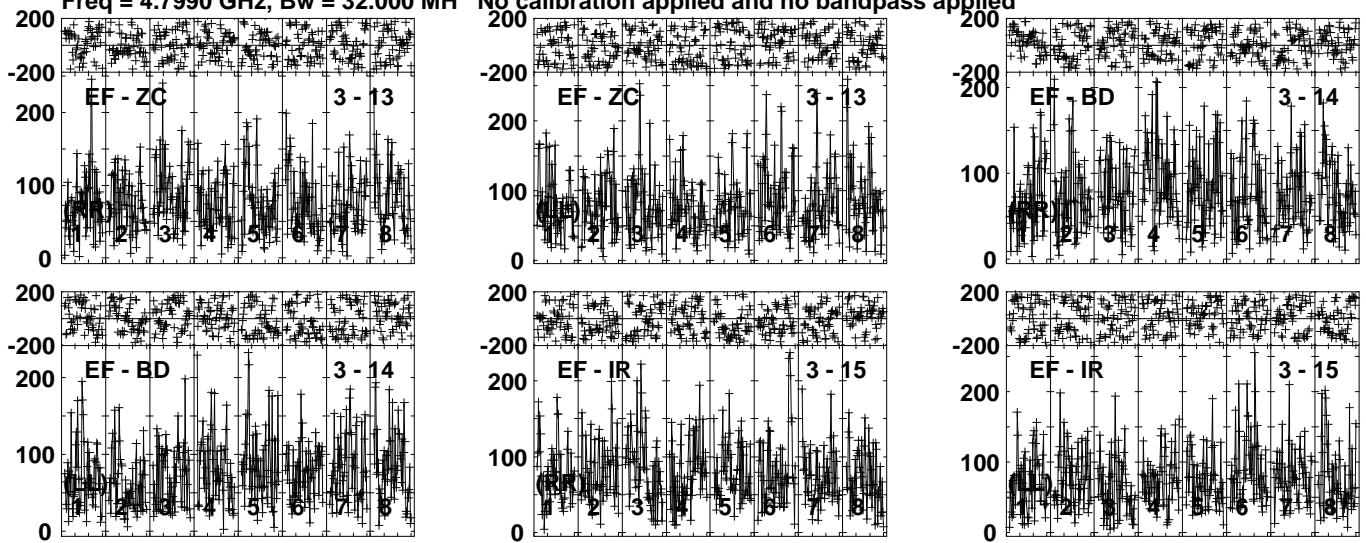


Lower frame: Micro Ampl Jy Top frame: Phas deg  
Vector averaged cross-power spectrum Several baselines displayed  
Timerange: 00/06:33:31 to 00/06:37:29

Plot file version 302 created 15-NOV-2021 12:12:30

LP349-25 EC077B.UVDATA.1

Freq = 4.7990 GHz, Bw = 32.000 MH No calibration applied and no bandpass applied



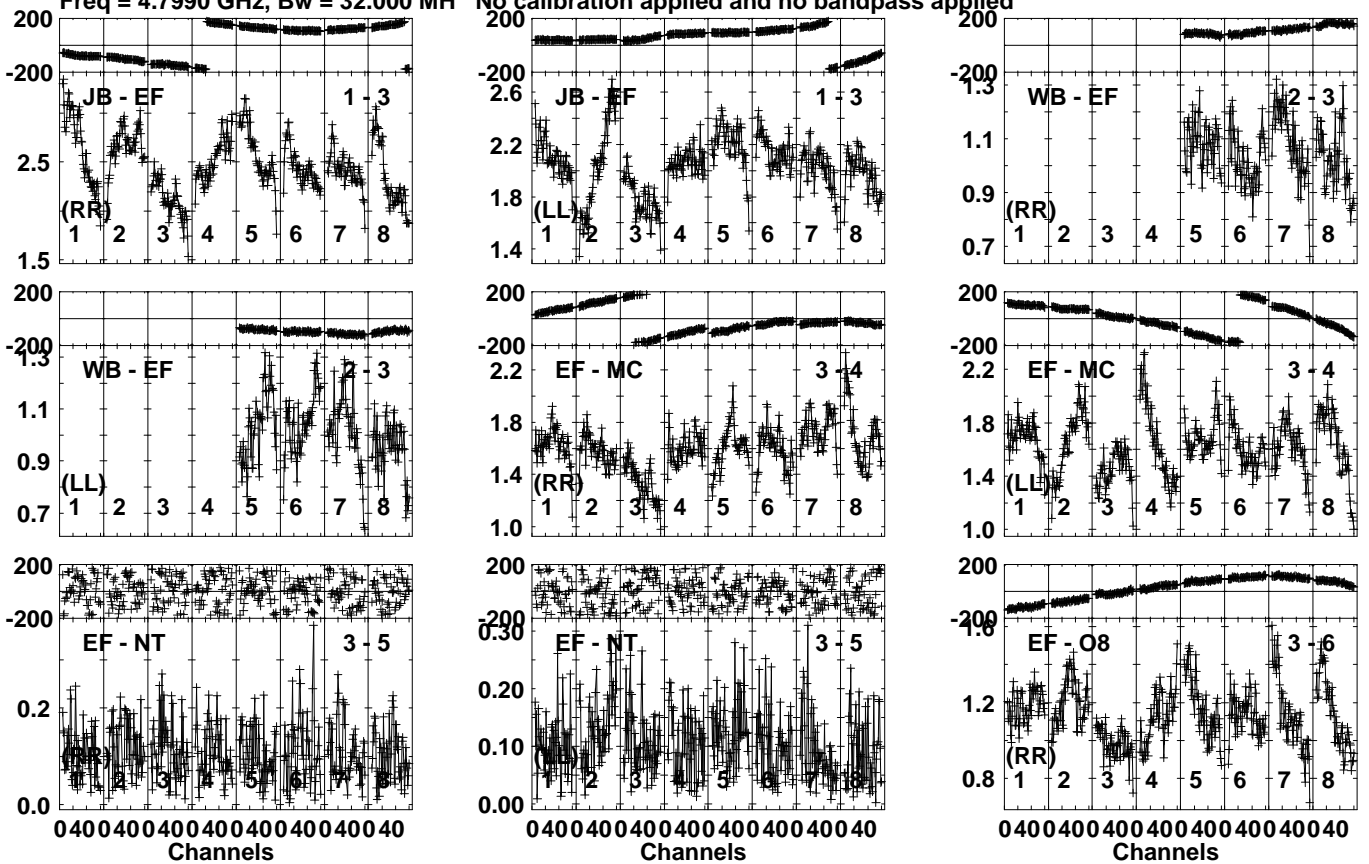
Lower frame: Micro Ampl Jy Top frame: Phas deg  
Vector averaged cross-power spectrum Several baselines displayed  
Timerange: 00/06:33:31 to 00/06:37:29

Plot file version 303 created 15-NOV-2021 12:12:30

J0037+2141 EC077B.UVDATA.1

Freq = 4.7990 GHz, Bw = 32.000 MH

No calibration applied and no bandpass applied



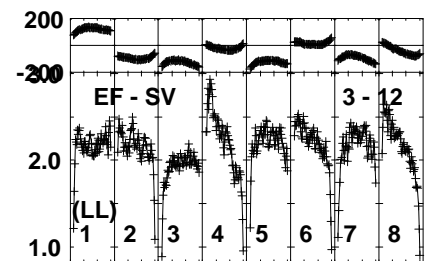
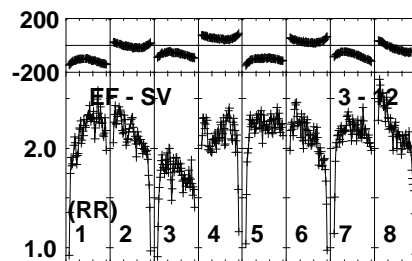
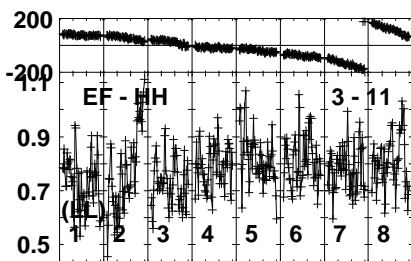
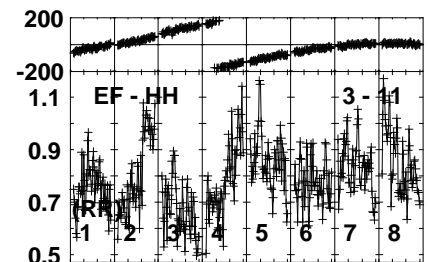
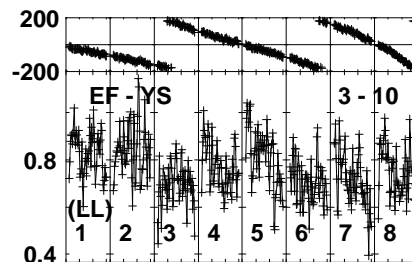
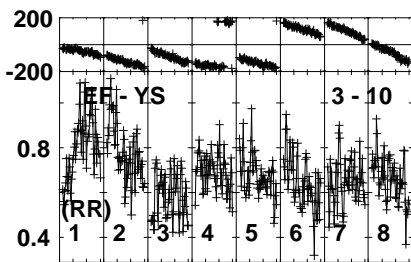
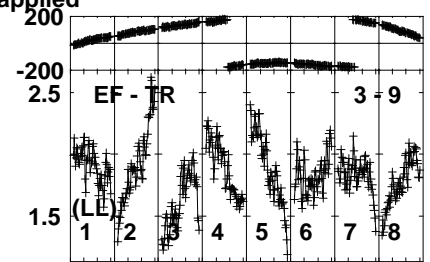
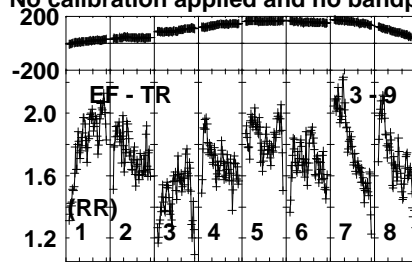
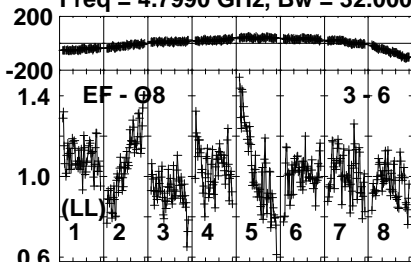
Lower frame: Milli Ampl Jy Top frame: Phas deg  
Vector averaged cross-power spectrum Several baselines displayed  
Timerange: 00/06:38:01 to 00/06:39:59

Plot file version 304 created 15-NOV-2021 12:12:30

J0037+2141 EC077B.UVDATA.1

Freq = 4.7990 GHz, Bw = 32.000 MH

No calibration applied and no bandpass applied



040040040040040040040040040040  
Channels

040040040040040040040040040040  
Channels

040040040040040040040040040040  
Channels

Lower frame: Milli Ampl Jy Top frame: Phas deg

Vector averaged cross-power spectrum Several baselines displayed

Timerange: 00/06:38:01 to 00/06:39:59

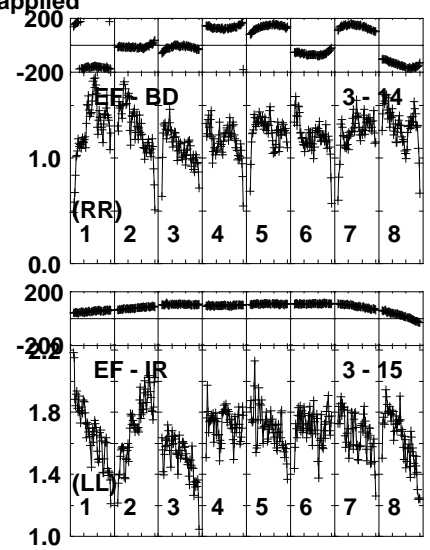
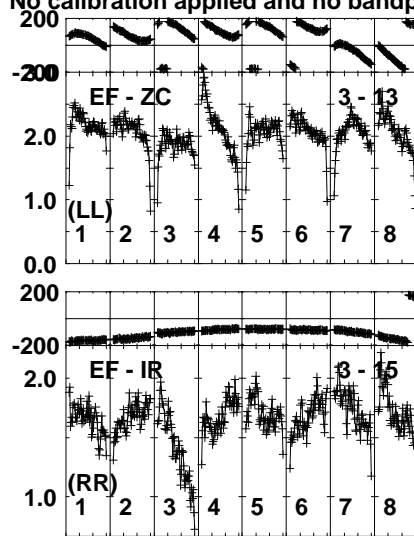
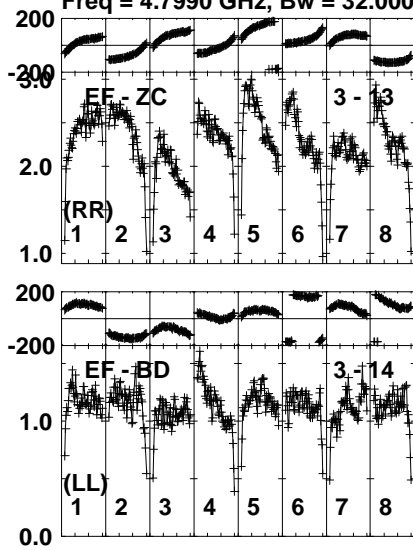


Plot file version 305 created 15-NOV-2021 12:12:30

J0037+2141 EC077B.UVDATA.1

Freq = 4.7990 GHz, Bw = 32.000 MH

No calibration applied and no bandpass applied

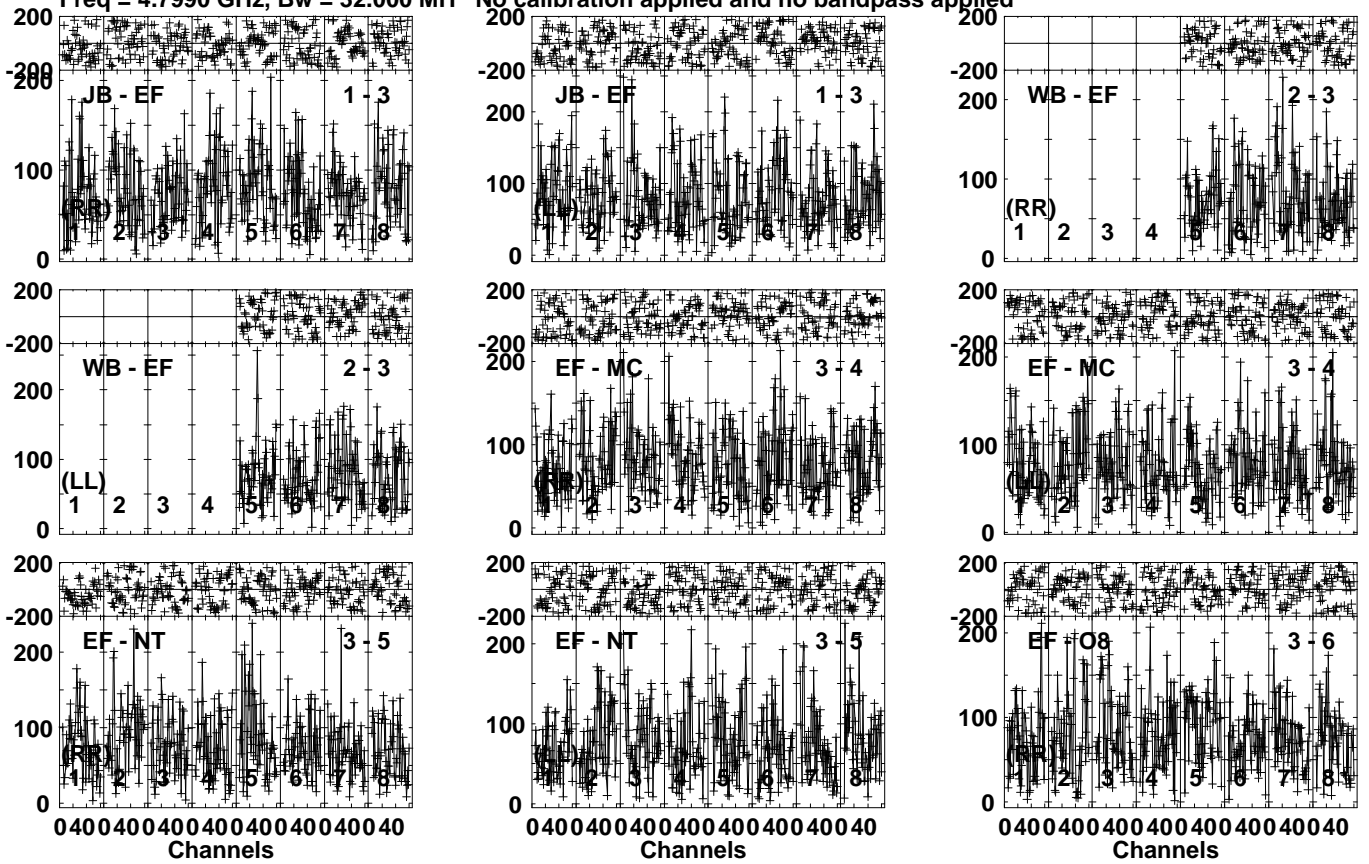


Lower frame: Milli Ampl Jy Top frame: Phas deg  
Vector averaged cross-power spectrum Several baselines displayed  
Timerange: 00/06:38:01 to 00/06:39:59

Plot file version 306 created 15-NOV-2021 12:12:30

LP349-25 EC077B.UVDATA.1

Freq = 4.7990 GHz, Bw = 32.000 MH No calibration applied and no bandpass applied

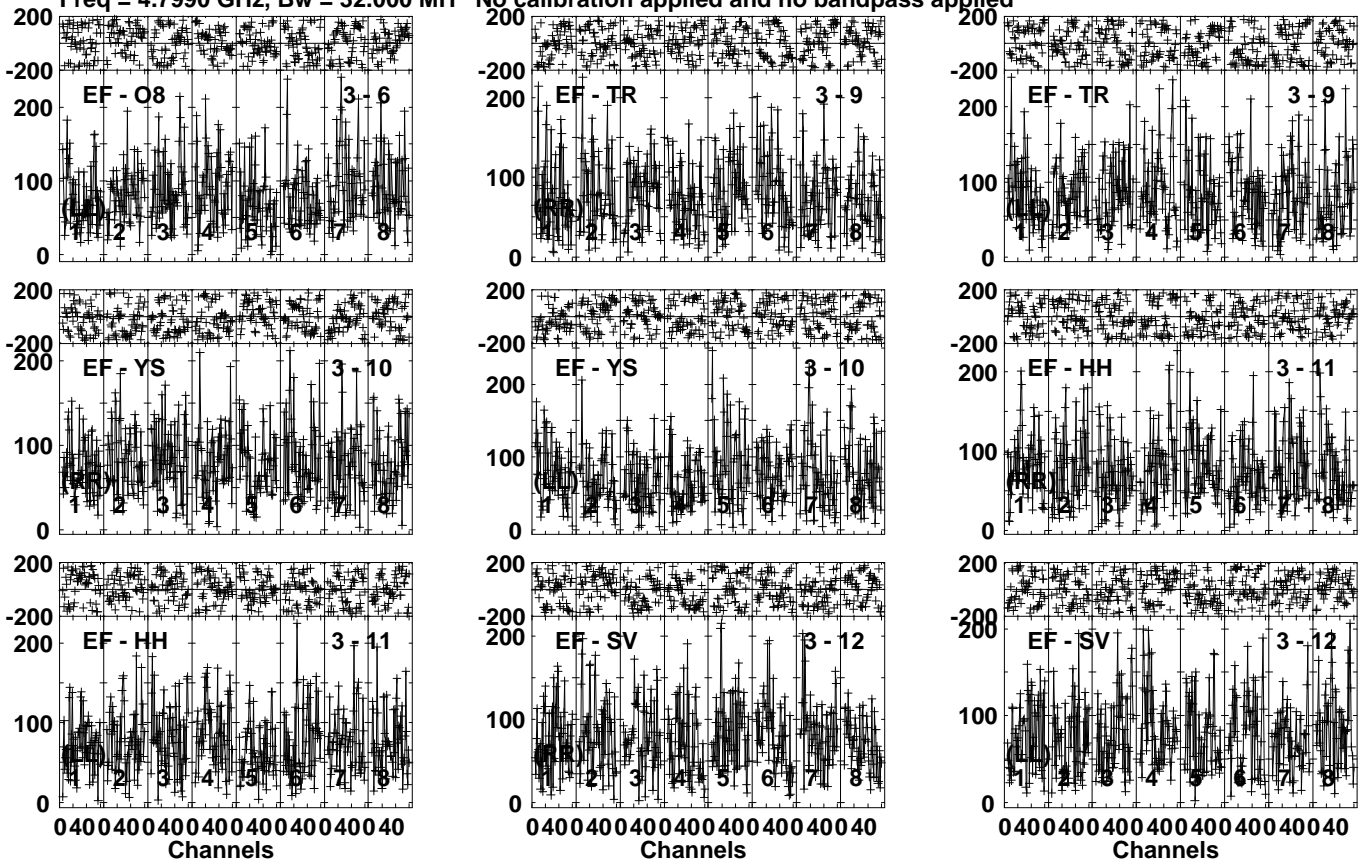


Lower frame: Micro Ampl Jy Top frame: Phas deg  
Vector averaged cross-power spectrum Several baselines displayed  
Timerange: 00/06:40:39 to 00/06:43:59

Plot file version 307 created 15-NOV-2021 12:12:30

LP349-25 EC077B.UVDATA.1

Freq = 4.7990 GHz, Bw = 32.000 MH No calibration applied and no bandpass applied

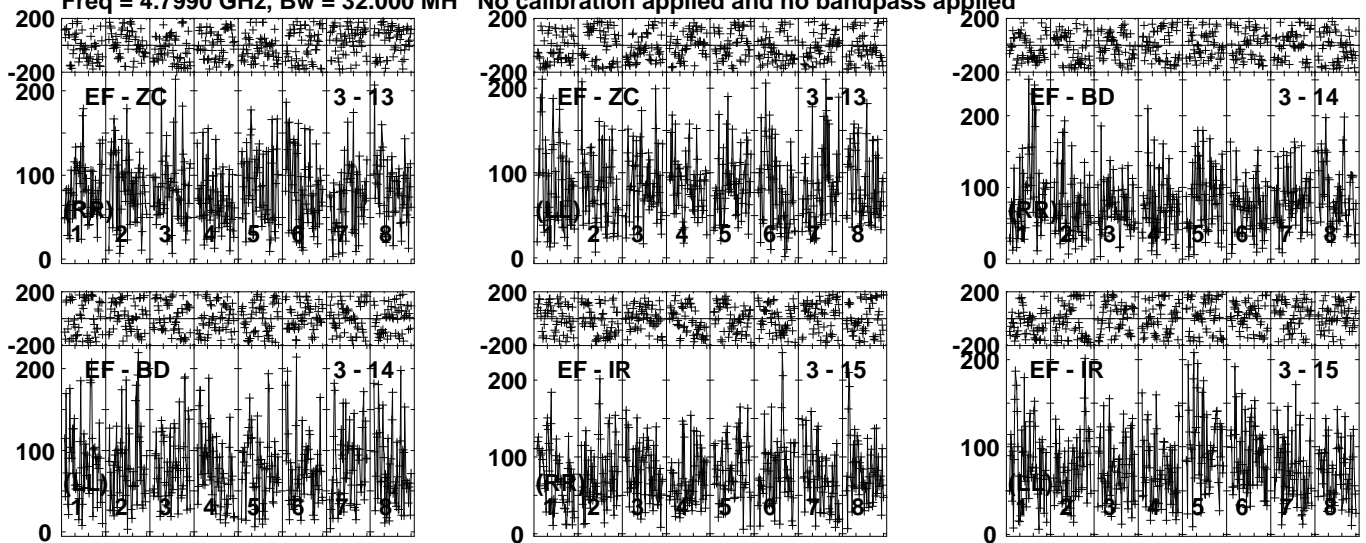


Lower frame: Micro Ampl Jy Top frame: Phas deg  
Vector averaged cross-power spectrum Several baselines displayed  
Timerange: 00/06:40:39 to 00/06:43:59

Plot file version 308 created 15-NOV-2021 12:12:31

LP349-25 EC077B.UVDATA.1

Freq = 4.7990 GHz, Bw = 32.000 MH No calibration applied and no bandpass applied

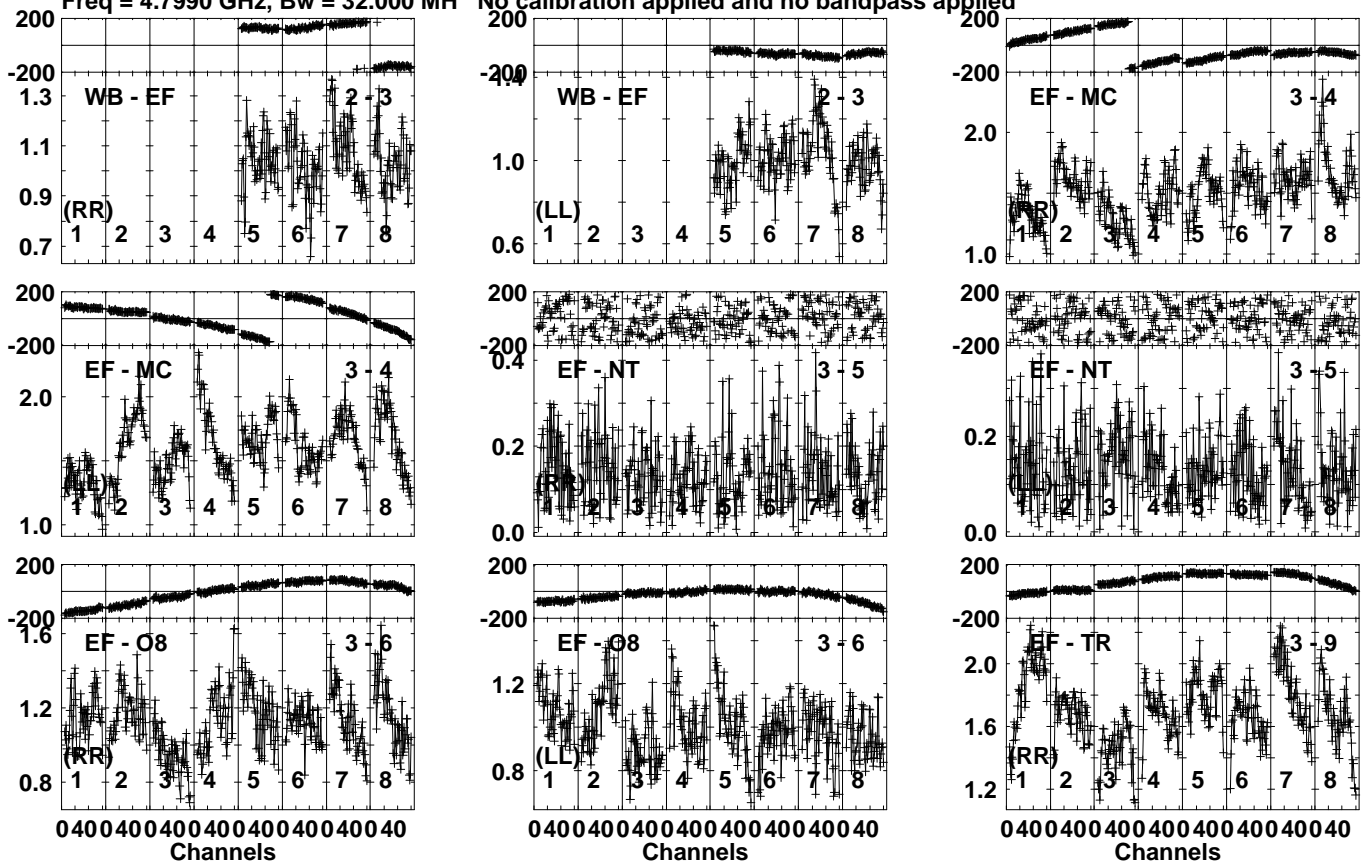


Lower frame: Micro Ampl Jy Top frame: Phas deg  
Vector averaged cross-power spectrum Several baselines displayed  
Timerange: 00/06:40:39 to 00/06:43:59

Plot file version 309 created 15-NOV-2021 12:12:31

J0037+2141 EC077B.UVDATA.1

Freq = 4.7990 GHz, Bw = 32.000 MH No calibration applied and no bandpass applied



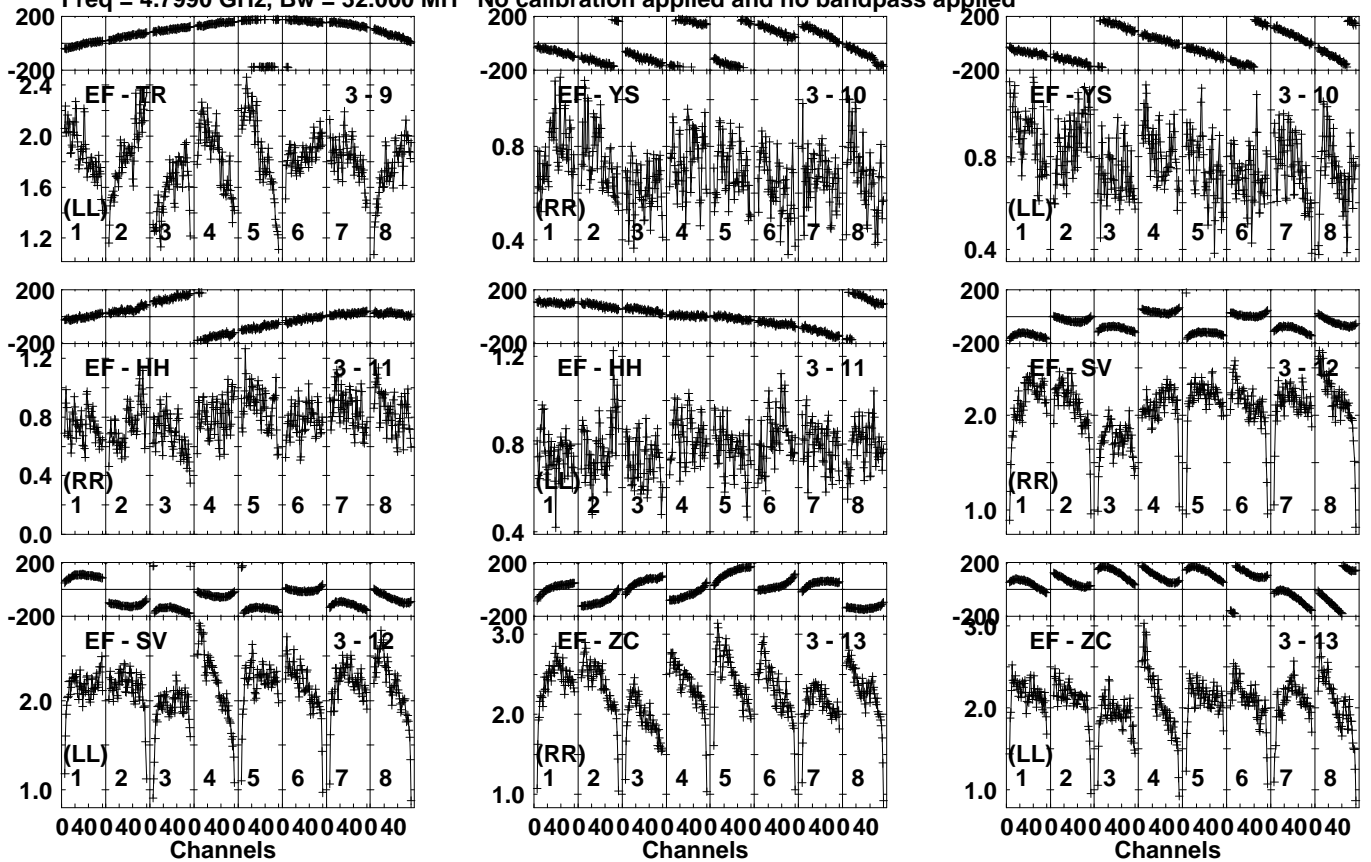
Lower frame: Milli Ampl Jy Top frame: Phas deg  
Vector averaged cross-power spectrum Several baselines displayed  
Timerange: 00/06:44:03 to 00/06:45:59

Plot file version 310 created 15-NOV-2021 12:12:31

J0037+2141 EC077B.UVDATA.1

Freq = 4.7990 GHz, Bw = 32.000 MH

No calibration applied and no bandpass applied

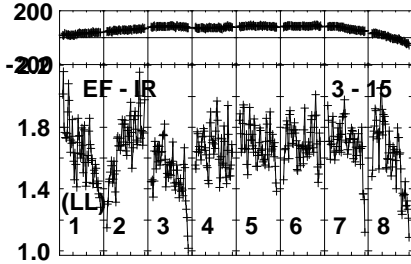
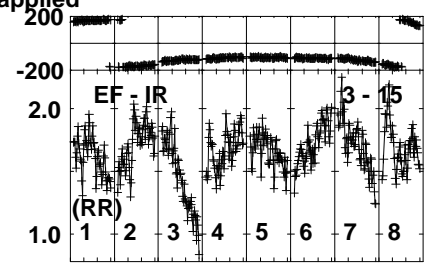
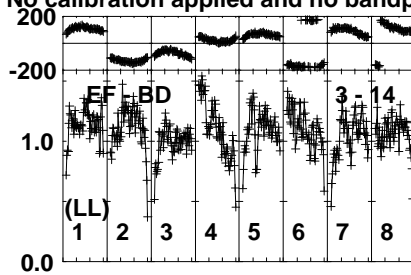
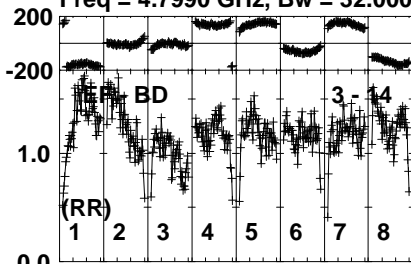


Lower frame: Milli Ampl Jy Top frame: Phas deg  
Vector averaged cross-power spectrum Several baselines displayed  
Timerange: 00/06:44:03 to 00/06:45:59

Plot file version 311 created 15-NOV-2021 12:12:31

J0037+2141 EC077B.UVDATA.1

Freq = 4.7990 GHz, Bw = 32.000 MH No calibration applied and no bandpass applied

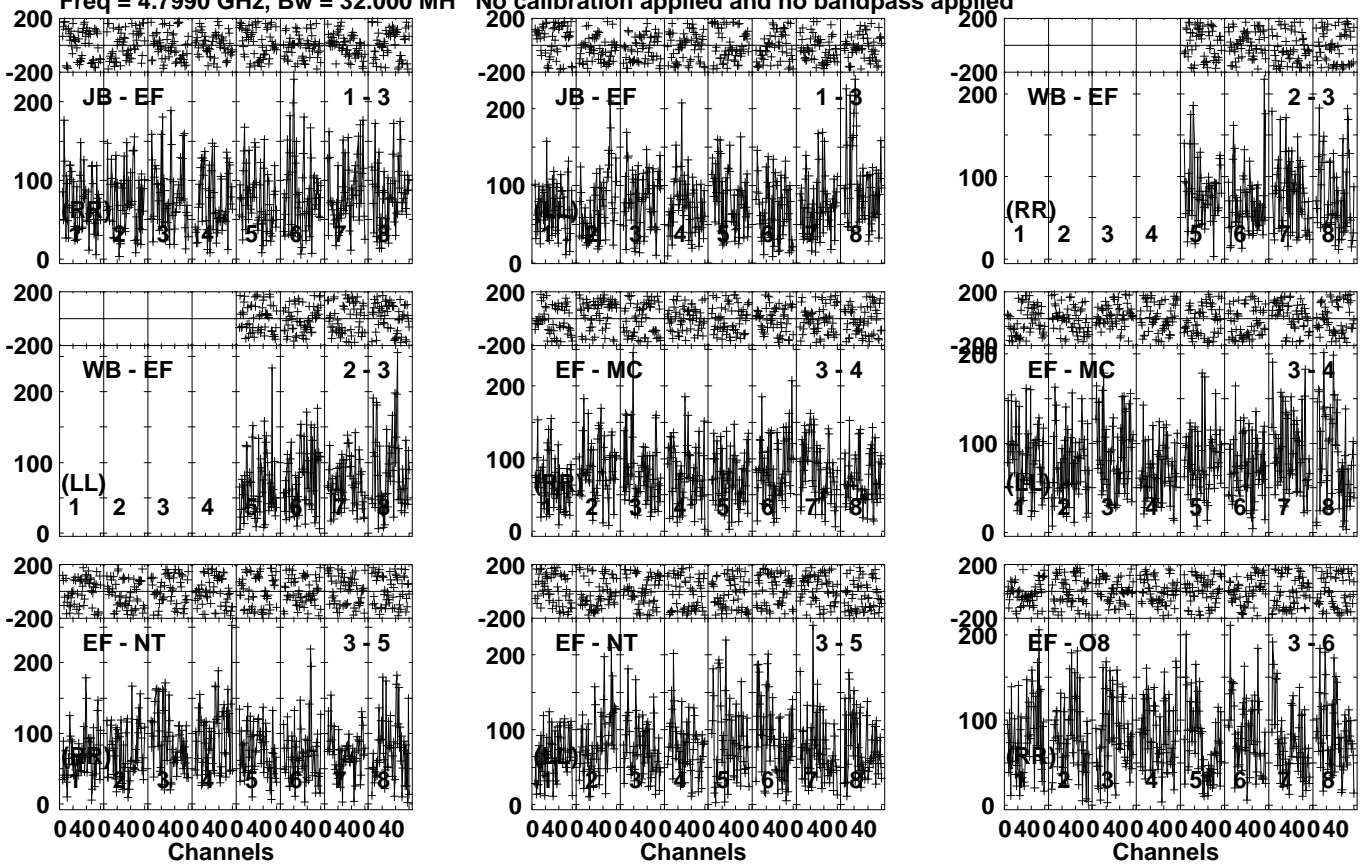


Lower frame: Milli Ampl Jy Top frame: Phas deg  
Vector averaged cross-power spectrum Several baselines displayed  
Timerange: 00/06:44:03 to 00/06:45:59

Plot file version 312 created 15-NOV-2021 12:12:31

LP349-25 EC077B.UVDATA.1

Freq = 4.7990 GHz, Bw = 32.000 MH No calibration applied and no bandpass applied



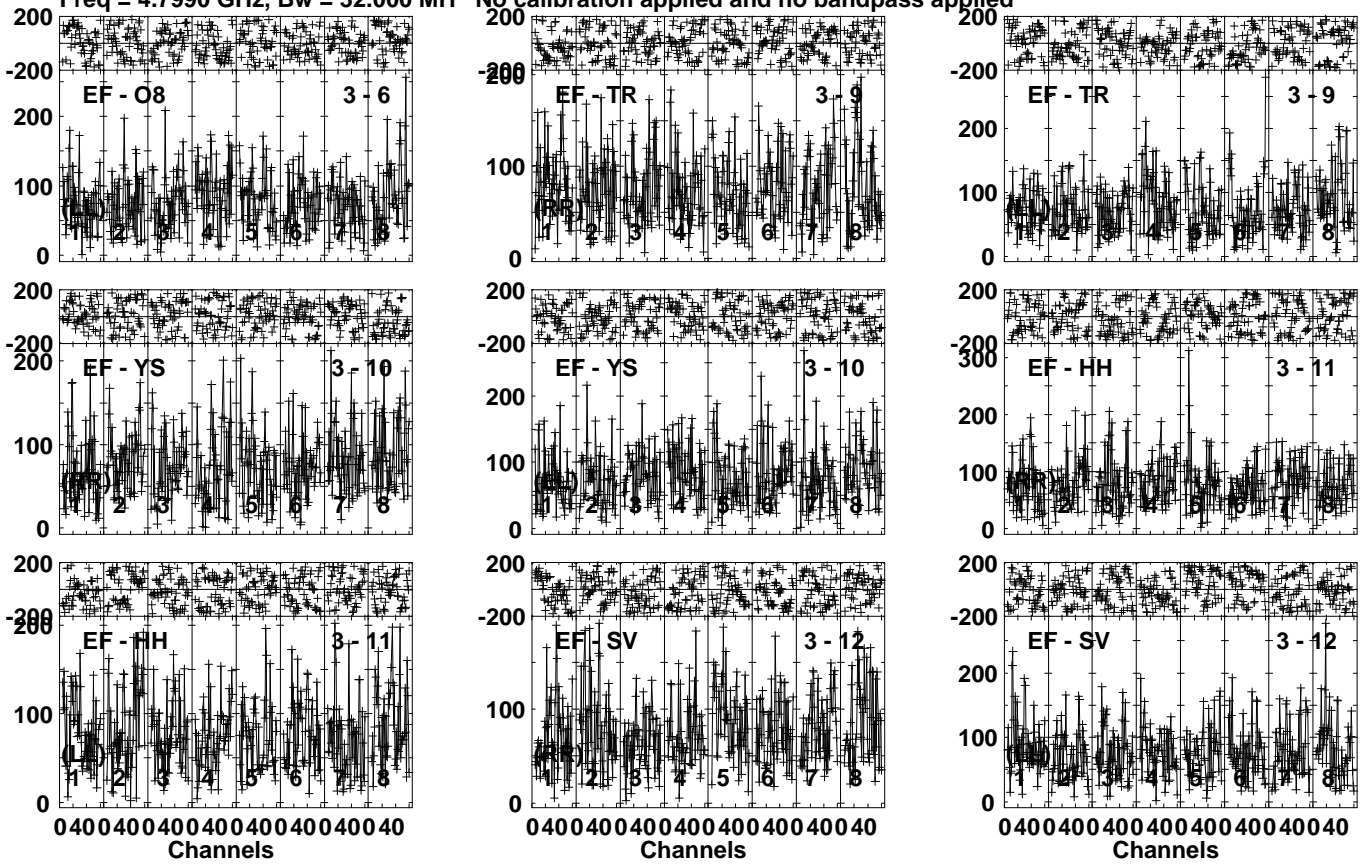
Lower frame: Micro Ampl Jy Top frame: Phas deg  
Vector averaged cross-power spectrum Several baselines displayed  
Timerange: 00/06:46:01 to 00/06:49:59



Plot file version 313 created 15-NOV-2021 12:12:31

LP349-25 EC077B.UVDATA.1

Freq = 4.7990 GHz, Bw = 32.000 MH No calibration applied and no bandpass applied

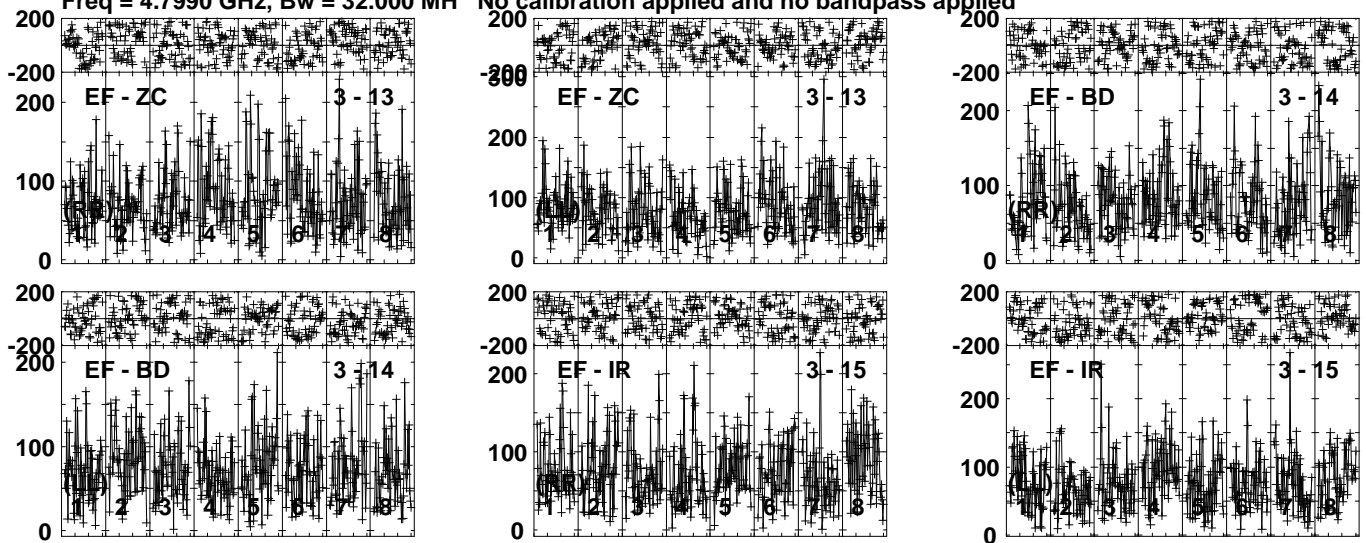


Lower frame: Micro Ampl Jy Top frame: Phas deg  
Vector averaged cross-power spectrum Several baselines displayed  
Timerange: 00/06:46:01 to 00/06:49:59

Plot file version 314 created 15-NOV-2021 12:12:31

LP349-25 EC077B.UVDATA.1

Freq = 4.7990 GHz, Bw = 32.000 MH No calibration applied and no bandpass applied



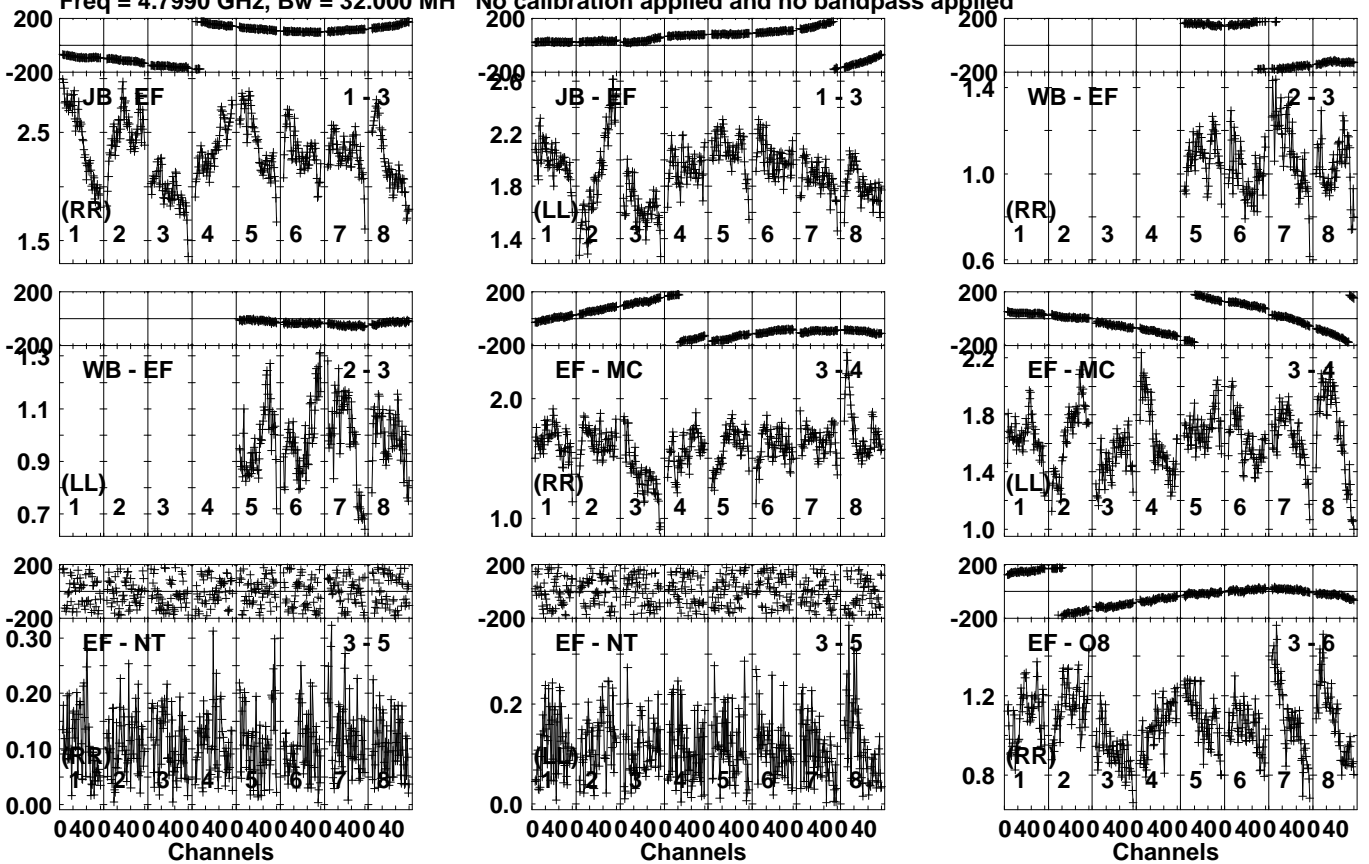
Lower frame: Micro Ampl Jy Top frame: Phas deg  
Vector averaged cross-power spectrum Several baselines displayed  
Timerange: 00/06:46:01 to 00/06:49:59

Plot file version 315 created 15-NOV-2021 12:12:31

J0037+2141 EC077B.UVDATA.1

Freq = 4.7990 GHz, Bw = 32.000 MH

No calibration applied and no bandpass applied



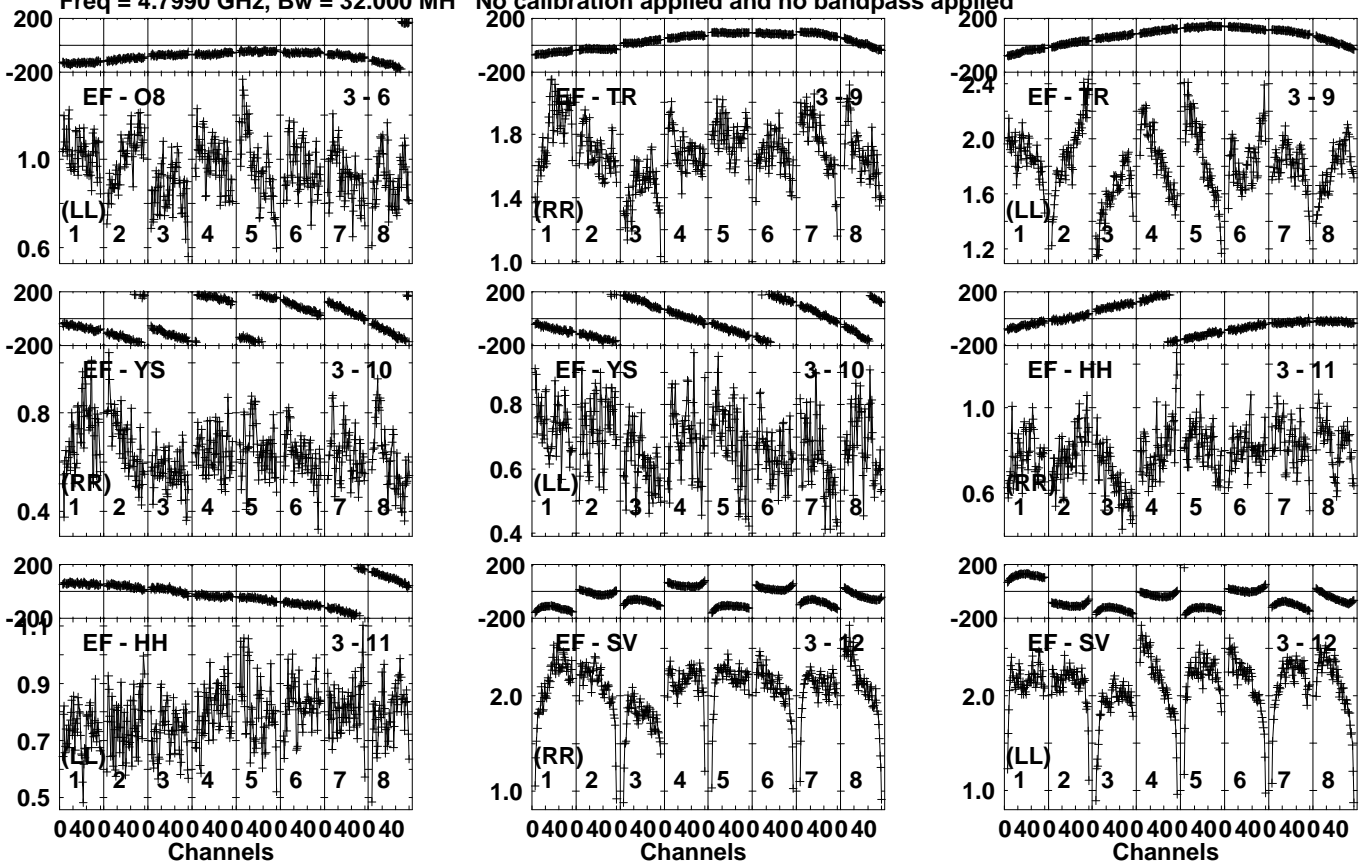
Lower frame: Milli Ampl Jy Top frame: Phas deg  
Vector averaged cross-power spectrum Several baselines displayed  
Timerange: 00/06:50:31 to 00/06:52:29

Plot file version 316 created 15-NOV-2021 12:12:31

J0037+2141 EC077B.UVDATA.1

Freq = 4.7990 GHz, Bw = 32.000 MH

No calibration applied and no bandpass applied



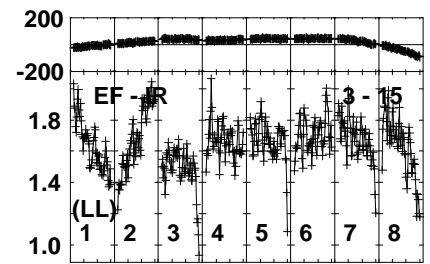
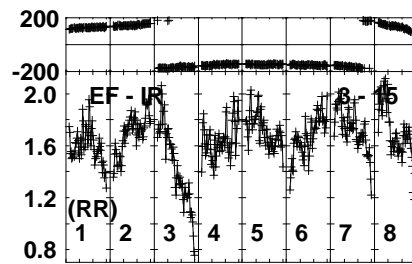
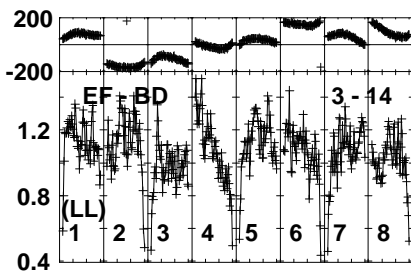
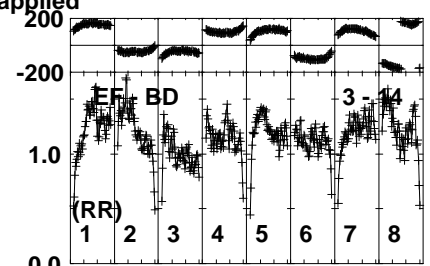
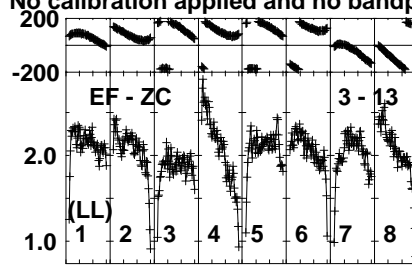
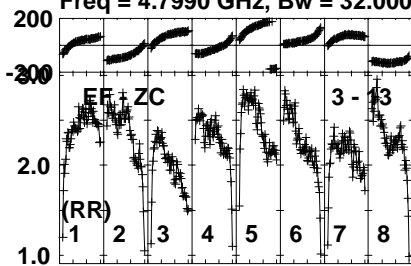
Lower frame: Milli Ampl Jy Top frame: Phas deg  
Vector averaged cross-power spectrum Several baselines displayed  
Timerange: 00/06:50:31 to 00/06:52:29

Plot file version 317 created 15-NOV-2021 12:12:32

J0037+2141 EC077B.UVDATA.1

Freq = 4.7990 GHz, Bw = 32.000 MH

No calibration applied and no bandpass applied

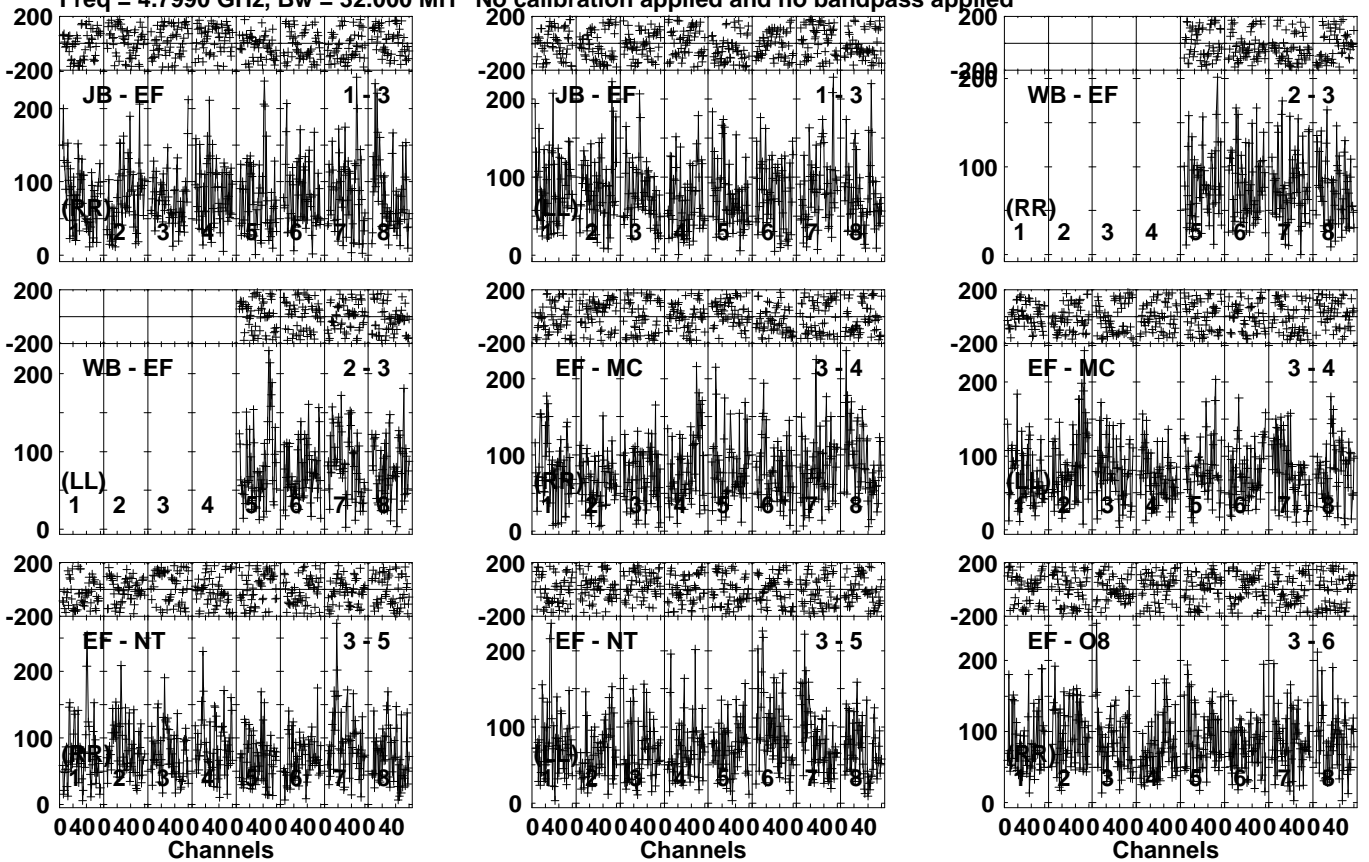


Lower frame: Milli Ampl Jy Top frame: Phas deg  
Vector averaged cross-power spectrum Several baselines displayed  
Timerange: 00/06:50:31 to 00/06:52:29

Plot file version 318 created 15-NOV-2021 12:12:32

LP349-25 EC077B.UVDATA.1

Freq = 4.7990 GHz, Bw = 32.000 MH No calibration applied and no bandpass applied

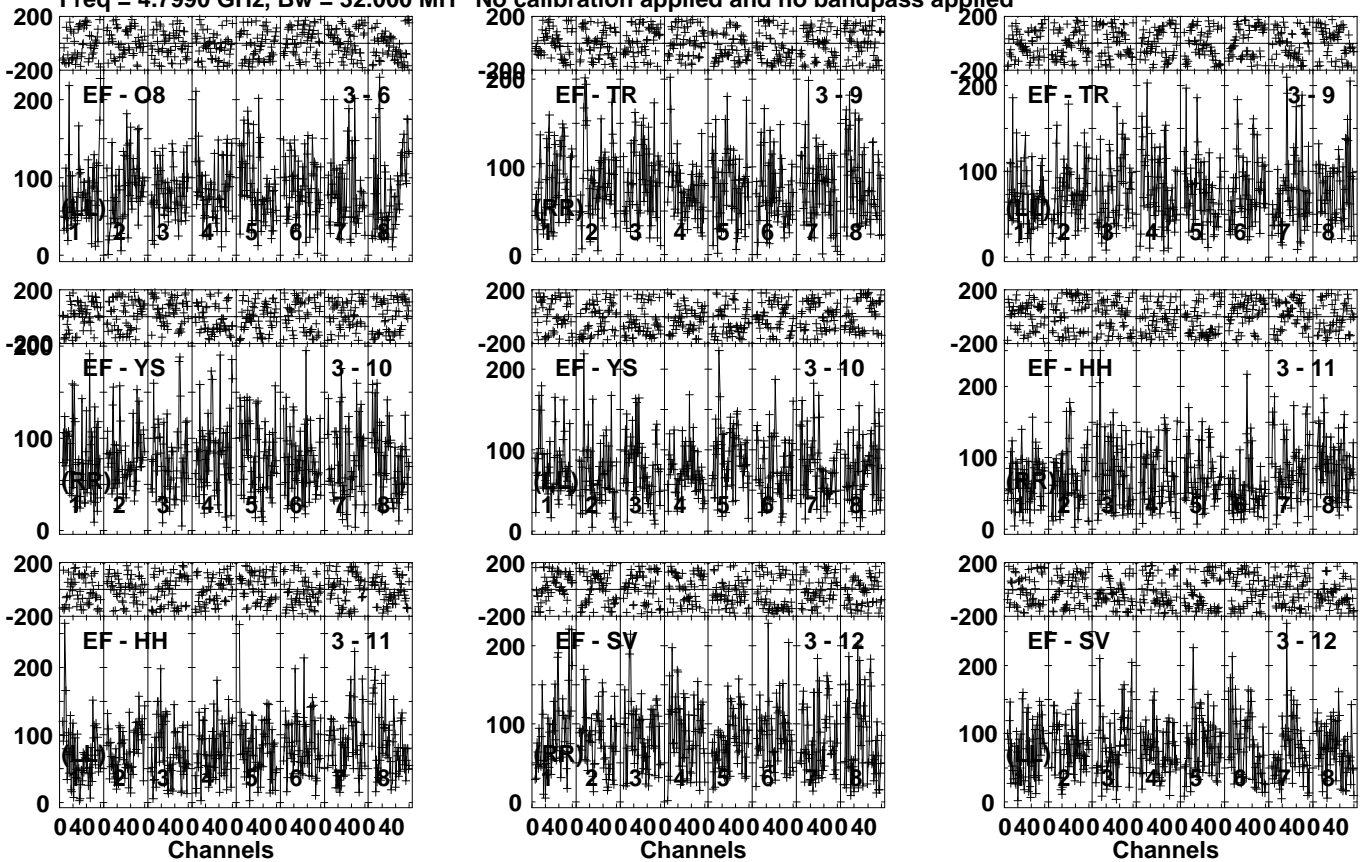


Lower frame: Micro Ampl Jy Top frame: Phas deg  
 Vector averaged cross-power spectrum Several baselines displayed  
 Timerange: 00/06:53:09 to 00/06:56:29

Plot file version 319 created 15-NOV-2021 12:12:32

LP349-25 EC077B.UVDATA.1

Freq = 4.7990 GHz, Bw = 32.000 MH No calibration applied and no bandpass applied

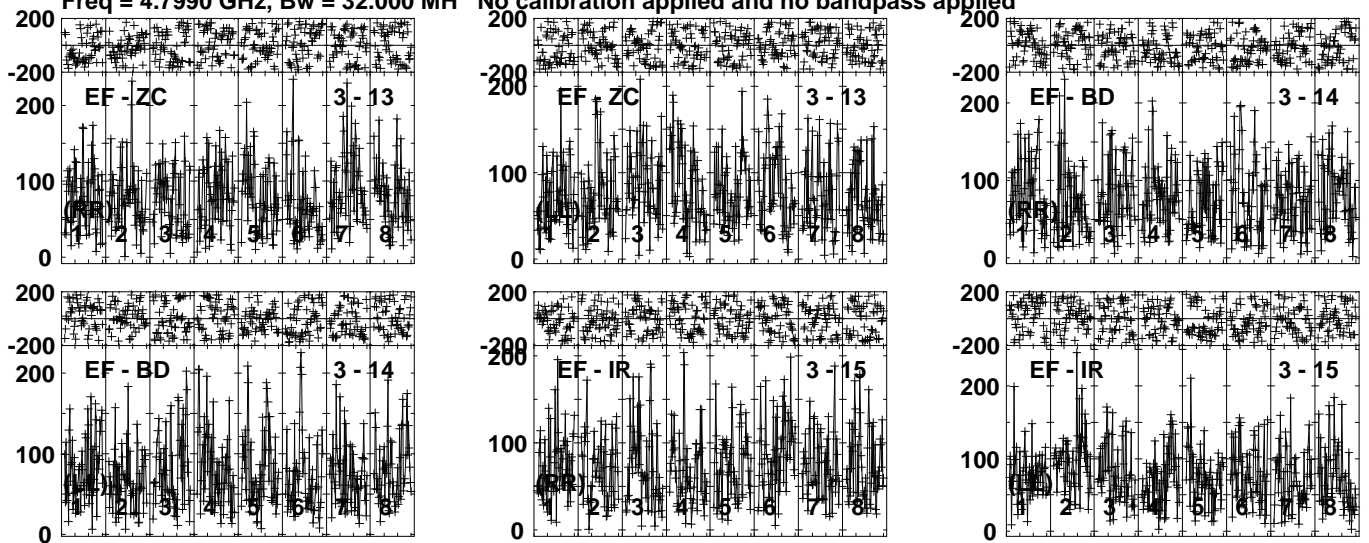


Lower frame: Micro Ampl Jy Top frame: Phas deg  
Vector averaged cross-power spectrum Several baselines displayed  
Timerange: 00/06:53:09 to 00/06:56:29

Plot file version 320 created 15-NOV-2021 12:12:32

LP349-25 EC077B.UVDATA.1

Freq = 4.7990 GHz, Bw = 32.000 MH No calibration applied and no bandpass applied



Lower frame: Micro Ampl Jy Top frame: Phas deg  
Vector averaged cross-power spectrum Several baselines displayed  
Timerange: 00/06:53:09 to 00/06:56:29

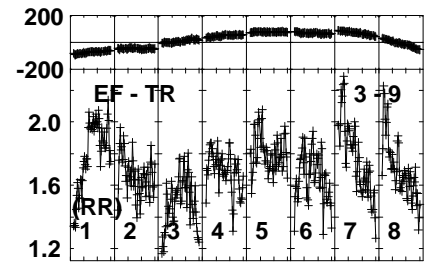
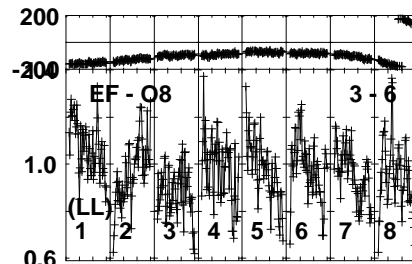
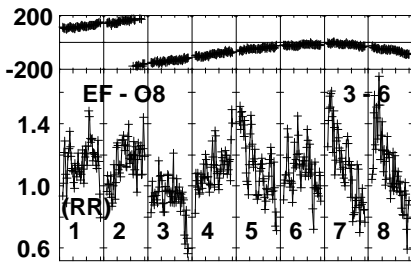
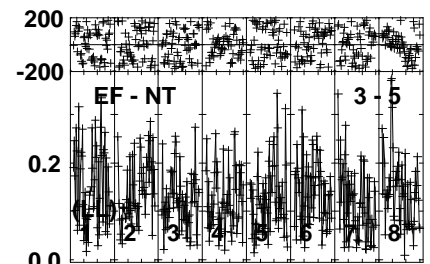
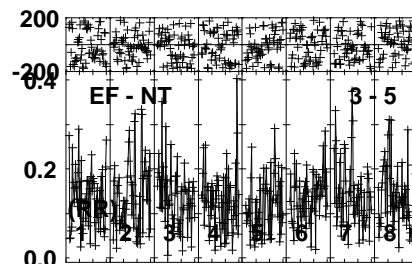
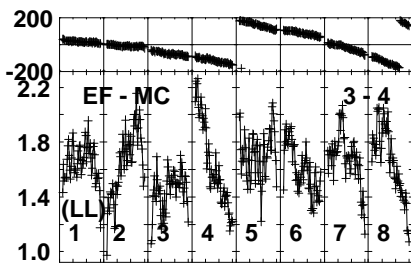
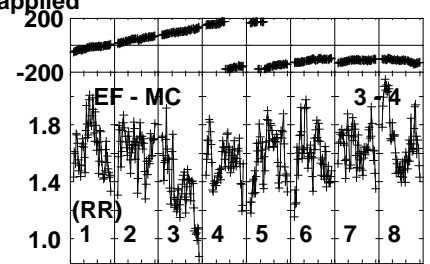
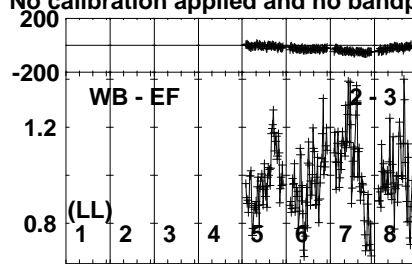
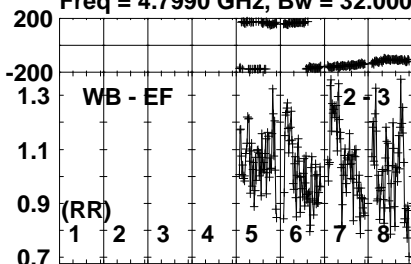


Plot file version 321 created 15-NOV-2021 12:12:32

J0037+2141 EC077B.UVDATA.1

Freq = 4.7990 GHz, Bw = 32.000 MH

No calibration applied and no bandpass applied



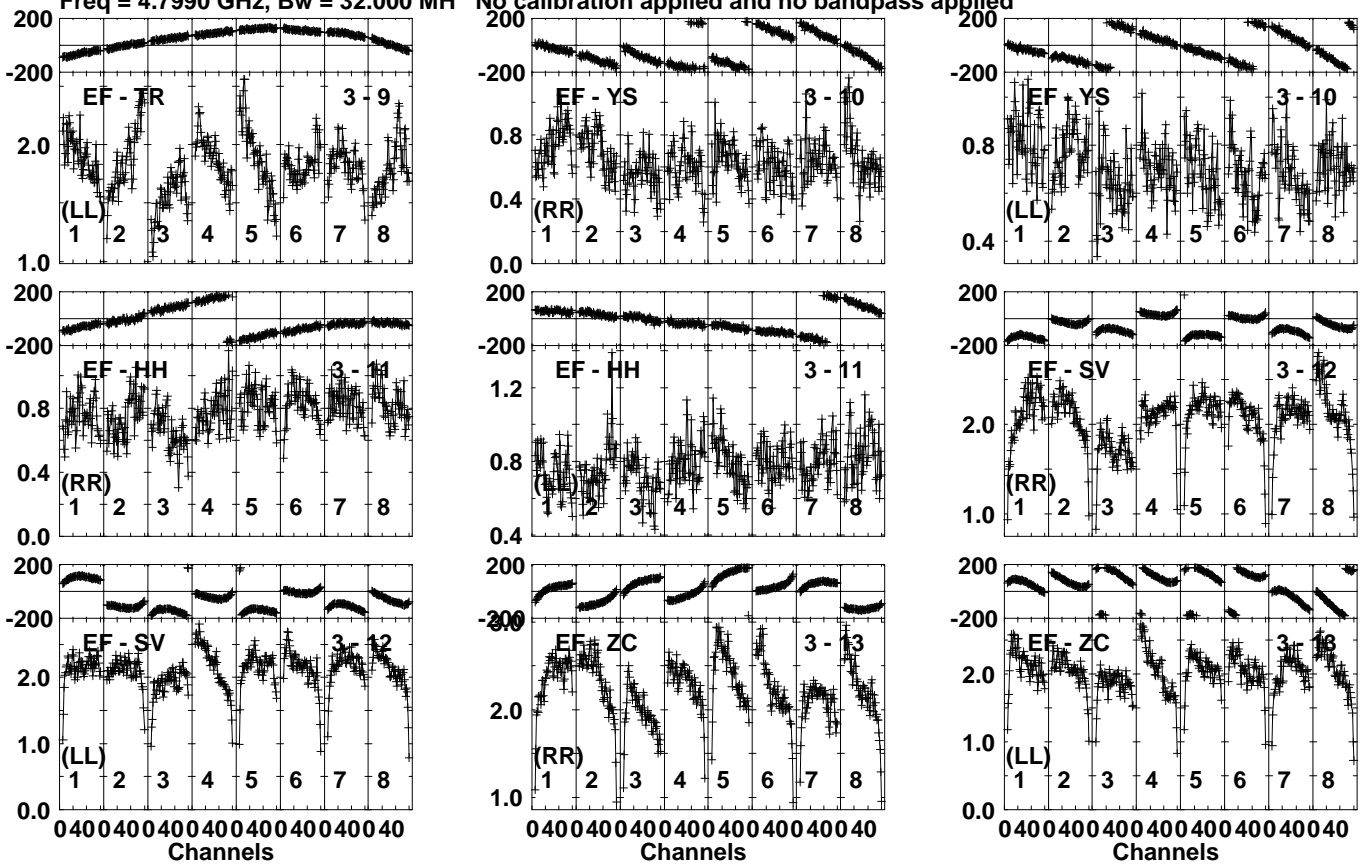
Lower frame: Milli Ampl Jy Top frame: Phas deg  
Vector averaged cross-power spectrum Several baselines displayed  
Timerange: 00/06:56:33 to 00/06:58:29

Plot file version 322 created 15-NOV-2021 12:12:32

J0037+2141 EC077B.UVDATA.1

Freq = 4.7990 GHz, Bw = 32.000 MH

No calibration applied and no bandpass applied



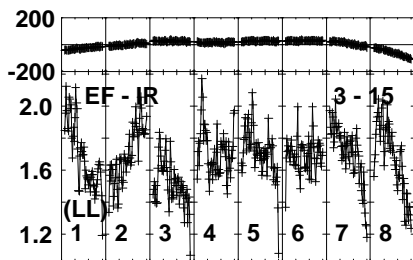
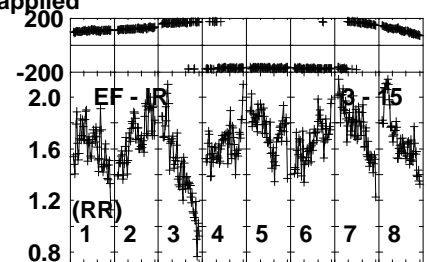
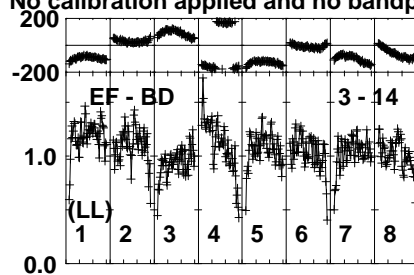
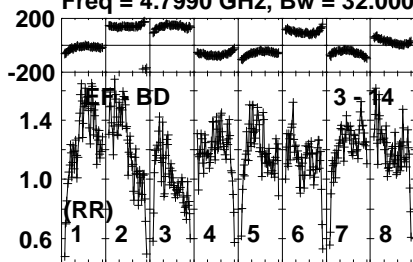
Lower frame: Milli Ampl Jy Top frame: Phas deg  
Vector averaged cross-power spectrum Several baselines displayed  
Timerange: 00/06:56:33 to 00/06:58:29

Plot file version 323 created 15-NOV-2021 12:12:32

J0037+2141 EC077B.UVDATA.1

Freq = 4.7990 GHz, Bw = 32.000 MH

No calibration applied and no bandpass applied

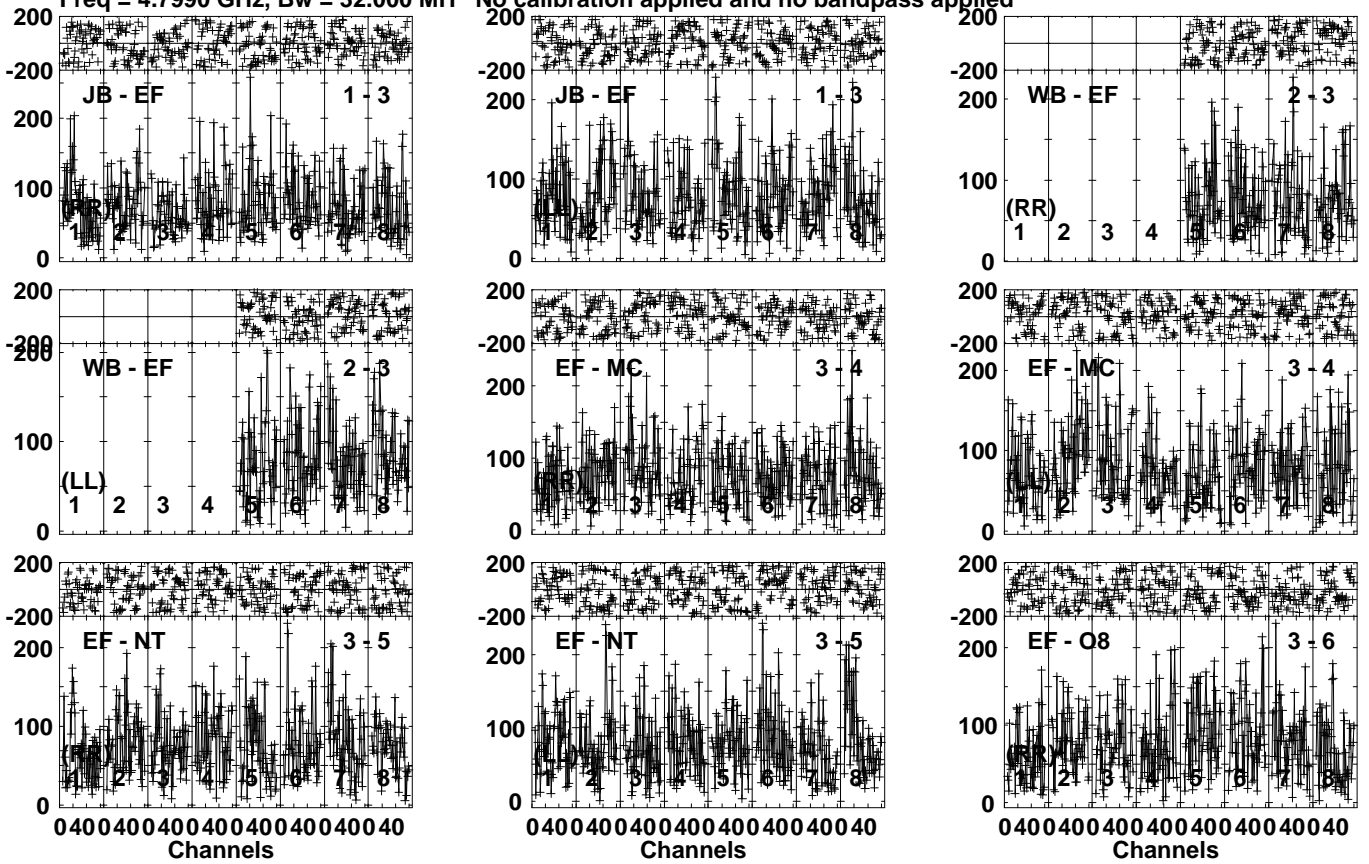


Lower frame: Milli Ampl Jy Top frame: Phas deg  
Vector averaged cross-power spectrum Several baselines displayed  
Timerange: 00/06:56:33 to 00/06:58:29

Plot file version 324 created 15-NOV-2021 12:12:32

LP349-25 EC077B.UVDATA.1

Freq = 4.7990 GHz, Bw = 32.000 MH No calibration applied and no bandpass applied

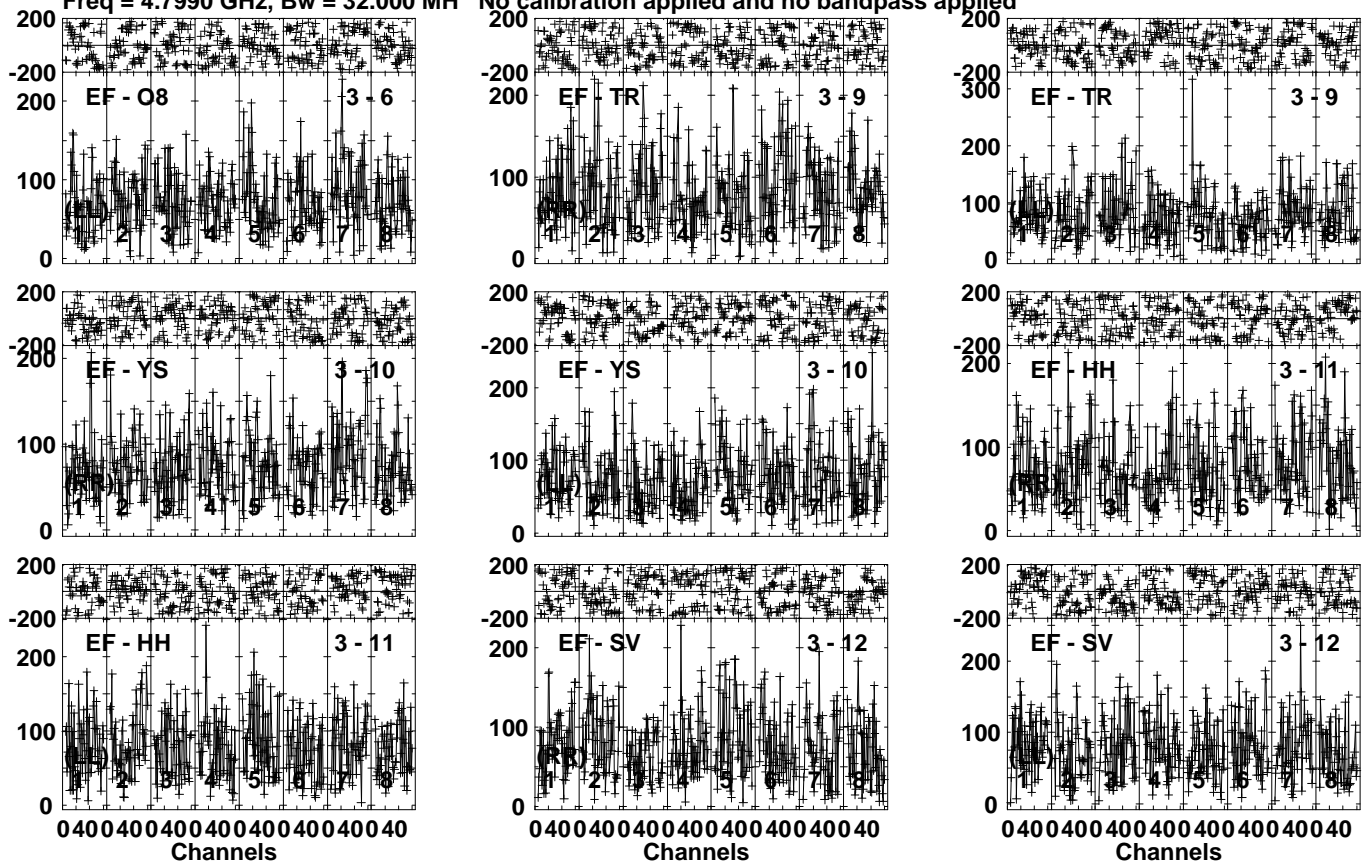


Lower frame: Micro Ampl Jy Top frame: Phas deg  
Vector averaged cross-power spectrum Several baselines displayed  
Timerange: 00/06:58:31 to 00/07:02:29

Plot file version 325 created 15-NOV-2021 12:12:32

LP349-25 EC077B.UVDATA.1

Freq = 4.7990 GHz, Bw = 32.000 MH No calibration applied and no bandpass applied

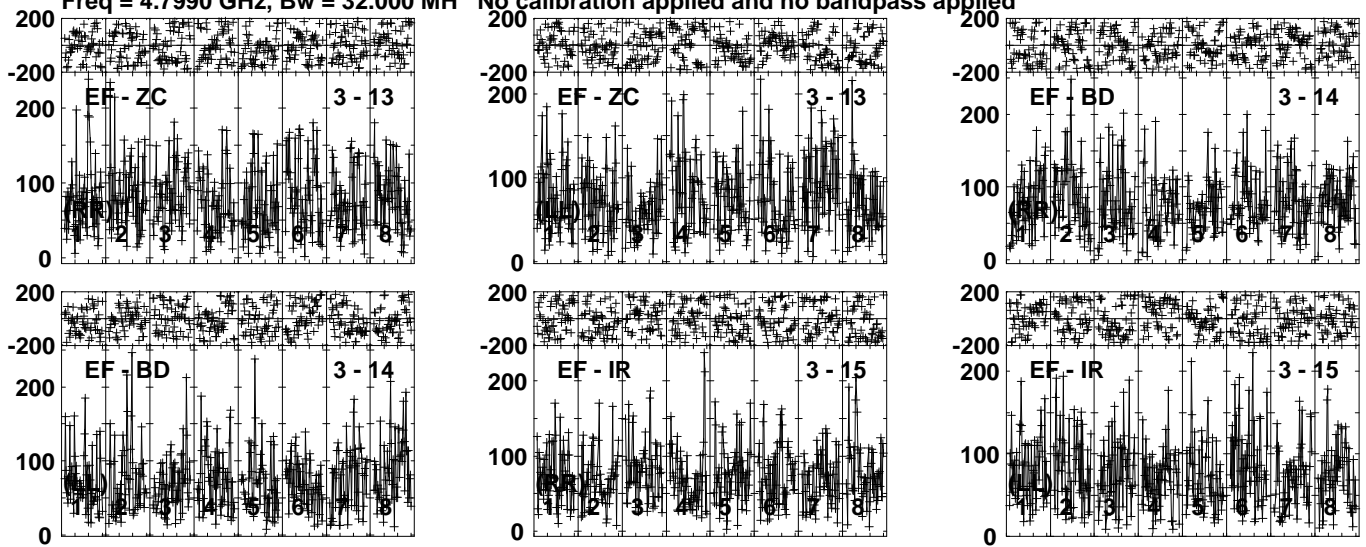


Lower frame: Micro Ampl Jy Top frame: Phas deg  
Vector averaged cross-power spectrum Several baselines displayed  
Timerange: 00/06:58:31 to 00/07:02:29

Plot file version 326 created 15-NOV-2021 12:12:33

LP349-25 EC077B.UVDATA.1

Freq = 4.7990 GHz, Bw = 32.000 MH No calibration applied and no bandpass applied



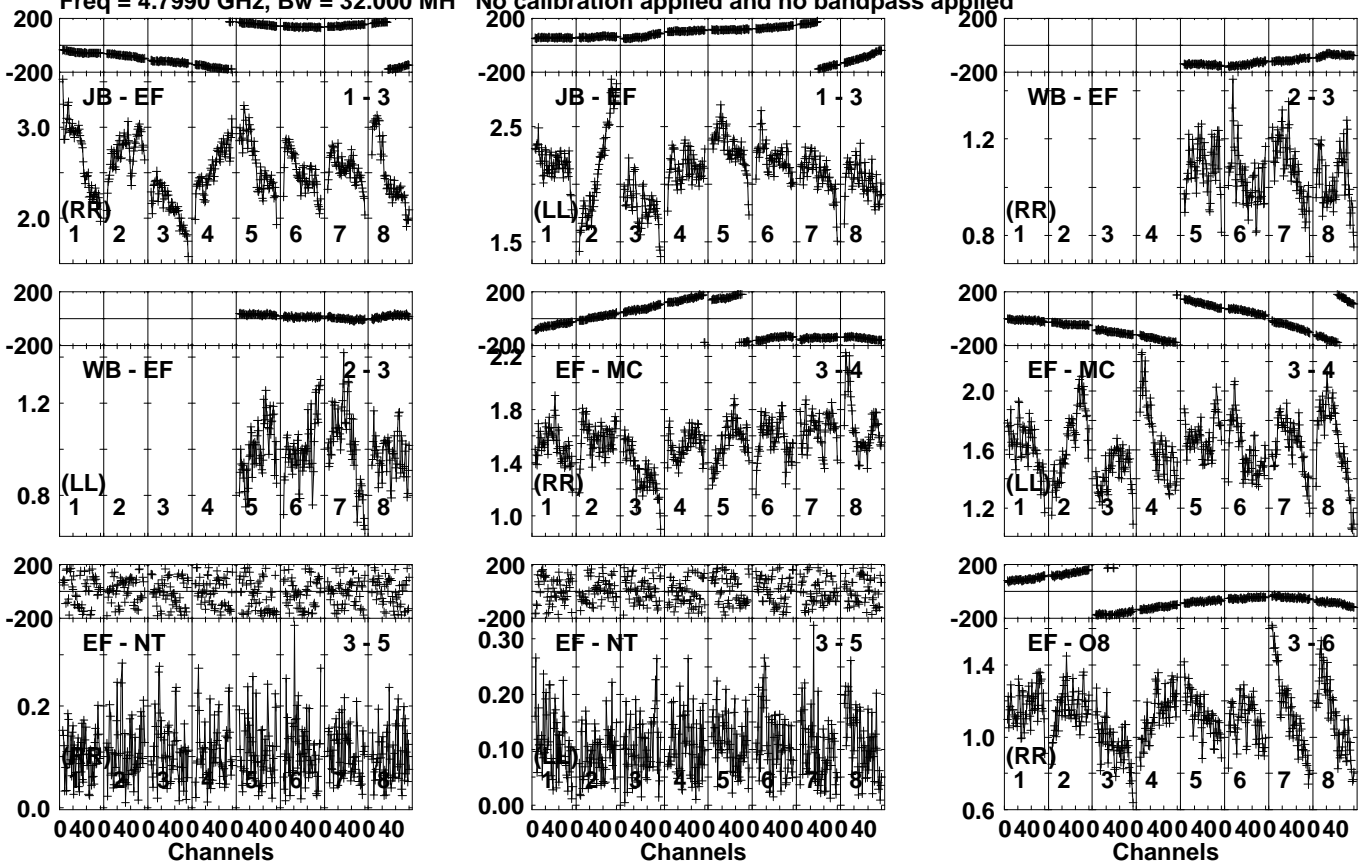
Lower frame: Micro Ampl Jy Top frame: Phas deg  
Vector averaged cross-power spectrum Several baselines displayed  
Timerange: 00/06:58:31 to 00/07:02:29

Plot file version 327 created 15-NOV-2021 12:12:33

J0037+2141 EC077B.UVDATA.1

Freq = 4.7990 GHz, Bw = 32.000 MH

No calibration applied and no bandpass applied



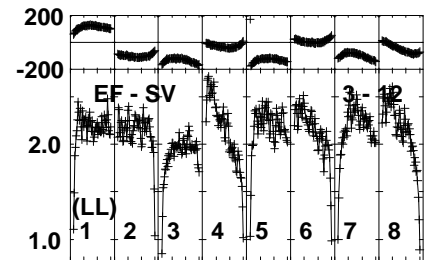
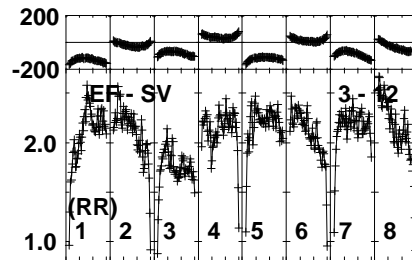
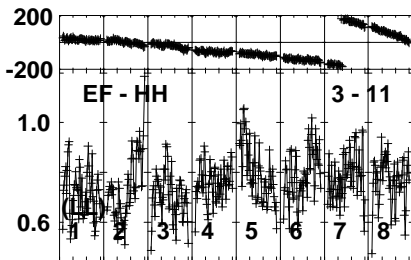
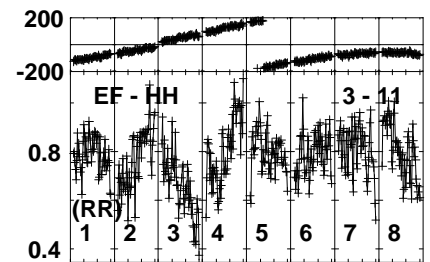
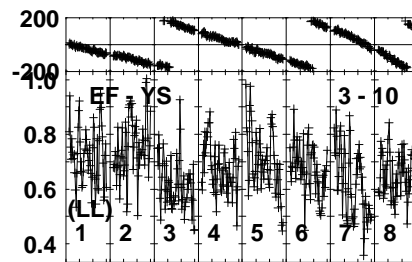
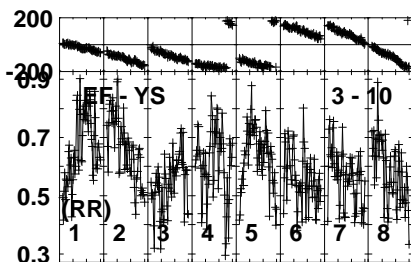
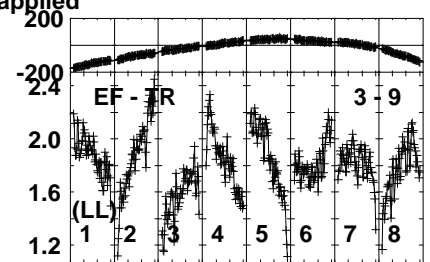
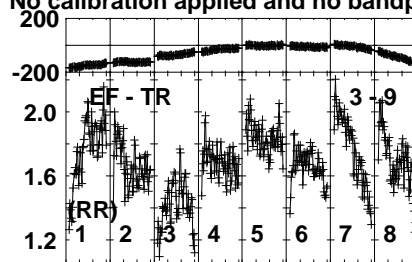
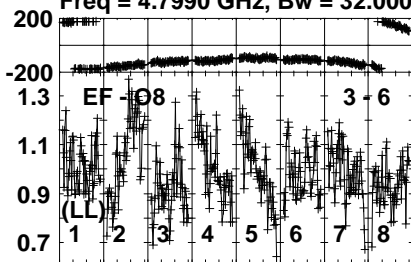
Lower frame: Milli Ampl Jy Top frame: Phas deg  
Vector averaged cross-power spectrum Several baselines displayed  
Timerange: 00/07:03:01 to 00/07:04:59

Plot file version 328 created 15-NOV-2021 12:12:33

J0037+2141 EC077B.UVDATA.1

Freq = 4.7990 GHz, Bw = 32.000 MH

No calibration applied and no bandpass applied



040040040040040040040040  
Channels

040040040040040040040040  
Channels

040040040040040040040040  
Channels

Lower frame: Milli Ampl Jy Top frame: Phas deg  
Vector averaged cross-power spectrum Several baselines displayed  
Timerange: 00/07:03:01 to 00/07:04:59

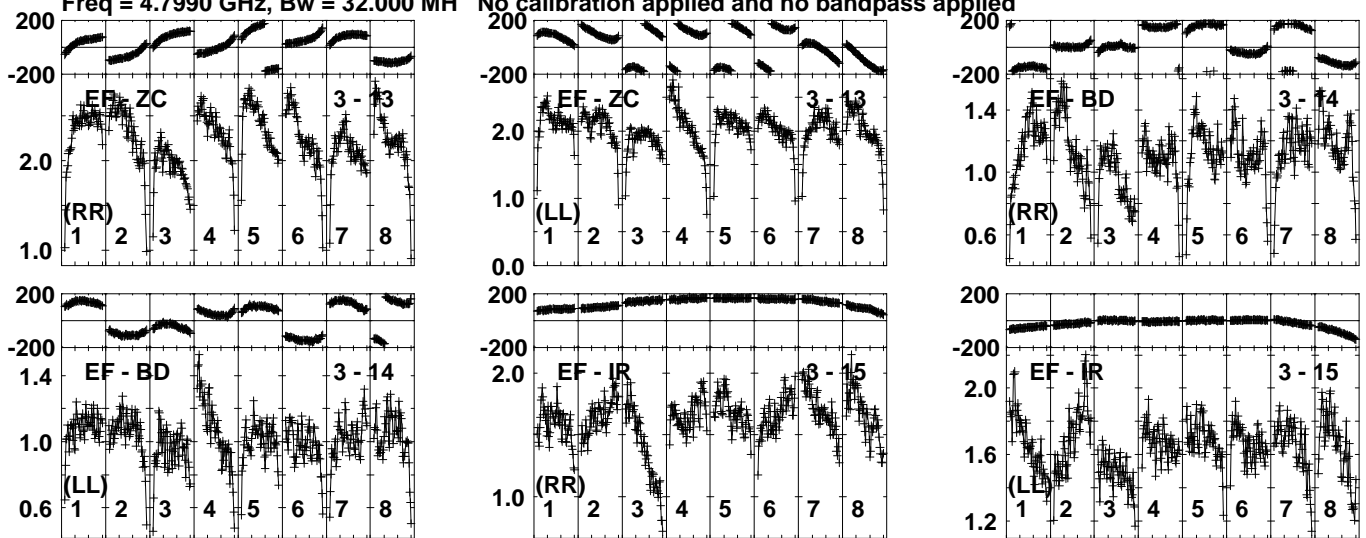


Plot file version 329 created 15-NOV-2021 12:12:33

J0037+2141 EC077B.UVDATA.1

Freq = 4.7990 GHz, Bw = 32.000 MH

No calibration applied and no bandpass applied

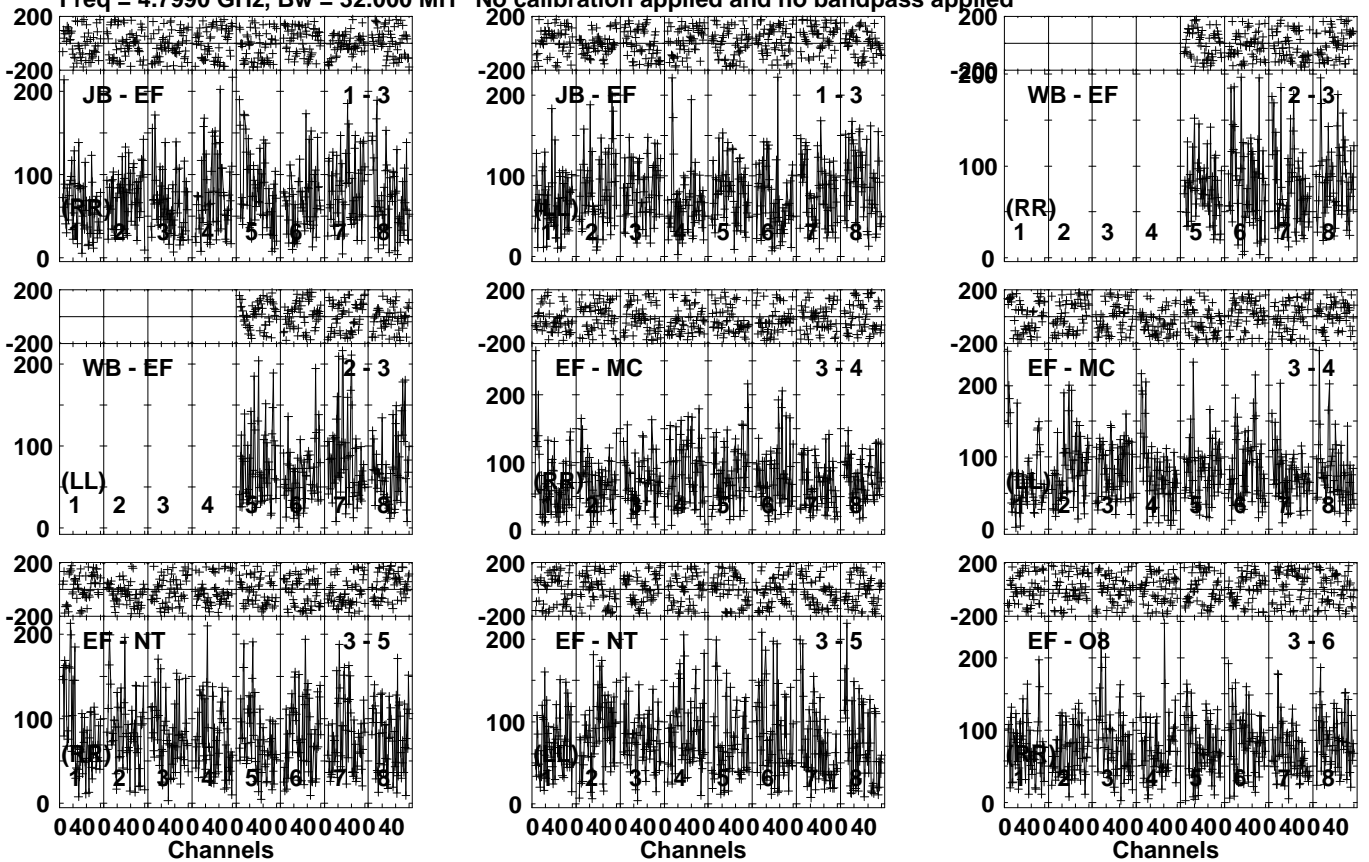


Lower frame: Milli Ampl Jy Top frame: Phas deg  
Vector averaged cross-power spectrum Several baselines displayed  
Timerange: 00/07:03:01 to 00/07:04:59

Plot file version 330 created 15-NOV-2021 12:12:33

LP349-25 EC077B.UVDATA.1

Freq = 4.7990 GHz, Bw = 32.000 MH No calibration applied and no bandpass applied

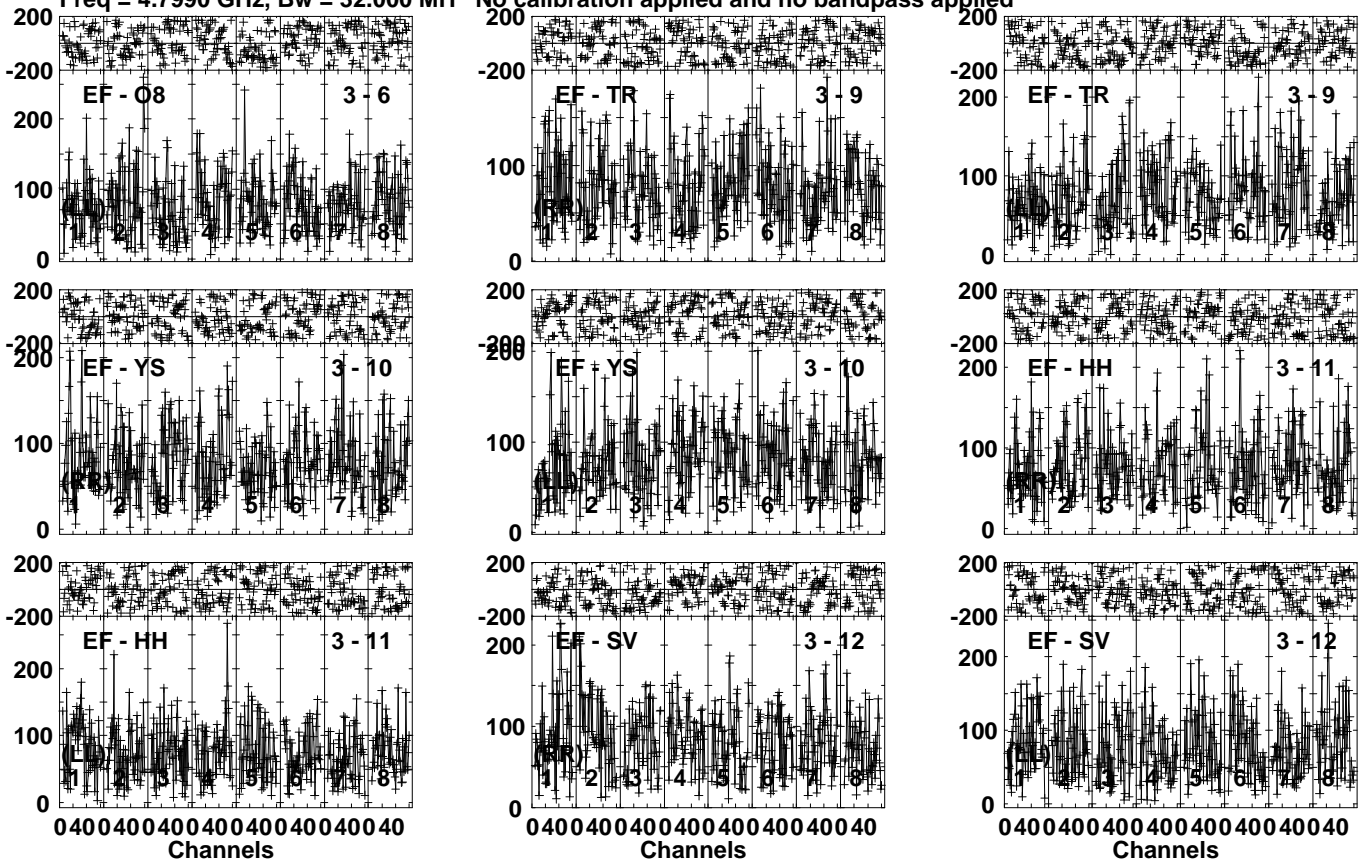


Lower frame: Micro Ampl Jy Top frame: Phas deg  
Vector averaged cross-power spectrum Several baselines displayed  
Timerange: 00/07:05:39 to 00/07:08:59

Plot file version 331 created 15-NOV-2021 12:12:33

LP349-25 EC077B.UVDATA.1

Freq = 4.7990 GHz, Bw = 32.000 MH No calibration applied and no bandpass applied

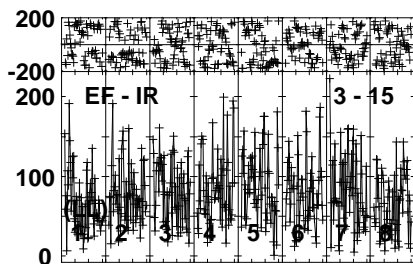
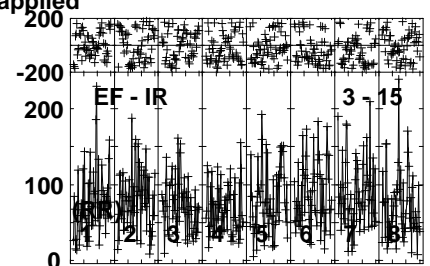
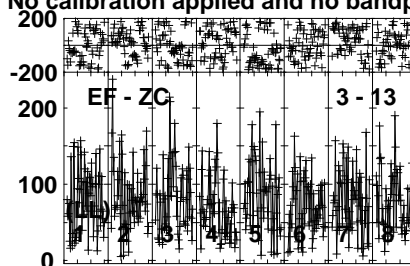
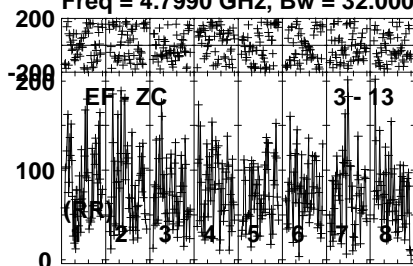


Lower frame: Micro Ampl Jy Top frame: Phas deg  
Vector averaged cross-power spectrum Several baselines displayed  
Timerange: 00/07:05:39 to 00/07:08:59

Plot file version 332 created 15-NOV-2021 12:12:33

LP349-25 EC077B.UVDATA.1

Freq = 4.7990 GHz, Bw = 32.000 MH No calibration applied and no bandpass applied



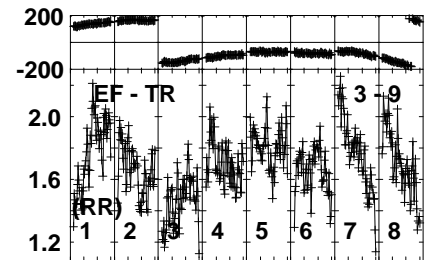
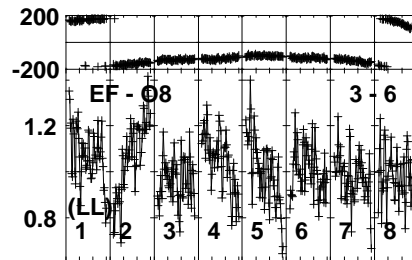
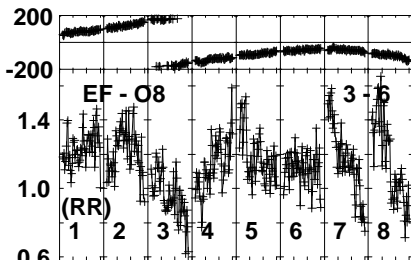
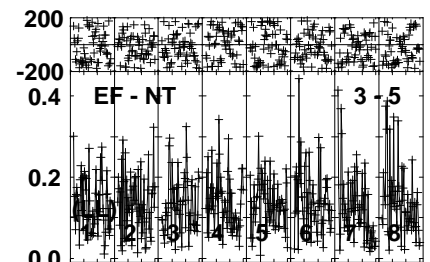
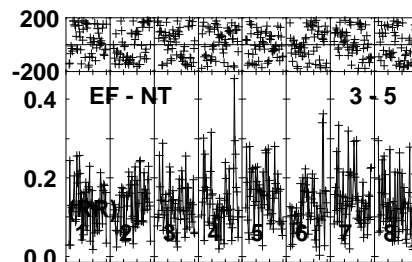
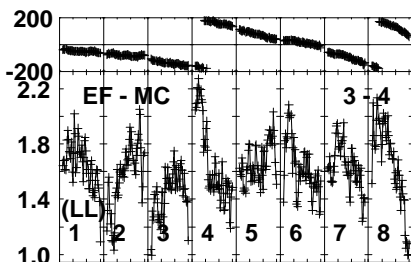
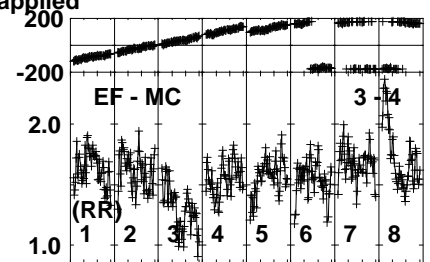
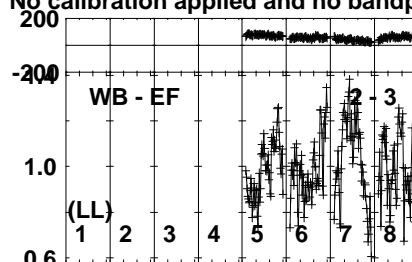
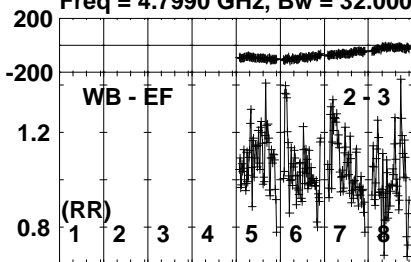
Lower frame: Micro Ampl Jy Top frame: Phas deg  
Vector averaged cross-power spectrum Several baselines displayed  
Timerange: 00/07:05:39 to 00/07:08:59

Plot file version 333 created 15-NOV-2021 12:12:33

J0037+2141 EC077B.UVDATA.1

Freq = 4.7990 GHz, Bw = 32.000 MH

No calibration applied and no bandpass applied



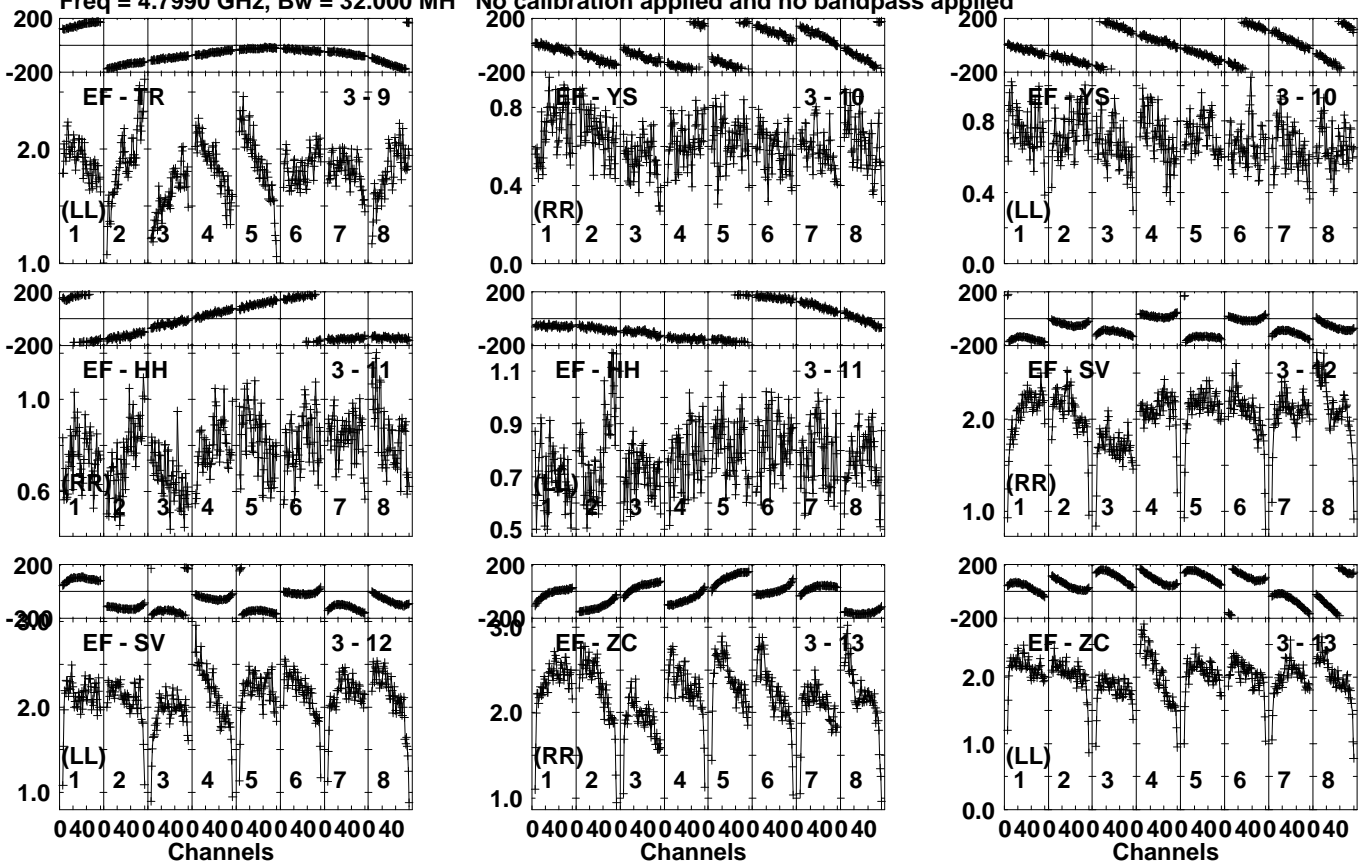
Lower frame: Milli Ampl Jy Top frame: Phas deg  
Vector averaged cross-power spectrum Several baselines displayed  
Timerange: 00/07:09:03 to 00/07:10:59

Plot file version 334 created 15-NOV-2021 12:12:33

J0037+2141 EC077B.UVDATA.1

Freq = 4.7990 GHz, Bw = 32.000 MH

No calibration applied and no bandpass applied



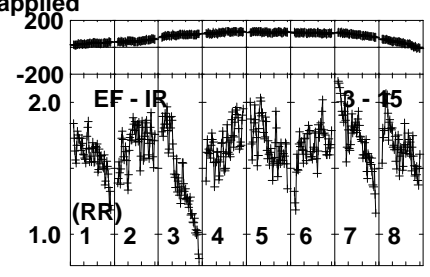
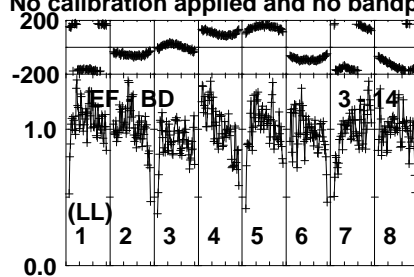
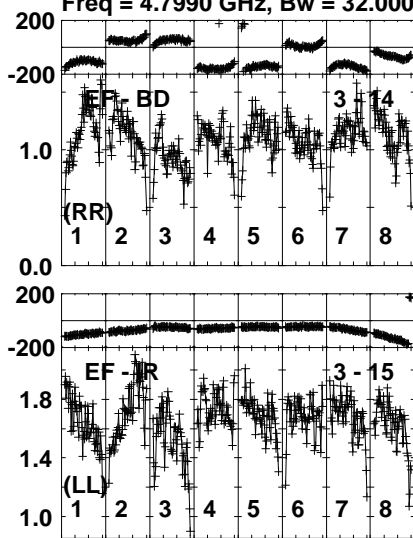
Lower frame: Milli Ampl Jy Top frame: Phas deg  
Vector averaged cross-power spectrum Several baselines displayed  
Timerange: 00:07:09:03 to 00:07:10:59

Plot file version 335 created 15-NOV-2021 12:12:33

J0037+2141 EC077B.UVDATA.1

Freq = 4.7990 GHz, Bw = 32.000 MH

No calibration applied and no bandpass applied

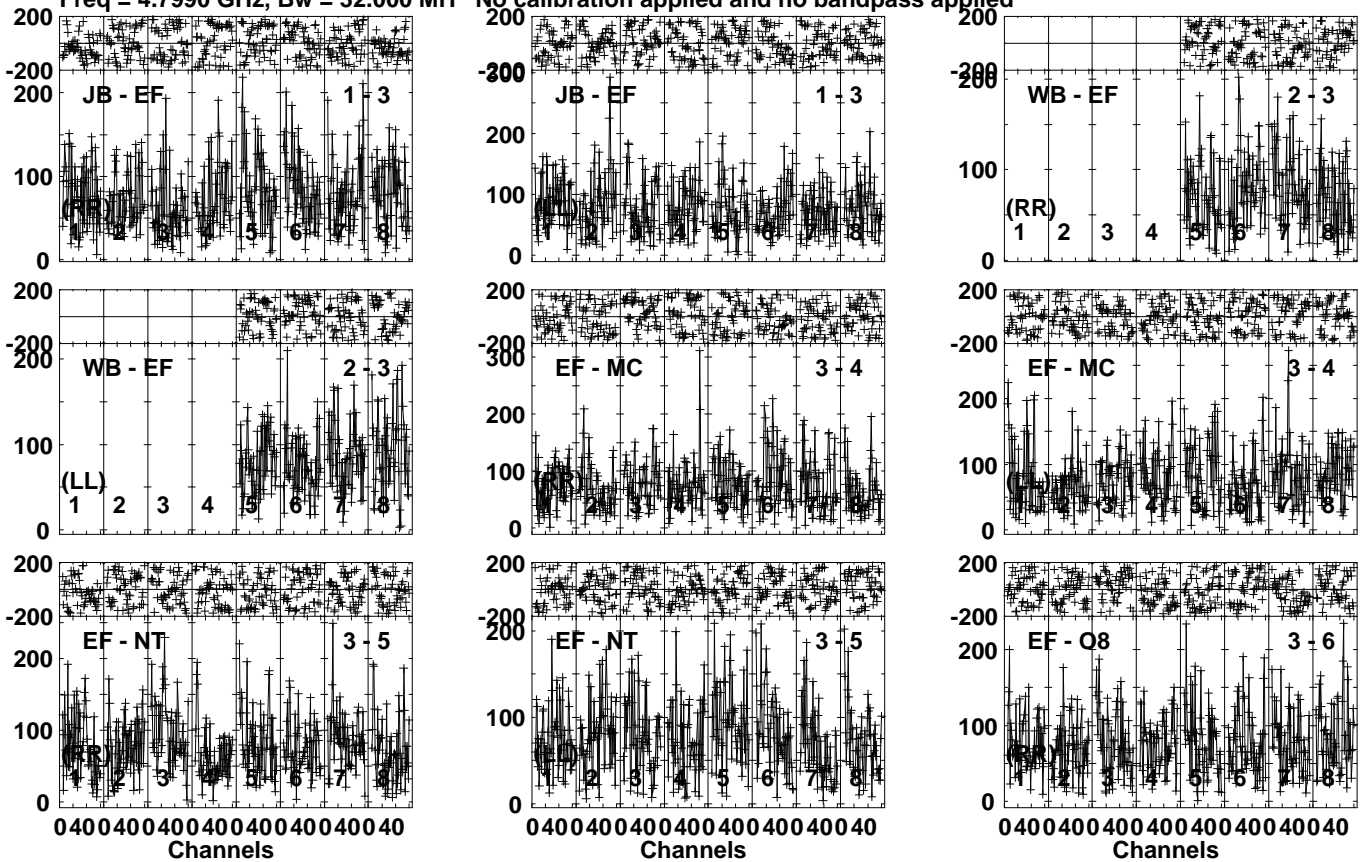


Lower frame: Milli Ampl Jy Top frame: Phas deg  
Vector averaged cross-power spectrum Several baselines displayed  
Timerange: 00/07:09:03 to 00/07:10:59

Plot file version 336 created 15-NOV-2021 12:12:33

LP349-25 EC077B.UVDATA.1

Freq = 4.7990 GHz, Bw = 32.000 MH No calibration applied and no bandpass applied



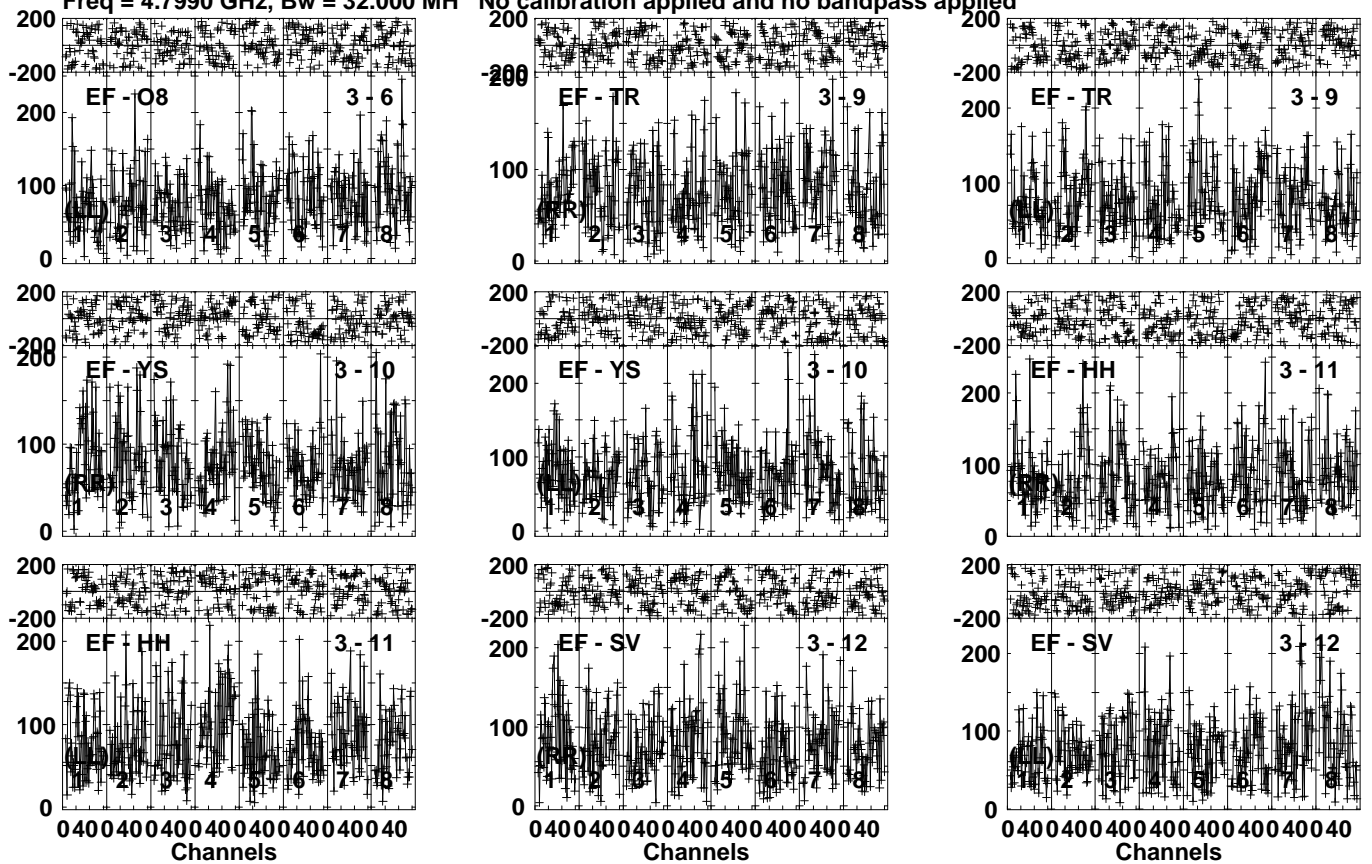
Lower frame: Micro Ampl Jy Top frame: Phas deg  
Vector averaged cross-power spectrum Several baselines displayed  
Timerange: 00/07:11:01 to 00/07:14:59



Plot file version 337 created 15-NOV-2021 12:12:34

LP349-25 EC077B.UVDATA.1

Freq = 4.7990 GHz, Bw = 32.000 MH No calibration applied and no bandpass applied

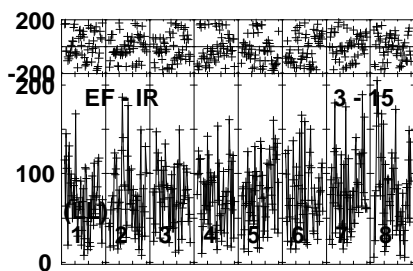
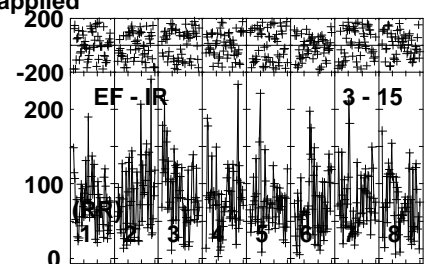
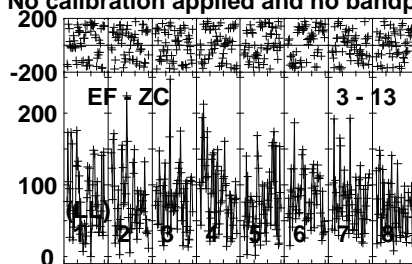
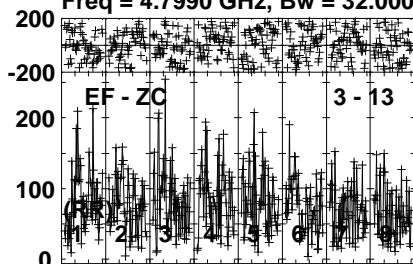


Lower frame: Micro Ampl Jy Top frame: Phas deg  
Vector averaged cross-power spectrum Several baselines displayed  
Timerange: 00/07:11:01 to 00/07:14:59

Plot file version 338 created 15-NOV-2021 12:12:34

LP349-25 EC077B.UVDATA.1

Freq = 4.7990 GHz, Bw = 32.000 MH No calibration applied and no bandpass applied



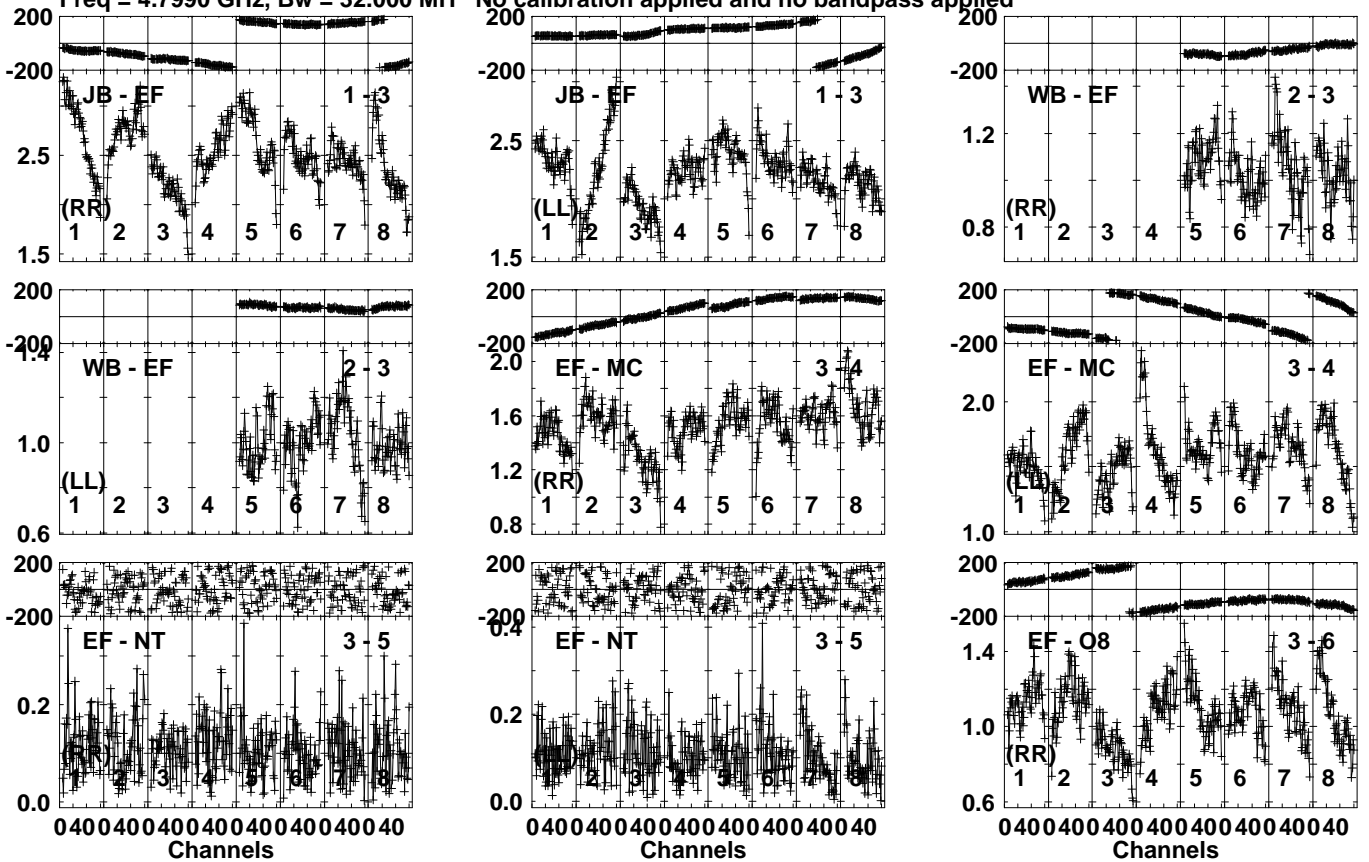
Lower frame: Micro Ampl Jy Top frame: Phas deg  
Vector averaged cross-power spectrum Several baselines displayed  
Timerange: 00/07:11:01 to 00/07:14:59

Plot file version 339 created 15-NOV-2021 12:12:34

J0037+2141 EC077B.UVDATA.1

Freq = 4.7990 GHz, Bw = 32.000 MH

No calibration applied and no bandpass applied



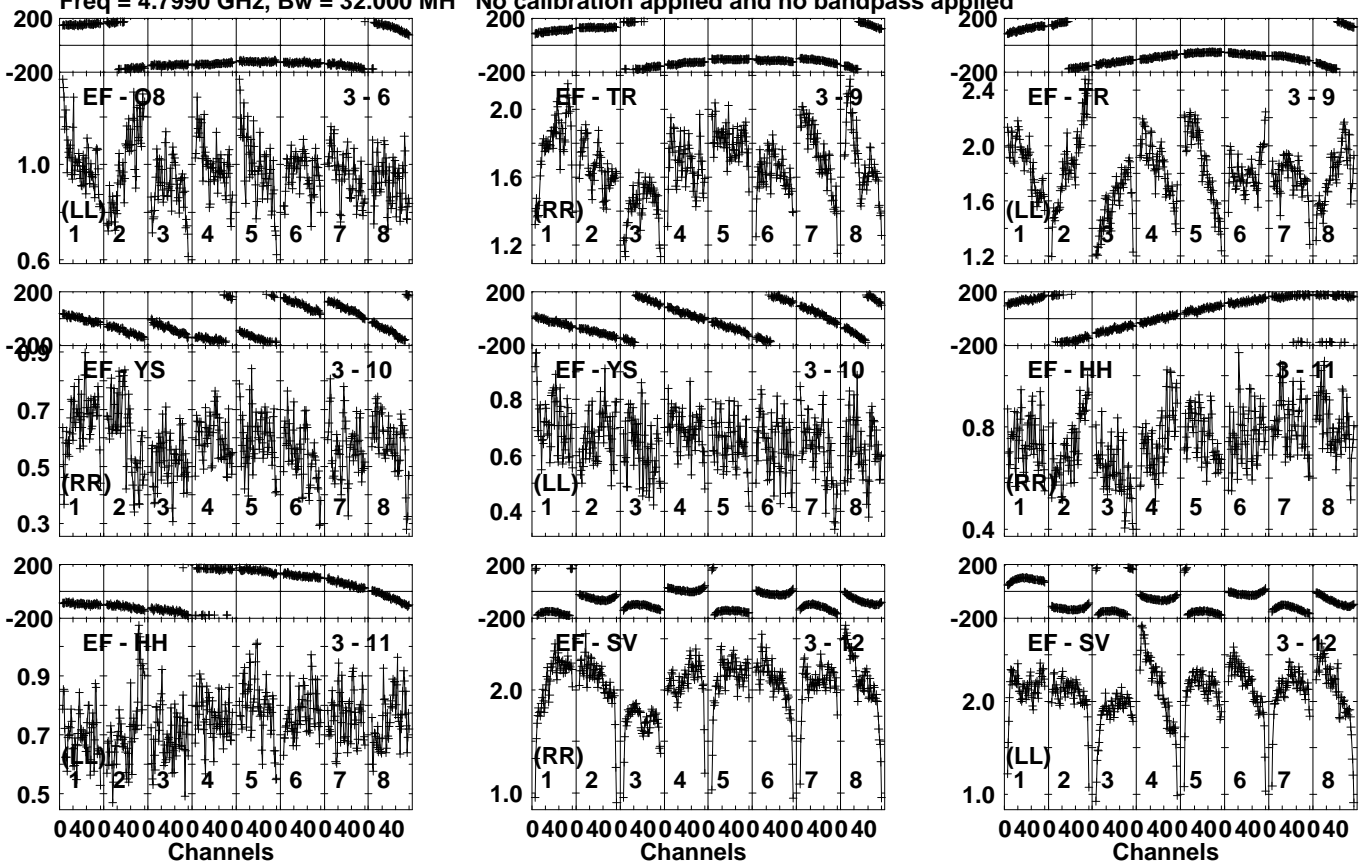
Lower frame: Milli Ampl Jy Top frame: Phas deg  
Vector averaged cross-power spectrum Several baselines displayed  
Timerange: 00/07:15:31 to 00/07:17:29

Plot file version 340 created 15-NOV-2021 12:12:34

J0037+2141 EC077B.UVDATA.1

Freq = 4.7990 GHz, Bw = 32.000 MH

No calibration applied and no bandpass applied



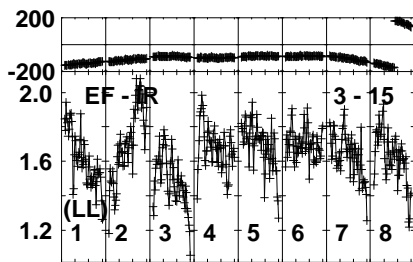
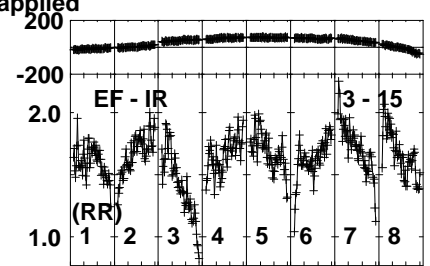
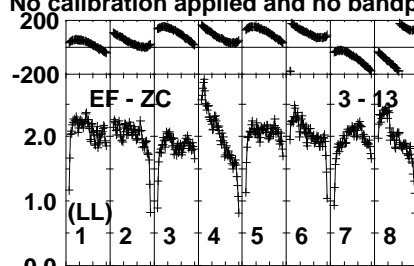
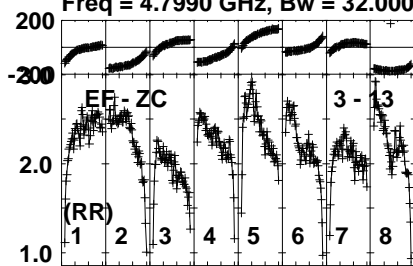
Lower frame: Milli Ampl Jy Top frame: Phas deg  
Vector averaged cross-power spectrum Several baselines displayed  
Timerange: 00/07:15:31 to 00/07:17:29

Plot file version 341 created 15-NOV-2021 12:12:34

J0037+2141 EC077B.UVDATA.1

Freq = 4.7990 GHz, Bw = 32.000 MH

No calibration applied and no bandpass applied

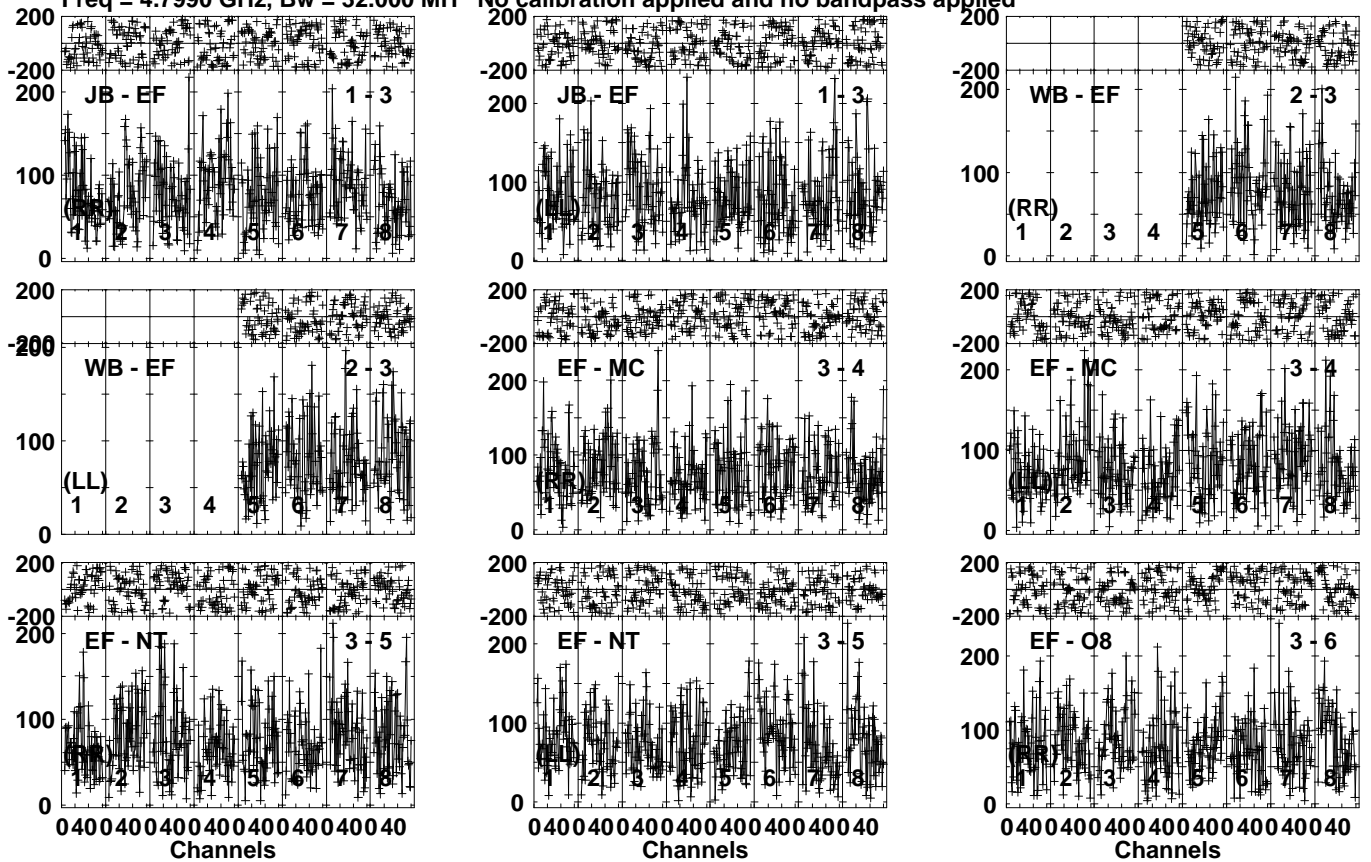


Lower frame: Milli Ampl Jy Top frame: Phas deg  
Vector averaged cross-power spectrum Several baselines displayed  
Timerange: 00/07:15:31 to 00/07:17:29

Plot file version 342 created 15-NOV-2021 12:12:34

LP349-25 EC077B.UVDATA.1

Freq = 4.7990 GHz, Bw = 32.000 MH No calibration applied and no bandpass applied

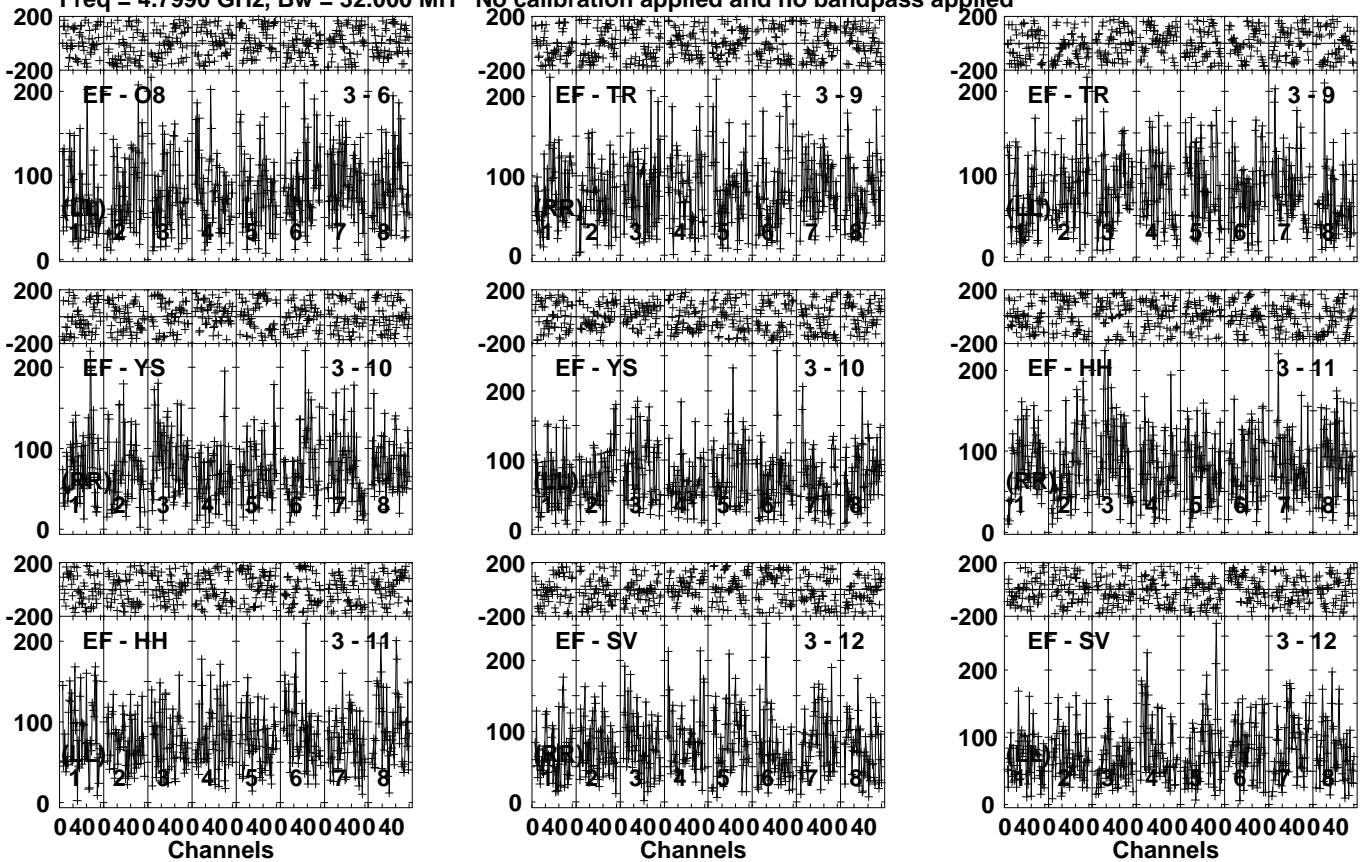


Lower frame: Micro Ampl Jy Top frame: Phas deg  
Vector averaged cross-power spectrum Several baselines displayed  
Timerange: 00/07:18:09 to 00/07:21:29

Plot file version 343 created 15-NOV-2021 12:12:34

LP349-25 EC077B.UVDATA.1

Freq = 4.7990 GHz, Bw = 32.000 MH No calibration applied and no bandpass applied

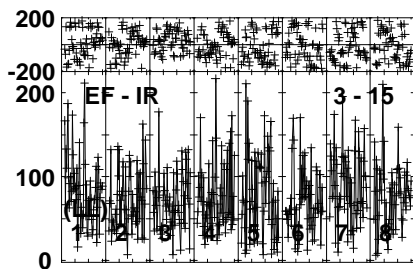
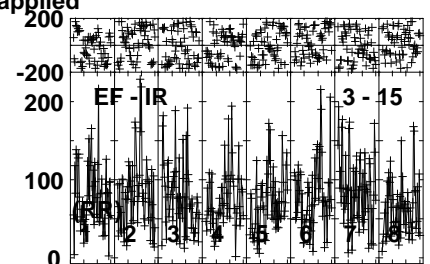
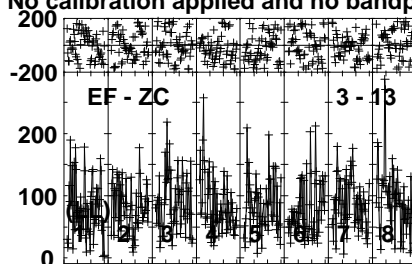
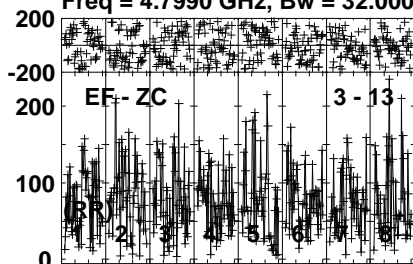


Lower frame: Micro Ampl Jy Top frame: Phas deg  
Vector averaged cross-power spectrum Several baselines displayed  
Timerange: 00/07:18:09 to 00/07:21:29

Plot file version 344 created 15-NOV-2021 12:12:34

LP349-25 EC077B.UVDATA.1

Freq = 4.7990 GHz, Bw = 32.000 MH No calibration applied and no bandpass applied



Lower frame: Micro Ampl Jy Top frame: Phas deg  
Vector averaged cross-power spectrum Several baselines displayed  
Timerange: 00/07:18:09 to 00/07:21:29

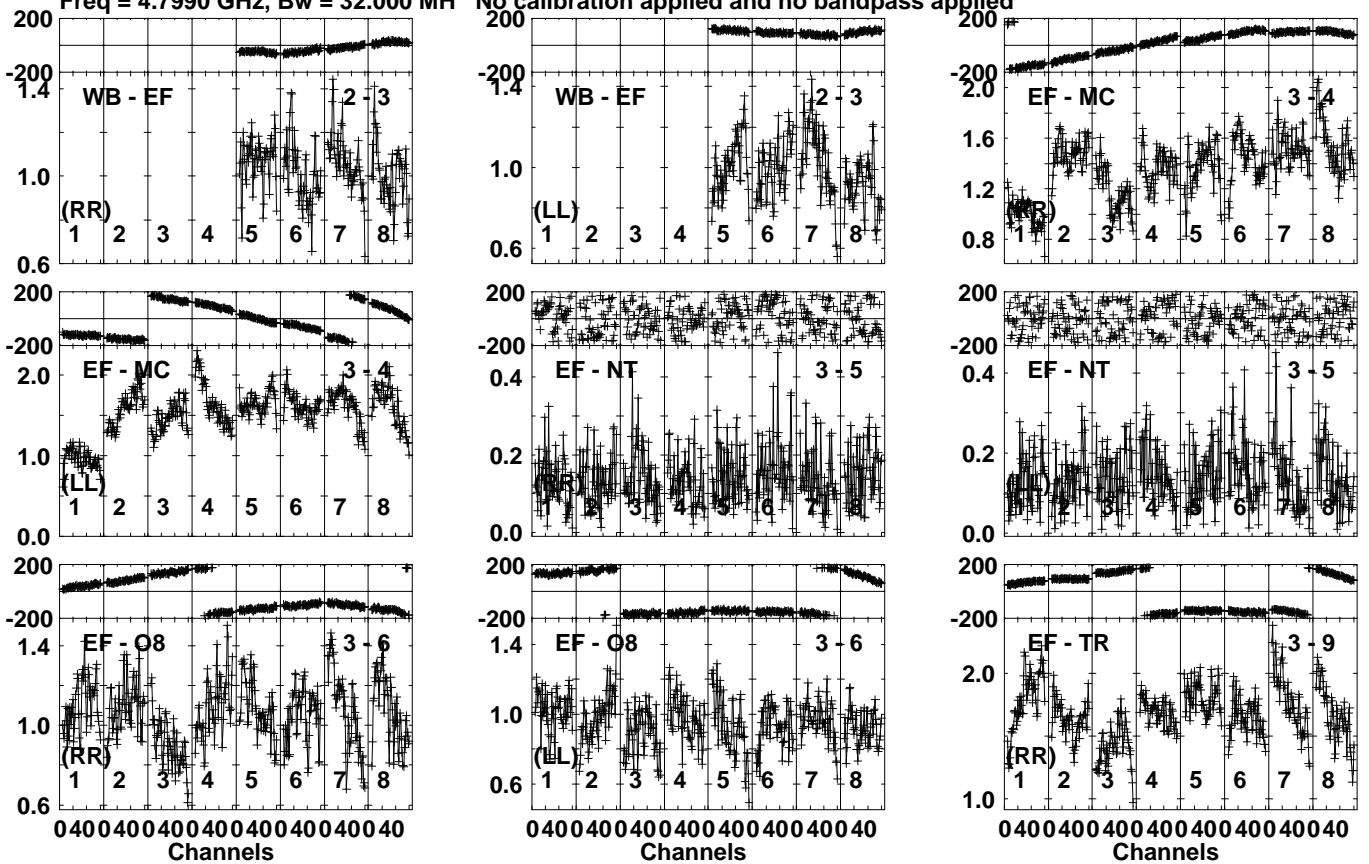


Plot file version 345 created 15-NOV-2021 12:12:34

J0037+2141 EC077B.UVDATA.1

Freq = 4.7990 GHz, Bw = 32.000 MH

No calibration applied and no bandpass applied



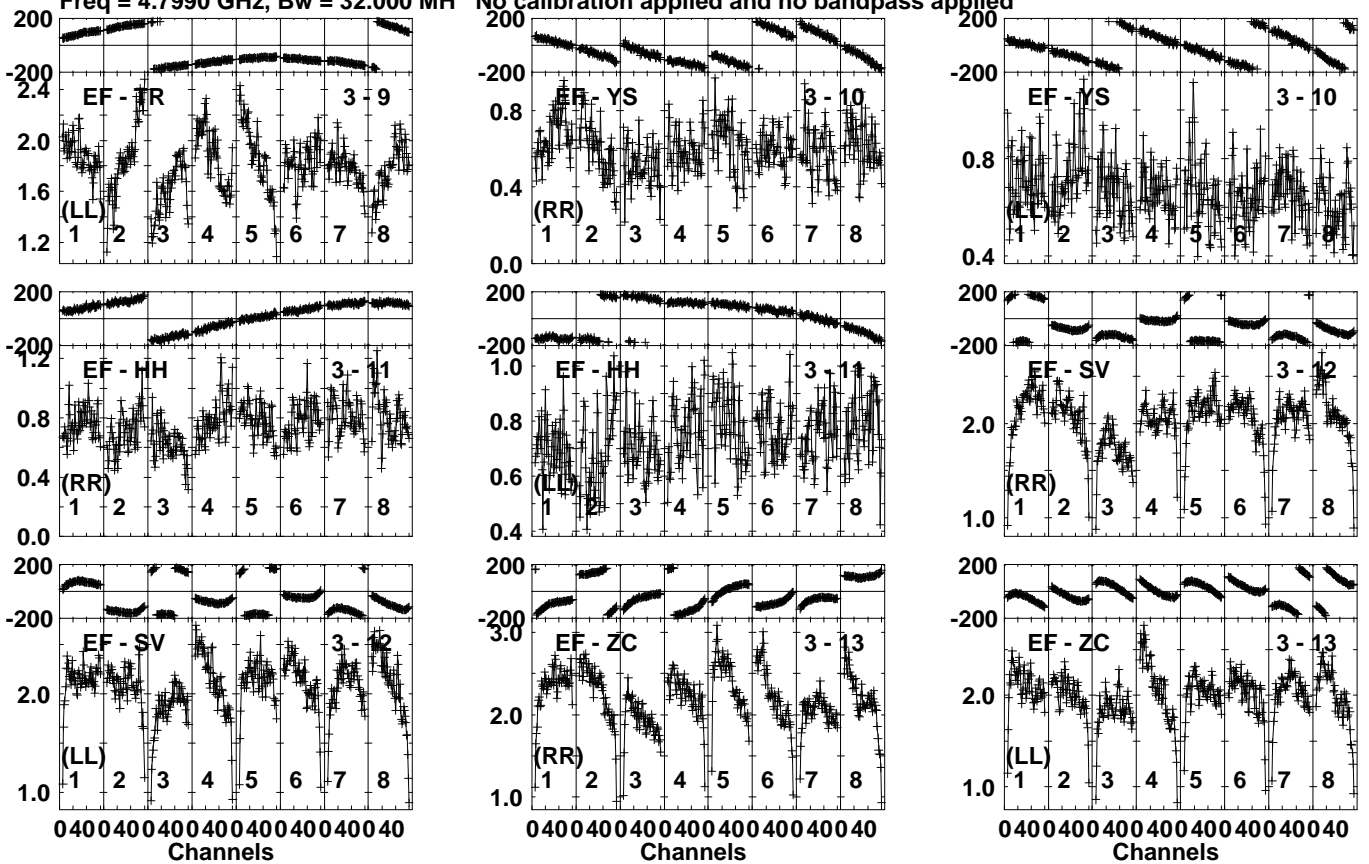
Lower frame: Milli Ampl Jy Top frame: Phas deg  
Vector averaged cross-power spectrum Several baselines displayed  
Timerange: 00/07:21:33 to 00/07:23:29

Plot file version 346 created 15-NOV-2021 12:12:35

J0037+2141 EC077B.UVDATA.1

Freq = 4.7990 GHz, Bw = 32.000 MH

No calibration applied and no bandpass applied



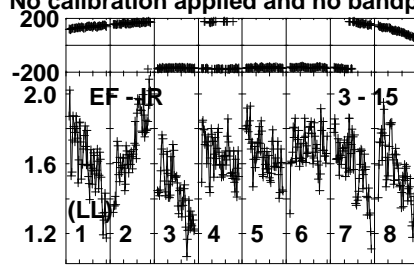
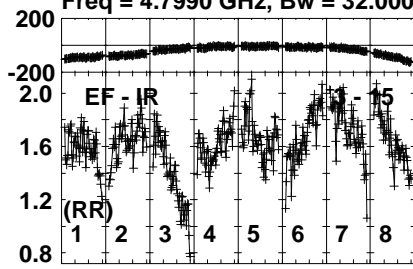
Lower frame: Milli Ampl Jy Top frame: Phas deg  
Vector averaged cross-power spectrum Several baselines displayed  
Timerange: 00/07:21:33 to 00/07:23:29

Plot file version 347 created 15-NOV-2021 12:12:35

J0037+2141 EC077B.UVDATA.1

Freq = 4.7990 GHz, Bw = 32.000 MH

No calibration applied and no bandpass applied

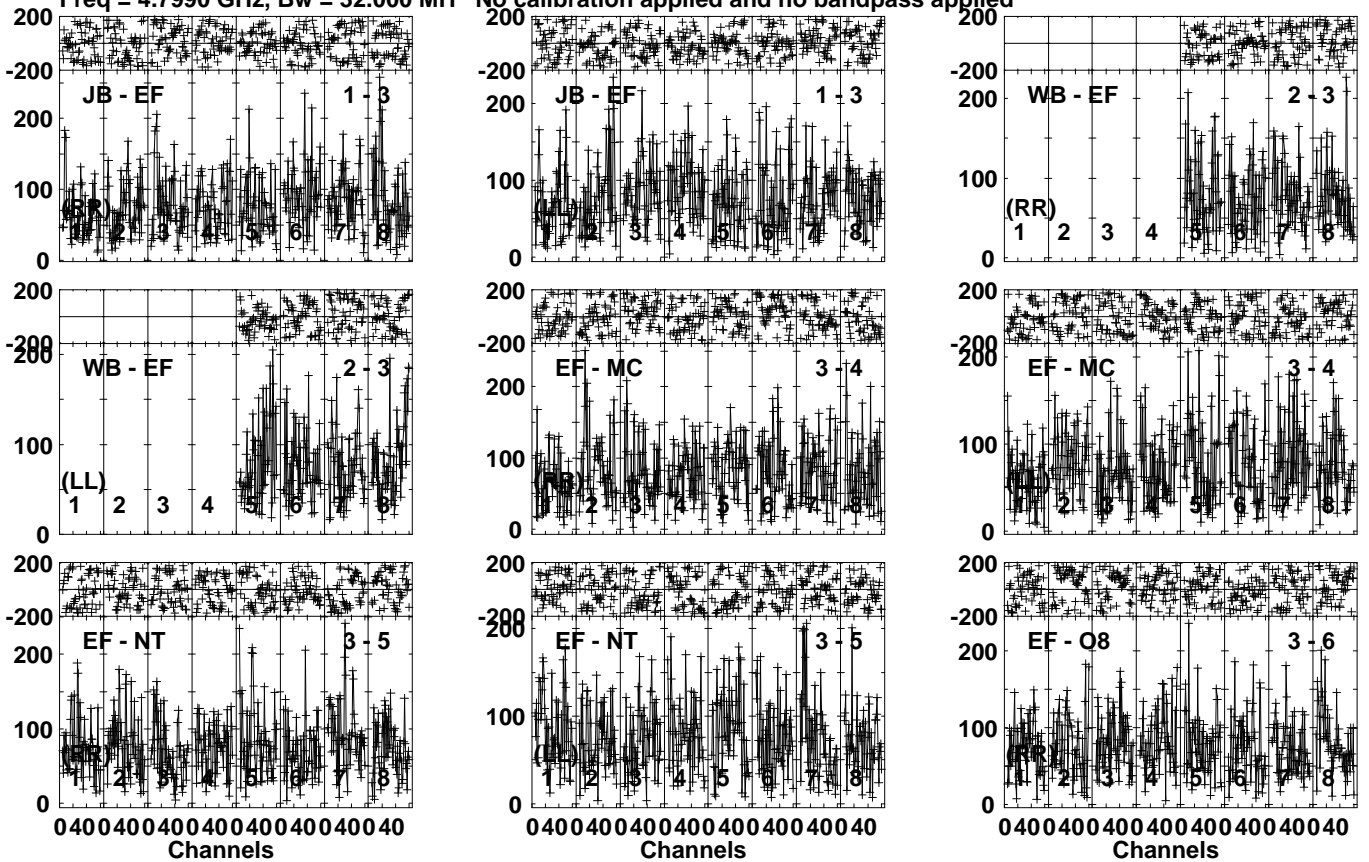


Lower frame: Milli Ampl Jy Top frame: Phas deg  
Vector averaged cross-power spectrum Several baselines displayed  
Timerange: 00/07:21:33 to 00/07:23:29

Plot file version 348 created 15-NOV-2021 12:12:35

LP349-25 EC077B.UVDATA.1

Freq = 4.7990 GHz, Bw = 32.000 MH No calibration applied and no bandpass applied

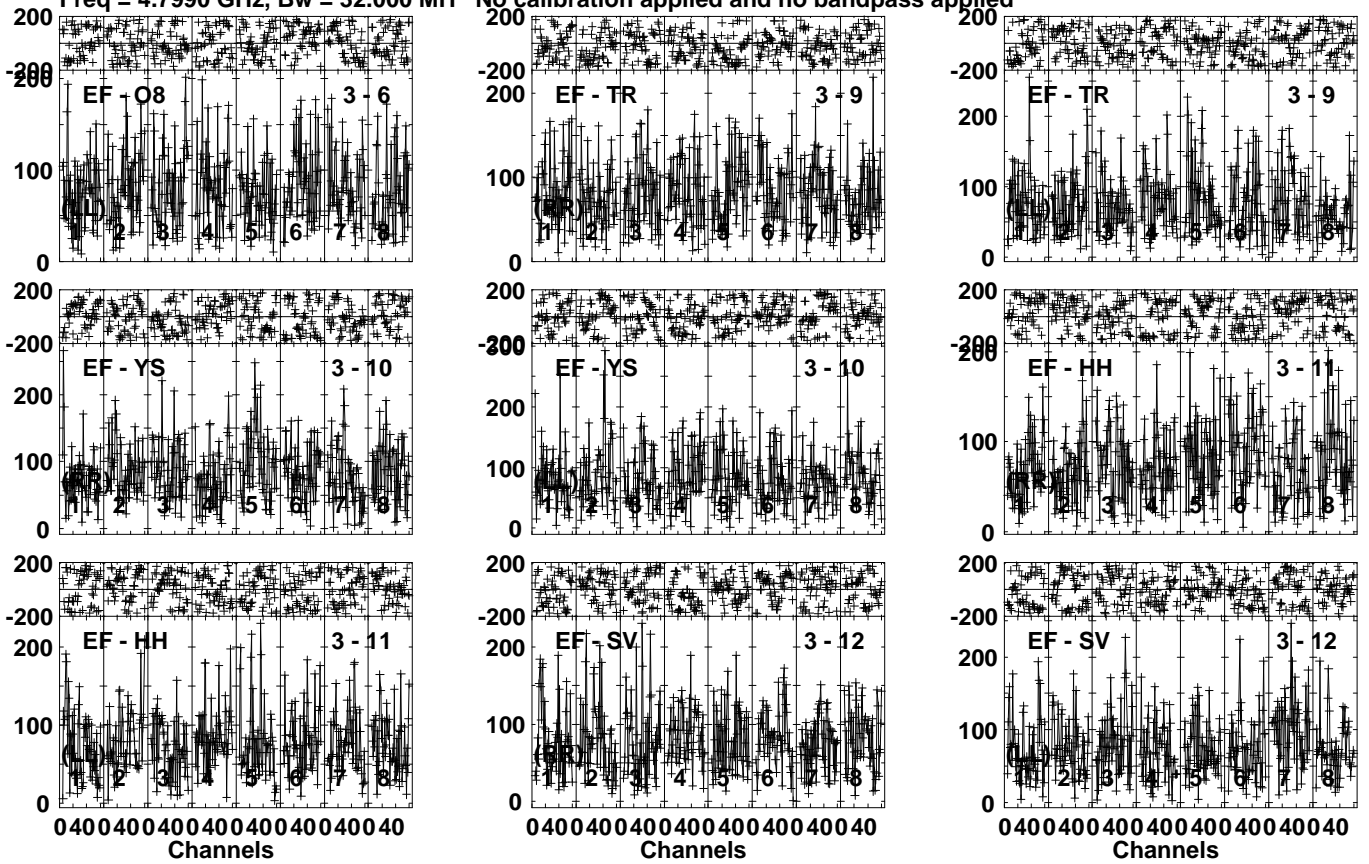


Lower frame: Micro Ampl Jy Top frame: Phas deg  
Vector averaged cross-power spectrum Several baselines displayed  
Timerange: 00/07:23:31 to 00/07:27:29

Plot file version 349 created 15-NOV-2021 12:12:35

LP349-25 EC077B.UVDATA.1

Freq = 4.7990 GHz, Bw = 32.000 MH No calibration applied and no bandpass applied

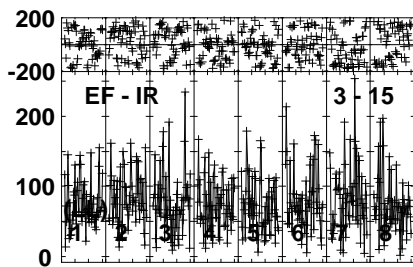
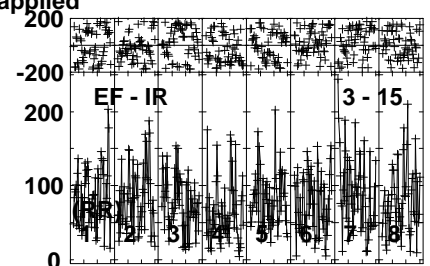
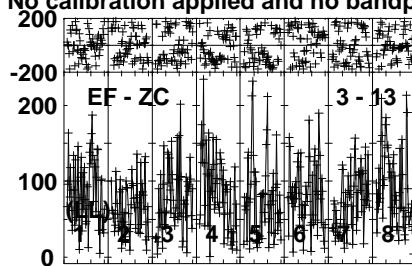
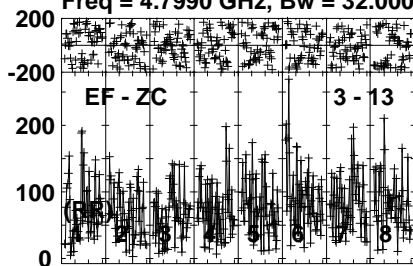


Lower frame: Micro Ampl Jy Top frame: Phas deg  
Vector averaged cross-power spectrum Several baselines displayed  
Timerange: 00/07:23:31 to 00/07:27:29

Plot file version 350 created 15-NOV-2021 12:12:35

LP349-25 EC077B.UVDATA.1

Freq = 4.7990 GHz, Bw = 32.000 MH No calibration applied and no bandpass applied



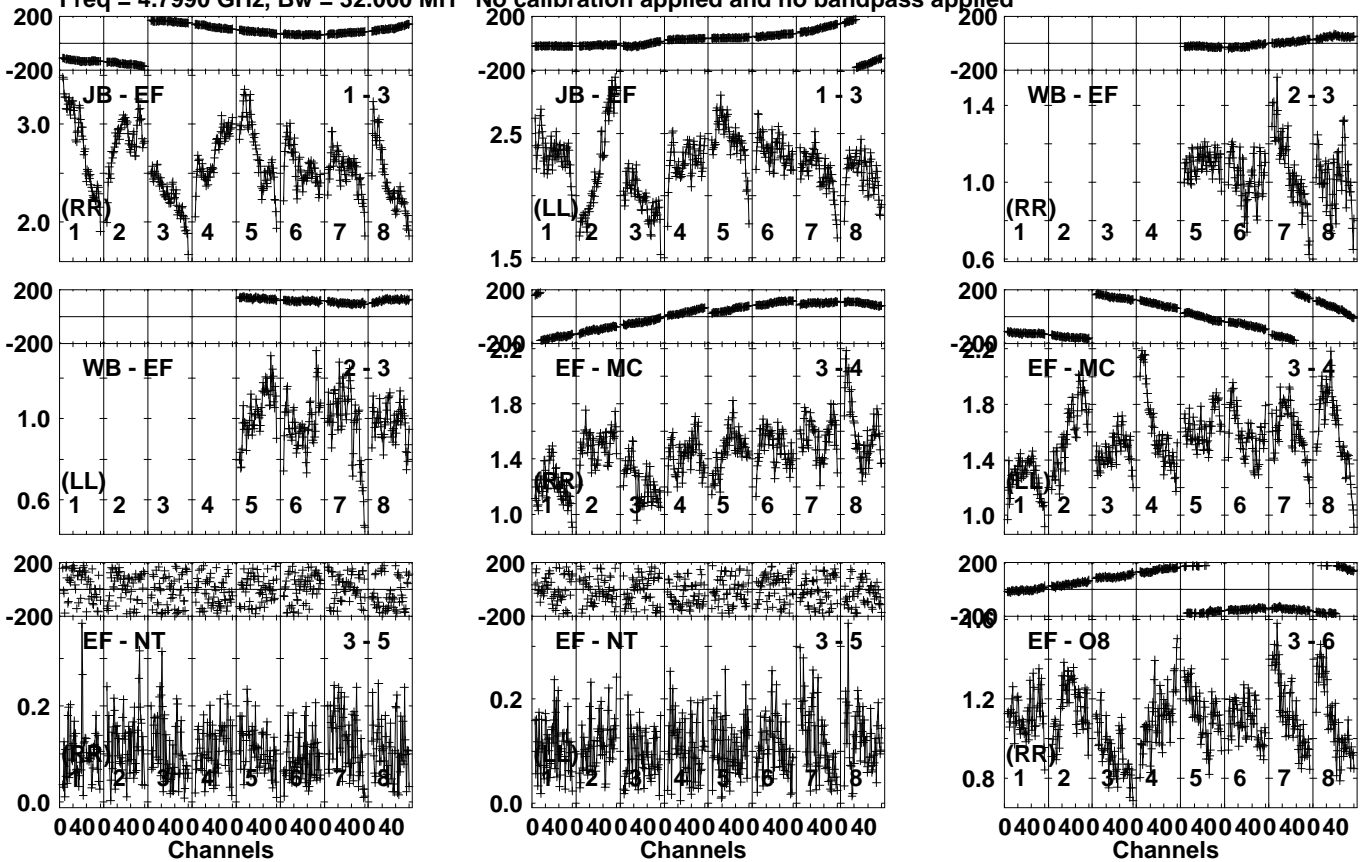
Lower frame: Micro Ampl Jy Top frame: Phas deg  
Vector averaged cross-power spectrum Several baselines displayed  
Timerange: 00/07:23:31 to 00/07:27:29

Plot file version 351 created 15-NOV-2021 12:12:35

J0037+2141 EC077B.UVDATA.1

Freq = 4.7990 GHz, Bw = 32.000 MH

No calibration applied and no bandpass applied

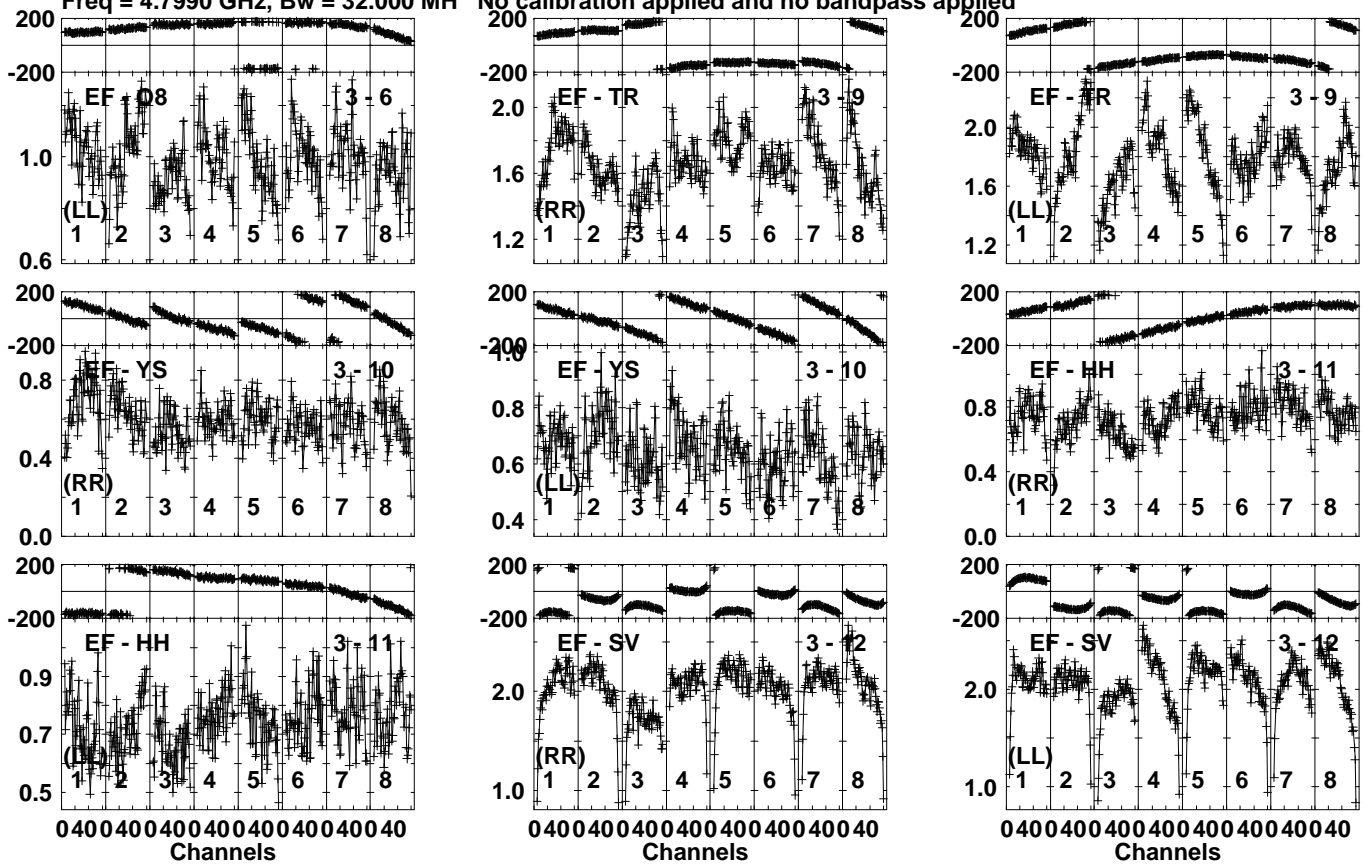


Lower frame: Milli Ampl Jy Top frame: Phas deg  
Vector averaged cross-power spectrum Several baselines displayed  
Timerange: 00/07:28:01 to 00/07:29:59

Plot file version 352 created 15-NOV-2021 12:12:35

J0037+2141 EC077B.UVDATA.1

Freq = 4.7990 GHz, Bw = 32.000 MH No calibration applied and no bandpass applied



Lower frame: Milli Ampl Jy Top frame: Phas deg  
Vector averaged cross-power spectrum Several baselines displayed  
Timerange: 00/07:28:01 to 00/07:29:59

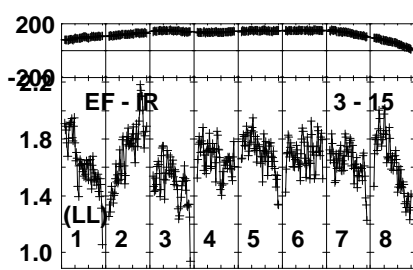
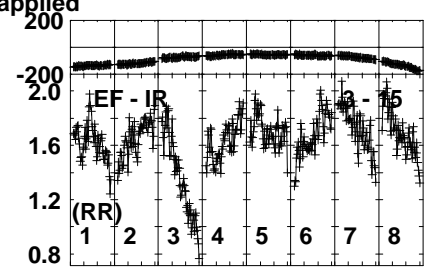
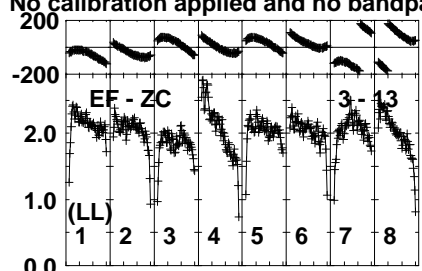
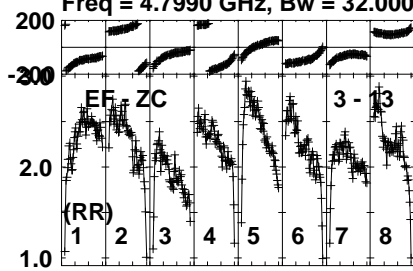


Plot file version 353 created 15-NOV-2021 12:12:35

J0037+2141 EC077B.UVDATA.1

Freq = 4.7990 GHz, Bw = 32.000 MH

No calibration applied and no bandpass applied

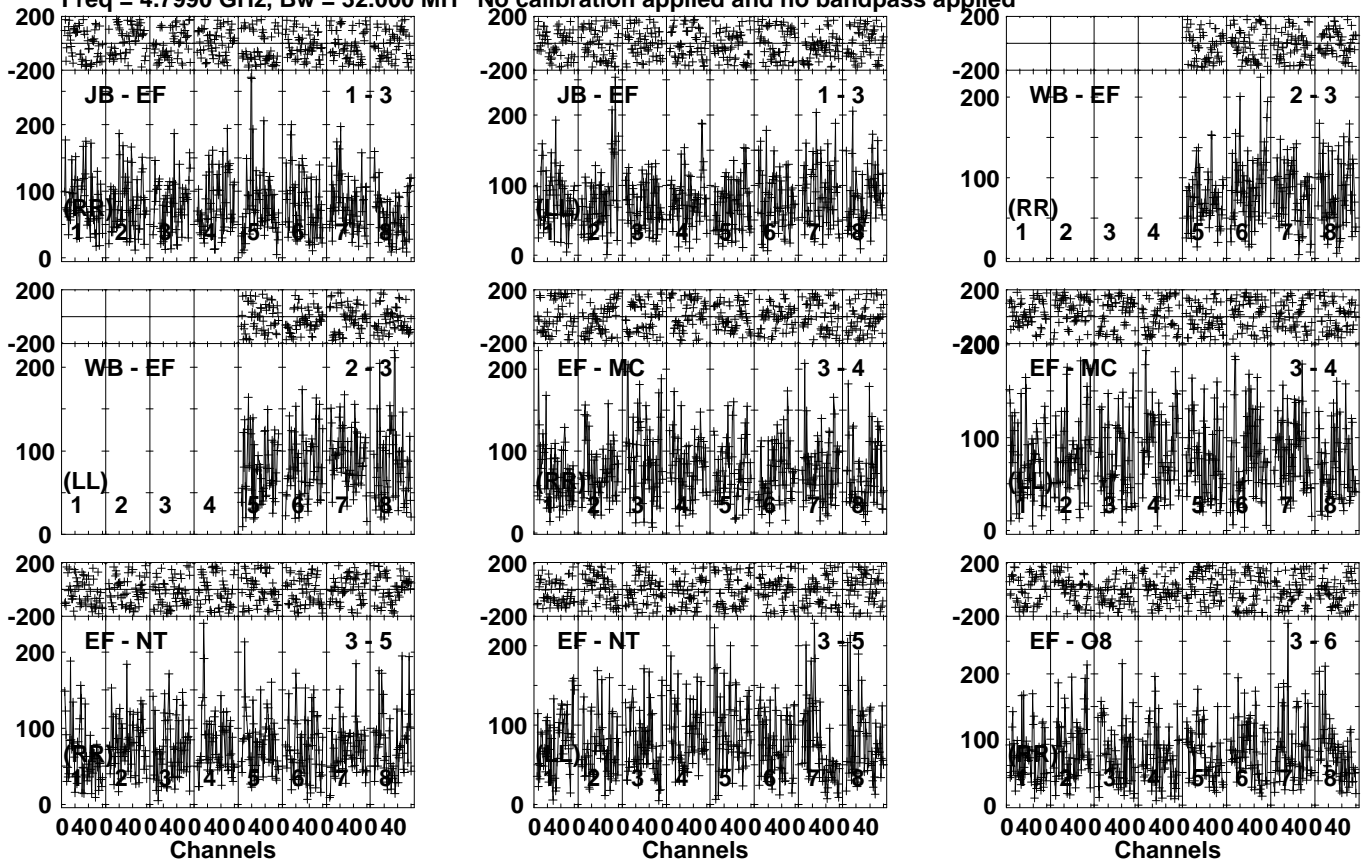


Lower frame: Milli Ampl Jy Top frame: Phas deg  
Vector averaged cross-power spectrum Several baselines displayed  
Timerange: 00/07:28:01 to 00/07:29:59

Plot file version 354 created 15-NOV-2021 12:12:35

LP349-25 EC077B.UVDATA.1

Freq = 4.7990 GHz, Bw = 32.000 MH No calibration applied and no bandpass applied



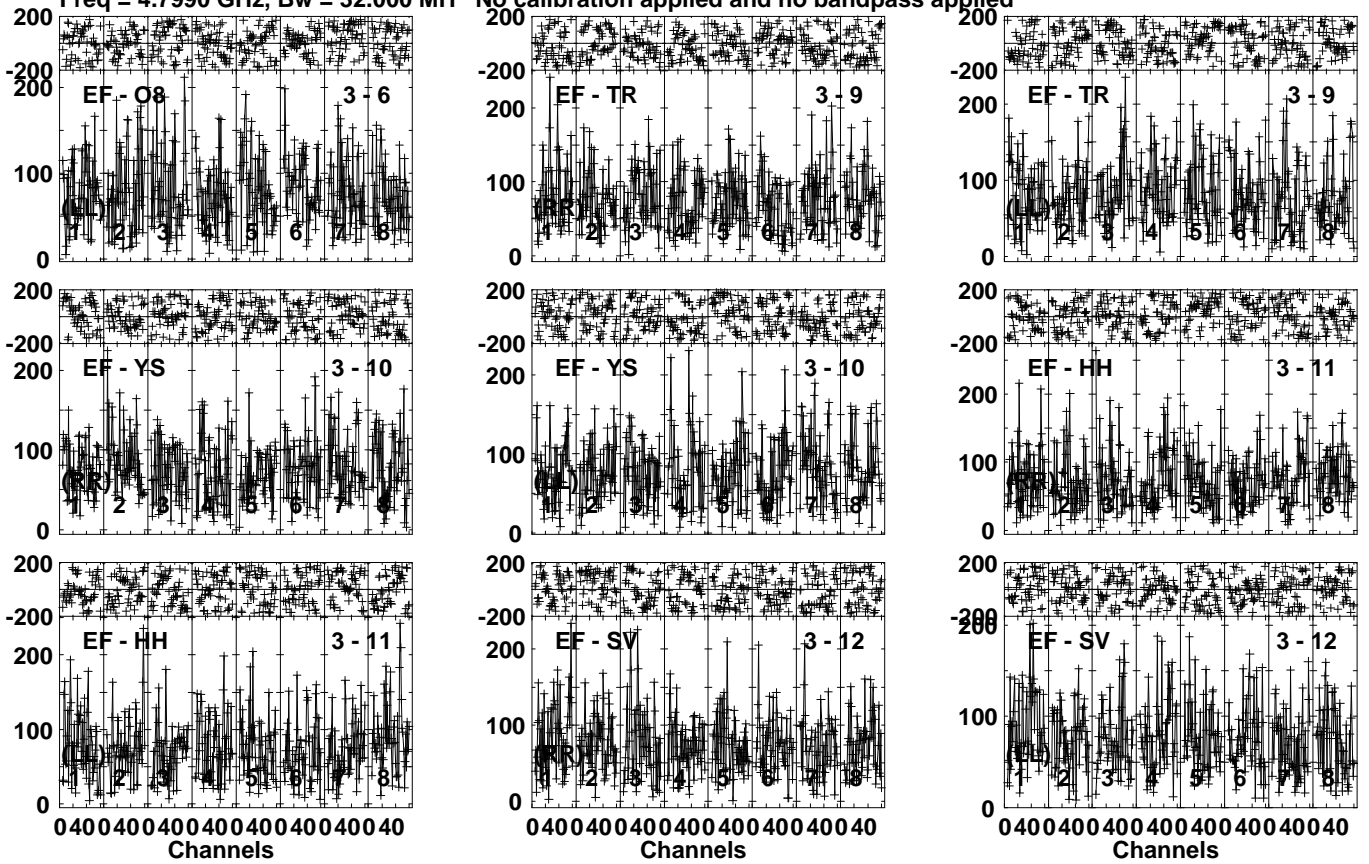
Lower frame: Micro Ampl Jy Top frame: Phas deg  
Vector averaged cross-power spectrum Several baselines displayed  
Timerange: 00/07:30:39 to 00/07:33:59

Plot file version 355 created 15-NOV-2021 12:12:35

LP349-25 EC077B.UVDATA.1

Freq = 4.7990 GHz, Bw = 32.000 MH

No calibration applied and no bandpass applied

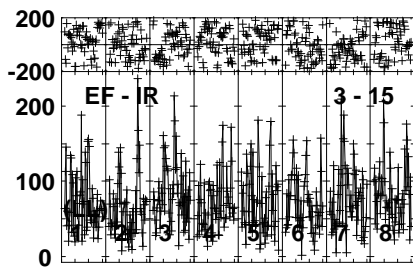
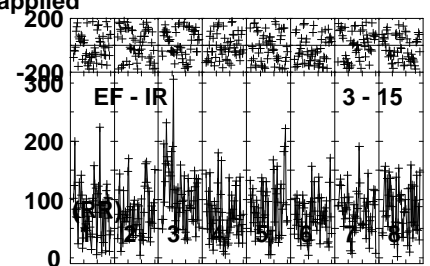
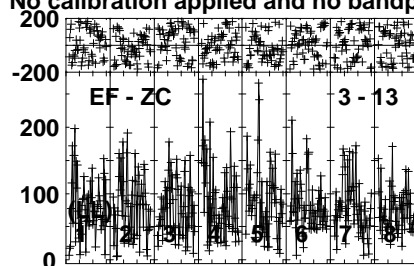
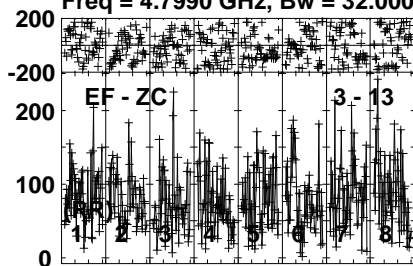


Lower frame: Micro Ampl Jy Top frame: Phas deg  
Vector averaged cross-power spectrum Several baselines displayed  
Timerange: 00/07:30:39 to 00/07:33:59

Plot file version 356 created 15-NOV-2021 12:12:36

LP349-25 EC077B.UVDATA.1

Freq = 4.7990 GHz, Bw = 32.000 MH No calibration applied and no bandpass applied



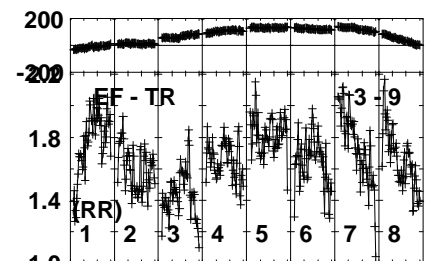
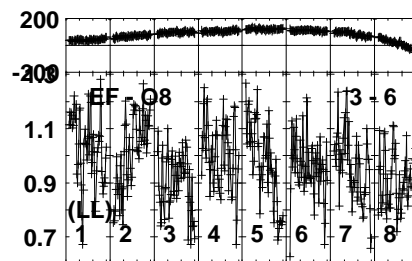
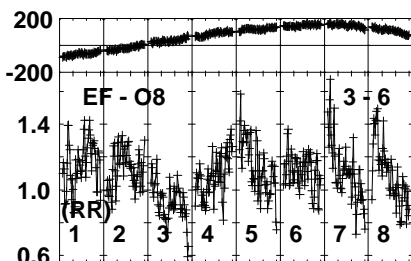
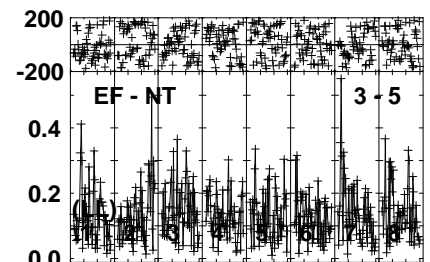
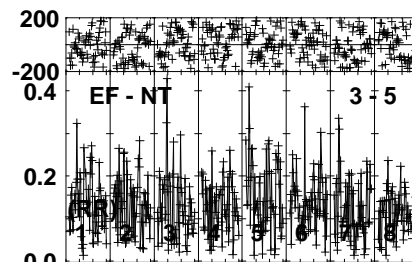
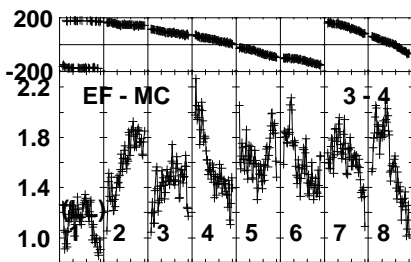
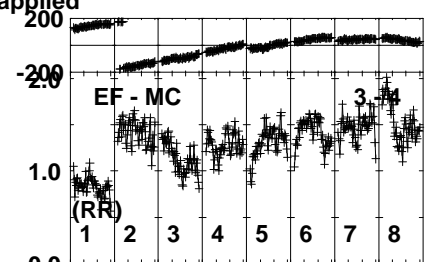
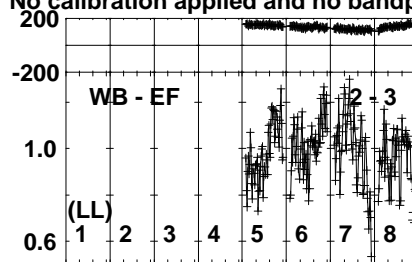
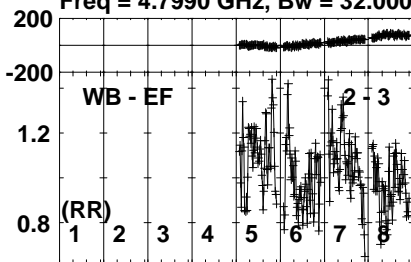
Lower frame: Micro Ampl Jy Top frame: Phas deg  
Vector averaged cross-power spectrum Several baselines displayed  
Timerange: 00/07:30:39 to 00/07:33:59

Plot file version 357 created 15-NOV-2021 12:12:36

J0037+2141 EC077B.UVDATA.1

Freq = 4.7990 GHz, Bw = 32.000 MH

No calibration applied and no bandpass applied



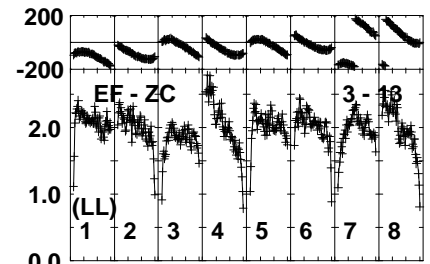
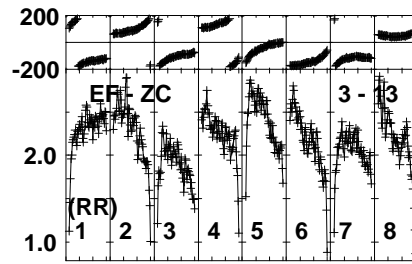
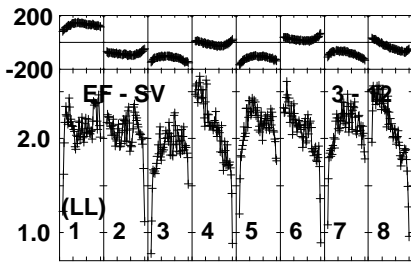
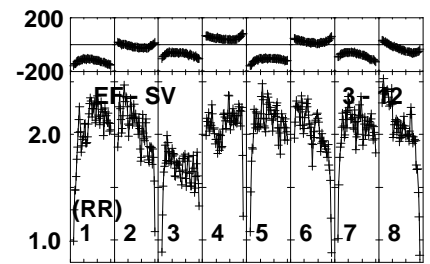
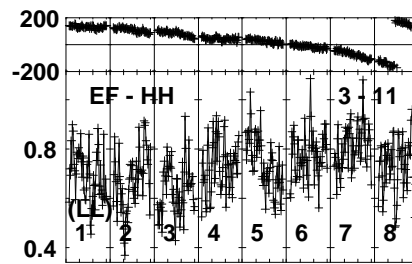
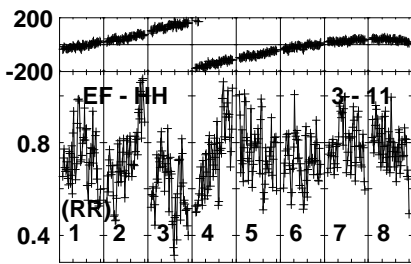
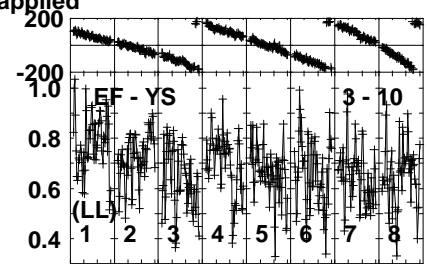
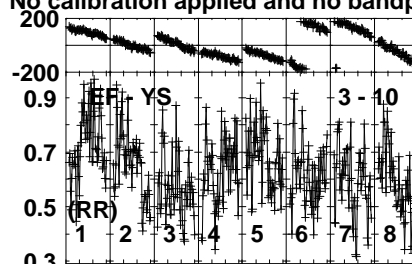
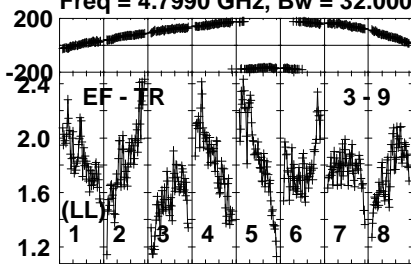
Lower frame: Milli Ampl Jy Top frame: Phas deg  
Vector averaged cross-power spectrum Several baselines displayed  
Timerange: 00/07:34:03 to 00/07:35:59

Plot file version 358 created 15-NOV-2021 12:12:36

J0037+2141 EC077B.UVDATA.1

Freq = 4.7990 GHz, Bw = 32.000 MH

No calibration applied and no bandpass applied



040040040040040040040040040040  
Channels

040040040040040040040040040040  
Channels

040040040040040040040040040040  
Channels

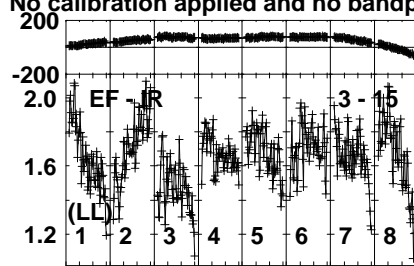
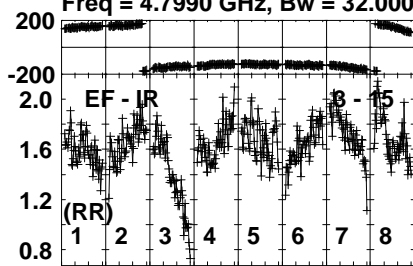
Lower frame: Milli Ampl Jy Top frame: Phas deg  
Vector averaged cross-power spectrum Several baselines displayed  
Timerange: 00/07:34:03 to 00/07:35:59

Plot file version 359 created 15-NOV-2021 12:12:36

J0037+2141 EC077B.UVDATA.1

Freq = 4.7990 GHz, Bw = 32.000 MH

No calibration applied and no bandpass applied

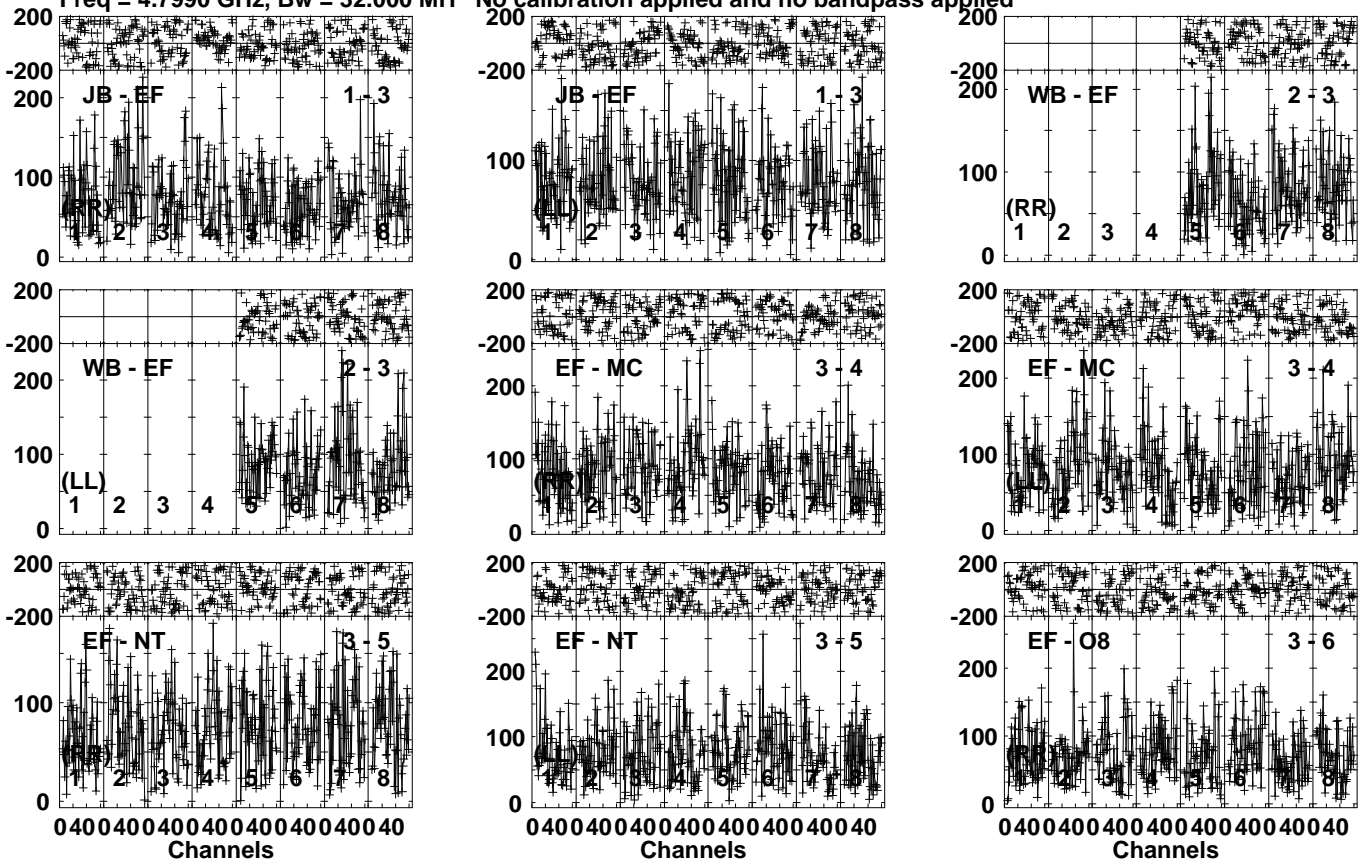


Lower frame: Milli Ampl Jy Top frame: Phas deg  
Vector averaged cross-power spectrum Several baselines displayed  
Timerange: 00/07:34:03 to 00/07:35:59

Plot file version 360 created 15-NOV-2021 12:12:36

LP349-25 EC077B.UVDATA.1

Freq = 4.7990 GHz, Bw = 32.000 MH No calibration applied and no bandpass applied



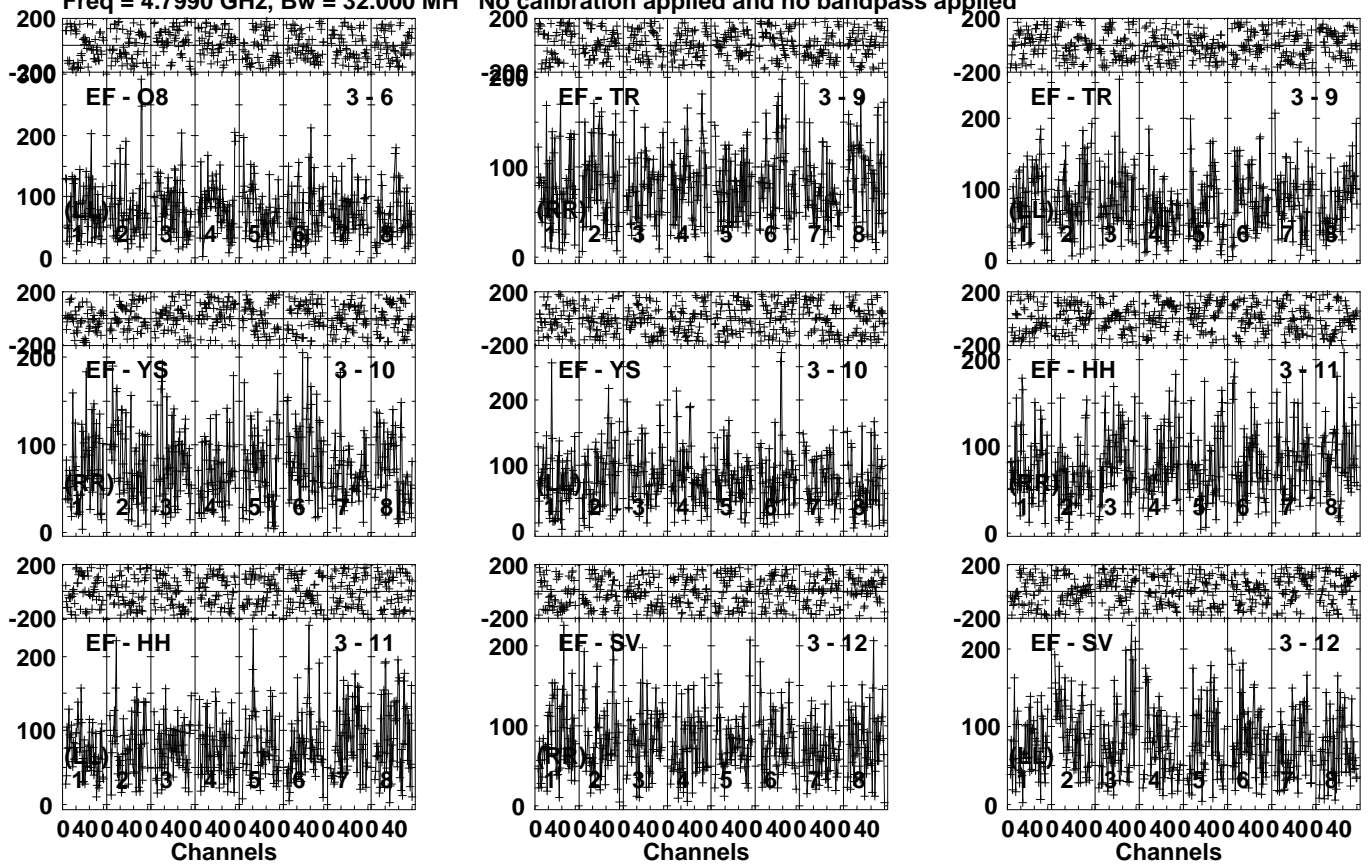
Lower frame: Micro Ampl Jy Top frame: Phas deg  
Vector averaged cross-power spectrum Several baselines displayed  
Timerange: 00/07:36:01 to 00/07:39:59



Plot file version 361 created 15-NOV-2021 12:12:36

LP349-25 EC077B.UVDATA.1

Freq = 4.7990 GHz, Bw = 32.000 MH No calibration applied and no bandpass applied

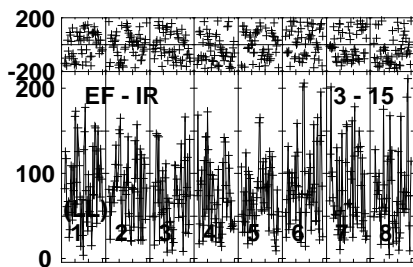
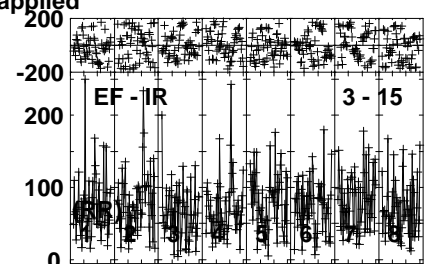
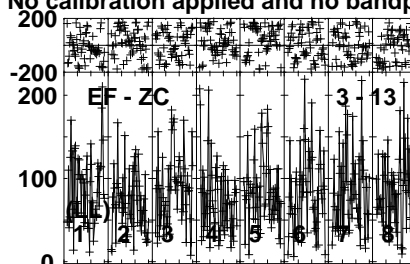
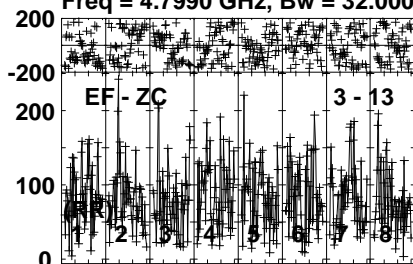


Lower frame: Micro Ampl Jy Top frame: Phas deg  
Vector averaged cross-power spectrum Several baselines displayed  
Timerange: 00/07:36:01 to 00/07:39:59

Plot file version 362 created 15-NOV-2021 12:12:36

LP349-25 EC077B.UVDATA.1

Freq = 4.7990 GHz, Bw = 32.000 MH No calibration applied and no bandpass applied



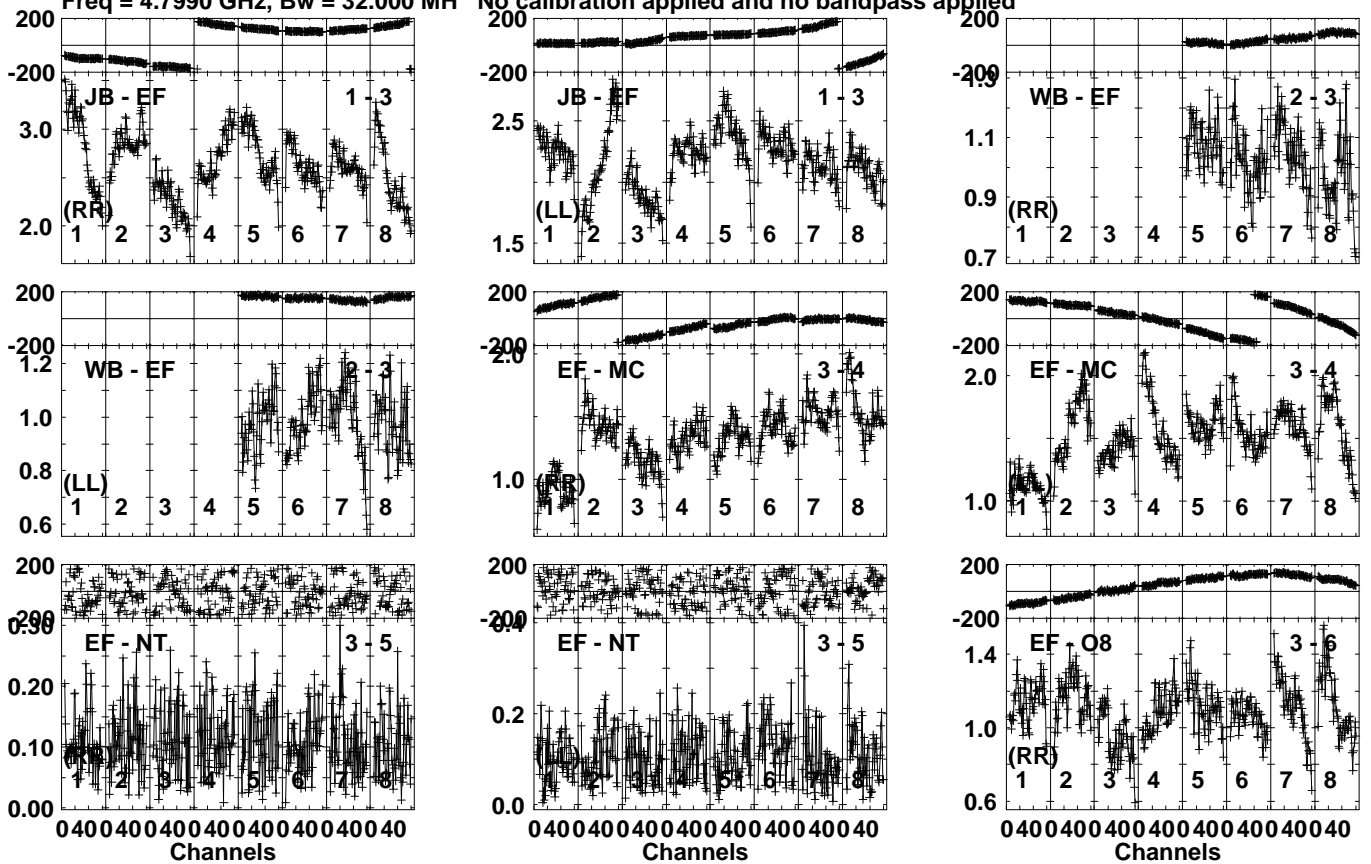
Lower frame: Micro Ampl Jy Top frame: Phas deg  
Vector averaged cross-power spectrum Several baselines displayed  
Timerange: 00/07:36:01 to 00/07:39:59

Plot file version 363 created 15-NOV-2021 12:12:36

J0037+2141 EC077B.UVDATA.1

Freq = 4.7990 GHz, Bw = 32.000 MH

No calibration applied and no bandpass applied



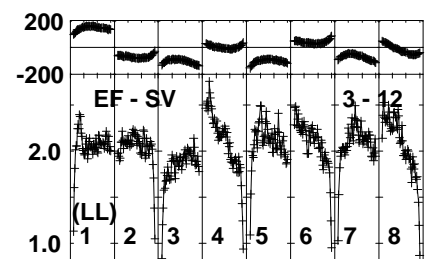
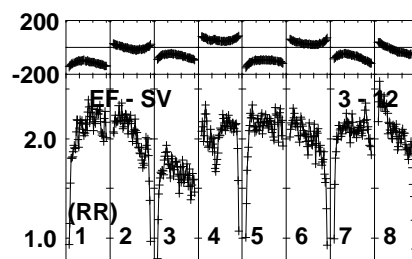
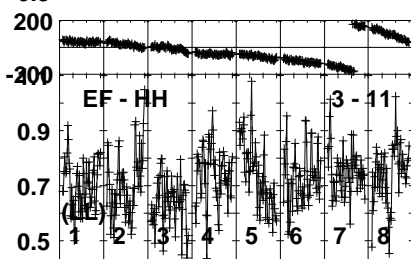
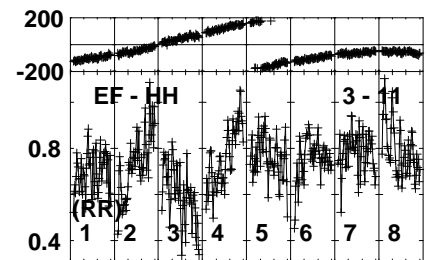
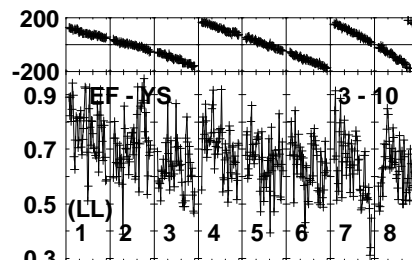
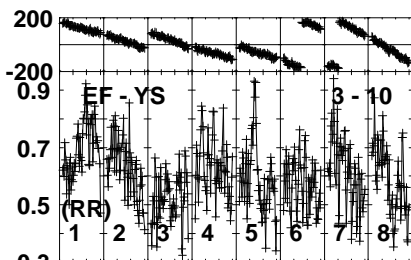
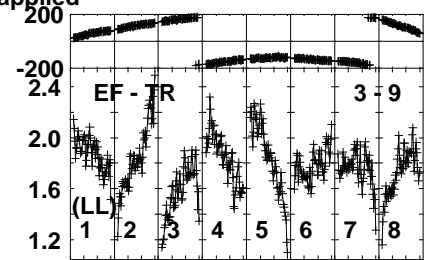
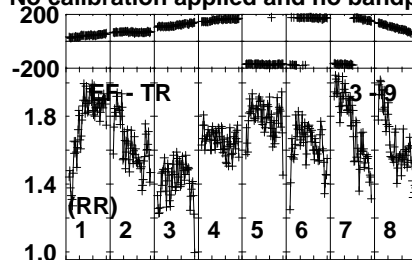
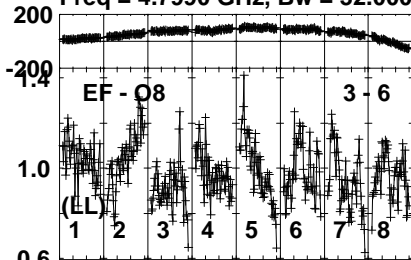
Lower frame: Milli Ampl Jy Top frame: Phas deg  
Vector averaged cross-power spectrum Several baselines displayed  
Timerange: 00/07:40:31 to 00/07:42:29

Plot file version 364 created 15-NOV-2021 12:12:36

J0037+2141 EC077B.UVDATA.1

Freq = 4.7990 GHz, Bw = 32.000 MH

No calibration applied and no bandpass applied



040040040040040040040040040040  
Channels

040040040040040040040040040040  
Channels

040040040040040040040040040040  
Channels

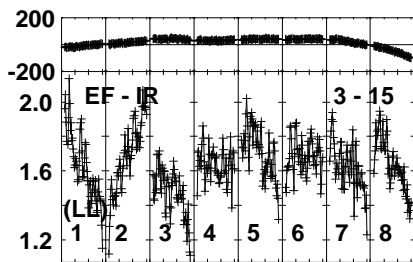
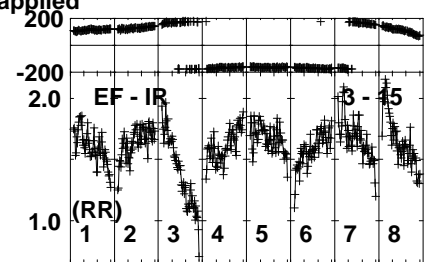
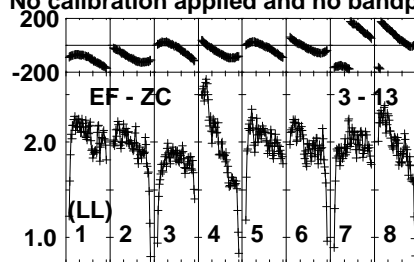
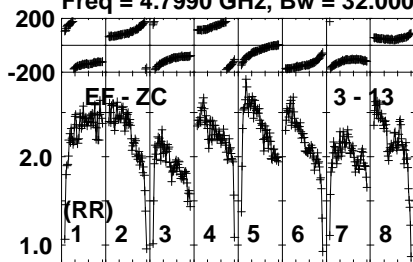
Lower frame: Milli Ampl Jy Top frame: Phas deg  
Vector averaged cross-power spectrum Several baselines displayed  
Timerange: 00/07:40:31 to 00/07:42:29

Plot file version 365 created 15-NOV-2021 12:12:36

J0037+2141 EC077B.UVDATA.1

Freq = 4.7990 GHz, Bw = 32.000 MH

No calibration applied and no bandpass applied

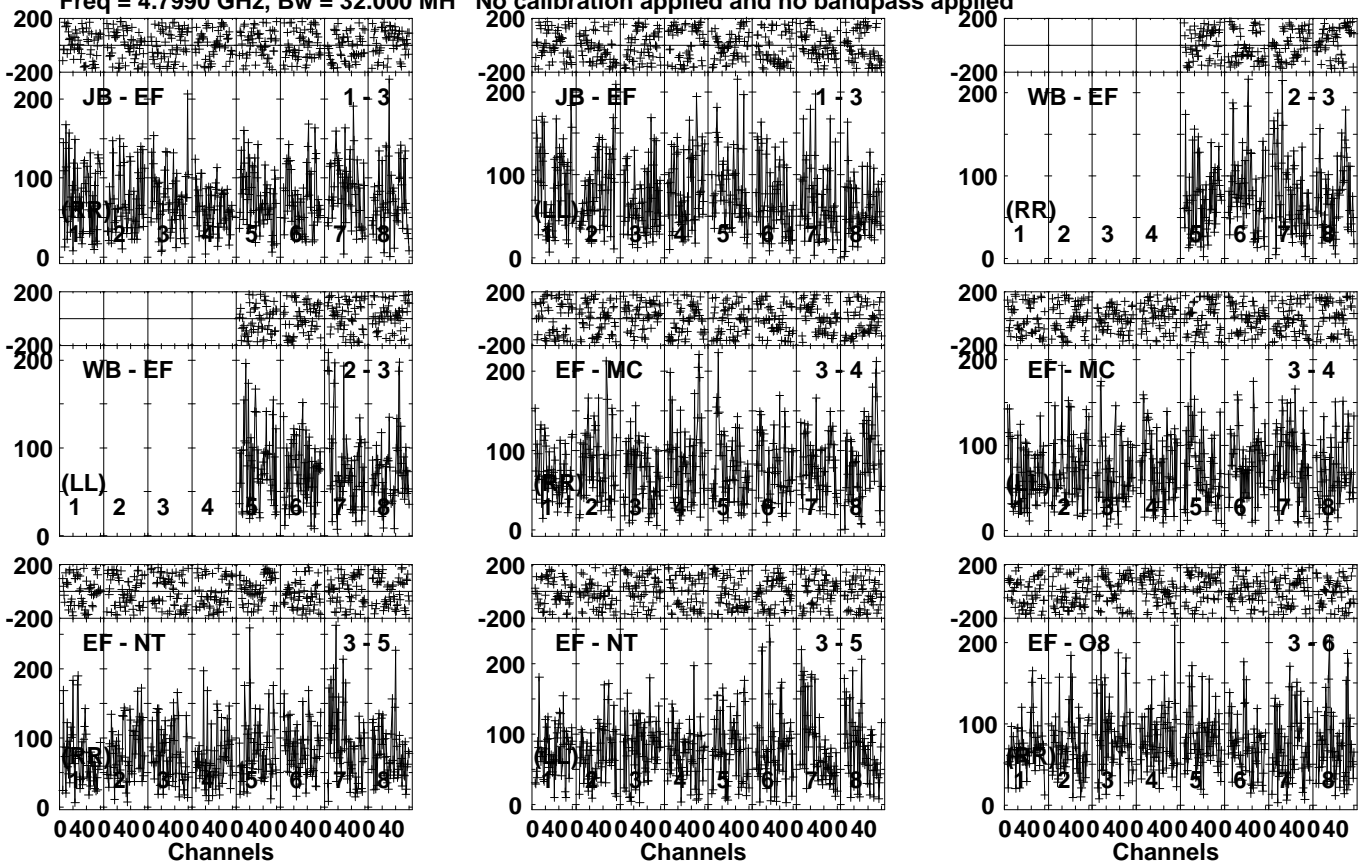


Lower frame: Milli Ampl Jy Top frame: Phas deg  
Vector averaged cross-power spectrum Several baselines displayed  
Timerange: 00/07:40:31 to 00/07:42:29

Plot file version 366 created 15-NOV-2021 12:12:36

LP349-25 EC077B.UVDATA.1

Freq = 4.7990 GHz, Bw = 32.000 MH No calibration applied and no bandpass applied

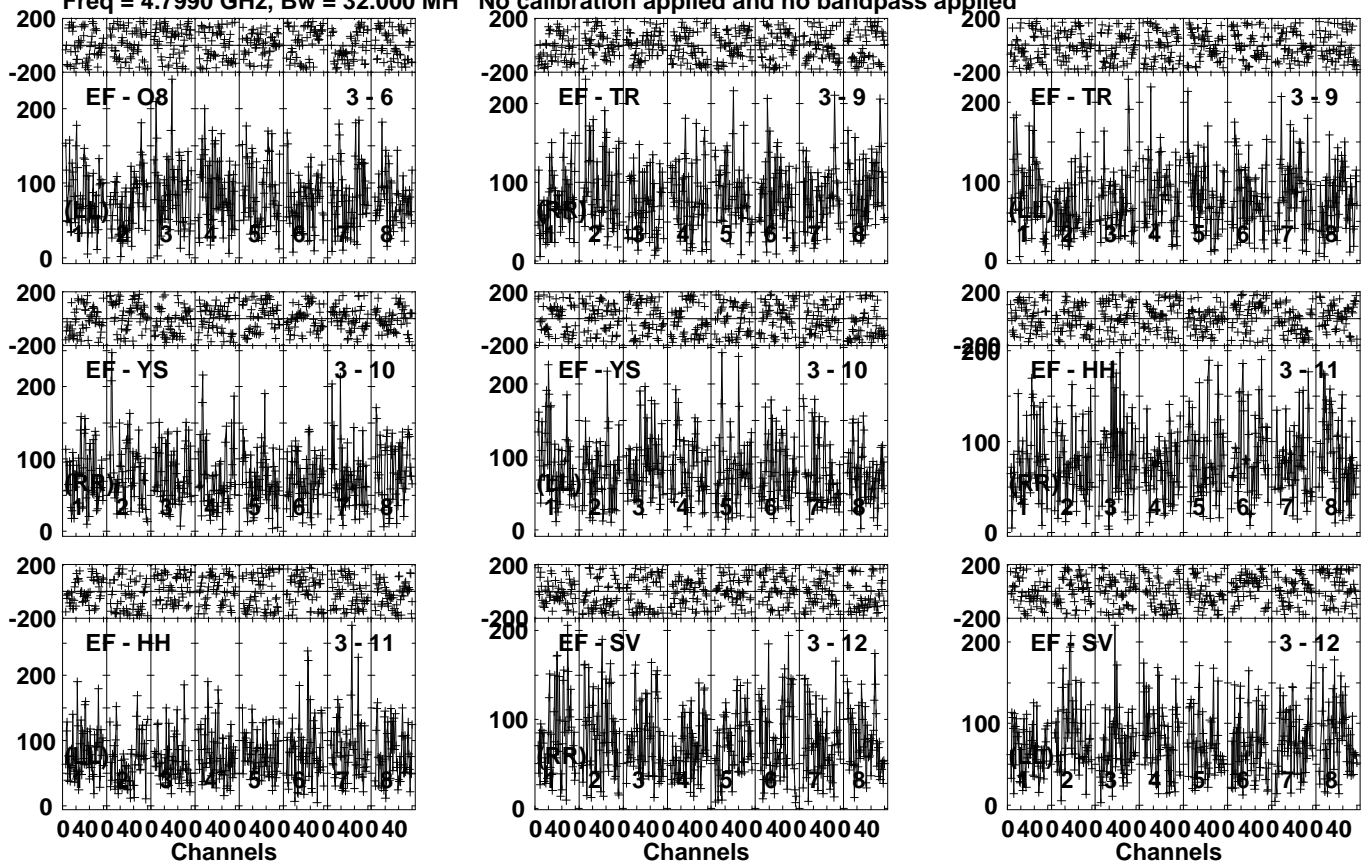


Lower frame: Micro Ampl Jy Top frame: Phas deg  
Vector averaged cross-power spectrum Several baselines displayed  
Timerange: 00/07:43:09 to 00/07:46:29

Plot file version 367 created 15-NOV-2021 12:12:37

LP349-25 EC077B.UVDATA.1

Freq = 4.7990 GHz, Bw = 32.000 MH No calibration applied and no bandpass applied

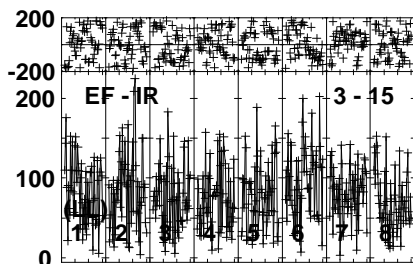
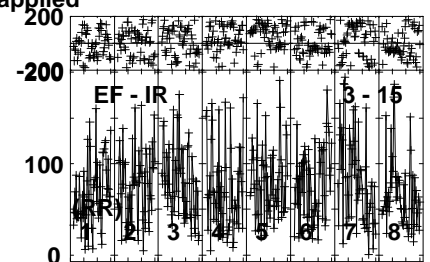
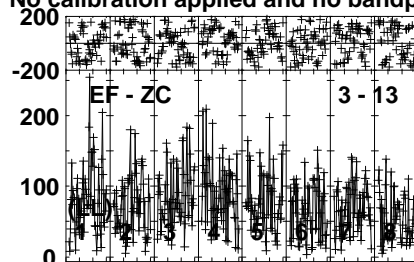
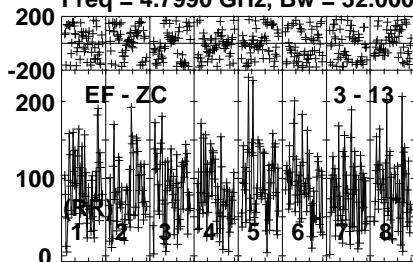


Lower frame: Micro Ampl Jy Top frame: Phas deg  
Vector averaged cross-power spectrum Several baselines displayed  
Timerange: 00/07:43:09 to 00/07:46:29

Plot file version 368 created 15-NOV-2021 12:12:37

LP349-25 EC077B.UVDATA.1

Freq = 4.7990 GHz, Bw = 32.000 MH No calibration applied and no bandpass applied



Lower frame: Micro Ampl Jy Top frame: Phas deg  
Vector averaged cross-power spectrum Several baselines displayed  
Timerange: 00/07:43:09 to 00/07:46:29

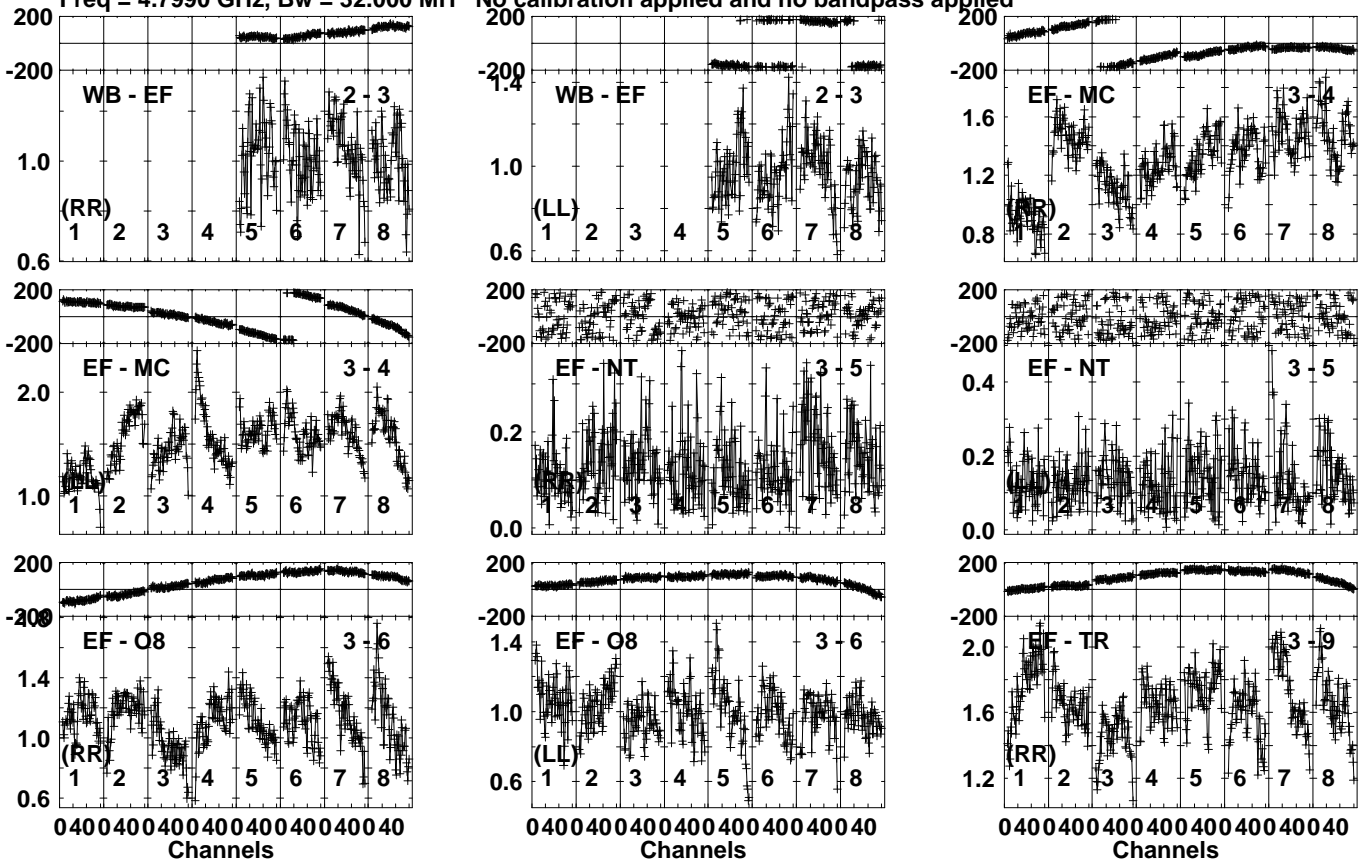


Plot file version 369 created 15-NOV-2021 12:12:37

J0037+2141 EC077B.UVDATA.1

Freq = 4.7990 GHz, Bw = 32.000 MH

No calibration applied and no bandpass applied

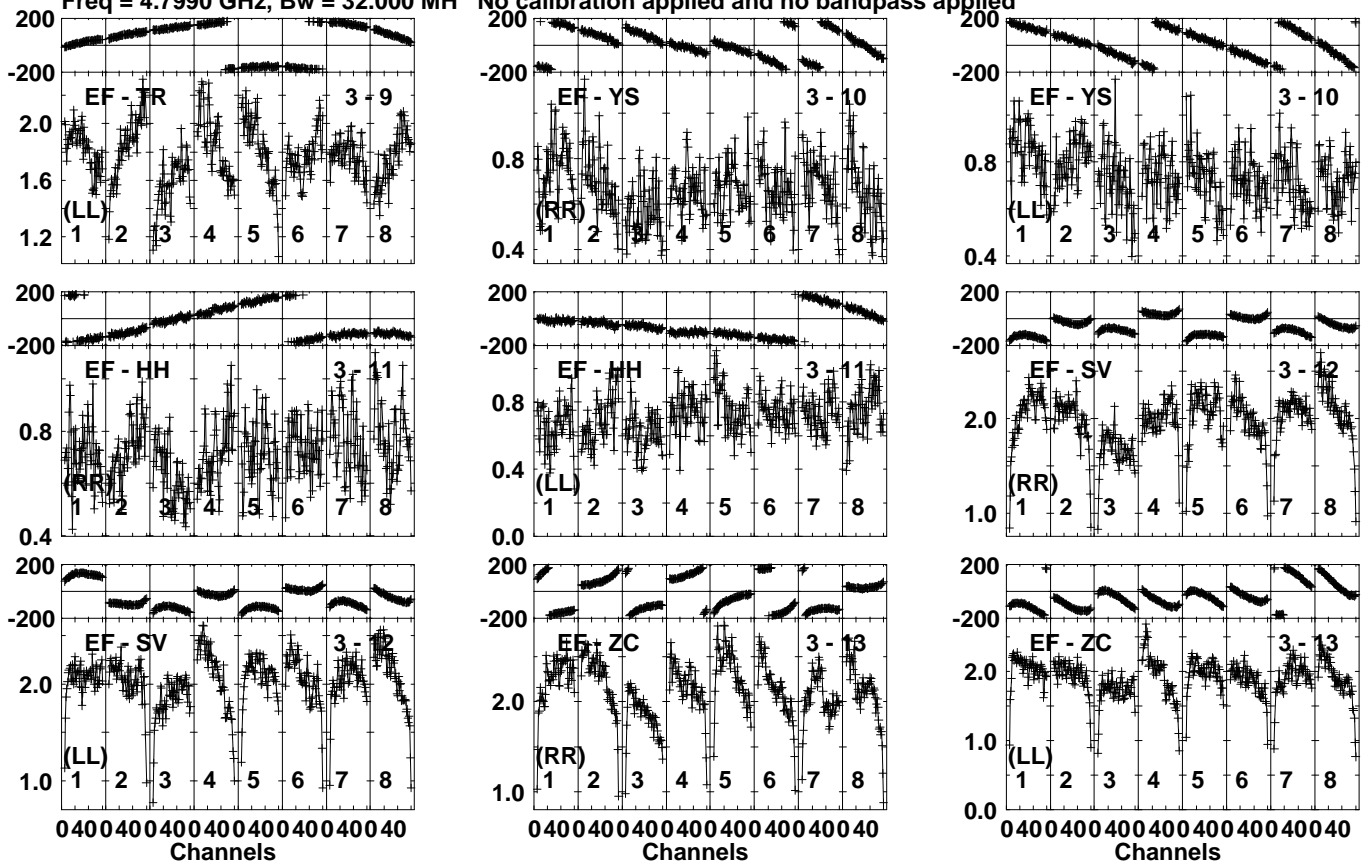


Lower frame: Milli Ampl Jy Top frame: Phas deg  
 Vector averaged cross-power spectrum Several baselines displayed  
 Timerange: 00/07:46:31 to 00/07:48:29

Plot file version 370 created 15-NOV-2021 12:12:37

J0037+2141 EC077B.UVDATA.1

Freq = 4.7990 GHz, Bw = 32.000 MH No calibration applied and no bandpass applied

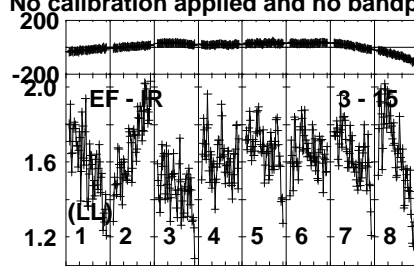
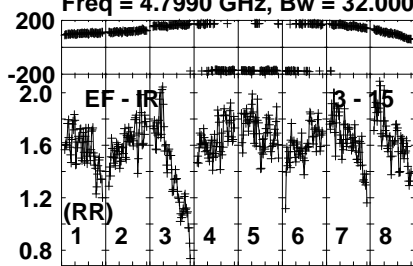


Lower frame: Milli Ampl Jy Top frame: Phas deg  
 Vector averaged cross-power spectrum Several baselines displayed  
 Timerange: 00:07:46:31 to 00:07:48:29

Plot file version 371 created 15-NOV-2021 12:12:37

J0037+2141 EC077B.UVDATA.1

Freq = 4.7990 GHz, Bw = 32.000 MH No calibration applied and no bandpass applied

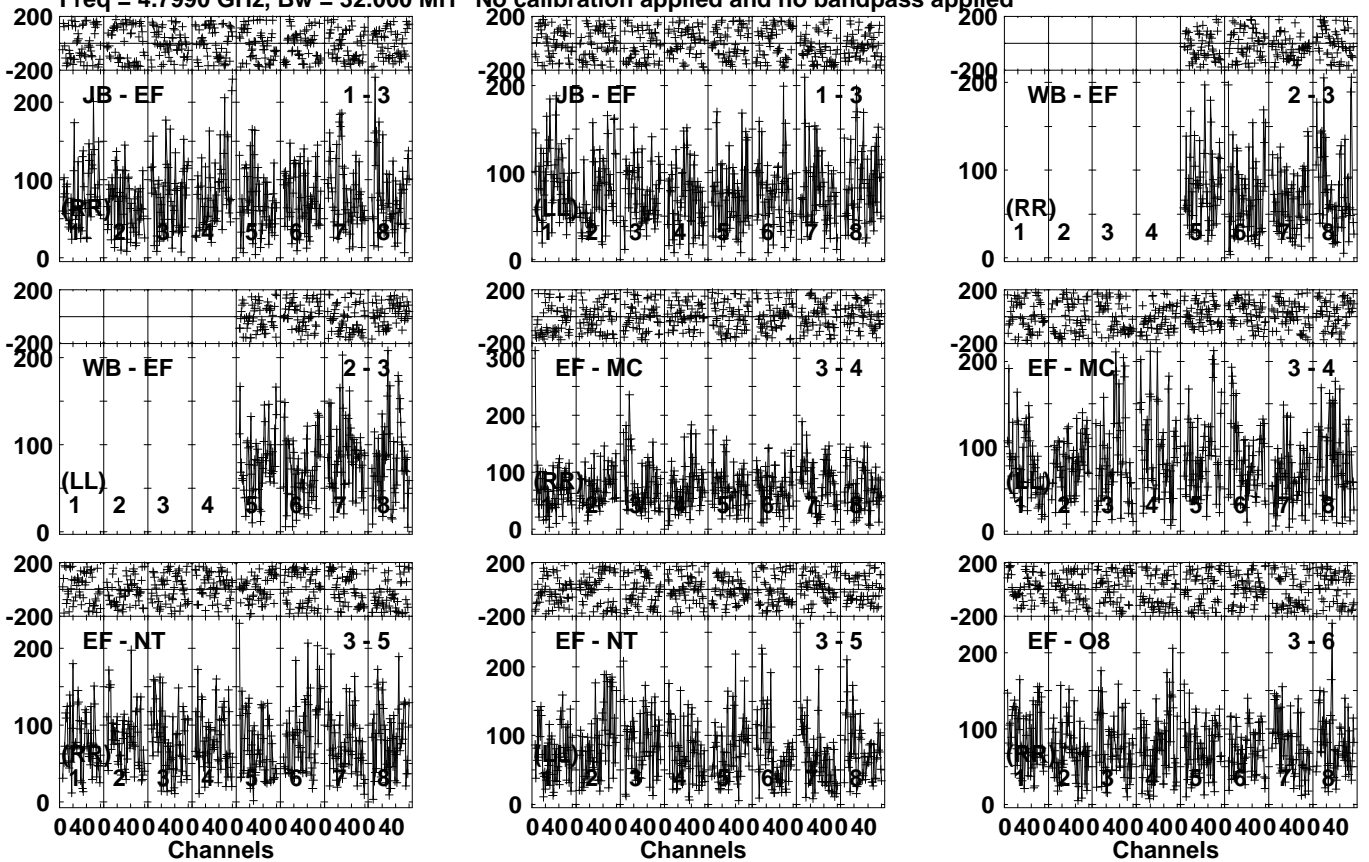


Lower frame: Milli Ampl Jy Top frame: Phas deg  
Vector averaged cross-power spectrum Several baselines displayed  
Timerange: 00/07:46:31 to 00/07:48:29

Plot file version 372 created 15-NOV-2021 12:12:37

LP349-25 EC077B.UVDATA.1

Freq = 4.7990 GHz, Bw = 32.000 MH No calibration applied and no bandpass applied

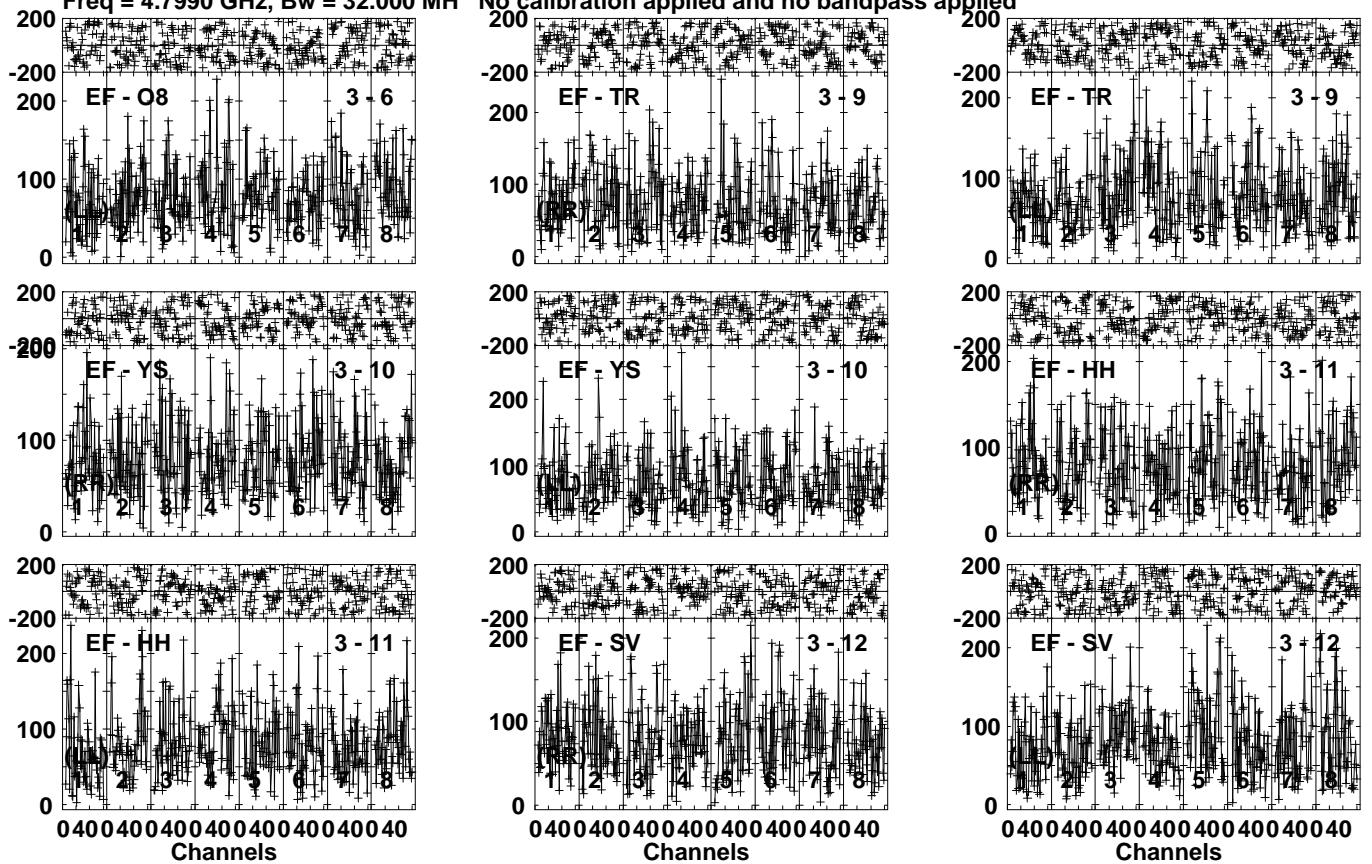


Lower frame: Micro Ampl Jy Top frame: Phas deg  
Vector averaged cross-power spectrum Several baselines displayed  
Timerange: 00/07:48:31 to 00/07:52:29

Plot file version 373 created 15-NOV-2021 12:12:37

LP349-25 EC077B.UVDATA.1

Freq = 4.7990 GHz, Bw = 32.000 MH No calibration applied and no bandpass applied

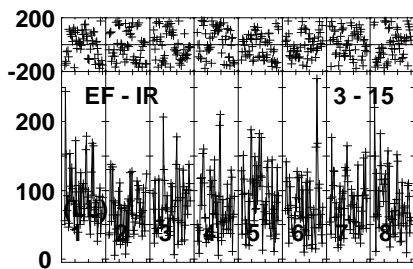
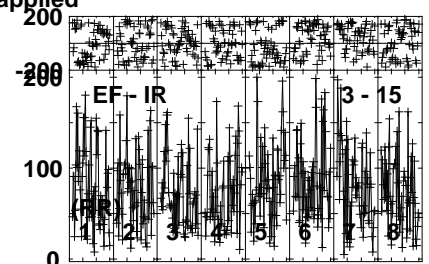
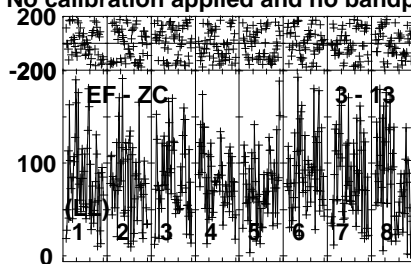
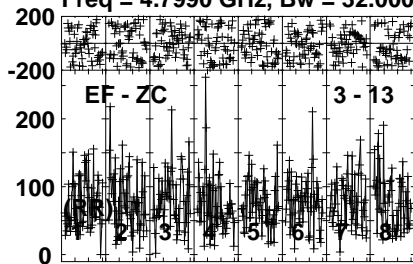


Lower frame: Micro Ampl Jy Top frame: Phas deg  
Vector averaged cross-power spectrum Several baselines displayed  
Timerange: 00/07:48:31 to 00/07:52:29

Plot file version 374 created 15-NOV-2021 12:12:37

LP349-25 EC077B.UVDATA.1

Freq = 4.7990 GHz, Bw = 32.000 MH No calibration applied and no bandpass applied



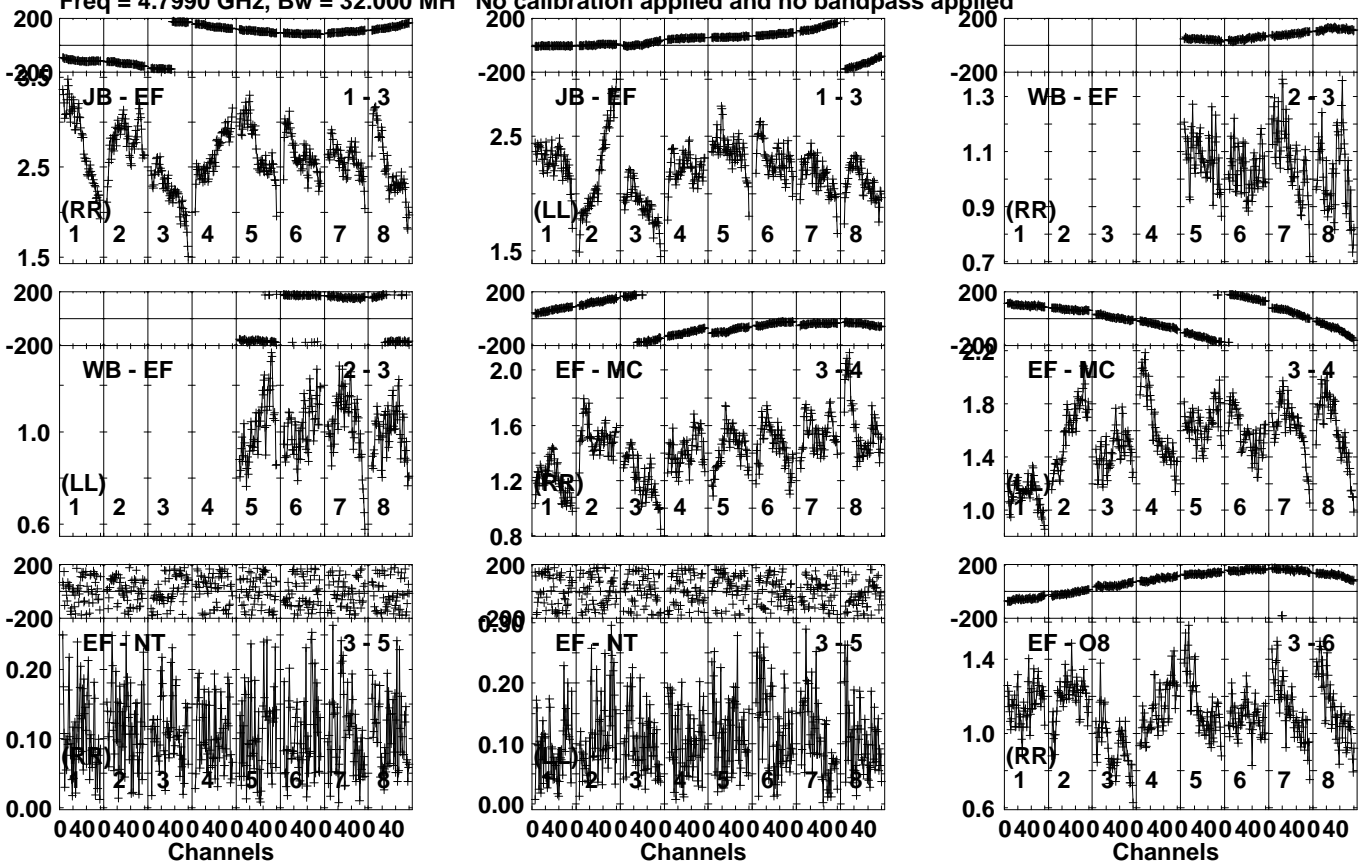
Lower frame: Micro Ampl Jy Top frame: Phas deg  
Vector averaged cross-power spectrum Several baselines displayed  
Timerange: 00/07:48:31 to 00/07:52:29

Plot file version 375 created 15-NOV-2021 12:12:37

J0037+2141 EC077B.UVDATA.1

Freq = 4.7990 GHz, Bw = 32.000 MH

No calibration applied and no bandpass applied



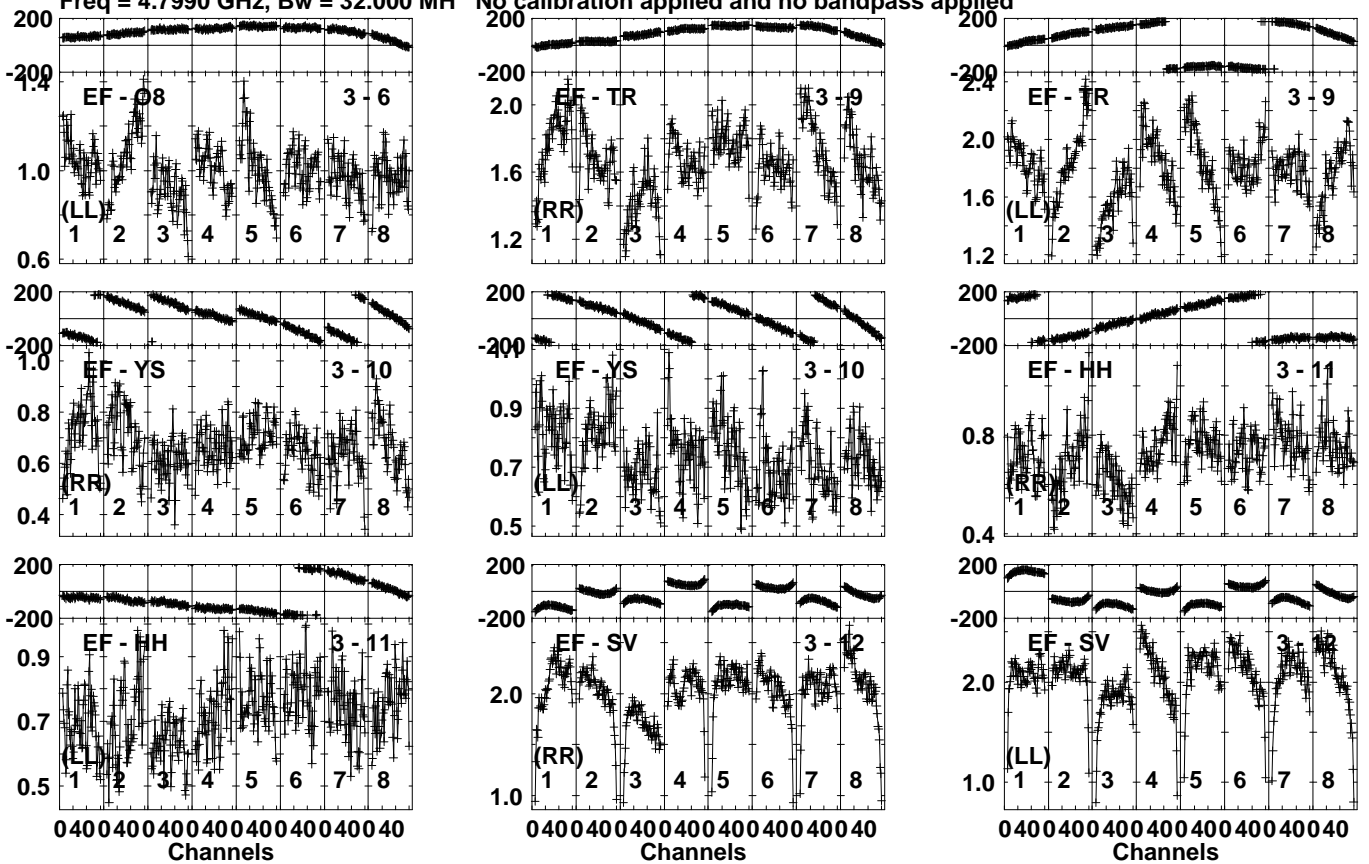
Lower frame: Milli Ampl Jy Top frame: Phas deg  
Vector averaged cross-power spectrum Several baselines displayed  
Timerange: 00/07:53:01 to 00/07:54:59

Plot file version 376 created 15-NOV-2021 12:12:38

J0037+2141 EC077B.UVDATA.1

Freq = 4.7990 GHz, Bw = 32.000 MH

No calibration applied and no bandpass applied



Lower frame: Milli Ampl Jy Top frame: Phas deg  
Vector averaged cross-power spectrum Several baselines displayed  
Timerange: 00/07:53:01 to 00/07:54:59

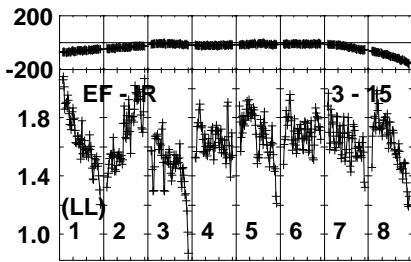
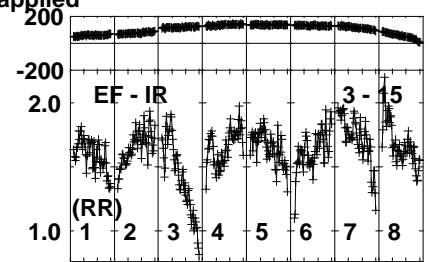
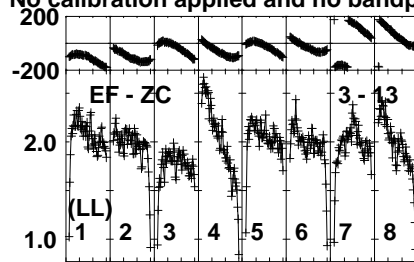
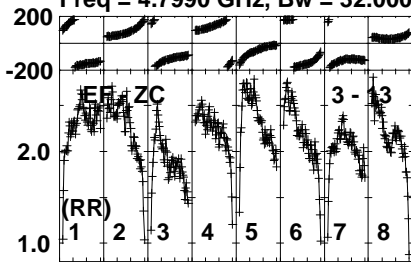


Plot file version 377 created 15-NOV-2021 12:12:38

J0037+2141 EC077B.UVDATA.1

Freq = 4.7990 GHz, Bw = 32.000 MH

No calibration applied and no bandpass applied

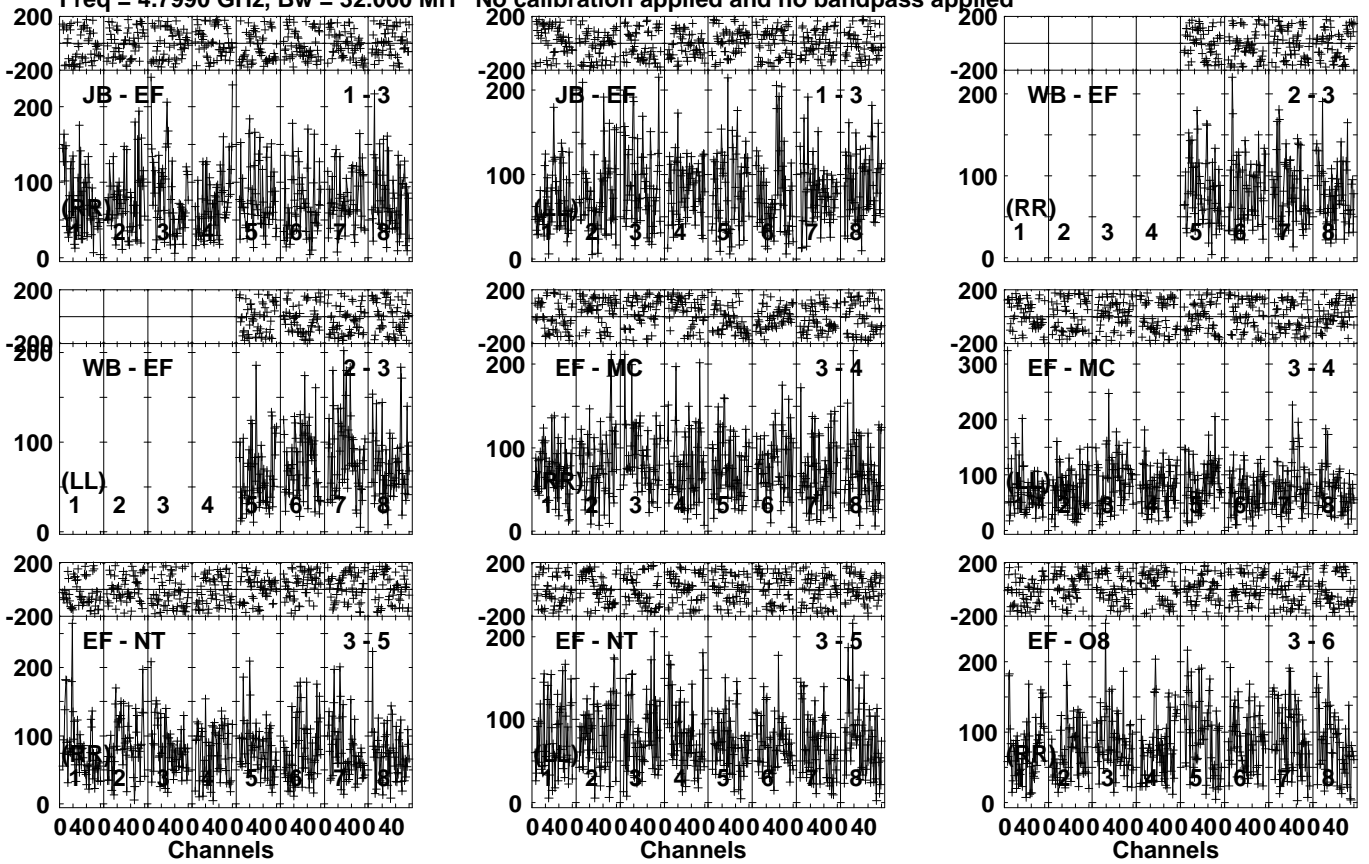


Lower frame: Milli Ampl Jy Top frame: Phas deg  
Vector averaged cross-power spectrum Several baselines displayed  
Timerange: 00/07:53:01 to 00/07:54:59

Plot file version 378 created 15-NOV-2021 12:12:38

LP349-25 EC077B.UVDATA.1

Freq = 4.7990 GHz, Bw = 32.000 MH No calibration applied and no bandpass applied

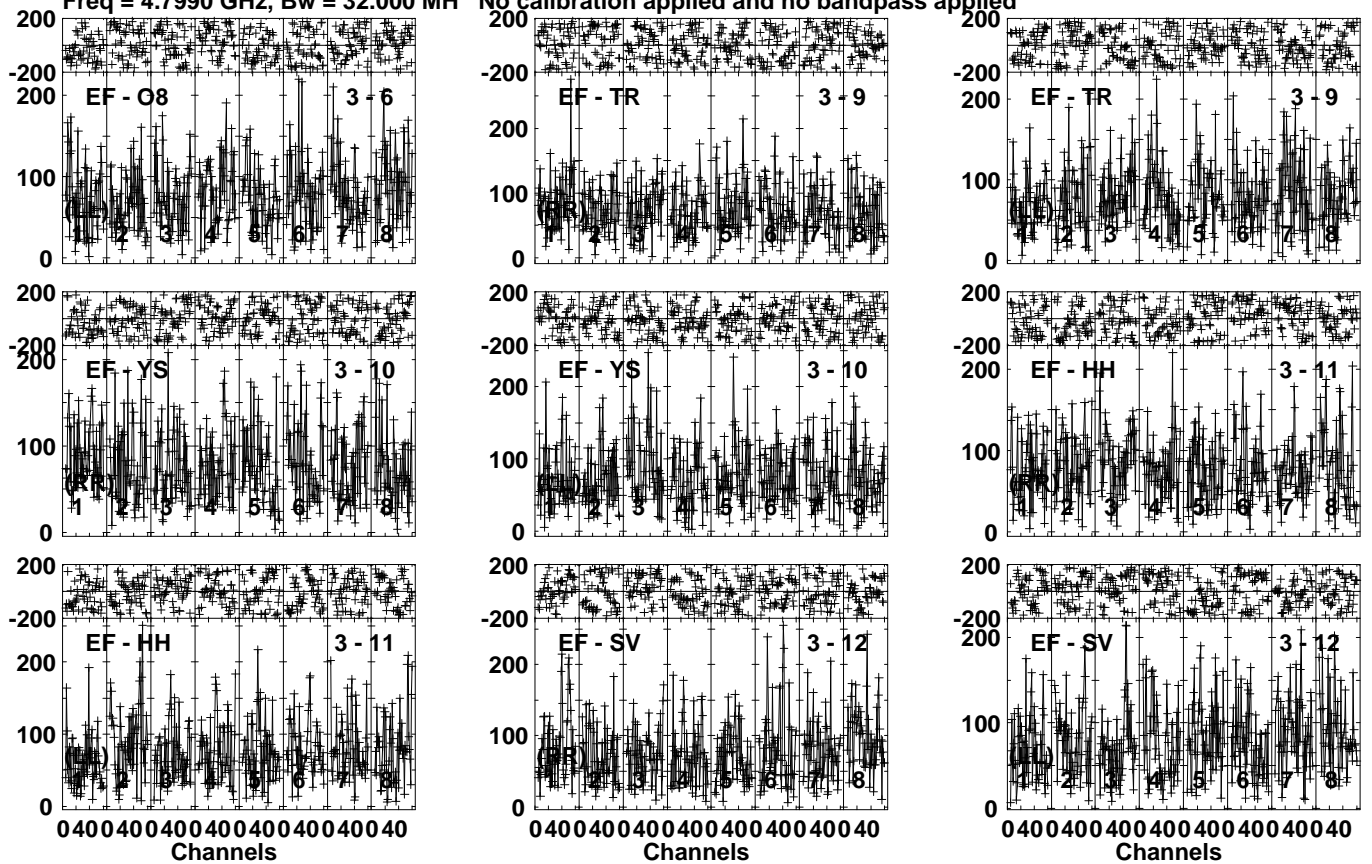


Lower frame: Micro Ampl Jy Top frame: Phas deg  
Vector averaged cross-power spectrum Several baselines displayed  
Timerange: 00/07:55:39 to 00/07:58:59

Plot file version 379 created 15-NOV-2021 12:12:38

LP349-25 EC077B.UVDATA.1

Freq = 4.7990 GHz, Bw = 32.000 MH No calibration applied and no bandpass applied

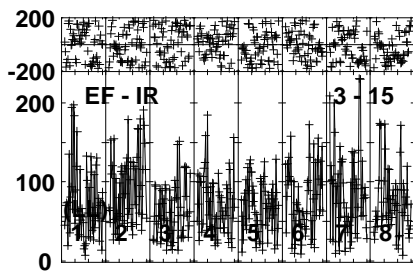
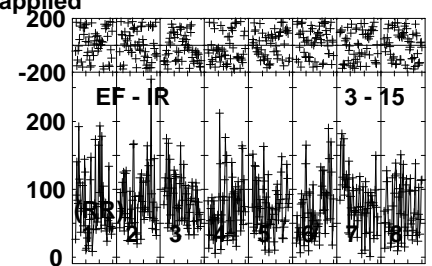
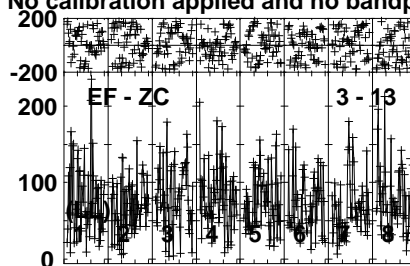
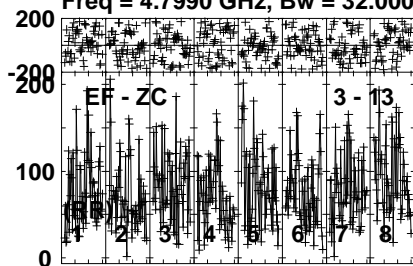


Lower frame: Micro Ampl Jy Top frame: Phas deg  
Vector averaged cross-power spectrum Several baselines displayed  
Timerange: 00/07:55:39 to 00/07:58:59

Plot file version 380 created 15-NOV-2021 12:12:38

LP349-25 EC077B.UVDATA.1

Freq = 4.7990 GHz, Bw = 32.000 MH No calibration applied and no bandpass applied



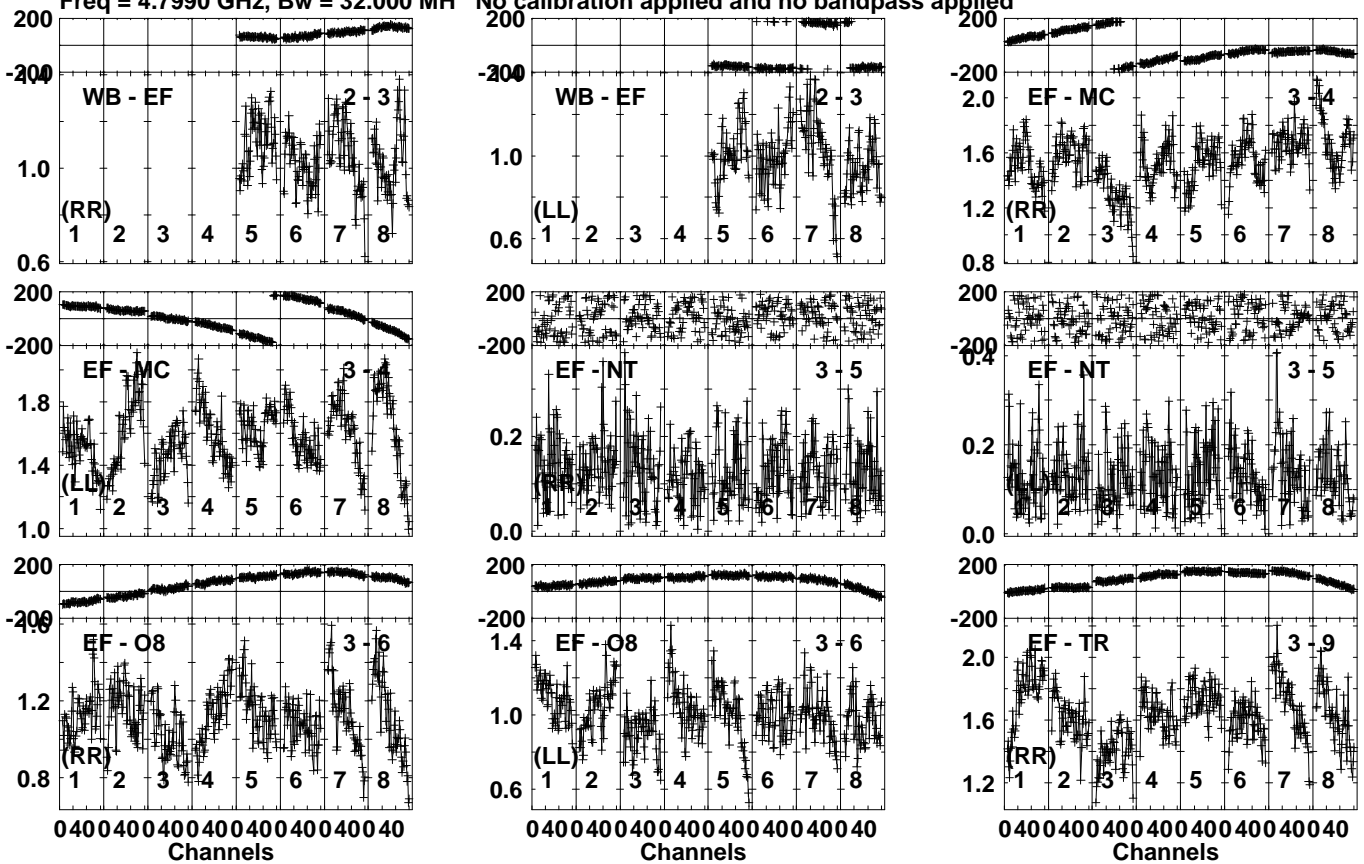
Lower frame: Micro Ampl Jy Top frame: Phas deg  
Vector averaged cross-power spectrum Several baselines displayed  
Timerange: 00/07:55:39 to 00/07:58:59

Plot file version 381 created 15-NOV-2021 12:12:38

J0037+2141 EC077B.UVDATA.1

Freq = 4.7990 GHz, Bw = 32.000 MH

No calibration applied and no bandpass applied



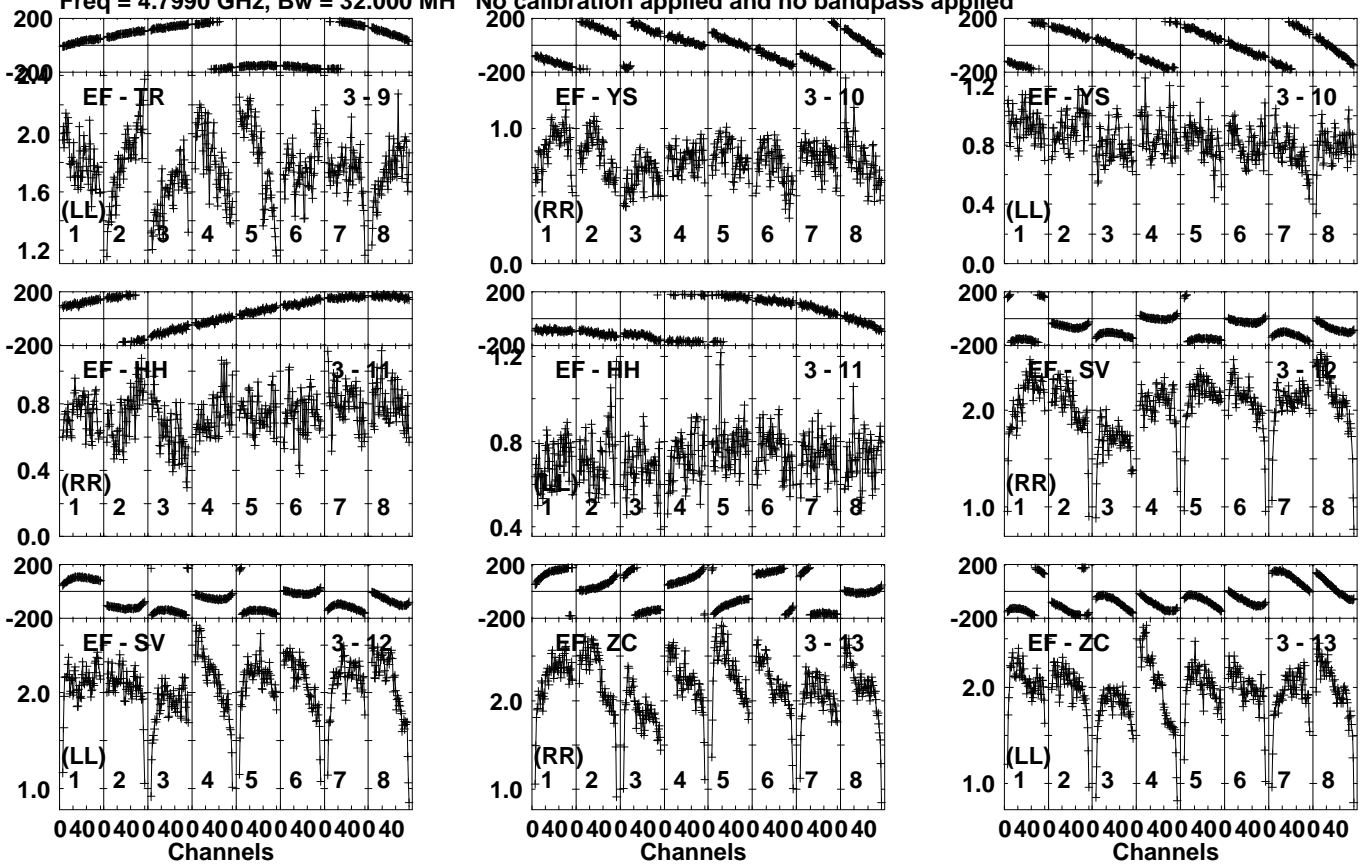
Lower frame: Milli Ampl Jy Top frame: Phas deg  
Vector averaged cross-power spectrum Several baselines displayed  
Timerange: 00/07:59:03 to 00/08:00:59

Plot file version 382 created 15-NOV-2021 12:12:38

J0037+2141 EC077B.UVDATA.1

Freq = 4.7990 GHz, Bw = 32.000 MH

No calibration applied and no bandpass applied



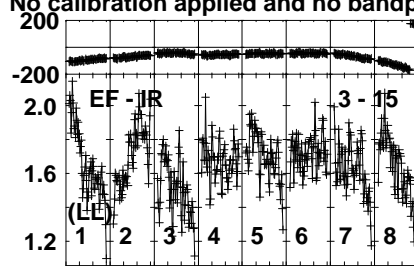
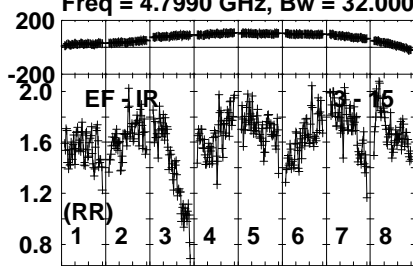
Lower frame: Milli Ampl Jy Top frame: Phas deg  
Vector averaged cross-power spectrum Several baselines displayed  
Timerange: 00/07:59:03 to 00/08:00:59

Plot file version 383 created 15-NOV-2021 12:12:38

J0037+2141 EC077B.UVDATA.1

Freq = 4.7990 GHz, Bw = 32.000 MH

No calibration applied and no bandpass applied

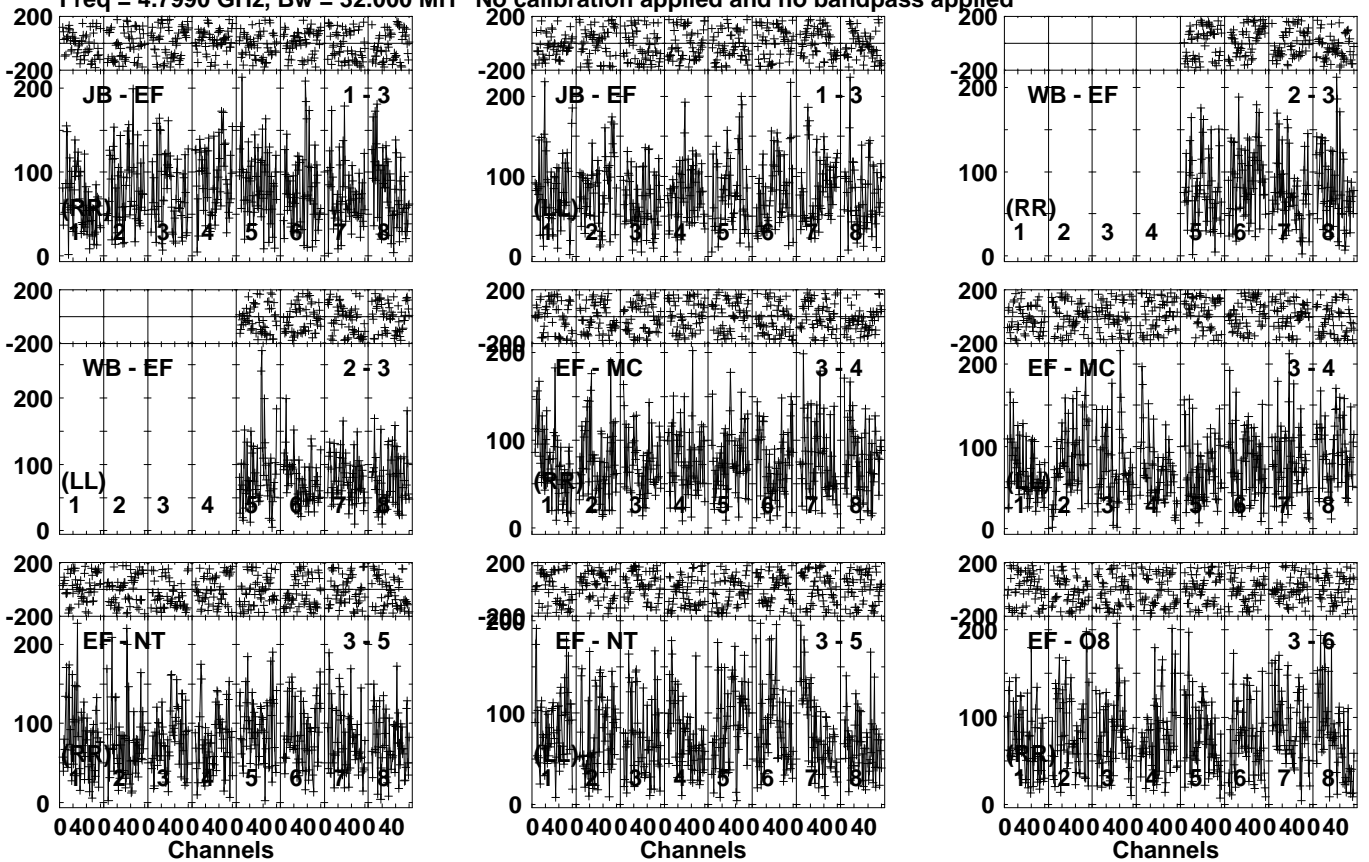


Lower frame: Milli Ampl Jy Top frame: Phas deg  
Vector averaged cross-power spectrum Several baselines displayed  
Timerange: 00/07:59:03 to 00/08:00:59

Plot file version 384 created 15-NOV-2021 12:12:38

LP349-25 EC077B.UVDATA.1

Freq = 4.7990 GHz, Bw = 32.000 MH No calibration applied and no bandpass applied



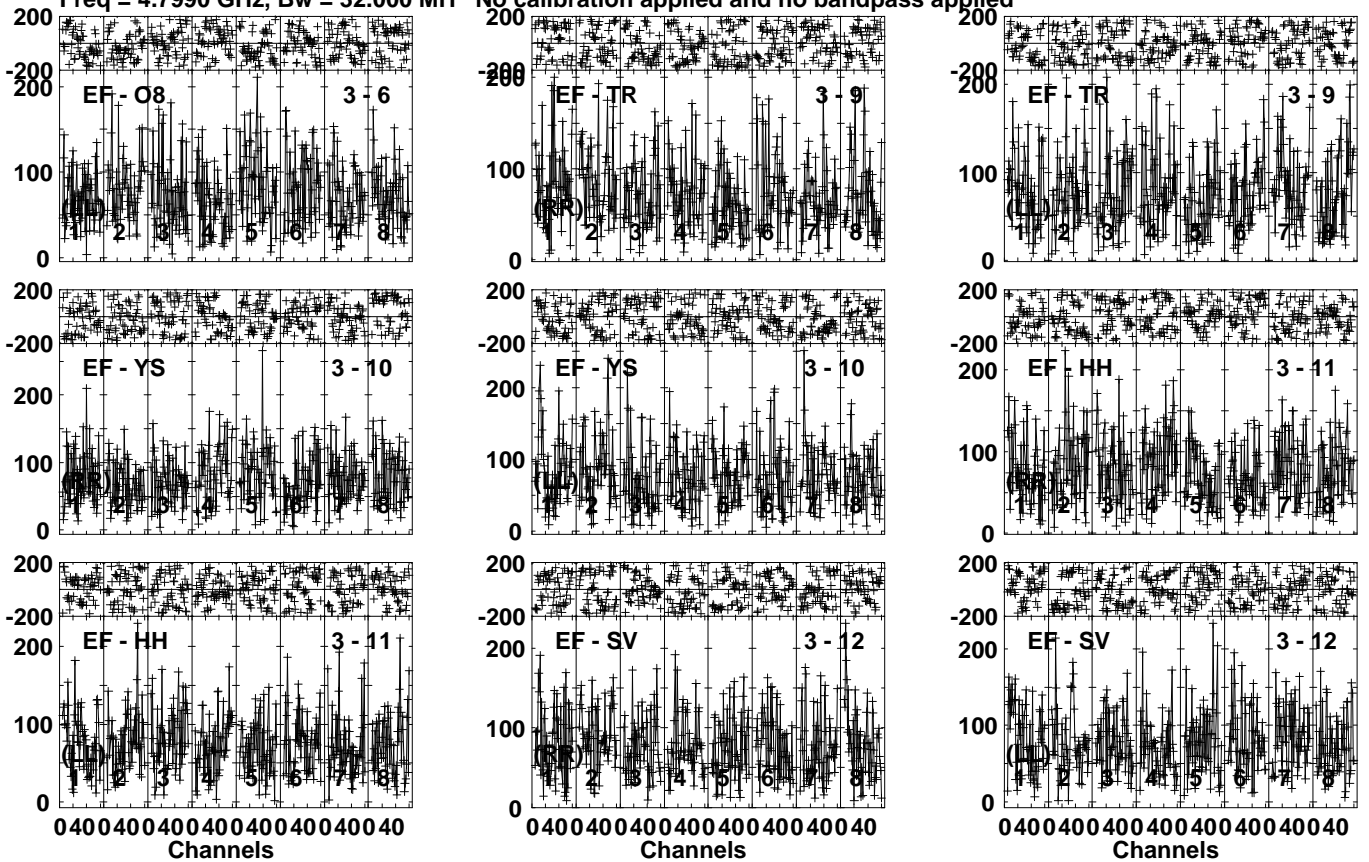
Lower frame: Micro Ampl Jy Top frame: Phas deg  
Vector averaged cross-power spectrum Several baselines displayed  
Timerange: 00/08:01:01 to 00/08:04:59



Plot file version 385 created 15-NOV-2021 12:12:38

LP349-25 EC077B.UVDATA.1

Freq = 4.7990 GHz, Bw = 32.000 MH No calibration applied and no bandpass applied

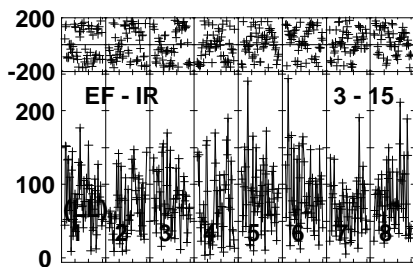
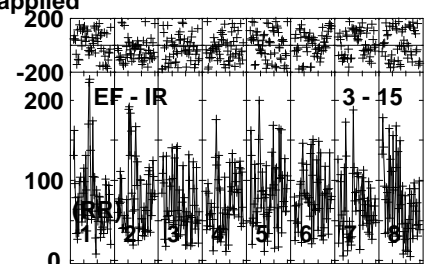
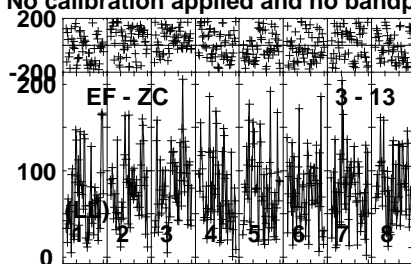
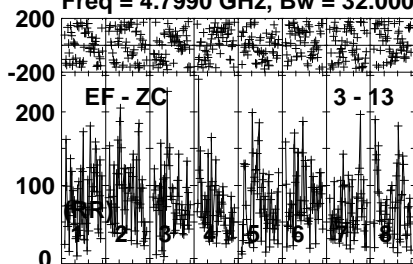


Lower frame: Micro Ampl Jy Top frame: Phas deg  
Vector averaged cross-power spectrum Several baselines displayed  
Timerange: 00/08:01:01 to 00/08:04:59

Plot file version 386 created 15-NOV-2021 12:12:39

LP349-25 EC077B.UVDATA.1

Freq = 4.7990 GHz, Bw = 32.000 MH No calibration applied and no bandpass applied



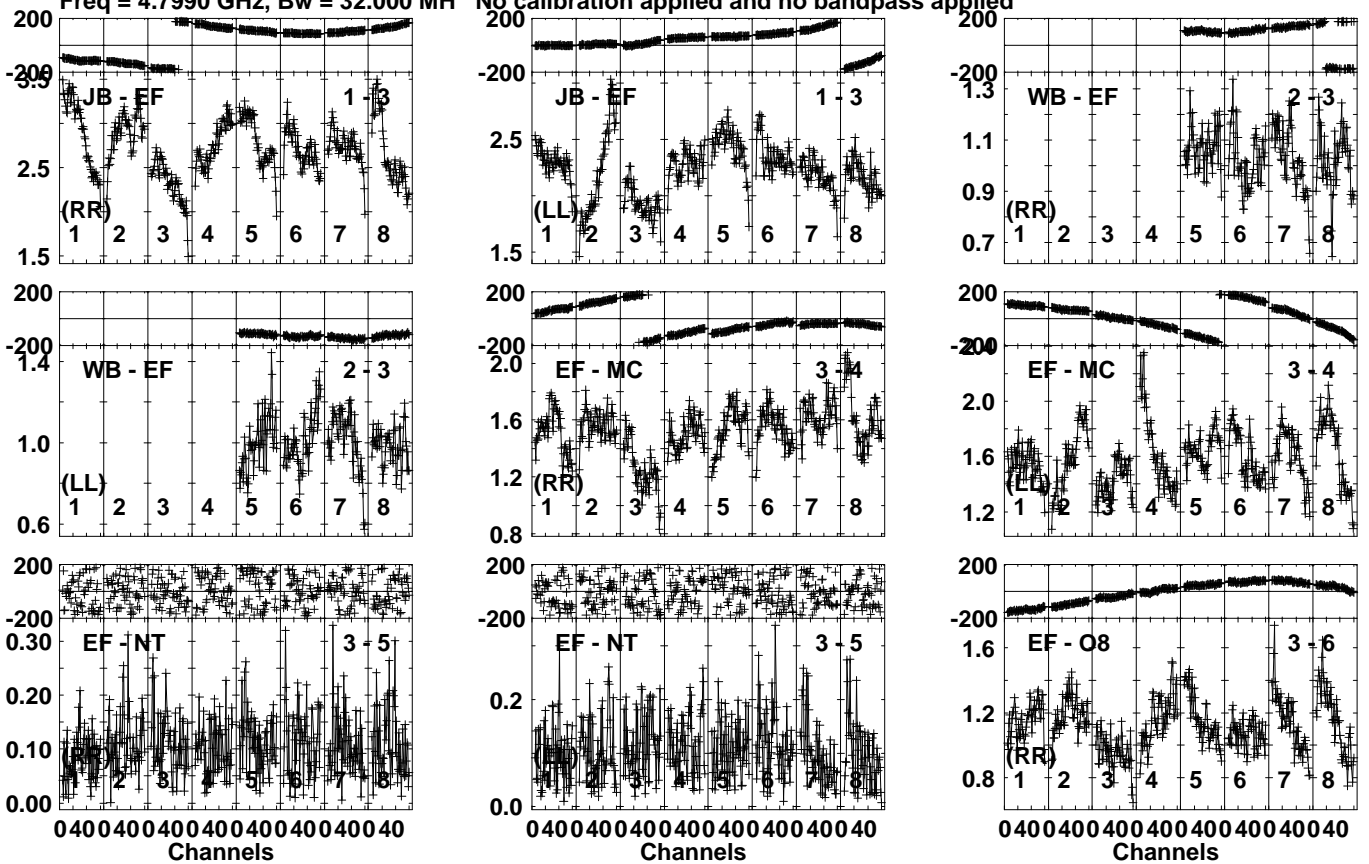
Lower frame: Micro Ampl Jy Top frame: Phas deg  
Vector averaged cross-power spectrum Several baselines displayed  
Timerange: 00/08:01:01 to 00/08:04:59

Plot file version 387 created 15-NOV-2021 12:12:39

J0037+2141 EC077B.UVDATA.1

Freq = 4.7990 GHz, Bw = 32.000 MH

No calibration applied and no bandpass applied



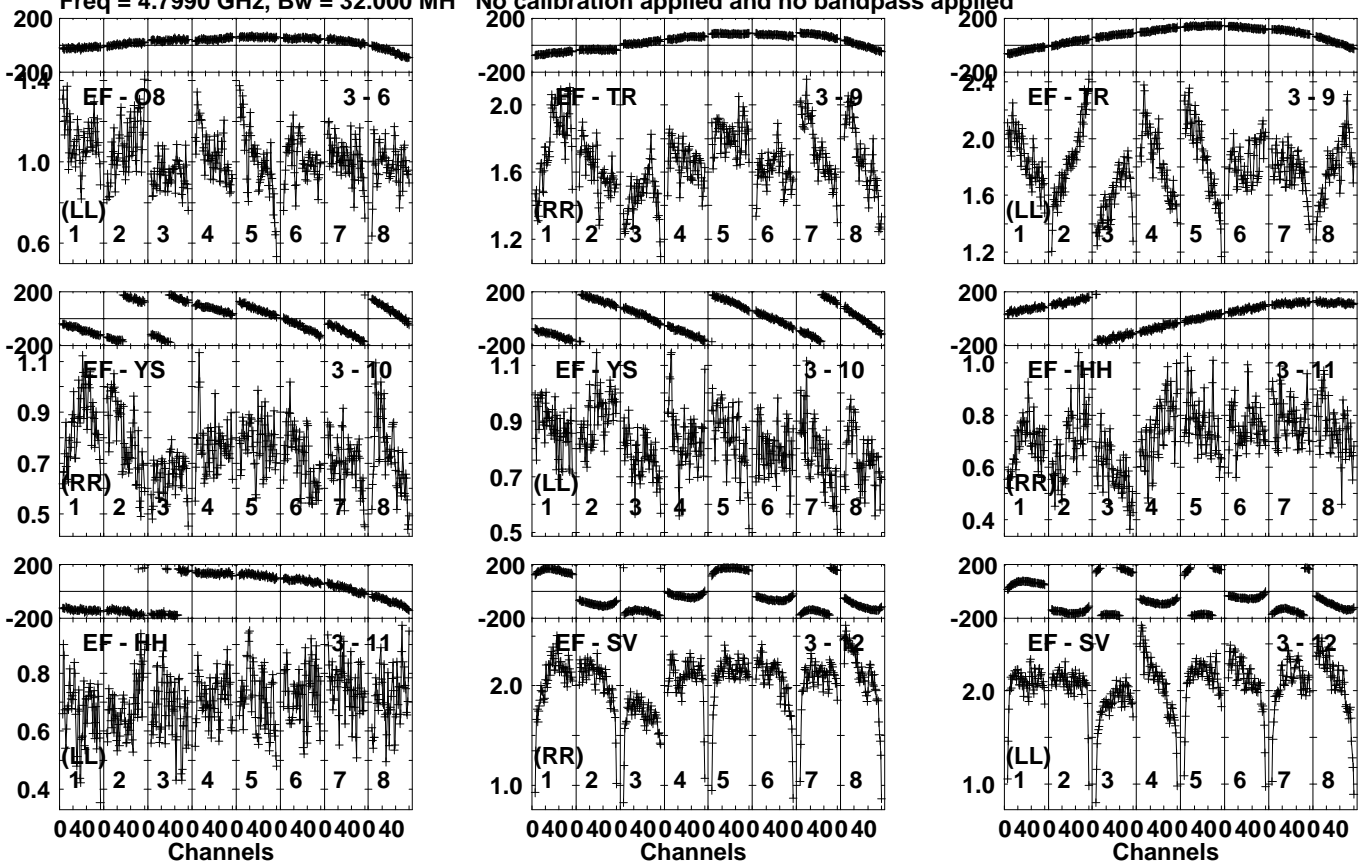
Lower frame: Milli Ampl Jy Top frame: Phas deg  
Vector averaged cross-power spectrum Several baselines displayed  
Timerange: 00/08:05:31 to 00/08:07:29

Plot file version 388 created 15-NOV-2021 12:12:39

J0037+2141 EC077B.UVDATA.1

Freq = 4.7990 GHz, Bw = 32.000 MH

No calibration applied and no bandpass applied



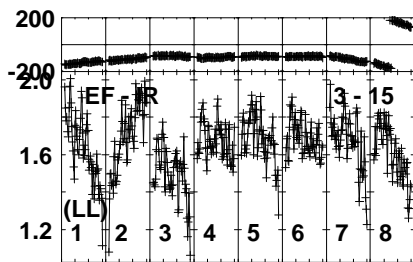
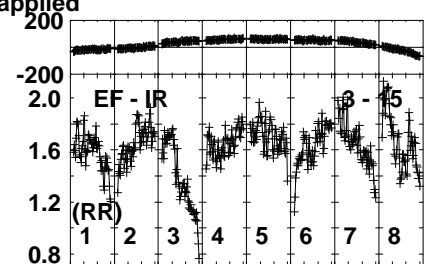
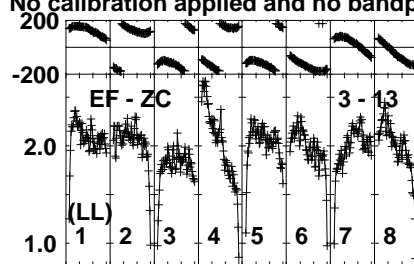
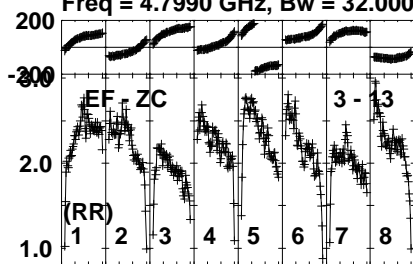
Lower frame: Milli Ampl Jy Top frame: Phas deg  
Vector averaged cross-power spectrum Several baselines displayed  
Timerange: 00/08:05:31 to 00/08:07:29

Plot file version 389 created 15-NOV-2021 12:12:39

J0037+2141 EC077B.UVDATA.1

Freq = 4.7990 GHz, Bw = 32.000 MH

No calibration applied and no bandpass applied

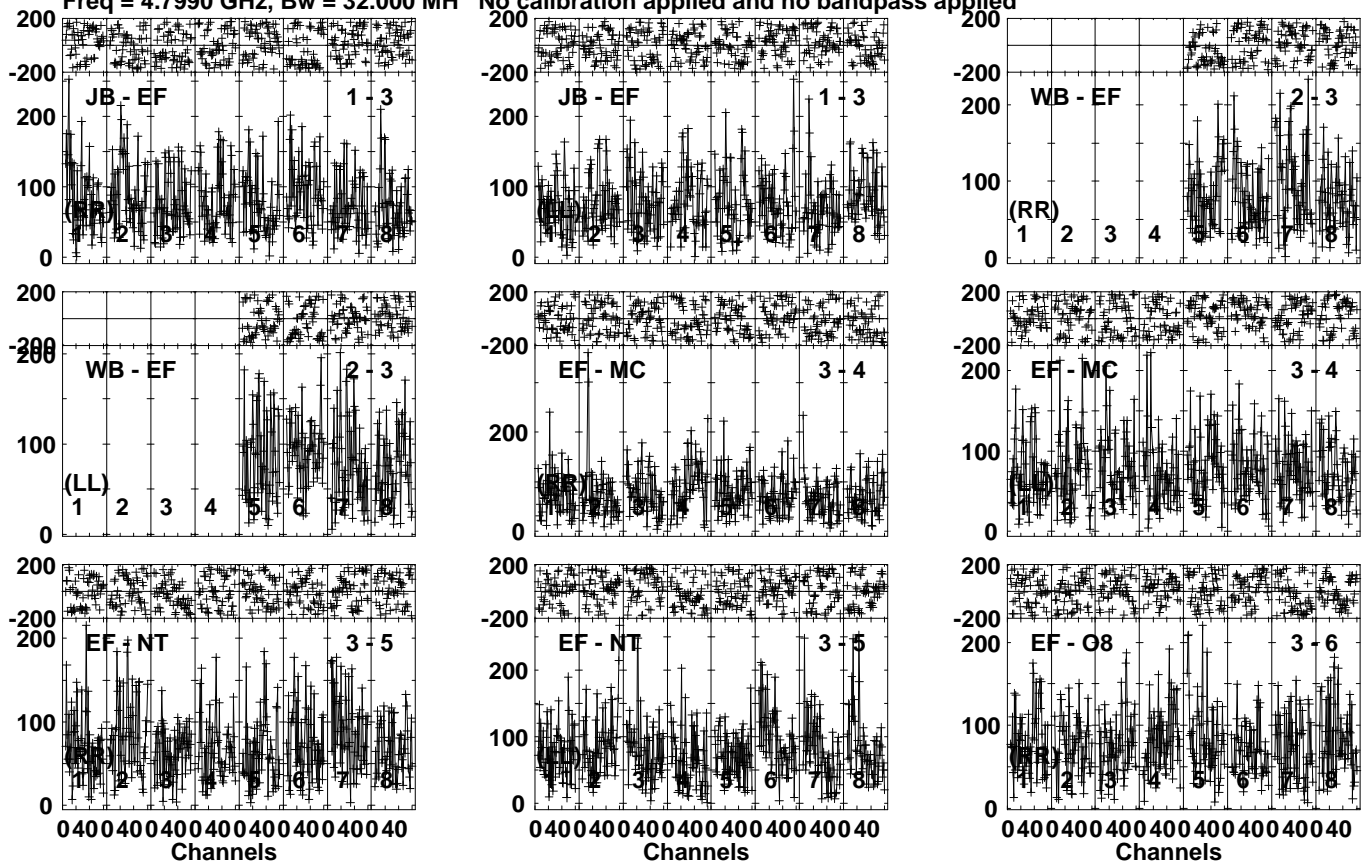


Lower frame: Milli Ampl Jy Top frame: Phas deg  
Vector averaged cross-power spectrum Several baselines displayed  
Timerange: 00/08:05:31 to 00/08:07:29

Plot file version 390 created 15-NOV-2021 12:12:39

LP349-25 EC077B.UVDATA.1

Freq = 4.7990 GHz, Bw = 32.000 MH No calibration applied and no bandpass applied



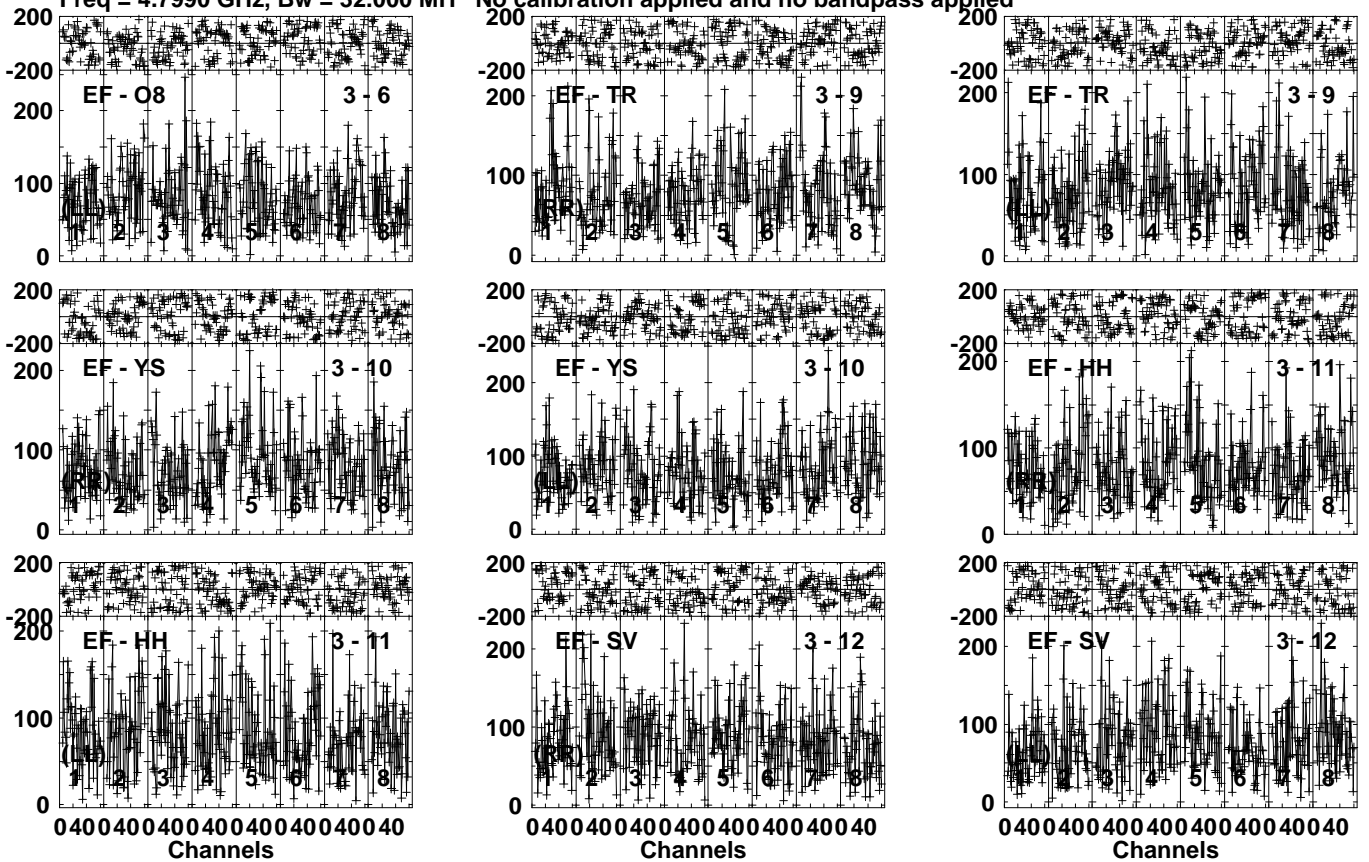
Lower frame: Micro Ampl Jy Top frame: Phas deg  
Vector averaged cross-power spectrum Several baselines displayed  
Timerange: 00/08:08:09 to 00/08:11:29

Plot file version 391 created 15-NOV-2021 12:12:39

LP349-25 EC077B.UVDATA.1

Freq = 4.7990 GHz, Bw = 32.000 MH

No calibration applied and no bandpass applied

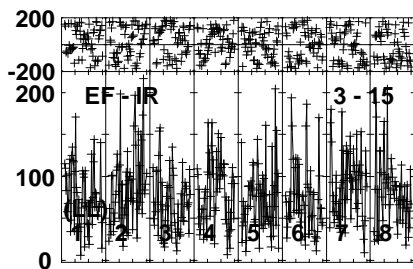
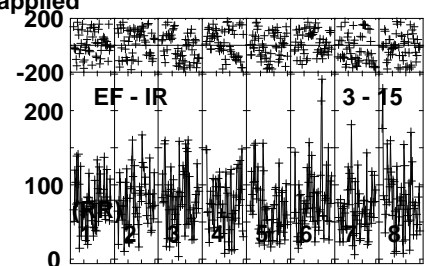
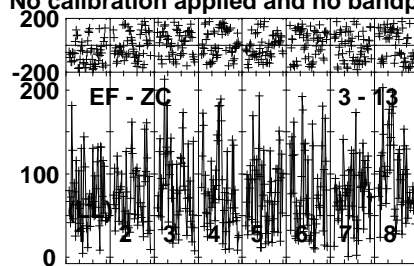
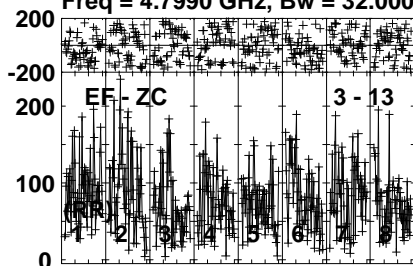


Lower frame: Micro Ampl Jy Top frame: Phas deg  
Vector averaged cross-power spectrum Several baselines displayed  
Timerange: 00/08:08:09 to 00/08:11:29

Plot file version 392 created 15-NOV-2021 12:12:39

LP349-25 EC077B.UVDATA.1

Freq = 4.7990 GHz, Bw = 32.000 MH No calibration applied and no bandpass applied



Lower frame: Micro Ampl Jy Top frame: Phas deg  
Vector averaged cross-power spectrum Several baselines displayed  
Timerange: 00/08:08:09 to 00/08:11:29

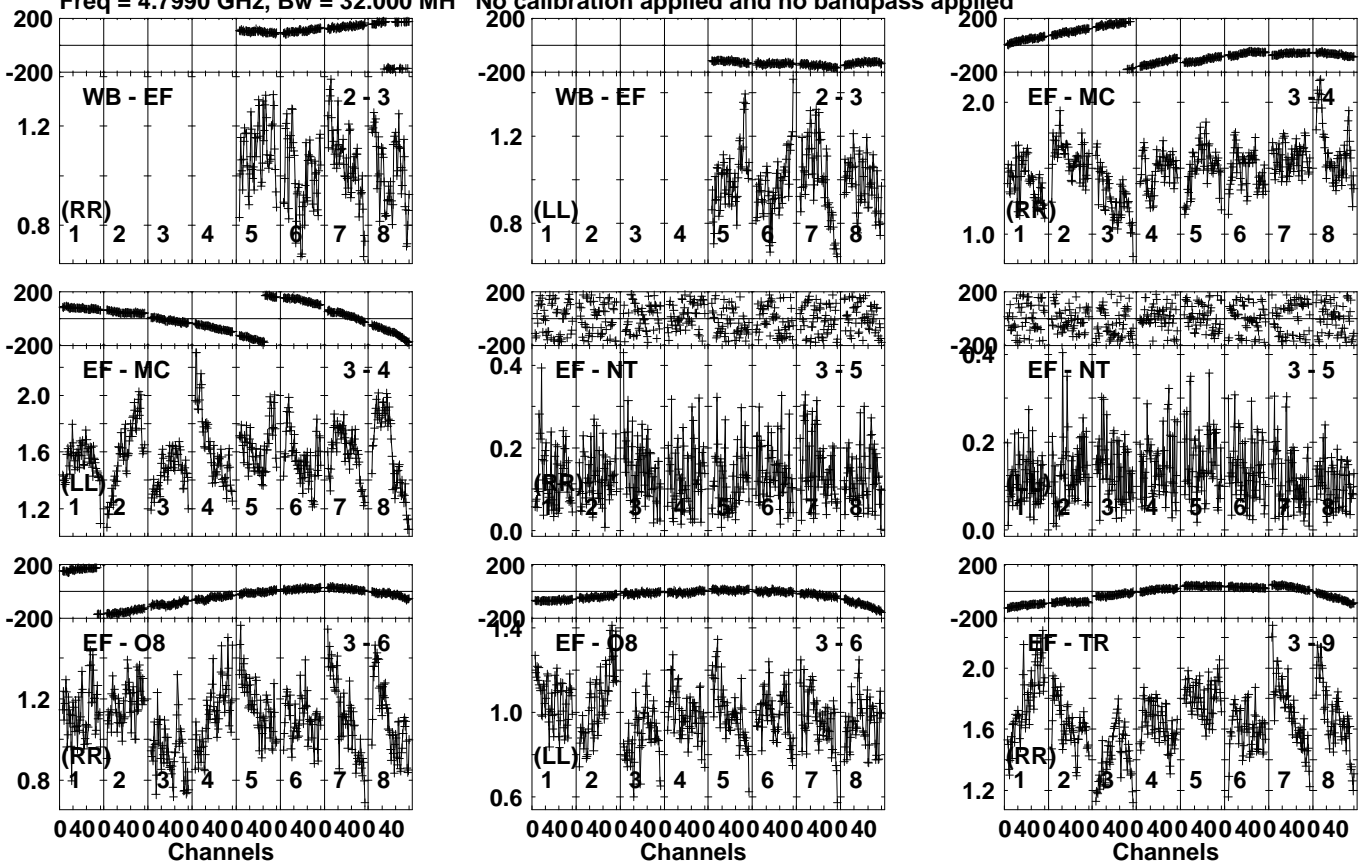


Plot file version 393 created 15-NOV-2021 12:12:39

J0037+2141 EC077B.UVDATA.1

Freq = 4.7990 GHz, Bw = 32.000 MH

No calibration applied and no bandpass applied



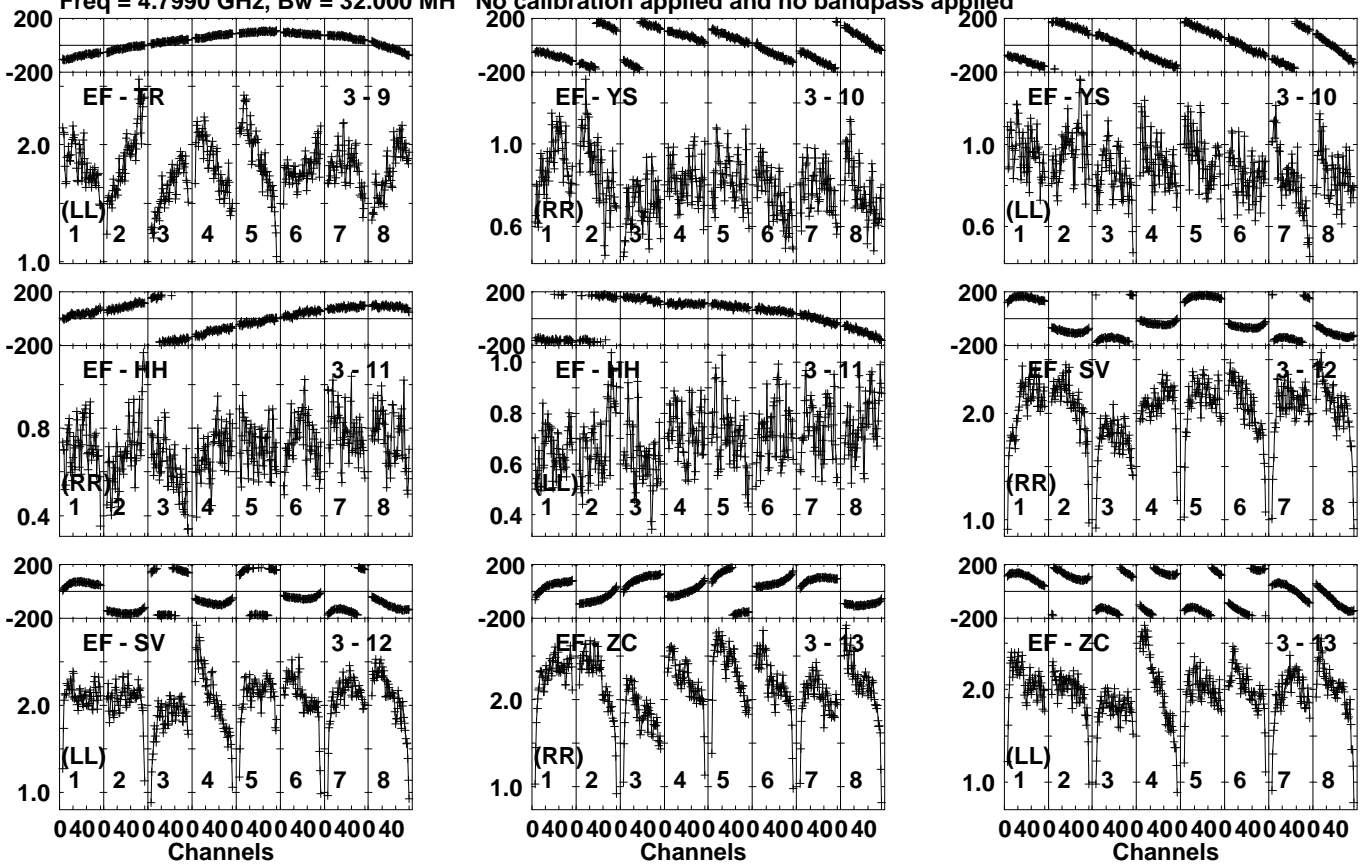
Lower frame: Milli Ampl Jy Top frame: Phas deg  
Vector averaged cross-power spectrum Several baselines displayed  
Timerange: 00/08:11:33 to 00/08:13:29

Plot file version 394 created 15-NOV-2021 12:12:39

J0037+2141 EC077B.UVDATA.1

Freq = 4.7990 GHz, Bw = 32.000 MH

No calibration applied and no bandpass applied

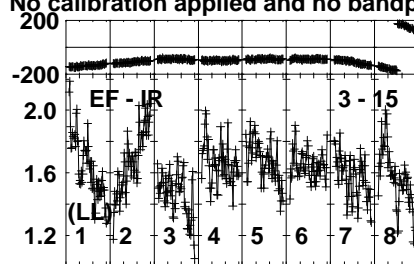
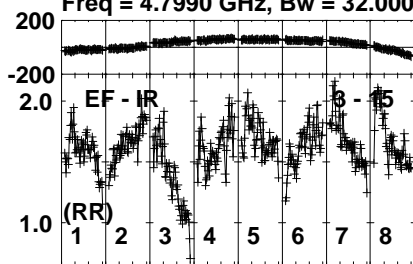


Lower frame: Milli Ampl Jy Top frame: Phas deg  
Vector averaged cross-power spectrum Several baselines displayed  
Timerange: 00/08:11:33 to 00/08:13:29

Plot file version 395 created 15-NOV-2021 12:12:39

J0037+2141 EC077B.UVDATA.1

Freq = 4.7990 GHz, Bw = 32.000 MH No calibration applied and no bandpass applied

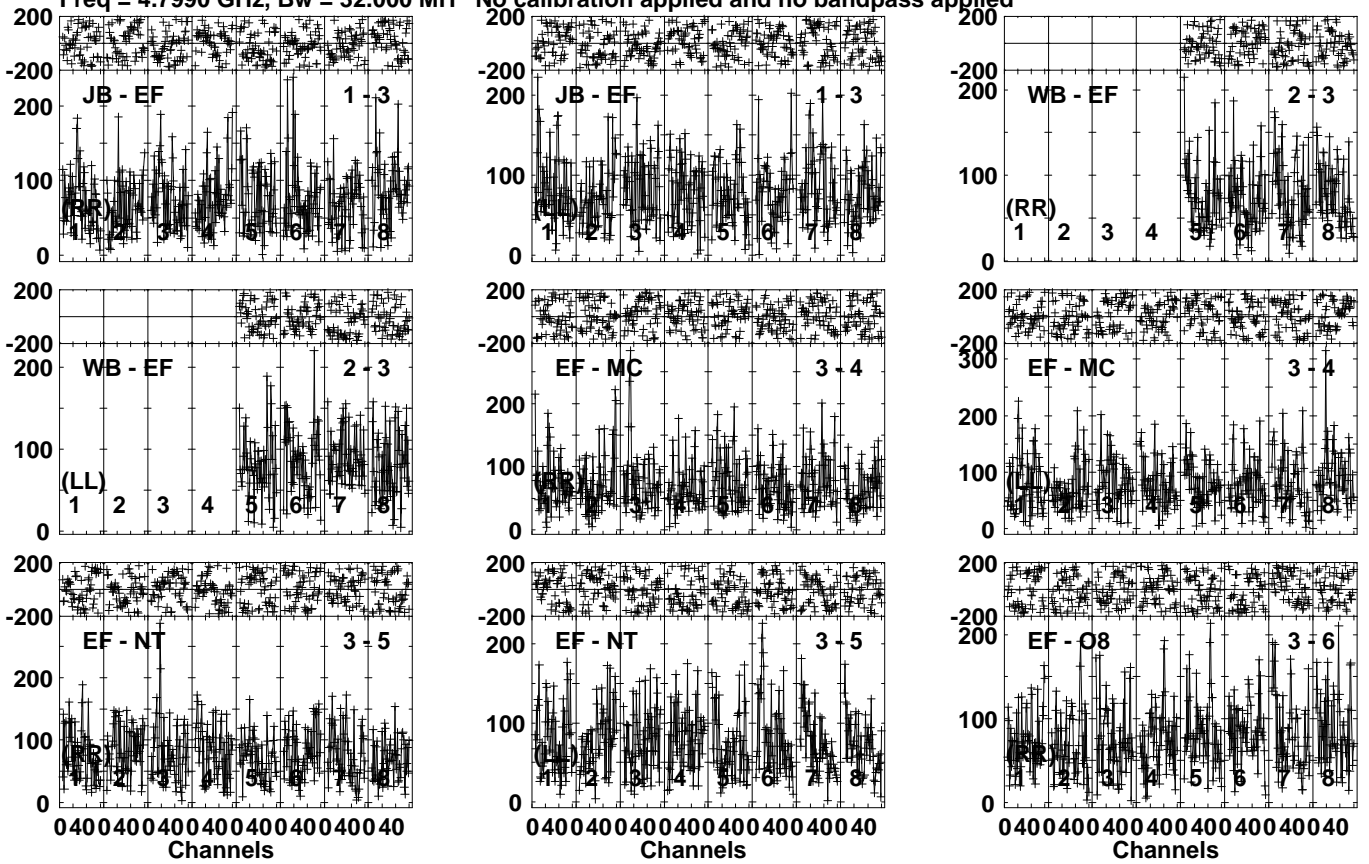


Lower frame: Milli Ampl Jy Top frame: Phas deg  
Vector averaged cross-power spectrum Several baselines displayed  
Timerange: 00/08:11:33 to 00/08:13:29

Plot file version 396 created 15-NOV-2021 12:12:39

LP349-25 EC077B.UVDATA.1

Freq = 4.7990 GHz, Bw = 32.000 MH No calibration applied and no bandpass applied

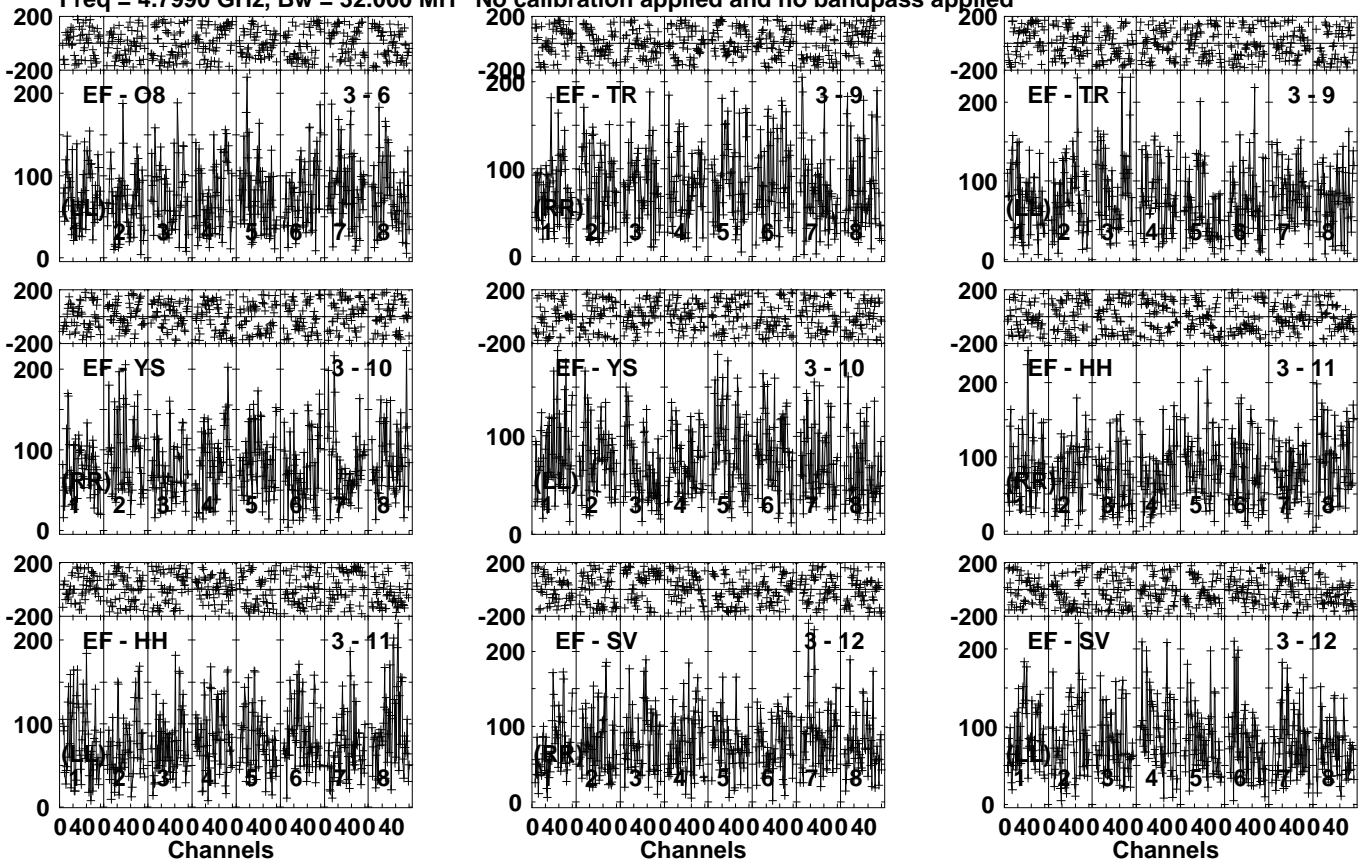


Lower frame: Micro Ampl Jy Top frame: Phas deg  
Vector averaged cross-power spectrum Several baselines displayed  
Timerange: 00/08:13:31 to 00/08:17:29

Plot file version 397 created 15-NOV-2021 12:12:40

LP349-25 EC077B.UVDATA.1

Freq = 4.7990 GHz, Bw = 32.000 MH No calibration applied and no bandpass applied

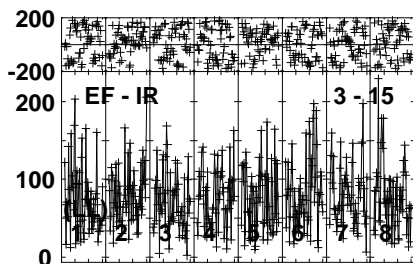
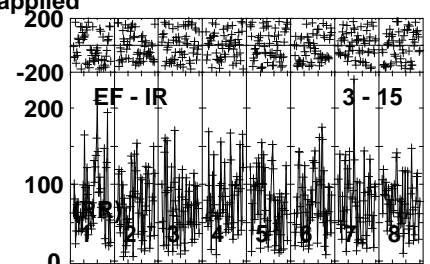
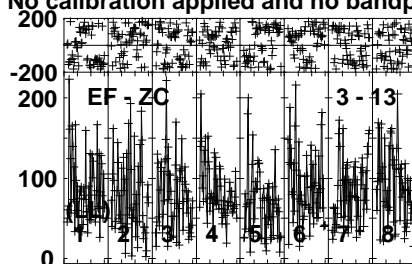
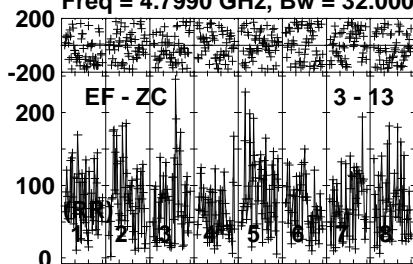


Lower frame: Micro Ampl Jy Top frame: Phas deg  
Vector averaged cross-power spectrum Several baselines displayed  
Timerange: 00/08:13:31 to 00/08:17:29

Plot file version 398 created 15-NOV-2021 12:12:40

LP349-25 EC077B.UVDATA.1

Freq = 4.7990 GHz, Bw = 32.000 MH No calibration applied and no bandpass applied



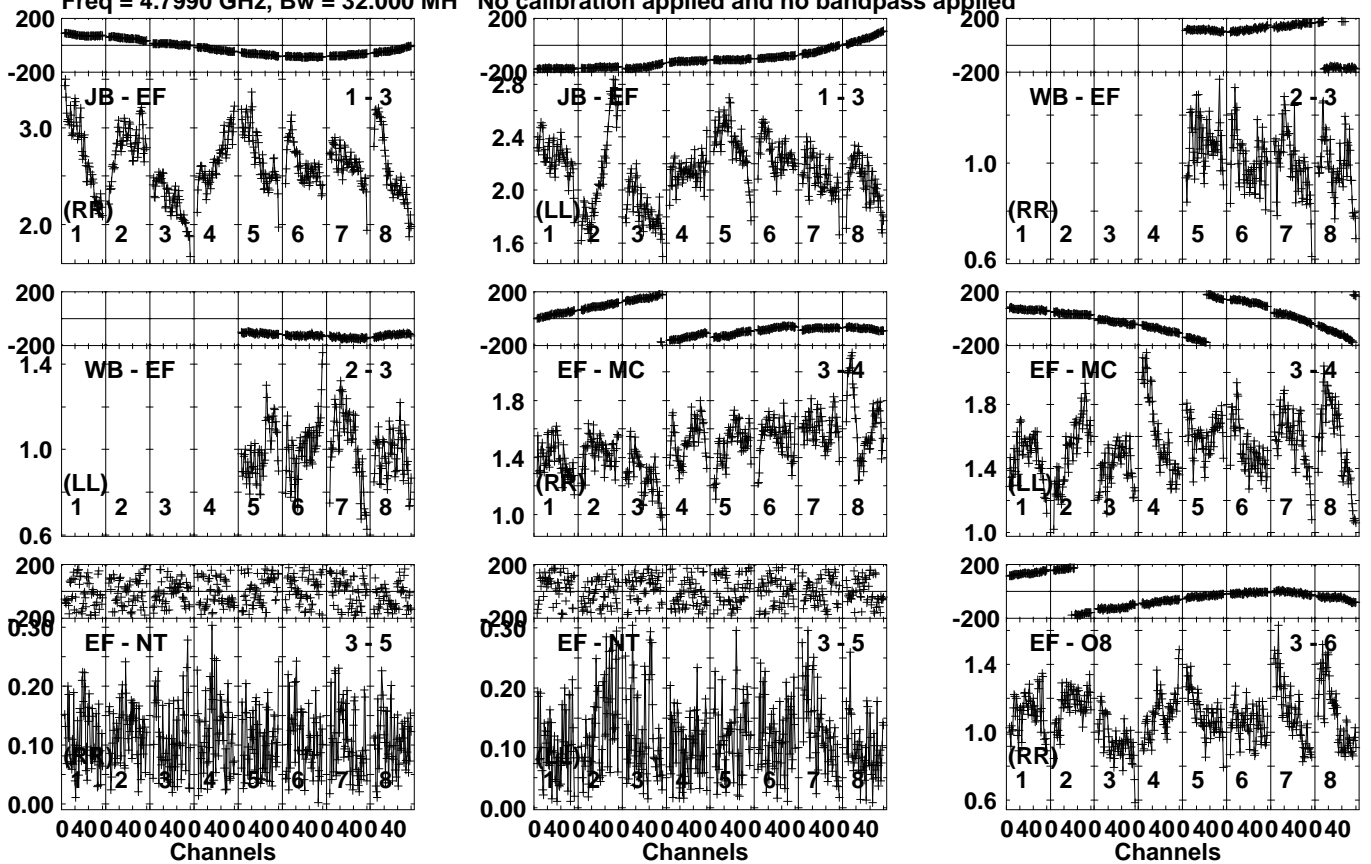
Lower frame: Micro Ampl Jy Top frame: Phas deg  
Vector averaged cross-power spectrum Several baselines displayed  
Timerange: 00/08:13:31 to 00/08:17:29

Plot file version 399 created 15-NOV-2021 12:12:40

J0037+2141 EC077B.UVDATA.1

Freq = 4.7990 GHz, Bw = 32.000 MH

No calibration applied and no bandpass applied



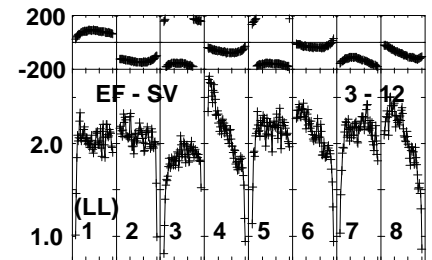
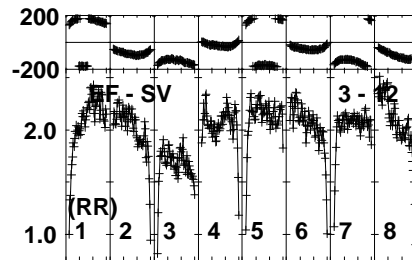
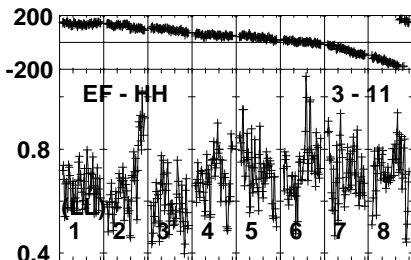
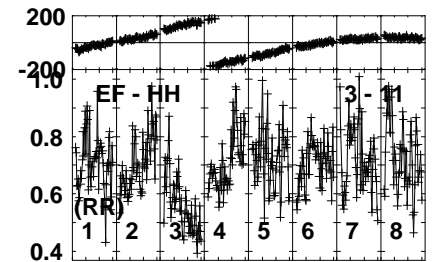
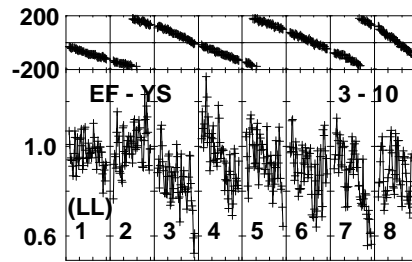
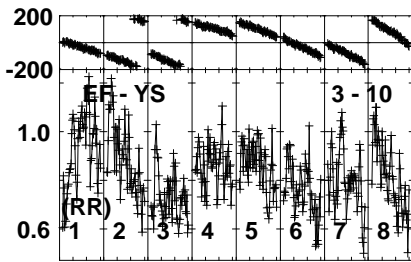
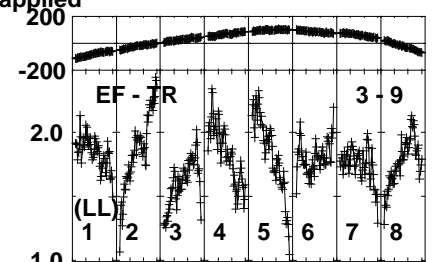
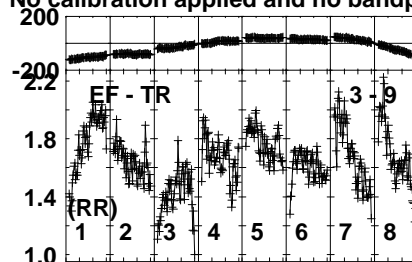
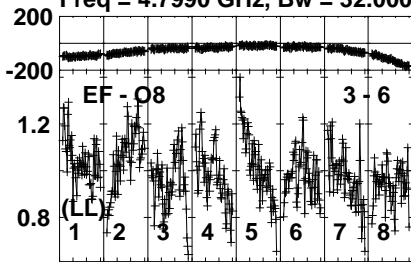
Lower frame: Milli Ampl Jy Top frame: Phas deg  
Vector averaged cross-power spectrum Several baselines displayed  
Timerange: 00/08:18:01 to 00/08:19:59

Plot file version 400 created 15-NOV-2021 12:12:40

J0037+2141 EC077B.UVDATA.1

Freq = 4.7990 GHz, Bw = 32.000 MH

No calibration applied and no bandpass applied



040040040040040040040040  
Channels

040040040040040040040040  
Channels

040040040040040040040040  
Channels

Lower frame: Milli Ampl Jy Top frame: Phas deg  
Vector averaged cross-power spectrum Several baselines displayed  
Timerange: 00/08:18:01 to 00/08:19:59

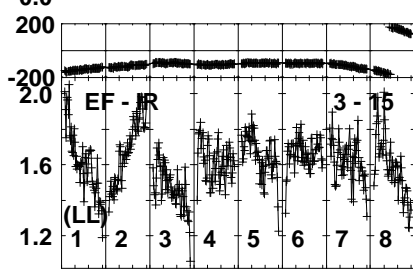
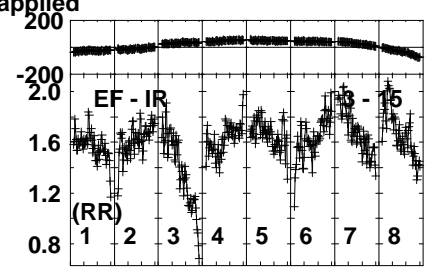
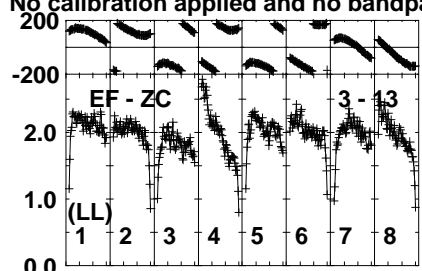
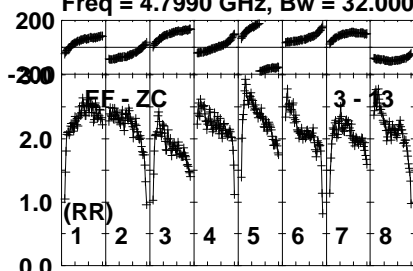


Plot file version 401 created 15-NOV-2021 12:12:40

J0037+2141 EC077B.UVDATA.1

Freq = 4.7990 GHz, Bw = 32.000 MH

No calibration applied and no bandpass applied

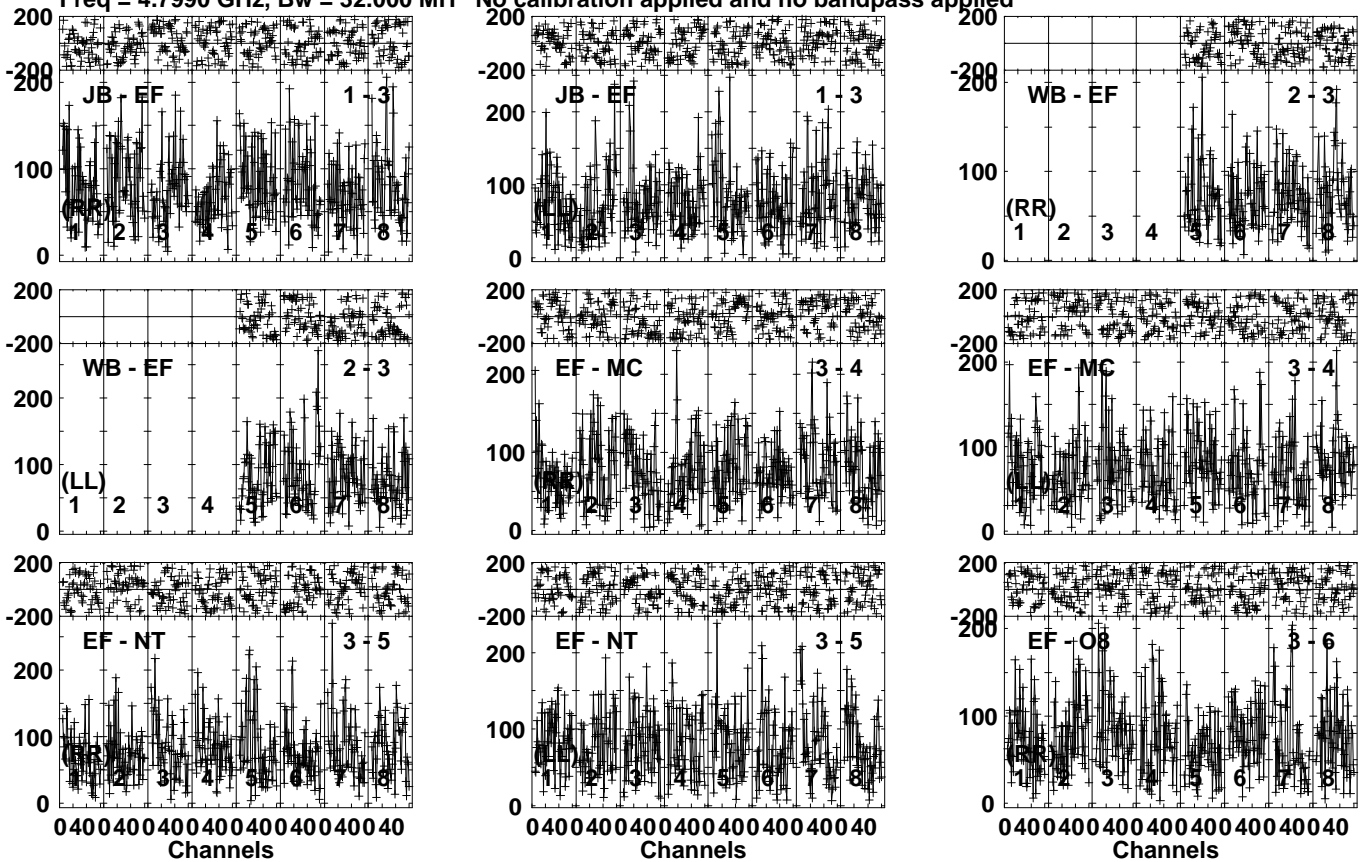


Lower frame: Milli Ampl Jy Top frame: Phas deg  
Vector averaged cross-power spectrum Several baselines displayed  
Timerange: 00/08:18:01 to 00/08:19:59

Plot file version 402 created 15-NOV-2021 12:12:40

LP349-25 EC077B.UVDATA.1

Freq = 4.7990 GHz, Bw = 32.000 MH No calibration applied and no bandpass applied

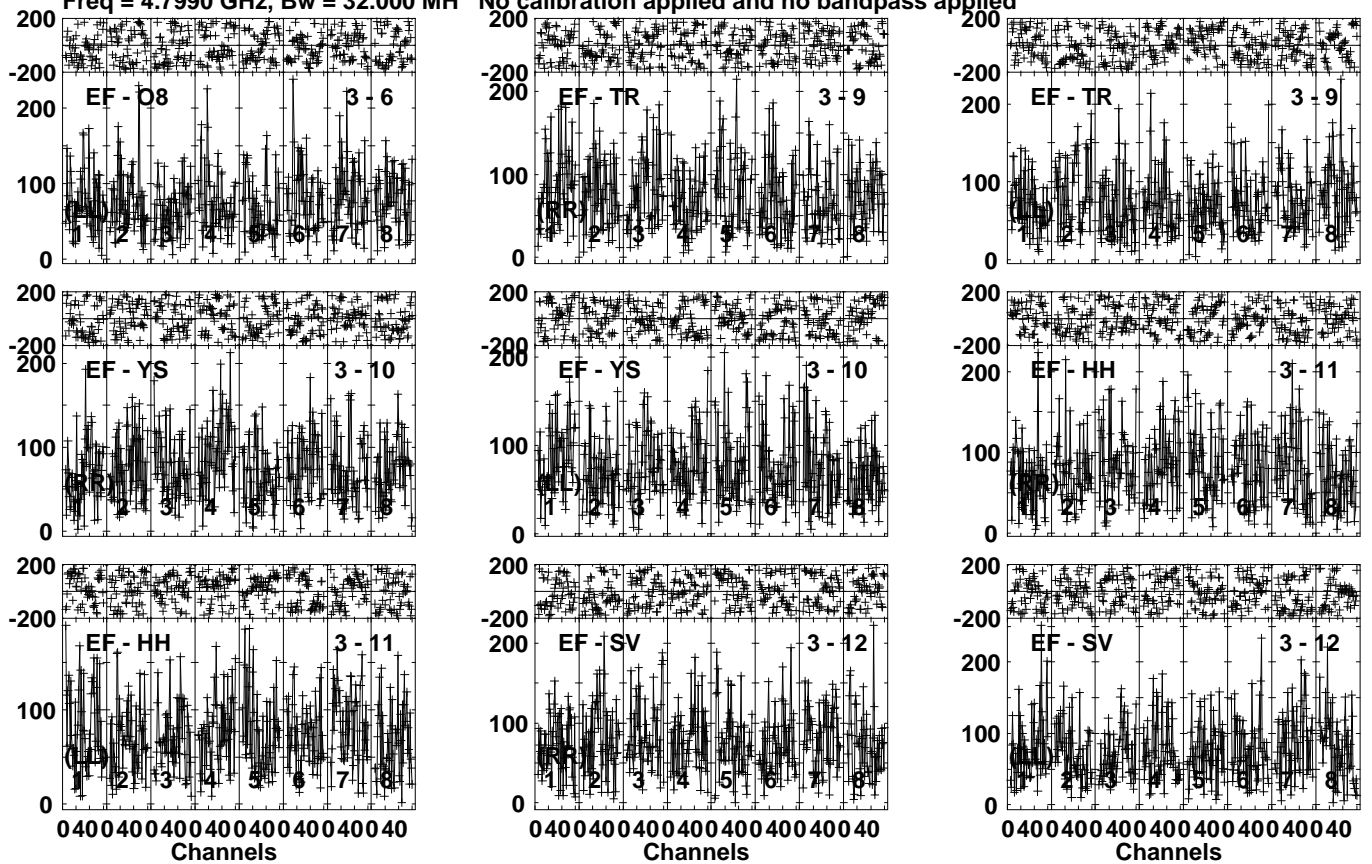


Lower frame: Micro Ampl Jy Top frame: Phas deg  
Vector averaged cross-power spectrum Several baselines displayed  
Timerange: 00/08:20:39 to 00/08:23:59

Plot file version 403 created 15-NOV-2021 12:12:40

LP349-25 EC077B.UVDATA.1

Freq = 4.7990 GHz, Bw = 32.000 MH No calibration applied and no bandpass applied

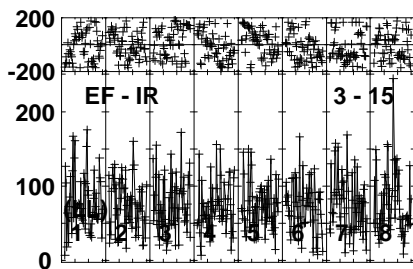
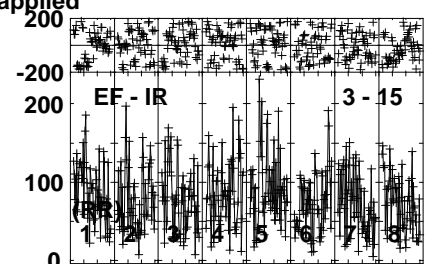
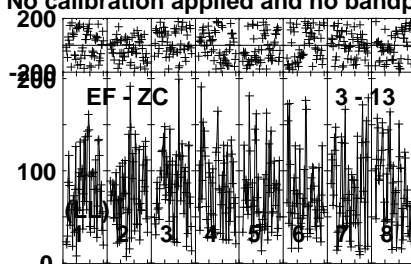
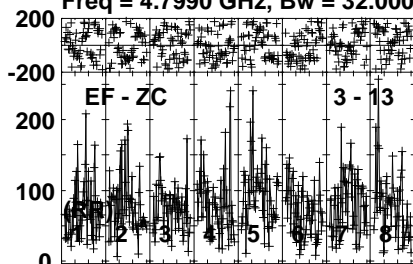


Lower frame: Micro Ampl Jy Top frame: Phas deg  
Vector averaged cross-power spectrum Several baselines displayed  
Timerange: 00/08:20:39 to 00/08:23:59

Plot file version 404 created 15-NOV-2021 12:12:40

LP349-25 EC077B.UVDATA.1

Freq = 4.7990 GHz, Bw = 32.000 MH No calibration applied and no bandpass applied



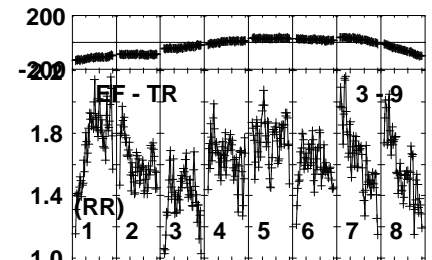
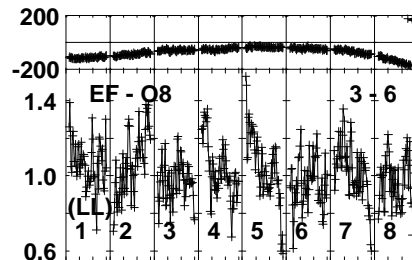
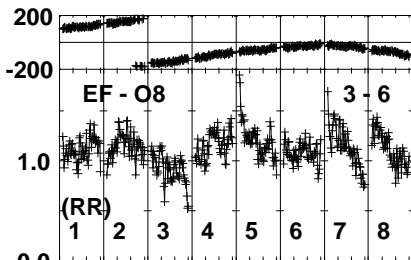
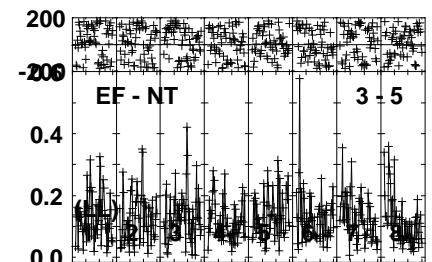
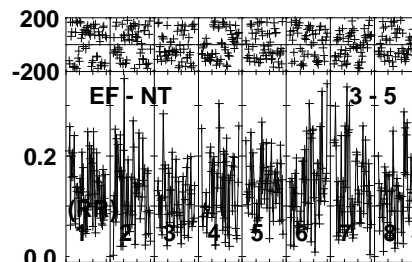
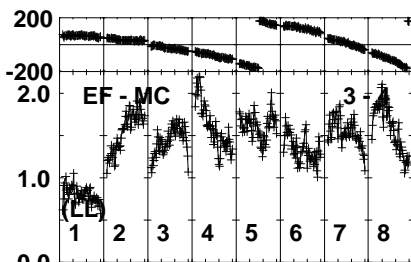
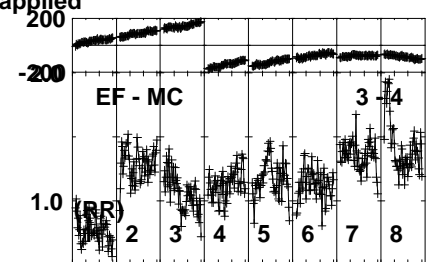
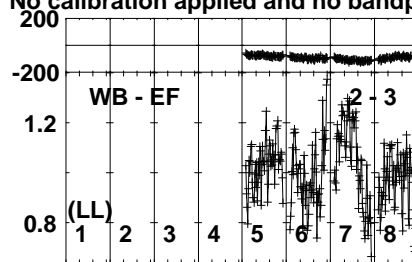
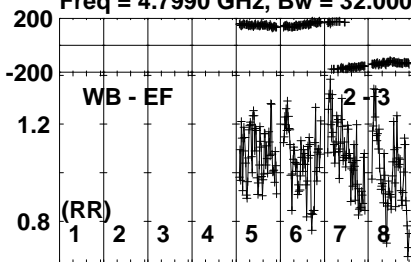
Lower frame: Micro Ampl Jy Top frame: Phas deg  
Vector averaged cross-power spectrum Several baselines displayed  
Timerange: 00/08:20:39 to 00/08:23:59

Plot file version 405 created 15-NOV-2021 12:12:40

J0037+2141 EC077B.UVDATA.1

Freq = 4.7990 GHz, Bw = 32.000 MH

No calibration applied and no bandpass applied



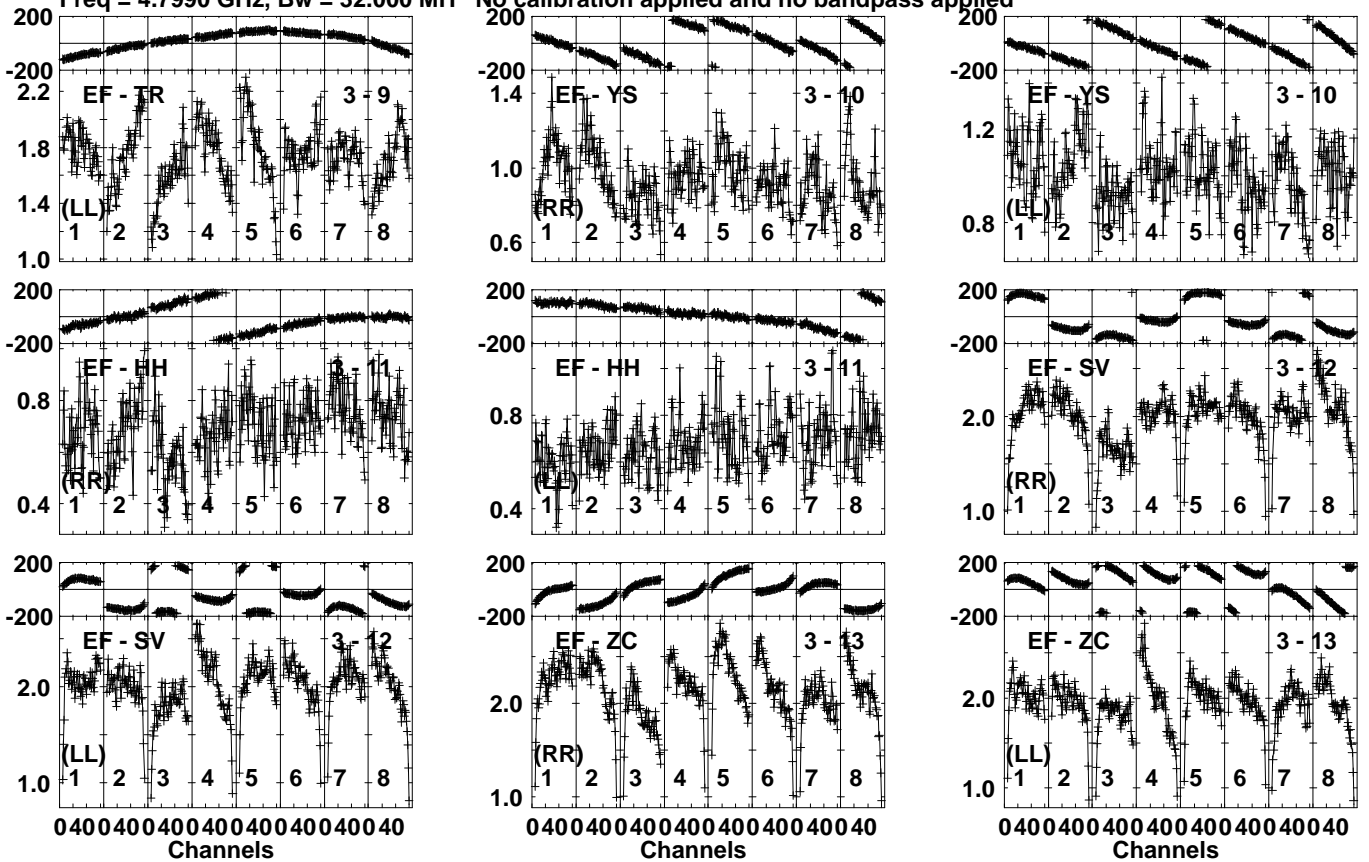
Lower frame: Milli Ampl Jy Top frame: Phas deg  
Vector averaged cross-power spectrum Several baselines displayed  
Timerange: 00/08:24:01 to 00/08:25:59

Plot file version 406 created 15-NOV-2021 12:12:40

J0037+2141 EC077B.UVDATA.1

Freq = 4.7990 GHz, Bw = 32.000 MH

No calibration applied and no bandpass applied



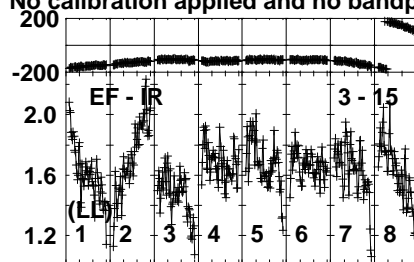
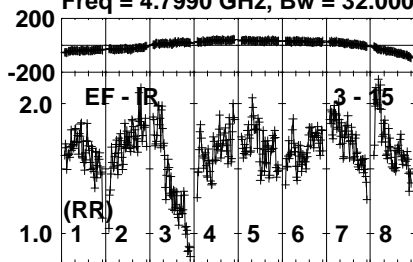
Lower frame: Milli Ampl Jy Top frame: Phas deg  
Vector averaged cross-power spectrum Several baselines displayed  
Timerange: 00/08:24:01 to 00/08:25:59

Plot file version 407 created 15-NOV-2021 12:12:41

J0037+2141 EC077B.UVDATA.1

Freq = 4.7990 GHz, Bw = 32.000 MH

No calibration applied and no bandpass applied



Lower frame: Milli Ampl Jy Top frame: Phas deg

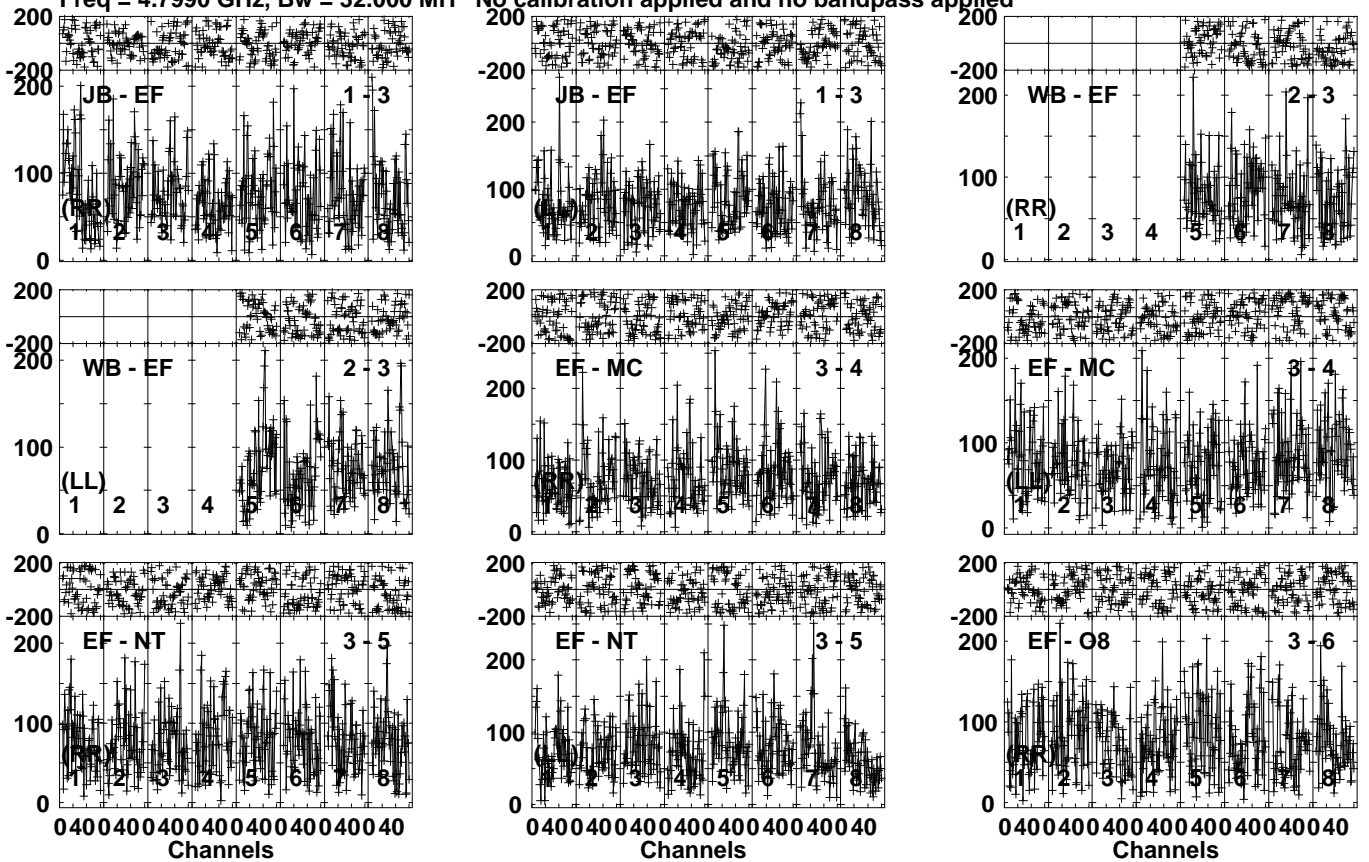
Vector averaged cross-power spectrum Several baselines displayed

Timerange: 00/08:24:01 to 00/08:25:59

Plot file version 408 created 15-NOV-2021 12:12:41

LP349-25 EC077B.UVDATA.1

Freq = 4.7990 GHz, Bw = 32.000 MH No calibration applied and no bandpass applied



Lower frame: Micro Ampl Jy Top frame: Phas deg  
Vector averaged cross-power spectrum Several baselines displayed  
Timerange: 00/08:26:01 to 00/08:29:59

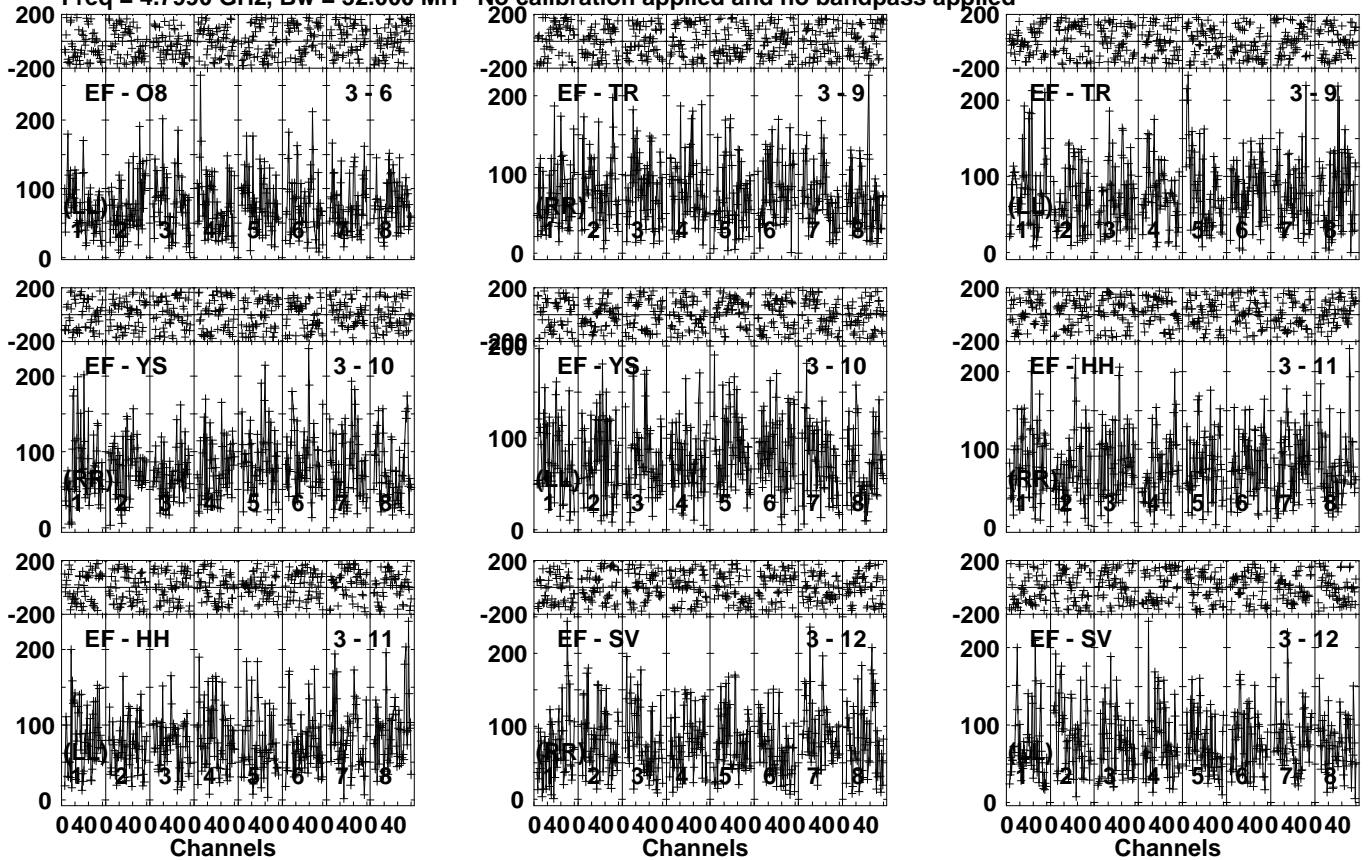


Plot file version 409 created 15-NOV-2021 12:12:41

LP349-25 EC077B.UVDATA.1

Freq = 4.7990 GHz, Bw = 32.000 MH

No calibration applied and no bandpass applied

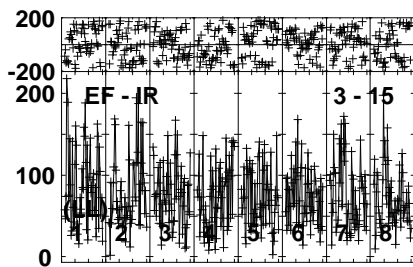
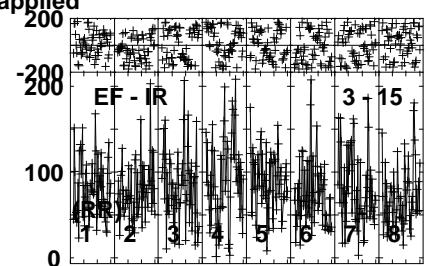
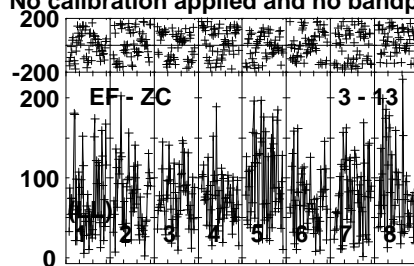
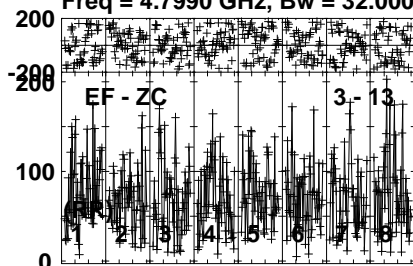


Lower frame: Micro Ampl Jy Top frame: Phas deg  
Vector averaged cross-power spectrum Several baselines displayed  
Timerange: 00/08:26:01 to 00/08:29:59

Plot file version 410 created 15-NOV-2021 12:12:41

LP349-25 EC077B.UVDATA.1

Freq = 4.7990 GHz, Bw = 32.000 MH No calibration applied and no bandpass applied

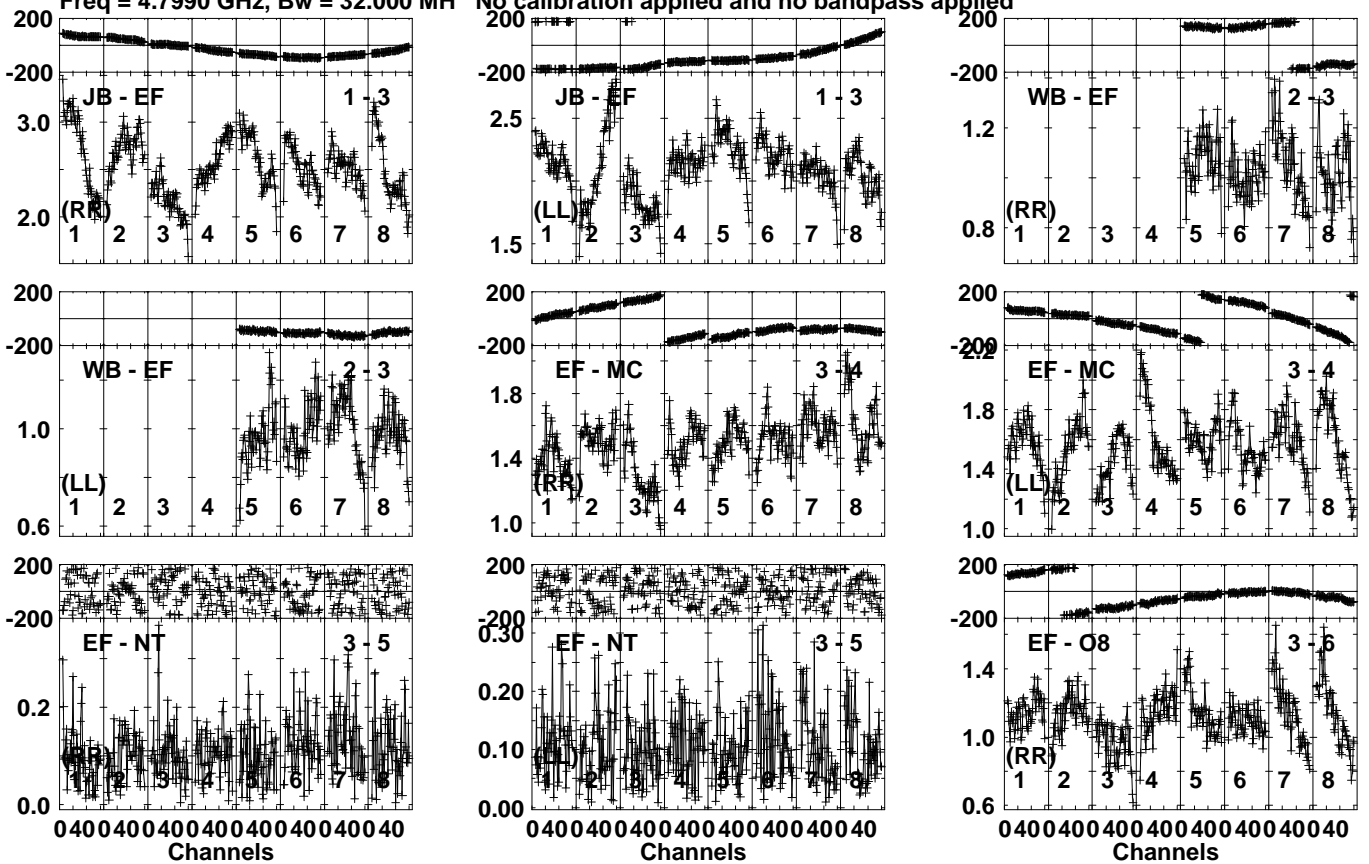


Lower frame: Micro Ampl Jy Top frame: Phas deg  
Vector averaged cross-power spectrum Several baselines displayed  
Timerange: 00/08:26:01 to 00/08:29:59

Plot file version 411 created 15-NOV-2021 12:12:41

J0037+2141 EC077B.UVDATA.1

Freq = 4.7990 GHz, Bw = 32.000 MH No calibration applied and no bandpass applied



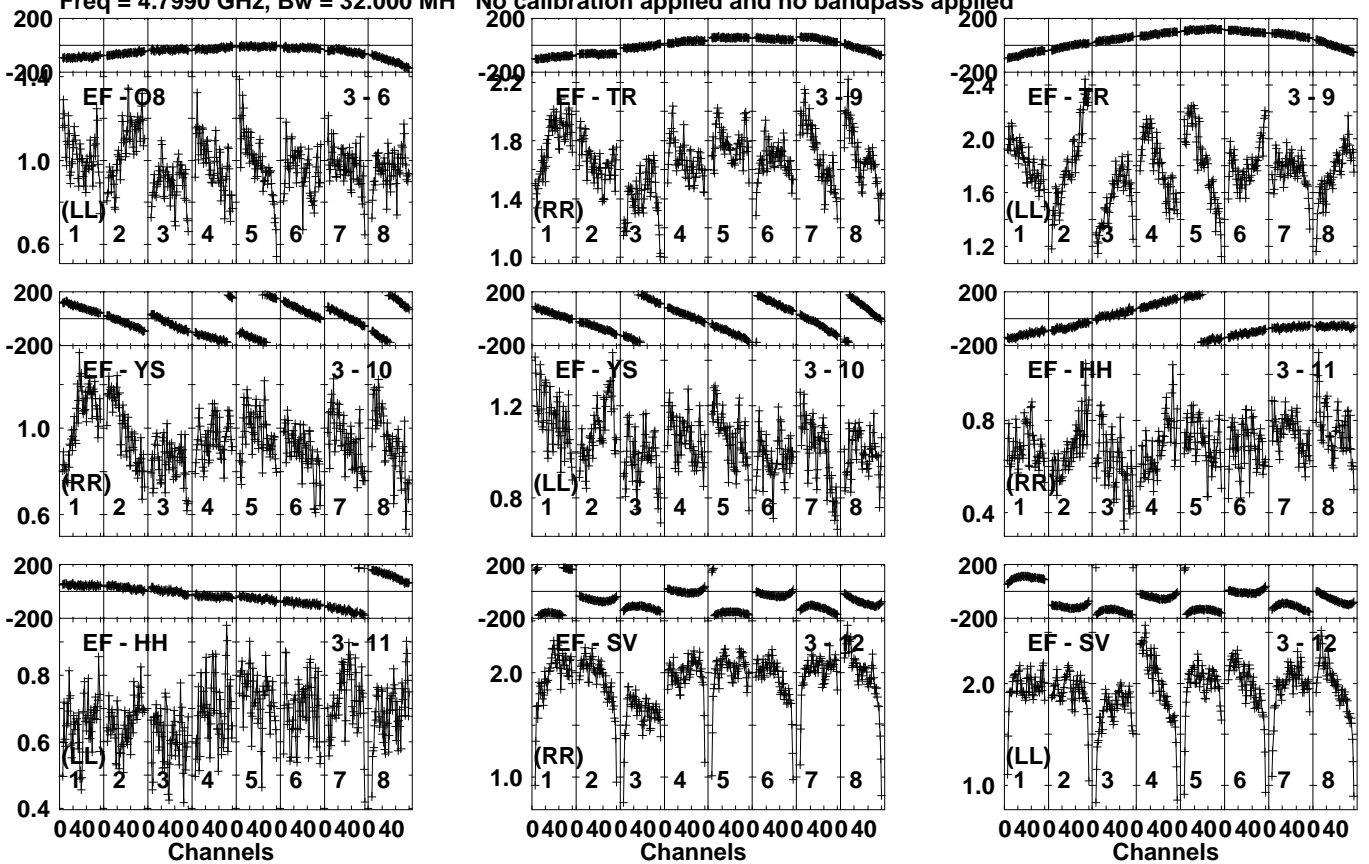
Lower frame: Milli Ampl Jy Top frame: Phas deg  
 Vector averaged cross-power spectrum Several baselines displayed  
 Timerange: 00:08:30:31 to 00:08:32:29

Plot file version 412 created 15-NOV-2021 12:12:41

J0037+2141 EC077B.UVDATA.1

Freq = 4.7990 GHz, Bw = 32.000 MH

No calibration applied and no bandpass applied



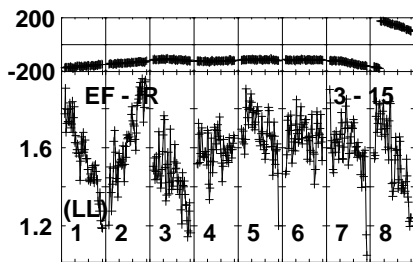
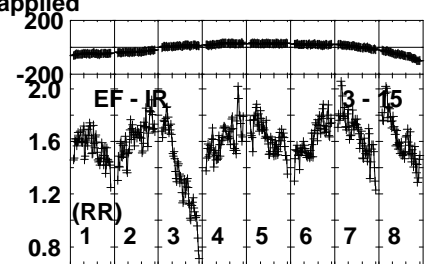
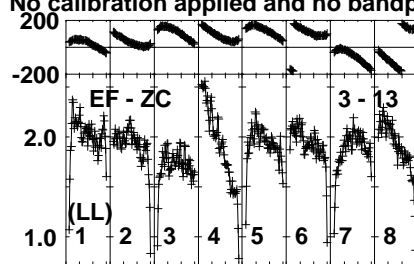
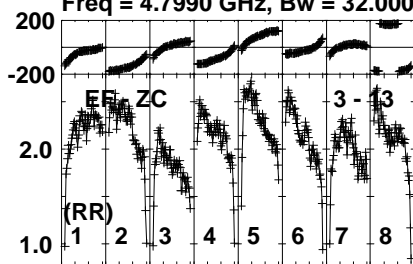
Lower frame: Milli Ampl Jy Top frame: Phas deg  
Vector averaged cross-power spectrum Several baselines displayed  
Timerange: 00/08:30:31 to 00/08:32:29

Plot file version 413 created 15-NOV-2021 12:12:41

J0037+2141 EC077B.UVDATA.1

Freq = 4.7990 GHz, Bw = 32.000 MH

No calibration applied and no bandpass applied

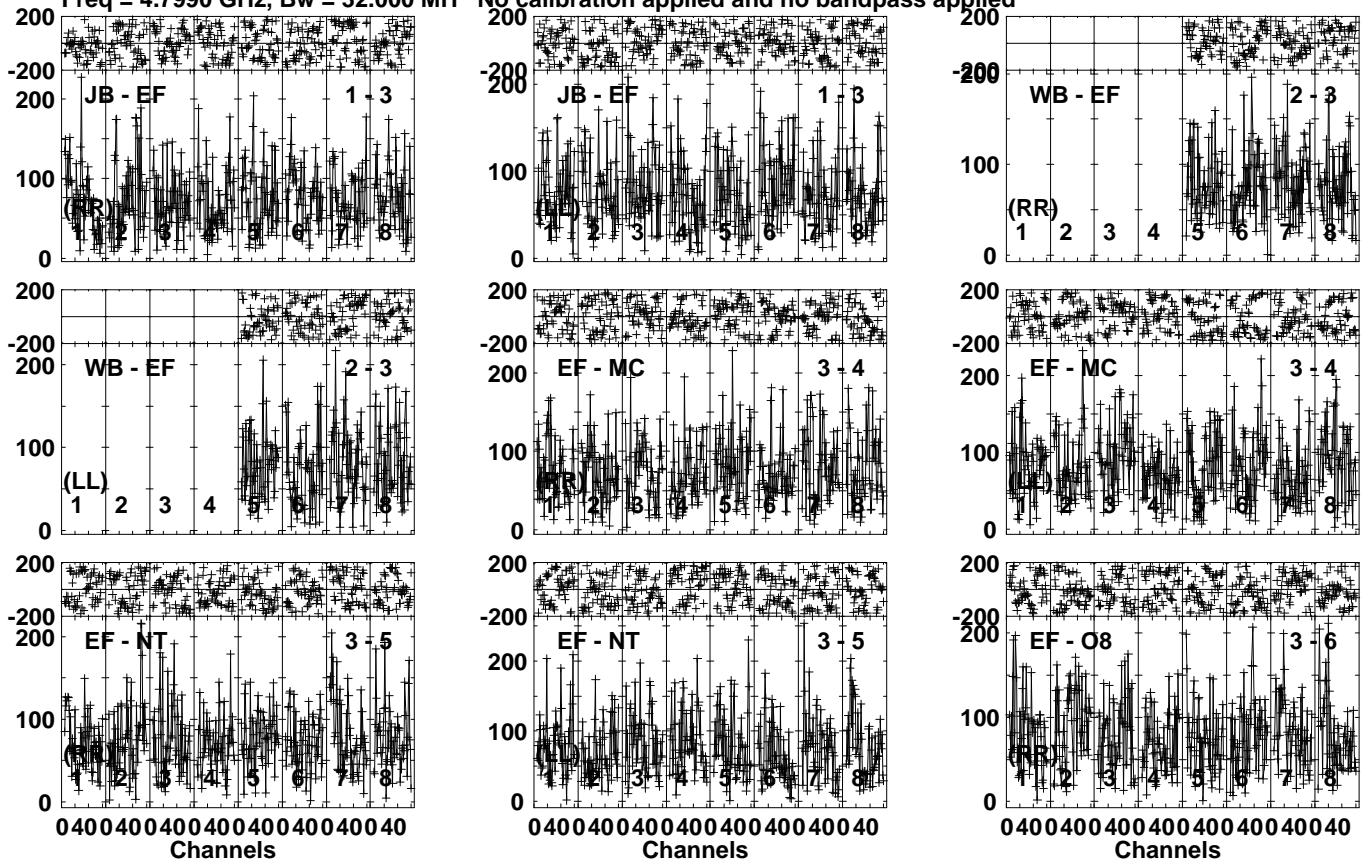


Lower frame: Milli Ampl Jy Top frame: Phas deg  
Vector averaged cross-power spectrum Several baselines displayed  
Timerange: 00/08:30:31 to 00/08:32:29

Plot file version 414 created 15-NOV-2021 12:12:41

LP349-25 EC077B.UVDATA.1

Freq = 4.7990 GHz, Bw = 32.000 MH No calibration applied and no bandpass applied

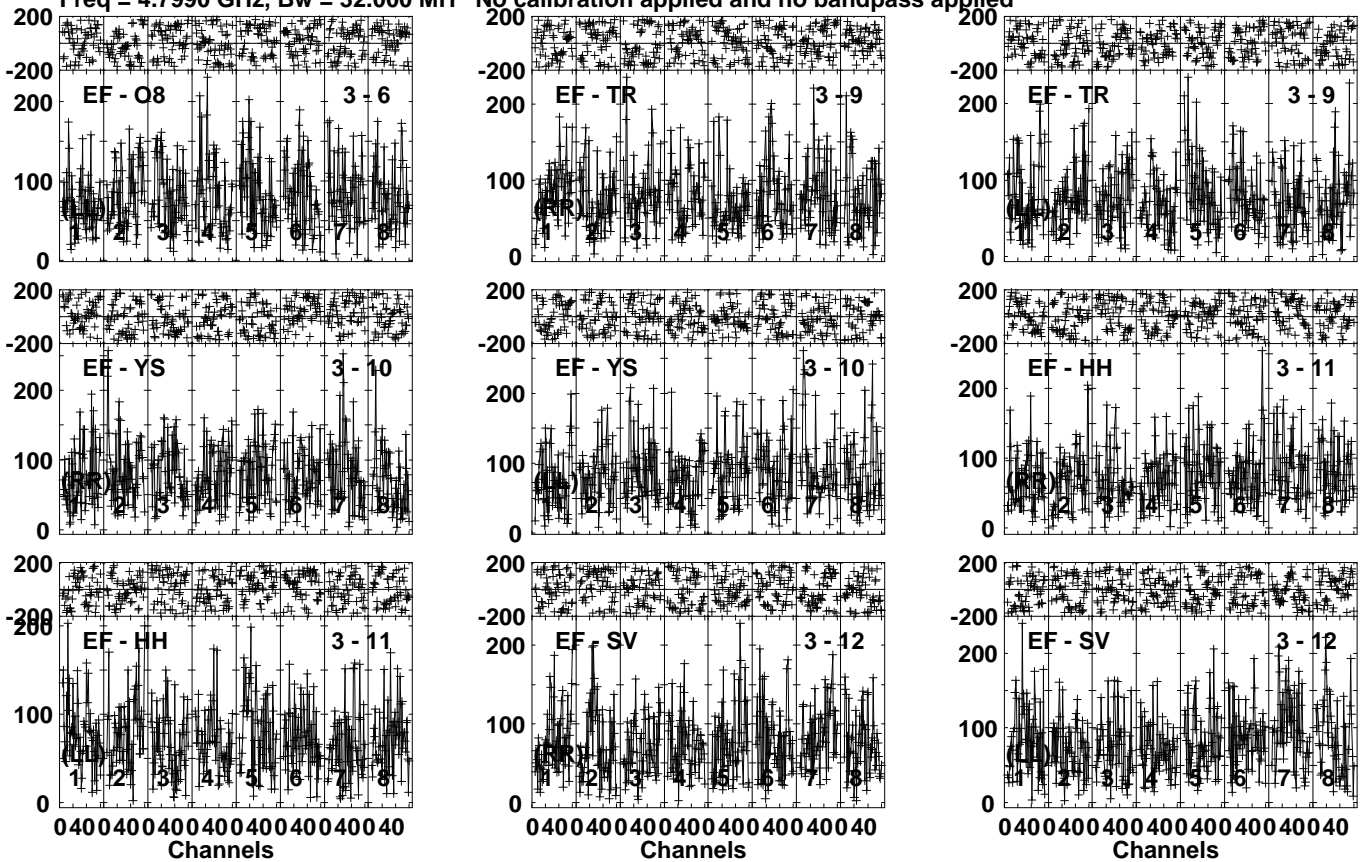


Lower frame: Micro Ampl Jy Top frame: Phas deg  
Vector averaged cross-power spectrum Several baselines displayed  
Timerange: 00/08:33:09 to 00/08:36:29

Plot file version 415 created 15-NOV-2021 12:12:41

LP349-25 EC077B.UVDATA.1

Freq = 4.7990 GHz, Bw = 32.000 MH No calibration applied and no bandpass applied

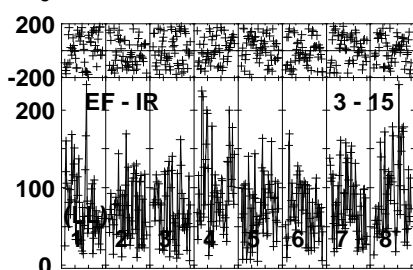
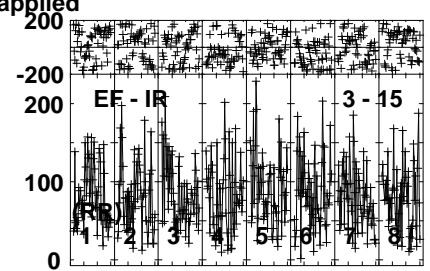
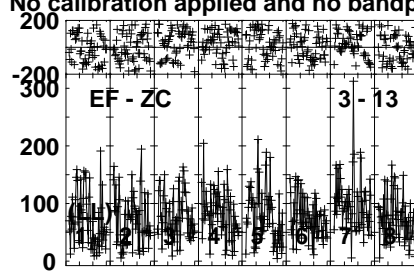
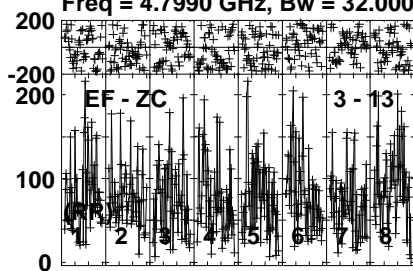


Lower frame: Micro Ampl Jy Top frame: Phas deg  
Vector averaged cross-power spectrum Several baselines displayed  
Timerange: 00/08:33:09 to 00/08:36:29

Plot file version 416 created 15-NOV-2021 12:12:41

LP349-25 EC077B.UVDATA.1

Freq = 4.7990 GHz, Bw = 32.000 MH No calibration applied and no bandpass applied



Lower frame: Micro Ampl Jy Top frame: Phas deg  
Vector averaged cross-power spectrum Several baselines displayed  
Timerange: 00/08:33:09 to 00/08:36:29

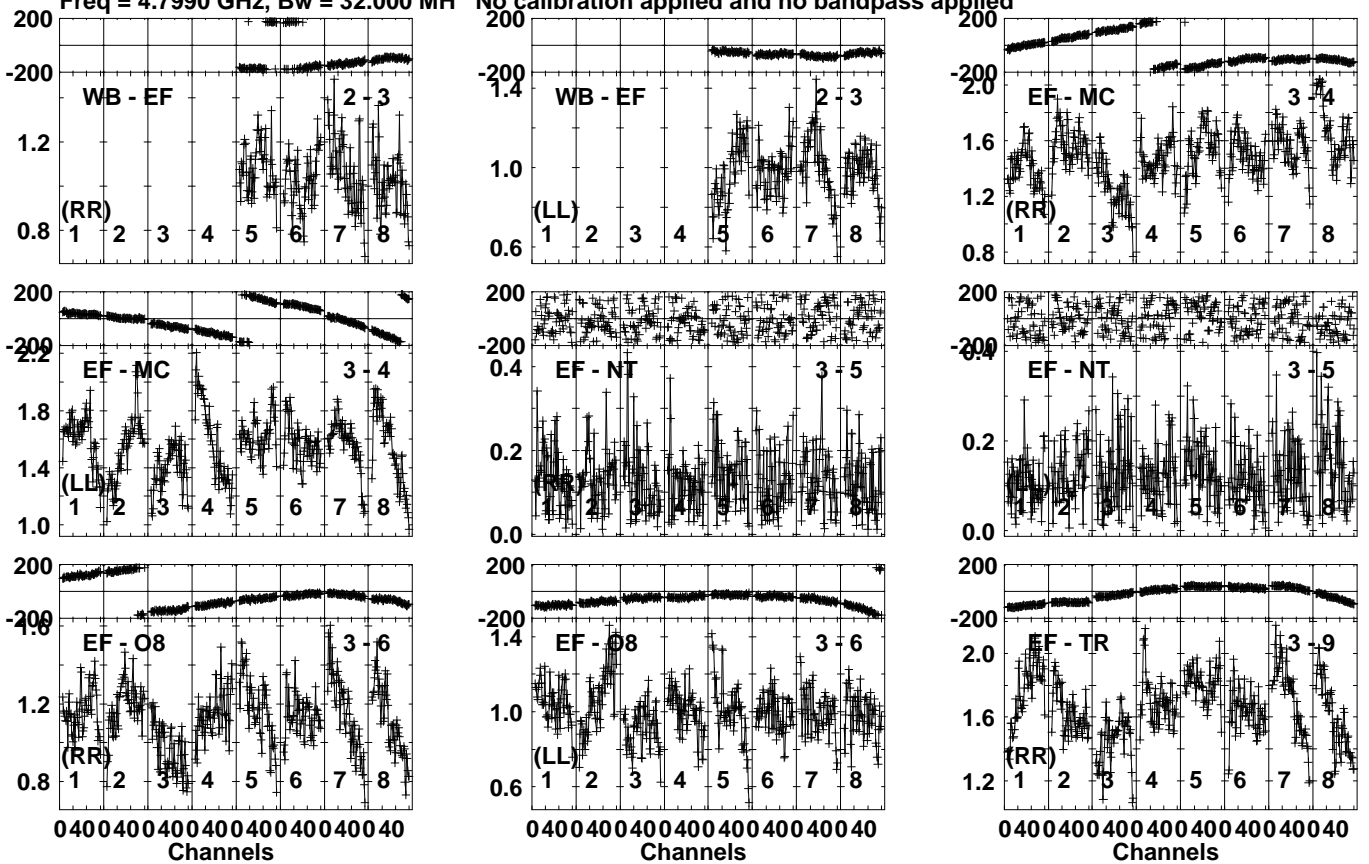


Plot file version 417 created 15-NOV-2021 12:12:41

J0037+2141 EC077B.UVDATA.1

Freq = 4.7990 GHz, Bw = 32.000 MH

No calibration applied and no bandpass applied



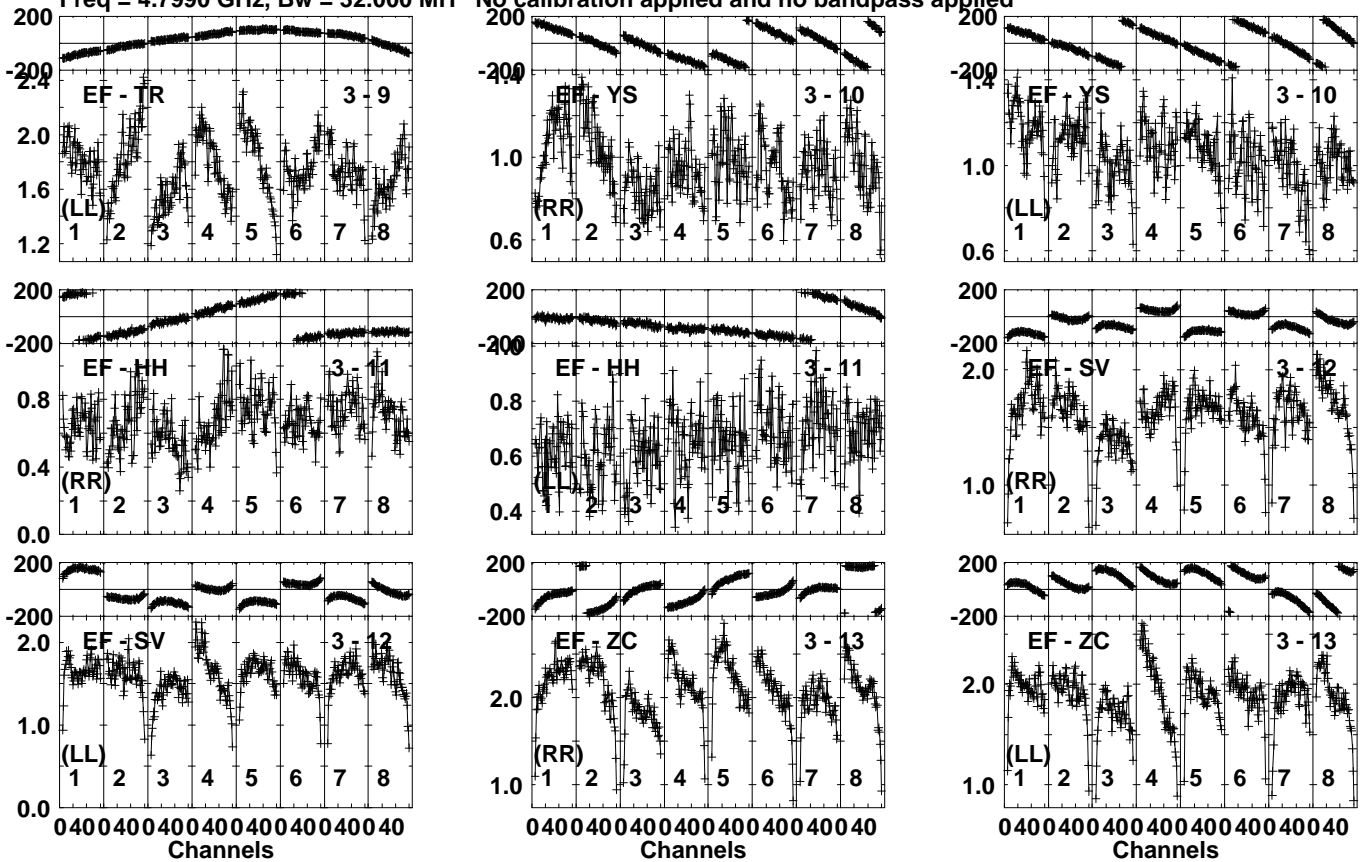
Lower frame: Milli Ampl Jy Top frame: Phas deg  
Vector averaged cross-power spectrum Several baselines displayed  
Timerange: 00/08:36:33 to 00/08:38:29

Plot file version 418 created 15-NOV-2021 12:12:42

J0037+2141 EC077B.UVDATA.1

Freq = 4.7990 GHz, Bw = 32.000 MH

No calibration applied and no bandpass applied

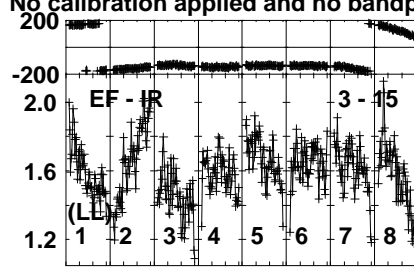
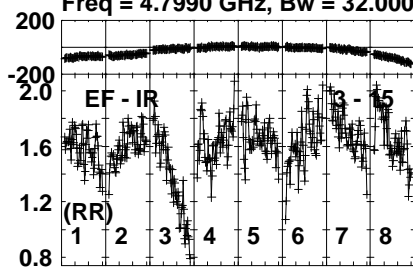


Lower frame: Milli Ampl Jy Top frame: Phas deg  
Vector averaged cross-power spectrum Several baselines displayed  
Timerange: 00/08:36:33 to 00/08:38:29

Plot file version 419 created 15-NOV-2021 12:12:42

J0037+2141 EC077B.UVDATA.1

Freq = 4.7990 GHz, Bw = 32.000 MH No calibration applied and no bandpass applied

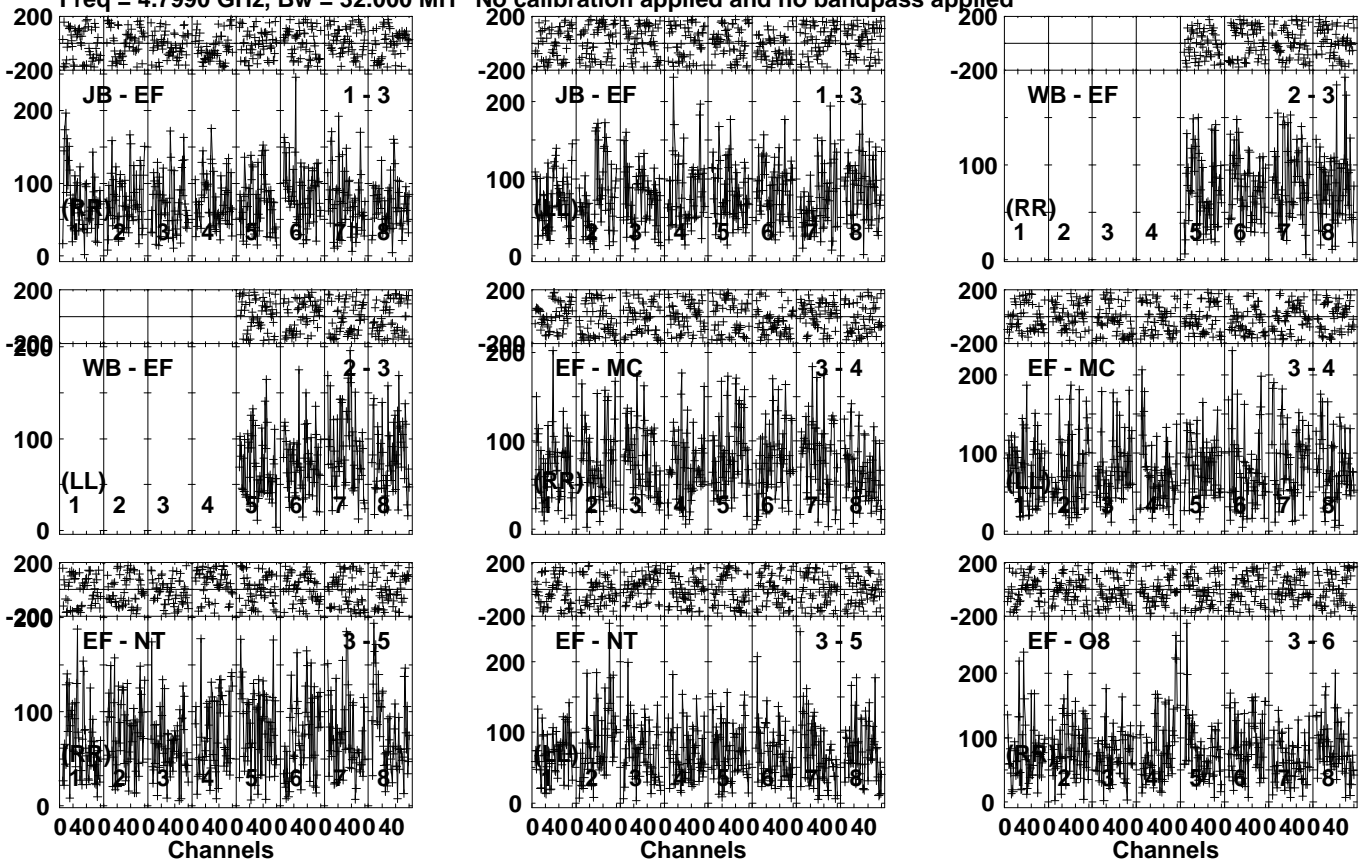


Lower frame: Milli Ampl Jy Top frame: Phas deg  
Vector averaged cross-power spectrum Several baselines displayed  
Timerange: 00/08:36:33 to 00/08:38:29

Plot file version 420 created 15-NOV-2021 12:12:42

LP349-25 EC077B.UVDATA.1

Freq = 4.7990 GHz, Bw = 32.000 MH No calibration applied and no bandpass applied

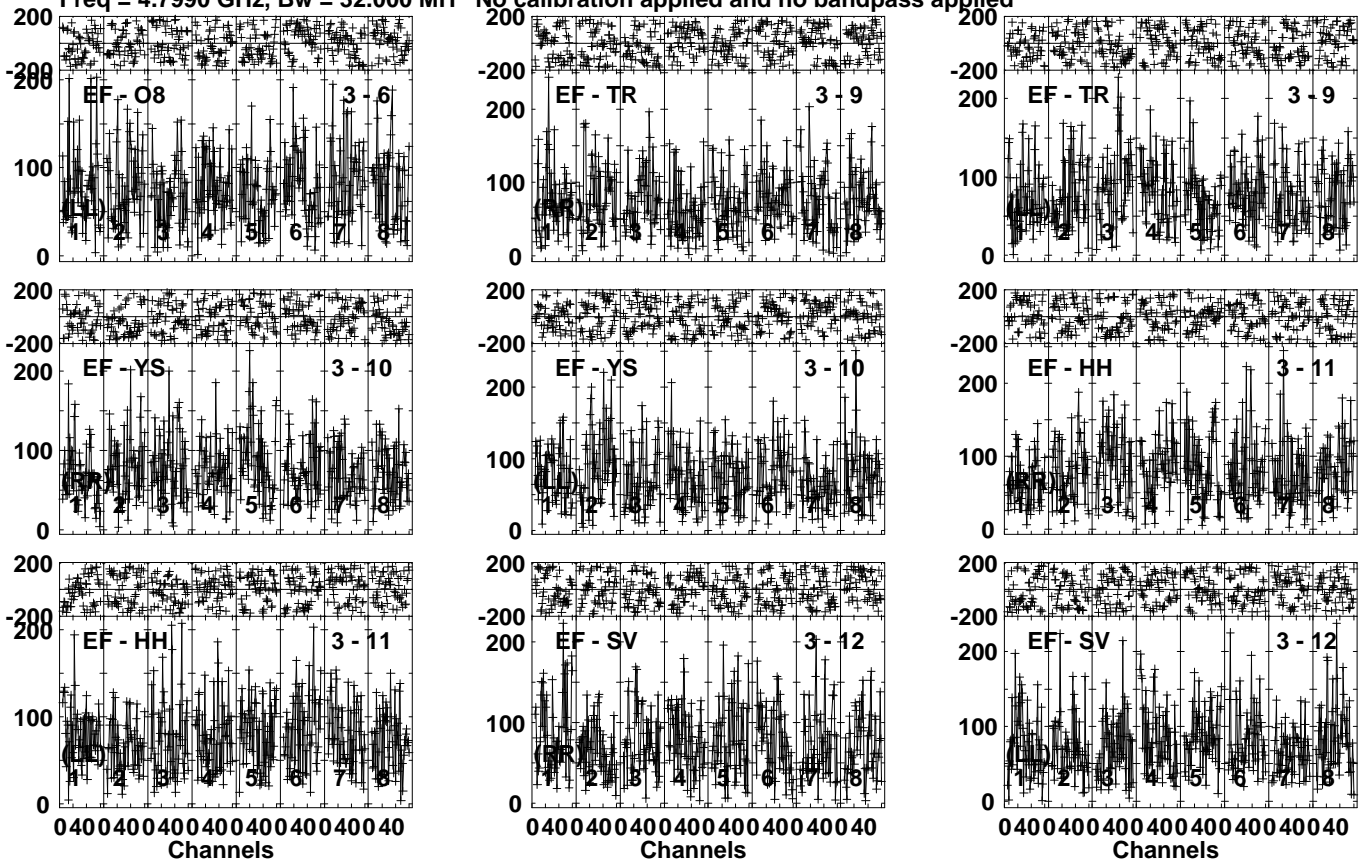


Lower frame: Micro Ampl Jy Top frame: Phas deg  
Vector averaged cross-power spectrum Several baselines displayed  
Timerange: 00/08:38:31 to 00/08:42:29

Plot file version 421 created 15-NOV-2021 12:12:42

LP349-25 EC077B.UVDATA.1

Freq = 4.7990 GHz, Bw = 32.000 MH No calibration applied and no bandpass applied

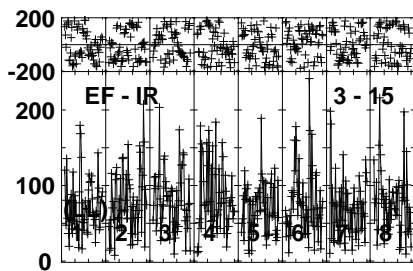
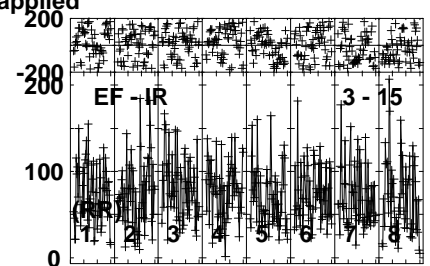
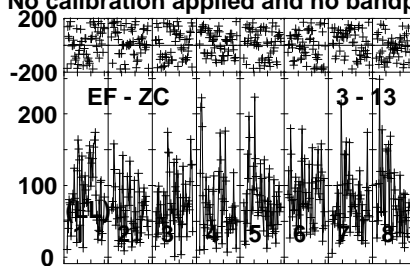
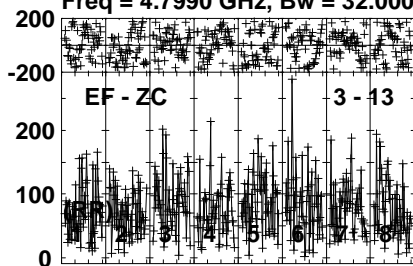


Lower frame: Micro Ampl Jy Top frame: Phas deg  
Vector averaged cross-power spectrum Several baselines displayed  
Timerange: 00/08:38:31 to 00/08:42:29

Plot file version 422 created 15-NOV-2021 12:12:42

LP349-25 EC077B.UVDATA.1

Freq = 4.7990 GHz, Bw = 32.000 MH No calibration applied and no bandpass applied

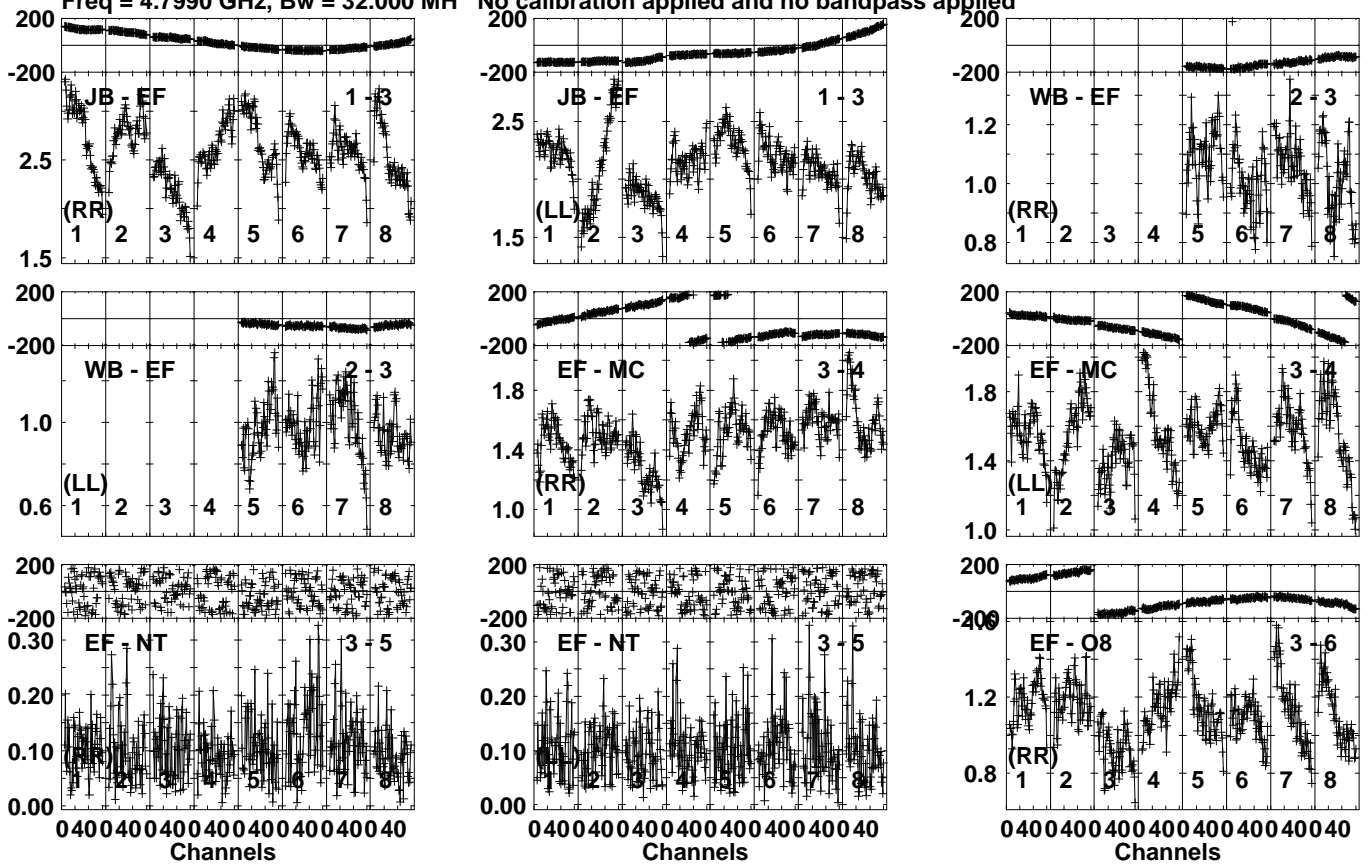


Lower frame: Micro Ampl Jy Top frame: Phas deg  
Vector averaged cross-power spectrum Several baselines displayed  
Timerange: 00/08:38:31 to 00/08:42:29

Plot file version 423 created 15-NOV-2021 12:12:42

J0037+2141 EC077B.UVDATA.1

Freq = 4.7990 GHz, Bw = 32.000 MH No calibration applied and no bandpass applied



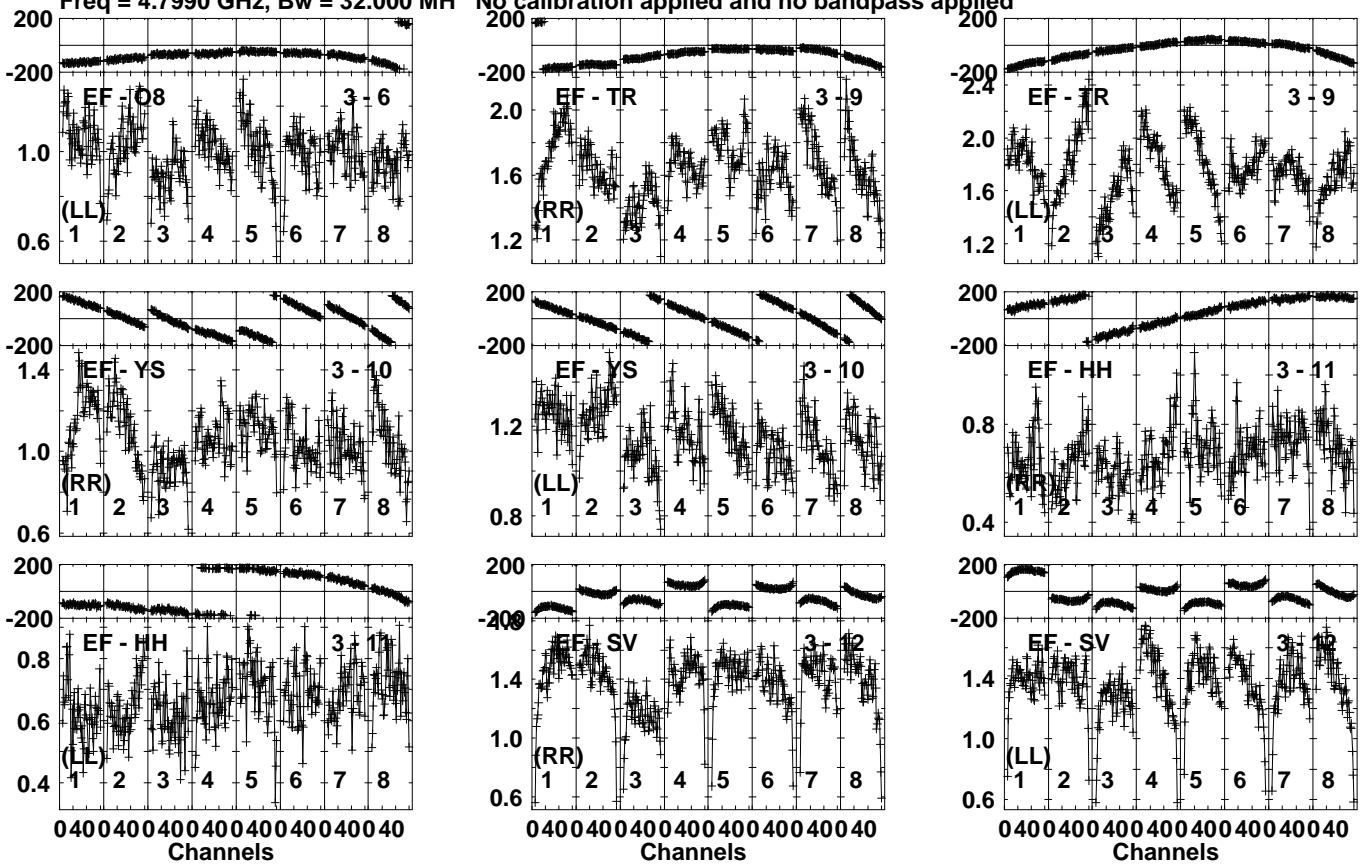
Lower frame: Milli Ampl Jy Top frame: Phas deg  
Vector averaged cross-power spectrum Several baselines displayed  
Timerange: 00/08:43:01 to 00/08:44:59

Plot file version 424 created 15-NOV-2021 12:12:42

J0037+2141 EC077B.UVDATA.1

Freq = 4.7990 GHz, Bw = 32.000 MH

No calibration applied and no bandpass applied



Lower frame: Milli Ampl Jy Top frame: Phas deg  
Vector averaged cross-power spectrum Several baselines displayed  
Timerange: 00/08:43:01 to 00/08:44:59

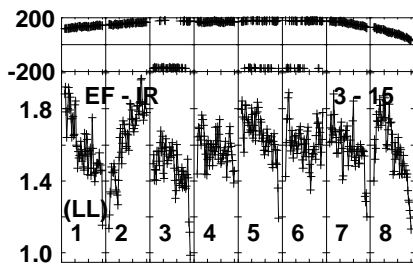
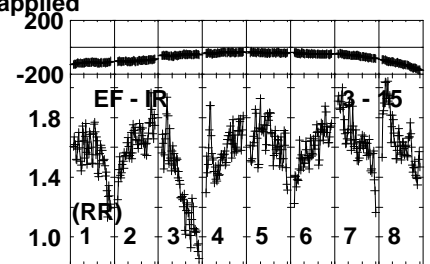
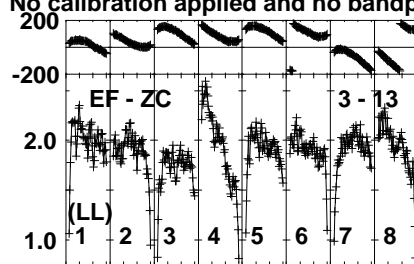
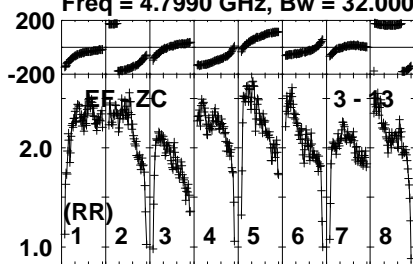


Plot file version 425 created 15-NOV-2021 12:12:42

J0037+2141 EC077B.UVDATA.1

Freq = 4.7990 GHz, Bw = 32.000 MH

No calibration applied and no bandpass applied

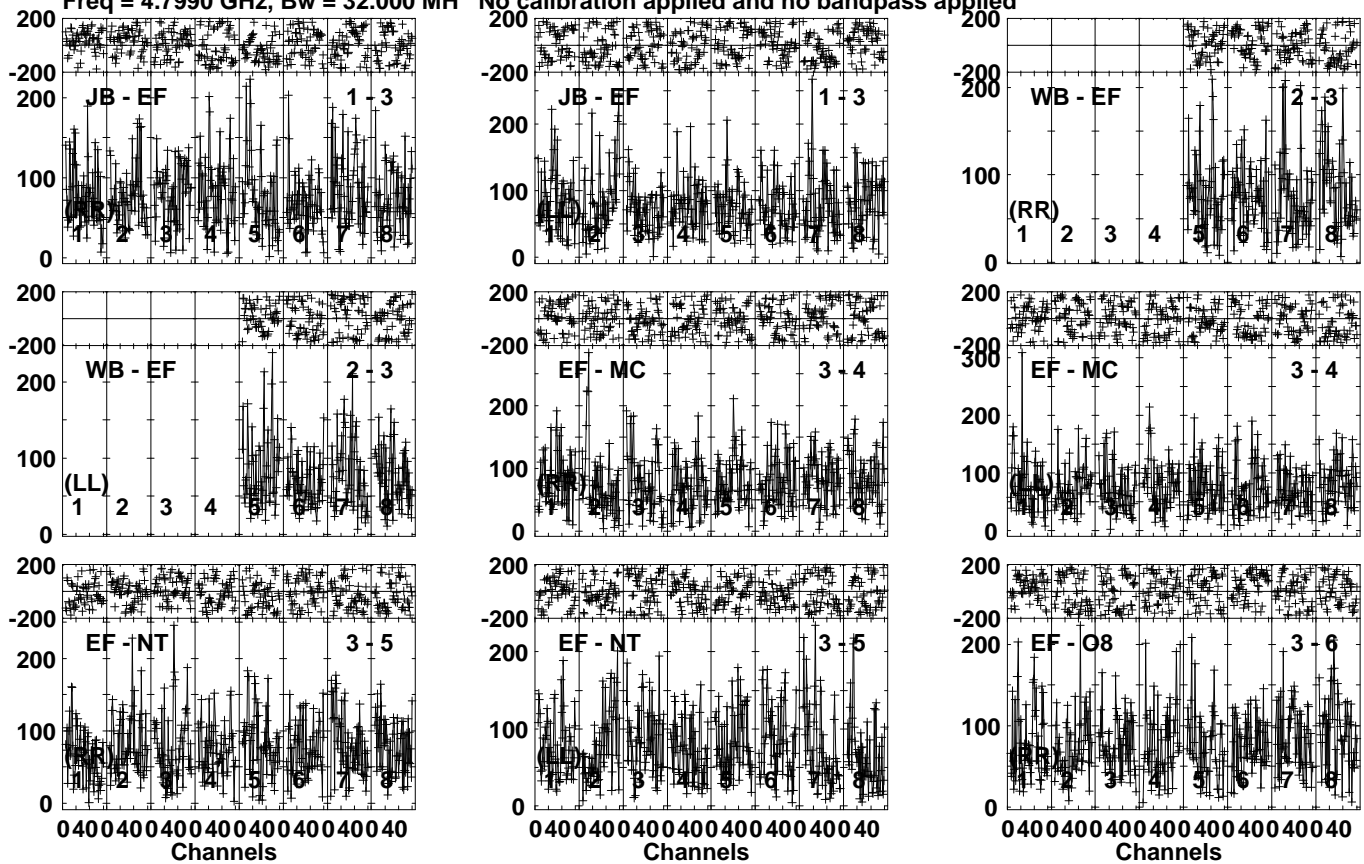


Lower frame: Milli Ampl Jy Top frame: Phas deg  
Vector averaged cross-power spectrum Several baselines displayed  
Timerange: 00/08:43:01 to 00/08:44:59

Plot file version 426 created 15-NOV-2021 12:12:42

LP349-25 EC077B.UVDATA.1

Freq = 4.7990 GHz, Bw = 32.000 MH No calibration applied and no bandpass applied

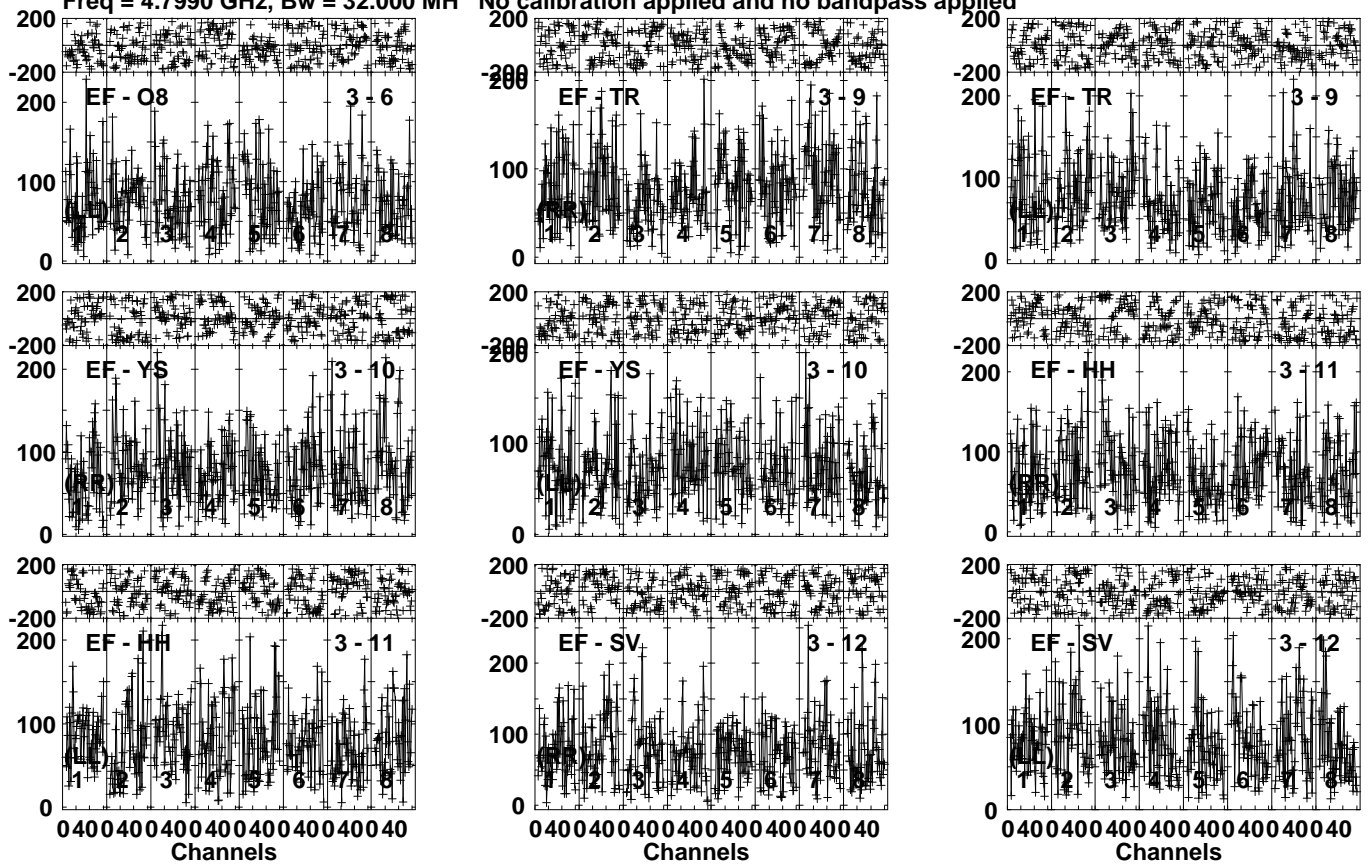


Lower frame: Micro Ampl Jy Top frame: Phas deg  
Vector averaged cross-power spectrum Several baselines displayed  
Timerange: 00/08:45:39 to 00/08:48:59

Plot file version 427 created 15-NOV-2021 12:12:42

LP349-25 EC077B.UVDATA.1

Freq = 4.7990 GHz, Bw = 32.000 MH No calibration applied and no bandpass applied

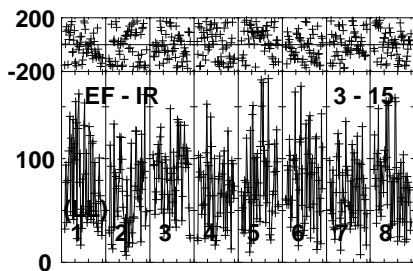
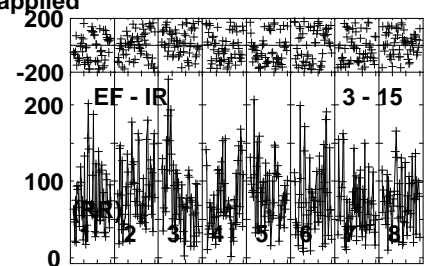
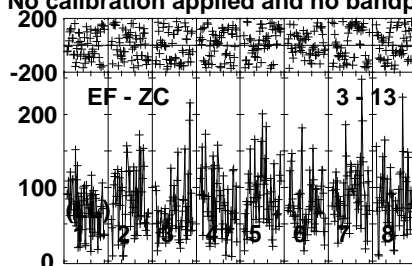
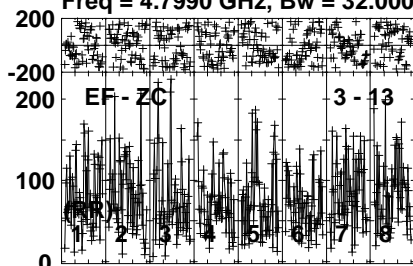


Lower frame: Micro Ampl Jy Top frame: Phas deg  
Vector averaged cross-power spectrum Several baselines displayed  
Timerange: 00/08:45:39 to 00/08:48:59

Plot file version 428 created 15-NOV-2021 12:12:43

LP349-25 EC077B.UVDATA.1

Freq = 4.7990 GHz, Bw = 32.000 MH No calibration applied and no bandpass applied

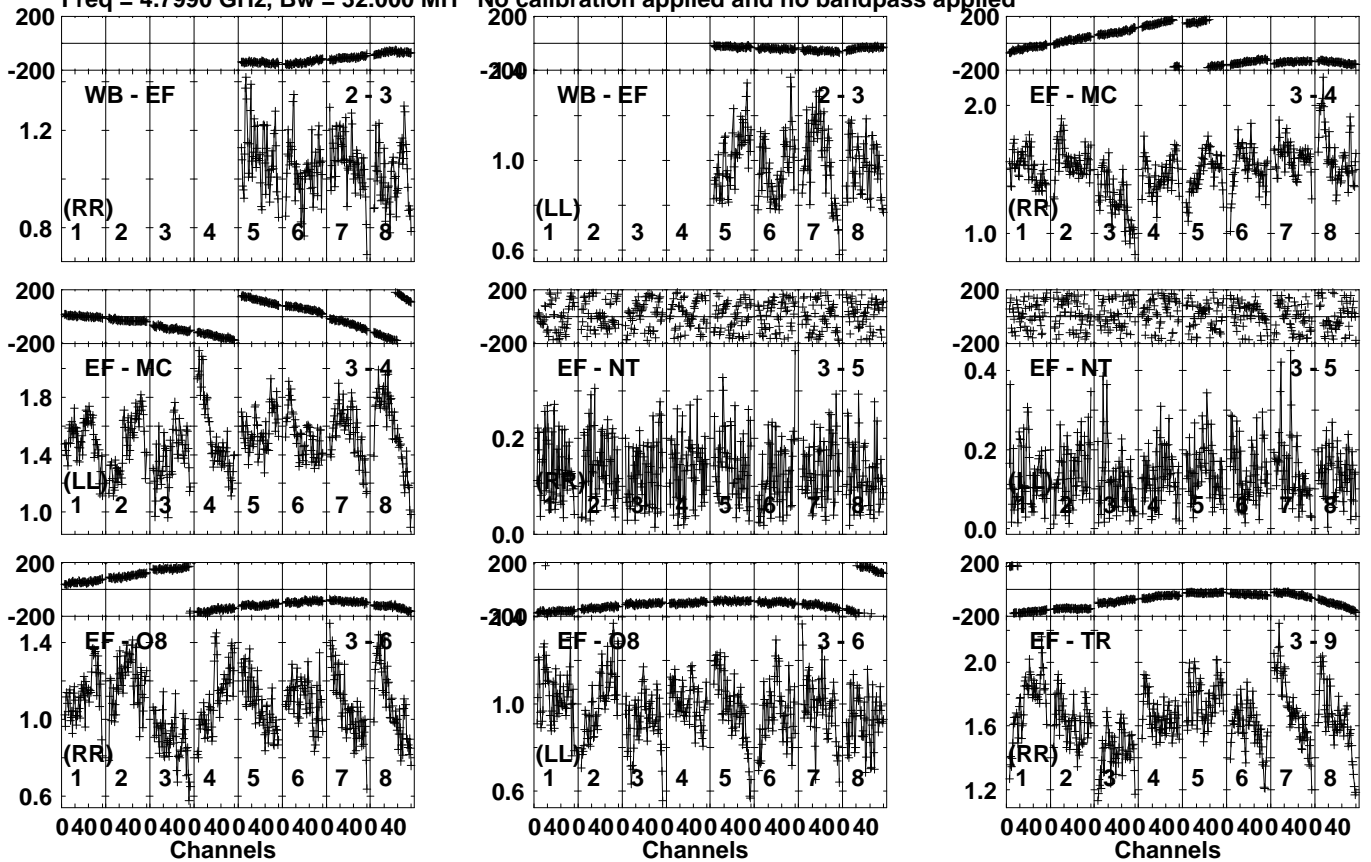


Lower frame: Micro Ampl Jy Top frame: Phas deg  
Vector averaged cross-power spectrum Several baselines displayed  
Timerange: 00/08:45:39 to 00/08:48:59

Plot file version 429 created 15-NOV-2021 12:12:43

J0037+2141 EC077B.UVDATA.1

Freq = 4.7990 GHz, Bw = 32.000 MH No calibration applied and no bandpass applied



Lower frame: Milli Ampl Jy Top frame: Phas deg  
Vector averaged cross-power spectrum Several baselines displayed  
Timerange: 00/08:49:03 to 00/08:50:59

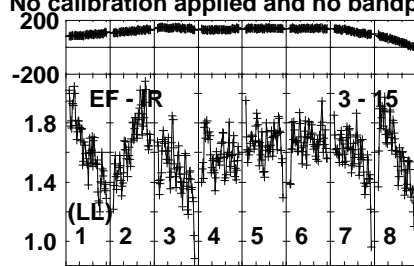
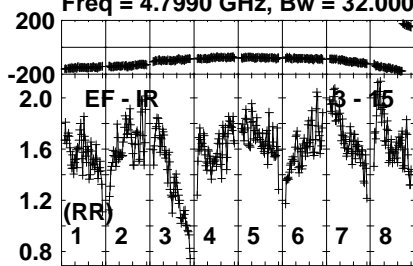


Plot file version 431 created 15-NOV-2021 12:12:43

J0037+2141 EC077B.UVDATA.1

Freq = 4.7990 GHz, Bw = 32.000 MH

No calibration applied and no bandpass applied



Lower frame: Milli Ampl Jy Top frame: Phas deg

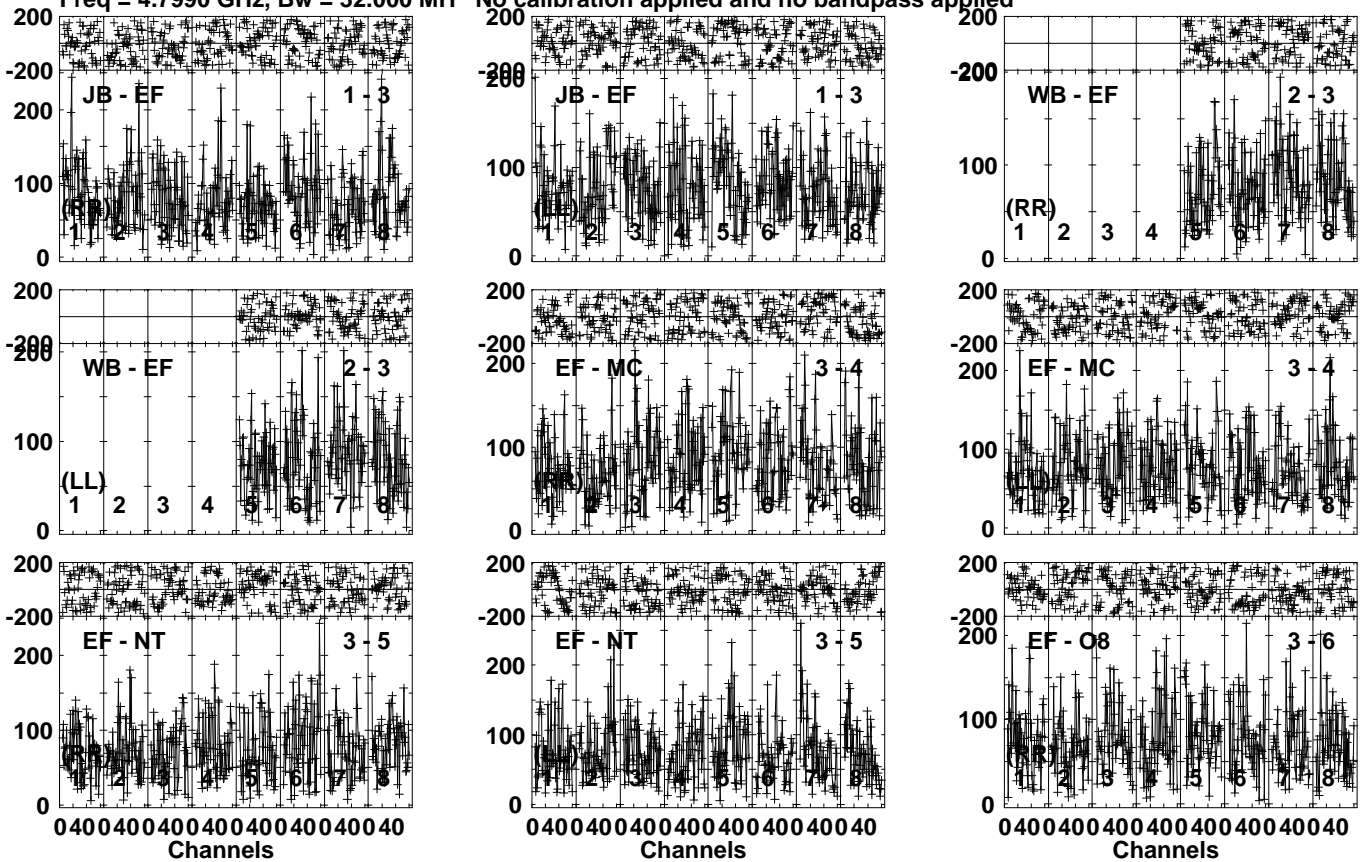
Vector averaged cross-power spectrum Several baselines displayed

Timerange: 00/08:49:03 to 00/08:50:59

Plot file version 432 created 15-NOV-2021 12:12:43

LP349-25 EC077B.UVDATA.1

Freq = 4.7990 GHz, Bw = 32.000 MH No calibration applied and no bandpass applied



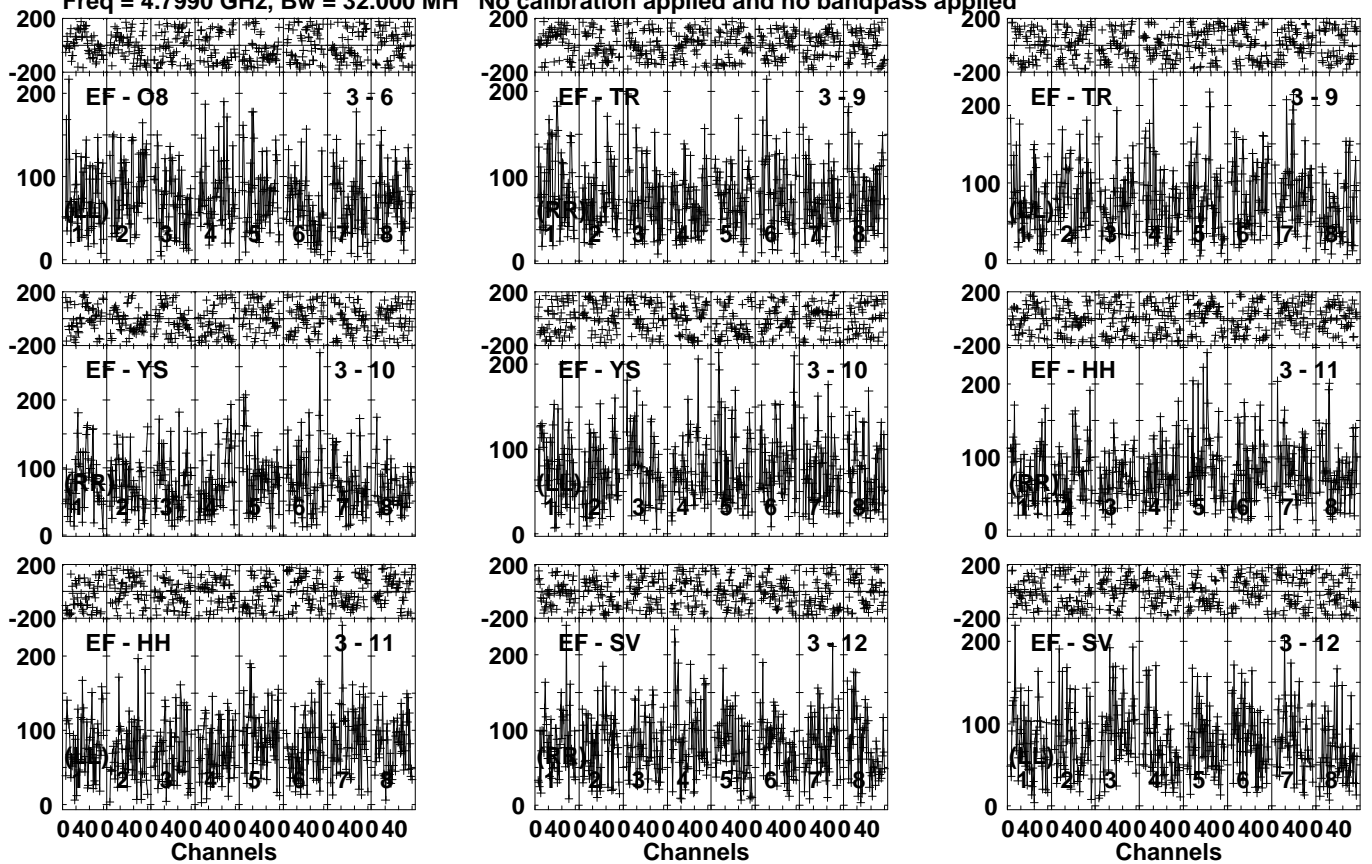
Lower frame: Micro Ampl Jy Top frame: Phas deg  
Vector averaged cross-power spectrum Several baselines displayed  
Timerange: 00/08:51:01 to 00/08:54:59



Plot file version 433 created 15-NOV-2021 12:12:43

LP349-25 EC077B.UVDATA.1

Freq = 4.7990 GHz, Bw = 32.000 MH No calibration applied and no bandpass applied

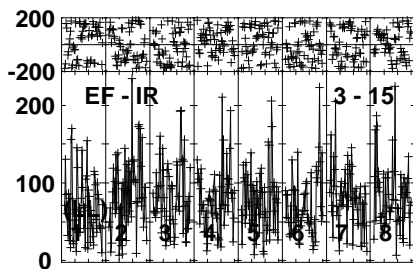
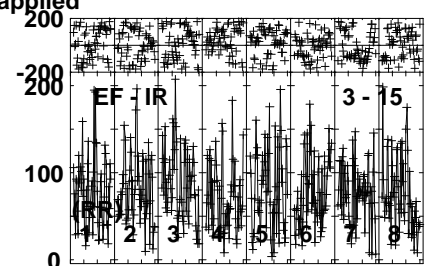
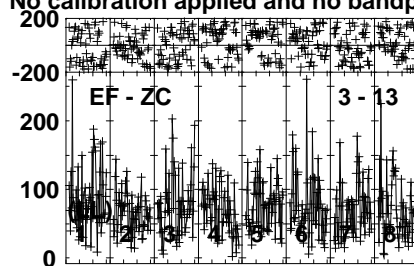
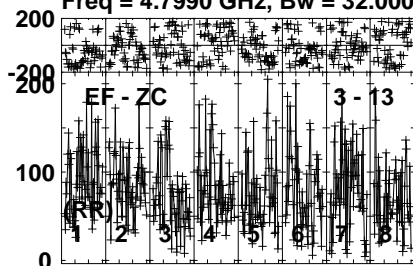


Lower frame: Micro Ampl Jy Top frame: Phas deg  
Vector averaged cross-power spectrum Several baselines displayed  
Timerange: 00/08:51:01 to 00/08:54:59

Plot file version 434 created 15-NOV-2021 12:12:43

LP349-25 EC077B.UVDATA.1

Freq = 4.7990 GHz, Bw = 32.000 MH No calibration applied and no bandpass applied



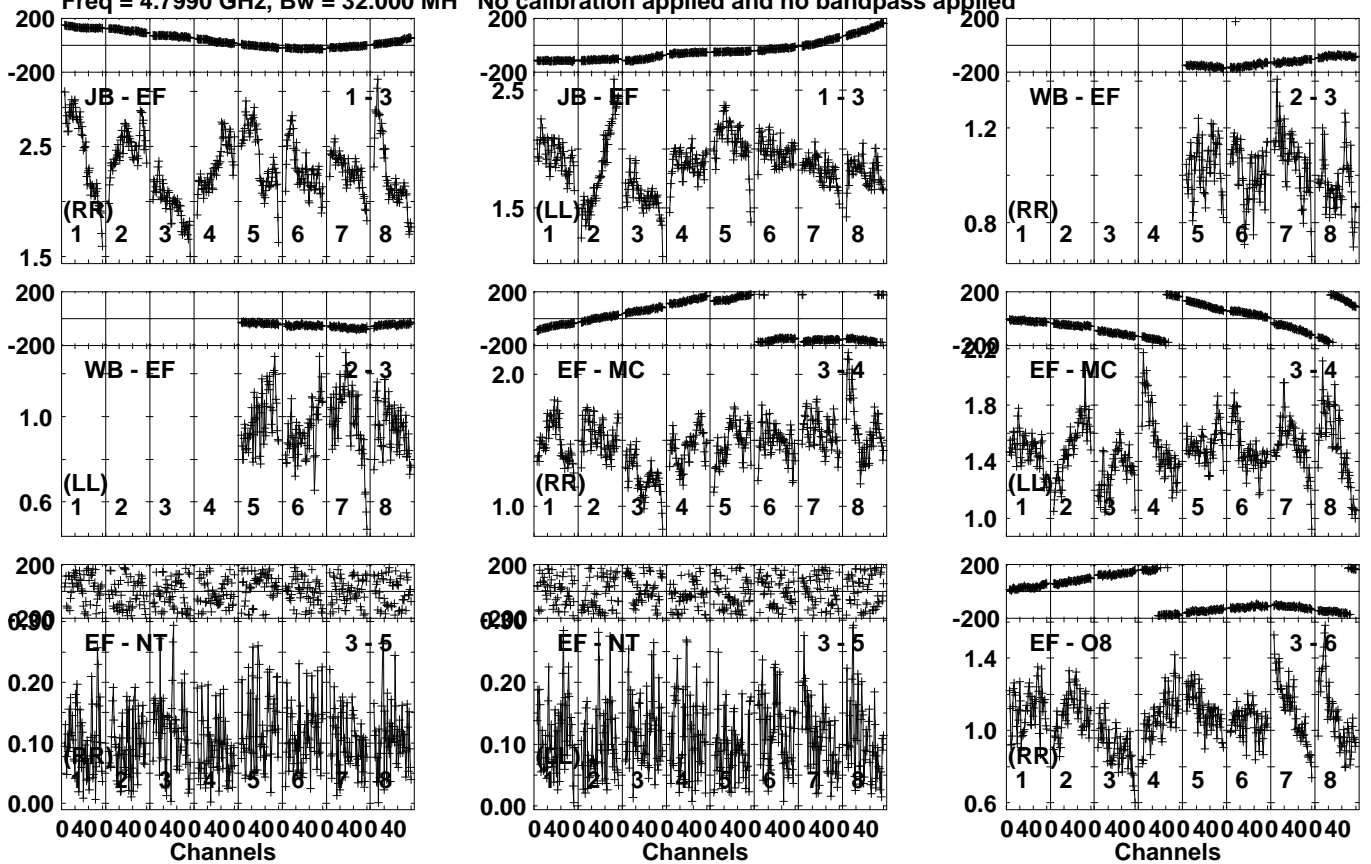
Lower frame: Micro Ampl Jy Top frame: Phas deg  
Vector averaged cross-power spectrum Several baselines displayed  
Timerange: 00/08:51:01 to 00/08:54:59

Plot file version 435 created 15-NOV-2021 12:12:43

J0037+2141 EC077B.UVDATA.1

Freq = 4.7990 GHz, Bw = 32.000 MH

No calibration applied and no bandpass applied



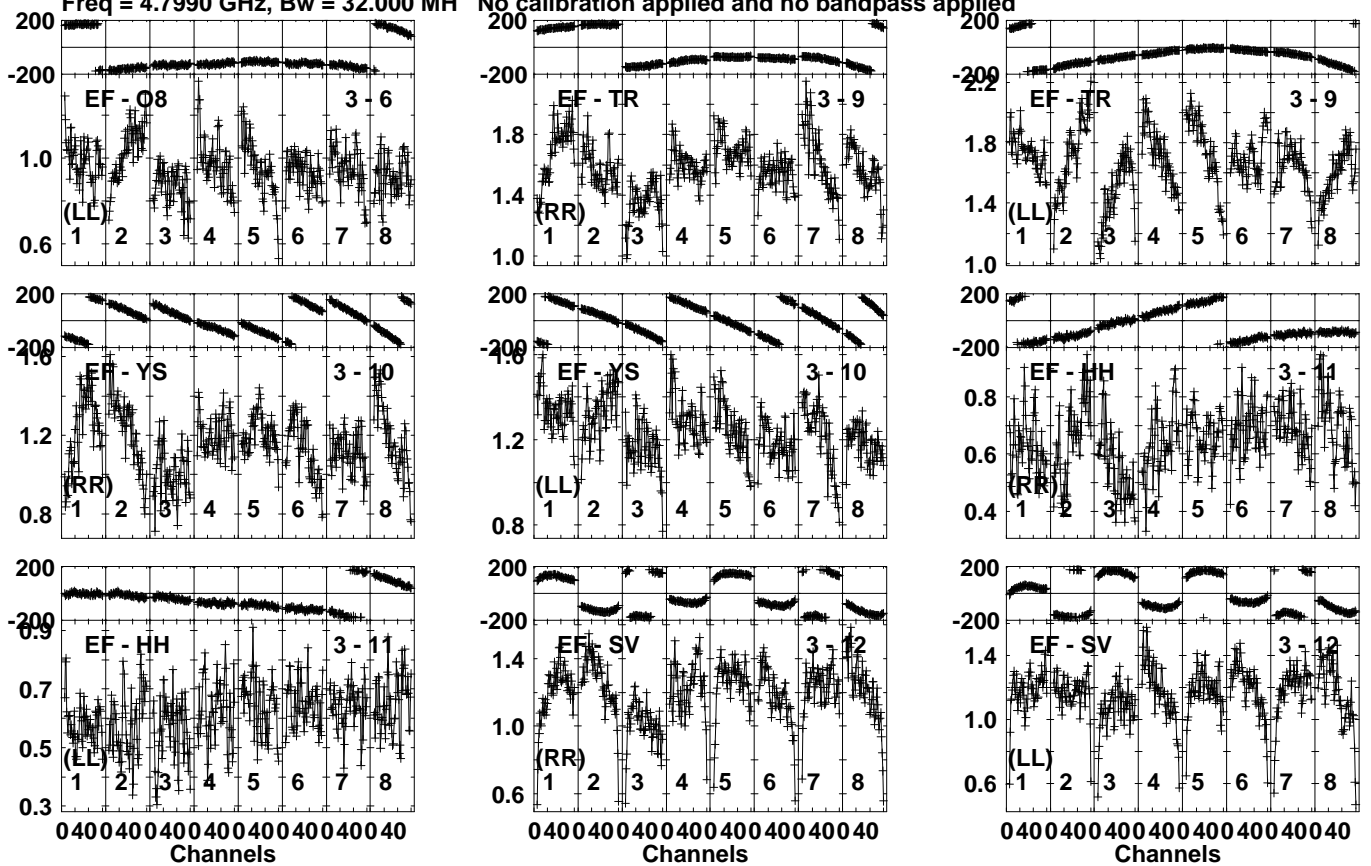
Lower frame: Milli Ampl Jy Top frame: Phas deg  
Vector averaged cross-power spectrum Several baselines displayed  
Timerange: 00/08:55:31 to 00/08:57:29

Plot file version 436 created 15-NOV-2021 12:12:43

J0037+2141 EC077B.UVDATA.1

Freq = 4.7990 GHz, Bw = 32.000 MH

No calibration applied and no bandpass applied



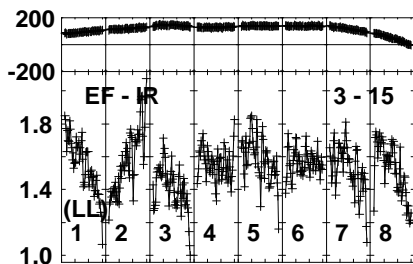
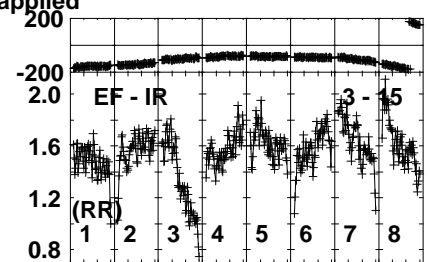
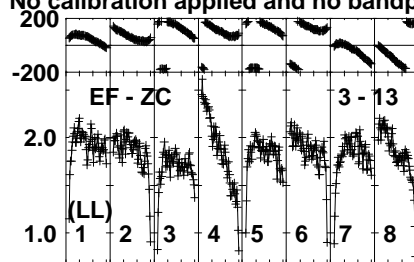
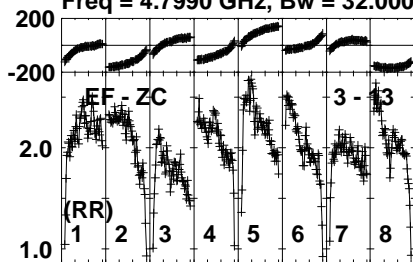
Lower frame: Milli Ampl Jy Top frame: Phas deg  
Vector averaged cross-power spectrum Several baselines displayed  
Timerange: 00/08:55:31 to 00/08:57:29

Plot file version 437 created 15-NOV-2021 12:12:43

J0037+2141 EC077B.UVDATA.1

Freq = 4.7990 GHz, Bw = 32.000 MH

No calibration applied and no bandpass applied

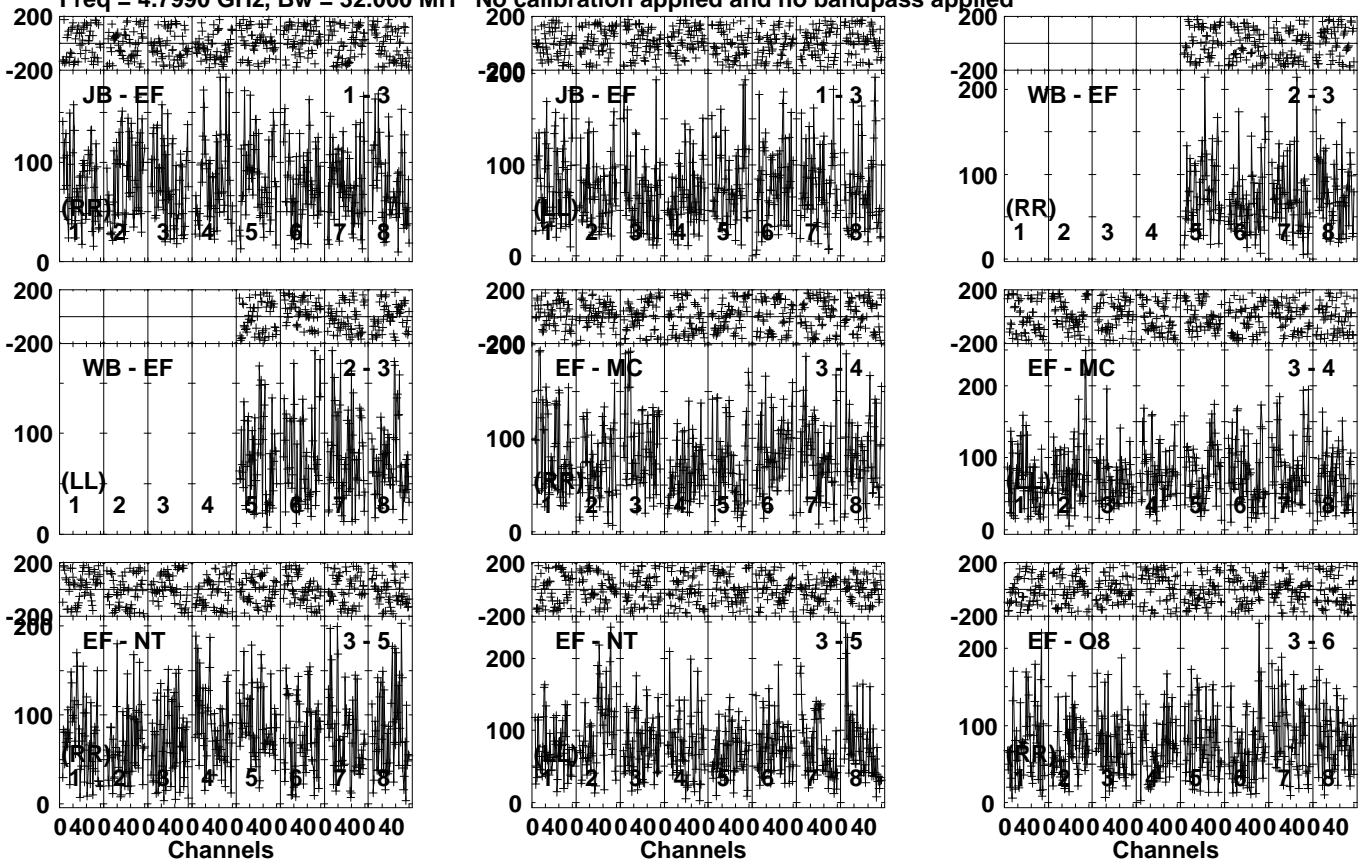


Lower frame: Milli Ampl Jy Top frame: Phas deg  
Vector averaged cross-power spectrum Several baselines displayed  
Timerange: 00/08:55:31 to 00/08:57:29

Plot file version 438 created 15-NOV-2021 12:12:43

LP349-25 EC077B.UVDATA.1

Freq = 4.7990 GHz, Bw = 32.000 MH No calibration applied and no bandpass applied

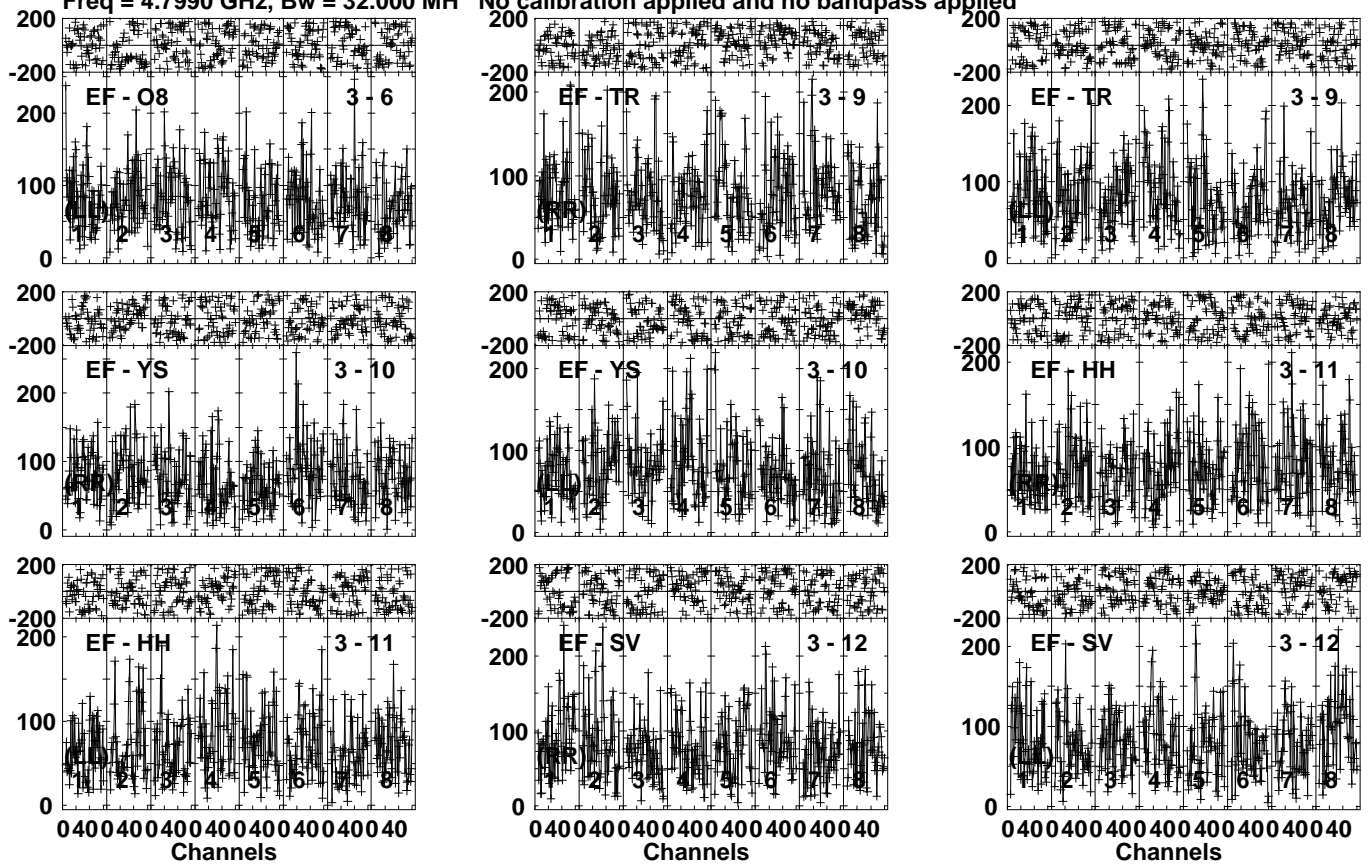


Lower frame: Micro Ampl Jy Top frame: Phas deg  
Vector averaged cross-power spectrum Several baselines displayed  
Timerange: 00/08:58:09 to 00/09:01:29

Plot file version 439 created 15-NOV-2021 12:12:44

LP349-25 EC077B.UVDATA.1

Freq = 4.7990 GHz, Bw = 32.000 MH No calibration applied and no bandpass applied

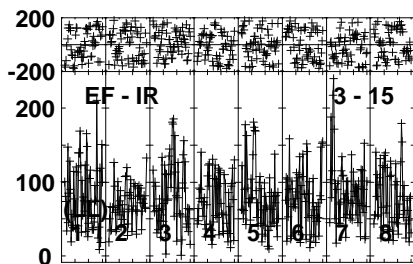
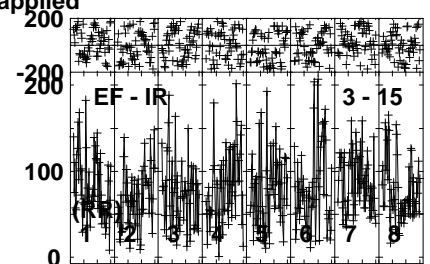
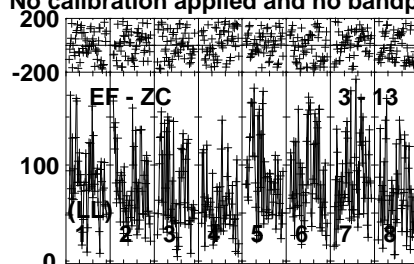
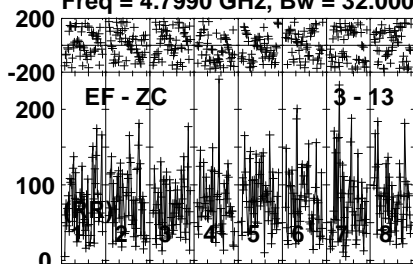


Lower frame: Micro Ampl Jy Top frame: Phas deg  
Vector averaged cross-power spectrum Several baselines displayed  
Timerange: 00/08:58:09 to 00/09:01:29

Plot file version 440 created 15-NOV-2021 12:12:44

LP349-25 EC077B.UVDATA.1

Freq = 4.7990 GHz, Bw = 32.000 MH No calibration applied and no bandpass applied



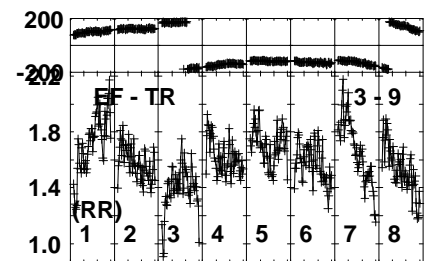
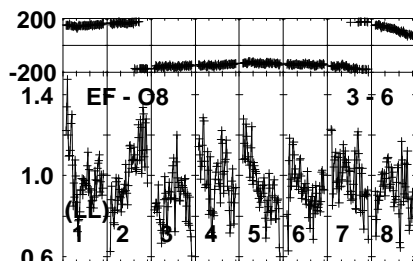
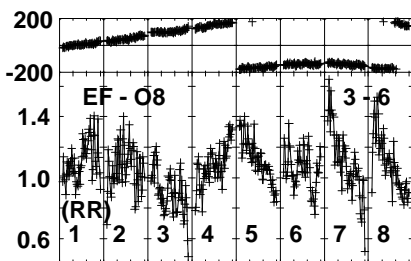
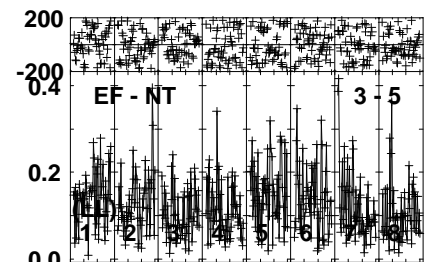
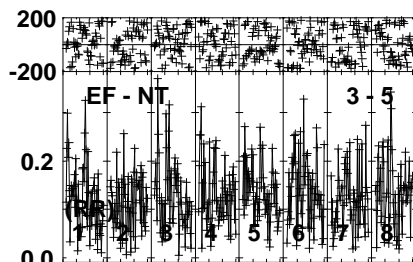
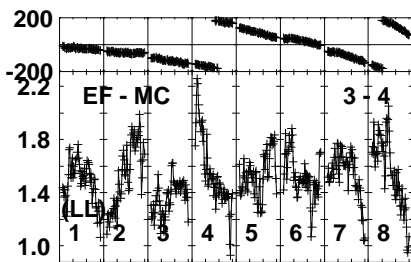
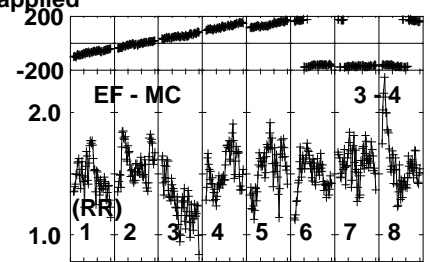
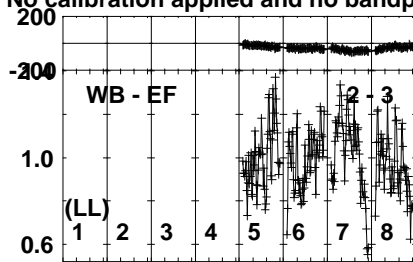
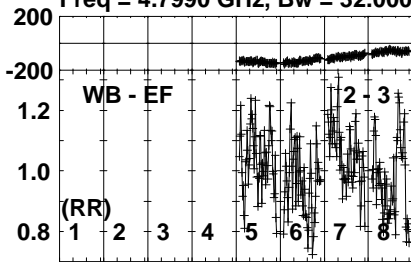
Lower frame: Micro Ampl Jy Top frame: Phas deg  
Vector averaged cross-power spectrum Several baselines displayed  
Timerange: 00/08:58:09 to 00/09:01:29



Plot file version 441 created 15-NOV-2021 12:12:44

J0037+2141 EC077B.UVDATA.1

Freq = 4.7990 GHz, Bw = 32.000 MH No calibration applied and no bandpass applied



040040040040040040040040040040  
Channels

040040040040040040040040040040  
Channels

040040040040040040040040040040  
Channels

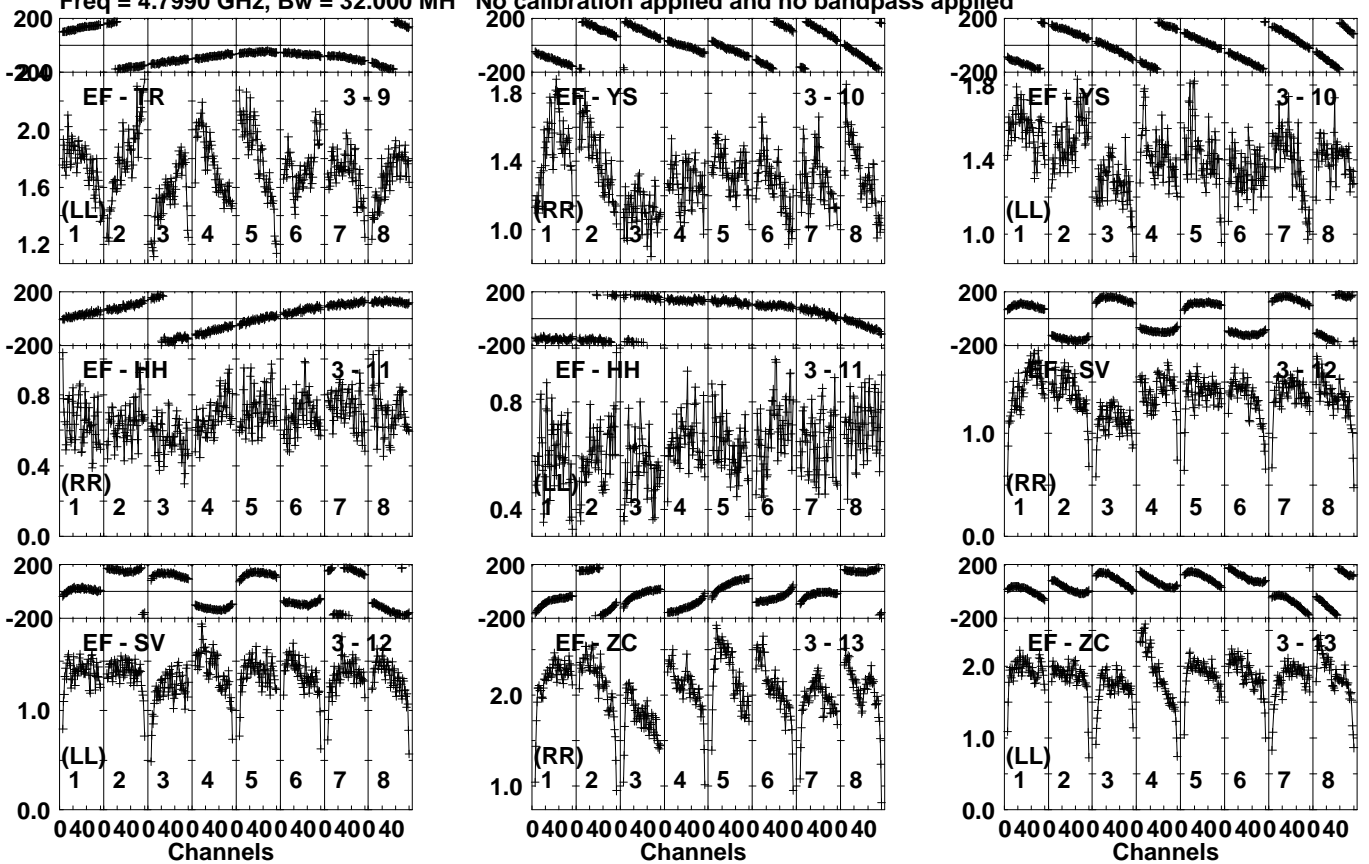
Lower frame: Milli Ampl Jy Top frame: Phas deg  
Vector averaged cross-power spectrum Several baselines displayed  
Timerange: 00/09:01:31 to 00/09:03:29

Plot file version 442 created 15-NOV-2021 12:12:44

J0037+2141 EC077B.UVDATA.1

Freq = 4.7990 GHz, Bw = 32.000 MH

No calibration applied and no bandpass applied



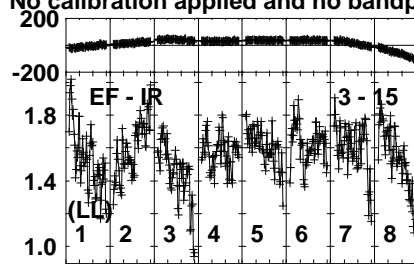
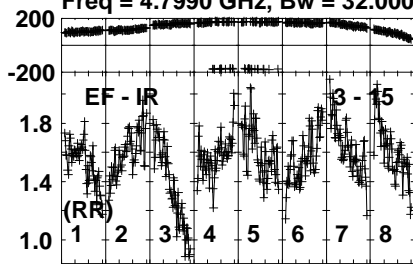
Lower frame: Milli Ampl Jy Top frame: Phas deg  
Vector averaged cross-power spectrum Several baselines displayed  
Timerange: 00/09:01:31 to 00/09:03:29

Plot file version 443 created 15-NOV-2021 12:12:44

J0037+2141 EC077B.UVDATA.1

Freq = 4.7990 GHz, Bw = 32.000 MH

No calibration applied and no bandpass applied

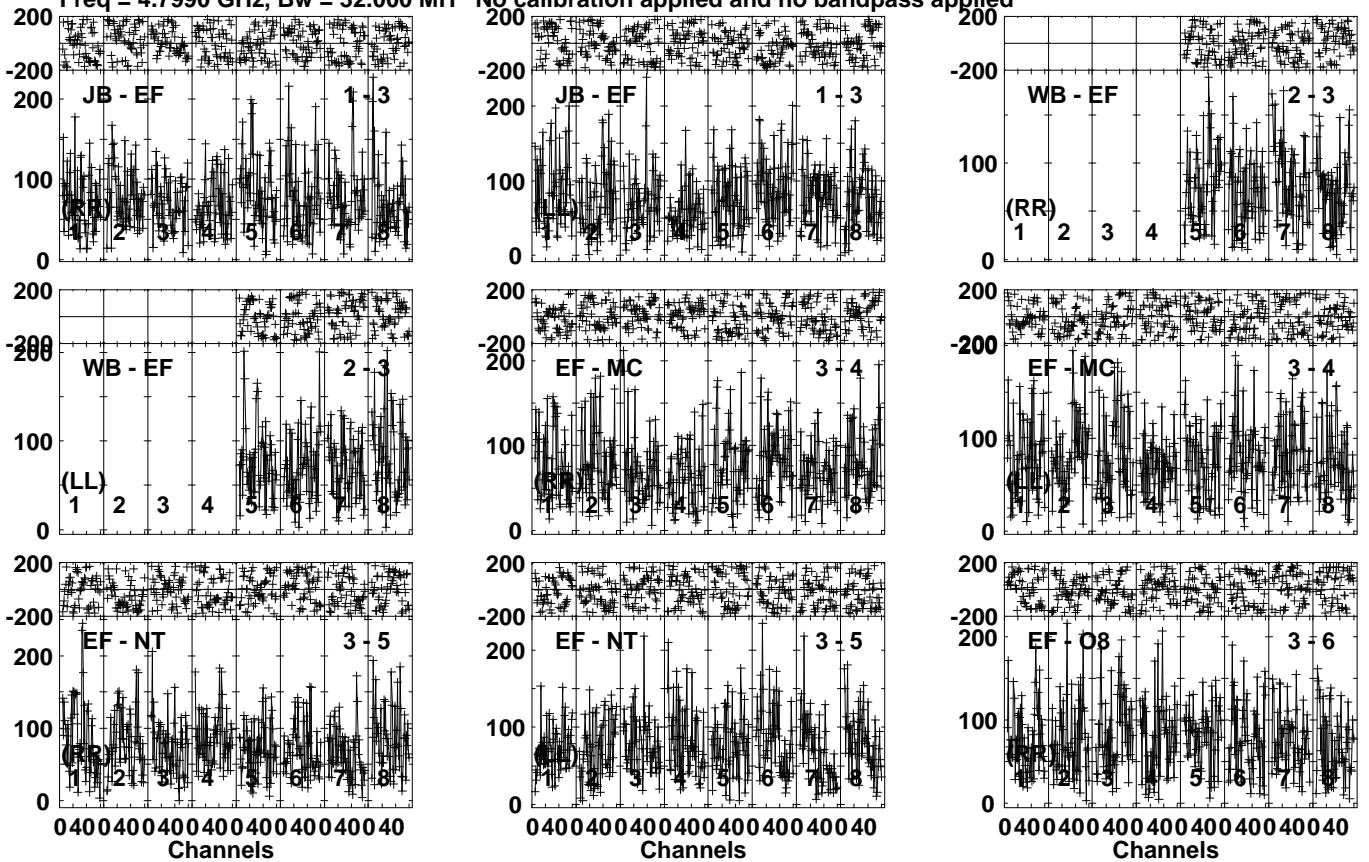


Lower frame: Milli Ampl Jy Top frame: Phas deg  
Vector averaged cross-power spectrum Several baselines displayed  
Timerange: 00/09:01:31 to 00/09:03:29

Plot file version 444 created 15-NOV-2021 12:12:44

LP349-25 EC077B.UVDATA.1

Freq = 4.7990 GHz, Bw = 32.000 MH No calibration applied and no bandpass applied

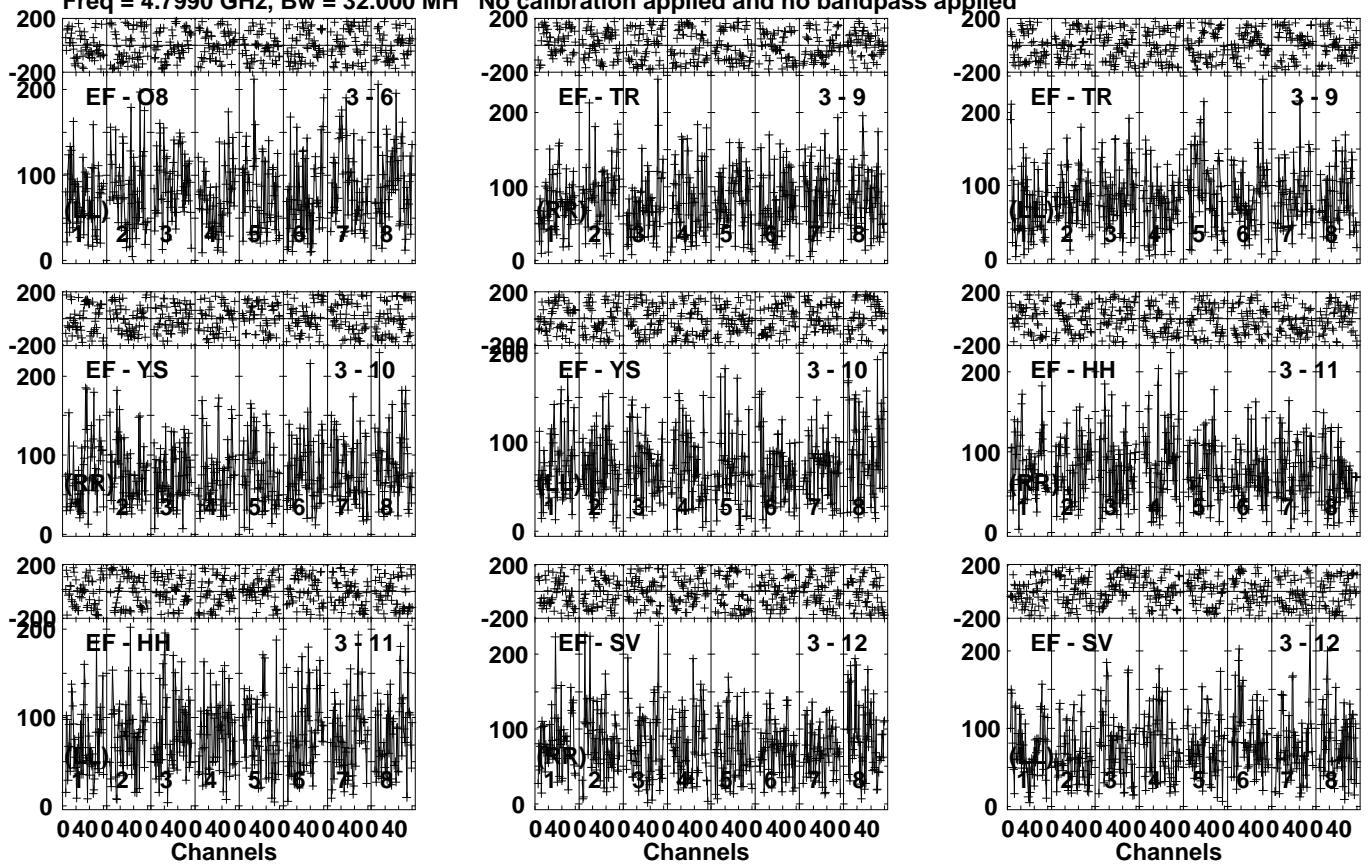


Lower frame: Micro Ampl Jy Top frame: Phas deg  
Vector averaged cross-power spectrum Several baselines displayed  
Timerange: 00/09:03:31 to 00/09:07:29

Plot file version 445 created 15-NOV-2021 12:12:44

LP349-25 EC077B.UVDATA.1

Freq = 4.7990 GHz, Bw = 32.000 MH No calibration applied and no bandpass applied

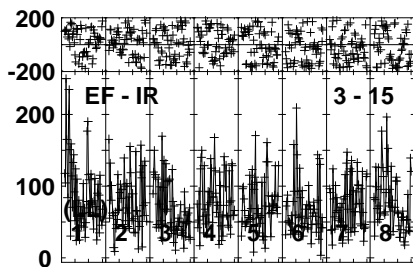
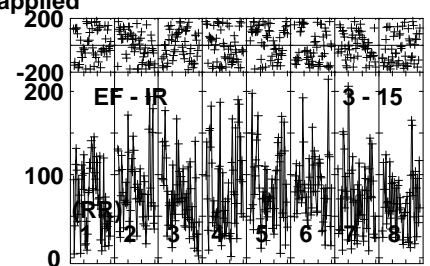
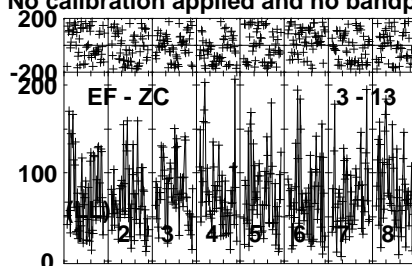
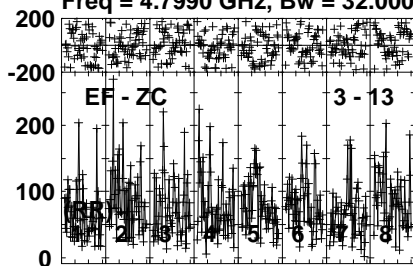


Lower frame: Micro Ampl Jy Top frame: Phas deg  
Vector averaged cross-power spectrum Several baselines displayed  
Timerange: 00/09:03:31 to 00/09:07:29

Plot file version 446 created 15-NOV-2021 12:12:44

LP349-25 EC077B.UVDATA.1

Freq = 4.7990 GHz, Bw = 32.000 MH No calibration applied and no bandpass applied



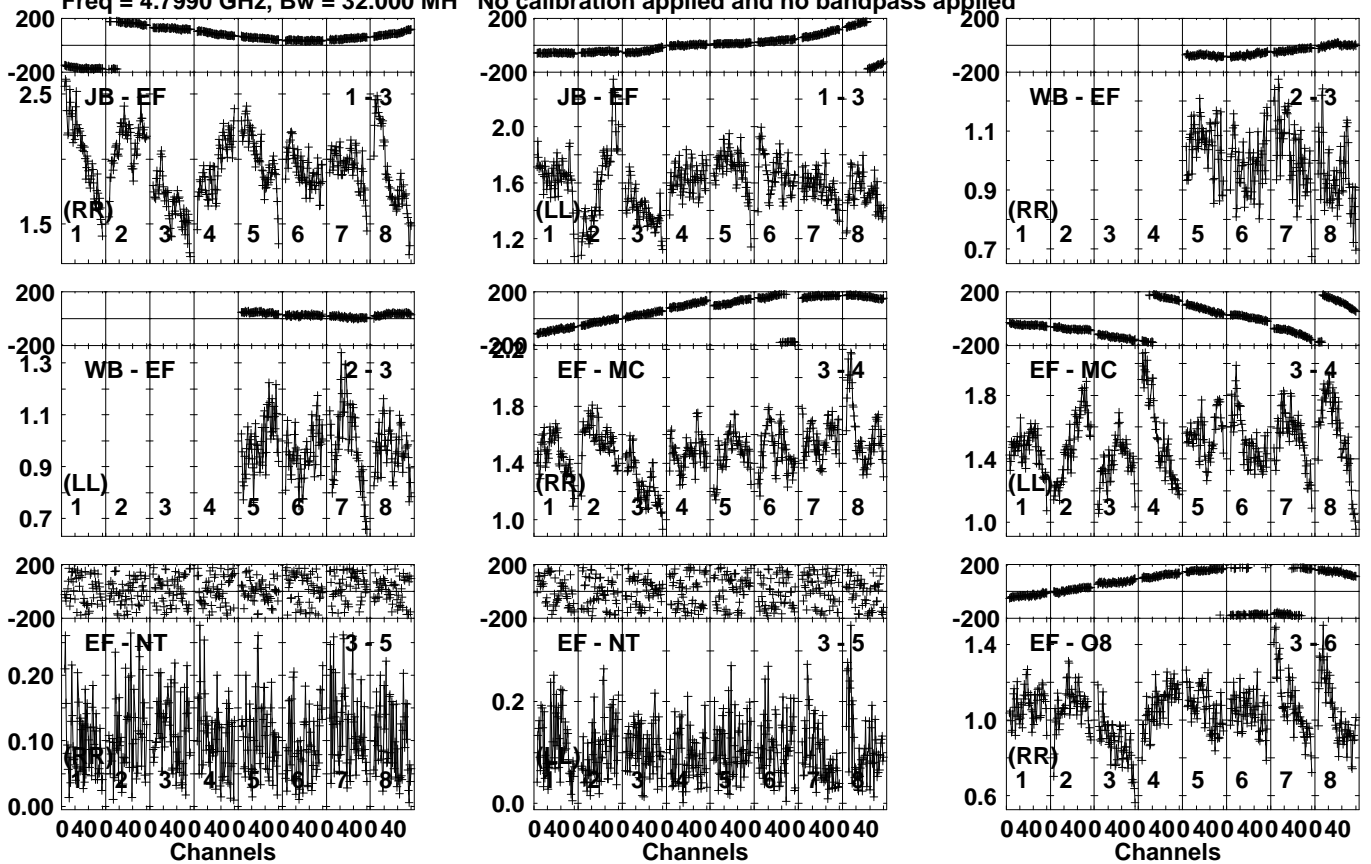
Lower frame: Micro Ampl Jy Top frame: Phas deg  
Vector averaged cross-power spectrum Several baselines displayed  
Timerange: 00/09:03:31 to 00/09:07:29

Plot file version 447 created 15-NOV-2021 12:12:44

J0037+2141 EC077B.UVDATA.1

Freq = 4.7990 GHz, Bw = 32.000 MH

No calibration applied and no bandpass applied



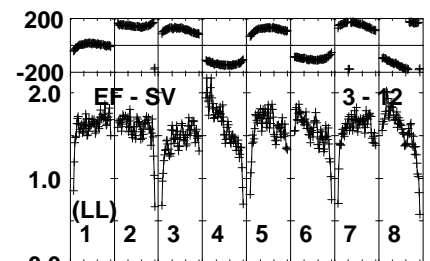
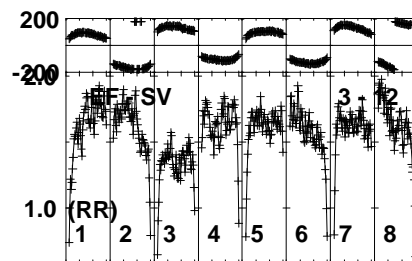
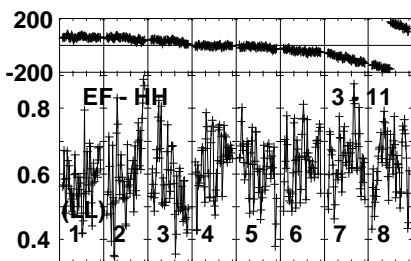
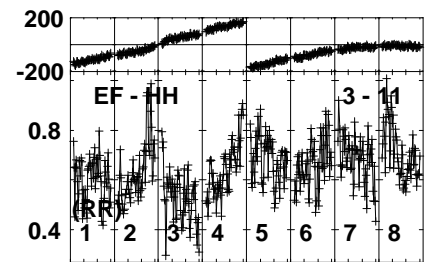
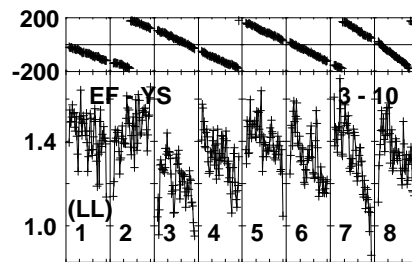
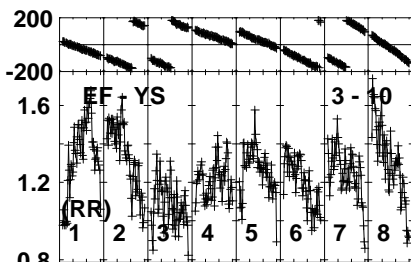
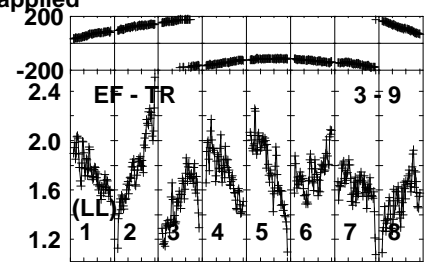
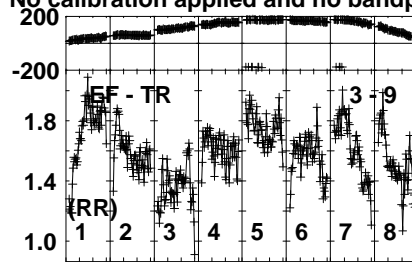
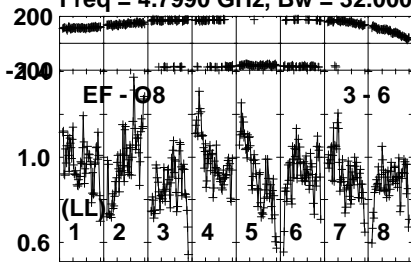
Lower frame: Milli Ampl Jy Top frame: Phas deg  
Vector averaged cross-power spectrum Several baselines displayed  
Timerange: 00/09:08:01 to 00/09:09:59

Plot file version 448 created 15-NOV-2021 12:12:44

J0037+2141 EC077B.UVDATA.1

Freq = 4.7990 GHz, Bw = 32.000 MH

No calibration applied and no bandpass applied



040040040040040040040040  
Channels

040040040040040040040040  
Channels

040040040040040040040040  
Channels

Lower frame: Milli Ampl Jy Top frame: Phas deg  
Vector averaged cross-power spectrum Several baselines displayed  
Timerange: 00/09:08:01 to 00/09:09:59

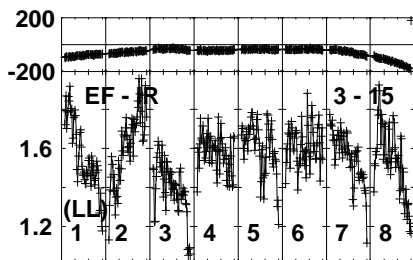
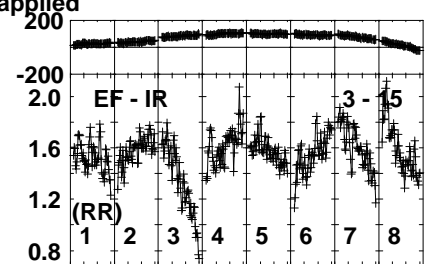
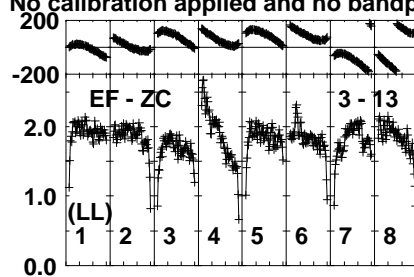
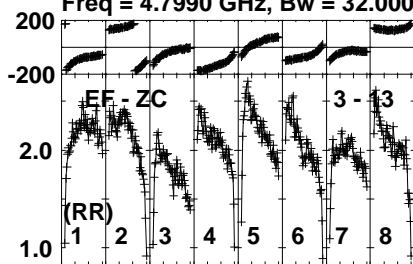


Plot file version 449 created 15-NOV-2021 12:12:45

J0037+2141 EC077B.UVDATA.1

Freq = 4.7990 GHz, Bw = 32.000 MH

No calibration applied and no bandpass applied

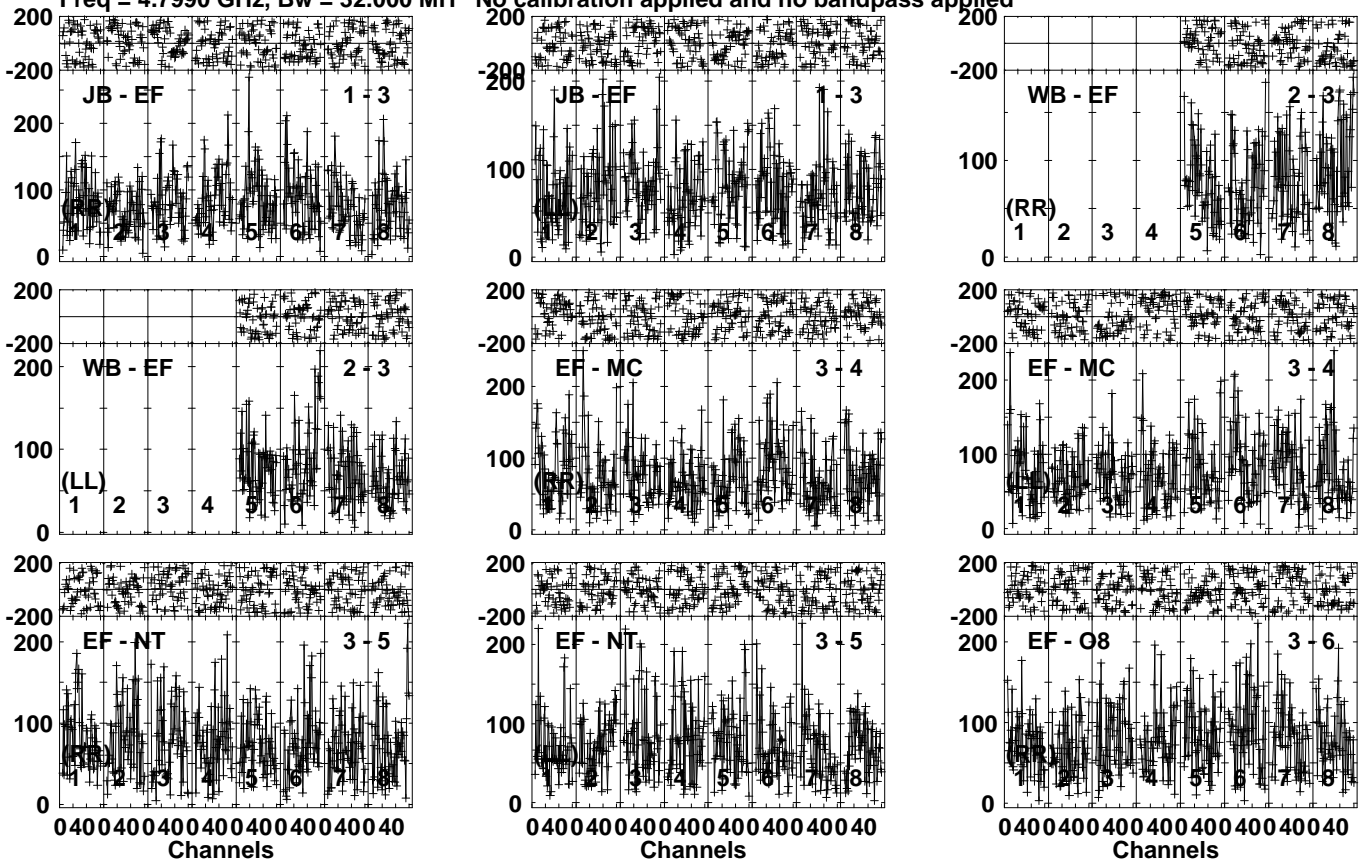


Lower frame: Milli Ampl Jy Top frame: Phas deg  
Vector averaged cross-power spectrum Several baselines displayed  
Timerange: 00/09:08:01 to 00/09:09:59

Plot file version 450 created 15-NOV-2021 12:12:45

LP349-25 EC077B.UVDATA.1

Freq = 4.7990 GHz, Bw = 32.000 MH No calibration applied and no bandpass applied

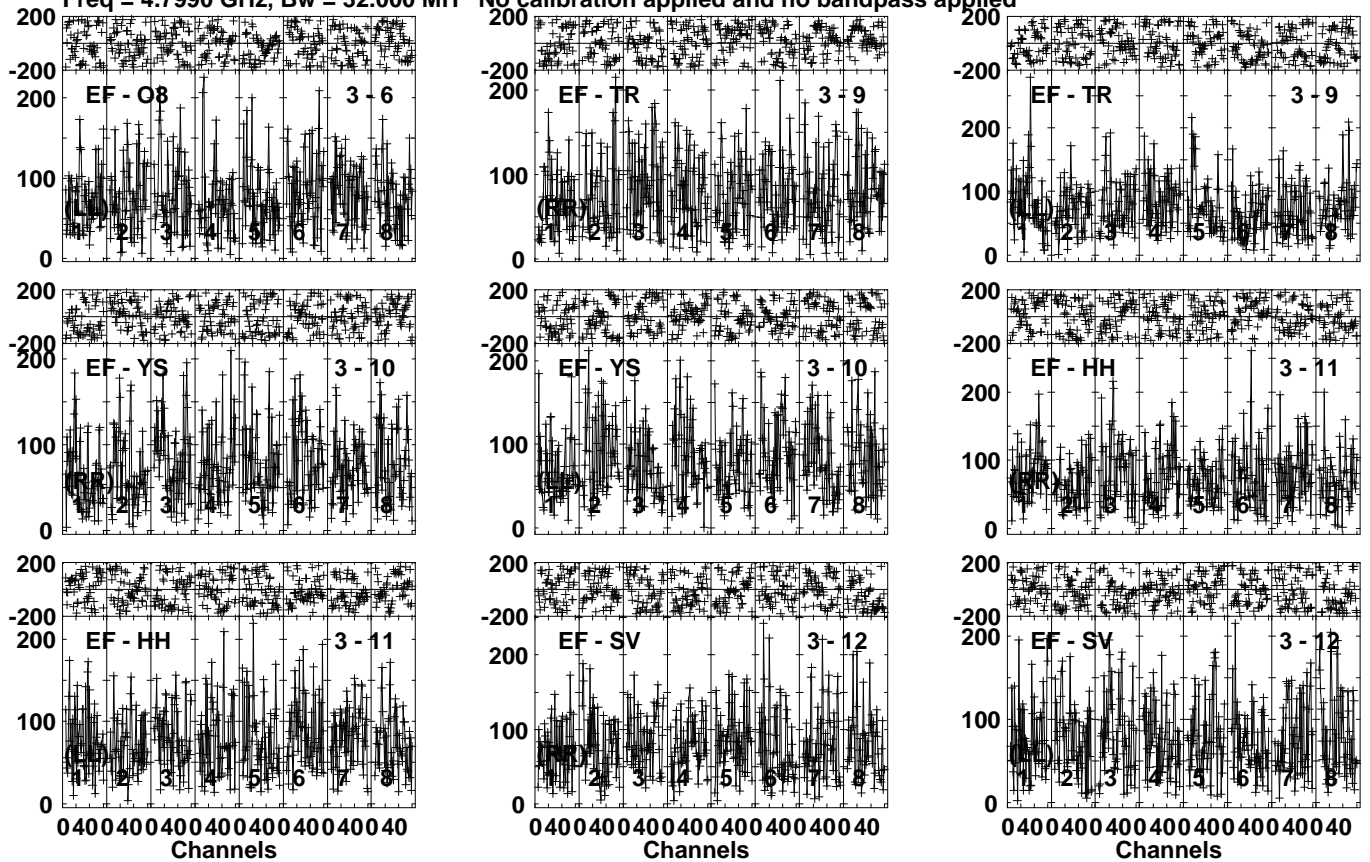


Lower frame: Micro Ampl Jy Top frame: Phas deg  
Vector averaged cross-power spectrum Several baselines displayed  
Timerange: 00/09:10:39 to 00/09:13:59

Plot file version 451 created 15-NOV-2021 12:12:45

LP349-25 EC077B.UVDATA.1

Freq = 4.7990 GHz, Bw = 32.000 MH No calibration applied and no bandpass applied

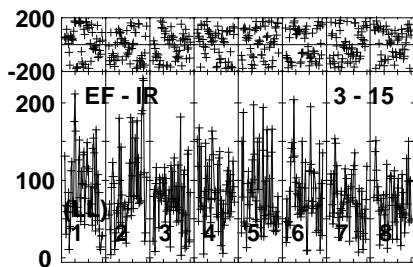
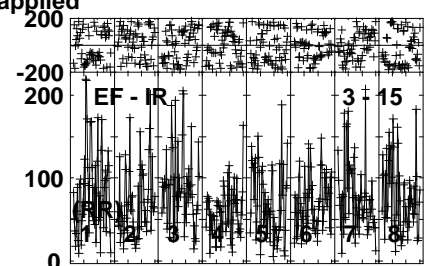
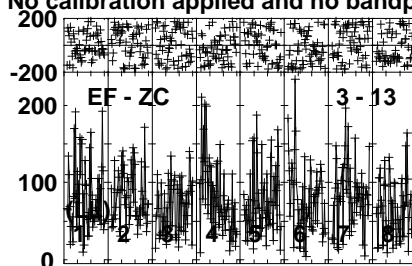
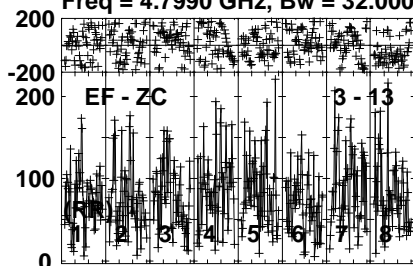


Lower frame: Micro Ampl Jy Top frame: Phas deg  
Vector averaged cross-power spectrum Several baselines displayed  
Timerange: 00/09:10:39 to 00/09:13:59

Plot file version 452 created 15-NOV-2021 12:12:45

LP349-25 EC077B.UVDATA.1

Freq = 4.7990 GHz, Bw = 32.000 MH No calibration applied and no bandpass applied

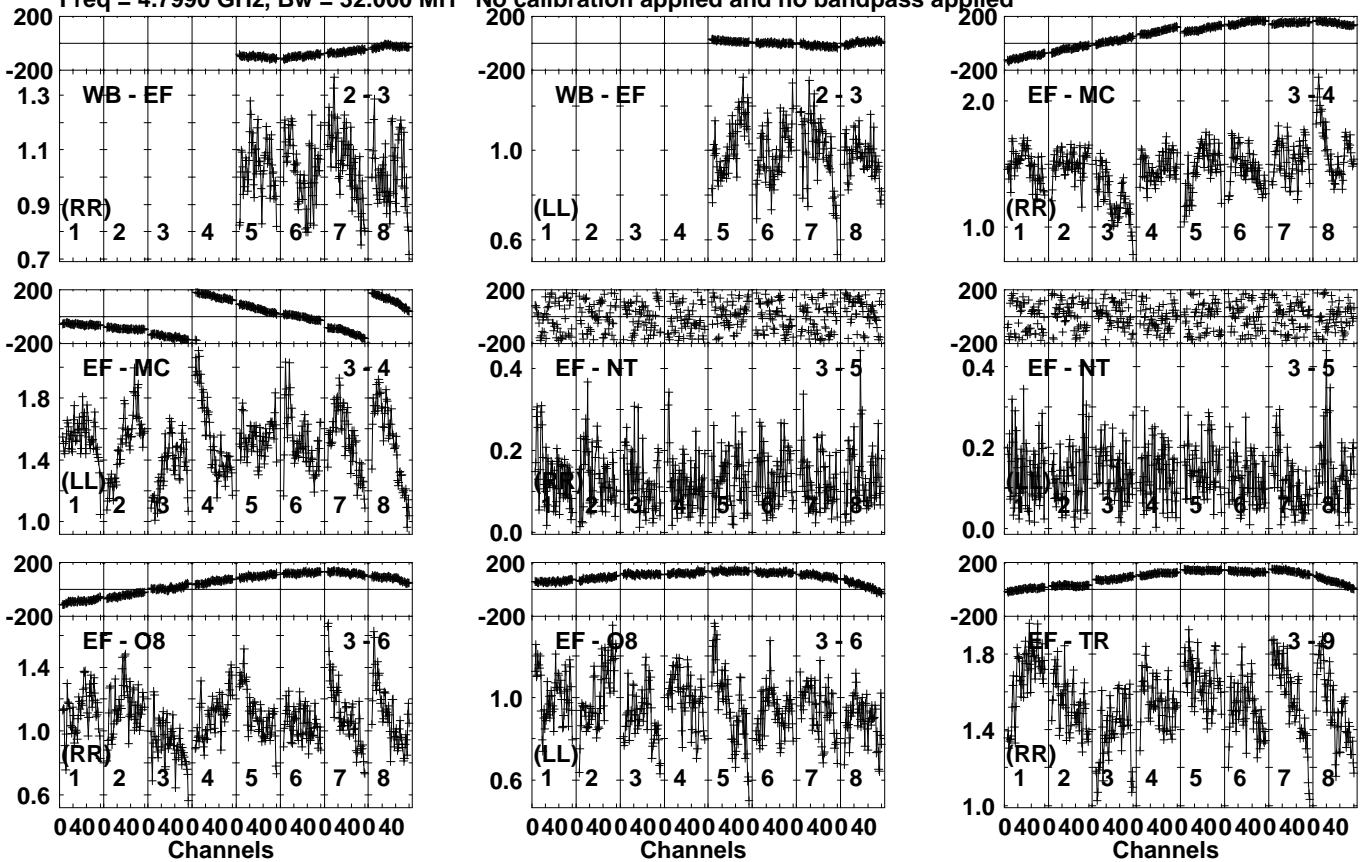


Lower frame: Micro Ampl Jy Top frame: Phas deg  
Vector averaged cross-power spectrum Several baselines displayed  
Timerange: 00/09:10:39 to 00/09:13:59

Plot file version 453 created 15-NOV-2021 12:12:45

J0037+2141 EC077B.UVDATA.1

Freq = 4.7990 GHz, Bw = 32.000 MH No calibration applied and no bandpass applied



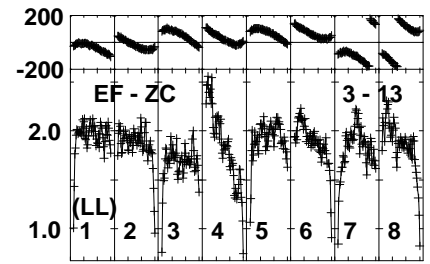
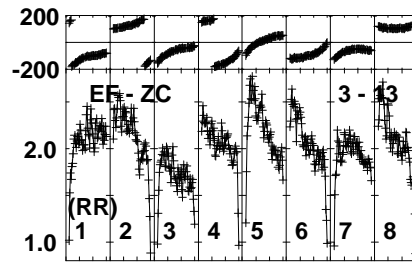
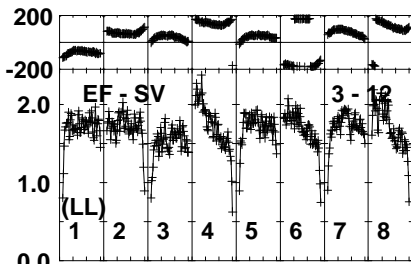
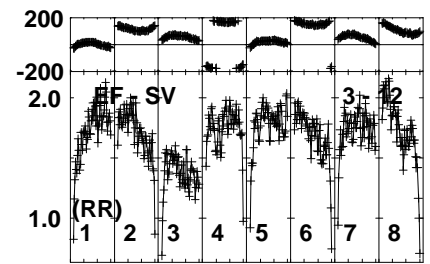
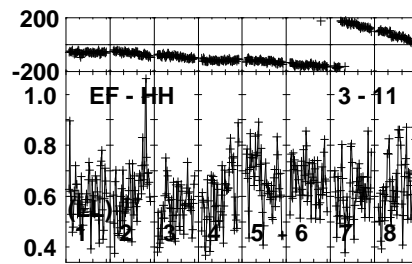
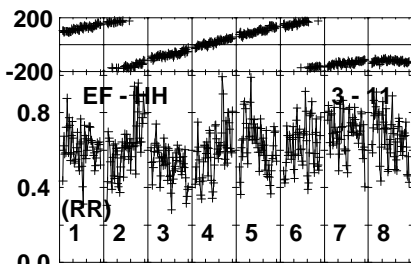
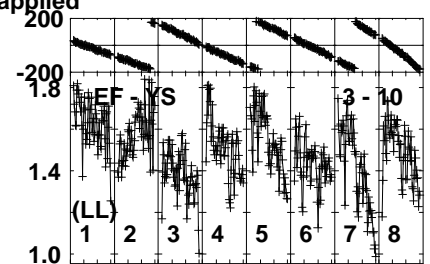
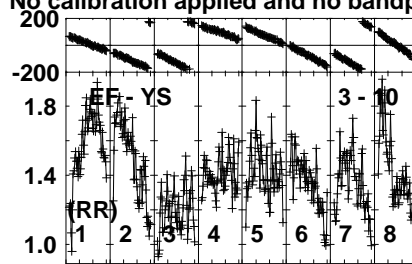
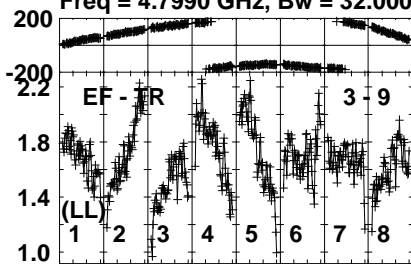
Lower frame: Milli Ampl Jy Top frame: Phas deg  
Vector averaged cross-power spectrum Several baselines displayed  
Timerange: 00/09:14:03 to 00/09:15:59

Plot file version 454 created 15-NOV-2021 12:12:45

J0037+2141 EC077B.UVDATA.1

Freq = 4.7990 GHz, Bw = 32.000 MH

No calibration applied and no bandpass applied



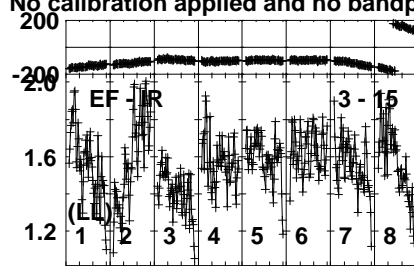
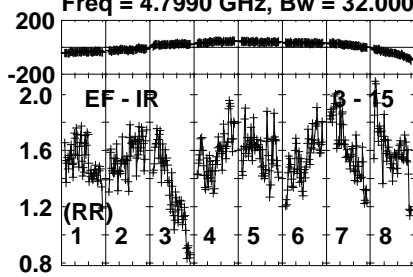
Lower frame: Milli Ampl Jy Top frame: Phas deg  
Vector averaged cross-power spectrum Several baselines displayed  
Timerange: 00/09:14:03 to 00/09:15:59

Plot file version 455 created 15-NOV-2021 12:12:45

J0037+2141 EC077B.UVDATA.1

Freq = 4.7990 GHz, Bw = 32.000 MH

No calibration applied and no bandpass applied



Lower frame: Milli Ampl Jy Top frame: Phas deg

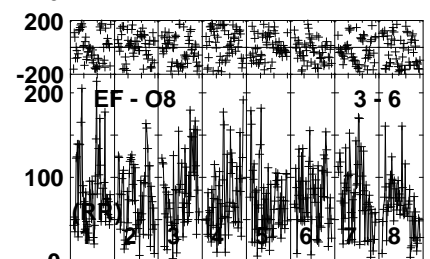
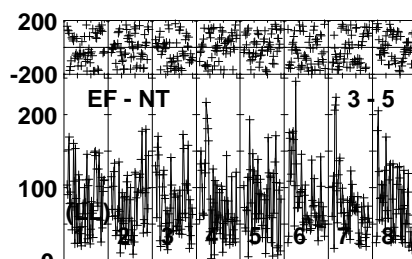
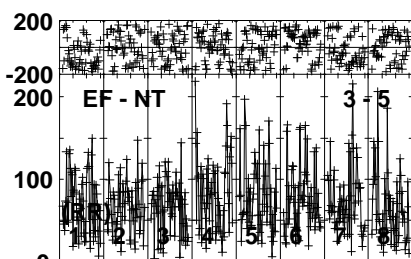
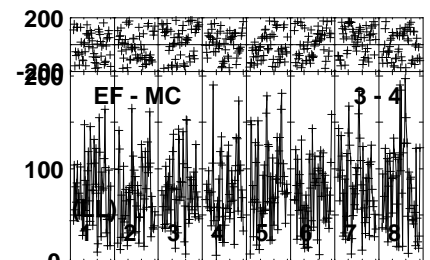
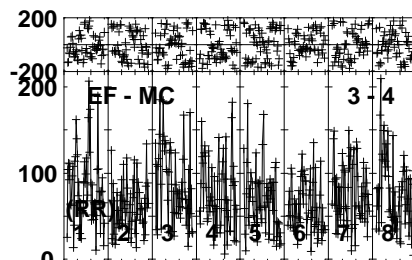
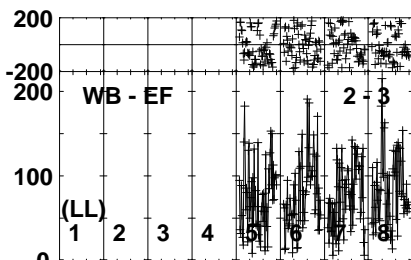
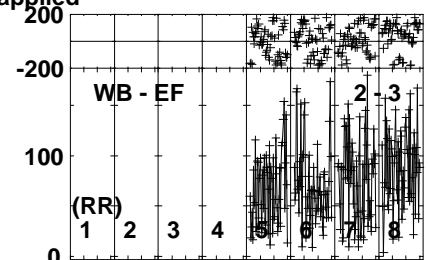
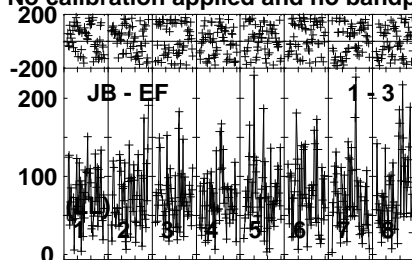
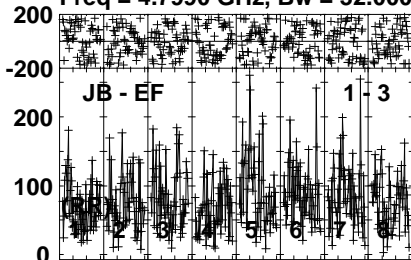
Vector averaged cross-power spectrum Several baselines displayed

Timerange: 00/09:14:03 to 00/09:15:59

Plot file version 456 created 15-NOV-2021 12:12:45

LP349-25 EC077B.UVDATA.1

Freq = 4.7990 GHz, Bw = 32.000 MH No calibration applied and no bandpass applied



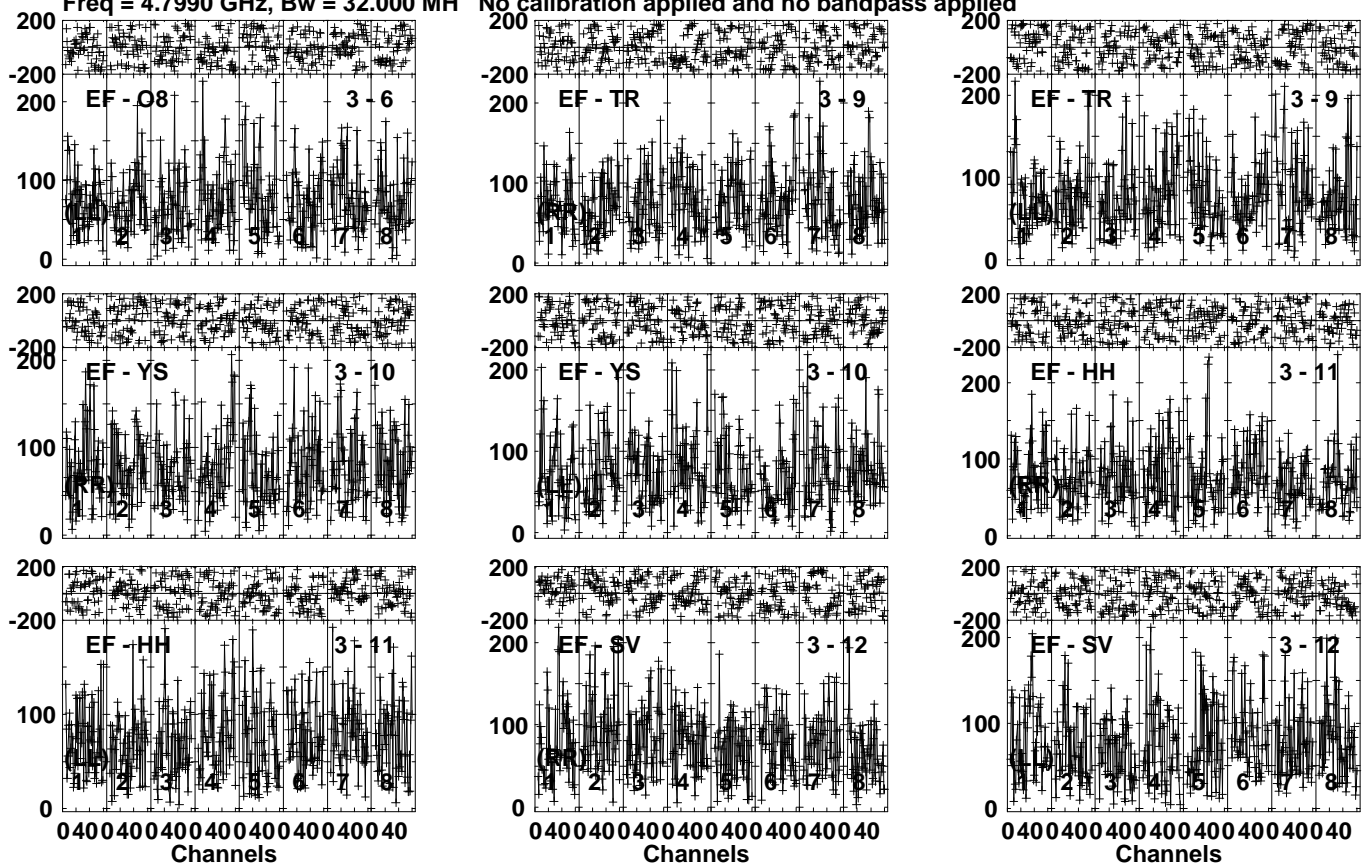
Lower frame: Micro Ampl Jy Top frame: Phas deg  
Vector averaged cross-power spectrum Several baselines displayed  
Timerange: 00/09:16:01 to 00/09:19:59



Plot file version 457 created 15-NOV-2021 12:12:45

LP349-25 EC077B.UVDATA.1

Freq = 4.7990 GHz, Bw = 32.000 MH No calibration applied and no bandpass applied

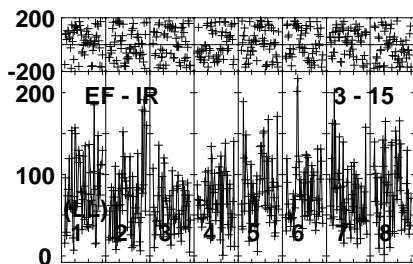
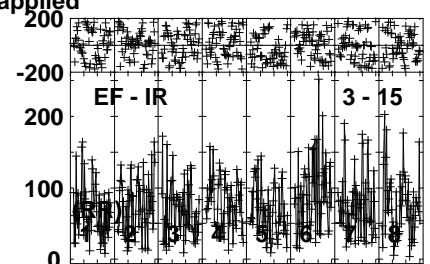
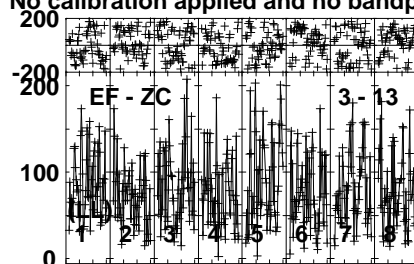
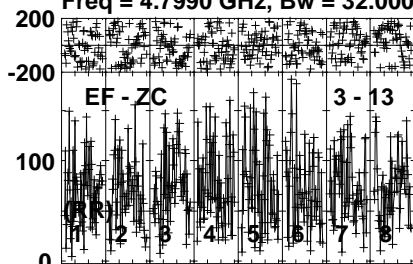


Lower frame: Micro Ampl Jy Top frame: Phas deg  
Vector averaged cross-power spectrum Several baselines displayed  
Timerange: 00/09:16:01 to 00/09:19:59

Plot file version 458 created 15-NOV-2021 12:12:45

LP349-25 EC077B.UVDATA.1

Freq = 4.7990 GHz, Bw = 32.000 MH No calibration applied and no bandpass applied



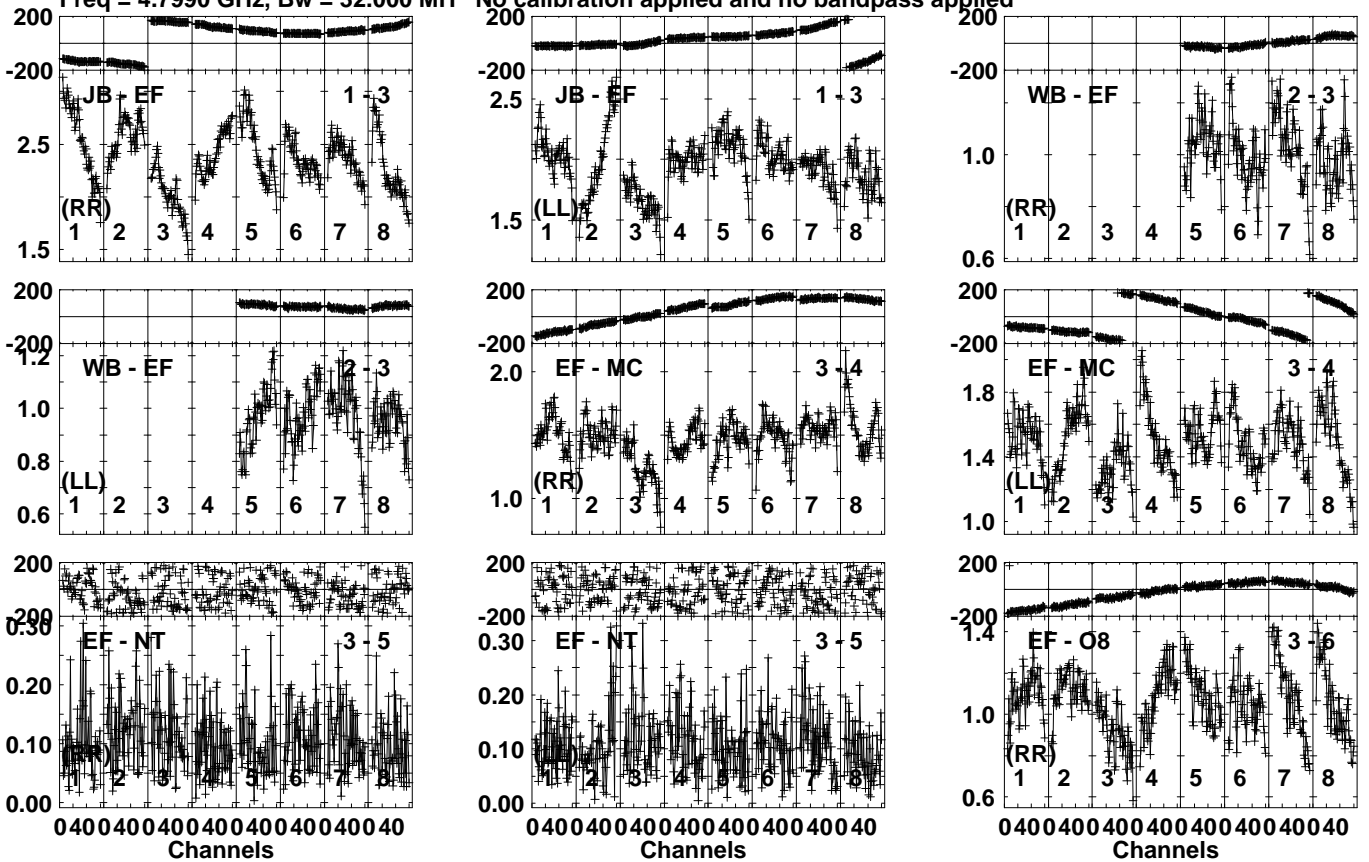
Lower frame: Micro Ampl Jy Top frame: Phas deg  
Vector averaged cross-power spectrum Several baselines displayed  
Timerange: 00/09:16:01 to 00/09:19:59

Plot file version 459 created 15-NOV-2021 12:12:46

J0037+2141 EC077B.UVDATA.1

Freq = 4.7990 GHz, Bw = 32.000 MH

No calibration applied and no bandpass applied



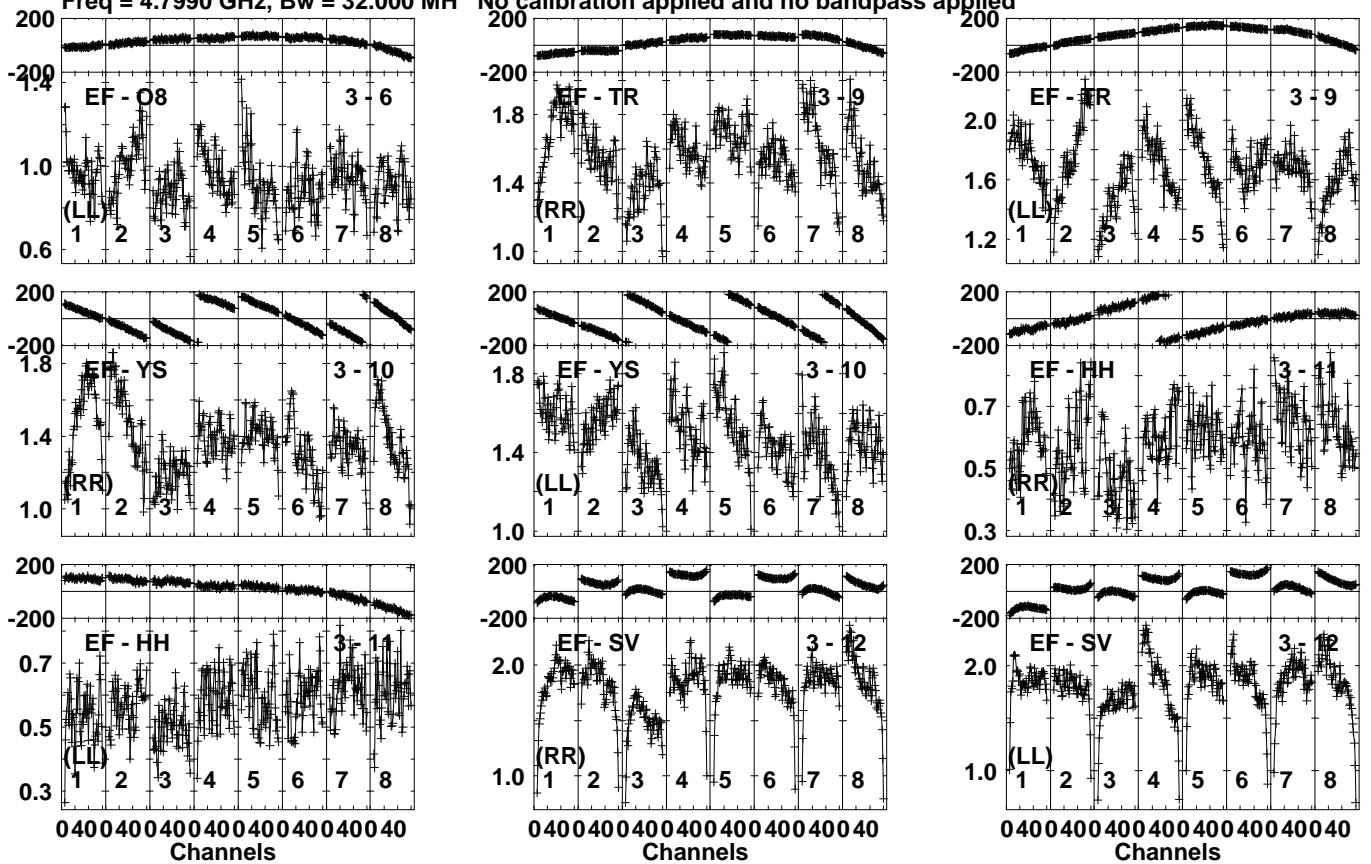
Lower frame: Milli Ampl Jy Top frame: Phas deg  
Vector averaged cross-power spectrum Several baselines displayed  
Timerange: 00/09:20:31 to 00/09:22:29

Plot file version 460 created 15-NOV-2021 12:12:46

J0037+2141 EC077B.UVDATA.1

Freq = 4.7990 GHz, Bw = 32.000 MH

No calibration applied and no bandpass applied



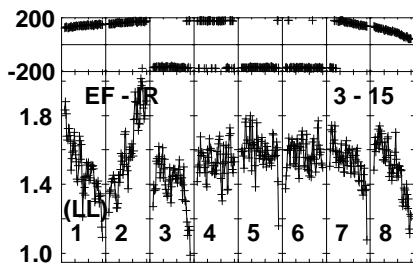
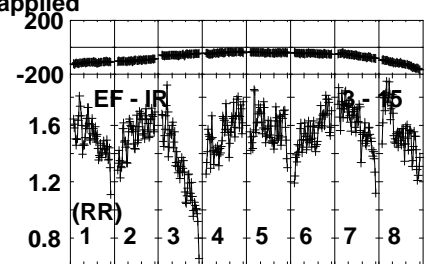
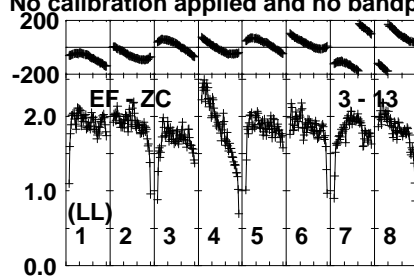
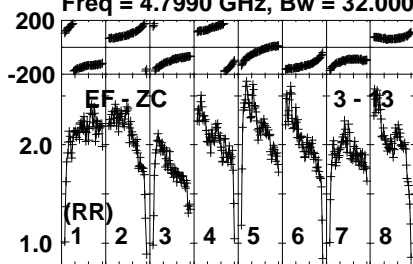
Lower frame: Milli Ampl Jy Top frame: Phas deg  
Vector averaged cross-power spectrum Several baselines displayed  
Timerange: 00/09:20:31 to 00/09:22:29

Plot file version 461 created 15-NOV-2021 12:12:46

J0037+2141 EC077B.UVDATA.1

Freq = 4.7990 GHz, Bw = 32.000 MH

No calibration applied and no bandpass applied

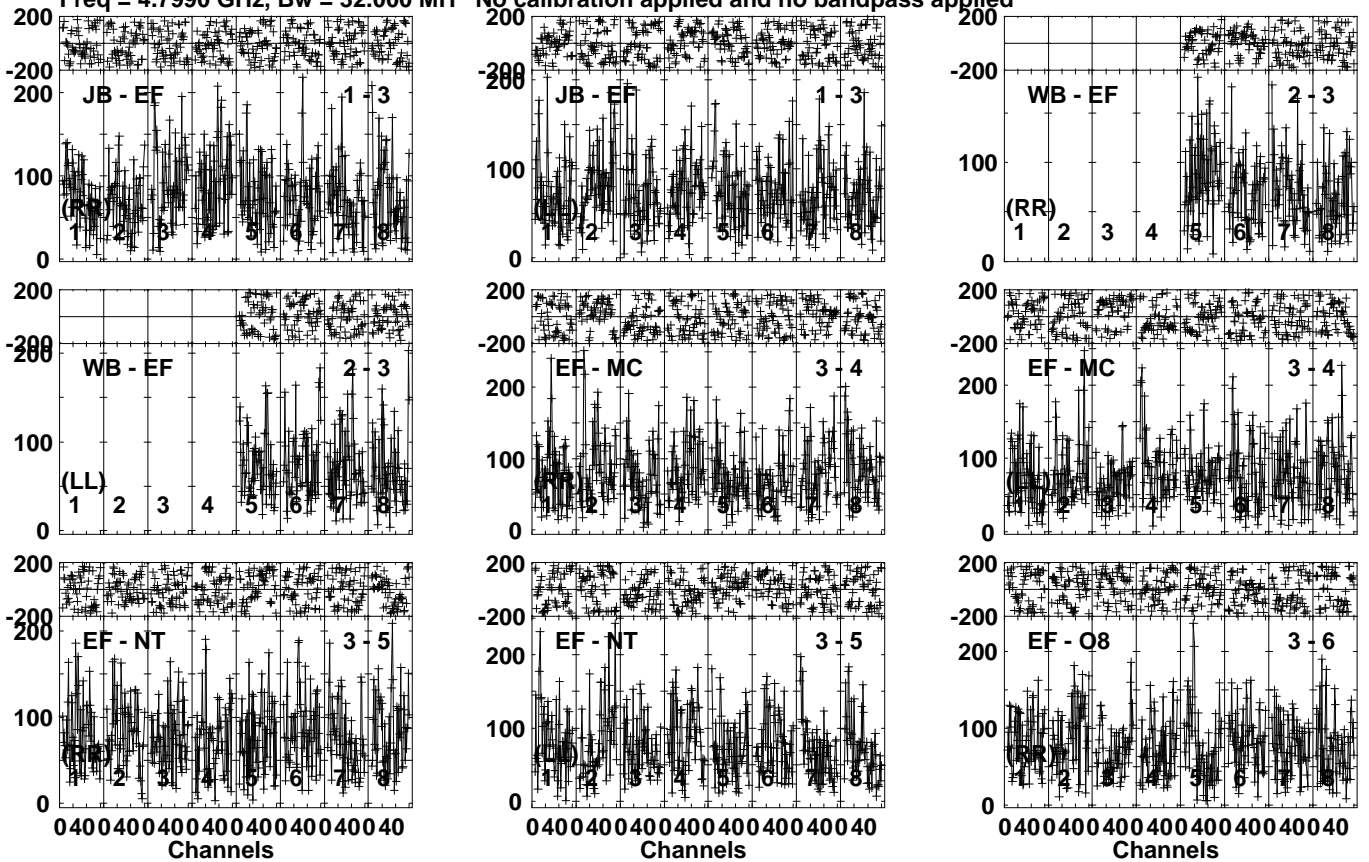


Lower frame: Milli Ampl Jy Top frame: Phas deg  
Vector averaged cross-power spectrum Several baselines displayed  
Timerange: 00/09:20:31 to 00/09:22:29

Plot file version 462 created 15-NOV-2021 12:12:46

LP349-25 EC077B.UVDATA.1

Freq = 4.7990 GHz, Bw = 32.000 MH No calibration applied and no bandpass applied

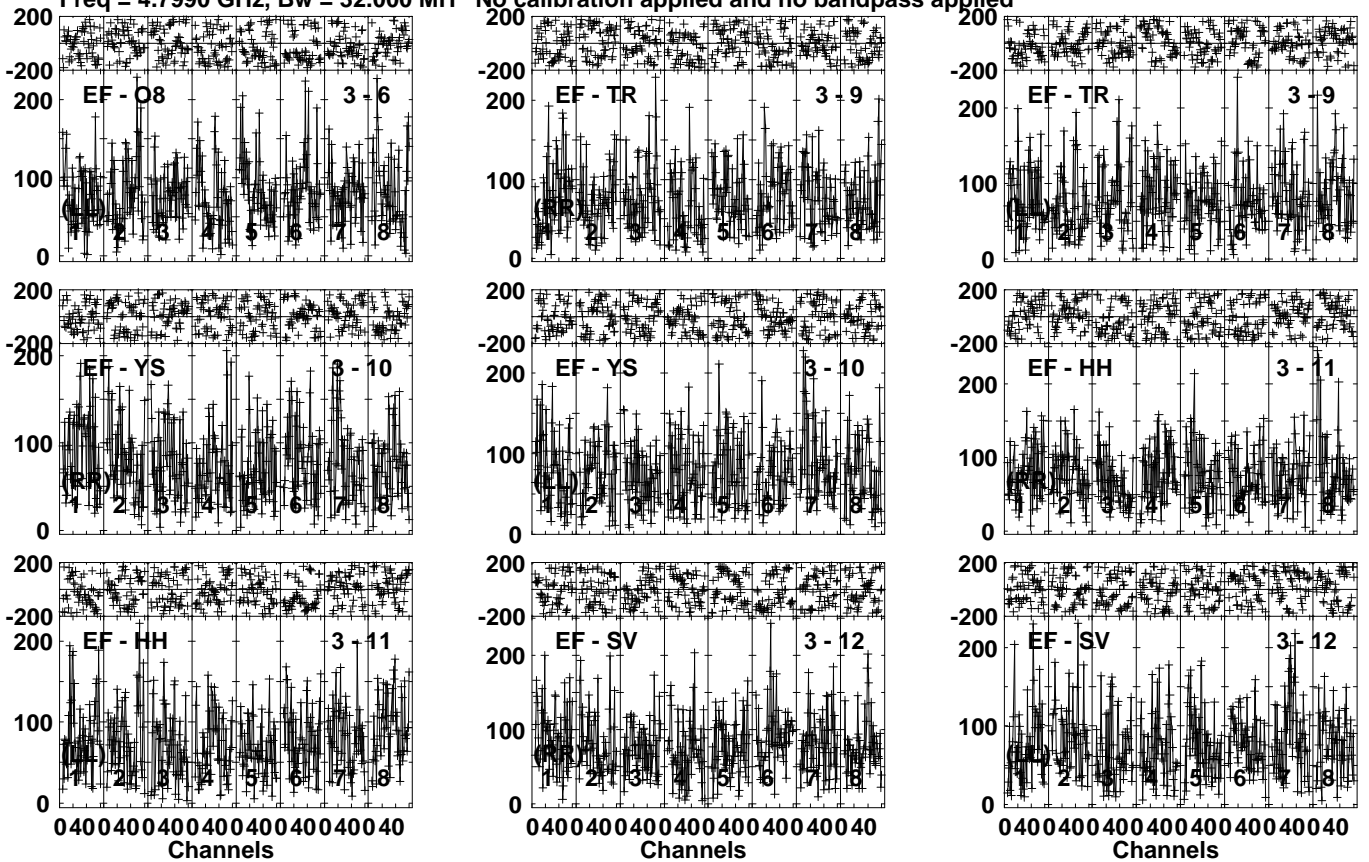


Lower frame: Micro Ampl Jy Top frame: Phas deg  
Vector averaged cross-power spectrum Several baselines displayed  
Timerange: 00/09:23:09 to 00/09:26:29

Plot file version 463 created 15-NOV-2021 12:12:46

LP349-25 EC077B.UVDATA.1

Freq = 4.7990 GHz, Bw = 32.000 MH No calibration applied and no bandpass applied

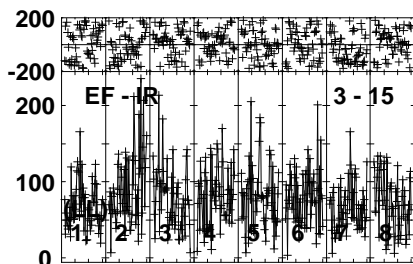
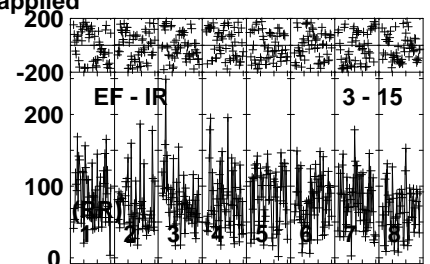
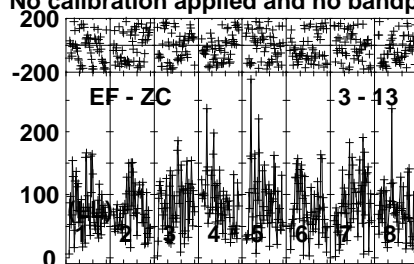
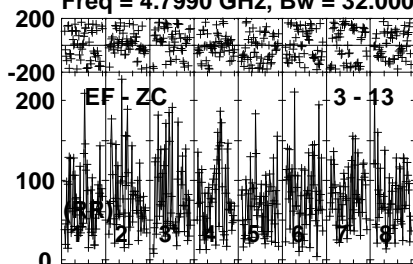


Lower frame: Micro Ampl Jy Top frame: Phas deg  
Vector averaged cross-power spectrum Several baselines displayed  
Timerange: 00/09:23:09 to 00/09:26:29

Plot file version 464 created 15-NOV-2021 12:12:46

LP349-25 EC077B.UVDATA.1

Freq = 4.7990 GHz, Bw = 32.000 MH No calibration applied and no bandpass applied



Lower frame: Micro Ampl Jy Top frame: Phas deg  
Vector averaged cross-power spectrum Several baselines displayed  
Timerange: 00/09:23:09 to 00/09:26:29

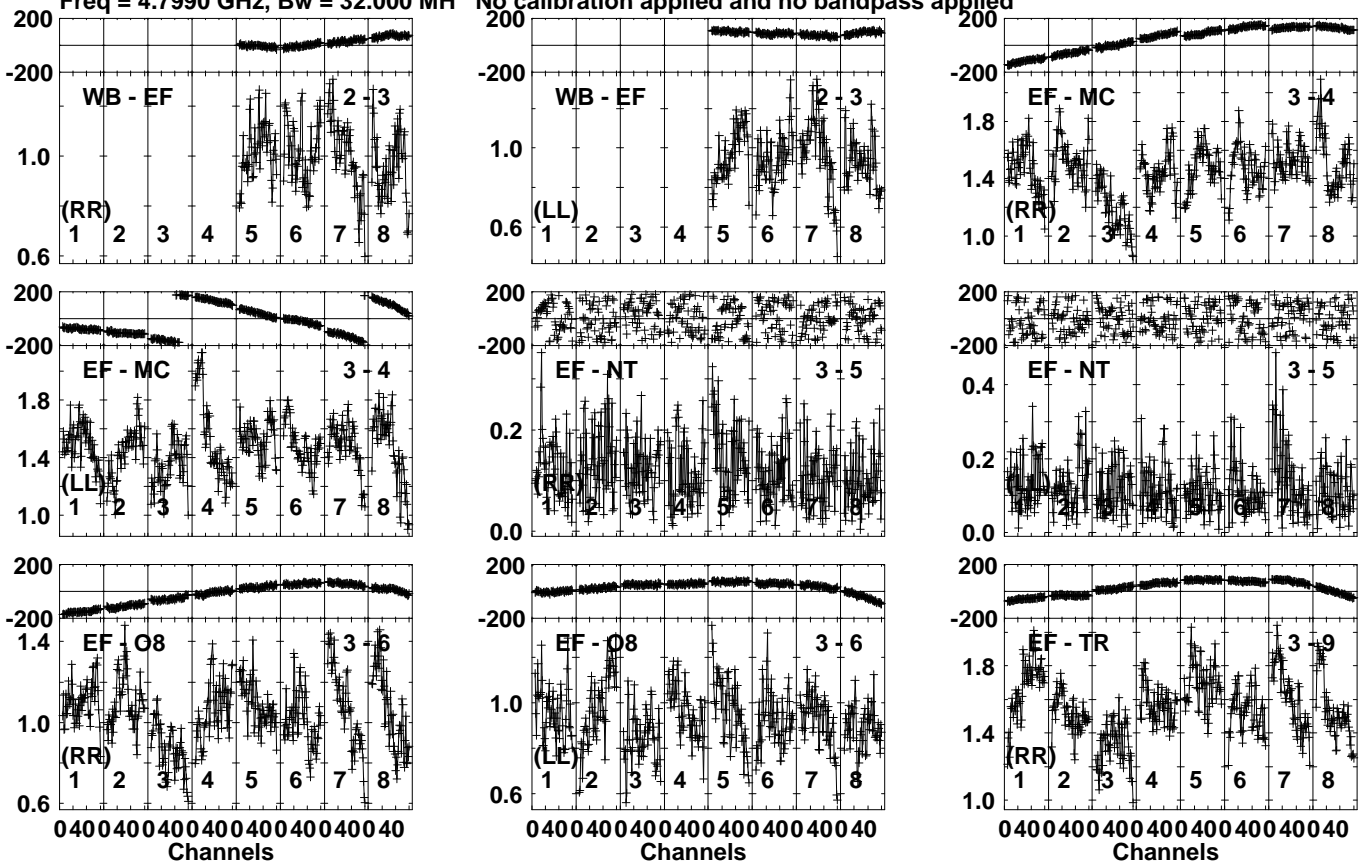


Plot file version 465 created 15-NOV-2021 12:12:46

J0037+2141 EC077B.UVDATA.1

Freq = 4.7990 GHz, Bw = 32.000 MH

No calibration applied and no bandpass applied



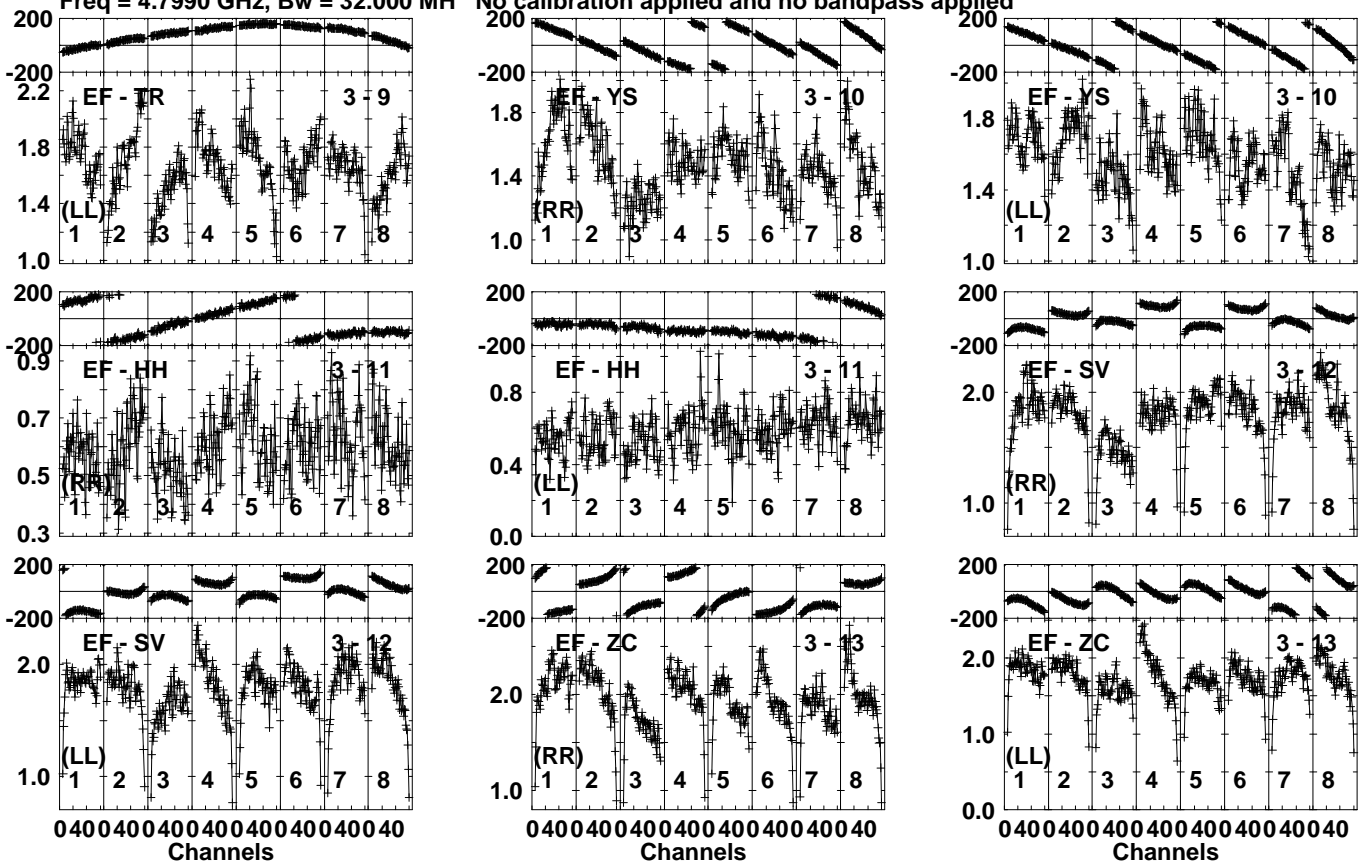
Lower frame: Milli Ampl Jy Top frame: Phas deg  
Vector averaged cross-power spectrum Several baselines displayed  
Timerange: 00/09:26:33 to 00/09:28:29

Plot file version 466 created 15-NOV-2021 12:12:46

J0037+2141 EC077B.UVDATA.1

Freq = 4.7990 GHz, Bw = 32.000 MH

No calibration applied and no bandpass applied



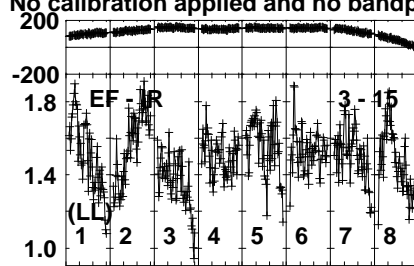
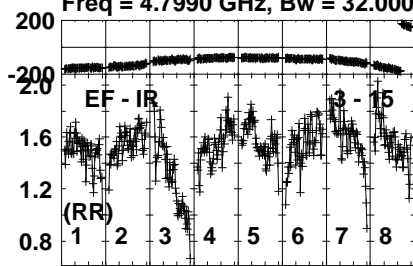
Lower frame: Milli Ampl Jy Top frame: Phas deg  
Vector averaged cross-power spectrum Several baselines displayed  
Timerange: 00/09:26:33 to 00/09:28:29

Plot file version 467 created 15-NOV-2021 12:12:46

J0037+2141 EC077B.UVDATA.1

Freq = 4.7990 GHz, Bw = 32.000 MH

No calibration applied and no bandpass applied

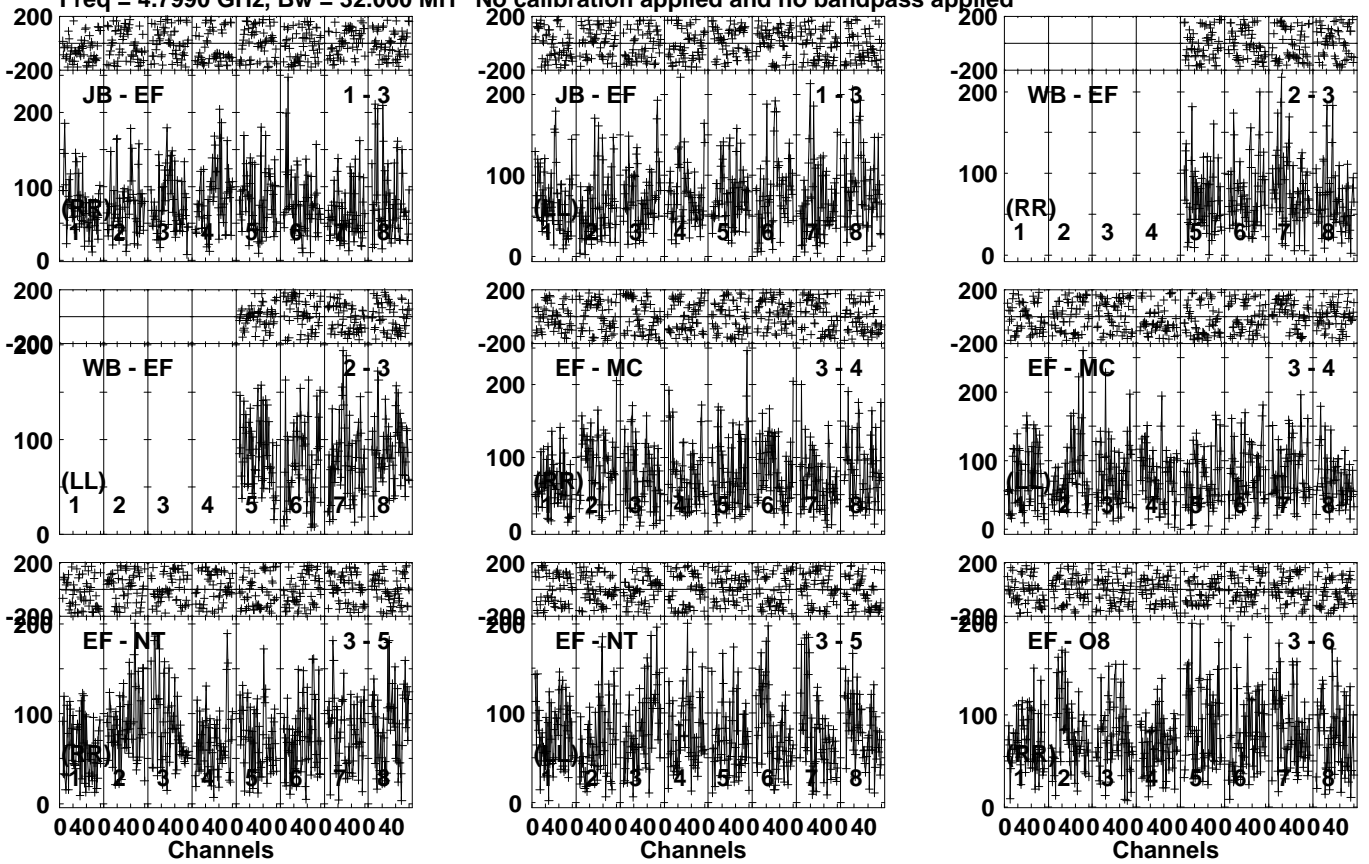


Lower frame: Milli Ampl Jy Top frame: Phas deg  
Vector averaged cross-power spectrum Several baselines displayed  
Timerange: 00/09:26:33 to 00/09:28:29

Plot file version 468 created 15-NOV-2021 12:12:46

LP349-25 EC077B.UVDATA.1

Freq = 4.7990 GHz, Bw = 32.000 MH No calibration applied and no bandpass applied

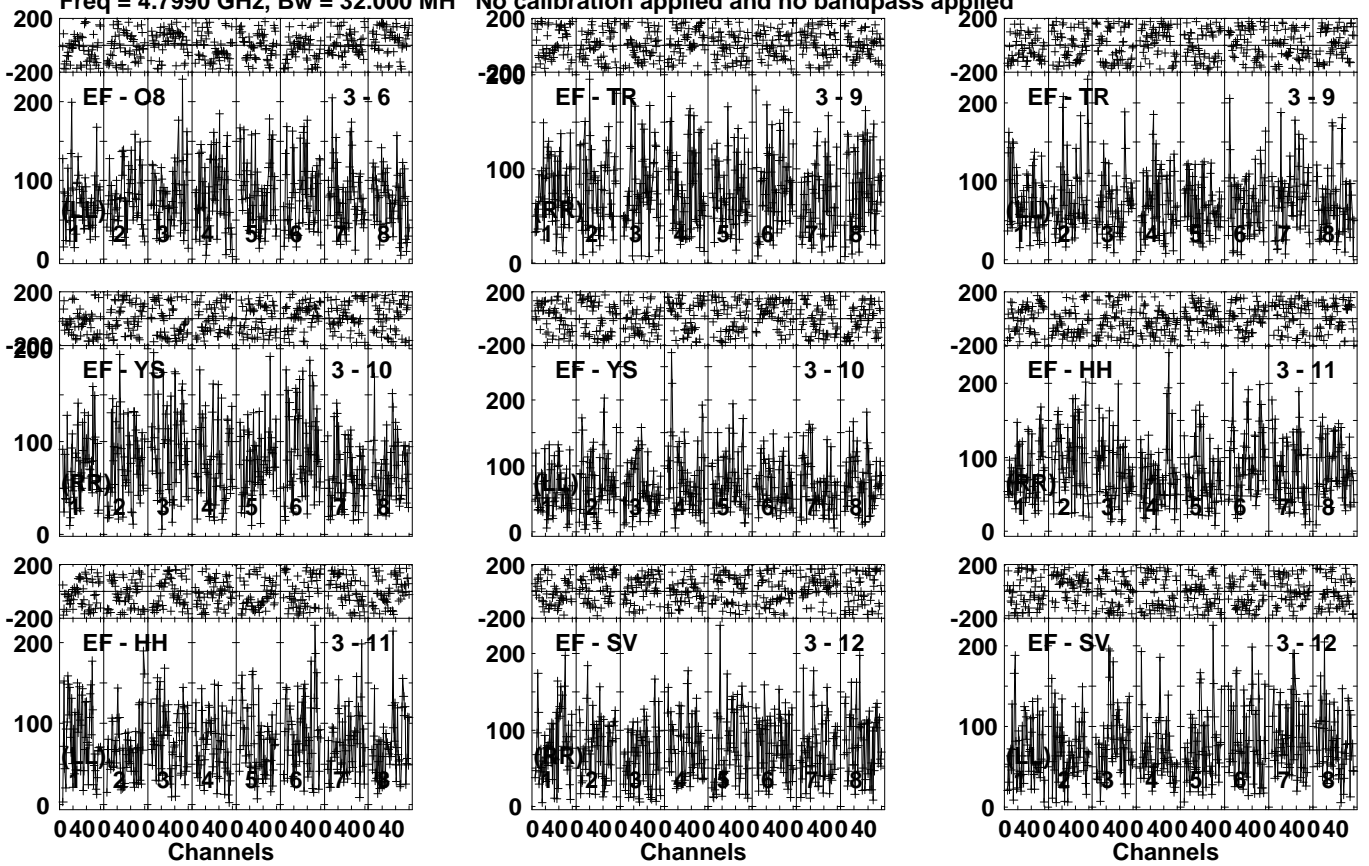


Lower frame: Micro Ampl Jy Top frame: Phas deg  
Vector averaged cross-power spectrum Several baselines displayed  
Timerange: 00/09:28:31 to 00/09:32:29

Plot file version 469 created 15-NOV-2021 12:12:47

LP349-25 EC077B.UVDATA.1

Freq = 4.7990 GHz, Bw = 32.000 MH No calibration applied and no bandpass applied

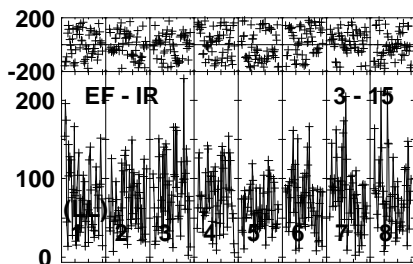
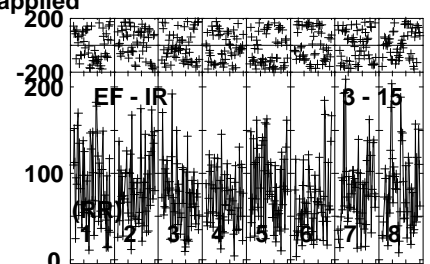
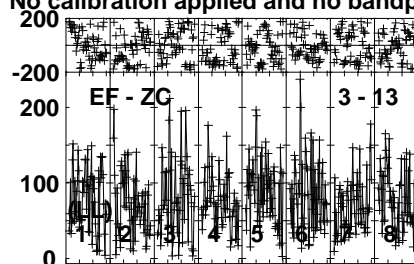
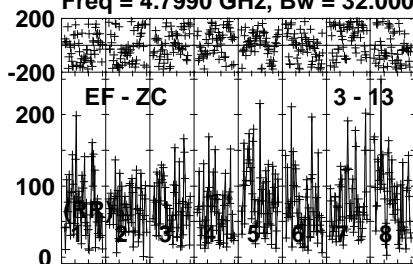


Lower frame: Micro Ampl Jy Top frame: Phas deg  
Vector averaged cross-power spectrum Several baselines displayed  
Timerange: 00/09:28:31 to 00/09:32:29

Plot file version 470 created 15-NOV-2021 12:12:47

LP349-25 EC077B.UVDATA.1

Freq = 4.7990 GHz, Bw = 32.000 MH No calibration applied and no bandpass applied



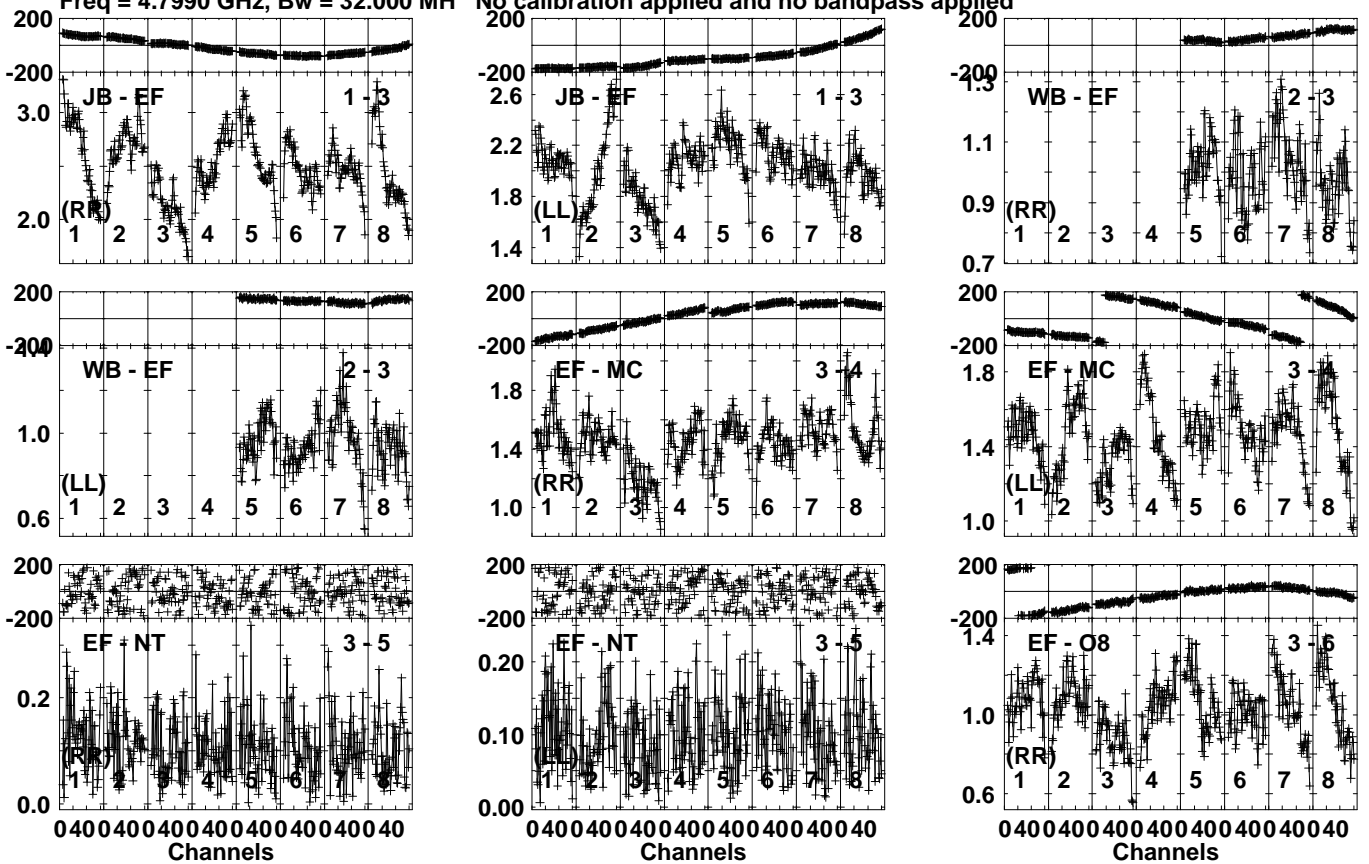
Lower frame: Micro Ampl Jy Top frame: Phas deg  
Vector averaged cross-power spectrum Several baselines displayed  
Timerange: 00/09:28:31 to 00/09:32:29

Plot file version 471 created 15-NOV-2021 12:12:47

J0037+2141 EC077B.UVDATA.1

Freq = 4.7990 GHz, Bw = 32.000 MH

No calibration applied and no bandpass applied



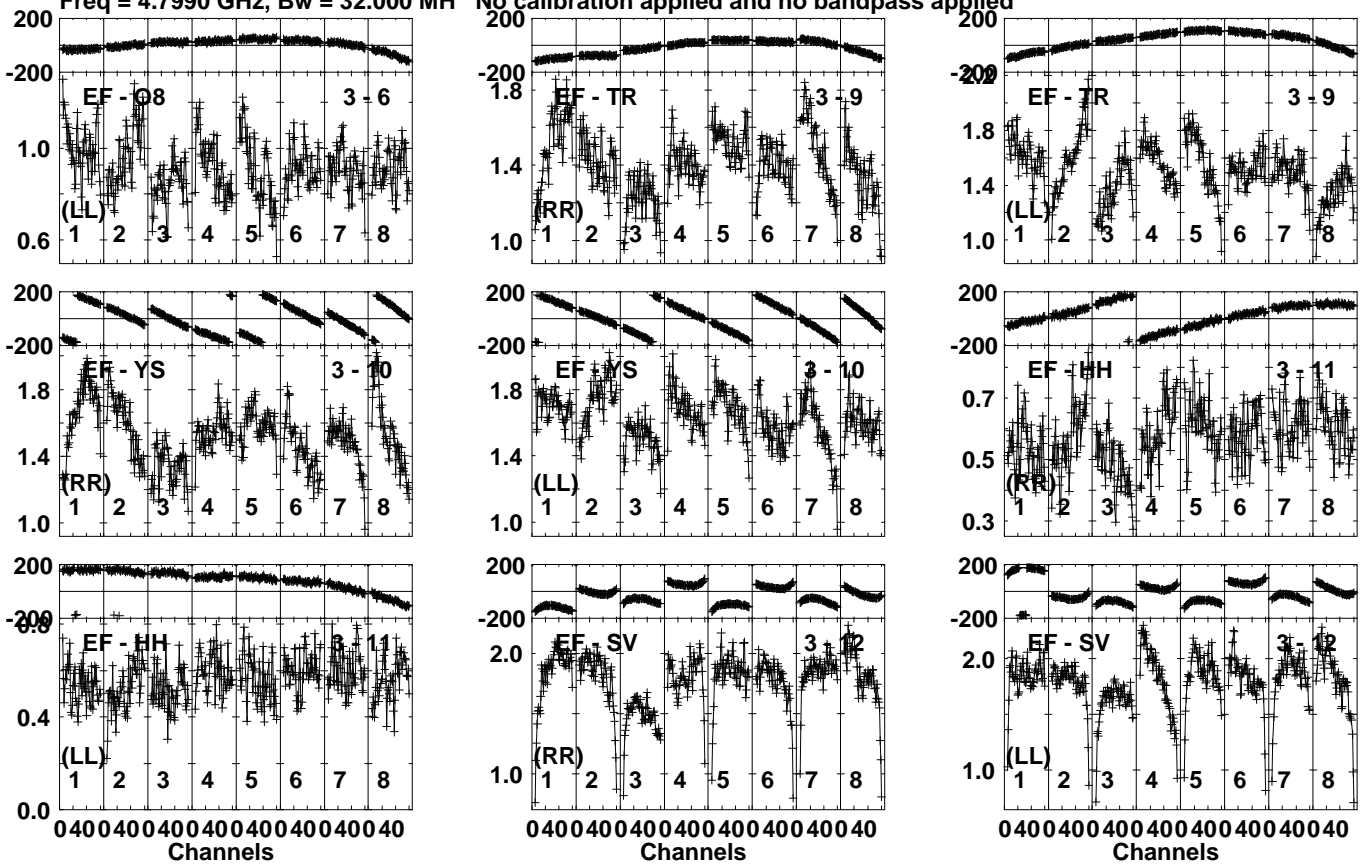
Lower frame: Milli Ampl Jy Top frame: Phas deg  
Vector averaged cross-power spectrum Several baselines displayed  
Timerange: 00/09:33:01 to 00/09:34:59

Plot file version 472 created 15-NOV-2021 12:12:47

J0037+2141 EC077B.UVDATA.1

Freq = 4.7990 GHz, Bw = 32.000 MH

No calibration applied and no bandpass applied



Lower frame: Milli Ampl Jy Top frame: Phas deg  
Vector averaged cross-power spectrum Several baselines displayed  
Timerange: 00/09:33:01 to 00/09:34:59

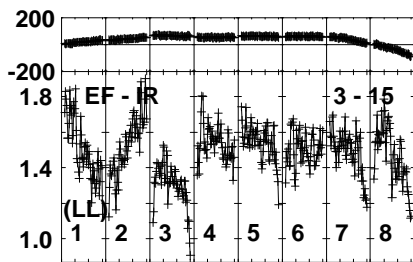
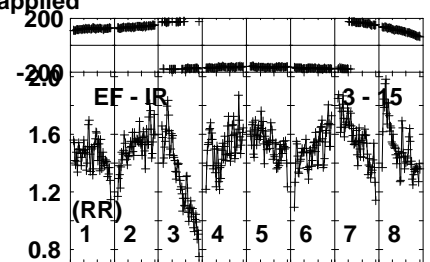
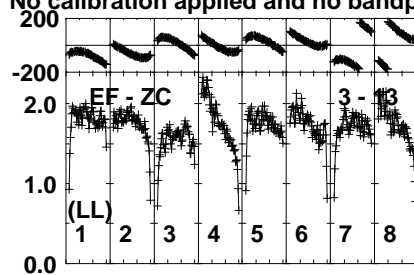
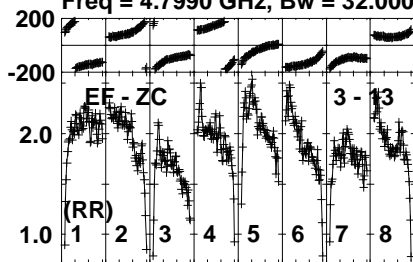


Plot file version 473 created 15-NOV-2021 12:12:47

J0037+2141 EC077B.UVDATA.1

Freq = 4.7990 GHz, Bw = 32.000 MH

No calibration applied and no bandpass applied

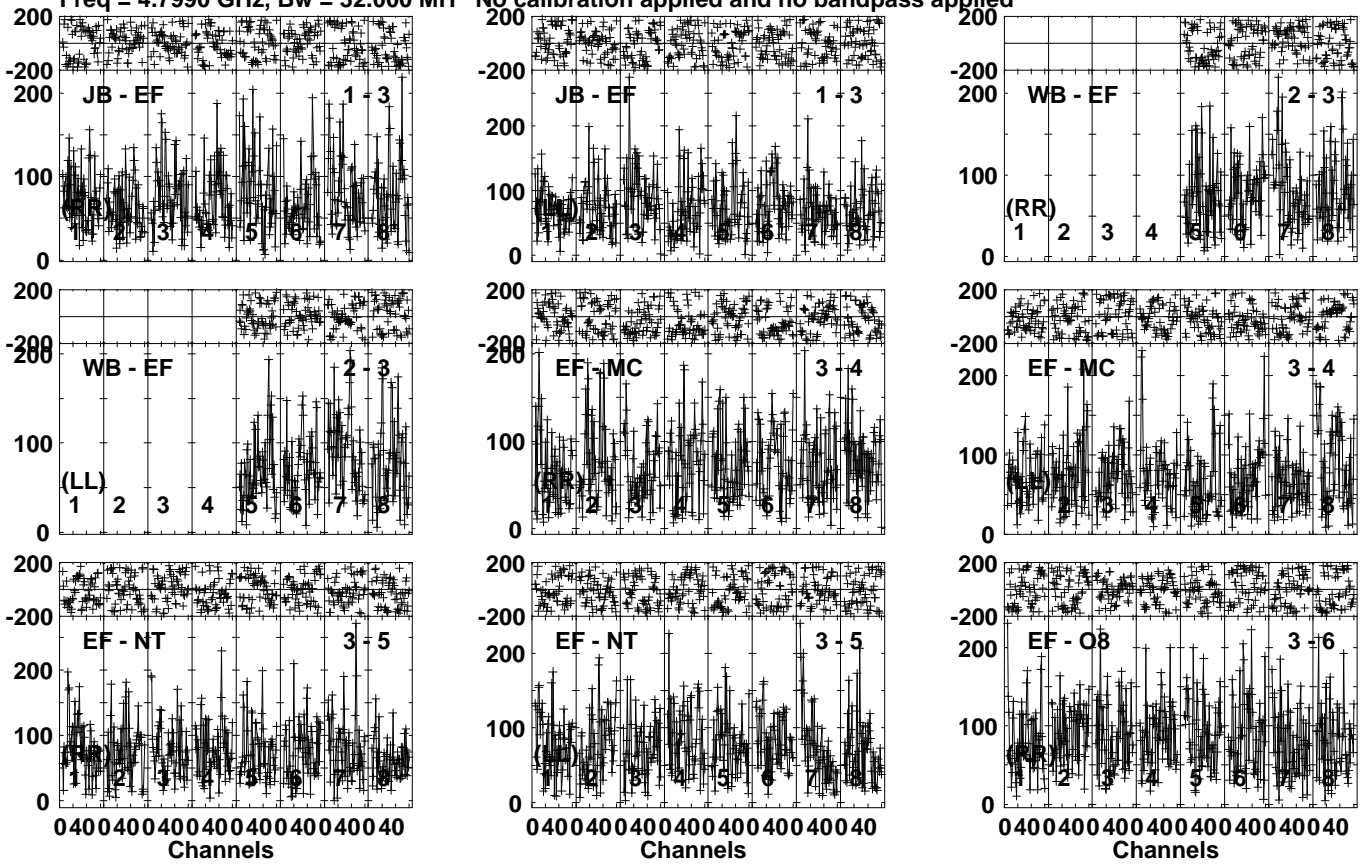


Lower frame: Milli Ampl Jy Top frame: Phas deg  
Vector averaged cross-power spectrum Several baselines displayed  
Timerange: 00/09:33:01 to 00/09:34:59

Plot file version 474 created 15-NOV-2021 12:12:47

LP349-25 EC077B.UVDATA.1

Freq = 4.7990 GHz, Bw = 32.000 MH No calibration applied and no bandpass applied

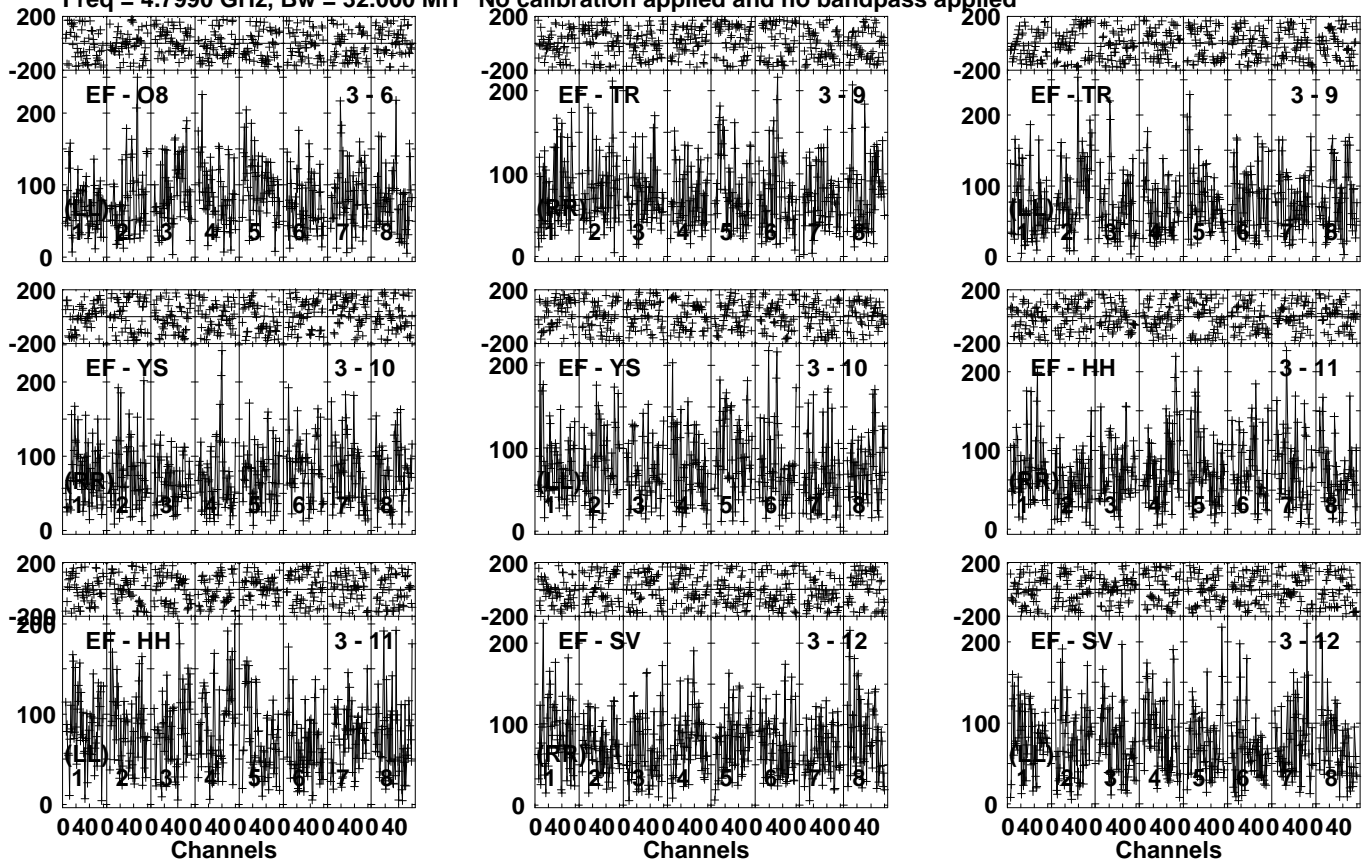


Lower frame: Micro Ampl Jy Top frame: Phas deg  
Vector averaged cross-power spectrum Several baselines displayed  
Timerange: 00/09:35:39 to 00/09:38:59

Plot file version 475 created 15-NOV-2021 12:12:47

LP349-25 EC077B.UVDATA.1

Freq = 4.7990 GHz, Bw = 32.000 MH No calibration applied and no bandpass applied

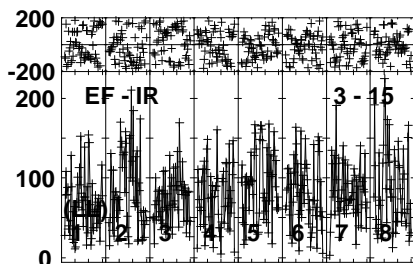
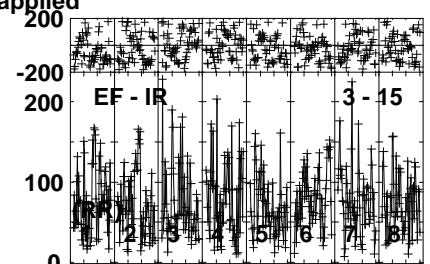
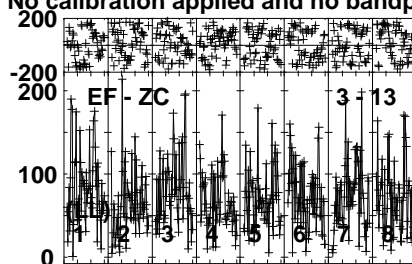
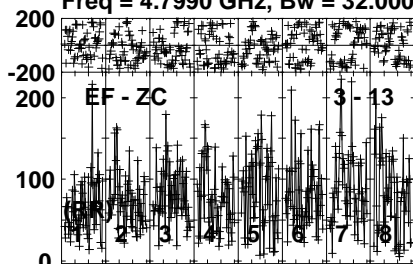


Lower frame: Micro Ampl Jy Top frame: Phas deg  
Vector averaged cross-power spectrum Several baselines displayed  
Timerange: 00/09:35:39 to 00/09:38:59

Plot file version 476 created 15-NOV-2021 12:12:47

LP349-25 EC077B.UVDATA.1

Freq = 4.7990 GHz, Bw = 32.000 MH No calibration applied and no bandpass applied



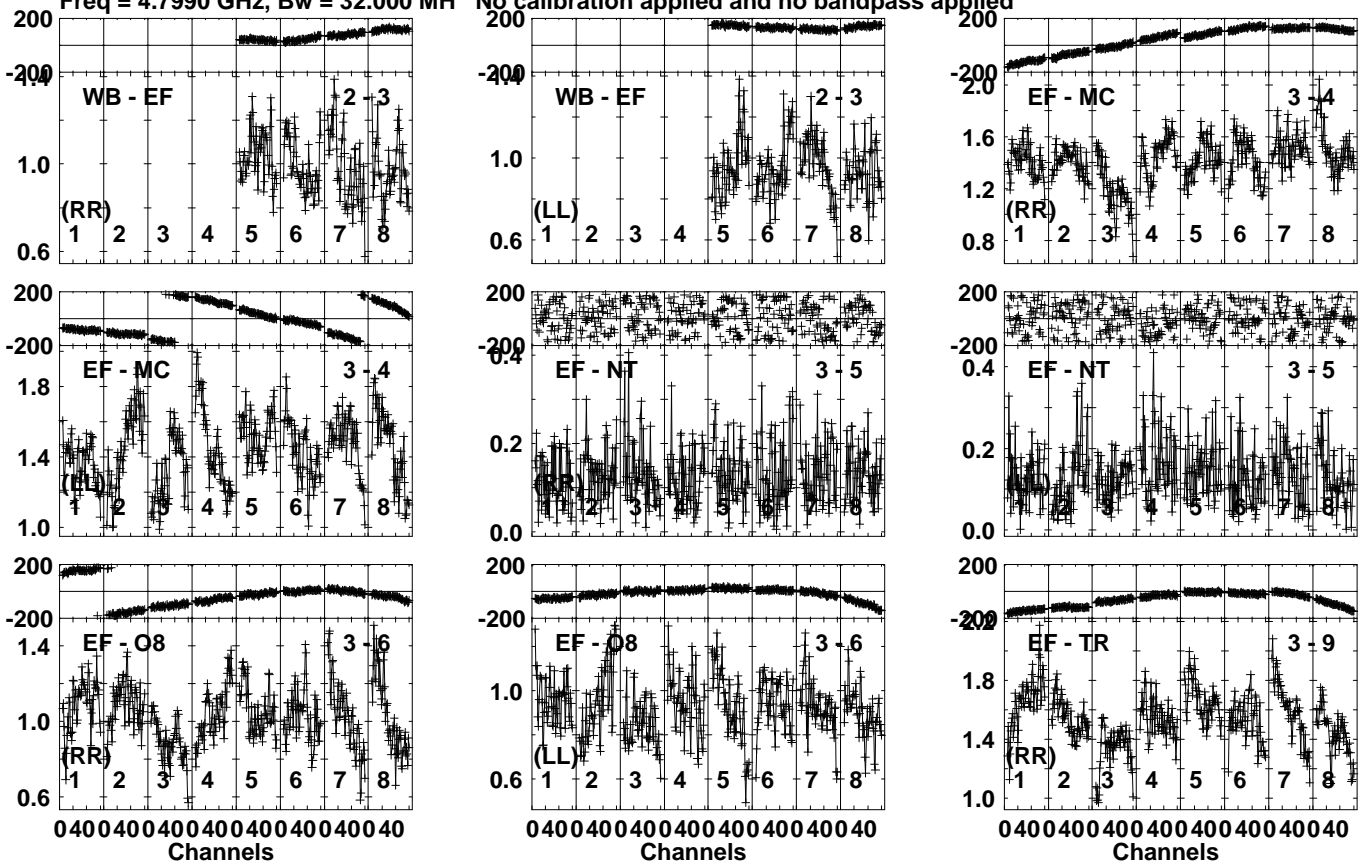
Lower frame: Micro Ampl Jy Top frame: Phas deg  
Vector averaged cross-power spectrum Several baselines displayed  
Timerange: 00/09:35:39 to 00/09:38:59

Plot file version 477 created 15-NOV-2021 12:12:47

J0037+2141 EC077B.UVDATA.1

Freq = 4.7990 GHz, Bw = 32.000 MH

No calibration applied and no bandpass applied



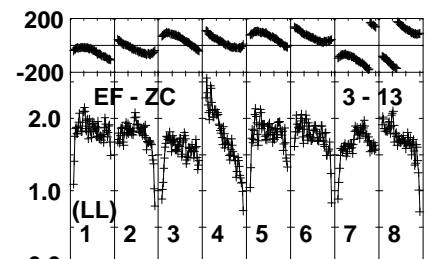
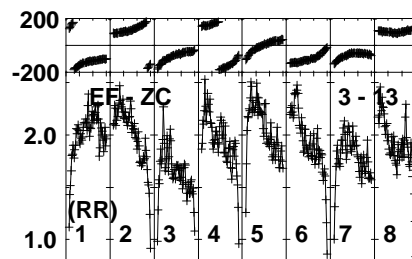
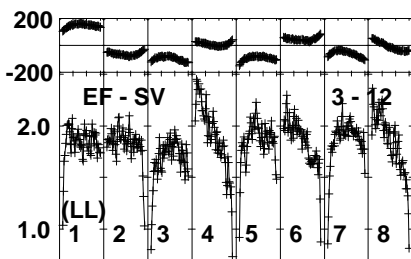
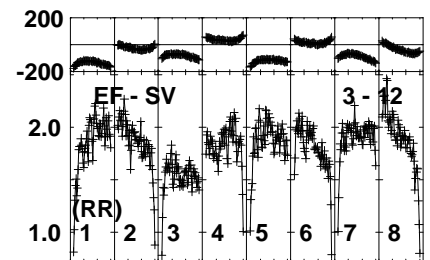
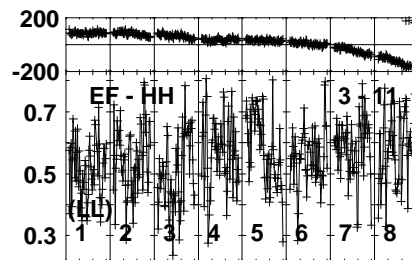
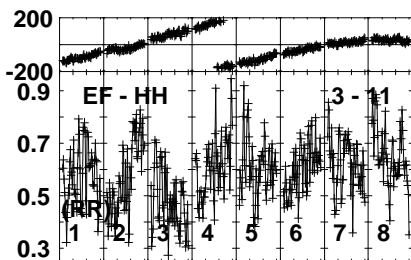
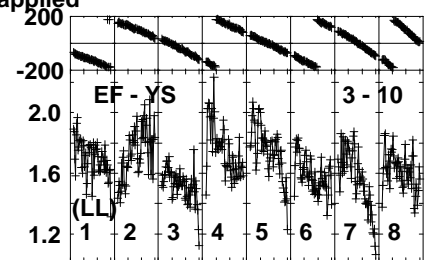
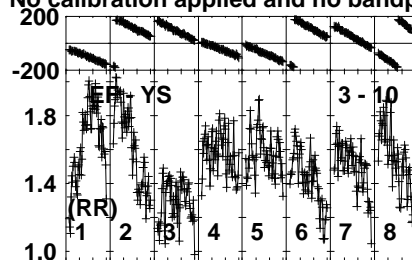
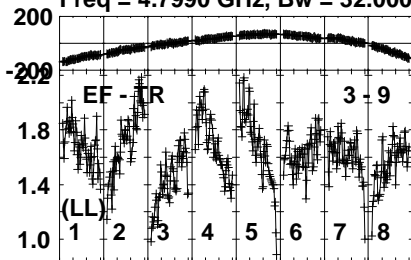
Lower frame: Milli Ampl Jy Top frame: Phas deg  
Vector averaged cross-power spectrum Several baselines displayed  
Timerange: 00/09:39:03 to 00/09:40:59

Plot file version 478 created 15-NOV-2021 12:12:47

J0037+2141 EC077B.UVDATA.1

Freq = 4.7990 GHz, Bw = 32.000 MH

No calibration applied and no bandpass applied



0400400400400400400400400400  
Channels

0400400400400400400400400400  
Channels

0400400400400400400400400400  
Channels

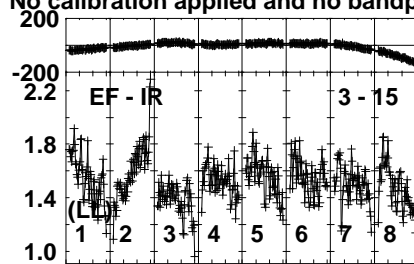
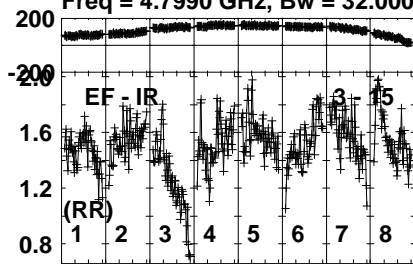
Lower frame: Milli Ampl Jy Top frame: Phas deg  
Vector averaged cross-power spectrum Several baselines displayed  
Timerange: 00/09:39:03 to 00/09:40:59

Plot file version 479 created 15-NOV-2021 12:12:48

J0037+2141 EC077B.UVDATA.1

Freq = 4.7990 GHz, Bw = 32.000 MH

No calibration applied and no bandpass applied

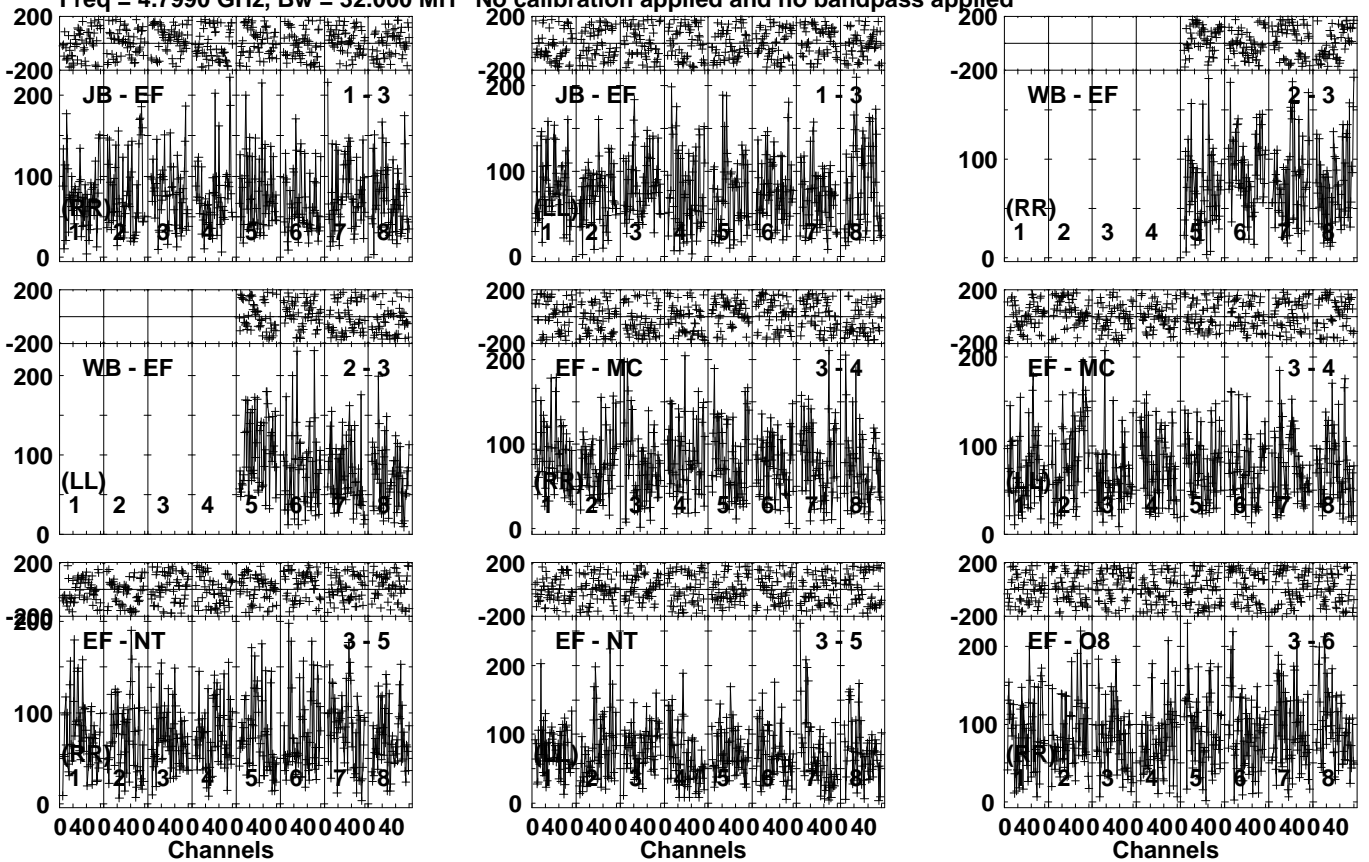


Lower frame: Milli Ampl Jy Top frame: Phas deg  
Vector averaged cross-power spectrum Several baselines displayed  
Timerange: 00/09:39:03 to 00/09:40:59

Plot file version 480 created 15-NOV-2021 12:12:48

LP349-25 EC077B.UVDATA.1

Freq = 4.7990 GHz, Bw = 32.000 MH No calibration applied and no bandpass applied



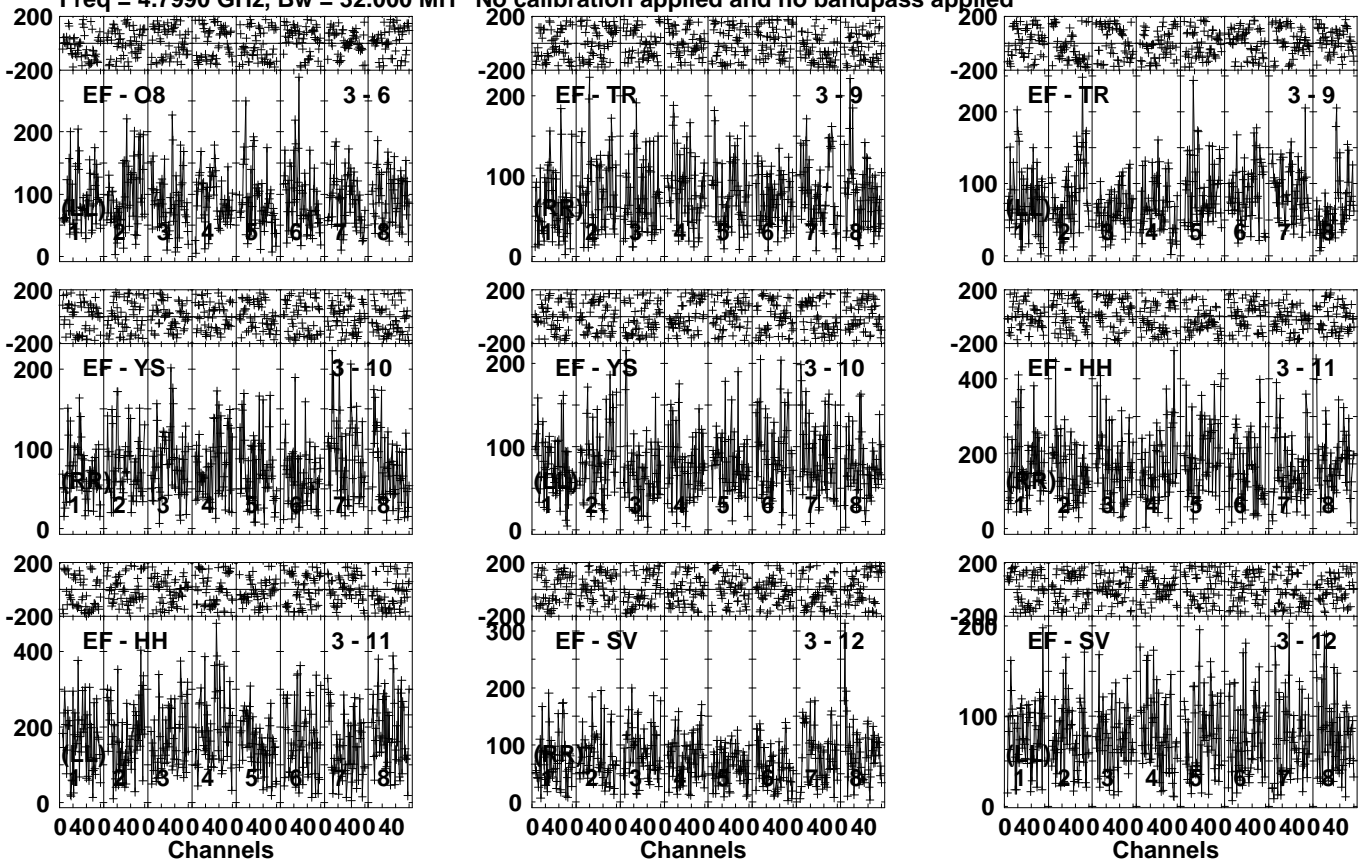
Lower frame: Micro Ampl Jy Top frame: Phas deg  
Vector averaged cross-power spectrum Several baselines displayed  
Timerange: 00/09:41:01 to 00/09:44:59



Plot file version 481 created 15-NOV-2021 12:12:48

LP349-25 EC077B.UVDATA.1

Freq = 4.7990 GHz, Bw = 32.000 MH No calibration applied and no bandpass applied

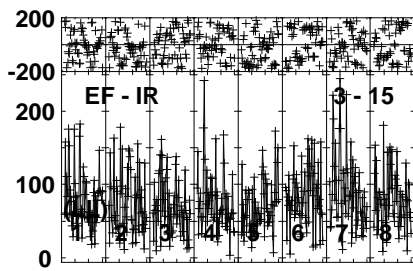
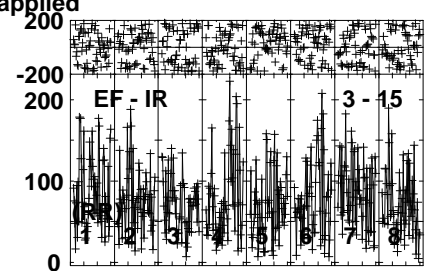
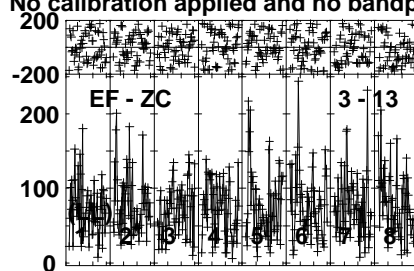
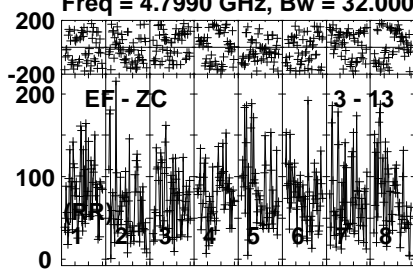


Lower frame: Micro Ampl Jy Top frame: Phas deg  
Vector averaged cross-power spectrum Several baselines displayed  
Timerange: 00/09:41:01 to 00/09:44:59

Plot file version 482 created 15-NOV-2021 12:12:48

LP349-25 EC077B.UVDATA.1

Freq = 4.7990 GHz, Bw = 32.000 MH No calibration applied and no bandpass applied



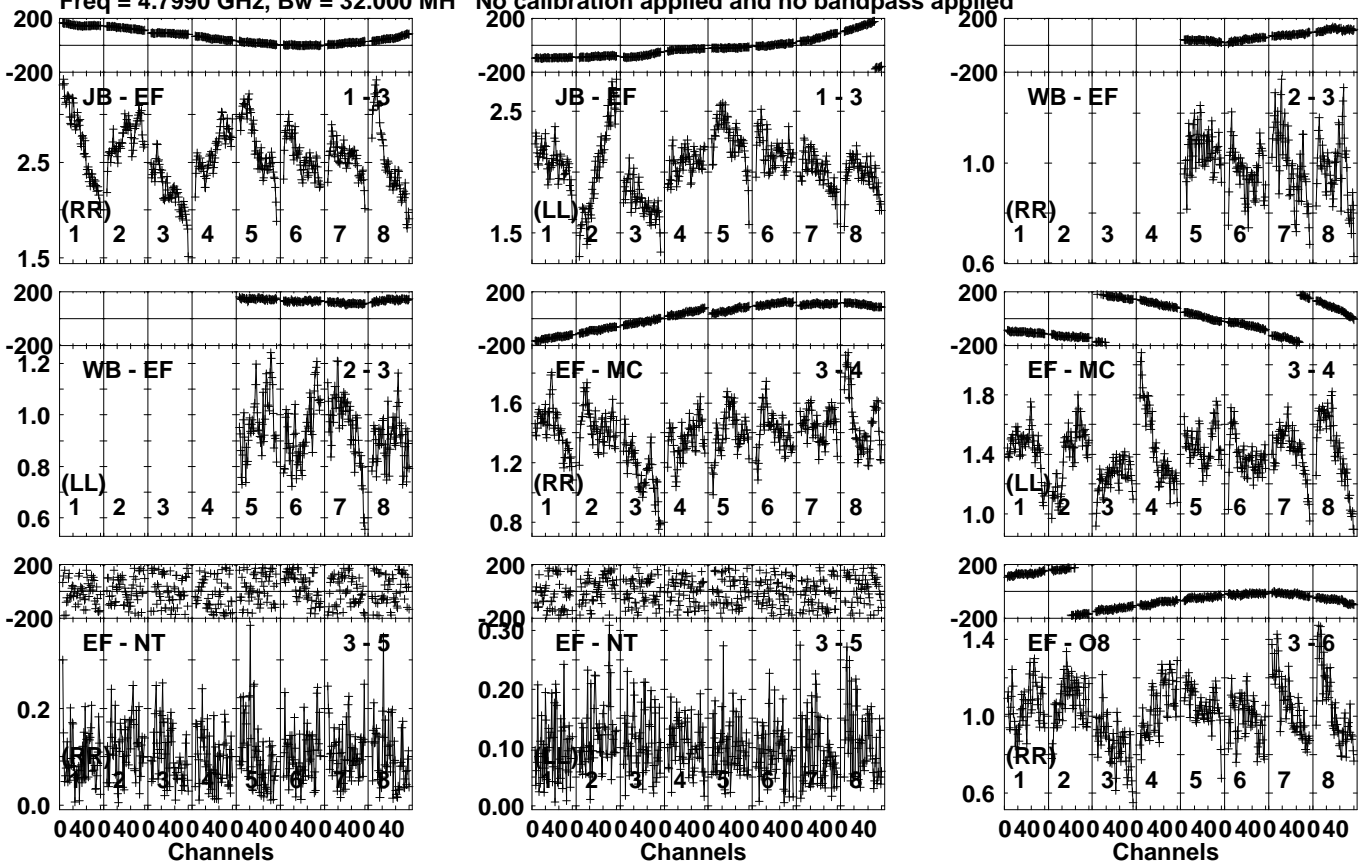
Lower frame: Micro Ampl Jy Top frame: Phas deg  
Vector averaged cross-power spectrum Several baselines displayed  
Timerange: 00/09:41:01 to 00/09:44:59

Plot file version 483 created 15-NOV-2021 12:12:48

J0037+2141 EC077B.UVDATA.1

Freq = 4.7990 GHz, Bw = 32.000 MH

No calibration applied and no bandpass applied



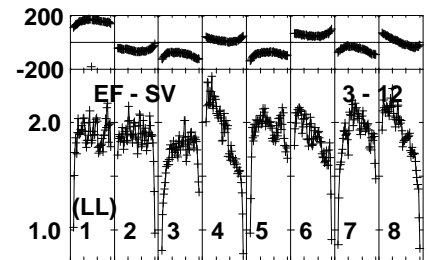
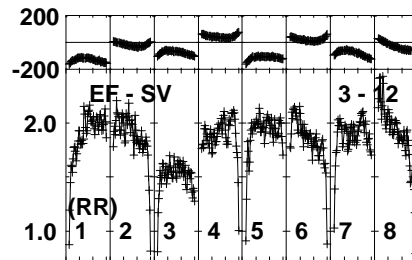
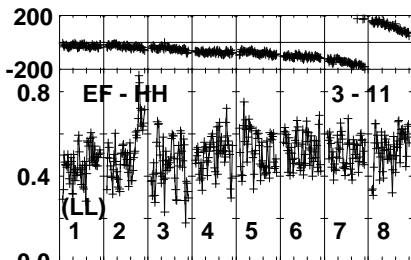
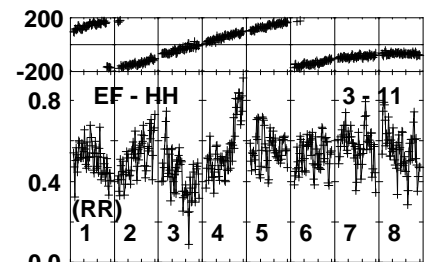
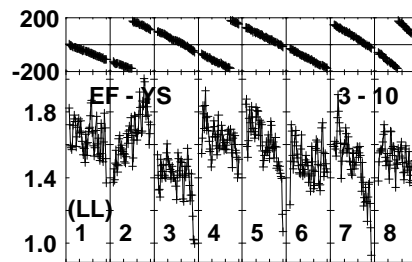
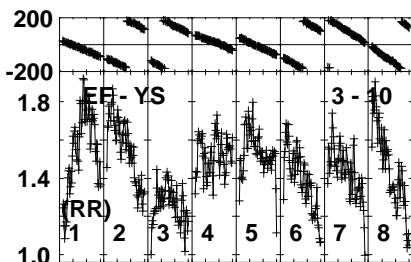
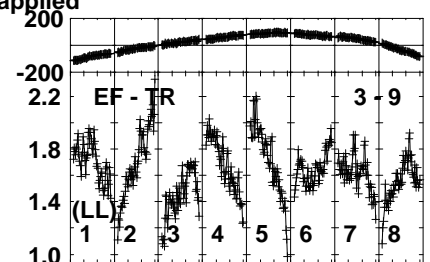
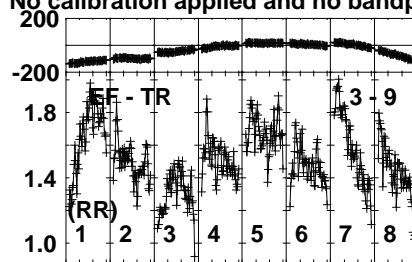
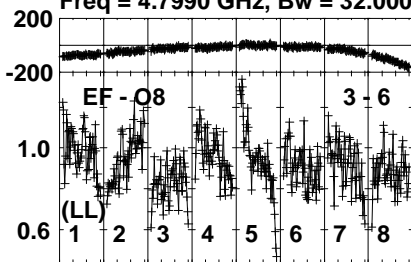
Lower frame: Milli Ampl Jy Top frame: Phas deg  
Vector averaged cross-power spectrum Several baselines displayed  
Timerange: 00/09:45:31 to 00/09:47:29

Plot file version 484 created 15-NOV-2021 12:12:48

J0037+2141 EC077B.UVDATA.1

Freq = 4.7990 GHz, Bw = 32.000 MH

No calibration applied and no bandpass applied



040040040040040040040040040040  
Channels

040040040040040040040040040040  
Channels

040040040040040040040040040040  
Channels

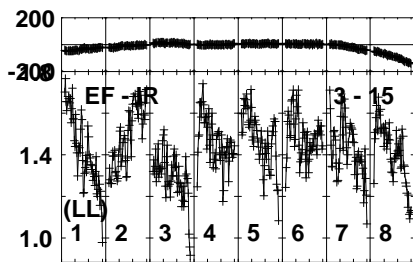
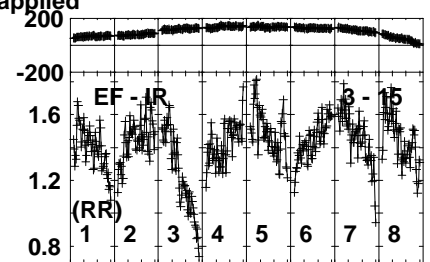
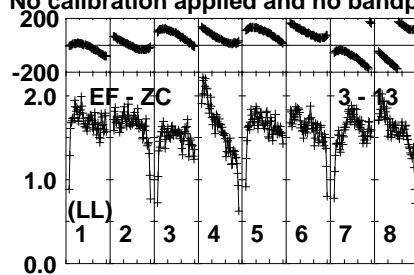
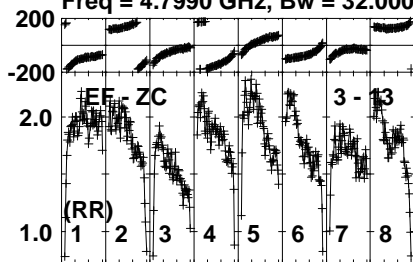
Lower frame: Milli Ampl Jy Top frame: Phas deg  
Vector averaged cross-power spectrum Several baselines displayed  
Timerange: 00/09:45:31 to 00/09:47:29

Plot file version 485 created 15-NOV-2021 12:12:48

J0037+2141 EC077B.UVDATA.1

Freq = 4.7990 GHz, Bw = 32.000 MH

No calibration applied and no bandpass applied

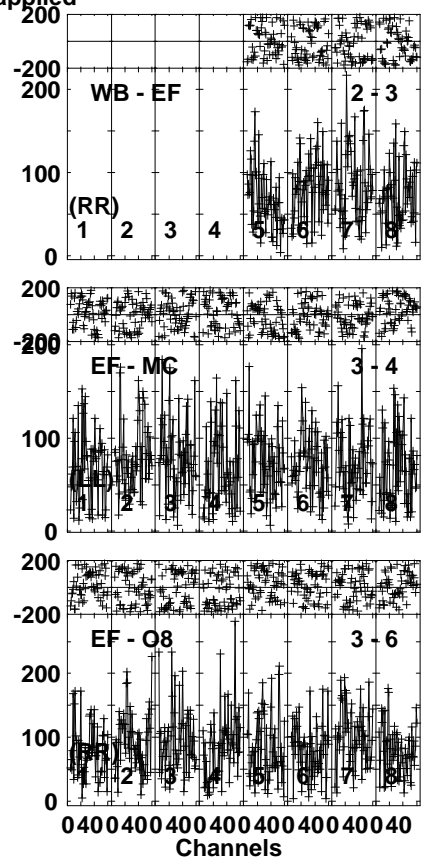
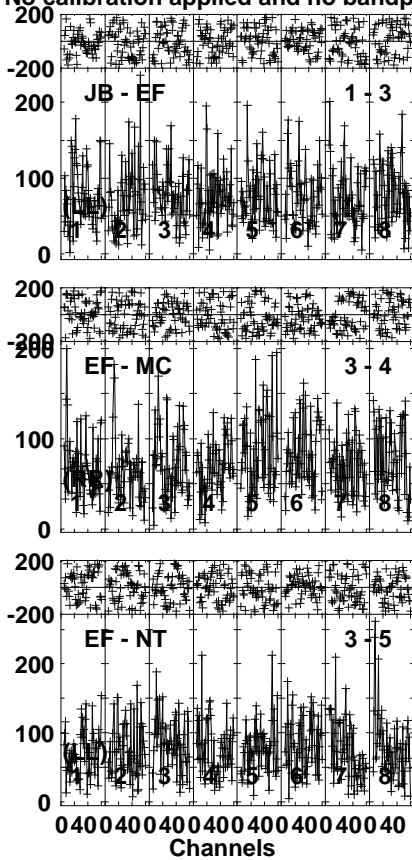
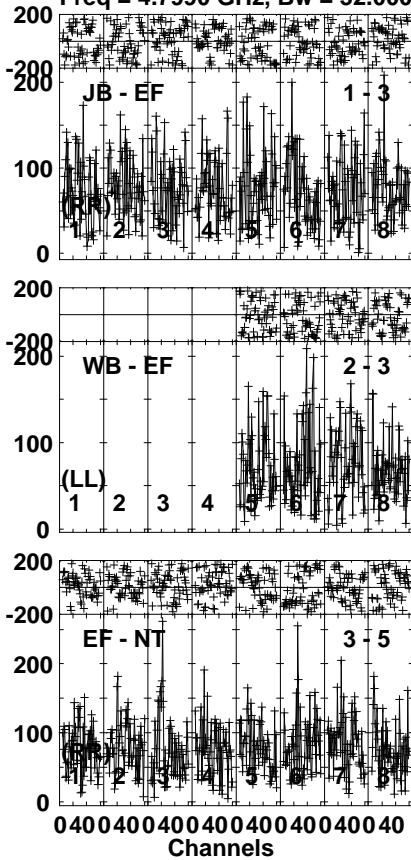


Lower frame: Milli Ampl Jy Top frame: Phas deg  
Vector averaged cross-power spectrum Several baselines displayed  
Timerange: 00/09:45:31 to 00/09:47:29

Plot file version 486 created 15-NOV-2021 12:12:48

LP349-25 EC077B.UVDATA.1

Freq = 4.7990 GHz, Bw = 32.000 MH No calibration applied and no bandpass applied

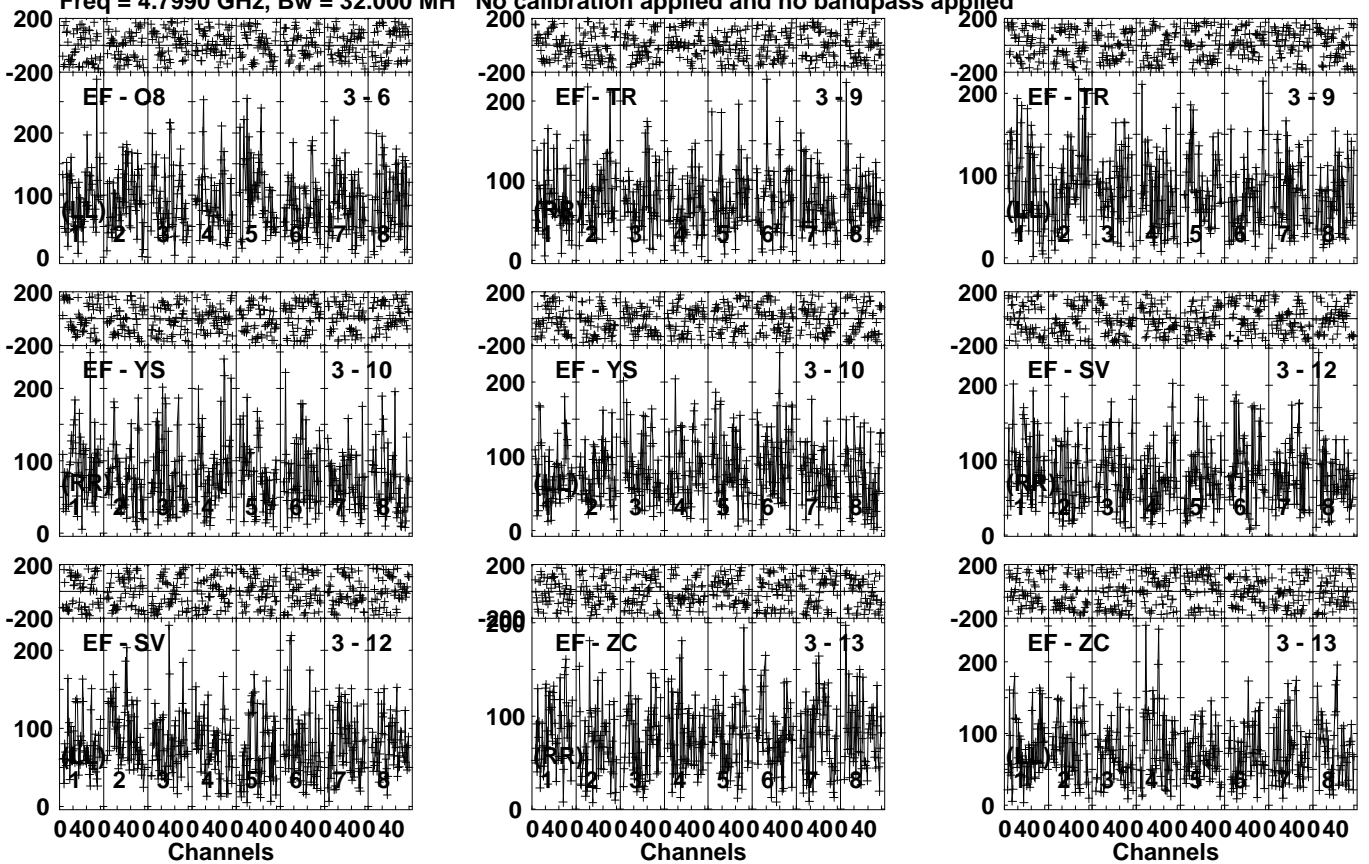


Lower frame: Micro Ampl Jy Top frame: Phas deg  
Vector averaged cross-power spectrum Several baselines displayed  
Timerange: 00/09:48:09 to 00/09:51:29

Plot file version 487 created 15-NOV-2021 12:12:48

LP349-25 EC077B.UVDATA.1

Freq = 4.7990 GHz, Bw = 32.000 MH No calibration applied and no bandpass applied

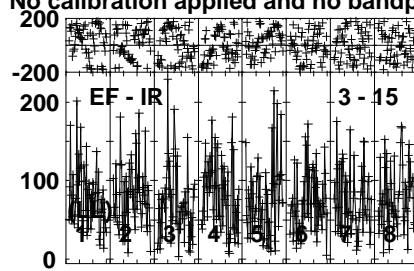
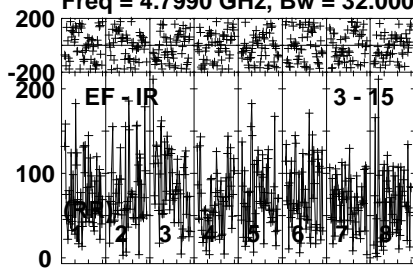


Lower frame: Micro Ampl Jy Top frame: Phas deg  
Vector averaged cross-power spectrum Several baselines displayed  
Timerange: 00/09:48:09 to 00/09:51:29

Plot file version 488 created 15-NOV-2021 12:12:48

LP349-25 EC077B.UVDATA.1

Freq = 4.7990 GHz, Bw = 32.000 MH No calibration applied and no bandpass applied



Lower frame: Micro Ampl Jy Top frame: Phas deg  
Vector averaged cross-power spectrum Several baselines displayed  
Timerange: 00/09:48:09 to 00/09:51:29

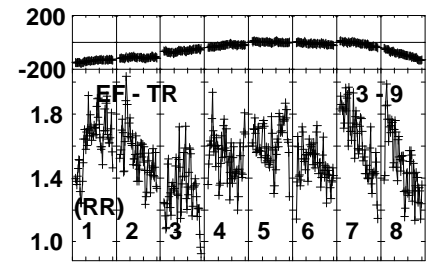
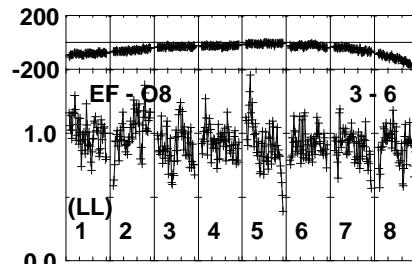
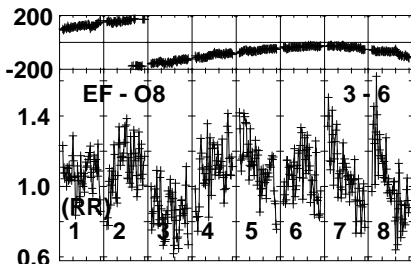
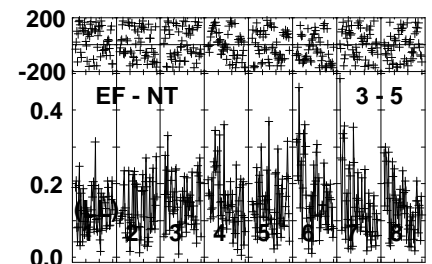
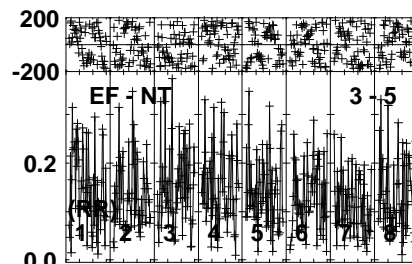
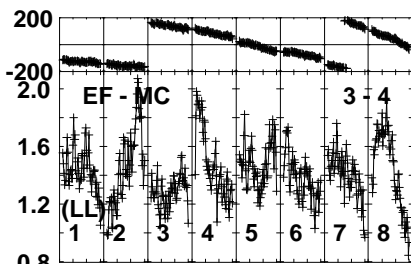
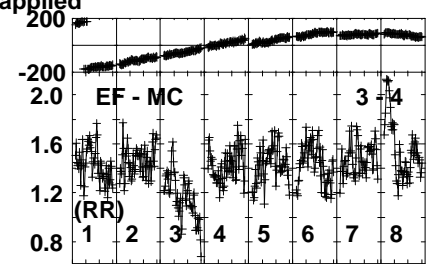
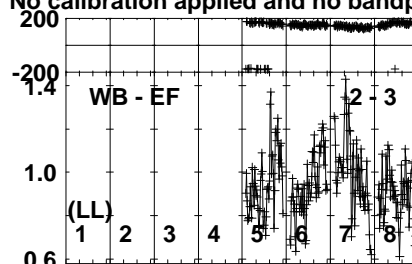
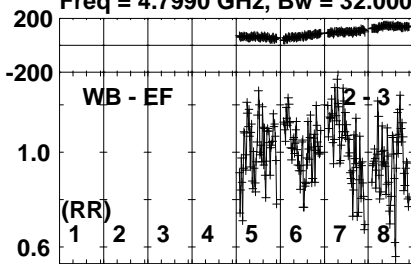


Plot file version 489 created 15-NOV-2021 12:12:48

J0037+2141 EC077B.UVDATA.1

Freq = 4.7990 GHz, Bw = 32.000 MH

No calibration applied and no bandpass applied



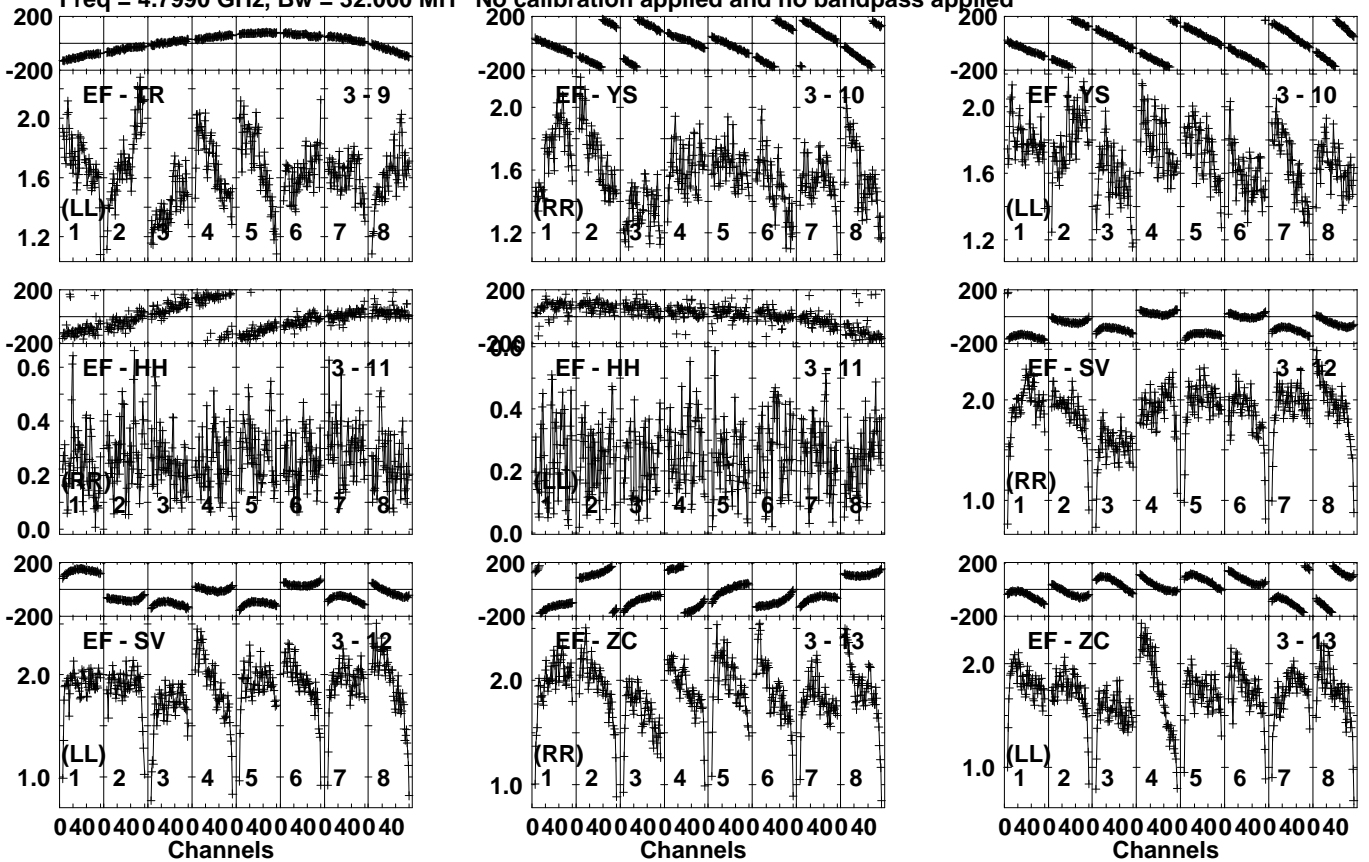
Lower frame: Milli Ampl Jy Top frame: Phas deg  
Vector averaged cross-power spectrum Several baselines displayed  
Timerange: 00/09:51:31 to 00/09:53:29

Plot file version 490 created 15-NOV-2021 12:12:49

J0037+2141 EC077B.UVDATA.1

Freq = 4.7990 GHz, Bw = 32.000 MH

No calibration applied and no bandpass applied



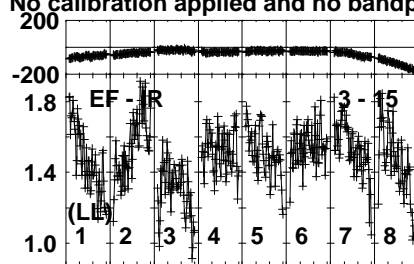
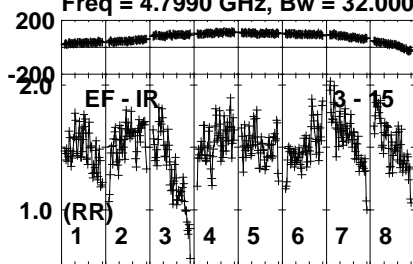
Lower frame: Milli Ampl Jy Top frame: Phas deg  
Vector averaged cross-power spectrum Several baselines displayed  
Timerange: 00/09:51:31 to 00/09:53:29

Plot file version 491 created 15-NOV-2021 12:12:49

J0037+2141 EC077B.UVDATA.1

Freq = 4.7990 GHz, Bw = 32.000 MH

No calibration applied and no bandpass applied

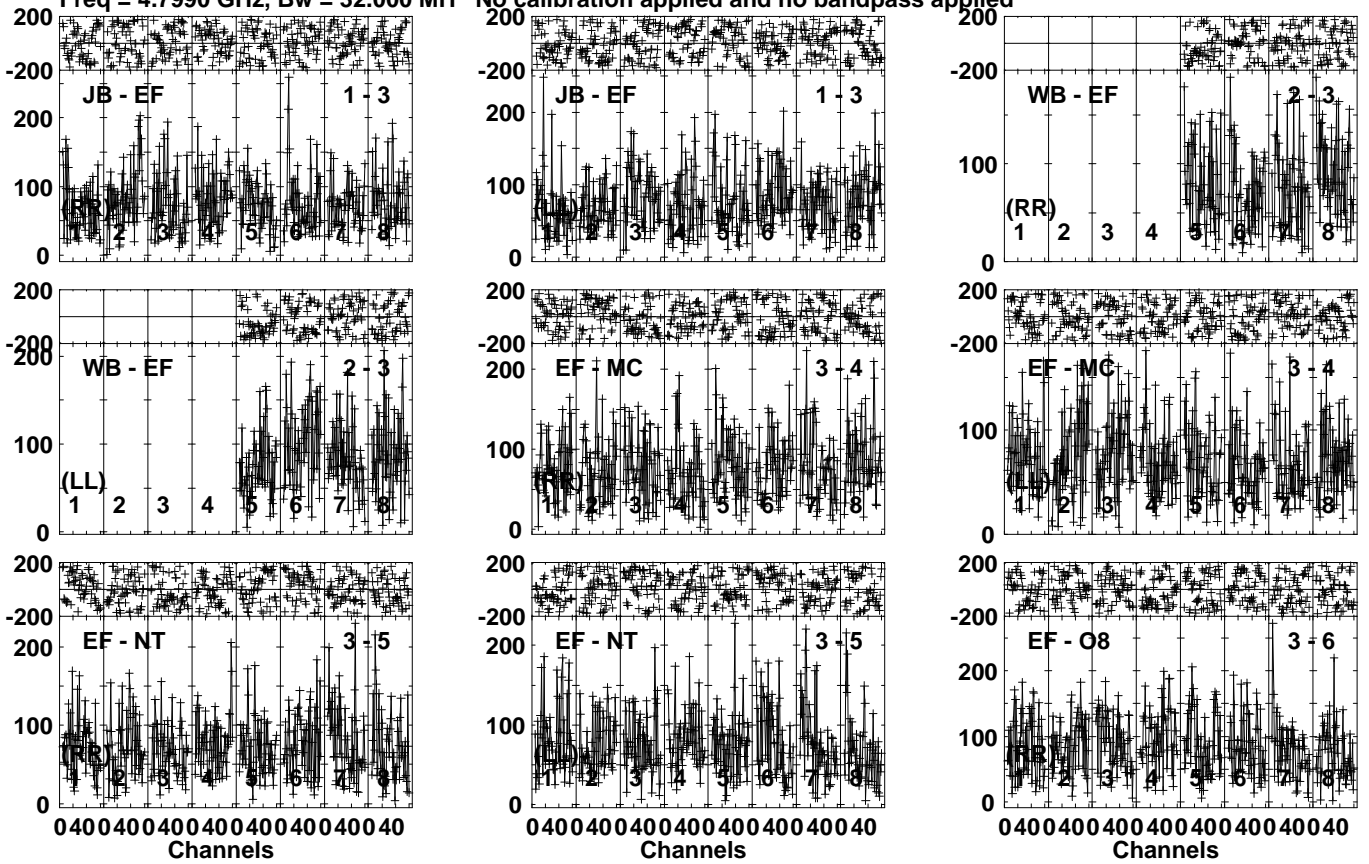


Lower frame: Milli Ampl Jy Top frame: Phas deg  
Vector averaged cross-power spectrum Several baselines displayed  
Timerange: 00/09:51:31 to 00/09:53:29

Plot file version 492 created 15-NOV-2021 12:12:49

LP349-25 EC077B.UVDATA.1

Freq = 4.7990 GHz, Bw = 32.000 MH No calibration applied and no bandpass applied



Lower frame: Micro Ampl Jy Top frame: Phas deg  
Vector averaged cross-power spectrum Several baselines displayed  
Timerange: 00/09:53:31 to 00/09:57:29

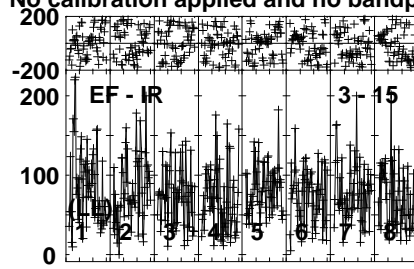
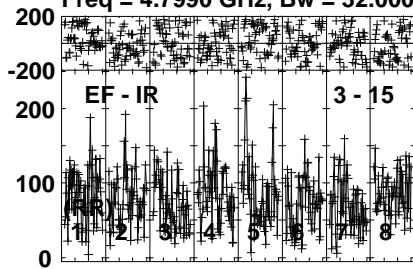


Plot file version 494 created 15-NOV-2021 12:12:49

LP349-25 EC077B.UVDATA.1

Freq = 4.7990 GHz, Bw = 32.000 MH

No calibration applied and no bandpass applied



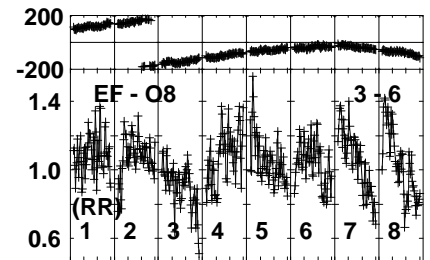
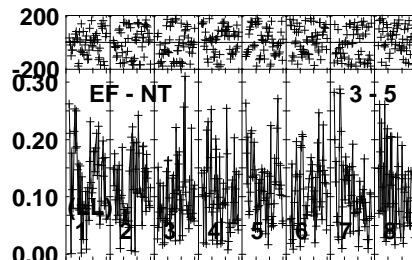
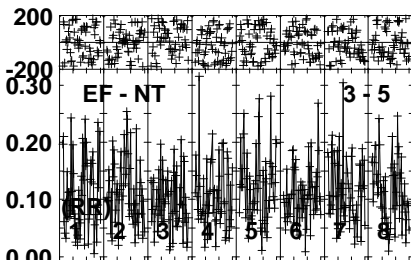
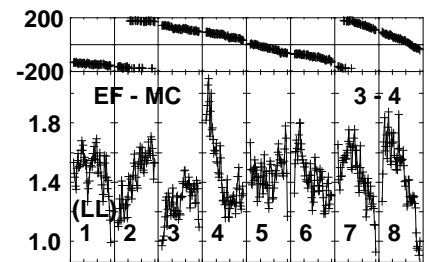
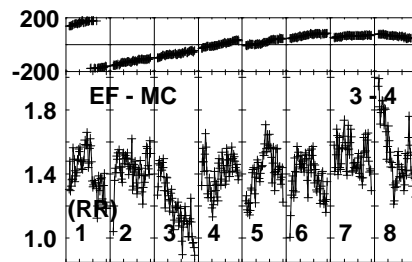
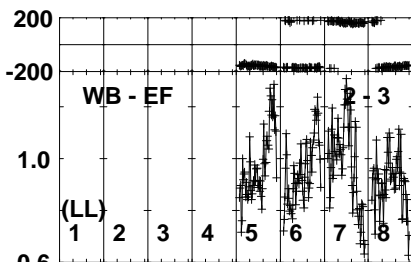
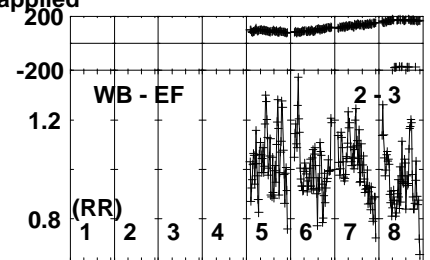
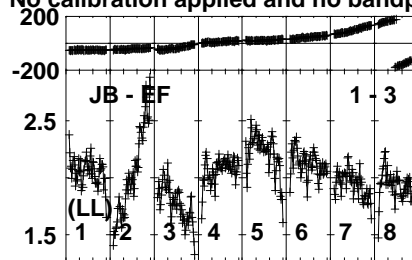
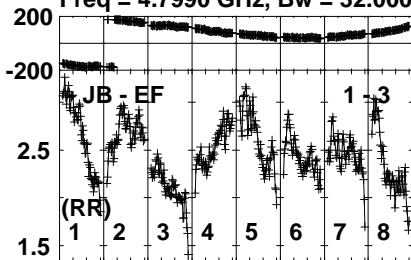
Lower frame: Micro Ampl Jy Top frame: Phas deg  
Vector averaged cross-power spectrum Several baselines displayed  
Timerange: 00/09:53:31 to 00/09:57:29

Plot file version 495 created 15-NOV-2021 12:12:49

J0037+2141 EC077B.UVDATA.1

Freq = 4.7990 GHz, Bw = 32.000 MH

No calibration applied and no bandpass applied



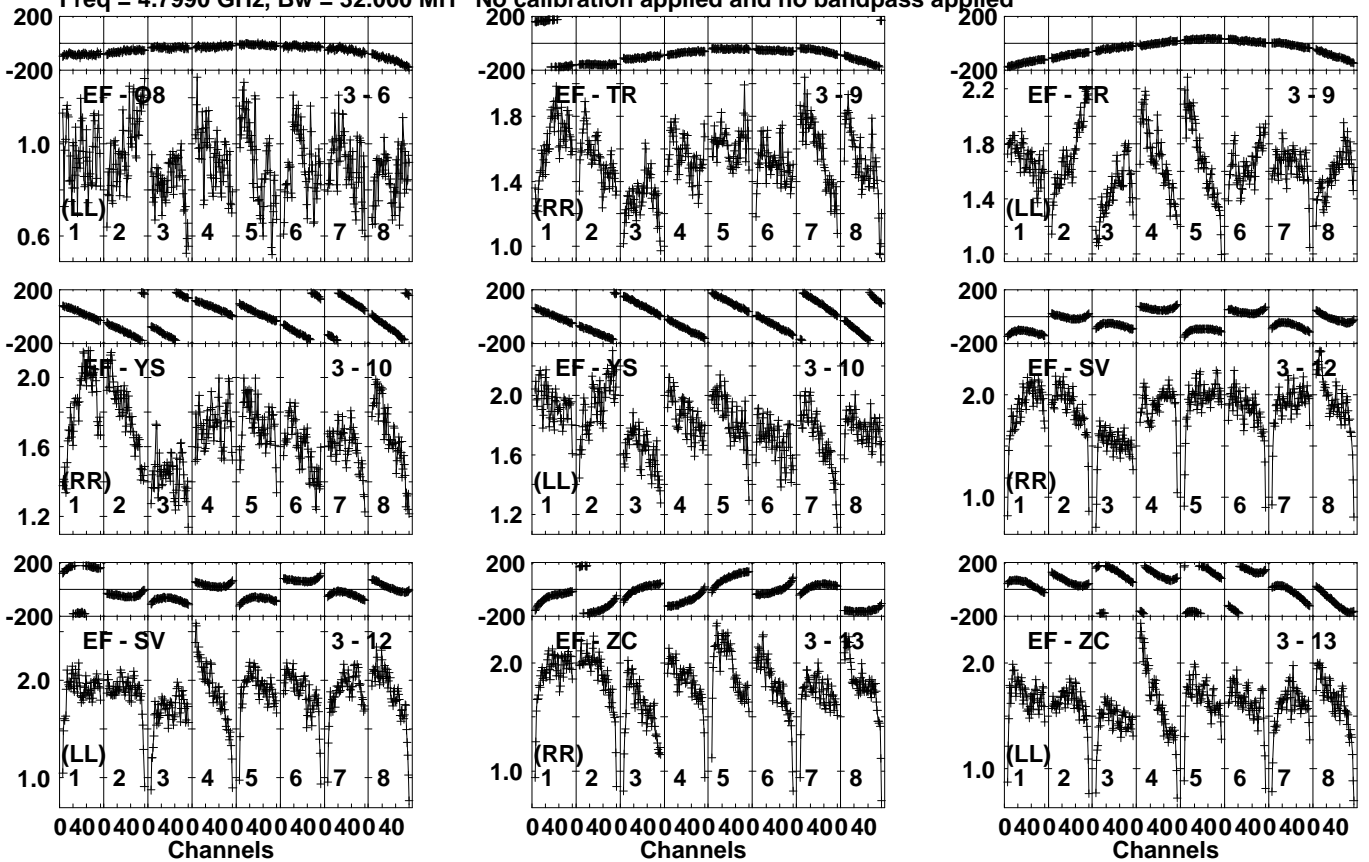
Lower frame: Milli Ampl Jy Top frame: Phas deg  
Vector averaged cross-power spectrum Several baselines displayed  
Timerange: 00/09:58:01 to 00/09:59:59

Plot file version 496 created 15-NOV-2021 12:12:49

J0037+2141 EC077B.UVDATA.1

Freq = 4.7990 GHz, Bw = 32.000 MH

No calibration applied and no bandpass applied



Lower frame: Milli Ampl Jy Top frame: Phas deg  
Vector averaged cross-power spectrum Several baselines displayed  
Timerange: 00/09:58:01 to 00/09:59:59

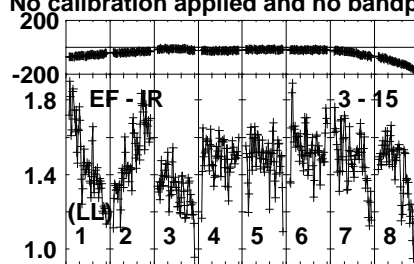
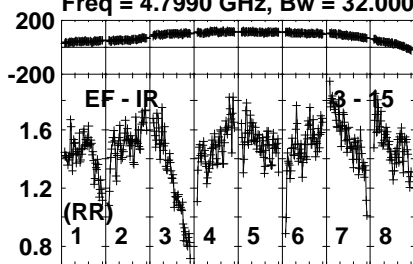


Plot file version 497 created 15-NOV-2021 12:12:49

J0037+2141 EC077B.UVDATA.1

Freq = 4.7990 GHz, Bw = 32.000 MH

No calibration applied and no bandpass applied

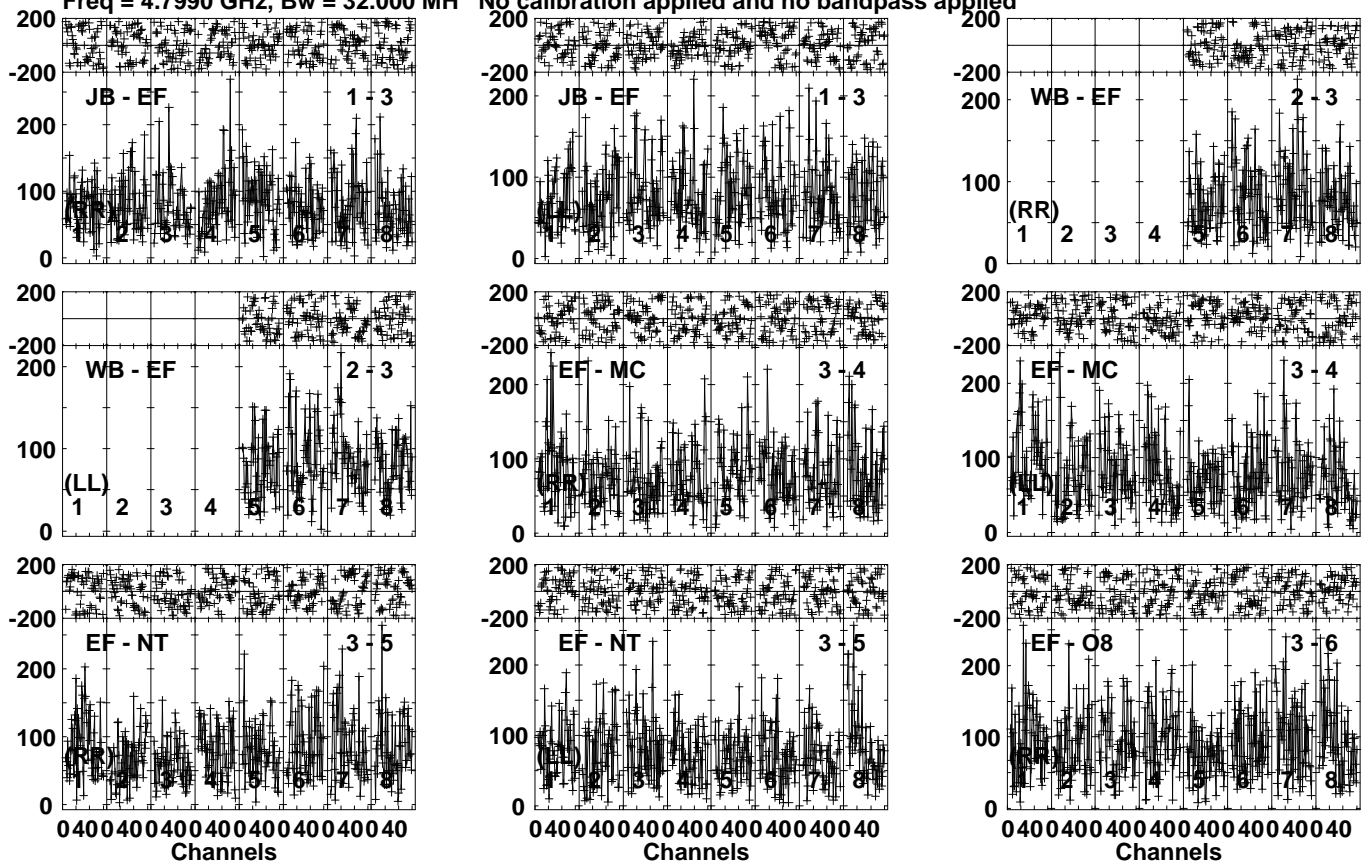


Lower frame: Milli Ampl Jy Top frame: Phas deg  
Vector averaged cross-power spectrum Several baselines displayed  
Timerange: 00/09:58:01 to 00/09:59:59

Plot file version 498 created 15-NOV-2021 12:12:49

LP349-25 EC077B.UVDATA.1

Freq = 4.7990 GHz, Bw = 32.000 MH No calibration applied and no bandpass applied

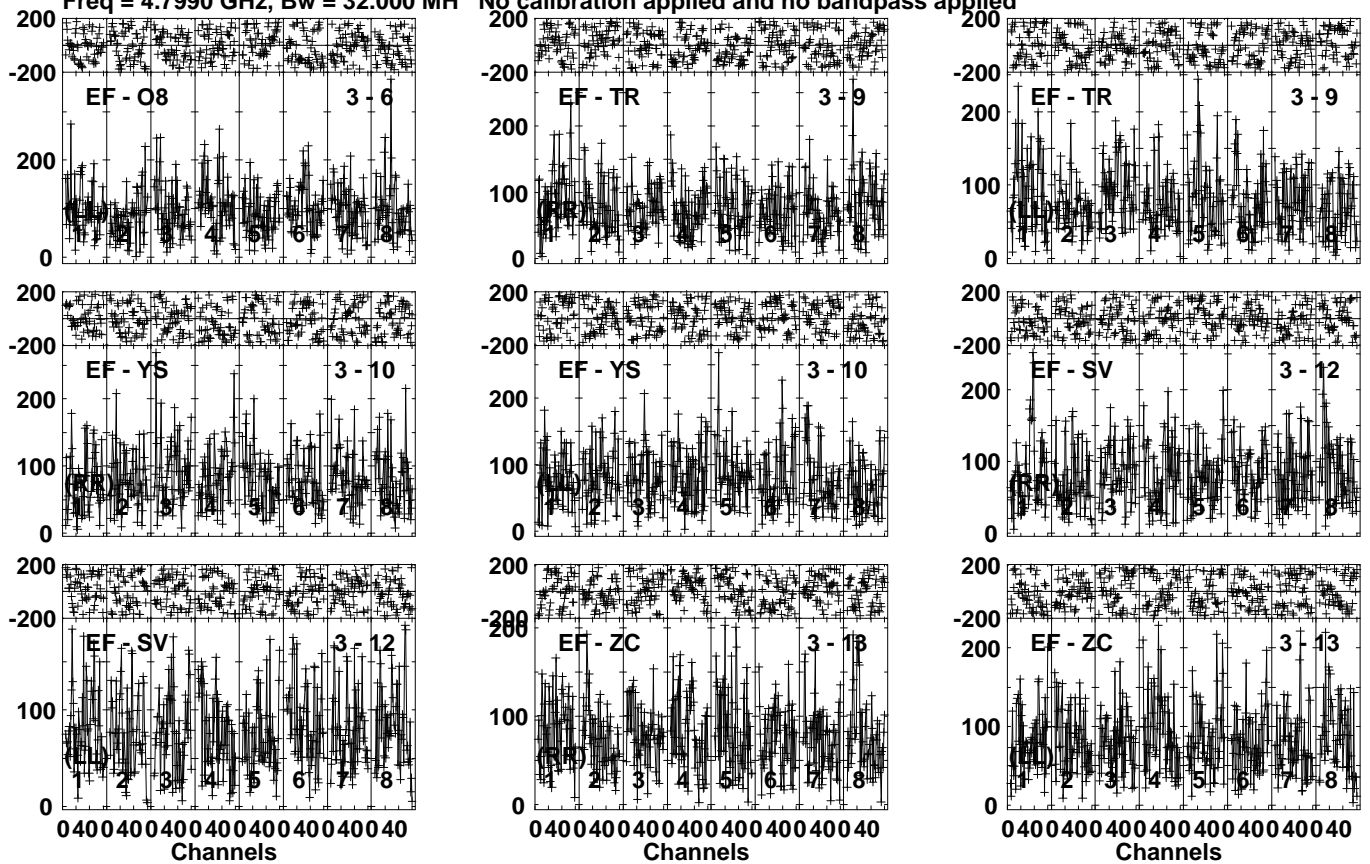


Lower frame: Micro Ampl Jy Top frame: Phas deg  
Vector averaged cross-power spectrum Several baselines displayed  
Timerange: 00/10:00:39 to 00/10:03:59

Plot file version 499 created 15-NOV-2021 12:12:49

LP349-25 EC077B.UVDATA.1

Freq = 4.7990 GHz, Bw = 32.000 MH No calibration applied and no bandpass applied

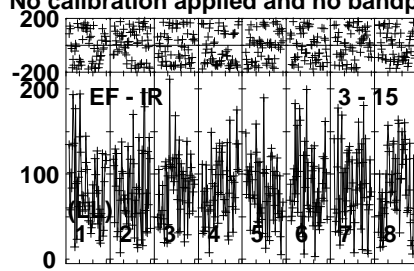
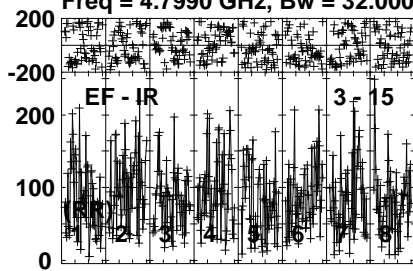


Lower frame: Micro Ampl Jy Top frame: Phas deg  
Vector averaged cross-power spectrum Several baselines displayed  
Timerange: 00/10:00:39 to 00/10:03:59

Plot file version 500 created 15-NOV-2021 12:12:49

LP349-25 EC077B.UVDATA.1

Freq = 4.7990 GHz, Bw = 32.000 MH No calibration applied and no bandpass applied

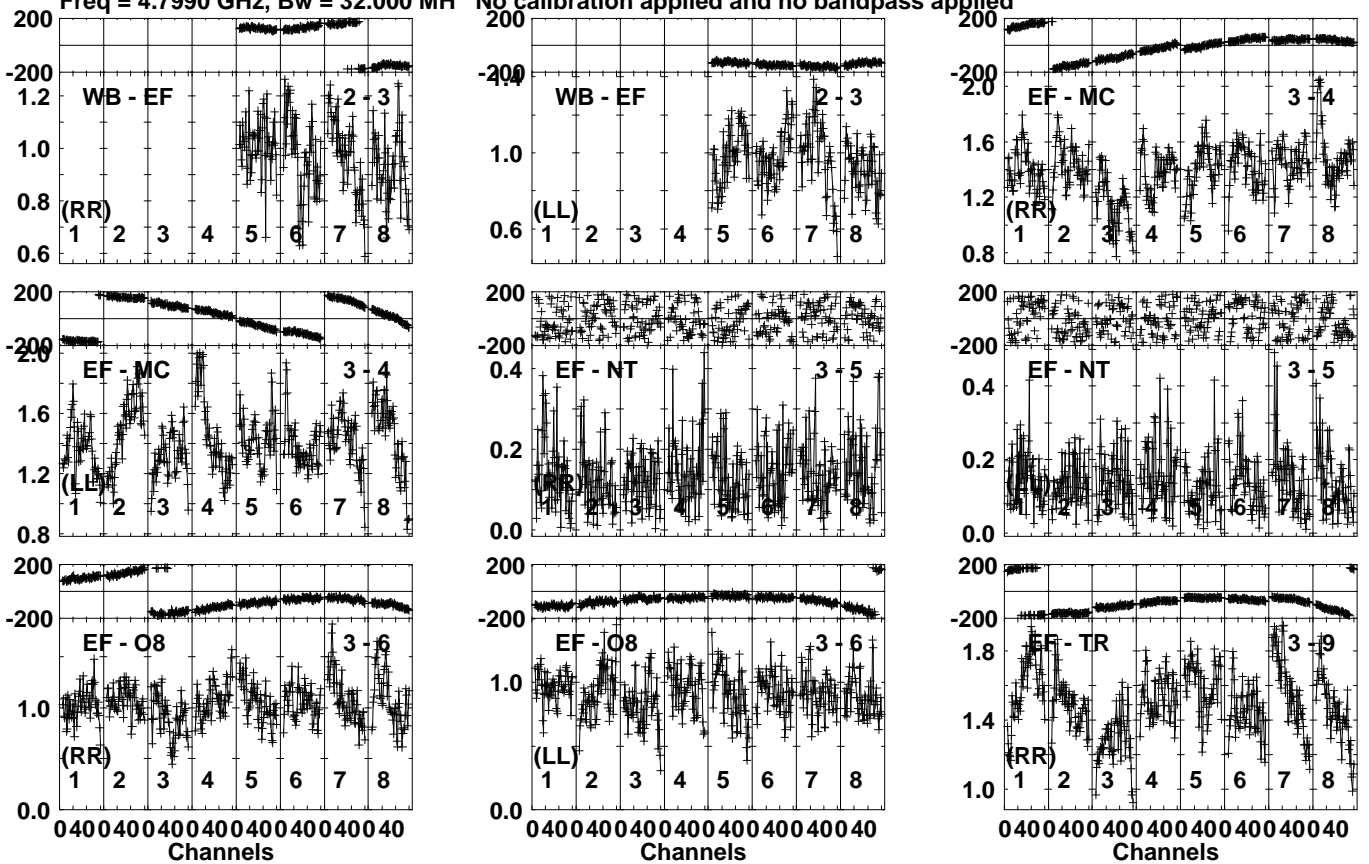


Lower frame: Micro Ampl Jy Top frame: Phas deg  
Vector averaged cross-power spectrum Several baselines displayed  
Timerange: 00/10:00:39 to 00/10:03:59

Plot file version 501 created 15-NOV-2021 12:12:50

J0037+2141 EC077B.UVDATA.1

Freq = 4.7990 GHz, Bw = 32.000 MH No calibration applied and no bandpass applied



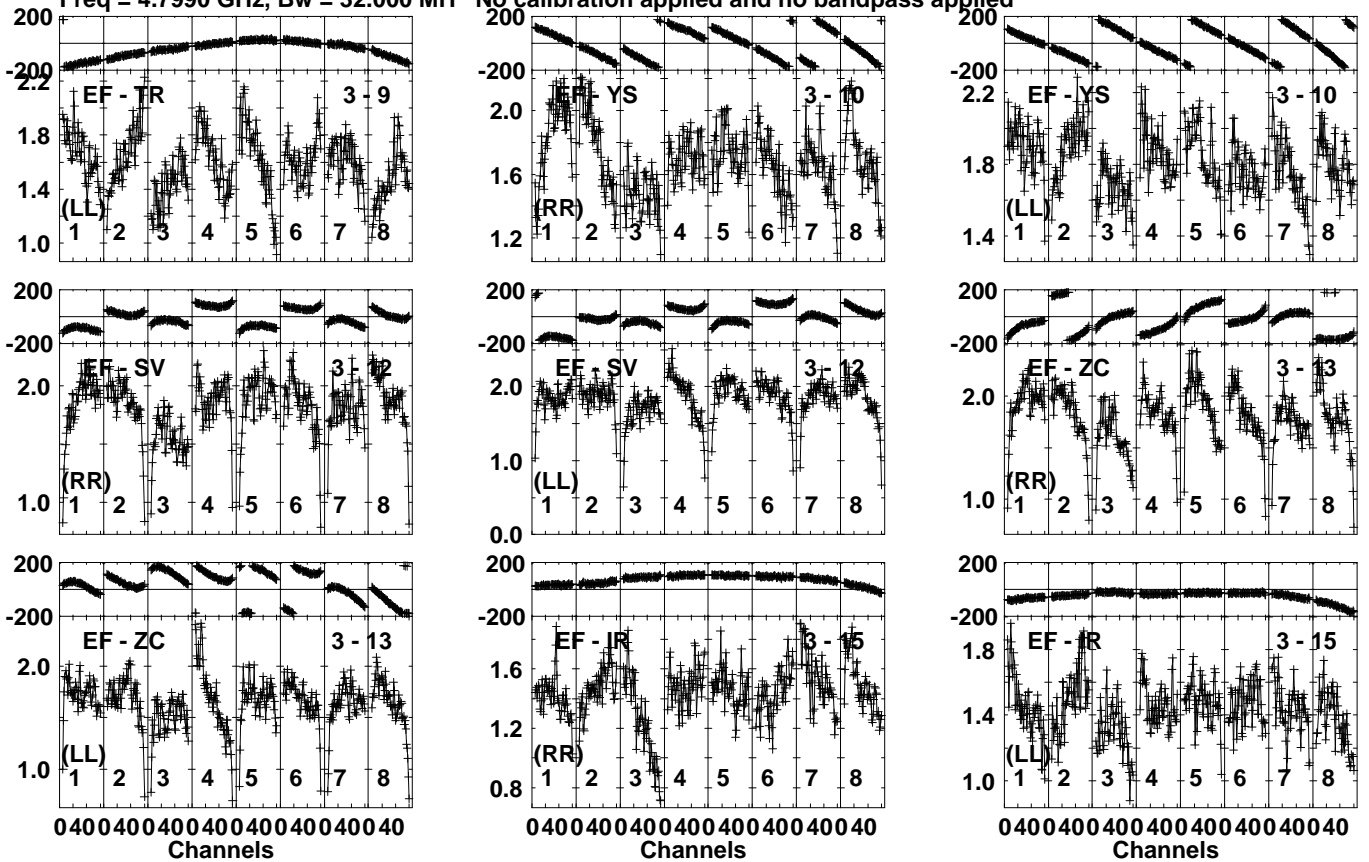
Lower frame: Milli Ampl Jy Top frame: Phas deg  
Vector averaged cross-power spectrum Several baselines displayed  
Timerange: 00/10:04:03 to 00/10:05:59

Plot file version 502 created 15-NOV-2021 12:12:50

J0037+2141 EC077B.UVDATA.1

Freq = 4.7990 GHz, Bw = 32.000 MH

No calibration applied and no bandpass applied

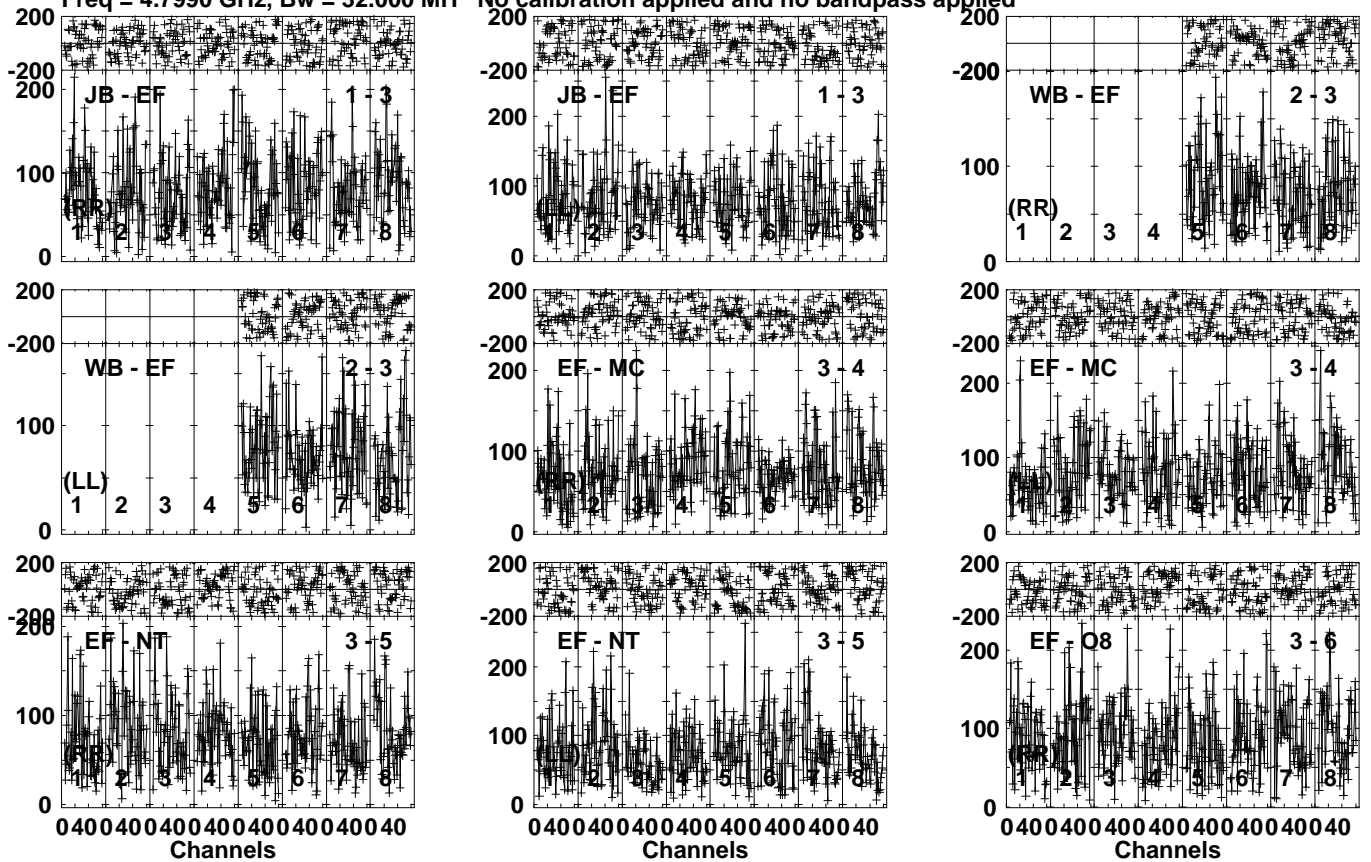


Lower frame: Milli Ampl Jy Top frame: Phas deg  
Vector averaged cross-power spectrum Several baselines displayed  
Timerange: 00/10:04:03 to 00/10:05:59

Plot file version 503 created 15-NOV-2021 12:12:50

LP349-25 EC077B.UVDATA.1

Freq = 4.7990 GHz, Bw = 32.000 MH No calibration applied and no bandpass applied

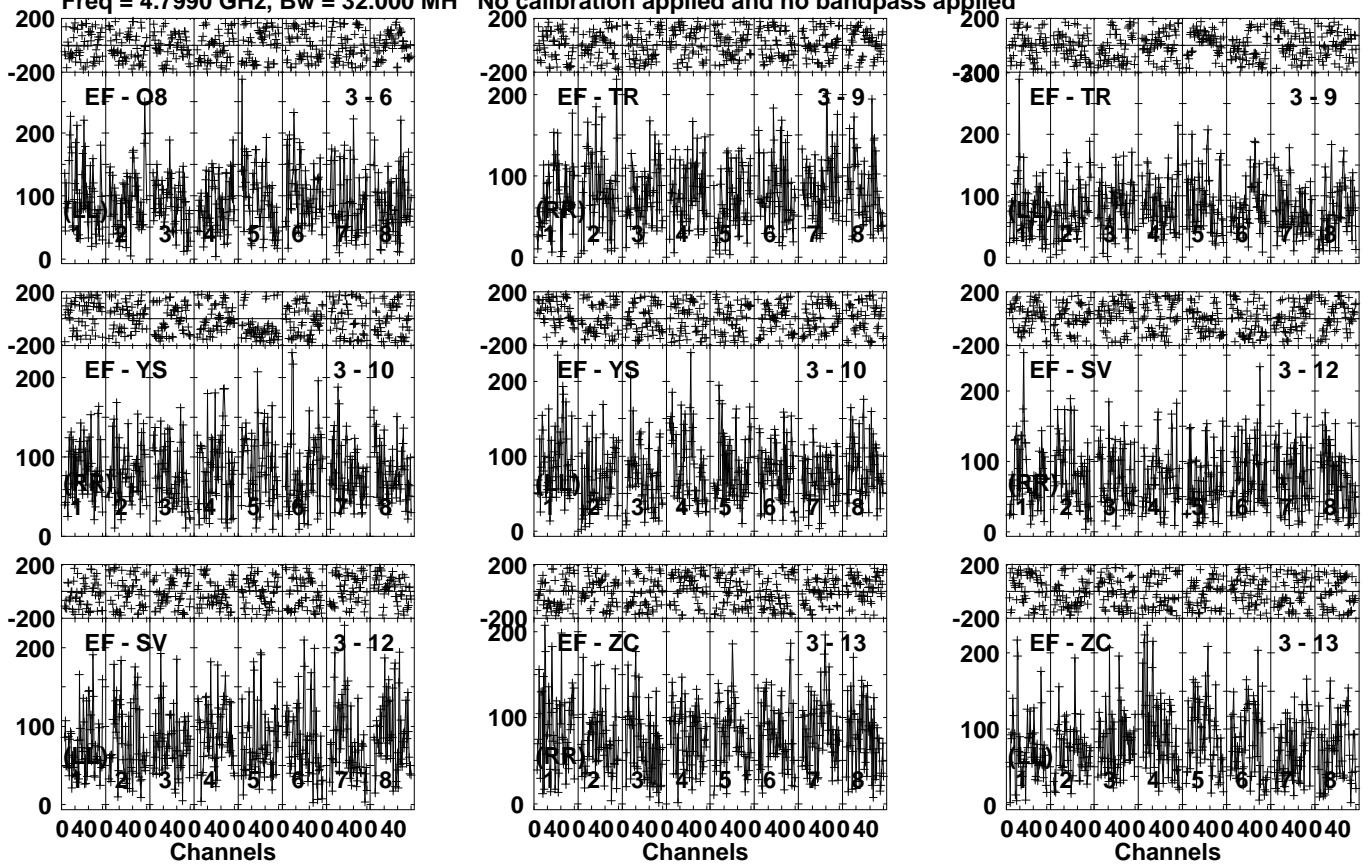


Lower frame: Micro Ampl Jy Top frame: Phas deg  
Vector averaged cross-power spectrum Several baselines displayed  
Timerange: 00/10:06:01 to 00/10:09:59

Plot file version 504 created 15-NOV-2021 12:12:50

LP349-25 EC077B.UVDATA.1

Freq = 4.7990 GHz, Bw = 32.000 MH No calibration applied and no bandpass applied



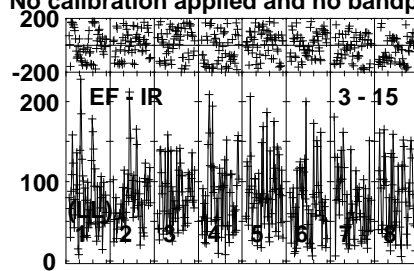
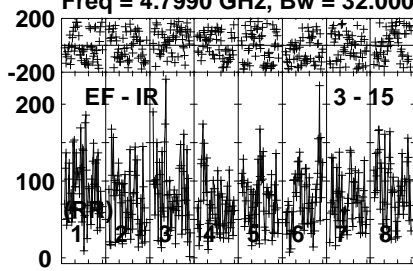
Lower frame: Micro Ampl Jy Top frame: Phas deg  
Vector averaged cross-power spectrum Several baselines displayed  
Timerange: 00/10:06:01 to 00/10:09:59



Plot file version 505 created 15-NOV-2021 12:12:50

LP349-25 EC077B.UVDATA.1

Freq = 4.7990 GHz, Bw = 32.000 MH No calibration applied and no bandpass applied



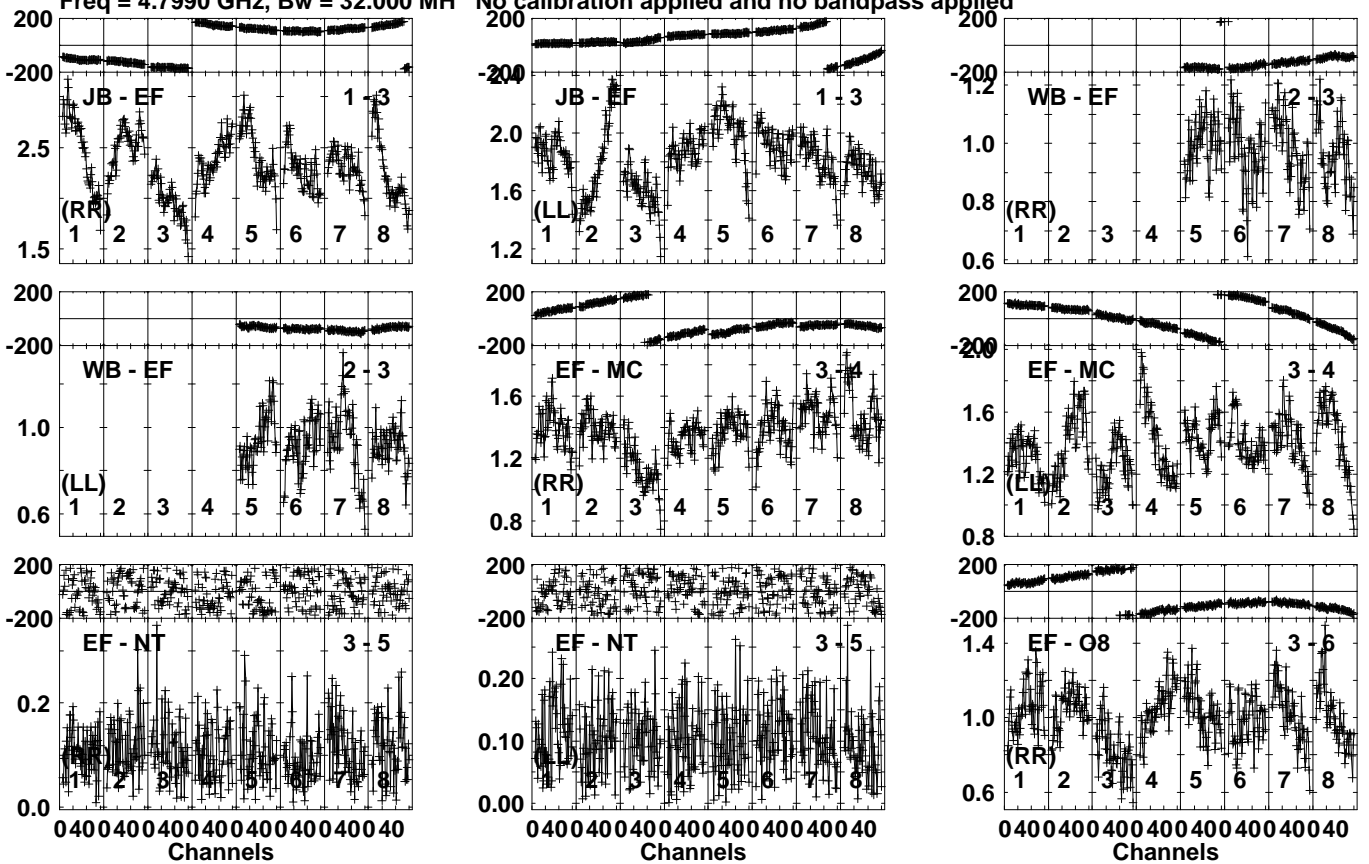
Lower frame: Micro Ampl Jy Top frame: Phas deg  
Vector averaged cross-power spectrum Several baselines displayed  
Timerange: 00/10:06:01 to 00/10:09:59

Plot file version 506 created 15-NOV-2021 12:12:50

J0037+2141 EC077B.UVDATA.1

Freq = 4.7990 GHz, Bw = 32.000 MH

No calibration applied and no bandpass applied

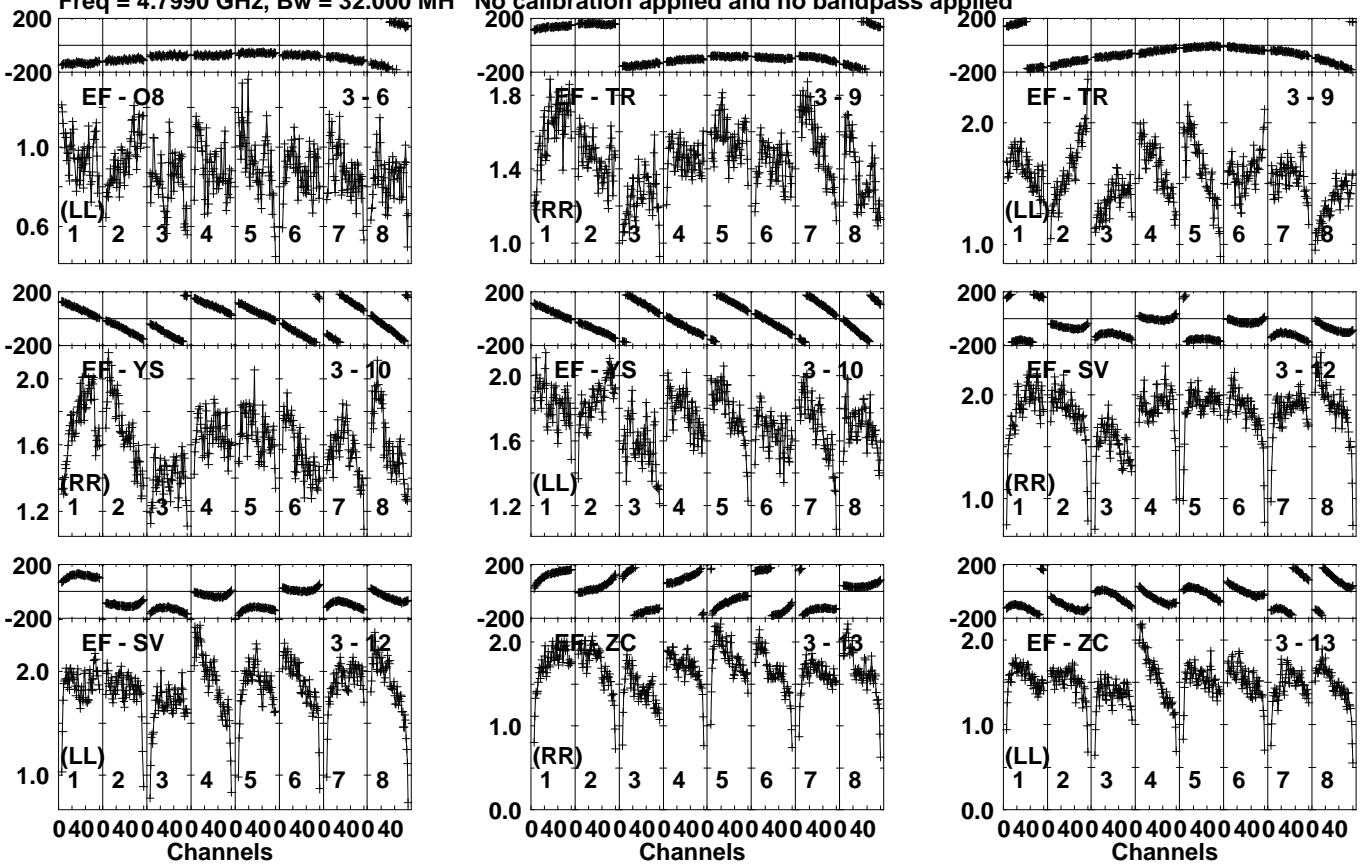


Lower frame: Milli Ampl Jy Top frame: Phas deg  
Vector averaged cross-power spectrum Several baselines displayed  
Timerange: 00/10:10:31 to 00/10:12:29

Plot file version 507 created 15-NOV-2021 12:12:50

J0037+2141 EC077B.UVDATA.1

Freq = 4.7990 GHz, Bw = 32.000 MH No calibration applied and no bandpass applied



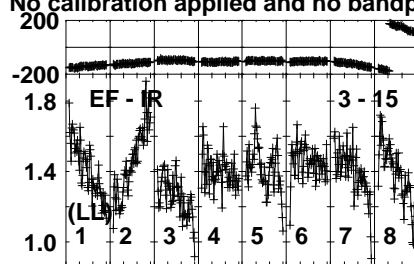
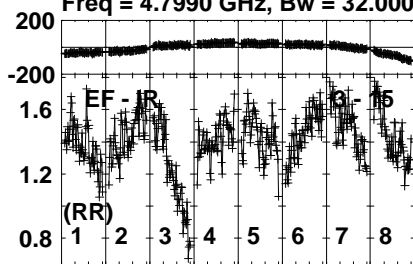
Lower frame: Milli Ampl Jy Top frame: Phas deg  
Vector averaged cross-power spectrum Several baselines displayed  
Timerange: 00/10:10:31 to 00/10:12:29

Plot file version 508 created 15-NOV-2021 12:12:50

J0037+2141 EC077B.UVDATA.1

Freq = 4.7990 GHz, Bw = 32.000 MH

No calibration applied and no bandpass applied

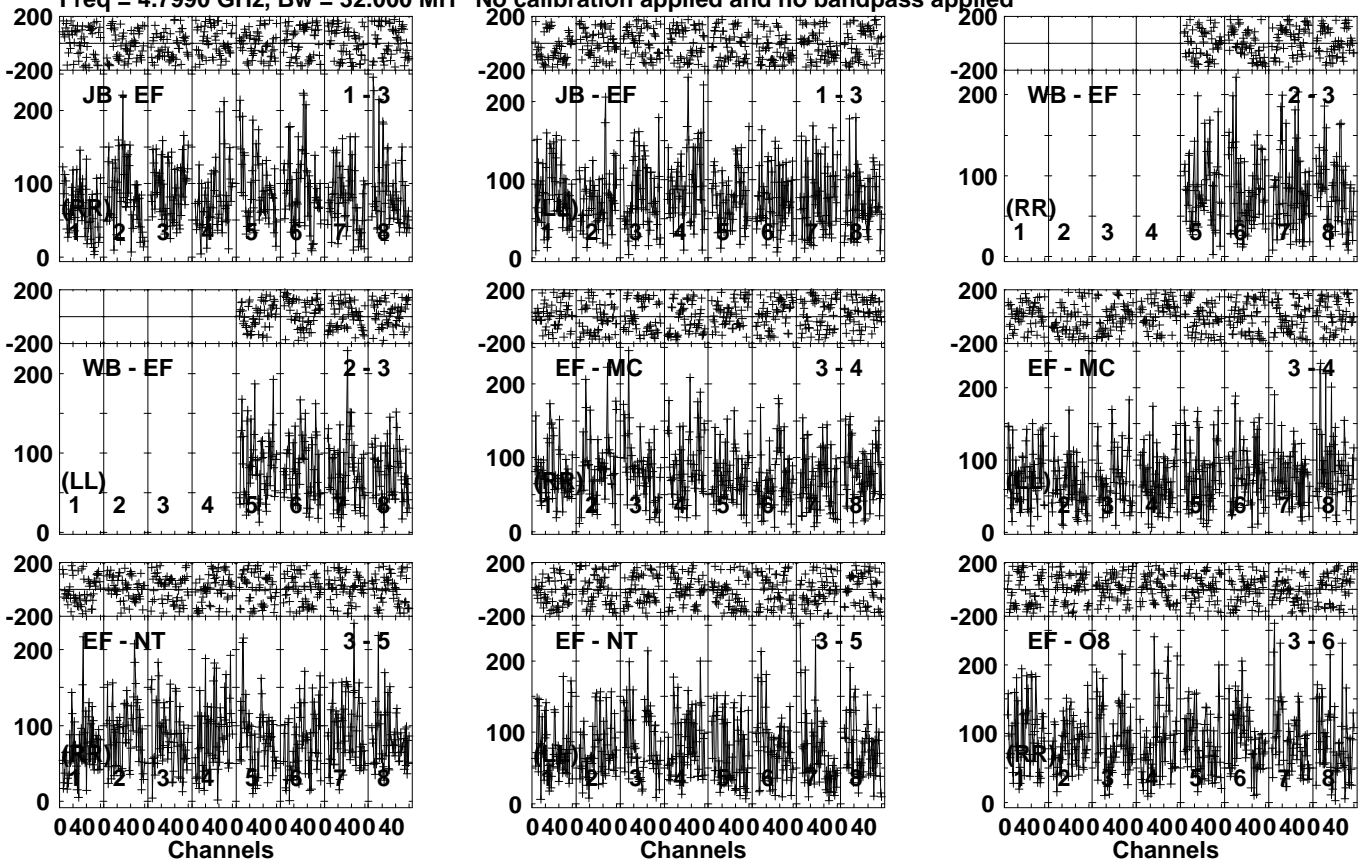


Lower frame: Milli Ampl Jy Top frame: Phas deg  
Vector averaged cross-power spectrum Several baselines displayed  
Timerange: 00/10:10:31 to 00/10:12:29

Plot file version 509 created 15-NOV-2021 12:12:50

LP349-25 EC077B.UVDATA.1

Freq = 4.7990 GHz, Bw = 32.000 MH No calibration applied and no bandpass applied

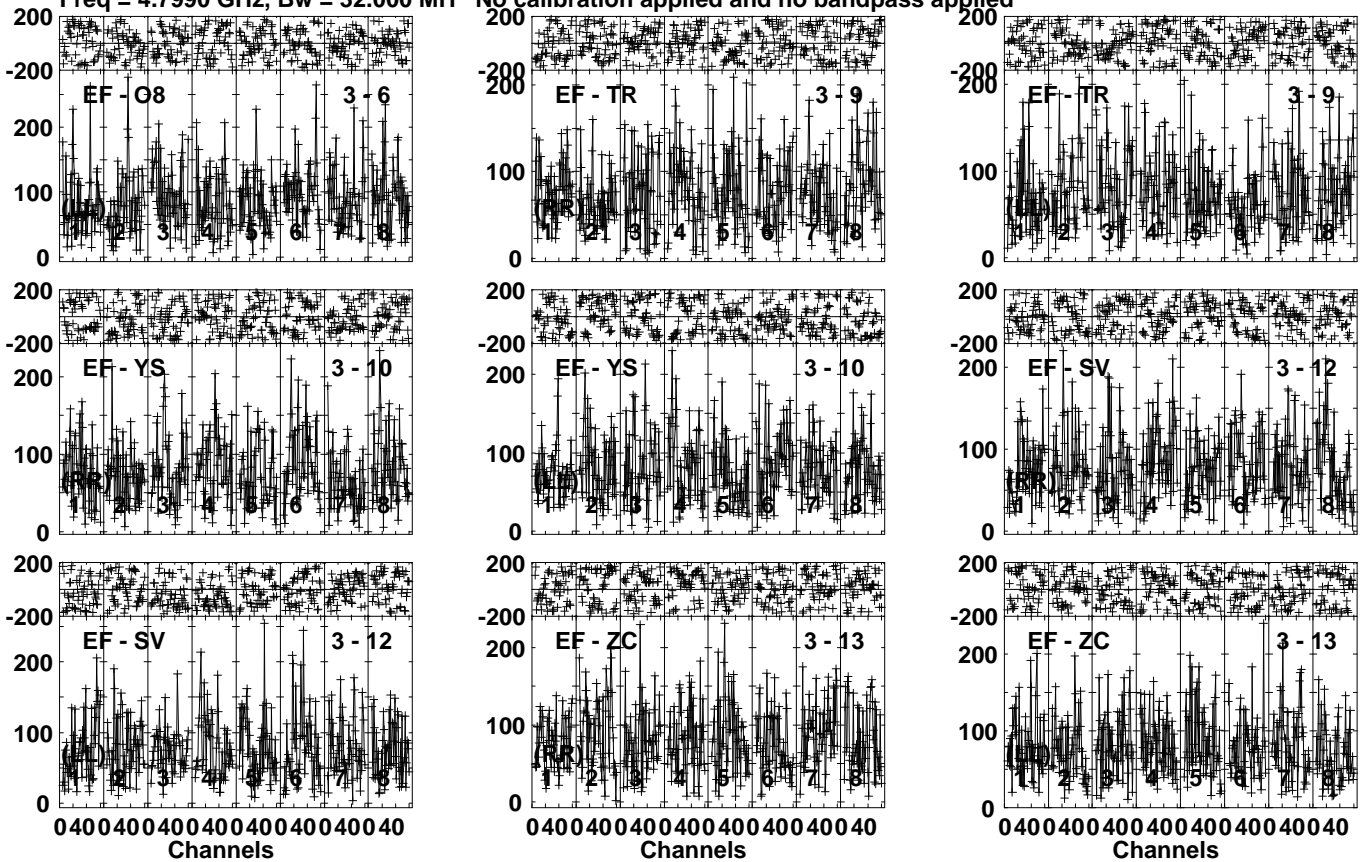


Lower frame: Micro Ampl Jy Top frame: Phas deg  
Vector averaged cross-power spectrum Several baselines displayed  
Timerange: 00/10:13:09 to 00/10:16:29

Plot file version 510 created 15-NOV-2021 12:12:50

LP349-25 EC077B.UVDATA.1

Freq = 4.7990 GHz, Bw = 32.000 MH No calibration applied and no bandpass applied

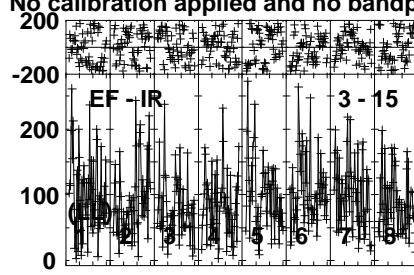
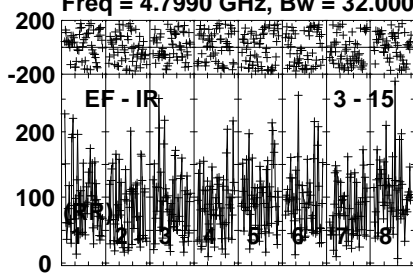


Lower frame: Micro Ampl Jy Top frame: Phas deg  
Vector averaged cross-power spectrum Several baselines displayed  
Timerange: 00/10:13:09 to 00/10:16:29

Plot file version 511 created 15-NOV-2021 12:12:51

LP349-25 EC077B.UVDATA.1

Freq = 4.7990 GHz, Bw = 32.000 MH No calibration applied and no bandpass applied



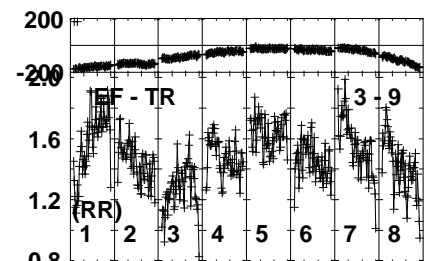
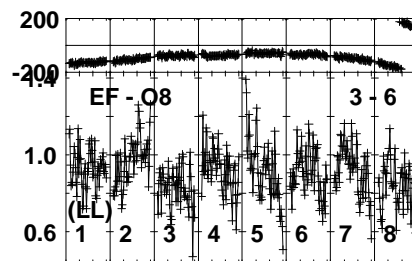
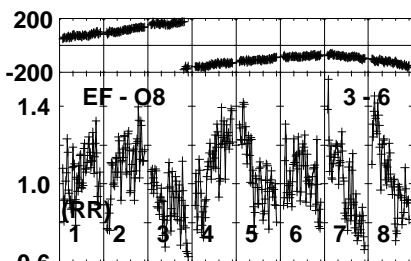
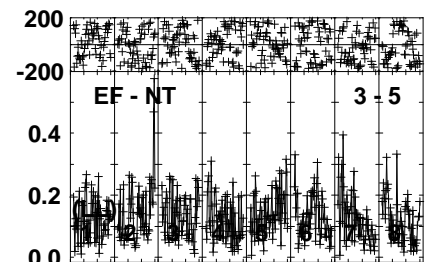
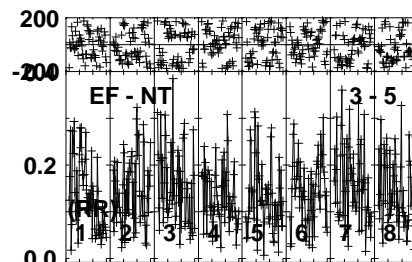
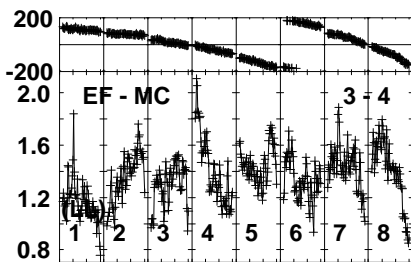
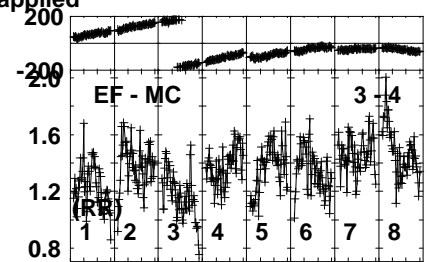
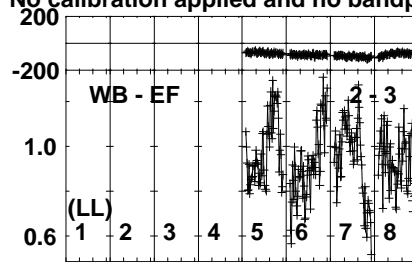
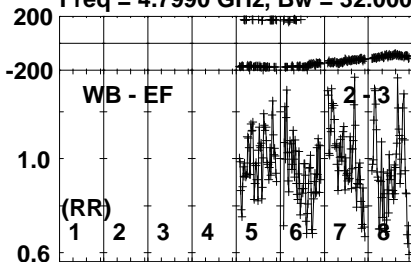
Lower frame: Micro Ampl Jy Top frame: Phas deg  
Vector averaged cross-power spectrum Several baselines displayed  
Timerange: 00/10:13:09 to 00/10:16:29

Plot file version 512 created 15-NOV-2021 12:12:51

J0037+2141 EC077B.UVDATA.1

Freq = 4.7990 GHz, Bw = 32.000 MH

No calibration applied and no bandpass applied



040040040040040040040040  
Channels

040040040040040040040040  
Channels

040040040040040040040040  
Channels

Lower frame: Milli Ampl Jy Top frame: Phas deg  
Vector averaged cross-power spectrum Several baselines displayed  
Timerange: 00/10:16:33 to 00/10:18:29

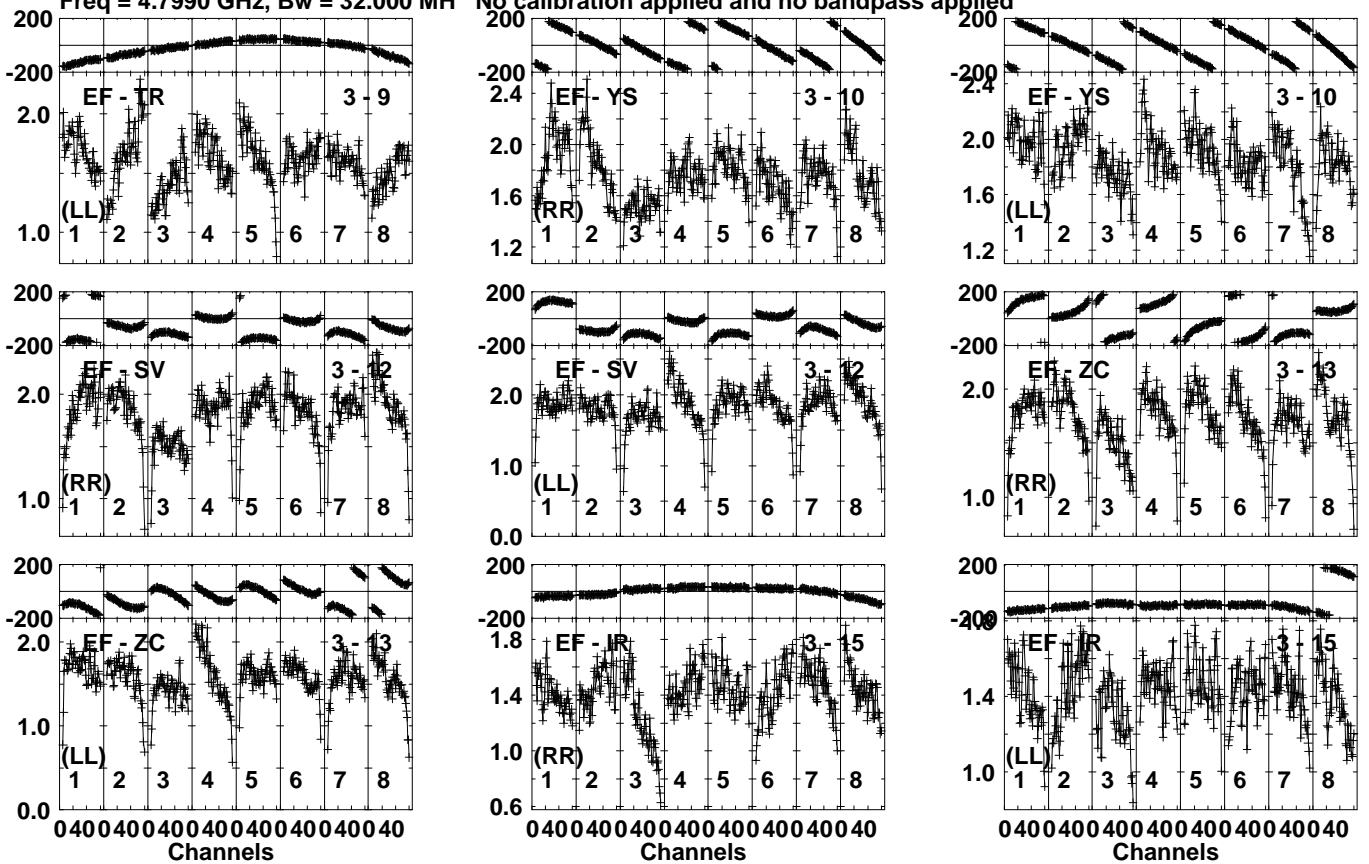


Plot file version 513 created 15-NOV-2021 12:12:51

J0037+2141 EC077B.UVDATA.1

Freq = 4.7990 GHz, Bw = 32.000 MH

No calibration applied and no bandpass applied

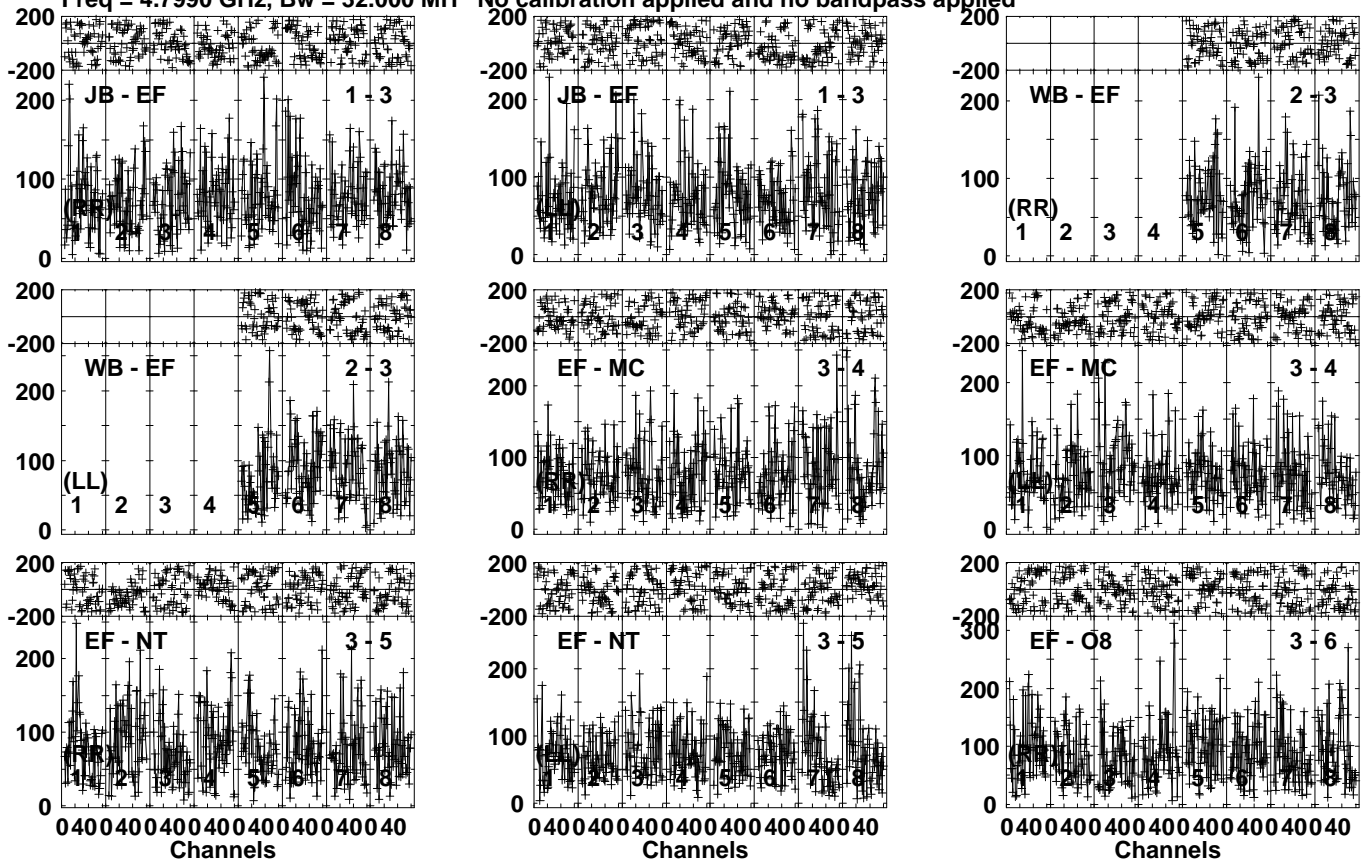


Lower frame: Milli Ampl Jy Top frame: Phas deg  
Vector averaged cross-power spectrum Several baselines displayed  
Timerange: 00/10:16:33 to 00/10:18:29

Plot file version 514 created 15-NOV-2021 12:12:51

LP349-25 EC077B.UVDATA.1

Freq = 4.7990 GHz, Bw = 32.000 MH No calibration applied and no bandpass applied

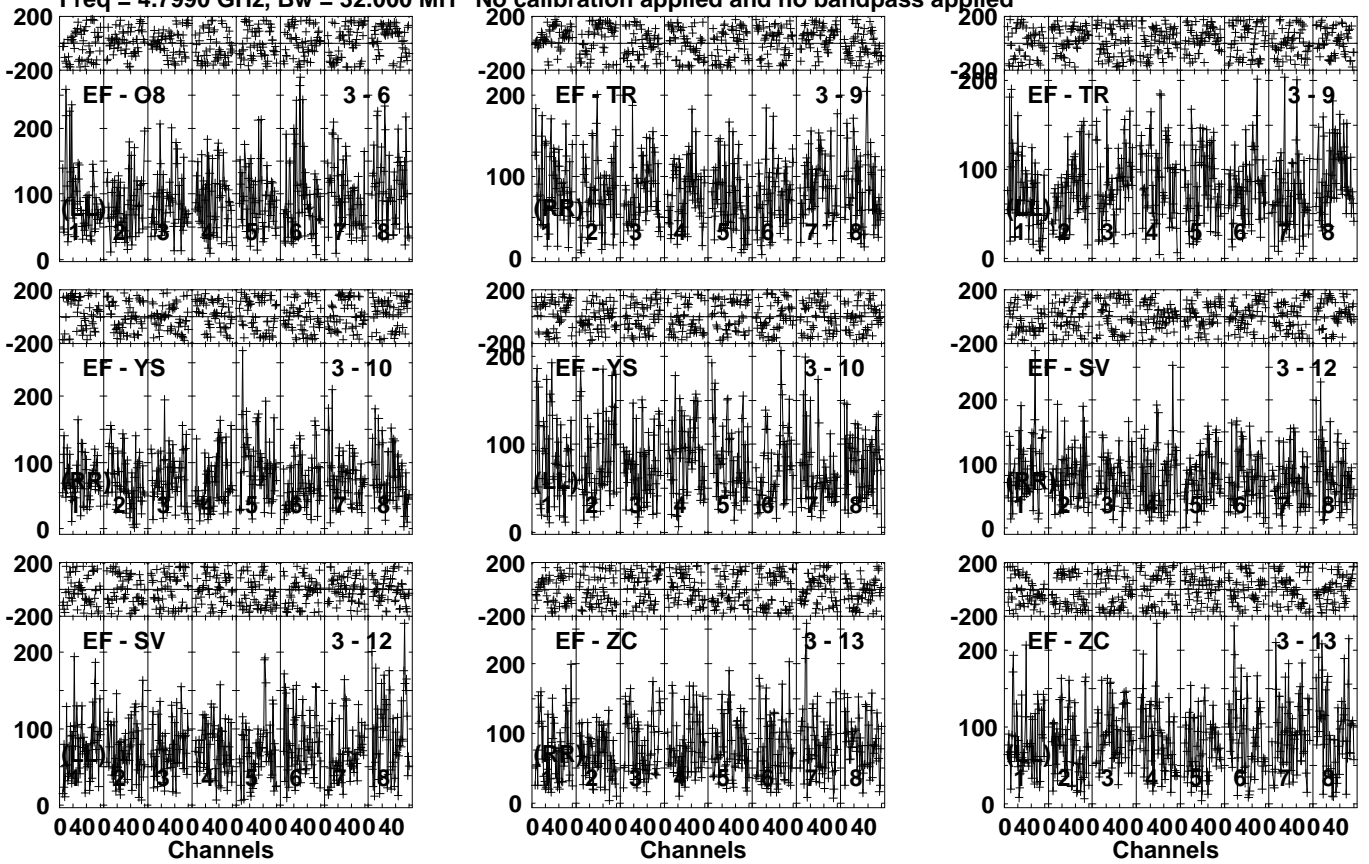


Lower frame: Micro Ampl Jy Top frame: Phas deg  
Vector averaged cross-power spectrum Several baselines displayed  
Timerange: 00/10:18:31 to 00/10:22:29

Plot file version 515 created 15-NOV-2021 12:12:51

LP349-25 EC077B.UVDATA.1

Freq = 4.7990 GHz, Bw = 32.000 MH No calibration applied and no bandpass applied

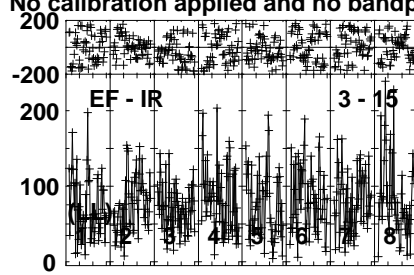
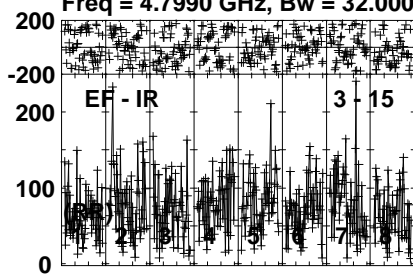


Lower frame: Micro Ampl Jy Top frame: Phas deg  
Vector averaged cross-power spectrum Several baselines displayed  
Timerange: 00/10:18:31 to 00/10:22:29

Plot file version 516 created 15-NOV-2021 12:12:51

LP349-25 EC077B.UVDATA.1

Freq = 4.7990 GHz, Bw = 32.000 MH No calibration applied and no bandpass applied



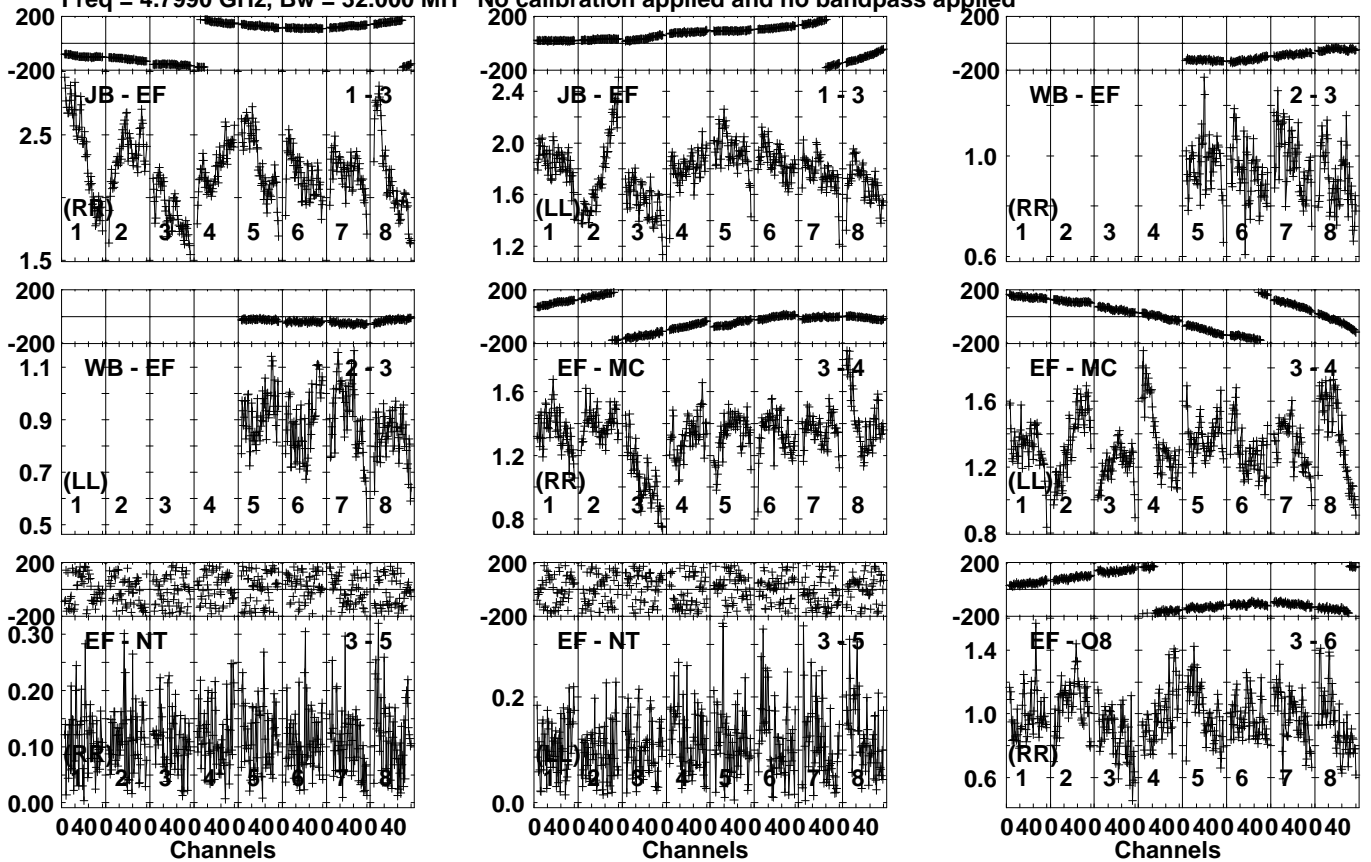
Lower frame: Micro Ampl Jy Top frame: Phas deg  
Vector averaged cross-power spectrum Several baselines displayed  
Timerange: 00/10:18:31 to 00/10:22:29

Plot file version 517 created 15-NOV-2021 12:12:51

J0037+2141 EC077B.UVDATA.1

Freq = 4.7990 GHz, Bw = 32.000 MH

No calibration applied and no bandpass applied



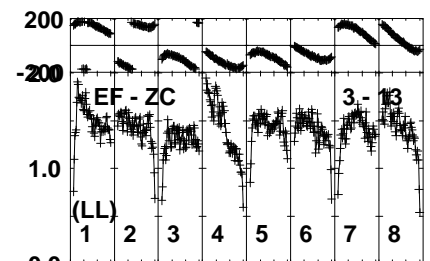
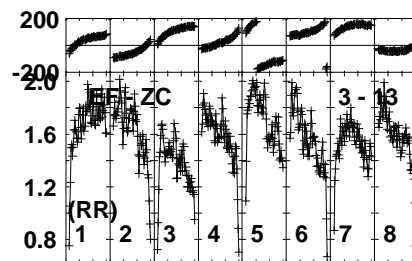
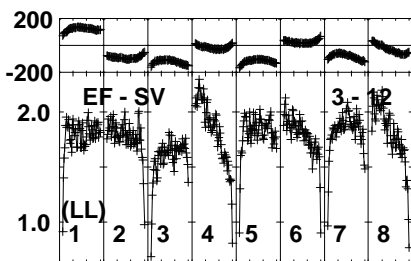
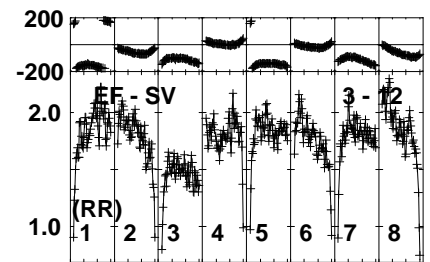
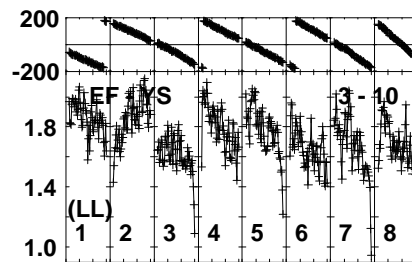
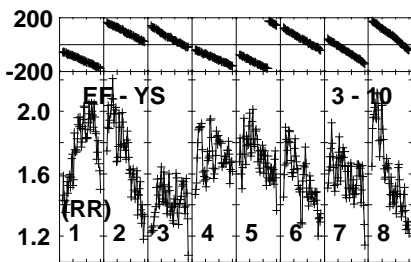
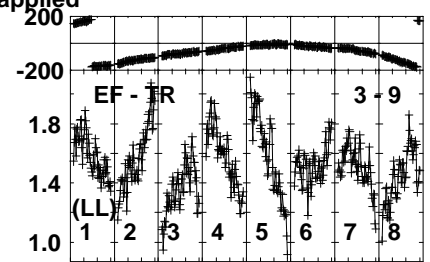
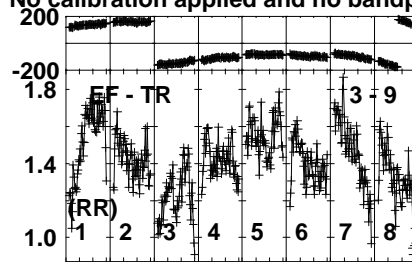
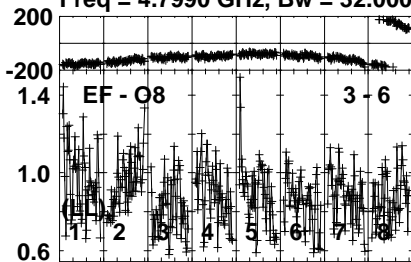
Lower frame: Milli Ampl Jy Top frame: Phas deg  
Vector averaged cross-power spectrum Several baselines displayed  
Timerange: 00/10:23:01 to 00/10:24:59

Plot file version 518 created 15-NOV-2021 12:12:51

J0037+2141 EC077B.UVDATA.1

Freq = 4.7990 GHz, Bw = 32.000 MH

No calibration applied and no bandpass applied



040040040040040040040040  
Channels

040040040040040040040040  
Channels

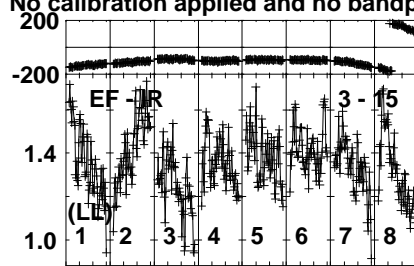
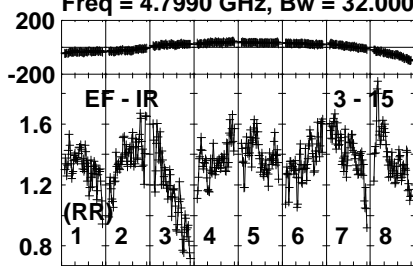
040040040040040040040040  
Channels

Lower frame: Milli Ampl Jy Top frame: Phas deg  
Vector averaged cross-power spectrum Several baselines displayed  
Timerange: 00/10:23:01 to 00/10:24:59

Plot file version 519 created 15-NOV-2021 12:12:51

J0037+2141 EC077B.UVDATA.1

Freq = 4.7990 GHz, Bw = 32.000 MH No calibration applied and no bandpass applied

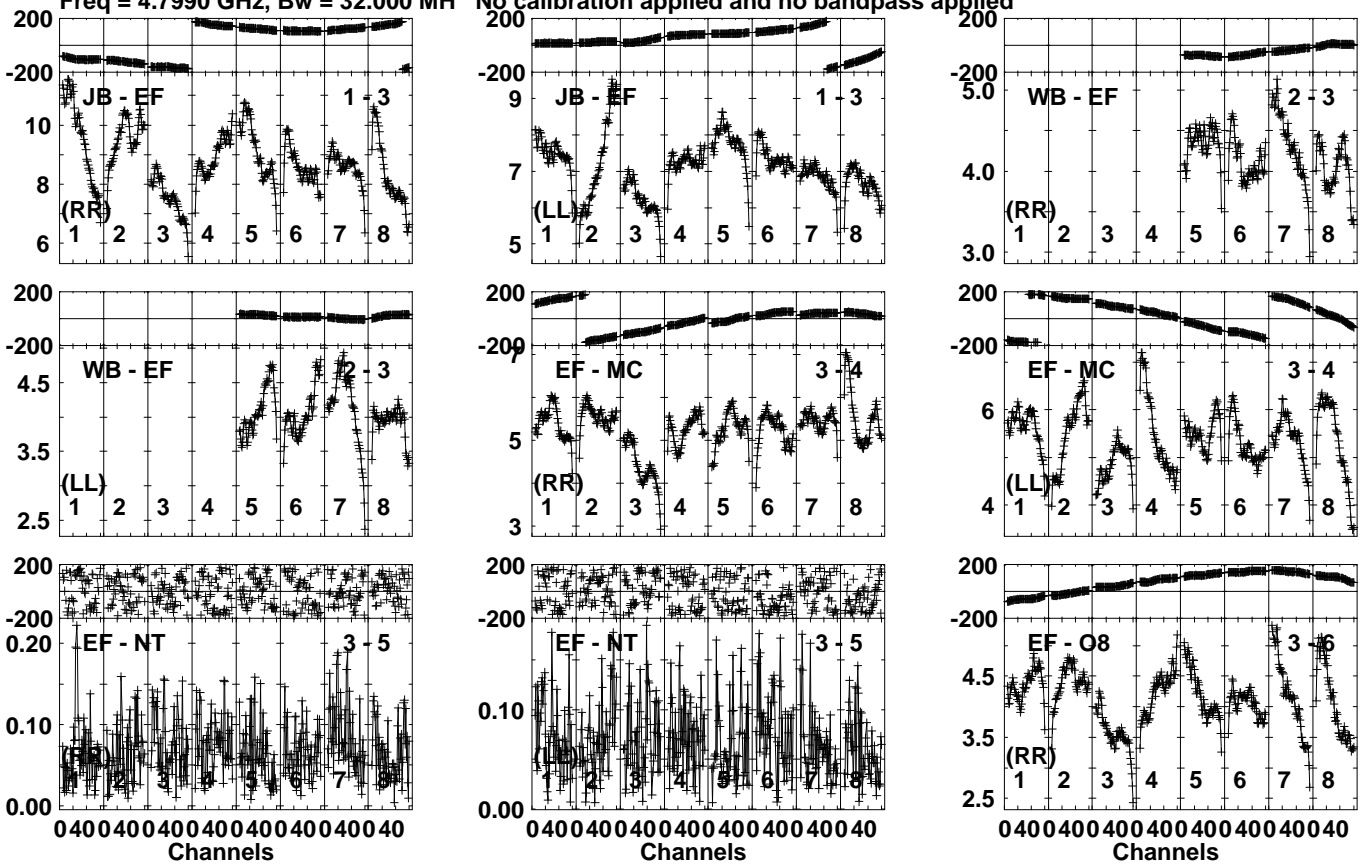


Lower frame: Milli Ampl Jy Top frame: Phas deg  
Vector averaged cross-power spectrum Several baselines displayed  
Timerange: 00/10:23:01 to 00/10:24:59

Plot file version 520 created 15-NOV-2021 12:12:51

0017+200 EC077B.UVDATA.1

Freq = 4.7990 GHz, Bw = 32.000 MH No calibration applied and no bandpass applied



Lower frame: Milli Ampl Jy Top frame: Phas deg  
Vector averaged cross-power spectrum Several baselines displayed  
Timerange: 00/10:25:46 to 00/10:29:58

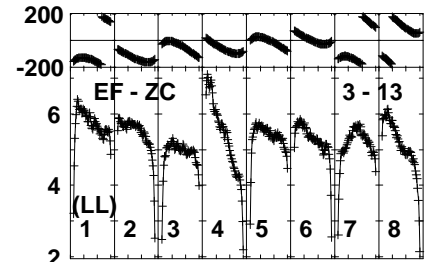
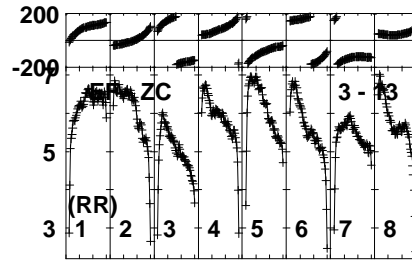
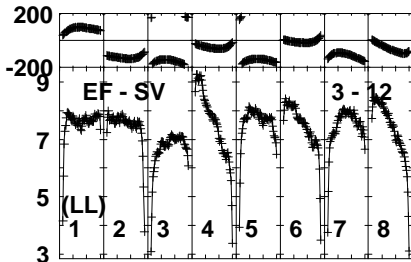
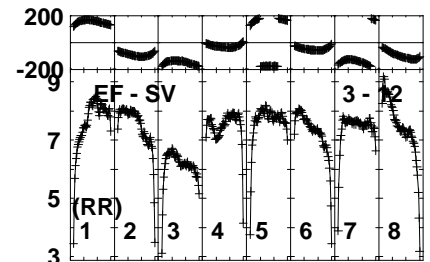
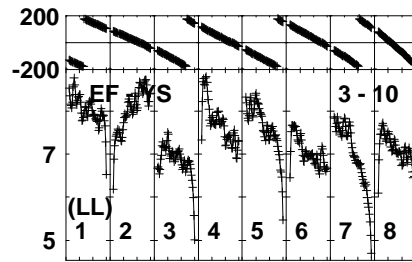
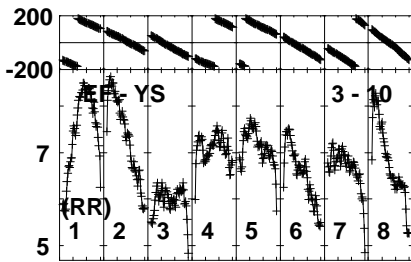
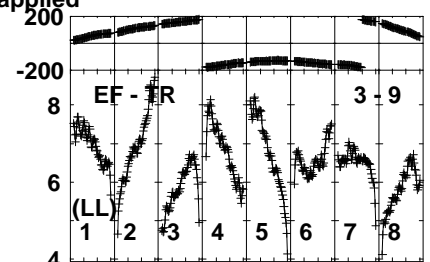
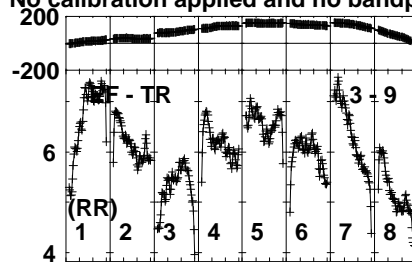
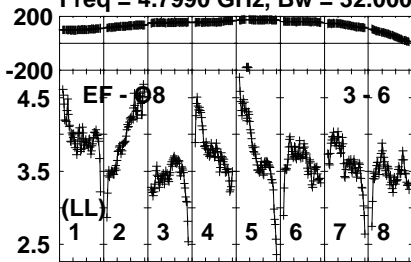


Plot file version 521 created 15-NOV-2021 12:12:52

0017+200 EC077B.UVDATA.1

Freq = 4.7990 GHz, Bw = 32.000 MH

No calibration applied and no bandpass applied



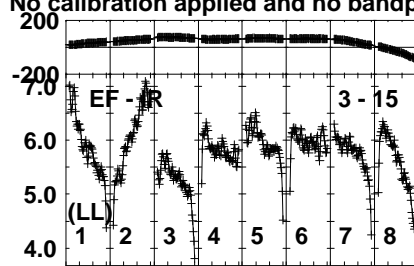
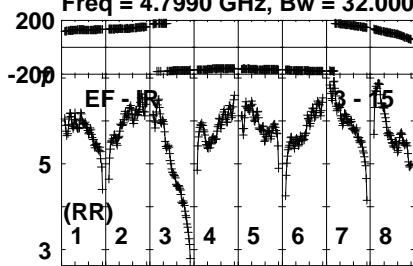
Lower frame: Milli Ampl Jy Top frame: Phas deg  
Vector averaged cross-power spectrum Several baselines displayed  
Timerange: 00/10:25:46 to 00/10:29:58

Plot file version 522 created 15-NOV-2021 12:12:52

0017+200 EC077B.UVDATA.1

Freq = 4.7990 GHz, Bw = 32.000 MH

No calibration applied and no bandpass applied



Lower frame: Milli Ampl Jy Top frame: Phas deg  
Vector averaged cross-power spectrum Several baselines displayed  
Timerange: 00/10:25:46 to 00/10:29:58