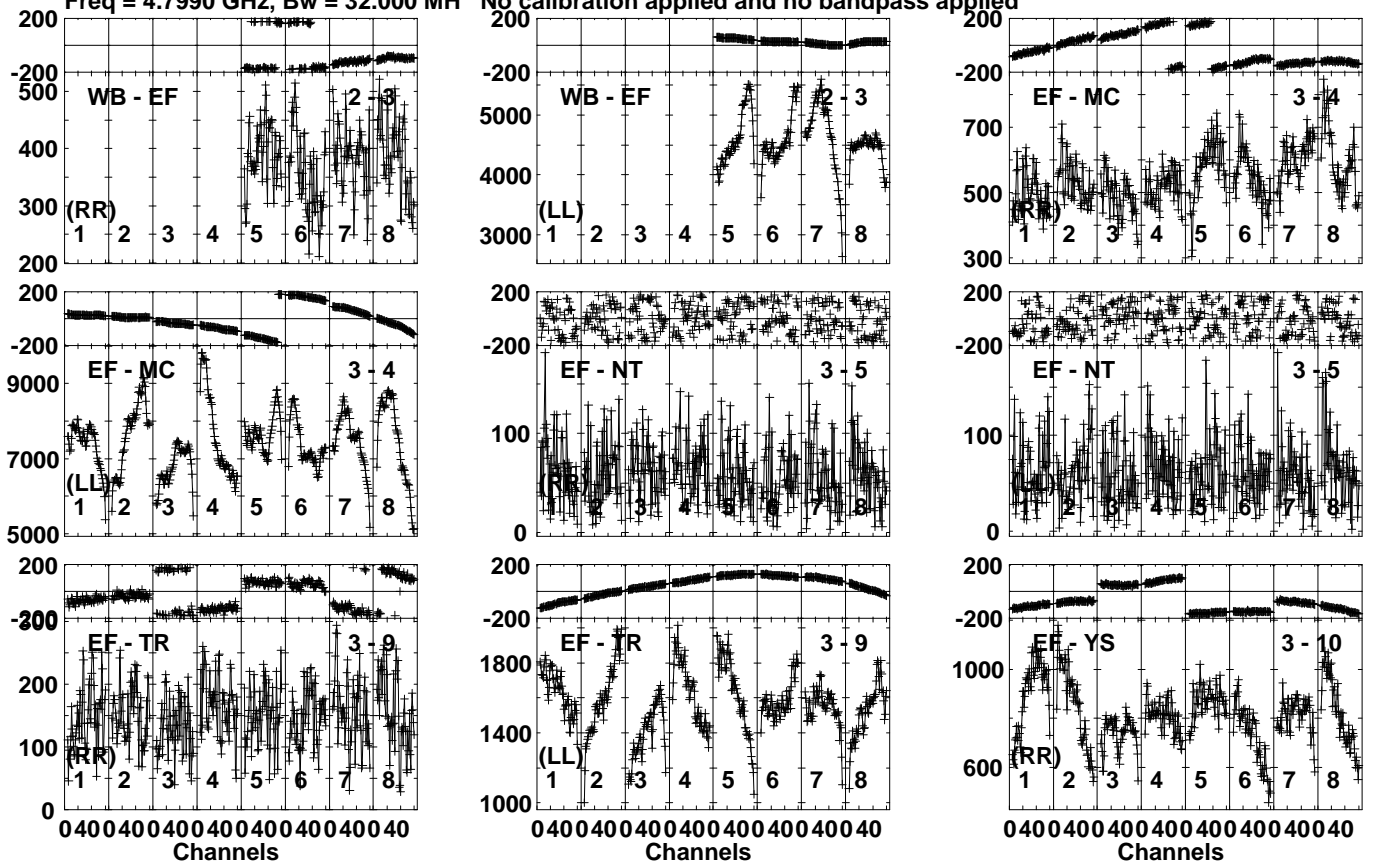


Plot file version 1 created 04-NOV-2021 02:04:34

0017+200 EC077C.UVDATA.1

Freq = 4.7990 GHz, Bw = 32.000 MH No calibration applied and no bandpass applied



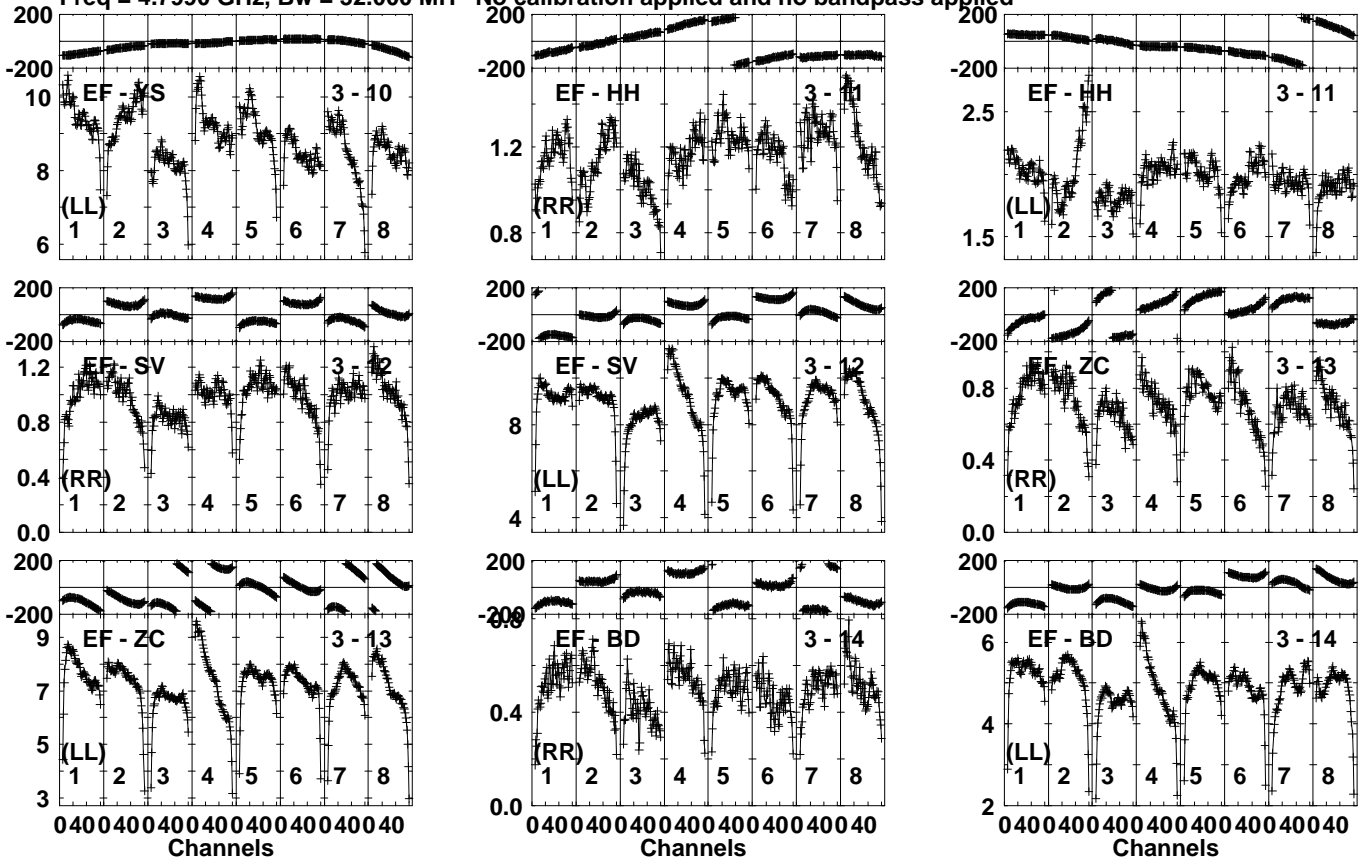
Lower frame: Micro Ampl Jy Top frame: Phas deg  
Vector averaged cross-power spectrum Several baselines displayed  
Timerange: 00/03:30:01 to 00/03:34:59

Plot file version 2 created 04-NOV-2021 02:04:35

0017+200 EC077C.UVDATA.1

Freq = 4.7990 GHz, Bw = 32.000 MH

No calibration applied and no bandpass applied



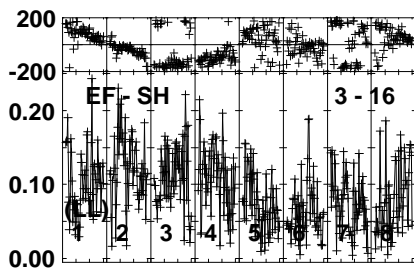
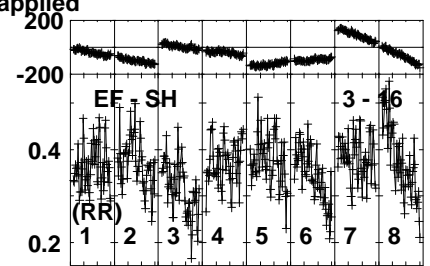
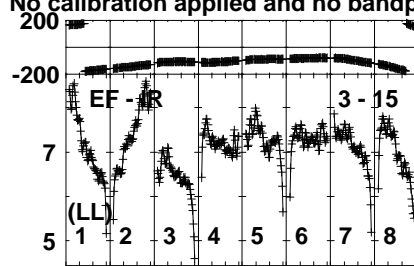
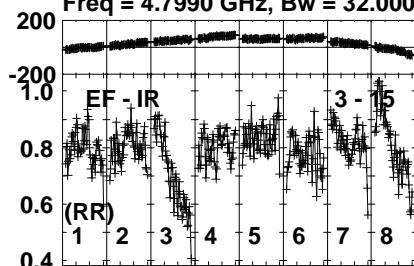
Lower frame: Milli Ampl Jy Top frame: Phas deg  
Vector averaged cross-power spectrum Several baselines displayed  
Timerange: 00/03:30:01 to 00/03:34:59

Plot file version 3 created 04-NOV-2021 02:04:35

0017+200 EC077C.UVDATA.1

Freq = 4.7990 GHz, Bw = 32.000 MH

No calibration applied and no bandpass applied

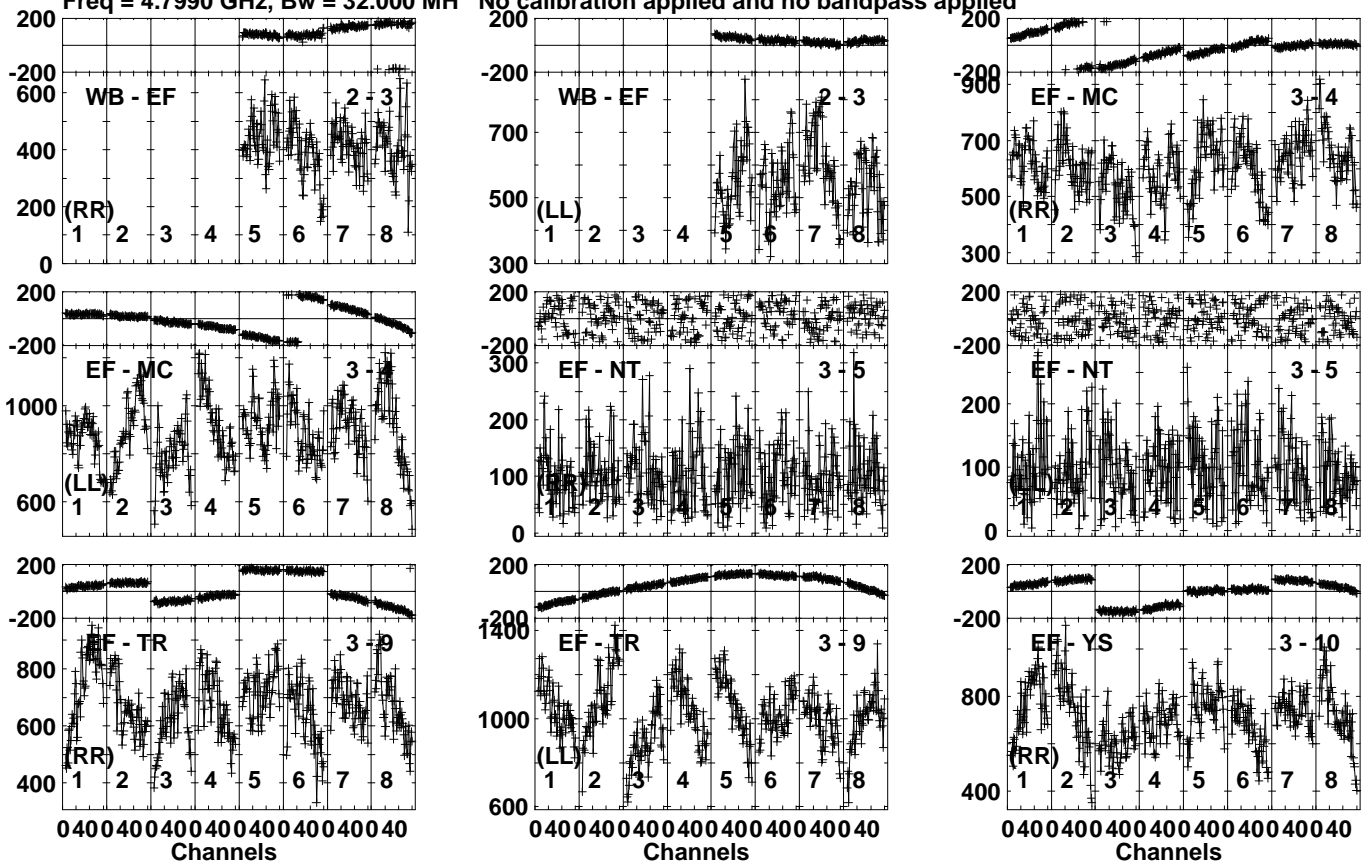


Lower frame: Milli Ampl Jy Top frame: Phas deg  
Vector averaged cross-power spectrum Several baselines displayed  
Timerange: 00/03:30:01 to 00/03:34:59

Plot file version 4 created 04-NOV-2021 02:04:35

J0038+1856 EC077C.UVDATA.1

Freq = 4.7990 GHz, Bw = 32.000 MH No calibration applied and no bandpass applied



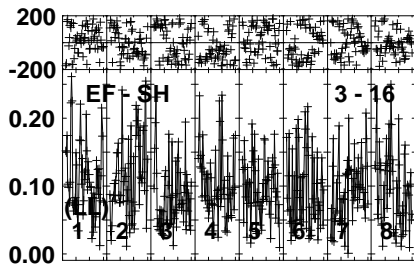
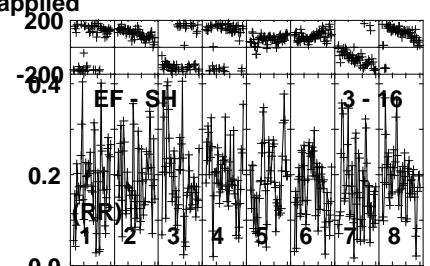
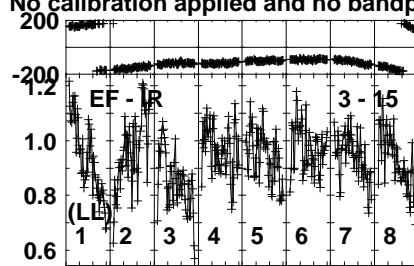
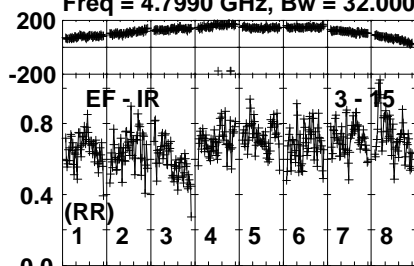
Lower frame: Micro Ampl Jy Top frame: Phas deg  
Vector averaged cross-power spectrum Several baselines displayed  
Timerange: 00/03:38:01 to 00/03:39:59



Plot file version 6 created 04-NOV-2021 02:04:35

J0038+1856 EC077C.UVDATA.1

Freq = 4.7990 GHz, Bw = 32.000 MH No calibration applied and no bandpass applied



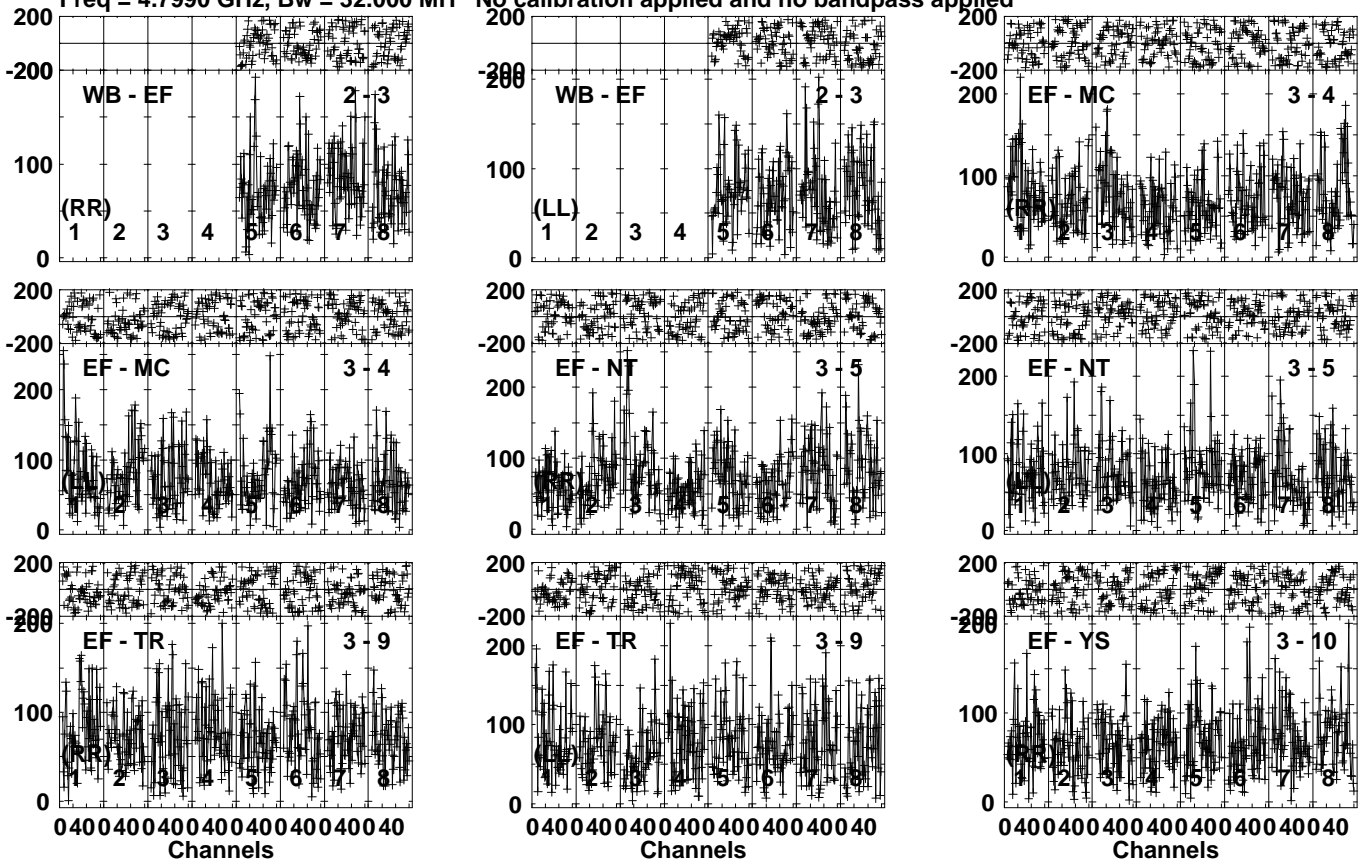
Lower frame: Milli Ampl Jy Top frame: Phas deg  
Vector averaged cross-power spectrum Several baselines displayed  
Timerange: 00/03:38:01 to 00/03:39:59

Plot file version 7 created 04-NOV-2021 02:04:35

LSPMJ0036+18 EC077C.UVDATA.1

Freq = 4.7990 GHz, Bw = 32.000 MH

No calibration applied and no bandpass applied



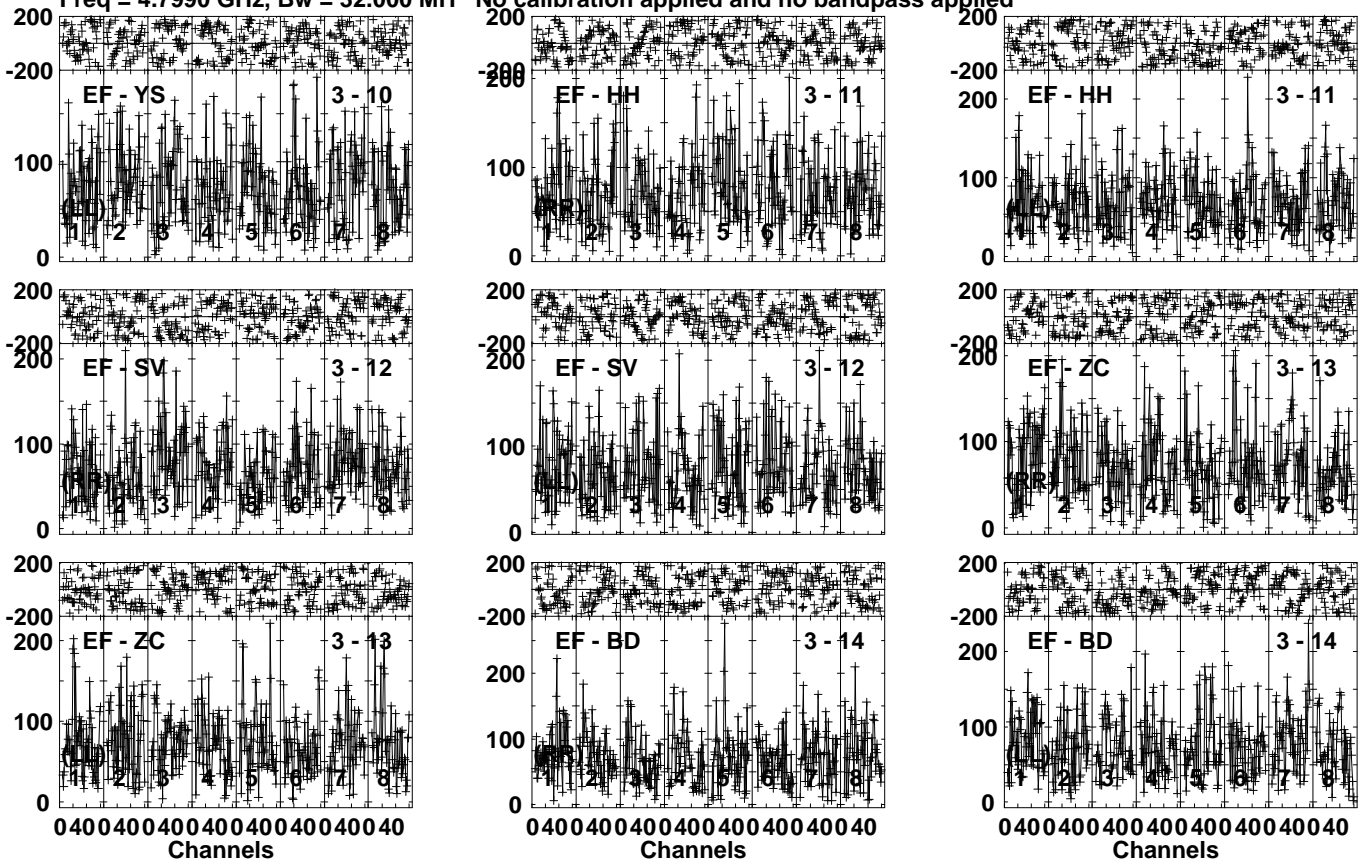
Lower frame: Micro Ampl Jy Top frame: Phas deg  
Vector averaged cross-power spectrum Several baselines displayed  
Timerange: 00/03:40:41 to 00/03:44:09

Plot file version 8 created 04-NOV-2021 02:04:35

LSPMJ0036+18 EC077C.UVDATA.1

Freq = 4.7990 GHz, Bw = 32.000 MH

No calibration applied and no bandpass applied



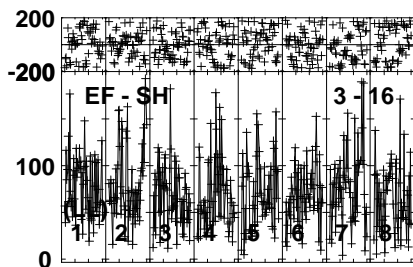
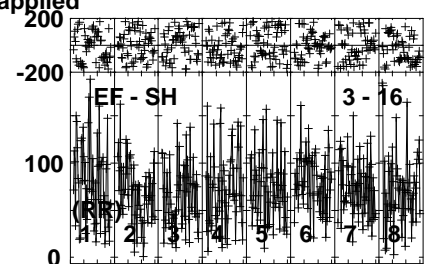
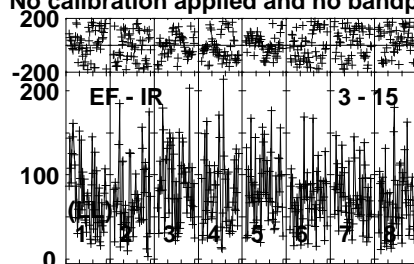
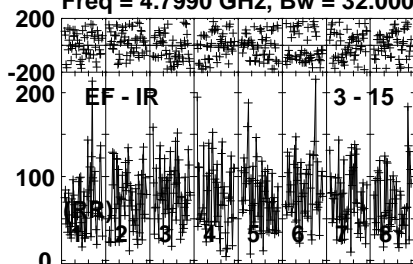
Lower frame: Micro Ampl Jy Top frame: Phas deg  
Vector averaged cross-power spectrum Several baselines displayed  
Timerange: 00/03:40:41 to 00/03:44:09



Plot file version 9 created 04-NOV-2021 02:04:35

LSPMJ0036+18 EC077C.UVDATA.1

Freq = 4.7990 GHz, Bw = 32.000 MH No calibration applied and no bandpass applied



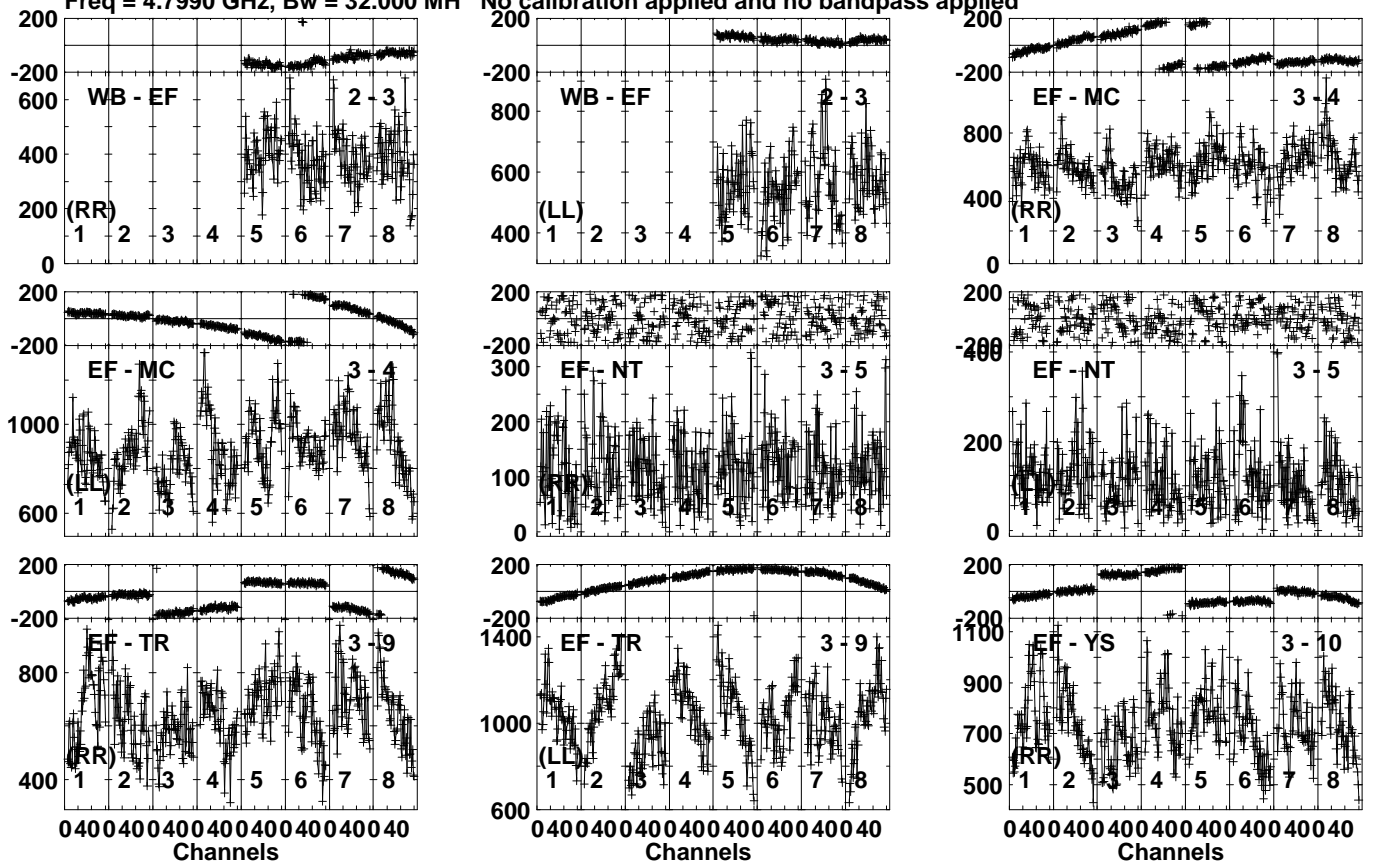
Lower frame: Micro Ampl Jy Top frame: Phas deg  
Vector averaged cross-power spectrum Several baselines displayed  
Timerange: 00/03:40:41 to 00/03:44:09

Plot file version 10 created 04-NOV-2021 02:04:35

J0038+1856 EC077C.UVDATA.1

Freq = 4.7990 GHz, Bw = 32.000 MH

No calibration applied and no bandpass applied



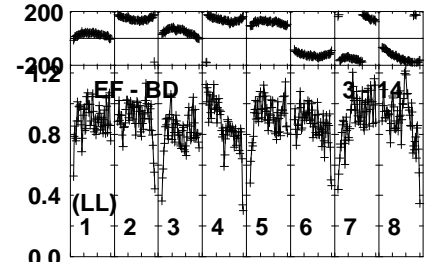
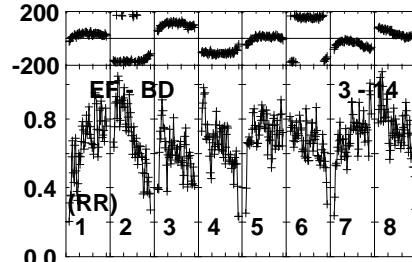
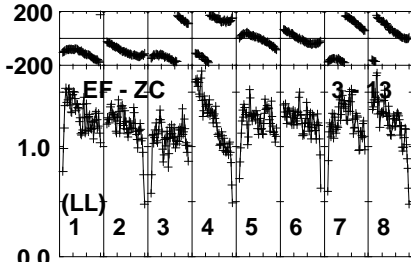
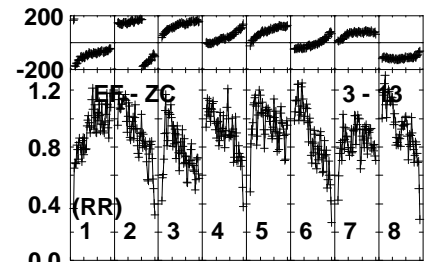
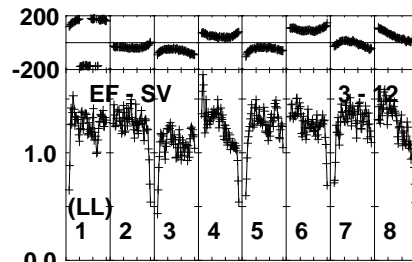
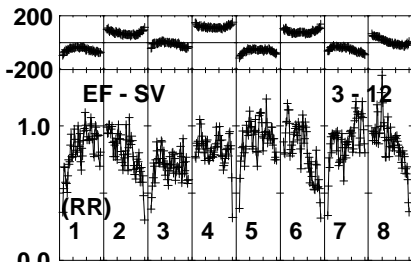
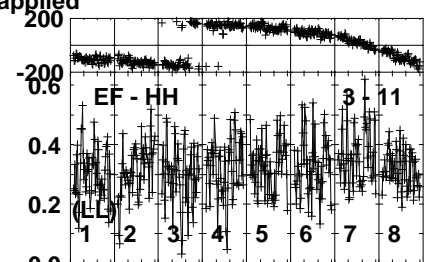
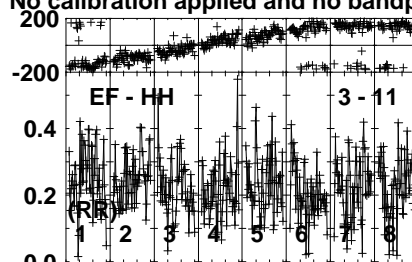
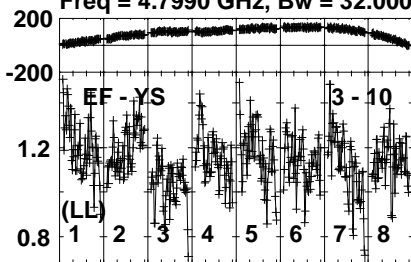
Lower frame: Micro Ampl Jy Top frame: Phas deg  
Vector averaged cross-power spectrum Several baselines displayed  
Timerange: 00/03:44:13 to 00/03:46:09

Plot file version 11 created 04-NOV-2021 02:04:36

J0038+1856 EC077C.UVDATA.1

Freq = 4.7990 GHz, Bw = 32.000 MH

No calibration applied and no bandpass applied



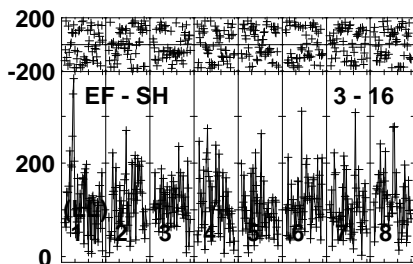
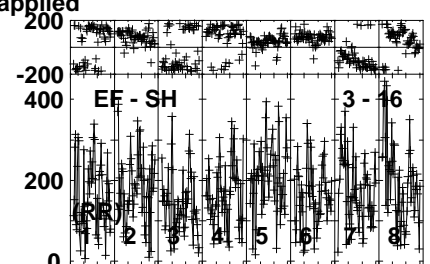
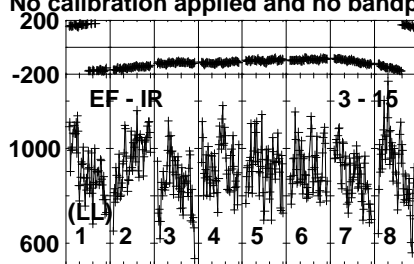
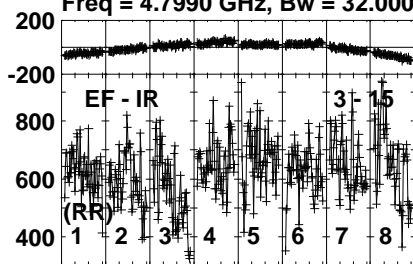
Lower frame: Milli Ampl Jy Top frame: Phas deg  
Vector averaged cross-power spectrum Several baselines displayed  
Timerange: 00/03:44:13 to 00/03:46:09

Plot file version 12 created 04-NOV-2021 02:04:36

J0038+1856 EC077C.UVDATA.1

Freq = 4.7990 GHz, Bw = 32.000 MH

No calibration applied and no bandpass applied



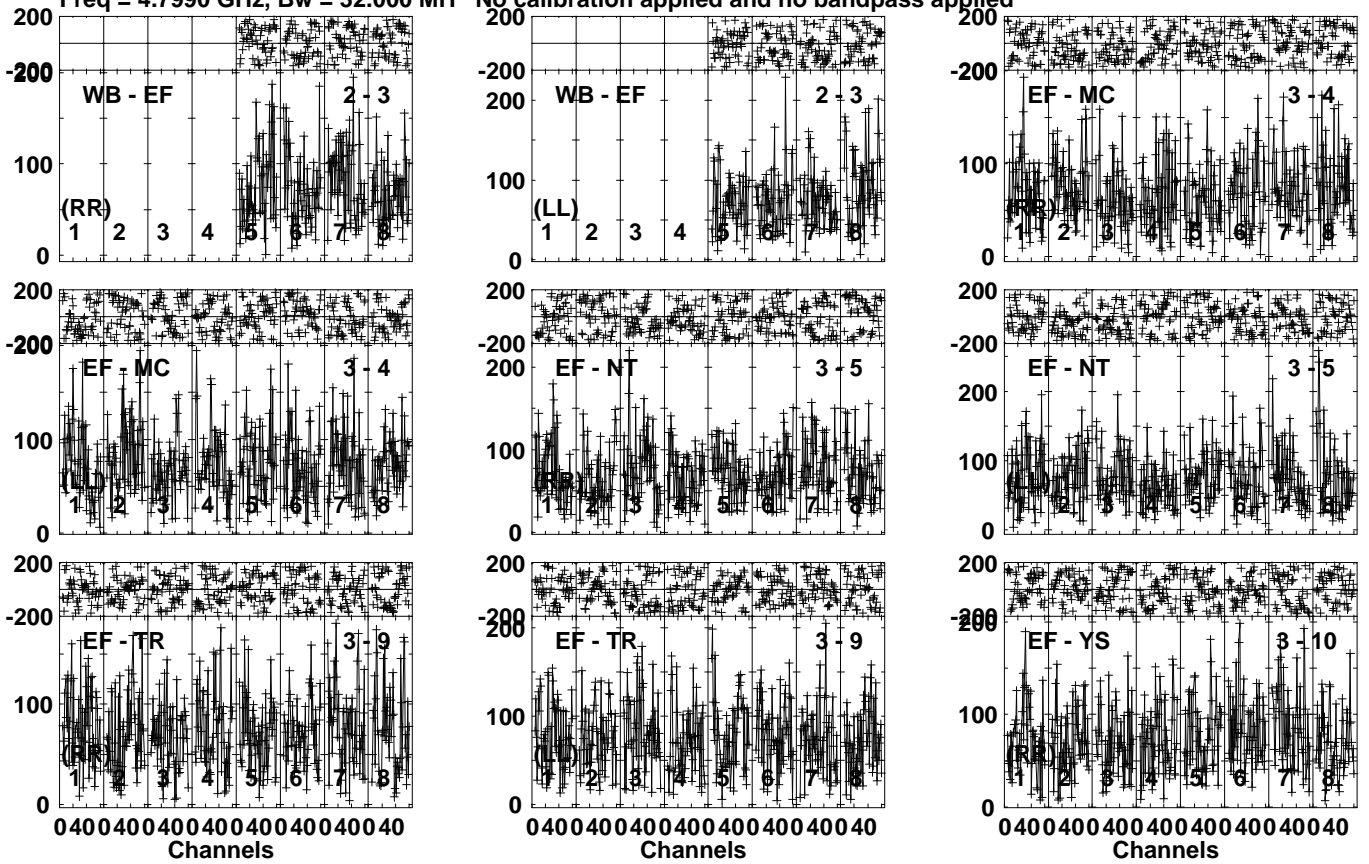
Lower frame: Micro Ampl Jy Top frame: Phas deg  
Vector averaged cross-power spectrum Several baselines displayed  
Timerange: 00/03:44:13 to 00/03:46:09

Plot file version 13 created 04-NOV-2021 02:04:36

LSPMJ0036+18 EC077C.UVDATA.1

Freq = 4.7990 GHz, Bw = 32.000 MH

No calibration applied and no bandpass applied



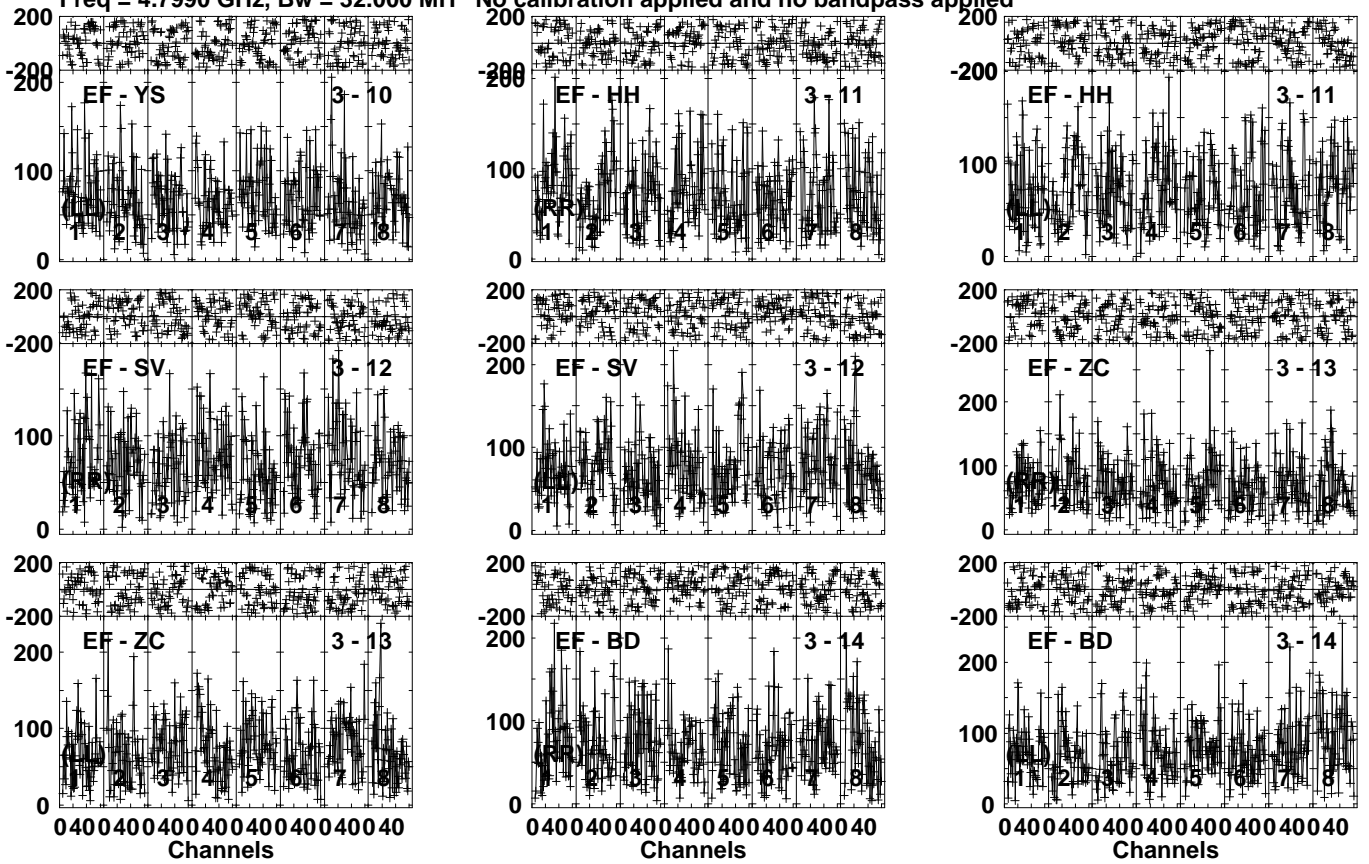
Lower frame: Micro Ampl Jy Top frame: Phas deg  
Vector averaged cross-power spectrum Several baselines displayed  
Timerange: 00/03:46:11 to 00/03:50:19

Plot file version 14 created 04-NOV-2021 02:04:36

LSPMJ0036+18 EC077C.UVDATA.1

Freq = 4.7990 GHz, Bw = 32.000 MH

No calibration applied and no bandpass applied

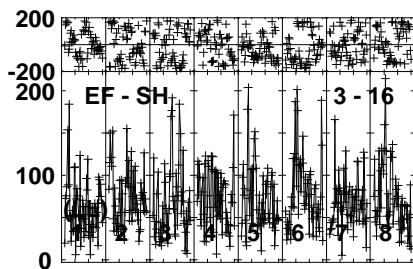
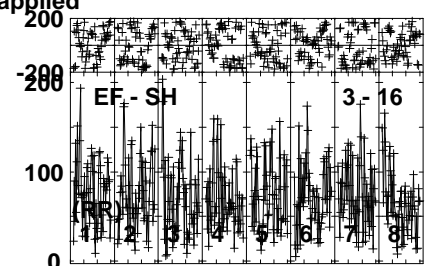
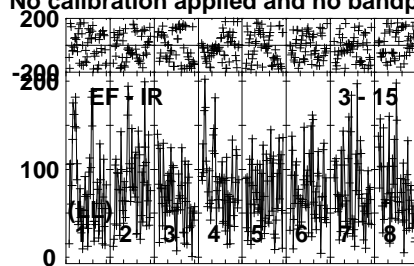
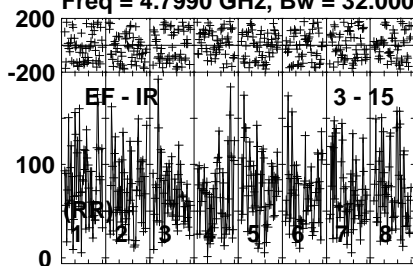


Lower frame: Micro Ampl Jy Top frame: Phas deg  
Vector averaged cross-power spectrum Several baselines displayed  
Timerange: 00/03:46:11 to 00/03:50:19

Plot file version 15 created 04-NOV-2021 02:04:36

LSPMJ0036+18 EC077C.UVDATA.1

Freq = 4.7990 GHz, Bw = 32.000 MH No calibration applied and no bandpass applied



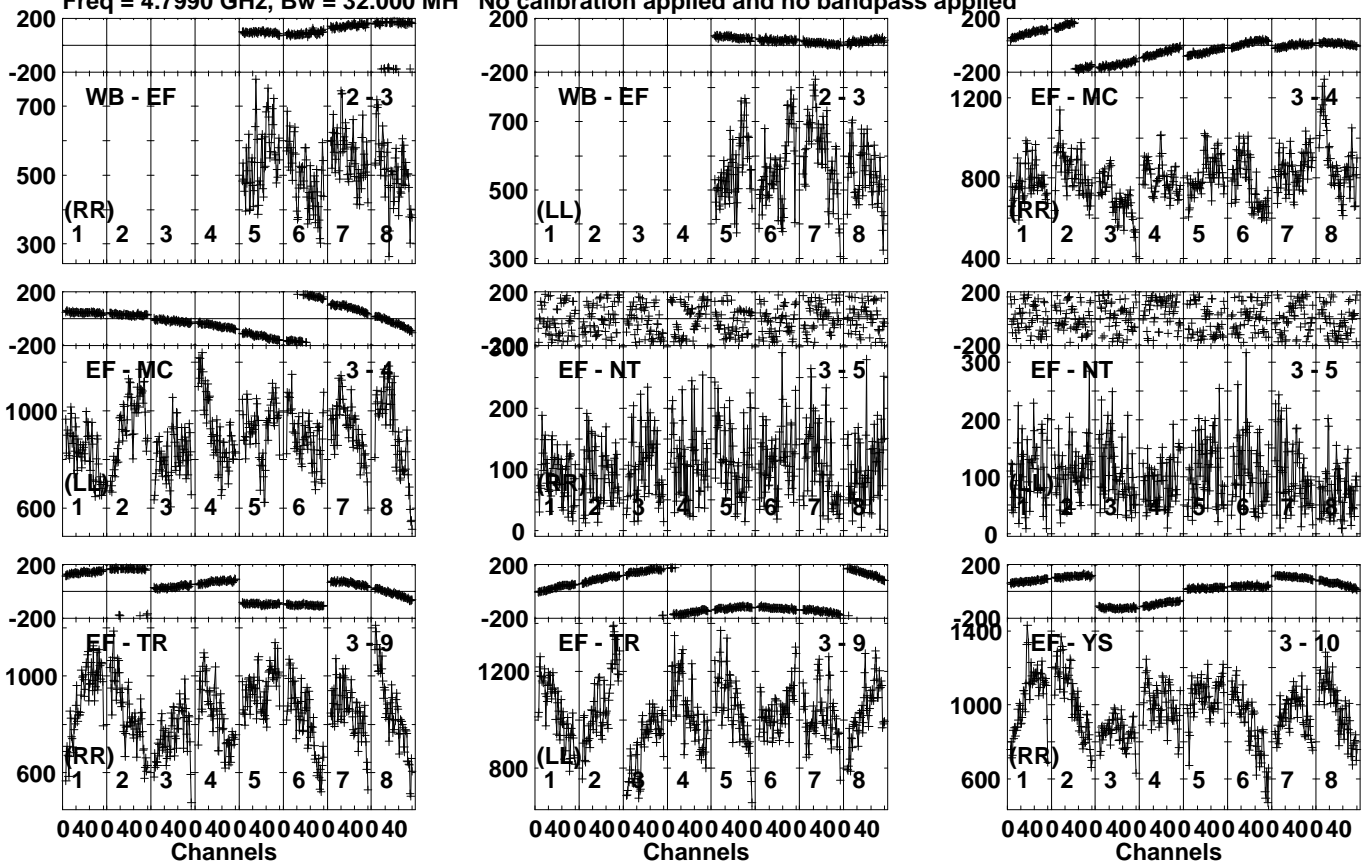
Lower frame: Micro Ampl Jy Top frame: Phas deg  
Vector averaged cross-power spectrum Several baselines displayed  
Timerange: 00/03:46:11 to 00/03:50:19

Plot file version 16 created 04-NOV-2021 02:04:36

J0038+1856 EC077C.UVDATA.1

Freq = 4.7990 GHz, Bw = 32.000 MH

No calibration applied and no bandpass applied



Lower frame: Micro Ampl Jy Top frame: Phas deg  
Vector averaged cross-power spectrum Several baselines displayed  
Timerange: 00/03:50:51 to 00/03:52:49

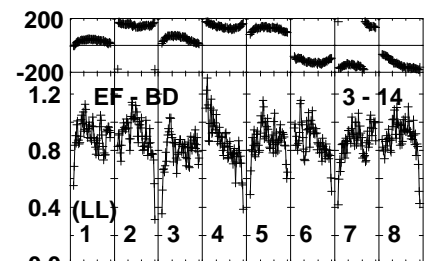
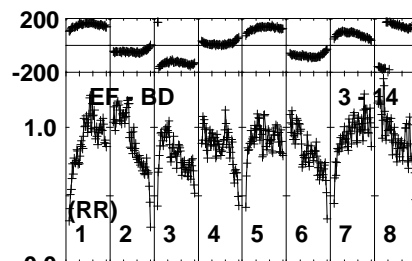
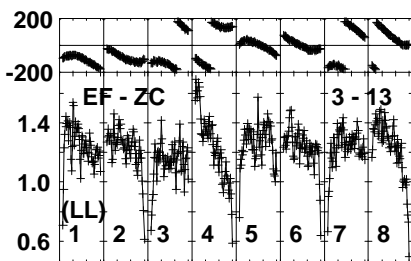
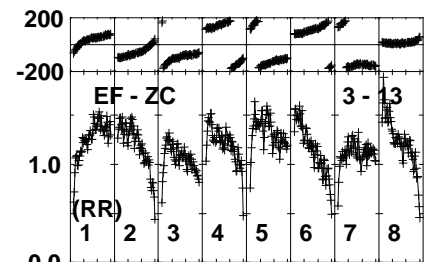
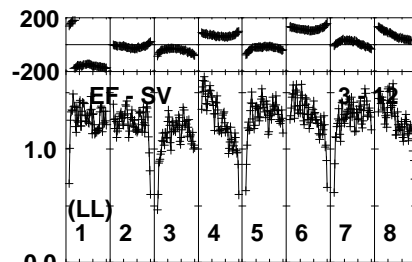
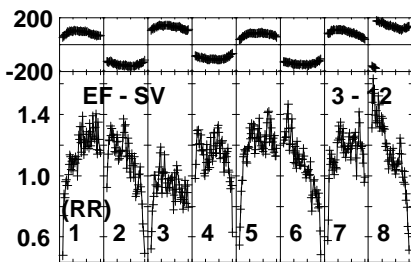
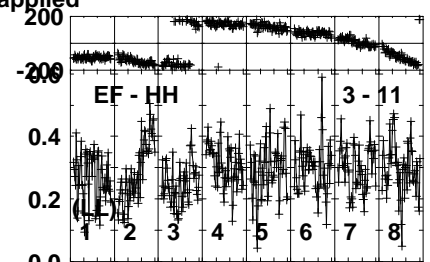
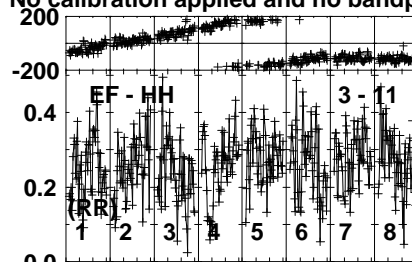
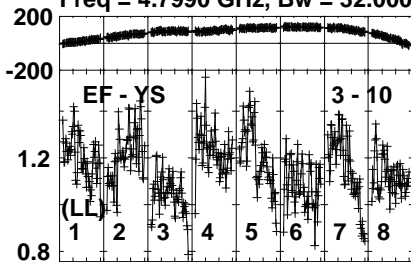


Plot file version 17 created 04-NOV-2021 02:04:36

J0038+1856 EC077C.UVDATA.1

Freq = 4.7990 GHz, Bw = 32.000 MH

No calibration applied and no bandpass applied



0400400400400400400400400400  
Channels

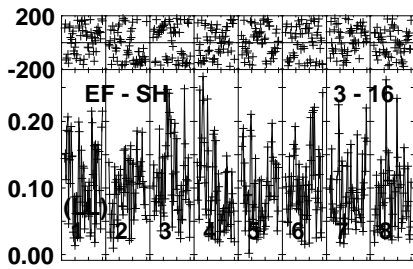
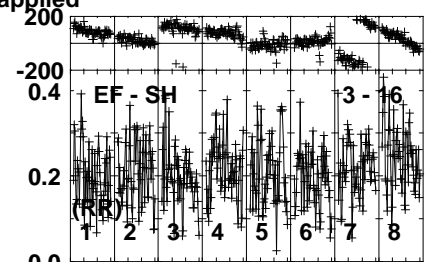
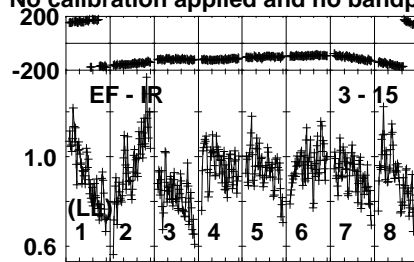
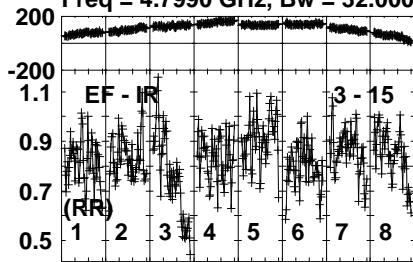
Lower frame: Milli Ampl Jy Top frame: Phas deg  
Vector averaged cross-power spectrum Several baselines displayed  
Timerange: 00/03:50:51 to 00/03:52:49

Plot file version 18 created 04-NOV-2021 02:04:36

J0038+1856 EC077C.UVDATA.1

Freq = 4.7990 GHz, Bw = 32.000 MH

No calibration applied and no bandpass applied

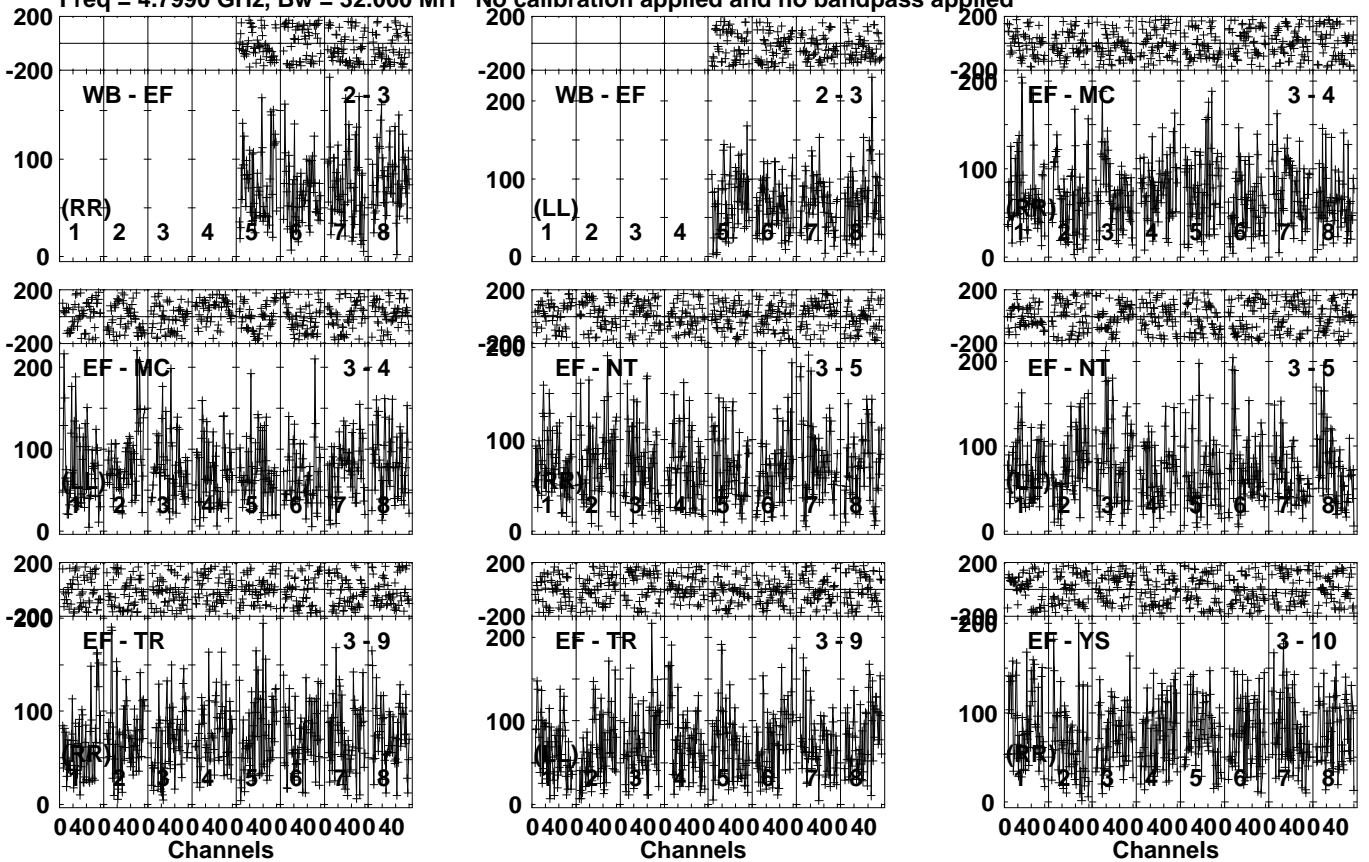


Lower frame: Milli Ampl Jy Top frame: Phas deg  
Vector averaged cross-power spectrum Several baselines displayed  
Timerange: 00/03:50:51 to 00/03:52:49

Plot file version 19 created 04-NOV-2021 02:04:37

LSPMJ0036+18 EC077C.UVDATA.1

Freq = 4.7990 GHz, Bw = 32.000 MH No calibration applied and no bandpass applied



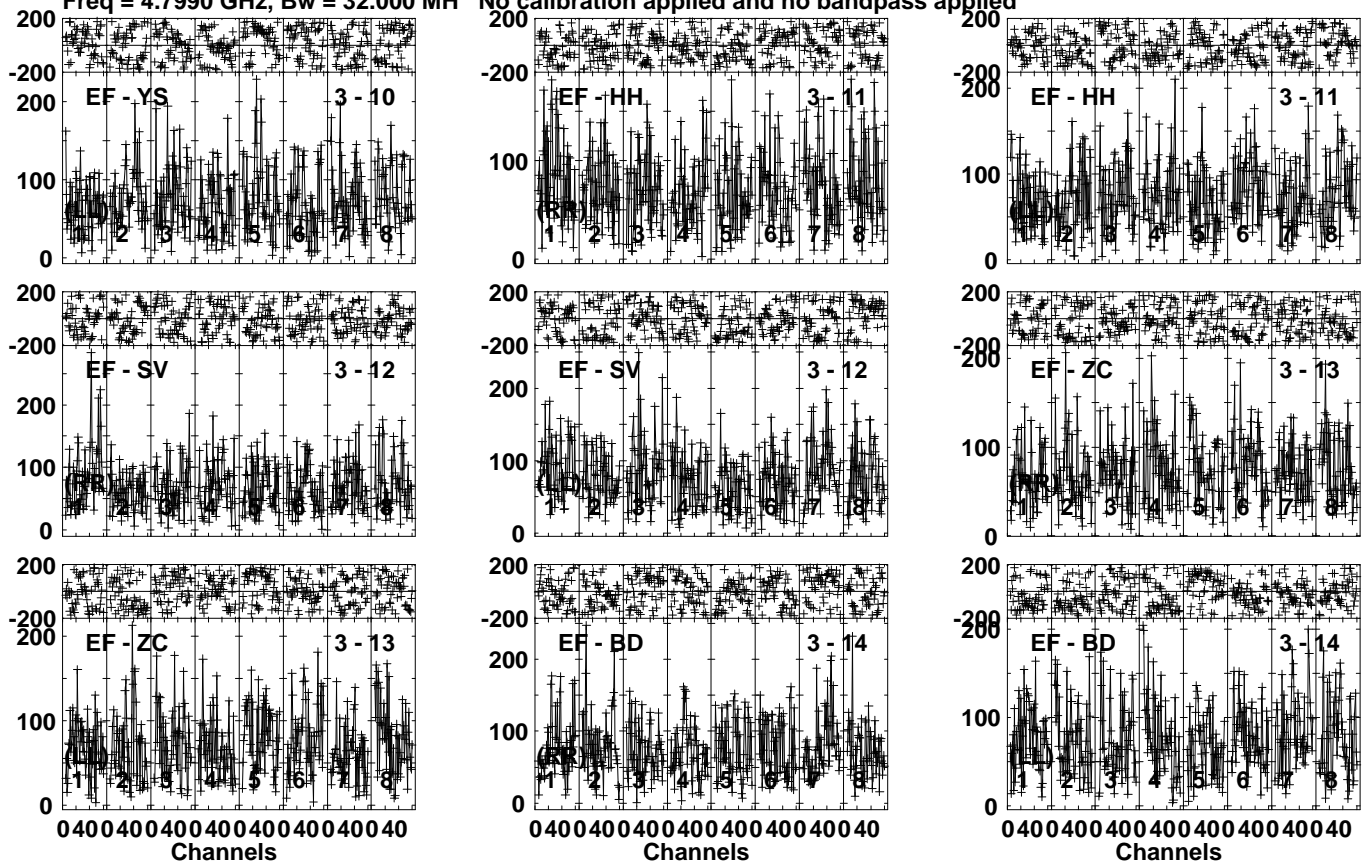
Lower frame: Micro Ampl Jy Top frame: Phas deg  
 Vector averaged cross-power spectrum Several baselines displayed  
 Timerange: 00/03:53:31 to 00/03:56:59

Plot file version 20 created 04-NOV-2021 02:04:37

LSPMJ0036+18 EC077C.UVDATA.1

Freq = 4.7990 GHz, Bw = 32.000 MH

No calibration applied and no bandpass applied



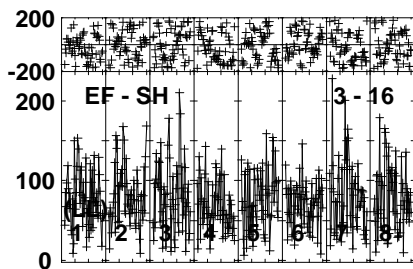
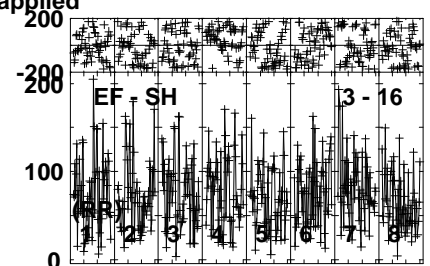
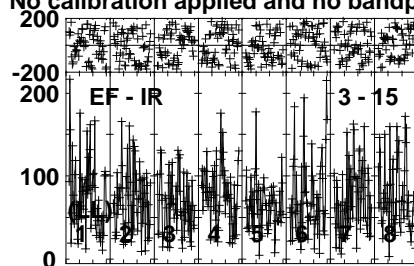
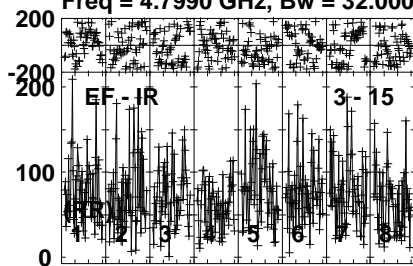
Lower frame: Micro Ampl Jy Top frame: Phas deg  
Vector averaged cross-power spectrum Several baselines displayed  
Timerange: 00/03:53:31 to 00/03:56:59

Plot file version 21 created 04-NOV-2021 02:04:37

LSPMJ0036+18 EC077C.UVDATA.1

Freq = 4.7990 GHz, Bw = 32.000 MH

No calibration applied and no bandpass applied



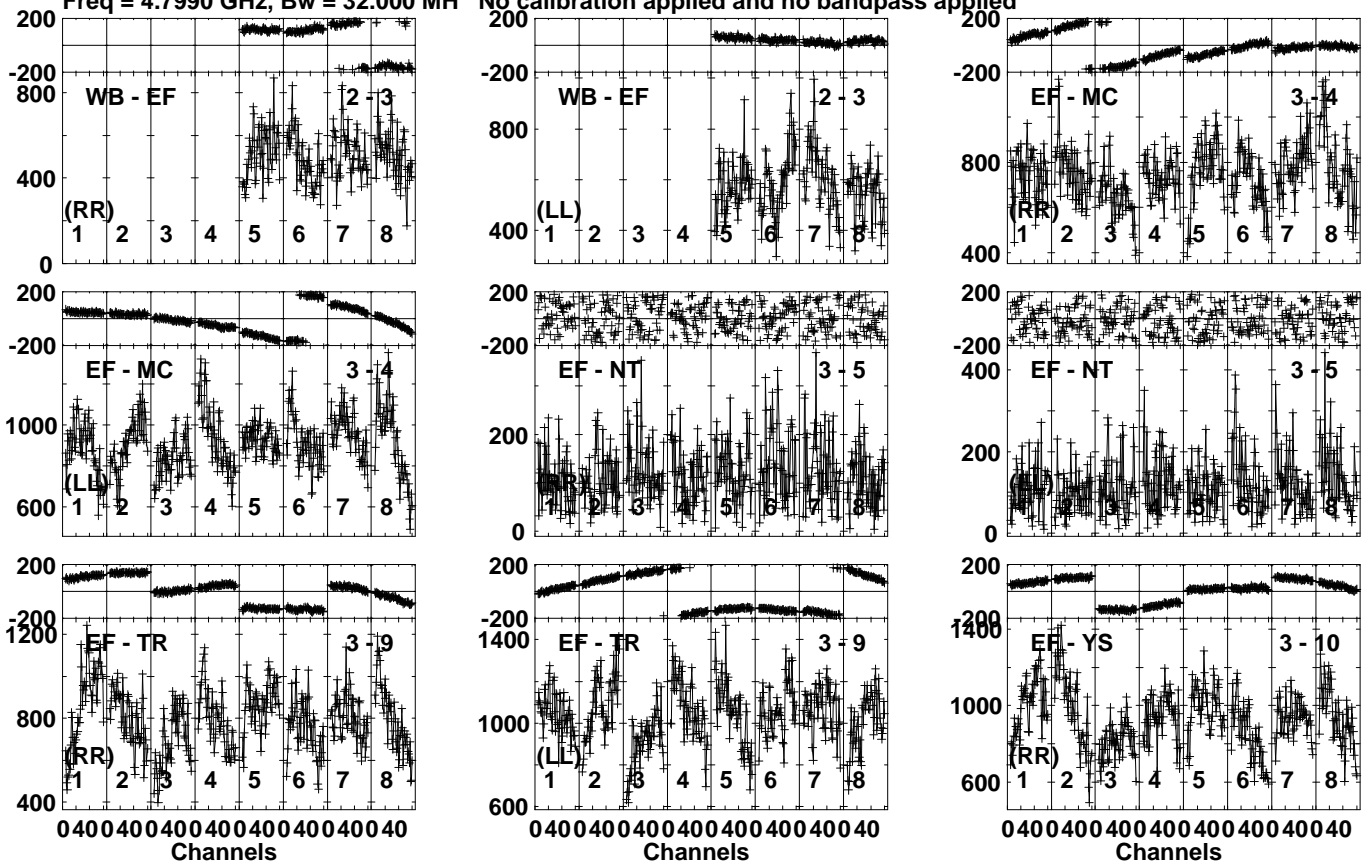
Lower frame: Micro Ampl Jy Top frame: Phas deg  
Vector averaged cross-power spectrum Several baselines displayed  
Timerange: 00/03:53:31 to 00/03:56:59

Plot file version 22 created 04-NOV-2021 02:04:37

J0038+1856 EC077C.UVDATA.1

Freq = 4.7990 GHz, Bw = 32.000 MH

No calibration applied and no bandpass applied



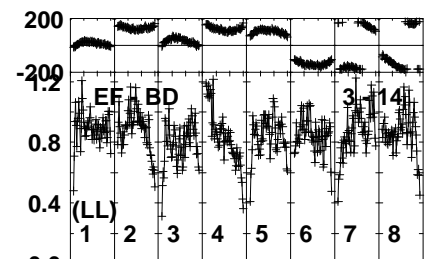
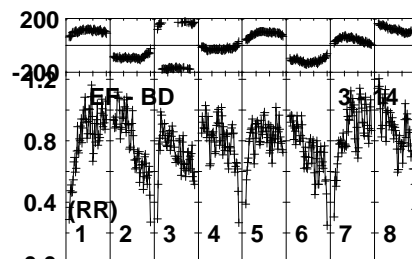
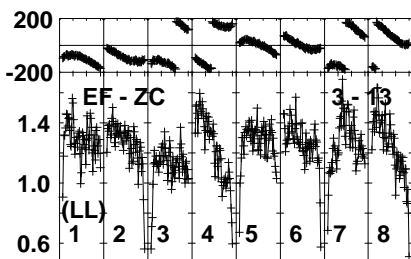
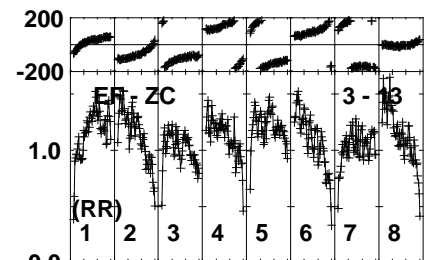
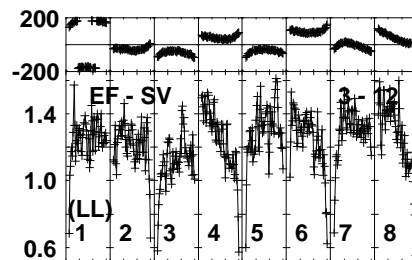
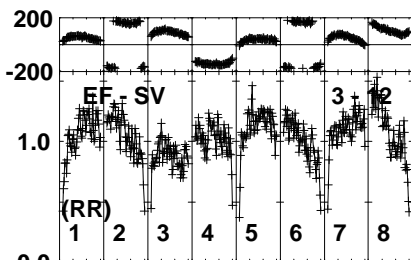
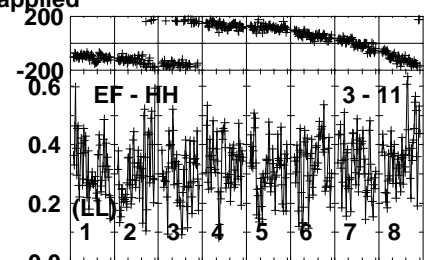
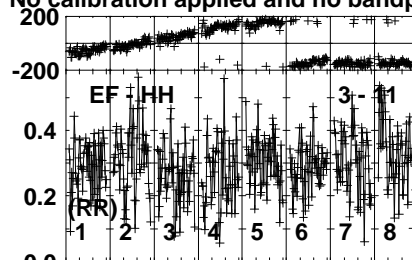
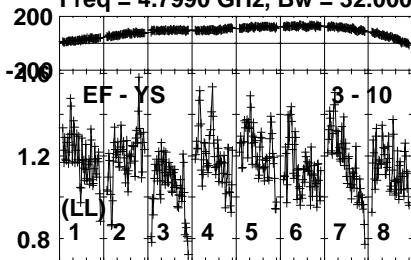
Lower frame: Micro Ampl Jy Top frame: Phas deg  
Vector averaged cross-power spectrum Several baselines displayed  
Timerange: 00/03:57:03 to 00/03:58:59

Plot file version 23 created 04-NOV-2021 02:04:37

J0038+1856 EC077C.UVDATA.1

Freq = 4.7990 GHz, Bw = 32.000 MH

No calibration applied and no bandpass applied



0400400400400400400400400400  
Channels

0400400400400400400400400400  
Channels

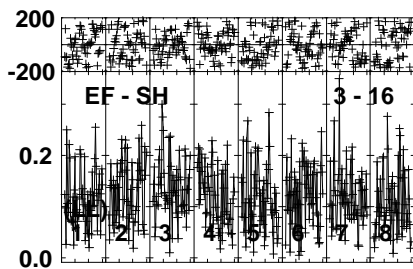
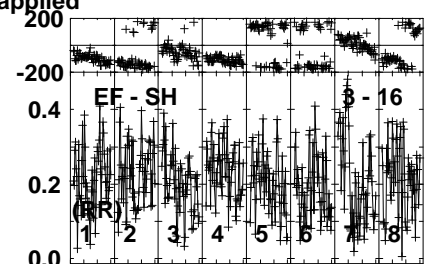
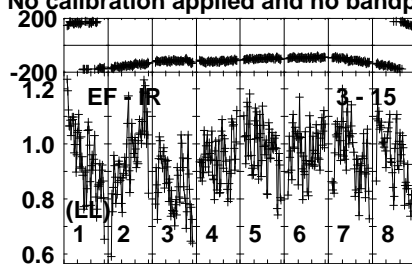
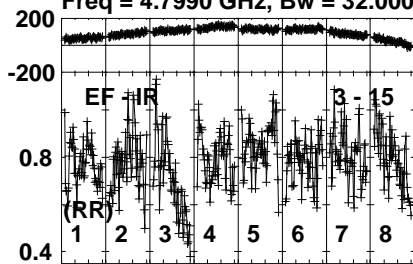
0400400400400400400400400400  
Channels

Lower frame: Milli Ampl Jy Top frame: Phas deg  
Vector averaged cross-power spectrum Several baselines displayed  
Timerange: 00/03:57:03 to 00/03:58:59

Plot file version 24 created 04-NOV-2021 02:04:37

J0038+1856 EC077C.UVDATA.1

Freq = 4.7990 GHz, Bw = 32.000 MH No calibration applied and no bandpass applied



Lower frame: Milli Ampl Jy Top frame: Phas deg  
Vector averaged cross-power spectrum Several baselines displayed  
Timerange: 00/03:57:03 to 00/03:58:59

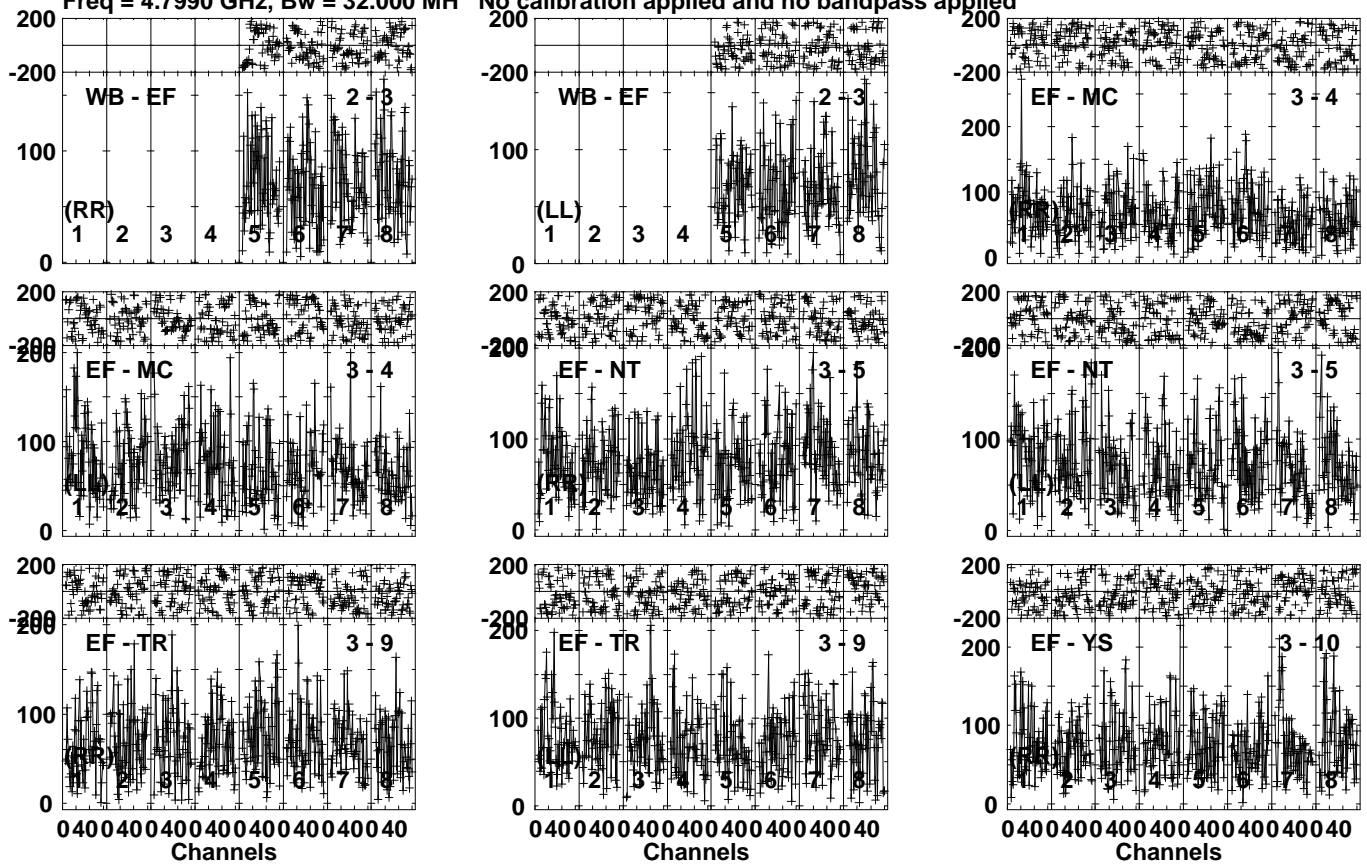


Plot file version 25 created 04-NOV-2021 02:04:37

LSPMJ0036+18 EC077C.UVDATA.1

Freq = 4.7990 GHz, Bw = 32.000 MH

No calibration applied and no bandpass applied



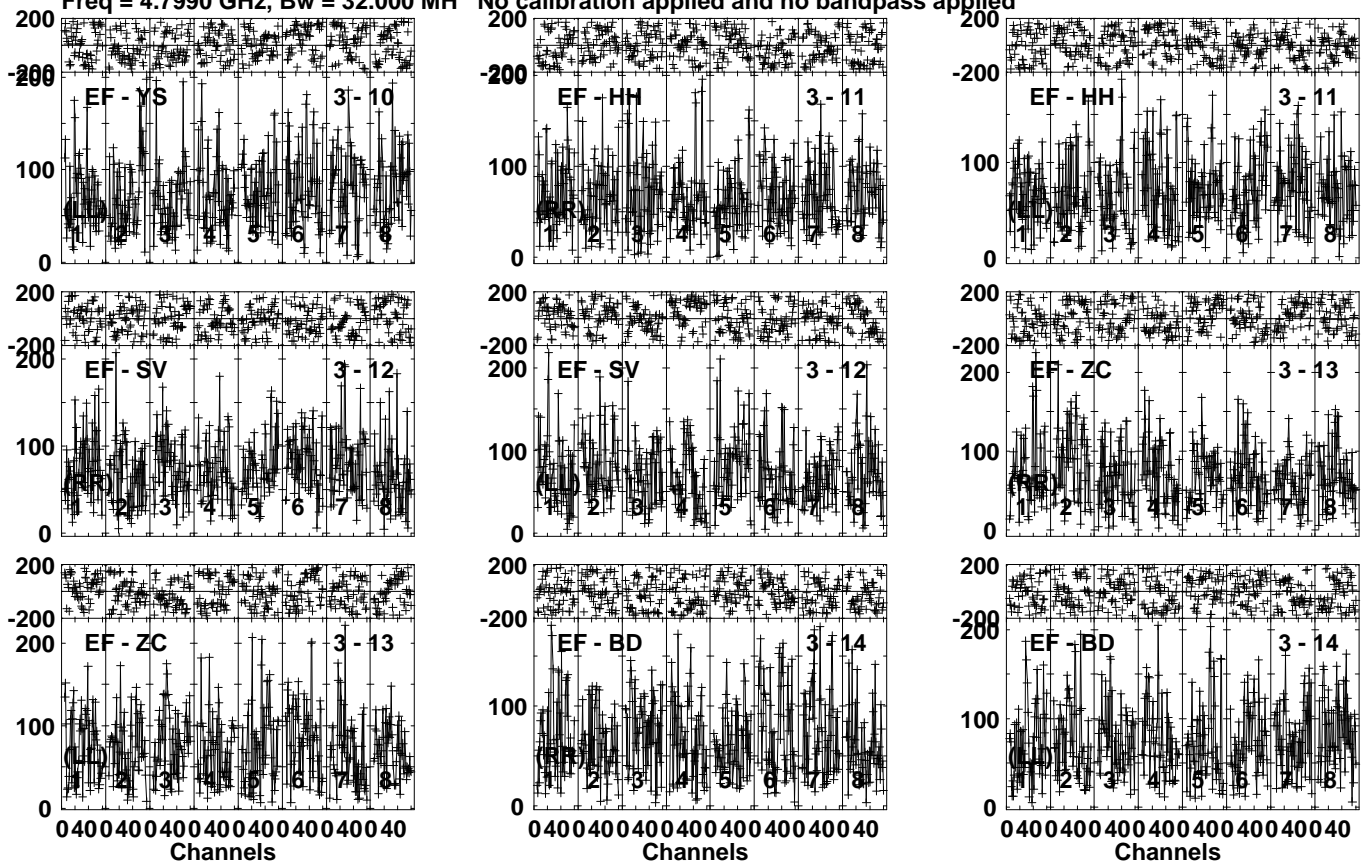
Lower frame: Micro Ampl Jy Top frame: Phas deg  
Vector averaged cross-power spectrum Several baselines displayed  
Timerange: 00/03:59:01 to 00/04:03:09

Plot file version 26 created 04-NOV-2021 02:04:38

LSPMJ0036+18 EC077C.UVDATA.1

Freq = 4.7990 GHz, Bw = 32.000 MH

No calibration applied and no bandpass applied



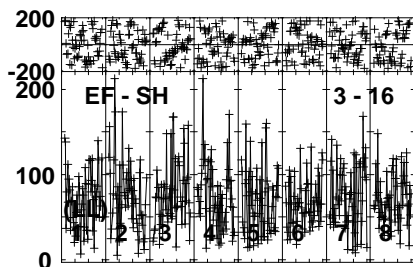
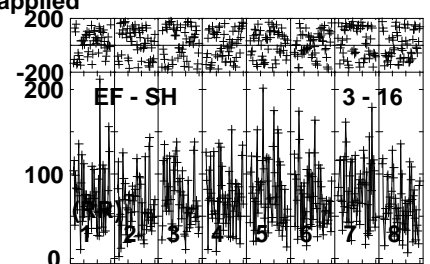
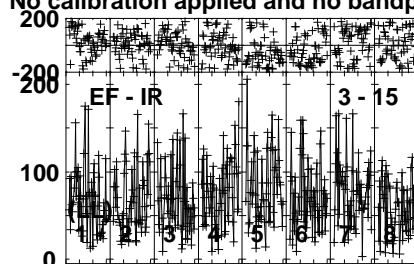
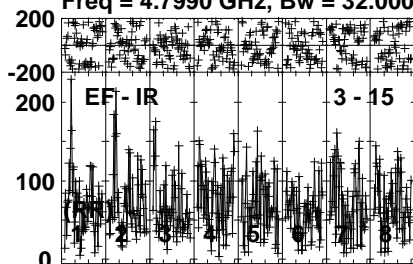
Lower frame: Micro Ampl Jy Top frame: Phas deg  
Vector averaged cross-power spectrum Several baselines displayed  
Timerange: 00/03:59:01 to 00/04:03:09

Plot file version 27 created 04-NOV-2021 02:04:38

LSPMJ0036+18 EC077C.UVDATA.1

Freq = 4.7990 GHz, Bw = 32.000 MH

No calibration applied and no bandpass applied



Lower frame: Micro Ampl Jy Top frame: Phas deg

Vector averaged cross-power spectrum Several baselines displayed

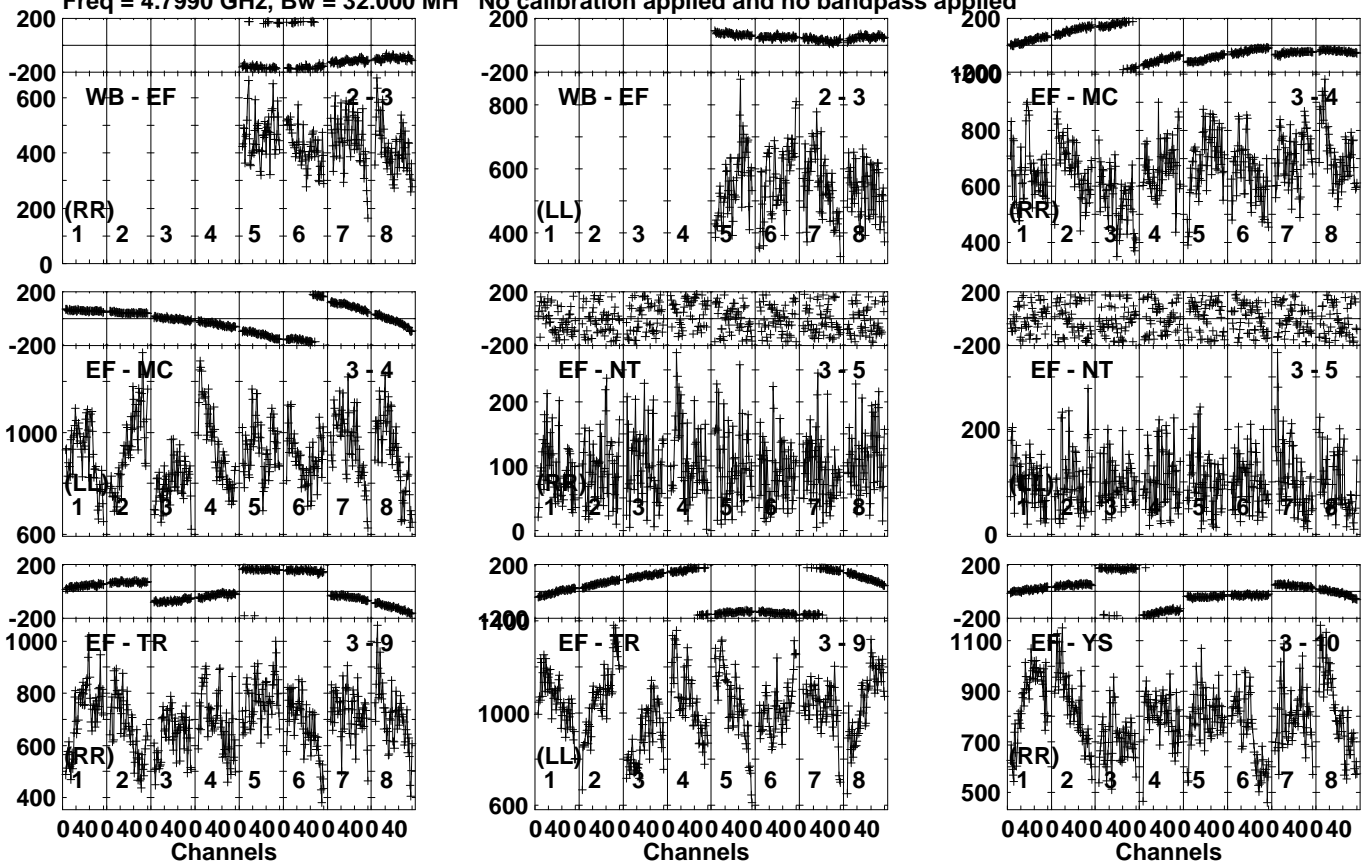
Timerange: 00/03:59:01 to 00/04:03:09

Plot file version 28 created 04-NOV-2021 02:04:38

J0038+1856 EC077C.UVDATA.1

Freq = 4.7990 GHz, Bw = 32.000 MH

No calibration applied and no bandpass applied



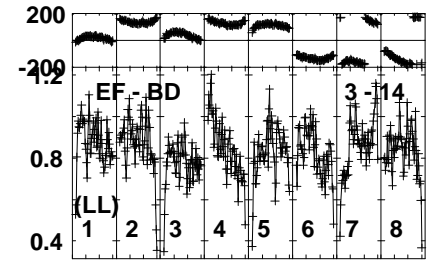
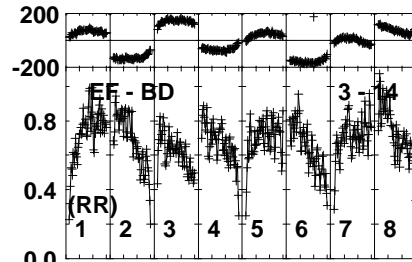
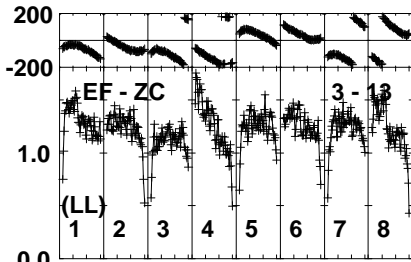
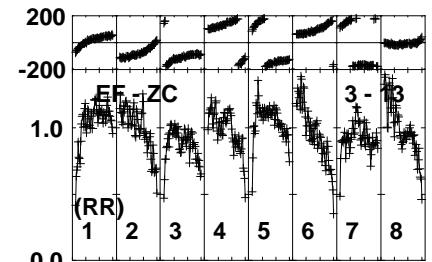
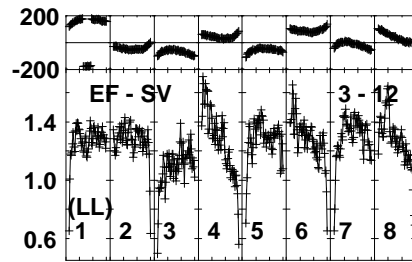
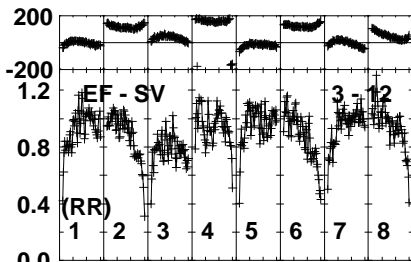
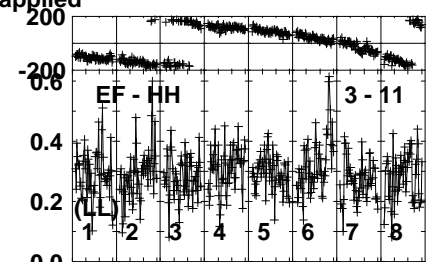
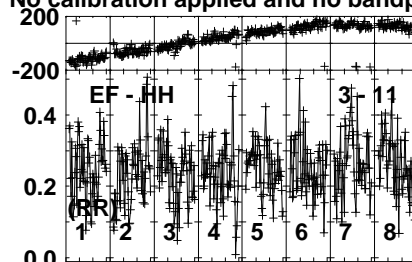
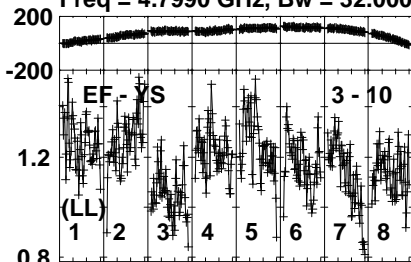
Lower frame: Micro Ampl Jy Top frame: Phas deg  
Vector averaged cross-power spectrum Several baselines displayed  
Timerange: 00/04:03:41 to 00/04:05:39

Plot file version 29 created 04-NOV-2021 02:04:38

J0038+1856 EC077C.UVDATA.1

Freq = 4.7990 GHz, Bw = 32.000 MH

No calibration applied and no bandpass applied

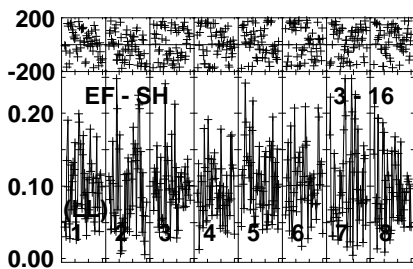
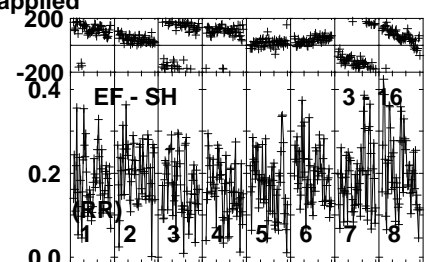
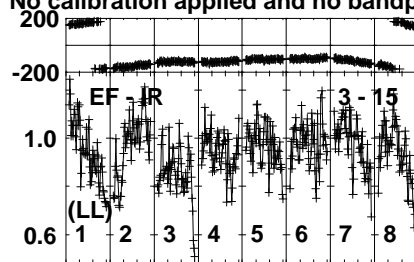
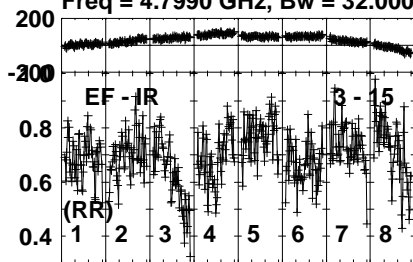


Lower frame: Milli Ampl Jy Top frame: Phas deg  
Vector averaged cross-power spectrum Several baselines displayed  
Timerange: 00/04:03:41 to 00/04:05:39

Plot file version 30 created 04-NOV-2021 02:04:38

J0038+1856 EC077C.UVDATA.1

Freq = 4.7990 GHz, Bw = 32.000 MH No calibration applied and no bandpass applied



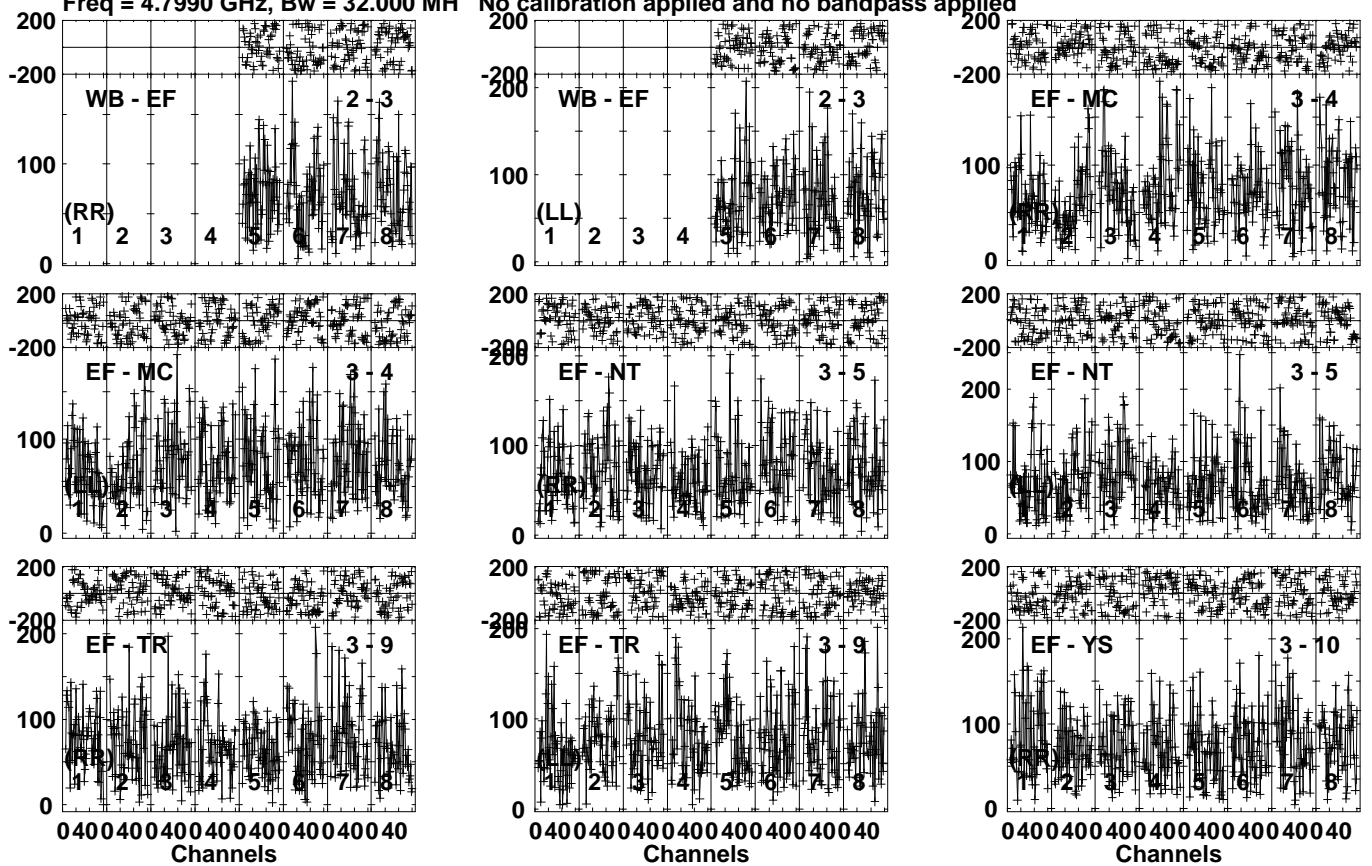
Lower frame: Milli Ampl Jy Top frame: Phas deg  
Vector averaged cross-power spectrum Several baselines displayed  
Timerange: 00/04:03:41 to 00/04:05:39

Plot file version 31 created 04-NOV-2021 02:04:38

LSPMJ0036+18 EC077C.UVDATA.1

Freq = 4.7990 GHz, Bw = 32.000 MH

No calibration applied and no bandpass applied



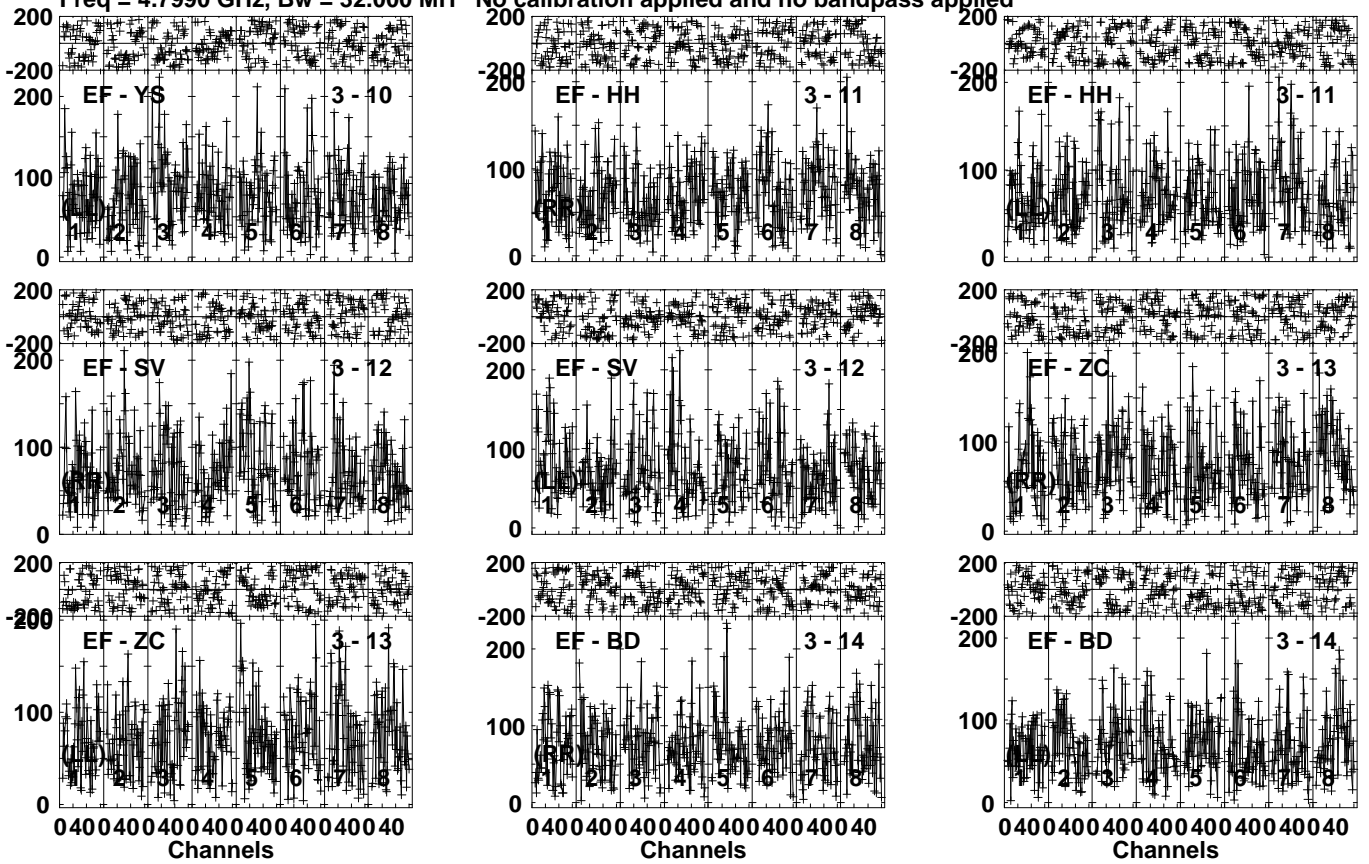
Lower frame: Micro Ampl Jy Top frame: Phas deg  
Vector averaged cross-power spectrum Several baselines displayed  
Timerange: 00/04:06:21 to 00/04:09:49

Plot file version 32 created 04-NOV-2021 02:04:38

LSPMJ0036+18 EC077C.UVDATA.1

Freq = 4.7990 GHz, Bw = 32.000 MH

No calibration applied and no bandpass applied



Lower frame: Micro Ampl Jy Top frame: Phas deg  
Vector averaged cross-power spectrum Several baselines displayed  
Timerange: 00/04:06:21 to 00/04:09:49

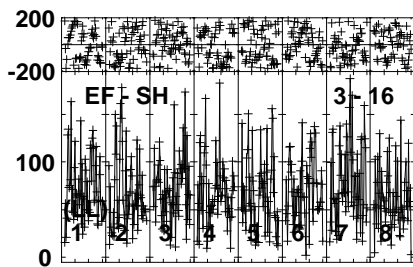
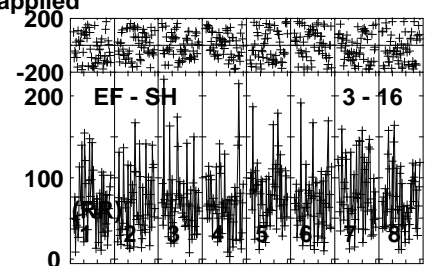
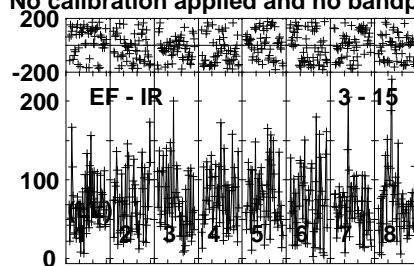
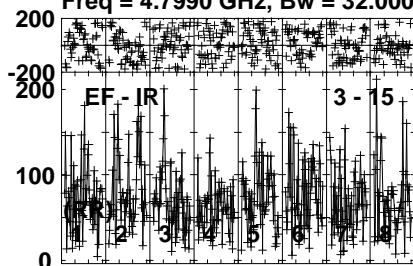


Plot file version 33 created 04-NOV-2021 02:04:39

LSPMJ0036+18 EC077C.UVDATA.1

Freq = 4.7990 GHz, Bw = 32.000 MH

No calibration applied and no bandpass applied



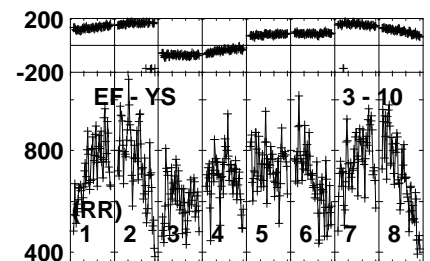
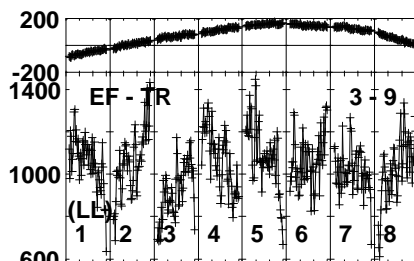
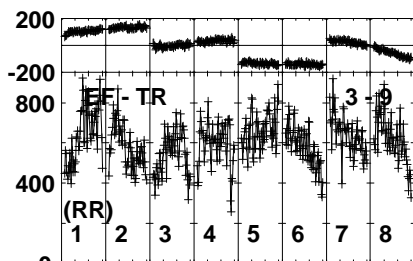
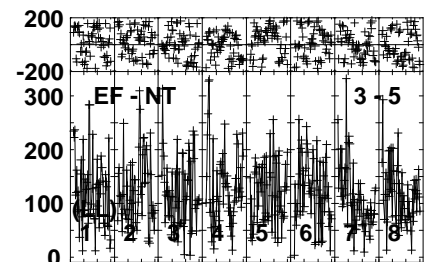
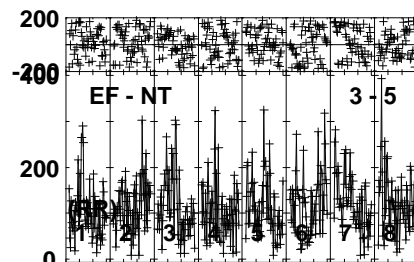
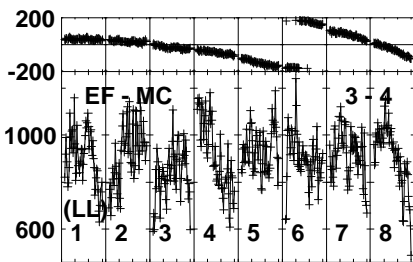
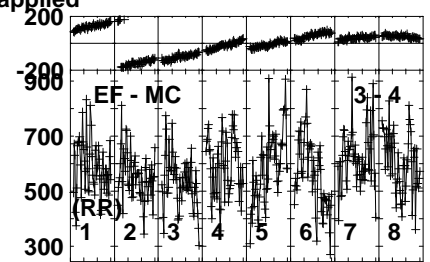
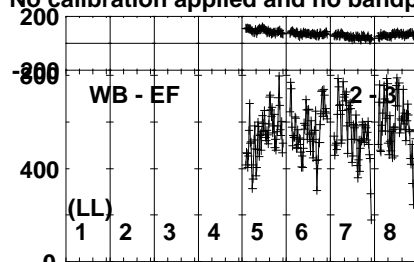
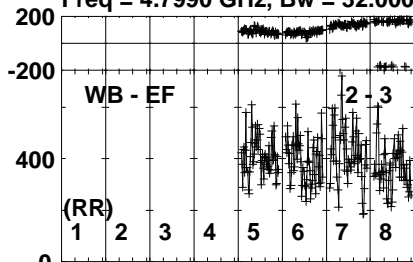
Lower frame: Micro Ampl Jy Top frame: Phas deg  
Vector averaged cross-power spectrum Several baselines displayed  
Timerange: 00/04:06:21 to 00/04:09:49

Plot file version 34 created 04-NOV-2021 02:04:39

J0038+1856 EC077C.UVDATA.1

Freq = 4.7990 GHz, Bw = 32.000 MH

No calibration applied and no bandpass applied



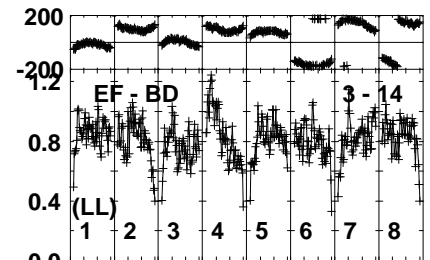
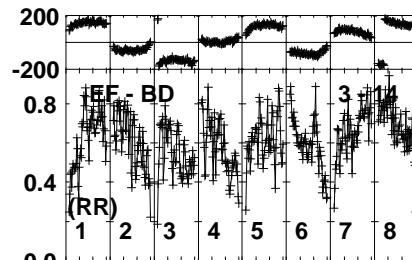
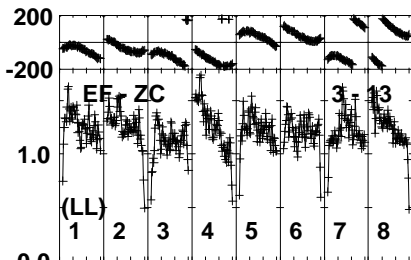
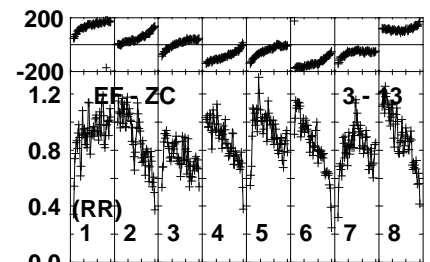
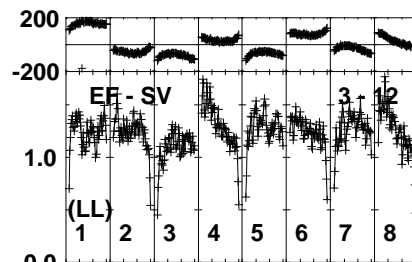
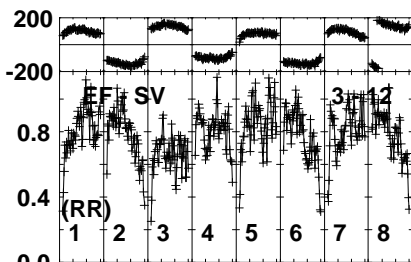
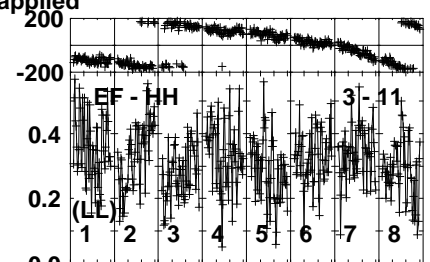
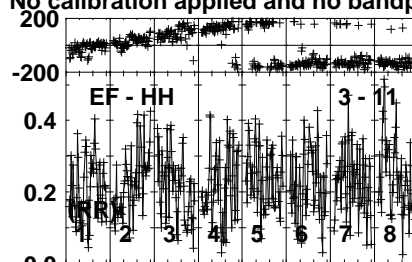
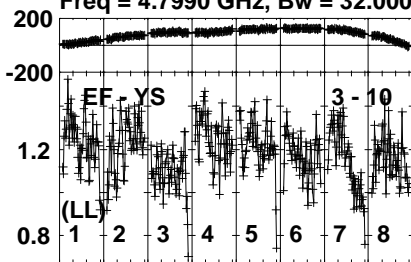
Lower frame: Micro Ampl Jy Top frame: Phas deg  
Vector averaged cross-power spectrum Several baselines displayed  
Timerange: 00/04:09:53 to 00/04:11:49

Plot file version 35 created 04-NOV-2021 02:04:39

J0038+1856 EC077C.UVDATA.1

Freq = 4.7990 GHz, Bw = 32.000 MH

No calibration applied and no bandpass applied



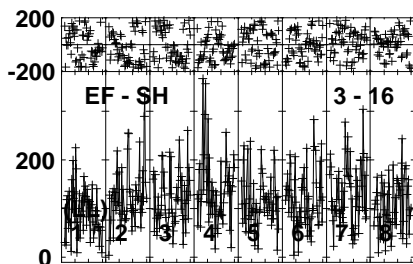
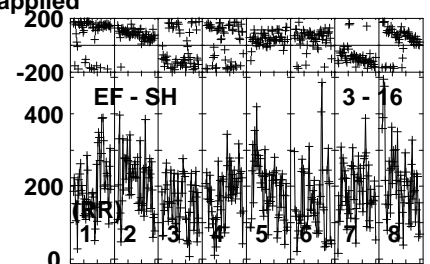
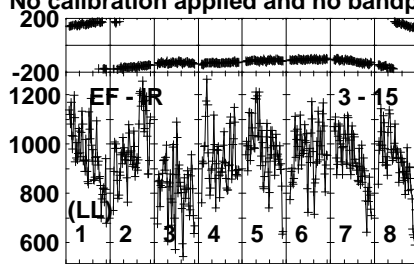
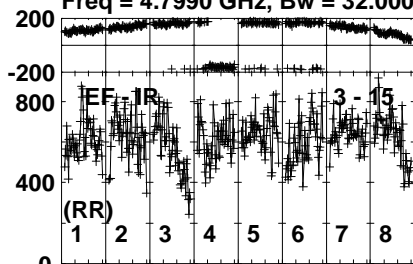
Lower frame: Milli Ampl Jy Top frame: Phas deg  
Vector averaged cross-power spectrum Several baselines displayed  
Timerange: 00/04:09:53 to 00/04:11:49

Plot file version 36 created 04-NOV-2021 02:04:39

J0038+1856 EC077C.UVDATA.1

Freq = 4.7990 GHz, Bw = 32.000 MH

No calibration applied and no bandpass applied



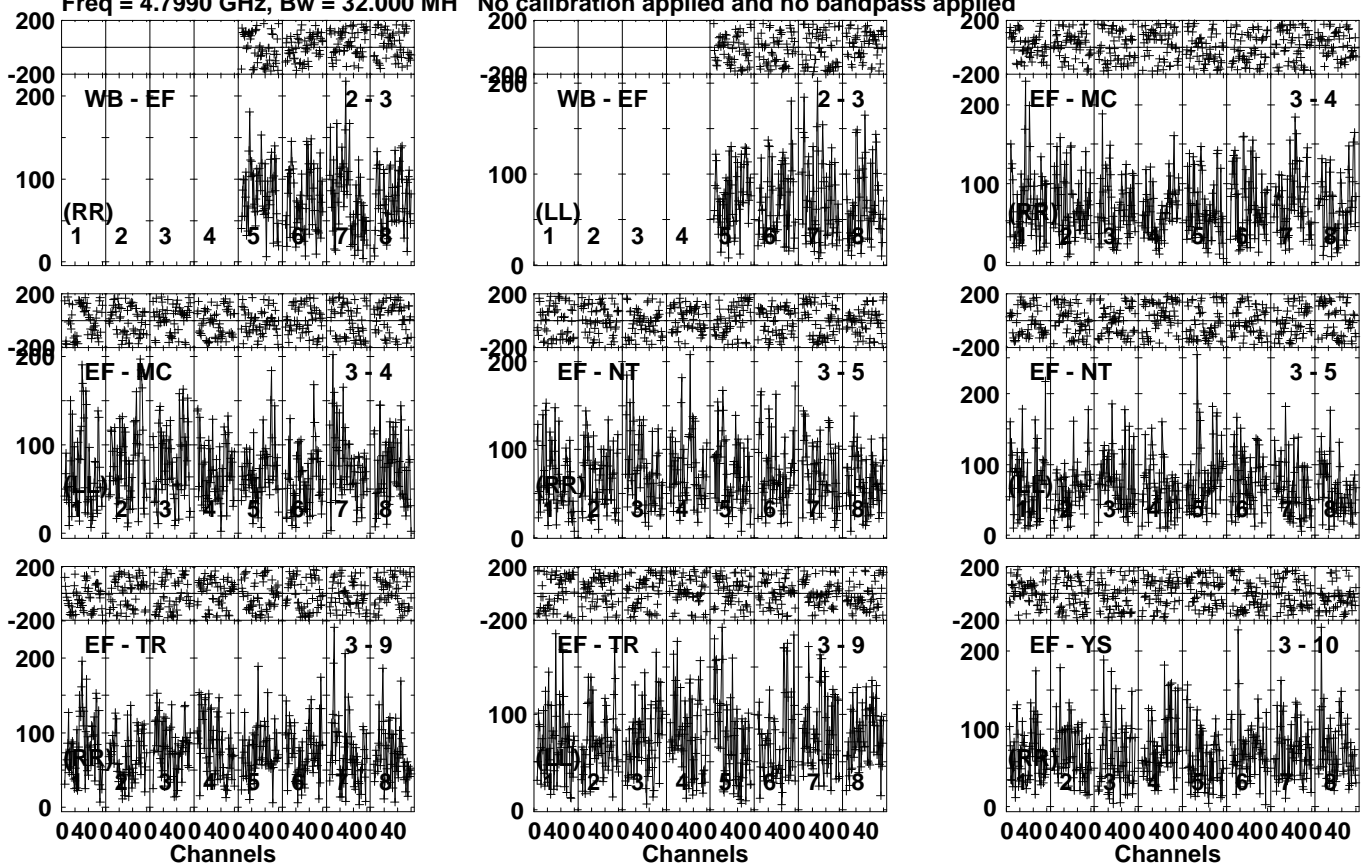
Lower frame: Micro Ampl Jy Top frame: Phas deg  
Vector averaged cross-power spectrum Several baselines displayed  
Timerange: 00/04:09:53 to 00/04:11:49

Plot file version 37 created 04-NOV-2021 02:04:39

LSPMJ0036+18 EC077C.UVDATA.1

Freq = 4.7990 GHz, Bw = 32.000 MH

No calibration applied and no bandpass applied



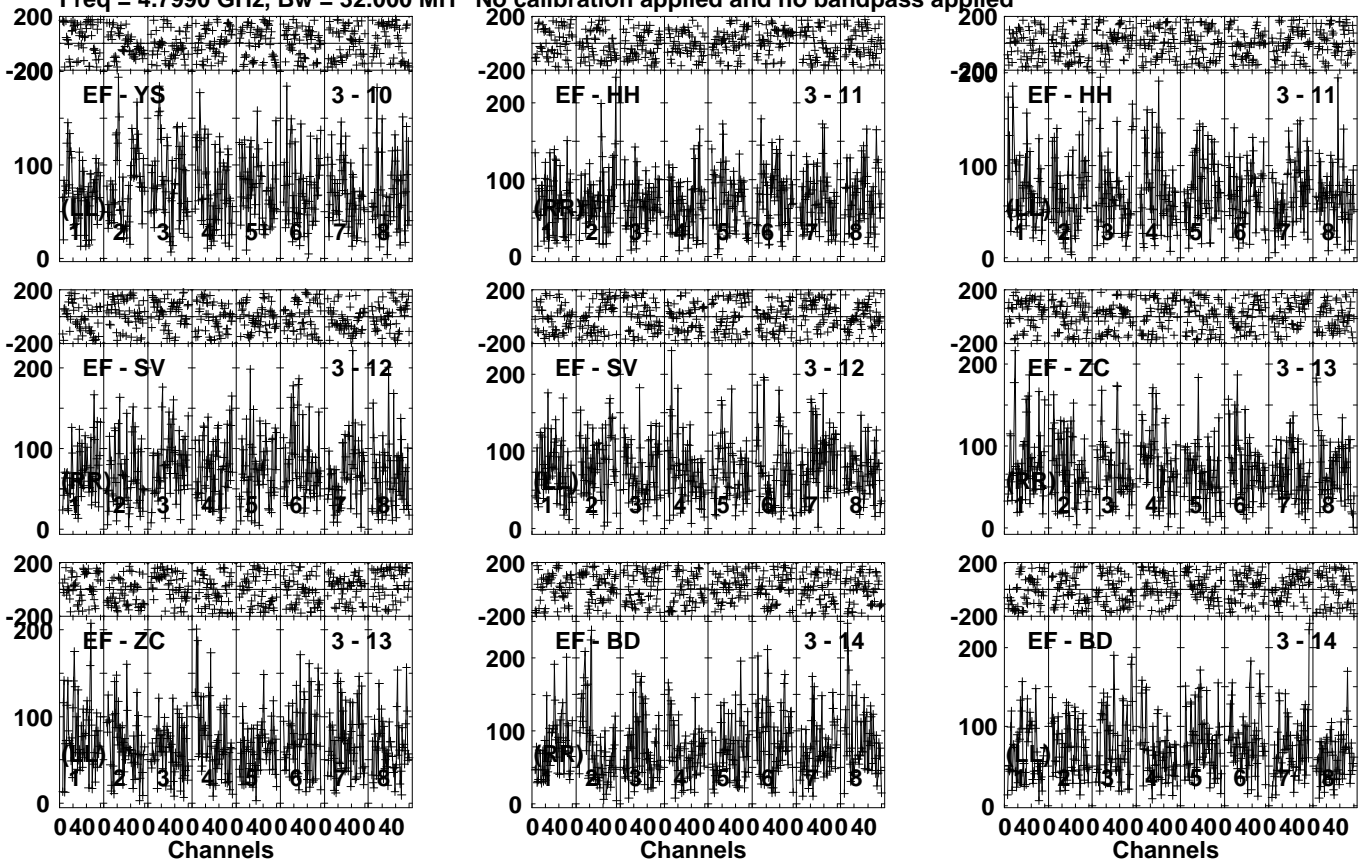
Lower frame: Micro Ampl Jy Top frame: Phas deg  
Vector averaged cross-power spectrum Several baselines displayed  
Timerange: 00/04:11:51 to 00/04:15:59

Plot file version 38 created 04-NOV-2021 02:04:39

LSPMJ0036+18 EC077C.UVDATA.1

Freq = 4.7990 GHz, Bw = 32.000 MH

No calibration applied and no bandpass applied

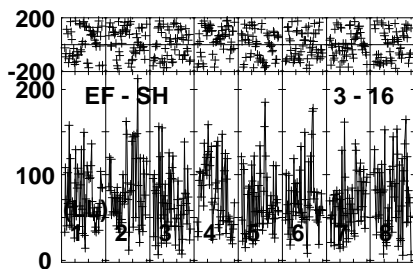
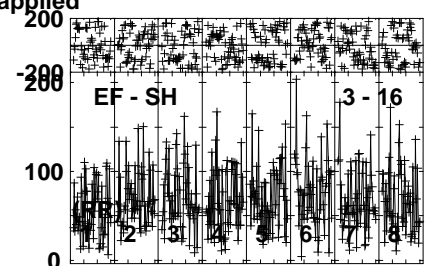
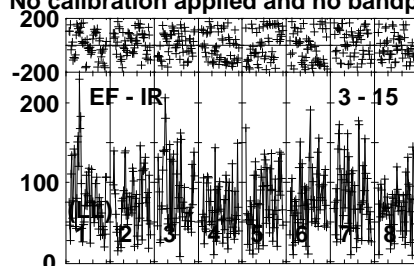
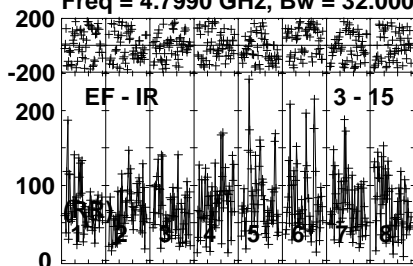


Lower frame: Micro Ampl Jy Top frame: Phas deg  
Vector averaged cross-power spectrum Several baselines displayed  
Timerange: 00/04:11:51 to 00/04:15:59

Plot file version 39 created 04-NOV-2021 02:04:39

LSPMJ0036+18 EC077C.UVDATA.1

Freq = 4.7990 GHz, Bw = 32.000 MH No calibration applied and no bandpass applied



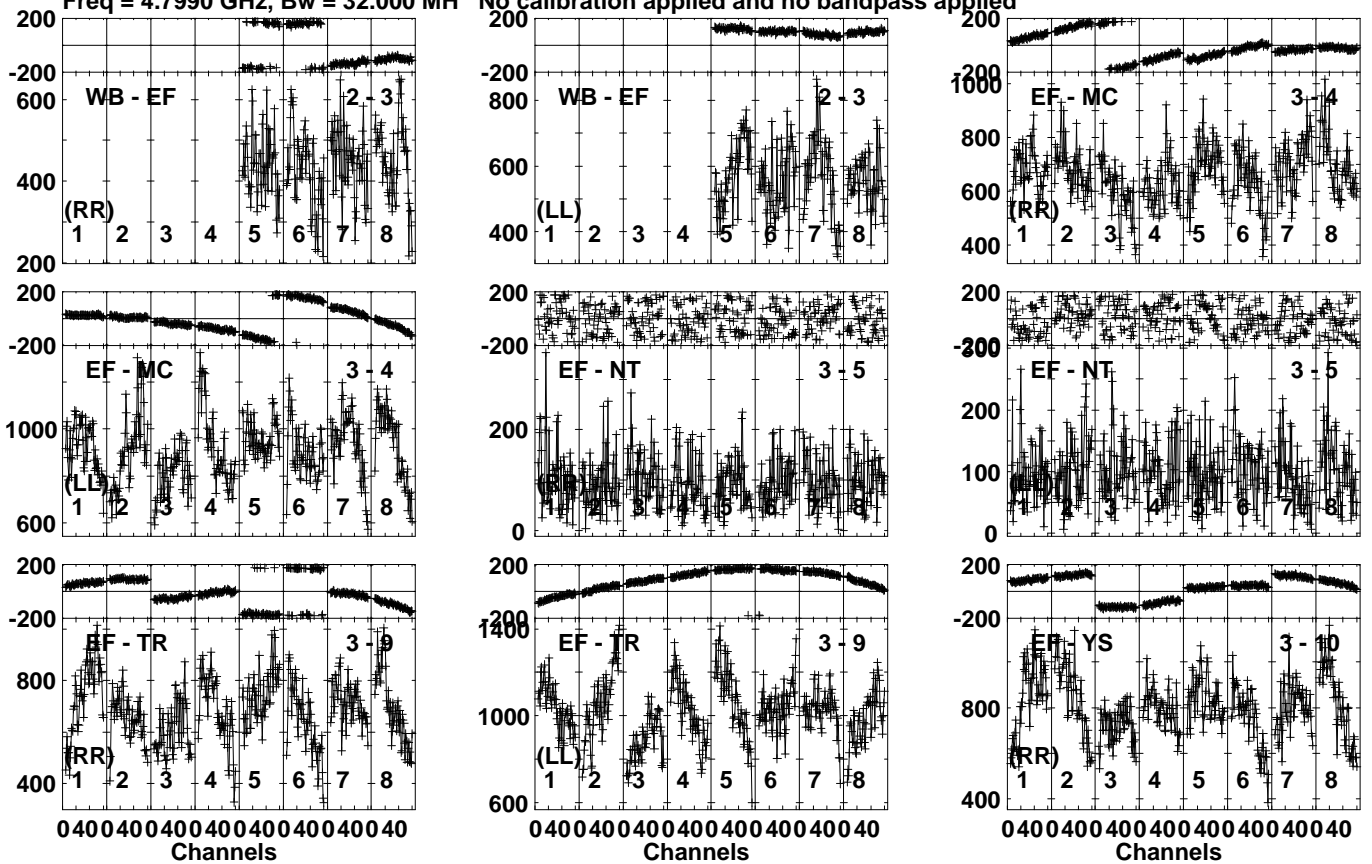
Lower frame: Micro Ampl Jy Top frame: Phas deg  
Vector averaged cross-power spectrum Several baselines displayed  
Timerange: 00/04:11:51 to 00/04:15:59

Plot file version 40 created 04-NOV-2021 02:04:39

J0038+1856 EC077C.UVDATA.1

Freq = 4.7990 GHz, Bw = 32.000 MH

No calibration applied and no bandpass applied



Lower frame: Micro Ampl Jy Top frame: Phas deg  
Vector averaged cross-power spectrum Several baselines displayed  
Timerange: 00/04:16:31 to 00/04:18:29

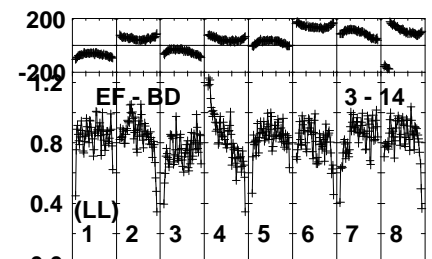
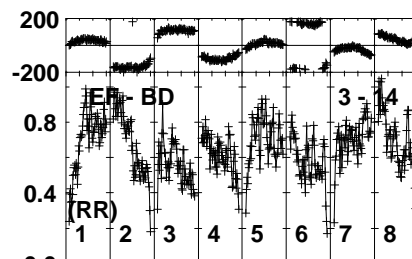
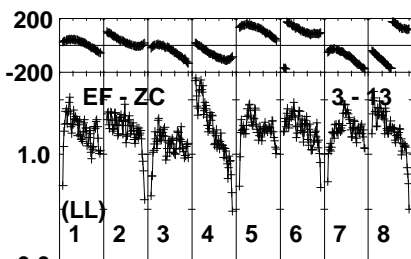
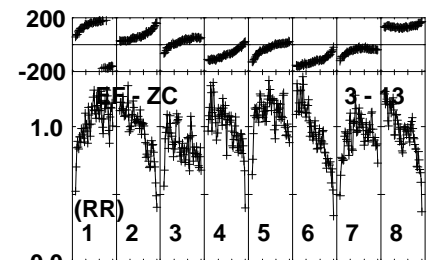
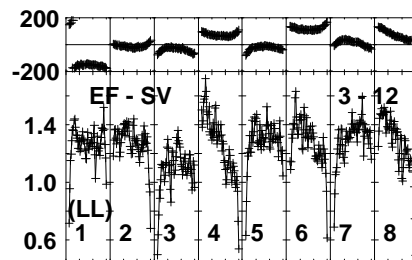
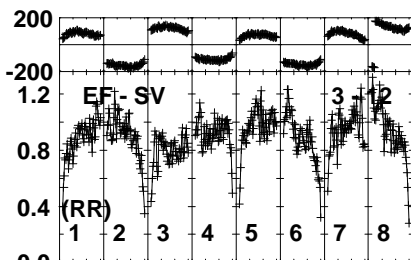
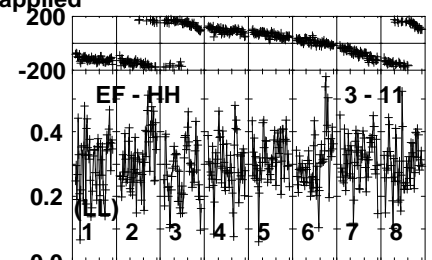
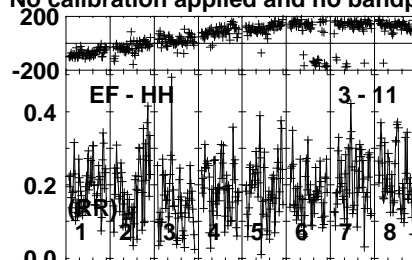
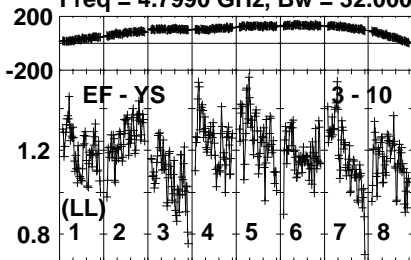


Plot file version 41 created 04-NOV-2021 02:04:39

J0038+1856 EC077C.UVDATA.1

Freq = 4.7990 GHz, Bw = 32.000 MH

No calibration applied and no bandpass applied

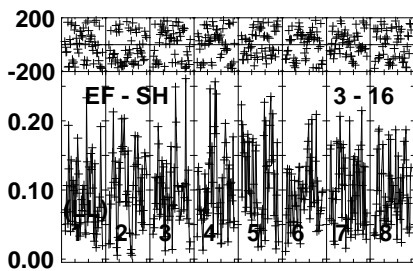
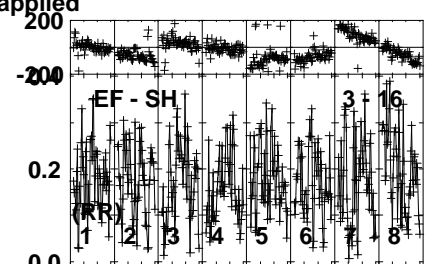
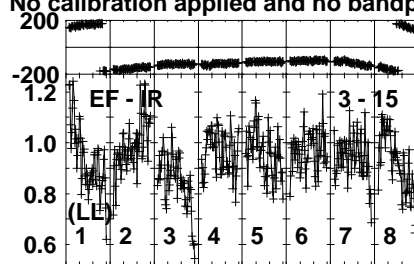
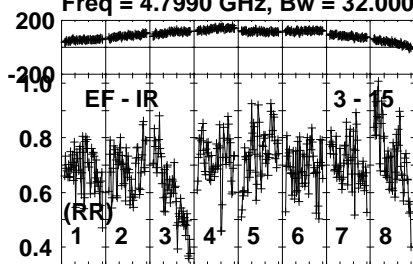


Lower frame: Milli Ampl Jy Top frame: Phas deg  
Vector averaged cross-power spectrum Several baselines displayed  
Timerange: 00/04:16:31 to 00/04:18:29

Plot file version 42 created 04-NOV-2021 02:04:40

J0038+1856 EC077C.UVDATA.1

Freq = 4.7990 GHz, Bw = 32.000 MH No calibration applied and no bandpass applied



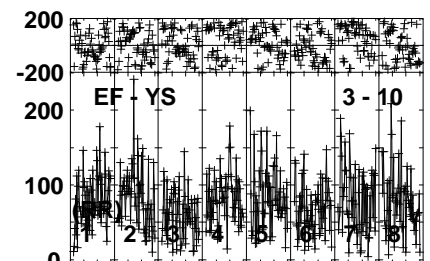
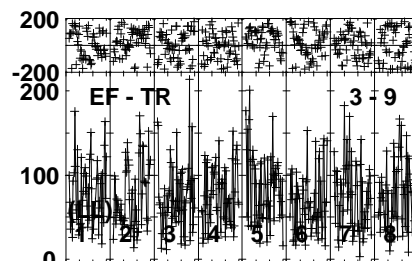
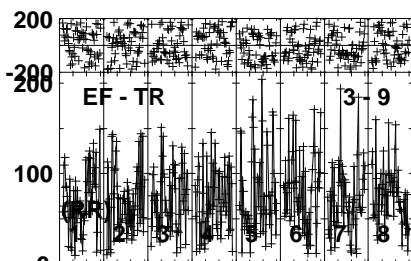
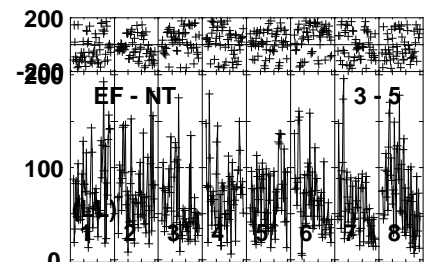
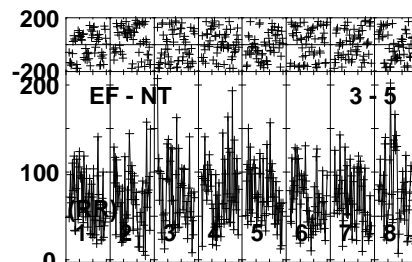
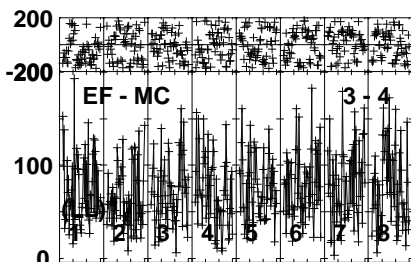
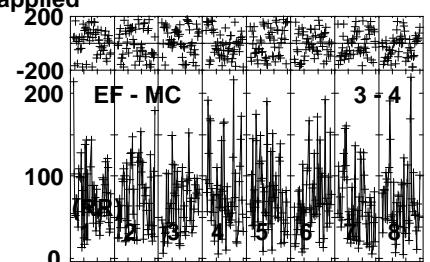
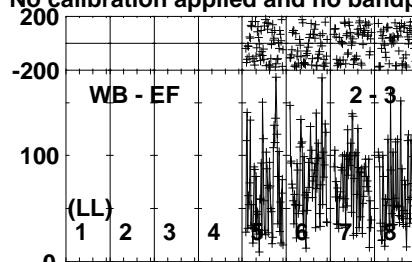
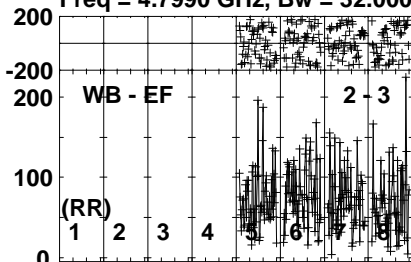
Lower frame: Milli Ampl Jy Top frame: Phas deg  
Vector averaged cross-power spectrum Several baselines displayed  
Timerange: 00/04:16:31 to 00/04:18:29

Plot file version 43 created 04-NOV-2021 02:04:40

LSPMJ0036+18 EC077C.UVDATA.1

Freq = 4.7990 GHz, Bw = 32.000 MH

No calibration applied and no bandpass applied



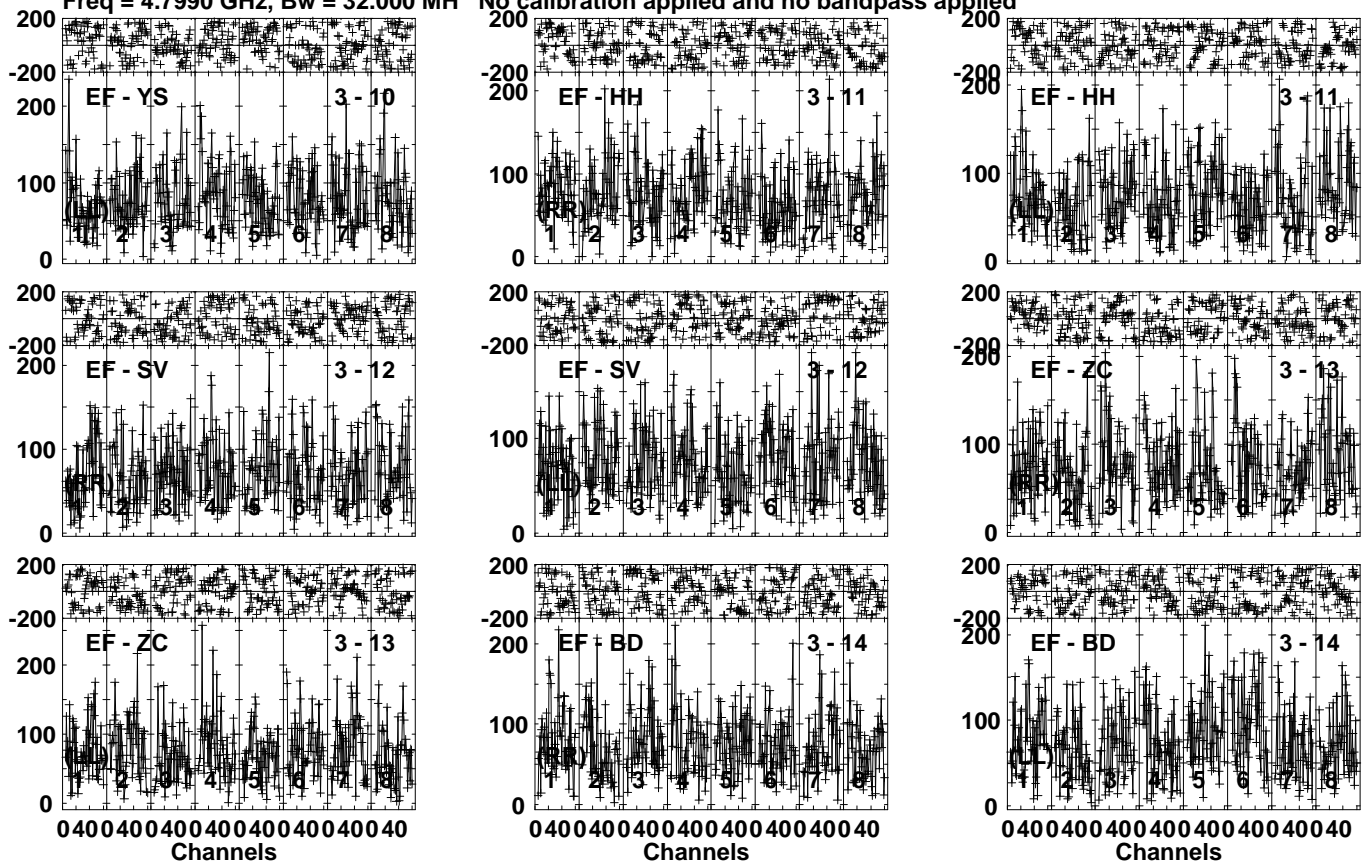
Lower frame: Micro Ampl Jy Top frame: Phas deg  
Vector averaged cross-power spectrum Several baselines displayed  
Timerange: 00/04:19:11 to 00/04:22:39

Plot file version 44 created 04-NOV-2021 02:04:40

LSPMJ0036+18 EC077C.UVDATA.1

Freq = 4.7990 GHz, Bw = 32.000 MH

No calibration applied and no bandpass applied



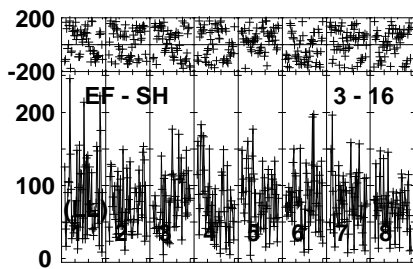
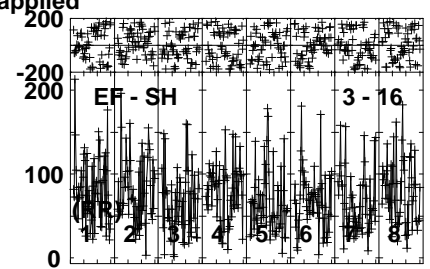
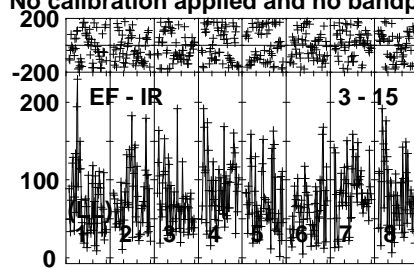
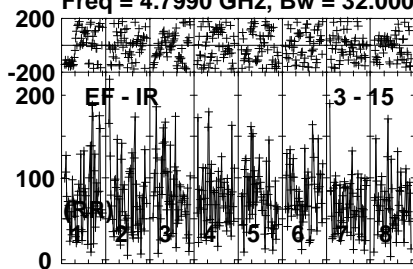
Lower frame: Micro Ampl Jy Top frame: Phas deg  
Vector averaged cross-power spectrum Several baselines displayed  
Timerange: 00/04:19:11 to 00/04:22:39

Plot file version 45 created 04-NOV-2021 02:04:40

LSPMJ0036+18 EC077C.UVDATA.1

Freq = 4.7990 GHz, Bw = 32.000 MH

No calibration applied and no bandpass applied



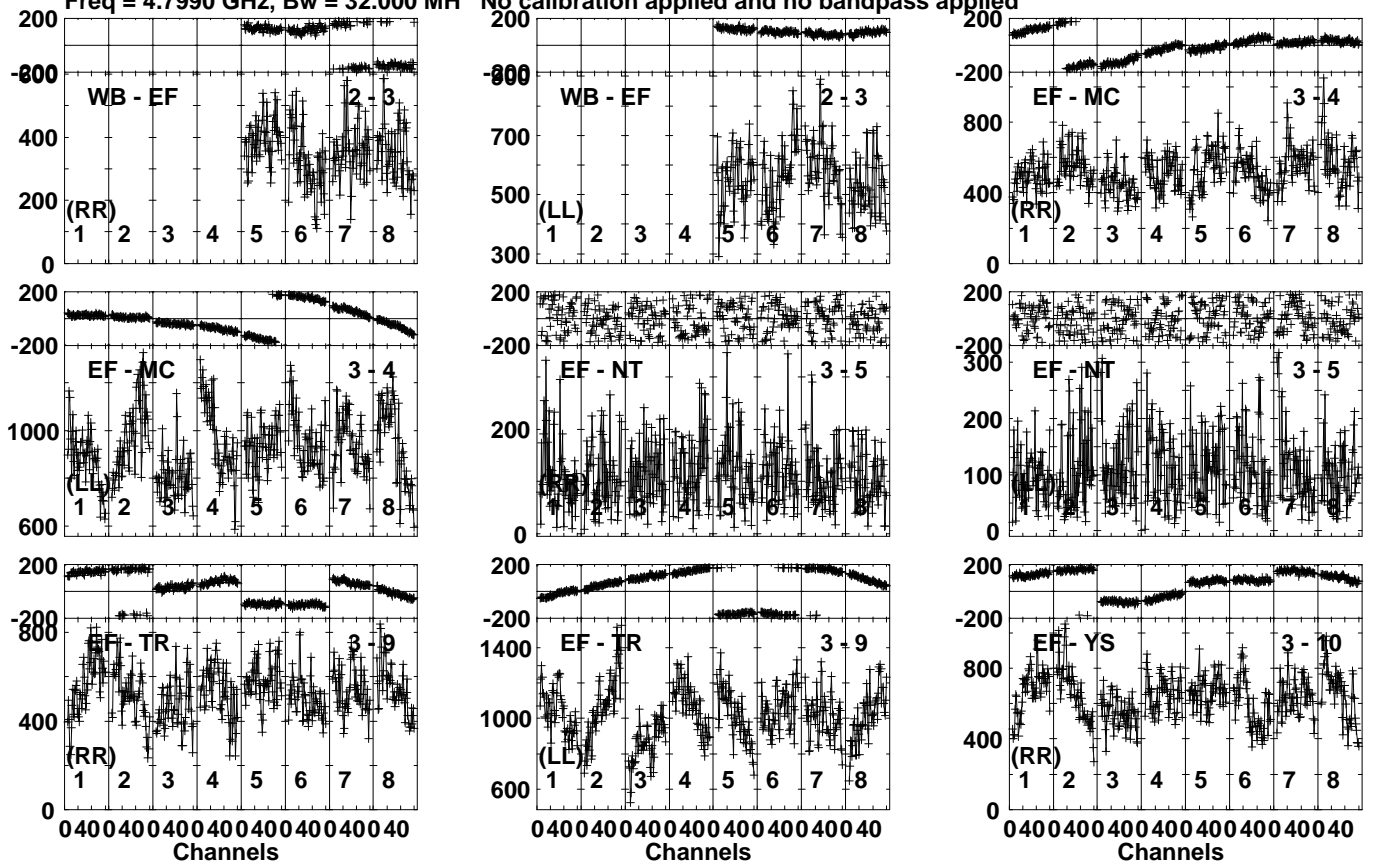
Lower frame: Micro Ampl Jy Top frame: Phas deg  
Vector averaged cross-power spectrum Several baselines displayed  
Timerange: 00/04:19:11 to 00/04:22:39

Plot file version 46 created 04-NOV-2021 02:04:40

J0038+1856 EC077C.UVDATA.1

Freq = 4.7990 GHz, Bw = 32.000 MH

No calibration applied and no bandpass applied



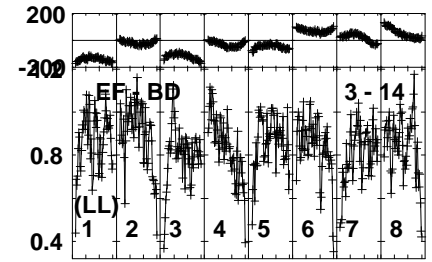
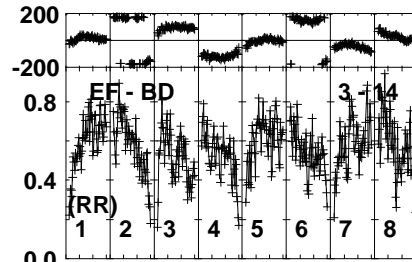
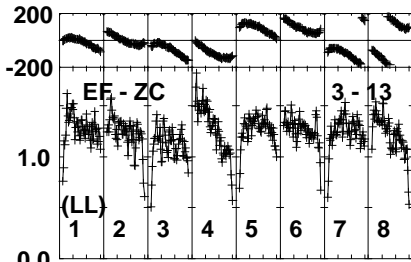
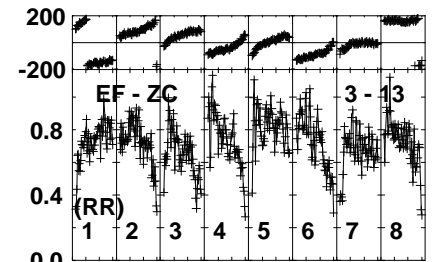
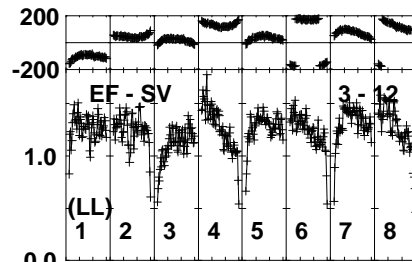
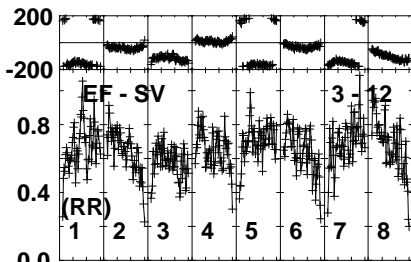
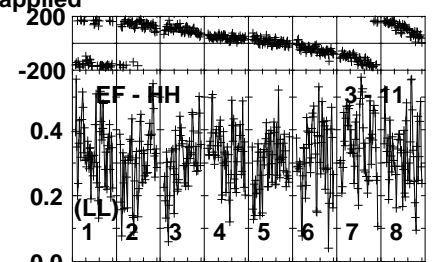
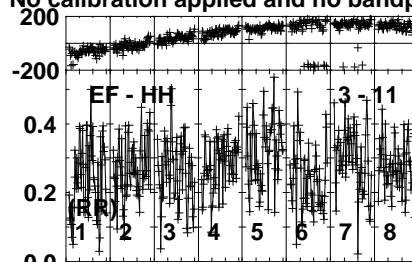
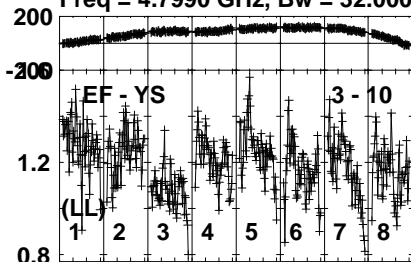
Lower frame: Micro Ampl Jy Top frame: Phas deg  
Vector averaged cross-power spectrum Several baselines displayed  
Timerange: 00/04:22:43 to 00/04:24:39

Plot file version 47 created 04-NOV-2021 02:04:40

J0038+1856 EC077C.UVDATA.1

Freq = 4.7990 GHz, Bw = 32.000 MH

No calibration applied and no bandpass applied



Lower frame: Milli Ampl Jy Top frame: Phas deg

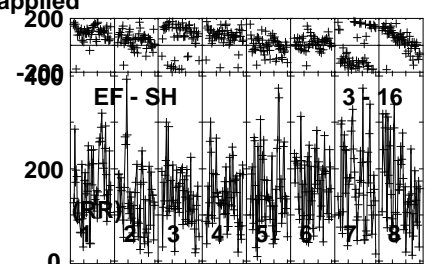
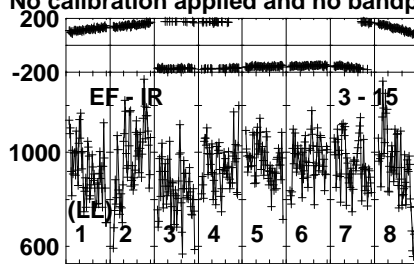
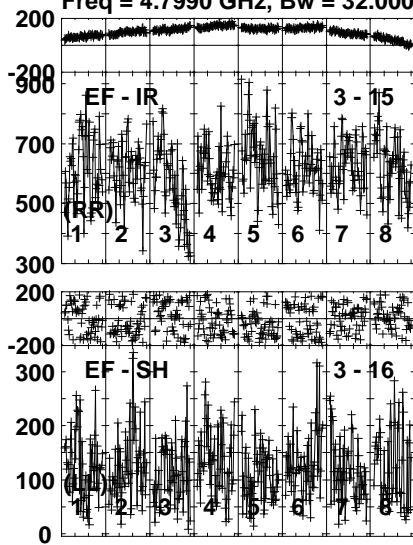
Vector averaged cross-power spectrum Several baselines displayed

Timerange: 00/04:22:43 to 00/04:24:39

Plot file version 48 created 04-NOV-2021 02:04:41

J0038+1856 EC077C.UVDATA.1

Freq = 4.7990 GHz, Bw = 32.000 MH No calibration applied and no bandpass applied



Lower frame: Micro Ampl Jy Top frame: Phas deg  
Vector averaged cross-power spectrum Several baselines displayed  
Timerange: 00/04:22:43 to 00/04:24:39

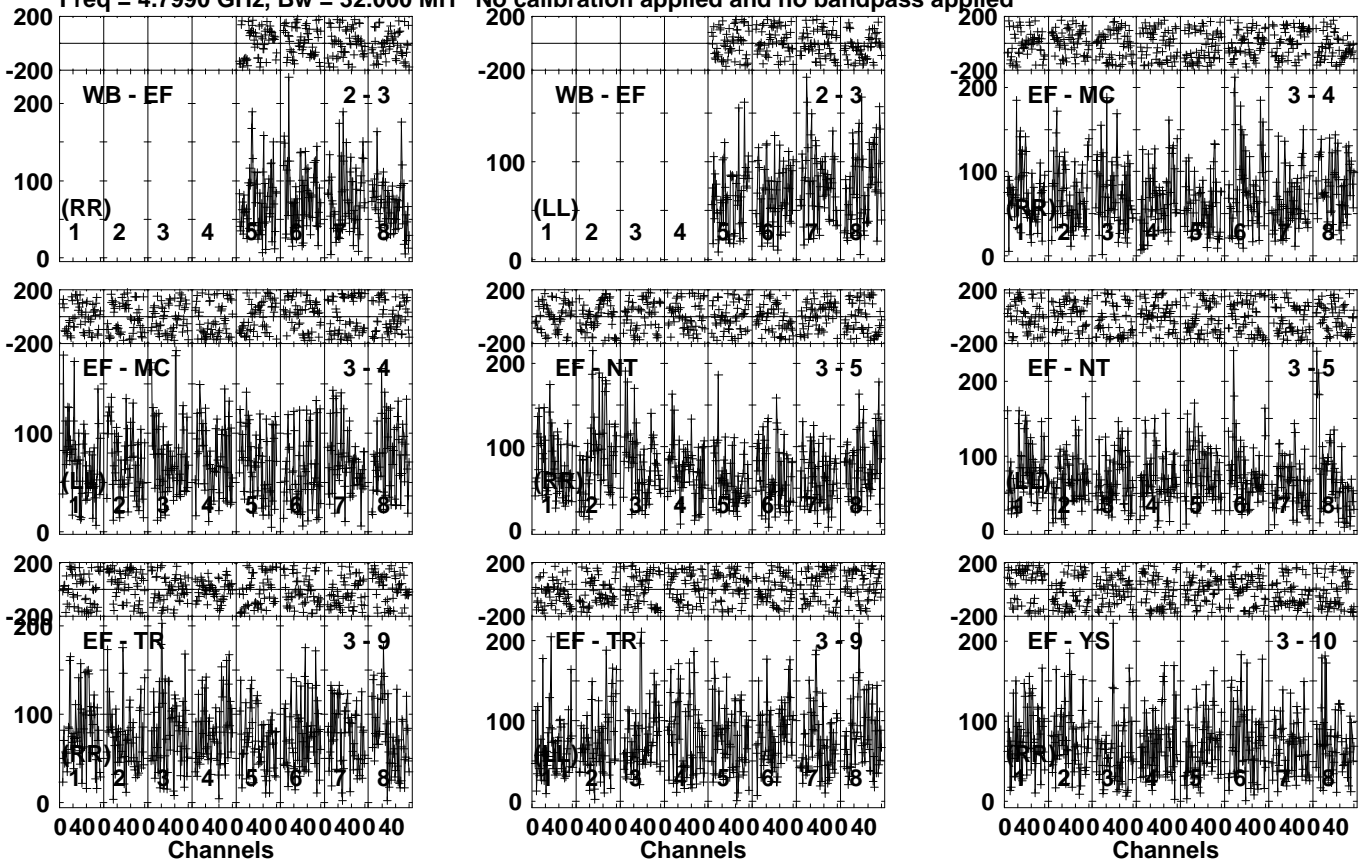


Plot file version 49 created 04-NOV-2021 02:04:41

LSPMJ0036+18 EC077C.UVDATA.1

Freq = 4.7990 GHz, Bw = 32.000 MH

No calibration applied and no bandpass applied



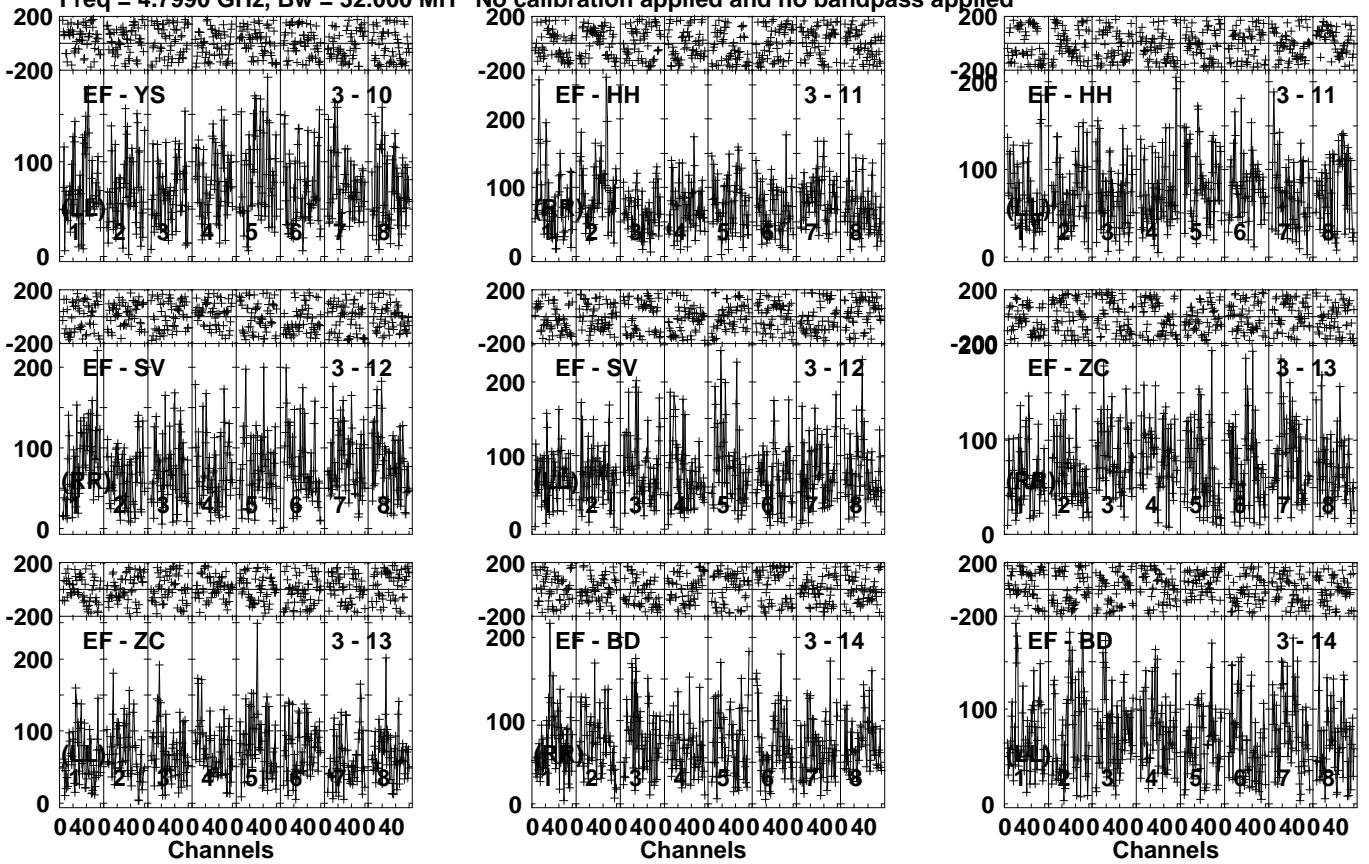
Lower frame: Micro Ampl Jy Top frame: Phas deg  
Vector averaged cross-power spectrum Several baselines displayed  
Timerange: 00/04:24:41 to 00/04:28:49

Plot file version 50 created 04-NOV-2021 02:04:41

LSPMJ0036+18 EC077C.UVDATA.1

Freq = 4.7990 GHz, Bw = 32.000 MH

No calibration applied and no bandpass applied



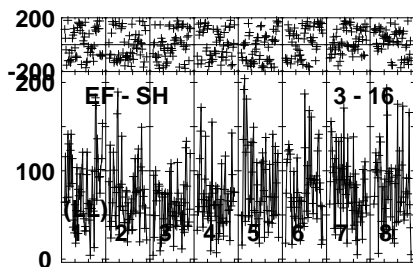
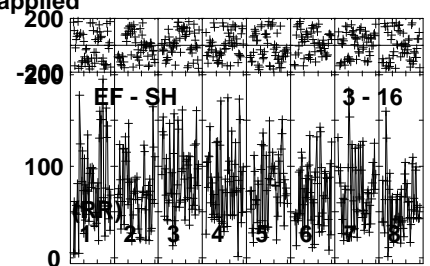
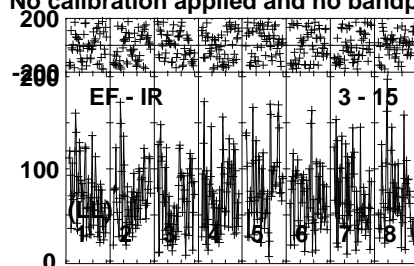
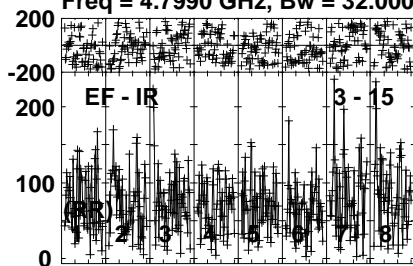
Lower frame: Micro Ampl Jy Top frame: Phas deg  
Vector averaged cross-power spectrum Several baselines displayed  
Timerange: 00/04:24:41 to 00/04:28:49

Plot file version 51 created 04-NOV-2021 02:04:41

LSPMJ0036+18 EC077C.UVDATA.1

Freq = 4.7990 GHz, Bw = 32.000 MH

No calibration applied and no bandpass applied



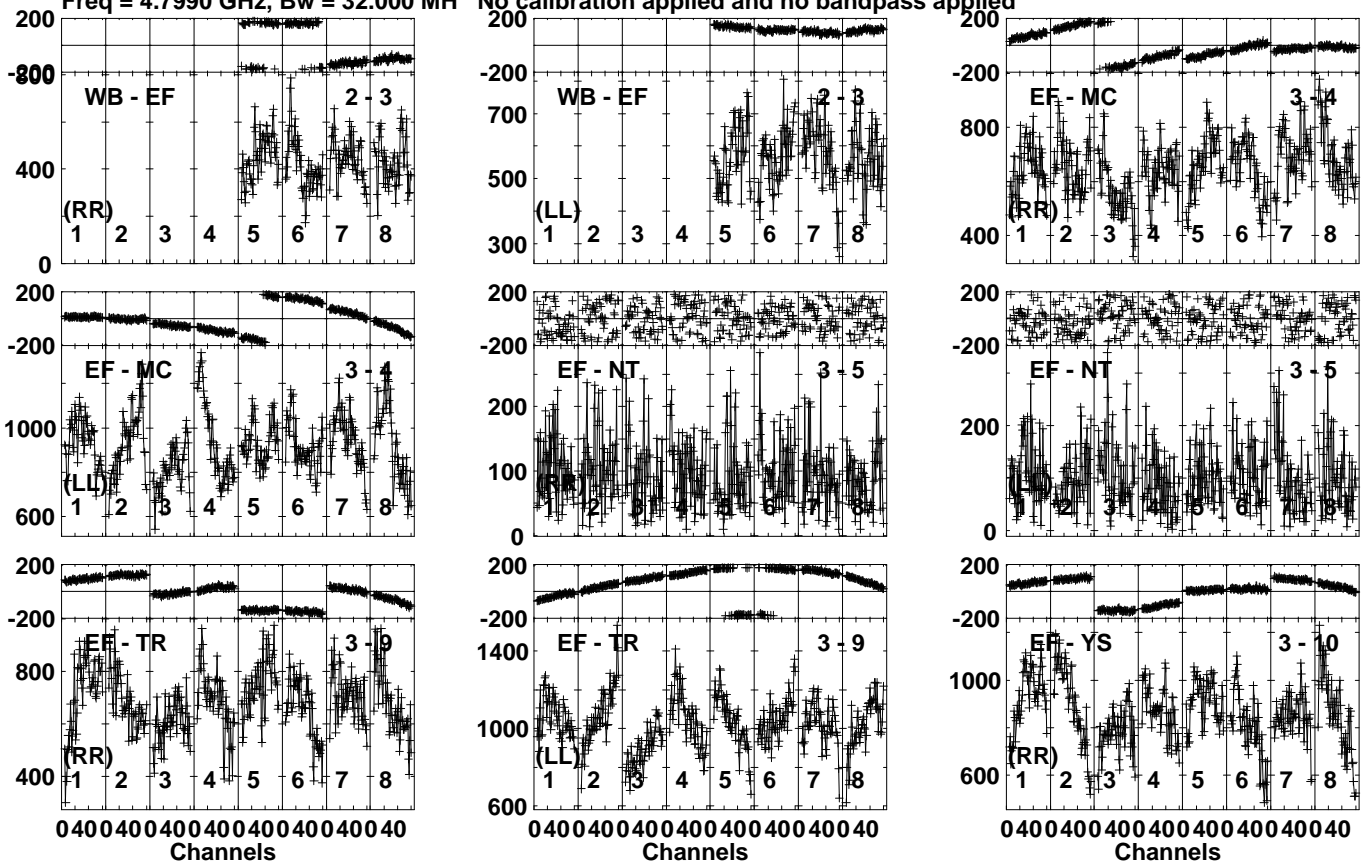
Lower frame: Micro Ampl Jy Top frame: Phas deg  
Vector averaged cross-power spectrum Several baselines displayed  
Timerange: 00/04:24:41 to 00/04:28:49

Plot file version 52 created 04-NOV-2021 02:04:41

J0038+1856 EC077C.UVDATA.1

Freq = 4.7990 GHz, Bw = 32.000 MH

No calibration applied and no bandpass applied



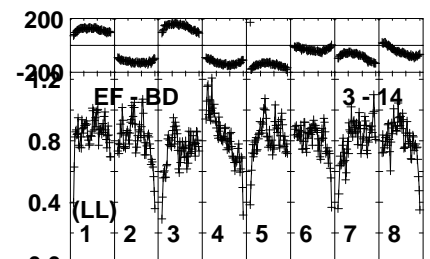
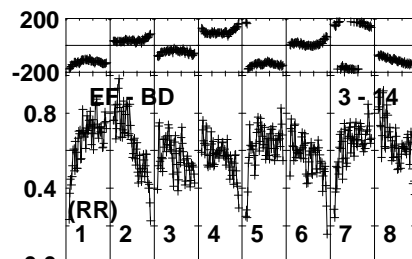
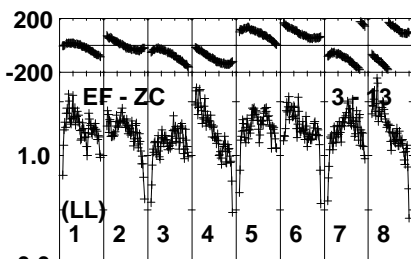
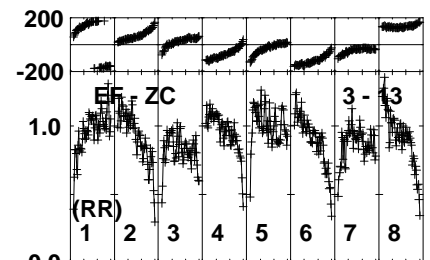
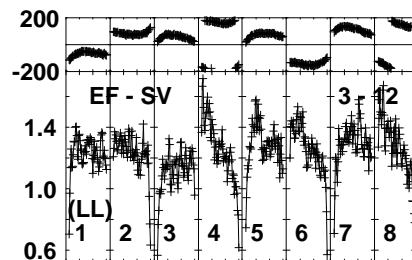
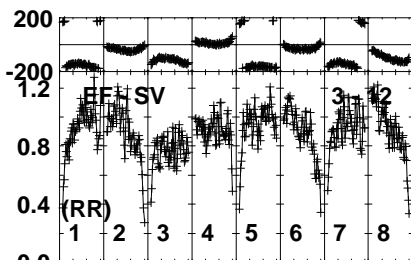
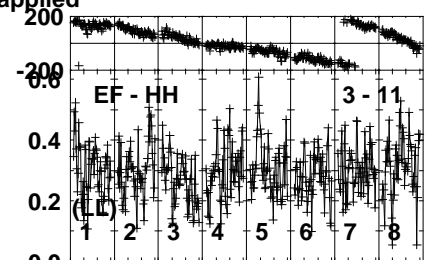
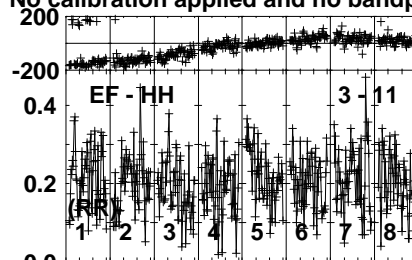
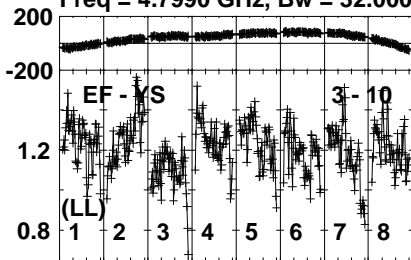
Lower frame: Micro Ampl Jy Top frame: Phas deg  
Vector averaged cross-power spectrum Several baselines displayed  
Timerange: 00/04:29:21 to 00/04:31:19

Plot file version 53 created 04-NOV-2021 02:04:41

J0038+1856 EC077C.UVDATA.1

Freq = 4.7990 GHz, Bw = 32.000 MH

No calibration applied and no bandpass applied



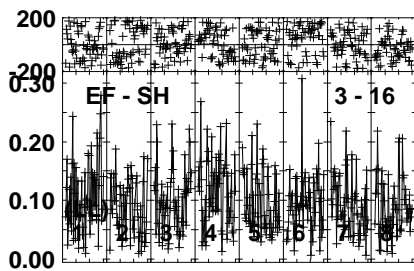
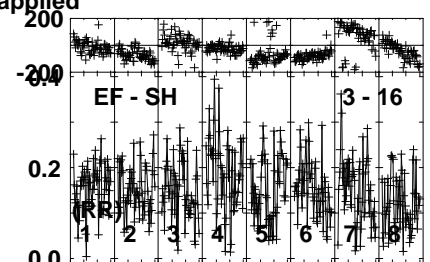
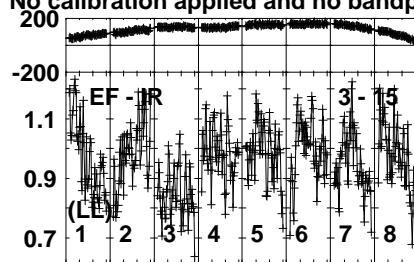
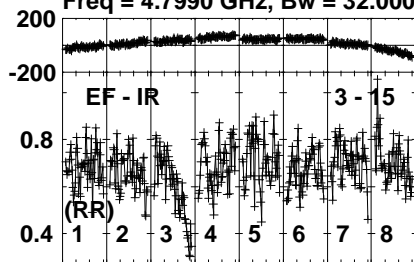
Lower frame: Milli Ampl Jy Top frame: Phas deg  
Vector averaged cross-power spectrum Several baselines displayed  
Timerange: 00/04:29:21 to 00/04:31:19

Plot file version 54 created 04-NOV-2021 02:04:41

J0038+1856 EC077C.UVDATA.1

Freq = 4.7990 GHz, Bw = 32.000 MH

No calibration applied and no bandpass applied



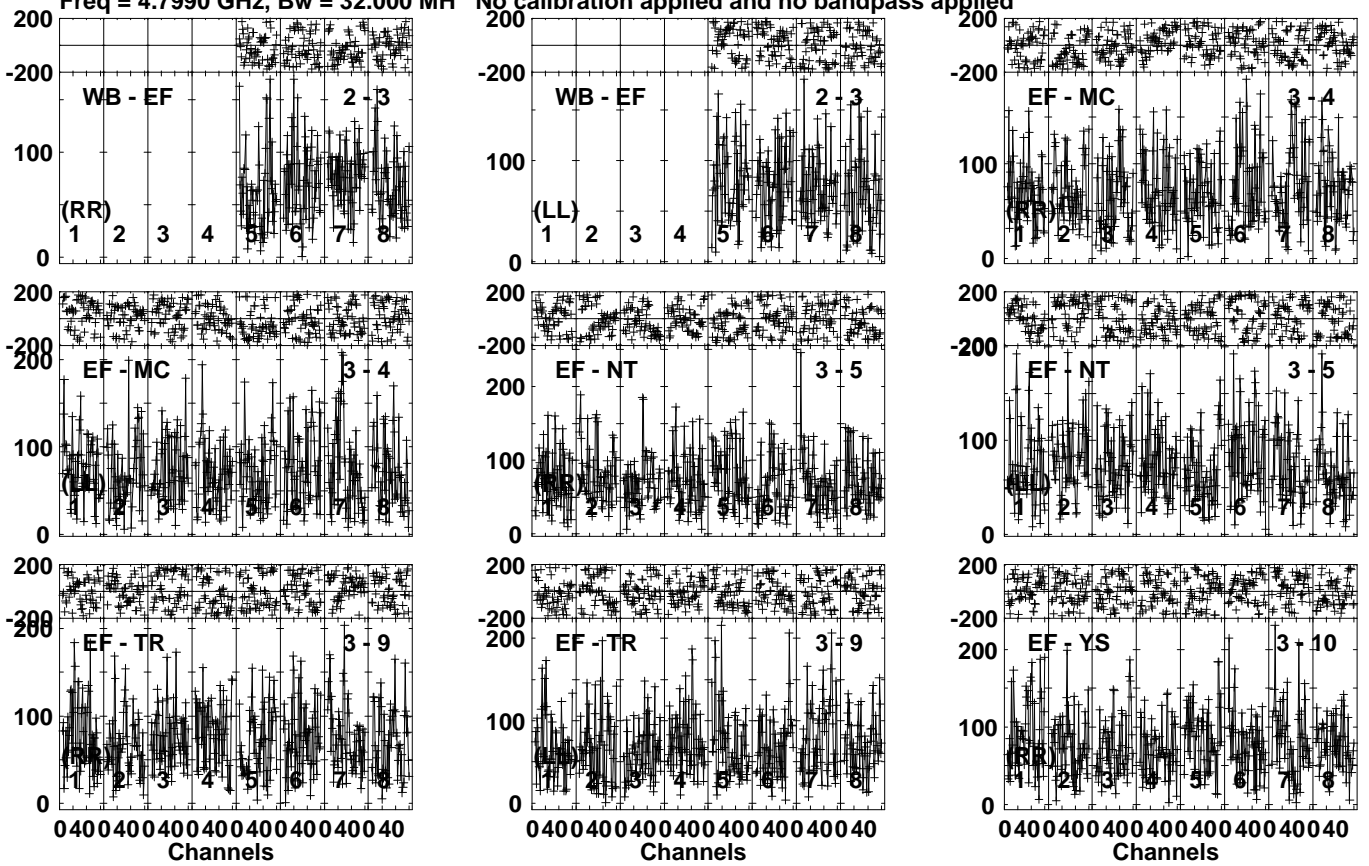
Lower frame: Milli Ampl Jy Top frame: Phas deg  
Vector averaged cross-power spectrum Several baselines displayed  
Timerange: 00/04:29:21 to 00/04:31:19

Plot file version 55 created 04-NOV-2021 02:04:41

LSPMJ0036+18 EC077C.UVDATA.1

Freq = 4.7990 GHz, Bw = 32.000 MH

No calibration applied and no bandpass applied



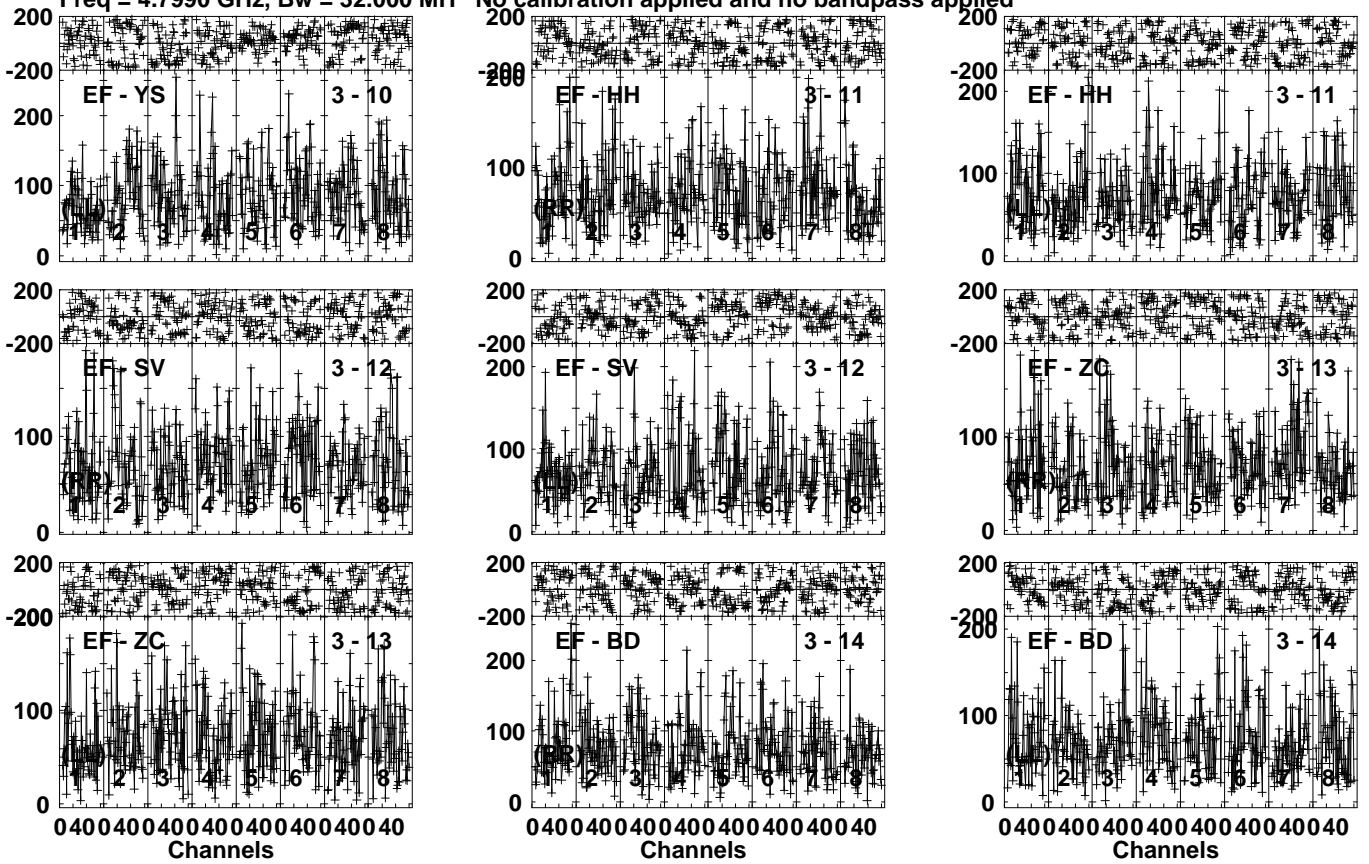
Lower frame: Micro Ampl Jy Top frame: Phas deg  
Vector averaged cross-power spectrum Several baselines displayed  
Timerange: 00/04:32:01 to 00/04:35:29

Plot file version 56 created 04-NOV-2021 02:04:41

LSPMJ0036+18 EC077C.UVDATA.1

Freq = 4.7990 GHz, Bw = 32.000 MH

No calibration applied and no bandpass applied



Lower frame: Micro Ampl Jy Top frame: Phas deg  
Vector averaged cross-power spectrum Several baselines displayed  
Timerange: 00/04:32:01 to 00/04:35:29

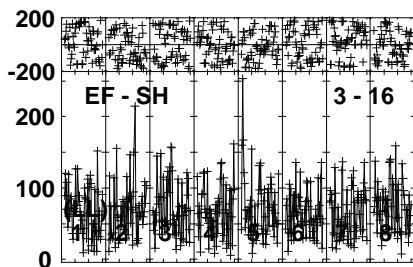
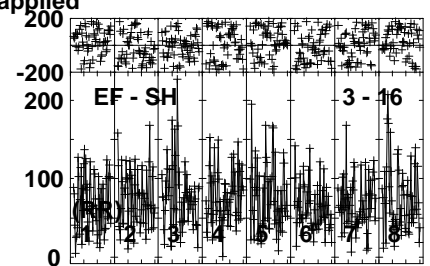
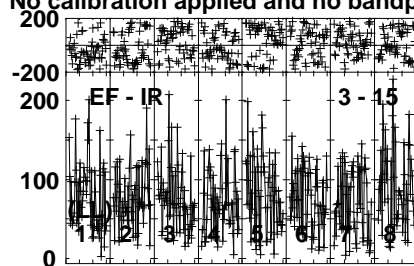
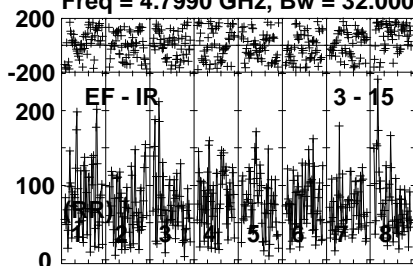


Plot file version 57 created 04-NOV-2021 02:04:42

LSPMJ0036+18 EC077C.UVDATA.1

Freq = 4.7990 GHz, Bw = 32.000 MH

No calibration applied and no bandpass applied



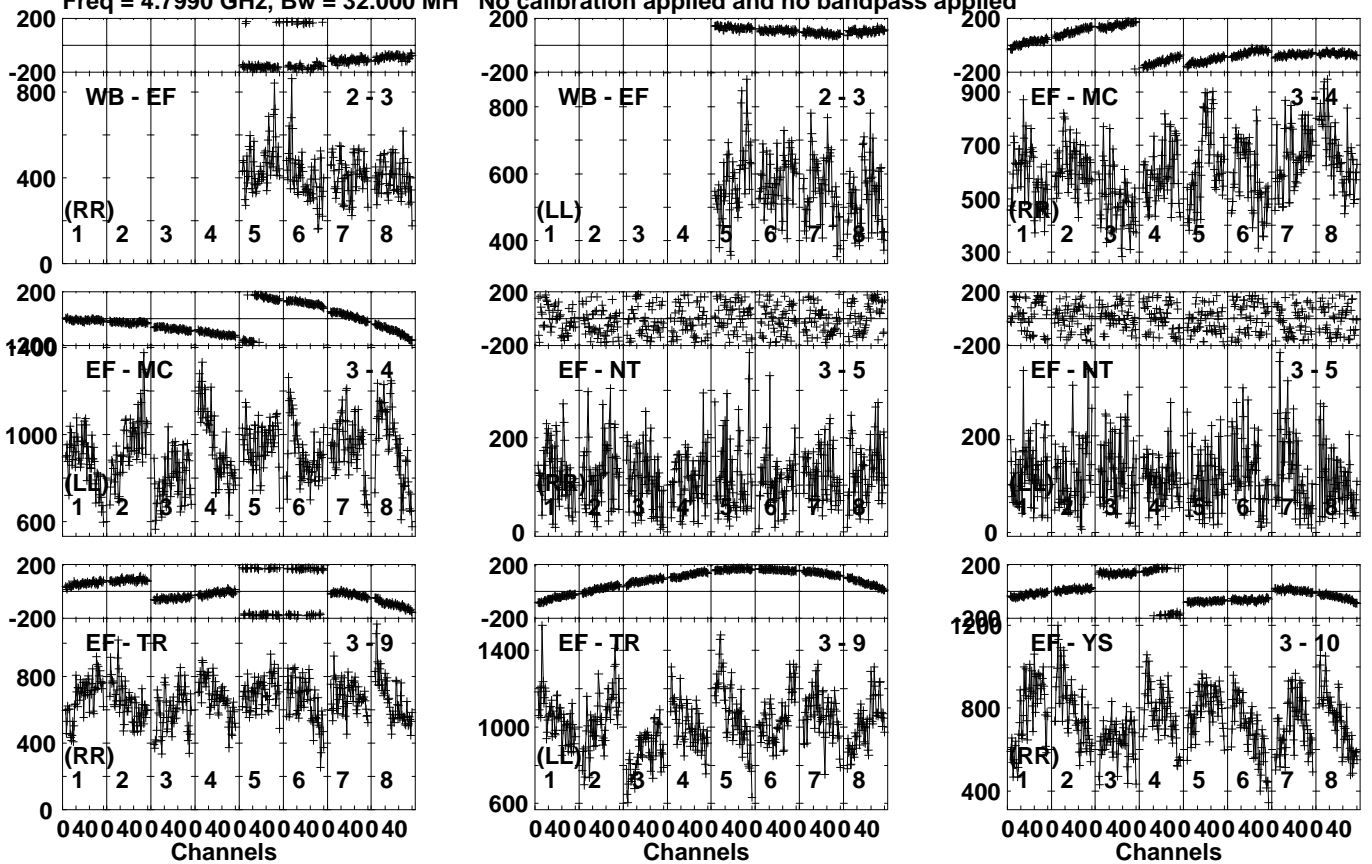
Lower frame: Micro Ampl Jy Top frame: Phas deg  
Vector averaged cross-power spectrum Several baselines displayed  
Timerange: 00/04:32:01 to 00/04:35:29

Plot file version 58 created 04-NOV-2021 02:04:42

J0038+1856 EC077C.UVDATA.1

Freq = 4.7990 GHz, Bw = 32.000 MH

No calibration applied and no bandpass applied



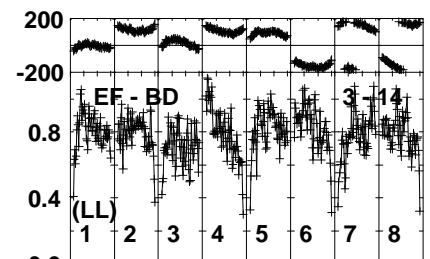
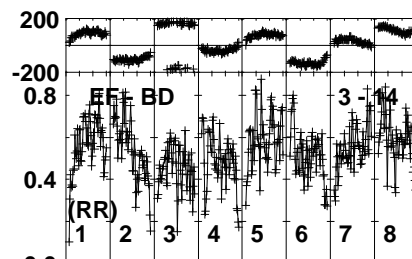
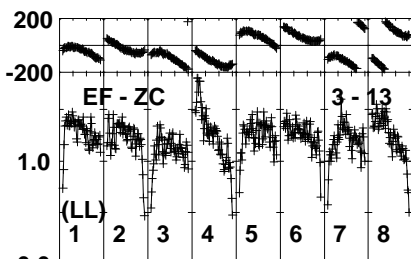
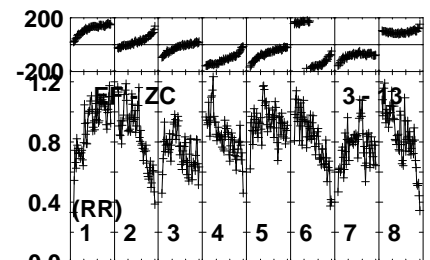
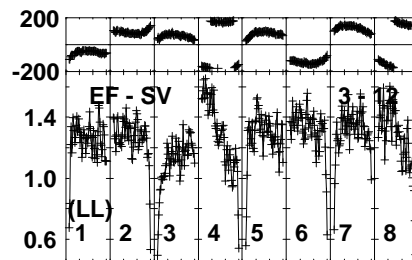
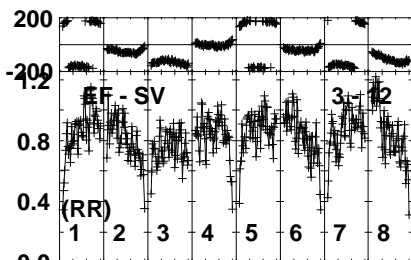
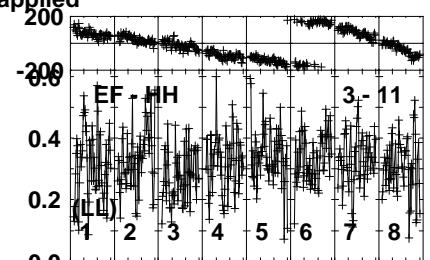
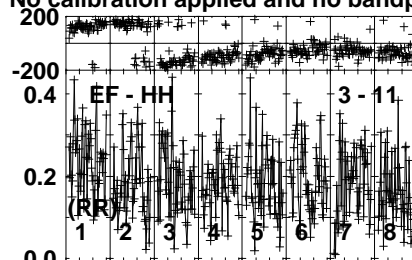
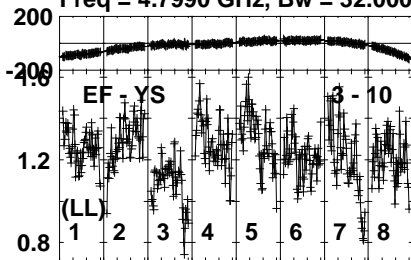
Lower frame: Micro Ampl Jy Top frame: Phas deg  
Vector averaged cross-power spectrum Several baselines displayed  
Timerange: 00/04:35:33 to 00/04:37:29

Plot file version 59 created 04-NOV-2021 02:04:42

J0038+1856 EC077C.UVDATA.1

Freq = 4.7990 GHz, Bw = 32.000 MH

No calibration applied and no bandpass applied



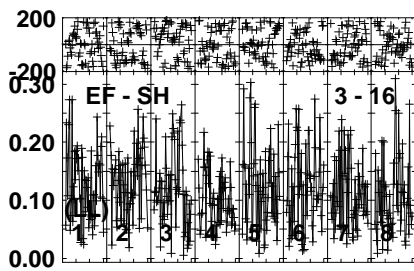
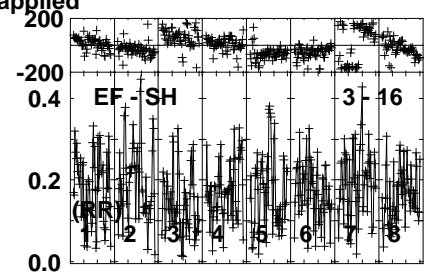
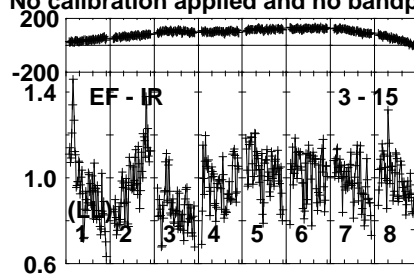
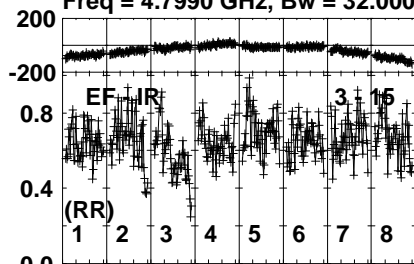
Lower frame: Milli Ampl Jy Top frame: Phas deg  
Vector averaged cross-power spectrum Several baselines displayed  
Timerange: 00/04:35:33 to 00/04:37:29

Plot file version 60 created 04-NOV-2021 02:04:42

J0038+1856 EC077C.UVDATA.1

Freq = 4.7990 GHz, Bw = 32.000 MH

No calibration applied and no bandpass applied



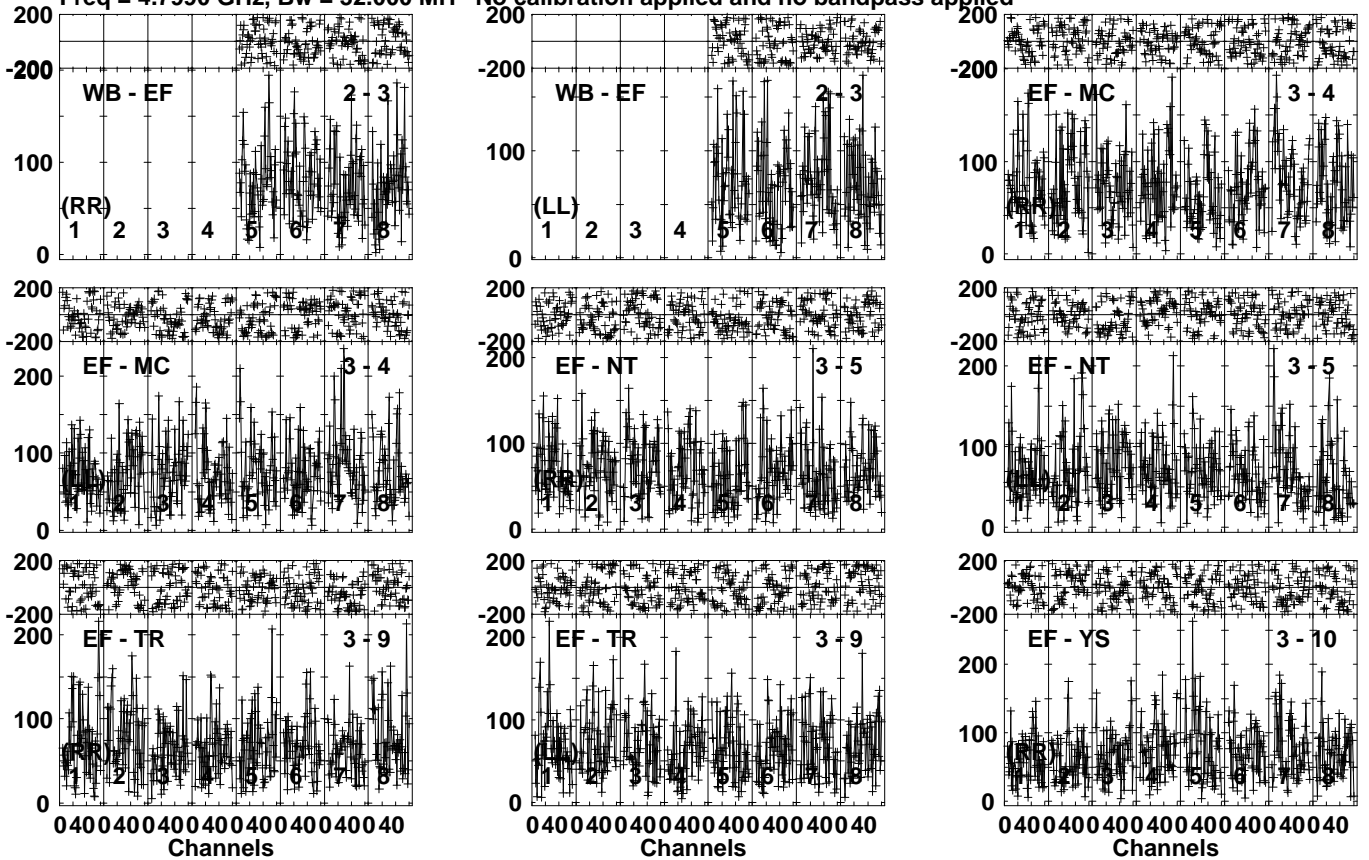
Lower frame: Milli Ampl Jy Top frame: Phas deg  
Vector averaged cross-power spectrum Several baselines displayed  
Timerange: 00/04:35:33 to 00/04:37:29

Plot file version 61 created 04-NOV-2021 02:04:42

LSPMJ0036+18 EC077C.UVDATA.1

Freq = 4.7990 GHz, Bw = 32.000 MH

No calibration applied and no bandpass applied



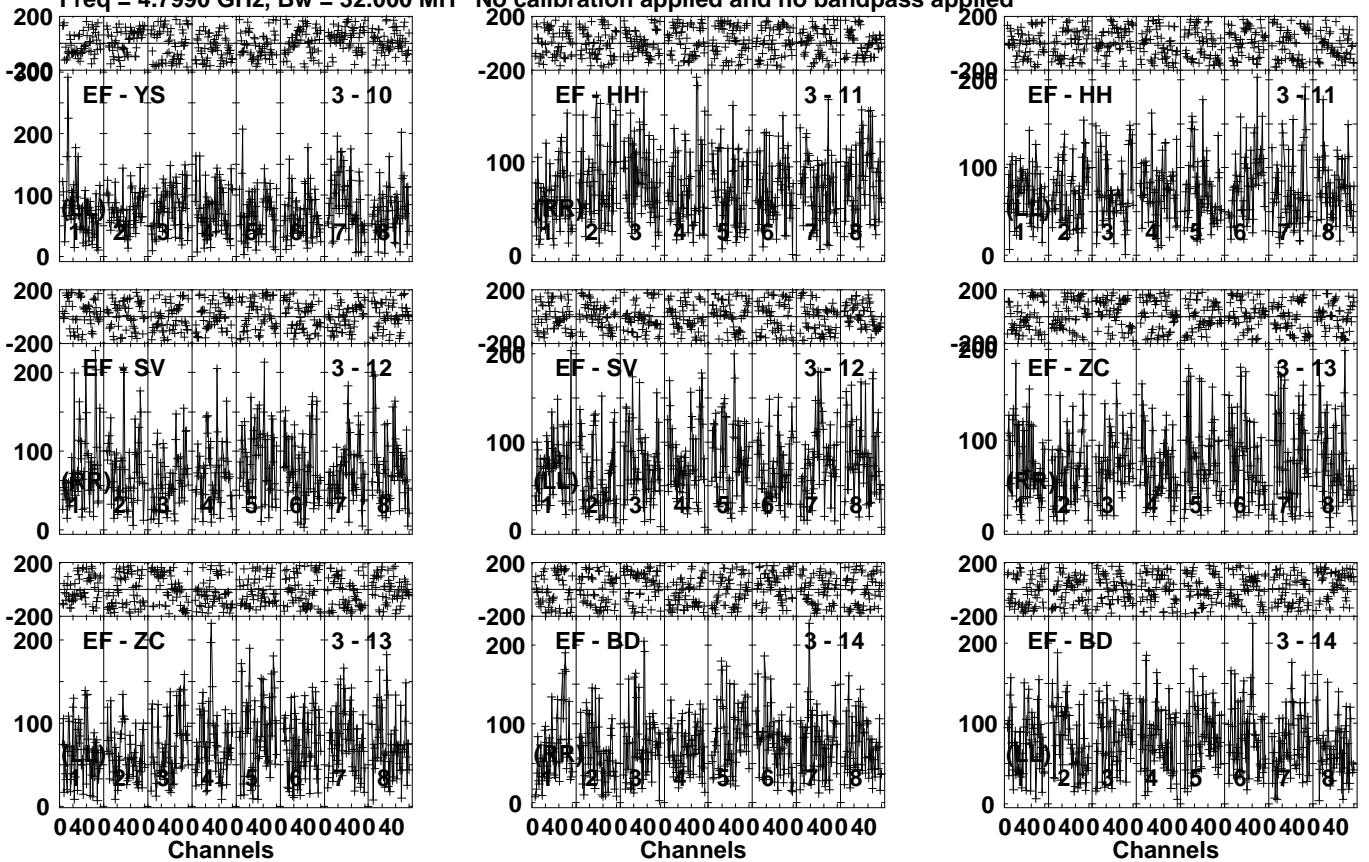
Lower frame: Micro Ampl Jy Top frame: Phas deg  
Vector averaged cross-power spectrum Several baselines displayed  
Timerange: 00/04:37:33 to 00/04:41:39

Plot file version 62 created 04-NOV-2021 02:04:42

LSPMJ0036+18 EC077C.UVDATA.1

Freq = 4.7990 GHz, Bw = 32.000 MH

No calibration applied and no bandpass applied



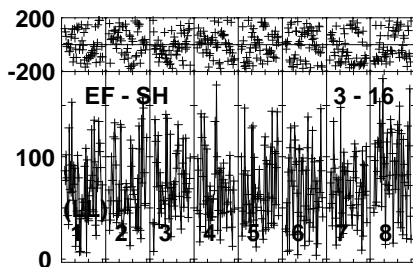
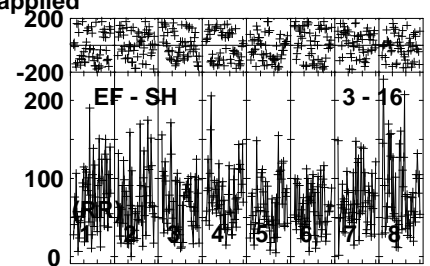
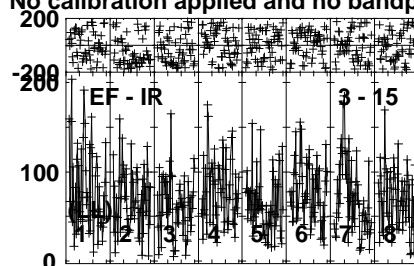
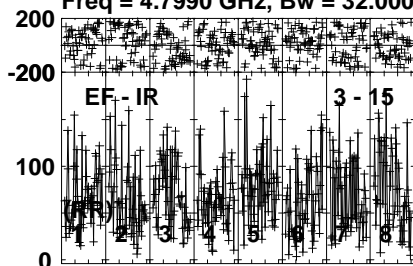
Lower frame: Micro Ampl Jy Top frame: Phas deg  
Vector averaged cross-power spectrum Several baselines displayed  
Timerange: 00/04:37:33 to 00/04:41:39

Plot file version 63 created 04-NOV-2021 02:04:42

LSPMJ0036+18 EC077C.UVDATA.1

Freq = 4.7990 GHz, Bw = 32.000 MH

No calibration applied and no bandpass applied



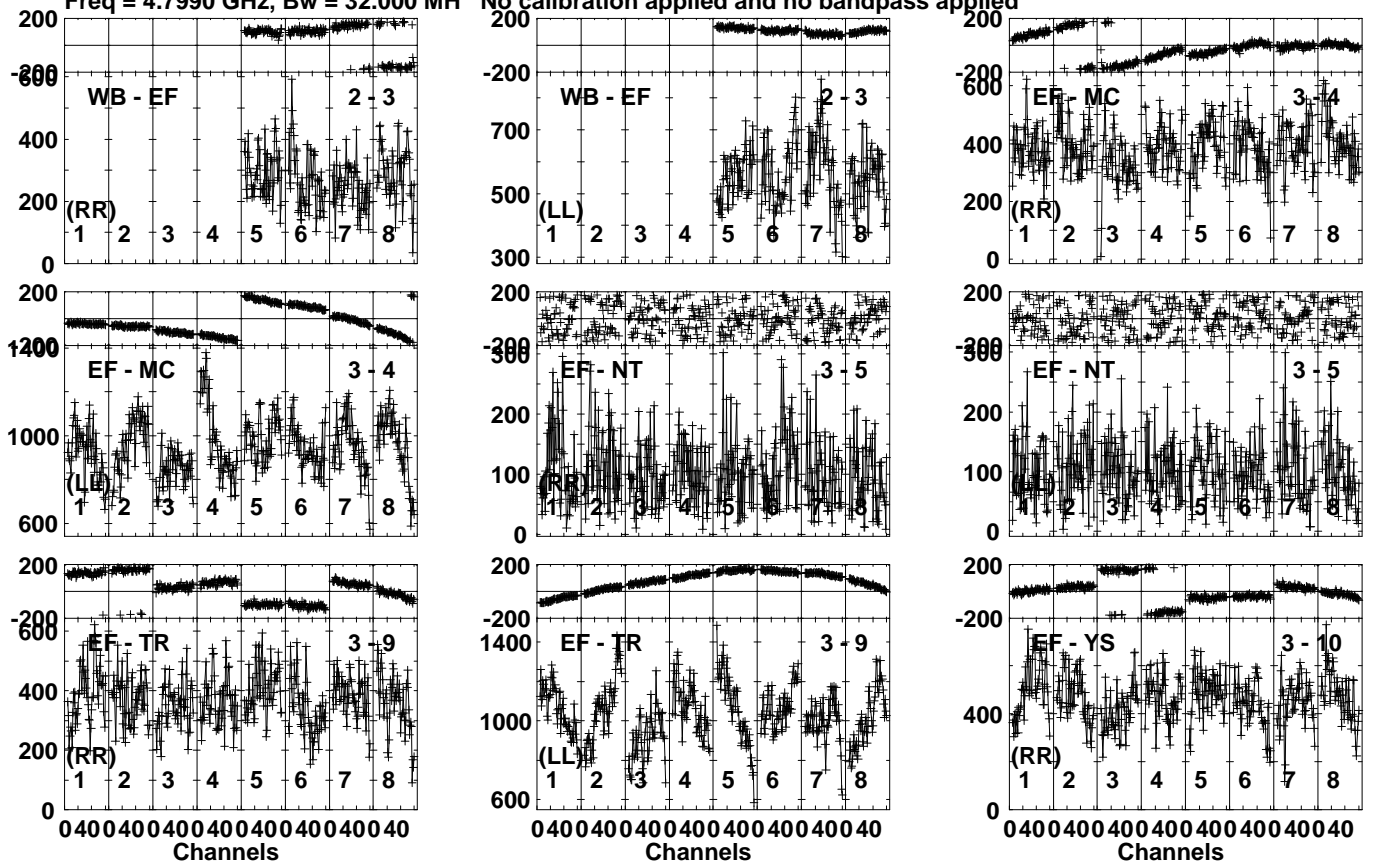
Lower frame: Micro Ampl Jy Top frame: Phas deg  
Vector averaged cross-power spectrum Several baselines displayed  
Timerange: 00/04:37:33 to 00/04:41:39

Plot file version 64 created 04-NOV-2021 02:04:42

J0038+1856 EC077C.UVDATA.1

Freq = 4.7990 GHz, Bw = 32.000 MH

No calibration applied and no bandpass applied



Lower frame: Micro Ampl Jy Top frame: Phas deg  
Vector averaged cross-power spectrum Several baselines displayed  
Timerange: 00/04:42:11 to 00/04:44:09

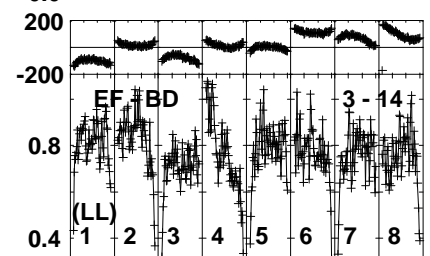
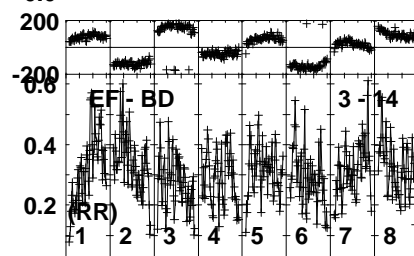
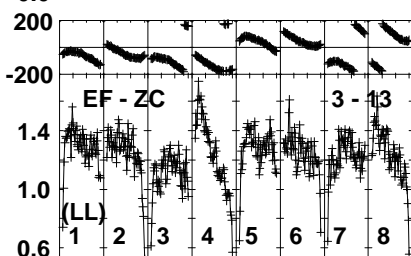
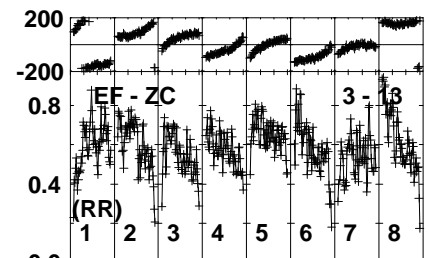
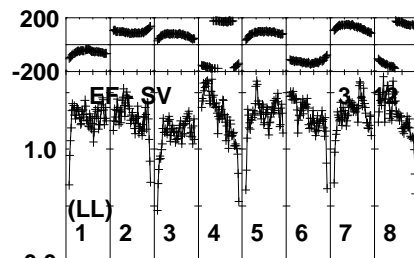
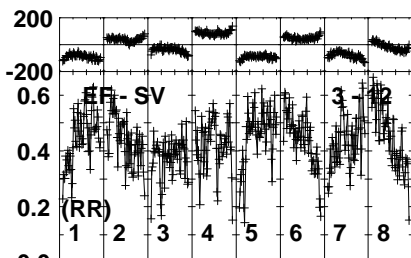
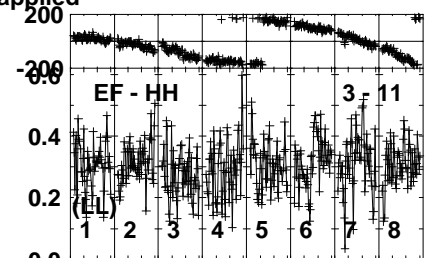
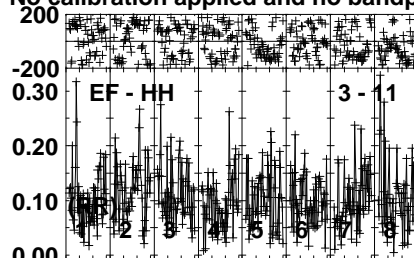
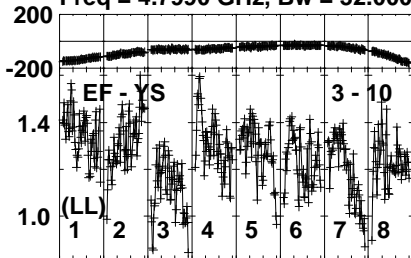


Plot file version 65 created 04-NOV-2021 02:04:43

J0038+1856 EC077C.UVDATA.1

Freq = 4.7990 GHz, Bw = 32.000 MH

No calibration applied and no bandpass applied



0400400400400400400400400400  
Channels

0400400400400400400400400400  
Channels

0400400400400400400400400400  
Channels

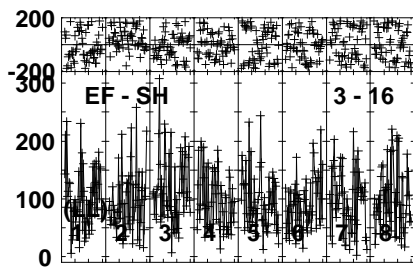
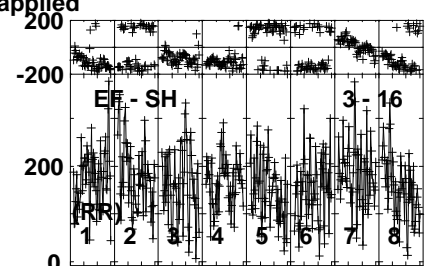
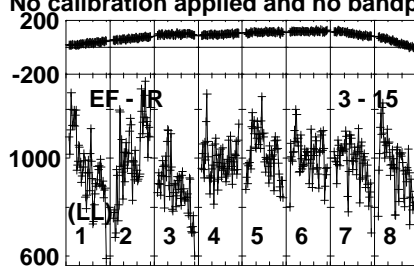
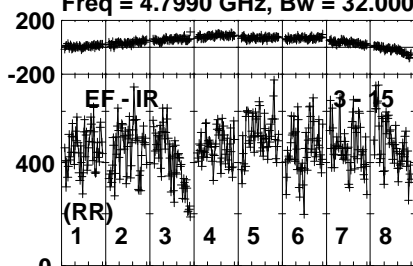
Lower frame: Milli Ampl Jy Top frame: Phas deg  
Vector averaged cross-power spectrum Several baselines displayed  
Timerange: 00/04:42:11 to 00/04:44:09

Plot file version 66 created 04-NOV-2021 02:04:43

J0038+1856 EC077C.UVDATA.1

Freq = 4.7990 GHz, Bw = 32.000 MH

No calibration applied and no bandpass applied



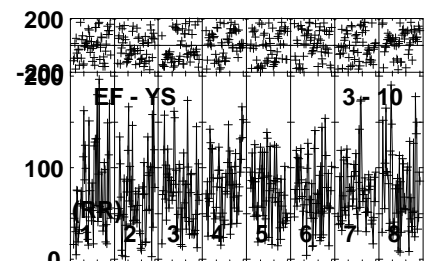
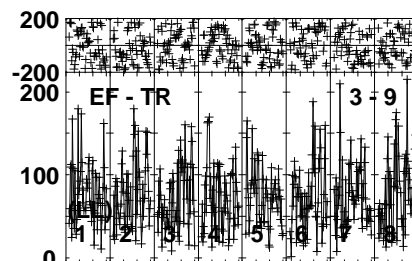
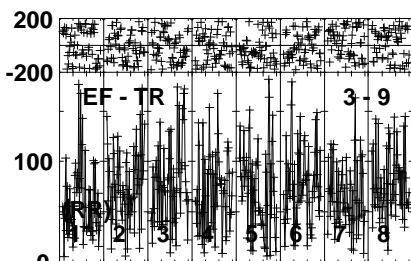
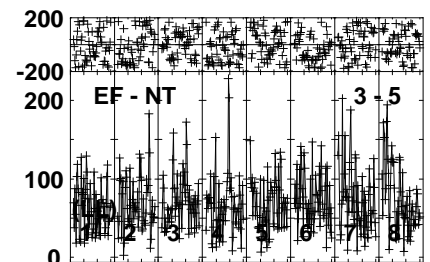
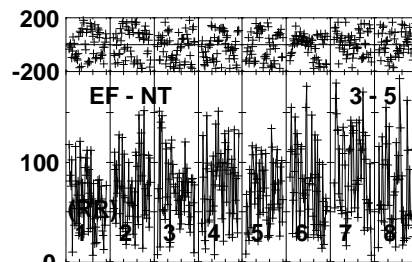
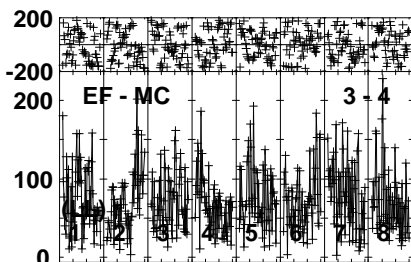
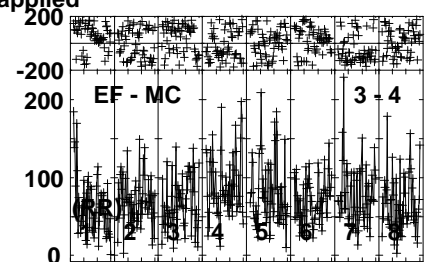
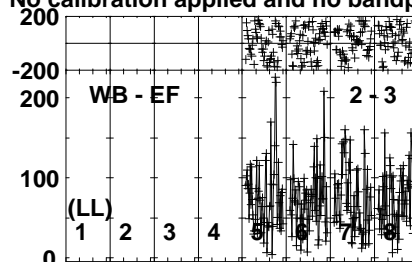
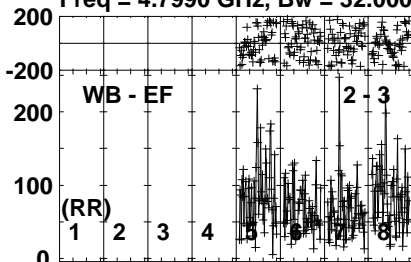
Lower frame: Micro Ampl Jy Top frame: Phas deg  
Vector averaged cross-power spectrum Several baselines displayed  
Timerange: 00/04:42:11 to 00/04:44:09

Plot file version 67 created 04-NOV-2021 02:04:43

LSPMJ0036+18 EC077C.UVDATA.1

Freq = 4.7990 GHz, Bw = 32.000 MH

No calibration applied and no bandpass applied



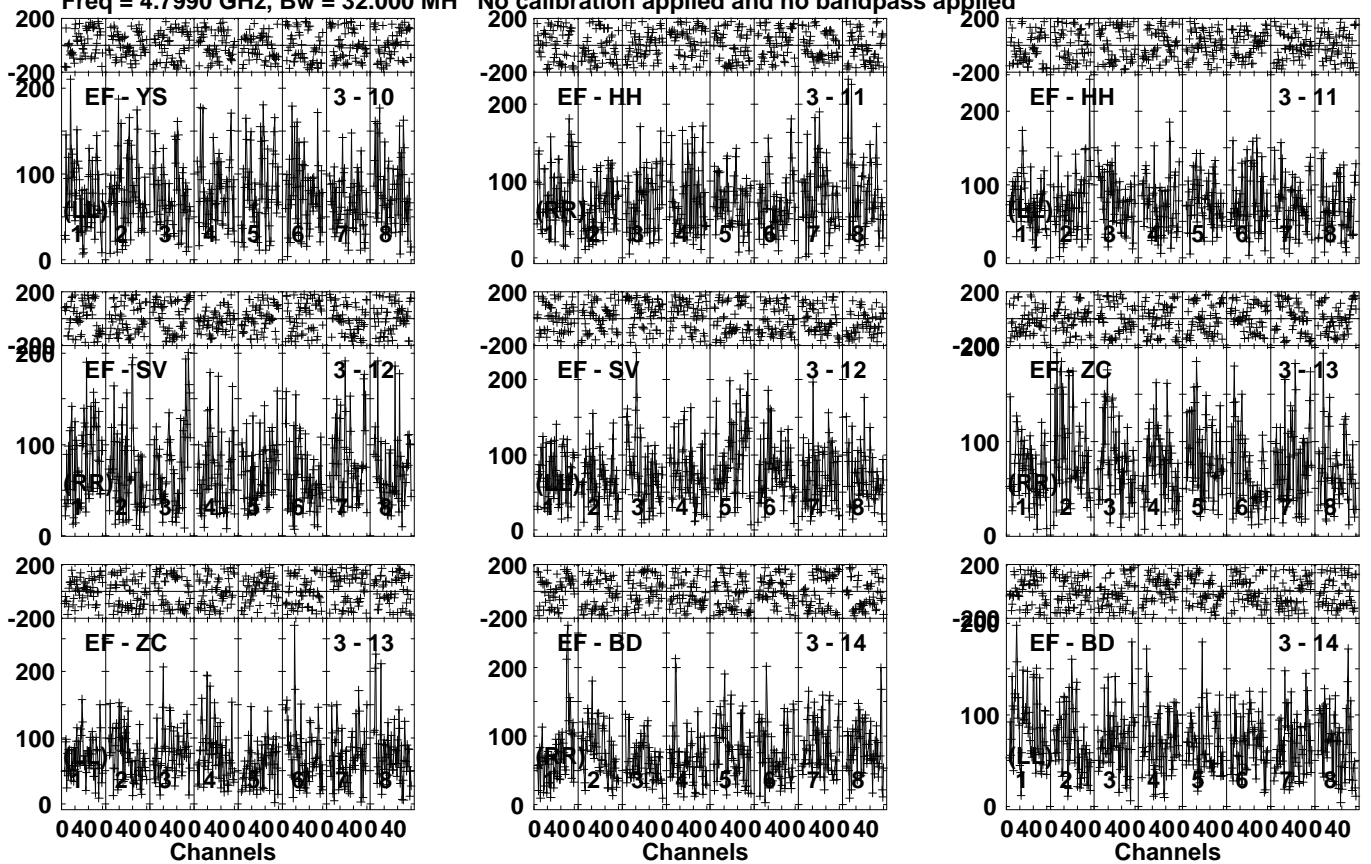
Lower frame: Micro Ampl Jy Top frame: Phas deg  
Vector averaged cross-power spectrum Several baselines displayed  
Timerange: 00/04:44:51 to 00/04:48:19

Plot file version 68 created 04-NOV-2021 02:04:43

LSPMJ0036+18 EC077C.UVDATA.1

Freq = 4.7990 GHz, Bw = 32.000 MH

No calibration applied and no bandpass applied



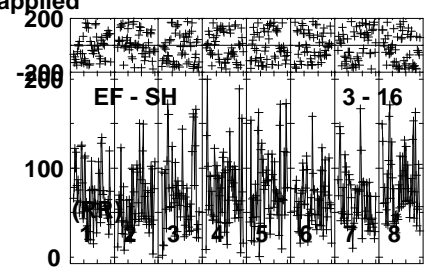
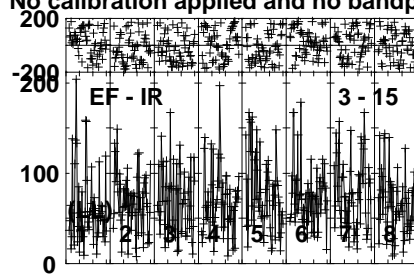
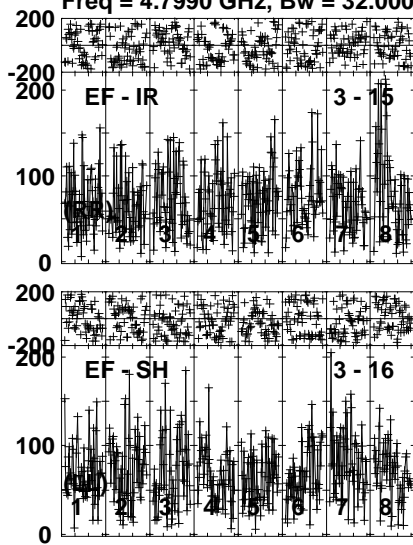
Lower frame: Micro Ampl Jy Top frame: Phas deg  
Vector averaged cross-power spectrum Several baselines displayed  
Timerange: 00/04:44:51 to 00/04:48:19

Plot file version 69 created 04-NOV-2021 02:04:43

LSPMJ0036+18 EC077C.UVDATA.1

Freq = 4.7990 GHz, Bw = 32.000 MH

No calibration applied and no bandpass applied



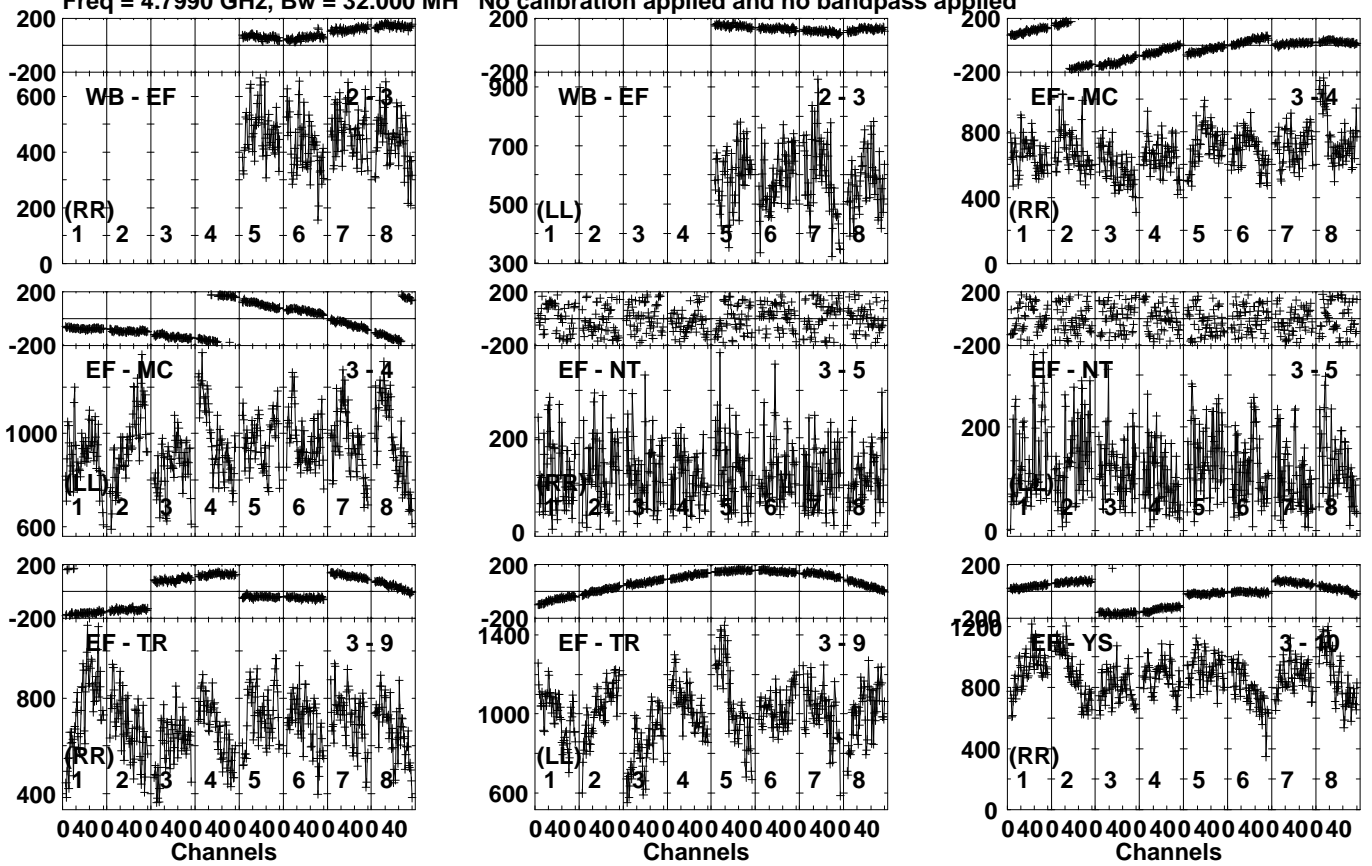
Lower frame: Micro Ampl Jy Top frame: Phas deg  
Vector averaged cross-power spectrum Several baselines displayed  
Timerange: 00/04:44:51 to 00/04:48:19

Plot file version 70 created 04-NOV-2021 02:04:43

J0038+1856 EC077C.UVDATA.1

Freq = 4.7990 GHz, Bw = 32.000 MH

No calibration applied and no bandpass applied



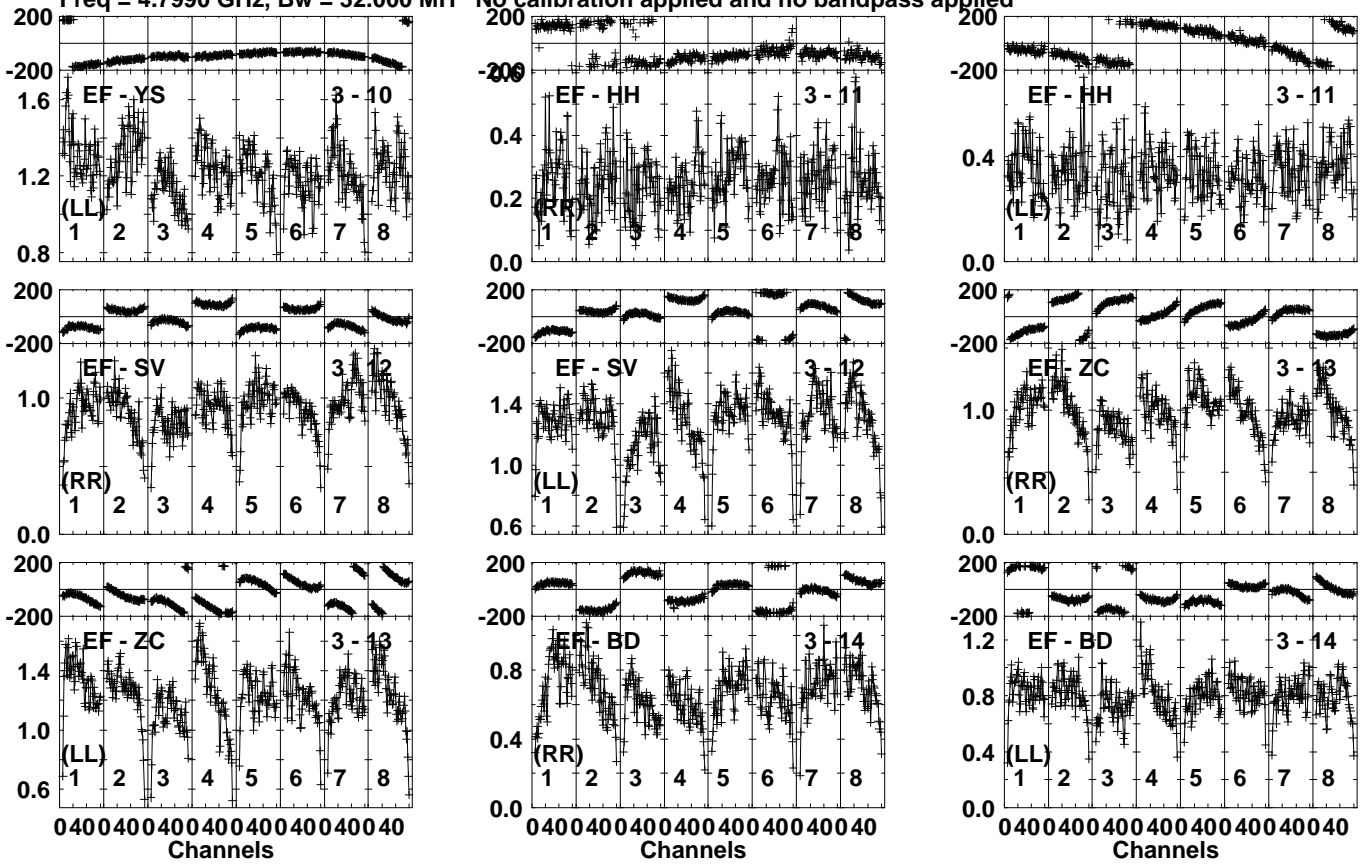
Lower frame: Micro Ampl Jy Top frame: Phas deg  
Vector averaged cross-power spectrum Several baselines displayed  
Timerange: 00/04:48:23 to 00/04:50:19

Plot file version 71 created 04-NOV-2021 02:04:43

J0038+1856 EC077C.UVDATA.1

Freq = 4.7990 GHz, Bw = 32.000 MH

No calibration applied and no bandpass applied



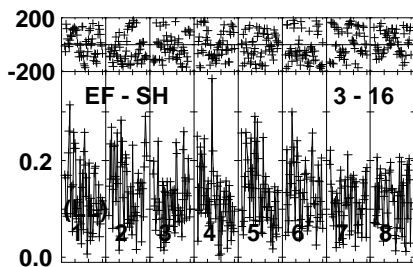
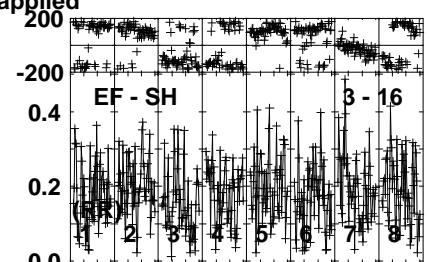
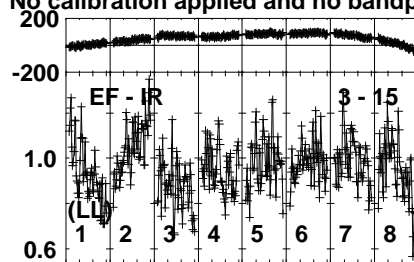
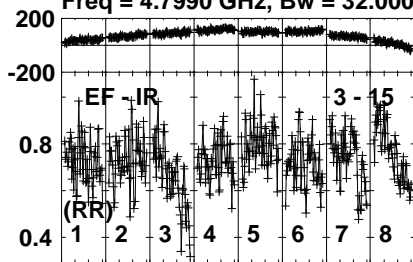
Lower frame: Milli Ampl Jy Top frame: Phas deg  
Vector averaged cross-power spectrum Several baselines displayed  
Timerange: 00/04:48:23 to 00/04:50:19

Plot file version 72 created 04-NOV-2021 02:04:43

J0038+1856 EC077C.UVDATA.1

Freq = 4.7990 GHz, Bw = 32.000 MH

No calibration applied and no bandpass applied



Lower frame: Milli Ampl Jy Top frame: Phas deg  
Vector averaged cross-power spectrum Several baselines displayed  
Timerange: 00/04:48:23 to 00/04:50:19

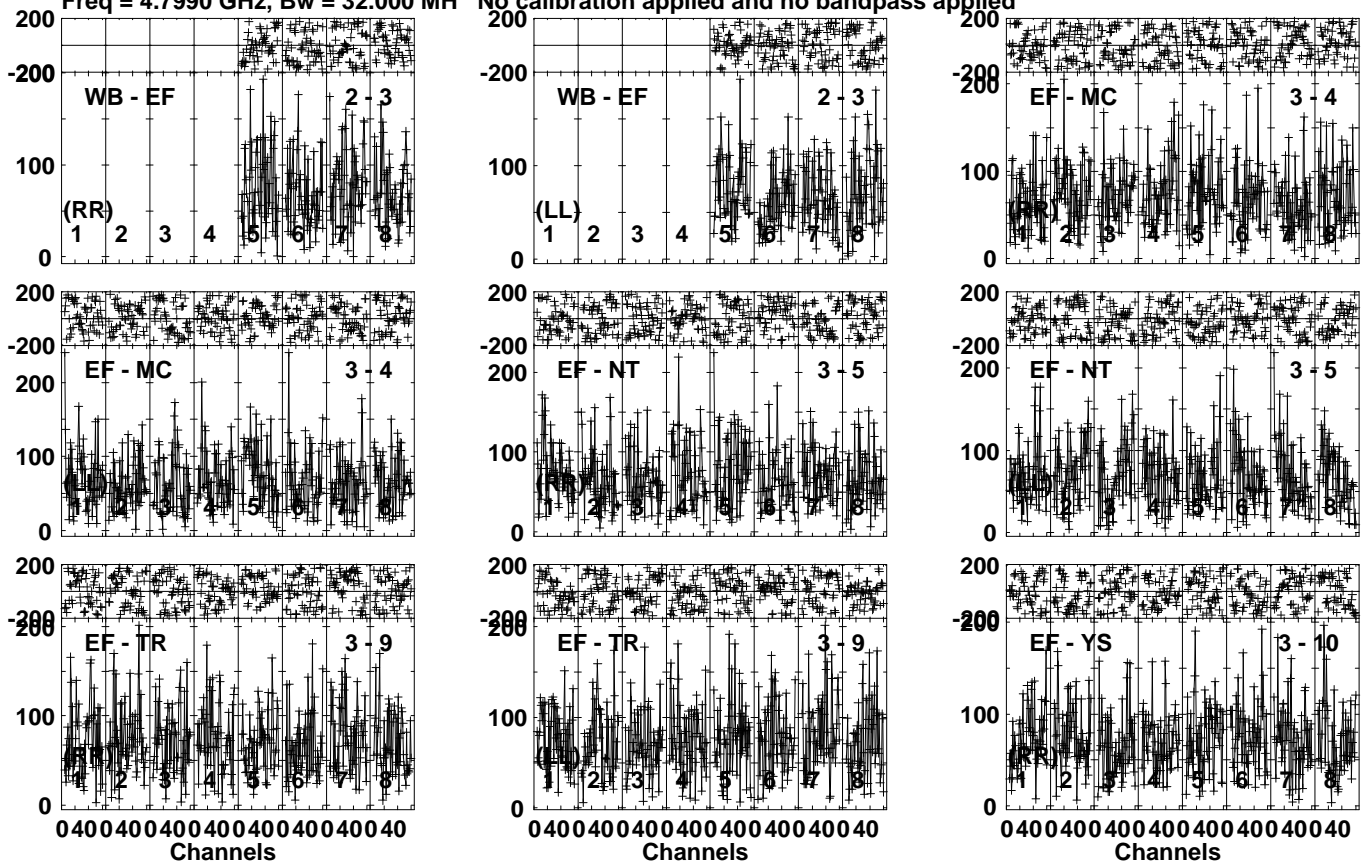


Plot file version 73 created 04-NOV-2021 02:04:43

LSPMJ0036+18 EC077C.UVDATA.1

Freq = 4.7990 GHz, Bw = 32.000 MH

No calibration applied and no bandpass applied



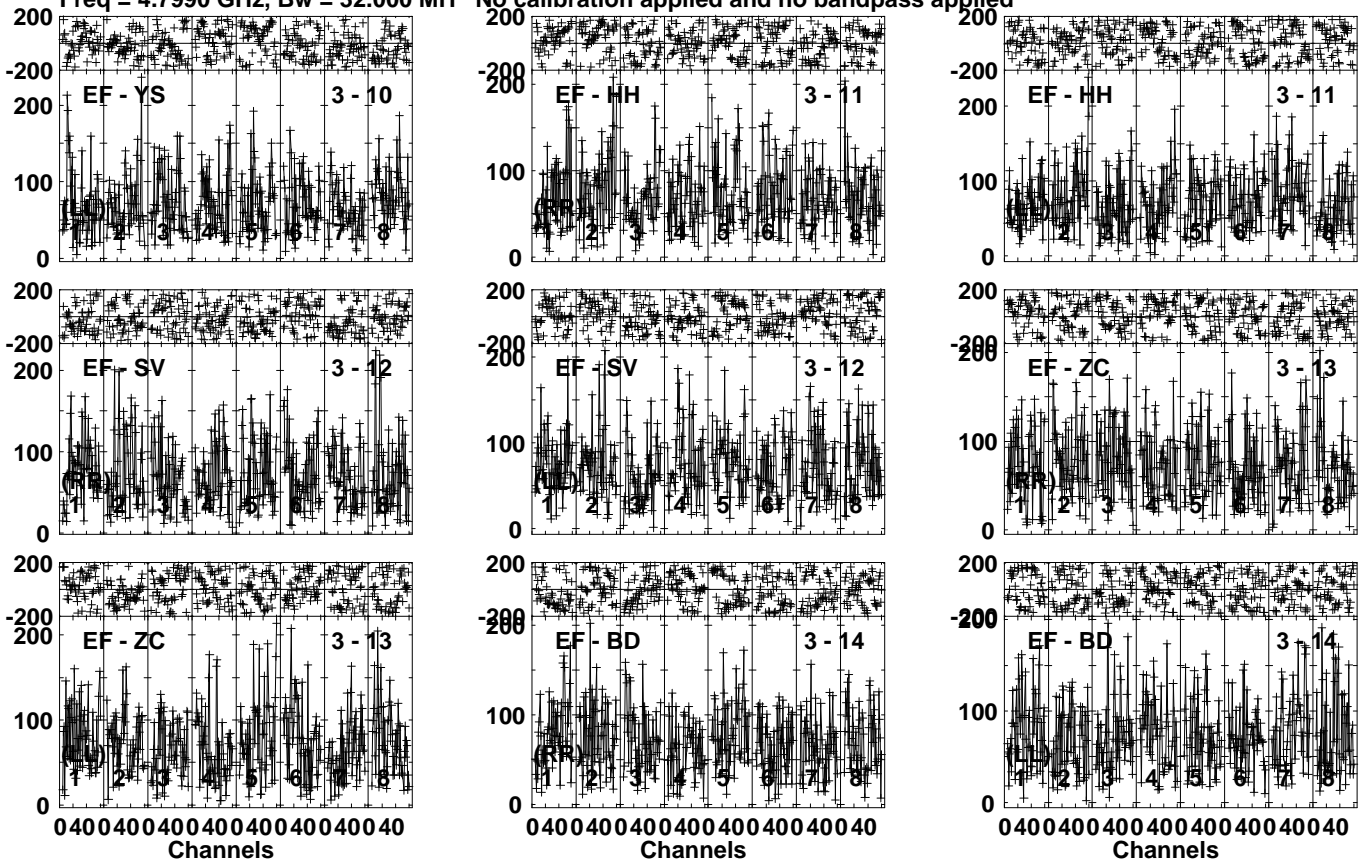
Lower frame: Micro Ampl Jy Top frame: Phas deg  
Vector averaged cross-power spectrum Several baselines displayed  
Timerange: 00/04:50:21 to 00/04:54:29

Plot file version 74 created 04-NOV-2021 02:04:44

LSPMJ0036+18 EC077C.UVDATA.1

Freq = 4.7990 GHz, Bw = 32.000 MH

No calibration applied and no bandpass applied

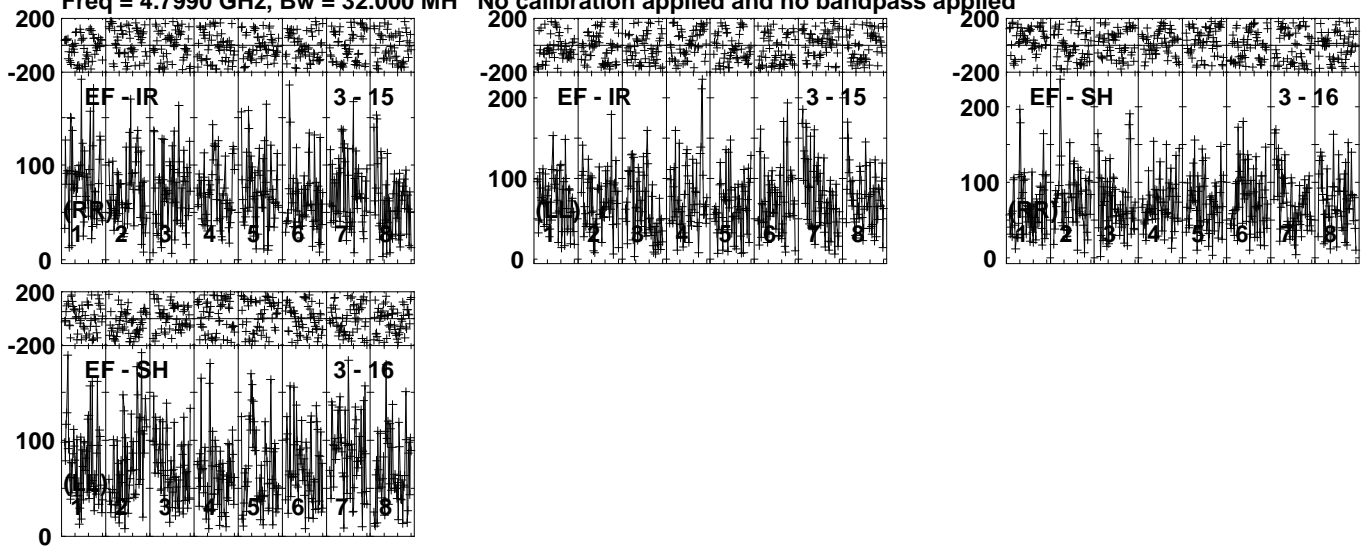


Lower frame: Micro Ampl Jy Top frame: Phas deg  
Vector averaged cross-power spectrum Several baselines displayed  
Timerange: 00/04:50:21 to 00/04:54:29

Plot file version 75 created 04-NOV-2021 02:04:44

LSPMJ0036+18 EC077C.UVDATA.1

Freq = 4.7990 GHz, Bw = 32.000 MH No calibration applied and no bandpass applied



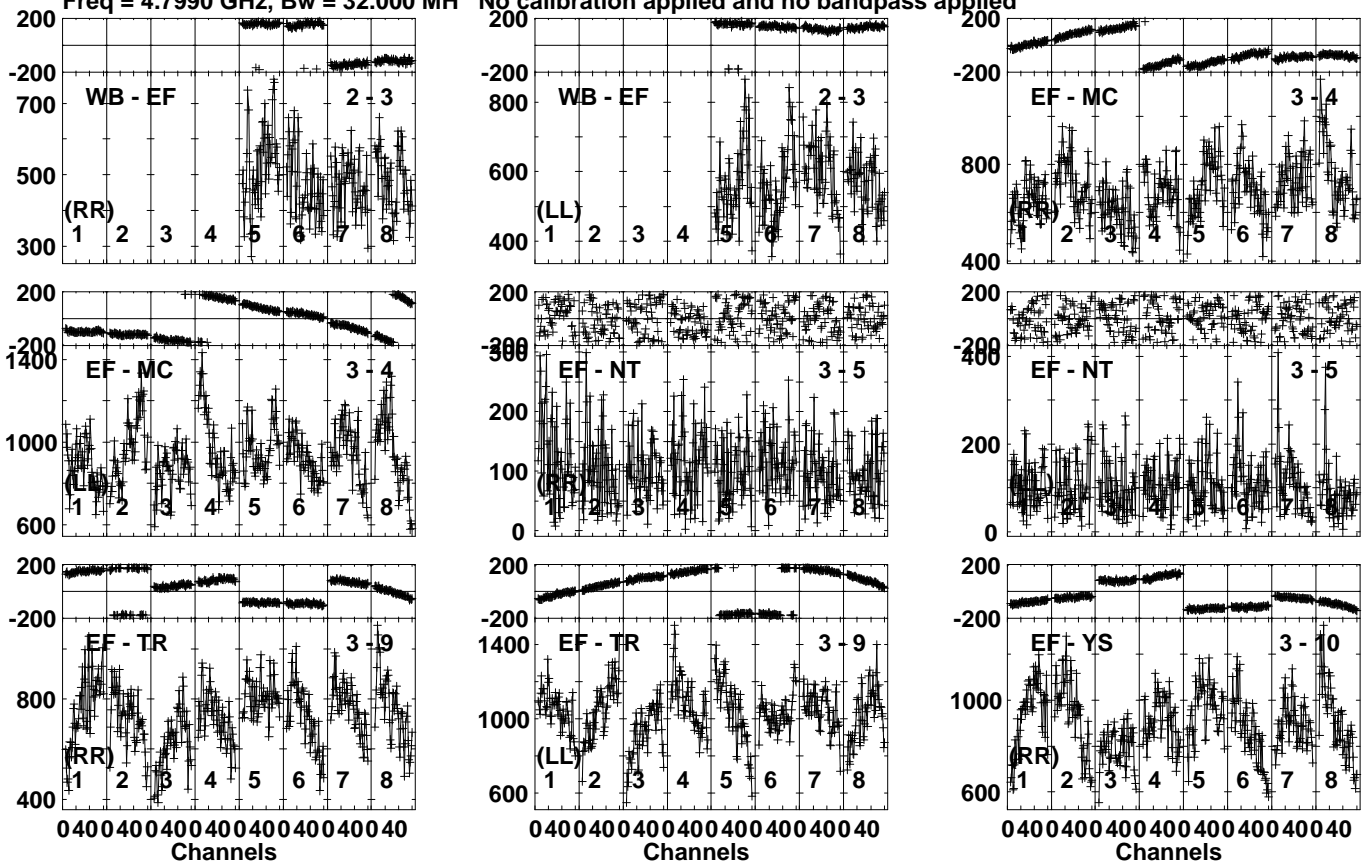
Lower frame: Micro Ampl Jy Top frame: Phas deg  
Vector averaged cross-power spectrum Several baselines displayed  
Timerange: 00/04:50:21 to 00/04:54:29

Plot file version 76 created 04-NOV-2021 02:04:44

J0038+1856 EC077C.UVDATA.1

Freq = 4.7990 GHz, Bw = 32.000 MH

No calibration applied and no bandpass applied



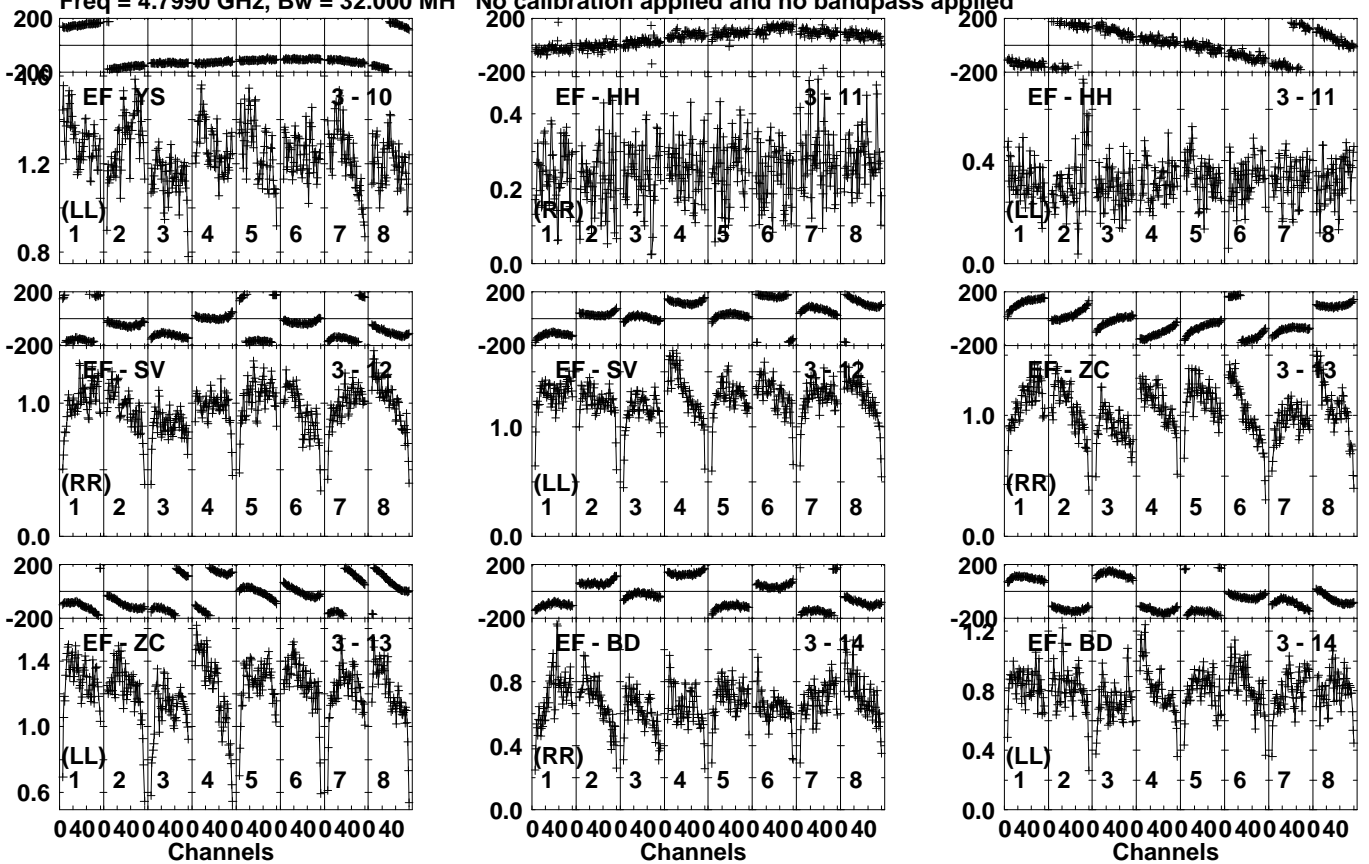
Lower frame: Micro Ampl Jy Top frame: Phas deg  
Vector averaged cross-power spectrum Several baselines displayed  
Timerange: 00/04:55:01 to 00/04:56:59

Plot file version 77 created 04-NOV-2021 02:04:44

J0038+1856 EC077C.UVDATA.1

Freq = 4.7990 GHz, Bw = 32.000 MH

No calibration applied and no bandpass applied



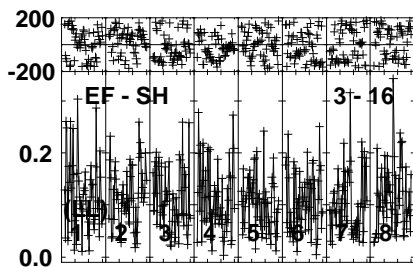
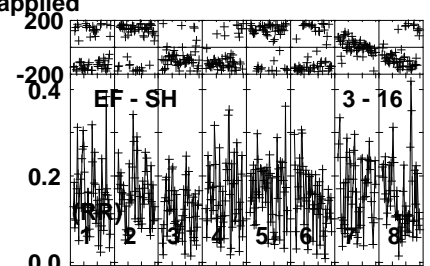
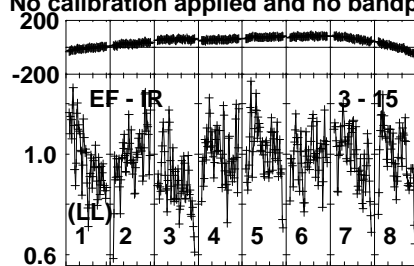
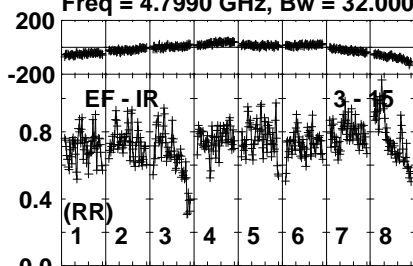
Lower frame: Milli Ampl Jy Top frame: Phas deg  
Vector averaged cross-power spectrum Several baselines displayed  
Timerange: 00/04:55:01 to 00/04:56:59

Plot file version 78 created 04-NOV-2021 02:04:44

J0038+1856 EC077C.UVDATA.1

Freq = 4.7990 GHz, Bw = 32.000 MH

No calibration applied and no bandpass applied



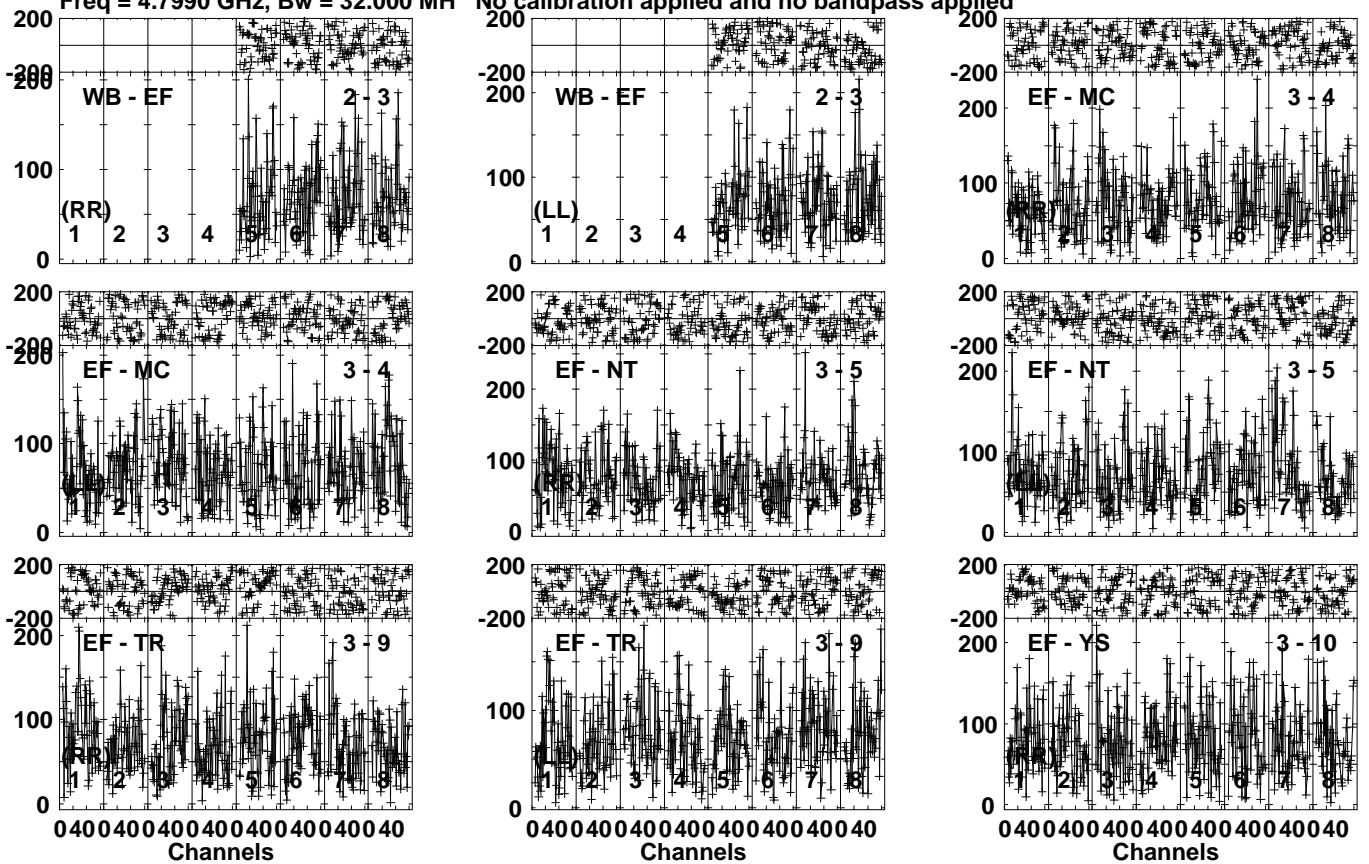
Lower frame: Milli Ampl Jy Top frame: Phas deg  
Vector averaged cross-power spectrum Several baselines displayed  
Timerange: 00/04:55:01 to 00/04:56:59

Plot file version 79 created 04-NOV-2021 02:04:44

LSPMJ0036+18 EC077C.UVDATA.1

Freq = 4.7990 GHz, Bw = 32.000 MH

No calibration applied and no bandpass applied



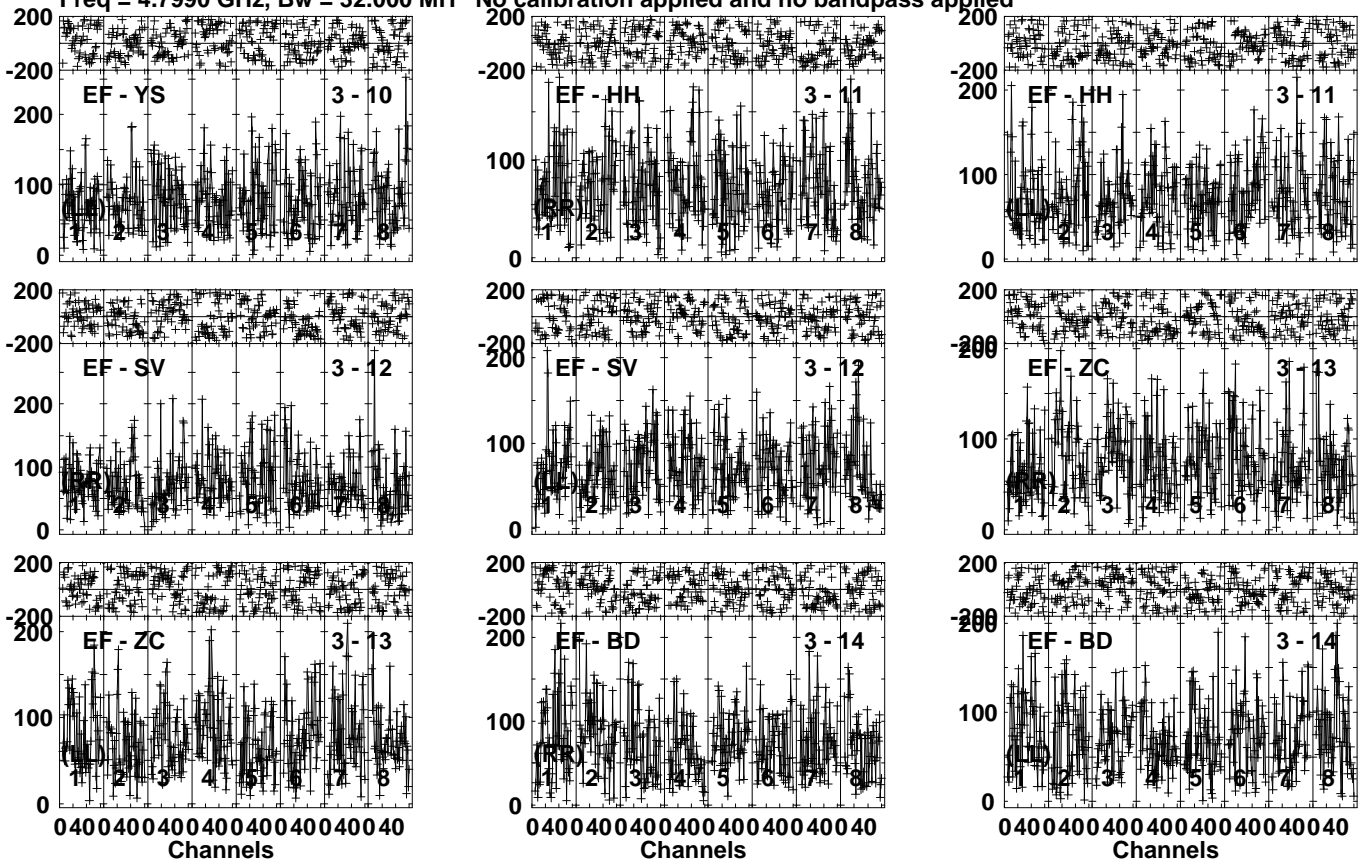
Lower frame: Micro Ampl Jy Top frame: Phas deg  
Vector averaged cross-power spectrum Several baselines displayed  
Timerange: 00/04:57:41 to 00/05:01:09

Plot file version 80 created 04-NOV-2021 02:04:44

LSPMJ0036+18 EC077C.UVDATA.1

Freq = 4.7990 GHz, Bw = 32.000 MH

No calibration applied and no bandpass applied



Lower frame: Micro Ampl Jy Top frame: Phas deg  
Vector averaged cross-power spectrum Several baselines displayed  
Timerange: 00/04:57:41 to 00/05:01:09

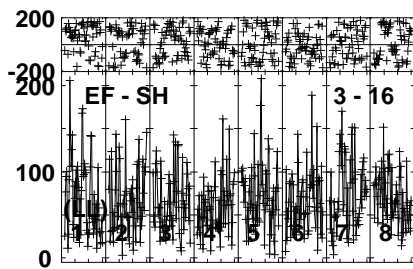
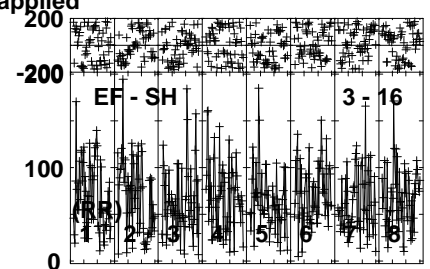
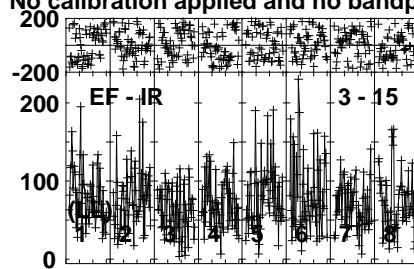
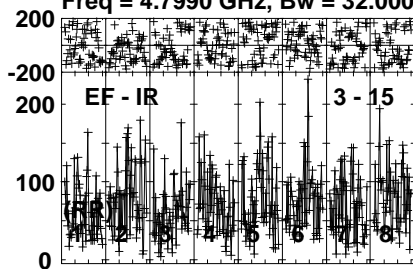


Plot file version 81 created 04-NOV-2021 02:04:44

LSPMJ0036+18 EC077C.UVDATA.1

Freq = 4.7990 GHz, Bw = 32.000 MH

No calibration applied and no bandpass applied



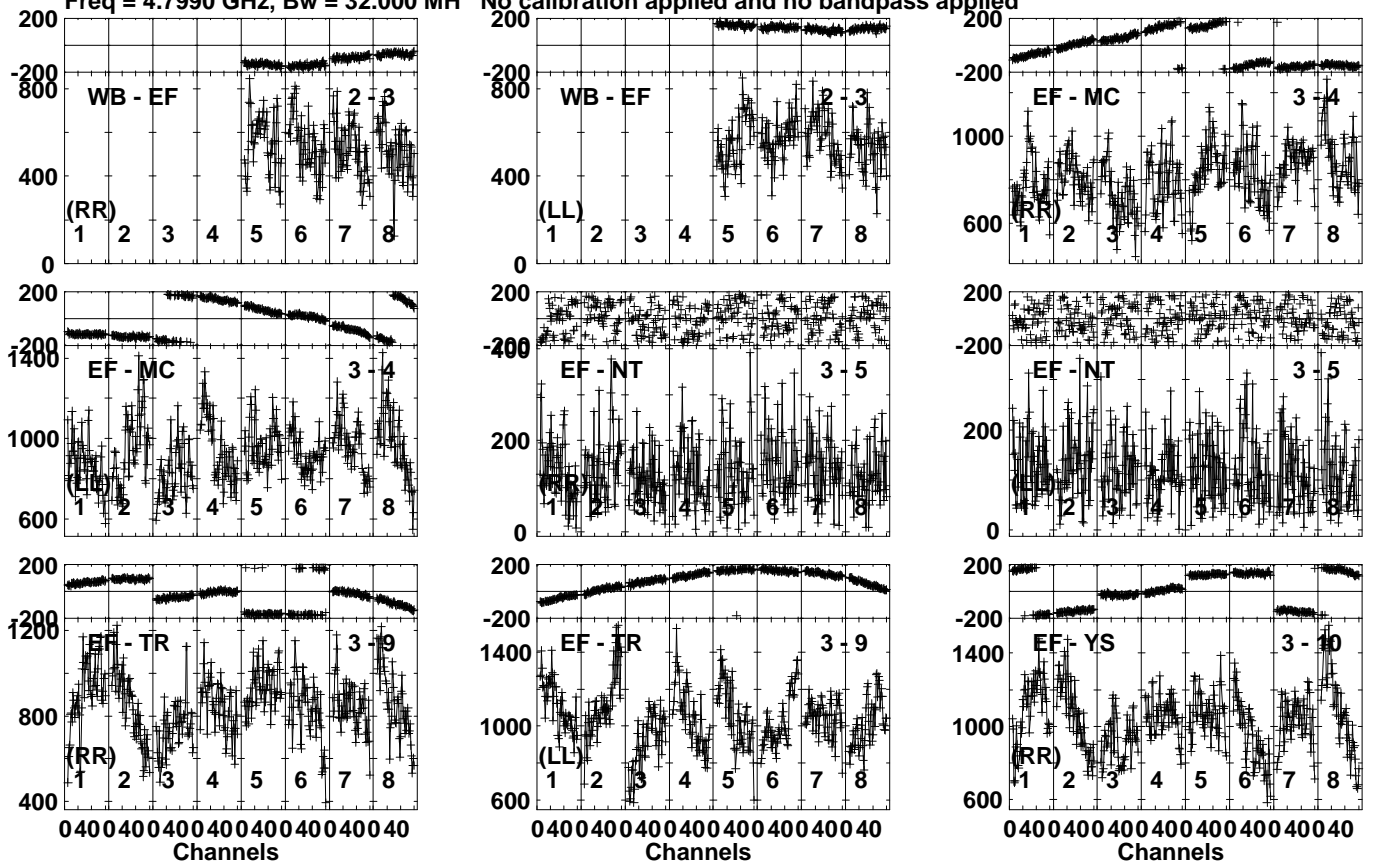
Lower frame: Micro Ampl Jy Top frame: Phas deg  
Vector averaged cross-power spectrum Several baselines displayed  
Timerange: 00/04:57:41 to 00/05:01:09

Plot file version 82 created 04-NOV-2021 02:04:45

J0038+1856 EC077C.UVDATA.1

Freq = 4.7990 GHz, Bw = 32.000 MH

No calibration applied and no bandpass applied

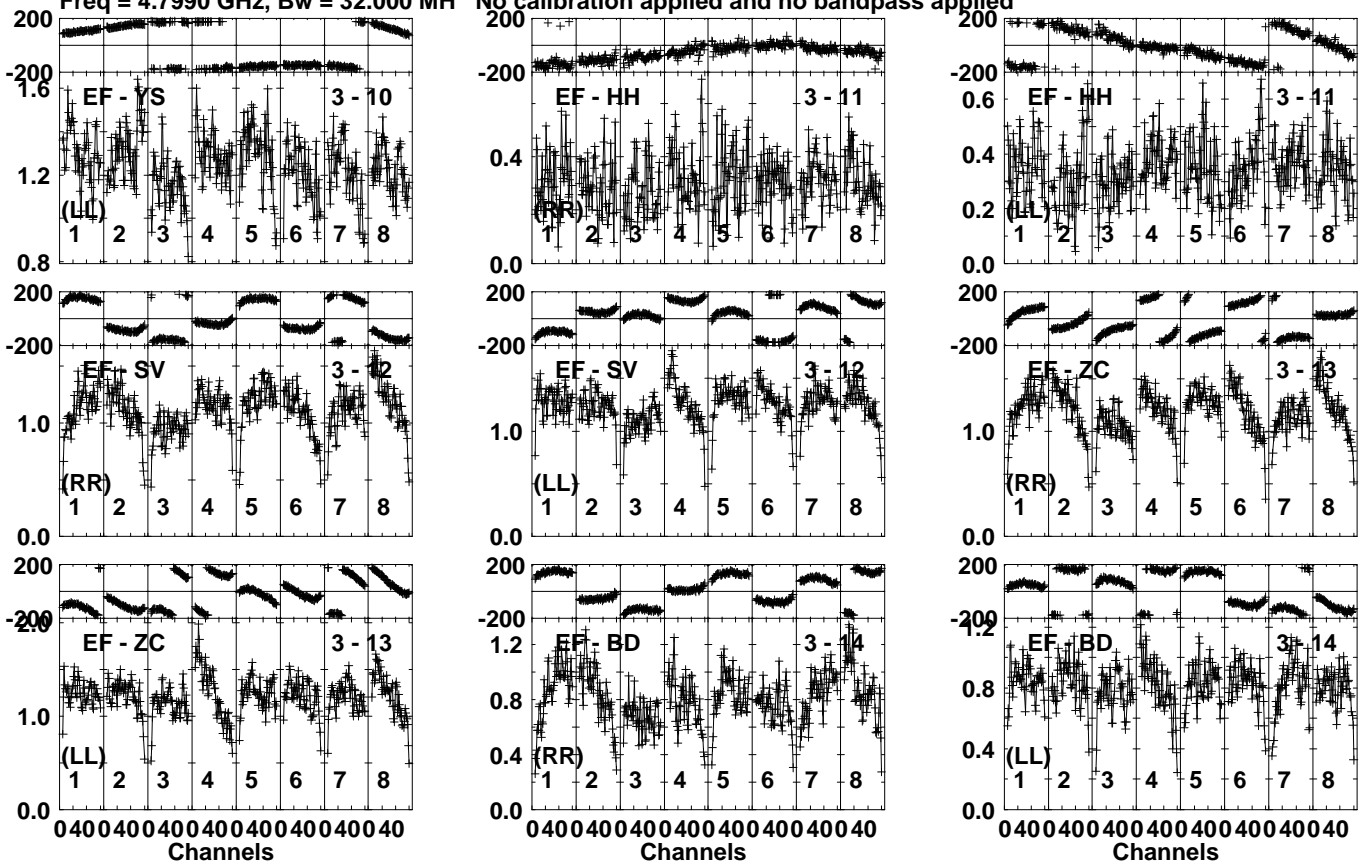


Lower frame: Micro Ampl Jy Top frame: Phas deg  
Vector averaged cross-power spectrum Several baselines displayed  
Timerange: 00/05:01:13 to 00/05:03:09

Plot file version 83 created 04-NOV-2021 02:04:45

J0038+1856 EC077C.UVDATA.1

Freq = 4.7990 GHz, Bw = 32.000 MH No calibration applied and no bandpass applied

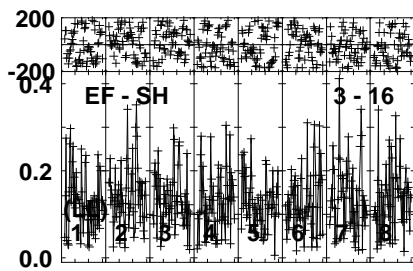
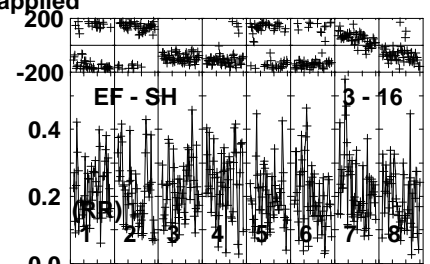
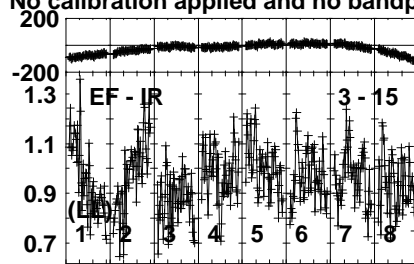
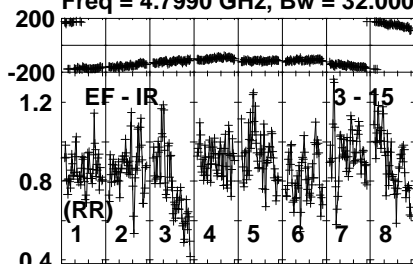


Lower frame: Milli Ampl Jy Top frame: Phas deg  
Vector averaged cross-power spectrum Several baselines displayed  
Timerange: 00/05:01:13 to 00/05:03:09

Plot file version 84 created 04-NOV-2021 02:04:45

J0038+1856 EC077C.UVDATA.1

Freq = 4.7990 GHz, Bw = 32.000 MH No calibration applied and no bandpass applied



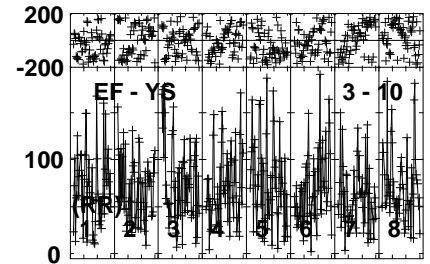
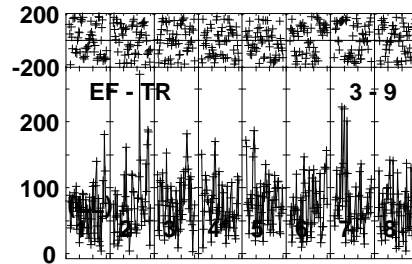
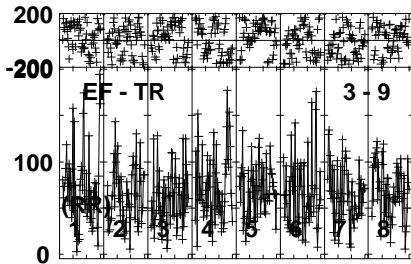
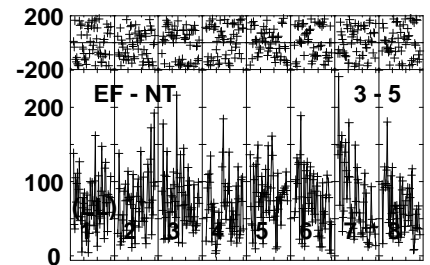
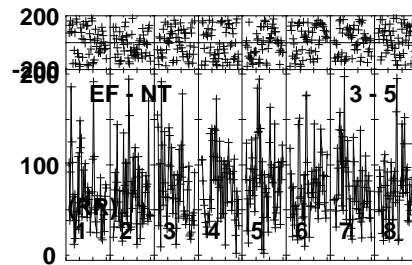
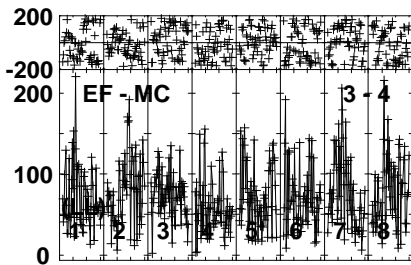
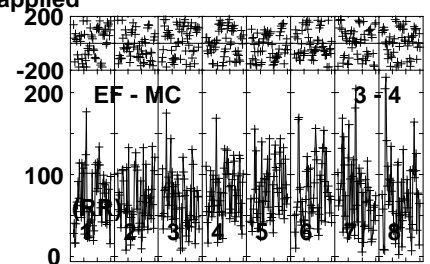
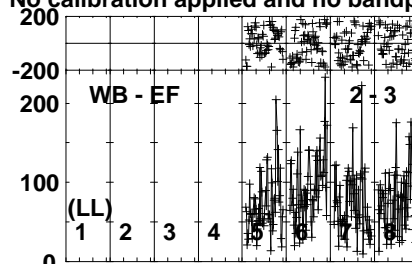
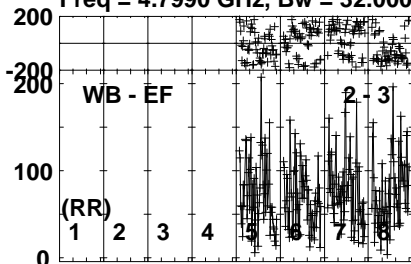
Lower frame: Milli Ampl Jy Top frame: Phas deg  
Vector averaged cross-power spectrum Several baselines displayed  
Timerange: 00/05:01:13 to 00/05:03:09

Plot file version 85 created 04-NOV-2021 02:04:45

LSPMJ0036+18 EC077C.UVDATA.1

Freq = 4.7990 GHz, Bw = 32.000 MH

No calibration applied and no bandpass applied



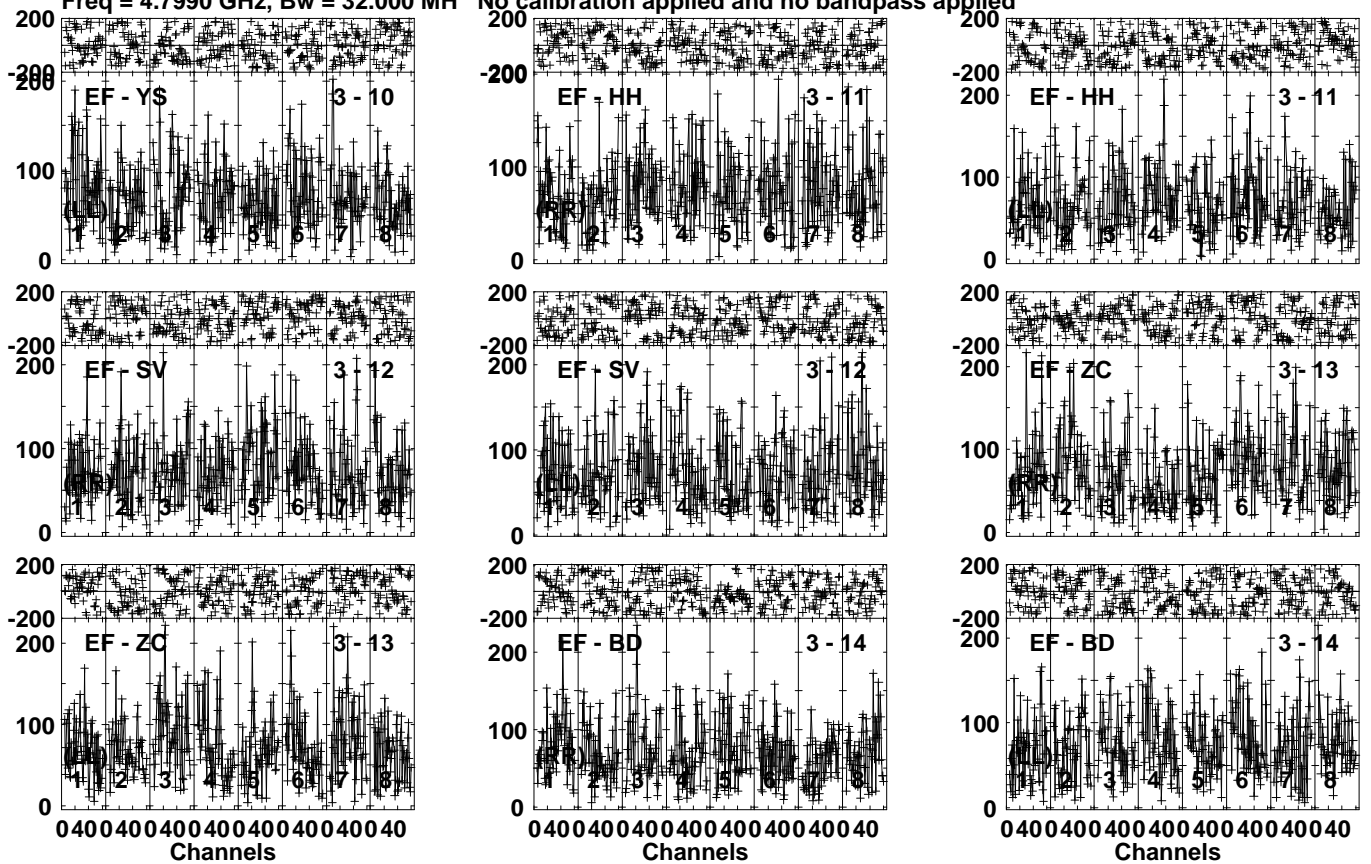
Lower frame: Micro Ampl Jy Top frame: Phas deg  
Vector averaged cross-power spectrum Several baselines displayed  
Timerange: 00/05:03:11 to 00/05:07:19

Plot file version 86 created 04-NOV-2021 02:04:45

LSPMJ0036+18 EC077C.UVDATA.1

Freq = 4.7990 GHz, Bw = 32.000 MH

No calibration applied and no bandpass applied



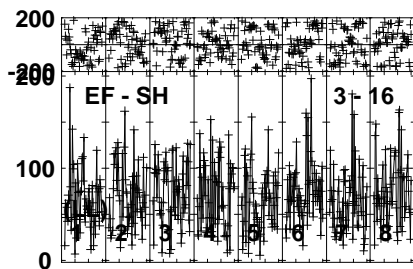
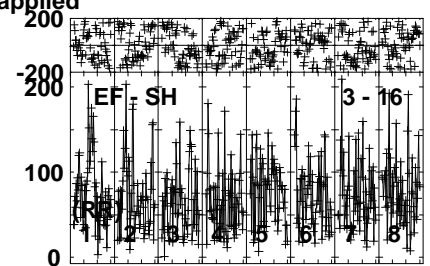
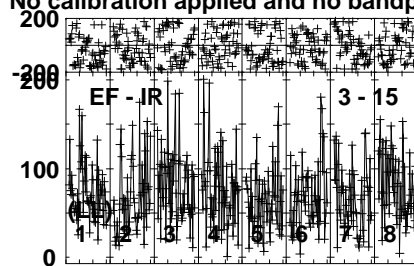
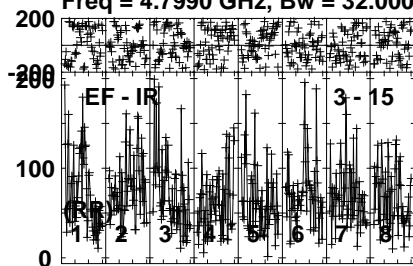
Lower frame: Micro Ampl Jy Top frame: Phas deg  
Vector averaged cross-power spectrum Several baselines displayed  
Timerange: 00/05:03:11 to 00/05:07:19

Plot file version 87 created 04-NOV-2021 02:04:45

LSPMJ0036+18 EC077C.UVDATA.1

Freq = 4.7990 GHz, Bw = 32.000 MH

No calibration applied and no bandpass applied



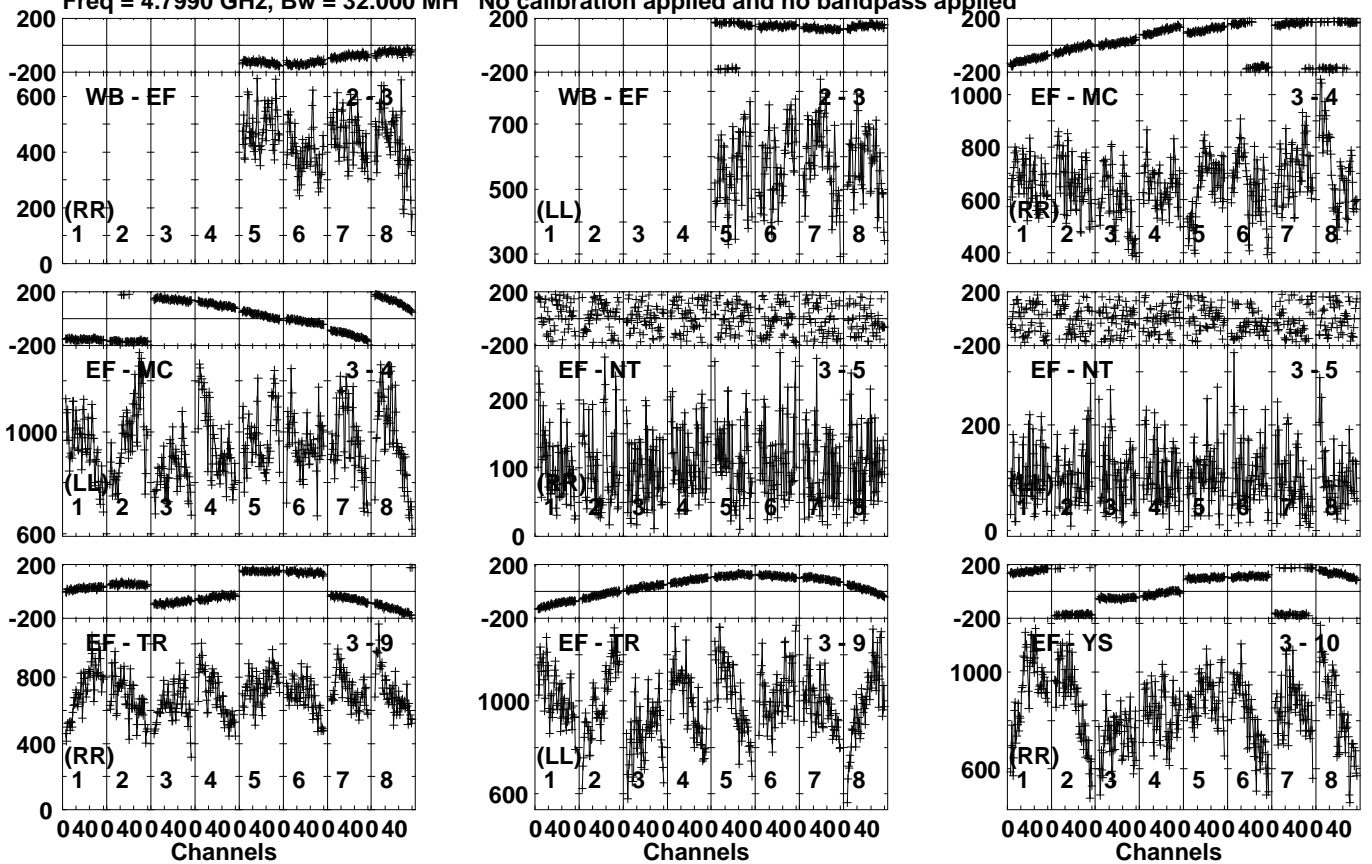
Lower frame: Micro Ampl Jy Top frame: Phas deg  
Vector averaged cross-power spectrum Several baselines displayed  
Timerange: 00/05:03:11 to 00/05:07:19

Plot file version 88 created 04-NOV-2021 02:04:45

J0038+1856 EC077C.UVDATA.1

Freq = 4.7990 GHz, Bw = 32.000 MH

No calibration applied and no bandpass applied



Lower frame: Micro Ampl Jy Top frame: Phas deg  
Vector averaged cross-power spectrum Several baselines displayed  
Timerange: 00/05:07:51 to 00/05:09:49

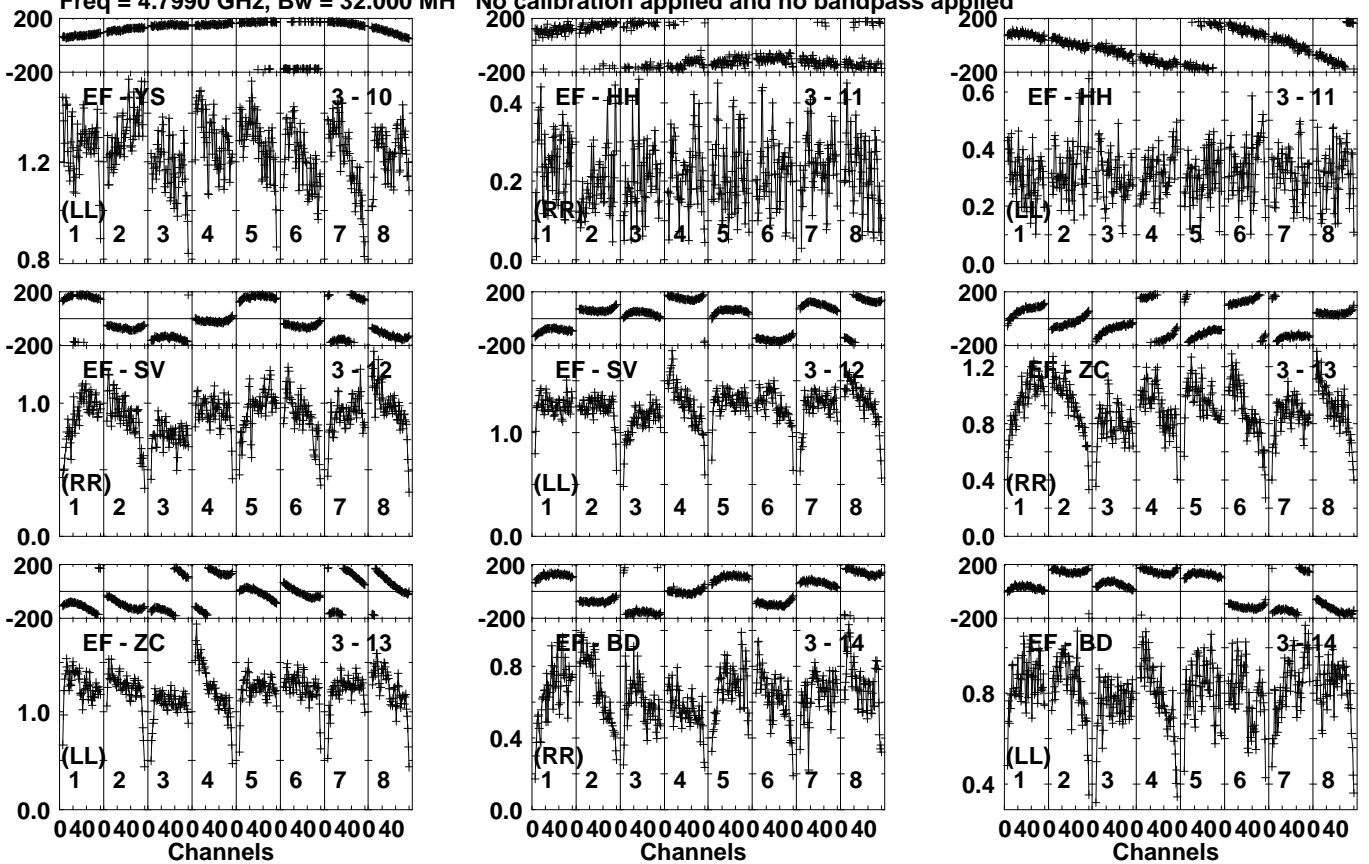


Plot file version 89 created 04-NOV-2021 02:04:45

J0038+1856 EC077C.UVDATA.1

Freq = 4.7990 GHz, Bw = 32.000 MH

No calibration applied and no bandpass applied

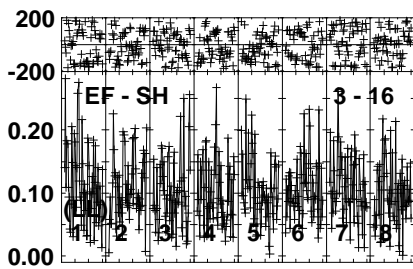
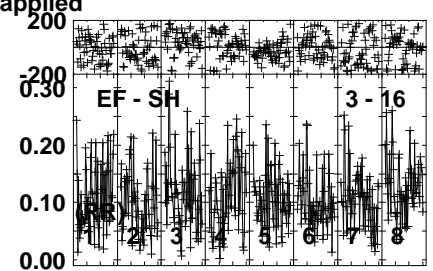
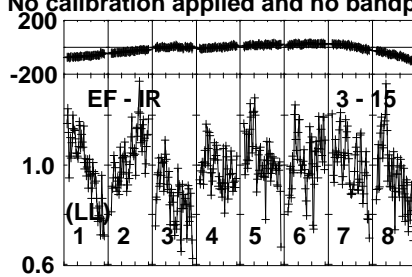
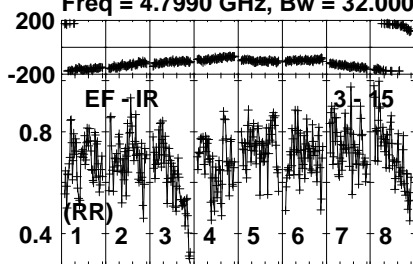


Lower frame: Milli Ampl Jy Top frame: Phas deg  
Vector averaged cross-power spectrum Several baselines displayed  
Timerange: 00/05:07:51 to 00/05:09:49

Plot file version 90 created 04-NOV-2021 02:04:45

J0038+1856 EC077C.UVDATA.1

Freq = 4.7990 GHz, Bw = 32.000 MH No calibration applied and no bandpass applied



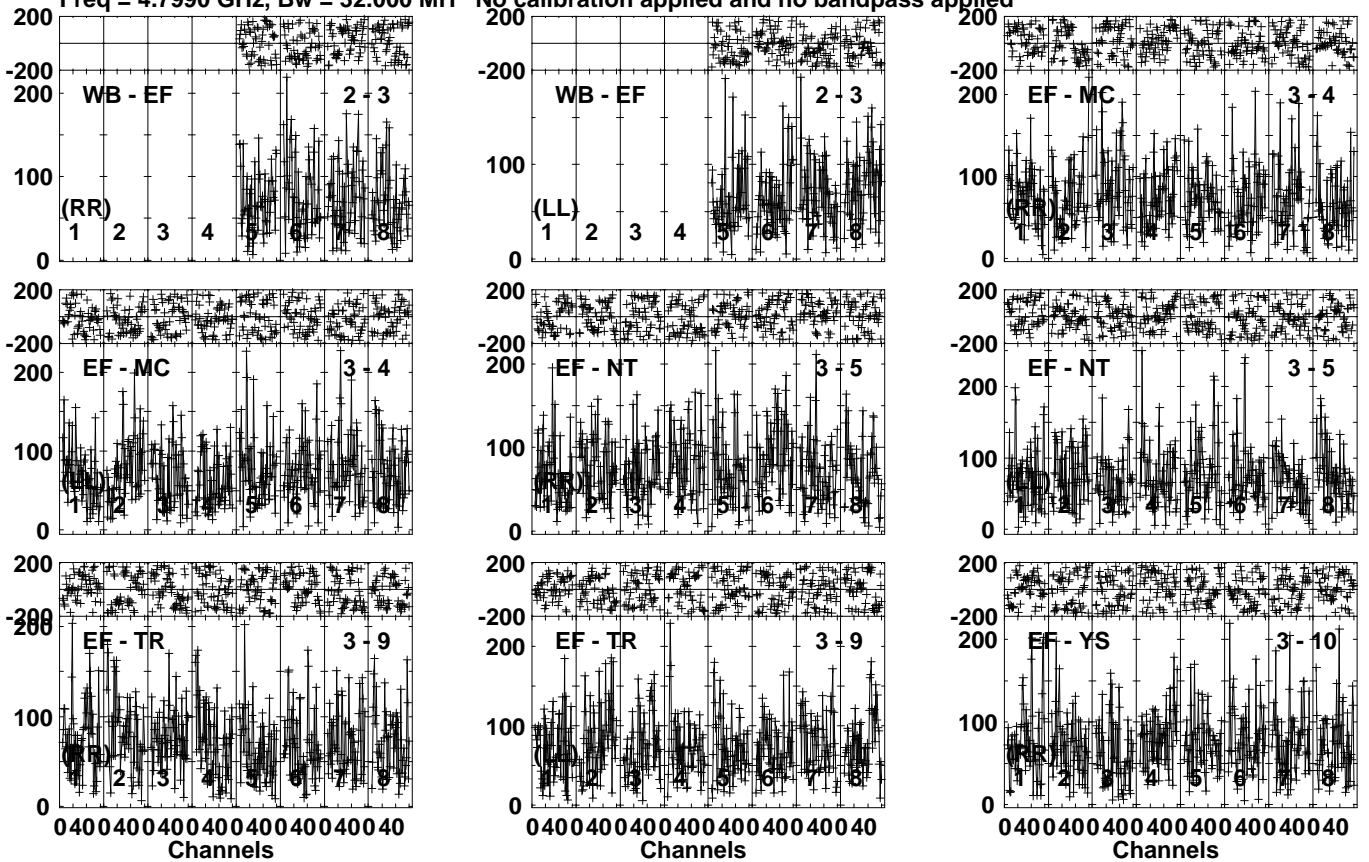
Lower frame: Milli Ampl Jy Top frame: Phas deg  
Vector averaged cross-power spectrum Several baselines displayed  
Timerange: 00/05:07:51 to 00/05:09:49

Plot file version 91 created 04-NOV-2021 02:04:46

LSPMJ0036+18 EC077C.UVDATA.1

Freq = 4.7990 GHz, Bw = 32.000 MH

No calibration applied and no bandpass applied



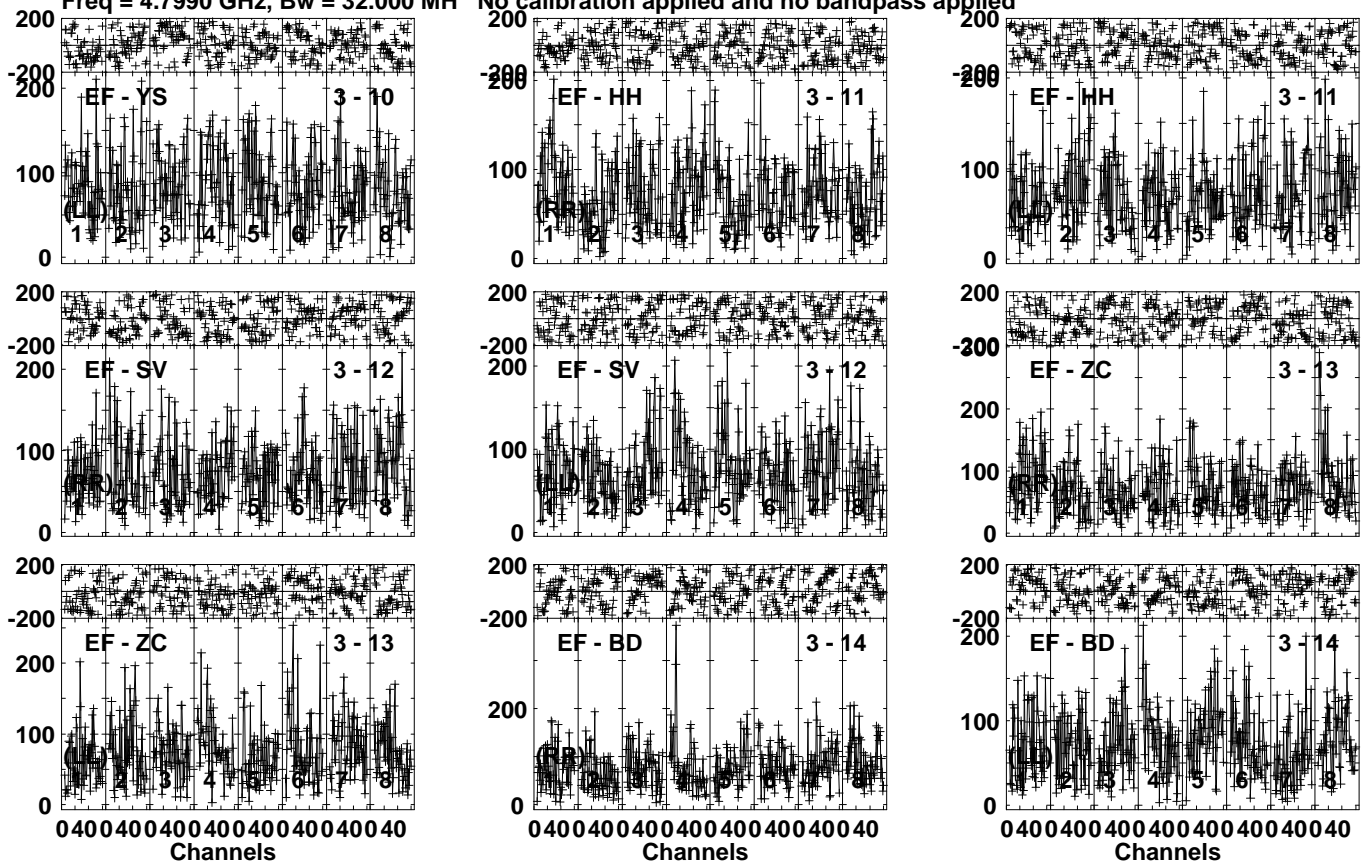
Lower frame: Micro Ampl Jy Top frame: Phas deg  
Vector averaged cross-power spectrum Several baselines displayed  
Timerange: 00/05:10:31 to 00/05:13:59

Plot file version 92 created 04-NOV-2021 02:04:46

LSPMJ0036+18 EC077C.UVDATA.1

Freq = 4.7990 GHz, Bw = 32.000 MH

No calibration applied and no bandpass applied



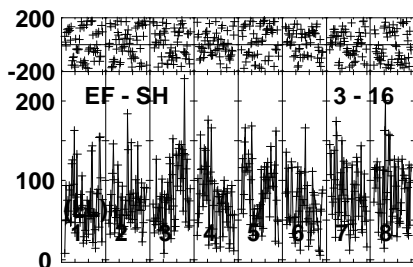
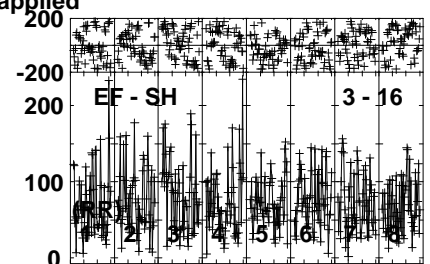
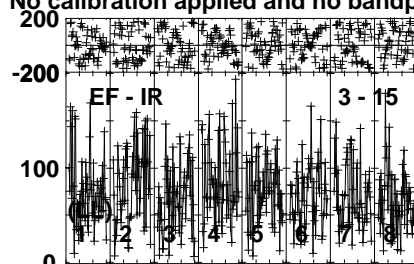
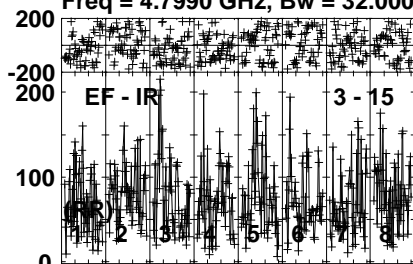
Lower frame: Micro Ampl Jy Top frame: Phas deg  
Vector averaged cross-power spectrum Several baselines displayed  
Timerange: 00/05:10:31 to 00/05:13:59

Plot file version 93 created 04-NOV-2021 02:04:46

LSPMJ0036+18 EC077C.UVDATA.1

Freq = 4.7990 GHz, Bw = 32.000 MH

No calibration applied and no bandpass applied



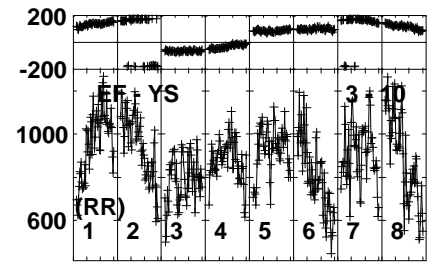
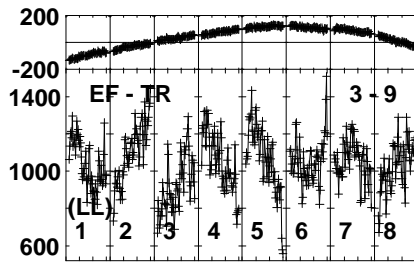
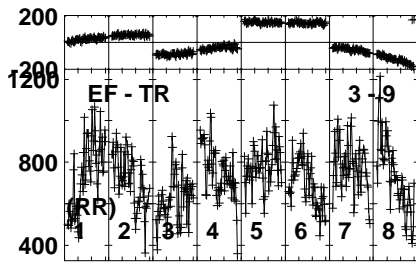
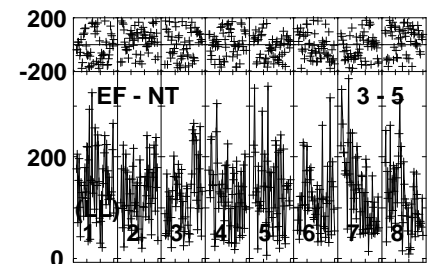
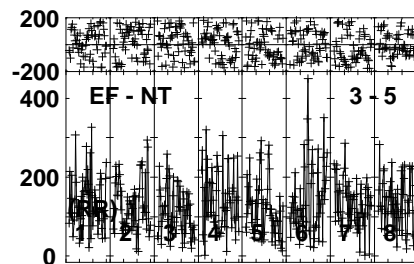
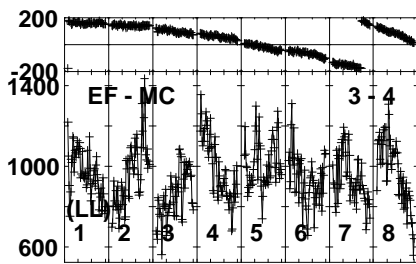
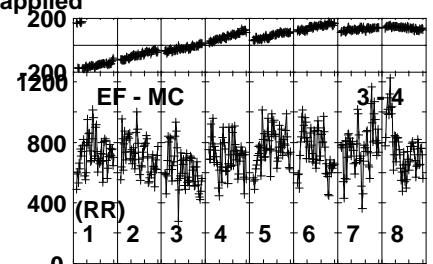
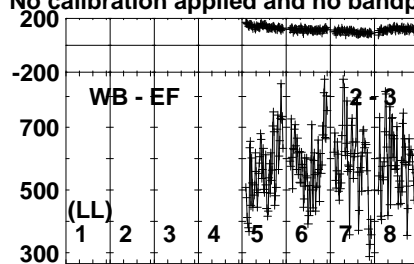
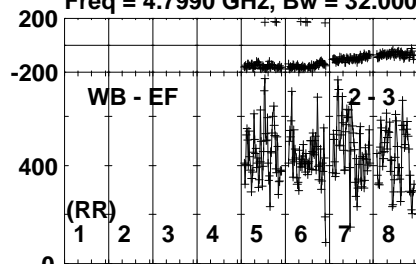
Lower frame: Micro Ampl Jy Top frame: Phas deg  
Vector averaged cross-power spectrum Several baselines displayed  
Timerange: 00/05:10:31 to 00/05:13:59

Plot file version 94 created 04-NOV-2021 02:04:46

J0038+1856 EC077C.UVDATA.1

Freq = 4.7990 GHz, Bw = 32.000 MH

No calibration applied and no bandpass applied



040040040040040040040040040040  
Channels

040040040040040040040040040040  
Channels

040040040040040040040040040040  
Channels

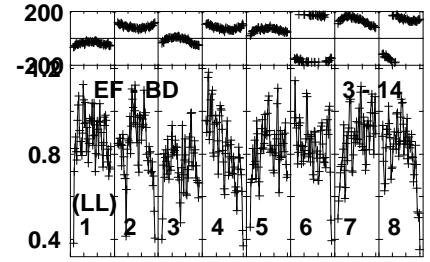
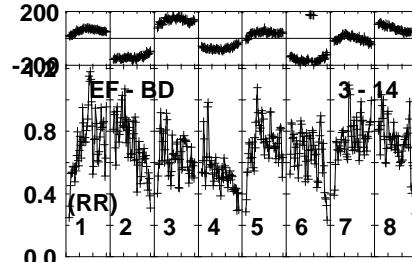
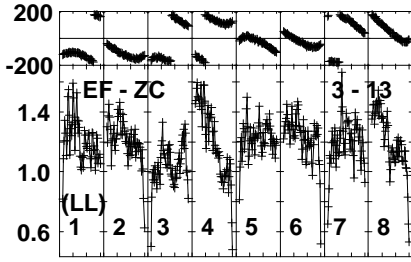
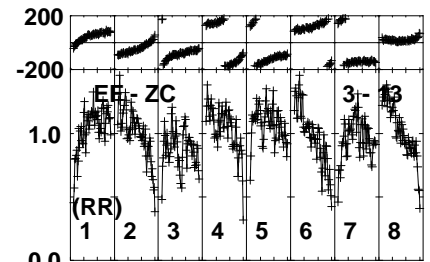
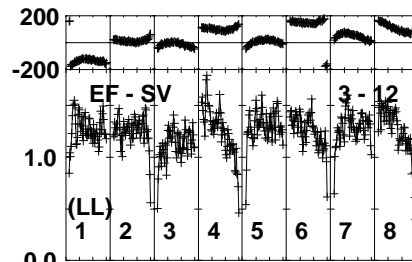
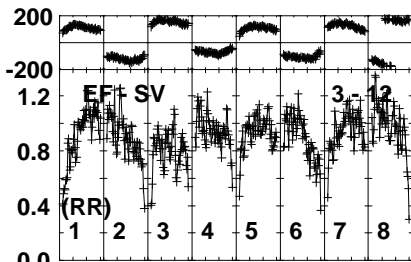
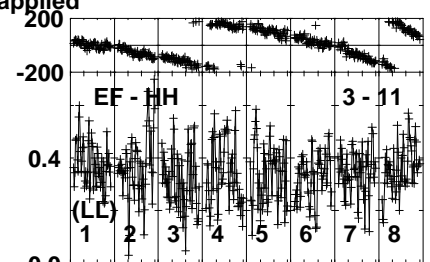
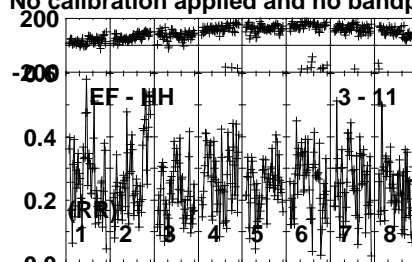
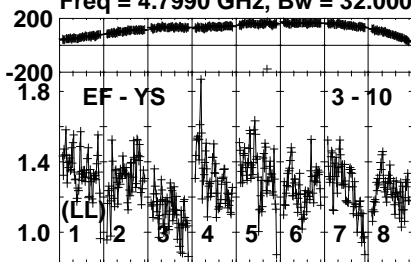
Lower frame: Micro Ampl Jy Top frame: Phas deg  
Vector averaged cross-power spectrum Several baselines displayed  
Timerange: 00/05:14:01 to 00/05:15:59

Plot file version 95 created 04-NOV-2021 02:04:46

J0038+1856 EC077C.UVDATA.1

Freq = 4.7990 GHz, Bw = 32.000 MH

No calibration applied and no bandpass applied

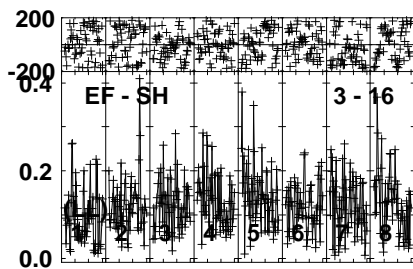
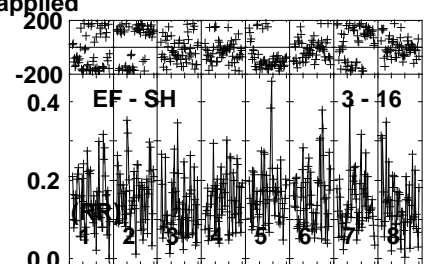
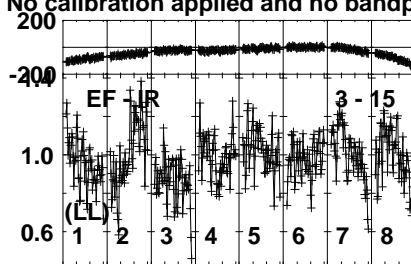
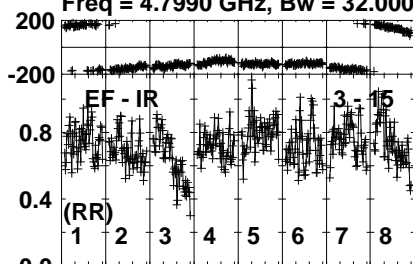


Lower frame: Milli Ampl Jy Top frame: Phas deg  
Vector averaged cross-power spectrum Several baselines displayed  
Timerange: 00/05:14:01 to 00/05:15:59

Plot file version 96 created 04-NOV-2021 02:04:46

J0038+1856 EC077C.UVDATA.1

Freq = 4.7990 GHz, Bw = 32.000 MH No calibration applied and no bandpass applied



Lower frame: Milli Ampl Jy Top frame: Phas deg  
Vector averaged cross-power spectrum Several baselines displayed  
Timerange: 00/05:14:01 to 00/05:15:59

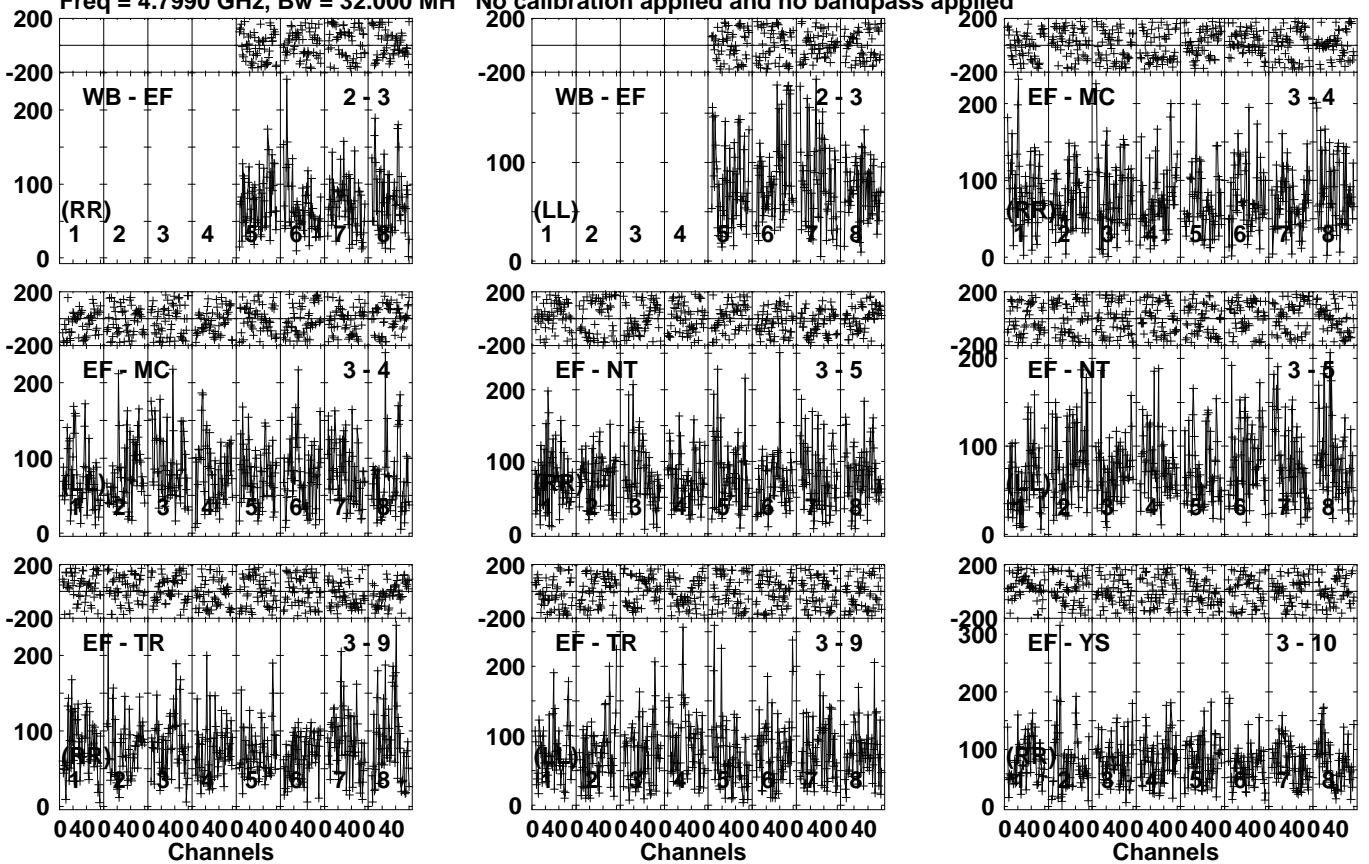


Plot file version 97 created 04-NOV-2021 02:04:46

LSPMJ0036+18 EC077C.UVDATA.1

Freq = 4.7990 GHz, Bw = 32.000 MH

No calibration applied and no bandpass applied



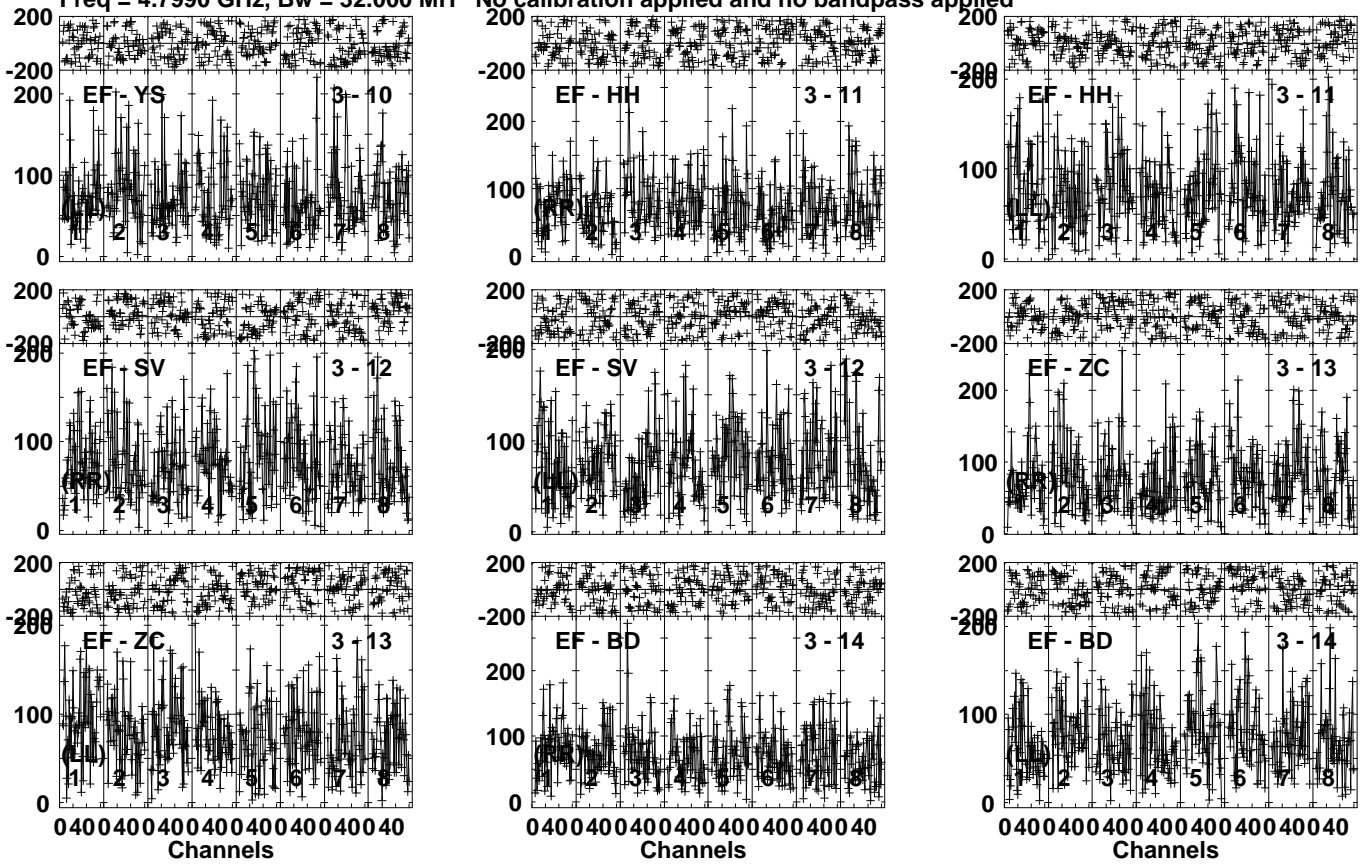
Lower frame: Micro Ampl Jy Top frame: Phas deg  
Vector averaged cross-power spectrum Several baselines displayed  
Timerange: 00/05:16:01 to 00/05:20:09

Plot file version 98 created 04-NOV-2021 02:04:46

LSPMJ0036+18 EC077C.UVDATA.1

Freq = 4.7990 GHz, Bw = 32.000 MH

No calibration applied and no bandpass applied



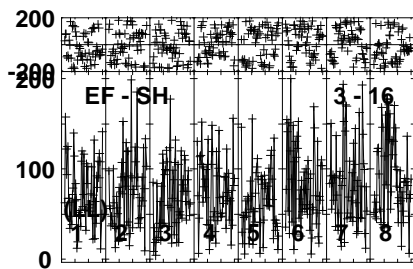
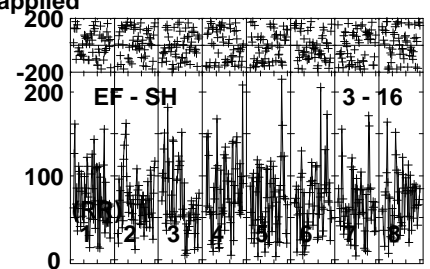
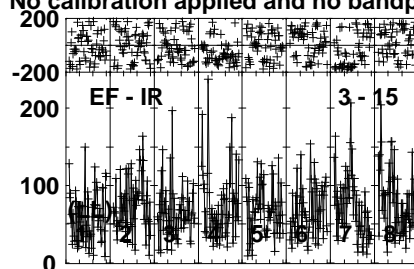
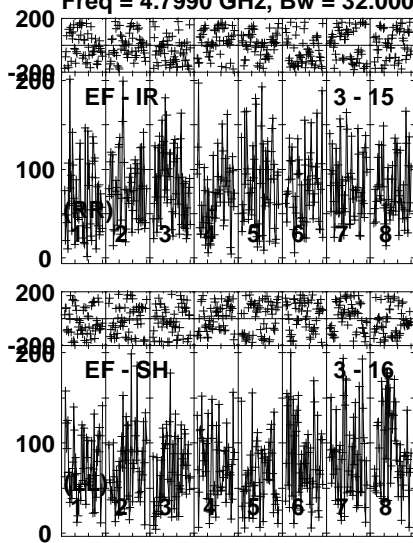
Lower frame: Micro Ampl Jy Top frame: Phas deg  
Vector averaged cross-power spectrum Several baselines displayed  
Timerange: 00/05:16:01 to 00/05:20:09

Plot file version 99 created 04-NOV-2021 02:04:47

LSPMJ0036+18 EC077C.UVDATA.1

Freq = 4.7990 GHz, Bw = 32.000 MH

No calibration applied and no bandpass applied



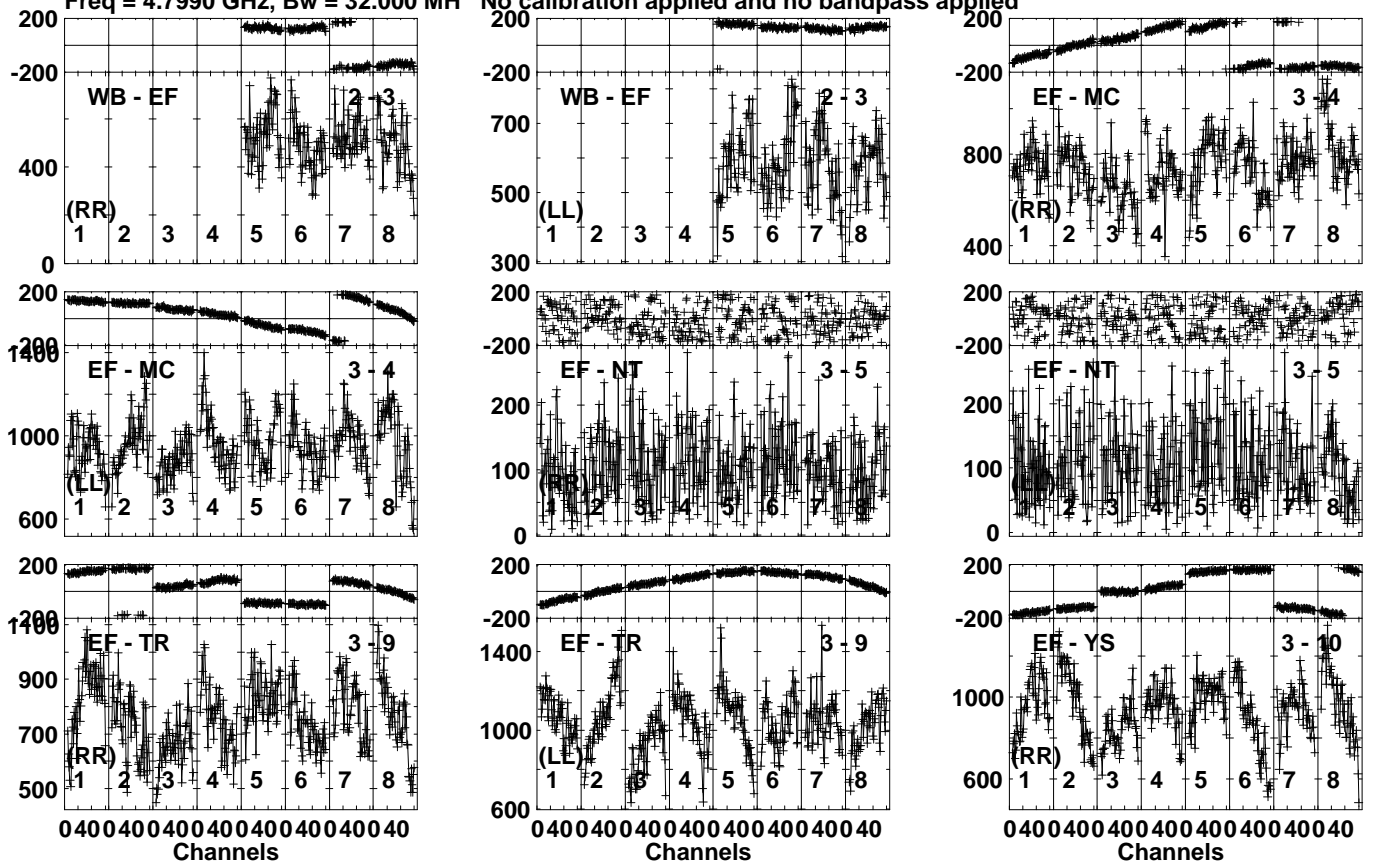
Lower frame: Micro Ampl Jy Top frame: Phas deg  
Vector averaged cross-power spectrum Several baselines displayed  
Timerange: 00/05:16:01 to 00/05:20:09

Plot file version 100 created 04-NOV-2021 02:04:47

J0038+1856 EC077C.UVDATA.1

Freq = 4.7990 GHz, Bw = 32.000 MH

No calibration applied and no bandpass applied



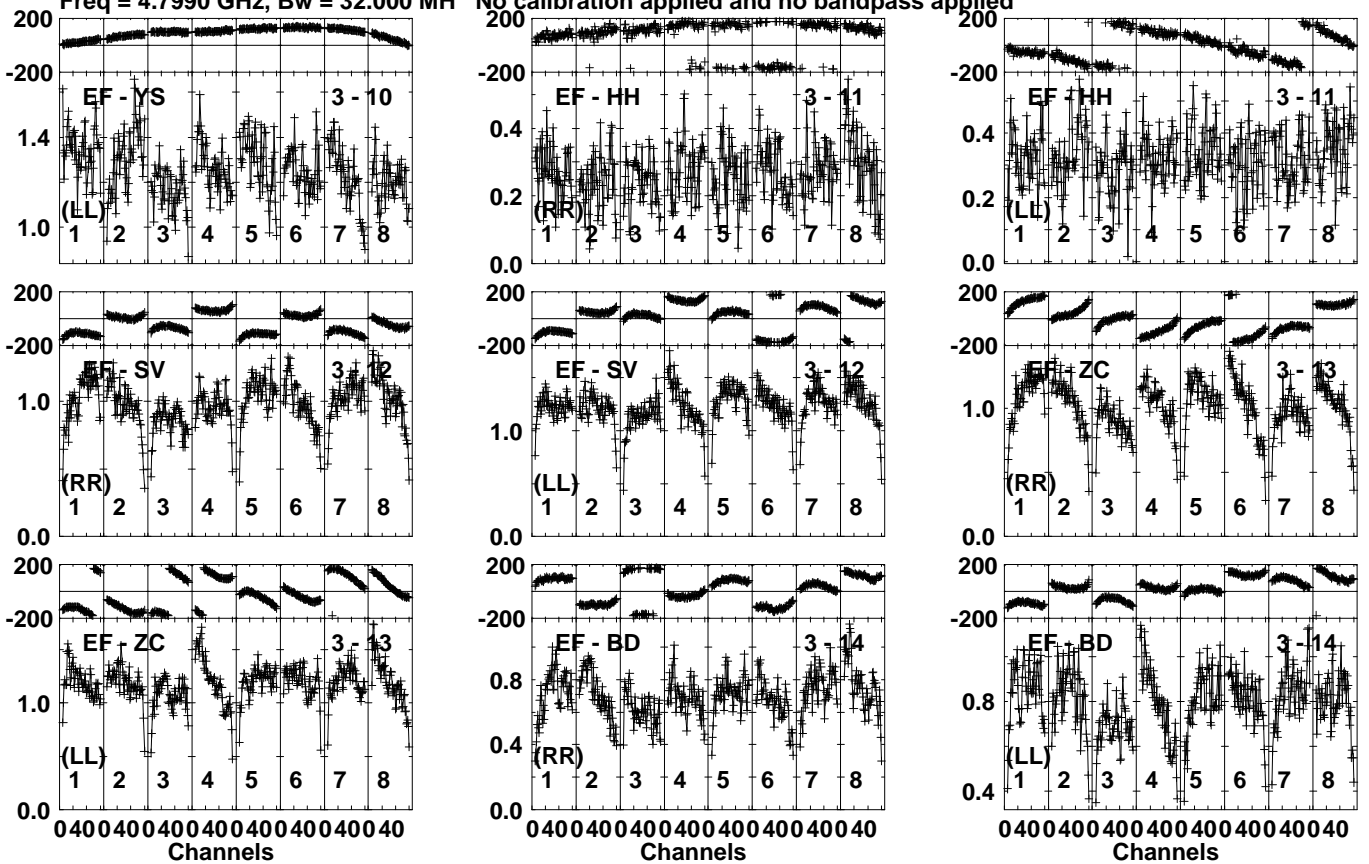
Lower frame: Micro Ampl Jy Top frame: Phas deg  
Vector averaged cross-power spectrum Several baselines displayed  
Timerange: 00/05:20:41 to 00/05:22:39

Plot file version 101 created 04-NOV-2021 02:04:47

J0038+1856 EC077C.UVDATA.1

Freq = 4.7990 GHz, Bw = 32.000 MH

No calibration applied and no bandpass applied



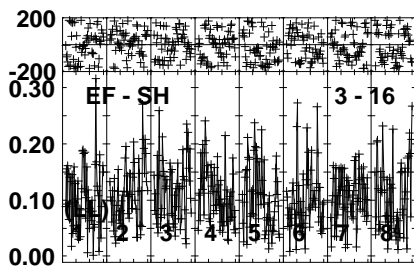
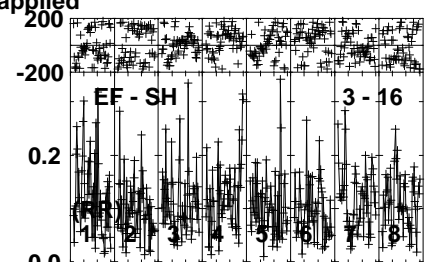
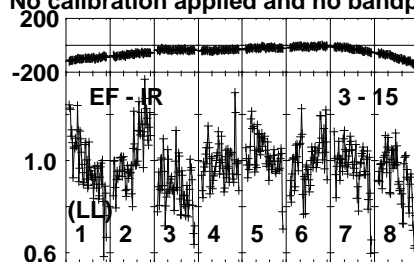
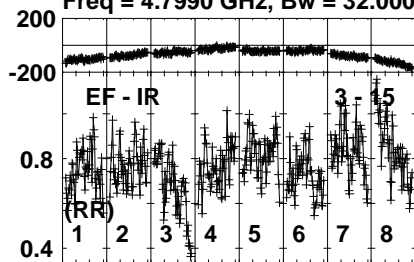
Lower frame: Milli Ampl Jy Top frame: Phas deg  
Vector averaged cross-power spectrum Several baselines displayed  
Timerange: 00/05:20:41 to 00/05:22:39

Plot file version 102 created 04-NOV-2021 02:04:47

J0038+1856 EC077C.UVDATA.1

Freq = 4.7990 GHz, Bw = 32.000 MH

No calibration applied and no bandpass applied



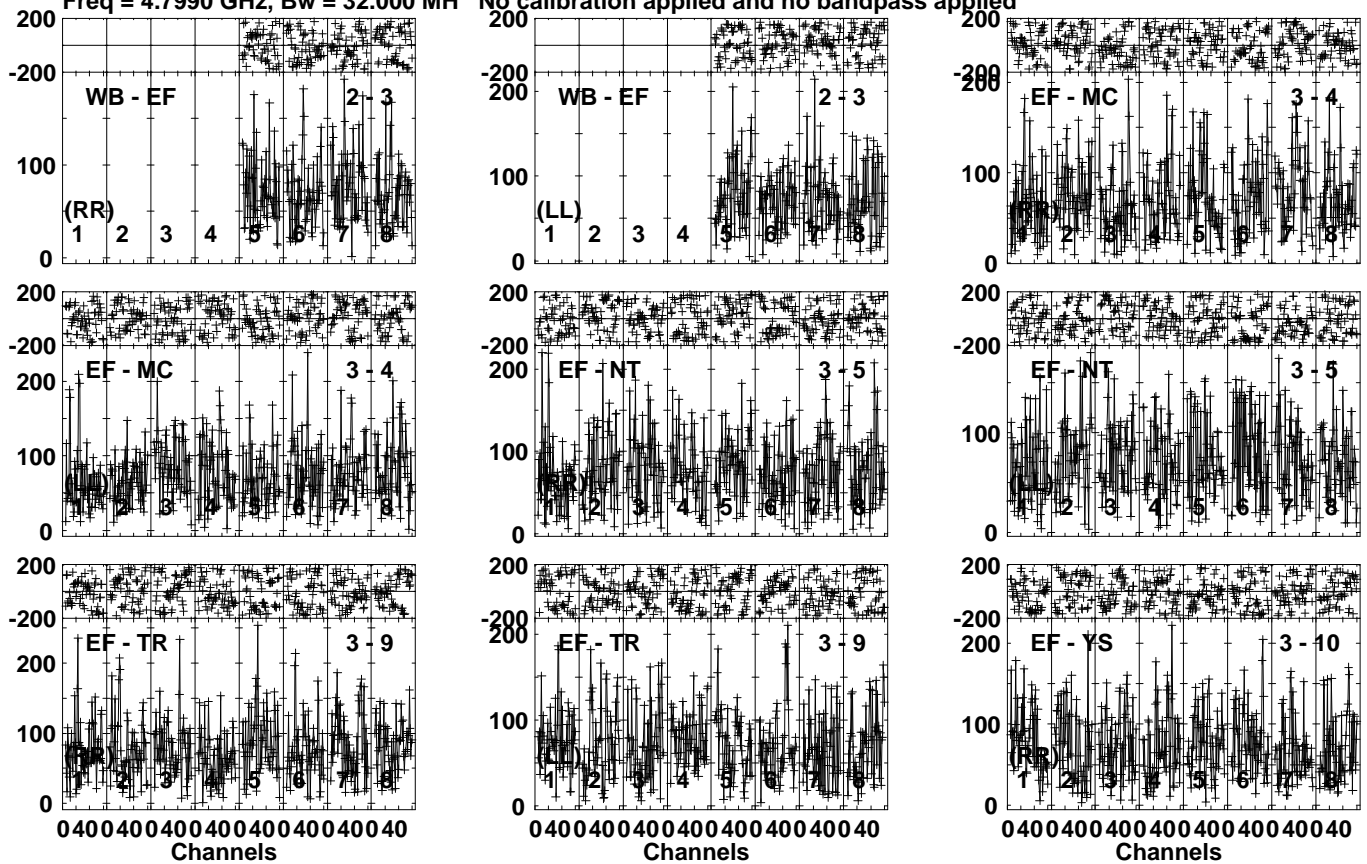
Lower frame: Milli Ampl Jy Top frame: Phas deg  
Vector averaged cross-power spectrum Several baselines displayed  
Timerange: 00/05:20:41 to 00/05:22:39

Plot file version 103 created 04-NOV-2021 02:04:47

LSPMJ0036+18 EC077C.UVDATA.1

Freq = 4.7990 GHz, Bw = 32.000 MH

No calibration applied and no bandpass applied



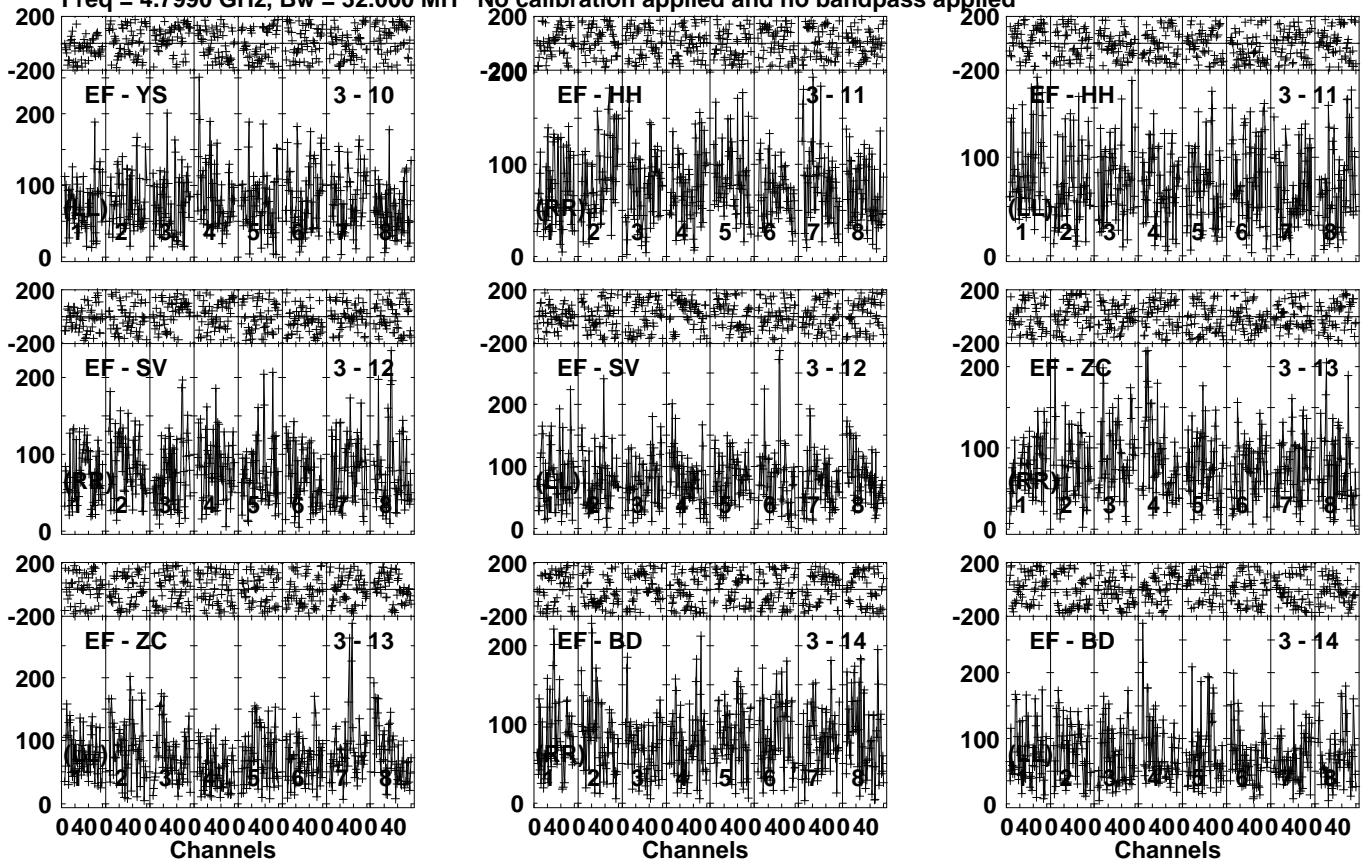
Lower frame: Micro Ampl Jy Top frame: Phas deg  
Vector averaged cross-power spectrum Several baselines displayed  
Timerange: 00/05:23:21 to 00/05:26:49

Plot file version 104 created 04-NOV-2021 02:04:47

LSPMJ0036+18 EC077C.UVDATA.1

Freq = 4.7990 GHz, Bw = 32.000 MH

No calibration applied and no bandpass applied



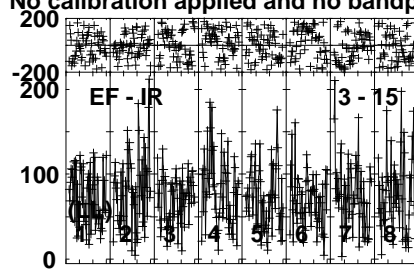
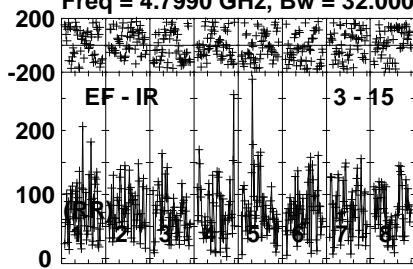
Lower frame: Micro Ampl Jy Top frame: Phas deg  
Vector averaged cross-power spectrum Several baselines displayed  
Timerange: 00/05:23:21 to 00/05:26:49



Plot file version 105 created 04-NOV-2021 02:04:47

LSPMJ0036+18 EC077C.UVDATA.1

Freq = 4.7990 GHz, Bw = 32.000 MH No calibration applied and no bandpass applied



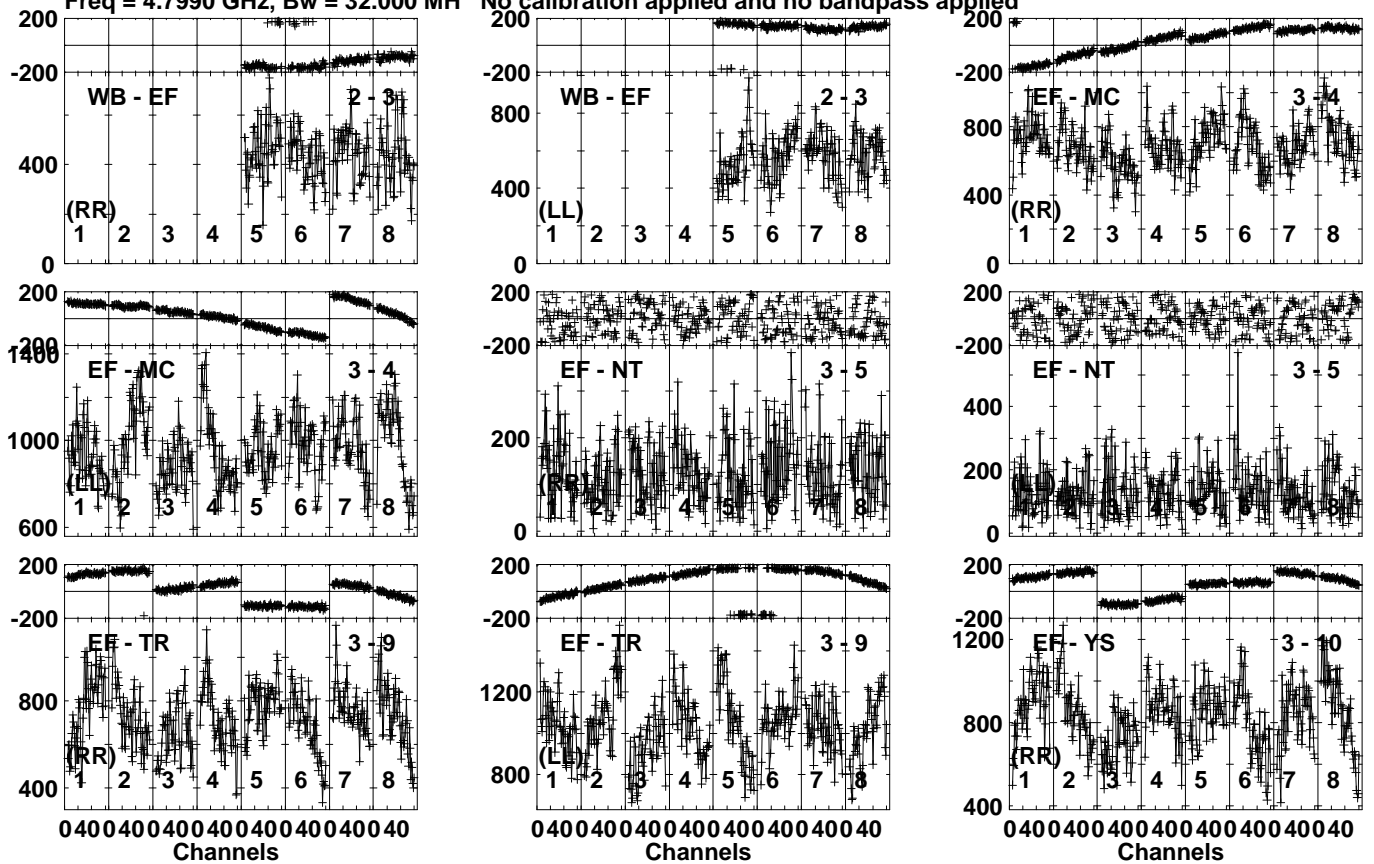
Lower frame: Micro Ampl Jy Top frame: Phas deg  
Vector averaged cross-power spectrum Several baselines displayed  
Timerange: 00/05:23:21 to 00/05:26:49

Plot file version 106 created 04-NOV-2021 02:04:47

J0038+1856 EC077C.UVDATA.1

Freq = 4.7990 GHz, Bw = 32.000 MH

No calibration applied and no bandpass applied



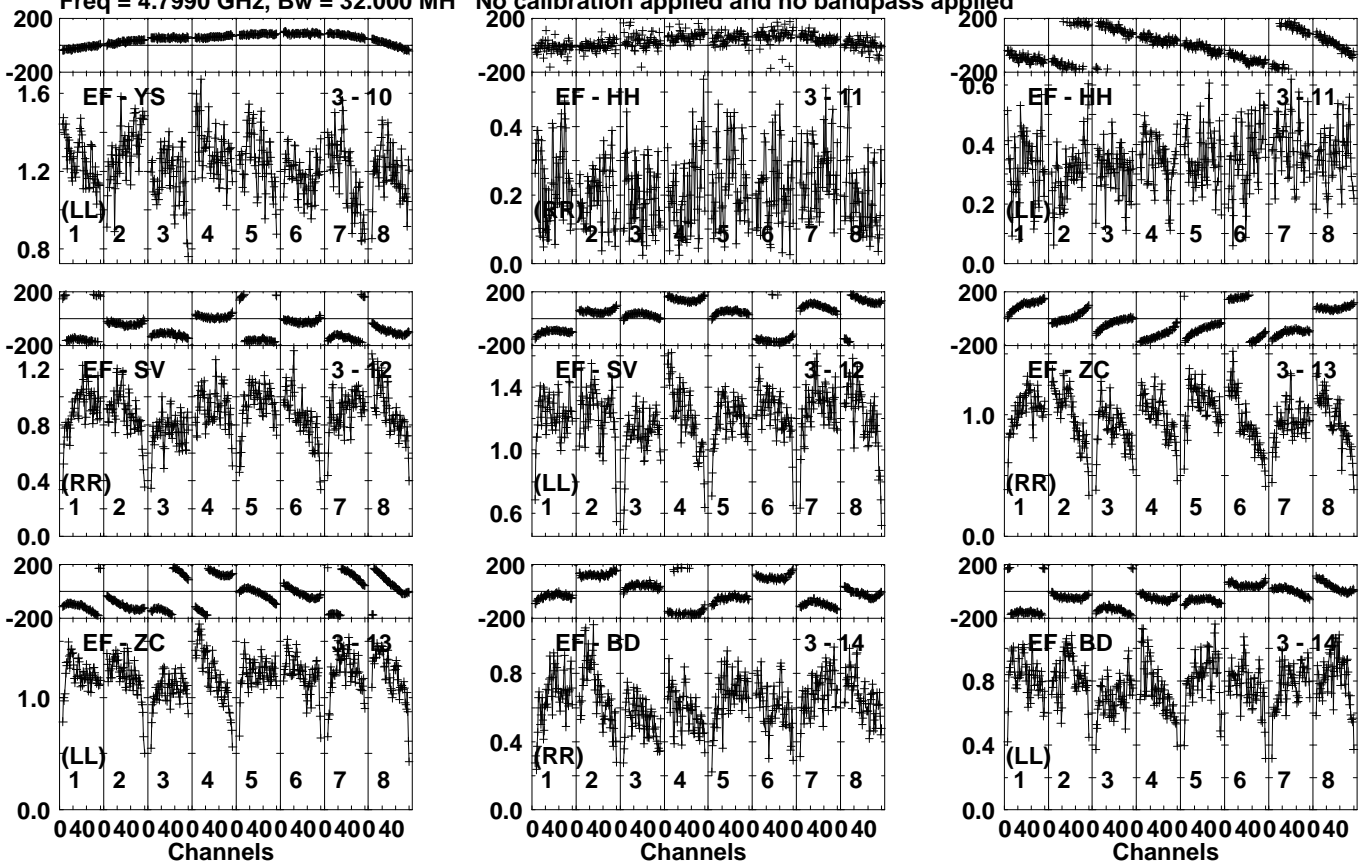
Lower frame: Micro Ampl Jy Top frame: Phas deg  
Vector averaged cross-power spectrum Several baselines displayed  
Timerange: 00/05:26:53 to 00/05:28:49

Plot file version 107 created 04-NOV-2021 02:04:47

J0038+1856 EC077C.UVDATA.1

Freq = 4.7990 GHz, Bw = 32.000 MH

No calibration applied and no bandpass applied

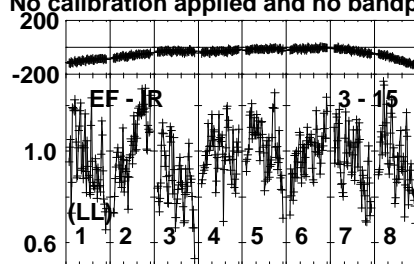
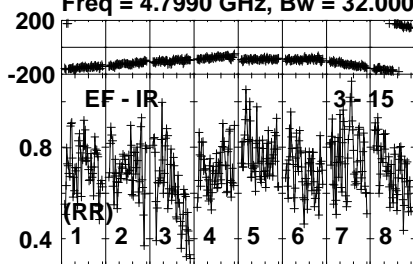


Lower frame: Milli Ampl Jy Top frame: Phas deg  
Vector averaged cross-power spectrum Several baselines displayed  
Timerange: 00/05:26:53 to 00/05:28:49

Plot file version 108 created 04-NOV-2021 02:04:47

J0038+1856 EC077C.UVDATA.1

Freq = 4.7990 GHz, Bw = 32.000 MH No calibration applied and no bandpass applied



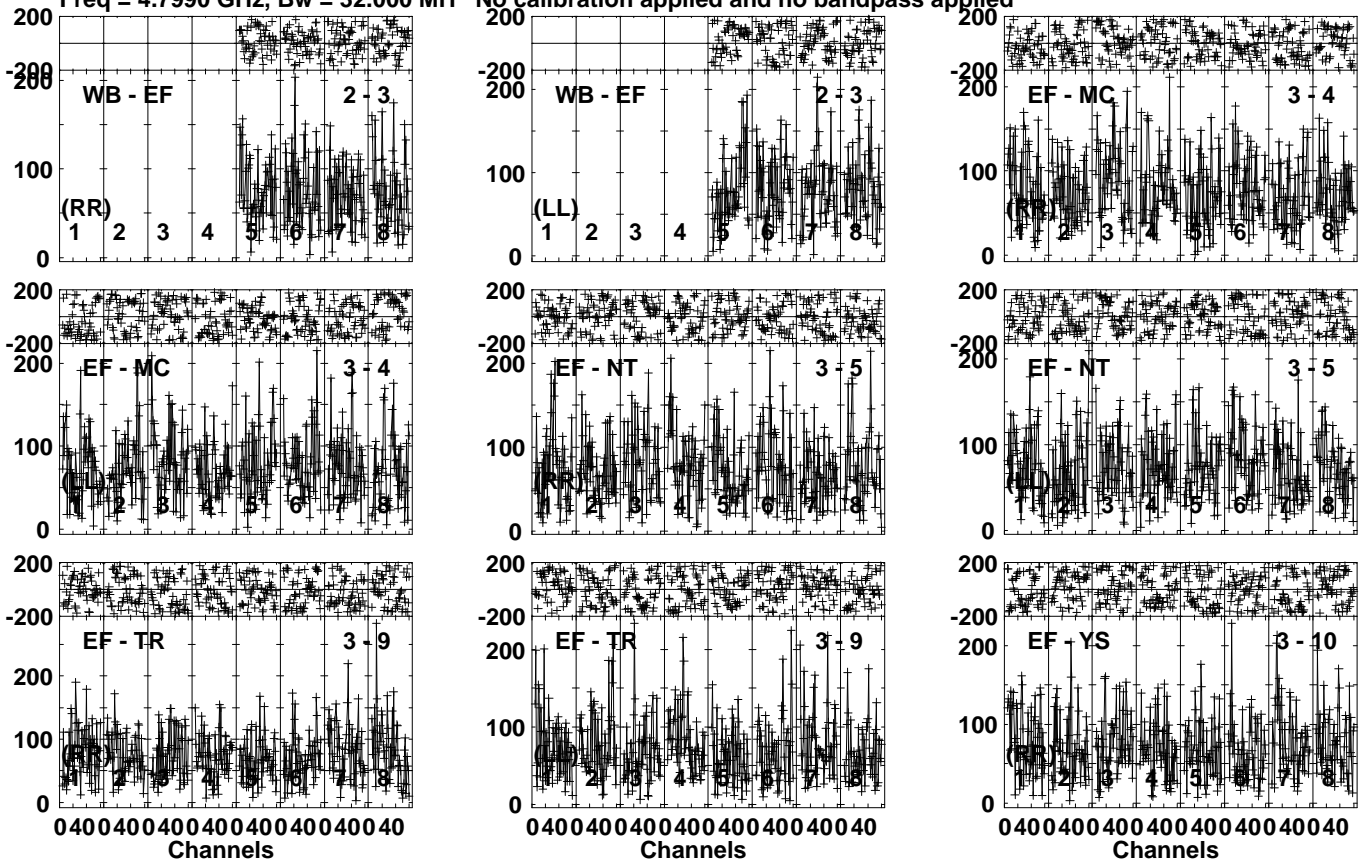
Lower frame: Milli Ampl Jy Top frame: Phas deg  
Vector averaged cross-power spectrum Several baselines displayed  
Timerange: 00/05:26:53 to 00/05:28:49

Plot file version 109 created 04-NOV-2021 02:04:47

LSPMJ0036+18 EC077C.UVDATA.1

Freq = 4.7990 GHz, Bw = 32.000 MH

No calibration applied and no bandpass applied



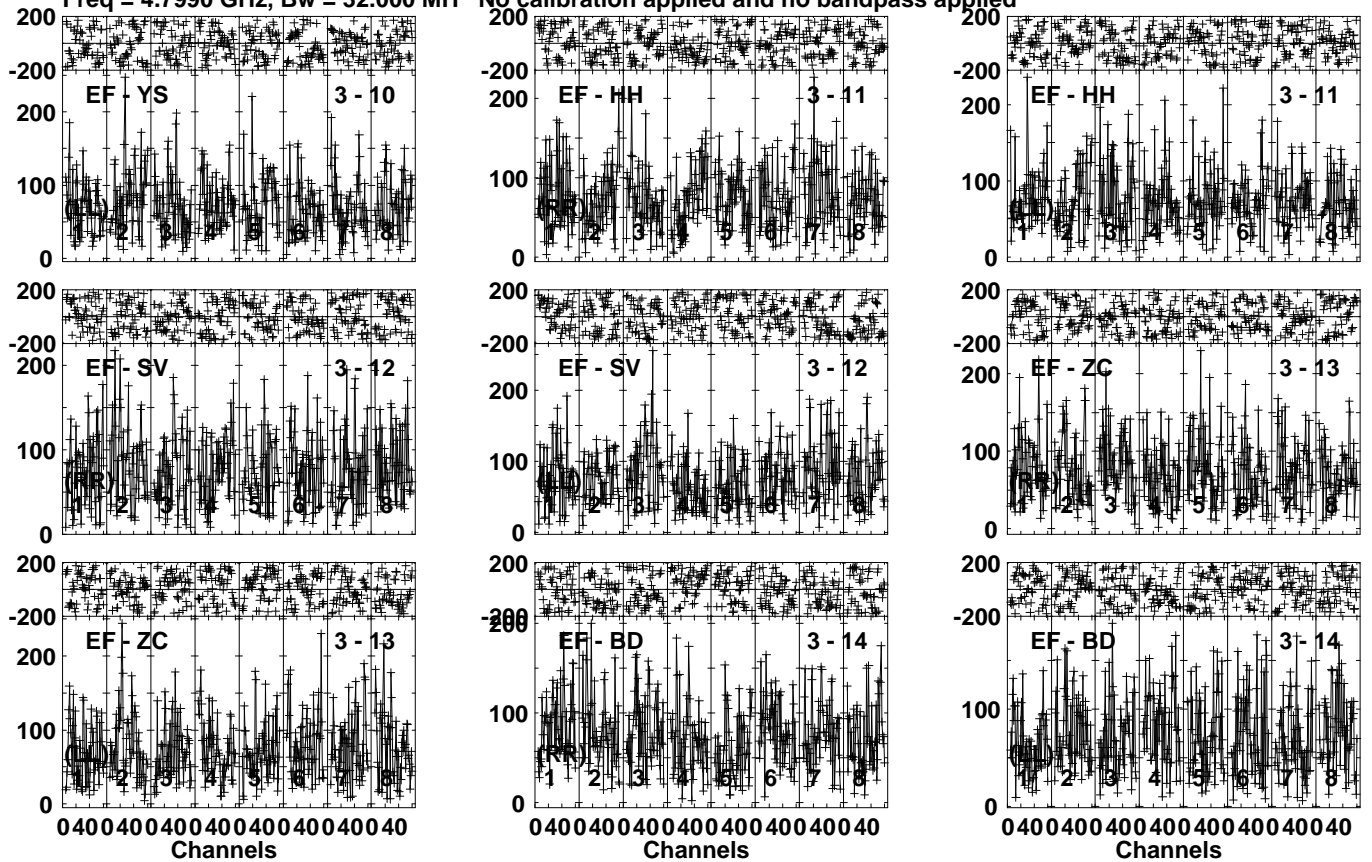
Lower frame: Micro Ampl Jy Top frame: Phas deg  
Vector averaged cross-power spectrum Several baselines displayed  
Timerange: 00/05:28:51 to 00/05:32:59

Plot file version 110 created 04-NOV-2021 02:04:48

LSPMJ0036+18 EC077C.UVDATA.1

Freq = 4.7990 GHz, Bw = 32.000 MH

No calibration applied and no bandpass applied



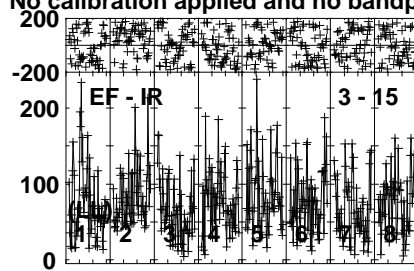
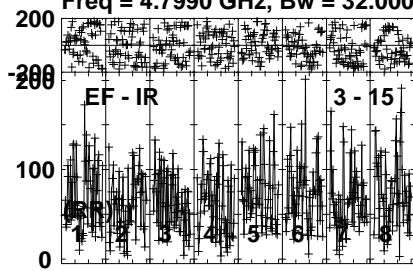
Lower frame: Micro Ampl Jy Top frame: Phas deg  
Vector averaged cross-power spectrum Several baselines displayed  
Timerange: 00/05:28:51 to 00/05:32:59

Plot file version 111 created 04-NOV-2021 02:04:48

LSPMJ0036+18 EC077C.UVDATA.1

Freq = 4.7990 GHz, Bw = 32.000 MH

No calibration applied and no bandpass applied



Lower frame: Micro Ampl Jy Top frame: Phas deg

Vector averaged cross-power spectrum Several baselines displayed

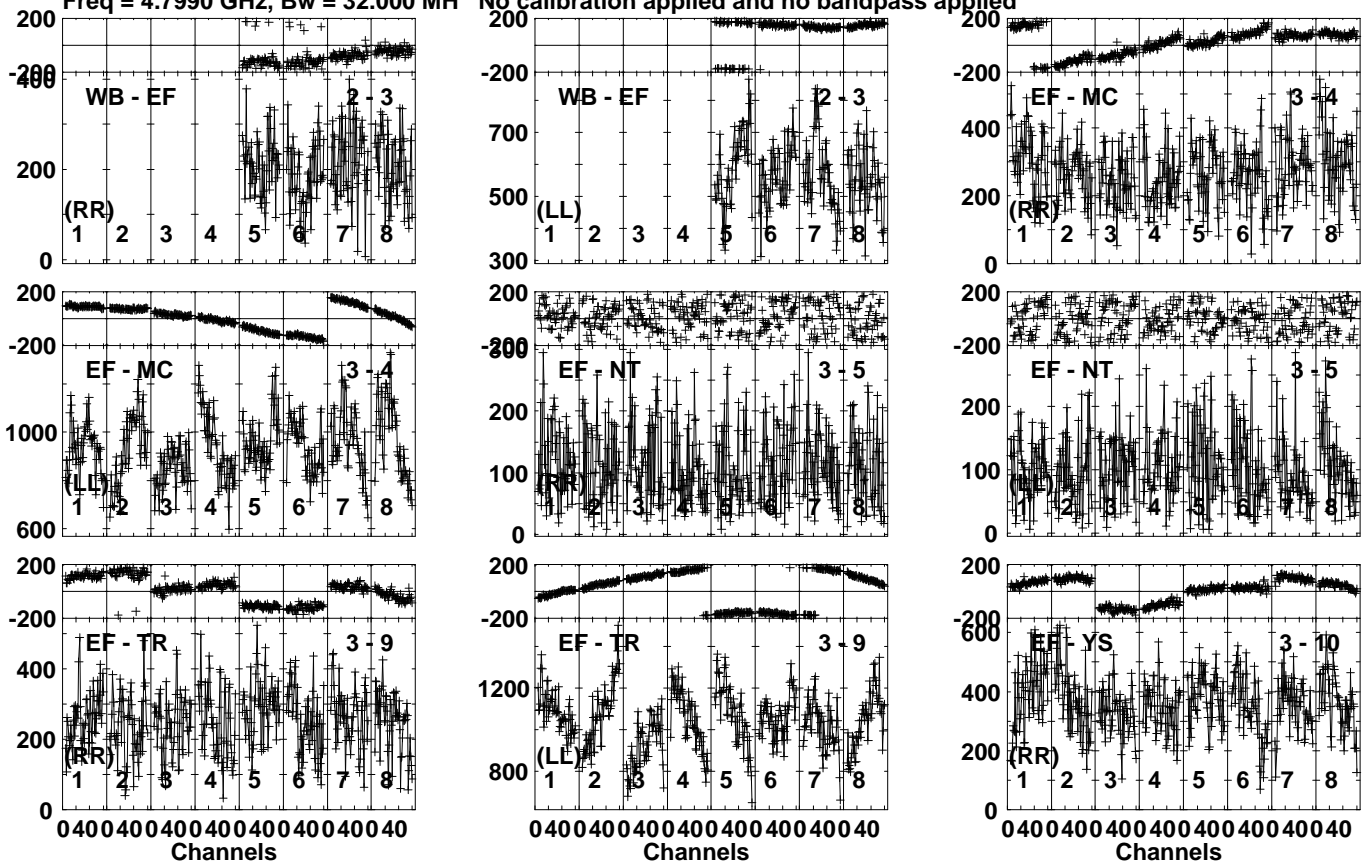
Timerange: 00/05:28:51 to 00/05:32:59

Plot file version 112 created 04-NOV-2021 02:04:48

J0038+1856 EC077C.UVDATA.1

Freq = 4.7990 GHz, Bw = 32.000 MH

No calibration applied and no bandpass applied



Lower frame: Micro Ampl Jy Top frame: Phas deg  
Vector averaged cross-power spectrum Several baselines displayed  
Timerange: 00/05:33:31 to 00/05:35:29

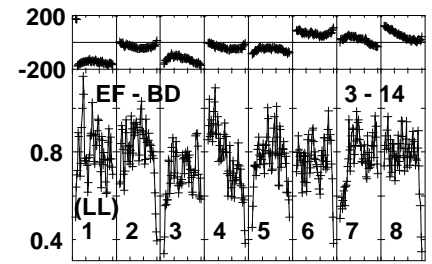
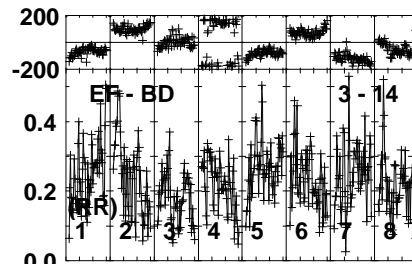
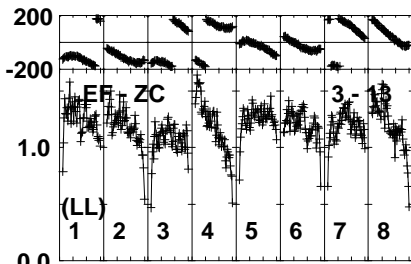
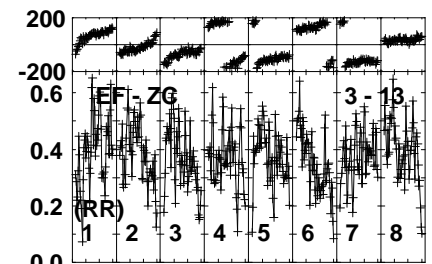
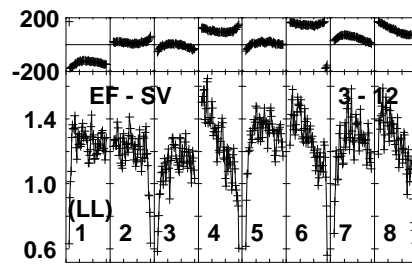
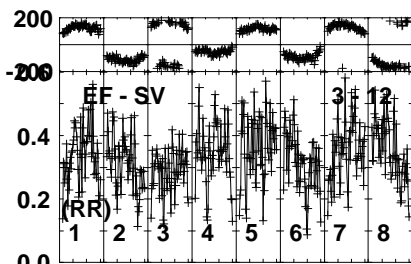
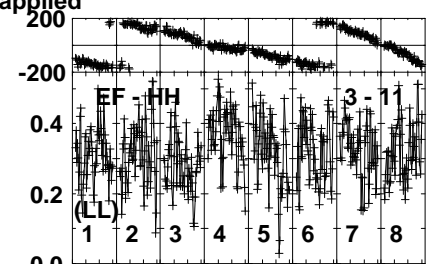
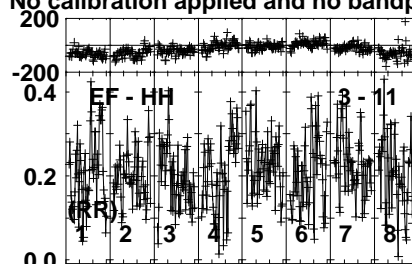
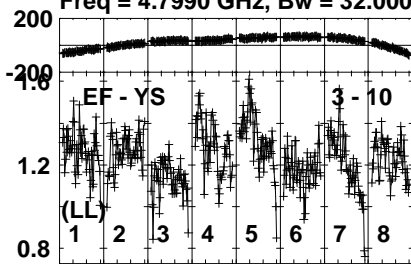


Plot file version 113 created 04-NOV-2021 02:04:48

J0038+1856 EC077C.UVDATA.1

Freq = 4.7990 GHz, Bw = 32.000 MH

No calibration applied and no bandpass applied



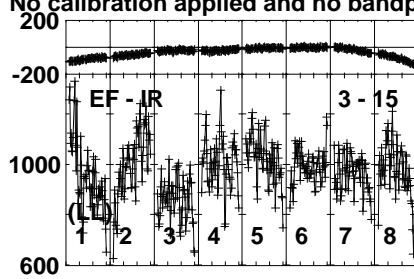
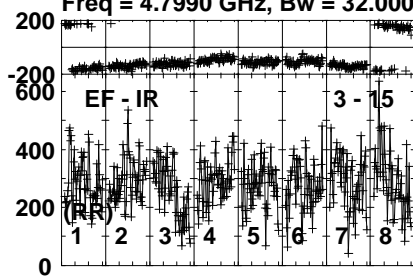
Lower frame: Milli Ampl Jy Top frame: Phas deg  
Vector averaged cross-power spectrum Several baselines displayed  
Timerange: 00/05:33:31 to 00/05:35:29

Plot file version 114 created 04-NOV-2021 02:04:48

J0038+1856 EC077C.UVDATA.1

Freq = 4.7990 GHz, Bw = 32.000 MH

No calibration applied and no bandpass applied



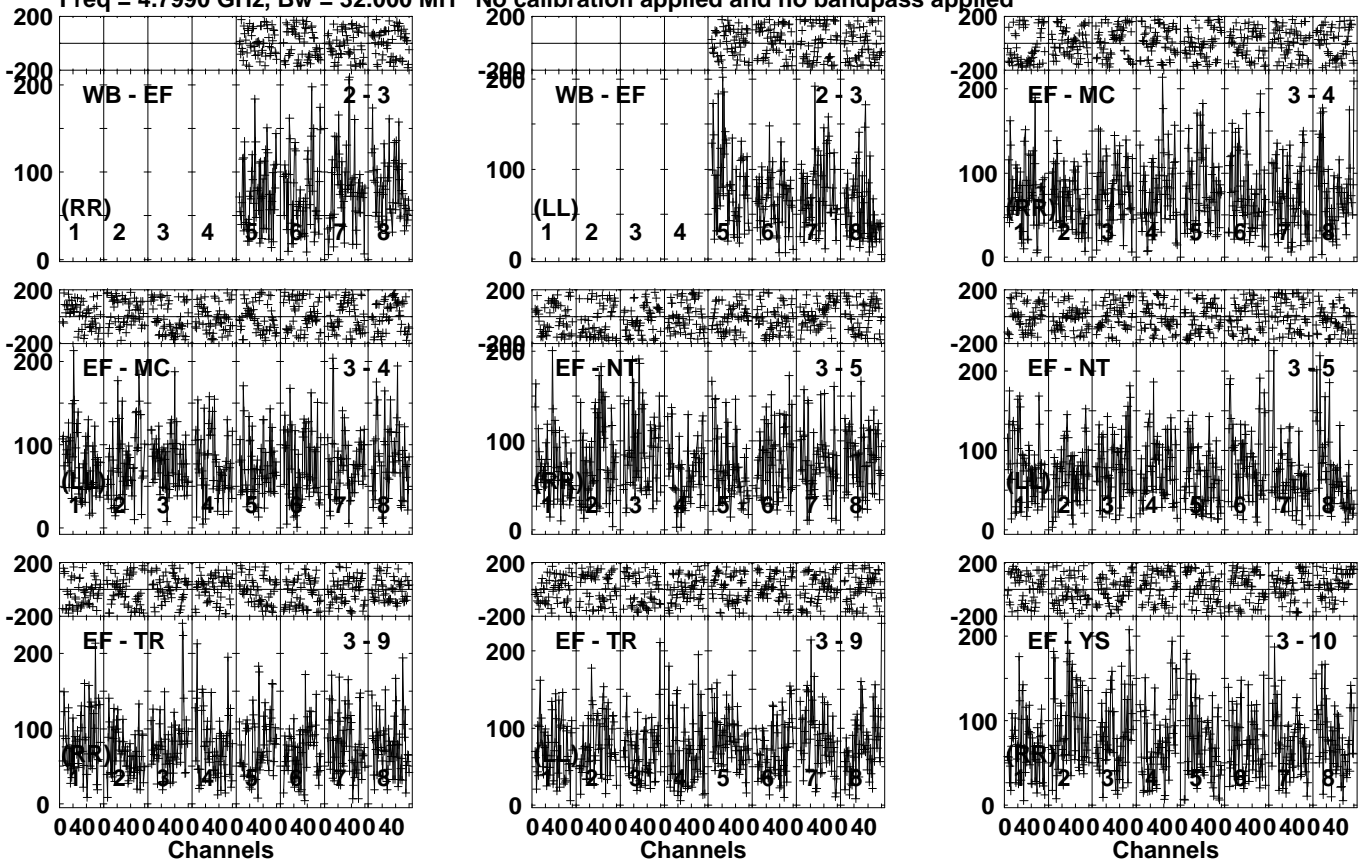
Lower frame: Micro Ampl Jy Top frame: Phas deg  
Vector averaged cross-power spectrum Several baselines displayed  
Timerange: 00/05:33:31 to 00/05:35:29

Plot file version 115 created 04-NOV-2021 02:04:48

LSPMJ0036+18 EC077C.UVDATA.1

Freq = 4.7990 GHz, Bw = 32.000 MH

No calibration applied and no bandpass applied



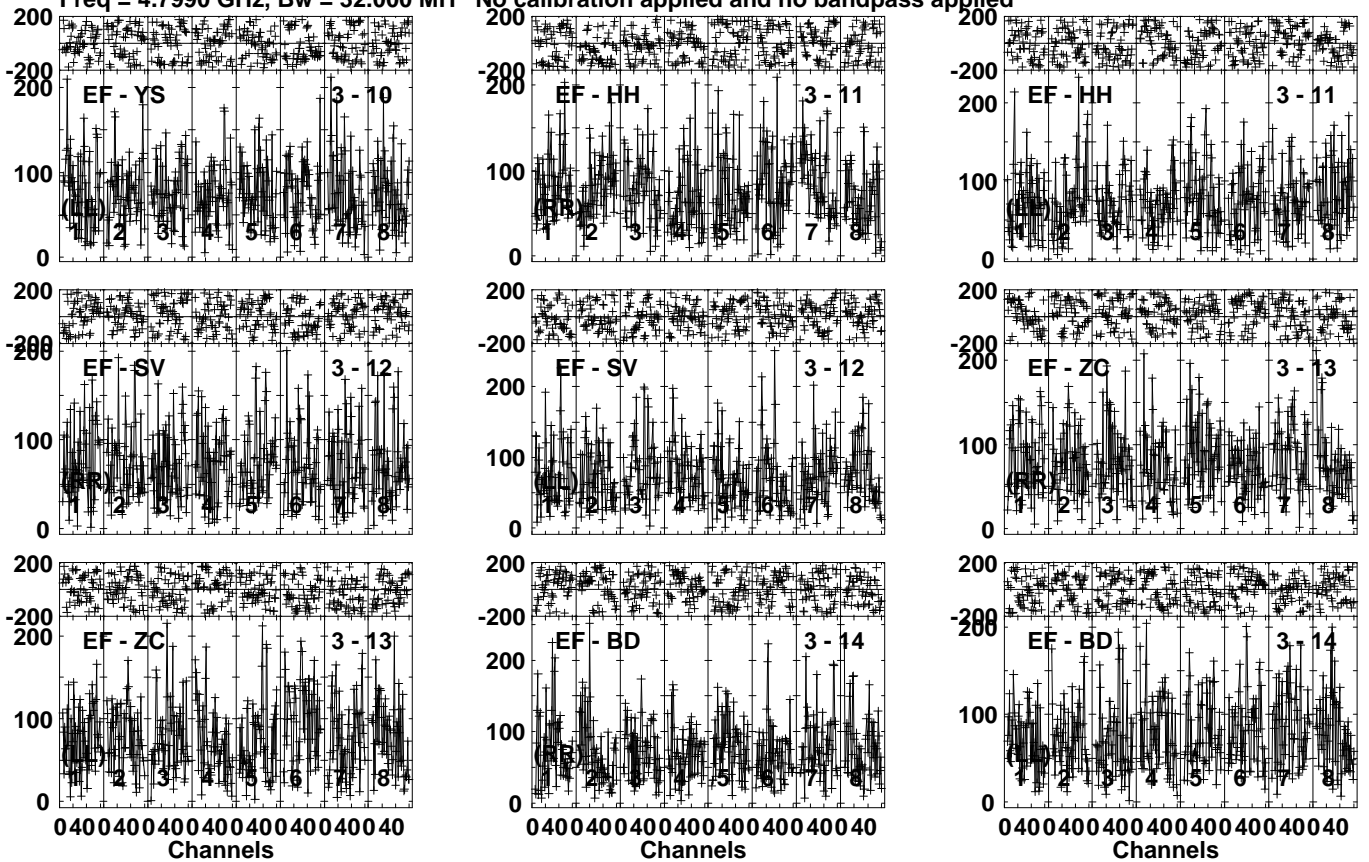
Lower frame: Micro Ampl Jy Top frame: Phas deg  
 Vector averaged cross-power spectrum Several baselines displayed  
 Timerange: 00/05:36:11 to 00/05:39:39

Plot file version 116 created 04-NOV-2021 02:04:48

LSPMJ0036+18 EC077C.UVDATA.1

Freq = 4.7990 GHz, Bw = 32.000 MH

No calibration applied and no bandpass applied



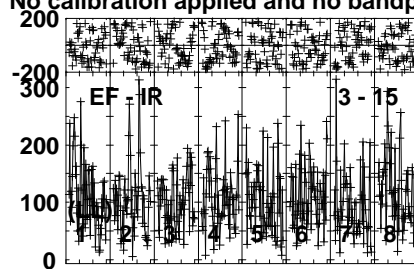
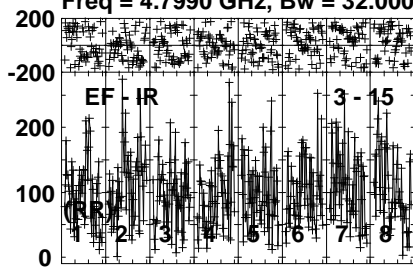
Lower frame: Micro Ampl Jy Top frame: Phas deg  
Vector averaged cross-power spectrum Several baselines displayed  
Timerange: 00/05:36:11 to 00/05:39:39

Plot file version 117 created 04-NOV-2021 02:04:48

LSPMJ0036+18 EC077C.UVDATA.1

Freq = 4.7990 GHz, Bw = 32.000 MH

No calibration applied and no bandpass applied

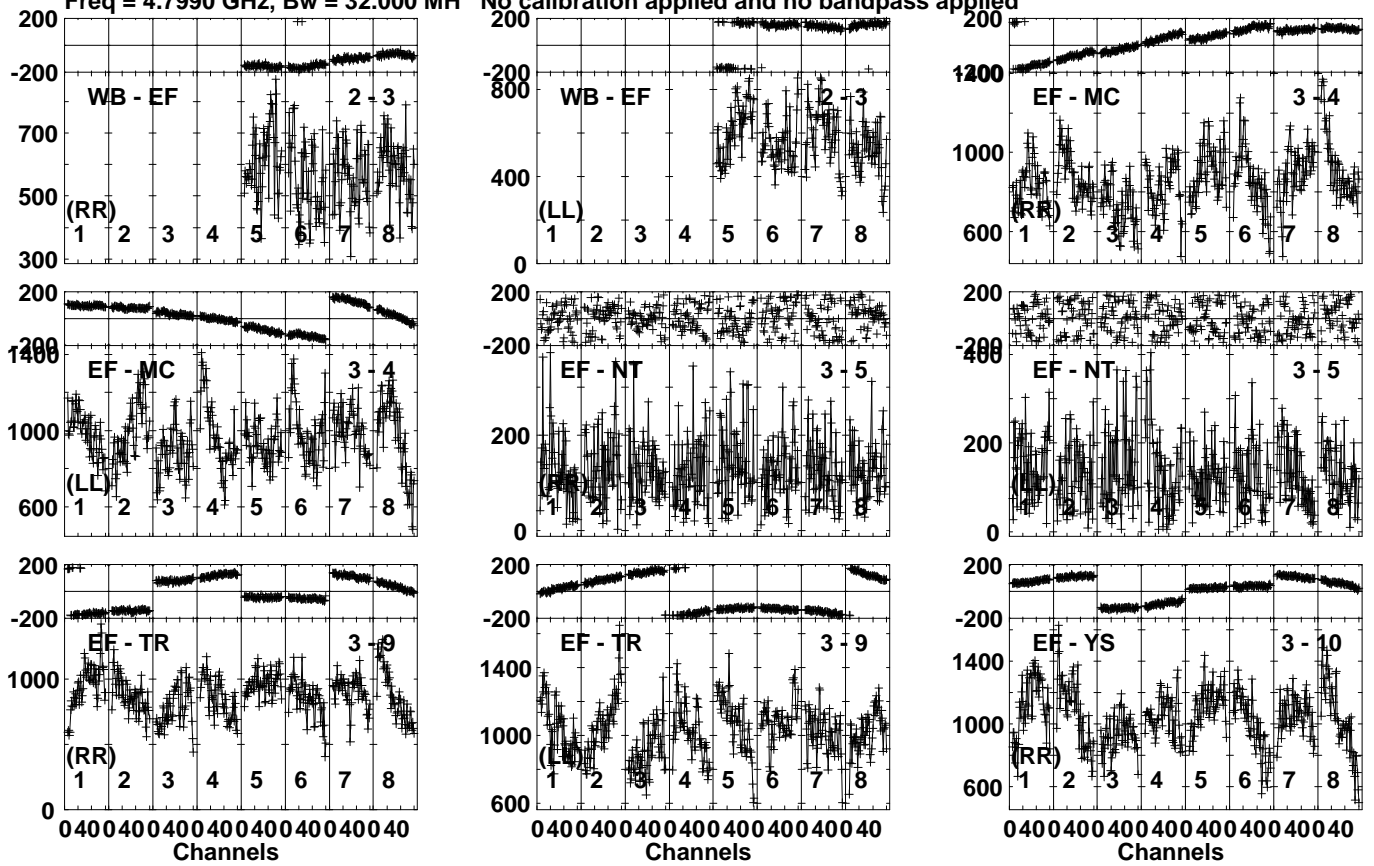


Lower frame: Micro Ampl Jy Top frame: Phas deg  
Vector averaged cross-power spectrum Several baselines displayed  
Timerange: 00/05:36:11 to 00/05:39:39

Plot file version 118 created 04-NOV-2021 02:04:48

J0038+1856 EC077C.UVDATA.1

Freq = 4.7990 GHz, Bw = 32.000 MH No calibration applied and no bandpass applied



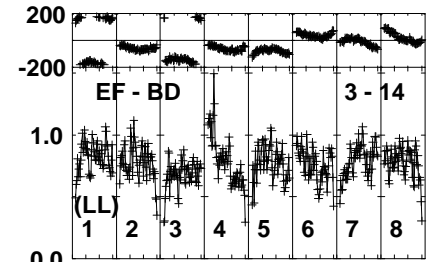
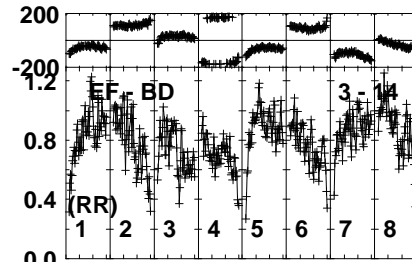
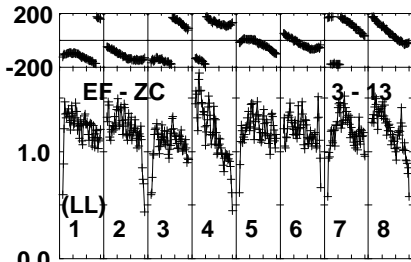
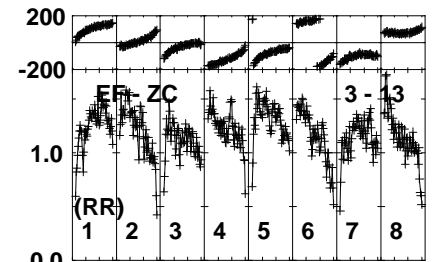
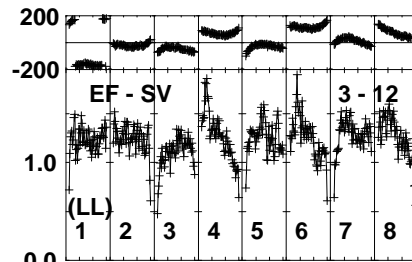
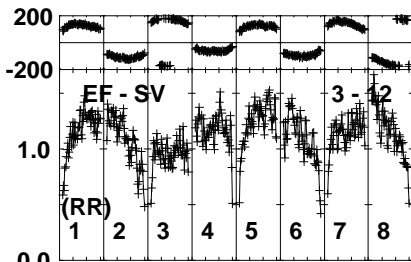
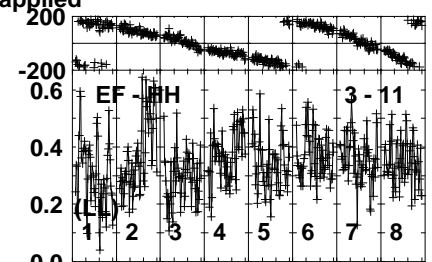
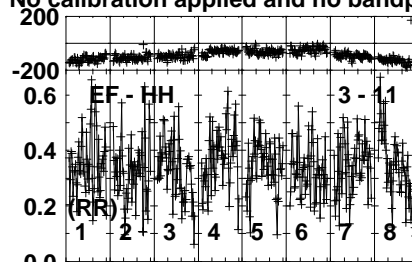
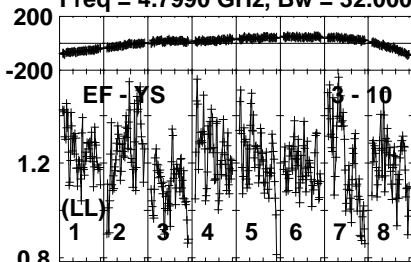
Lower frame: Micro Ampl Jy Top frame: Phas deg  
Vector averaged cross-power spectrum Several baselines displayed  
Timerange: 00/05:39:43 to 00/05:41:39

Plot file version 119 created 04-NOV-2021 02:04:48

J0038+1856 EC077C.UVDATA.1

Freq = 4.7990 GHz, Bw = 32.000 MH

No calibration applied and no bandpass applied

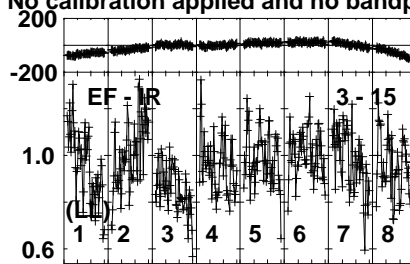
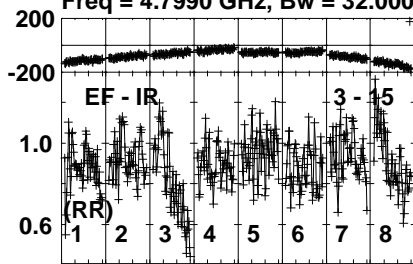


Lower frame: Milli Ampl Jy Top frame: Phas deg  
Vector averaged cross-power spectrum Several baselines displayed  
Timerange: 00/05:39:43 to 00/05:41:39

Plot file version 120 created 04-NOV-2021 02:04:48

J0038+1856 EC077C.UVDATA.1

Freq = 4.7990 GHz, Bw = 32.000 MH No calibration applied and no bandpass applied



Lower frame: Milli Ampl Jy Top frame: Phas deg  
Vector averaged cross-power spectrum Several baselines displayed  
Timerange: 00/05:39:43 to 00/05:41:39

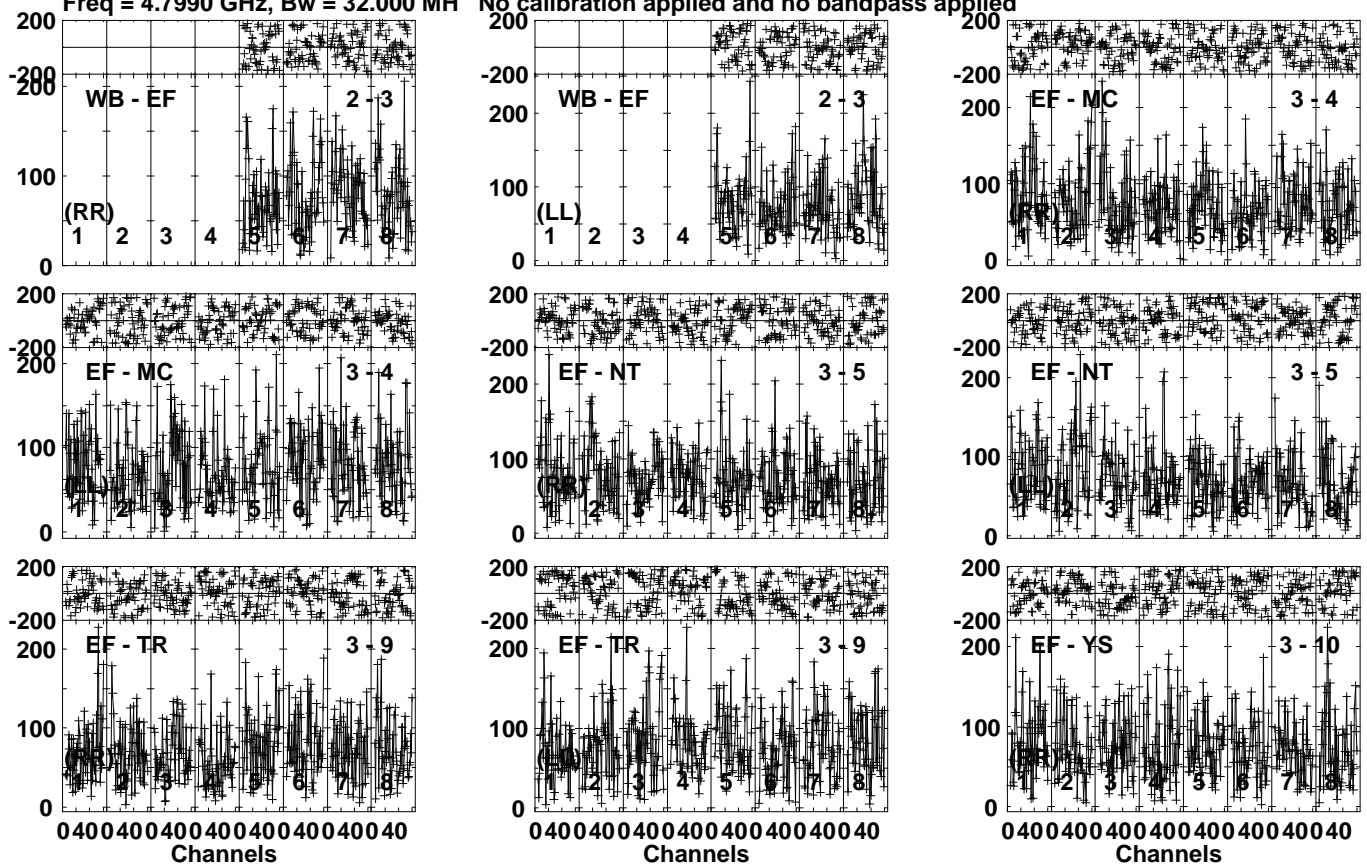


Plot file version 121 created 04-NOV-2021 02:04:49

LSPMJ0036+18 EC077C.UVDATA.1

Freq = 4.7990 GHz, Bw = 32.000 MH

No calibration applied and no bandpass applied



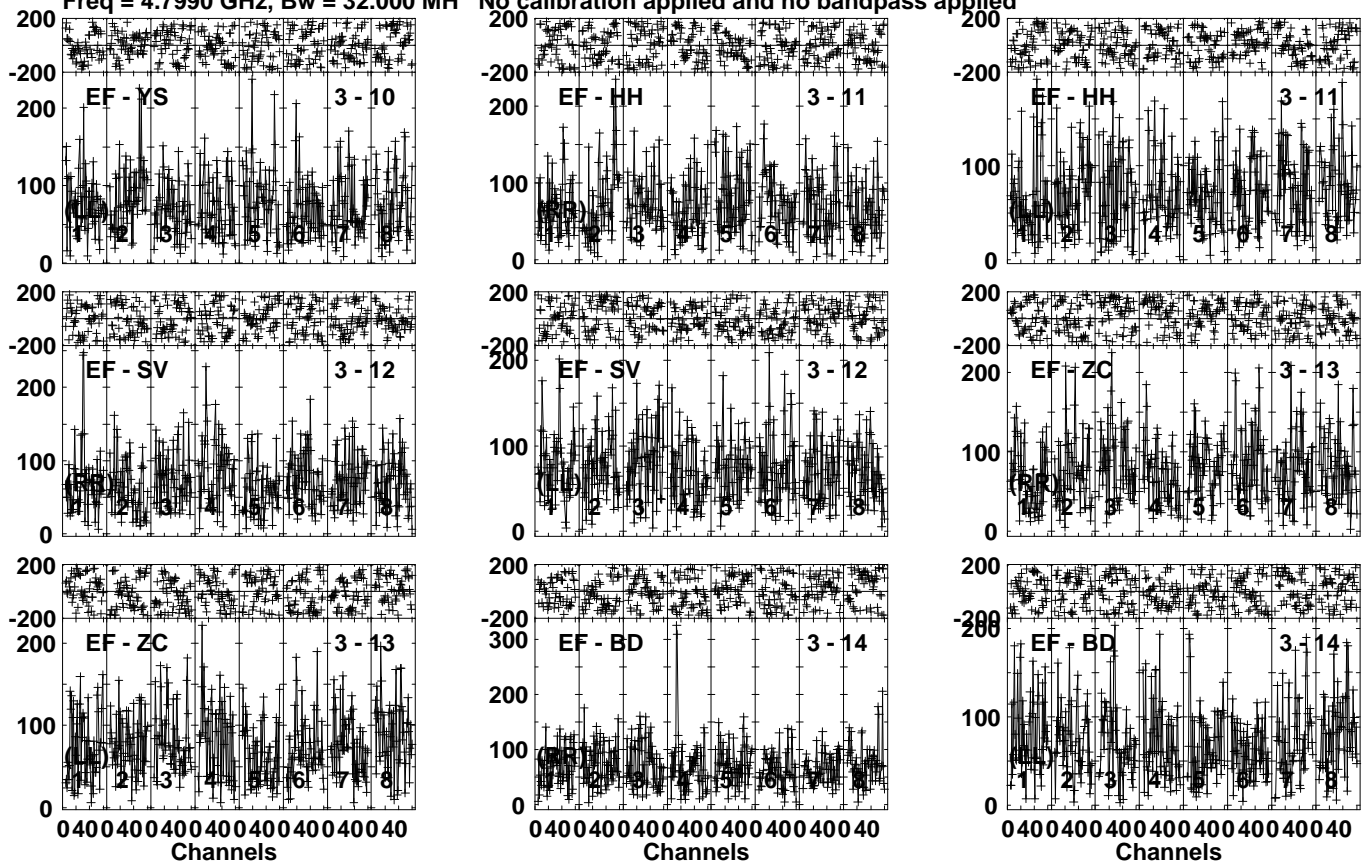
Lower frame: Micro Ampl Jy Top frame: Phas deg  
Vector averaged cross-power spectrum Several baselines displayed  
Timerange: 00/05:41:41 to 00/05:45:49

Plot file version 122 created 04-NOV-2021 02:04:49

LSPMJ0036+18 EC077C.UVDATA.1

Freq = 4.7990 GHz, Bw = 32.000 MH

No calibration applied and no bandpass applied



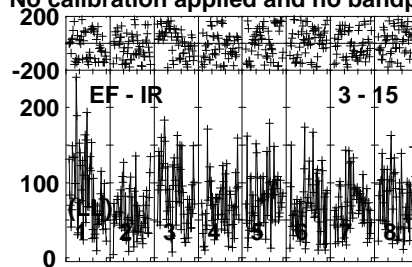
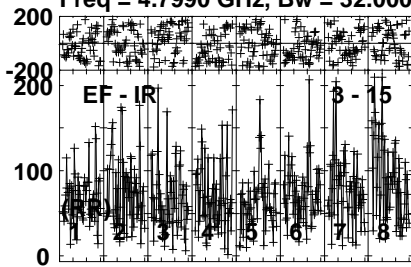
Lower frame: Micro Ampl Jy Top frame: Phas deg  
Vector averaged cross-power spectrum Several baselines displayed  
Timerange: 00/05:41:41 to 00/05:45:49

Plot file version 123 created 04-NOV-2021 02:04:49

LSPMJ0036+18 EC077C.UVDATA.1

Freq = 4.7990 GHz, Bw = 32.000 MH

No calibration applied and no bandpass applied



Lower frame: Micro Ampl Jy Top frame: Phas deg

Vector averaged cross-power spectrum Several baselines displayed

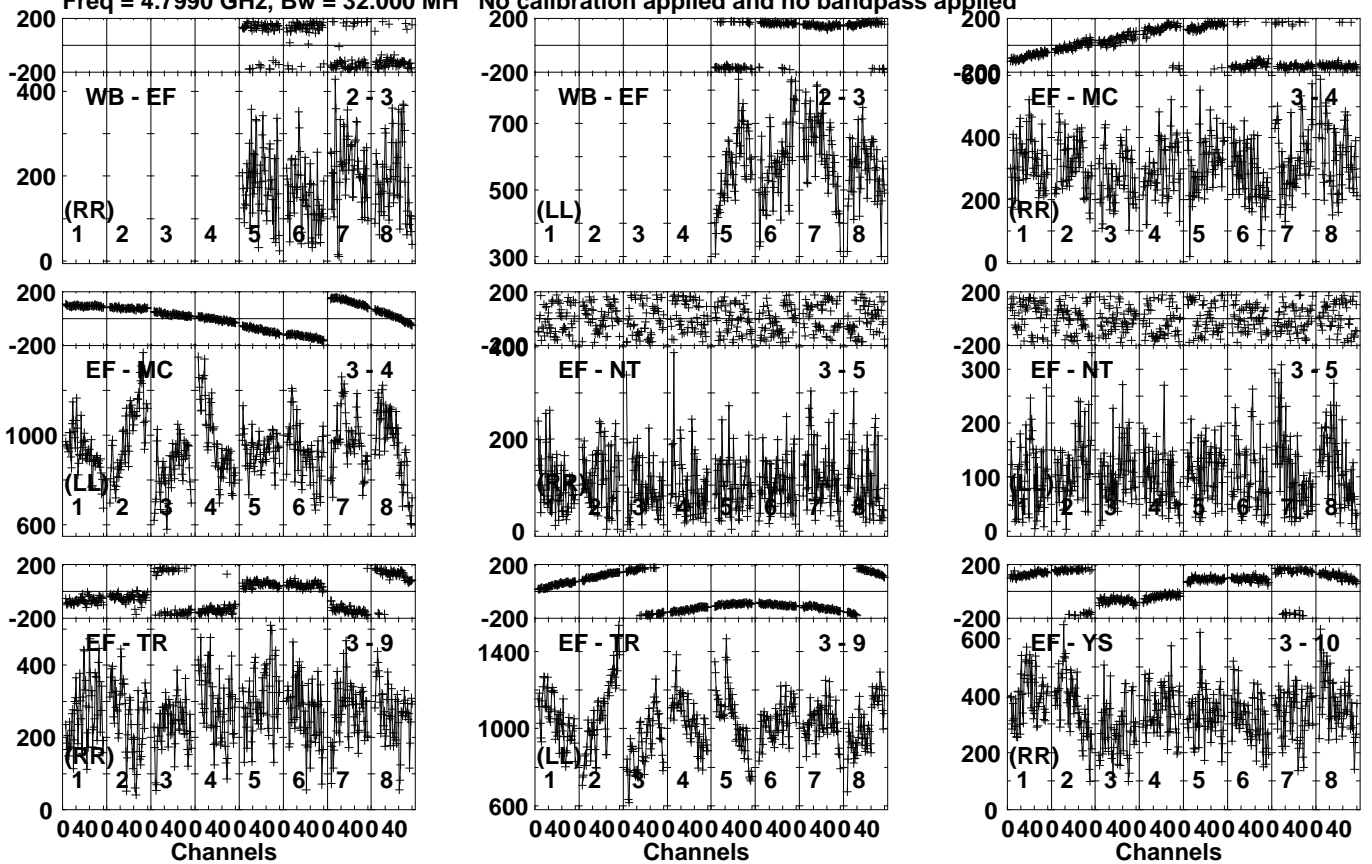
Timerange: 00/05:41:41 to 00/05:45:49

Plot file version 124 created 04-NOV-2021 02:04:49

J0038+1856 EC077C.UVDATA.1

Freq = 4.7990 GHz, Bw = 32.000 MH

No calibration applied and no bandpass applied



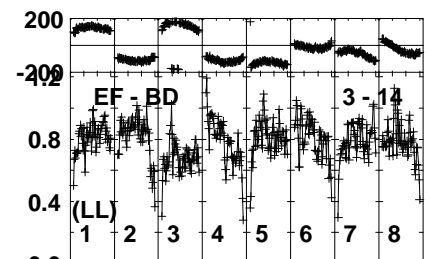
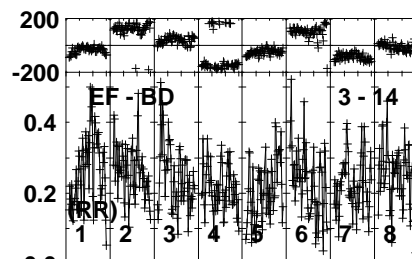
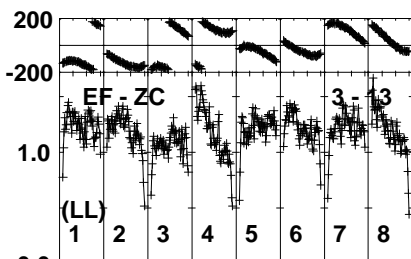
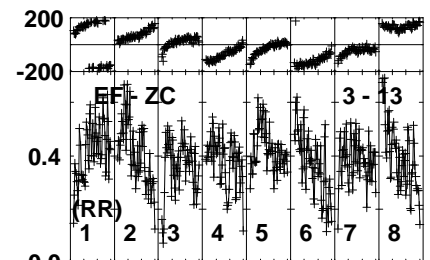
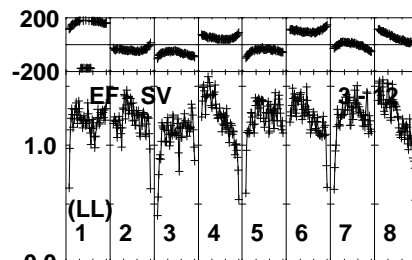
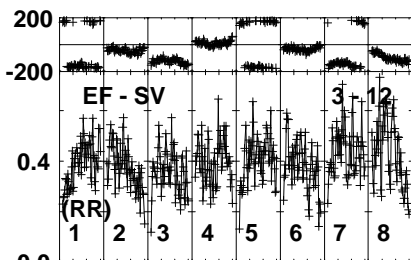
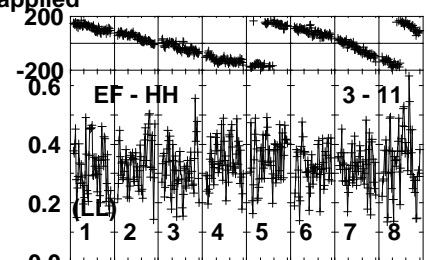
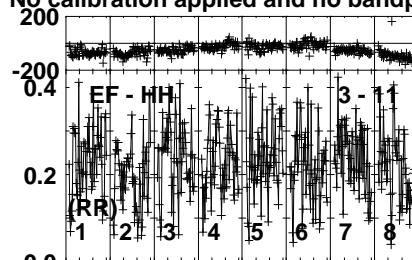
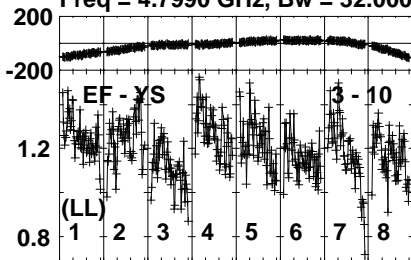
Lower frame: Micro Ampl Jy Top frame: Phas deg  
Vector averaged cross-power spectrum Several baselines displayed  
Timerange: 00/05:46:21 to 00/05:48:19

Plot file version 125 created 04-NOV-2021 02:04:49

J0038+1856 EC077C.UVDATA.1

Freq = 4.7990 GHz, Bw = 32.000 MH

No calibration applied and no bandpass applied



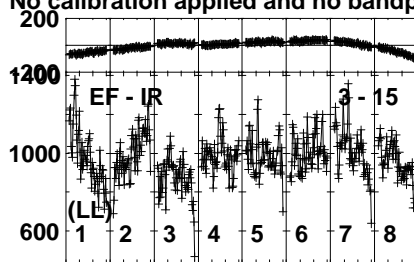
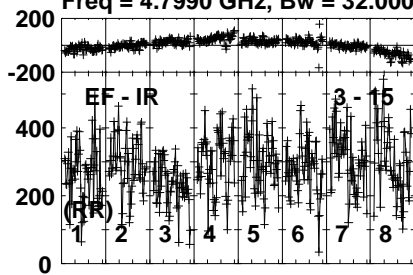
Lower frame: Milli Ampl Jy Top frame: Phas deg  
Vector averaged cross-power spectrum Several baselines displayed  
Timerange: 00/05:46:21 to 00/05:48:19

Plot file version 126 created 04-NOV-2021 02:04:49

J0038+1856 EC077C.UVDATA.1

Freq = 4.7990 GHz, Bw = 32.000 MH

No calibration applied and no bandpass applied

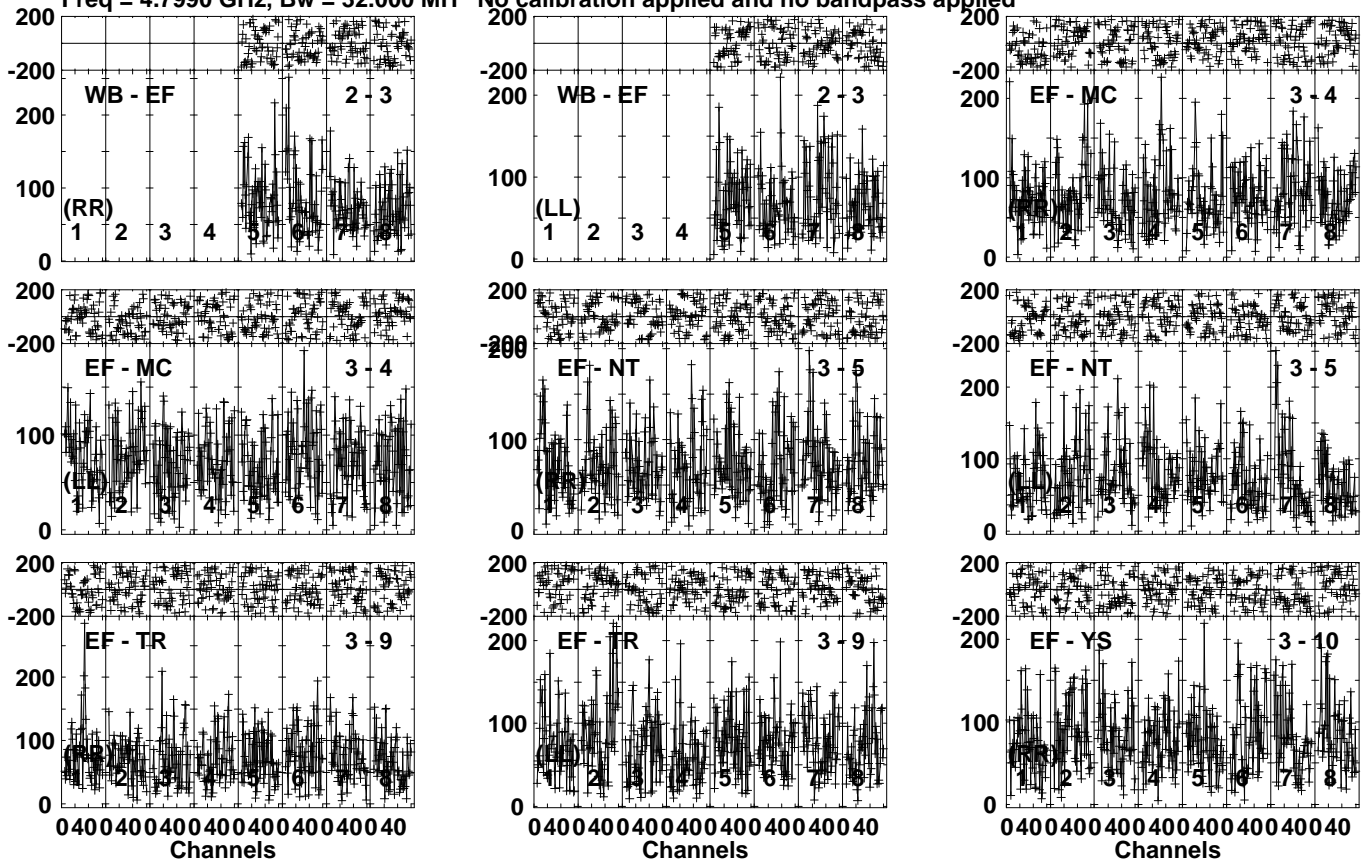


Lower frame: Micro Ampl Jy Top frame: Phas deg  
Vector averaged cross-power spectrum Several baselines displayed  
Timerange: 00/05:46:21 to 00/05:48:19

Plot file version 127 created 04-NOV-2021 02:04:49

LSPMJ0036+18 EC077C.UVDATA.1

Freq = 4.7990 GHz, Bw = 32.000 MH No calibration applied and no bandpass applied



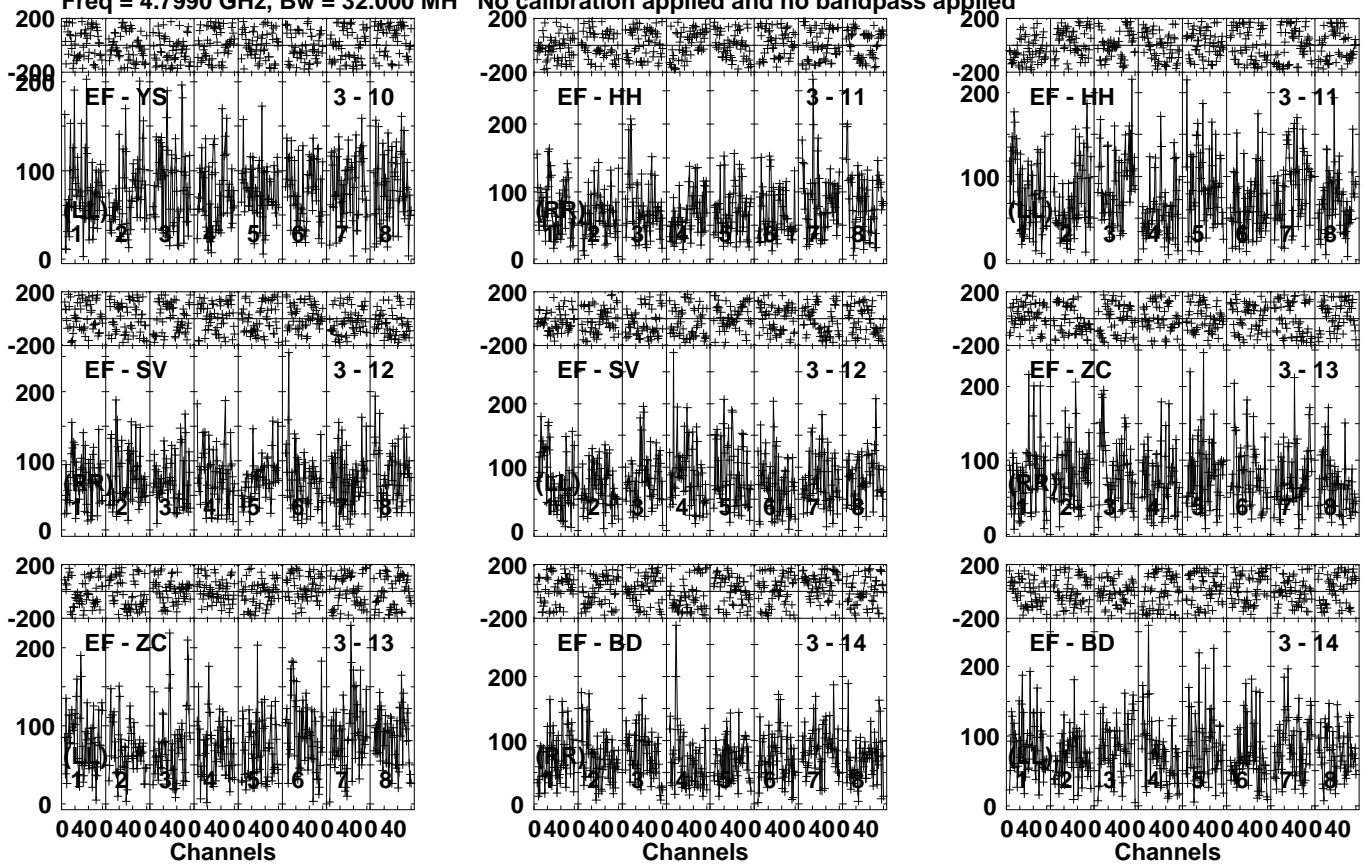
Lower frame: Micro Ampl Jy Top frame: Phas deg  
Vector averaged cross-power spectrum Several baselines displayed  
Timerange: 00/05:49:01 to 00/05:52:29

Plot file version 128 created 04-NOV-2021 02:04:49

LSPMJ0036+18 EC077C.UVDATA.1

Freq = 4.7990 GHz, Bw = 32.000 MH

No calibration applied and no bandpass applied



Lower frame: Micro Ampl Jy Top frame: Phas deg  
Vector averaged cross-power spectrum Several baselines displayed  
Timerange: 00/05:49:01 to 00/05:52:29

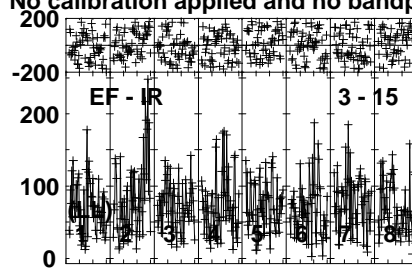
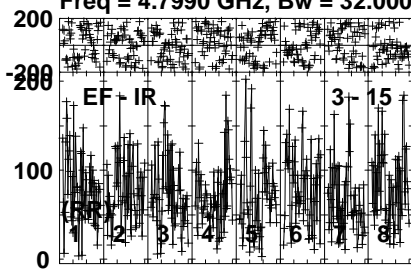


Plot file version 129 created 04-NOV-2021 02:04:49

LSPMJ0036+18 EC077C.UVDATA.1

Freq = 4.7990 GHz, Bw = 32.000 MH

No calibration applied and no bandpass applied



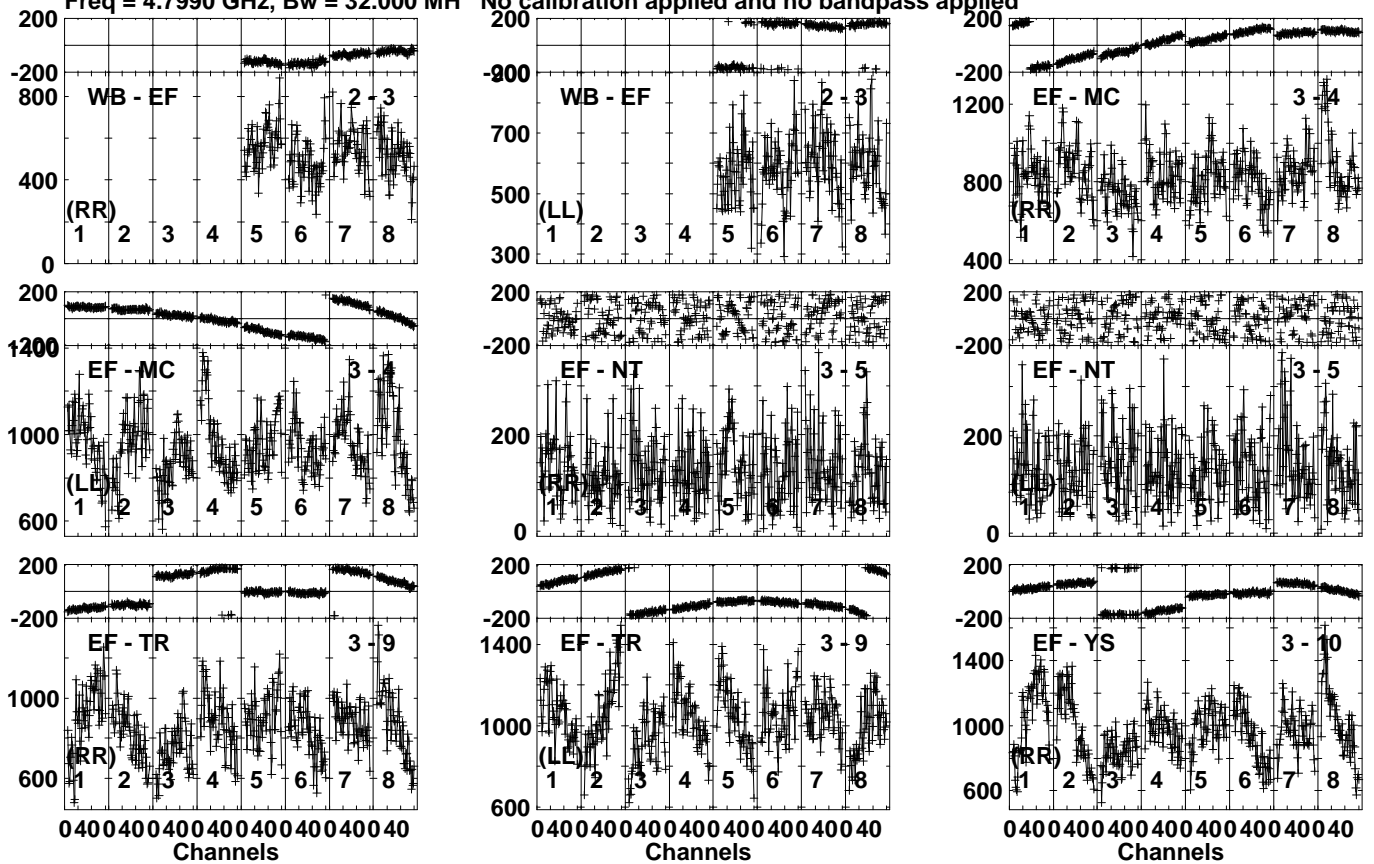
Lower frame: Micro Ampl Jy Top frame: Phas deg  
Vector averaged cross-power spectrum Several baselines displayed  
Timerange: 00/05:49:01 to 00/05:52:29

Plot file version 130 created 04-NOV-2021 02:04:49

J0038+1856 EC077C.UVDATA.1

Freq = 4.7990 GHz, Bw = 32.000 MH

No calibration applied and no bandpass applied



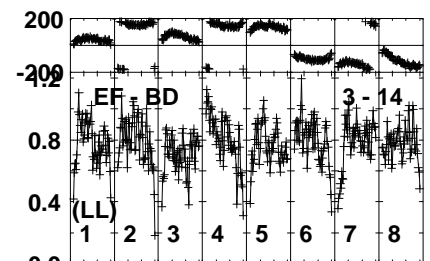
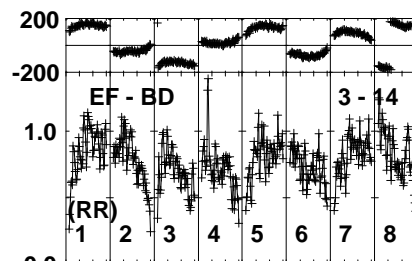
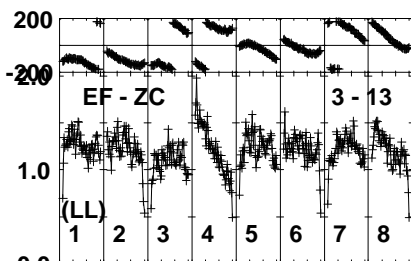
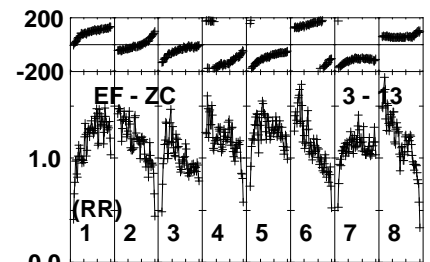
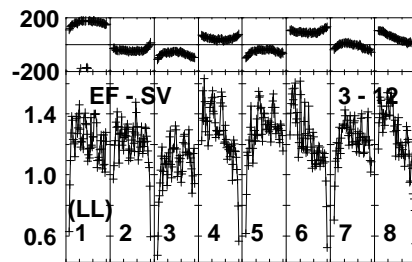
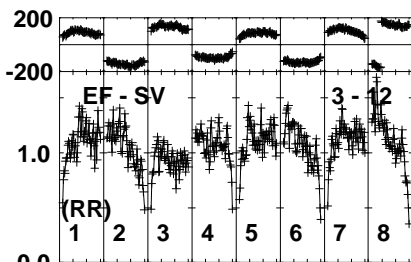
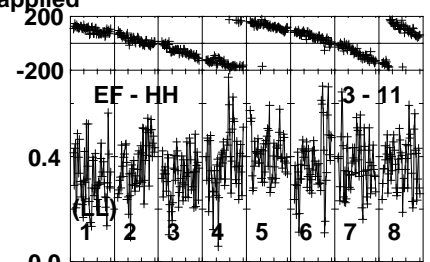
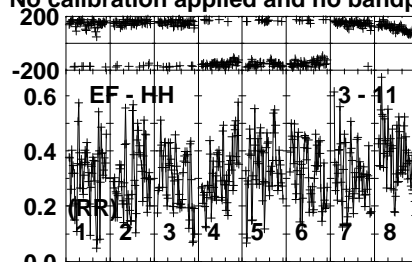
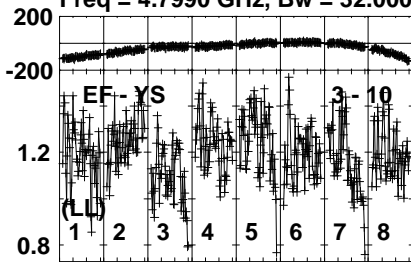
Lower frame: Micro Ampl Jy Top frame: Phas deg  
Vector averaged cross-power spectrum Several baselines displayed  
Timerange: 00/05:52:33 to 00/05:54:29

Plot file version 131 created 04-NOV-2021 02:04:50

J0038+1856 EC077C.UVDATA.1

Freq = 4.7990 GHz, Bw = 32.000 MH

No calibration applied and no bandpass applied



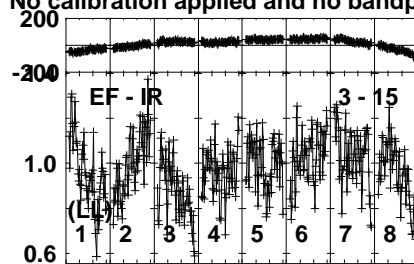
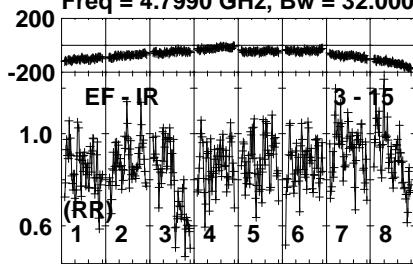
Lower frame: Milli Ampl Jy Top frame: Phas deg  
Vector averaged cross-power spectrum Several baselines displayed  
Timerange: 00/05:52:33 to 00/05:54:29

Plot file version 132 created 04-NOV-2021 02:04:50

J0038+1856 EC077C.UVDATA.1

Freq = 4.7990 GHz, Bw = 32.000 MH

No calibration applied and no bandpass applied



Lower frame: Milli Ampl Jy Top frame: Phas deg

Vector averaged cross-power spectrum Several baselines displayed

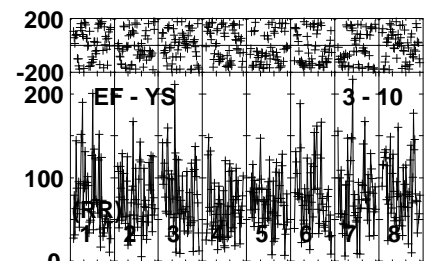
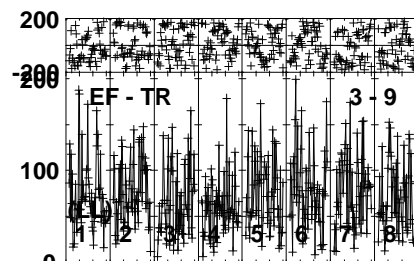
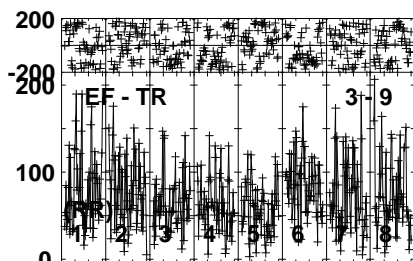
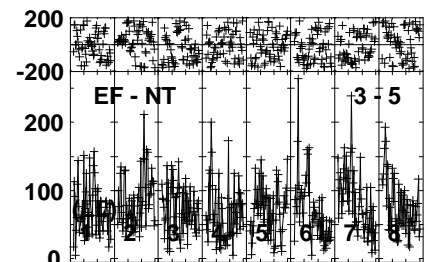
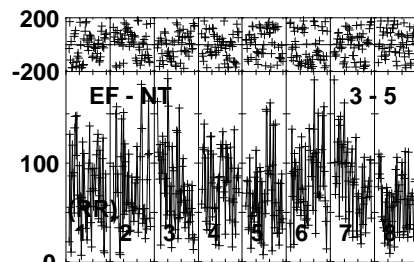
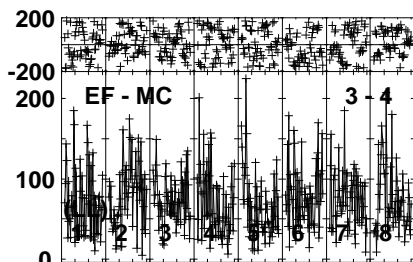
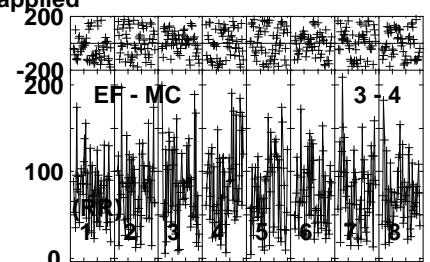
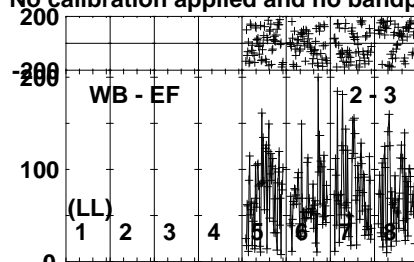
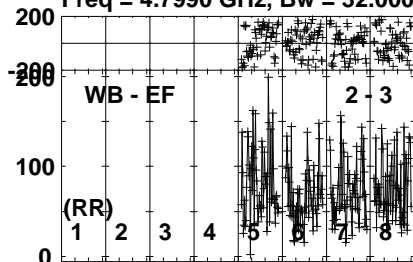
Timerange: 00/05:52:33 to 00/05:54:29

Plot file version 133 created 04-NOV-2021 02:04:50

LSPMJ0036+18 EC077C.UVDATA.1

Freq = 4.7990 GHz, Bw = 32.000 MH

No calibration applied and no bandpass applied



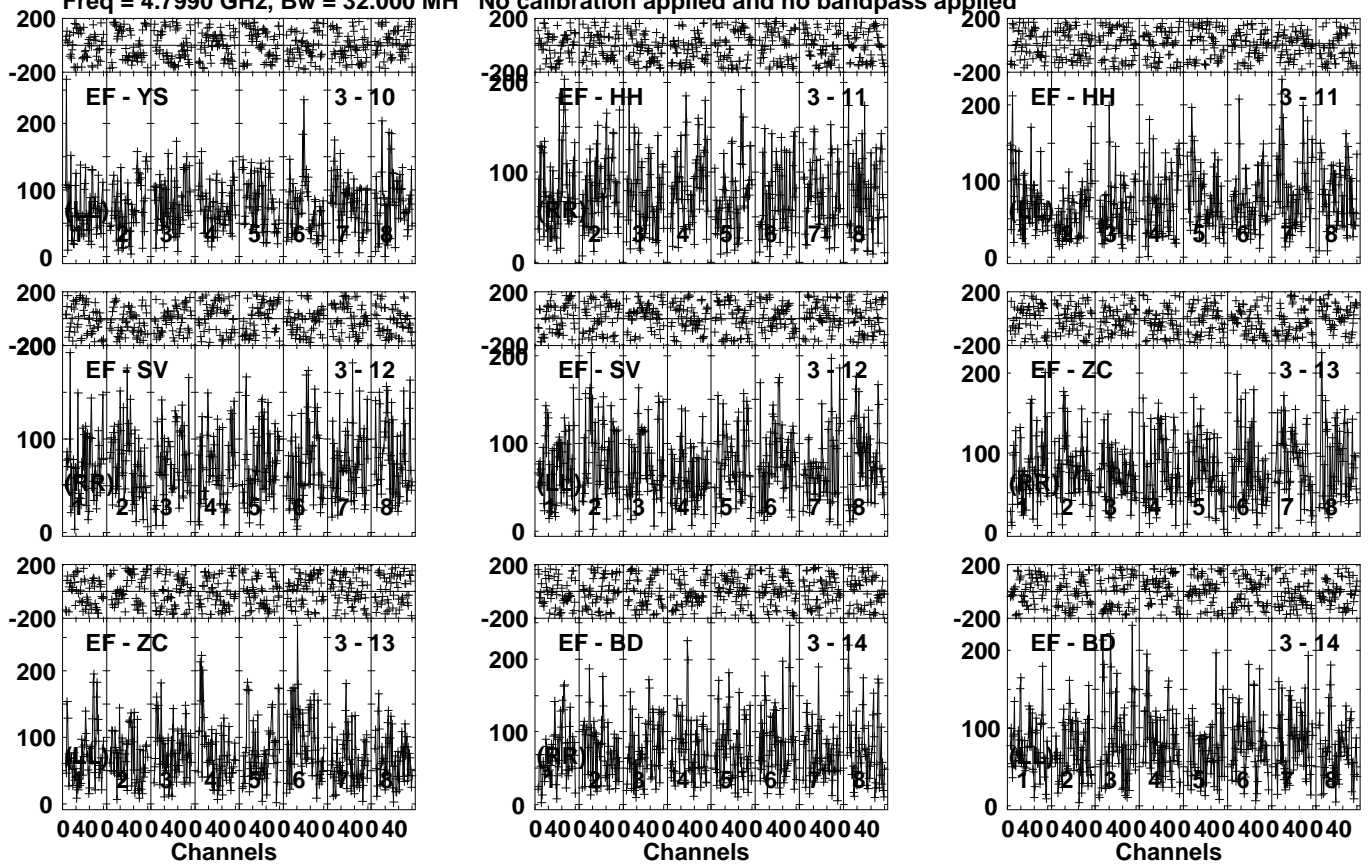
Lower frame: Micro Ampl Jy Top frame: Phas deg  
Vector averaged cross-power spectrum Several baselines displayed  
Timerange: 00/05:54:31 to 00/05:58:39

Plot file version 134 created 04-NOV-2021 02:04:50

LSPMJ0036+18 EC077C.UVDATA.1

Freq = 4.7990 GHz, Bw = 32.000 MH

No calibration applied and no bandpass applied



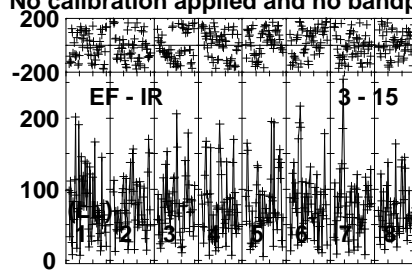
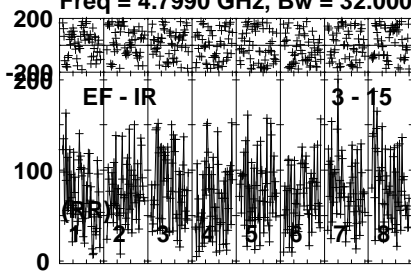
Lower frame: Micro Ampl Jy Top frame: Phas deg  
Vector averaged cross-power spectrum Several baselines displayed  
Timerange: 00/05:54:31 to 00/05:58:39

Plot file version 135 created 04-NOV-2021 02:04:50

LSPMJ0036+18 EC077C.UVDATA.1

Freq = 4.7990 GHz, Bw = 32.000 MH

No calibration applied and no bandpass applied



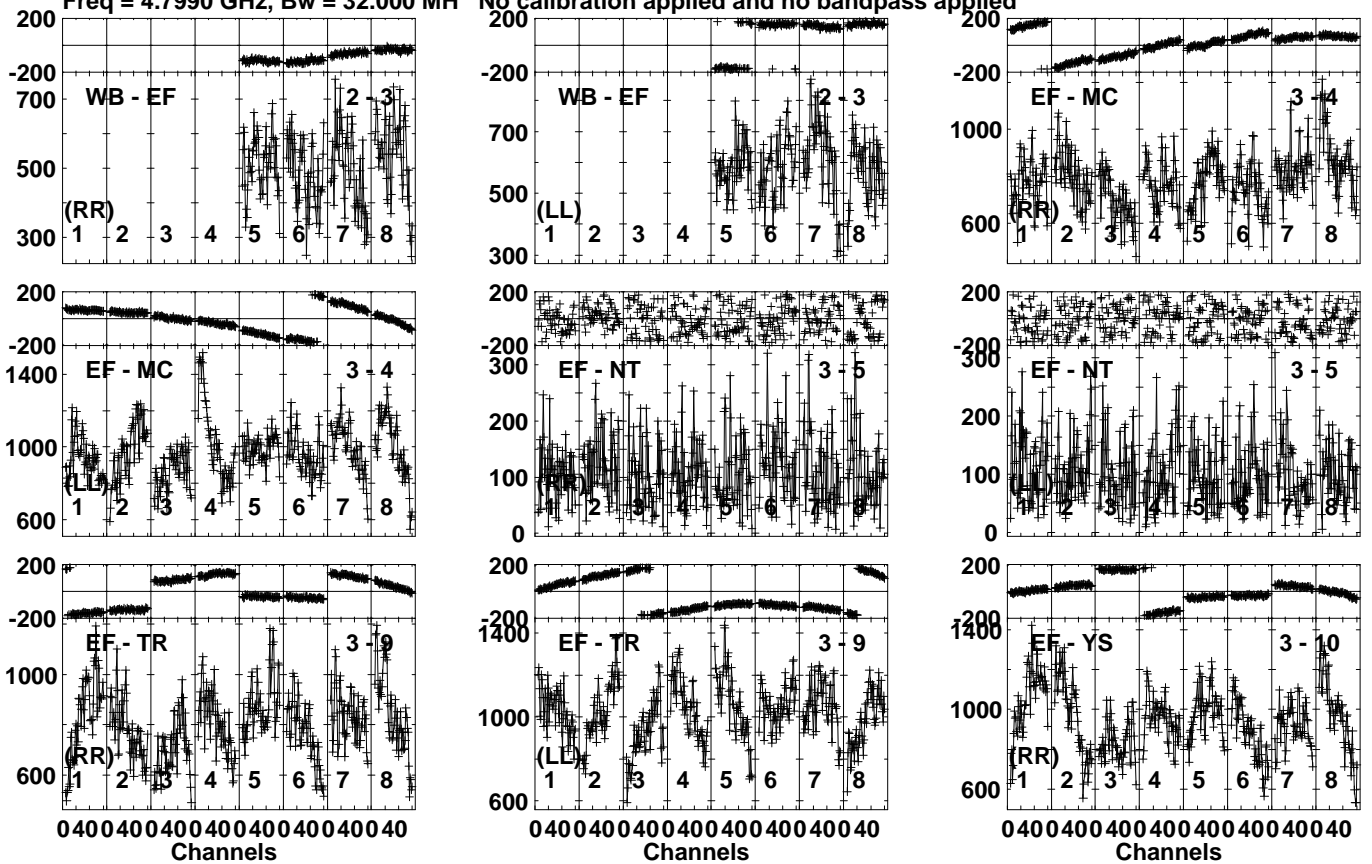
Lower frame: Micro Ampl Jy Top frame: Phas deg  
Vector averaged cross-power spectrum Several baselines displayed  
Timerange: 00/05:54:31 to 00/05:58:39

Plot file version 136 created 04-NOV-2021 02:04:50

J0038+1856 EC077C.UVDATA.1

Freq = 4.7990 GHz, Bw = 32.000 MH

No calibration applied and no bandpass applied



Lower frame: Micro Ampl Jy Top frame: Phas deg  
Vector averaged cross-power spectrum Several baselines displayed  
Timerange: 00/05:59:11 to 00/06:01:09

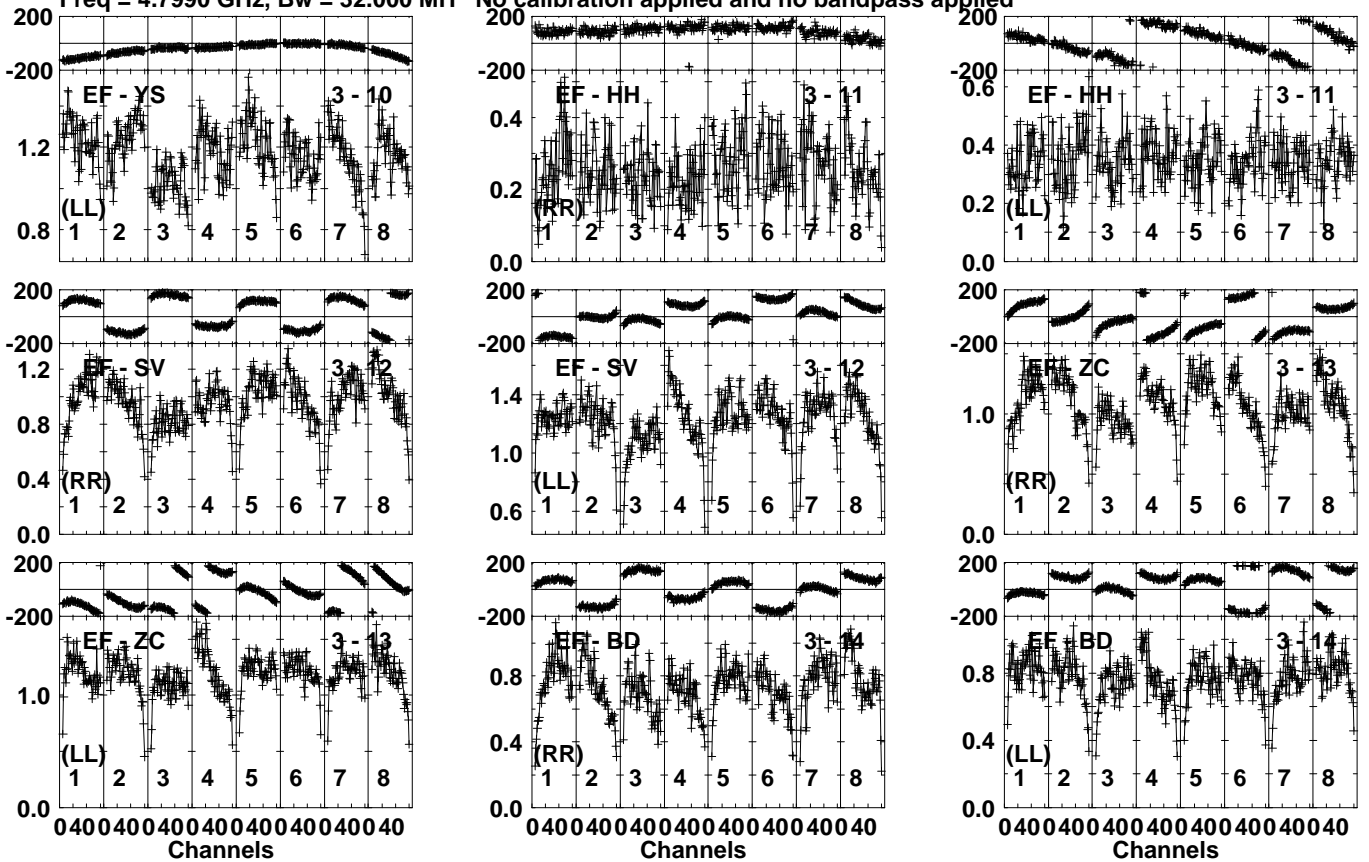


Plot file version 137 created 04-NOV-2021 02:04:50

J0038+1856 EC077C.UVDATA.1

Freq = 4.7990 GHz, Bw = 32.000 MH

No calibration applied and no bandpass applied

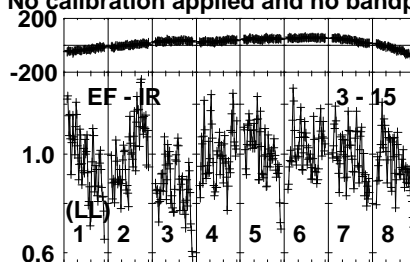
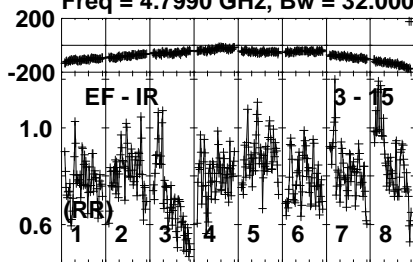


Lower frame: Milli Ampl Jy Top frame: Phas deg  
Vector averaged cross-power spectrum Several baselines displayed  
Timerange: 00/05:59:11 to 00/06:01:09

Plot file version 138 created 04-NOV-2021 02:04:50

J0038+1856 EC077C.UVDATA.1

Freq = 4.7990 GHz, Bw = 32.000 MH No calibration applied and no bandpass applied

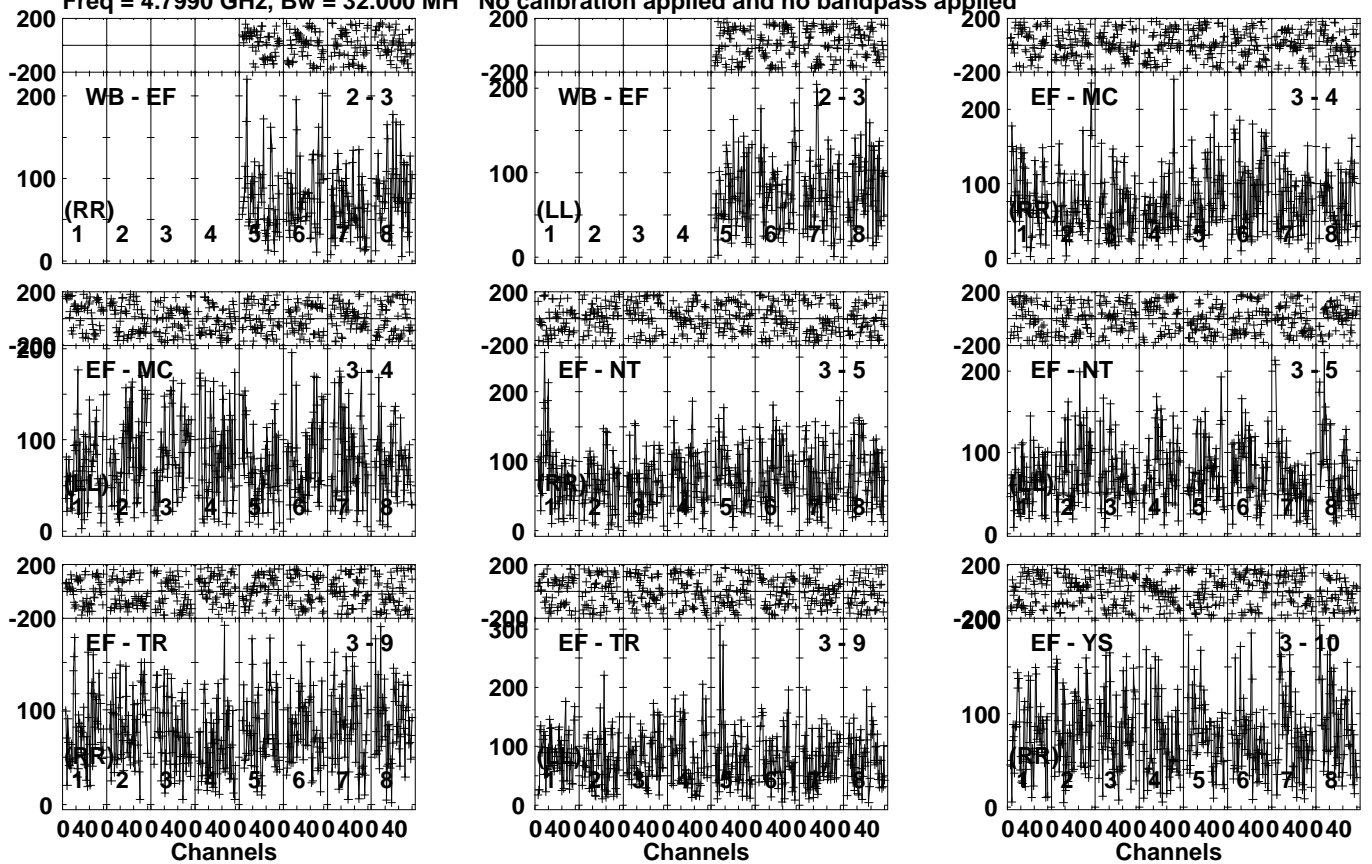


Lower frame: Milli Ampl Jy Top frame: Phas deg  
Vector averaged cross-power spectrum Several baselines displayed  
Timerange: 00/05:59:11 to 00/06:01:09

Plot file version 139 created 04-NOV-2021 02:04:50

LSPMJ0036+18 EC077C.UVDATA.1

Freq = 4.7990 GHz, Bw = 32.000 MH No calibration applied and no bandpass applied



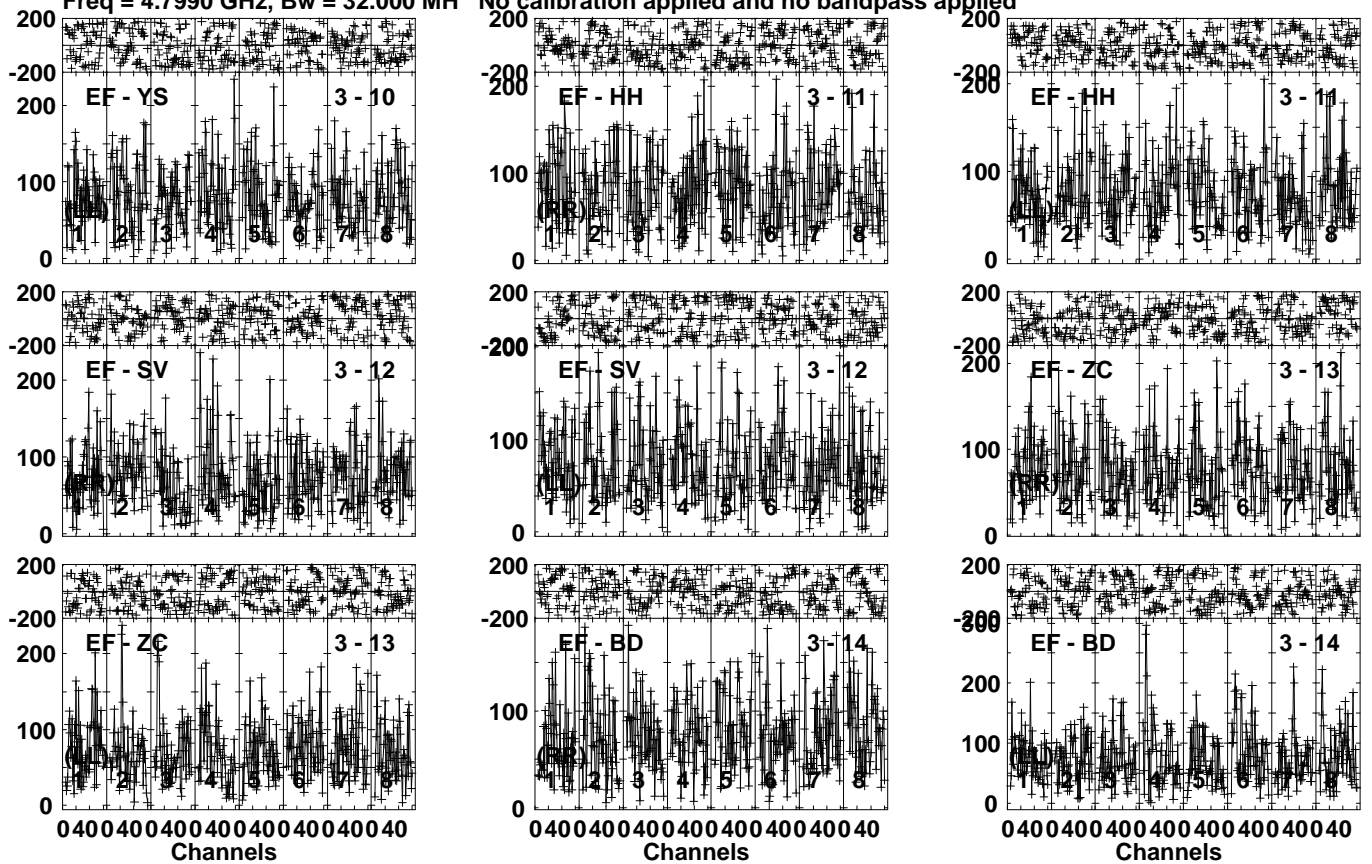
Lower frame: Micro Ampl Jy Top frame: Phas deg  
Vector averaged cross-power spectrum Several baselines displayed  
Timerange: 00/06:01:51 to 00/06:05:19

Plot file version 140 created 04-NOV-2021 02:04:50

LSPMJ0036+18 EC077C.UVDATA.1

Freq = 4.7990 GHz, Bw = 32.000 MH

No calibration applied and no bandpass applied



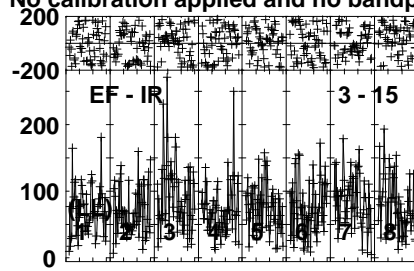
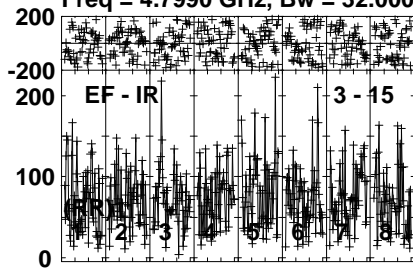
Lower frame: Micro Ampl Jy Top frame: Phas deg  
Vector averaged cross-power spectrum Several baselines displayed  
Timerange: 00/06:01:51 to 00/06:05:19

Plot file version 141 created 04-NOV-2021 02:04:50

LSPMJ0036+18 EC077C.UVDATA.1

Freq = 4.7990 GHz, Bw = 32.000 MH

No calibration applied and no bandpass applied



Lower frame: Micro Ampl Jy Top frame: Phas deg

Vector averaged cross-power spectrum Several baselines displayed

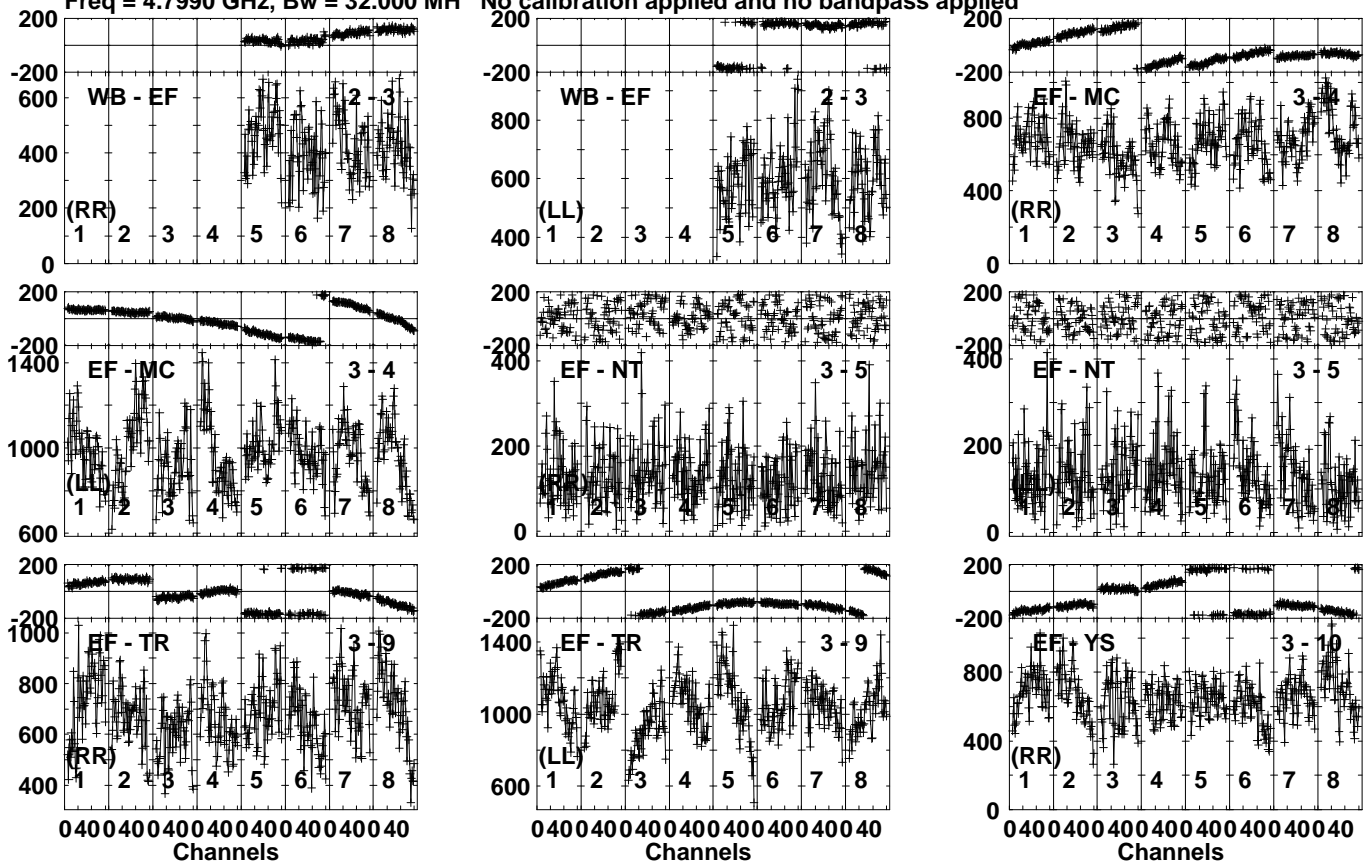
Timerange: 00/06:01:51 to 00/06:05:19

Plot file version 142 created 04-NOV-2021 02:04:51

J0038+1856 EC077C.UVDATA.1

Freq = 4.7990 GHz, Bw = 32.000 MH

No calibration applied and no bandpass applied



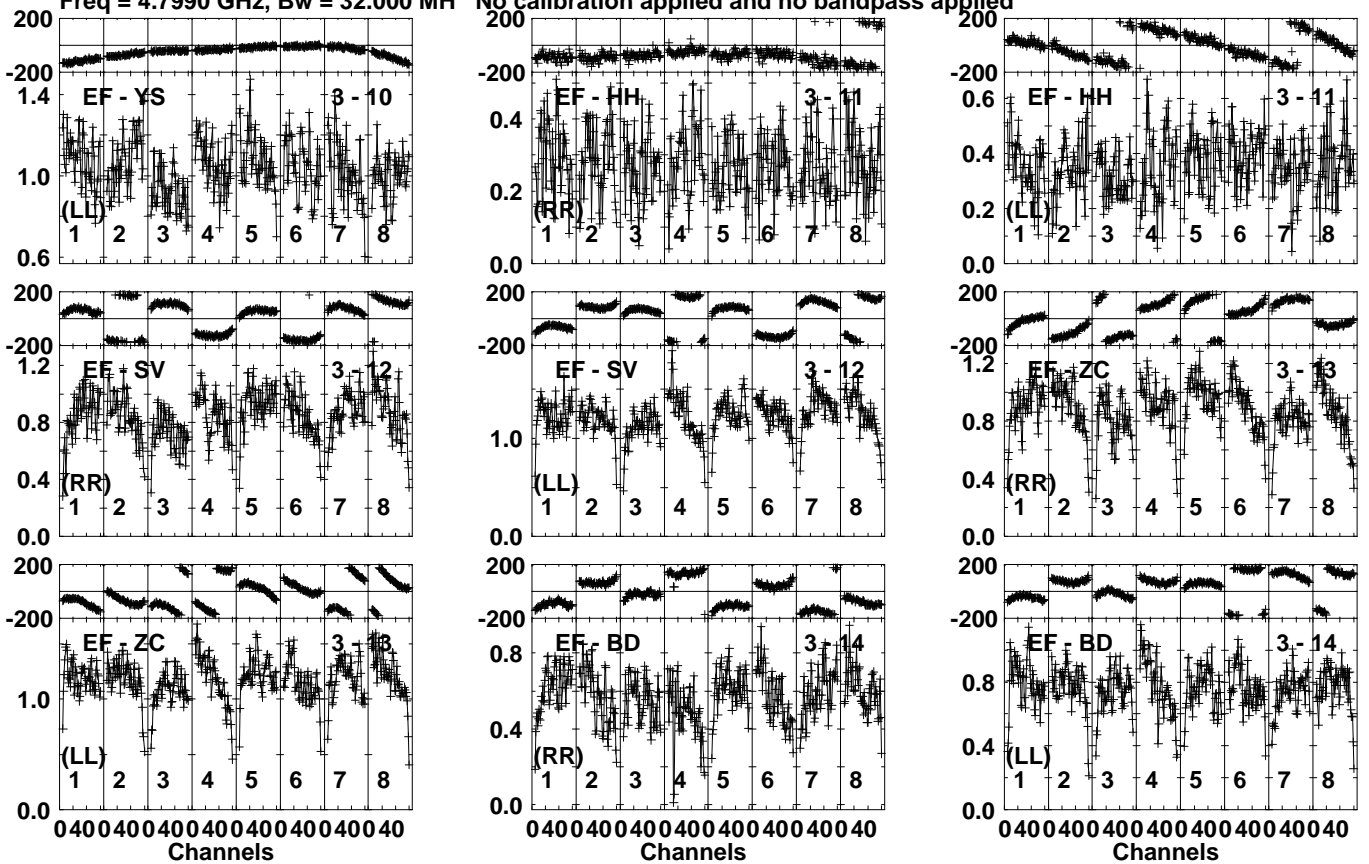
Lower frame: Micro Ampl Jy Top frame: Phas deg  
Vector averaged cross-power spectrum Several baselines displayed  
Timerange: 00/06:05:23 to 00/06:07:19

Plot file version 143 created 04-NOV-2021 02:04:51

J0038+1856 EC077C.UVDATA.1

Freq = 4.7990 GHz, Bw = 32.000 MH

No calibration applied and no bandpass applied

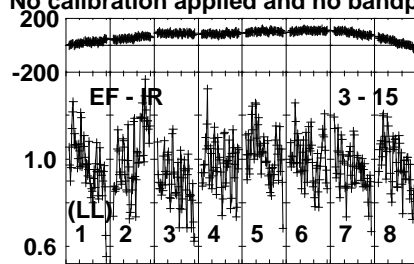
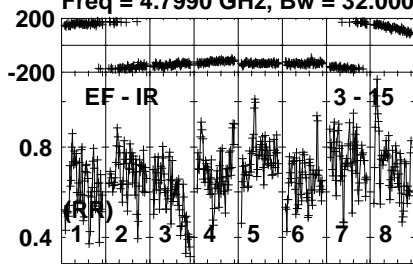


Lower frame: Milli Ampl Jy Top frame: Phas deg  
Vector averaged cross-power spectrum Several baselines displayed  
Timerange: 00/06:05:23 to 00/06:07:19

Plot file version 144 created 04-NOV-2021 02:04:51

J0038+1856 EC077C.UVDATA.1

Freq = 4.7990 GHz, Bw = 32.000 MH No calibration applied and no bandpass applied



Lower frame: Milli Ampl Jy Top frame: Phas deg  
Vector averaged cross-power spectrum Several baselines displayed  
Timerange: 00/06:05:23 to 00/06:07:19

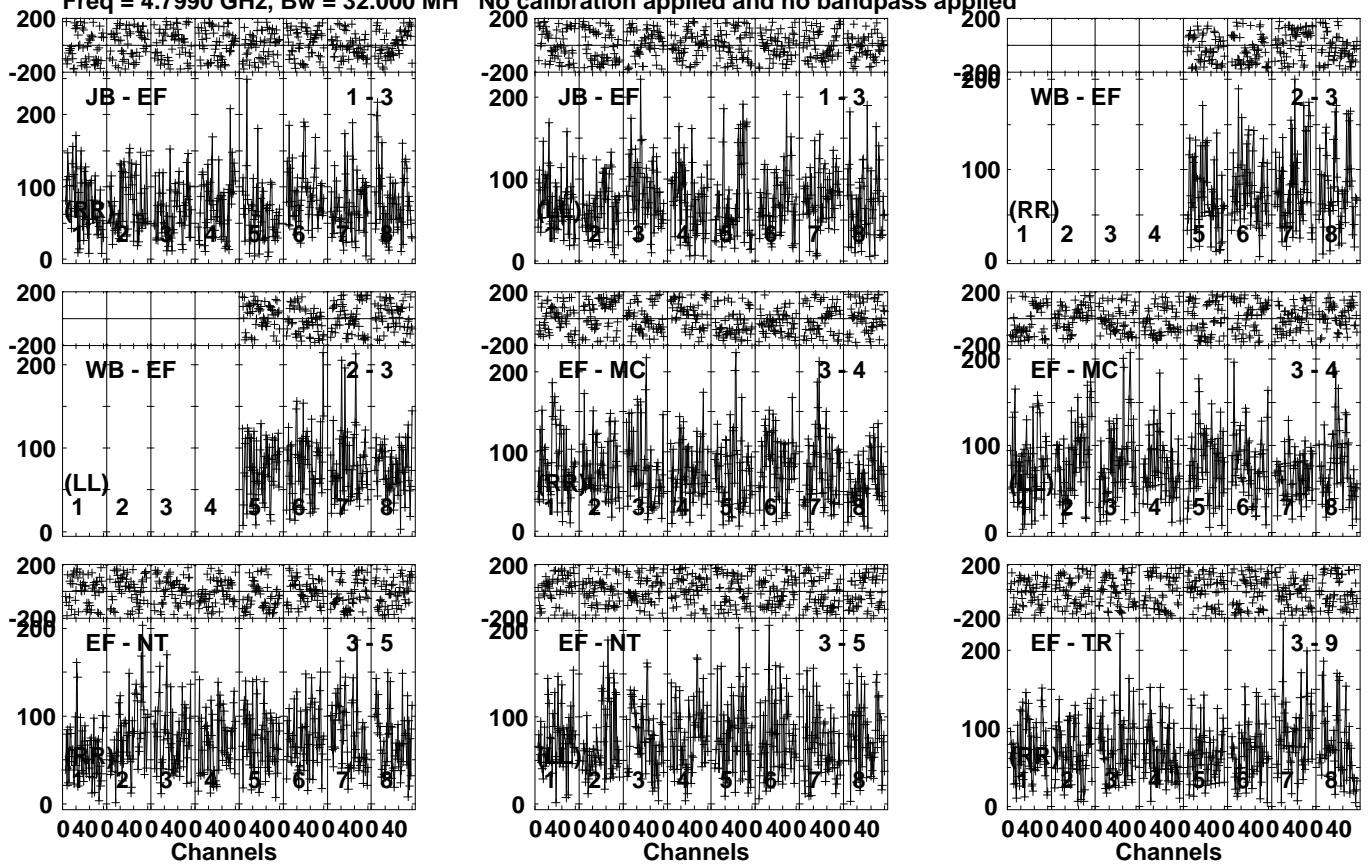


Plot file version 145 created 04-NOV-2021 02:04:51

LSPMJ0036+18 EC077C.UVDATA.1

Freq = 4.7990 GHz, Bw = 32.000 MH

No calibration applied and no bandpass applied



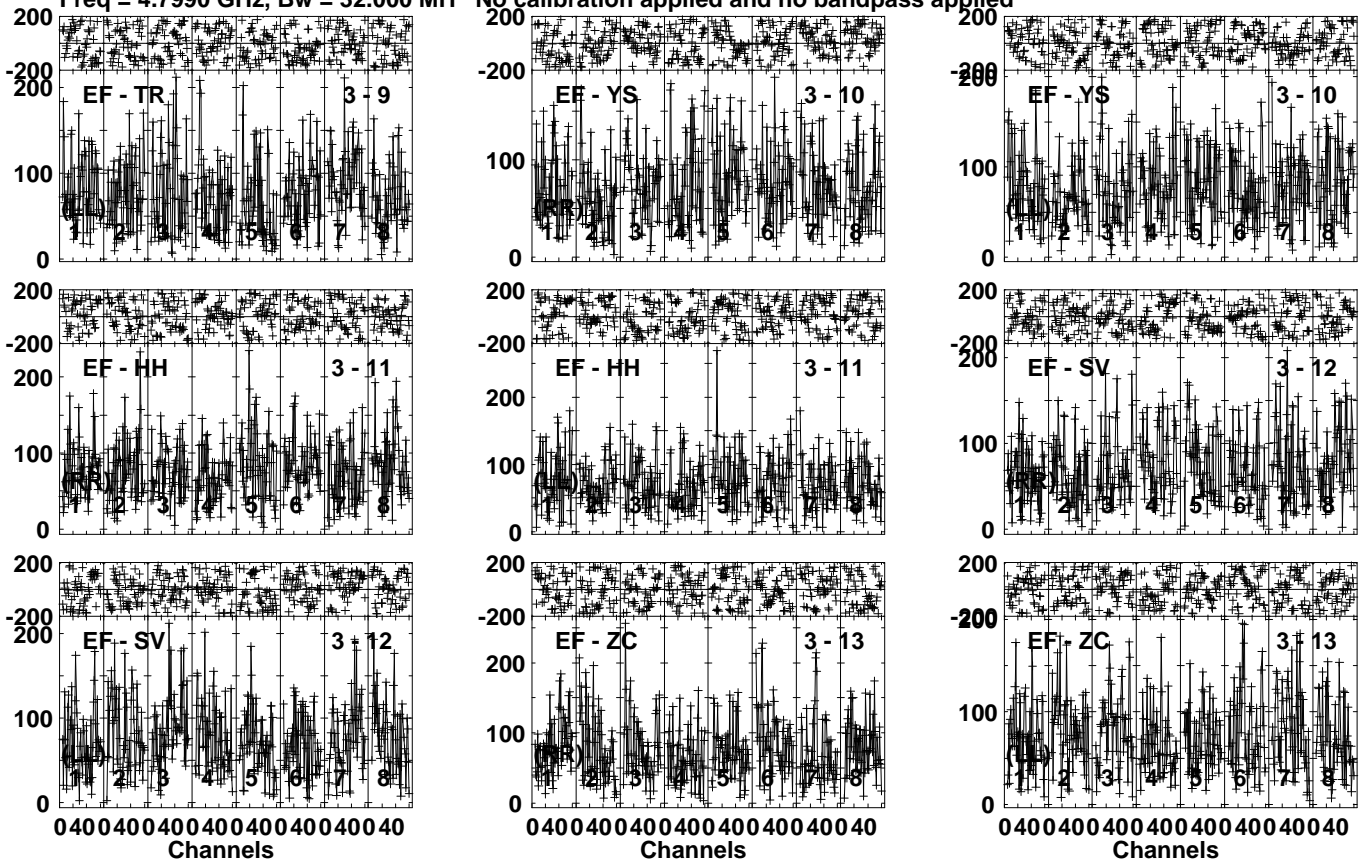
Lower frame: Micro Ampl Jy Top frame: Phas deg  
Vector averaged cross-power spectrum Several baselines displayed  
Timerange: 00/06:07:21 to 00/06:11:29

Plot file version 146 created 04-NOV-2021 02:04:51

LSPMJ0036+18 EC077C.UVDATA.1

Freq = 4.7990 GHz, Bw = 32.000 MH

No calibration applied and no bandpass applied



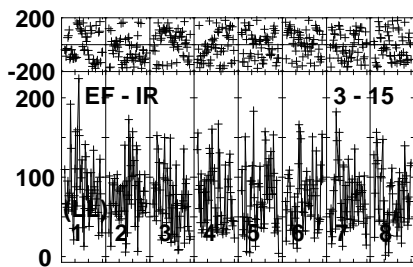
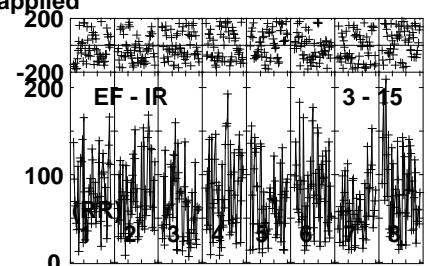
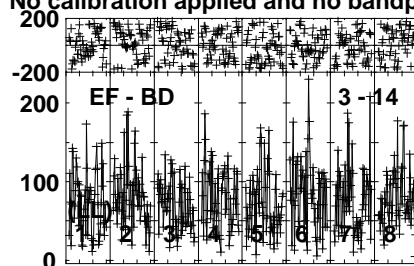
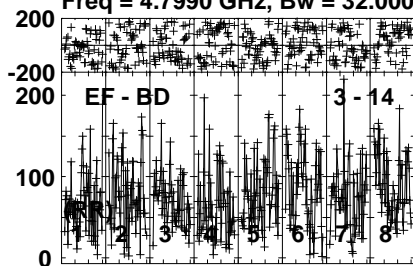
Lower frame: Micro Ampl Jy Top frame: Phas deg  
Vector averaged cross-power spectrum Several baselines displayed  
Timerange: 00/06:07:21 to 00/06:11:29

Plot file version 147 created 04-NOV-2021 02:04:51

LSPMJ0036+18 EC077C.UVDATA.1

Freq = 4.7990 GHz, Bw = 32.000 MH

No calibration applied and no bandpass applied



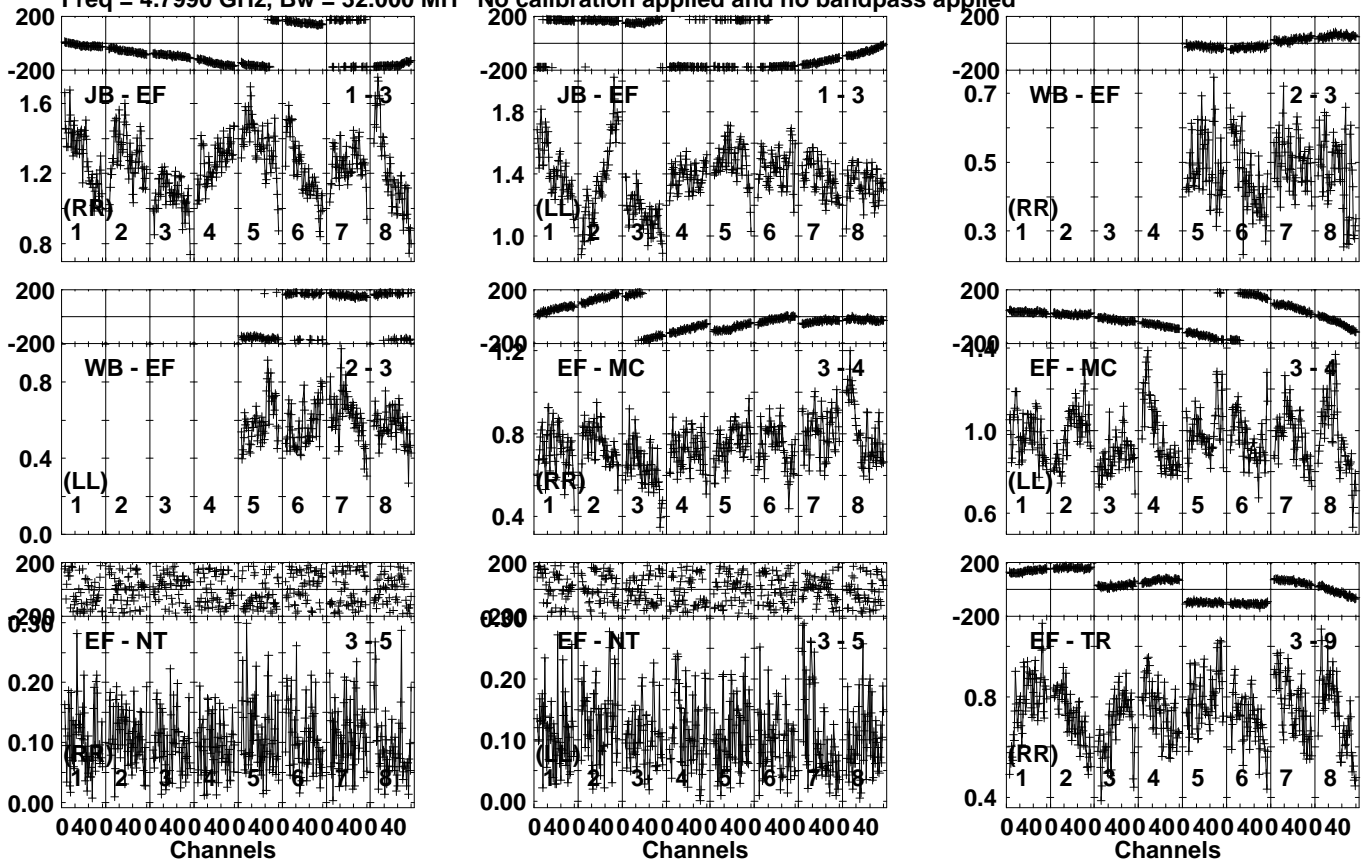
Lower frame: Micro Ampl Jy Top frame: Phas deg  
Vector averaged cross-power spectrum Several baselines displayed  
Timerange: 00/06:07:21 to 00/06:11:29

Plot file version 148 created 04-NOV-2021 02:04:51

J0038+1856 EC077C.UVDATA.1

Freq = 4.7990 GHz, Bw = 32.000 MH

No calibration applied and no bandpass applied

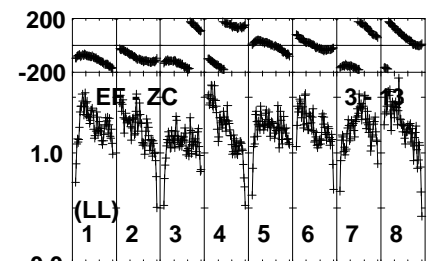
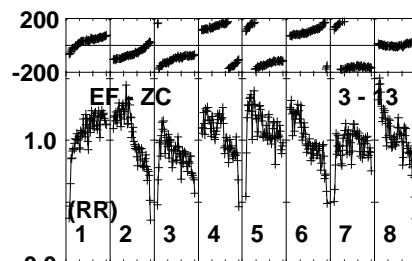
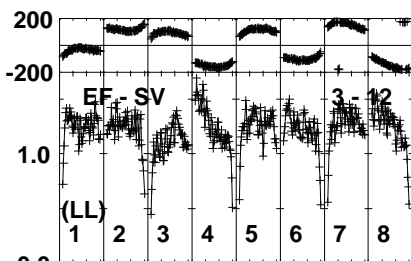
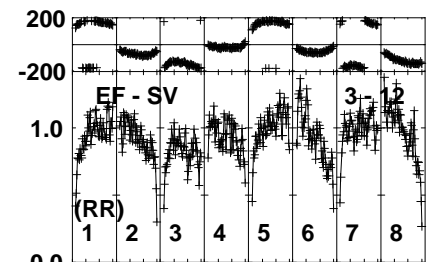
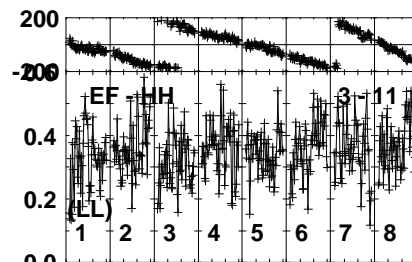
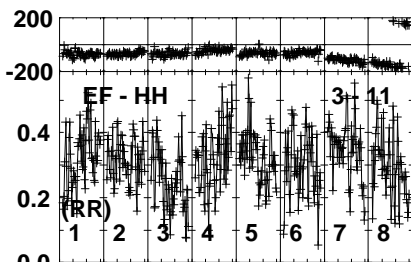
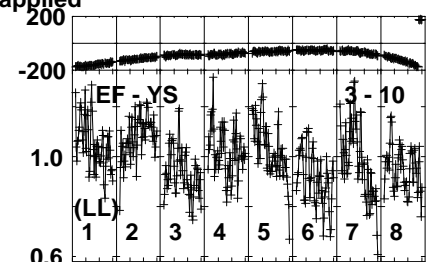
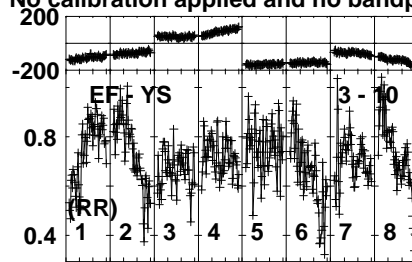
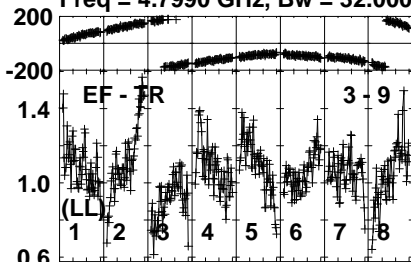


Lower frame: Milli Ampl Jy Top frame: Phas deg  
Vector averaged cross-power spectrum Several baselines displayed  
Timerange: 00/06:12:01 to 00/06:13:59

Plot file version 149 created 04-NOV-2021 02:04:51

J0038+1856 EC077C.UVDATA.1

Freq = 4.7990 GHz, Bw = 32.000 MH No calibration applied and no bandpass applied



0400400400400400400400400400  
Channels

0400400400400400400400400400  
Channels

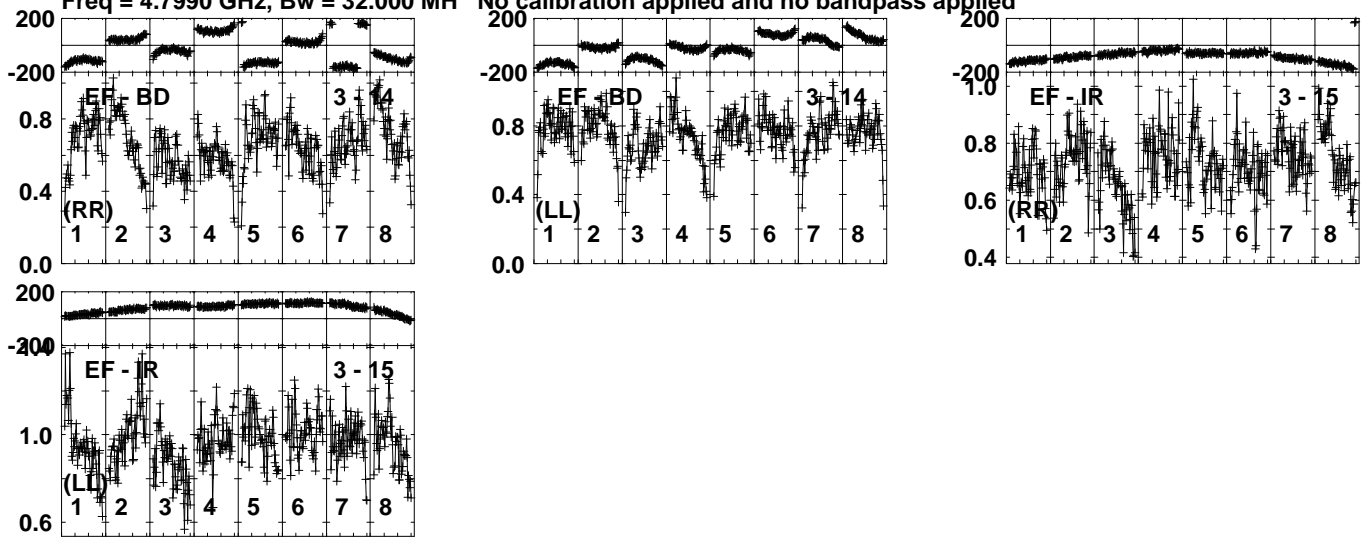
0400400400400400400400400400  
Channels

Lower frame: Milli Ampl Jy Top frame: Phas deg  
Vector averaged cross-power spectrum Several baselines displayed  
Timerange: 00/06:12:01 to 00/06:13:59

Plot file version 150 created 04-NOV-2021 02:04:52

J0038+1856 EC077C.UVDATA.1

Freq = 4.7990 GHz, Bw = 32.000 MH No calibration applied and no bandpass applied



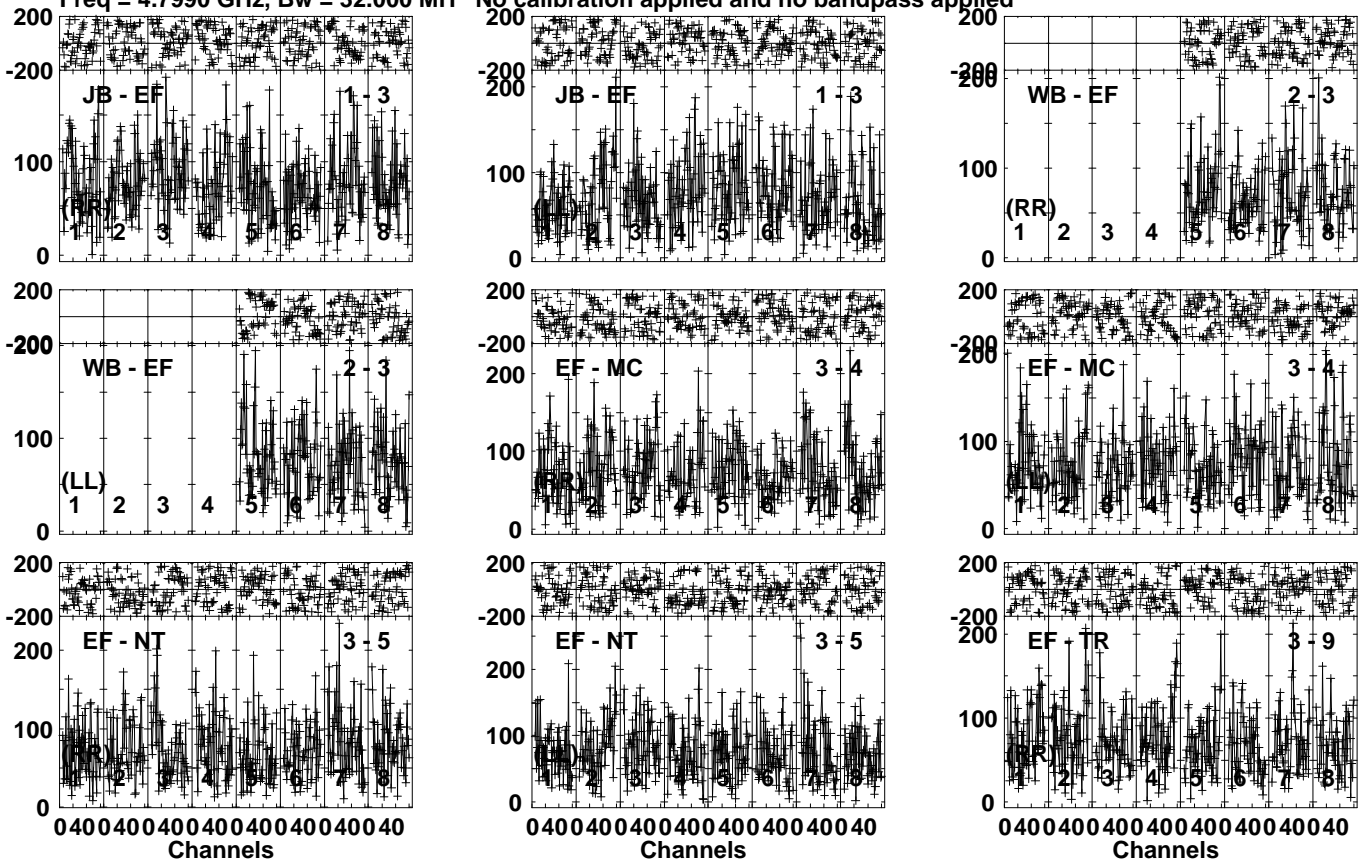
Lower frame: Milli Ampl Jy Top frame: Phas deg  
Vector averaged cross-power spectrum Several baselines displayed  
Timerange: 00/06:12:01 to 00/06:13:59

Plot file version 151 created 04-NOV-2021 02:04:52

LSPMJ0036+18 EC077C.UVDATA.1

Freq = 4.7990 GHz, Bw = 32.000 MH

No calibration applied and no bandpass applied



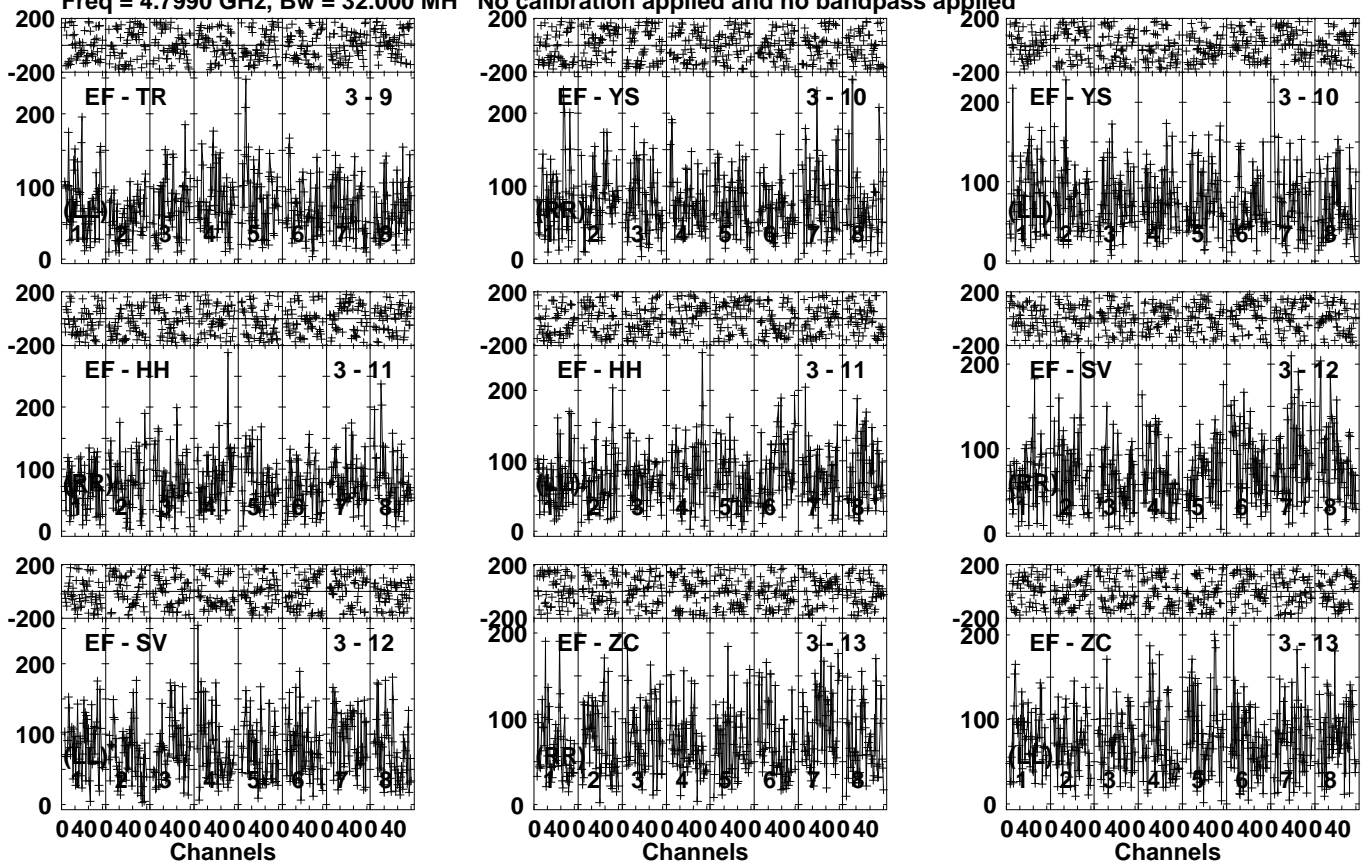
Lower frame: Micro Ampl Jy Top frame: Phas deg  
Vector averaged cross-power spectrum Several baselines displayed  
Timerange: 00/06:14:41 to 00/06:18:09

Plot file version 152 created 04-NOV-2021 02:04:52

LSPMJ0036+18 EC077C.UVDATA.1

Freq = 4.7990 GHz, Bw = 32.000 MH

No calibration applied and no bandpass applied



Lower frame: Micro Ampl Jy Top frame: Phas deg  
Vector averaged cross-power spectrum Several baselines displayed  
Timerange: 00/06:14:41 to 00/06:18:09

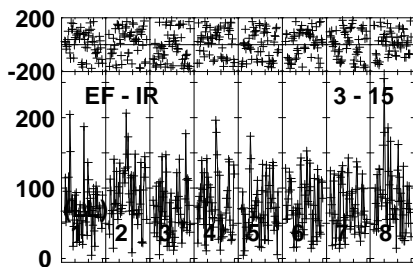
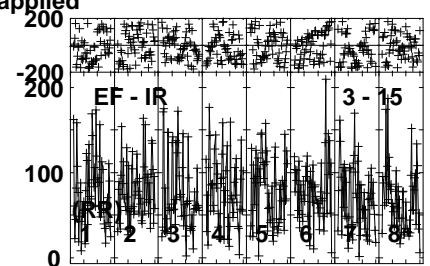
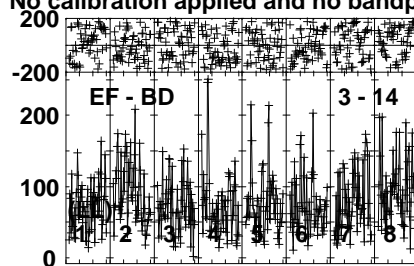
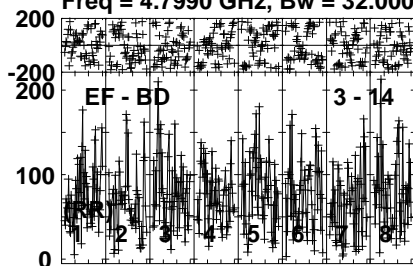


Plot file version 153 created 04-NOV-2021 02:04:52

LSPMJ0036+18 EC077C.UVDATA.1

Freq = 4.7990 GHz, Bw = 32.000 MH

No calibration applied and no bandpass applied



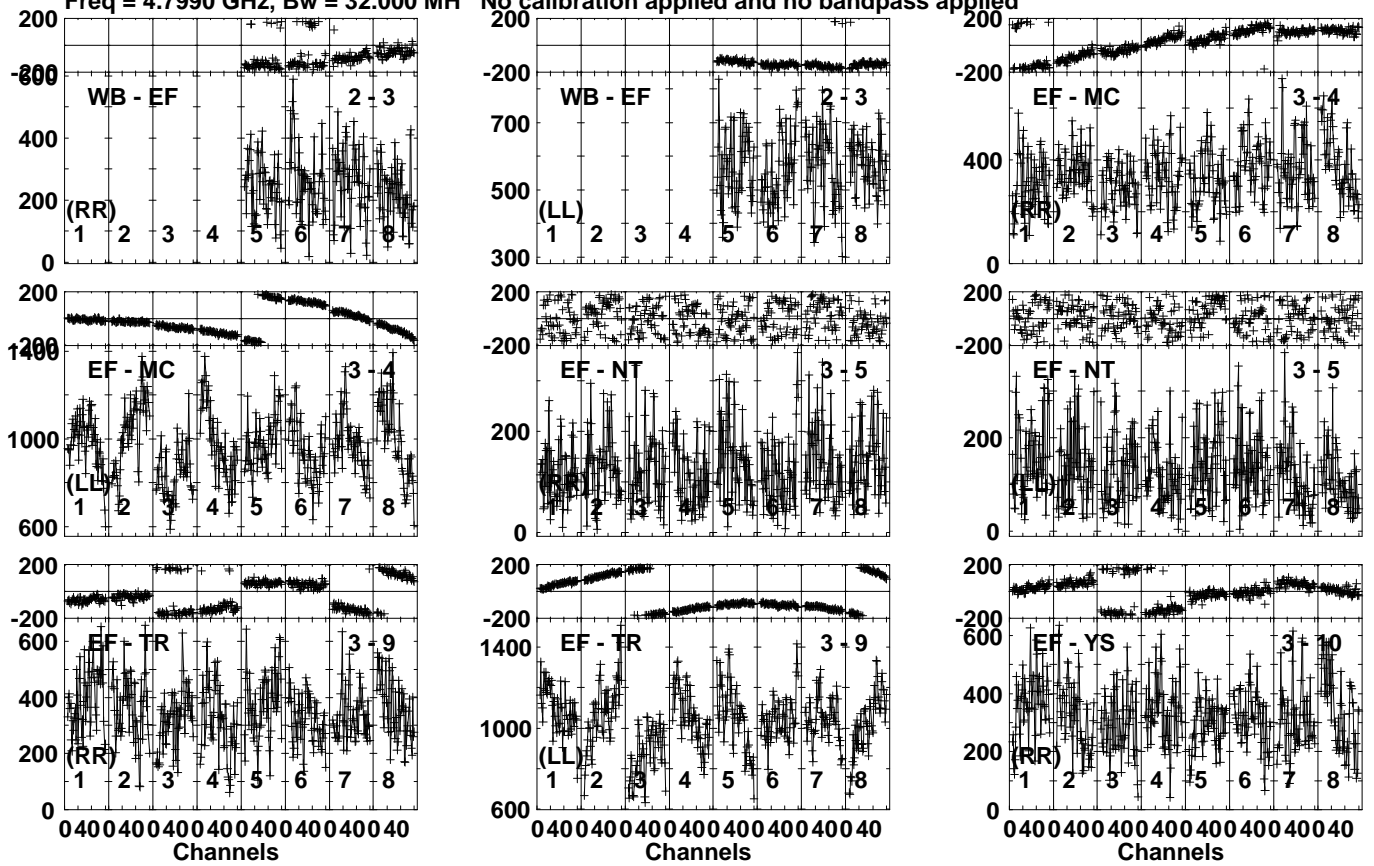
Lower frame: Micro Ampl Jy Top frame: Phas deg  
Vector averaged cross-power spectrum Several baselines displayed  
Timerange: 00/06:14:41 to 00/06:18:09

Plot file version 154 created 04-NOV-2021 02:04:52

J0038+1856 EC077C.UVDATA.1

Freq = 4.7990 GHz, Bw = 32.000 MH

No calibration applied and no bandpass applied



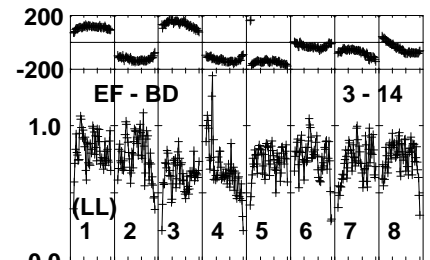
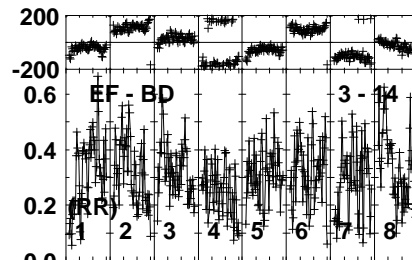
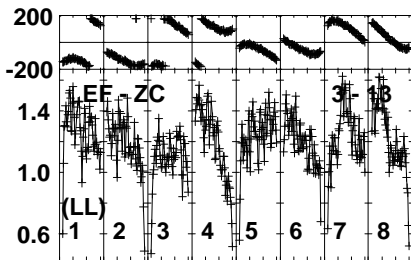
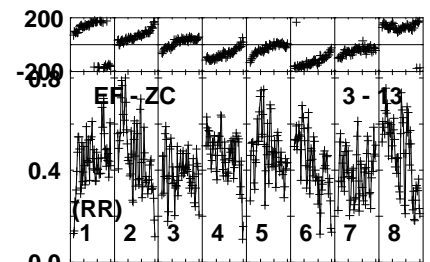
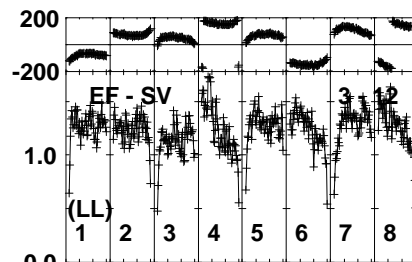
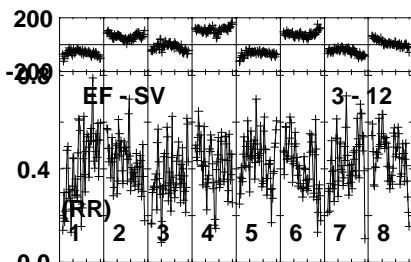
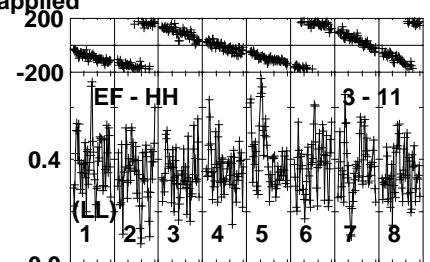
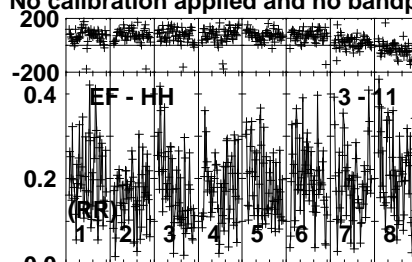
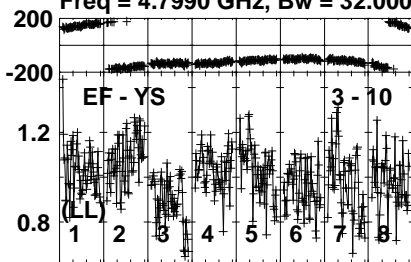
Lower frame: Micro Ampl Jy Top frame: Phas deg  
Vector averaged cross-power spectrum Several baselines displayed  
Timerange: 00/06:18:13 to 00/06:20:09

Plot file version 155 created 04-NOV-2021 02:04:52

J0038+1856 EC077C.UVDATA.1

Freq = 4.7990 GHz, Bw = 32.000 MH

No calibration applied and no bandpass applied



0400400400400400400400400400  
Channels

0400400400400400400400400400  
Channels

0400400400400400400400400400  
Channels

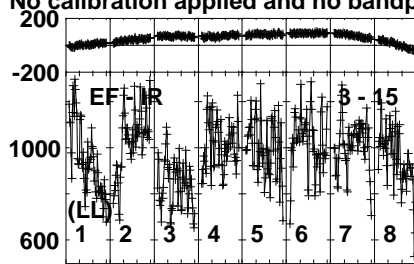
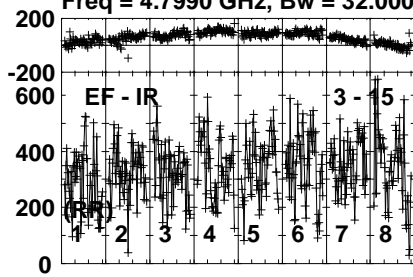
Lower frame: Milli Ampl Jy Top frame: Phas deg  
Vector averaged cross-power spectrum Several baselines displayed  
Timerange: 00/06:18:13 to 00/06:20:09

Plot file version 156 created 04-NOV-2021 02:04:52

J0038+1856 EC077C.UVDATA.1

Freq = 4.7990 GHz, Bw = 32.000 MH

No calibration applied and no bandpass applied



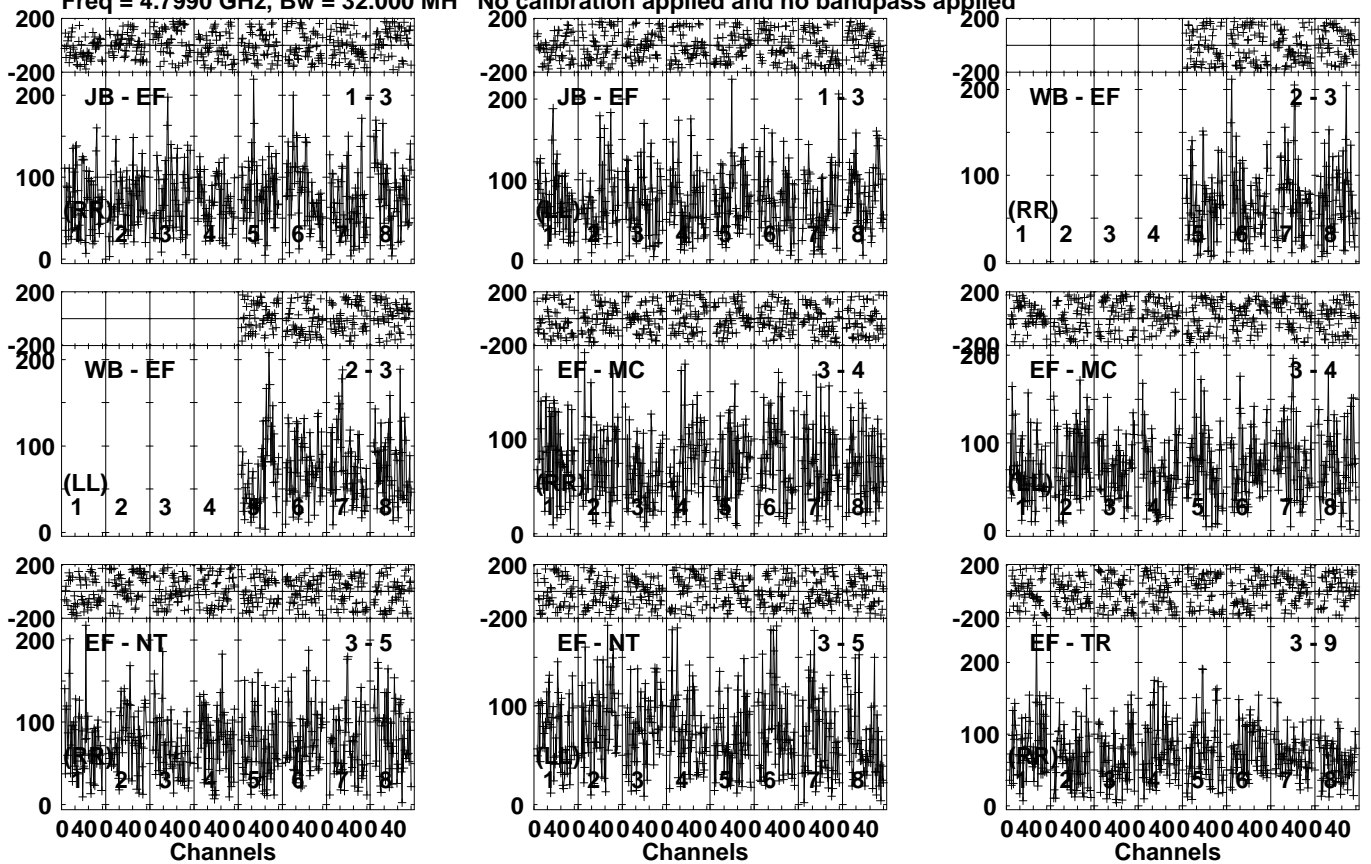
Lower frame: Micro Ampl Jy Top frame: Phas deg  
Vector averaged cross-power spectrum Several baselines displayed  
Timerange: 00/06:18:13 to 00/06:20:09

Plot file version 157 created 04-NOV-2021 02:04:52

LSPMJ0036+18 EC077C.UVDATA.1

Freq = 4.7990 GHz, Bw = 32.000 MH

No calibration applied and no bandpass applied



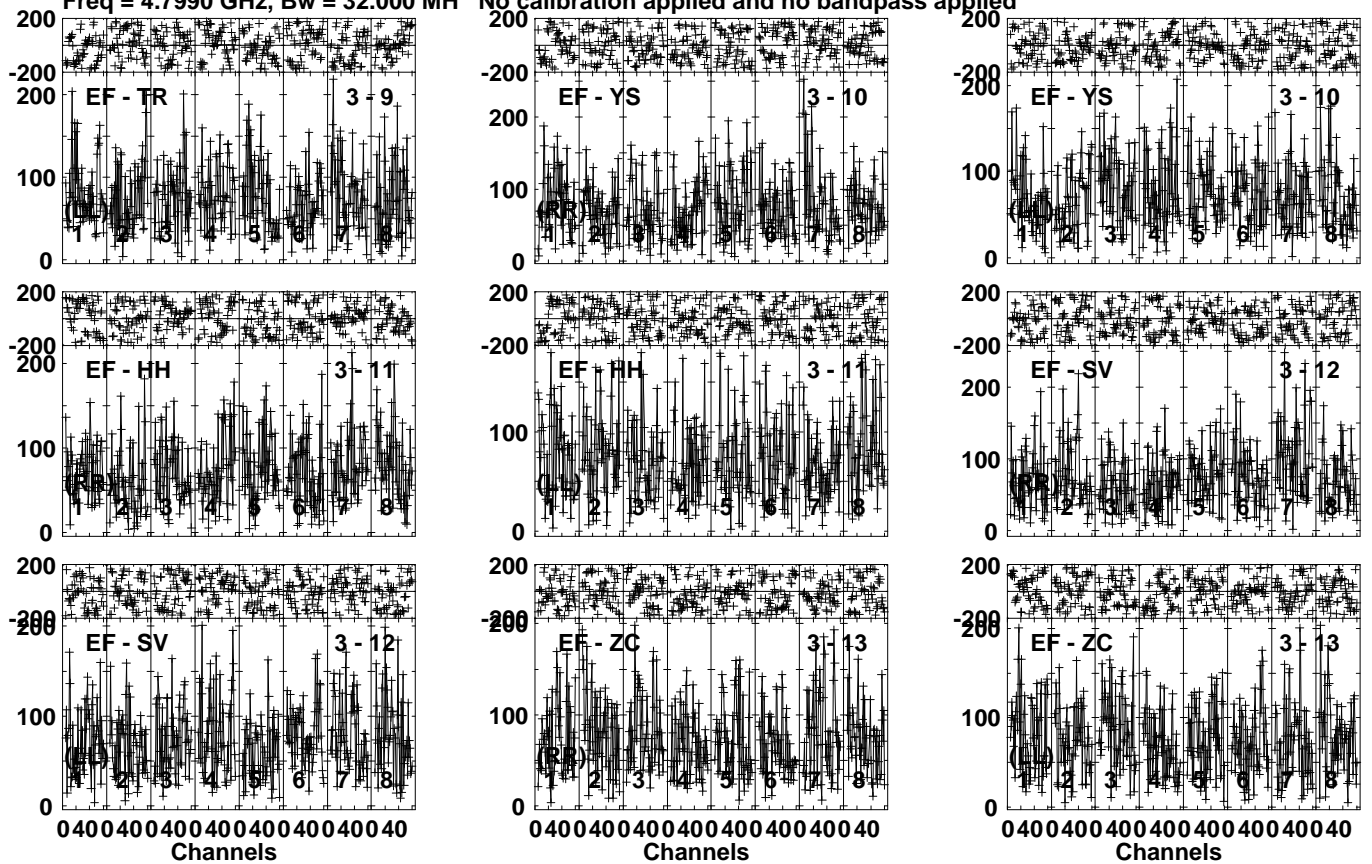
Lower frame: Micro Ampl Jy Top frame: Phas deg  
Vector averaged cross-power spectrum Several baselines displayed  
Timerange: 00/06:20:11 to 00/06:24:19

Plot file version 158 created 04-NOV-2021 02:04:52

LSPMJ0036+18 EC077C.UVDATA.1

Freq = 4.7990 GHz, Bw = 32.000 MH

No calibration applied and no bandpass applied



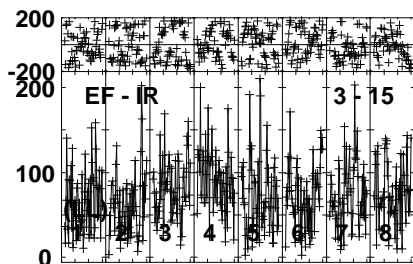
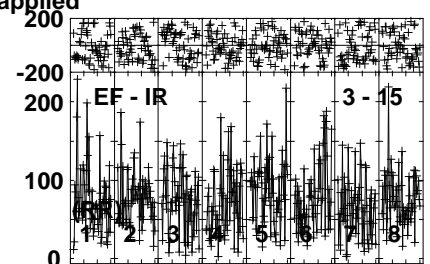
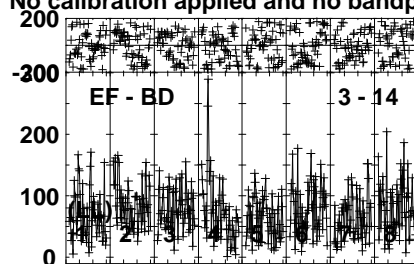
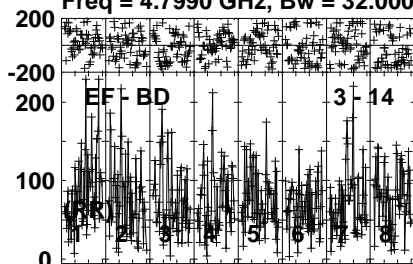
Lower frame: Micro Ampl Jy Top frame: Phas deg  
Vector averaged cross-power spectrum Several baselines displayed  
Timerange: 00/06:20:11 to 00/06:24:19

Plot file version 159 created 04-NOV-2021 02:04:53

LSPMJ0036+18 EC077C.UVDATA.1

Freq = 4.7990 GHz, Bw = 32.000 MH

No calibration applied and no bandpass applied

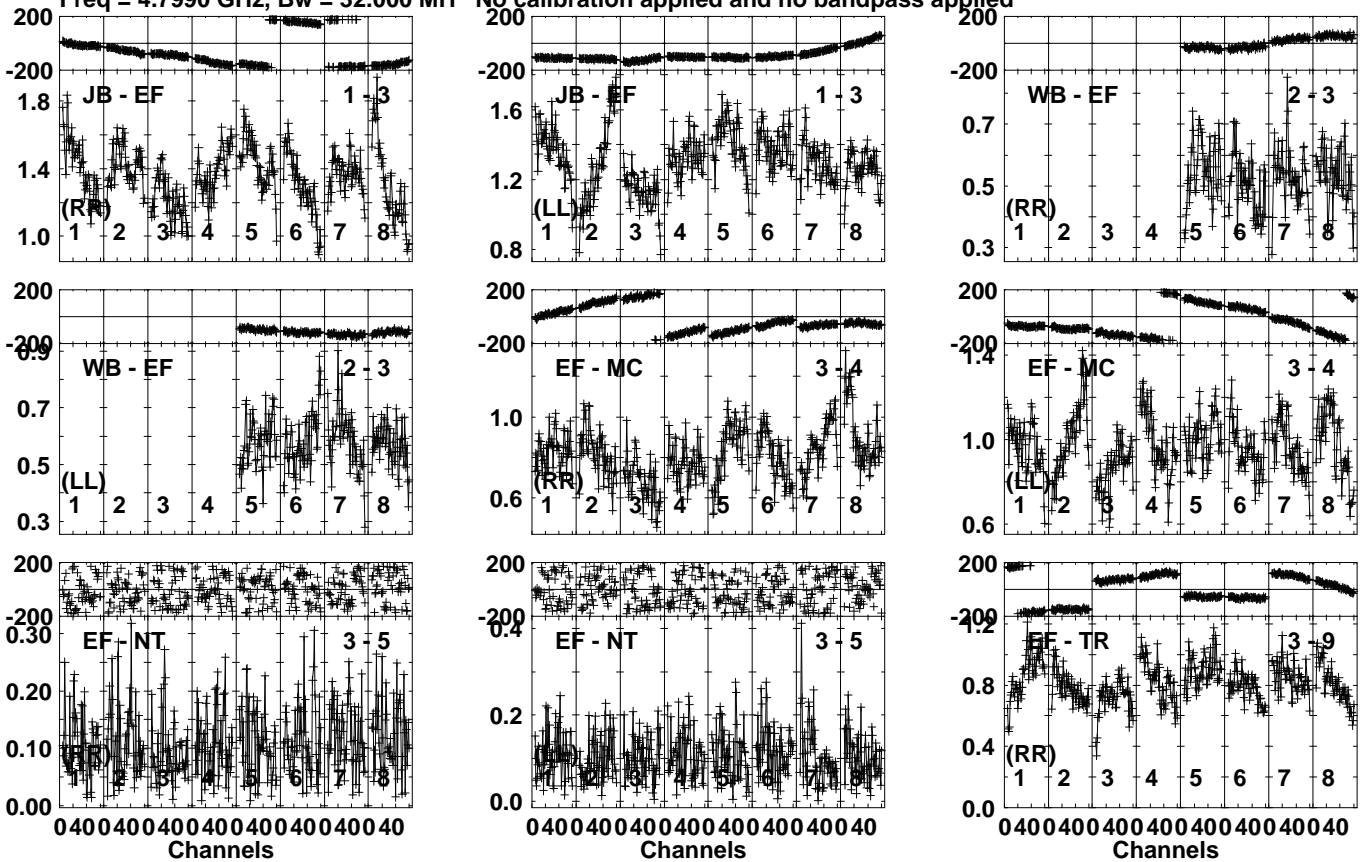


Lower frame: Micro Ampl Jy Top frame: Phas deg  
Vector averaged cross-power spectrum Several baselines displayed  
Timerange: 00/06:20:11 to 00/06:24:19

Plot file version 160 created 04-NOV-2021 02:04:53

J0038+1856 EC077C.UVDATA.1

Freq = 4.7990 GHz, Bw = 32.000 MH No calibration applied and no bandpass applied



Lower frame: Milli Ampl Jy Top frame: Phas deg  
Vector averaged cross-power spectrum Several baselines displayed  
Timerange: 00/06:24:51 to 00/06:26:49

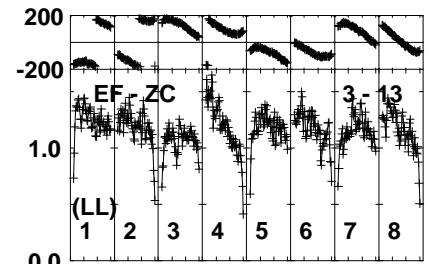
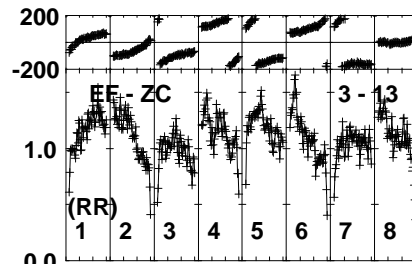
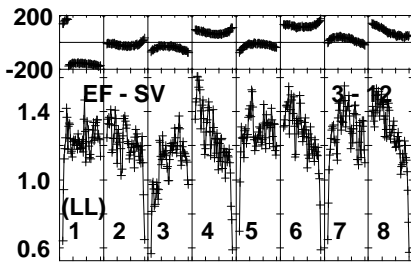
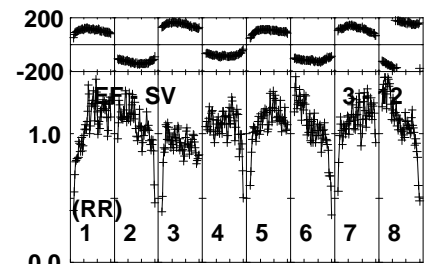
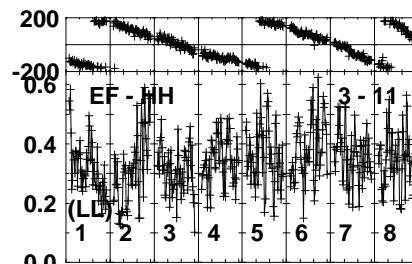
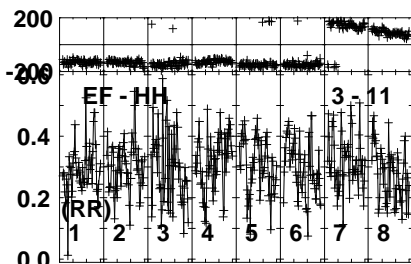
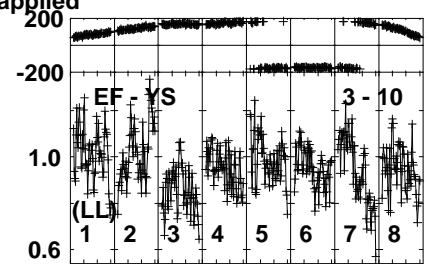
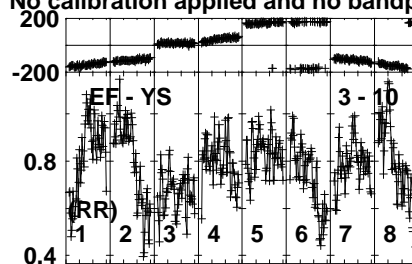
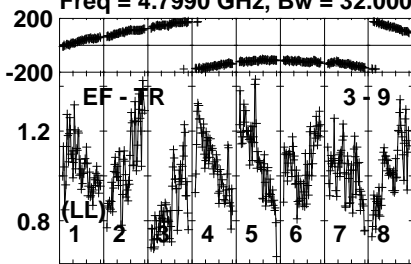


Plot file version 161 created 04-NOV-2021 02:04:53

J0038+1856 EC077C.UVDATA.1

Freq = 4.7990 GHz, Bw = 32.000 MH

No calibration applied and no bandpass applied



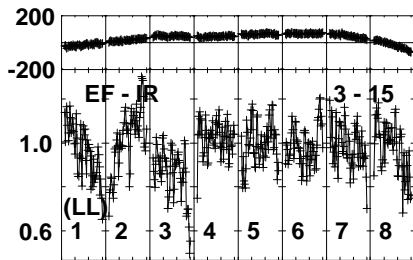
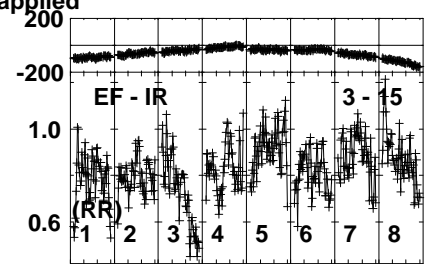
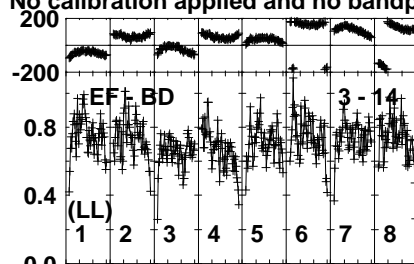
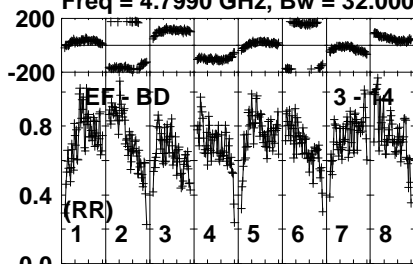
Lower frame: Milli Ampl Jy Top frame: Phas deg  
Vector averaged cross-power spectrum Several baselines displayed  
Timerange: 00/06:24:51 to 00/06:26:49

Plot file version 162 created 04-NOV-2021 02:04:53

J0038+1856 EC077C.UVDATA.1

Freq = 4.7990 GHz, Bw = 32.000 MH

No calibration applied and no bandpass applied



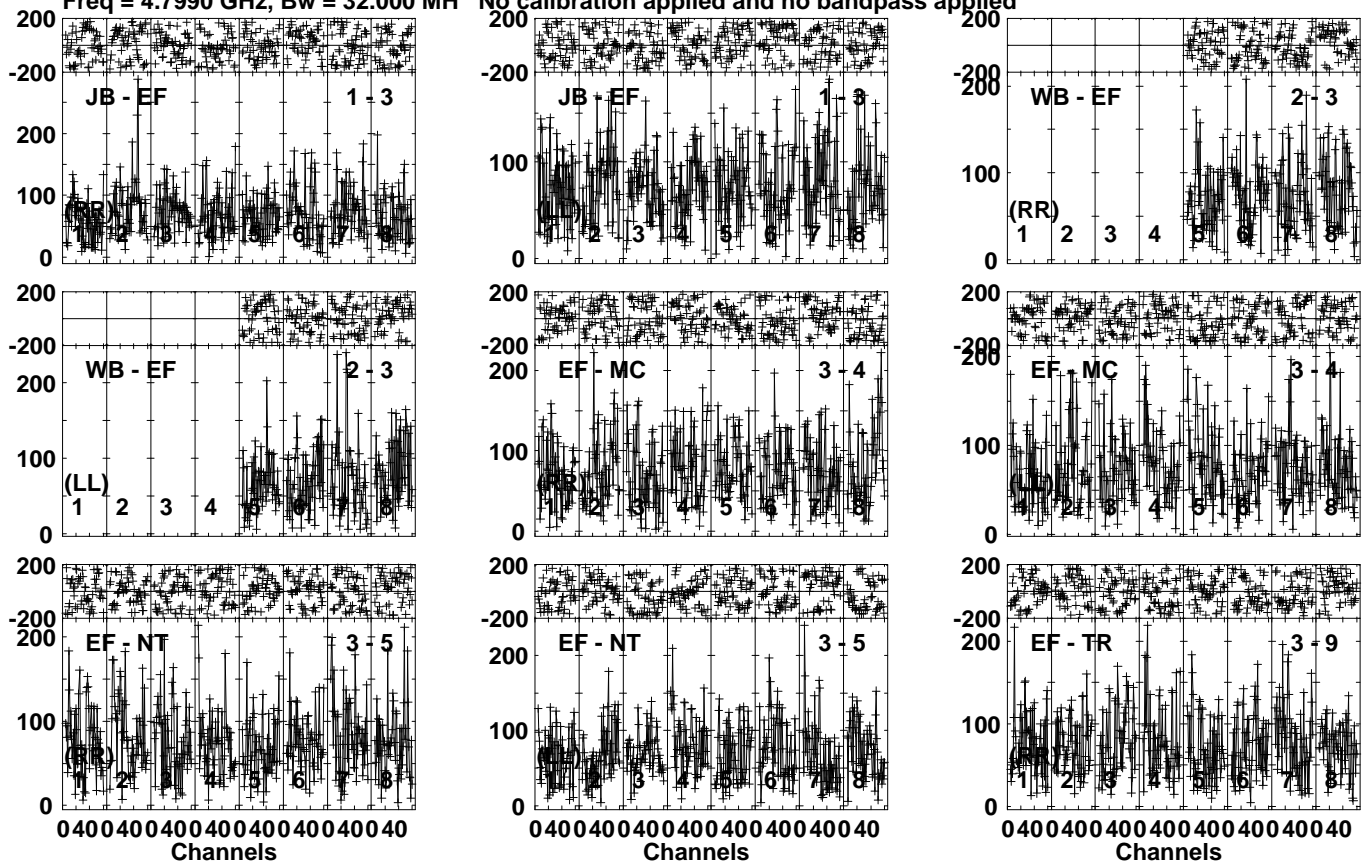
Lower frame: Milli Ampl Jy Top frame: Phas deg  
Vector averaged cross-power spectrum Several baselines displayed  
Timerange: 00/06:24:51 to 00/06:26:49

Plot file version 163 created 04-NOV-2021 02:04:53

LSPMJ0036+18 EC077C.UVDATA.1

Freq = 4.7990 GHz, Bw = 32.000 MH

No calibration applied and no bandpass applied



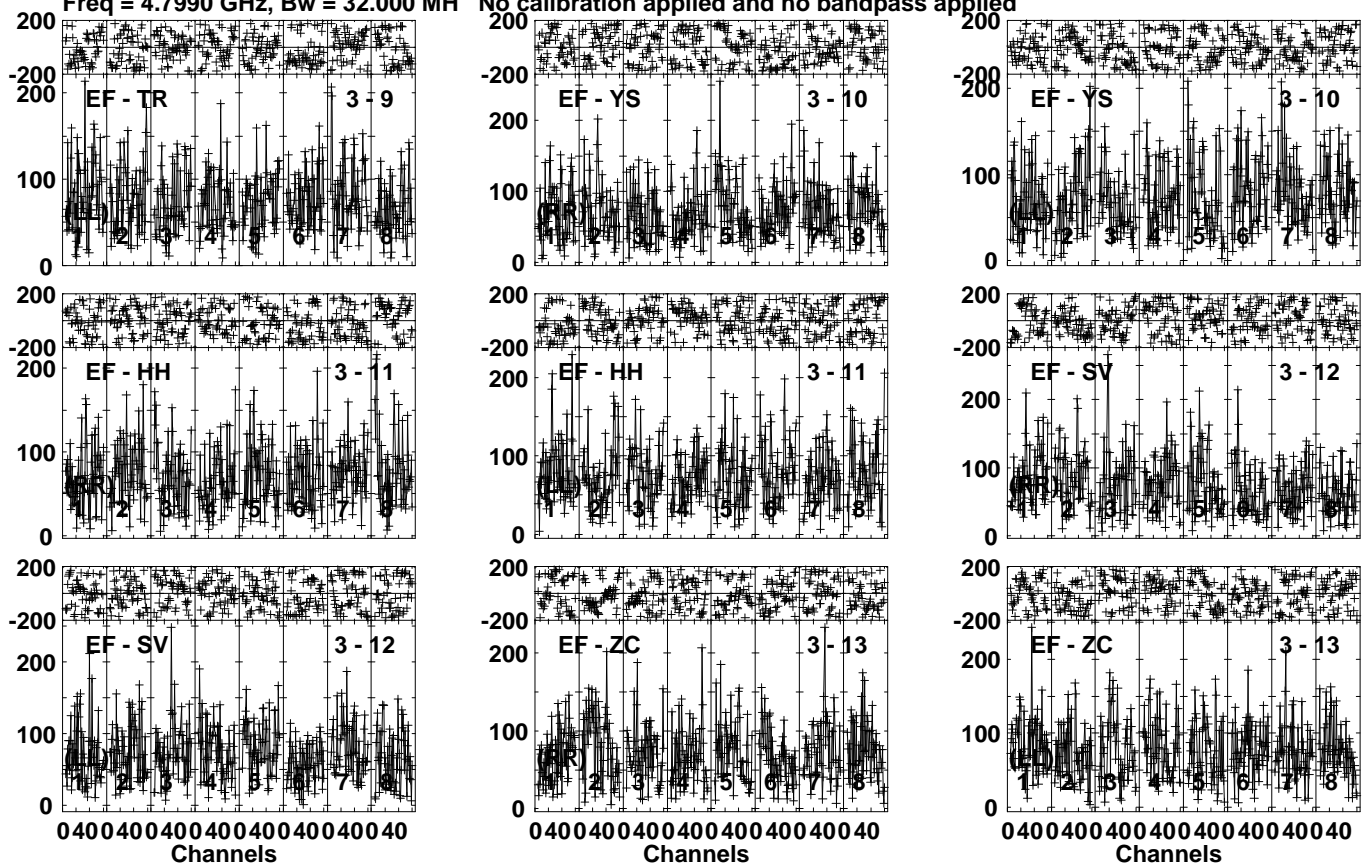
Lower frame: Micro Ampl Jy Top frame: Phas deg  
Vector averaged cross-power spectrum Several baselines displayed  
Timerange: 00/06:27:31 to 00/06:30:59

Plot file version 164 created 04-NOV-2021 02:04:53

LSPMJ0036+18 EC077C.UVDATA.1

Freq = 4.7990 GHz, Bw = 32.000 MH

No calibration applied and no bandpass applied

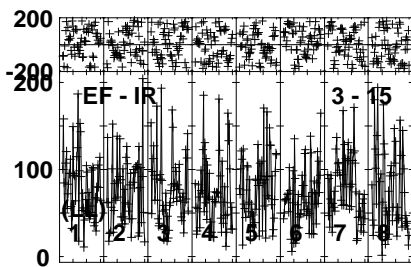
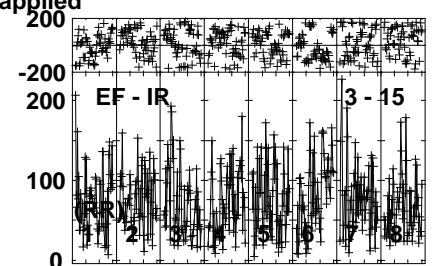
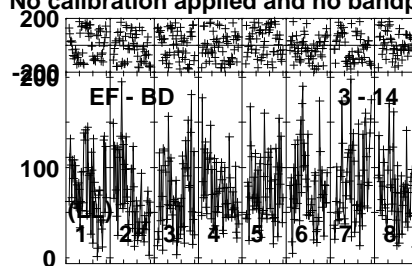
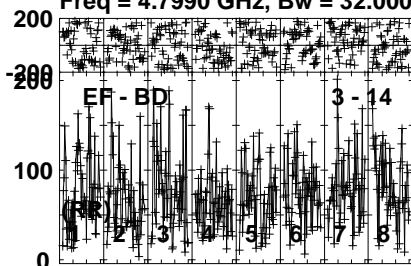


Lower frame: Micro Ampl Jy Top frame: Phas deg  
Vector averaged cross-power spectrum Several baselines displayed  
Timerange: 00/06:27:31 to 00/06:30:59

Plot file version 165 created 04-NOV-2021 02:04:53

LSPMJ0036+18 EC077C.UVDATA.1

Freq = 4.7990 GHz, Bw = 32.000 MH No calibration applied and no bandpass applied



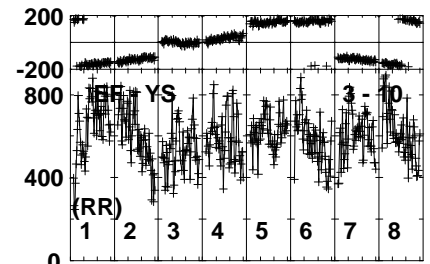
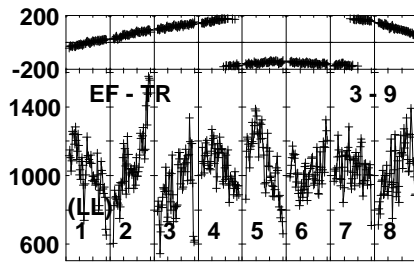
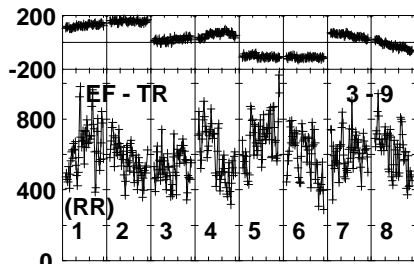
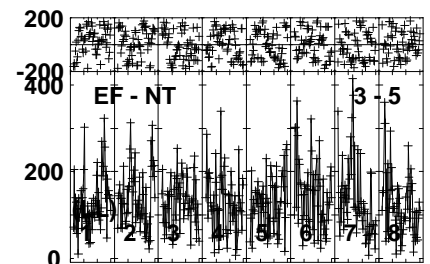
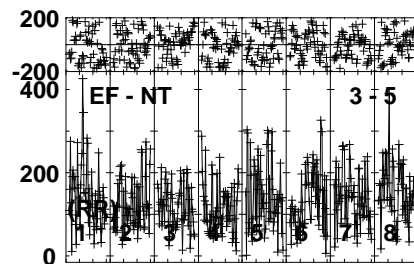
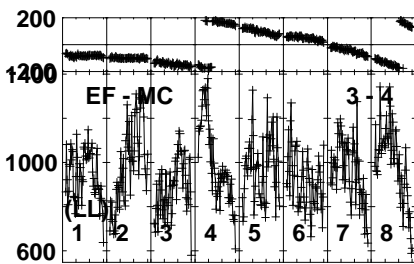
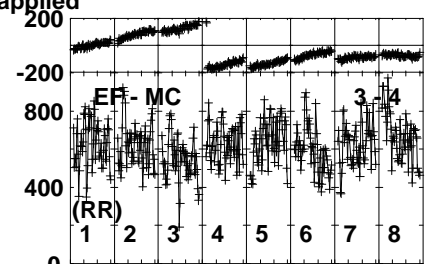
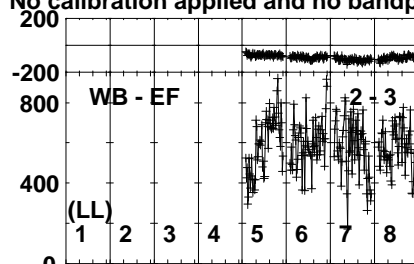
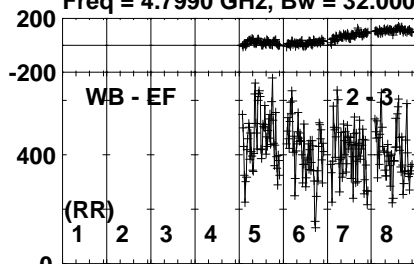
Lower frame: Micro Ampl Jy Top frame: Phas deg  
Vector averaged cross-power spectrum Several baselines displayed  
Timerange: 00/06:27:31 to 00/06:30:59

Plot file version 166 created 04-NOV-2021 02:04:53

J0038+1856 EC077C.UVDATA.1

Freq = 4.7990 GHz, Bw = 32.000 MH

No calibration applied and no bandpass applied



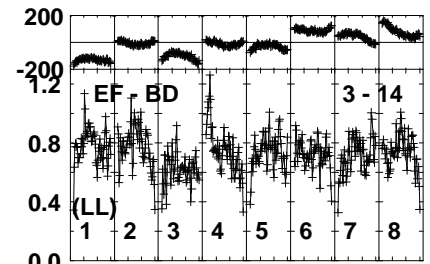
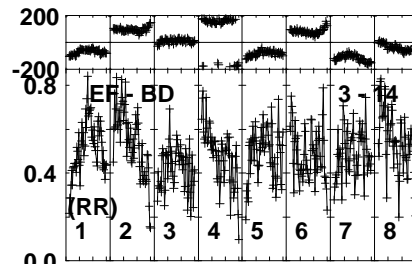
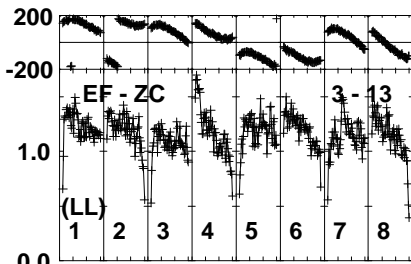
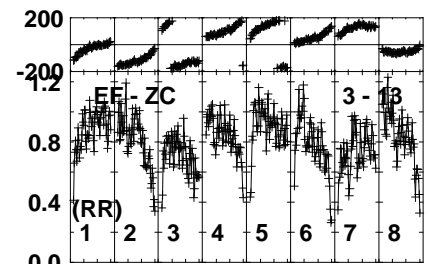
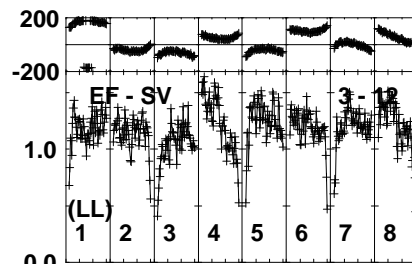
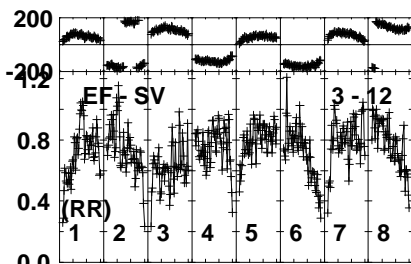
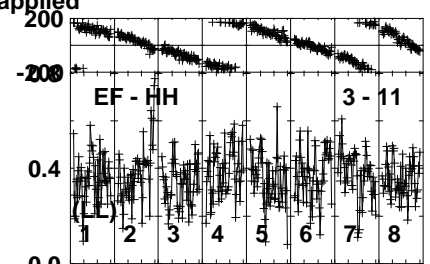
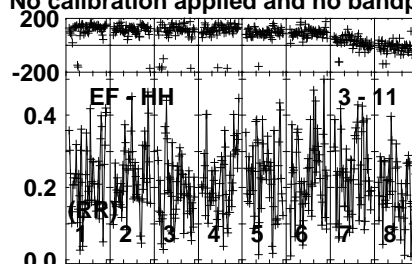
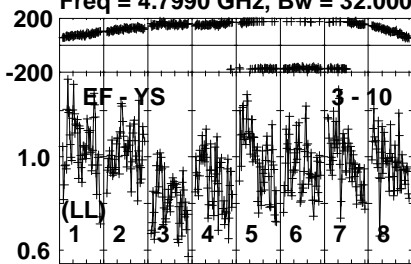
Lower frame: Micro Ampl Jy Top frame: Phas deg  
Vector averaged cross-power spectrum Several baselines displayed  
Timerange: 00/06:31:01 to 00/06:32:59

Plot file version 167 created 04-NOV-2021 02:04:54

J0038+1856 EC077C.UVDATA.1

Freq = 4.7990 GHz, Bw = 32.000 MH

No calibration applied and no bandpass applied



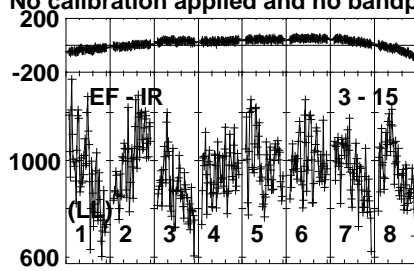
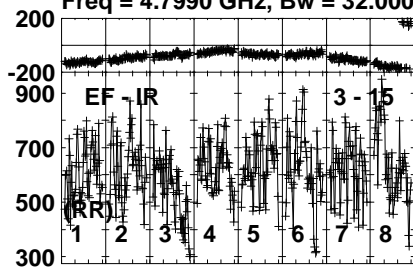
Lower frame: Milli Ampl Jy Top frame: Phas deg  
Vector averaged cross-power spectrum Several baselines displayed  
Timerange: 00/06:31:01 to 00/06:32:59

Plot file version 168 created 04-NOV-2021 02:04:54

J0038+1856 EC077C.UVDATA.1

Freq = 4.7990 GHz, Bw = 32.000 MH

No calibration applied and no bandpass applied



Lower frame: Micro Ampl Jy Top frame: Phas deg  
Vector averaged cross-power spectrum Several baselines displayed  
Timerange: 00/06:31:01 to 00/06:32:59

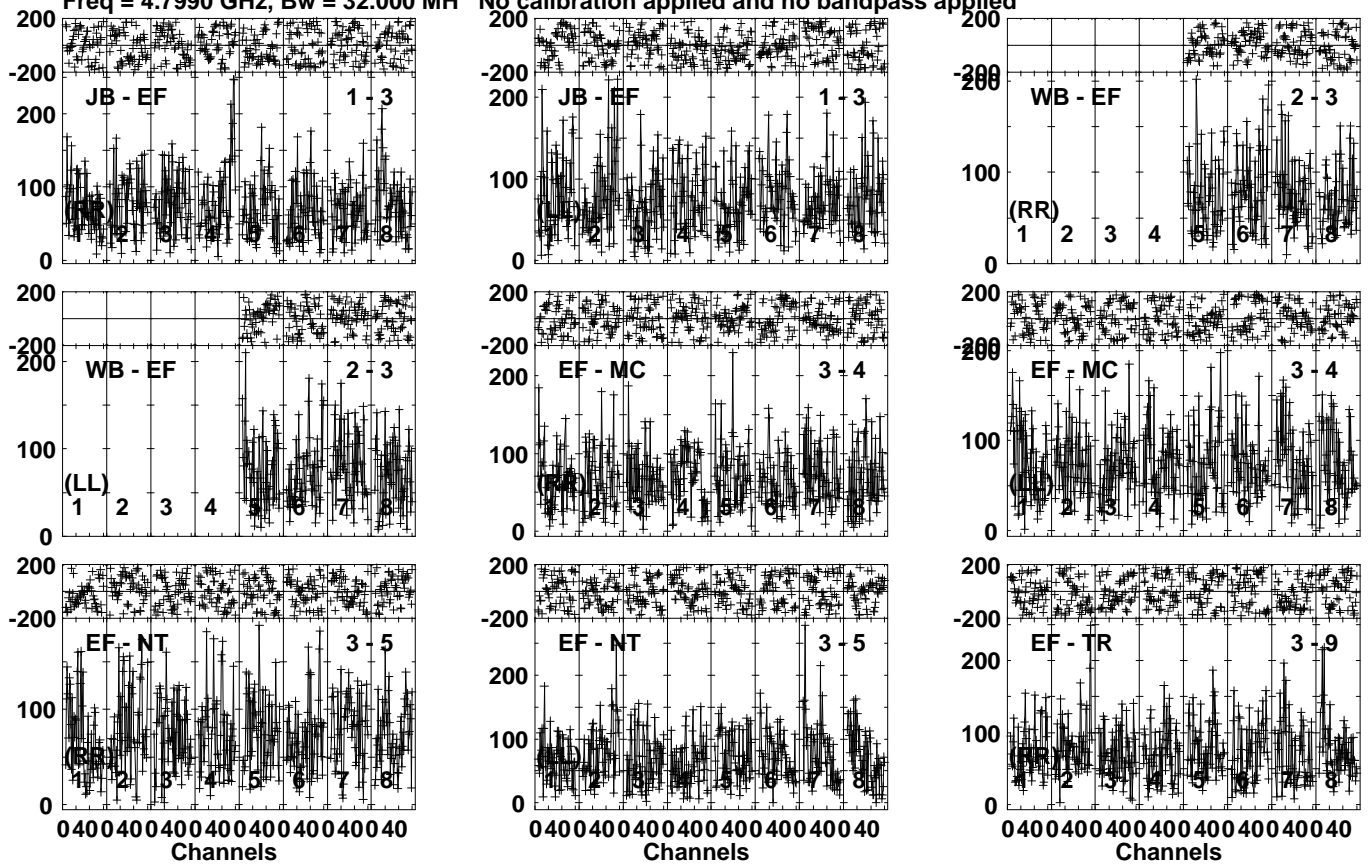


Plot file version 169 created 04-NOV-2021 02:04:54

LSPMJ0036+18 EC077C.UVDATA.1

Freq = 4.7990 GHz, Bw = 32.000 MH

No calibration applied and no bandpass applied



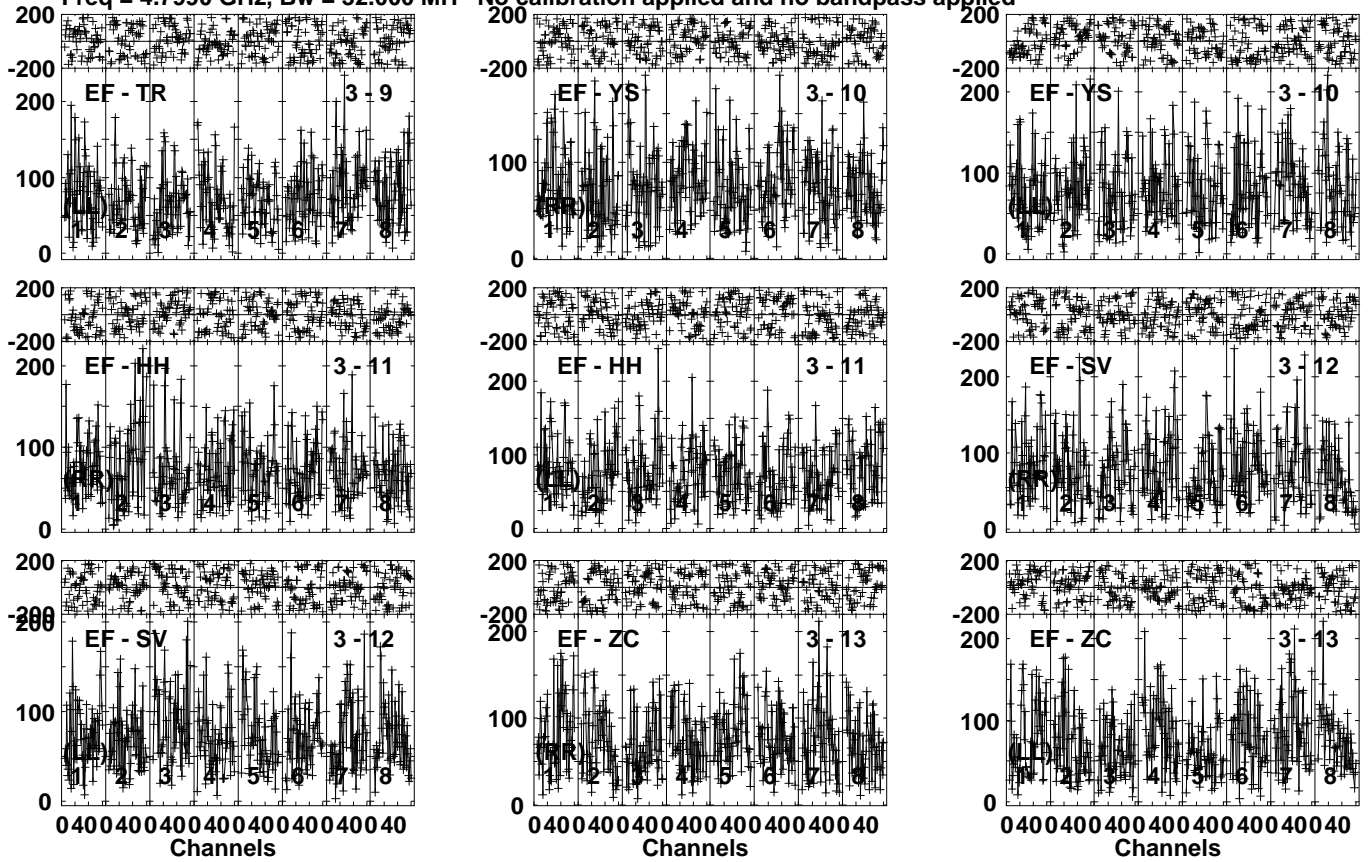
Lower frame: Micro Ampl Jy Top frame: Phas deg  
Vector averaged cross-power spectrum Several baselines displayed  
Timerange: 00/06:33:01 to 00/06:37:09

Plot file version 170 created 04-NOV-2021 02:04:54

LSPMJ0036+18 EC077C.UVDATA.1

Freq = 4.7990 GHz, Bw = 32.000 MH

No calibration applied and no bandpass applied



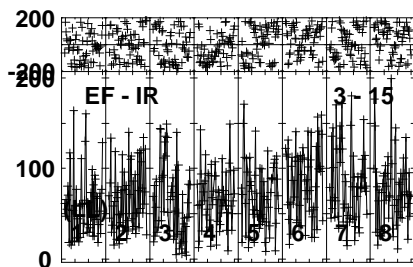
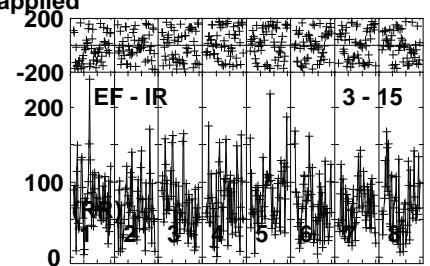
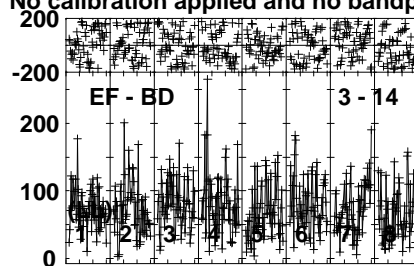
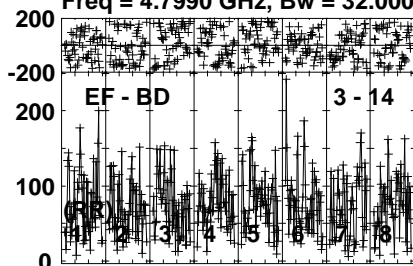
Lower frame: Micro Ampl Jy Top frame: Phas deg  
Vector averaged cross-power spectrum Several baselines displayed  
Timerange: 00/06:33:01 to 00/06:37:09

Plot file version 171 created 04-NOV-2021 02:04:54

LSPMJ0036+18 EC077C.UVDATA.1

Freq = 4.7990 GHz, Bw = 32.000 MH

No calibration applied and no bandpass applied



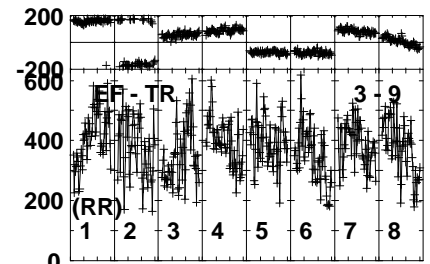
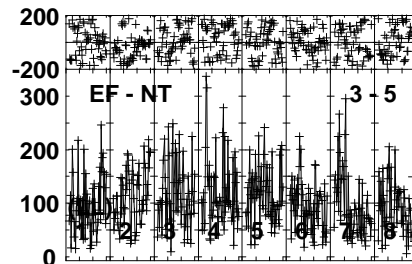
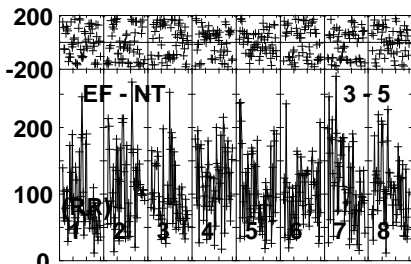
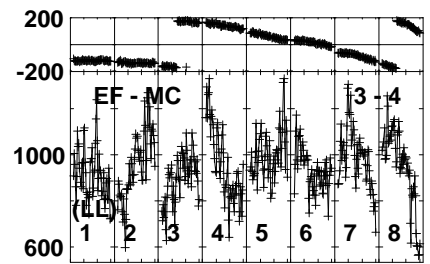
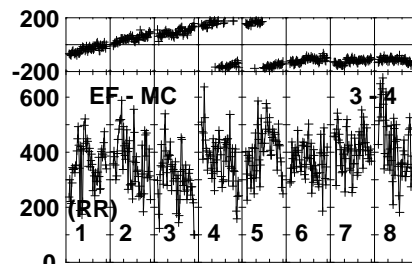
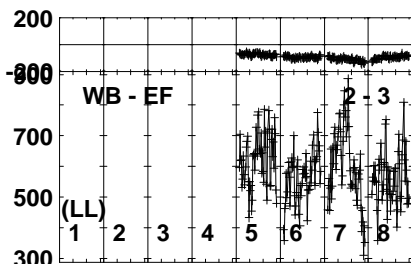
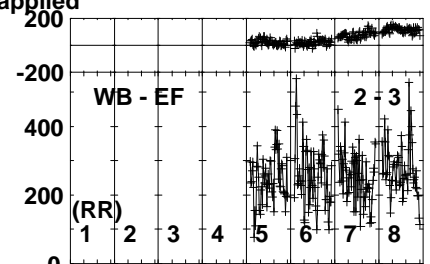
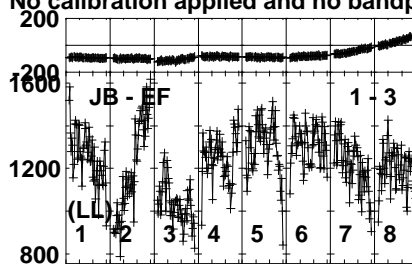
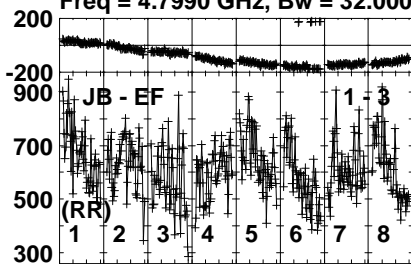
Lower frame: Micro Ampl Jy Top frame: Phas deg  
Vector averaged cross-power spectrum Several baselines displayed  
Timerange: 00/06:33:01 to 00/06:37:09

Plot file version 172 created 04-NOV-2021 02:04:54

J0038+1856 EC077C.UVDATA.1

Freq = 4.7990 GHz, Bw = 32.000 MH

No calibration applied and no bandpass applied



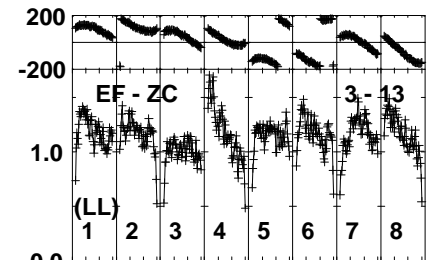
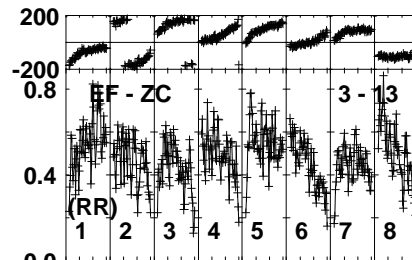
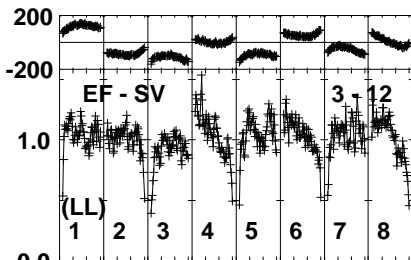
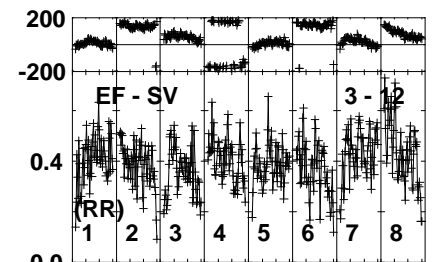
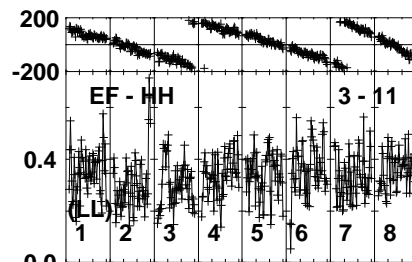
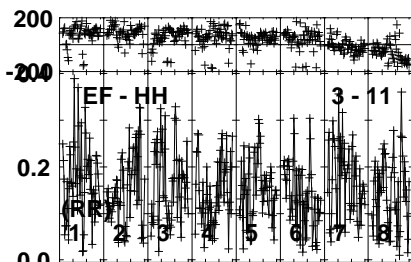
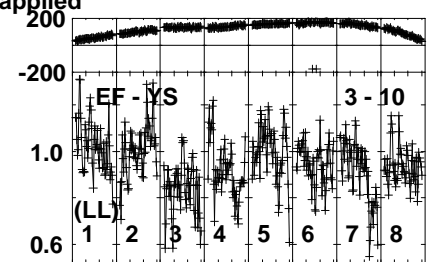
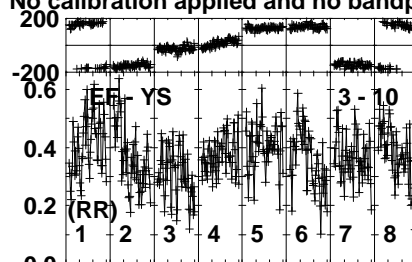
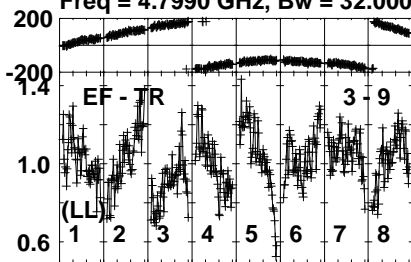
Lower frame: Micro Ampl Jy Top frame: Phas deg  
Vector averaged cross-power spectrum Several baselines displayed  
Timerange: 00/06:37:41 to 00/06:39:39

Plot file version 173 created 04-NOV-2021 02:04:54

J0038+1856 EC077C.UVDATA.1

Freq = 4.7990 GHz, Bw = 32.000 MH

No calibration applied and no bandpass applied



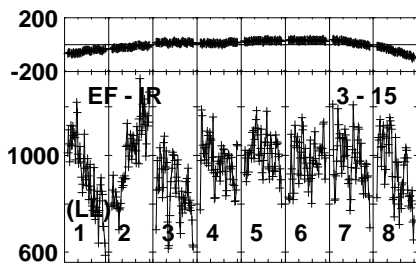
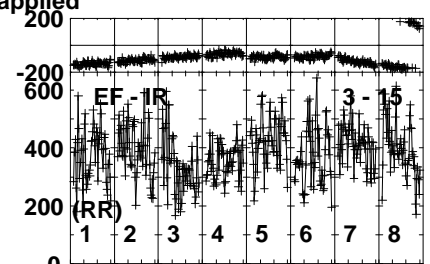
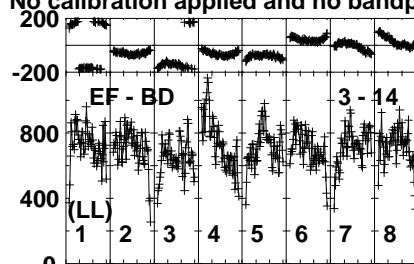
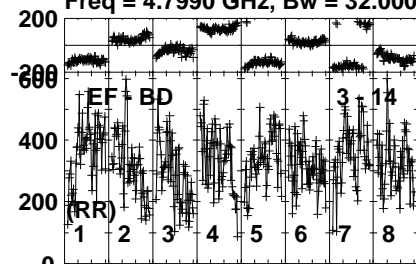
Lower frame: Milli Ampl Jy Top frame: Phas deg  
Vector averaged cross-power spectrum Several baselines displayed  
Timerange: 00/06:37:41 to 00/06:39:39

Plot file version 174 created 04-NOV-2021 02:04:55

J0038+1856 EC077C.UVDATA.1

Freq = 4.7990 GHz, Bw = 32.000 MH

No calibration applied and no bandpass applied



Lower frame: Micro Ampl Jy Top frame: Phas deg  
Vector averaged cross-power spectrum Several baselines displayed  
Timerange: 00/06:37:41 to 00/06:39:39

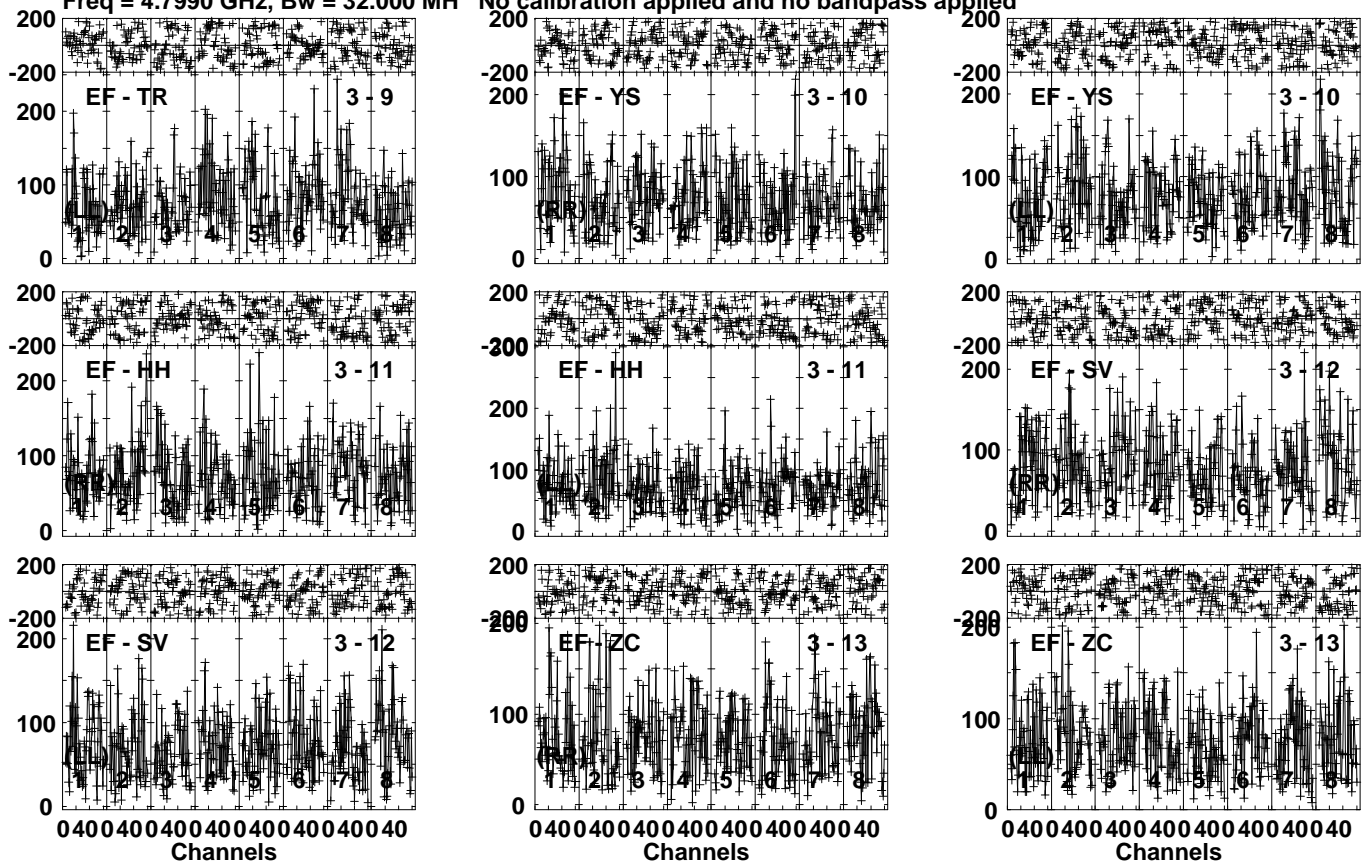


Plot file version 176 created 04-NOV-2021 02:04:55

LSPMJ0036+18 EC077C.UVDATA.1

Freq = 4.7990 GHz, Bw = 32.000 MH

No calibration applied and no bandpass applied



Lower frame: Micro Ampl Jy Top frame: Phas deg  
Vector averaged cross-power spectrum Several baselines displayed  
Timerange: 00/06:40:21 to 00/06:43:49

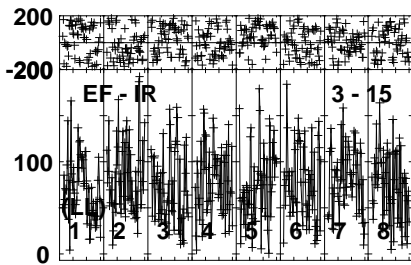
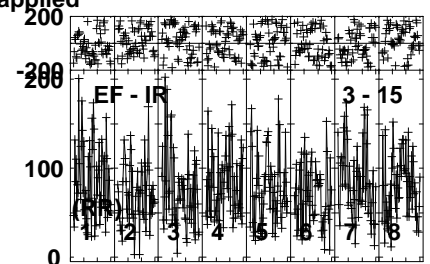
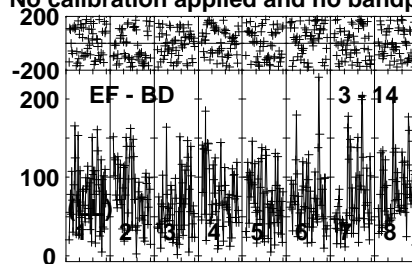
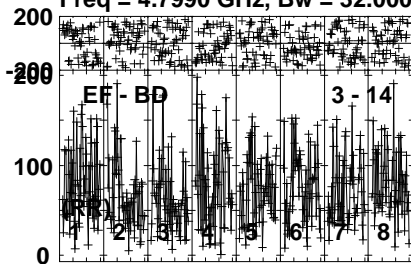


Plot file version 177 created 04-NOV-2021 02:04:55

LSPMJ0036+18 EC077C.UVDATA.1

Freq = 4.7990 GHz, Bw = 32.000 MH

No calibration applied and no bandpass applied

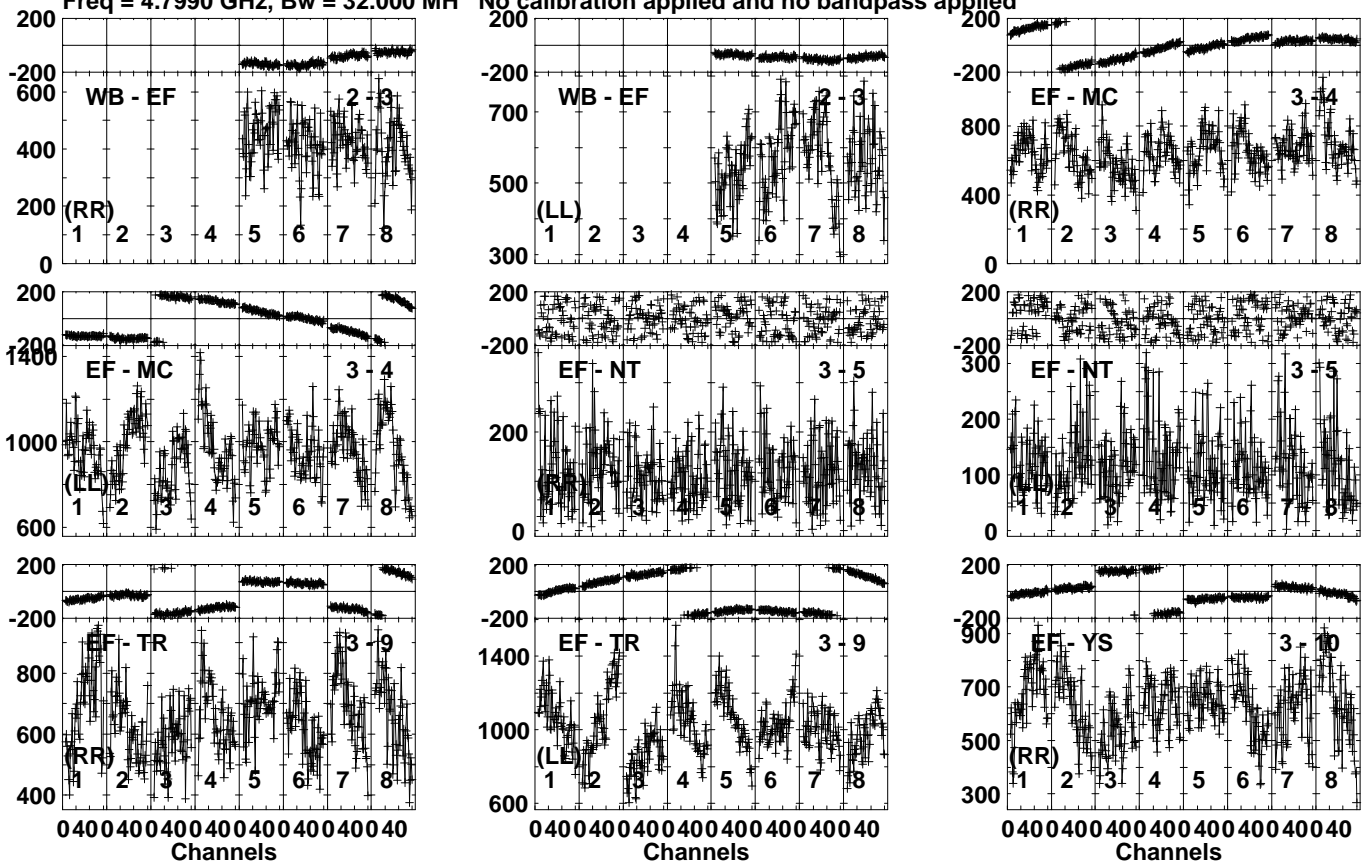


Lower frame: Micro Ampl Jy Top frame: Phas deg  
Vector averaged cross-power spectrum Several baselines displayed  
Timerange: 00/06:40:21 to 00/06:43:49

Plot file version 178 created 04-NOV-2021 02:04:55

J0038+1856 EC077C.UVDATA.1

Freq = 4.7990 GHz, Bw = 32.000 MH No calibration applied and no bandpass applied



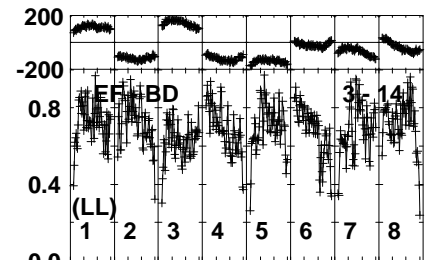
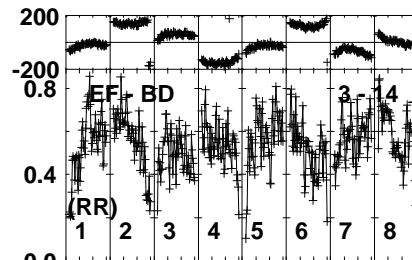
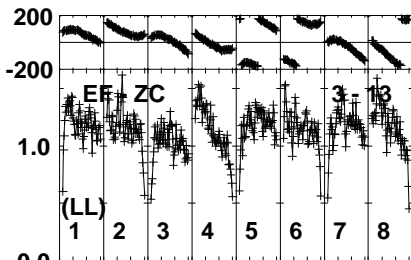
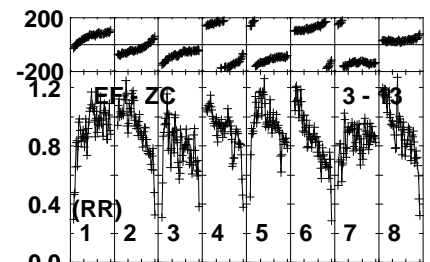
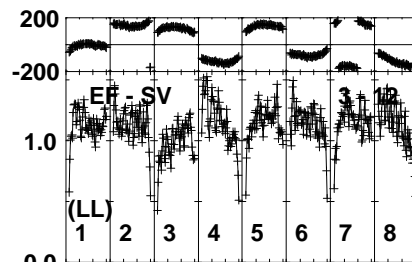
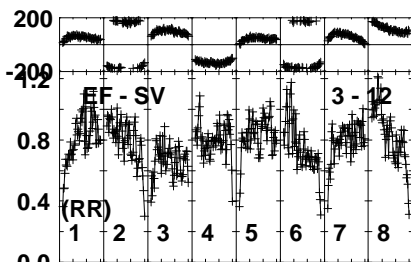
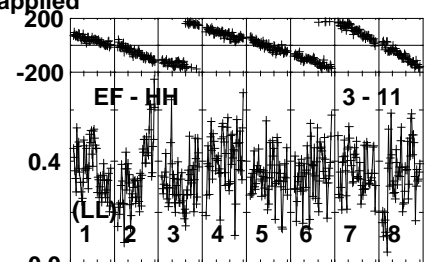
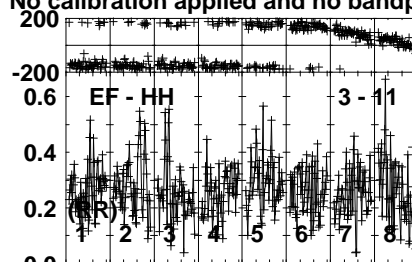
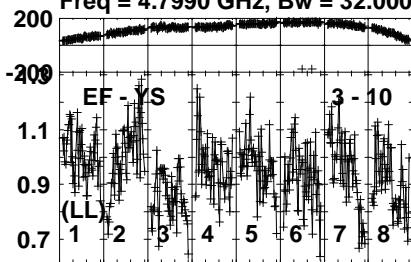
Lower frame: Micro Ampl Jy Top frame: Phas deg  
Vector averaged cross-power spectrum Several baselines displayed  
Timerange: 00/06:43:53 to 00/06:45:49

Plot file version 179 created 04-NOV-2021 02:04:55

J0038+1856 EC077C.UVDATA.1

Freq = 4.7990 GHz, Bw = 32.000 MH

No calibration applied and no bandpass applied

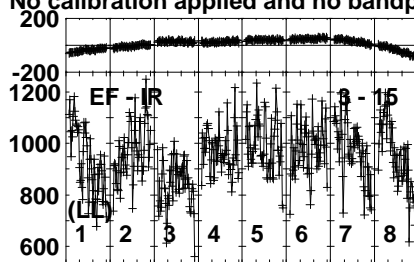
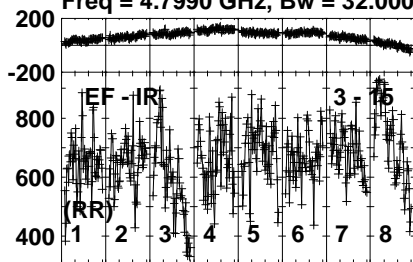


Lower frame: Milli Ampl Jy Top frame: Phas deg  
Vector averaged cross-power spectrum Several baselines displayed  
Timerange: 00/06:43:53 to 00/06:45:49

Plot file version 180 created 04-NOV-2021 02:04:55

J0038+1856 EC077C.UVDATA.1

Freq = 4.7990 GHz, Bw = 32.000 MH No calibration applied and no bandpass applied



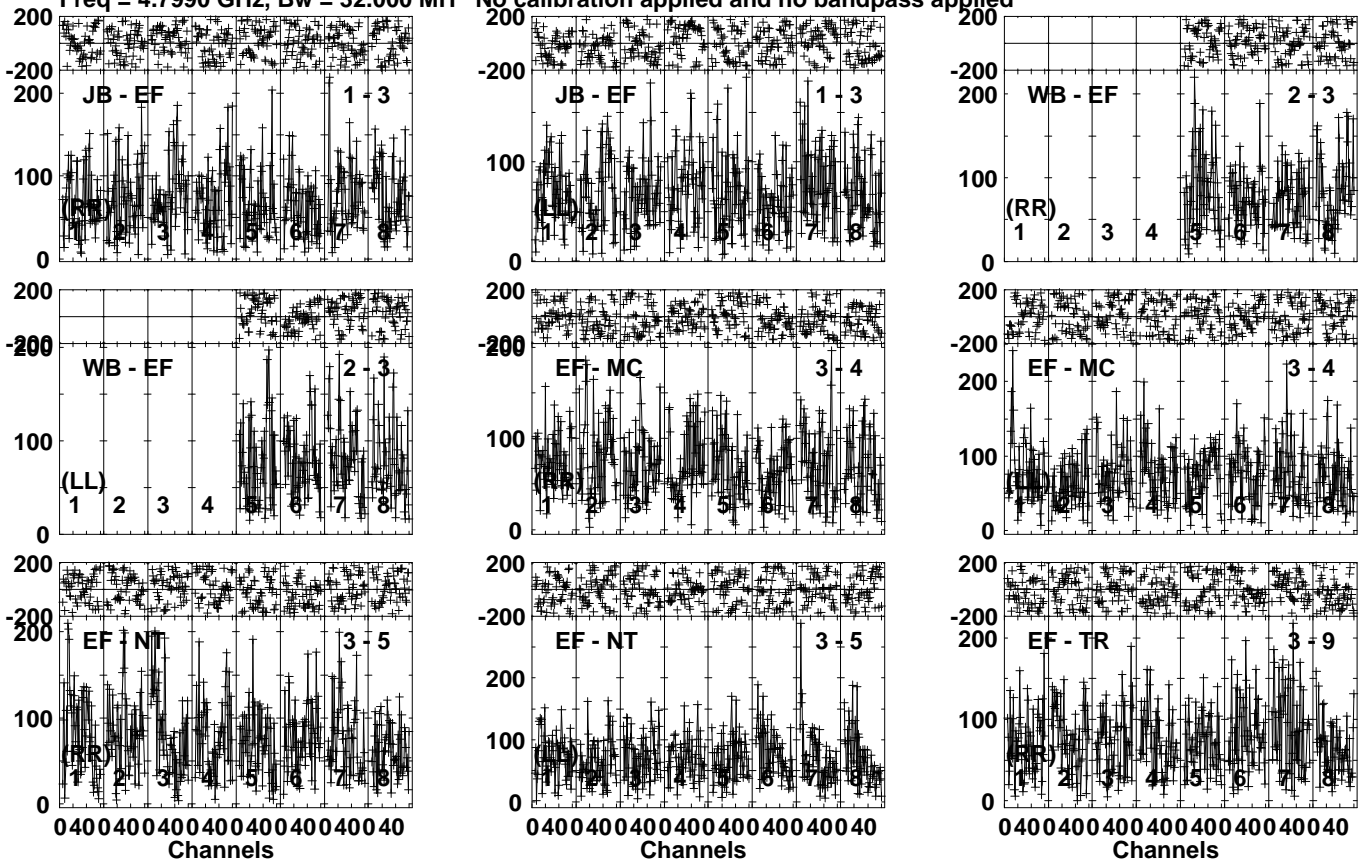
Lower frame: Micro Ampl Jy Top frame: Phas deg  
Vector averaged cross-power spectrum Several baselines displayed  
Timerange: 00/06:43:53 to 00/06:45:49

Plot file version 181 created 04-NOV-2021 02:04:55

LSPMJ0036+18 EC077C.UVDATA.1

Freq = 4.7990 GHz, Bw = 32.000 MH

No calibration applied and no bandpass applied



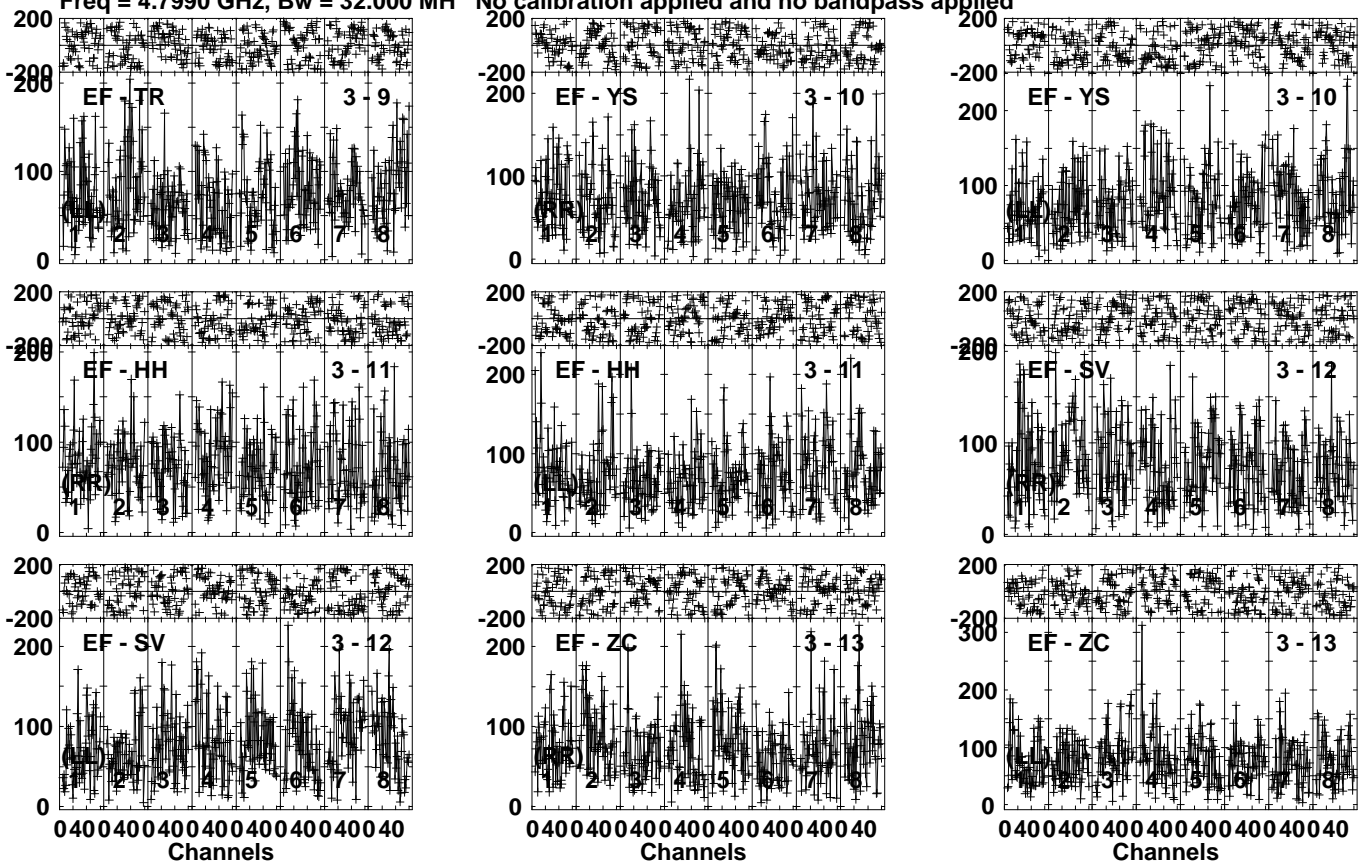
Lower frame: Micro Ampl Jy Top frame: Phas deg  
Vector averaged cross-power spectrum Several baselines displayed  
Timerange: 00/06:45:51 to 00/06:49:59

Plot file version 182 created 04-NOV-2021 02:04:55

LSPMJ0036+18 EC077C.UVDATA.1

Freq = 4.7990 GHz, Bw = 32.000 MH

No calibration applied and no bandpass applied



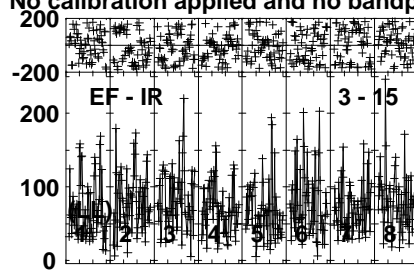
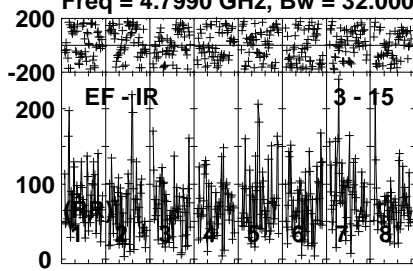
Lower frame: Micro Ampl Jy Top frame: Phas deg  
Vector averaged cross-power spectrum Several baselines displayed  
Timerange: 00/06:45:51 to 00/06:49:59

Plot file version 183 created 04-NOV-2021 02:04:56

LSPMJ0036+18 EC077C.UVDATA.1

Freq = 4.7990 GHz, Bw = 32.000 MH

No calibration applied and no bandpass applied



Lower frame: Micro Ampl Jy Top frame: Phas deg

Vector averaged cross-power spectrum Several baselines displayed

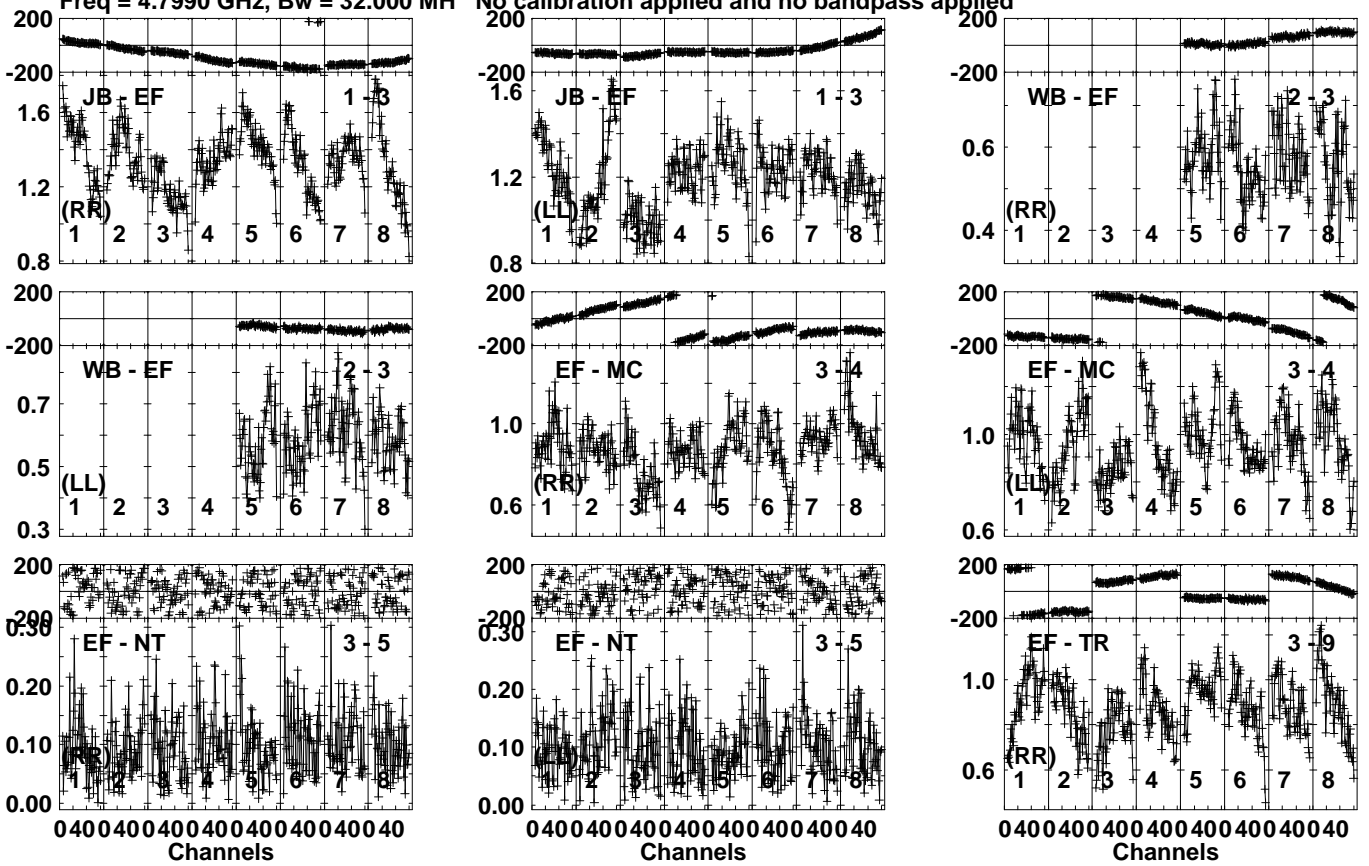
Timerange: 00/06:45:51 to 00/06:49:59

Plot file version 184 created 04-NOV-2021 02:04:56

J0038+1856 EC077C.UVDATA.1

Freq = 4.7990 GHz, Bw = 32.000 MH

No calibration applied and no bandpass applied



Lower frame: Milli Ampl Jy Top frame: Phas deg  
Vector averaged cross-power spectrum Several baselines displayed  
Timerange: 00/06:50:31 to 00/06:52:29

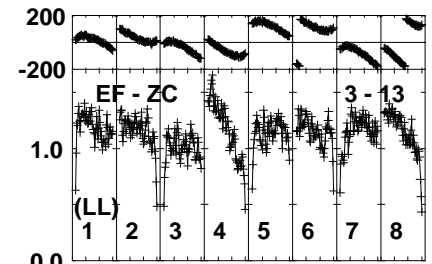
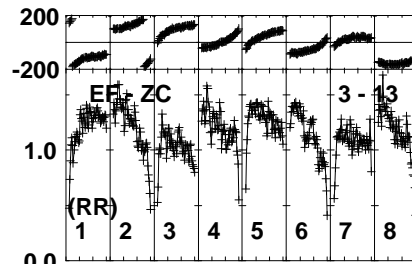
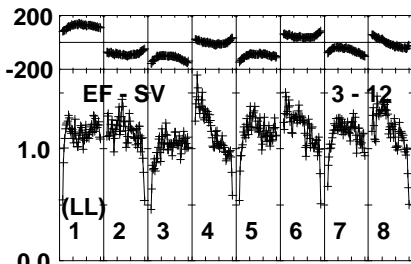
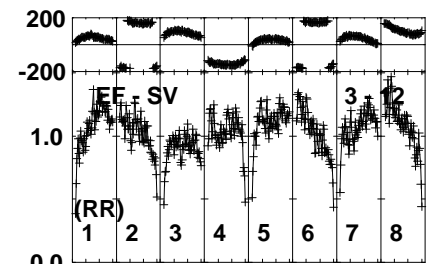
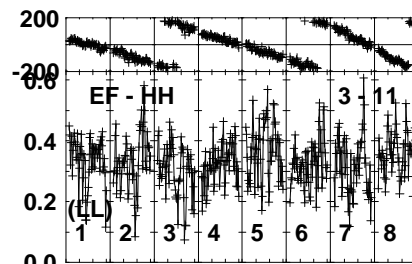
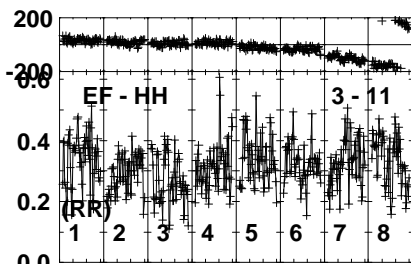
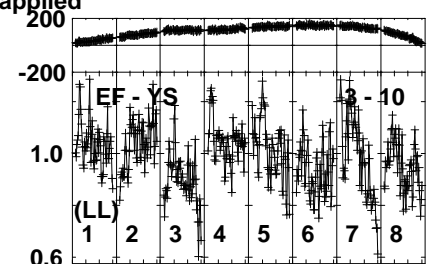
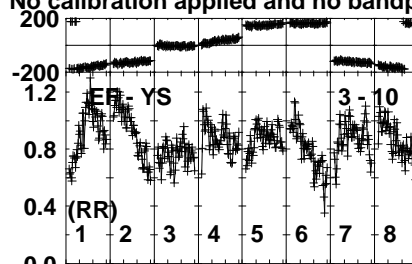
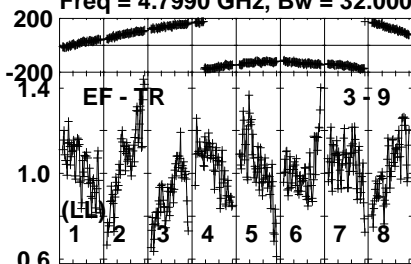


Plot file version 185 created 04-NOV-2021 02:04:56

J0038+1856 EC077C.UVDATA.1

Freq = 4.7990 GHz, Bw = 32.000 MH

No calibration applied and no bandpass applied



Lower frame: Milli Ampl Jy Top frame: Phas deg

Vector averaged cross-power spectrum Several baselines displayed

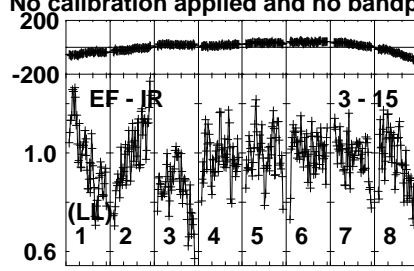
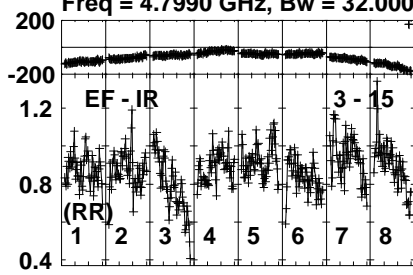
Timerange: 00/06:50:31 to 00/06:52:29

Plot file version 186 created 04-NOV-2021 02:04:56

J0038+1856 EC077C.UVDATA.1

Freq = 4.7990 GHz, Bw = 32.000 MH

No calibration applied and no bandpass applied



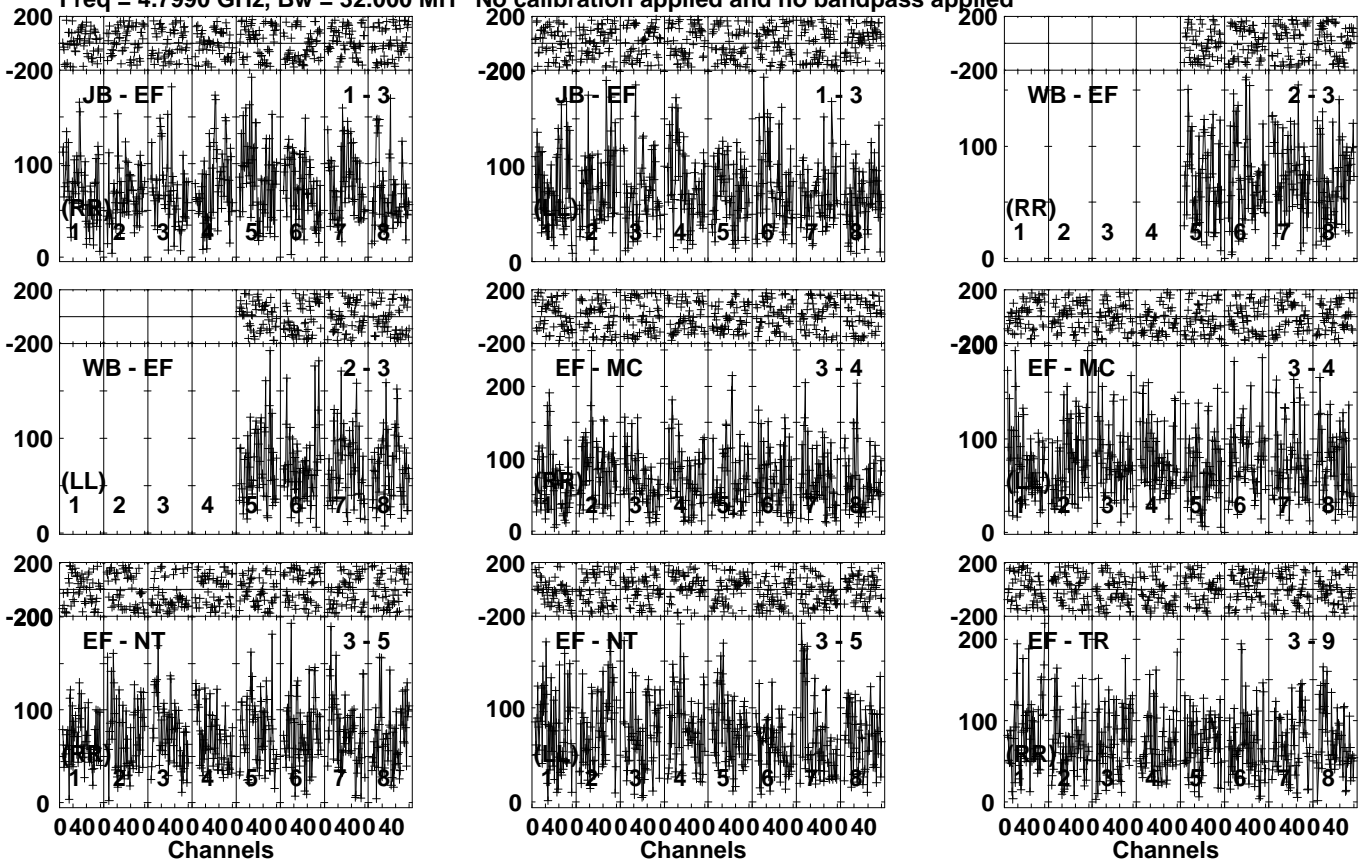
Lower frame: Milli Ampl Jy Top frame: Phas deg  
Vector averaged cross-power spectrum Several baselines displayed  
Timerange: 00/06:50:31 to 00/06:52:29

Plot file version 187 created 04-NOV-2021 02:04:56

LSPMJ0036+18 EC077C.UVDATA.1

Freq = 4.7990 GHz, Bw = 32.000 MH

No calibration applied and no bandpass applied



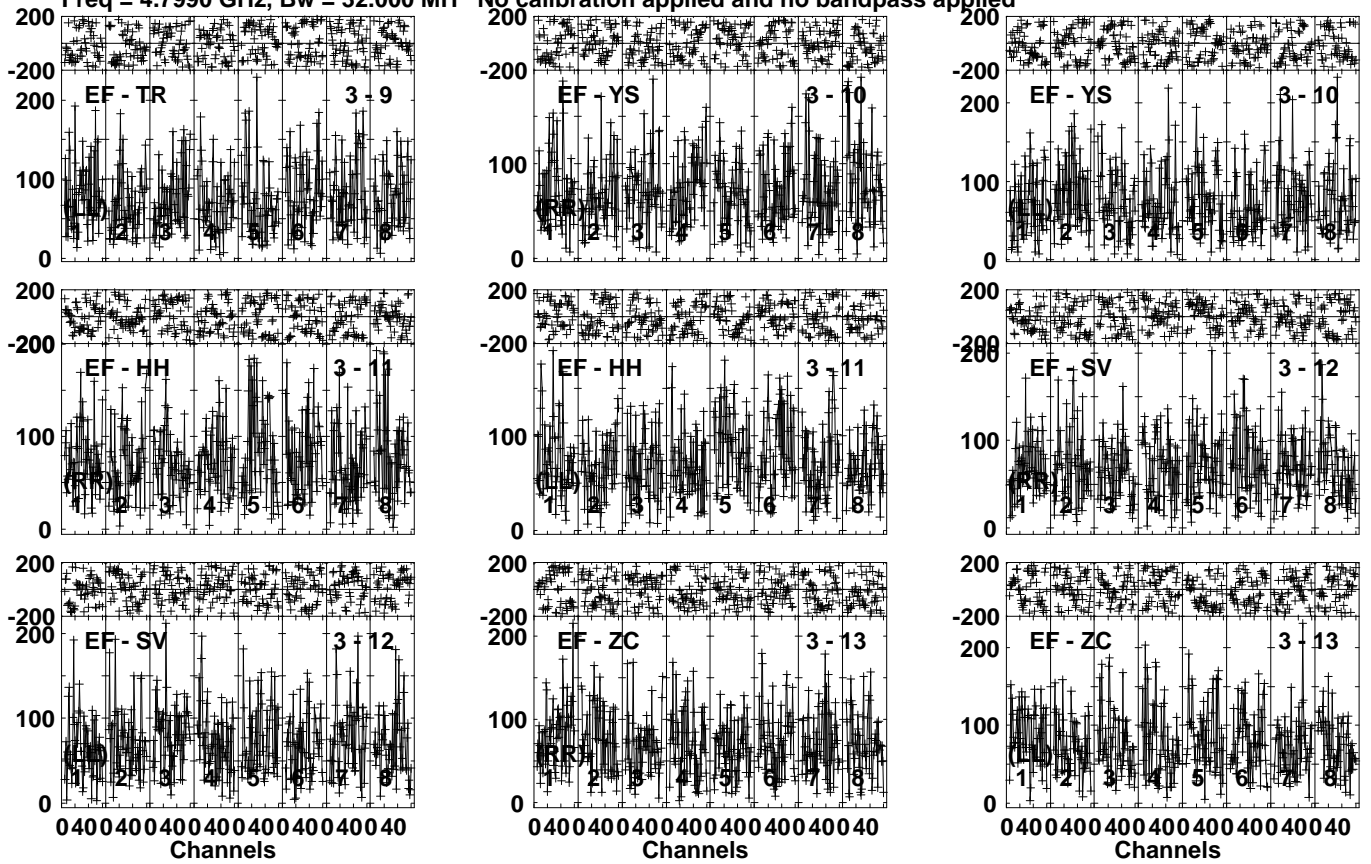
Lower frame: Micro Ampl Jy Top frame: Phas deg  
Vector averaged cross-power spectrum Several baselines displayed  
Timerange: 00/06:53:11 to 00/06:56:39

Plot file version 188 created 04-NOV-2021 02:04:56

LSPMJ0036+18 EC077C.UVDATA.1

Freq = 4.7990 GHz, Bw = 32.000 MH

No calibration applied and no bandpass applied



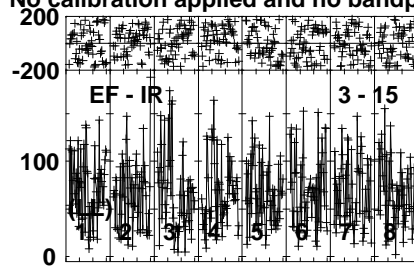
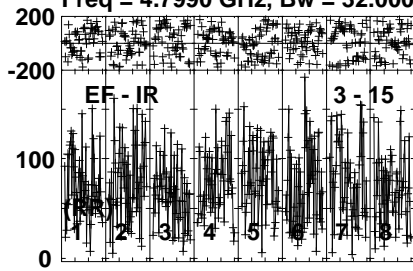
Lower frame: Micro Ampl Jy Top frame: Phas deg  
Vector averaged cross-power spectrum Several baselines displayed  
Timerange: 00/06:53:11 to 00/06:56:39

Plot file version 189 created 04-NOV-2021 02:04:56

LSPMJ0036+18 EC077C.UVDATA.1

Freq = 4.7990 GHz, Bw = 32.000 MH

No calibration applied and no bandpass applied



Lower frame: Micro Ampl Jy Top frame: Phas deg

Vector averaged cross-power spectrum Several baselines displayed

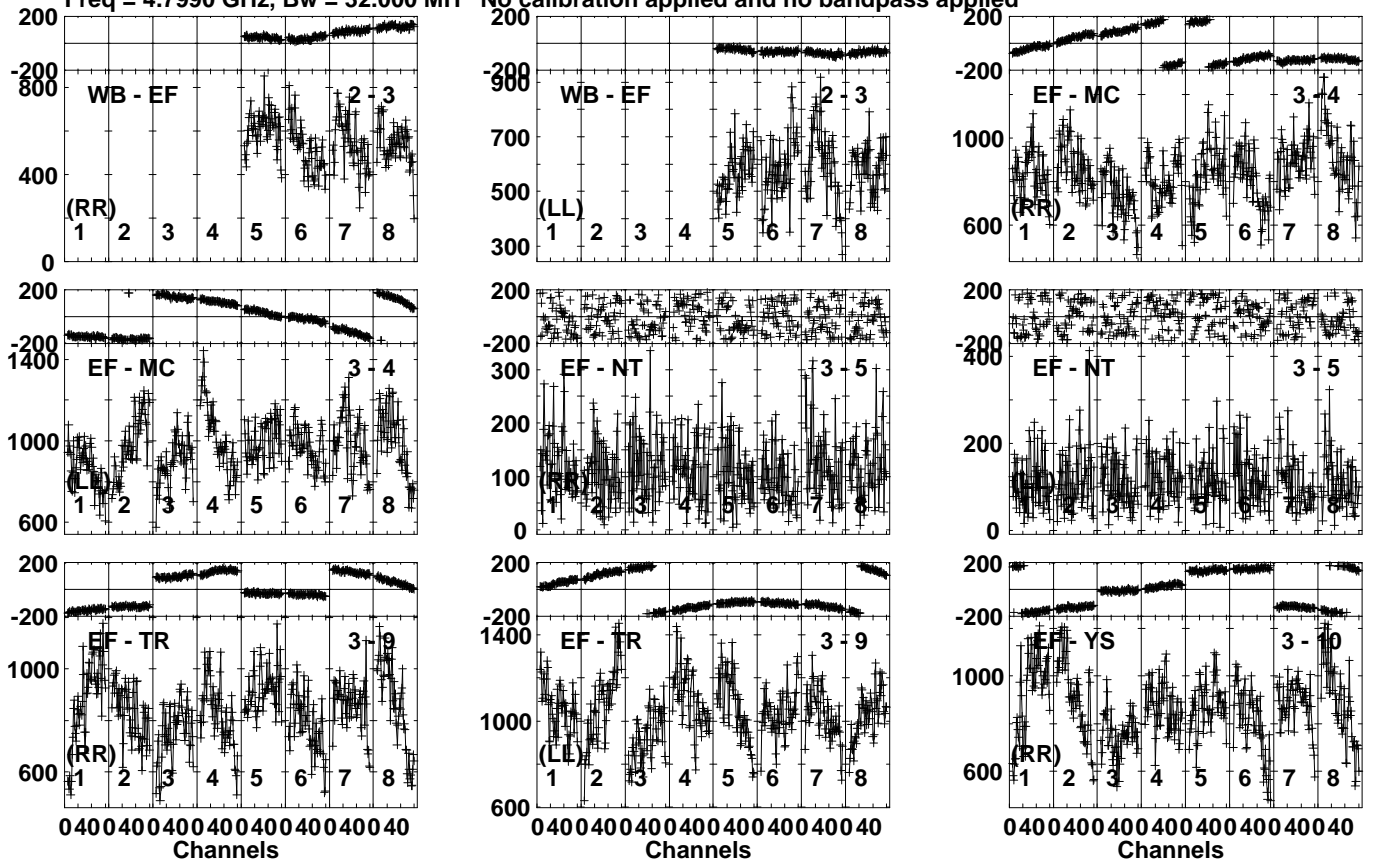
Timerange: 00/06:53:11 to 00/06:56:39

Plot file version 190 created 04-NOV-2021 02:04:56

J0038+1856 EC077C.UVDATA.1

Freq = 4.7990 GHz, Bw = 32.000 MH

No calibration applied and no bandpass applied



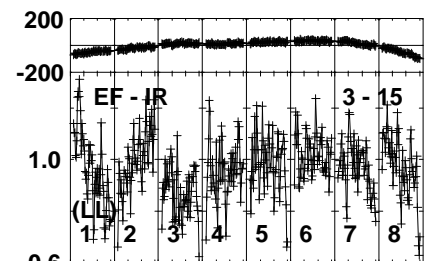
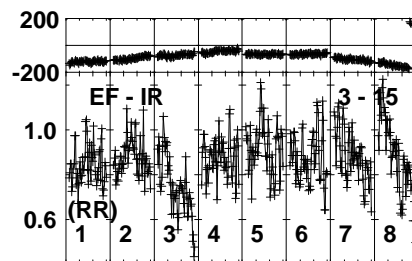
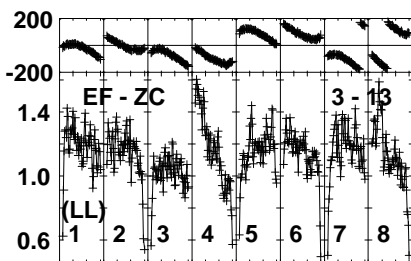
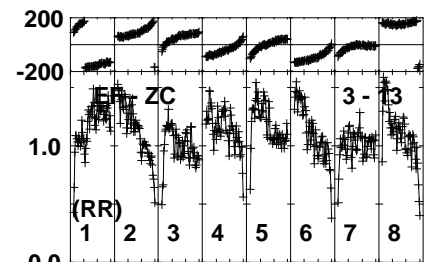
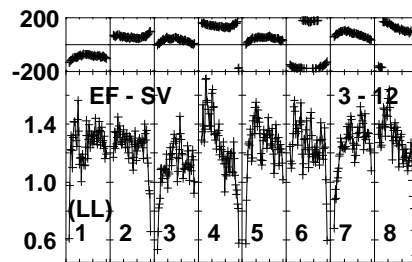
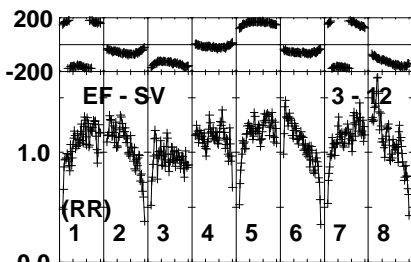
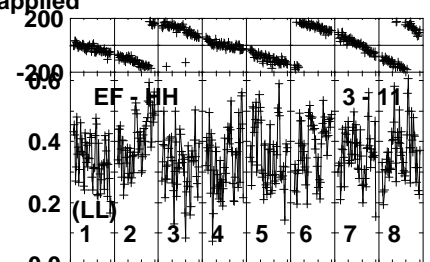
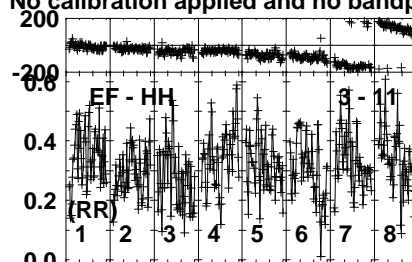
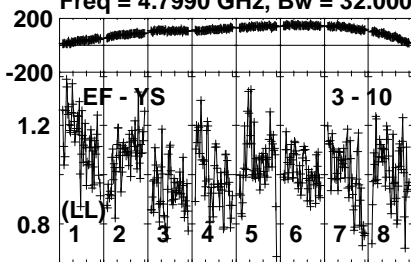
Lower frame: Micro Ampl Jy Top frame: Phas deg  
Vector averaged cross-power spectrum Several baselines displayed  
Timerange: 00/06:56:43 to 00/06:58:39

Plot file version 191 created 04-NOV-2021 02:04:56

J0038+1856 EC077C.UVDATA.1

Freq = 4.7990 GHz, Bw = 32.000 MH

No calibration applied and no bandpass applied



0400400400400400400400400400  
Channels

0400400400400400400400400400  
Channels

0400400400400400400400400400  
Channels

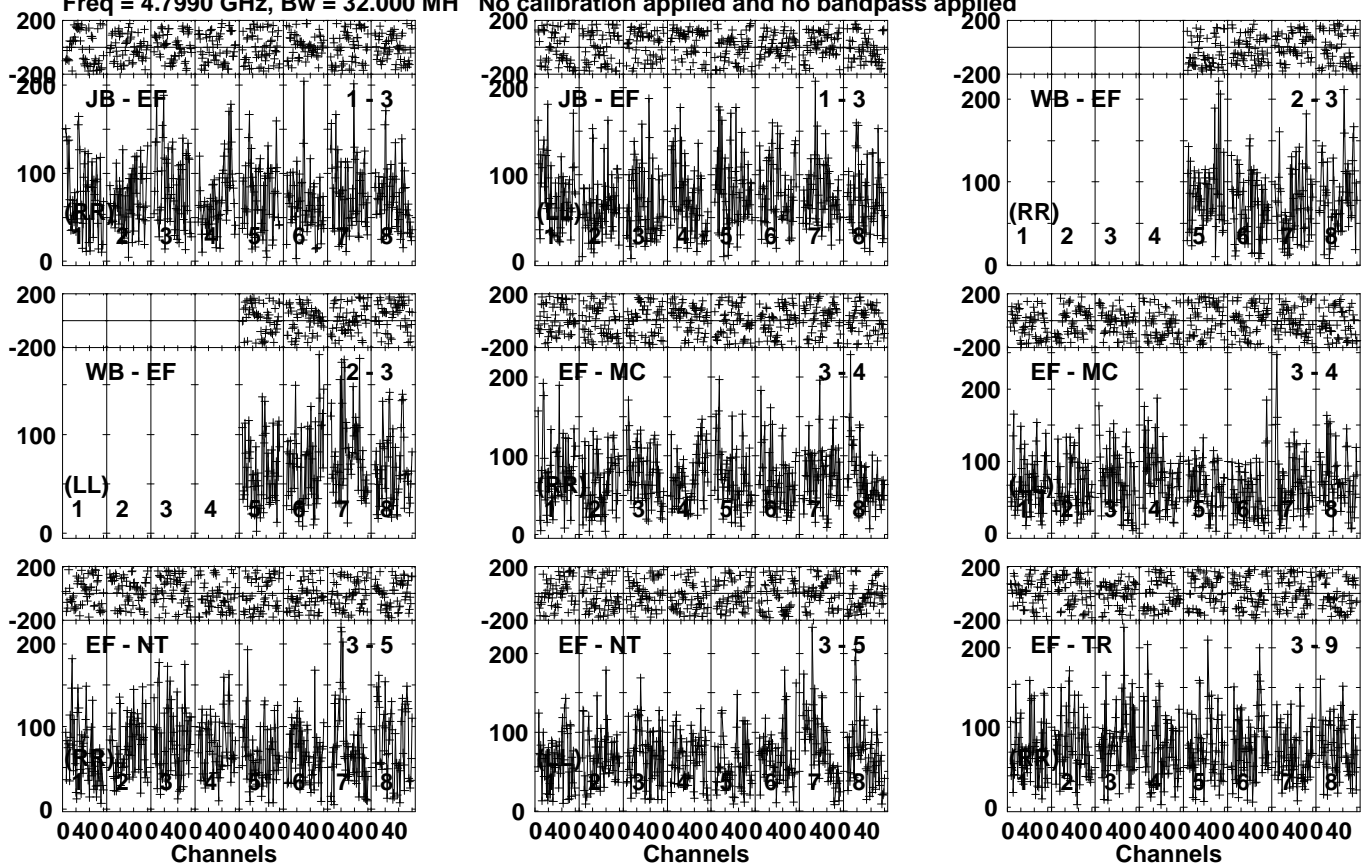
Lower frame: Milli Ampl Jy Top frame: Phas deg  
Vector averaged cross-power spectrum Several baselines displayed  
Timerange: 00/06:56:43 to 00/06:58:39

Plot file version 192 created 04-NOV-2021 02:04:57

LSPMJ0036+18 EC077C.UVDATA.1

Freq = 4.7990 GHz, Bw = 32.000 MH

No calibration applied and no bandpass applied



Lower frame: Micro Ampl Jy Top frame: Phas deg  
Vector averaged cross-power spectrum Several baselines displayed  
Timerange: 00/06:58:41 to 00/07:02:49

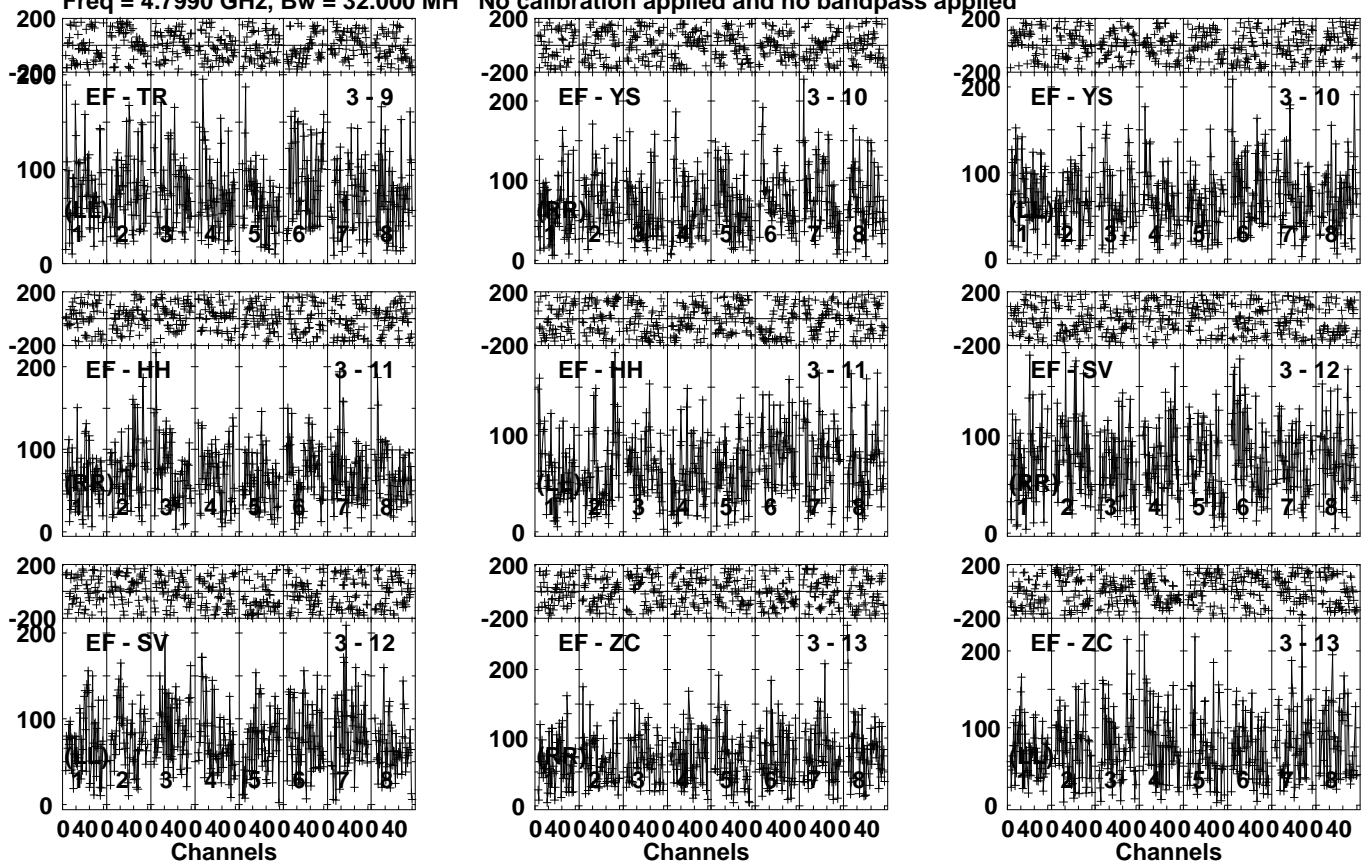


Plot file version 193 created 04-NOV-2021 02:04:57

LSPMJ0036+18 EC077C.UVDATA.1

Freq = 4.7990 GHz, Bw = 32.000 MH

No calibration applied and no bandpass applied



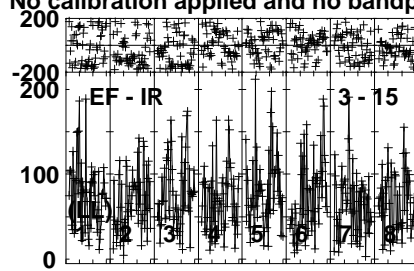
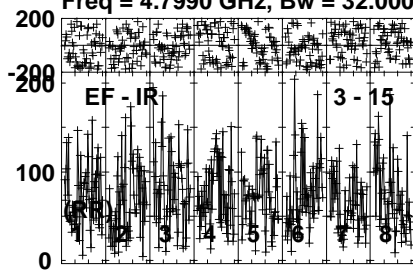
Lower frame: Micro Ampl Jy Top frame: Phas deg  
Vector averaged cross-power spectrum Several baselines displayed  
Timerange: 00/06:58:41 to 00/07:02:49

Plot file version 194 created 04-NOV-2021 02:04:57

LSPMJ0036+18 EC077C.UVDATA.1

Freq = 4.7990 GHz, Bw = 32.000 MH

No calibration applied and no bandpass applied



Lower frame: Micro Ampl Jy Top frame: Phas deg

Vector averaged cross-power spectrum Several baselines displayed

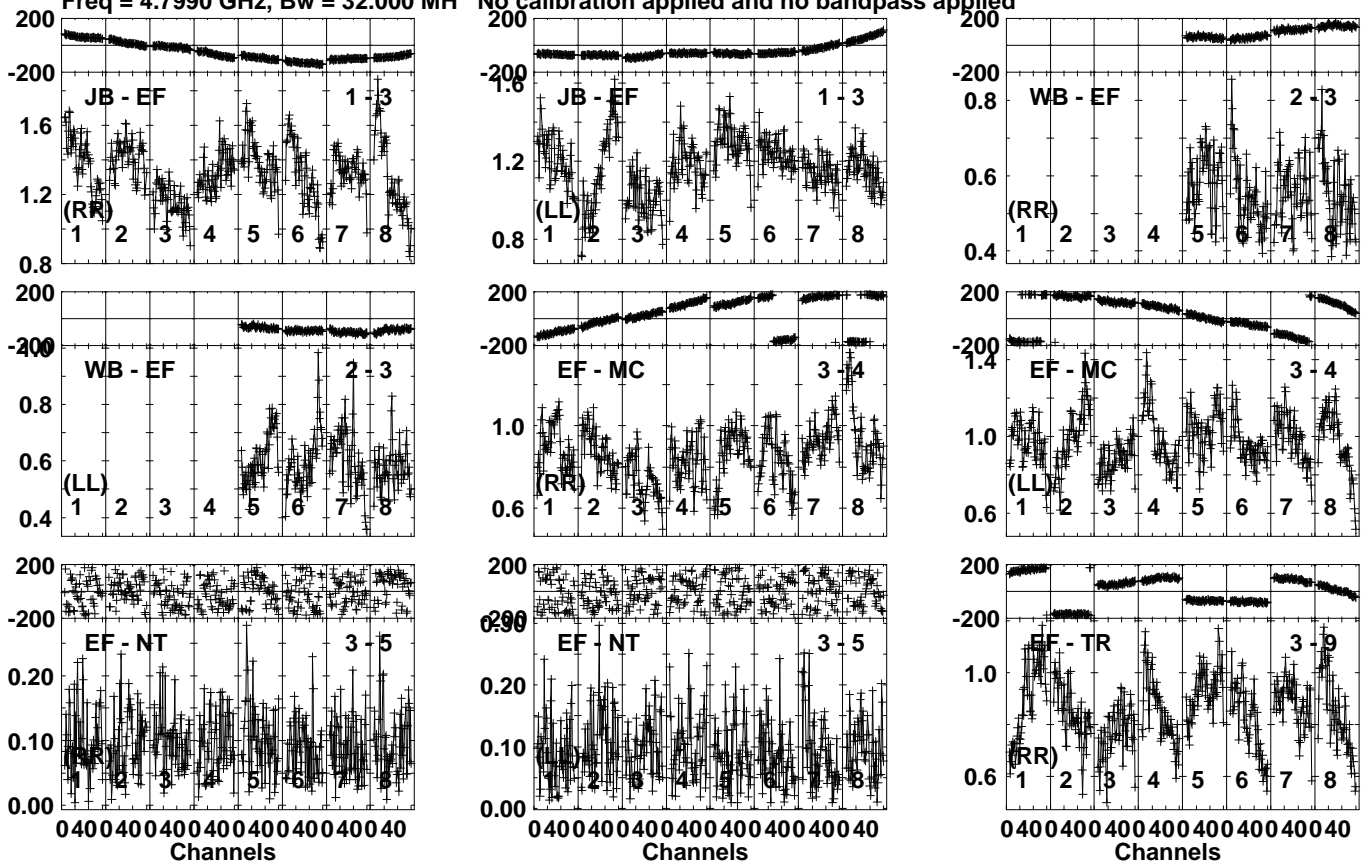
Timerange: 00/06:58:41 to 00/07:02:49

Plot file version 195 created 04-NOV-2021 02:04:57

J0038+1856 EC077C.UVDATA.1

Freq = 4.7990 GHz, Bw = 32.000 MH

No calibration applied and no bandpass applied



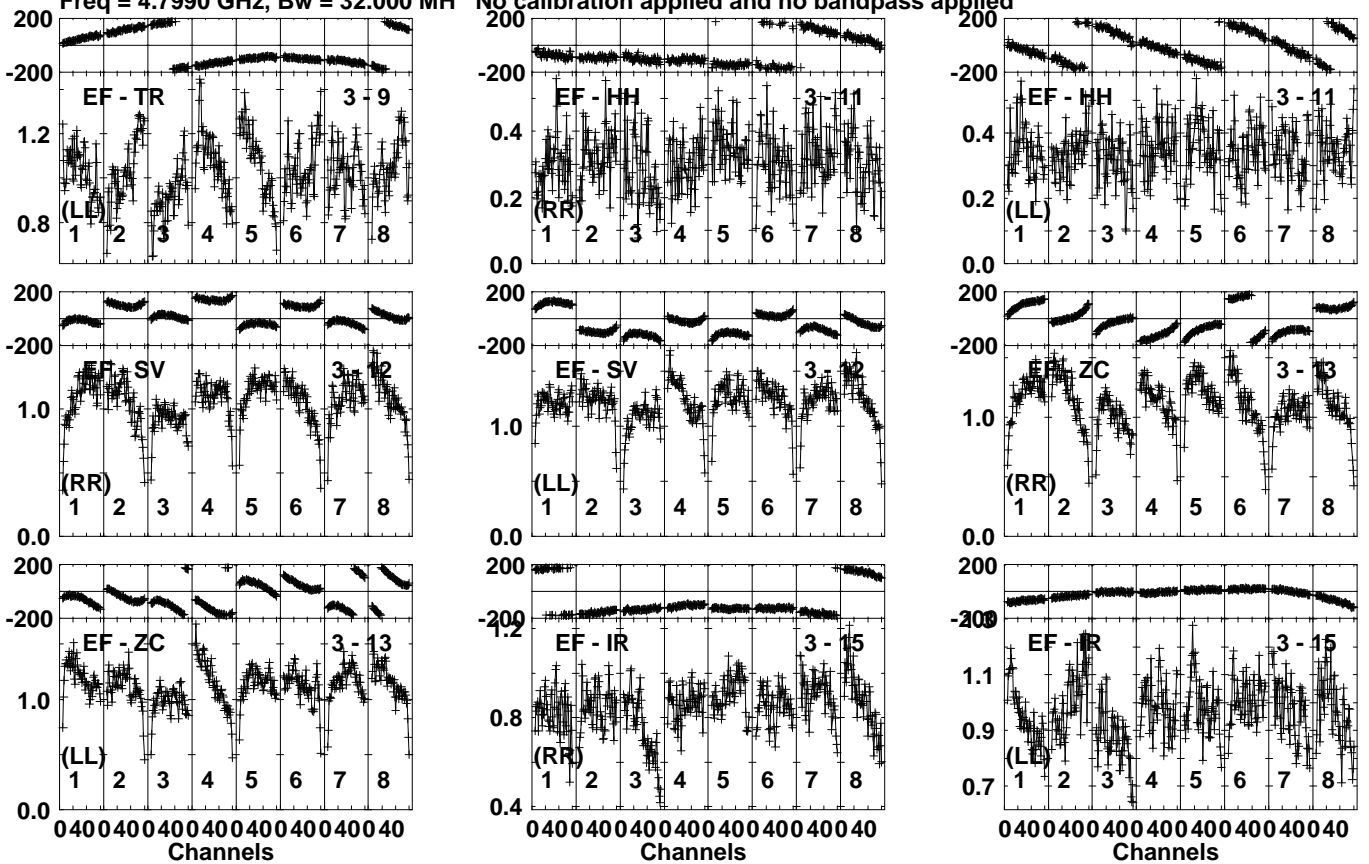
Lower frame: Milli Ampl Jy Top frame: Phas deg  
Vector averaged cross-power spectrum Several baselines displayed  
Timerange: 00/07:03:21 to 00/07:05:19

Plot file version 196 created 04-NOV-2021 02:04:57

J0038+1856 EC077C.UVDATA.1

Freq = 4.7990 GHz, Bw = 32.000 MH

No calibration applied and no bandpass applied



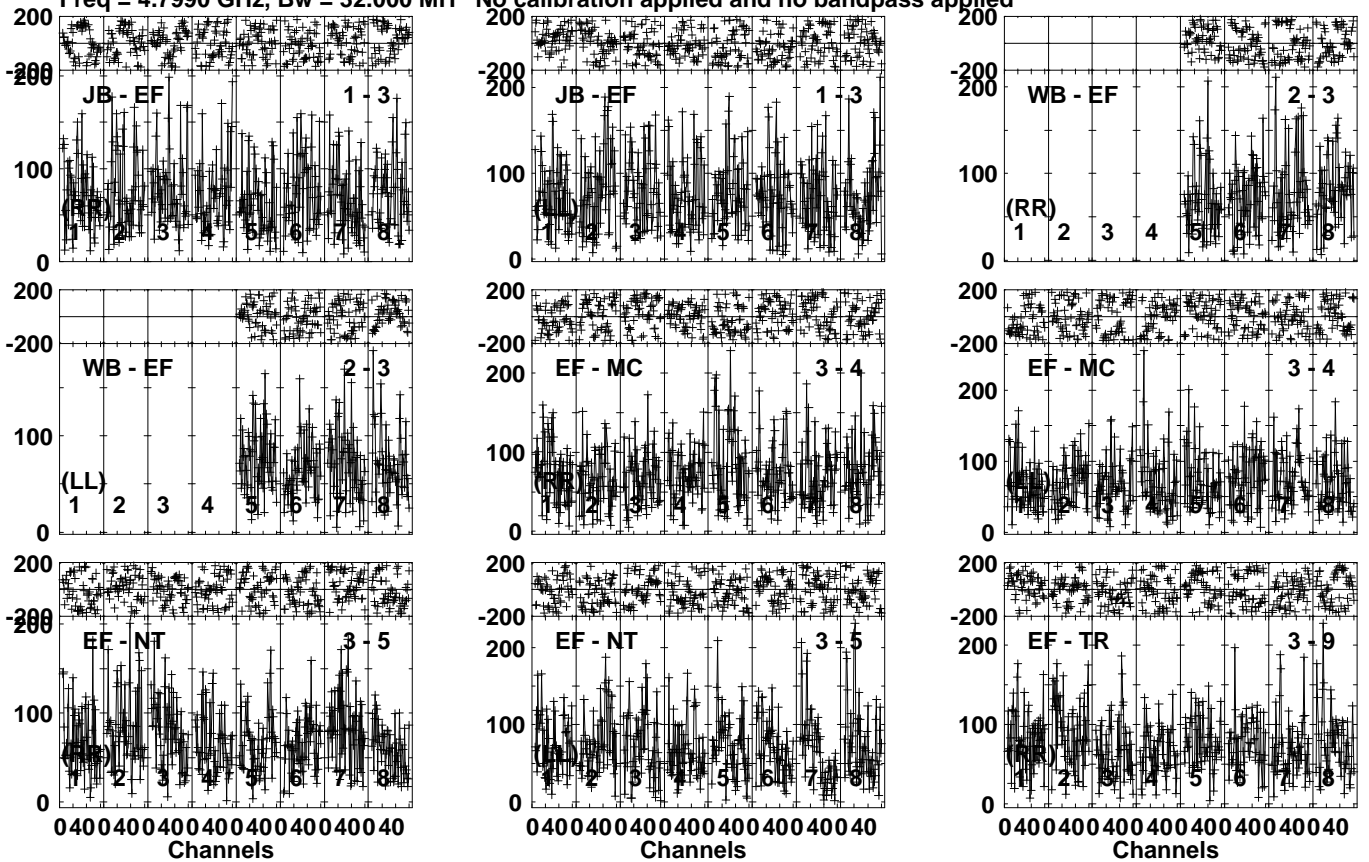
Lower frame: Milli Ampl Jy Top frame: Phas deg  
Vector averaged cross-power spectrum Several baselines displayed  
Timerange: 00/07:03:21 to 00/07:05:19

Plot file version 197 created 04-NOV-2021 02:04:57

LSPMJ0036+18 EC077C.UVDATA.1

Freq = 4.7990 GHz, Bw = 32.000 MH

No calibration applied and no bandpass applied



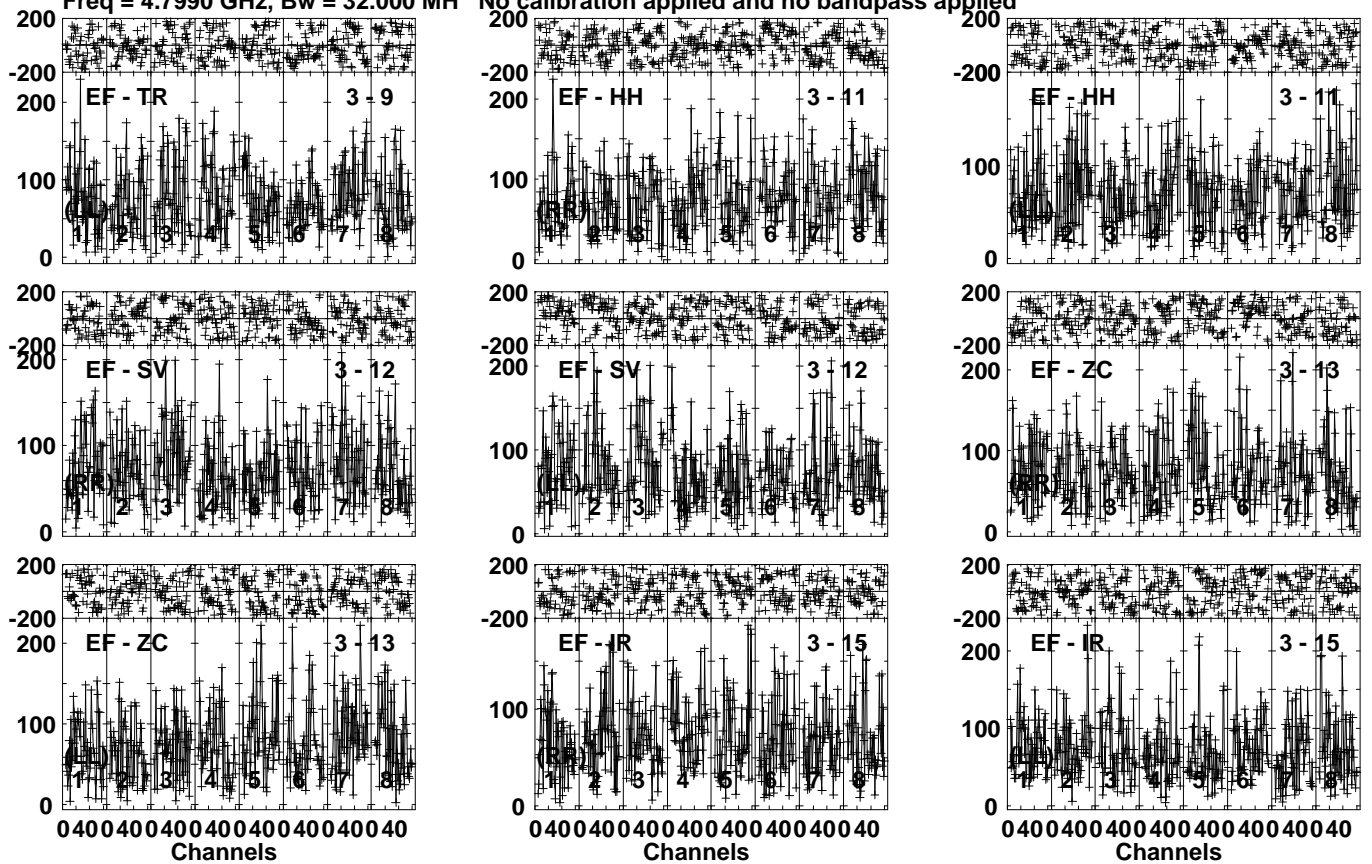
Lower frame: Micro Ampl Jy Top frame: Phas deg  
Vector averaged cross-power spectrum Several baselines displayed  
Timerange: 00/07:06:01 to 00/07:09:29

Plot file version 198 created 04-NOV-2021 02:04:57

LSPMJ0036+18 EC077C.UVDATA.1

Freq = 4.7990 GHz, Bw = 32.000 MH

No calibration applied and no bandpass applied



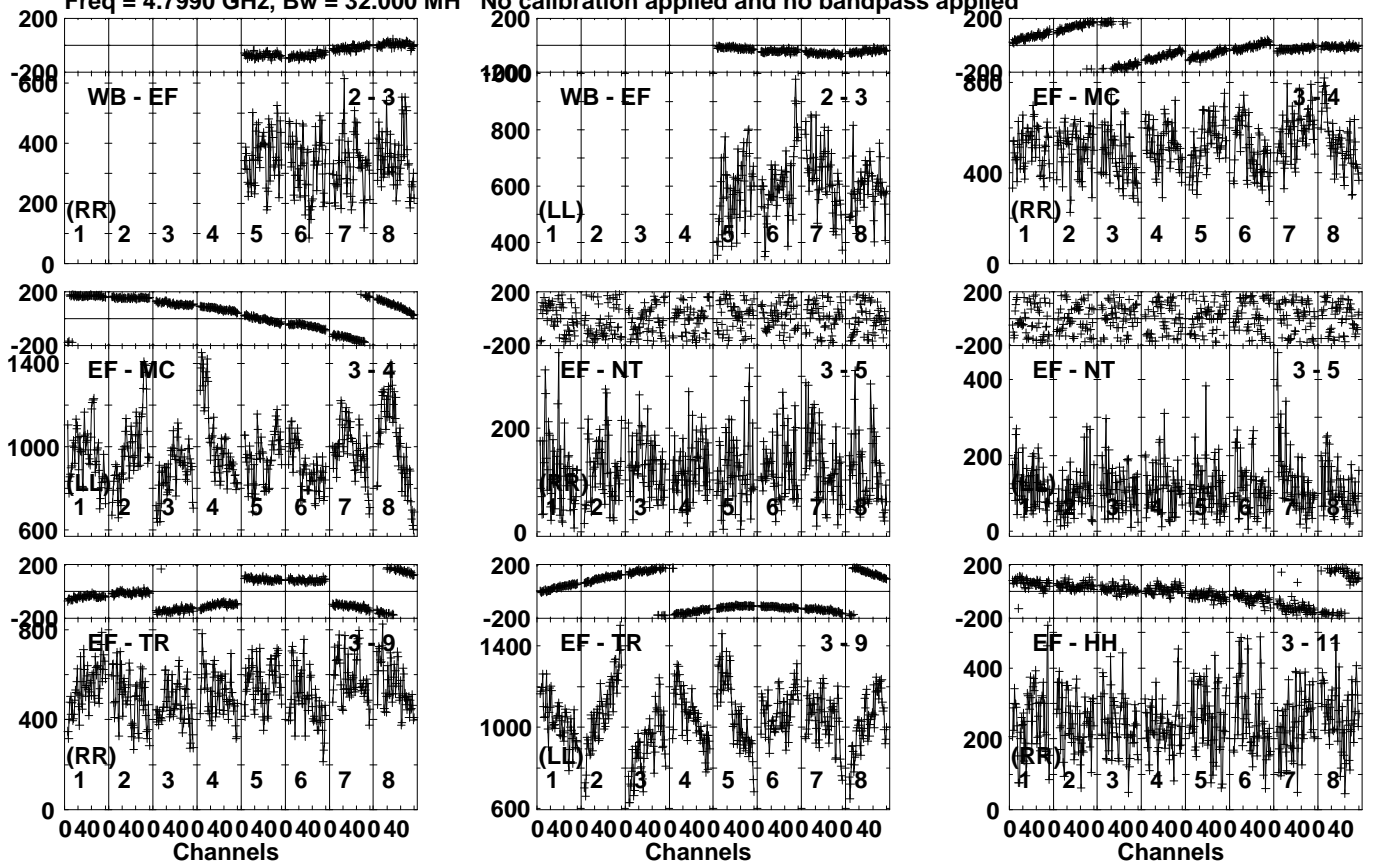
Lower frame: Micro Ampl Jy Top frame: Phas deg  
Vector averaged cross-power spectrum Several baselines displayed  
Timerange: 00/07:06:01 to 00/07:09:29

Plot file version 199 created 04-NOV-2021 02:04:58

J0038+1856 EC077C.UVDATA.1

Freq = 4.7990 GHz, Bw = 32.000 MH

No calibration applied and no bandpass applied



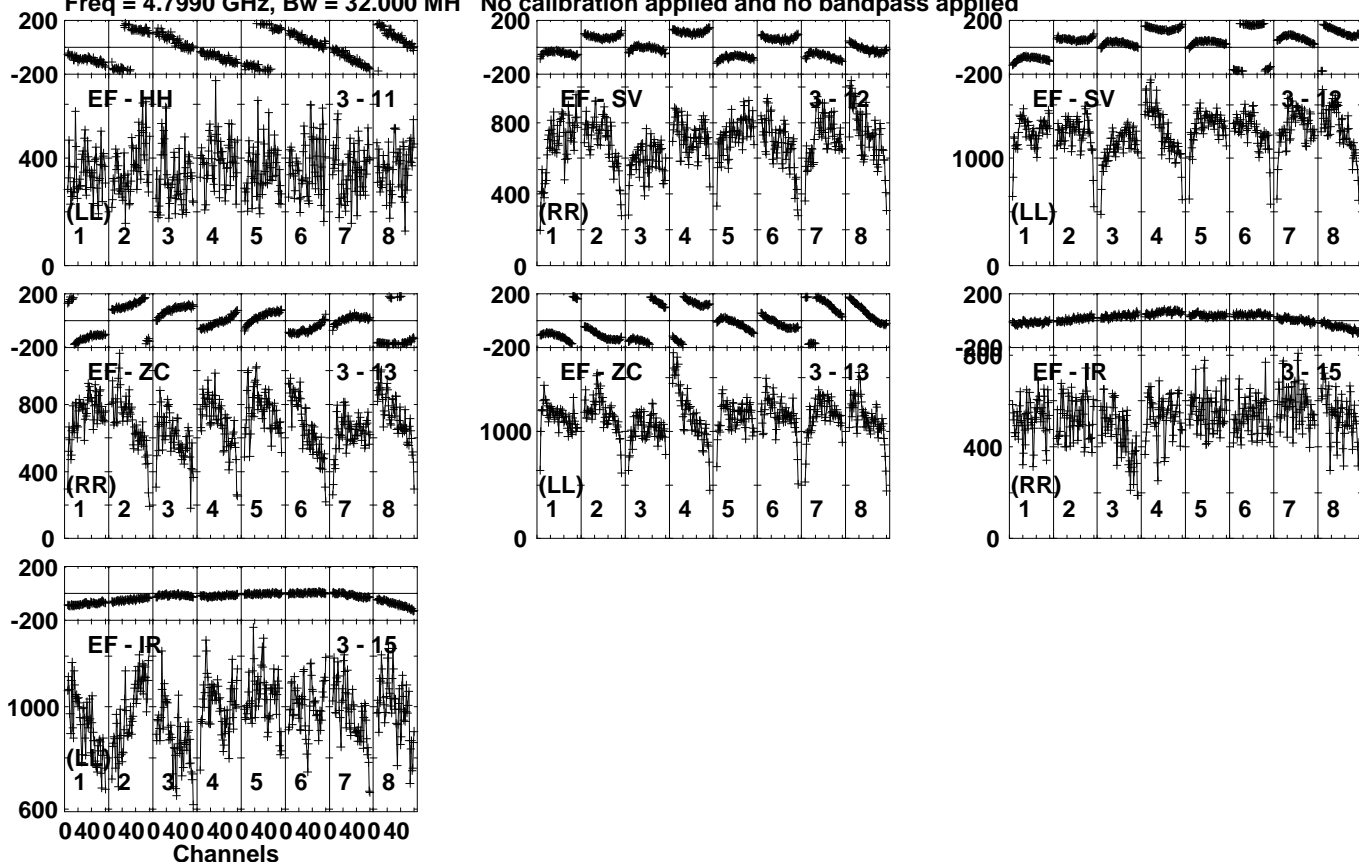
Lower frame: Micro Ampl Jy Top frame: Phas deg  
Vector averaged cross-power spectrum Several baselines displayed  
Timerange: 00/07:09:33 to 00/07:11:29

Plot file version 200 created 04-NOV-2021 02:04:58

J0038+1856 EC077C.UVDATA.1

Freq = 4.7990 GHz, Bw = 32.000 MH

No calibration applied and no bandpass applied



Lower frame: Micro Ampl Jy Top frame: Phas deg  
Vector averaged cross-power spectrum Several baselines displayed  
Timerange: 00/07:09:33 to 00/07:11:29

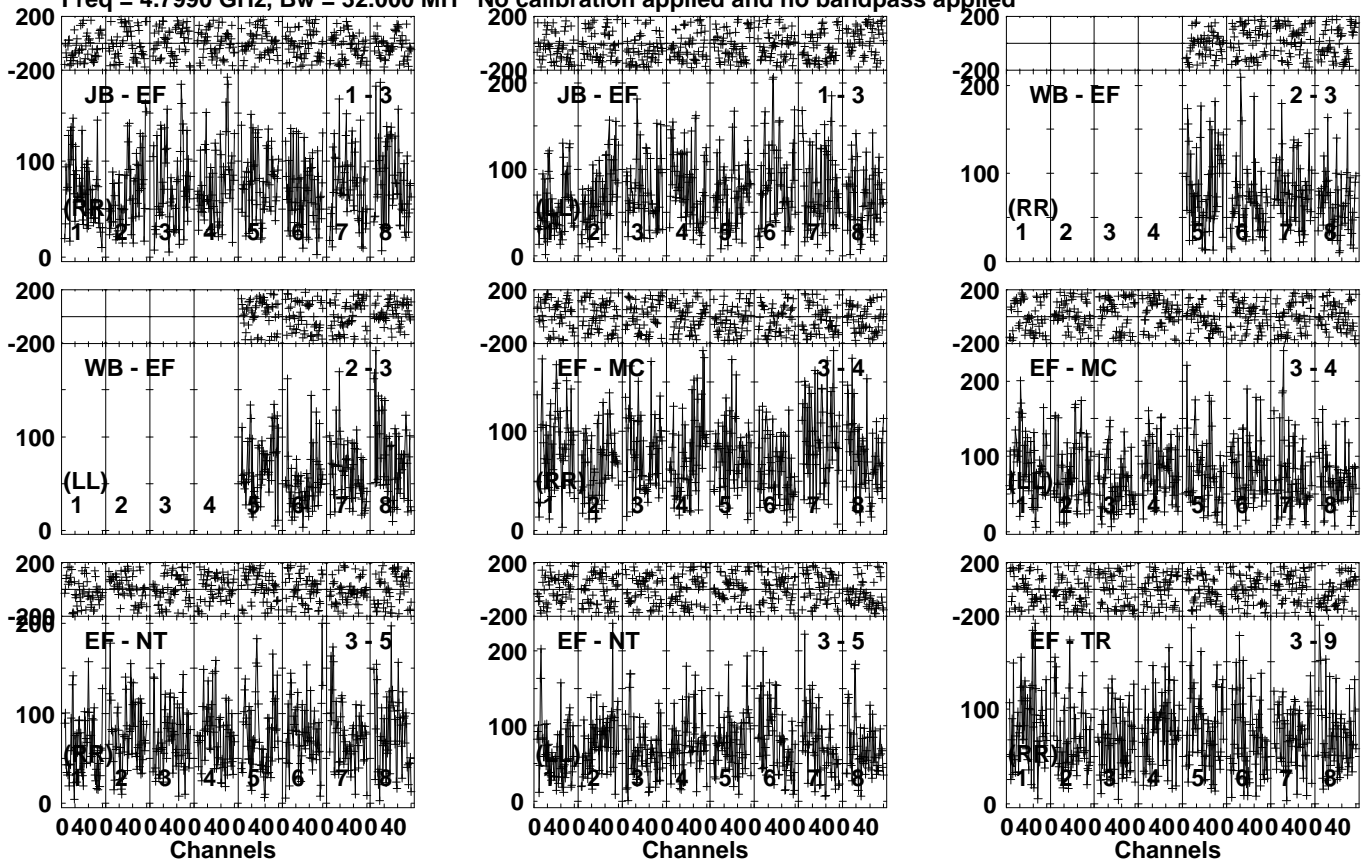


Plot file version 201 created 04-NOV-2021 02:04:58

LSPMJ0036+18 EC077C.UVDATA.1

Freq = 4.7990 GHz, Bw = 32.000 MH

No calibration applied and no bandpass applied



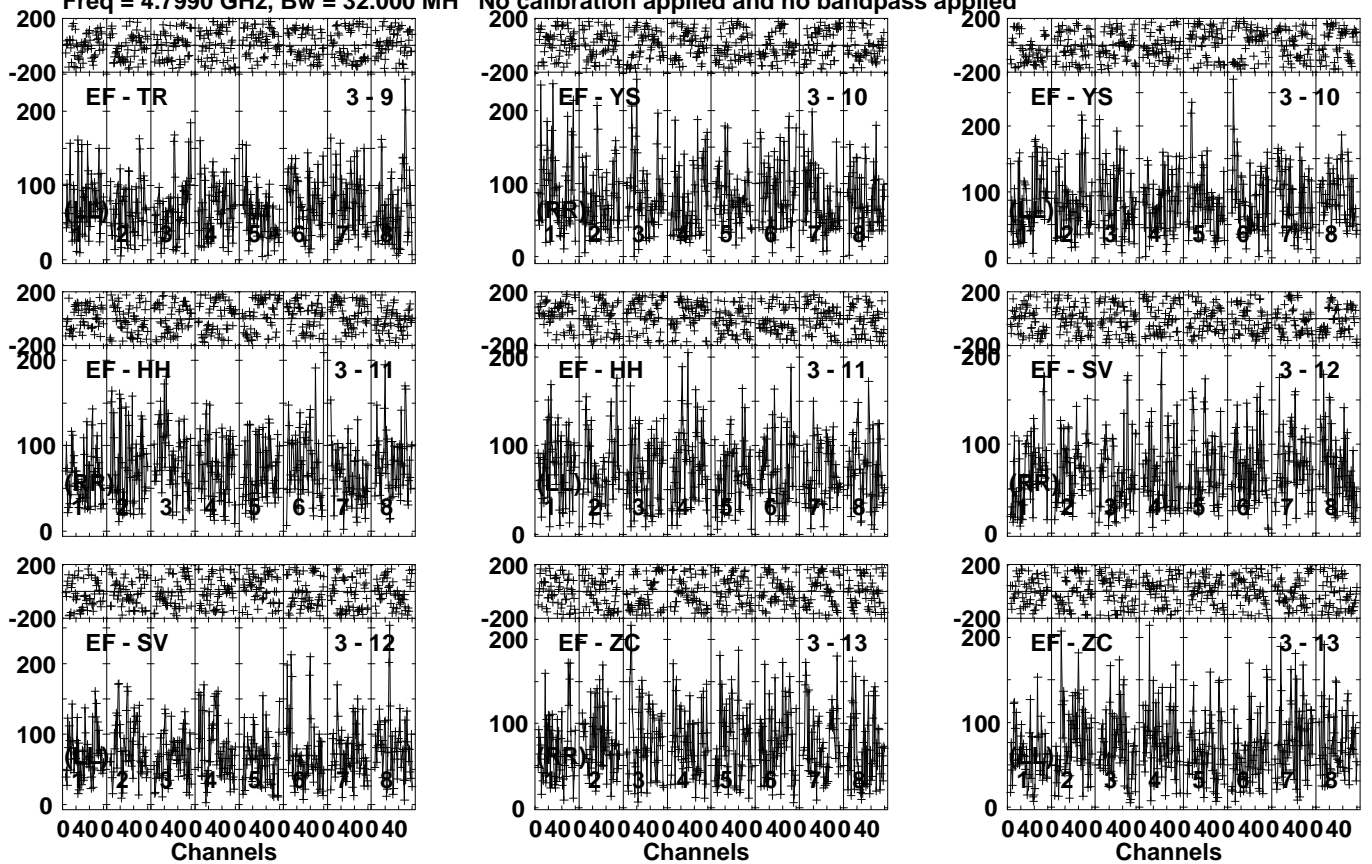
Lower frame: Micro Ampl Jy Top frame: Phas deg  
Vector averaged cross-power spectrum Several baselines displayed  
Timerange: 00/07:11:31 to 00/07:15:39

Plot file version 202 created 04-NOV-2021 02:04:58

LSPMJ0036+18 EC077C.UVDATA.1

Freq = 4.7990 GHz, Bw = 32.000 MH

No calibration applied and no bandpass applied

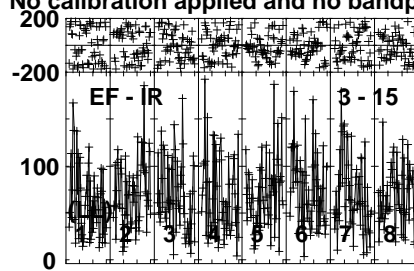
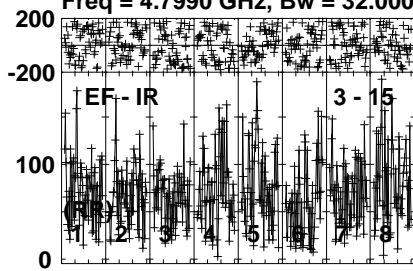


Lower frame: Micro Ampl Jy Top frame: Phas deg  
Vector averaged cross-power spectrum Several baselines displayed  
Timerange: 00/07:11:31 to 00/07:15:39

Plot file version 203 created 04-NOV-2021 02:04:58

LSPMJ0036+18 EC077C.UVDATA.1

Freq = 4.7990 GHz, Bw = 32.000 MH No calibration applied and no bandpass applied



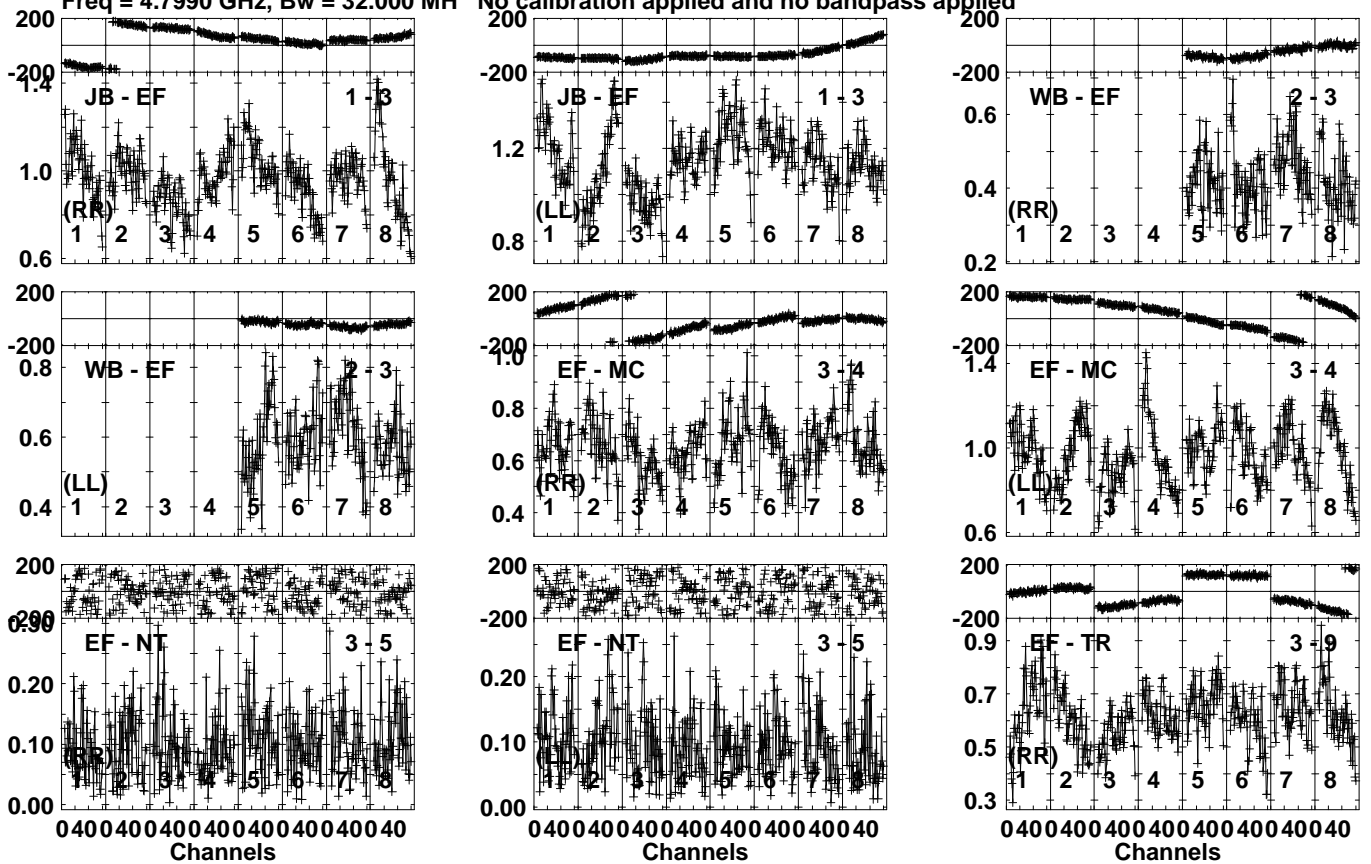
Lower frame: Micro Ampl Jy Top frame: Phas deg  
Vector averaged cross-power spectrum Several baselines displayed  
Timerange: 00/07:11:31 to 00/07:15:39

Plot file version 204 created 04-NOV-2021 02:04:58

J0038+1856 EC077C.UVDATA.1

Freq = 4.7990 GHz, Bw = 32.000 MH

No calibration applied and no bandpass applied



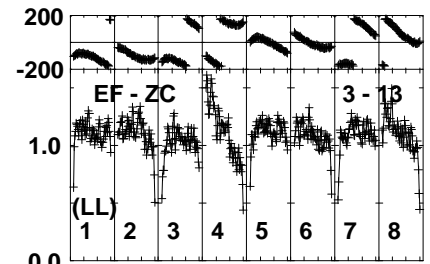
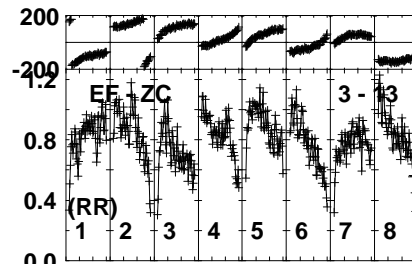
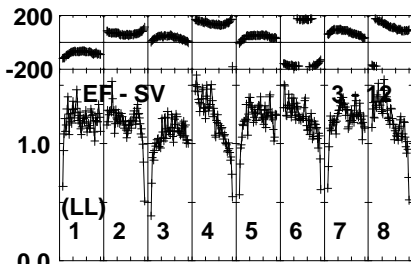
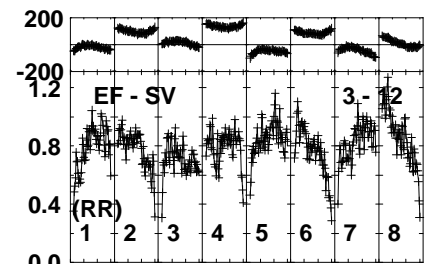
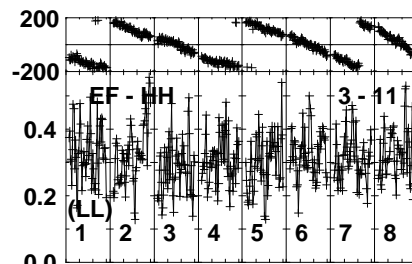
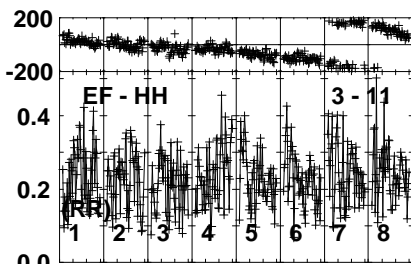
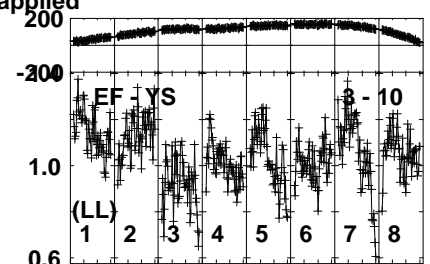
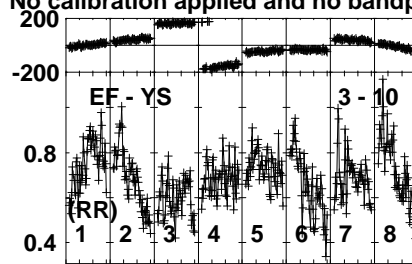
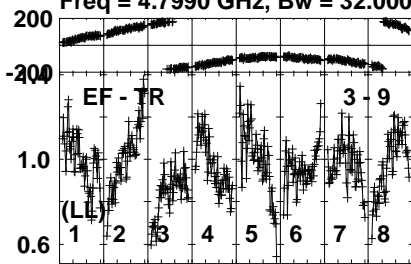
Lower frame: Milli Ampl Jy Top frame: Phas deg  
Vector averaged cross-power spectrum Several baselines displayed  
Timerange: 00/07:16:11 to 00/07:18:09

Plot file version 205 created 04-NOV-2021 02:04:58

J0038+1856 EC077C.UVDATA.1

Freq = 4.7990 GHz, Bw = 32.000 MH

No calibration applied and no bandpass applied



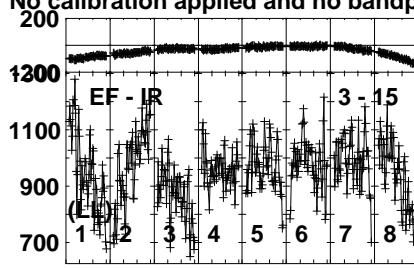
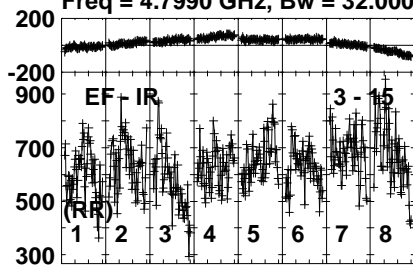
Lower frame: Milli Ampl Jy Top frame: Phas deg  
Vector averaged cross-power spectrum Several baselines displayed  
Timerange: 00/07:16:11 to 00/07:18:09

Plot file version 206 created 04-NOV-2021 02:04:58

J0038+1856 EC077C.UVDATA.1

Freq = 4.7990 GHz, Bw = 32.000 MH

No calibration applied and no bandpass applied



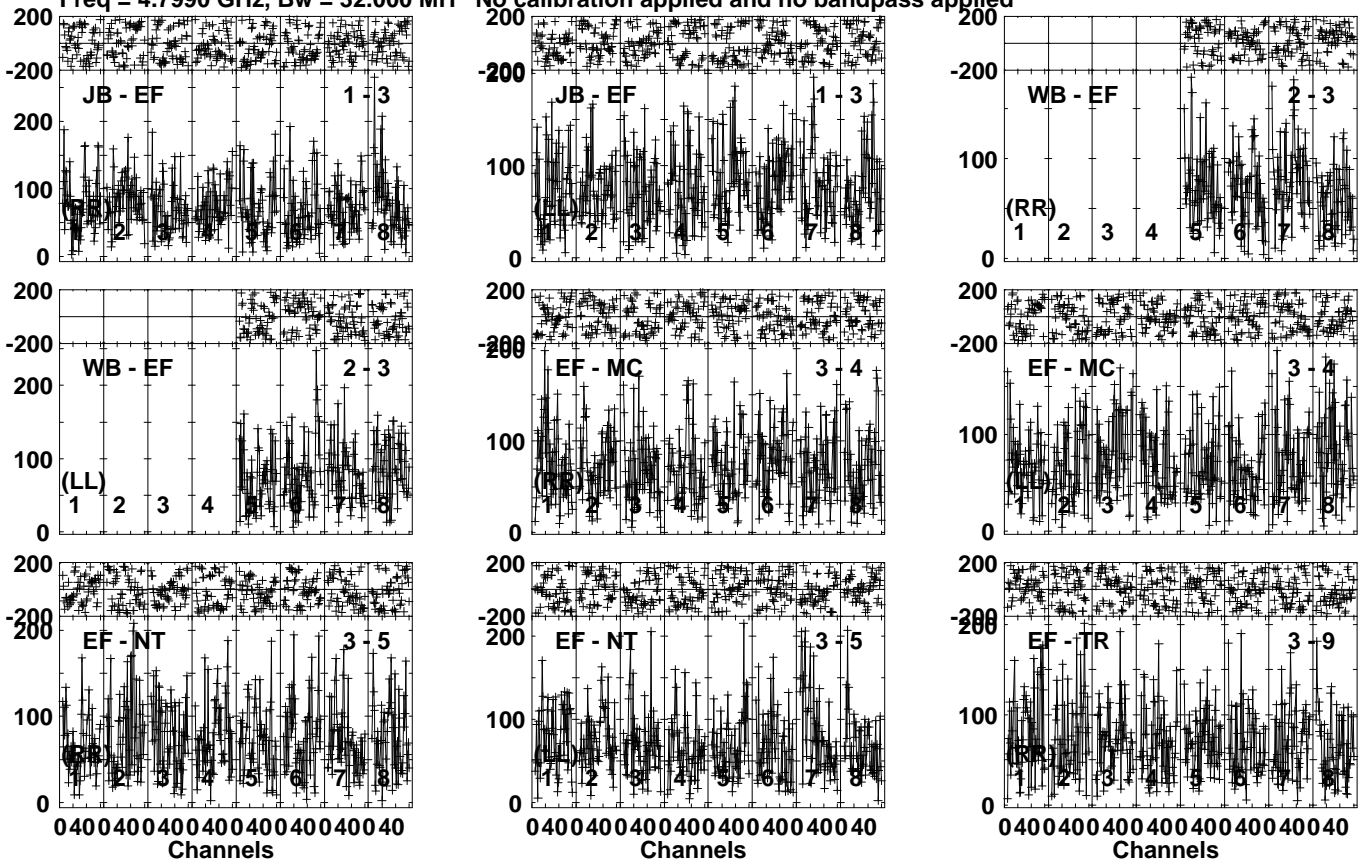
Lower frame: Micro Ampl Jy Top frame: Phas deg  
Vector averaged cross-power spectrum Several baselines displayed  
Timerange: 00/07:16:11 to 00/07:18:09

Plot file version 207 created 04-NOV-2021 02:04:58

LSPMJ0036+18 EC077C.UVDATA.1

Freq = 4.7990 GHz, Bw = 32.000 MH

No calibration applied and no bandpass applied



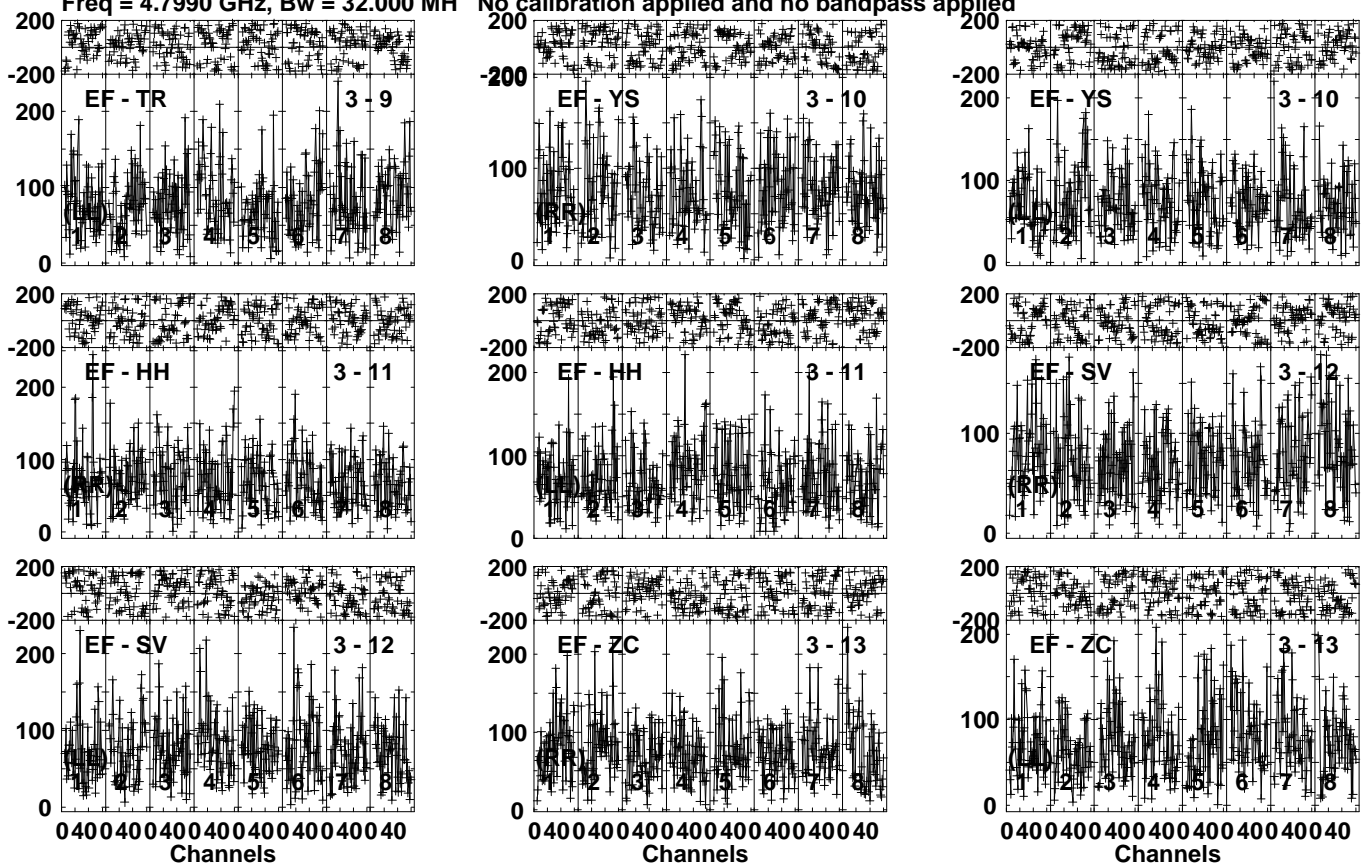
Lower frame: Micro Ampl Jy Top frame: Phas deg  
Vector averaged cross-power spectrum Several baselines displayed  
Timerange: 00/07:18:51 to 00/07:22:19

Plot file version 208 created 04-NOV-2021 02:04:59

LSPMJ0036+18 EC077C.UVDATA.1

Freq = 4.7990 GHz, Bw = 32.000 MH

No calibration applied and no bandpass applied



Lower frame: Micro Ampl Jy Top frame: Phas deg  
Vector averaged cross-power spectrum Several baselines displayed  
Timerange: 00/07:18:51 to 00/07:22:19

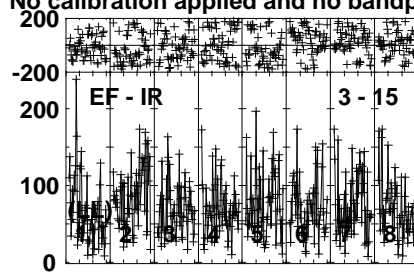
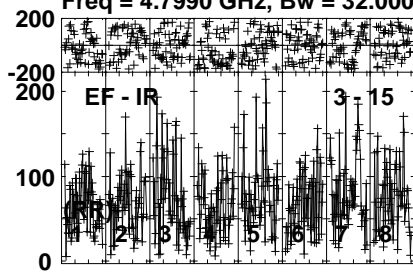


Plot file version 209 created 04-NOV-2021 02:04:59

LSPMJ0036+18 EC077C.UVDATA.1

Freq = 4.7990 GHz, Bw = 32.000 MH

No calibration applied and no bandpass applied



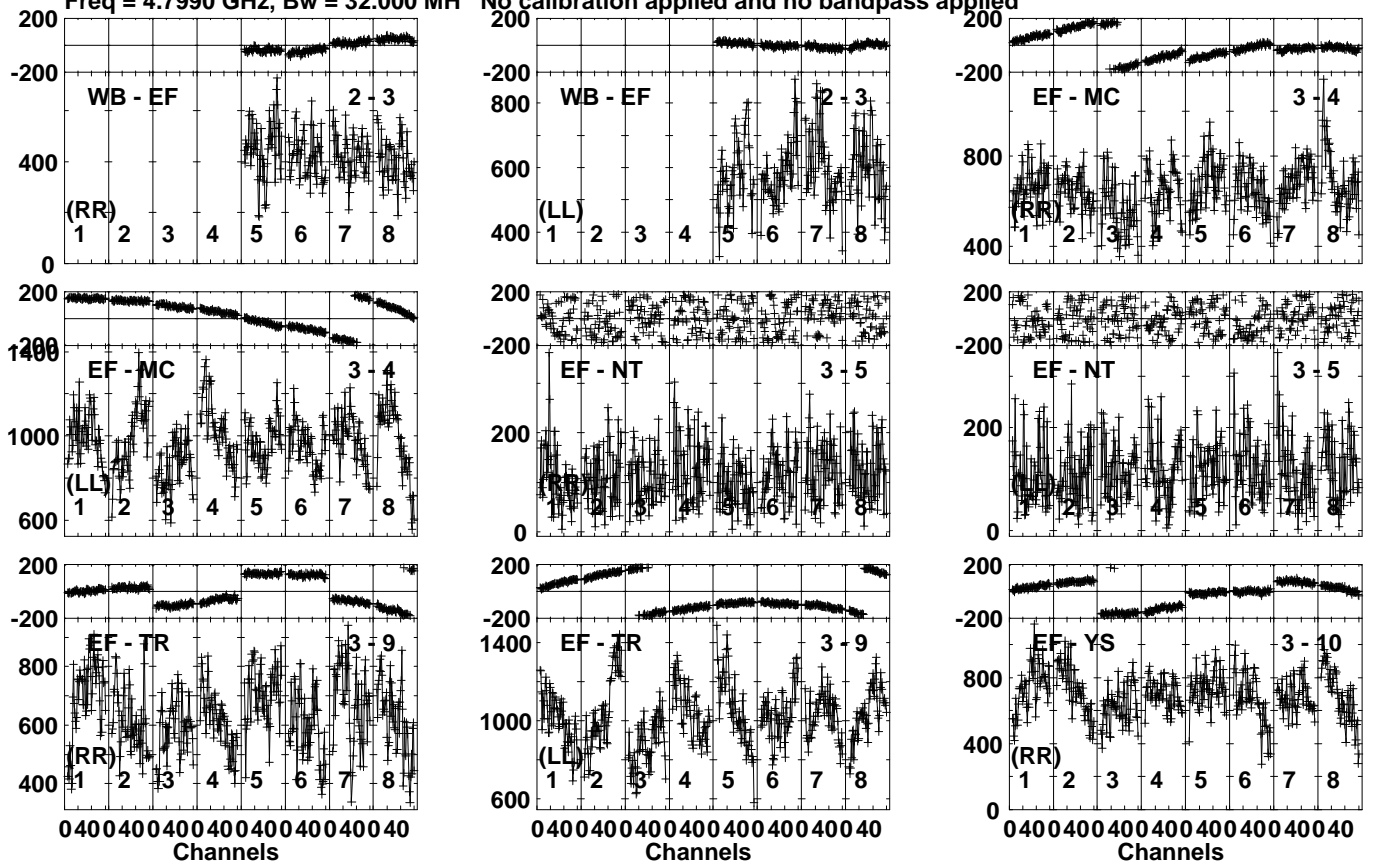
Lower frame: Micro Ampl Jy Top frame: Phas deg  
Vector averaged cross-power spectrum Several baselines displayed  
Timerange: 00/07:18:51 to 00/07:22:19

Plot file version 210 created 04-NOV-2021 02:04:59

J0038+1856 EC077C.UVDATA.1

Freq = 4.7990 GHz, Bw = 32.000 MH

No calibration applied and no bandpass applied



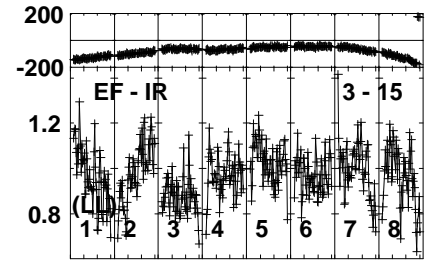
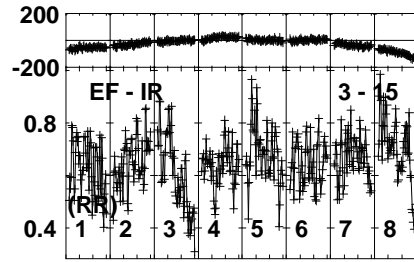
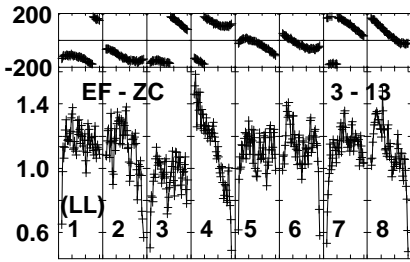
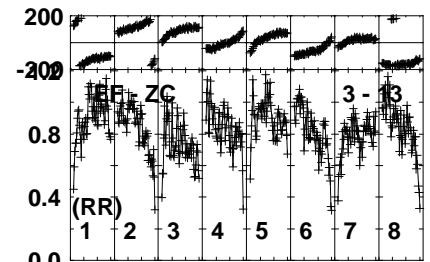
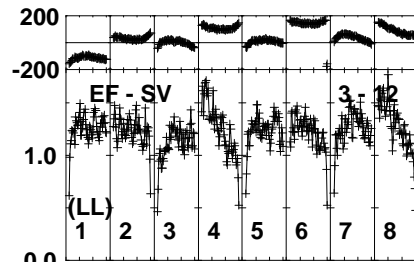
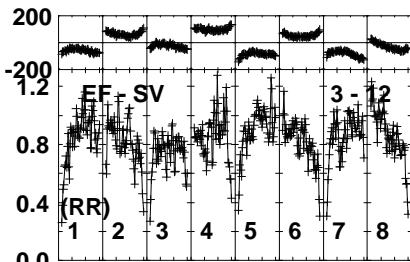
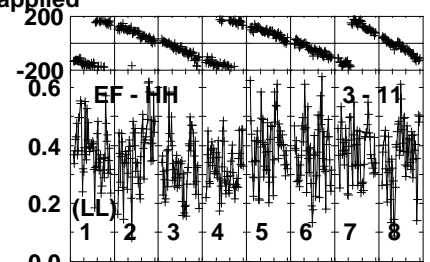
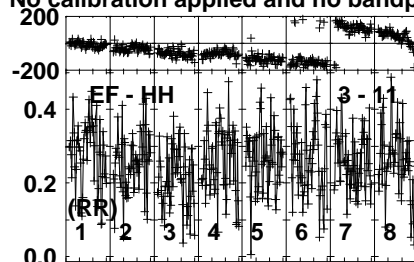
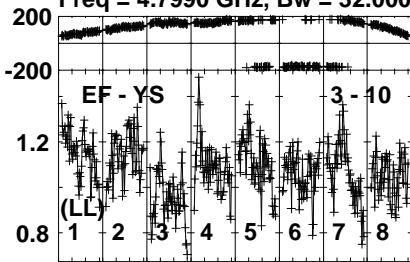
Lower frame: Micro Ampl Jy Top frame: Phas deg  
Vector averaged cross-power spectrum Several baselines displayed  
Timerange: 00/07:22:23 to 00/07:24:19

Plot file version 211 created 04-NOV-2021 02:04:59

J0038+1856 EC077C.UVDATA.1

Freq = 4.7990 GHz, Bw = 32.000 MH

No calibration applied and no bandpass applied



0400400400400400400400400400  
Channels

0400400400400400400400400400  
Channels

0400400400400400400400400400  
Channels

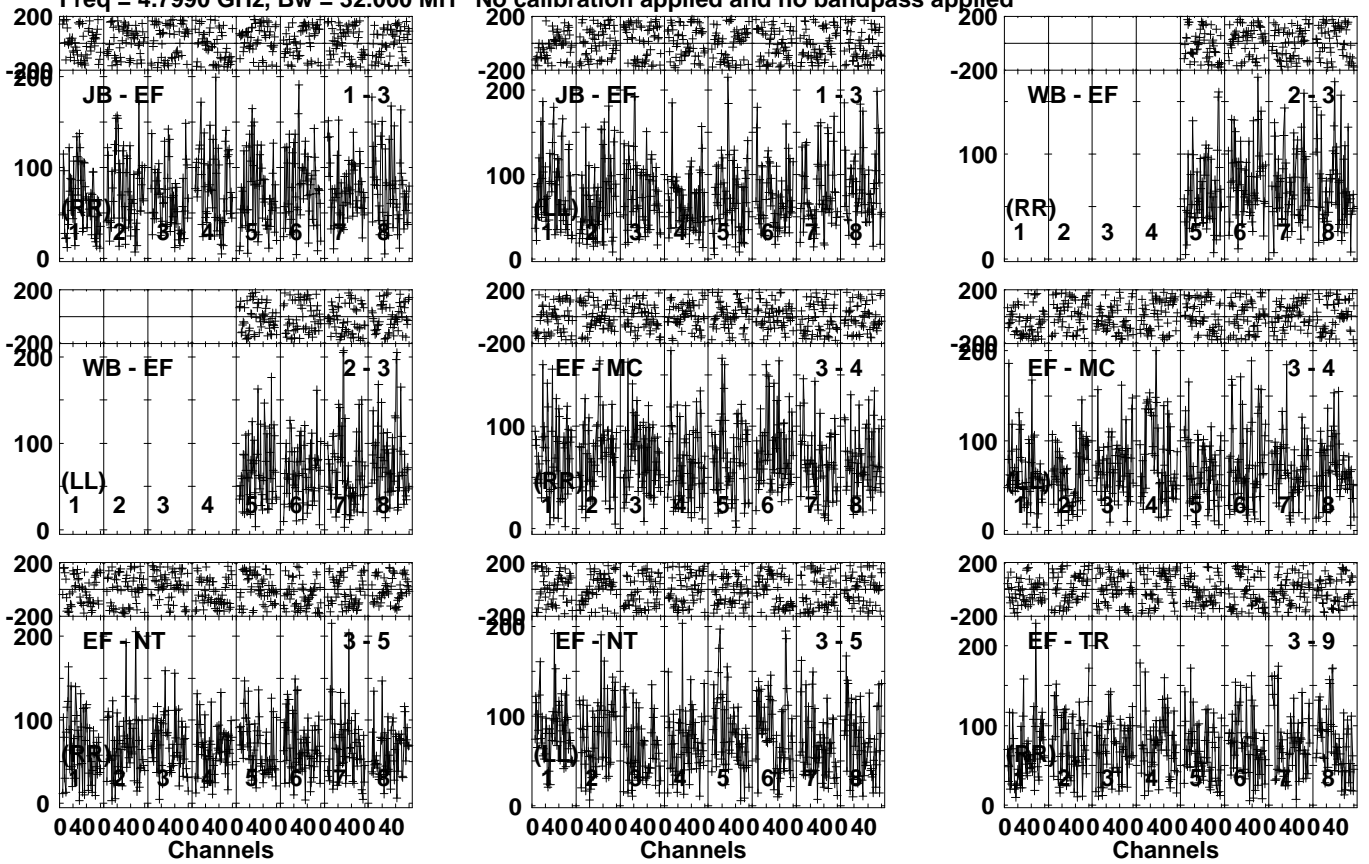
Lower frame: Milli Ampl Jy Top frame: Phas deg  
Vector averaged cross-power spectrum Several baselines displayed  
Timerange: 00/07:22:23 to 00/07:24:19

Plot file version 212 created 04-NOV-2021 02:04:59

LSPMJ0036+18 EC077C.UVDATA.1

Freq = 4.7990 GHz, Bw = 32.000 MH

No calibration applied and no bandpass applied



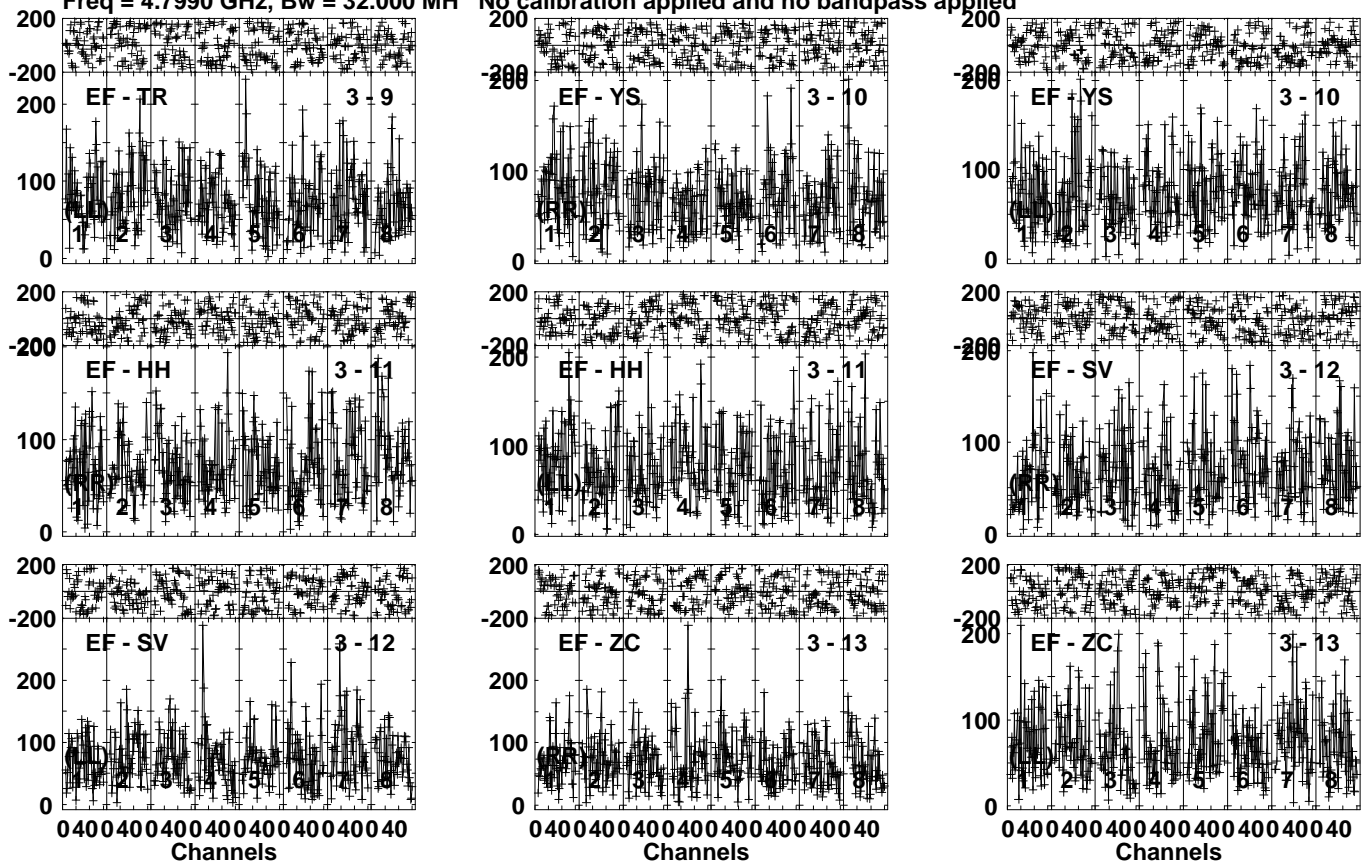
Lower frame: Micro Ampl Jy Top frame: Phas deg  
Vector averaged cross-power spectrum Several baselines displayed  
Timerange: 00/07:24:21 to 00/07:28:29

Plot file version 213 created 04-NOV-2021 02:04:59

LSPMJ0036+18 EC077C.UVDATA.1

Freq = 4.7990 GHz, Bw = 32.000 MH

No calibration applied and no bandpass applied



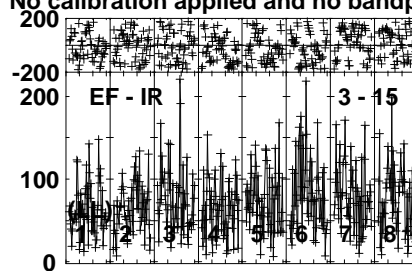
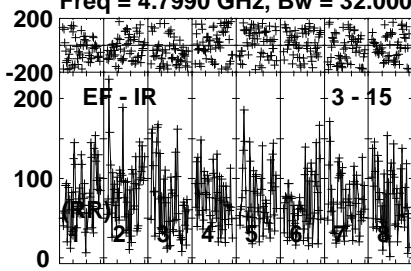
Lower frame: Micro Ampl Jy Top frame: Phas deg  
Vector averaged cross-power spectrum Several baselines displayed  
Timerange: 00/07:24:21 to 00/07:28:29

Plot file version 214 created 04-NOV-2021 02:04:59

LSPMJ0036+18 EC077C.UVDATA.1

Freq = 4.7990 GHz, Bw = 32.000 MH

No calibration applied and no bandpass applied



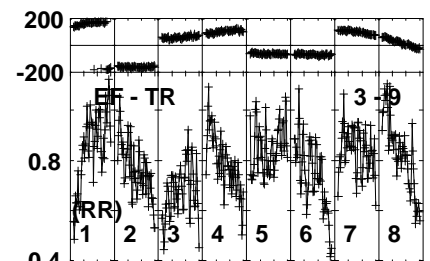
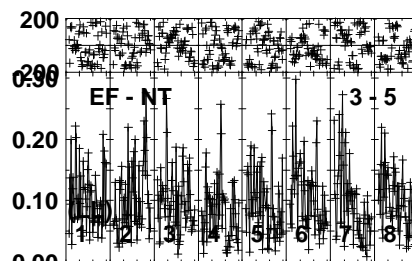
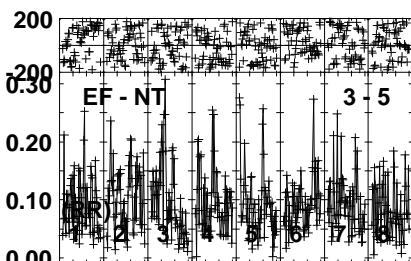
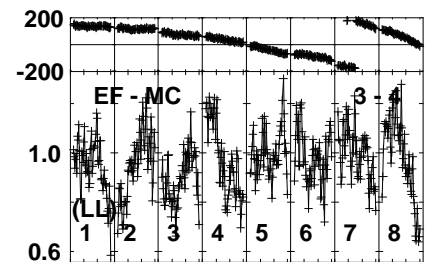
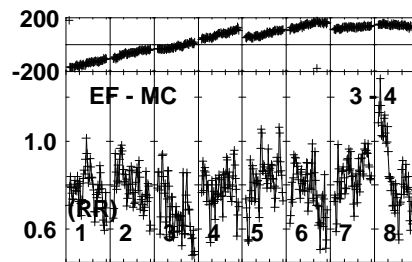
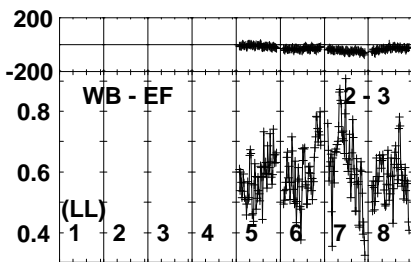
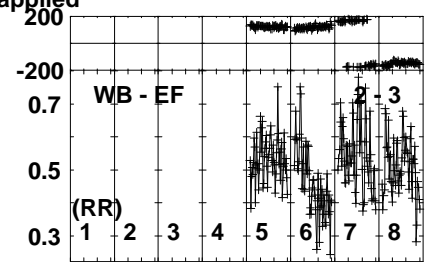
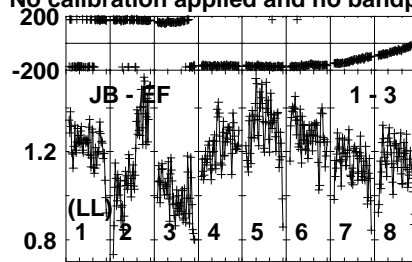
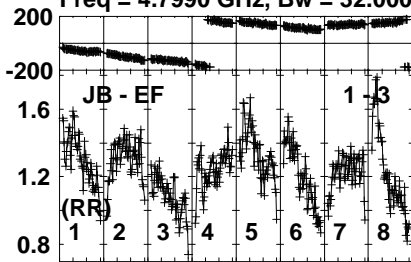
Lower frame: Micro Ampl Jy Top frame: Phas deg  
Vector averaged cross-power spectrum Several baselines displayed  
Timerange: 00/07:24:21 to 00/07:28:29

Plot file version 215 created 04-NOV-2021 02:04:59

J0038+1856 EC077C.UVDATA.1

Freq = 4.7990 GHz, Bw = 32.000 MH

No calibration applied and no bandpass applied



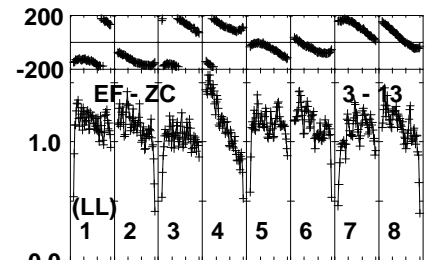
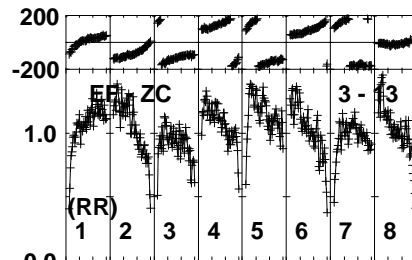
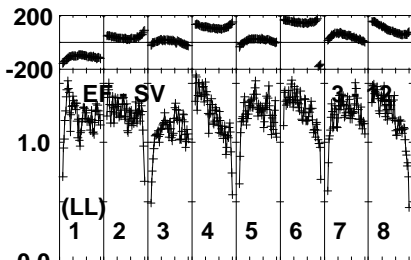
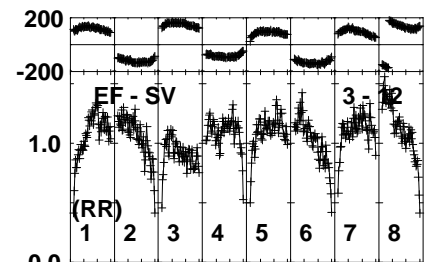
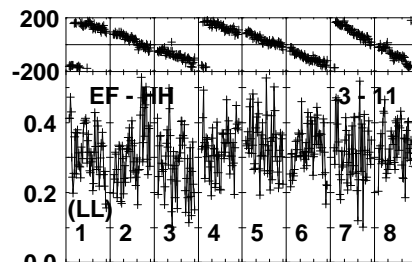
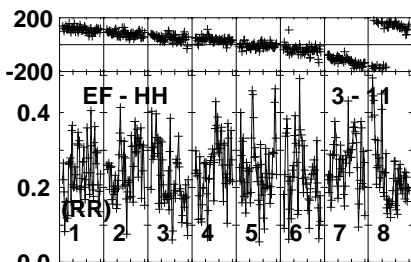
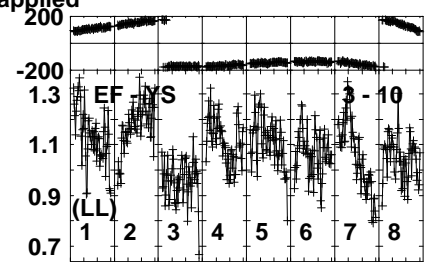
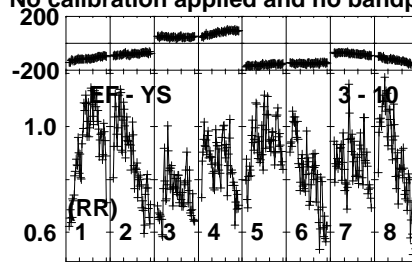
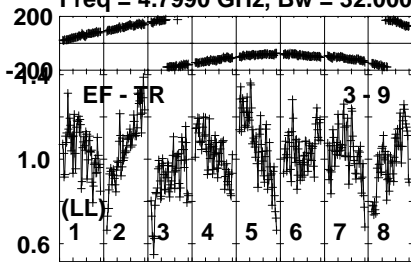
Lower frame: Milli Ampl Jy Top frame: Phas deg  
Vector averaged cross-power spectrum Several baselines displayed  
Timerange: 00/07:29:01 to 00/07:30:59

Plot file version 216 created 04-NOV-2021 02:05:00

J0038+1856 EC077C.UVDATA.1

Freq = 4.7990 GHz, Bw = 32.000 MH

No calibration applied and no bandpass applied



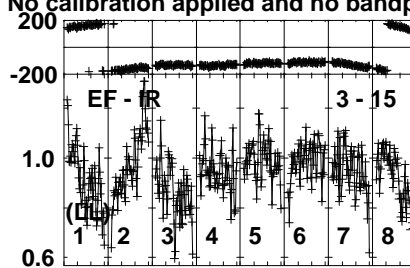
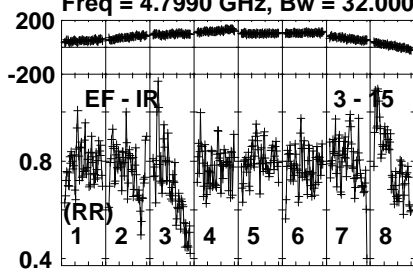
Lower frame: Milli Ampl Jy Top frame: Phas deg  
Vector averaged cross-power spectrum Several baselines displayed  
Timerange: 00/07:29:01 to 00/07:30:59



Plot file version 217 created 04-NOV-2021 02:05:00

J0038+1856 EC077C.UVDATA.1

Freq = 4.7990 GHz, Bw = 32.000 MH No calibration applied and no bandpass applied



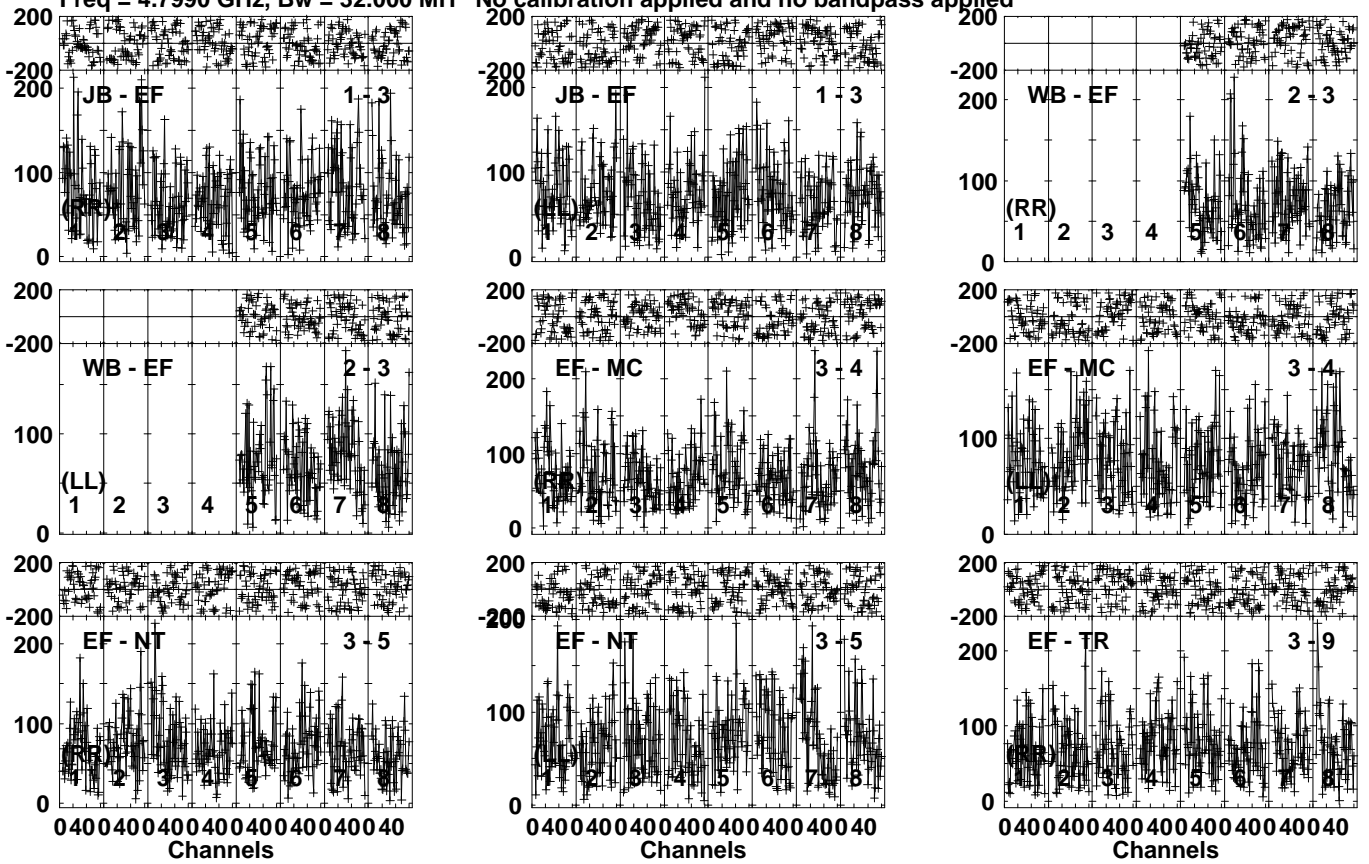
Lower frame: Milli Ampl Jy Top frame: Phas deg  
Vector averaged cross-power spectrum Several baselines displayed  
Timerange: 00/07:29:01 to 00/07:30:59

Plot file version 218 created 04-NOV-2021 02:05:00

LSPMJ0036+18 EC077C.UVDATA.1

Freq = 4.7990 GHz, Bw = 32.000 MH

No calibration applied and no bandpass applied



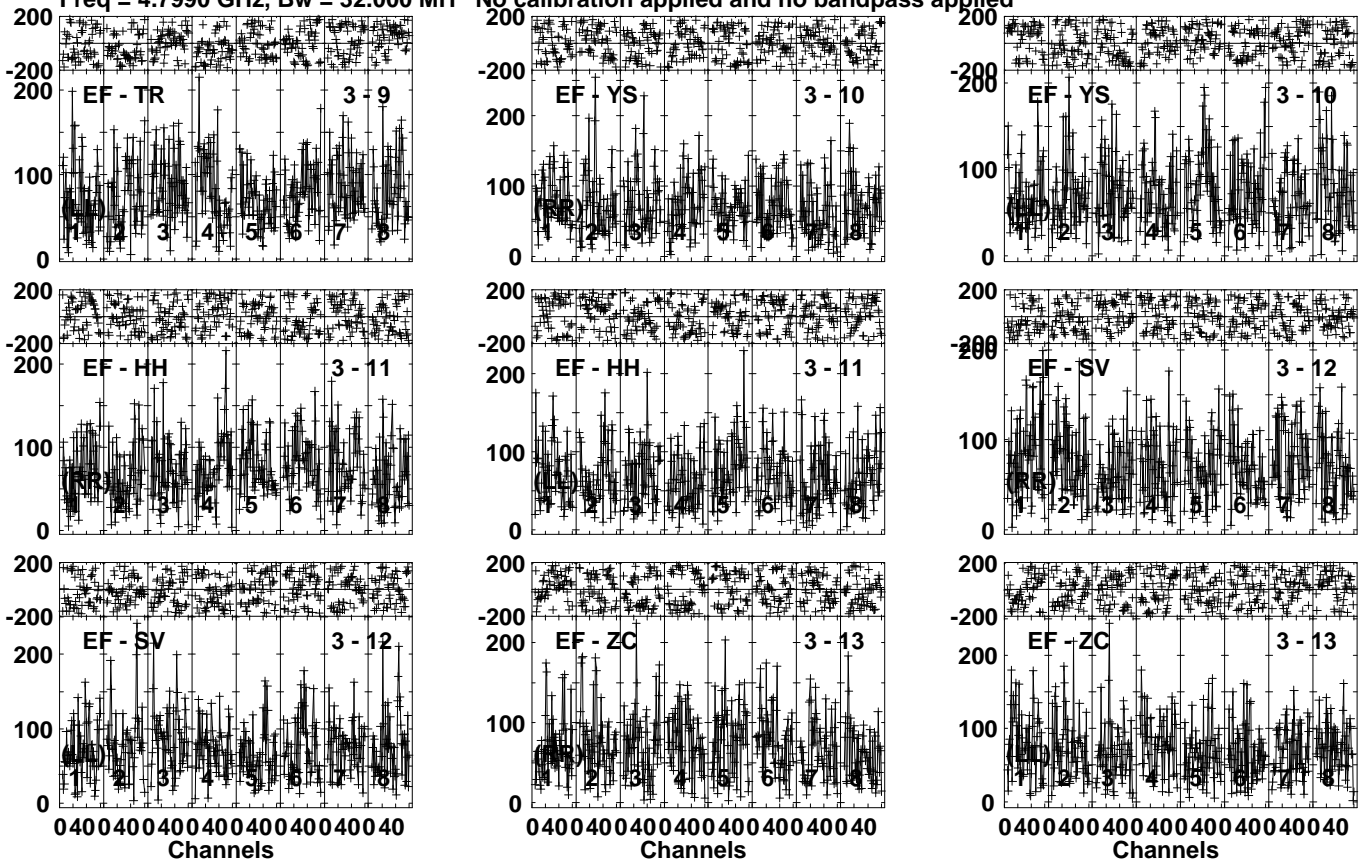
Lower frame: Micro Ampl Jy Top frame: Phas deg  
Vector averaged cross-power spectrum Several baselines displayed  
Timerange: 00/07:31:41 to 00/07:35:09

Plot file version 219 created 04-NOV-2021 02:05:00

LSPMJ0036+18 EC077C.UVDATA.1

Freq = 4.7990 GHz, Bw = 32.000 MH

No calibration applied and no bandpass applied



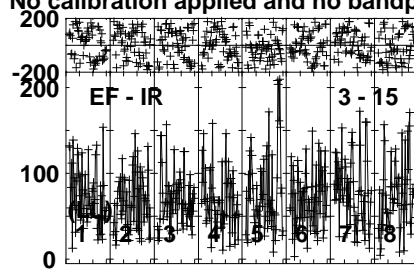
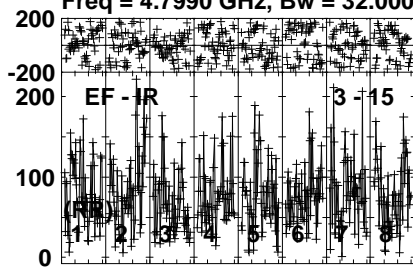
Lower frame: Micro Ampl Jy Top frame: Phas deg  
Vector averaged cross-power spectrum Several baselines displayed  
Timerange: 00/07:31:41 to 00/07:35:09

Plot file version 220 created 04-NOV-2021 02:05:00

LSPMJ0036+18 EC077C.UVDATA.1

Freq = 4.7990 GHz, Bw = 32.000 MH

No calibration applied and no bandpass applied



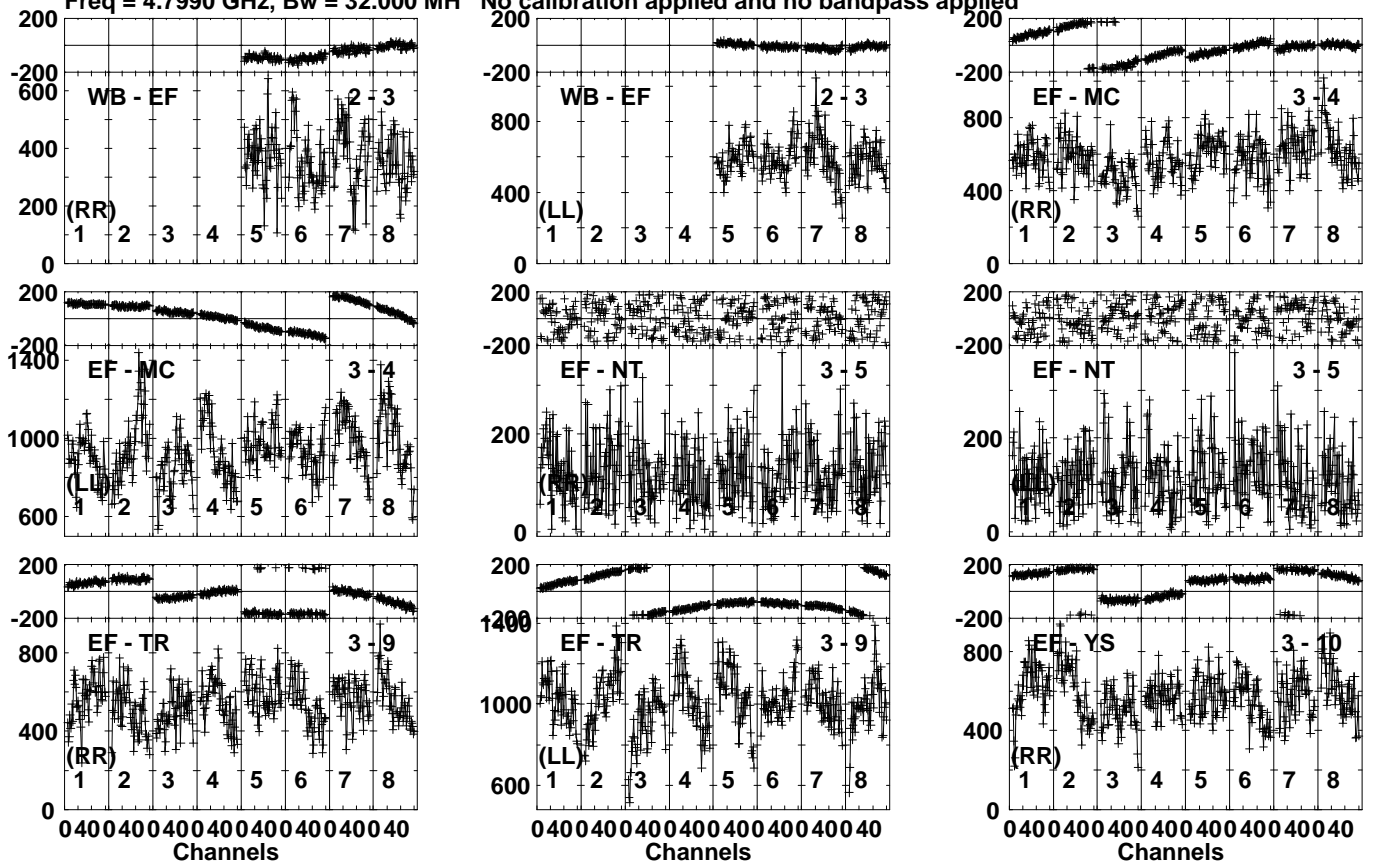
Lower frame: Micro Ampl Jy Top frame: Phas deg  
Vector averaged cross-power spectrum Several baselines displayed  
Timerange: 00/07:31:41 to 00/07:35:09

Plot file version 221 created 04-NOV-2021 02:05:00

J0038+1856 EC077C.UVDATA.1

Freq = 4.7990 GHz, Bw = 32.000 MH

No calibration applied and no bandpass applied



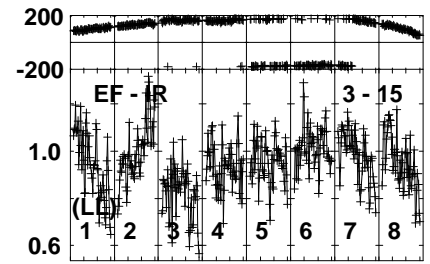
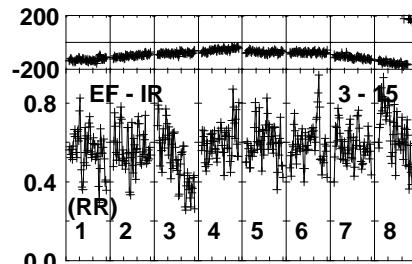
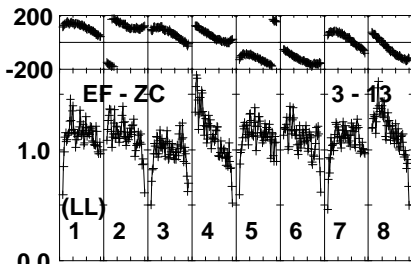
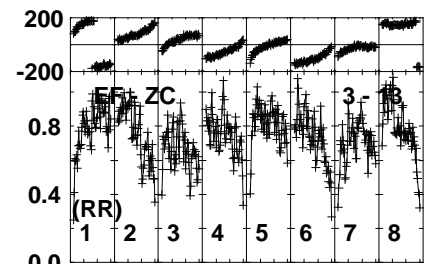
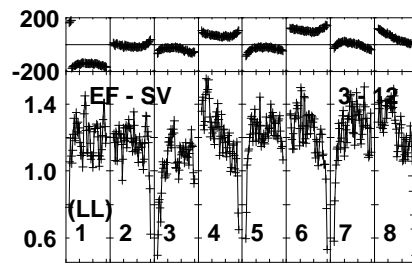
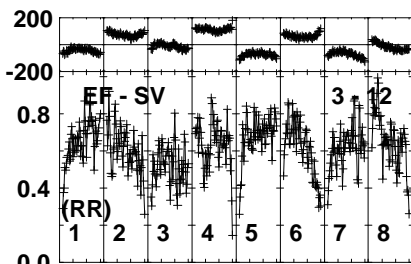
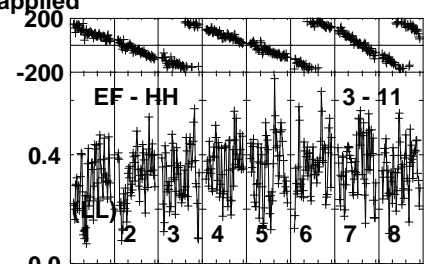
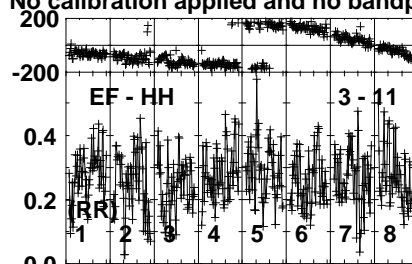
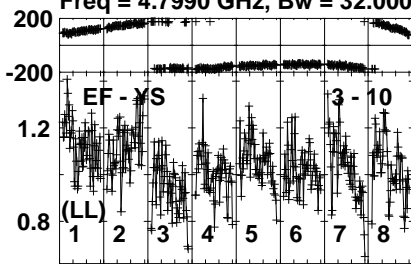
Lower frame: Micro Ampl Jy Top frame: Phas deg  
Vector averaged cross-power spectrum Several baselines displayed  
Timerange: 00/07:35:13 to 00/07:37:09

Plot file version 222 created 04-NOV-2021 02:05:00

J0038+1856 EC077C.UVDATA.1

Freq = 4.7990 GHz, Bw = 32.000 MH

No calibration applied and no bandpass applied



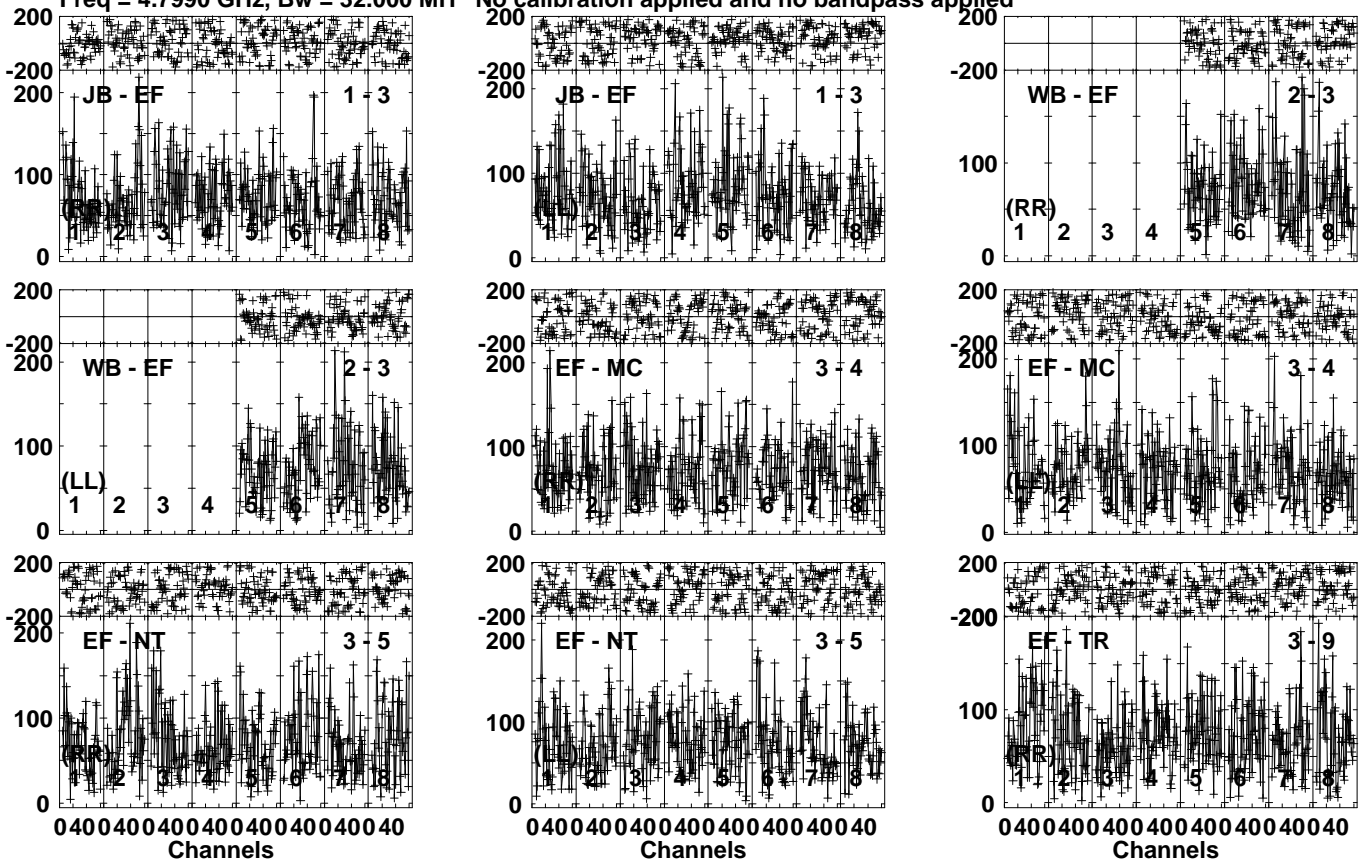
Lower frame: Milli Ampl Jy Top frame: Phas deg  
Vector averaged cross-power spectrum Several baselines displayed  
Timerange: 00/07:35:13 to 00/07:37:09

Plot file version 223 created 04-NOV-2021 02:05:00

LSPMJ0036+18 EC077C.UVDATA.1

Freq = 4.7990 GHz, Bw = 32.000 MH

No calibration applied and no bandpass applied



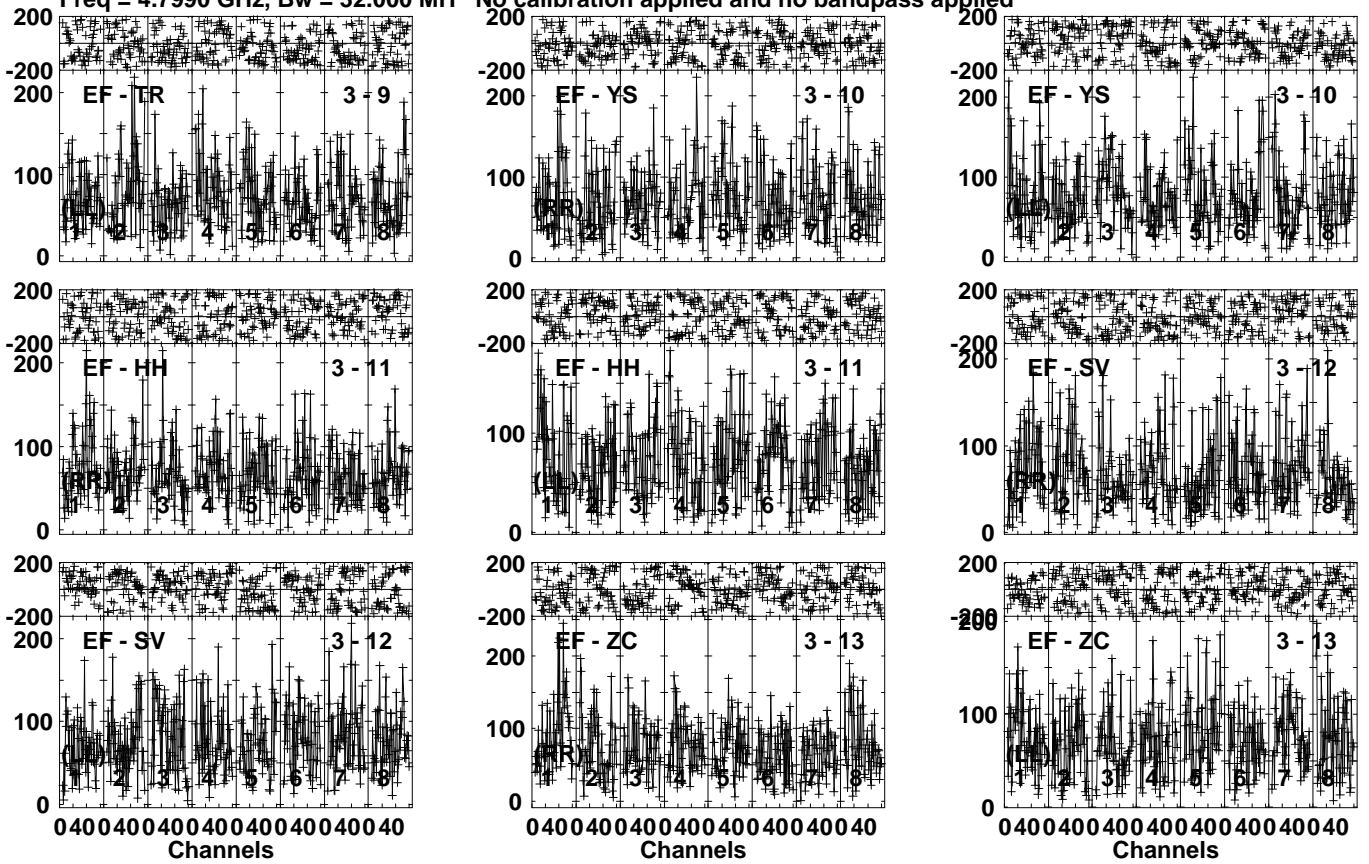
Lower frame: Micro Ampl Jy Top frame: Phas deg  
Vector averaged cross-power spectrum Several baselines displayed  
Timerange: 00/07:37:11 to 00/07:41:19

Plot file version 224 created 04-NOV-2021 02:05:01

LSPMJ0036+18 EC077C.UVDATA.1

Freq = 4.7990 GHz, Bw = 32.000 MH

No calibration applied and no bandpass applied



Lower frame: Micro Ampl Jy Top frame: Phas deg  
Vector averaged cross-power spectrum Several baselines displayed  
Timerange: 00/07:37:11 to 00/07:41:19

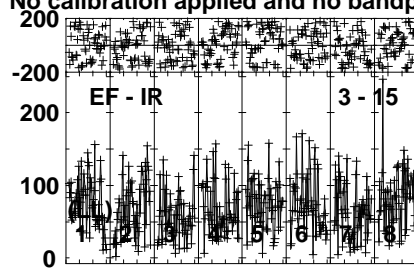
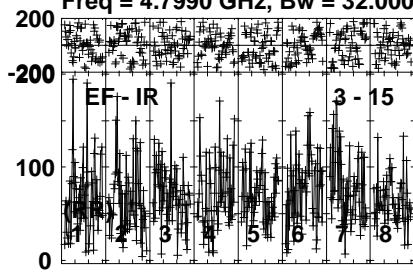


Plot file version 225 created 04-NOV-2021 02:05:01

LSPMJ0036+18 EC077C.UVDATA.1

Freq = 4.7990 GHz, Bw = 32.000 MH

No calibration applied and no bandpass applied



Lower frame: Micro Ampl Jy Top frame: Phas deg

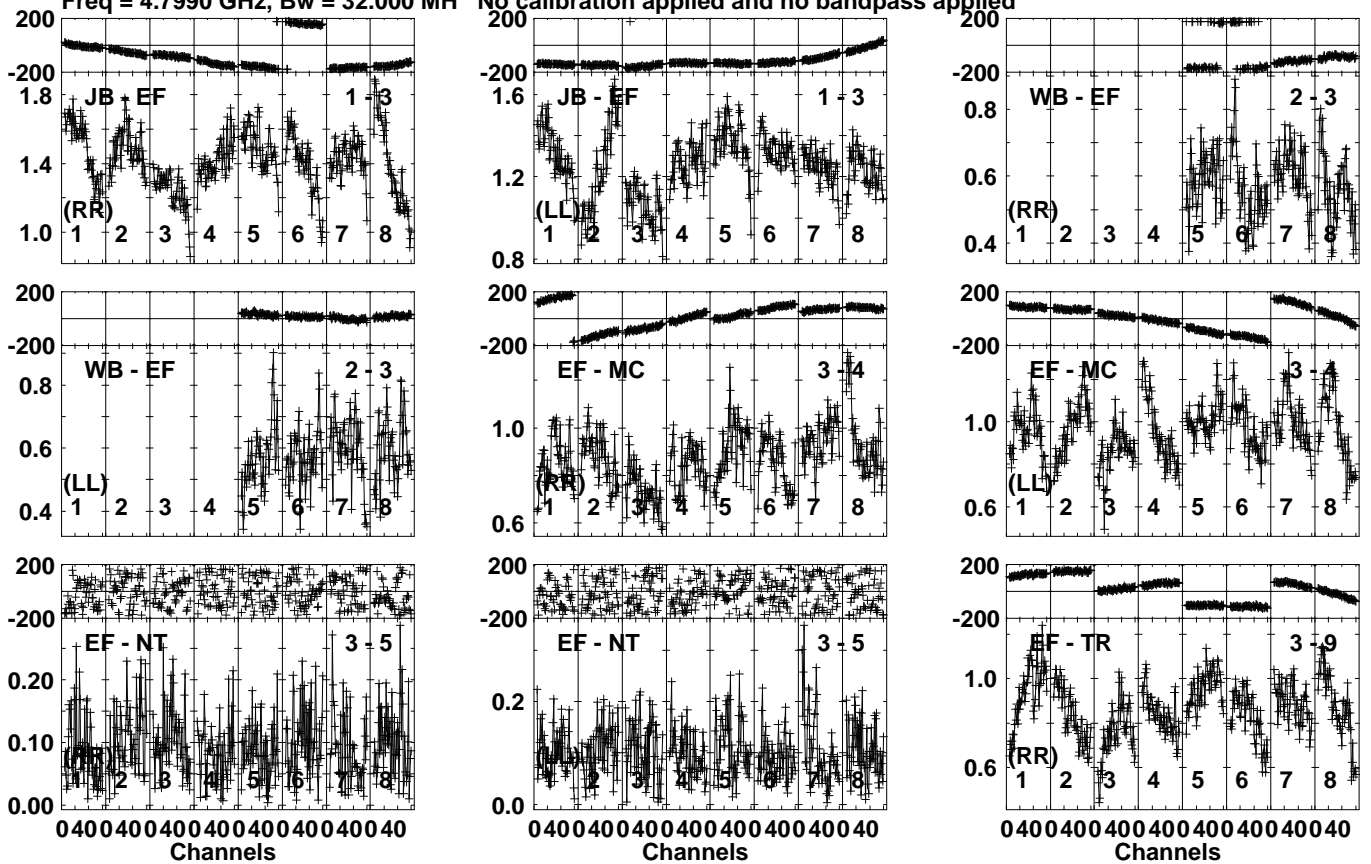
Vector averaged cross-power spectrum Several baselines displayed

Timerange: 00/07:37:11 to 00/07:41:19

Plot file version 226 created 04-NOV-2021 02:05:01

J0038+1856 EC077C.UVDATA.1

Freq = 4.7990 GHz, Bw = 32.000 MH No calibration applied and no bandpass applied

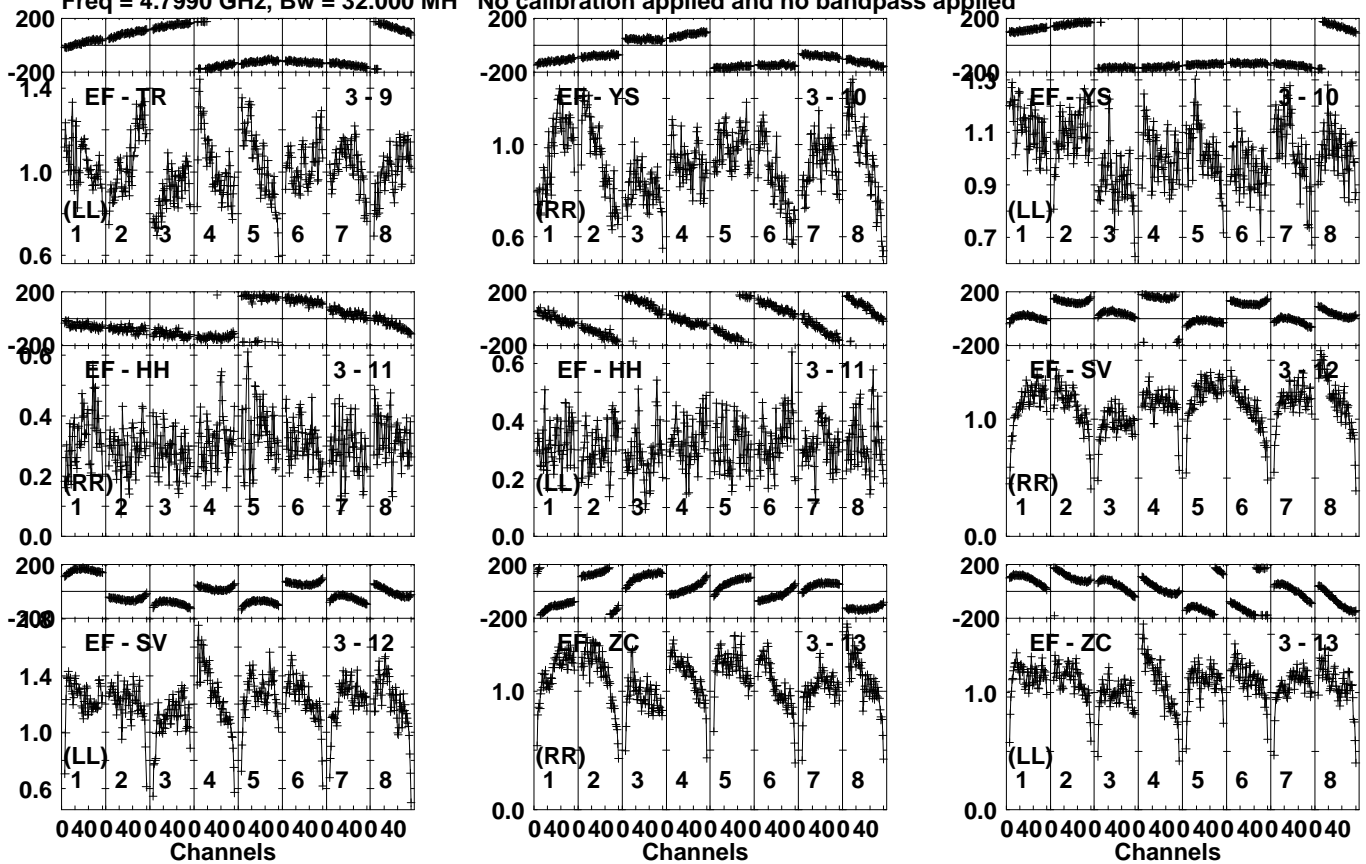


Lower frame: Milli Ampl Jy Top frame: Phas deg  
Vector averaged cross-power spectrum Several baselines displayed  
Timerange: 00/07:41:51 to 00/07:43:49

Plot file version 227 created 04-NOV-2021 02:05:01

J0038+1856 EC077C.UVDATA.1

Freq = 4.7990 GHz, Bw = 32.000 MH No calibration applied and no bandpass applied



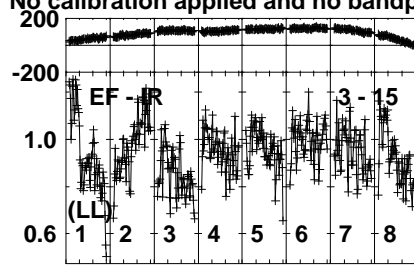
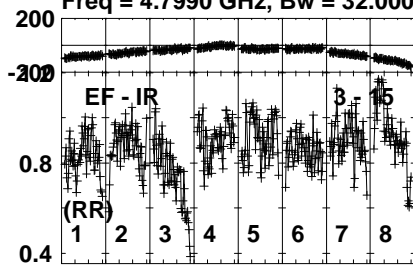
Lower frame: Milli Ampl Jy Top frame: Phas deg  
Vector averaged cross-power spectrum Several baselines displayed  
Timerange: 00/07:41:51 to 00/07:43:49

Plot file version 228 created 04-NOV-2021 02:05:01

J0038+1856 EC077C.UVDATA.1

Freq = 4.7990 GHz, Bw = 32.000 MH

No calibration applied and no bandpass applied



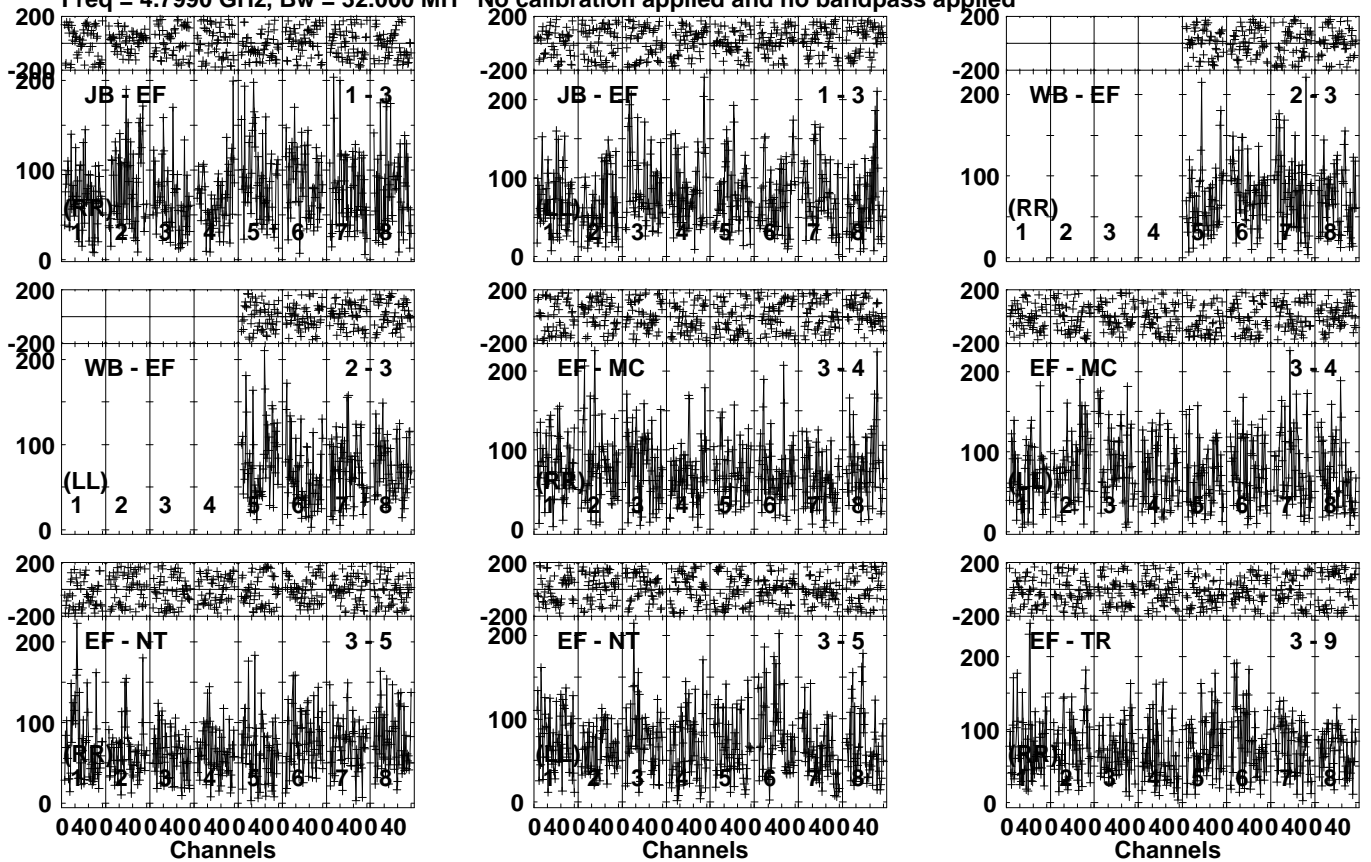
Lower frame: Milli Ampl Jy Top frame: Phas deg  
Vector averaged cross-power spectrum Several baselines displayed  
Timerange: 00/07:41:51 to 00/07:43:49

Plot file version 229 created 04-NOV-2021 02:05:01

LSPMJ0036+18 EC077C.UVDATA.1

Freq = 4.7990 GHz, Bw = 32.000 MH

No calibration applied and no bandpass applied



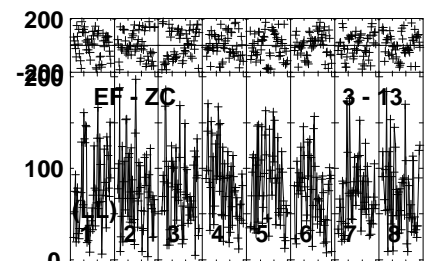
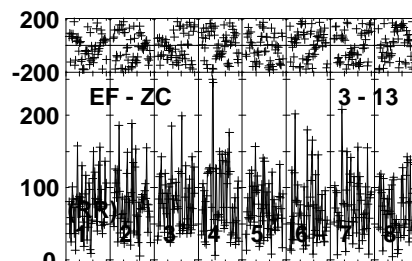
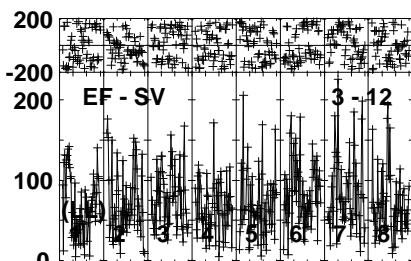
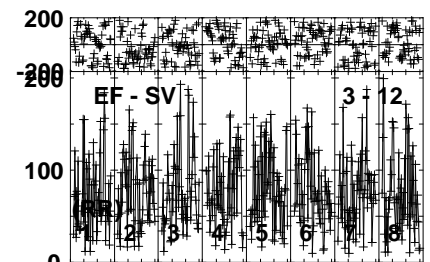
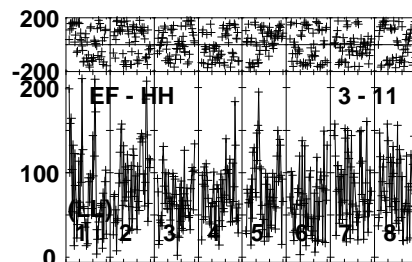
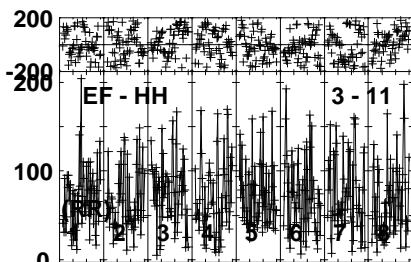
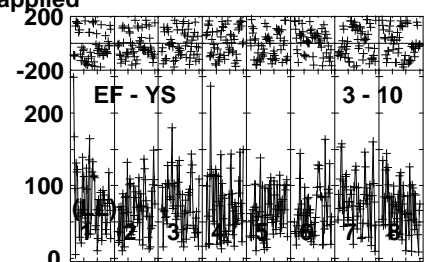
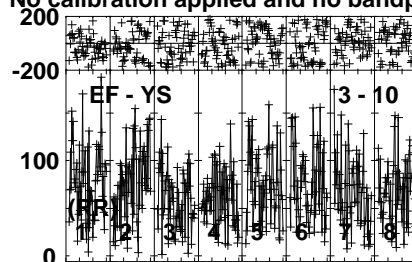
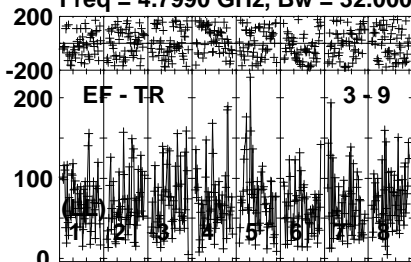
Lower frame: Micro Ampl Jy Top frame: Phas deg  
Vector averaged cross-power spectrum Several baselines displayed  
Timerange: 00/07:44:31 to 00/07:47:59

Plot file version 230 created 04-NOV-2021 02:05:01

LSPMJ0036+18 EC077C.UVDATA.1

Freq = 4.7990 GHz, Bw = 32.000 MH

No calibration applied and no bandpass applied



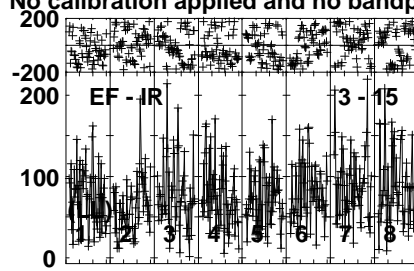
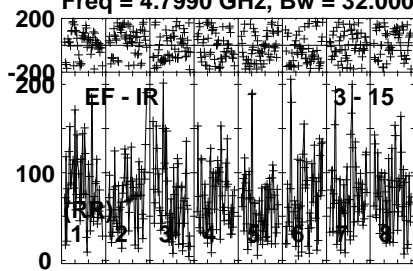
Lower frame: Micro Ampl Jy Top frame: Phas deg  
Vector averaged cross-power spectrum Several baselines displayed  
Timerange: 00/07:44:31 to 00/07:47:59

Plot file version 231 created 04-NOV-2021 02:05:01

LSPMJ0036+18 EC077C.UVDATA.1

Freq = 4.7990 GHz, Bw = 32.000 MH

No calibration applied and no bandpass applied



Lower frame: Micro Ampl Jy Top frame: Phas deg

Vector averaged cross-power spectrum Several baselines displayed

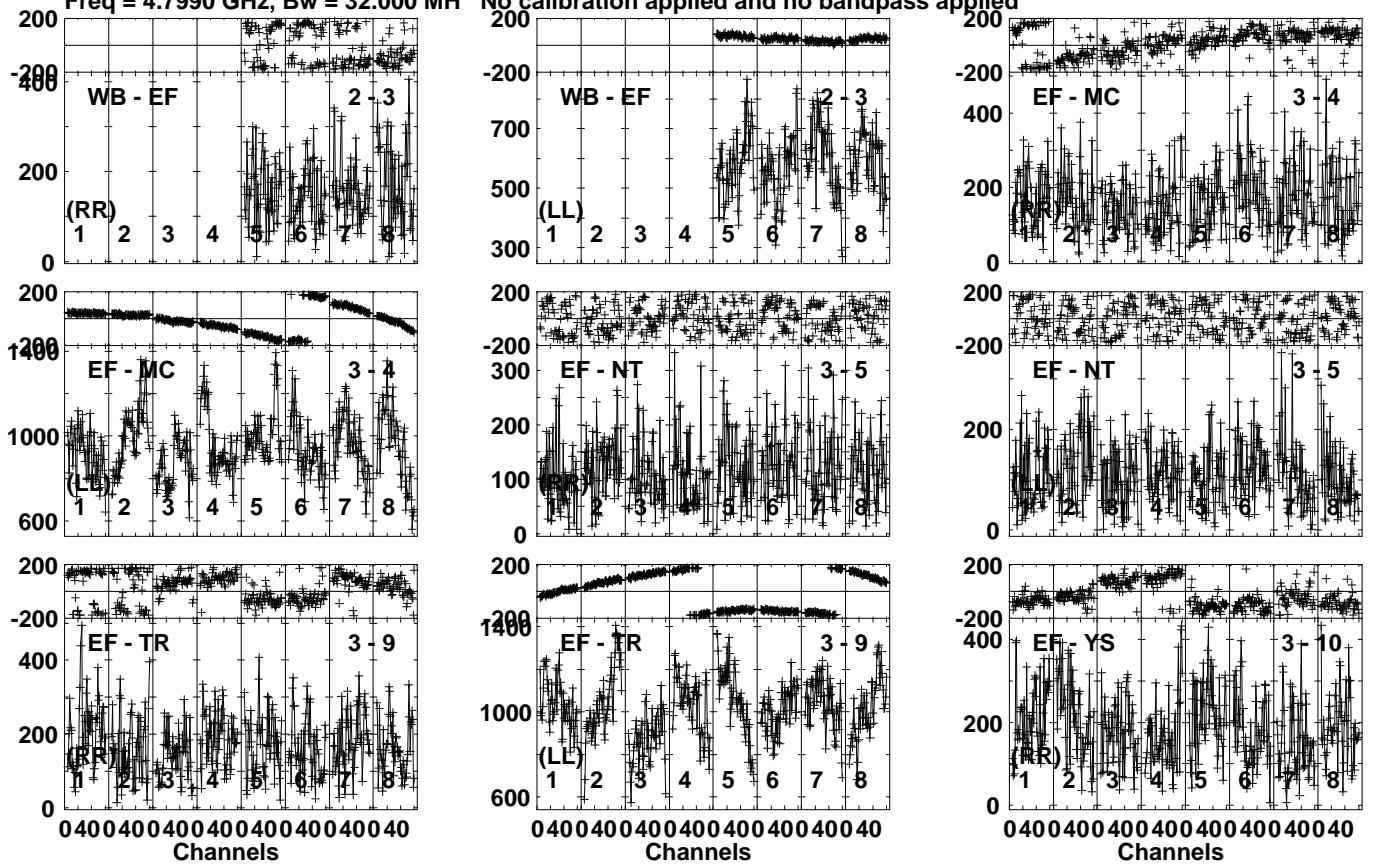
Timerange: 00/07:44:31 to 00/07:47:59

Plot file version 232 created 04-NOV-2021 02:05:01

J0038+1856 EC077C.UVDATA.1

Freq = 4.7990 GHz, Bw = 32.000 MH

No calibration applied and no bandpass applied



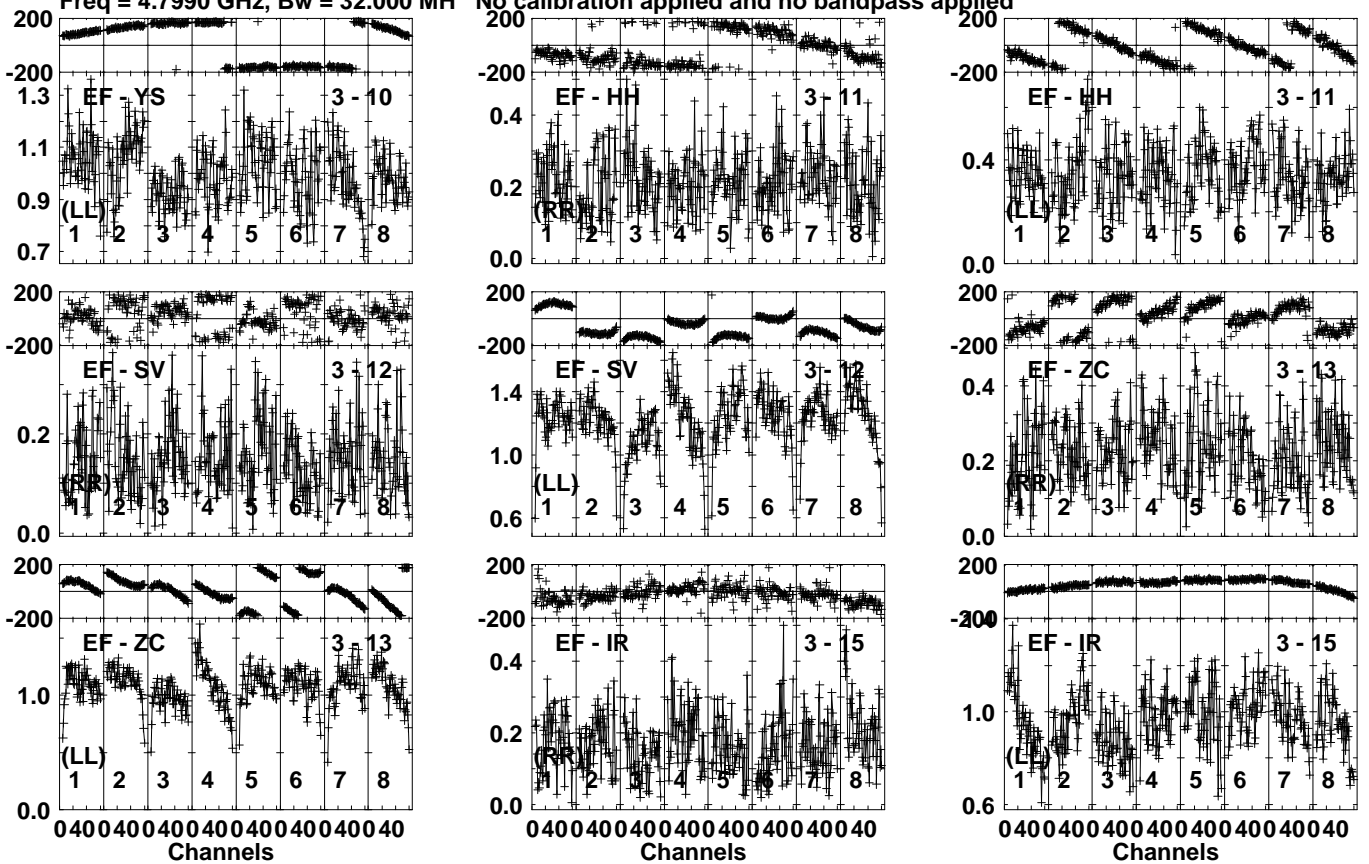
Lower frame: Micro Ampl Jy Top frame: Phas deg  
Vector averaged cross-power spectrum Several baselines displayed  
Timerange: 00/07:48:03 to 00/07:49:59



Plot file version 233 created 04-NOV-2021 02:05:01

J0038+1856 EC077C.UVDATA.1

Freq = 4.7990 GHz, Bw = 32.000 MH No calibration applied and no bandpass applied



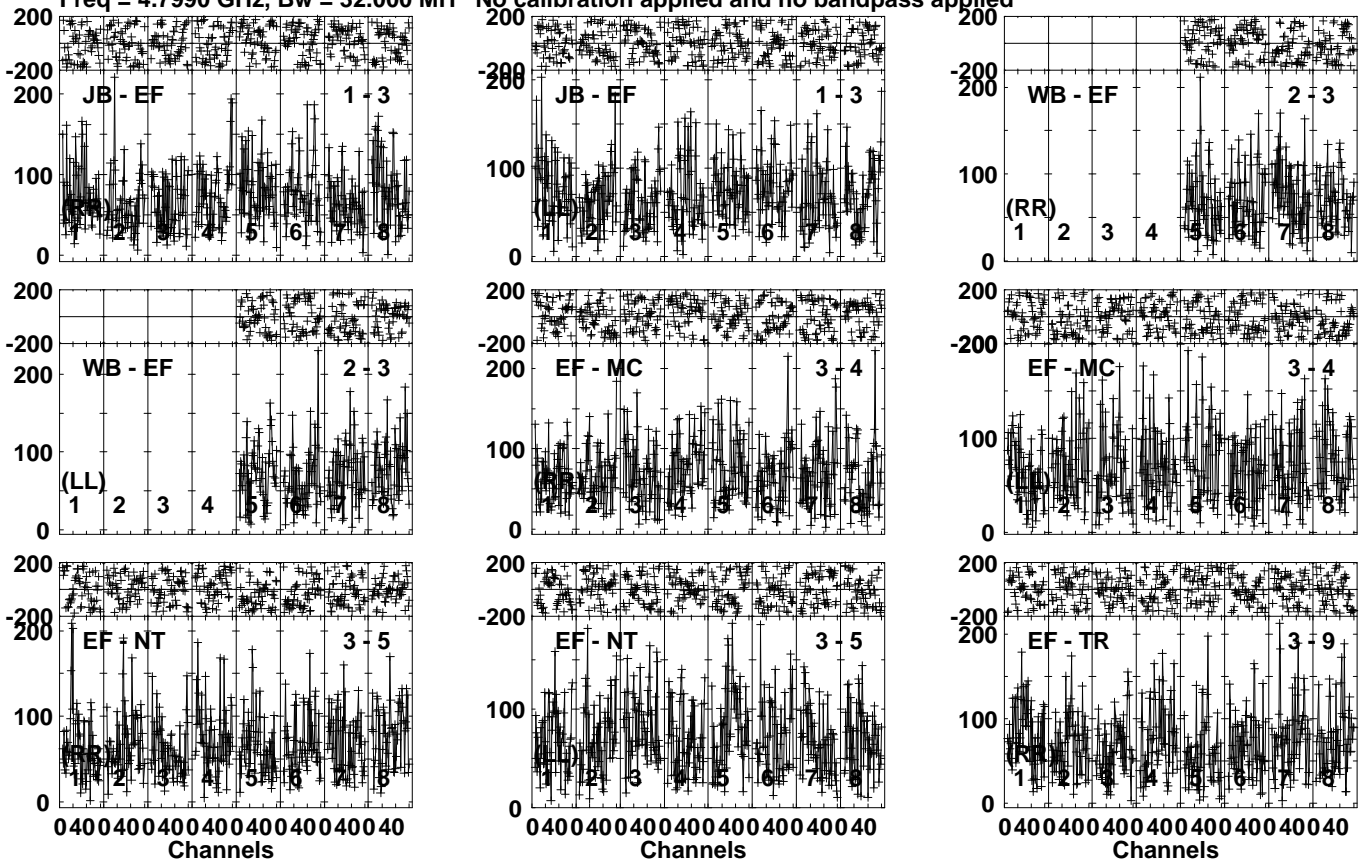
Lower frame: Milli Ampl Jy Top frame: Phas deg  
Vector averaged cross-power spectrum Several baselines displayed  
Timerange: 00:07:48:03 to 00:07:49:59

Plot file version 234 created 04-NOV-2021 02:05:02

LSPMJ0036+18 EC077C.UVDATA.1

Freq = 4.7990 GHz, Bw = 32.000 MH

No calibration applied and no bandpass applied



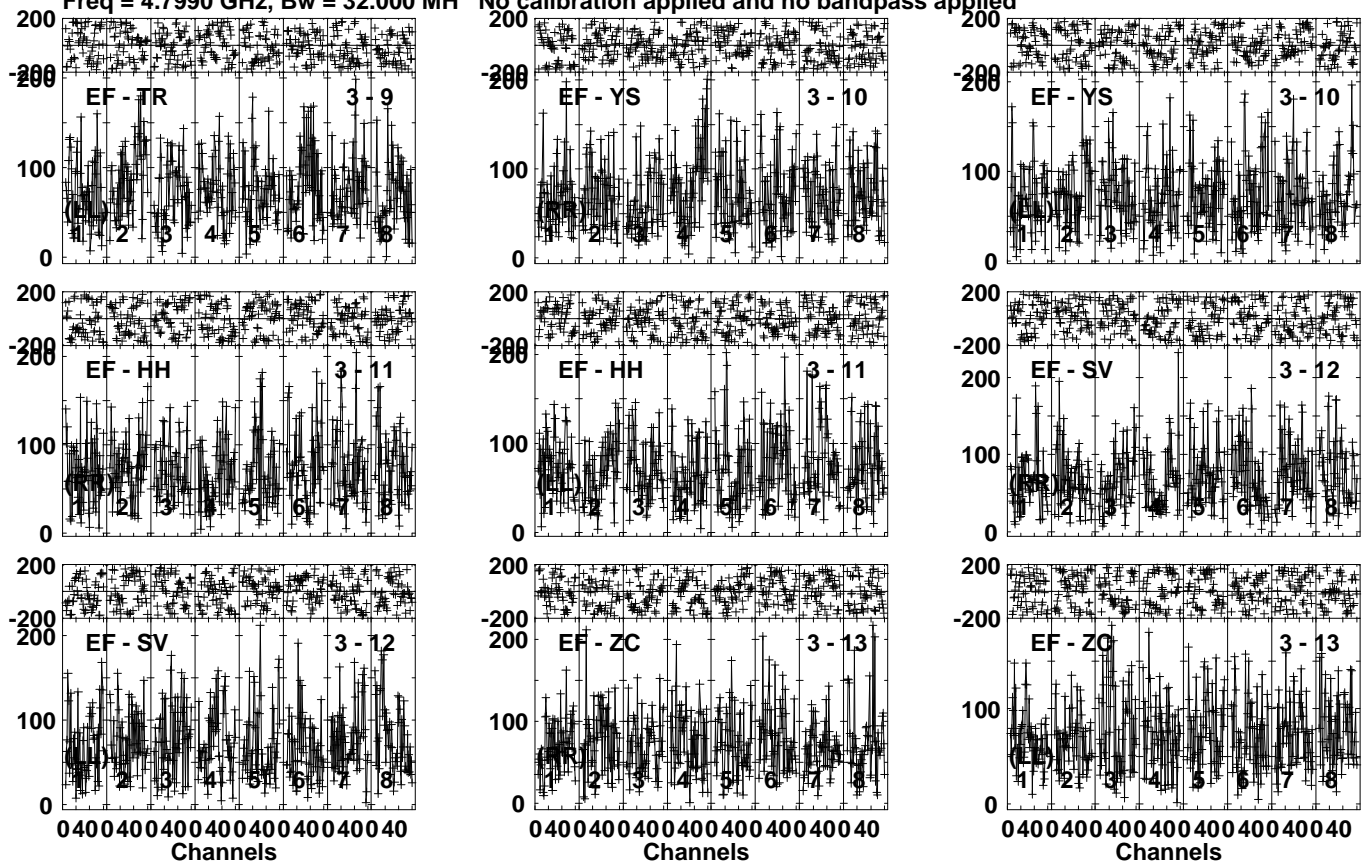
Lower frame: Micro Ampl Jy Top frame: Phas deg  
Vector averaged cross-power spectrum Several baselines displayed  
Timerange: 00/07:50:01 to 00/07:54:09

Plot file version 235 created 04-NOV-2021 02:05:02

LSPMJ0036+18 EC077C.UVDATA.1

Freq = 4.7990 GHz, Bw = 32.000 MH

No calibration applied and no bandpass applied



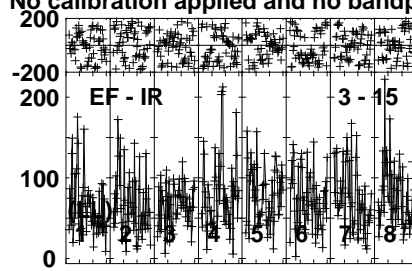
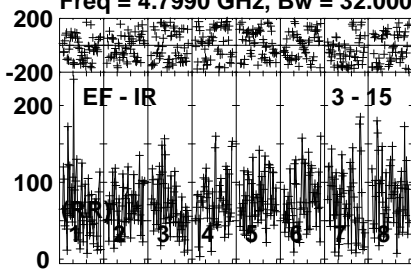
Lower frame: Micro Ampl Jy Top frame: Phas deg  
Vector averaged cross-power spectrum Several baselines displayed  
Timerange: 00/07:50:01 to 00/07:54:09

Plot file version 236 created 04-NOV-2021 02:05:02

LSPMJ0036+18 EC077C.UVDATA.1

Freq = 4.7990 GHz, Bw = 32.000 MH

No calibration applied and no bandpass applied



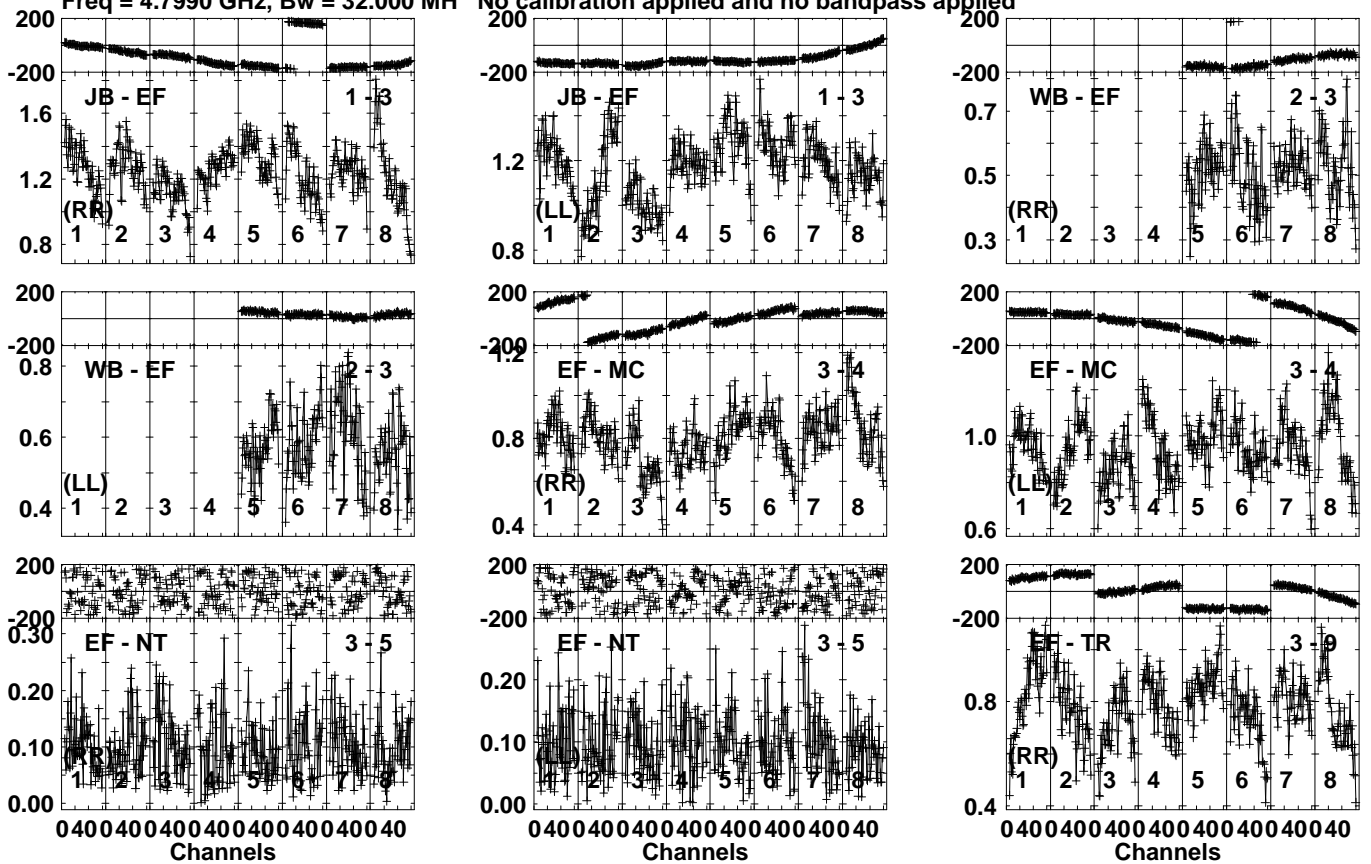
Lower frame: Micro Ampl Jy Top frame: Phas deg  
Vector averaged cross-power spectrum Several baselines displayed  
Timerange: 00/07:50:01 to 00/07:54:09

Plot file version 237 created 04-NOV-2021 02:05:02

J0038+1856 EC077C.UVDATA.1

Freq = 4.7990 GHz, Bw = 32.000 MH

No calibration applied and no bandpass applied



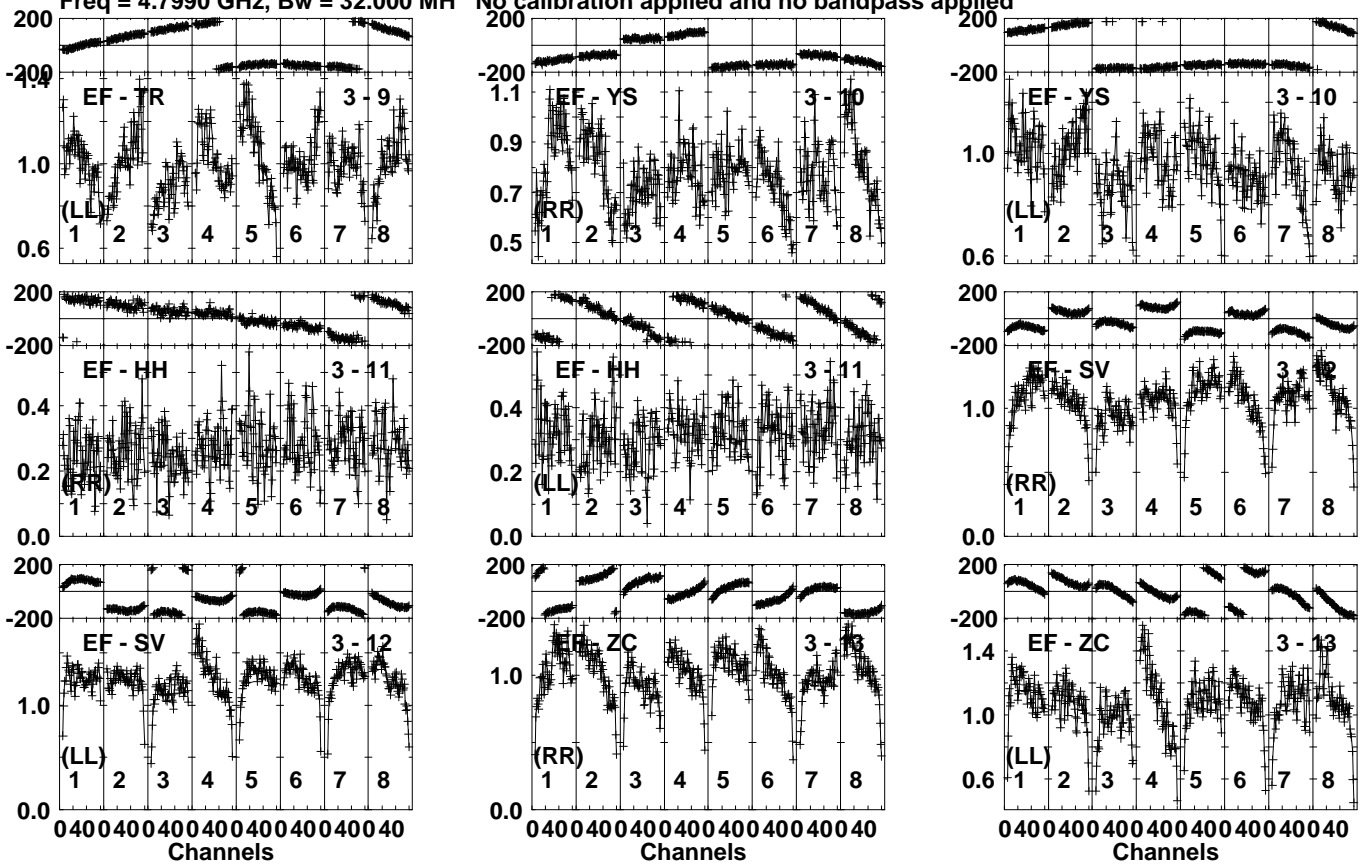
Lower frame: Milli Ampl Jy Top frame: Phas deg  
Vector averaged cross-power spectrum Several baselines displayed  
Timerange: 00/07:54:41 to 00/07:56:39

Plot file version 238 created 04-NOV-2021 02:05:02

J0038+1856 EC077C.UVDATA.1

Freq = 4.7990 GHz, Bw = 32.000 MH

No calibration applied and no bandpass applied



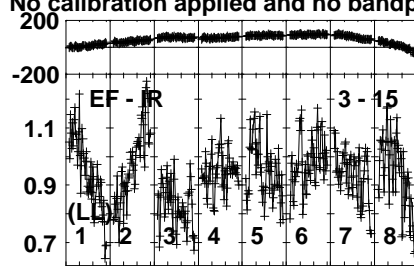
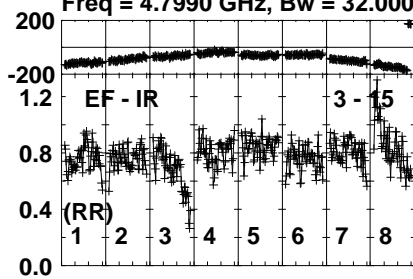
Lower frame: Milli Ampl Jy Top frame: Phas deg  
Vector averaged cross-power spectrum Several baselines displayed  
Timerange: 00/07:54:41 to 00/07:56:39

Plot file version 239 created 04-NOV-2021 02:05:02

J0038+1856 EC077C.UVDATA.1

Freq = 4.7990 GHz, Bw = 32.000 MH

No calibration applied and no bandpass applied



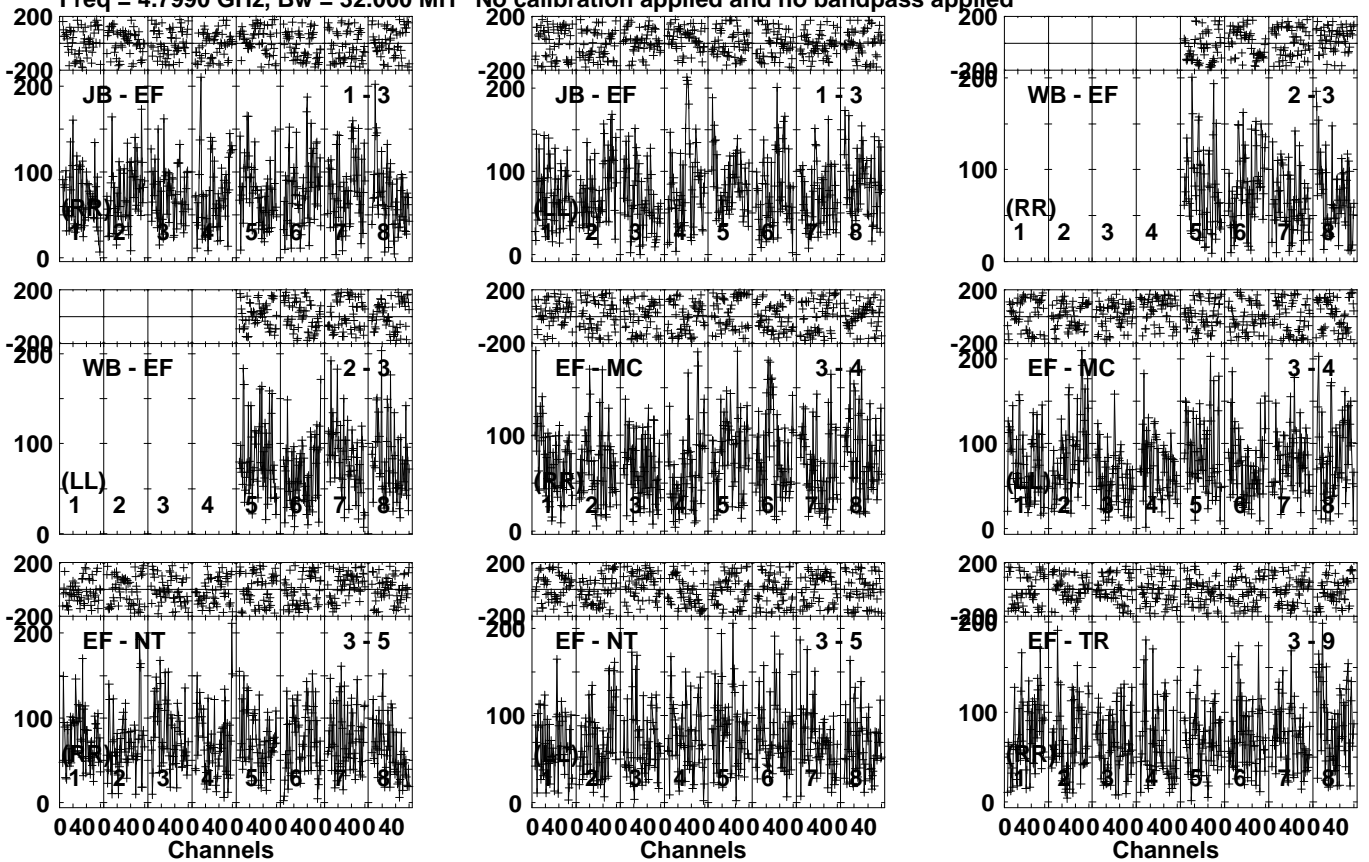
Lower frame: Milli Ampl Jy Top frame: Phas deg  
Vector averaged cross-power spectrum Several baselines displayed  
Timerange: 00/07:54:41 to 00/07:56:39

Plot file version 240 created 04-NOV-2021 02:05:02

LSPMJ0036+18 EC077C.UVDATA.1

Freq = 4.7990 GHz, Bw = 32.000 MH

No calibration applied and no bandpass applied



Lower frame: Micro Ampl Jy Top frame: Phas deg  
Vector averaged cross-power spectrum Several baselines displayed  
Timerange: 00/07:57:21 to 00/08:00:49

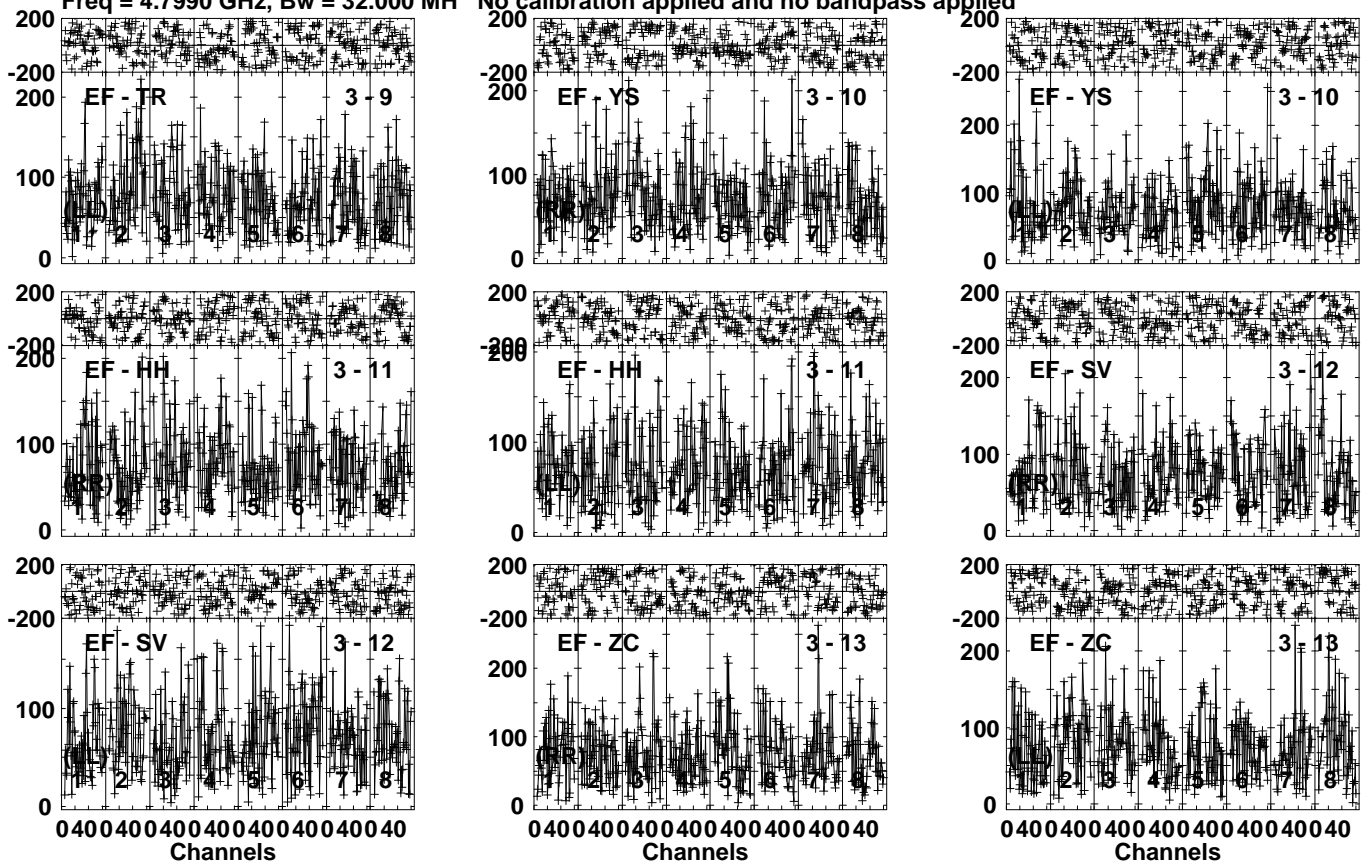


Plot file version 241 created 04-NOV-2021 02:05:02

LSPMJ0036+18 EC077C.UVDATA.1

Freq = 4.7990 GHz, Bw = 32.000 MH

No calibration applied and no bandpass applied



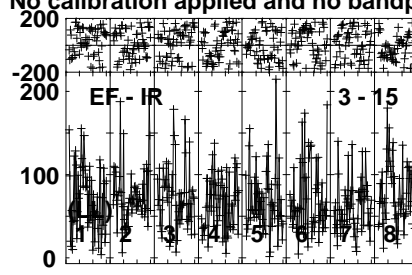
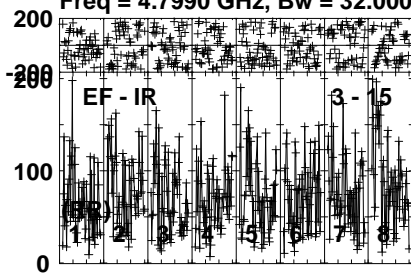
Lower frame: Micro Ampl Jy Top frame: Phas deg  
Vector averaged cross-power spectrum Several baselines displayed  
Timerange: 00/07:57:21 to 00/08:00:49

Plot file version 242 created 04-NOV-2021 02:05:03

LSPMJ0036+18 EC077C.UVDATA.1

Freq = 4.7990 GHz, Bw = 32.000 MH

No calibration applied and no bandpass applied



Lower frame: Micro Ampl Jy Top frame: Phas deg

Vector averaged cross-power spectrum Several baselines displayed

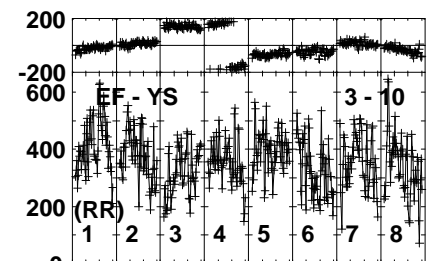
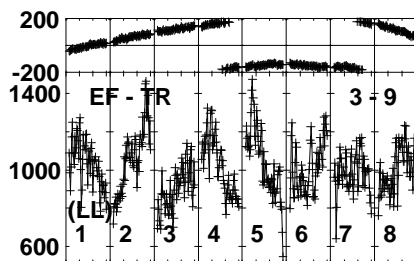
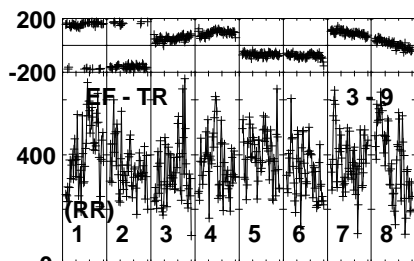
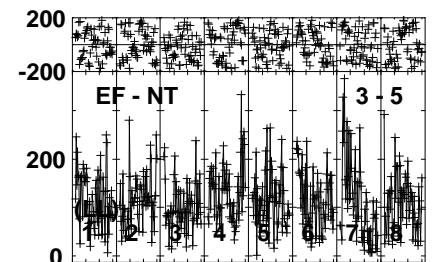
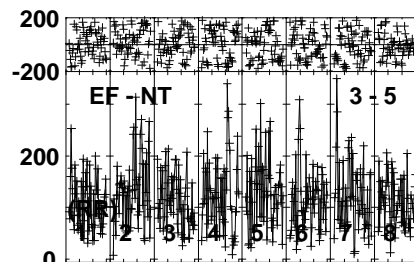
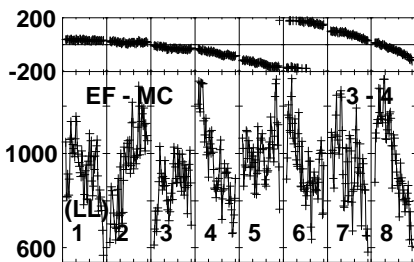
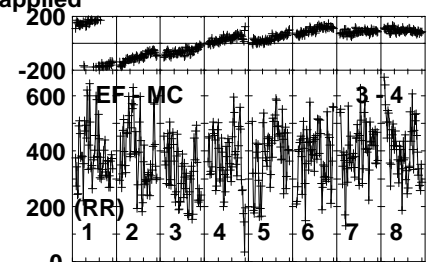
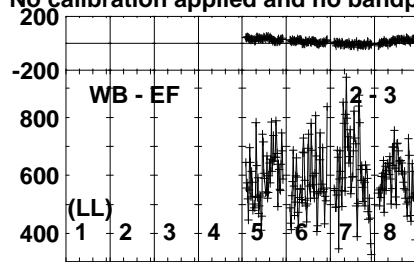
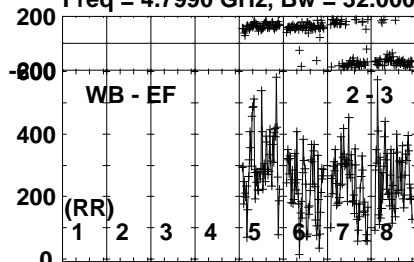
Timerange: 00/07:57:21 to 00/08:00:49

Plot file version 243 created 04-NOV-2021 02:05:03

J0038+1856 EC077C.UVDATA.1

Freq = 4.7990 GHz, Bw = 32.000 MH

No calibration applied and no bandpass applied



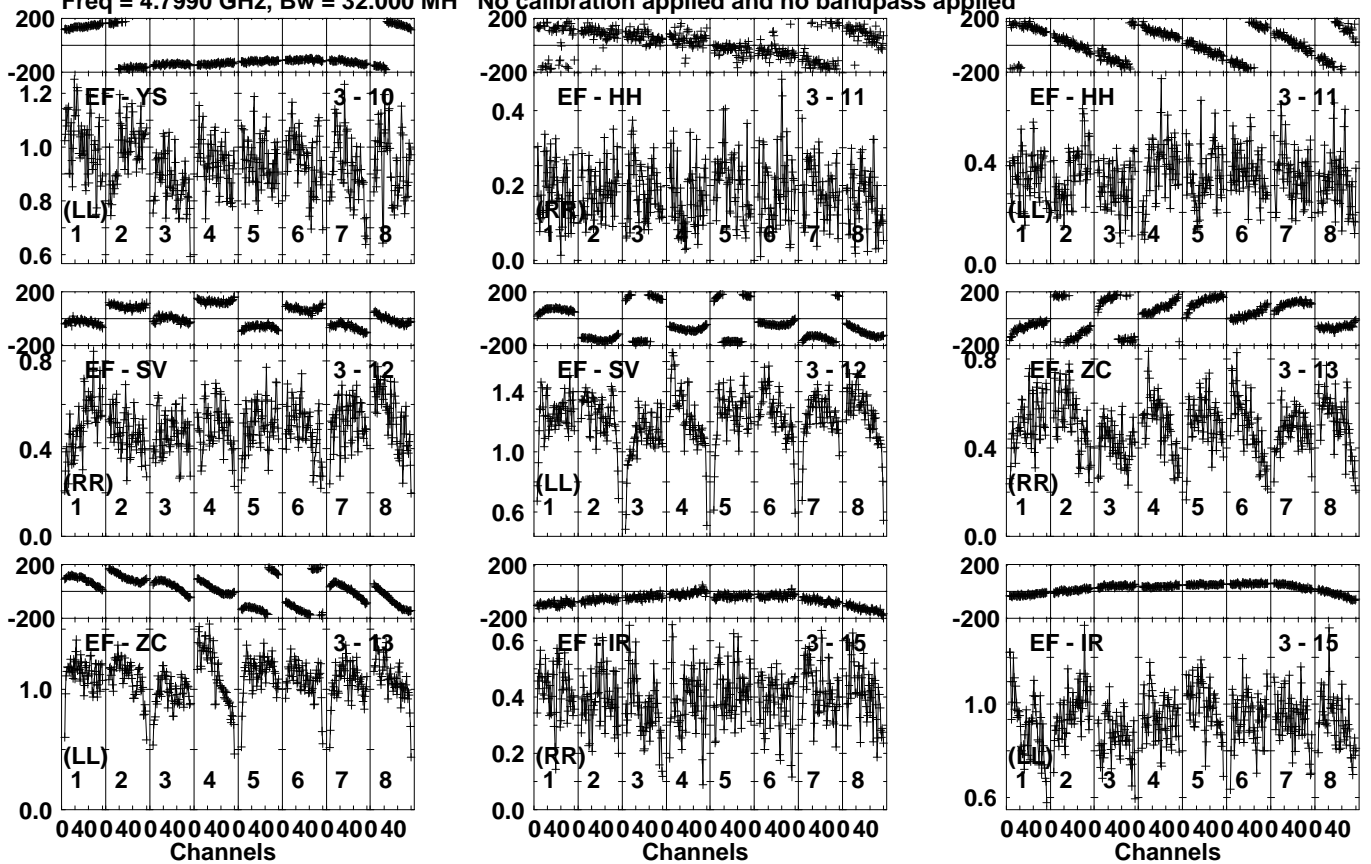
Lower frame: Micro Ampl Jy Top frame: Phas deg  
Vector averaged cross-power spectrum Several baselines displayed  
Timerange: 00/08:00:53 to 00/08:02:49

Plot file version 244 created 04-NOV-2021 02:05:03

J0038+1856 EC077C.UVDATA.1

Freq = 4.7990 GHz, Bw = 32.000 MH

No calibration applied and no bandpass applied



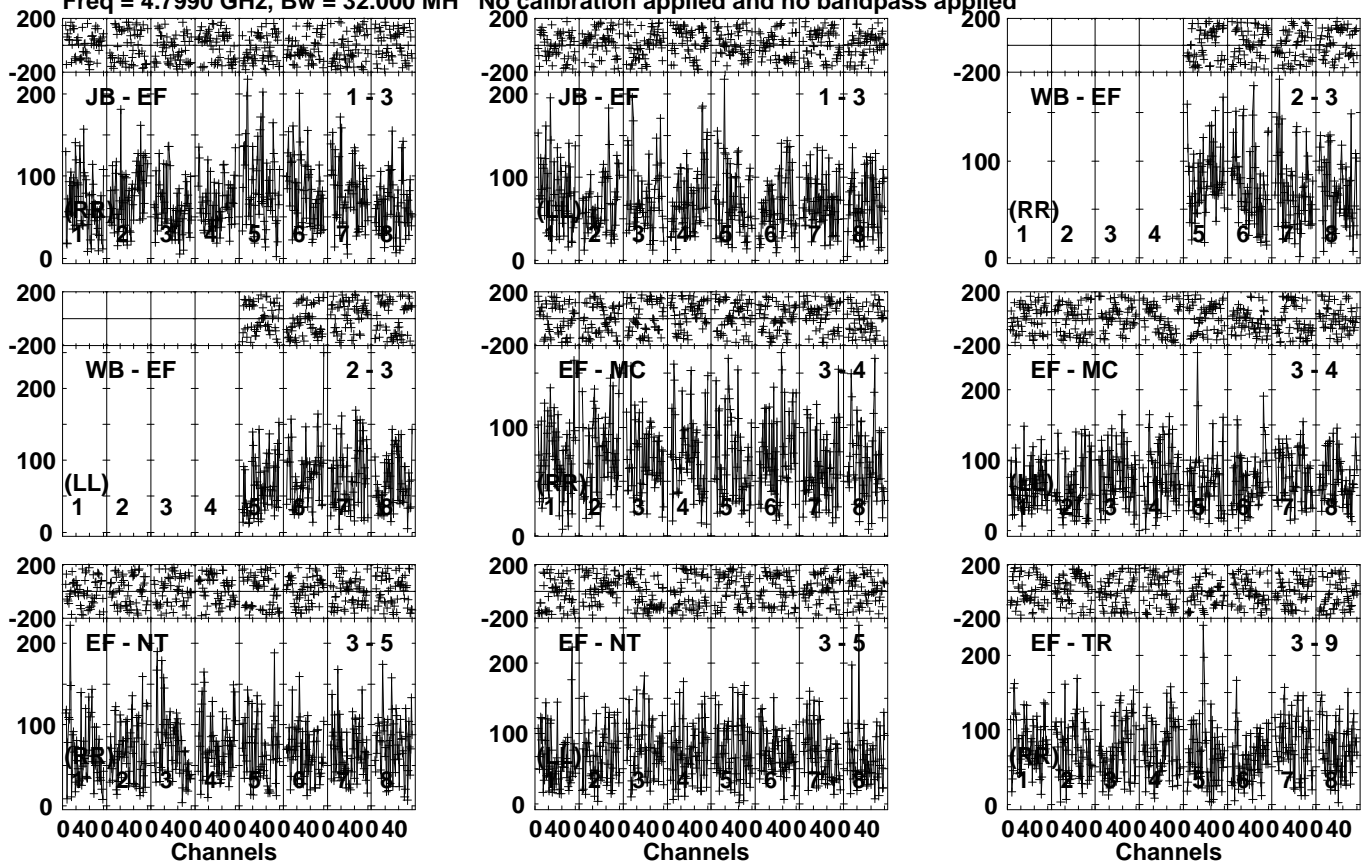
Lower frame: Milli Ampl Jy Top frame: Phas deg  
Vector averaged cross-power spectrum Several baselines displayed  
Timerange: 00/08:00:53 to 00/08:02:49

Plot file version 245 created 04-NOV-2021 02:05:03

LSPMJ0036+18 EC077C.UVDATA.1

Freq = 4.7990 GHz, Bw = 32.000 MH

No calibration applied and no bandpass applied



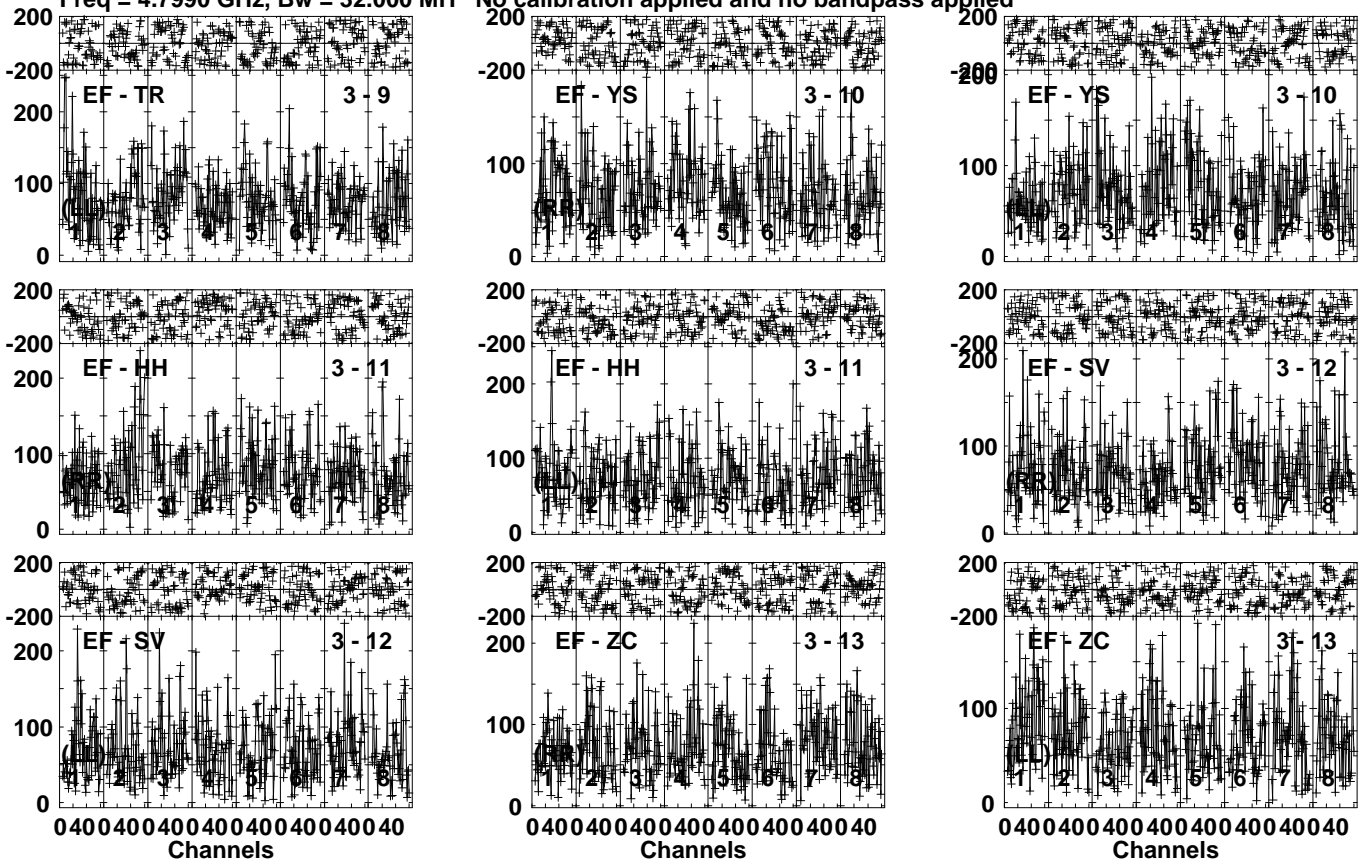
Lower frame: Micro Ampl Jy Top frame: Phas deg  
Vector averaged cross-power spectrum Several baselines displayed  
Timerange: 00/08:02:51 to 00/08:06:59

Plot file version 246 created 04-NOV-2021 02:05:03

LSPMJ0036+18 EC077C.UVDATA.1

Freq = 4.7990 GHz, Bw = 32.000 MH

No calibration applied and no bandpass applied



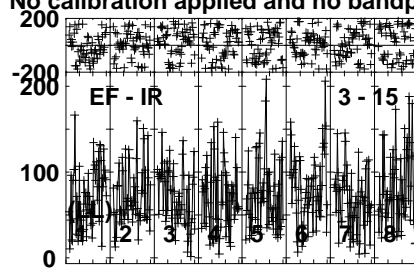
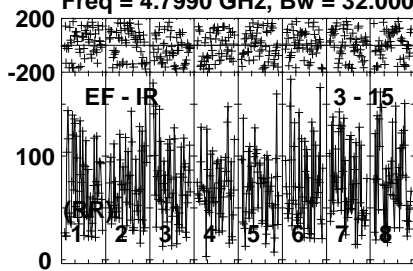
Lower frame: Micro Ampl Jy Top frame: Phas deg  
Vector averaged cross-power spectrum Several baselines displayed  
Timerange: 00/08:02:51 to 00/08:06:59

Plot file version 247 created 04-NOV-2021 02:05:03

LSPMJ0036+18 EC077C.UVDATA.1

Freq = 4.7990 GHz, Bw = 32.000 MH

No calibration applied and no bandpass applied



Lower frame: Micro Ampl Jy Top frame: Phas deg

Vector averaged cross-power spectrum Several baselines displayed

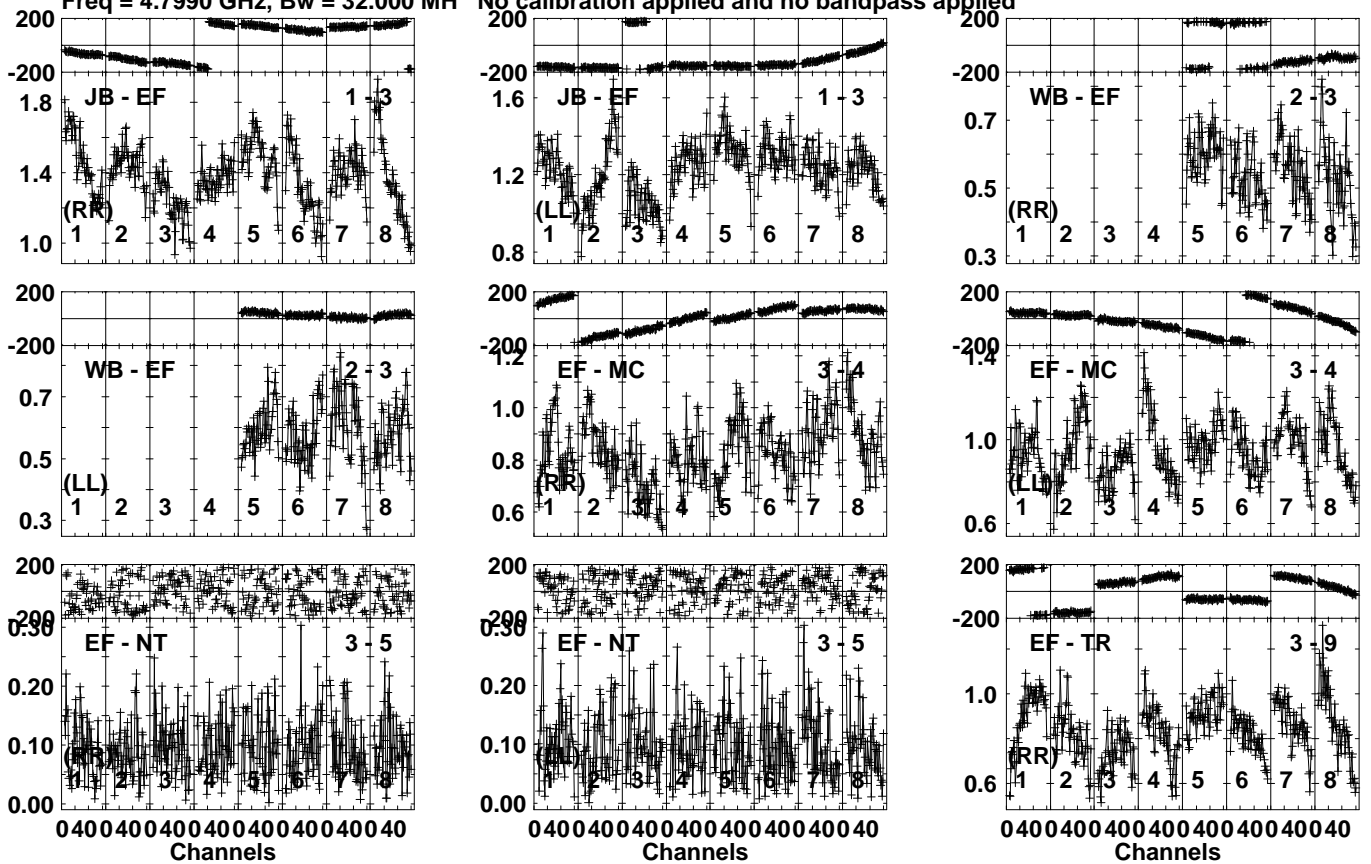
Timerange: 00/08:02:51 to 00/08:06:59

Plot file version 248 created 04-NOV-2021 02:05:03

J0038+1856 EC077C.UVDATA.1

Freq = 4.7990 GHz, Bw = 32.000 MH

No calibration applied and no bandpass applied



Lower frame: Milli Ampl Jy Top frame: Phas deg  
Vector averaged cross-power spectrum Several baselines displayed  
Timerange: 00/08:07:31 to 00/08:09:29

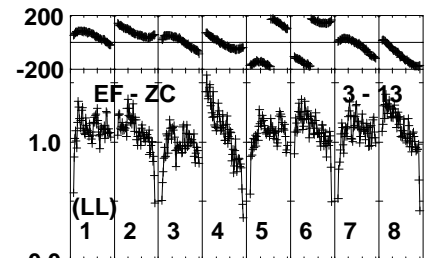
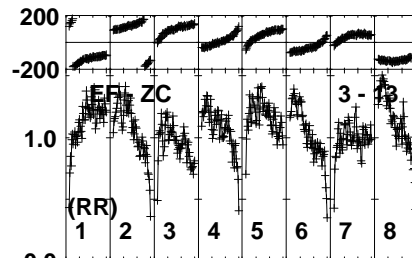
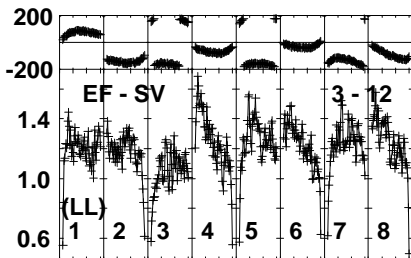
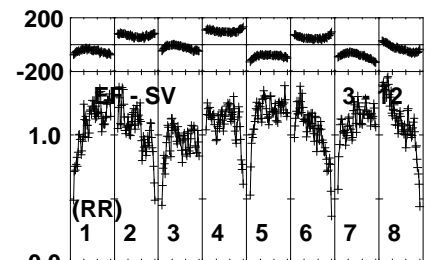
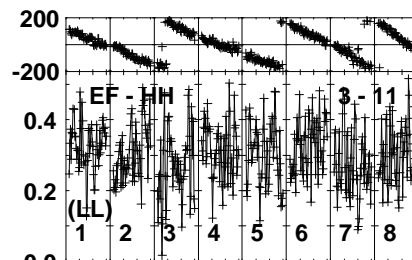
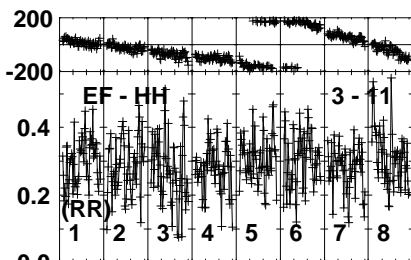
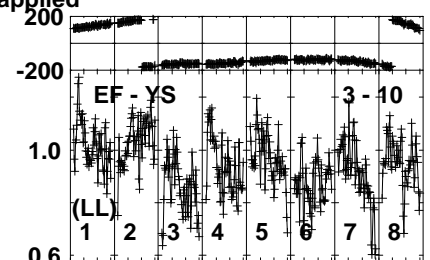
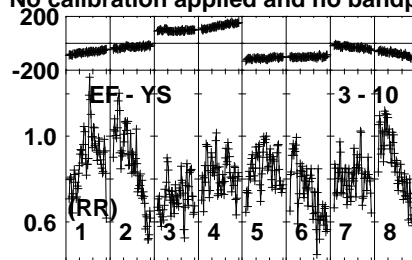
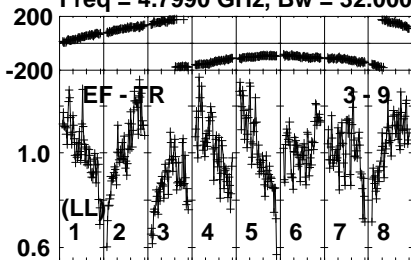


Plot file version 249 created 04-NOV-2021 02:05:03

J0038+1856 EC077C.UVDATA.1

Freq = 4.7990 GHz, Bw = 32.000 MH

No calibration applied and no bandpass applied



040040040040040040040040040040  
Channels

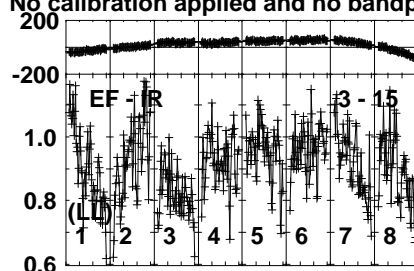
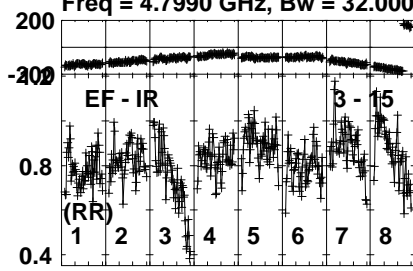
Lower frame: Milli Ampl Jy Top frame: Phas deg  
Vector averaged cross-power spectrum Several baselines displayed  
Timerange: 00/08:07:31 to 00/08:09:29

Plot file version 250 created 04-NOV-2021 02:05:03

J0038+1856 EC077C.UVDATA.1

Freq = 4.7990 GHz, Bw = 32.000 MH

No calibration applied and no bandpass applied



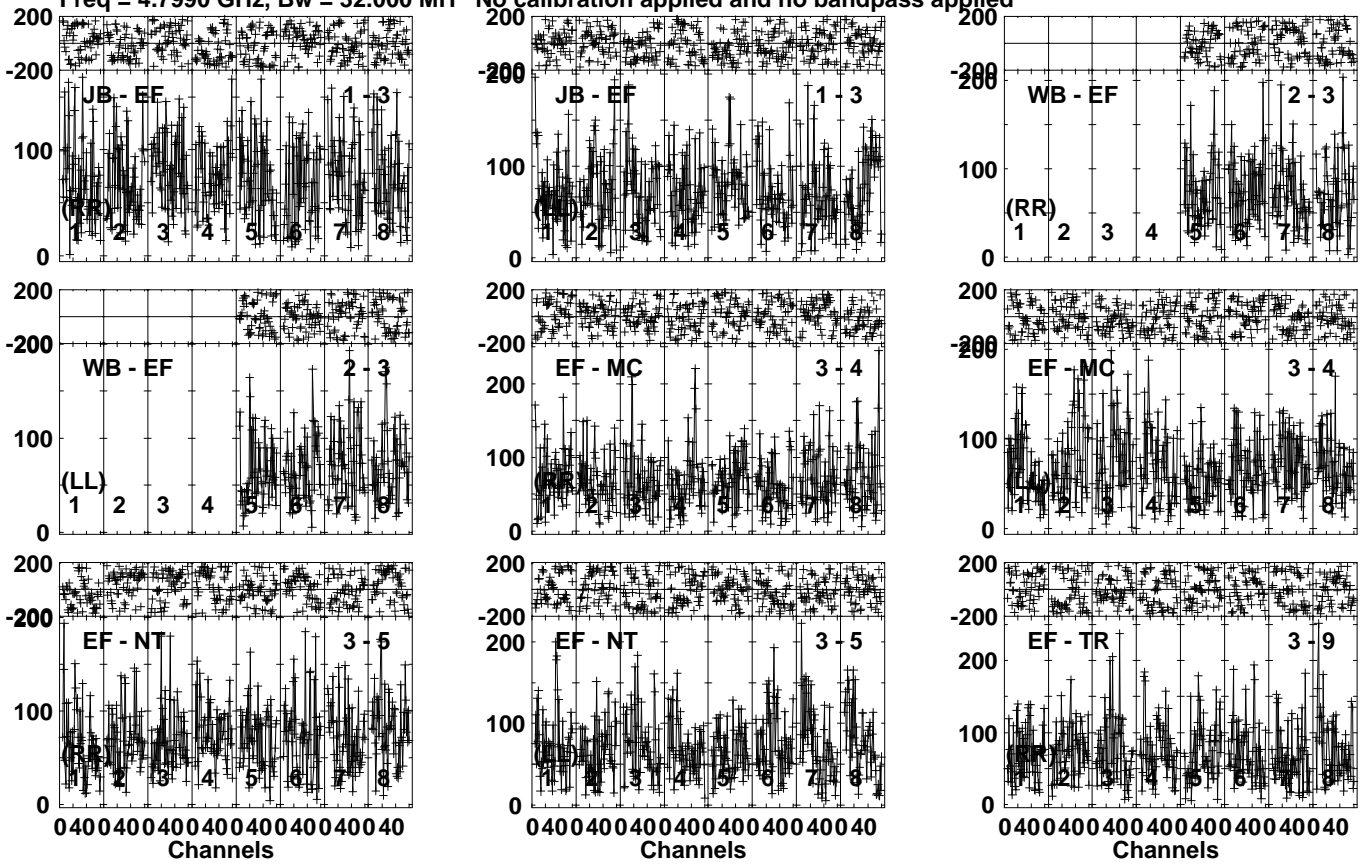
Lower frame: Milli Ampl Jy Top frame: Phas deg  
Vector averaged cross-power spectrum Several baselines displayed  
Timerange: 00/08:07:31 to 00/08:09:29

Plot file version 251 created 04-NOV-2021 02:05:03

LSPMJ0036+18 EC077C.UVDATA.1

Freq = 4.7990 GHz, Bw = 32.000 MH

No calibration applied and no bandpass applied



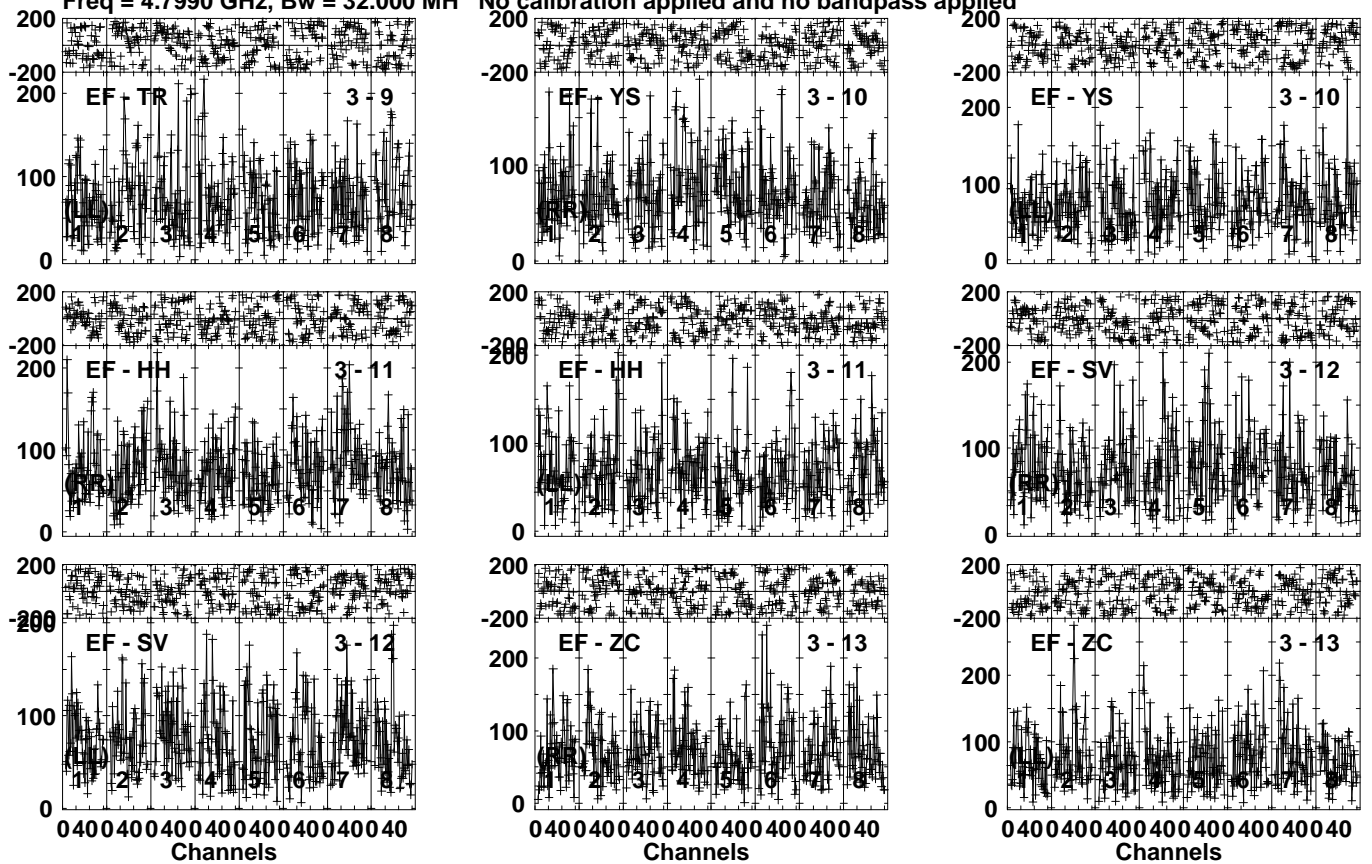
Lower frame: Micro Ampl Jy Top frame: Phas deg  
Vector averaged cross-power spectrum Several baselines displayed  
Timerange: 00/08:10:11 to 00/08:13:39

Plot file version 252 created 04-NOV-2021 02:05:04

LSPMJ0036+18 EC077C.UVDATA.1

Freq = 4.7990 GHz, Bw = 32.000 MH

No calibration applied and no bandpass applied



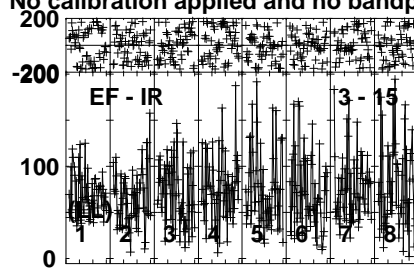
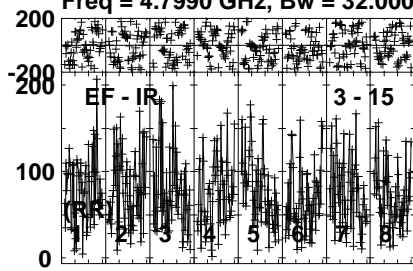
Lower frame: Micro Ampl Jy Top frame: Phas deg  
Vector averaged cross-power spectrum Several baselines displayed  
Timerange: 00/08:10:11 to 00/08:13:39

Plot file version 253 created 04-NOV-2021 02:05:04

LSPMJ0036+18 EC077C.UVDATA.1

Freq = 4.7990 GHz, Bw = 32.000 MH

No calibration applied and no bandpass applied



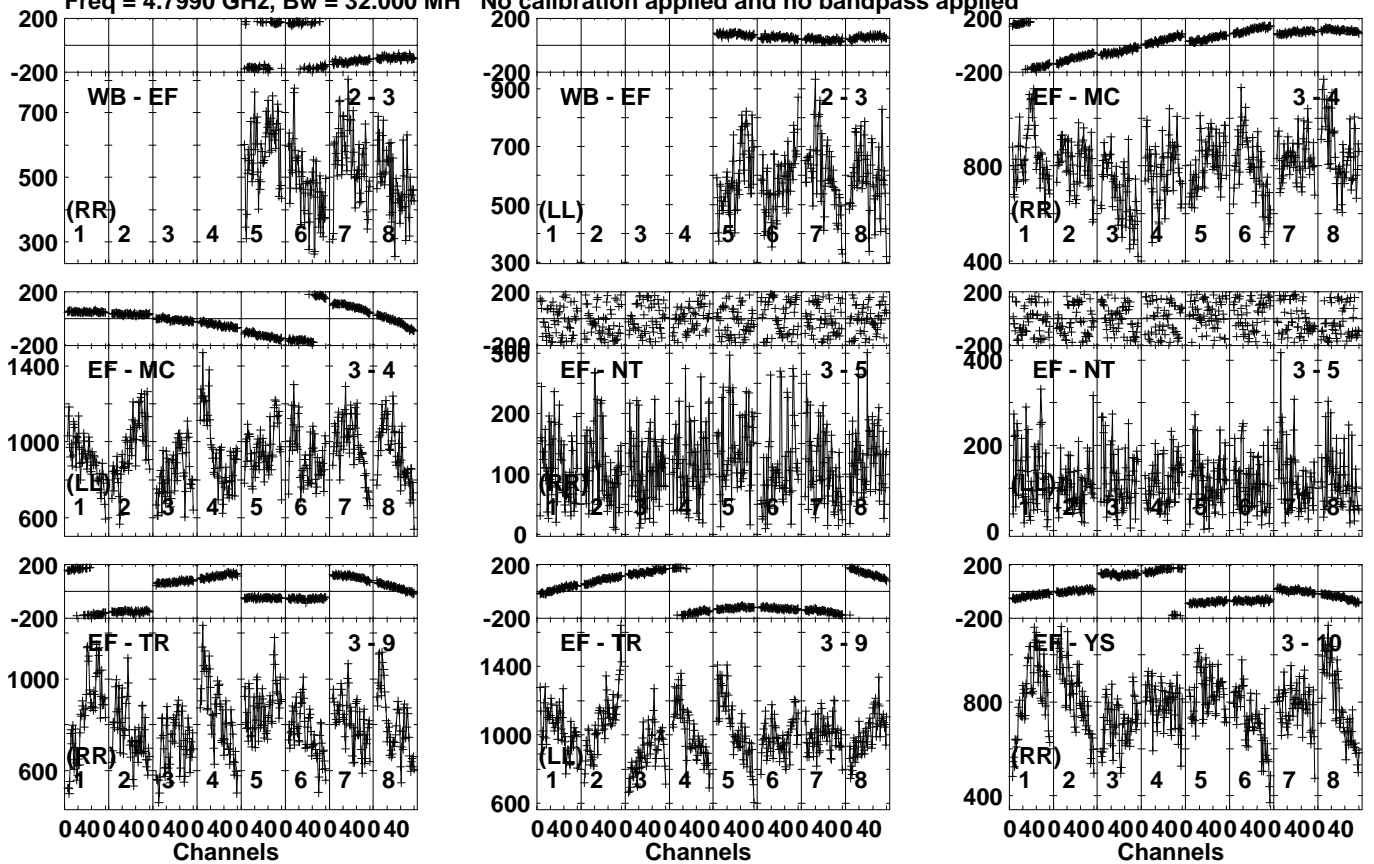
Lower frame: Micro Ampl Jy Top frame: Phas deg  
Vector averaged cross-power spectrum Several baselines displayed  
Timerange: 00/08:10:11 to 00/08:13:39

Plot file version 254 created 04-NOV-2021 02:05:04

J0038+1856 EC077C.UVDATA.1

Freq = 4.7990 GHz, Bw = 32.000 MH

No calibration applied and no bandpass applied



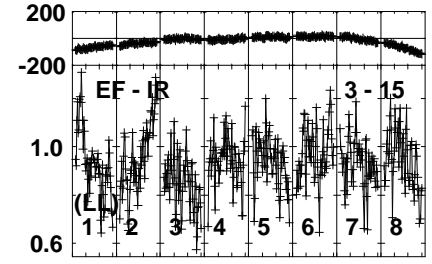
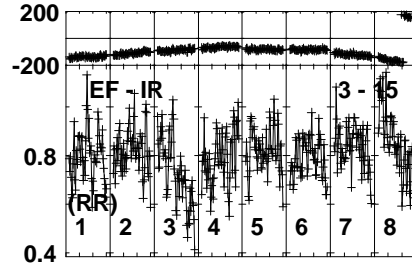
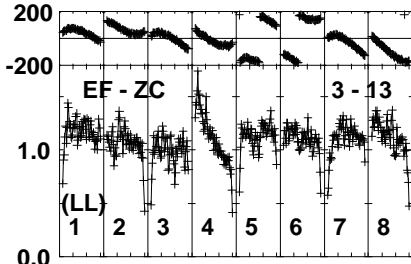
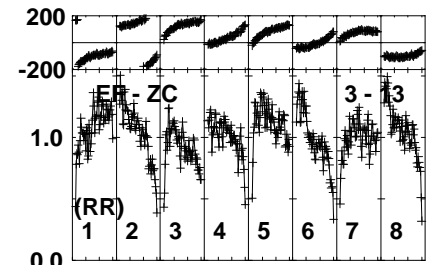
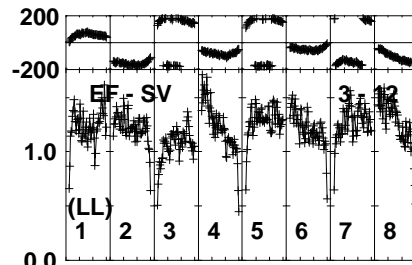
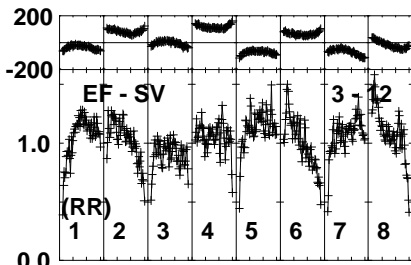
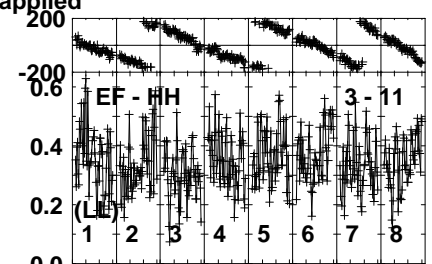
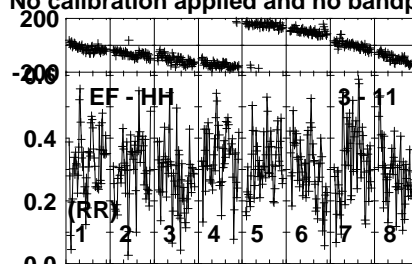
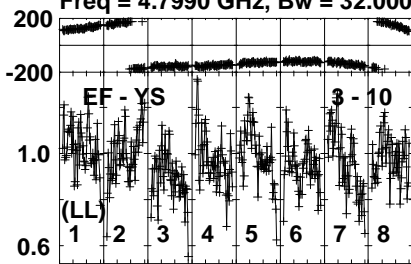
Lower frame: Micro Ampl Jy Top frame: Phas deg  
Vector averaged cross-power spectrum Several baselines displayed  
Timerange: 00/08:13:43 to 00/08:15:39

Plot file version 255 created 04-NOV-2021 02:05:04

J0038+1856 EC077C.UVDATA.1

Freq = 4.7990 GHz, Bw = 32.000 MH

No calibration applied and no bandpass applied



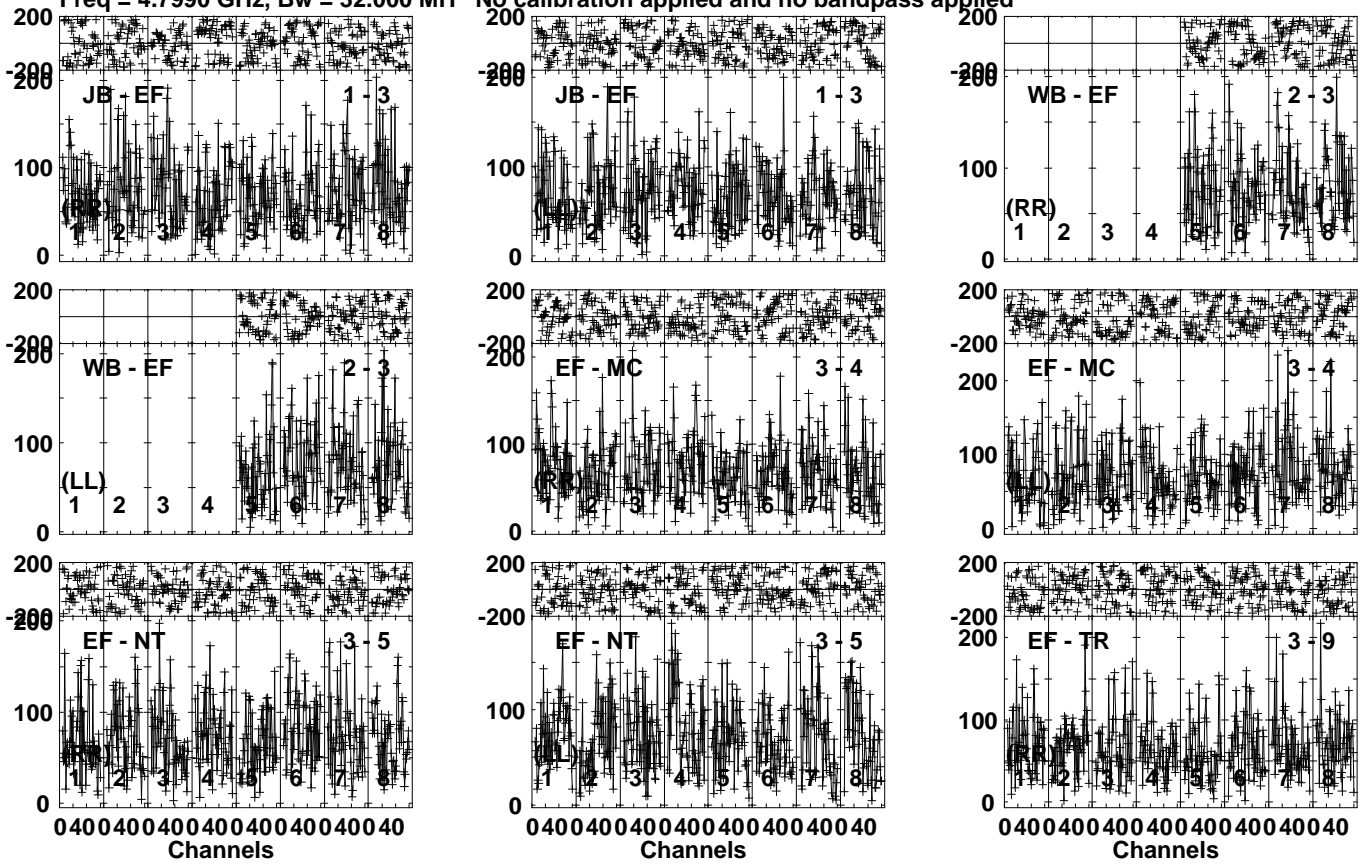
Lower frame: Milli Ampl Jy Top frame: Phas deg  
Vector averaged cross-power spectrum Several baselines displayed  
Timerange: 00/08:13:43 to 00/08:15:39

Plot file version 256 created 04-NOV-2021 02:05:04

LSPMJ0036+18 EC077C.UVDATA.1

Freq = 4.7990 GHz, Bw = 32.000 MH

No calibration applied and no bandpass applied



Lower frame: Micro Ampl Jy Top frame: Phas deg  
Vector averaged cross-power spectrum Several baselines displayed  
Timerange: 00/08:15:41 to 00/08:19:49

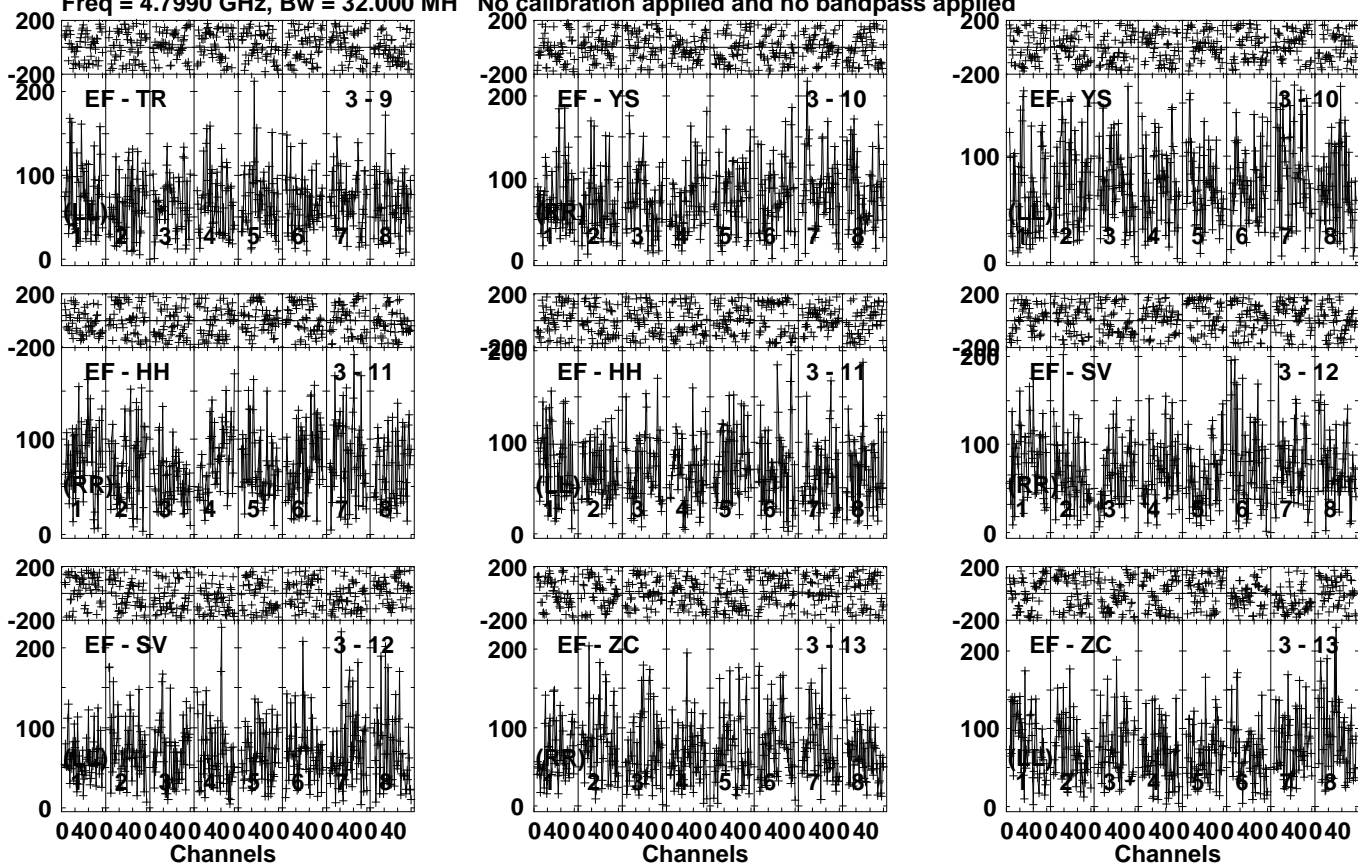


Plot file version 257 created 04-NOV-2021 02:05:04

LSPMJ0036+18 EC077C.UVDATA.1

Freq = 4.7990 GHz, Bw = 32.000 MH

No calibration applied and no bandpass applied



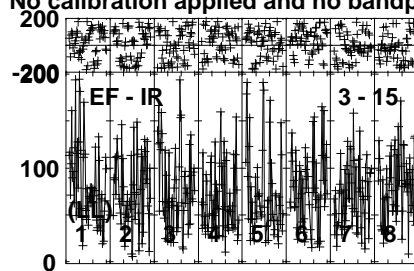
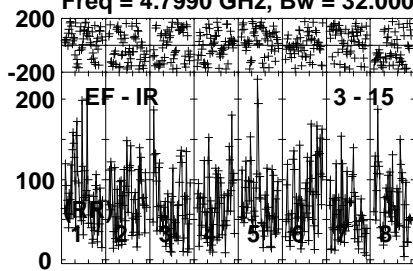
Lower frame: Micro Ampl Jy Top frame: Phas deg  
Vector averaged cross-power spectrum Several baselines displayed  
Timerange: 00/08:15:41 to 00/08:19:49

Plot file version 258 created 04-NOV-2021 02:05:04

LSPMJ0036+18 EC077C.UVDATA.1

Freq = 4.7990 GHz, Bw = 32.000 MH

No calibration applied and no bandpass applied



Lower frame: Micro Ampl Jy Top frame: Phas deg

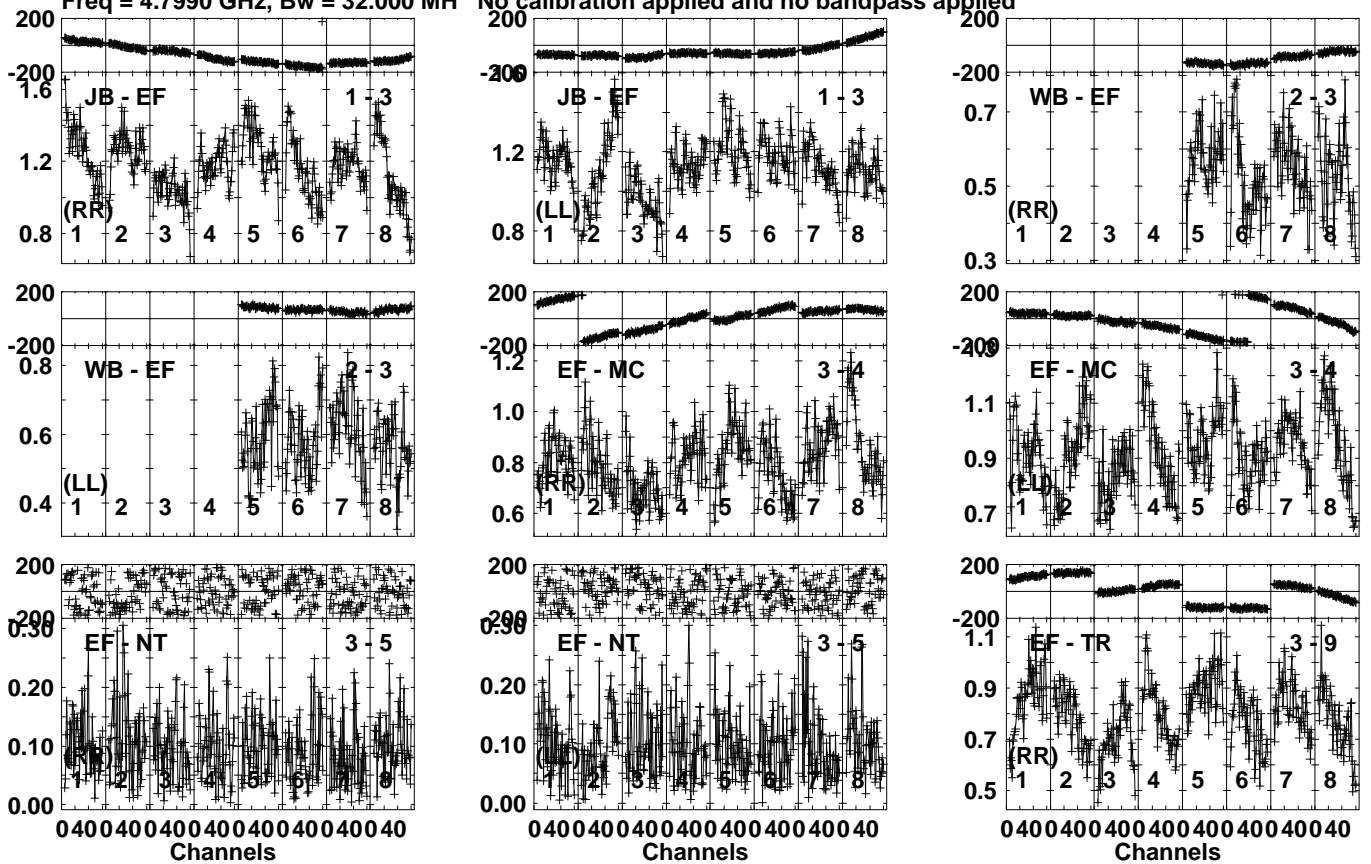
Vector averaged cross-power spectrum Several baselines displayed

Timerange: 00/08:15:41 to 00/08:19:49

Plot file version 259 created 04-NOV-2021 02:05:04

J0038+1856 EC077C.UVDATA.1

Freq = 4.7990 GHz, Bw = 32.000 MH No calibration applied and no bandpass applied



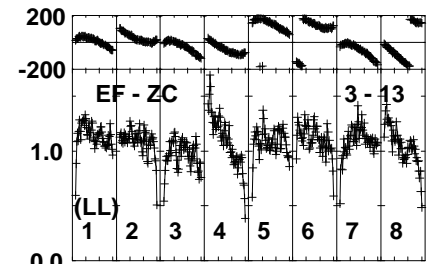
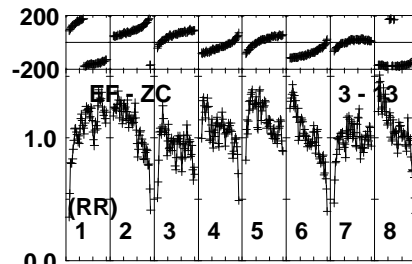
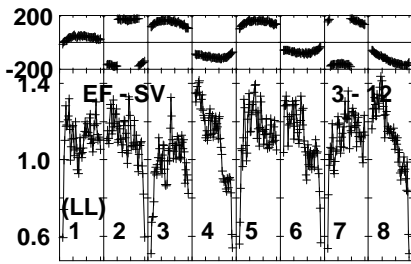
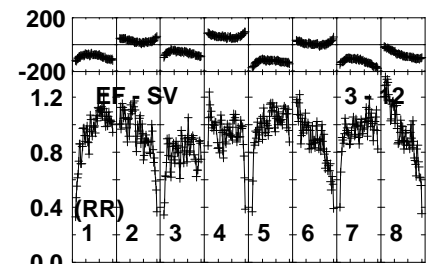
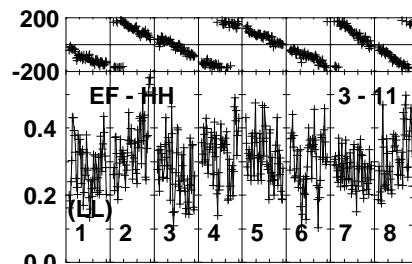
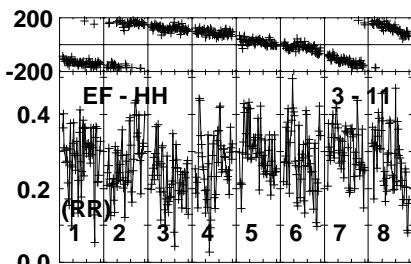
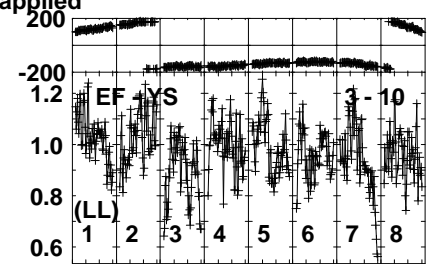
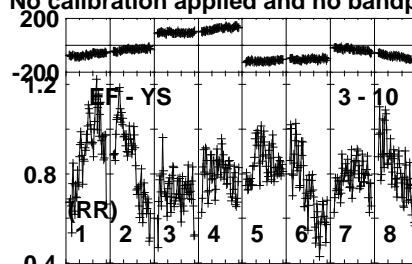
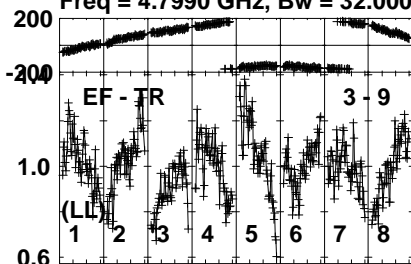
Lower frame: Milli Ampl Jy Top frame: Phas deg  
Vector averaged cross-power spectrum Several baselines displayed  
Timerange: 00/08:20:21 to 00/08:22:19

Plot file version 260 created 04-NOV-2021 02:05:04

J0038+1856 EC077C.UVDATA.1

Freq = 4.7990 GHz, Bw = 32.000 MH

No calibration applied and no bandpass applied



0400400400400400400400400400  
Channels

0400400400400400400400400400  
Channels

0400400400400400400400400400  
Channels

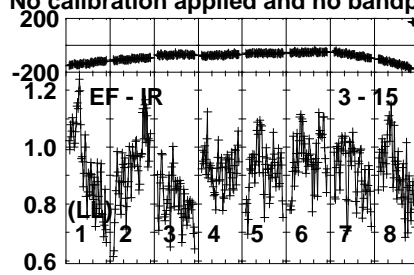
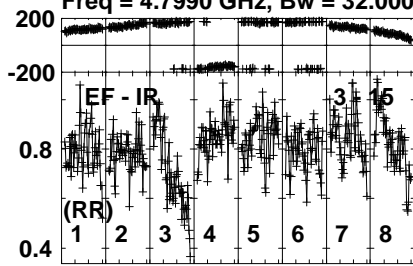
Lower frame: Milli Ampl Jy Top frame: Phas deg  
Vector averaged cross-power spectrum Several baselines displayed  
Timerange: 00/08:20:21 to 00/08:22:19

Plot file version 261 created 04-NOV-2021 02:05:05

J0038+1856 EC077C.UVDATA.1

Freq = 4.7990 GHz, Bw = 32.000 MH

No calibration applied and no bandpass applied



Lower frame: Milli Ampl Jy Top frame: Phas deg

Vector averaged cross-power spectrum Several baselines displayed

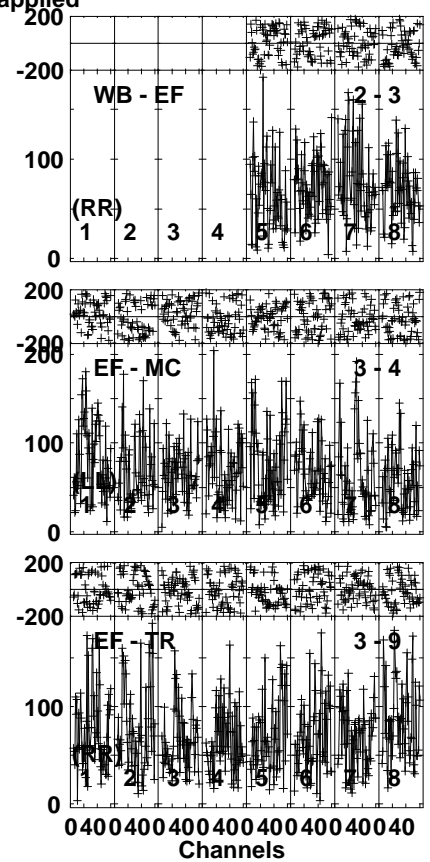
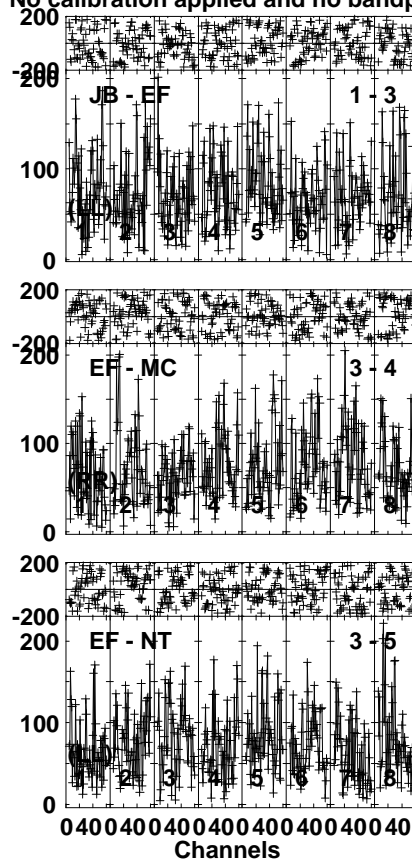
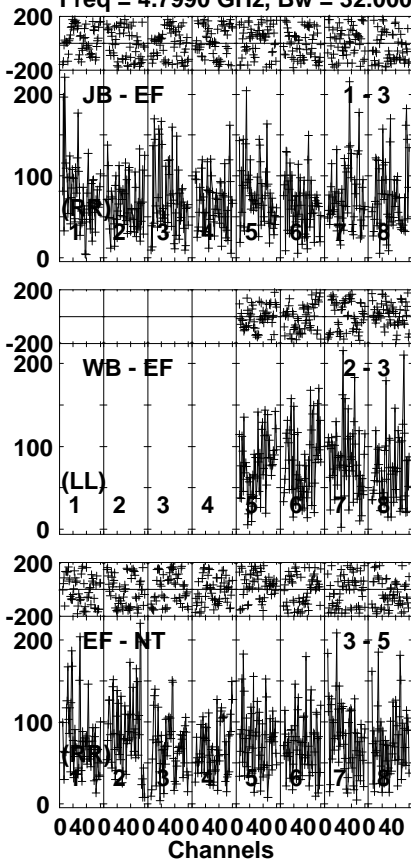
Timerange: 00/08:20:21 to 00/08:22:19

Plot file version 262 created 04-NOV-2021 02:05:05

LSPMJ0036+18 EC077C.UVDATA.1

Freq = 4.7990 GHz, Bw = 32.000 MH

No calibration applied and no bandpass applied



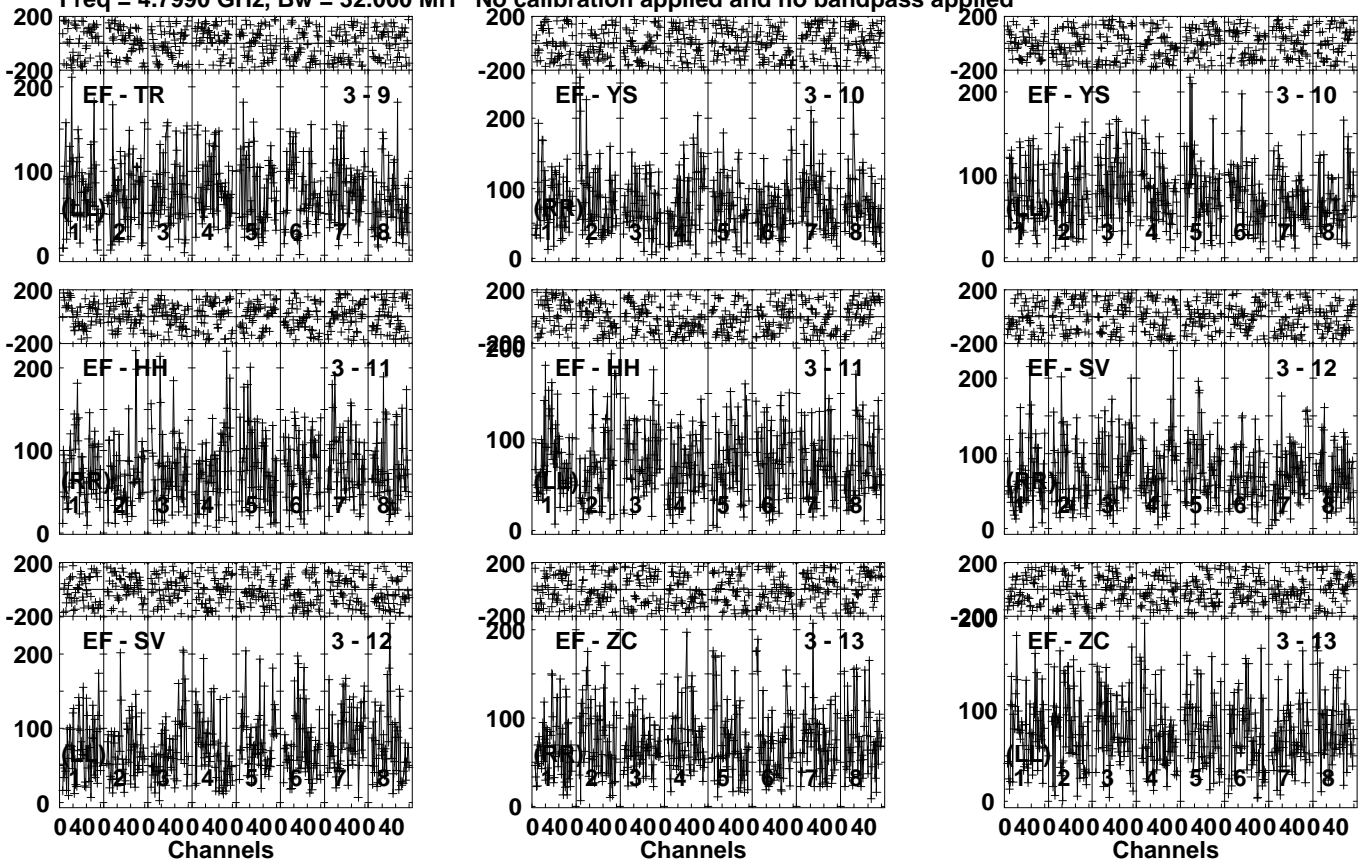
Lower frame: Micro Ampl Jy Top frame: Phas deg  
Vector averaged cross-power spectrum Several baselines displayed  
Timerange: 00/08:23:01 to 00/08:26:29

Plot file version 263 created 04-NOV-2021 02:05:05

LSPMJ0036+18 EC077C.UVDATA.1

Freq = 4.7990 GHz, Bw = 32.000 MH

No calibration applied and no bandpass applied



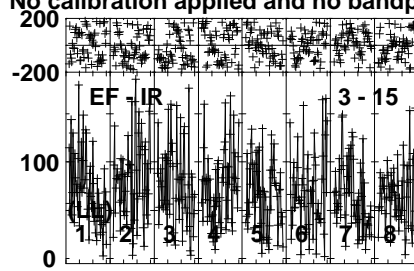
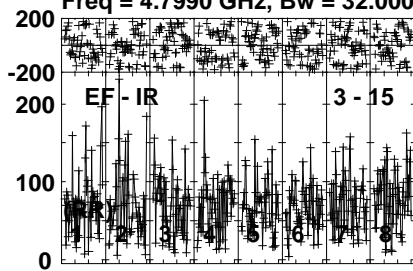
Lower frame: Micro Ampl Jy Top frame: Phas deg  
Vector averaged cross-power spectrum Several baselines displayed  
Timerange: 00/08:23:01 to 00/08:26:29

Plot file version 264 created 04-NOV-2021 02:05:05

LSPMJ0036+18 EC077C.UVDATA.1

Freq = 4.7990 GHz, Bw = 32.000 MH

No calibration applied and no bandpass applied



Lower frame: Micro Ampl Jy Top frame: Phas deg

Vector averaged cross-power spectrum Several baselines displayed

Timerange: 00/08:23:01 to 00/08:26:29

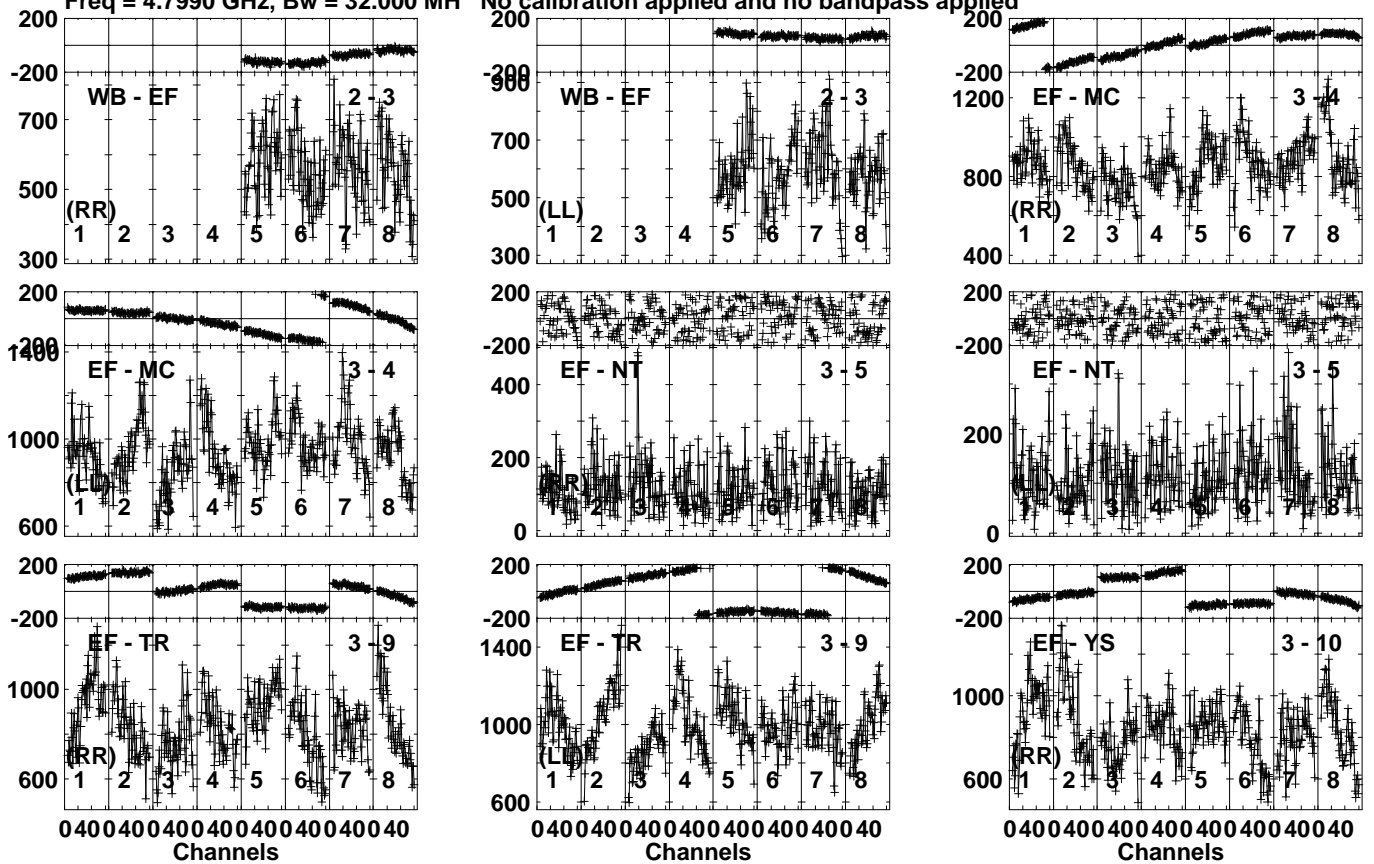


Plot file version 265 created 04-NOV-2021 02:05:05

J0038+1856 EC077C.UVDATA.1

Freq = 4.7990 GHz, Bw = 32.000 MH

No calibration applied and no bandpass applied



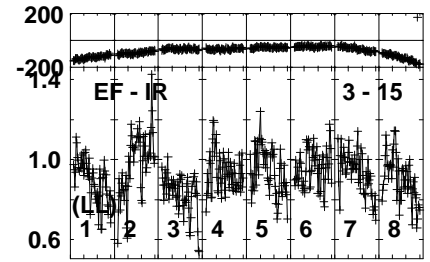
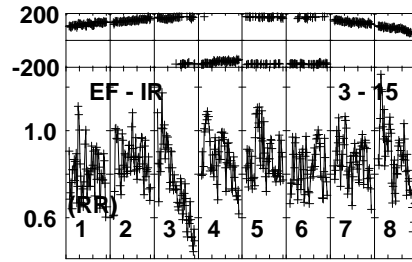
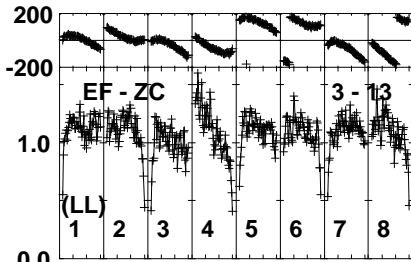
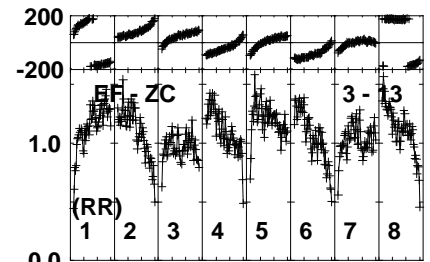
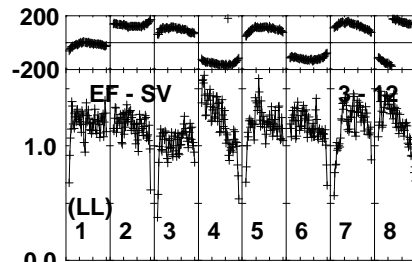
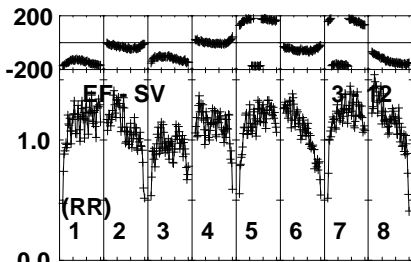
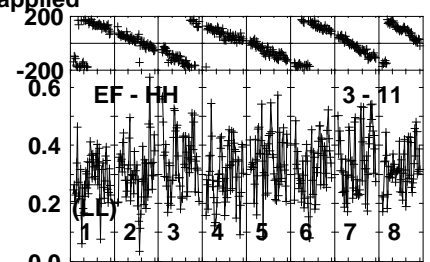
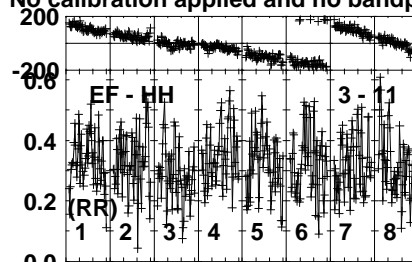
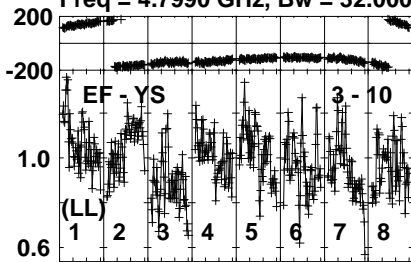
Lower frame: Micro Ampl Jy Top frame: Phas deg  
Vector averaged cross-power spectrum Several baselines displayed  
Timerange: 00/08:26:33 to 00/08:28:29

Plot file version 266 created 04-NOV-2021 02:05:05

J0038+1856 EC077C.UVDATA.1

Freq = 4.7990 GHz, Bw = 32.000 MH

No calibration applied and no bandpass applied



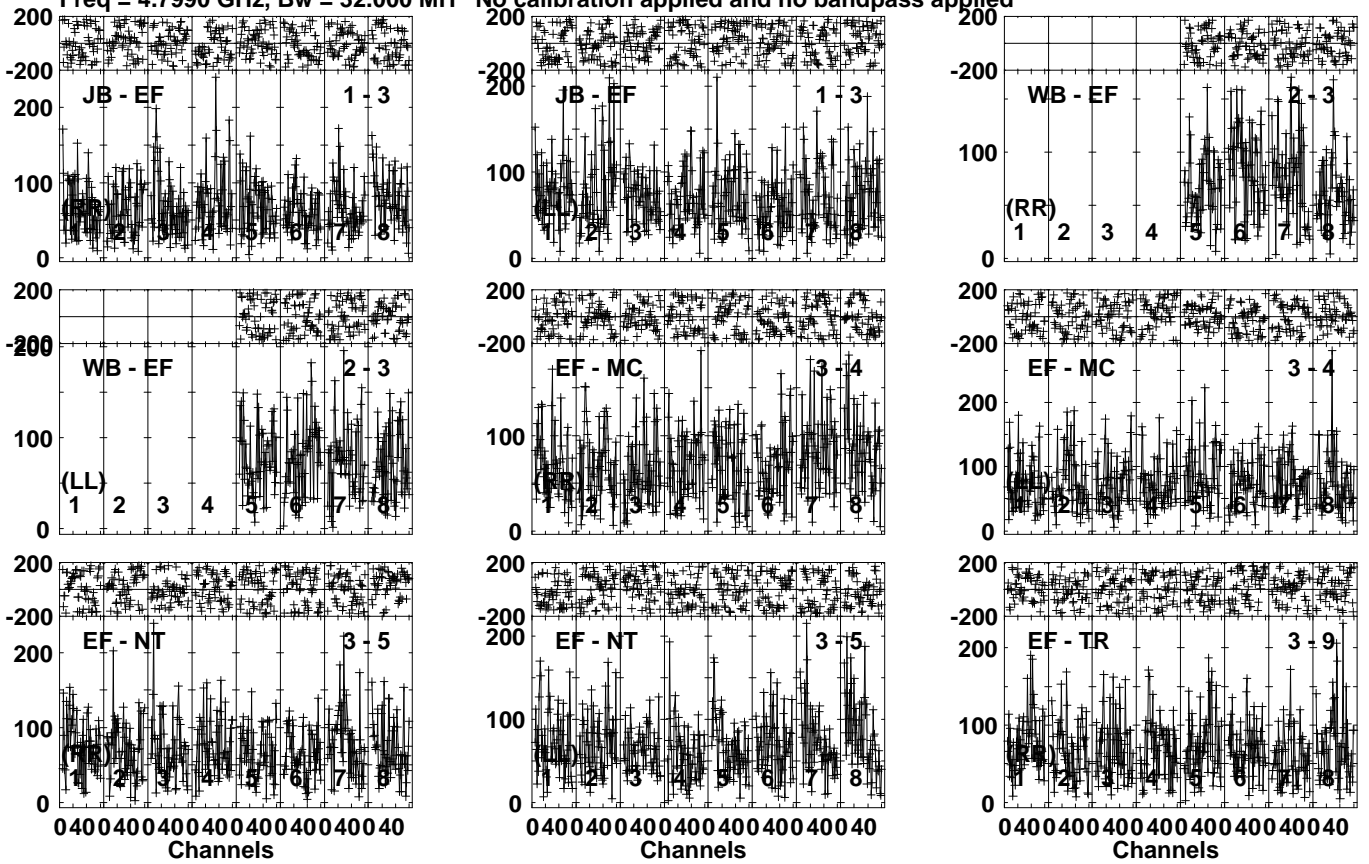
Lower frame: Milli Ampl Jy Top frame: Phas deg  
Vector averaged cross-power spectrum Several baselines displayed  
Timerange: 00/08:26:33 to 00/08:28:29

Plot file version 267 created 04-NOV-2021 02:05:05

LSPMJ0036+18 EC077C.UVDATA.1

Freq = 4.7990 GHz, Bw = 32.000 MH

No calibration applied and no bandpass applied



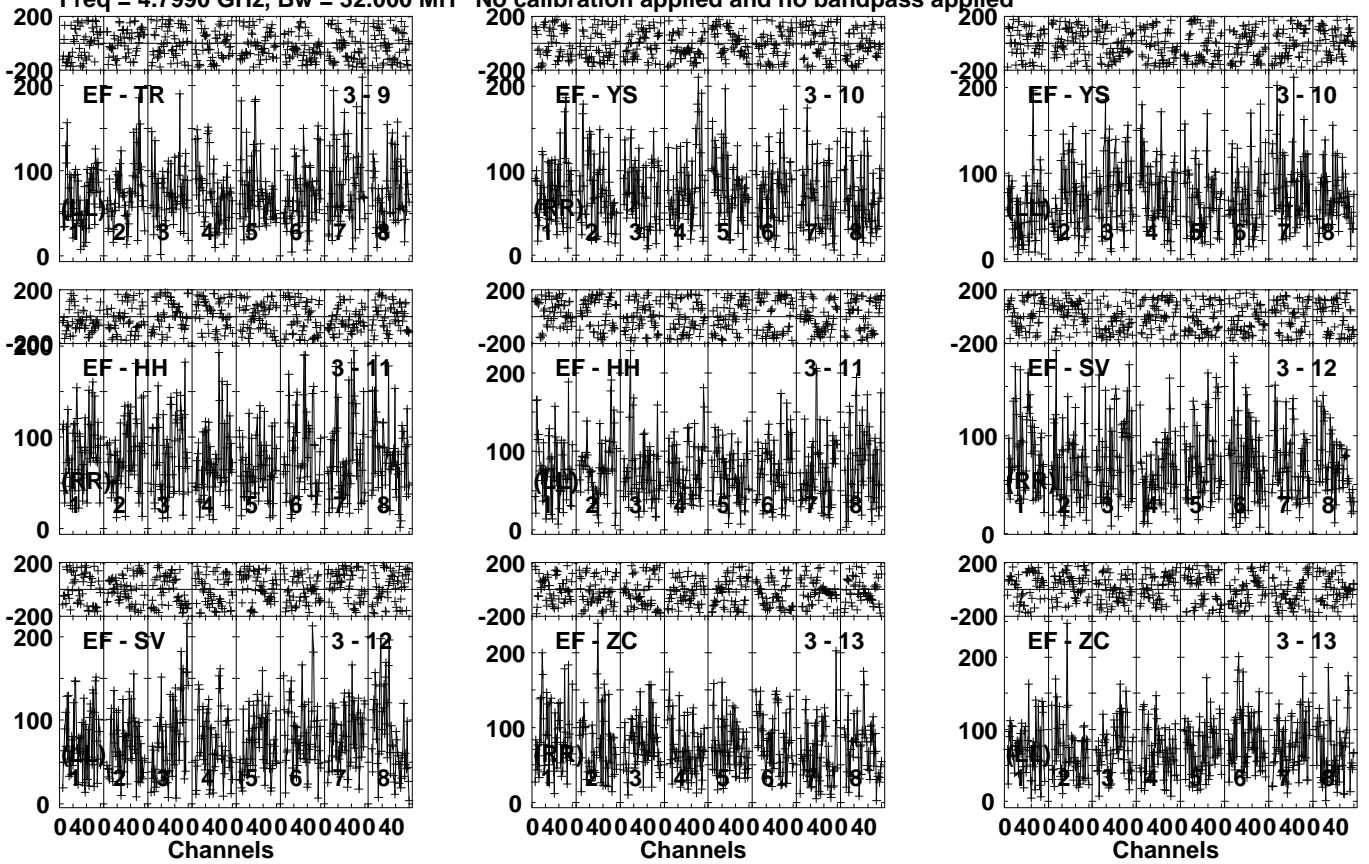
Lower frame: Micro Ampl Jy Top frame: Phas deg  
Vector averaged cross-power spectrum Several baselines displayed  
Timerange: 00/08:28:31 to 00/08:32:39

Plot file version 268 created 04-NOV-2021 02:05:05

LSPMJ0036+18 EC077C.UVDATA.1

Freq = 4.7990 GHz, Bw = 32.000 MH

No calibration applied and no bandpass applied



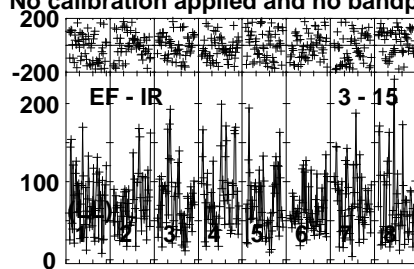
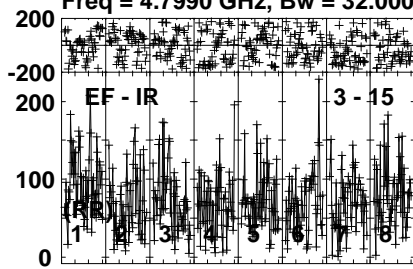
Lower frame: Micro Ampl Jy Top frame: Phas deg  
Vector averaged cross-power spectrum Several baselines displayed  
Timerange: 00/08:28:31 to 00/08:32:39

Plot file version 269 created 04-NOV-2021 02:05:06

LSPMJ0036+18 EC077C.UVDATA.1

Freq = 4.7990 GHz, Bw = 32.000 MH

No calibration applied and no bandpass applied



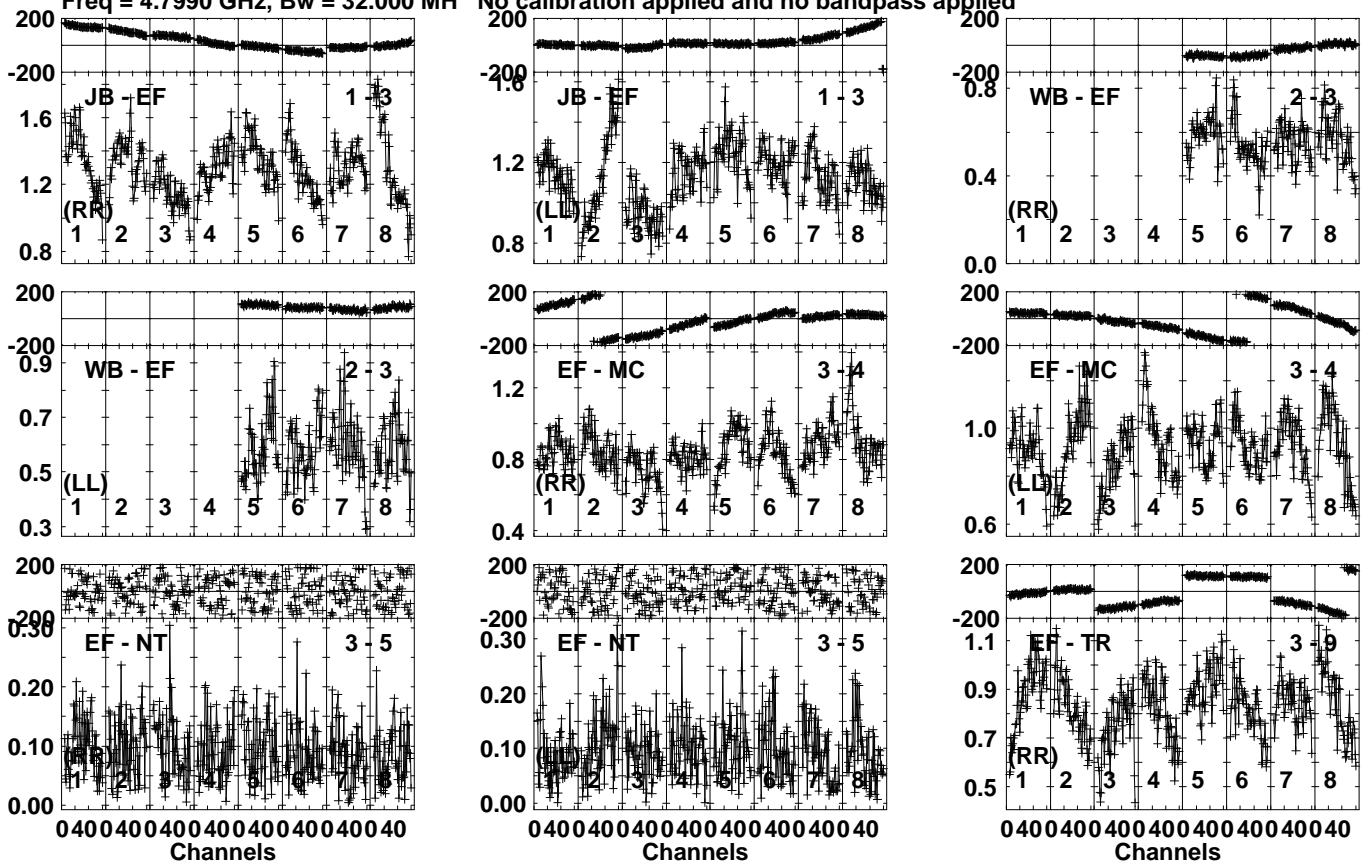
Lower frame: Micro Ampl Jy Top frame: Phas deg  
Vector averaged cross-power spectrum Several baselines displayed  
Timerange: 00/08:28:31 to 00/08:32:39

Plot file version 270 created 04-NOV-2021 02:05:06

J0038+1856 EC077C.UVDATA.1

Freq = 4.7990 GHz, Bw = 32.000 MH

No calibration applied and no bandpass applied



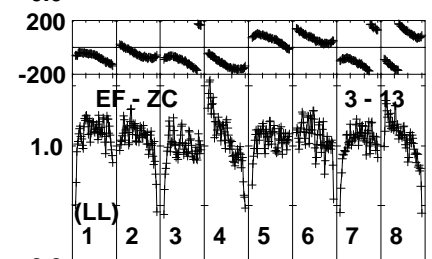
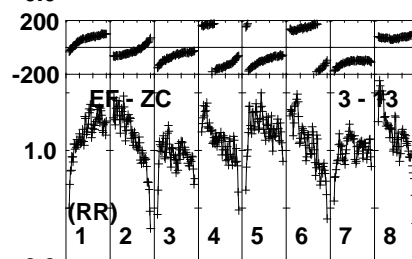
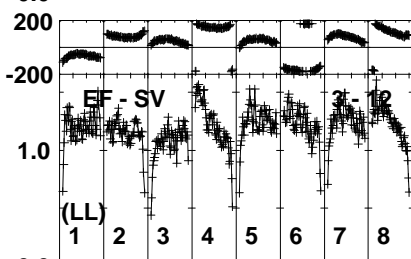
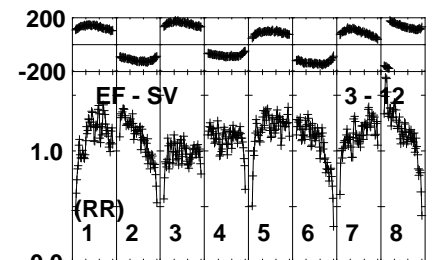
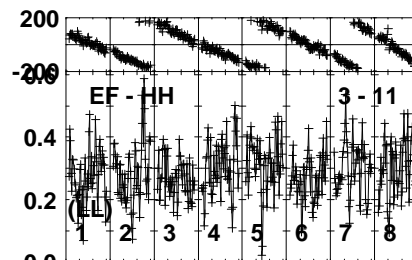
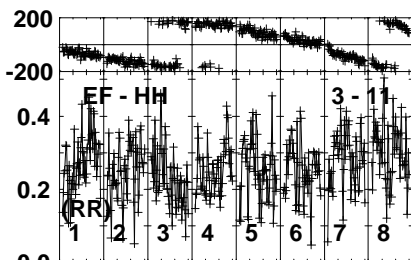
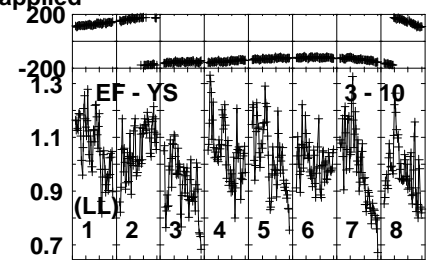
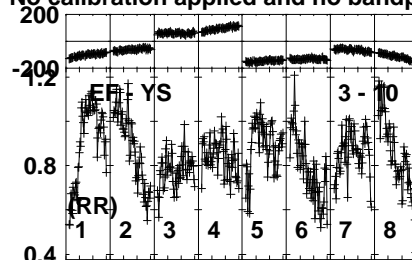
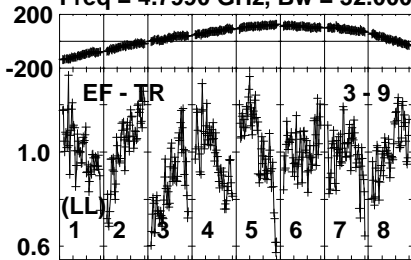
Lower frame: Milli Ampl Jy Top frame: Phas deg  
Vector averaged cross-power spectrum Several baselines displayed  
Timerange: 00/08:33:11 to 00/08:35:09

Plot file version 271 created 04-NOV-2021 02:05:06

J0038+1856 EC077C.UVDATA.1

Freq = 4.7990 GHz, Bw = 32.000 MH

No calibration applied and no bandpass applied



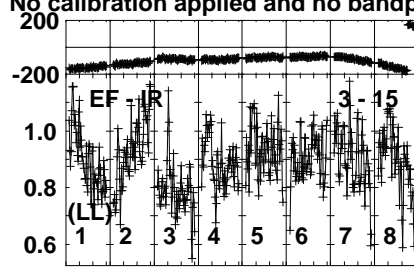
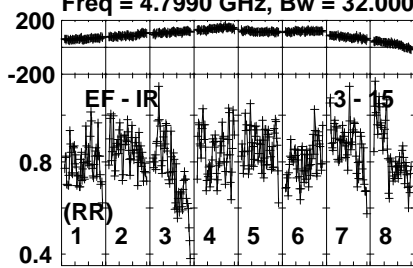
Lower frame: Milli Ampl Jy Top frame: Phas deg  
Vector averaged cross-power spectrum Several baselines displayed  
Timerange: 00/08:33:11 to 00/08:35:09

Plot file version 272 created 04-NOV-2021 02:05:06

J0038+1856 EC077C.UVDATA.1

Freq = 4.7990 GHz, Bw = 32.000 MH

No calibration applied and no bandpass applied



Lower frame: Milli Ampl Jy Top frame: Phas deg  
Vector averaged cross-power spectrum Several baselines displayed  
Timerange: 00/08:33:11 to 00/08:35:09

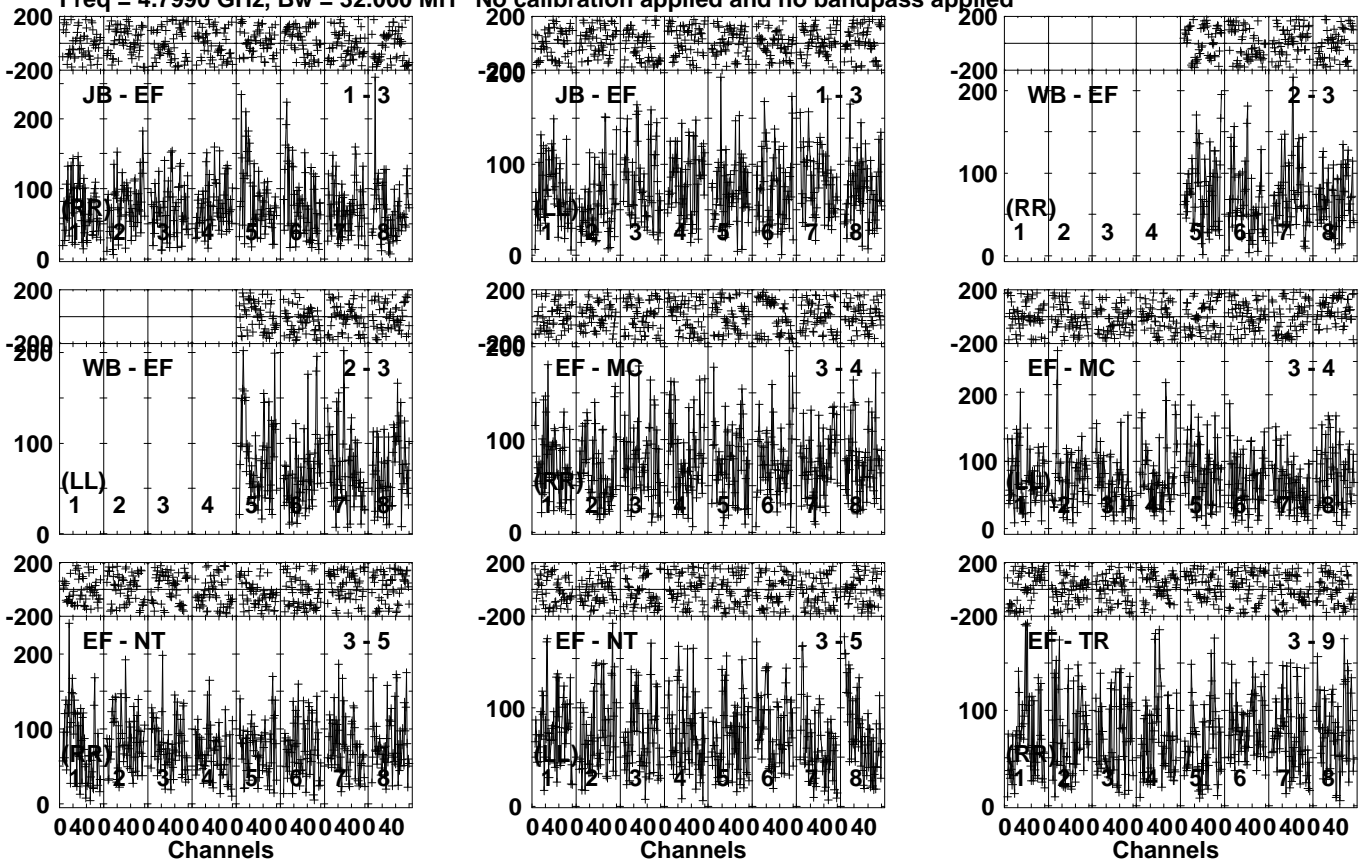


Plot file version 273 created 04-NOV-2021 02:05:06

LSPMJ0036+18 EC077C.UVDATA.1

Freq = 4.7990 GHz, Bw = 32.000 MH

No calibration applied and no bandpass applied



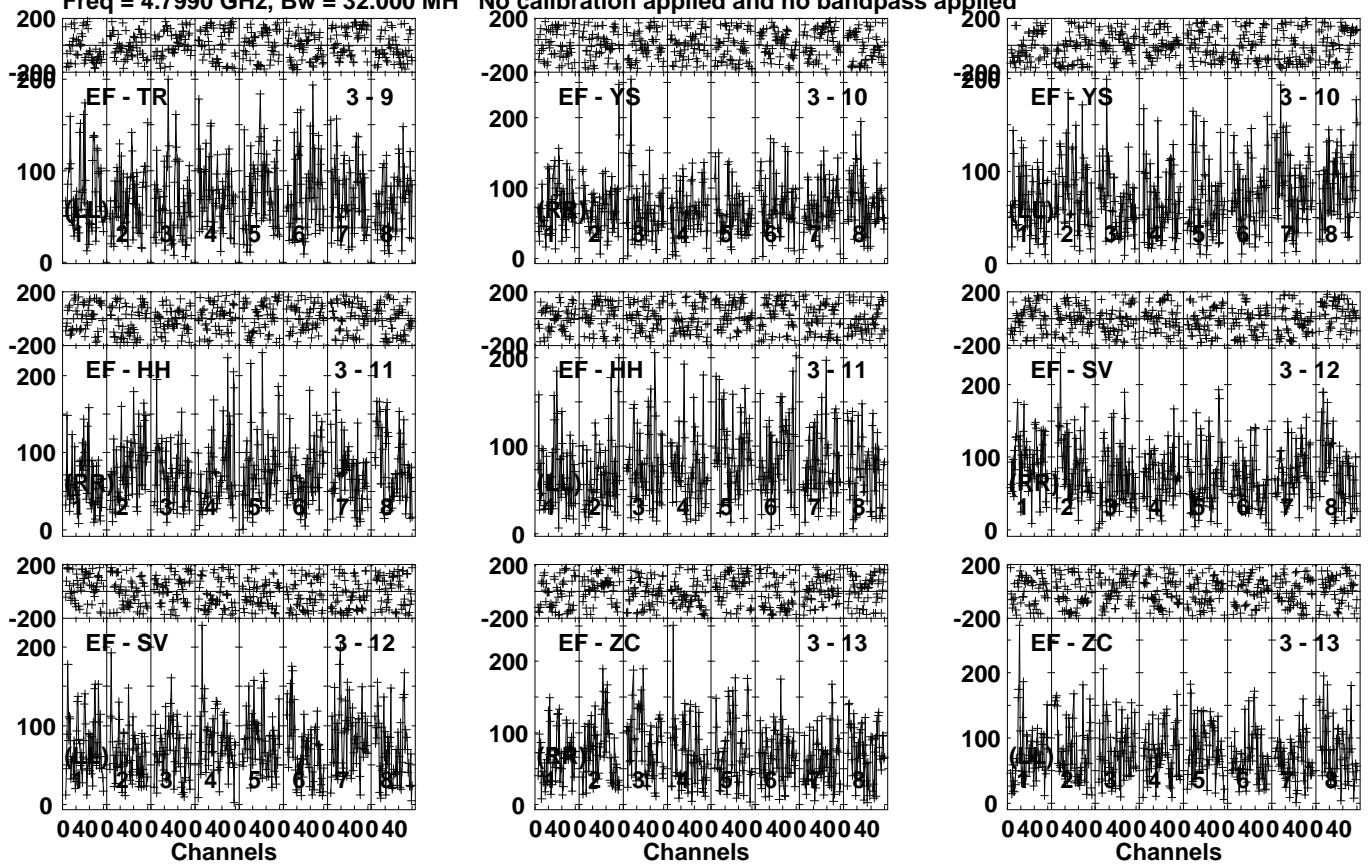
Lower frame: Micro Ampl Jy Top frame: Phas deg  
Vector averaged cross-power spectrum Several baselines displayed  
Timerange: 00/08:35:51 to 00/08:39:19

Plot file version 274 created 04-NOV-2021 02:05:06

LSPMJ0036+18 EC077C.UVDATA.1

Freq = 4.7990 GHz, Bw = 32.000 MH

No calibration applied and no bandpass applied



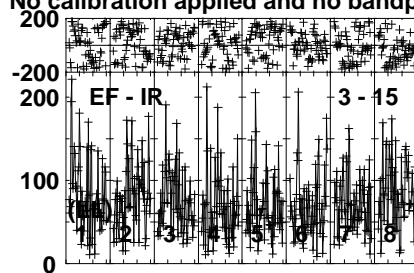
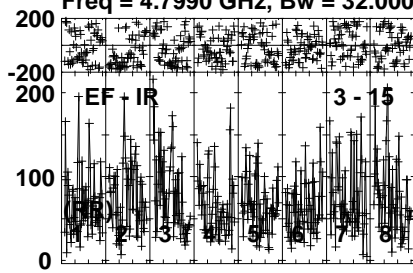
Lower frame: Micro Ampl Jy Top frame: Phas deg  
Vector averaged cross-power spectrum Several baselines displayed  
Timerange: 00/08:35:51 to 00/08:39:19

Plot file version 275 created 04-NOV-2021 02:05:06

LSPMJ0036+18 EC077C.UVDATA.1

Freq = 4.7990 GHz, Bw = 32.000 MH

No calibration applied and no bandpass applied



Lower frame: Micro Ampl Jy Top frame: Phas deg

Vector averaged cross-power spectrum Several baselines displayed

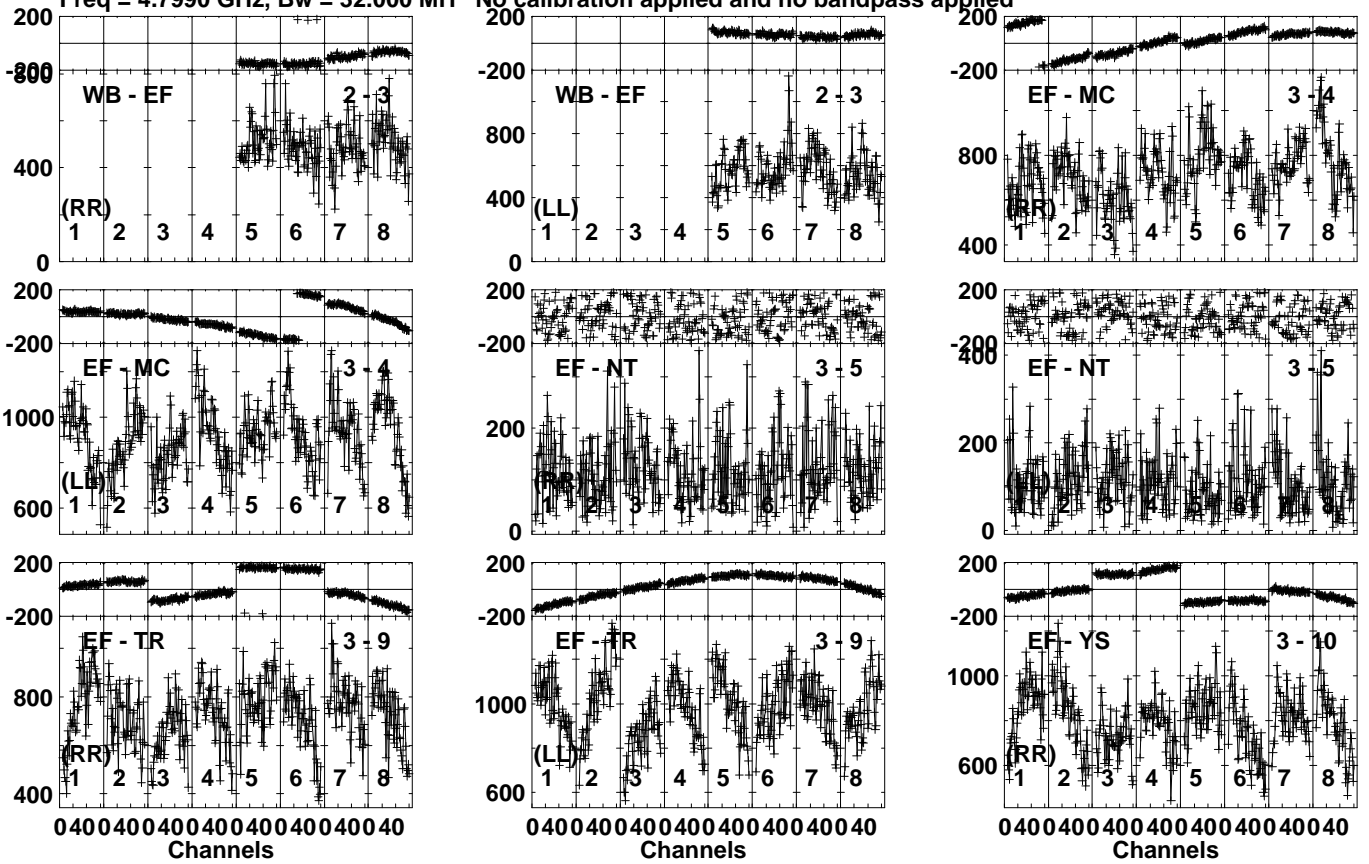
Timerange: 00/08:35:51 to 00/08:39:19

Plot file version 276 created 04-NOV-2021 02:05:06

J0038+1856 EC077C.UVDATA.1

Freq = 4.7990 GHz, Bw = 32.000 MH

No calibration applied and no bandpass applied



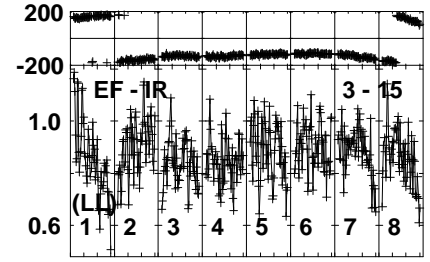
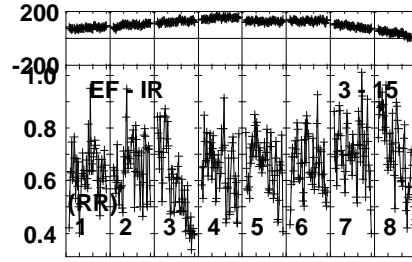
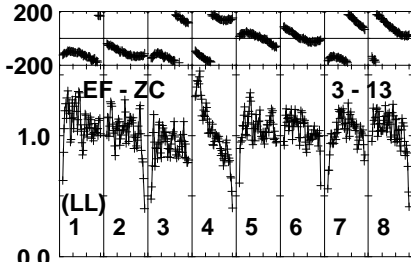
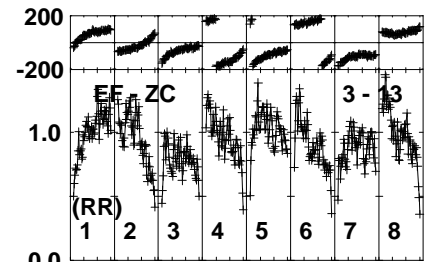
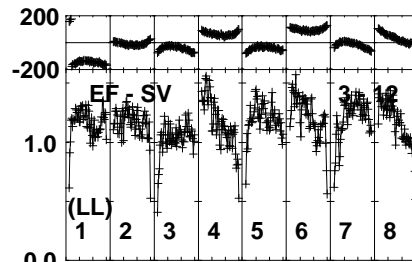
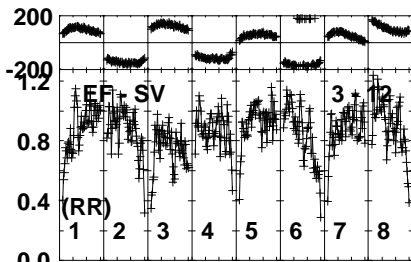
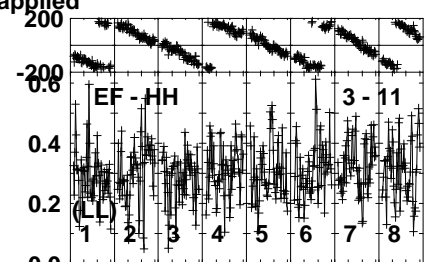
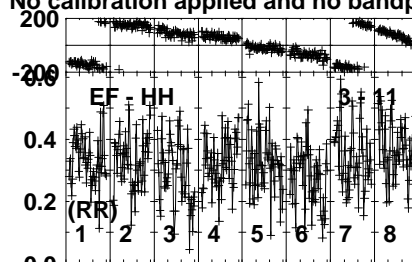
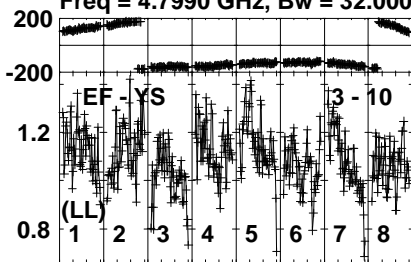
Lower frame: Micro Ampl Jy Top frame: Phas deg  
Vector averaged cross-power spectrum Several baselines displayed  
Timerange: 00/08:39:21 to 00/08:41:19

Plot file version 277 created 04-NOV-2021 02:05:06

J0038+1856 EC077C.UVDATA.1

Freq = 4.7990 GHz, Bw = 32.000 MH

No calibration applied and no bandpass applied



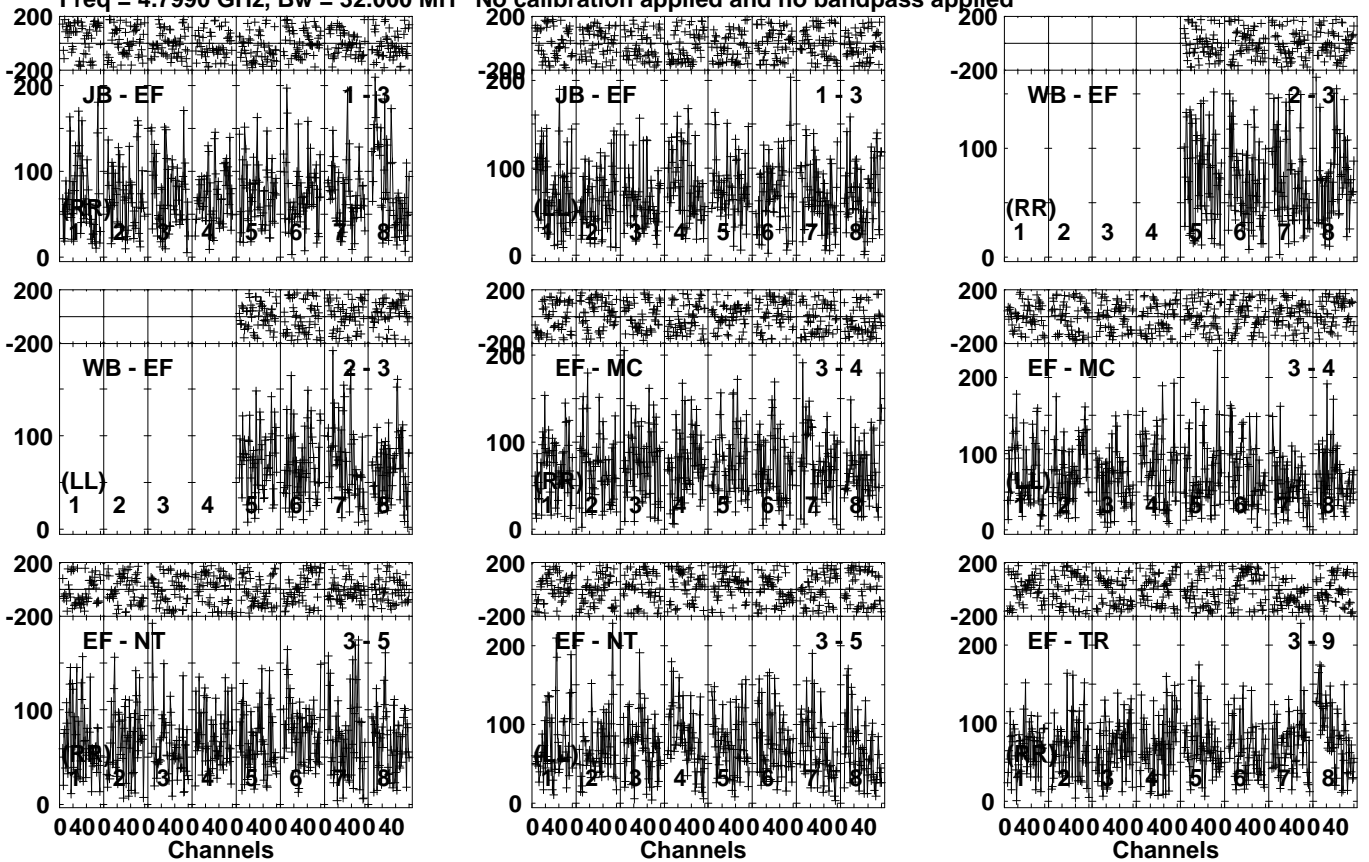
Lower frame: Milli Ampl Jy Top frame: Phas deg  
Vector averaged cross-power spectrum Several baselines displayed  
Timerange: 00/08:39:21 to 00/08:41:19

Plot file version 278 created 04-NOV-2021 02:05:06

LSPMJ0036+18 EC077C.UVDATA.1

Freq = 4.7990 GHz, Bw = 32.000 MH

No calibration applied and no bandpass applied



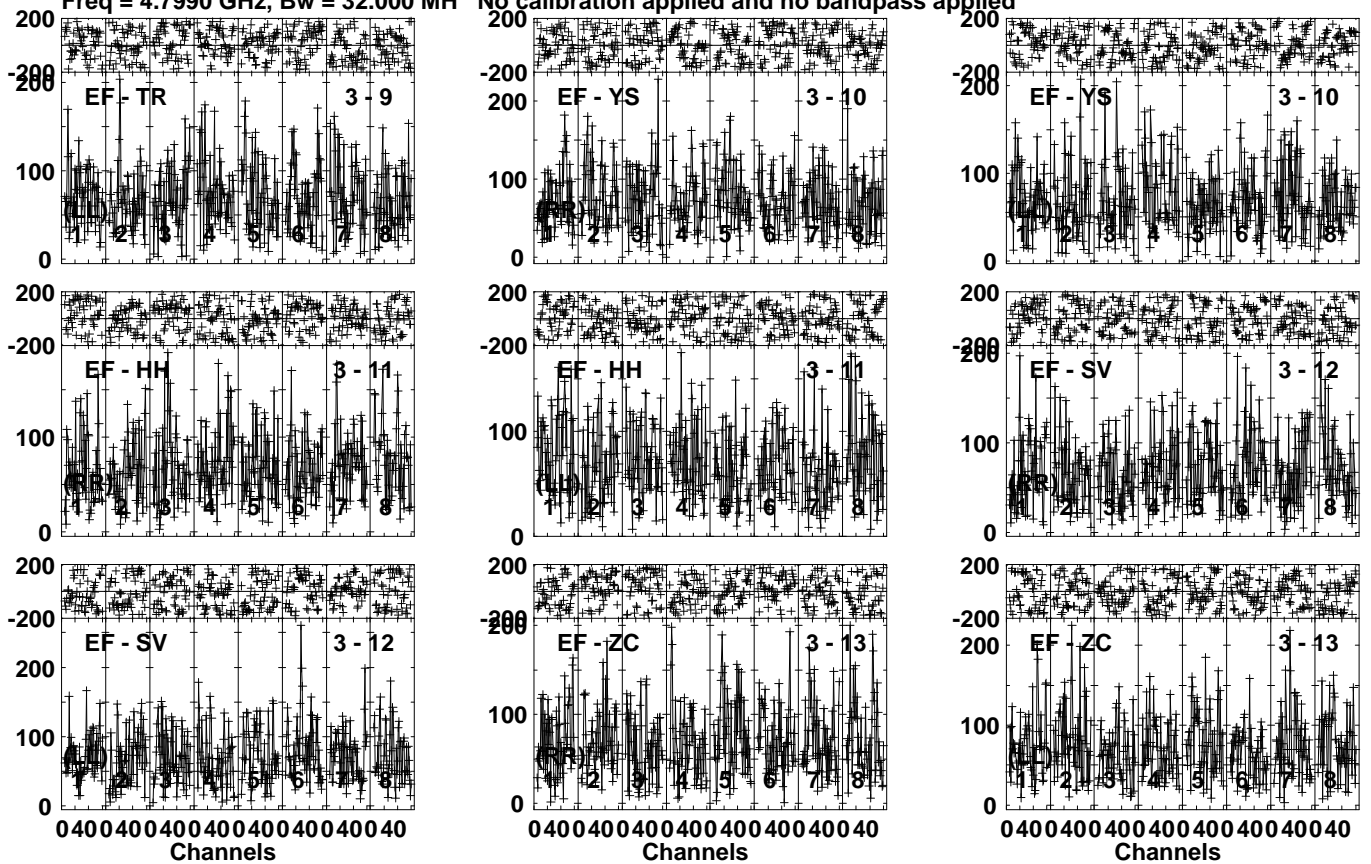
Lower frame: Micro Ampl Jy Top frame: Phas deg  
Vector averaged cross-power spectrum Several baselines displayed  
Timerange: 00/08:41:21 to 00/08:45:29

Plot file version 279 created 04-NOV-2021 02:05:07

LSPMJ0036+18 EC077C.UVDATA.1

Freq = 4.7990 GHz, Bw = 32.000 MH

No calibration applied and no bandpass applied



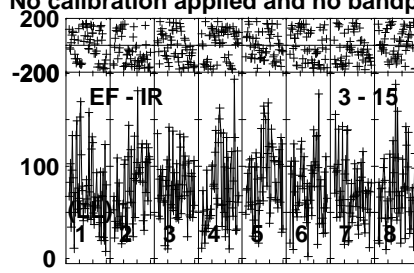
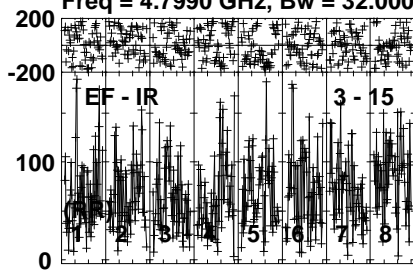
Lower frame: Micro Ampl Jy Top frame: Phas deg  
Vector averaged cross-power spectrum Several baselines displayed  
Timerange: 00/08:41:21 to 00/08:45:29

Plot file version 280 created 04-NOV-2021 02:05:07

LSPMJ0036+18 EC077C.UVDATA.1

Freq = 4.7990 GHz, Bw = 32.000 MH

No calibration applied and no bandpass applied



Lower frame: Micro Ampl Jy Top frame: Phas deg

Vector averaged cross-power spectrum Several baselines displayed

Timerange: 00/08:41:21 to 00/08:45:29

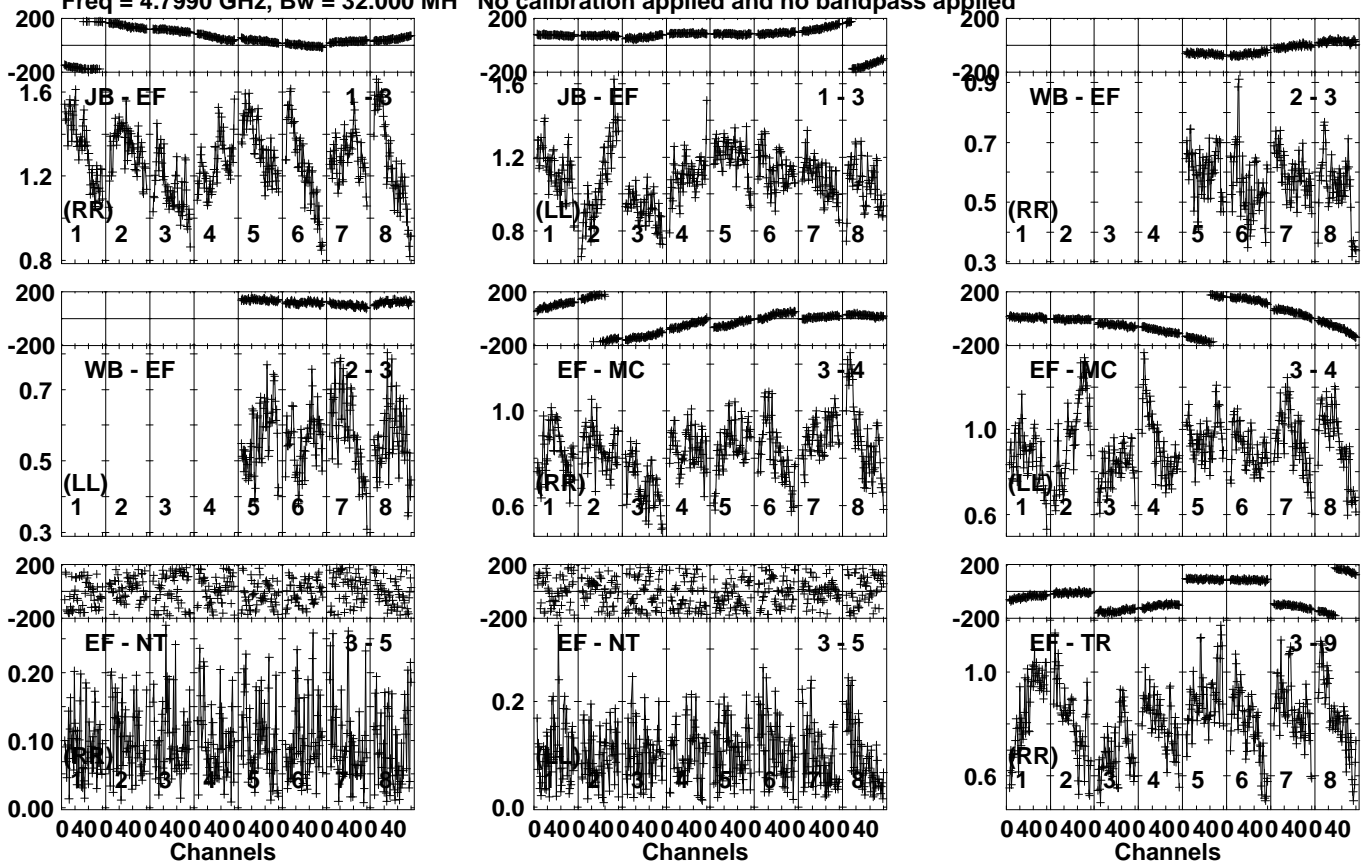


Plot file version 281 created 04-NOV-2021 02:05:07

J0038+1856 EC077C.UVDATA.1

Freq = 4.7990 GHz, Bw = 32.000 MH

No calibration applied and no bandpass applied



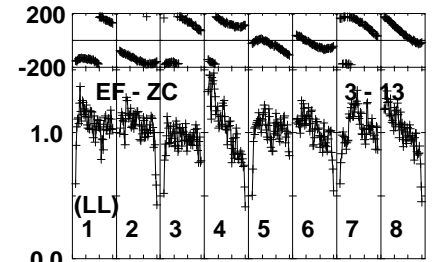
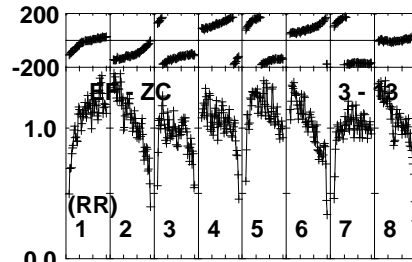
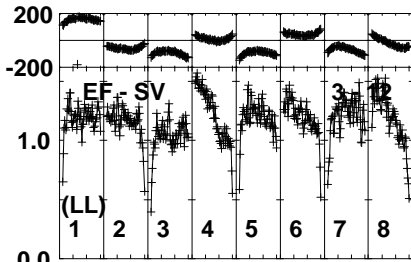
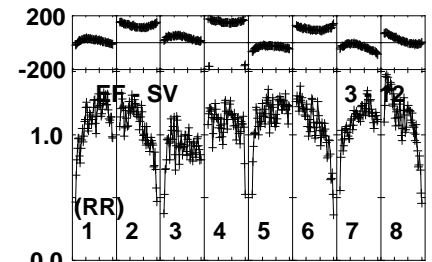
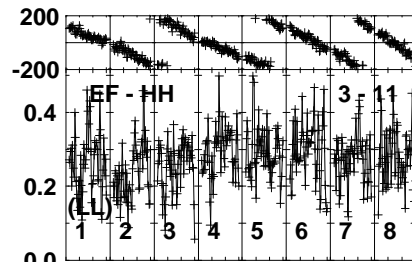
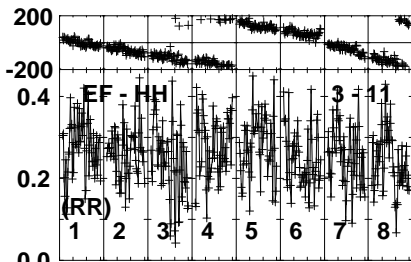
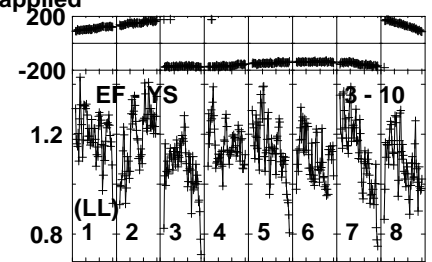
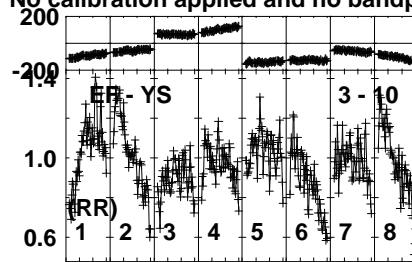
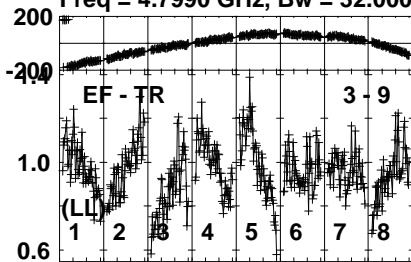
Lower frame: Milli Ampl Jy Top frame: Phas deg  
Vector averaged cross-power spectrum Several baselines displayed  
Timerange: 00/08:46:01 to 00/08:47:59

Plot file version 282 created 04-NOV-2021 02:05:07

J0038+1856 EC077C.UVDATA.1

Freq = 4.7990 GHz, Bw = 32.000 MH

No calibration applied and no bandpass applied



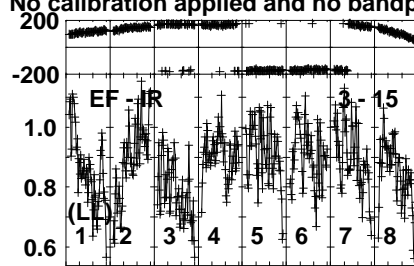
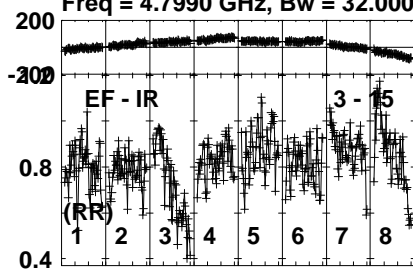
Lower frame: Milli Ampl Jy Top frame: Phas deg  
Vector averaged cross-power spectrum Several baselines displayed  
Timerange: 00/08:46:01 to 00/08:47:59

Plot file version 283 created 04-NOV-2021 02:05:07

J0038+1856 EC077C.UVDATA.1

Freq = 4.7990 GHz, Bw = 32.000 MH

No calibration applied and no bandpass applied



Lower frame: Milli Ampl Jy Top frame: Phas deg

Vector averaged cross-power spectrum Several baselines displayed

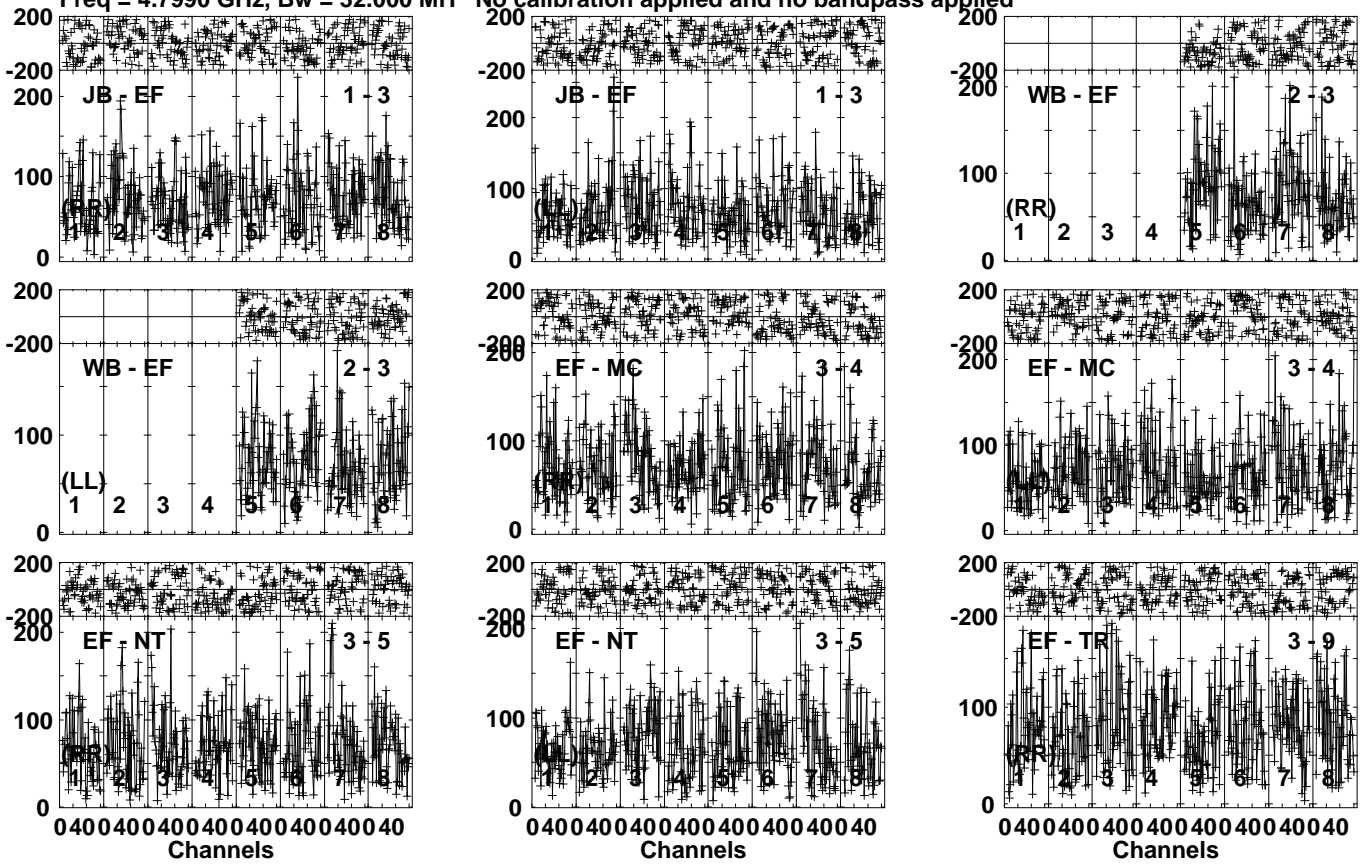
Timerange: 00/08:46:01 to 00/08:47:59

Plot file version 284 created 04-NOV-2021 02:05:07

LSPMJ0036+18 EC077C.UVDATA.1

Freq = 4.7990 GHz, Bw = 32.000 MH

No calibration applied and no bandpass applied



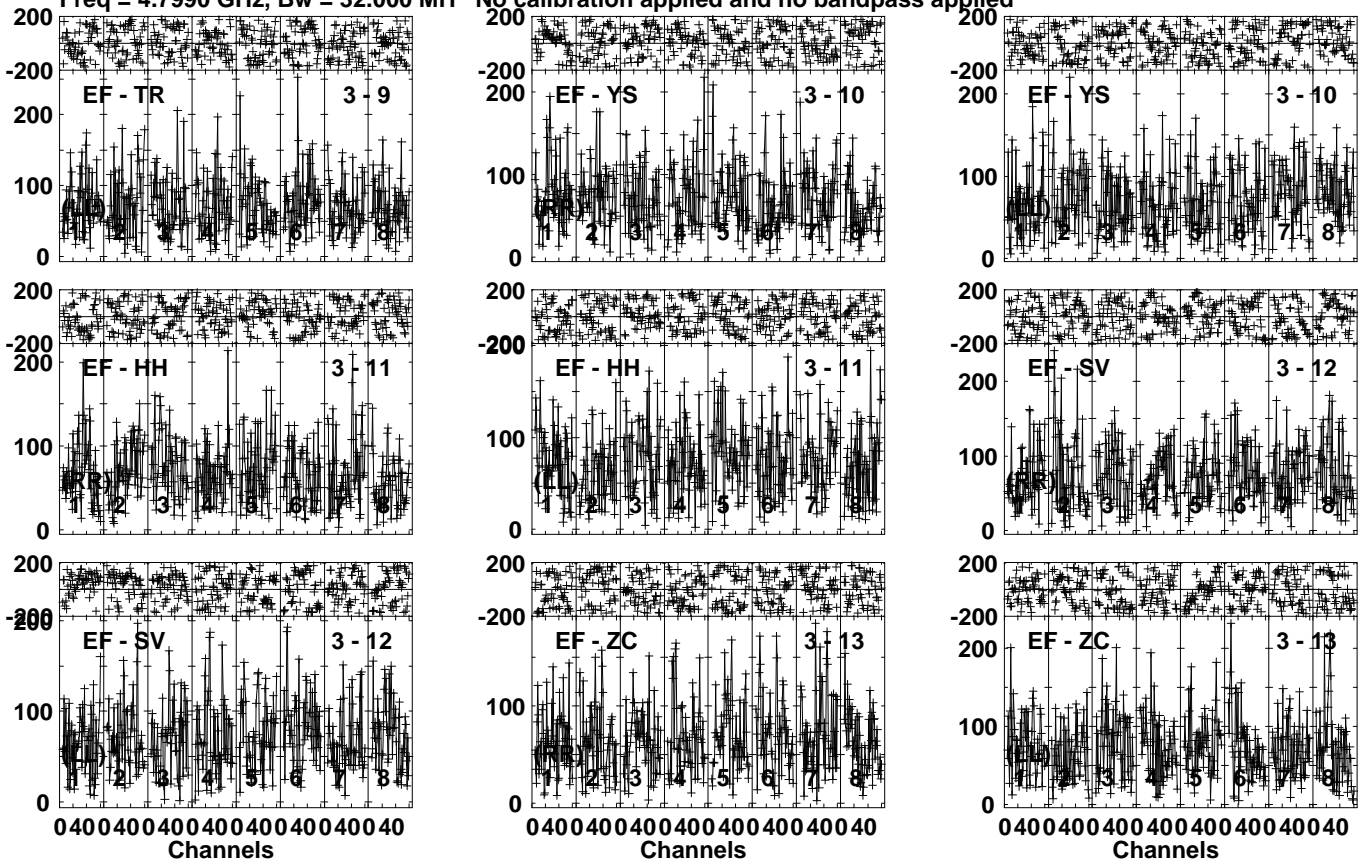
Lower frame: Micro Ampl Jy Top frame: Phas deg  
Vector averaged cross-power spectrum Several baselines displayed  
Timerange: 00/08:48:41 to 00/08:52:09

Plot file version 285 created 04-NOV-2021 02:05:07

LSPMJ0036+18 EC077C.UVDATA.1

Freq = 4.7990 GHz, Bw = 32.000 MH

No calibration applied and no bandpass applied



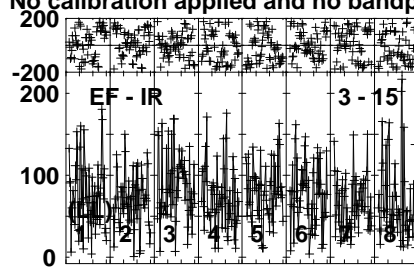
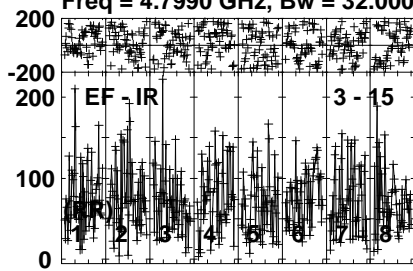
Lower frame: Micro Ampl Jy Top frame: Phas deg  
Vector averaged cross-power spectrum Several baselines displayed  
Timerange: 00/08:48:41 to 00/08:52:09

Plot file version 286 created 04-NOV-2021 02:05:07

LSPMJ0036+18 EC077C.UVDATA.1

Freq = 4.7990 GHz, Bw = 32.000 MH

No calibration applied and no bandpass applied



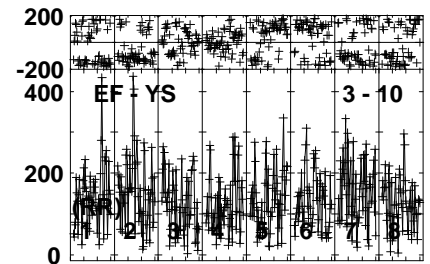
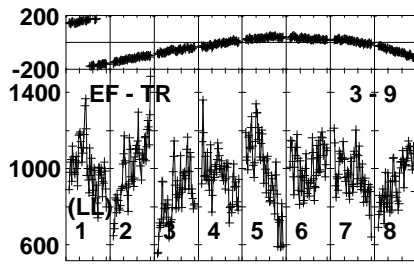
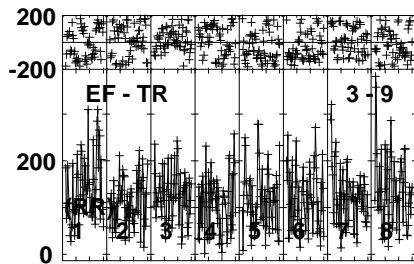
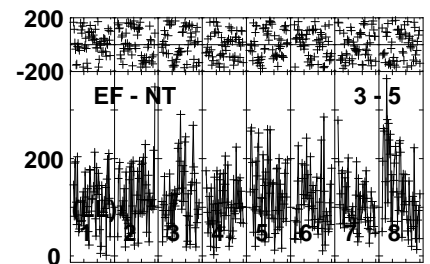
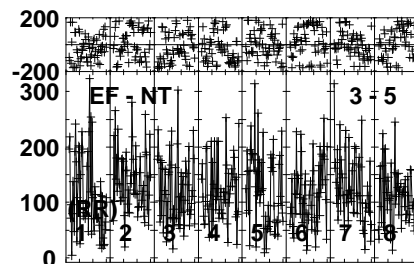
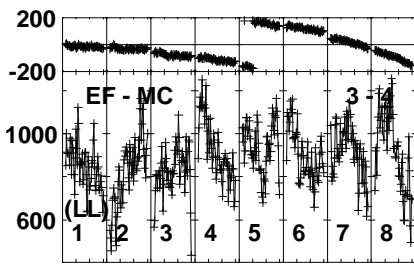
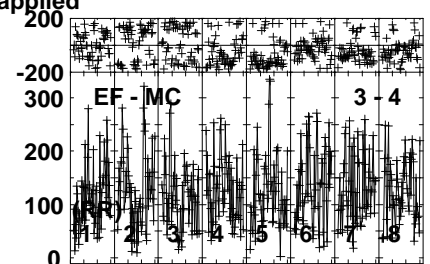
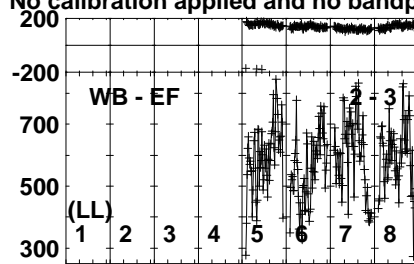
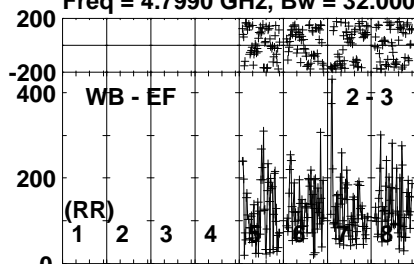
Lower frame: Micro Ampl Jy Top frame: Phas deg  
Vector averaged cross-power spectrum Several baselines displayed  
Timerange: 00/08:48:41 to 00/08:52:09

Plot file version 287 created 04-NOV-2021 02:05:07

J0038+1856 EC077C.UVDATA.1

Freq = 4.7990 GHz, Bw = 32.000 MH

No calibration applied and no bandpass applied



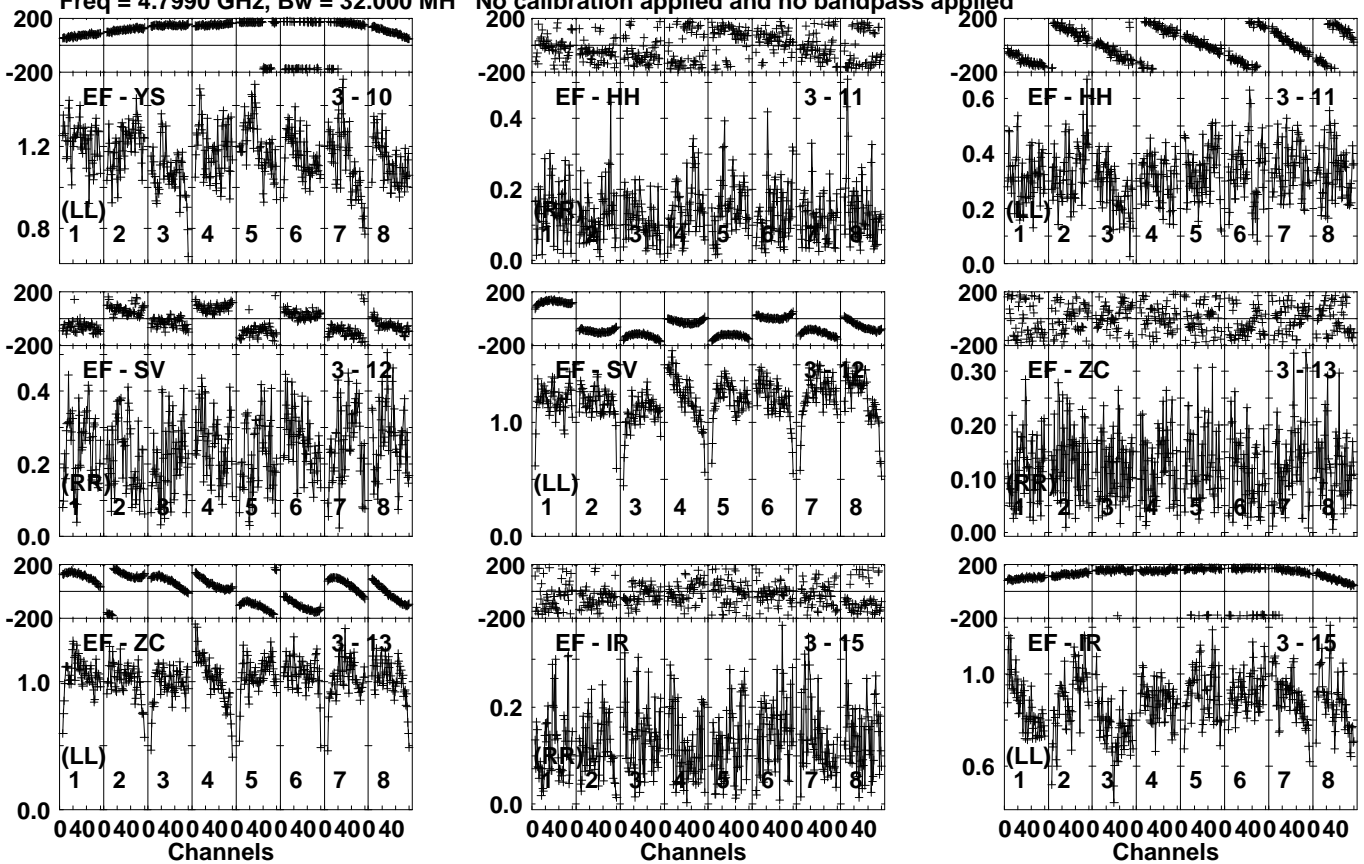
Lower frame: Micro Ampl Jy Top frame: Phas deg  
Vector averaged cross-power spectrum Several baselines displayed  
Timerange: 00/08:52:13 to 00/08:54:09

Plot file version 288 created 04-NOV-2021 02:05:07

J0038+1856 EC077C.UVDATA.1

Freq = 4.7990 GHz, Bw = 32.000 MH

No calibration applied and no bandpass applied



Lower frame: Milli Ampl Jy Top frame: Phas deg  
Vector averaged cross-power spectrum Several baselines displayed  
Timerange: 00/08:52:13 to 00/08:54:09

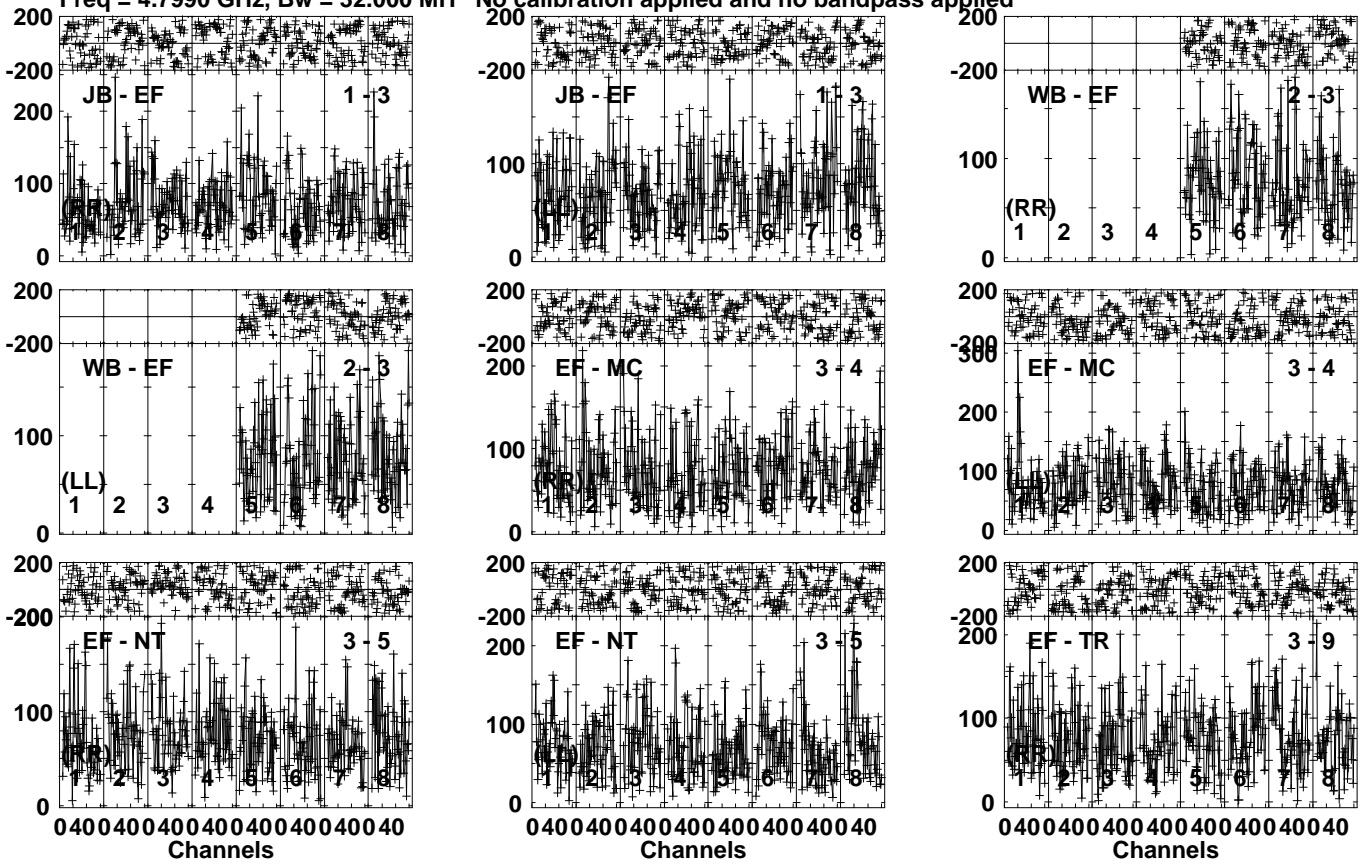


Plot file version 289 created 04-NOV-2021 02:05:08

LSPMJ0036+18 EC077C.UVDATA.1

Freq = 4.7990 GHz, Bw = 32.000 MH

No calibration applied and no bandpass applied



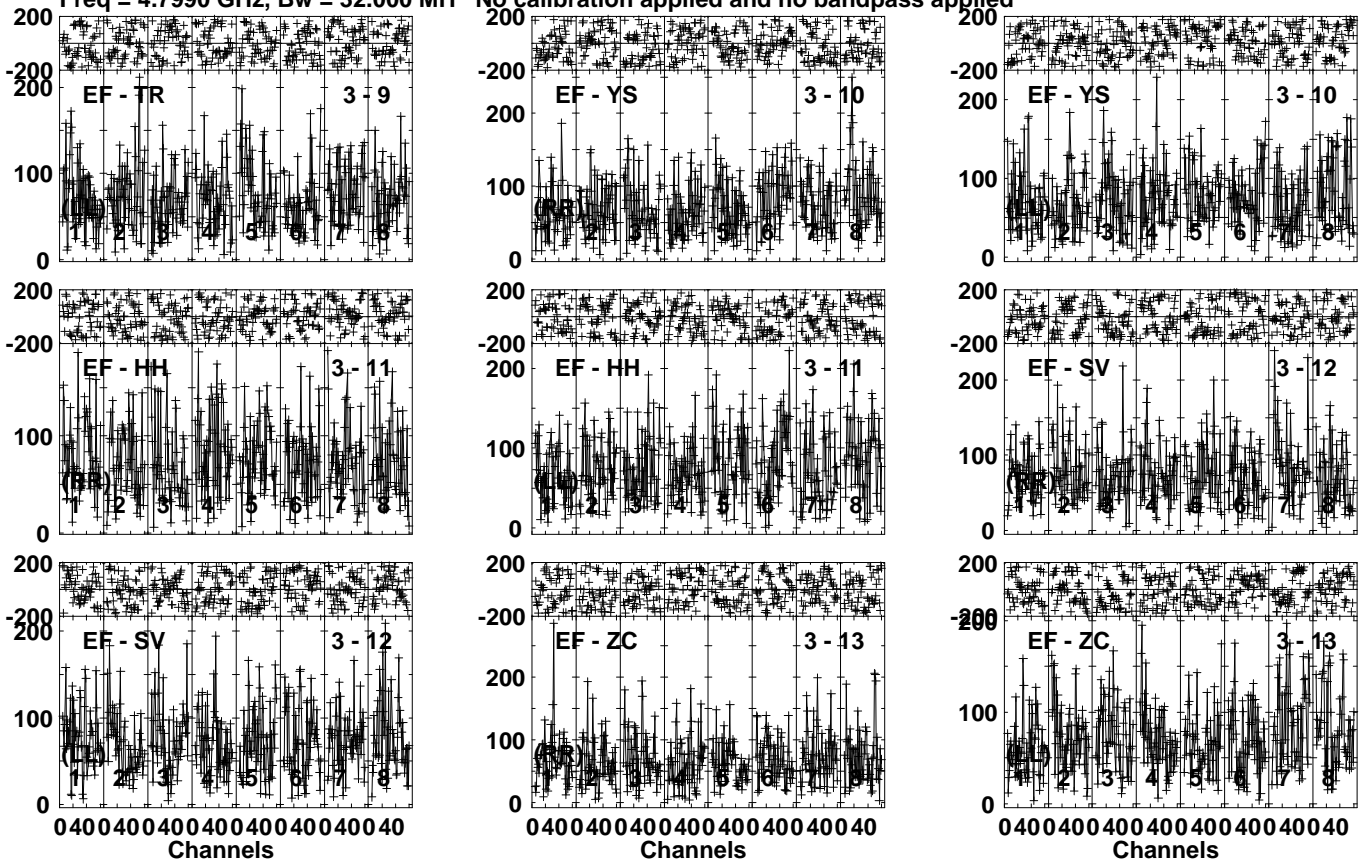
Lower frame: Micro Ampl Jy Top frame: Phas deg  
Vector averaged cross-power spectrum Several baselines displayed  
Timerange: 00/08:54:11 to 00/08:58:19

Plot file version 290 created 04-NOV-2021 02:05:08

LSPMJ0036+18 EC077C.UVDATA.1

Freq = 4.7990 GHz, Bw = 32.000 MH

No calibration applied and no bandpass applied



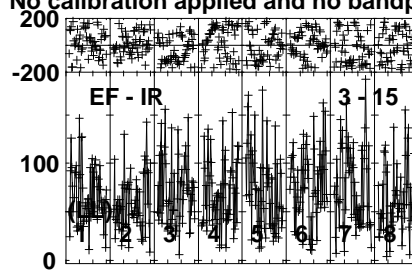
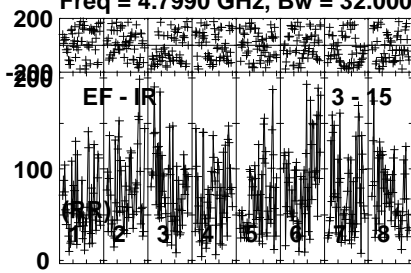
Lower frame: Micro Ampl Jy Top frame: Phas deg  
Vector averaged cross-power spectrum Several baselines displayed  
Timerange: 00/08:54:11 to 00/08:58:19

Plot file version 291 created 04-NOV-2021 02:05:08

LSPMJ0036+18 EC077C.UVDATA.1

Freq = 4.7990 GHz, Bw = 32.000 MH

No calibration applied and no bandpass applied



Lower frame: Micro Ampl Jy Top frame: Phas deg

Vector averaged cross-power spectrum Several baselines displayed

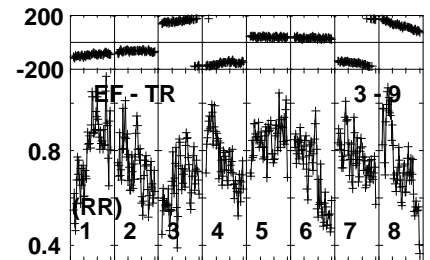
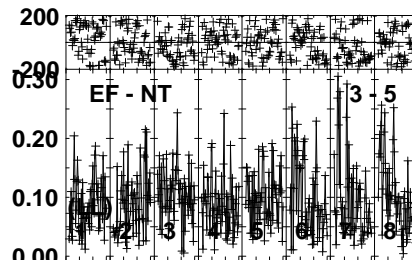
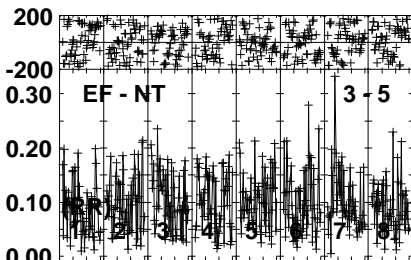
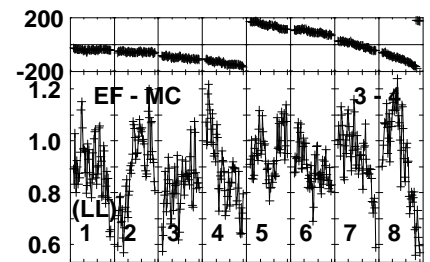
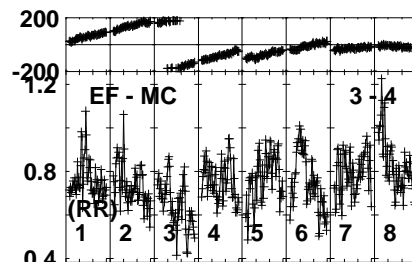
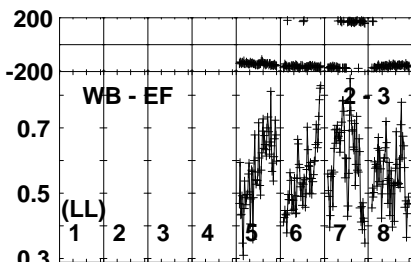
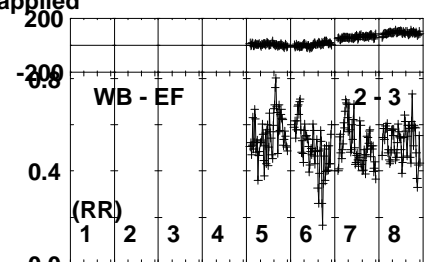
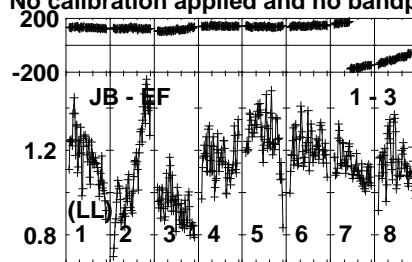
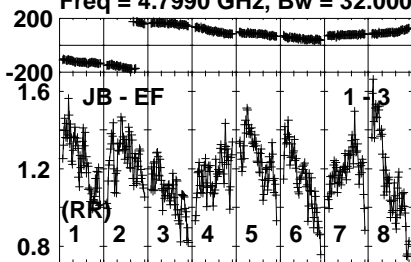
Timerange: 00/08:54:11 to 00/08:58:19

Plot file version 292 created 04-NOV-2021 02:05:08

J0038+1856 EC077C.UVDATA.1

Freq = 4.7990 GHz, Bw = 32.000 MH

No calibration applied and no bandpass applied



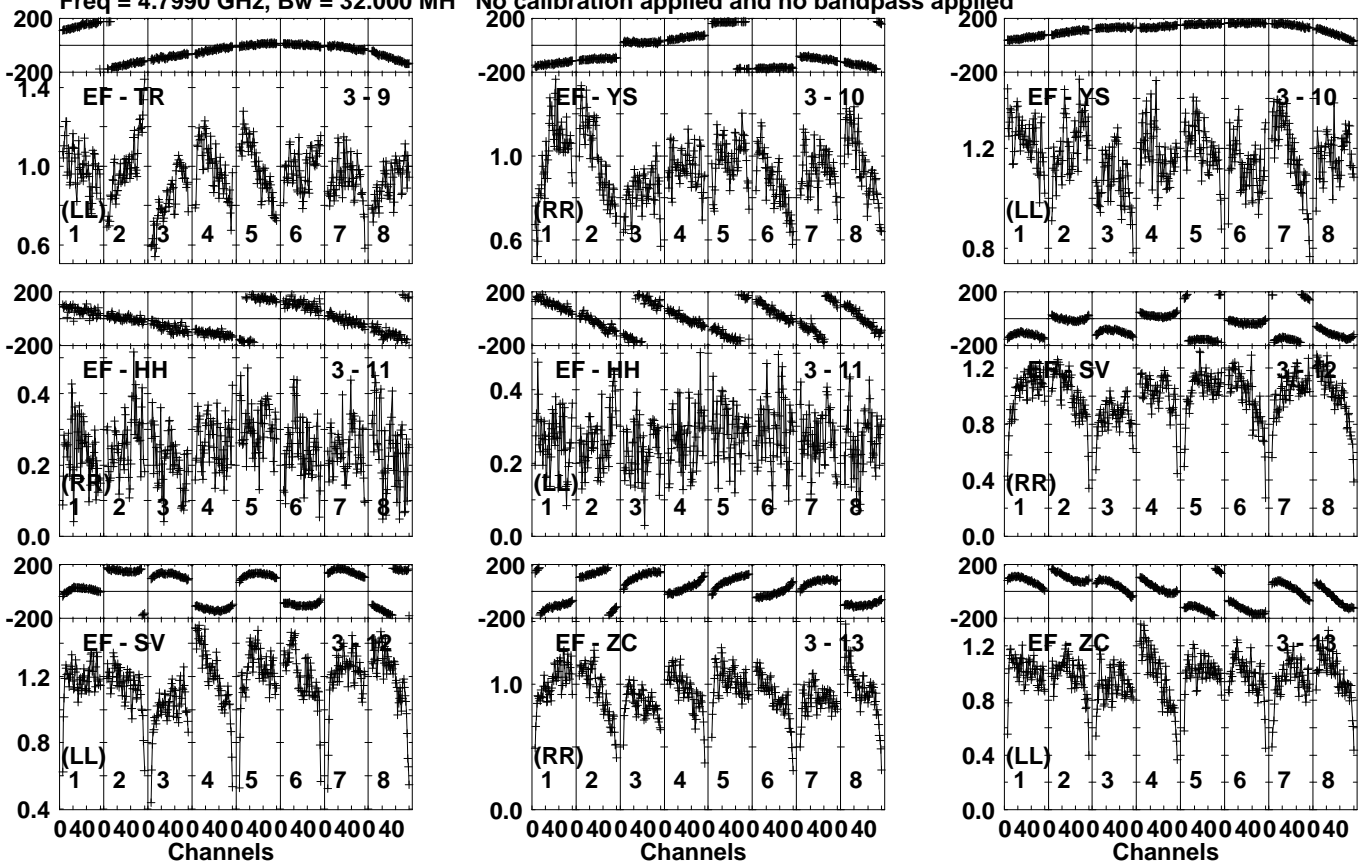
Lower frame: Milli Ampl Jy Top frame: Phas deg  
Vector averaged cross-power spectrum Several baselines displayed  
Timerange: 00:08:58:51 to 00:09:00:49

Plot file version 293 created 04-NOV-2021 02:05:08

J0038+1856 EC077C.UVDATA.1

Freq = 4.7990 GHz, Bw = 32.000 MH

No calibration applied and no bandpass applied



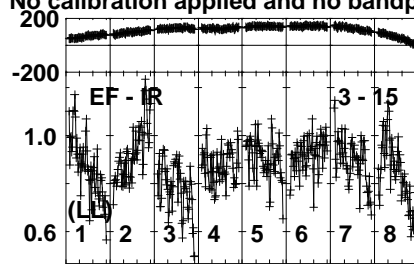
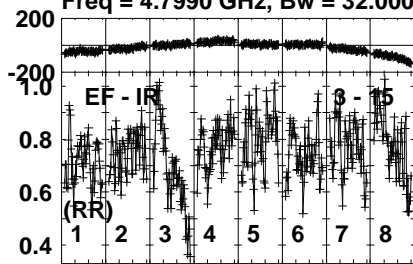
Lower frame: Milli Ampl Jy Top frame: Phas deg  
Vector averaged cross-power spectrum Several baselines displayed  
Timerange: 00/08:58:51 to 00/09:00:49

Plot file version 294 created 04-NOV-2021 02:05:08

J0038+1856 EC077C.UVDATA.1

Freq = 4.7990 GHz, Bw = 32.000 MH

No calibration applied and no bandpass applied



Lower frame: Milli Ampl Jy Top frame: Phas deg

Vector averaged cross-power spectrum Several baselines displayed

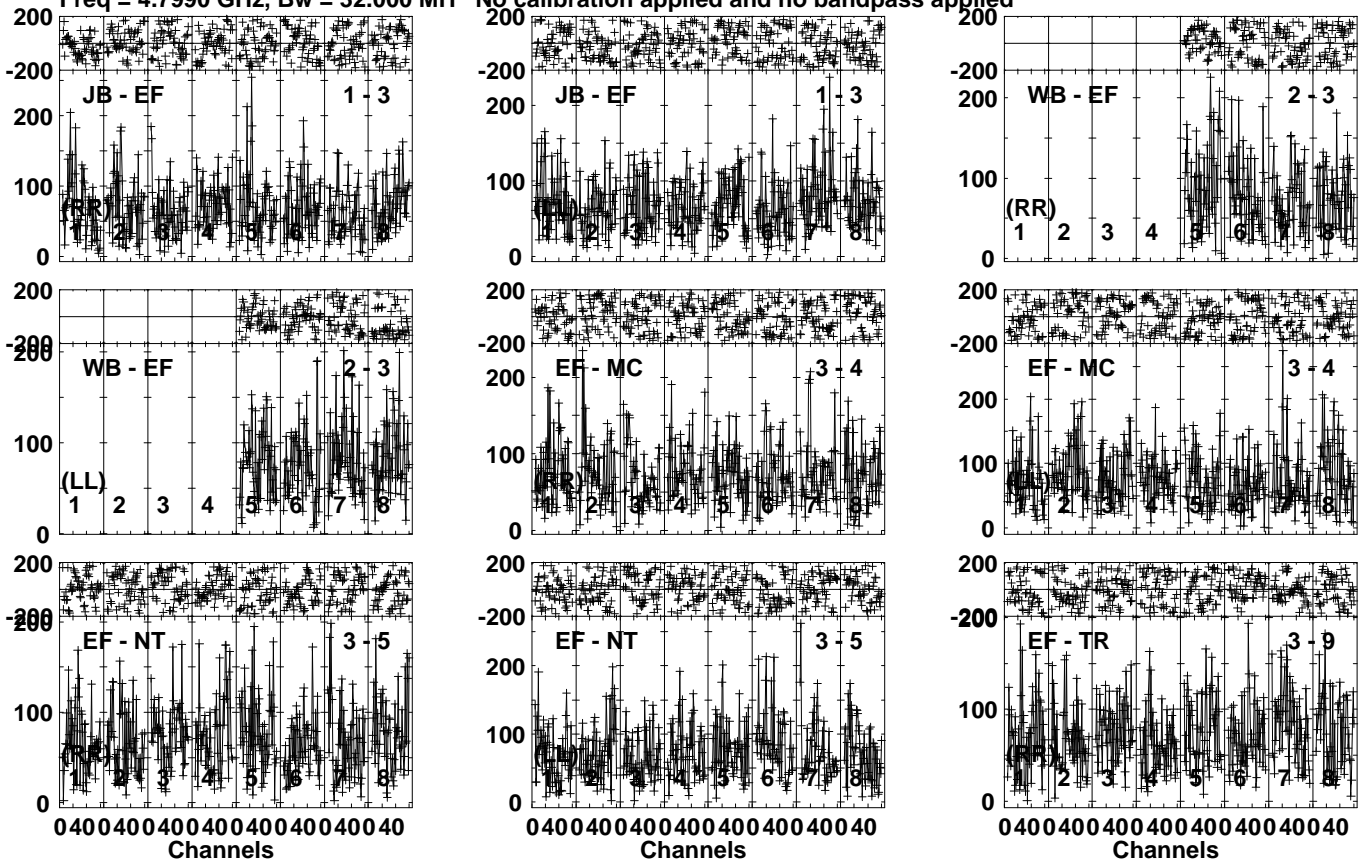
Timerange: 00/08:58:51 to 00/09:00:49

Plot file version 295 created 04-NOV-2021 02:05:08

LSPMJ0036+18 EC077C.UVDATA.1

Freq = 4.7990 GHz, Bw = 32.000 MH

No calibration applied and no bandpass applied



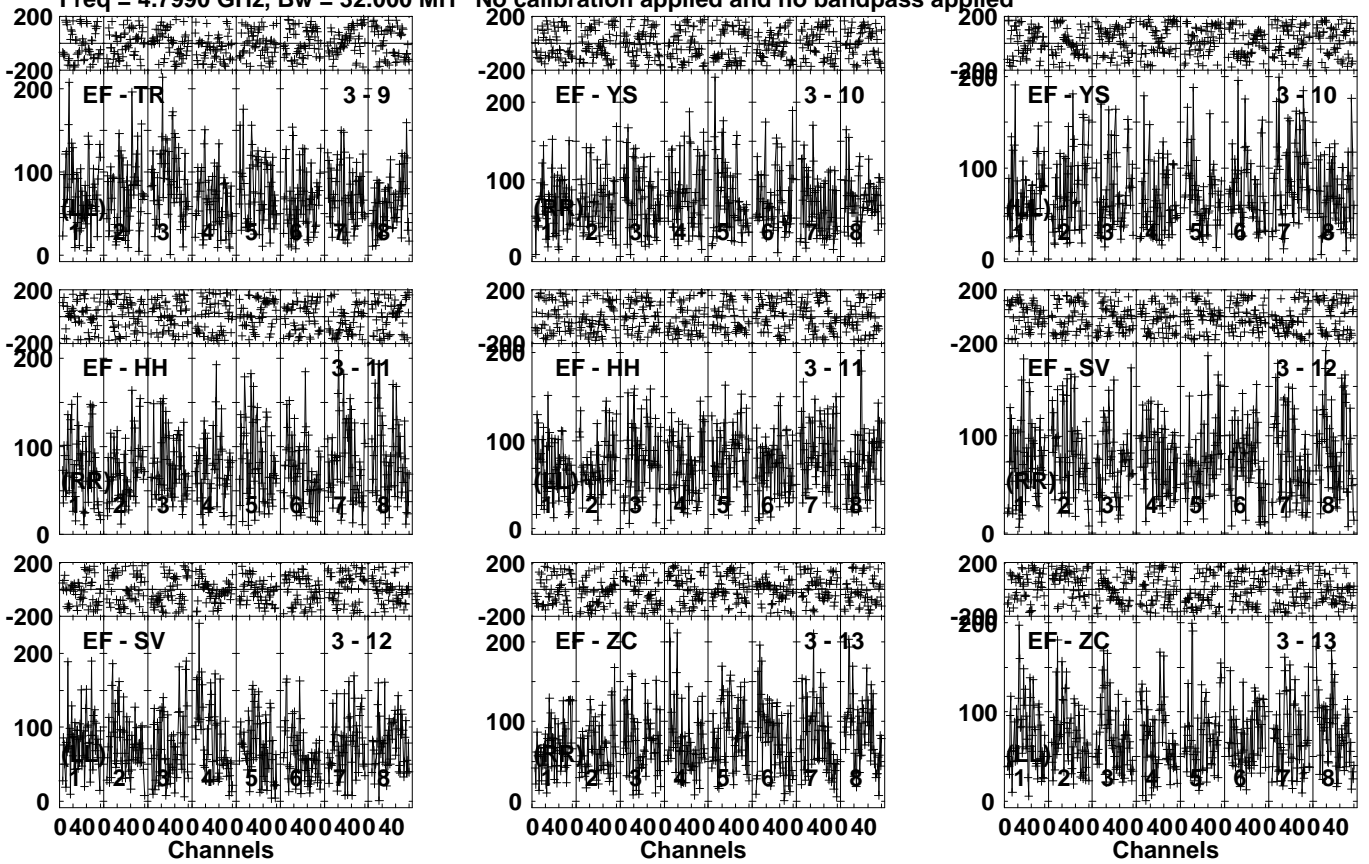
Lower frame: Micro Ampl Jy Top frame: Phas deg  
Vector averaged cross-power spectrum Several baselines displayed  
Timerange: 00/09:01:31 to 00/09:04:59

Plot file version 296 created 04-NOV-2021 02:05:08

LSPMJ0036+18 EC077C.UVDATA.1

Freq = 4.7990 GHz, Bw = 32.000 MH

No calibration applied and no bandpass applied



Lower frame: Micro Ampl Jy Top frame: Phas deg  
Vector averaged cross-power spectrum Several baselines displayed  
Timerange: 00/09:01:31 to 00/09:04:59

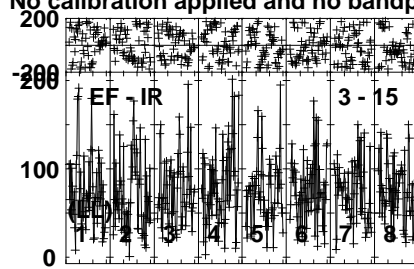
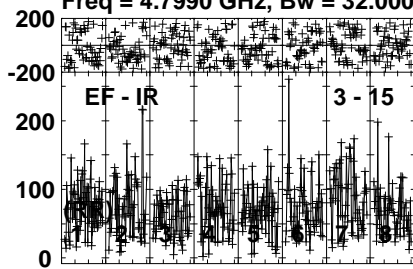


Plot file version 297 created 04-NOV-2021 02:05:08

LSPMJ0036+18 EC077C.UVDATA.1

Freq = 4.7990 GHz, Bw = 32.000 MH

No calibration applied and no bandpass applied



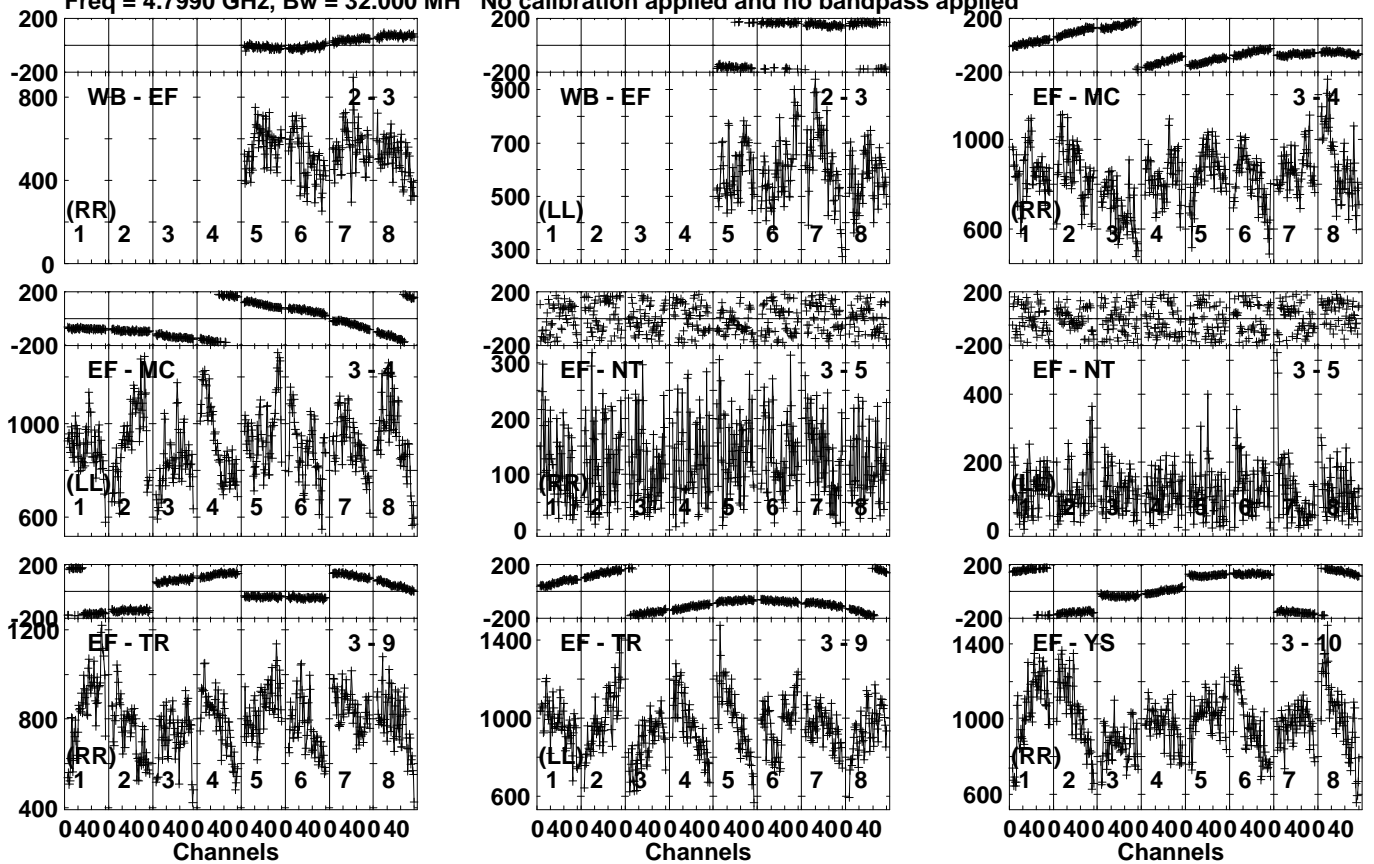
Lower frame: Micro Ampl Jy Top frame: Phas deg  
Vector averaged cross-power spectrum Several baselines displayed  
Timerange: 00/09:01:31 to 00/09:04:59

Plot file version 298 created 04-NOV-2021 02:05:08

J0038+1856 EC077C.UVDATA.1

Freq = 4.7990 GHz, Bw = 32.000 MH

No calibration applied and no bandpass applied



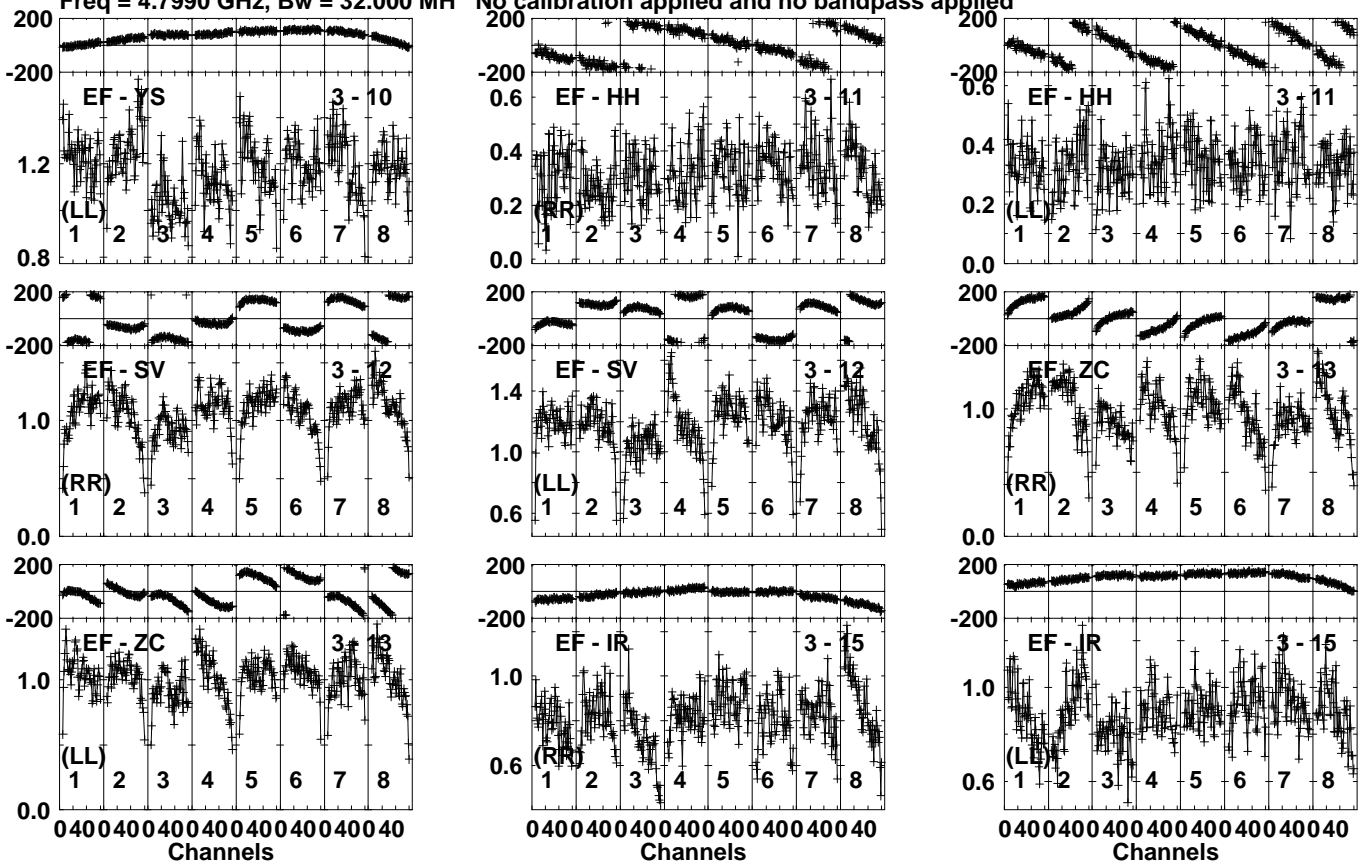
Lower frame: Micro Ampl Jy Top frame: Phas deg  
Vector averaged cross-power spectrum Several baselines displayed  
Timerange: 00/09:05:03 to 00/09:06:59

Plot file version 299 created 04-NOV-2021 02:05:09

J0038+1856 EC077C.UVDATA.1

Freq = 4.7990 GHz, Bw = 32.000 MH

No calibration applied and no bandpass applied



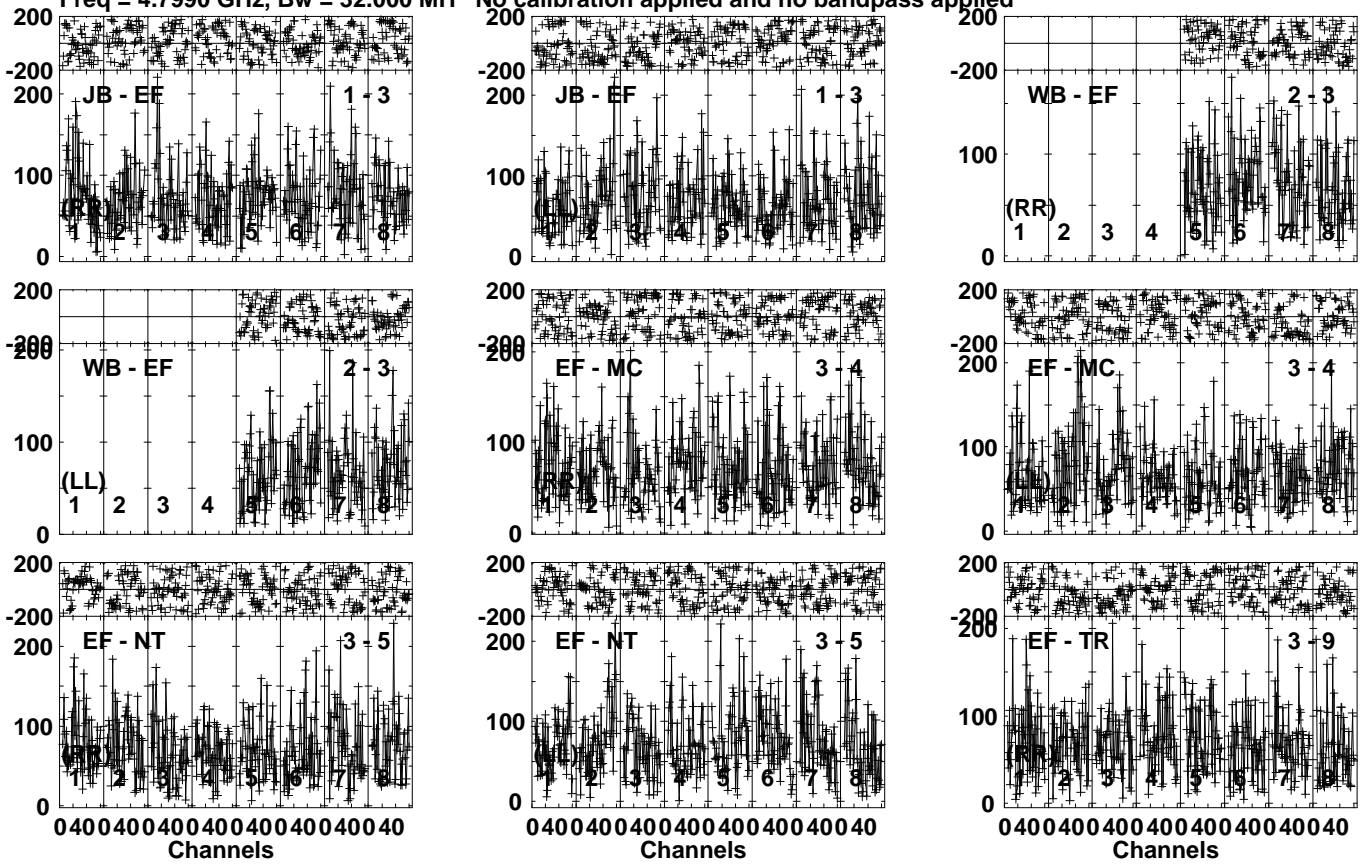
Lower frame: Milli Ampl Jy Top frame: Phas deg  
Vector averaged cross-power spectrum Several baselines displayed  
Timerange: 00/09:05:03 to 00/09:06:59

Plot file version 300 created 04-NOV-2021 02:05:09

LSPMJ0036+18 EC077C.UVDATA.1

Freq = 4.7990 GHz, Bw = 32.000 MH

No calibration applied and no bandpass applied



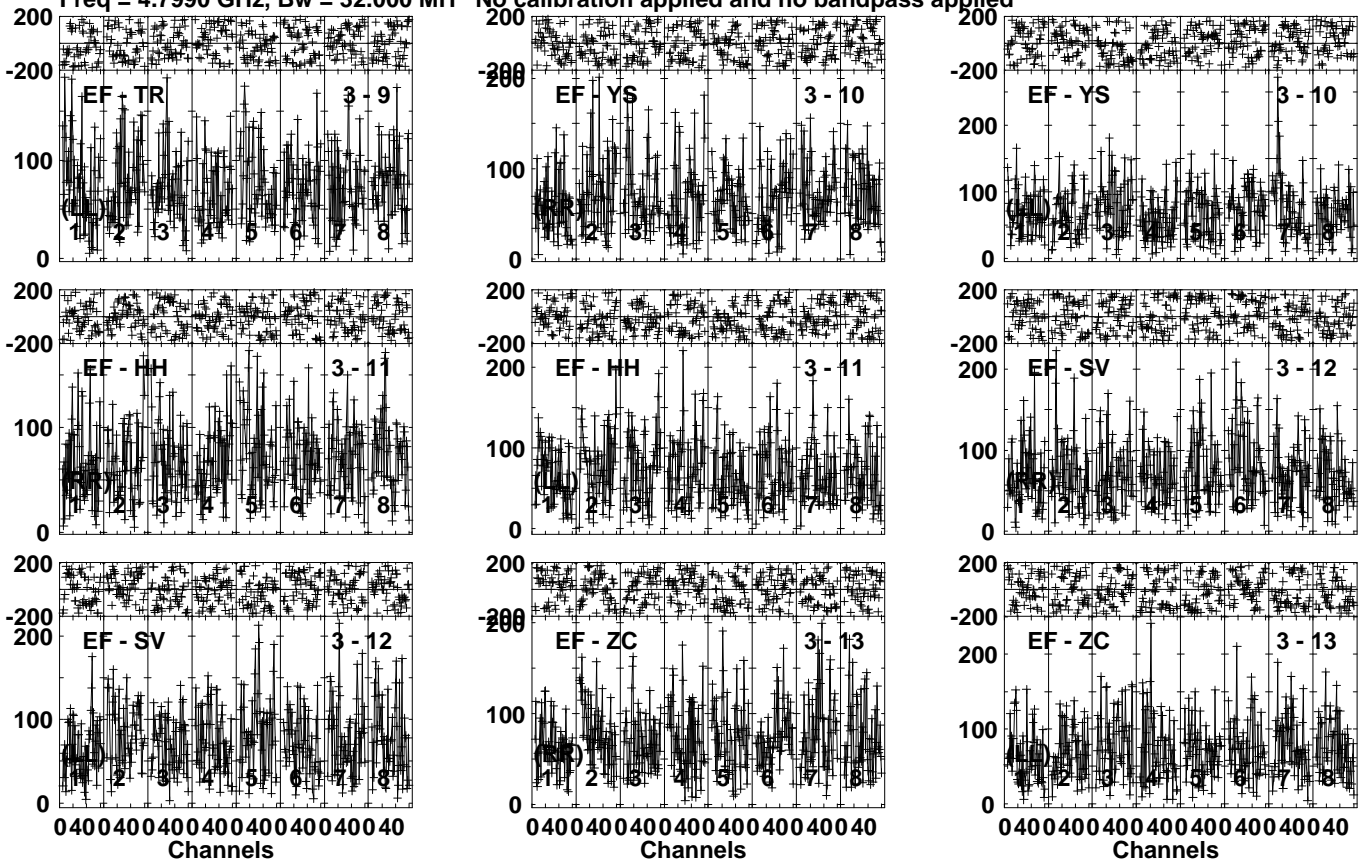
Lower frame: Micro Ampl Jy Top frame: Phas deg  
Vector averaged cross-power spectrum Several baselines displayed  
Timerange: 00/09:07:01 to 00/09:11:09

Plot file version 301 created 04-NOV-2021 02:05:09

LSPMJ0036+18 EC077C.UVDATA.1

Freq = 4.7990 GHz, Bw = 32.000 MH

No calibration applied and no bandpass applied



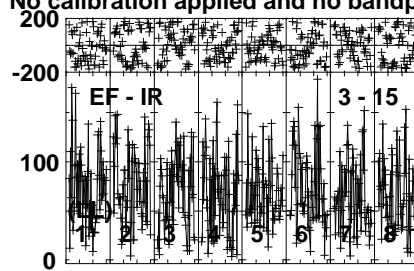
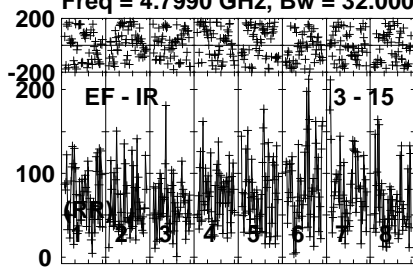
Lower frame: Micro Ampl Jy Top frame: Phas deg  
Vector averaged cross-power spectrum Several baselines displayed  
Timerange: 00/09:07:01 to 00/09:11:09

Plot file version 302 created 04-NOV-2021 02:05:09

LSPMJ0036+18 EC077C.UVDATA.1

Freq = 4.7990 GHz, Bw = 32.000 MH

No calibration applied and no bandpass applied



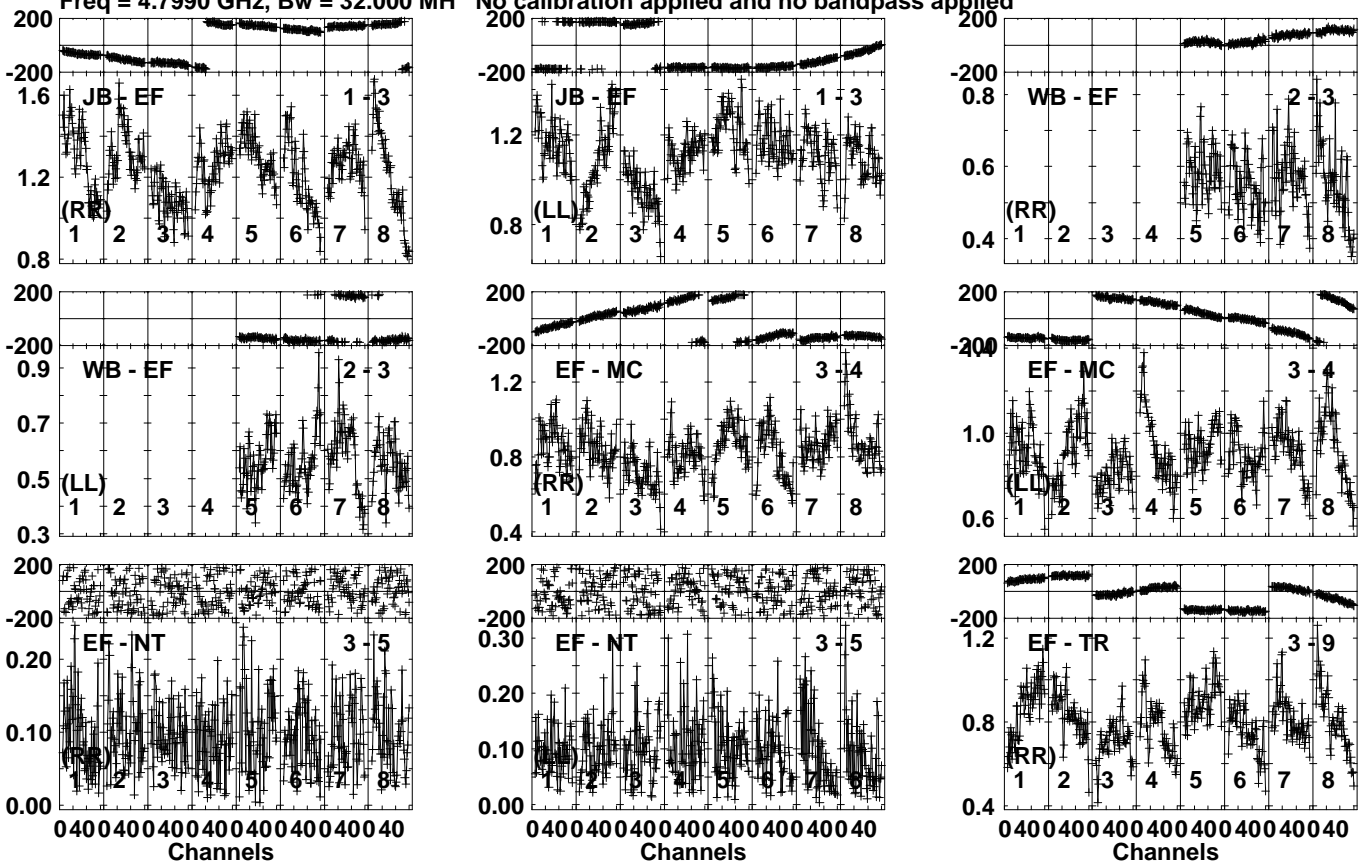
Lower frame: Micro Ampl Jy Top frame: Phas deg  
Vector averaged cross-power spectrum Several baselines displayed  
Timerange: 00/09:07:01 to 00/09:11:09

Plot file version 303 created 04-NOV-2021 02:05:09

J0038+1856 EC077C.UVDATA.1

Freq = 4.7990 GHz, Bw = 32.000 MH

No calibration applied and no bandpass applied



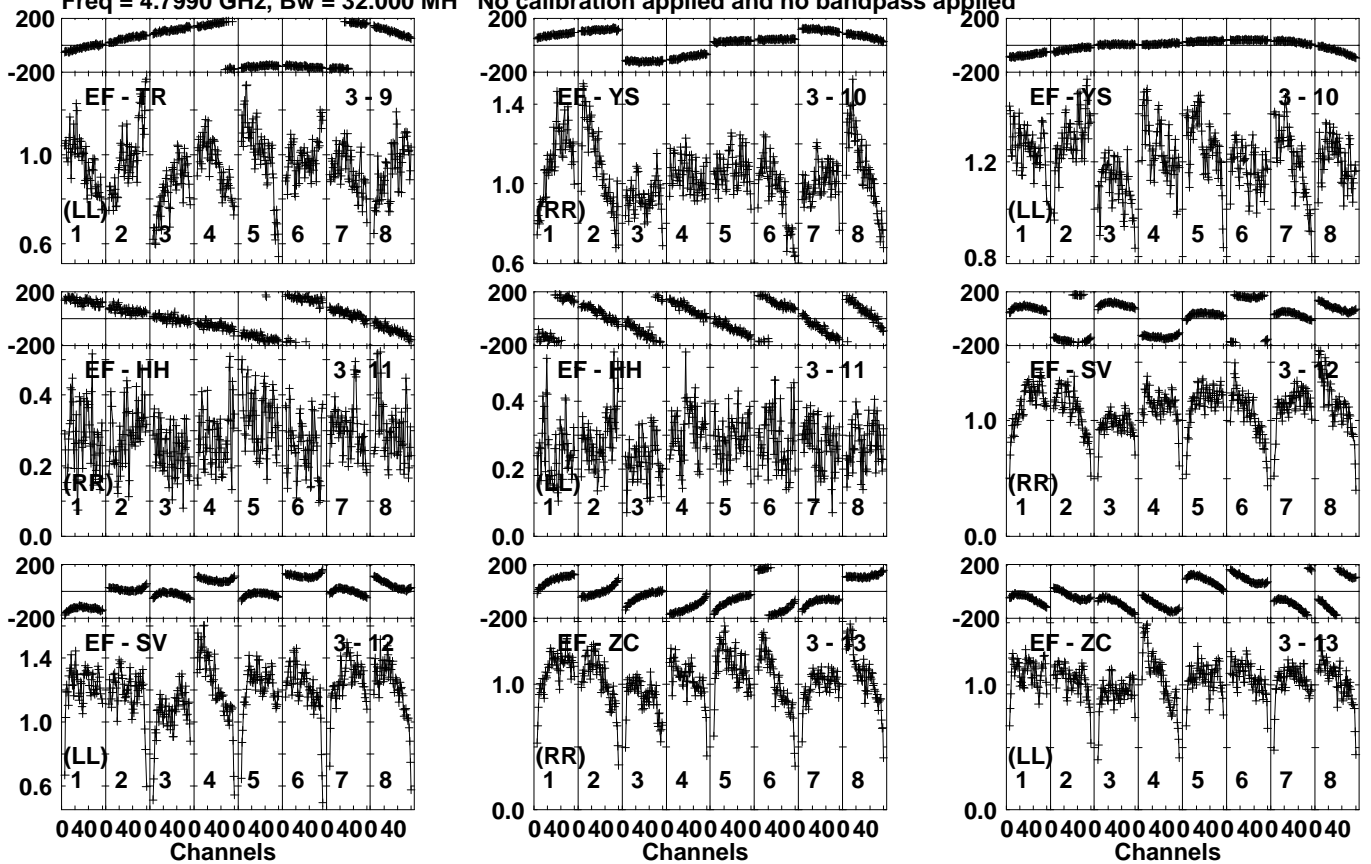
Lower frame: Milli Ampl Jy Top frame: Phas deg  
Vector averaged cross-power spectrum Several baselines displayed  
Timerange: 00/09:11:41 to 00/09:13:39

Plot file version 304 created 04-NOV-2021 02:05:09

J0038+1856 EC077C.UVDATA.1

Freq = 4.7990 GHz, Bw = 32.000 MH

No calibration applied and no bandpass applied



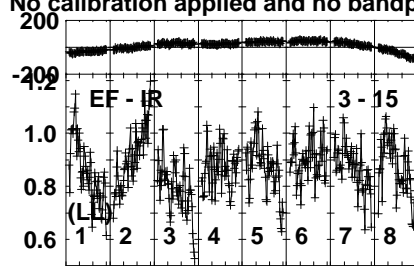
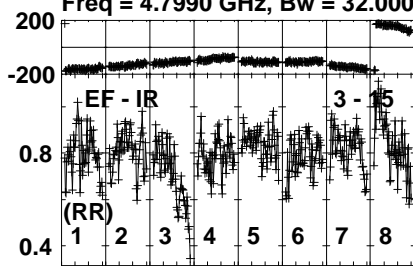
Lower frame: Milli Ampl Jy Top frame: Phas deg  
Vector averaged cross-power spectrum Several baselines displayed  
Timerange: 00/09:11:41 to 00/09:13:39



Plot file version 305 created 04-NOV-2021 02:05:09

J0038+1856 EC077C.UVDATA.1

Freq = 4.7990 GHz, Bw = 32.000 MH No calibration applied and no bandpass applied



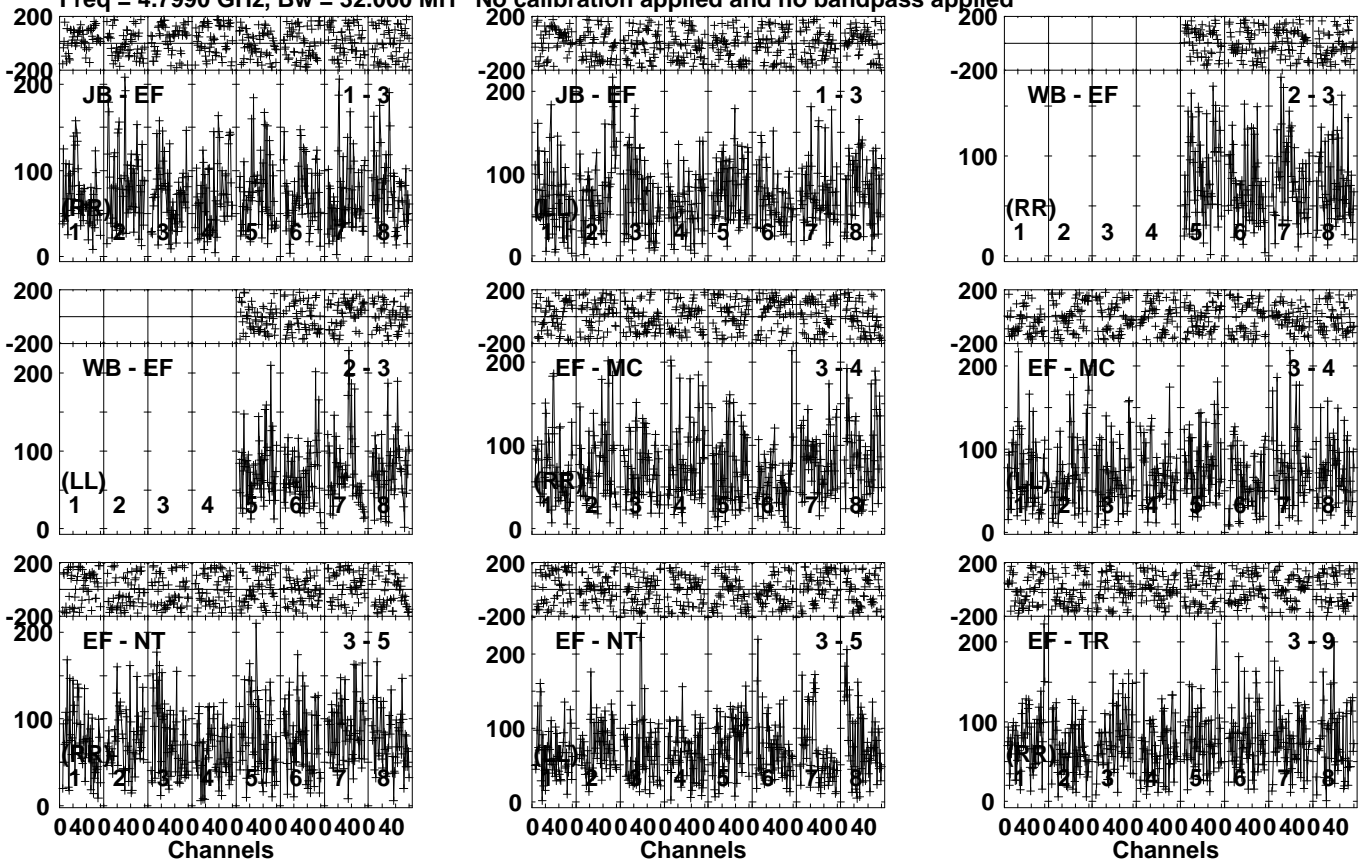
Lower frame: Milli Ampl Jy Top frame: Phas deg  
Vector averaged cross-power spectrum Several baselines displayed  
Timerange: 00/09:11:41 to 00/09:13:39

Plot file version 306 created 04-NOV-2021 02:05:09

LSPMJ0036+18 EC077C.UVDATA.1

Freq = 4.7990 GHz, Bw = 32.000 MH

No calibration applied and no bandpass applied



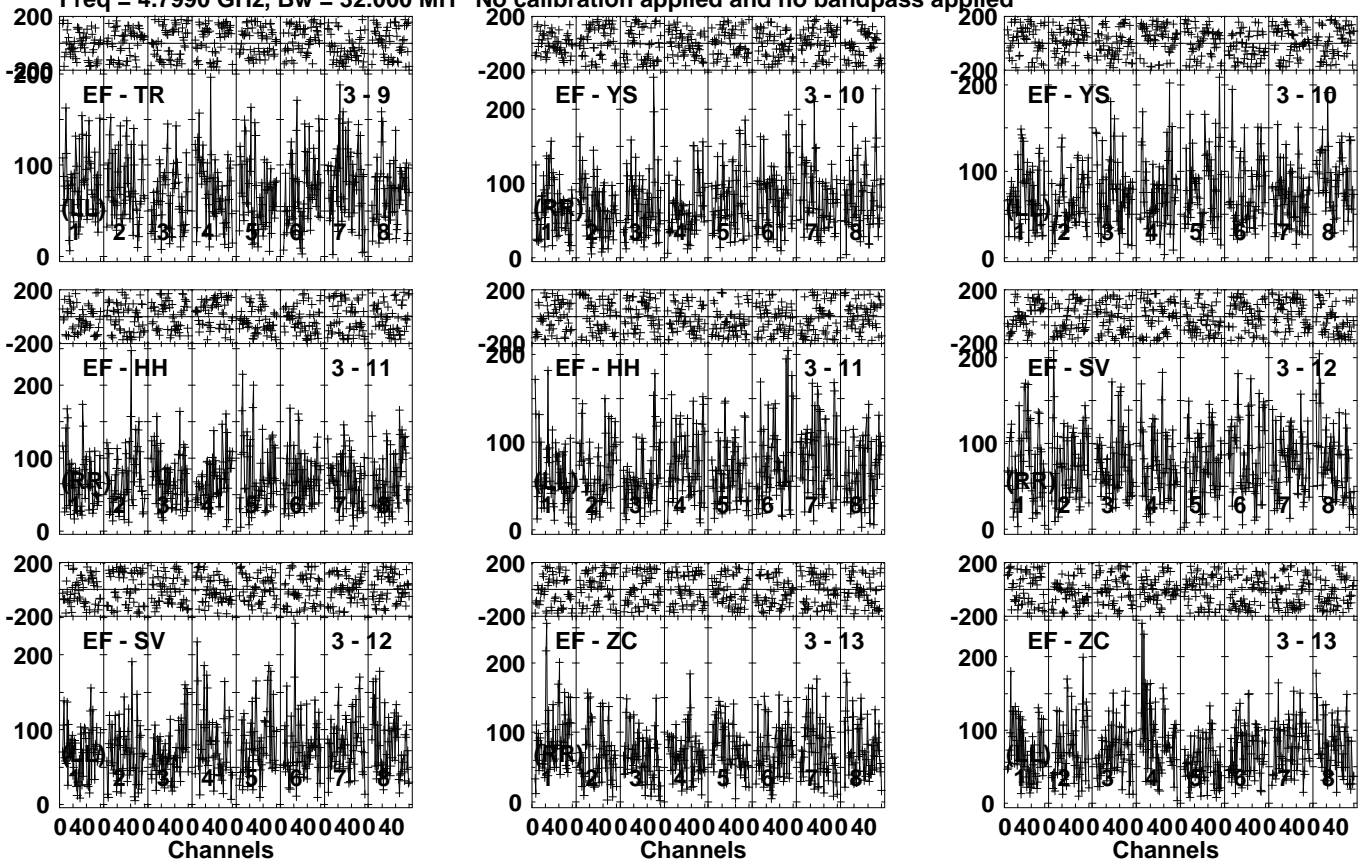
Lower frame: Micro Ampl Jy Top frame: Phas deg  
Vector averaged cross-power spectrum Several baselines displayed  
Timerange: 00/09:14:21 to 00/09:17:49

Plot file version 307 created 04-NOV-2021 02:05:09

LSPMJ0036+18 EC077C.UVDATA.1

Freq = 4.7990 GHz, Bw = 32.000 MH

No calibration applied and no bandpass applied



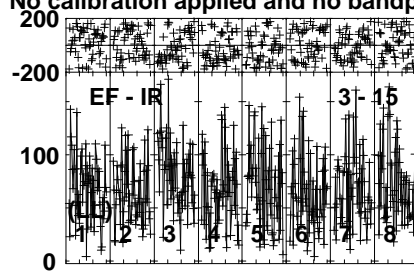
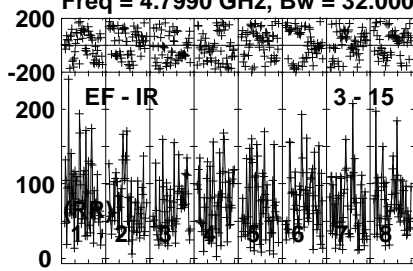
Lower frame: Micro Ampl Jy Top frame: Phas deg  
Vector averaged cross-power spectrum Several baselines displayed  
Timerange: 00/09:14:21 to 00/09:17:49

Plot file version 308 created 04-NOV-2021 02:05:09

LSPMJ0036+18 EC077C.UVDATA.1

Freq = 4.7990 GHz, Bw = 32.000 MH

No calibration applied and no bandpass applied



Lower frame: Micro Ampl Jy Top frame: Phas deg  
Vector averaged cross-power spectrum Several baselines displayed  
Timerange: 00/09:14:21 to 00/09:17:49

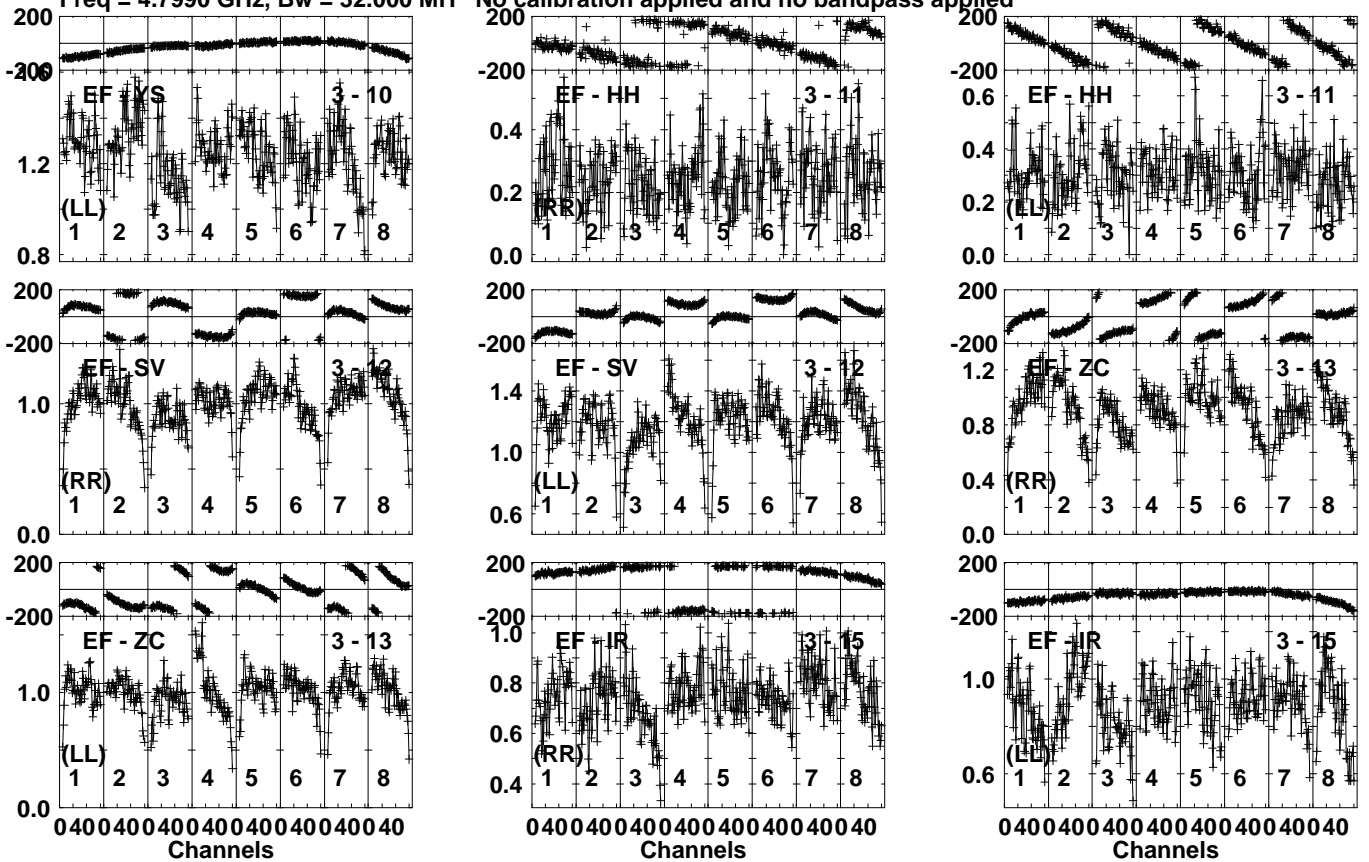


Plot file version 310 created 04-NOV-2021 02:05:10

J0038+1856 EC077C.UVDATA.1

Freq = 4.7990 GHz, Bw = 32.000 MH

No calibration applied and no bandpass applied



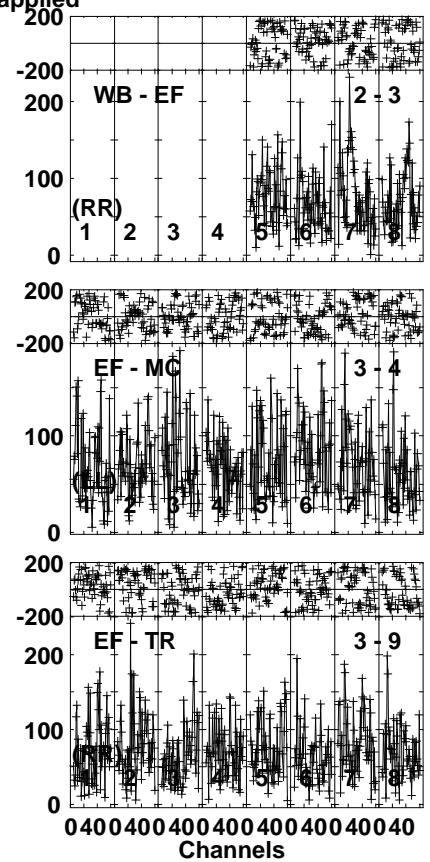
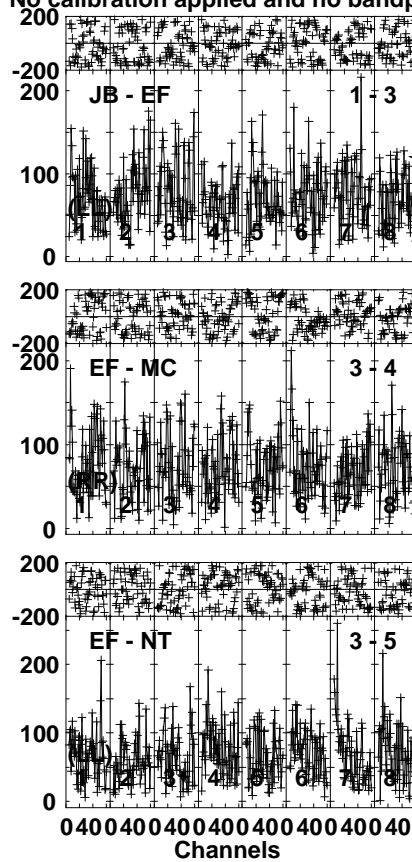
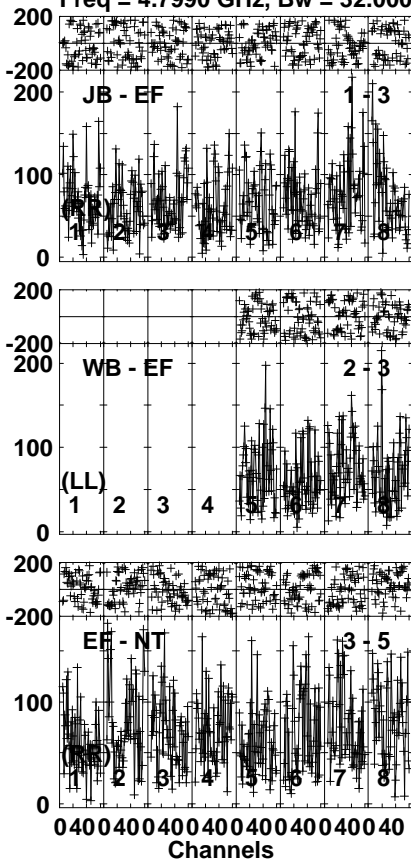
Lower frame: Milli Ampl Jy Top frame: Phas deg  
Vector averaged cross-power spectrum Several baselines displayed  
Timerange: 00/09:17:53 to 00/09:19:49

Plot file version 311 created 04-NOV-2021 02:05:10

LSPMJ0036+18 EC077C.UVDATA.1

Freq = 4.7990 GHz, Bw = 32.000 MH

No calibration applied and no bandpass applied



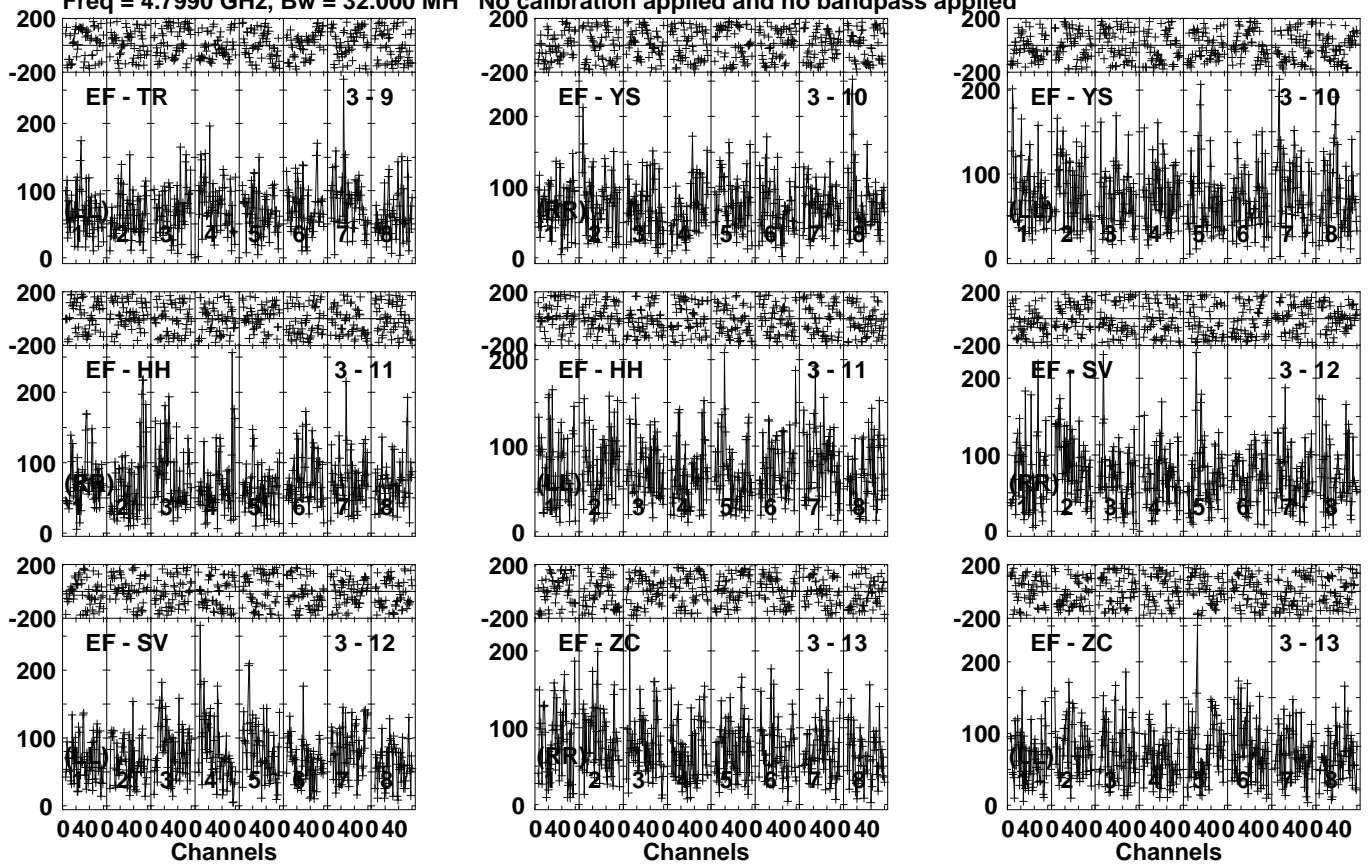
Lower frame: Micro Ampl Jy Top frame: Phas deg  
Vector averaged cross-power spectrum Several baselines displayed  
Timerange: 00/09:19:51 to 00/09:23:59

Plot file version 312 created 04-NOV-2021 02:05:10

LSPMJ0036+18 EC077C.UVDATA.1

Freq = 4.7990 GHz, Bw = 32.000 MH

No calibration applied and no bandpass applied



Lower frame: Micro Ampl Jy Top frame: Phas deg  
Vector averaged cross-power spectrum Several baselines displayed  
Timerange: 00/09:19:51 to 00/09:23:59

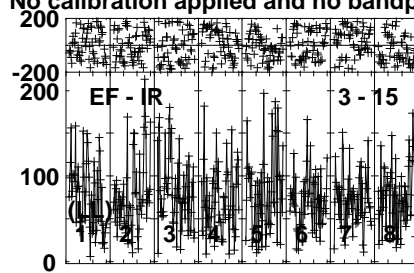
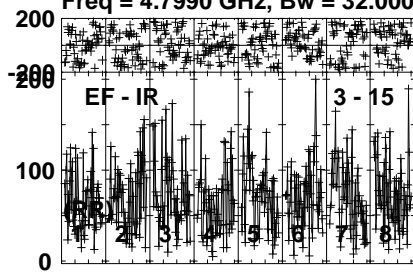


Plot file version 313 created 04-NOV-2021 02:05:10

LSPMJ0036+18 EC077C.UVDATA.1

Freq = 4.7990 GHz, Bw = 32.000 MH

No calibration applied and no bandpass applied



Lower frame: Micro Ampl Jy Top frame: Phas deg

Vector averaged cross-power spectrum Several baselines displayed

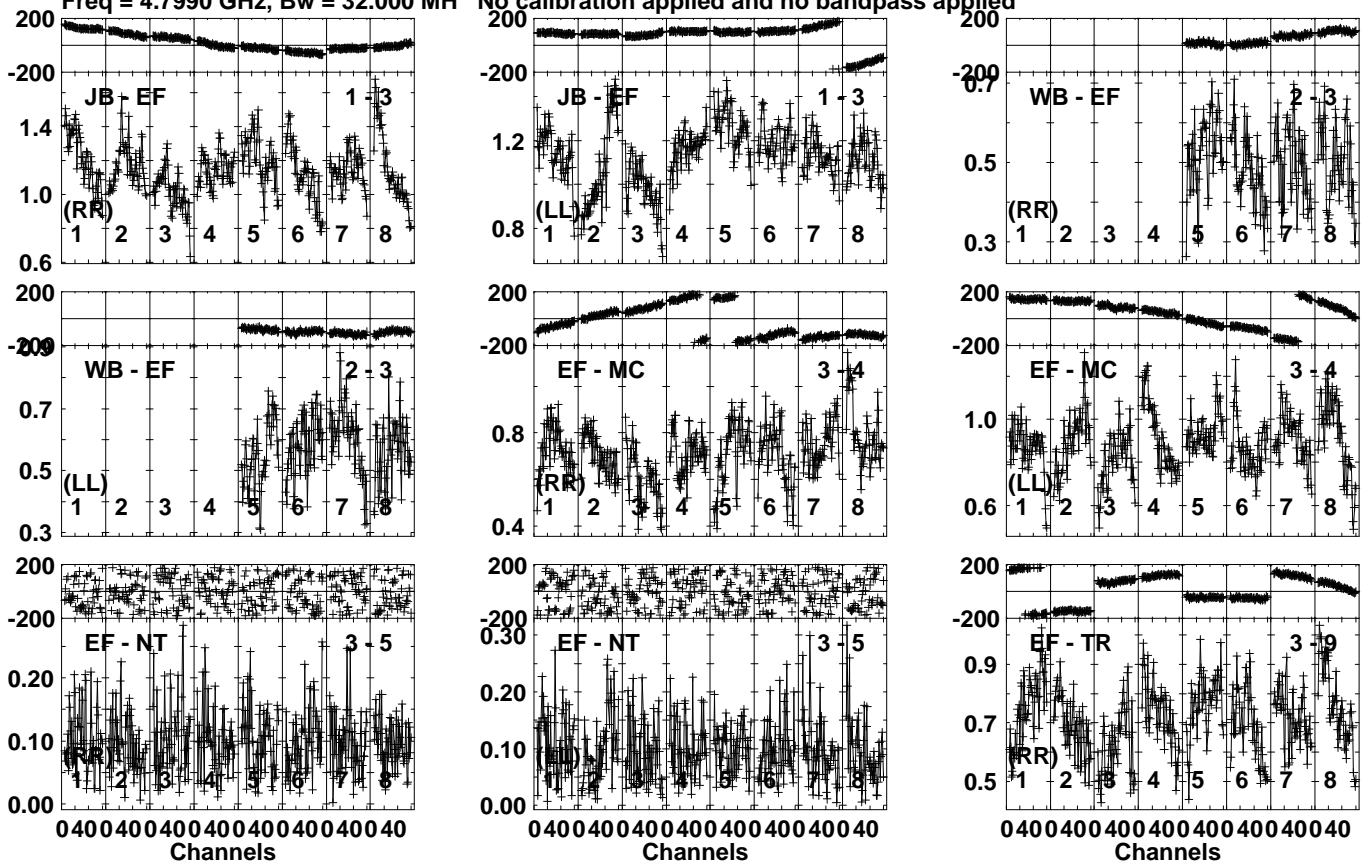
Timerange: 00/09:19:51 to 00/09:23:59

Plot file version 314 created 04-NOV-2021 02:05:10

J0038+1856 EC077C.UVDATA.1

Freq = 4.7990 GHz, Bw = 32.000 MH

No calibration applied and no bandpass applied



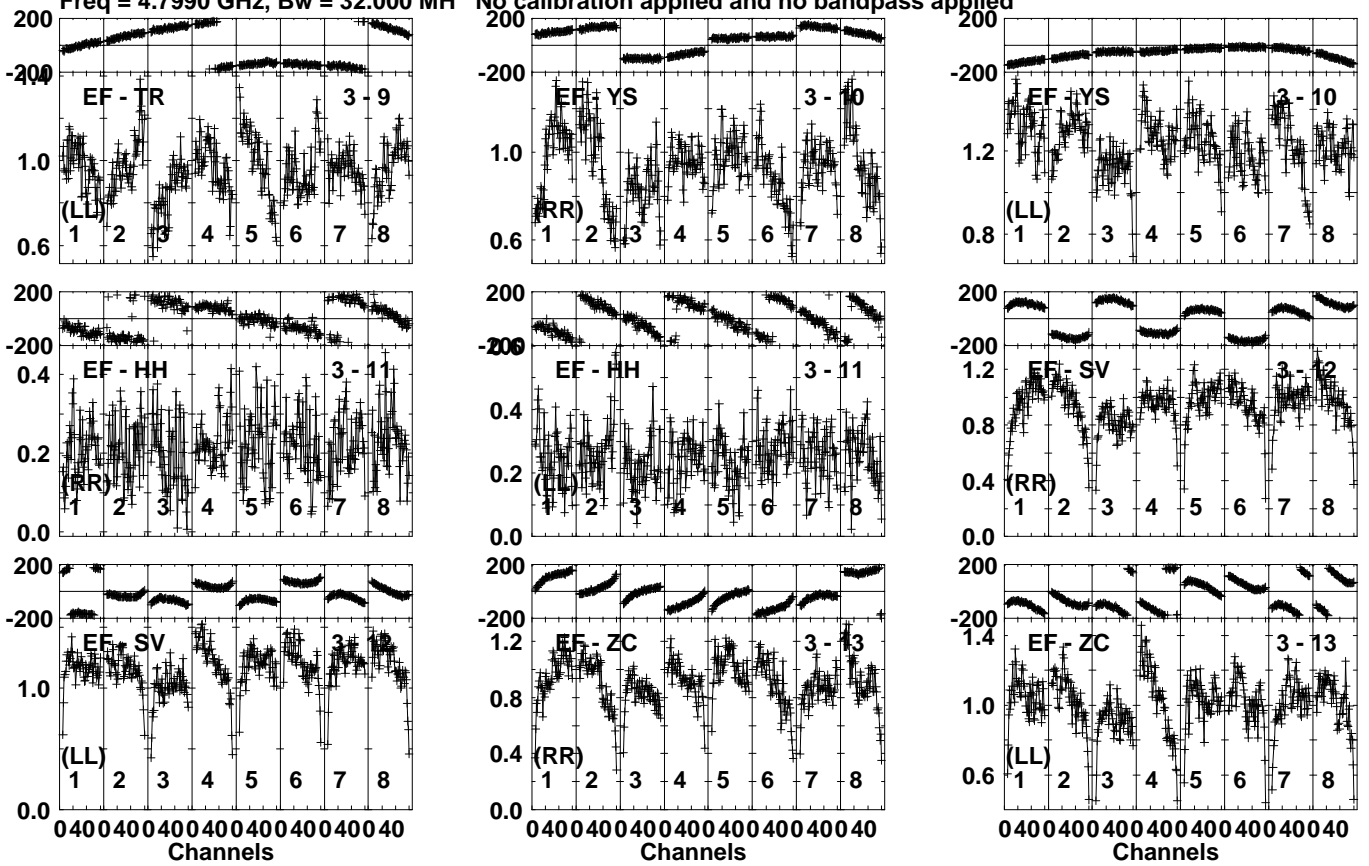
Lower frame: Milli Ampl Jy Top frame: Phas deg  
 Vector averaged cross-power spectrum Several baselines displayed  
 Timerange: 00/09:24:31 to 00/09:26:29

Plot file version 315 created 04-NOV-2021 02:05:10

J0038+1856 EC077C.UVDATA.1

Freq = 4.7990 GHz, Bw = 32.000 MH

No calibration applied and no bandpass applied



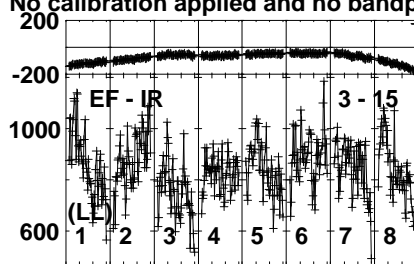
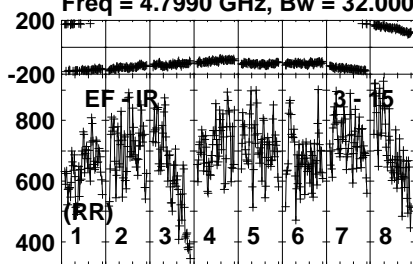
Lower frame: Milli Ampl Jy Top frame: Phas deg  
Vector averaged cross-power spectrum Several baselines displayed  
Timerange: 00/09:24:31 to 00/09:26:29

Plot file version 316 created 04-NOV-2021 02:05:10

J0038+1856 EC077C.UVDATA.1

Freq = 4.7990 GHz, Bw = 32.000 MH

No calibration applied and no bandpass applied

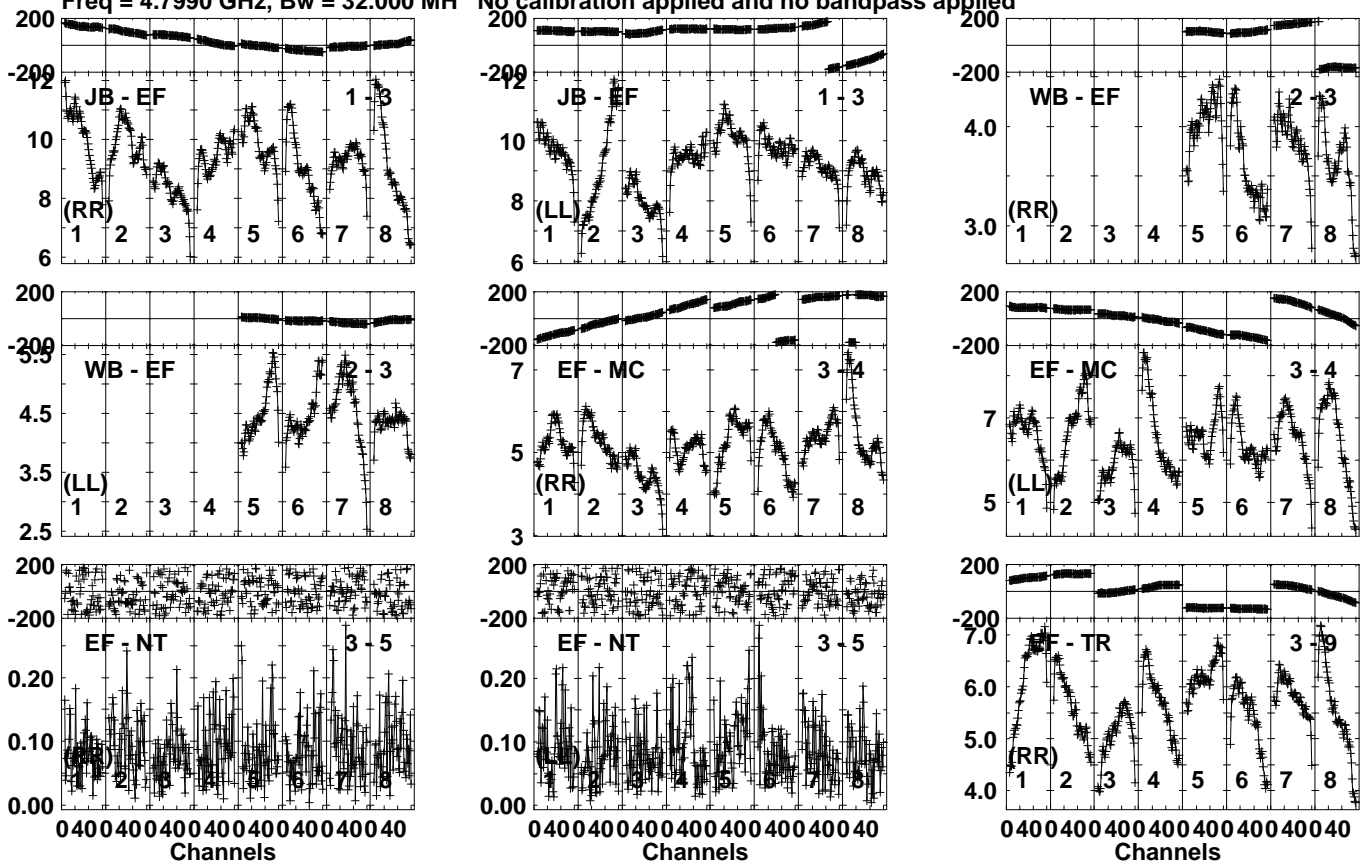


Lower frame: Micro Ampl Jy Top frame: Phas deg  
Vector averaged cross-power spectrum Several baselines displayed  
Timerange: 00/09:24:31 to 00/09:26:29

Plot file version 317 created 04-NOV-2021 02:05:10

0017+200 EC077C.UVDATA.1

Freq = 4.7990 GHz, Bw = 32.000 MH No calibration applied and no bandpass applied



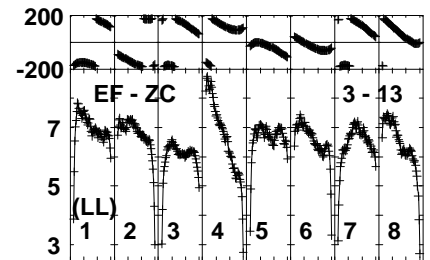
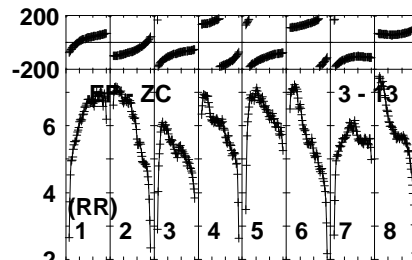
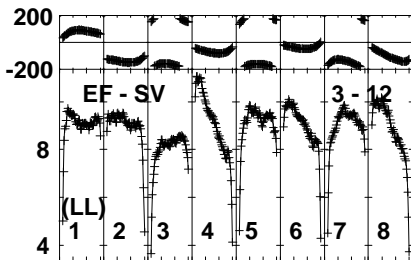
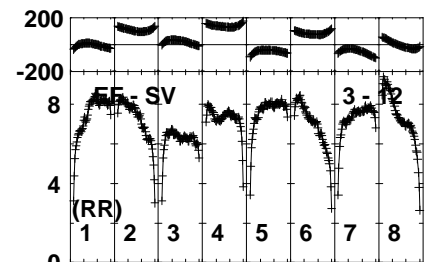
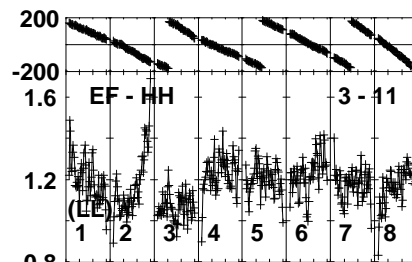
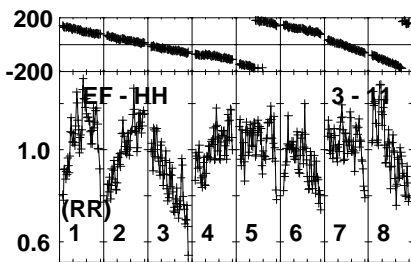
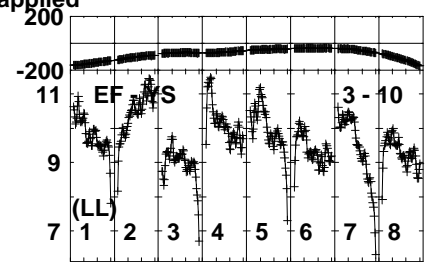
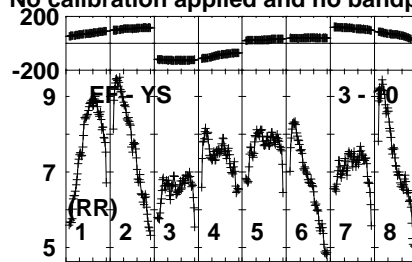
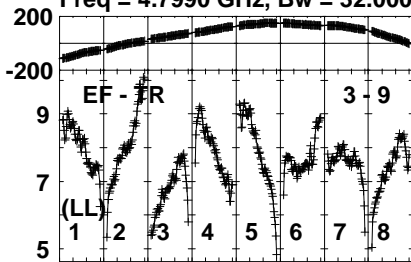
Lower frame: Milli Ampl Jy Top frame: Phas deg  
 Vector averaged cross-power spectrum Several baselines displayed  
 Timerange: 00/09:27:24 to 00/09:29:58

Plot file version 318 created 04-NOV-2021 02:05:10

0017+200 EC077C.UVDATA.1

Freq = 4.7990 GHz, Bw = 32.000 MH

No calibration applied and no bandpass applied



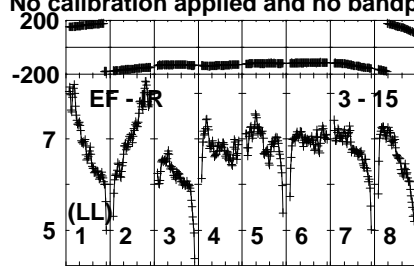
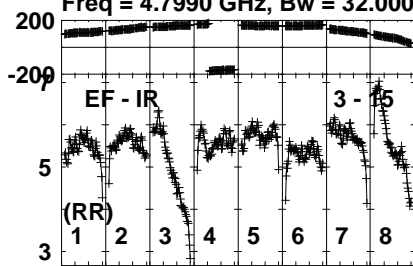
Lower frame: Milli Ampl Jy Top frame: Phas deg  
Vector averaged cross-power spectrum Several baselines displayed  
Timerange: 00/09:27:24 to 00/09:29:58

Plot file version 319 created 04-NOV-2021 02:05:11

0017+200 EC077C.UVDATA.1

Freq = 4.7990 GHz, Bw = 32.000 MH

No calibration applied and no bandpass applied



Lower frame: Milli Ampl Jy Top frame: Phas deg  
Vector averaged cross-power spectrum Several baselines displayed  
Timerange: 00/09:27:24 to 00/09:29:58