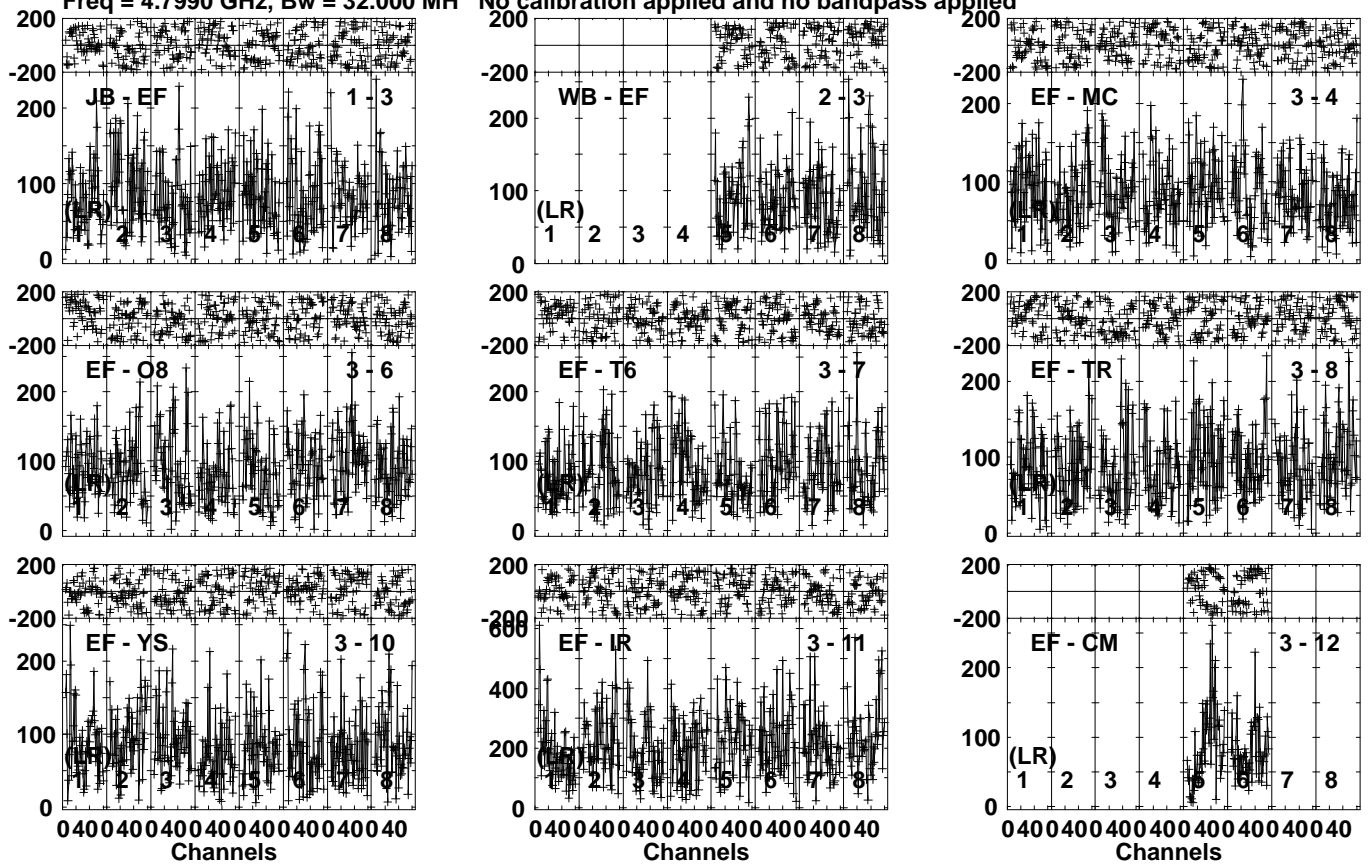


Plot file version 1 created 23-FEB-2022 10:17:34

NGC6340 EC082B.UVDATA.1

Freq = 4.7990 GHz, Bw = 32.000 MH No calibration applied and no bandpass applied

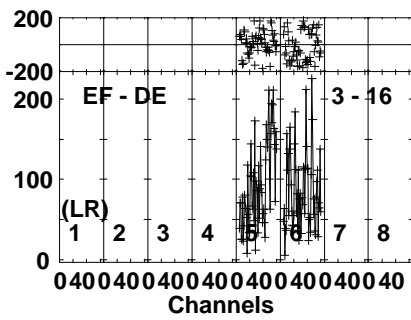
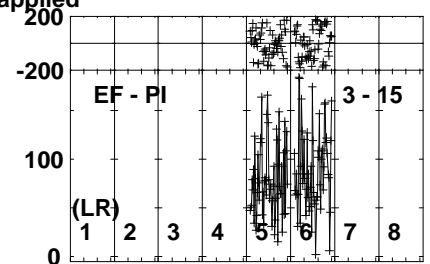
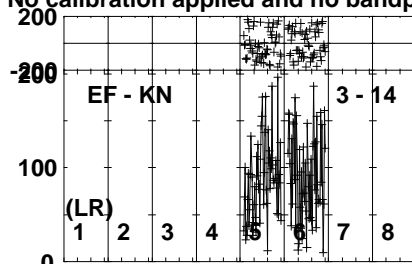
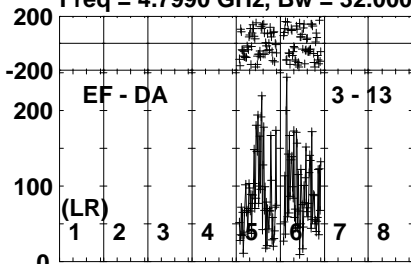


Lower frame: Micro Ampl Jy Top frame: Phas deg  
Vector averaged cross-power spectrum Several baselines displayed  
Timerange: 00/10:54:51 to 00/10:57:49

Plot file version 2 created 23-FEB-2022 10:17:35

NGC6340 EC082B.UVDATA.1

Freq = 4.7990 GHz, Bw = 32.000 MH No calibration applied and no bandpass applied



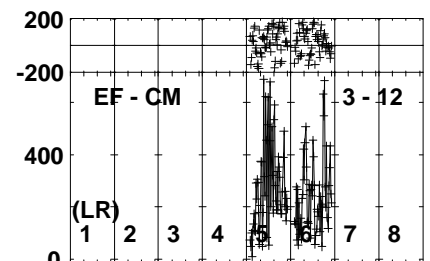
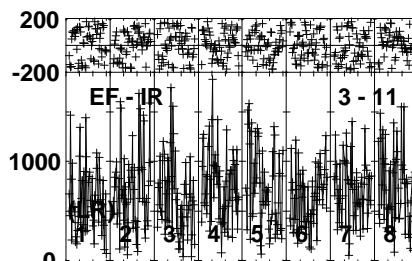
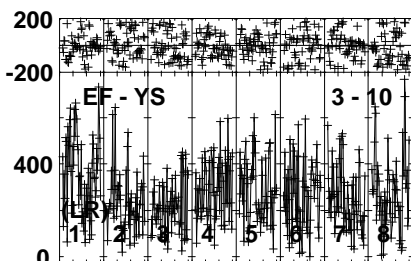
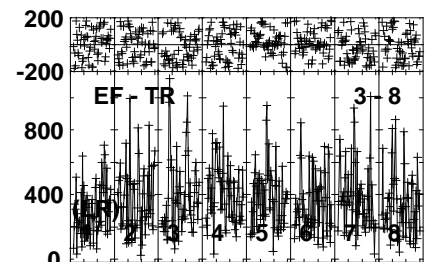
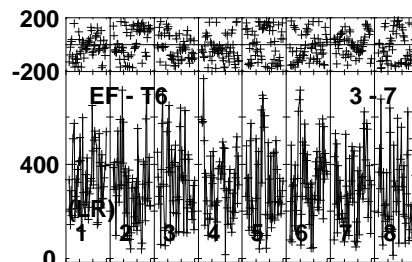
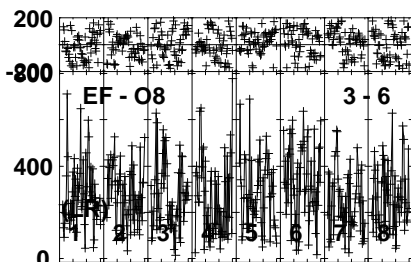
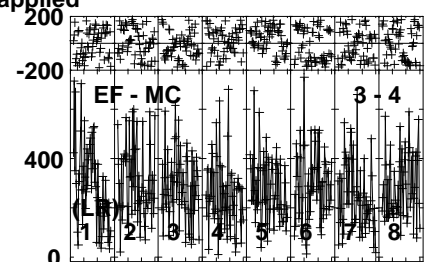
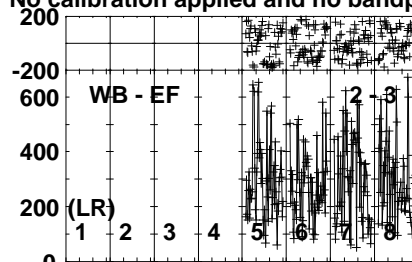
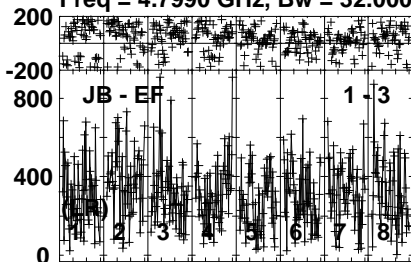
Lower frame: Micro Ampl Jy Top frame: Phas deg  
Vector averaged cross-power spectrum Several baselines displayed  
Timerange: 00/10:54:51 to 00/10:57:49

Plot file version 3 created 23-FEB-2022 10:17:35

J1711+7334 EC082B.UVDATA.1

Freq = 4.7990 GHz, Bw = 32.000 MH

No calibration applied and no bandpass applied



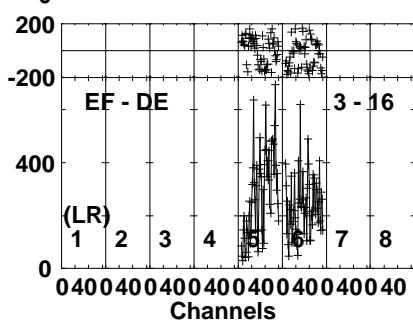
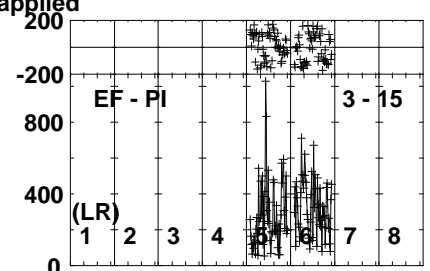
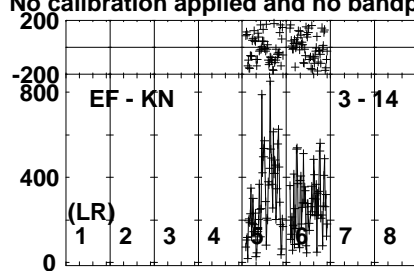
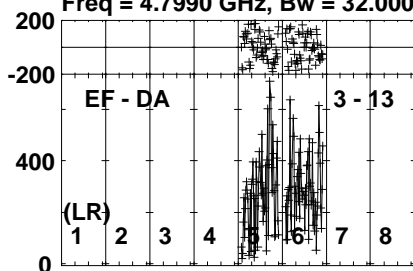
Lower frame: Micro Ampl Jy Top frame: Phas deg  
Vector averaged cross-power spectrum Several baselines displayed  
Timerange: 00/10:58:01 to 00/10:58:49

Plot file version 4 created 23-FEB-2022 10:17:35

J1711+7334 EC082B.UVDATA.1

Freq = 4.7990 GHz, Bw = 32.000 MH

No calibration applied and no bandpass applied



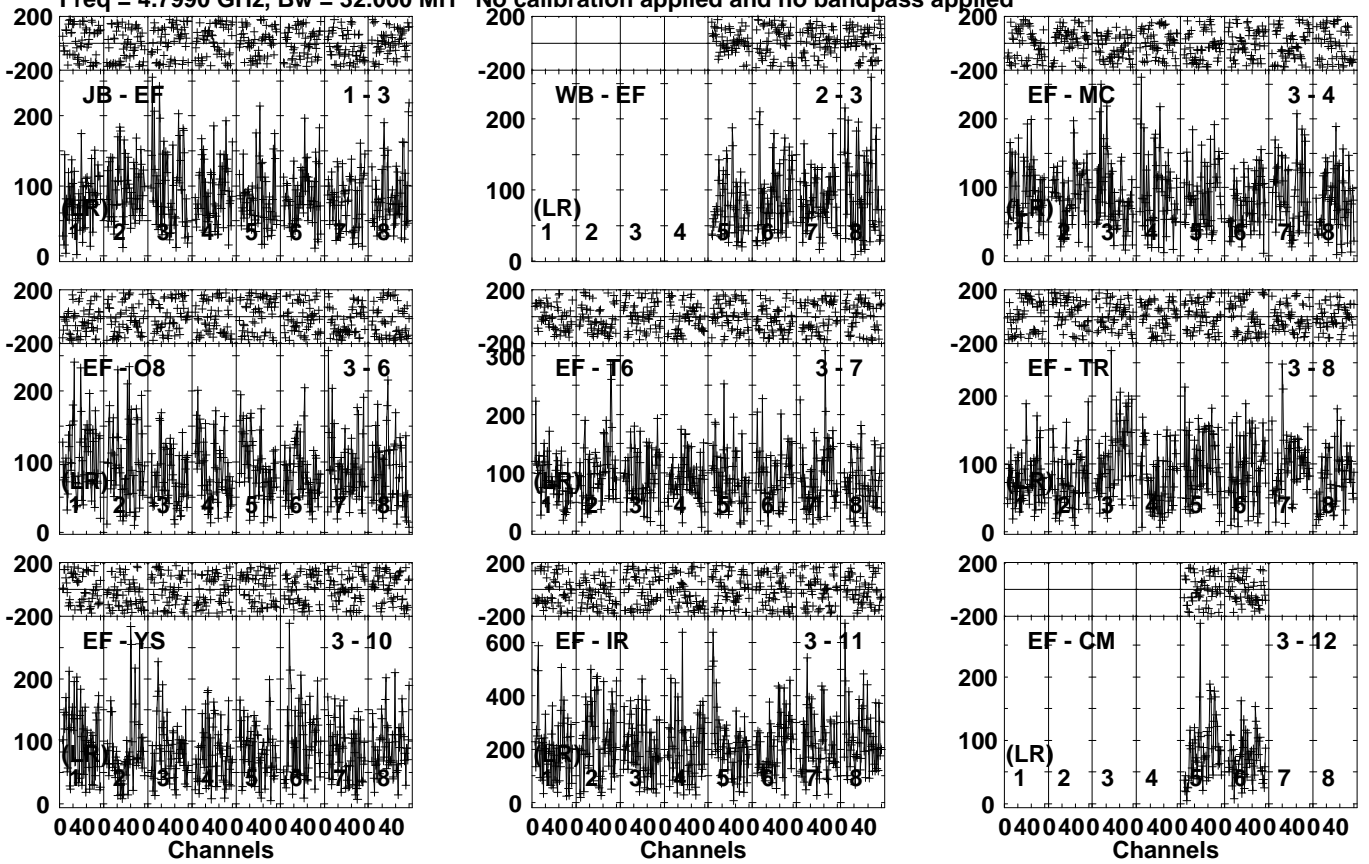
Lower frame: Micro Ampl Jy Top frame: Phas deg  
Vector averaged cross-power spectrum Several baselines displayed  
Timerange: 00/10:58:01 to 00/10:58:49



Plot file version 5 created 23-FEB-2022 10:17:35

NGC6340 EC082B.UVDATA.1

Freq = 4.7990 GHz, Bw = 32.000 MH No calibration applied and no bandpass applied

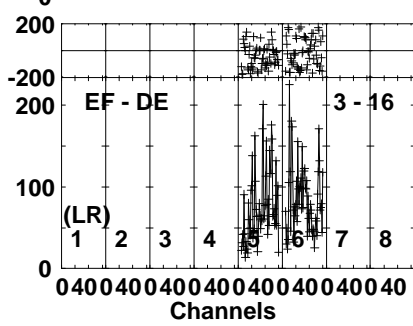
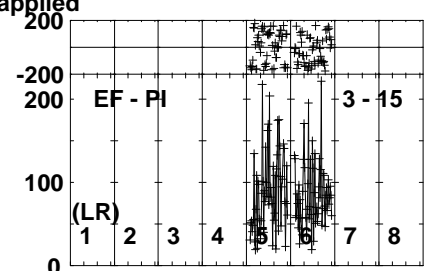
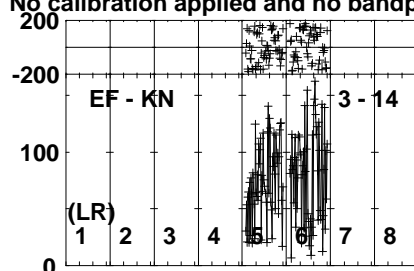
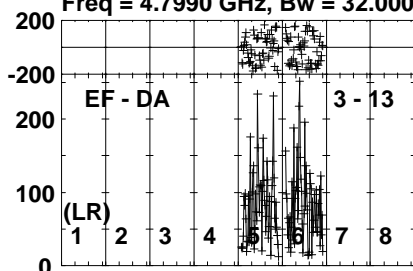


Lower frame: Micro Ampl Jy Top frame: Phas deg  
Vector averaged cross-power spectrum Several baselines displayed  
Timerange: 00/10:59:01 to 00/11:01:59

Plot file version 6 created 23-FEB-2022 10:17:36

NGC6340 EC082B.UVDATA.1

Freq = 4.7990 GHz, Bw = 32.000 MH No calibration applied and no bandpass applied



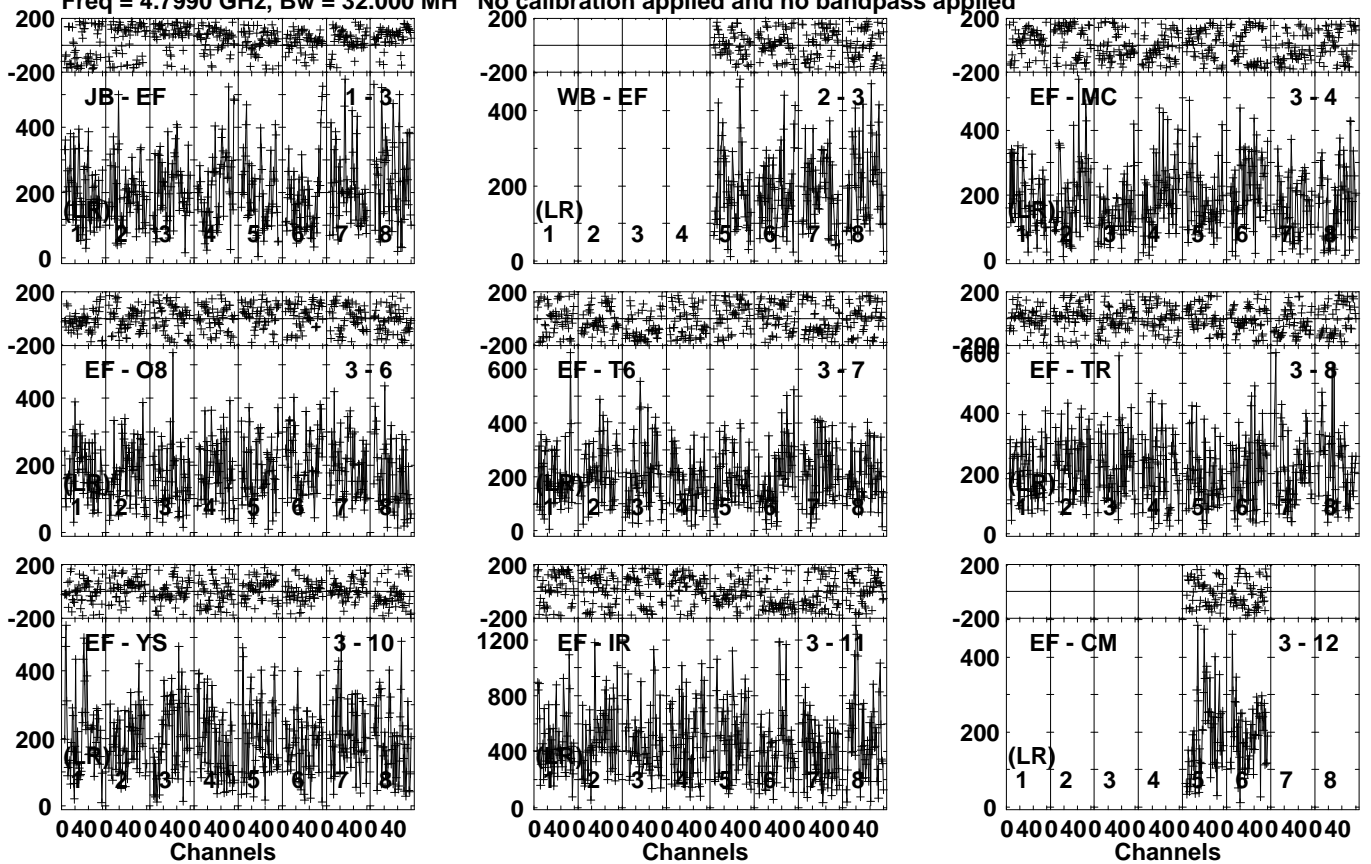
Lower frame: Micro Ampl Jy Top frame: Phas deg  
Vector averaged cross-power spectrum Several baselines displayed  
Timerange: 00/10:59:01 to 00/11:01:59

Plot file version 7 created 23-FEB-2022 10:17:36

J1711+7334 EC082B.UVDATA.1

Freq = 4.7990 GHz, Bw = 32.000 MH

No calibration applied and no bandpass applied



Lower frame: Micro Ampl Jy Top frame: Phas deg  
Vector averaged cross-power spectrum Several baselines displayed  
Timerange: 00/11:02:31 to 00/11:03:19





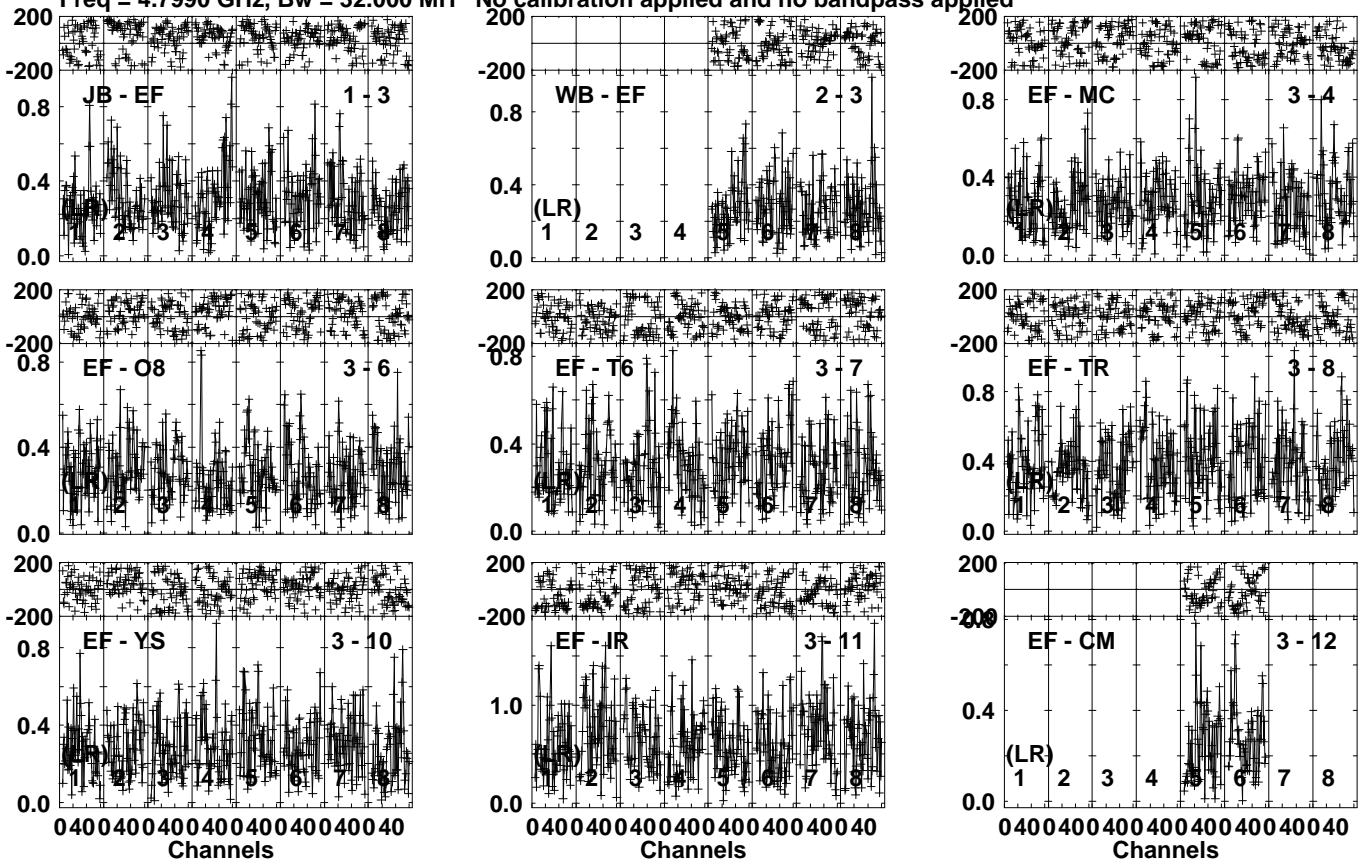


Plot file version 11 created 23-FEB-2022 10:17:37

J1711+7334 EC082B.UVDATA.1

Freq = 4.7990 GHz, Bw = 32.000 MH

No calibration applied and no bandpass applied

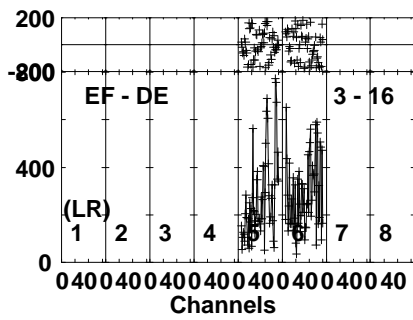
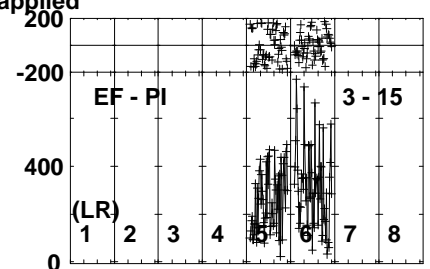
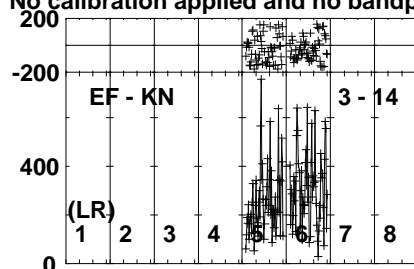
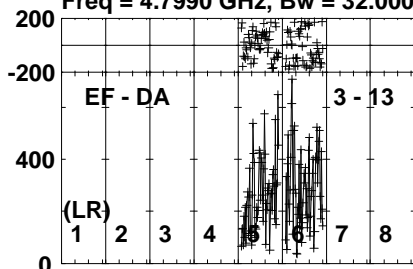


Lower frame: Milli Ampl Jy Top frame: Phas deg  
Vector averaged cross-power spectrum Several baselines displayed  
Timerange: 00/11:06:41 to 00/11:07:29

Plot file version 12 created 23-FEB-2022 10:17:37

J1711+7334 EC082B.UVDATA.1

Freq = 4.7990 GHz, Bw = 32.000 MH No calibration applied and no bandpass applied



Lower frame: Micro Ampl Jy Top frame: Phas deg  
Vector averaged cross-power spectrum Several baselines displayed  
Timerange: 00/11:06:41 to 00/11:07:29



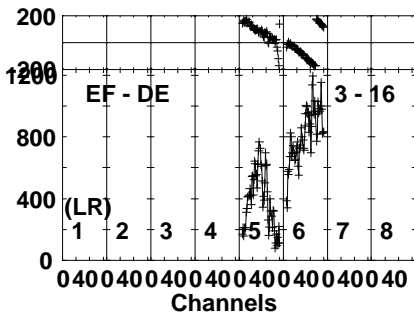
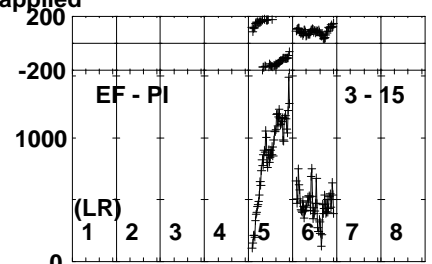
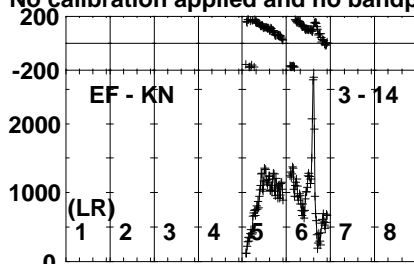
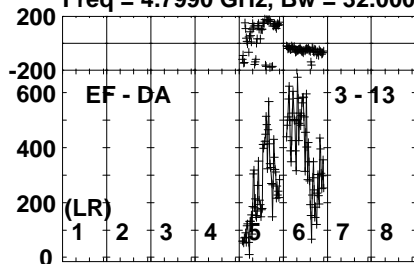


Plot file version 14 created 23-FEB-2022 10:17:38

1807+698 EC082B.UVDATA.1

Freq = 4.7990 GHz, Bw = 32.000 MH

No calibration applied and no bandpass applied

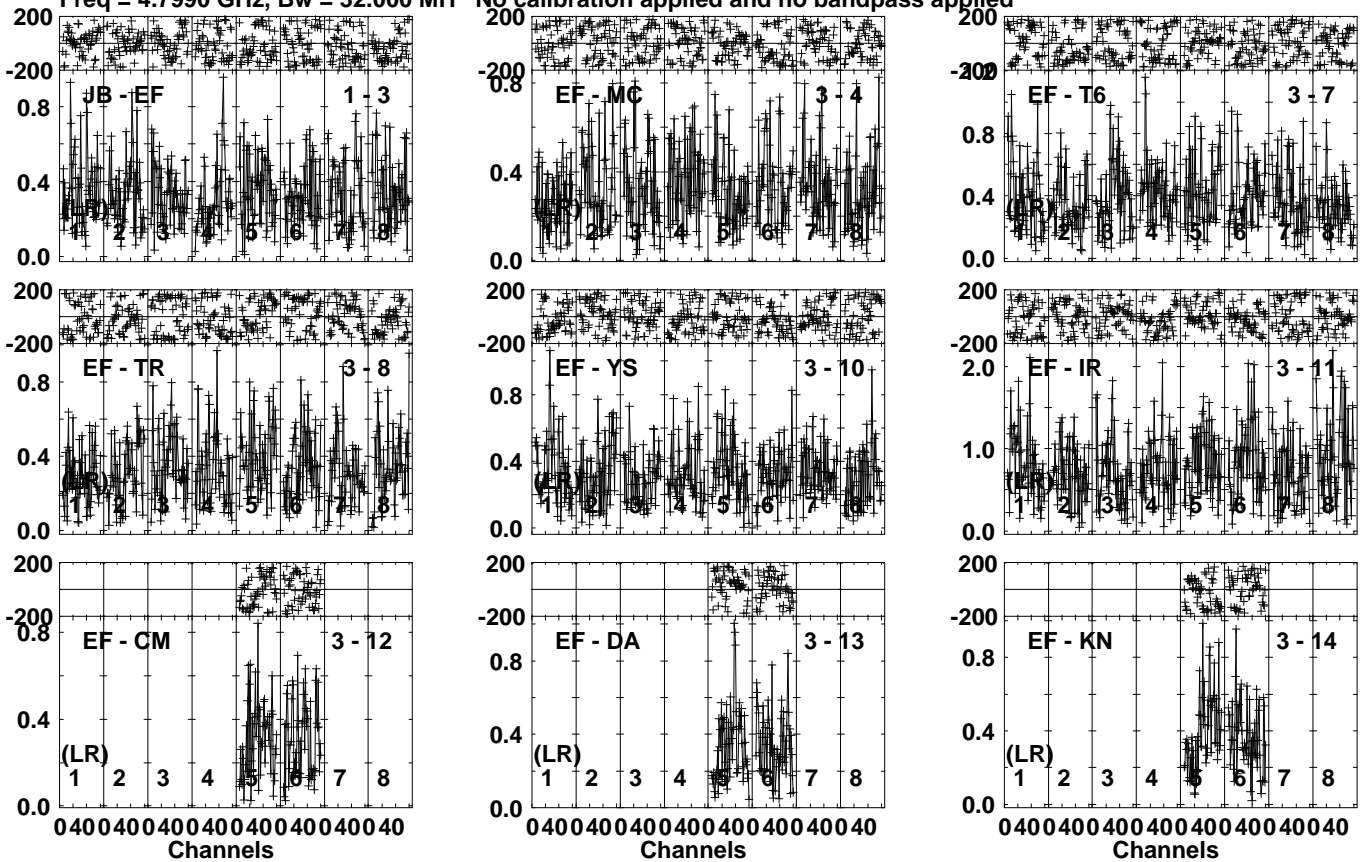


Lower frame: Micro Ampl Jy Top frame: Phas deg  
Vector averaged cross-power spectrum Several baselines displayed  
Timerange: 00/11:08:01 to 00/11:09:59

Plot file version 15 created 23-FEB-2022 10:17:38

J1047+7238 EC082B.UVDATA.1

Freq = 4.7990 GHz, Bw = 32.000 MH No calibration applied and no bandpass applied



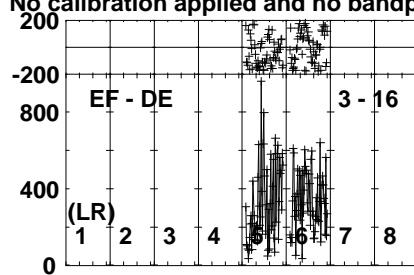
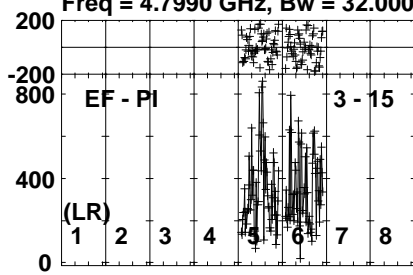
Lower frame: Milli Ampl Jy Top frame: Phas deg  
Vector averaged cross-power spectrum Several baselines displayed  
Timerange: 00/11:11:01 to 00/11:12:39

Plot file version 16 created 23-FEB-2022 10:17:38

J1047+7238 EC082B.UVDATA.1

Freq = 4.7990 GHz, Bw = 32.000 MH

No calibration applied and no bandpass applied

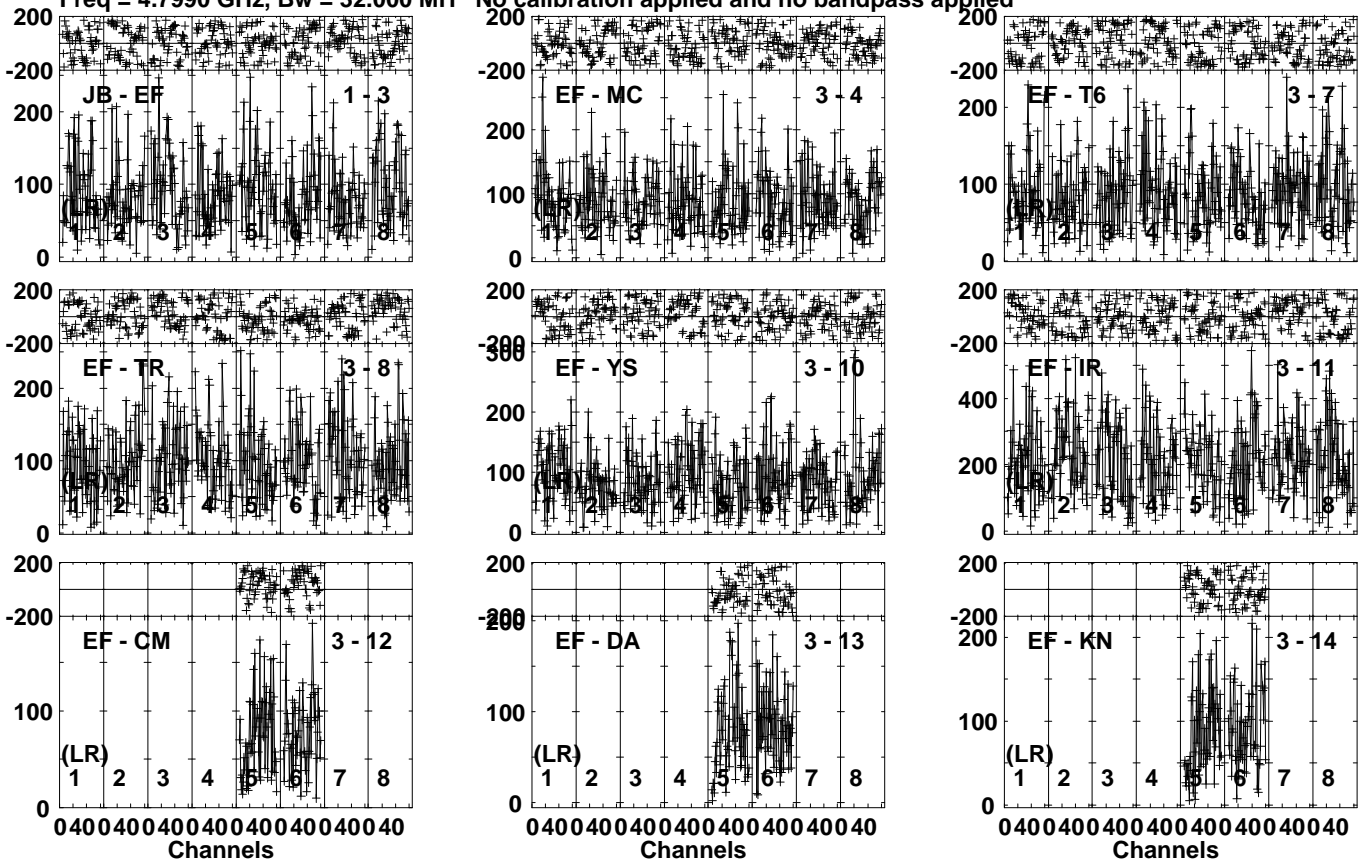


Lower frame: Micro Ampl Jy Top frame: Phas deg  
Vector averaged cross-power spectrum Several baselines displayed  
Timerange: 00/11:11:01 to 00/11:12:39

Plot file version 17 created 23-FEB-2022 10:17:38

NGC3348 EC082B.UVDATA.1

Freq = 4.7990 GHz, Bw = 32.000 MH No calibration applied and no bandpass applied

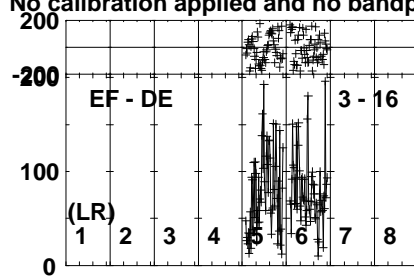
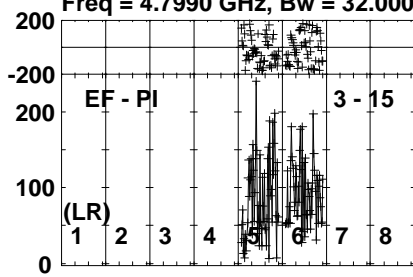


Lower frame: Micro Ampl Jy Top frame: Phas deg  
Vector averaged cross-power spectrum Several baselines displayed  
Timerange: 00/11:12:51 to 00/11:15:29

Plot file version 18 created 23-FEB-2022 10:17:38

NGC3348 EC082B.UVDATA.1

Freq = 4.7990 GHz, Bw = 32.000 MH No calibration applied and no bandpass applied

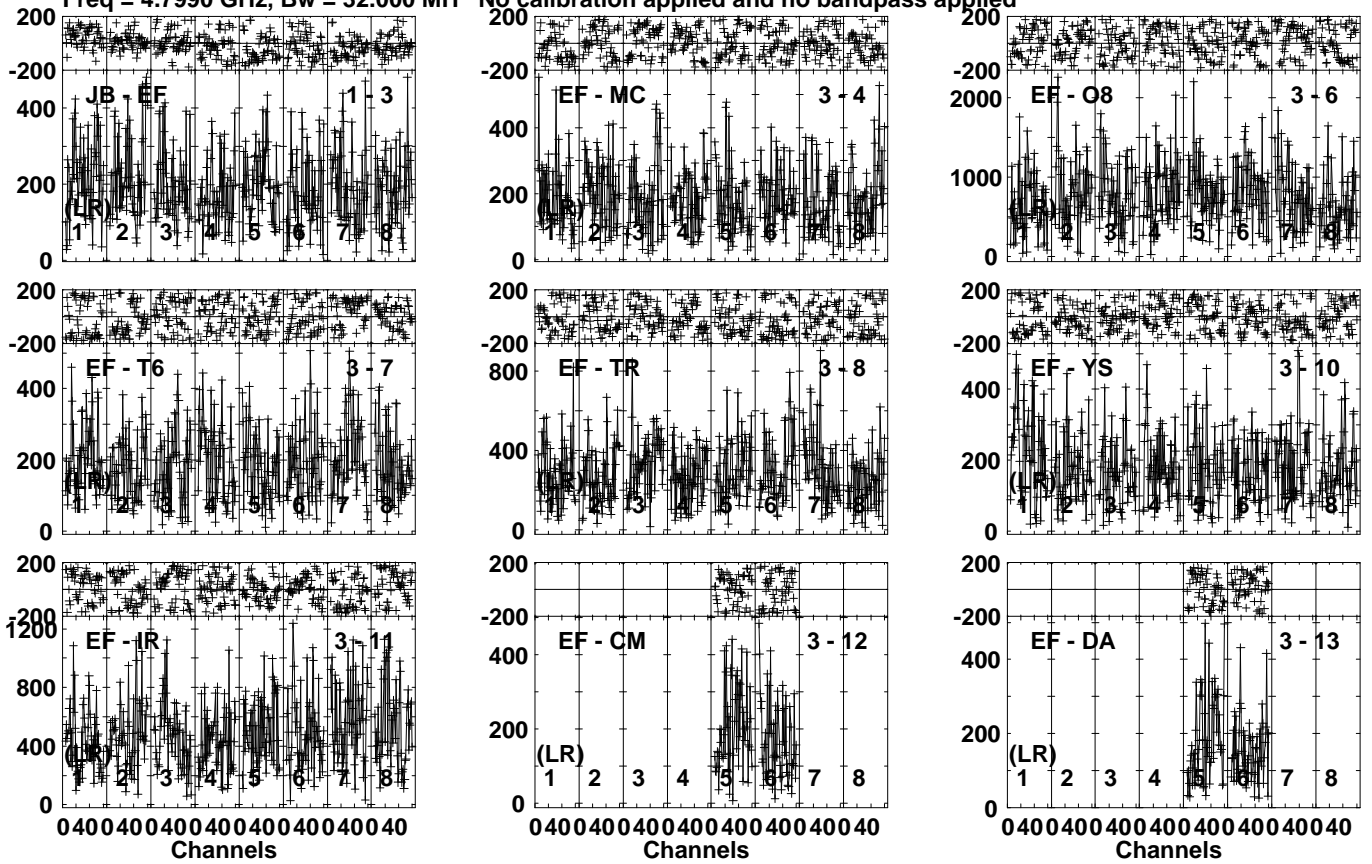


Lower frame: Micro Ampl Jy Top frame: Phas deg  
Vector averaged cross-power spectrum Several baselines displayed  
Timerange: 00/11:12:51 to 00/11:15:29

Plot file version 19 created 23-FEB-2022 10:17:38

J1047+7238 EC082B.UVDATA.1

Freq = 4.7990 GHz, Bw = 32.000 MH No calibration applied and no bandpass applied



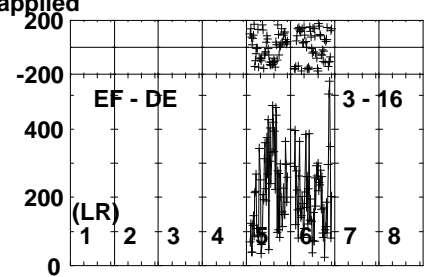
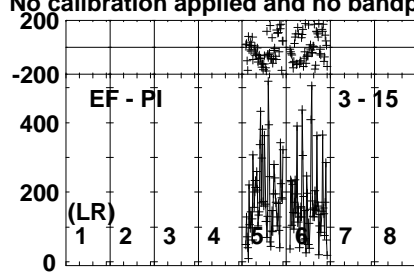
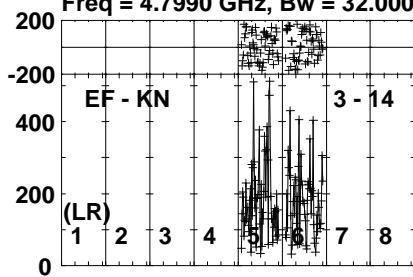
Lower frame: Micro Ampl Jy Top frame: Phas deg  
Vector averaged cross-power spectrum Several baselines displayed  
Timerange: 00/11:15:51 to 00/11:16:29

Plot file version 20 created 23-FEB-2022 10:17:39

J1047+7238 EC082B.UVDATA.1

Freq = 4.7990 GHz, Bw = 32.000 MH

No calibration applied and no bandpass applied



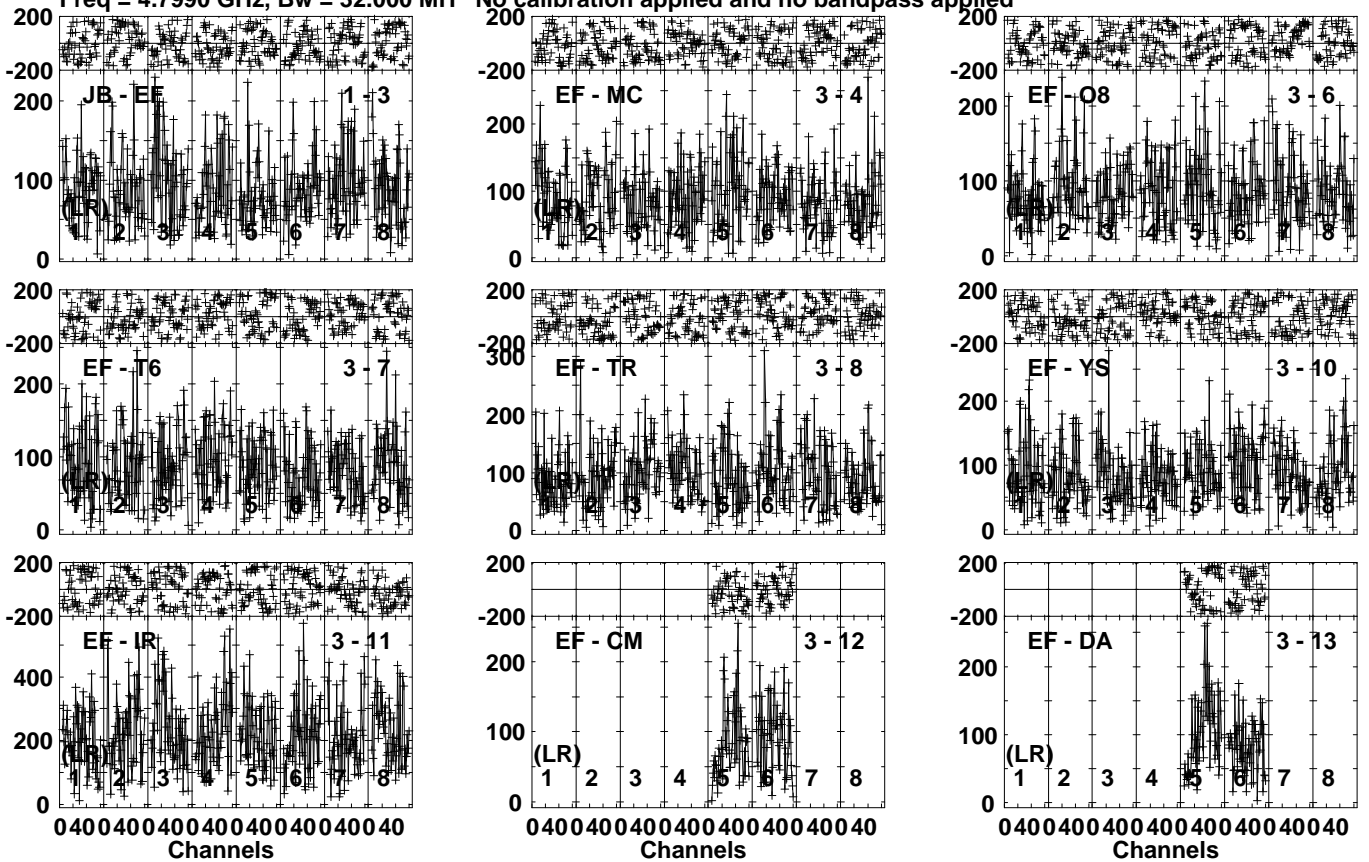
Lower frame: Micro Ampl Jy Top frame: Phas deg  
Vector averaged cross-power spectrum Several baselines displayed  
Timerange: 00/11:15:51 to 00/11:16:29



Plot file version 21 created 23-FEB-2022 10:17:39

NGC3348 EC082B.UVDATA.1

Freq = 4.7990 GHz, Bw = 32.000 MH No calibration applied and no bandpass applied



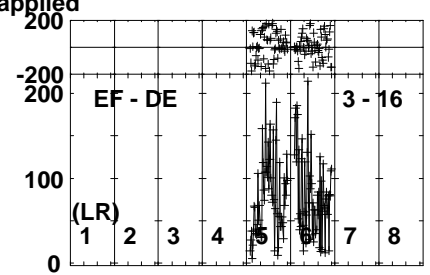
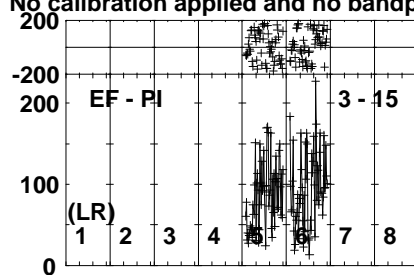
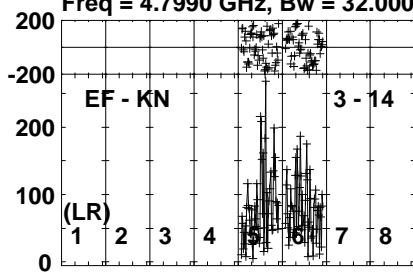
Lower frame: Micro Ampl Jy Top frame: Phas deg  
Vector averaged cross-power spectrum Several baselines displayed  
Timerange: 00/11:16:41 to 00/11:19:19

Plot file version 22 created 23-FEB-2022 10:17:39

NGC3348 EC082B.UVDATA.1

Freq = 4.7990 GHz, Bw = 32.000 MH

No calibration applied and no bandpass applied



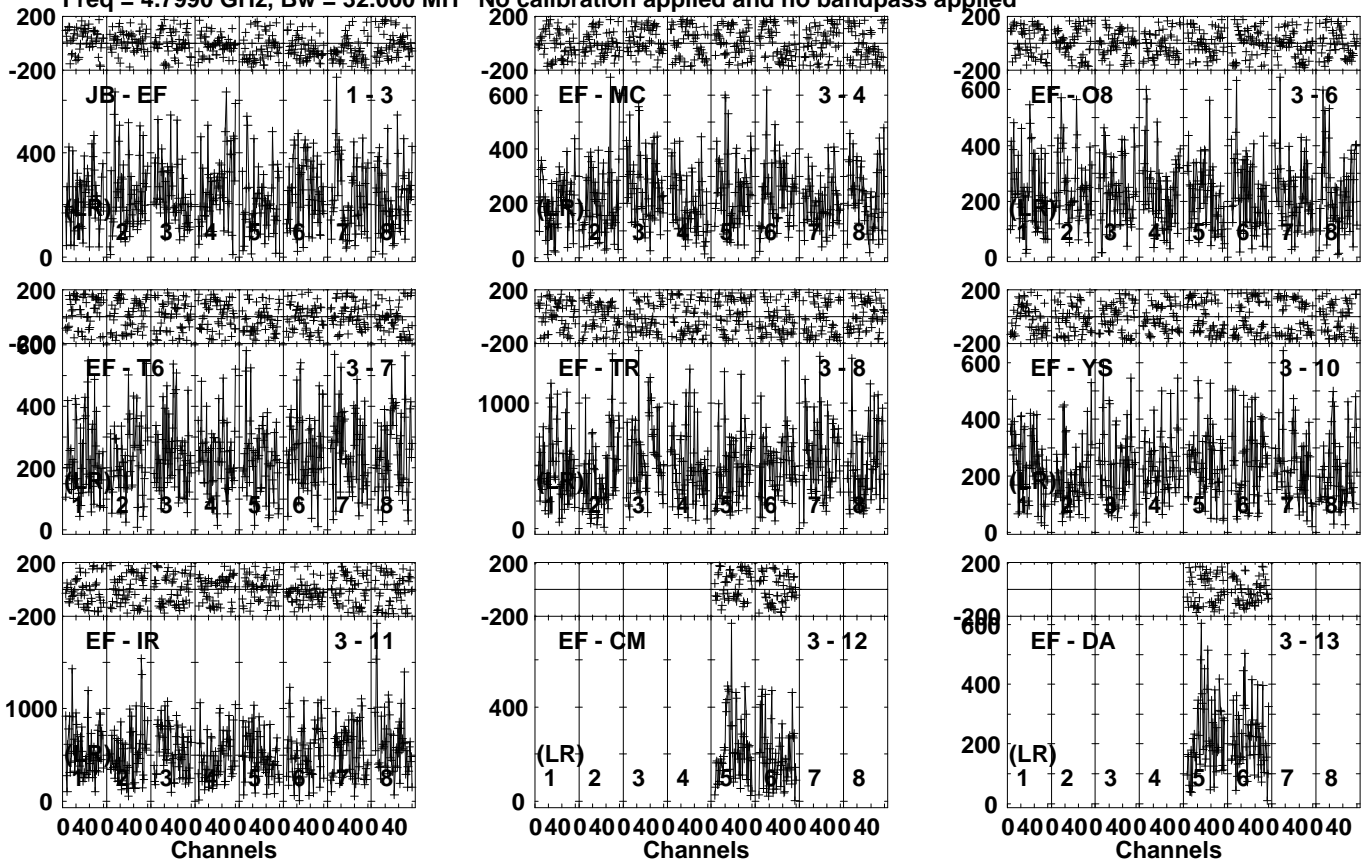
Lower frame: Micro Ampl Jy Top frame: Phas deg  
Vector averaged cross-power spectrum Several baselines displayed  
Timerange: 00/11:16:41 to 00/11:19:19

Plot file version 23 created 23-FEB-2022 10:17:39

J1047+7238 EC082B.UVDATA.1

Freq = 4.7990 GHz, Bw = 32.000 MH

No calibration applied and no bandpass applied

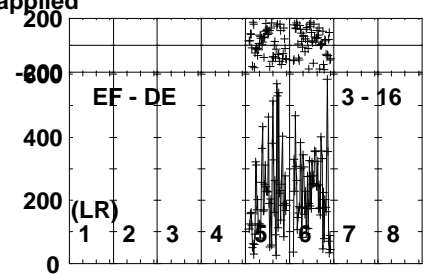
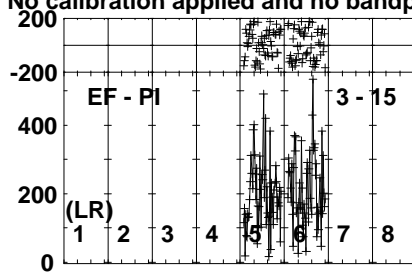
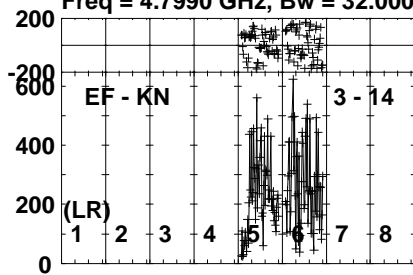


Lower frame: Micro Ampl Jy Top frame: Phas deg  
Vector averaged cross-power spectrum Several baselines displayed  
Timerange: 00/11:19:31 to 00/11:20:09

Plot file version 24 created 23-FEB-2022 10:17:40

J1047+7238 EC082B.UVDATA.1

Freq = 4.7990 GHz, Bw = 32.000 MH No calibration applied and no bandpass applied

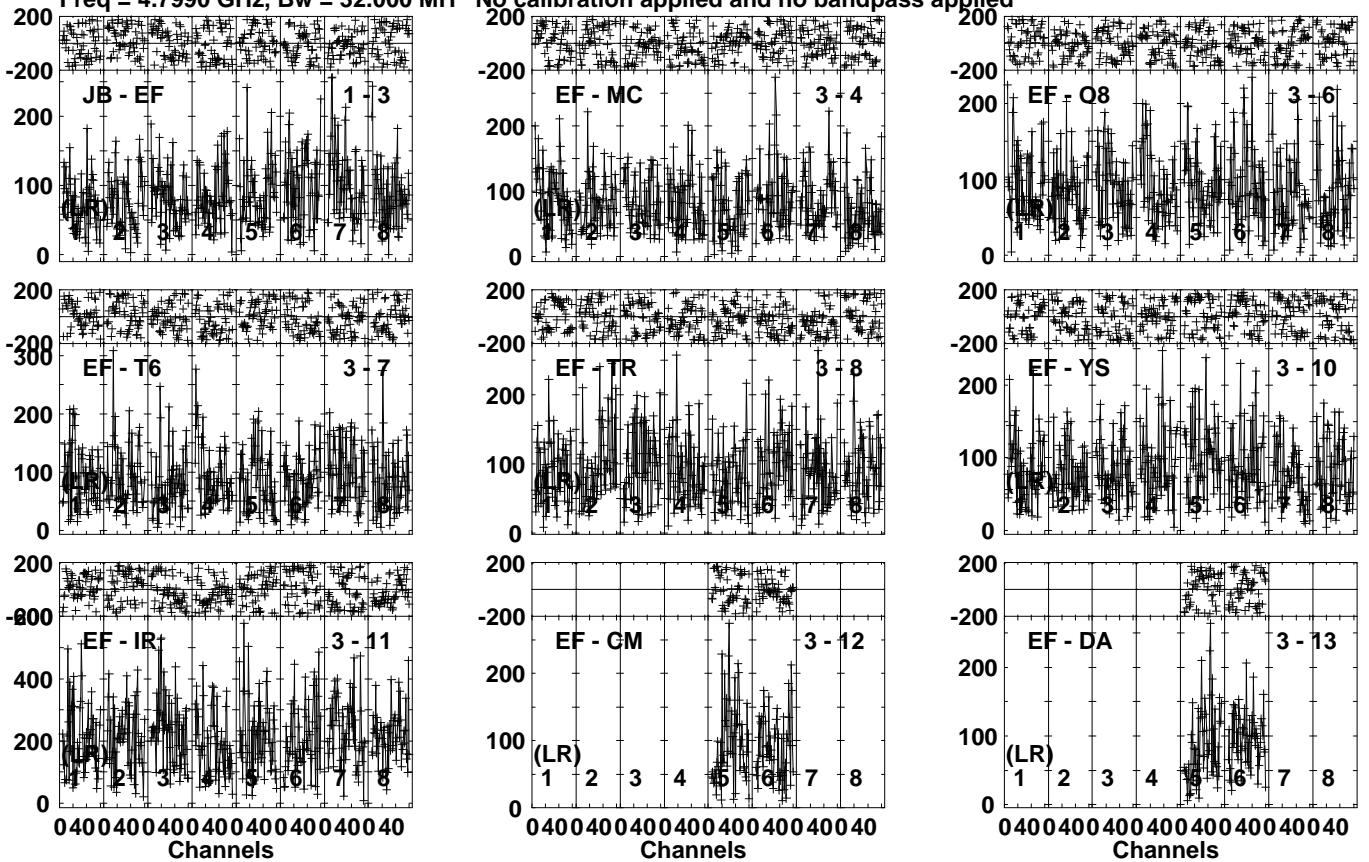


Lower frame: Micro Ampl Jy Top frame: Phas deg  
Vector averaged cross-power spectrum Several baselines displayed  
Timerange: 00/11:19:31 to 00/11:20:09

Plot file version 25 created 23-FEB-2022 10:17:40

NGC3348 EC082B.UVDATA.1

Freq = 4.7990 GHz, Bw = 32.000 MH No calibration applied and no bandpass applied

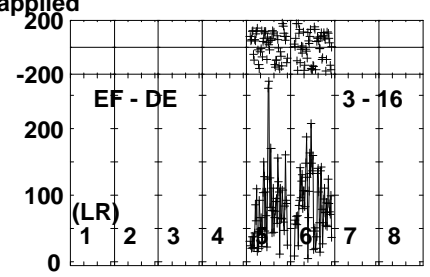
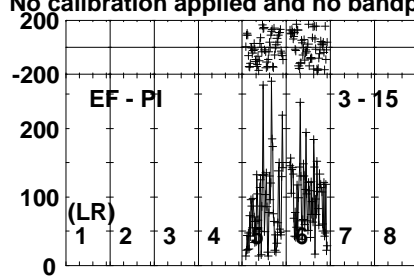
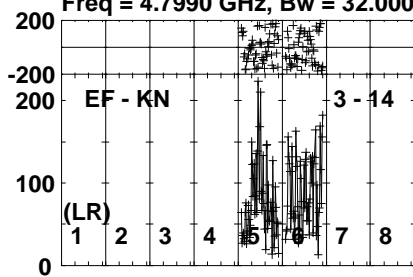


Lower frame: Micro Ampl Jy Top frame: Phas deg  
Vector averaged cross-power spectrum Several baselines displayed  
Timerange: 00/11:20:21 to 00/11:22:59

Plot file version 26 created 23-FEB-2022 10:17:40

NGC3348 EC082B.UVDATA.1

Freq = 4.7990 GHz, Bw = 32.000 MH No calibration applied and no bandpass applied

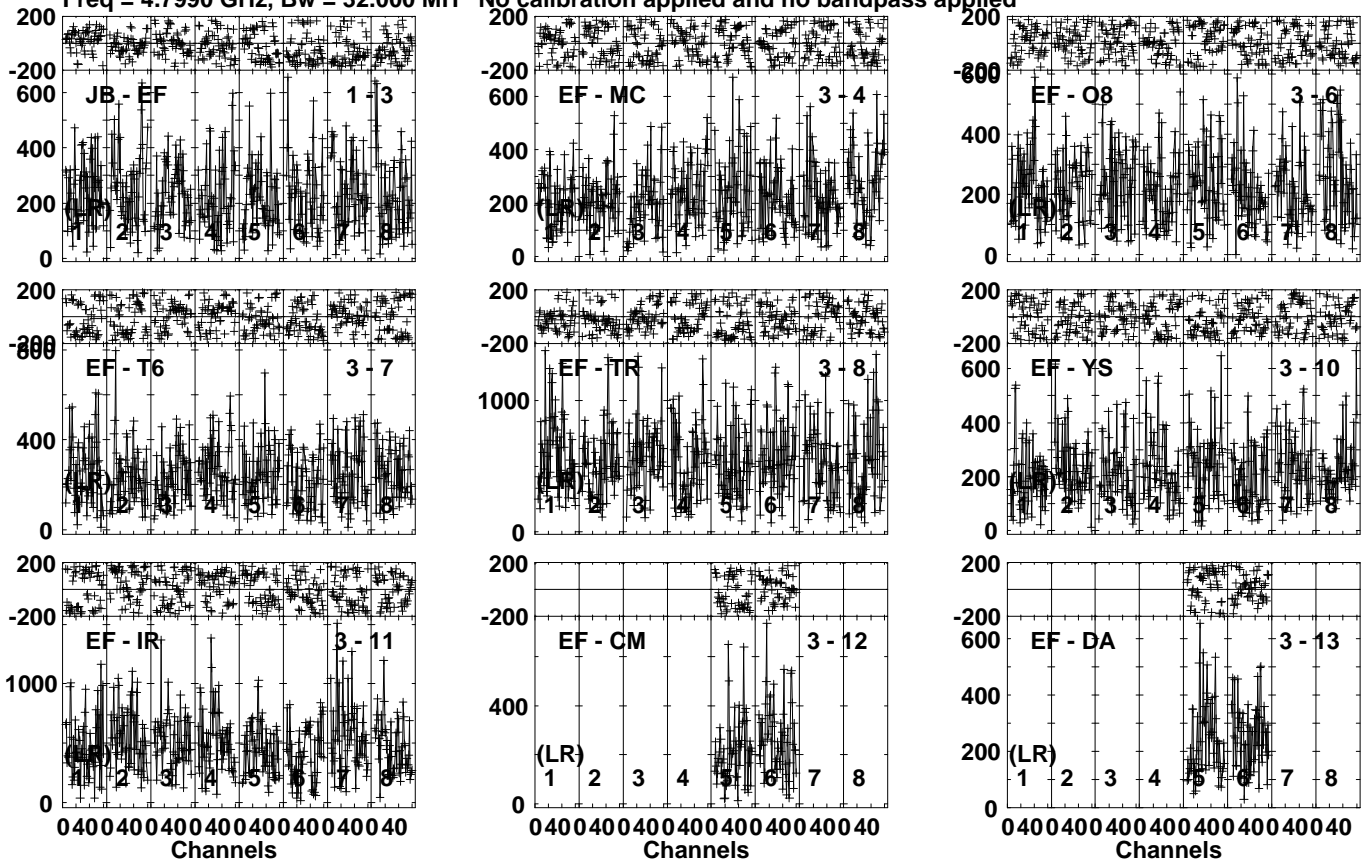


Lower frame: Micro Ampl Jy Top frame: Phas deg  
Vector averaged cross-power spectrum Several baselines displayed  
Timerange: 00/11:20:21 to 00/11:22:59

Plot file version 27 created 23-FEB-2022 10:17:40

J1047+7238 EC082B.UVDATA.1

Freq = 4.7990 GHz, Bw = 32.000 MH No calibration applied and no bandpass applied



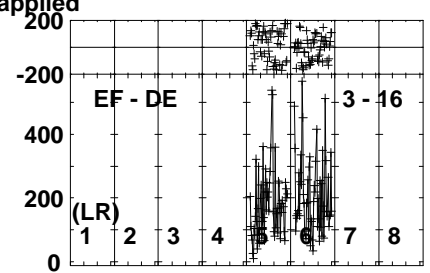
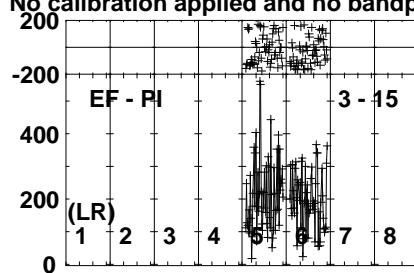
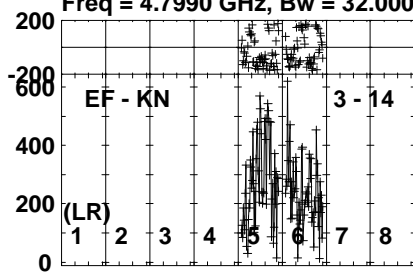
Lower frame: Micro Ampl Jy Top frame: Phas deg  
Vector averaged cross-power spectrum Several baselines displayed  
Timerange: 00/11:23:11 to 00/11:23:49

Plot file version 28 created 23-FEB-2022 10:17:40

J1047+7238 EC082B.UVDATA.1

Freq = 4.7990 GHz, Bw = 32.000 MH

No calibration applied and no bandpass applied



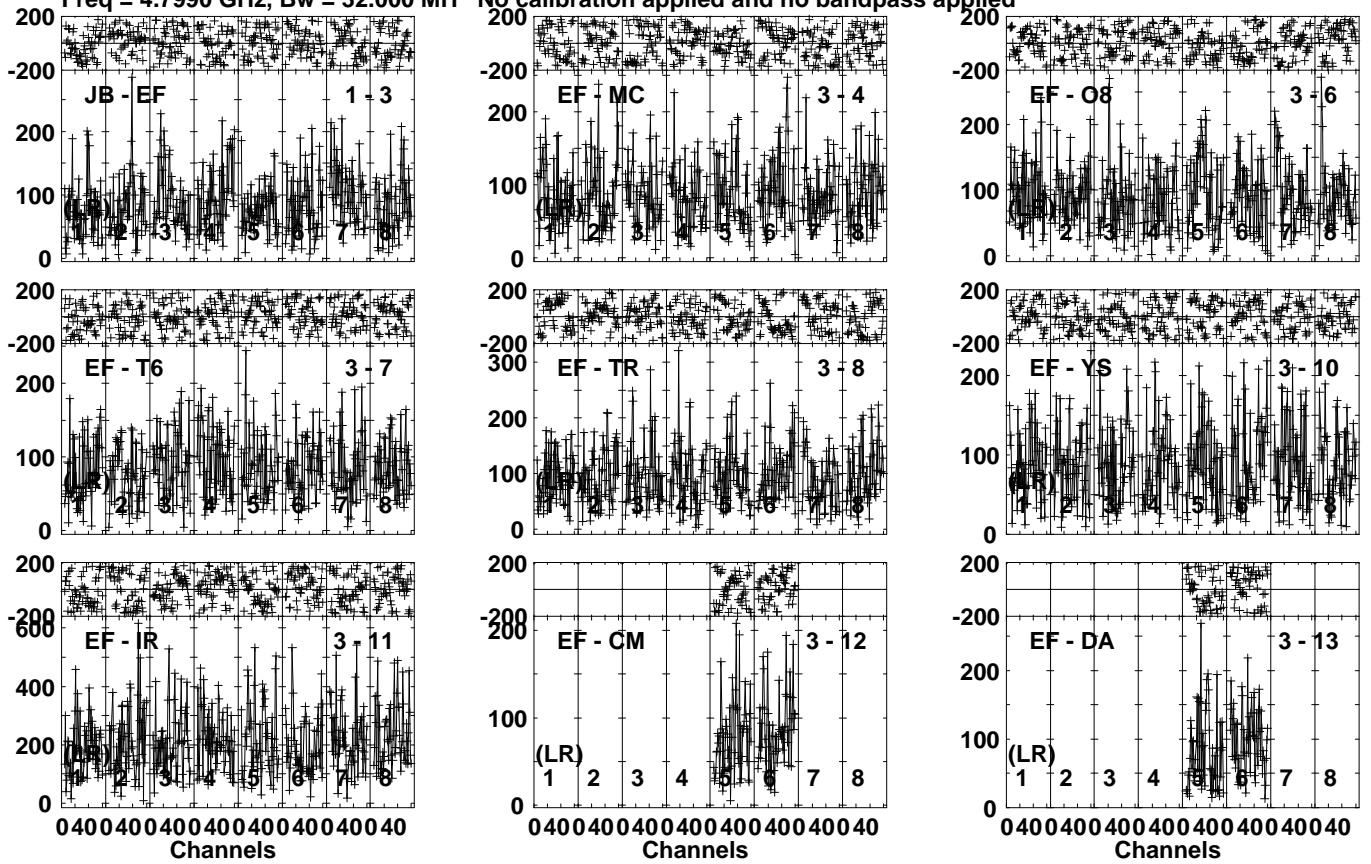
Lower frame: Micro Ampl Jy Top frame: Phas deg  
Vector averaged cross-power spectrum Several baselines displayed  
Timerange: 00/11:23:11 to 00/11:23:49



Plot file version 29 created 23-FEB-2022 10:17:40

NGC3348 EC082B.UVDATA.1

Freq = 4.7990 GHz, Bw = 32.000 MH No calibration applied and no bandpass applied

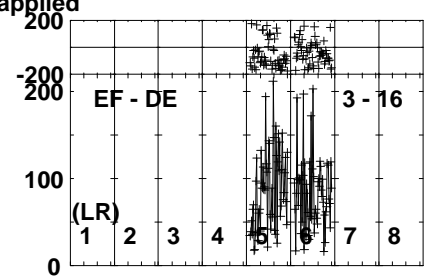
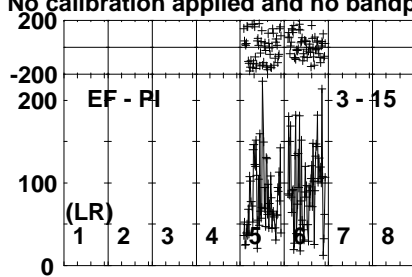
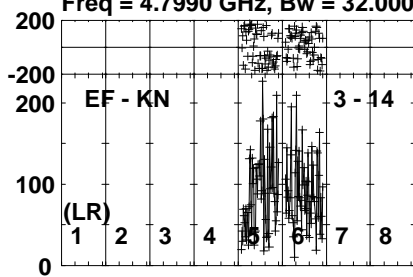


Lower frame: Micro Ampl Jy Top frame: Phas deg  
Vector averaged cross-power spectrum Several baselines displayed  
Timerange: 00/11:24:01 to 00/11:26:39

Plot file version 30 created 23-FEB-2022 10:17:41

NGC3348 EC082B.UVDATA.1

Freq = 4.7990 GHz, Bw = 32.000 MH No calibration applied and no bandpass applied



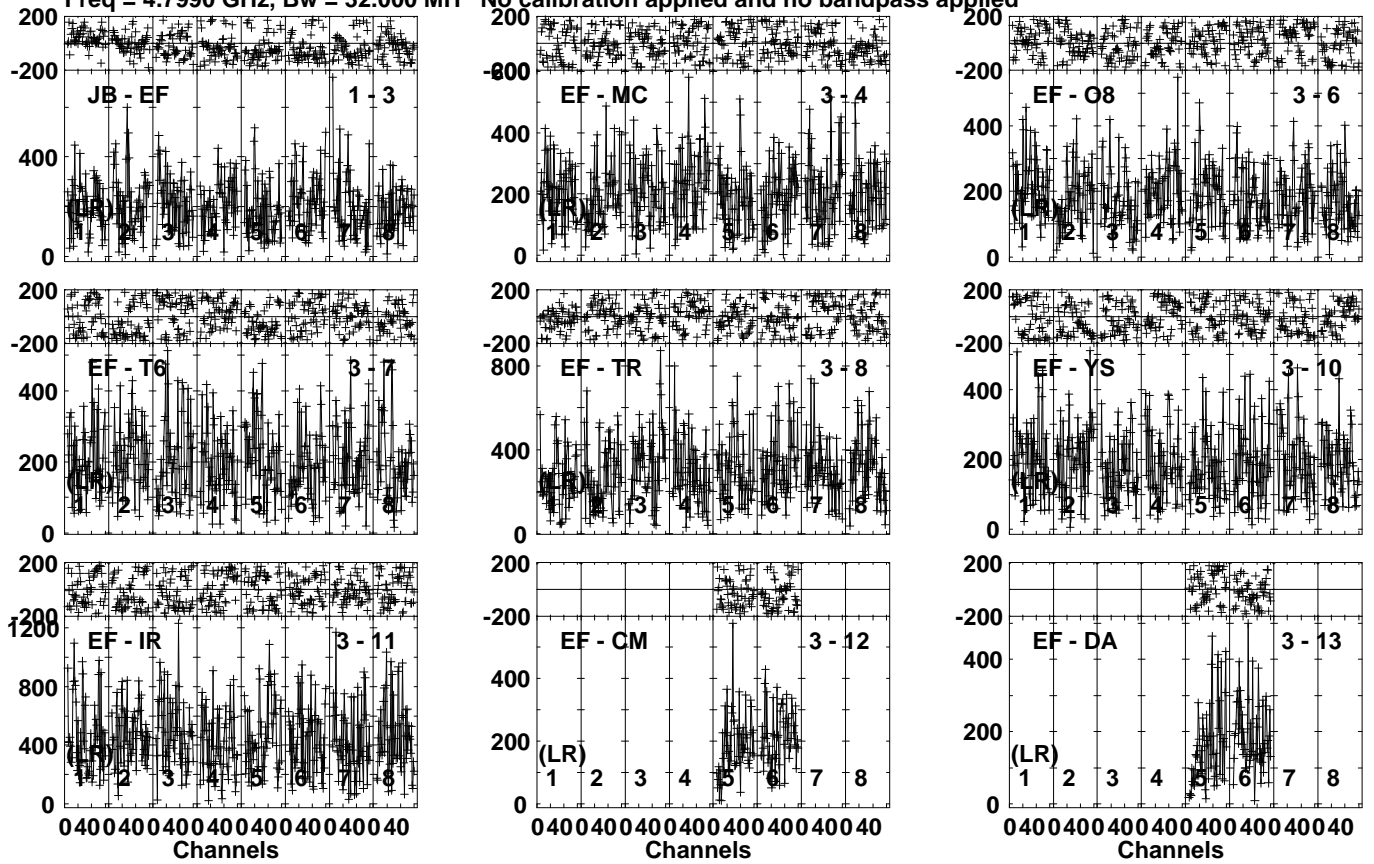
Lower frame: Micro Ampl Jy Top frame: Phas deg  
Vector averaged cross-power spectrum Several baselines displayed  
Timerange: 00/11:24:01 to 00/11:26:39

Plot file version 31 created 23-FEB-2022 10:17:41

J1047+7238 EC082B.UVDATA.1

Freq = 4.7990 GHz, Bw = 32.000 MH

No calibration applied and no bandpass applied

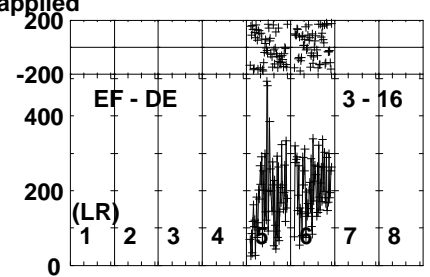
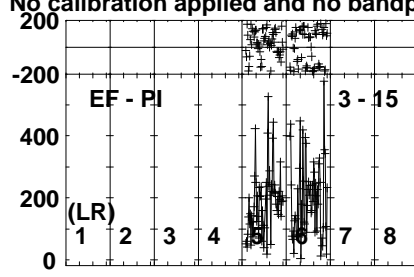
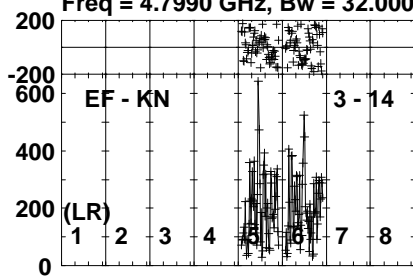


Lower frame: Micro Ampl Jy Top frame: Phas deg  
Vector averaged cross-power spectrum Several baselines displayed  
Timerange: 00/11:27:01 to 00/11:27:39

Plot file version 32 created 23-FEB-2022 10:17:41

J1047+7238 EC082B.UVDATA.1

Freq = 4.7990 GHz, Bw = 32.000 MH No calibration applied and no bandpass applied

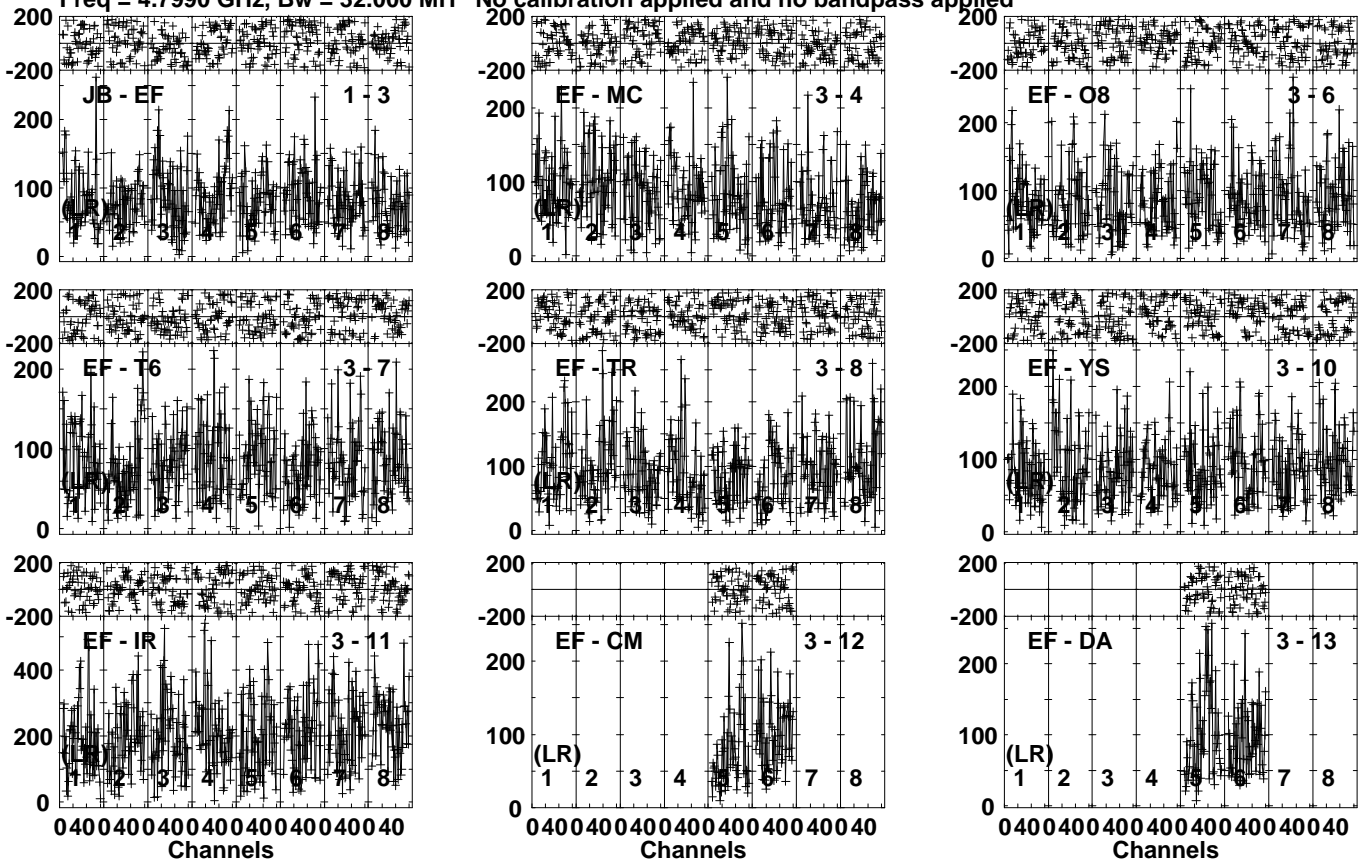


Lower frame: Micro Ampl Jy Top frame: Phas deg  
Vector averaged cross-power spectrum Several baselines displayed  
Timerange: 00/11:27:01 to 00/11:27:39

Plot file version 33 created 23-FEB-2022 10:17:41

NGC3348 EC082B.UVDATA.1

Freq = 4.7990 GHz, Bw = 32.000 MH No calibration applied and no bandpass applied

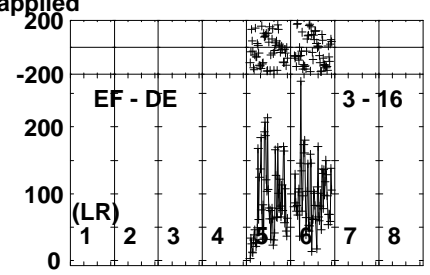
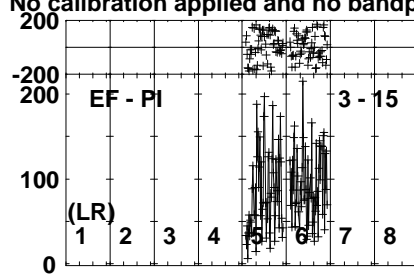
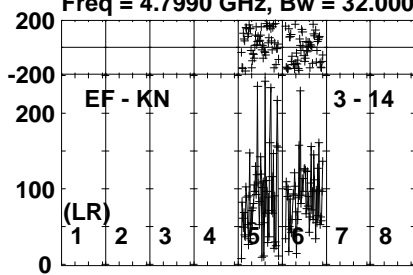


Lower frame: Micro Ampl Jy Top frame: Phas deg  
Vector averaged cross-power spectrum Several baselines displayed  
Timerange: 00/11:27:51 to 00/11:30:29

Plot file version 34 created 23-FEB-2022 10:17:42

NGC3348 EC082B.UVDATA.1

Freq = 4.7990 GHz, Bw = 32.000 MH No calibration applied and no bandpass applied

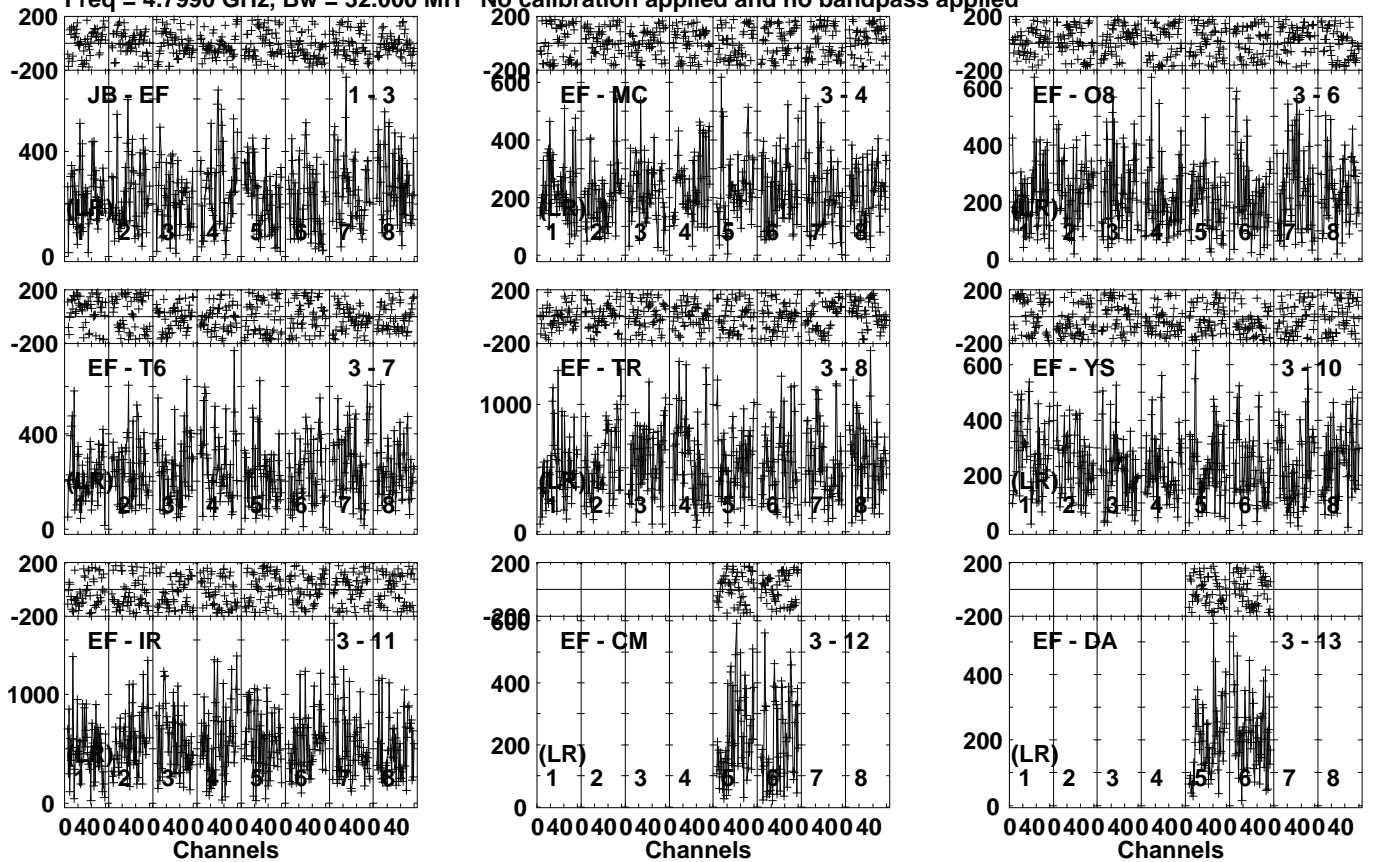


Lower frame: Micro Ampl Jy Top frame: Phas deg  
Vector averaged cross-power spectrum Several baselines displayed  
Timerange: 00/11:27:51 to 00/11:30:29

Plot file version 35 created 23-FEB-2022 10:17:42

J1047+7238 EC082B.UVDATA.1

Freq = 4.7990 GHz, Bw = 32.000 MH No calibration applied and no bandpass applied

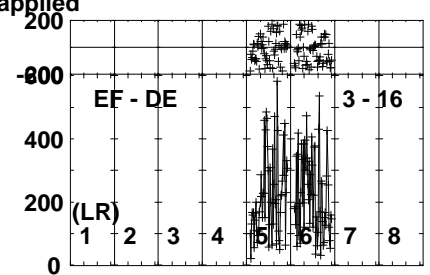
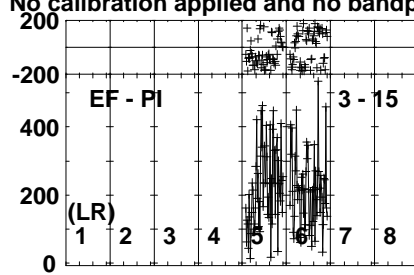
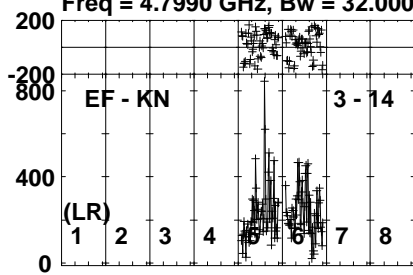


Lower frame: Micro Ampl Jy Top frame: Phas deg  
Vector averaged cross-power spectrum Several baselines displayed  
Timerange: 00/11:30:41 to 00/11:31:19

Plot file version 36 created 23-FEB-2022 10:17:42

J1047+7238 EC082B.UVDATA.1

Freq = 4.7990 GHz, Bw = 32.000 MH No calibration applied and no bandpass applied



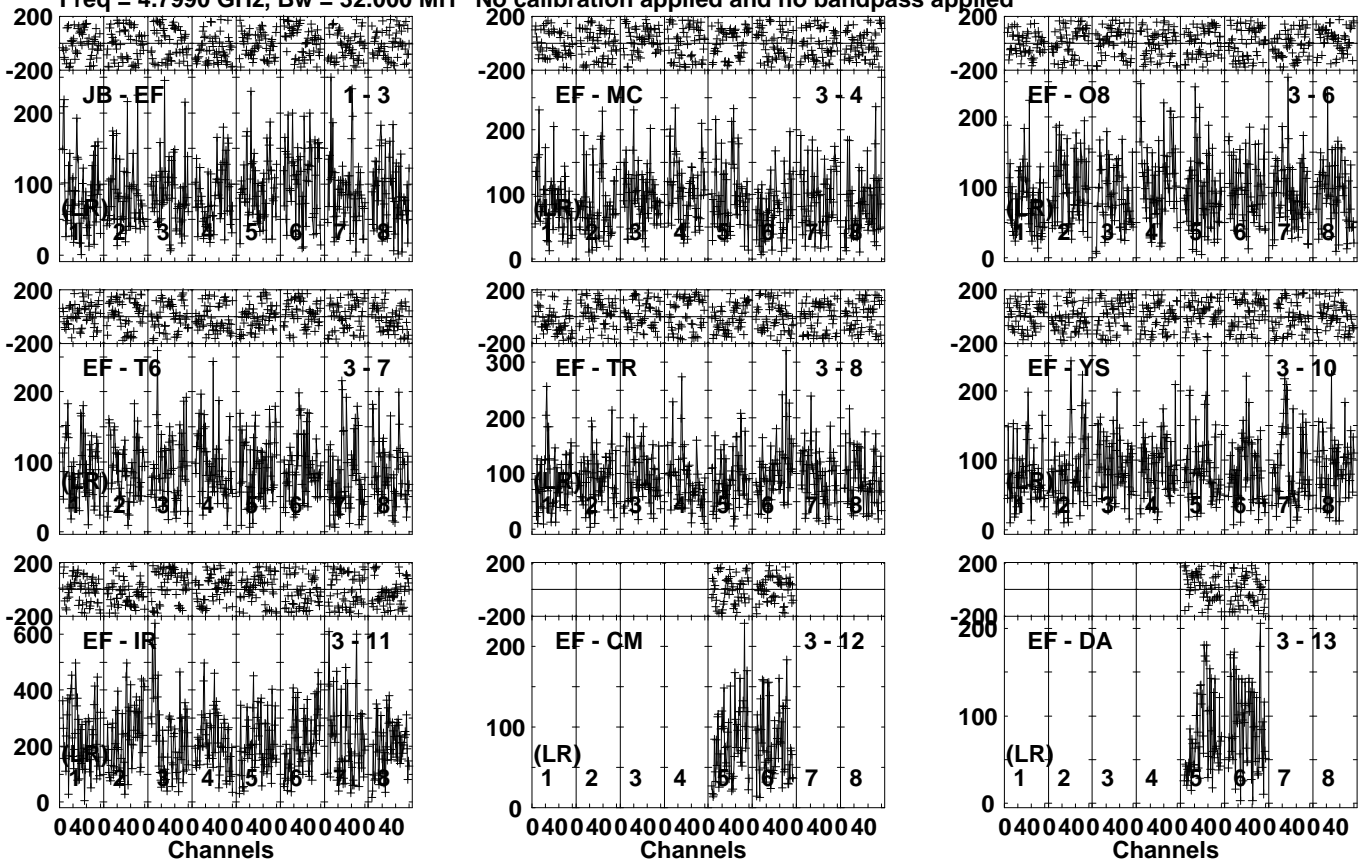
Lower frame: Micro Ampl Jy Top frame: Phas deg  
Vector averaged cross-power spectrum Several baselines displayed  
Timerange: 00/11:30:41 to 00/11:31:19



Plot file version 37 created 23-FEB-2022 10:17:42

NGC3348 EC082B.UVDATA.1

Freq = 4.7990 GHz, Bw = 32.000 MH No calibration applied and no bandpass applied

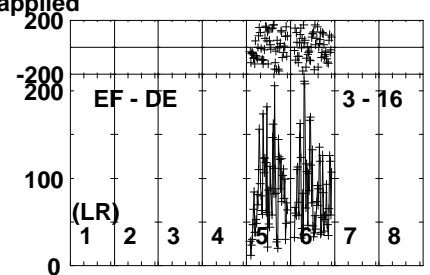
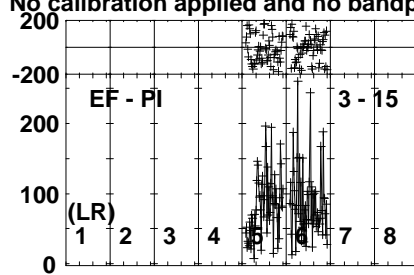
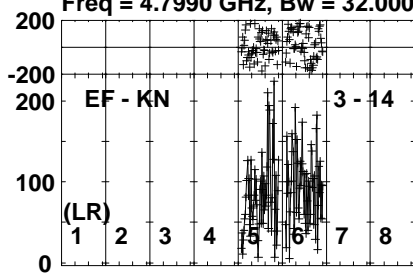


Lower frame: Micro Ampl Jy Top frame: Phas deg  
Vector averaged cross-power spectrum Several baselines displayed  
Timerange: 00/11:31:31 to 00/11:34:09

Plot file version 38 created 23-FEB-2022 10:17:42

NGC3348 EC082B.UVDATA.1

Freq = 4.7990 GHz, Bw = 32.000 MH No calibration applied and no bandpass applied

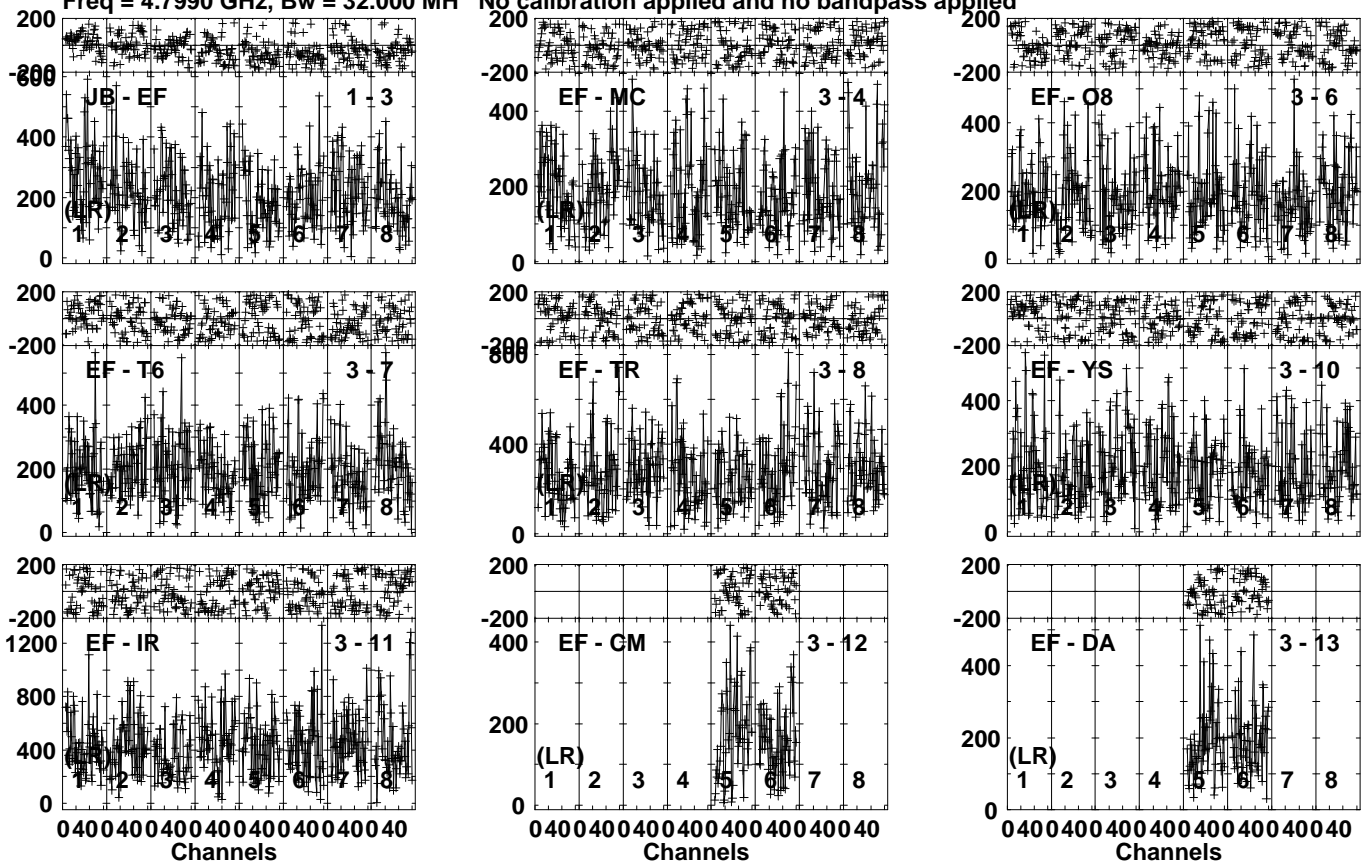


Lower frame: Micro Ampl Jy Top frame: Phas deg  
Vector averaged cross-power spectrum Several baselines displayed  
Timerange: 00/11:31:31 to 00/11:34:09

Plot file version 39 created 23-FEB-2022 10:17:42

J1047+7238 EC082B.UVDATA.1

Freq = 4.7990 GHz, Bw = 32.000 MH No calibration applied and no bandpass applied



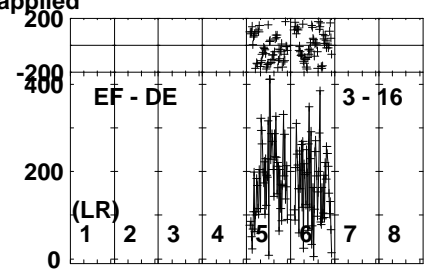
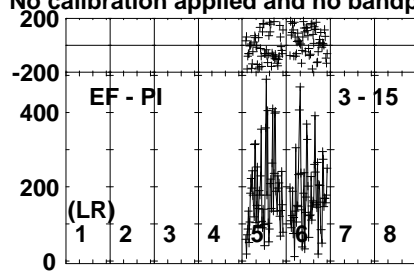
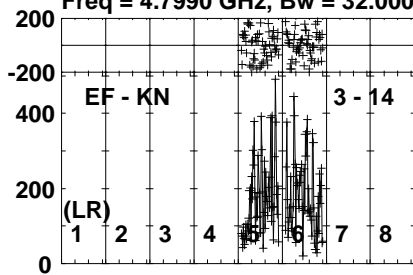
Lower frame: Micro Ampl Jy Top frame: Phas deg  
Vector averaged cross-power spectrum Several baselines displayed  
Timerange: 00/11:34:31 to 00/11:35:09

Plot file version 40 created 23-FEB-2022 10:17:43

J1047+7238 EC082B.UVDATA.1

Freq = 4.7990 GHz, Bw = 32.000 MH

No calibration applied and no bandpass applied

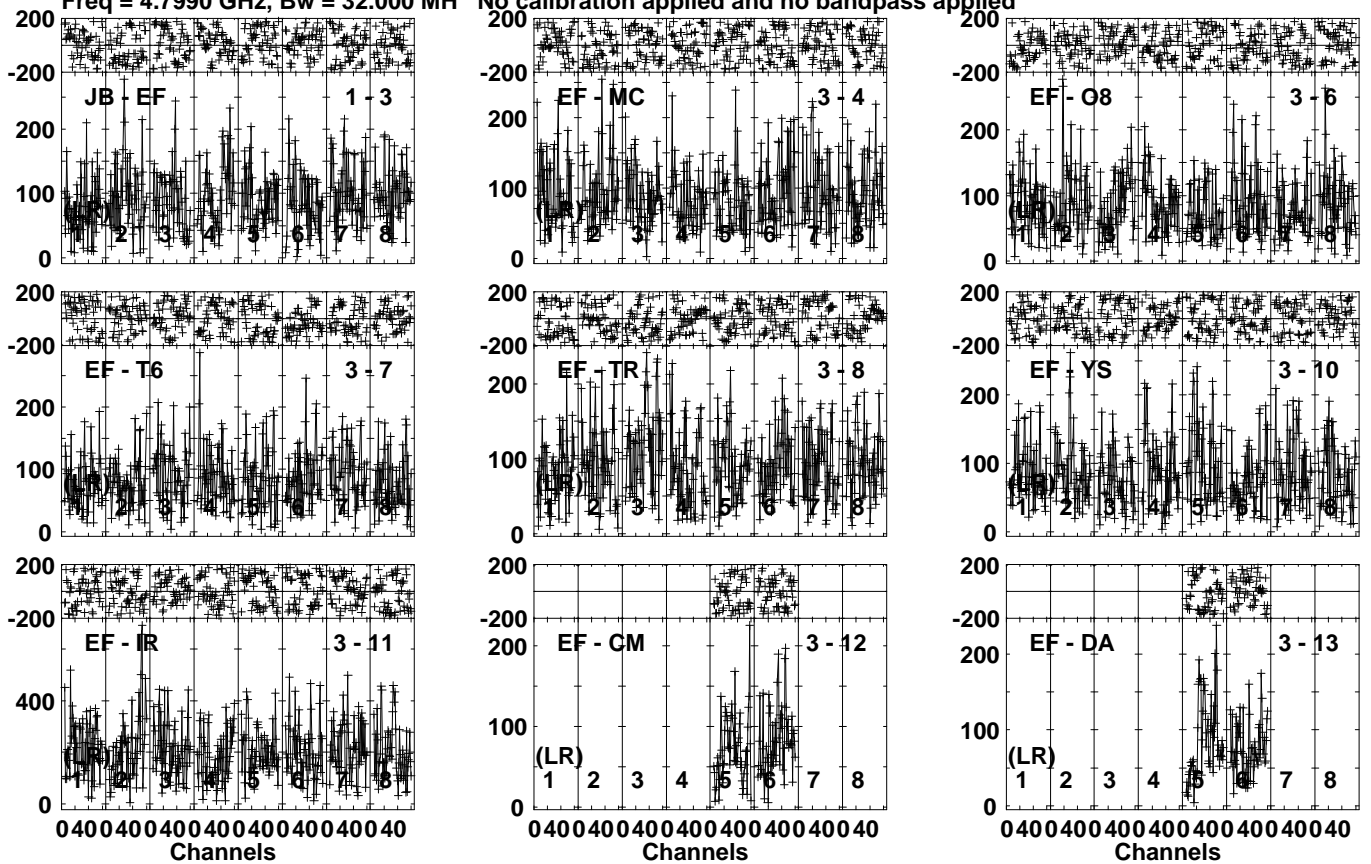


Lower frame: Micro Ampl Jy Top frame: Phas deg  
Vector averaged cross-power spectrum Several baselines displayed  
Timerange: 00/11:34:31 to 00/11:35:09

Plot file version 41 created 23-FEB-2022 10:17:43

NGC3348 EC082B.UVDATA.1

Freq = 4.7990 GHz, Bw = 32.000 MH No calibration applied and no bandpass applied



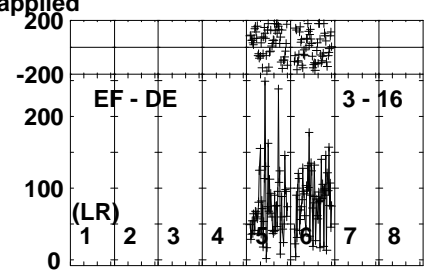
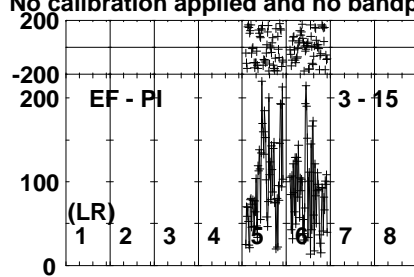
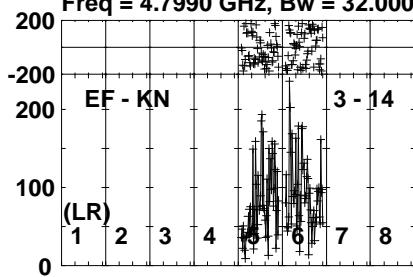
Lower frame: Micro Ampl Jy Top frame: Phas deg  
Vector averaged cross-power spectrum Several baselines displayed  
Timerange: 00/11:35:21 to 00/11:37:59

Plot file version 42 created 23-FEB-2022 10:17:43

NGC3348 EC082B.UVDATA.1

Freq = 4.7990 GHz, Bw = 32.000 MH

No calibration applied and no bandpass applied



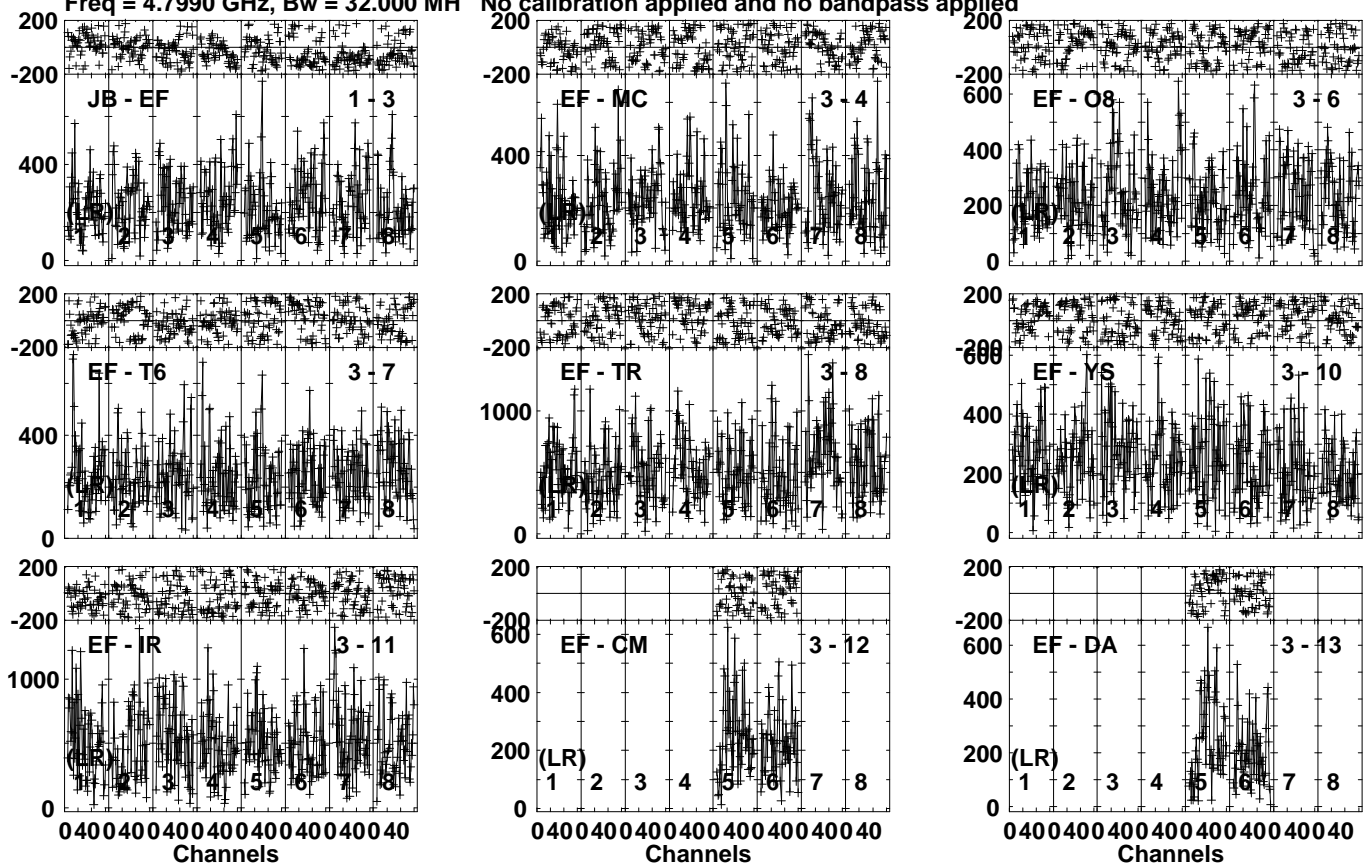
Lower frame: Micro Ampl Jy Top frame: Phas deg  
Vector averaged cross-power spectrum Several baselines displayed  
Timerange: 00/11:35:21 to 00/11:37:59

Plot file version 43 created 23-FEB-2022 10:17:43

J1047+7238 EC082B.UVDATA.1

Freq = 4.7990 GHz, Bw = 32.000 MH

No calibration applied and no bandpass applied

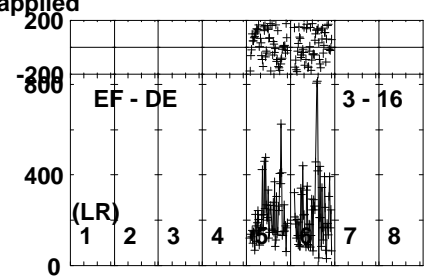
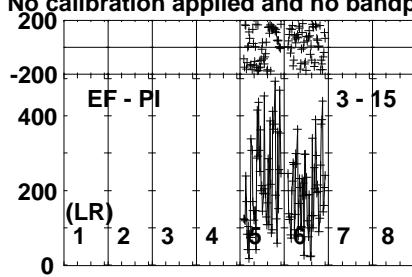
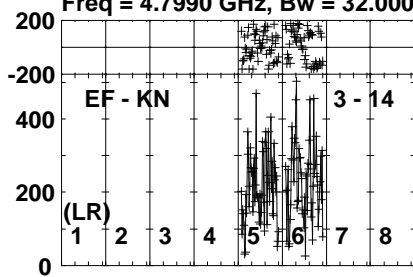


Lower frame: Micro Ampl Jy Top frame: Phas deg  
Vector averaged cross-power spectrum Several baselines displayed  
Timerange: 00/11:38:11 to 00/11:38:49

Plot file version 44 created 23-FEB-2022 10:17:43

J1047+7238 EC082B.UVDATA.1

Freq = 4.7990 GHz, Bw = 32.000 MH No calibration applied and no bandpass applied



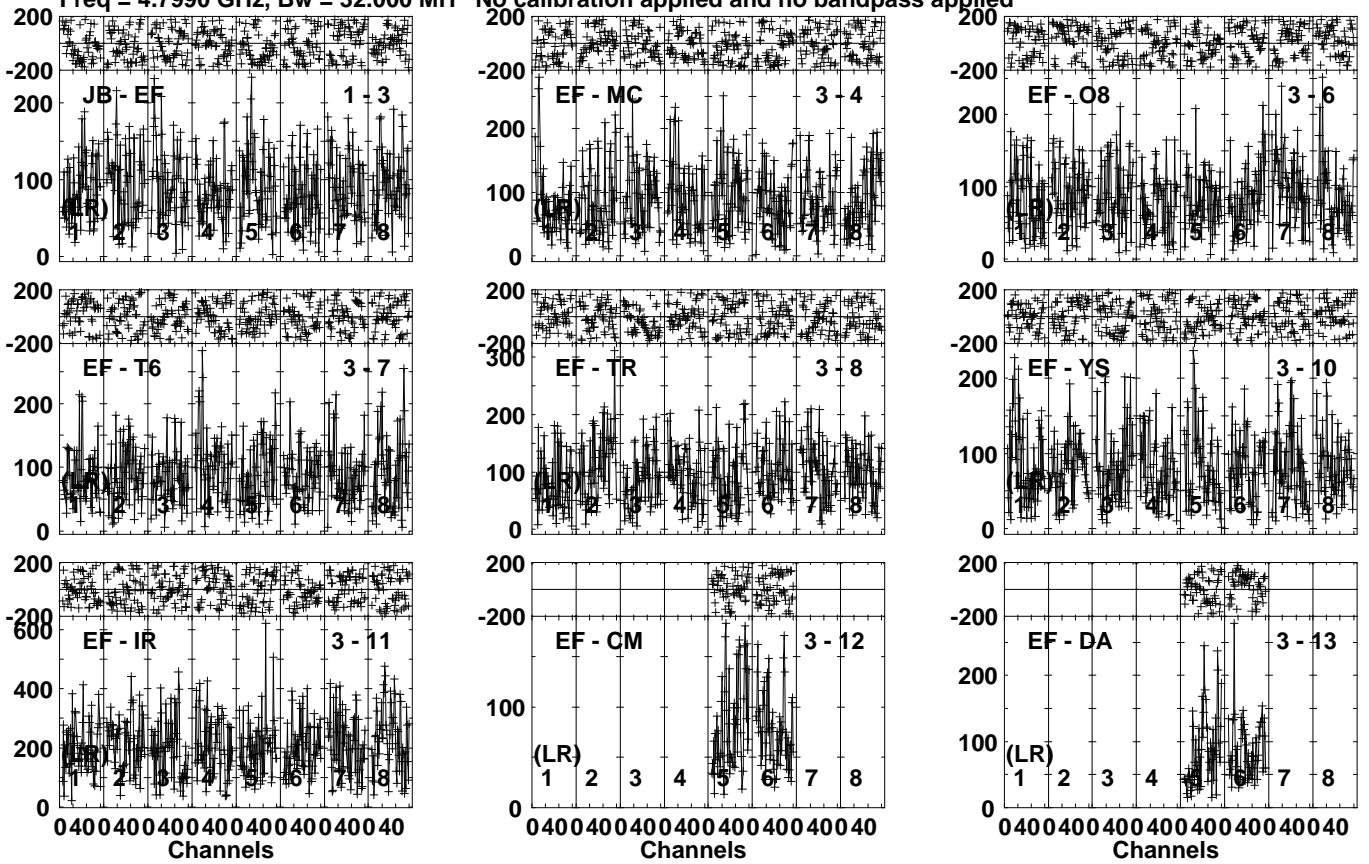
Lower frame: Micro Ampl Jy Top frame: Phas deg  
Vector averaged cross-power spectrum Several baselines displayed  
Timerange: 00/11:38:11 to 00/11:38:49



Plot file version 45 created 23-FEB-2022 10:17:44

NGC3348 EC082B.UVDATA.1

Freq = 4.7990 GHz, Bw = 32.000 MH No calibration applied and no bandpass applied



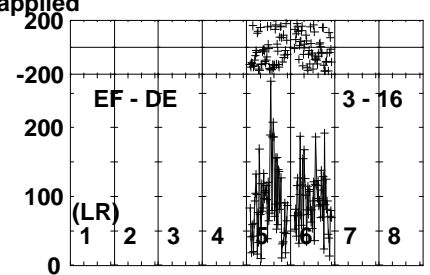
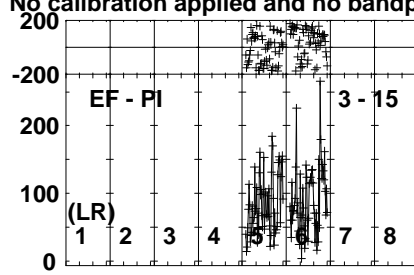
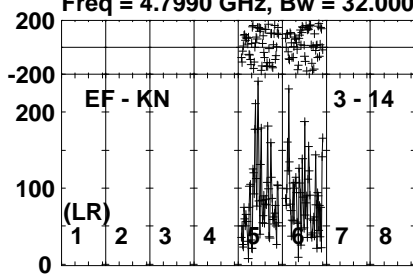
Lower frame: Micro Ampl Jy Top frame: Phas deg  
Vector averaged cross-power spectrum Several baselines displayed  
Timerange: 00/11:39:01 to 00/11:41:39

Plot file version 46 created 23-FEB-2022 10:17:44

NGC3348 EC082B.UVDATA.1

Freq = 4.7990 GHz, Bw = 32.000 MH

No calibration applied and no bandpass applied

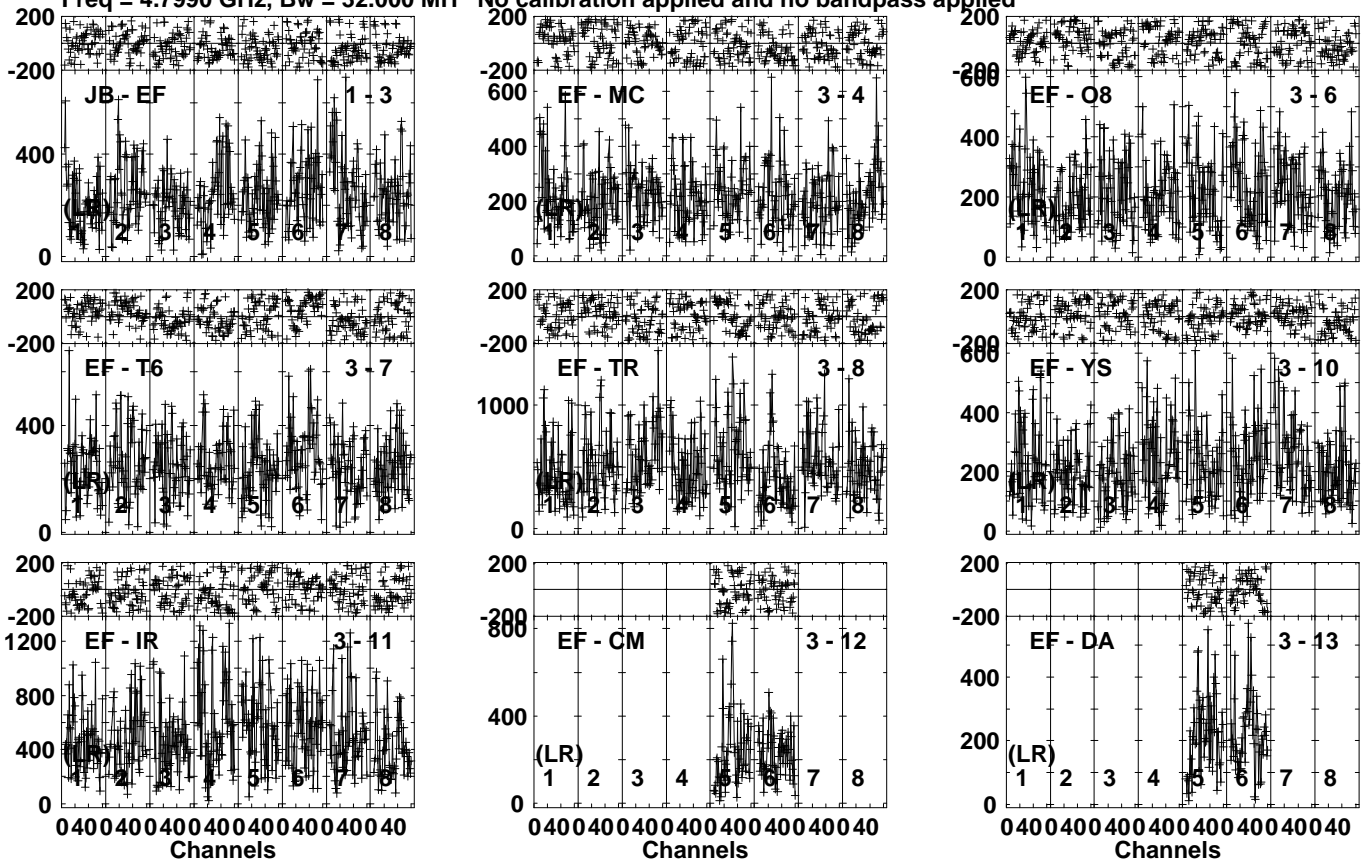


Lower frame: Micro Ampl Jy Top frame: Phas deg  
Vector averaged cross-power spectrum Several baselines displayed  
Timerange: 00/11:39:01 to 00/11:41:39

Plot file version 47 created 23-FEB-2022 10:17:44

J1047+7238 EC082B.UVDATA.1

Freq = 4.7990 GHz, Bw = 32.000 MH No calibration applied and no bandpass applied

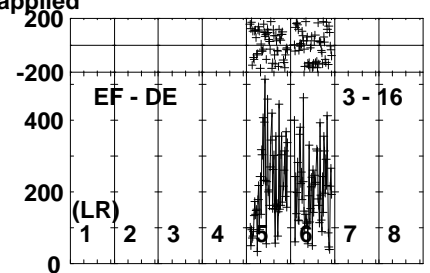
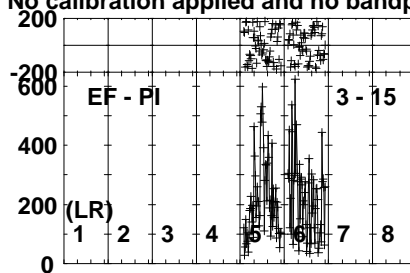
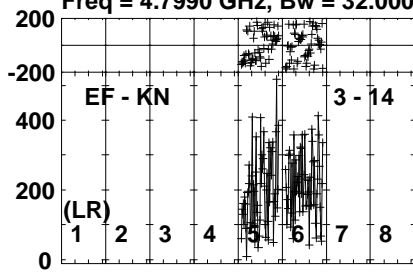


Lower frame: Micro Ampl Jy Top frame: Phas deg  
Vector averaged cross-power spectrum Several baselines displayed  
Timerange: 00/11:41:51 to 00/11:42:29

Plot file version 48 created 23-FEB-2022 10:17:44

J1047+7238 EC082B.UVDATA.1

Freq = 4.7990 GHz, Bw = 32.000 MH No calibration applied and no bandpass applied

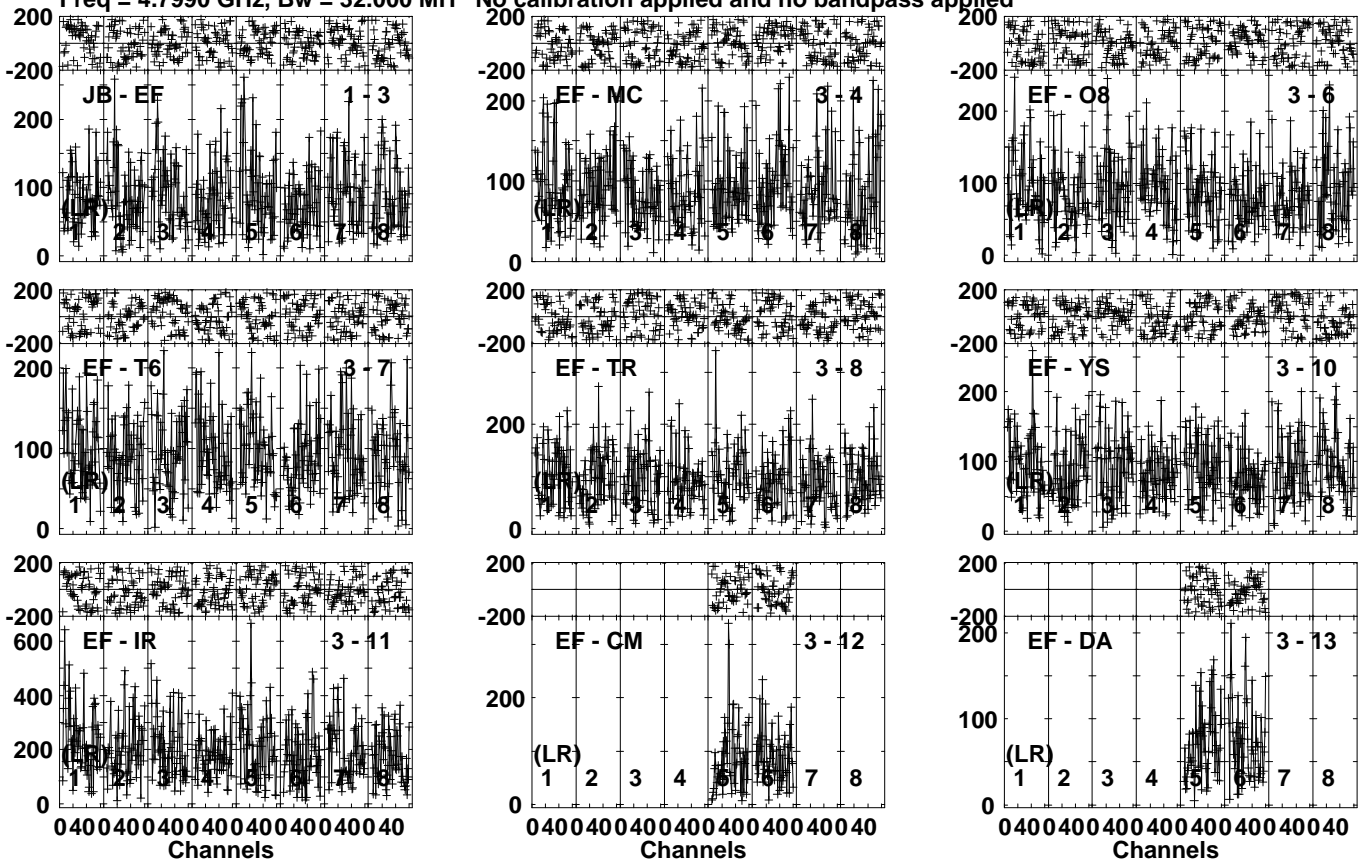


Lower frame: Micro Ampl Jy Top frame: Phas deg  
Vector averaged cross-power spectrum Several baselines displayed  
Timerange: 00/11:41:51 to 00/11:42:29

Plot file version 49 created 23-FEB-2022 10:17:44

NGC3348 EC082B.UVDATA.1

Freq = 4.7990 GHz, Bw = 32.000 MH No calibration applied and no bandpass applied

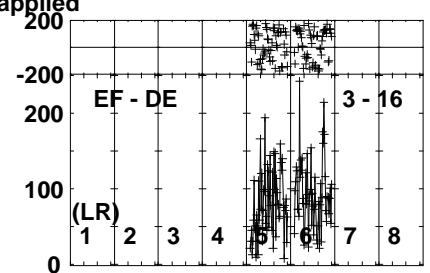
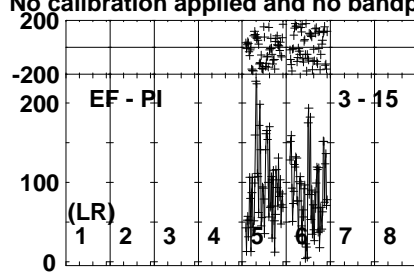
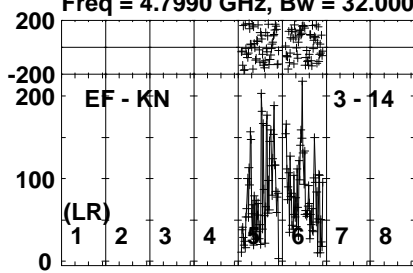


Lower frame: Micro Ampl Jy Top frame: Phas deg  
Vector averaged cross-power spectrum Several baselines displayed  
Timerange: 00/11:42:41 to 00/11:45:19

Plot file version 50 created 23-FEB-2022 10:17:45

NGC3348 EC082B.UVDATA.1

Freq = 4.7990 GHz, Bw = 32.000 MH No calibration applied and no bandpass applied

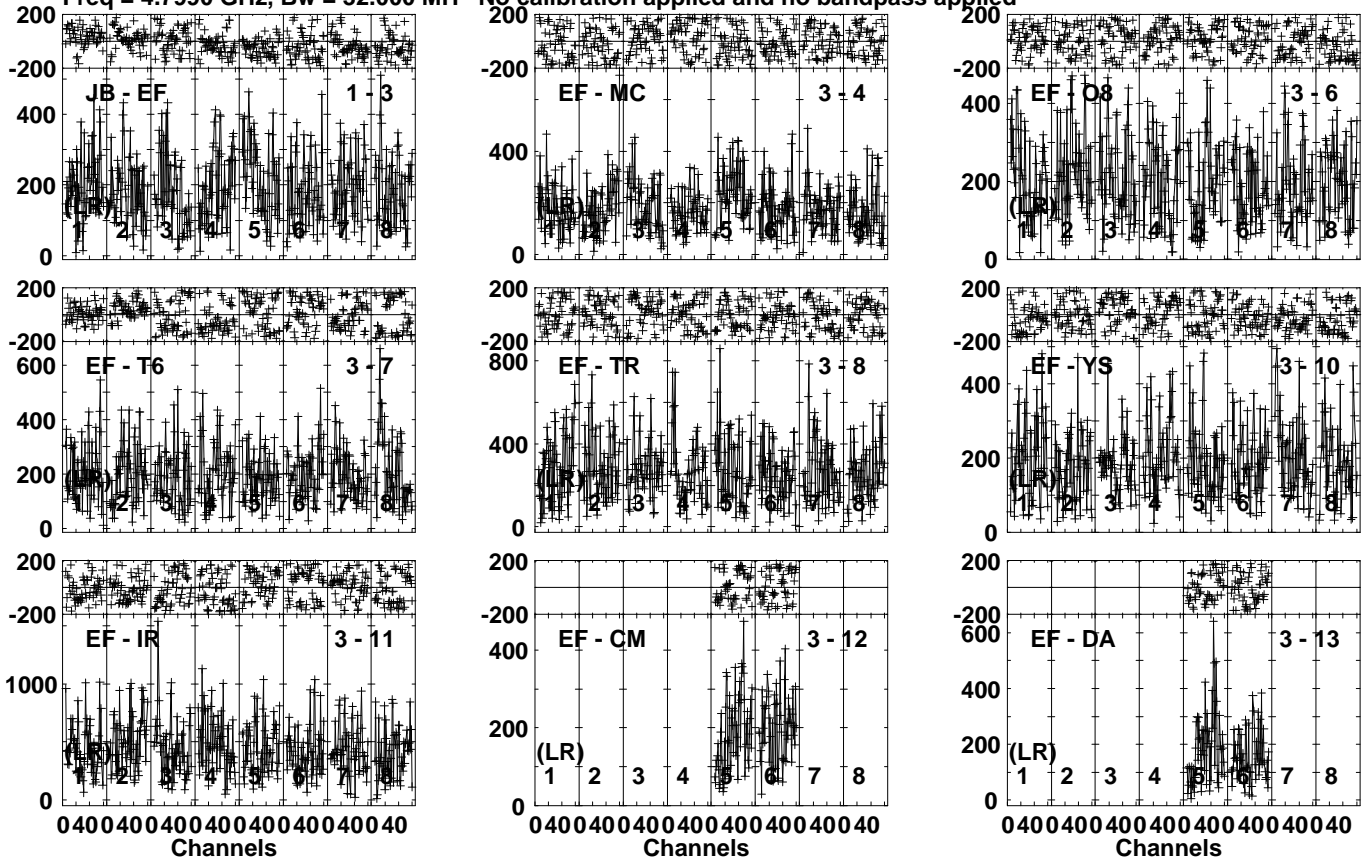


Lower frame: Micro Ampl Jy Top frame: Phas deg  
Vector averaged cross-power spectrum Several baselines displayed  
Timerange: 00/11:42:41 to 00/11:45:19

Plot file version 51 created 23-FEB-2022 10:17:45

J1047+7238 EC082B.UVDATA.1

Freq = 4.7990 GHz, Bw = 32.000 MH No calibration applied and no bandpass applied



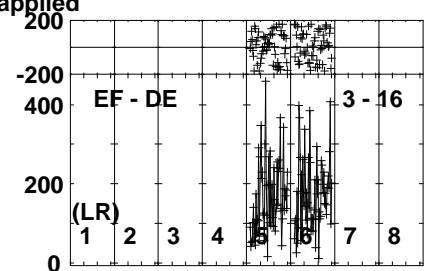
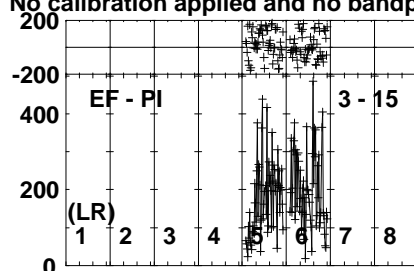
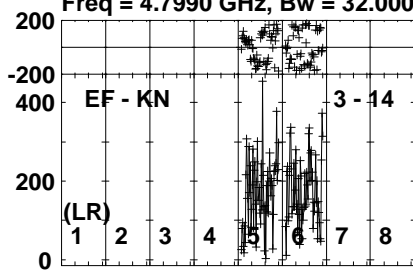
Lower frame: Micro Ampl Jy Top frame: Phas deg  
Vector averaged cross-power spectrum Several baselines displayed  
Timerange: 00/11:45:41 to 00/11:46:19

Plot file version 52 created 23-FEB-2022 10:17:45

J1047+7238 EC082B.UVDATA.1

Freq = 4.7990 GHz, Bw = 32.000 MH

No calibration applied and no bandpass applied



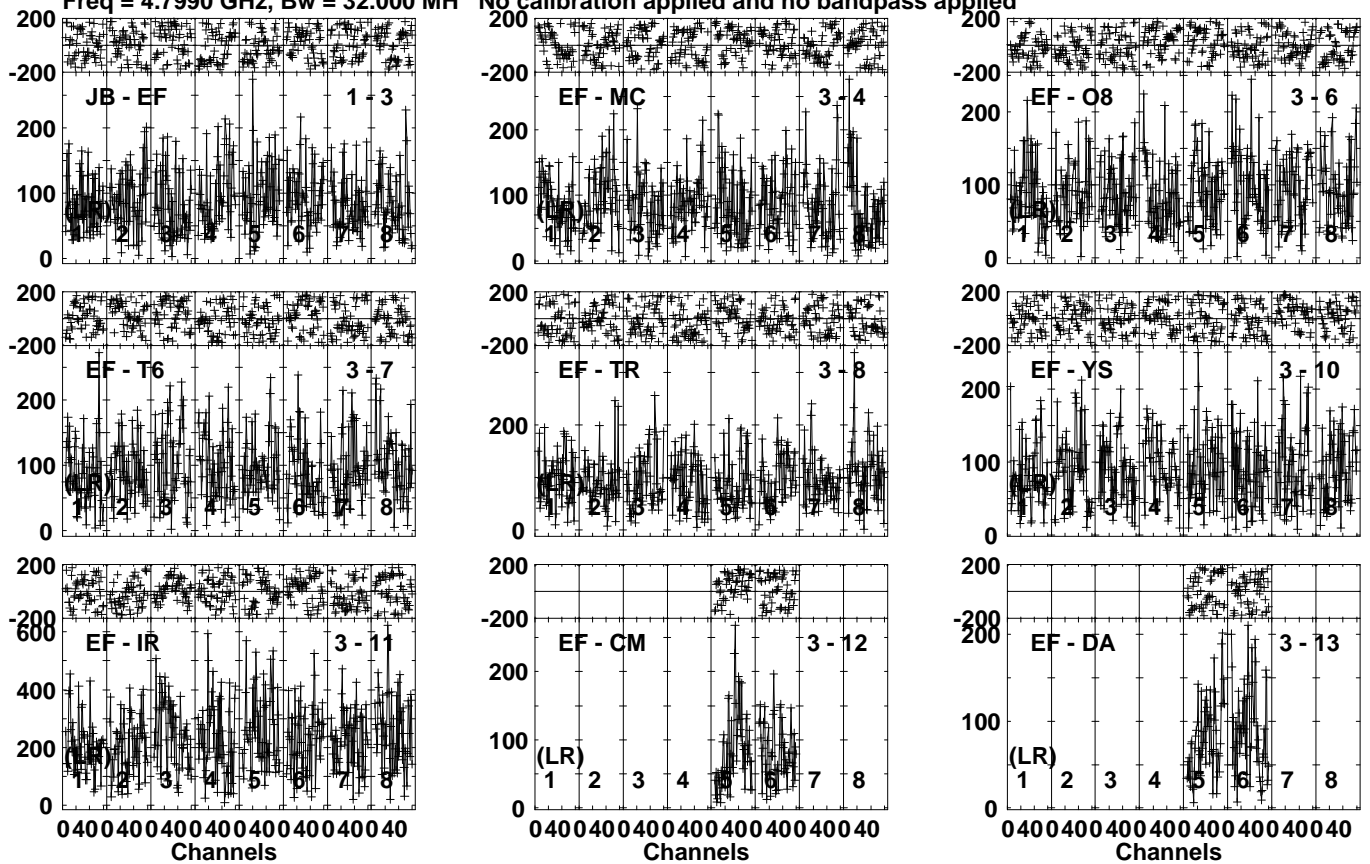
Lower frame: Micro Ampl Jy Top frame: Phas deg  
Vector averaged cross-power spectrum Several baselines displayed  
Timerange: 00/11:45:41 to 00/11:46:19



Plot file version 53 created 23-FEB-2022 10:17:45

NGC3348 EC082B.UVDATA.1

Freq = 4.7990 GHz, Bw = 32.000 MH No calibration applied and no bandpass applied

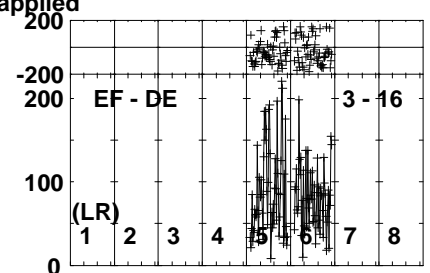
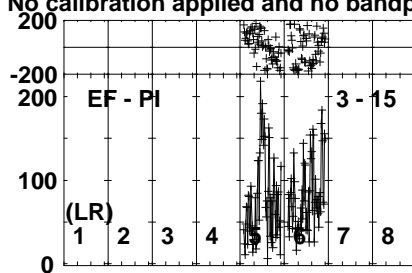
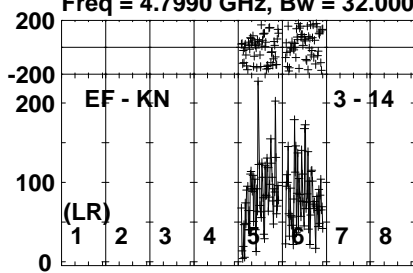


Lower frame: Micro Ampl Jy Top frame: Phas deg  
Vector averaged cross-power spectrum Several baselines displayed  
Timerange: 00/11:46:31 to 00/11:49:09

Plot file version 54 created 23-FEB-2022 10:17:45

NGC3348 EC082B.UVDATA.1

Freq = 4.7990 GHz, Bw = 32.000 MH No calibration applied and no bandpass applied



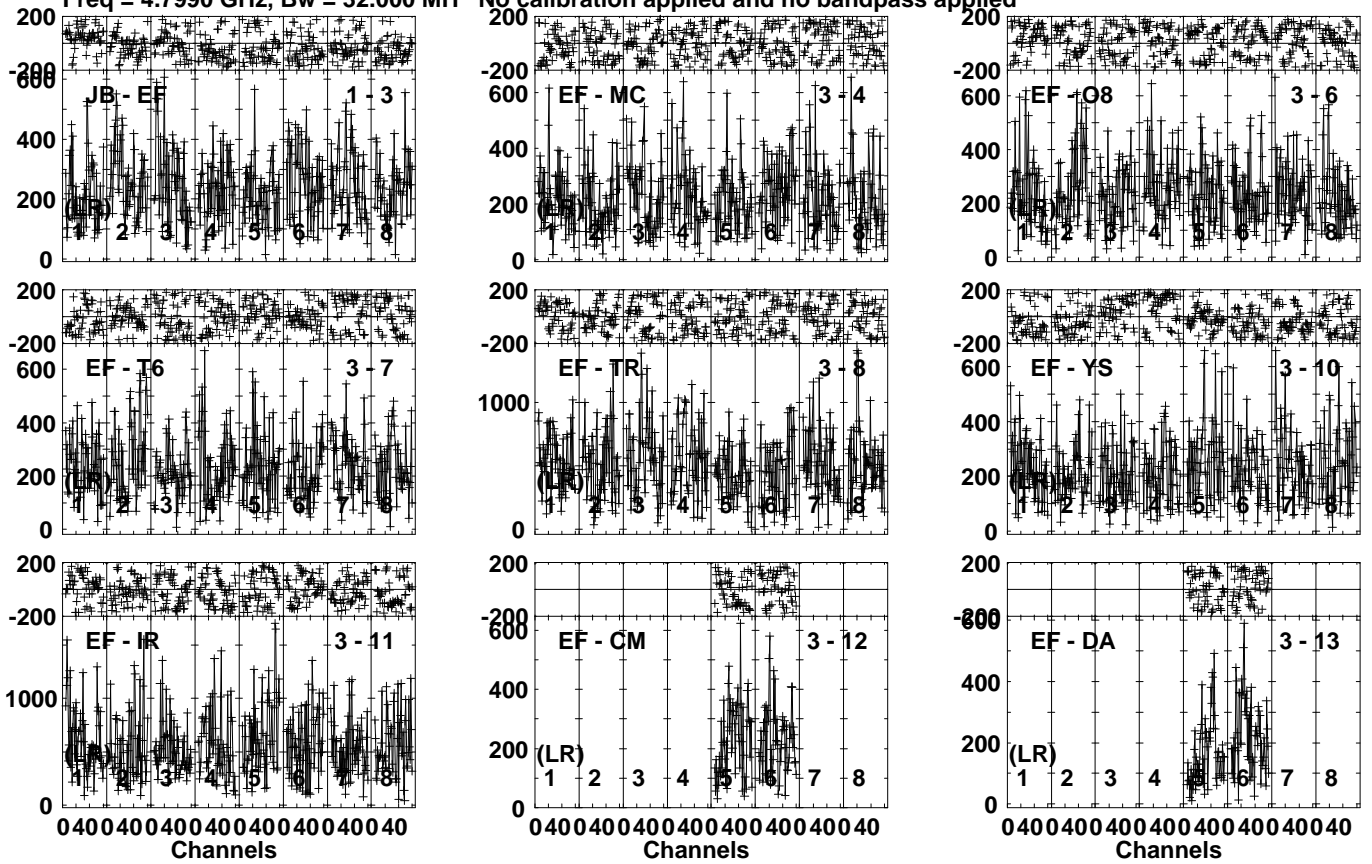
Lower frame: Micro Ampl Jy Top frame: Phas deg  
Vector averaged cross-power spectrum Several baselines displayed  
Timerange: 00/11:46:31 to 00/11:49:09

Plot file version 55 created 23-FEB-2022 10:17:46

J1047+7238 EC082B.UVDATA.1

Freq = 4.7990 GHz, Bw = 32.000 MH

No calibration applied and no bandpass applied

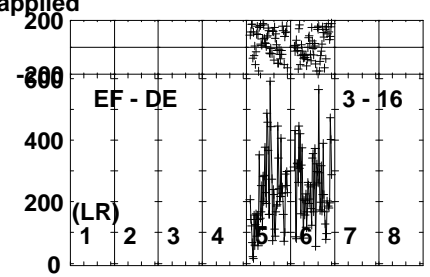
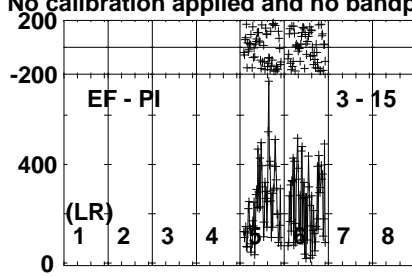
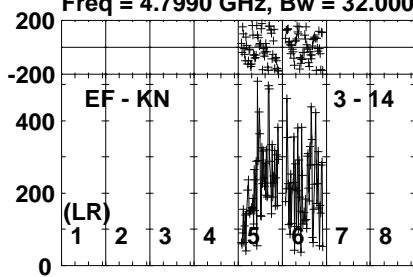


Lower frame: Micro Ampl Jy Top frame: Phas deg  
Vector averaged cross-power spectrum Several baselines displayed  
Timerange: 00/11:49:21 to 00/11:49:59

Plot file version 56 created 23-FEB-2022 10:17:46

J1047+7238 EC082B.UVDATA.1

Freq = 4.7990 GHz, Bw = 32.000 MH No calibration applied and no bandpass applied

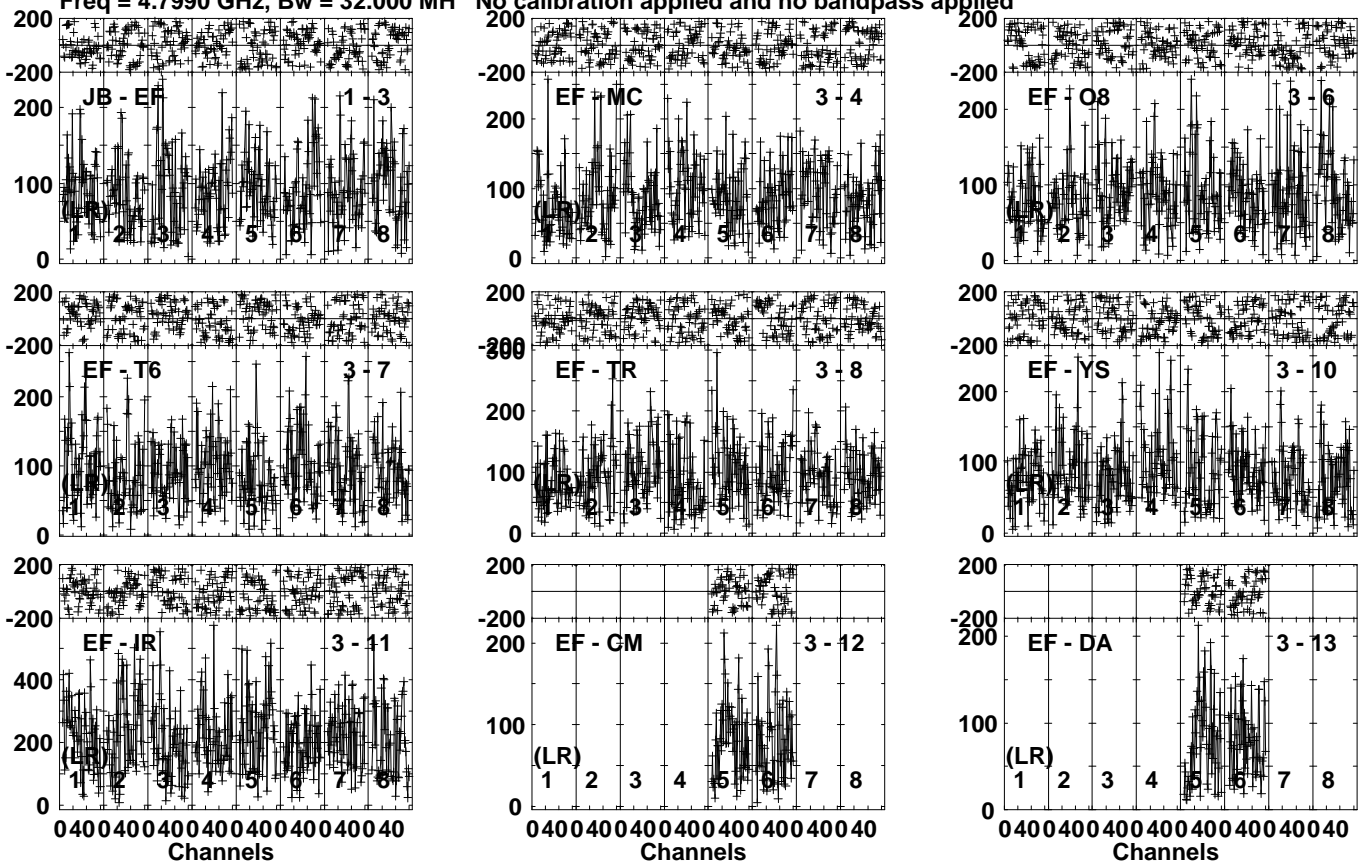


Lower frame: Micro Ampl Jy Top frame: Phas deg  
Vector averaged cross-power spectrum Several baselines displayed  
Timerange: 00/11:49:21 to 00/11:49:59

Plot file version 57 created 23-FEB-2022 10:17:46

NGC3348 EC082B.UVDATA.1

Freq = 4.7990 GHz, Bw = 32.000 MH No calibration applied and no bandpass applied

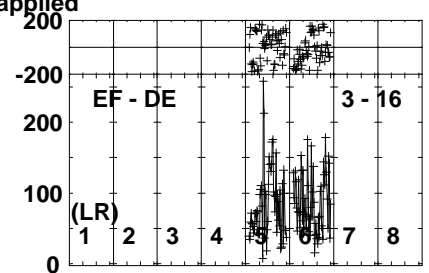
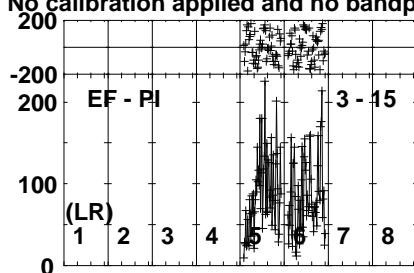
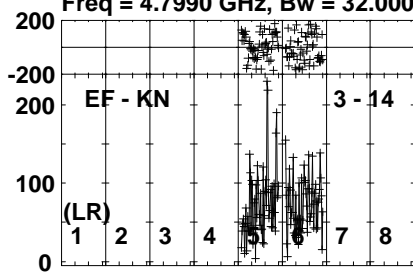


Lower frame: Micro Ampl Jy Top frame: Phas deg  
Vector averaged cross-power spectrum Several baselines displayed  
Timerange: 00/11:50:11 to 00/11:52:49

Plot file version 58 created 23-FEB-2022 10:17:46

NGC3348 EC082B.UVDATA.1

Freq = 4.7990 GHz, Bw = 32.000 MH No calibration applied and no bandpass applied

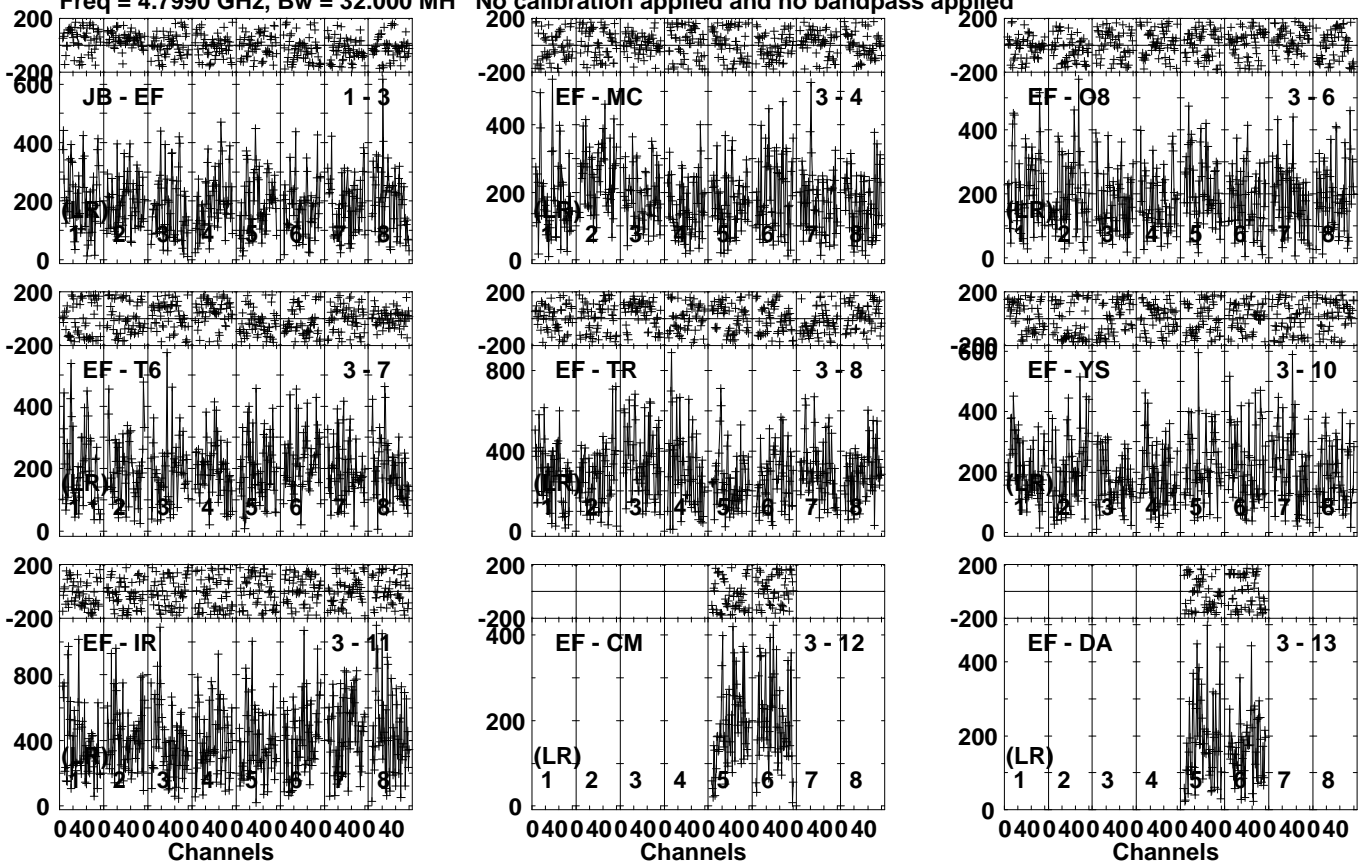


Lower frame: Micro Ampl Jy Top frame: Phas deg  
Vector averaged cross-power spectrum Several baselines displayed  
Timerange: 00/11:50:11 to 00/11:52:49

Plot file version 59 created 23-FEB-2022 10:17:46

J1047+7238 EC082B.UVDATA.1

Freq = 4.7990 GHz, Bw = 32.000 MH No calibration applied and no bandpass applied

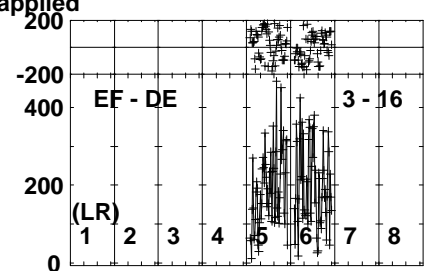
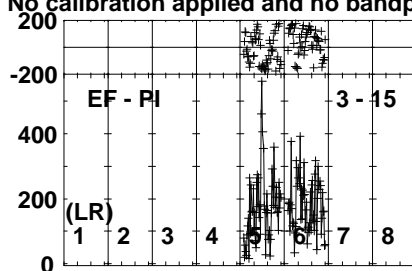
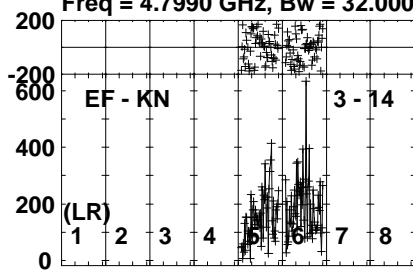


Lower frame: Micro Ampl Jy Top frame: Phas deg  
Vector averaged cross-power spectrum Several baselines displayed  
Timerange: 00/11:53:11 to 00/11:53:49

Plot file version 60 created 23-FEB-2022 10:17:47

J1047+7238 EC082B.UVDATA.1

Freq = 4.7990 GHz, Bw = 32.000 MH No calibration applied and no bandpass applied



Lower frame: Micro Ampl Jy Top frame: Phas deg  
Vector averaged cross-power spectrum Several baselines displayed  
Timerange: 00/11:53:11 to 00/11:53:49

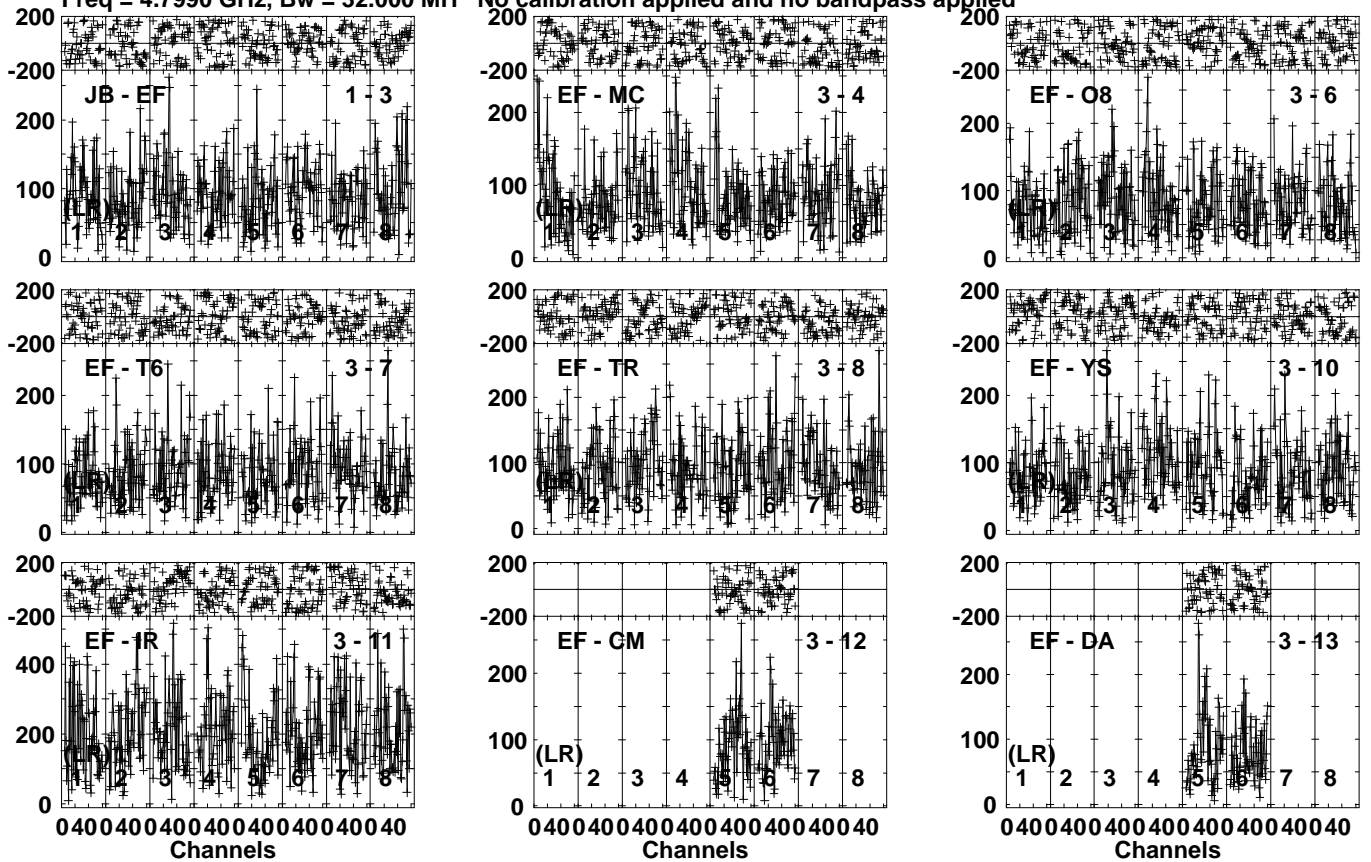


Plot file version 61 created 23-FEB-2022 10:17:47

NGC3348 EC082B.UVDATA.1

Freq = 4.7990 GHz, Bw = 32.000 MH

No calibration applied and no bandpass applied

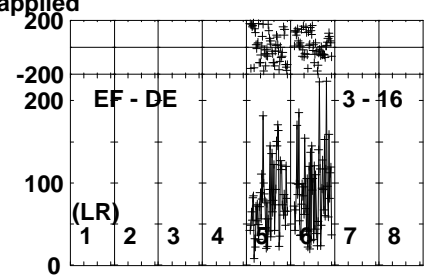
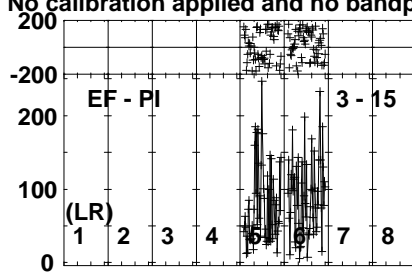
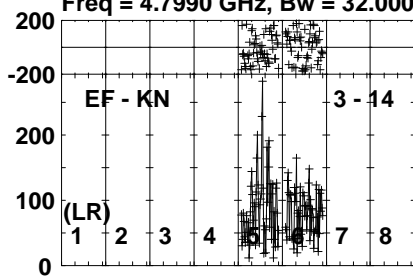


Lower frame: Micro Ampl Jy Top frame: Phas deg  
Vector averaged cross-power spectrum Several baselines displayed  
Timerange: 00/11:54:01 to 00/11:56:39

Plot file version 62 created 23-FEB-2022 10:17:47

NGC3348 EC082B.UVDATA.1

Freq = 4.7990 GHz, Bw = 32.000 MH No calibration applied and no bandpass applied



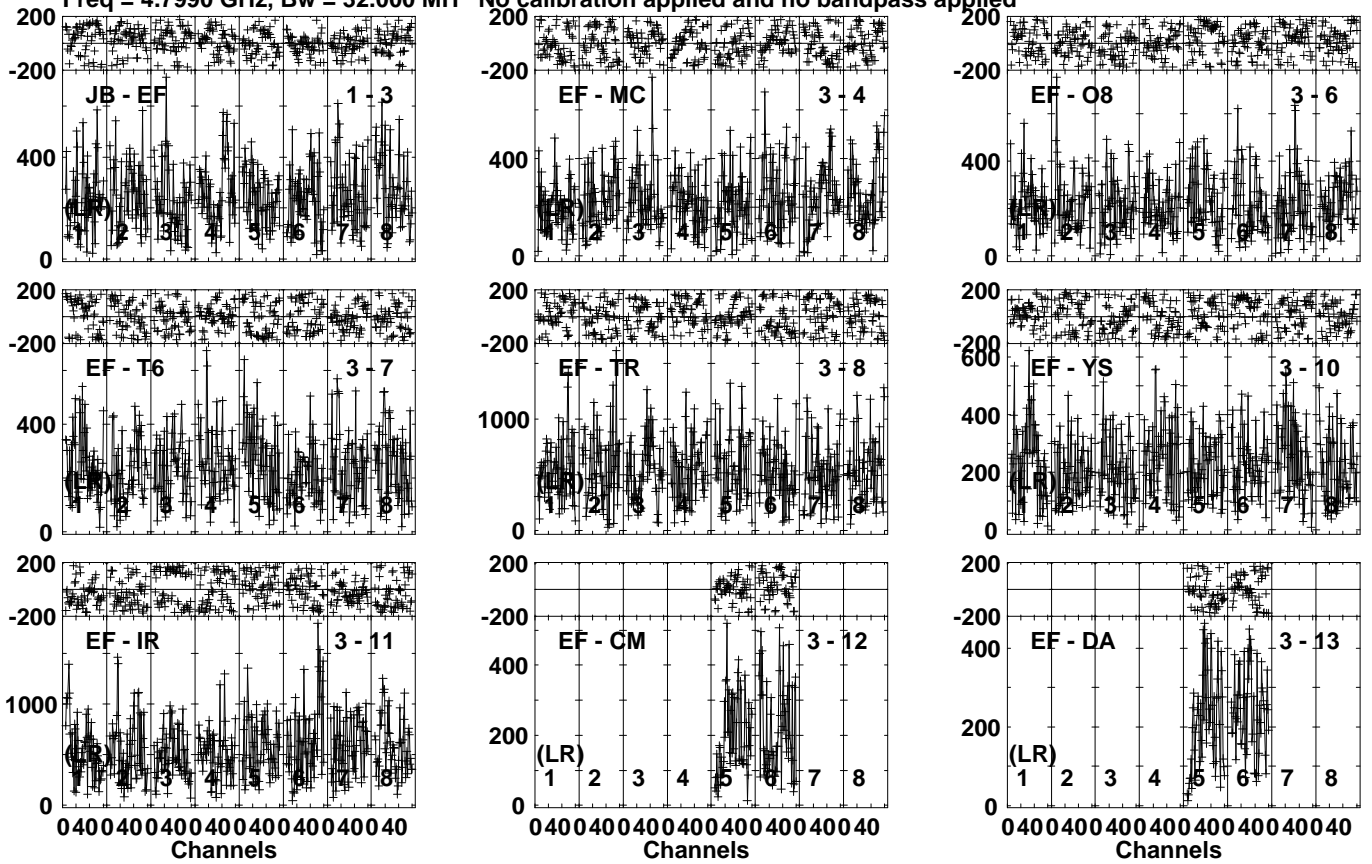
Lower frame: Micro Ampl Jy Top frame: Phas deg  
Vector averaged cross-power spectrum Several baselines displayed  
Timerange: 00/11:54:01 to 00/11:56:39

Plot file version 63 created 23-FEB-2022 10:17:47

J1047+7238 EC082B.UVDATA.1

Freq = 4.7990 GHz, Bw = 32.000 MH

No calibration applied and no bandpass applied



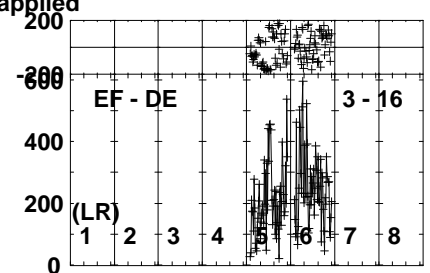
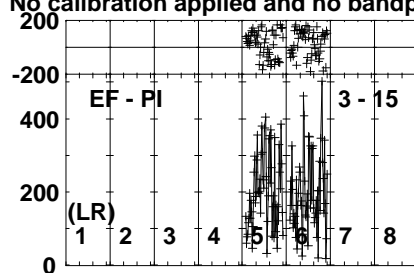
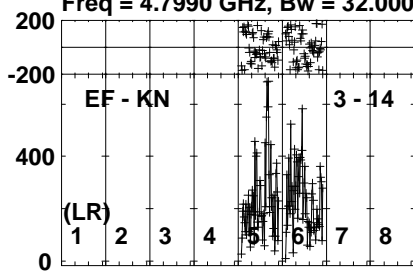
Lower frame: Micro Ampl Jy Top frame: Phas deg  
Vector averaged cross-power spectrum Several baselines displayed  
Timerange: 00/11:56:51 to 00/11:57:29

Plot file version 64 created 23-FEB-2022 10:17:47

J1047+7238 EC082B.UVDATA.1

Freq = 4.7990 GHz, Bw = 32.000 MH

No calibration applied and no bandpass applied

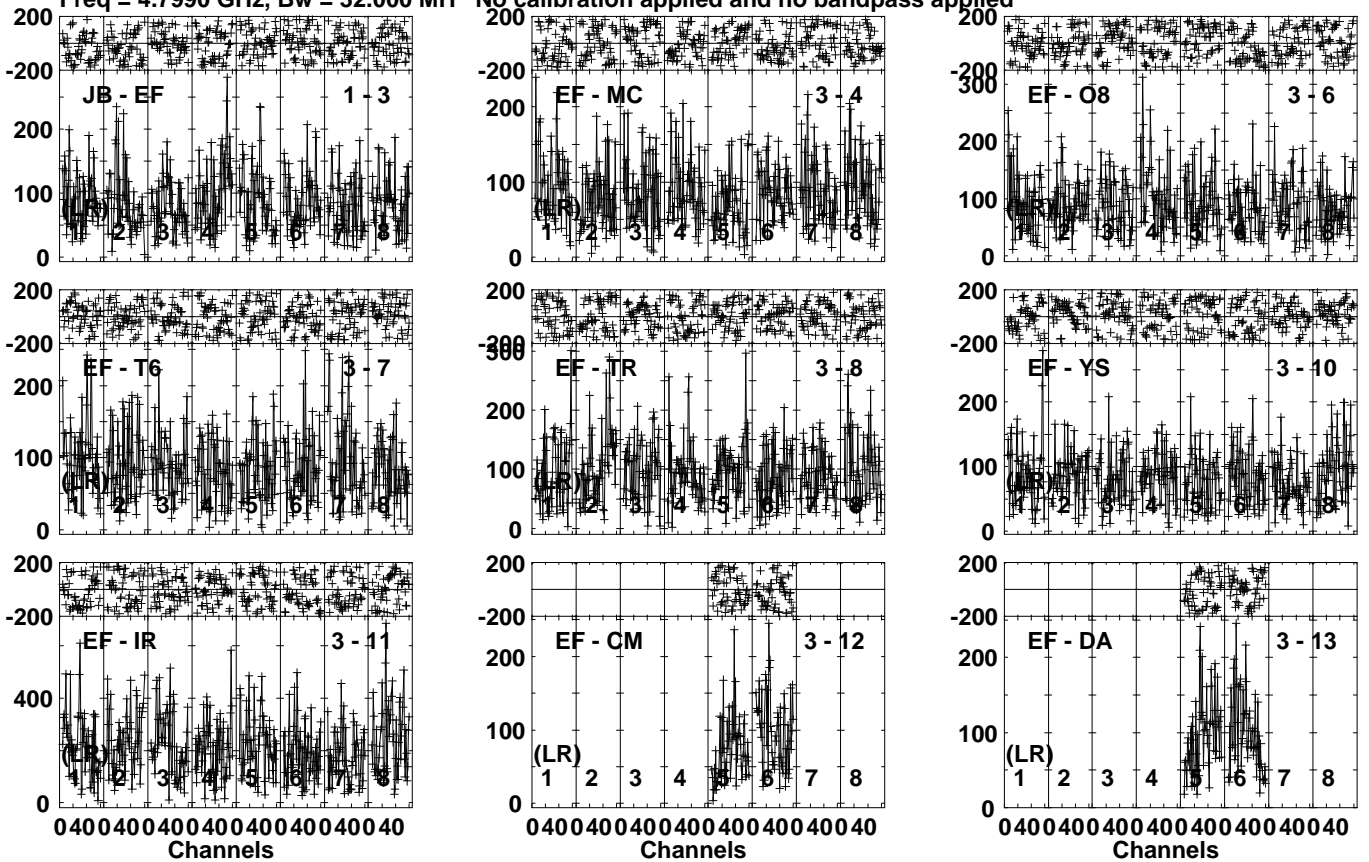


Lower frame: Micro Ampl Jy Top frame: Phas deg  
Vector averaged cross-power spectrum Several baselines displayed  
Timerange: 00/11:56:51 to 00/11:57:29

Plot file version 65 created 23-FEB-2022 10:17:47

NGC3348 EC082B.UVDATA.1

Freq = 4.7990 GHz, Bw = 32.000 MH No calibration applied and no bandpass applied

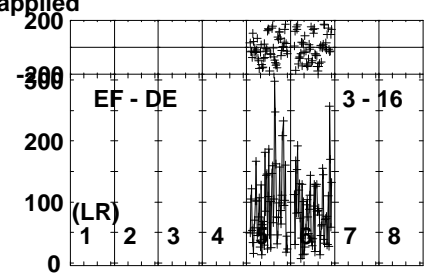
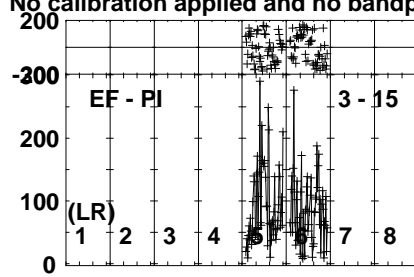
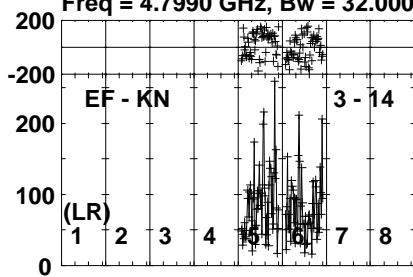


Lower frame: Micro Ampl Jy Top frame: Phas deg  
Vector averaged cross-power spectrum Several baselines displayed  
Timerange: 00/11:57:41 to 00/12:00:19

Plot file version 66 created 23-FEB-2022 10:17:48

NGC3348 EC082B.UVDATA.1

Freq = 4.7990 GHz, Bw = 32.000 MH No calibration applied and no bandpass applied



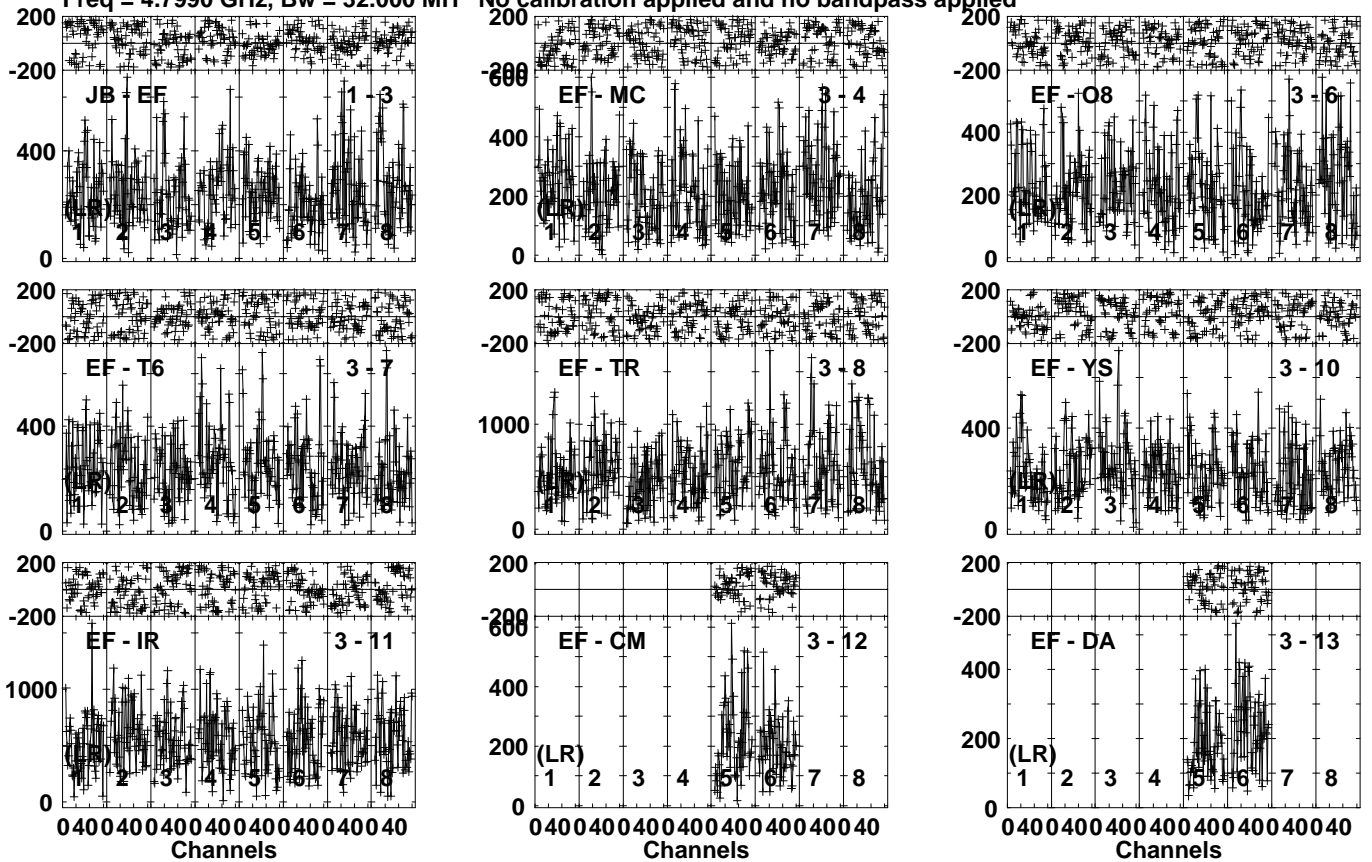
Lower frame: Micro Ampl Jy Top frame: Phas deg  
Vector averaged cross-power spectrum Several baselines displayed  
Timerange: 00/11:57:41 to 00/12:00:19

Plot file version 67 created 23-FEB-2022 10:17:48

J1047+7238 EC082B.UVDATA.1

Freq = 4.7990 GHz, Bw = 32.000 MH

No calibration applied and no bandpass applied

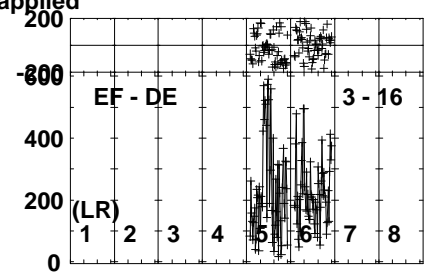
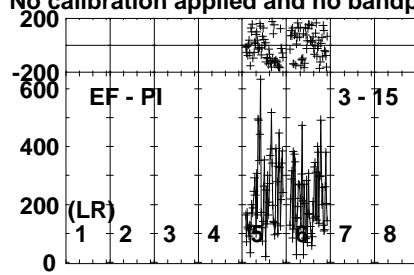
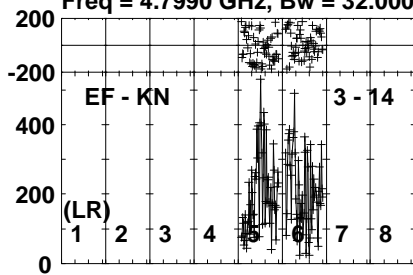


Lower frame: Micro Ampl Jy Top frame: Phas deg  
Vector averaged cross-power spectrum Several baselines displayed  
Timerange: 00/12:00:31 to 00/12:01:09

Plot file version 68 created 23-FEB-2022 10:17:48

J1047+7238 EC082B.UVDATA.1

Freq = 4.7990 GHz, Bw = 32.000 MH No calibration applied and no bandpass applied



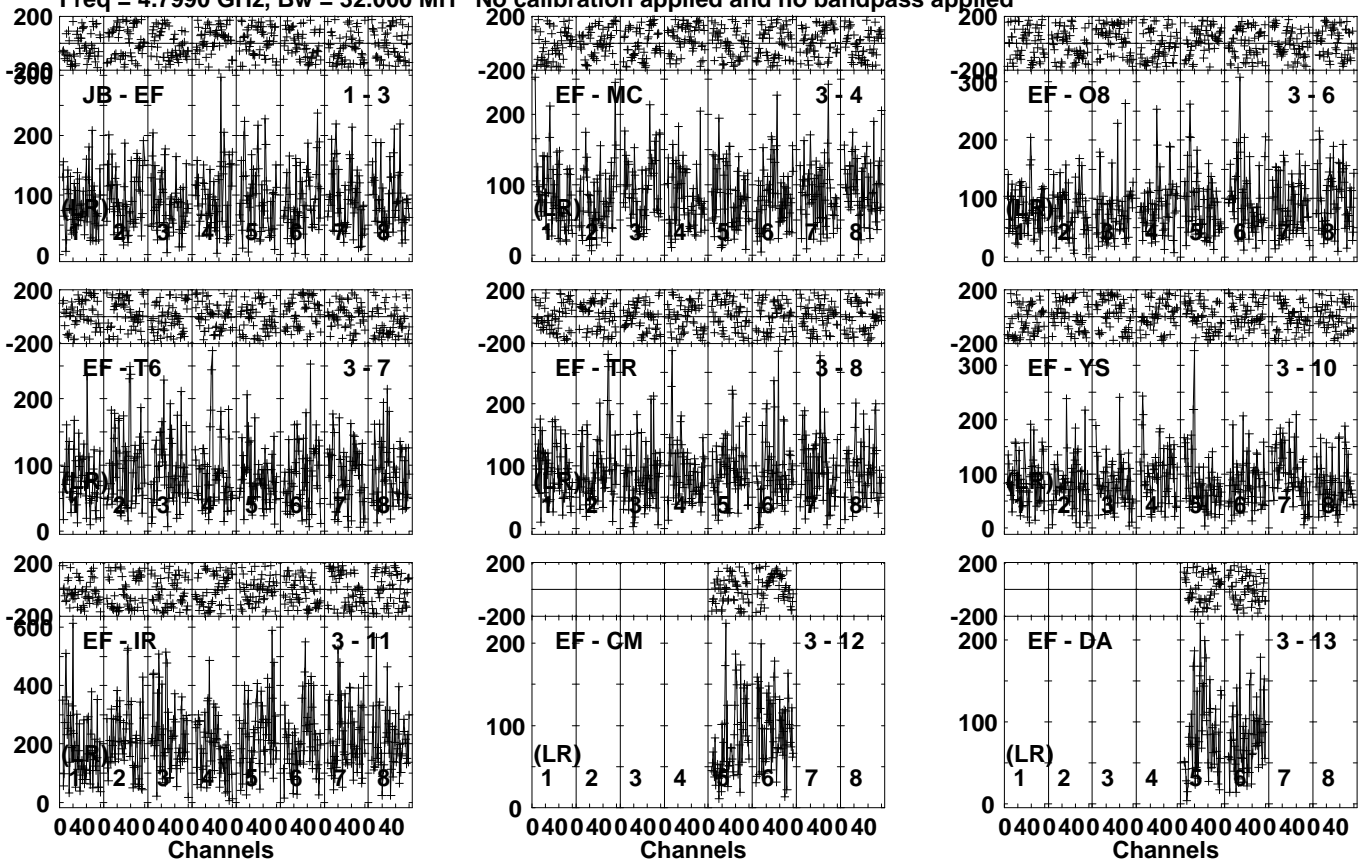
Lower frame: Micro Ampl Jy Top frame: Phas deg  
Vector averaged cross-power spectrum Several baselines displayed  
Timerange: 00/12:00:31 to 00/12:01:09



Plot file version 69 created 23-FEB-2022 10:17:48

NGC3348 EC082B.UVDATA.1

Freq = 4.7990 GHz, Bw = 32.000 MH No calibration applied and no bandpass applied

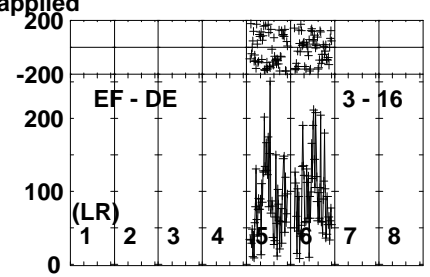
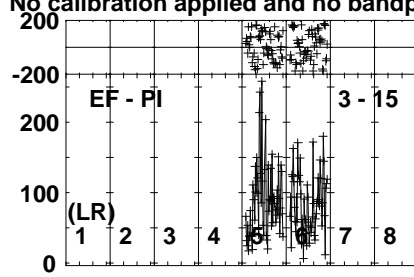
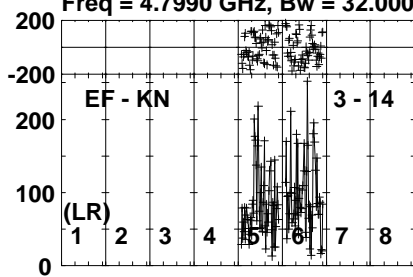


Lower frame: Micro Ampl Jy Top frame: Phas deg  
Vector averaged cross-power spectrum Several baselines displayed  
Timerange: 00/12:01:21 to 00/12:03:59

Plot file version 70 created 23-FEB-2022 10:17:48

NGC3348 EC082B.UVDATA.1

Freq = 4.7990 GHz, Bw = 32.000 MH No calibration applied and no bandpass applied



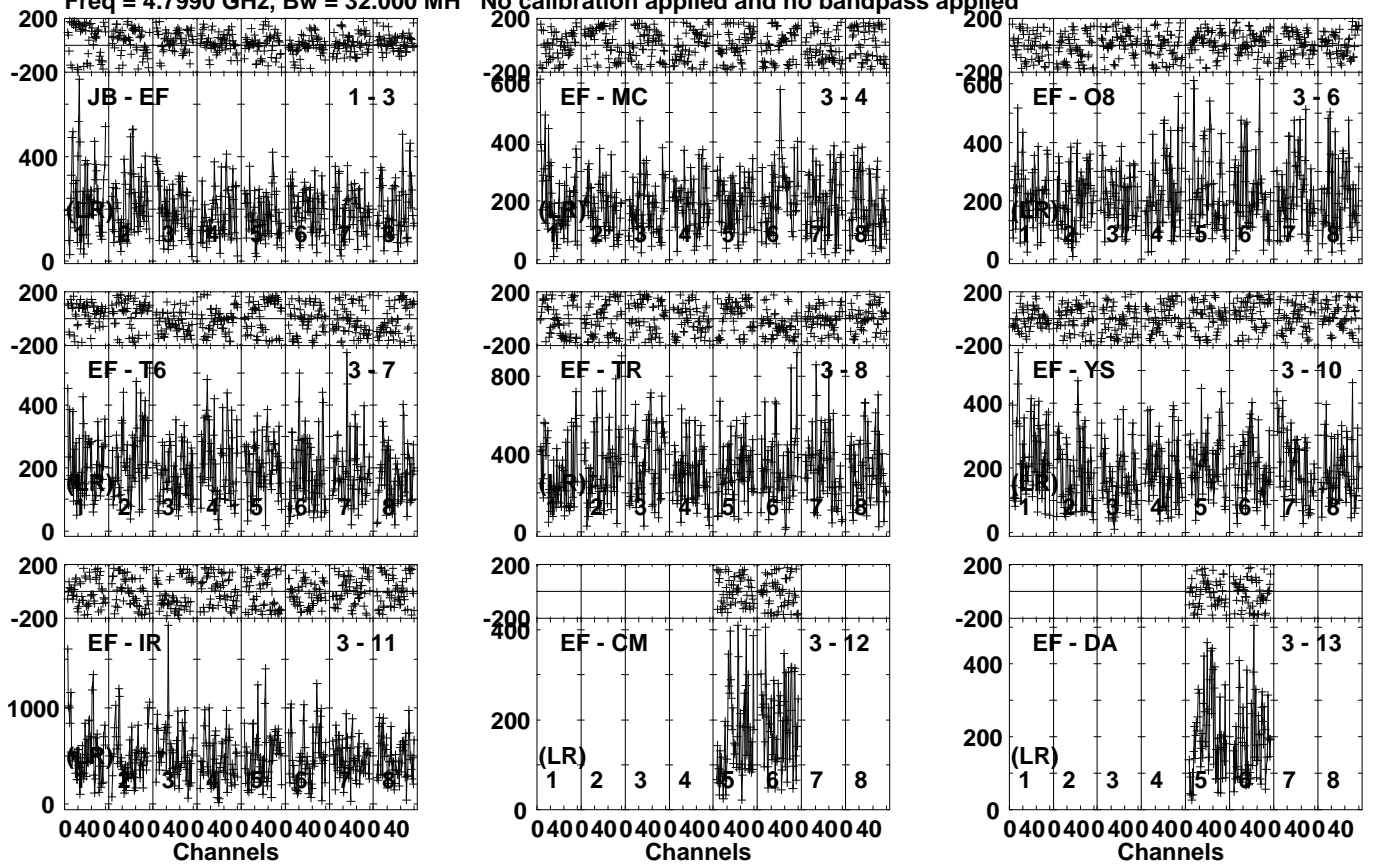
Lower frame: Micro Ampl Jy Top frame: Phas deg  
Vector averaged cross-power spectrum Several baselines displayed  
Timerange: 00/12:01:21 to 00/12:03:59

Plot file version 71 created 23-FEB-2022 10:17:49

J1047+7238 EC082B.UVDATA.1

Freq = 4.7990 GHz, Bw = 32.000 MH

No calibration applied and no bandpass applied

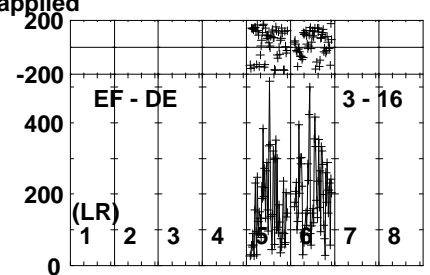
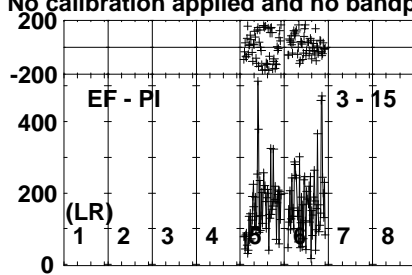
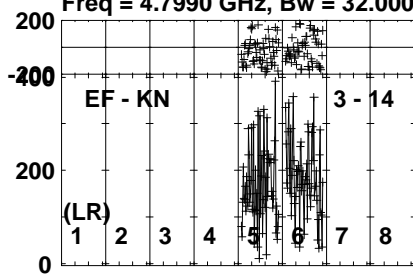


Lower frame: Micro Ampl Jy Top frame: Phas deg  
Vector averaged cross-power spectrum Several baselines displayed  
Timerange: 00/12/04:21 to 00/12/04:59

Plot file version 72 created 23-FEB-2022 10:17:49

J1047+7238 EC082B.UVDATA.1

Freq = 4.7990 GHz, Bw = 32.000 MH No calibration applied and no bandpass applied

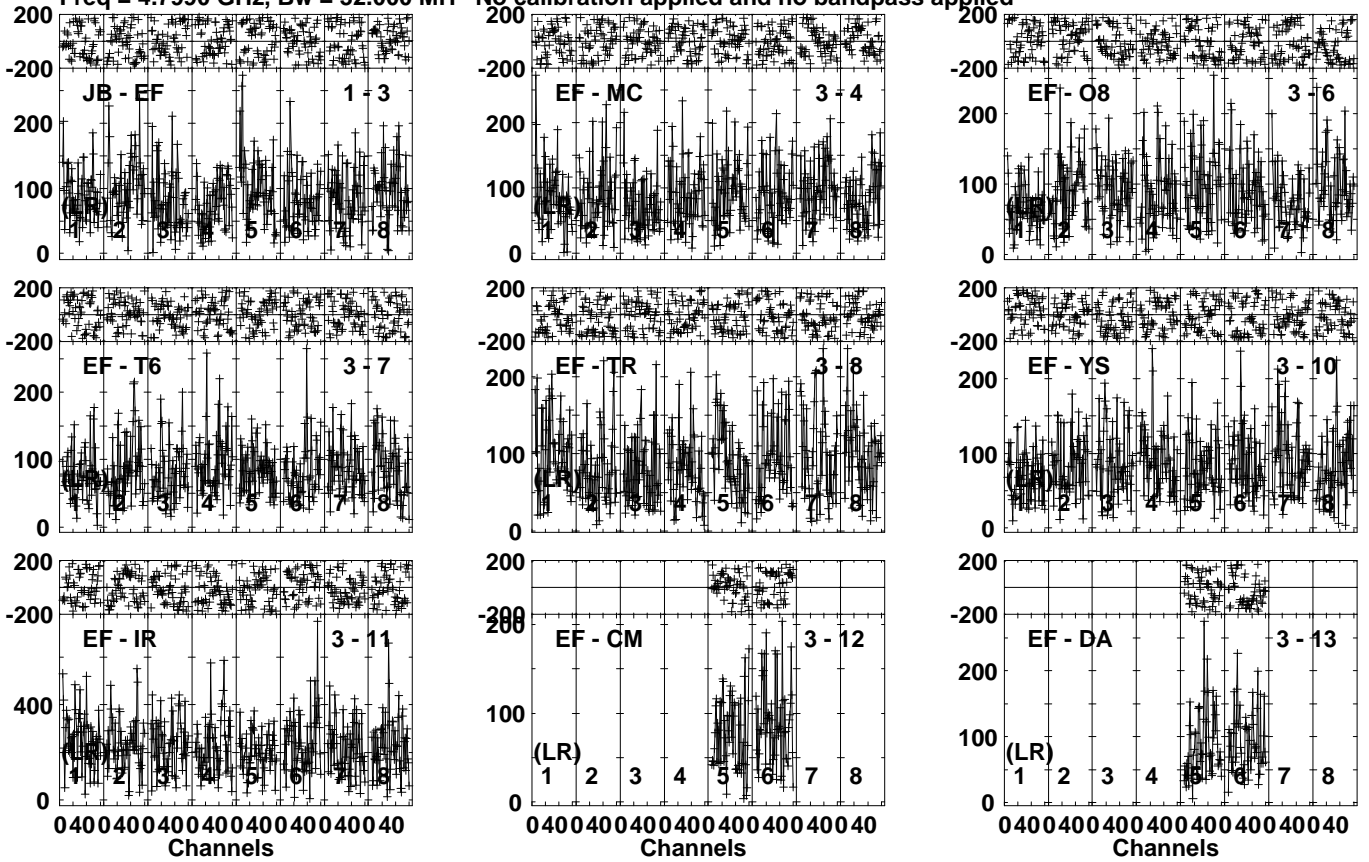


Lower frame: Micro Ampl Jy Top frame: Phas deg  
Vector averaged cross-power spectrum Several baselines displayed  
Timerange: 00/12:04:21 to 00/12:04:59

Plot file version 73 created 23-FEB-2022 10:17:49

NGC3348 EC082B.UVDATA.1

Freq = 4.7990 GHz, Bw = 32.000 MH No calibration applied and no bandpass applied

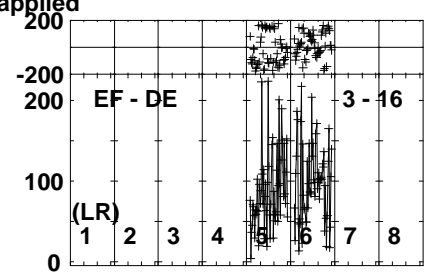
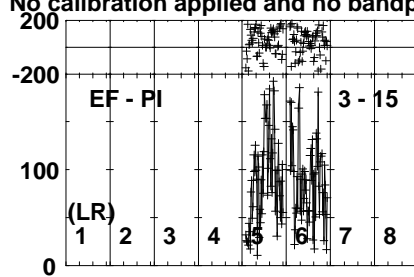
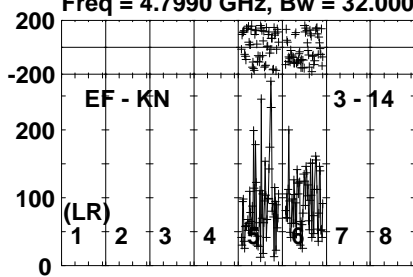


Lower frame: Micro Ampl Jy Top frame: Phas deg  
Vector averaged cross-power spectrum Several baselines displayed  
Timerange: 00/12:05:11 to 00/12:07:49

Plot file version 74 created 23-FEB-2022 10:17:49

NGC3348 EC082B.UVDATA.1

Freq = 4.7990 GHz, Bw = 32.000 MH No calibration applied and no bandpass applied

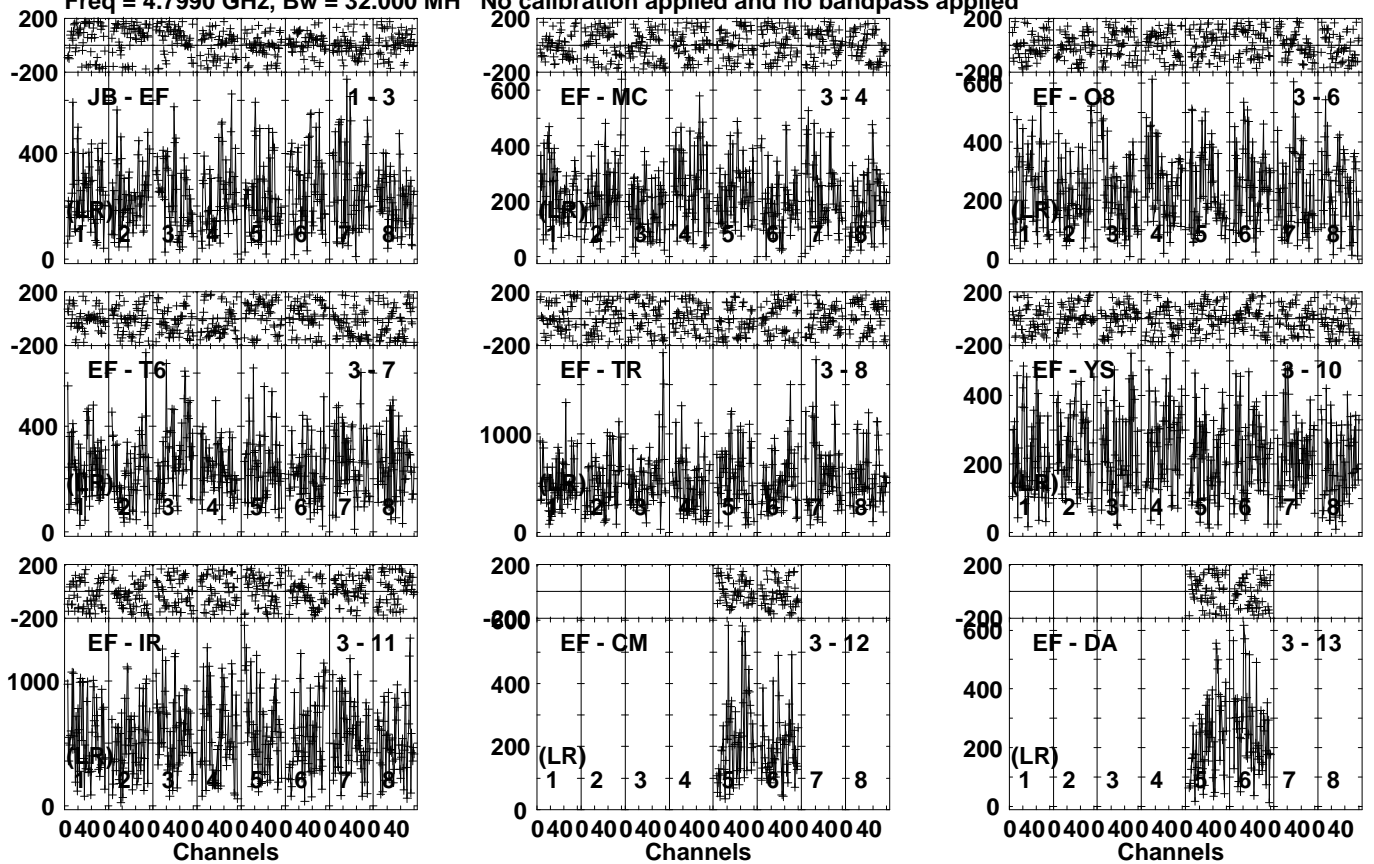


Lower frame: Micro Ampl Jy Top frame: Phas deg  
Vector averaged cross-power spectrum Several baselines displayed  
Timerange: 00/12:05:11 to 00/12:07:49

Plot file version 75 created 23-FEB-2022 10:17:49

J1047+7238 EC082B.UVDATA.1

Freq = 4.7990 GHz, Bw = 32.000 MH No calibration applied and no bandpass applied

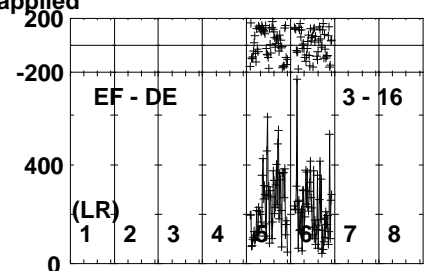
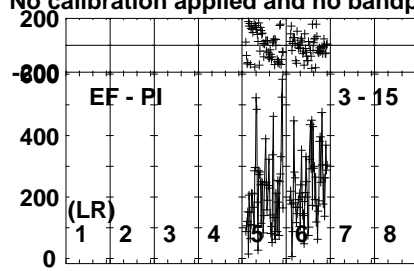
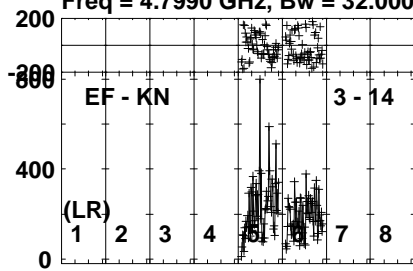


Lower frame: Micro Ampl Jy Top frame: Phas deg  
Vector averaged cross-power spectrum Several baselines displayed  
Timerange: 00/12:08:01 to 00/12:08:39

Plot file version 76 created 23-FEB-2022 10:17:50

J1047+7238 EC082B.UVDATA.1

Freq = 4.7990 GHz, Bw = 32.000 MH No calibration applied and no bandpass applied



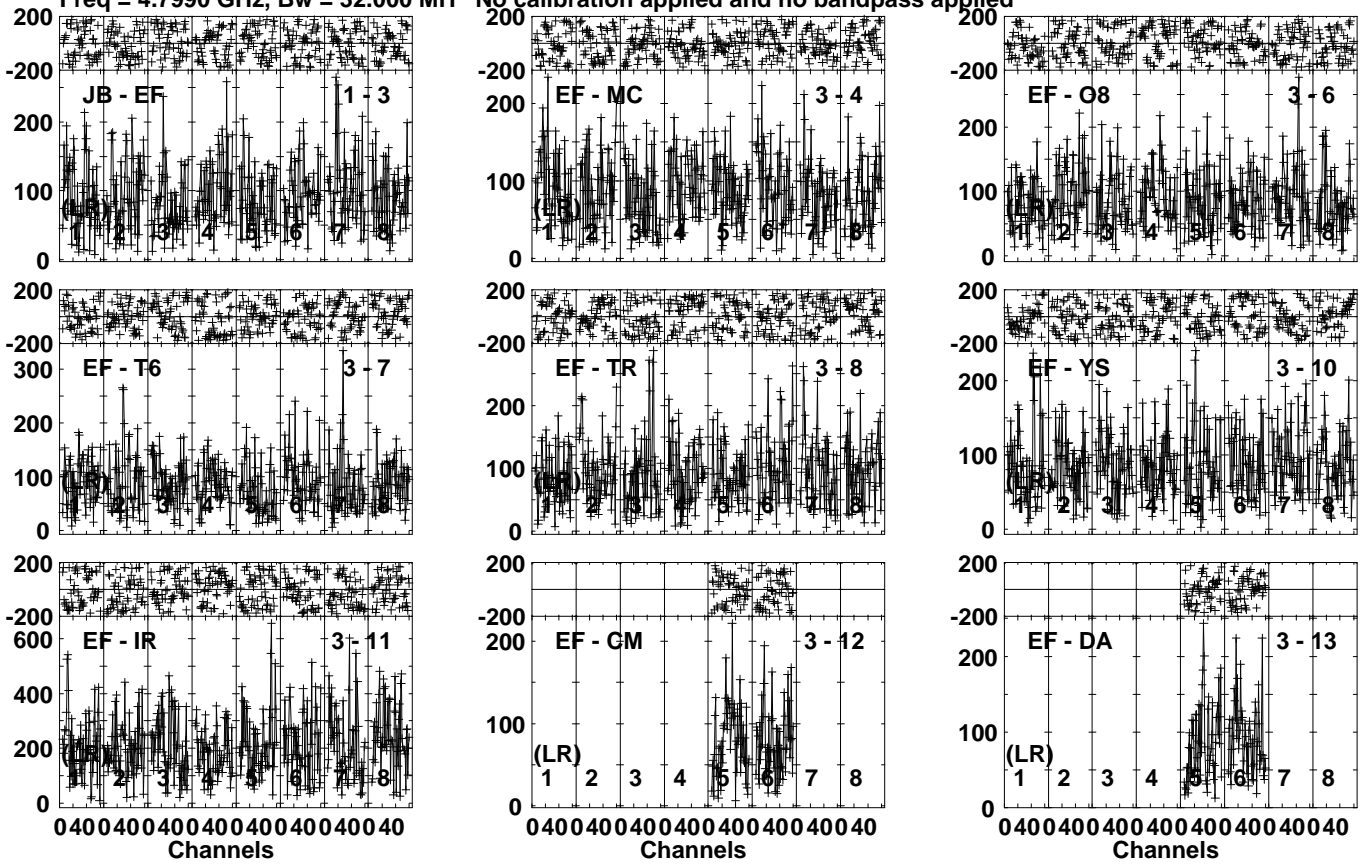
Lower frame: Micro Ampl Jy Top frame: Phas deg  
Vector averaged cross-power spectrum Several baselines displayed  
Timerange: 00/12:08:01 to 00/12:08:39



Plot file version 77 created 23-FEB-2022 10:17:50

NGC3348 EC082B.UVDATA.1

Freq = 4.7990 GHz, Bw = 32.000 MH No calibration applied and no bandpass applied

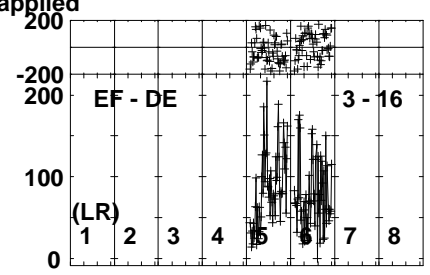
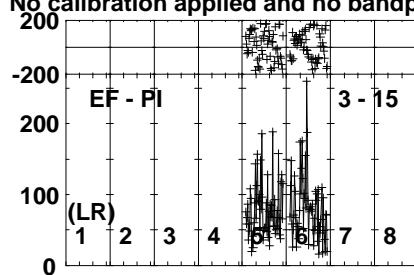
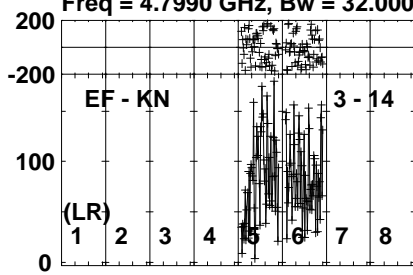


Lower frame: Micro Ampl Jy Top frame: Phas deg  
Vector averaged cross-power spectrum Several baselines displayed  
Timerange: 00/12:08:51 to 00/12:11:29

Plot file version 78 created 23-FEB-2022 10:17:50

NGC3348 EC082B.UVDATA.1

Freq = 4.7990 GHz, Bw = 32.000 MH No calibration applied and no bandpass applied

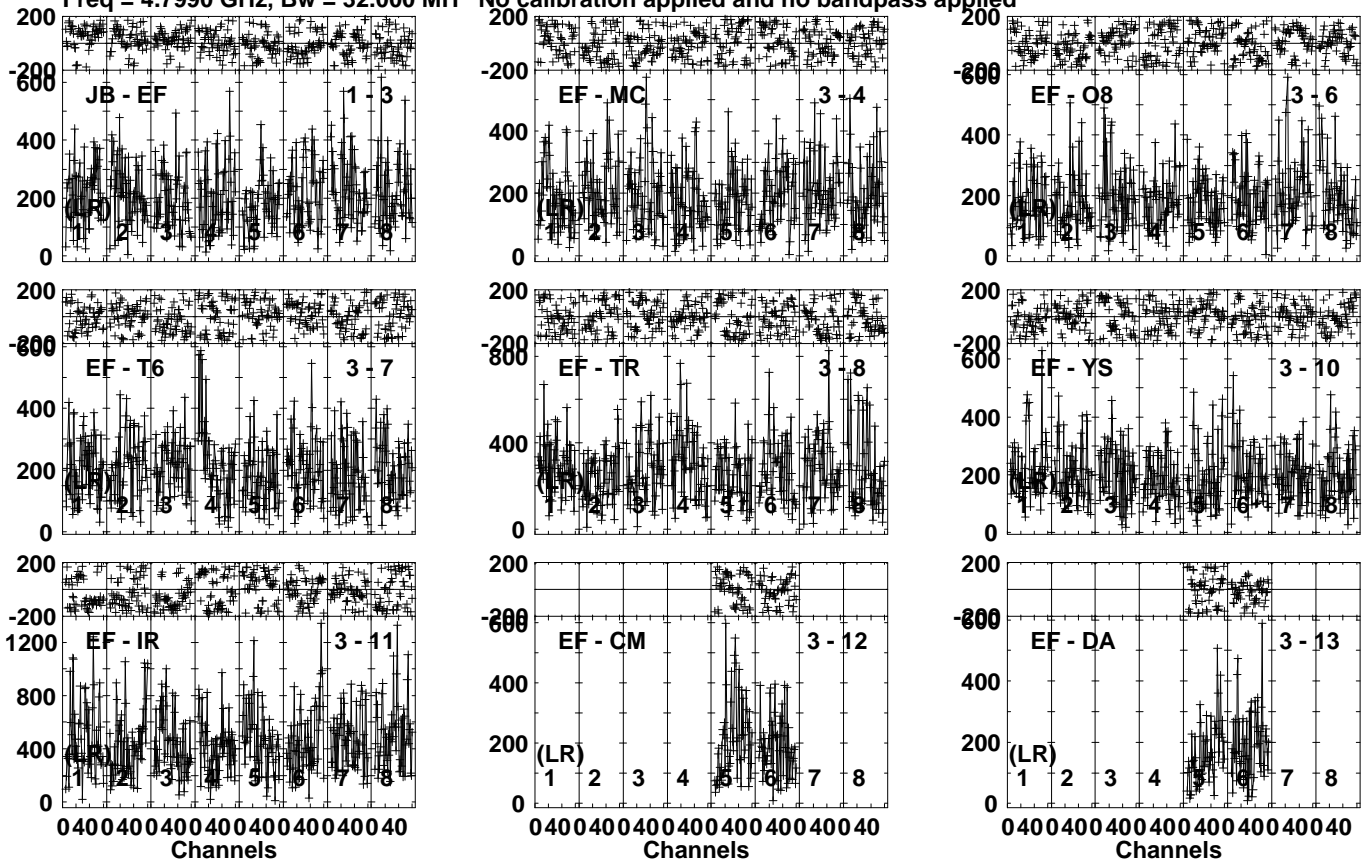


Lower frame: Micro Ampl Jy Top frame: Phas deg  
Vector averaged cross-power spectrum Several baselines displayed  
Timerange: 00/12:08:51 to 00/12:11:29

Plot file version 79 created 23-FEB-2022 10:17:50

J1047+7238 EC082B.UVDATA.1

Freq = 4.7990 GHz, Bw = 32.000 MH No calibration applied and no bandpass applied



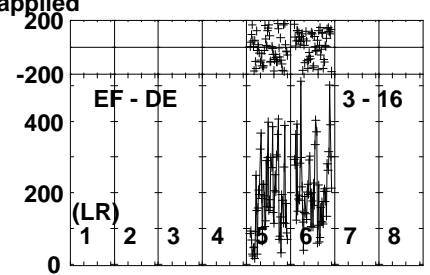
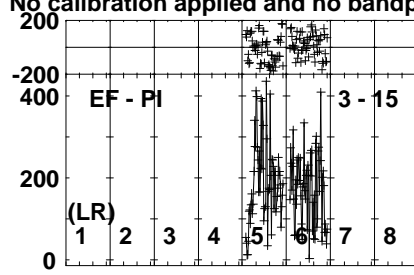
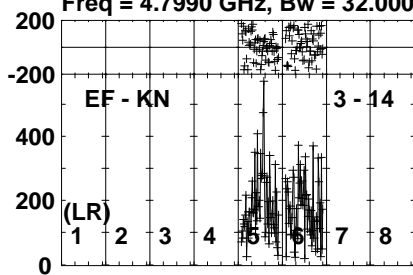
Lower frame: Micro Ampl Jy Top frame: Phas deg  
Vector averaged cross-power spectrum Several baselines displayed  
Timerange: 00/12:11:51 to 00/12:12:29

Plot file version 80 created 23-FEB-2022 10:17:50

J1047+7238 EC082B.UVDATA.1

Freq = 4.7990 GHz, Bw = 32.000 MH

No calibration applied and no bandpass applied

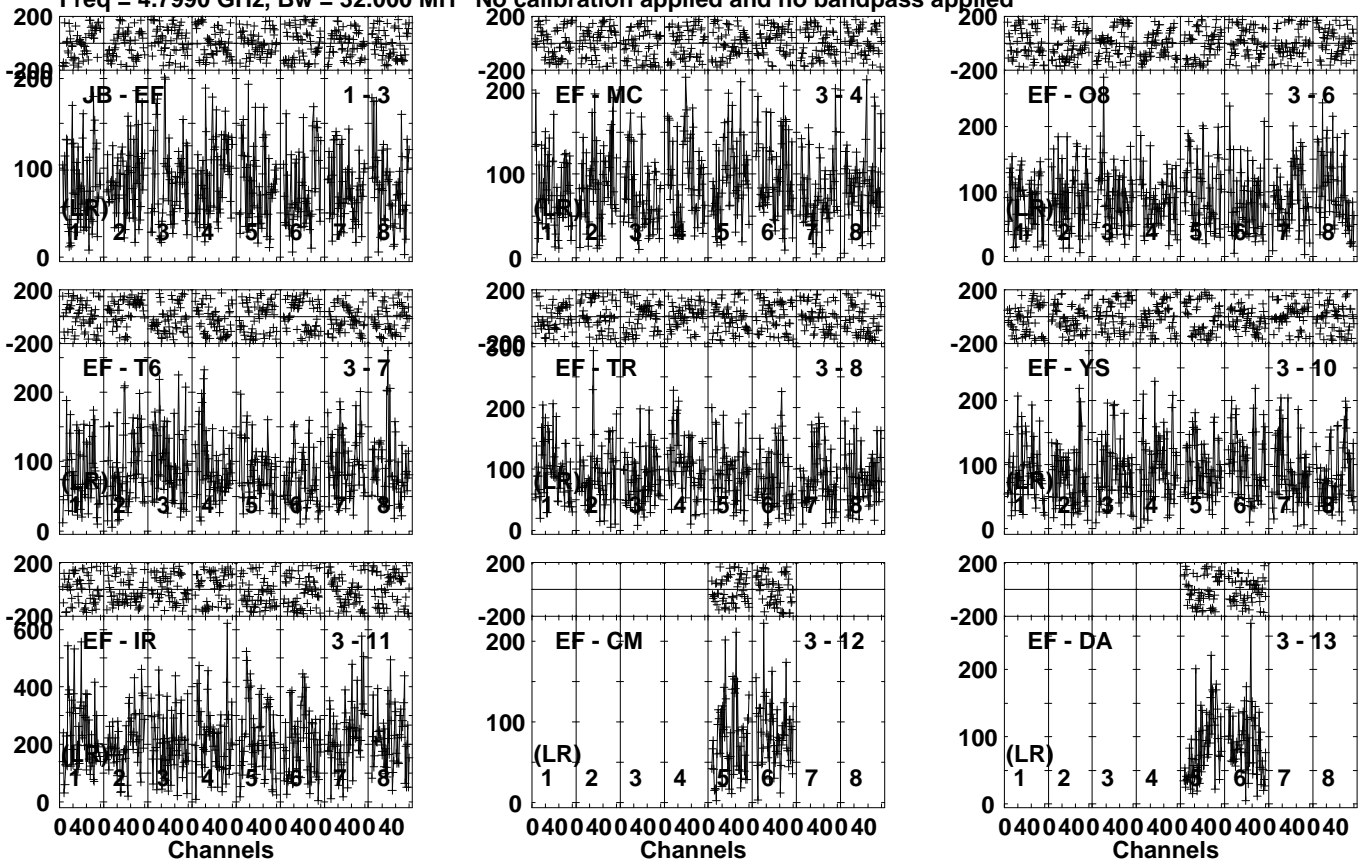


Lower frame: Micro Ampl Jy Top frame: Phas deg  
Vector averaged cross-power spectrum Several baselines displayed  
Timerange: 00/12:11:51 to 00/12:12:29

Plot file version 81 created 23-FEB-2022 10:17:50

NGC3348 EC082B.UVDATA.1

Freq = 4.7990 GHz, Bw = 32.000 MH No calibration applied and no bandpass applied

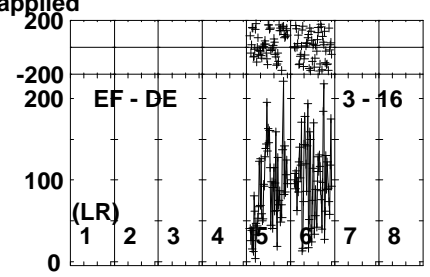
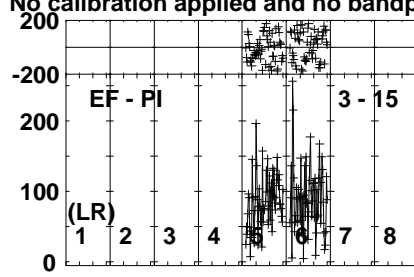
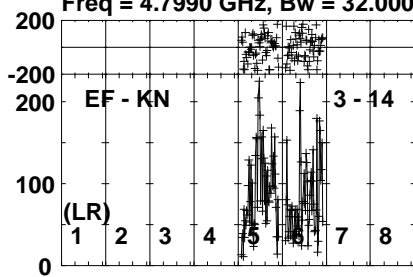


Lower frame: Micro Ampl Jy Top frame: Phas deg  
Vector averaged cross-power spectrum Several baselines displayed  
Timerange: 00/12:12:41 to 00/12:15:19

Plot file version 82 created 23-FEB-2022 10:17:51

NGC3348 EC082B.UVDATA.1

Freq = 4.7990 GHz, Bw = 32.000 MH No calibration applied and no bandpass applied

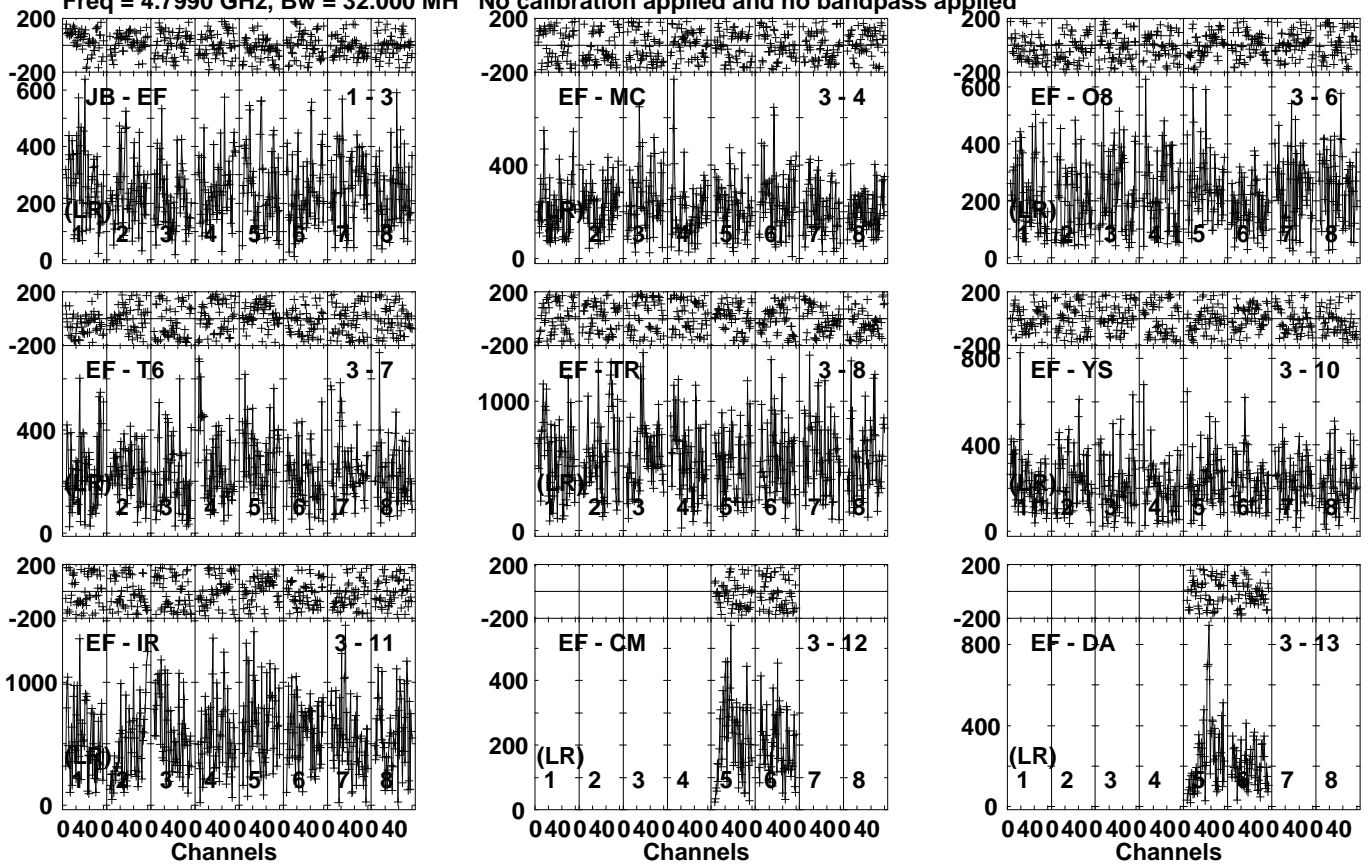


Lower frame: Micro Ampl Jy Top frame: Phas deg  
Vector averaged cross-power spectrum Several baselines displayed  
Timerange: 00/12:12:41 to 00/12:15:19

Plot file version 83 created 23-FEB-2022 10:17:51

J1047+7238 EC082B.UVDATA.1

Freq = 4.7990 GHz, Bw = 32.000 MH No calibration applied and no bandpass applied

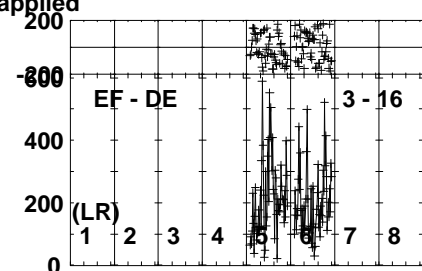
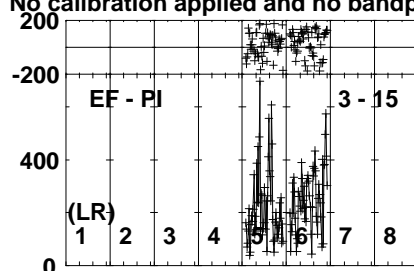
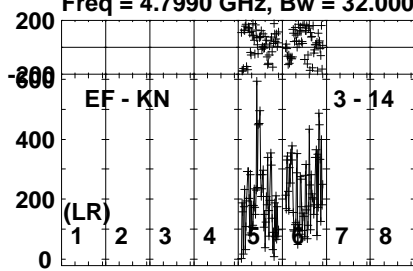


Lower frame: Micro Ampl Jy Top frame: Phas deg  
Vector averaged cross-power spectrum Several baselines displayed  
Timerange: 00/12:15:31 to 00/12:16:09

Plot file version 84 created 23-FEB-2022 10:17:51

J1047+7238 EC082B.UVDATA.1

Freq = 4.7990 GHz, Bw = 32.000 MH No calibration applied and no bandpass applied



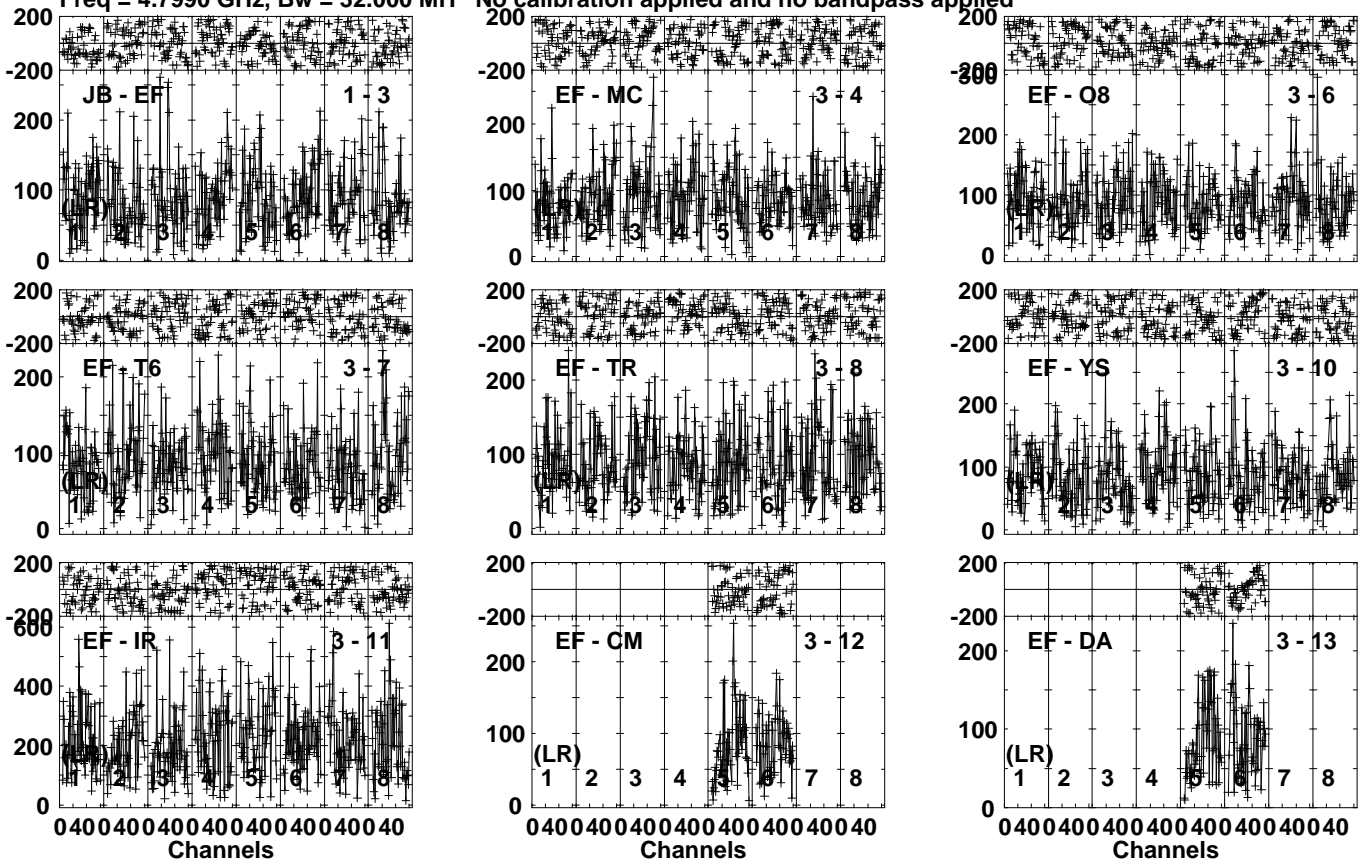
Lower frame: Micro Ampl Jy Top frame: Phas deg  
Vector averaged cross-power spectrum Several baselines displayed  
Timerange: 00/12:15:31 to 00/12:16:09



Plot file version 85 created 23-FEB-2022 10:17:51

NGC3348 EC082B.UVDATA.1

Freq = 4.7990 GHz, Bw = 32.000 MH No calibration applied and no bandpass applied

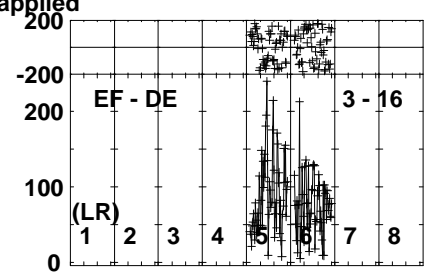
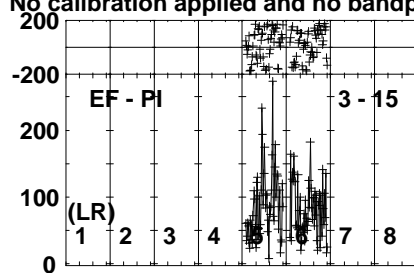
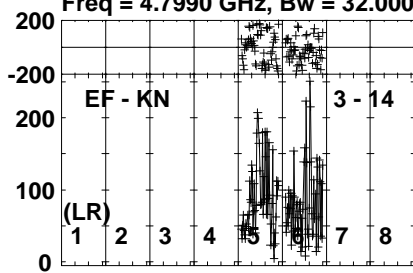


Lower frame: Micro Ampl Jy Top frame: Phas deg  
Vector averaged cross-power spectrum Several baselines displayed  
Timerange: 00/12:16:21 to 00/12:18:59

Plot file version 86 created 23-FEB-2022 10:17:52

NGC3348 EC082B.UVDATA.1

Freq = 4.7990 GHz, Bw = 32.000 MH No calibration applied and no bandpass applied



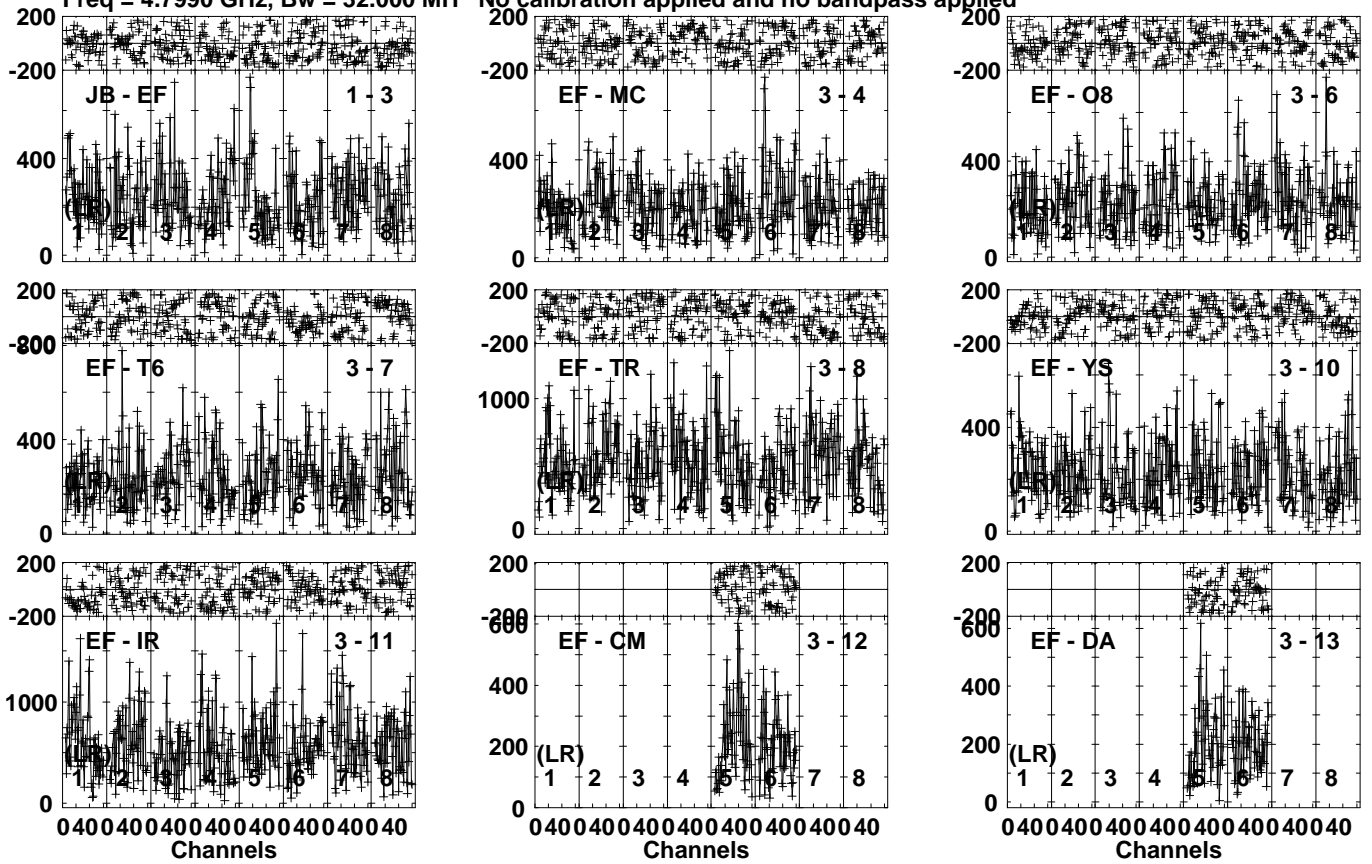
Lower frame: Micro Ampl Jy Top frame: Phas deg  
Vector averaged cross-power spectrum Several baselines displayed  
Timerange: 00/12:16:21 to 00/12:18:59

Plot file version 87 created 23-FEB-2022 10:17:52

J1047+7238 EC082B.UVDATA.1

Freq = 4.7990 GHz, Bw = 32.000 MH

No calibration applied and no bandpass applied



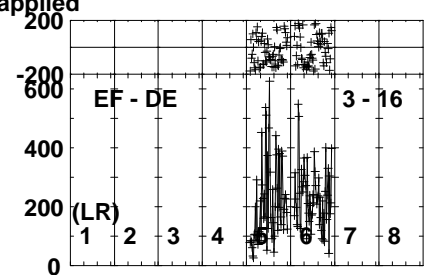
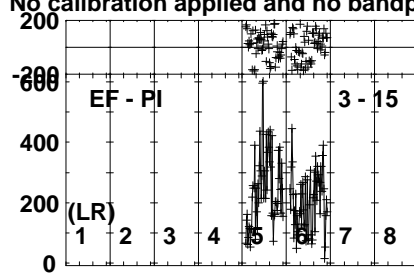
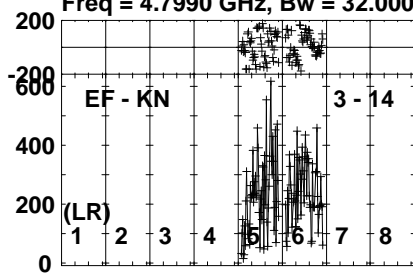
Lower frame: Micro Ampl Jy Top frame: Phas deg  
Vector averaged cross-power spectrum Several baselines displayed  
Timerange: 00/12:19:11 to 00/12:19:49

Plot file version 88 created 23-FEB-2022 10:17:52

J1047+7238 EC082B.UVDATA.1

Freq = 4.7990 GHz, Bw = 32.000 MH

No calibration applied and no bandpass applied

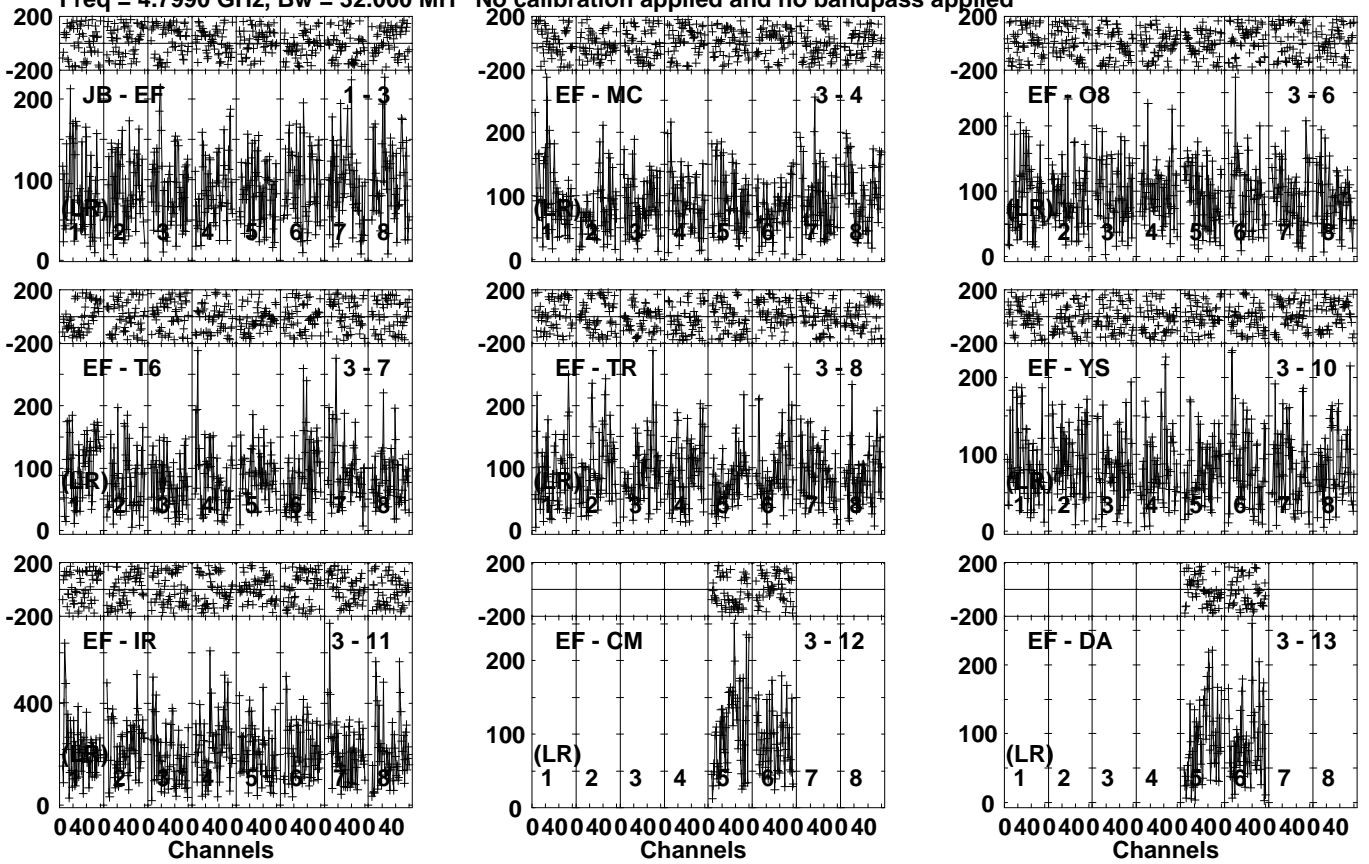


Lower frame: Micro Ampl Jy Top frame: Phas deg  
Vector averaged cross-power spectrum Several baselines displayed  
Timerange: 00/12:19:11 to 00/12:19:49

Plot file version 89 created 23-FEB-2022 10:17:52

NGC3348 EC082B.UVDATA.1

Freq = 4.7990 GHz, Bw = 32.000 MH No calibration applied and no bandpass applied

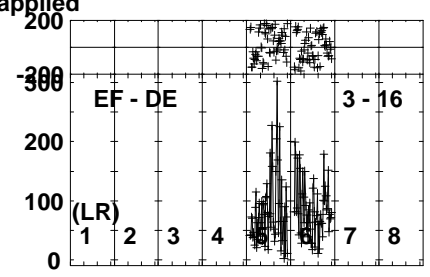
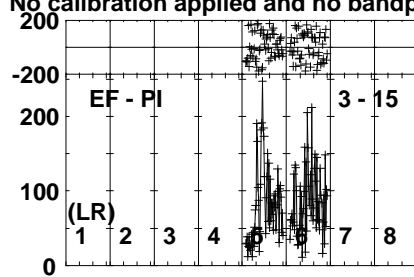
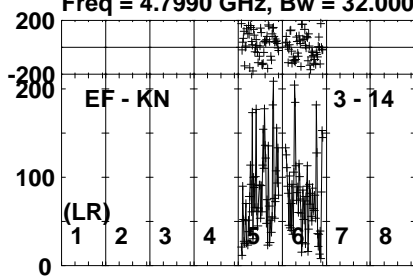


Lower frame: Micro Ampl Jy Top frame: Phas deg  
Vector averaged cross-power spectrum Several baselines displayed  
Timerange: 00/12:20:01 to 00/12:22:39

Plot file version 90 created 23-FEB-2022 10:17:52

NGC3348 EC082B.UVDATA.1

Freq = 4.7990 GHz, Bw = 32.000 MH No calibration applied and no bandpass applied



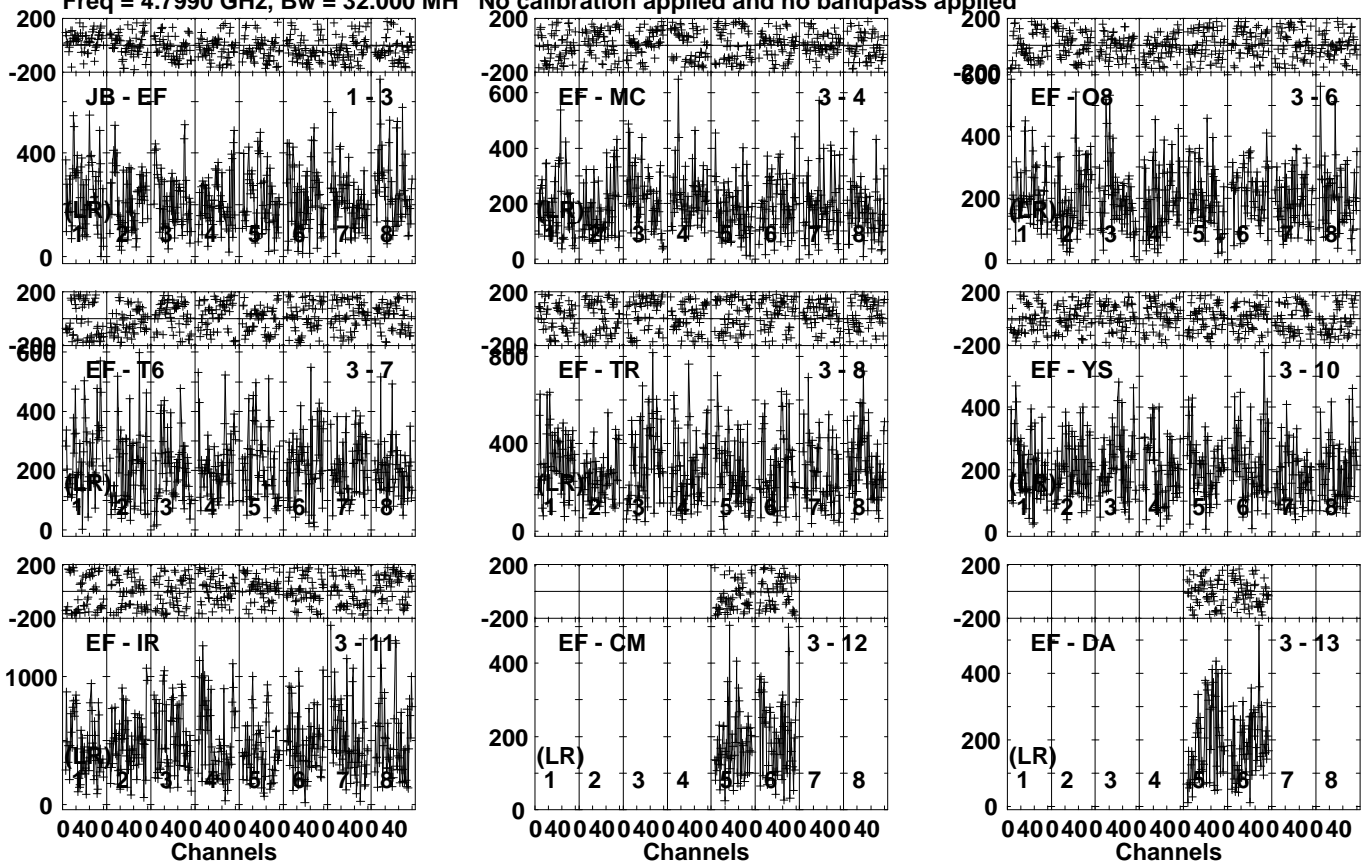
Lower frame: Micro Ampl Jy Top frame: Phas deg  
Vector averaged cross-power spectrum Several baselines displayed  
Timerange: 00/12:20:01 to 00/12:22:39

Plot file version 91 created 23-FEB-2022 10:17:52

J1047+7238 EC082B.UVDATA.1

Freq = 4.7990 GHz, Bw = 32.000 MH

No calibration applied and no bandpass applied

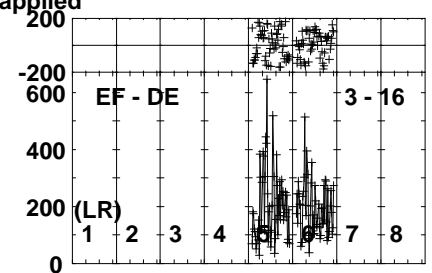
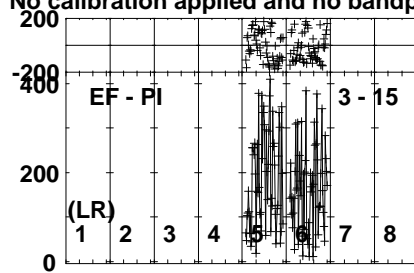
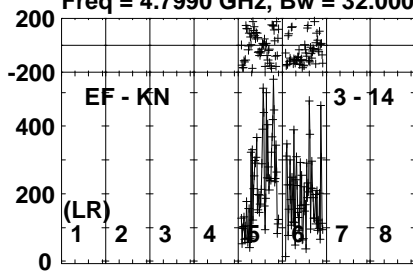


Lower frame: Micro Ampl Jy Top frame: Phas deg  
Vector averaged cross-power spectrum Several baselines displayed  
Timerange: 00/12:23:01 to 00/12:23:39

Plot file version 92 created 23-FEB-2022 10:17:53

J1047+7238 EC082B.UVDATA.1

Freq = 4.7990 GHz, Bw = 32.000 MH No calibration applied and no bandpass applied



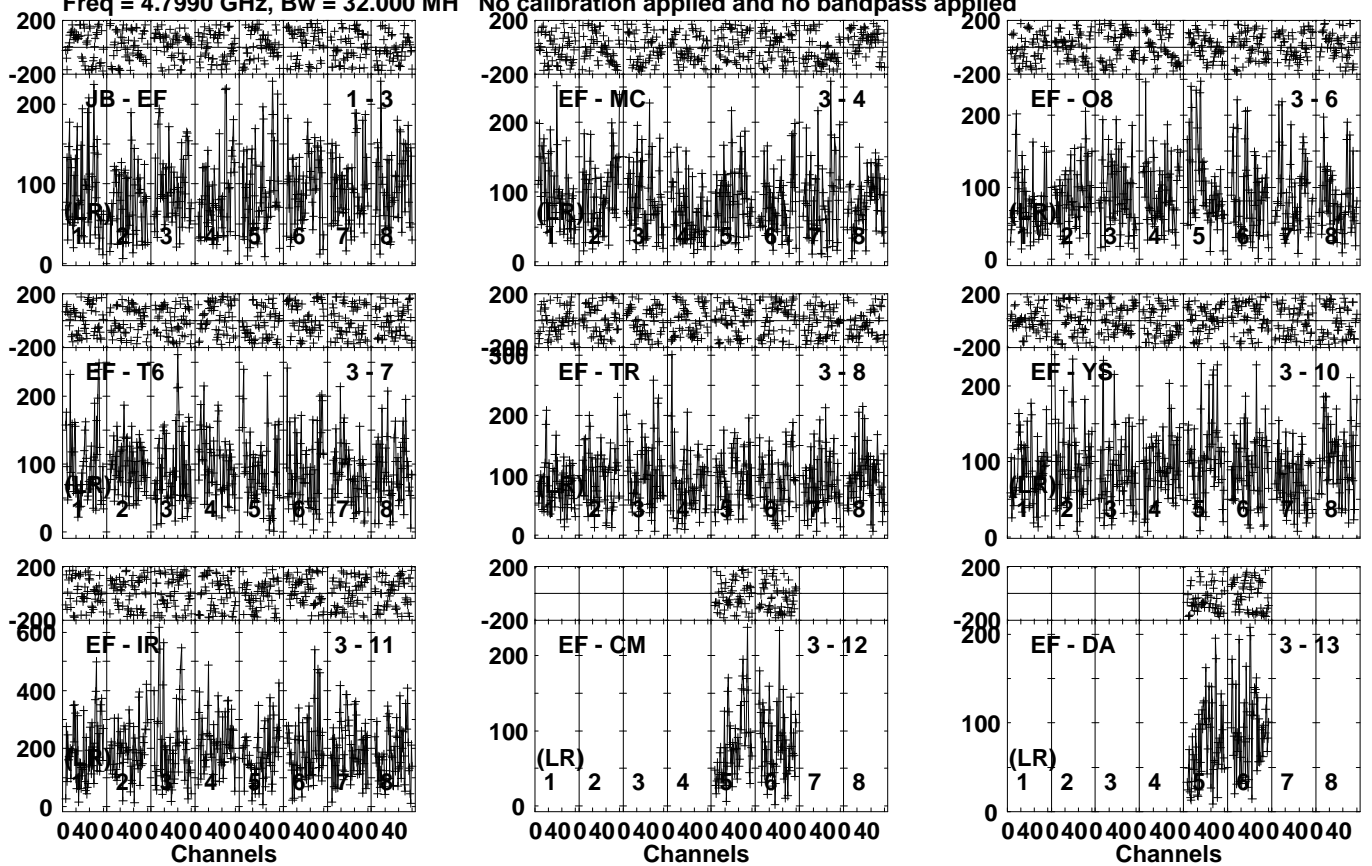
Lower frame: Micro Ampl Jy Top frame: Phas deg  
Vector averaged cross-power spectrum Several baselines displayed  
Timerange: 00/12:23:01 to 00/12:23:39



Plot file version 93 created 23-FEB-2022 10:17:53

NGC3348 EC082B.UVDATA.1

Freq = 4.7990 GHz, Bw = 32.000 MH No calibration applied and no bandpass applied

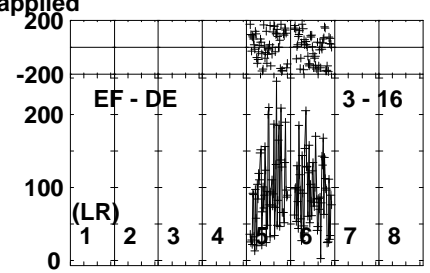
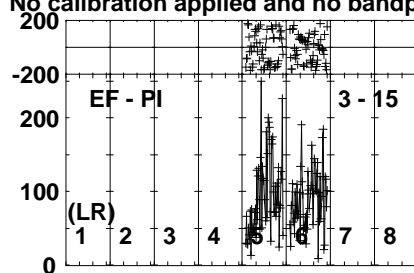
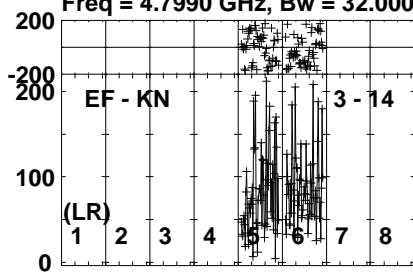


Lower frame: Micro Ampl Jy Top frame: Phas deg  
Vector averaged cross-power spectrum Several baselines displayed  
Timerange: 00/12:23:51 to 00/12:26:29

Plot file version 94 created 23-FEB-2022 10:17:53

NGC3348 EC082B.UVDATA.1

Freq = 4.7990 GHz, Bw = 32.000 MH No calibration applied and no bandpass applied

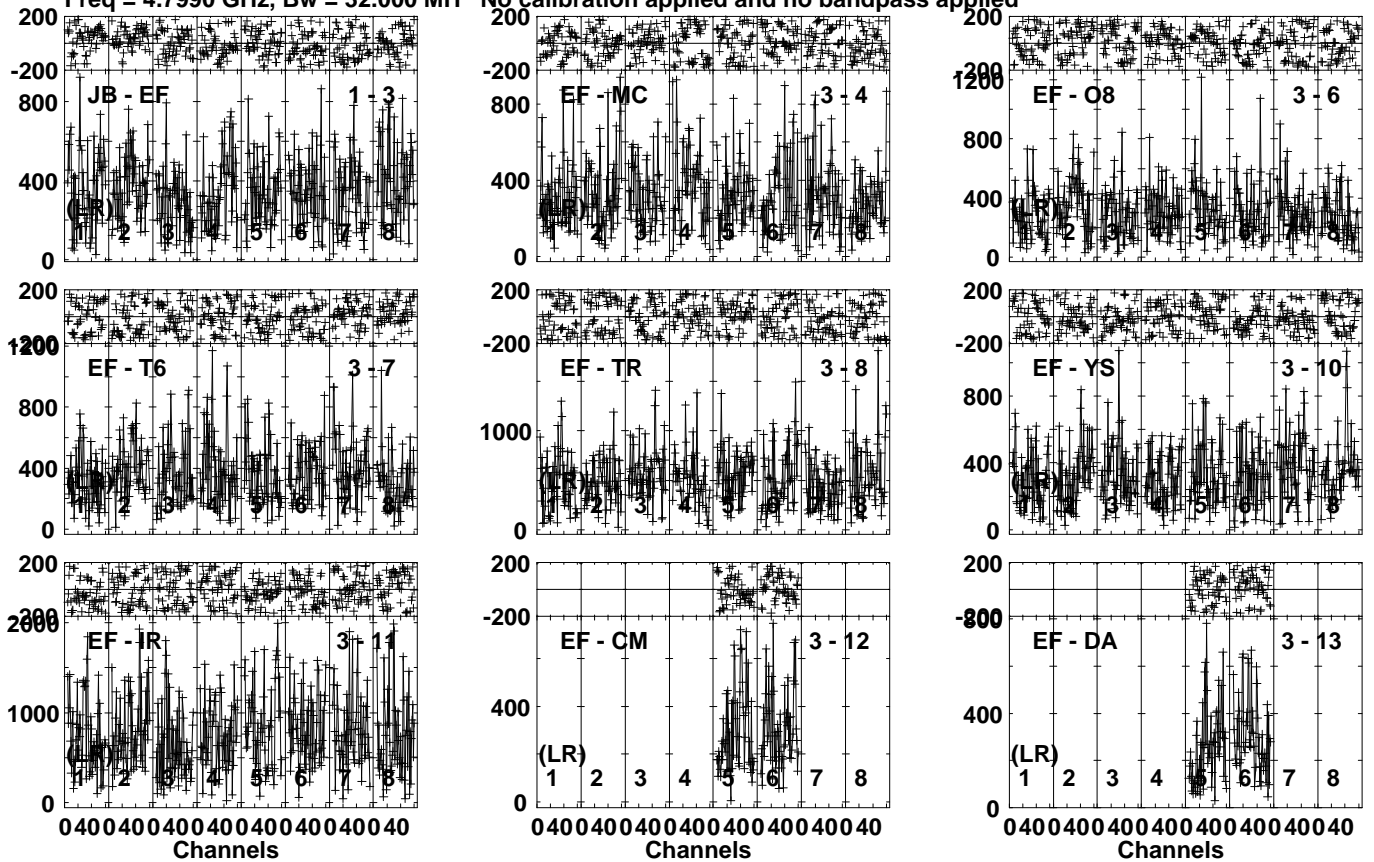


Lower frame: Micro Ampl Jy Top frame: Phas deg  
Vector averaged cross-power spectrum Several baselines displayed  
Timerange: 00/12:23:51 to 00/12:26:29

Plot file version 95 created 23-FEB-2022 10:17:53

J1047+7238 EC082B.UVDATA.1

Freq = 4.7990 GHz, Bw = 32.000 MH No calibration applied and no bandpass applied

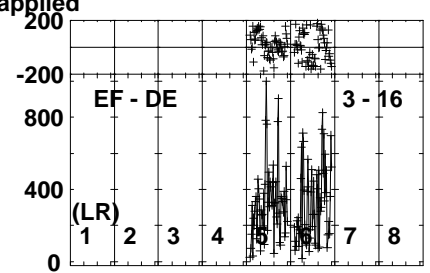
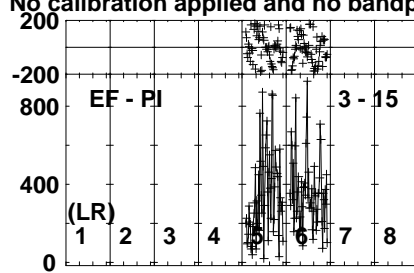
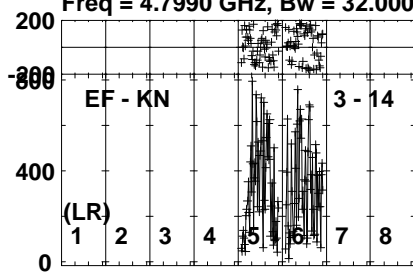


Lower frame: Micro Ampl Jy Top frame: Phas deg  
Vector averaged cross-power spectrum Several baselines displayed  
Timerange: 00/12:26:41 to 00/12:27:19

Plot file version 96 created 23-FEB-2022 10:17:53

J1047+7238 EC082B.UVDATA.1

Freq = 4.7990 GHz, Bw = 32.000 MH No calibration applied and no bandpass applied

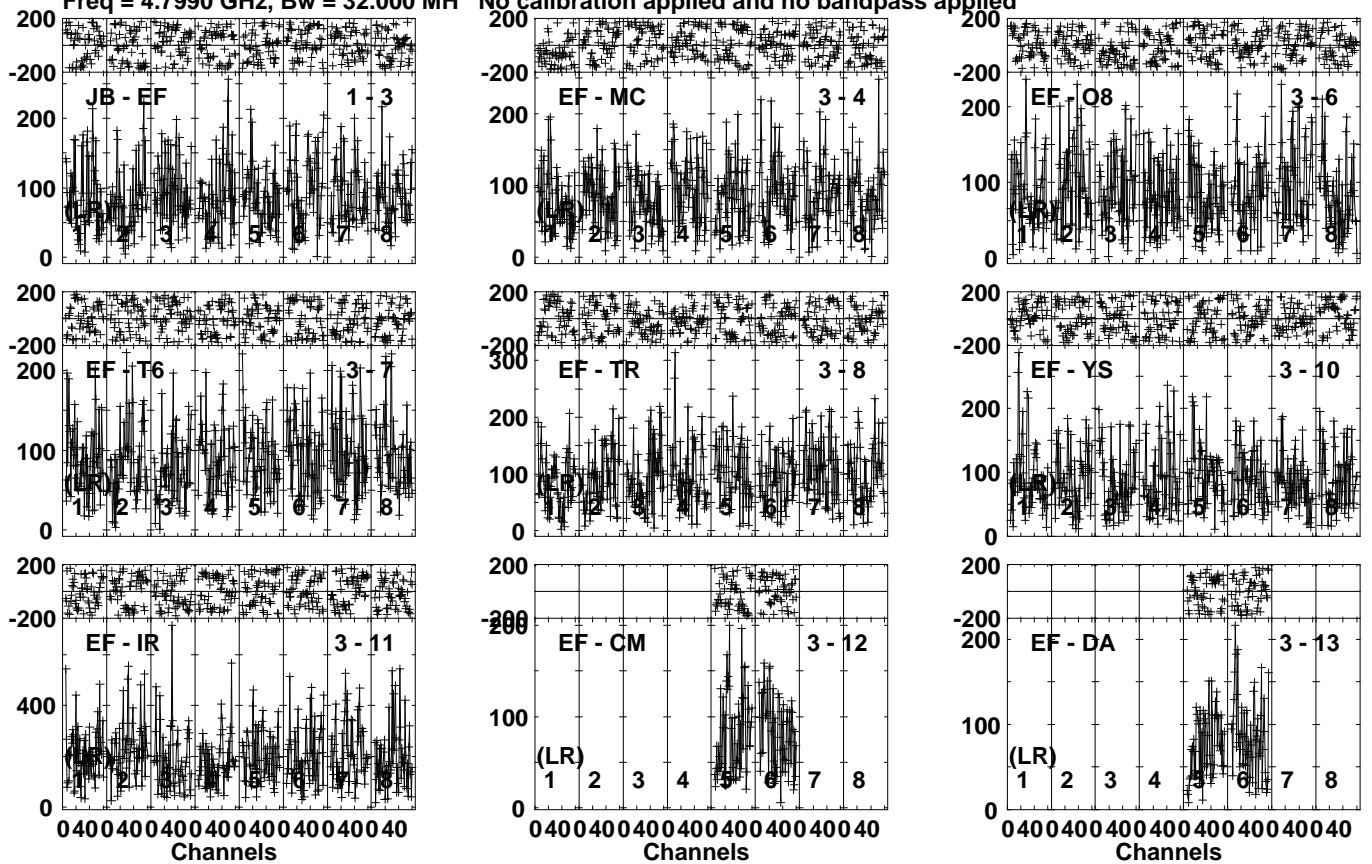


Lower frame: Micro Ampl Jy Top frame: Phas deg  
Vector averaged cross-power spectrum Several baselines displayed  
Timerange: 00/12:26:41 to 00/12:27:19

Plot file version 97 created 23-FEB-2022 10:17:54

NGC3348 EC082B.UVDATA.1

Freq = 4.7990 GHz, Bw = 32.000 MH No calibration applied and no bandpass applied

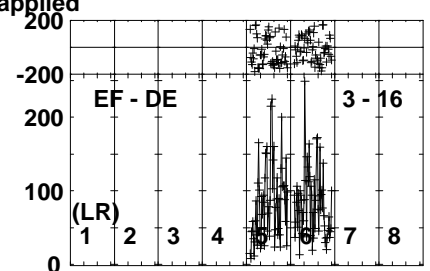
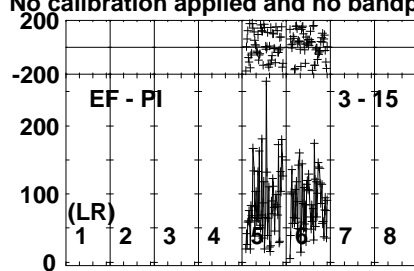
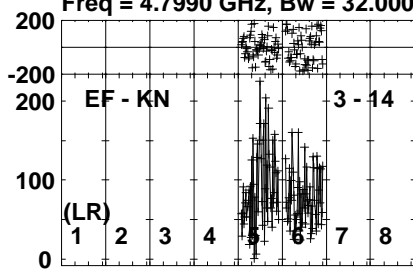


Lower frame: Micro Ampl Jy Top frame: Phas deg  
Vector averaged cross-power spectrum Several baselines displayed  
Timerange: 00/12:27:31 to 00/12:30:09

Plot file version 98 created 23-FEB-2022 10:17:54

NGC3348 EC082B.UVDATA.1

Freq = 4.7990 GHz, Bw = 32.000 MH No calibration applied and no bandpass applied



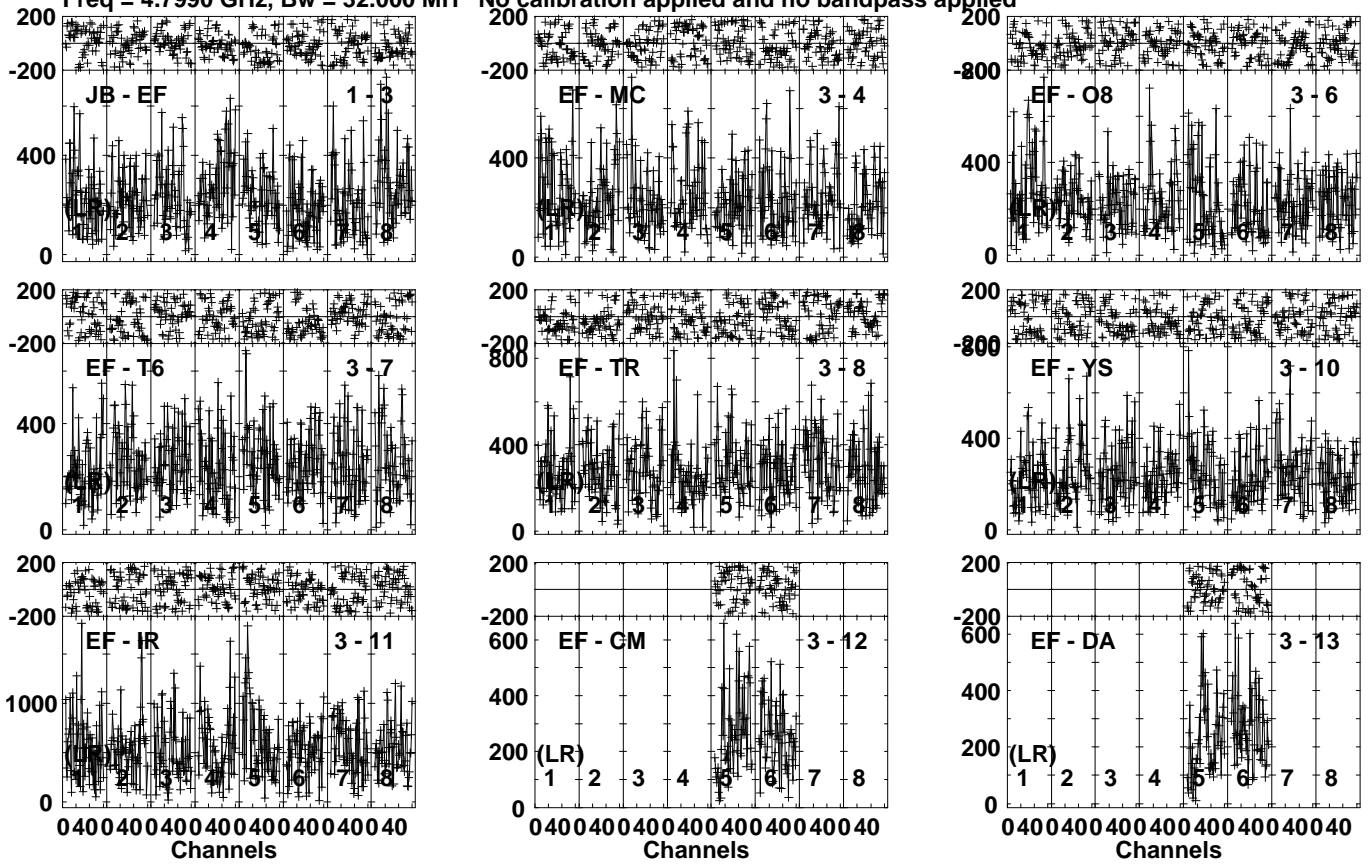
Lower frame: Micro Ampl Jy Top frame: Phas deg  
Vector averaged cross-power spectrum Several baselines displayed  
Timerange: 00/12:27:31 to 00/12:30:09

Plot file version 99 created 23-FEB-2022 10:17:54

J1047+7238 EC082B.UVDATA.1

Freq = 4.7990 GHz, Bw = 32.000 MH

No calibration applied and no bandpass applied

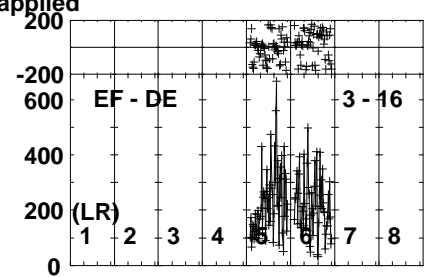
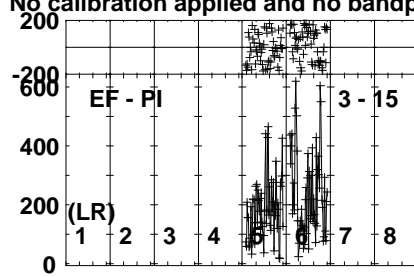
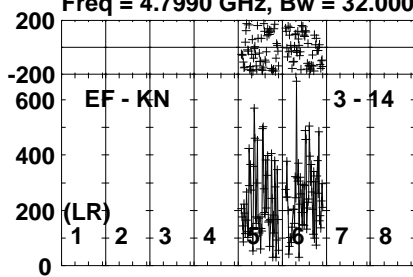


Lower frame: Micro Ampl Jy Top frame: Phas deg  
Vector averaged cross-power spectrum Several baselines displayed  
Timerange: 00/12:30:31 to 00/12:31:09

Plot file version 100 created 23-FEB-2022 10:17:54

J1047+7238 EC082B.UVDATA.1

Freq = 4.7990 GHz, Bw = 32.000 MH No calibration applied and no bandpass applied



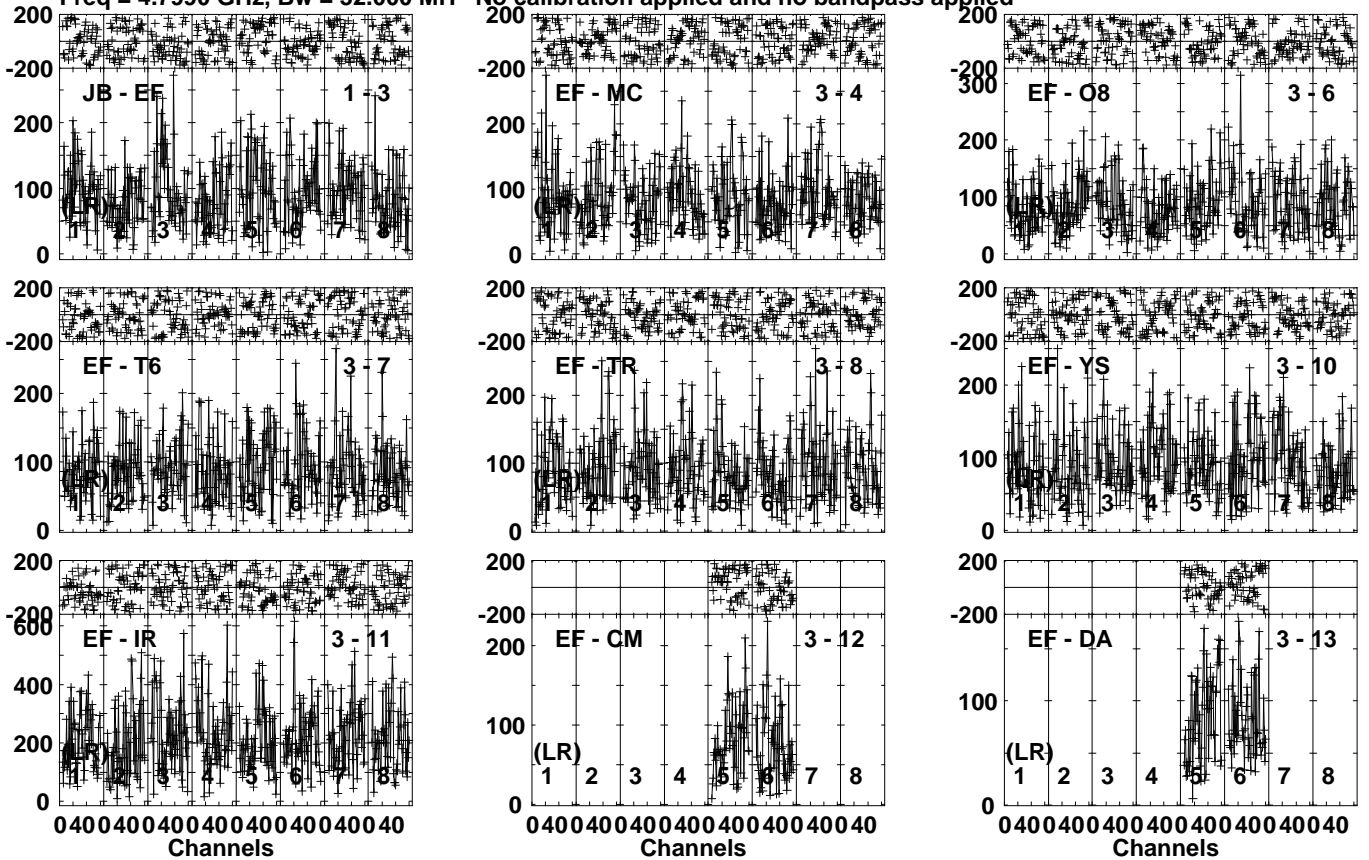
Lower frame: Micro Ampl Jy Top frame: Phas deg  
Vector averaged cross-power spectrum Several baselines displayed  
Timerange: 00/12:30:31 to 00/12:31:09



Plot file version 101 created 23-FEB-2022 10:17:54

NGC3348 EC082B.UVDATA.1

Freq = 4.7990 GHz, Bw = 32.000 MH No calibration applied and no bandpass applied

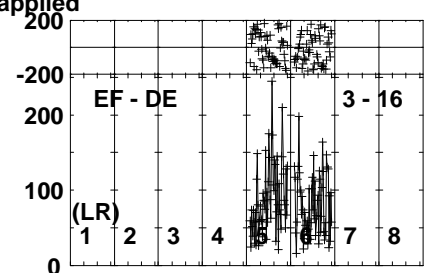
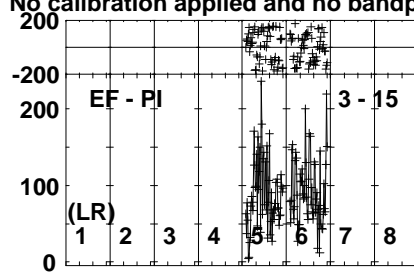
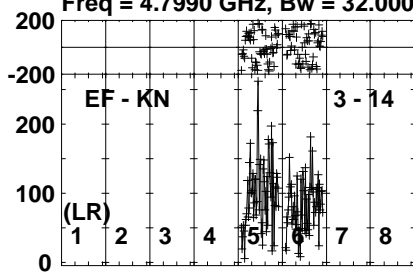


Lower frame: Micro Ampl Jy Top frame: Phas deg  
Vector averaged cross-power spectrum Several baselines displayed  
Timerange: 00/12:31:21 to 00/12:33:59

Plot file version 102 created 23-FEB-2022 10:17:55

NGC3348 EC082B.UVDATA.1

Freq = 4.7990 GHz, Bw = 32.000 MH No calibration applied and no bandpass applied



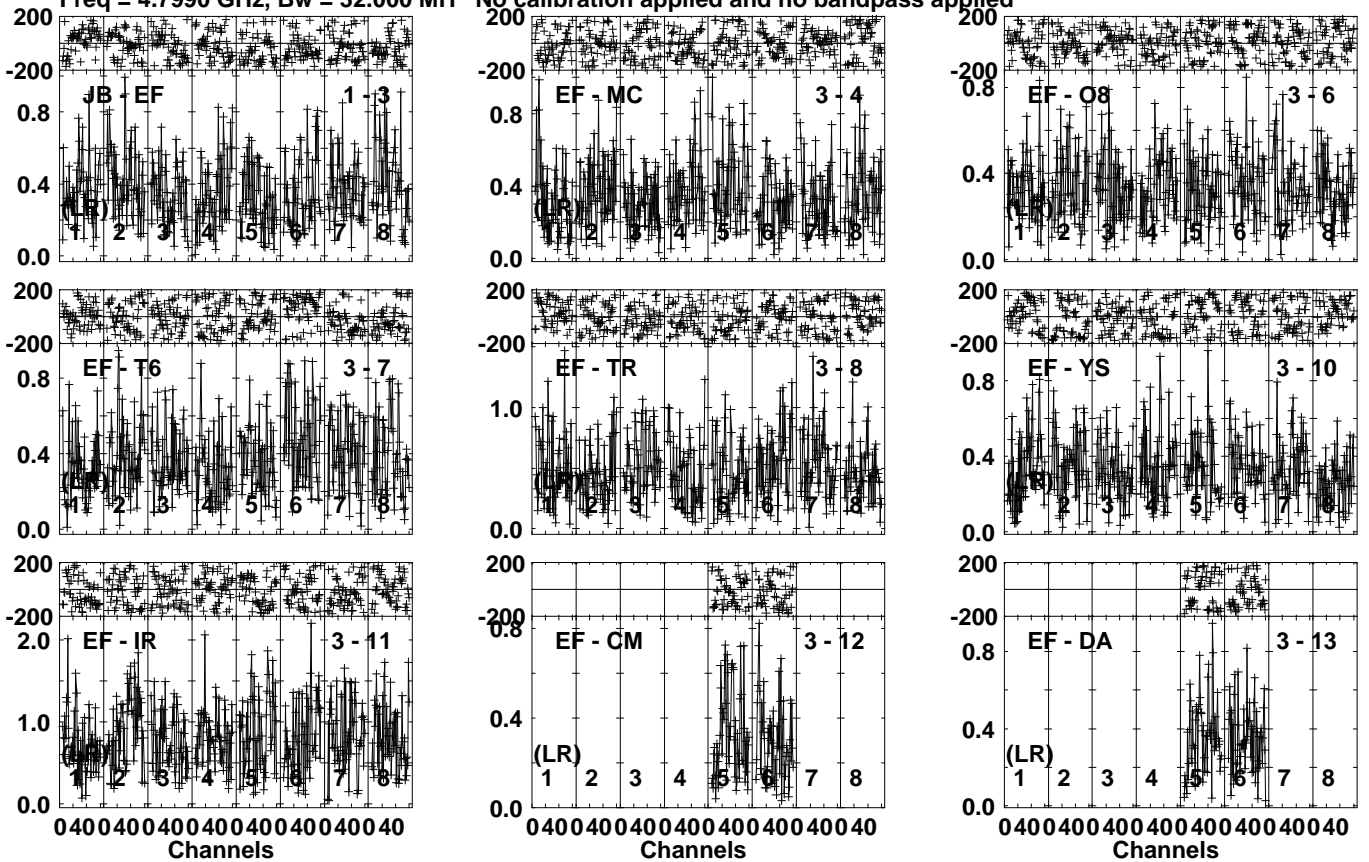
Lower frame: Micro Ampl Jy Top frame: Phas deg  
Vector averaged cross-power spectrum Several baselines displayed  
Timerange: 00/12:31:21 to 00/12:33:59

Plot file version 103 created 23-FEB-2022 10:17:55

J1047+7238 EC082B.UVDATA.1

Freq = 4.7990 GHz, Bw = 32.000 MH

No calibration applied and no bandpass applied

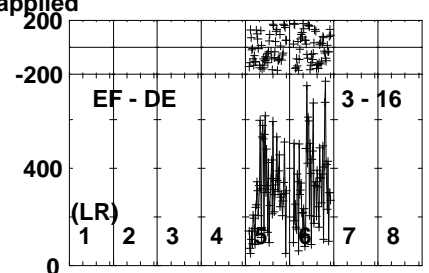
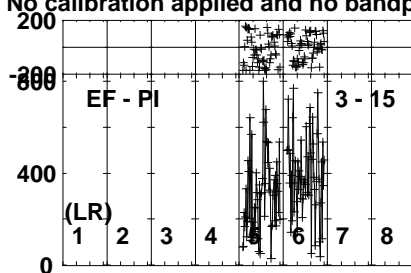
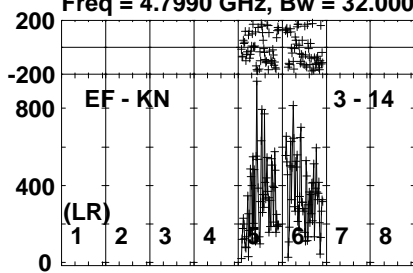


Lower frame: Milli Ampl Jy Top frame: Phas deg  
Vector averaged cross-power spectrum Several baselines displayed  
Timerange: 00/12:34:11 to 00/12:34:49

Plot file version 104 created 23-FEB-2022 10:17:55

J1047+7238 EC082B.UVDATA.1

Freq = 4.7990 GHz, Bw = 32.000 MH No calibration applied and no bandpass applied

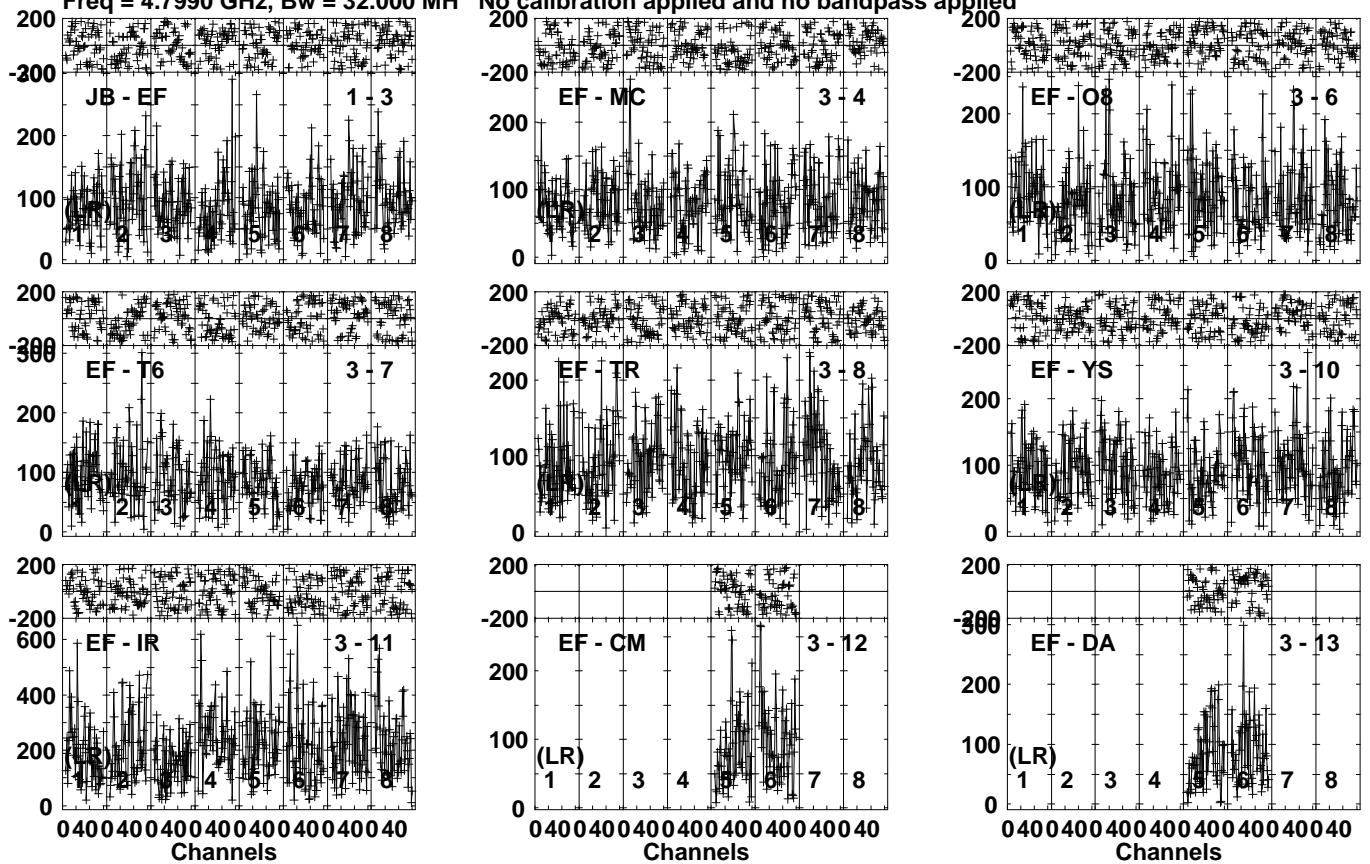


Lower frame: Micro Ampl Jy Top frame: Phas deg  
Vector averaged cross-power spectrum Several baselines displayed  
Timerange: 00/12:34:11 to 00/12:34:49

Plot file version 105 created 23-FEB-2022 10:17:55

NGC3348 EC082B.UVDATA.1

Freq = 4.7990 GHz, Bw = 32.000 MH No calibration applied and no bandpass applied

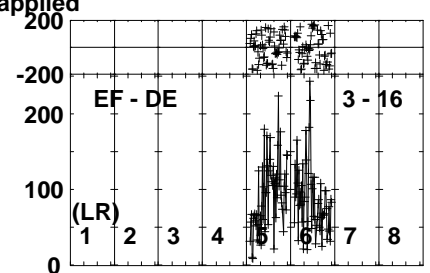
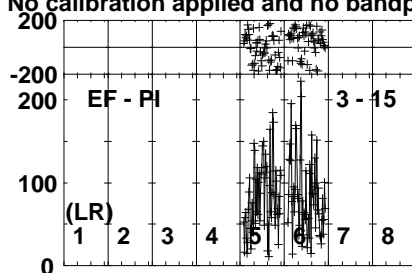
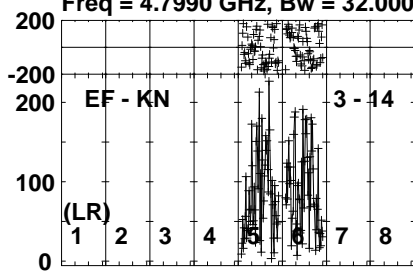


Lower frame: Micro Ampl Jy Top frame: Phas deg  
Vector averaged cross-power spectrum Several baselines displayed  
Timerange: 00/12:35:01 to 00/12:37:39

Plot file version 106 created 23-FEB-2022 10:17:55

NGC3348 EC082B.UVDATA.1

Freq = 4.7990 GHz, Bw = 32.000 MH No calibration applied and no bandpass applied



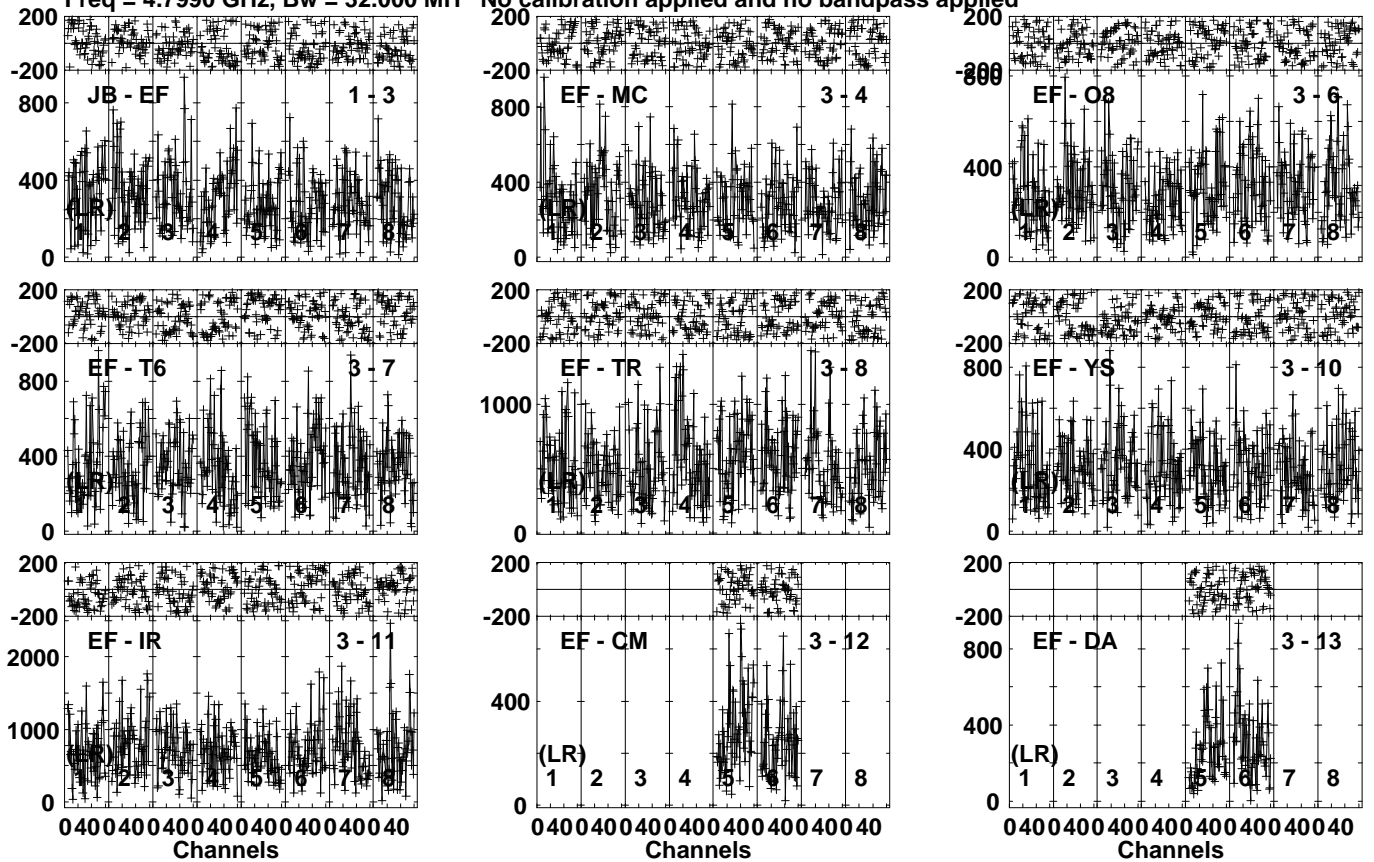
Lower frame: Micro Ampl Jy Top frame: Phas deg  
Vector averaged cross-power spectrum Several baselines displayed  
Timerange: 00/12:35:01 to 00/12:37:39

Plot file version 107 created 23-FEB-2022 10:17:55

J1047+7238 EC082B.UVDATA.1

Freq = 4.7990 GHz, Bw = 32.000 MH

No calibration applied and no bandpass applied



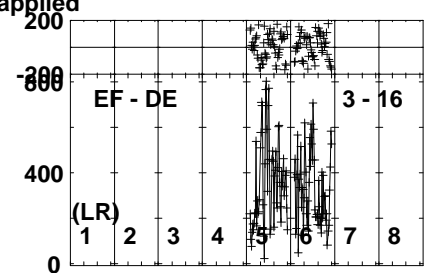
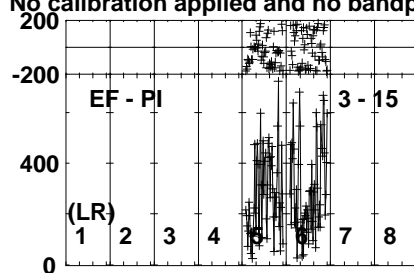
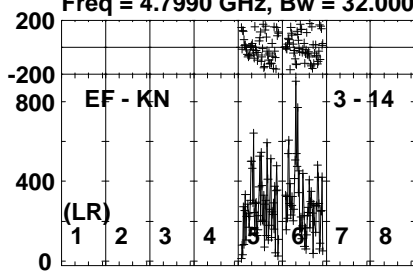
Lower frame: Micro Ampl Jy Top frame: Phas deg  
Vector averaged cross-power spectrum Several baselines displayed  
Timerange: 00/12:37:51 to 00/12:38:29

Plot file version 108 created 23-FEB-2022 10:17:56

J1047+7238 EC082B.UVDATA.1

Freq = 4.7990 GHz, Bw = 32.000 MH

No calibration applied and no bandpass applied



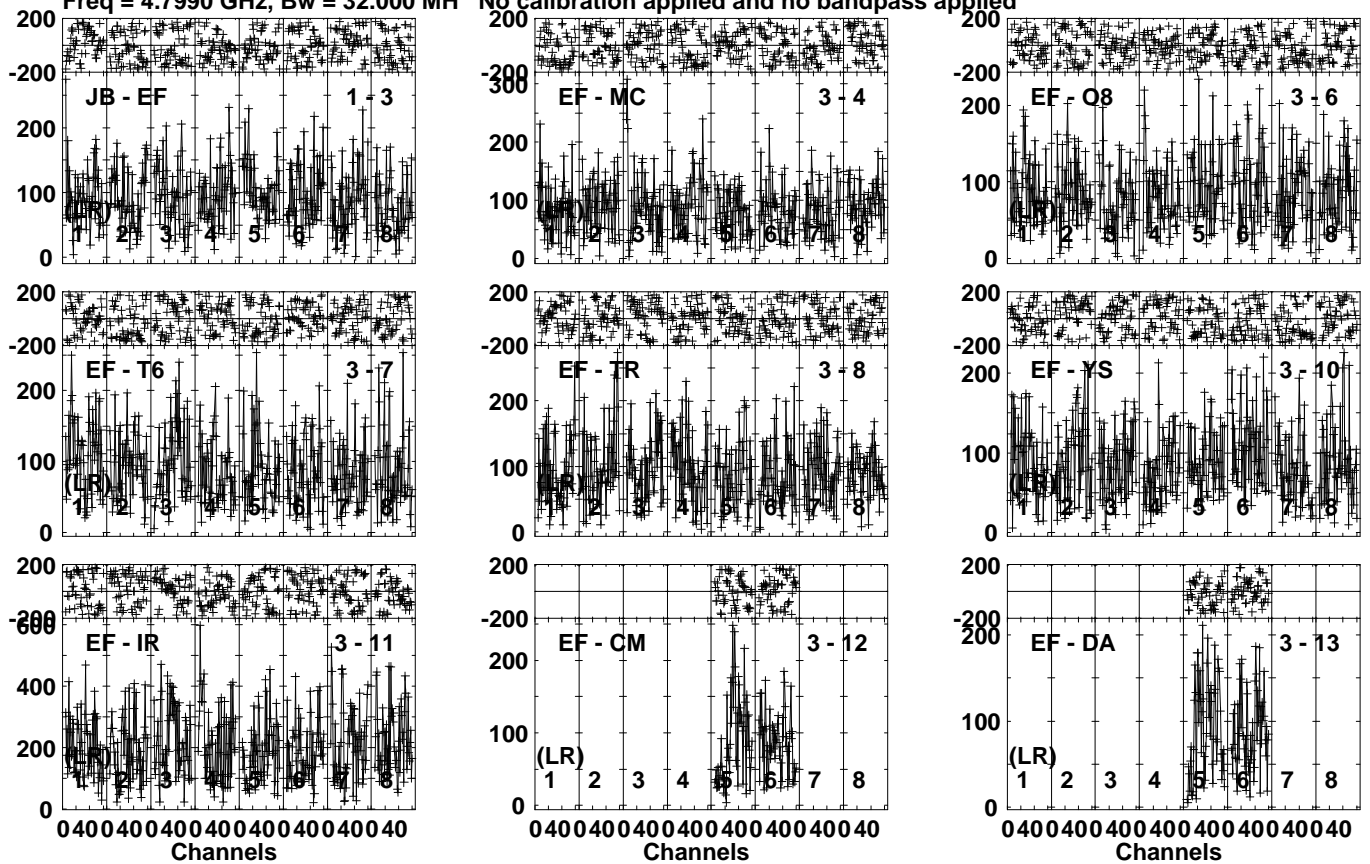
Lower frame: Micro Ampl Jy Top frame: Phas deg  
Vector averaged cross-power spectrum Several baselines displayed  
Timerange: 00/12:37:51 to 00/12:38:29



Plot file version 109 created 23-FEB-2022 10:17:56

NGC3348 EC082B.UVDATA.1

Freq = 4.7990 GHz, Bw = 32.000 MH No calibration applied and no bandpass applied

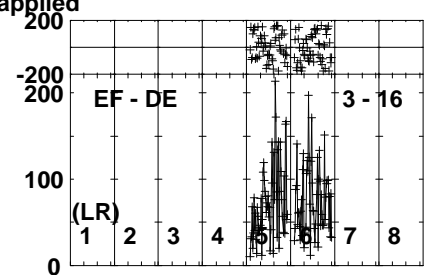
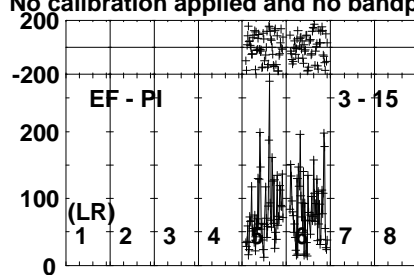
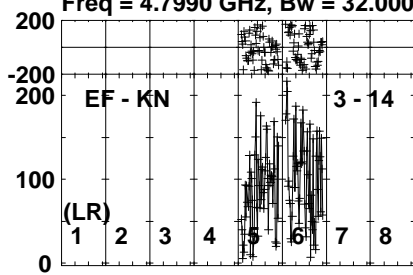


Lower frame: Micro Ampl Jy Top frame: Phas deg  
Vector averaged cross-power spectrum Several baselines displayed  
Timerange: 00/12:38:41 to 00/12:41:19

Plot file version 110 created 23-FEB-2022 10:17:56

NGC3348 EC082B.UVDATA.1

Freq = 4.7990 GHz, Bw = 32.000 MH No calibration applied and no bandpass applied



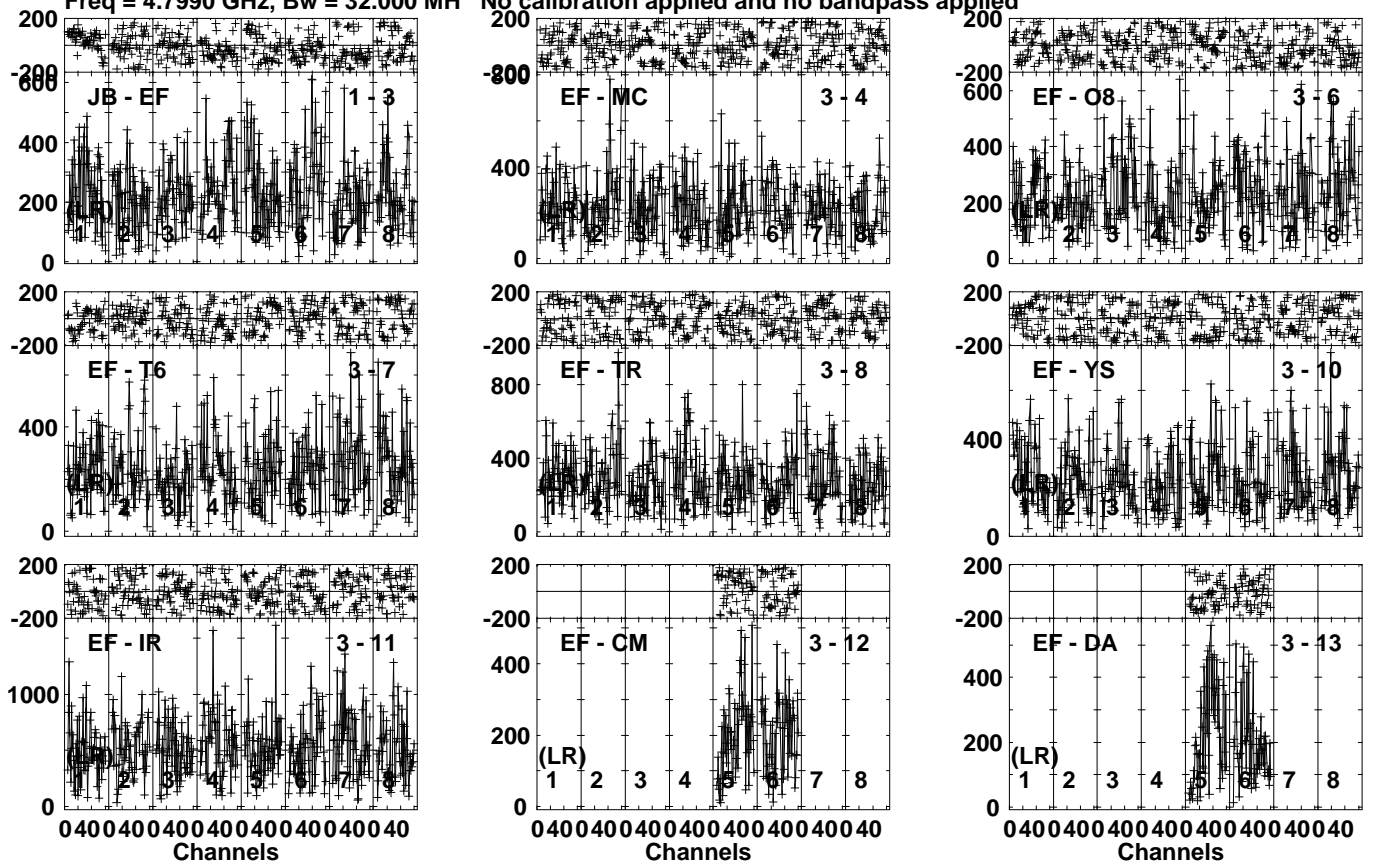
Lower frame: Micro Ampl Jy Top frame: Phas deg  
Vector averaged cross-power spectrum Several baselines displayed  
Timerange: 00/12:38:41 to 00/12:41:19

Plot file version 111 created 23-FEB-2022 10:17:56

J1047+7238 EC082B.UVDATA.1

Freq = 4.7990 GHz, Bw = 32.000 MH

No calibration applied and no bandpass applied



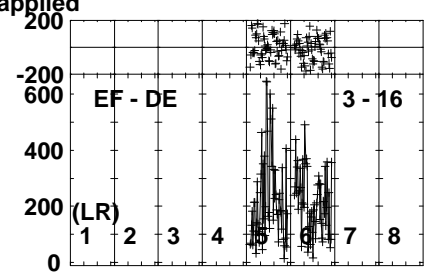
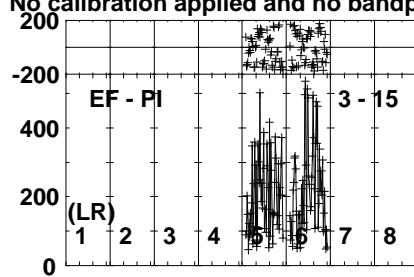
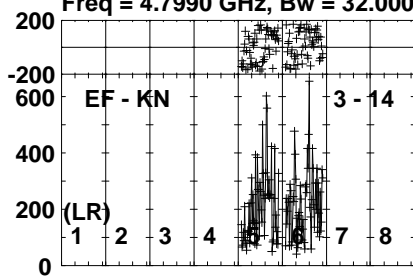
Lower frame: Micro Ampl Jy Top frame: Phas deg  
Vector averaged cross-power spectrum Several baselines displayed  
Timerange: 00/12:41:41 to 00/12:42:19

Plot file version 112 created 23-FEB-2022 10:17:57

J1047+7238 EC082B.UVDATA.1

Freq = 4.7990 GHz, Bw = 32.000 MH

No calibration applied and no bandpass applied

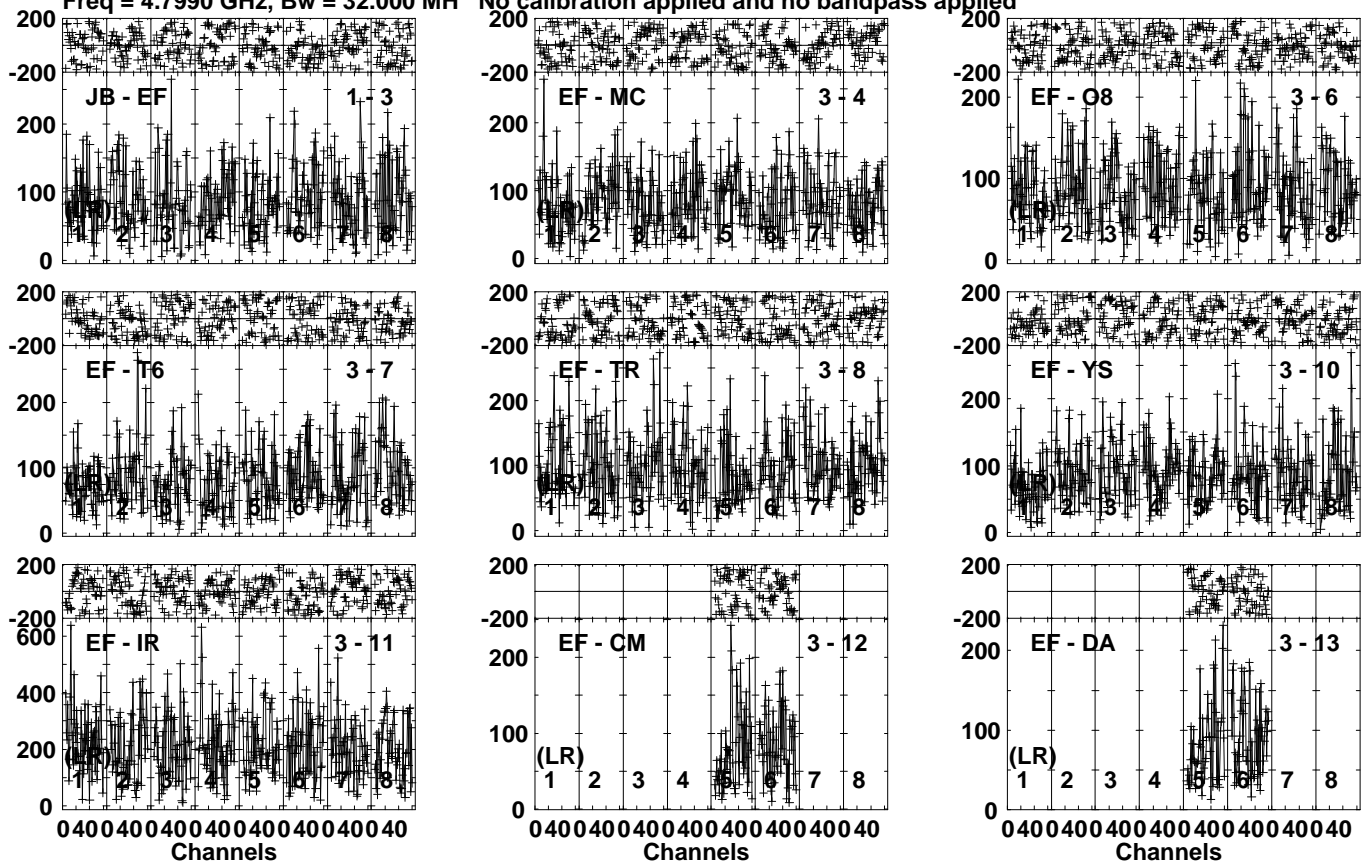


Lower frame: Micro Ampl Jy Top frame: Phas deg  
Vector averaged cross-power spectrum Several baselines displayed  
Timerange: 00/12:41:41 to 00/12:42:19

Plot file version 113 created 23-FEB-2022 10:17:57

NGC3348 EC082B.UVDATA.1

Freq = 4.7990 GHz, Bw = 32.000 MH No calibration applied and no bandpass applied

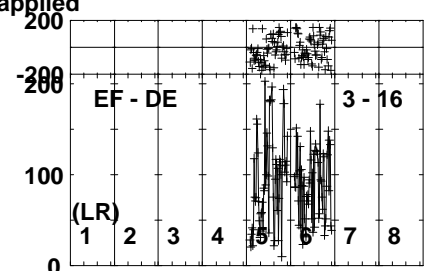
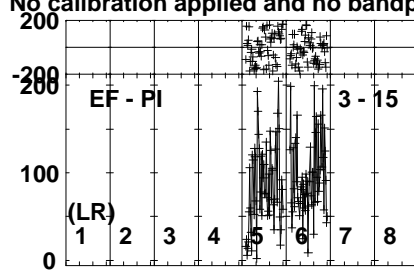
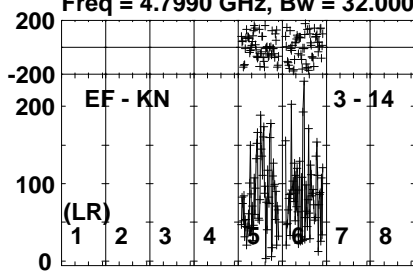


Lower frame: Micro Ampl Jy Top frame: Phas deg  
Vector averaged cross-power spectrum Several baselines displayed  
Timerange: 00/12:42:31 to 00/12:45:09

Plot file version 114 created 23-FEB-2022 10:17:57

NGC3348 EC082B.UVDATA.1

Freq = 4.7990 GHz, Bw = 32.000 MH No calibration applied and no bandpass applied



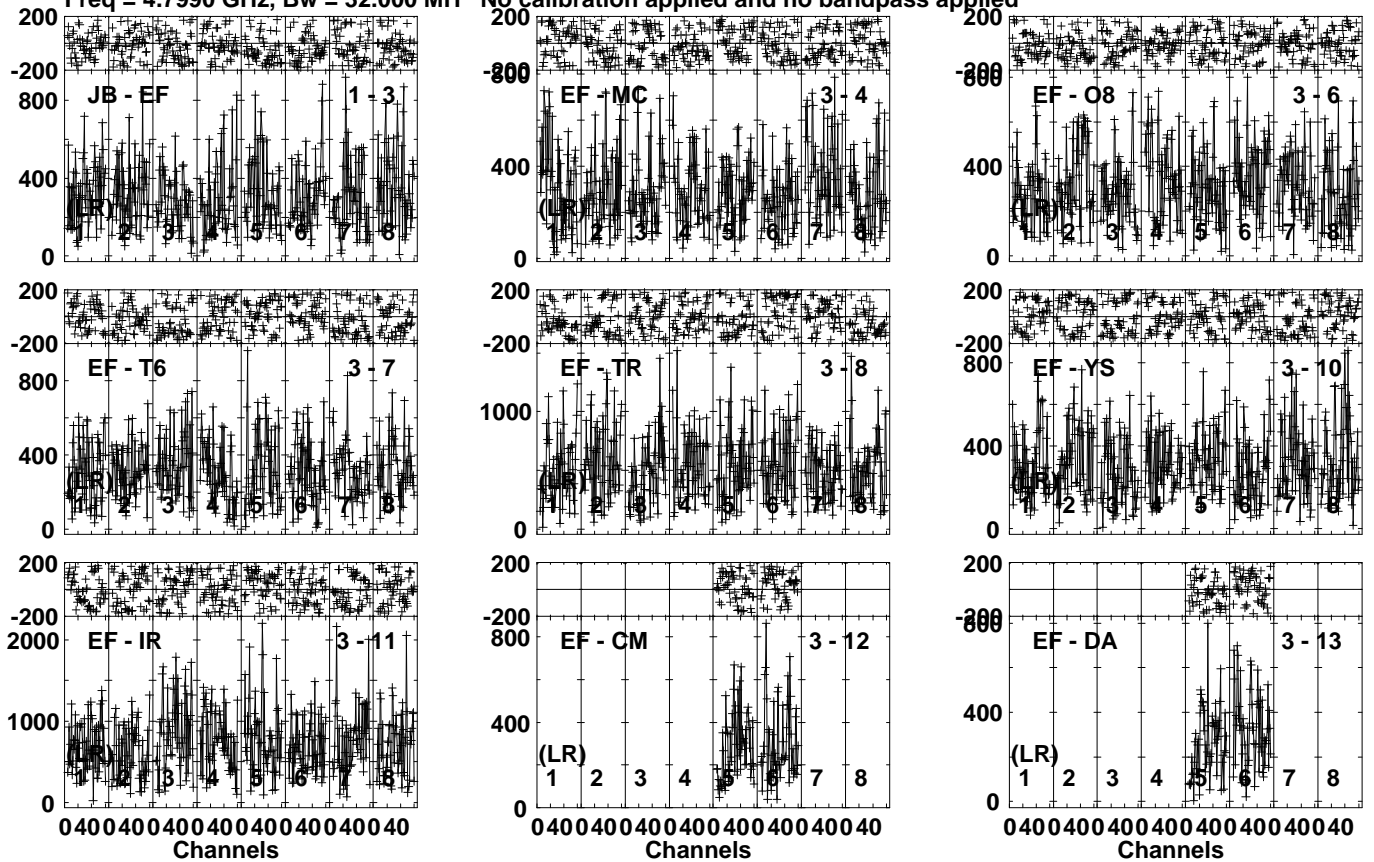
Lower frame: Micro Ampl Jy Top frame: Phas deg  
Vector averaged cross-power spectrum Several baselines displayed  
Timerange: 00/12:42:31 to 00/12:45:09

Plot file version 115 created 23-FEB-2022 10:17:57

J1047+7238 EC082B.UVDATA.1

Freq = 4.7990 GHz, Bw = 32.000 MH

No calibration applied and no bandpass applied

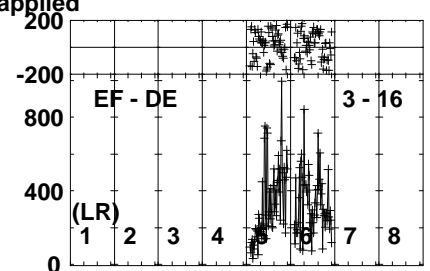
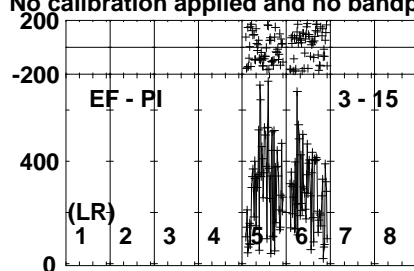
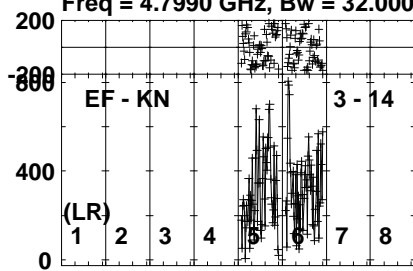


Lower frame: Micro Ampl Jy Top frame: Phas deg  
Vector averaged cross-power spectrum Several baselines displayed  
Timerange: 00/12:45:21 to 00/12:45:59

Plot file version 116 created 23-FEB-2022 10:17:57

J1047+7238 EC082B.UVDATA.1

Freq = 4.7990 GHz, Bw = 32.000 MH No calibration applied and no bandpass applied



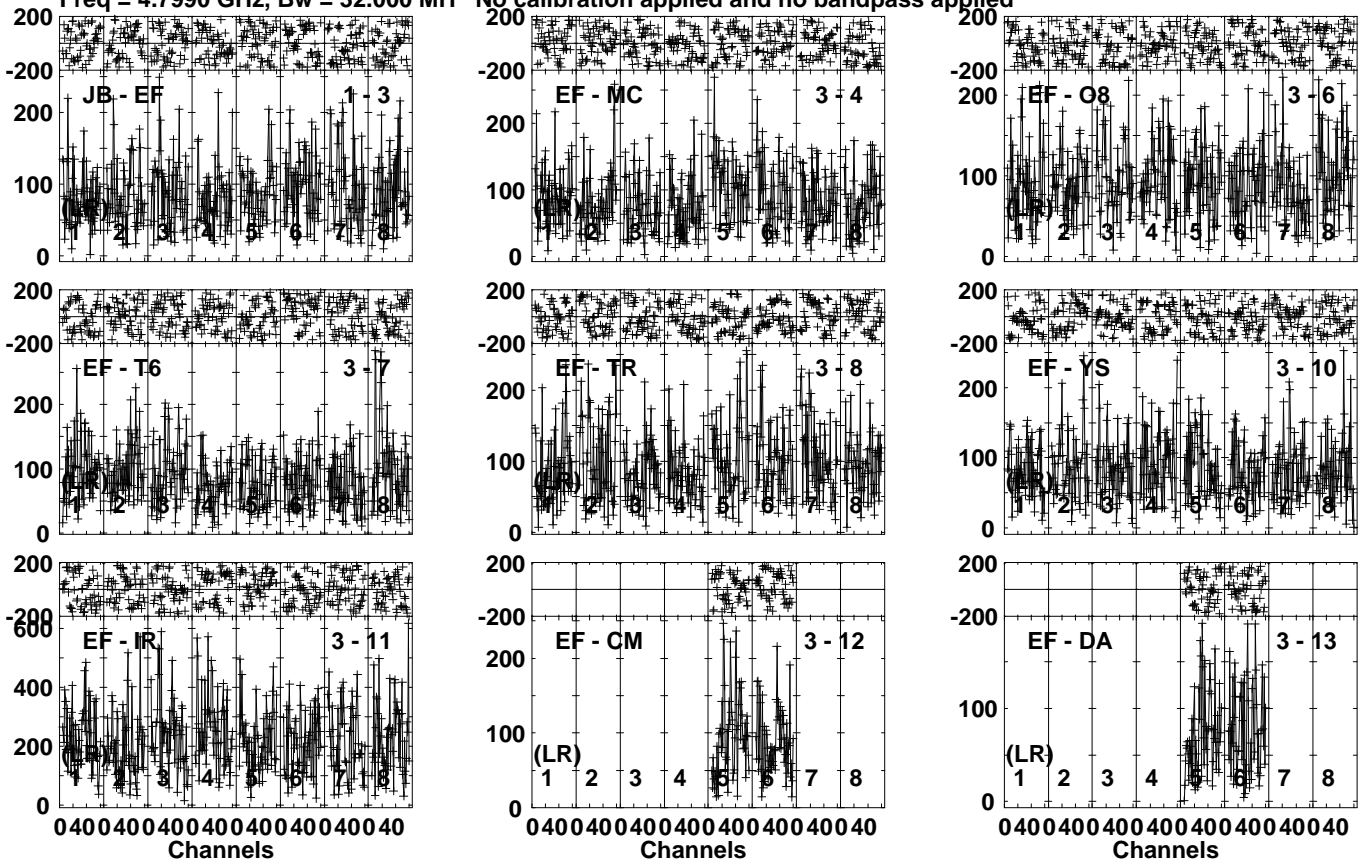
Lower frame: Micro Ampl Jy Top frame: Phas deg  
Vector averaged cross-power spectrum Several baselines displayed  
Timerange: 00/12:45:21 to 00/12:45:59



Plot file version 117 created 23-FEB-2022 10:17:57

NGC3348 EC082B.UVDATA.1

Freq = 4.7990 GHz, Bw = 32.000 MH No calibration applied and no bandpass applied

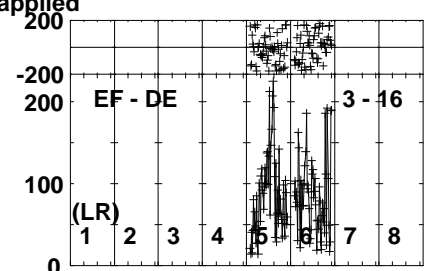
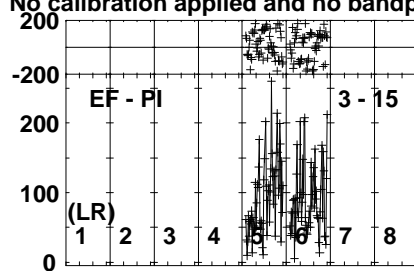
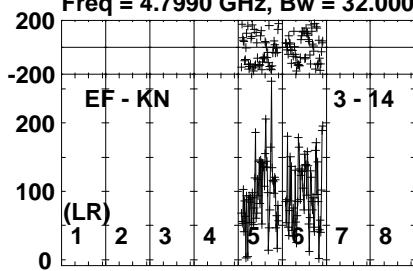


Lower frame: Micro Ampl Jy Top frame: Phas deg  
Vector averaged cross-power spectrum Several baselines displayed  
Timerange: 00/12:46:11 to 00/12:48:49

Plot file version 118 created 23-FEB-2022 10:17:58

NGC3348 EC082B.UVDATA.1

Freq = 4.7990 GHz, Bw = 32.000 MH No calibration applied and no bandpass applied



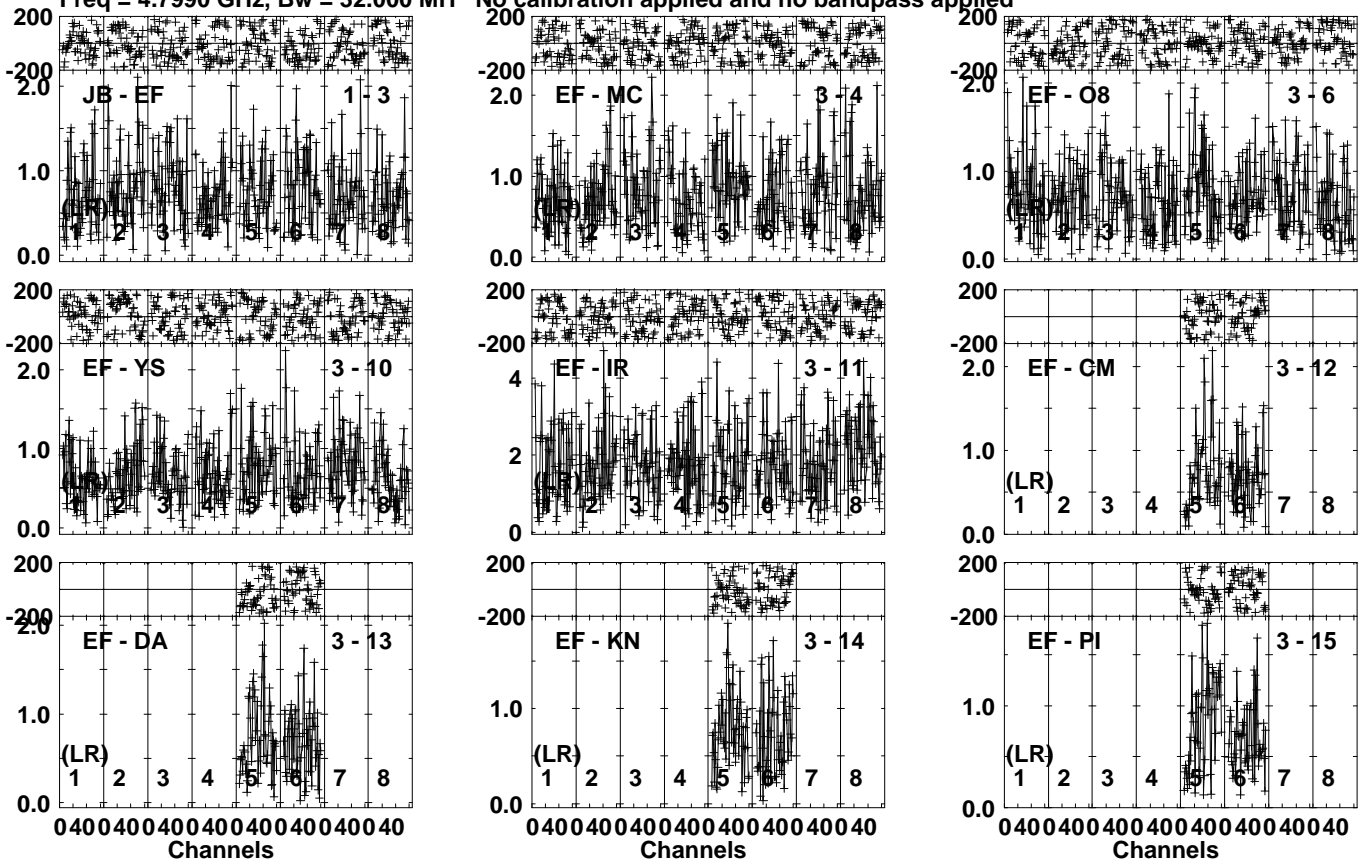
Lower frame: Micro Ampl Jy Top frame: Phas deg  
Vector averaged cross-power spectrum Several baselines displayed  
Timerange: 00/12:46:11 to 00/12:48:49

Plot file version 119 created 23-FEB-2022 10:17:58

J1047+7238 EC082B.UVDATA.1

Freq = 4.7990 GHz, Bw = 32.000 MH

No calibration applied and no bandpass applied

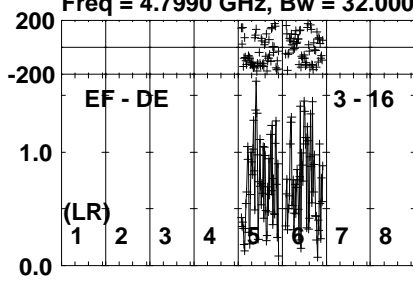


Lower frame: Milli Ampl Jy Top frame: Phas deg  
Vector averaged cross-power spectrum Several baselines displayed  
Timerange: 00/12:48:51 to 00/12:49:29

Plot file version 120 created 23-FEB-2022 10:17:58

J1047+7238 EC082B.UVDATA.1

Freq = 4.7990 GHz, Bw = 32.000 MH No calibration applied and no bandpass applied



Lower frame: Milli Ampl Jy Top frame: Phas deg

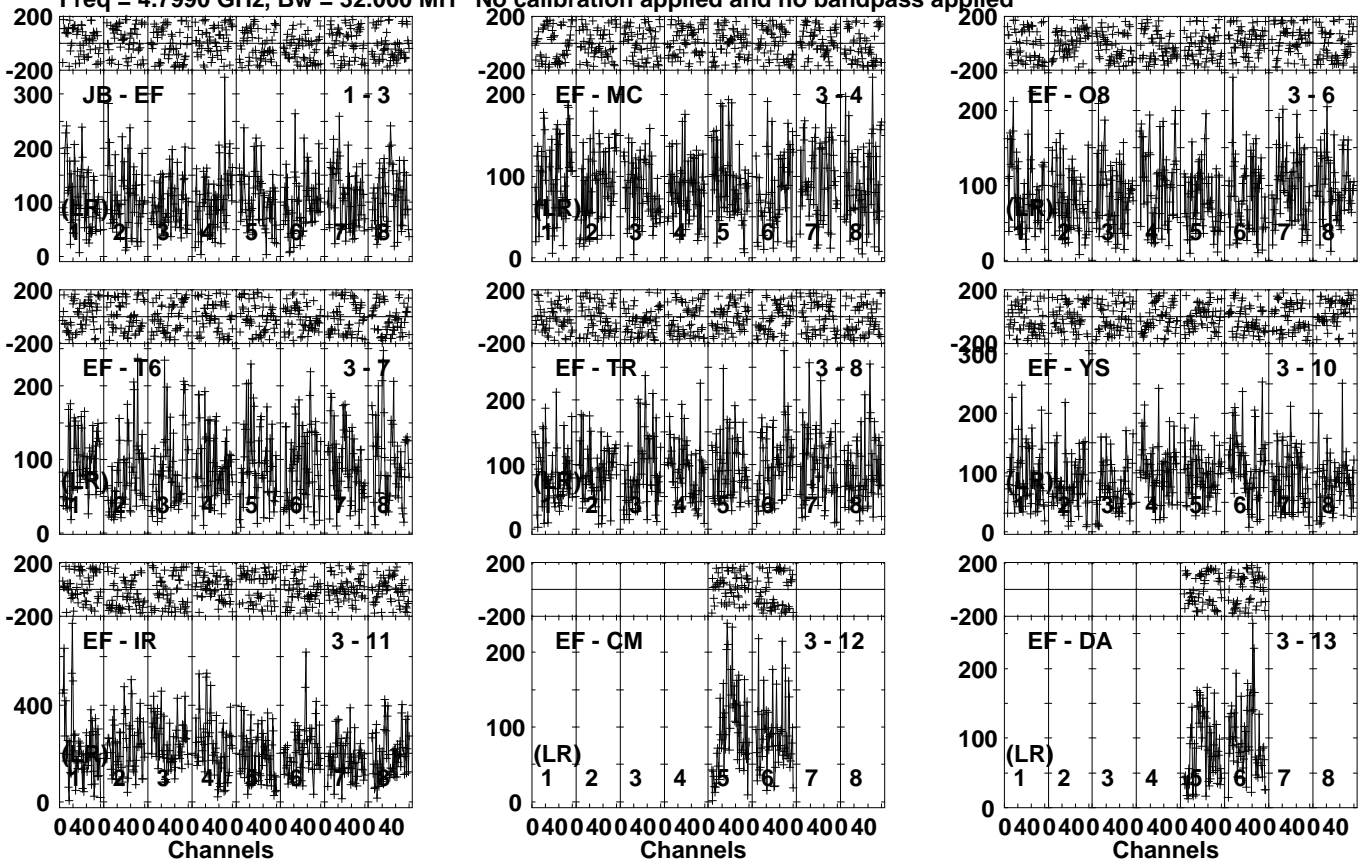
Vector averaged cross-power spectrum Several baselines displayed

Timerange: 00/12:48:51 to 00/12:49:29

Plot file version 121 created 23-FEB-2022 10:17:58

NGC3348 EC082B.UVDATA.1

Freq = 4.7990 GHz, Bw = 32.000 MH No calibration applied and no bandpass applied

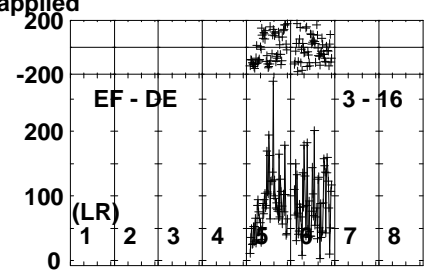
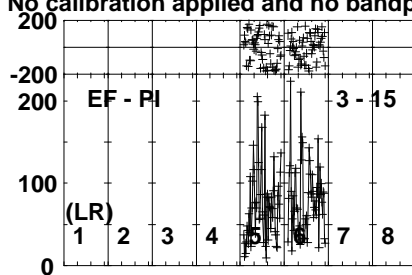
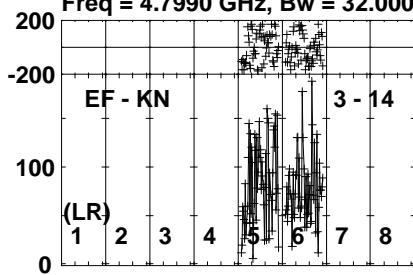


Lower frame: Micro Ampl Jy Top frame: Phas deg  
Vector averaged cross-power spectrum Several baselines displayed  
Timerange: 00/12:49:41 to 00/12:52:19

Plot file version 122 created 23-FEB-2022 10:17:58

NGC3348 EC082B.UVDATA.1

Freq = 4.7990 GHz, Bw = 32.000 MH No calibration applied and no bandpass applied



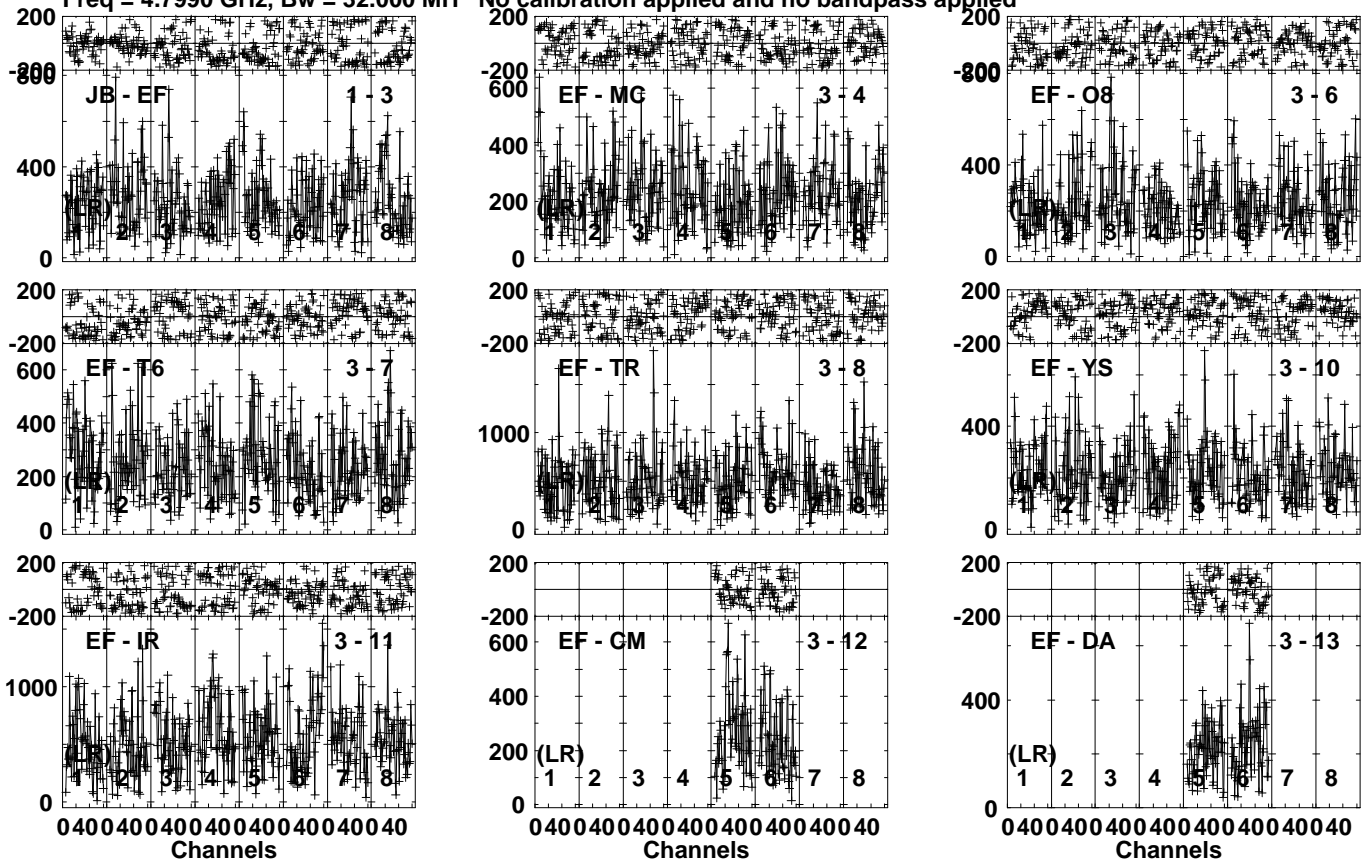
Lower frame: Micro Ampl Jy Top frame: Phas deg  
Vector averaged cross-power spectrum Several baselines displayed  
Timerange: 00/12:49:41 to 00/12:52:19

Plot file version 123 created 23-FEB-2022 10:17:59

J1047+7238 EC082B.UVDATA.1

Freq = 4.7990 GHz, Bw = 32.000 MH

No calibration applied and no bandpass applied



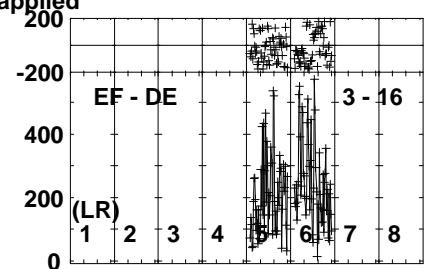
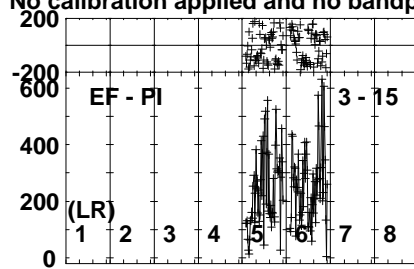
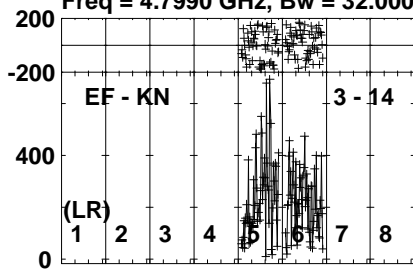
Lower frame: Micro Ampl Jy Top frame: Phas deg  
Vector averaged cross-power spectrum Several baselines displayed  
Timerange: 00/12:52:31 to 00/12:53:09

Plot file version 124 created 23-FEB-2022 10:17:59

J1047+7238 EC082B.UVDATA.1

Freq = 4.7990 GHz, Bw = 32.000 MH

No calibration applied and no bandpass applied



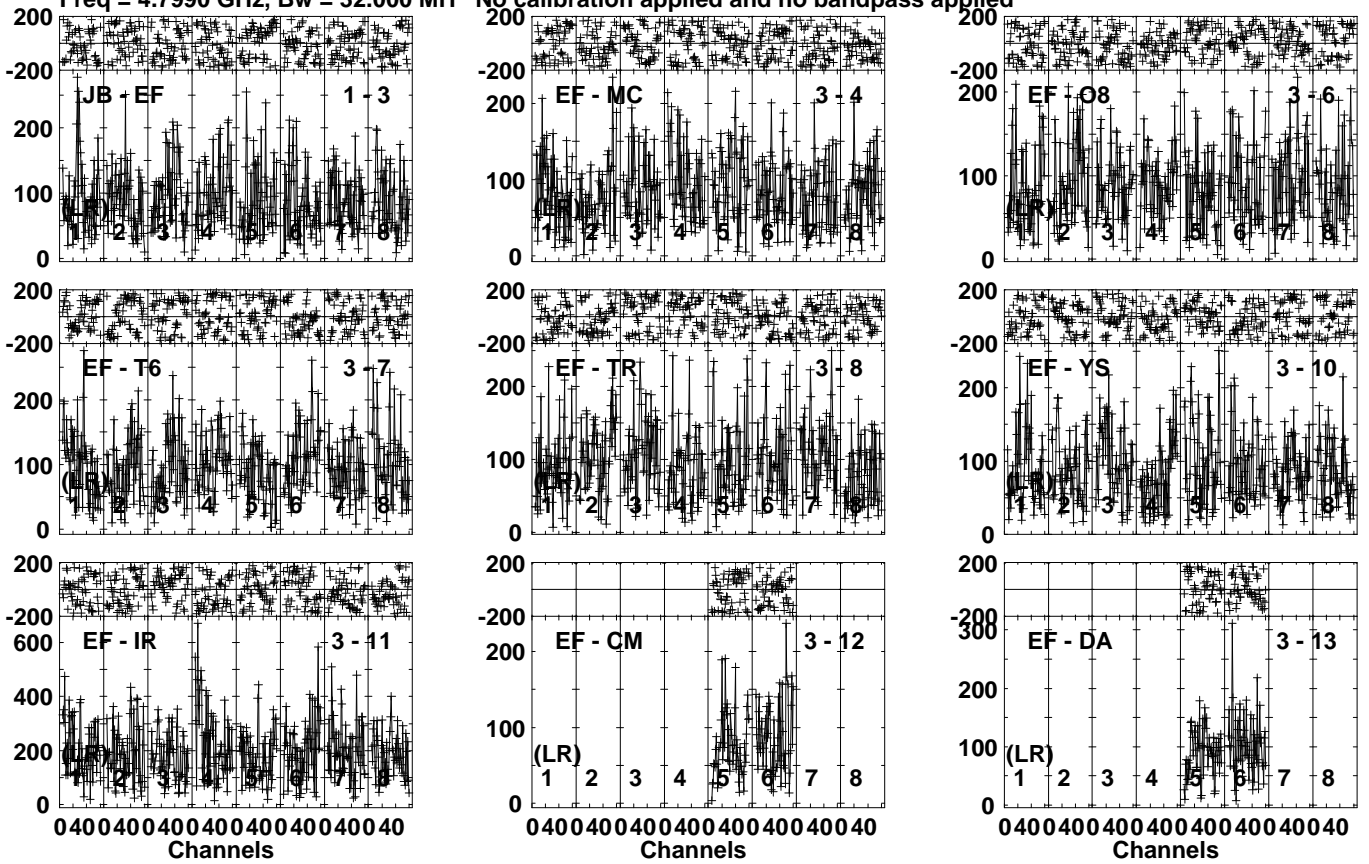
Lower frame: Micro Ampl Jy Top frame: Phas deg  
Vector averaged cross-power spectrum Several baselines displayed  
Timerange: 00/12:52:31 to 00/12:53:09



Plot file version 125 created 23-FEB-2022 10:17:59

NGC3348 EC082B.UVDATA.1

Freq = 4.7990 GHz, Bw = 32.000 MH No calibration applied and no bandpass applied



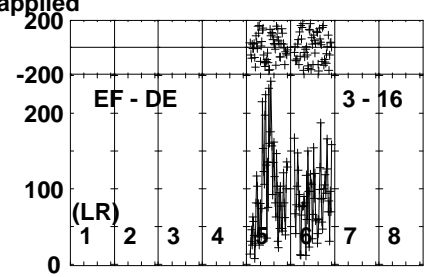
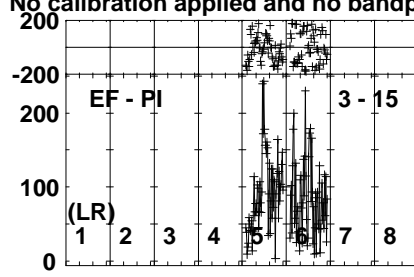
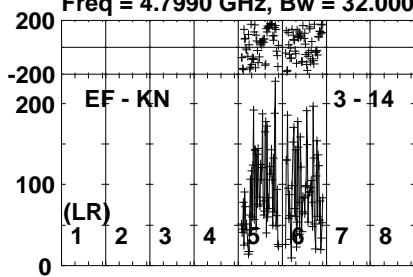
Lower frame: Micro Ampl Jy Top frame: Phas deg  
Vector averaged cross-power spectrum Several baselines displayed  
Timerange: 00/12:53:21 to 00/12:55:59

Plot file version 126 created 23-FEB-2022 10:17:59

NGC3348 EC082B.UVDATA.1

Freq = 4.7990 GHz, Bw = 32.000 MH

No calibration applied and no bandpass applied



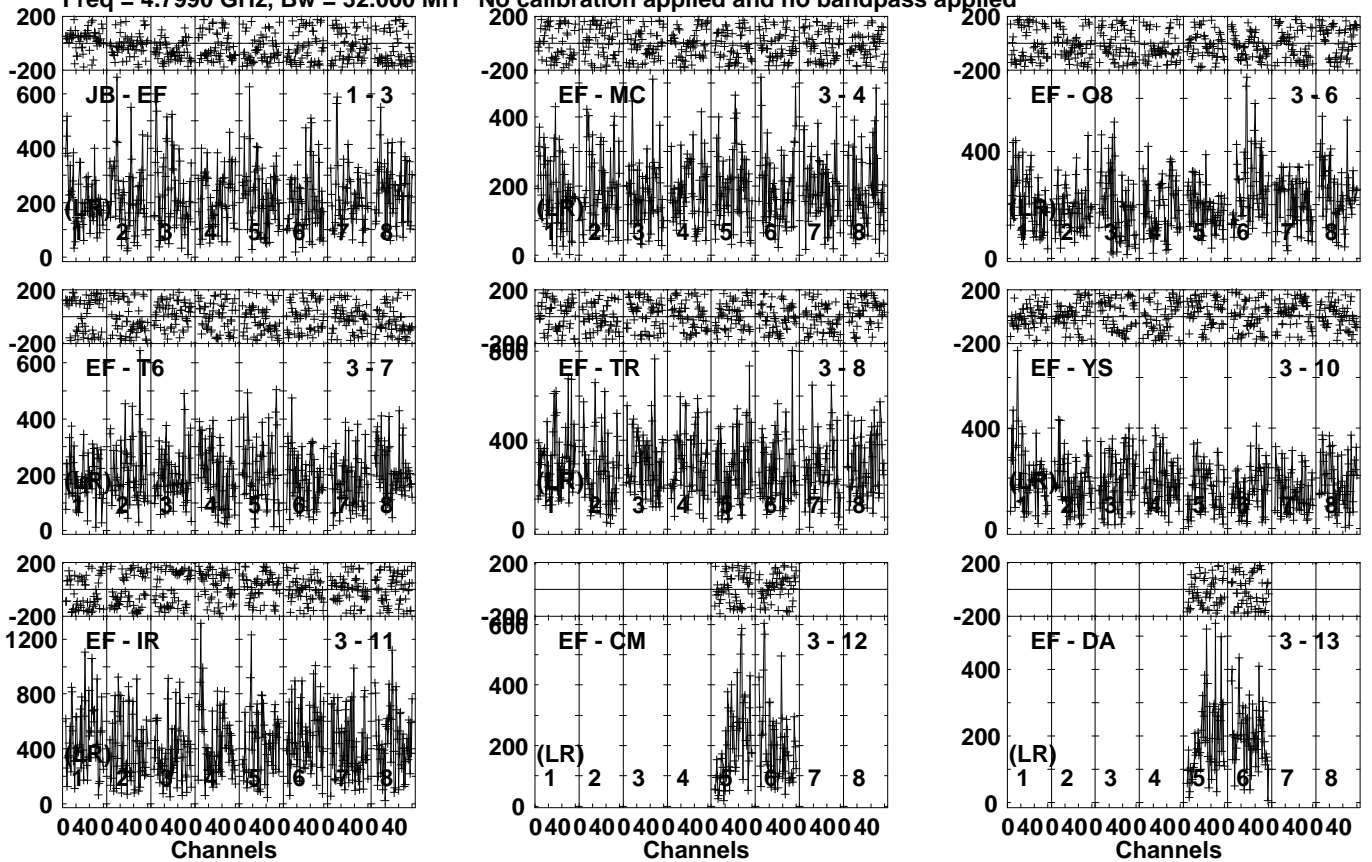
Lower frame: Micro Ampl Jy Top frame: Phas deg  
Vector averaged cross-power spectrum Several baselines displayed  
Timerange: 00/12:53:21 to 00/12:55:59

Plot file version 127 created 23-FEB-2022 10:17:59

J1047+7238 EC082B.UVDATA.1

Freq = 4.7990 GHz, Bw = 32.000 MH

No calibration applied and no bandpass applied

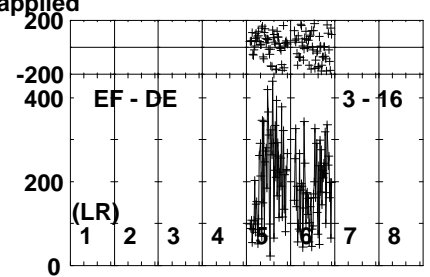
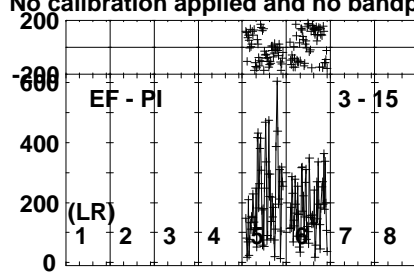
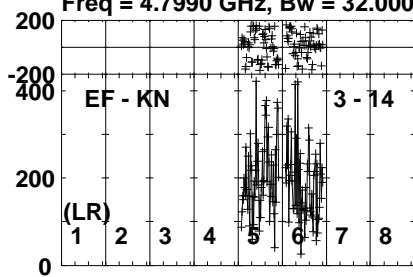


Lower frame: Micro Ampl Jy Top frame: Phas deg  
Vector averaged cross-power spectrum Several baselines displayed  
Timerange: 00/12:56:21 to 00/12:56:59

Plot file version 128 created 23-FEB-2022 10:18:00

J1047+7238 EC082B.UVDATA.1

Freq = 4.7990 GHz, Bw = 32.000 MH No calibration applied and no bandpass applied

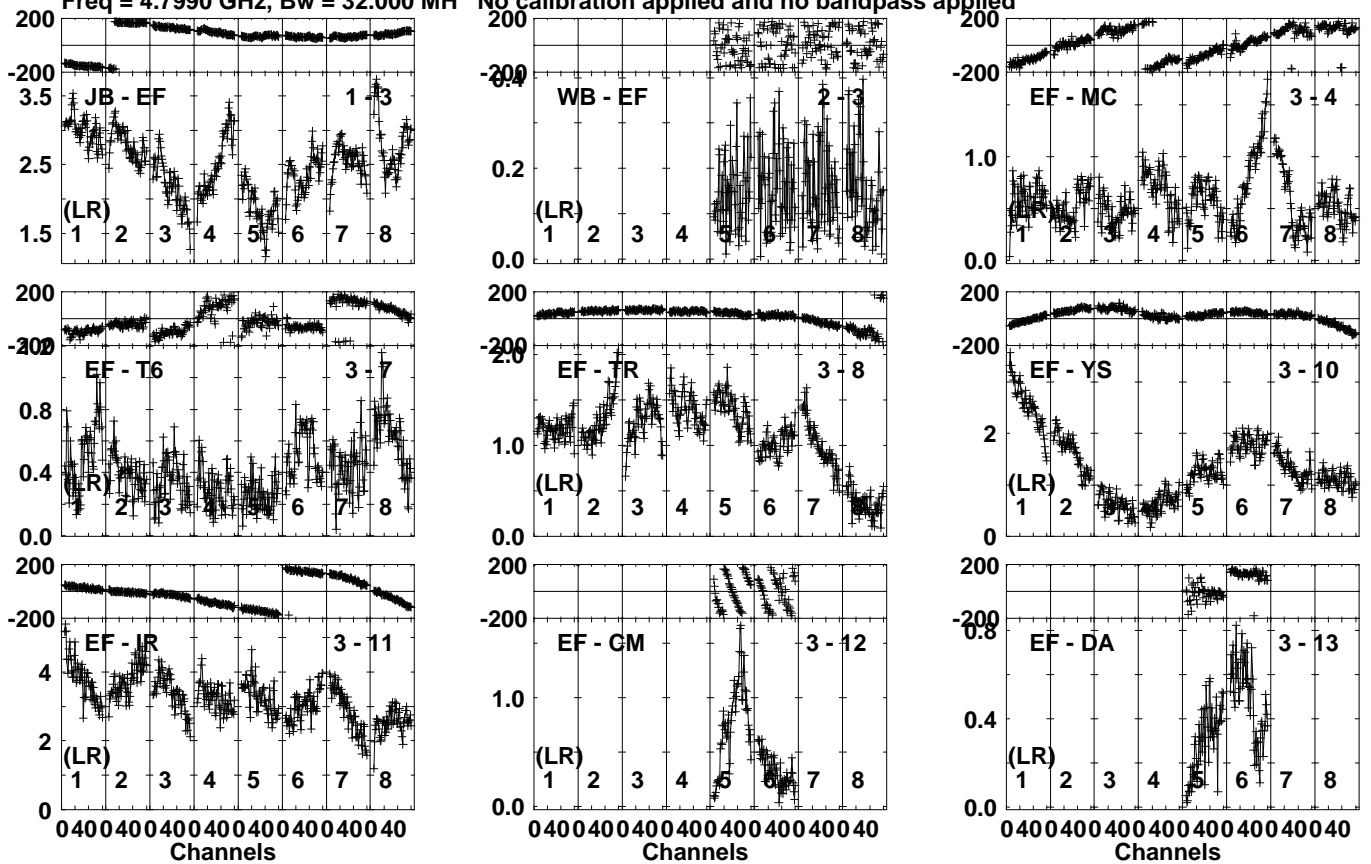


Lower frame: Micro Ampl Jy Top frame: Phas deg  
Vector averaged cross-power spectrum Several baselines displayed  
Timerange: 00/12:56:21 to 00/12:56:59

Plot file version 129 created 23-FEB-2022 10:18:00

1807+698 EC082B.UVDATA.1

Freq = 4.7990 GHz, Bw = 32.000 MH No calibration applied and no bandpass applied



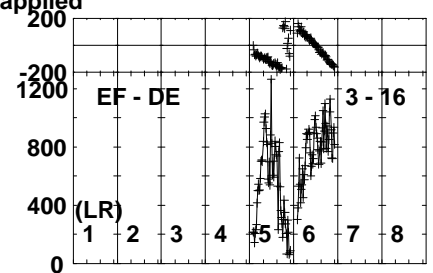
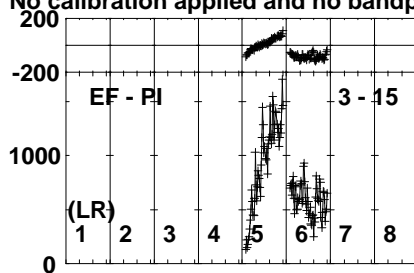
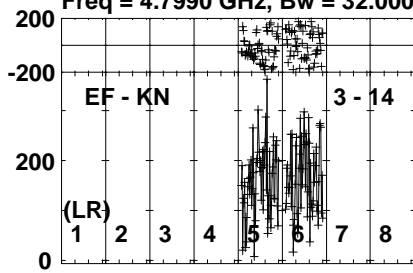
Lower frame: Milli Ampl Jy Top frame: Phas deg  
Vector averaged cross-power spectrum Several baselines displayed  
Timerange: 00/12:58:01 to 00/12:59:59

Plot file version 130 created 23-FEB-2022 10:18:00

1807+698 EC082B.UVDATA.1

Freq = 4.7990 GHz, Bw = 32.000 MH

No calibration applied and no bandpass applied



Lower frame: Micro Ampl Jy Top frame: Phas deg  
Vector averaged cross-power spectrum Several baselines displayed  
Timerange: 00/12:58:01 to 00/12:59:59