



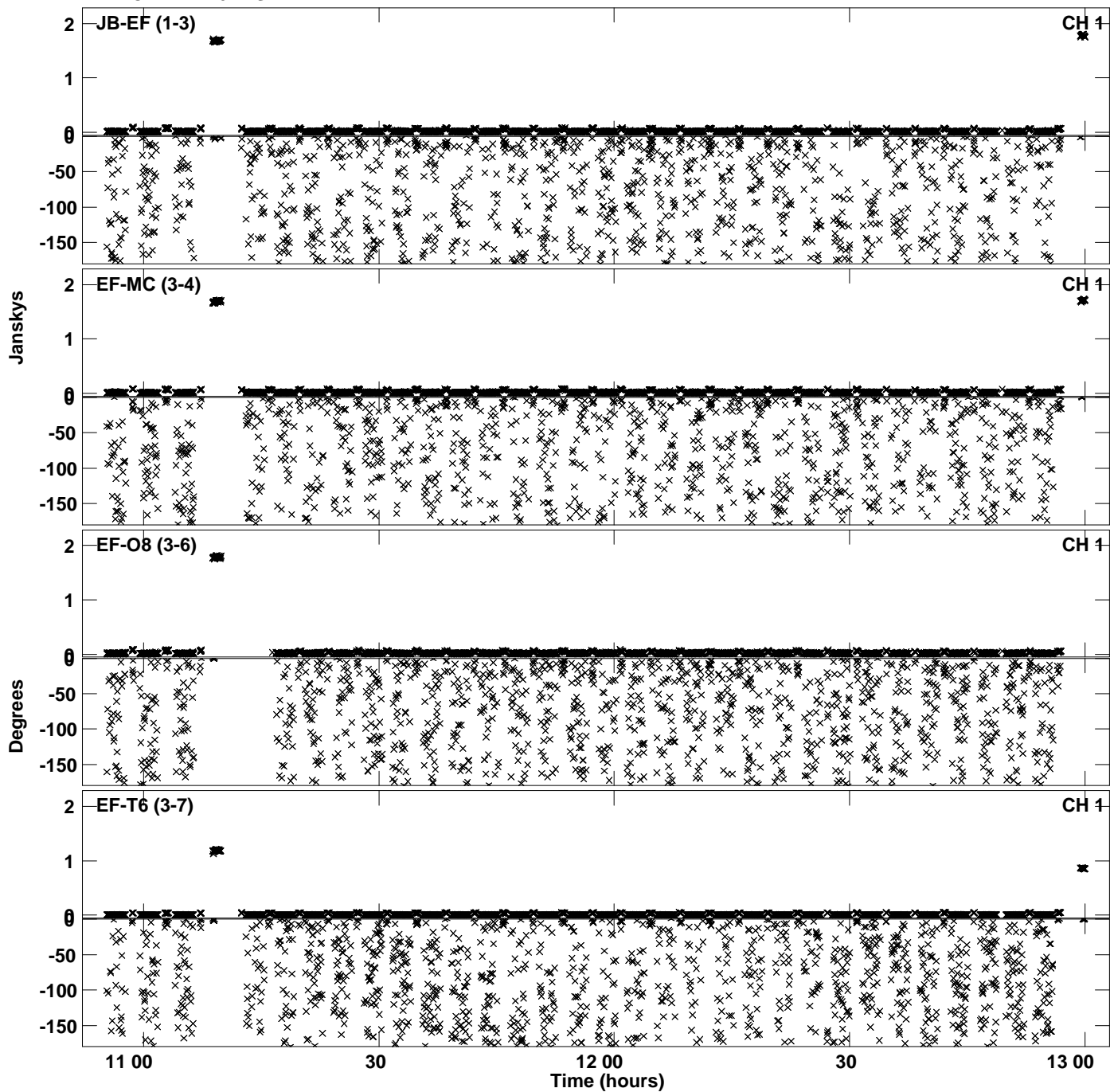
Plot file version 1 created 23-FEB-2022 10:25:33
Amplitude andPhase vs Time for EC082B.UVDATA.1 Vect aver. CL # 4
IF 1 CHAN 1 - 64 STK LL




Plot file version 2 created 23-FEB-2022 10:25:33
Amplitude andPhase vs Time for EC082B.UVDATA.1 Vect aver. CL # 4
IF 1 CHAN 1 - 64 STK LL




Plot file version 3 created 23-FEB-2022 10:25:41
Amplitude andPhase vs Time for EC082B.UVDATA.1 Vect aver. CL # 4
IF 2 CHAN 1 - 64 STK LL




Plot file version 4 created 23-FEB-2022 10:25:41
Amplitude andPhase vs Time for EC082B.UVDATA.1 Vect aver. CL # 4
IF 2 CHAN 1 - 64 STK LL




Plot file version 5 created 23-FEB-2022 10:25:51
Amplitude and Phase vs Time for EC082B.UVDATA.1 Vect aver. CL # 4
IF 3 CHAN 1 - 64 STK LL




PLot file version 6 created 23-FEB-2022 10:25:51
Amplitude andPhase vs Time for EC082B.UVDATA.1 Vect aver. CL # 4
IF 3 CHAN 1 - 64 STK LL



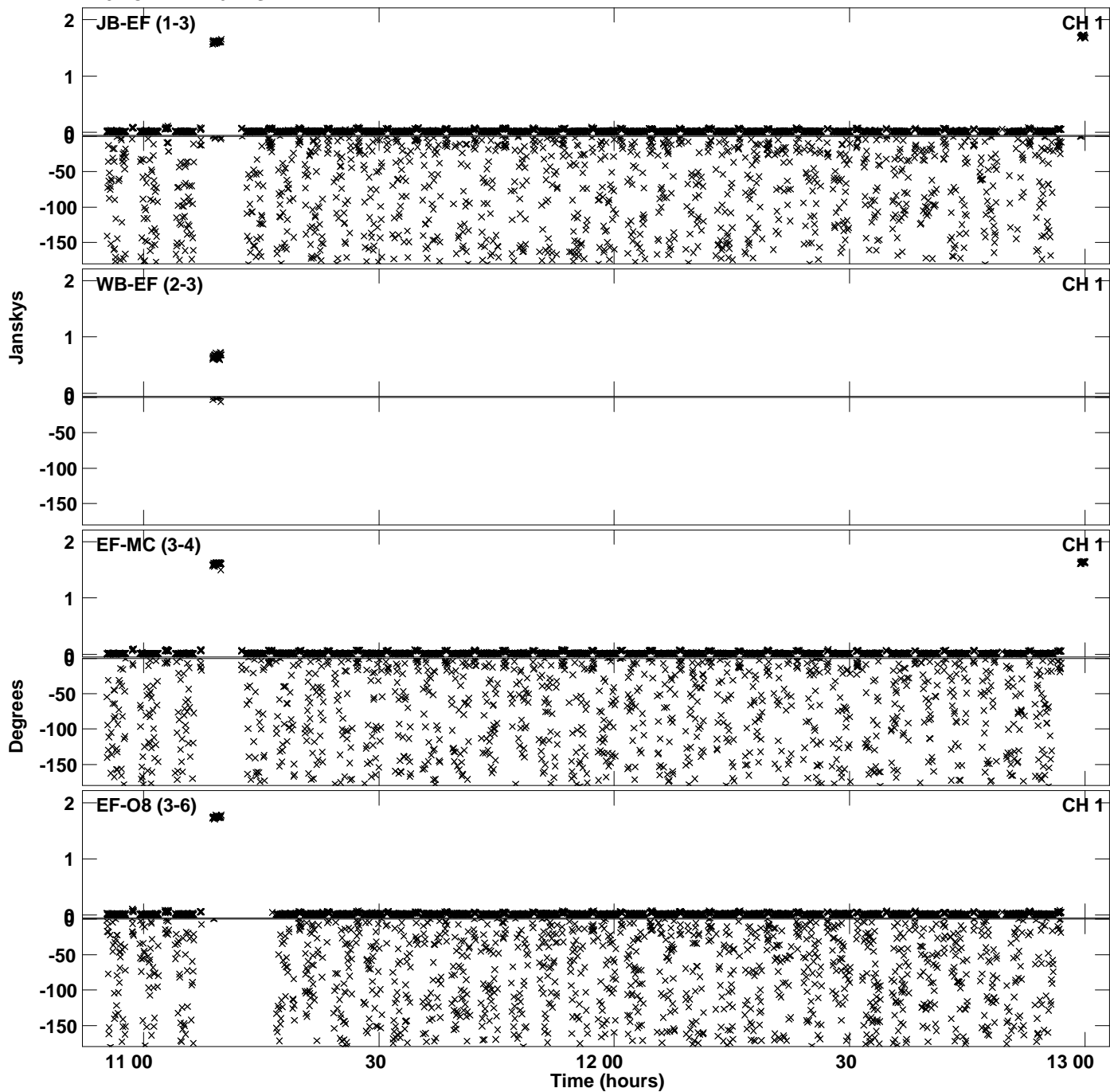
Plot file version 7 created 23-FEB-2022 10:25:59
Amplitude andPhase vs Time for EC082B.UVDATA.1 Vect aver. CL # 4
IF 4 CHAN 1 - 64 STK LL




PLot file version 8 created 23-FEB-2022 10:25:59
Amplitude andPhase vs Time for EC082B.UVDATA.1 Vect aver. CL # 4
IF 4 CHAN 1 - 64 STK LL




Plot file version 9 created 23-FEB-2022 10:26:12
Amplitude andPhase vs Time for EC082B.UVDATA.1 Vect aver. CL # 4
IF 5 CHAN 1 - 64 STK LL



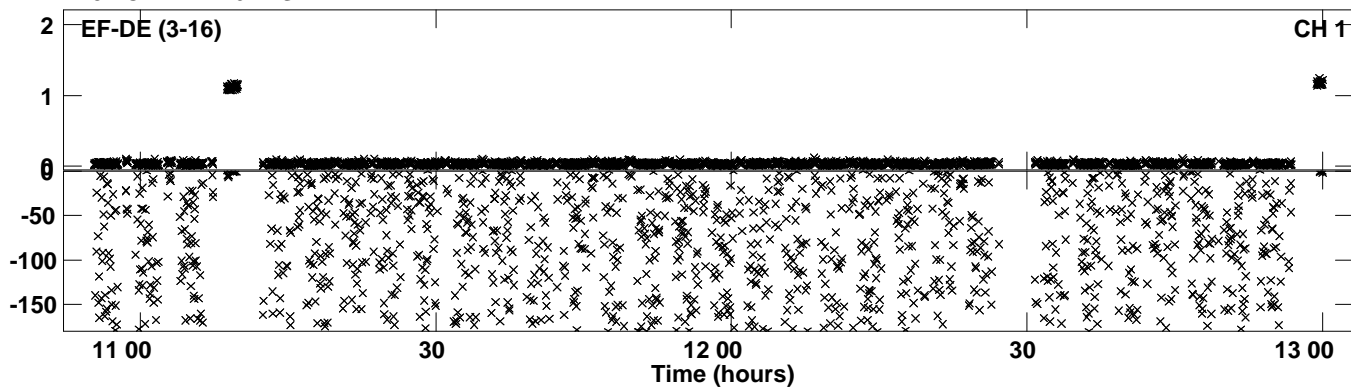
Plot file version 10 created 23-FEB-2022 10:26:12
Amplitude andPhase vs Time for EC082B.UVDATA.1 Vect aver. CL # 4
IF 5 CHAN 1 - 64 STK LL



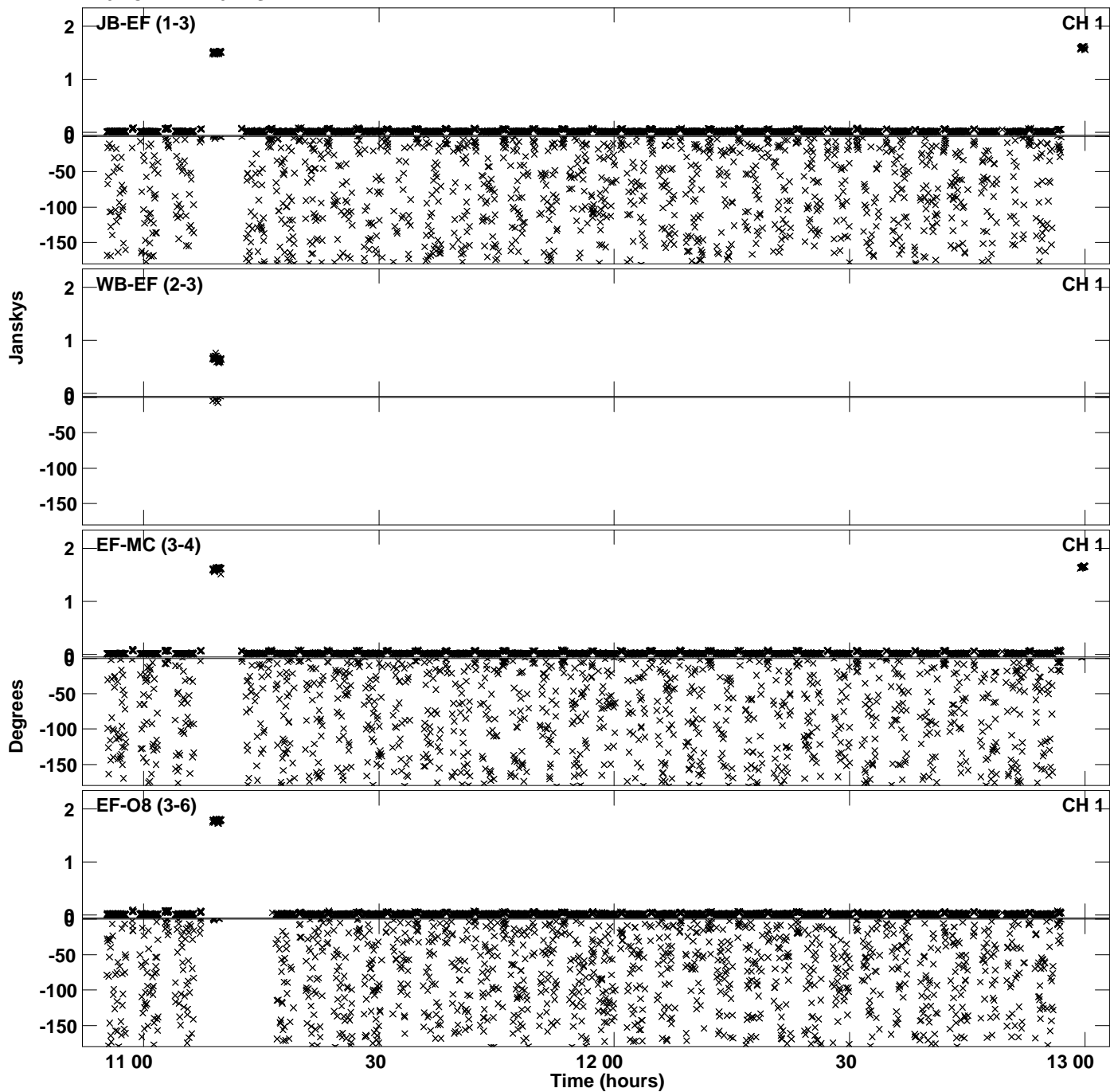
Plot file version 11 created 23-FEB-2022 10:26:12
Amplitude andPhase vs Time for EC082B.UVDATA.1 Vect aver. CL # 4
IF 5 CHAN 1 - 64 STK LL




PLot file version 12 created 23-FEB-2022 10:26:12
Amplitude andPhase vs Time for EC082B.UVDATA.1 Vect aver. CL # 4
IF 5 CHAN 1 - 64 STK LL




Plot file version 13 created 23-FEB-2022 10:26:23
Amplitude andPhase vs Time for EC082B.UVDATA.1 Vect aver. CL # 4
IF 6 CHAN 1 - 64 STK LL



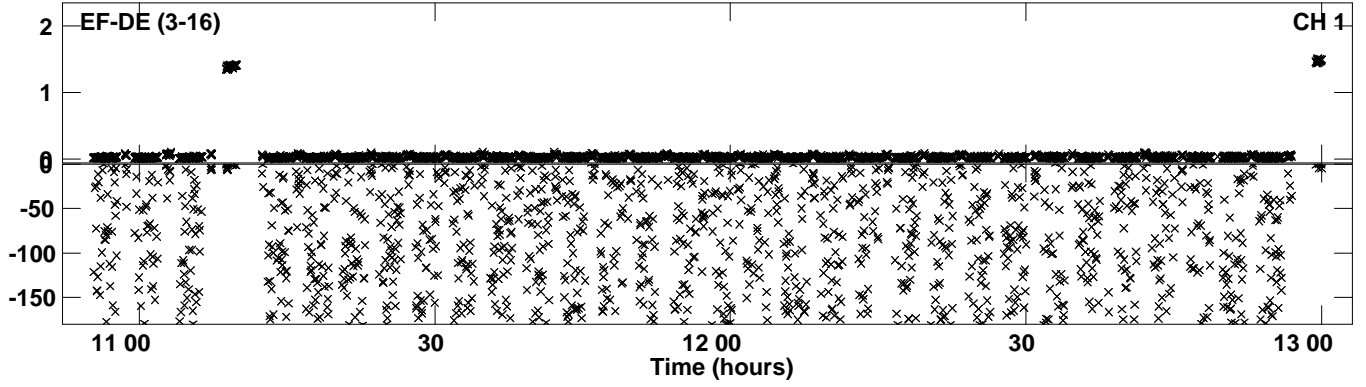
Plot file version 14 created 23-FEB-2022 10:26:23
Amplitude andPhase vs Time for EC082B.UVDATA.1 Vect aver. CL # 4
IF 6 CHAN 1 - 64 STK LL



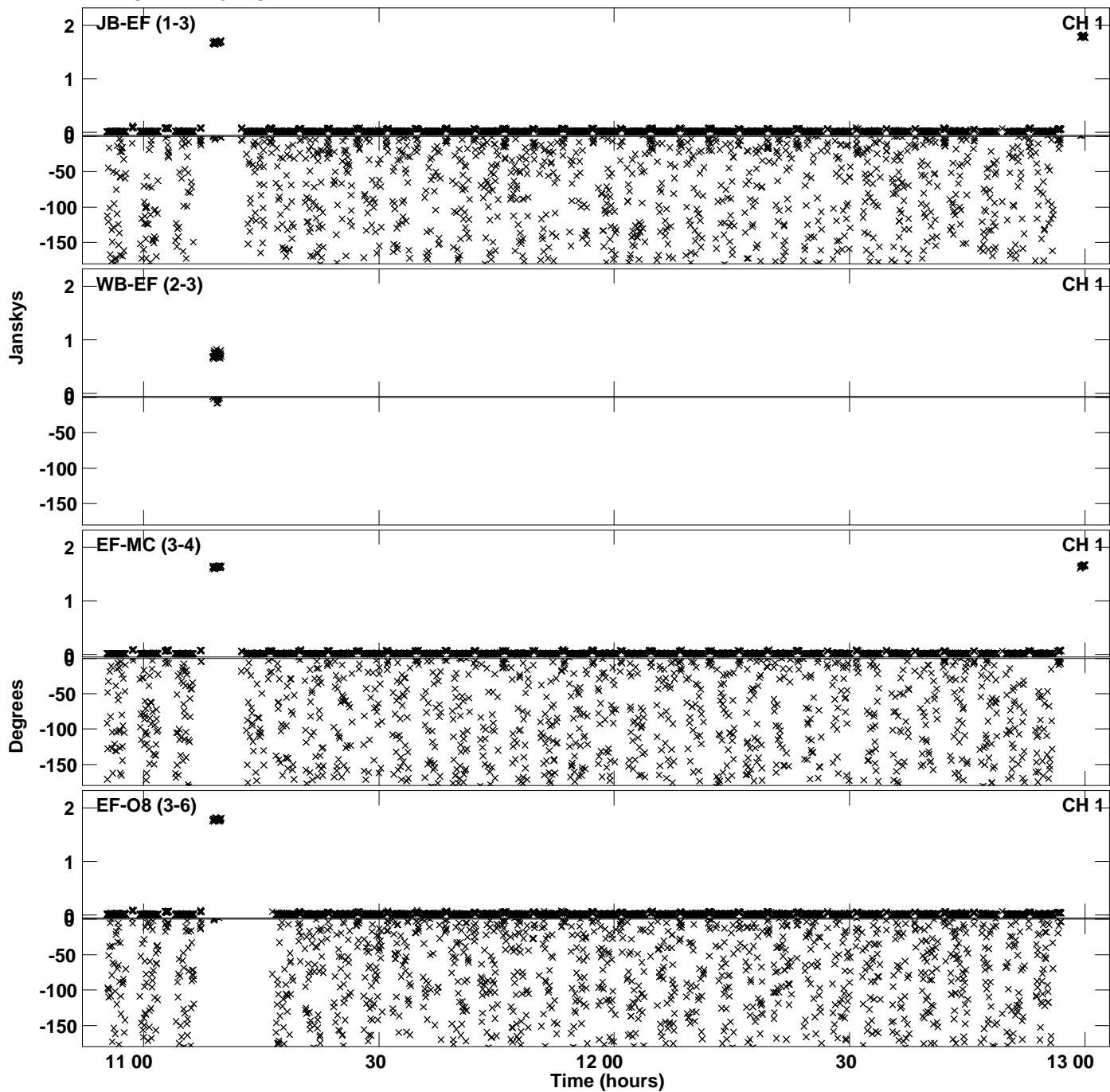
Plot file version 15 created 23-FEB-2022 10:26:23
Amplitude andPhase vs Time for EC082B.UVDATA.1 Vect aver. CL # 4
IF 6 CHAN 1 - 64 STK LL




PLot file version 16 created 23-FEB-2022 10:26:23
Amplitude andPhase vs Time for EC082B.UVDATA.1 Vect aver. CL # 4
IF 6 CHAN 1 - 64 STK LL



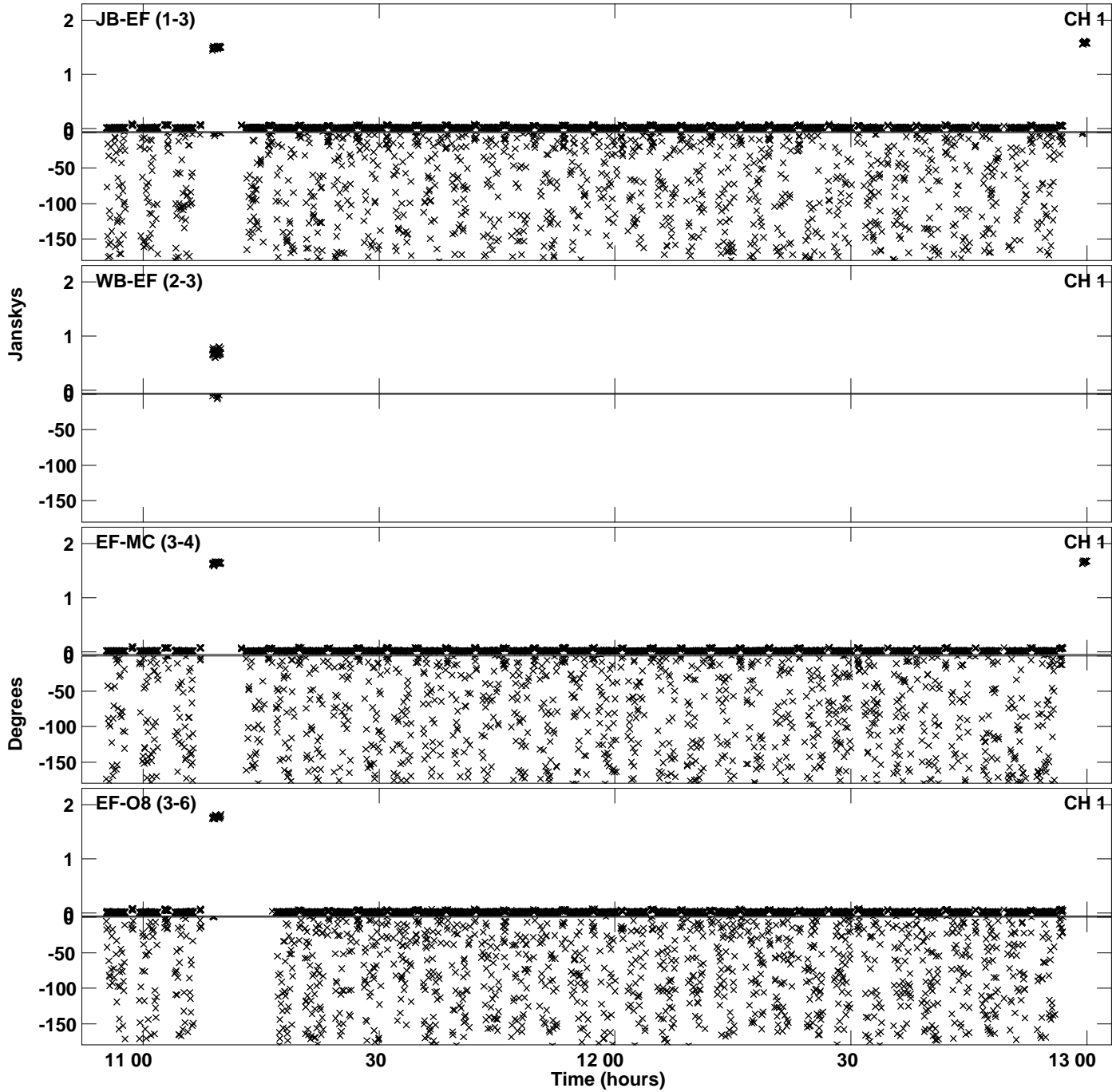
Plot file version 17 created 23-FEB-2022 10:26:32
Amplitude andPhase vs Time for EC082B.UVDATA.1 Vect aver. CL # 4
IF 7 CHAN 1 - 64 STK LL



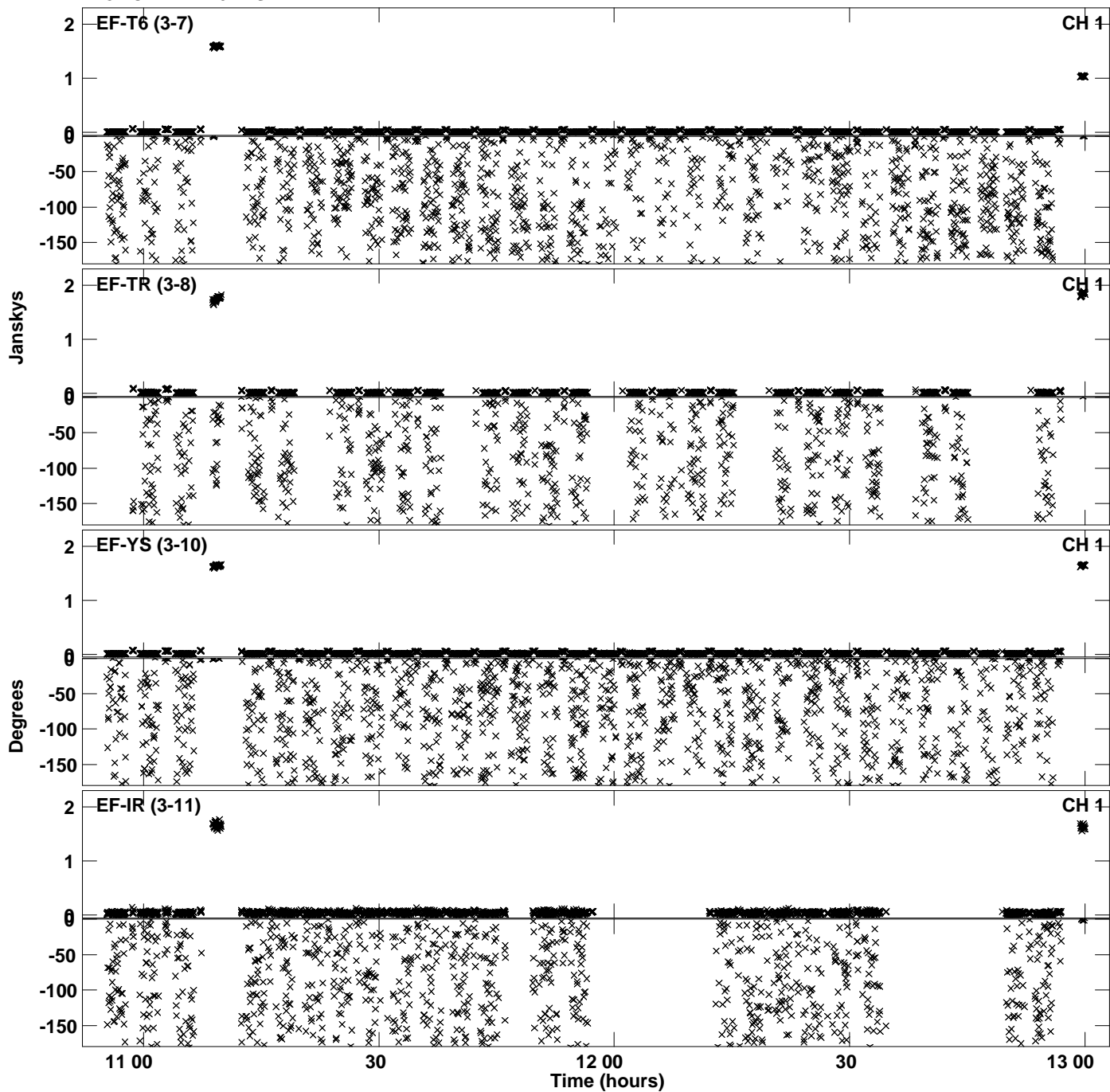
Plot file version 18 created 23-FEB-2022 10:26:32
Amplitude andPhase vs Time for EC082B.UVDATA.1 Vect aver. CL # 4
IF 7 CHAN 1 - 64 STK LL




Plot file version 19 created 23-FEB-2022 10:26:42
Amplitude andPhase vs Time for EC082B.UVDATA.1 Vect aver. CL # 4
IF 8 CHAN 1 - 64 STK LL




Plot file version 20 created 23-FEB-2022 10:26:42
Amplitude andPhase vs Time for EC082B.UVDATA.1 Vect aver. CL # 4
IF 8 CHAN 1 - 64 STK LL




Plot file version 21 created 23-FEB-2022 10:26:51
Amplitude andPhase vs Time for EC082B.UVDATA.1 Vect aver. CL # 4
IF 1 CHAN 1 - 64 STK RR




Plot file version 22 created 23-FEB-2022 10:26:51
Amplitude and Phase vs Time for EC082B.UVDATA.1 Vect aver. CL # 4
IF 1 CHAN 1 - 64 STK RR




Plot file version 23 created 23-FEB-2022 10:27:00
Amplitude andPhase vs Time for EC082B.UVDATA.1 Vect aver. CL # 4
IF 2 CHAN 1 - 64 STK RR




PLot file version 24 created 23-FEB-2022 10:27:00
Amplitude andPhase vs Time for EC082B.UVDATA.1 Vect aver. CL # 4
IF 2 CHAN 1 - 64 STK RR




Plot file version 25 created 23-FEB-2022 10:27:08
Amplitude andPhase vs Time for EC082B.UVDATA.1 Vect aver. CL # 4
IF 3 CHAN 1 - 64 STK RR




PLot file version 26 created 23-FEB-2022 10:27:08
Amplitude andPhase vs Time for EC082B.UVDATA.1 Vect aver. CL # 4
IF 3 CHAN 1 - 64 STK RR



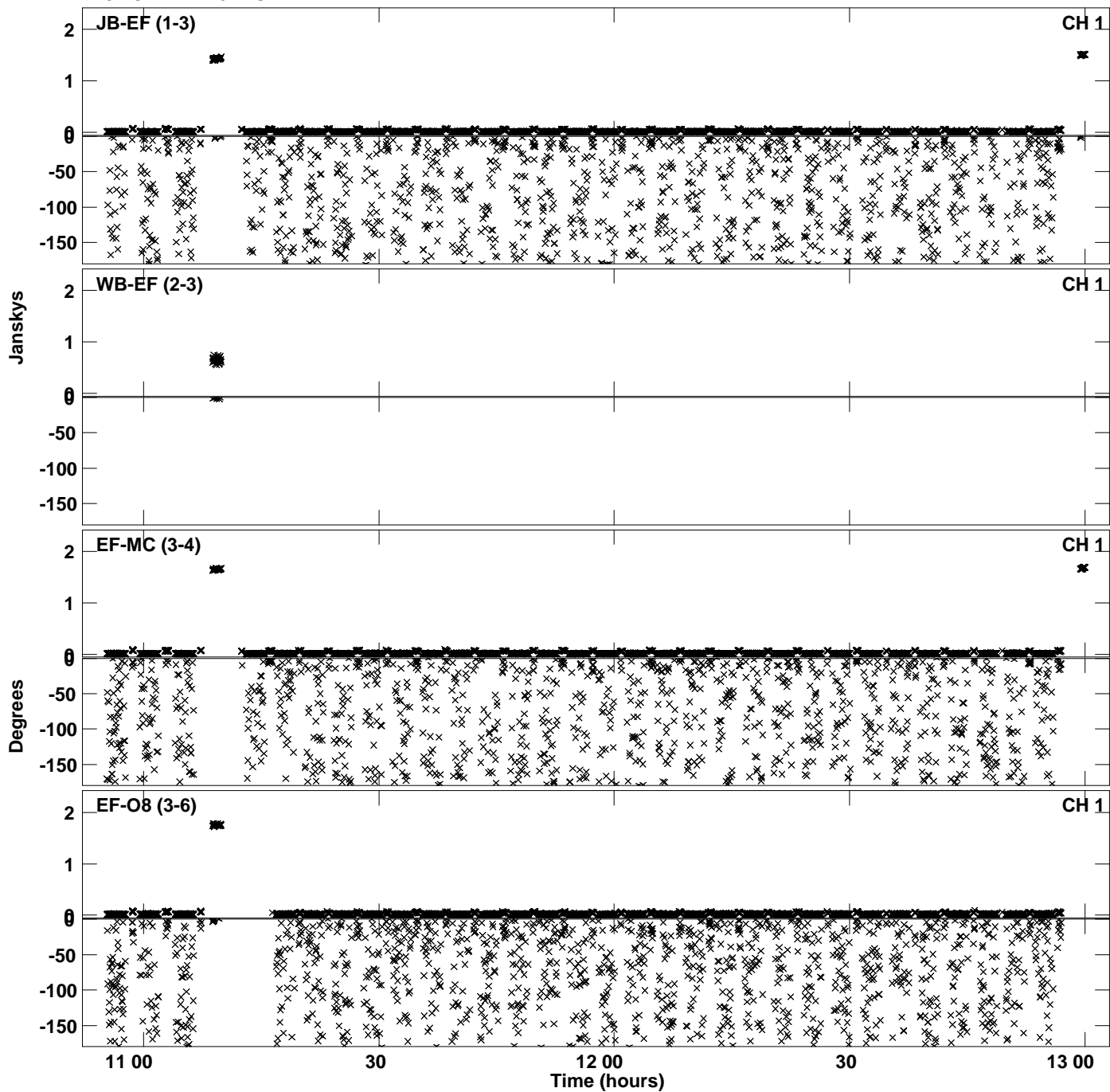
Plot file version 27 created 23-FEB-2022 10:27:15
Amplitude andPhase vs Time for EC082B.UVDATA.1 Vect aver. CL # 4
IF 4 CHAN 1 - 64 STK RR




PLot file version 28 created 23-FEB-2022 10:27:15
Amplitude andPhase vs Time for EC082B.UVDATA.1 Vect aver. CL # 4
IF 4 CHAN 1 - 64 STK RR



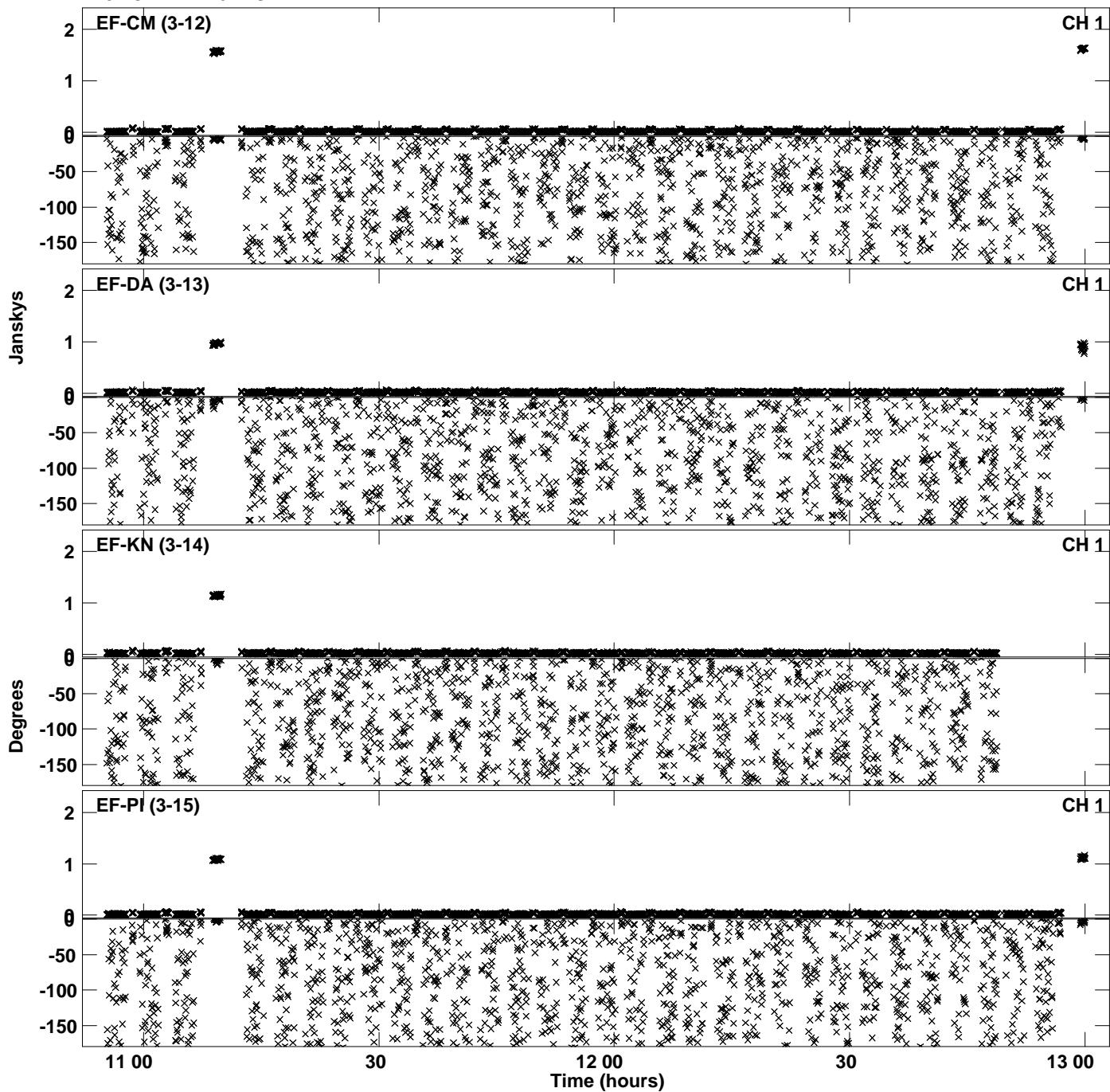
Plot file version 29 created 23-FEB-2022 10:27:25
Amplitude andPhase vs Time for EC082B.UVDATA.1 Vect aver. CL # 4
IF 5 CHAN 1 - 64 STK RR



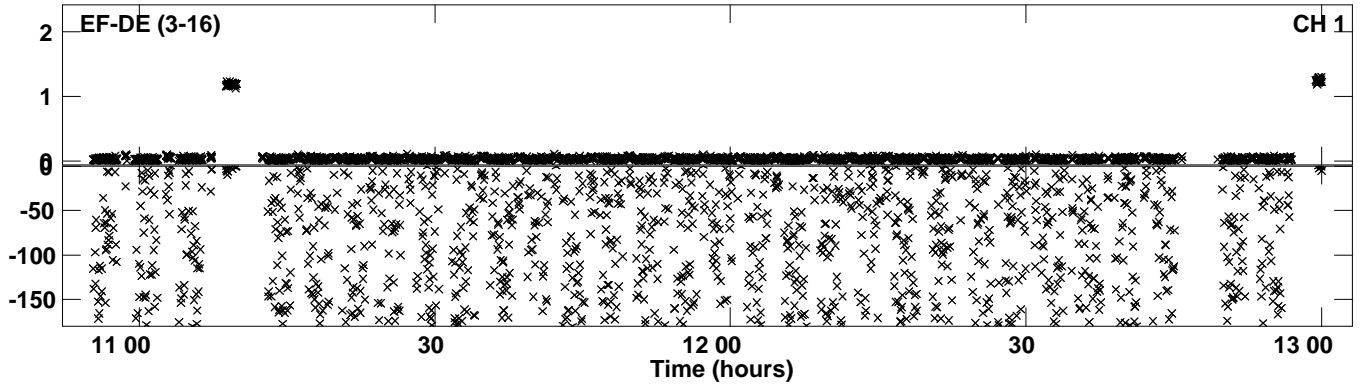
Plot file version 30 created 23-FEB-2022 10:27:25
Amplitude and Phase vs Time for EC082B.UVDATA.1 Vect aver. CL # 4
IF 5 CHAN 1 - 64 STK RR



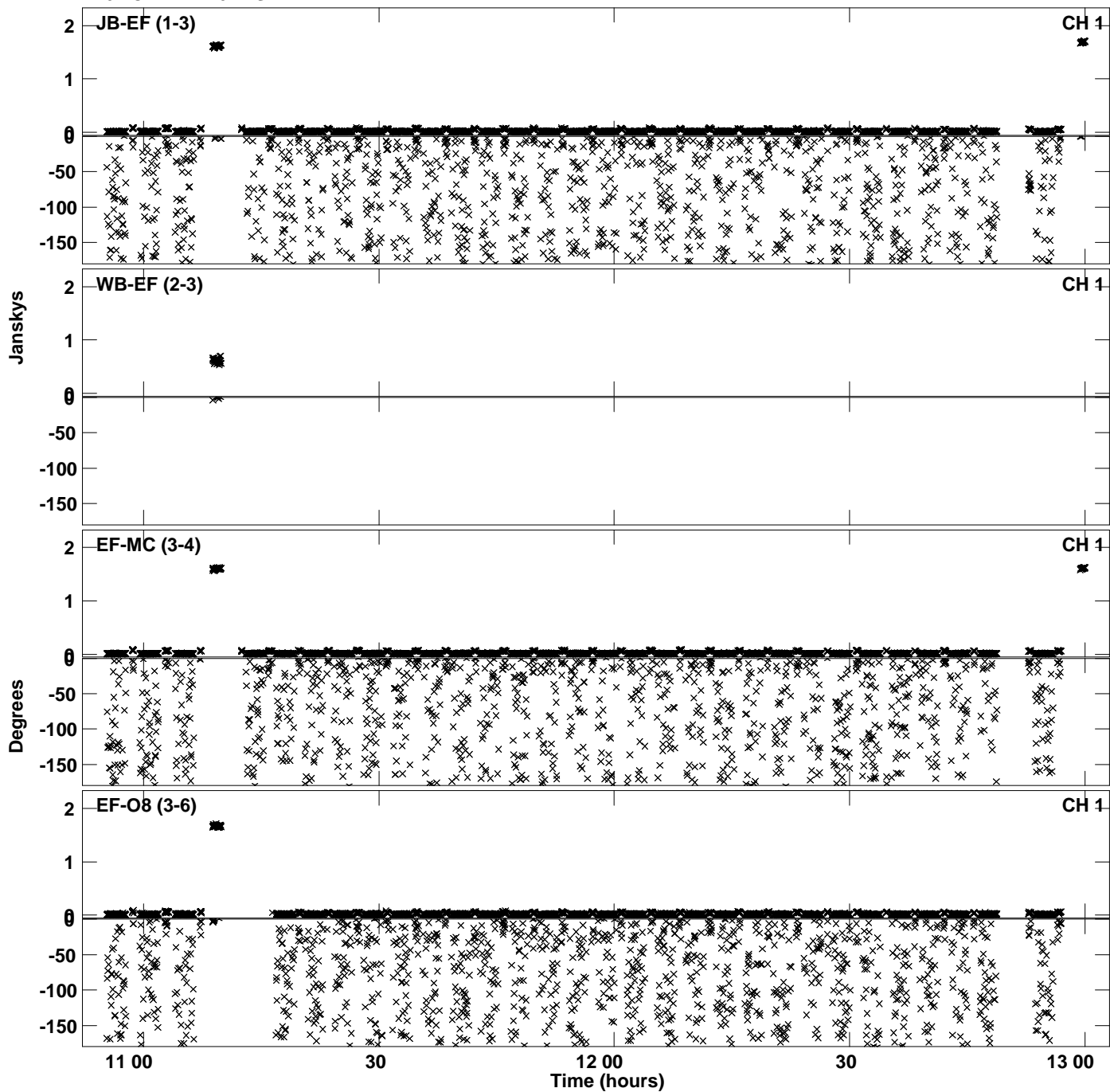
Plot file version 31 created 23-FEB-2022 10:27:25
Amplitude andPhase vs Time for EC082B.UVDATA.1 Vect aver. CL # 4
IF 5 CHAN 1 - 64 STK RR




PLot file version 32 created 23-FEB-2022 10:27:25
Amplitude andPhase vs Time for EC082B.UVDATA.1 Vect aver. CL # 4
IF 5 CHAN 1 - 64 STK RR




Plot file version 33 created 23-FEB-2022 10:27:36
Amplitude andPhase vs Time for EC082B.UVDATA.1 Vect aver. CL # 4
IF 6 CHAN 1 - 64 STK RR



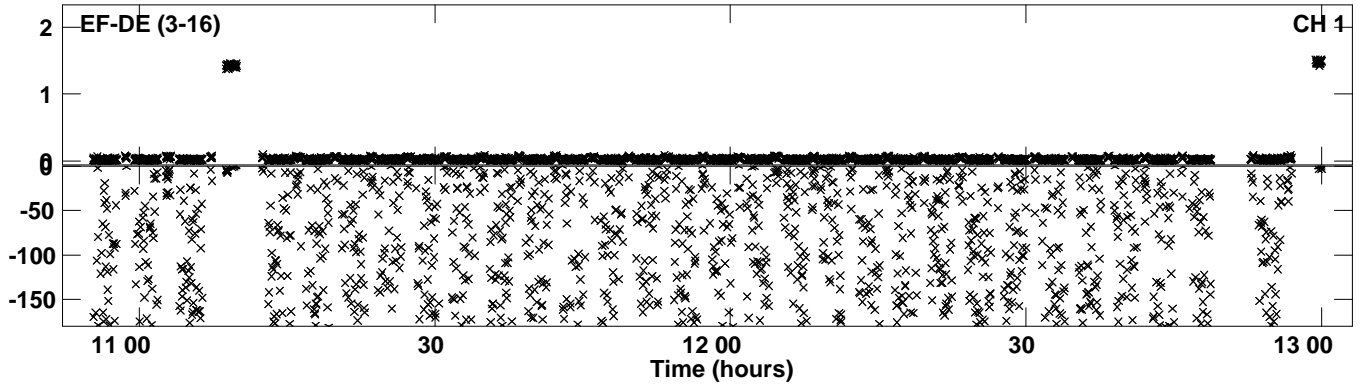
Plot file version 34 created 23-FEB-2022 10:27:36
Amplitude andPhase vs Time for EC082B.UVDATA.1 Vect aver. CL # 4
IF 6 CHAN 1 - 64 STK RR



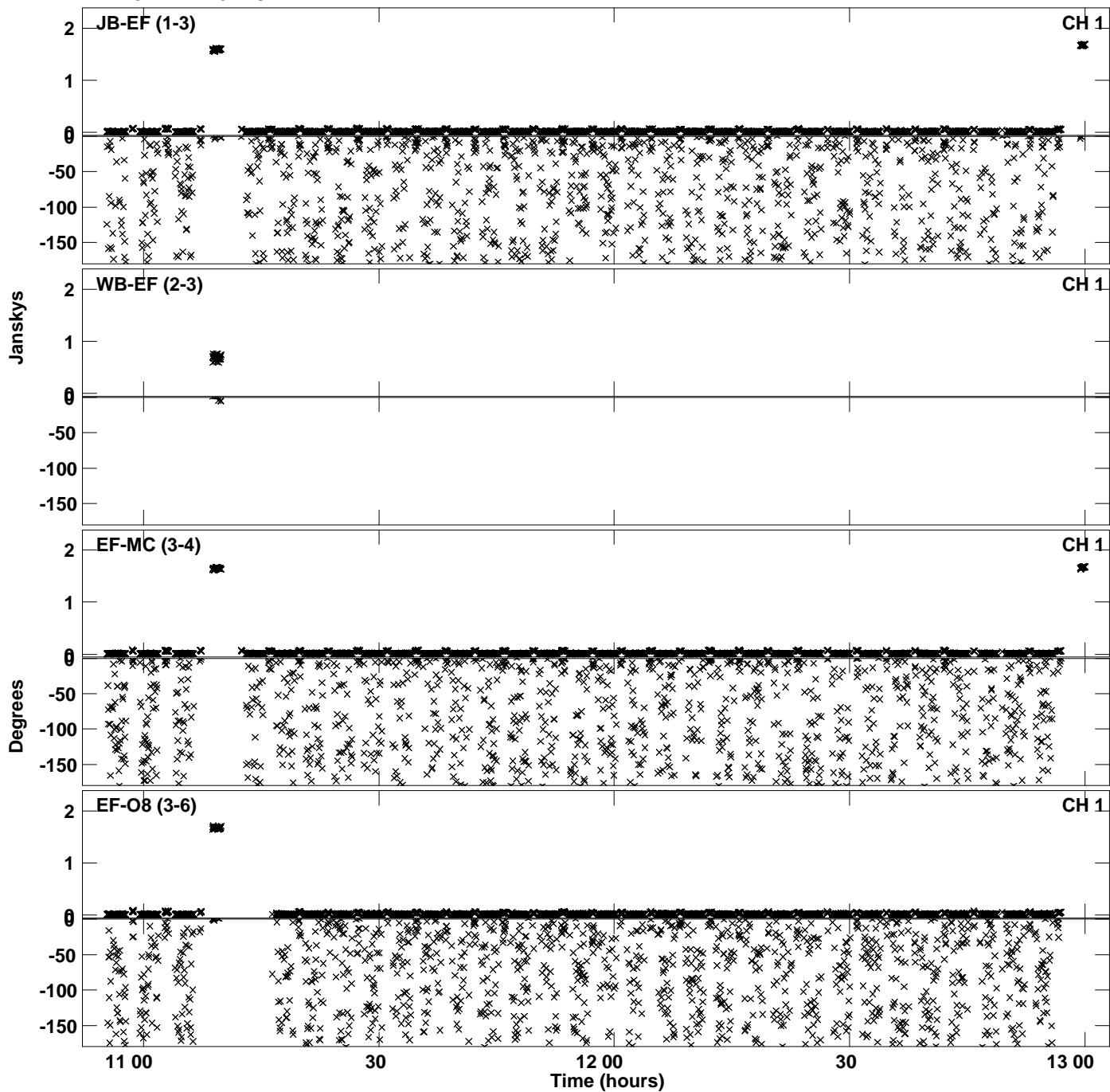
Plot file version 35 created 23-FEB-2022 10:27:36
Amplitude andPhase vs Time for EC082B.UVDATA.1 Vect aver. CL # 4
IF 6 CHAN 1 - 64 STK RR




Plot file version 36 created 23-FEB-2022 10:27:36
Amplitude andPhase vs Time for EC082B.UVDATA.1 Vect aver. CL # 4
IF 6 CHAN 1 - 64 STK RR



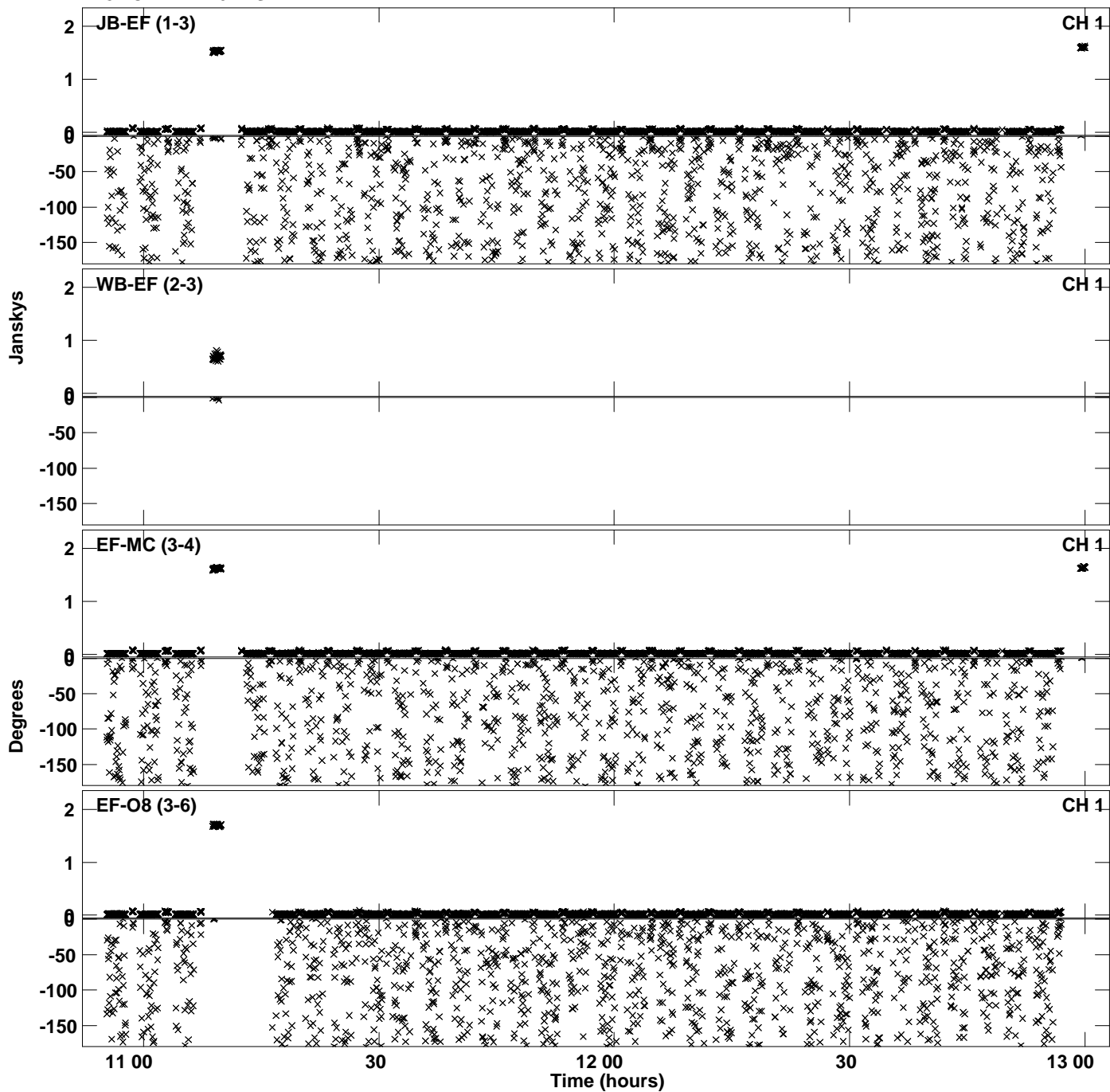
Plot file version 37 created 23-FEB-2022 10:27:45
Amplitude andPhase vs Time for EC082B.UVDATA.1 Vect aver. CL # 4
IF 7 CHAN 1 - 64 STK RR



Plot file version 38 created 23-FEB-2022 10:27:45
Amplitude andPhase vs Time for EC082B.UVDATA.1 Vect aver. CL # 4
IF 7 CHAN 1 - 64 STK RR



Plot file version 39 created 23-FEB-2022 10:27:53
Amplitude and Phase vs Time for EC082B.UVDATA.1 Vect aver. CL # 4
IF 8 CHAN 1 - 64 STK RR



Plot file version 40 created 23-FEB-2022 10:27:53
Amplitude andPhase vs Time for EC082B.UVDATA.1 Vect aver. CL # 4
IF 8 CHAN 1 - 64 STK RR

