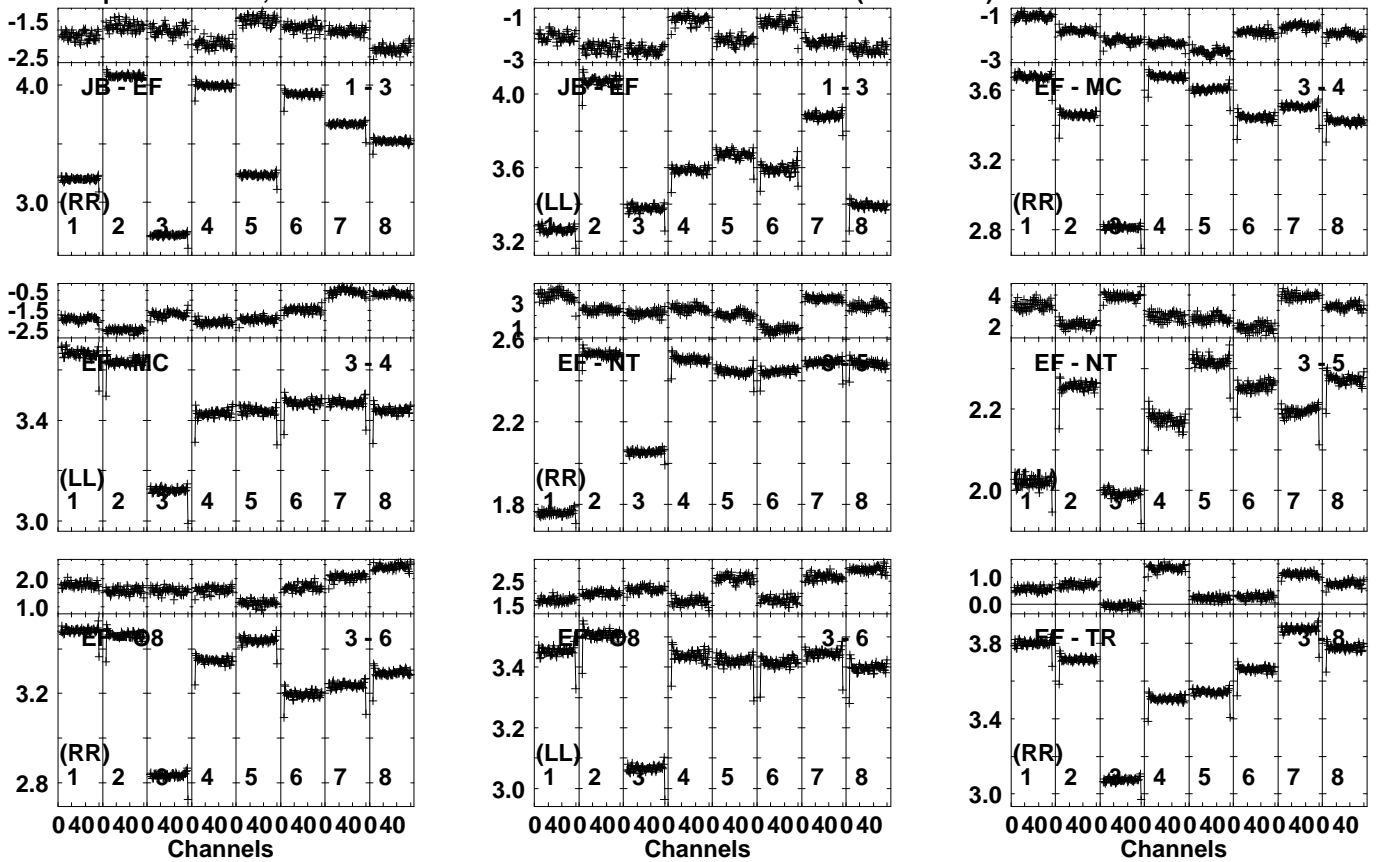


Plot file version 1 created 12-APR-2022 17:45:53

1611+343 EC082C.UVDATA.1

Freq = 4.7990 GHz, Bw = 32.000 MH Calibrated with CL # 4 and BP # 1 (BP mode 1)

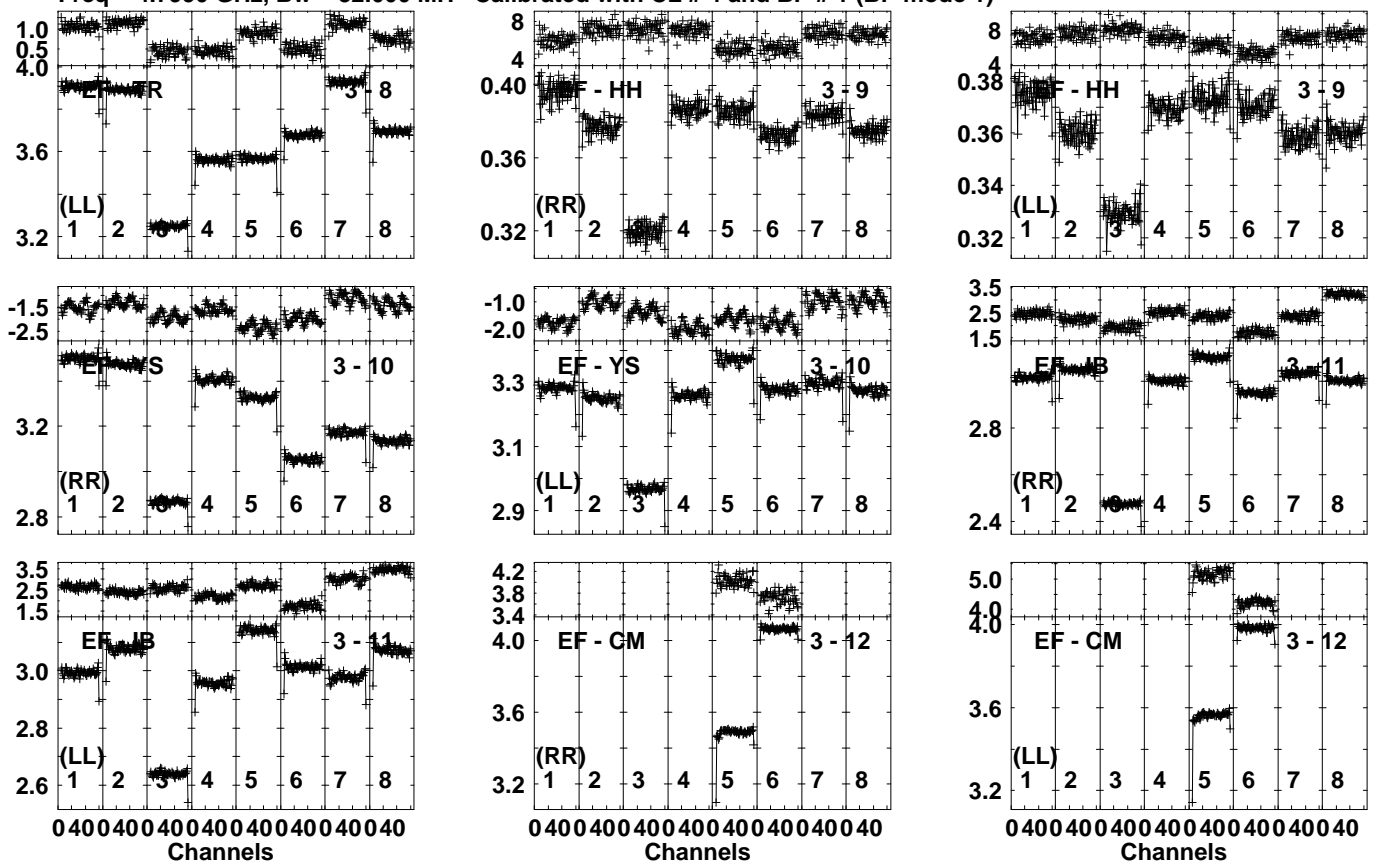


Lower frame: Ampl Jy Top frame: Phas deg
Vector averaged cross-power spectrum Several baselines displayed
Timerange: 00/04:10:59 to 00/04:14:49

Plot file version 2 created 12-APR-2022 17:45:53

1611+343 EC082C.UVDATA.1

Freq = 4.7990 GHz, Bw = 32.000 MH Calibrated with CL # 4 and BP # 1 (BP mode 1)

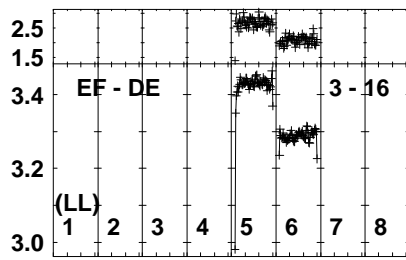
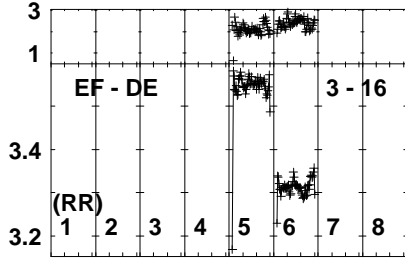
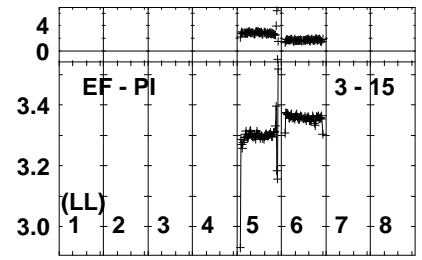
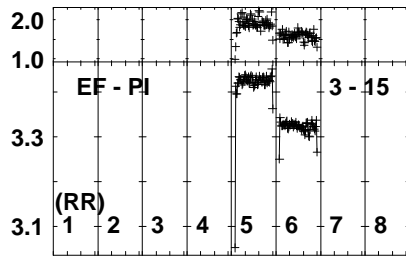
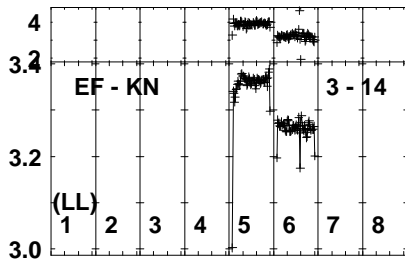
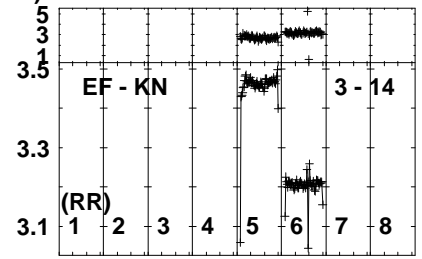
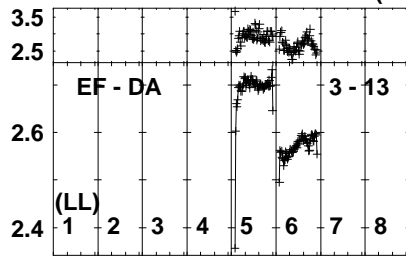
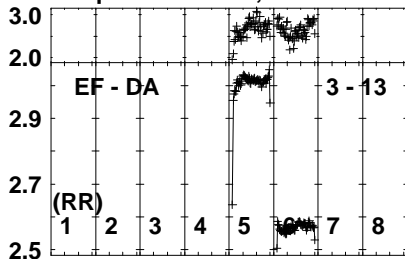


Lower frame: Ampl Jy Top frame: Phas deg
Vector averaged cross-power spectrum Several baselines displayed
Timerange: 00/04:10:59 to 00/04:14:49

Plot file version 3 created 12-APR-2022 17:45:54

1611+343 EC082C.UVDATA.1

Freq = 4.7990 GHz, Bw = 32.000 MH Calibrated with CL # 4 and BP # 1 (BP mode 1)



040040040040040040040040040040
Channels

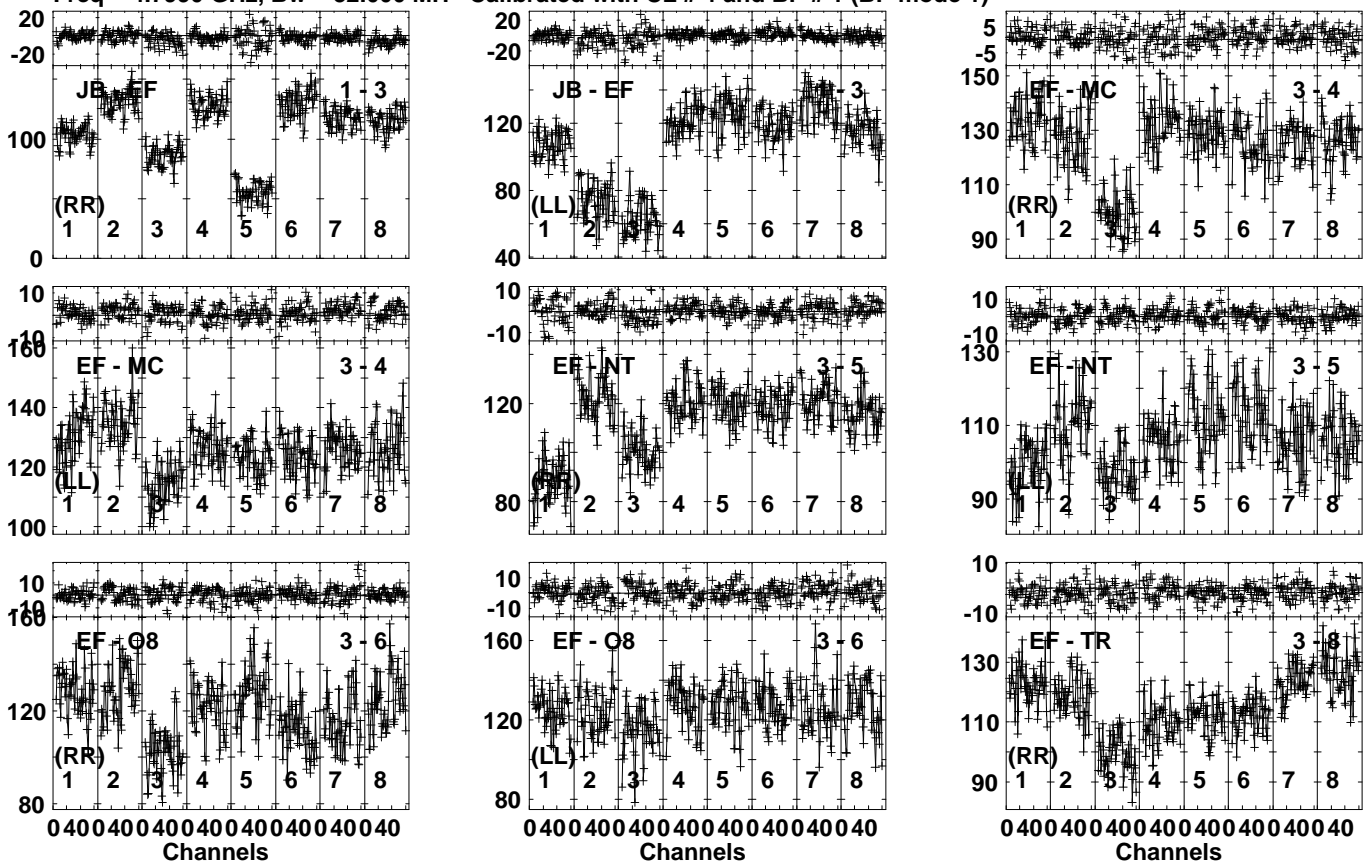
040040040040040040040040040040
Channels

Lower frame: Ampl Jy Top frame: Phas deg
Vector averaged cross-power spectrum Several baselines displayed
Timerange: 00/04:10:59 to 00/04:14:49

Plot file version 4 created 12-APR-2022 17:45:54

J1332+4722 EC082C.UVDATA.1

Freq = 4.7990 GHz, Bw = 32.000 MH Calibrated with CL # 4 and BP # 1 (BP mode 1)

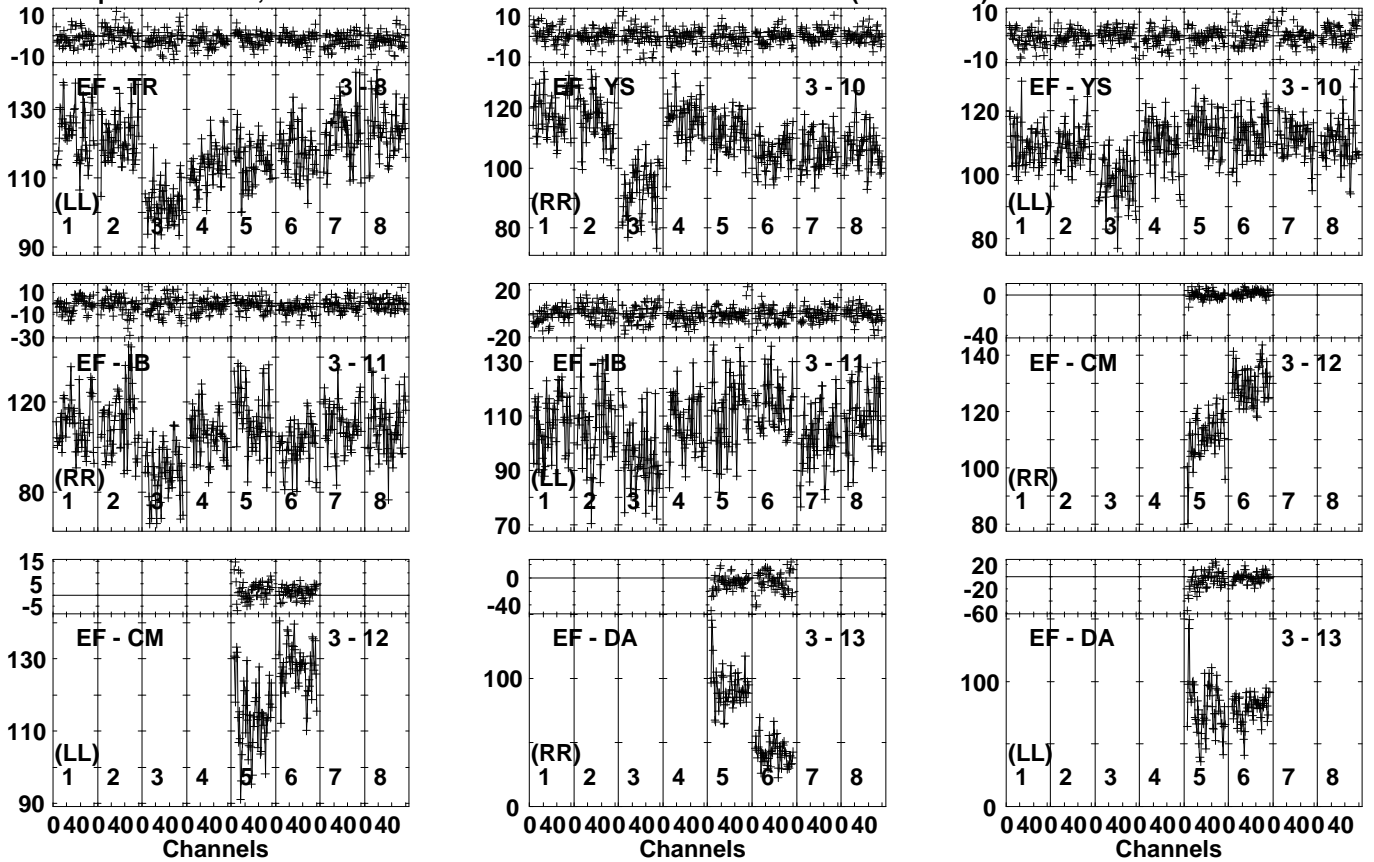


Lower frame: Milli Ampl Jy Top frame: Phas deg
Vector averaged cross-power spectrum Several baselines displayed
Timerange: 00/04:19:51 to 00/04:21:09

Plot file version 5 created 12-APR-2022 17:45:55

J1332+4722 EC082C.UVDATA.1

Freq = 4.7990 GHz, Bw = 32.000 MH Calibrated with CL # 4 and BP # 1 (BP mode 1)

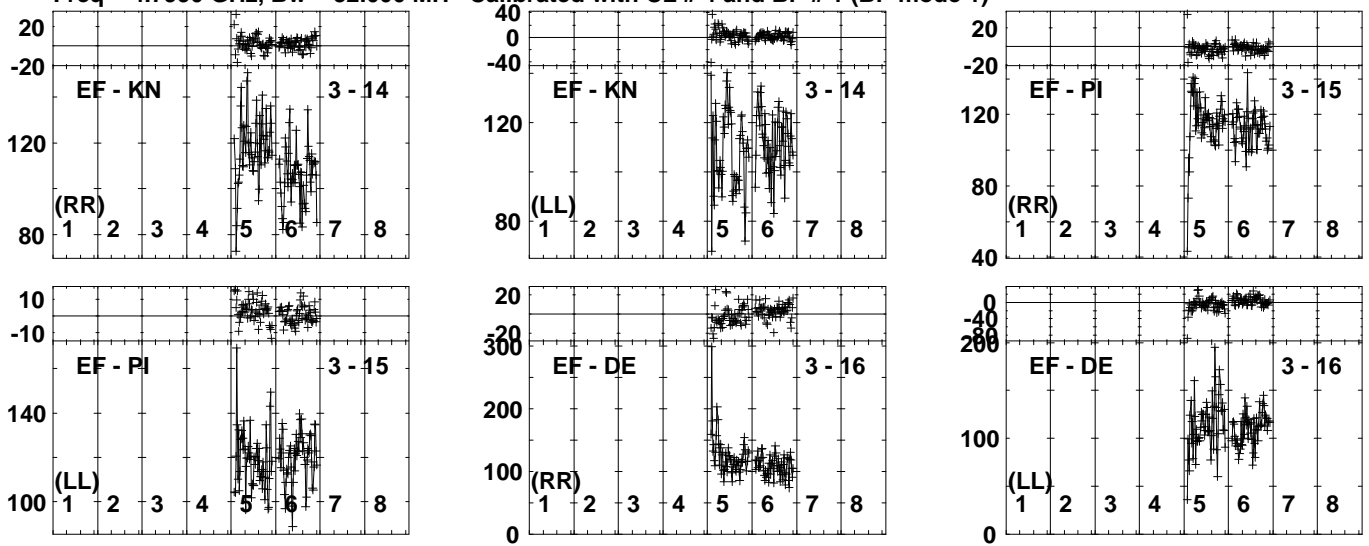


Lower frame: Milli Ampl Jy Top frame: Phas deg
Vector averaged cross-power spectrum Several baselines displayed
Timerange: 00/04:19:51 to 00/04:21:09

Plot file version 6 created 12-APR-2022 17:45:55

J1332+4722 EC082C.UVDATA.1

Freq = 4.7990 GHz, Bw = 32.000 MH Calibrated with CL # 4 and BP # 1 (BP mode 1)

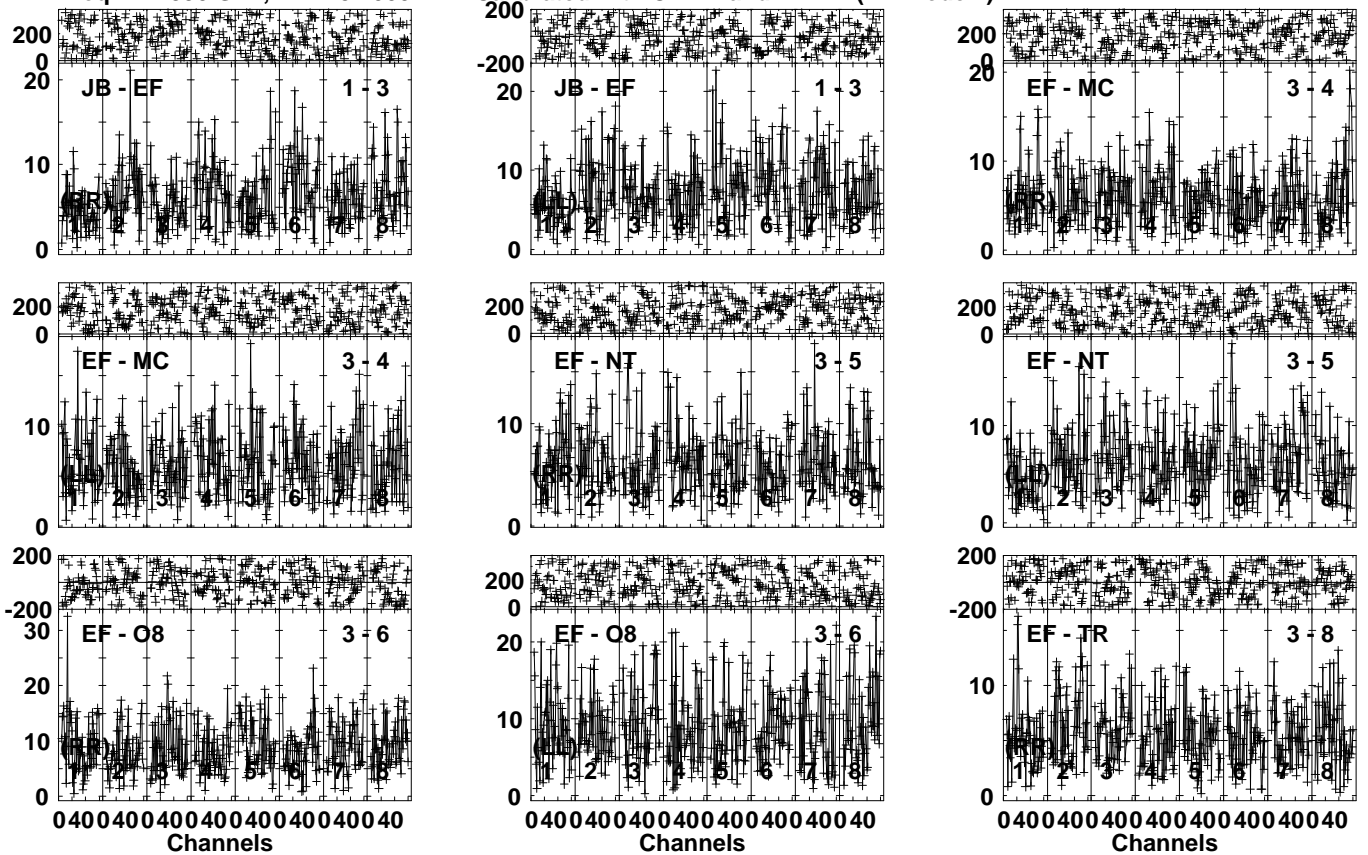


Lower frame: Milli Ampl Jy Top frame: Phas deg
Vector averaged cross-power spectrum Several baselines displayed
Timerange: 00/04:19:51 to 00/04:21:09

Plot file version 7 created 12-APR-2022 17:45:55

NGC5195 EC082C.UVDATA.1

Freq = 4.7990 GHz, Bw = 32.000 MH Calibrated with CL # 4 and BP # 1 (BP mode 1)

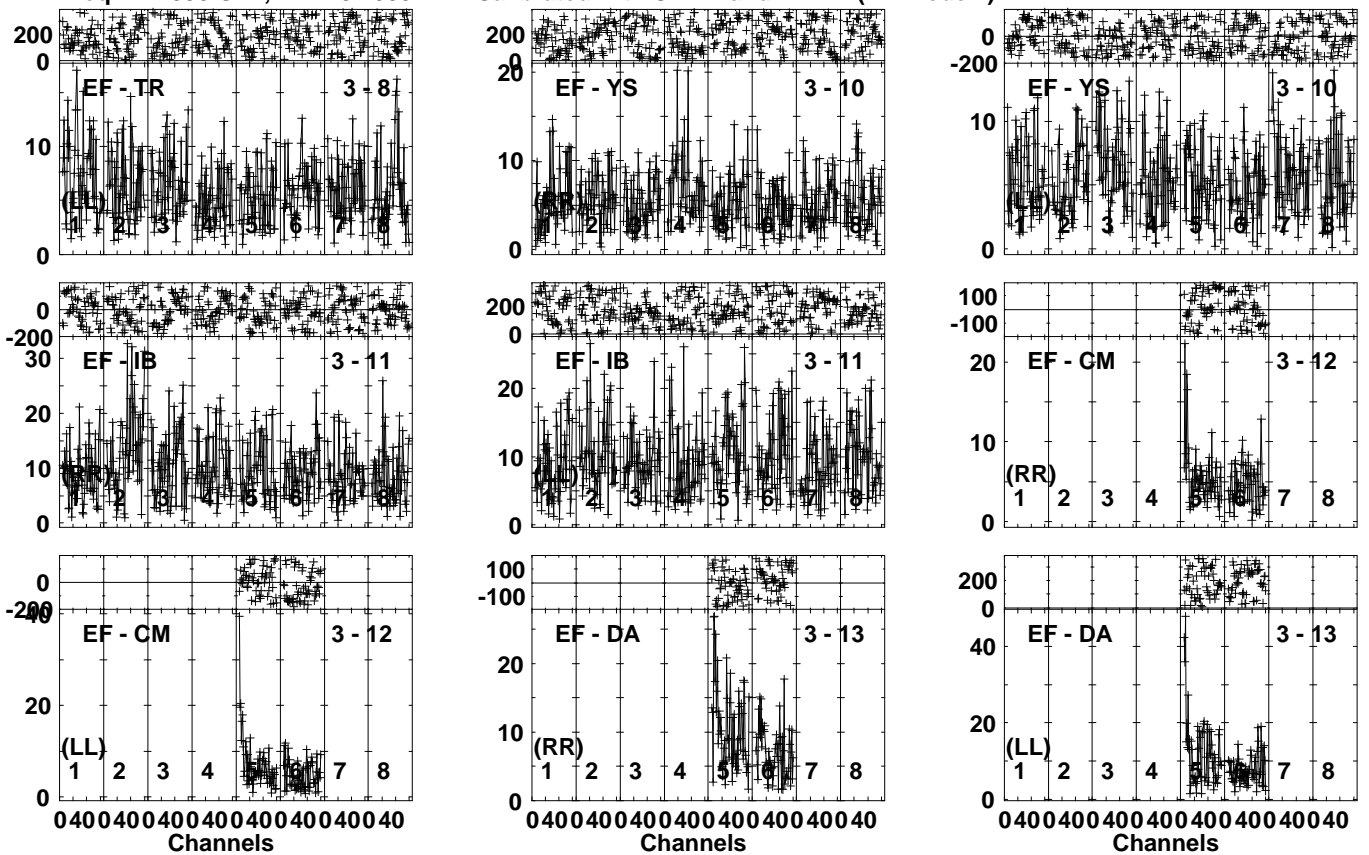


Lower frame: Milli Ampl Jy Top frame: Phas deg
Vector averaged cross-power spectrum Several baselines displayed
Timerange: 00/04:21:21 to 00/04:24:19

Plot file version 8 created 12-APR-2022 17:45:56

NGC5195 EC082C.UVDATA.1

Freq = 4.7990 GHz, Bw = 32.000 MH Calibrated with CL # 4 and BP # 1 (BP mode 1)

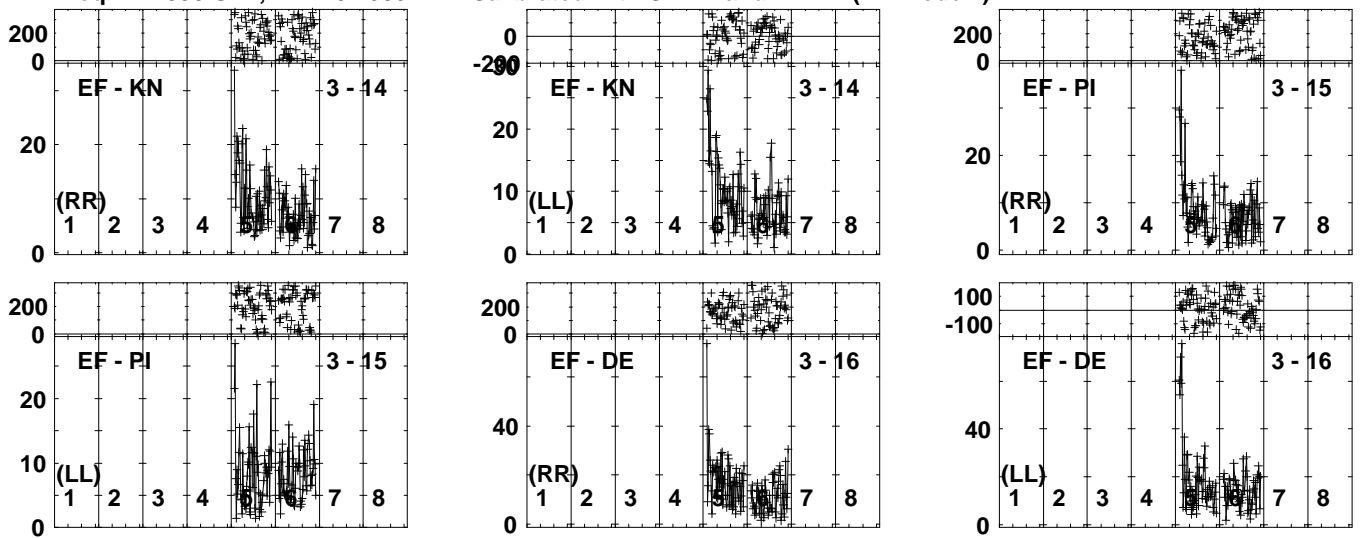


Lower frame: Milli Ampl Jy Top frame: Phas deg
Vector averaged cross-power spectrum Several baselines displayed
Timerange: 00/04:21:21 to 00/04:24:19

Plot file version 9 created 12-APR-2022 17:45:56

NGC5195 EC082C.UVDATA.1

Freq = 4.7990 GHz, Bw = 32.000 MH Calibrated with CL # 4 and BP # 1 (BP mode 1)

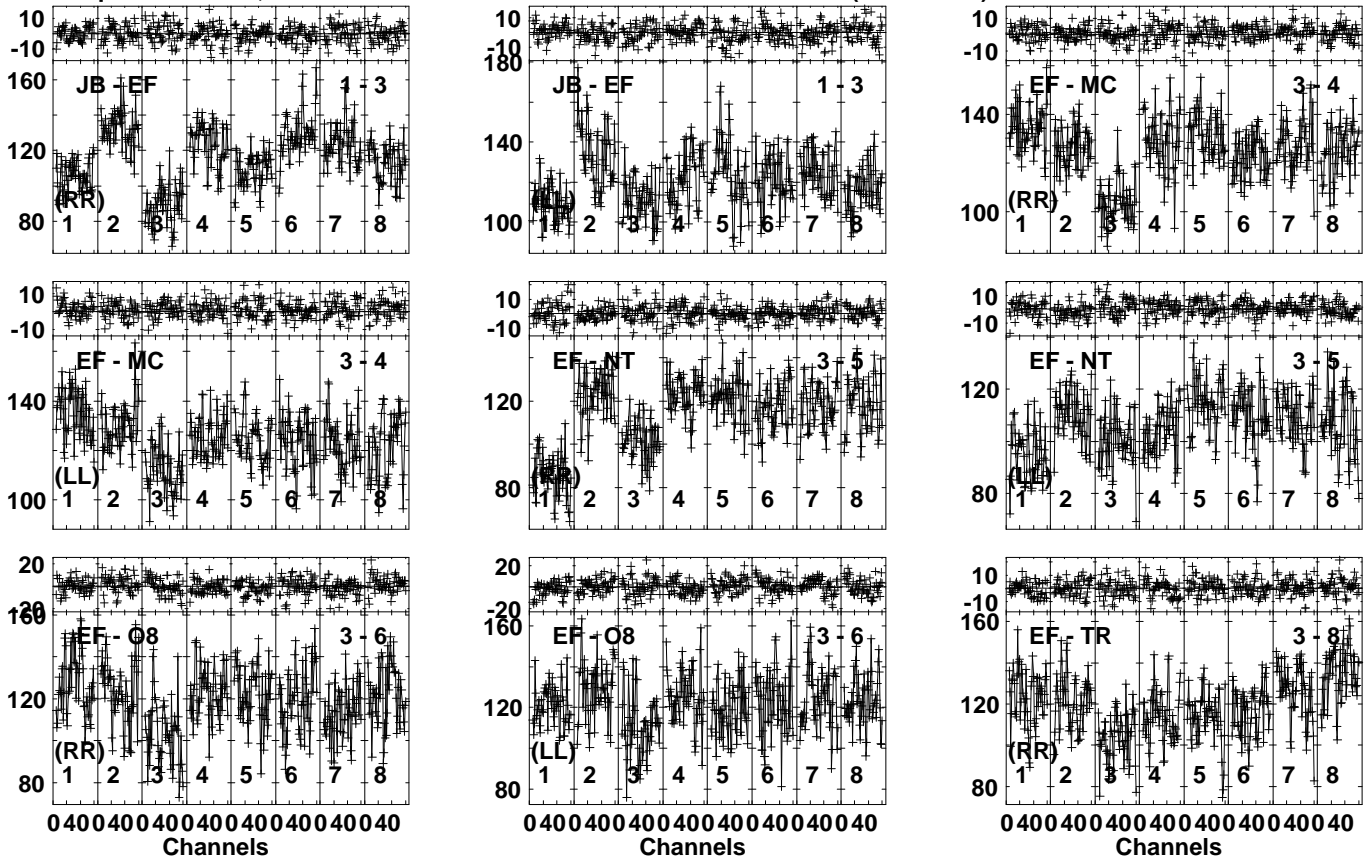


Lower frame: Milli Ampl Jy Top frame: Phas deg
Vector averaged cross-power spectrum Several baselines displayed
Timerange: 00/04:21:21 to 00/04:24:19

Plot file version 10 created 12-APR-2022 17:45:57

J1332+4722 EC082C.UVDATA.1

Freq = 4.7990 GHz, Bw = 32.000 MH Calibrated with CL # 4 and BP # 1 (BP mode 1)

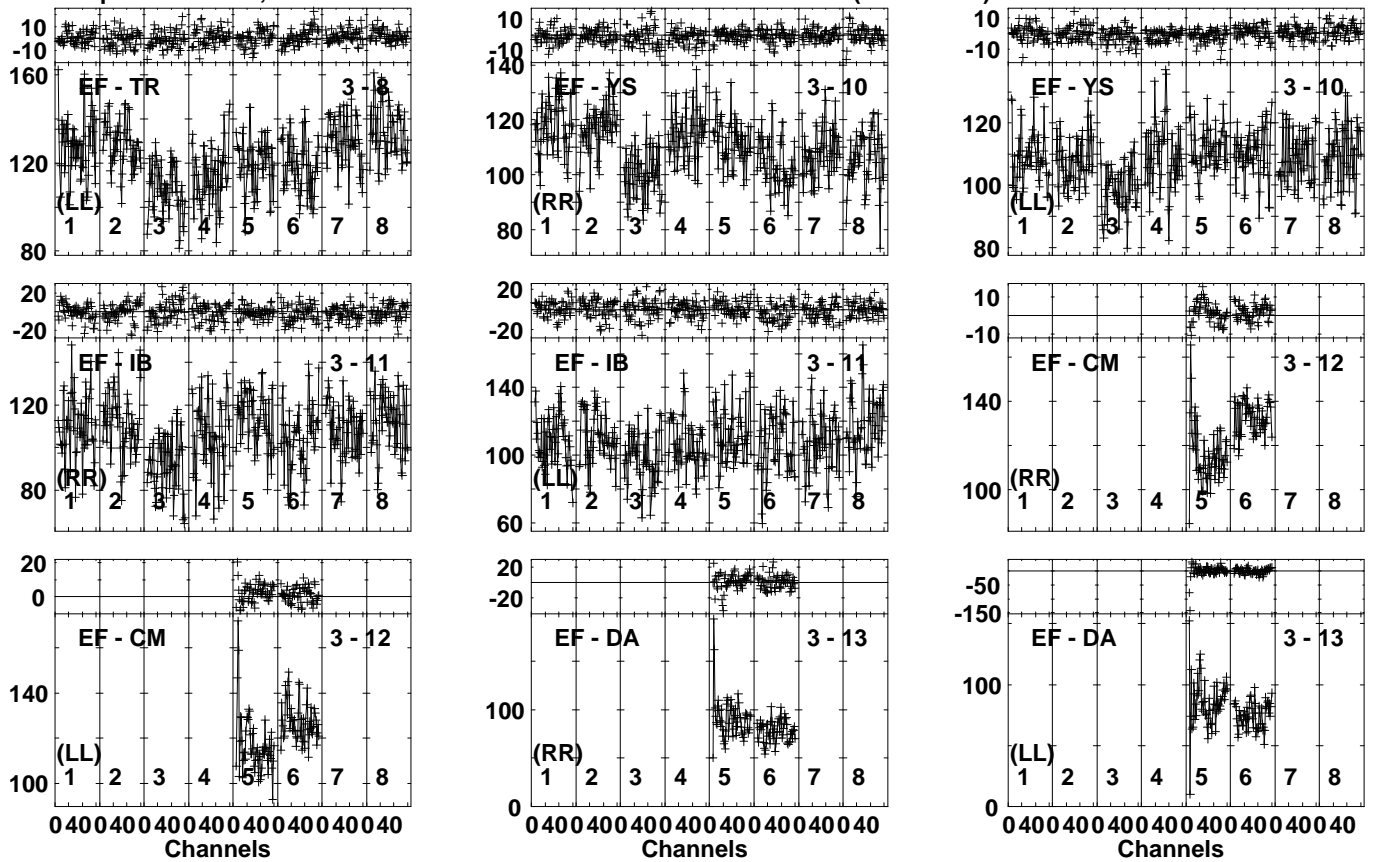


Lower frame: Milli Ampl Jy Top frame: Phas deg
Vector averaged cross-power spectrum Several baselines displayed
Timerange: 00/04:24:51 to 00/04:25:29

Plot file version 11 created 12-APR-2022 17:45:57

J1332+4722 EC082C.UVDATA.1

Freq = 4.7990 GHz, Bw = 32.000 MH Calibrated with CL # 4 and BP # 1 (BP mode 1)

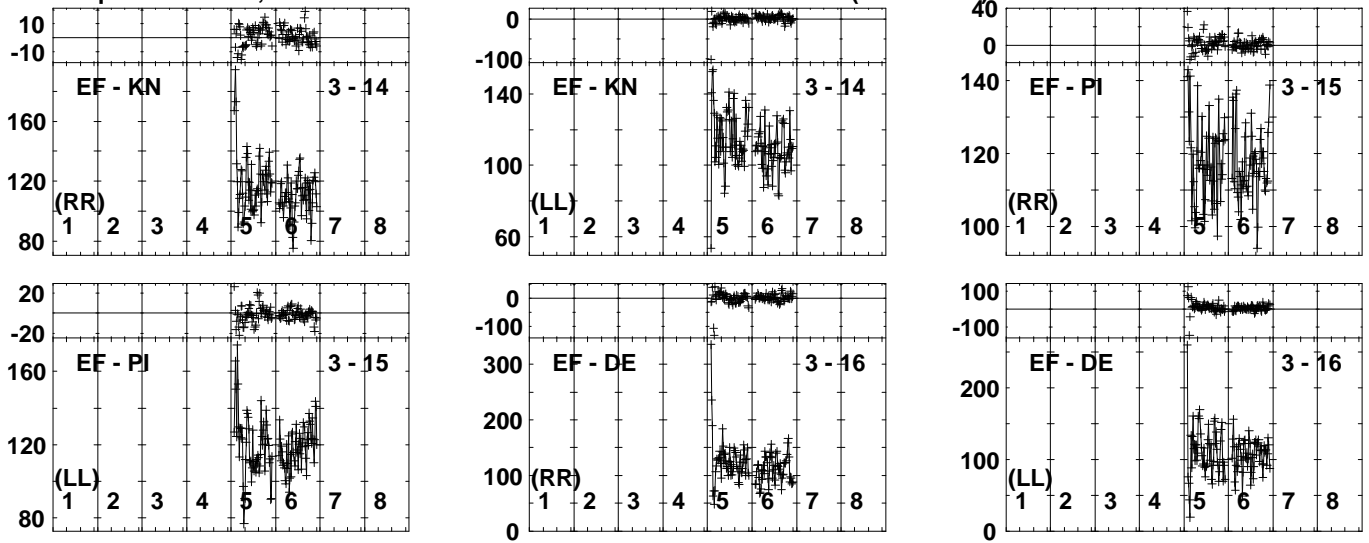


Lower frame: Milli Ampl Jy Top frame: Phas deg
Vector averaged cross-power spectrum Several baselines displayed
Timerange: 00/04:24:51 to 00/04:25:29

Plot file version 12 created 12-APR-2022 17:45:58

J1332+4722 EC082C.UVDATA.1

Freq = 4.7990 GHz, Bw = 32.000 MH Calibrated with CL # 4 and BP # 1 (BP mode 1)

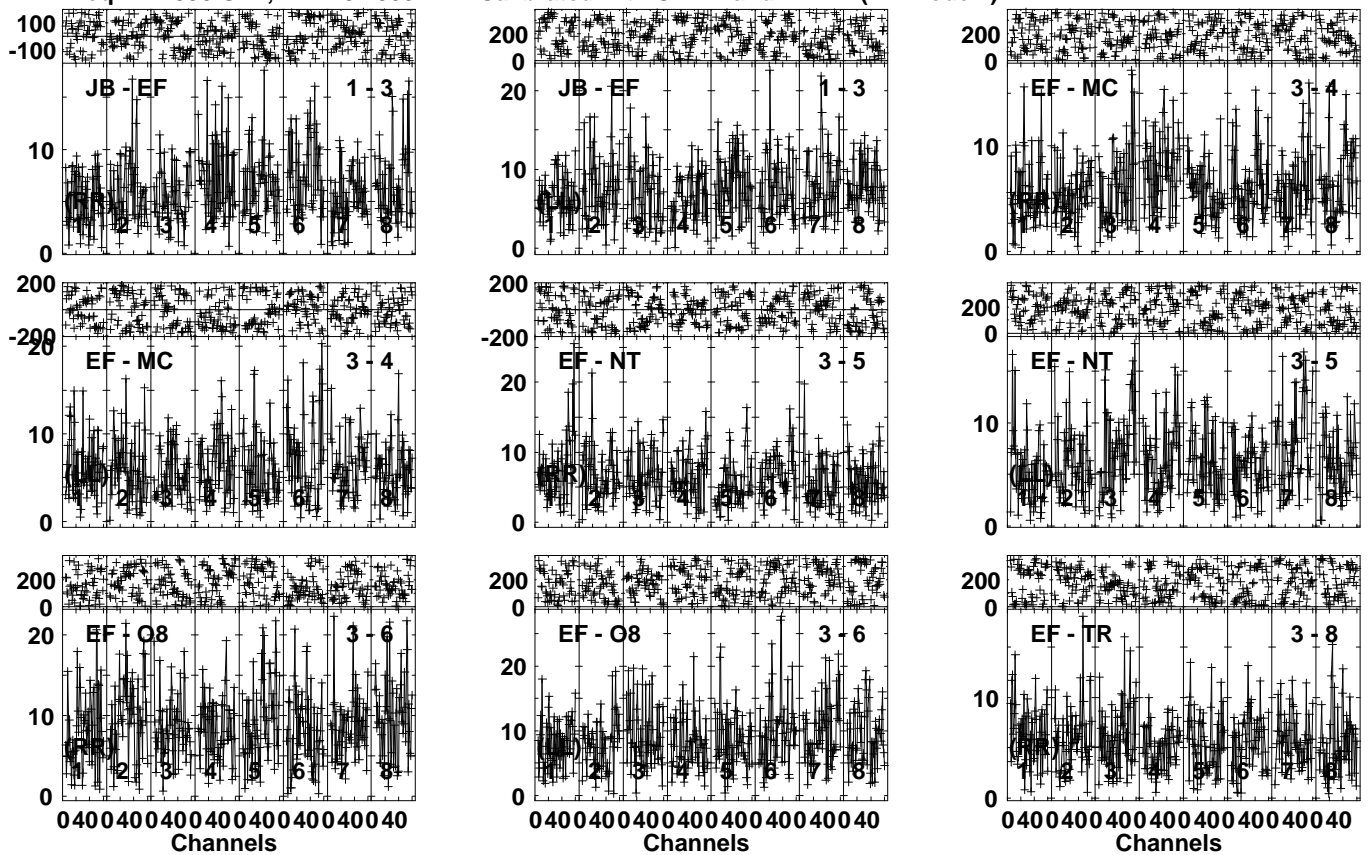


Lower frame: Milli Ampl Jy Top frame: Phas deg
Vector averaged cross-power spectrum Several baselines displayed
Timerange: 00/04:24:51 to 00/04:25:29

Plot file version 13 created 12-APR-2022 17:45:58

NGC5195 EC082C.UVDATA.1

Freq = 4.7990 GHz, Bw = 32.000 MH Calibrated with CL # 4 and BP # 1 (BP mode 1)

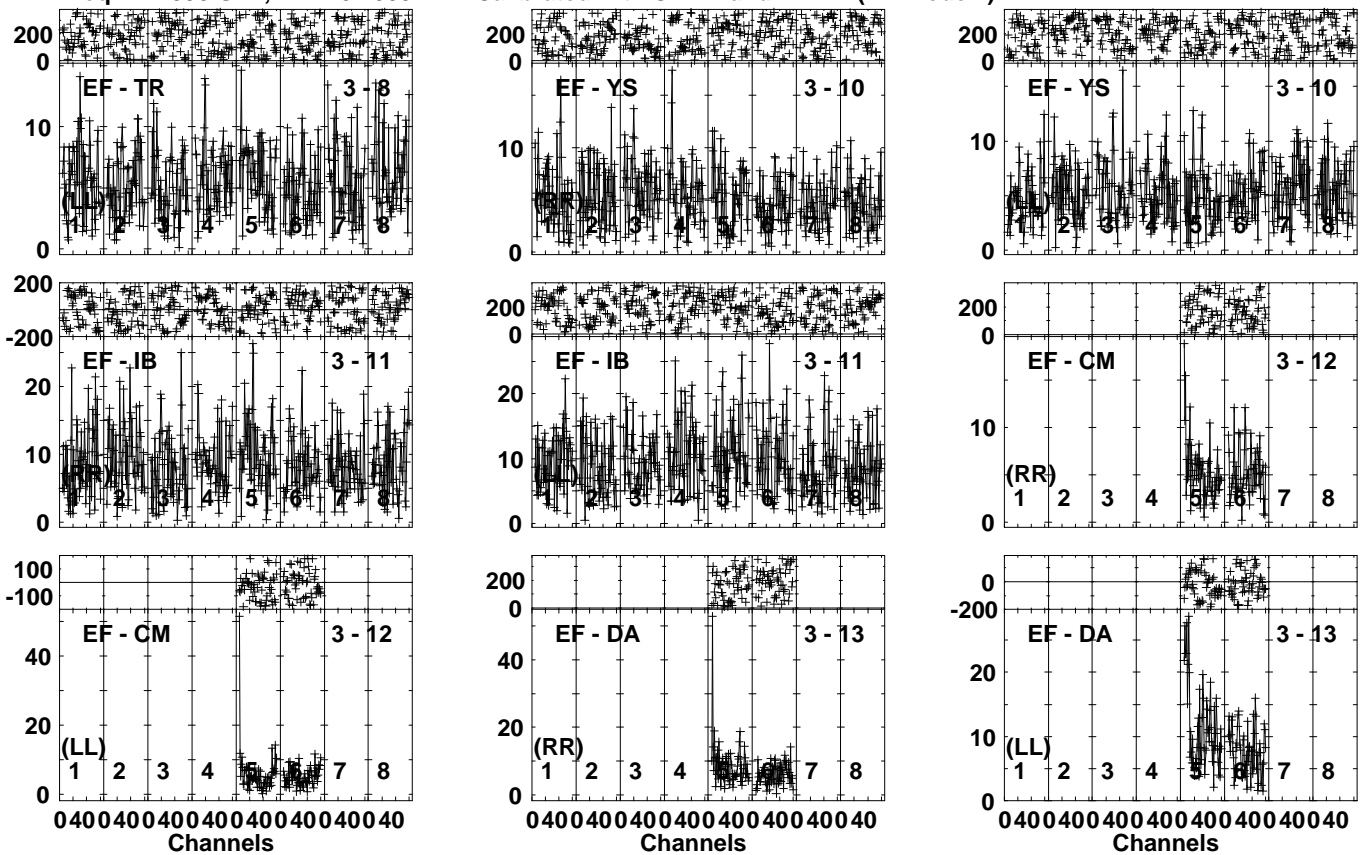


Lower frame: Milli Ampl Jy Top frame: Phas deg
Vector averaged cross-power spectrum Several baselines displayed
Timerange: 00/04:25:41 to 00/04:28:39

Plot file version 14 created 12-APR-2022 17:45:58

NGC5195 EC082C.UVDATA.1

Freq = 4.7990 GHz, Bw = 32.000 MH Calibrated with CL # 4 and BP # 1 (BP mode 1)

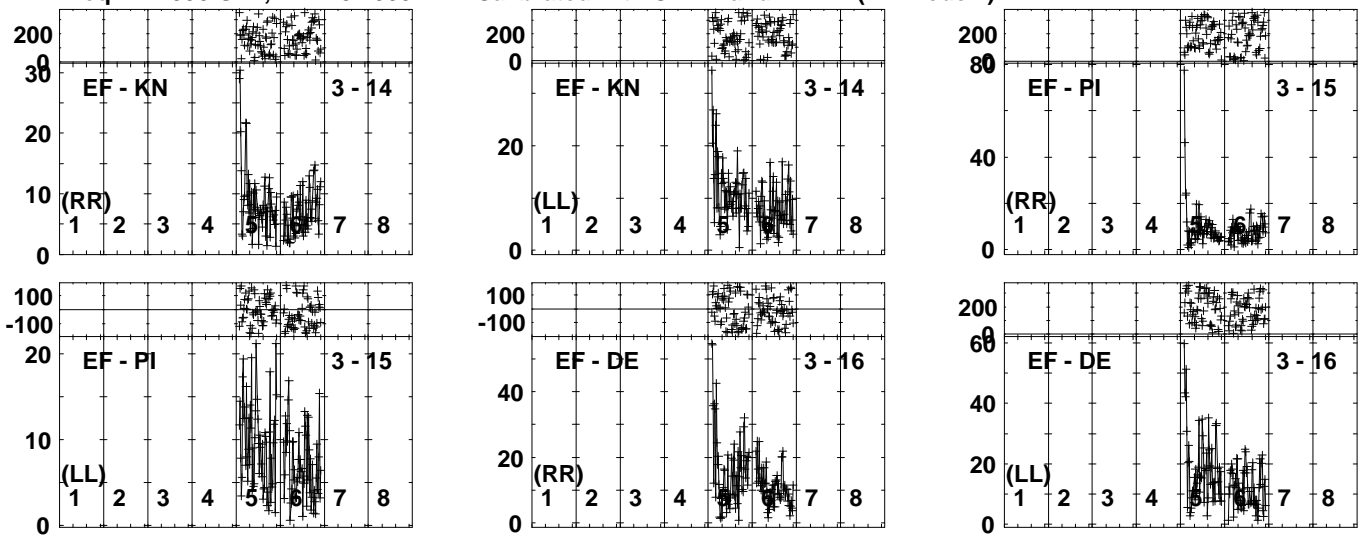


Lower frame: Milli Ampl Jy Top frame: Phas deg
Vector averaged cross-power spectrum Several baselines displayed
Timerange: 00/04:25:41 to 00/04:28:39

Plot file version 15 created 12-APR-2022 17:45:59

NGC5195 EC082C.UVDATA.1

Freq = 4.7990 GHz, Bw = 32.000 MH Calibrated with CL # 4 and BP # 1 (BP mode 1)



Lower frame: Milli Ampl Jy Top frame: Phas deg

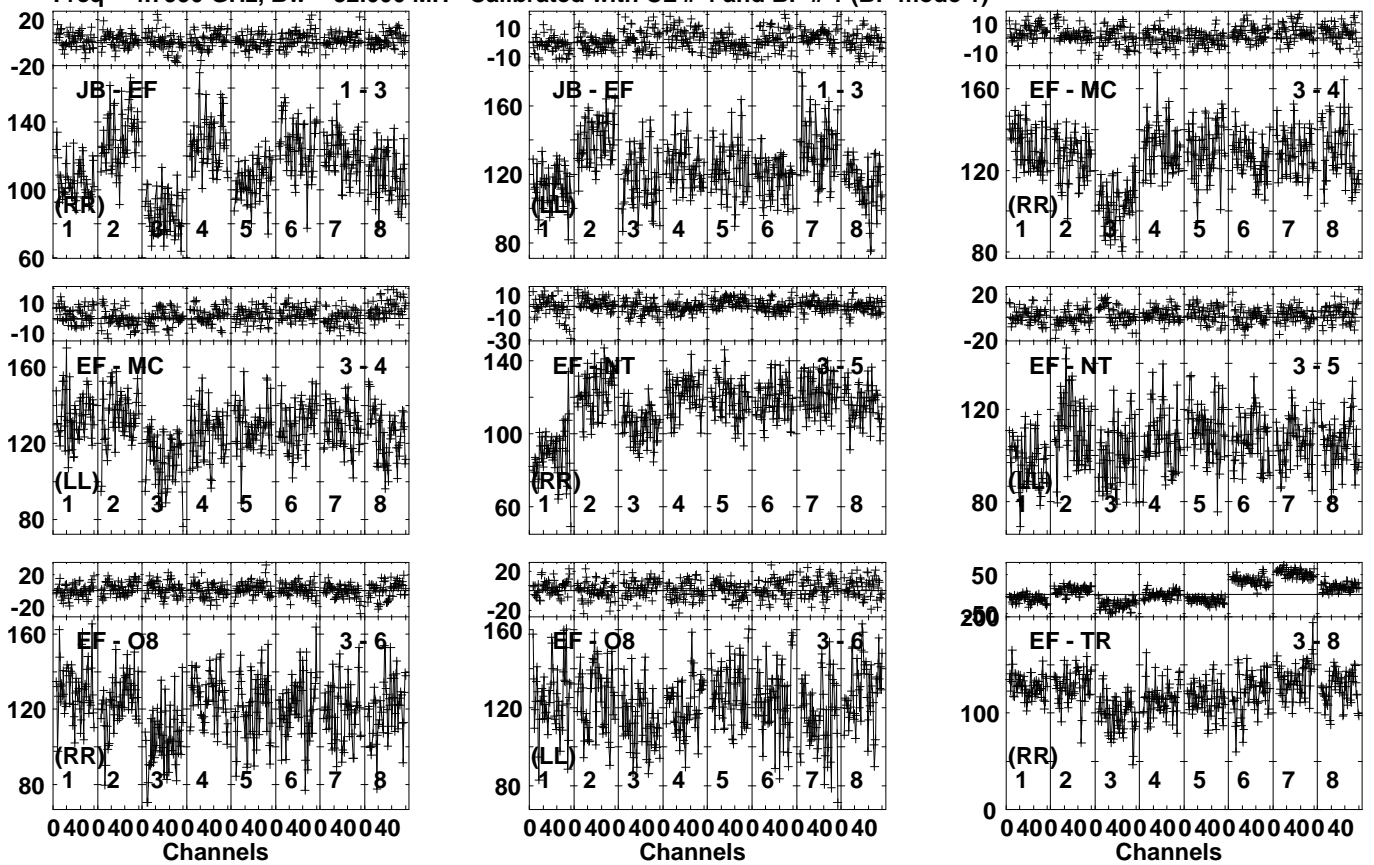
Vector averaged cross-power spectrum Several baselines displayed

Timerange: 00/04:25:41 to 00/04:28:39

Plot file version 16 created 12-APR-2022 17:45:59

J1332+4722 EC082C.UVDATA.1

Freq = 4.7990 GHz, Bw = 32.000 MH Calibrated with CL # 4 and BP # 1 (BP mode 1)

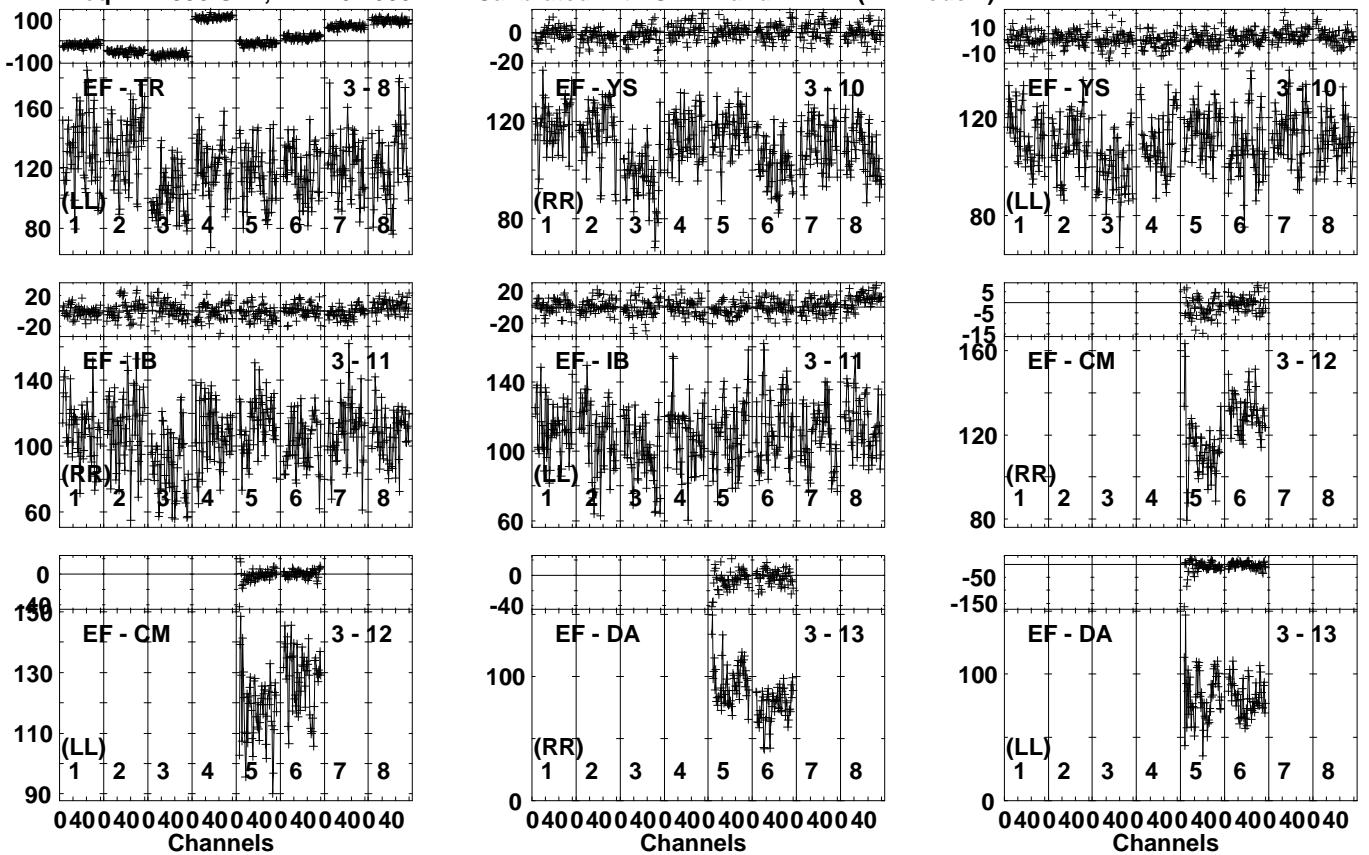


Lower frame: Milli Ampl Jy Top frame: Phas deg
 Vector averaged cross-power spectrum Several baselines displayed
 Timerange: 00/04:28:51 to 00/04:29:39

Plot file version 17 created 12-APR-2022 17:46:00

J1332+4722 EC082C.UVDATA.1

Freq = 4.7990 GHz, Bw = 32.000 MH Calibrated with CL # 4 and BP # 1 (BP mode 1)

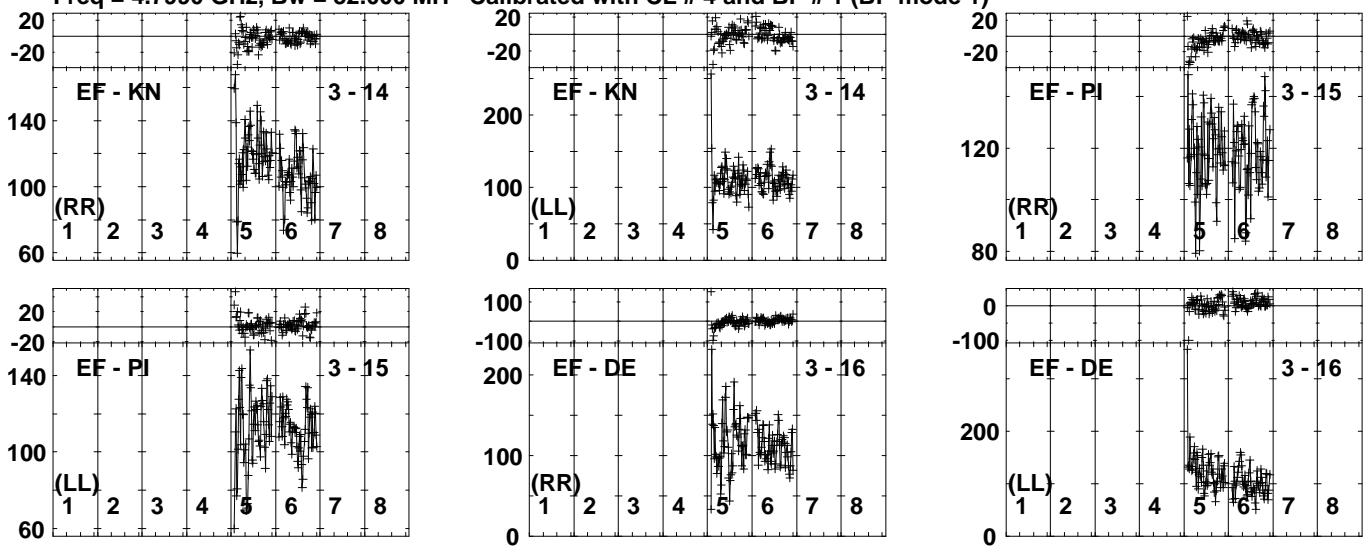


Lower frame: Milli Ampl Jy Top frame: Phas deg
Vector averaged cross-power spectrum Several baselines displayed
Timerange: 00/04:28:51 to 00/04:29:39

Plot file version 18 created 12-APR-2022 17:46:00

J1332+4722 EC082C.UVDATA.1

Freq = 4.7990 GHz, Bw = 32.000 MH Calibrated with CL # 4 and BP # 1 (BP mode 1)

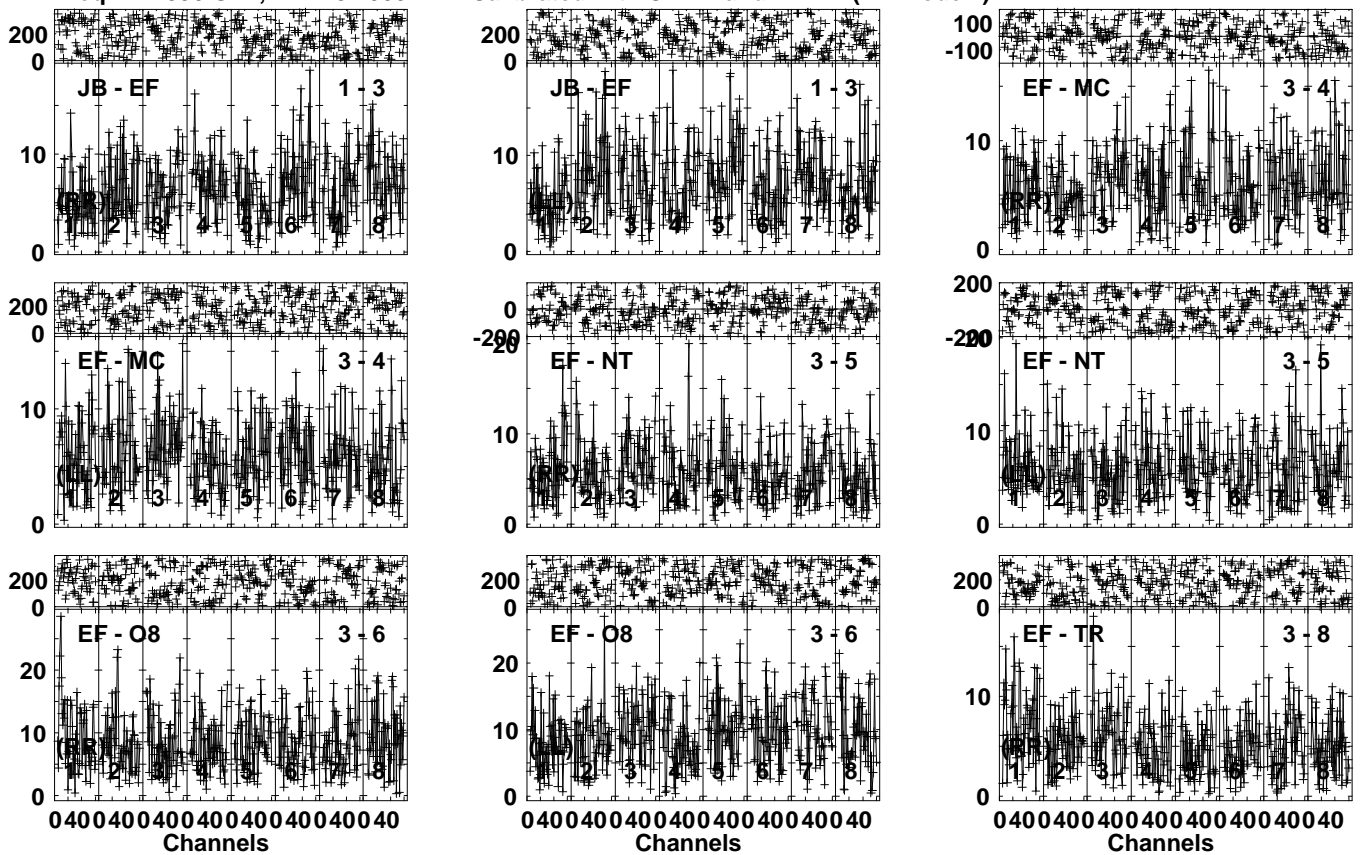


Lower frame: Milli Ampl Jy Top frame: Phas deg
Vector averaged cross-power spectrum Several baselines displayed
Timerange: 00/04:28:51 to 00/04:29:39

Plot file version 19 created 12-APR-2022 17:46:00

NGC5195 EC082C.UVDATA.1

Freq = 4.7990 GHz, Bw = 32.000 MH Calibrated with CL # 4 and BP # 1 (BP mode 1)

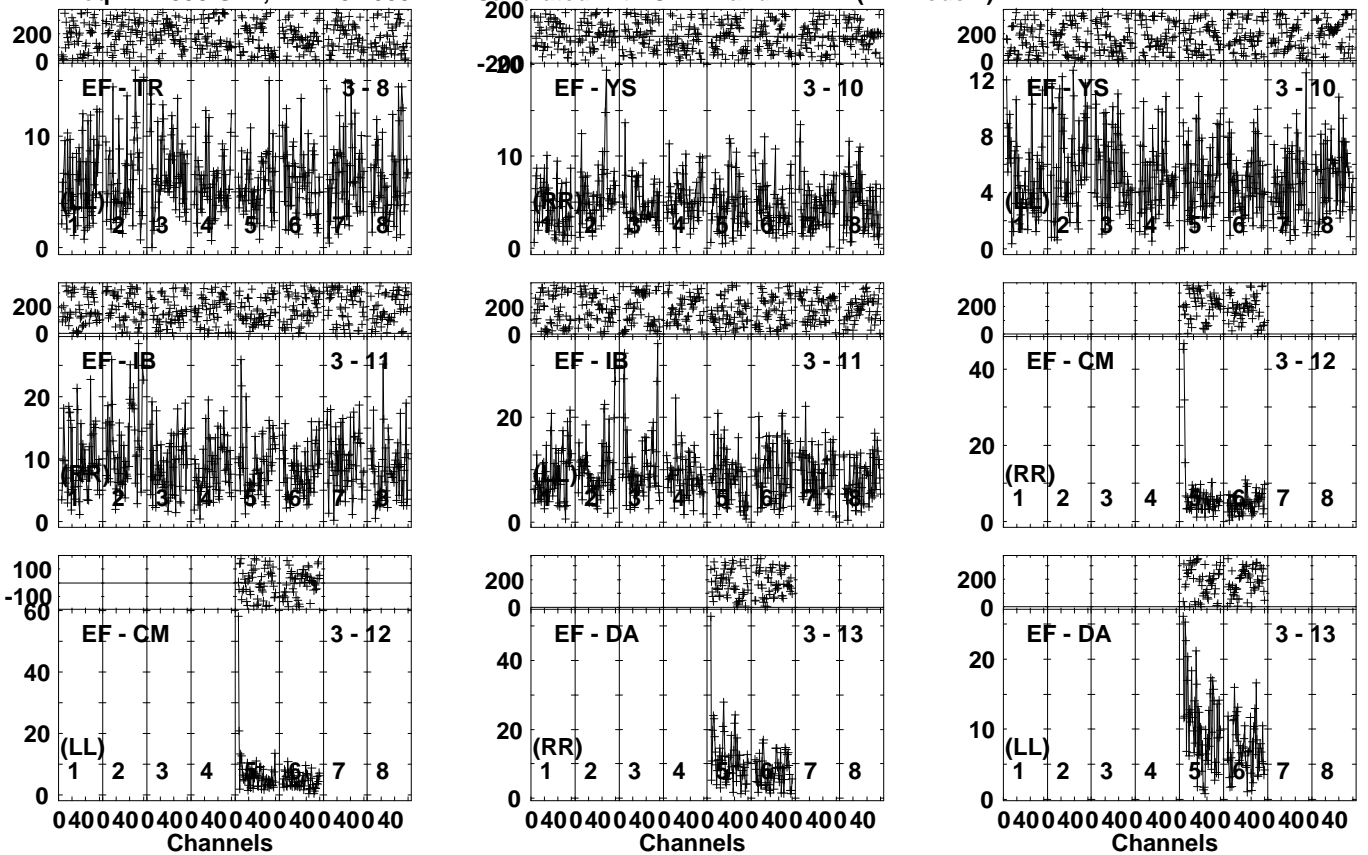


Lower frame: Milli Ampl Jy Top frame: Phas deg
Vector averaged cross-power spectrum Several baselines displayed
Timerange: 00/04:29:51 to 00/04:32:49

Plot file version 20 created 12-APR-2022 17:46:01

NGC5195 EC082C.UVDATA.1

Freq = 4.7990 GHz, Bw = 32.000 MH Calibrated with CL # 4 and BP # 1 (BP mode 1)

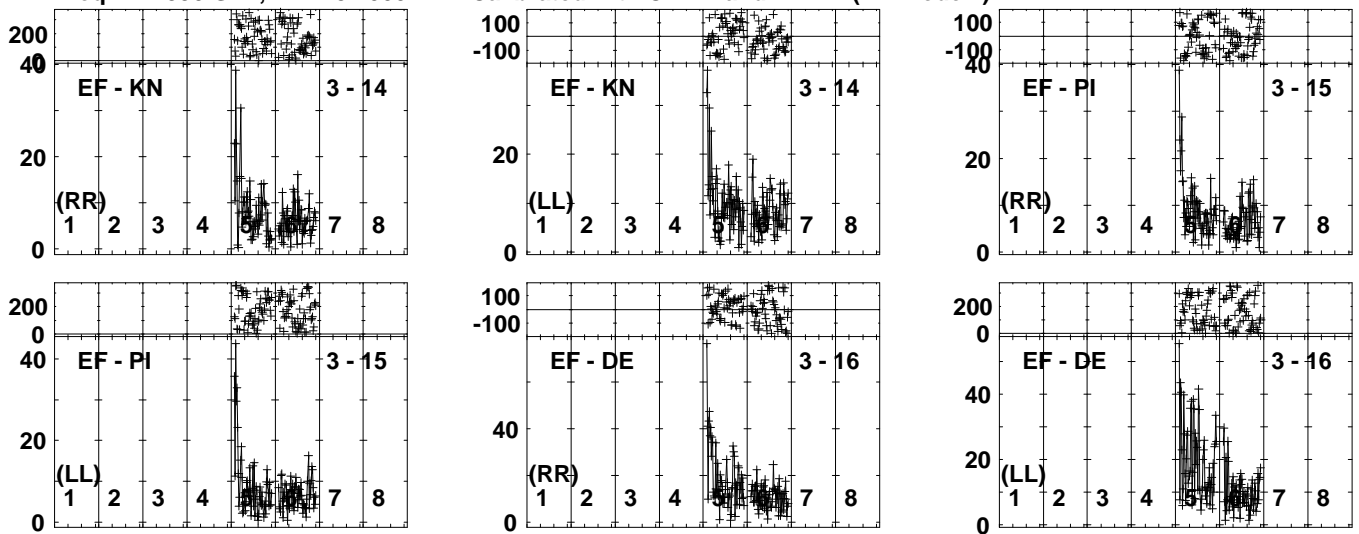


Lower frame: Milli Ampl Jy Top frame: Phas deg
Vector averaged cross-power spectrum Several baselines displayed
Timerange: 00/04:29:51 to 00/04:32:49

Plot file version 21 created 12-APR-2022 17:46:01

NGC5195 EC082C.UVDATA.1

Freq = 4.7990 GHz, Bw = 32.000 MH Calibrated with CL # 4 and BP # 1 (BP mode 1)



Lower frame: Milli Ampl Jy Top frame: Phas deg

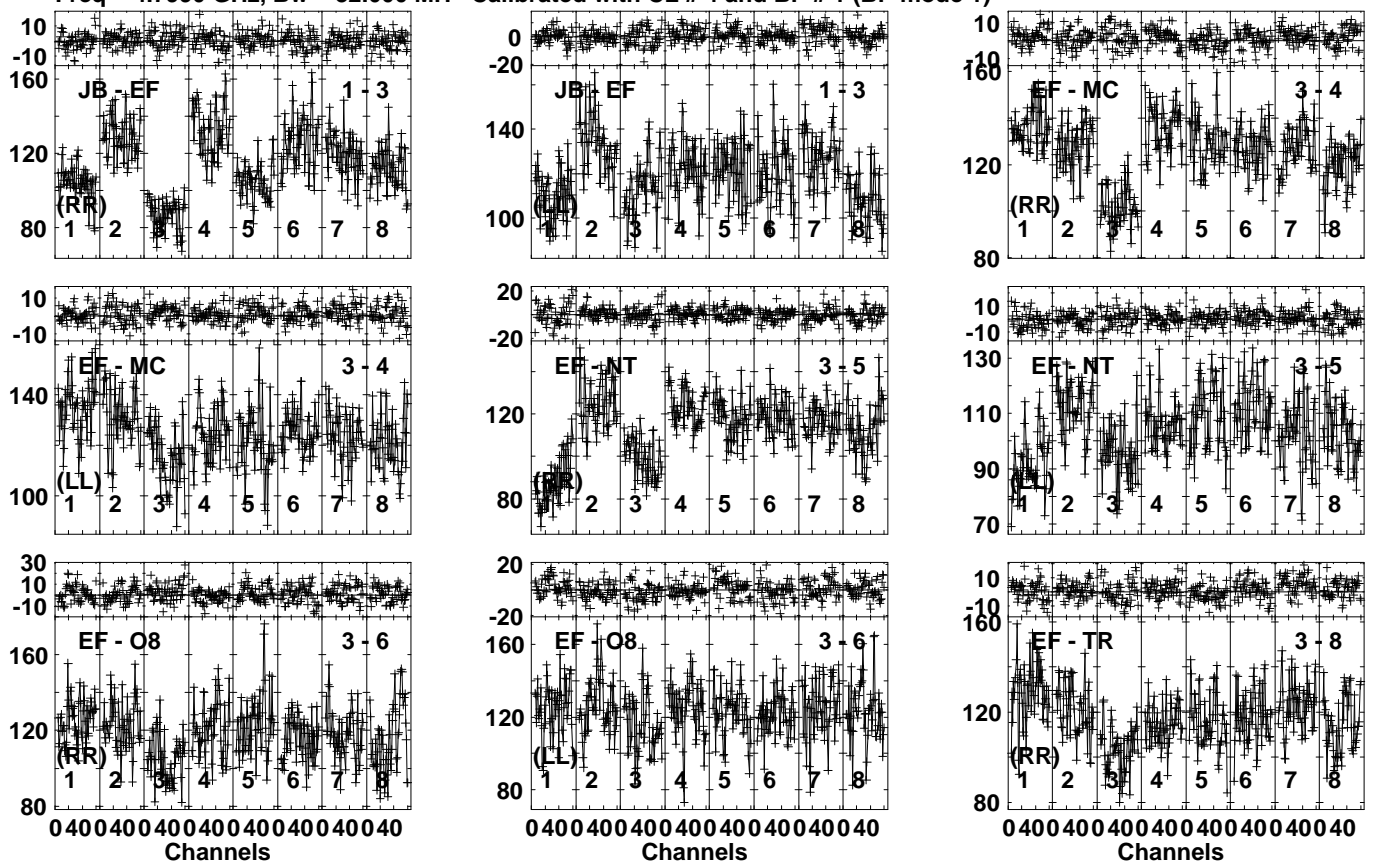
Vector averaged cross-power spectrum Several baselines displayed

Timerange: 00/04:29:51 to 00/04:32:49

Plot file version 22 created 12-APR-2022 17:46:02

J1332+4722 EC082C.UVDATA.1

Freq = 4.7990 GHz, Bw = 32.000 MH Calibrated with CL # 4 and BP # 1 (BP mode 1)

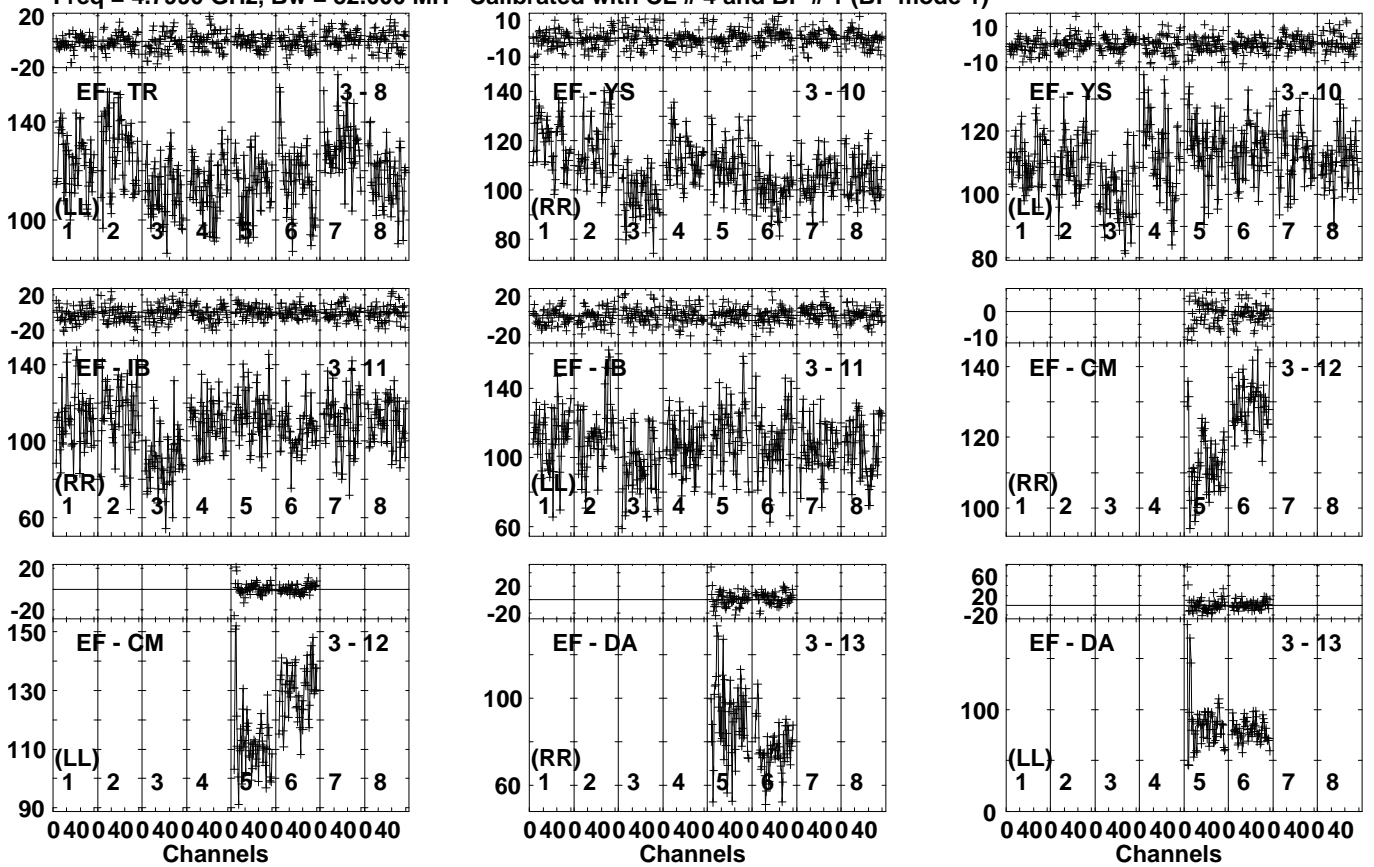


Lower frame: Milli Ampl Jy Top frame: Phas deg
Vector averaged cross-power spectrum Several baselines displayed
Timerange: 00/04:33:21 to 00/04:33:59

Plot file version 23 created 12-APR-2022 17:46:02

J1332+4722 EC082C.UVDATA.1

Freq = 4.7990 GHz, Bw = 32.000 MH Calibrated with CL # 4 and BP # 1 (BP mode 1)

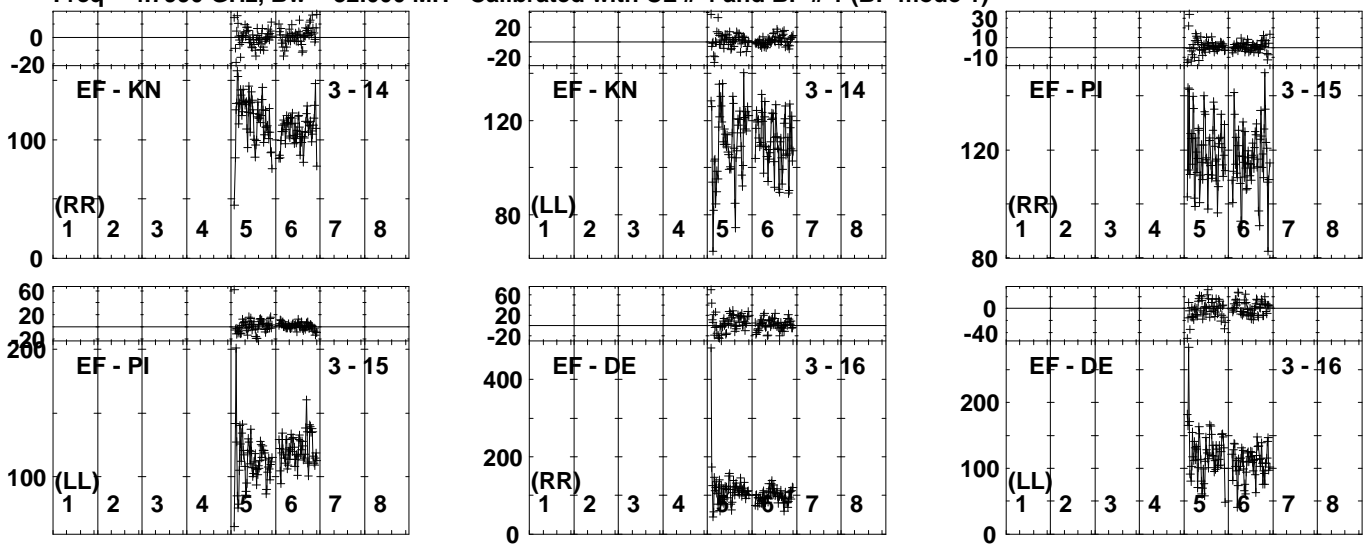


Lower frame: Milli Ampl Jy Top frame: Phas deg
Vector averaged cross-power spectrum Several baselines displayed
Timerange: 00/04:33:21 to 00/04:33:59

Plot file version 24 created 12-APR-2022 17:46:02

J1332+4722 EC082C.UVDATA.1

Freq = 4.7990 GHz, Bw = 32.000 MH Calibrated with CL # 4 and BP # 1 (BP mode 1)

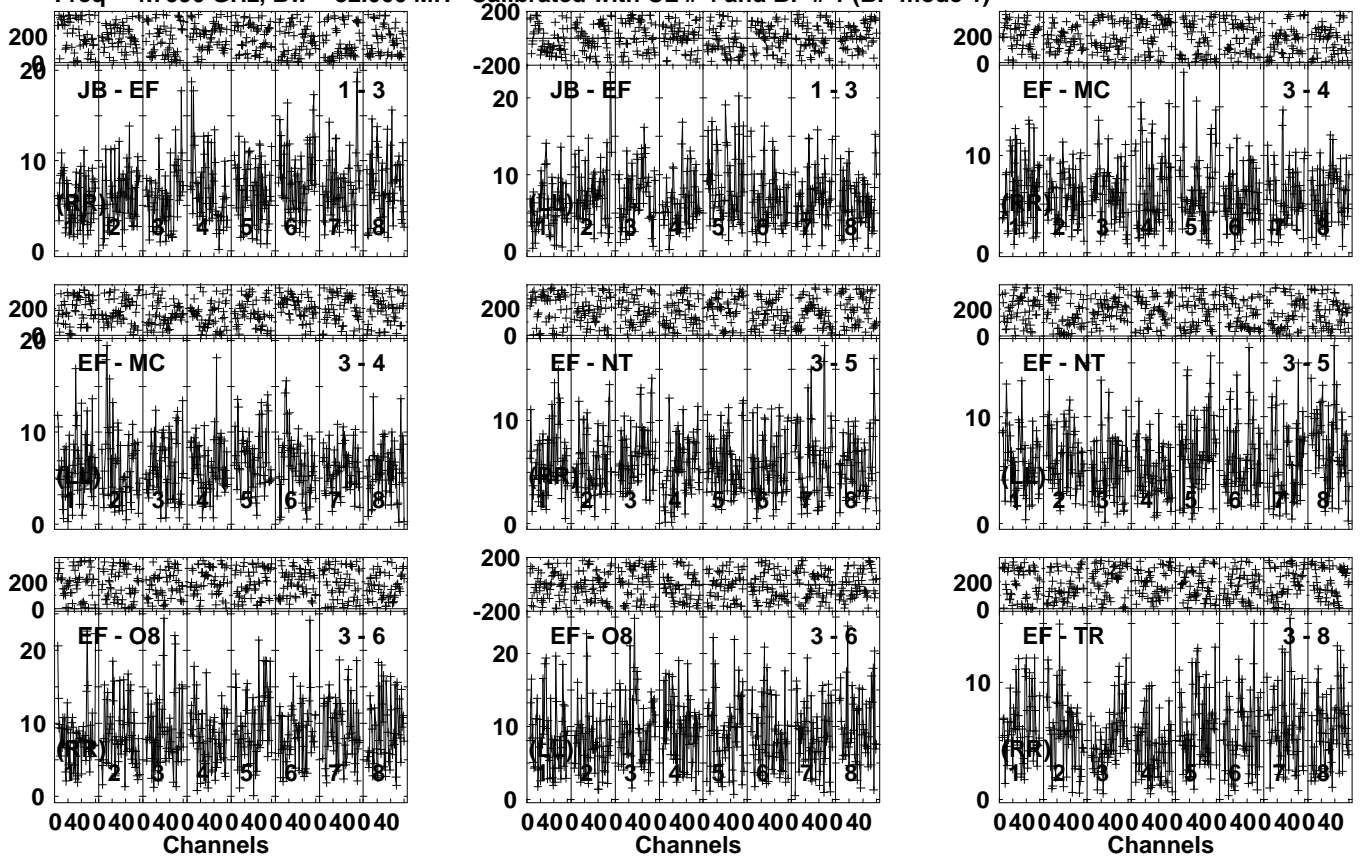


Lower frame: Milli Ampl Jy Top frame: Phas deg
Vector averaged cross-power spectrum Several baselines displayed
Timerange: 00/04:33:21 to 00/04:33:59

Plot file version 25 created 12-APR-2022 17:46:03

NGC5195 EC082C.UVDATA.1

Freq = 4.7990 GHz, Bw = 32.000 MH Calibrated with CL # 4 and BP # 1 (BP mode 1)

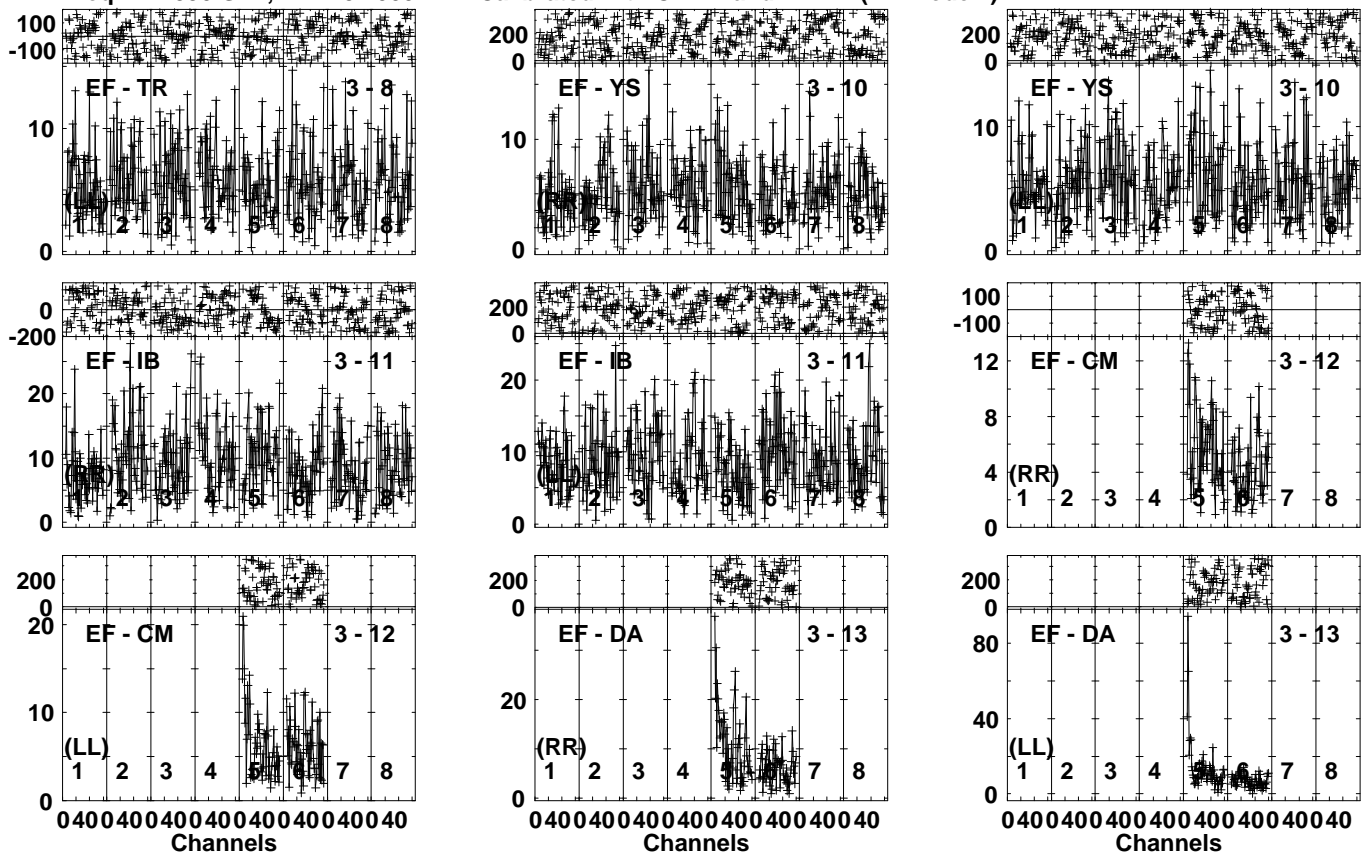


Lower frame: Milli Ampl Jy Top frame: Phas deg
Vector averaged cross-power spectrum Several baselines displayed
Timerange: 00/04:34:11 to 00/04:37:09

Plot file version 26 created 12-APR-2022 17:46:03

NGC5195 EC082C.UVDATA.1

Freq = 4.7990 GHz, Bw = 32.000 MH Calibrated with CL # 4 and BP # 1 (BP mode 1)

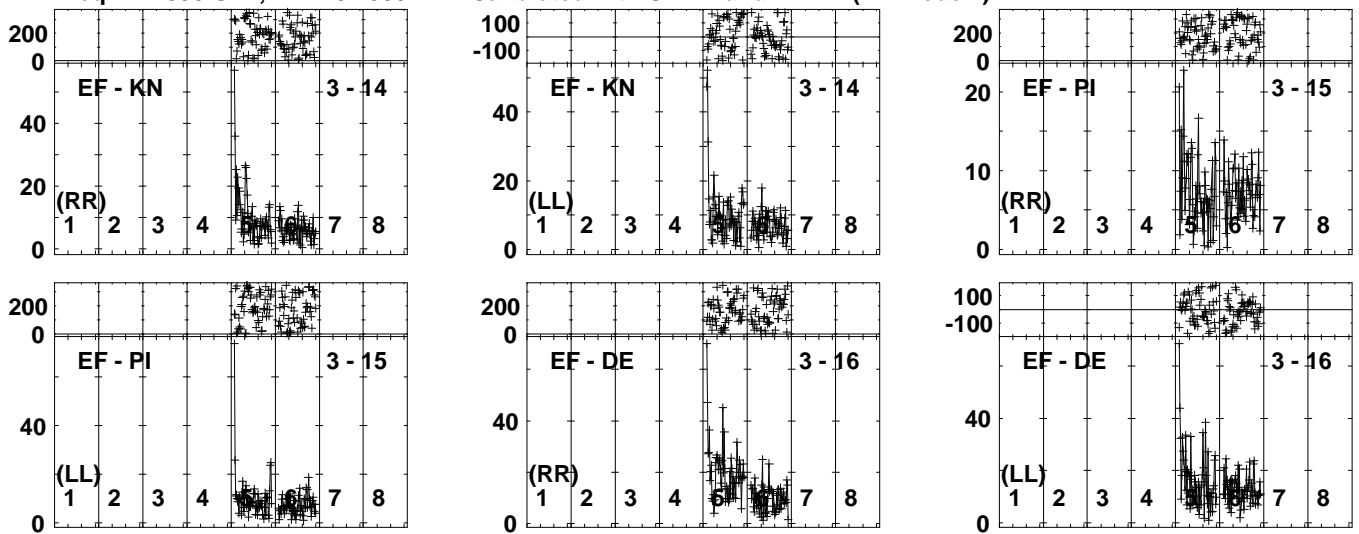


Lower frame: Milli Ampl Jy Top frame: Phas deg
Vector averaged cross-power spectrum Several baselines displayed
Timerange: 00/04:34:11 to 00/04:37:09

Plot file version 27 created 12-APR-2022 17:46:04

NGC5195 EC082C.UVDATA.1

Freq = 4.7990 GHz, Bw = 32.000 MH Calibrated with CL # 4 and BP # 1 (BP mode 1)



Lower frame: Milli Ampl Jy Top frame: Phas deg

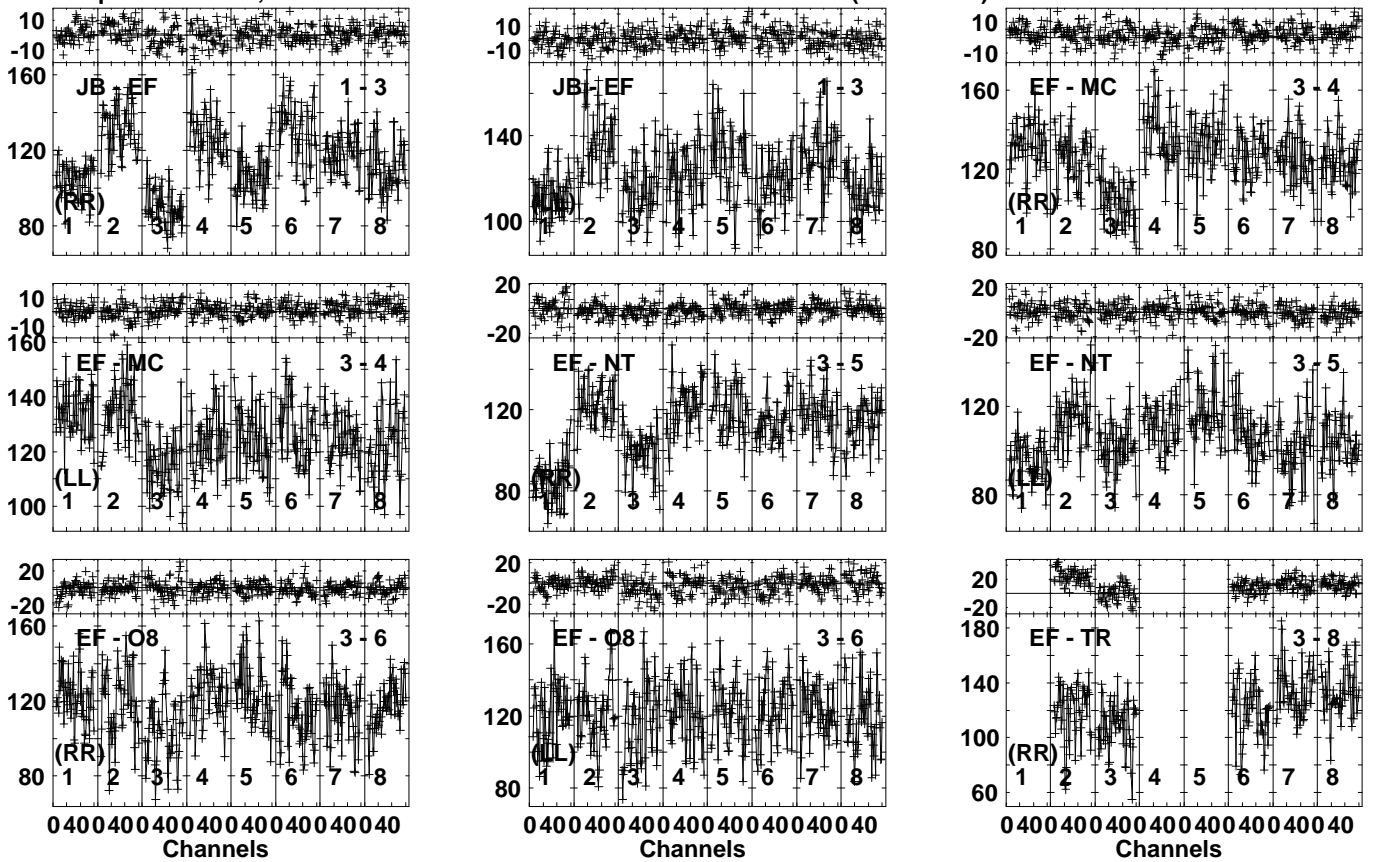
Vector averaged cross-power spectrum Several baselines displayed

Timerange: 00/04:34:11 to 00/04:37:09

Plot file version 28 created 12-APR-2022 17:46:04

J1332+4722 EC082C.UVDATA.1

Freq = 4.7990 GHz, Bw = 32.000 MH Calibrated with CL # 4 and BP # 1 (BP mode 1)

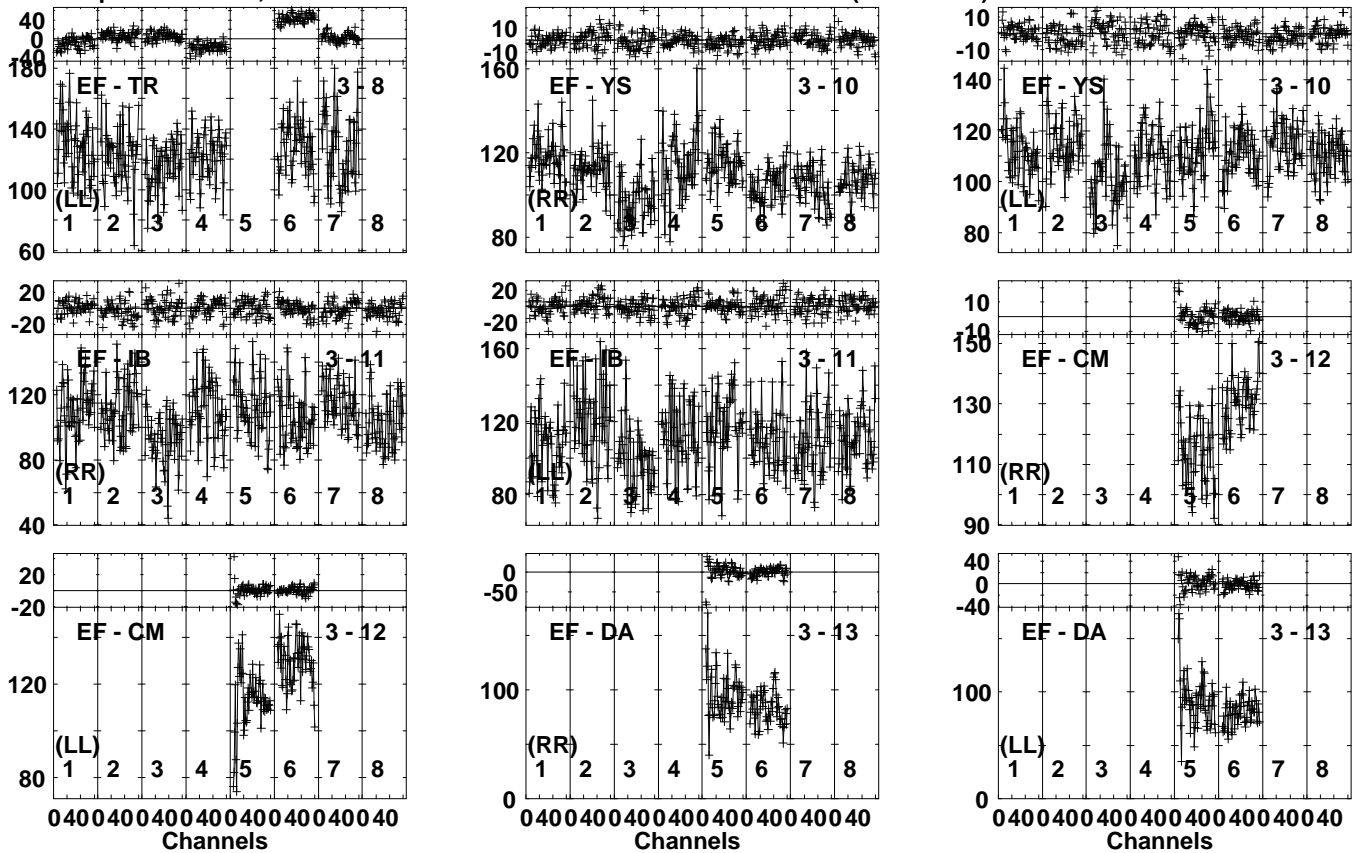


Lower frame: Milli Ampl Jy Top frame: Phas deg
 Vector averaged cross-power spectrum Several baselines displayed
 Timerange: 00/04:37:21 to 00/04:38:09

Plot file version 29 created 12-APR-2022 17:46:04

J1332+4722 EC082C.UVDATA.1

Freq = 4.7990 GHz, Bw = 32.000 MH Calibrated with CL # 4 and BP # 1 (BP mode 1)

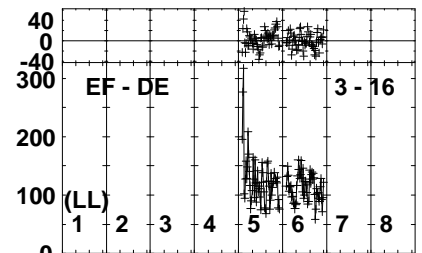
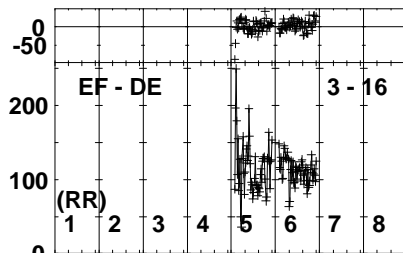
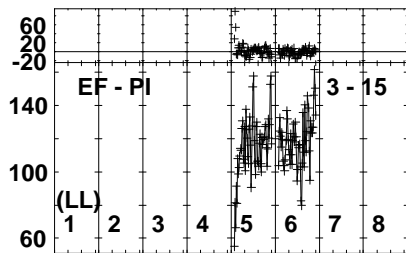
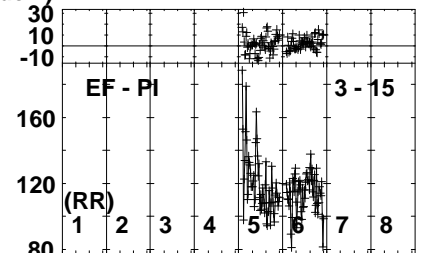
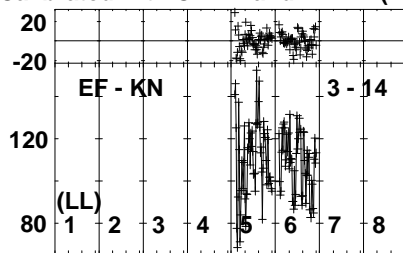
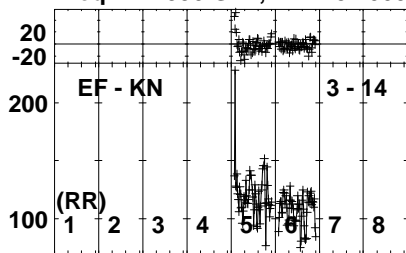


Lower frame: Milli Ampl Jy Top frame: Phas deg
Vector averaged cross-power spectrum Several baselines displayed
Timerange: 00/04:37:21 to 00/04:38:09

Plot file version 30 created 12-APR-2022 17:46:05

J1332+4722 EC082C.UVDATA.1

Freq = 4.7990 GHz, Bw = 32.000 MH Calibrated with CL # 4 and BP # 1 (BP mode 1)

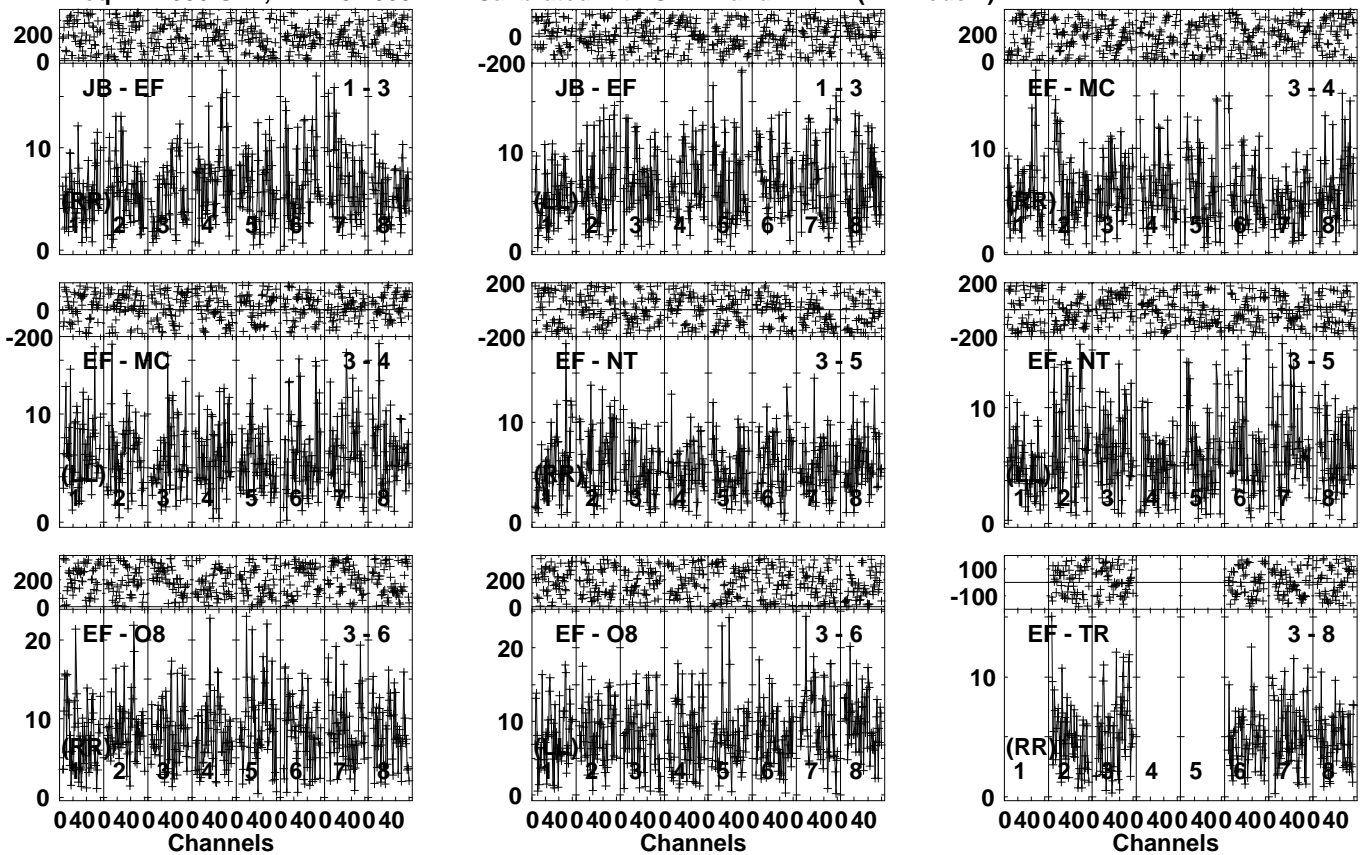


Lower frame: Milli Ampl Jy Top frame: Phas deg
Vector averaged cross-power spectrum Several baselines displayed
Timerange: 00/04:37:21 to 00/04:38:09

Plot file version 31 created 12-APR-2022 17:46:05

NGC5195 EC082C.UVDATA.1

Freq = 4.7990 GHz, Bw = 32.000 MH Calibrated with CL # 4 and BP # 1 (BP mode 1)

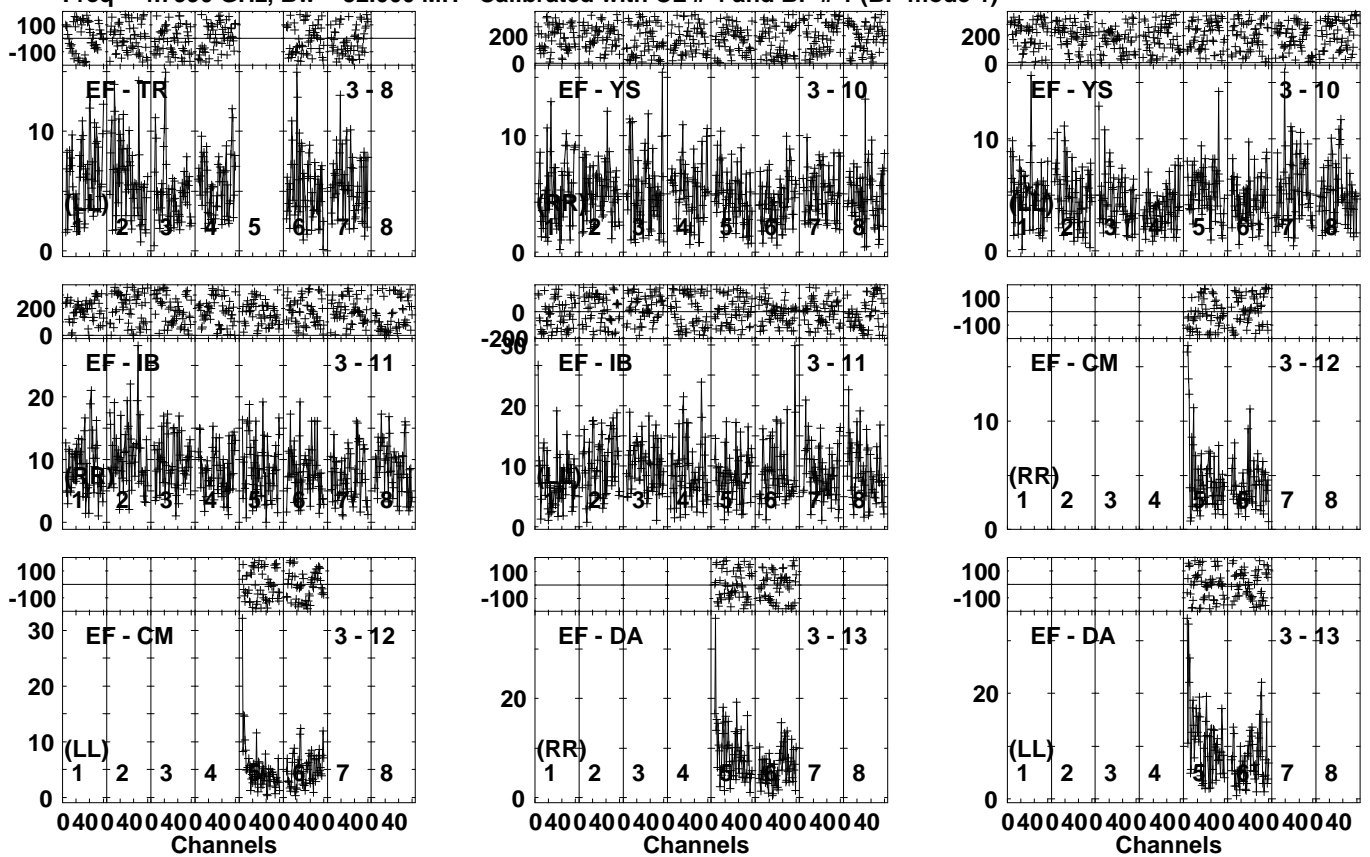


Lower frame: Milli Ampl Jy Top frame: Phas deg
Vector averaged cross-power spectrum Several baselines displayed
Timerange: 00/04:38:41 to 00/04:41:39

Plot file version 32 created 12-APR-2022 17:46:05

NGC5195 EC082C.UVDATA.1

Freq = 4.7990 GHz, Bw = 32.000 MH Calibrated with CL # 4 and BP # 1 (BP mode 1)

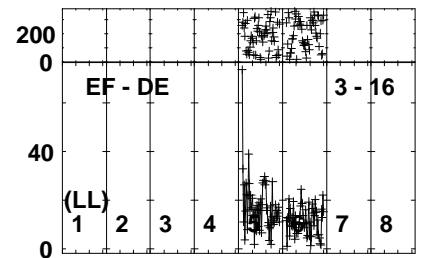
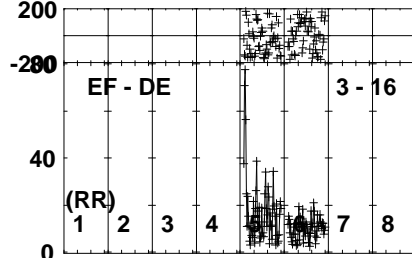
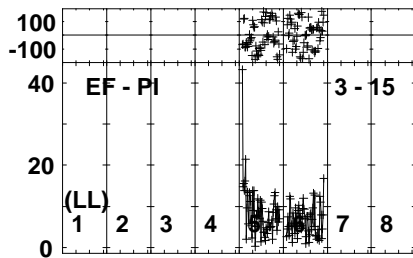
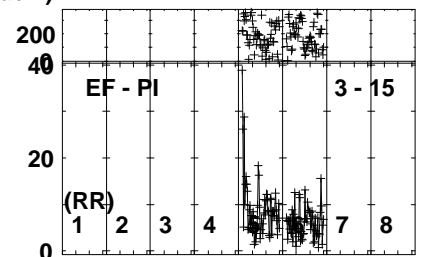
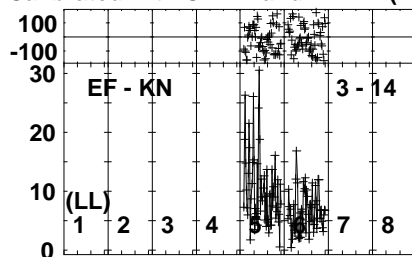
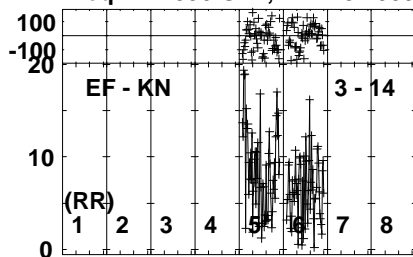


Lower frame: Milli Ampl Jy Top frame: Phas deg
Vector averaged cross-power spectrum Several baselines displayed
Timerange: 00/04:38:41 to 00/04:41:39

Plot file version 33 created 12-APR-2022 17:46:06

NGC5195 EC082C.UVDATA.1

Freq = 4.7990 GHz, Bw = 32.000 MH Calibrated with CL # 4 and BP # 1 (BP mode 1)



Lower frame: Milli Ampl Jy Top frame: Phas deg

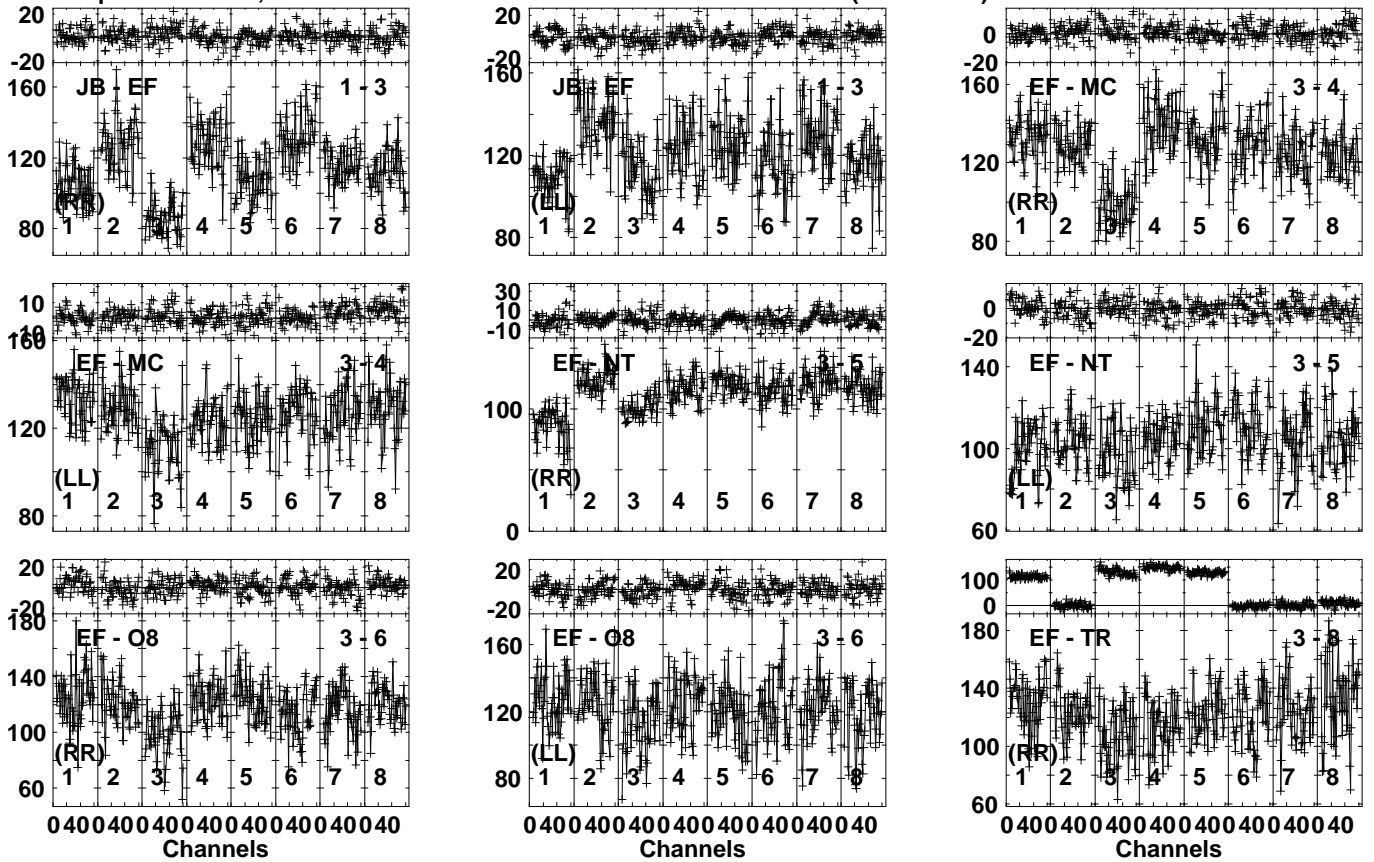
Vector averaged cross-power spectrum Several baselines displayed

Timerange: 00/04:38:41 to 00/04:41:39

Plot file version 34 created 12-APR-2022 17:46:06

J1332+4722 EC082C.UVDATA.1

Freq = 4.7990 GHz, Bw = 32.000 MH Calibrated with CL # 4 and BP # 1 (BP mode 1)

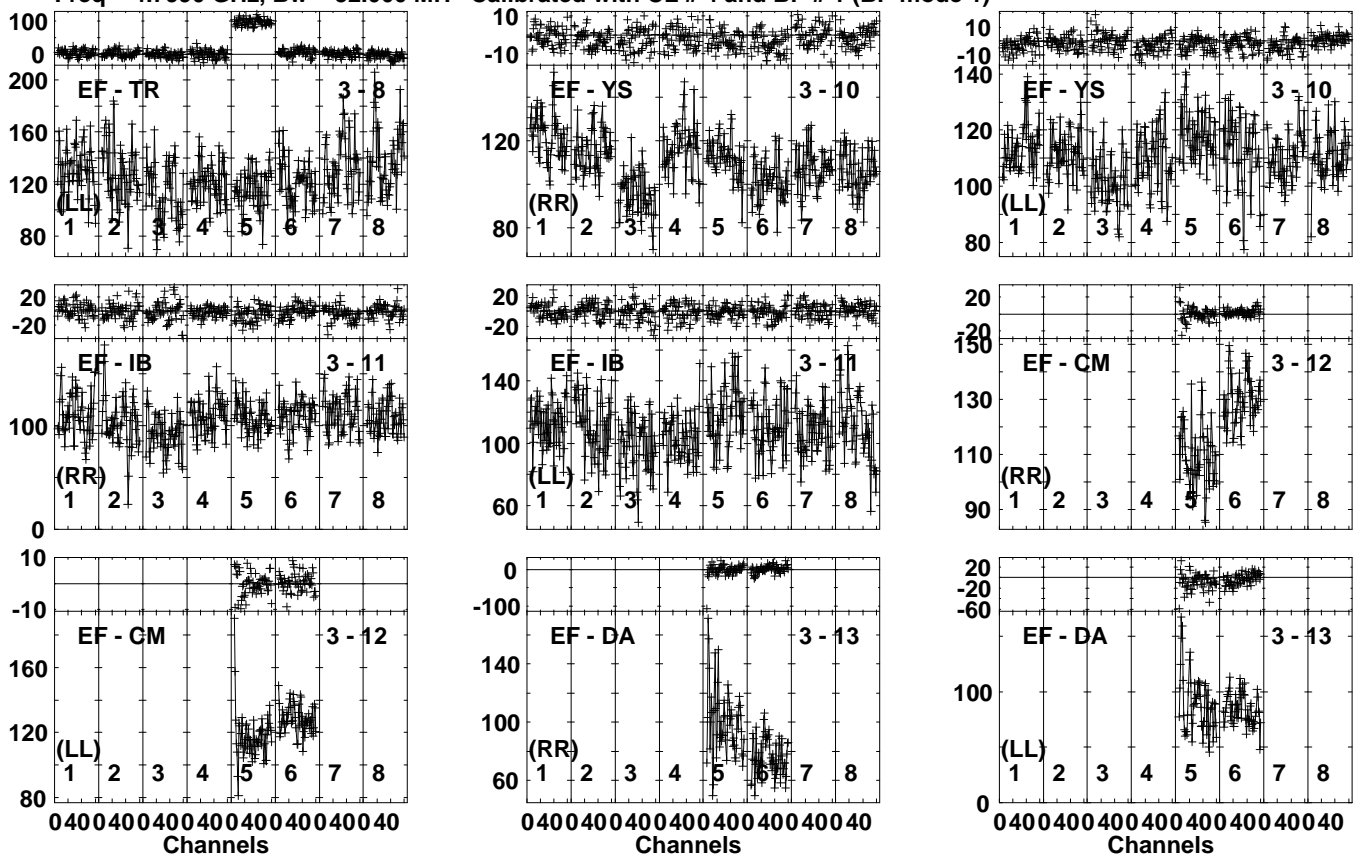


Lower frame: Milli Ampl Jy Top frame: Phas deg
Vector averaged cross-power spectrum Several baselines displayed
Timerange: 00/04:41:51 to 00/04:42:39

Plot file version 35 created 12-APR-2022 17:46:07

J1332+4722 EC082C.UVDATA.1

Freq = 4.7990 GHz, Bw = 32.000 MH Calibrated with CL # 4 and BP # 1 (BP mode 1)

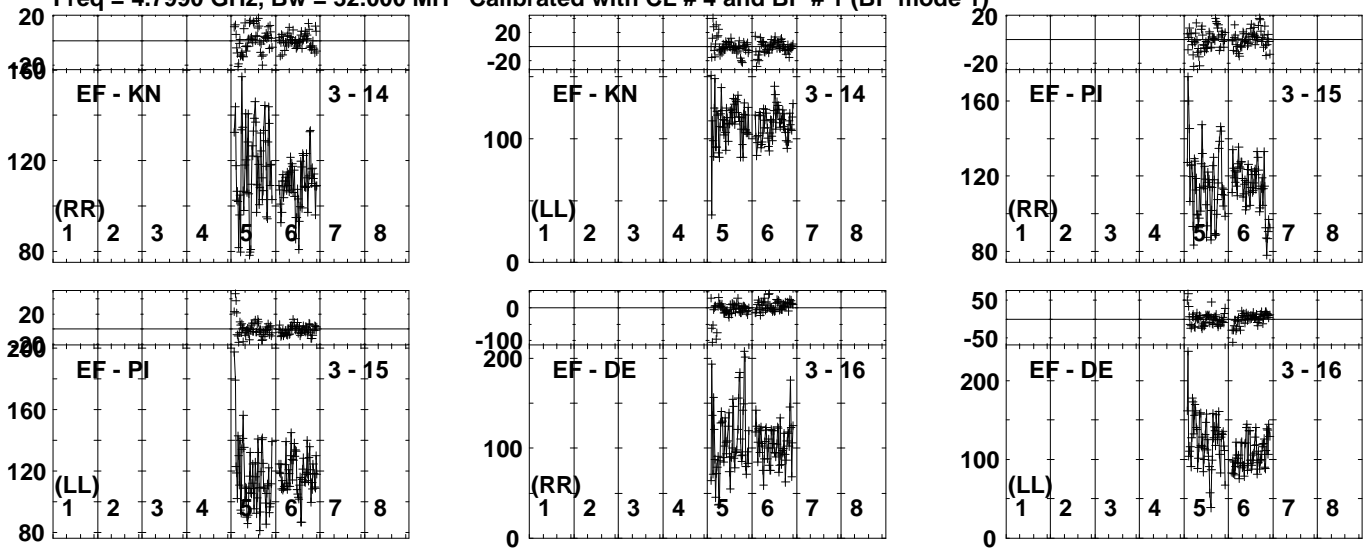


Lower frame: Milli Ampl Jy Top frame: Phas deg
Vector averaged cross-power spectrum Several baselines displayed
Timerange: 00/04:41:51 to 00/04:42:39

Plot file version 36 created 12-APR-2022 17:46:07

J1332+4722 EC082C.UVDATA.1

Freq = 4.7990 GHz, Bw = 32.000 MH Calibrated with CL # 4 and BP # 1 (BP mode 1)

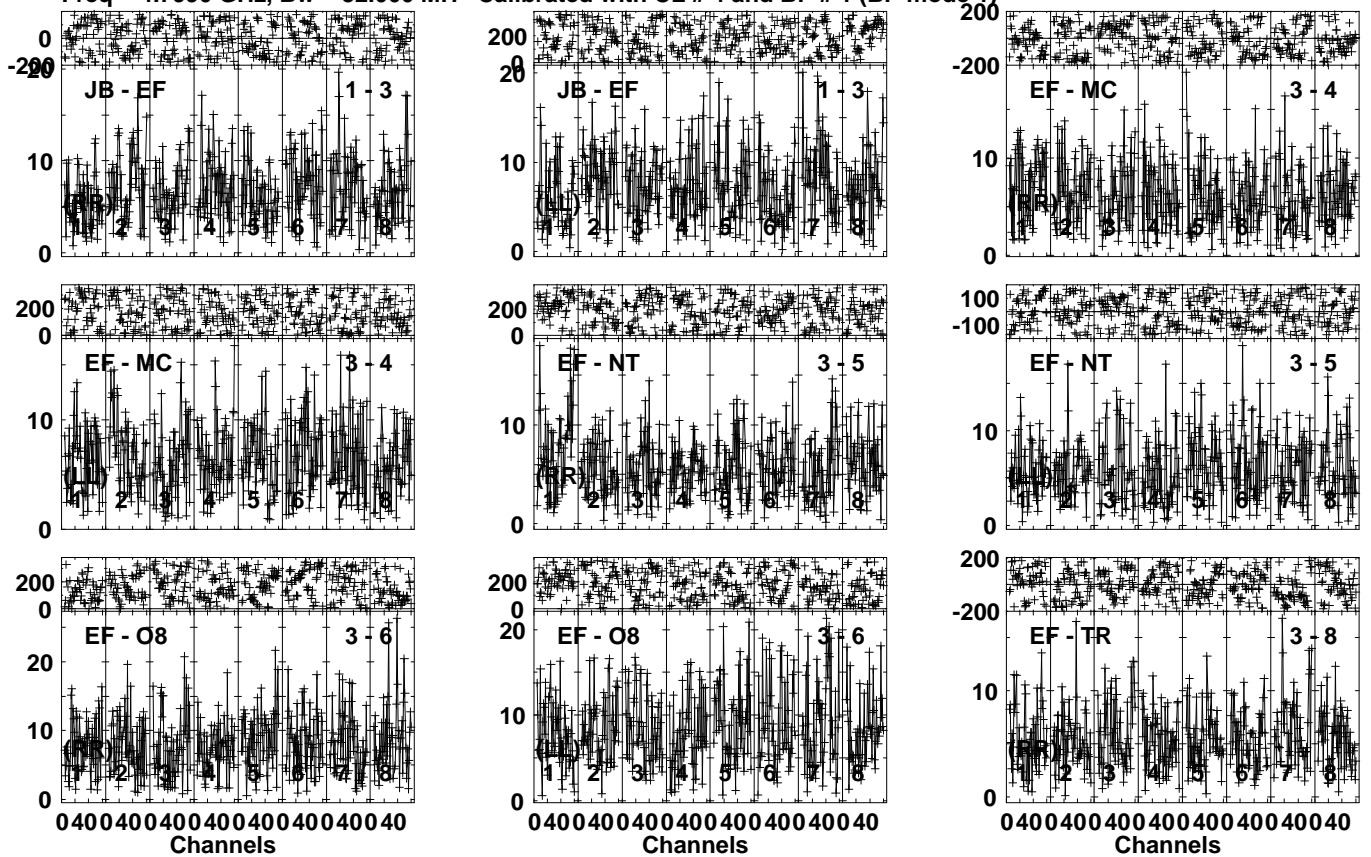


Lower frame: Milli Ampl Jy Top frame: Phas deg
Vector averaged cross-power spectrum Several baselines displayed
Timerange: 00/04:41:51 to 00/04:42:39

Plot file version 37 created 12-APR-2022 17:46:07

NGC5195 EC082C.UVDATA.1

Freq = 4.7990 GHz, Bw = 32.000 MH Calibrated with CL # 4 and BP # 1 (BP mode 1)

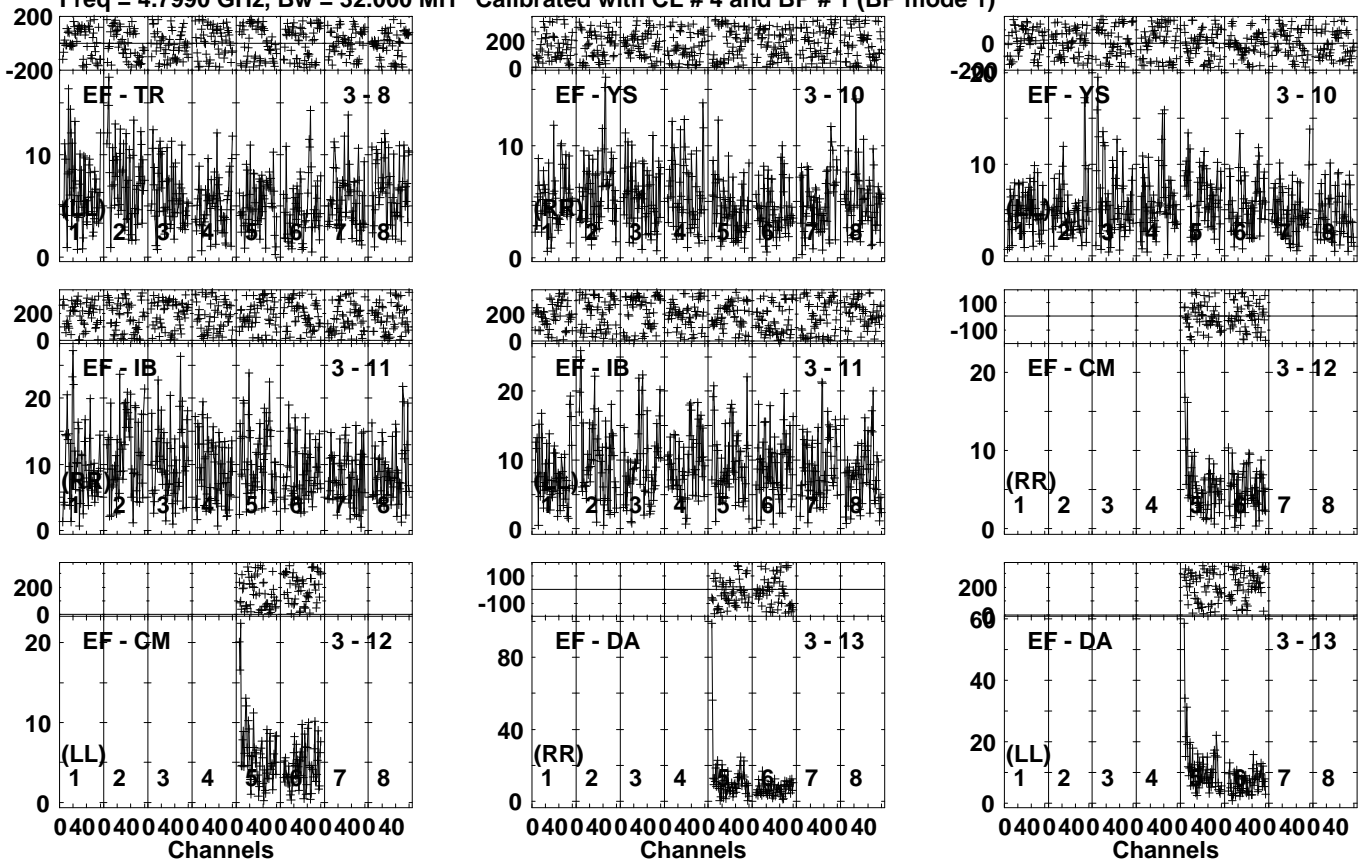


Lower frame: Milli Ampl Jy Top frame: Phas deg
Vector averaged cross-power spectrum Several baselines displayed
Timerange: 00/04:42:51 to 00/04:45:49

Plot file version 38 created 12-APR-2022 17:46:08

NGC5195 EC082C.UVDATA.1

Freq = 4.7990 GHz, Bw = 32.000 MH Calibrated with CL # 4 and BP # 1 (BP mode 1)

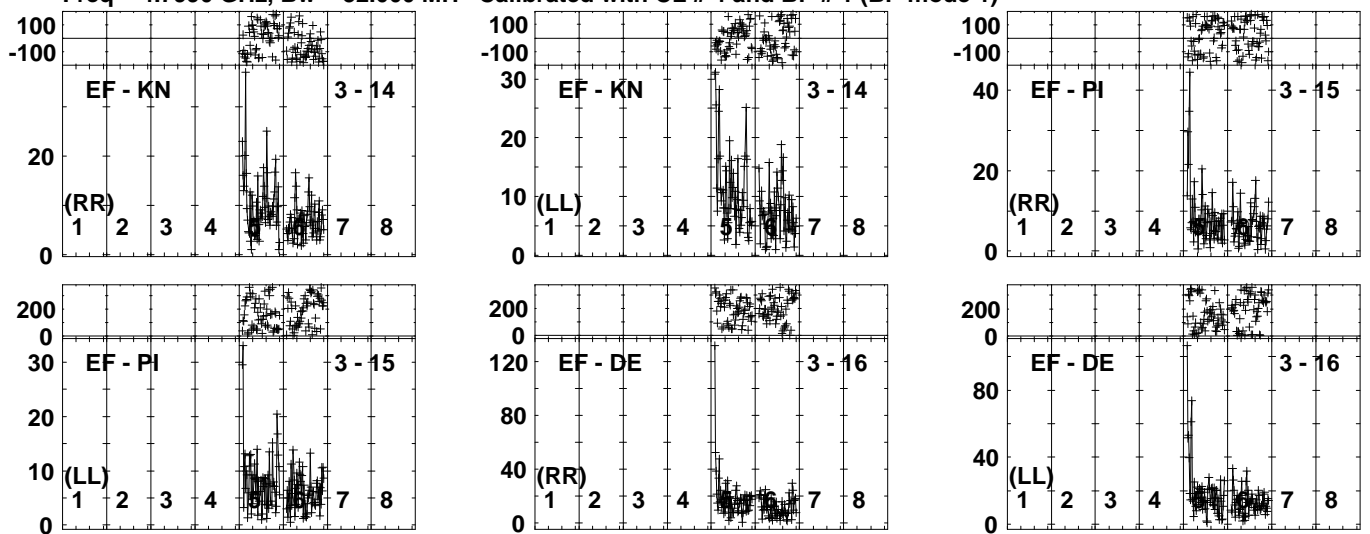


Lower frame: Milli Ampl Jy Top frame: Phas deg
Vector averaged cross-power spectrum Several baselines displayed
Timerange: 00/04:42:51 to 00/04:45:49

Plot file version 39 created 12-APR-2022 17:46:08

NGC5195 EC082C.UVDATA.1

Freq = 4.7990 GHz, Bw = 32.000 MH Calibrated with CL # 4 and BP # 1 (BP mode 1)



Lower frame: Milli Ampl Jy Top frame: Phas deg

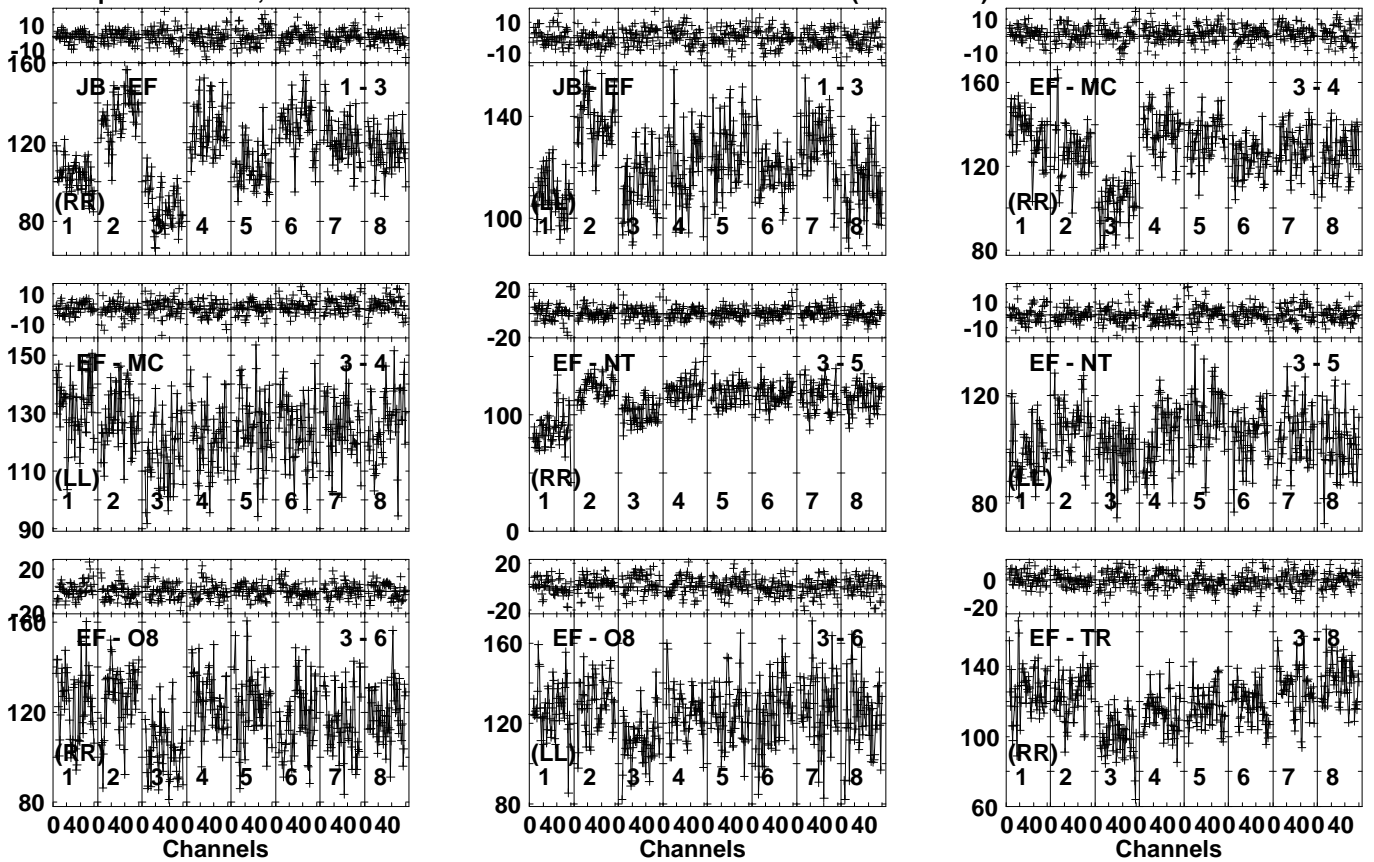
Vector averaged cross-power spectrum Several baselines displayed

Timerange: 00/04:42:51 to 00/04:45:49

Plot file version 40 created 12-APR-2022 17:46:09

J1332+4722 EC082C.UVDATA.1

Freq = 4.7990 GHz, Bw = 32.000 MH Calibrated with CL # 4 and BP # 1 (BP mode 1)

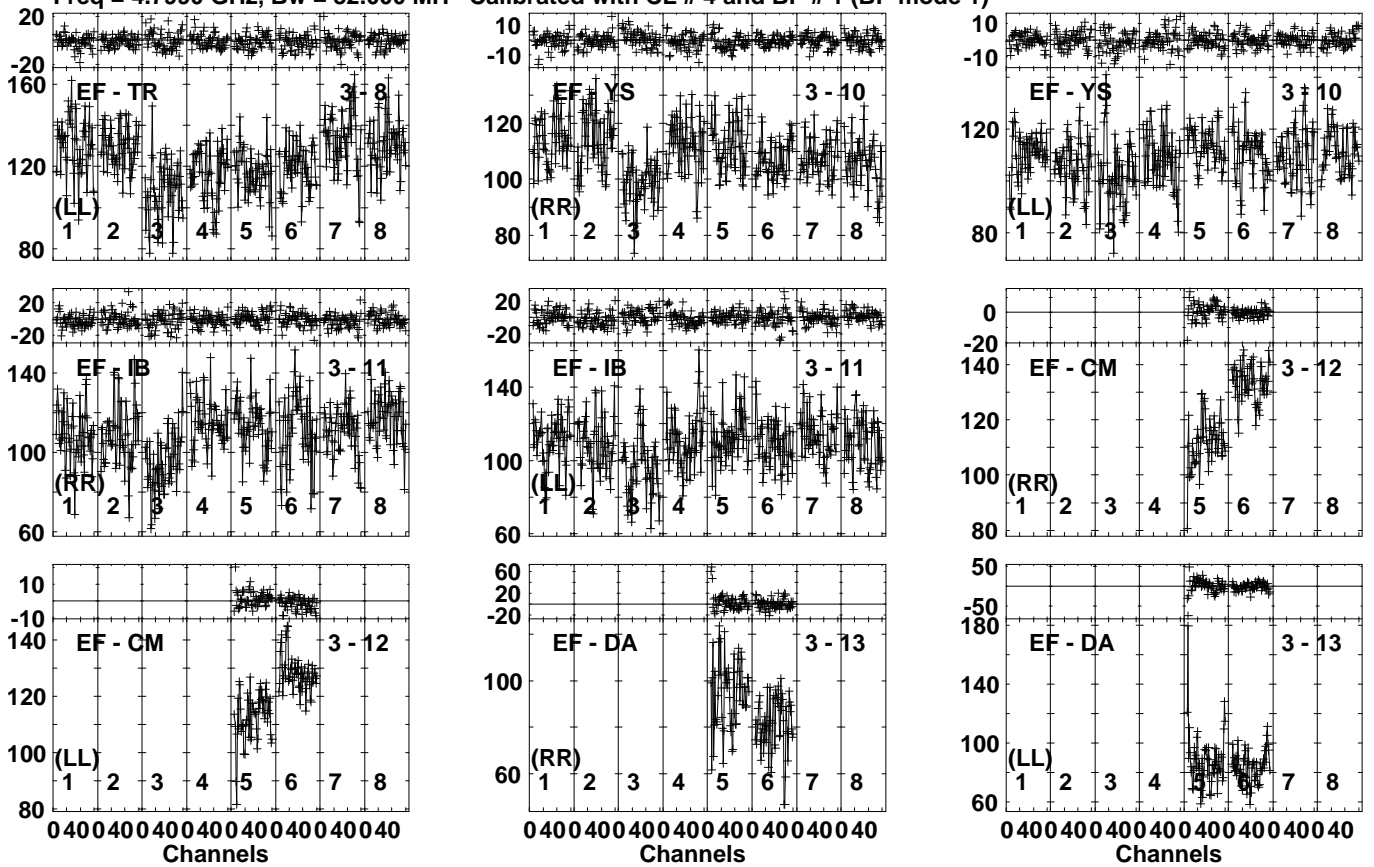


Lower frame: Milli Ampl Jy Top frame: Phas deg
 Vector averaged cross-power spectrum Several baselines displayed
 Timerange: 00/04:46:21 to 00/04:46:59

Plot file version 41 created 12-APR-2022 17:46:09

J1332+4722 EC082C.UVDATA.1

Freq = 4.7990 GHz, Bw = 32.000 MH Calibrated with CL # 4 and BP # 1 (BP mode 1)

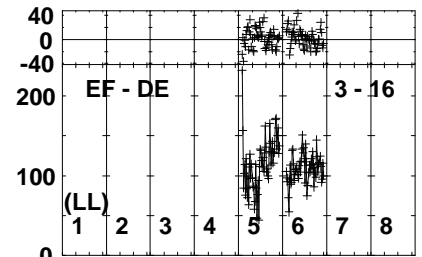
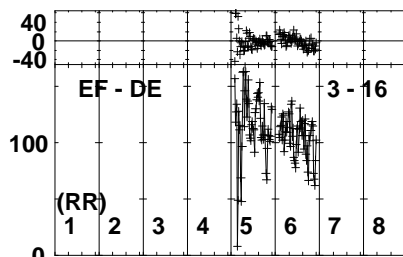
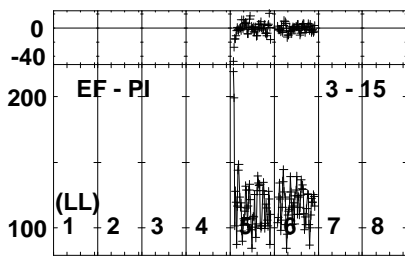
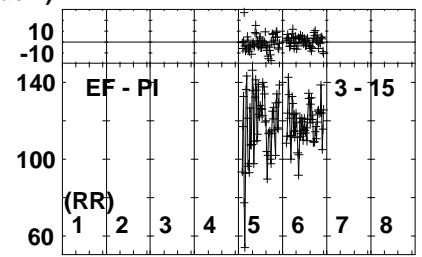
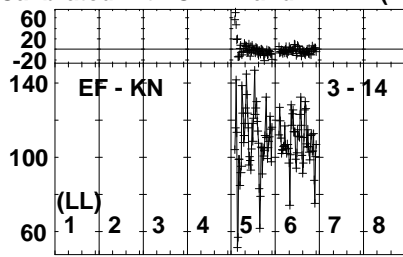
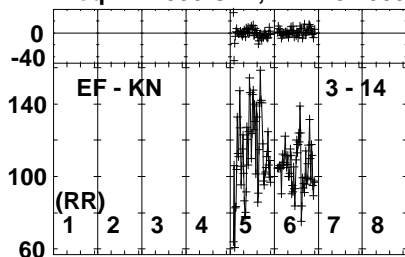


Lower frame: Milli Ampl Jy Top frame: Phas deg
Vector averaged cross-power spectrum Several baselines displayed
Timerange: 00/04:46:21 to 00/04:46:59

Plot file version 42 created 12-APR-2022 17:46:09

J1332+4722 EC082C.UVDATA.1

Freq = 4.7990 GHz, Bw = 32.000 MH Calibrated with CL # 4 and BP # 1 (BP mode 1)

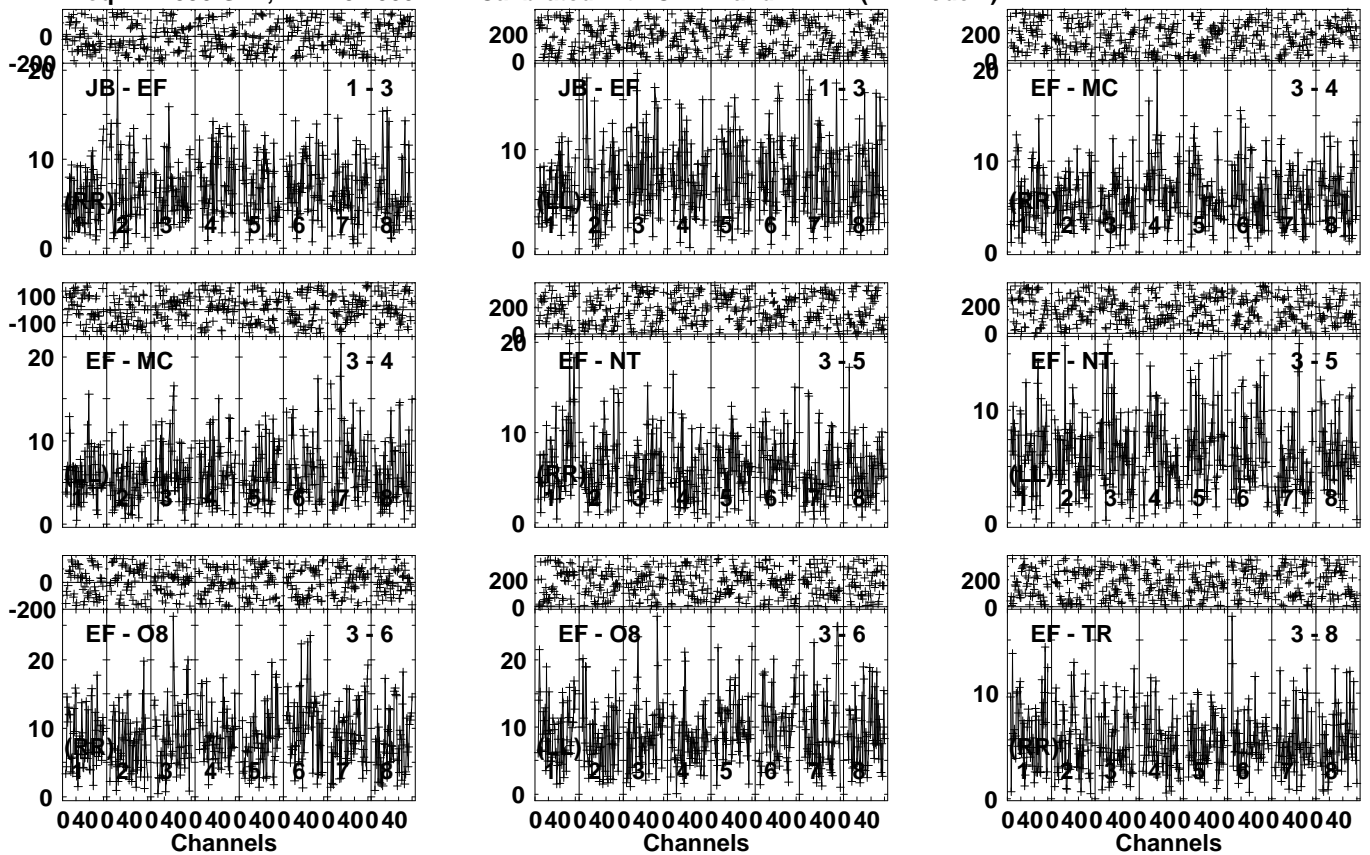


Lower frame: Milli Ampl Jy Top frame: Phas deg
Vector averaged cross-power spectrum Several baselines displayed
Timerange: 00/04:46:21 to 00/04:46:59

Plot file version 43 created 12-APR-2022 17:46:10

NGC5195 EC082C.UVDATA.1

Freq = 4.7990 GHz, Bw = 32.000 MH Calibrated with CL # 4 and BP # 1 (BP mode 1)

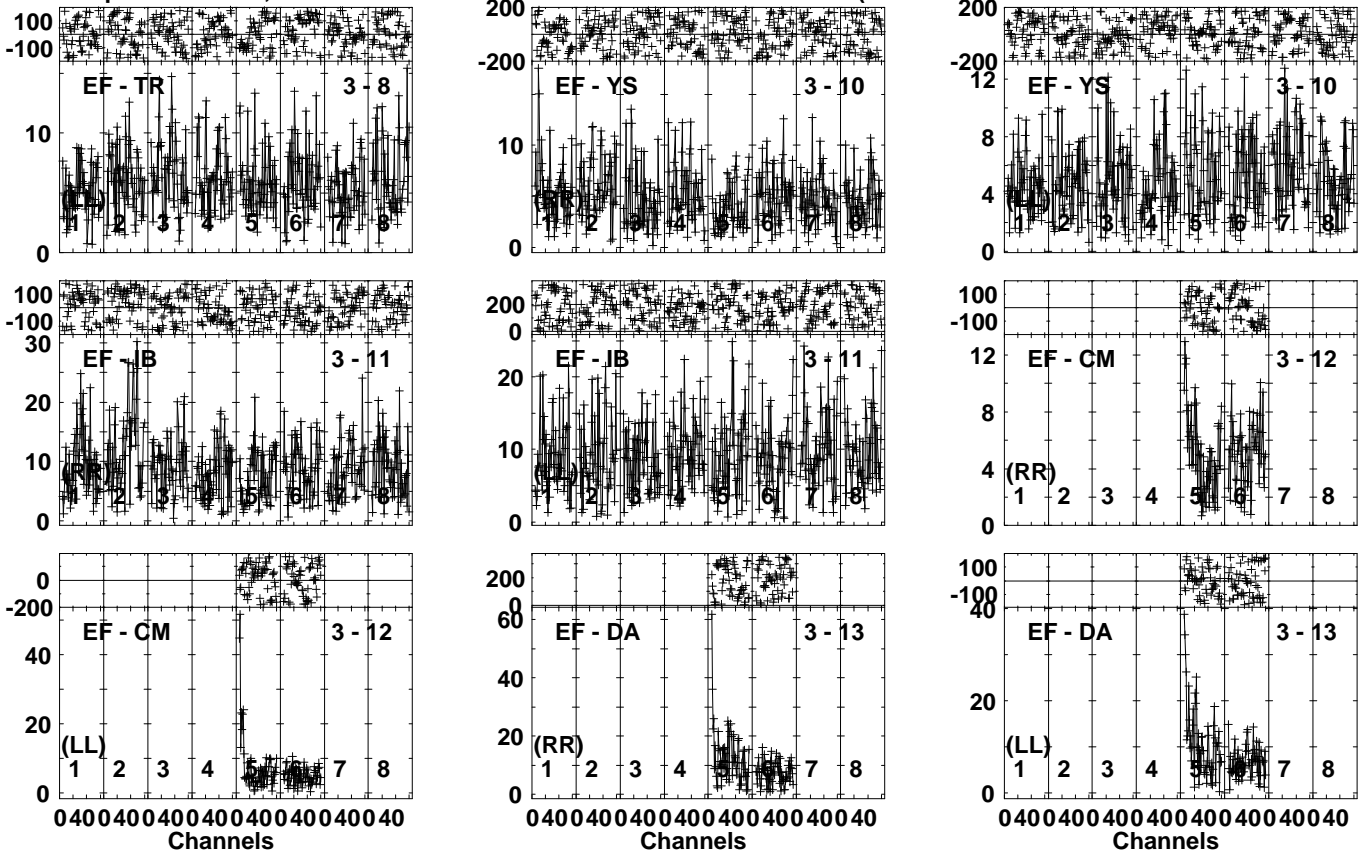


Lower frame: Milli Ampl Jy Top frame: Phas deg
Vector averaged cross-power spectrum Several baselines displayed
Timerange: 00/04:47:11 to 00/04:50:09

Plot file version 44 created 12-APR-2022 17:46:10

NGC5195 EC082C.UVDATA.1

Freq = 4.7990 GHz, Bw = 32.000 MH Calibrated with CL # 4 and BP # 1 (BP mode 1)

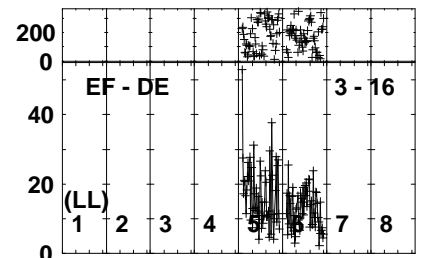
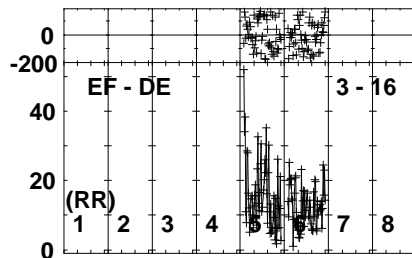
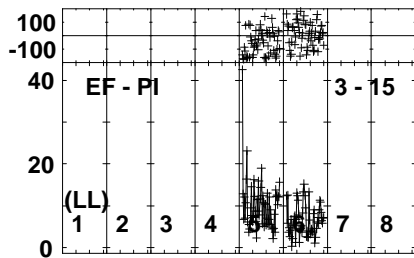
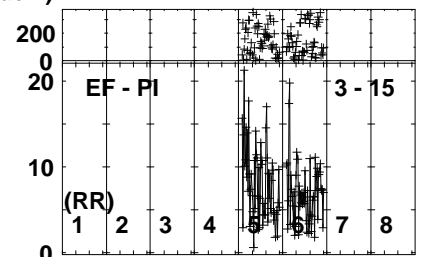
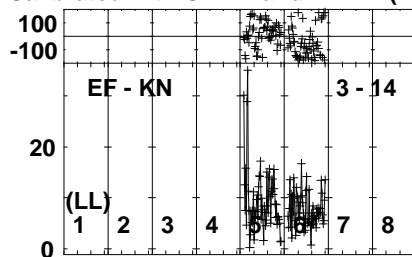
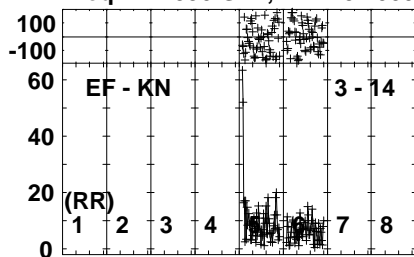


Lower frame: Milli Ampl Jy Top frame: Phas deg
Vector averaged cross-power spectrum Several baselines displayed
Timerange: 00/04:47:11 to 00/04:50:09

Plot file version 45 created 12-APR-2022 17:46:11

NGC5195 EC082C.UVDATA.1

Freq = 4.7990 GHz, Bw = 32.000 MH Calibrated with CL # 4 and BP # 1 (BP mode 1)



Lower frame: Milli Ampl Jy Top frame: Phas deg

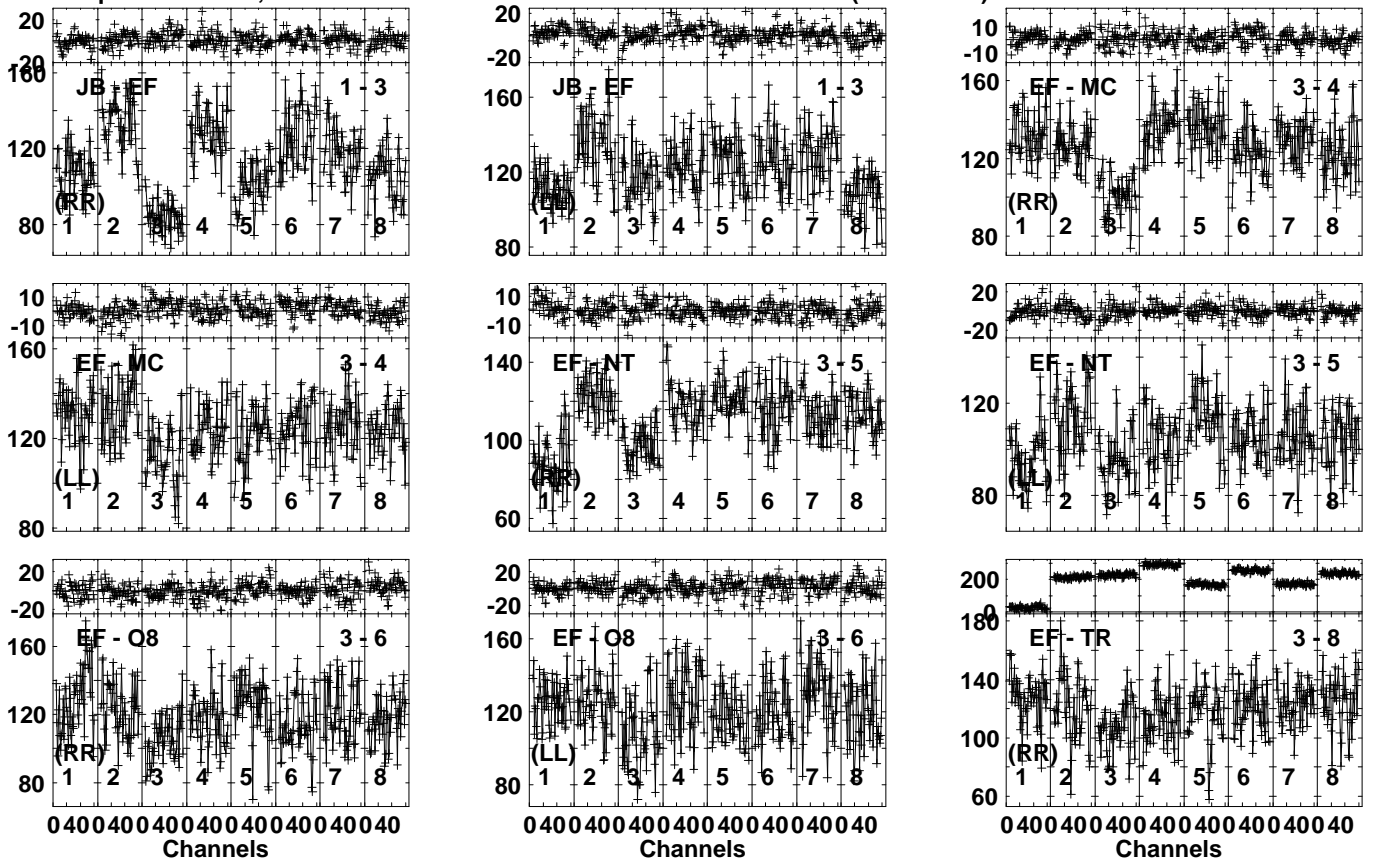
Vector averaged cross-power spectrum Several baselines displayed

Timerange: 00/04:47:11 to 00/04:50:09

Plot file version 46 created 12-APR-2022 17:46:11

J1332+4722 EC082C.UVDATA.1

Freq = 4.7990 GHz, Bw = 32.000 MH Calibrated with CL # 4 and BP # 1 (BP mode 1)

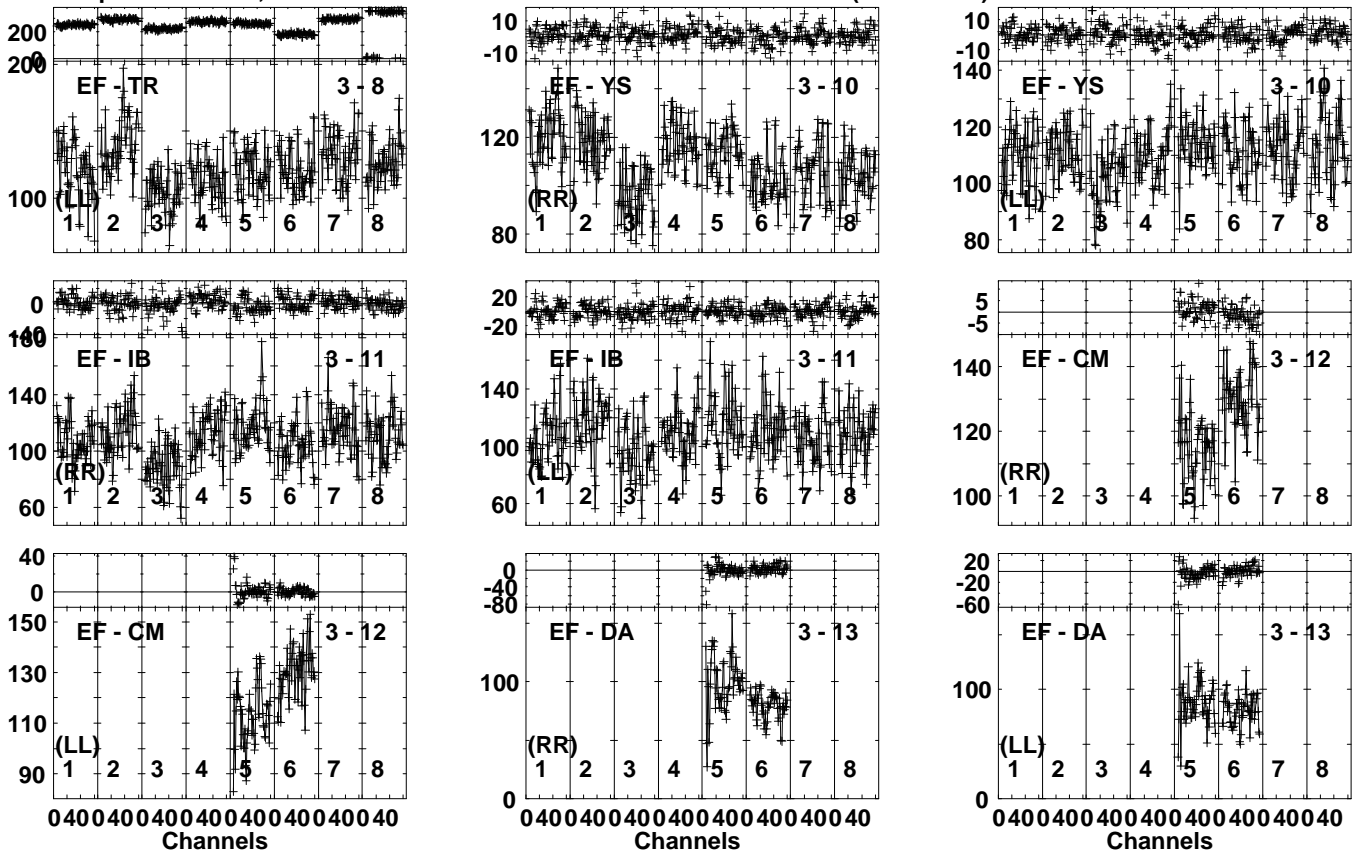


Lower frame: Milli Ampl Jy Top frame: Phas deg
Vector averaged cross-power spectrum Several baselines displayed
Timerange: 00/04:50:21 to 00/04:51:09

Plot file version 47 created 12-APR-2022 17:46:11

J1332+4722 EC082C.UVDATA.1

Freq = 4.7990 GHz, Bw = 32.000 MH Calibrated with CL # 4 and BP # 1 (BP mode 1)

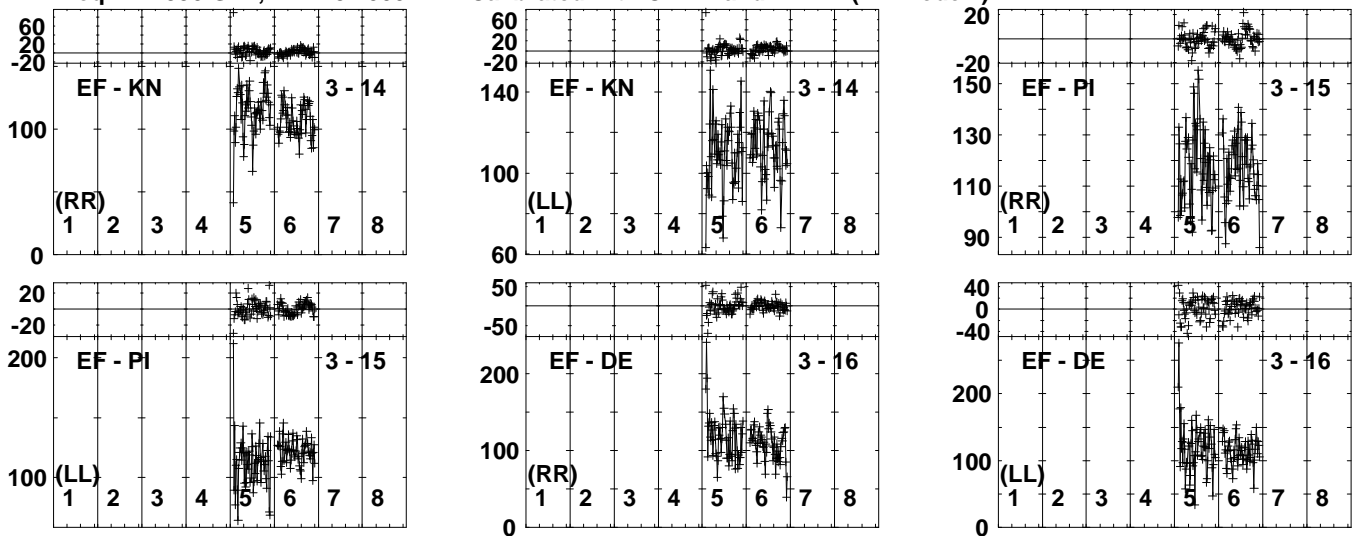


Lower frame: Milli Ampl Jy Top frame: Phas deg
Vector averaged cross-power spectrum Several baselines displayed
Timerange: 00/04:50:21 to 00/04:51:09

Plot file version 48 created 12-APR-2022 17:46:12

J1332+4722 EC082C.UVDATA.1

Freq = 4.7990 GHz, Bw = 32.000 MH Calibrated with CL # 4 and BP # 1 (BP mode 1)

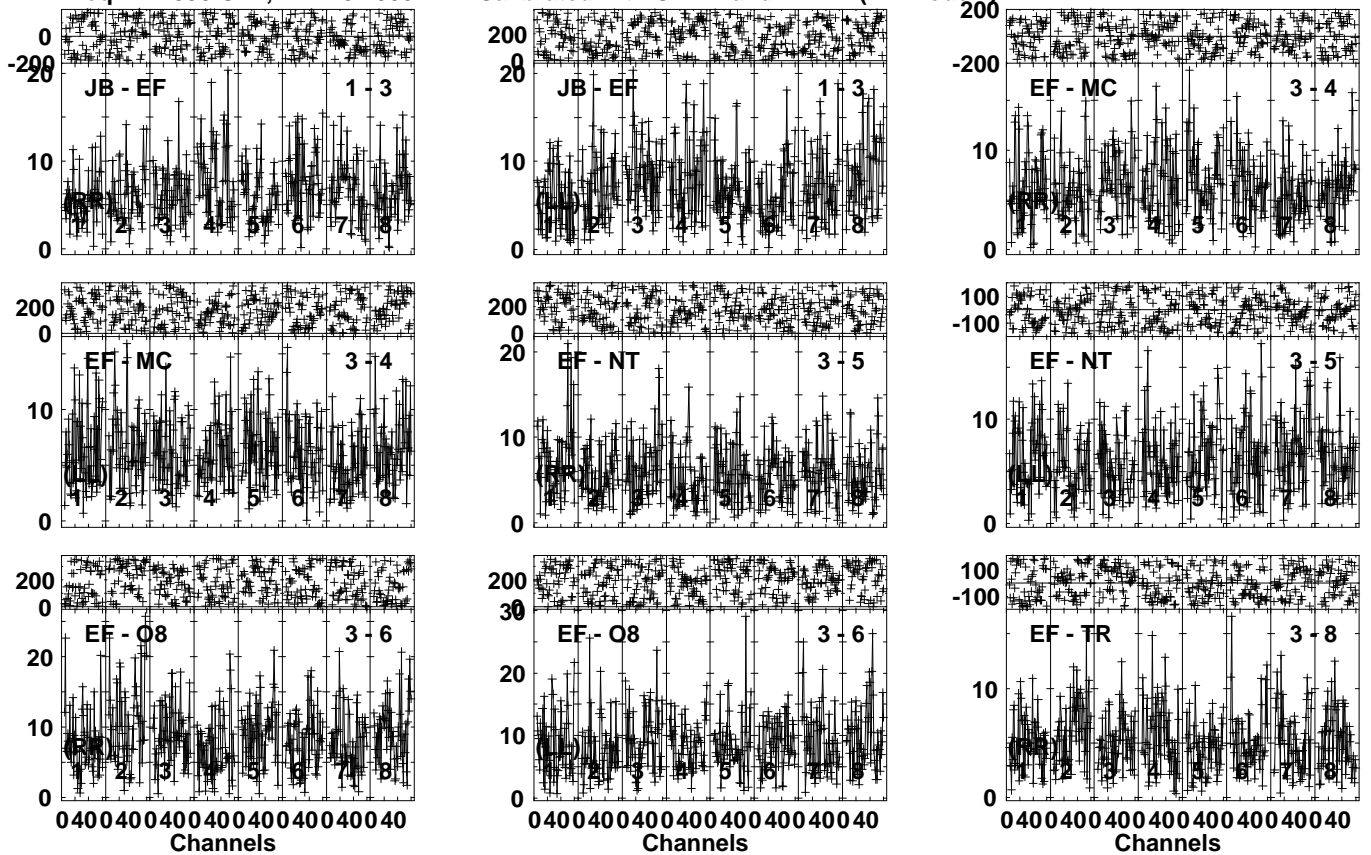


Lower frame: Milli Ampl Jy Top frame: Phas deg
Vector averaged cross-power spectrum Several baselines displayed
Timerange: 00/04:50:21 to 00/04:51:09

Plot file version 49 created 12-APR-2022 17:46:12

NGC5195 EC082C.UVDATA.1

Freq = 4.7990 GHz, Bw = 32.000 MH Calibrated with CL # 4 and BP # 1 (BP mode 1)

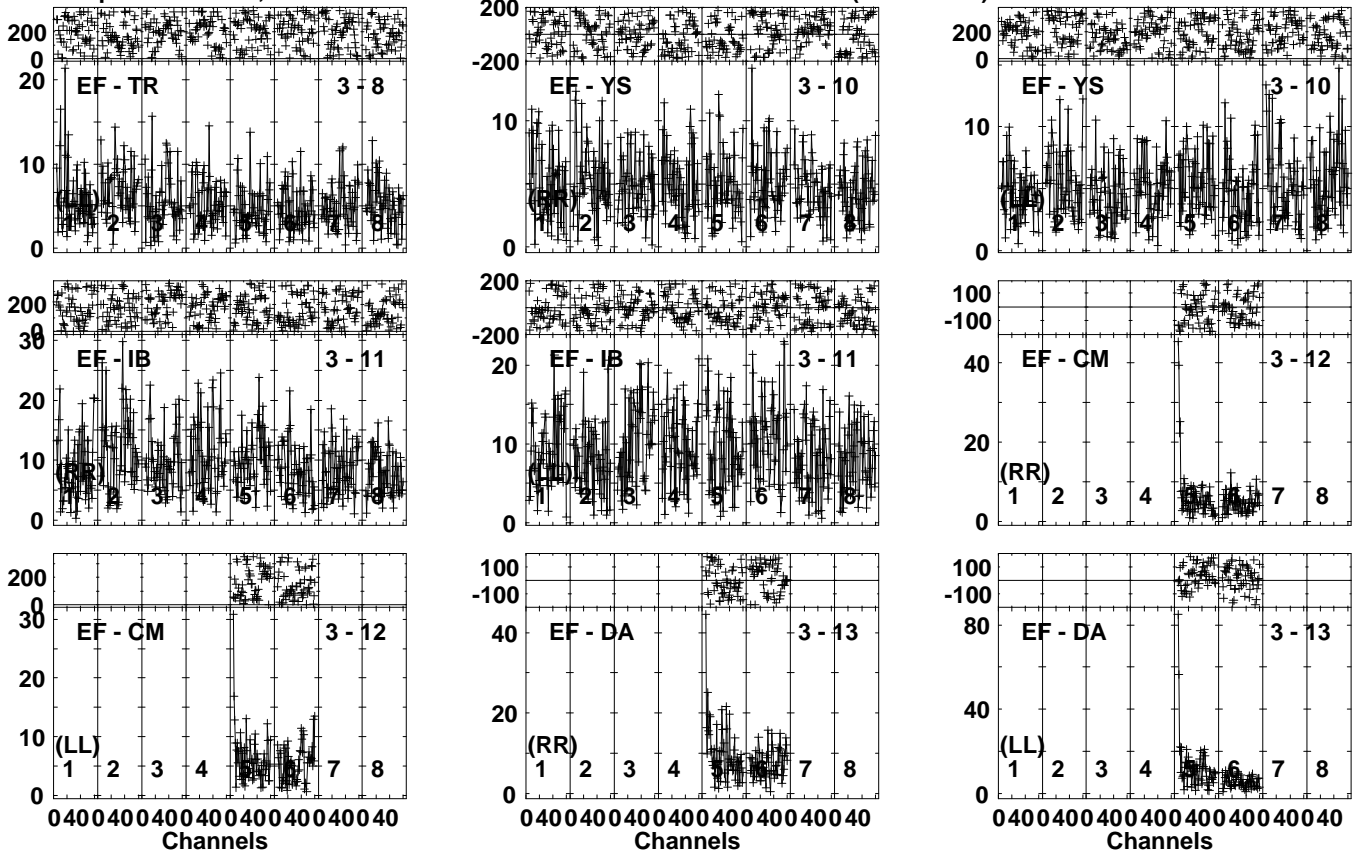


Lower frame: Milli Ampl Jy Top frame: Phas deg
Vector averaged cross-power spectrum Several baselines displayed
Timerange: 00/04:51:21 to 00/04:54:19

Plot file version 50 created 12-APR-2022 17:46:13

NGC5195 EC082C.UVDATA.1

Freq = 4.7990 GHz, Bw = 32.000 MH Calibrated with CL # 4 and BP # 1 (BP mode 1)

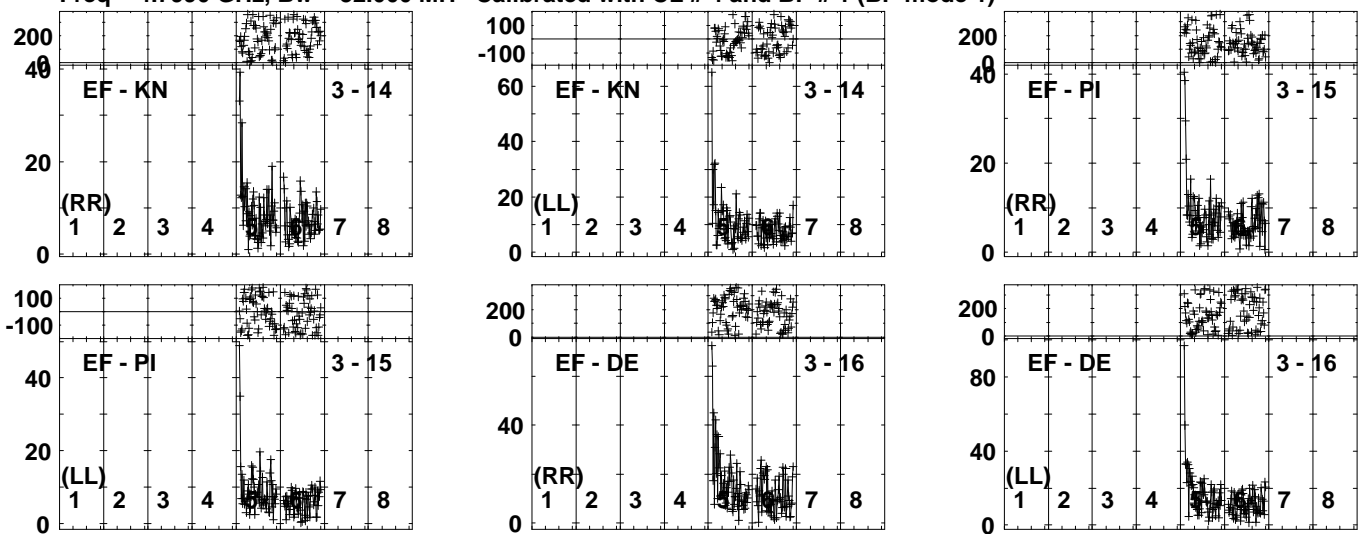


Lower frame: Milli Ampl Jy Top frame: Phas deg
Vector averaged cross-power spectrum Several baselines displayed
Timerange: 00/04:51:21 to 00/04:54:19

Plot file version 51 created 12-APR-2022 17:46:13

NGC5195 EC082C.UVDATA.1

Freq = 4.7990 GHz, Bw = 32.000 MH Calibrated with CL # 4 and BP # 1 (BP mode 1)



Lower frame: Milli Ampl Jy Top frame: Phas deg

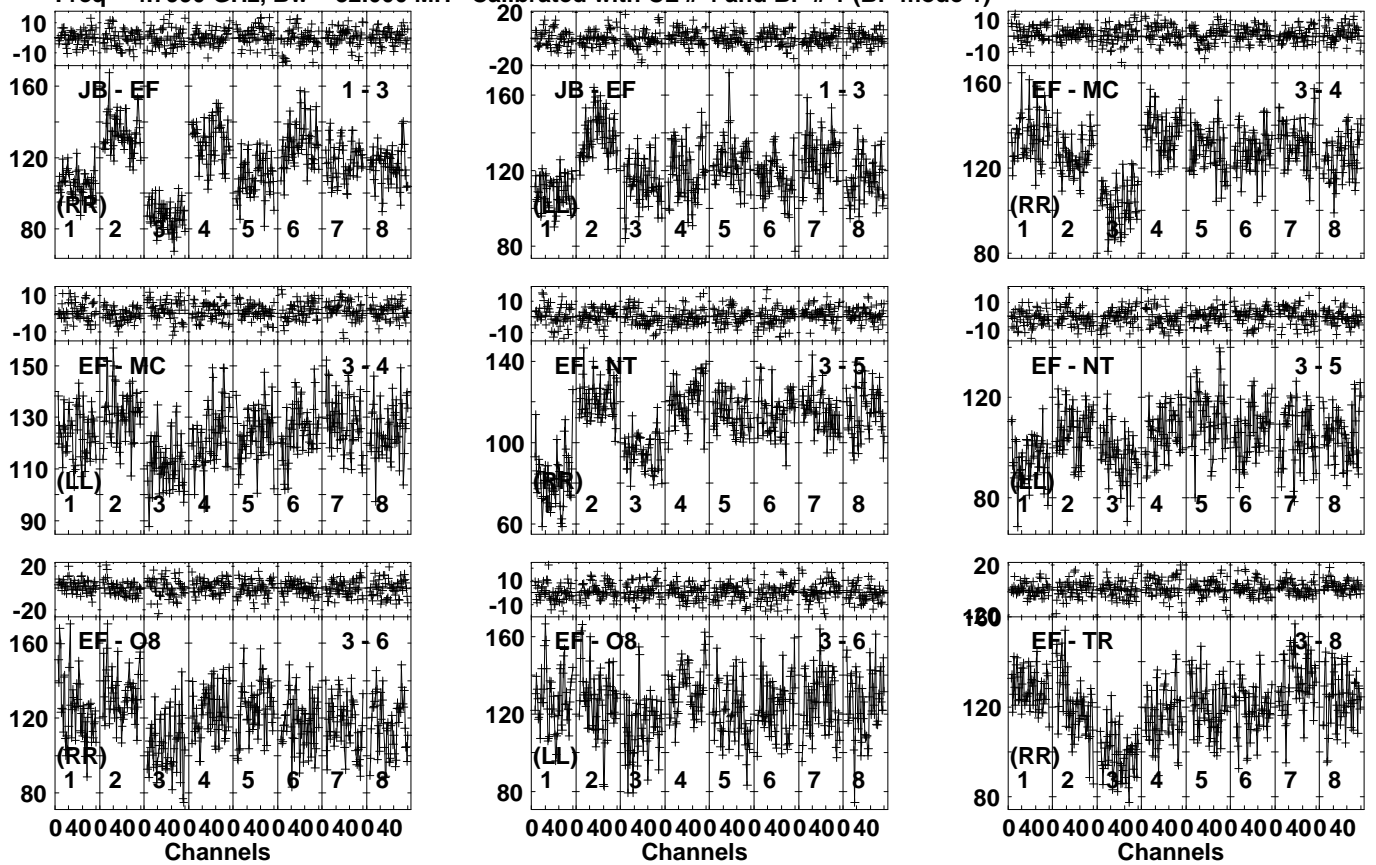
Vector averaged cross-power spectrum Several baselines displayed

Timerange: 00/04:51:21 to 00/04:54:19

Plot file version 52 created 12-APR-2022 17:46:14

J1332+4722 EC082C.UVDATA.1

Freq = 4.7990 GHz, Bw = 32.000 MH Calibrated with CL # 4 and BP # 1 (BP mode 1)

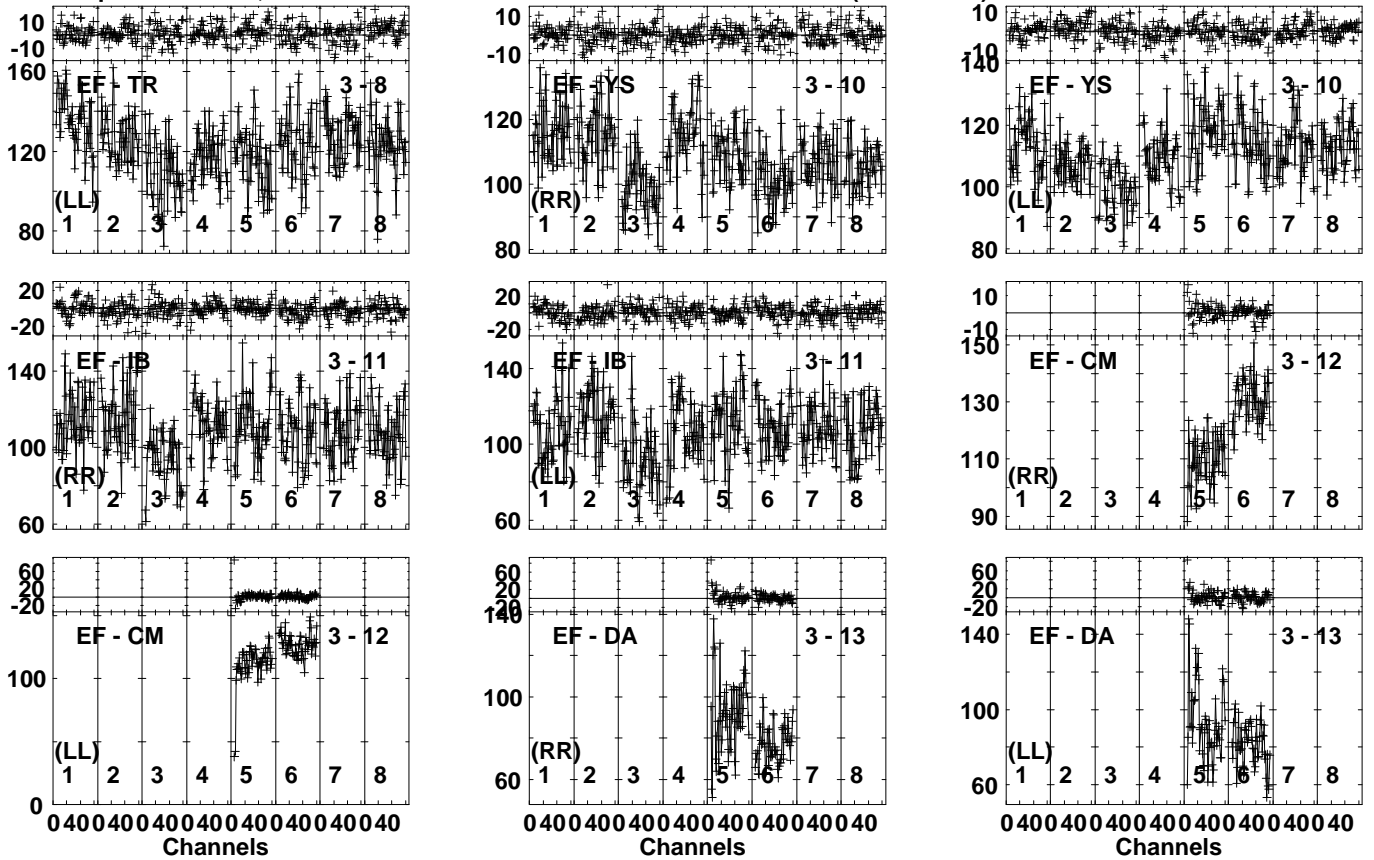


Lower frame: Milli Ampl Jy Top frame: Phas deg
Vector averaged cross-power spectrum Several baselines displayed
Timerange: 00/04:54:51 to 00/04:55:29

Plot file version 53 created 12-APR-2022 17:46:14

J1332+4722 EC082C.UVDATA.1

Freq = 4.7990 GHz, Bw = 32.000 MH Calibrated with CL # 4 and BP # 1 (BP mode 1)

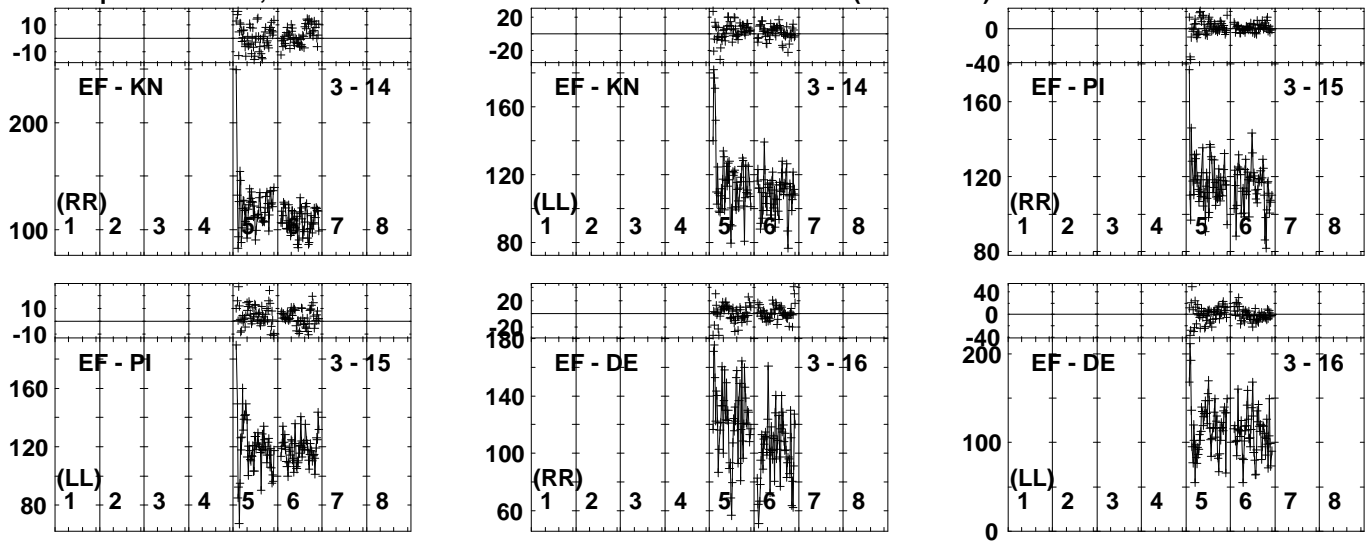


Lower frame: Milli Ampl Jy Top frame: Phas deg
Vector averaged cross-power spectrum Several baselines displayed
Timerange: 00/04:54:51 to 00/04:55:29

Plot file version 54 created 12-APR-2022 17:46:14

J1332+4722 EC082C.UVDATA.1

Freq = 4.7990 GHz, Bw = 32.000 MH Calibrated with CL # 4 and BP # 1 (BP mode 1)

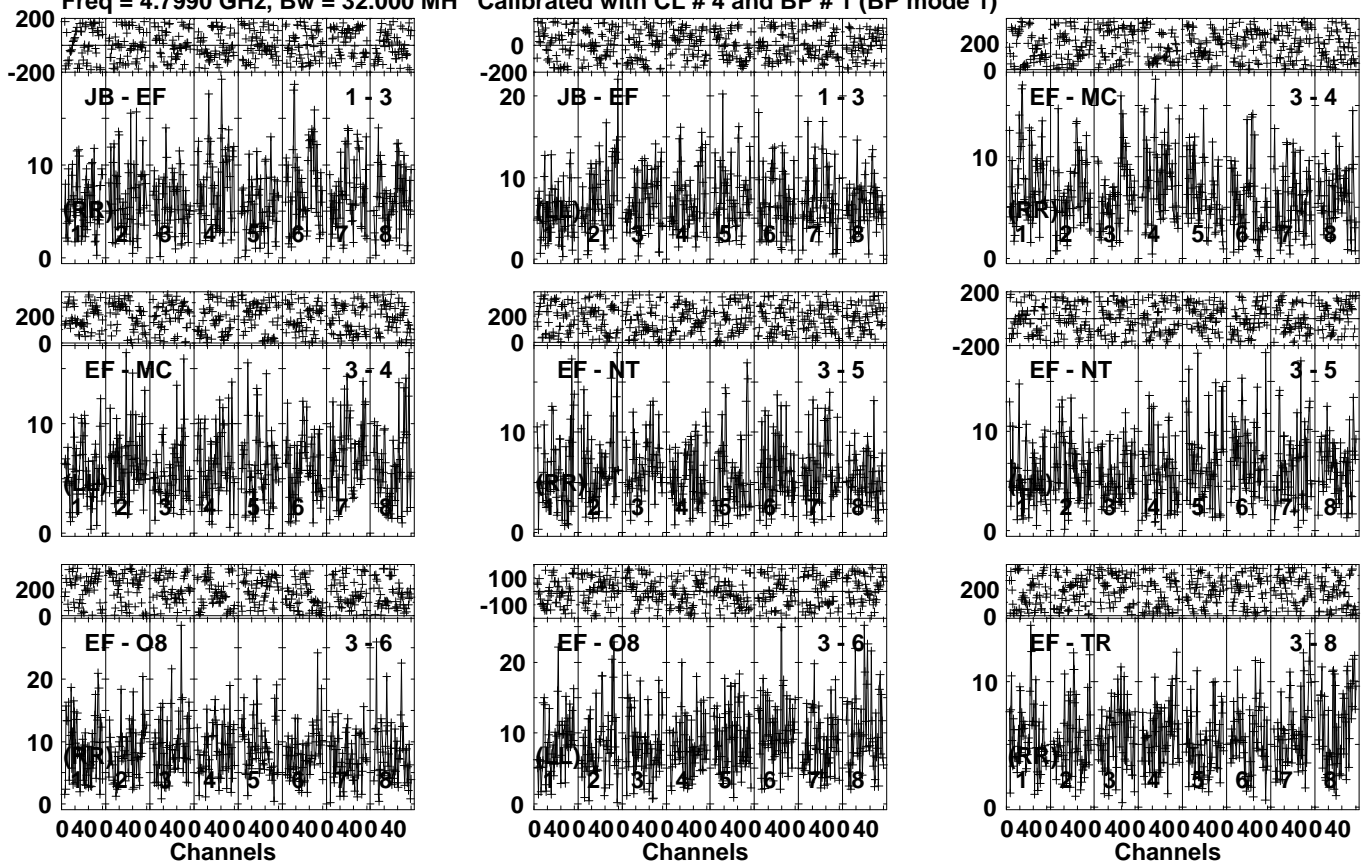


Lower frame: Milli Ampl Jy Top frame: Phas deg
Vector averaged cross-power spectrum Several baselines displayed
Timerange: 00/04:54:51 to 00/04:55:29

Plot file version 55 created 12-APR-2022 17:46:15

NGC5195 EC082C.UVDATA.1

Freq = 4.7990 GHz, Bw = 32.000 MH Calibrated with CL # 4 and BP # 1 (BP mode 1)

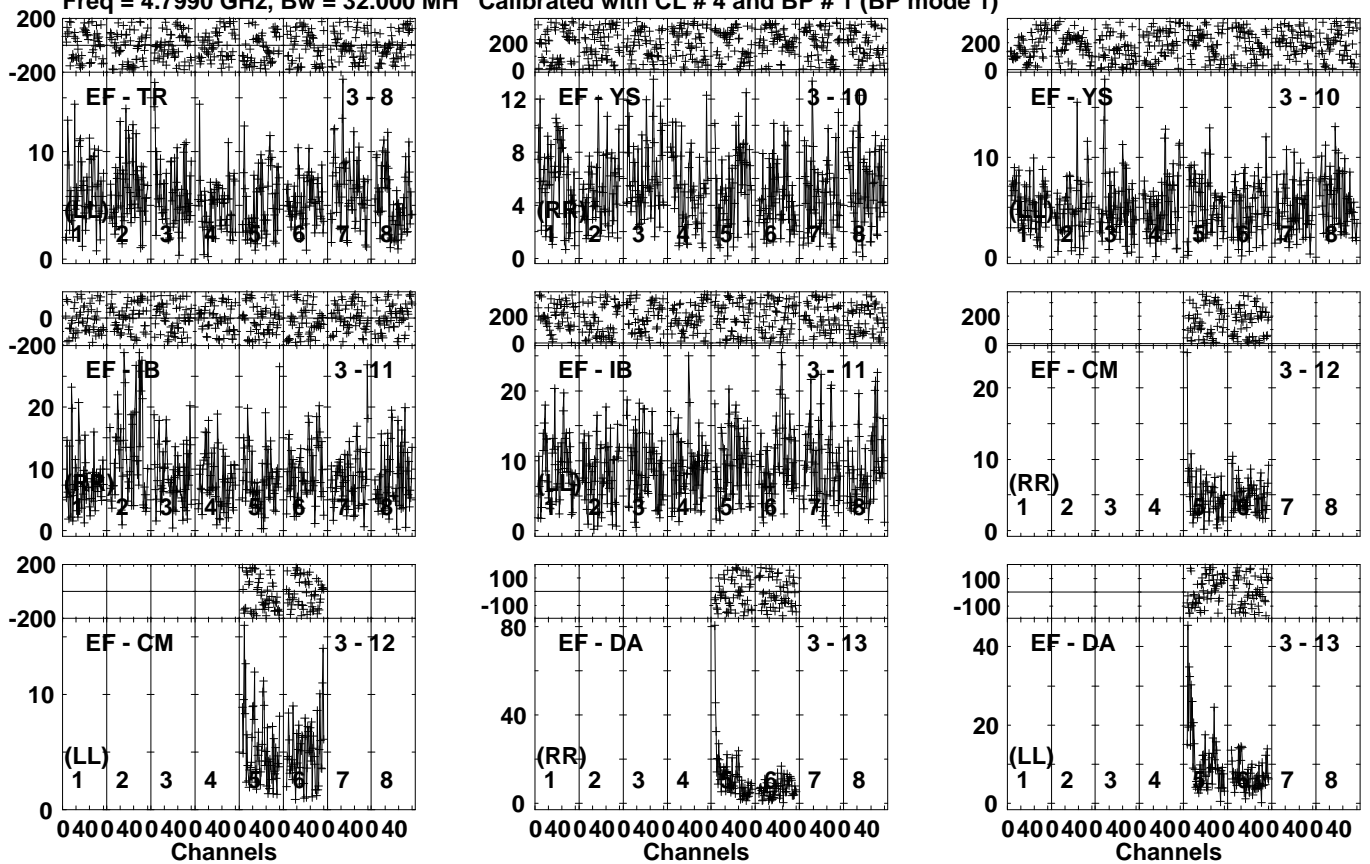


Lower frame: Milli Ampl Jy Top frame: Phas deg
Vector averaged cross-power spectrum Several baselines displayed
Timerange: 00/04:55:41 to 00/04:58:39

Plot file version 56 created 12-APR-2022 17:46:15

NGC5195 EC082C.UVDATA.1

Freq = 4.7990 GHz, Bw = 32.000 MH Calibrated with CL # 4 and BP # 1 (BP mode 1)

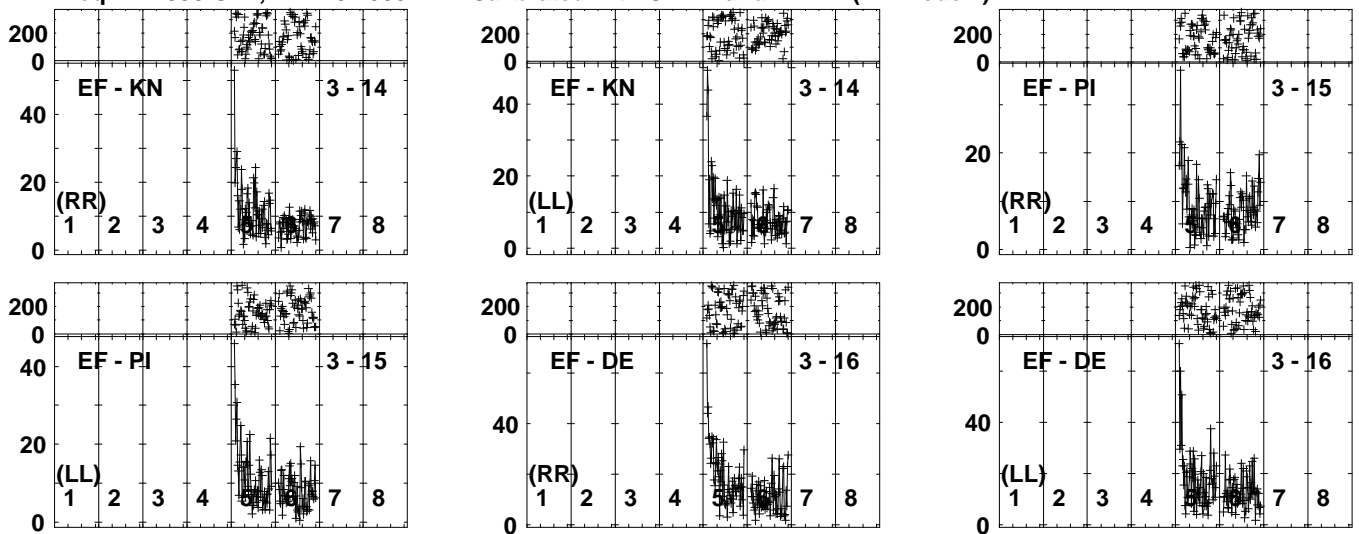


Lower frame: Milli Ampl Jy Top frame: Phas deg
Vector averaged cross-power spectrum Several baselines displayed
Timerange: 00/04:55:41 to 00/04:58:39

Plot file version 57 created 12-APR-2022 17:46:15

NGC5195 EC082C.UVDATA.1

Freq = 4.7990 GHz, Bw = 32.000 MH Calibrated with CL # 4 and BP # 1 (BP mode 1)



Lower frame: Milli Ampl Jy Top frame: Phas deg

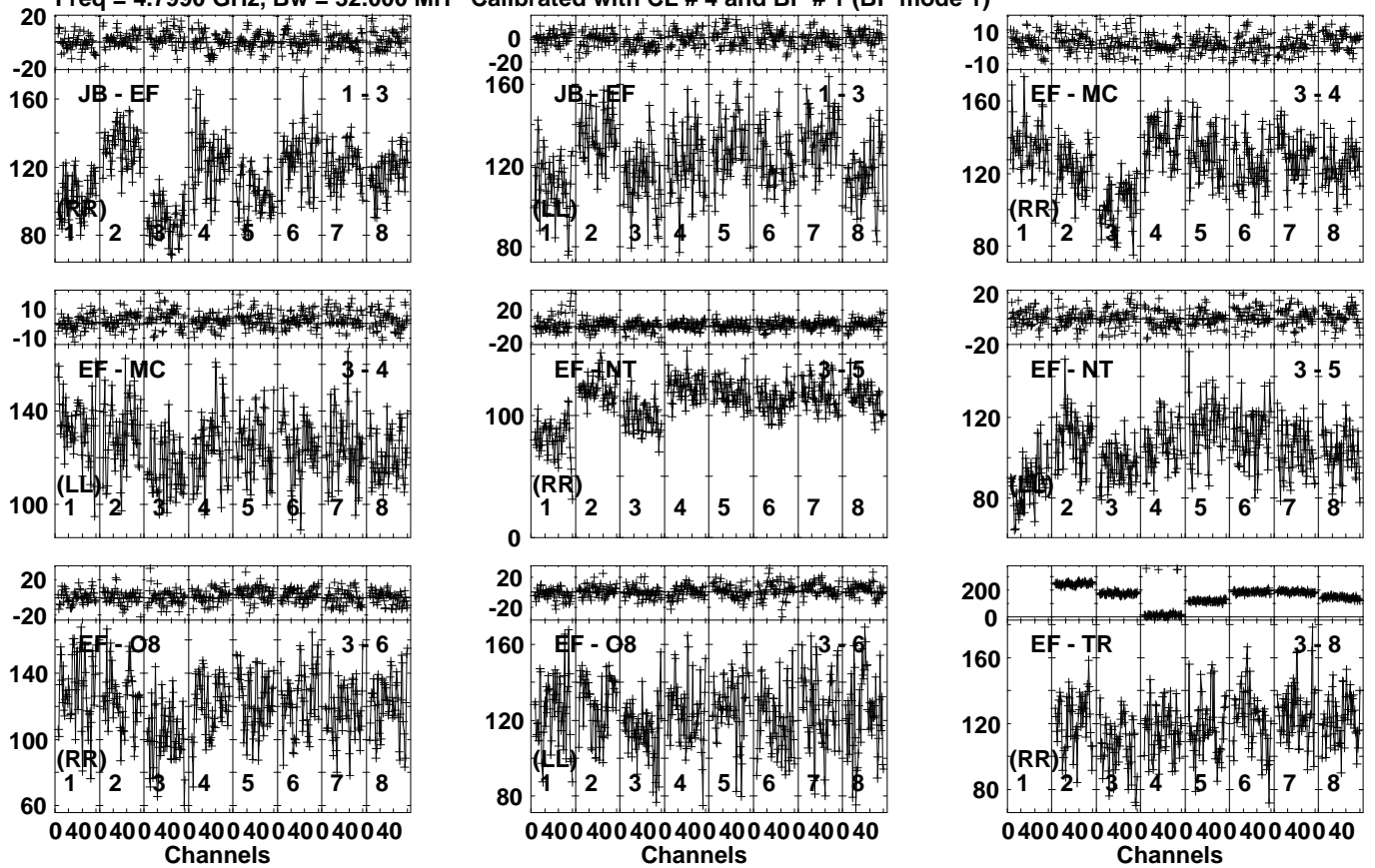
Vector averaged cross-power spectrum Several baselines displayed

Timerange: 00/04:55:41 to 00/04:58:39

Plot file version 58 created 12-APR-2022 17:46:16

J1332+4722 EC082C.UVDATA.1

Freq = 4.7990 GHz, Bw = 32.000 MH Calibrated with CL # 4 and BP # 1 (BP mode 1)

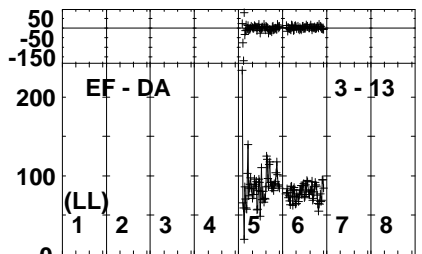
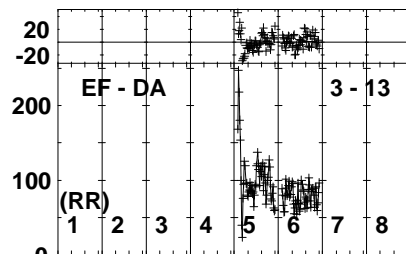
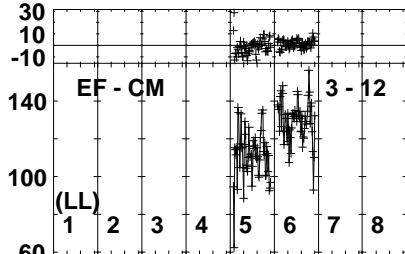
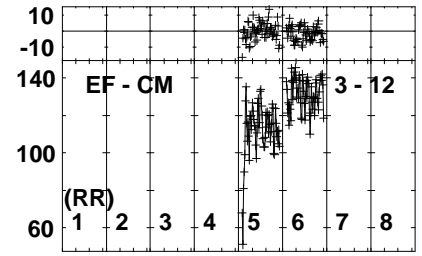
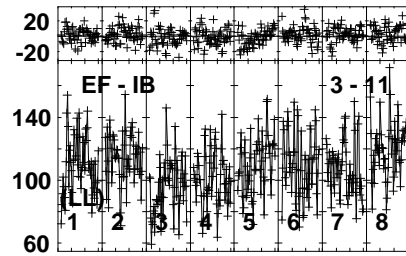
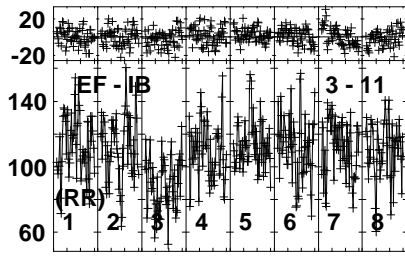
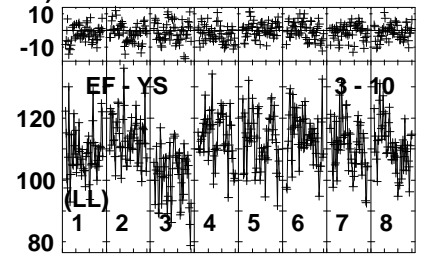
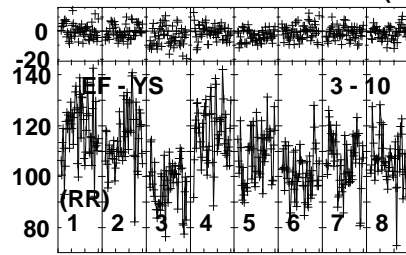
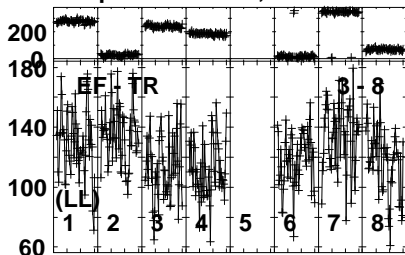


Lower frame: Milli Ampl Jy Top frame: Phas deg
Vector averaged cross-power spectrum Several baselines displayed
Timerange: 00/04:58:51 to 00/04:59:39

Plot file version 59 created 12-APR-2022 17:46:16

J1332+4722 EC082C.UVDATA.1

Freq = 4.7990 GHz, Bw = 32.000 MH Calibrated with CL # 4 and BP # 1 (BP mode 1)

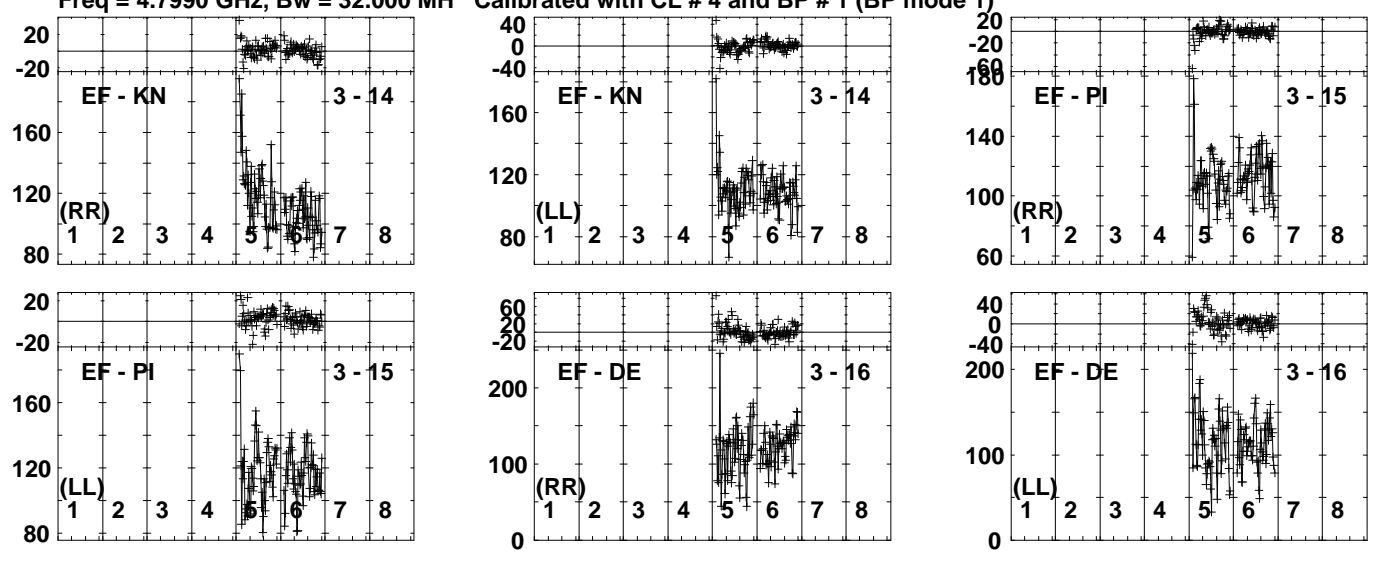


Lower frame: Milli Ampl Jy Top frame: Phas deg
Vector averaged cross-power spectrum Several baselines displayed
Timerange: 00/04:58:51 to 00/04:59:39

Plot file version 60 created 12-APR-2022 17:46:17

J1332+4722 EC082C.UVDATA.1

Freq = 4.7990 GHz, Bw = 32.000 MH Calibrated with CL # 4 and BP # 1 (BP mode 1)

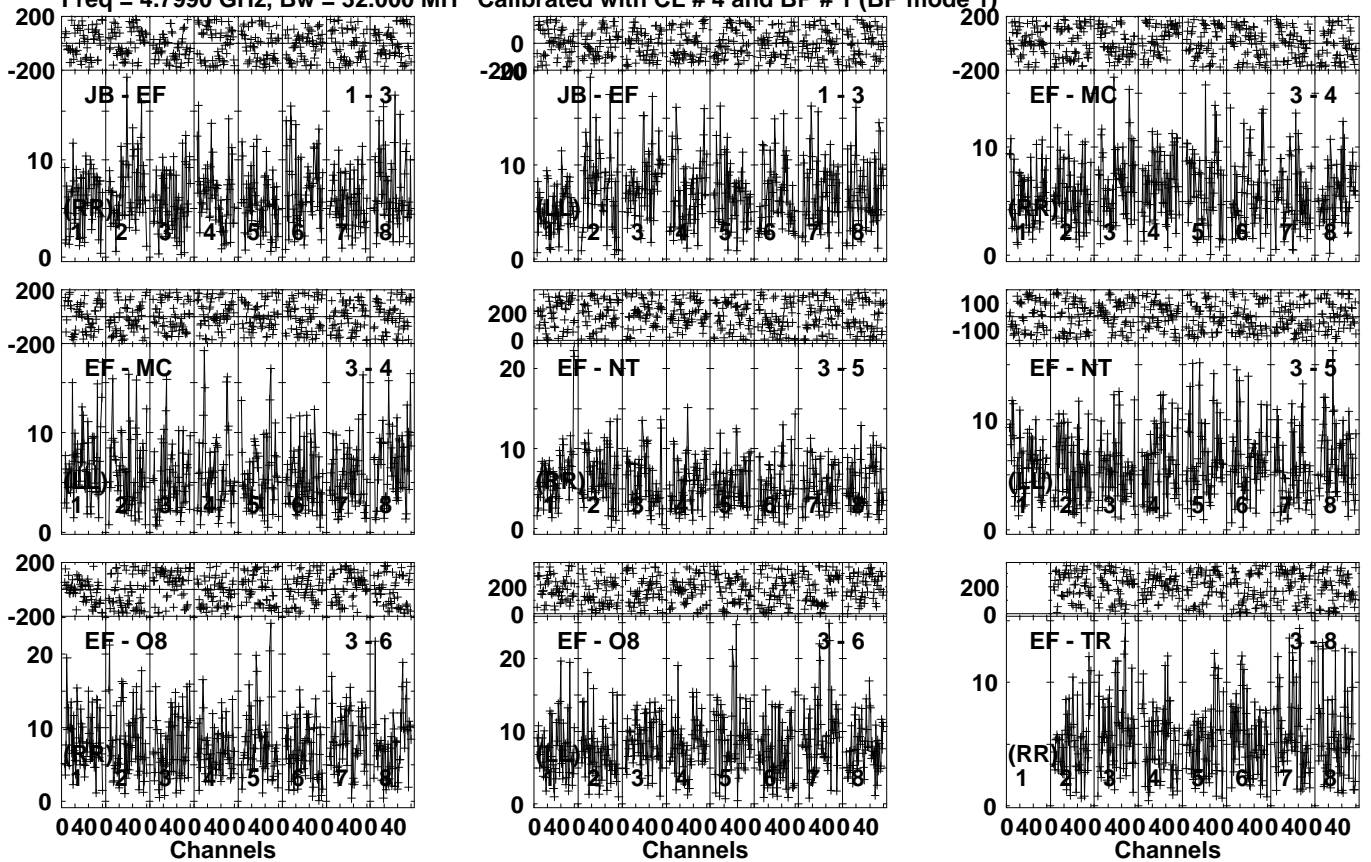


Lower frame: Milli Ampl Jy Top frame: Phas deg
Vector averaged cross-power spectrum Several baselines displayed
Timerange: 00/04:58:51 to 00/04:59:39

Plot file version 61 created 12-APR-2022 17:46:17

NGC5195 EC082C.UVDATA.1

Freq = 4.7990 GHz, Bw = 32.000 MH Calibrated with CL # 4 and BP # 1 (BP mode 1)

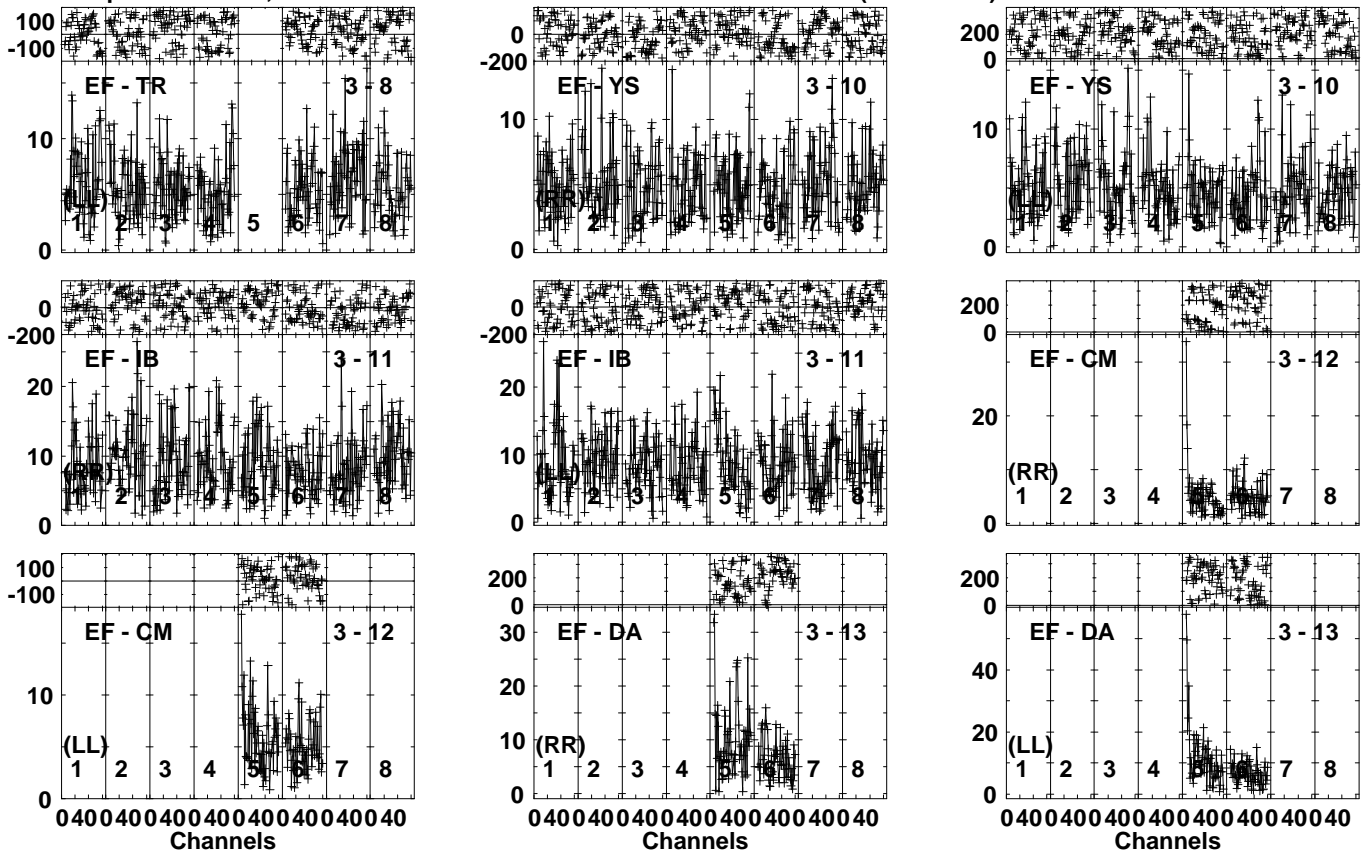


Lower frame: Milli Ampl Jy Top frame: Phas deg
Vector averaged cross-power spectrum Several baselines displayed
Timerange: 00/05:00:11 to 00/05:03:09

Plot file version 62 created 12-APR-2022 17:46:17

NGC5195 EC082C.UVDATA.1

Freq = 4.7990 GHz, Bw = 32.000 MH Calibrated with CL # 4 and BP # 1 (BP mode 1)

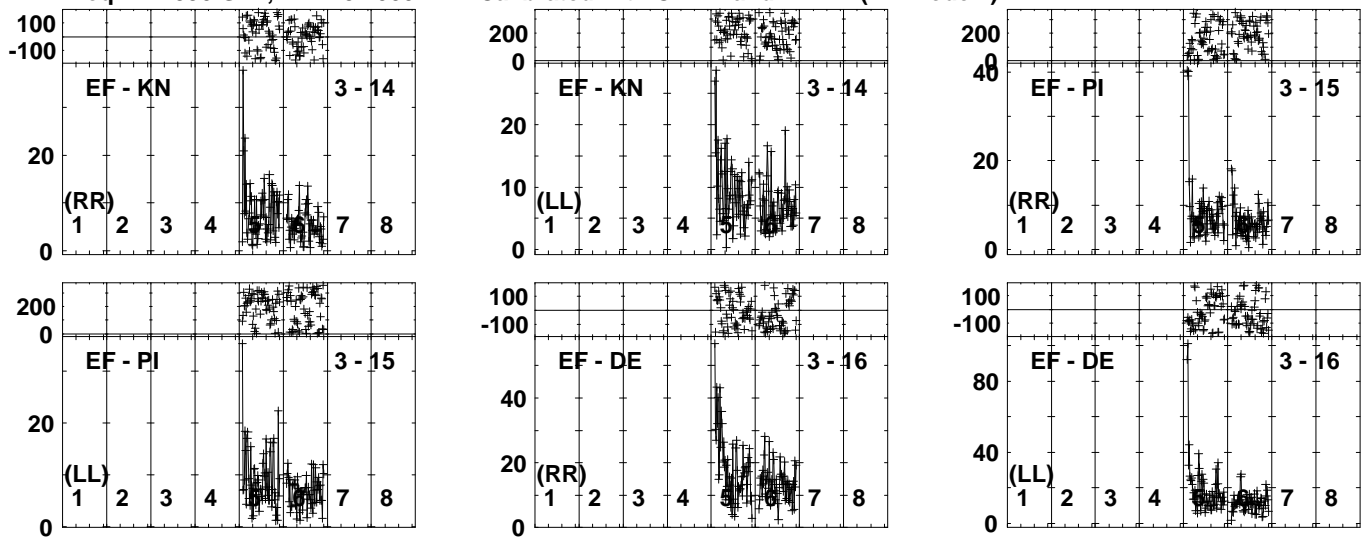


Lower frame: Milli Ampl Jy Top frame: Phas deg
Vector averaged cross-power spectrum Several baselines displayed
Timerange: 00/05:00:11 to 00/05:03:09

Plot file version 63 created 12-APR-2022 17:46:18

NGC5195 EC082C.UVDATA.1

Freq = 4.7990 GHz, Bw = 32.000 MH Calibrated with CL # 4 and BP # 1 (BP mode 1)



Lower frame: Milli Ampl Jy Top frame: Phas deg

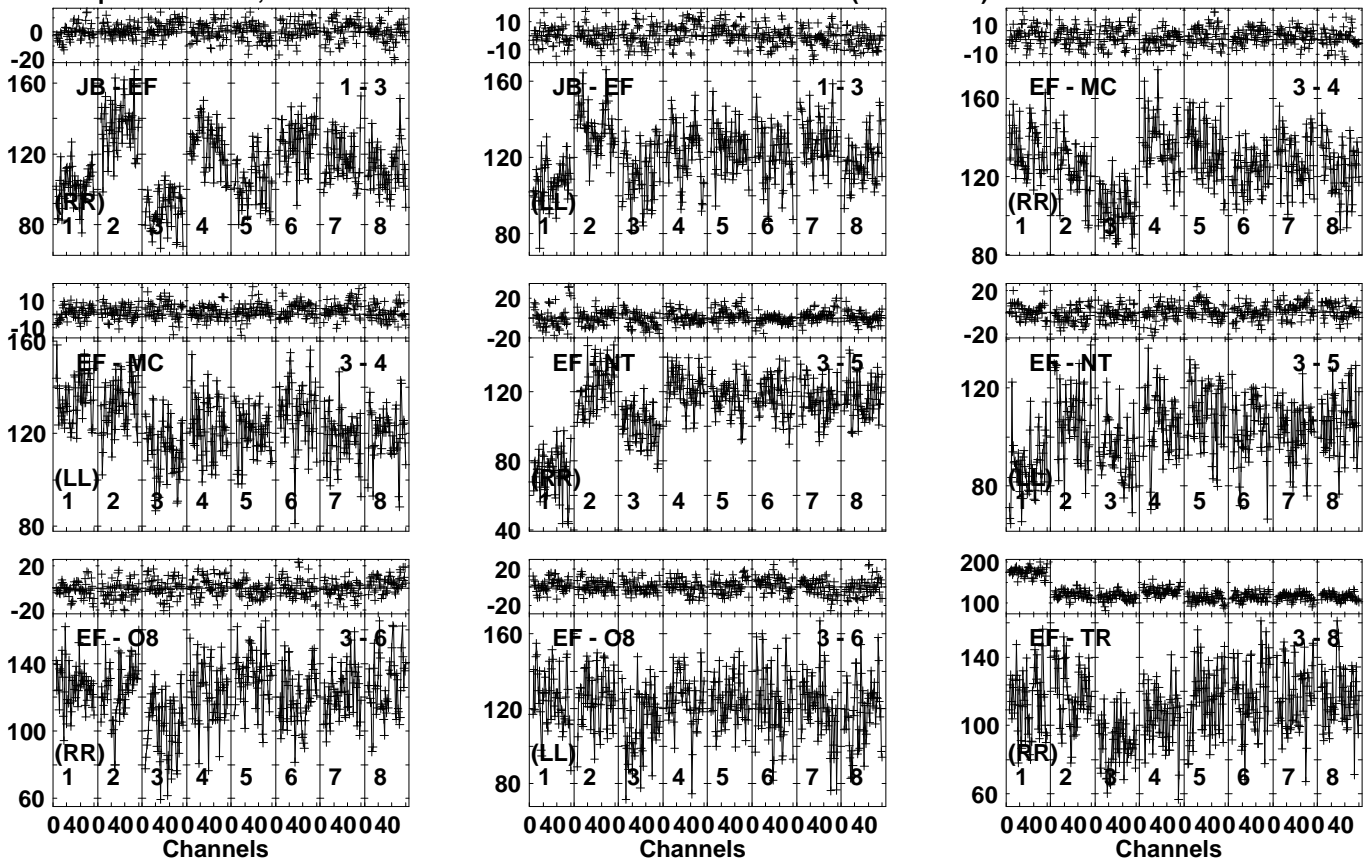
Vector averaged cross-power spectrum Several baselines displayed

Timerange: 00/05:00:11 to 00/05:03:09

Plot file version 64 created 12-APR-2022 17:46:18

J1332+4722 EC082C.UVDATA.1

Freq = 4.7990 GHz, Bw = 32.000 MH Calibrated with CL # 4 and BP # 1 (BP mode 1)

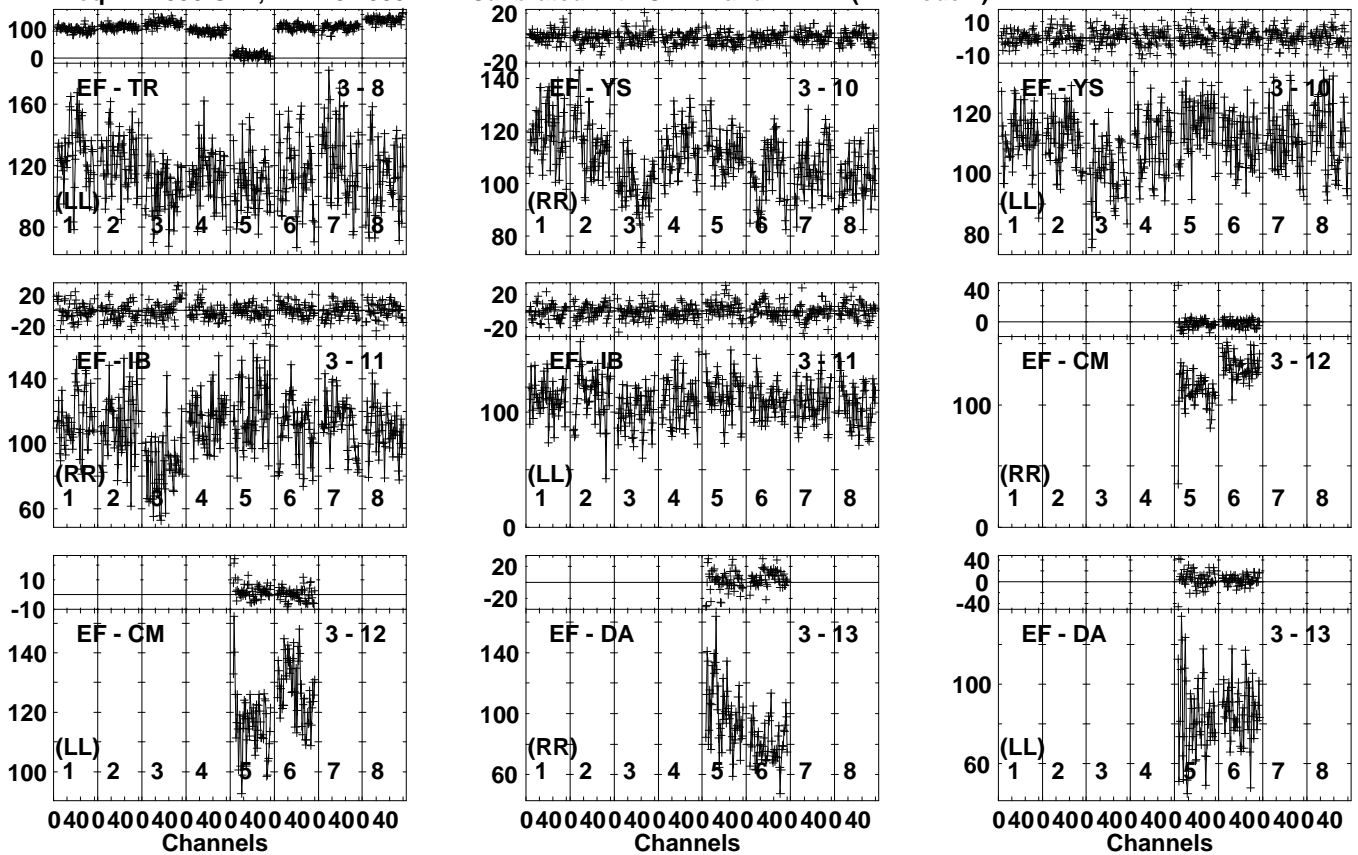


Lower frame: Milli Ampl Jy Top frame: Phas deg
Vector averaged cross-power spectrum Several baselines displayed
Timerange: 00/05:03:21 to 00/05:04:09

Plot file version 65 created 12-APR-2022 17:46:19

J1332+4722 EC082C.UVDATA.1

Freq = 4.7990 GHz, Bw = 32.000 MH Calibrated with CL # 4 and BP # 1 (BP mode 1)

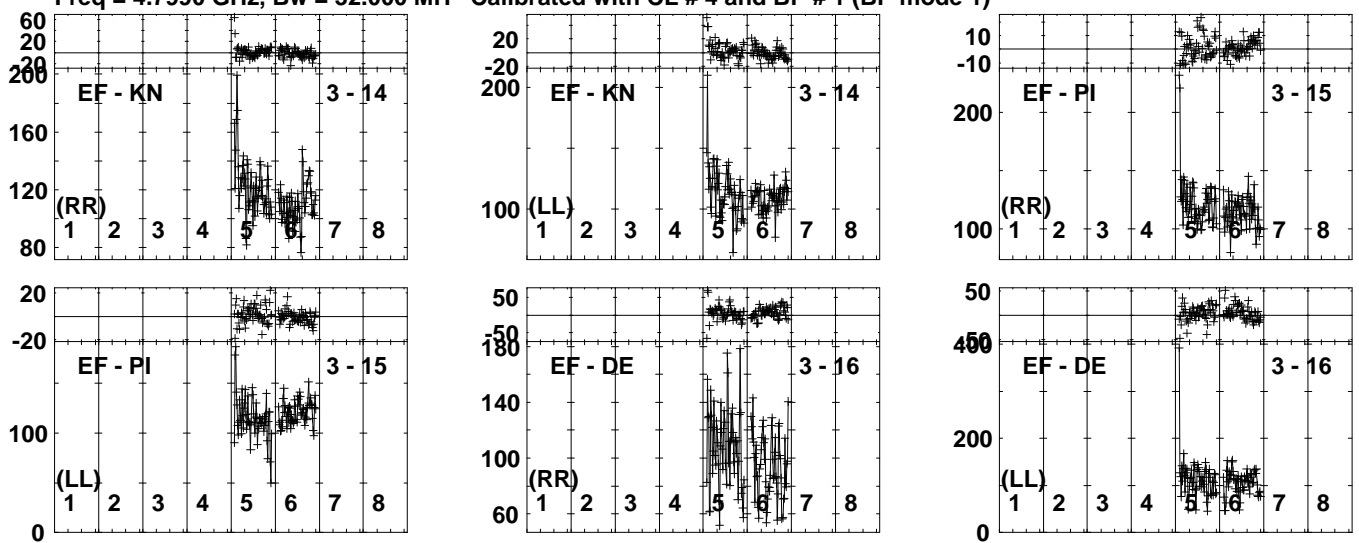


Lower frame: Milli Ampl Jy Top frame: Phas deg
Vector averaged cross-power spectrum Several baselines displayed
Timerange: 00/05:03:21 to 00/05:04:09

Plot file version 66 created 12-APR-2022 17:46:19

J1332+4722 EC082C.UVDATA.1

Freq = 4.7990 GHz, Bw = 32.000 MH Calibrated with CL # 4 and BP # 1 (BP mode 1)



Lower frame: Milli Ampl Jy Top frame: Phas deg

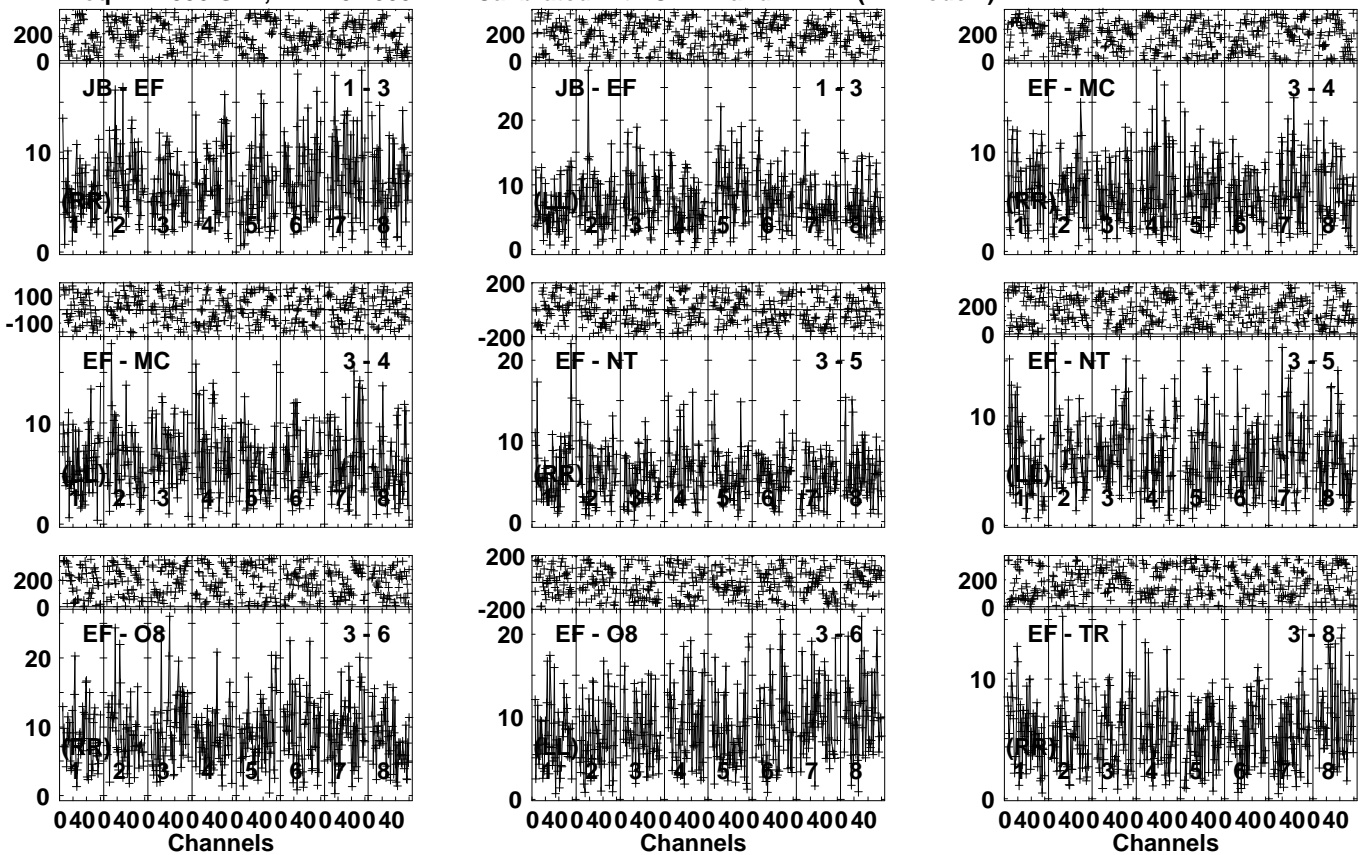
Vector averaged cross-power spectrum Several baselines displayed

Timerange: 00/05:03:21 to 00/05:04:09

Plot file version 67 created 12-APR-2022 17:46:19

NGC5195 EC082C.UVDATA.1

Freq = 4.7990 GHz, Bw = 32.000 MH Calibrated with CL # 4 and BP # 1 (BP mode 1)

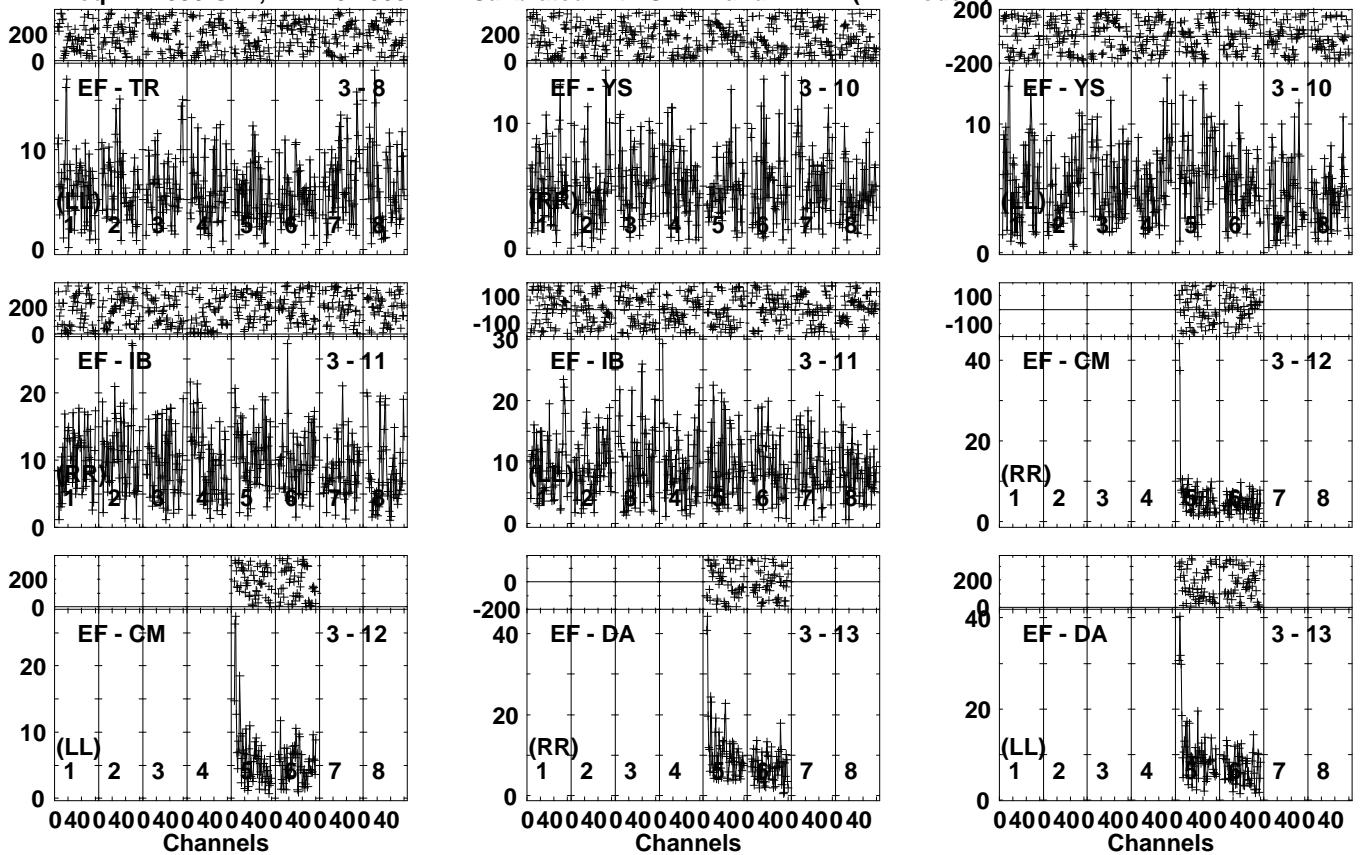


Lower frame: Milli Ampl Jy Top frame: Phas deg
Vector averaged cross-power spectrum Several baselines displayed
Timerange: 00/05:04:21 to 00/05:07:19

Plot file version 68 created 12-APR-2022 17:46:20

NGC5195 EC082C.UVDATA.1

Freq = 4.7990 GHz, Bw = 32.000 MH Calibrated with CL # 4 and BP # 1 (BP mode 1)

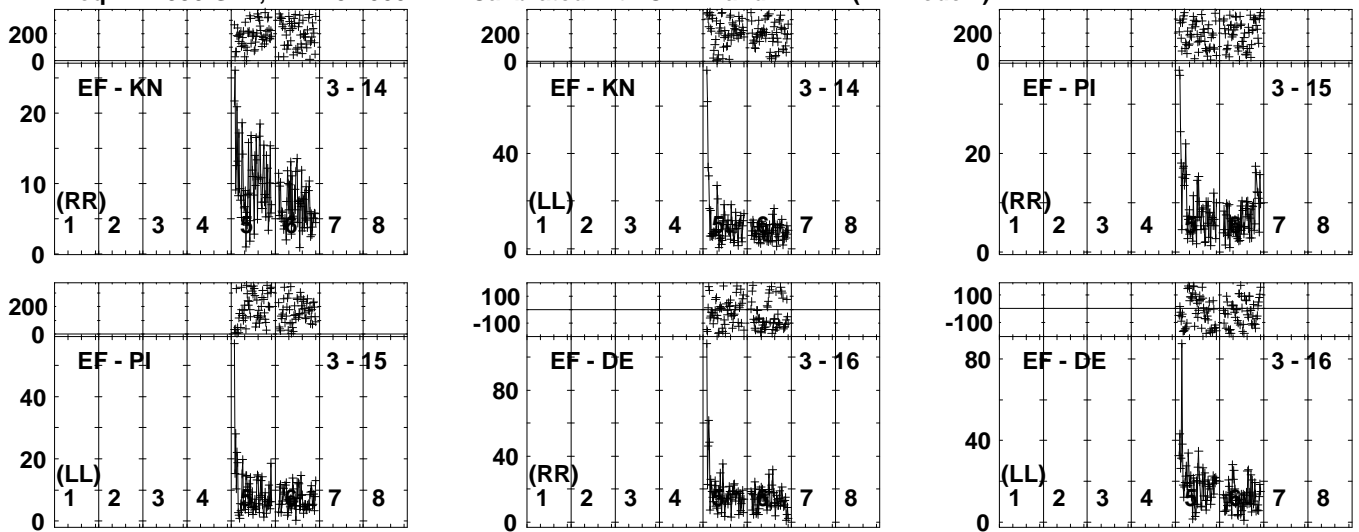


Lower frame: Milli Ampl Jy Top frame: Phas deg
Vector averaged cross-power spectrum Several baselines displayed
Timerange: 00/05:04:21 to 00/05:07:19

Plot file version 69 created 12-APR-2022 17:46:20

NGC5195 EC082C.UVDATA.1

Freq = 4.7990 GHz, Bw = 32.000 MH Calibrated with CL # 4 and BP # 1 (BP mode 1)



Lower frame: Milli Ampl Jy Top frame: Phas deg

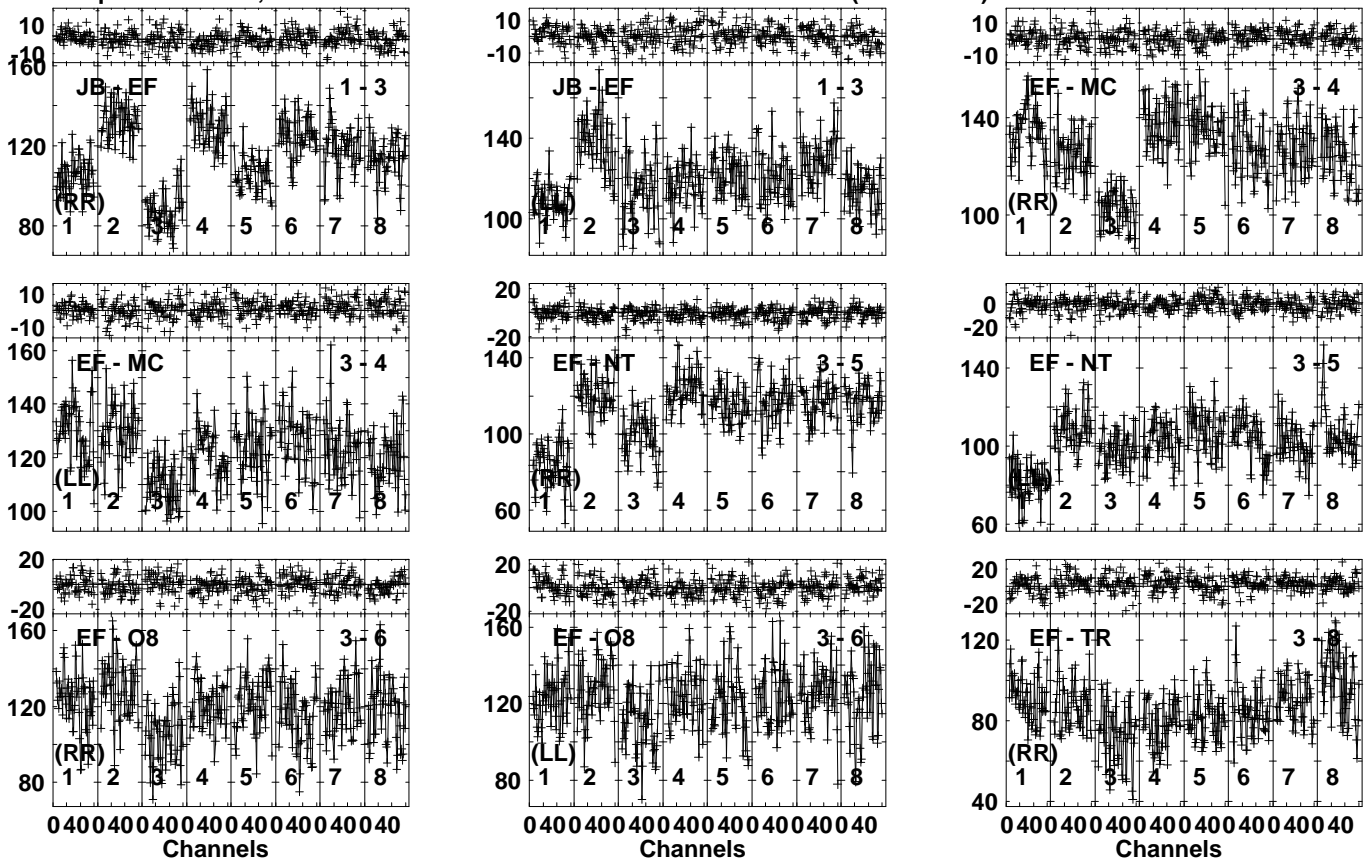
Vector averaged cross-power spectrum Several baselines displayed

Timerange: 00/05:04:21 to 00/05:07:19

Plot file version 70 created 12-APR-2022 17:46:20

J1332+4722 EC082C.UVDATA.1

Freq = 4.7990 GHz, Bw = 32.000 MH Calibrated with CL # 4 and BP # 1 (BP mode 1)

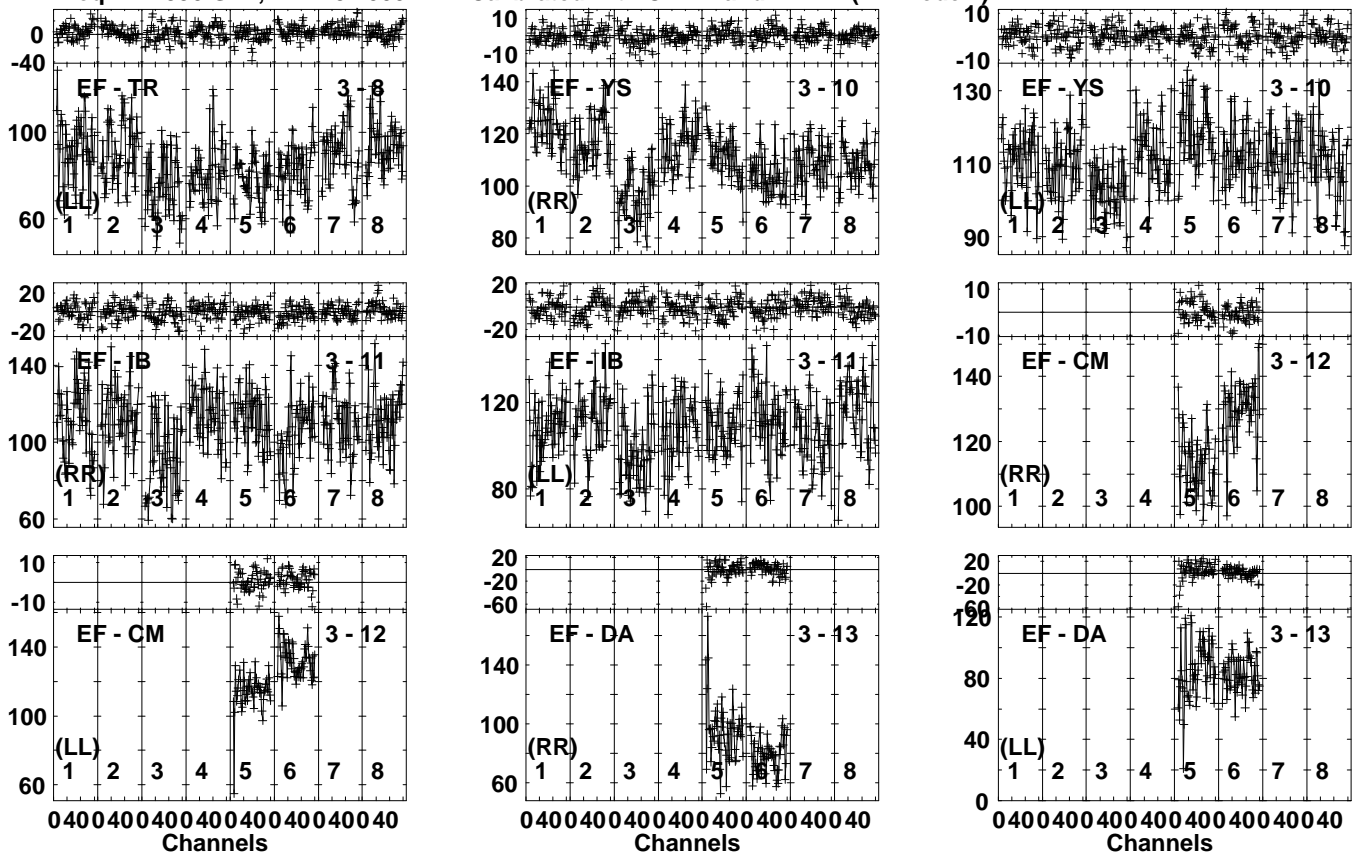


Lower frame: Milli Ampl Jy Top frame: Phas deg
 Vector averaged cross-power spectrum Several baselines displayed
 Timerange: 00/05:07:51 to 00/05:08:29

Plot file version 71 created 12-APR-2022 17:46:21

J1332+4722 EC082C.UVDATA.1

Freq = 4.7990 GHz, Bw = 32.000 MH Calibrated with CL # 4 and BP # 1 (BP mode 1)

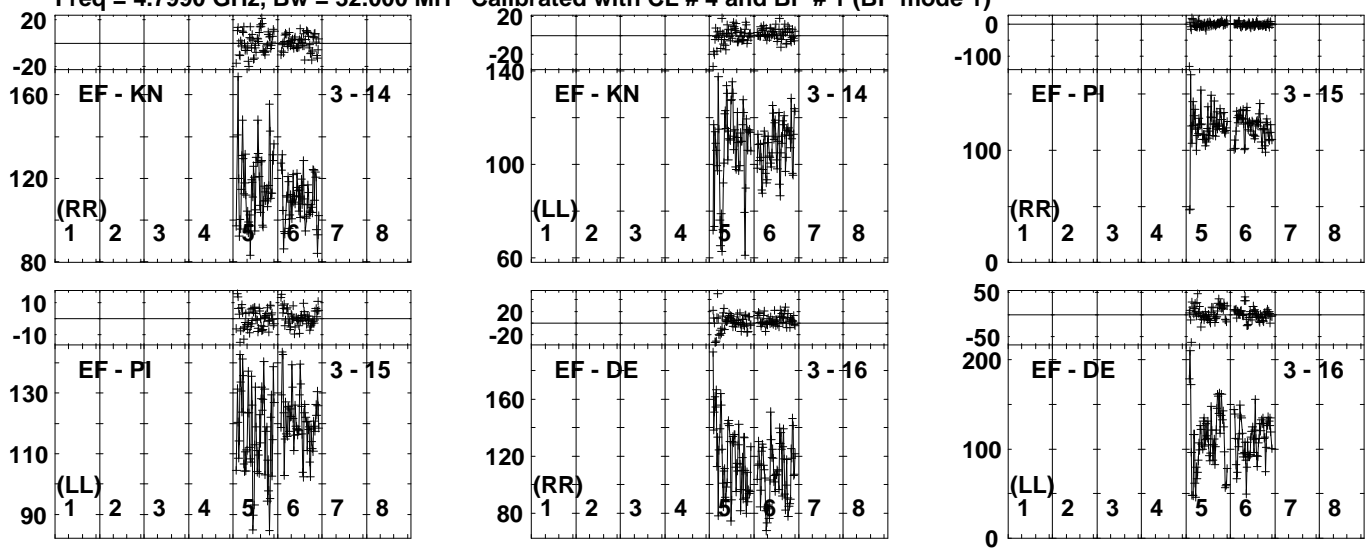


Lower frame: Milli Ampl Jy Top frame: Phas deg
Vector averaged cross-power spectrum Several baselines displayed
Timerange: 00/05:07:51 to 00/05:08:29

Plot file version 72 created 12-APR-2022 17:46:21

J1332+4722 EC082C.UVDATA.1

Freq = 4.7990 GHz, Bw = 32.000 MH Calibrated with CL # 4 and BP # 1 (BP mode 1)

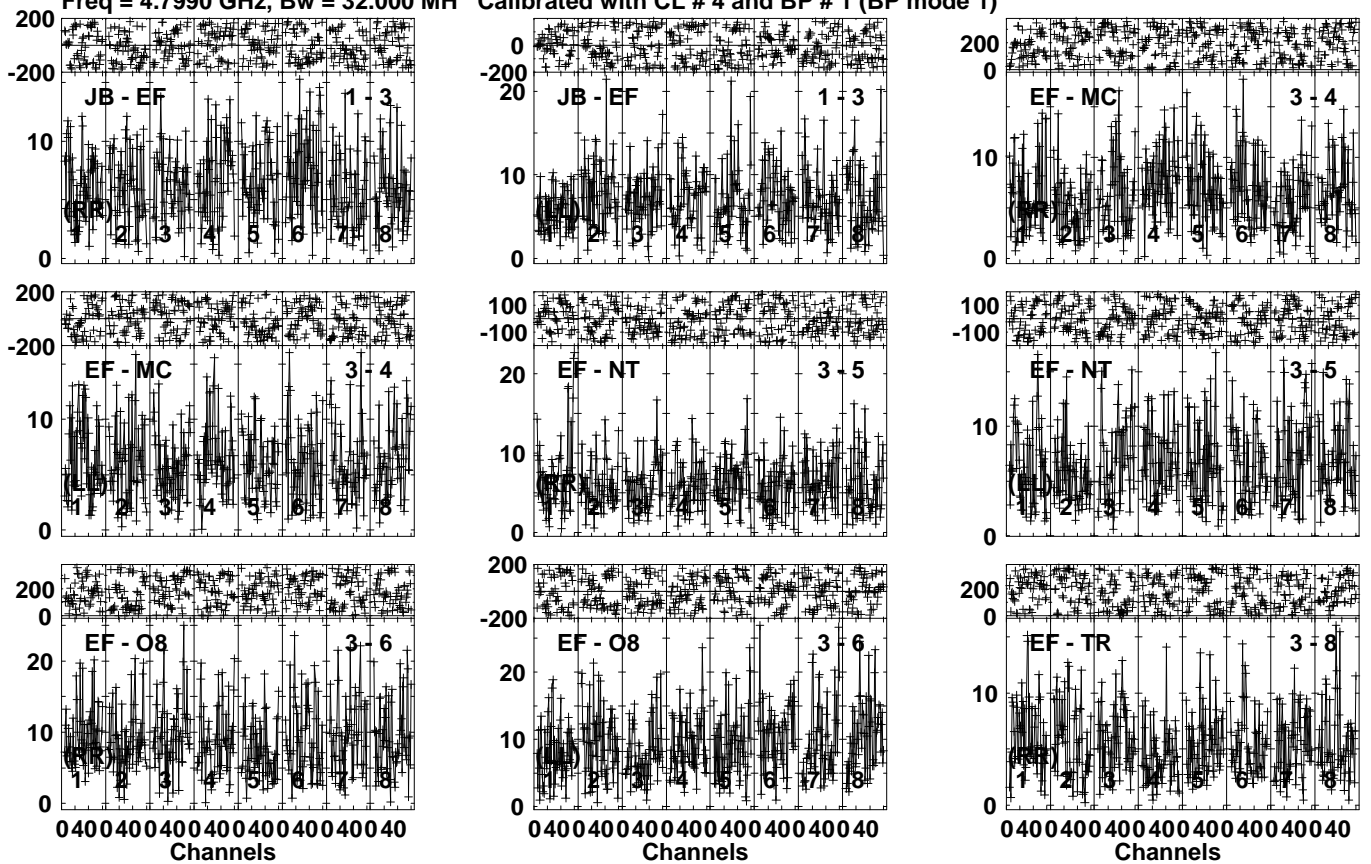


Lower frame: Milli Ampl Jy Top frame: Phas deg
Vector averaged cross-power spectrum Several baselines displayed
Timerange: 00/05:07:51 to 00/05:08:29

Plot file version 73 created 12-APR-2022 17:46:21

NGC5195 EC082C.UVDATA.1

Freq = 4.7990 GHz, Bw = 32.000 MH Calibrated with CL # 4 and BP # 1 (BP mode 1)

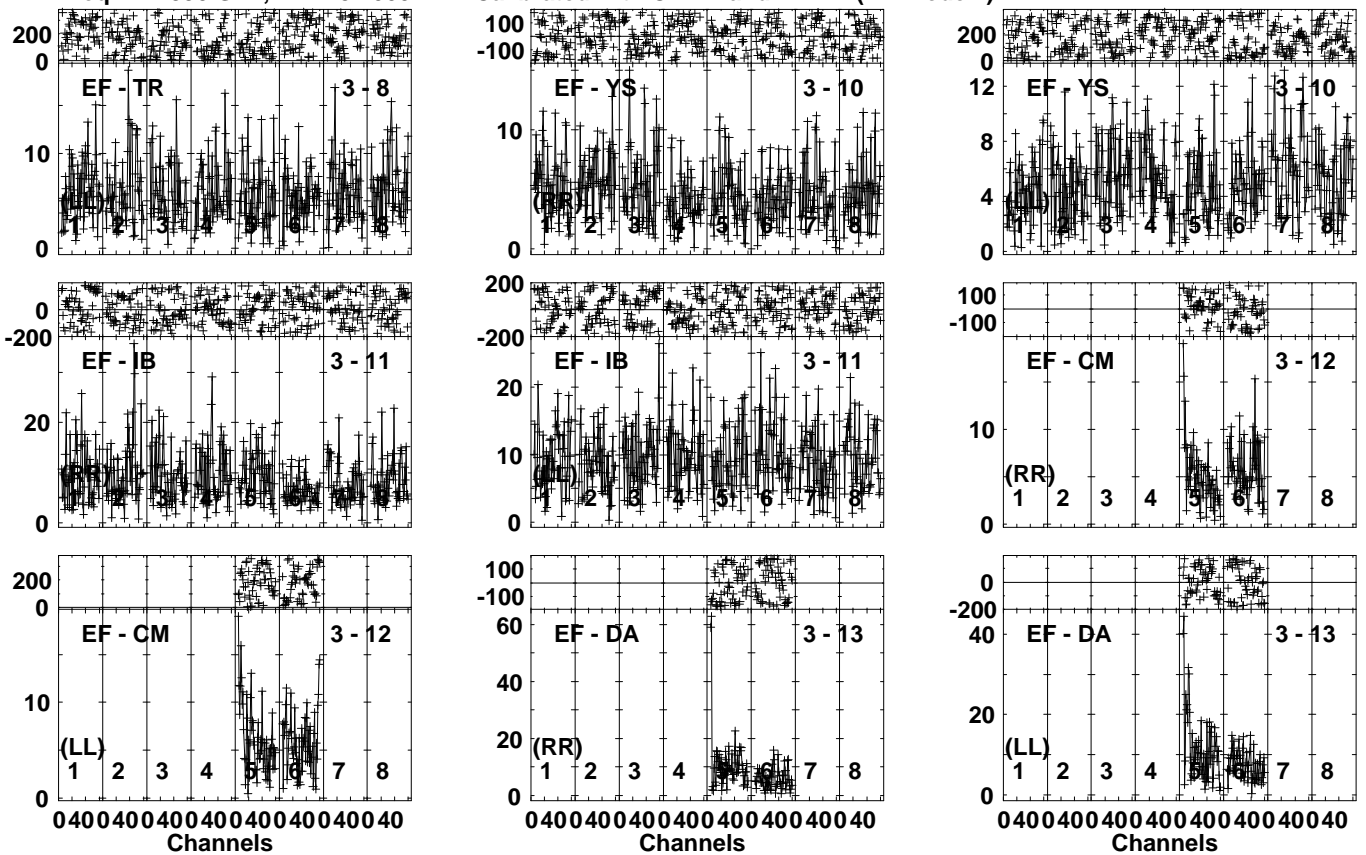


Lower frame: Milli Ampl Jy Top frame: Phas deg
Vector averaged cross-power spectrum Several baselines displayed
Timerange: 00/05:08:41 to 00/05:11:39

Plot file version 74 created 12-APR-2022 17:46:22

NGC5195 EC082C.UVDATA.1

Freq = 4.7990 GHz, Bw = 32.000 MH Calibrated with CL # 4 and BP # 1 (BP mode 1)

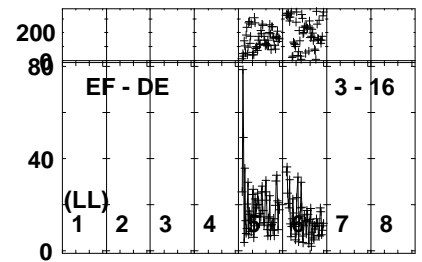
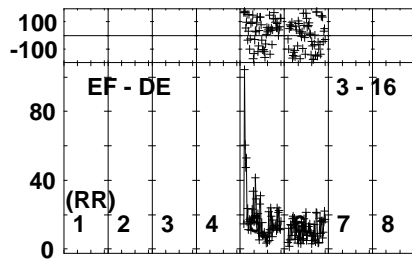
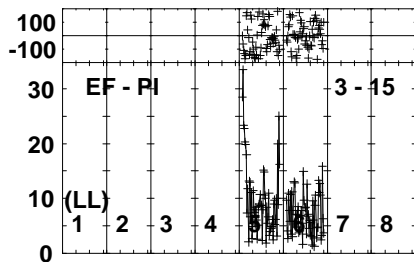
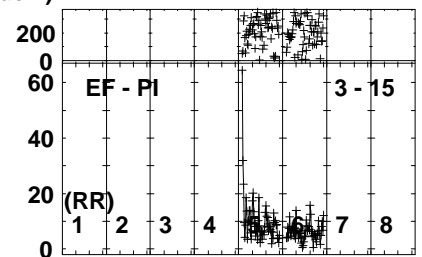
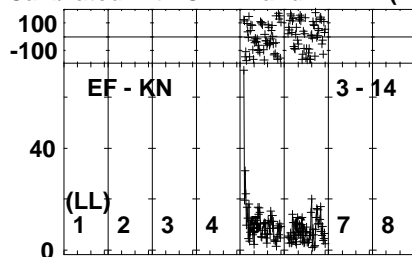
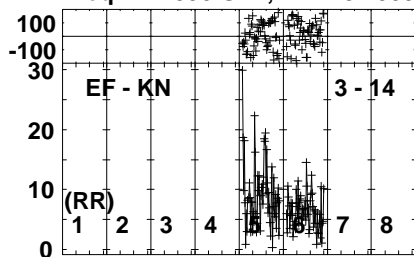


Lower frame: Milli Ampl Jy Top frame: Phas deg
Vector averaged cross-power spectrum Several baselines displayed
Timerange: 00/05:08:41 to 00/05:11:39

Plot file version 75 created 12-APR-2022 17:46:22

NGC5195 EC082C.UVDATA.1

Freq = 4.7990 GHz, Bw = 32.000 MH Calibrated with CL # 4 and BP # 1 (BP mode 1)



Lower frame: Milli Ampl Jy Top frame: Phas deg

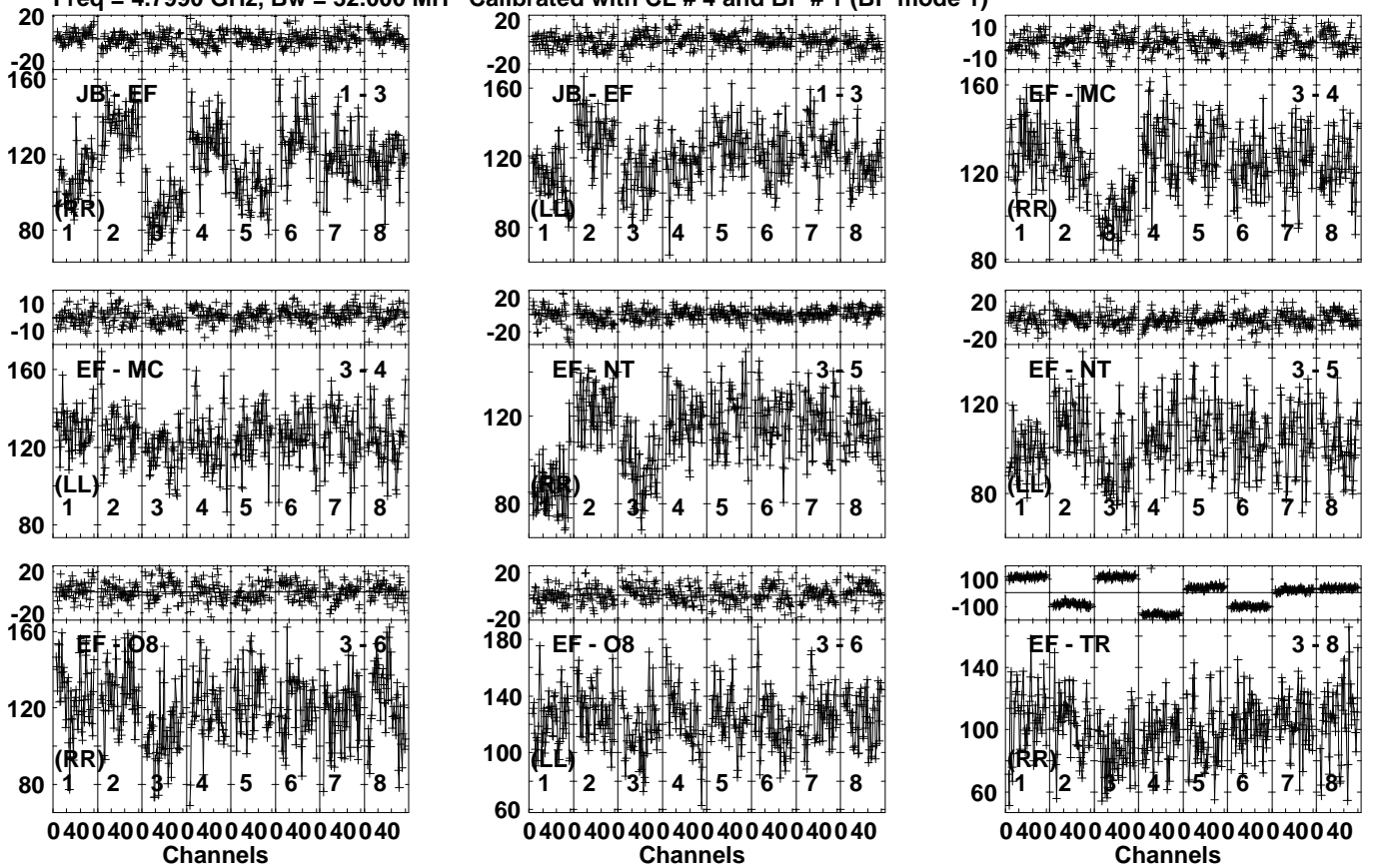
Vector averaged cross-power spectrum Several baselines displayed

Timerange: 00/05:08:41 to 00/05:11:39

Plot file version 76 created 12-APR-2022 17:46:23

J1332+4722 EC082C.UVDATA.1

Freq = 4.7990 GHz, Bw = 32.000 MH Calibrated with CL # 4 and BP # 1 (BP mode 1)

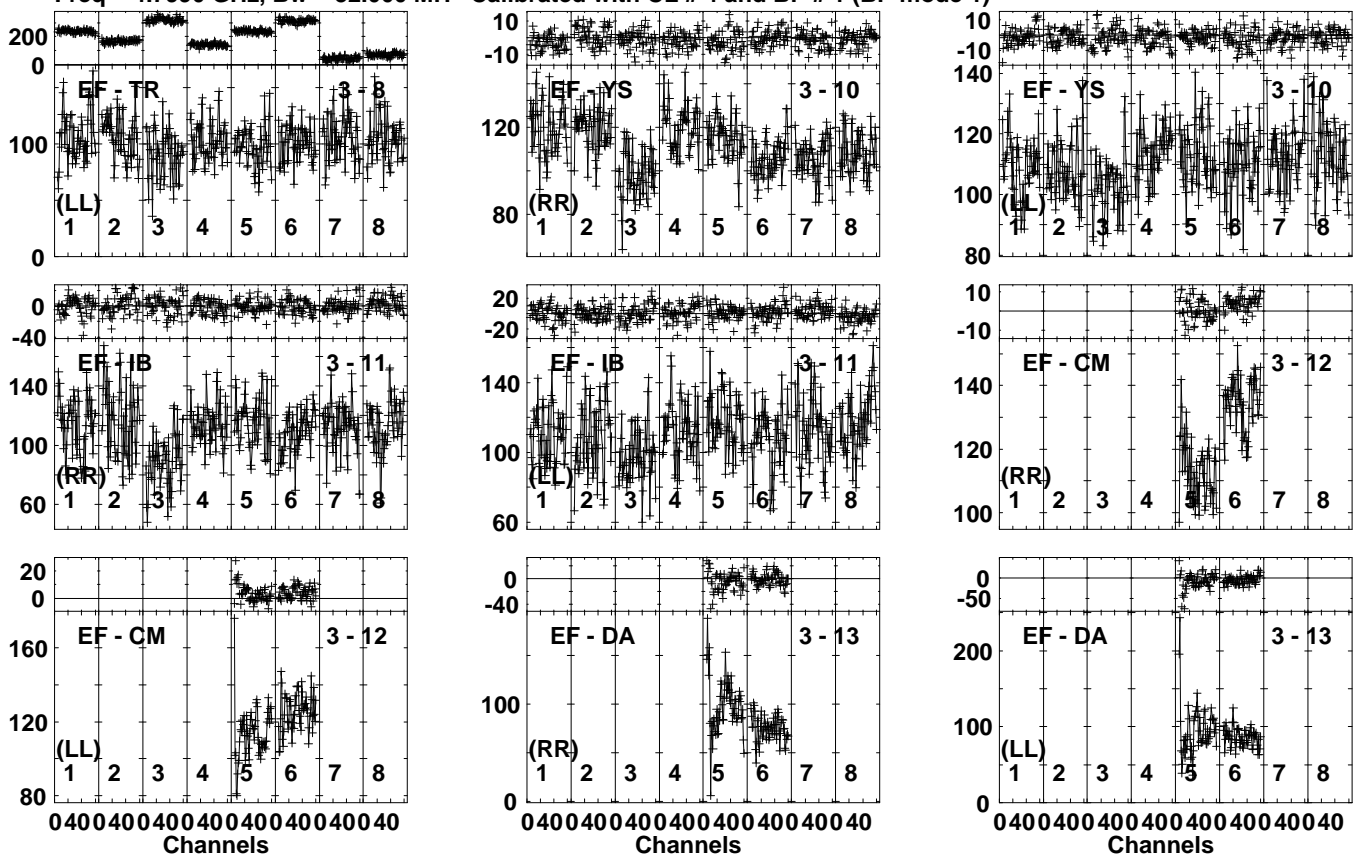


Lower frame: Milli Ampl Jy Top frame: Phas deg
 Vector averaged cross-power spectrum Several baselines displayed
 Timerange: 00/05:11:51 to 00/05:12:39

Plot file version 77 created 12-APR-2022 17:46:23

J1332+4722 EC082C.UVDATA.1

Freq = 4.7990 GHz, Bw = 32.000 MH Calibrated with CL # 4 and BP # 1 (BP mode 1)

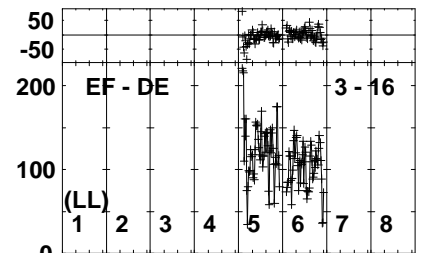
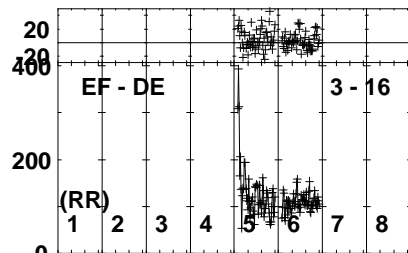
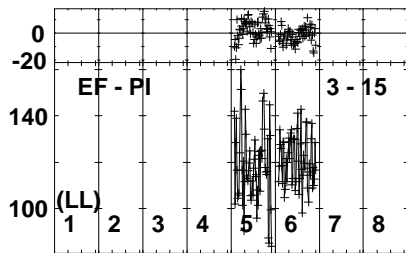
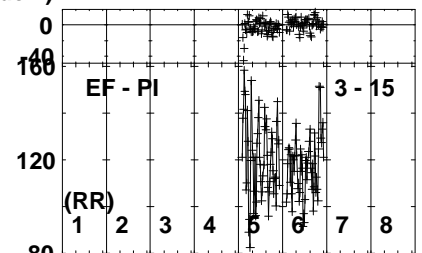
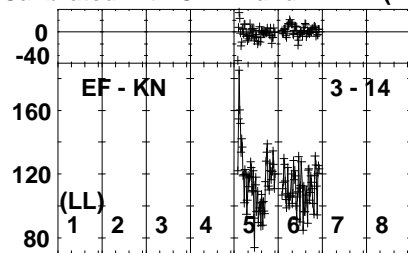
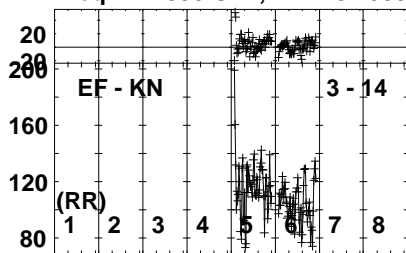


Lower frame: Milli Ampl Jy Top frame: Phas deg
Vector averaged cross-power spectrum Several baselines displayed
Timerange: 00/05:11:51 to 00/05:12:39

Plot file version 78 created 12-APR-2022 17:46:24

J1332+4722 EC082C.UVDATA.1

Freq = 4.7990 GHz, Bw = 32.000 MH Calibrated with CL # 4 and BP # 1 (BP mode 1)

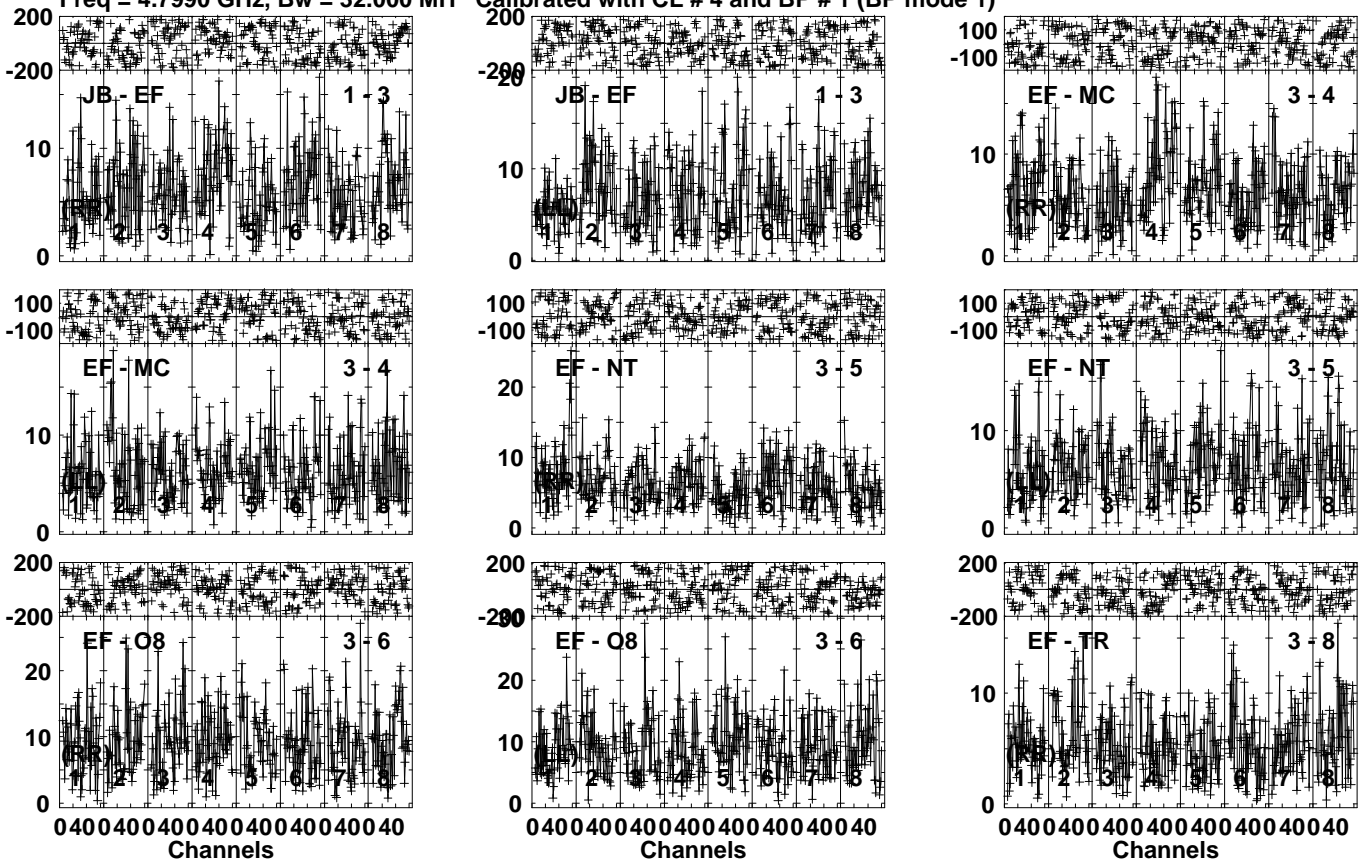


Lower frame: Milli Ampl Jy Top frame: Phas deg
Vector averaged cross-power spectrum Several baselines displayed
Timerange: 00/05:11:51 to 00/05:12:39

Plot file version 79 created 12-APR-2022 17:46:24

NGC5195 EC082C.UVDATA.1

Freq = 4.7990 GHz, Bw = 32.000 MH Calibrated with CL # 4 and BP # 1 (BP mode 1)

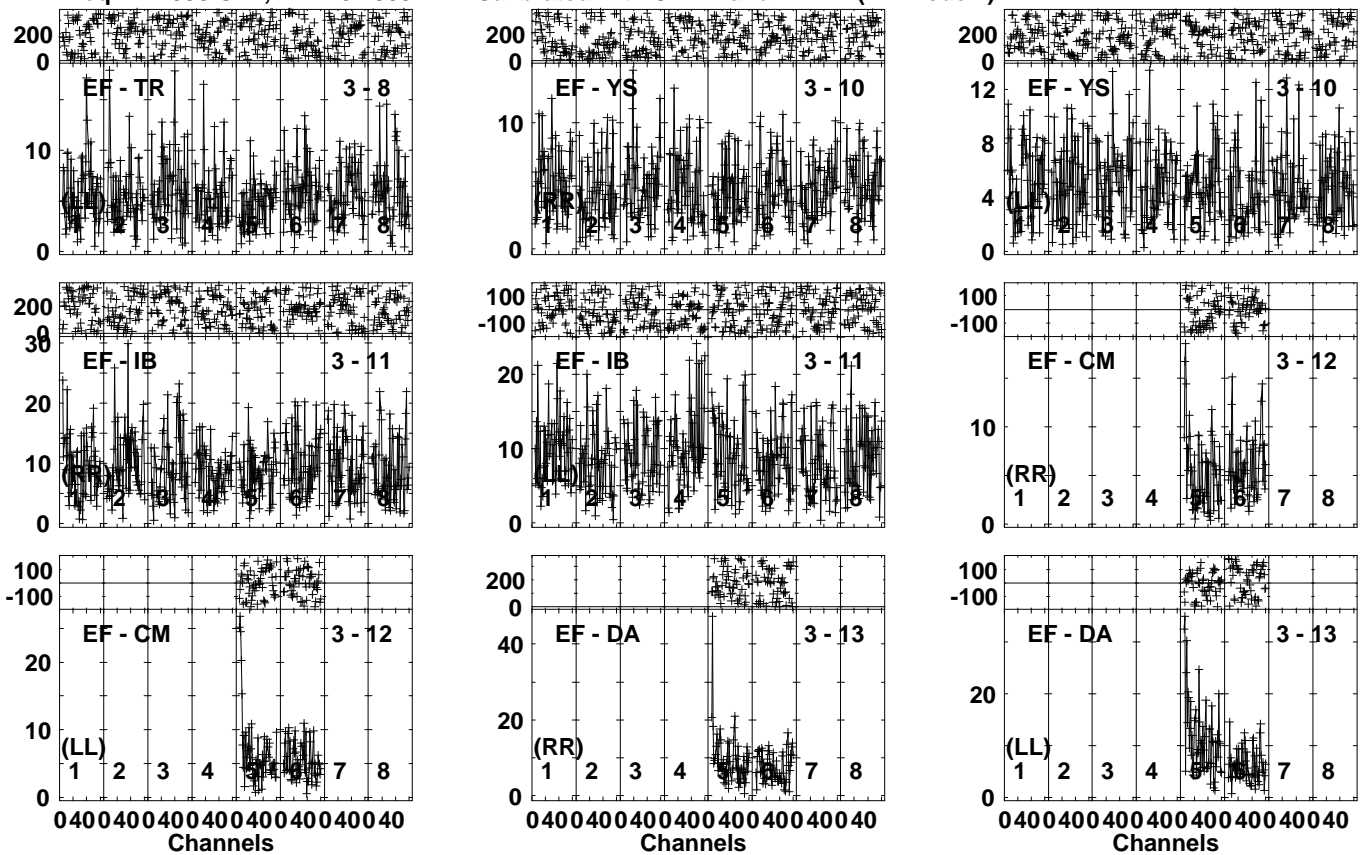


Lower frame: Milli Ampl Jy Top frame: Phas deg
Vector averaged cross-power spectrum Several baselines displayed
Timerange: 00/05:12:51 to 00/05:15:49

Plot file version 80 created 12-APR-2022 17:46:24

NGC5195 EC082C.UVDATA.1

Freq = 4.7990 GHz, Bw = 32.000 MH Calibrated with CL # 4 and BP # 1 (BP mode 1)

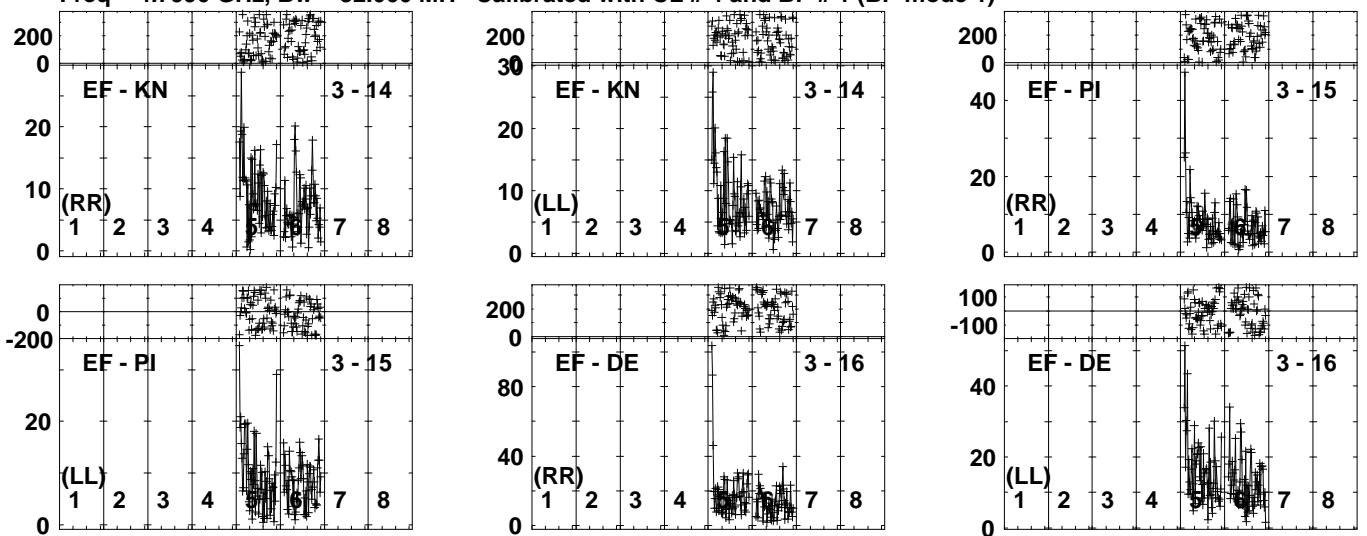


Lower frame: Milli Ampl Jy Top frame: Phas deg
Vector averaged cross-power spectrum Several baselines displayed
Timerange: 00/05:12:51 to 00/05:15:49

Plot file version 81 created 12-APR-2022 17:46:25

NGC5195 EC082C.UVDATA.1

Freq = 4.7990 GHz, Bw = 32.000 MH Calibrated with CL # 4 and BP # 1 (BP mode 1)



Lower frame: Milli Ampl Jy Top frame: Phas deg

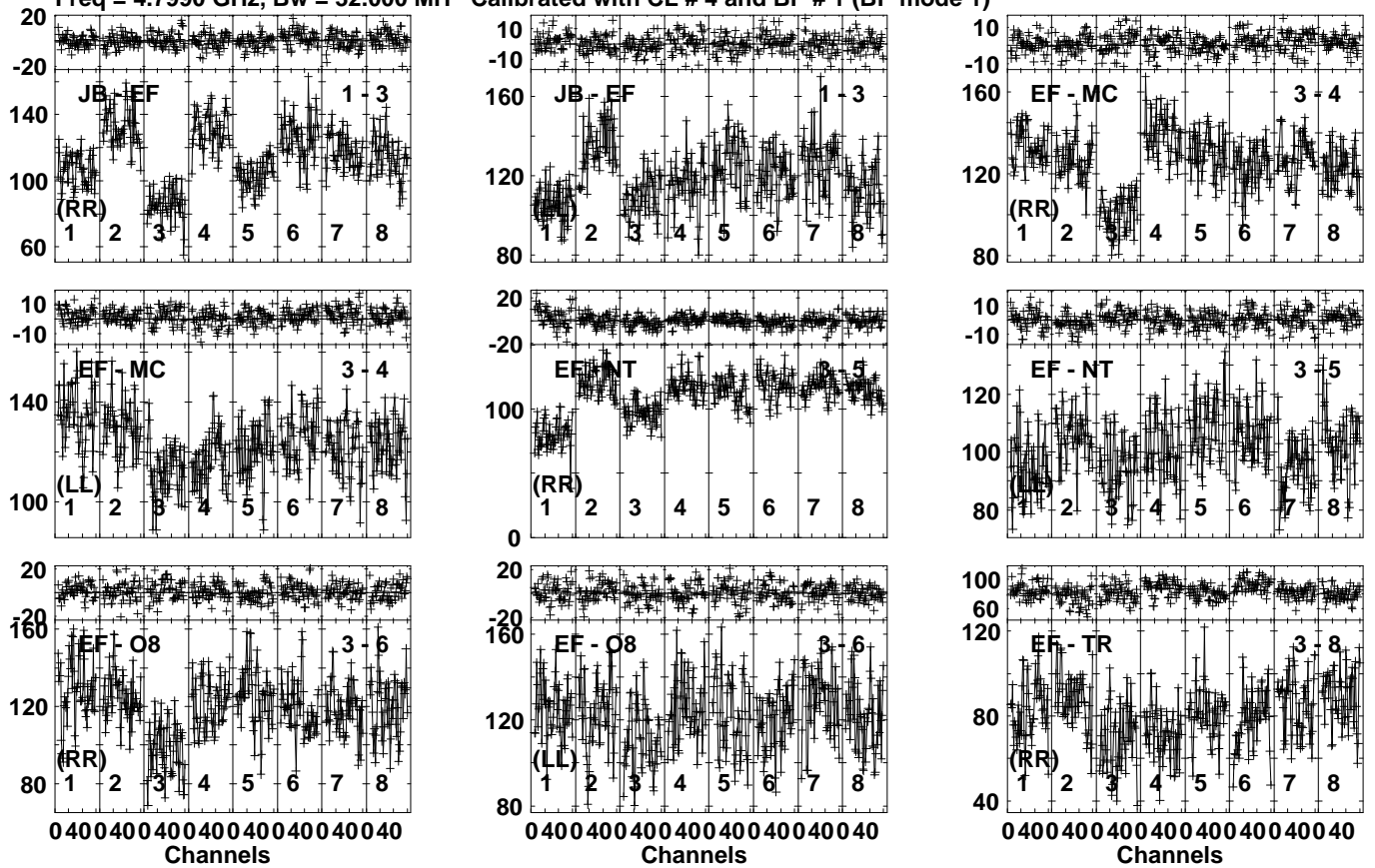
Vector averaged cross-power spectrum Several baselines displayed

Timerange: 00/05:12:51 to 00/05:15:49

Plot file version 82 created 12-APR-2022 17:46:25

J1332+4722 EC082C.UVDATA.1

Freq = 4.7990 GHz, Bw = 32.000 MH Calibrated with CL # 4 and BP # 1 (BP mode 1)

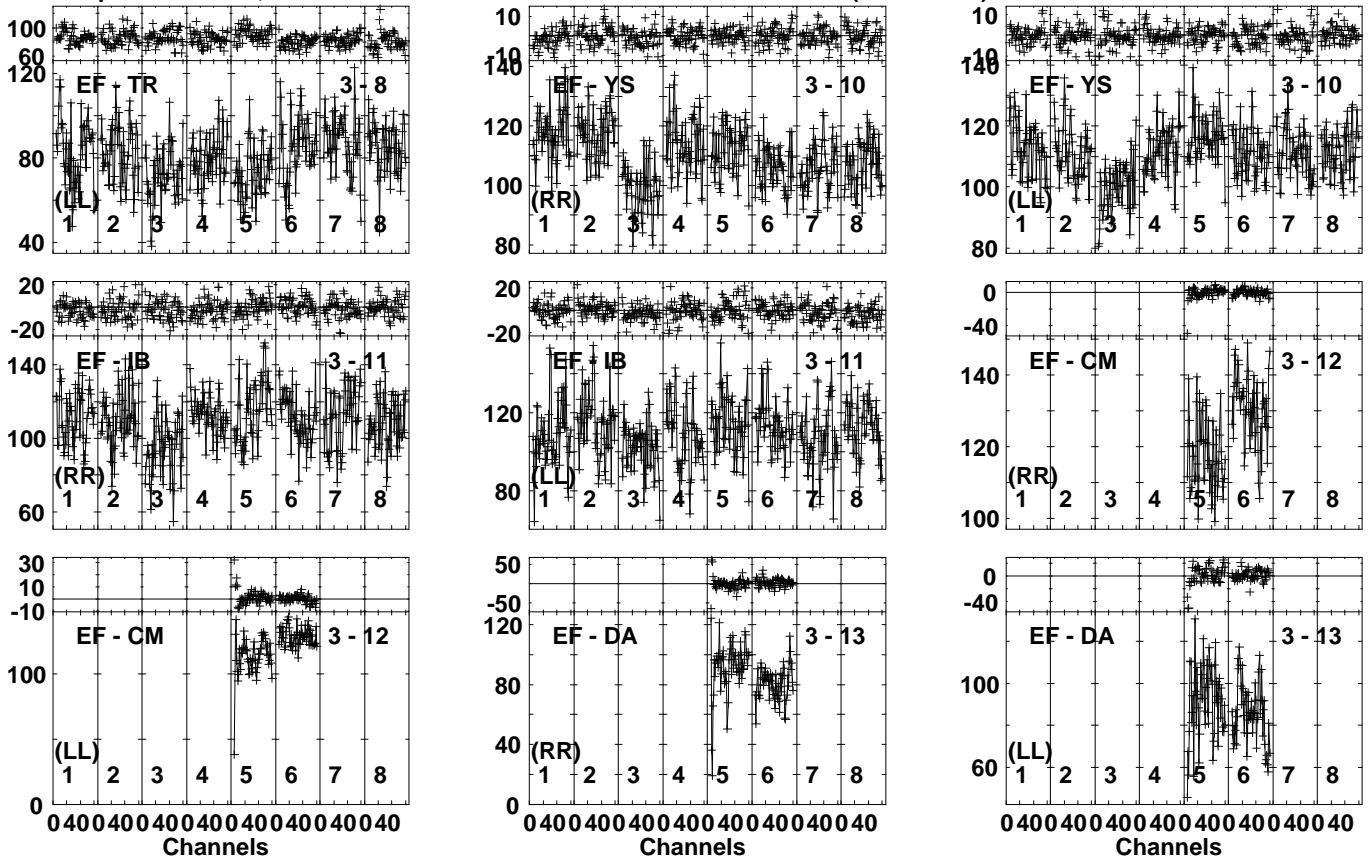


Lower frame: Milli Ampl Jy Top frame: Phas deg
 Vector averaged cross-power spectrum Several baselines displayed
 Timerange: 00/05:16:21 to 00/05:16:59

Plot file version 83 created 12-APR-2022 17:46:25

J1332+4722 EC082C.UVDATA.1

Freq = 4.7990 GHz, Bw = 32.000 MH Calibrated with CL # 4 and BP # 1 (BP mode 1)

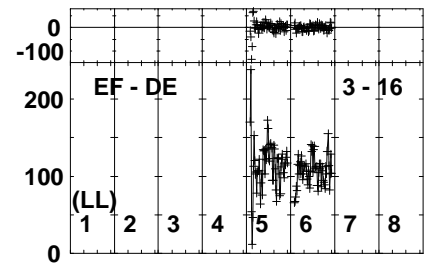
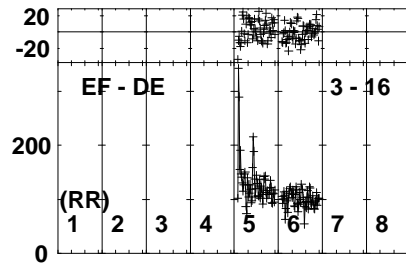
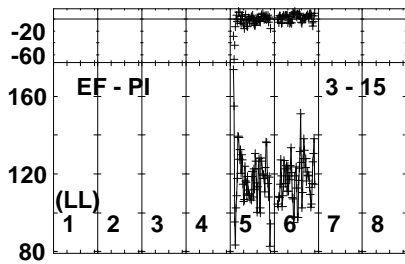
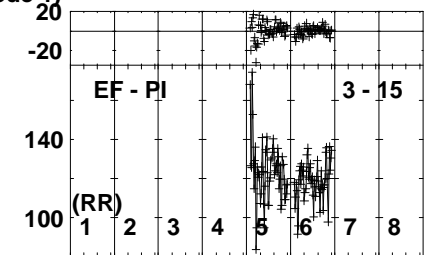
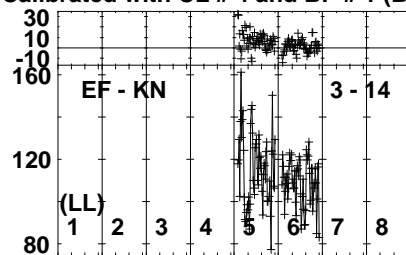
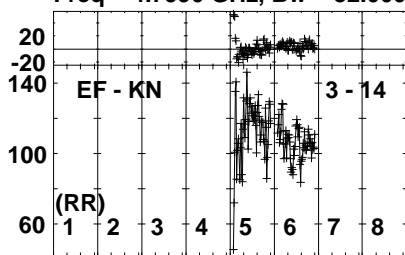


Lower frame: Milli Ampl Jy Top frame: Phas deg
Vector averaged cross-power spectrum Several baselines displayed
Timerange: 00/05:16:21 to 00/05:16:59

Plot file version 84 created 12-APR-2022 17:46:26

J1332+4722 EC082C.UVDATA.1

Freq = 4.7990 GHz, Bw = 32.000 MH Calibrated with CL # 4 and BP # 1 (BP mode 1)

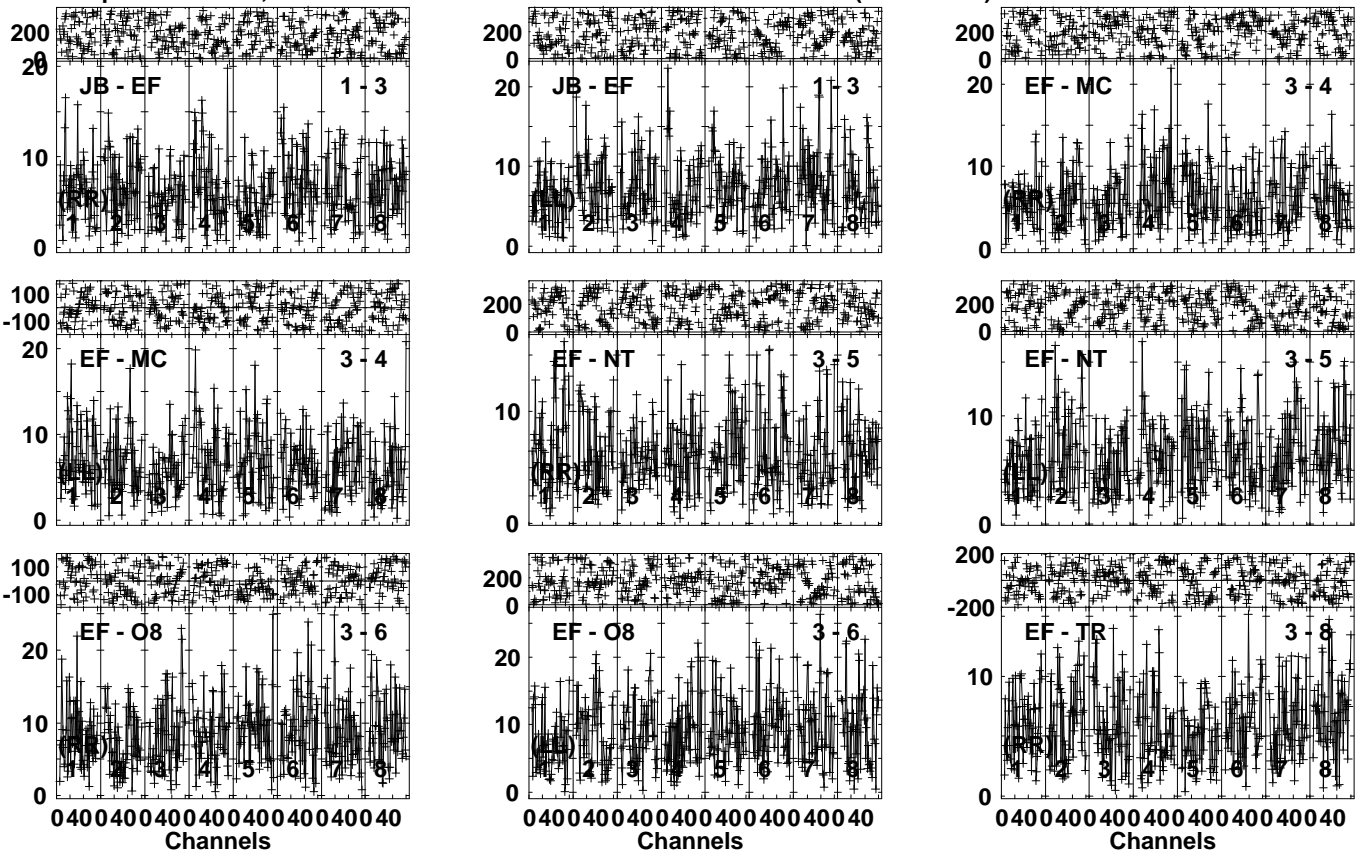


Lower frame: Milli Ampl Jy Top frame: Phas deg
Vector averaged cross-power spectrum Several baselines displayed
Timerange: 00/05:16:21 to 00/05:16:59

Plot file version 85 created 12-APR-2022 17:46:26

NGC5195 EC082C.UVDATA.1

Freq = 4.7990 GHz, Bw = 32.000 MH Calibrated with CL # 4 and BP # 1 (BP mode 1)

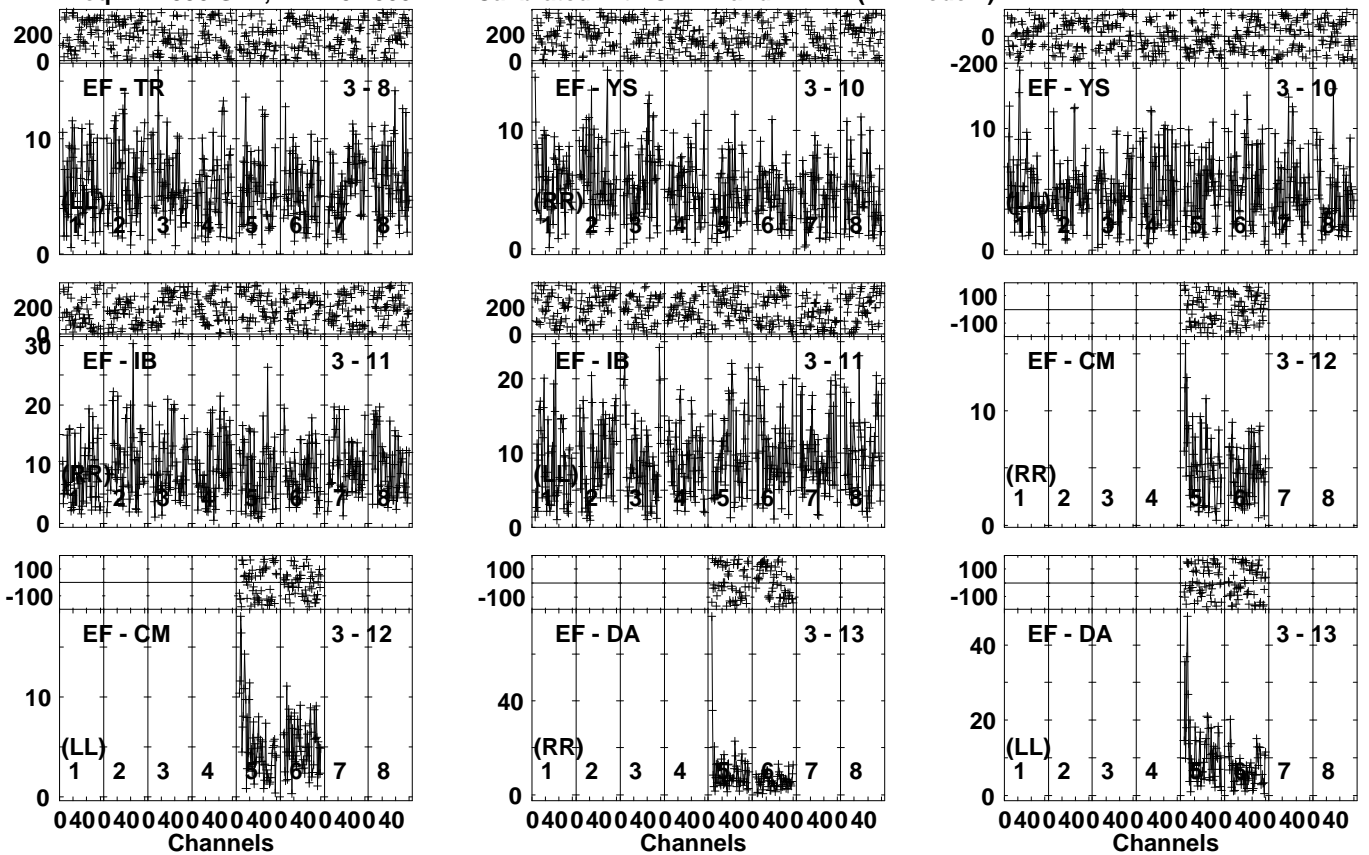


Lower frame: Milli Ampl Jy Top frame: Phas deg
Vector averaged cross-power spectrum Several baselines displayed
Timerange: 00/05:17:11 to 00/05:20:09

Plot file version 86 created 12-APR-2022 17:46:27

NGC5195 EC082C.UVDATA.1

Freq = 4.7990 GHz, Bw = 32.000 MH Calibrated with CL # 4 and BP # 1 (BP mode 1)

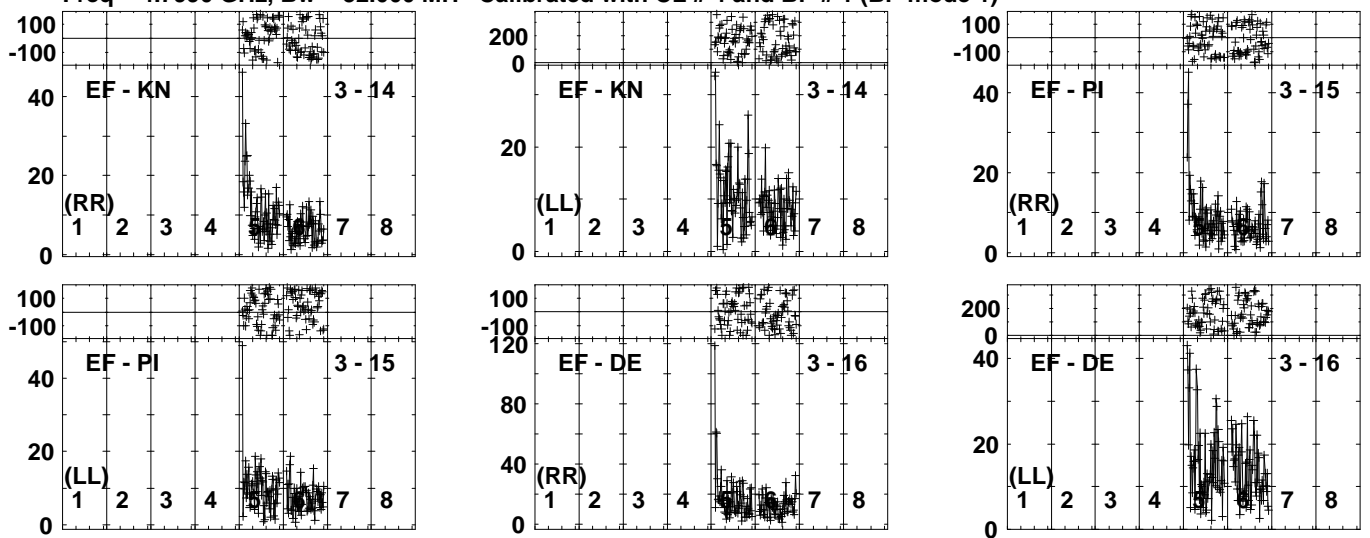


Lower frame: Milli Ampl Jy Top frame: Phas deg
Vector averaged cross-power spectrum Several baselines displayed
Timerange: 00/05:17:11 to 00/05:20:09

Plot file version 87 created 12-APR-2022 17:46:27

NGC5195 EC082C.UVDATA.1

Freq = 4.7990 GHz, Bw = 32.000 MH Calibrated with CL # 4 and BP # 1 (BP mode 1)



Lower frame: Milli Ampl Jy Top frame: Phas deg

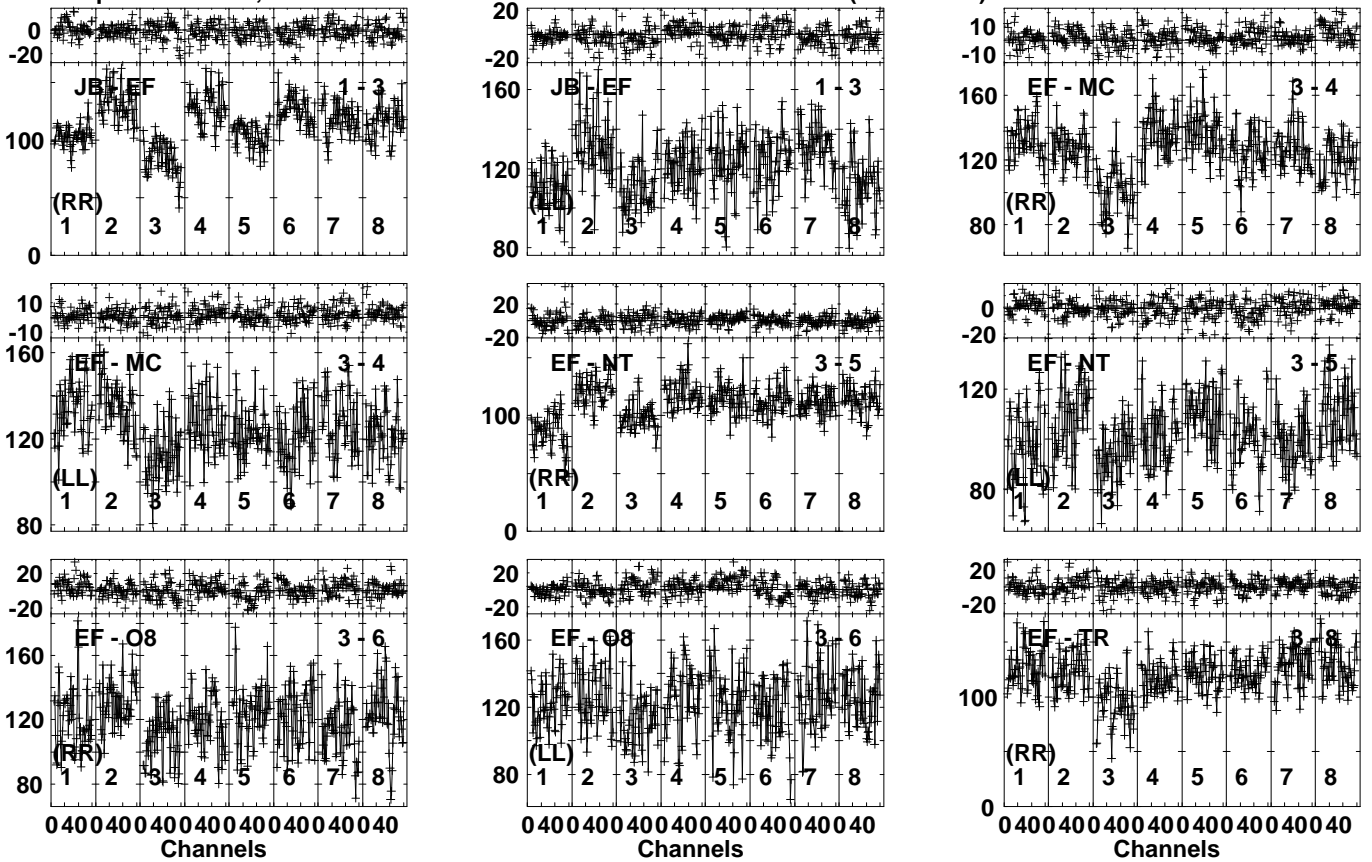
Vector averaged cross-power spectrum Several baselines displayed

Timerange: 00/05:17:11 to 00/05:20:09

Plot file version 88 created 12-APR-2022 17:46:28

J1332+4722 EC082C.UVDATA.1

Freq = 4.7990 GHz, Bw = 32.000 MH Calibrated with CL # 4 and BP # 1 (BP mode 1)

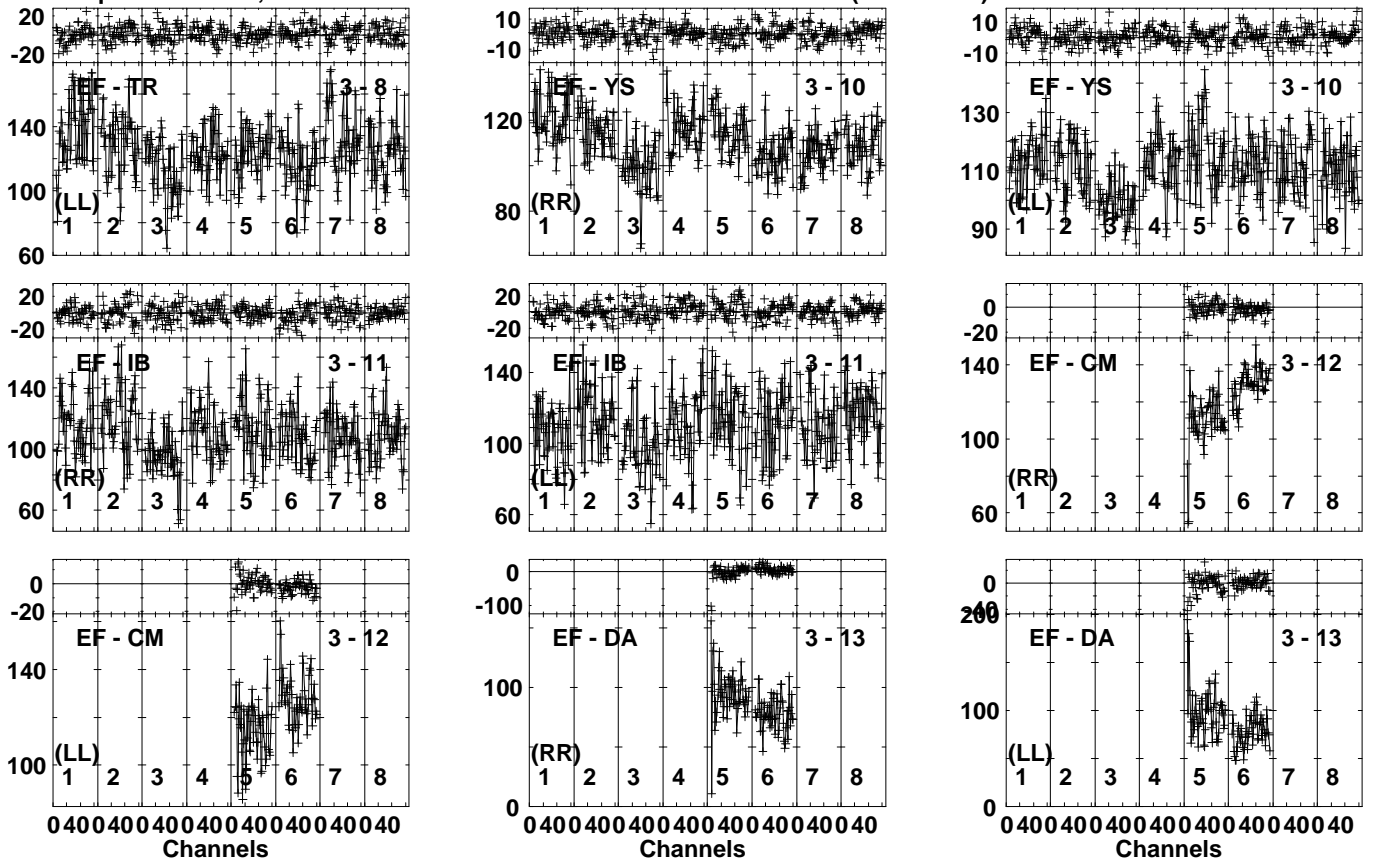


Lower frame: Milli Ampl Jy Top frame: Phas deg
Vector averaged cross-power spectrum Several baselines displayed
Timerange: 00/05:20:21 to 00/05:21:09

Plot file version 89 created 12-APR-2022 17:46:28

J1332+4722 EC082C.UVDATA.1

Freq = 4.7990 GHz, Bw = 32.000 MH Calibrated with CL # 4 and BP # 1 (BP mode 1)

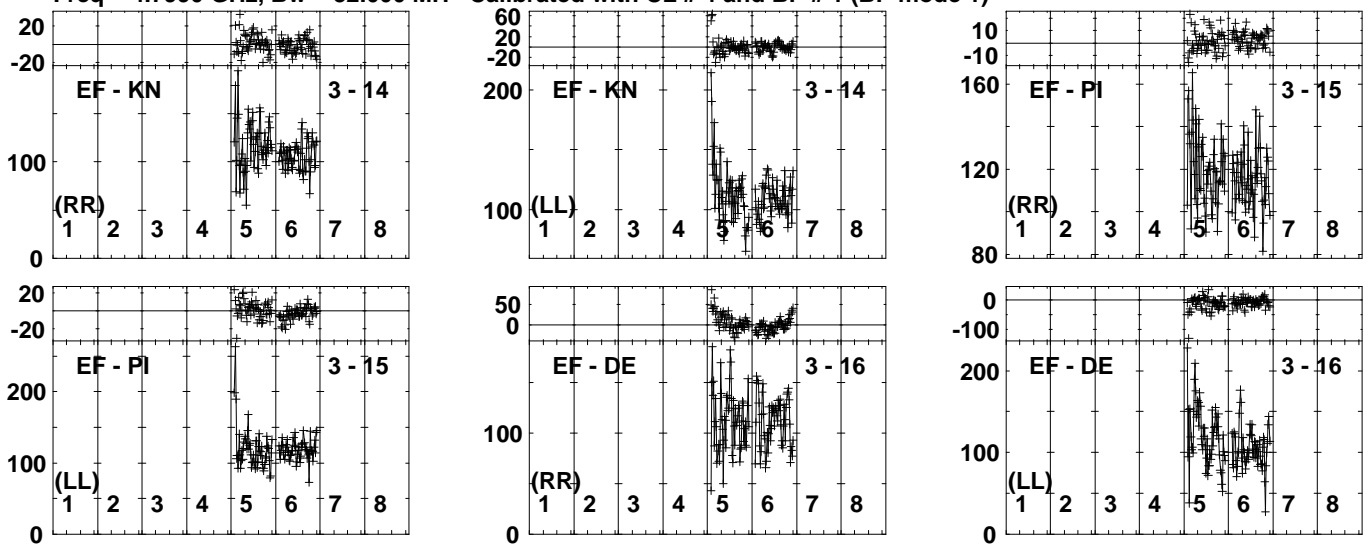


Lower frame: Milli Ampl Jy Top frame: Phas deg
Vector averaged cross-power spectrum Several baselines displayed
Timerange: 00/05:20:21 to 00/05:21:09

Plot file version 90 created 12-APR-2022 17:46:28

J1332+4722 EC082C.UVDATA.1

Freq = 4.7990 GHz, Bw = 32.000 MH Calibrated with CL # 4 and BP # 1 (BP mode 1)

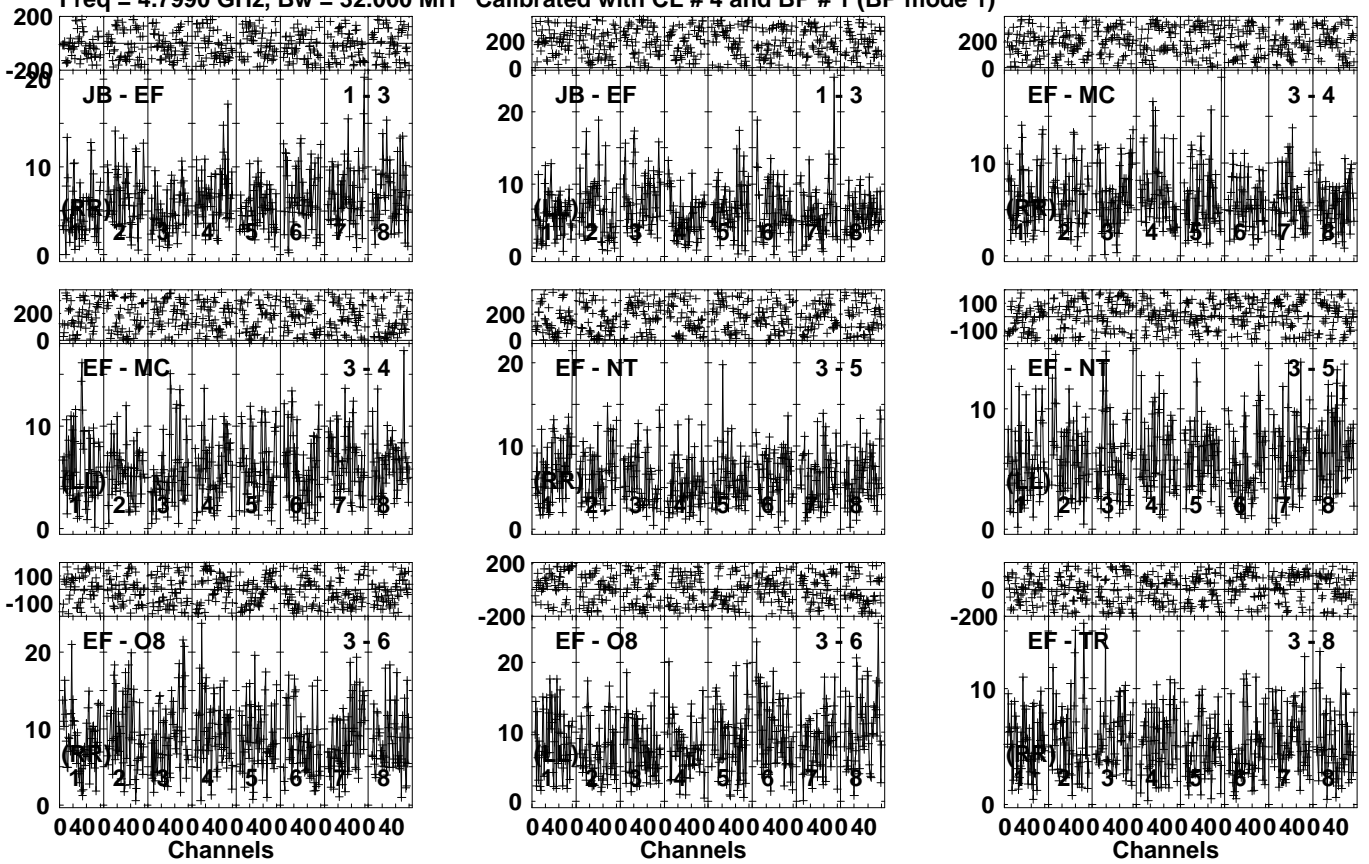


Lower frame: Milli Ampl Jy Top frame: Phas deg
Vector averaged cross-power spectrum Several baselines displayed
Timerange: 00/05:20:21 to 00/05:21:09

Plot file version 91 created 12-APR-2022 17:46:29

NGC5195 EC082C.UVDATA.1

Freq = 4.7990 GHz, Bw = 32.000 MH Calibrated with CL # 4 and BP # 1 (BP mode 1)

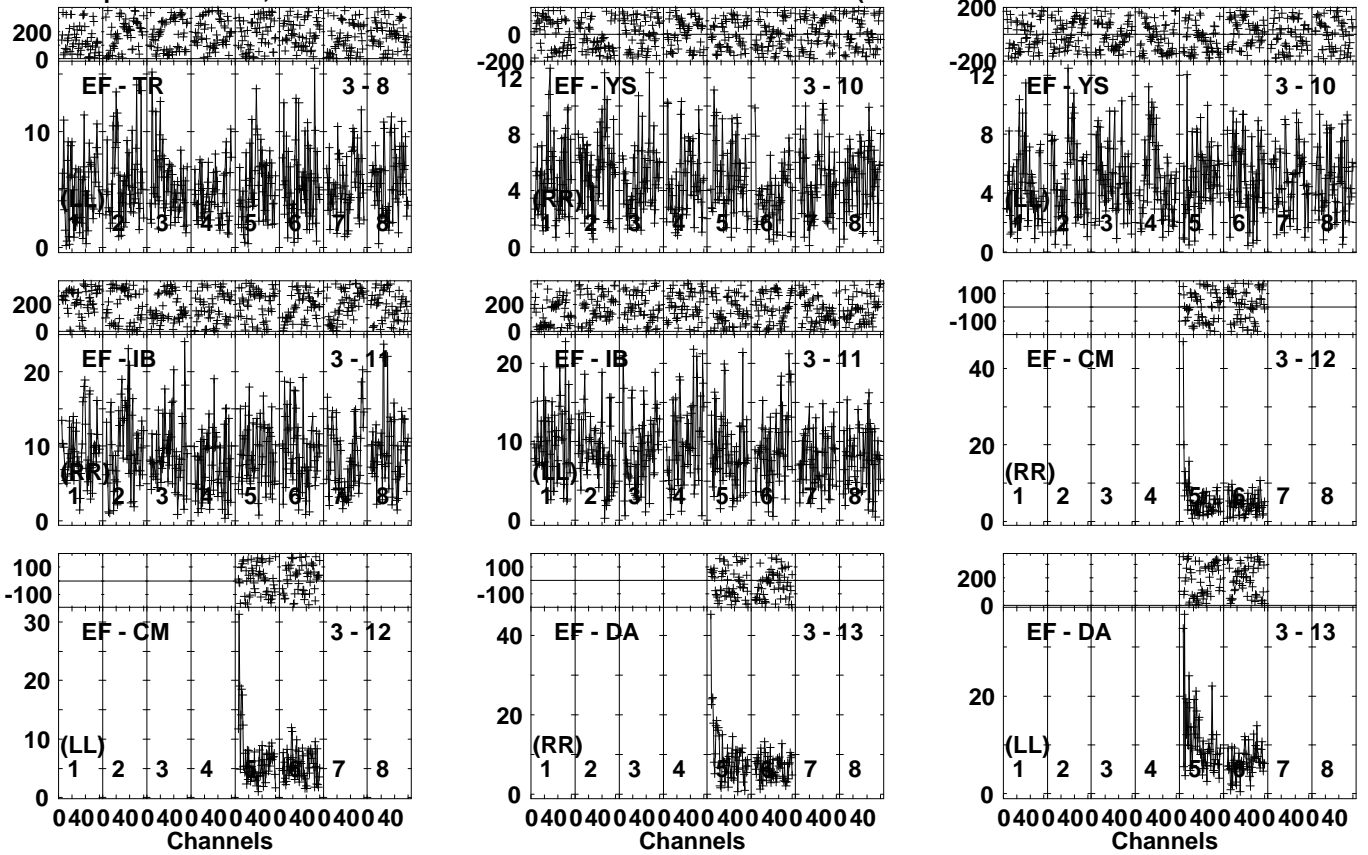


Lower frame: Milli Ampl Jy Top frame: Phas deg
Vector averaged cross-power spectrum Several baselines displayed
Timerange: 00/05:21:41 to 00/05:24:39

Plot file version 92 created 12-APR-2022 17:46:29

NGC5195 EC082C.UVDATA.1

Freq = 4.7990 GHz, Bw = 32.000 MH Calibrated with CL # 4 and BP # 1 (BP mode 1)

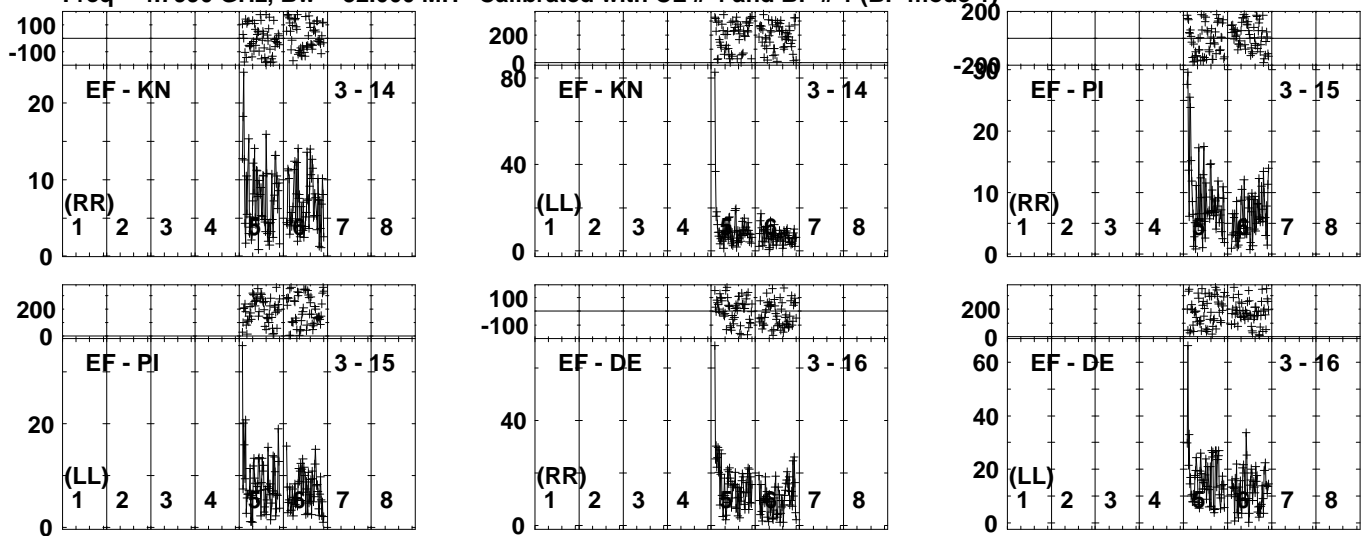


Lower frame: Milli Ampl Jy Top frame: Phas deg
Vector averaged cross-power spectrum Several baselines displayed
Timerange: 00/05:21:41 to 00/05:24:39

Plot file version 93 created 12-APR-2022 17:46:29

NGC5195 EC082C.UVDATA.1

Freq = 4.7990 GHz, Bw = 32.000 MH Calibrated with CL # 4 and BP # 1 (BP mode 1)



Lower frame: Milli Ampl Jy Top frame: Phas deg

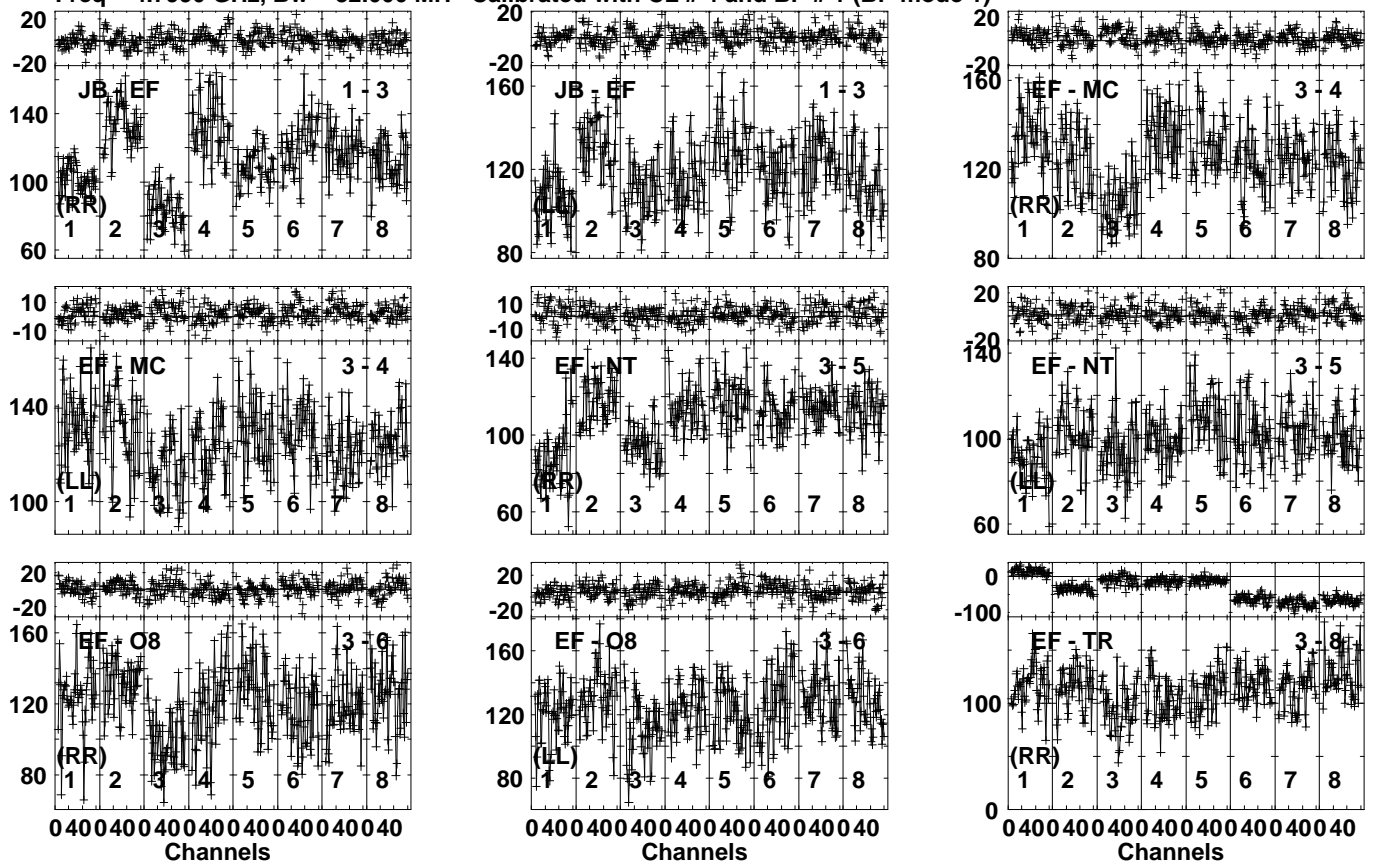
Vector averaged cross-power spectrum Several baselines displayed

Timerange: 00/05:21:41 to 00/05:24:39

Plot file version 94 created 12-APR-2022 17:46:30

J1332+4722 EC082C.UVDATA.1

Freq = 4.7990 GHz, Bw = 32.000 MH Calibrated with CL # 4 and BP # 1 (BP mode 1)

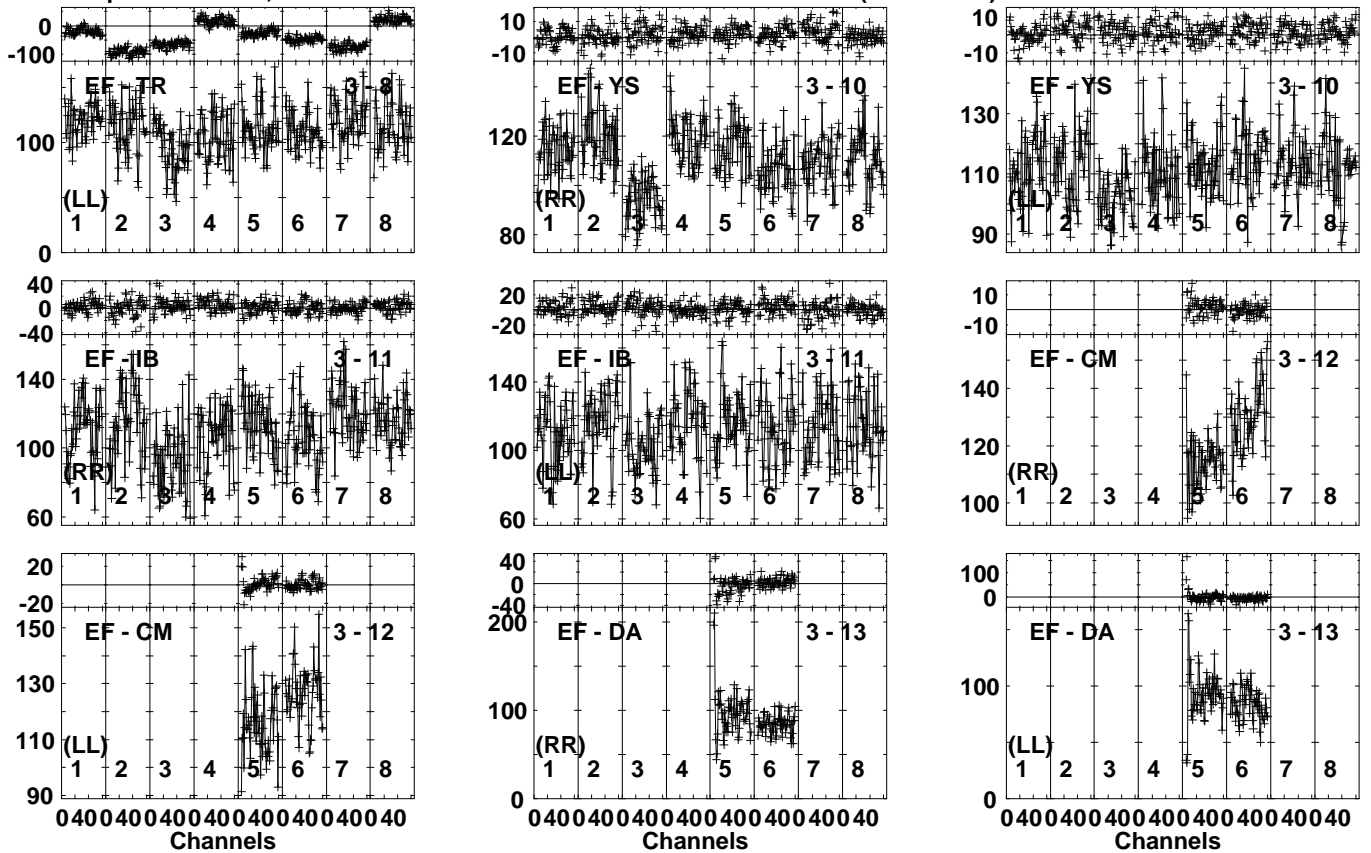


Lower frame: Milli Ampl Jy Top frame: Phas deg
 Vector averaged cross-power spectrum Several baselines displayed
 Timerange: 00/05:24:51 to 00/05:25:39

Plot file version 95 created 12-APR-2022 17:46:30

J1332+4722 EC082C.UVDATA.1

Freq = 4.7990 GHz, Bw = 32.000 MH Calibrated with CL # 4 and BP # 1 (BP mode 1)

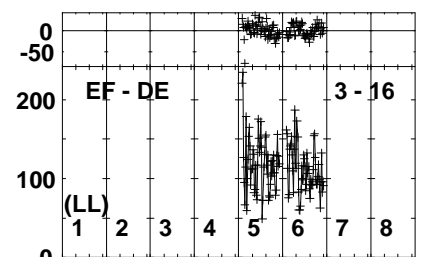
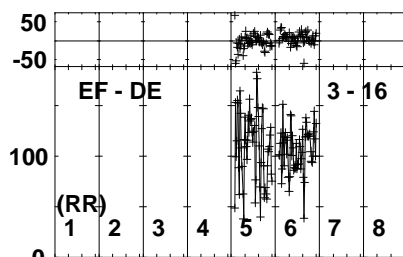
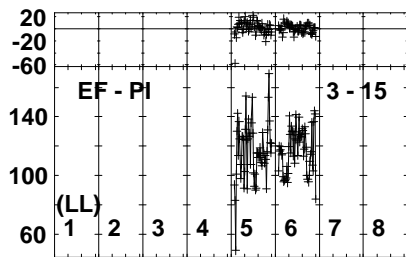
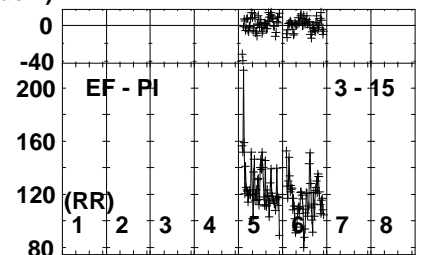
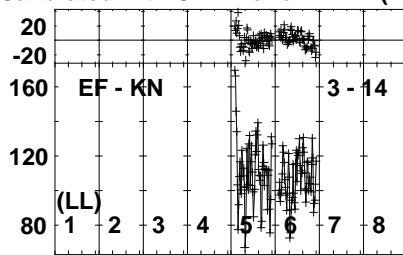
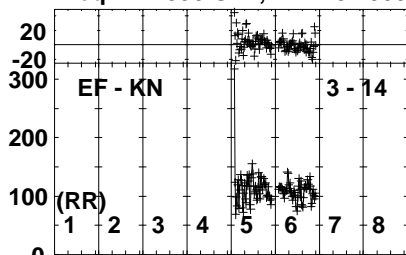


Lower frame: Milli Ampl Jy Top frame: Phas deg
Vector averaged cross-power spectrum Several baselines displayed
Timerange: 00/05:24:51 to 00/05:25:39

Plot file version 96 created 12-APR-2022 17:46:31

J1332+4722 EC082C.UVDATA.1

Freq = 4.7990 GHz, Bw = 32.000 MH Calibrated with CL # 4 and BP # 1 (BP mode 1)

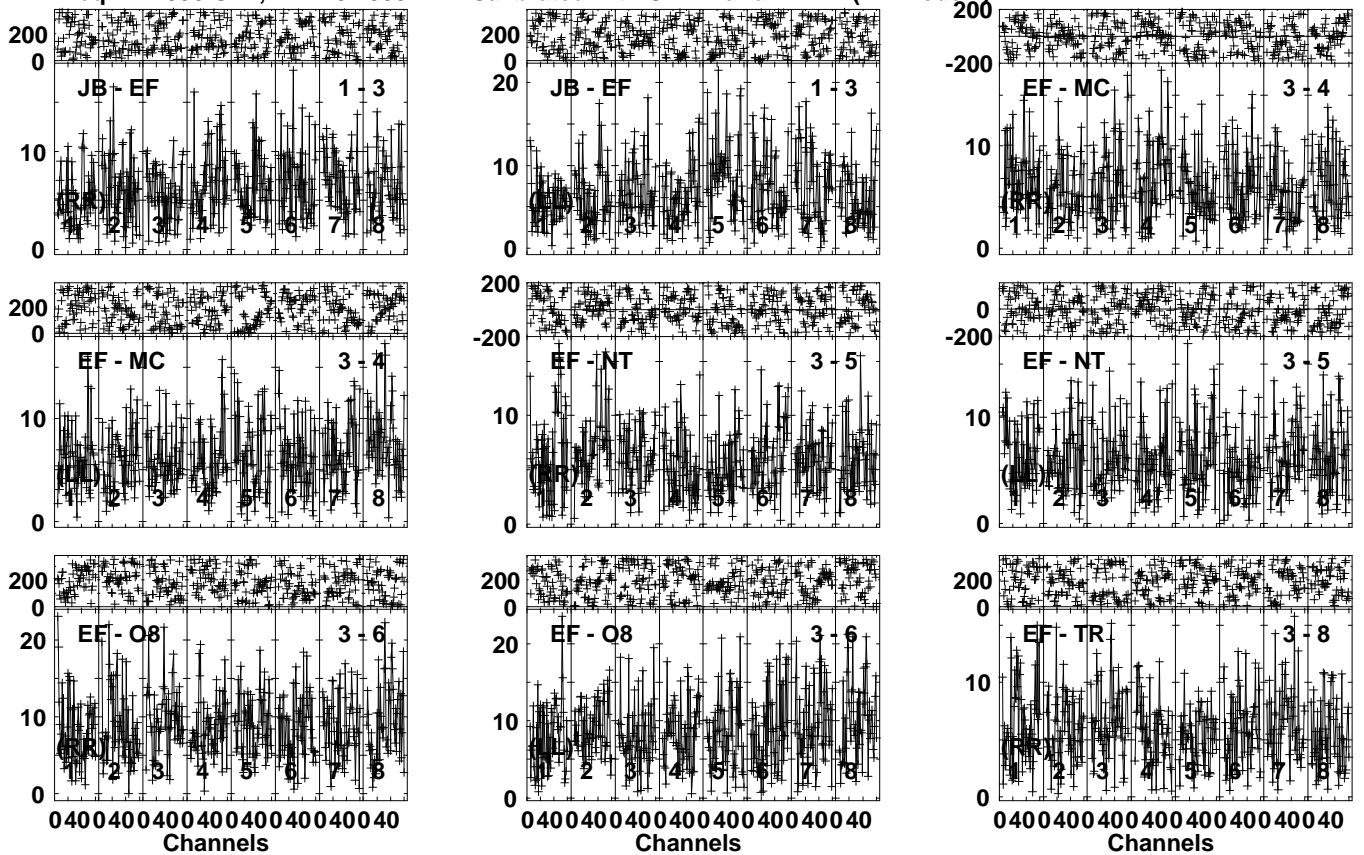


Lower frame: Milli Ampl Jy Top frame: Phas deg
Vector averaged cross-power spectrum Several baselines displayed
Timerange: 00/05:24:51 to 00/05:25:39

Plot file version 97 created 12-APR-2022 17:46:31

NGC5195 EC082C.UVDATA.1

Freq = 4.7990 GHz, Bw = 32.000 MH Calibrated with CL # 4 and BP # 1 (BP mode 1)

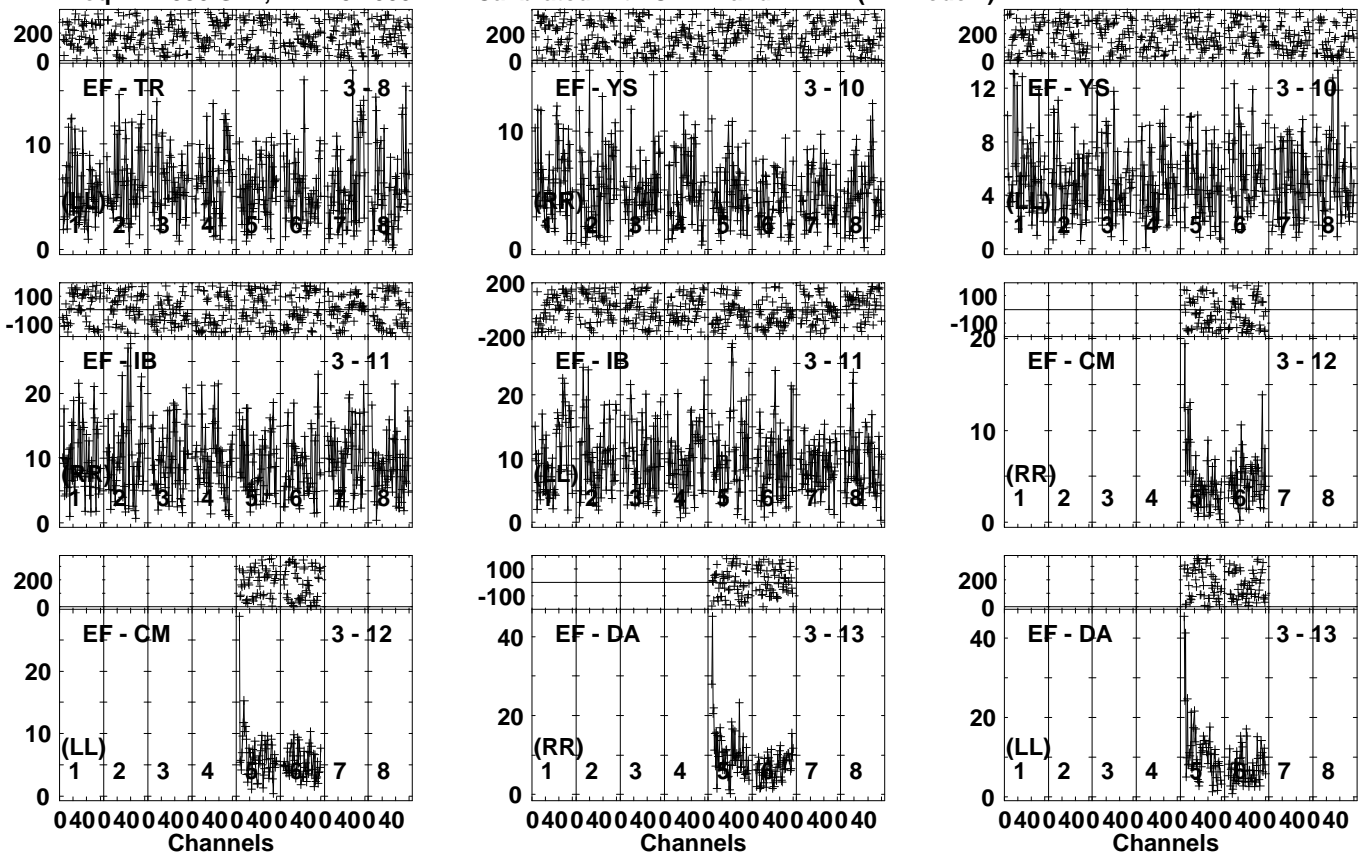


Lower frame: Milli Ampl Jy Top frame: Phas deg
Vector averaged cross-power spectrum Several baselines displayed
Timerange: 00/05:25:51 to 00/05:28:49

Plot file version 98 created 12-APR-2022 17:46:32

NGC5195 EC082C.UVDATA.1

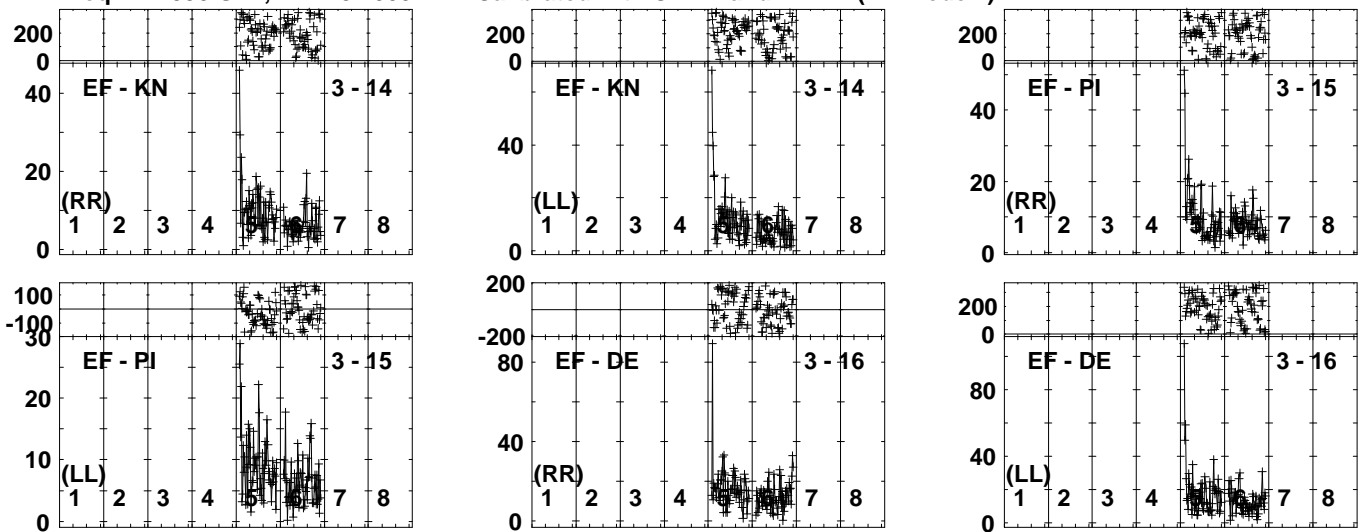
Freq = 4.7990 GHz, Bw = 32.000 MH Calibrated with CL # 4 and BP # 1 (BP mode 1)



Plot file version 99 created 12-APR-2022 17:46:32

NGC5195 EC082C.UVDATA.1

Freq = 4.7990 GHz, Bw = 32.000 MH Calibrated with CL # 4 and BP # 1 (BP mode 1)



Lower frame: Milli Ampl Jy Top frame: Phas deg

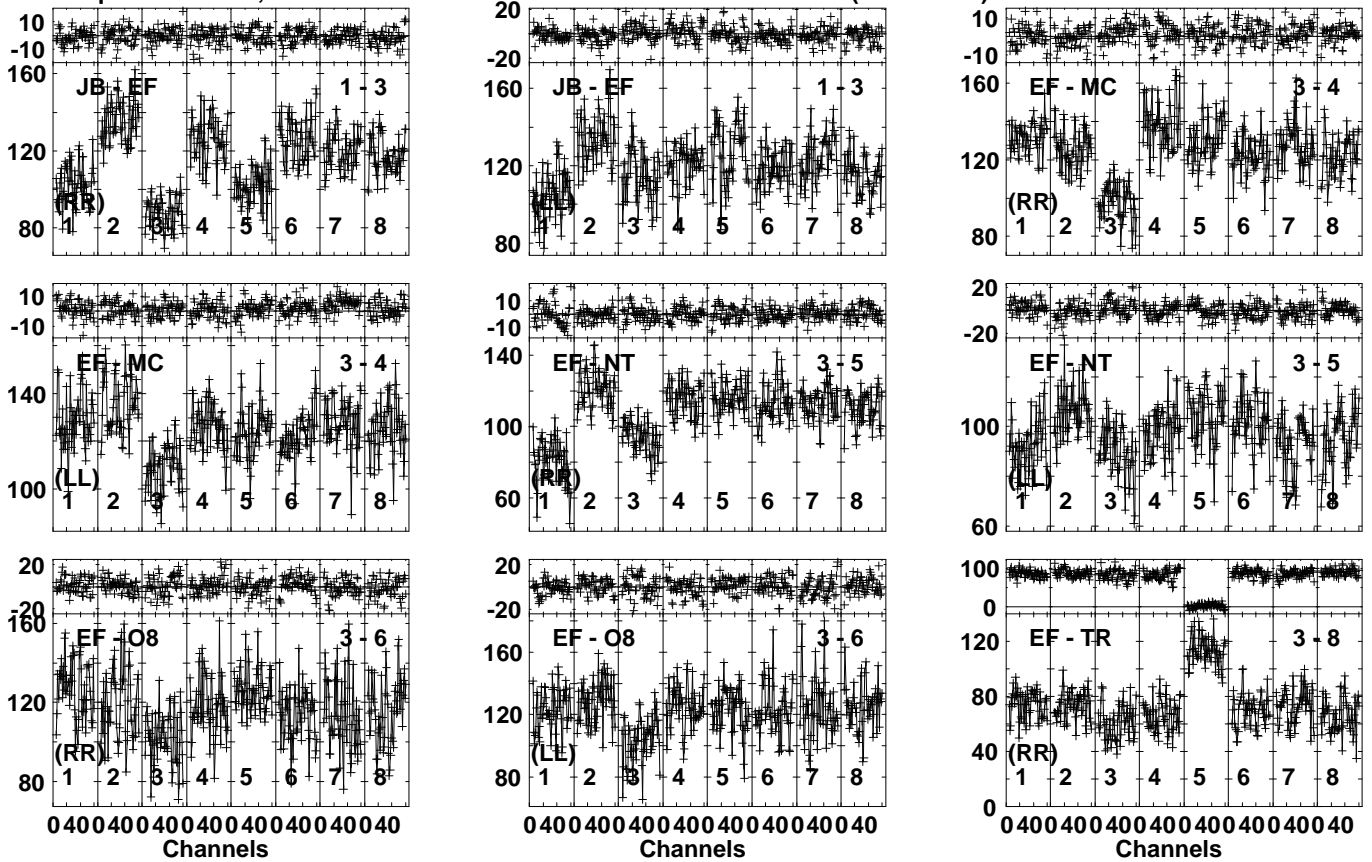
Vector averaged cross-power spectrum Several baselines displayed

Timerange: 00/05:25:51 to 00/05:28:49

Plot file version 100 created 12-APR-2022 17:46:32

J1332+4722 EC082C.UVDATA.1

Freq = 4.7990 GHz, Bw = 32.000 MH Calibrated with CL # 4 and BP # 1 (BP mode 1)

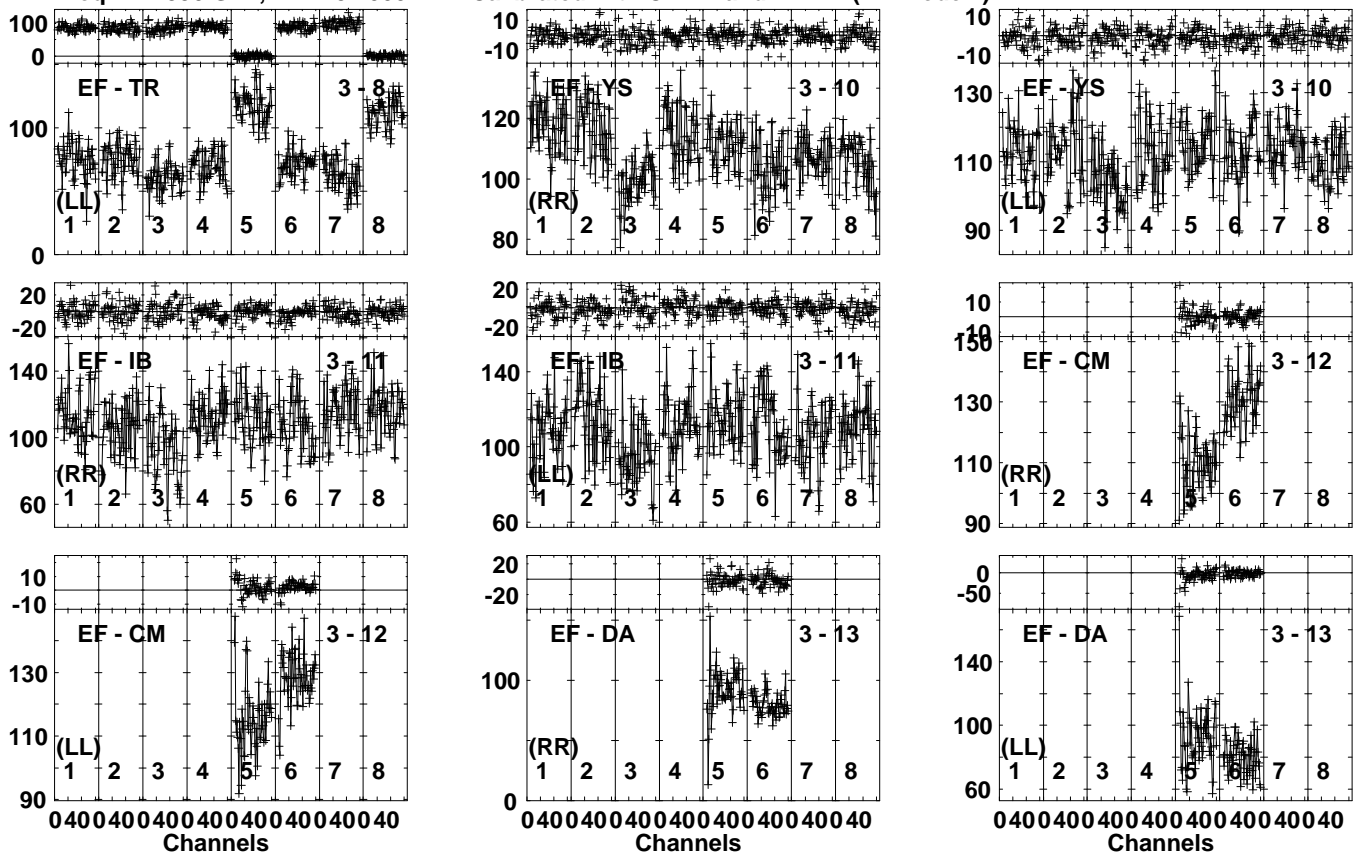


Lower frame: Milli Ampl Jy Top frame: Phas deg
Vector averaged cross-power spectrum Several baselines displayed
Timerange: 00/05:29:21 to 00/05:29:59

Plot file version 101 created 12-APR-2022 17:46:33

J1332+4722 EC082C.UVDATA.1

Freq = 4.7990 GHz, Bw = 32.000 MH Calibrated with CL # 4 and BP # 1 (BP mode 1)

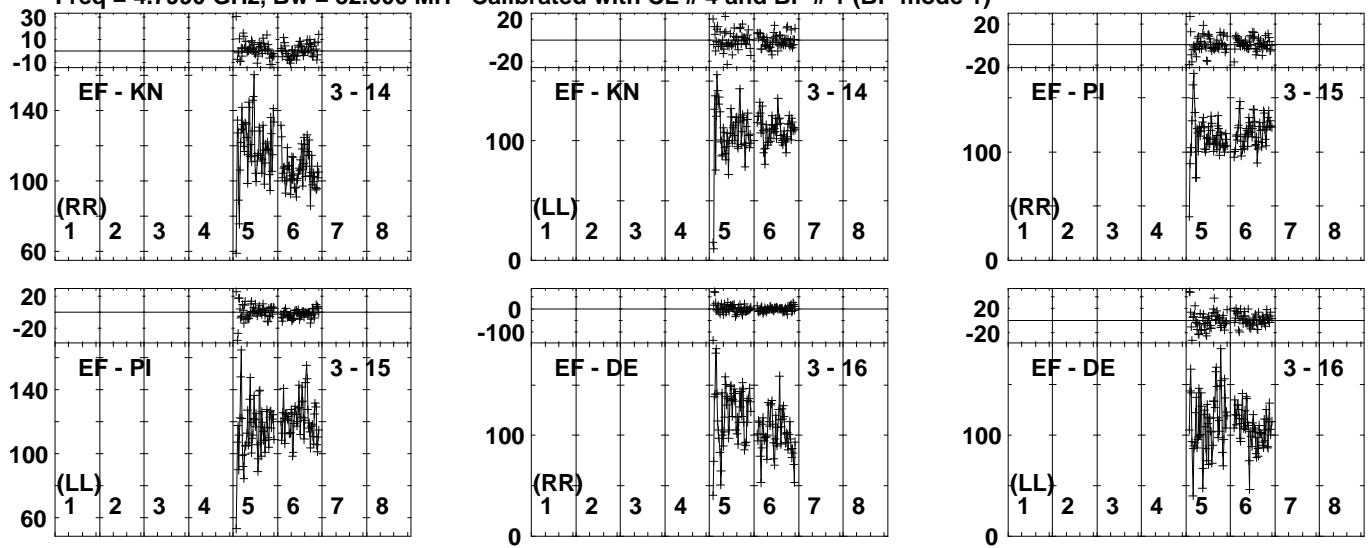


Lower frame: Milli Ampl Jy Top frame: Phas deg
Vector averaged cross-power spectrum Several baselines displayed
Timerange: 00/05:29:21 to 00/05:29:59

Plot file version 102 created 12-APR-2022 17:46:33

J1332+4722 EC082C.UVDATA.1

Freq = 4.7990 GHz, Bw = 32.000 MH Calibrated with CL # 4 and BP # 1 (BP mode 1)

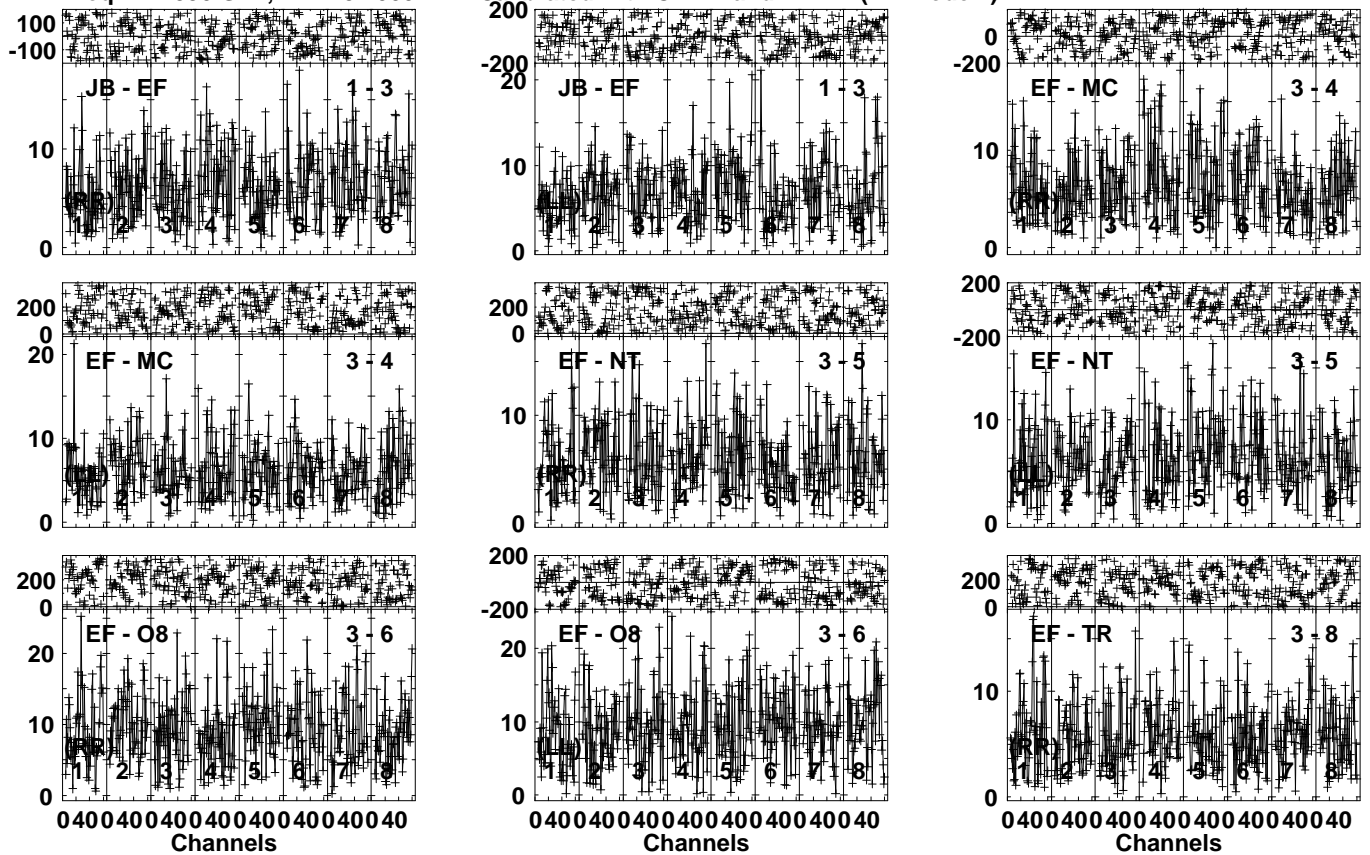


Lower frame: Milli Ampl Jy Top frame: Phas deg
Vector averaged cross-power spectrum Several baselines displayed
Timerange: 00/05:29:21 to 00/05:29:59

Plot file version 103 created 12-APR-2022 17:46:33

NGC5195 EC082C.UVDATA.1

Freq = 4.7990 GHz, Bw = 32.000 MH Calibrated with CL # 4 and BP # 1 (BP mode 1)

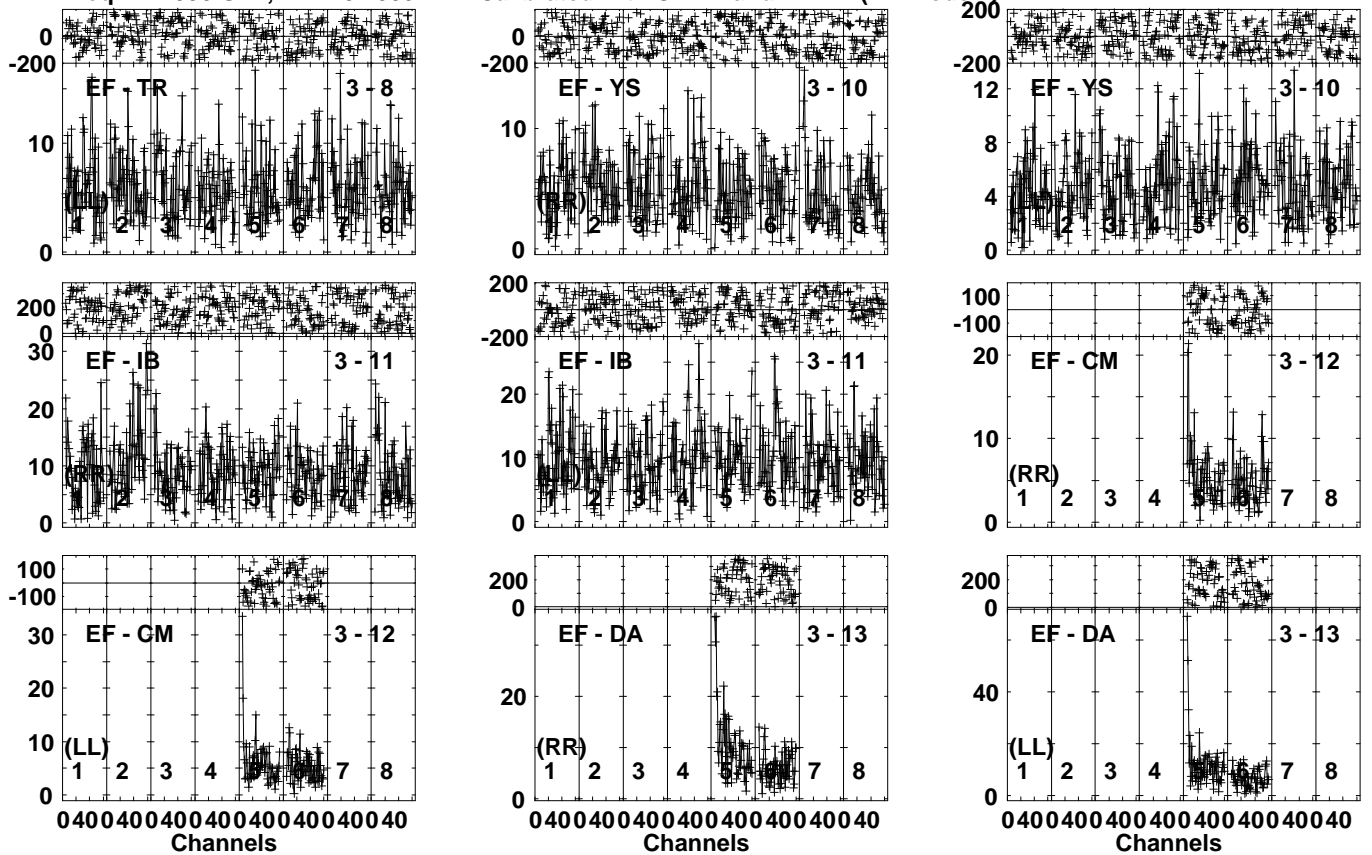


Lower frame: Milli Ampl Jy Top frame: Phas deg
Vector averaged cross-power spectrum Several baselines displayed
Timerange: 00/05:30:11 to 00/05:33:09

Plot file version 104 created 12-APR-2022 17:46:34

NGC5195 EC082C.UVDATA.1

Freq = 4.7990 GHz, Bw = 32.000 MH Calibrated with CL # 4 and BP # 1 (BP mode 1)

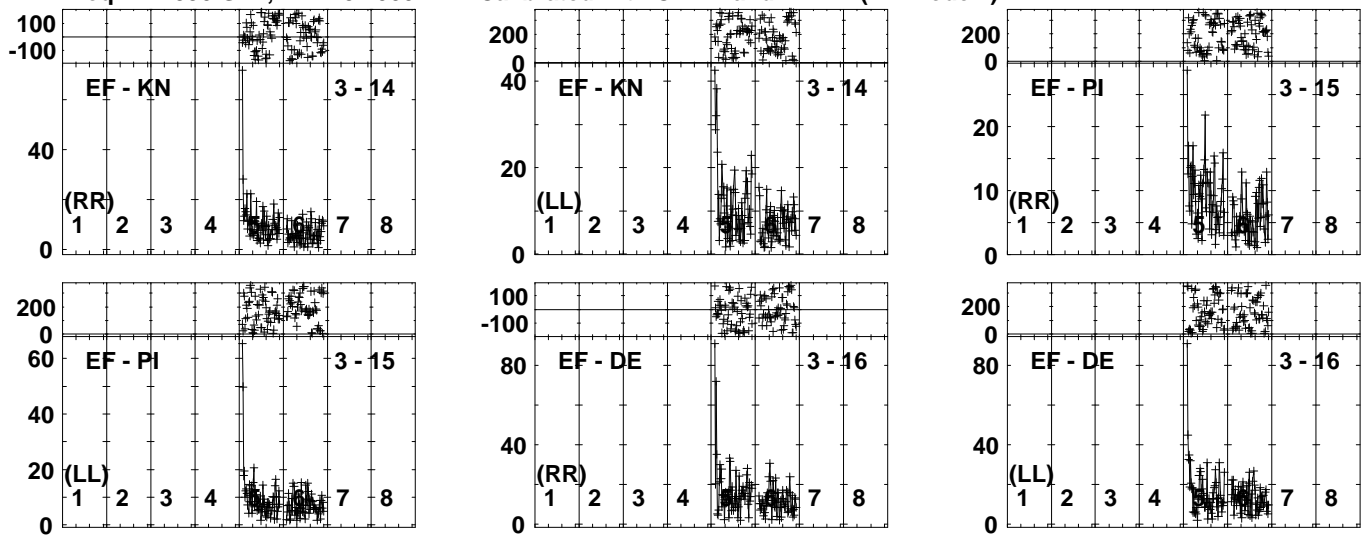


Lower frame: Milli Ampl Jy Top frame: Phas deg
Vector averaged cross-power spectrum Several baselines displayed
Timerange: 00/05:30:11 to 00/05:33:09

Plot file version 105 created 12-APR-2022 17:46:34

NGC5195 EC082C.UVDATA.1

Freq = 4.7990 GHz, Bw = 32.000 MH Calibrated with CL # 4 and BP # 1 (BP mode 1)

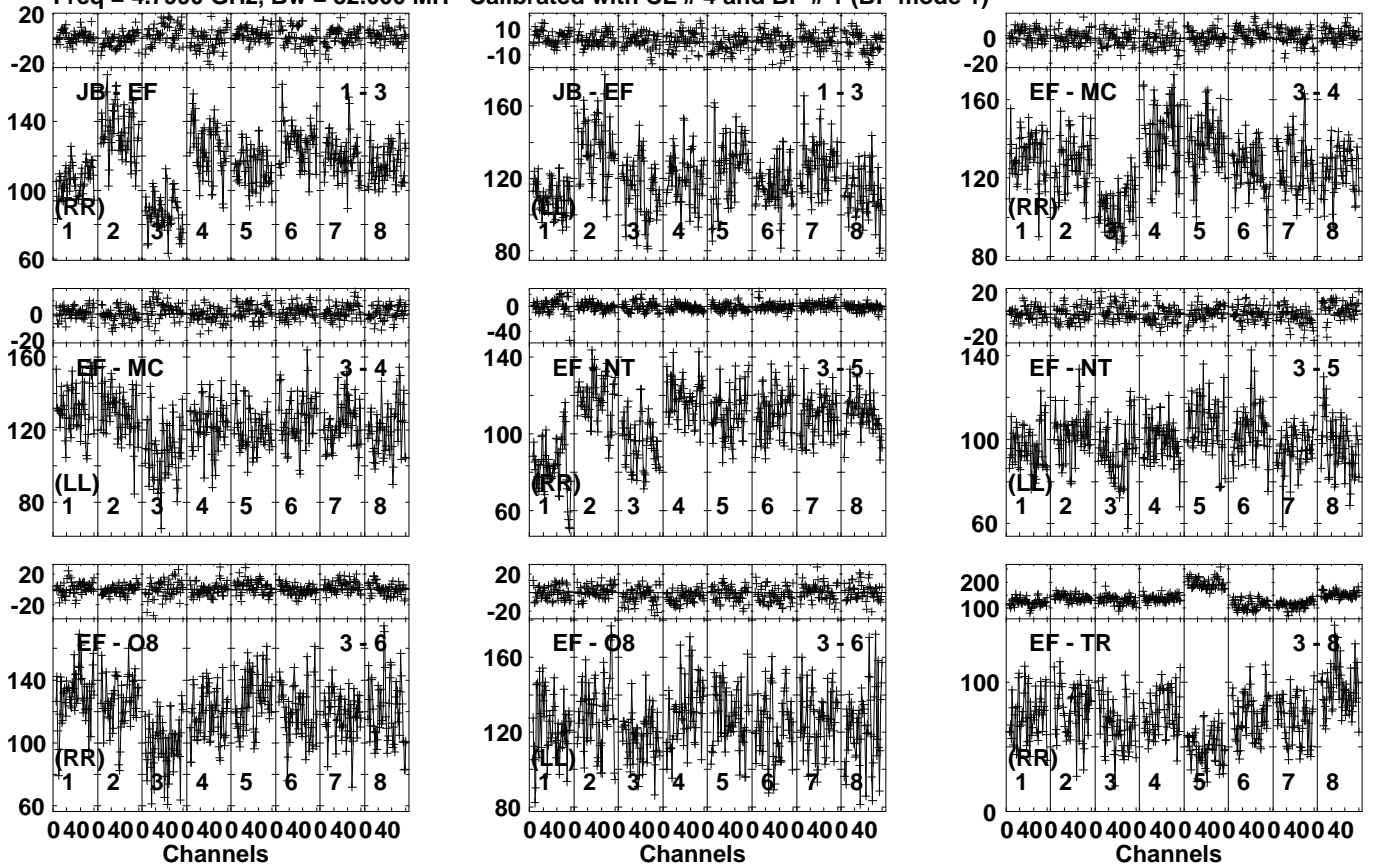


Lower frame: Milli Ampl Jy Top frame: Phas deg
Vector averaged cross-power spectrum Several baselines displayed
Timerange: 00/05:30:11 to 00/05:33:09

Plot file version 106 created 12-APR-2022 17:46:35

J1332+4722 EC082C.UVDATA.1

Freq = 4.7990 GHz, Bw = 32.000 MH Calibrated with CL # 4 and BP # 1 (BP mode 1)

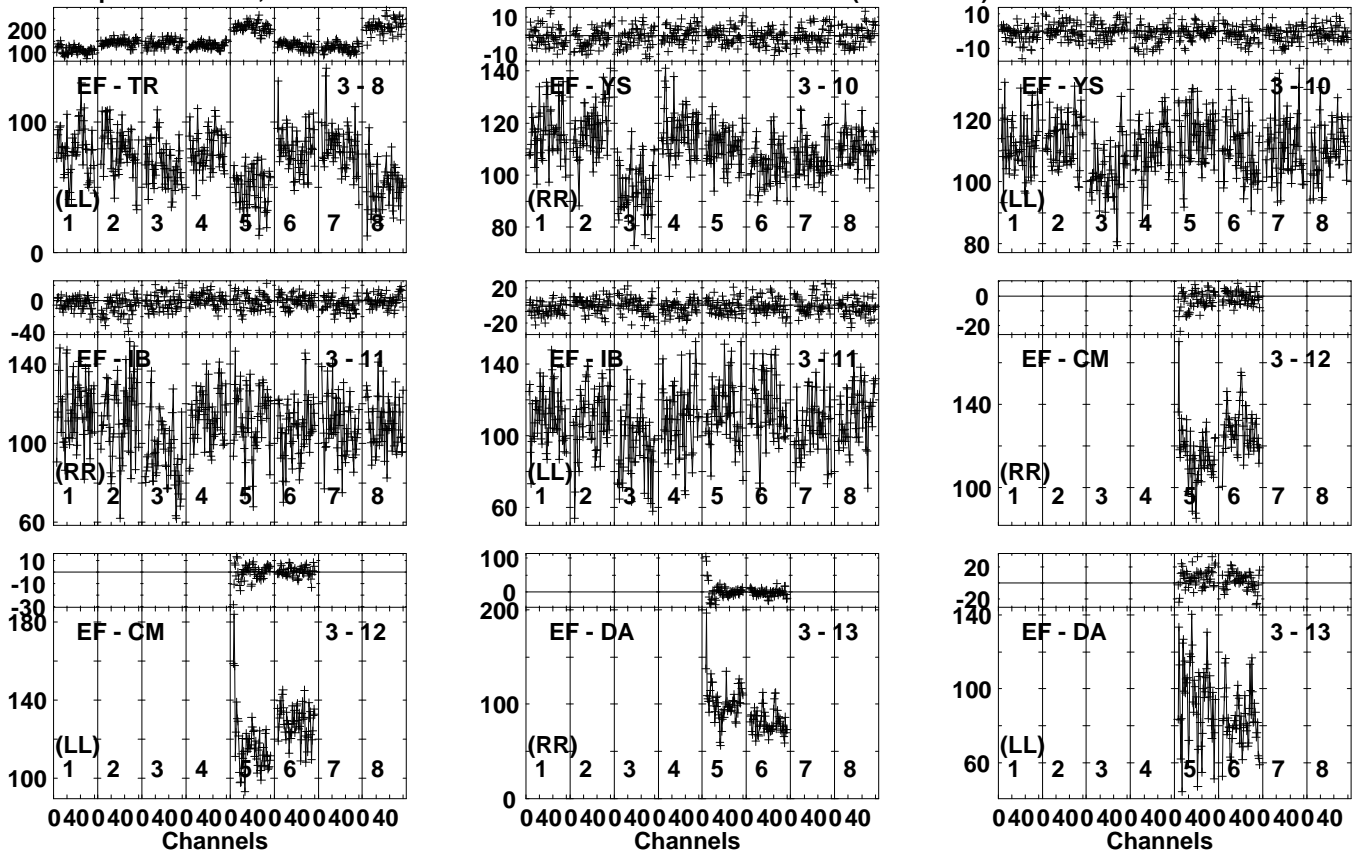


Lower frame: Milli Ampl Jy Top frame: Phas deg
Vector averaged cross-power spectrum Several baselines displayed
Timerange: 00/05:33:21 to 00/05:34:09

Plot file version 107 created 12-APR-2022 17:46:35

J1332+4722 EC082C.UVDATA.1

Freq = 4.7990 GHz, Bw = 32.000 MH Calibrated with CL # 4 and BP # 1 (BP mode 1)

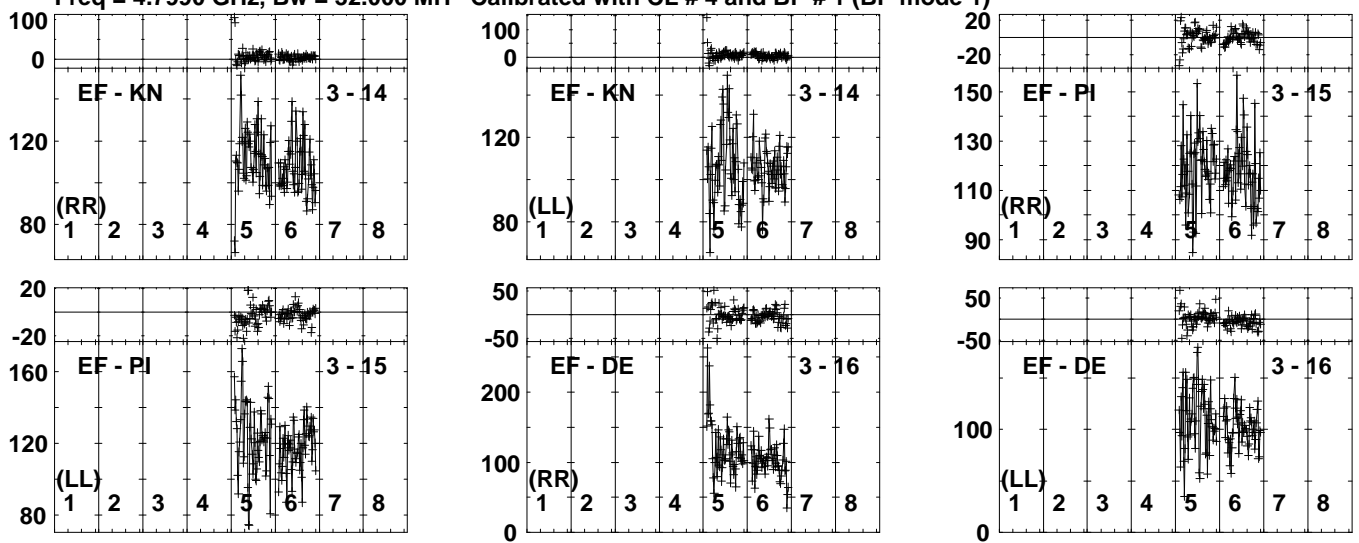


Lower frame: Milli Ampl Jy Top frame: Phas deg
Vector averaged cross-power spectrum Several baselines displayed
Timerange: 00/05:33:21 to 00/05:34:09

Plot file version 108 created 12-APR-2022 17:46:35

J1332+4722 EC082C.UVDATA.1

Freq = 4.7990 GHz, Bw = 32.000 MH Calibrated with CL # 4 and BP # 1 (BP mode 1)

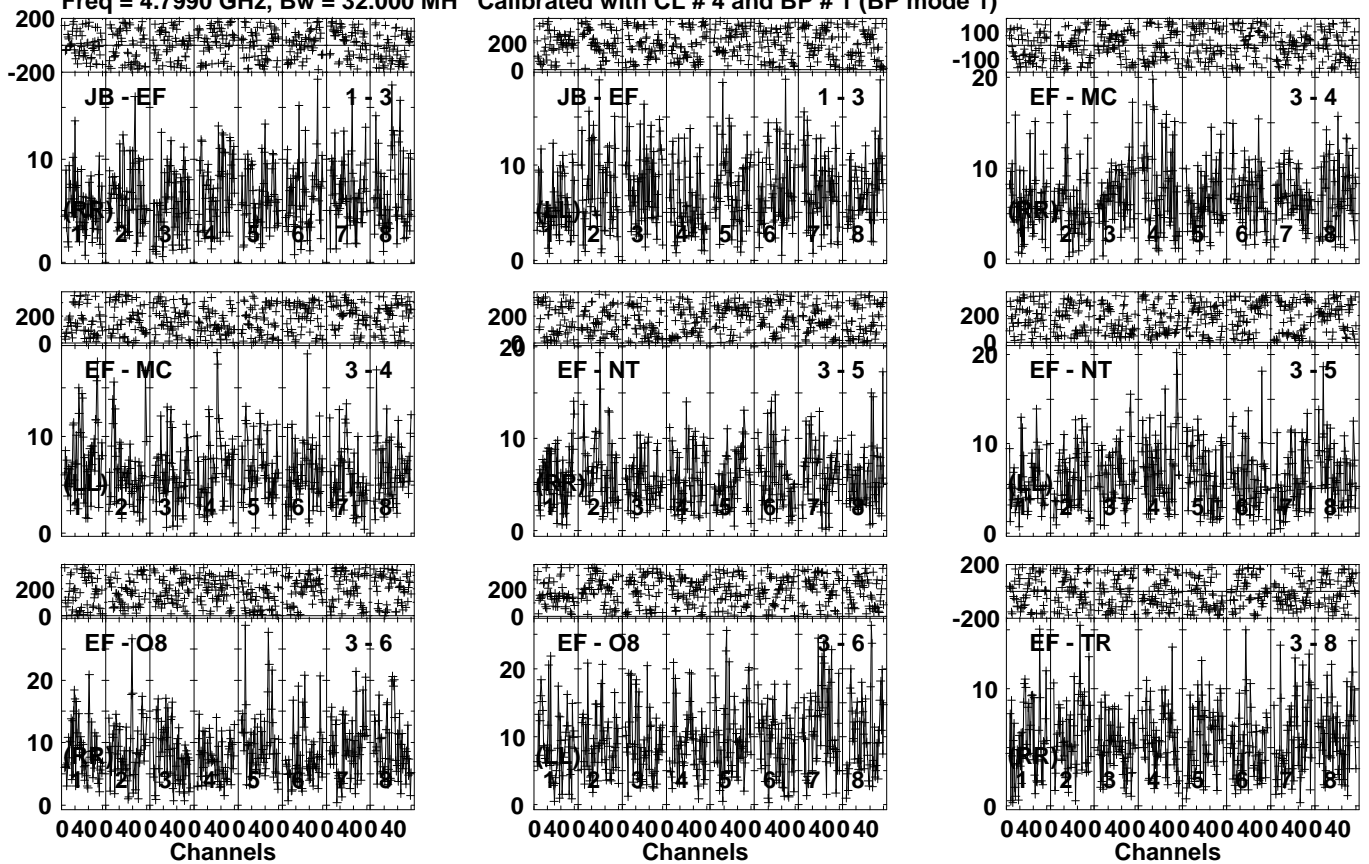


Lower frame: Milli Ampl Jy Top frame: Phas deg
Vector averaged cross-power spectrum Several baselines displayed
Timerange: 00/05:33:21 to 00/05:34:09

Plot file version 109 created 12-APR-2022 17:46:36

NGC5195 EC082C.UVDATA.1

Freq = 4.7990 GHz, Bw = 32.000 MH Calibrated with CL # 4 and BP # 1 (BP mode 1)

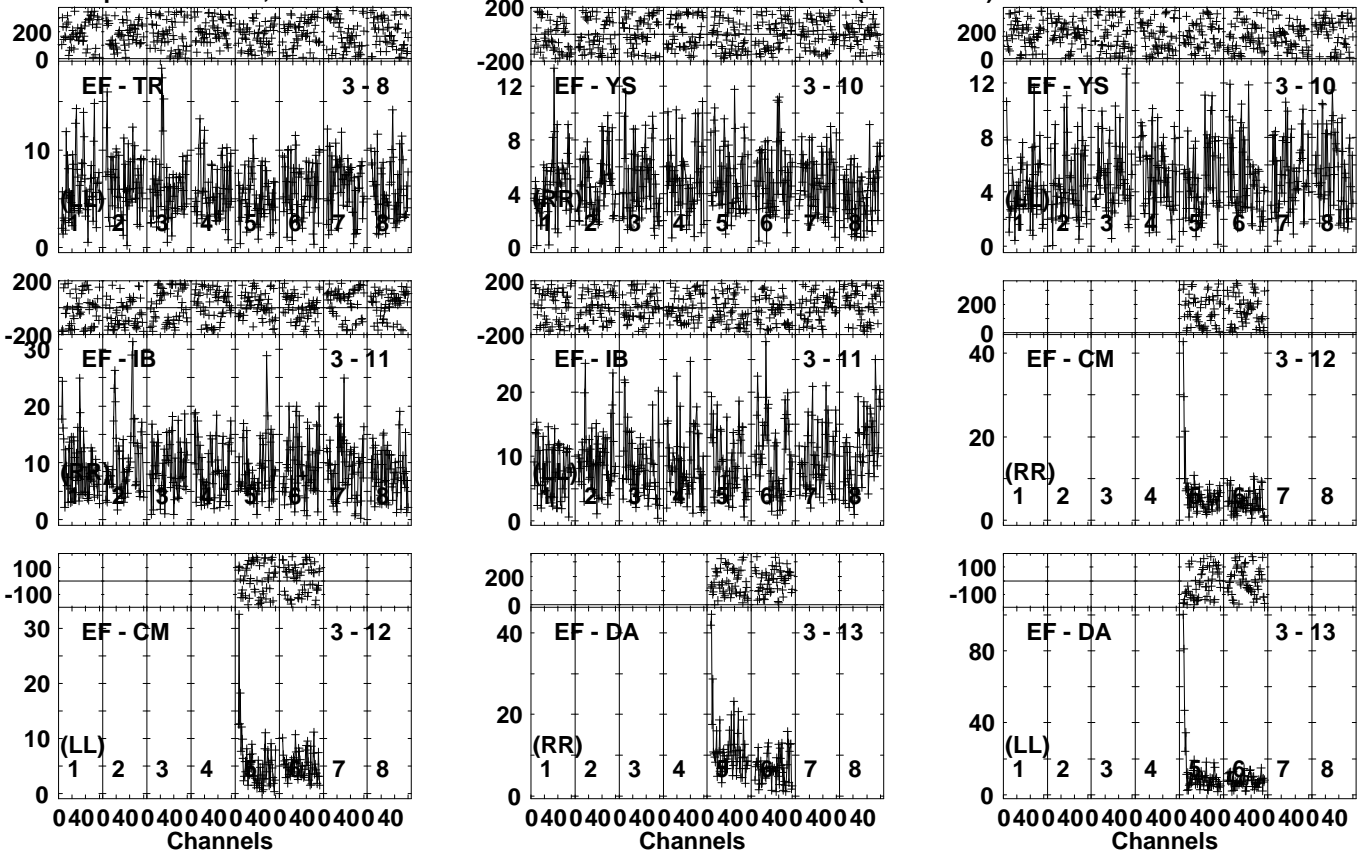


Lower frame: Milli Ampl Jy Top frame: Phas deg
Vector averaged cross-power spectrum Several baselines displayed
Timerange: 00/05:34:21 to 00/05:37:19

Plot file version 110 created 12-APR-2022 17:46:36

NGC5195 EC082C.UVDATA.1

Freq = 4.7990 GHz, Bw = 32.000 MH Calibrated with CL # 4 and BP # 1 (BP mode 1)

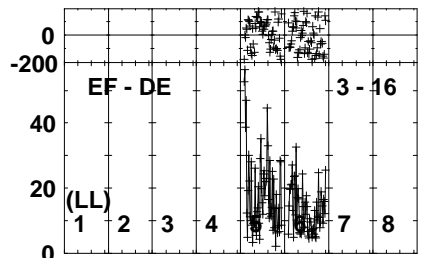
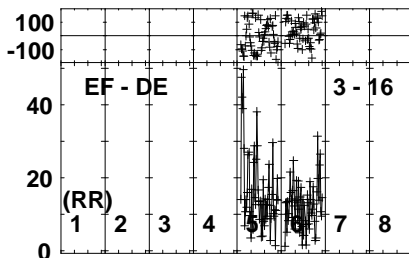
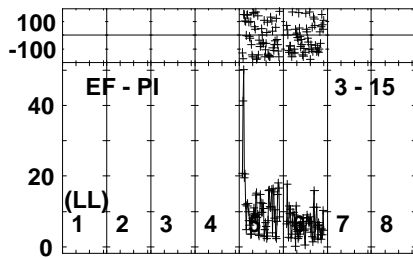
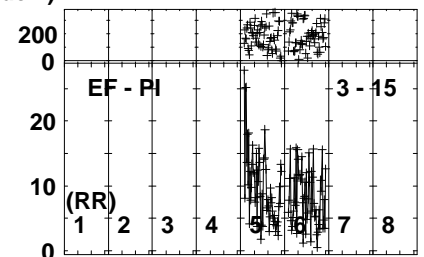
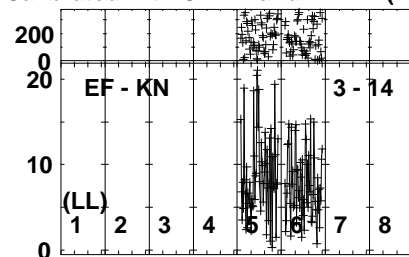
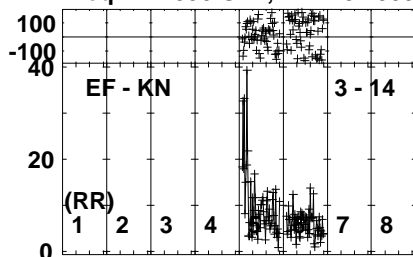


Lower frame: Milli Ampl Jy Top frame: Phas deg
Vector averaged cross-power spectrum Several baselines displayed
Timerange: 00/05:34:21 to 00/05:37:19

Plot file version 111 created 12-APR-2022 17:46:37

NGC5195 EC082C.UVDATA.1

Freq = 4.7990 GHz, Bw = 32.000 MH Calibrated with CL # 4 and BP # 1 (BP mode 1)



Lower frame: Milli Ampl Jy Top frame: Phas deg

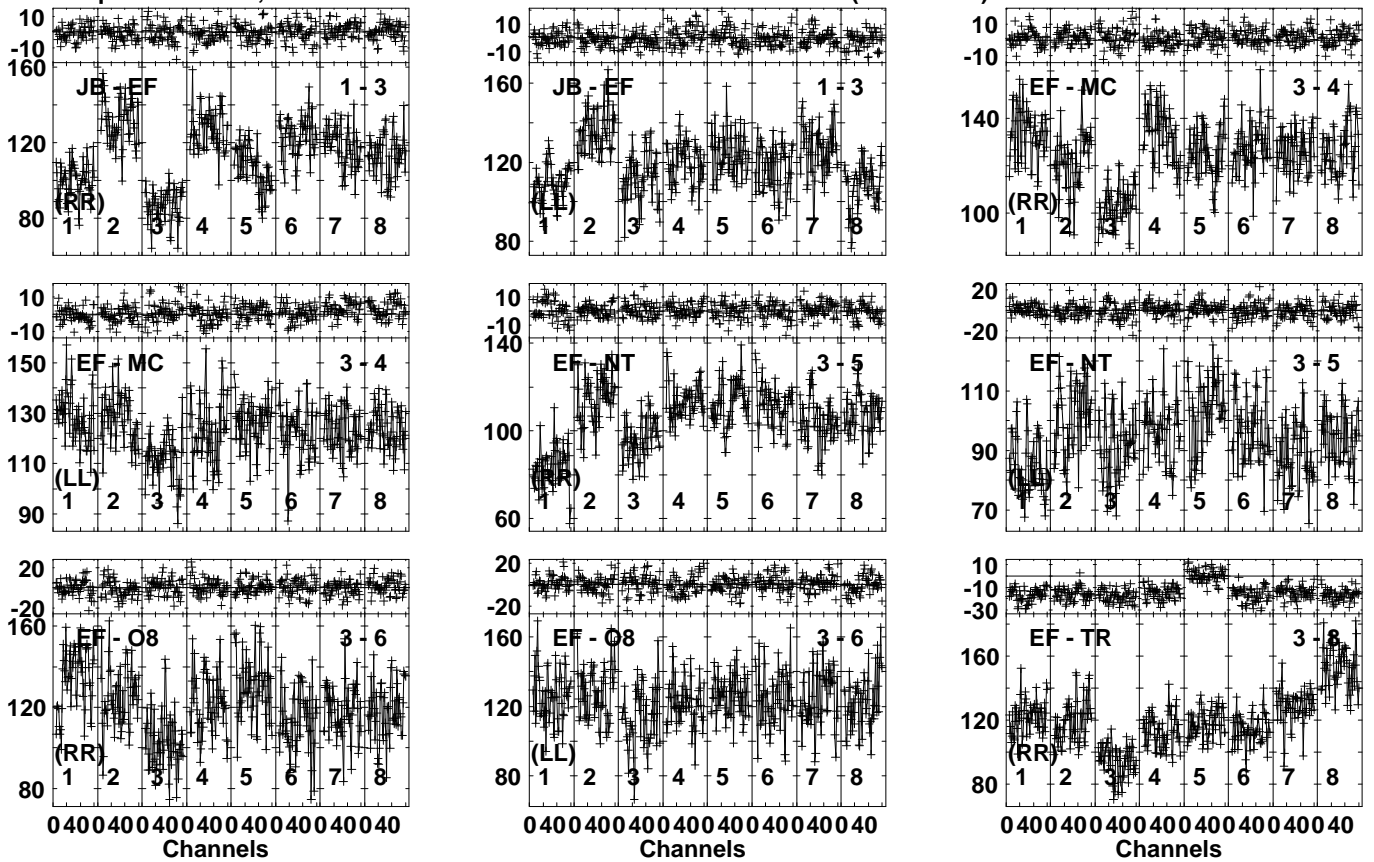
Vector averaged cross-power spectrum Several baselines displayed

Timerange: 00/05:34:21 to 00/05:37:19

Plot file version 112 created 12-APR-2022 17:46:37

J1332+4722 EC082C.UVDATA.1

Freq = 4.7990 GHz, Bw = 32.000 MH Calibrated with CL # 4 and BP # 1 (BP mode 1)

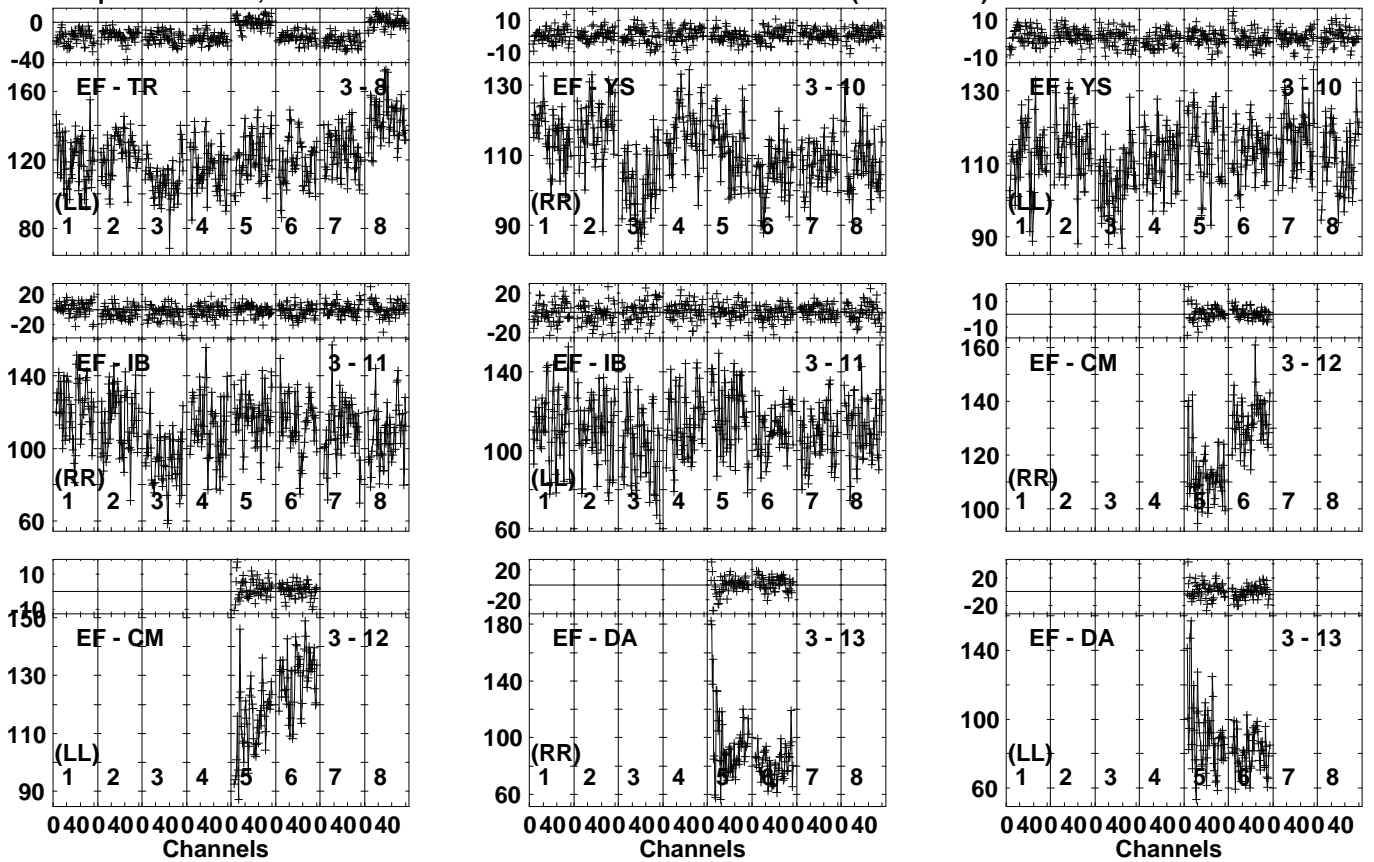


Lower frame: Milli Ampl Jy Top frame: Phas deg
 Vector averaged cross-power spectrum Several baselines displayed
 Timerange: 00/05:37:51 to 00/05:38:29

Plot file version 113 created 12-APR-2022 17:46:37

J1332+4722 EC082C.UVDATA.1

Freq = 4.7990 GHz, Bw = 32.000 MH Calibrated with CL # 4 and BP # 1 (BP mode 1)

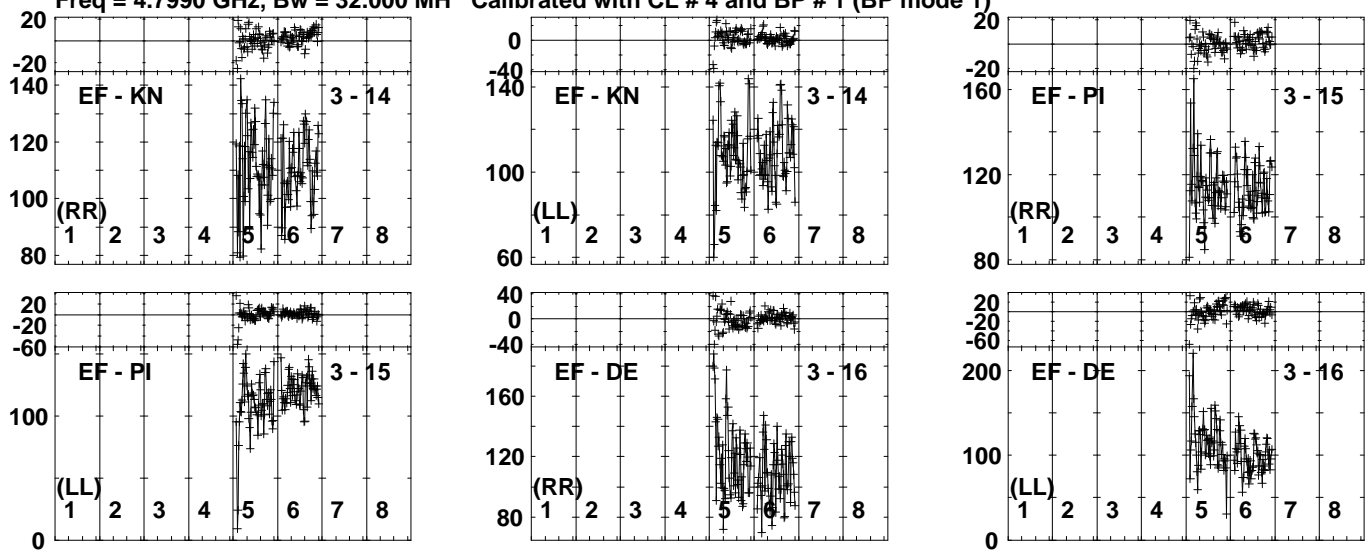


Lower frame: Milli Ampl Jy Top frame: Phas deg
Vector averaged cross-power spectrum Several baselines displayed
Timerange: 00/05:37:51 to 00/05:38:29

Plot file version 114 created 12-APR-2022 17:46:38

J1332+4722 EC082C.UVDATA.1

Freq = 4.7990 GHz, Bw = 32.000 MH Calibrated with CL # 4 and BP # 1 (BP mode 1)

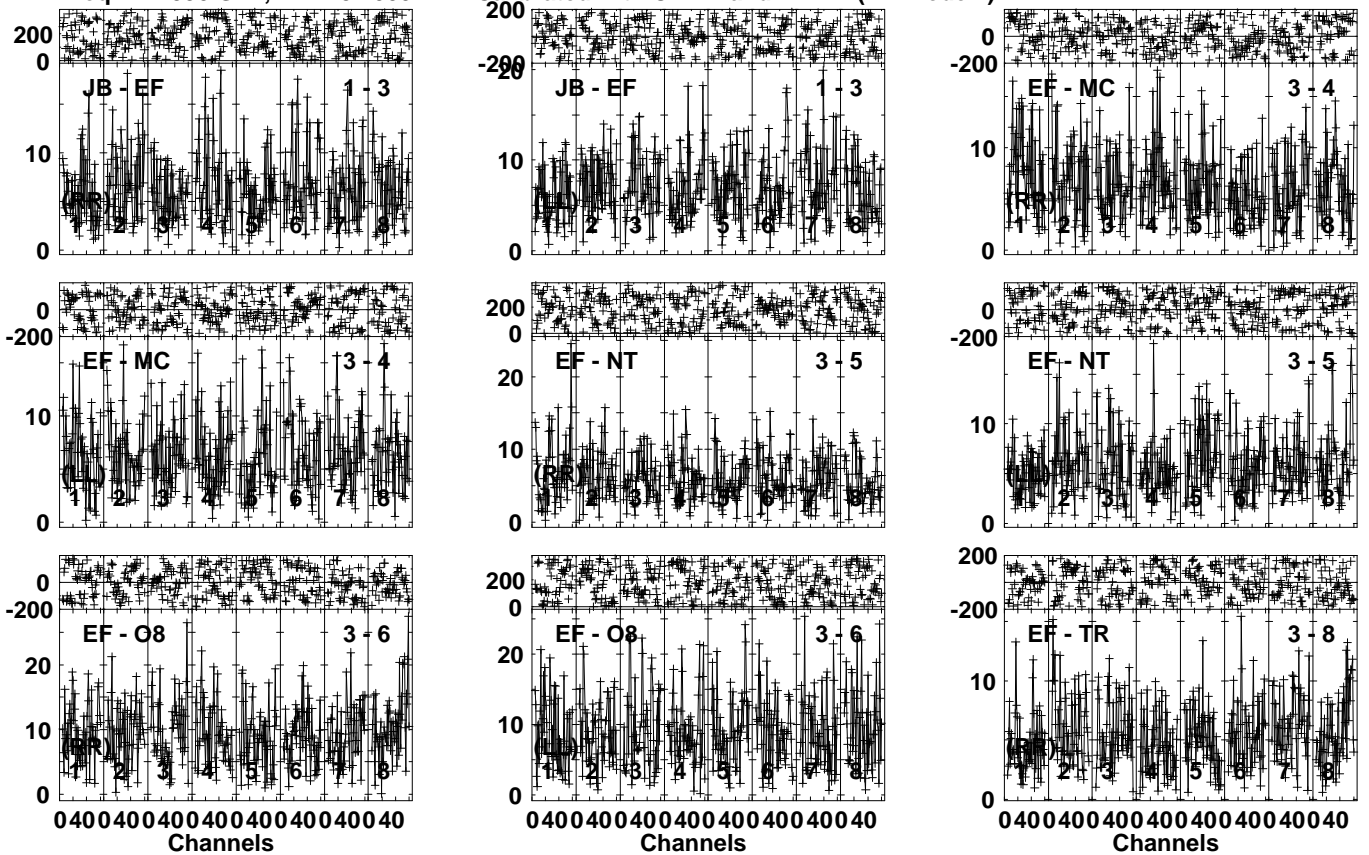


Lower frame: Milli Ampl Jy Top frame: Phas deg
Vector averaged cross-power spectrum Several baselines displayed
Timerange: 00/05:37:51 to 00/05:38:29

Plot file version 115 created 12-APR-2022 17:46:38

NGC5195 EC082C.UVDATA.1

Freq = 4.7990 GHz, Bw = 32.000 MH Calibrated with CL # 4 and BP # 1 (BP mode 1)

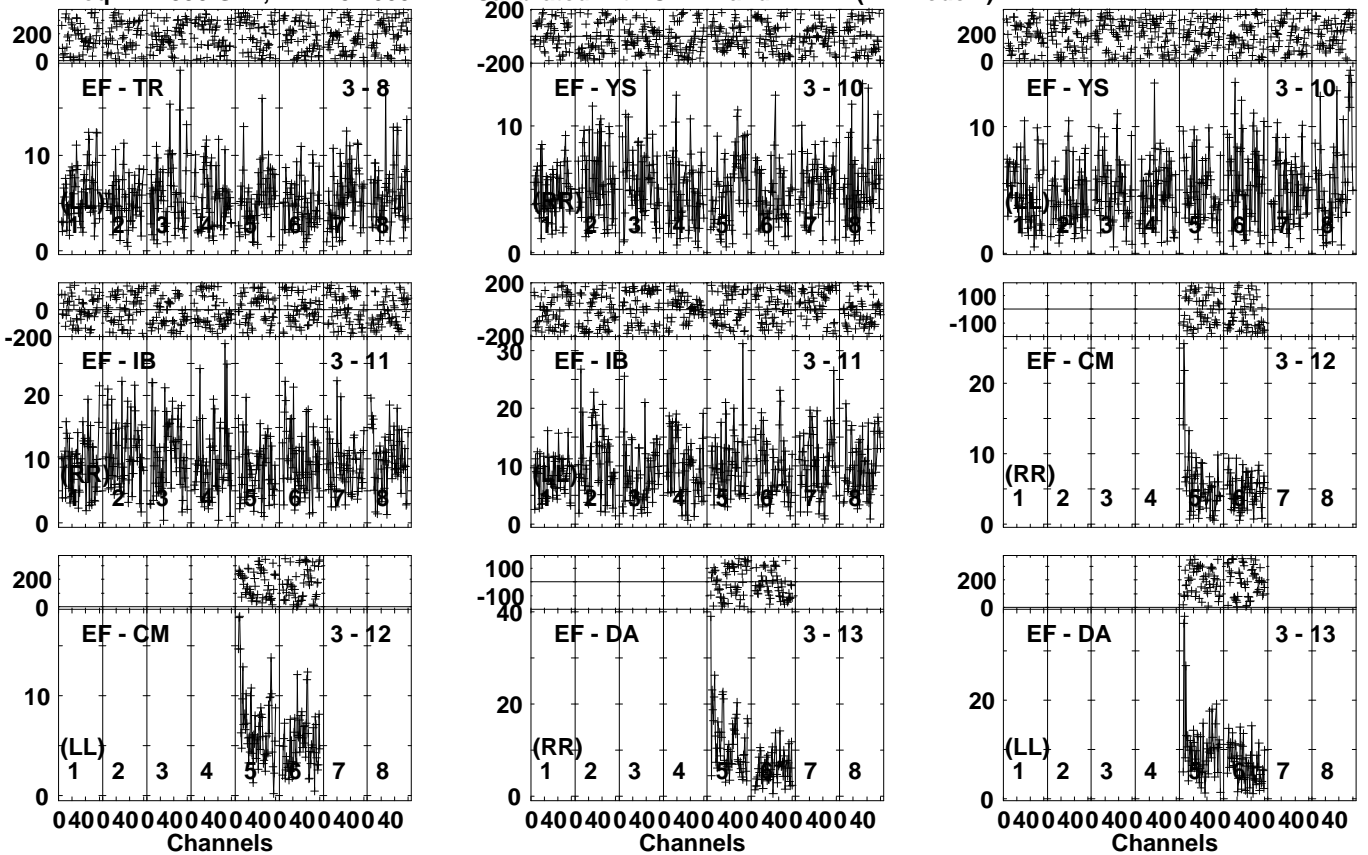


Lower frame: Milli Ampl Jy Top frame: Phas deg
Vector averaged cross-power spectrum Several baselines displayed
Timerange: 00/05:38:41 to 00/05:41:39

Plot file version 116 created 12-APR-2022 17:46:38

NGC5195 EC082C.UVDATA.1

Freq = 4.7990 GHz, Bw = 32.000 MH Calibrated with CL # 4 and BP # 1 (BP mode 1)

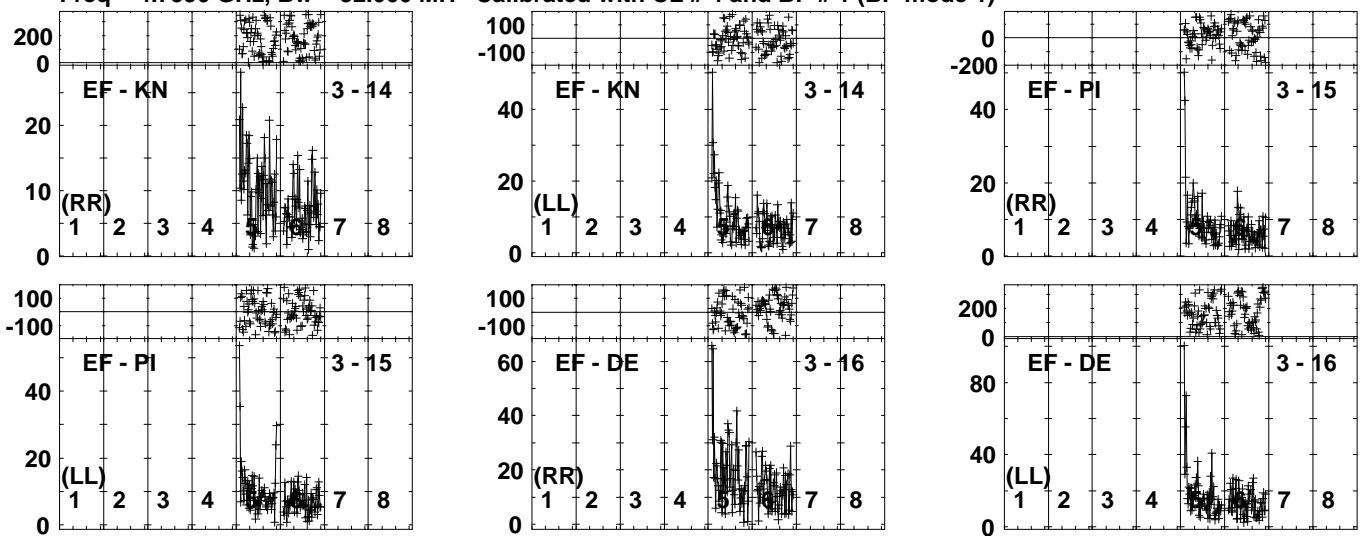


Lower frame: Milli Ampl Jy Top frame: Phas deg
Vector averaged cross-power spectrum Several baselines displayed
Timerange: 00/05:38:41 to 00/05:41:39

Plot file version 117 created 12-APR-2022 17:46:39

NGC5195 EC082C.UVDATA.1

Freq = 4.7990 GHz, Bw = 32.000 MH Calibrated with CL # 4 and BP # 1 (BP mode 1)



Lower frame: Milli Ampl Jy Top frame: Phas deg

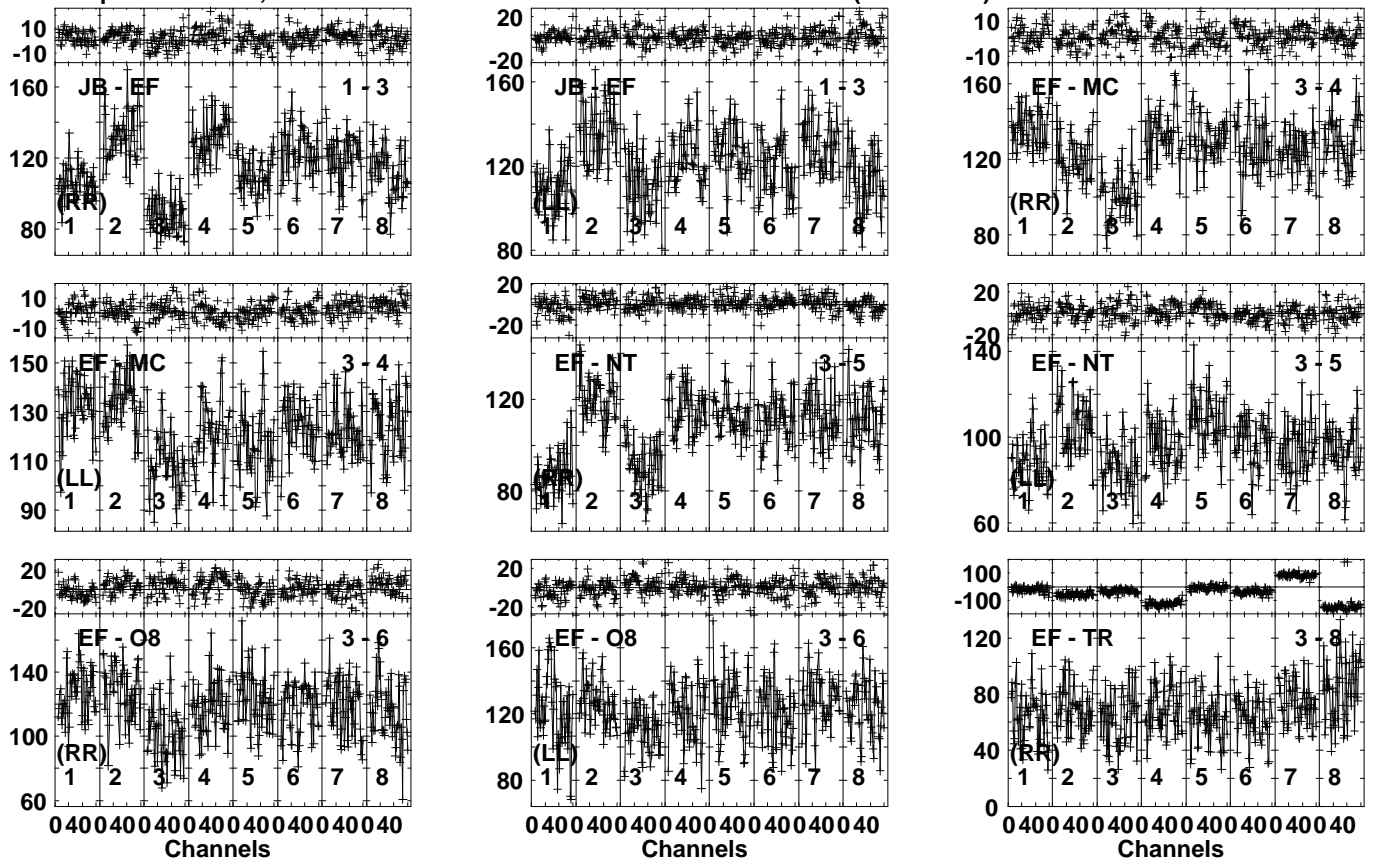
Vector averaged cross-power spectrum Several baselines displayed

Timerange: 00/05:38:41 to 00/05:41:39

Plot file version 118 created 12-APR-2022 17:46:39

J1332+4722 EC082C.UVDATA.1

Freq = 4.7990 GHz, Bw = 32.000 MH Calibrated with CL # 4 and BP # 1 (BP mode 1)

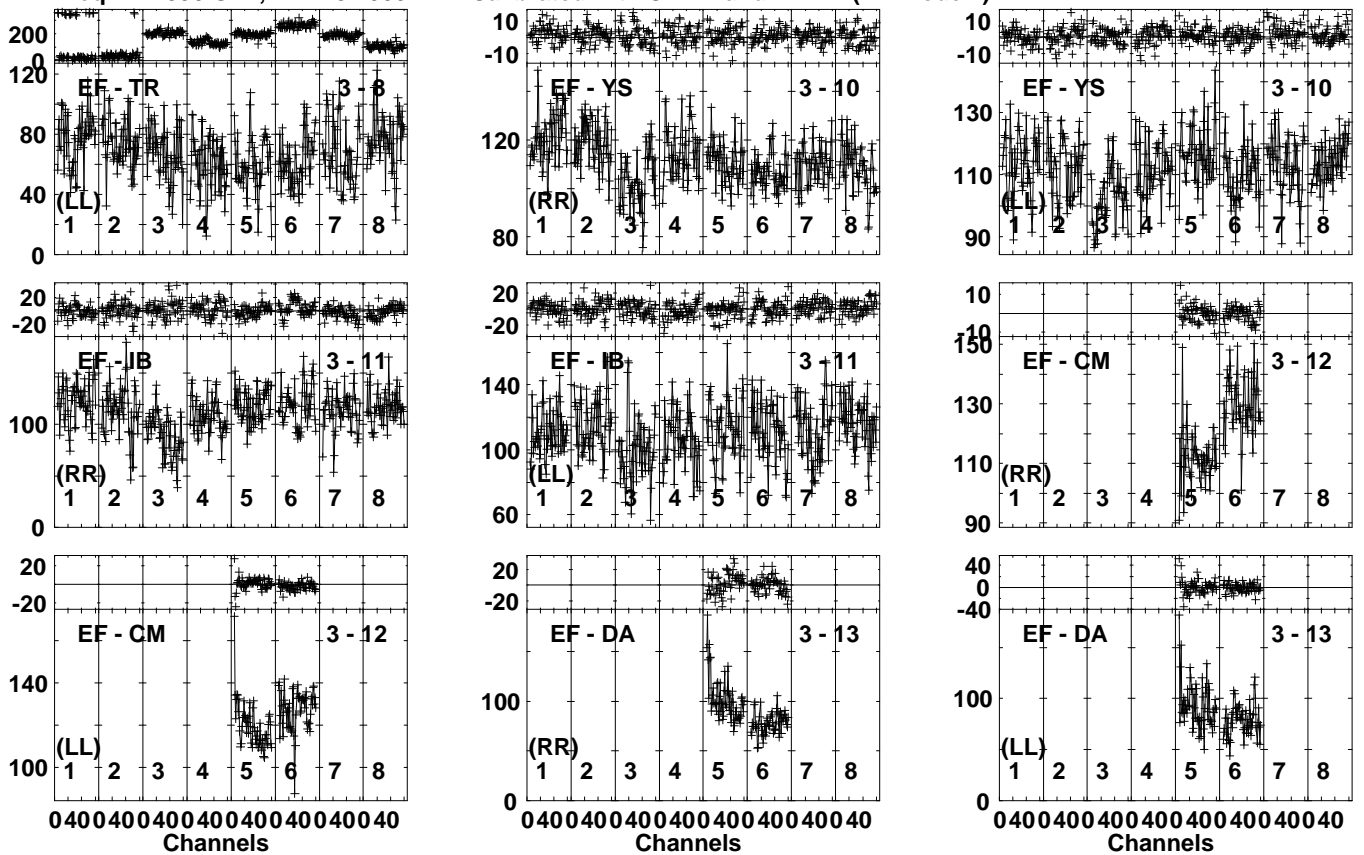


Lower frame: Milli Ampl Jy Top frame: Phas deg
 Vector averaged cross-power spectrum Several baselines displayed
 Timerange: 00/05:41:51 to 00/05:42:39

Plot file version 119 created 12-APR-2022 17:46:40

J1332+4722 EC082C.UVDATA.1

Freq = 4.7990 GHz, Bw = 32.000 MH Calibrated with CL # 4 and BP # 1 (BP mode 1)

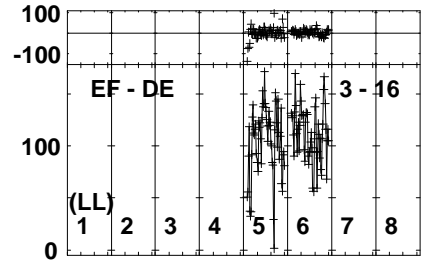
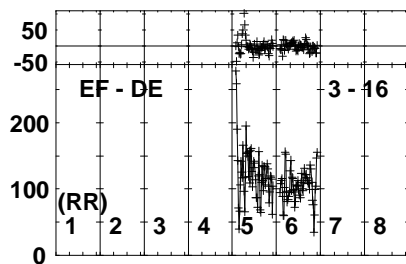
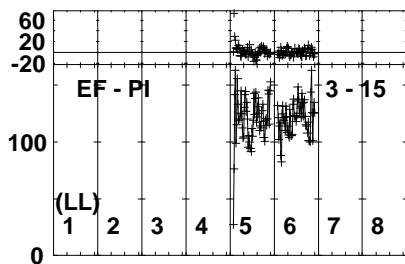
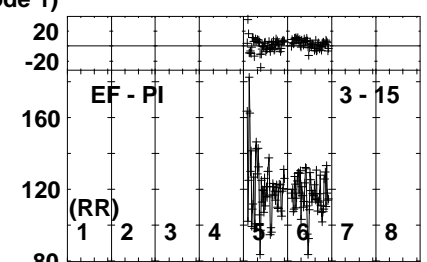
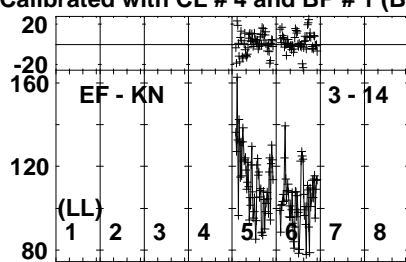
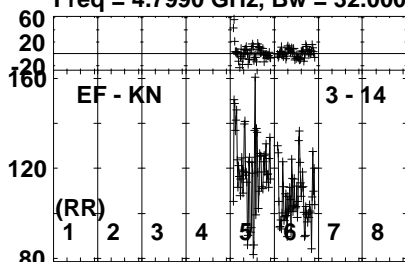


Lower frame: Milli Ampl Jy Top frame: Phas deg
Vector averaged cross-power spectrum Several baselines displayed
Timerange: 00/05:41:51 to 00/05:42:39

Plot file version 120 created 12-APR-2022 17:46:40

J1332+4722 EC082C.UVDATA.1

Freq = 4.7990 GHz, Bw = 32.000 MH Calibrated with CL # 4 and BP # 1 (BP mode 1)

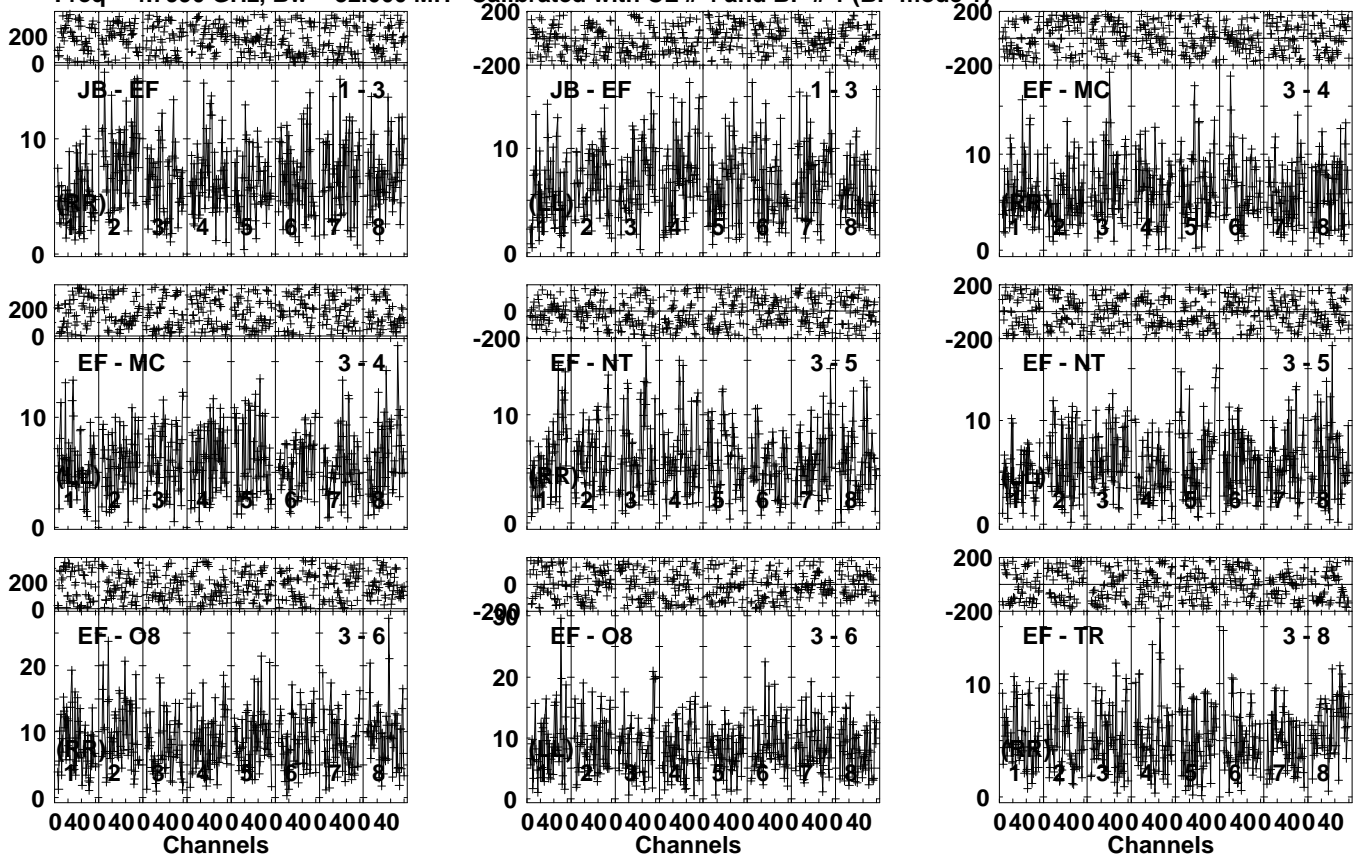


Lower frame: Milli Ampl Jy Top frame: Phas deg
Vector averaged cross-power spectrum Several baselines displayed
Timerange: 00/05:41:51 to 00/05:42:39

Plot file version 121 created 12-APR-2022 17:46:40

NGC5195 EC082C.UVDATA.1

Freq = 4.7990 GHz, Bw = 32.000 MH Calibrated with CL # 4 and BP # 1 (BP mode 1)

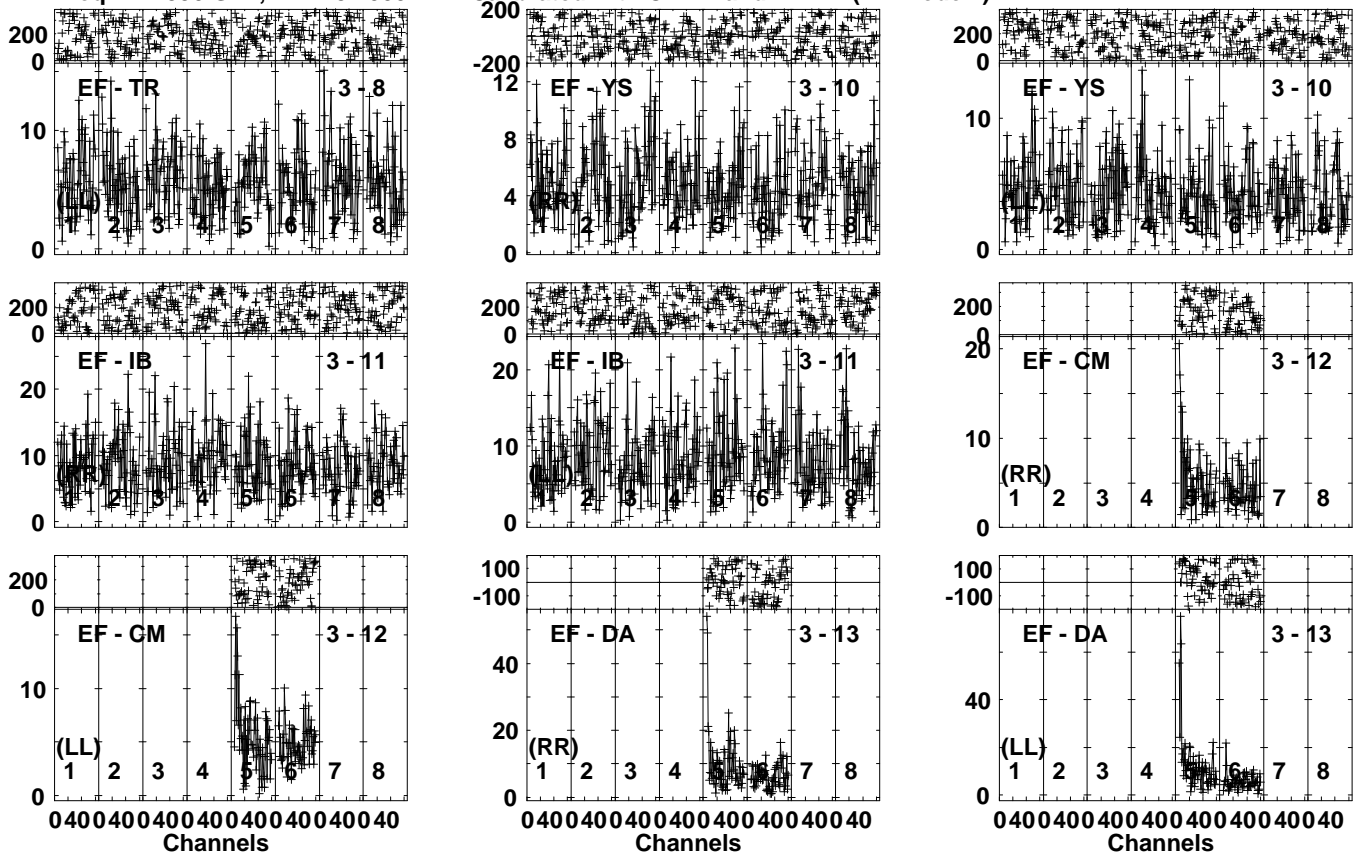


Lower frame: Milli Ampl Jy Top frame: Phas deg
Vector averaged cross-power spectrum Several baselines displayed
Timerange: 00/05:43:11 to 00/05:46:09

Plot file version 122 created 12-APR-2022 17:46:41

NGC5195 EC082C.UVDATA.1

Freq = 4.7990 GHz, Bw = 32.000 MH Calibrated with CL # 4 and BP # 1 (BP mode 1)

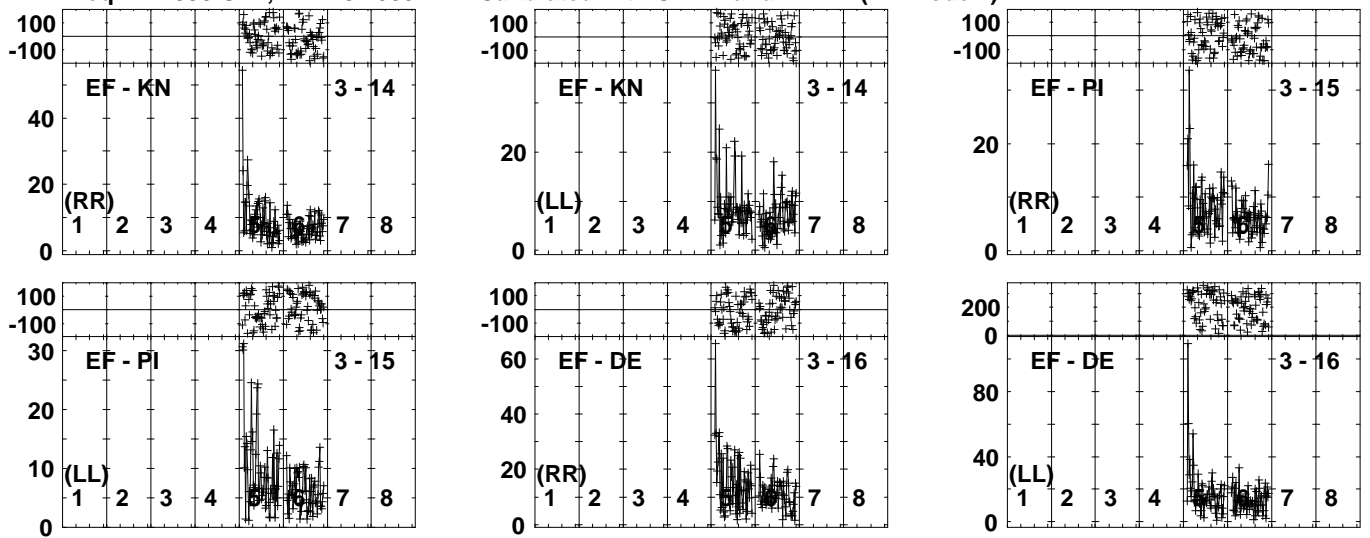


Lower frame: Milli Ampl Jy Top frame: Phas deg
Vector averaged cross-power spectrum Several baselines displayed
Timerange: 00/05:43:11 to 00/05:46:09

Plot file version 123 created 12-APR-2022 17:46:41

NGC5195 EC082C.UVDATA.1

Freq = 4.7990 GHz, Bw = 32.000 MH Calibrated with CL # 4 and BP # 1 (BP mode 1)



Lower frame: Milli Ampl Jy Top frame: Phas deg

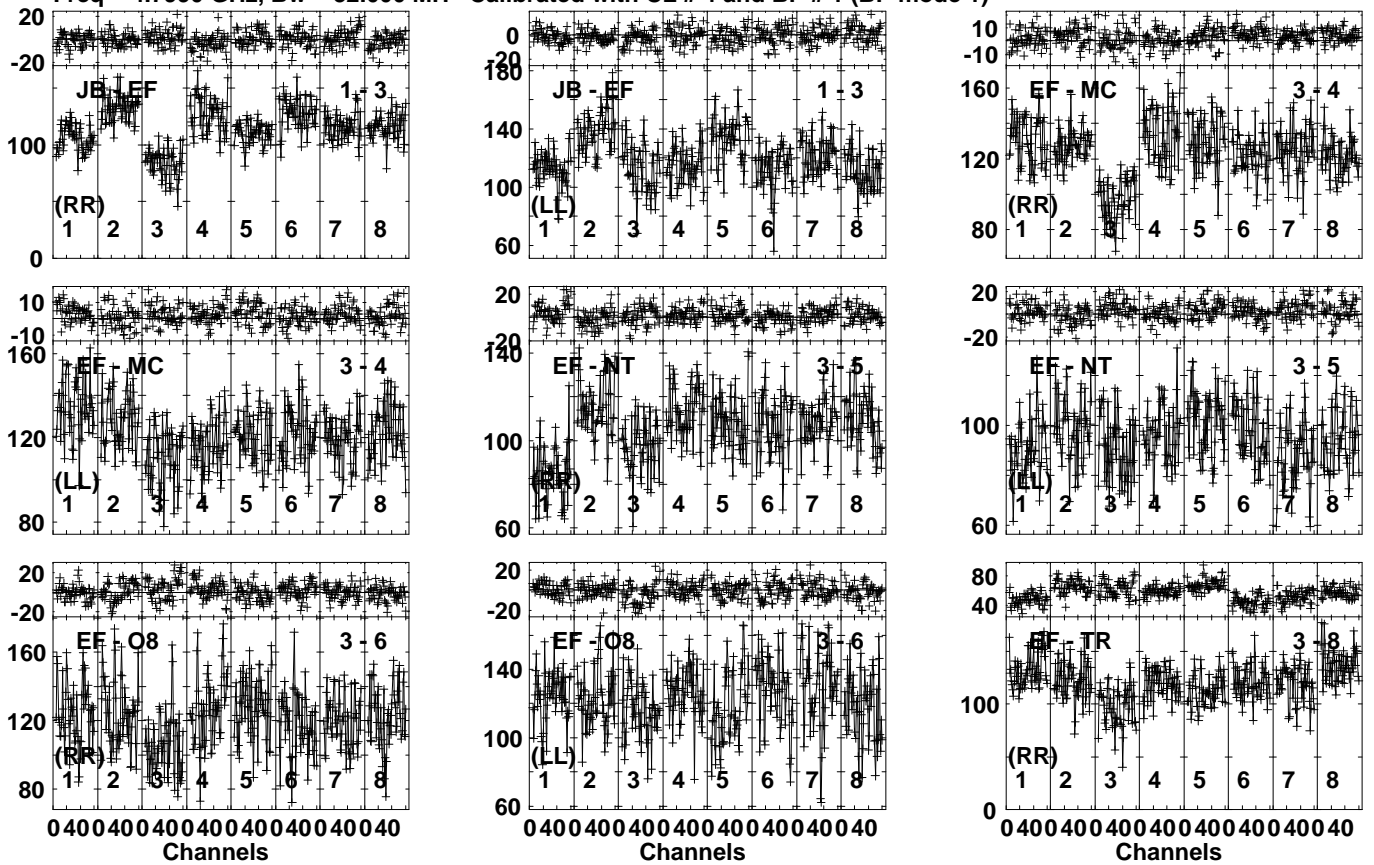
Vector averaged cross-power spectrum Several baselines displayed

Timerange: 00/05:43:11 to 00/05:46:09

Plot file version 124 created 12-APR-2022 17:46:42

J1332+4722 EC082C.UVDATA.1

Freq = 4.7990 GHz, Bw = 32.000 MH Calibrated with CL # 4 and BP # 1 (BP mode 1)

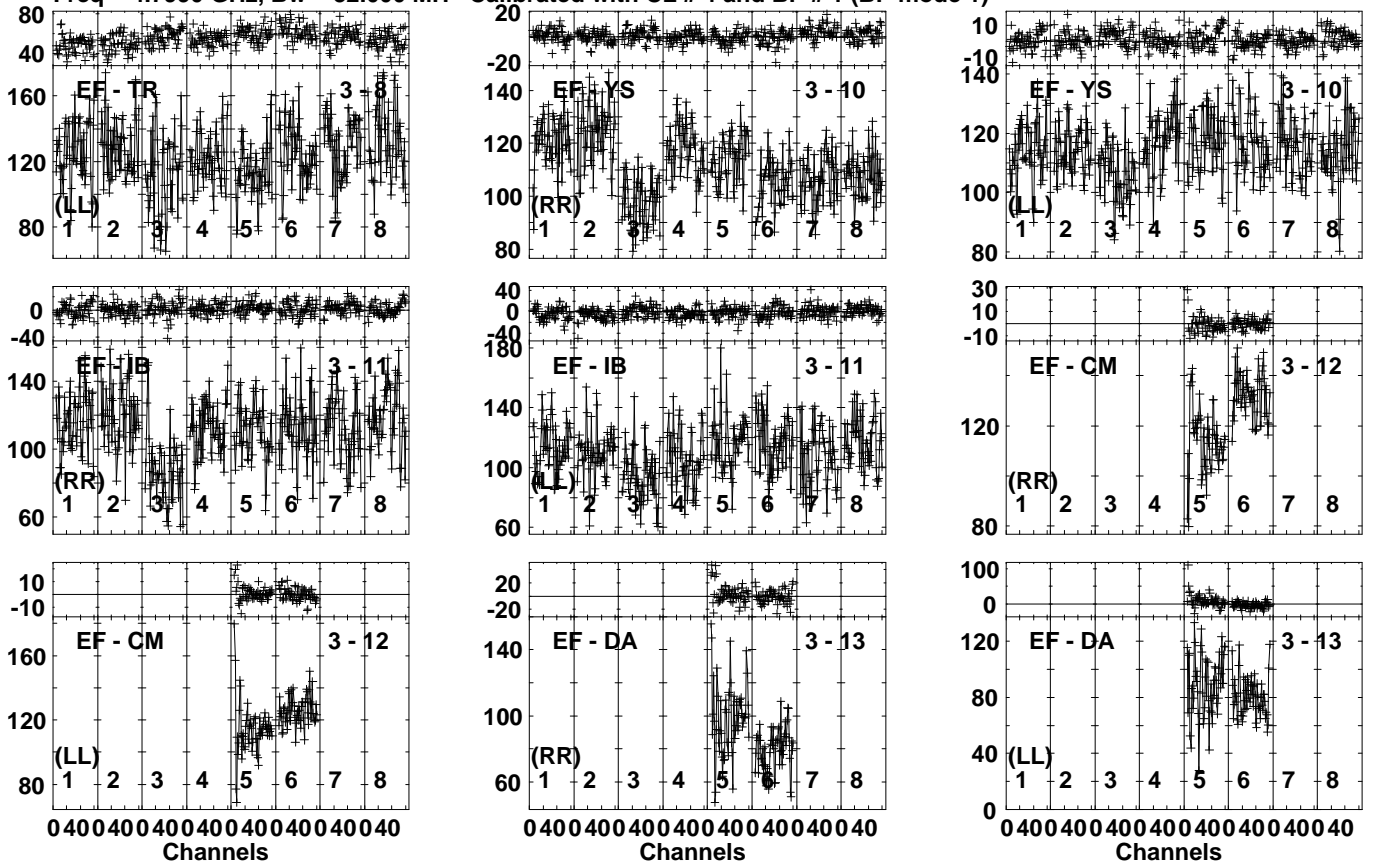


Lower frame: Milli Ampl Jy Top frame: Phas deg
Vector averaged cross-power spectrum Several baselines displayed
Timerange: 00/05:46:21 to 00/05:47:09

Plot file version 125 created 12-APR-2022 17:46:42

J1332+4722 EC082C.UVDATA.1

Freq = 4.7990 GHz, Bw = 32.000 MH Calibrated with CL # 4 and BP # 1 (BP mode 1)

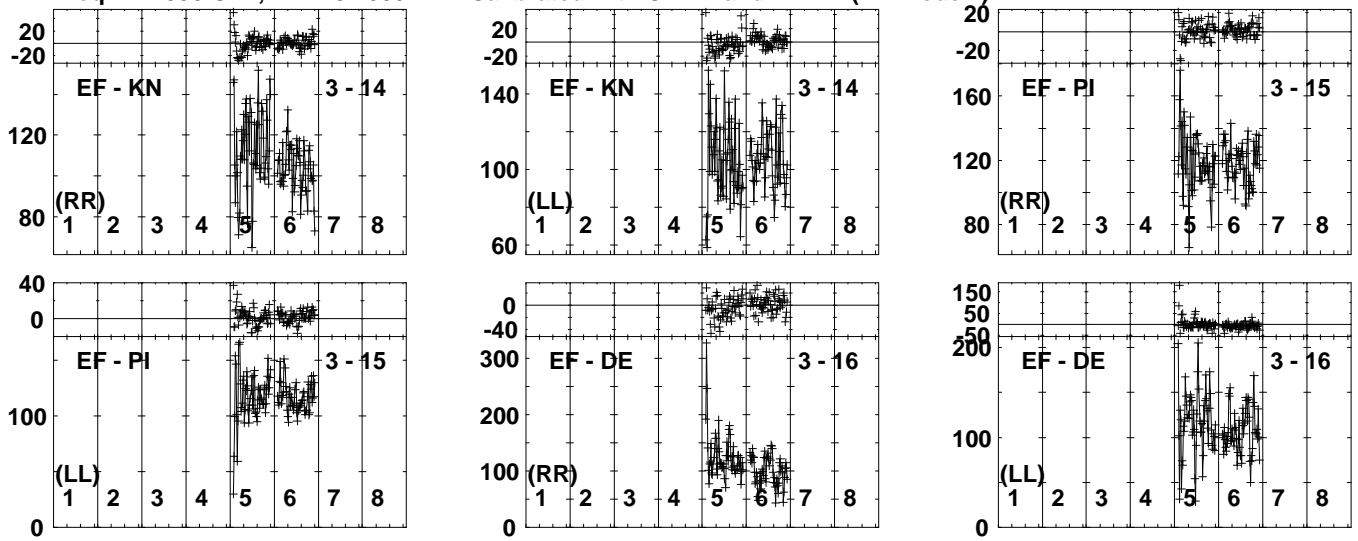


Lower frame: Milli Ampl Jy Top frame: Phas deg
Vector averaged cross-power spectrum Several baselines displayed
Timerange: 00/05:46:21 to 00/05:47:09

Plot file version 126 created 12-APR-2022 17:46:42

J1332+4722 EC082C.UVDATA.1

Freq = 4.7990 GHz, Bw = 32.000 MH Calibrated with CL # 4 and BP # 1 (BP mode 1)

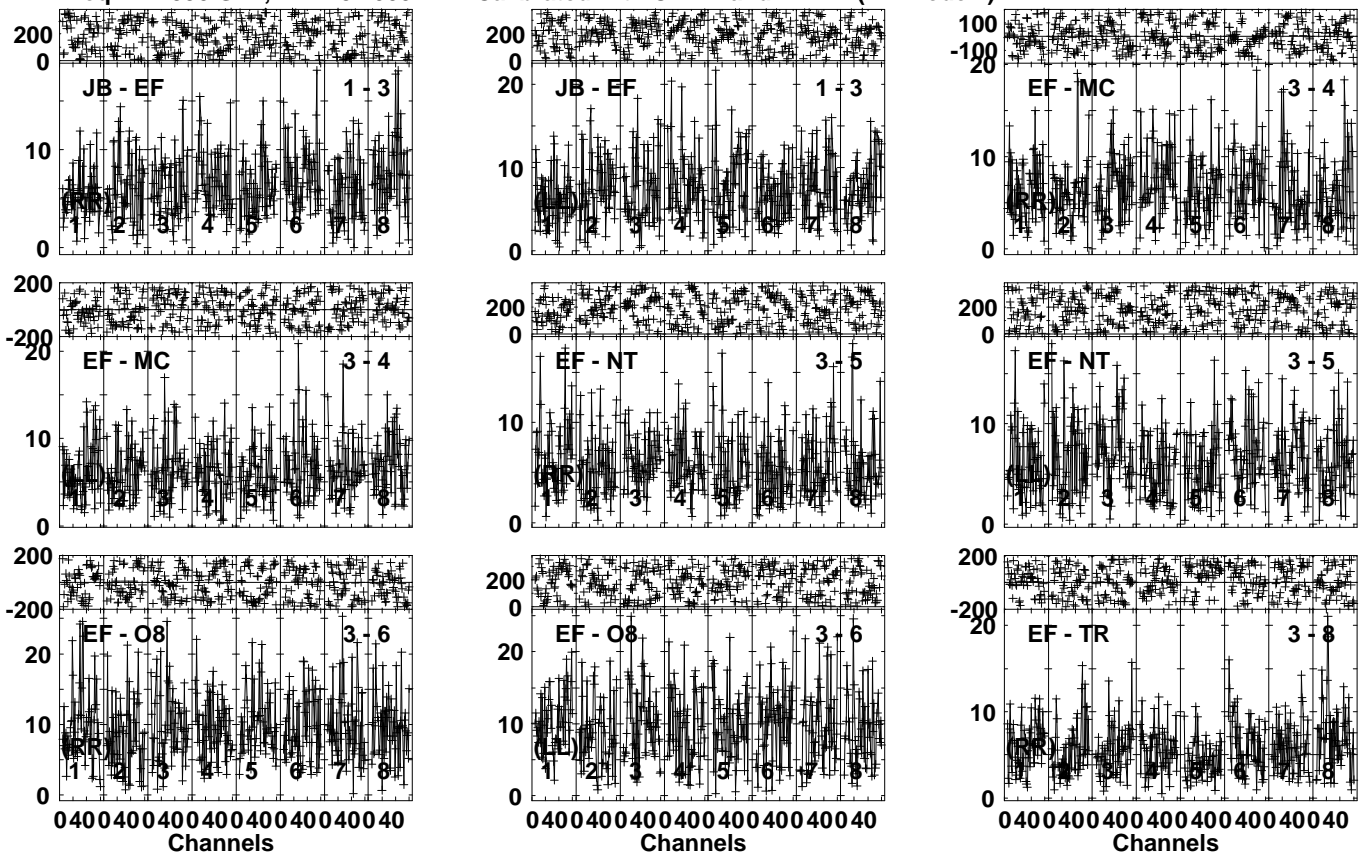


Lower frame: Milli Ampl Jy Top frame: Phas deg
Vector averaged cross-power spectrum Several baselines displayed
Timerange: 00/05:46:21 to 00/05:47:09

Plot file version 127 created 12-APR-2022 17:46:43

NGC5195 EC082C.UVDATA.1

Freq = 4.7990 GHz, Bw = 32.000 MH Calibrated with CL # 4 and BP # 1 (BP mode 1)

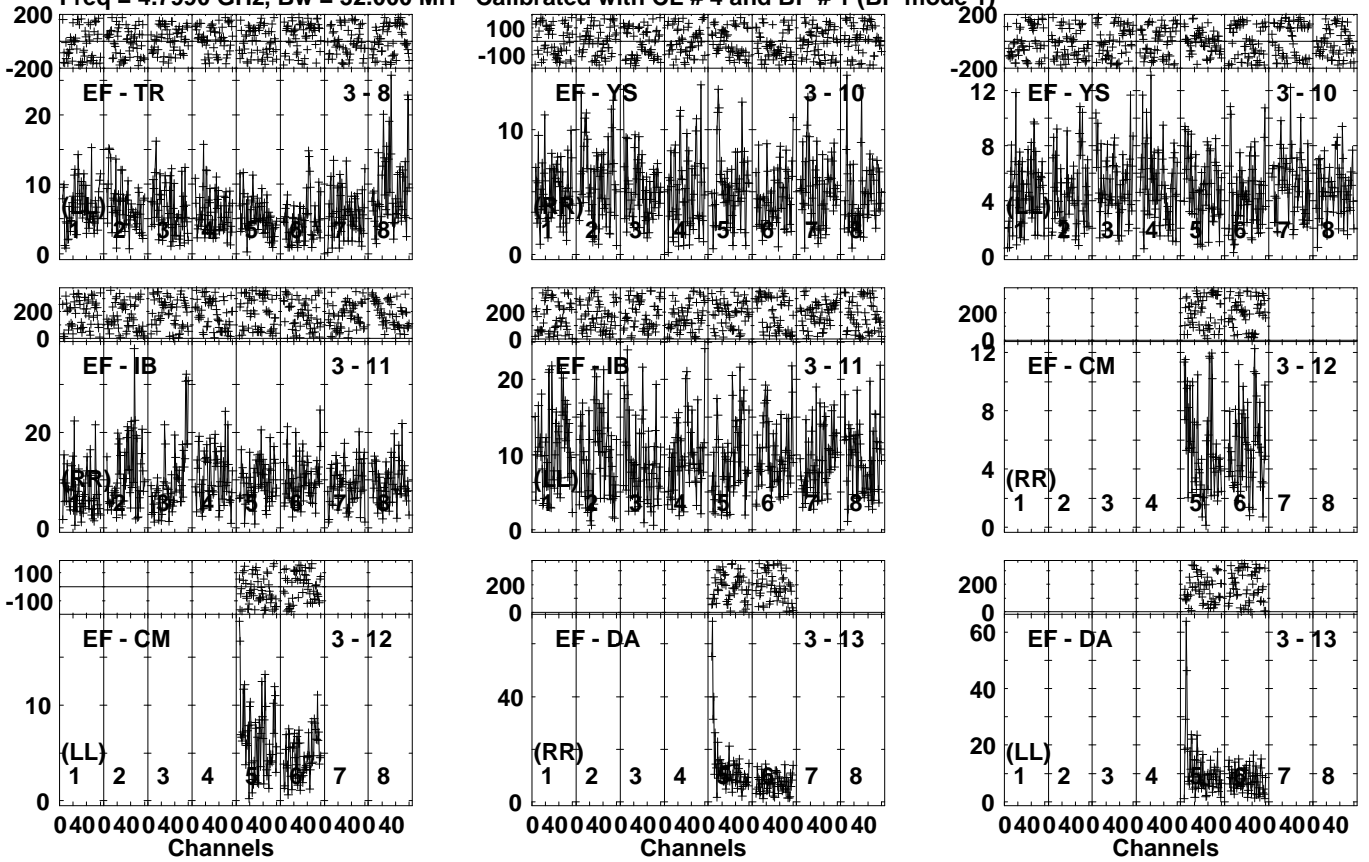


Lower frame: Milli Ampl Jy Top frame: Phas deg
Vector averaged cross-power spectrum Several baselines displayed
Timerange: 00/05:47:21 to 00/05:50:19

Plot file version 128 created 12-APR-2022 17:46:43

NGC5195 EC082C.UVDATA.1

Freq = 4.7990 GHz, Bw = 32.000 MH Calibrated with CL # 4 and BP # 1 (BP mode 1)

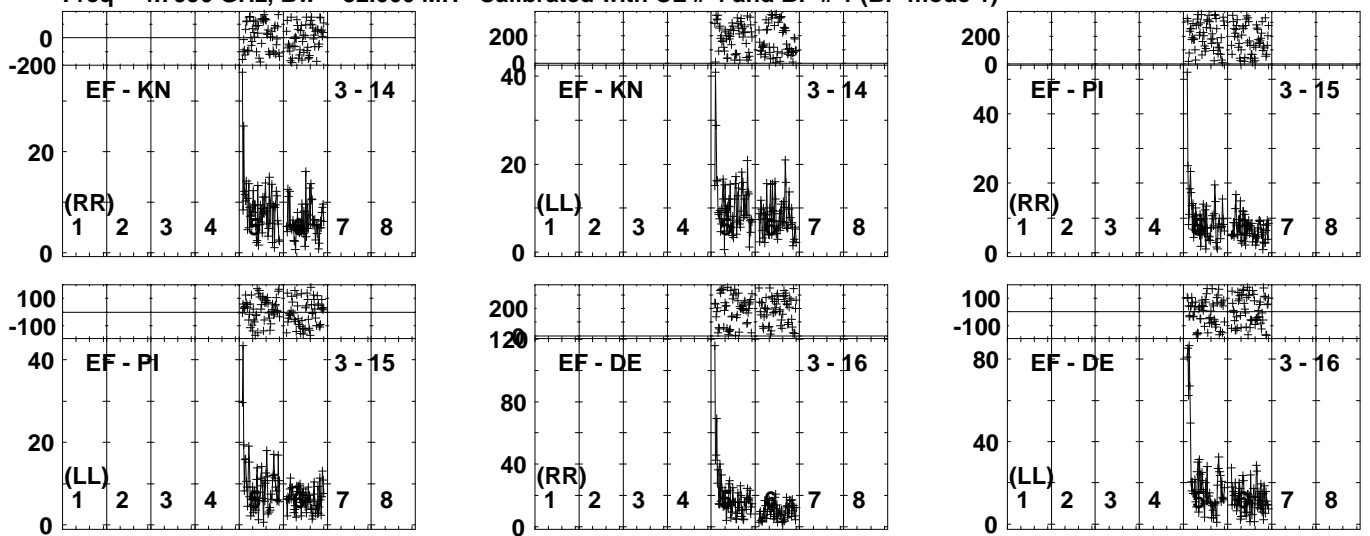


Lower frame: Milli Ampl Jy Top frame: Phas deg
Vector averaged cross-power spectrum Several baselines displayed
Timerange: 00/05:47:21 to 00/05:50:19

Plot file version 129 created 12-APR-2022 17:46:44

NGC5195 EC082C.UVDATA.1

Freq = 4.7990 GHz, Bw = 32.000 MH Calibrated with CL # 4 and BP # 1 (BP mode 1)

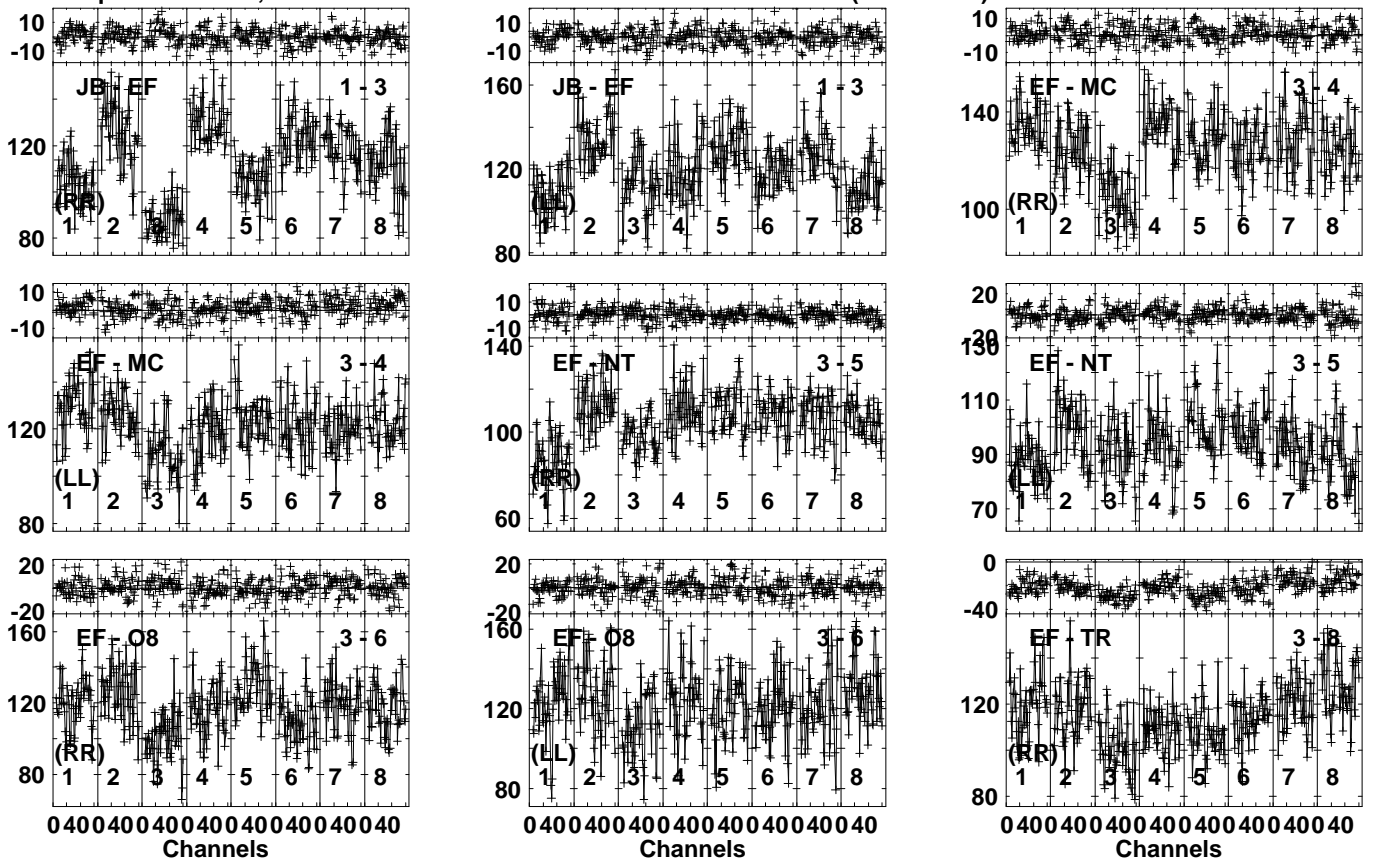


Lower frame: Milli Ampl Jy Top frame: Phas deg
Vector averaged cross-power spectrum Several baselines displayed
Timerange: 00/05:47:21 to 00/05:50:19

Plot file version 130 created 12-APR-2022 17:46:44

J1332+4722 EC082C.UVDATA.1

Freq = 4.7990 GHz, Bw = 32.000 MH Calibrated with CL # 4 and BP # 1 (BP mode 1)

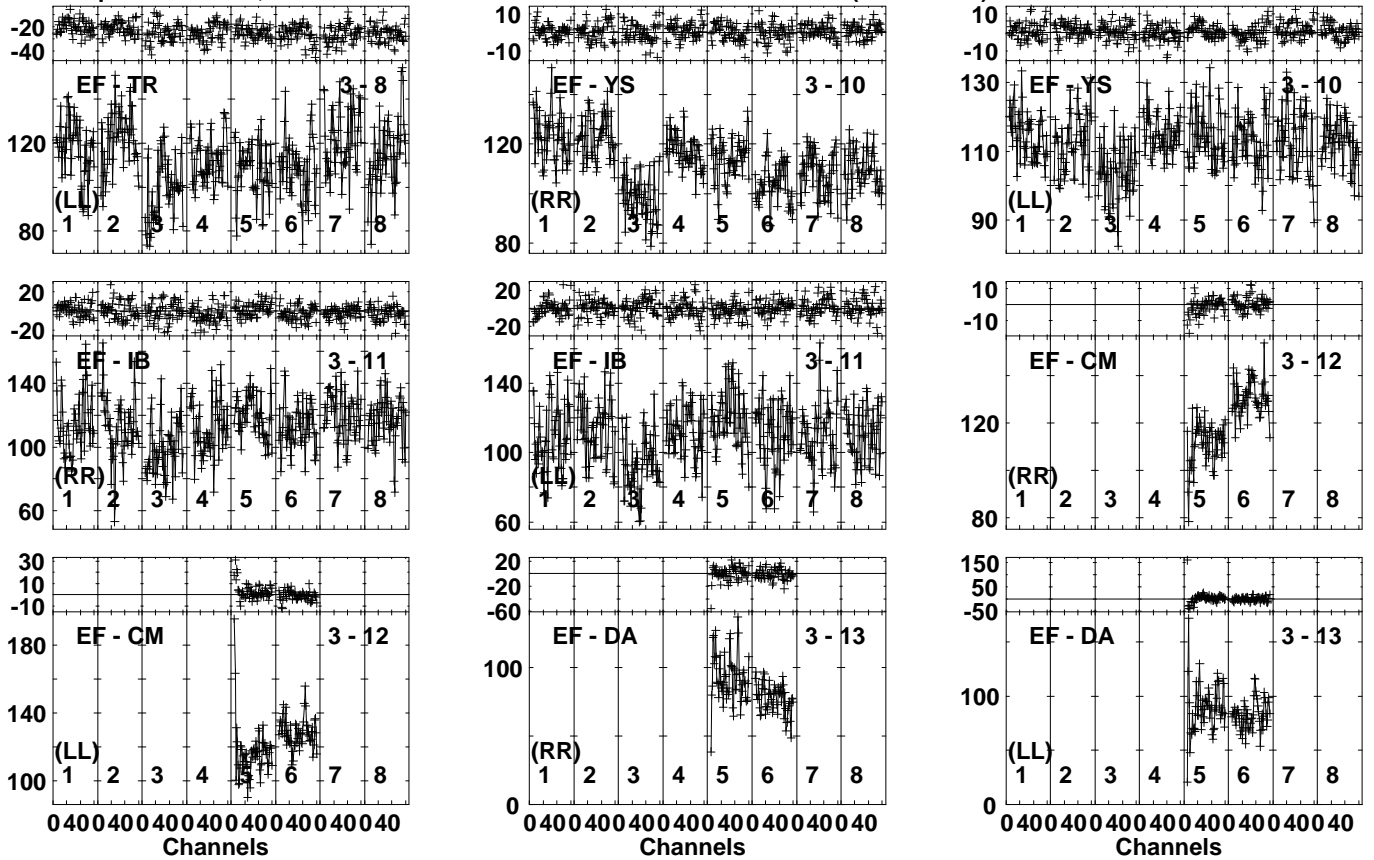


Lower frame: Milli Ampl Jy Top frame: Phas deg
Vector averaged cross-power spectrum Several baselines displayed
Timerange: 00/05:50:51 to 00/05:51:29

Plot file version 131 created 12-APR-2022 17:46:44

J1332+4722 EC082C.UVDATA.1

Freq = 4.7990 GHz, Bw = 32.000 MH Calibrated with CL # 4 and BP # 1 (BP mode 1)

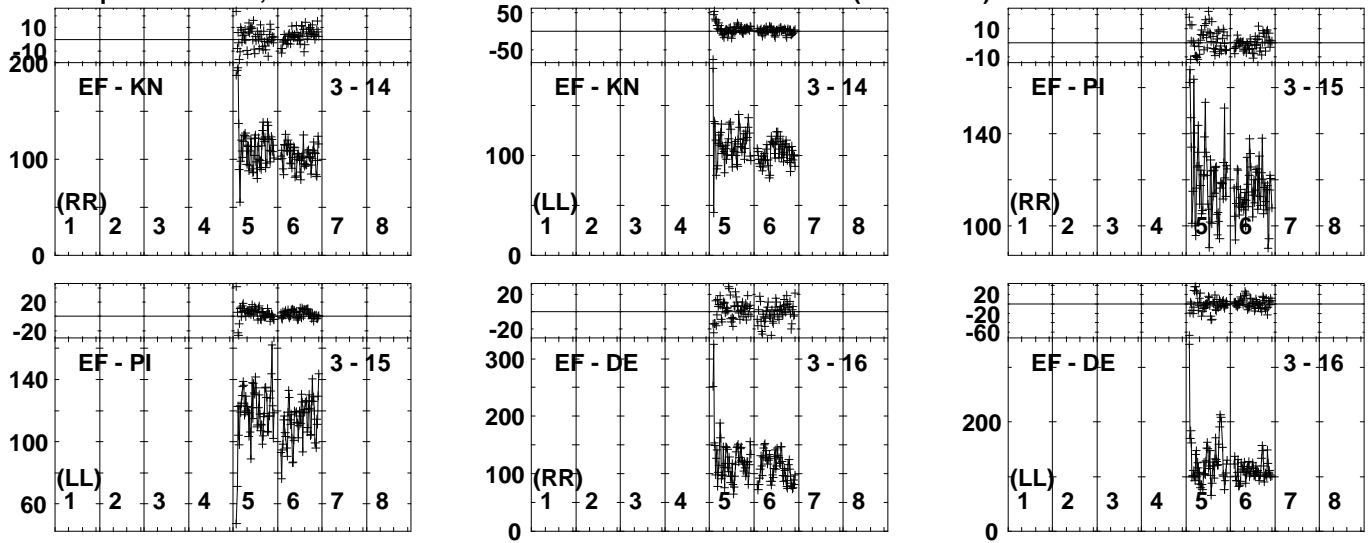


Lower frame: Milli Ampl Jy Top frame: Phas deg
Vector averaged cross-power spectrum Several baselines displayed
Timerange: 00/05:50:51 to 00/05:51:29

Plot file version 132 created 12-APR-2022 17:46:45

J1332+4722 EC082C.UVDATA.1

Freq = 4.7990 GHz, Bw = 32.000 MH Calibrated with CL # 4 and BP # 1 (BP mode 1)

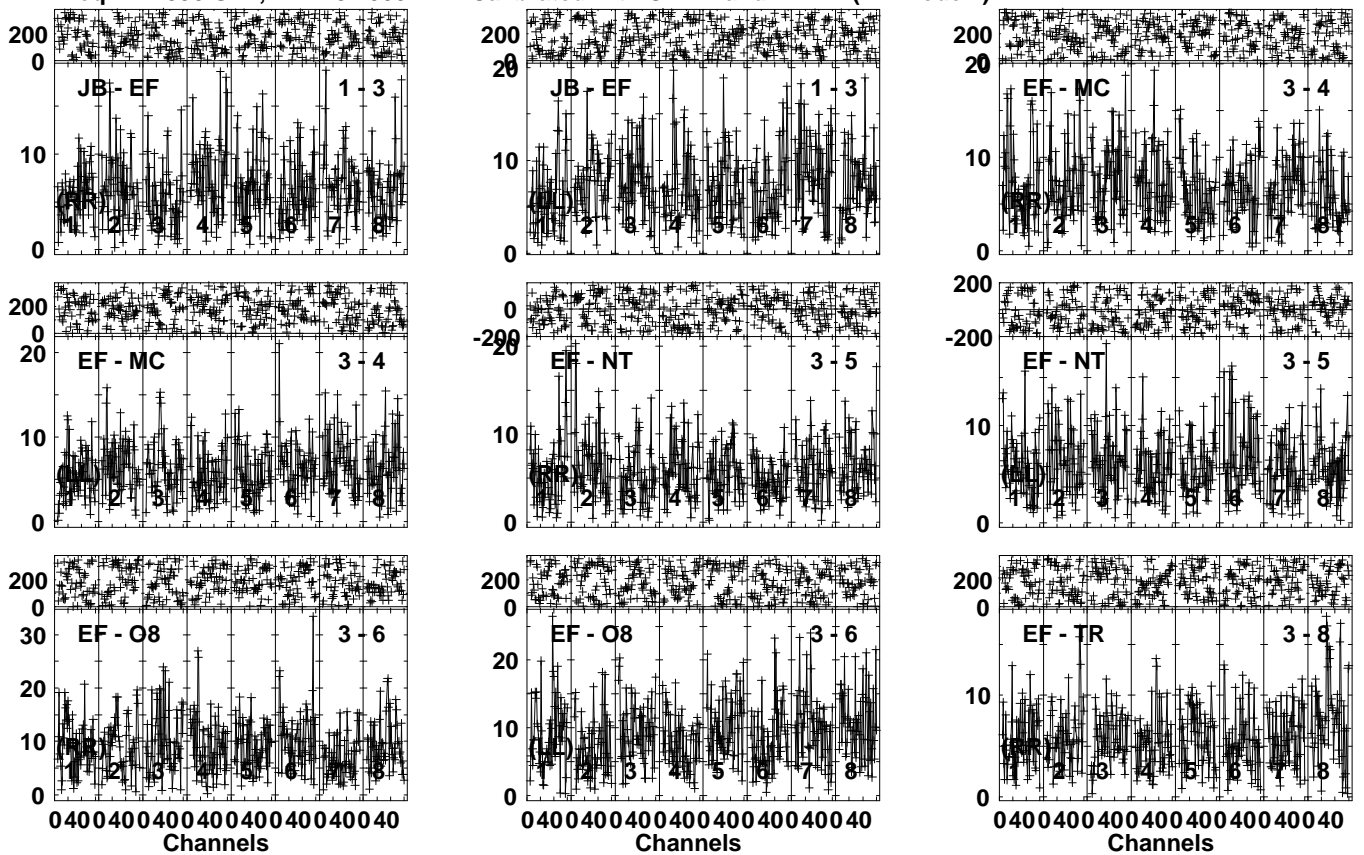


Lower frame: Milli Ampl Jy Top frame: Phas deg
Vector averaged cross-power spectrum Several baselines displayed
Timerange: 00/05:50:51 to 00/05:51:29

Plot file version 133 created 12-APR-2022 17:46:45

NGC5195 EC082C.UVDATA.1

Freq = 4.7990 GHz, Bw = 32.000 MH Calibrated with CL # 4 and BP # 1 (BP mode 1)

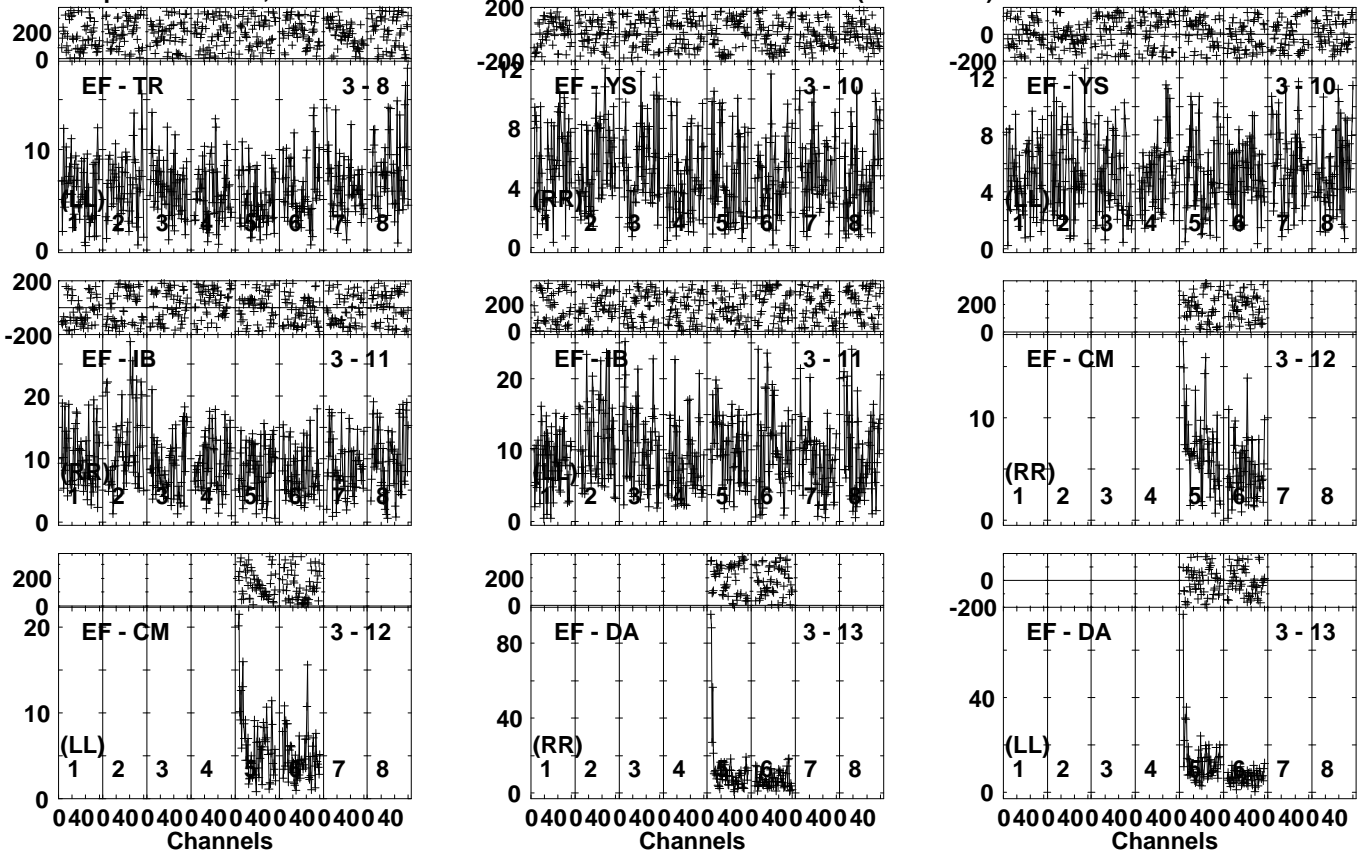


Lower frame: Milli Ampl Jy Top frame: Phas deg
Vector averaged cross-power spectrum Several baselines displayed
Timerange: 00/05:51:41 to 00/05:54:39

Plot file version 134 created 12-APR-2022 17:46:45

NGC5195 EC082C.UVDATA.1

Freq = 4.7990 GHz, Bw = 32.000 MH Calibrated with CL # 4 and BP # 1 (BP mode 1)

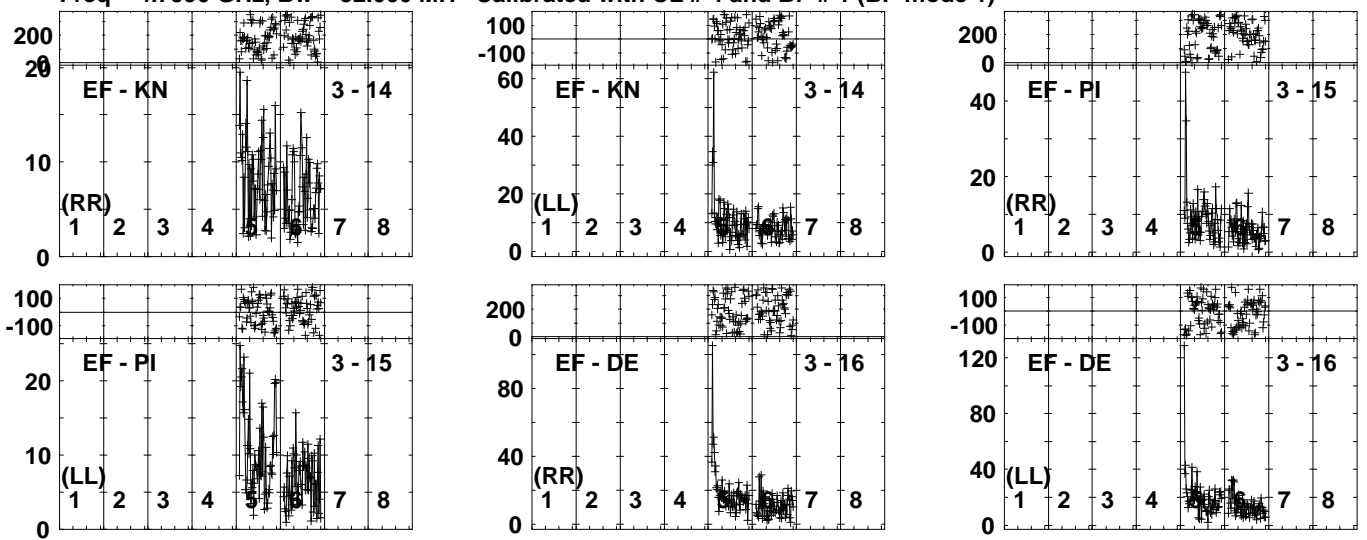


Lower frame: Milli Ampl Jy Top frame: Phas deg
Vector averaged cross-power spectrum Several baselines displayed
Timerange: 00/05:51:41 to 00/05:54:39

Plot file version 135 created 12-APR-2022 17:46:46

NGC5195 EC082C.UVDATA.1

Freq = 4.7990 GHz, Bw = 32.000 MH Calibrated with CL # 4 and BP # 1 (BP mode 1)

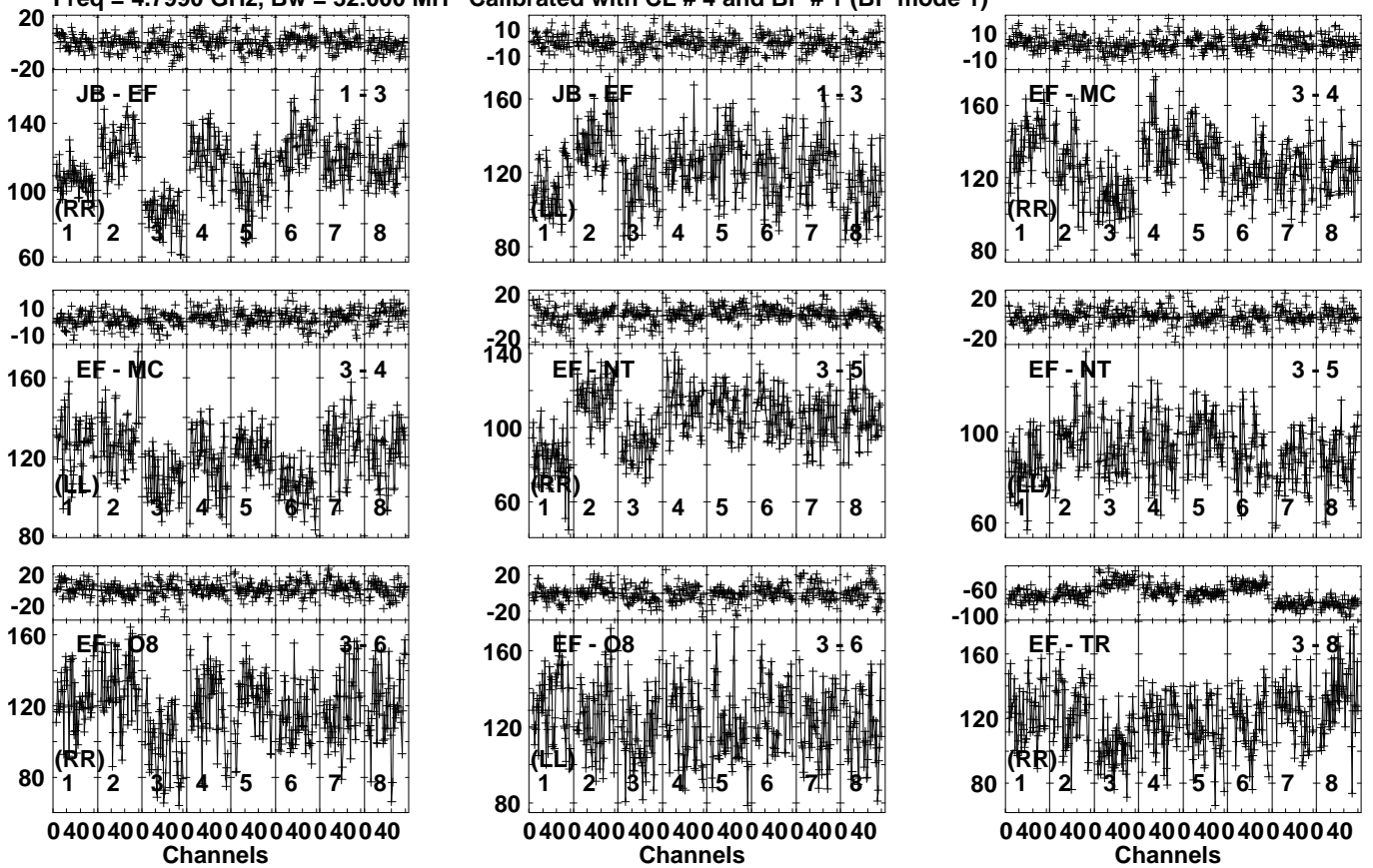


Lower frame: Milli Ampl Jy Top frame: Phas deg
Vector averaged cross-power spectrum Several baselines displayed
Timerange: 00/05:51:41 to 00/05:54:39

Plot file version 136 created 12-APR-2022 17:46:46

J1332+4722 EC082C.UVDATA.1

Freq = 4.7990 GHz, Bw = 32.000 MH Calibrated with CL # 4 and BP # 1 (BP mode 1)

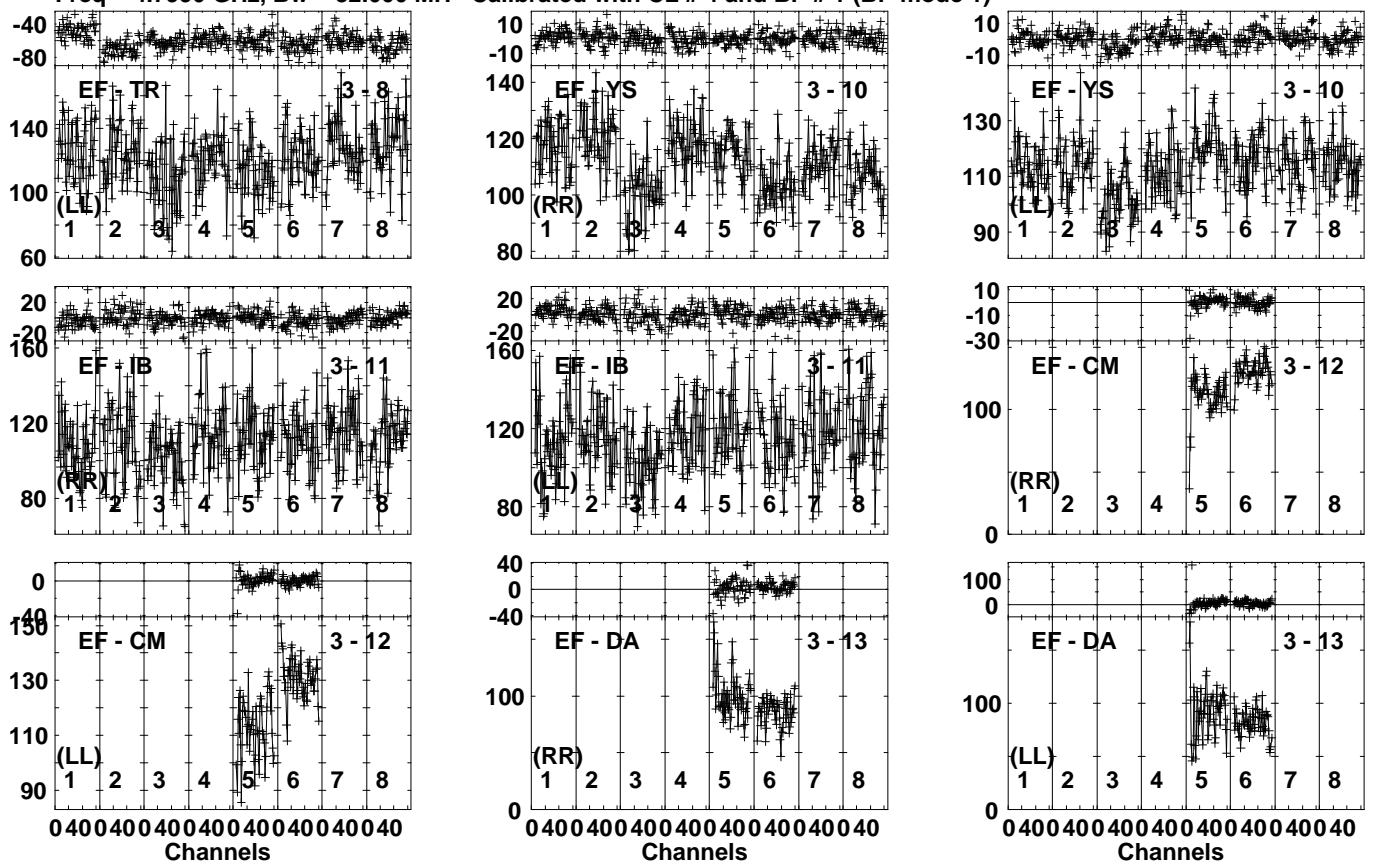


Lower frame: Milli Ampl Jy Top frame: Phas deg
Vector averaged cross-power spectrum Several baselines displayed
Timerange: 00/05:54:51 to 00/05:55:39

Plot file version 137 created 12-APR-2022 17:46:47

J1332+4722 EC082C.UVDATA.1

Freq = 4.7990 GHz, Bw = 32.000 MH Calibrated with CL # 4 and BP # 1 (BP mode 1)

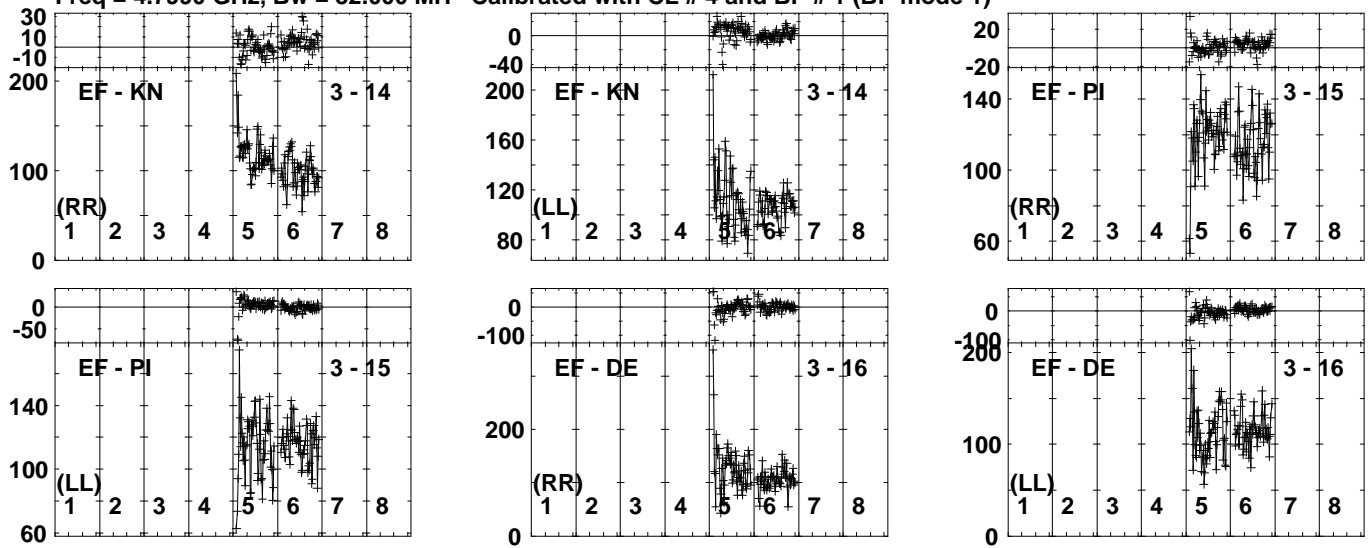


Lower frame: Milli Ampl Jy Top frame: Phas deg
Vector averaged cross-power spectrum Several baselines displayed
Timerange: 00/05:54:51 to 00/05:55:39

Plot file version 138 created 12-APR-2022 17:46:47

J1332+4722 EC082C.UVDATA.1

Freq = 4.7990 GHz, Bw = 32.000 MH Calibrated with CL # 4 and BP # 1 (BP mode 1)

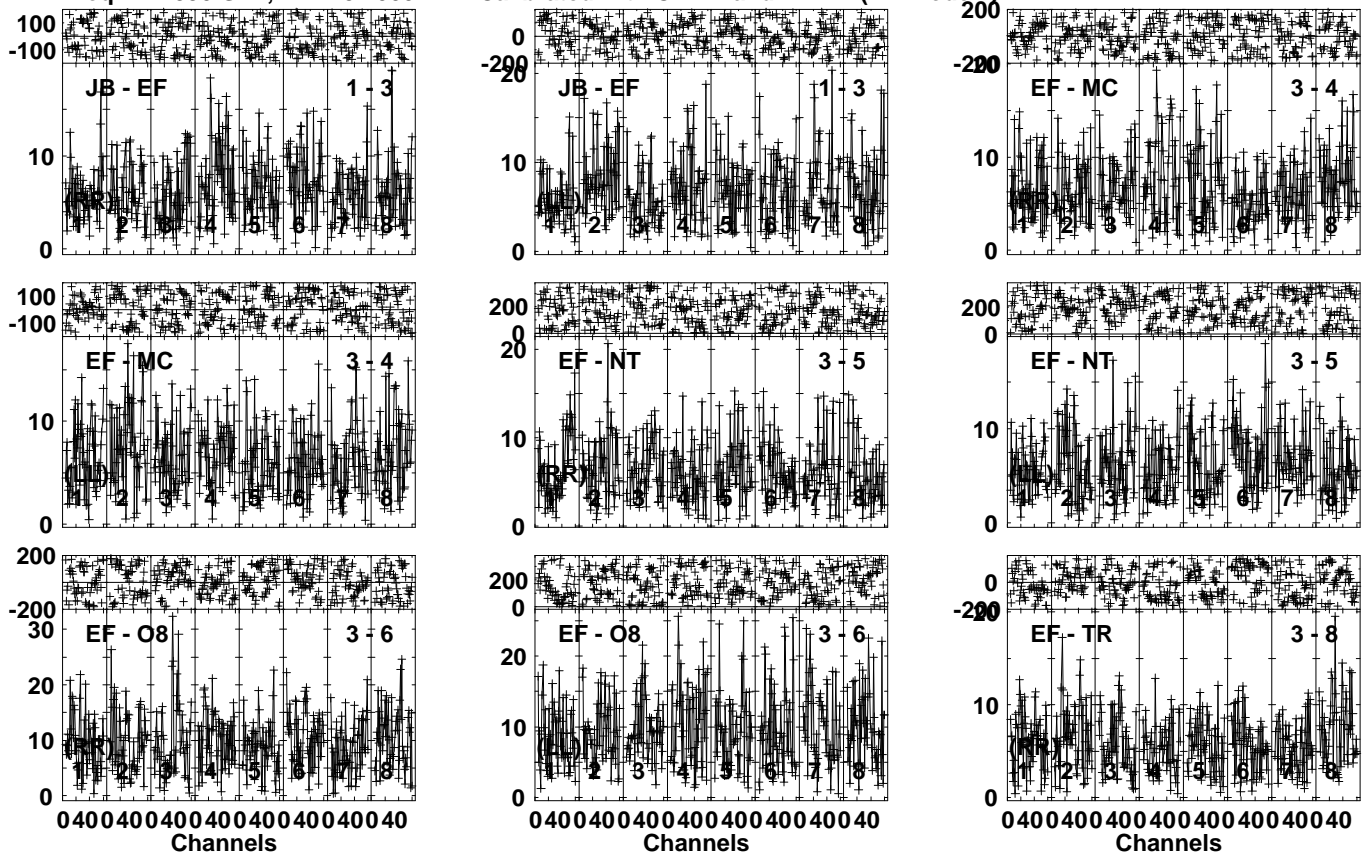


Lower frame: Milli Ampl Jy Top frame: Phas deg
Vector averaged cross-power spectrum Several baselines displayed
Timerange: 00/05:54:51 to 00/05:55:39

Plot file version 139 created 12-APR-2022 17:46:47

NGC5195 EC082C.UVDATA.1

Freq = 4.7990 GHz, Bw = 32.000 MH Calibrated with CL # 4 and BP # 1 (BP mode 1)



Lower frame: Milli Ampl Jy Top frame: Phas deg

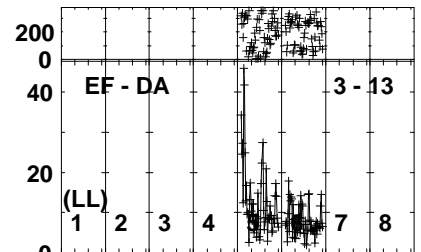
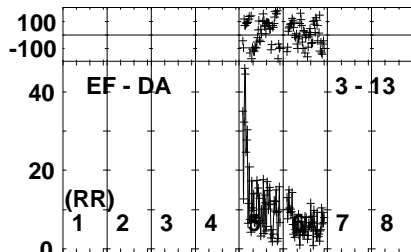
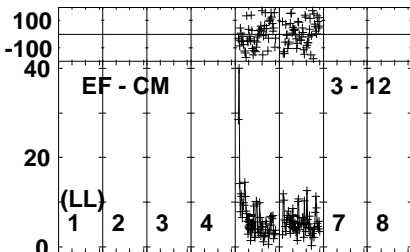
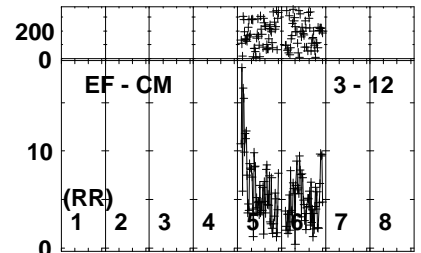
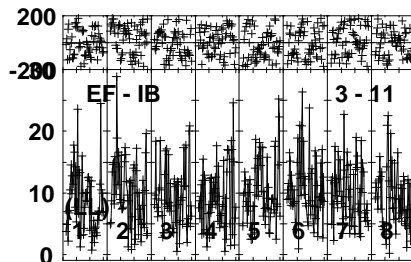
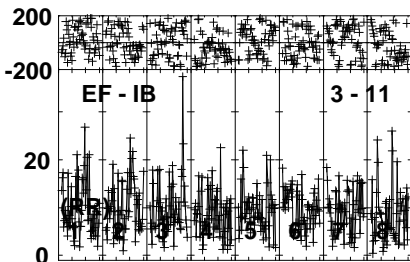
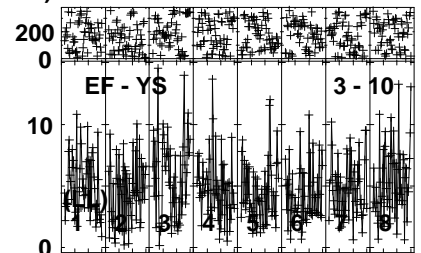
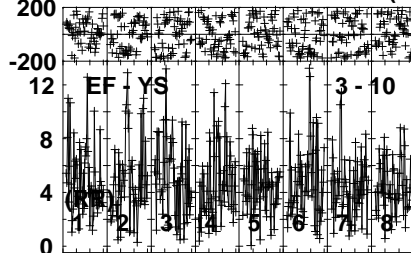
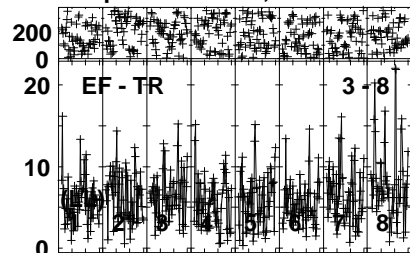
Vector averaged cross-power spectrum Several baselines displayed

Timerange: 00/05:55:51 to 00/05:58:49

Plot file version 140 created 12-APR-2022 17:46:48

NGC5195 EC082C.UVDATA.1

Freq = 4.7990 GHz, Bw = 32.000 MH Calibrated with CL # 4 and BP # 1 (BP mode 1)

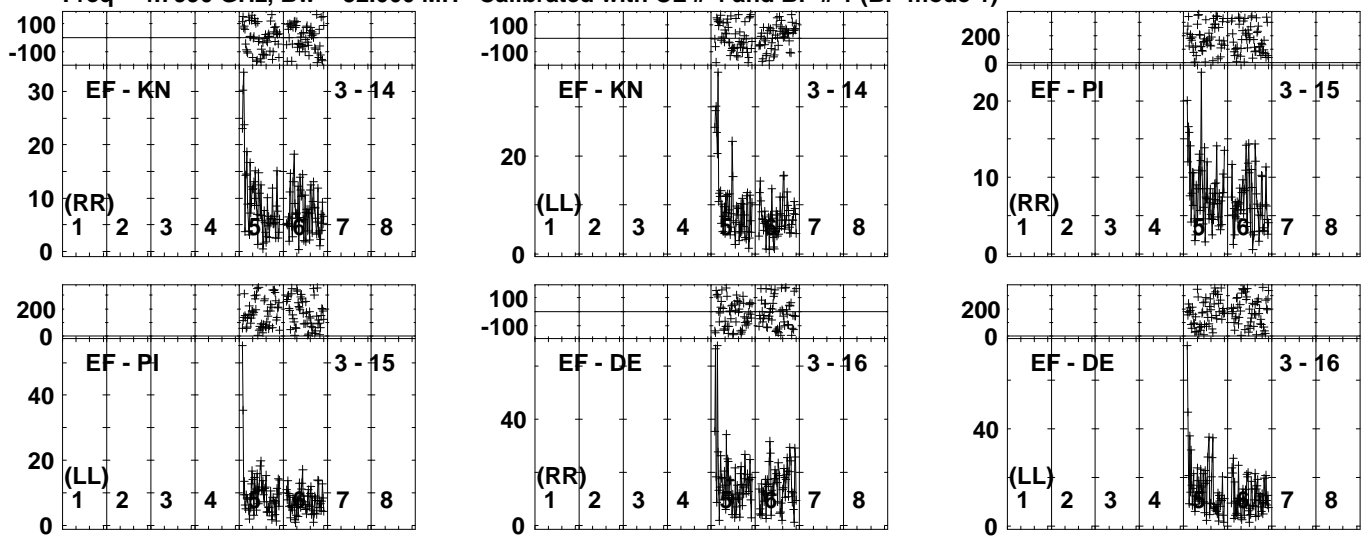


Lower frame: Milli Ampl Jy Top frame: Phas deg
Vector averaged cross-power spectrum Several baselines displayed
Timerange: 00/05:55:51 to 00/05:58:49

Plot file version 141 created 12-APR-2022 17:46:48

NGC5195 EC082C.UVDATA.1

Freq = 4.7990 GHz, Bw = 32.000 MH Calibrated with CL # 4 and BP # 1 (BP mode 1)



Lower frame: Milli Ampl Jy Top frame: Phas deg

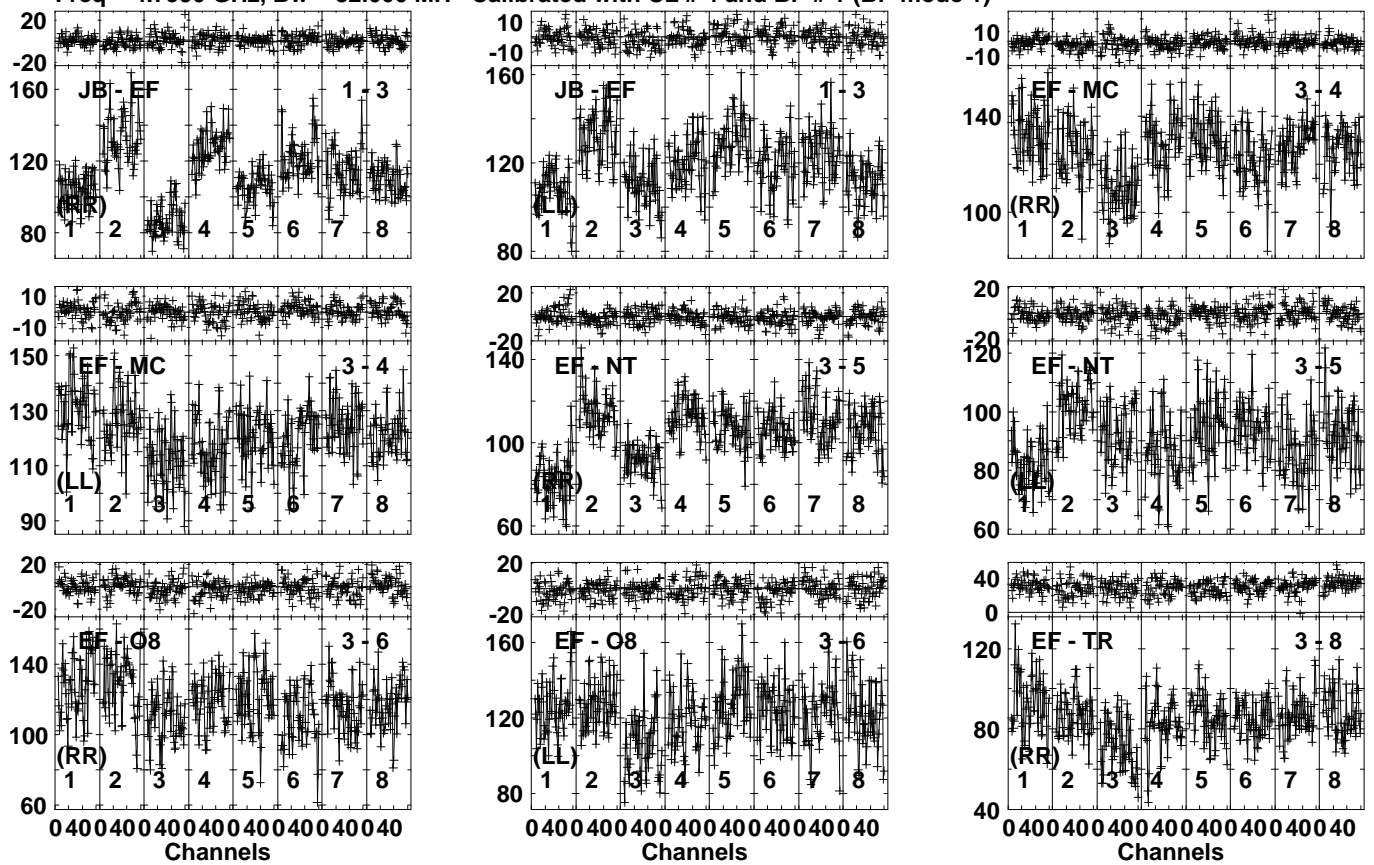
Vector averaged cross-power spectrum Several baselines displayed

Timerange: 00/05:55:51 to 00/05:58:49

Plot file version 142 created 12-APR-2022 17:46:48

J1332+4722 EC082C.UVDATA.1

Freq = 4.7990 GHz, Bw = 32.000 MH Calibrated with CL # 4 and BP # 1 (BP mode 1)

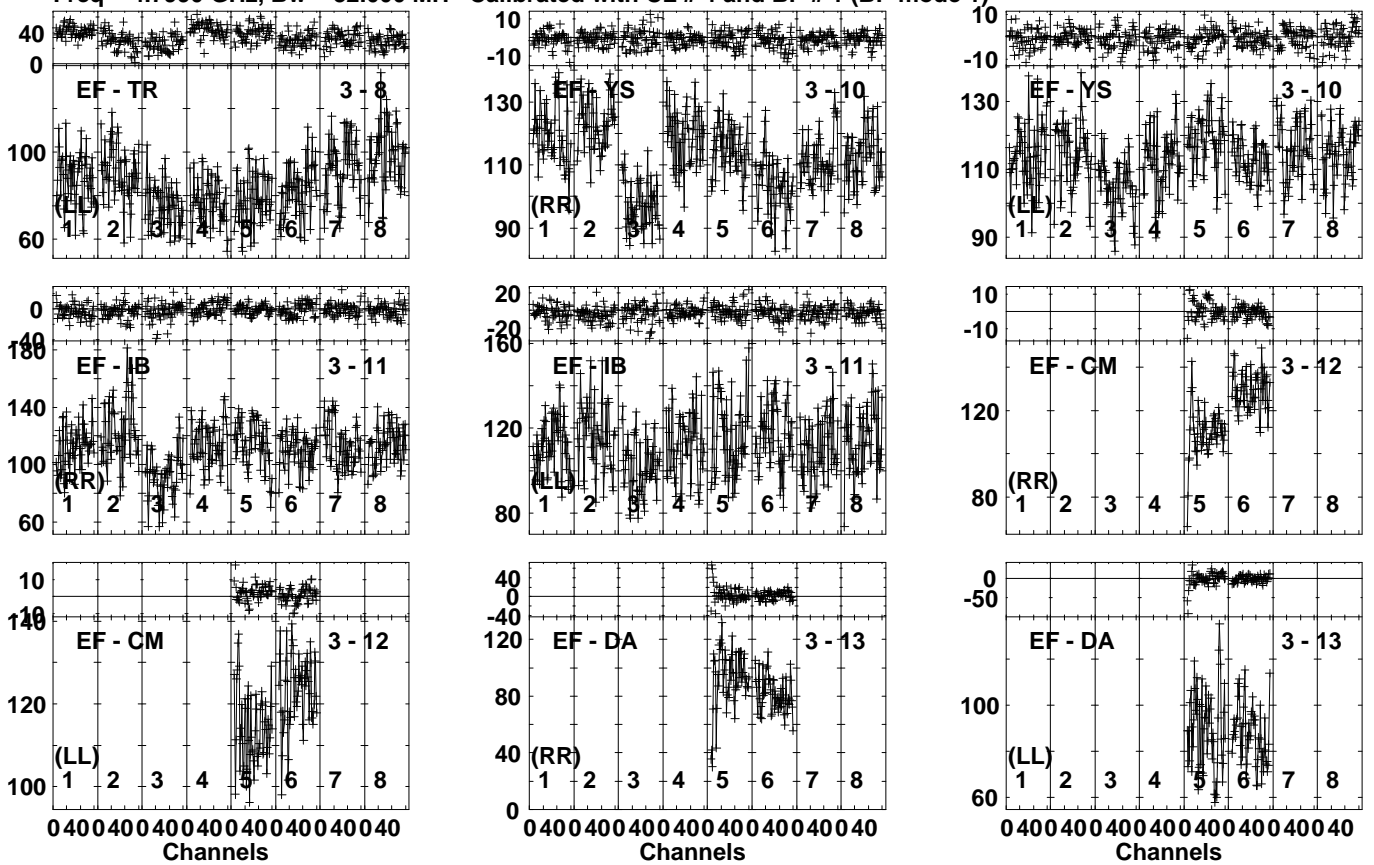


Lower frame: Milli Ampl Jy Top frame: Phas deg
Vector averaged cross-power spectrum Several baselines displayed
Timerange: 00/05:59:21 to 00/05:59:59

Plot file version 143 created 12-APR-2022 17:46:49

J1332+4722 EC082C.UVDATA.1

Freq = 4.7990 GHz, Bw = 32.000 MH Calibrated with CL # 4 and BP # 1 (BP mode 1)

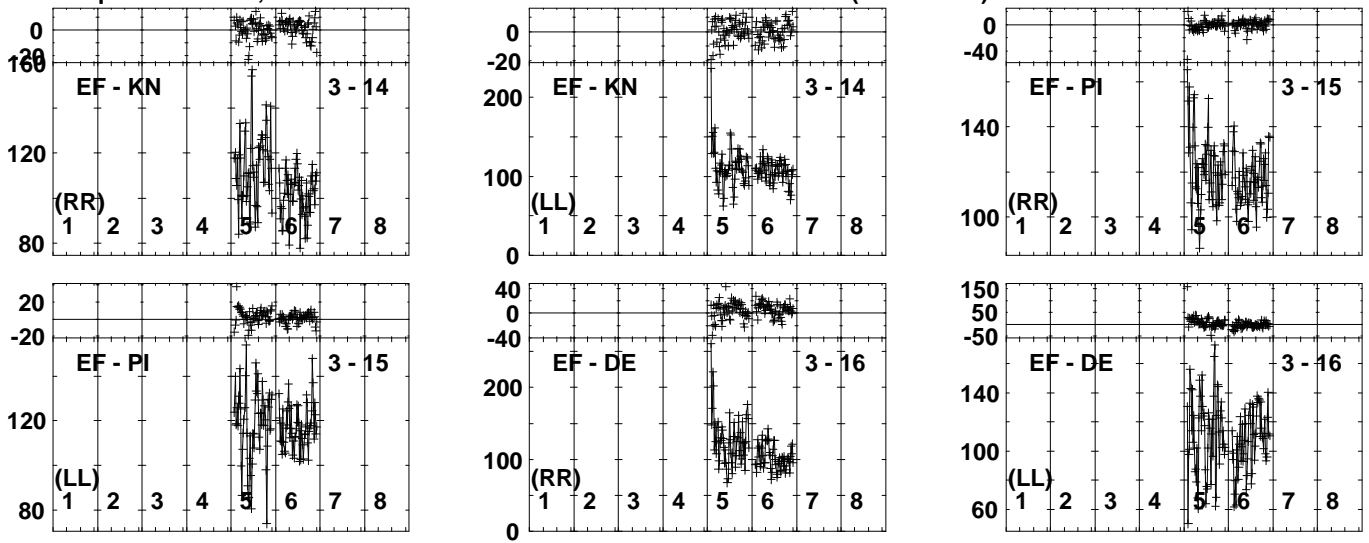


Lower frame: Milli Ampl Jy Top frame: Phas deg
Vector averaged cross-power spectrum Several baselines displayed
Timerange: 00/05:59:21 to 00/05:59:59

Plot file version 144 created 12-APR-2022 17:46:49

J1332+4722 EC082C.UVDATA.1

Freq = 4.7990 GHz, Bw = 32.000 MH Calibrated with CL # 4 and BP # 1 (BP mode 1)

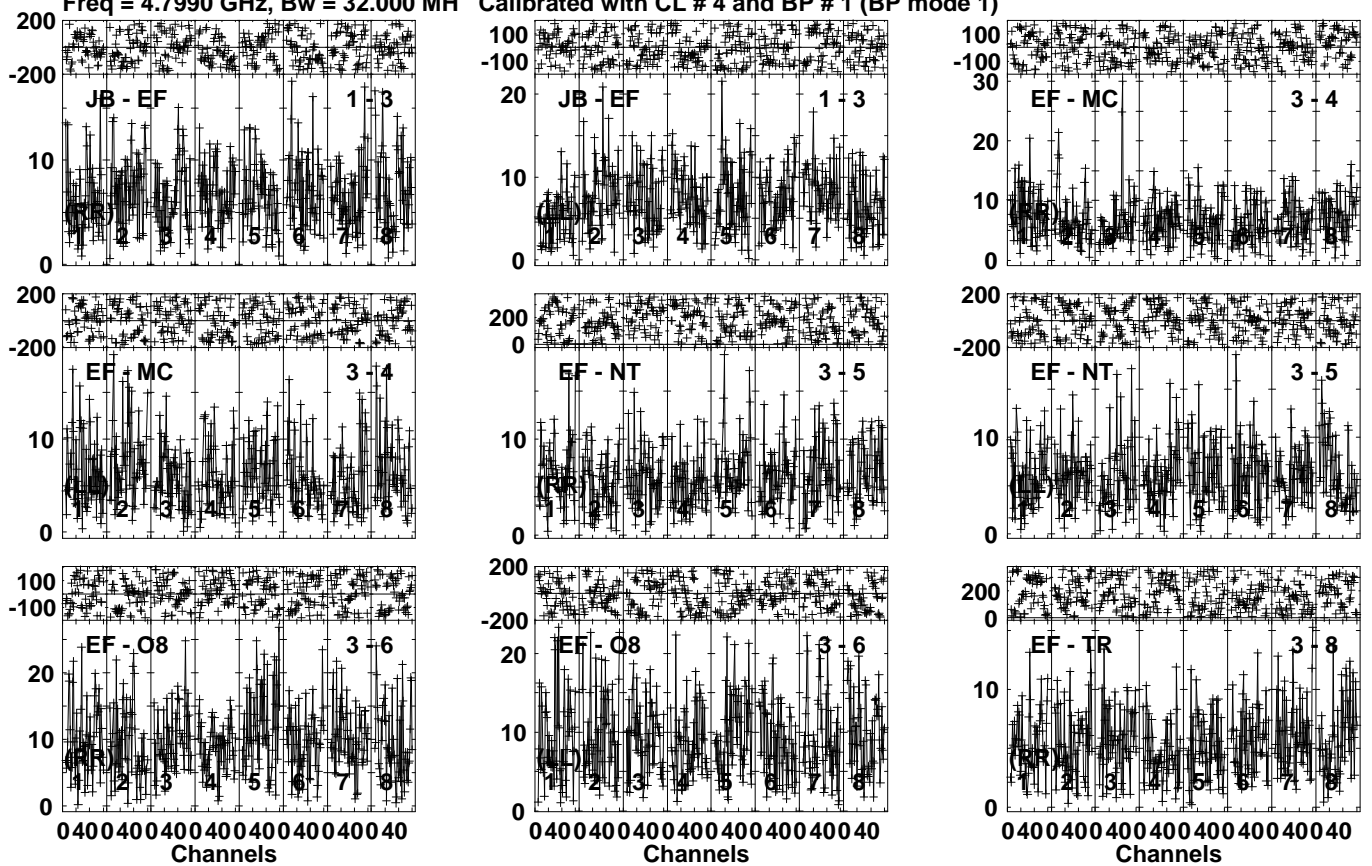


Lower frame: Milli Ampl Jy Top frame: Phas deg
Vector averaged cross-power spectrum Several baselines displayed
Timerange: 00/05:59:21 to 00/05:59:59

Plot file version 145 created 12-APR-2022 17:46:49

NGC5195 EC082C.UVDATA.1

Freq = 4.7990 GHz, Bw = 32.000 MH Calibrated with CL # 4 and BP # 1 (BP mode 1)

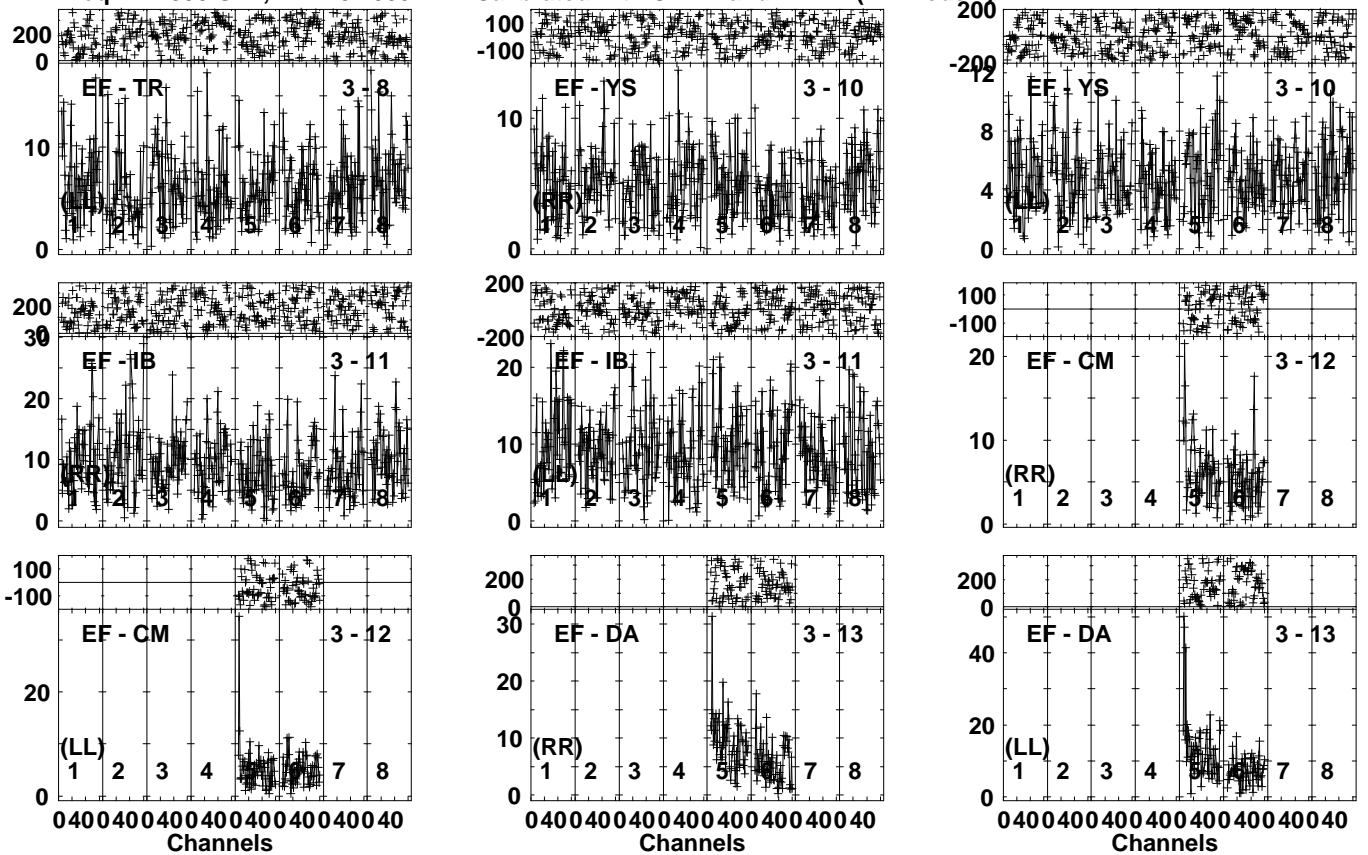


Lower frame: Milli Ampl Jy Top frame: Phas deg
Vector averaged cross-power spectrum Several baselines displayed
Timerange: 00/06:00:11 to 00/06:03:09

Plot file version 146 created 12-APR-2022 17:46:50

NGC5195 EC082C.UVDATA.1

Freq = 4.7990 GHz, Bw = 32.000 MH Calibrated with CL # 4 and BP # 1 (BP mode 1)

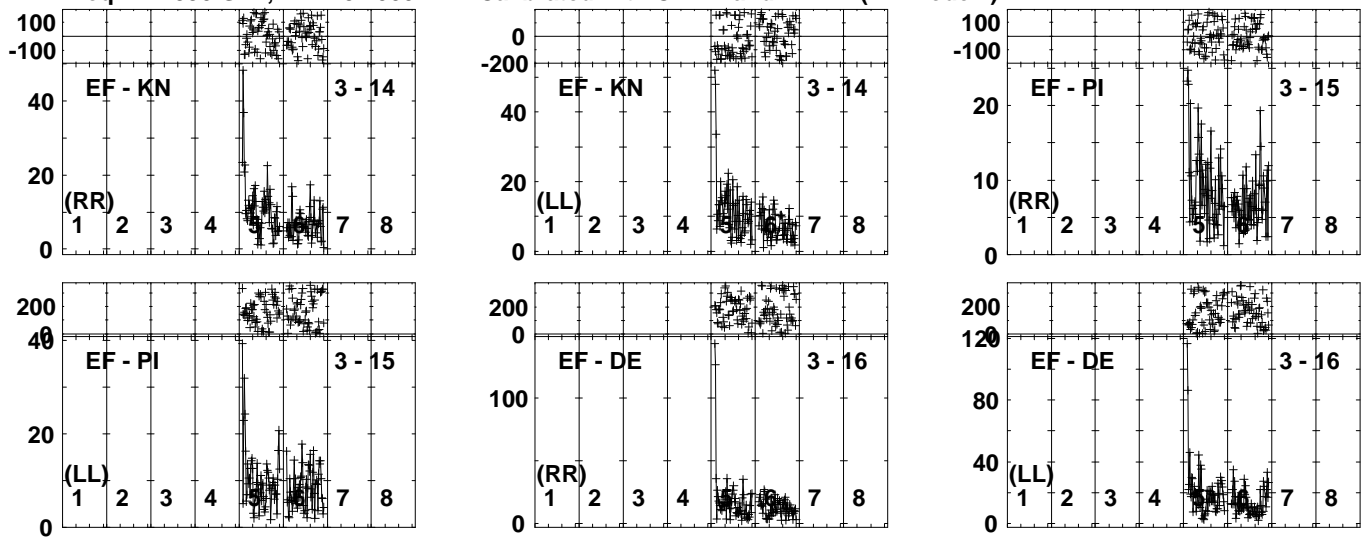


Lower frame: Milli Ampl Jy Top frame: Phas deg
Vector averaged cross-power spectrum Several baselines displayed
Timerange: 00/06:00:11 to 00/06:03:09

Plot file version 147 created 12-APR-2022 17:46:50

NGC5195 EC082C.UVDATA.1

Freq = 4.7990 GHz, Bw = 32.000 MH Calibrated with CL # 4 and BP # 1 (BP mode 1)



Lower frame: Milli Ampl Jy Top frame: Phas deg

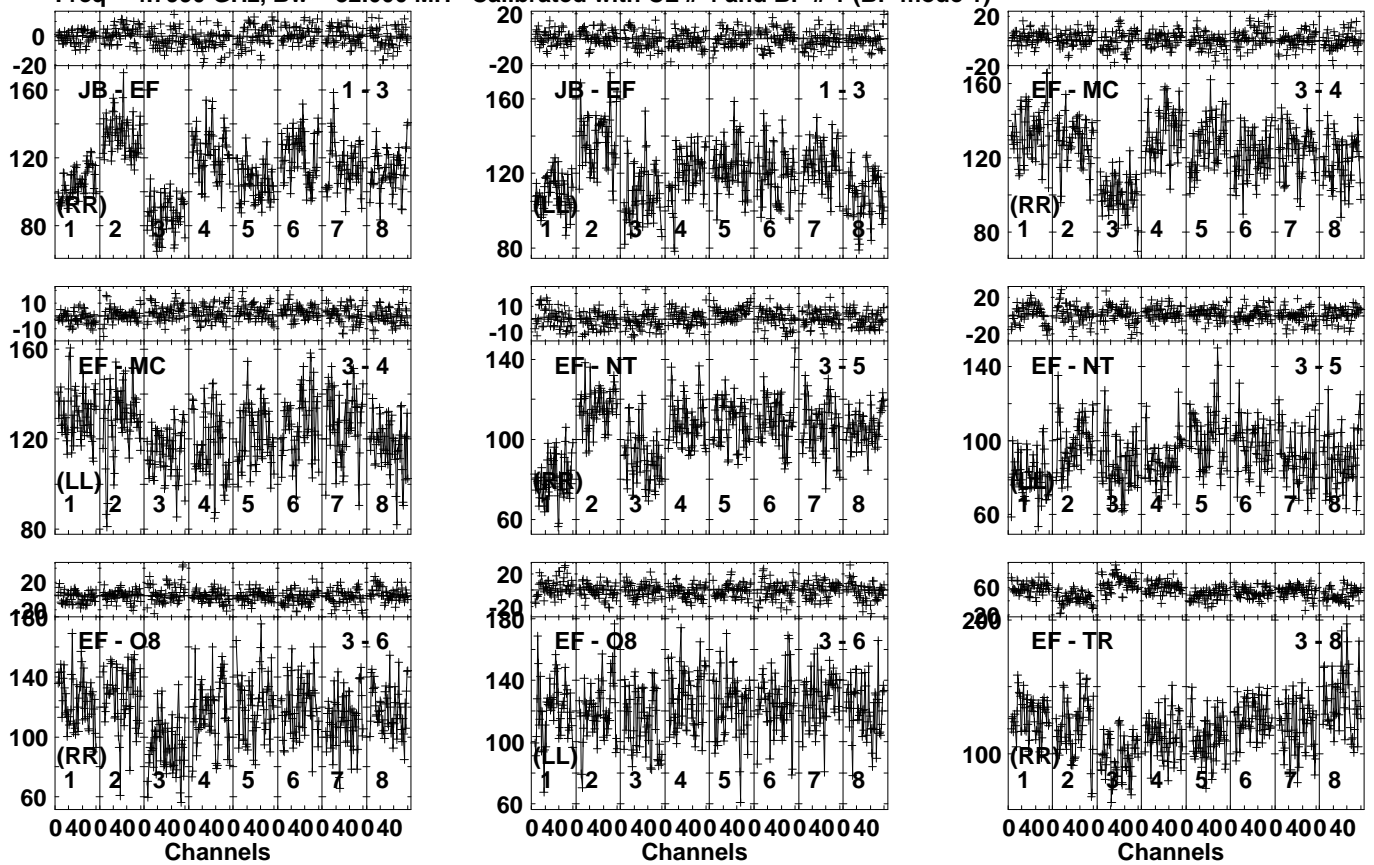
Vector averaged cross-power spectrum Several baselines displayed

Timerange: 00/06:00:11 to 00/06:03:09

Plot file version 148 created 12-APR-2022 17:46:51

J1332+4722 EC082C.UVDATA.1

Freq = 4.7990 GHz, Bw = 32.000 MH Calibrated with CL # 4 and BP # 1 (BP mode 1)

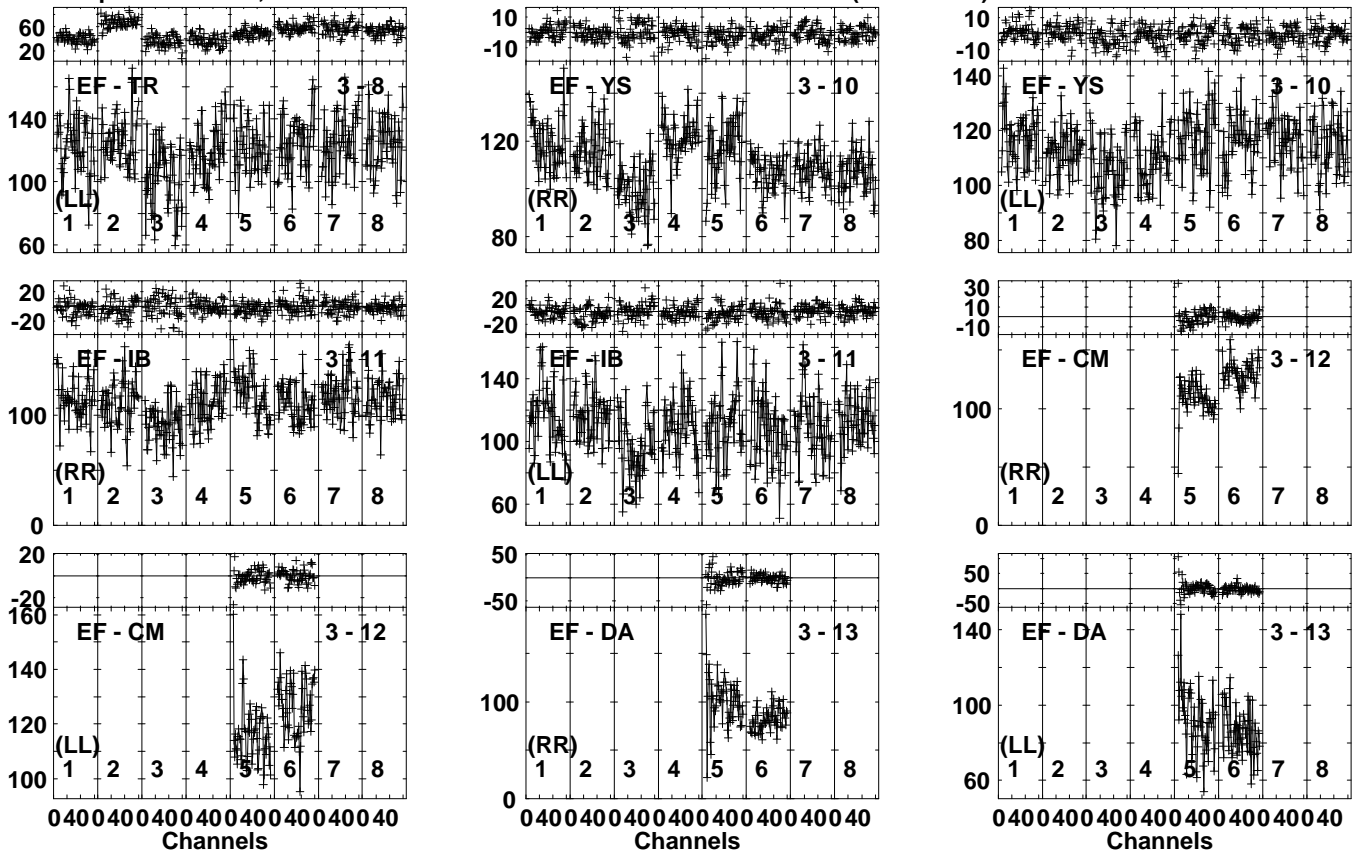


Lower frame: Milli Ampl Jy Top frame: Phas deg
Vector averaged cross-power spectrum Several baselines displayed
Timerange: 00/06:03:21 to 00/06:04:09

Plot file version 149 created 12-APR-2022 17:46:51

J1332+4722 EC082C.UVDATA.1

Freq = 4.7990 GHz, Bw = 32.000 MH Calibrated with CL # 4 and BP # 1 (BP mode 1)

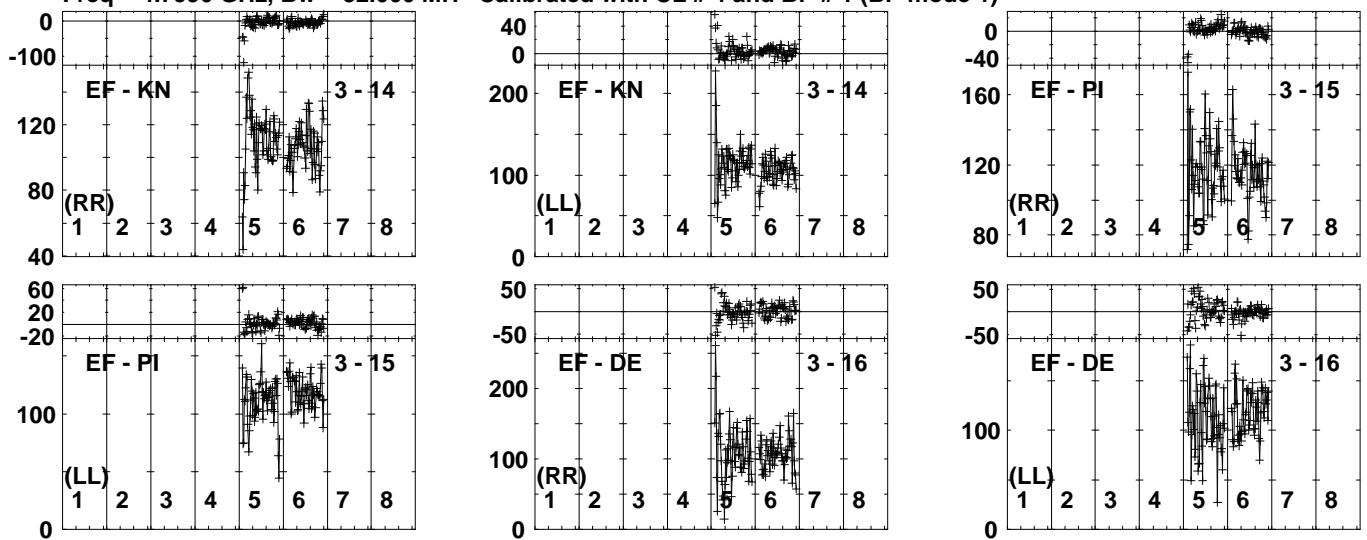


Lower frame: Milli Ampl Jy Top frame: Phas deg
Vector averaged cross-power spectrum Several baselines displayed
Timerange: 00/06:03:21 to 00/06:04:09

Plot file version 150 created 12-APR-2022 17:46:52

J1332+4722 EC082C.UVDATA.1

Freq = 4.7990 GHz, Bw = 32.000 MH Calibrated with CL # 4 and BP # 1 (BP mode 1)



Lower frame: Milli Ampl Jy Top frame: Phas deg

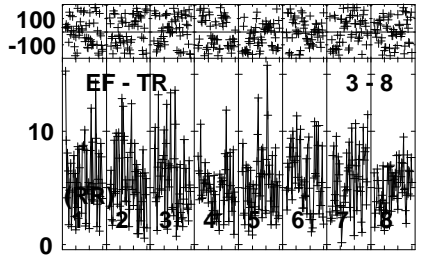
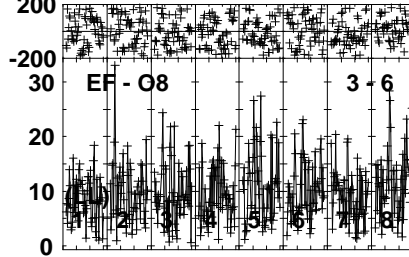
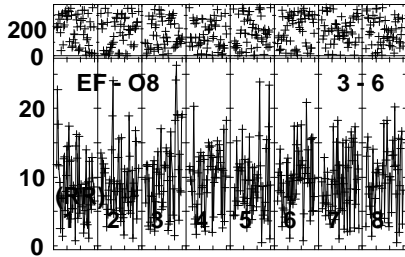
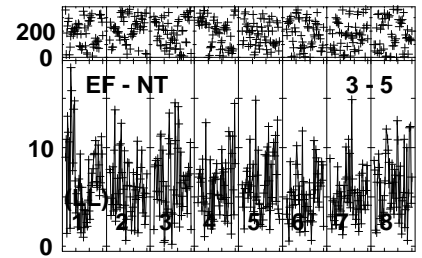
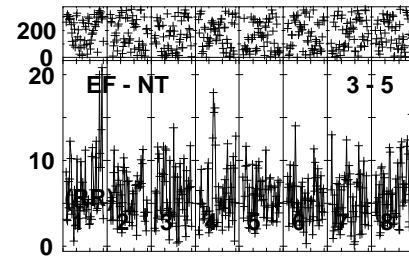
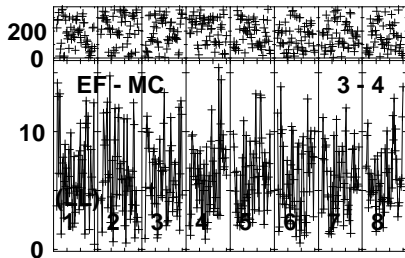
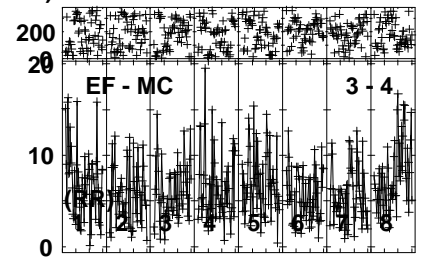
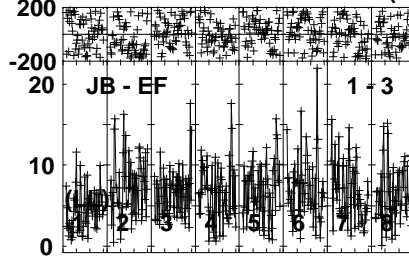
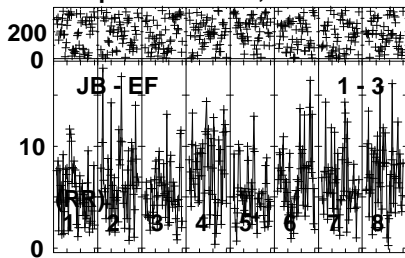
Vector averaged cross-power spectrum Several baselines displayed

Timerange: 00/06:03:21 to 00/06:04:09

Plot file version 151 created 12-APR-2022 17:46:52

NGC5195 EC082C.UVDATA.1

Freq = 4.7990 GHz, Bw = 32.000 MH Calibrated with CL # 4 and BP # 1 (BP mode 1)

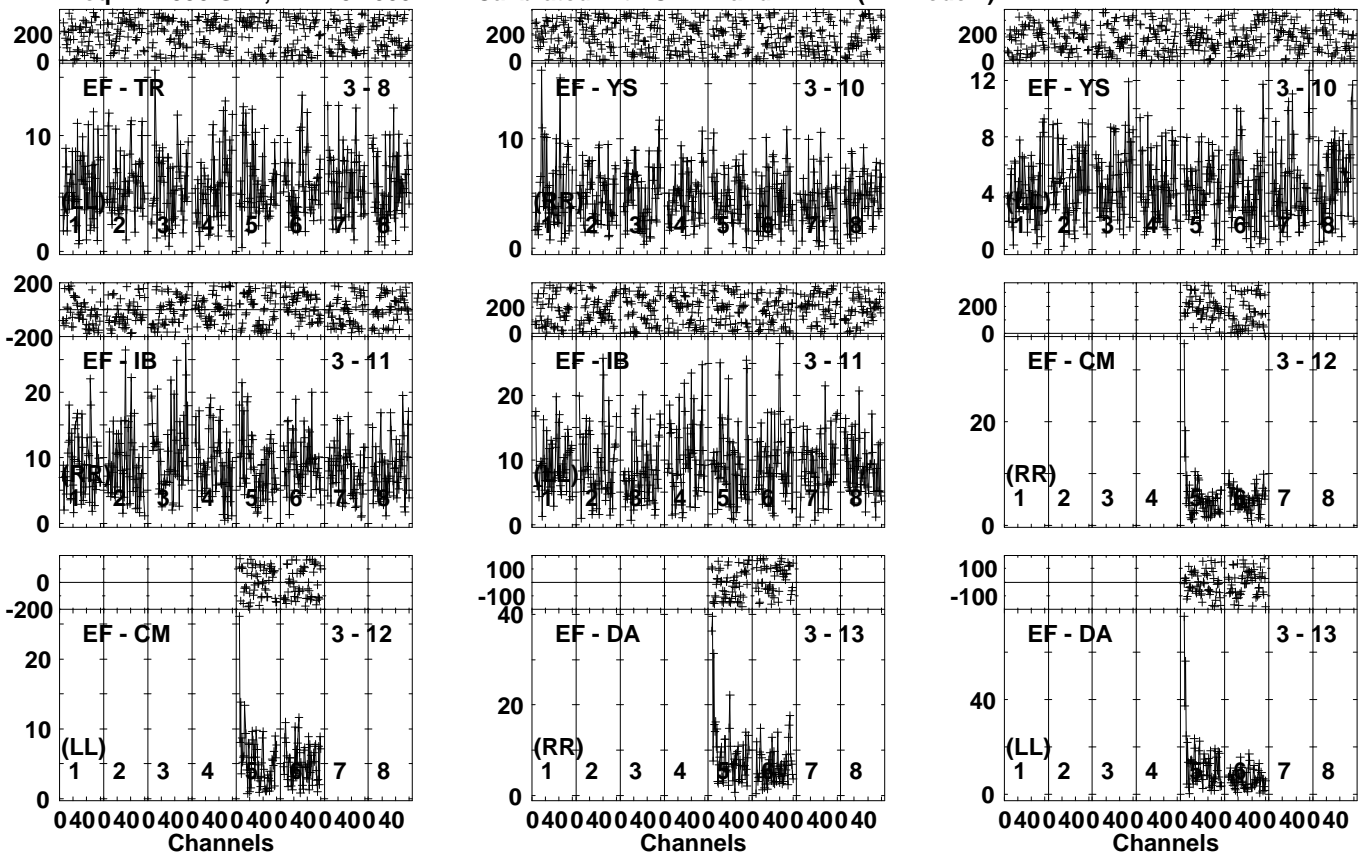


Lower frame: Milli Ampl Jy Top frame: Phas deg
Vector averaged cross-power spectrum Several baselines displayed
Timerange: 00/06:04:41 to 00/06:07:39

Plot file version 152 created 12-APR-2022 17:46:52

NGC5195 EC082C.UVDATA.1

Freq = 4.7990 GHz, Bw = 32.000 MH Calibrated with CL # 4 and BP # 1 (BP mode 1)

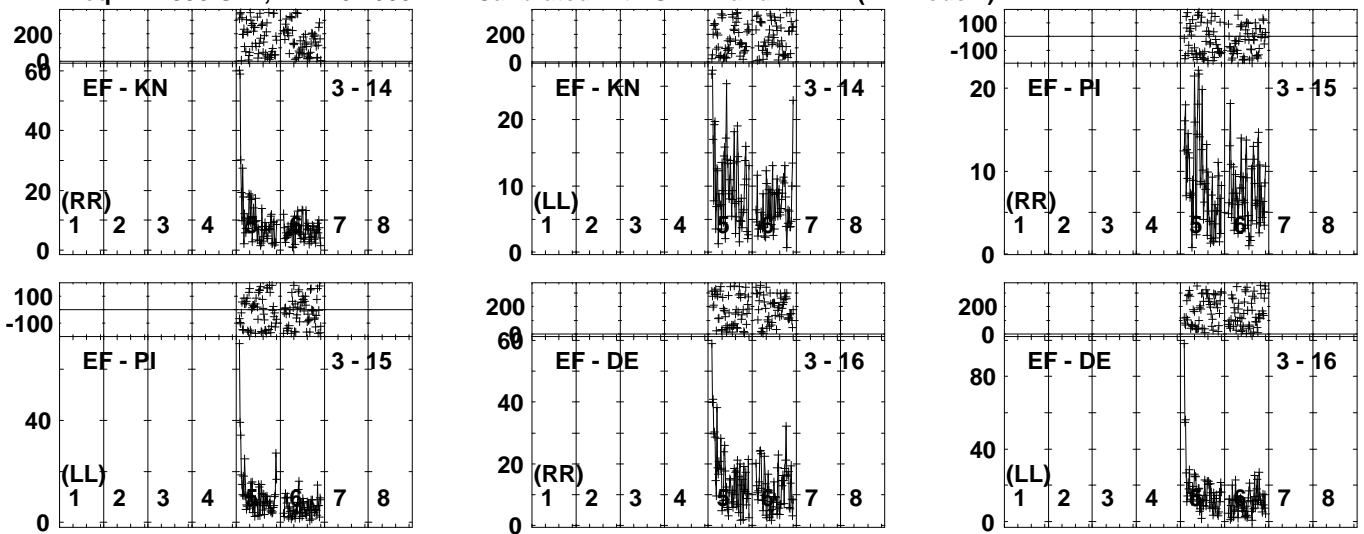


Lower frame: Milli Ampl Jy Top frame: Phas deg
Vector averaged cross-power spectrum Several baselines displayed
Timerange: 00/06:04:41 to 00/06:07:39

Plot file version 153 created 12-APR-2022 17:46:53

NGC5195 EC082C.UVDATA.1

Freq = 4.7990 GHz, Bw = 32.000 MH Calibrated with CL # 4 and BP # 1 (BP mode 1)



Lower frame: Milli Ampl Jy Top frame: Phas deg

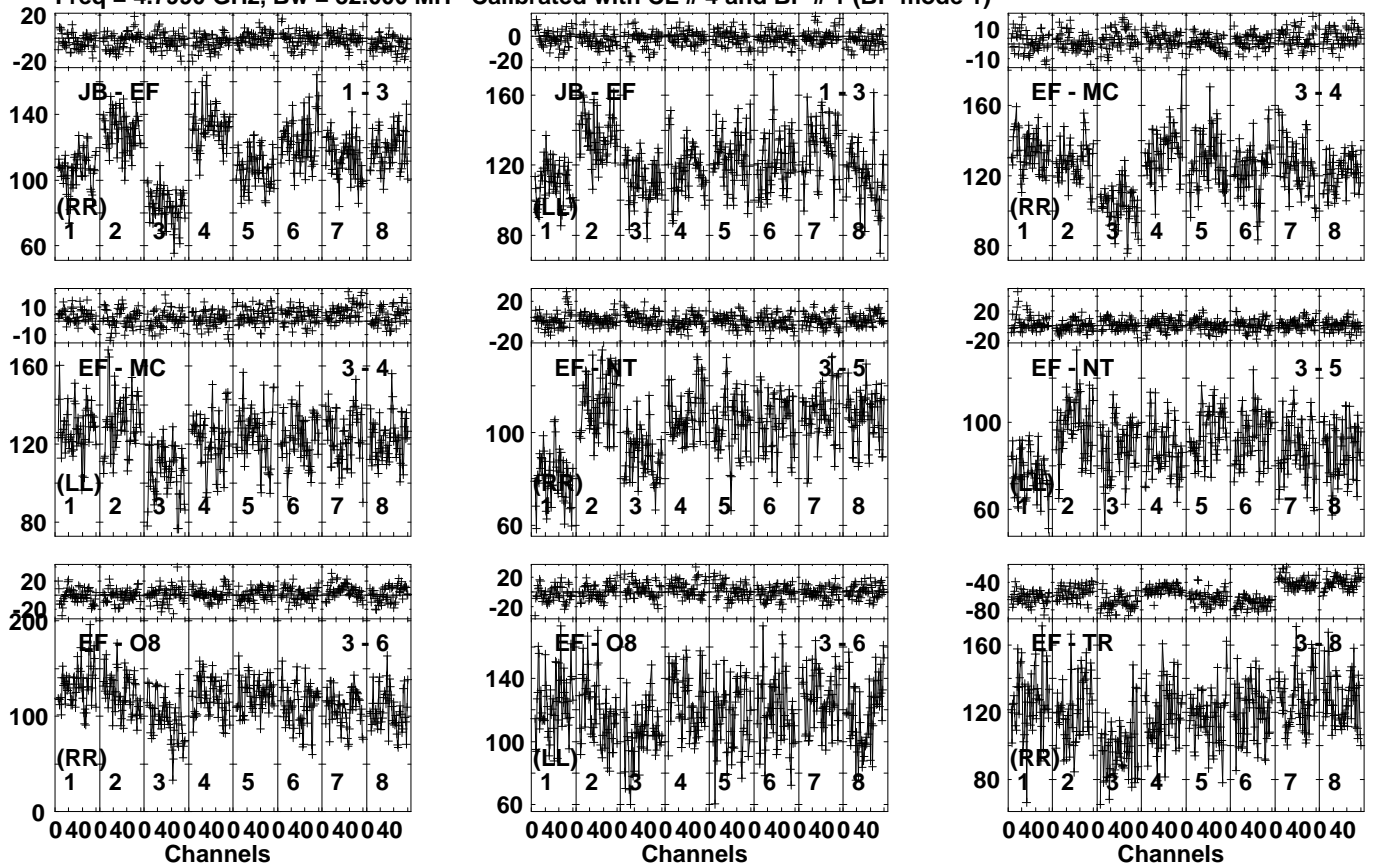
Vector averaged cross-power spectrum Several baselines displayed

Timerange: 00/06:04:41 to 00/06:07:39

Plot file version 154 created 12-APR-2022 17:46:53

J1332+4722 EC082C.UVDATA.1

Freq = 4.7990 GHz, Bw = 32.000 MH Calibrated with CL # 4 and BP # 1 (BP mode 1)

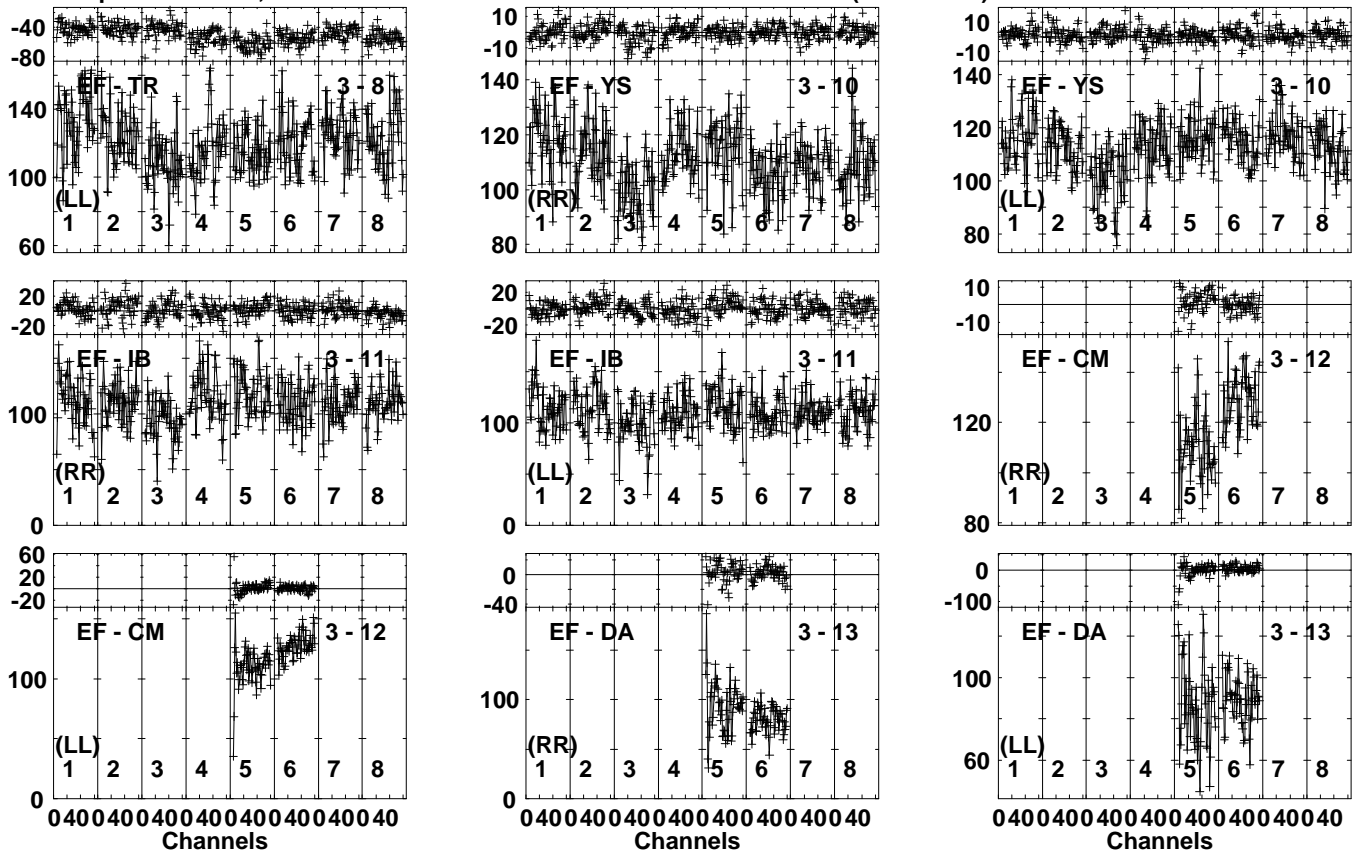


Lower frame: Milli Ampl Jy Top frame: Phas deg
Vector averaged cross-power spectrum Several baselines displayed
Timerange: 00/06:07:51 to 00/06:08:39

Plot file version 155 created 12-APR-2022 17:46:53

J1332+4722 EC082C.UVDATA.1

Freq = 4.7990 GHz, Bw = 32.000 MH Calibrated with CL # 4 and BP # 1 (BP mode 1)

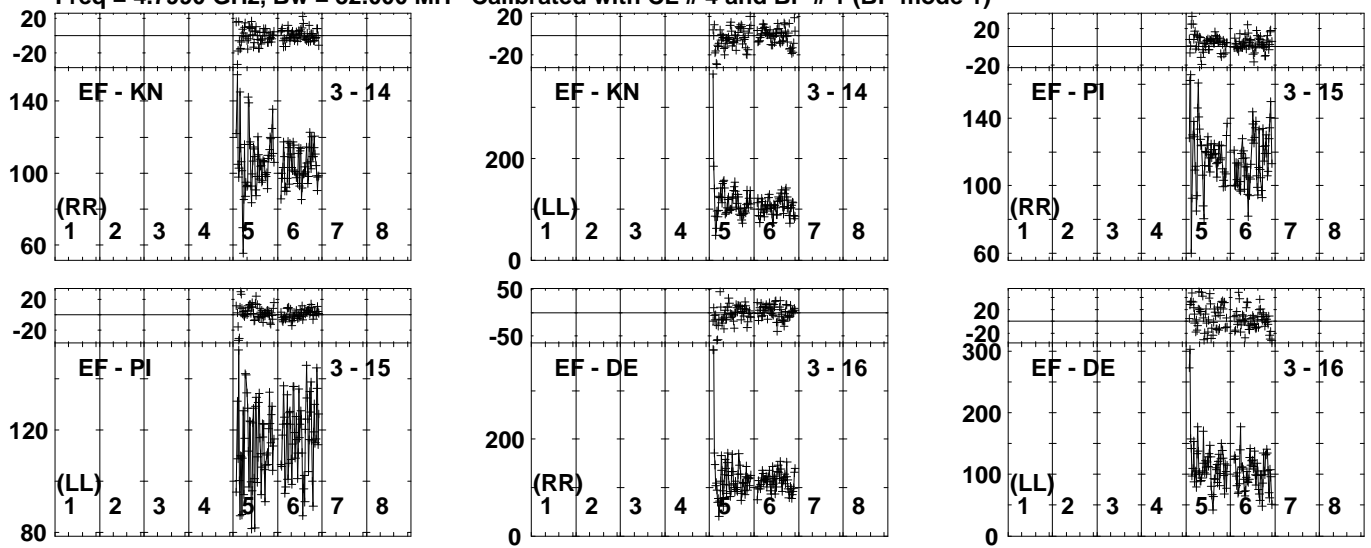


Lower frame: Milli Ampl Jy Top frame: Phas deg
Vector averaged cross-power spectrum Several baselines displayed
Timerange: 00/06:07:51 to 00/06:08:39

Plot file version 156 created 12-APR-2022 17:46:54

J1332+4722 EC082C.UVDATA.1

Freq = 4.7990 GHz, Bw = 32.000 MH Calibrated with CL # 4 and BP # 1 (BP mode 1)

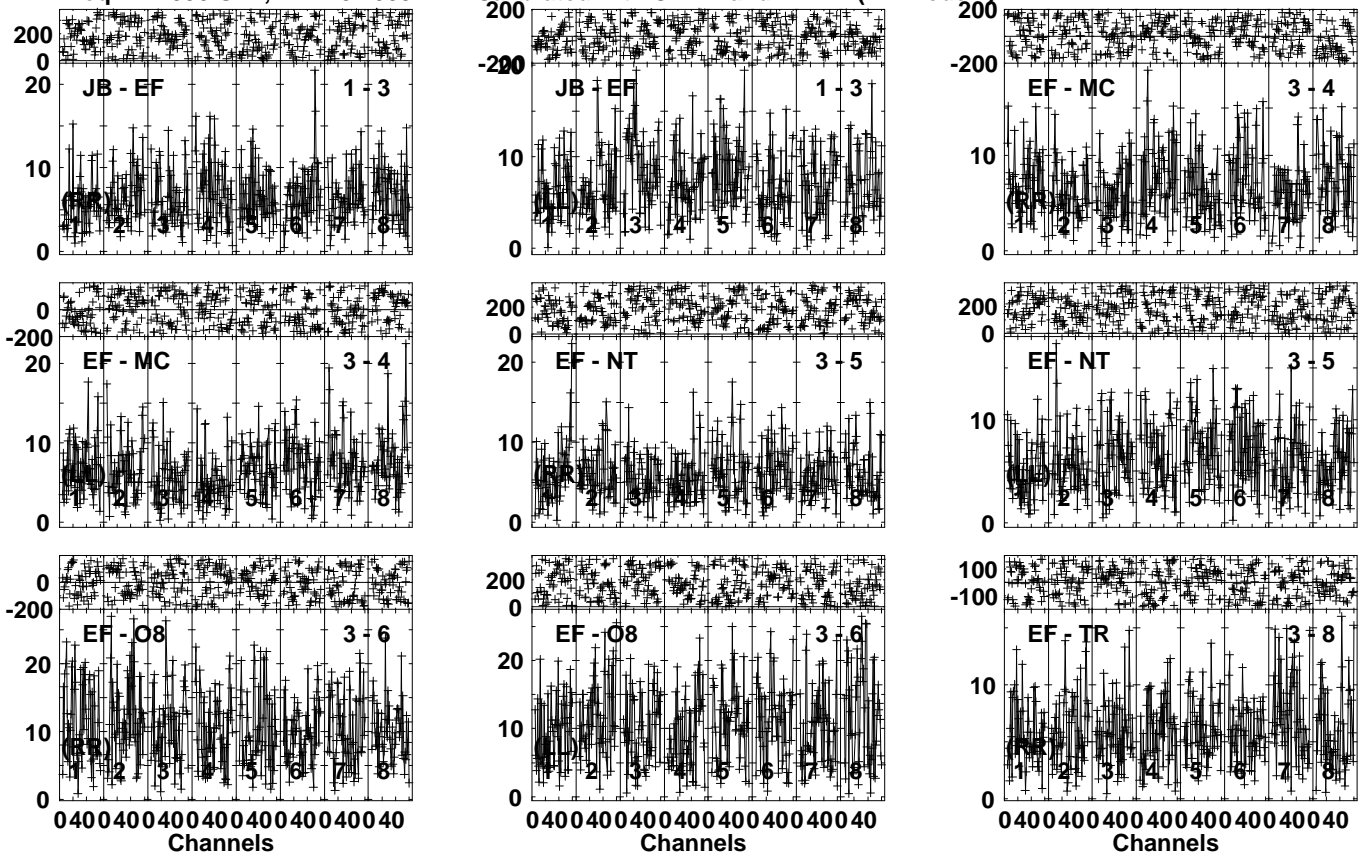


Lower frame: Milli Ampl Jy Top frame: Phas deg
Vector averaged cross-power spectrum Several baselines displayed
Timerange: 00/06:07:51 to 00/06:08:39

Plot file version 157 created 12-APR-2022 17:46:54

NGC5195 EC082C.UVDATA.1

Freq = 4.7990 GHz, Bw = 32.000 MH Calibrated with CL # 4 and BP # 1 (BP mode 1)

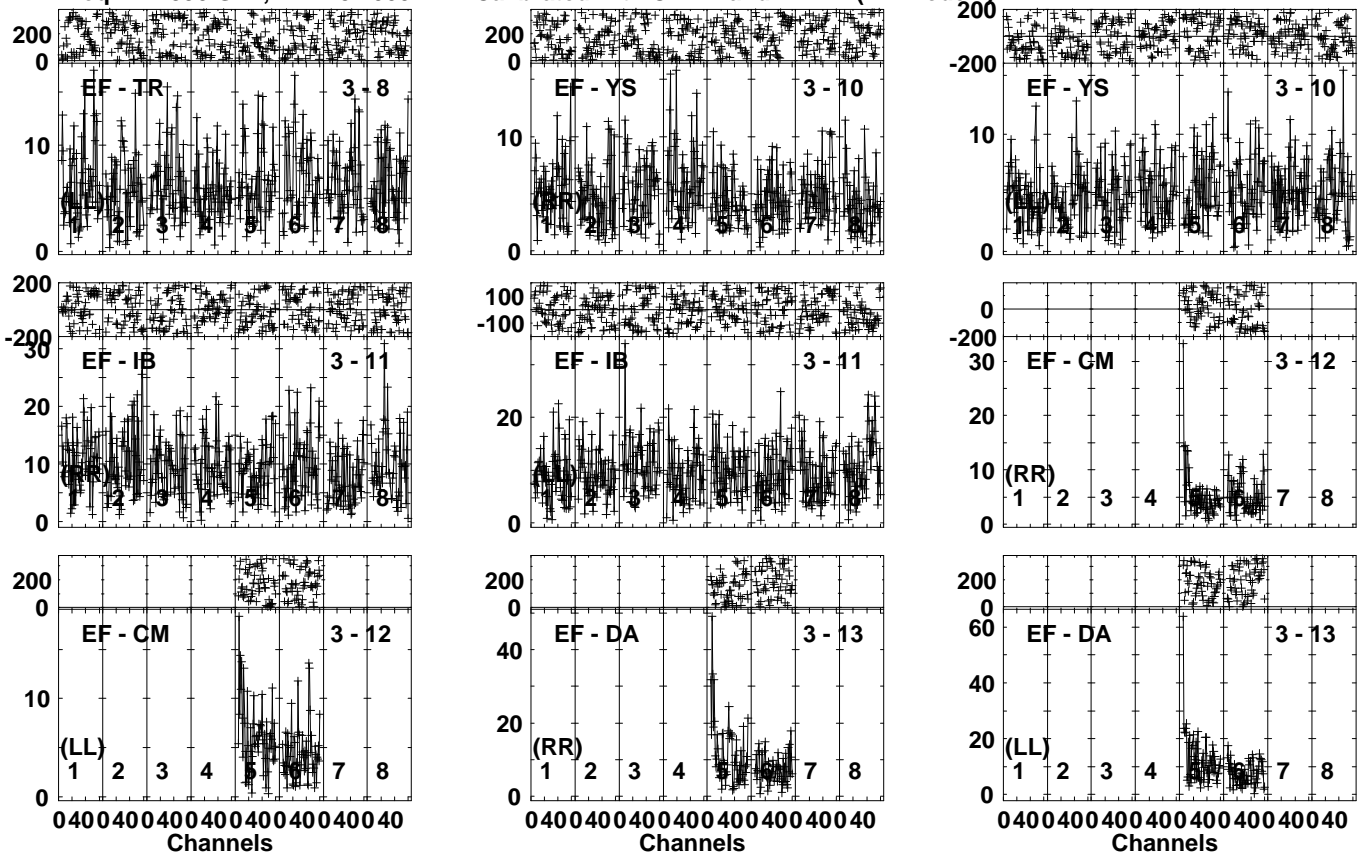


Lower frame: Milli Ampl Jy Top frame: Phas deg
Vector averaged cross-power spectrum Several baselines displayed
Timerange: 00/06:08:51 to 00/06:11:49

Plot file version 158 created 12-APR-2022 17:46:55

NGC5195 EC082C.UVDATA.1

Freq = 4.7990 GHz, Bw = 32.000 MH Calibrated with CL # 4 and BP # 1 (BP mode 1)

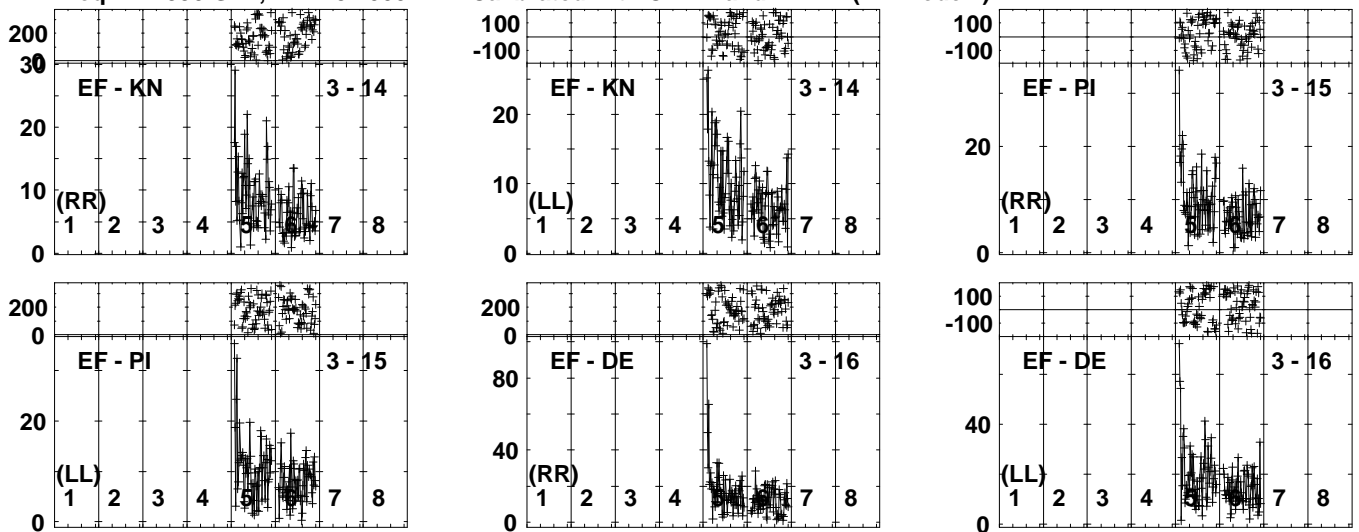


Lower frame: Milli Ampl Jy Top frame: Phas deg
Vector averaged cross-power spectrum Several baselines displayed
Timerange: 00/06:08:51 to 00/06:11:49

Plot file version 159 created 12-APR-2022 17:46:55

NGC5195 EC082C.UVDATA.1

Freq = 4.7990 GHz, Bw = 32.000 MH Calibrated with CL # 4 and BP # 1 (BP mode 1)



Lower frame: Milli Ampl Jy Top frame: Phas deg

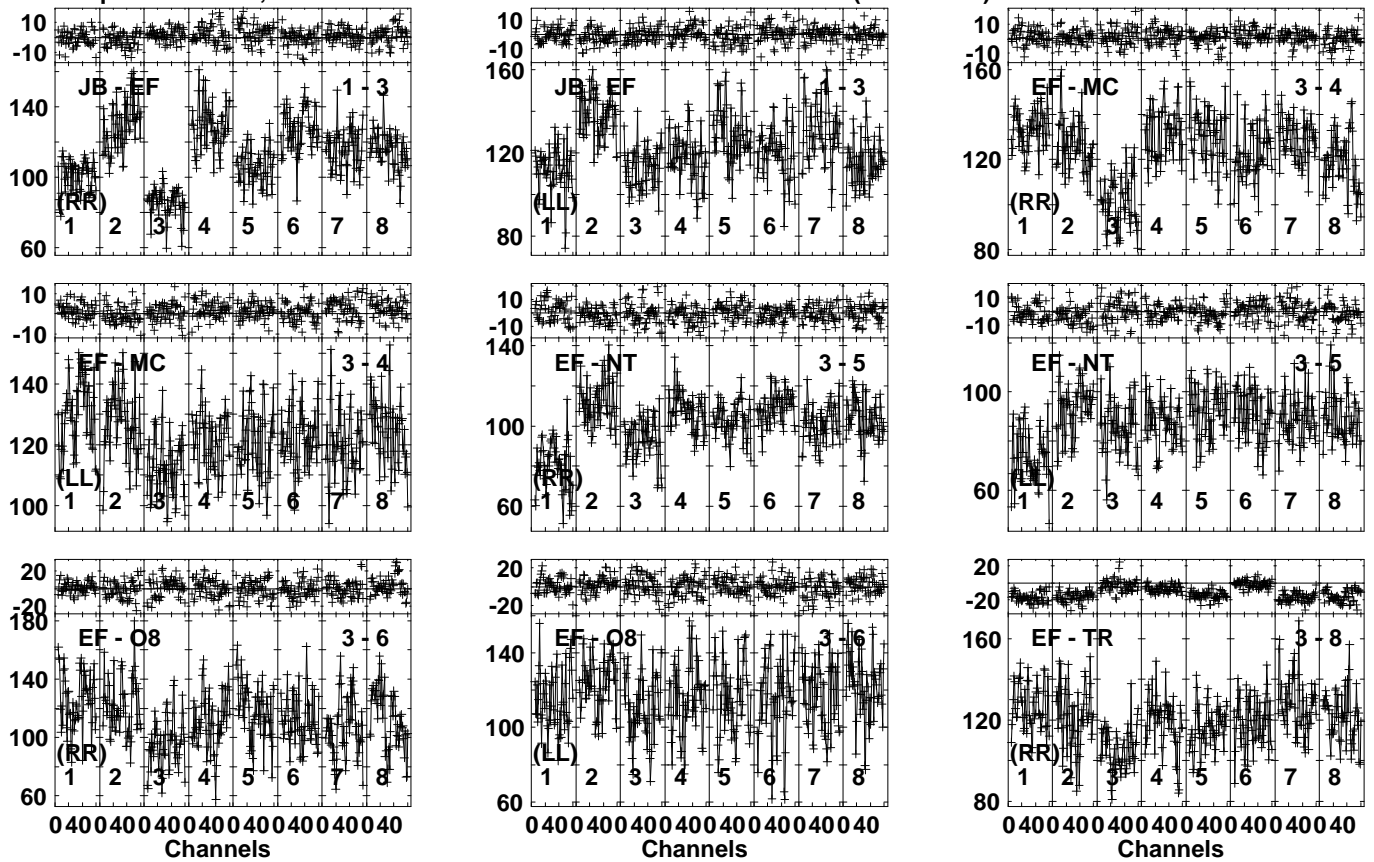
Vector averaged cross-power spectrum Several baselines displayed

Timerange: 00/06:08:51 to 00/06:11:49

Plot file version 160 created 12-APR-2022 17:46:55

J1332+4722 EC082C.UVDATA.1

Freq = 4.7990 GHz, Bw = 32.000 MH Calibrated with CL # 4 and BP # 1 (BP mode 1)

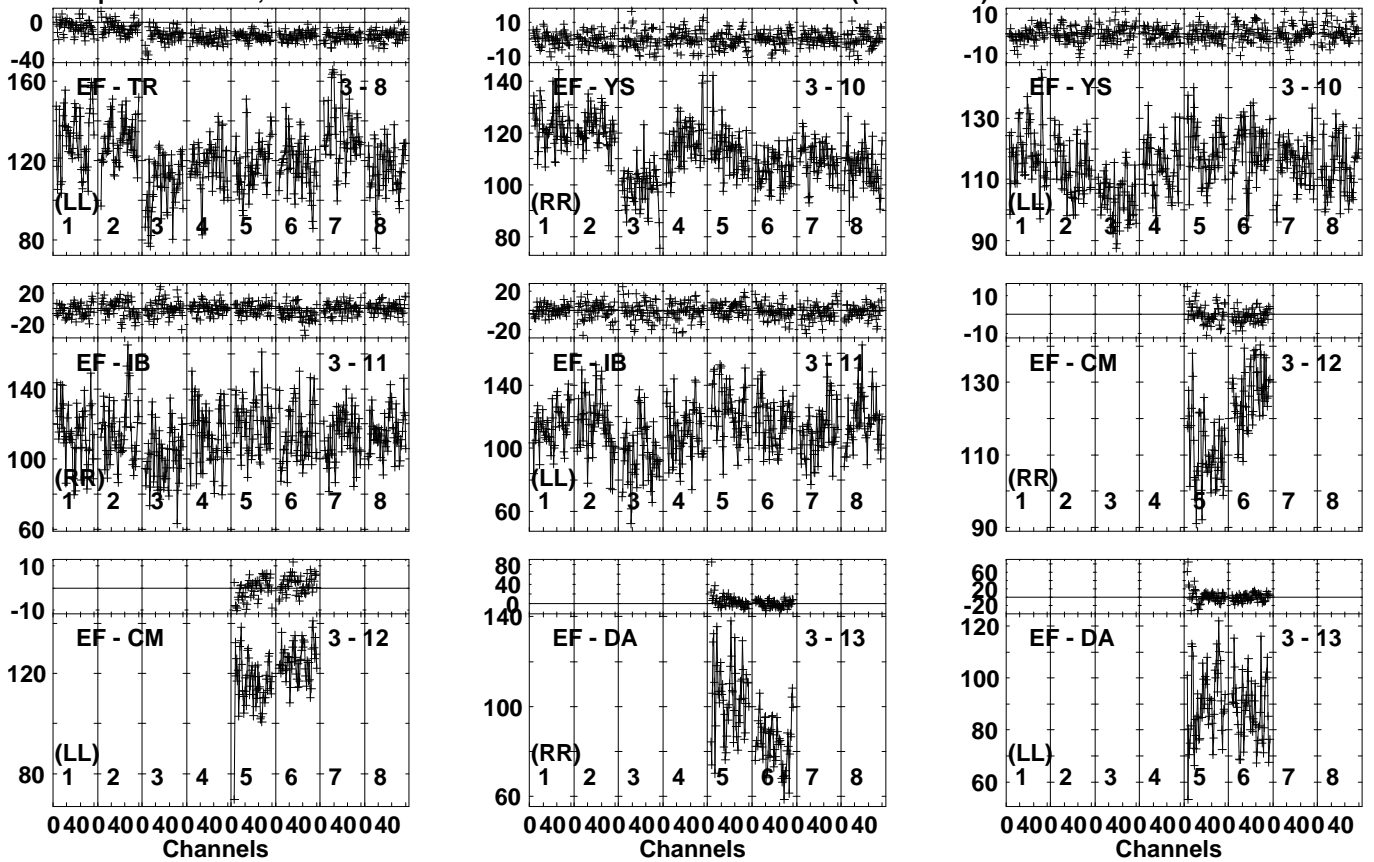


Lower frame: Milli Ampl Jy Top frame: Phas deg
Vector averaged cross-power spectrum Several baselines displayed
Timerange: 00/06:12:21 to 00/06:12:59

Plot file version 161 created 12-APR-2022 17:46:56

J1332+4722 EC082C.UVDATA.1

Freq = 4.7990 GHz, Bw = 32.000 MH Calibrated with CL # 4 and BP # 1 (BP mode 1)

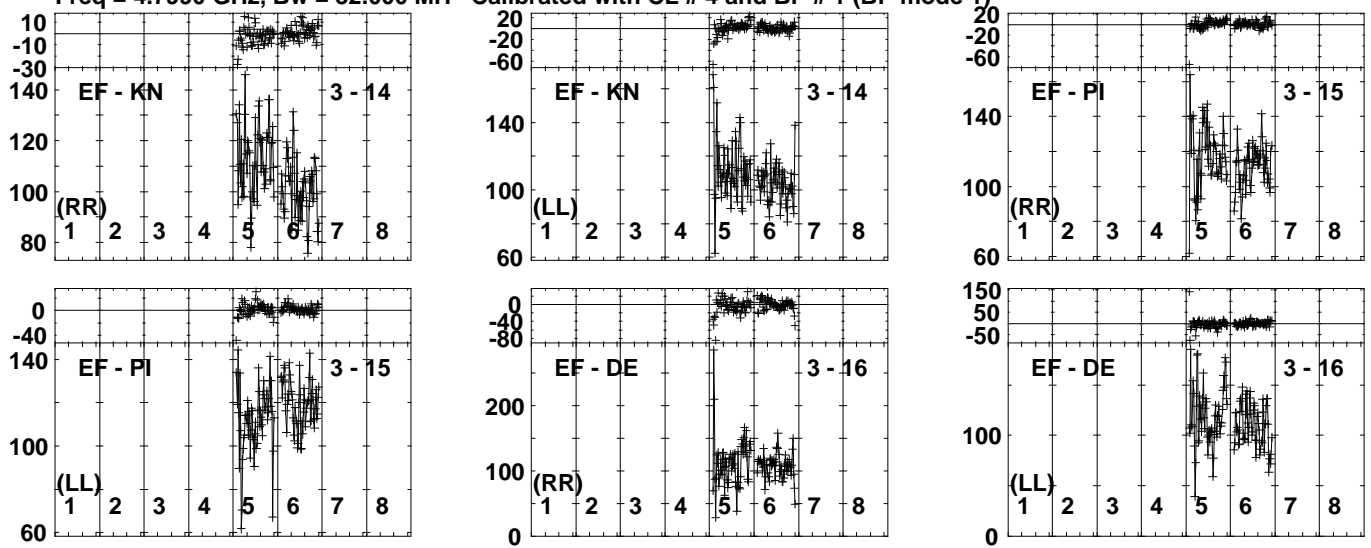


Lower frame: Milli Ampl Jy Top frame: Phas deg
Vector averaged cross-power spectrum Several baselines displayed
Timerange: 00/06:12:21 to 00/06:12:59

Plot file version 162 created 12-APR-2022 17:46:56

J1332+4722 EC082C.UVDATA.1

Freq = 4.7990 GHz, Bw = 32.000 MH Calibrated with CL # 4 and BP # 1 (BP mode 1)

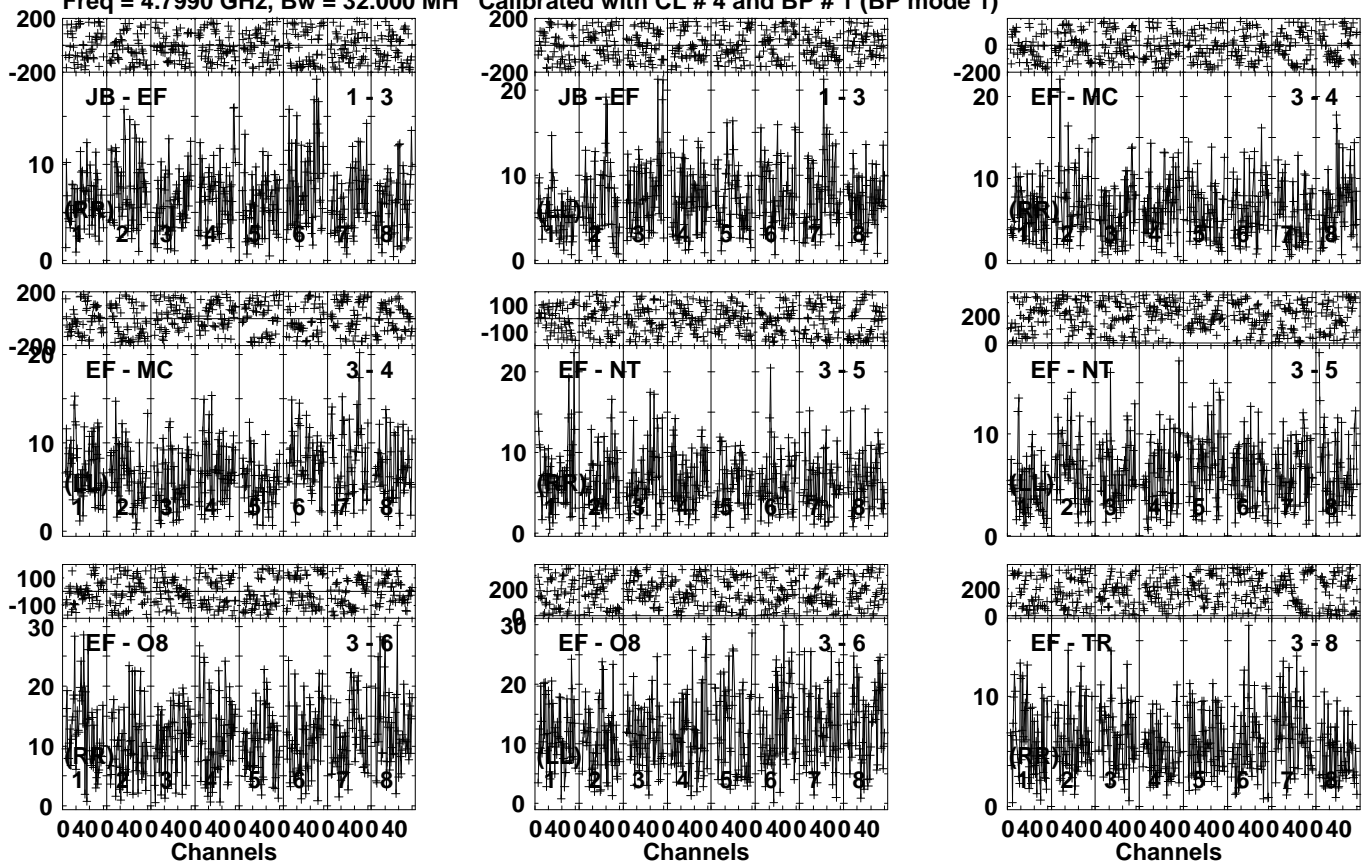


Lower frame: Milli Ampl Jy Top frame: Phas deg
Vector averaged cross-power spectrum Several baselines displayed
Timerange: 00/06:12:21 to 00/06:12:59

Plot file version 163 created 12-APR-2022 17:46:56

NGC5195 EC082C.UVDATA.1

Freq = 4.7990 GHz, Bw = 32.000 MH Calibrated with CL # 4 and BP # 1 (BP mode 1)

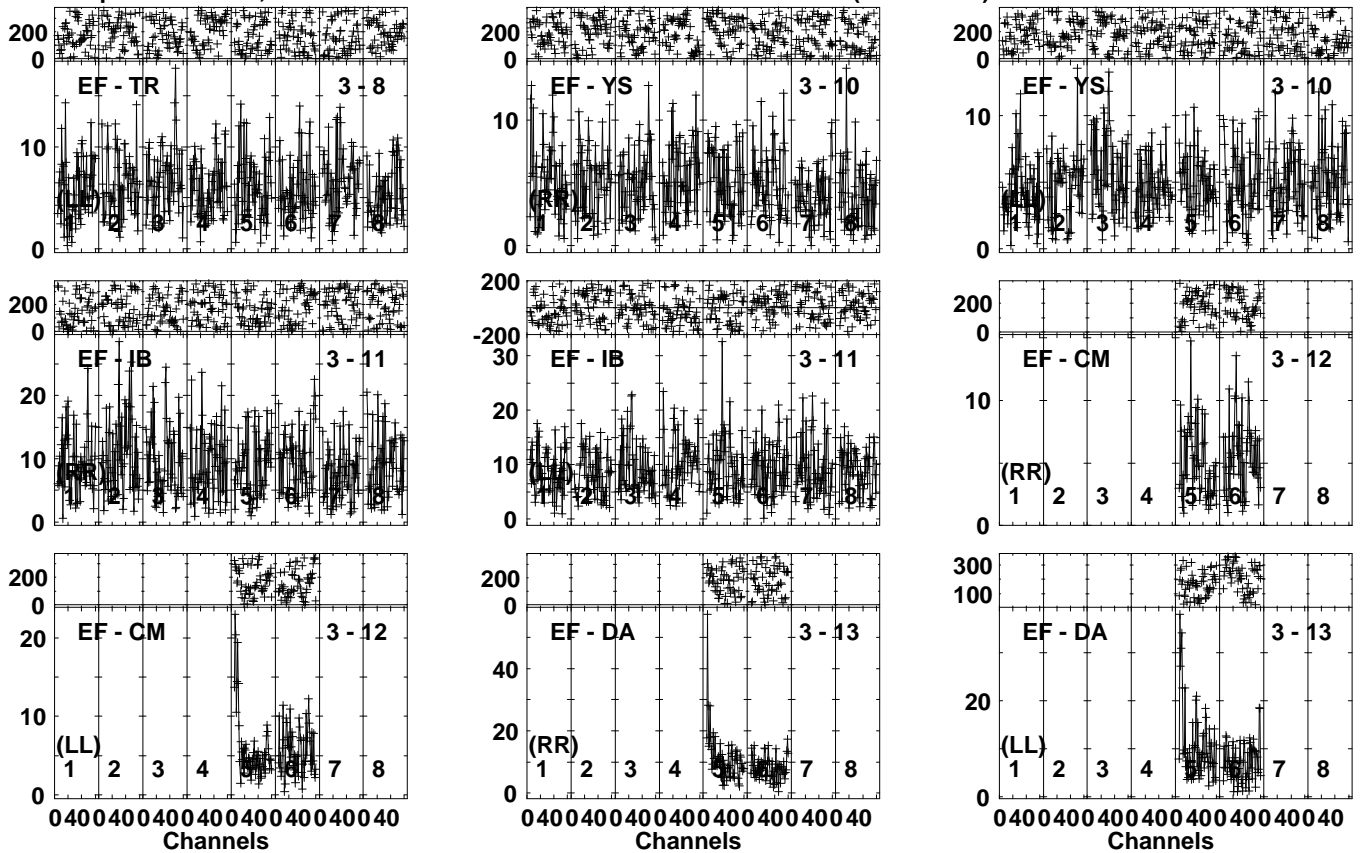


Lower frame: Milli Ampl Jy Top frame: Phas deg
Vector averaged cross-power spectrum Several baselines displayed
Timerange: 00/06:13:11 to 00/06:16:09

Plot file version 164 created 12-APR-2022 17:46:57

NGC5195 EC082C.UVDATA.1

Freq = 4.7990 GHz, Bw = 32.000 MH Calibrated with CL # 4 and BP # 1 (BP mode 1)

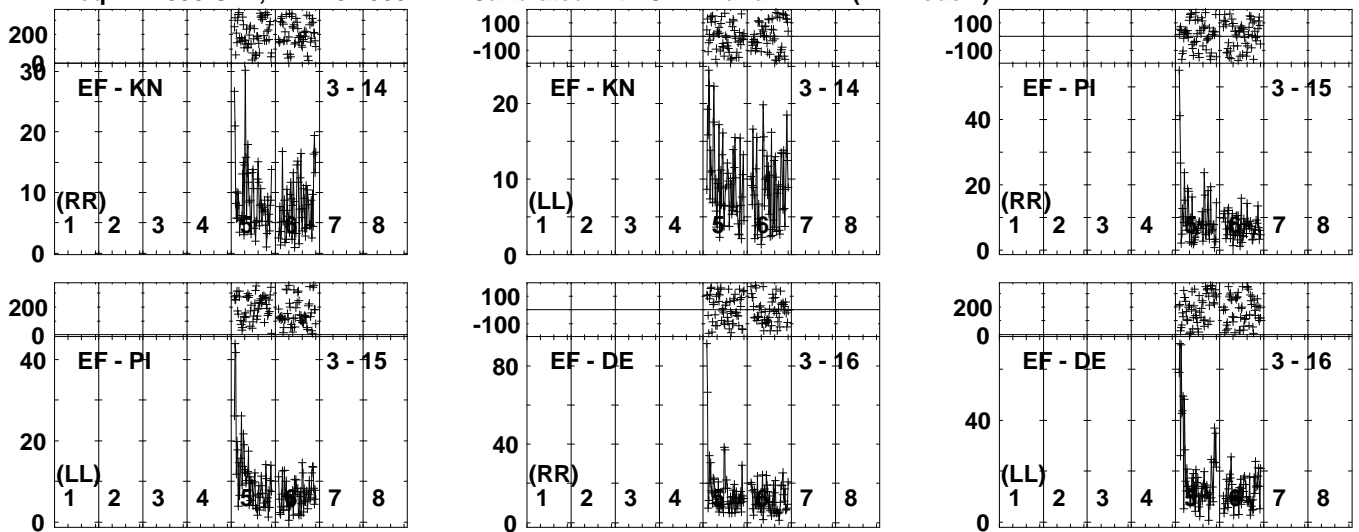


Lower frame: Milli Ampl Jy Top frame: Phas deg
Vector averaged cross-power spectrum Several baselines displayed
Timerange: 00/06:13:11 to 00/06:16:09

Plot file version 165 created 12-APR-2022 17:46:57

NGC5195 EC082C.UVDATA.1

Freq = 4.7990 GHz, Bw = 32.000 MH Calibrated with CL # 4 and BP # 1 (BP mode 1)



Lower frame: Milli Ampl Jy Top frame: Phas deg

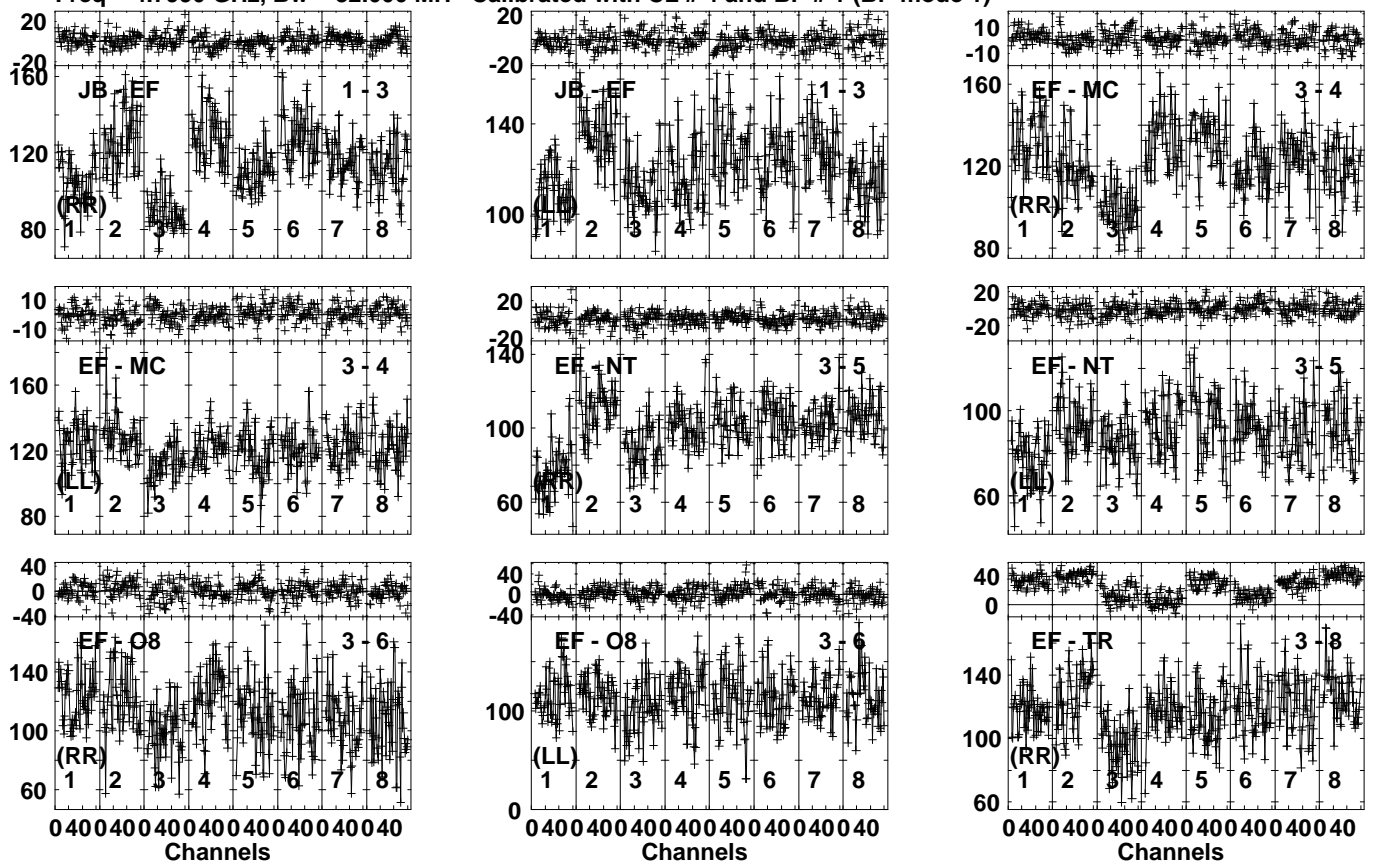
Vector averaged cross-power spectrum Several baselines displayed

Timerange: 00/06:13:11 to 00/06:16:09

Plot file version 166 created 12-APR-2022 17:46:58

J1332+4722 EC082C.UVDATA.1

Freq = 4.7990 GHz, Bw = 32.000 MH Calibrated with CL # 4 and BP # 1 (BP mode 1)

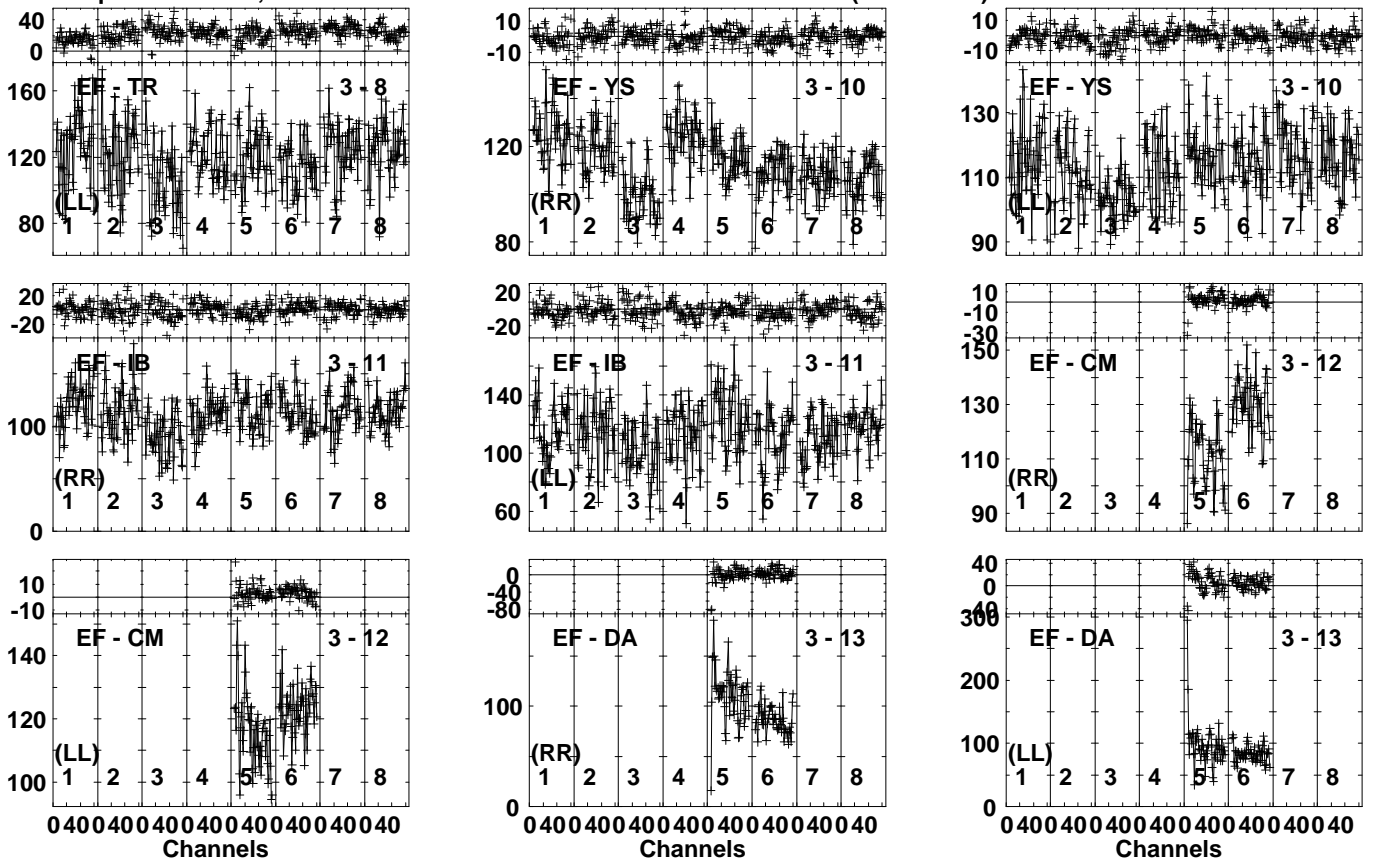


Lower frame: Milli Ampl Jy Top frame: Phas deg
Vector averaged cross-power spectrum Several baselines displayed
Timerange: 00/06:16:21 to 00/06:17:09

Plot file version 167 created 12-APR-2022 17:46:58

J1332+4722 EC082C.UVDATA.1

Freq = 4.7990 GHz, Bw = 32.000 MH Calibrated with CL # 4 and BP # 1 (BP mode 1)

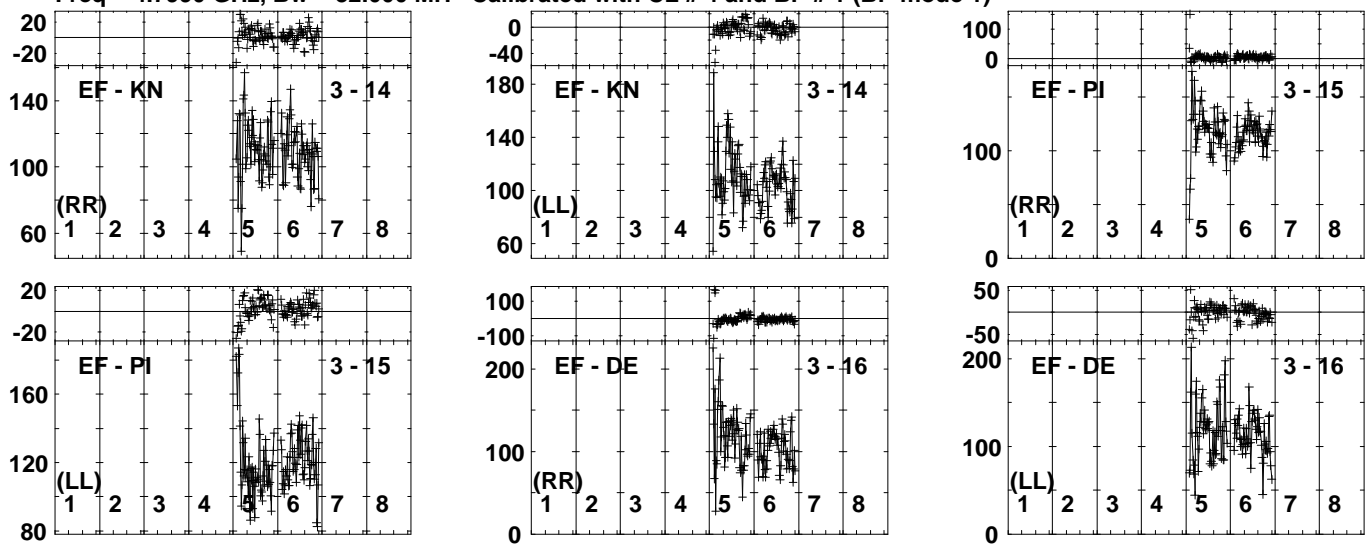


Lower frame: Milli Ampl Jy Top frame: Phas deg
Vector averaged cross-power spectrum Several baselines displayed
Timerange: 00/06:16:21 to 00/06:17:09

Plot file version 168 created 12-APR-2022 17:46:58

J1332+4722 EC082C.UVDATA.1

Freq = 4.7990 GHz, Bw = 32.000 MH Calibrated with CL # 4 and BP # 1 (BP mode 1)

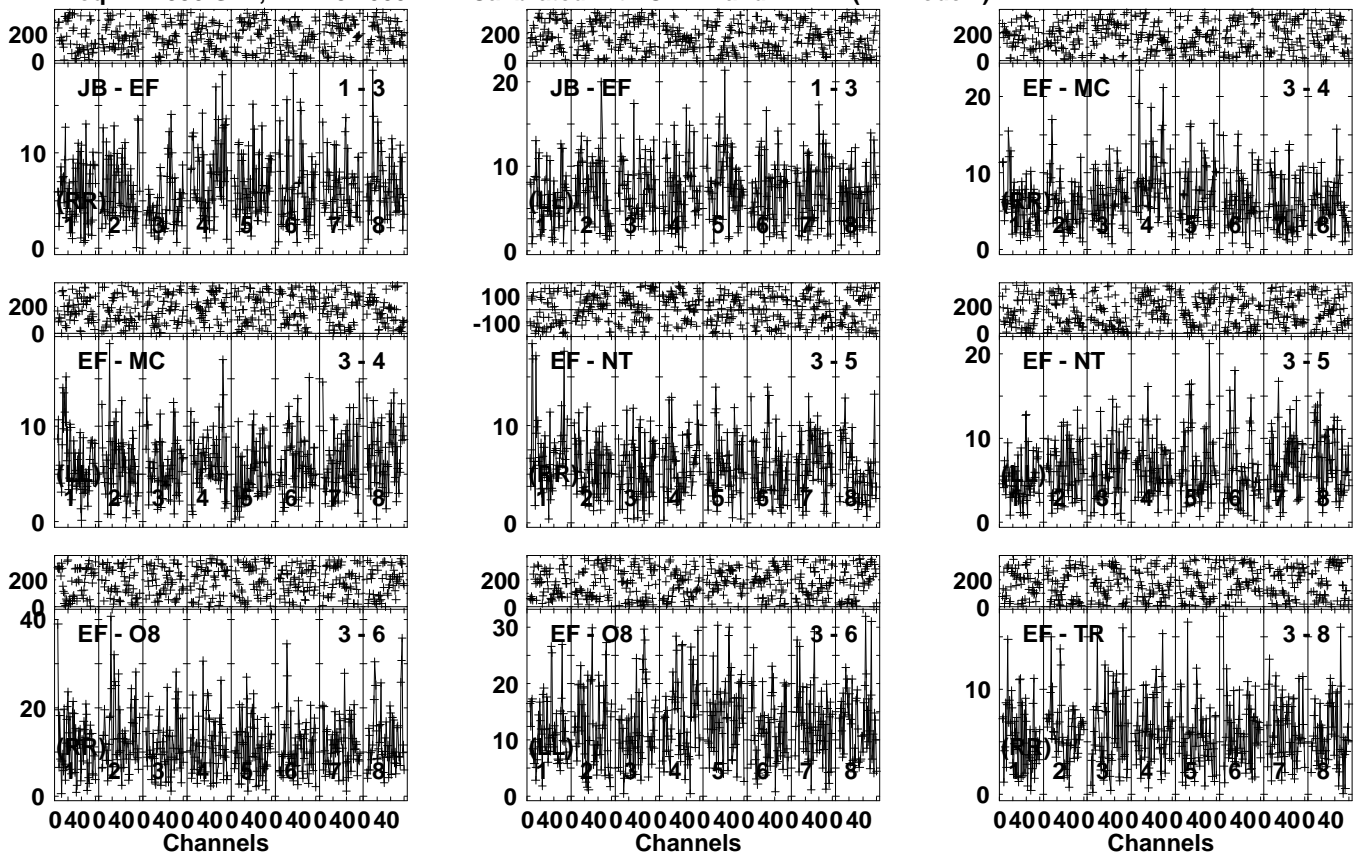


Lower frame: Milli Ampl Jy Top frame: Phas deg
Vector averaged cross-power spectrum Several baselines displayed
Timerange: 00/06:16:21 to 00/06:17:09

Plot file version 169 created 12-APR-2022 17:46:59

NGC5195 EC082C.UVDATA.1

Freq = 4.7990 GHz, Bw = 32.000 MH Calibrated with CL # 4 and BP # 1 (BP mode 1)

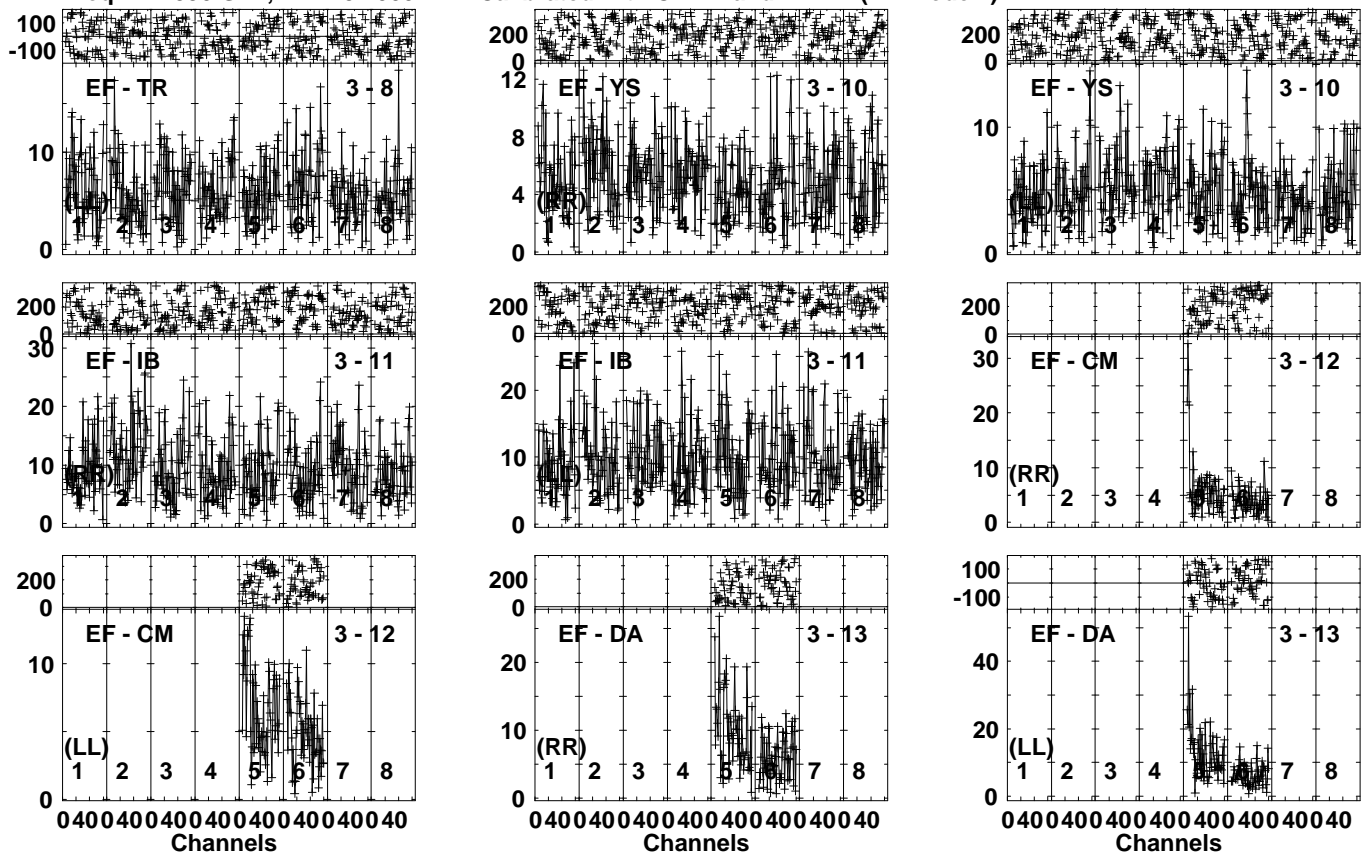


Lower frame: Milli Ampl Jy Top frame: Phas deg
Vector averaged cross-power spectrum Several baselines displayed
Timerange: 00/06:17:21 to 00/06:20:19

Plot file version 170 created 12-APR-2022 17:46:59

NGC5195 EC082C.UVDATA.1

Freq = 4.7990 GHz, Bw = 32.000 MH Calibrated with CL # 4 and BP # 1 (BP mode 1)

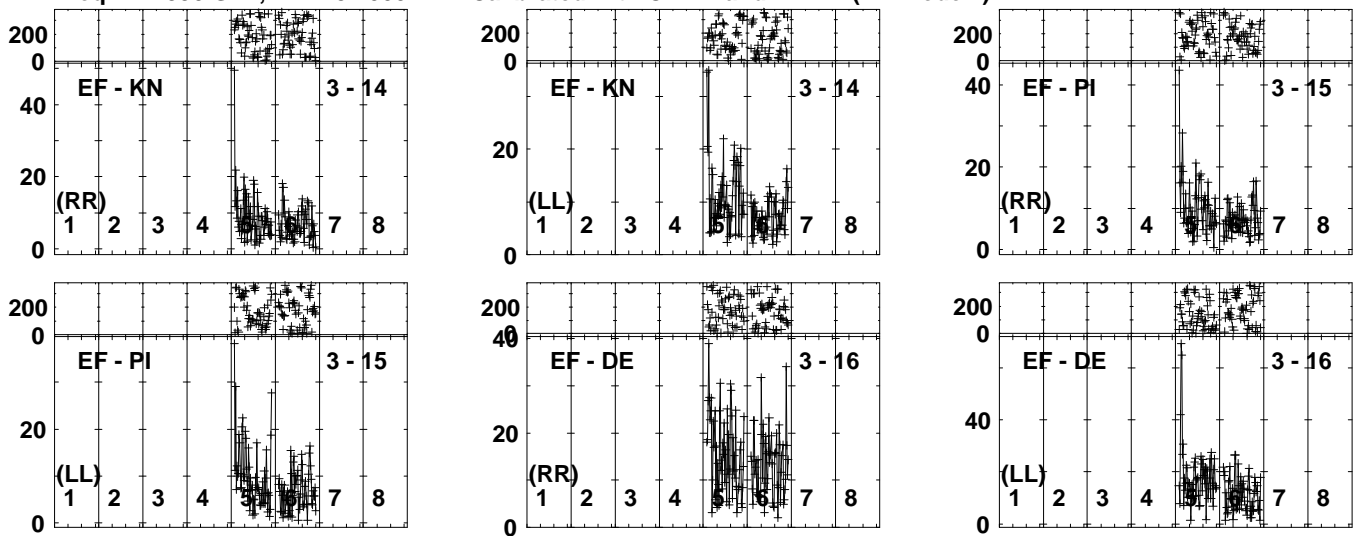


Lower frame: Milli Ampl Jy Top frame: Phas deg
Vector averaged cross-power spectrum Several baselines displayed
Timerange: 00/06:17:21 to 00/06:20:19

Plot file version 171 created 12-APR-2022 17:47:00

NGC5195 EC082C.UVDATA.1

Freq = 4.7990 GHz, Bw = 32.000 MH Calibrated with CL # 4 and BP # 1 (BP mode 1)



Lower frame: Milli Ampl Jy Top frame: Phas deg

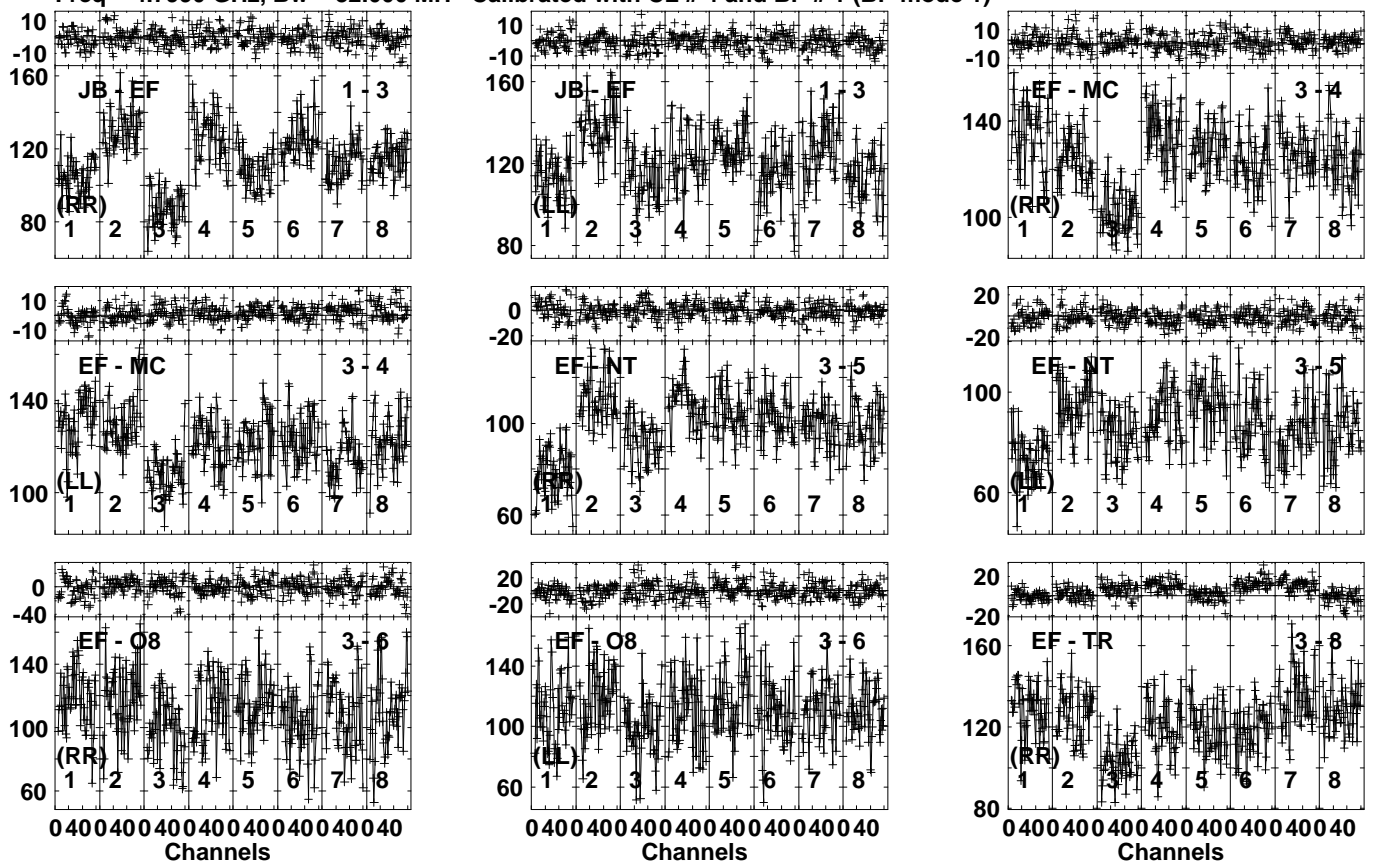
Vector averaged cross-power spectrum Several baselines displayed

Timerange: 00/06:17:21 to 00/06:20:19

Plot file version 172 created 12-APR-2022 17:47:00

J1332+4722 EC082C.UVDATA.1

Freq = 4.7990 GHz, Bw = 32.000 MH Calibrated with CL # 4 and BP # 1 (BP mode 1)

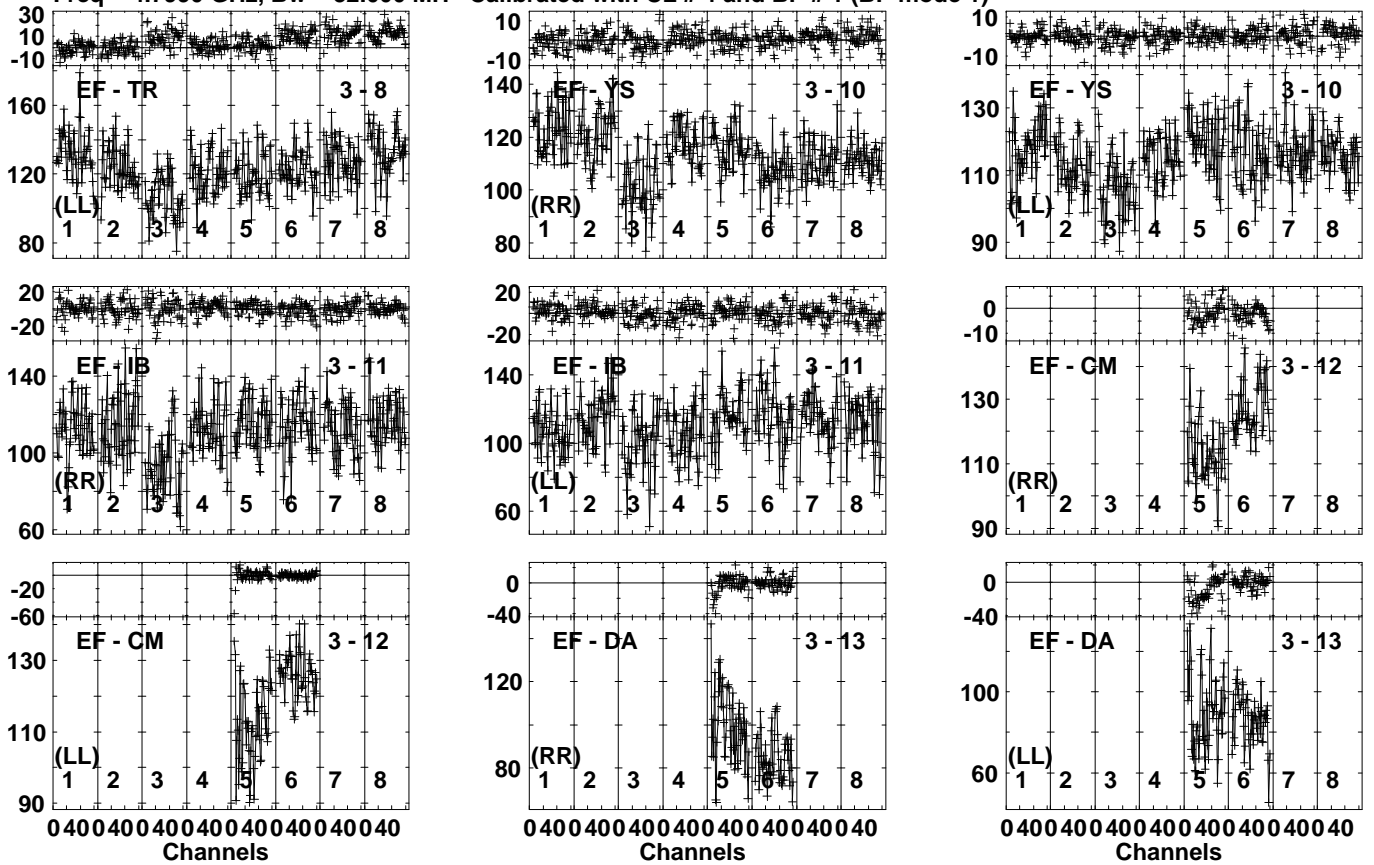


Lower frame: Milli Ampl Jy Top frame: Phas deg
Vector averaged cross-power spectrum Several baselines displayed
Timerange: 00/06:20:51 to 00/06:21:29

Plot file version 173 created 12-APR-2022 17:47:00

J1332+4722 EC082C.UVDATA.1

Freq = 4.7990 GHz, Bw = 32.000 MH Calibrated with CL # 4 and BP # 1 (BP mode 1)

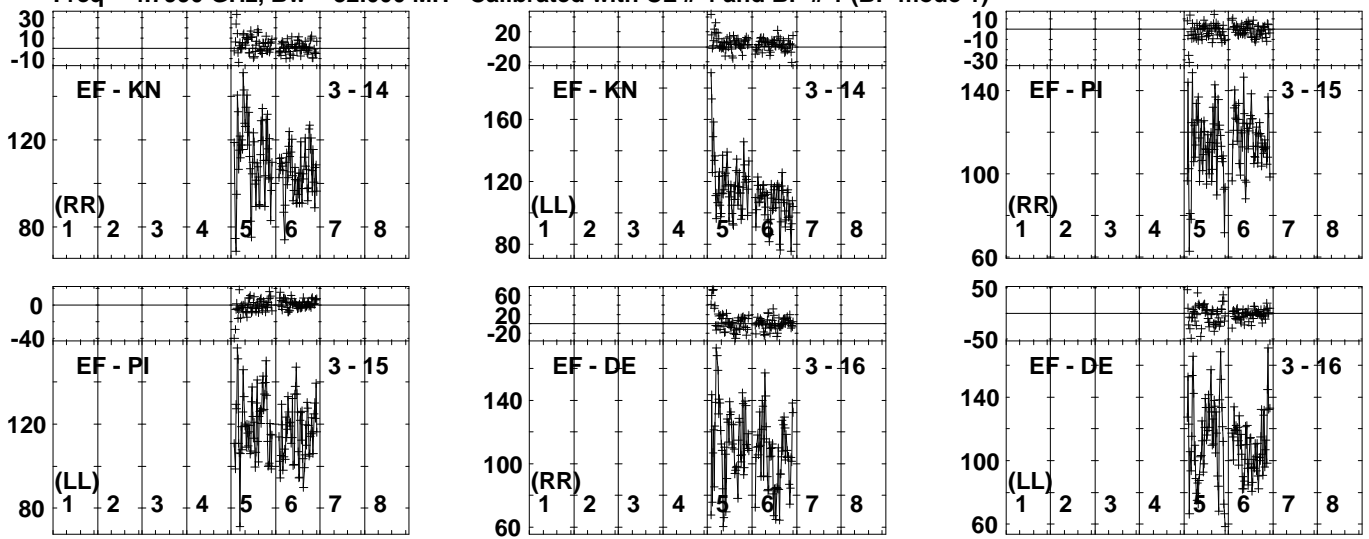


Lower frame: Milli Ampl Jy Top frame: Phas deg
Vector averaged cross-power spectrum Several baselines displayed
Timerange: 00/06:20:51 to 00/06:21:29

Plot file version 174 created 12-APR-2022 17:47:01

J1332+4722 EC082C.UVDATA.1

Freq = 4.7990 GHz, Bw = 32.000 MH Calibrated with CL # 4 and BP # 1 (BP mode 1)

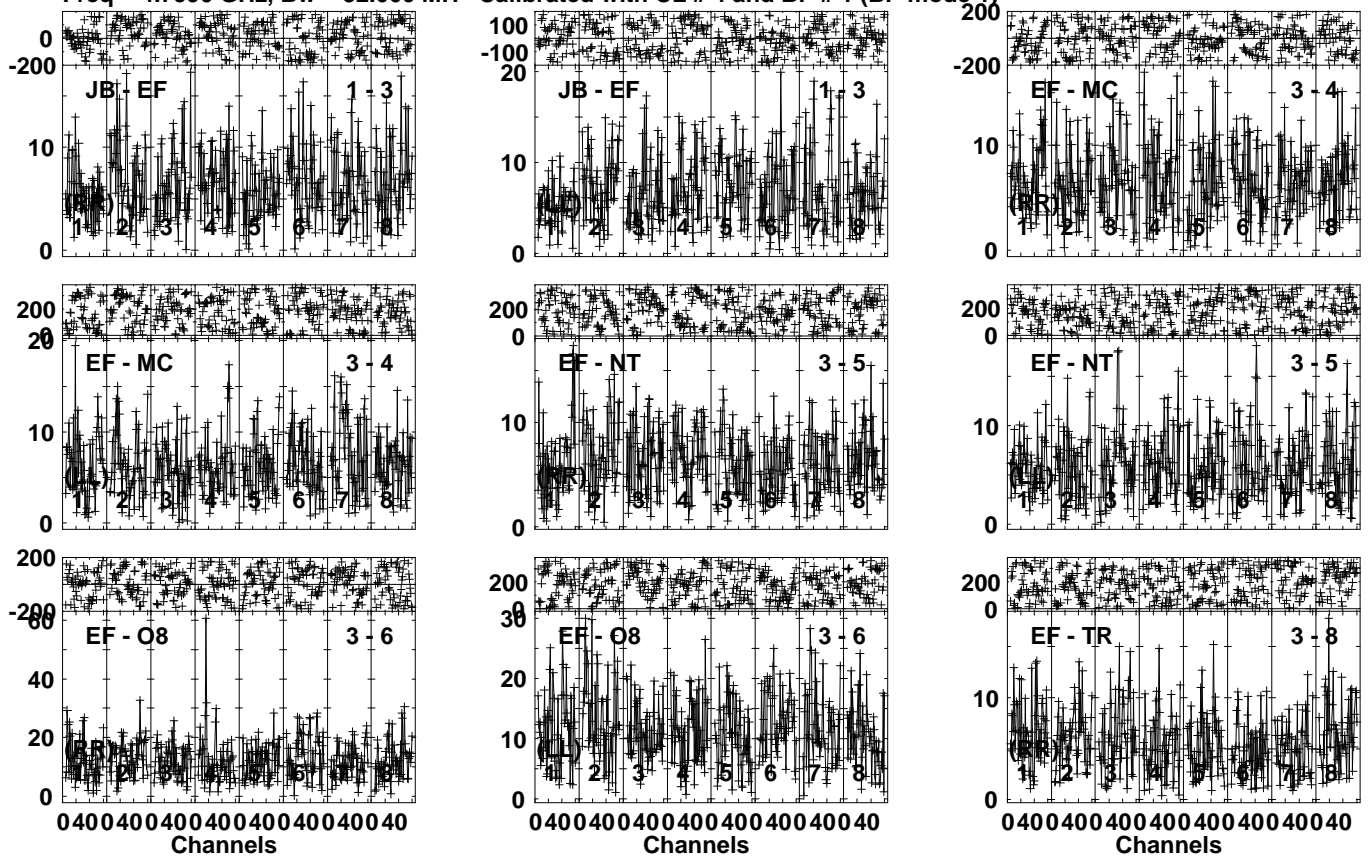


Lower frame: Milli Ampl Jy Top frame: Phas deg
Vector averaged cross-power spectrum Several baselines displayed
Timerange: 00/06:20:51 to 00/06:21:29

Plot file version 175 created 12-APR-2022 17:47:01

NGC5195 EC082C.UVDATA.1

Freq = 4.7990 GHz, Bw = 32.000 MH Calibrated with CL # 4 and BP # 1 (BP mode 1)

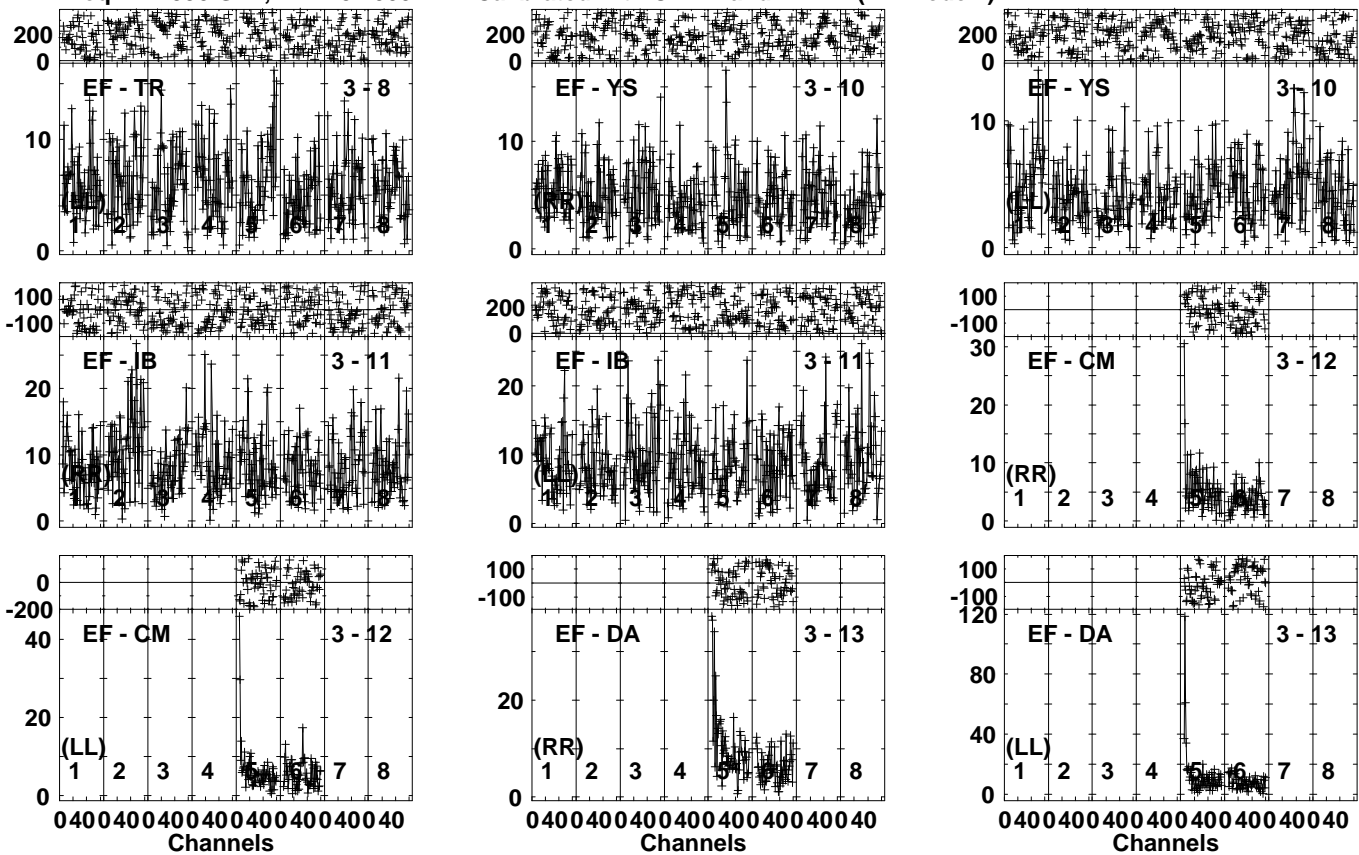


Lower frame: Milli Ampl Jy Top frame: Phas deg
Vector averaged cross-power spectrum Several baselines displayed
Timerange: 00/06:21:41 to 00/06:24:39

Plot file version 176 created 12-APR-2022 17:47:01

NGC5195 EC082C.UVDATA.1

Freq = 4.7990 GHz, Bw = 32.000 MH Calibrated with CL # 4 and BP # 1 (BP mode 1)

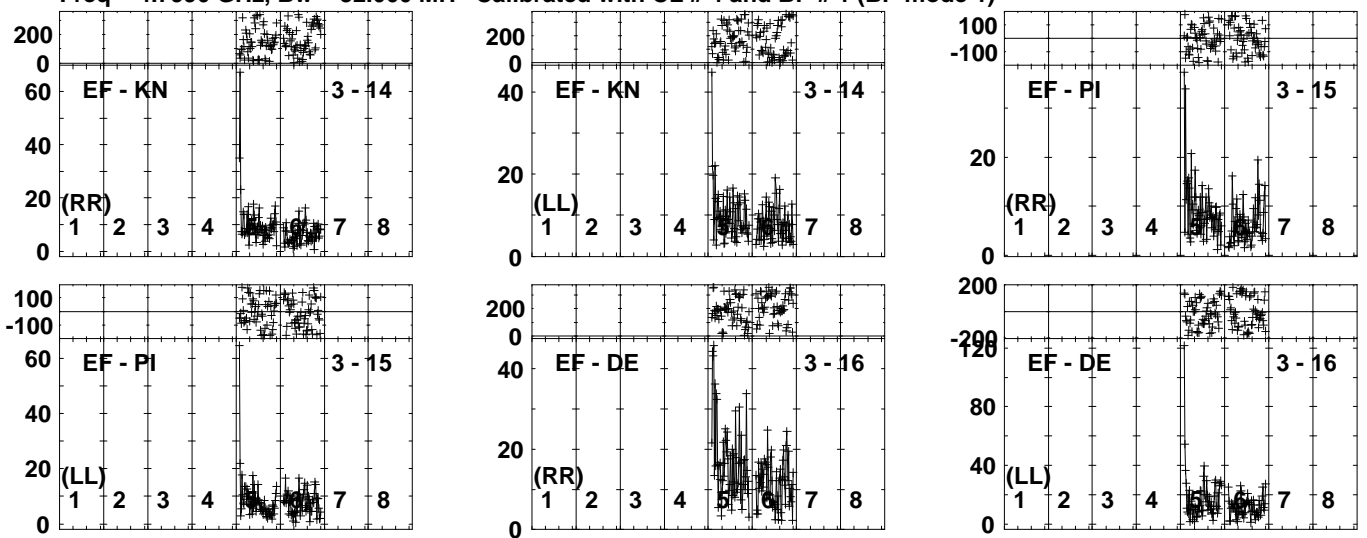


Lower frame: Milli Ampl Jy Top frame: Phas deg
Vector averaged cross-power spectrum Several baselines displayed
Timerange: 00/06:21:41 to 00/06:24:39

Plot file version 177 created 12-APR-2022 17:47:02

NGC5195 EC082C.UVDATA.1

Freq = 4.7990 GHz, Bw = 32.000 MH Calibrated with CL # 4 and BP # 1 (BP mode 1)



Lower frame: Milli Ampl Jy Top frame: Phas deg

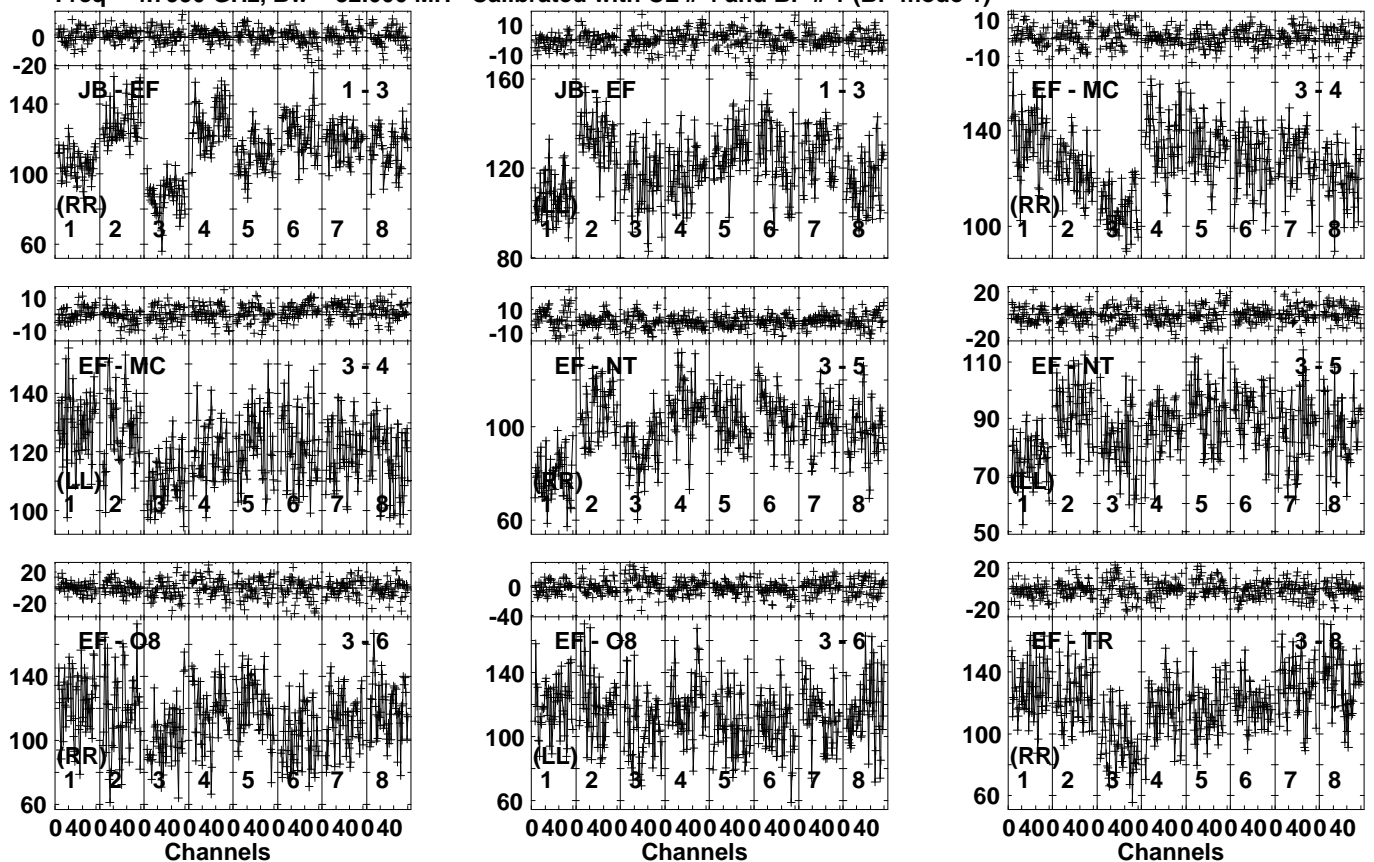
Vector averaged cross-power spectrum Several baselines displayed

Timerange: 00/06:21:41 to 00/06:24:39

Plot file version 178 created 12-APR-2022 17:47:02

J1332+4722 EC082C.UVDATA.1

Freq = 4.7990 GHz, Bw = 32.000 MH Calibrated with CL # 4 and BP # 1 (BP mode 1)

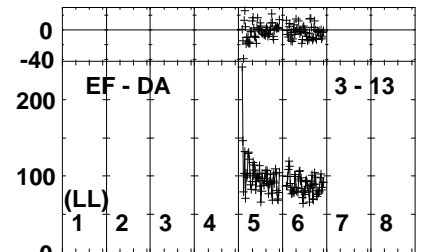
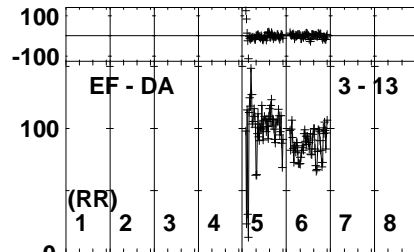
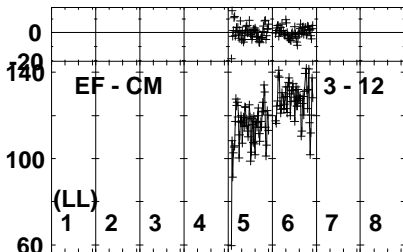
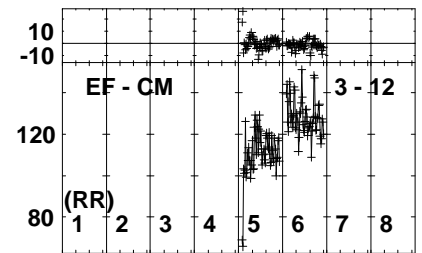
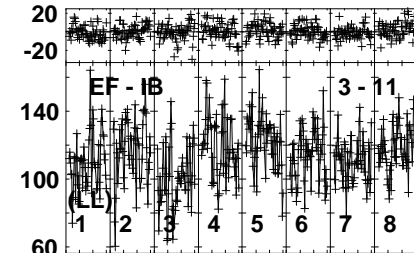
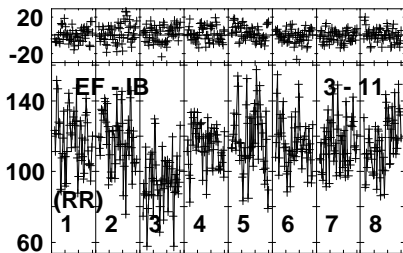
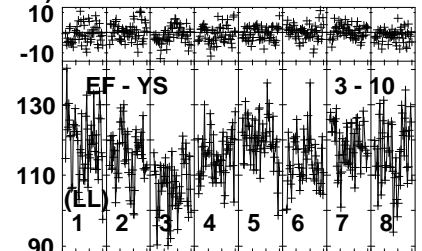
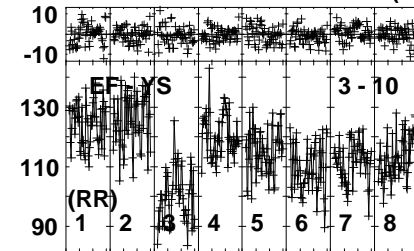
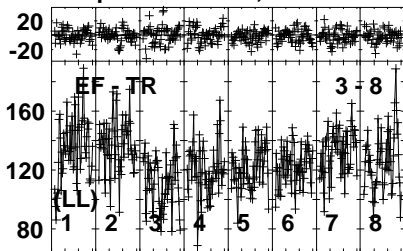


Lower frame: Milli Ampl Jy Top frame: Phas deg
Vector averaged cross-power spectrum Several baselines displayed
Timerange: 00/06:24:51 to 00/06:25:39

Plot file version 179 created 12-APR-2022 17:47:02

J1332+4722 EC082C.UVDATA.1

Freq = 4.7990 GHz, Bw = 32.000 MH Calibrated with CL # 4 and BP # 1 (BP mode 1)

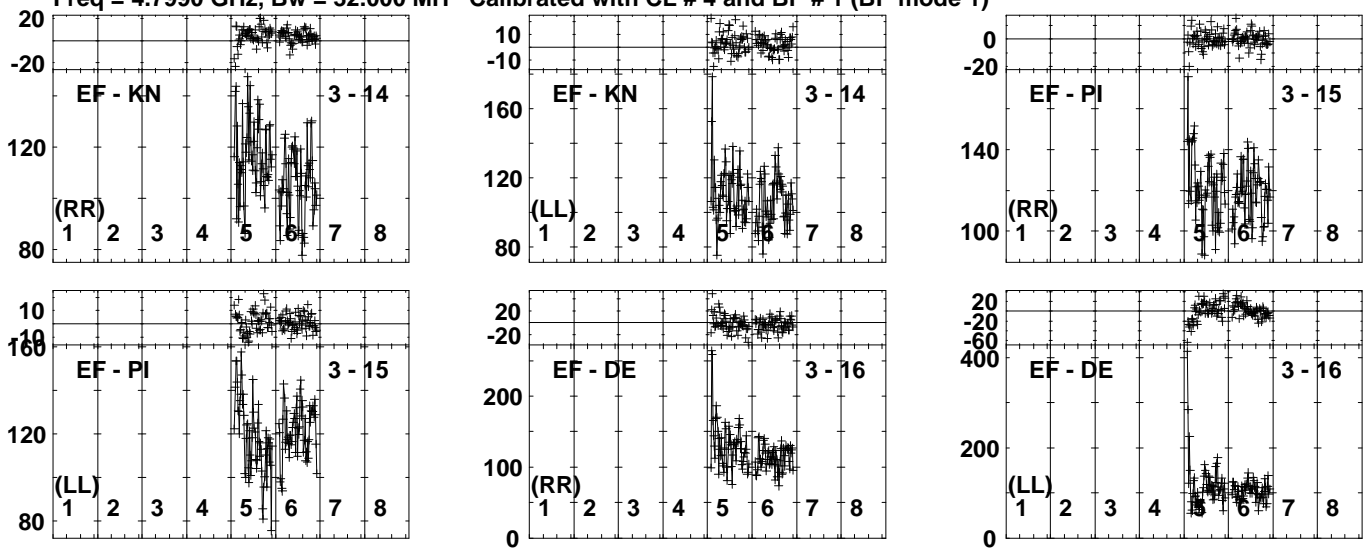


Lower frame: Milli Ampl Jy Top frame: Phas deg
Vector averaged cross-power spectrum Several baselines displayed
Timerange: 00/06:24:51 to 00/06:25:39

Plot file version 180 created 12-APR-2022 17:47:03

J1332+4722 EC082C.UVDATA.1

Freq = 4.7990 GHz, Bw = 32.000 MH Calibrated with CL # 4 and BP # 1 (BP mode 1)

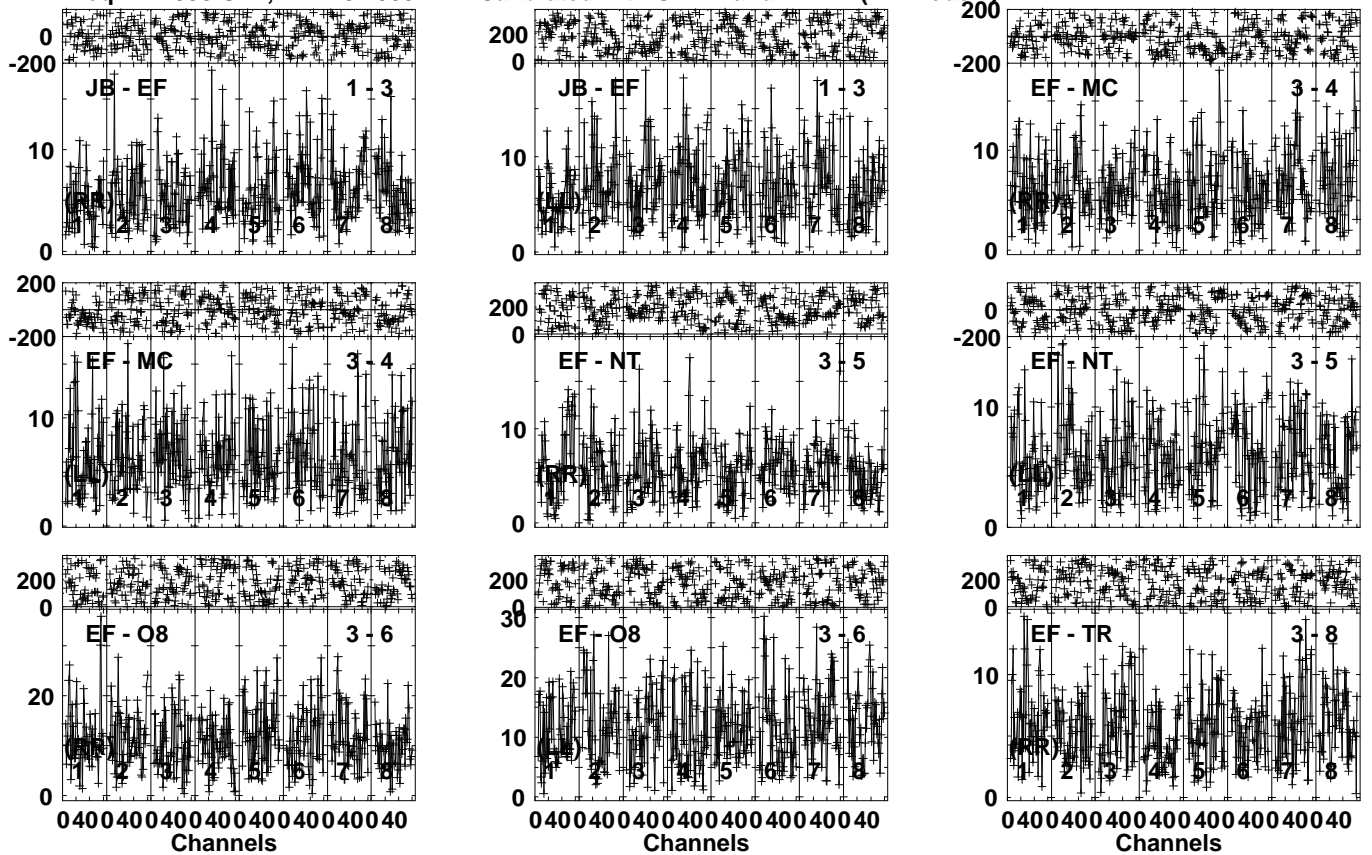


Lower frame: Milli Ampl Jy Top frame: Phas deg
Vector averaged cross-power spectrum Several baselines displayed
Timerange: 00/06:24:51 to 00/06:25:39

Plot file version 181 created 12-APR-2022 17:47:03

NGC5195 EC082C.UVDATA.1

Freq = 4.7990 GHz, Bw = 32.000 MH Calibrated with CL # 4 and BP # 1 (BP mode 1)



Lower frame: Milli Ampl Jy Top frame: Phas deg

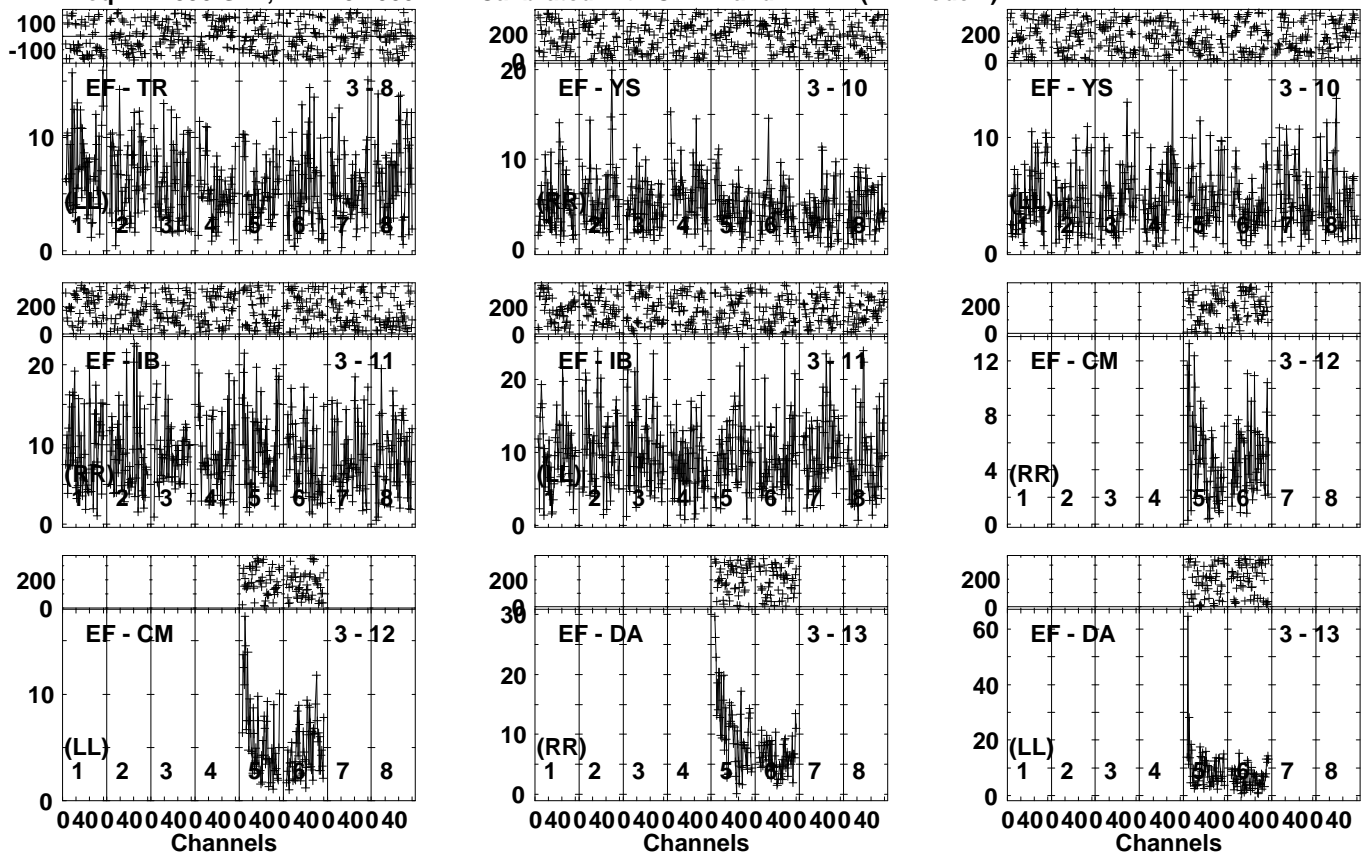
Vector averaged cross-power spectrum Several baselines displayed

Timerange: 00/06:26:11 to 00/06:29:09

Plot file version 182 created 12-APR-2022 17:47:03

NGC5195 EC082C.UVDATA.1

Freq = 4.7990 GHz, Bw = 32.000 MH Calibrated with CL # 4 and BP # 1 (BP mode 1)

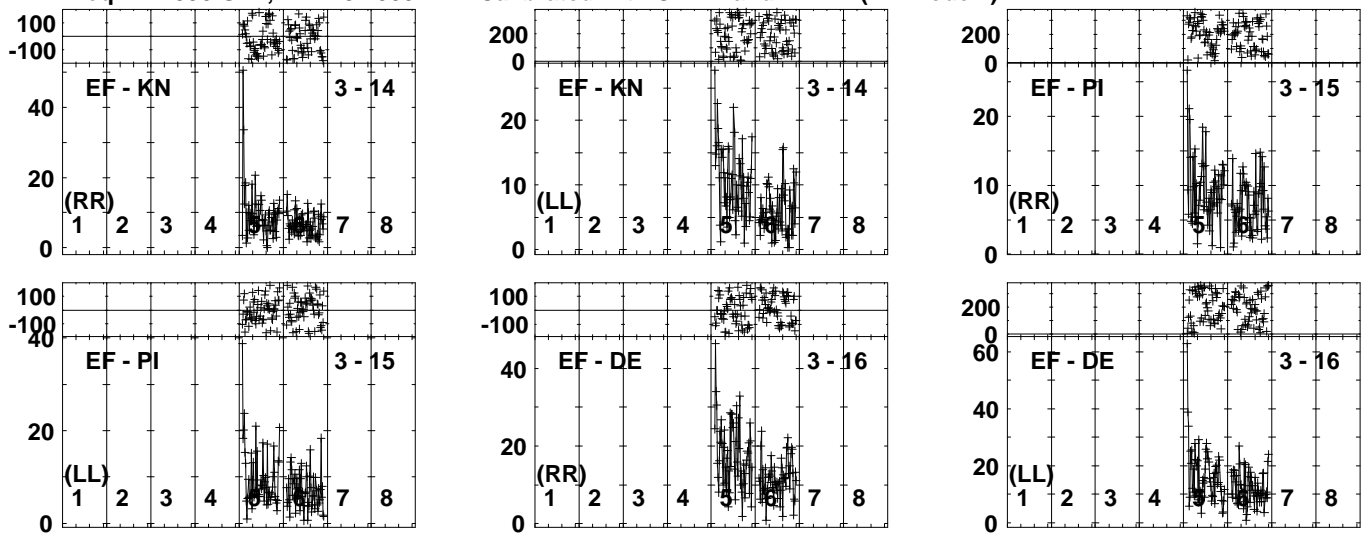


Lower frame: Milli Ampl Jy Top frame: Phas deg
Vector averaged cross-power spectrum Several baselines displayed
Timerange: 00/06:26:11 to 00/06:29:09

Plot file version 183 created 12-APR-2022 17:47:04

NGC5195 EC082C.UVDATA.1

Freq = 4.7990 GHz, Bw = 32.000 MH Calibrated with CL # 4 and BP # 1 (BP mode 1)



Lower frame: Milli Ampl Jy Top frame: Phas deg

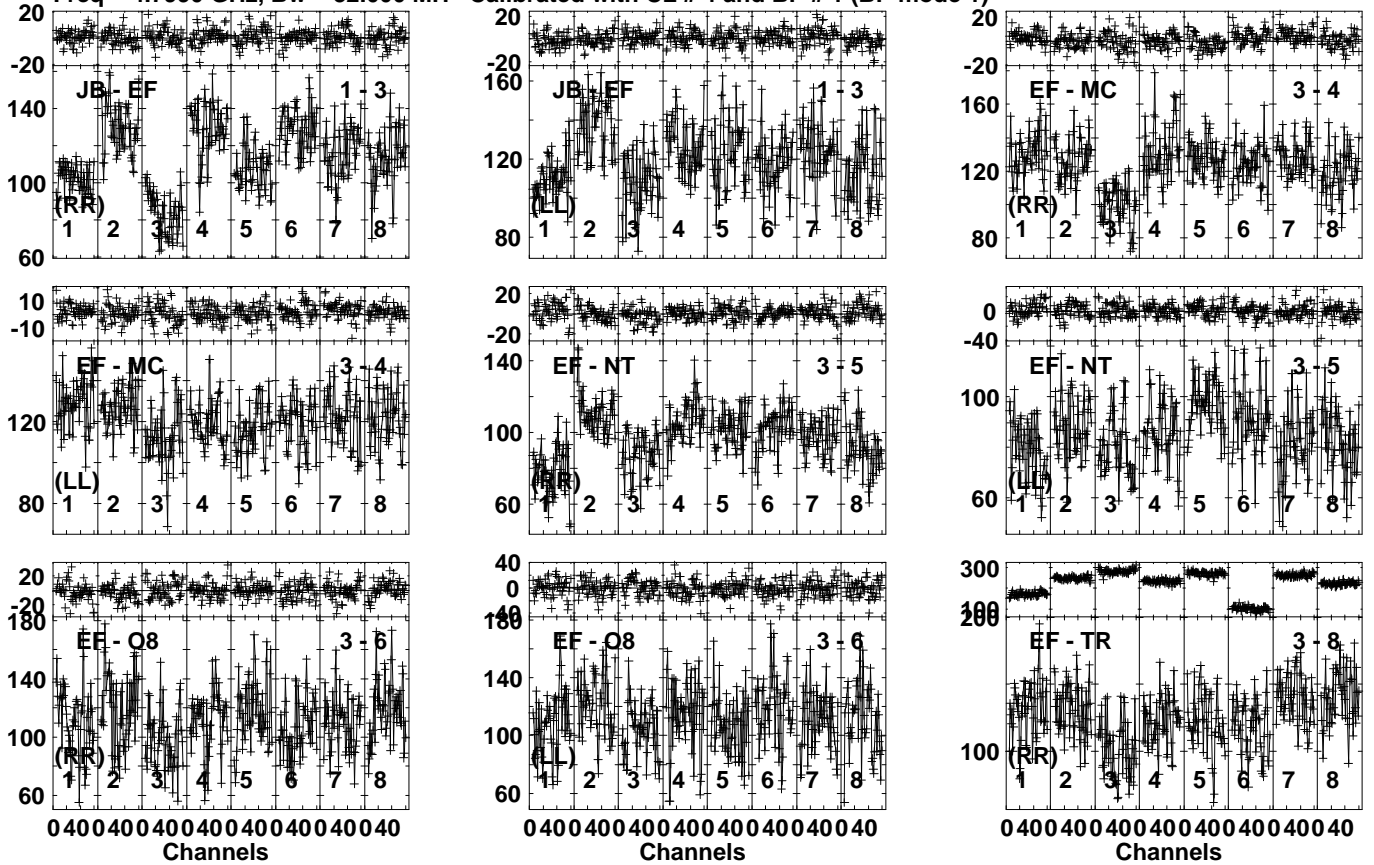
Vector averaged cross-power spectrum Several baselines displayed

Timerange: 00/06:26:11 to 00/06:29:09

Plot file version 184 created 12-APR-2022 17:47:04

J1332+4722 EC082C.UVDATA.1

Freq = 4.7990 GHz, Bw = 32.000 MH Calibrated with CL # 4 and BP # 1 (BP mode 1)

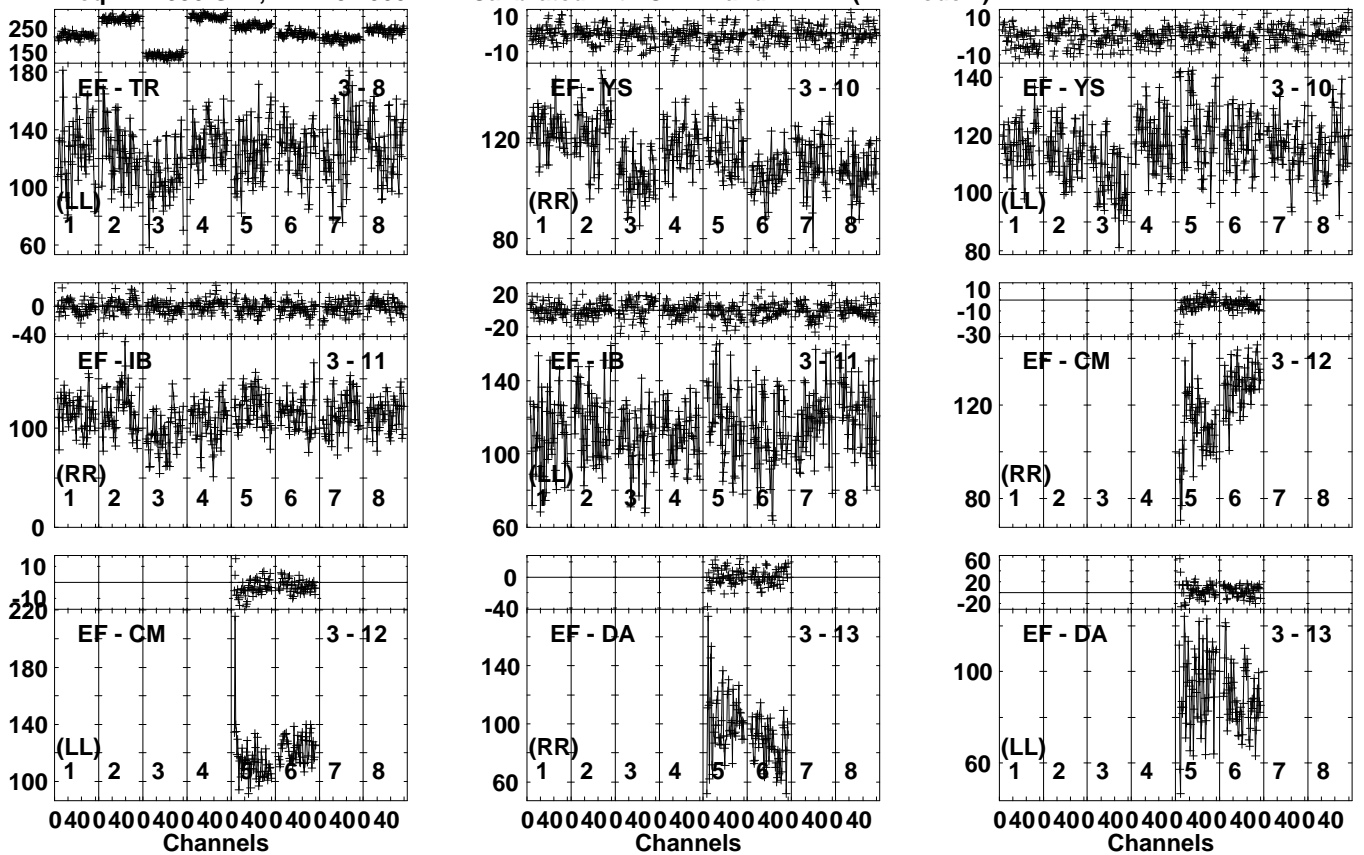


Lower frame: Milli Ampl Jy Top frame: Phas deg
Vector averaged cross-power spectrum Several baselines displayed
Timerange: 00/06:29:21 to 00/06:30:09

Plot file version 185 created 12-APR-2022 17:47:05

J1332+4722 EC082C.UVDATA.1

Freq = 4.7990 GHz, Bw = 32.000 MH Calibrated with CL # 4 and BP # 1 (BP mode 1)

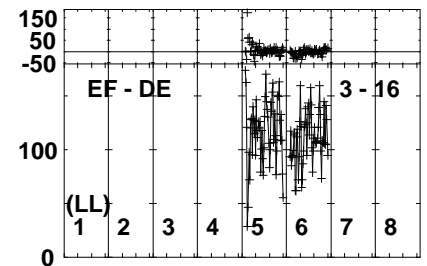
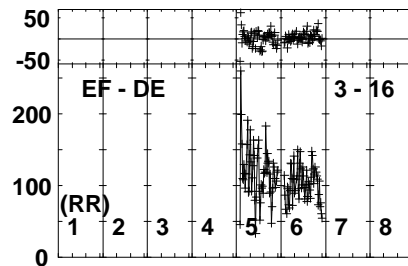
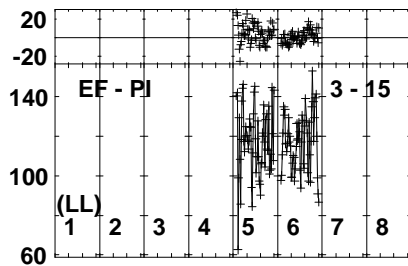
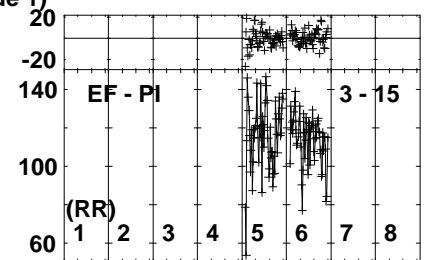
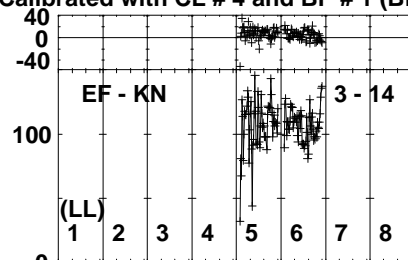
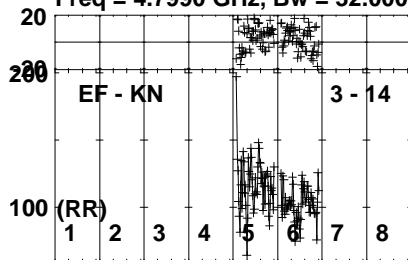


Lower frame: Milli Ampl Jy Top frame: Phas deg
Vector averaged cross-power spectrum Several baselines displayed
Timerange: 00/06:29:21 to 00/06:30:09

Plot file version 186 created 12-APR-2022 17:47:05

J1332+4722 EC082C.UVDATA.1

Freq = 4.7990 GHz, Bw = 32.000 MH Calibrated with CL # 4 and BP # 1 (BP mode 1)

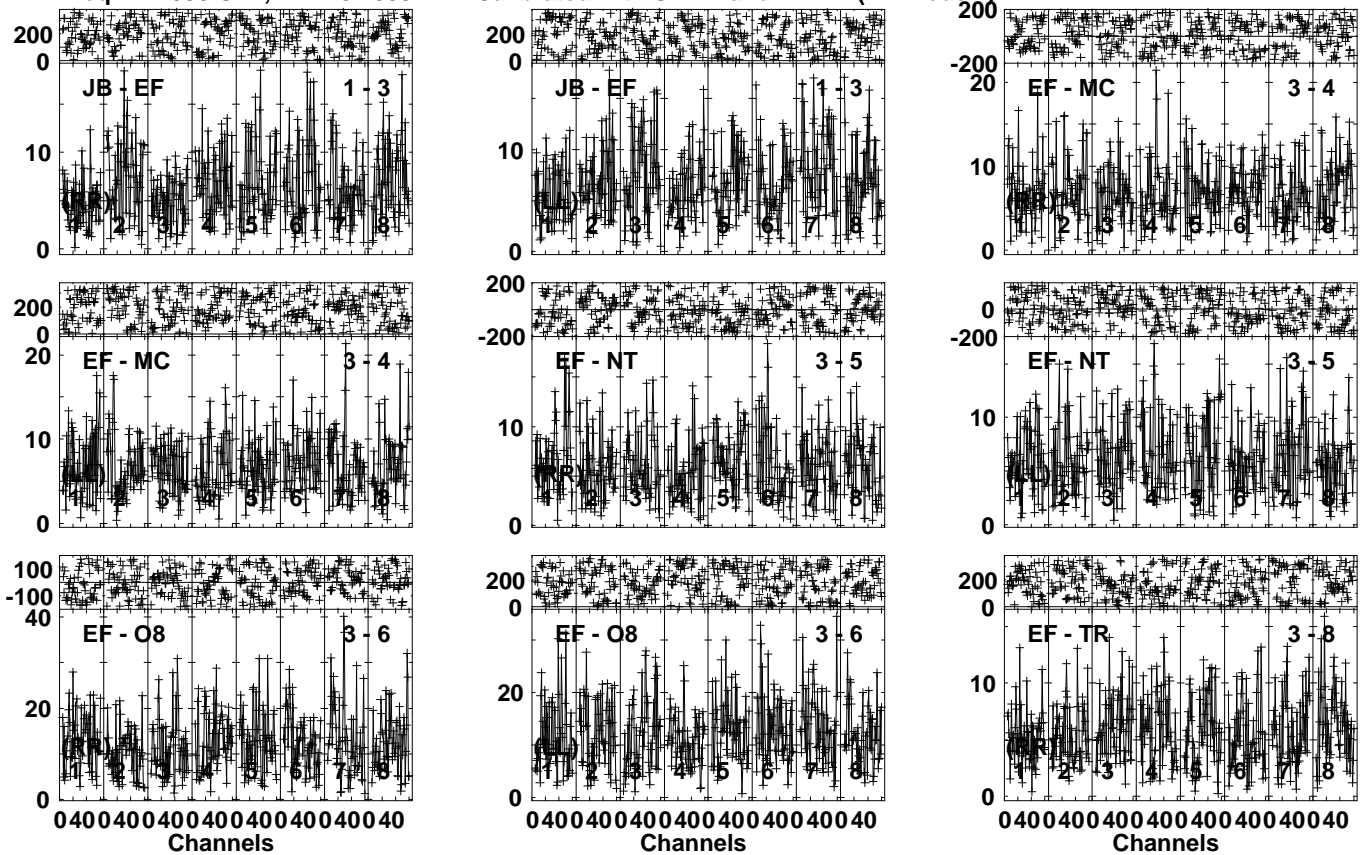


Lower frame: Milli Ampl Jy Top frame: Phas deg
Vector averaged cross-power spectrum Several baselines displayed
Timerange: 00/06:29:21 to 00/06:30:09

Plot file version 187 created 12-APR-2022 17:47:05

NGC5195 EC082C.UVDATA.1

Freq = 4.7990 GHz, Bw = 32.000 MH Calibrated with CL # 4 and BP # 1 (BP mode 1)

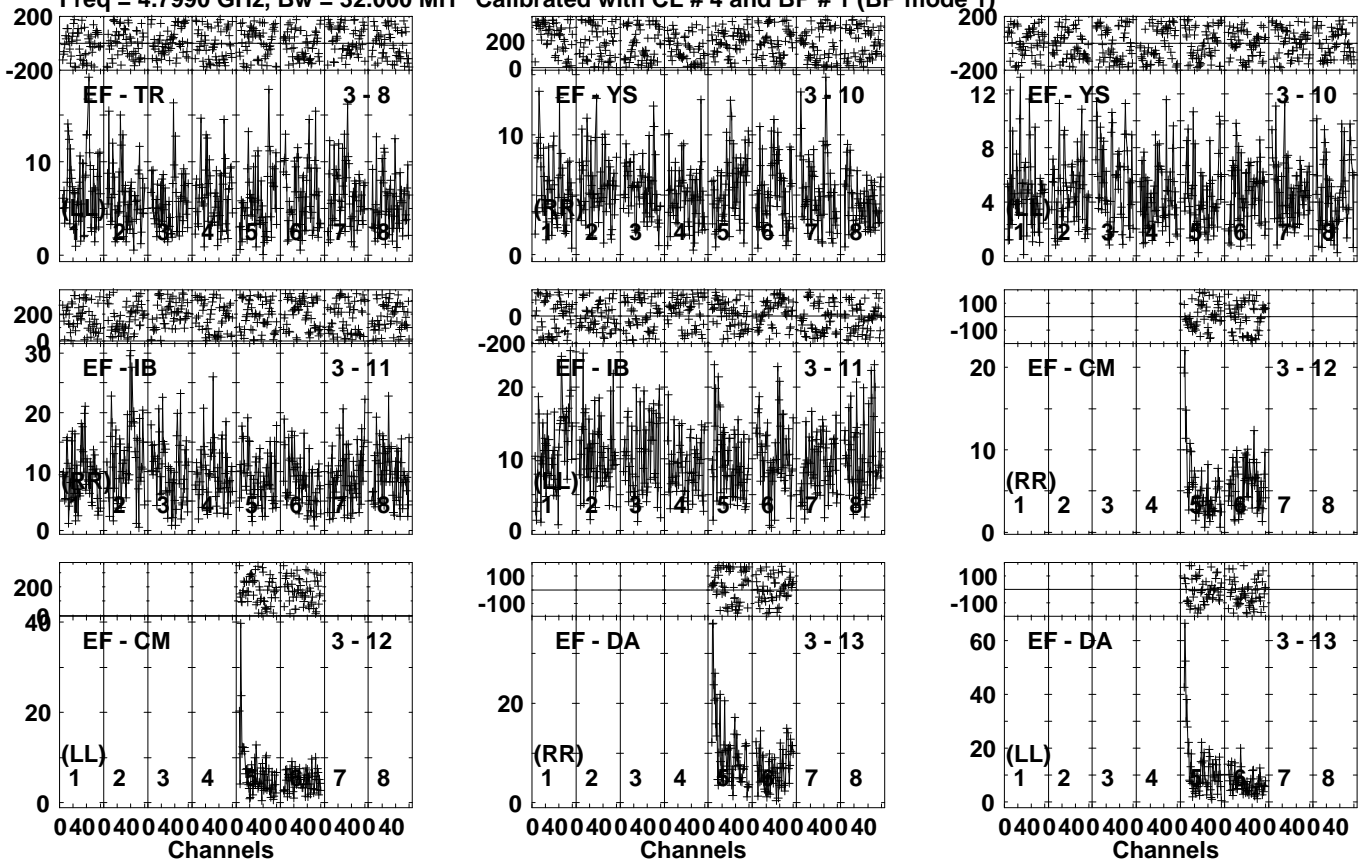


Lower frame: Milli Ampl Jy Top frame: Phas deg
Vector averaged cross-power spectrum Several baselines displayed
Timerange: 00/06:30:21 to 00/06:33:19

Plot file version 188 created 12-APR-2022 17:47:06

NGC5195 EC082C.UVDATA.1

Freq = 4.7990 GHz, Bw = 32.000 MH Calibrated with CL # 4 and BP # 1 (BP mode 1)

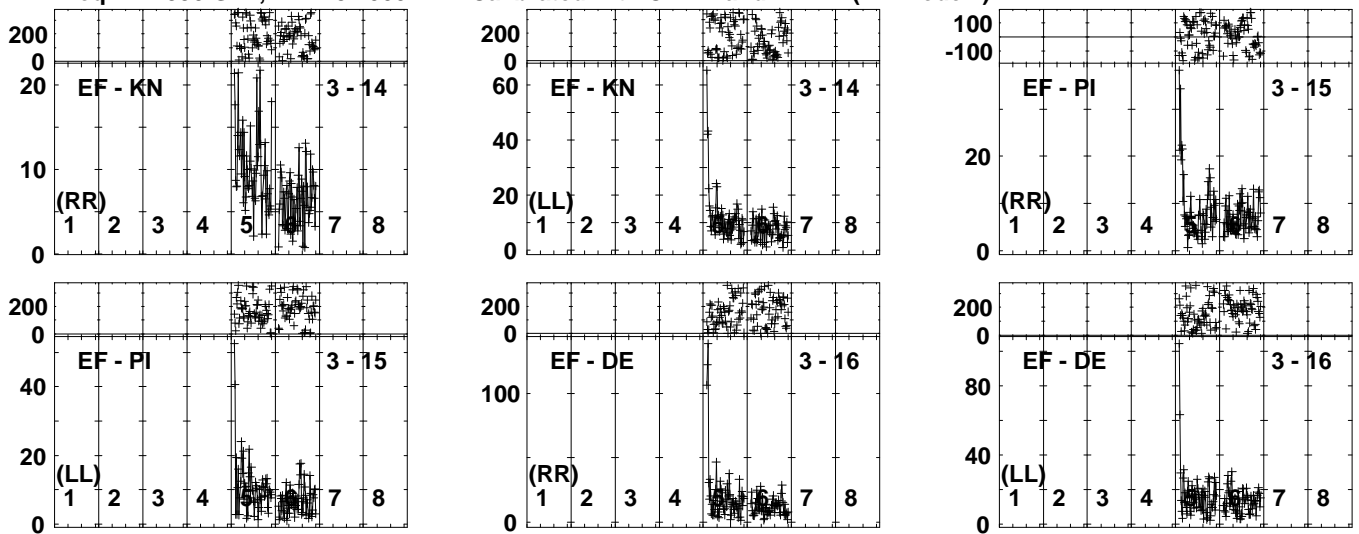


Lower frame: Milli Ampl Jy Top frame: Phas deg
Vector averaged cross-power spectrum Several baselines displayed
Timerange: 00/06:30:21 to 00/06:33:19

Plot file version 189 created 12-APR-2022 17:47:06

NGC5195 EC082C.UVDATA.1

Freq = 4.7990 GHz, Bw = 32.000 MH Calibrated with CL # 4 and BP # 1 (BP mode 1)



Lower frame: Milli Ampl Jy Top frame: Phas deg

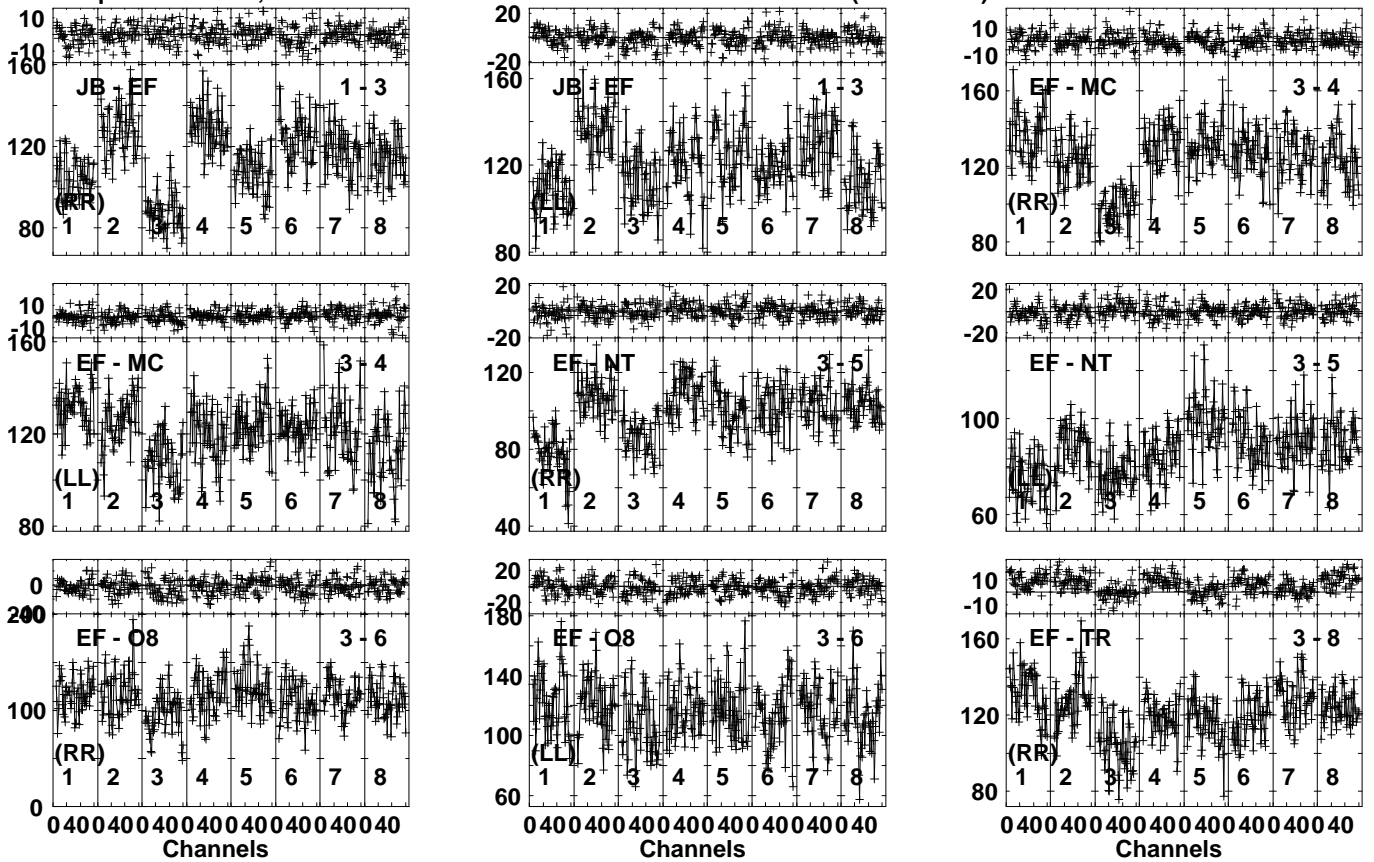
Vector averaged cross-power spectrum Several baselines displayed

Timerange: 00/06:30:21 to 00/06:33:19

Plot file version 190 created 12-APR-2022 17:47:07

J1332+4722 EC082C.UVDATA.1

Freq = 4.7990 GHz, Bw = 32.000 MH Calibrated with CL # 4 and BP # 1 (BP mode 1)

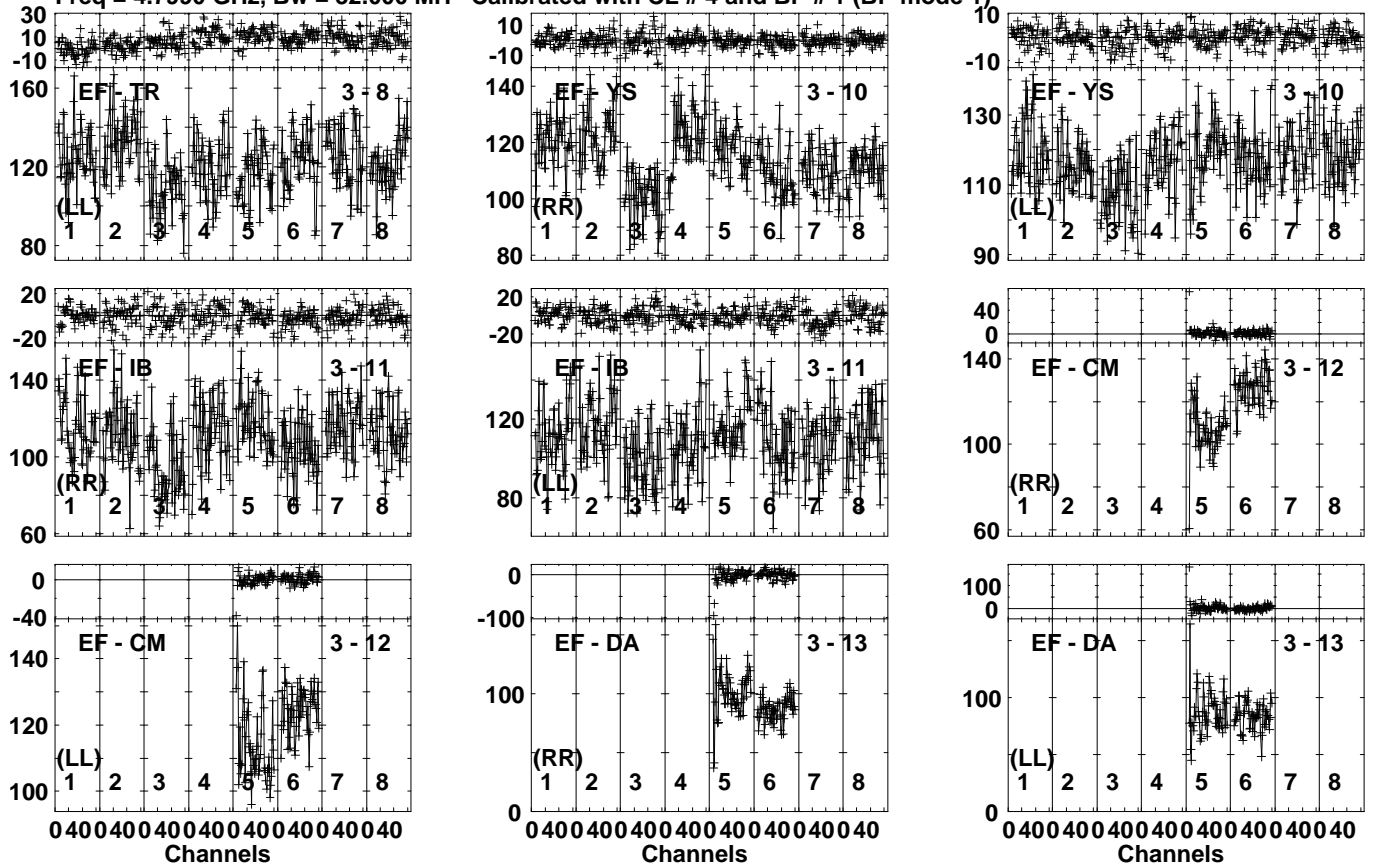


Lower frame: Milli Ampl Jy Top frame: Phas deg
 Vector averaged cross-power spectrum Several baselines displayed
 Timerange: 00/06:33:51 to 00/06:34:29

Plot file version 191 created 12-APR-2022 17:47:07

J1332+4722 EC082C.UVDATA.1

Freq = 4.7990 GHz, Bw = 32.000 MH Calibrated with CL # 4 and BP # 1 (BP mode 1)

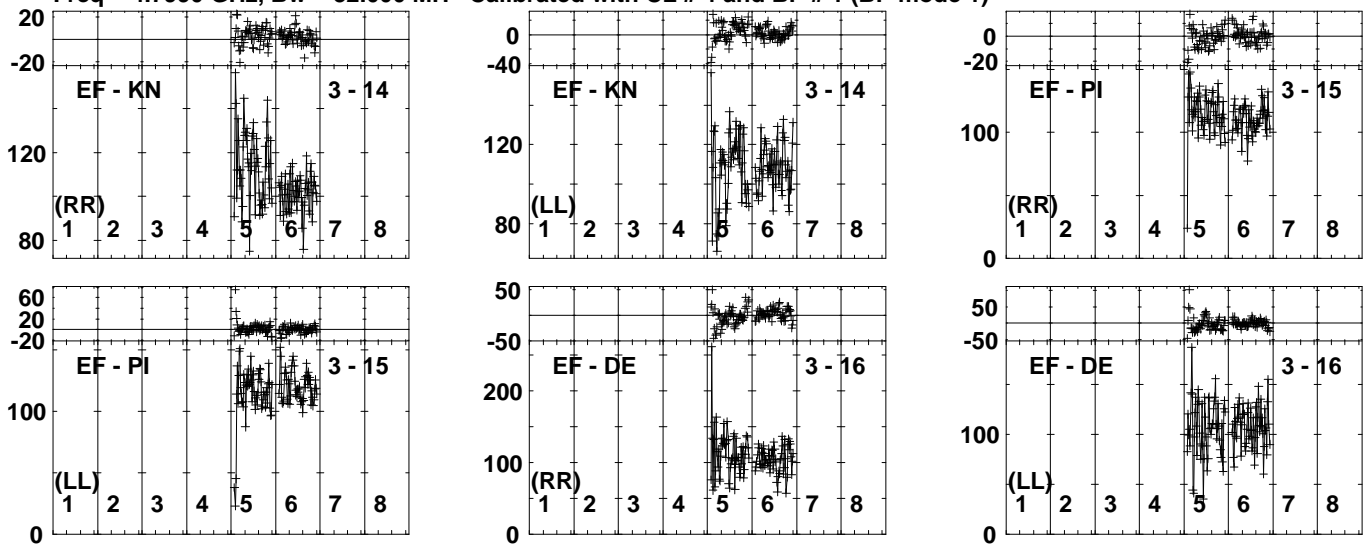


Lower frame: Milli Ampl Jy Top frame: Phas deg
 Vector averaged cross-power spectrum Several baselines displayed
 Timerange: 00/06:33:51 to 00/06:34:29

Plot file version 192 created 12-APR-2022 17:47:07

J1332+4722 EC082C.UVDATA.1

Freq = 4.7990 GHz, Bw = 32.000 MH Calibrated with CL # 4 and BP # 1 (BP mode 1)

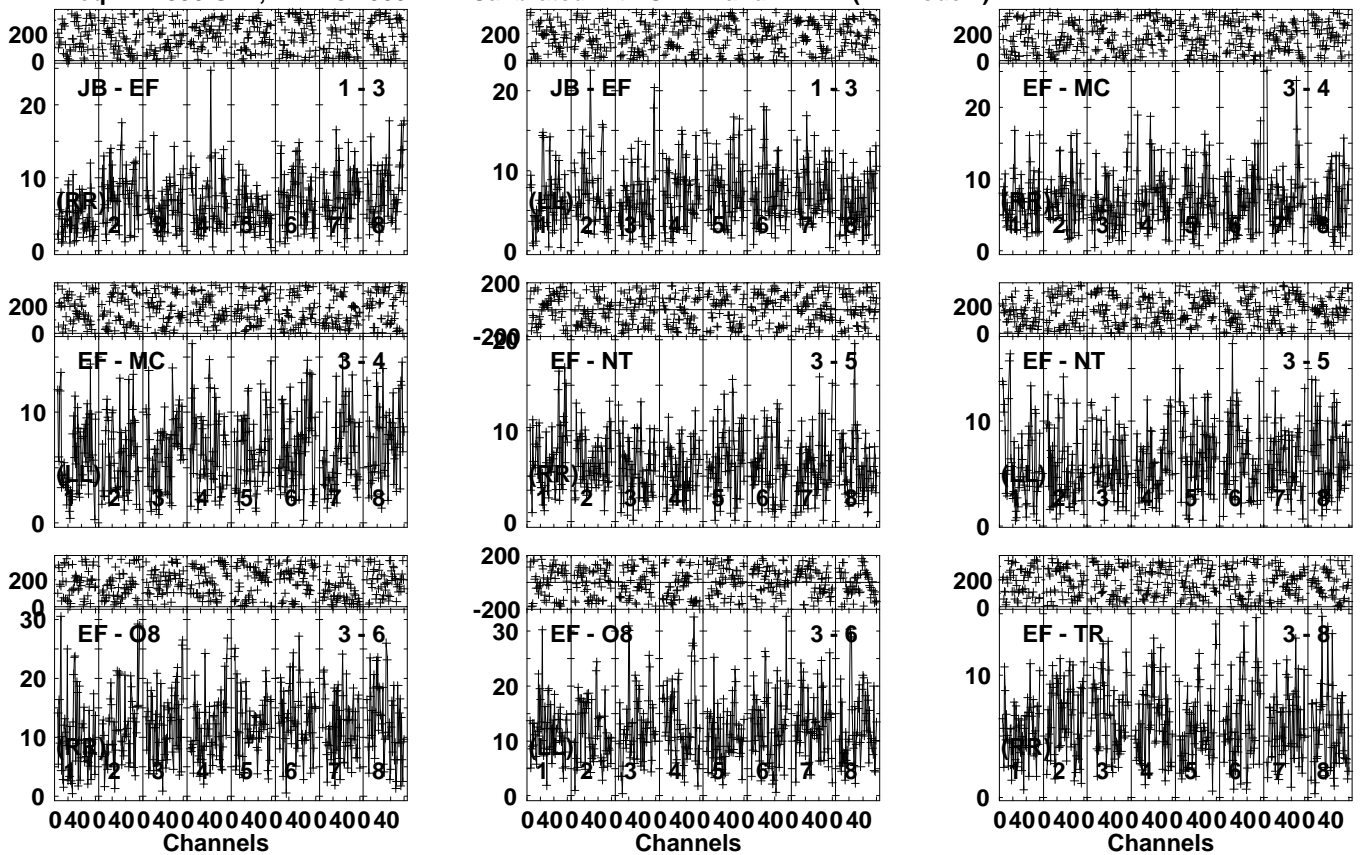


Lower frame: Milli Ampl Jy Top frame: Phas deg
Vector averaged cross-power spectrum Several baselines displayed
Timerange: 00/06:33:51 to 00/06:34:29

Plot file version 193 created 12-APR-2022 17:47:08

NGC5195 EC082C.UVDATA.1

Freq = 4.7990 GHz, Bw = 32.000 MH Calibrated with CL # 4 and BP # 1 (BP mode 1)

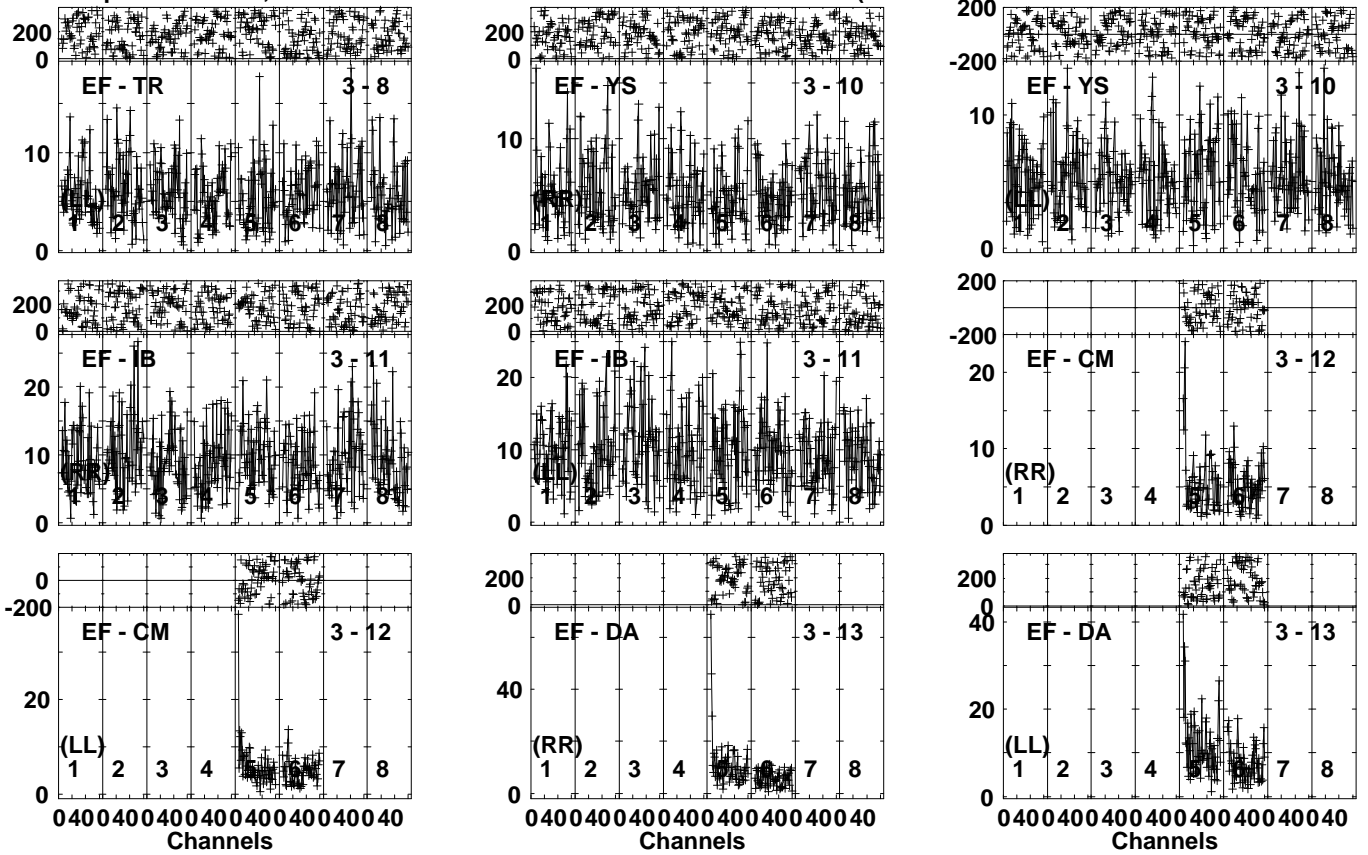


Lower frame: Milli Ampl Jy Top frame: Phas deg
Vector averaged cross-power spectrum Several baselines displayed
Timerange: 00/06:34:41 to 00/06:37:39

Plot file version 194 created 12-APR-2022 17:47:08

NGC5195 EC082C.UVDATA.1

Freq = 4.7990 GHz, Bw = 32.000 MH Calibrated with CL # 4 and BP # 1 (BP mode 1)

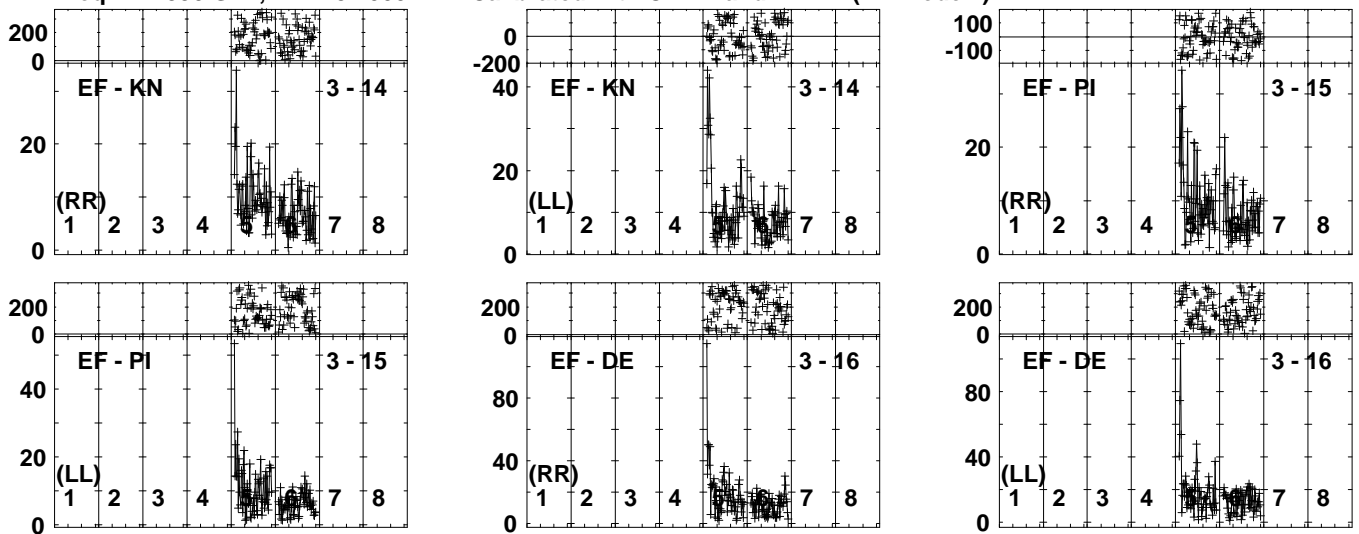


Lower frame: Milli Ampl Jy Top frame: Phas deg
Vector averaged cross-power spectrum Several baselines displayed
Timerange: 00/06:34:41 to 00/06:37:39

Plot file version 195 created 12-APR-2022 17:47:09

NGC5195 EC082C.UVDATA.1

Freq = 4.7990 GHz, Bw = 32.000 MH Calibrated with CL # 4 and BP # 1 (BP mode 1)



Lower frame: Milli Ampl Jy Top frame: Phas deg

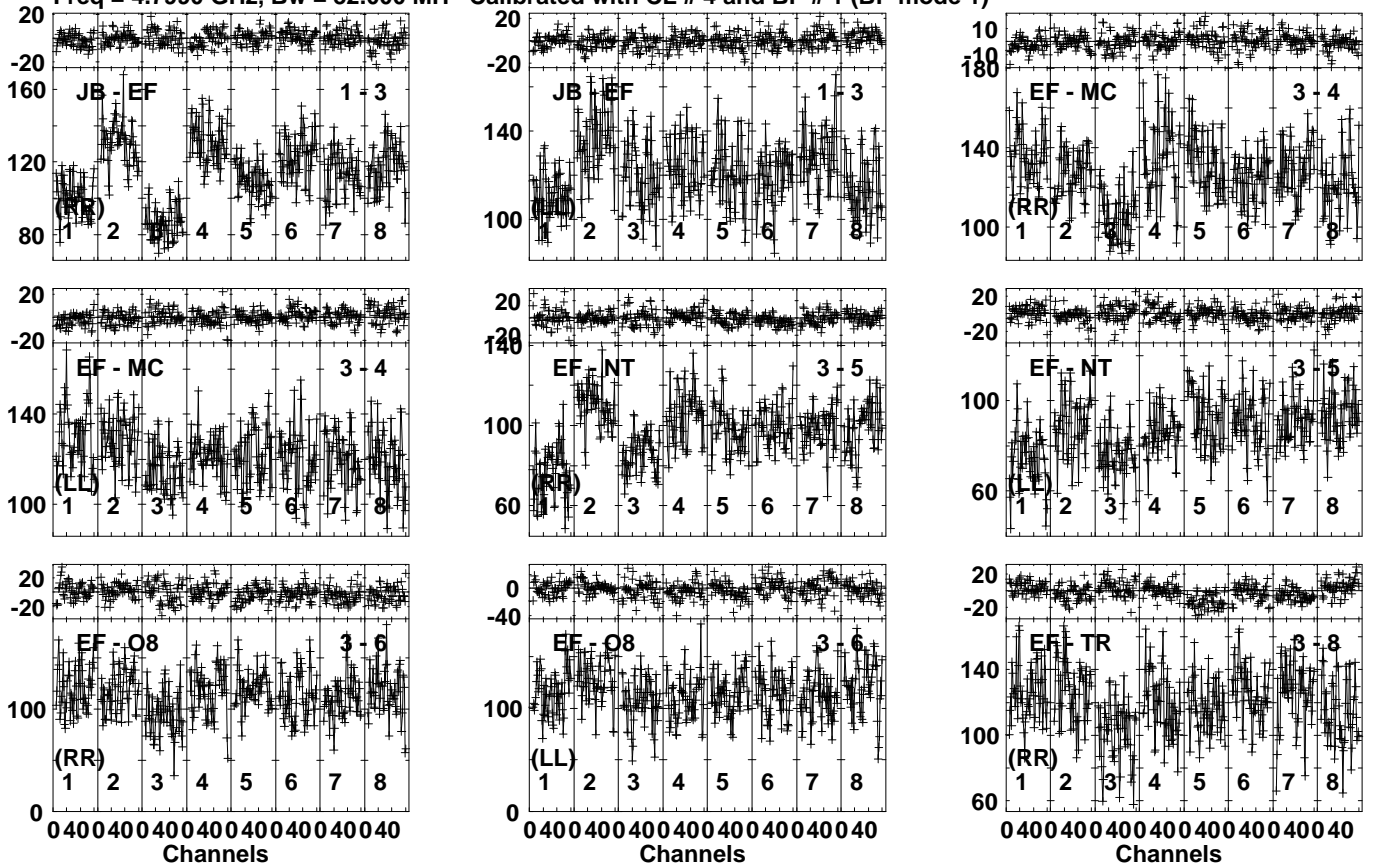
Vector averaged cross-power spectrum Several baselines displayed

Timerange: 00/06:34:41 to 00/06:37:39

Plot file version 196 created 12-APR-2022 17:47:09

J1332+4722 EC082C.UVDATA.1

Freq = 4.7990 GHz, Bw = 32.000 MH Calibrated with CL # 4 and BP # 1 (BP mode 1)

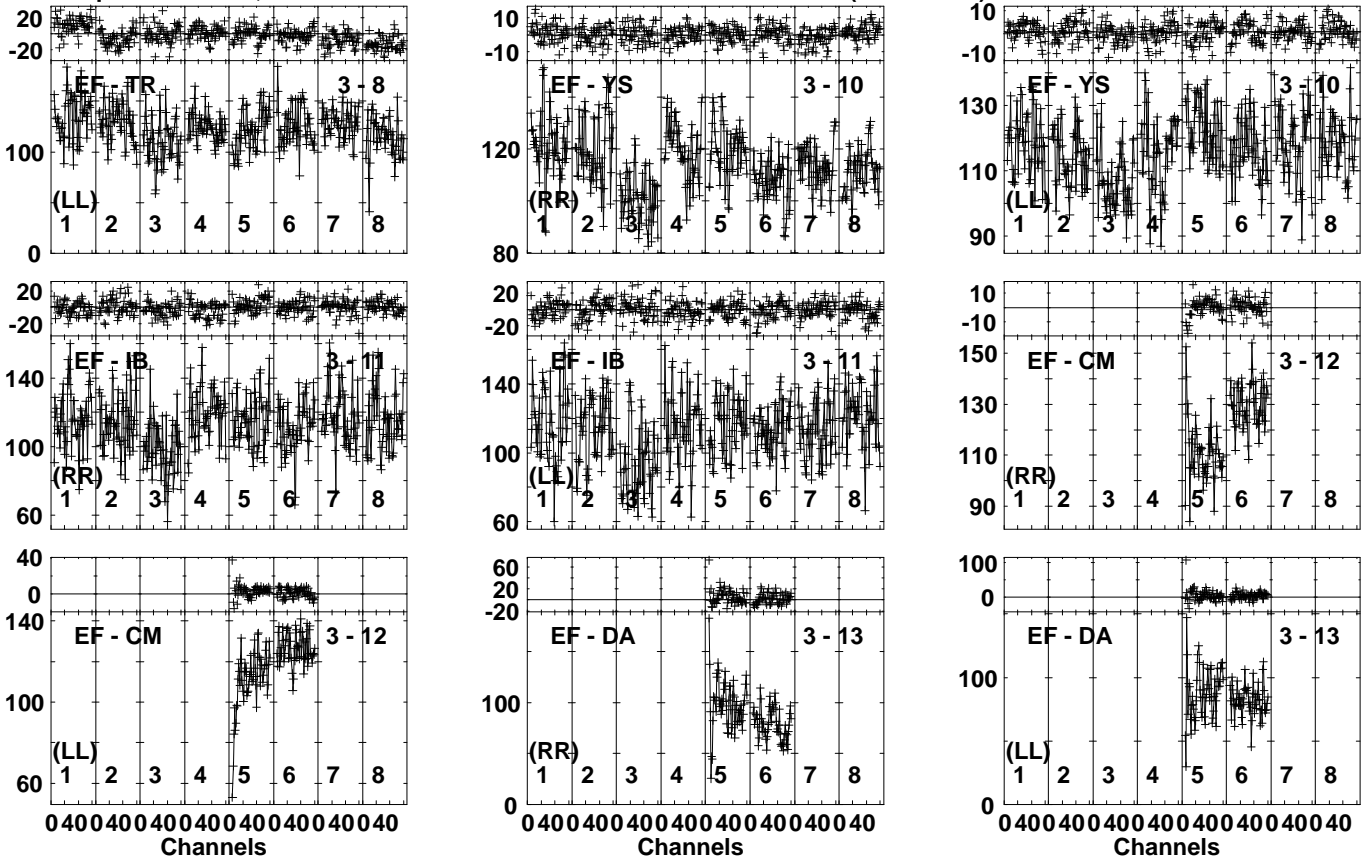


Lower frame: Milli Ampl Jy Top frame: Phas deg
 Vector averaged cross-power spectrum Several baselines displayed
 Timerange: 00/06:37:51 to 00/06:38:39

Plot file version 197 created 12-APR-2022 17:47:09

J1332+4722 EC082C.UVDATA.1

Freq = 4.7990 GHz, Bw = 32.000 MH Calibrated with CL # 4 and BP # 1 (BP mode 1)

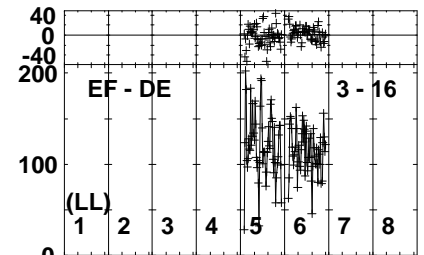
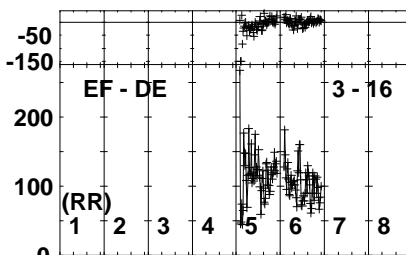
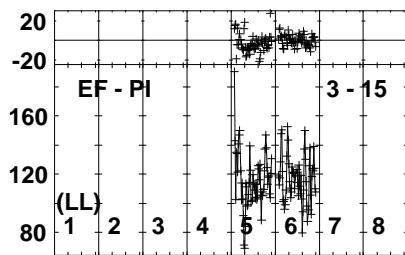
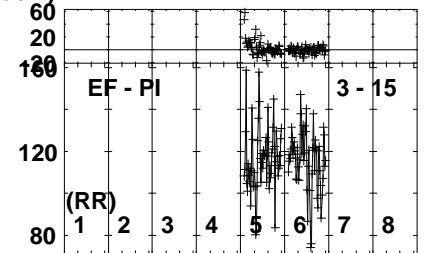
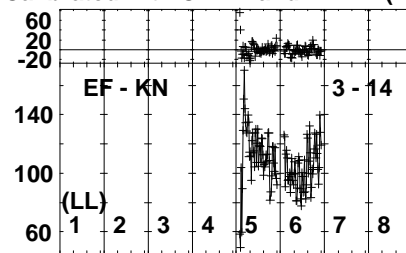
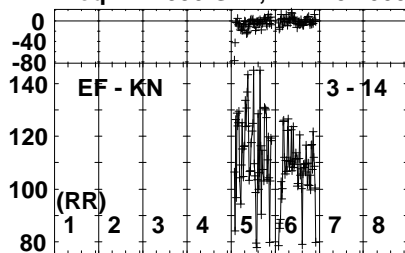


Lower frame: Milli Ampl Jy Top frame: Phas deg
Vector averaged cross-power spectrum Several baselines displayed
Timerange: 00/06:37:51 to 00/06:38:39

Plot file version 198 created 12-APR-2022 17:47:10

J1332+4722 EC082C.UVDATA.1

Freq = 4.7990 GHz, Bw = 32.000 MH Calibrated with CL # 4 and BP # 1 (BP mode 1)

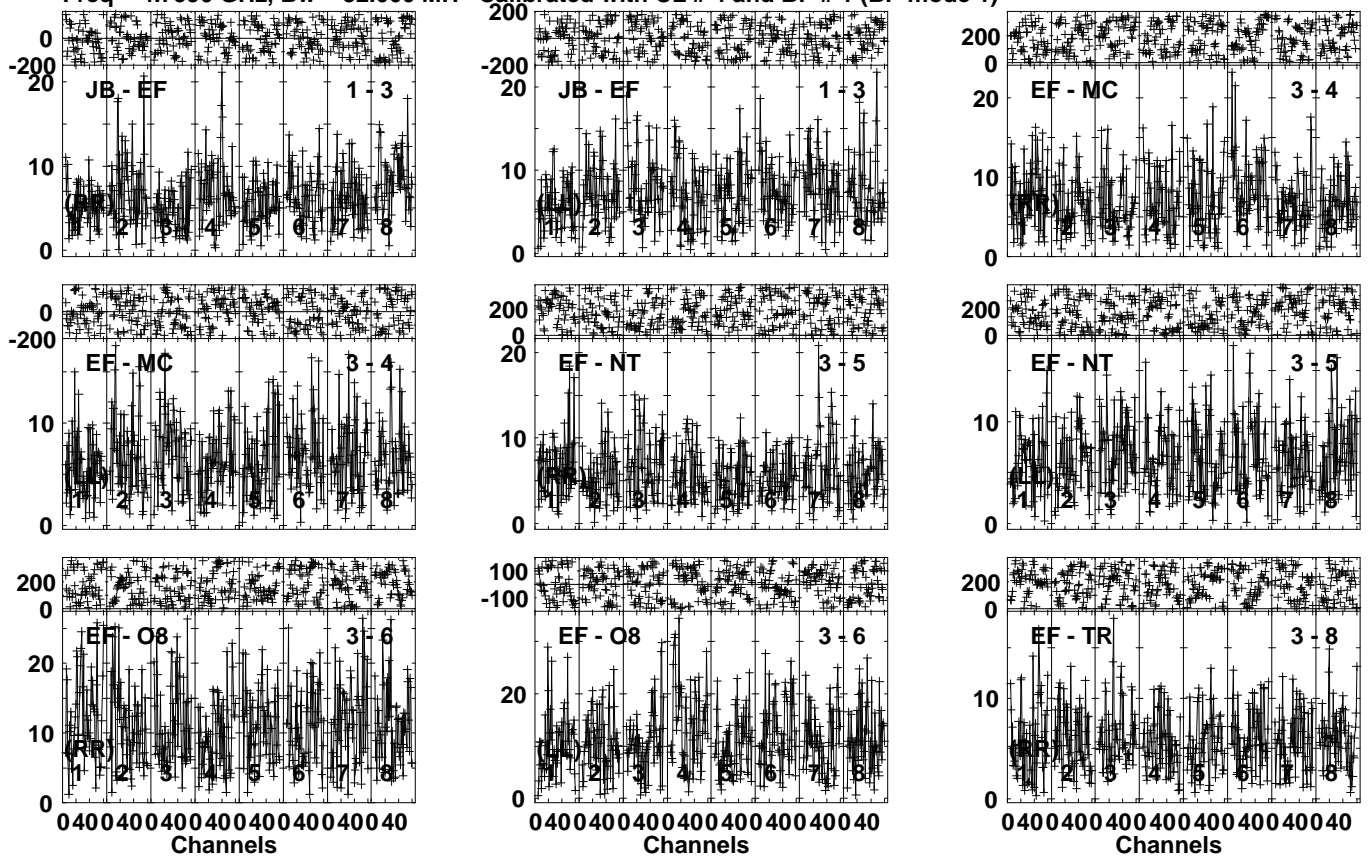


Lower frame: Milli Ampl Jy Top frame: Phas deg
Vector averaged cross-power spectrum Several baselines displayed
Timerange: 00/06:37:51 to 00/06:38:39

Plot file version 199 created 12-APR-2022 17:47:10

NGC5195 EC082C.UVDATA.1

Freq = 4.7990 GHz, Bw = 32.000 MH Calibrated with CL # 4 and BP # 1 (BP mode 1)

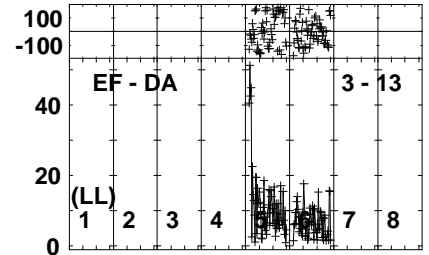
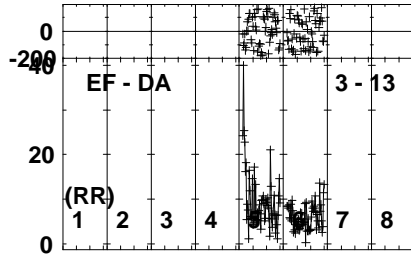
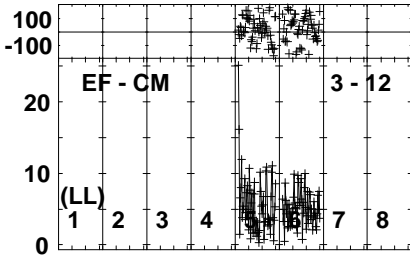
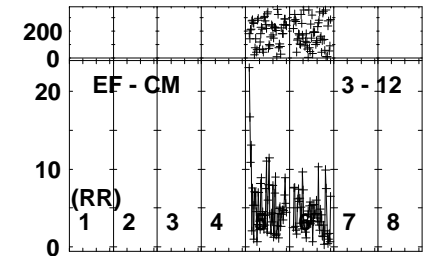
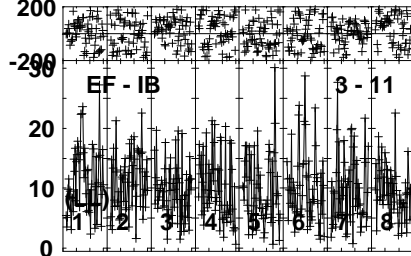
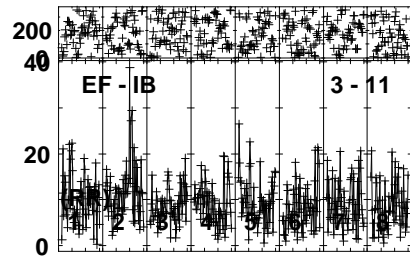
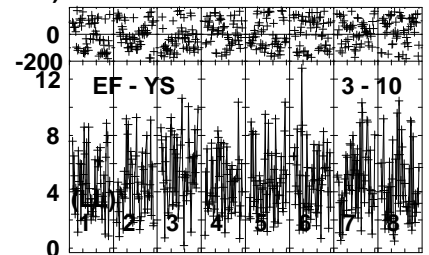
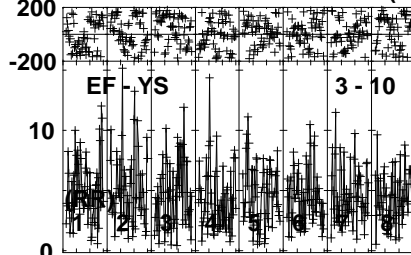
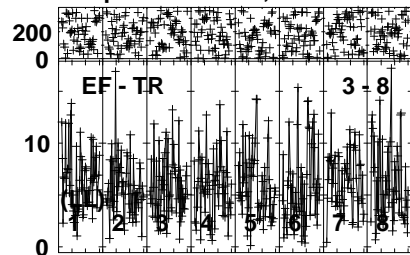


Lower frame: Milli Ampl Jy Top frame: Phas deg
Vector averaged cross-power spectrum Several baselines displayed
Timerange: 00/06:38:51 to 00/06:41:49

Plot file version 200 created 12-APR-2022 17:47:10

NGC5195 EC082C.UVDATA.1

Freq = 4.7990 GHz, Bw = 32.000 MH Calibrated with CL # 4 and BP # 1 (BP mode 1)

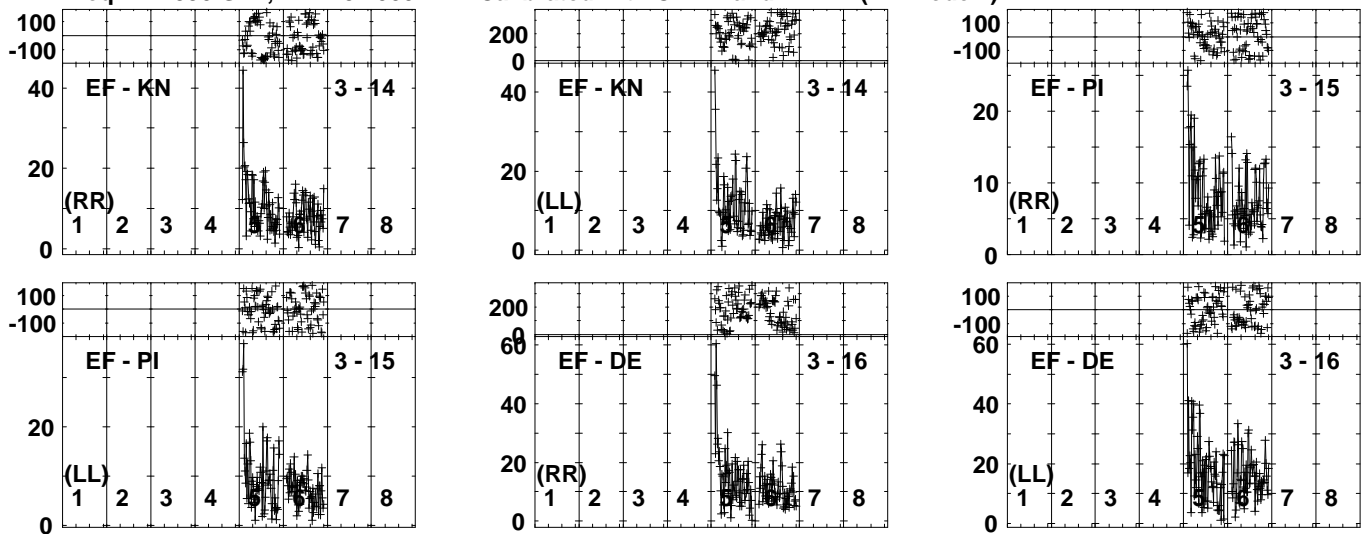


Lower frame: Milli Ampl Jy Top frame: Phas deg
Vector averaged cross-power spectrum Several baselines displayed
Timerange: 00/06:38:51 to 00/06:41:49

Plot file version 201 created 12-APR-2022 17:47:11

NGC5195 EC082C.UVDATA.1

Freq = 4.7990 GHz, Bw = 32.000 MH Calibrated with CL # 4 and BP # 1 (BP mode 1)



Lower frame: Milli Ampl Jy Top frame: Phas deg

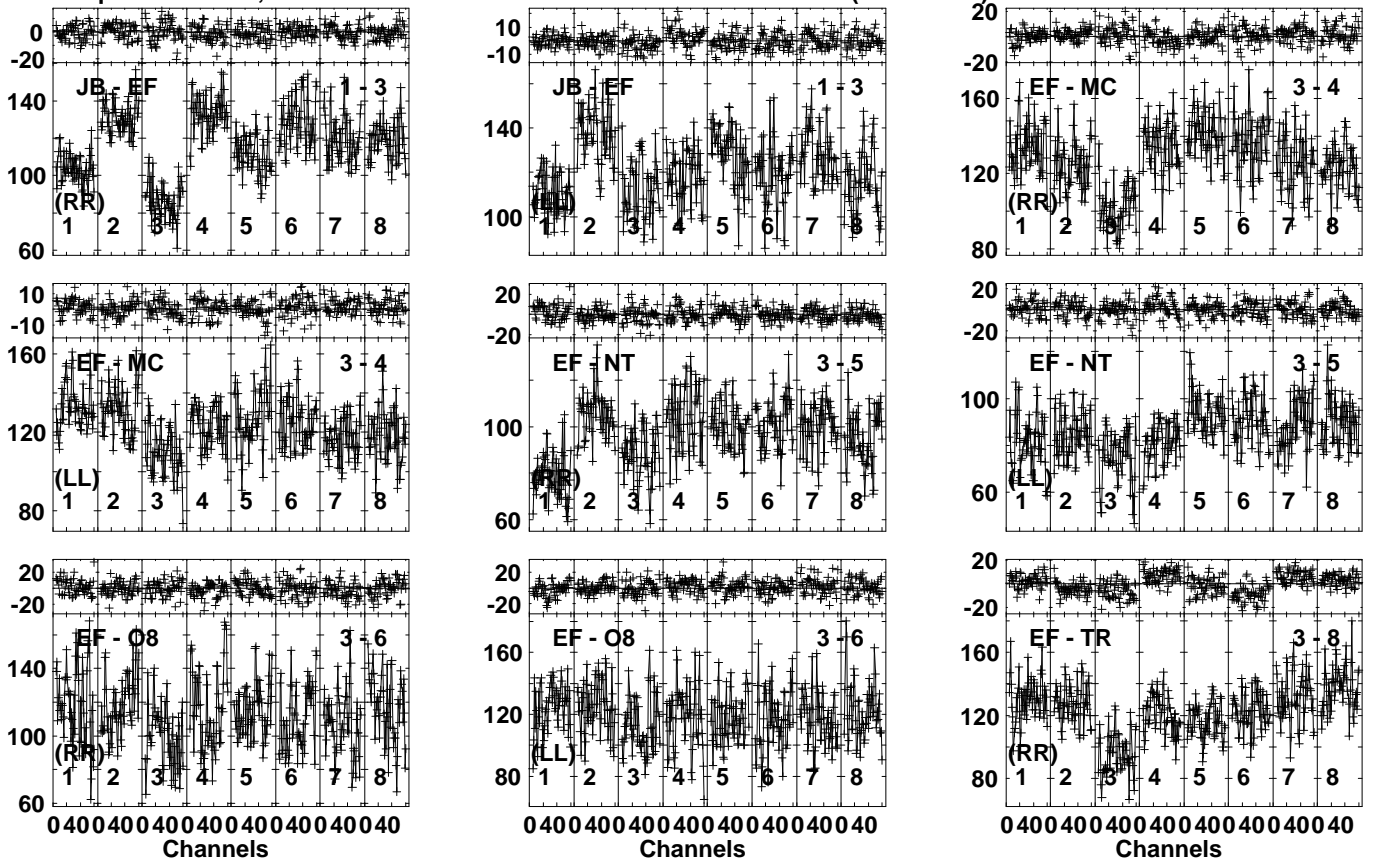
Vector averaged cross-power spectrum Several baselines displayed

Timerange: 00/06:38:51 to 00/06:41:49

Plot file version 202 created 12-APR-2022 17:47:11

J1332+4722 EC082C.UVDATA.1

Freq = 4.7990 GHz, Bw = 32.000 MH Calibrated with CL # 4 and BP # 1 (BP mode 1)

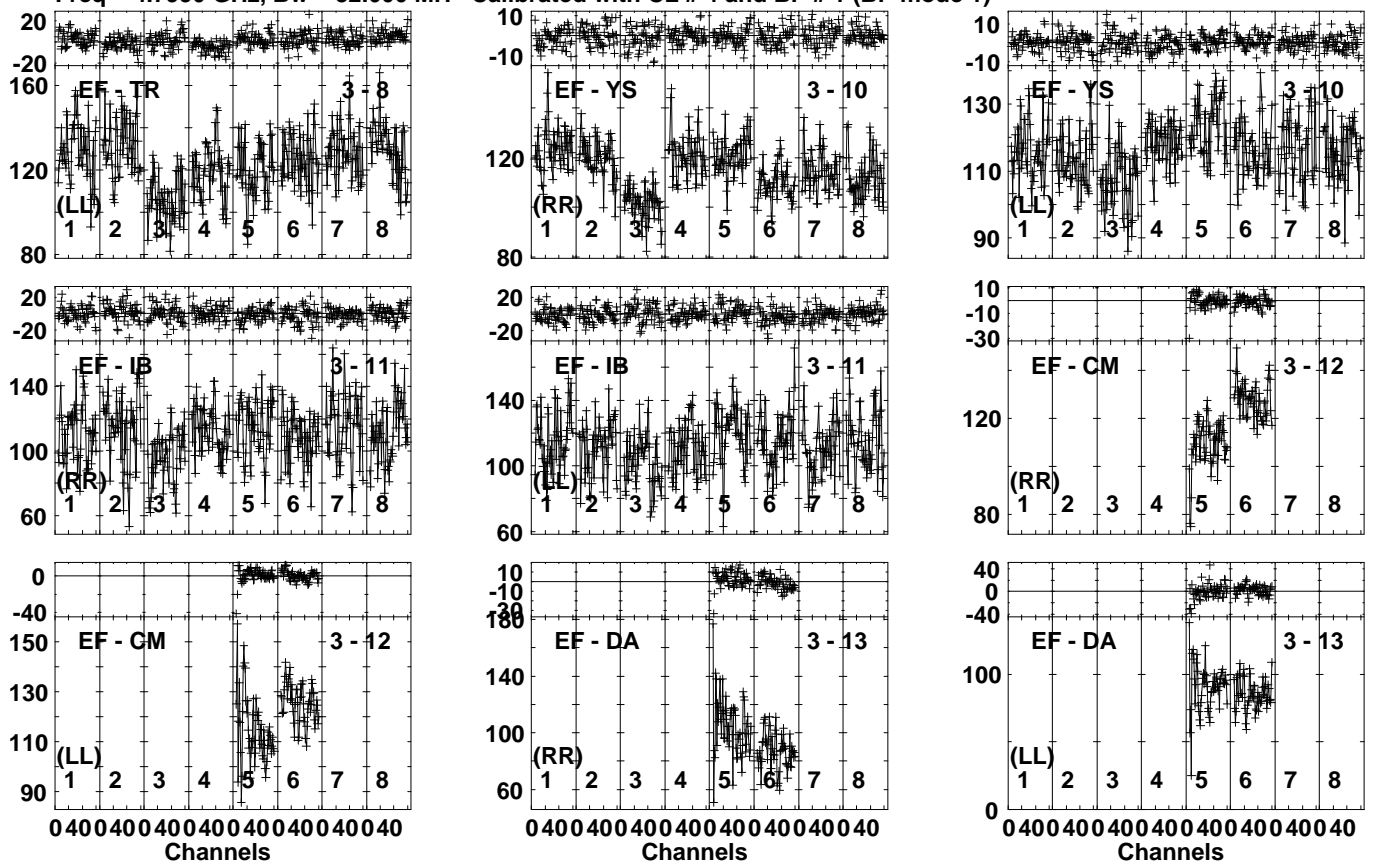


Lower frame: Milli Ampl Jy Top frame: Phas deg
Vector averaged cross-power spectrum Several baselines displayed
Timerange: 00/06:42:21 to 00/06:42:59

Plot file version 203 created 12-APR-2022 17:47:11

J1332+4722 EC082C.UVDATA.1

Freq = 4.7990 GHz, Bw = 32.000 MH Calibrated with CL # 4 and BP # 1 (BP mode 1)

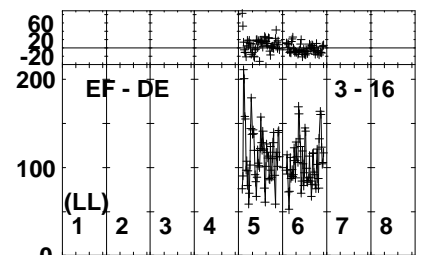
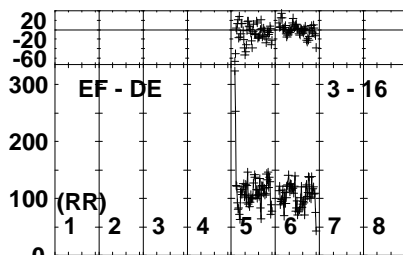
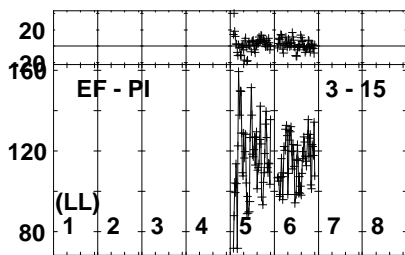
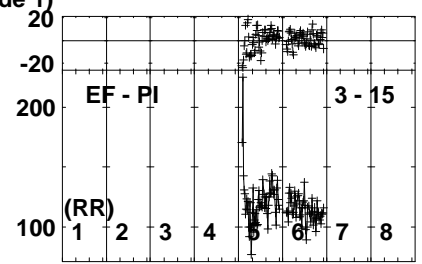
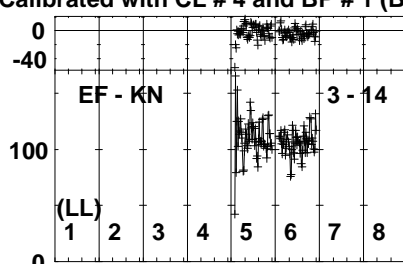
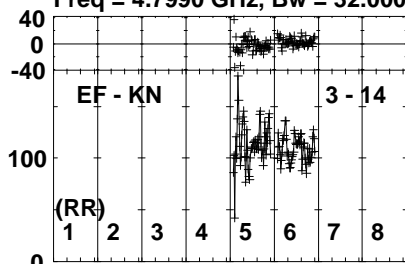


Lower frame: Milli Ampl Jy Top frame: Phas deg
Vector averaged cross-power spectrum Several baselines displayed
Timerange: 00/06:42:21 to 00/06:42:59

Plot file version 204 created 12-APR-2022 17:47:12

J1332+4722 EC082C.UVDATA.1

Freq = 4.7990 GHz, Bw = 32.000 MH Calibrated with CL # 4 and BP # 1 (BP mode 1)

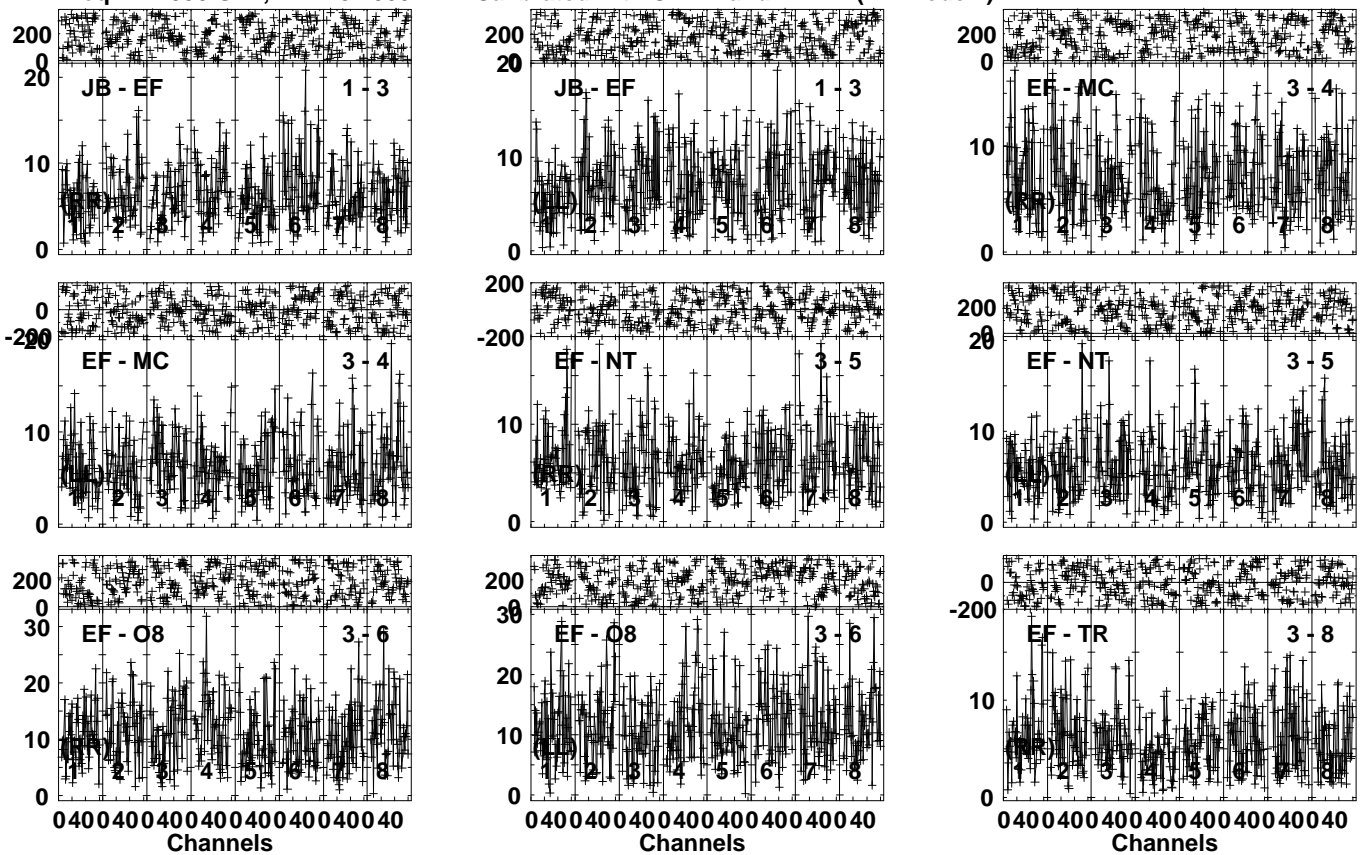


Lower frame: Milli Ampl Jy Top frame: Phas deg
Vector averaged cross-power spectrum Several baselines displayed
Timerange: 00/06:42:21 to 00/06:42:59

Plot file version 205 created 12-APR-2022 17:47:12

NGC5195 EC082C.UVDATA.1

Freq = 4.7990 GHz, Bw = 32.000 MH Calibrated with CL # 4 and BP # 1 (BP mode 1)

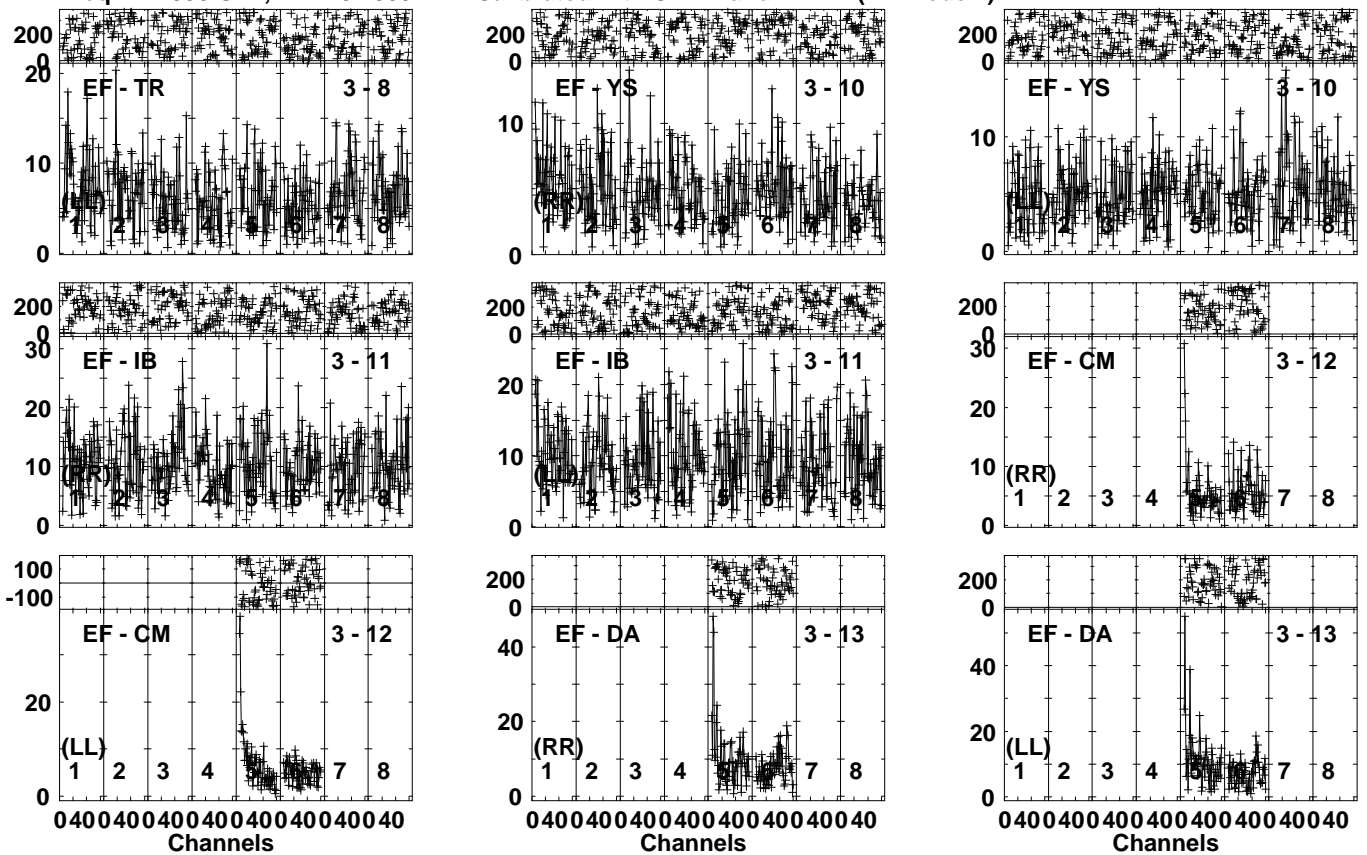


Lower frame: Milli Ampl Jy Top frame: Phas deg
Vector averaged cross-power spectrum Several baselines displayed
Timerange: 00/06:43:11 to 00/06:46:09

Plot file version 206 created 12-APR-2022 17:47:13

NGC5195 EC082C.UVDATA.1

Freq = 4.7990 GHz, Bw = 32.000 MH Calibrated with CL # 4 and BP # 1 (BP mode 1)

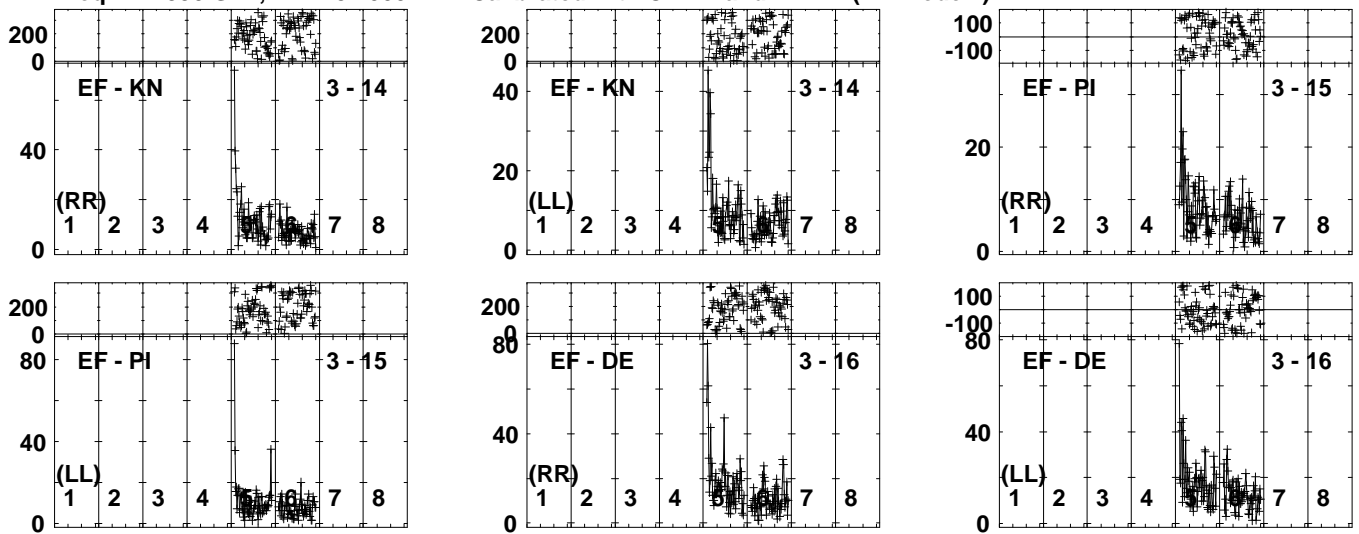


Lower frame: Milli Ampl Jy Top frame: Phas deg
Vector averaged cross-power spectrum Several baselines displayed
Timerange: 00/06:43:11 to 00/06:46:09

Plot file version 207 created 12-APR-2022 17:47:13

NGC5195 EC082C.UVDATA.1

Freq = 4.7990 GHz, Bw = 32.000 MH Calibrated with CL # 4 and BP # 1 (BP mode 1)

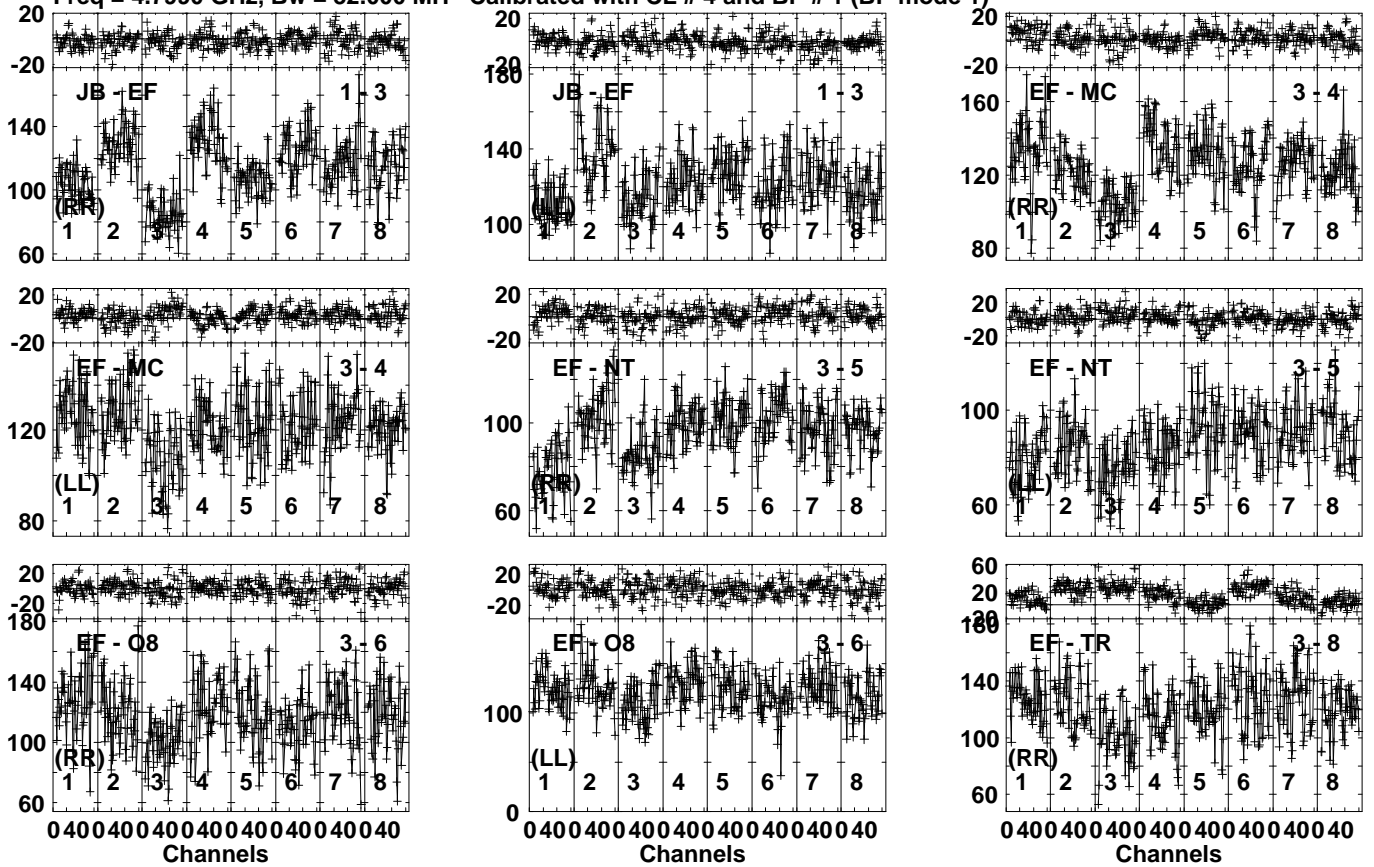


Lower frame: Milli Ampl Jy Top frame: Phas deg
Vector averaged cross-power spectrum Several baselines displayed
Timerange: 00/06:43:11 to 00/06:46:09

Plot file version 208 created 12-APR-2022 17:47:13

J1332+4722 EC082C.UVDATA.1

Freq = 4.7990 GHz, Bw = 32.000 MH Calibrated with CL # 4 and BP # 1 (BP mode 1)

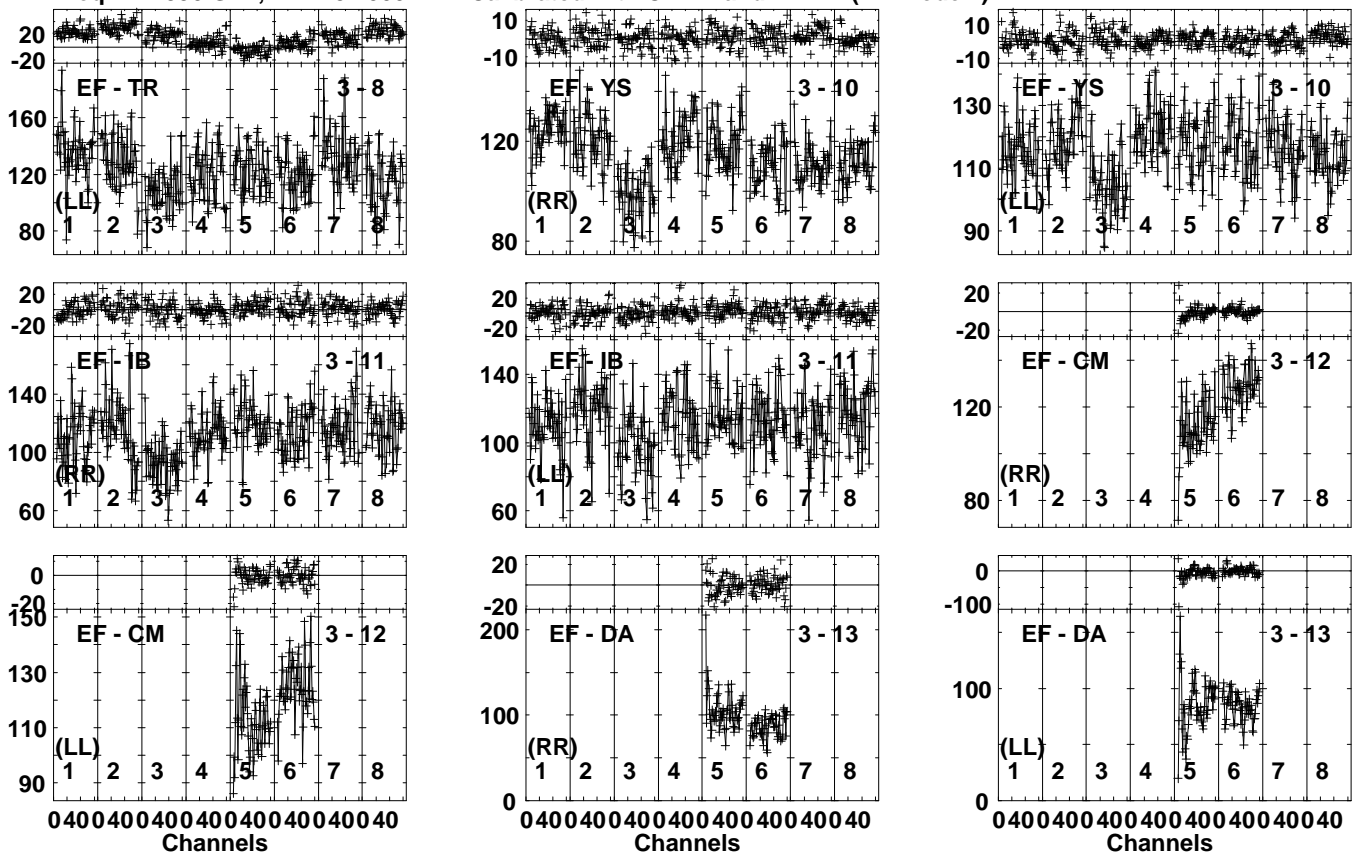


Lower frame: Milli Ampl Jy Top frame: Phas deg
Vector averaged cross-power spectrum Several baselines displayed
Timerange: 00/06:46:21 to 00/06:47:09

Plot file version 209 created 12-APR-2022 17:47:14

J1332+4722 EC082C.UVDATA.1

Freq = 4.7990 GHz, Bw = 32.000 MH Calibrated with CL # 4 and BP # 1 (BP mode 1)

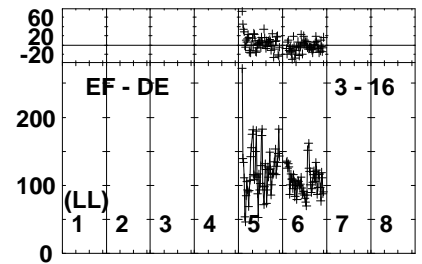
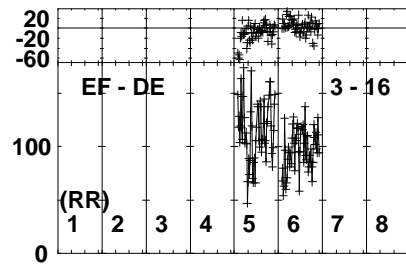
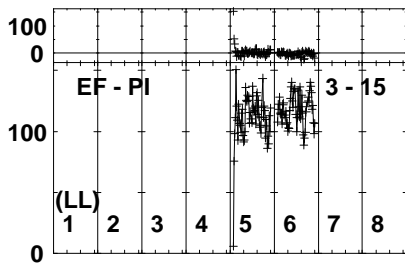
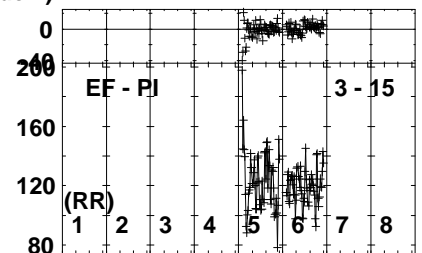
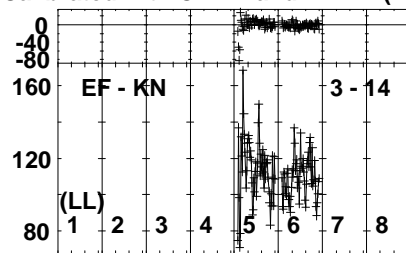
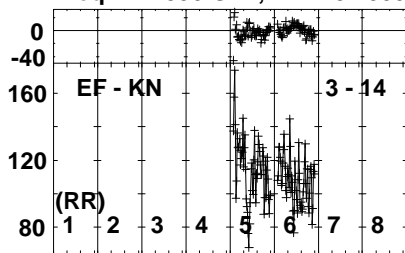


Lower frame: Milli Ampl Jy Top frame: Phas deg
Vector averaged cross-power spectrum Several baselines displayed
Timerange: 00/06:46:21 to 00/06:47:09

Plot file version 210 created 12-APR-2022 17:47:14

J1332+4722 EC082C.UVDATA.1

Freq = 4.7990 GHz, Bw = 32.000 MH Calibrated with CL # 4 and BP # 1 (BP mode 1)



Lower frame: Milli Ampl Jy Top frame: Phas deg

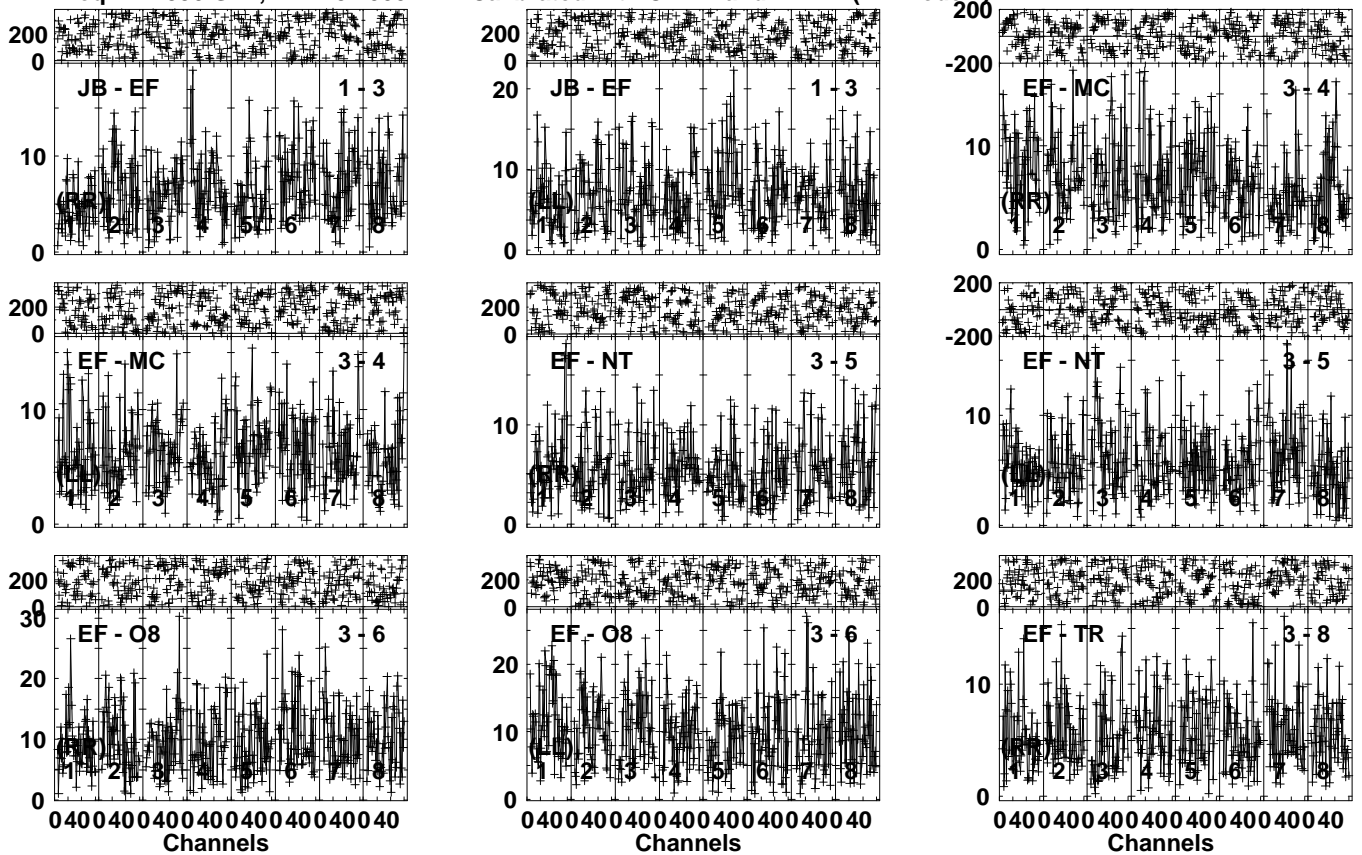
Vector averaged cross-power spectrum Several baselines displayed

Timerange: 00/06:46:21 to 00/06:47:09

Plot file version 211 created 12-APR-2022 17:47:15

NGC5195 EC082C.UVDATA.1

Freq = 4.7990 GHz, Bw = 32.000 MH Calibrated with CL # 4 and BP # 1 (BP mode 1)

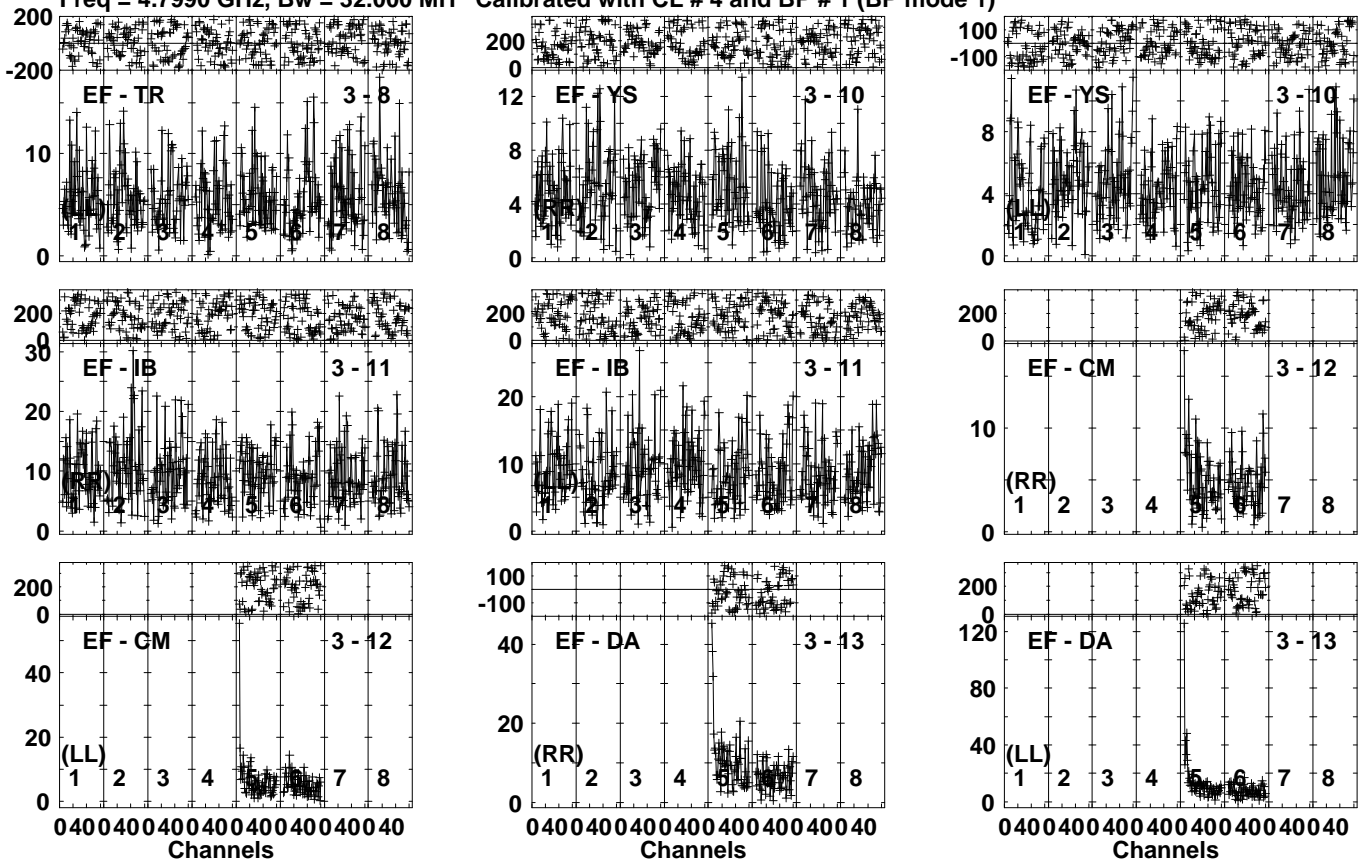


Lower frame: Milli Ampl Jy Top frame: Phas deg
Vector averaged cross-power spectrum Several baselines displayed
Timerange: 00/06:47:41 to 00/06:50:39

Plot file version 212 created 12-APR-2022 17:47:15

NGC5195 EC082C.UVDATA.1

Freq = 4.7990 GHz, Bw = 32.000 MH Calibrated with CL # 4 and BP # 1 (BP mode 1)

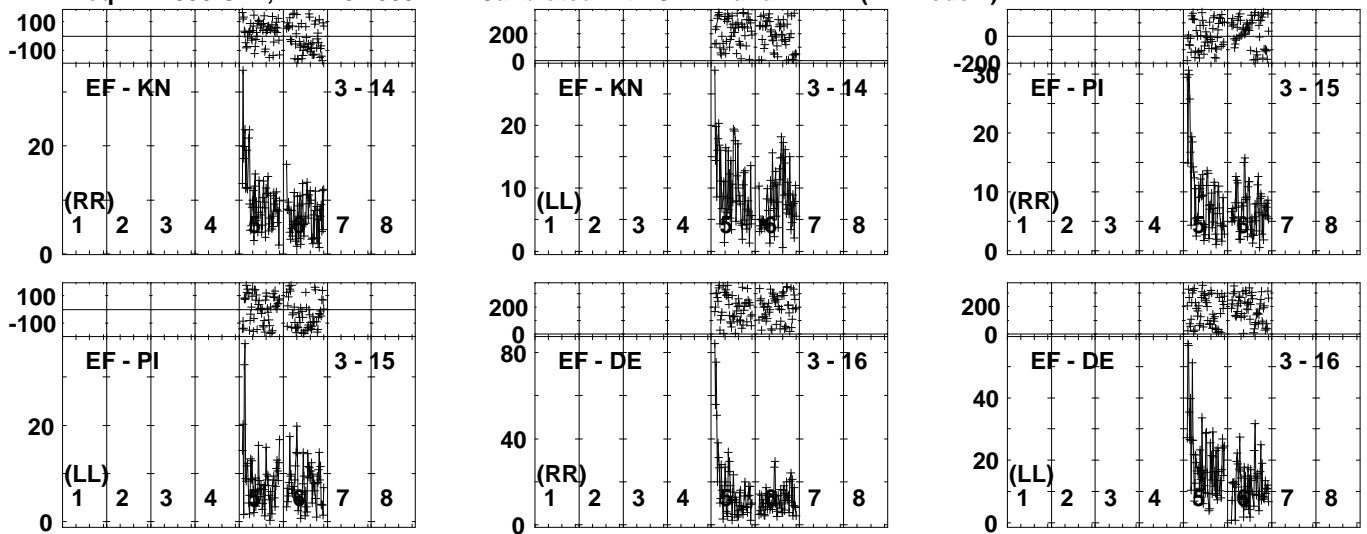


Lower frame: Milli Ampl Jy Top frame: Phas deg
Vector averaged cross-power spectrum Several baselines displayed
Timerange: 00/06:47:41 to 00/06:50:39

Plot file version 213 created 12-APR-2022 17:47:16

NGC5195 EC082C.UVDATA.1

Freq = 4.7990 GHz, Bw = 32.000 MH Calibrated with CL # 4 and BP # 1 (BP mode 1)

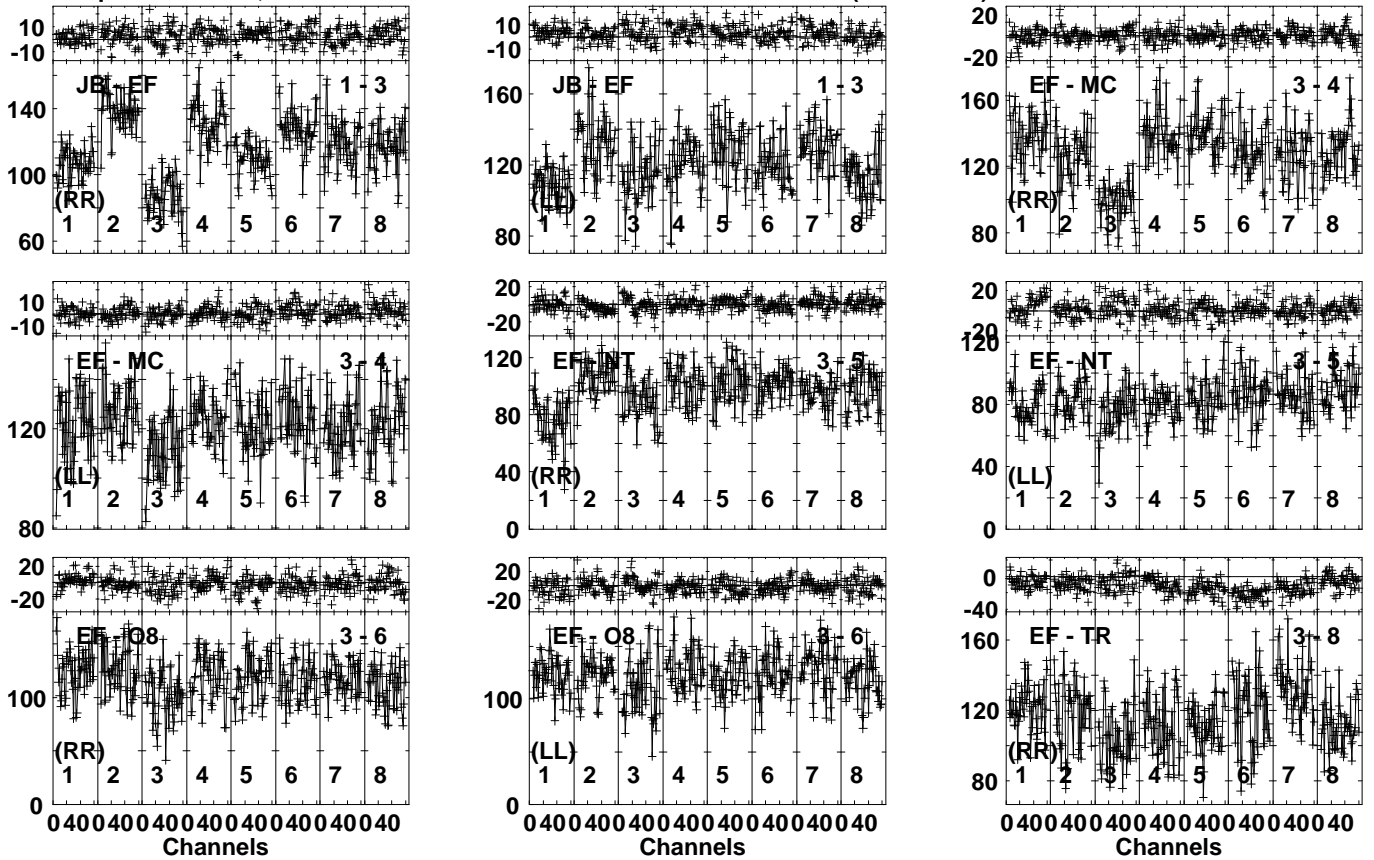


Lower frame: Milli Ampl Jy Top frame: Phas deg
Vector averaged cross-power spectrum Several baselines displayed
Timerange: 00/06:47:41 to 00/06:50:39

Plot file version 214 created 12-APR-2022 17:47:16

J1332+4722 EC082C.UVDATA.1

Freq = 4.7990 GHz, Bw = 32.000 MH Calibrated with CL # 4 and BP # 1 (BP mode 1)

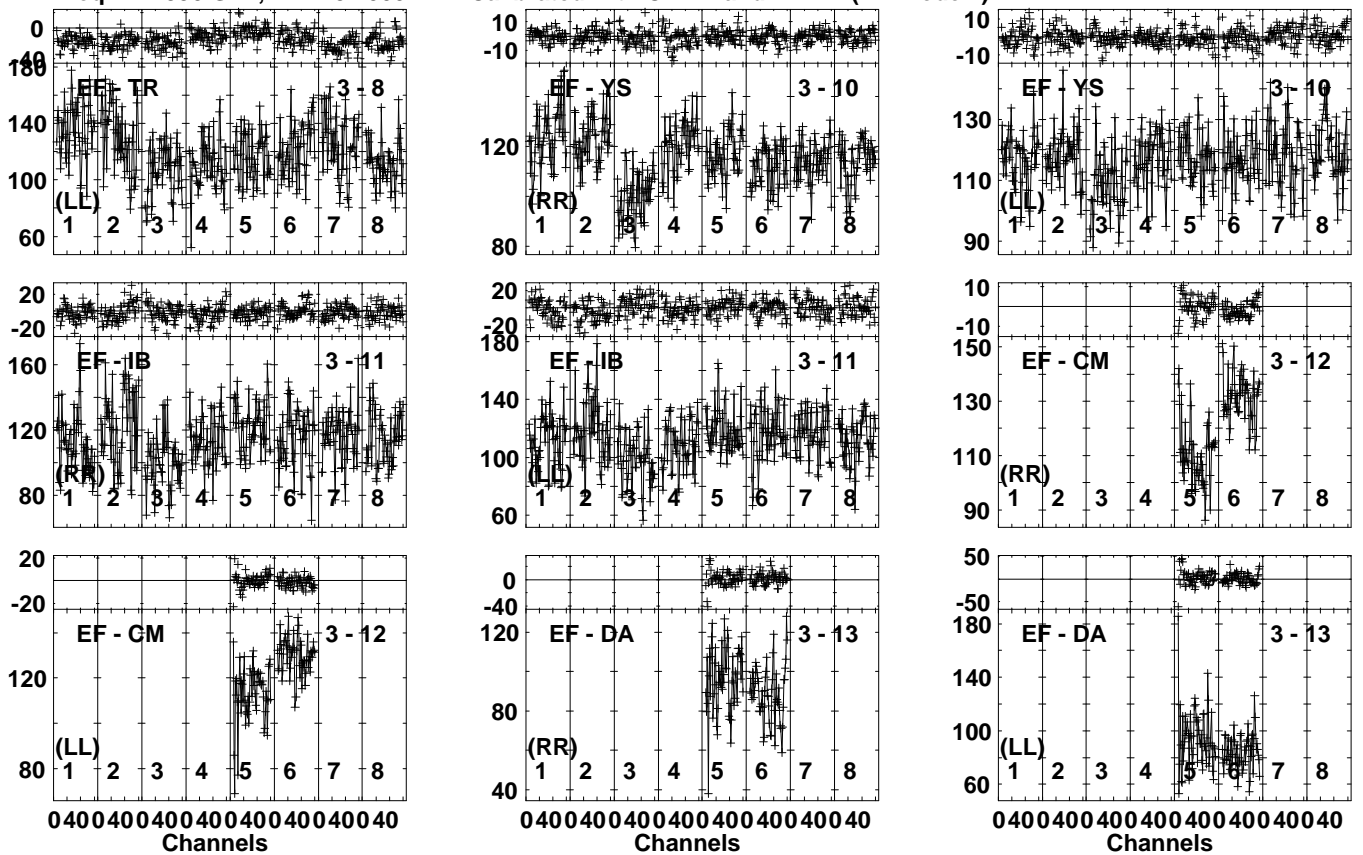


Lower frame: Milli Ampl Jy Top frame: Phas deg
Vector averaged cross-power spectrum Several baselines displayed
Timerange: 00/06:50:51 to 00/06:51:39

Plot file version 215 created 12-APR-2022 17:47:16

J1332+4722 EC082C.UVDATA.1

Freq = 4.7990 GHz, Bw = 32.000 MH Calibrated with CL # 4 and BP # 1 (BP mode 1)

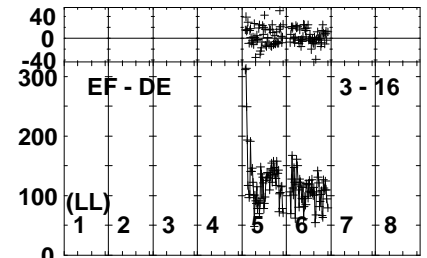
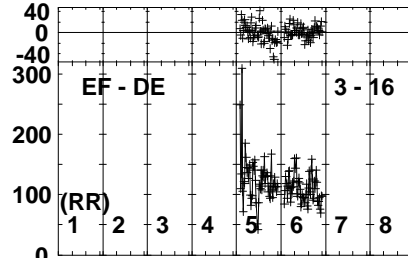
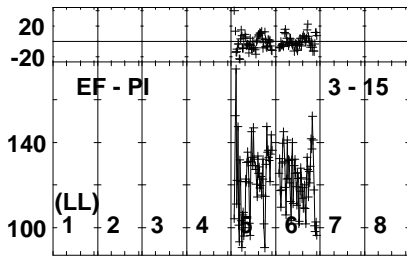
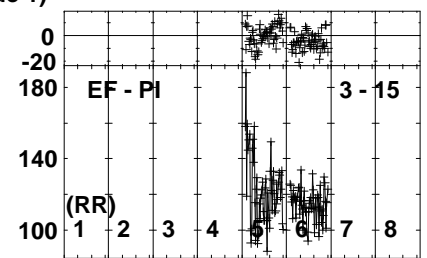
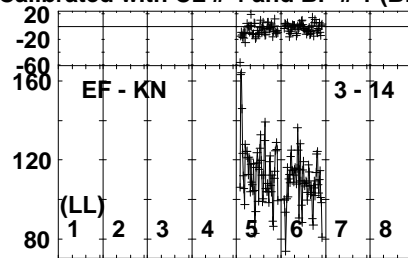
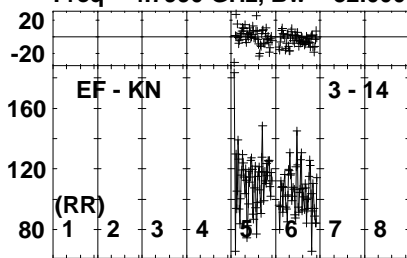


Lower frame: Milli Ampl Jy Top frame: Phas deg
Vector averaged cross-power spectrum Several baselines displayed
Timerange: 00/06:50:51 to 00/06:51:39

Plot file version 216 created 12-APR-2022 17:47:17

J1332+4722 EC082C.UVDATA.1

Freq = 4.7990 GHz, Bw = 32.000 MH Calibrated with CL # 4 and BP # 1 (BP mode 1)

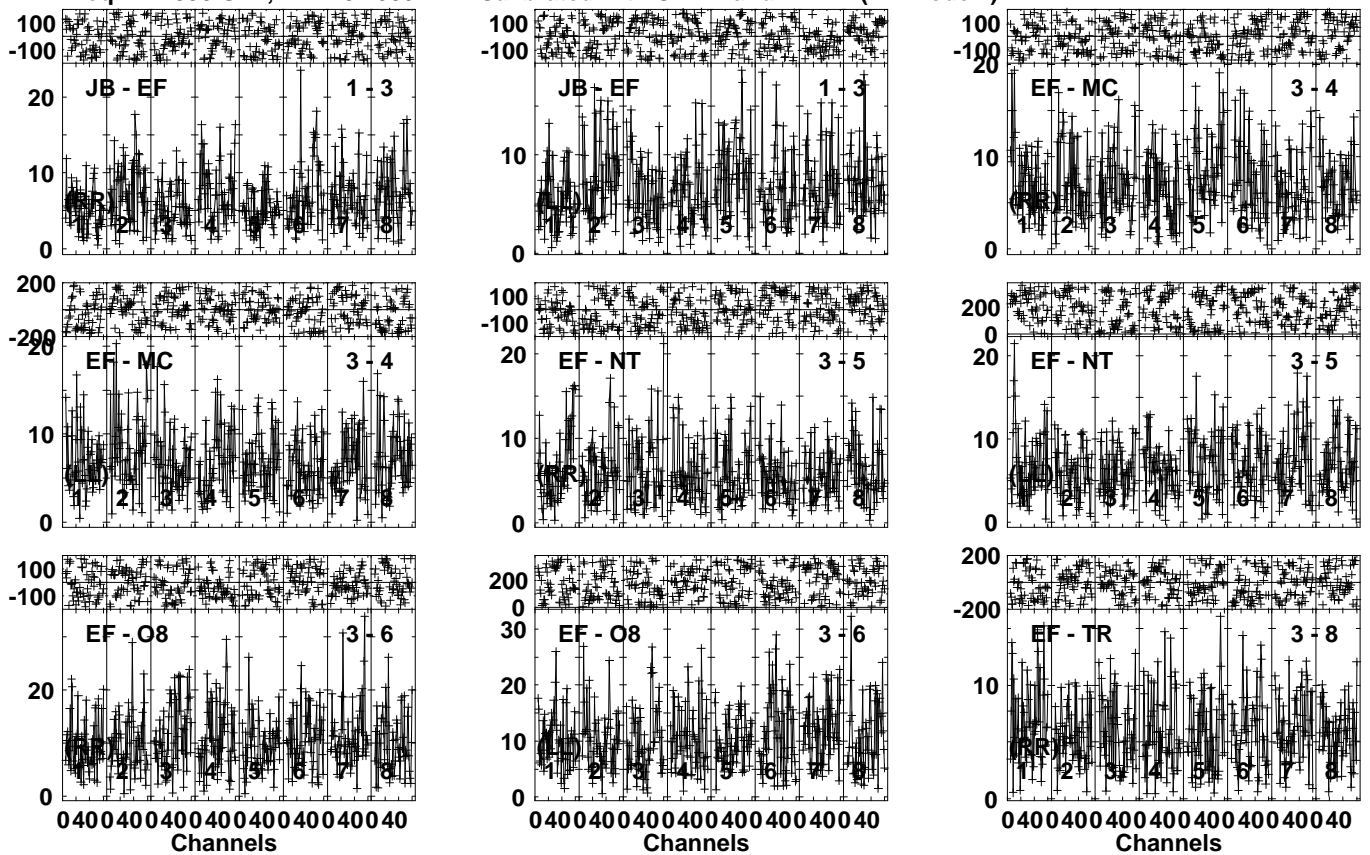


Lower frame: Milli Ampl Jy Top frame: Phas deg
Vector averaged cross-power spectrum Several baselines displayed
Timerange: 00/06:50:51 to 00/06:51:39

Plot file version 217 created 12-APR-2022 17:47:17

NGC5195 EC082C.UVDATA.1

Freq = 4.7990 GHz, Bw = 32.000 MH Calibrated with CL # 4 and BP # 1 (BP mode 1)

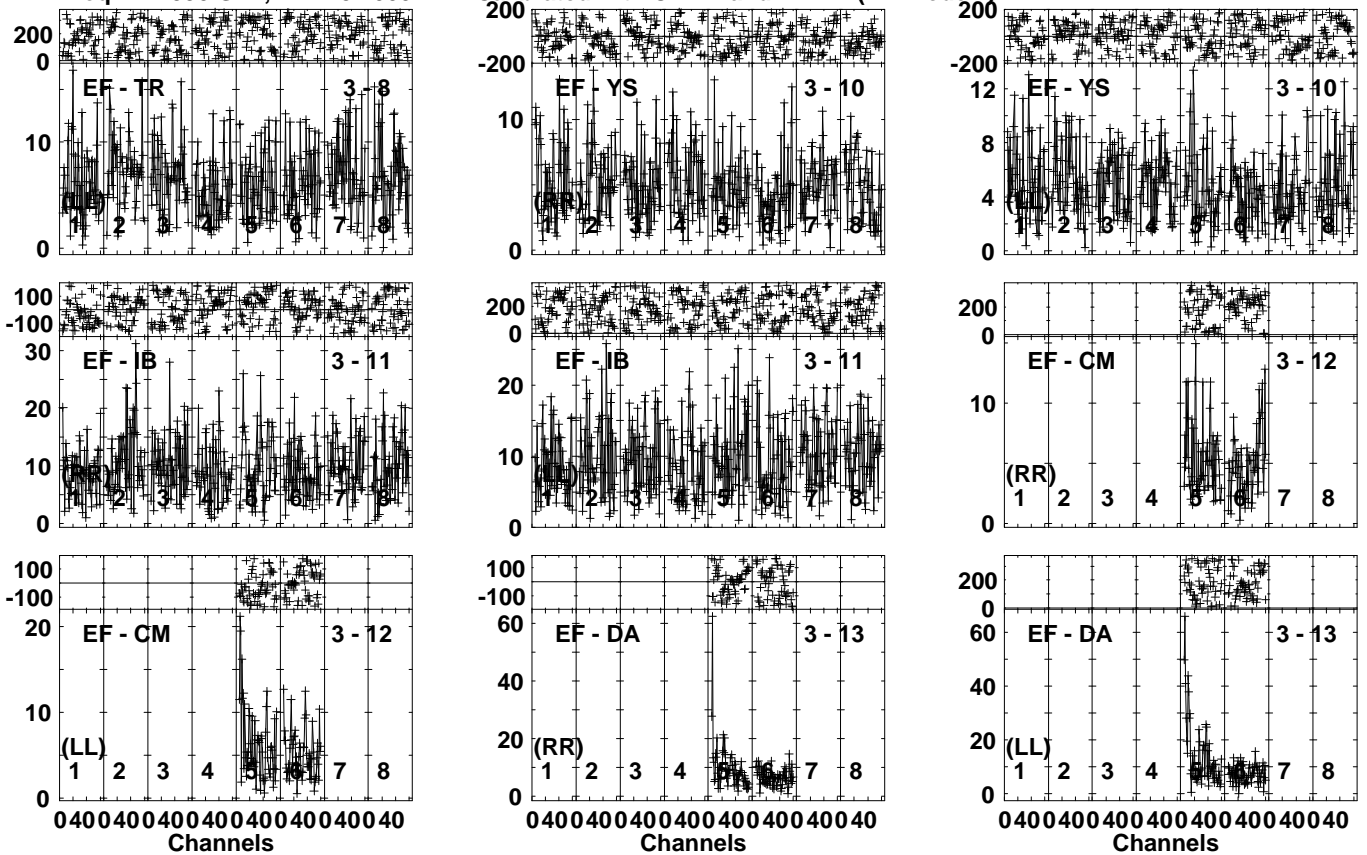


Lower frame: Milli Ampl Jy Top frame: Phas deg
Vector averaged cross-power spectrum Several baselines displayed
Timerange: 00/06:51:51 to 00/06:54:49

Plot file version 218 created 12-APR-2022 17:47:17

NGC5195 EC082C.UVDATA.1

Freq = 4.7990 GHz, Bw = 32.000 MH Calibrated with CL # 4 and BP # 1 (BP mode 1)

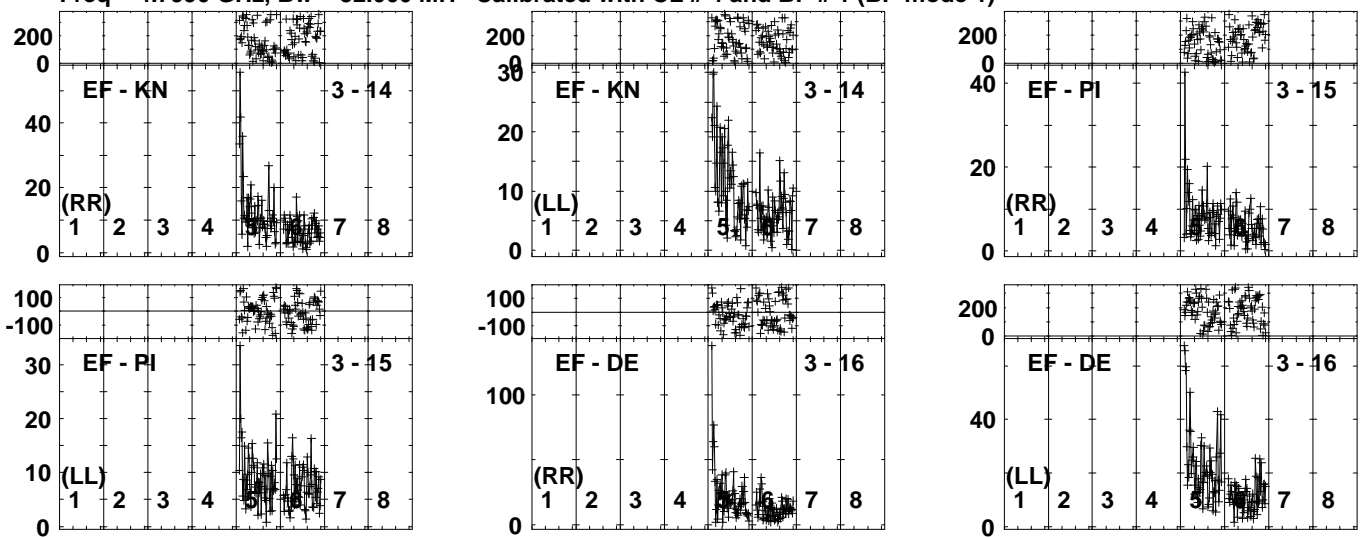


Lower frame: Milli Ampl Jy Top frame: Phas deg
Vector averaged cross-power spectrum Several baselines displayed
Timerange: 00/06:51:51 to 00/06:54:49

Plot file version 219 created 12-APR-2022 17:47:18

NGC5195 EC082C.UVDATA.1

Freq = 4.7990 GHz, Bw = 32.000 MH Calibrated with CL # 4 and BP # 1 (BP mode 1)



Lower frame: Milli Ampl Jy Top frame: Phas deg

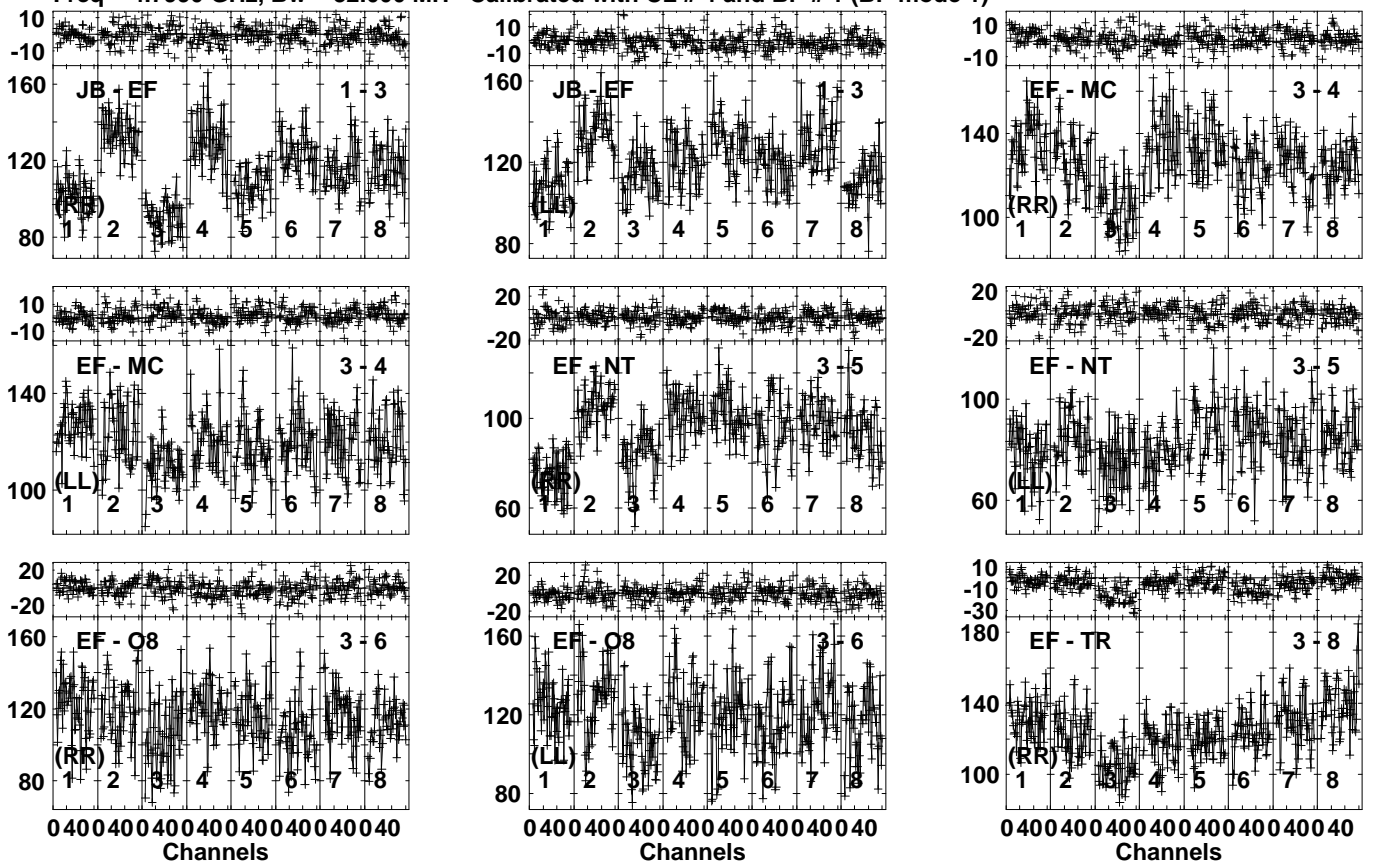
Vector averaged cross-power spectrum Several baselines displayed

Timerange: 00/06:51:51 to 00/06:54:49

Plot file version 220 created 12-APR-2022 17:47:18

J1332+4722 EC082C.UVDATA.1

Freq = 4.7990 GHz, Bw = 32.000 MH Calibrated with CL # 4 and BP # 1 (BP mode 1)

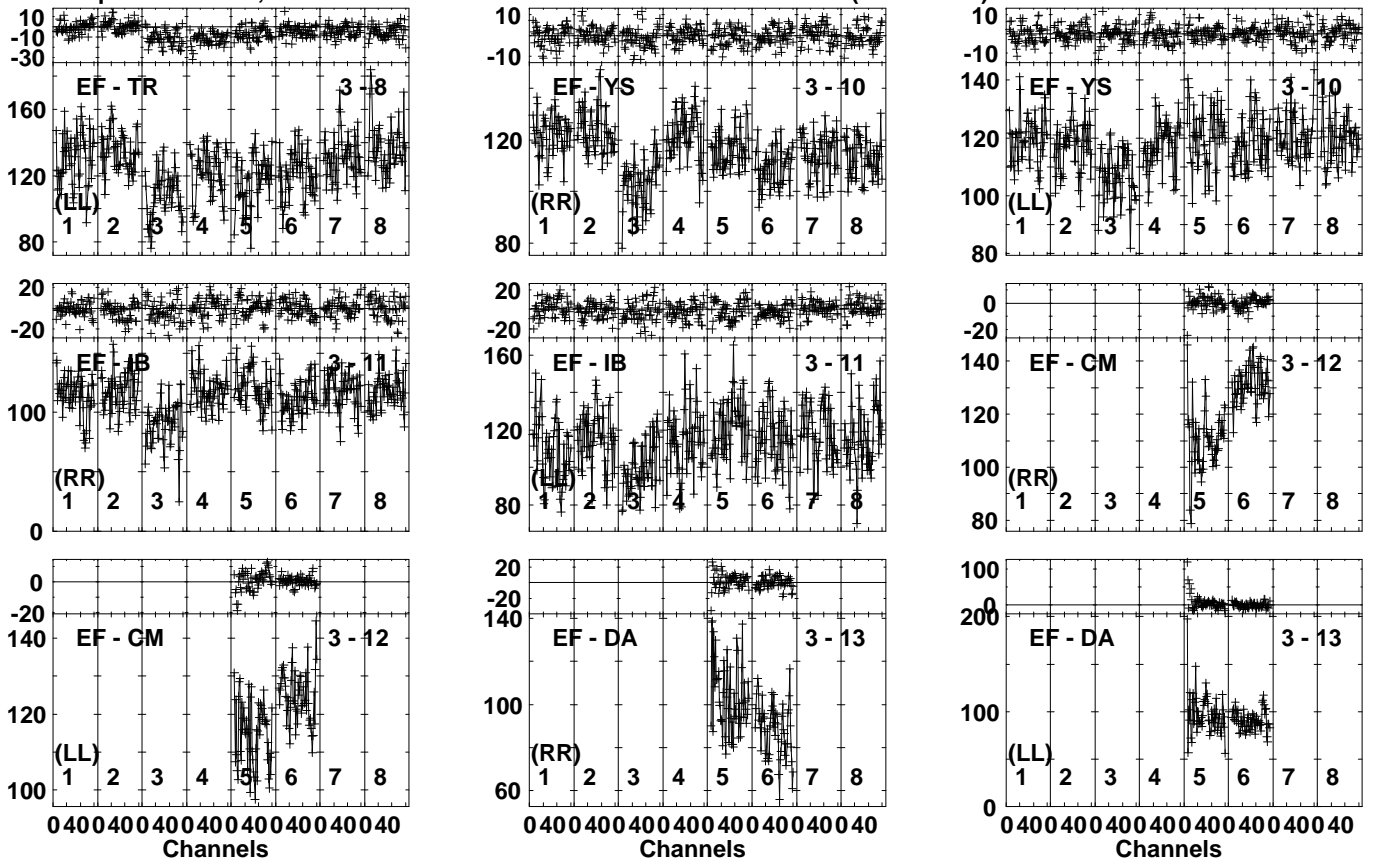


Lower frame: Milli Ampl Jy Top frame: Phas deg
Vector averaged cross-power spectrum Several baselines displayed
Timerange: 00/06:55:21 to 00/06:55:59

Plot file version 221 created 12-APR-2022 17:47:19

J1332+4722 EC082C.UVDATA.1

Freq = 4.7990 GHz, Bw = 32.000 MH Calibrated with CL # 4 and BP # 1 (BP mode 1)

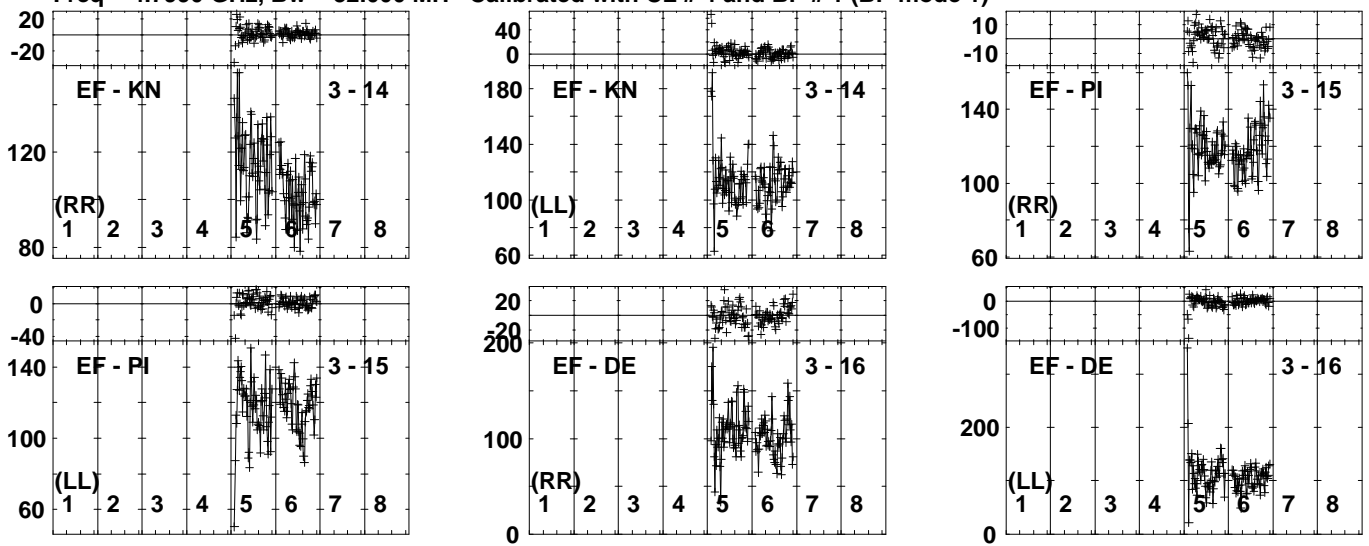


Lower frame: Milli Ampl Jy Top frame: Phas deg
Vector averaged cross-power spectrum Several baselines displayed
Timerange: 00/06:55:21 to 00/06:55:59

Plot file version 222 created 12-APR-2022 17:47:19

J1332+4722 EC082C.UVDATA.1

Freq = 4.7990 GHz, Bw = 32.000 MH Calibrated with CL # 4 and BP # 1 (BP mode 1)

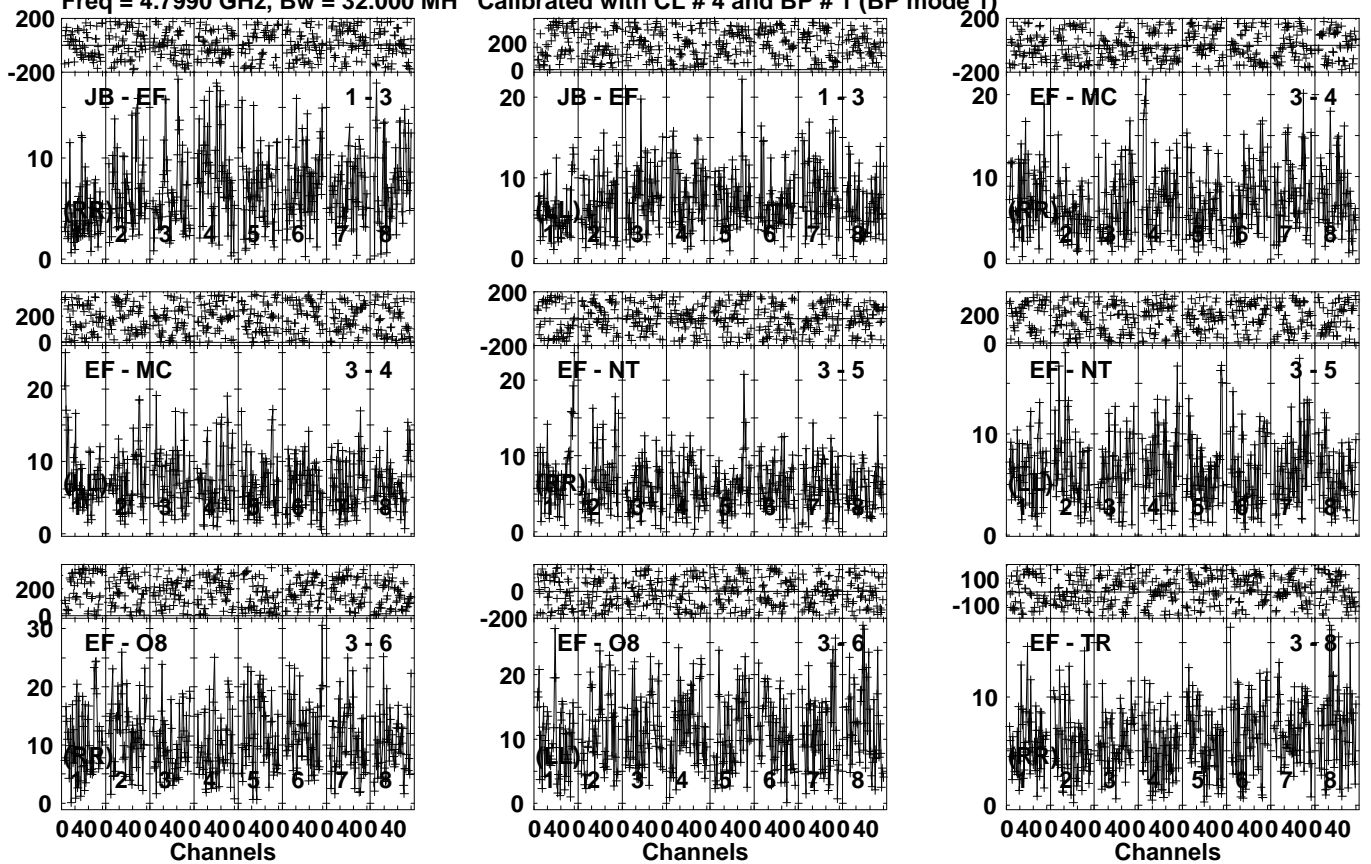


Lower frame: Milli Ampl Jy Top frame: Phas deg
Vector averaged cross-power spectrum Several baselines displayed
Timerange: 00/06:55:21 to 00/06:55:59

Plot file version 223 created 12-APR-2022 17:47:19

NGC5195 EC082C.UVDATA.1

Freq = 4.7990 GHz, Bw = 32.000 MH Calibrated with CL # 4 and BP # 1 (BP mode 1)

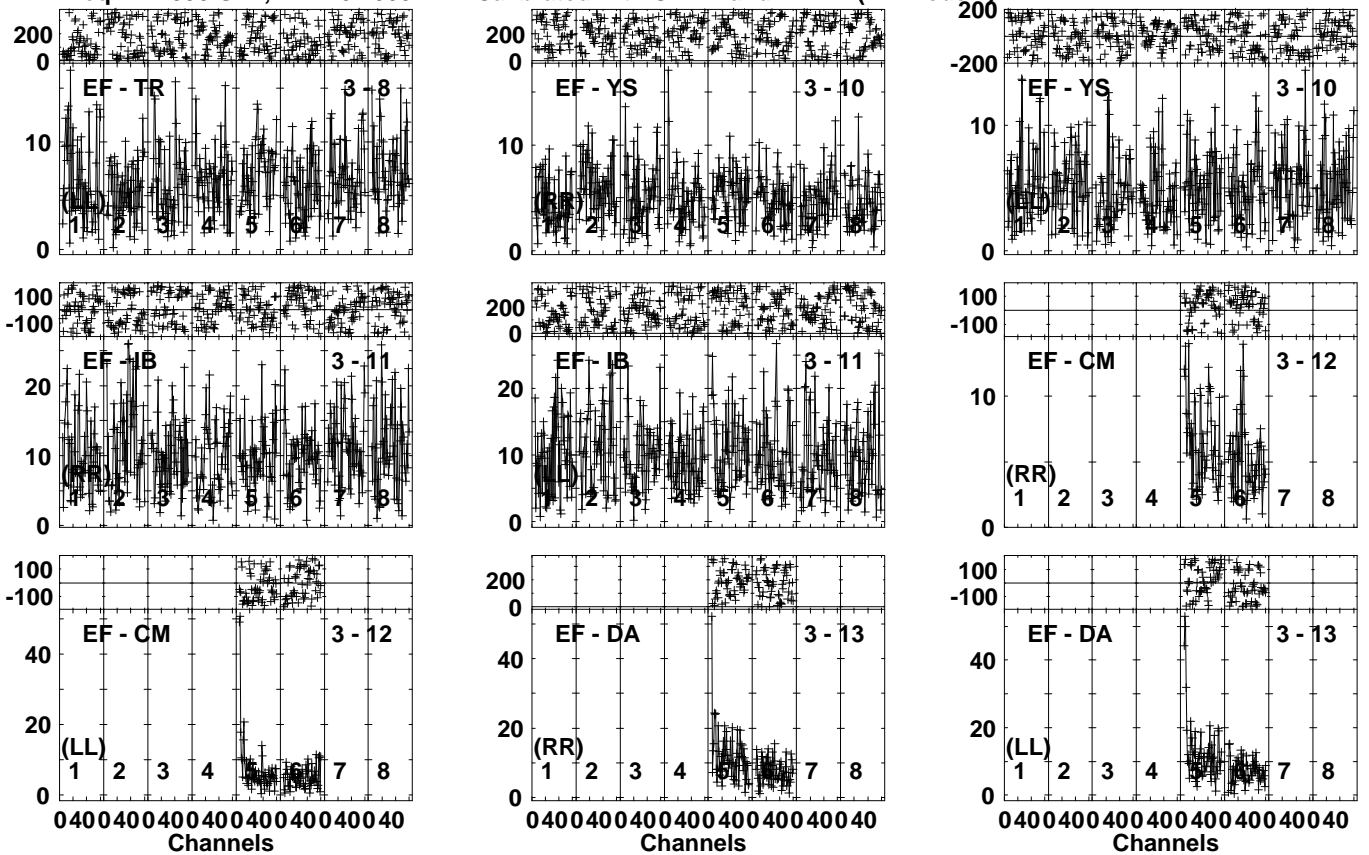


Lower frame: Milli Ampl Jy Top frame: Phas deg
Vector averaged cross-power spectrum Several baselines displayed
Timerange: 00/06:56:11 to 00/06:59:09

Plot file version 224 created 12-APR-2022 17:47:20

NGC5195 EC082C.UVDATA.1

Freq = 4.7990 GHz, Bw = 32.000 MH Calibrated with CL # 4 and BP # 1 (BP mode 1)

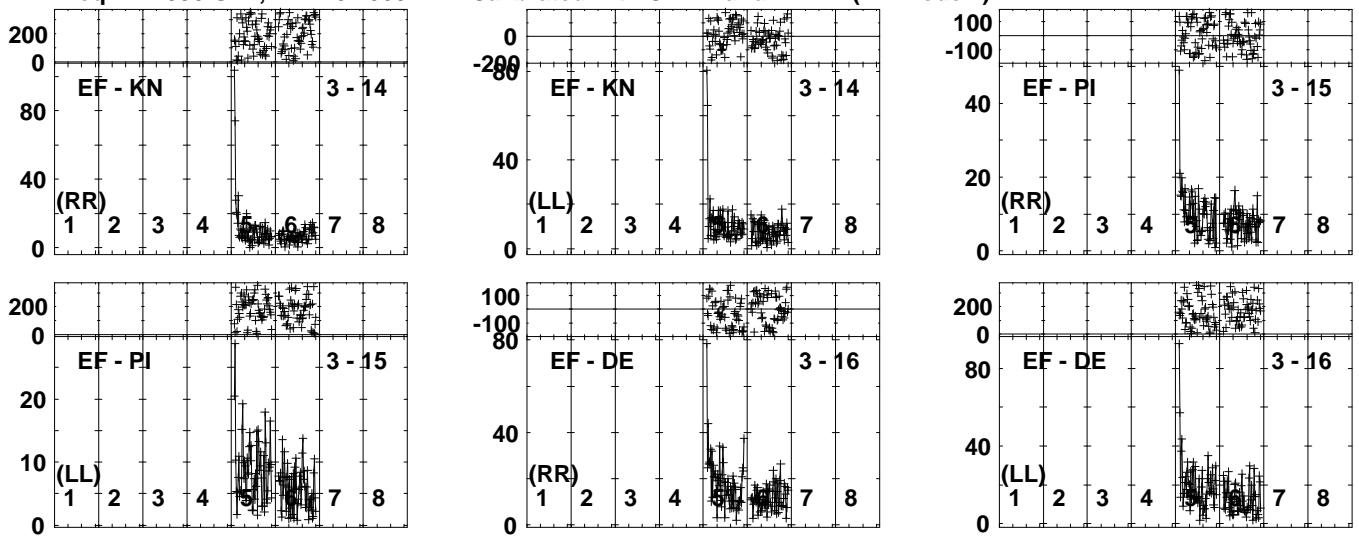


Lower frame: Milli Ampl Jy Top frame: Phas deg
Vector averaged cross-power spectrum Several baselines displayed
Timerange: 00/06:56:11 to 00/06:59:09

Plot file version 225 created 12-APR-2022 17:47:20

NGC5195 EC082C.UVDATA.1

Freq = 4.7990 GHz, Bw = 32.000 MH Calibrated with CL # 4 and BP # 1 (BP mode 1)



Lower frame: Milli Ampl Jy Top frame: Phas deg

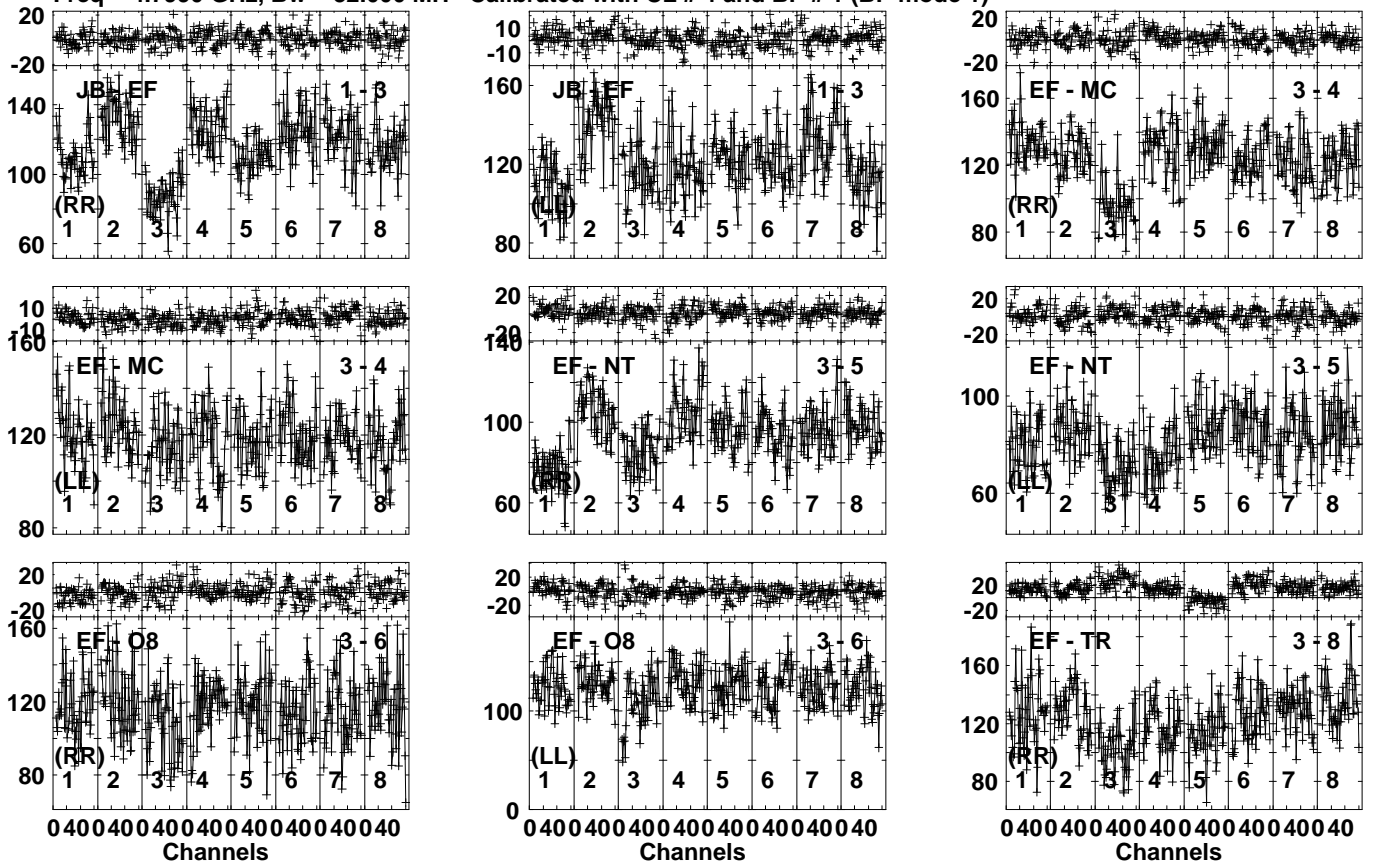
Vector averaged cross-power spectrum Several baselines displayed

Timerange: 00/06:56:11 to 00/06:59:09

Plot file version 226 created 12-APR-2022 17:47:20

J1332+4722 EC082C.UVDATA.1

Freq = 4.7990 GHz, Bw = 32.000 MH Calibrated with CL # 4 and BP # 1 (BP mode 1)

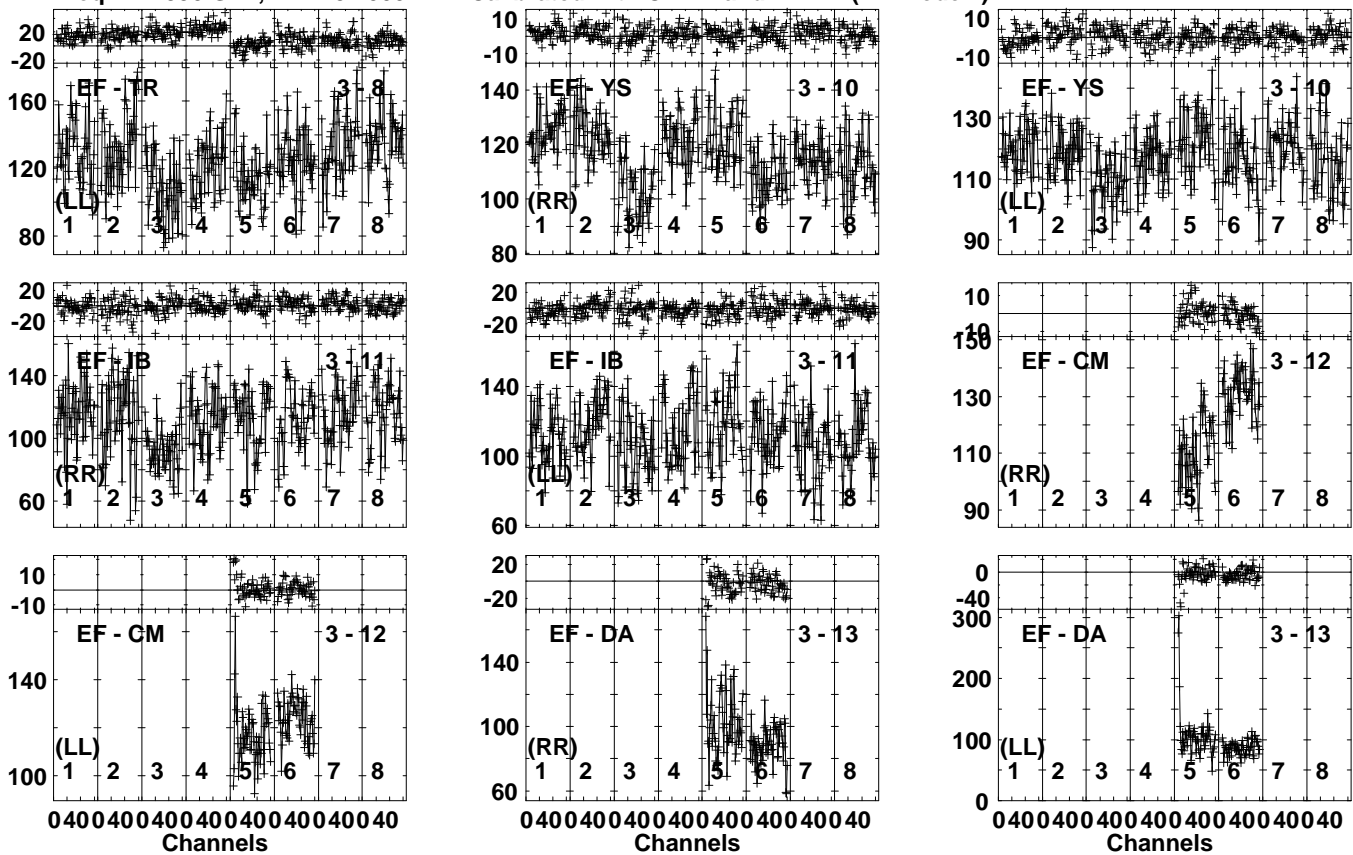


Lower frame: Milli Ampl Jy Top frame: Phas deg
 Vector averaged cross-power spectrum Several baselines displayed
 Timerange: 00/06:59:21 to 00/07:00:09

Plot file version 227 created 12-APR-2022 17:47:21

J1332+4722 EC082C.UVDATA.1

Freq = 4.7990 GHz, Bw = 32.000 MH Calibrated with CL # 4 and BP # 1 (BP mode 1)

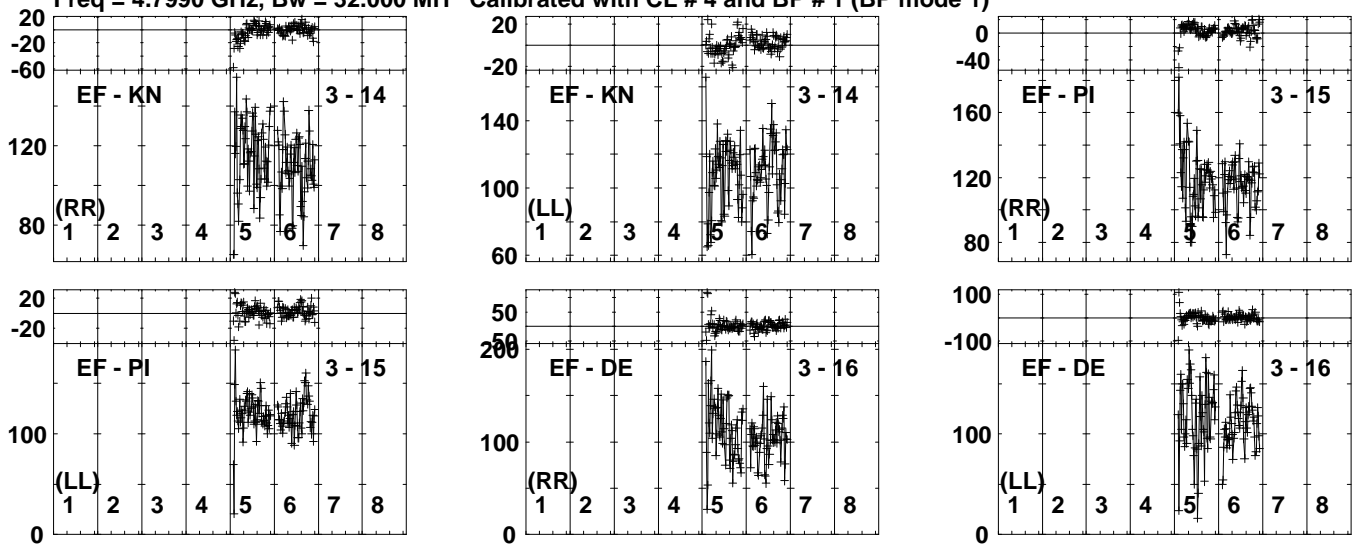


Lower frame: Milli Ampl Jy Top frame: Phas deg
Vector averaged cross-power spectrum Several baselines displayed
Timerange: 00/06:59:21 to 00/07:00:09

Plot file version 228 created 12-APR-2022 17:47:21

J1332+4722 EC082C.UVDATA.1

Freq = 4.7990 GHz, Bw = 32.000 MH Calibrated with CL # 4 and BP # 1 (BP mode 1)



Lower frame: Milli Ampl Jy Top frame: Phas deg

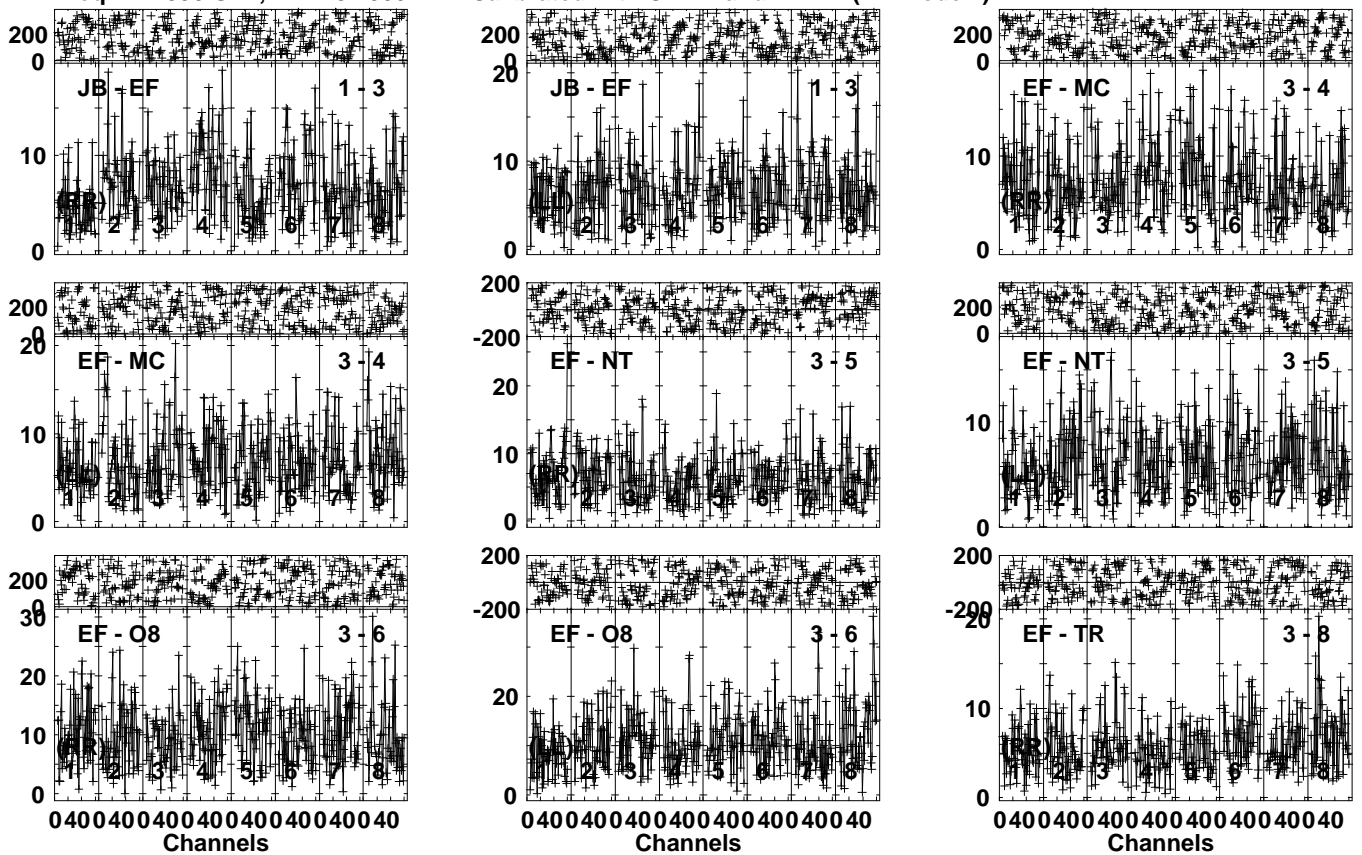
Vector averaged cross-power spectrum Several baselines displayed

Timerange: 00/06:59:21 to 00/07:00:09

Plot file version 229 created 12-APR-2022 17:47:21

NGC5195 EC082C.UVDATA.1

Freq = 4.7990 GHz, Bw = 32.000 MH Calibrated with CL # 4 and BP # 1 (BP mode 1)

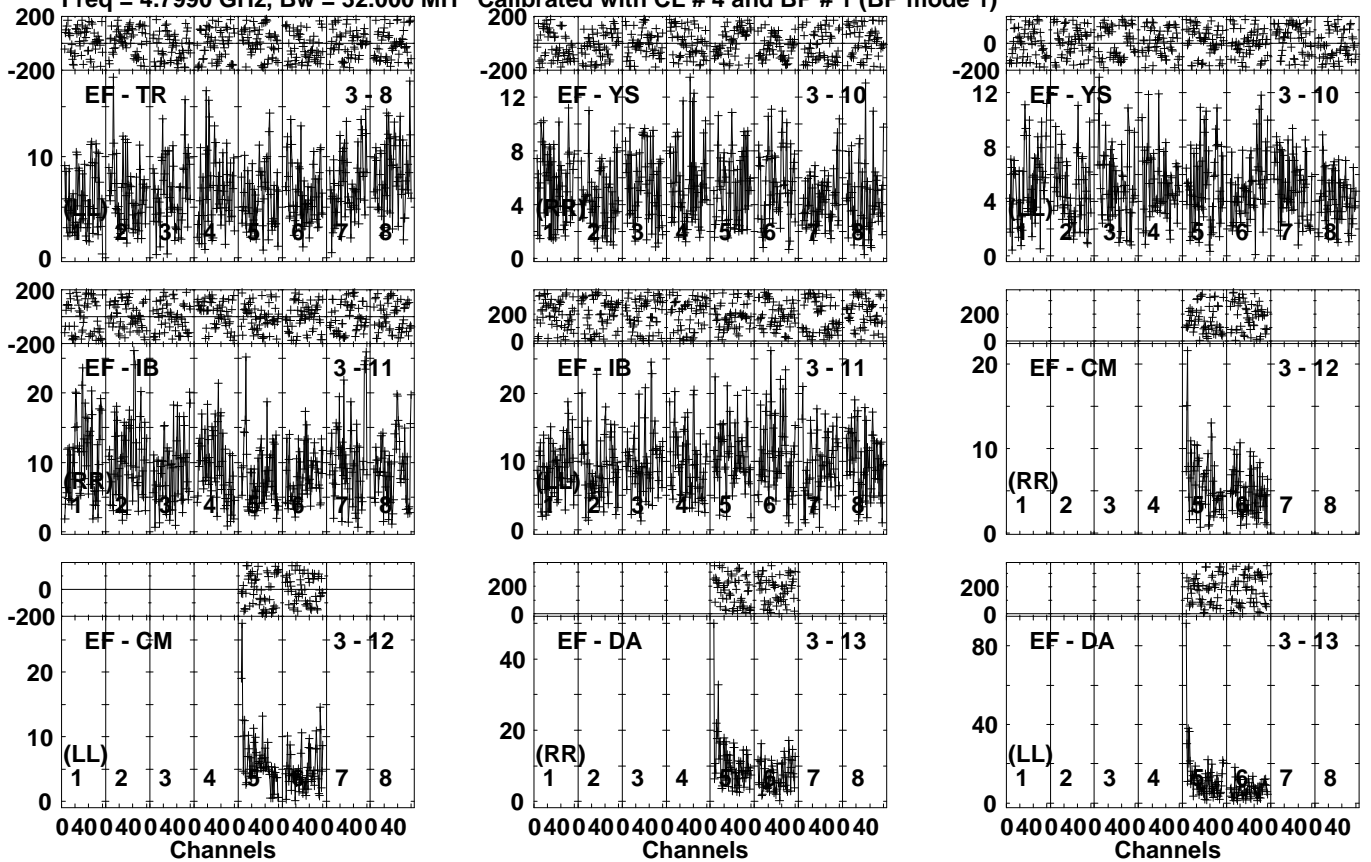


Lower frame: Milli Ampl Jy Top frame: Phas deg
Vector averaged cross-power spectrum Several baselines displayed
Timerange: 00/07:00:21 to 00/07:03:19

Plot file version 230 created 12-APR-2022 17:47:22

NGC5195 EC082C.UVDATA.1

Freq = 4.7990 GHz, Bw = 32.000 MH Calibrated with CL # 4 and BP # 1 (BP mode 1)

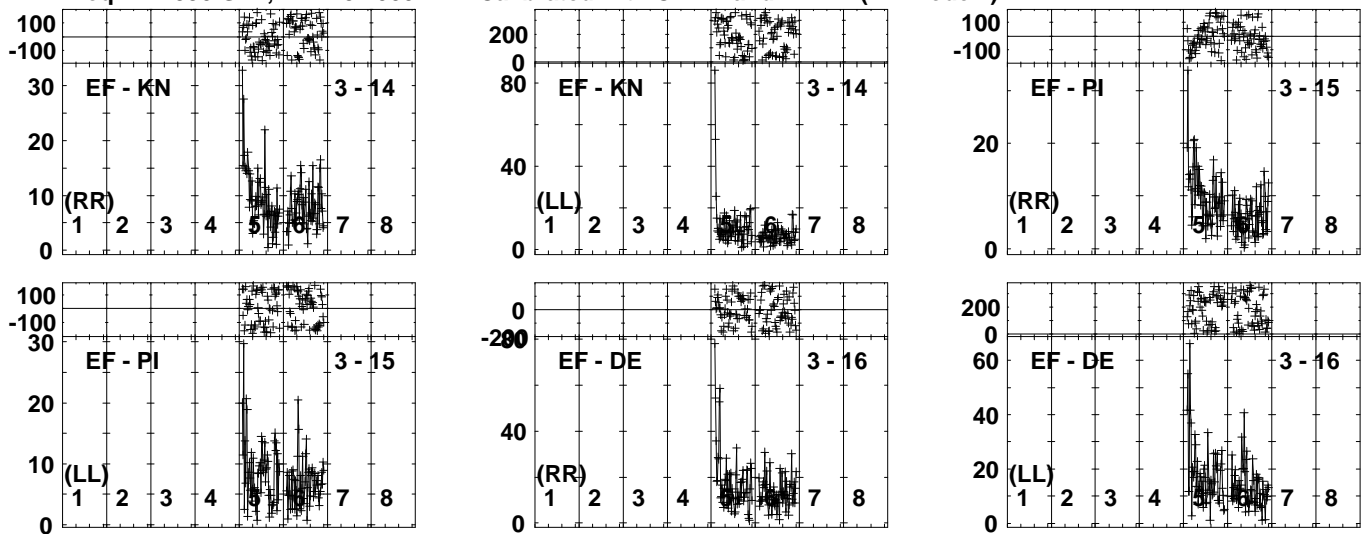


Lower frame: Milli Ampl Jy Top frame: Phas deg
Vector averaged cross-power spectrum Several baselines displayed
Timerange: 00/07:00:21 to 00/07:03:19

Plot file version 231 created 12-APR-2022 17:47:22

NGC5195 EC082C.UVDATA.1

Freq = 4.7990 GHz, Bw = 32.000 MH Calibrated with CL # 4 and BP # 1 (BP mode 1)



Lower frame: Milli Ampl Jy Top frame: Phas deg

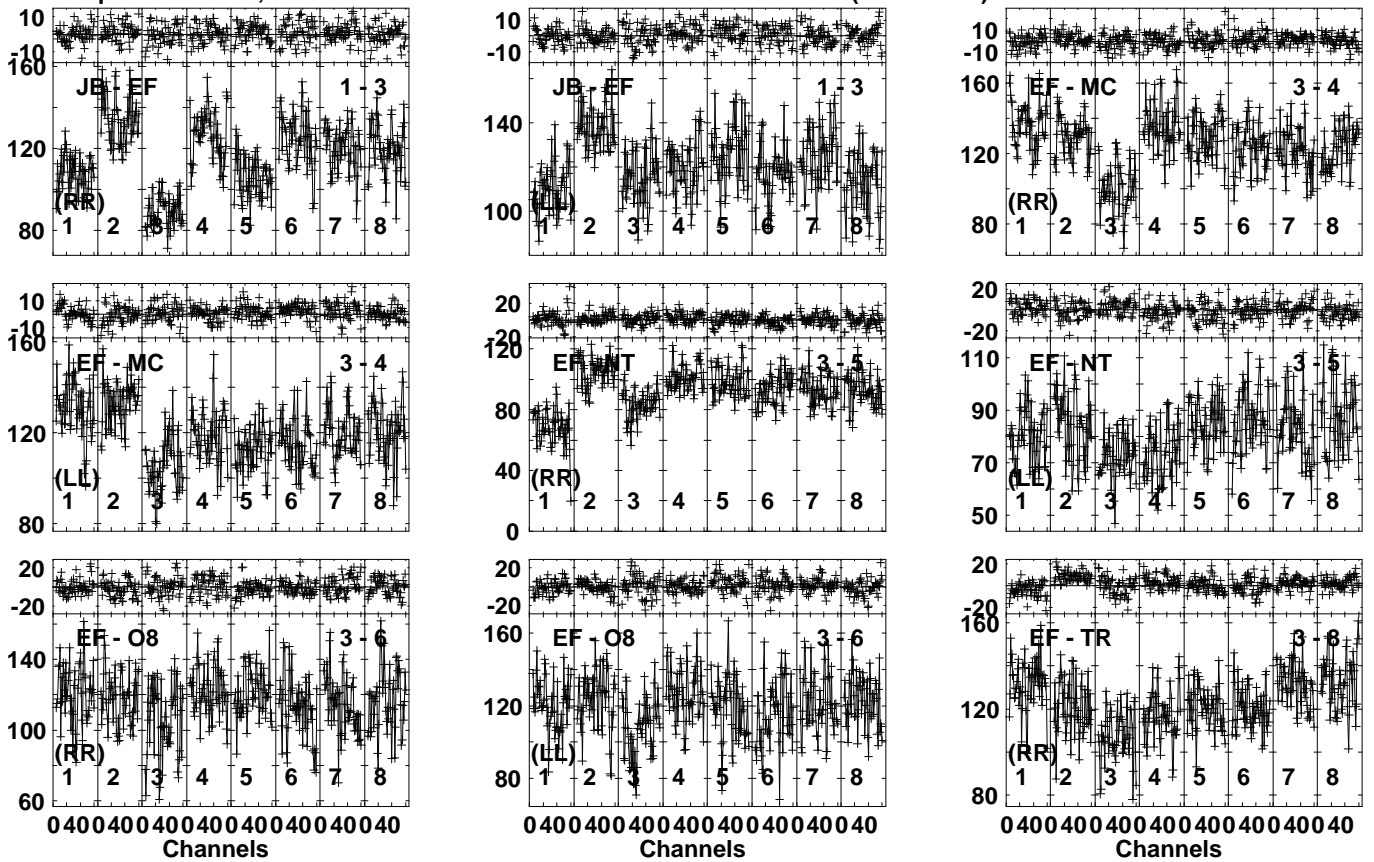
Vector averaged cross-power spectrum Several baselines displayed

Timerange: 00/07:00:21 to 00/07:03:19

Plot file version 232 created 12-APR-2022 17:47:23

J1332+4722 EC082C.UVDATA.1

Freq = 4.7990 GHz, Bw = 32.000 MH Calibrated with CL # 4 and BP # 1 (BP mode 1)

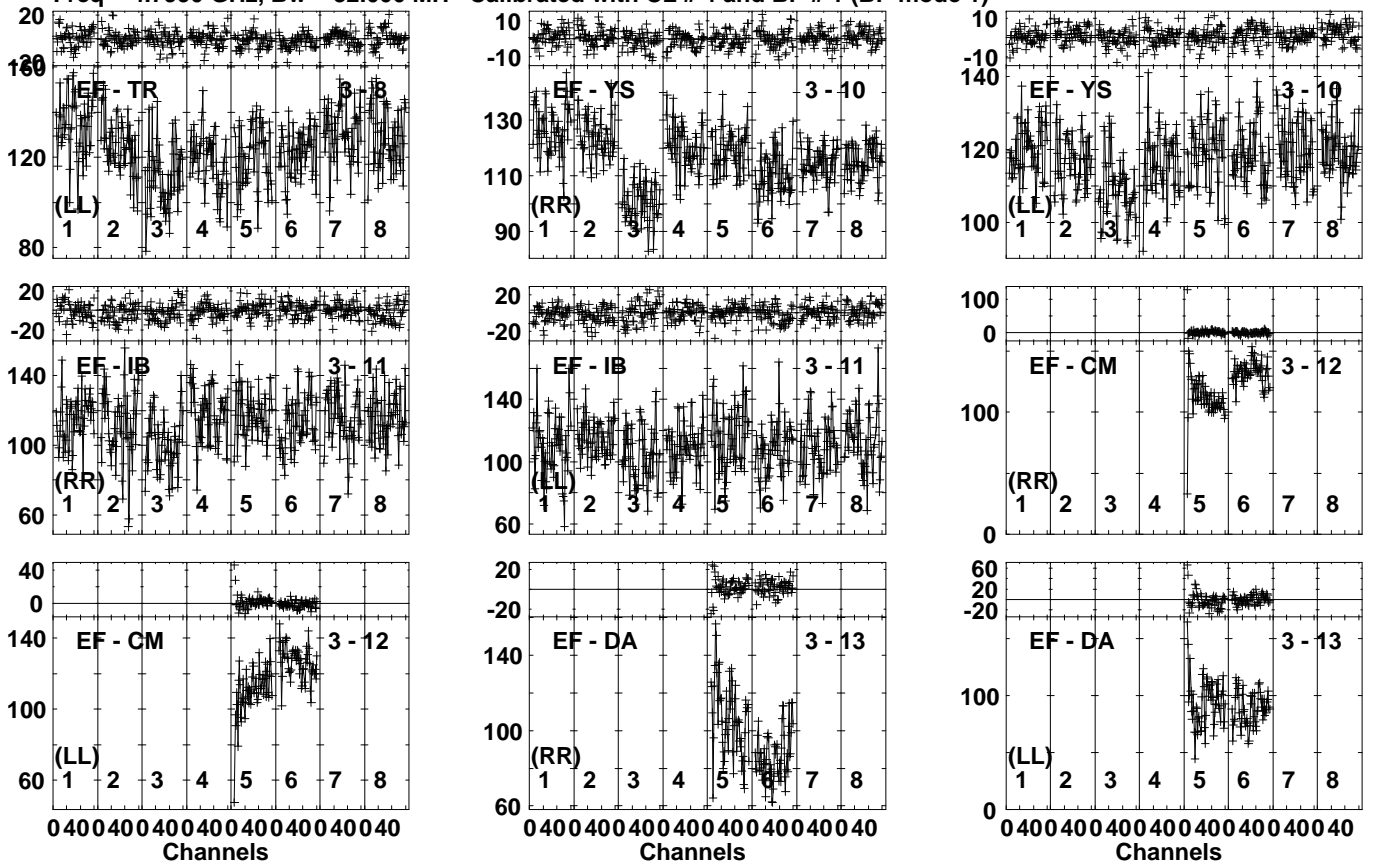


Lower frame: Milli Ampl Jy Top frame: Phas deg
 Vector averaged cross-power spectrum Several baselines displayed
 Timerange: 00/07:03:51 to 00/07:04:29

Plot file version 233 created 12-APR-2022 17:47:23

J1332+4722 EC082C.UVDATA.1

Freq = 4.7990 GHz, Bw = 32.000 MH Calibrated with CL # 4 and BP # 1 (BP mode 1)

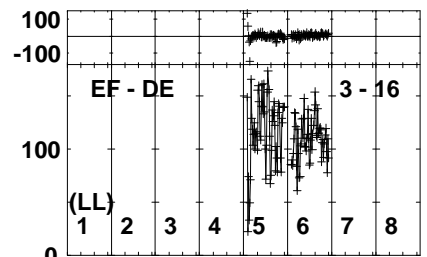
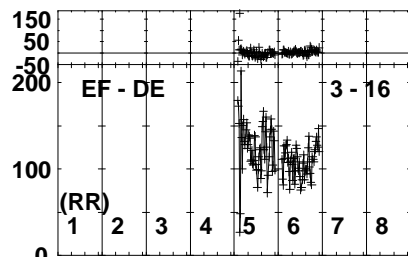
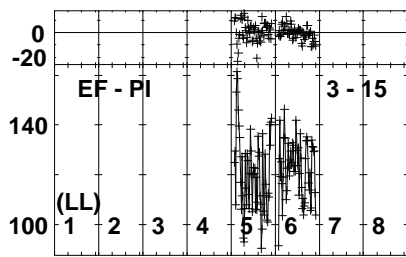
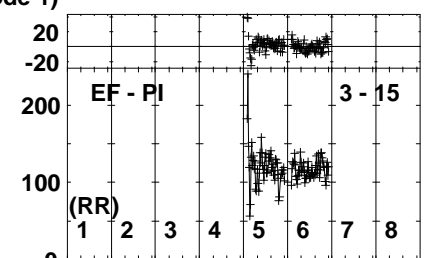
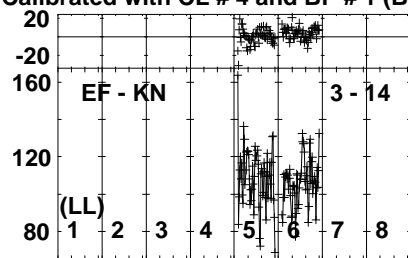
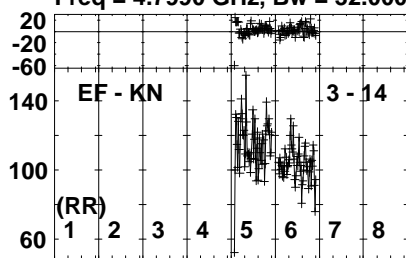


Lower frame: Milli Ampl Jy Top frame: Phas deg
 Vector averaged cross-power spectrum Several baselines displayed
 Timerange: 00/07:03:51 to 00/07:04:29

Plot file version 234 created 12-APR-2022 17:47:24

J1332+4722 EC082C.UVDATA.1

Freq = 4.7990 GHz, Bw = 32.000 MH Calibrated with CL # 4 and BP # 1 (BP mode 1)

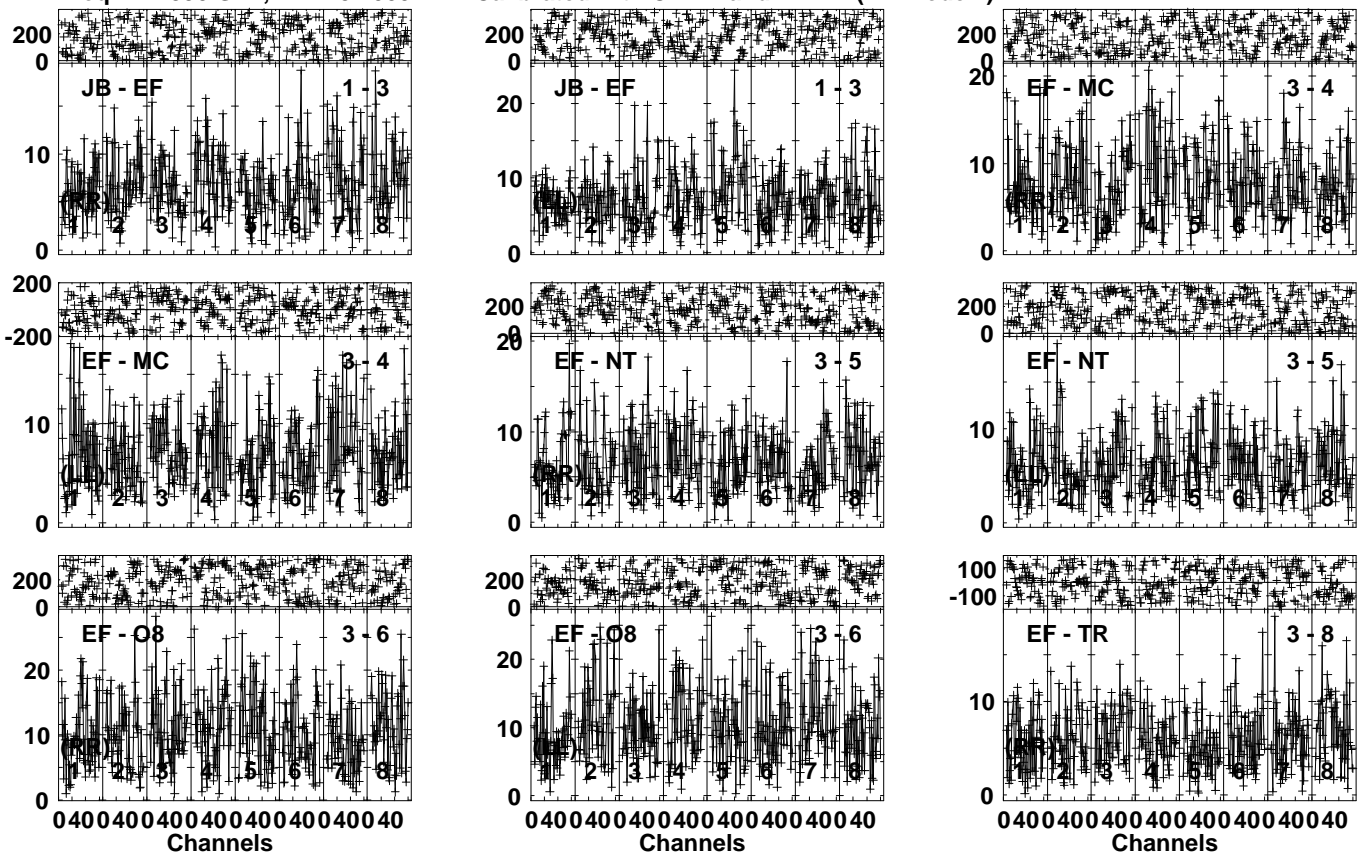


Lower frame: Milli Ampl Jy Top frame: Phas deg
Vector averaged cross-power spectrum Several baselines displayed
Timerange: 00/07:03:51 to 00/07:04:29

Plot file version 235 created 12-APR-2022 17:47:24

NGC5195 EC082C.UVDATA.1

Freq = 4.7990 GHz, Bw = 32.000 MH Calibrated with CL # 4 and BP # 1 (BP mode 1)

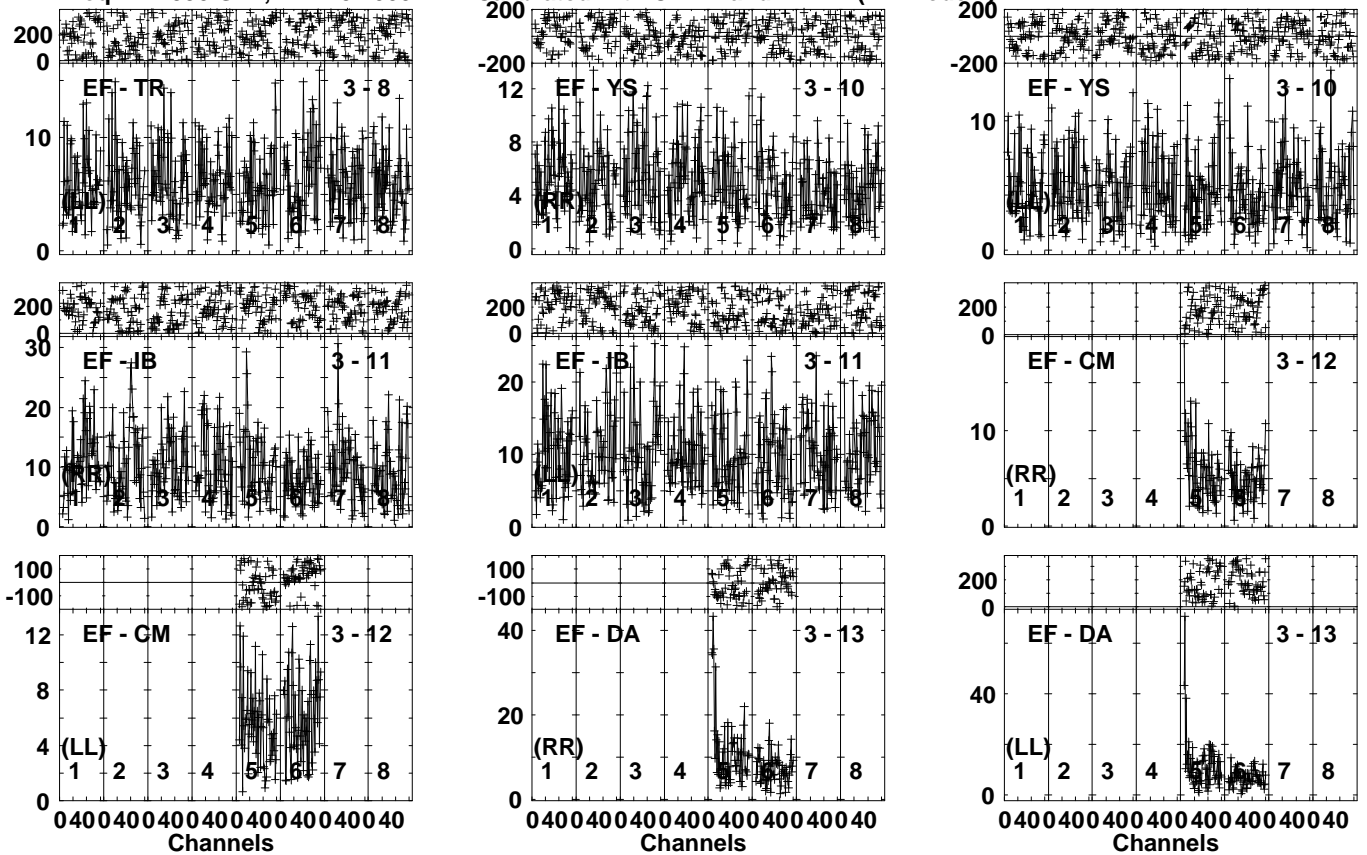


Lower frame: Milli Ampl Jy Top frame: Phas deg
Vector averaged cross-power spectrum Several baselines displayed
Timerange: 00/07:04:41 to 00/07:07:39

Plot file version 236 created 12-APR-2022 17:47:24

NGC5195 EC082C.UVDATA.1

Freq = 4.7990 GHz, Bw = 32.000 MH Calibrated with CL # 4 and BP # 1 (BP mode 1)

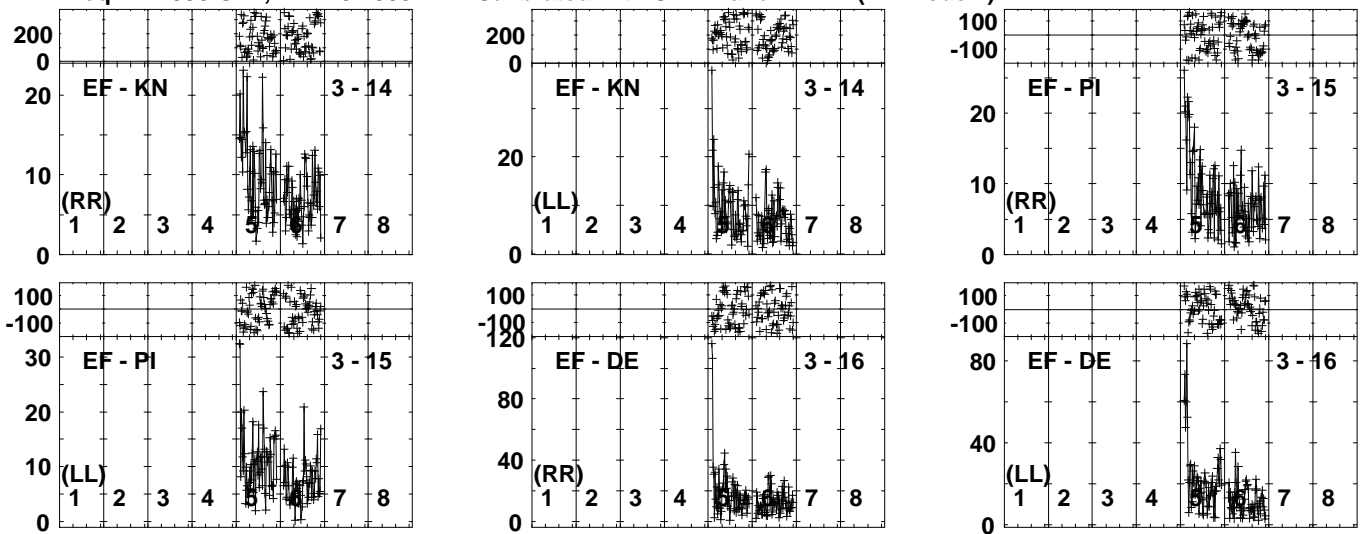


Lower frame: Milli Ampl Jy Top frame: Phas deg
Vector averaged cross-power spectrum Several baselines displayed
Timerange: 00/07:04:41 to 00/07:07:39

Plot file version 237 created 12-APR-2022 17:47:25

NGC5195 EC082C.UVDATA.1

Freq = 4.7990 GHz, Bw = 32.000 MH Calibrated with CL # 4 and BP # 1 (BP mode 1)



Lower frame: Milli Ampl Jy Top frame: Phas deg

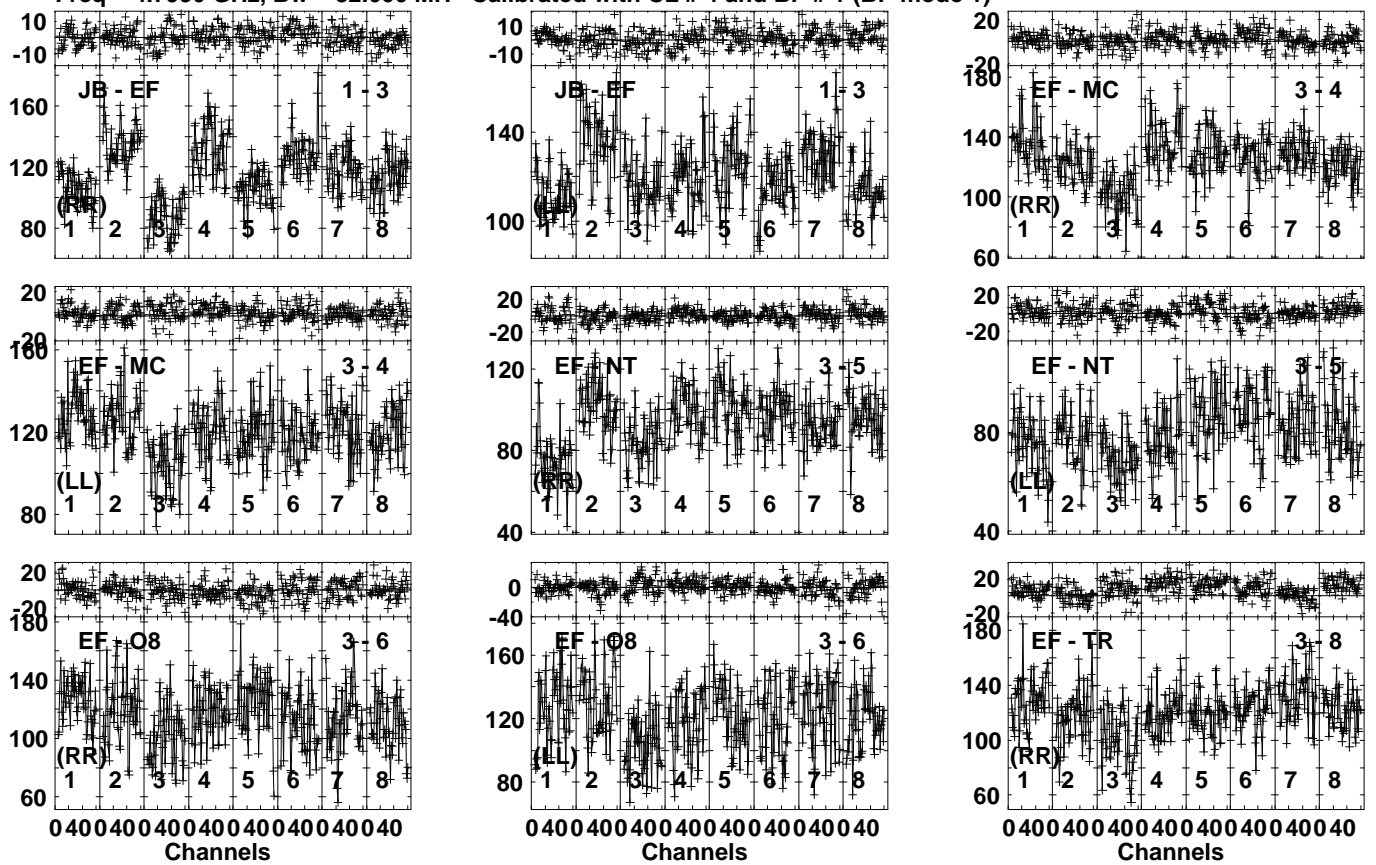
Vector averaged cross-power spectrum Several baselines displayed

Timerange: 00/07:04:41 to 00/07:07:39

Plot file version 238 created 12-APR-2022 17:47:25

J1332+4722 EC082C.UVDATA.1

Freq = 4.7990 GHz, Bw = 32.000 MH Calibrated with CL # 4 and BP # 1 (BP mode 1)

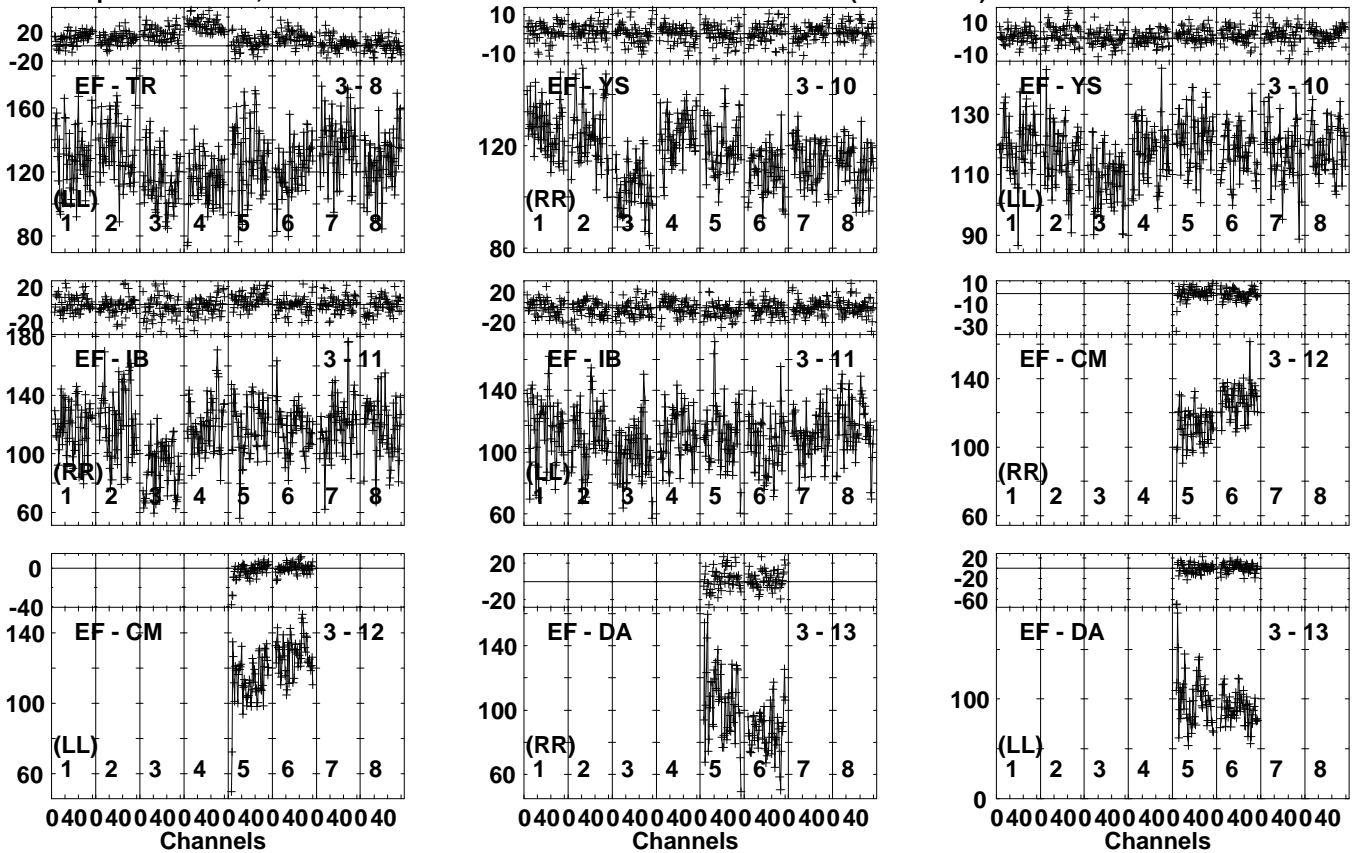


Lower frame: Milli Ampl Jy Top frame: Phas deg
Vector averaged cross-power spectrum Several baselines displayed
Timerange: 00/07:07:51 to 00/07:08:39

Plot file version 239 created 12-APR-2022 17:47:26

J1332+4722 EC082C.UVDATA.1

Freq = 4.7990 GHz, Bw = 32.000 MH Calibrated with CL # 4 and BP # 1 (BP mode 1)

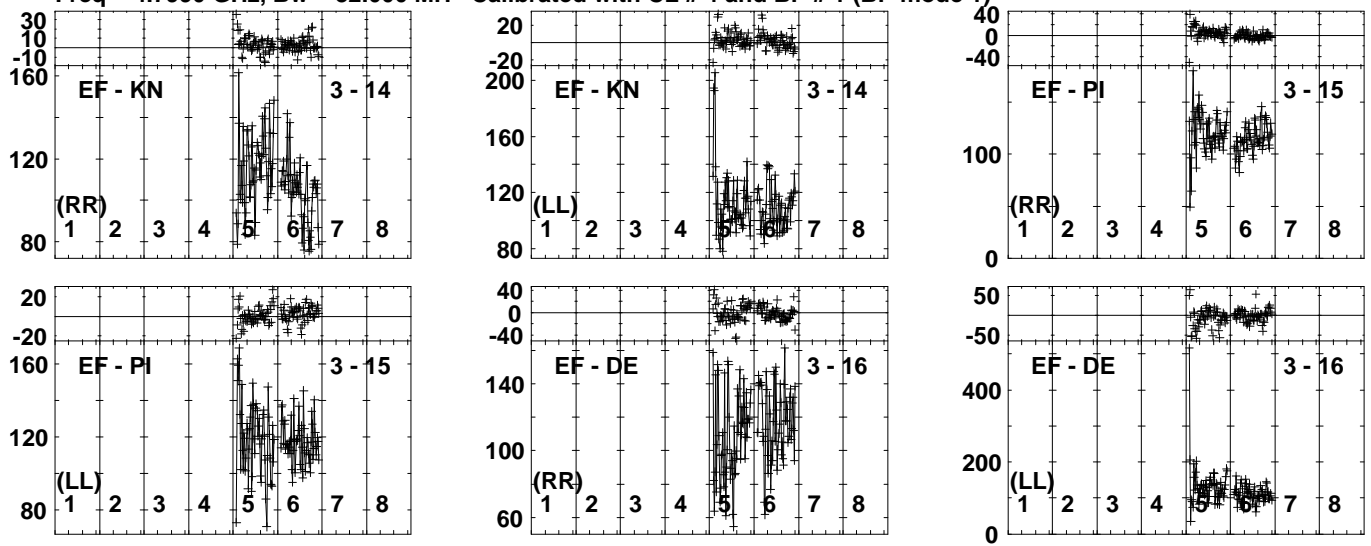


Lower frame: Milli Ampl Jy Top frame: Phas deg
Vector averaged cross-power spectrum Several baselines displayed
Timerange: 00/07:07:51 to 00/07:08:39

Plot file version 240 created 12-APR-2022 17:47:26

J1332+4722 EC082C.UVDATA.1

Freq = 4.7990 GHz, Bw = 32.000 MH Calibrated with CL # 4 and BP # 1 (BP mode 1)

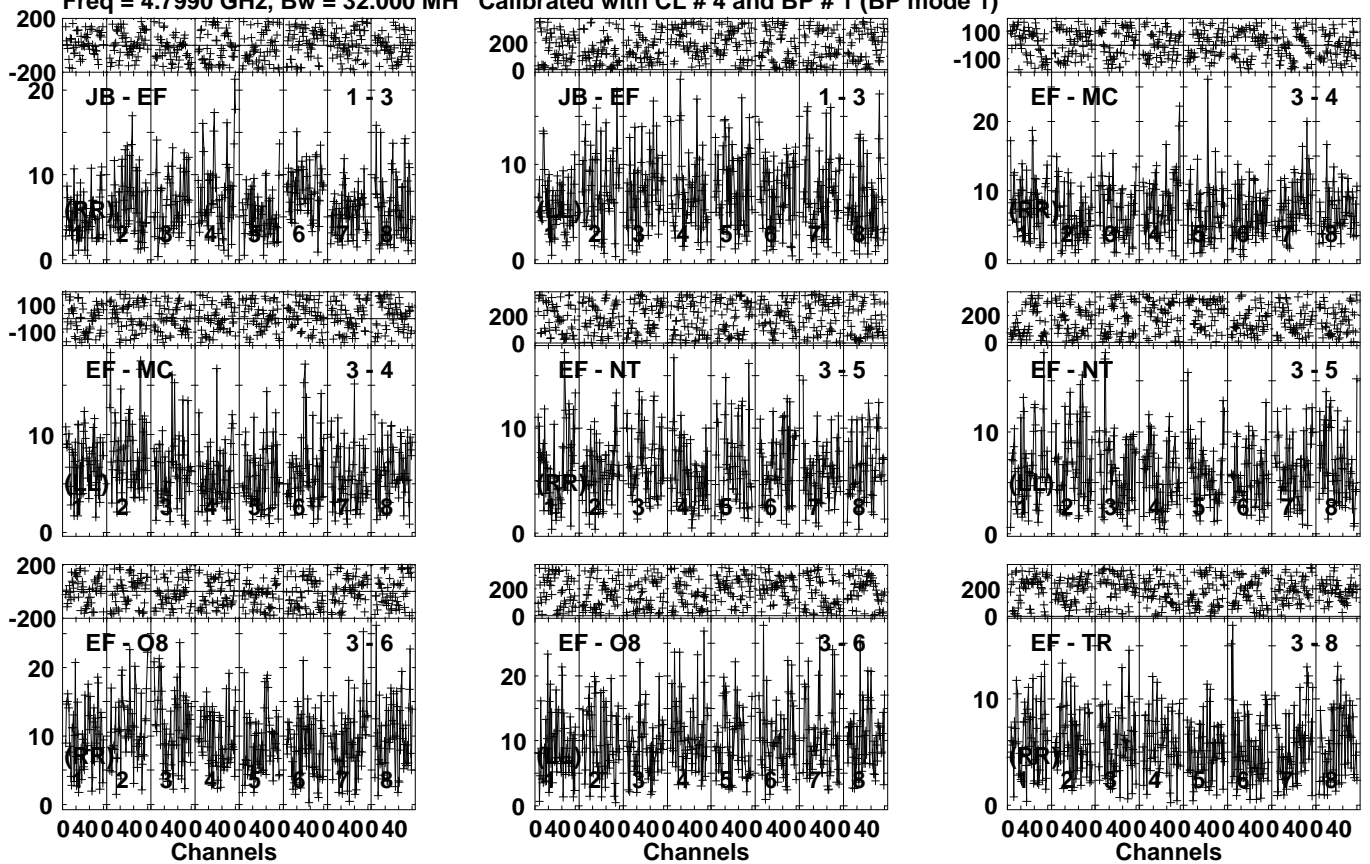


Lower frame: Milli Ampl Jy Top frame: Phas deg
Vector averaged cross-power spectrum Several baselines displayed
Timerange: 00/07:07:51 to 00/07:08:39

Plot file version 241 created 12-APR-2022 17:47:26

NGC5195 EC082C.UVDATA.1

Freq = 4.7990 GHz, Bw = 32.000 MH Calibrated with CL # 4 and BP # 1 (BP mode 1)

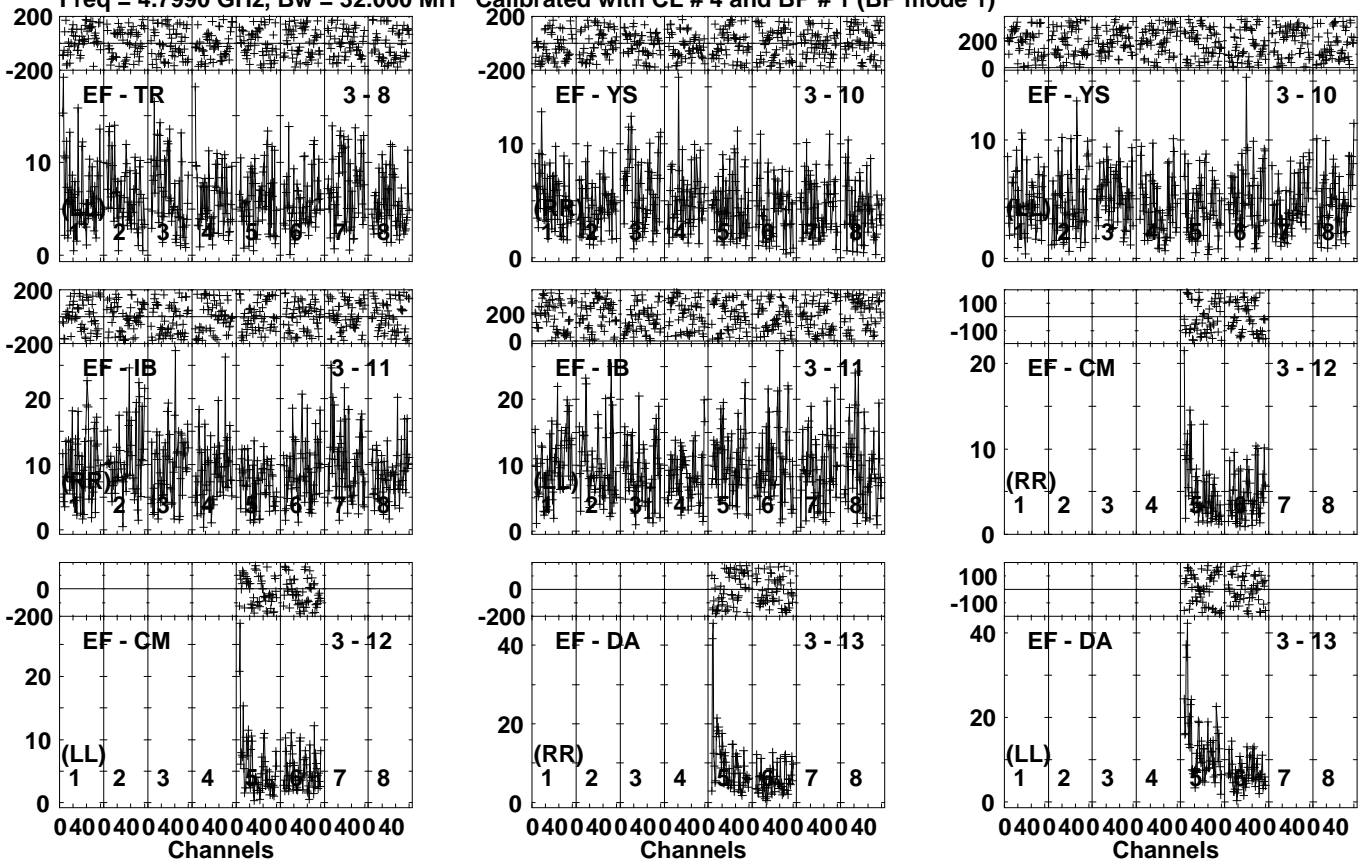


Lower frame: Milli Ampl Jy Top frame: Phas deg
Vector averaged cross-power spectrum Several baselines displayed
Timerange: 00/07:09:11 to 00/07:12:09

Plot file version 242 created 12-APR-2022 17:47:27

NGC5195 EC082C.UVDATA.1

Freq = 4.7990 GHz, Bw = 32.000 MH Calibrated with CL # 4 and BP # 1 (BP mode 1)

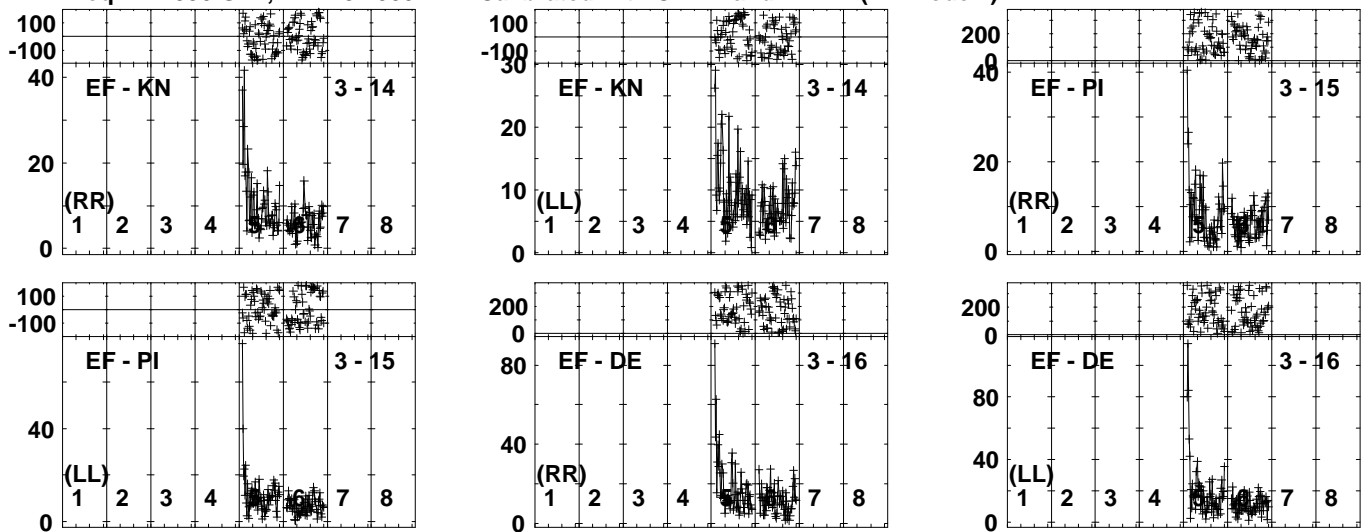


Lower frame: Milli Ampl Jy Top frame: Phas deg
Vector averaged cross-power spectrum Several baselines displayed
Timerange: 00/07:09:11 to 00/07:12:09

Plot file version 243 created 12-APR-2022 17:47:27

NGC5195 EC082C.UVDATA.1

Freq = 4.7990 GHz, Bw = 32.000 MH Calibrated with CL # 4 and BP # 1 (BP mode 1)



Lower frame: Milli Ampl Jy Top frame: Phas deg

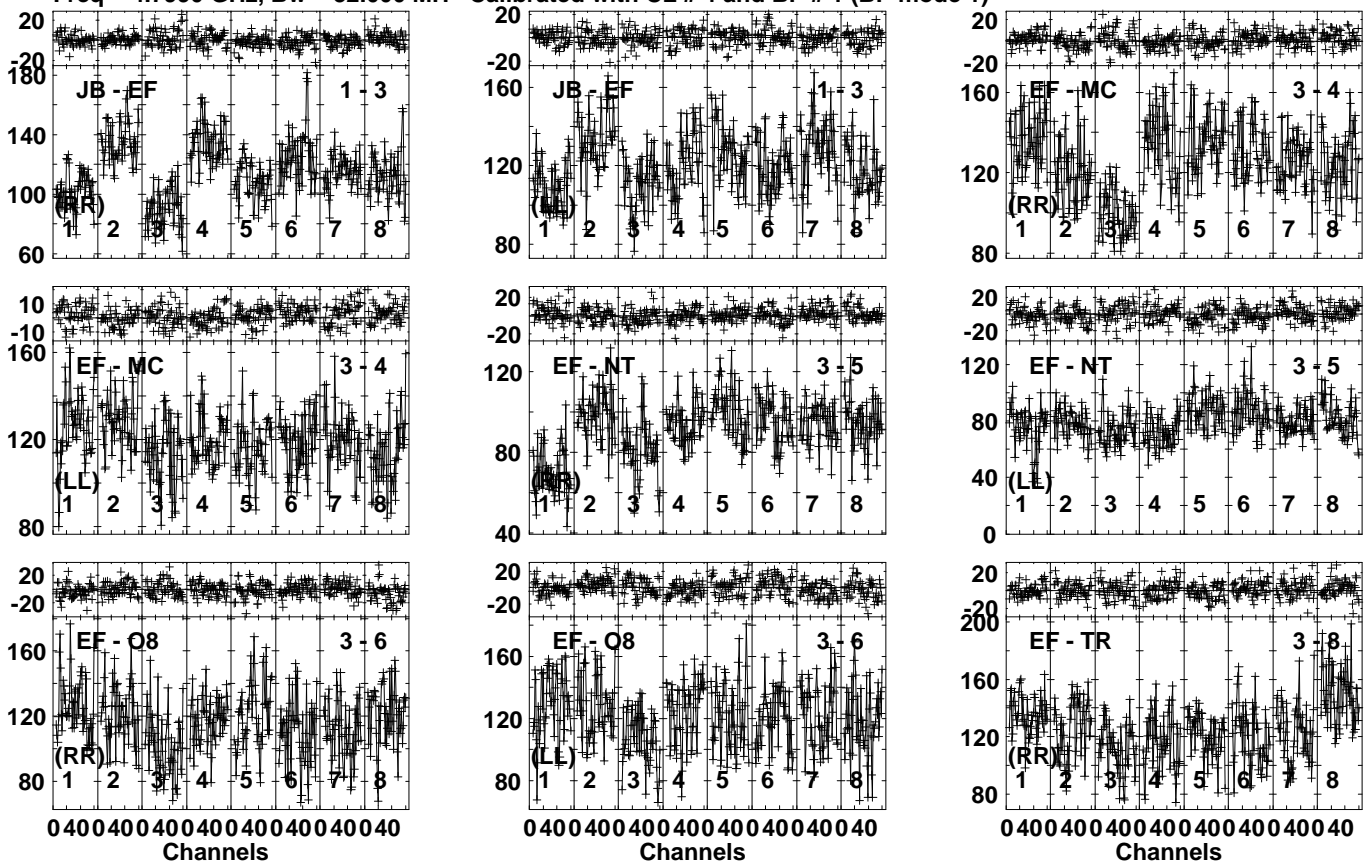
Vector averaged cross-power spectrum Several baselines displayed

Timerange: 00/07:09:11 to 00/07:12:09

Plot file version 244 created 12-APR-2022 17:47:27

J1332+4722 EC082C.UVDATA.1

Freq = 4.7990 GHz, Bw = 32.000 MH Calibrated with CL # 4 and BP # 1 (BP mode 1)

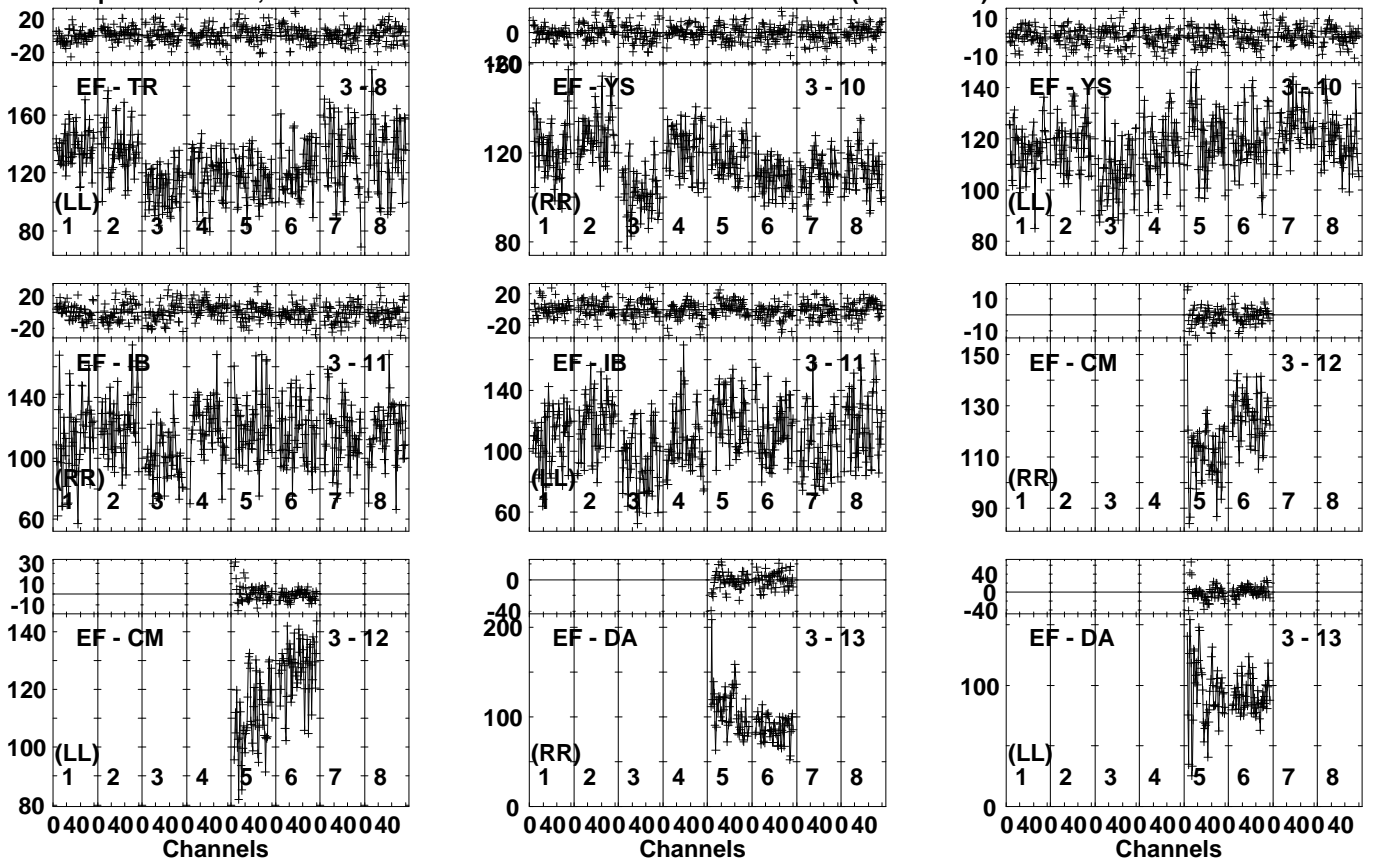


Lower frame: Milli Ampl Jy Top frame: Phas deg
 Vector averaged cross-power spectrum Several baselines displayed
 Timerange: 00/07:12:21 to 00/07:13:09

Plot file version 245 created 12-APR-2022 17:47:28

J1332+4722 EC082C.UVDATA.1

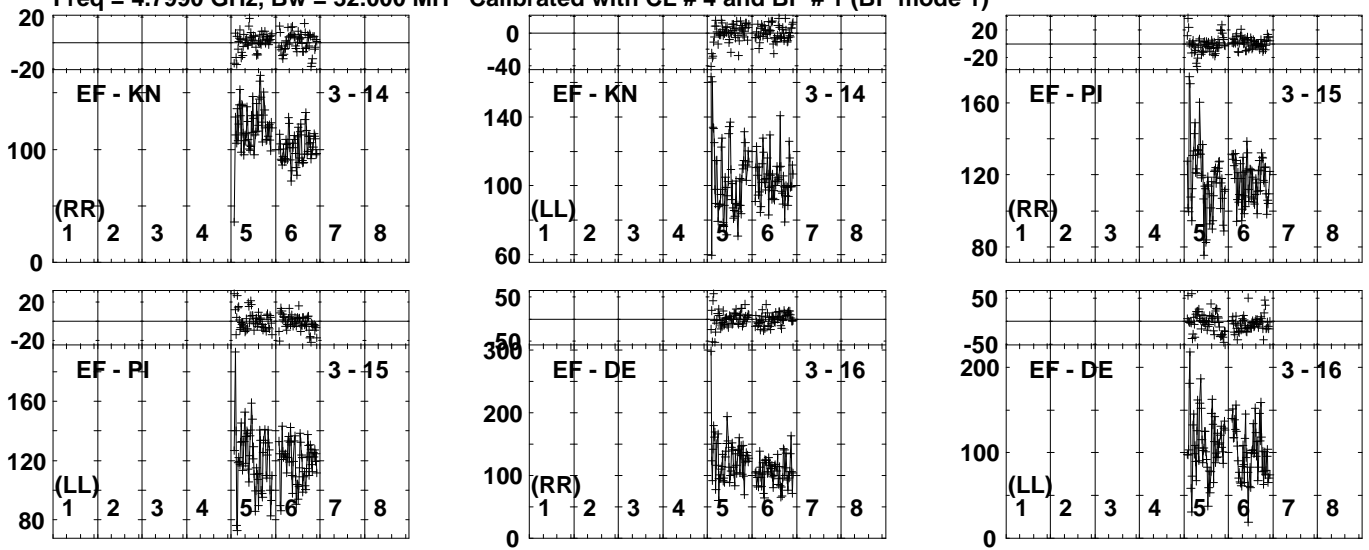
Freq = 4.7990 GHz, Bw = 32.000 MH Calibrated with CL # 4 and BP # 1 (BP mode 1)



Plot file version 246 created 12-APR-2022 17:47:28

J1332+4722 EC082C.UVDATA.1

Freq = 4.7990 GHz, Bw = 32.000 MH Calibrated with CL # 4 and BP # 1 (BP mode 1)

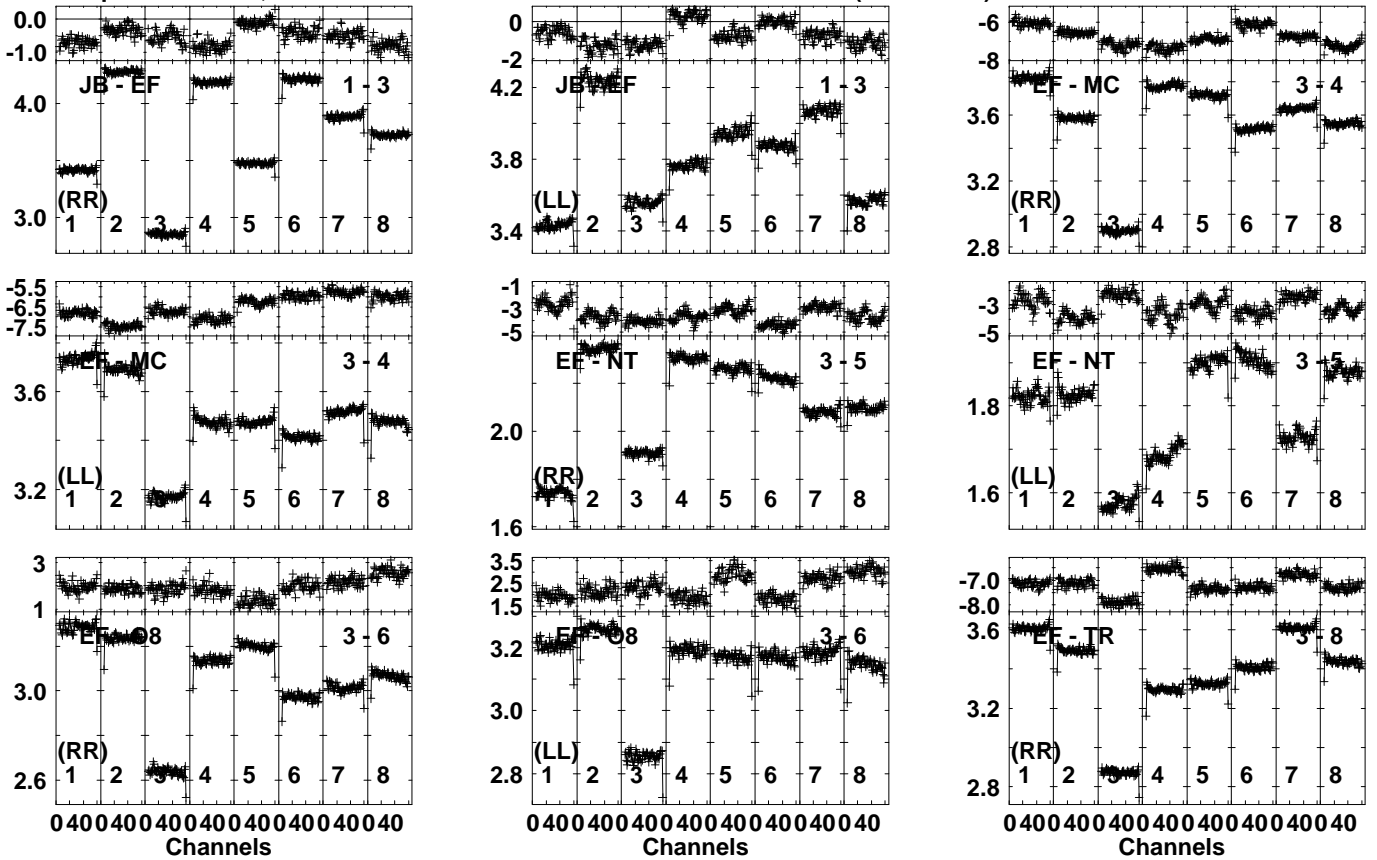


Lower frame: Milli Ampl Jy Top frame: Phas deg
Vector averaged cross-power spectrum Several baselines displayed
Timerange: 00/07:12:21 to 00/07:13:09

Plot file version 247 created 12-APR-2022 17:47:28

1611+343 EC082C.UVDATA.1

Freq = 4.7990 GHz, Bw = 32.000 MH Calibrated with CL # 4 and BP # 1 (BP mode 1)

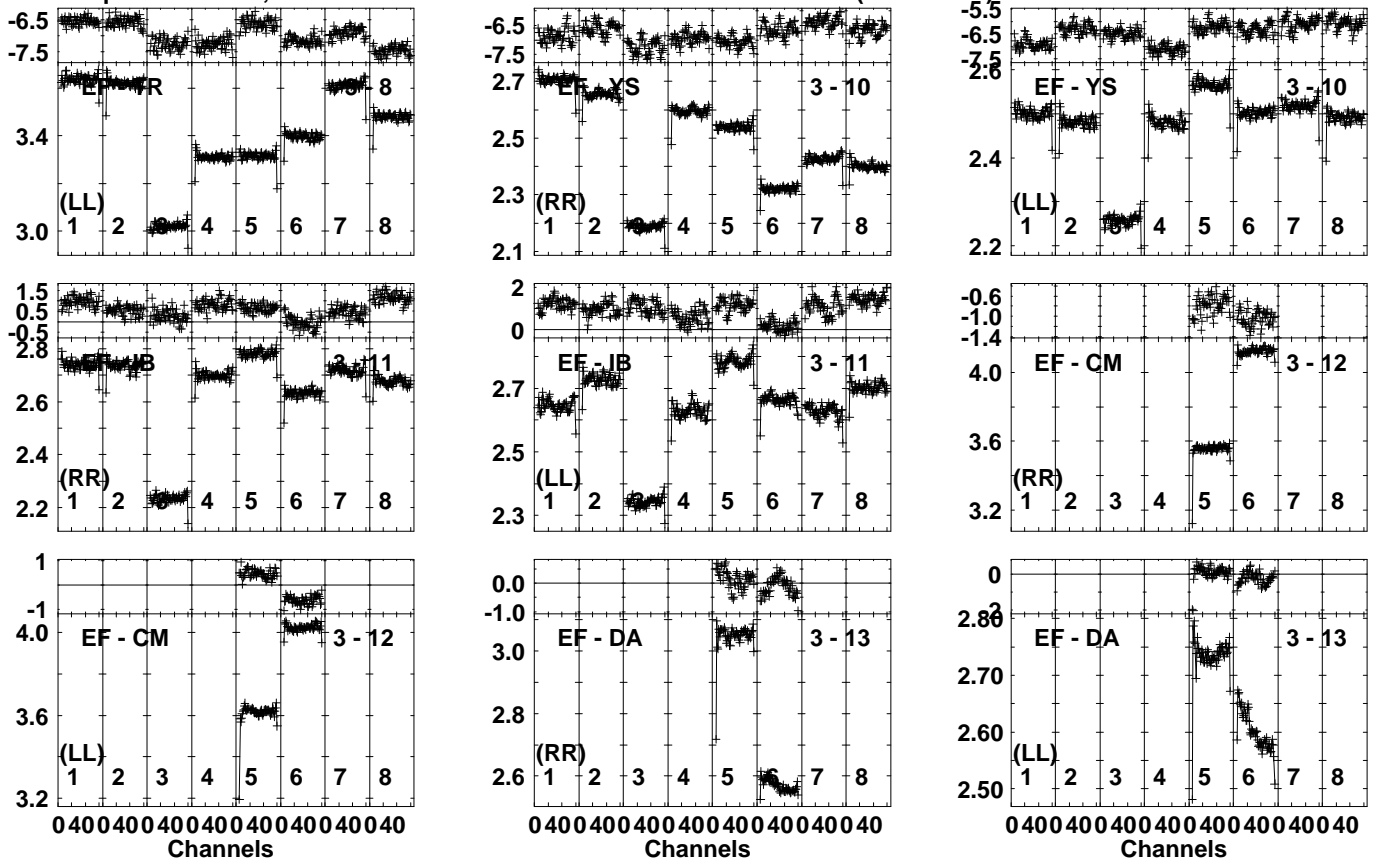


Lower frame: Ampl Jy Top frame: Phas deg
Vector averaged cross-power spectrum Several baselines displayed
Timerange: 00/07:15:11 to 00/07:17:09

Plot file version 248 created 12-APR-2022 17:47:29

1611+343 EC082C.UVDATA.1

Freq = 4.7990 GHz, Bw = 32.000 MH Calibrated with CL # 4 and BP # 1 (BP mode 1)

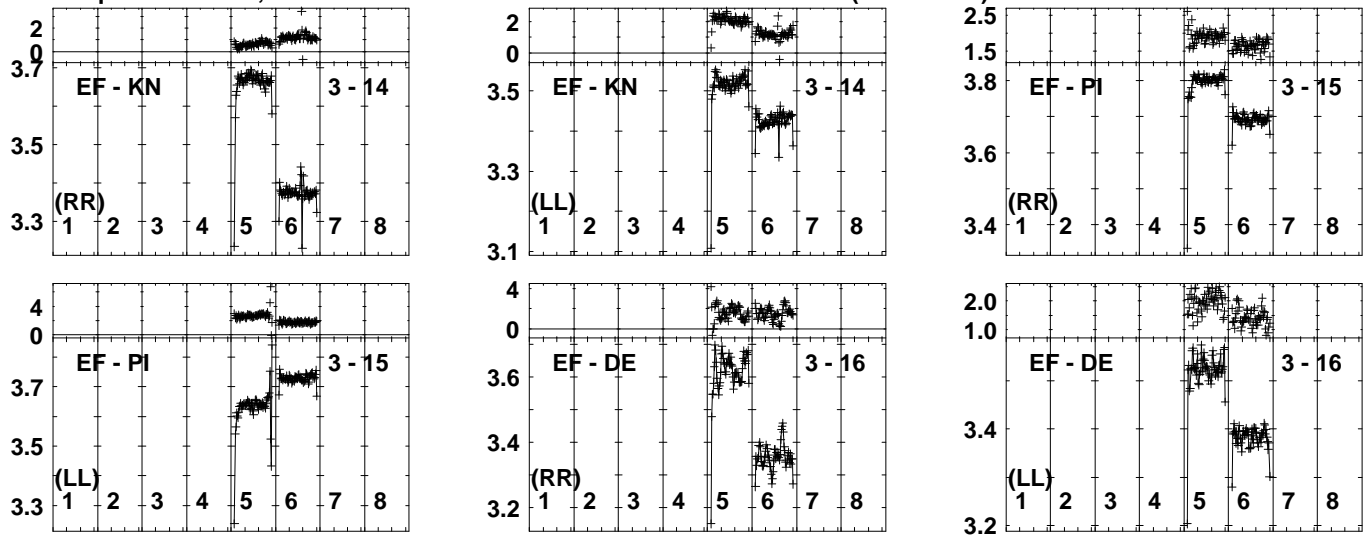


Lower frame: Ampl Jy Top frame: Phas deg
 Vector averaged cross-power spectrum Several baselines displayed
 Timerange: 00/07:15:11 to 00/07:17:09

Plot file version 249 created 12-APR-2022 17:47:29

1611+343 EC082C.UVDATA.1

Freq = 4.7990 GHz, Bw = 32.000 MH Calibrated with CL # 4 and BP # 1 (BP mode 1)

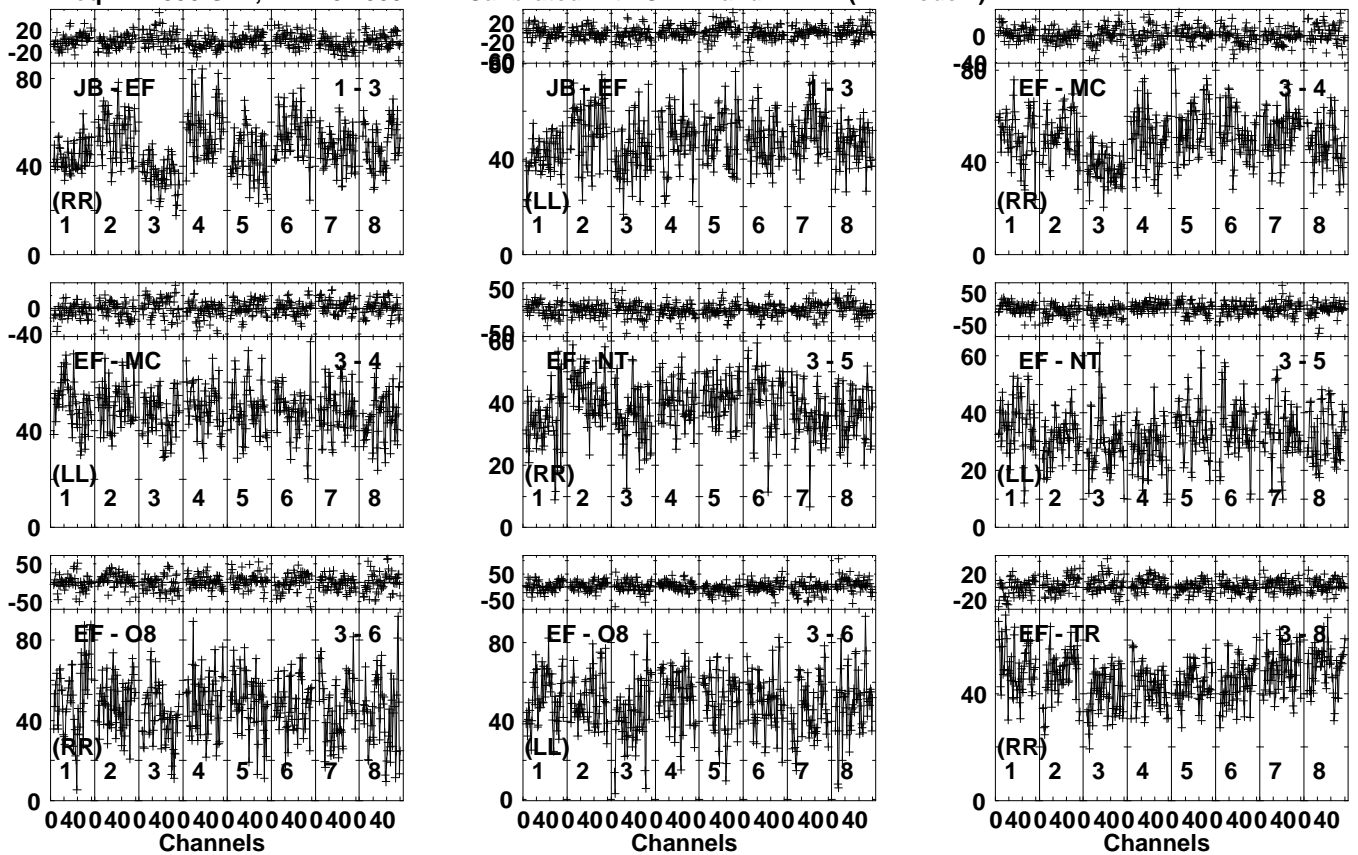


Lower frame: Ampl Jy Top frame: Phas deg
Vector averaged cross-power spectrum Several baselines displayed
Timerange: 00/07:15:11 to 00/07:17:09

Plot file version 250 created 12-APR-2022 17:47:30

J1356+4831 EC082C.UVDATA.1

Freq = 4.7990 GHz, Bw = 32.000 MH Calibrated with CL # 4 and BP # 1 (BP mode 1)

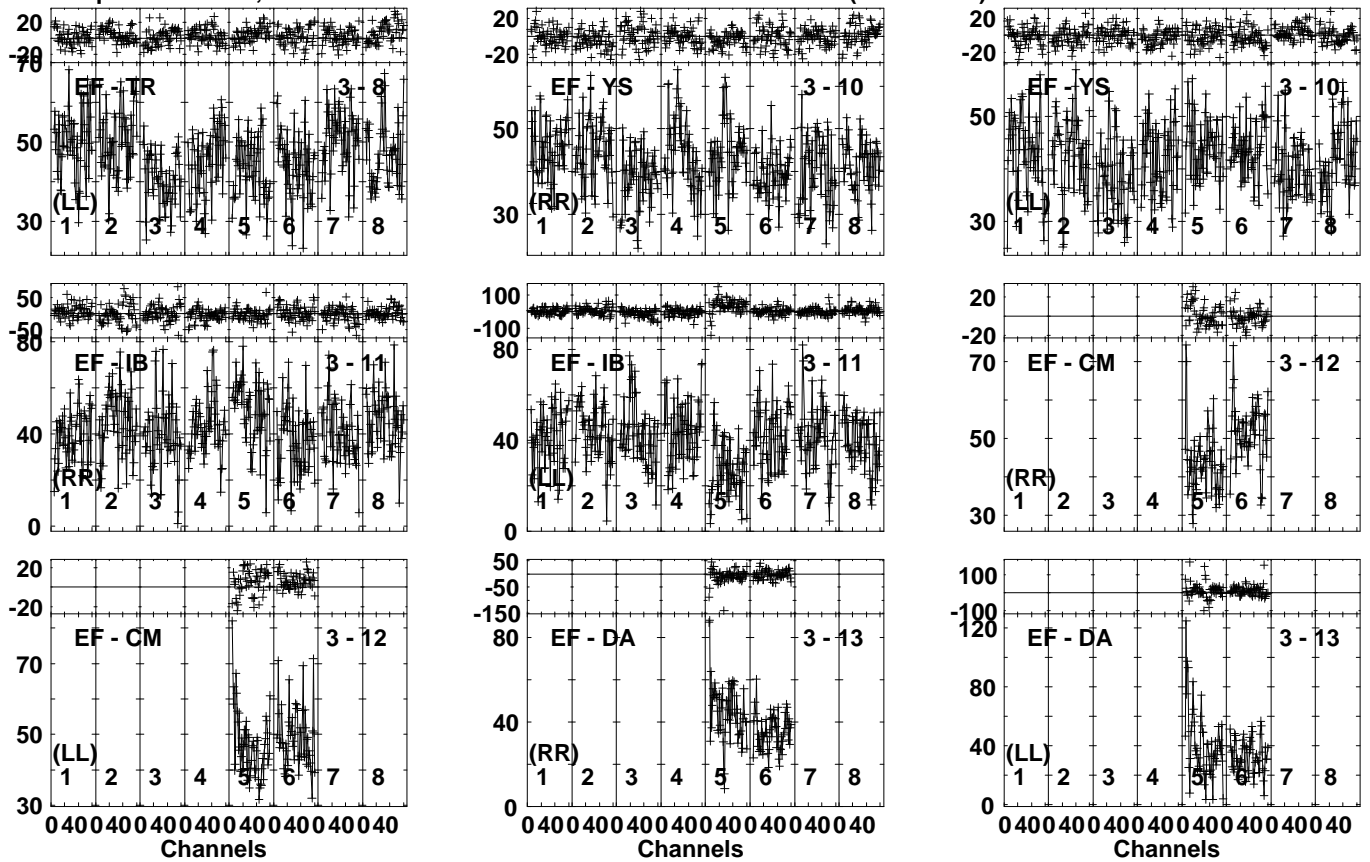


Lower frame: Milli Ampl Jy Top frame: Phas deg
Vector averaged cross-power spectrum Several baselines displayed
Timerange: 00/07:19:21 to 00/07:20:39

Plot file version 251 created 12-APR-2022 17:47:30

J1356+4831 EC082C.UVDATA.1

Freq = 4.7990 GHz, Bw = 32.000 MH Calibrated with CL # 4 and BP # 1 (BP mode 1)

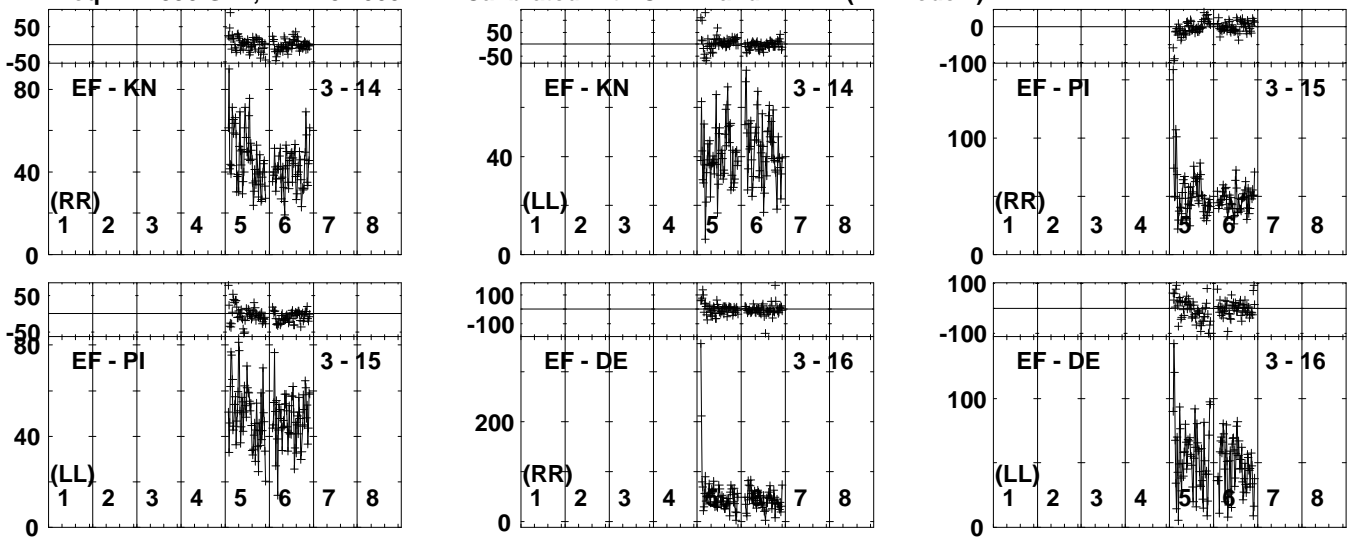


Lower frame: Milli Ampl Jy Top frame: Phas deg
Vector averaged cross-power spectrum Several baselines displayed
Timerange: 00/07:19:21 to 00/07:20:39

Plot file version 252 created 12-APR-2022 17:47:31

J1356+4831 EC082C.UVDATA.1

Freq = 4.7990 GHz, Bw = 32.000 MH Calibrated with CL # 4 and BP # 1 (BP mode 1)

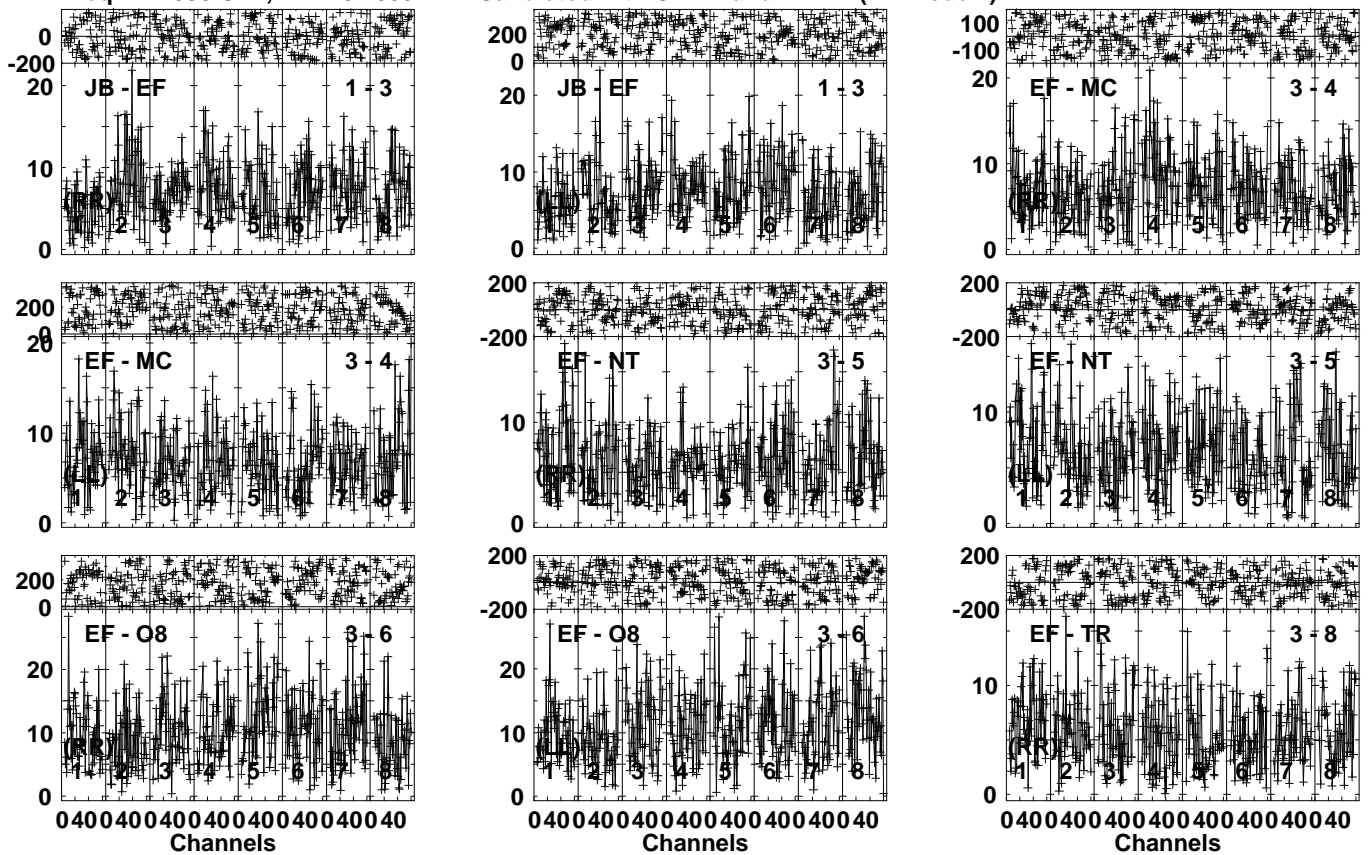


Lower frame: Milli Ampl Jy Top frame: Phas deg
Vector averaged cross-power spectrum Several baselines displayed
Timerange: 00/07:19:21 to 00/07:20:39

Plot file version 253 created 12-APR-2022 17:47:31

NGC5448 EC082C.UVDATA.1

Freq = 4.7990 GHz, Bw = 32.000 MH Calibrated with CL # 4 and BP # 1 (BP mode 1)

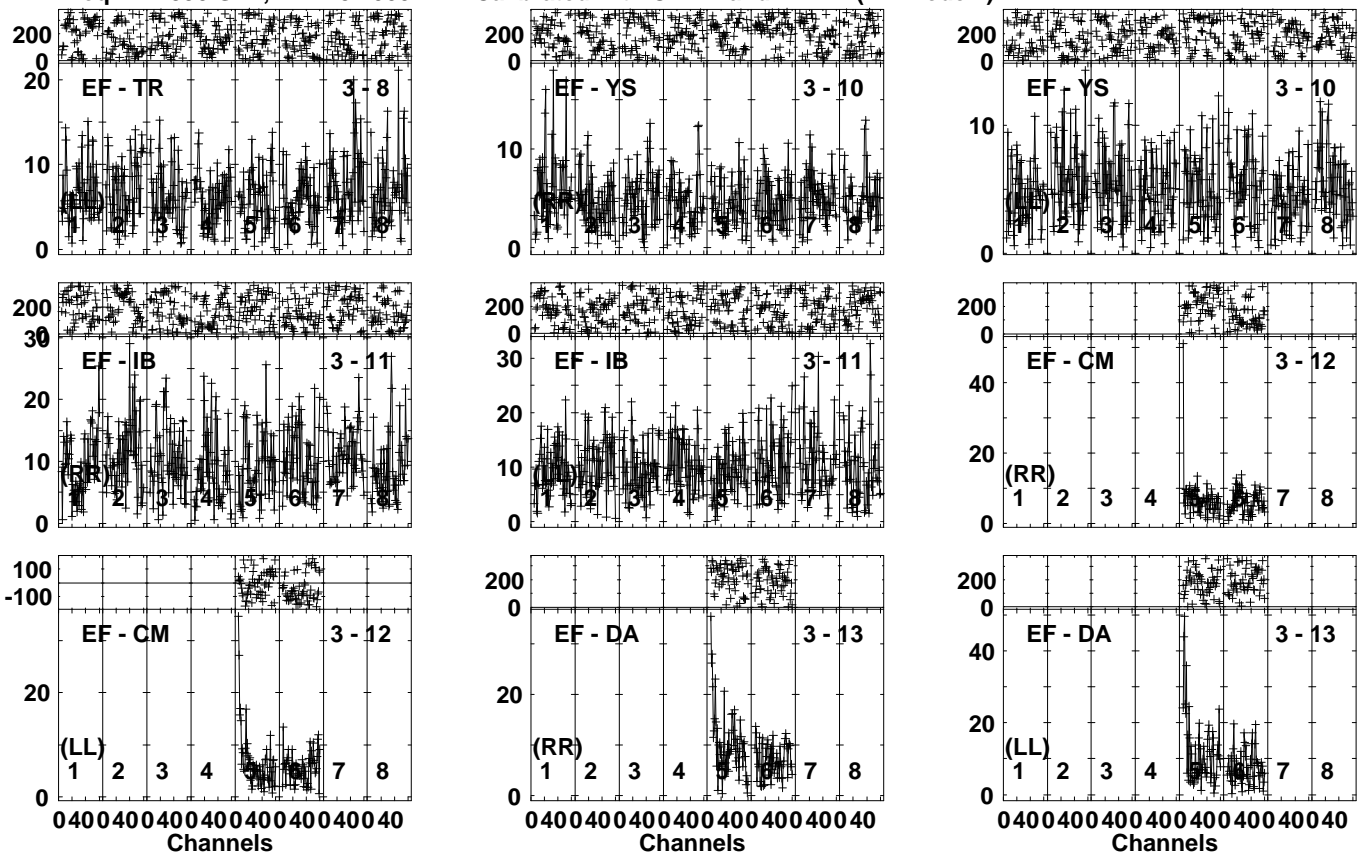


Lower frame: Milli Ampl Jy Top frame: Phas deg
Vector averaged cross-power spectrum Several baselines displayed
Timerange: 00/07:20:51 to 00/07:23:49

Plot file version 254 created 12-APR-2022 17:47:31

NGC5448 EC082C.UVDATA.1

Freq = 4.7990 GHz, Bw = 32.000 MH Calibrated with CL # 4 and BP # 1 (BP mode 1)

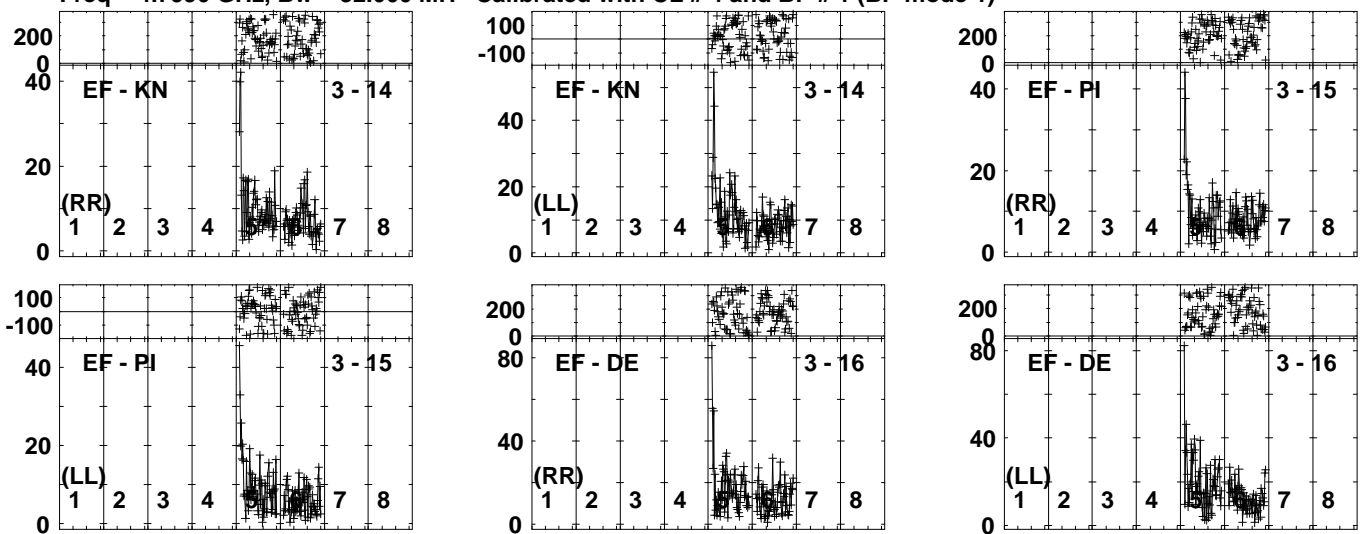


Lower frame: Milli Ampl Jy Top frame: Phas deg
Vector averaged cross-power spectrum Several baselines displayed
Timerange: 00/07:20:51 to 00/07:23:49

Plot file version 255 created 12-APR-2022 17:47:32

NGC5448 EC082C.UVDATA.1

Freq = 4.7990 GHz, Bw = 32.000 MH Calibrated with CL # 4 and BP # 1 (BP mode 1)



Lower frame: Milli Ampl Jy Top frame: Phas deg

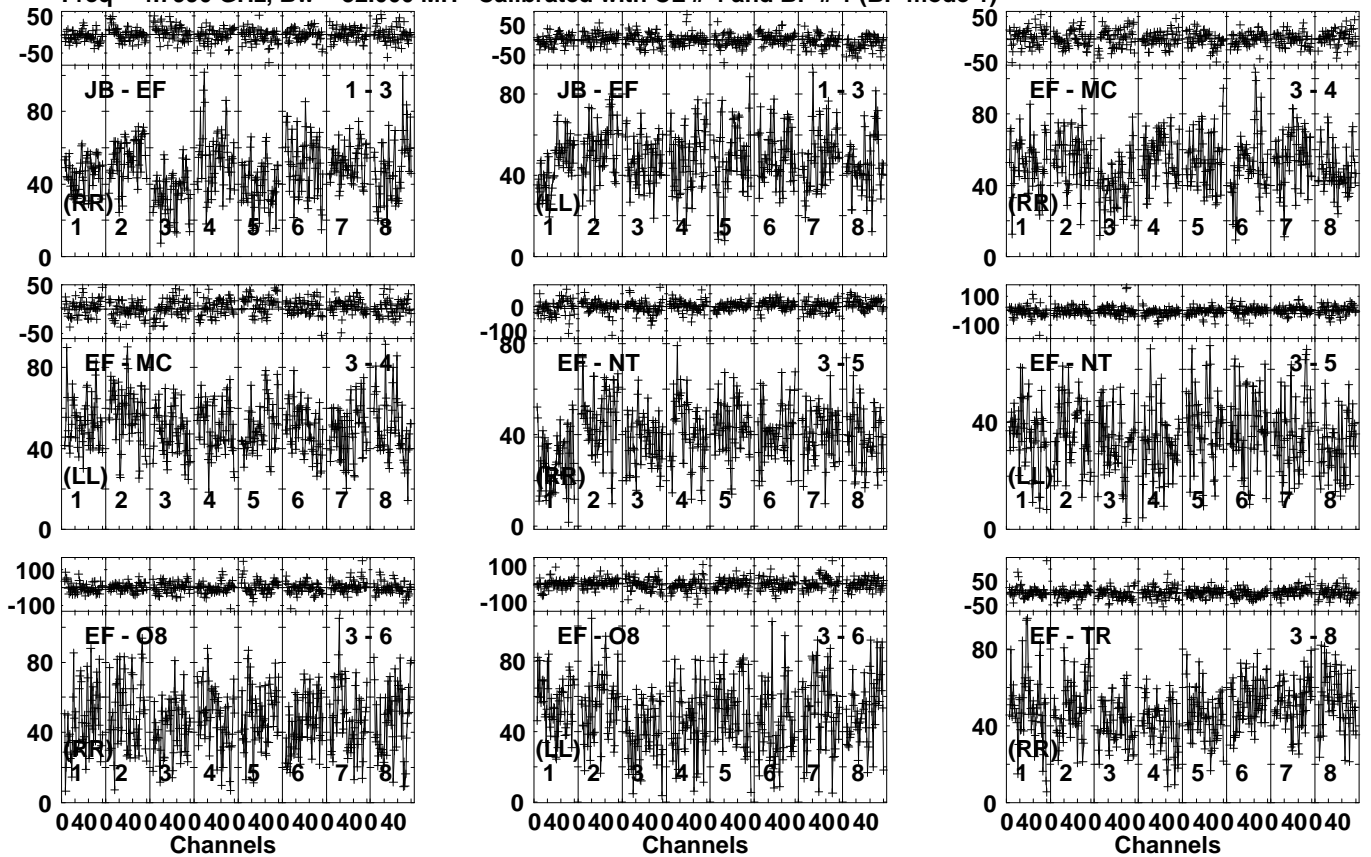
Vector averaged cross-power spectrum Several baselines displayed

Timerange: 00/07:20:51 to 00/07:23:49

Plot file version 256 created 12-APR-2022 17:47:32

J1356+4831 EC082C.UVDATA.1

Freq = 4.7990 GHz, Bw = 32.000 MH Calibrated with CL # 4 and BP # 1 (BP mode 1)

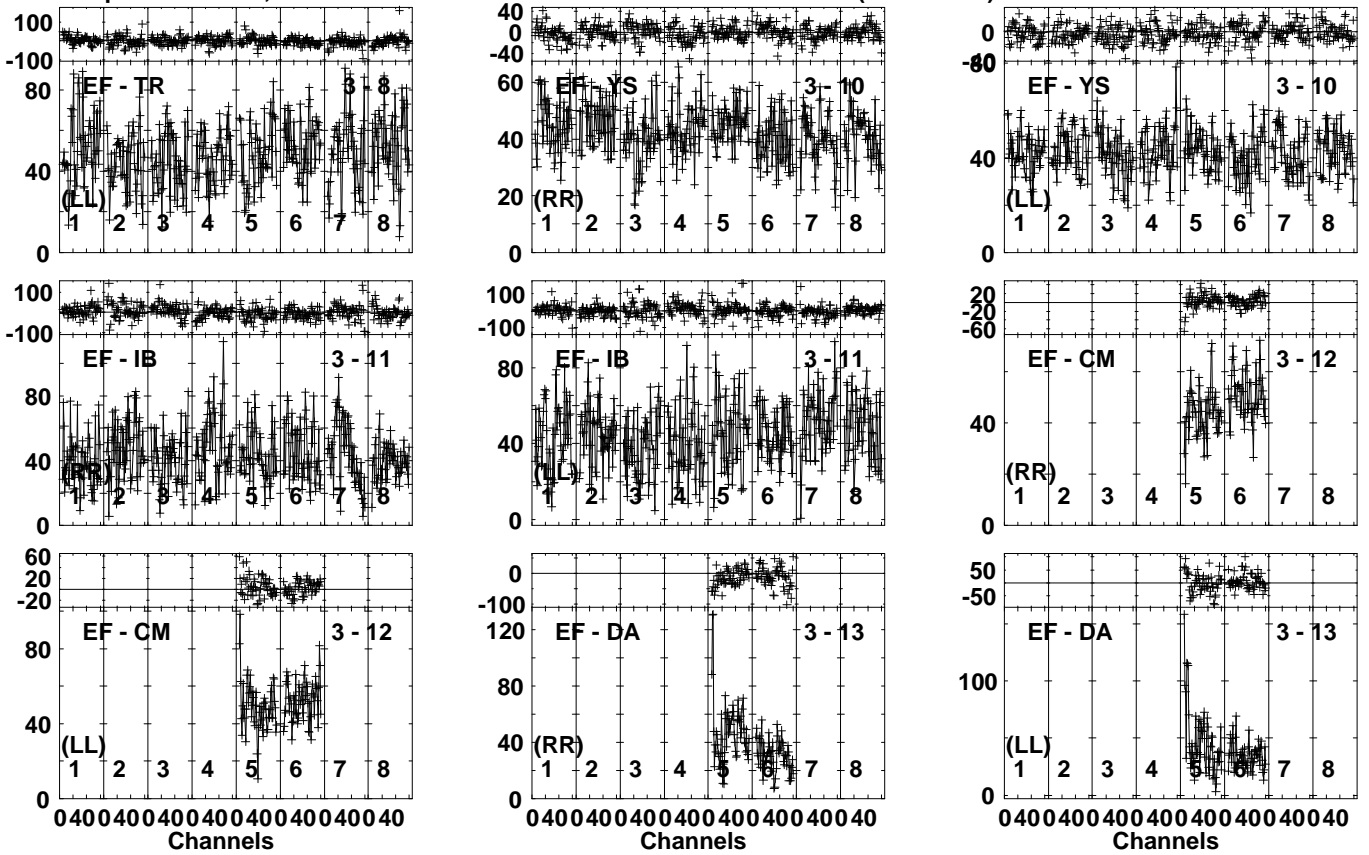


Lower frame: Milli Ampl Jy Top frame: Phas deg
Vector averaged cross-power spectrum Several baselines displayed
Timerange: 00/07:24:21 to 00/07:24:59

Plot file version 257 created 12-APR-2022 17:47:33

J1356+4831 EC082C.UVDATA.1

Freq = 4.7990 GHz, Bw = 32.000 MH Calibrated with CL # 4 and BP # 1 (BP mode 1)

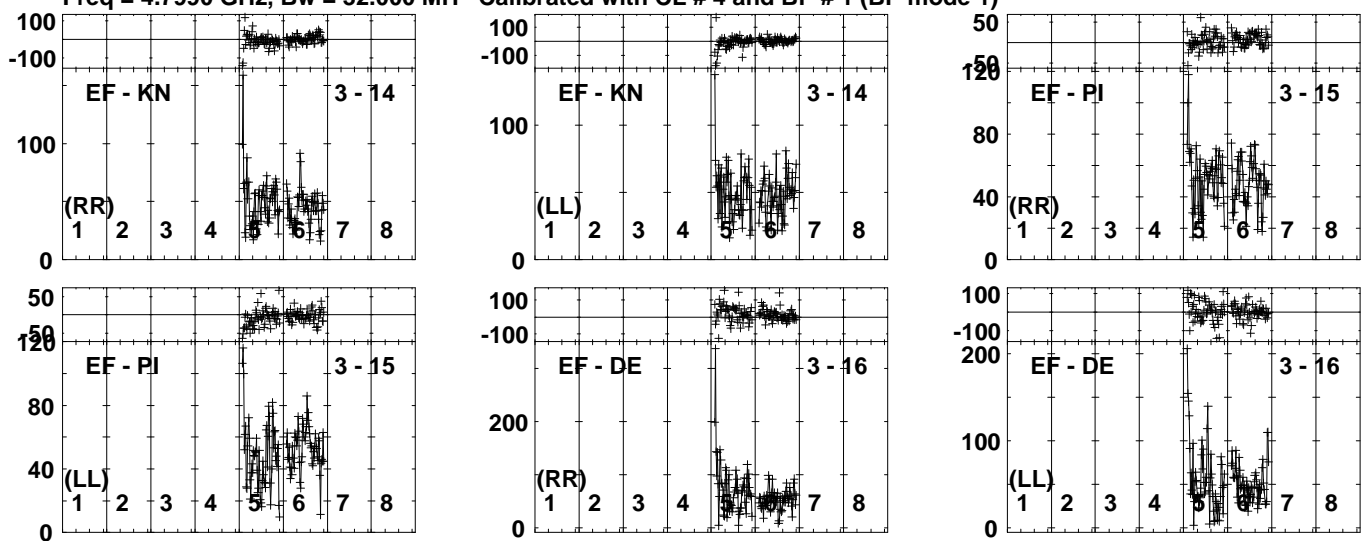


Lower frame: Milli Ampl Jy Top frame: Phas deg
Vector averaged cross-power spectrum Several baselines displayed
Timerange: 00/07:24:21 to 00/07:24:59

Plot file version 258 created 12-APR-2022 17:47:33

J1356+4831 EC082C.UVDATA.1

Freq = 4.7990 GHz, Bw = 32.000 MH Calibrated with CL # 4 and BP # 1 (BP mode 1)

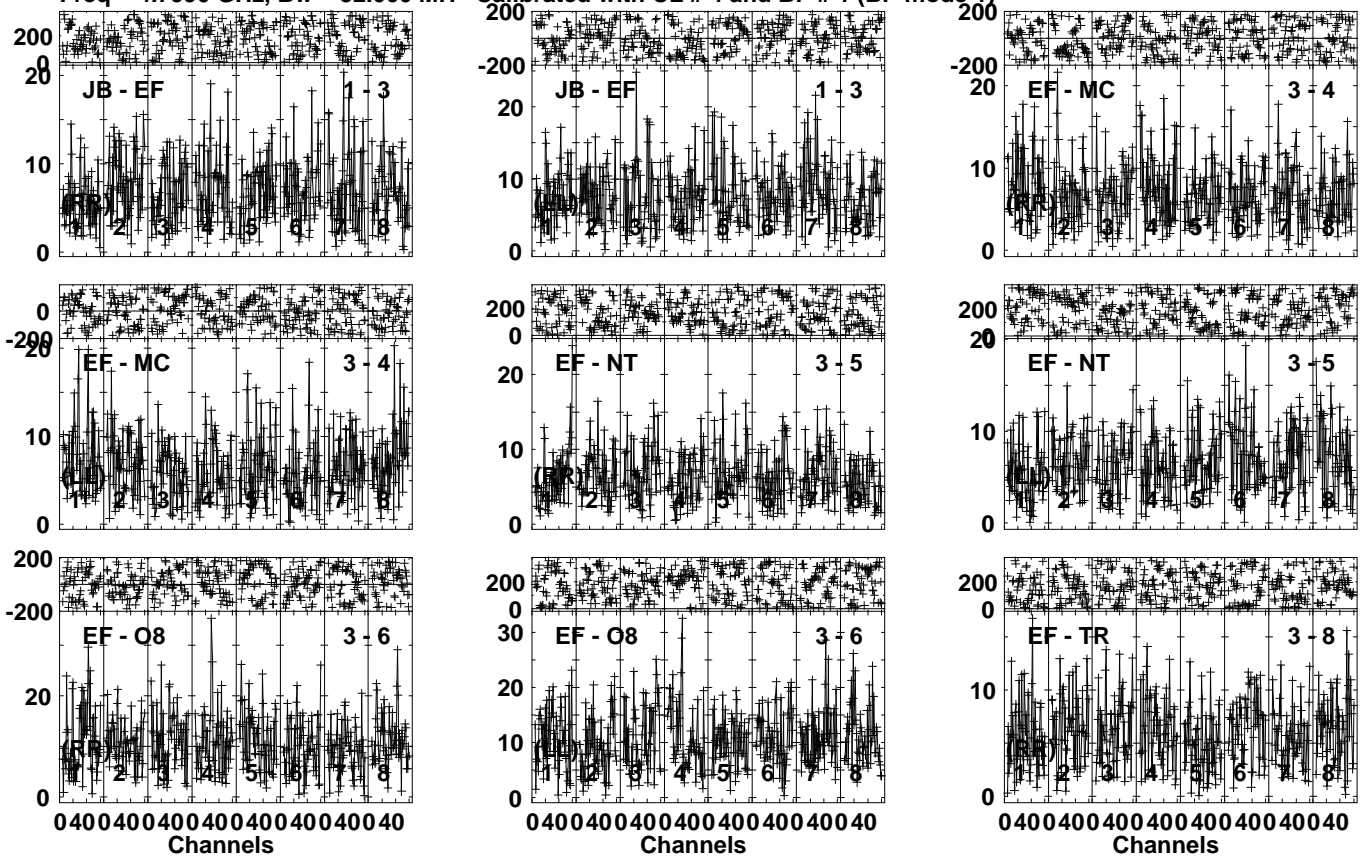


Lower frame: Milli Ampl Jy Top frame: Phas deg
Vector averaged cross-power spectrum Several baselines displayed
Timerange: 00/07:24:21 to 00/07:24:59

Plot file version 259 created 12-APR-2022 17:47:33

NGC5448 EC082C.UVDATA.1

Freq = 4.7990 GHz, Bw = 32.000 MH Calibrated with CL # 4 and BP # 1 (BP mode 1)

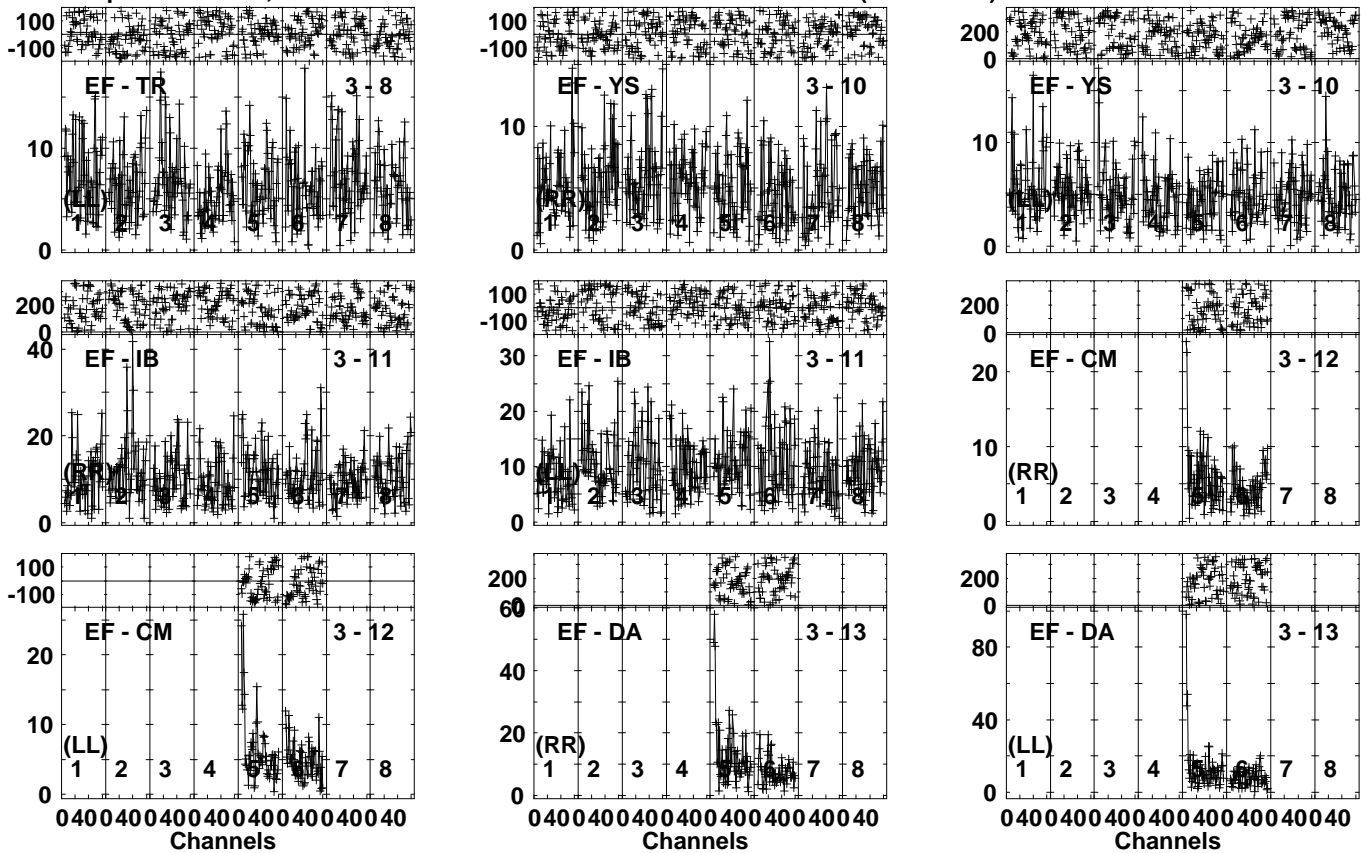


Lower frame: Milli Ampl Jy Top frame: Phas deg
Vector averaged cross-power spectrum Several baselines displayed
Timerange: 00/07:25:11 to 00/07:28:09

Plot file version 260 created 12-APR-2022 17:47:34

NGC5448 EC082C.UVDATA.1

Freq = 4.7990 GHz, Bw = 32.000 MH Calibrated with CL # 4 and BP # 1 (BP mode 1)

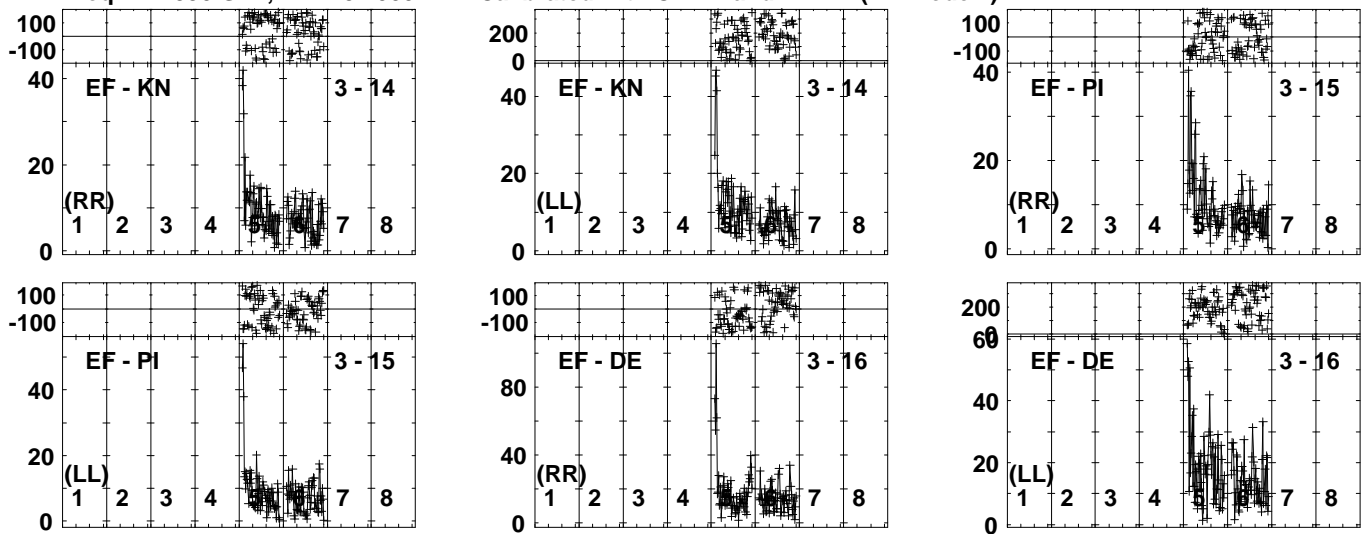


Lower frame: Milli Ampl Jy Top frame: Phas deg
Vector averaged cross-power spectrum Several baselines displayed
Timerange: 00/07:25:11 to 00/07:28:09

Plot file version 261 created 12-APR-2022 17:47:34

NGC5448 EC082C.UVDATA.1

Freq = 4.7990 GHz, Bw = 32.000 MH Calibrated with CL # 4 and BP # 1 (BP mode 1)



Lower frame: Milli Ampl Jy Top frame: Phas deg

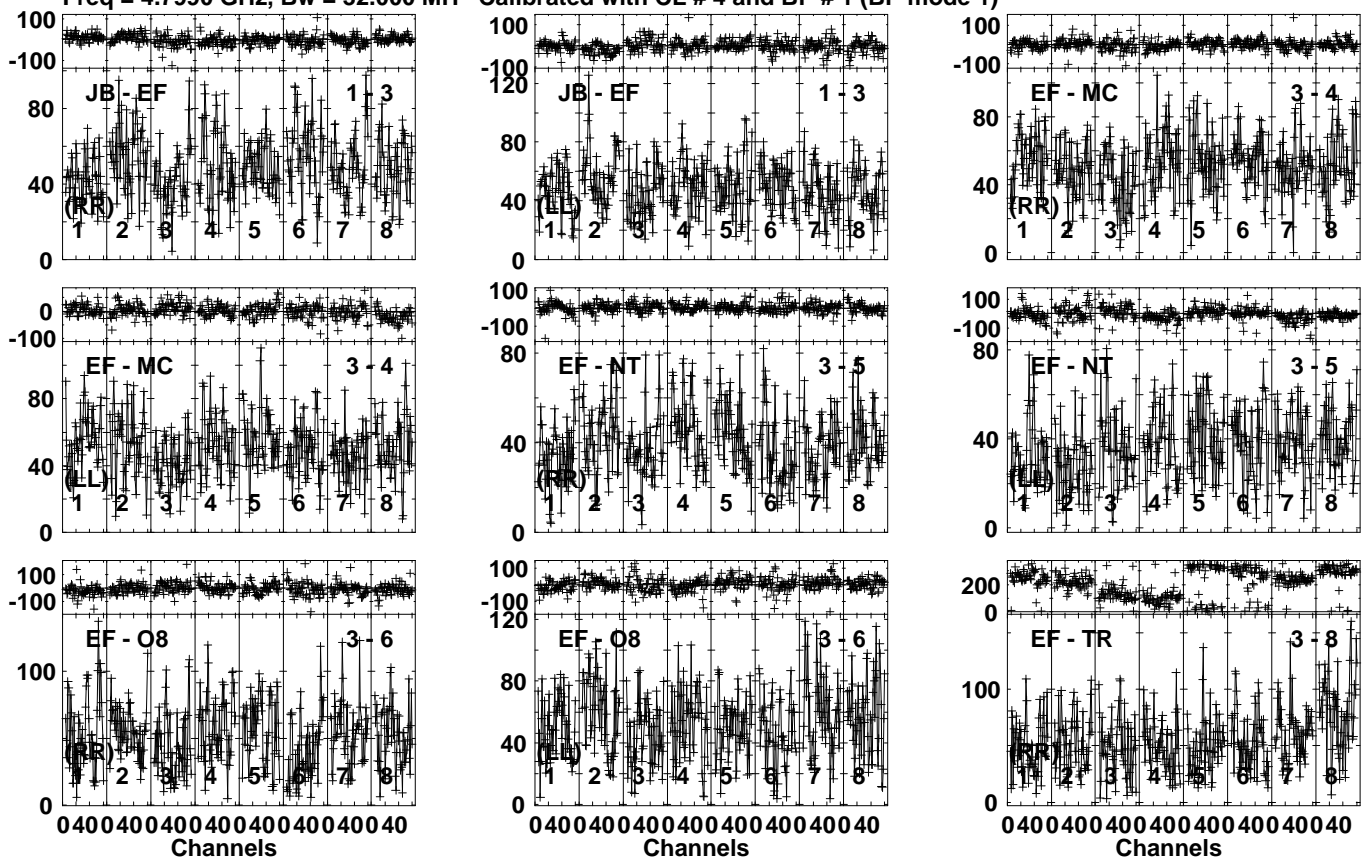
Vector averaged cross-power spectrum Several baselines displayed

Timerange: 00/07:25:11 to 00/07:28:09

Plot file version 262 created 12-APR-2022 17:47:35

J1356+4831 EC082C.UVDATA.1

Freq = 4.7990 GHz, Bw = 32.000 MH Calibrated with CL # 4 and BP # 1 (BP mode 1)

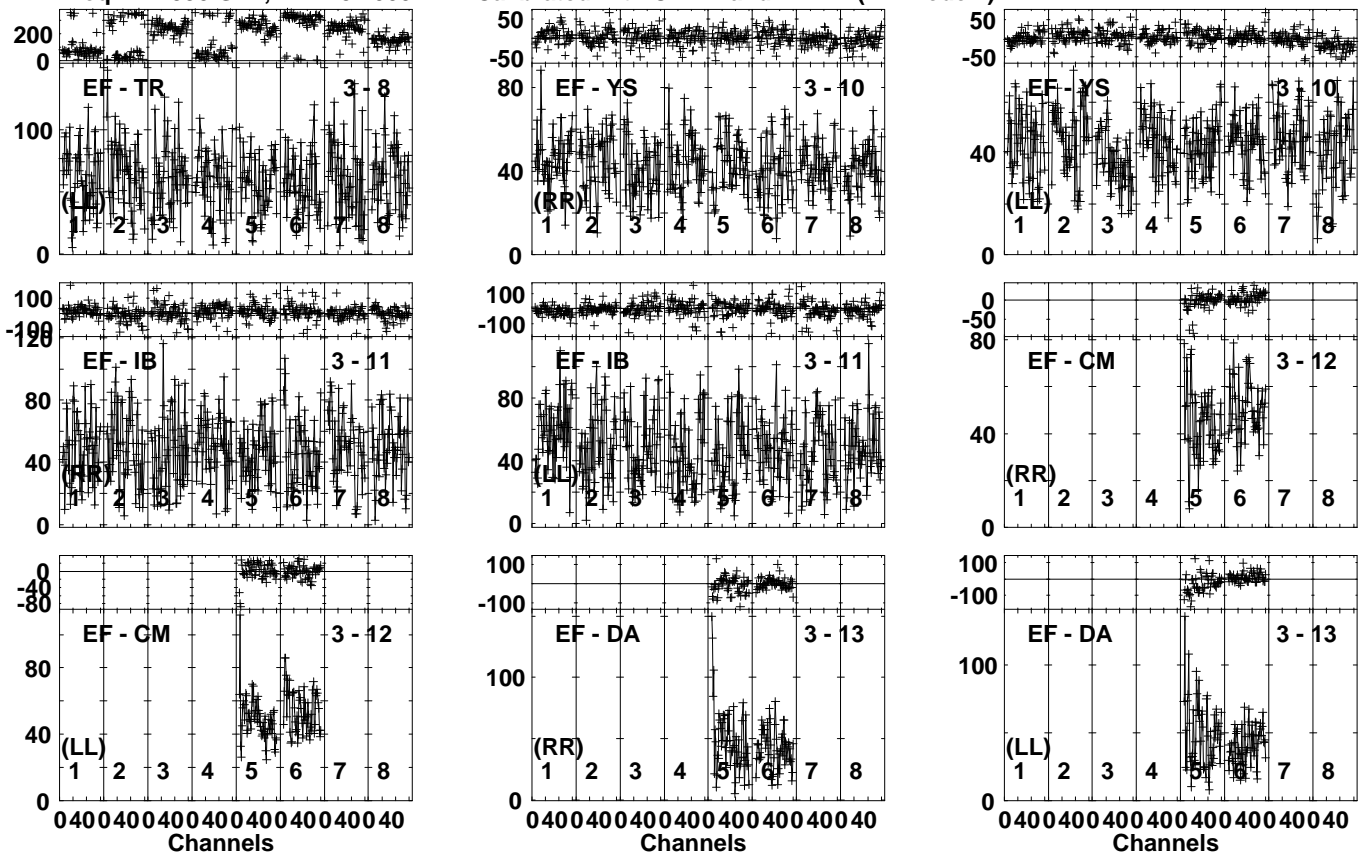


Lower frame: Milli Ampl Jy Top frame: Phas deg
 Vector averaged cross-power spectrum Several baselines displayed
 Timerange: 00/07:28:21 to 00/07:29:09

Plot file version 263 created 12-APR-2022 17:47:35

J1356+4831 EC082C.UVDATA.1

Freq = 4.7990 GHz, Bw = 32.000 MH Calibrated with CL # 4 and BP # 1 (BP mode 1)

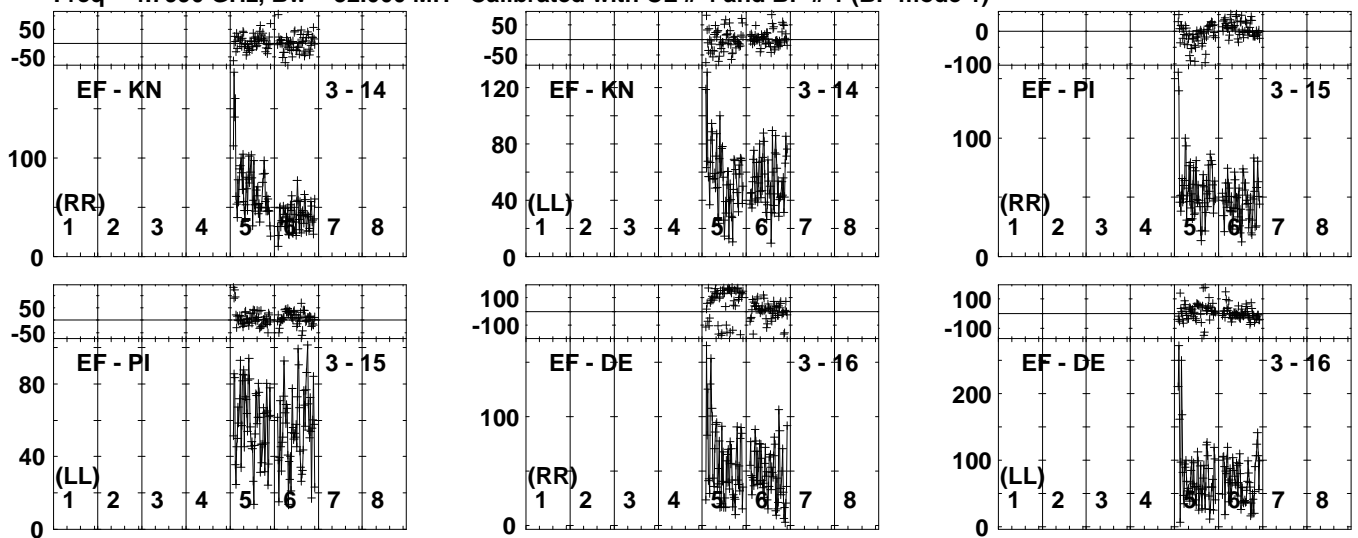


Lower frame: Milli Ampl Jy Top frame: Phas deg
Vector averaged cross-power spectrum Several baselines displayed
Timerange: 00/07:28:21 to 00/07:29:09

Plot file version 264 created 12-APR-2022 17:47:36

J1356+4831 EC082C.UVDATA.1

Freq = 4.7990 GHz, Bw = 32.000 MH Calibrated with CL # 4 and BP # 1 (BP mode 1)

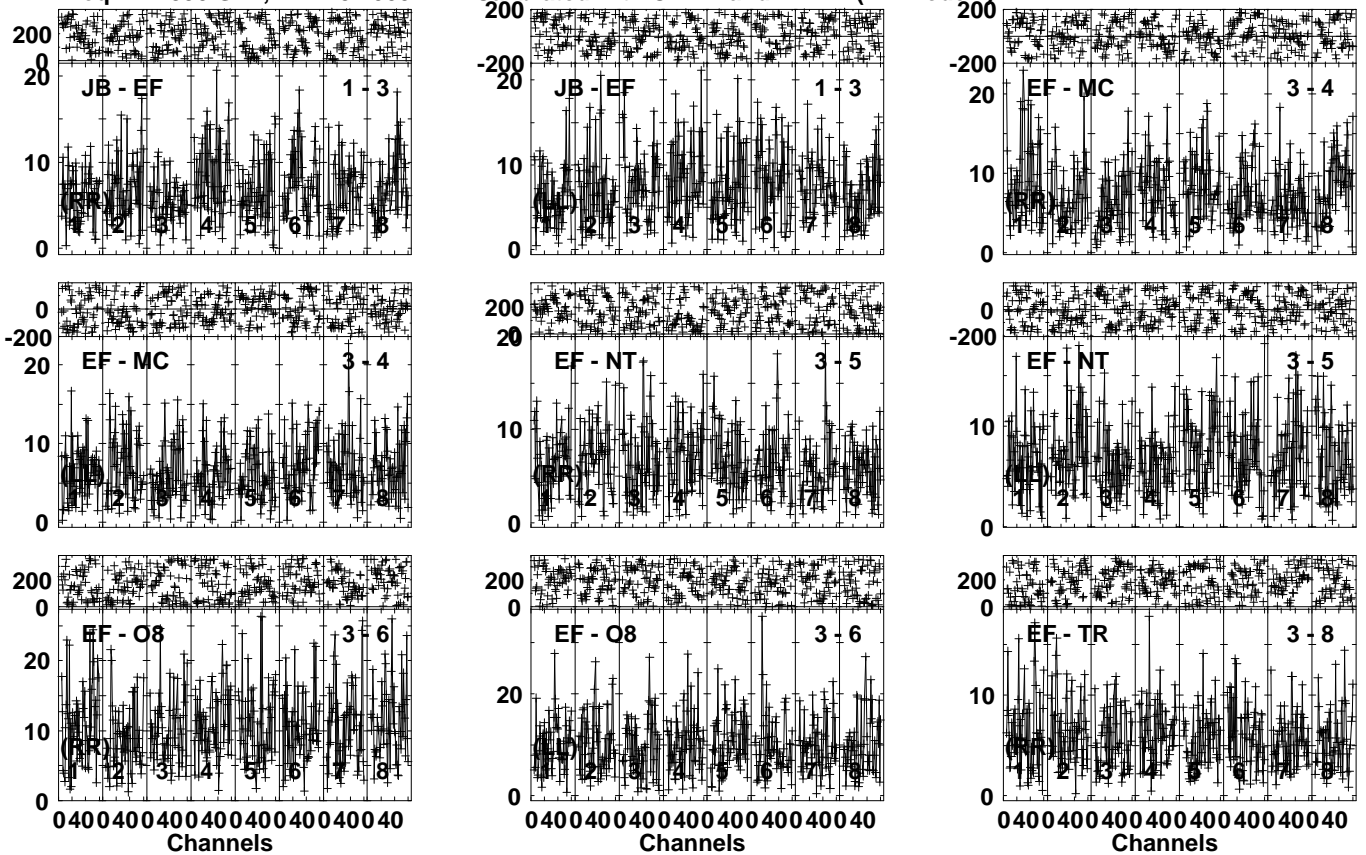


Lower frame: Milli Ampl Jy Top frame: Phas deg
Vector averaged cross-power spectrum Several baselines displayed
Timerange: 00/07:28:21 to 00/07:29:09

Plot file version 265 created 12-APR-2022 17:47:36

NGC5448 EC082C.UVDATA.1

Freq = 4.7990 GHz, Bw = 32.000 MH Calibrated with CL # 4 and BP # 1 (BP mode 1)

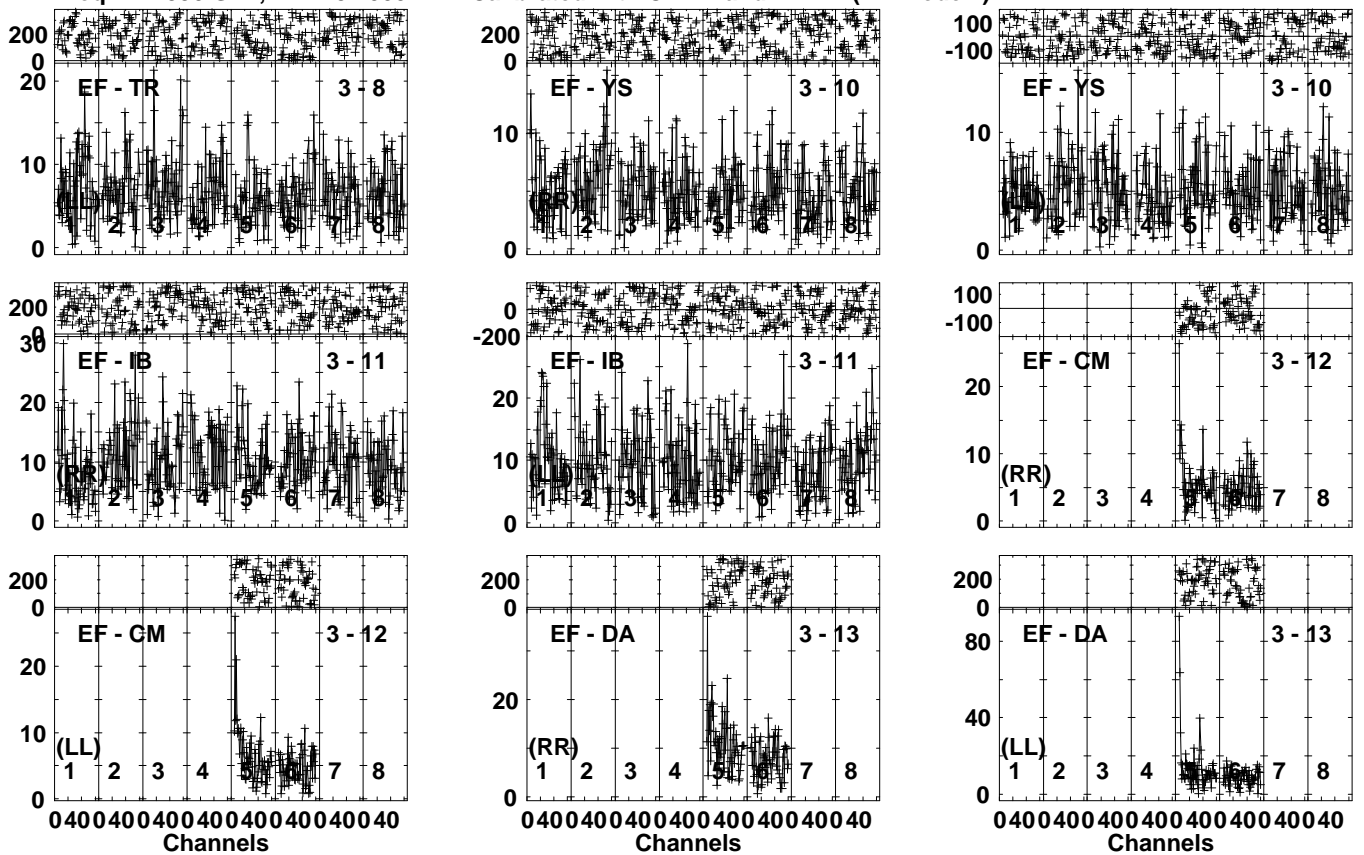


Lower frame: Milli Ampl Jy Top frame: Phas deg
Vector averaged cross-power spectrum Several baselines displayed
Timerange: 00/07:29:21 to 00/07:32:19

Plot file version 266 created 12-APR-2022 17:47:36

NGC5448 EC082C.UVDATA.1

Freq = 4.7990 GHz, Bw = 32.000 MH Calibrated with CL # 4 and BP # 1 (BP mode 1)

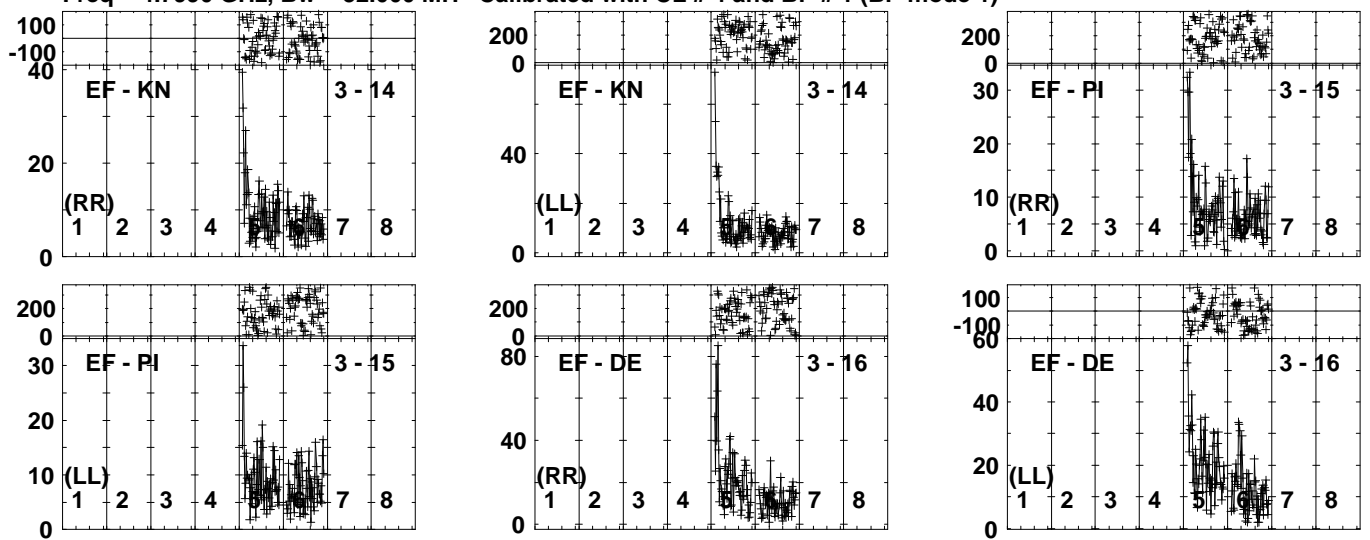


Lower frame: Milli Ampl Jy Top frame: Phas deg
Vector averaged cross-power spectrum Several baselines displayed
Timerange: 00/07:29:21 to 00/07:32:19

Plot file version 267 created 12-APR-2022 17:47:37

NGC5448 EC082C.UVDATA.1

Freq = 4.7990 GHz, Bw = 32.000 MH Calibrated with CL # 4 and BP # 1 (BP mode 1)



Lower frame: Milli Ampl Jy Top frame: Phas deg

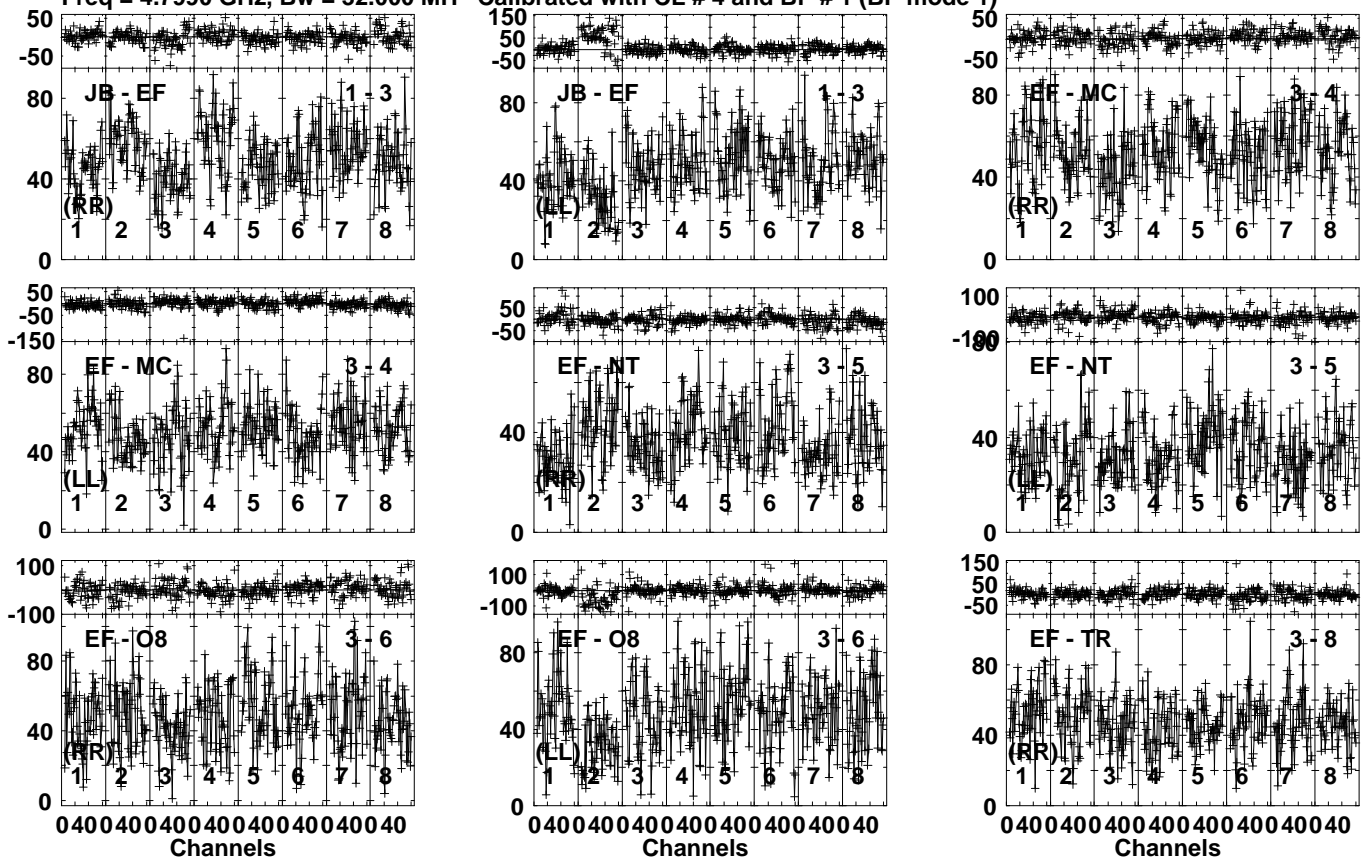
Vector averaged cross-power spectrum Several baselines displayed

Timerange: 00/07:29:21 to 00/07:32:19

Plot file version 268 created 12-APR-2022 17:47:37

J1356+4831 EC082C.UVDATA.1

Freq = 4.7990 GHz, Bw = 32.000 MH Calibrated with CL # 4 and BP # 1 (BP mode 1)

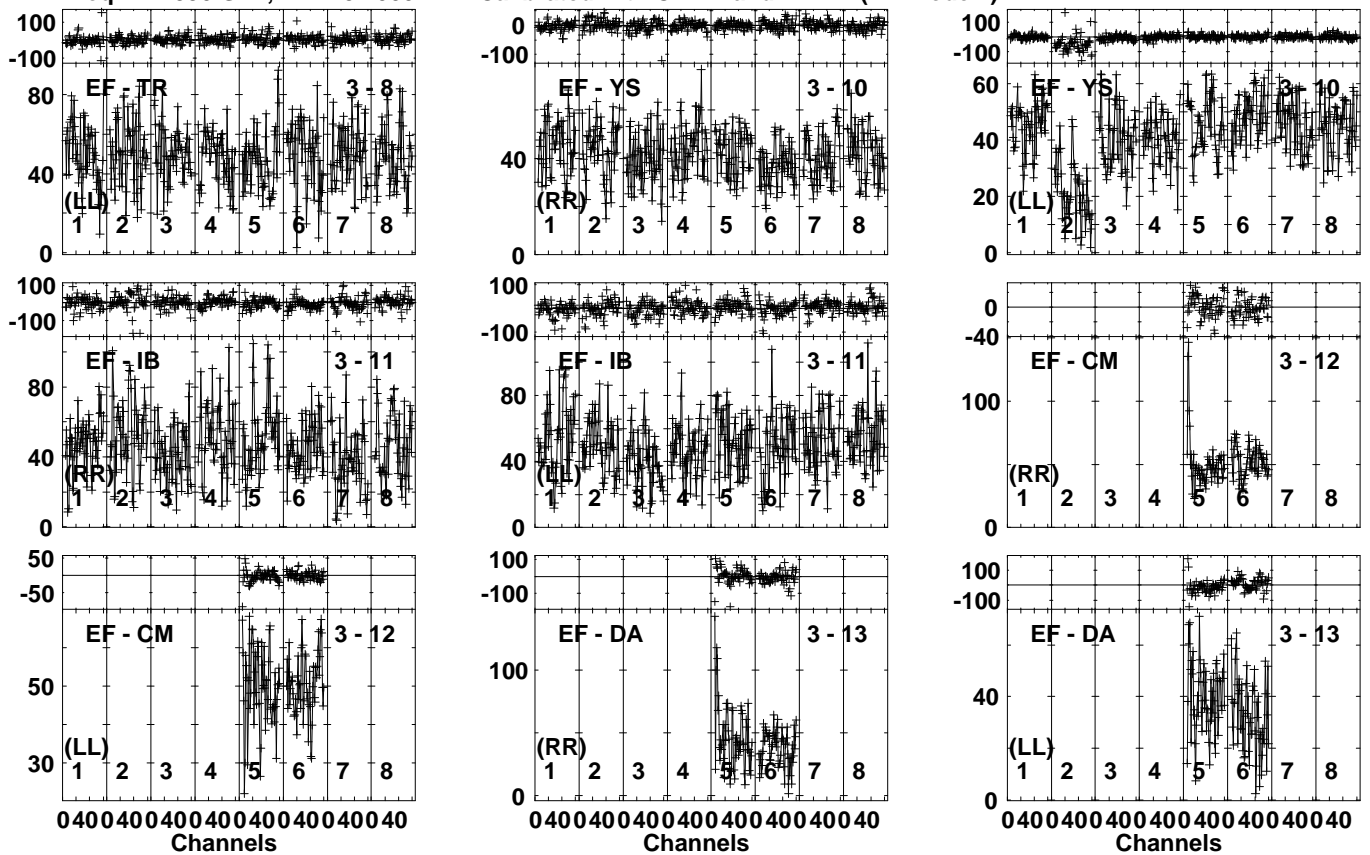


Lower frame: Milli Ampl Jy Top frame: Phas deg
Vector averaged cross-power spectrum Several baselines displayed
Timerange: 00/07:32:51 to 00/07:33:29

Plot file version 269 created 12-APR-2022 17:47:38

J1356+4831 EC082C.UVDATA.1

Freq = 4.7990 GHz, Bw = 32.000 MH Calibrated with CL # 4 and BP # 1 (BP mode 1)

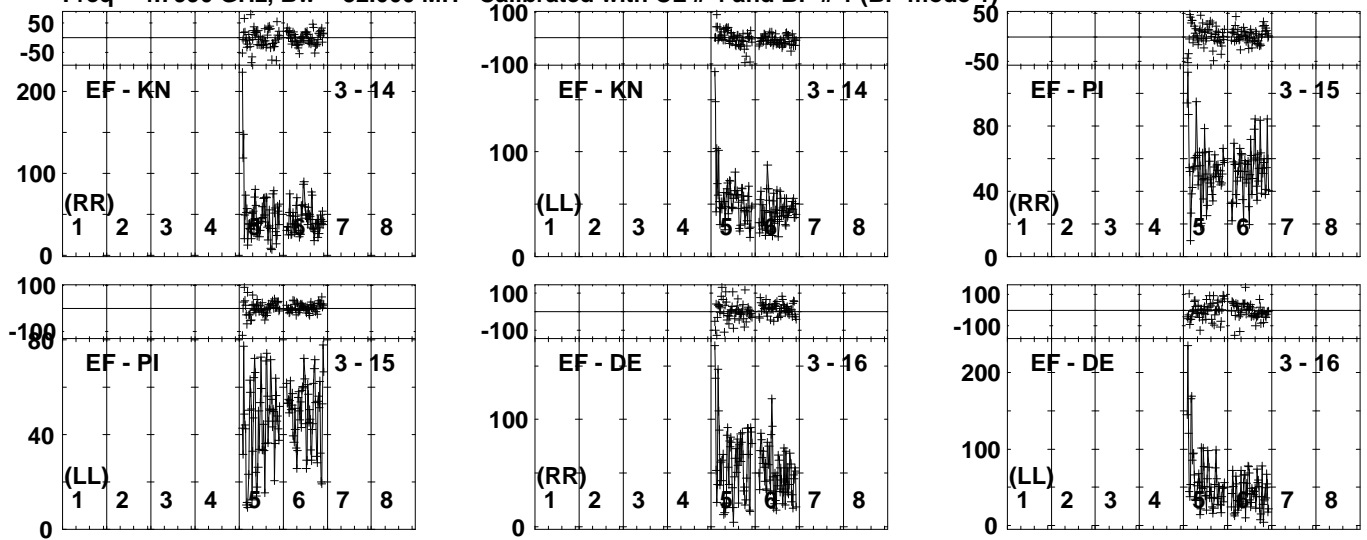


Lower frame: Milli Ampl Jy Top frame: Phas deg
Vector averaged cross-power spectrum Several baselines displayed
Timerange: 00/07:32:51 to 00/07:33:29

Plot file version 270 created 12-APR-2022 17:47:38

J1356+4831 EC082C.UVDATA.1

Freq = 4.7990 GHz, Bw = 32.000 MH Calibrated with CL # 4 and BP # 1 (BP mode 1)

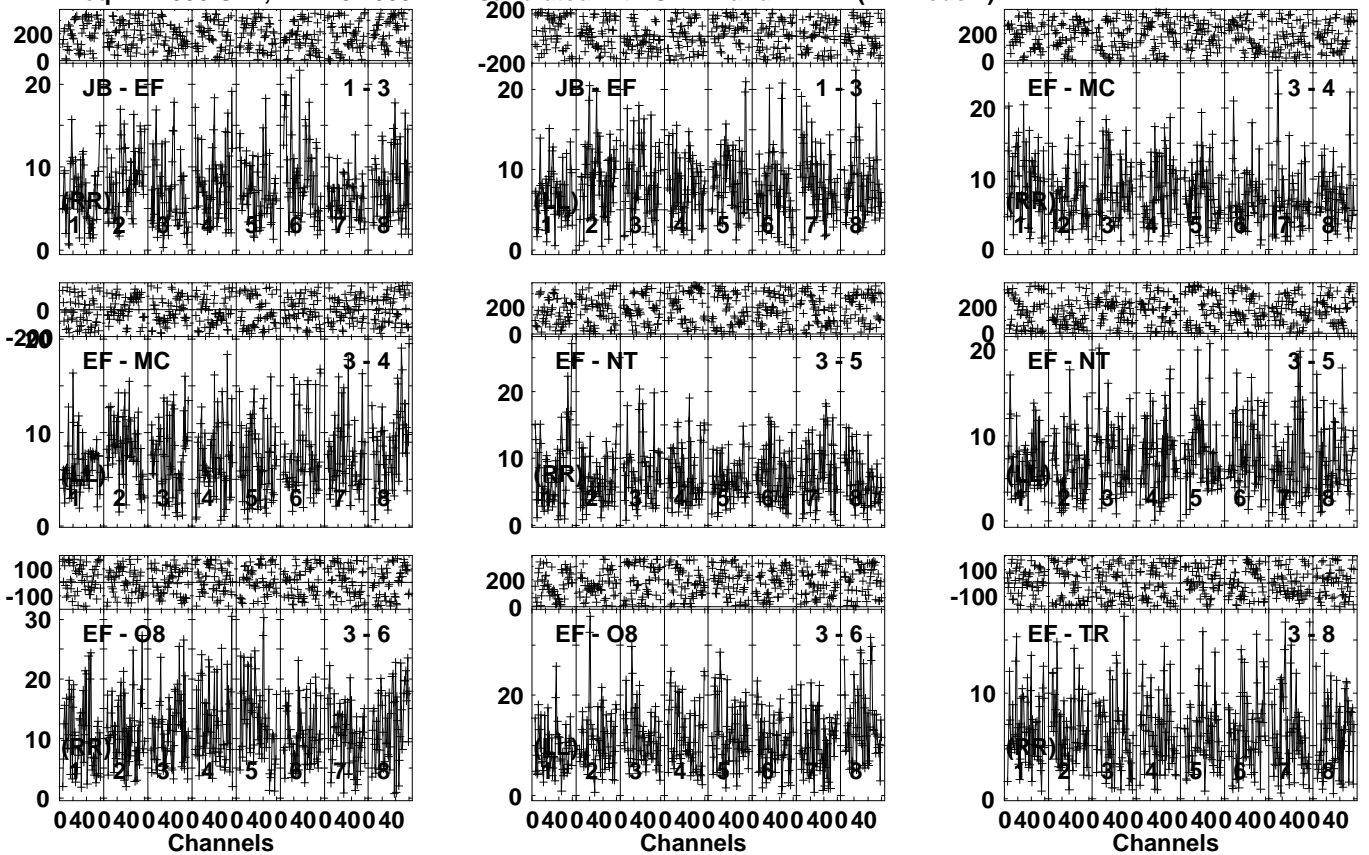


Lower frame: Milli Ampl Jy Top frame: Phas deg
Vector averaged cross-power spectrum Several baselines displayed
Timerange: 00/07:32:51 to 00/07:33:29

Plot file version 271 created 12-APR-2022 17:47:38

NGC5448 EC082C.UVDATA.1

Freq = 4.7990 GHz, Bw = 32.000 MH Calibrated with CL # 4 and BP # 1 (BP mode 1)

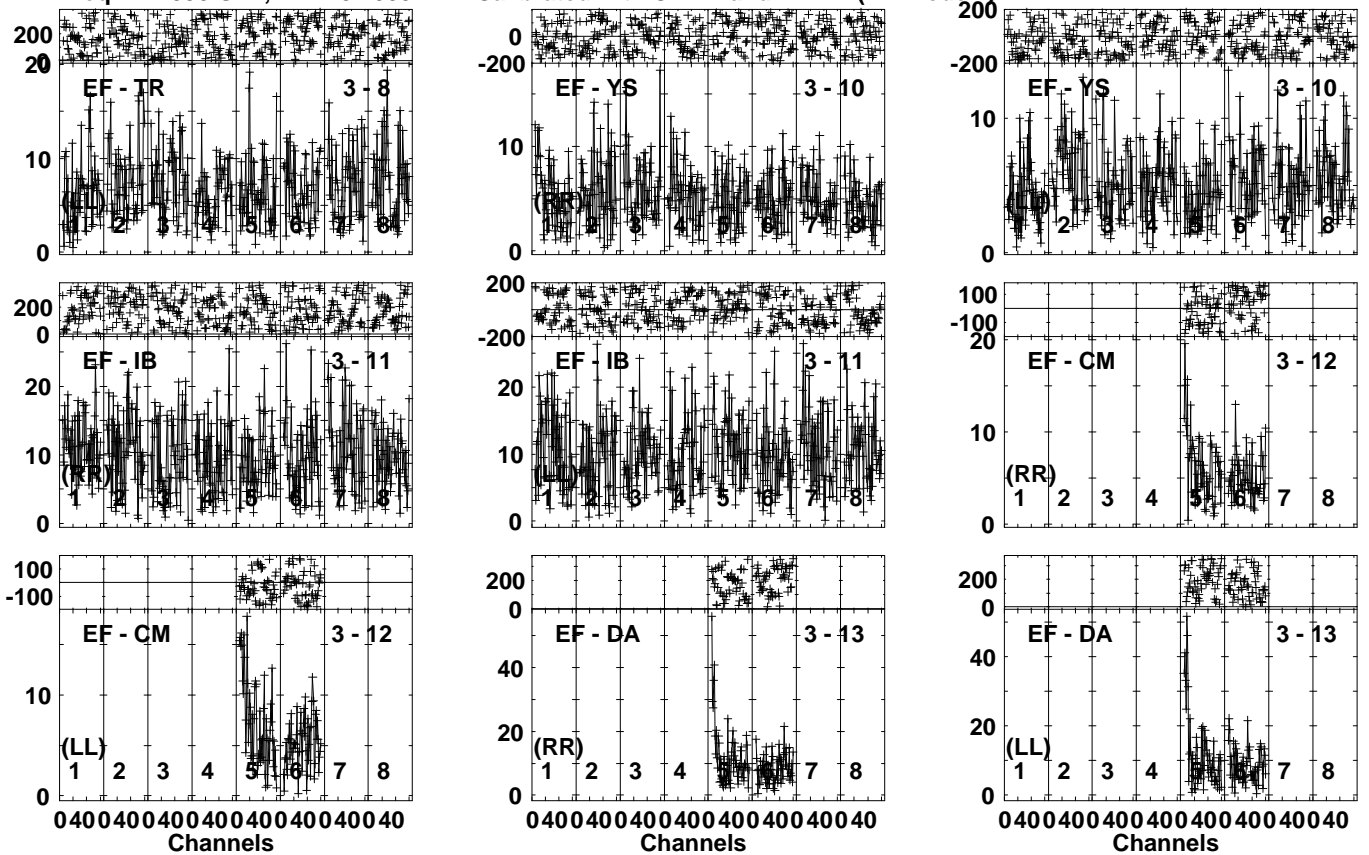


Lower frame: Milli Ampl Jy Top frame: Phas deg
Vector averaged cross-power spectrum Several baselines displayed
Timerange: 00/07:33:41 to 00/07:36:39

Plot file version 272 created 12-APR-2022 17:47:39

NGC5448 EC082C.UVDATA.1

Freq = 4.7990 GHz, Bw = 32.000 MH Calibrated with CL # 4 and BP # 1 (BP mode 1)

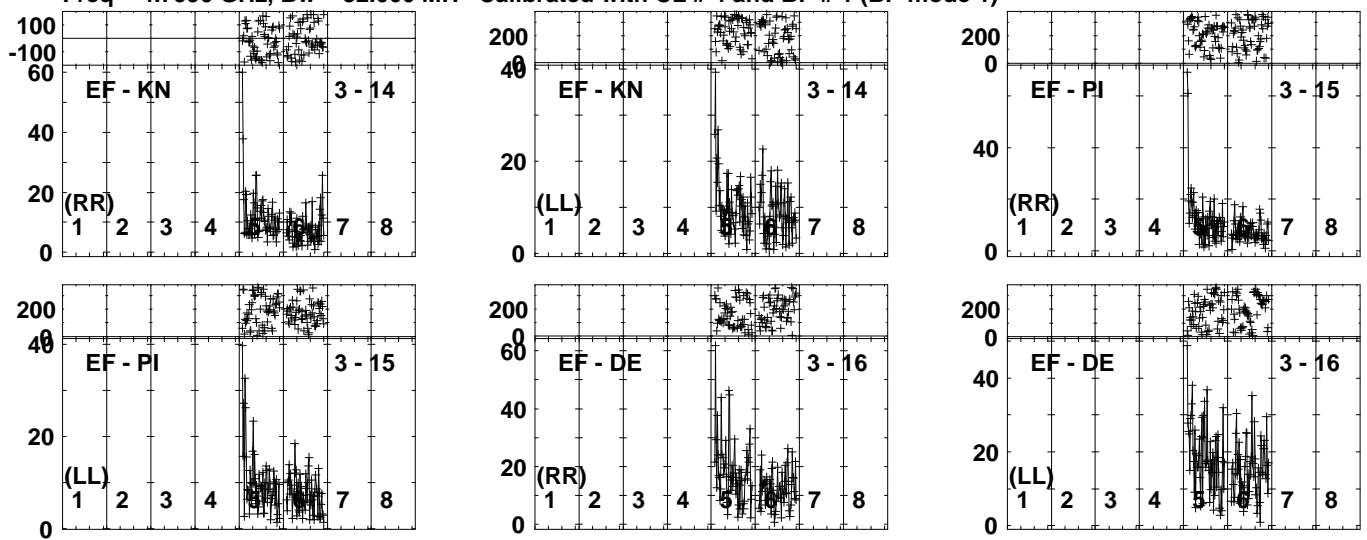


Lower frame: Milli Ampl Jy Top frame: Phas deg
Vector averaged cross-power spectrum Several baselines displayed
Timerange: 00/07:33:41 to 00/07:36:39

Plot file version 273 created 12-APR-2022 17:47:39

NGC5448 EC082C.UVDATA.1

Freq = 4.7990 GHz, Bw = 32.000 MH Calibrated with CL # 4 and BP # 1 (BP mode 1)



Lower frame: Milli Ampl Jy Top frame: Phas deg

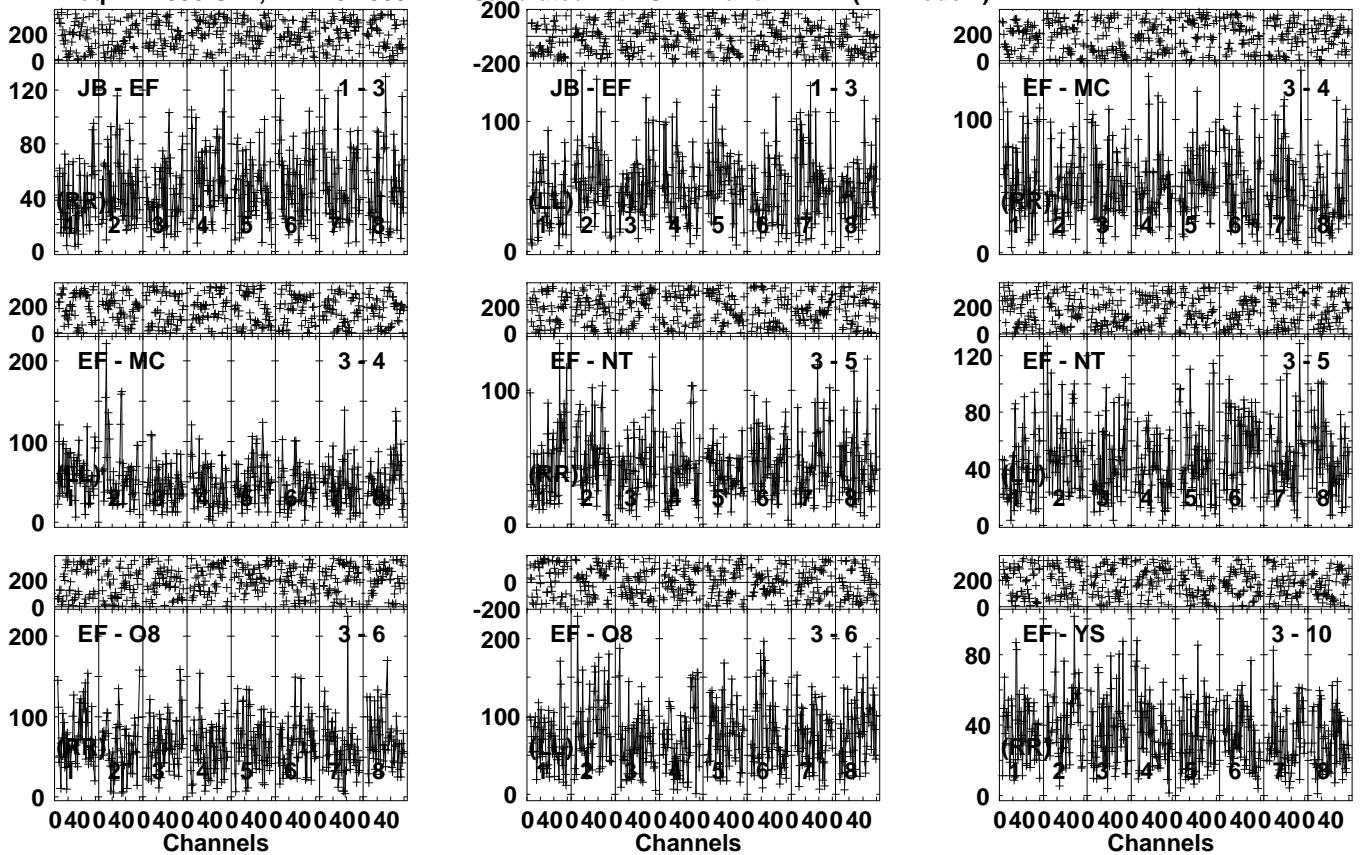
Vector averaged cross-power spectrum Several baselines displayed

Timerange: 00/07:33:41 to 00/07:36:39

Plot file version 274 created 12-APR-2022 17:47:40

J1356+4831 EC082C.UVDATA.1

Freq = 4.7990 GHz, Bw = 32.000 MH Calibrated with CL # 4 and BP # 1 (BP mode 1)

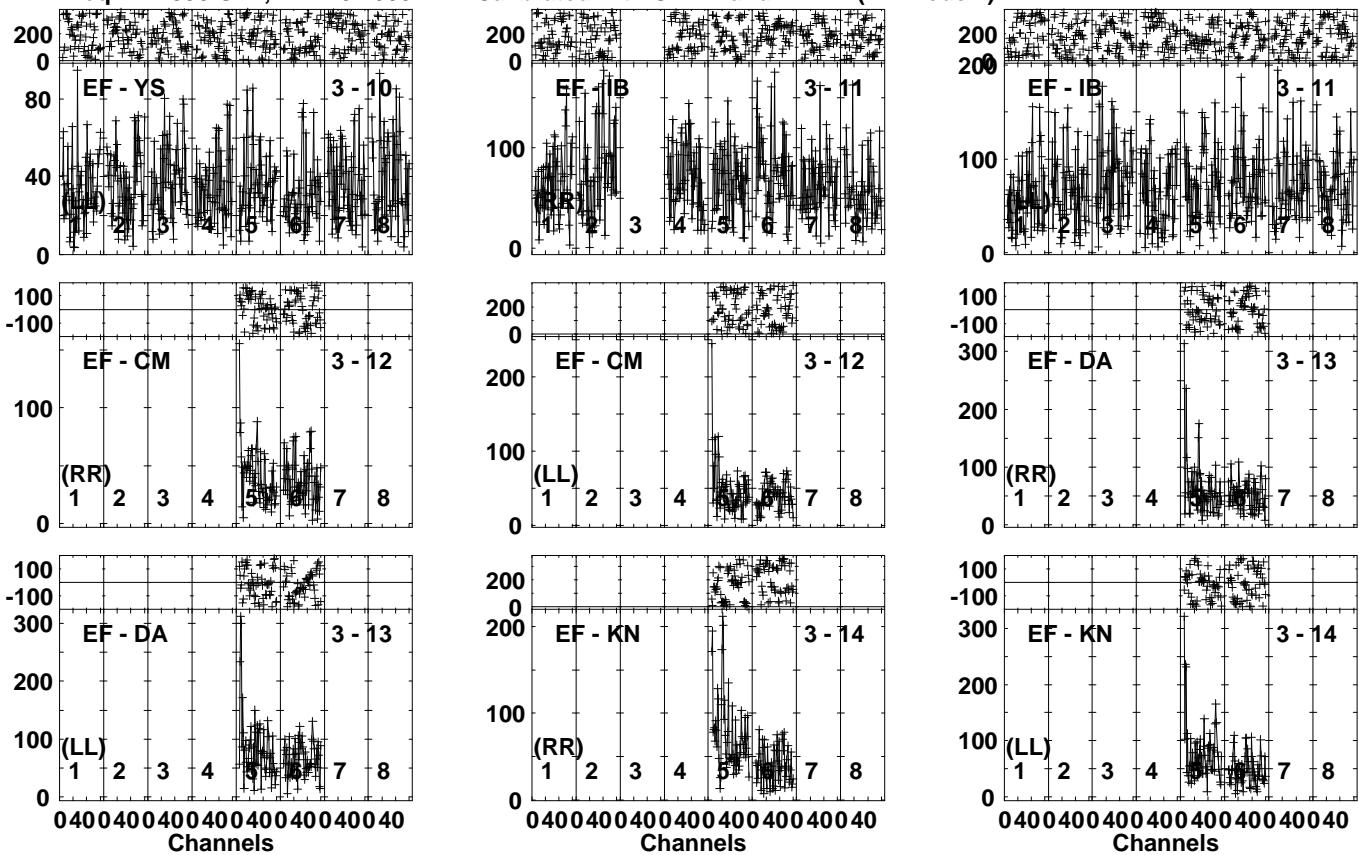


Lower frame: Milli Ampl Jy Top frame: Phas deg
Vector averaged cross-power spectrum Several baselines displayed
Timerange: 00/07:36:51 to 00/07:37:39

Plot file version 275 created 12-APR-2022 17:47:40

J1356+4831 EC082C.UVDATA.1

Freq = 4.7990 GHz, Bw = 32.000 MH Calibrated with CL # 4 and BP # 1 (BP mode 1)

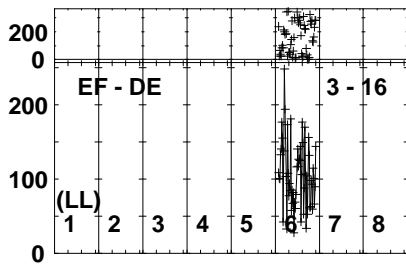
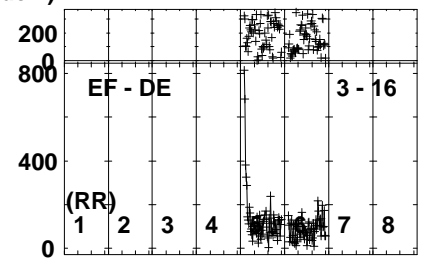
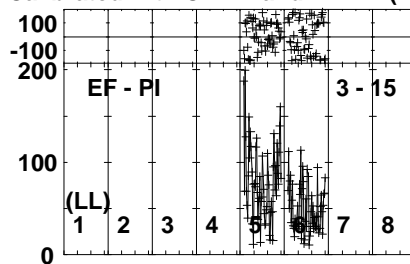
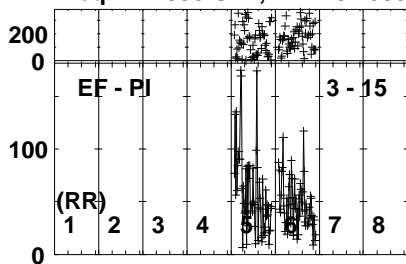


Lower frame: Milli Ampl Jy Top frame: Phas deg
Vector averaged cross-power spectrum Several baselines displayed
Timerange: 00/07:36:51 to 00/07:37:39

Plot file version 276 created 12-APR-2022 17:47:40

J1356+4831 EC082C.UVDATA.1

Freq = 4.7990 GHz, Bw = 32.000 MH Calibrated with CL # 4 and BP # 1 (BP mode 1)

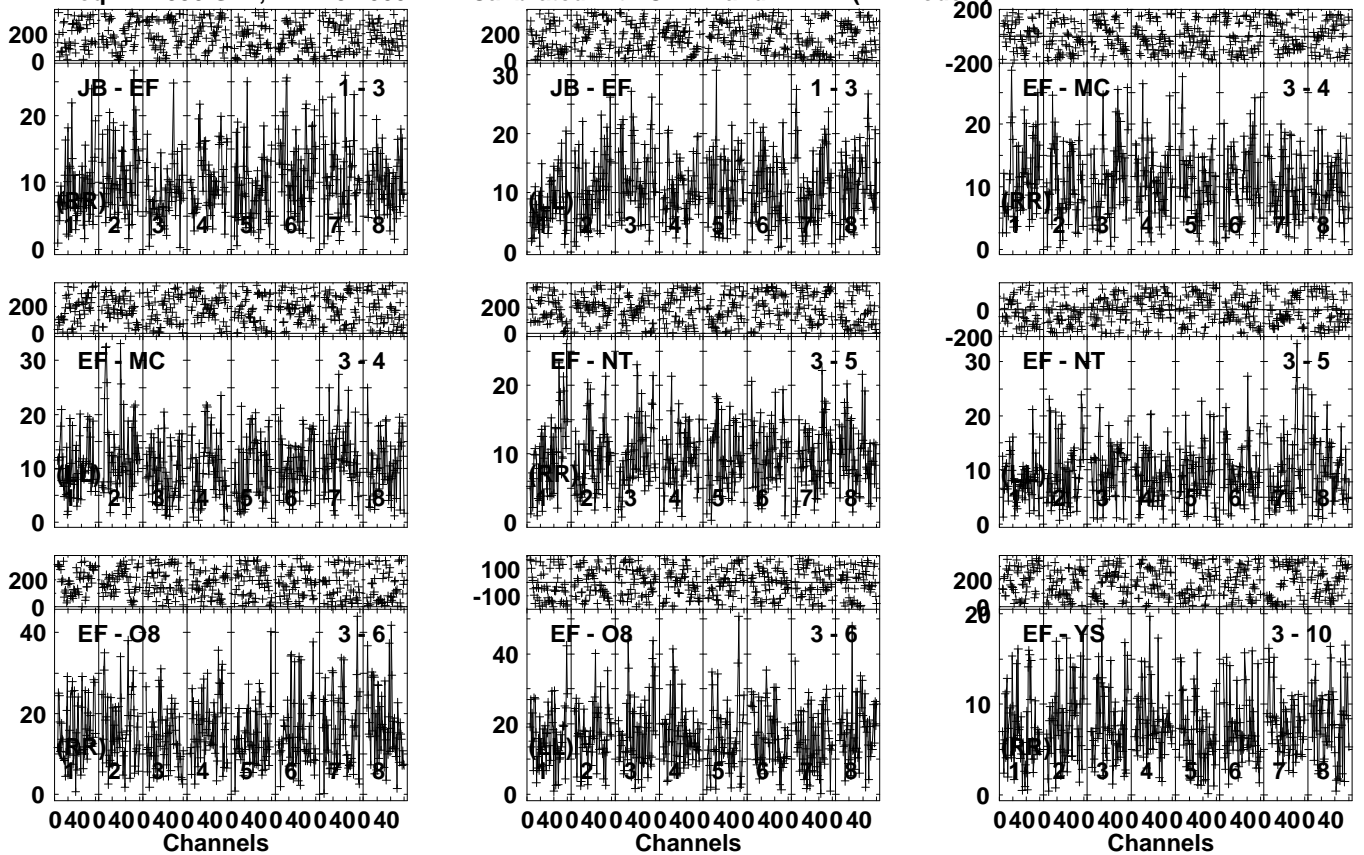


Lower frame: Milli Ampl Jy Top frame: Phas deg
Vector averaged cross-power spectrum Several baselines displayed
Timerange: 00/07:36:51 to 00/07:37:39

Plot file version 277 created 12-APR-2022 17:47:41

NGC5448 EC082C.UVDATA.1

Freq = 4.7990 GHz, Bw = 32.000 MH Calibrated with CL # 4 and BP # 1 (BP mode 1)

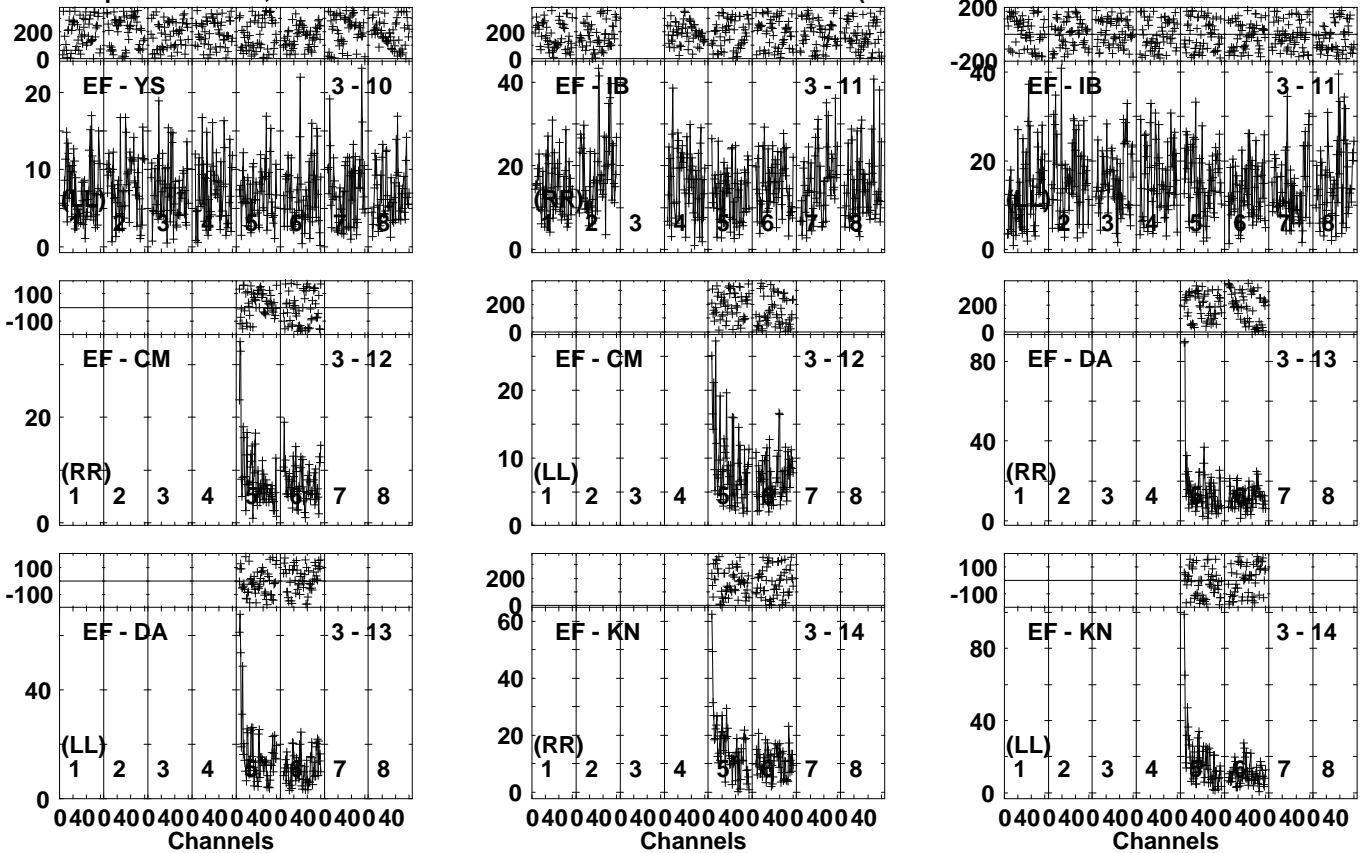


Lower frame: Milli Ampl Jy Top frame: Phas deg
Vector averaged cross-power spectrum Several baselines displayed
Timerange: 00/07:38:11 to 00/07:41:09

Plot file version 278 created 12-APR-2022 17:47:41

NGC5448 EC082C.UVDATA.1

Freq = 4.7990 GHz, Bw = 32.000 MH Calibrated with CL # 4 and BP # 1 (BP mode 1)

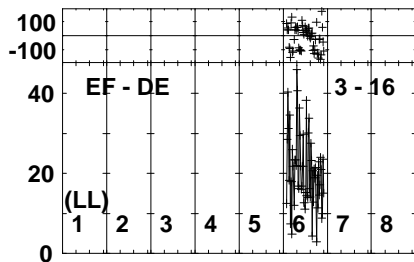
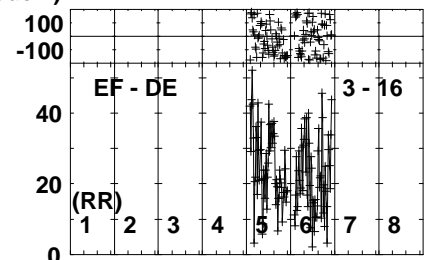
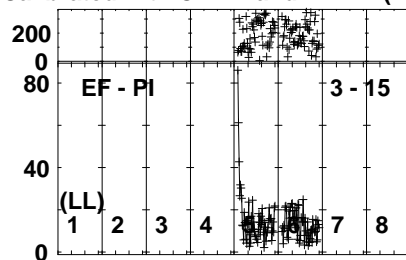
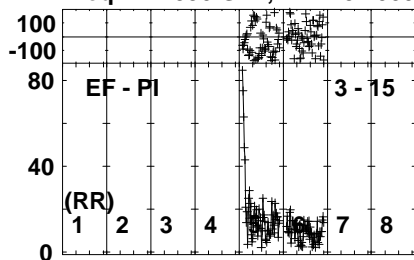


Lower frame: Milli Ampl Jy Top frame: Phas deg
Vector averaged cross-power spectrum Several baselines displayed
Timerange: 00/07:38:11 to 00/07:41:09

Plot file version 279 created 12-APR-2022 17:47:42

NGC5448 EC082C.UVDATA.1

Freq = 4.7990 GHz, Bw = 32.000 MH Calibrated with CL # 4 and BP # 1 (BP mode 1)

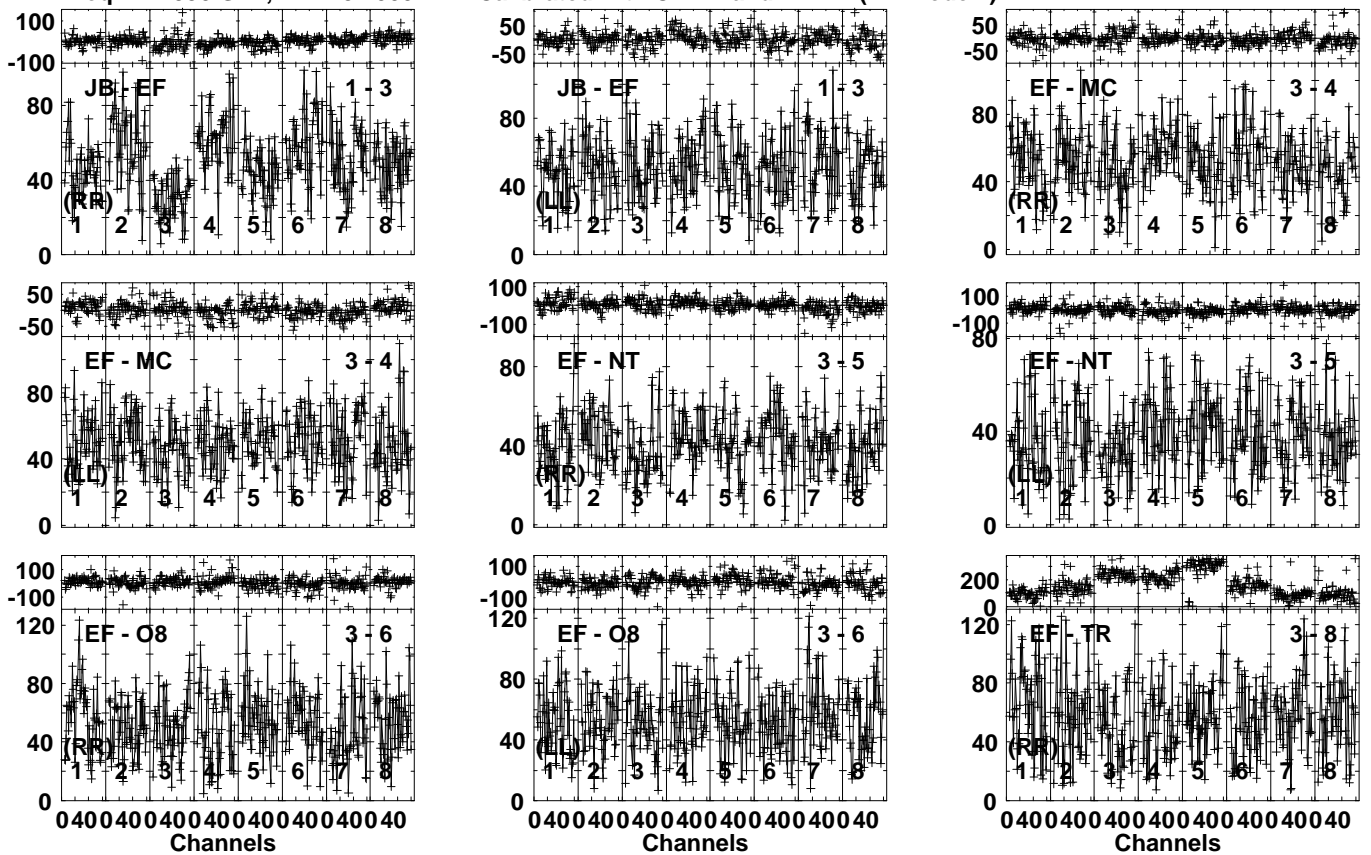


Lower frame: Milli Ampl Jy Top frame: Phas deg
Vector averaged cross-power spectrum Several baselines displayed
Timerange: 00/07:38:11 to 00/07:41:09

Plot file version 280 created 12-APR-2022 17:47:42

J1356+4831 EC082C.UVDATA.1

Freq = 4.7990 GHz, Bw = 32.000 MH Calibrated with CL # 4 and BP # 1 (BP mode 1)

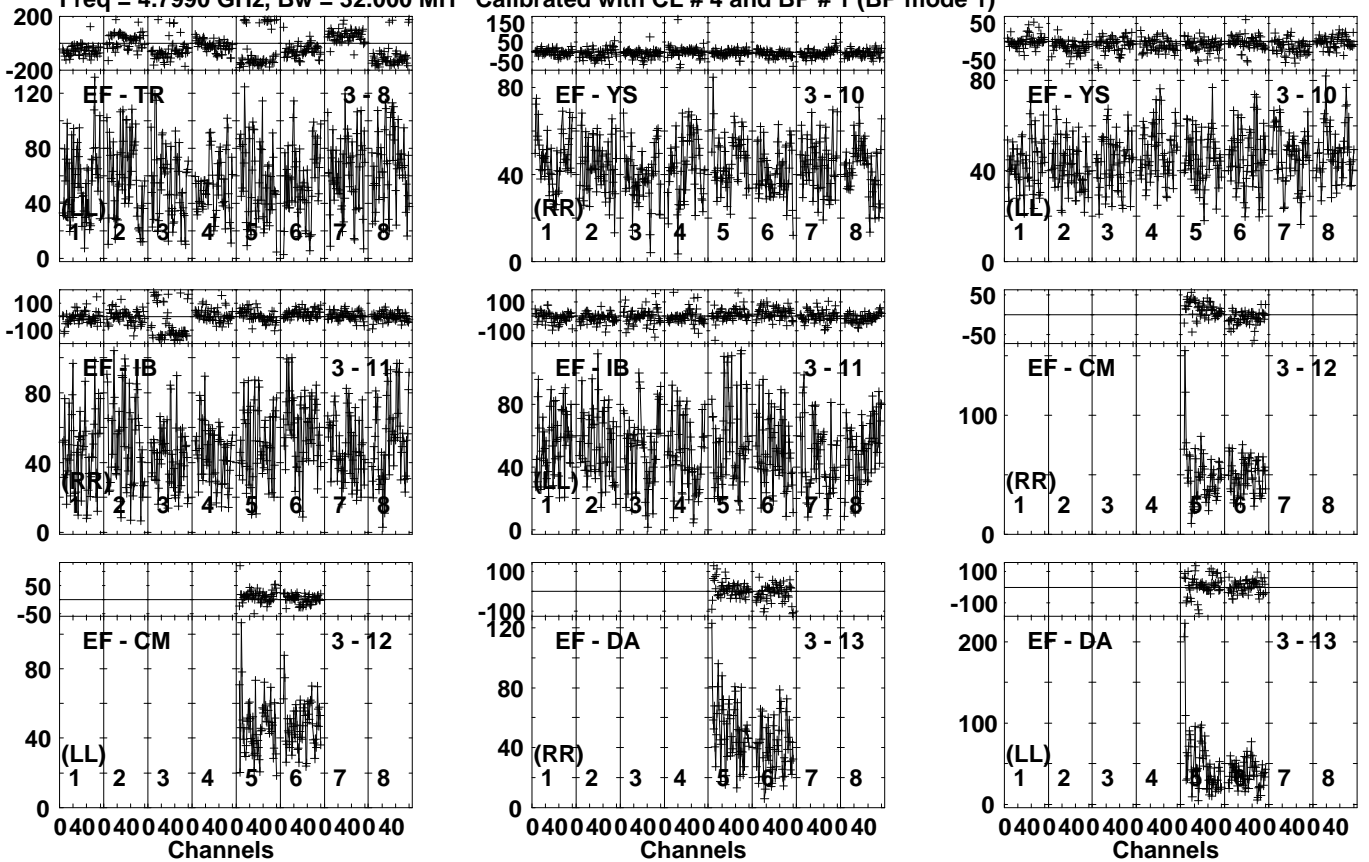


Lower frame: Milli Ampl Jy Top frame: Phas deg
Vector averaged cross-power spectrum Several baselines displayed
Timerange: 00/07:41:21 to 00/07:42:09

Plot file version 281 created 12-APR-2022 17:47:42

J1356+4831 EC082C.UVDATA.1

Freq = 4.7990 GHz, Bw = 32.000 MH Calibrated with CL # 4 and BP # 1 (BP mode 1)

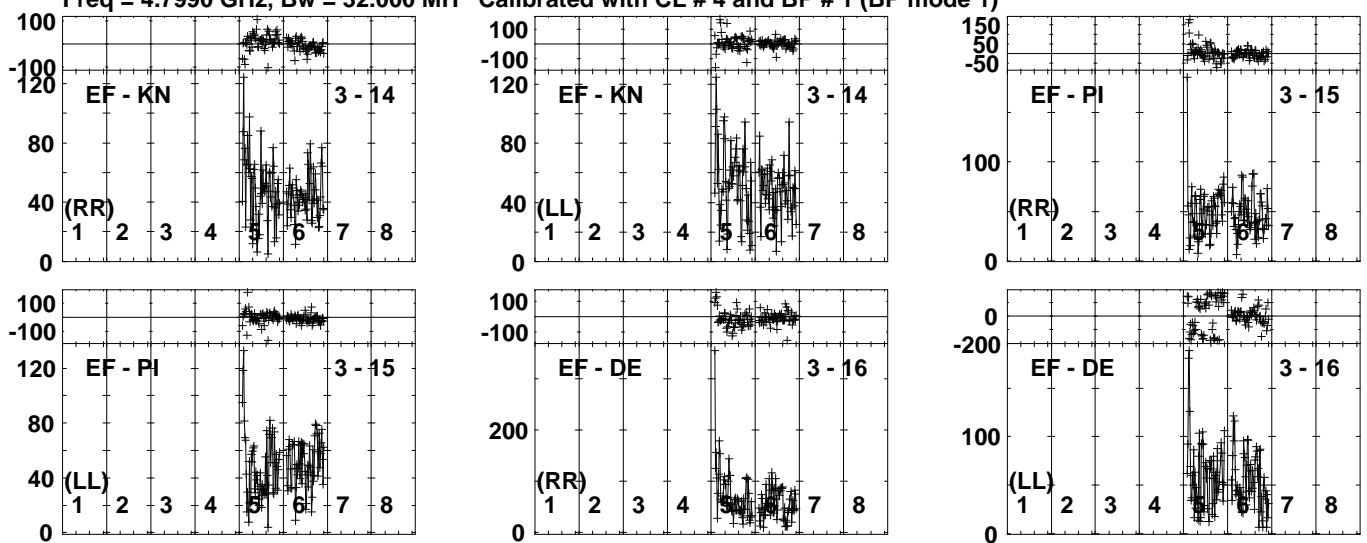


Lower frame: Milli Ampl Jy Top frame: Phas deg
Vector averaged cross-power spectrum Several baselines displayed
Timerange: 00/07:41:21 to 00/07:42:09

Plot file version 282 created 12-APR-2022 17:47:43

J1356+4831 EC082C.UVDATA.1

Freq = 4.7990 GHz, Bw = 32.000 MH Calibrated with CL # 4 and BP # 1 (BP mode 1)

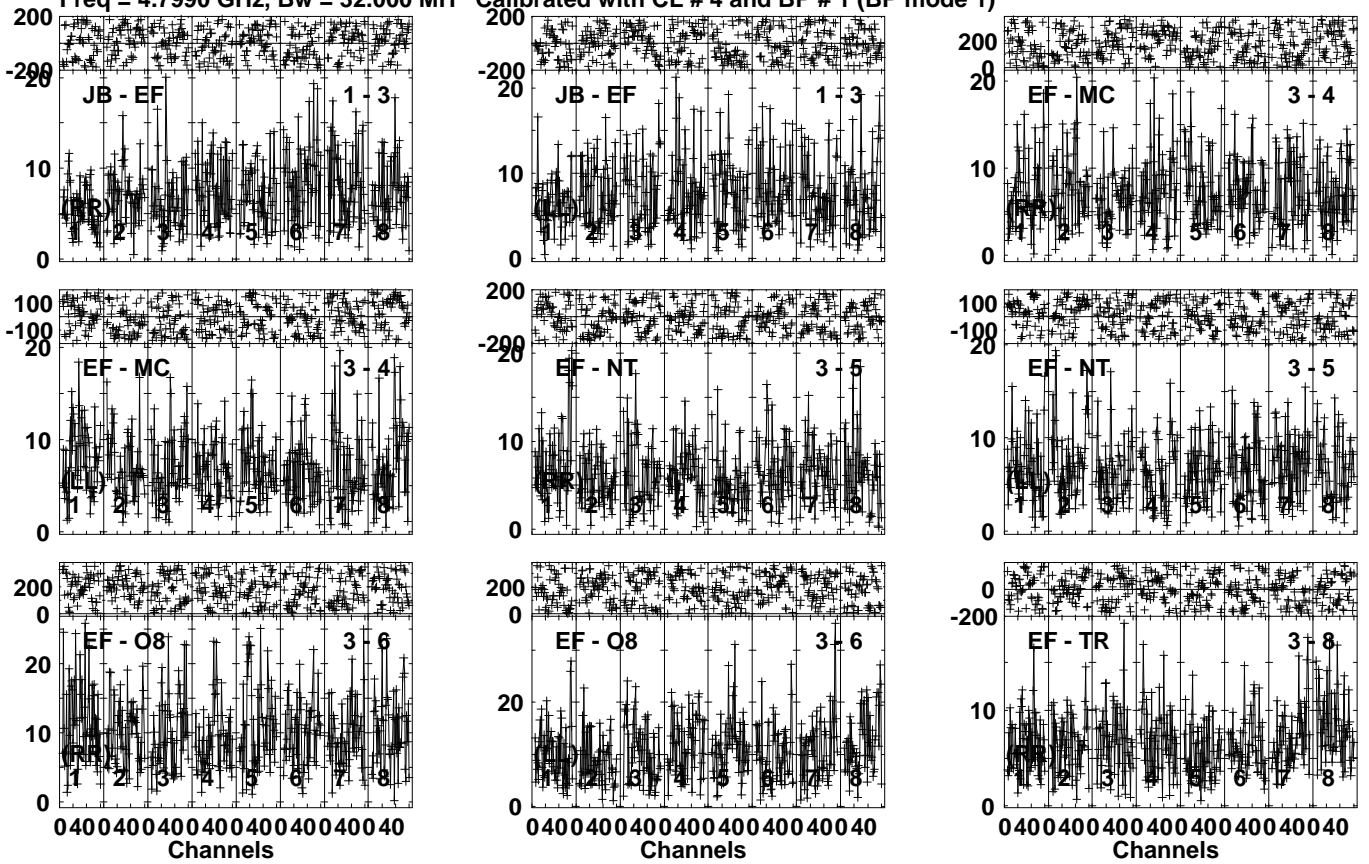


Lower frame: Milli Ampl Jy Top frame: Phas deg
Vector averaged cross-power spectrum Several baselines displayed
Timerange: 00/07:41:21 to 00/07:42:09

Plot file version 283 created 12-APR-2022 17:47:43

NGC5448 EC082C.UVDATA.1

Freq = 4.7990 GHz, Bw = 32.000 MH Calibrated with CL # 4 and BP # 1 (BP mode 1)

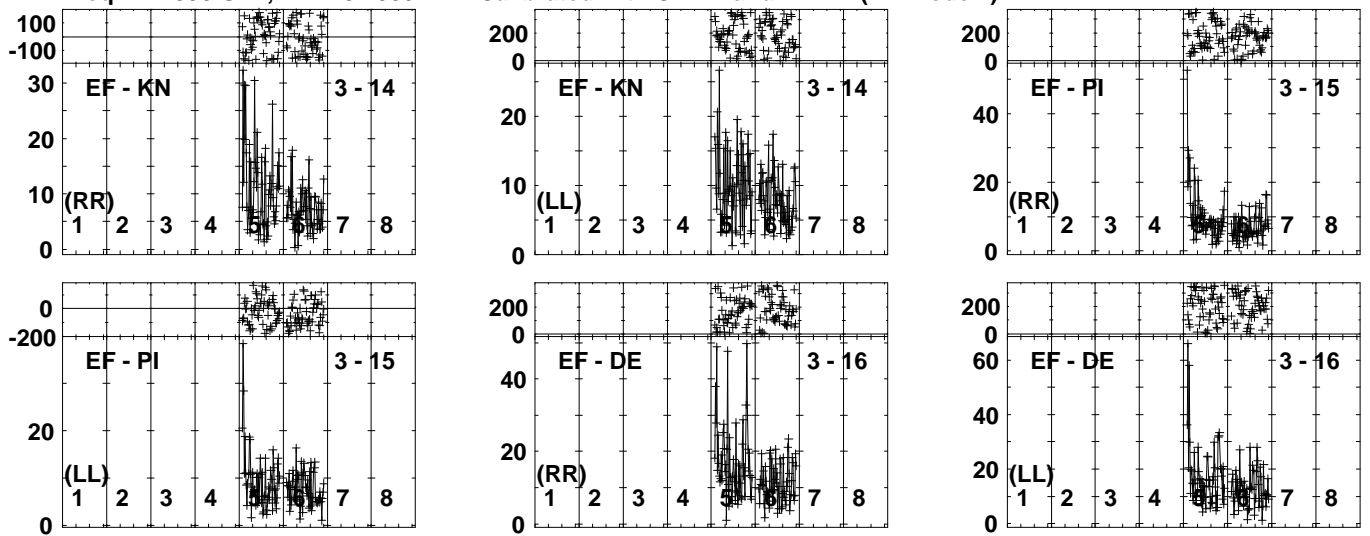


Lower frame: Milli Ampl Jy Top frame: Phas deg
Vector averaged cross-power spectrum Several baselines displayed
Timerange: 00/07:42:21 to 00/07:45:19

Plot file version 285 created 12-APR-2022 17:47:44

NGC5448 EC082C.UVDATA.1

Freq = 4.7990 GHz, Bw = 32.000 MH Calibrated with CL # 4 and BP # 1 (BP mode 1)



Lower frame: Milli Ampl Jy Top frame: Phas deg

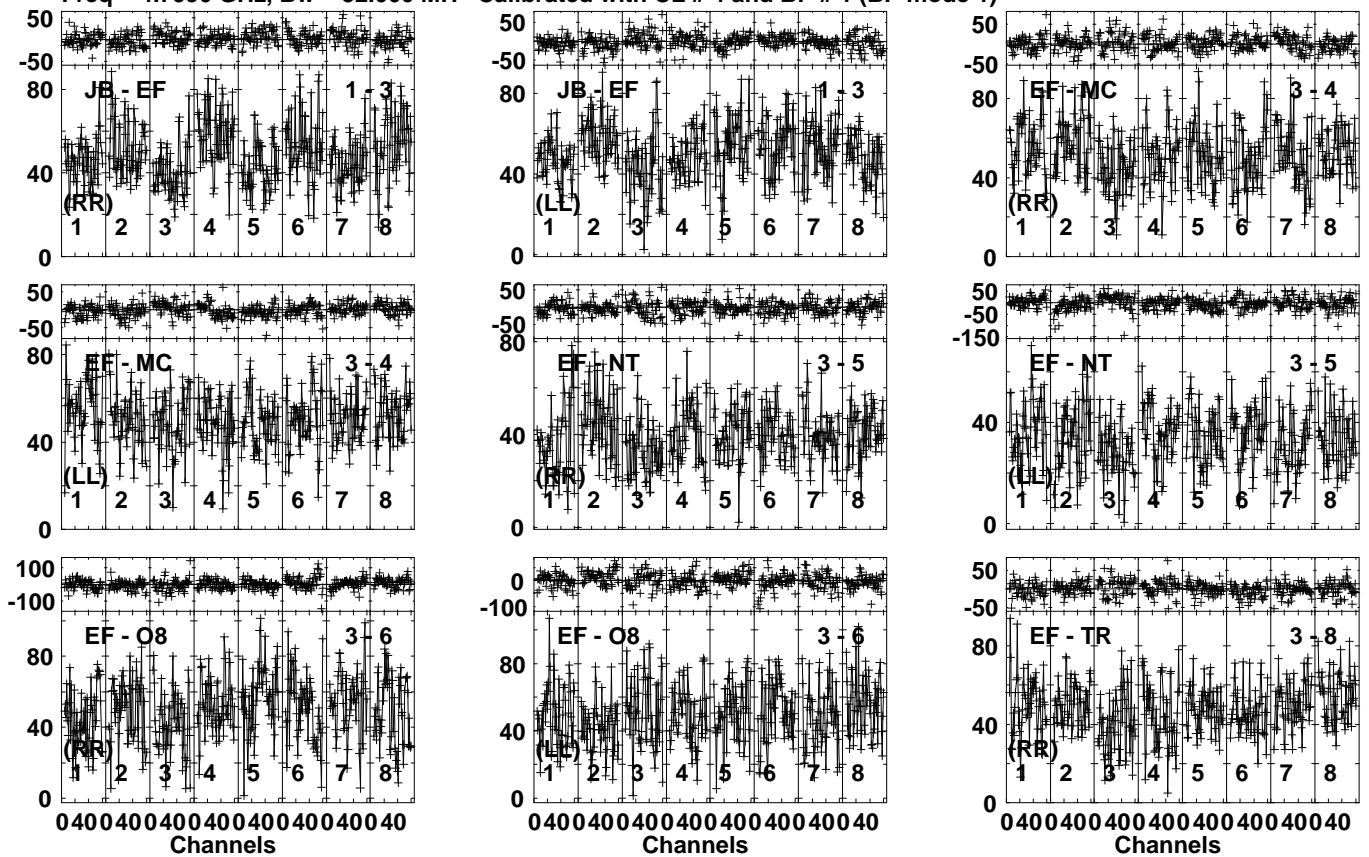
Vector averaged cross-power spectrum Several baselines displayed

Timerange: 00/07:42:21 to 00/07:45:19

Plot file version 286 created 12-APR-2022 17:47:44

J1356+4831 EC082C.UVDATA.1

Freq = 4.7990 GHz, Bw = 32.000 MH Calibrated with CL # 4 and BP # 1 (BP mode 1)

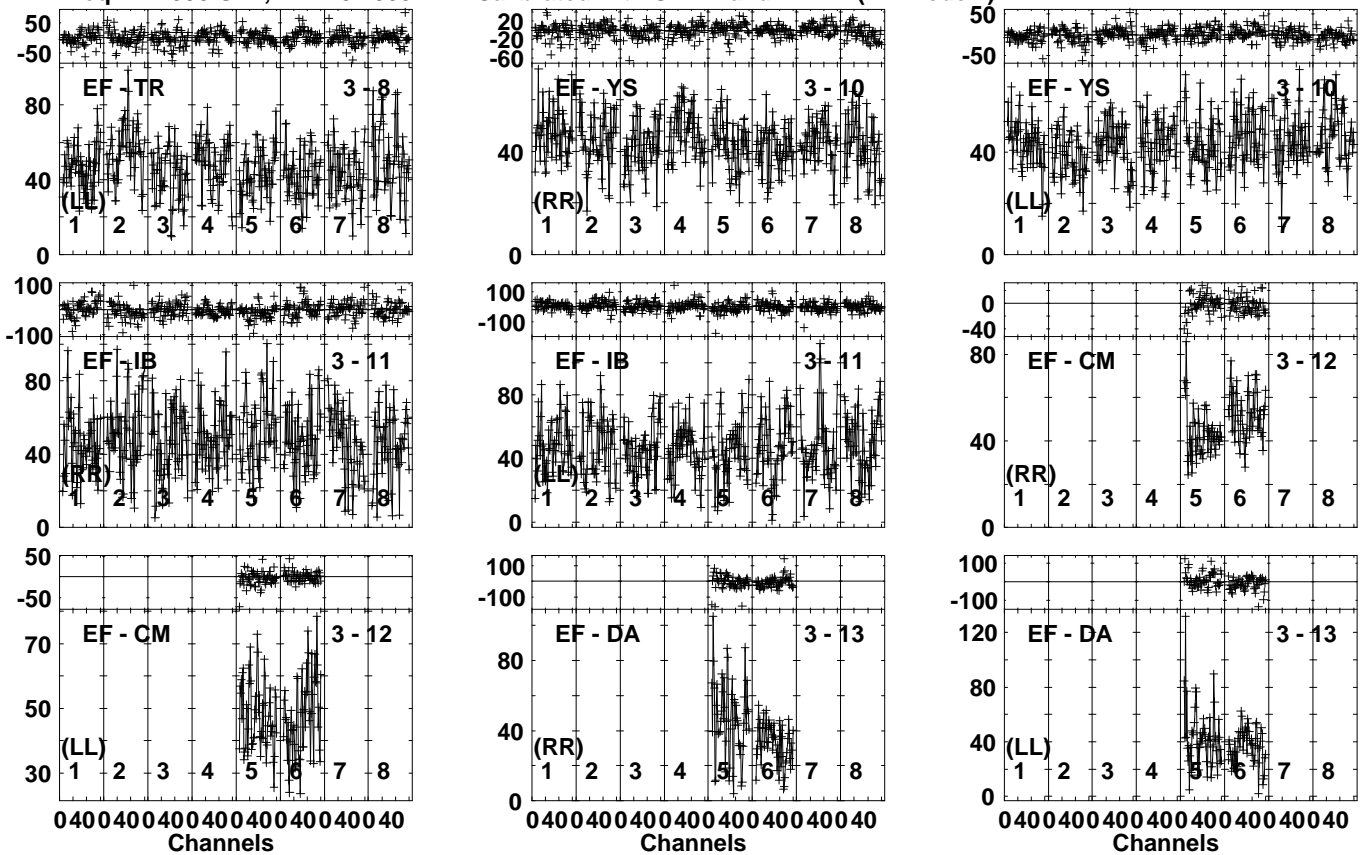


Lower frame: Milli Ampl Jy Top frame: Phas deg
Vector averaged cross-power spectrum Several baselines displayed
Timerange: 00/07:45:51 to 00/07:46:29

Plot file version 287 created 12-APR-2022 17:47:45

J1356+4831 EC082C.UVDATA.1

Freq = 4.7990 GHz, Bw = 32.000 MH Calibrated with CL # 4 and BP # 1 (BP mode 1)

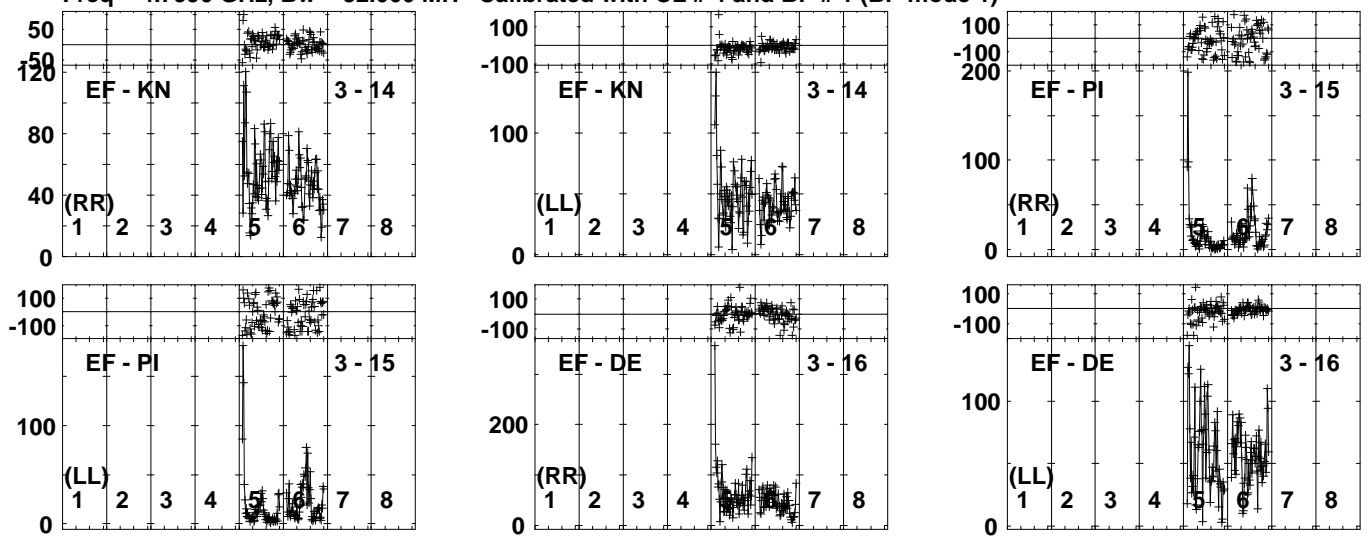


Lower frame: Milli Ampl Jy Top frame: Phas deg
Vector averaged cross-power spectrum Several baselines displayed
Timerange: 00/07:45:51 to 00/07:46:29

Plot file version 288 created 12-APR-2022 17:47:45

J1356+4831 EC082C.UVDATA.1

Freq = 4.7990 GHz, Bw = 32.000 MH Calibrated with CL # 4 and BP # 1 (BP mode 1)



Lower frame: Milli Ampl Jy Top frame: Phas deg

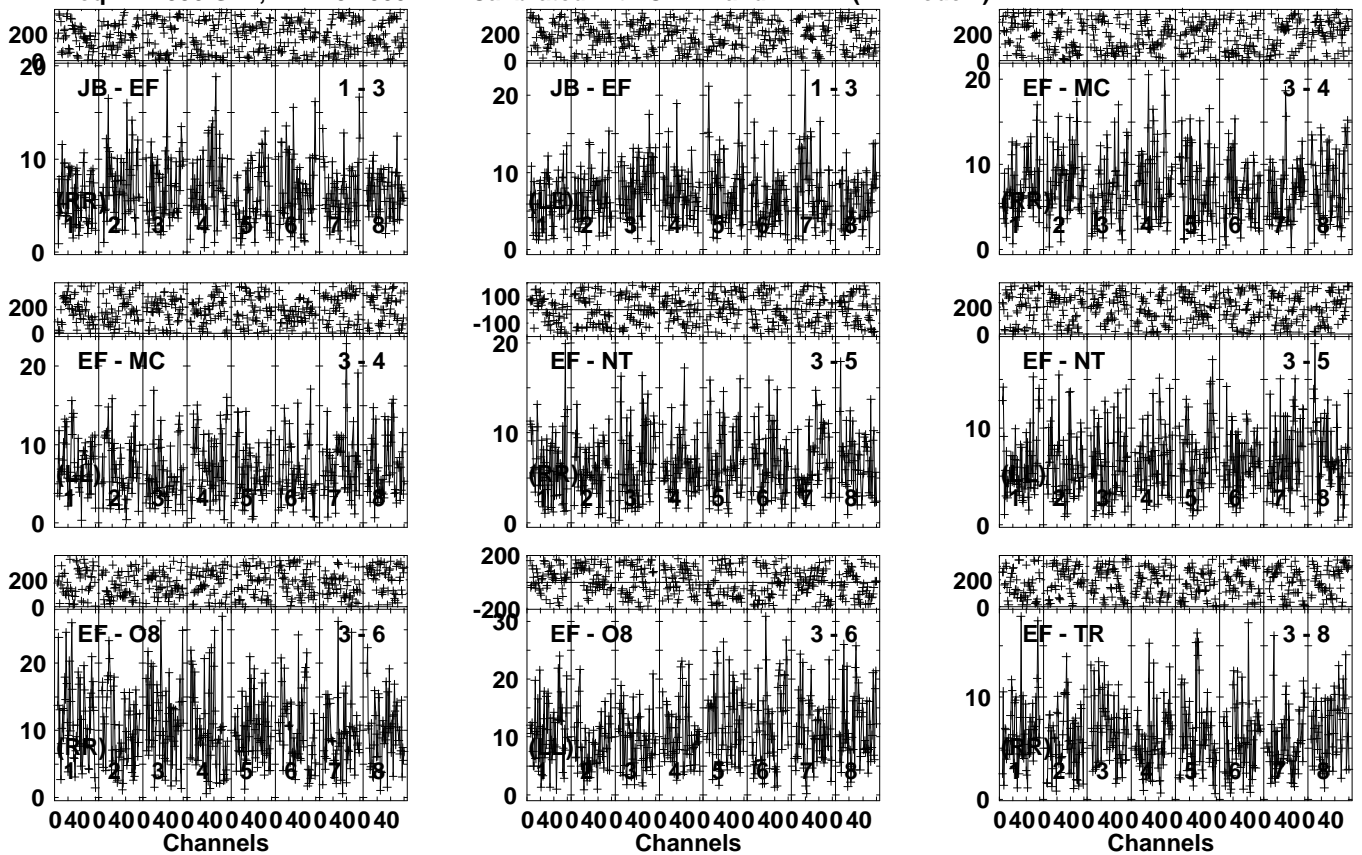
Vector averaged cross-power spectrum Several baselines displayed

Timerange: 00/07:45:51 to 00/07:46:29

Plot file version 289 created 12-APR-2022 17:47:45

NGC5448 EC082C.UVDATA.1

Freq = 4.7990 GHz, Bw = 32.000 MH Calibrated with CL # 4 and BP # 1 (BP mode 1)

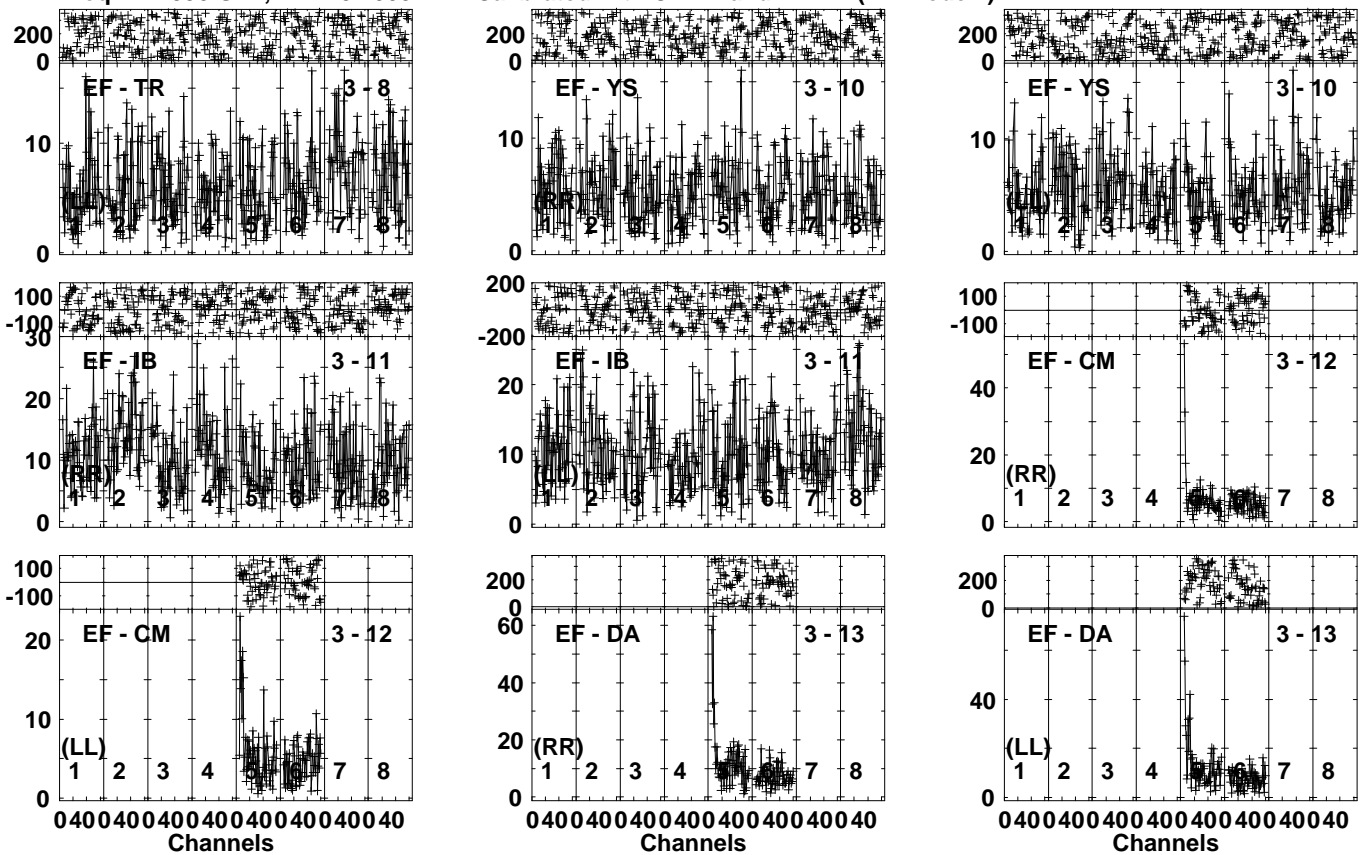


Lower frame: Milli Ampl Jy Top frame: Phas deg
Vector averaged cross-power spectrum Several baselines displayed
Timerange: 00/07:46:41 to 00/07:49:39

Plot file version 290 created 12-APR-2022 17:47:46

NGC5448 EC082C.UVDATA.1

Freq = 4.7990 GHz, Bw = 32.000 MH Calibrated with CL # 4 and BP # 1 (BP mode 1)

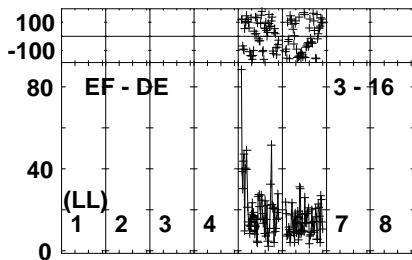
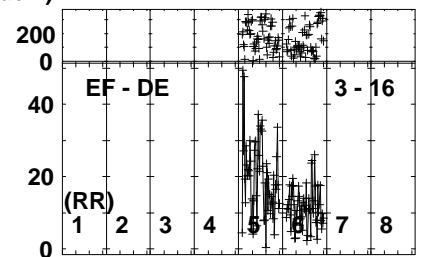
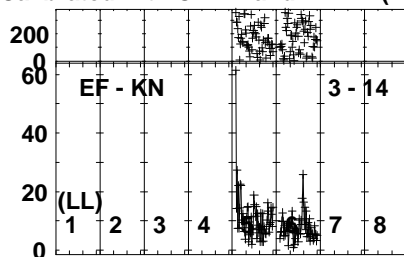
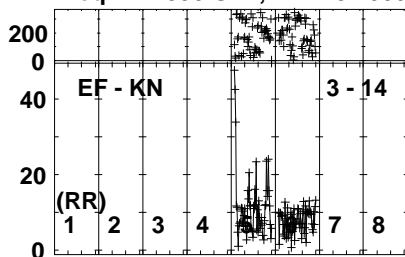


Lower frame: Milli Ampl Jy Top frame: Phas deg
Vector averaged cross-power spectrum Several baselines displayed
Timerange: 00/07:46:41 to 00/07:49:39

Plot file version 291 created 12-APR-2022 17:47:46

NGC5448 EC082C.UVDATA.1

Freq = 4.7990 GHz, Bw = 32.000 MH Calibrated with CL # 4 and BP # 1 (BP mode 1)

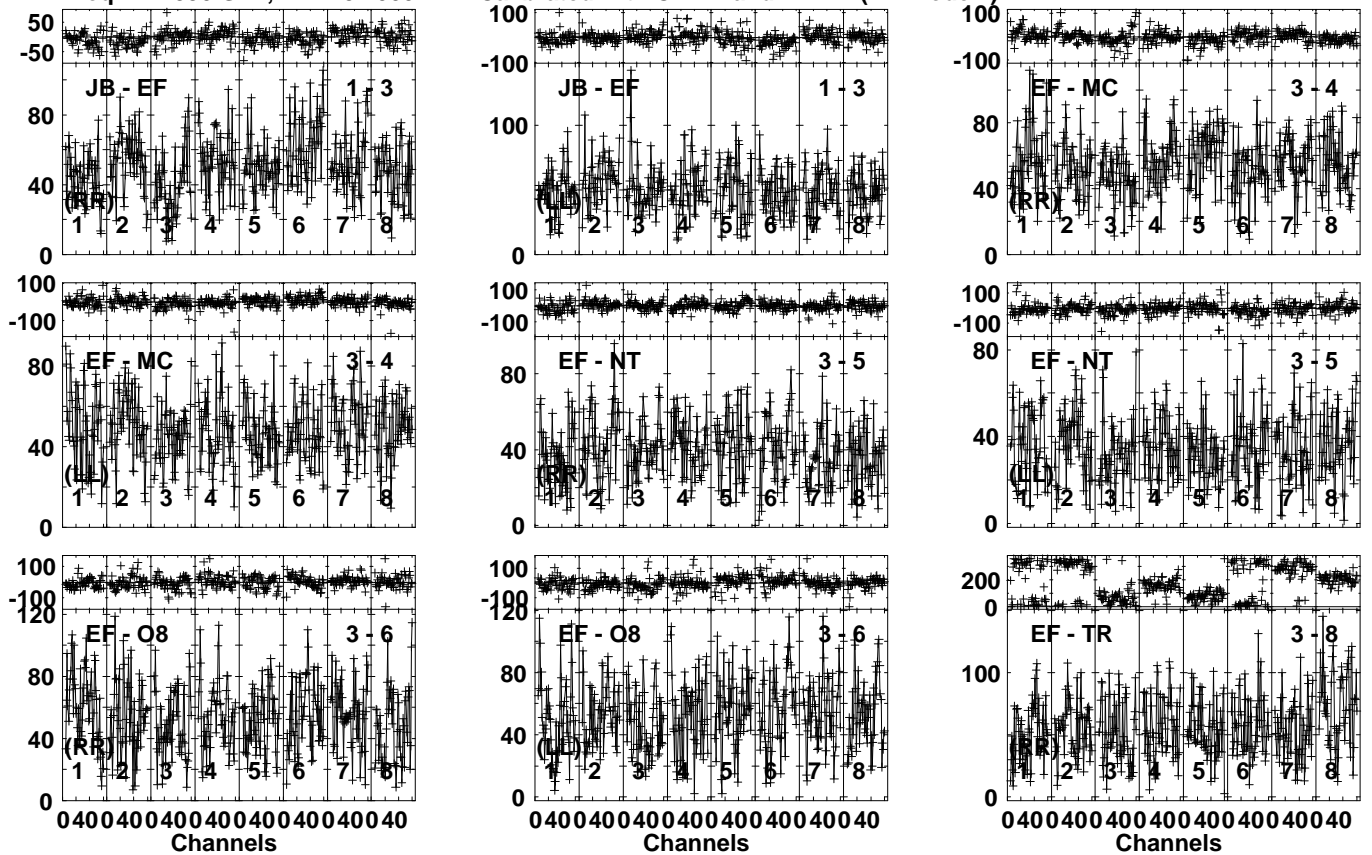


Lower frame: Milli Ampl Jy Top frame: Phas deg
Vector averaged cross-power spectrum Several baselines displayed
Timerange: 00/07:46:41 to 00/07:49:39

Plot file version 292 created 12-APR-2022 17:47:47

J1356+4831 EC082C.UVDATA.1

Freq = 4.7990 GHz, Bw = 32.000 MH Calibrated with CL # 4 and BP # 1 (BP mode 1)

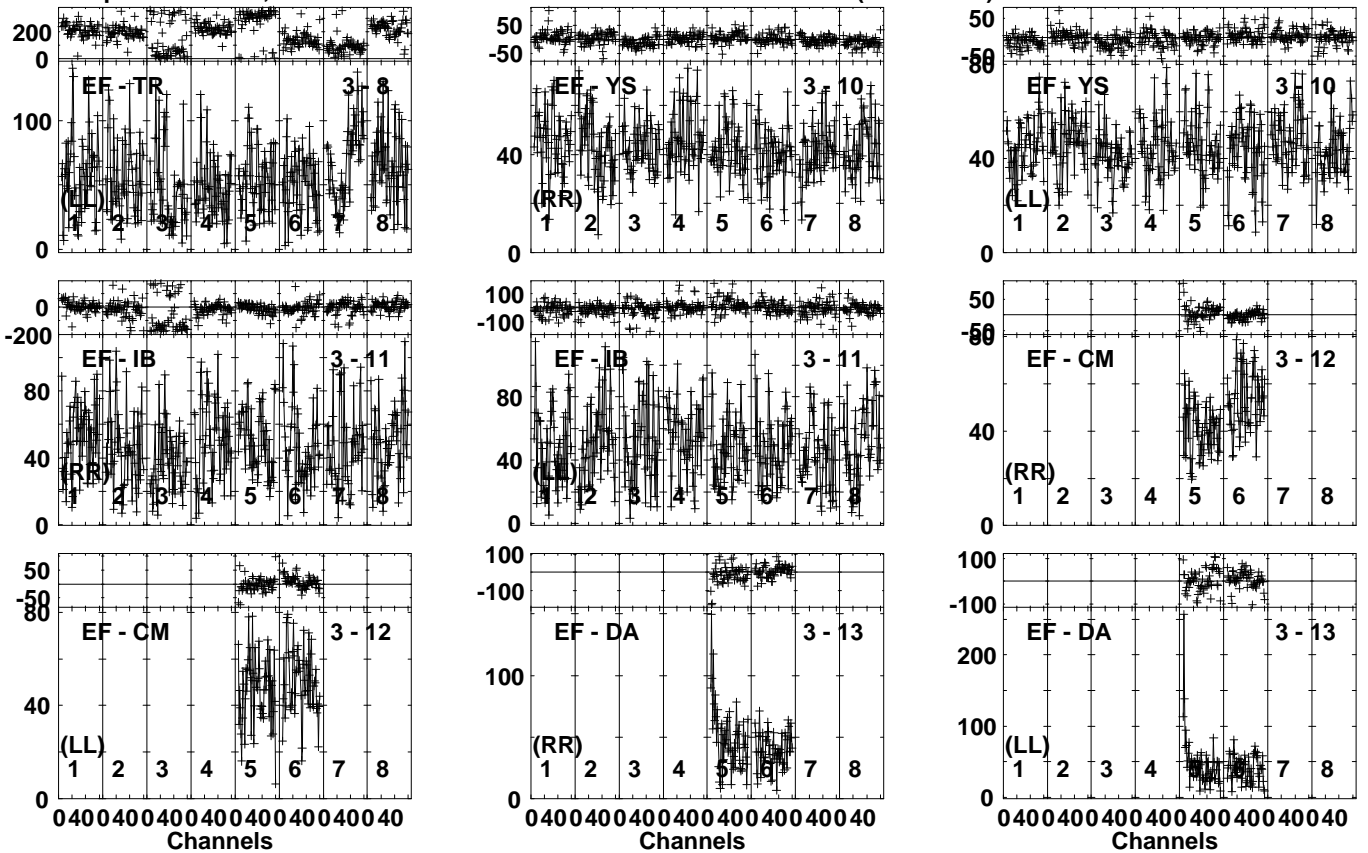


Lower frame: Milli Ampl Jy Top frame: Phas deg
Vector averaged cross-power spectrum Several baselines displayed
Timerange: 00/07:49:51 to 00/07:50:39

Plot file version 293 created 12-APR-2022 17:47:47

J1356+4831 EC082C.UVDATA.1

Freq = 4.7990 GHz, Bw = 32.000 MH Calibrated with CL # 4 and BP # 1 (BP mode 1)

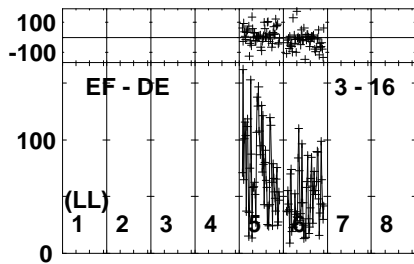
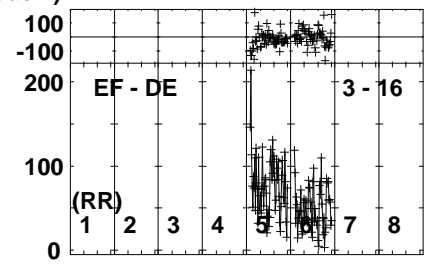
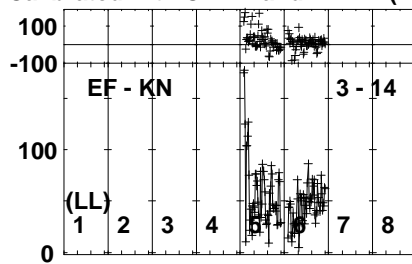
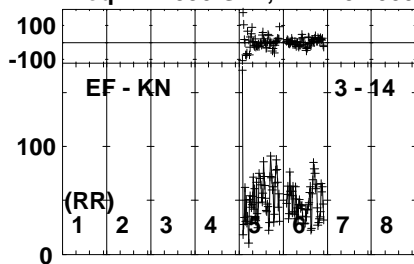


Lower frame: Milli Ampl Jy Top frame: Phas deg
Vector averaged cross-power spectrum Several baselines displayed
Timerange: 00/07:49:51 to 00/07:50:39

Plot file version 294 created 12-APR-2022 17:47:48

J1356+4831 EC082C.UVDATA.1

Freq = 4.7990 GHz, Bw = 32.000 MH Calibrated with CL # 4 and BP # 1 (BP mode 1)



Lower frame: Milli Ampl Jy Top frame: Phas deg

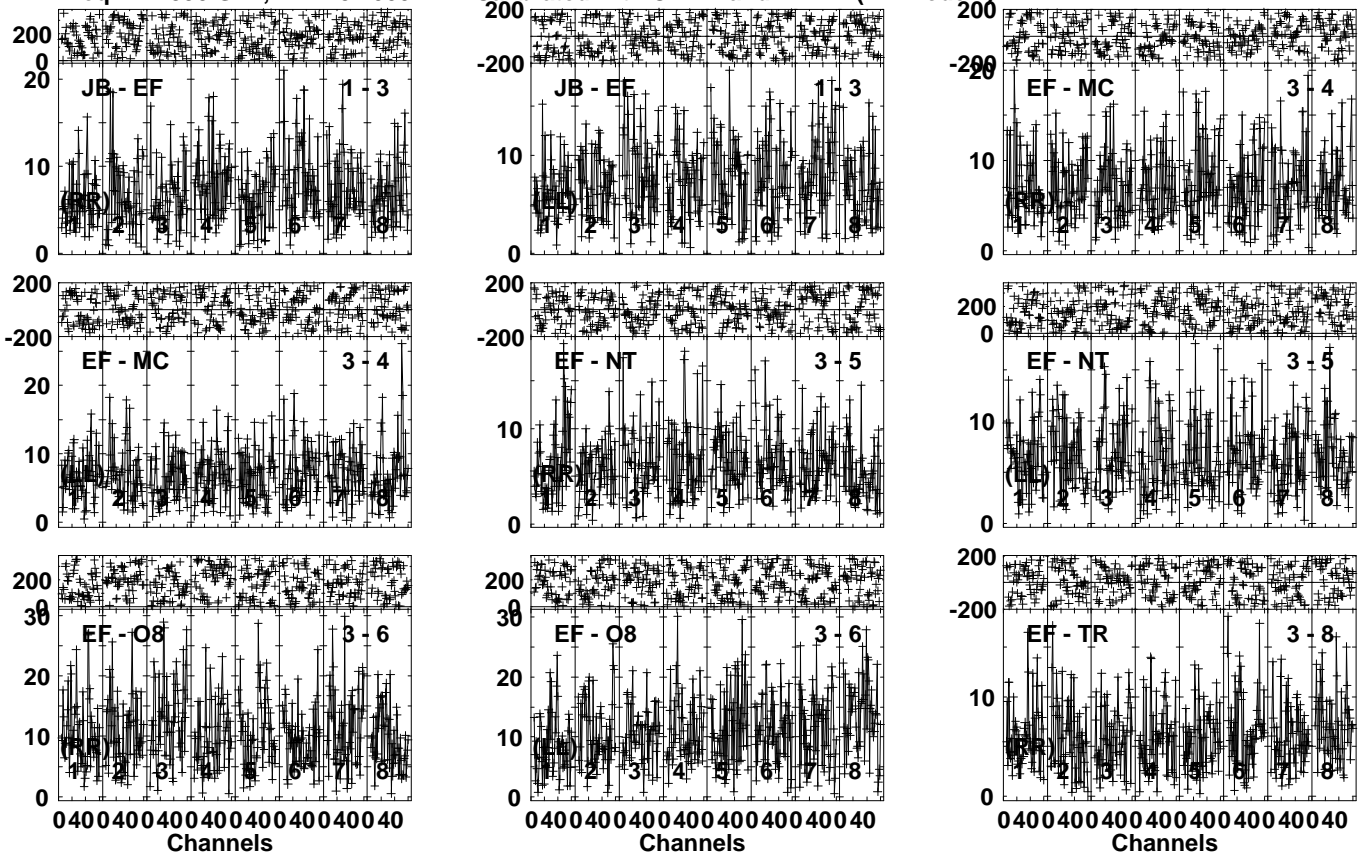
Vector averaged cross-power spectrum Several baselines displayed

Timerange: 00/07:49:51 to 00/07:50:39

Plot file version 295 created 12-APR-2022 17:47:48

NGC5448 EC082C.UVDATA.1

Freq = 4.7990 GHz, Bw = 32.000 MH Calibrated with CL # 4 and BP # 1 (BP mode 1)

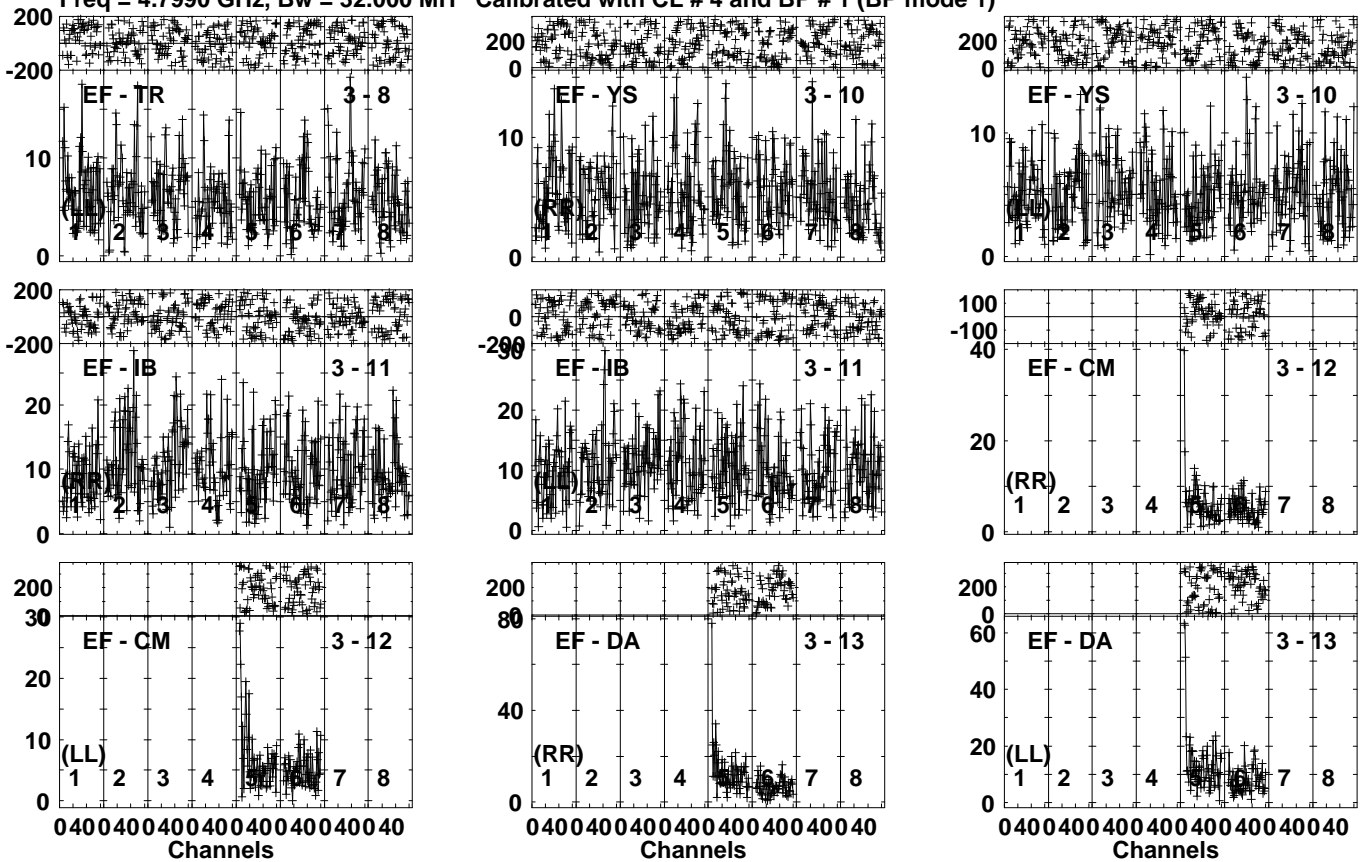


Lower frame: Milli Ampl Jy Top frame: Phas deg
Vector averaged cross-power spectrum Several baselines displayed
Timerange: 00/07:50:51 to 00/07:53:49

Plot file version 296 created 12-APR-2022 17:47:48

NGC5448 EC082C.UVDATA.1

Freq = 4.7990 GHz, Bw = 32.000 MH Calibrated with CL # 4 and BP # 1 (BP mode 1)

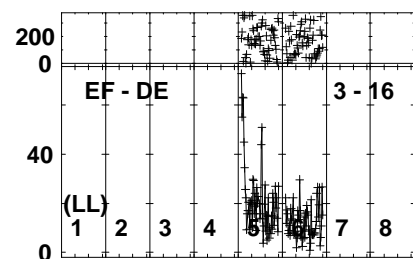
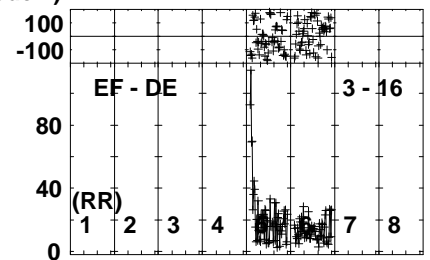
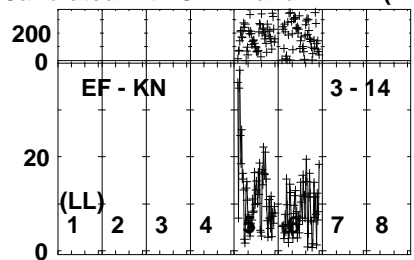
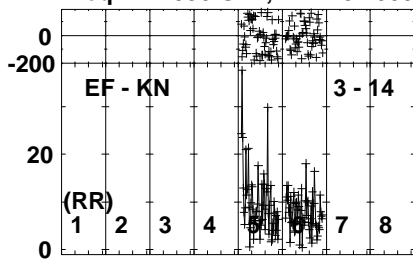


Lower frame: Milli Ampl Jy Top frame: Phas deg
Vector averaged cross-power spectrum Several baselines displayed
Timerange: 00/07:50:51 to 00/07:53:49

Plot file version 297 created 12-APR-2022 17:47:49

NGC5448 EC082C.UVDATA.1

Freq = 4.7990 GHz, Bw = 32.000 MH Calibrated with CL # 4 and BP # 1 (BP mode 1)

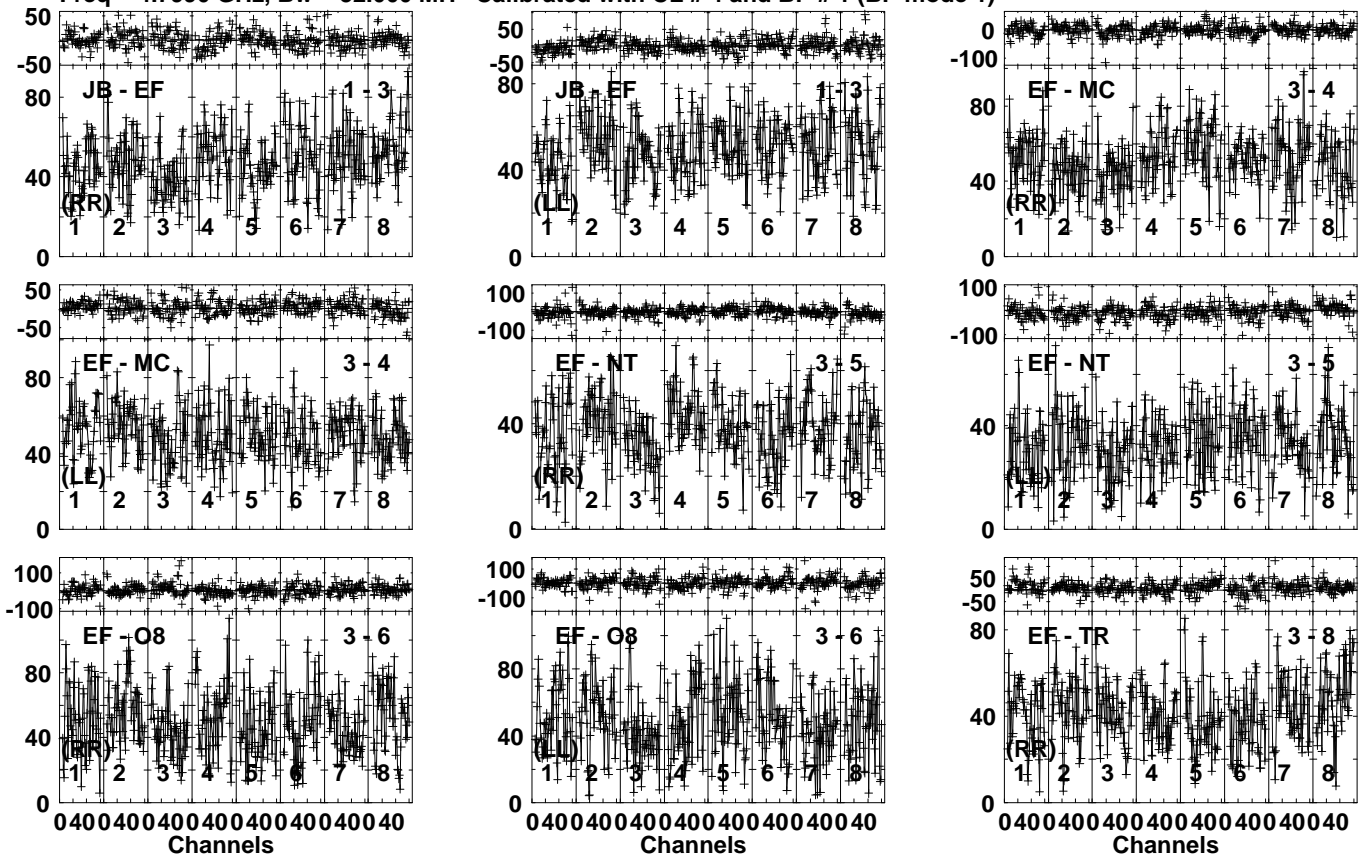


Lower frame: Milli Ampl Jy Top frame: Phas deg
Vector averaged cross-power spectrum Several baselines displayed
Timerange: 00/07:50:51 to 00/07:53:49

Plot file version 298 created 12-APR-2022 17:47:49

J1356+4831 EC082C.UVDATA.1

Freq = 4.7990 GHz, Bw = 32.000 MH Calibrated with CL # 4 and BP # 1 (BP mode 1)

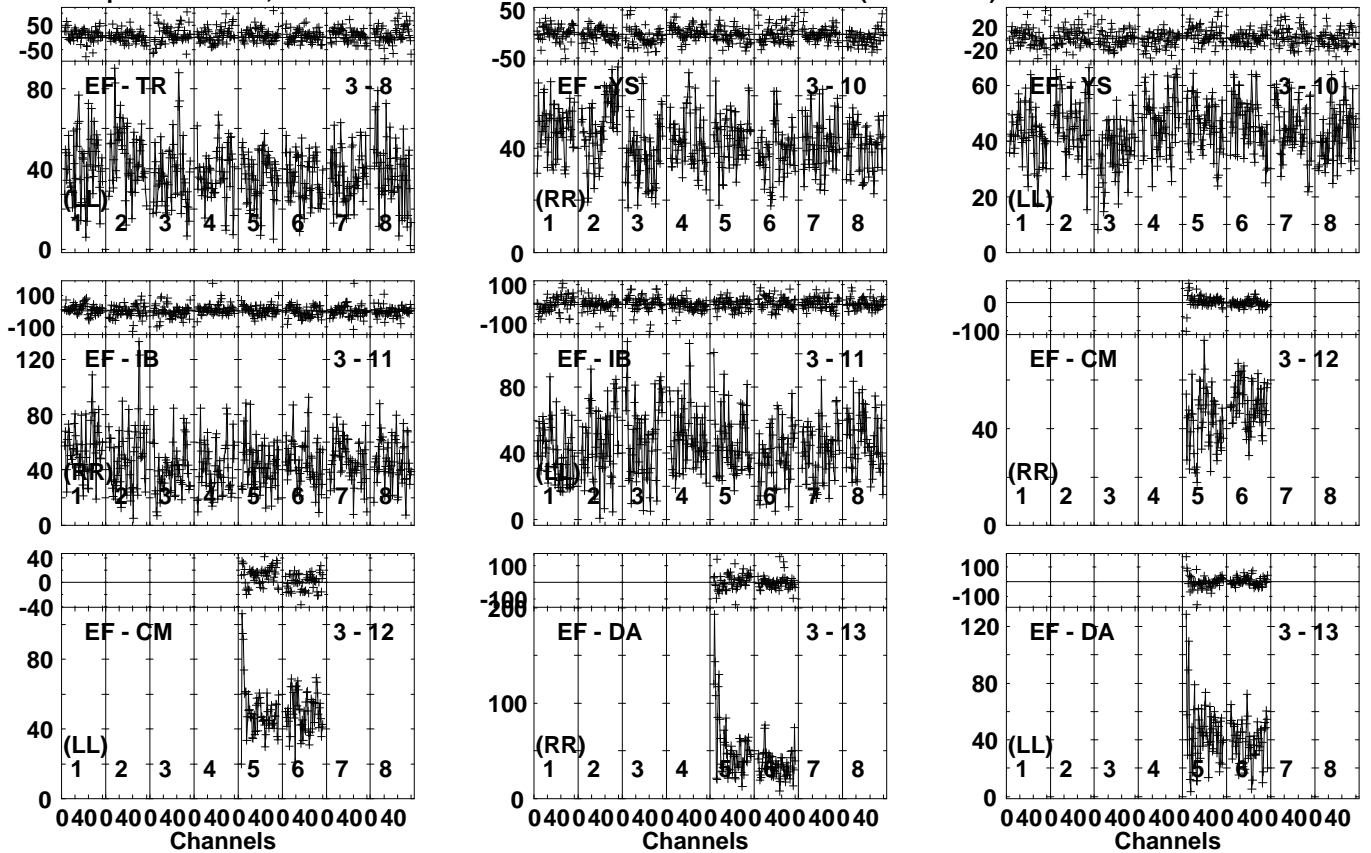


Lower frame: Milli Ampl Jy Top frame: Phas deg
Vector averaged cross-power spectrum Several baselines displayed
Timerange: 00/07:54:21 to 00/07:54:59

Plot file version 299 created 12-APR-2022 17:47:50

J1356+4831 EC082C.UVDATA.1

Freq = 4.7990 GHz, Bw = 32.000 MH Calibrated with CL # 4 and BP # 1 (BP mode 1)

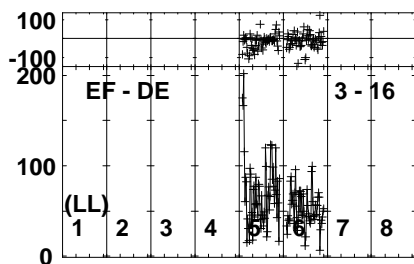
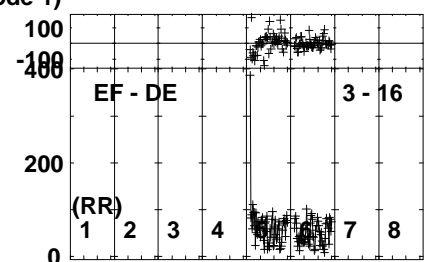
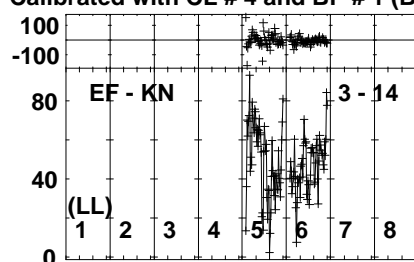
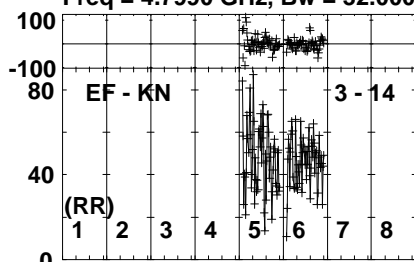


Lower frame: Milli Ampl Jy Top frame: Phas deg
Vector averaged cross-power spectrum Several baselines displayed
Timerange: 00/07:54:21 to 00/07:54:59

Plot file version 300 created 12-APR-2022 17:47:50

J1356+4831 EC082C.UVDATA.1

Freq = 4.7990 GHz, Bw = 32.000 MH Calibrated with CL # 4 and BP # 1 (BP mode 1)

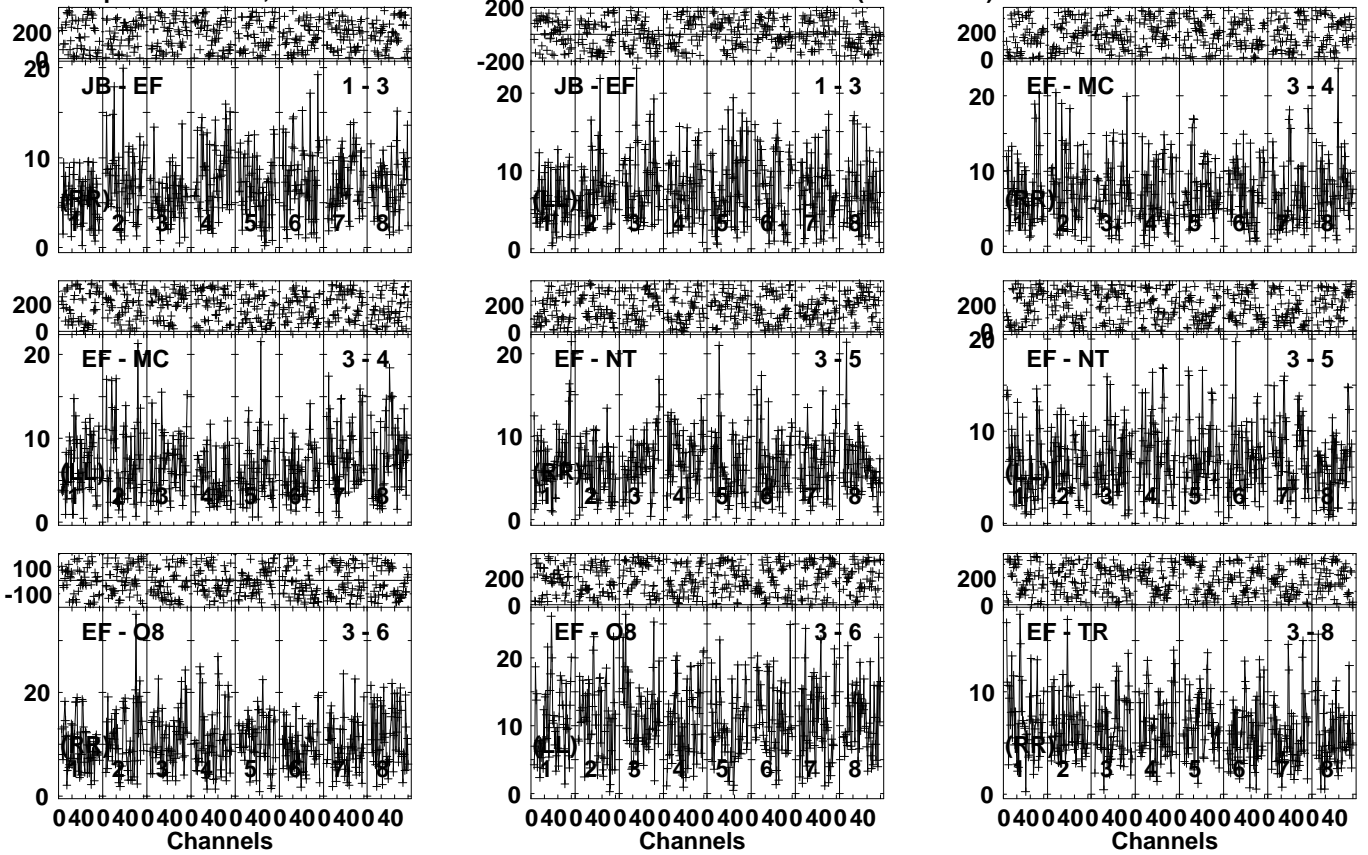


Lower frame: Milli Ampl Jy Top frame: Phas deg
Vector averaged cross-power spectrum Several baselines displayed
Timerange: 00/07:54:21 to 00/07:54:59

Plot file version 301 created 12-APR-2022 17:47:50

NGC5448 EC082C.UVDATA.1

Freq = 4.7990 GHz, Bw = 32.000 MH Calibrated with CL # 4 and BP # 1 (BP mode 1)

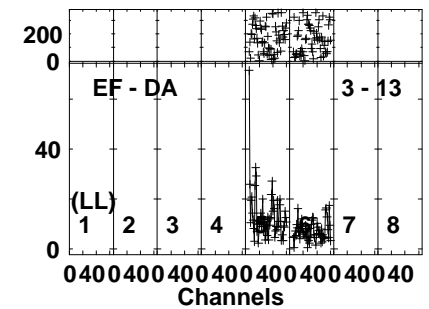
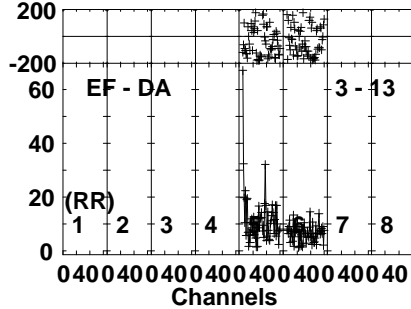
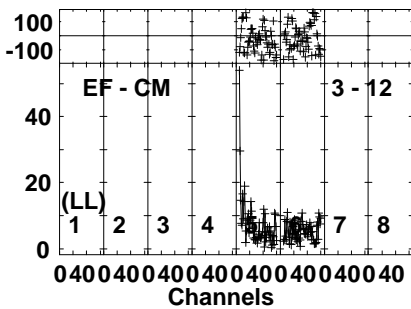
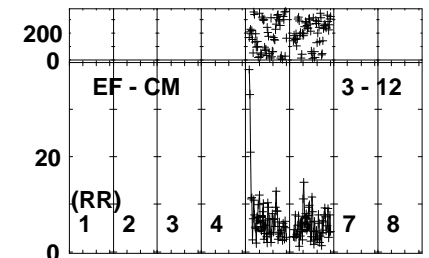
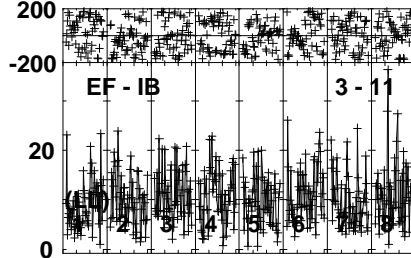
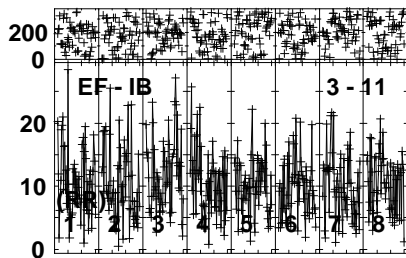
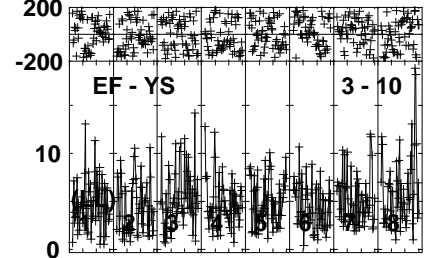
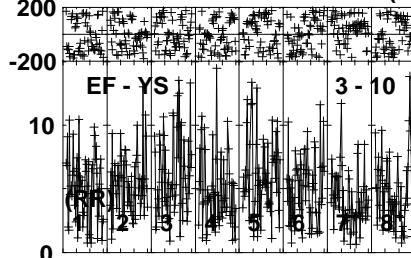
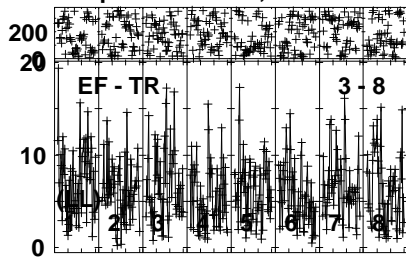


Lower frame: Milli Ampl Jy Top frame: Phas deg
Vector averaged cross-power spectrum Several baselines displayed
Timerange: 00/07:55:11 to 00/07:58:09

Plot file version 302 created 12-APR-2022 17:47:51

NGC5448 EC082C.UVDATA.1

Freq = 4.7990 GHz, Bw = 32.000 MH Calibrated with CL # 4 and BP # 1 (BP mode 1)

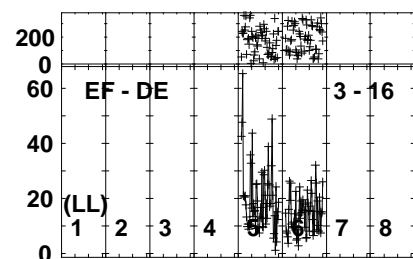
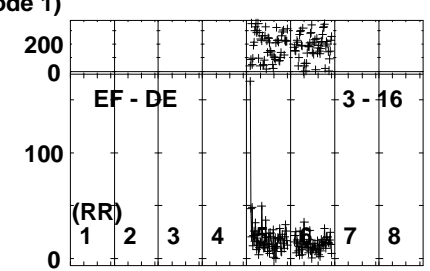
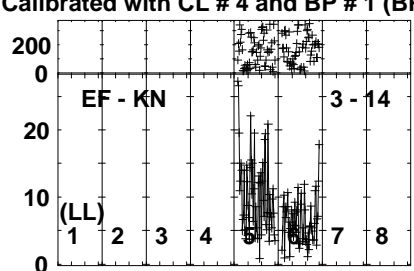
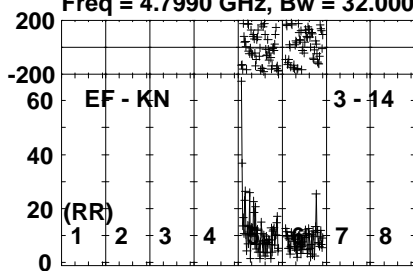


Lower frame: Milli Ampl Jy Top frame: Phas deg
Vector averaged cross-power spectrum Several baselines displayed
Timerange: 00/07:55:11 to 00/07:58:09

Plot file version 303 created 12-APR-2022 17:47:51

NGC5448 EC082C.UVDATA.1

Freq = 4.7990 GHz, Bw = 32.000 MH Calibrated with CL # 4 and BP # 1 (BP mode 1)

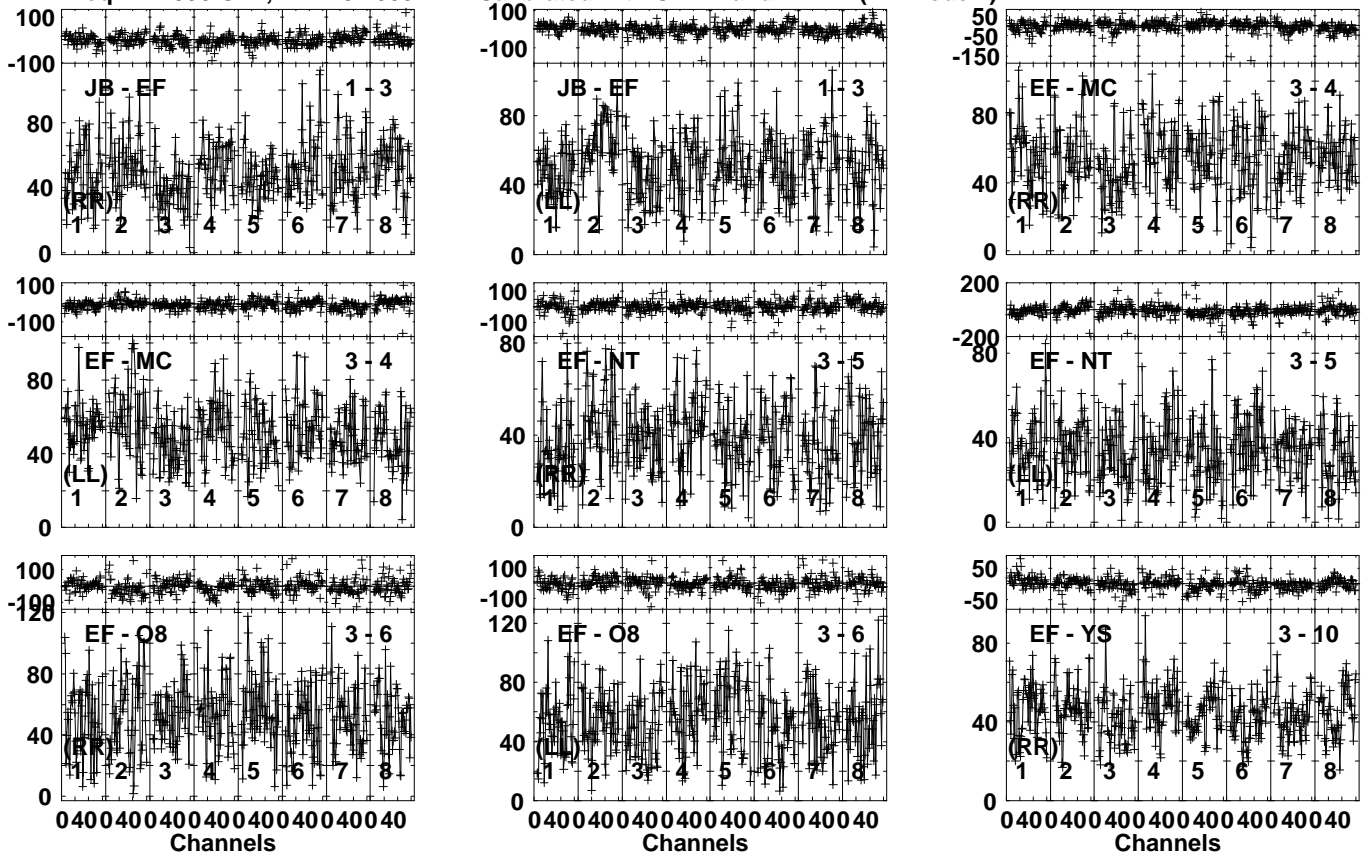


Lower frame: Milli Ampl Jy Top frame: Phas deg
Vector averaged cross-power spectrum Several baselines displayed
Timerange: 00/07:55:11 to 00/07:58:09

Plot file version 304 created 12-APR-2022 17:47:52

J1356+4831 EC082C.UVDATA.1

Freq = 4.7990 GHz, Bw = 32.000 MH Calibrated with CL # 4 and BP # 1 (BP mode 1)

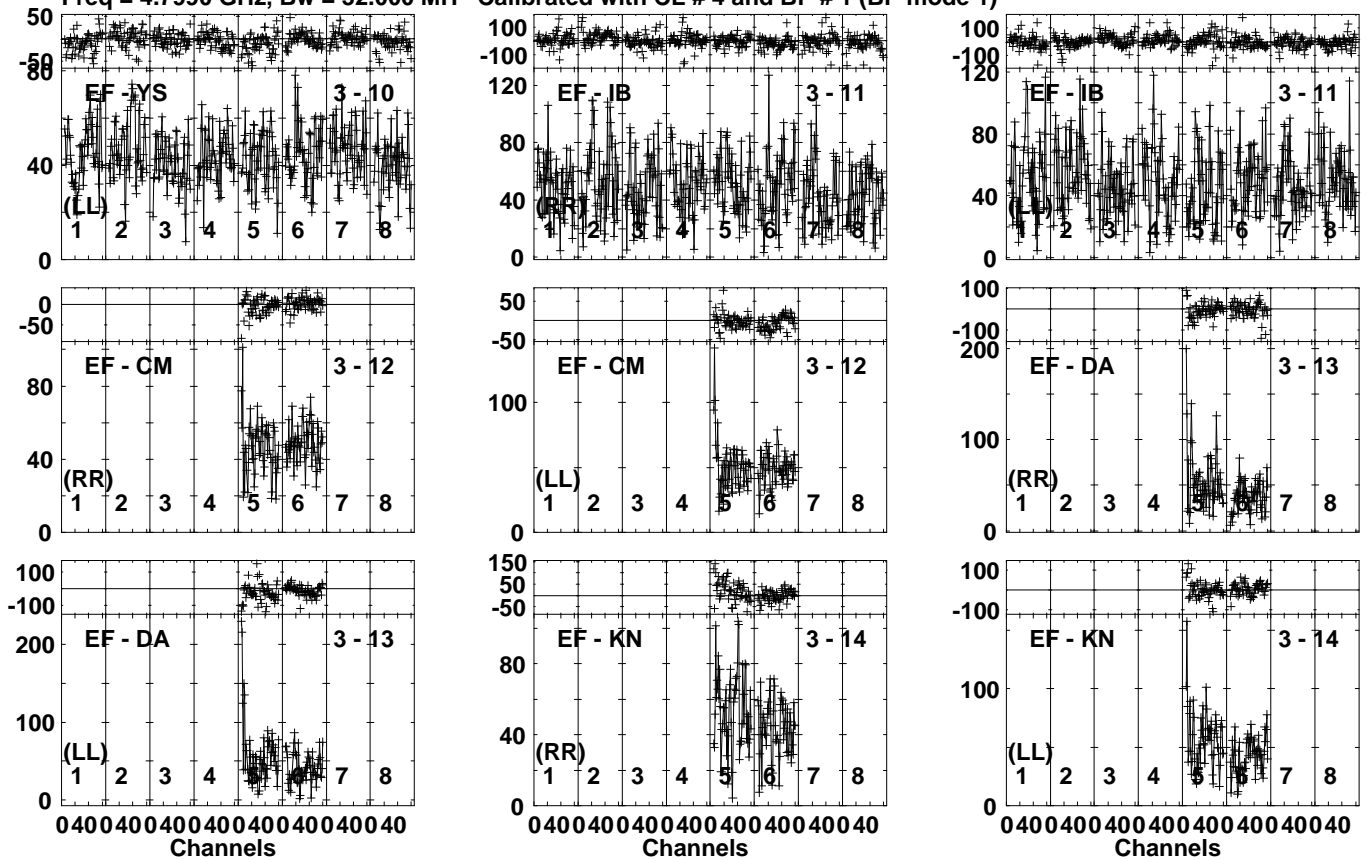


Lower frame: Milli Ampl Jy Top frame: Phas deg
Vector averaged cross-power spectrum Several baselines displayed
Timerange: 00/07:58:21 to 00/07:59:09

Plot file version 305 created 12-APR-2022 17:47:52

J1356+4831 EC082C.UVDATA.1

Freq = 4.7990 GHz, Bw = 32.000 MH Calibrated with CL # 4 and BP # 1 (BP mode 1)

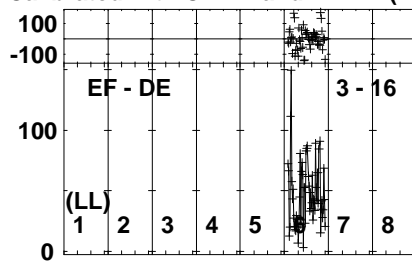
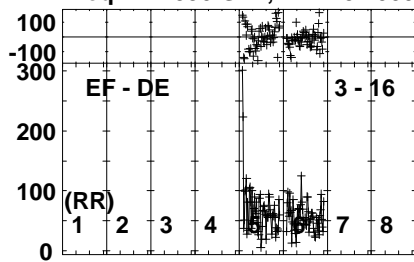


Lower frame: Milli Ampl Jy Top frame: Phas deg
Vector averaged cross-power spectrum Several baselines displayed
Timerange: 00/07:58:21 to 00/07:59:09

Plot file version 306 created 12-APR-2022 17:47:53

J1356+4831 EC082C.UVDATA.1

Freq = 4.7990 GHz, Bw = 32.000 MH Calibrated with CL # 4 and BP # 1 (BP mode 1)

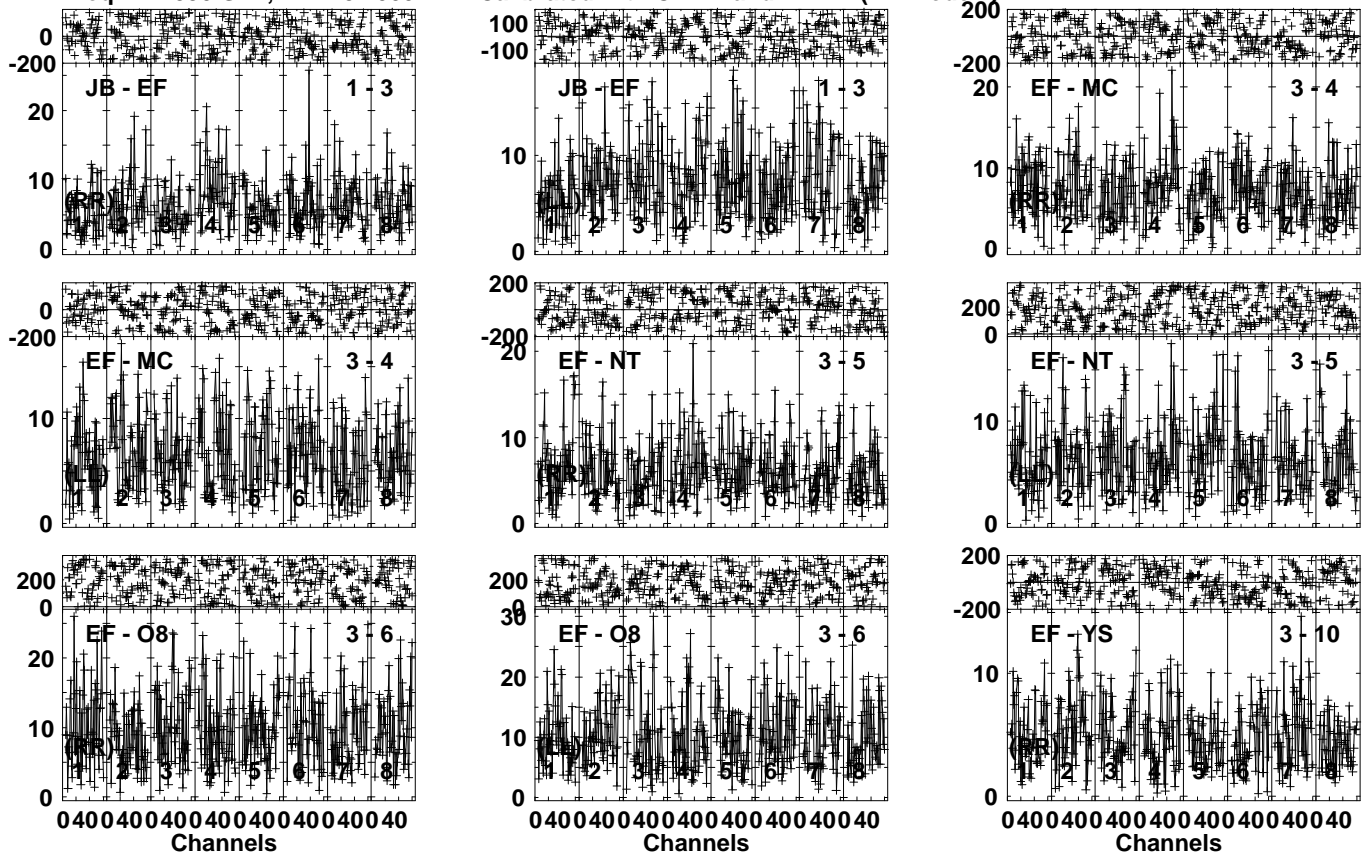


Lower frame: Milli Ampl Jy Top frame: Phas deg
Vector averaged cross-power spectrum Several baselines displayed
Timerange: 00/07:58:21 to 00/07:59:09

Plot file version 307 created 12-APR-2022 17:47:53

NGC5448 EC082C.UVDATA.1

Freq = 4.7990 GHz, Bw = 32.000 MH Calibrated with CL # 4 and BP # 1 (BP mode 1)

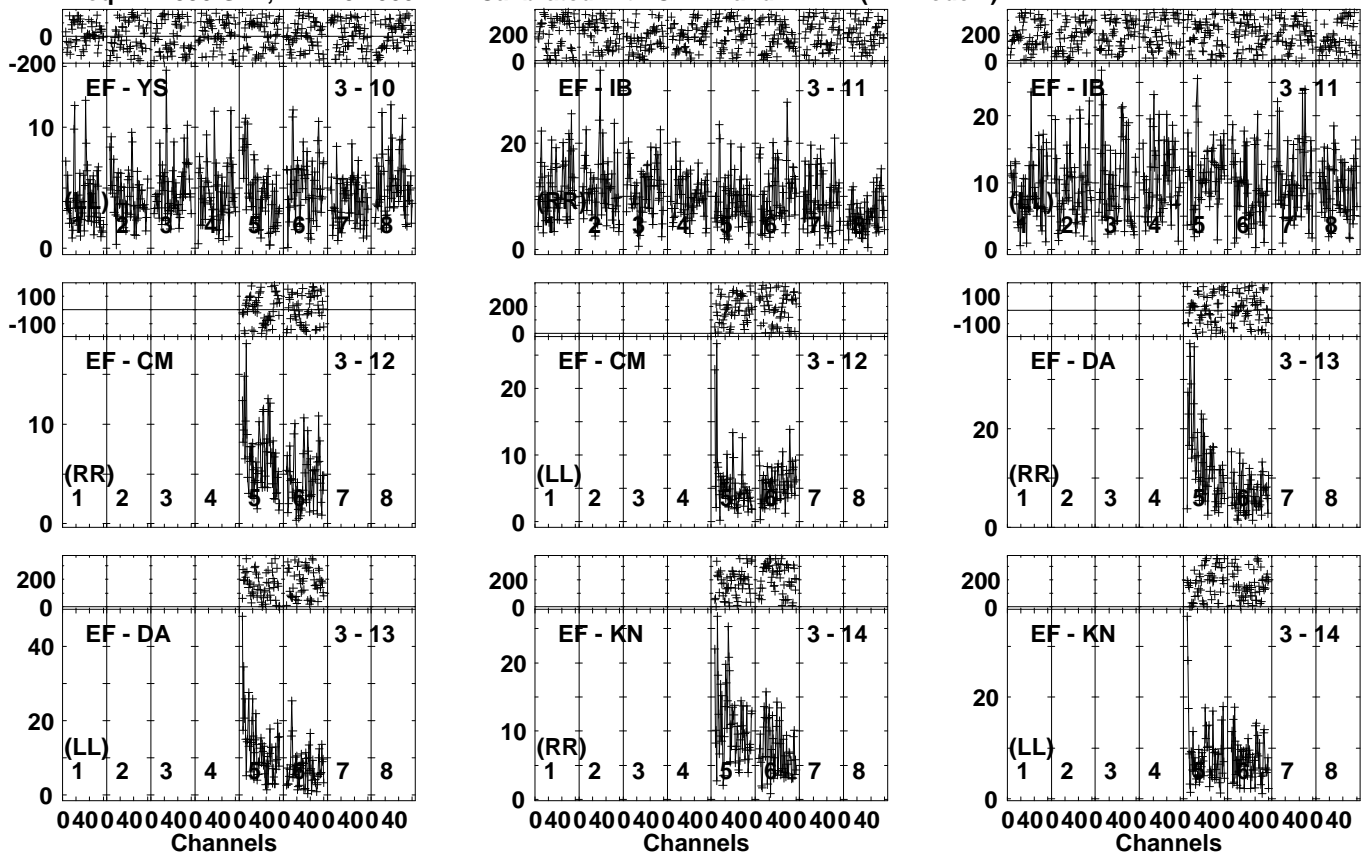


Lower frame: Milli Ampl Jy Top frame: Phas deg
Vector averaged cross-power spectrum Several baselines displayed
Timerange: 00/07:59:41 to 00/08:02:39

Plot file version 308 created 12-APR-2022 17:47:53

NGC5448 EC082C.UVDATA.1

Freq = 4.7990 GHz, Bw = 32.000 MH Calibrated with CL # 4 and BP # 1 (BP mode 1)

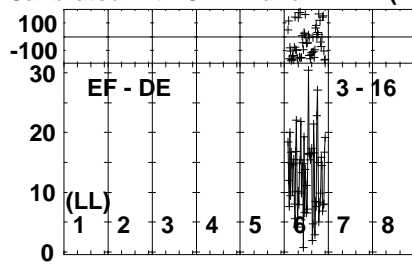
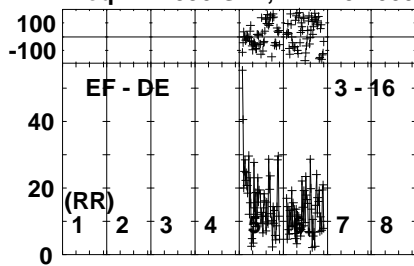


Lower frame: Milli Ampl Jy Top frame: Phas deg
Vector averaged cross-power spectrum Several baselines displayed
Timerange: 00/07:59:41 to 00/08:02:39

Plot file version 309 created 12-APR-2022 17:47:54

NGC5448 EC082C.UVDATA.1

Freq = 4.7990 GHz, Bw = 32.000 MH Calibrated with CL # 4 and BP # 1 (BP mode 1)

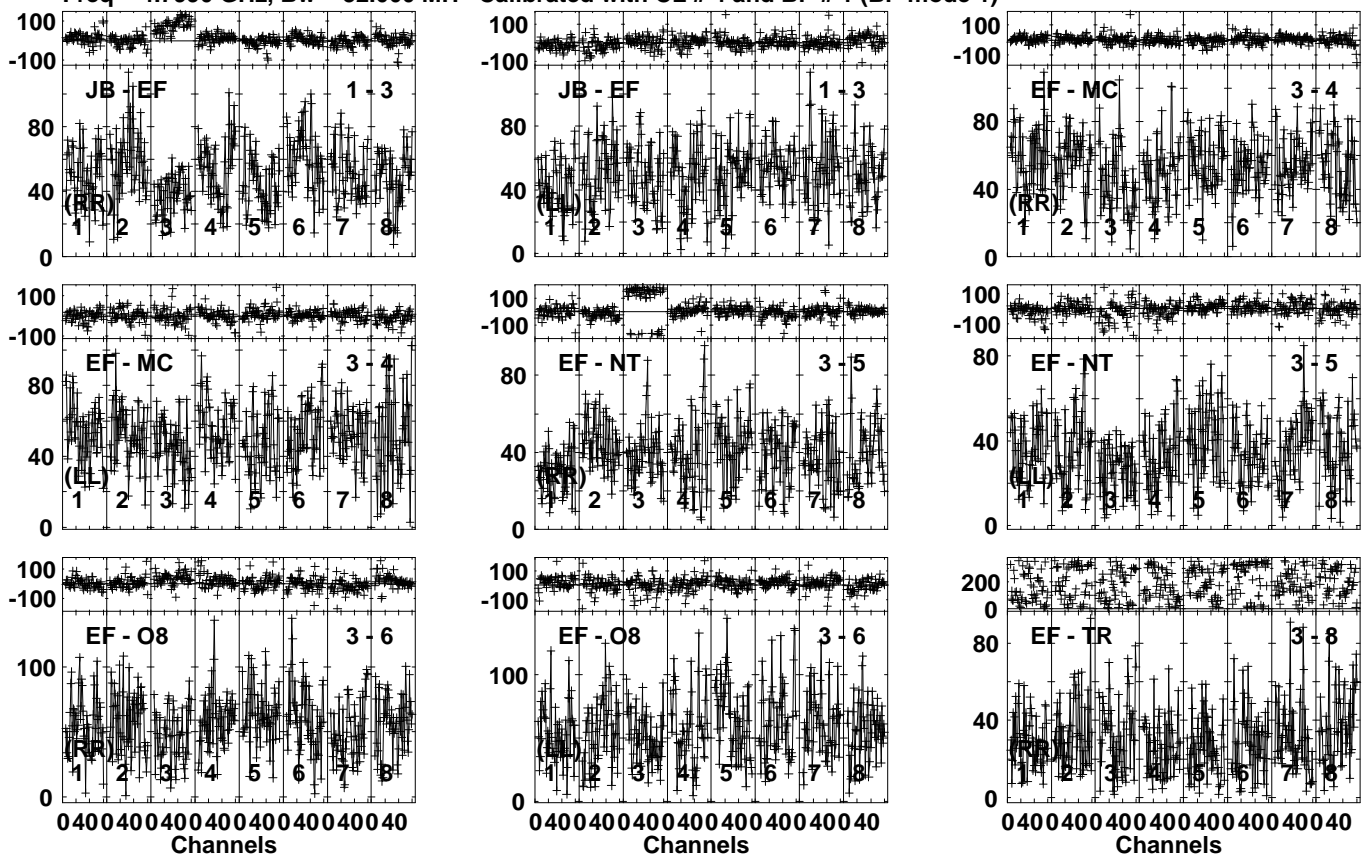


Lower frame: Milli Ampl Jy Top frame: Phas deg
Vector averaged cross-power spectrum Several baselines displayed
Timerange: 00/07:59:41 to 00/08:02:39

Plot file version 310 created 12-APR-2022 17:47:54

J1356+4831 EC082C.UVDATA.1

Freq = 4.7990 GHz, Bw = 32.000 MH Calibrated with CL # 4 and BP # 1 (BP mode 1)

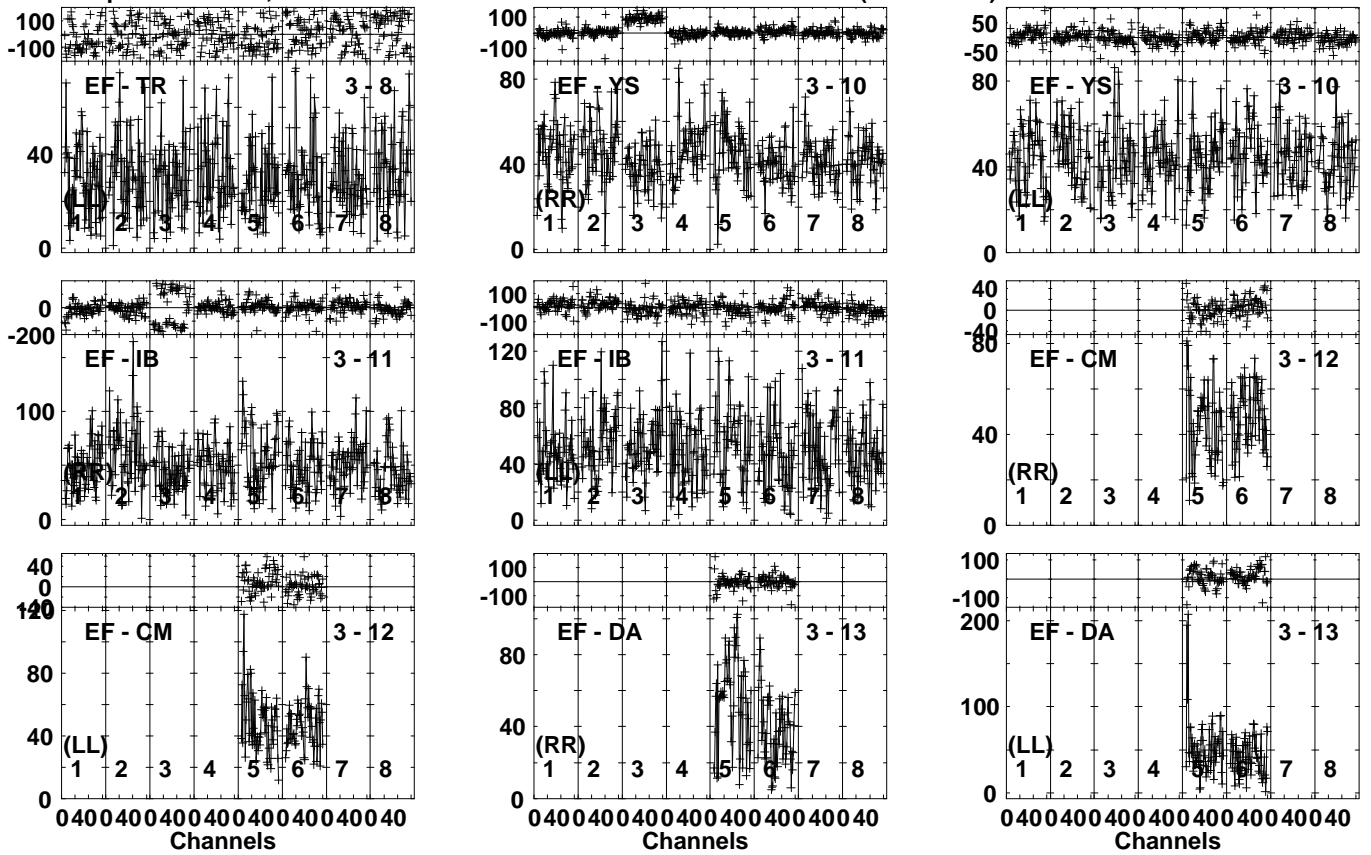


Lower frame: Milli Ampl Jy Top frame: Phas deg
Vector averaged cross-power spectrum Several baselines displayed
Timerange: 00/08:02:51 to 00/08:03:39

Plot file version 311 created 12-APR-2022 17:47:54

J1356+4831 EC082C.UVDATA.1

Freq = 4.7990 GHz, Bw = 32.000 MH Calibrated with CL # 4 and BP # 1 (BP mode 1)

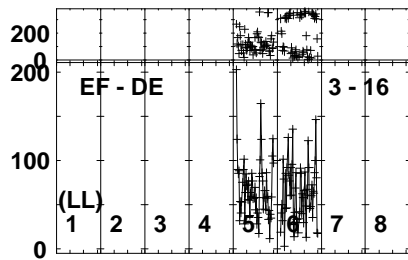
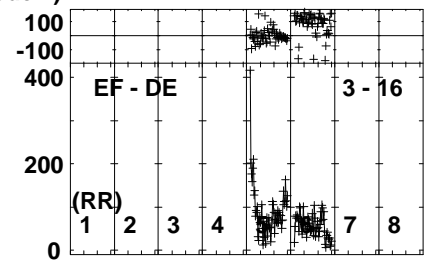
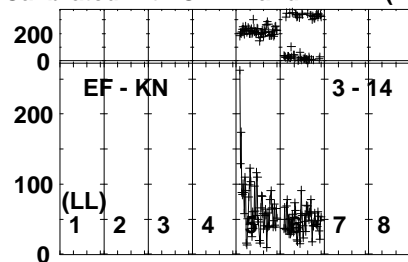
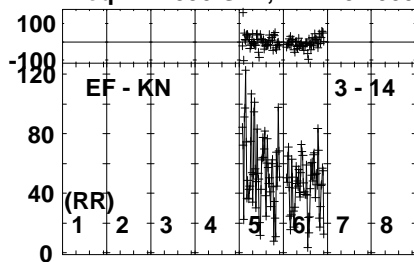


Lower frame: Milli Ampl Jy Top frame: Phas deg
Vector averaged cross-power spectrum Several baselines displayed
Timerange: 00/08:02:51 to 00/08:03:39

Plot file version 312 created 12-APR-2022 17:47:55

J1356+4831 EC082C.UVDATA.1

Freq = 4.7990 GHz, Bw = 32.000 MH Calibrated with CL # 4 and BP # 1 (BP mode 1)

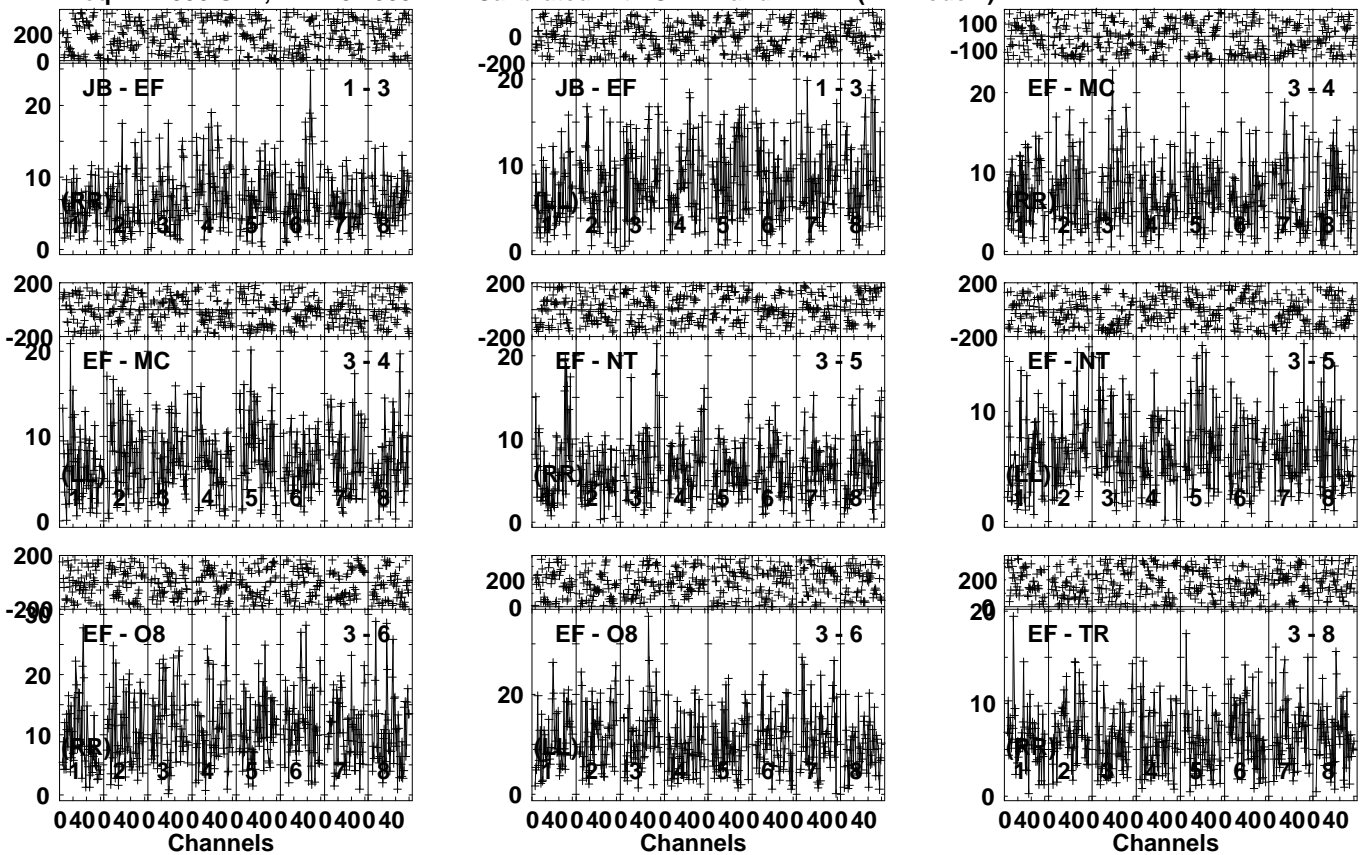


Lower frame: Milli Ampl Jy Top frame: Phas deg
Vector averaged cross-power spectrum Several baselines displayed
Timerange: 00/08:02:51 to 00/08:03:39

Plot file version 313 created 12-APR-2022 17:47:55

NGC5448 EC082C.UVDATA.1

Freq = 4.7990 GHz, Bw = 32.000 MH Calibrated with CL # 4 and BP # 1 (BP mode 1)

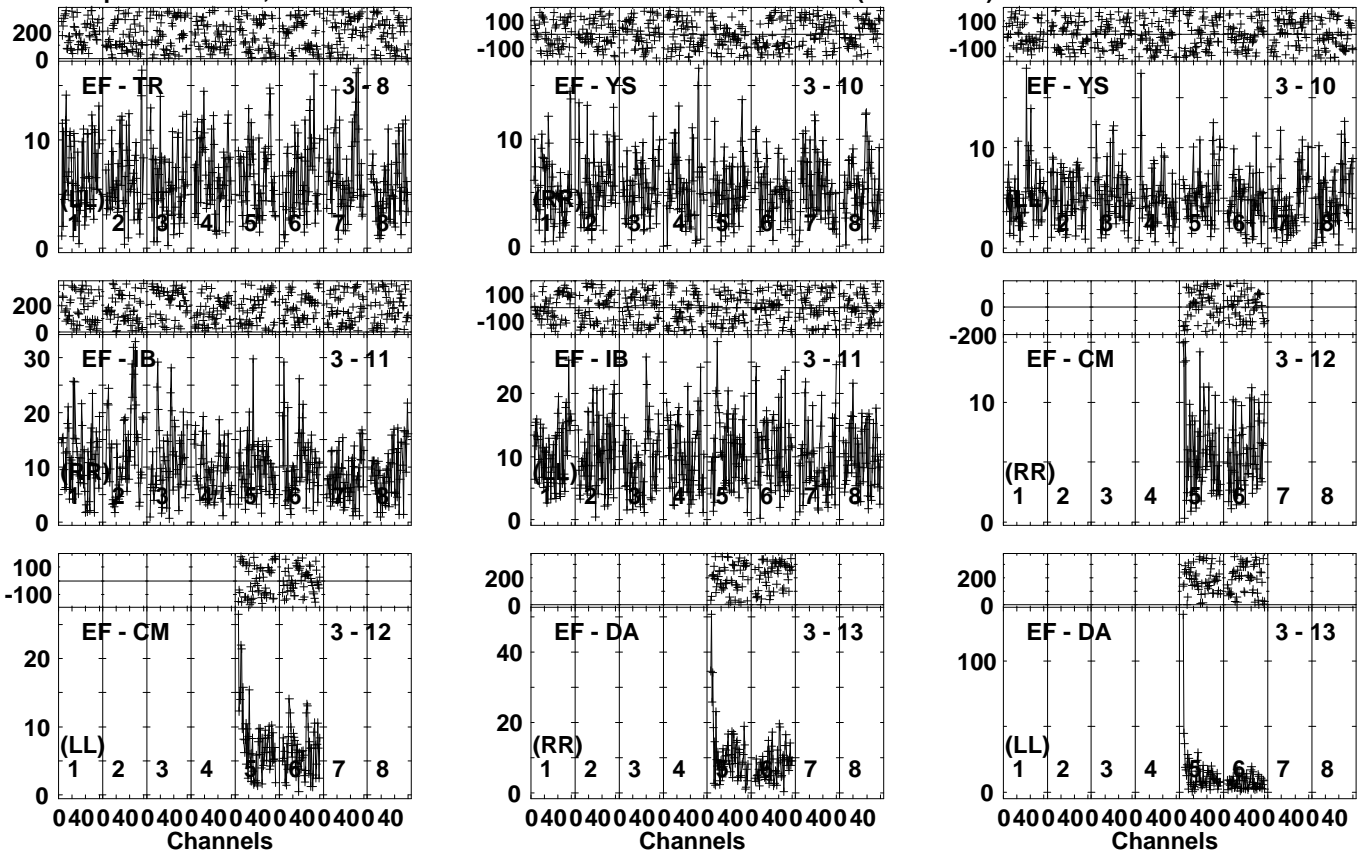


Lower frame: Milli Ampl Jy Top frame: Phas deg
Vector averaged cross-power spectrum Several baselines displayed
Timerange: 00/08:03:51 to 00/08:06:49

Plot file version 314 created 12-APR-2022 17:47:55

NGC5448 EC082C.UVDATA.1

Freq = 4.7990 GHz, Bw = 32.000 MH Calibrated with CL # 4 and BP # 1 (BP mode 1)

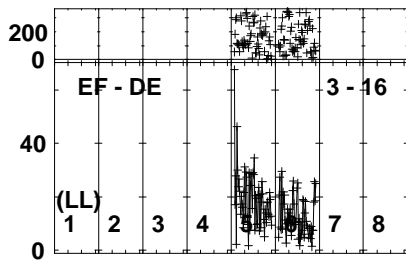
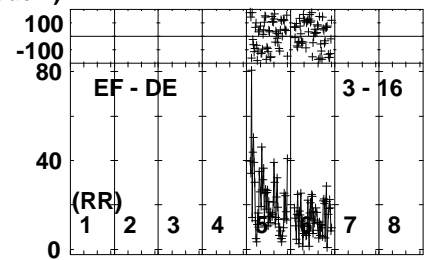
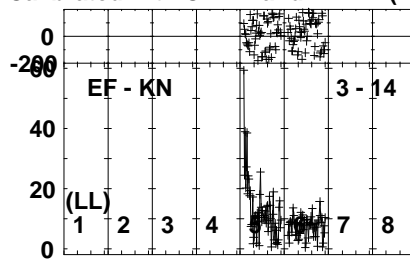
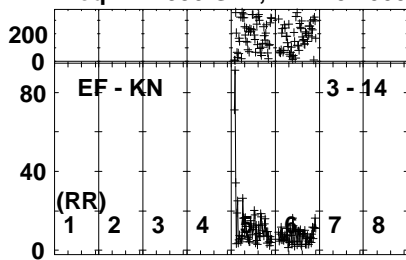


Lower frame: Milli Ampl Jy Top frame: Phas deg
Vector averaged cross-power spectrum Several baselines displayed
Timerange: 00/08:03:51 to 00/08:06:49

Plot file version 315 created 12-APR-2022 17:47:56

NGC5448 EC082C.UVDATA.1

Freq = 4.7990 GHz, Bw = 32.000 MH Calibrated with CL # 4 and BP # 1 (BP mode 1)



Lower frame: Milli Ampl Jy Top frame: Phas deg

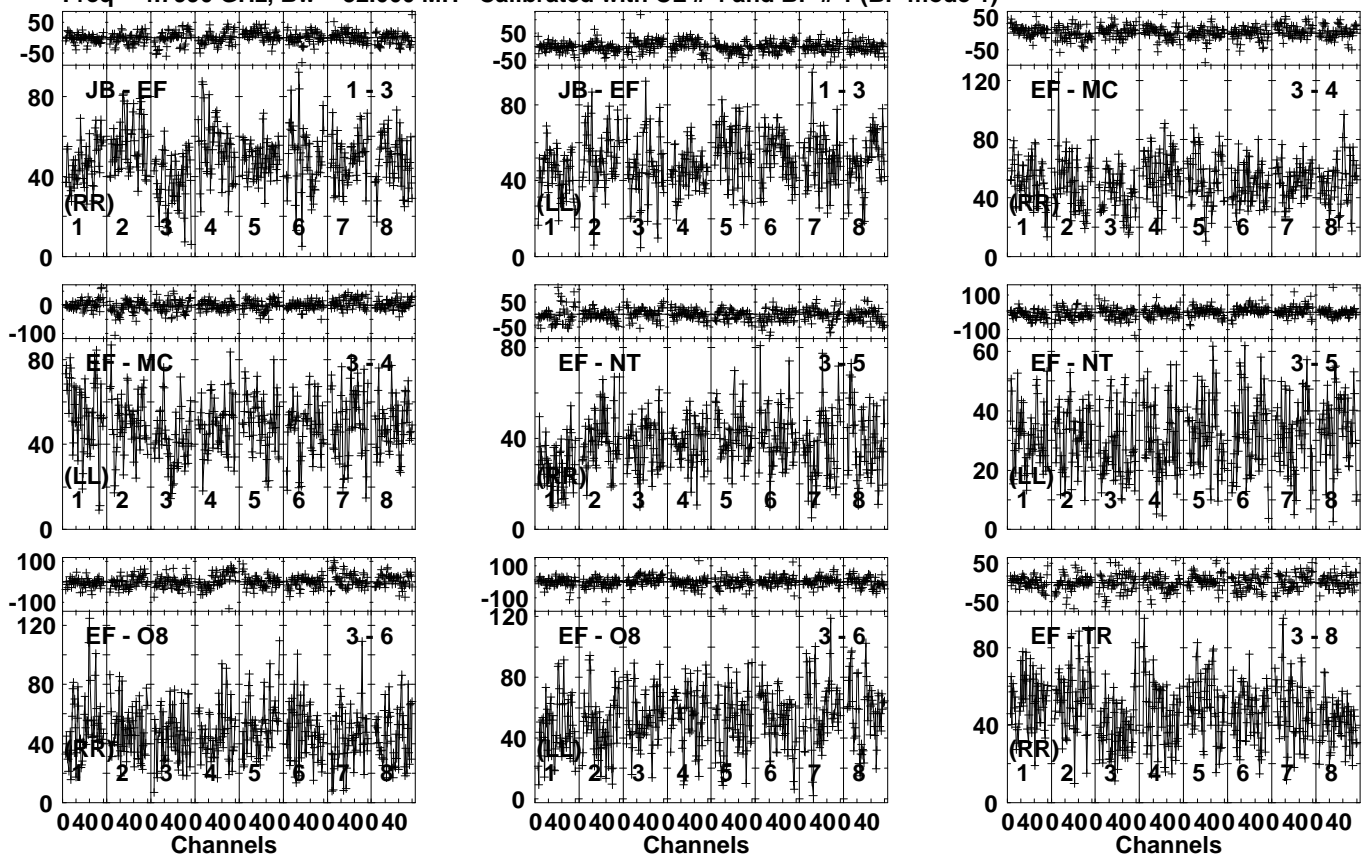
Vector averaged cross-power spectrum Several baselines displayed

Timerange: 00/08:03:51 to 00/08:06:49

Plot file version 316 created 12-APR-2022 17:47:56

J1356+4831 EC082C.UVDATA.1

Freq = 4.7990 GHz, Bw = 32.000 MH Calibrated with CL # 4 and BP # 1 (BP mode 1)

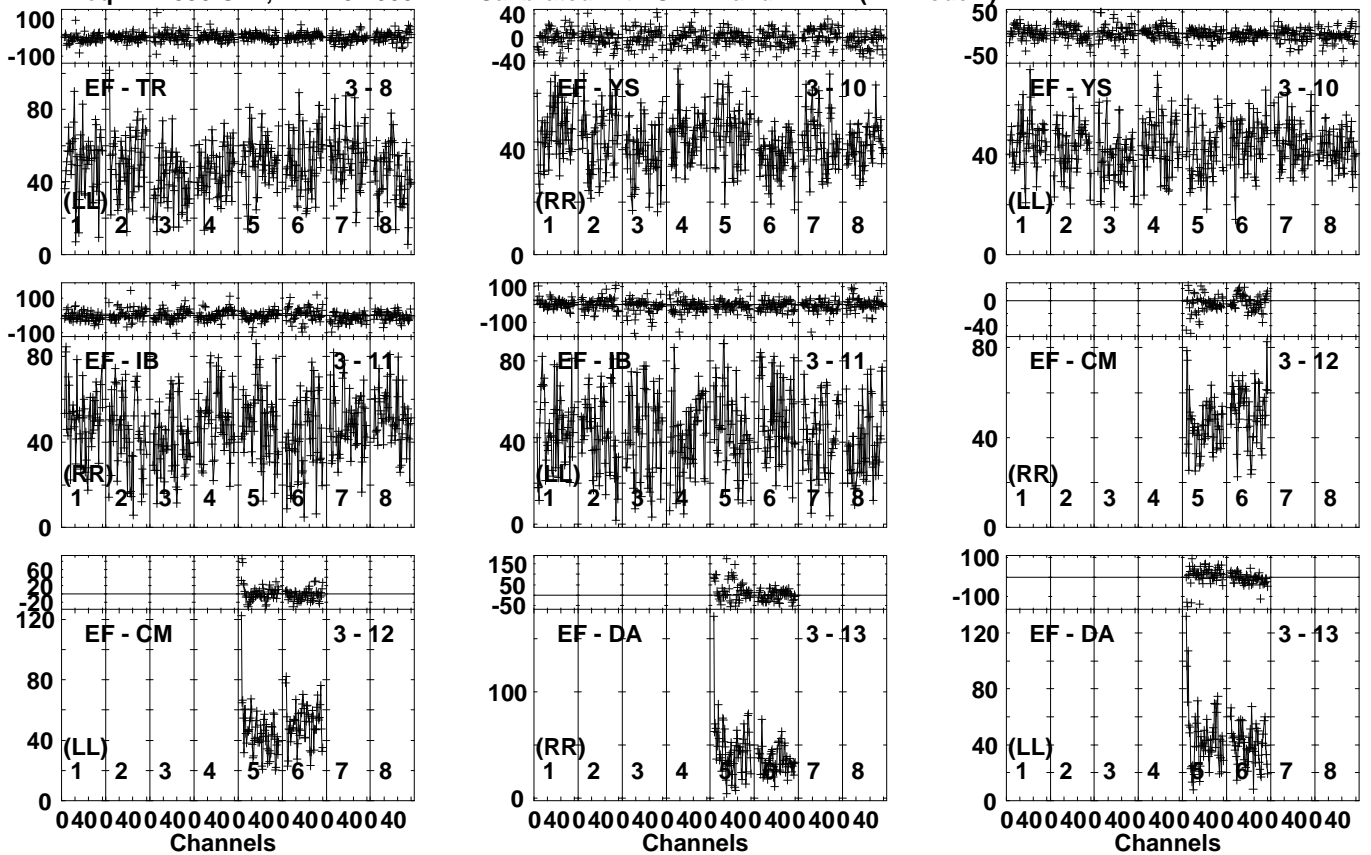


Lower frame: Milli Ampl Jy Top frame: Phas deg
Vector averaged cross-power spectrum Several baselines displayed
Timerange: 00/08:07:21 to 00/08:07:59

Plot file version 317 created 12-APR-2022 17:47:57

J1356+4831 EC082C.UVDATA.1

Freq = 4.7990 GHz, Bw = 32.000 MH Calibrated with CL # 4 and BP # 1 (BP mode 1)

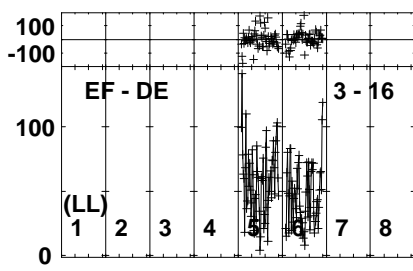
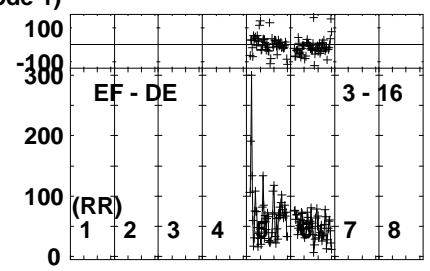
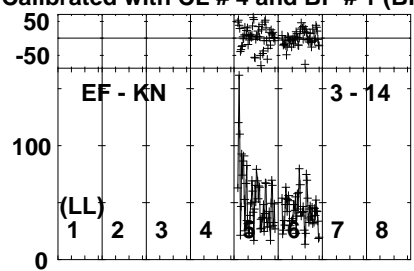
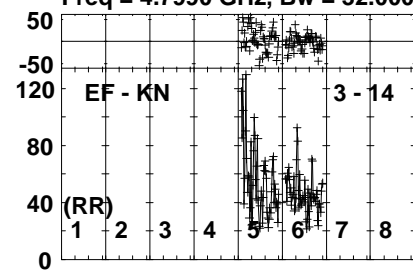


Lower frame: Milli Ampl Jy Top frame: Phas deg
Vector averaged cross-power spectrum Several baselines displayed
Timerange: 00/08:07:21 to 00/08:07:59

Plot file version 318 created 12-APR-2022 17:47:57

J1356+4831 EC082C.UVDATA.1

Freq = 4.7990 GHz, Bw = 32.000 MH Calibrated with CL # 4 and BP # 1 (BP mode 1)

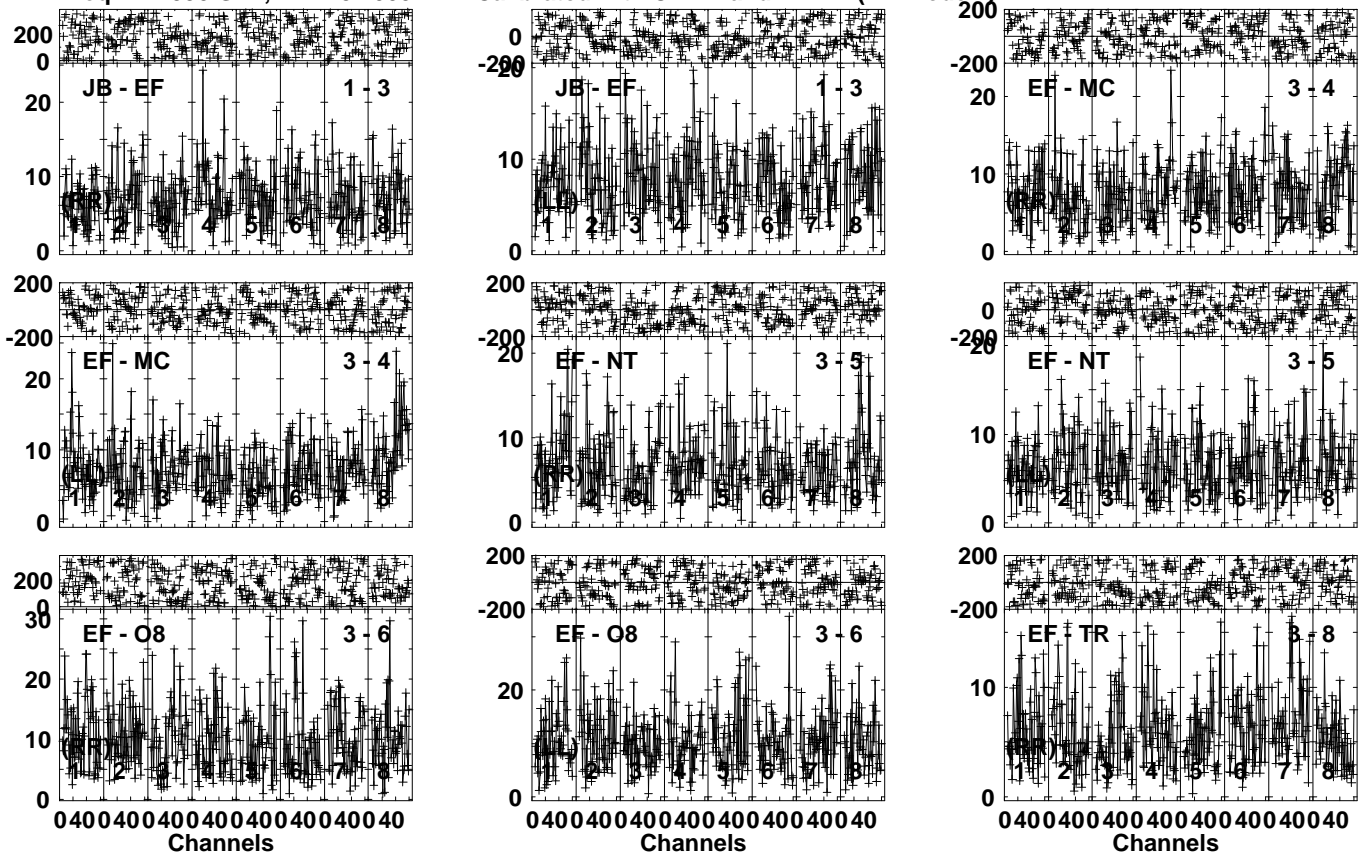


Lower frame: Milli Ampl Jy Top frame: Phas deg
Vector averaged cross-power spectrum Several baselines displayed
Timerange: 00/08:07:21 to 00/08:07:59

Plot file version 319 created 12-APR-2022 17:47:57

NGC5448 EC082C.UVDATA.1

Freq = 4.7990 GHz, Bw = 32.000 MH Calibrated with CL # 4 and BP # 1 (BP mode 1)

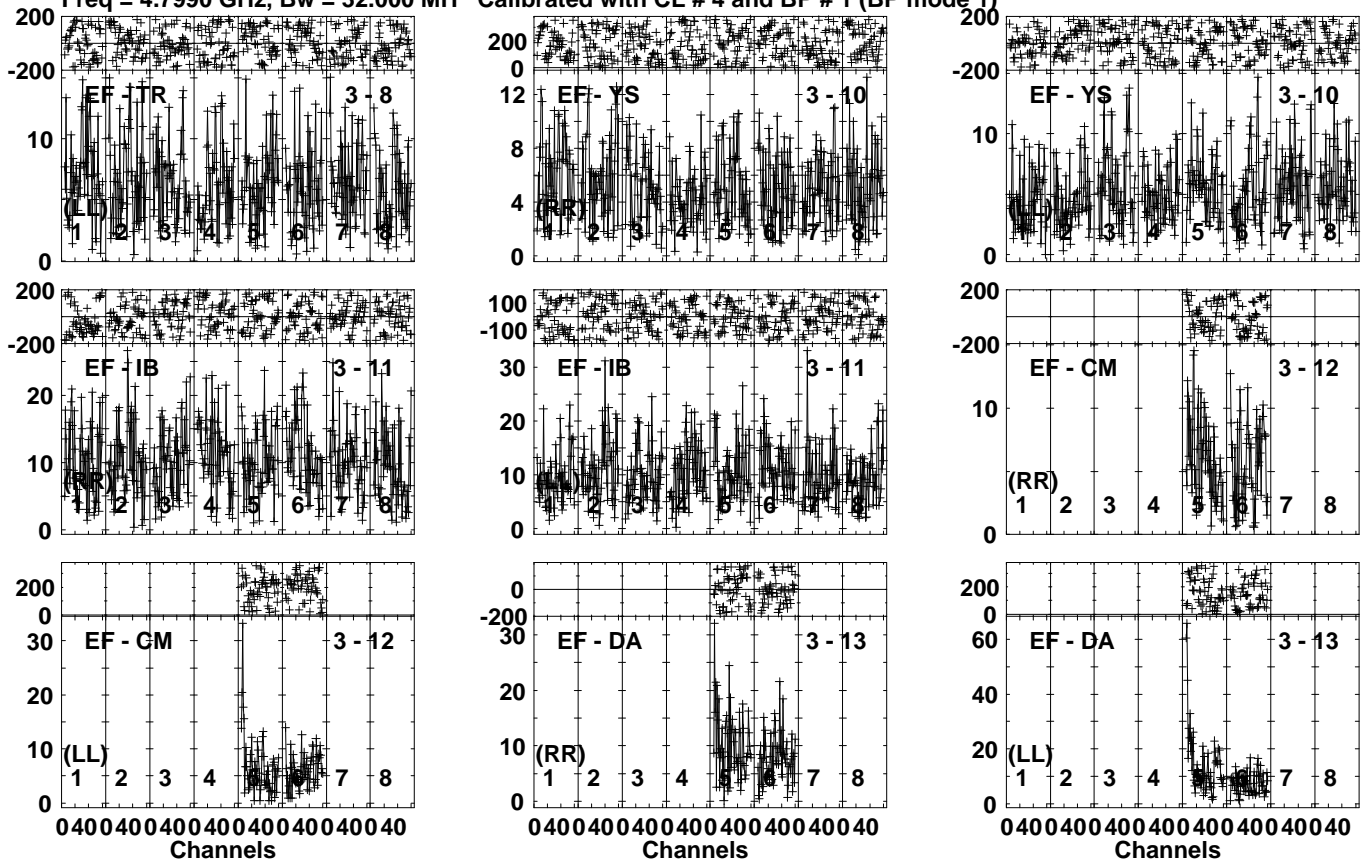


Lower frame: Milli Ampl Jy Top frame: Phas deg
Vector averaged cross-power spectrum Several baselines displayed
Timerange: 00/08:08:11 to 00/08:11:09

Plot file version 320 created 12-APR-2022 17:47:58

NGC5448 EC082C.UVDATA.1

Freq = 4.7990 GHz, Bw = 32.000 MH Calibrated with CL # 4 and BP # 1 (BP mode 1)

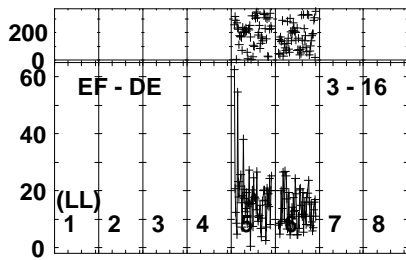
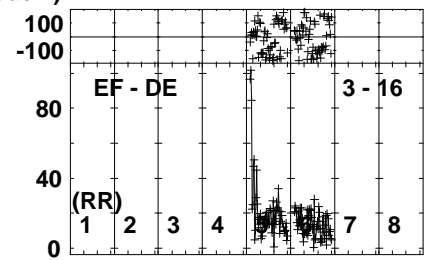
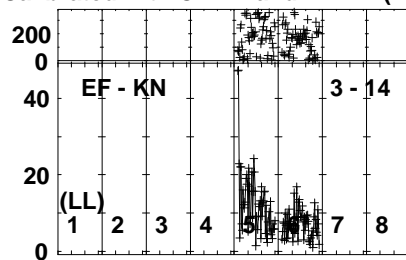
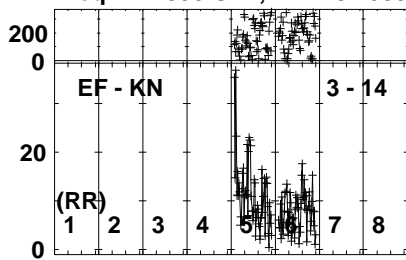


Lower frame: Milli Ampl Jy Top frame: Phas deg
Vector averaged cross-power spectrum Several baselines displayed
Timerange: 00/08:08:11 to 00/08:11:09

Plot file version 321 created 12-APR-2022 17:47:58

NGC5448 EC082C.UVDATA.1

Freq = 4.7990 GHz, Bw = 32.000 MH Calibrated with CL # 4 and BP # 1 (BP mode 1)

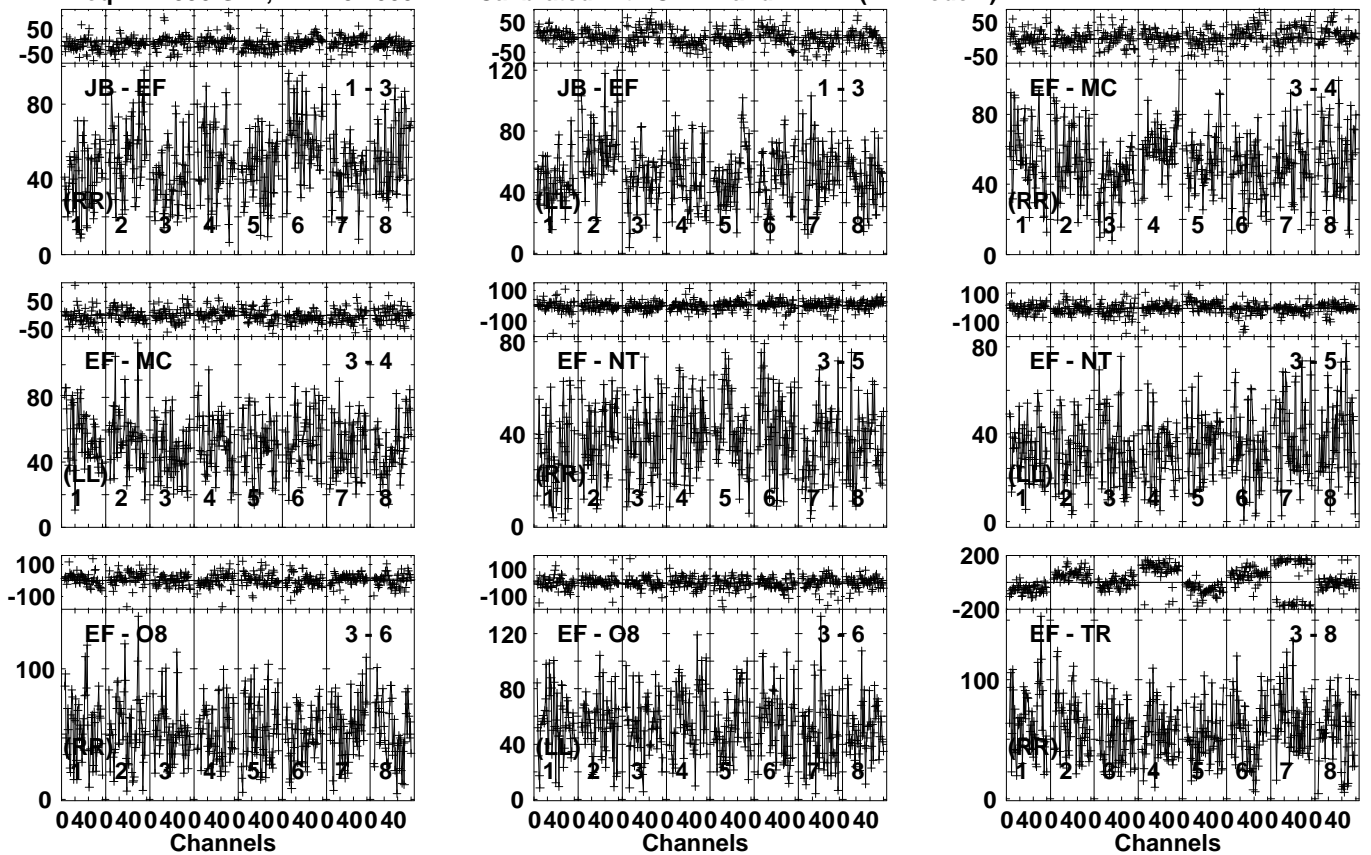


Lower frame: Milli Ampl Jy Top frame: Phas deg
Vector averaged cross-power spectrum Several baselines displayed
Timerange: 00/08:08:11 to 00/08:11:09

Plot file version 322 created 12-APR-2022 17:47:59

J1356+4831 EC082C.UVDATA.1

Freq = 4.7990 GHz, Bw = 32.000 MH Calibrated with CL # 4 and BP # 1 (BP mode 1)

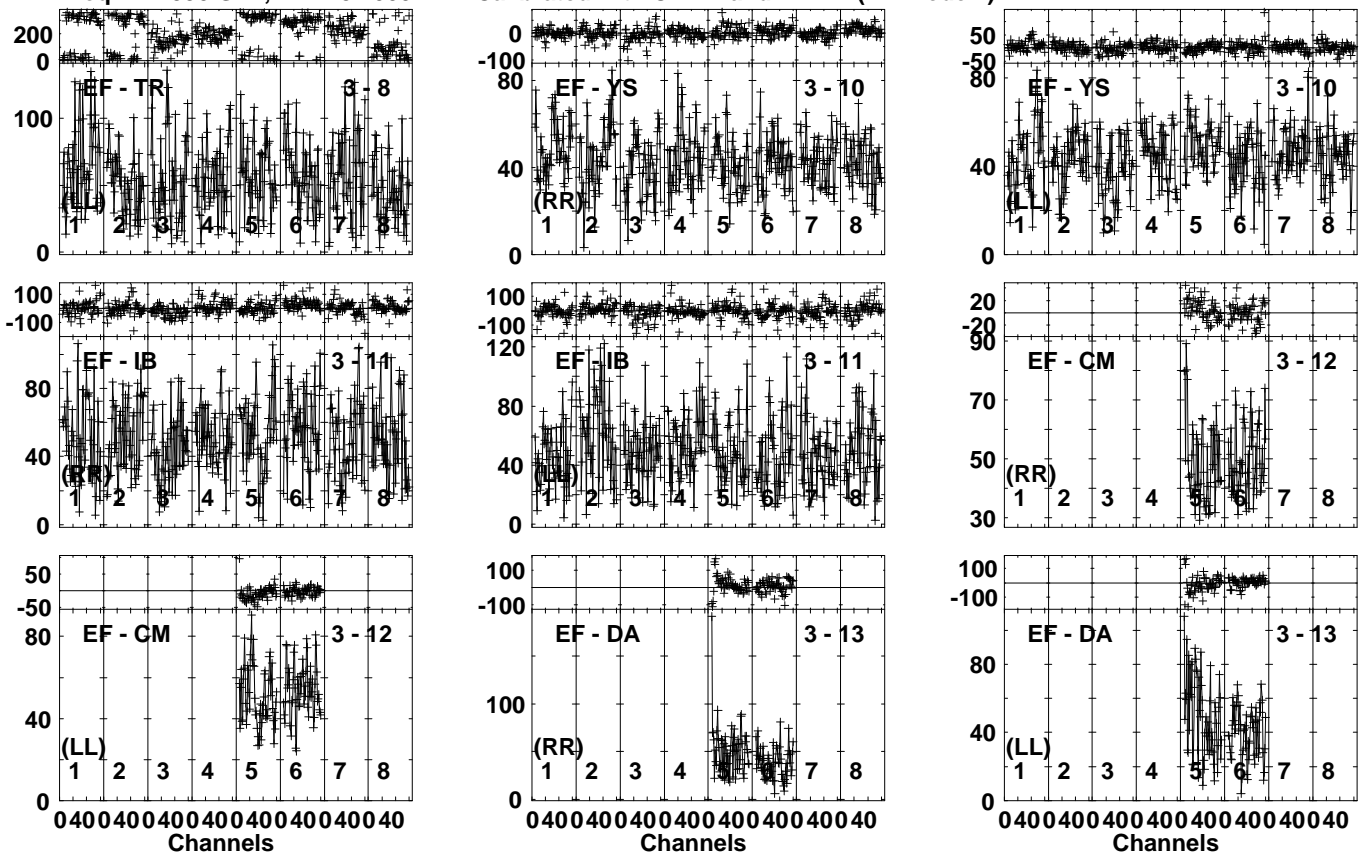


Lower frame: Milli Ampl Jy Top frame: Phas deg
Vector averaged cross-power spectrum Several baselines displayed
Timerange: 00/08:11:21 to 00/08:12:09

Plot file version 323 created 12-APR-2022 17:47:59

J1356+4831 EC082C.UVDATA.1

Freq = 4.7990 GHz, Bw = 32.000 MH Calibrated with CL # 4 and BP # 1 (BP mode 1)

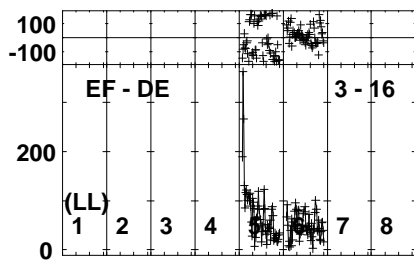
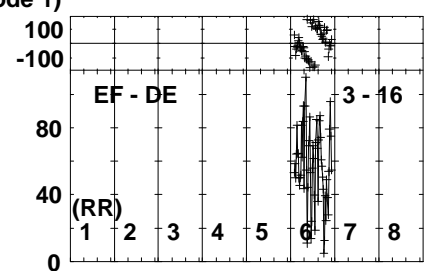
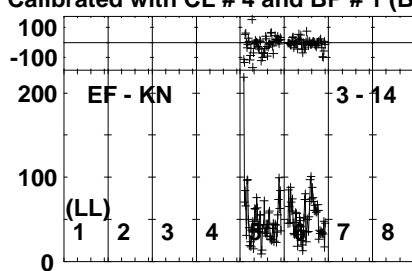
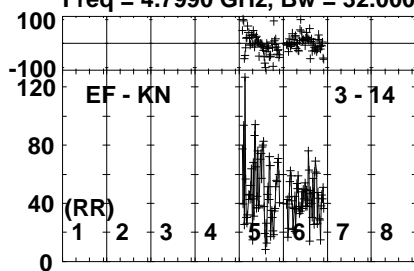


Lower frame: Milli Ampl Jy Top frame: Phas deg
Vector averaged cross-power spectrum Several baselines displayed
Timerange: 00/08:11:21 to 00/08:12:09

Plot file version 324 created 12-APR-2022 17:48:00

J1356+4831 EC082C.UVDATA.1

Freq = 4.7990 GHz, Bw = 32.000 MH Calibrated with CL # 4 and BP # 1 (BP mode 1)

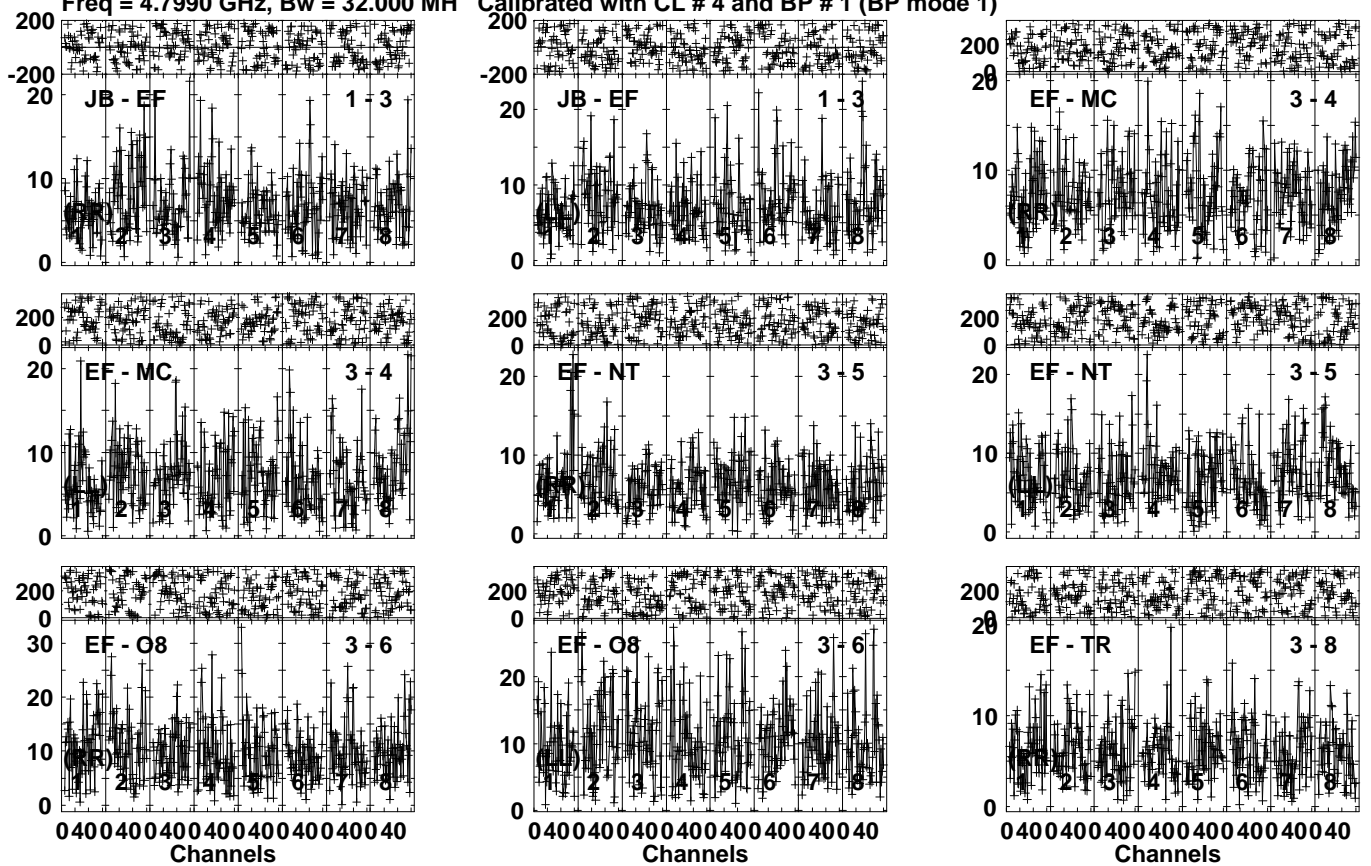


Lower frame: Milli Ampl Jy Top frame: Phas deg
Vector averaged cross-power spectrum Several baselines displayed
Timerange: 00/08:11:21 to 00/08:12:09

Plot file version 325 created 12-APR-2022 17:48:00

NGC5448 EC082C.UVDATA.1

Freq = 4.7990 GHz, Bw = 32.000 MH Calibrated with CL # 4 and BP # 1 (BP mode 1)

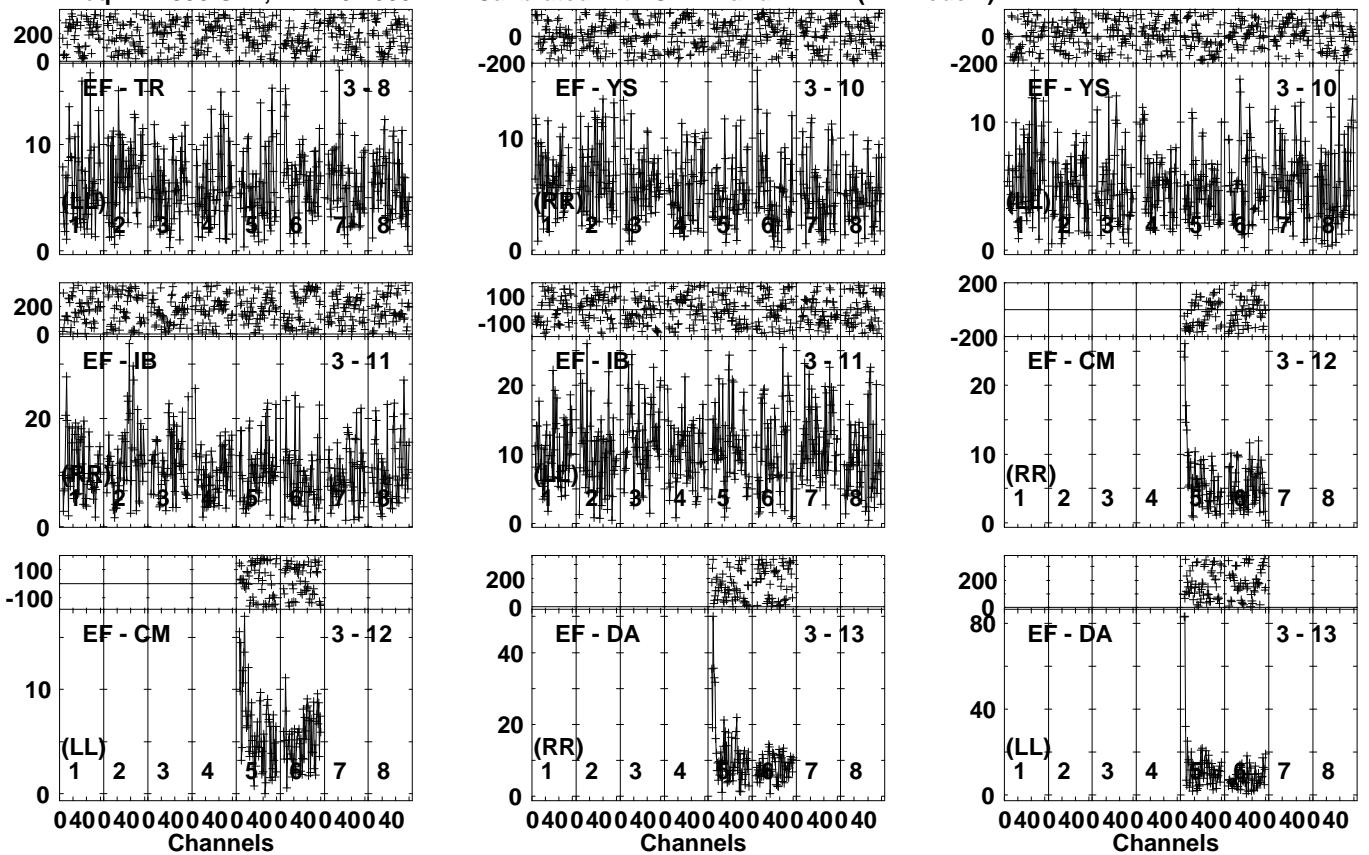


Lower frame: Milli Ampl Jy Top frame: Phas deg
Vector averaged cross-power spectrum Several baselines displayed
Timerange: 00/08:12:21 to 00/08:15:19

Plot file version 326 created 12-APR-2022 17:48:00

NGC5448 EC082C.UVDATA.1

Freq = 4.7990 GHz, Bw = 32.000 MH Calibrated with CL # 4 and BP # 1 (BP mode 1)

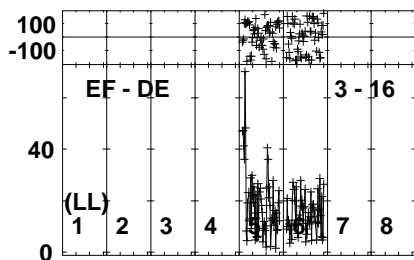
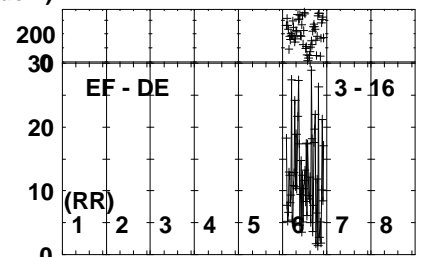
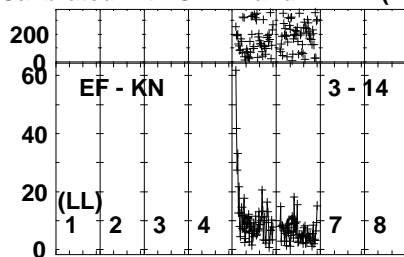
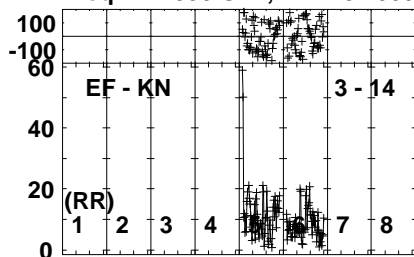


Lower frame: Milli Ampl Jy Top frame: Phas deg
Vector averaged cross-power spectrum Several baselines displayed
Timerange: 00/08:12:21 to 00/08:15:19

Plot file version 327 created 12-APR-2022 17:48:01

NGC5448 EC082C.UVDATA.1

Freq = 4.7990 GHz, Bw = 32.000 MH Calibrated with CL # 4 and BP # 1 (BP mode 1)



Lower frame: Milli Ampl Jy Top frame: Phas deg

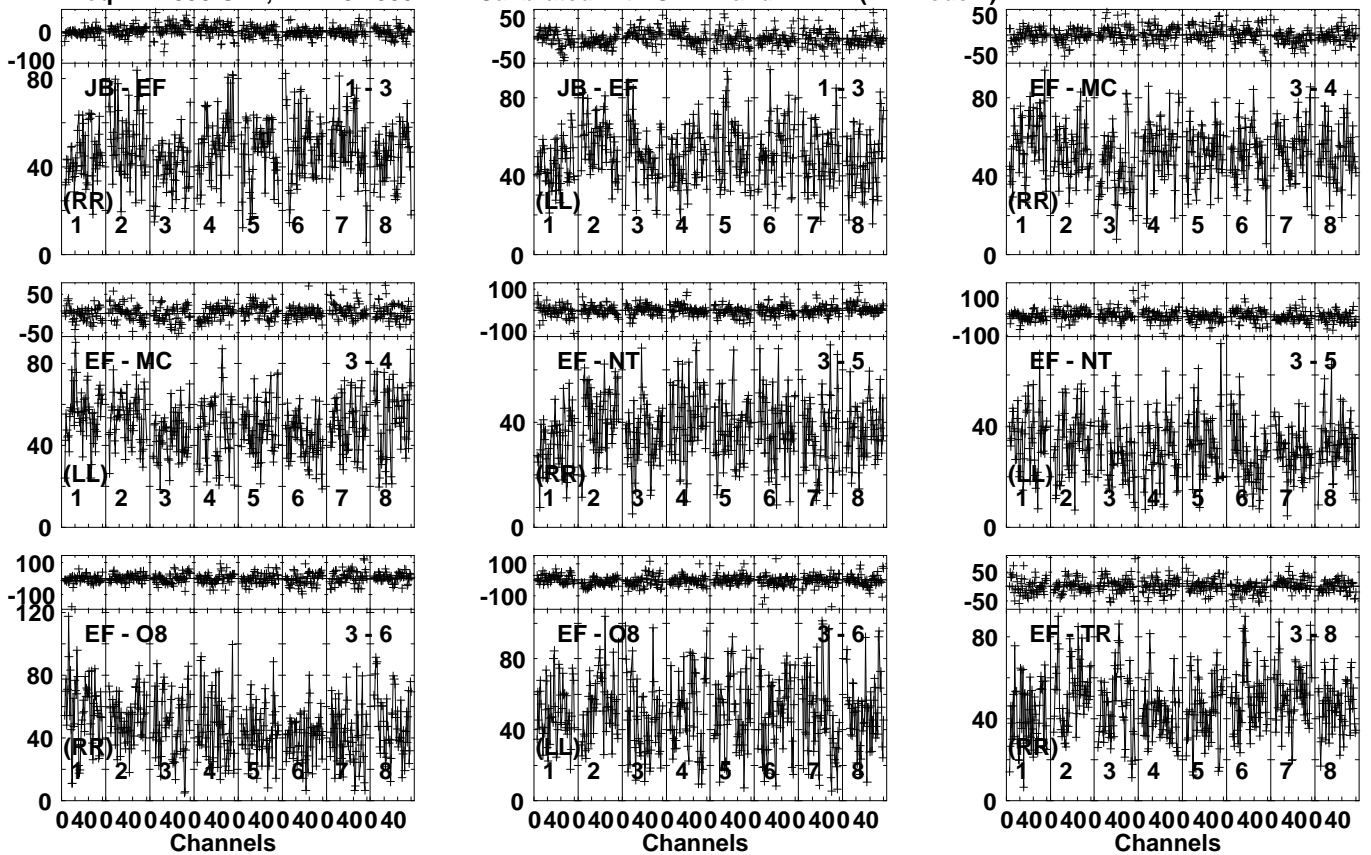
Vector averaged cross-power spectrum Several baselines displayed

Timerange: 00/08:12:21 to 00/08:15:19

Plot file version 328 created 12-APR-2022 17:48:01

J1356+4831 EC082C.UVDATA.1

Freq = 4.7990 GHz, Bw = 32.000 MH Calibrated with CL # 4 and BP # 1 (BP mode 1)

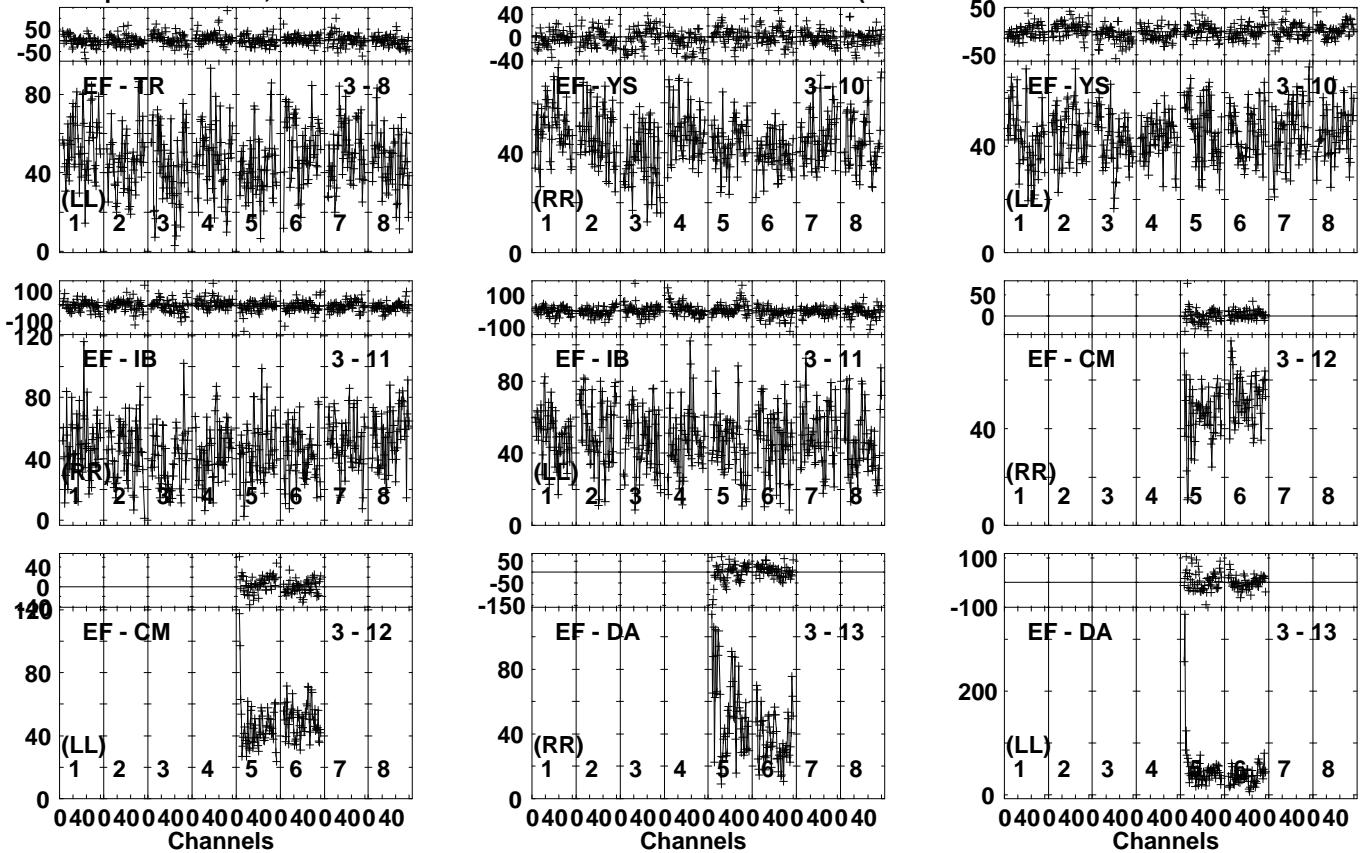


Lower frame: Milli Ampl Jy Top frame: Phas deg
Vector averaged cross-power spectrum Several baselines displayed
Timerange: 00/08:15:51 to 00/08:16:29

Plot file version 329 created 12-APR-2022 17:48:01

J1356+4831 EC082C.UVDATA.1

Freq = 4.7990 GHz, Bw = 32.000 MH Calibrated with CL # 4 and BP # 1 (BP mode 1)

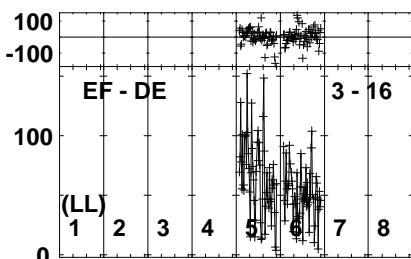
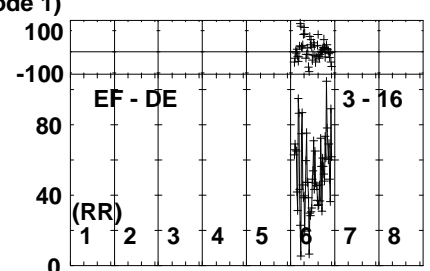
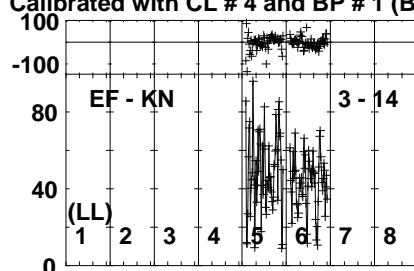
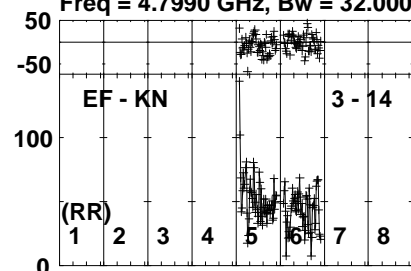


Lower frame: Milli Ampl Jy Top frame: Phas deg
Vector averaged cross-power spectrum Several baselines displayed
Timerange: 00/08:15:51 to 00/08:16:29

Plot file version 330 created 12-APR-2022 17:48:02

J1356+4831 EC082C.UVDATA.1

Freq = 4.7990 GHz, Bw = 32.000 MH Calibrated with CL # 4 and BP # 1 (BP mode 1)

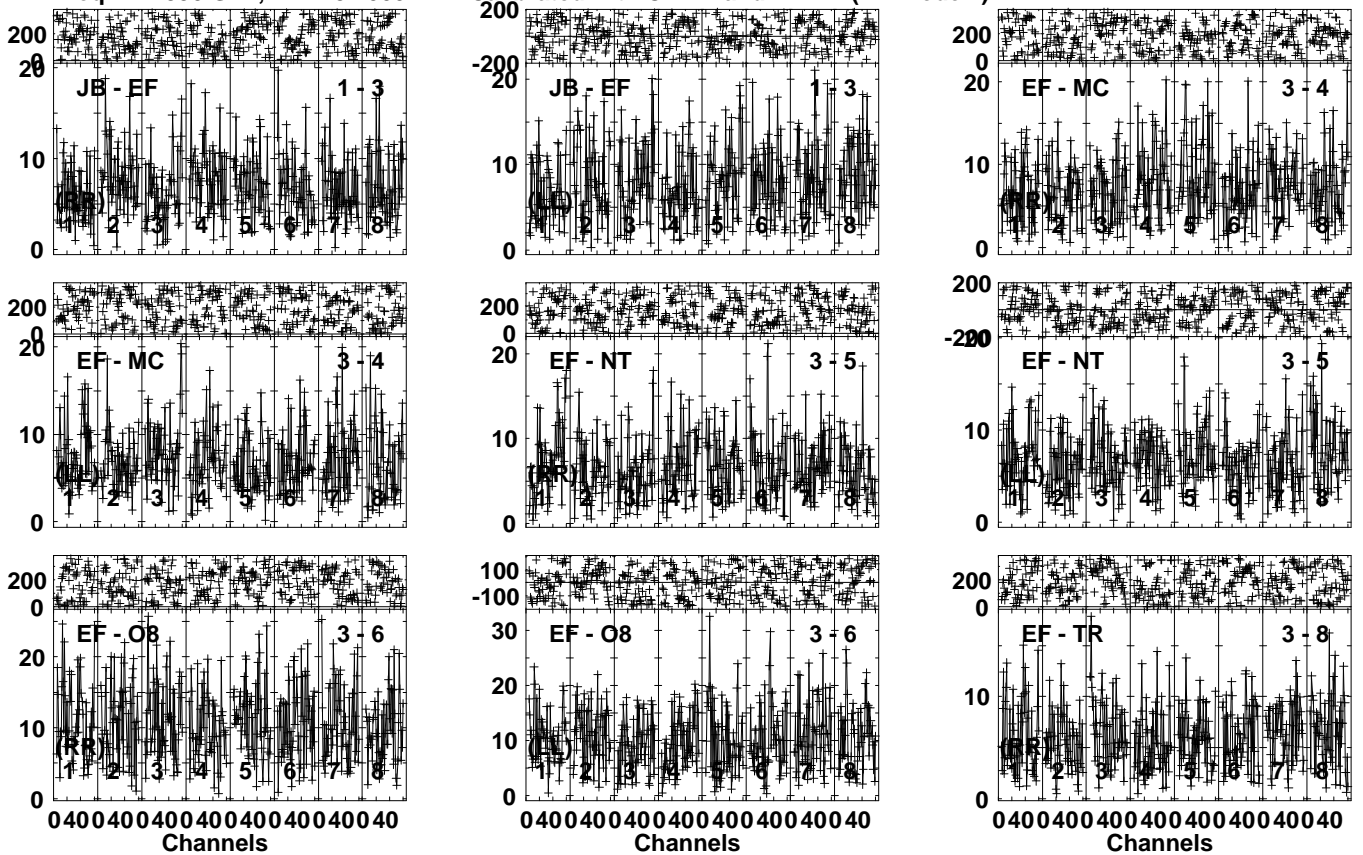


Lower frame: Milli Ampl Jy Top frame: Phas deg
Vector averaged cross-power spectrum Several baselines displayed
Timerange: 00/08:15:51 to 00/08:16:29

Plot file version 331 created 12-APR-2022 17:48:02

NGC5448 EC082C.UVDATA.1

Freq = 4.7990 GHz, Bw = 32.000 MH Calibrated with CL # 4 and BP # 1 (BP mode 1)

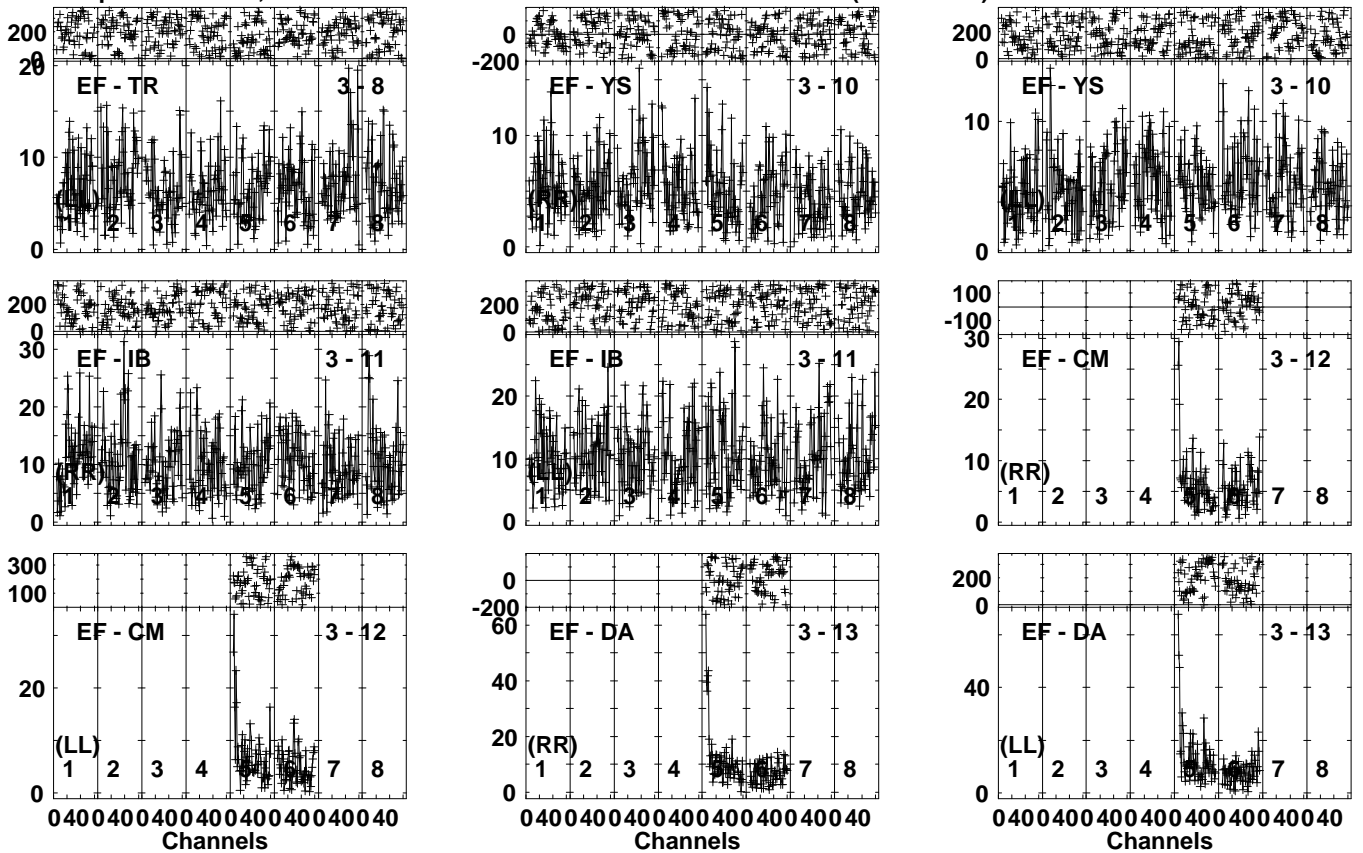


Lower frame: Milli Ampl Jy Top frame: Phas deg
Vector averaged cross-power spectrum Several baselines displayed
Timerange: 00/08:16:41 to 00/08:19:39

Plot file version 332 created 12-APR-2022 17:48:02

NGC5448 EC082C.UVDATA.1

Freq = 4.7990 GHz, Bw = 32.000 MH Calibrated with CL # 4 and BP # 1 (BP mode 1)

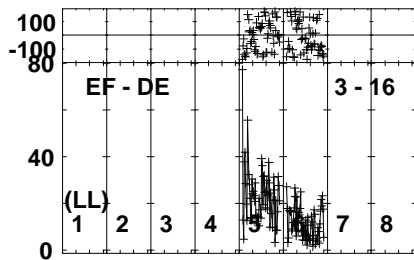
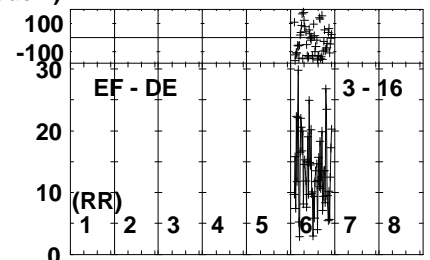
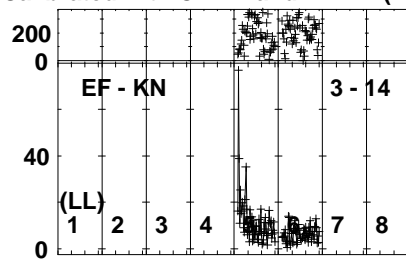
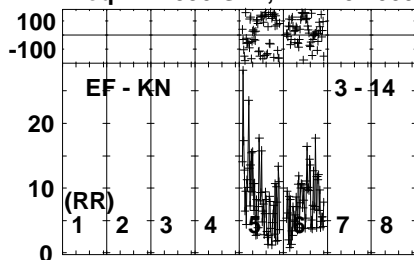


Lower frame: Milli Ampl Jy Top frame: Phas deg
Vector averaged cross-power spectrum Several baselines displayed
Timerange: 00/08:16:41 to 00/08:19:39

Plot file version 333 created 12-APR-2022 17:48:03

NGC5448 EC082C.UVDATA.1

Freq = 4.7990 GHz, Bw = 32.000 MH Calibrated with CL # 4 and BP # 1 (BP mode 1)



Lower frame: Milli Ampl Jy Top frame: Phas deg

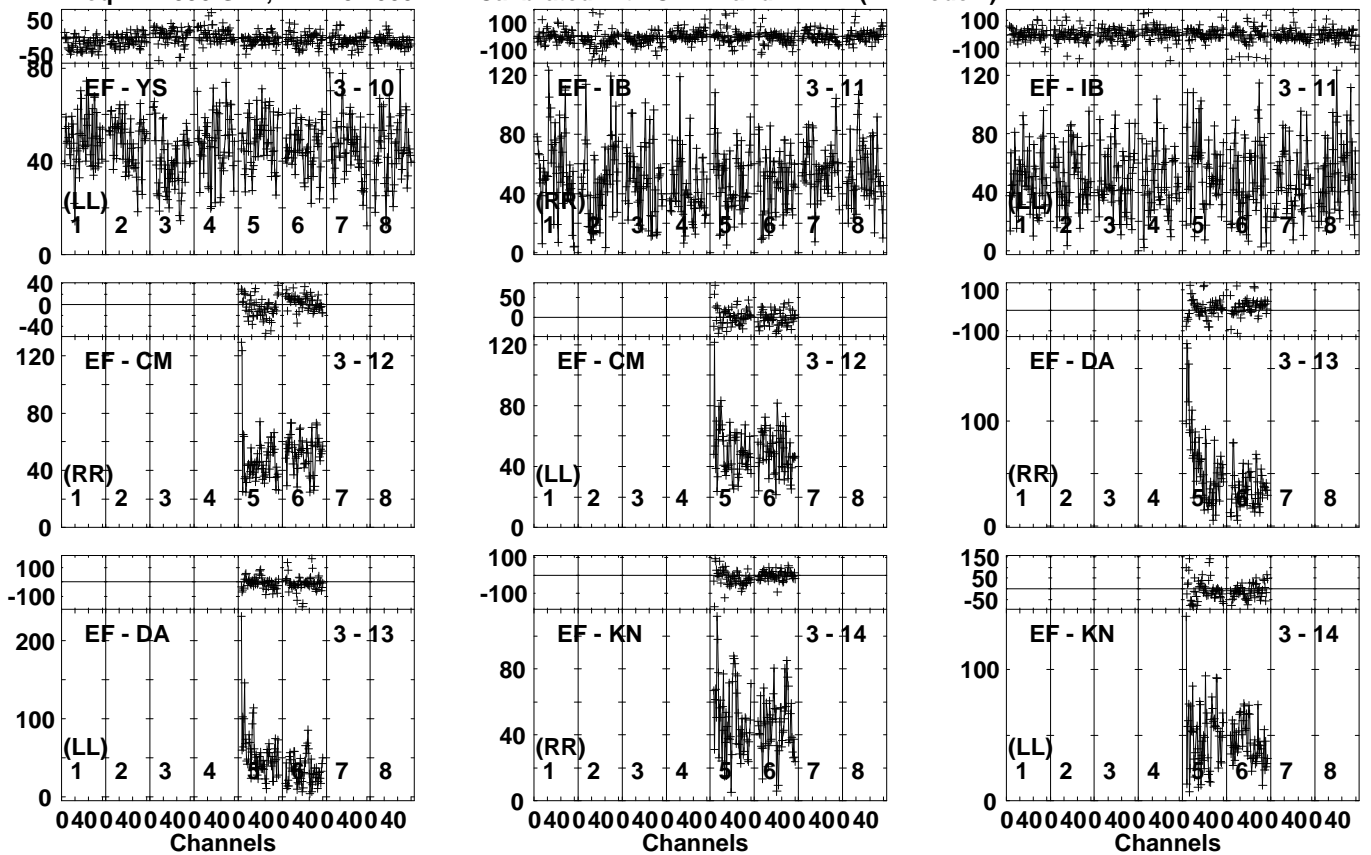
Vector averaged cross-power spectrum Several baselines displayed

Timerange: 00/08:16:41 to 00/08:19:39

Plot file version 335 created 12-APR-2022 17:48:04

J1356+4831 EC082C.UVDATA.1

Freq = 4.7990 GHz, Bw = 32.000 MH Calibrated with CL # 4 and BP # 1 (BP mode 1)

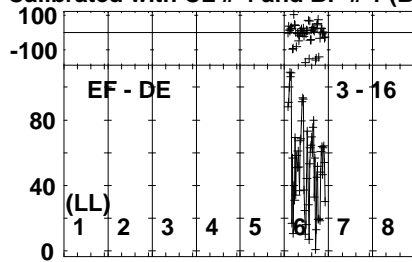
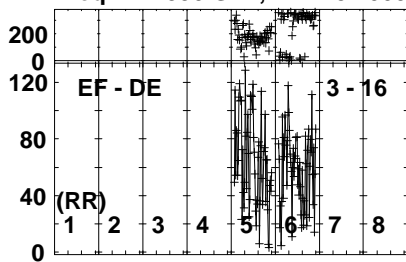


Lower frame: Milli Ampl Jy Top frame: Phas deg
Vector averaged cross-power spectrum Several baselines displayed
Timerange: 00/08:19:51 to 00/08:20:39

Plot file version 336 created 12-APR-2022 17:48:04

J1356+4831 EC082C.UVDATA.1

Freq = 4.7990 GHz, Bw = 32.000 MH Calibrated with CL # 4 and BP # 1 (BP mode 1)



Lower frame: Milli Ampl Jy Top frame: Phas deg

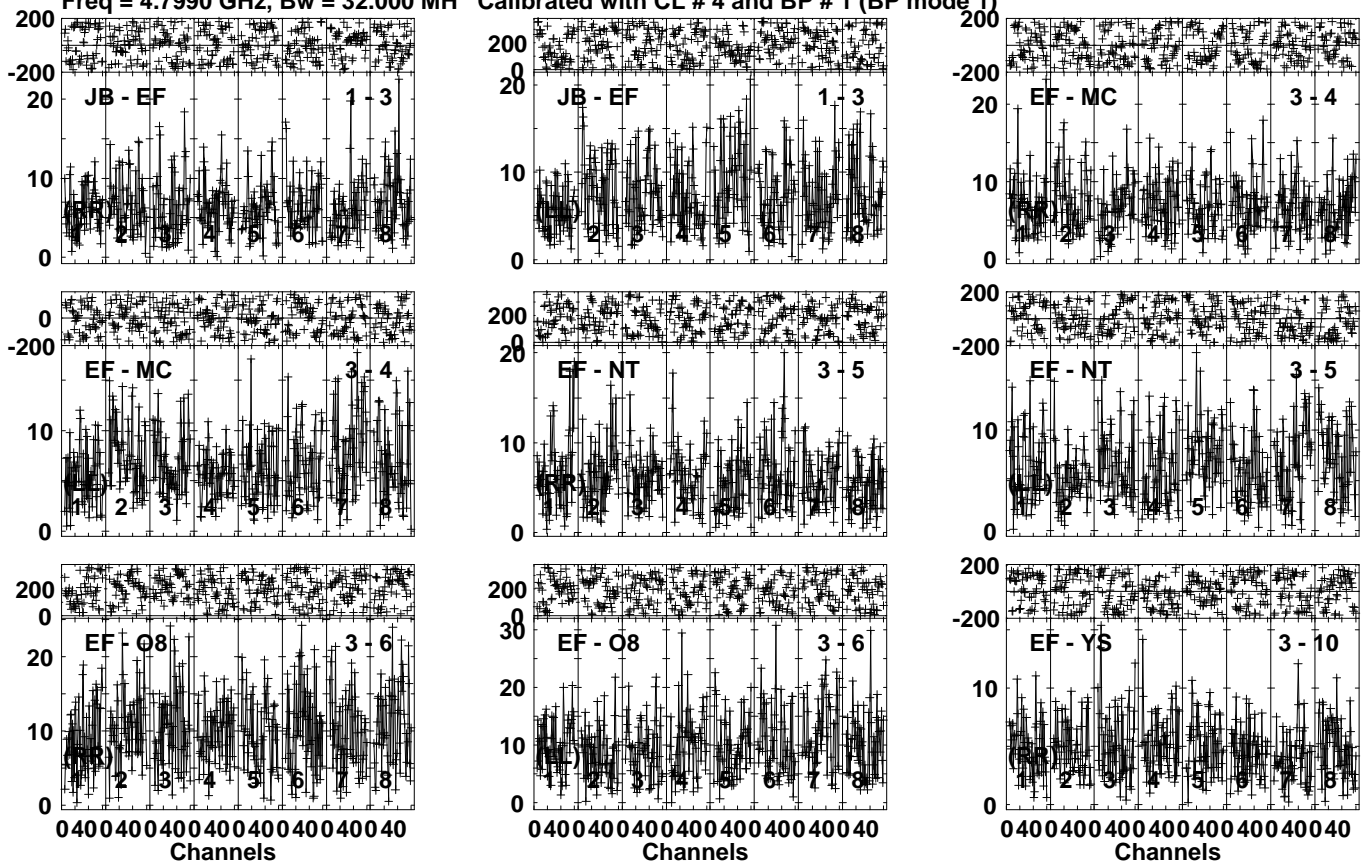
Vector averaged cross-power spectrum Several baselines displayed

Timerange: 00/08:19:51 to 00/08:20:39

Plot file version 337 created 12-APR-2022 17:48:04

NGC5448 EC082C.UVDATA.1

Freq = 4.7990 GHz, Bw = 32.000 MH Calibrated with CL # 4 and BP # 1 (BP mode 1)

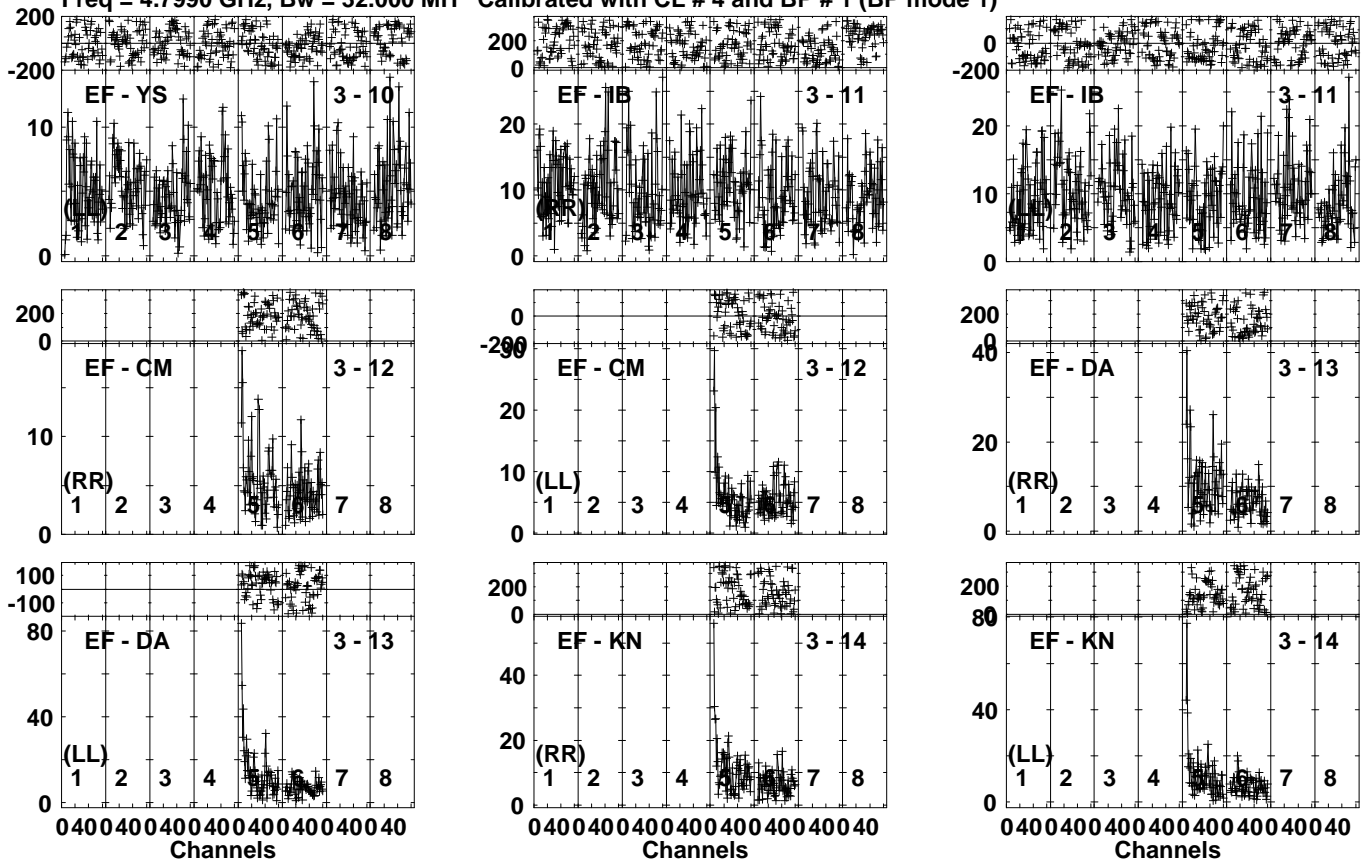


Lower frame: Milli Ampl Jy Top frame: Phas deg
Vector averaged cross-power spectrum Several baselines displayed
Timerange: 00/08:21:11 to 00/08:24:09

Plot file version 338 created 12-APR-2022 17:48:05

NGC5448 EC082C.UVDATA.1

Freq = 4.7990 GHz, Bw = 32.000 MH Calibrated with CL # 4 and BP # 1 (BP mode 1)

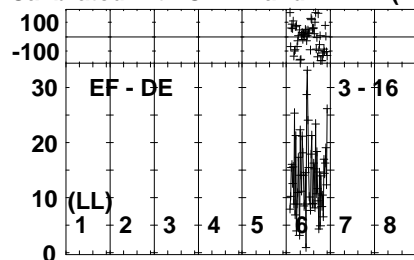
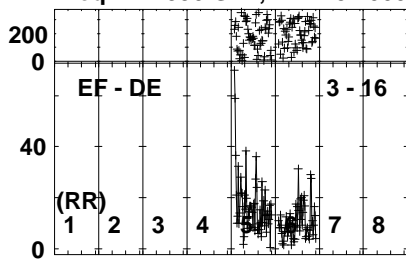


Lower frame: Milli Ampl Jy Top frame: Phas deg
Vector averaged cross-power spectrum Several baselines displayed
Timerange: 00/08:21:11 to 00/08:24:09

Plot file version 339 created 12-APR-2022 17:48:06

NGC5448 EC082C.UVDATA.1

Freq = 4.7990 GHz, Bw = 32.000 MH Calibrated with CL # 4 and BP # 1 (BP mode 1)

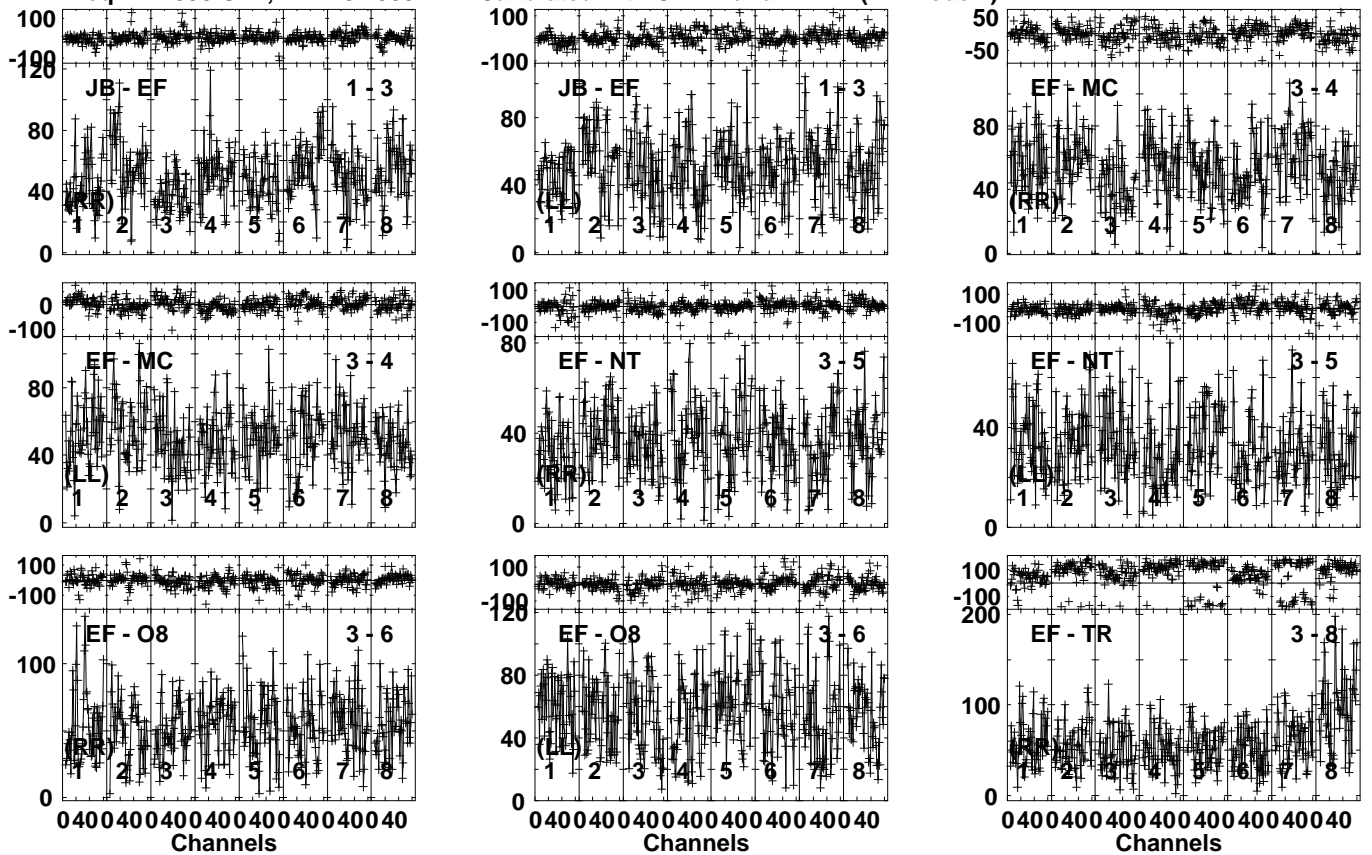


Lower frame: Milli Ampl Jy Top frame: Phas deg
Vector averaged cross-power spectrum Several baselines displayed
Timerange: 00/08:21:11 to 00/08:24:09

Plot file version 340 created 12-APR-2022 17:48:06

J1356+4831 EC082C.UVDATA.1

Freq = 4.7990 GHz, Bw = 32.000 MH Calibrated with CL # 4 and BP # 1 (BP mode 1)

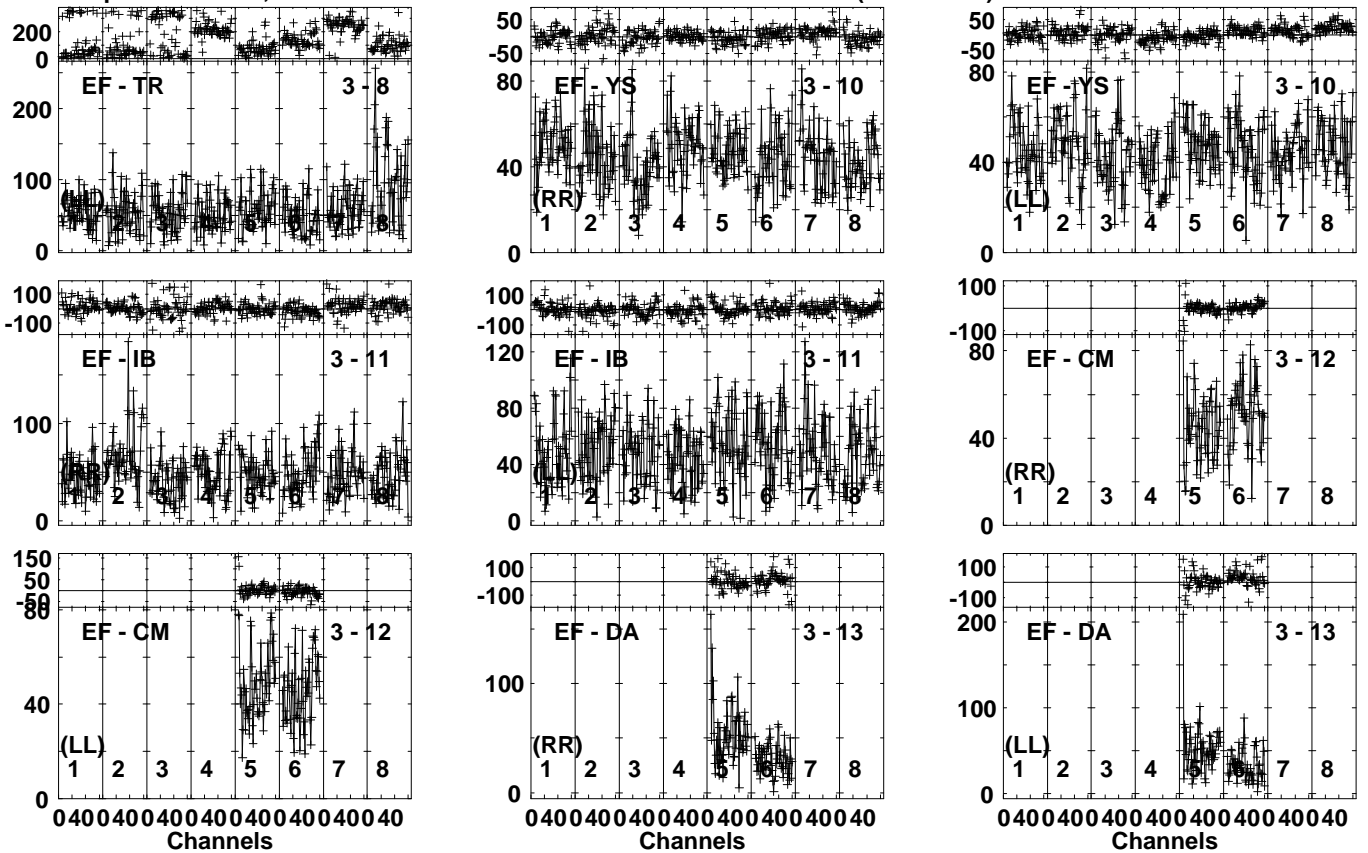


Lower frame: Milli Ampl Jy Top frame: Phas deg
Vector averaged cross-power spectrum Several baselines displayed
Timerange: 00/08:24:21 to 00/08:25:09

Plot file version 341 created 12-APR-2022 17:48:06

J1356+4831 EC082C.UVDATA.1

Freq = 4.7990 GHz, Bw = 32.000 MH Calibrated with CL # 4 and BP # 1 (BP mode 1)

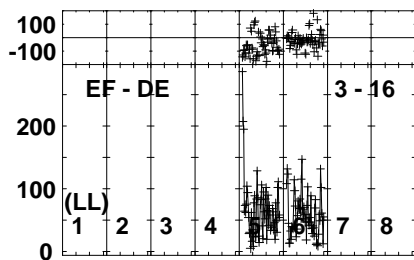
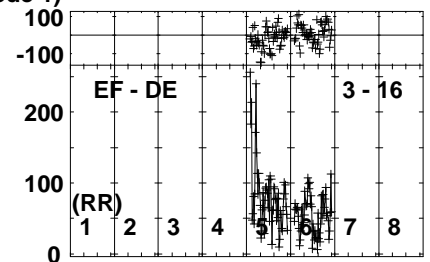
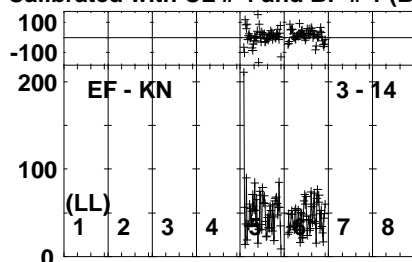
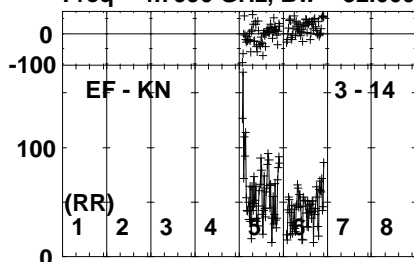


Lower frame: Milli Ampl Jy Top frame: Phas deg
Vector averaged cross-power spectrum Several baselines displayed
Timerange: 00/08:24:21 to 00/08:25:09

Plot file version 342 created 12-APR-2022 17:48:07

J1356+4831 EC082C.UVDATA.1

Freq = 4.7990 GHz, Bw = 32.000 MH Calibrated with CL # 4 and BP # 1 (BP mode 1)

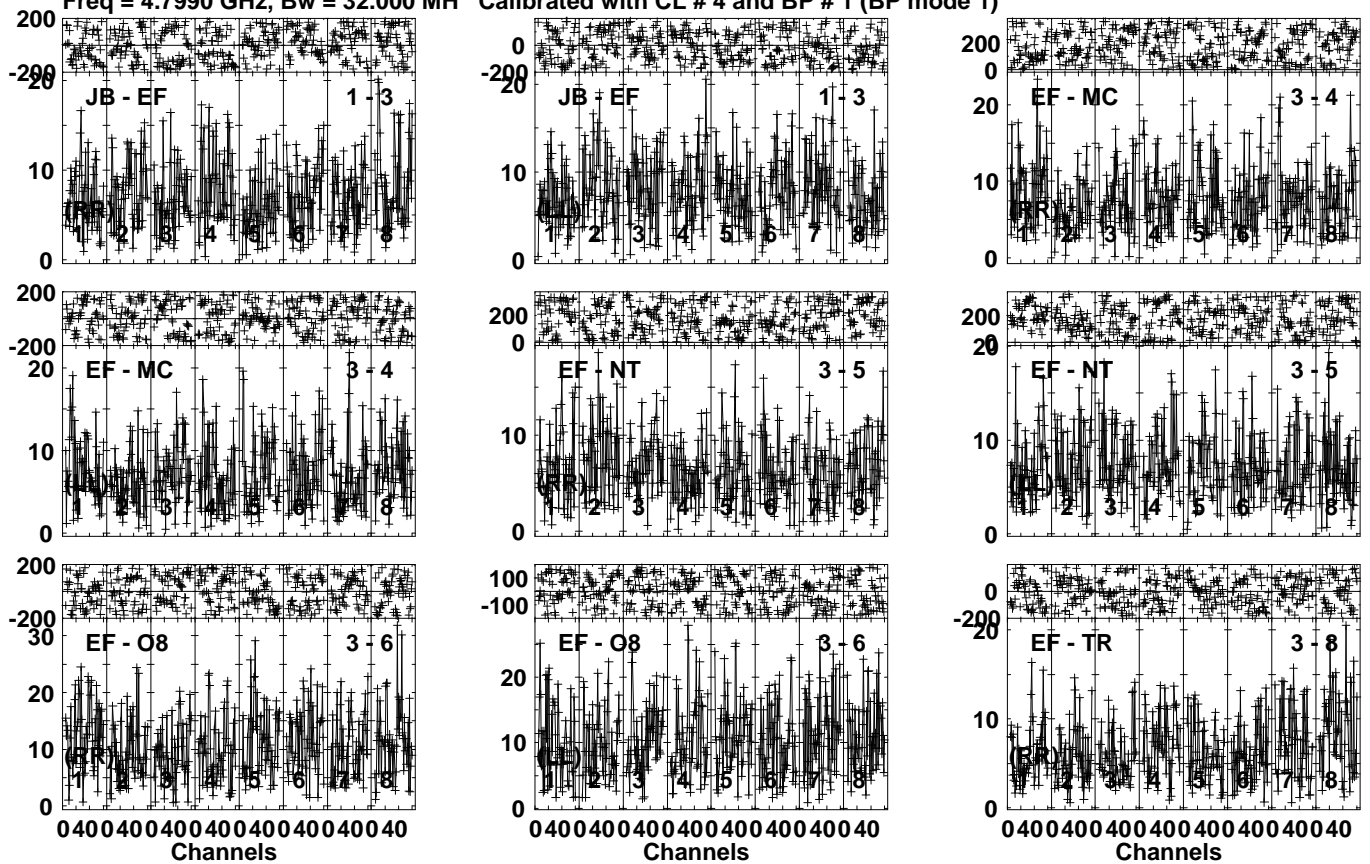


Lower frame: Milli Ampl Jy Top frame: Phas deg
Vector averaged cross-power spectrum Several baselines displayed
Timerange: 00/08:24:21 to 00/08:25:09

Plot file version 343 created 12-APR-2022 17:48:07

NGC5448 EC082C.UVDATA.1

Freq = 4.7990 GHz, Bw = 32.000 MH Calibrated with CL # 4 and BP # 1 (BP mode 1)

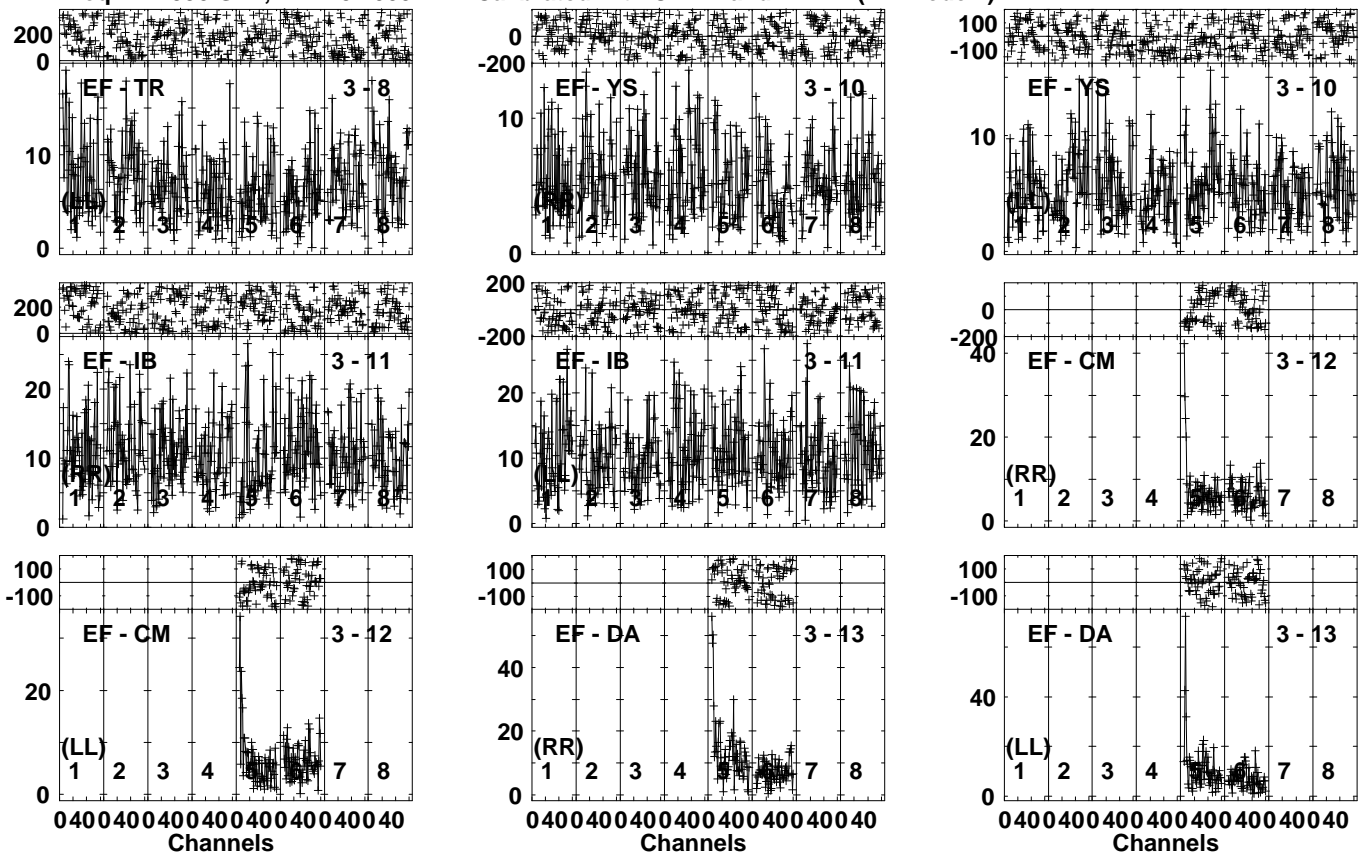


Lower frame: Milli Ampl Jy Top frame: Phas deg
Vector averaged cross-power spectrum Several baselines displayed
Timerange: 00/08:25:21 to 00/08:28:19

Plot file version 344 created 12-APR-2022 17:48:07

NGC5448 EC082C.UVDATA.1

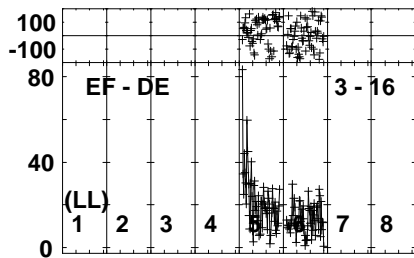
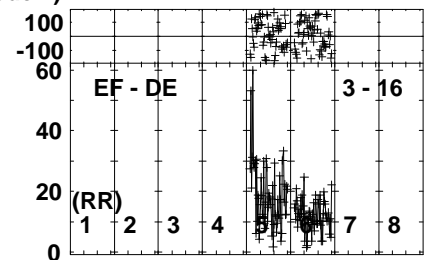
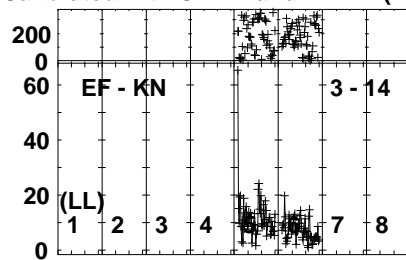
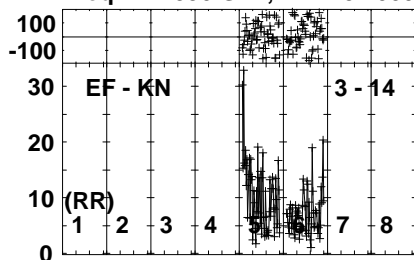
Freq = 4.7990 GHz, Bw = 32.000 MH Calibrated with CL # 4 and BP # 1 (BP mode 1)



Plot file version 345 created 12-APR-2022 17:48:08

NGC5448 EC082C.UVDATA.1

Freq = 4.7990 GHz, Bw = 32.000 MH Calibrated with CL # 4 and BP # 1 (BP mode 1)

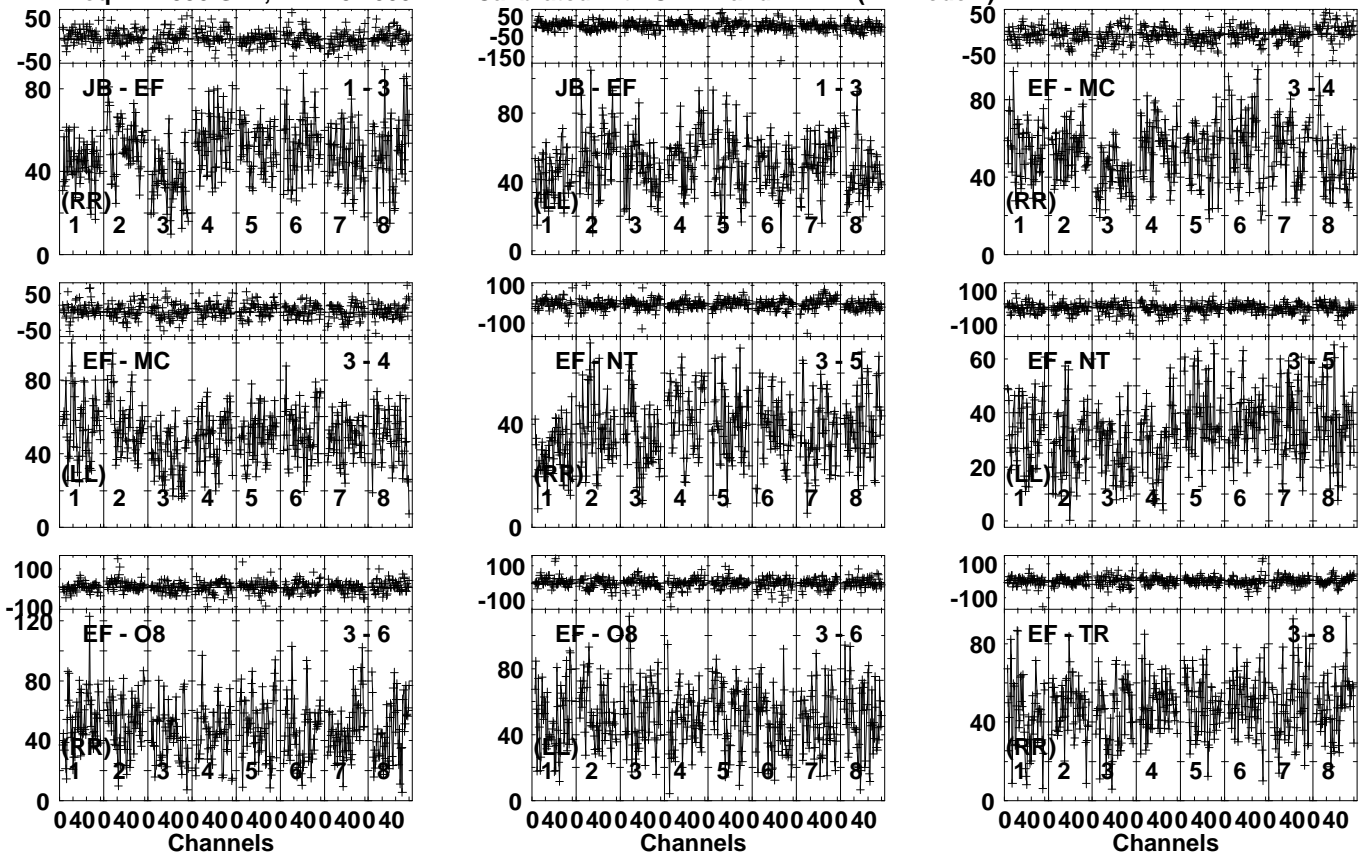


Lower frame: Milli Ampl Jy Top frame: Phas deg
Vector averaged cross-power spectrum Several baselines displayed
Timerange: 00/08:25:21 to 00/08:28:19

Plot file version 346 created 12-APR-2022 17:48:08

J1356+4831 EC082C.UVDATA.1

Freq = 4.7990 GHz, Bw = 32.000 MH Calibrated with CL # 4 and BP # 1 (BP mode 1)

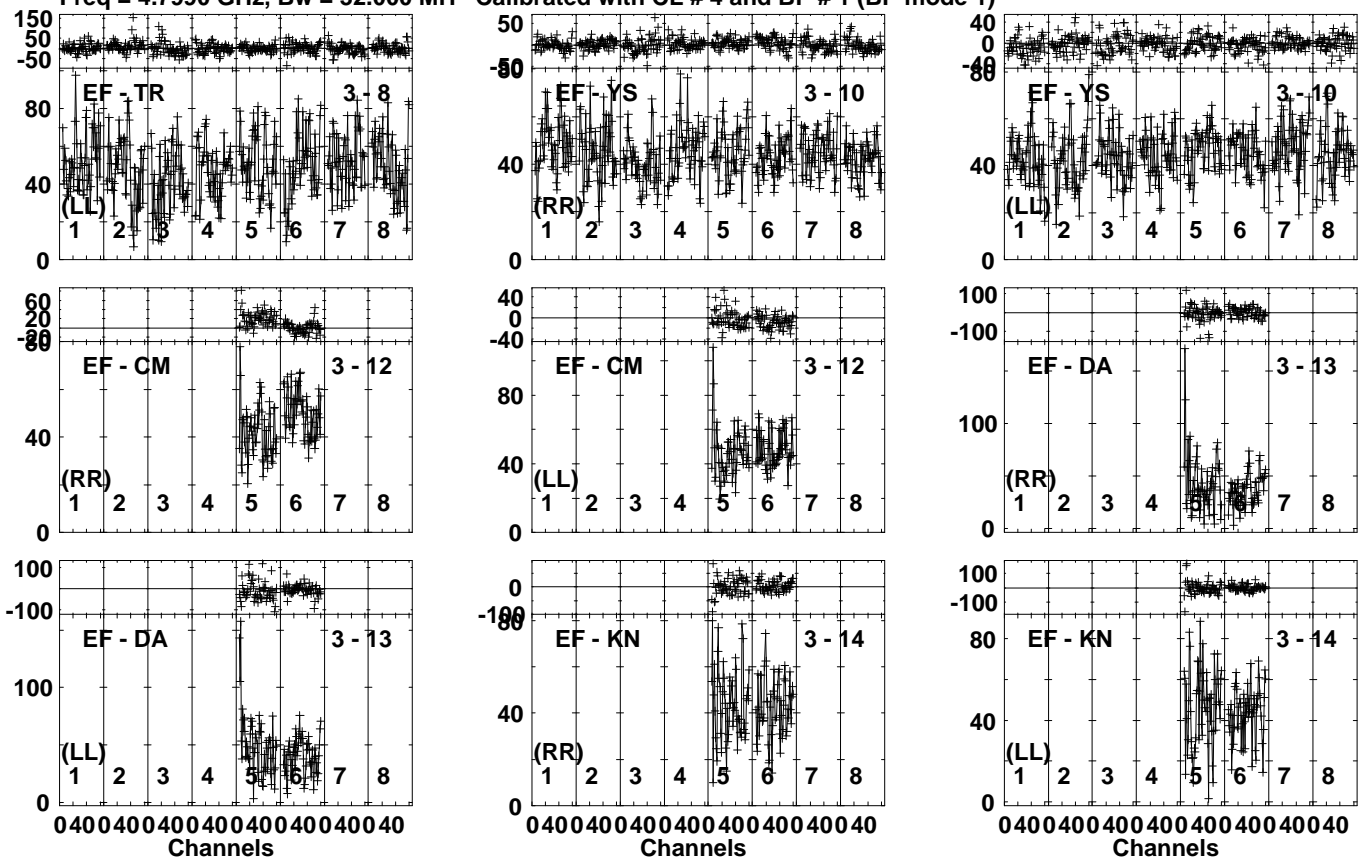


Lower frame: Milli Ampl Jy Top frame: Phas deg
Vector averaged cross-power spectrum Several baselines displayed
Timerange: 00/08:28:51 to 00/08:29:29

Plot file version 347 created 12-APR-2022 17:48:09

J1356+4831 EC082C.UVDATA.1

Freq = 4.7990 GHz, Bw = 32.000 MH Calibrated with CL # 4 and BP # 1 (BP mode 1)

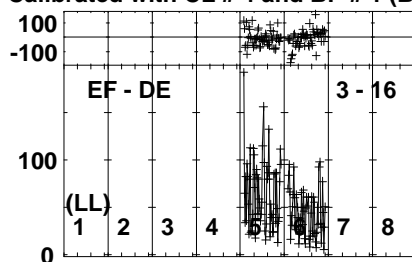
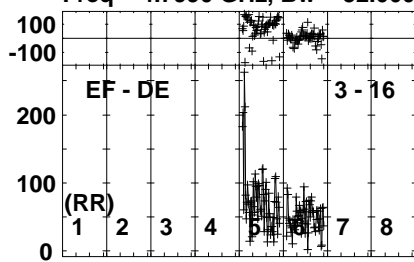


Lower frame: Milli Ampl Jy Top frame: Phas deg
Vector averaged cross-power spectrum Several baselines displayed
Timerange: 00/08:28:51 to 00/08:29:29

Plot file version 348 created 12-APR-2022 17:48:09

J1356+4831 EC082C.UVDATA.1

Freq = 4.7990 GHz, Bw = 32.000 MH Calibrated with CL # 4 and BP # 1 (BP mode 1)



Lower frame: Milli Ampl Jy Top frame: Phas deg

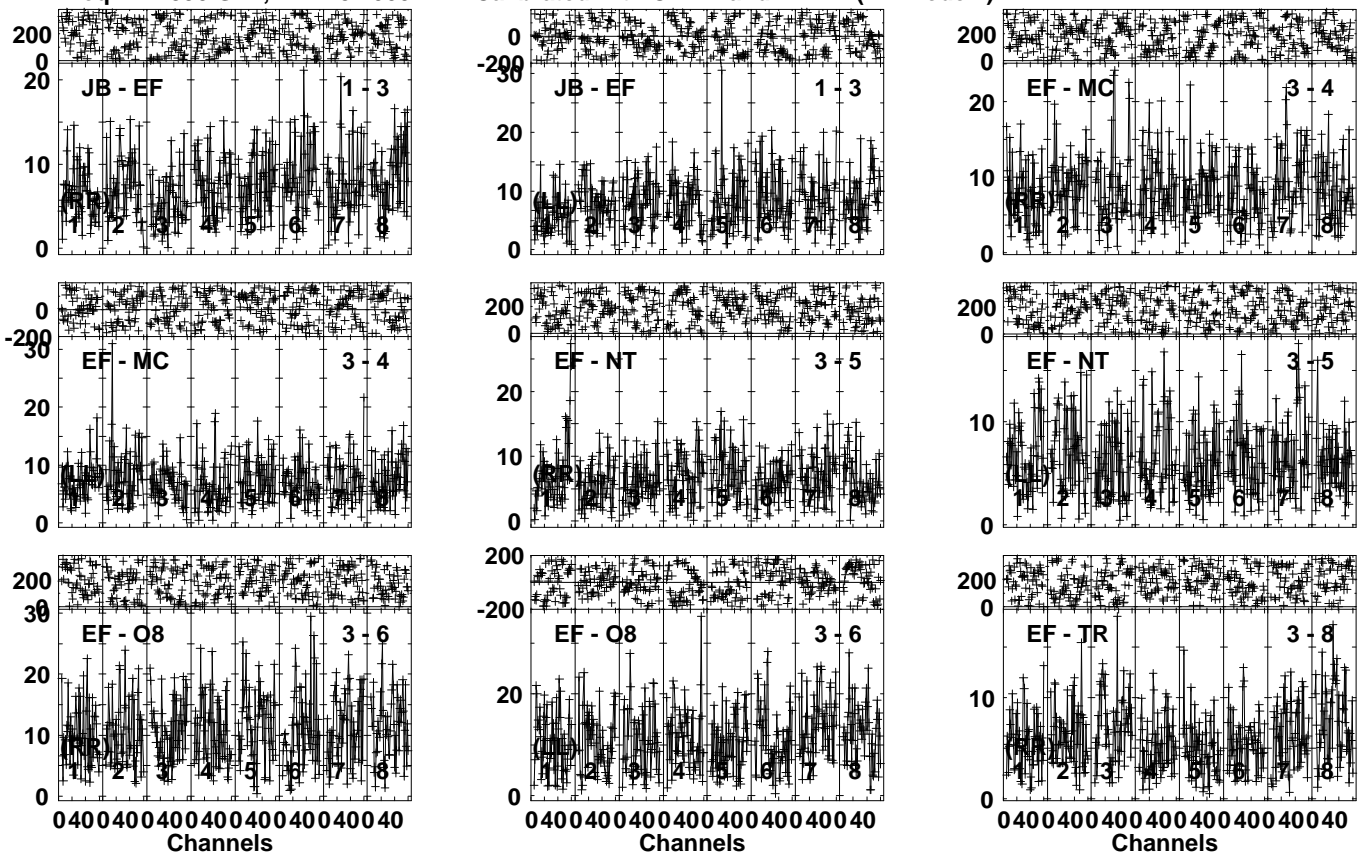
Vector averaged cross-power spectrum Several baselines displayed

Timerange: 00/08:28:51 to 00/08:29:29

Plot file version 349 created 12-APR-2022 17:48:09

NGC5448 EC082C.UVDATA.1

Freq = 4.7990 GHz, Bw = 32.000 MH Calibrated with CL # 4 and BP # 1 (BP mode 1)

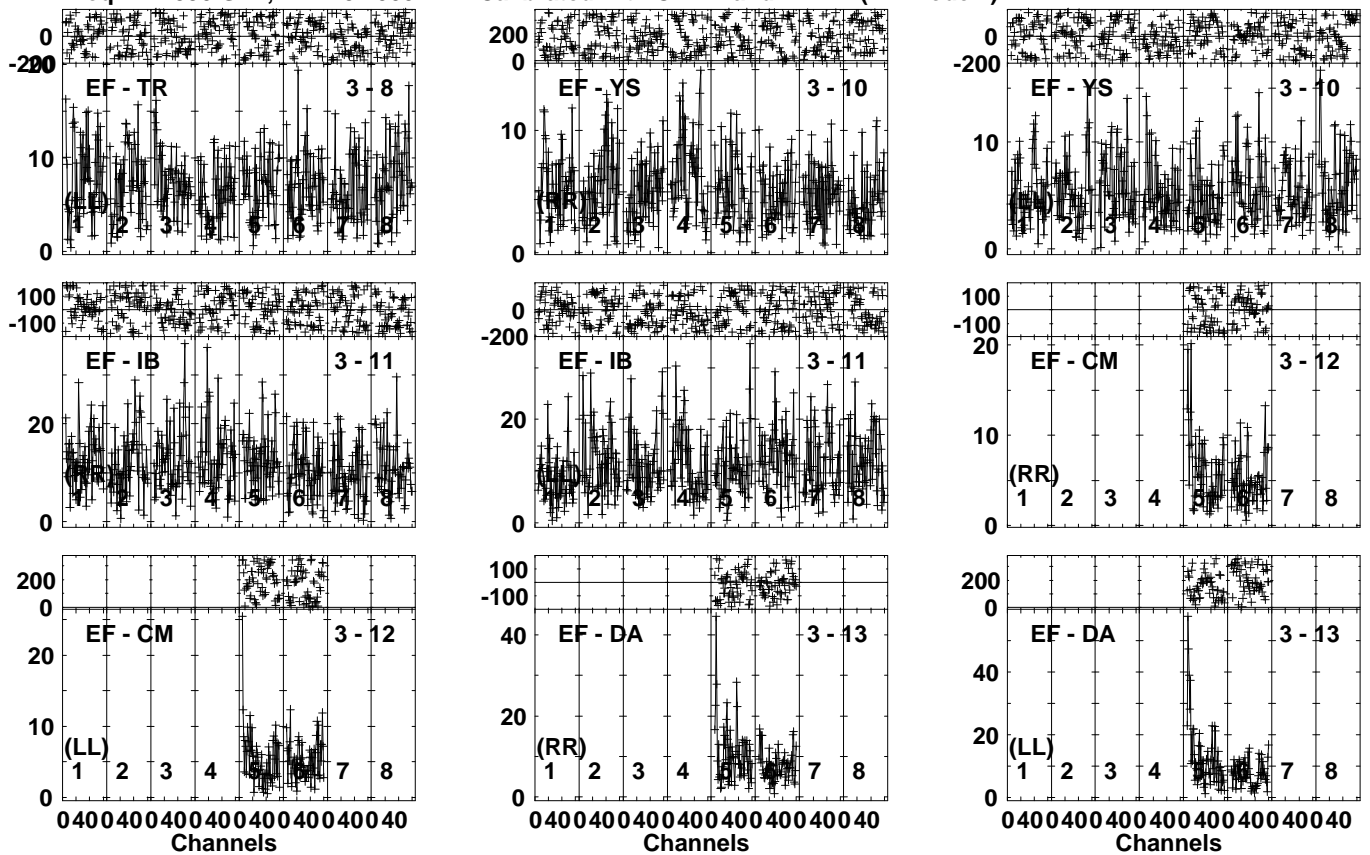


Lower frame: Milli Ampl Jy Top frame: Phas deg
Vector averaged cross-power spectrum Several baselines displayed
Timerange: 00/08:29:41 to 00/08:32:39

Plot file version 350 created 12-APR-2022 17:48:10

NGC5448 EC082C.UVDATA.1

Freq = 4.7990 GHz, Bw = 32.000 MH Calibrated with CL # 4 and BP # 1 (BP mode 1)

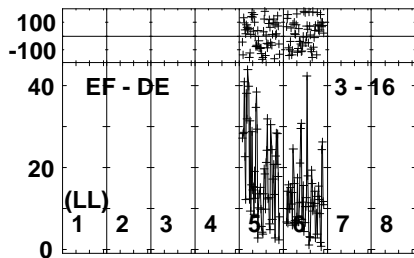
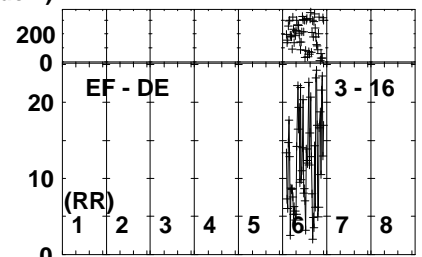
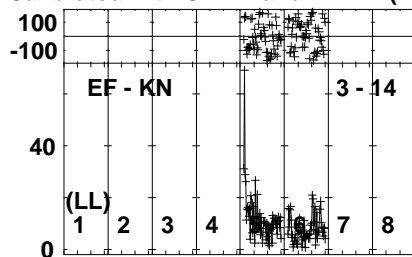
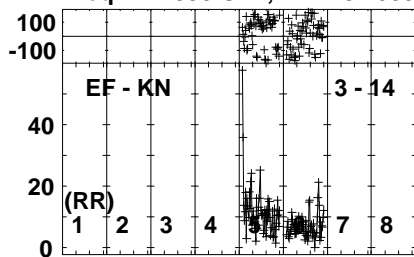


Lower frame: Milli Ampl Jy Top frame: Phas deg
Vector averaged cross-power spectrum Several baselines displayed
Timerange: 00/08:29:41 to 00/08:32:39

Plot file version 351 created 12-APR-2022 17:48:10

NGC5448 EC082C.UVDATA.1

Freq = 4.7990 GHz, Bw = 32.000 MH Calibrated with CL # 4 and BP # 1 (BP mode 1)



Lower frame: Milli Ampl Jy Top frame: Phas deg

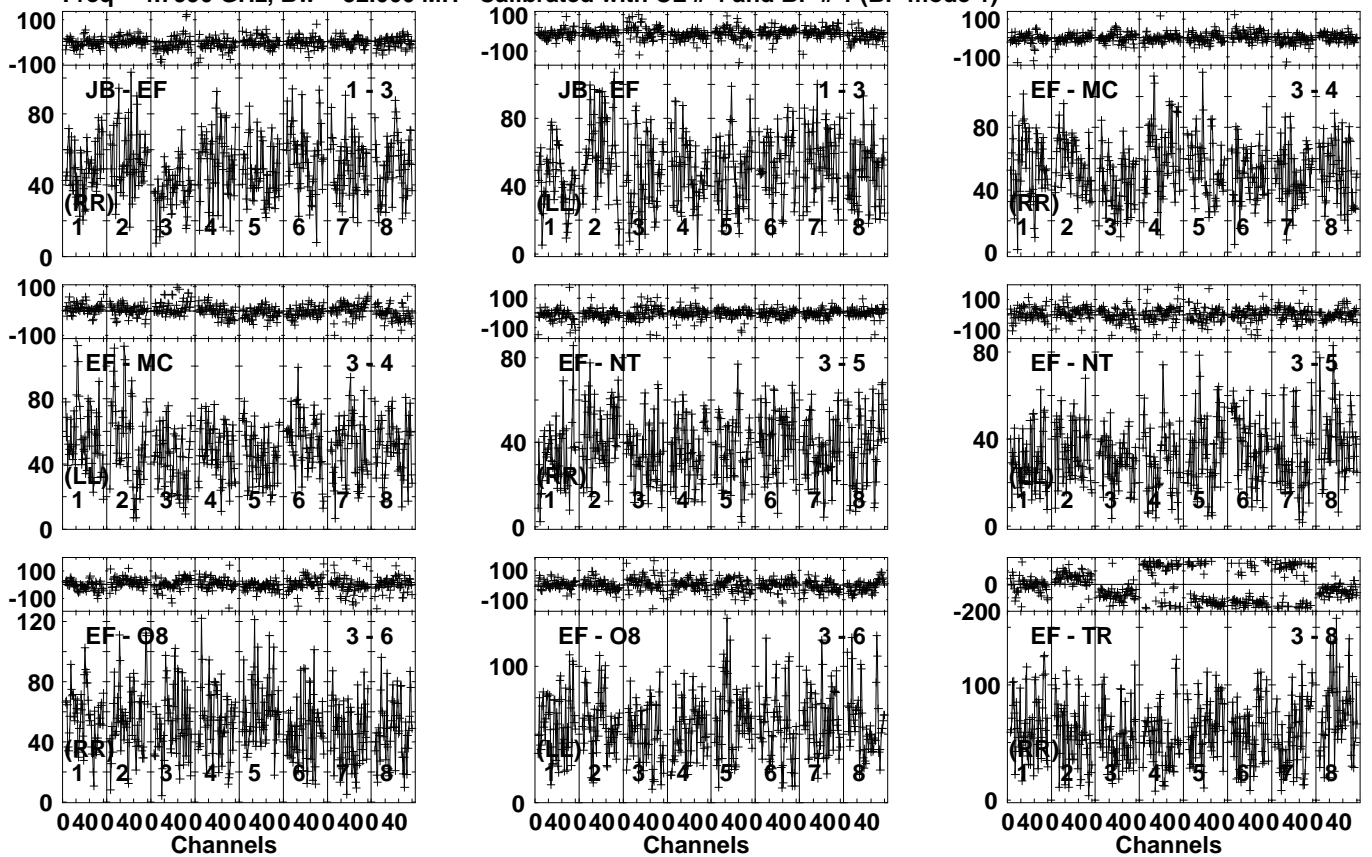
Vector averaged cross-power spectrum Several baselines displayed

Timerange: 00/08:29:41 to 00/08:32:39

Plot file version 352 created 12-APR-2022 17:48:11

J1356+4831 EC082C.UVDATA.1

Freq = 4.7990 GHz, Bw = 32.000 MH Calibrated with CL # 4 and BP # 1 (BP mode 1)

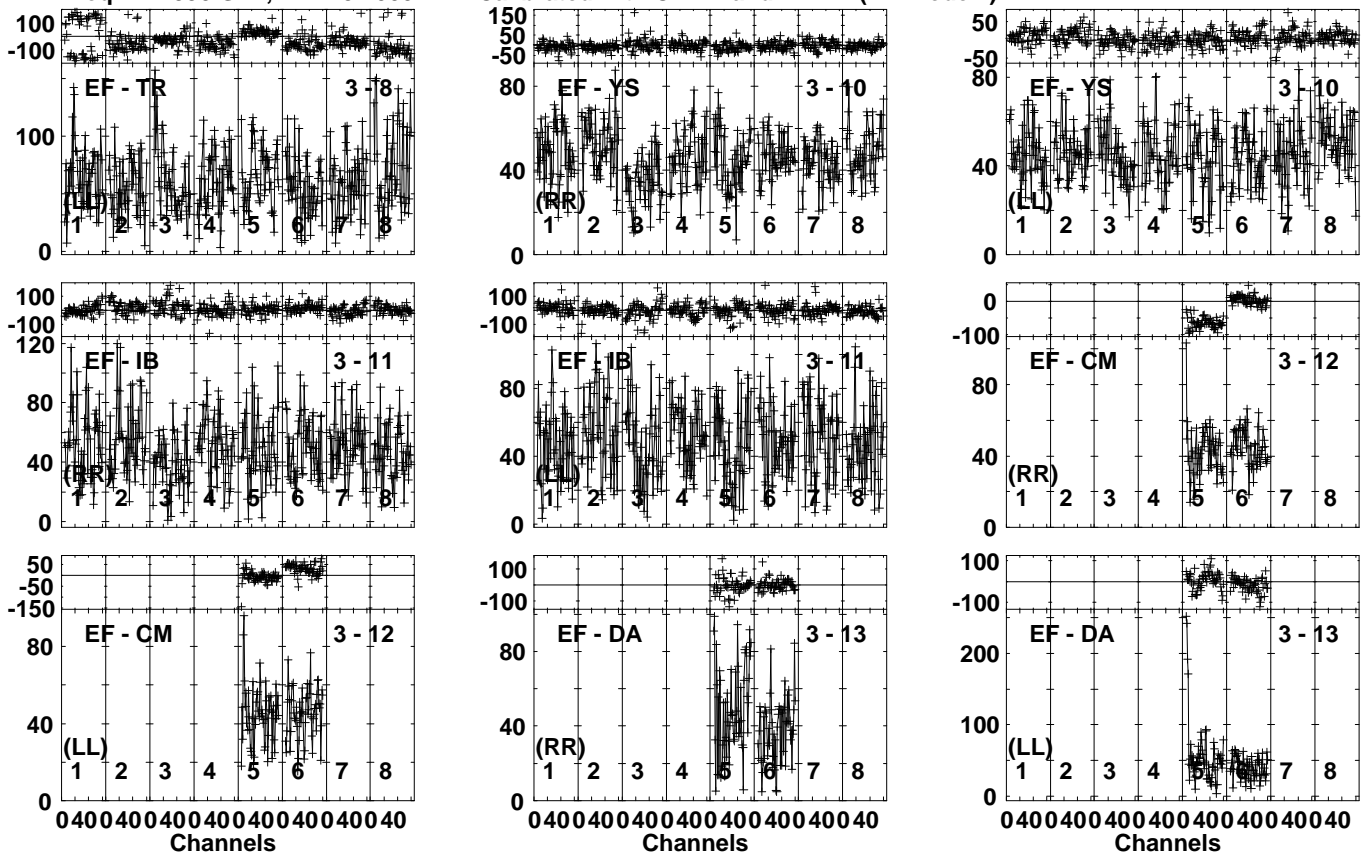


Lower frame: Milli Ampl Jy Top frame: Phas deg
Vector averaged cross-power spectrum Several baselines displayed
Timerange: 00/08:32:51 to 00/08:33:39

Plot file version 353 created 12-APR-2022 17:48:11

J1356+4831 EC082C.UVDATA.1

Freq = 4.7990 GHz, Bw = 32.000 MH Calibrated with CL # 4 and BP # 1 (BP mode 1)

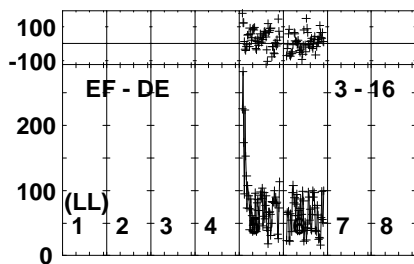
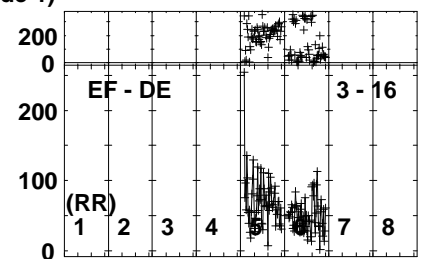
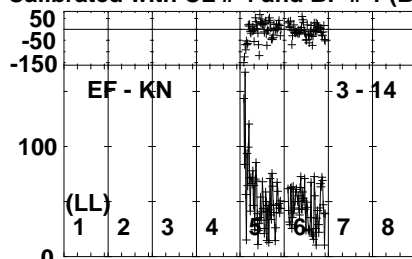
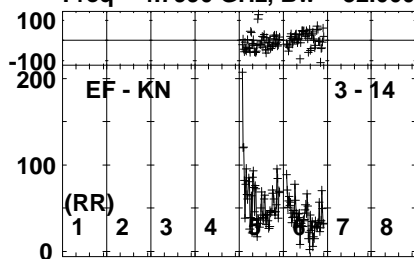


Lower frame: Milli Ampl Jy Top frame: Phas deg
Vector averaged cross-power spectrum Several baselines displayed
Timerange: 00/08:32:51 to 00/08:33:39

Plot file version 354 created 12-APR-2022 17:48:12

J1356+4831 EC082C.UVDATA.1

Freq = 4.7990 GHz, Bw = 32.000 MH Calibrated with CL # 4 and BP # 1 (BP mode 1)

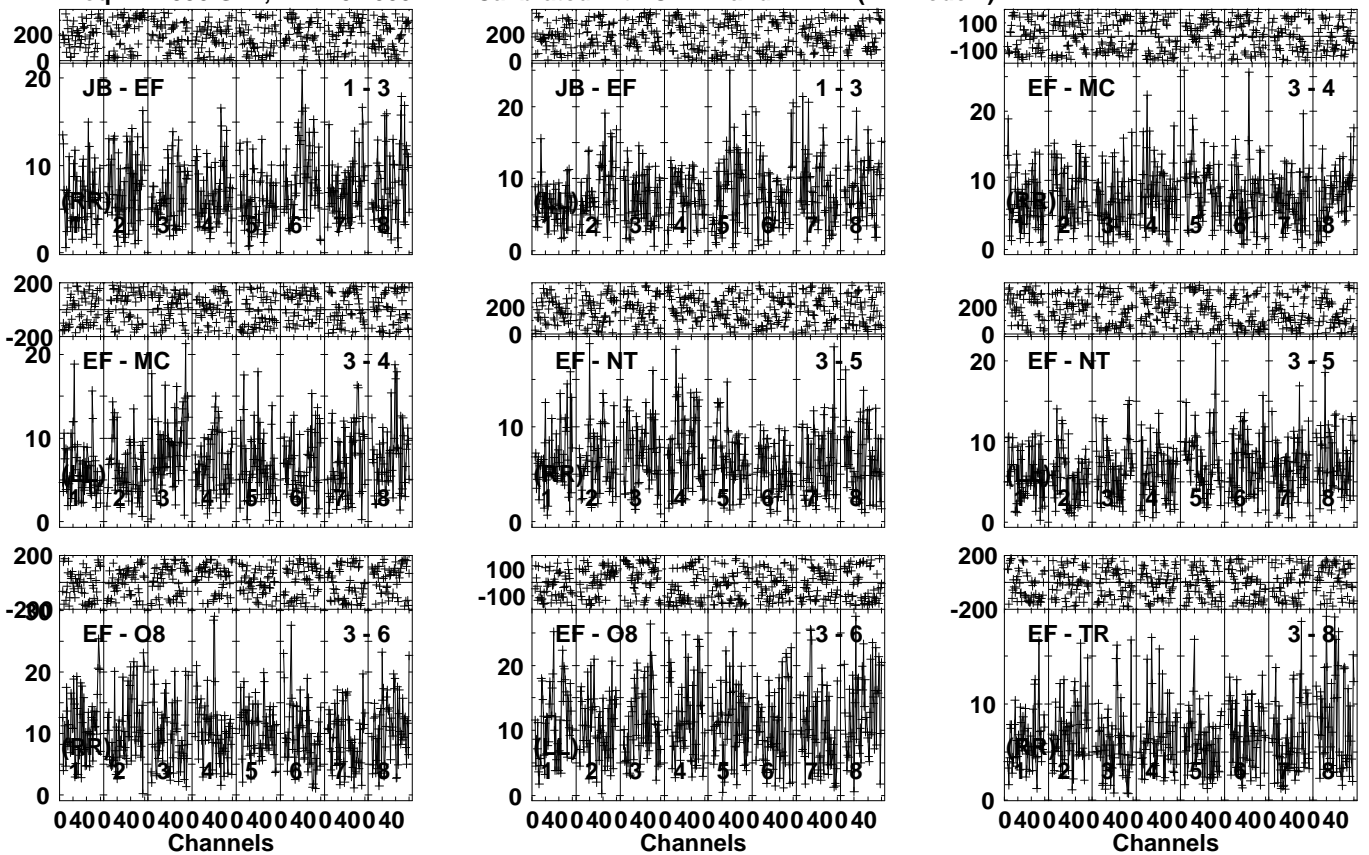


Lower frame: Milli Ampl Jy Top frame: Phas deg
Vector averaged cross-power spectrum Several baselines displayed
Timerange: 00/08:32:51 to 00/08:33:39

Plot file version 355 created 12-APR-2022 17:48:12

NGC5448 EC082C.UVDATA.1

Freq = 4.7990 GHz, Bw = 32.000 MH Calibrated with CL # 4 and BP # 1 (BP mode 1)

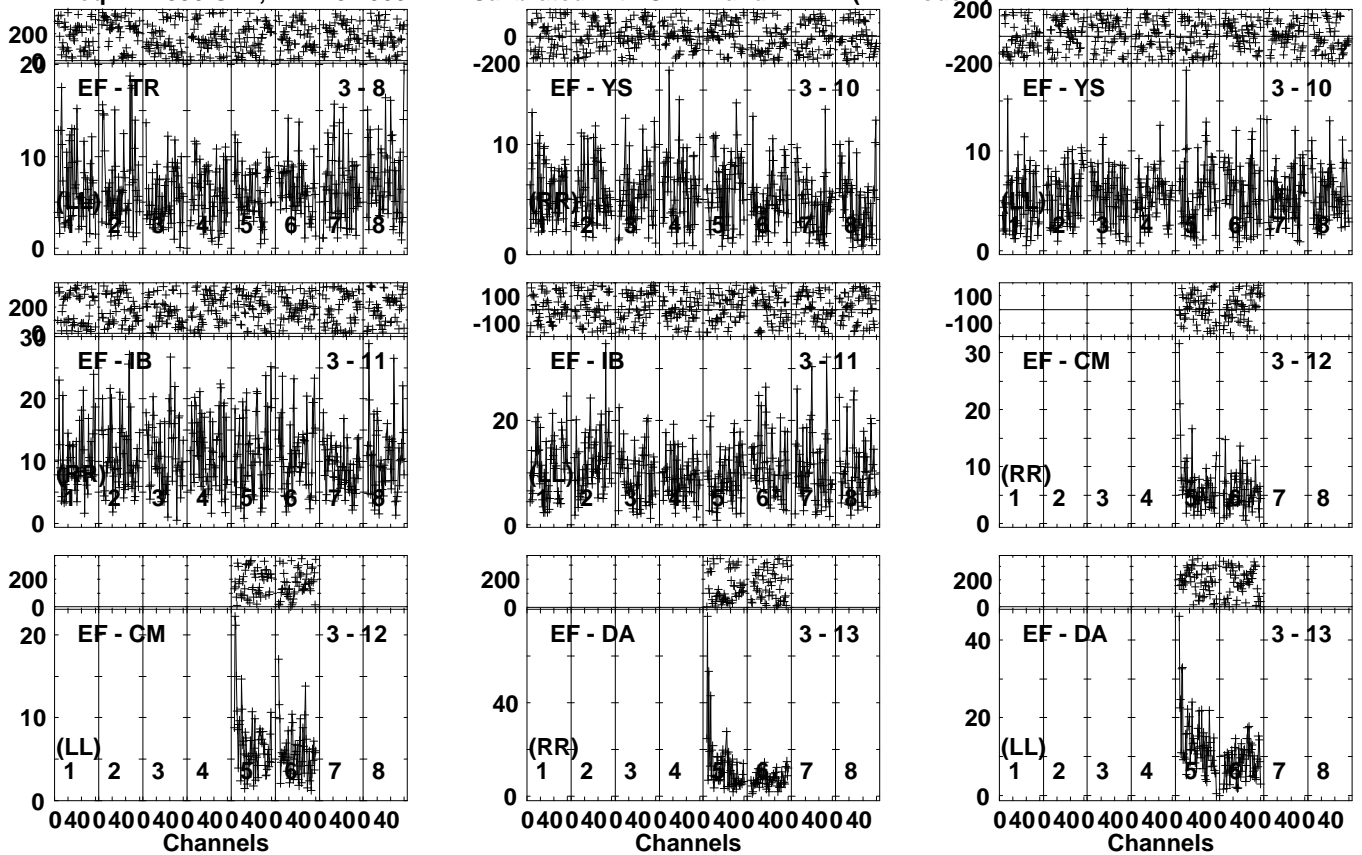


Lower frame: Milli Ampl Jy Top frame: Phas deg
Vector averaged cross-power spectrum Several baselines displayed
Timerange: 00/08:33:51 to 00/08:36:49

Plot file version 356 created 12-APR-2022 17:48:12

NGC5448 EC082C.UVDATA.1

Freq = 4.7990 GHz, Bw = 32.000 MH Calibrated with CL # 4 and BP # 1 (BP mode 1)

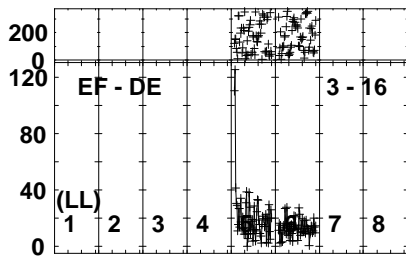
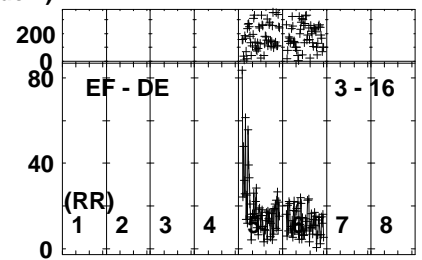
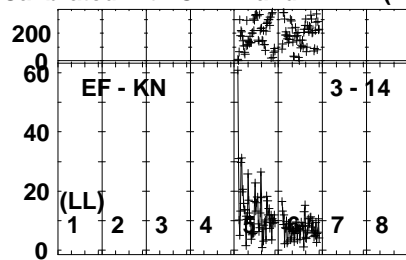
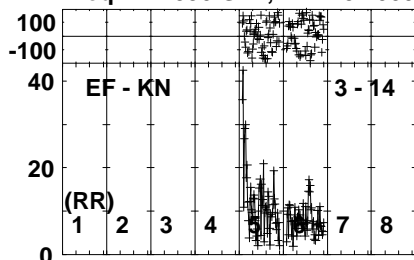


Lower frame: Milli Ampl Jy Top frame: Phas deg
Vector averaged cross-power spectrum Several baselines displayed
Timerange: 00/08:33:51 to 00/08:36:49

Plot file version 357 created 12-APR-2022 17:48:13

NGC5448 EC082C.UVDATA.1

Freq = 4.7990 GHz, Bw = 32.000 MH Calibrated with CL # 4 and BP # 1 (BP mode 1)



Lower frame: Milli Ampl Jy Top frame: Phas deg

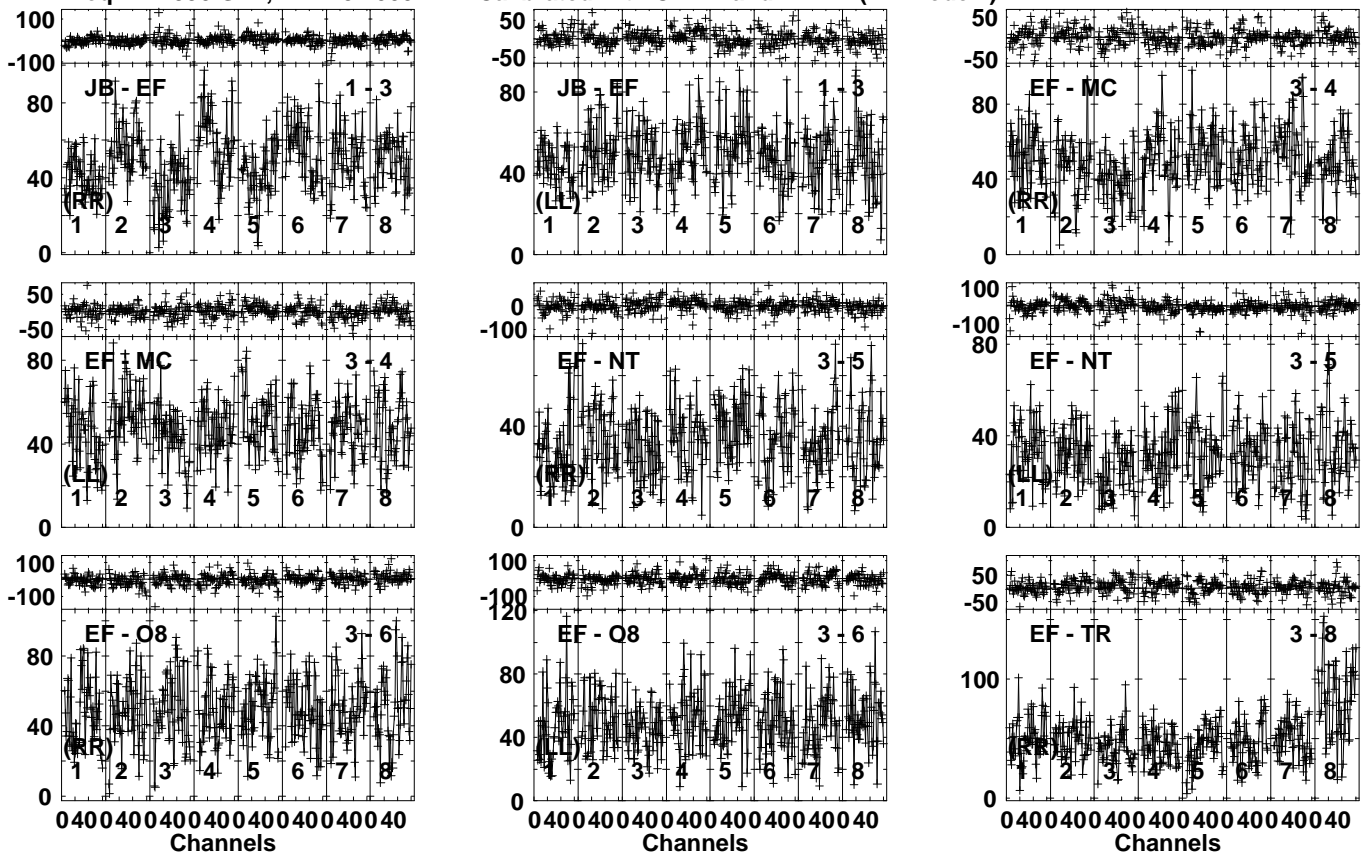
Vector averaged cross-power spectrum Several baselines displayed

Timerange: 00/08:33:51 to 00/08:36:49

Plot file version 358 created 12-APR-2022 17:48:13

J1356+4831 EC082C.UVDATA.1

Freq = 4.7990 GHz, Bw = 32.000 MH Calibrated with CL # 4 and BP # 1 (BP mode 1)

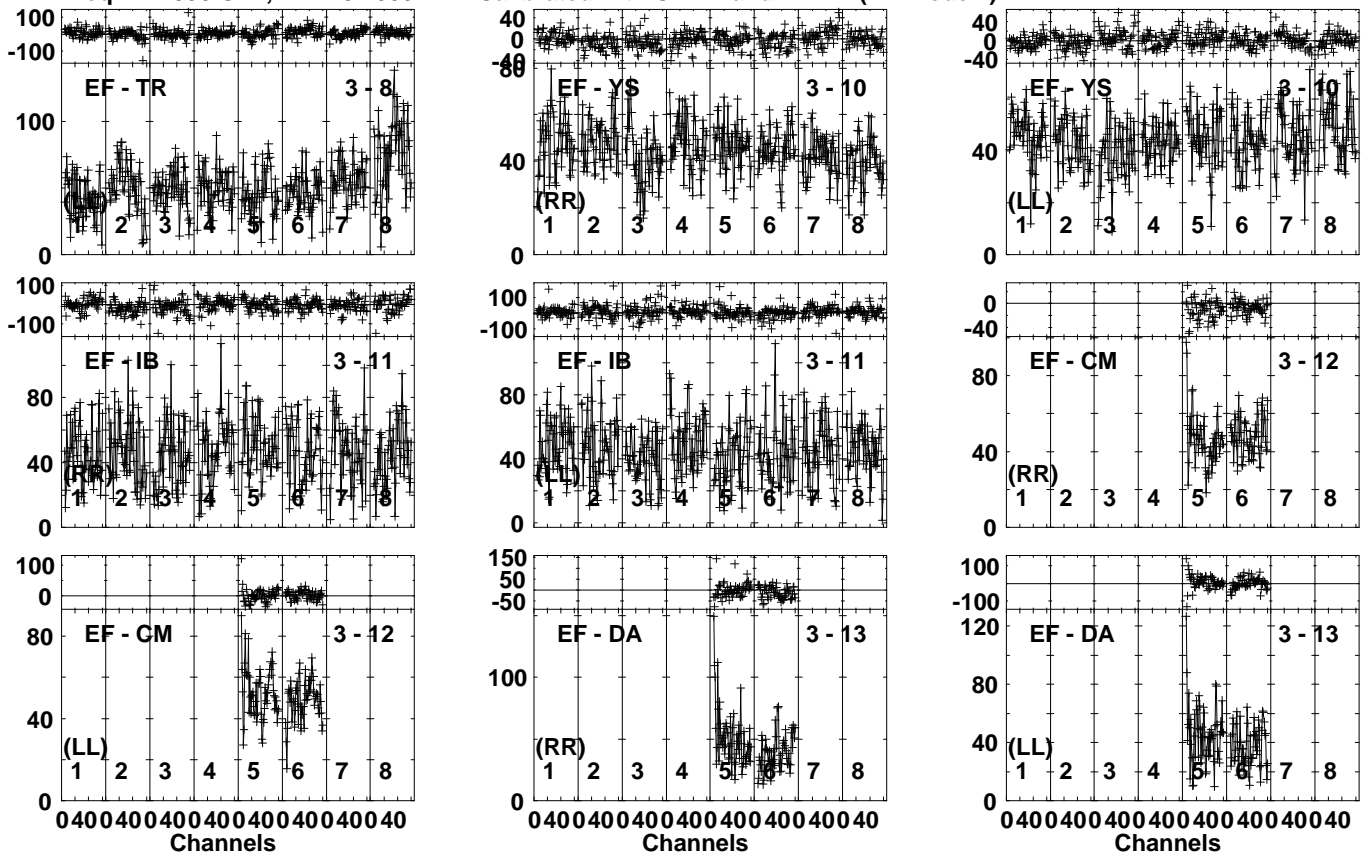


Lower frame: Milli Ampl Jy Top frame: Phas deg
Vector averaged cross-power spectrum Several baselines displayed
Timerange: 00/08:37:21 to 00/08:37:59

Plot file version 359 created 12-APR-2022 17:48:14

J1356+4831 EC082C.UVDATA.1

Freq = 4.7990 GHz, Bw = 32.000 MH Calibrated with CL # 4 and BP # 1 (BP mode 1)

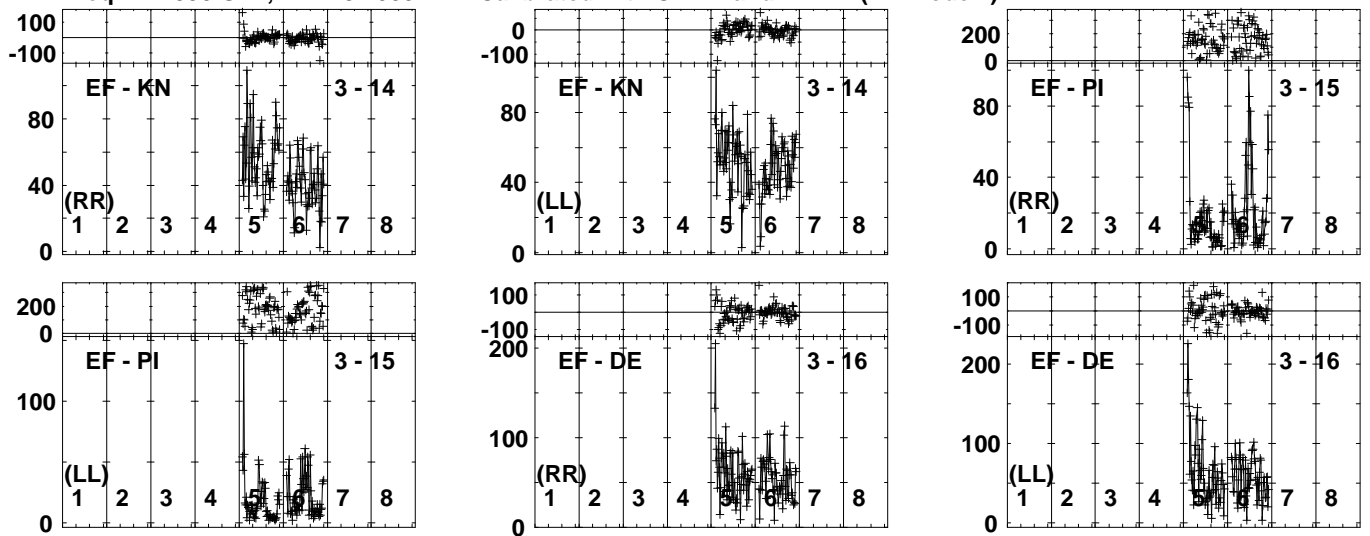


Lower frame: Milli Ampl Jy Top frame: Phas deg
Vector averaged cross-power spectrum Several baselines displayed
Timerange: 00/08:37:21 to 00/08:37:59

Plot file version 360 created 12-APR-2022 17:48:14

J1356+4831 EC082C.UVDATA.1

Freq = 4.7990 GHz, Bw = 32.000 MH Calibrated with CL # 4 and BP # 1 (BP mode 1)

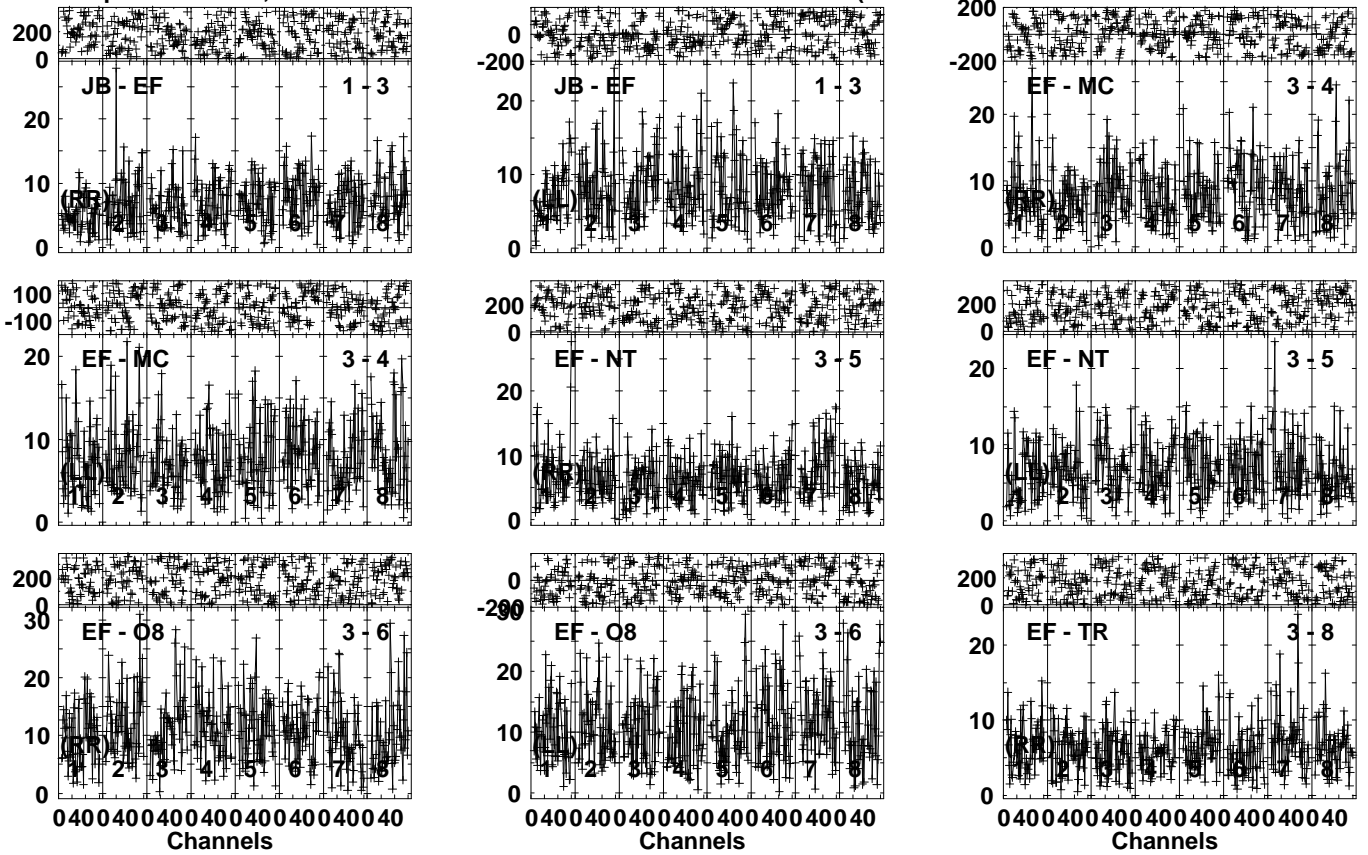


Lower frame: Milli Ampl Jy Top frame: Phas deg
Vector averaged cross-power spectrum Several baselines displayed
Timerange: 00/08:37:21 to 00/08:37:59

Plot file version 361 created 12-APR-2022 17:48:14

NGC5448 EC082C.UVDATA.1

Freq = 4.7990 GHz, Bw = 32.000 MH Calibrated with CL # 4 and BP # 1 (BP mode 1)

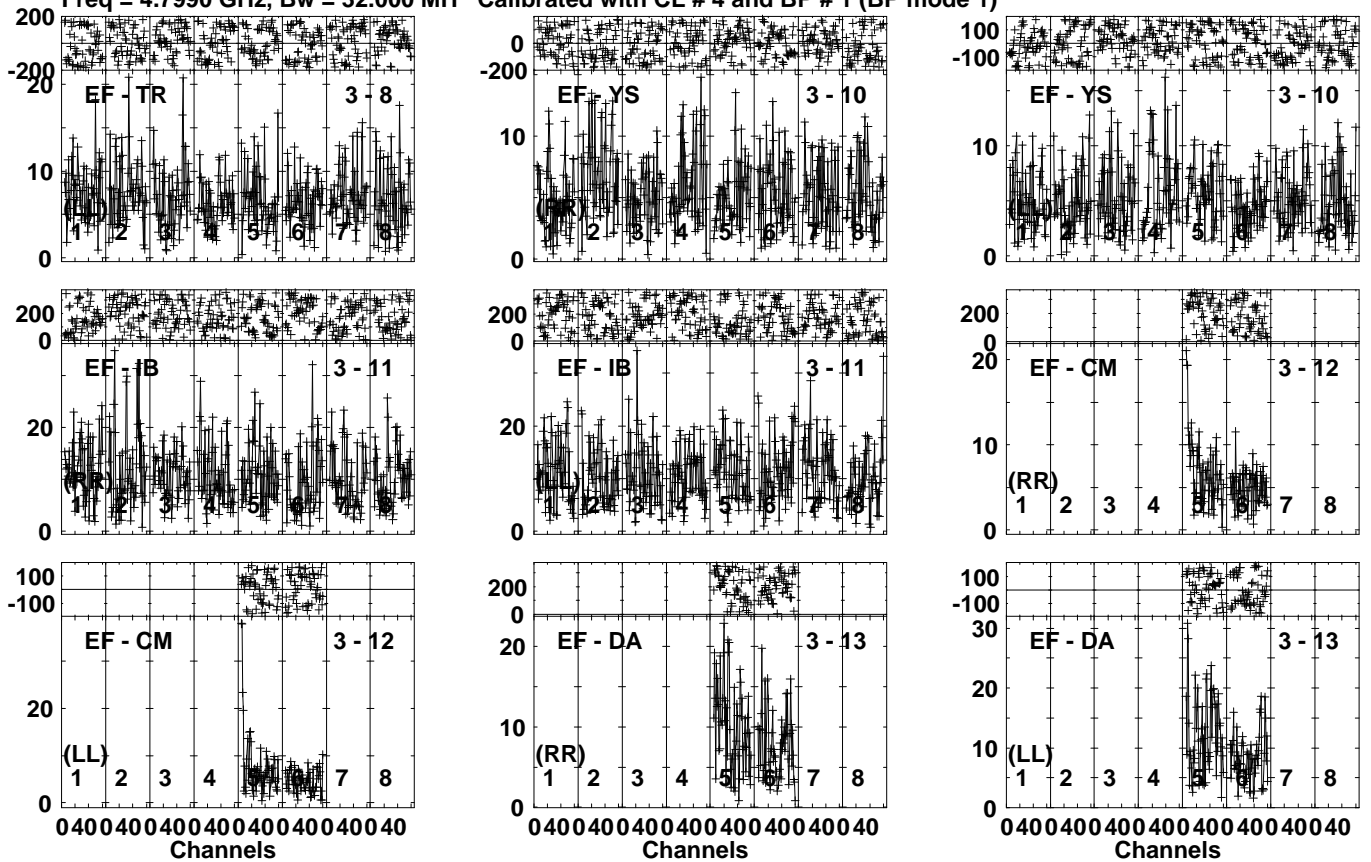


Lower frame: Milli Ampl Jy Top frame: Phas deg
Vector averaged cross-power spectrum Several baselines displayed
Timerange: 00/08:38:11 to 00/08:41:09

Plot file version 362 created 12-APR-2022 17:48:15

NGC5448 EC082C.UVDATA.1

Freq = 4.7990 GHz, Bw = 32.000 MH Calibrated with CL # 4 and BP # 1 (BP mode 1)

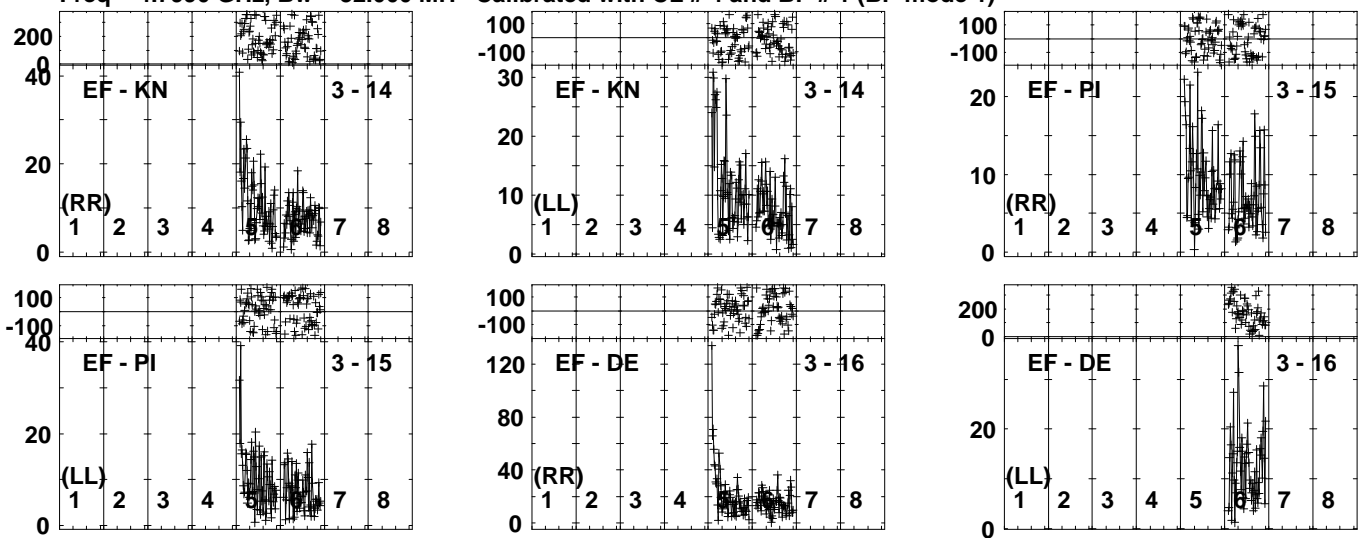


Lower frame: Milli Ampl Jy Top frame: Phas deg
Vector averaged cross-power spectrum Several baselines displayed
Timerange: 00/08:38:11 to 00/08:41:09

Plot file version 363 created 12-APR-2022 17:48:15

NGC5448 EC082C.UVDATA.1

Freq = 4.7990 GHz, Bw = 32.000 MH Calibrated with CL # 4 and BP # 1 (BP mode 1)



Lower frame: Milli Ampl Jy Top frame: Phas deg

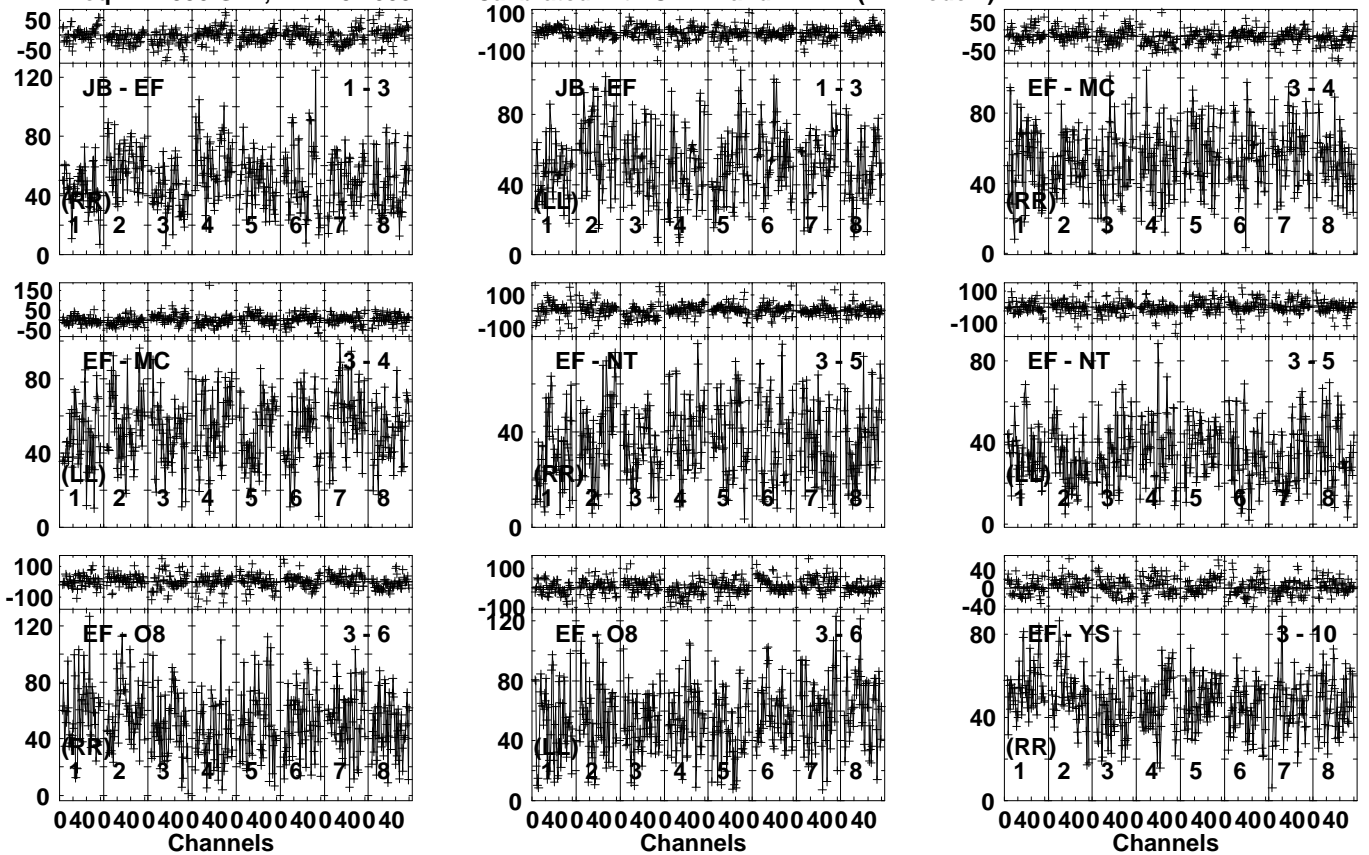
Vector averaged cross-power spectrum Several baselines displayed

Timerange: 00/08:38:11 to 00/08:41:09

Plot file version 364 created 12-APR-2022 17:48:16

J1356+4831 EC082C.UVDATA.1

Freq = 4.7990 GHz, Bw = 32.000 MH Calibrated with CL # 4 and BP # 1 (BP mode 1)

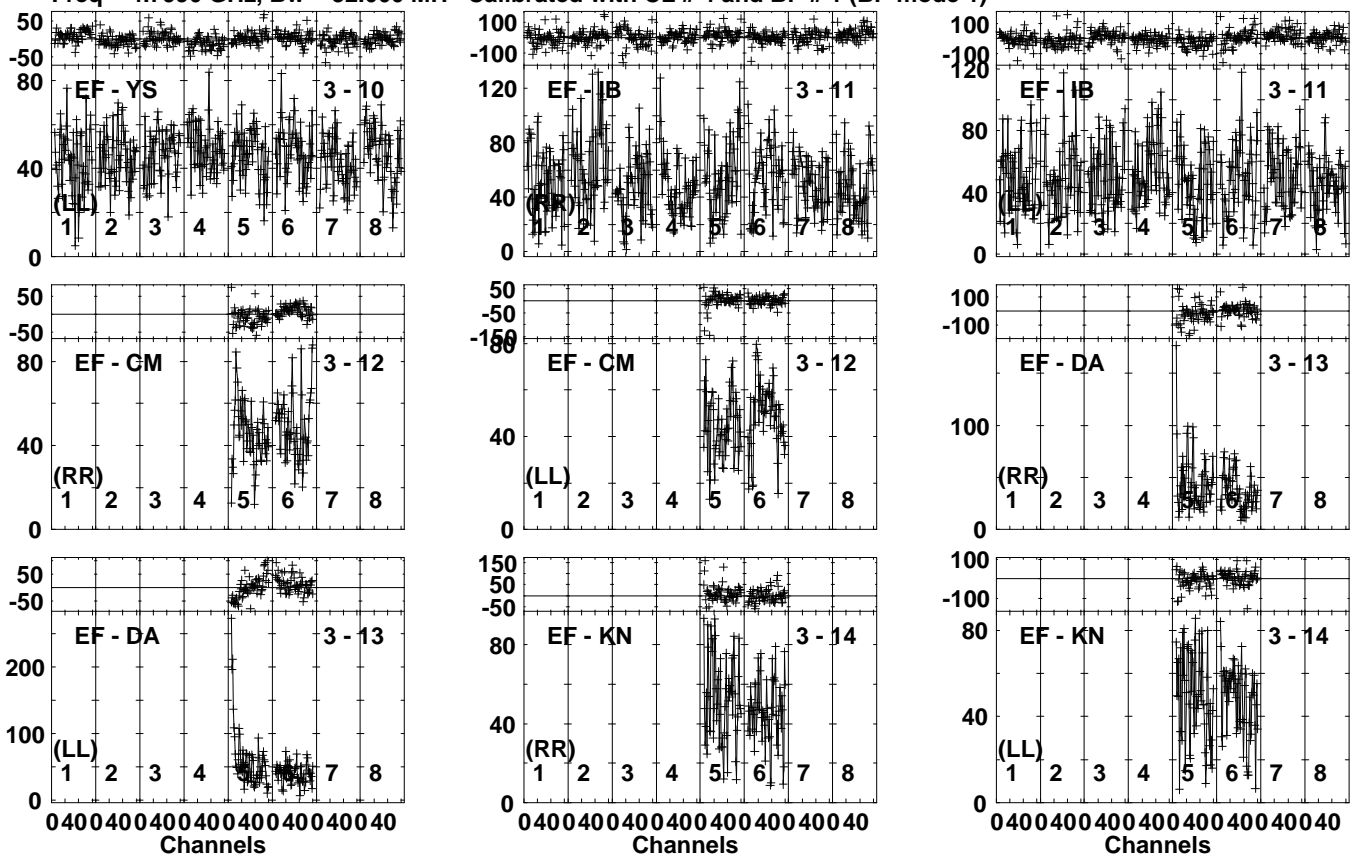


Lower frame: Milli Ampl Jy Top frame: Phas deg
Vector averaged cross-power spectrum Several baselines displayed
Timerange: 00/08:41:21 to 00/08:42:09

Plot file version 365 created 12-APR-2022 17:48:16

J1356+4831 EC082C.UVDATA.1

Freq = 4.7990 GHz, Bw = 32.000 MH Calibrated with CL # 4 and BP # 1 (BP mode 1)

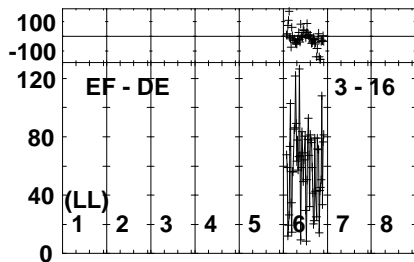
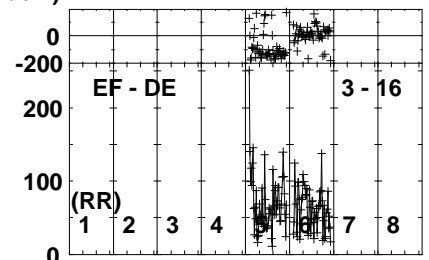
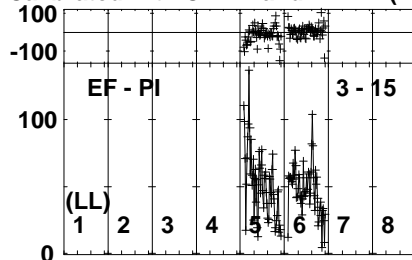
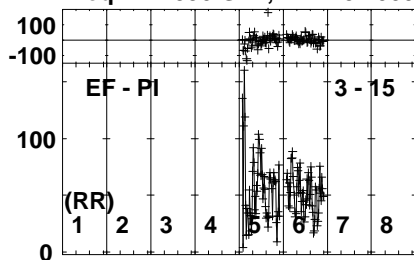


Lower frame: Milli Ampl Jy Top frame: Phas deg
Vector averaged cross-power spectrum Several baselines displayed
Timerange: 00/08:41:21 to 00/08:42:09

Plot file version 366 created 12-APR-2022 17:48:17

J1356+4831 EC082C.UVDATA.1

Freq = 4.7990 GHz, Bw = 32.000 MH Calibrated with CL # 4 and BP # 1 (BP mode 1)

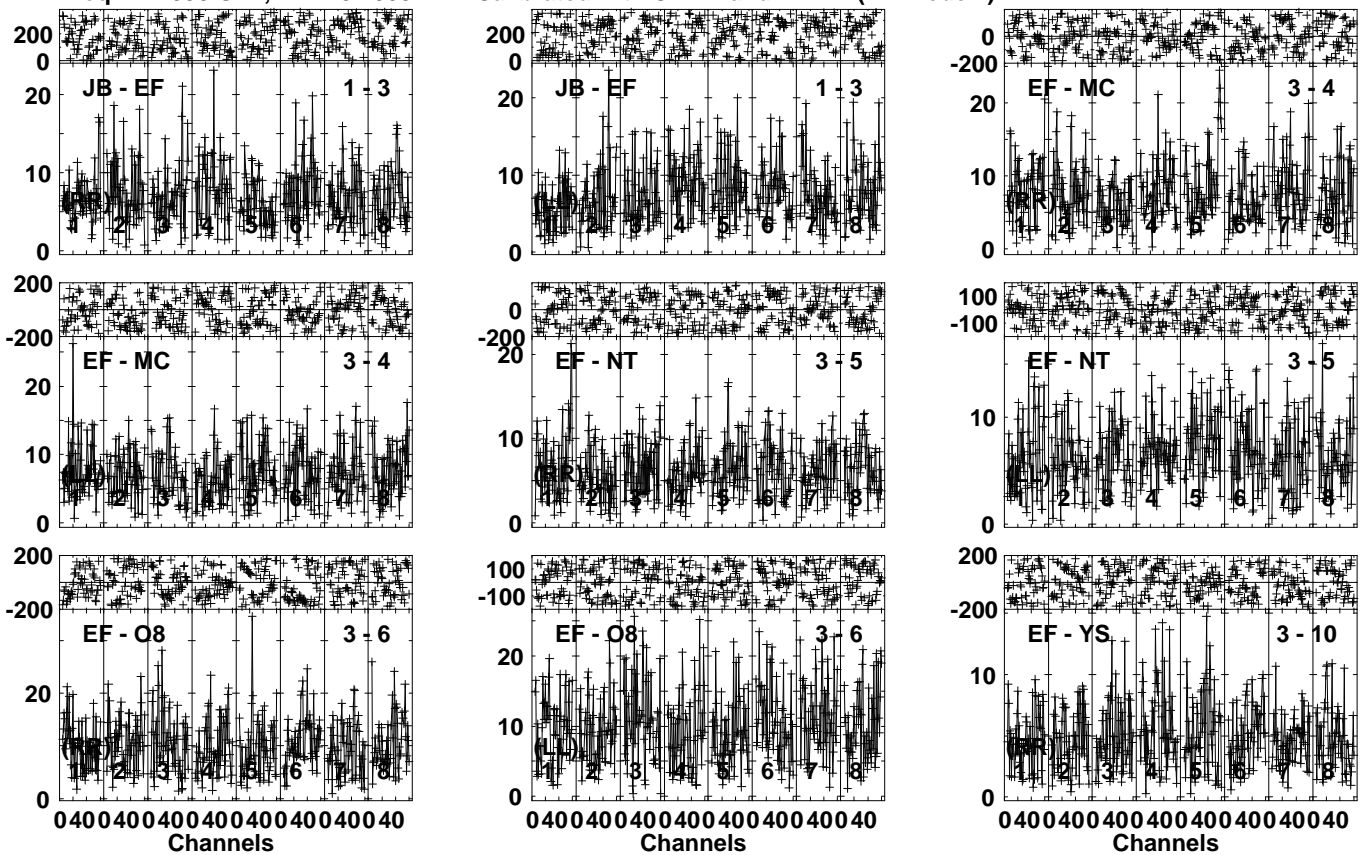


Lower frame: Milli Ampl Jy Top frame: Phas deg
Vector averaged cross-power spectrum Several baselines displayed
Timerange: 00/08:41:21 to 00/08:42:09

Plot file version 367 created 12-APR-2022 17:48:17

NGC5448 EC082C.UVDATA.1

Freq = 4.7990 GHz, Bw = 32.000 MH Calibrated with CL # 4 and BP # 1 (BP mode 1)

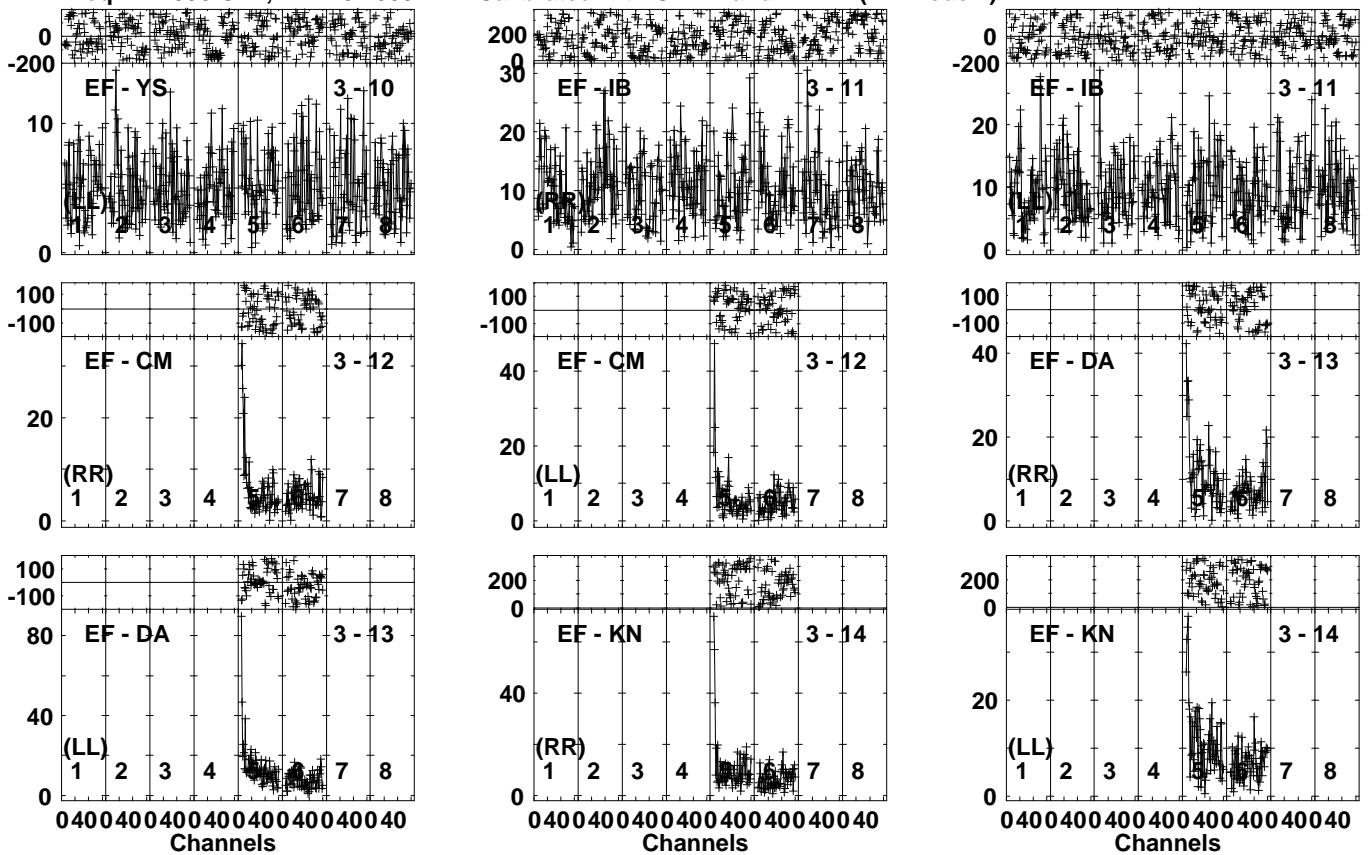


Lower frame: Milli Ampl Jy Top frame: Phas deg
Vector averaged cross-power spectrum Several baselines displayed
Timerange: 00/08:42:41 to 00/08:45:39

Plot file version 368 created 12-APR-2022 17:48:17

NGC5448 EC082C.UVDATA.1

Freq = 4.7990 GHz, Bw = 32.000 MH Calibrated with CL # 4 and BP # 1 (BP mode 1)

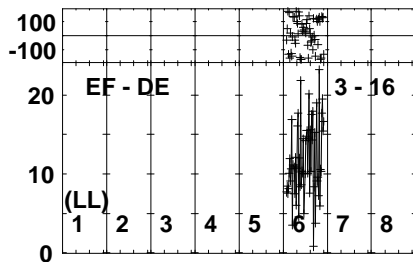
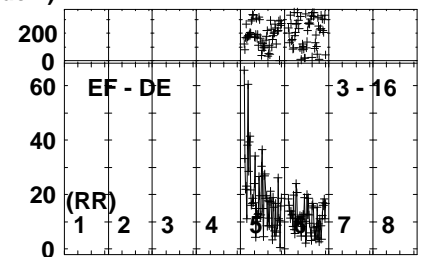
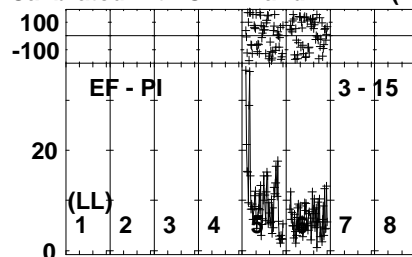
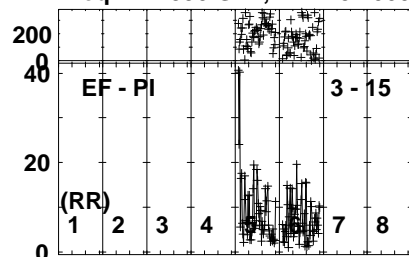


Lower frame: Milli Ampl Jy Top frame: Phas deg
Vector averaged cross-power spectrum Several baselines displayed
Timerange: 00/08:42:41 to 00/08:45:39

Plot file version 369 created 12-APR-2022 17:48:18

NGC5448 EC082C.UVDATA.1

Freq = 4.7990 GHz, Bw = 32.000 MH Calibrated with CL # 4 and BP # 1 (BP mode 1)

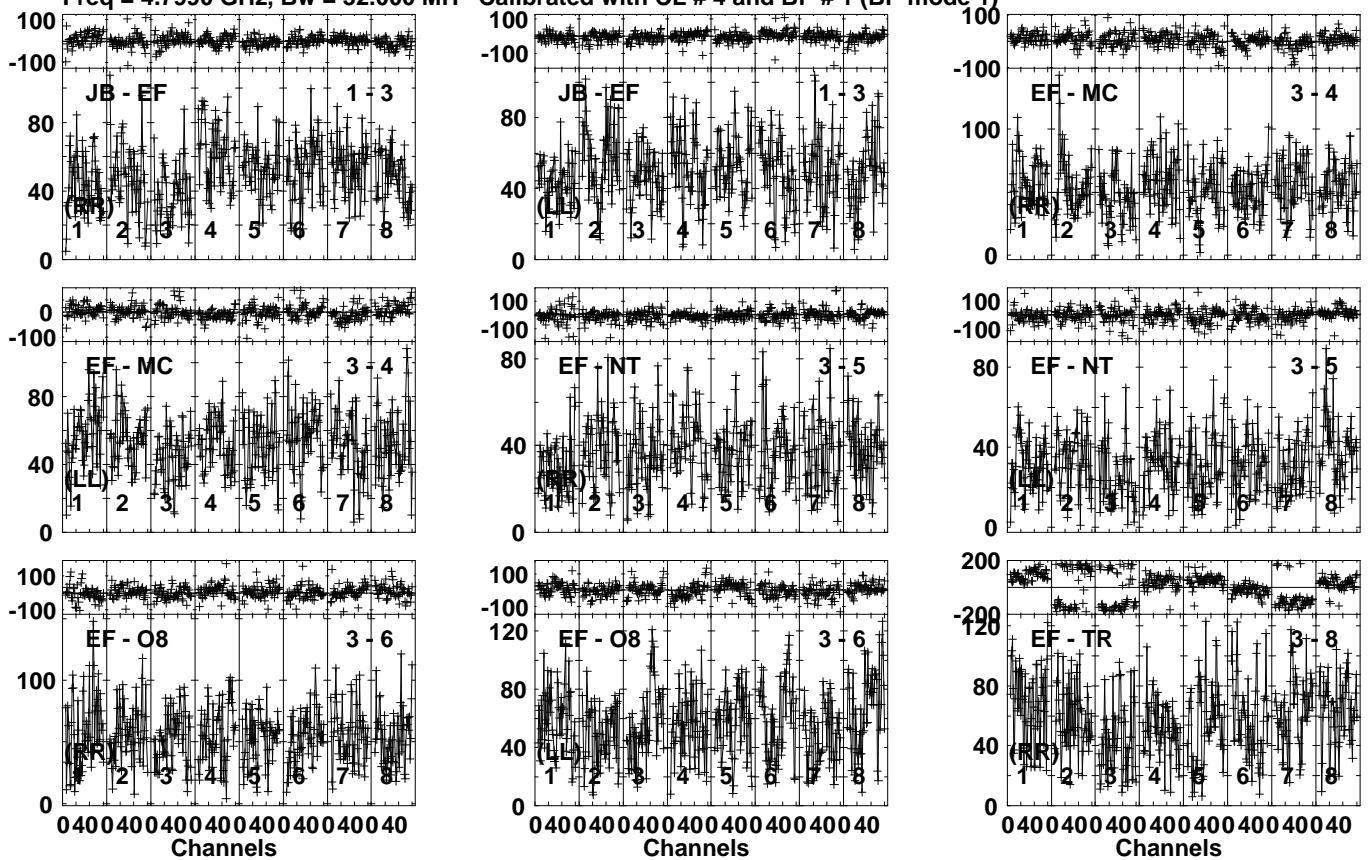


Lower frame: Milli Ampl Jy Top frame: Phas deg
Vector averaged cross-power spectrum Several baselines displayed
Timerange: 00/08:42:41 to 00/08:45:39

Plot file version 370 created 12-APR-2022 17:48:18

J1356+4831 EC082C.UVDATA.1

Freq = 4.7990 GHz, Bw = 32.000 MH Calibrated with CL # 4 and BP # 1 (BP mode 1)

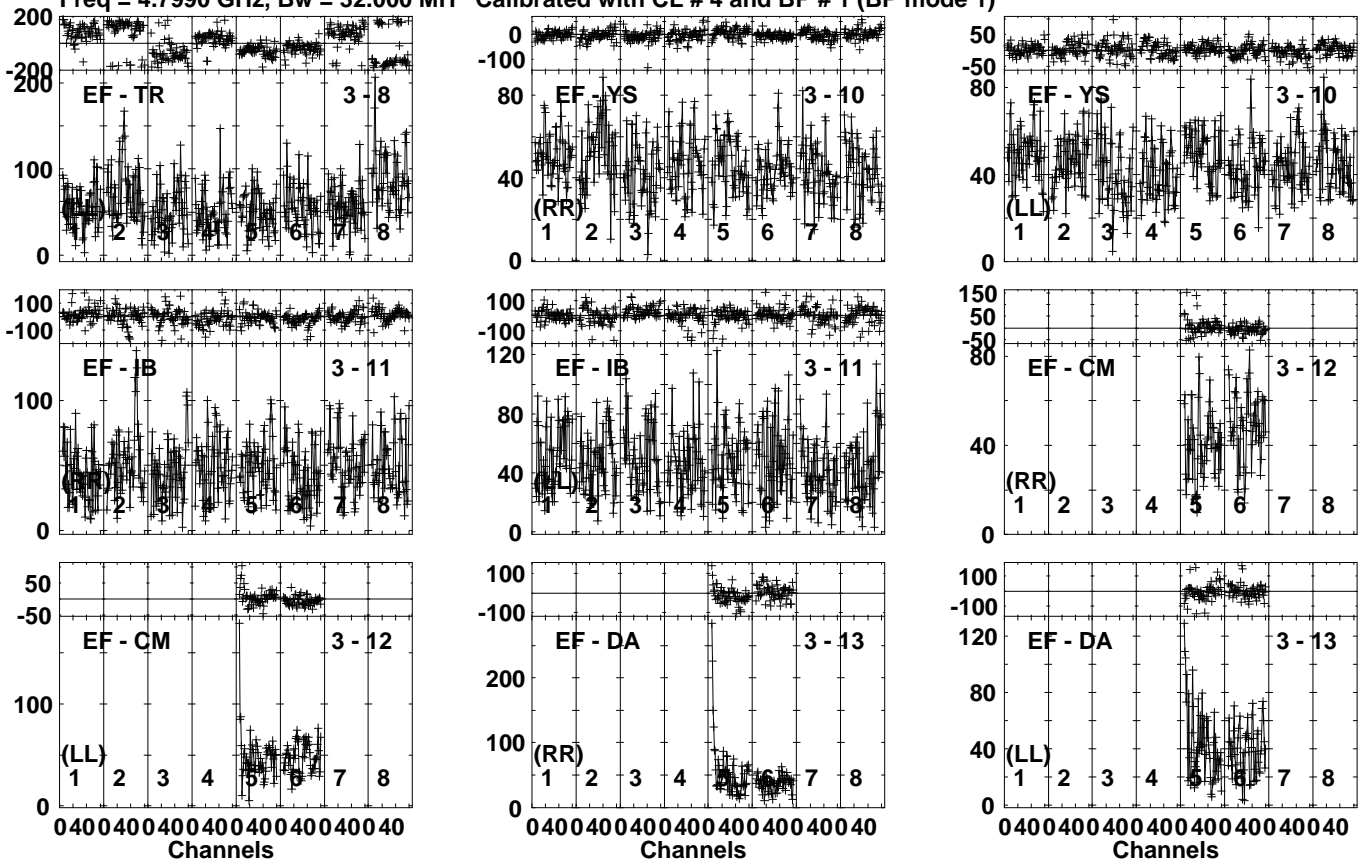


Lower frame: Milli Ampl Jy Top frame: Phas deg
Vector averaged cross-power spectrum Several baselines displayed
Timerange: 00/08:45:51 to 00/08:46:39

Plot file version 371 created 12-APR-2022 17:48:18

J1356+4831 EC082C.UVDATA.1

Freq = 4.7990 GHz, Bw = 32.000 MH Calibrated with CL # 4 and BP # 1 (BP mode 1)

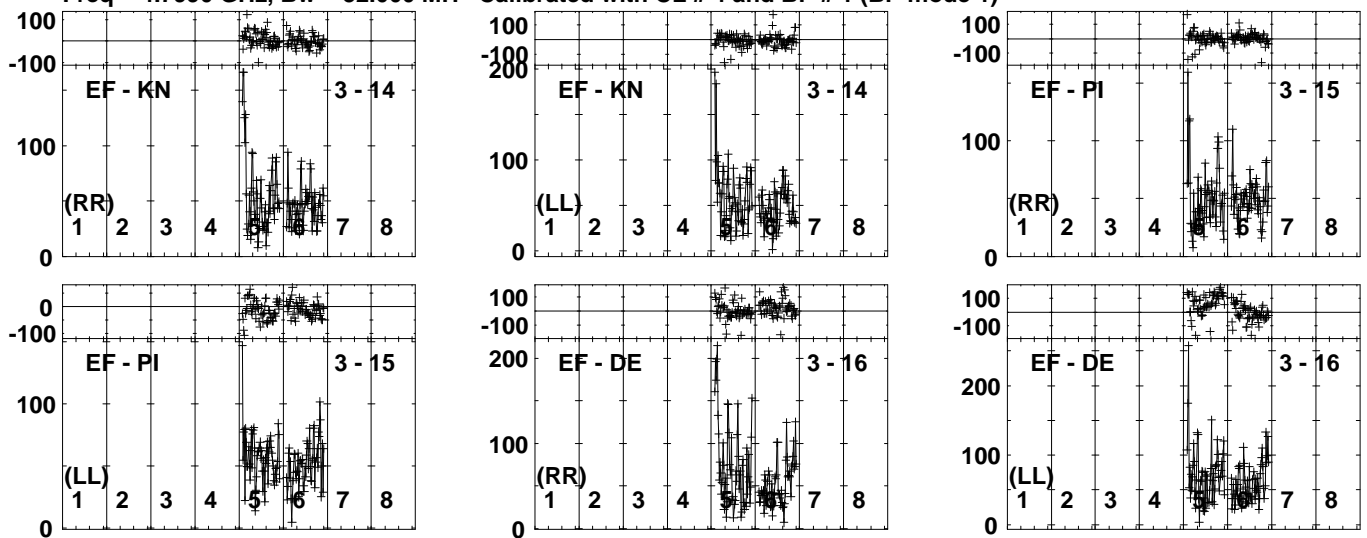


Lower frame: Milli Ampl Jy Top frame: Phas deg
Vector averaged cross-power spectrum Several baselines displayed
Timerange: 00/08:45:51 to 00/08:46:39

Plot file version 372 created 12-APR-2022 17:48:19

J1356+4831 EC082C.UVDATA.1

Freq = 4.7990 GHz, Bw = 32.000 MH Calibrated with CL # 4 and BP # 1 (BP mode 1)



Lower frame: Milli Ampl Jy Top frame: Phas deg

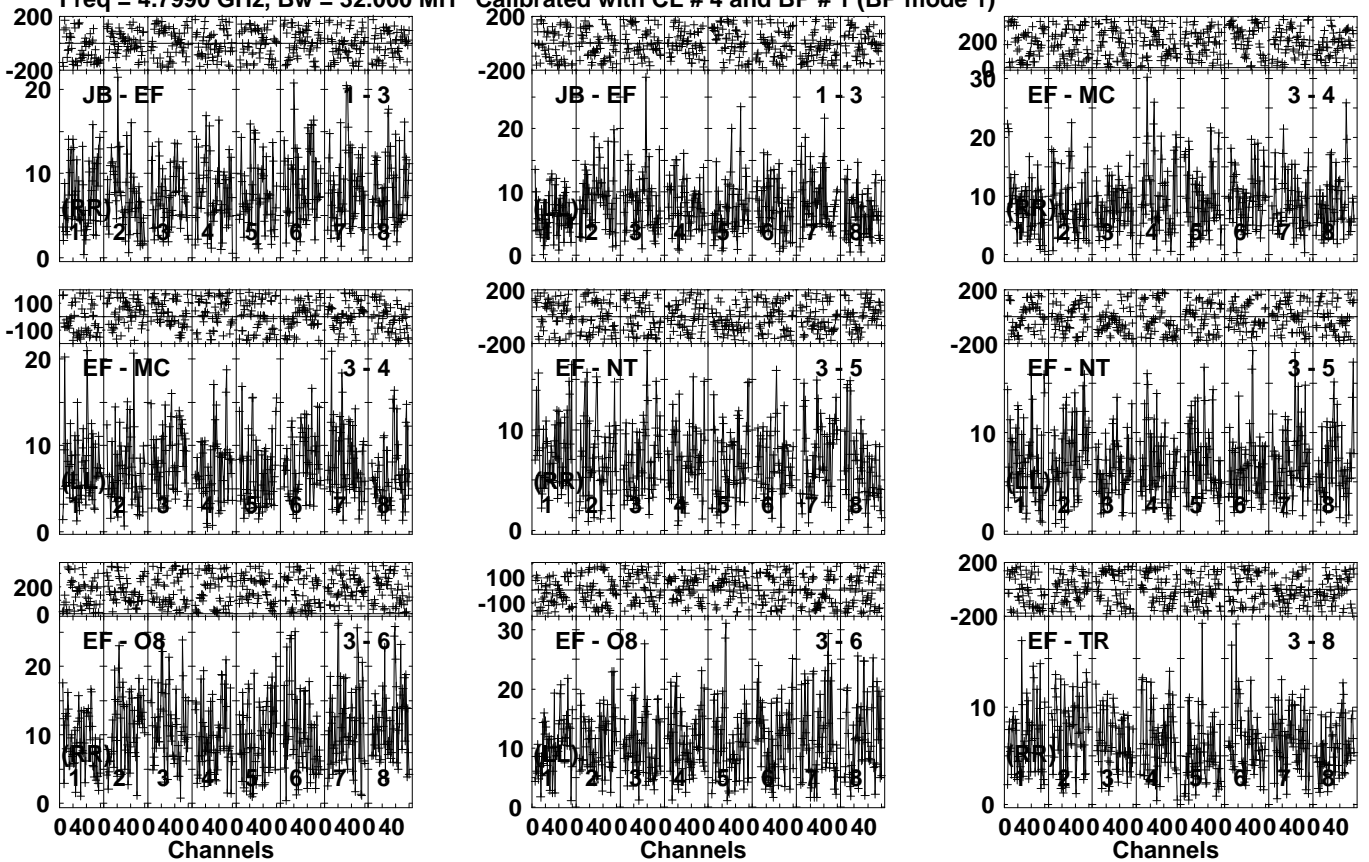
Vector averaged cross-power spectrum Several baselines displayed

Timerange: 00/08:45:51 to 00/08:46:39

Plot file version 373 created 12-APR-2022 17:48:19

NGC5448 EC082C.UVDATA.1

Freq = 4.7990 GHz, Bw = 32.000 MH Calibrated with CL # 4 and BP # 1 (BP mode 1)

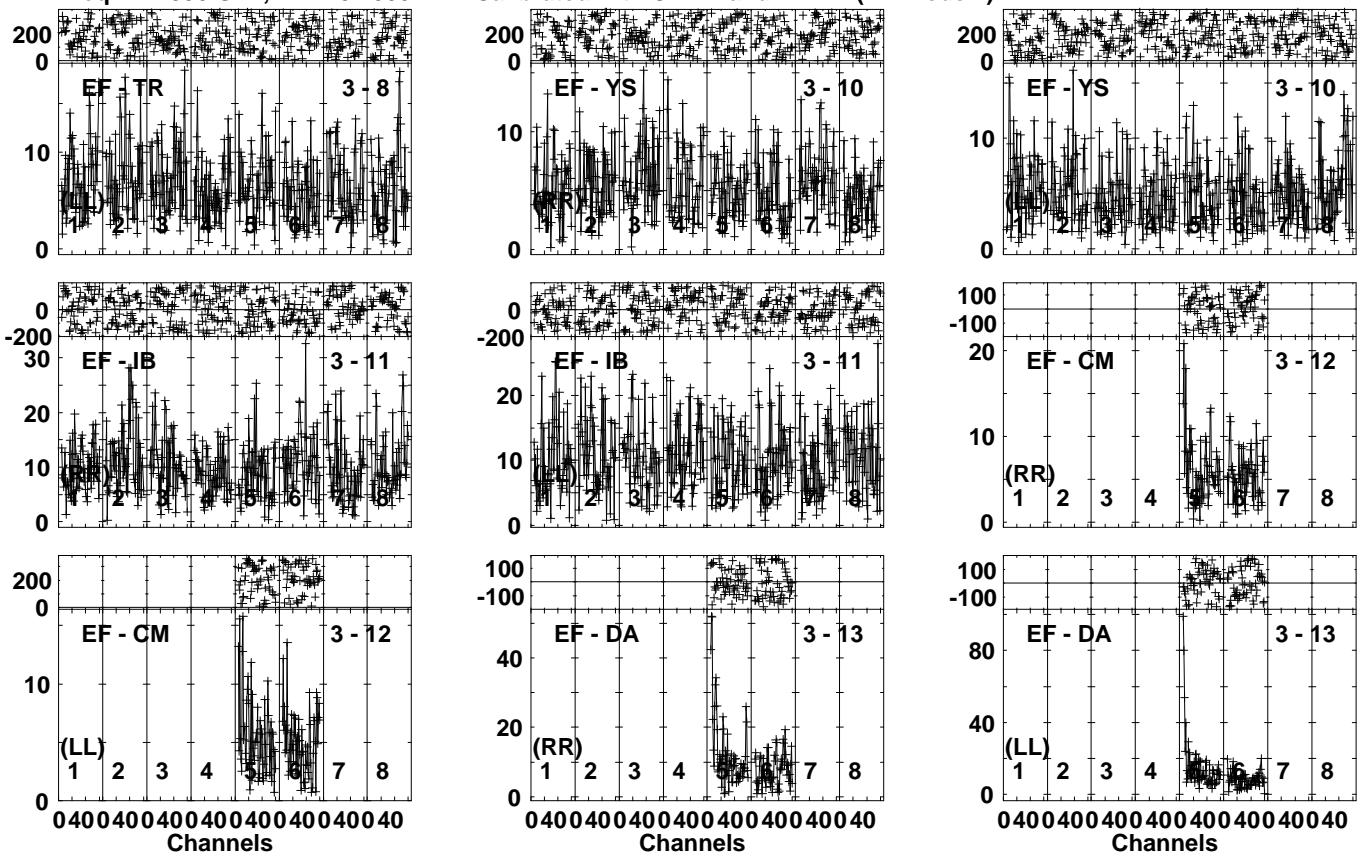


Lower frame: Milli Ampl Jy Top frame: Phas deg
Vector averaged cross-power spectrum Several baselines displayed
Timerange: 00/08:46:51 to 00/08:49:49

Plot file version 374 created 12-APR-2022 17:48:20

NGC5448 EC082C.UVDATA.1

Freq = 4.7990 GHz, Bw = 32.000 MH Calibrated with CL # 4 and BP # 1 (BP mode 1)

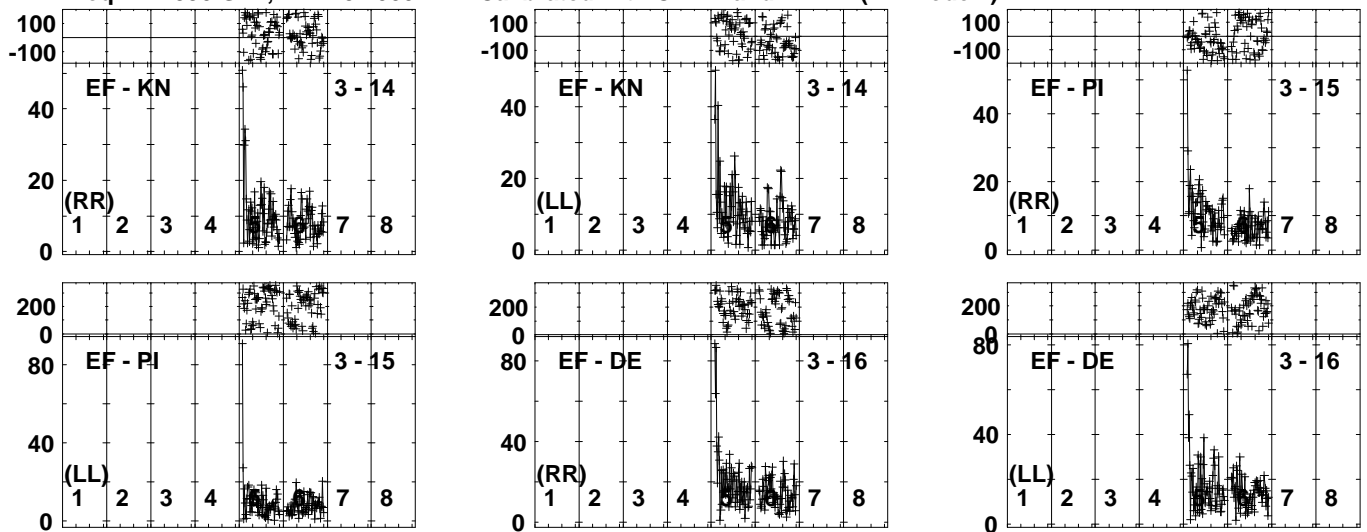


Lower frame: Milli Ampl Jy Top frame: Phas deg
Vector averaged cross-power spectrum Several baselines displayed
Timerange: 00/08:46:51 to 00/08:49:49

Plot file version 375 created 12-APR-2022 17:48:20

NGC5448 EC082C.UVDATA.1

Freq = 4.7990 GHz, Bw = 32.000 MH Calibrated with CL # 4 and BP # 1 (BP mode 1)



Lower frame: Milli Ampl Jy Top frame: Phas deg

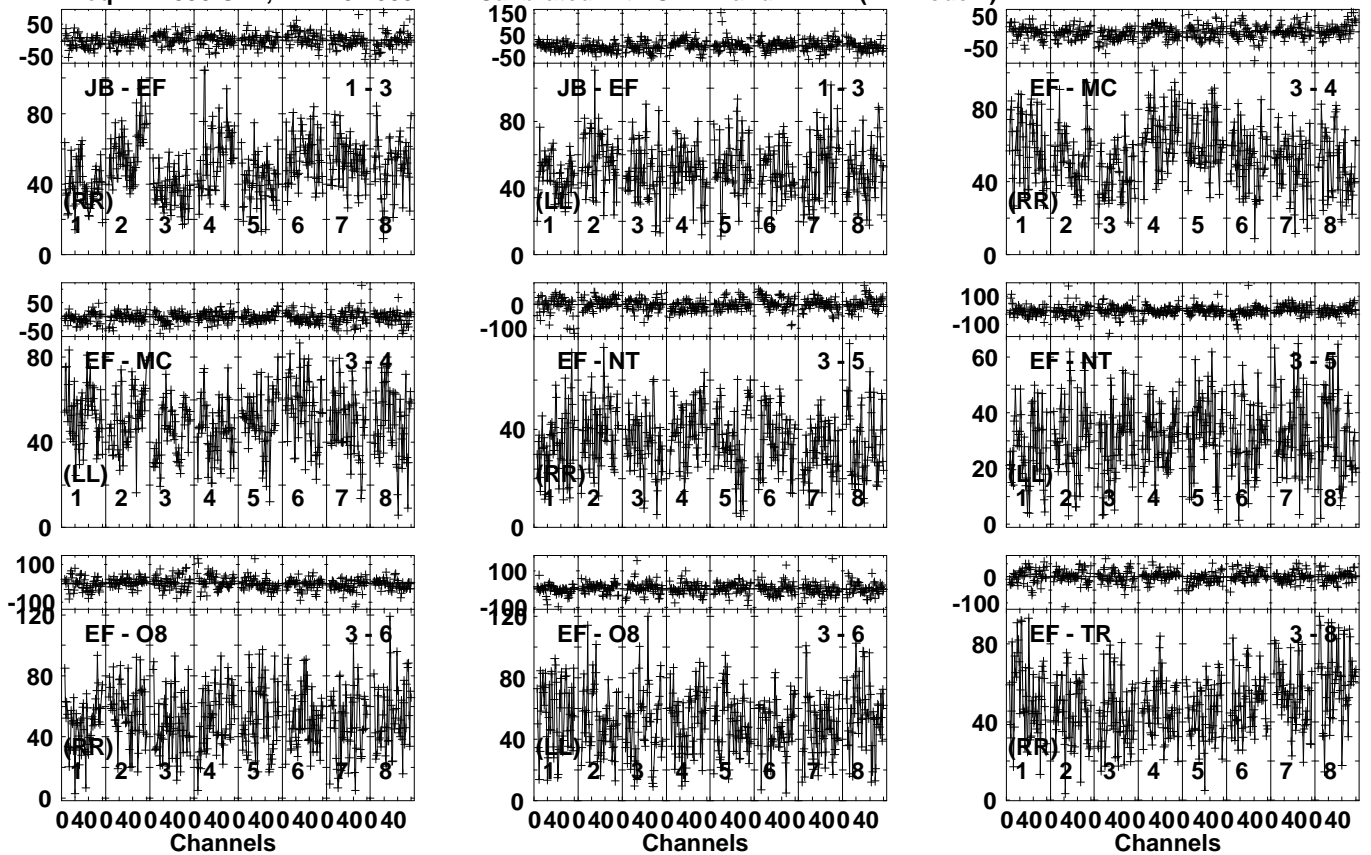
Vector averaged cross-power spectrum Several baselines displayed

Timerange: 00/08:46:51 to 00/08:49:49

Plot file version 376 created 12-APR-2022 17:48:20

J1356+4831 EC082C.UVDATA.1

Freq = 4.7990 GHz, Bw = 32.000 MH Calibrated with CL # 4 and BP # 1 (BP mode 1)

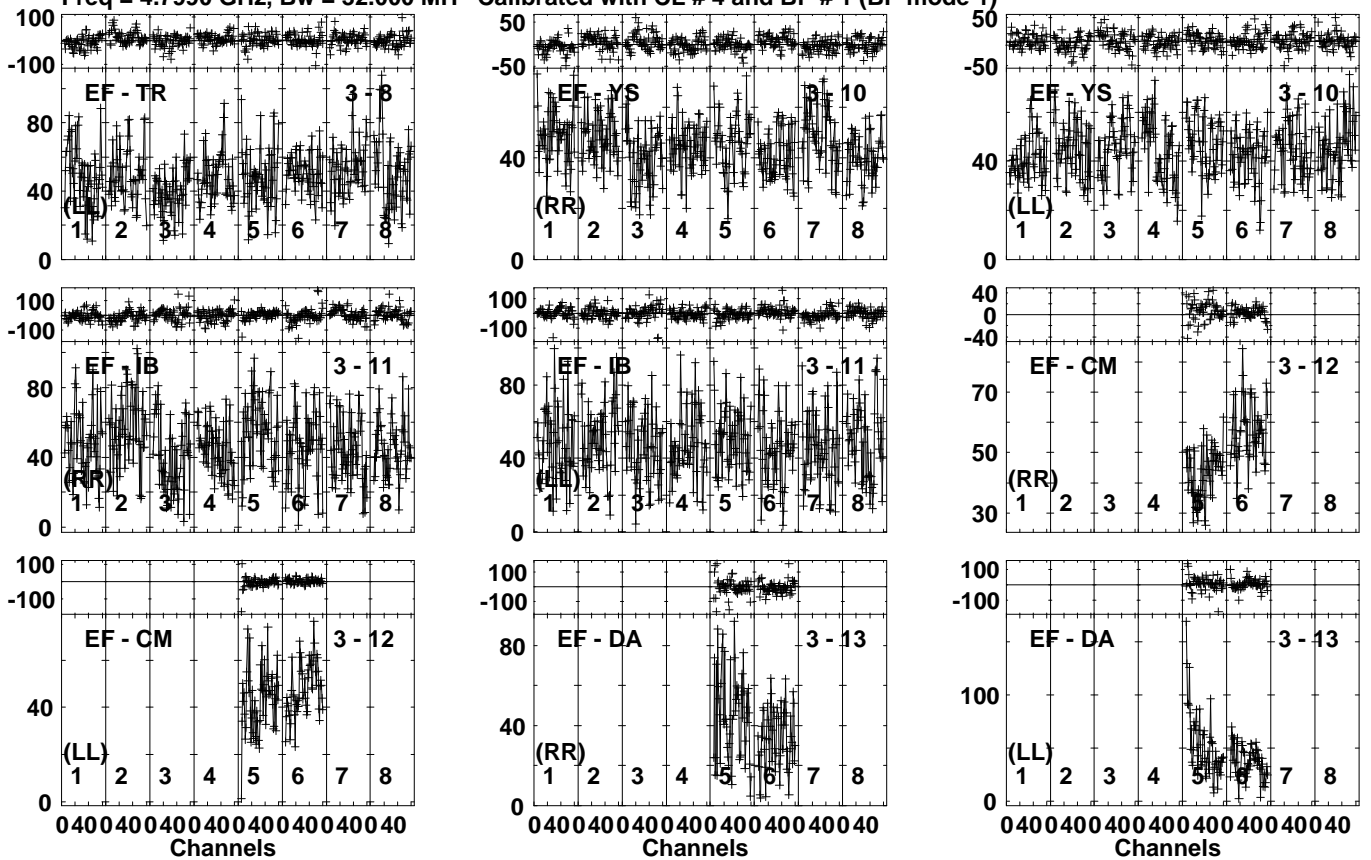


Lower frame: Milli Ampl Jy Top frame: Phas deg
Vector averaged cross-power spectrum Several baselines displayed
Timerange: 00/08:50:21 to 00/08:50:59

Plot file version 377 created 12-APR-2022 17:48:21

J1356+4831 EC082C.UVDATA.1

Freq = 4.7990 GHz, Bw = 32.000 MH Calibrated with CL # 4 and BP # 1 (BP mode 1)

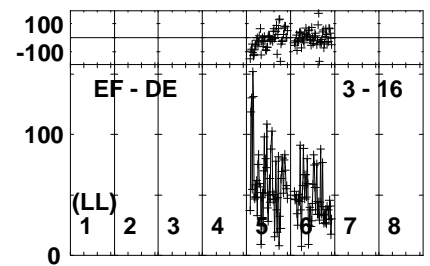
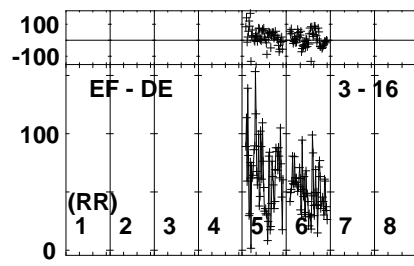
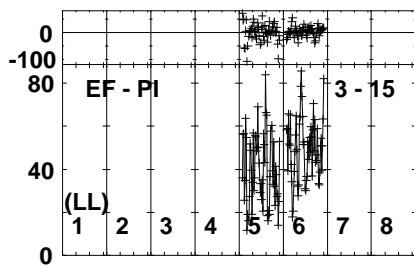
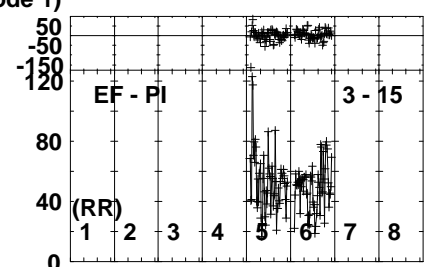
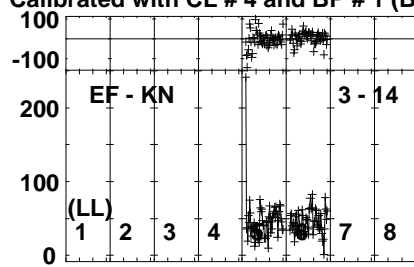
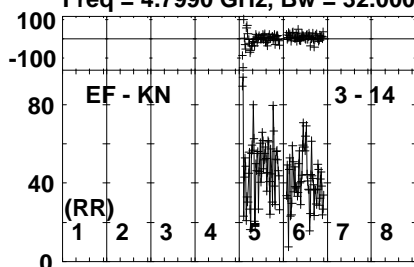


Lower frame: Milli Ampl Jy Top frame: Phas deg
Vector averaged cross-power spectrum Several baselines displayed
Timerange: 00/08:50:21 to 00/08:50:59

Plot file version 378 created 12-APR-2022 17:48:21

J1356+4831 EC082C.UVDATA.1

Freq = 4.7990 GHz, Bw = 32.000 MH Calibrated with CL # 4 and BP # 1 (BP mode 1)

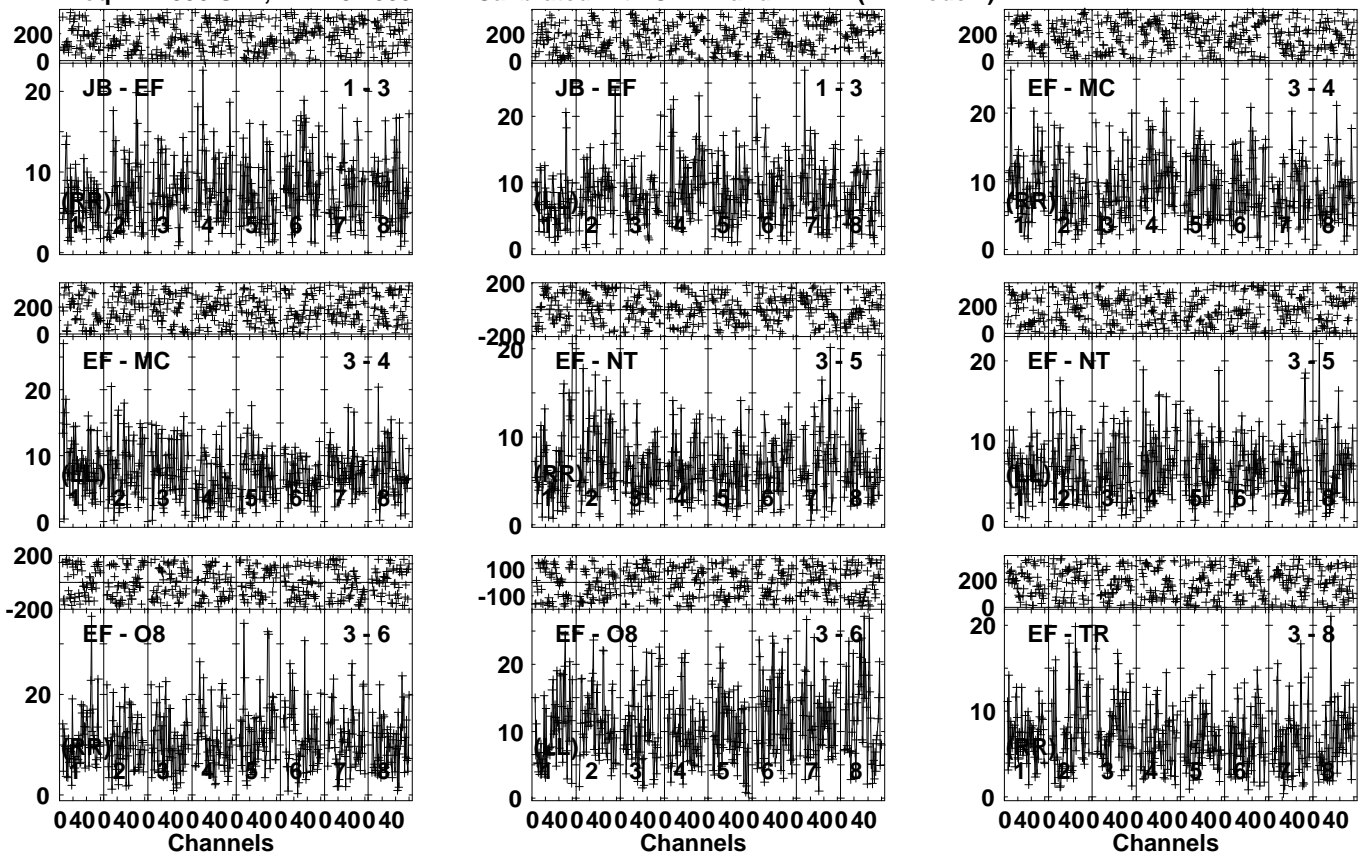


Lower frame: Milli Ampl Jy Top frame: Phas deg
Vector averaged cross-power spectrum Several baselines displayed
Timerange: 00/08:50:21 to 00/08:50:59

Plot file version 379 created 12-APR-2022 17:48:22

NGC5448 EC082C.UVDATA.1

Freq = 4.7990 GHz, Bw = 32.000 MH Calibrated with CL # 4 and BP # 1 (BP mode 1)



Lower frame: Milli Ampl Jy Top frame: Phas deg

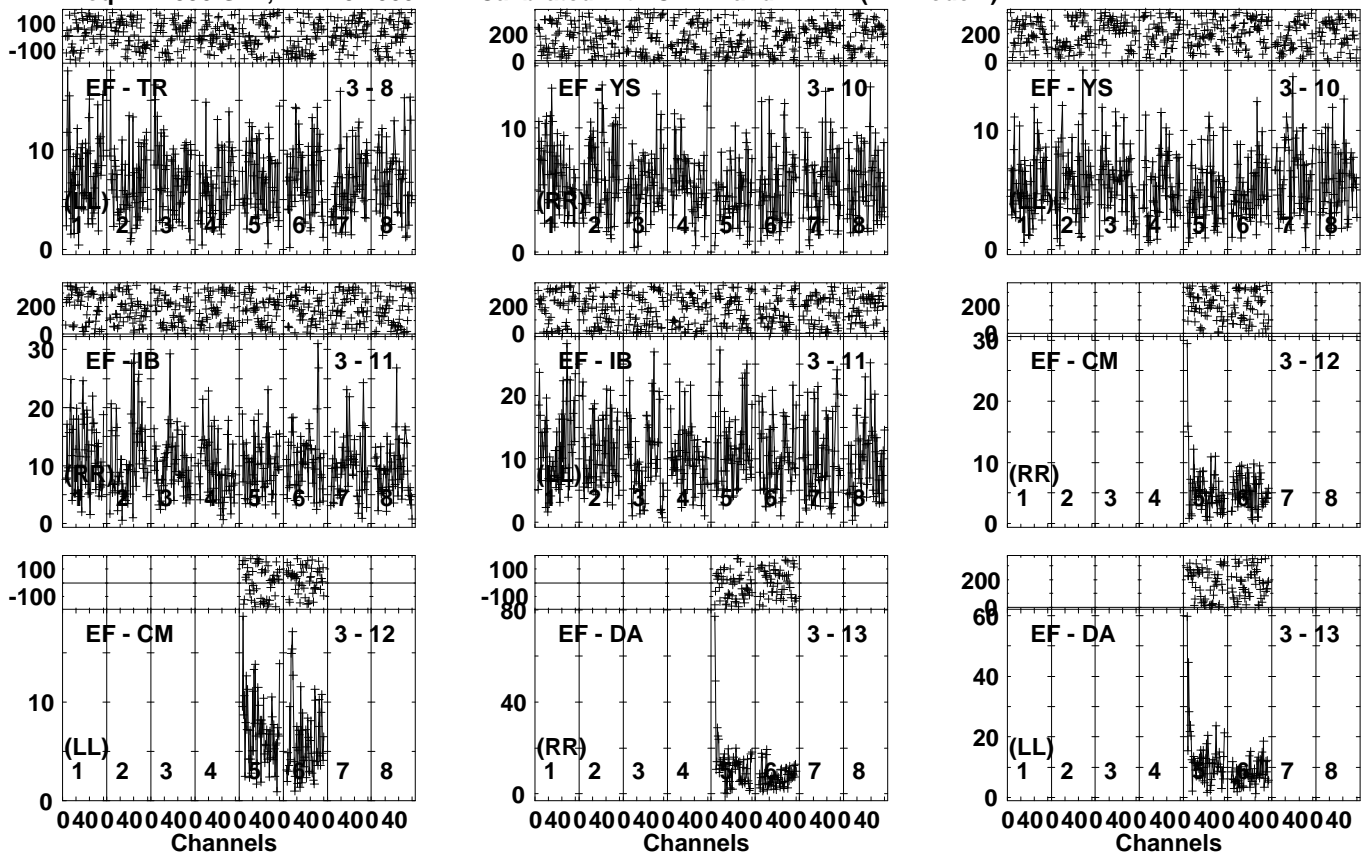
Vector averaged cross-power spectrum Several baselines displayed

Timerange: 00/08:51:11 to 00/08:54:09

Plot file version 380 created 12-APR-2022 17:48:22

NGC5448 EC082C.UVDATA.1

Freq = 4.7990 GHz, Bw = 32.000 MH Calibrated with CL # 4 and BP # 1 (BP mode 1)

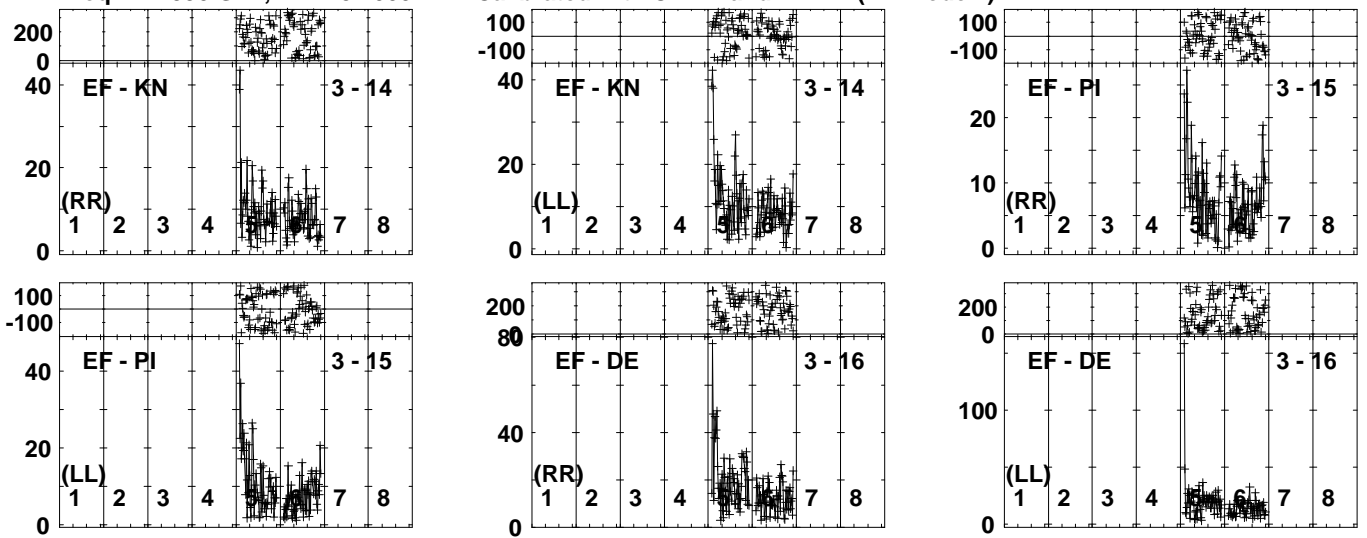


Lower frame: Milli Ampl Jy Top frame: Phas deg
Vector averaged cross-power spectrum Several baselines displayed
Timerange: 00/08:51:11 to 00/08:54:09

Plot file version 381 created 12-APR-2022 17:48:23

NGC5448 EC082C.UVDATA.1

Freq = 4.7990 GHz, Bw = 32.000 MH Calibrated with CL # 4 and BP # 1 (BP mode 1)

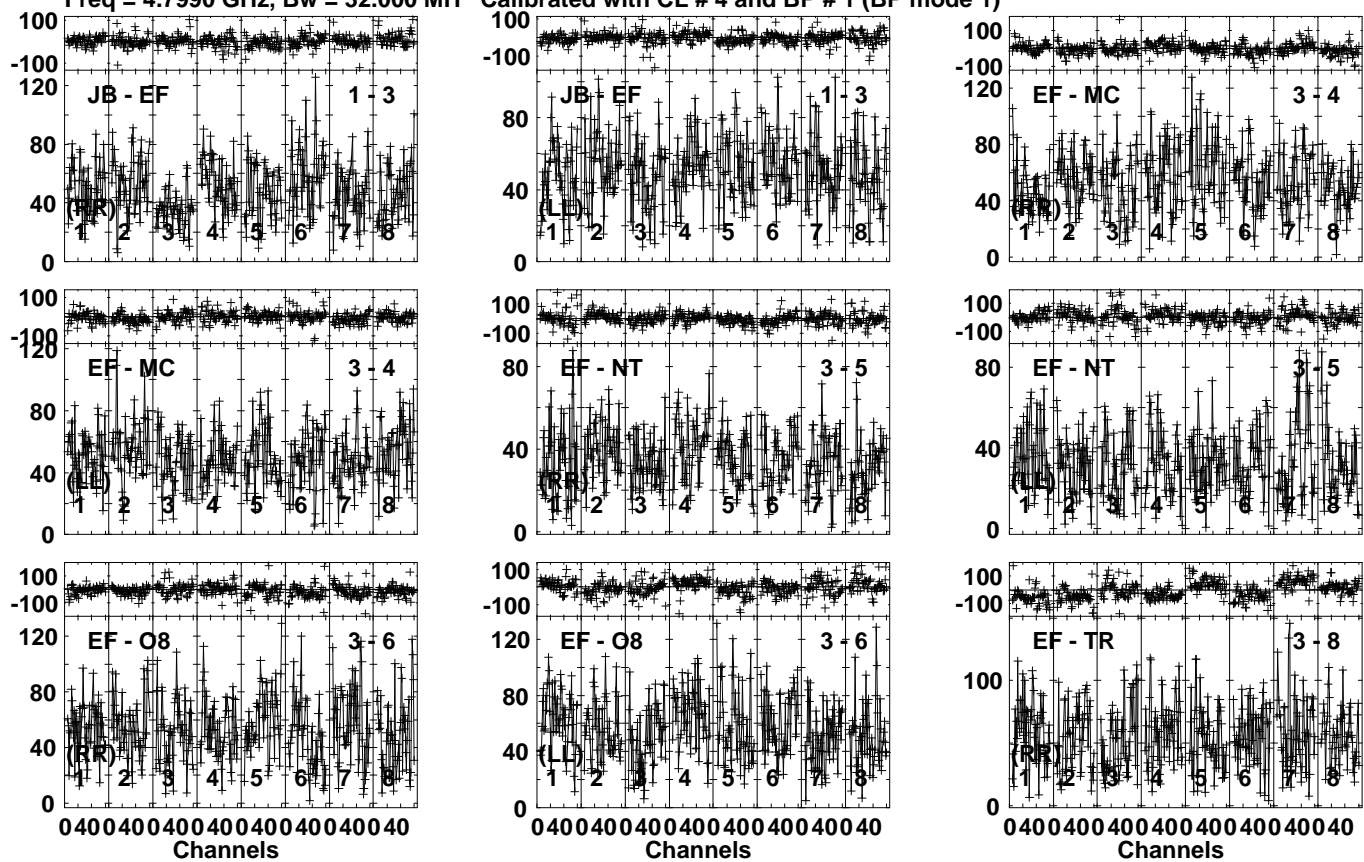


Lower frame: Milli Ampl Jy Top frame: Phas deg
Vector averaged cross-power spectrum Several baselines displayed
Timerange: 00/08:51:11 to 00/08:54:09

Plot file version 382 created 12-APR-2022 17:48:23

J1356+4831 EC082C.UVDATA.1

Freq = 4.7990 GHz, Bw = 32.000 MH Calibrated with CL # 4 and BP # 1 (BP mode 1)

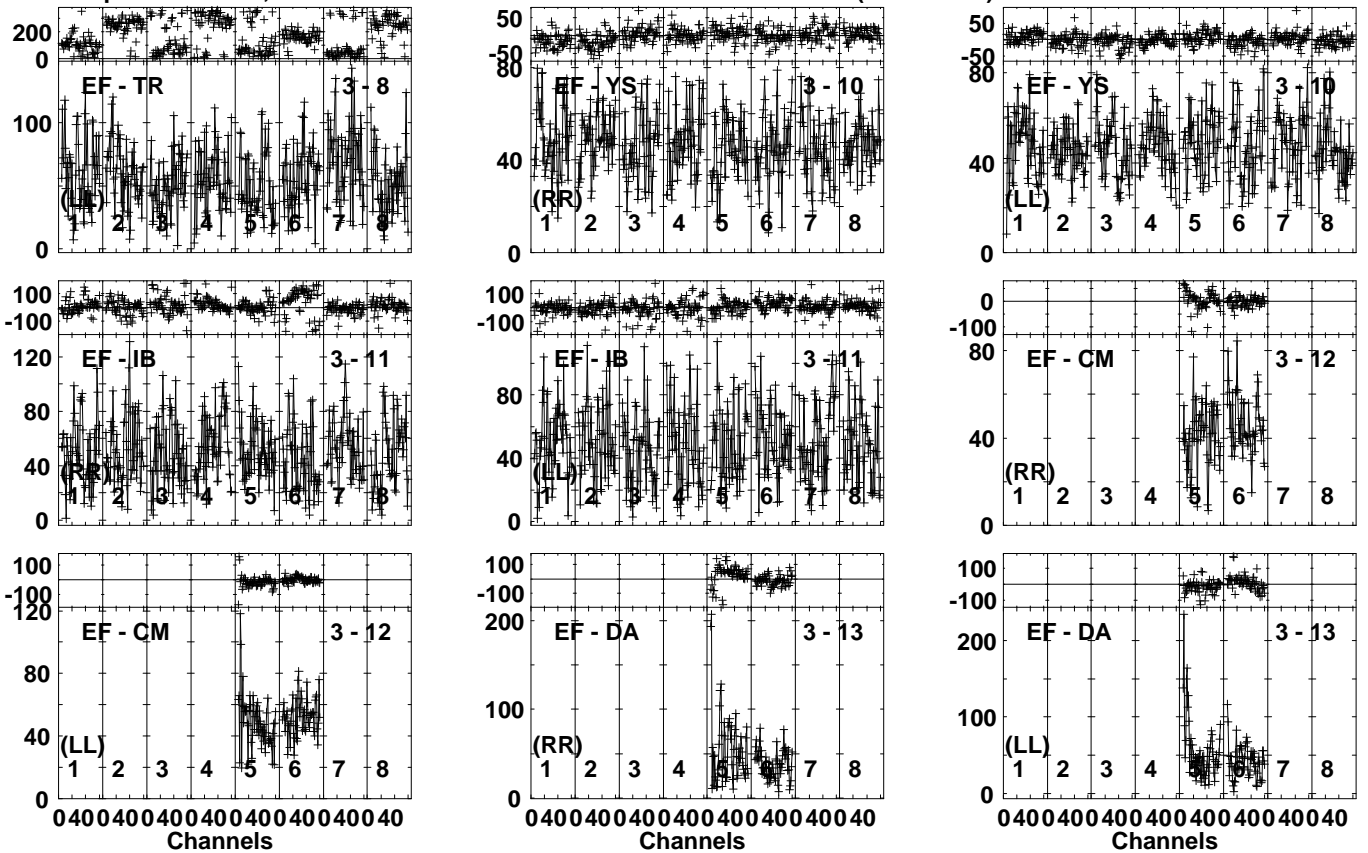


Lower frame: Milli Ampl Jy Top frame: Phas deg
Vector averaged cross-power spectrum Several baselines displayed
Timerange: 00/08:54:21 to 00/08:55:09

Plot file version 383 created 12-APR-2022 17:48:23

J1356+4831 EC082C.UVDATA.1

Freq = 4.7990 GHz, Bw = 32.000 MH Calibrated with CL # 4 and BP # 1 (BP mode 1)

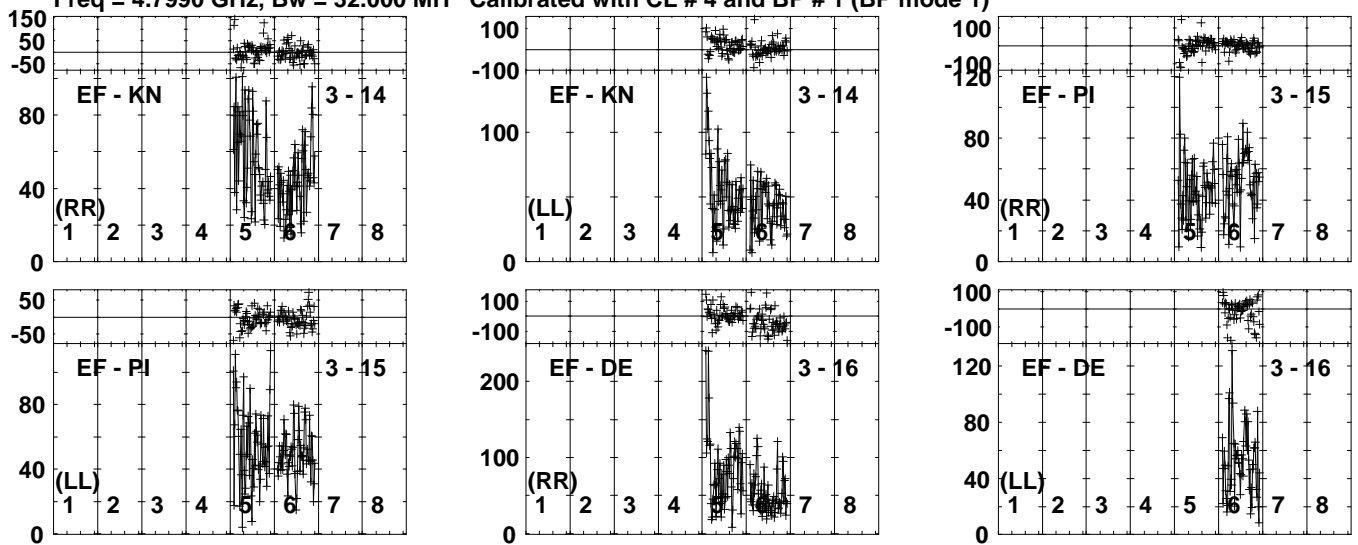


Lower frame: Milli Ampl Jy Top frame: Phas deg
Vector averaged cross-power spectrum Several baselines displayed
Timerange: 00/08:54:21 to 00/08:55:09

Plot file version 384 created 12-APR-2022 17:48:24

J1356+4831 EC082C.UVDATA.1

Freq = 4.7990 GHz, Bw = 32.000 MH Calibrated with CL # 4 and BP # 1 (BP mode 1)

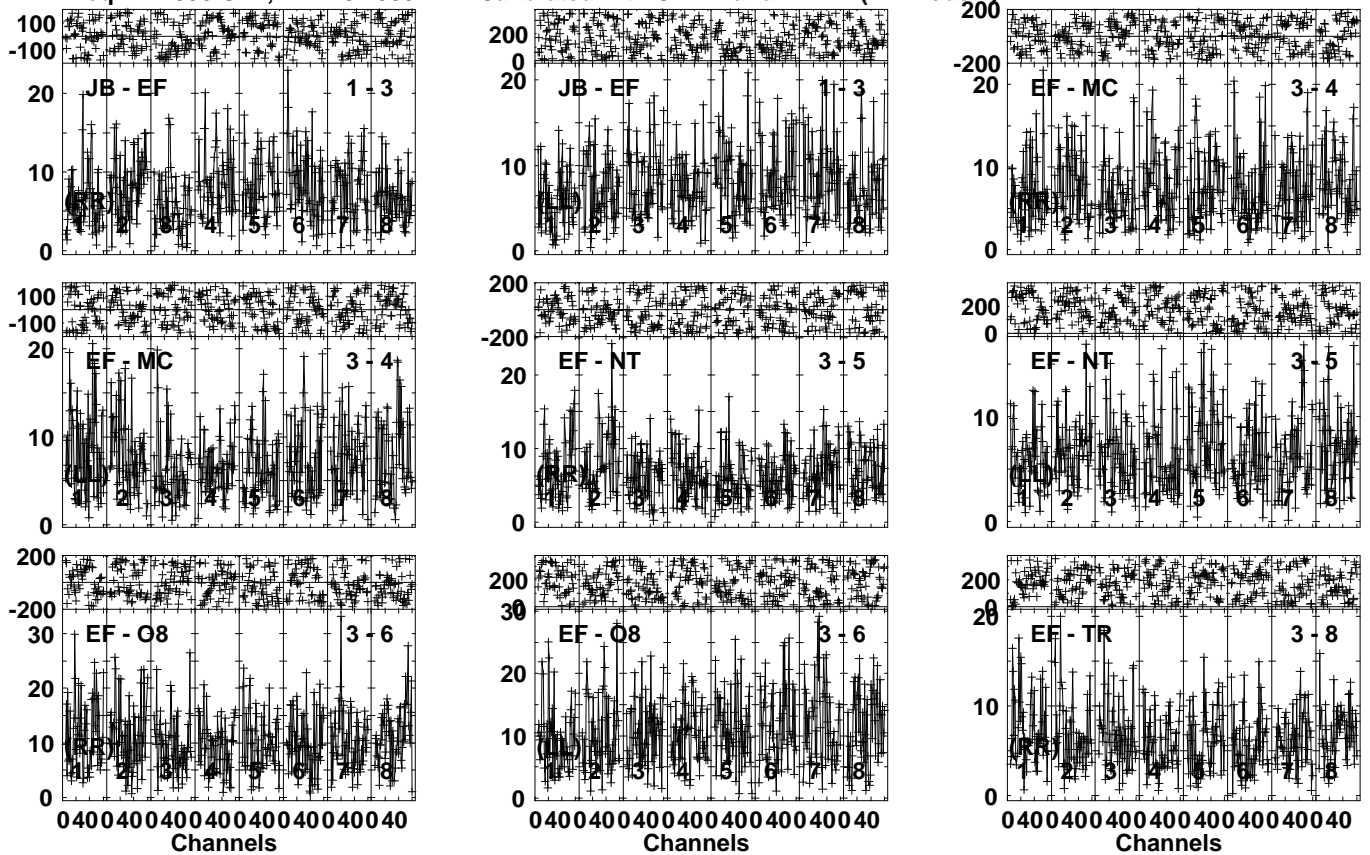


Lower frame: Milli Ampl Jy Top frame: Phas deg
Vector averaged cross-power spectrum Several baselines displayed
Timerange: 00/08:54:21 to 00/08:55:09

Plot file version 385 created 12-APR-2022 17:48:24

NGC5448 EC082C.UVDATA.1

Freq = 4.7990 GHz, Bw = 32.000 MH Calibrated with CL # 4 and BP # 1 (BP mode 1)

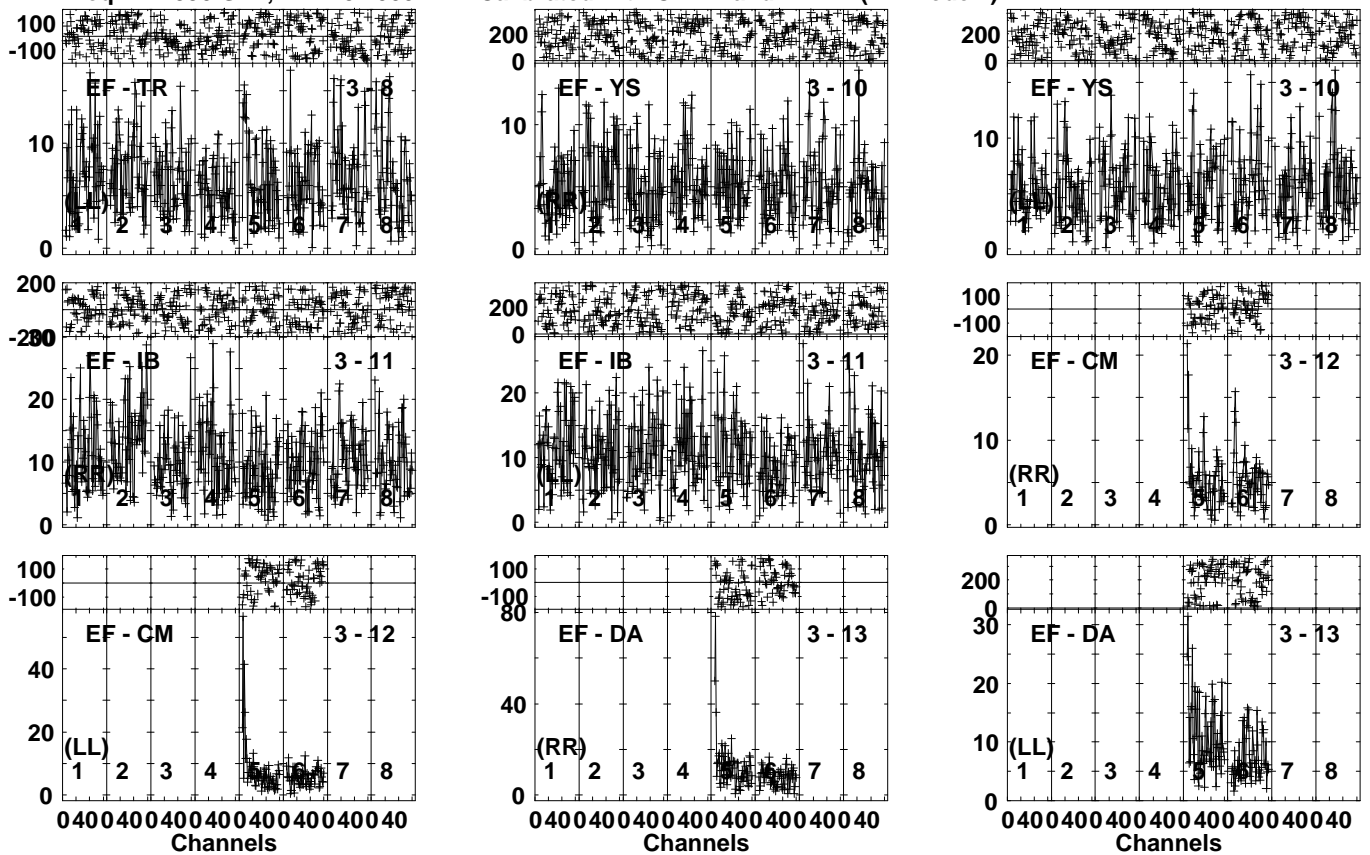


Lower frame: Milli Ampl Jy Top frame: Phas deg
Vector averaged cross-power spectrum Several baselines displayed
Timerange: 00/08:55:21 to 00/08:58:19

Plot file version 386 created 12-APR-2022 17:48:25

NGC5448 EC082C.UVDATA.1

Freq = 4.7990 GHz, Bw = 32.000 MH Calibrated with CL # 4 and BP # 1 (BP mode 1)

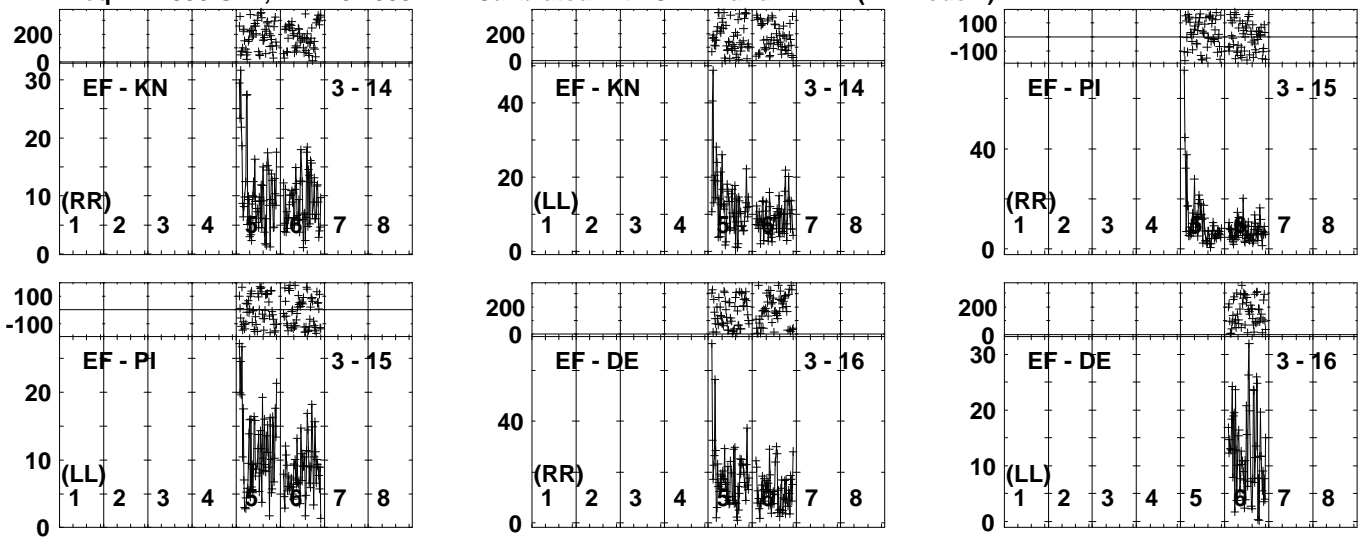


Lower frame: Milli Ampl Jy Top frame: Phas deg
Vector averaged cross-power spectrum Several baselines displayed
Timerange: 00/08:55:21 to 00/08:58:19

Plot file version 387 created 12-APR-2022 17:48:25

NGC5448 EC082C.UVDATA.1

Freq = 4.7990 GHz, Bw = 32.000 MH Calibrated with CL # 4 and BP # 1 (BP mode 1)



Lower frame: Milli Ampl Jy Top frame: Phas deg

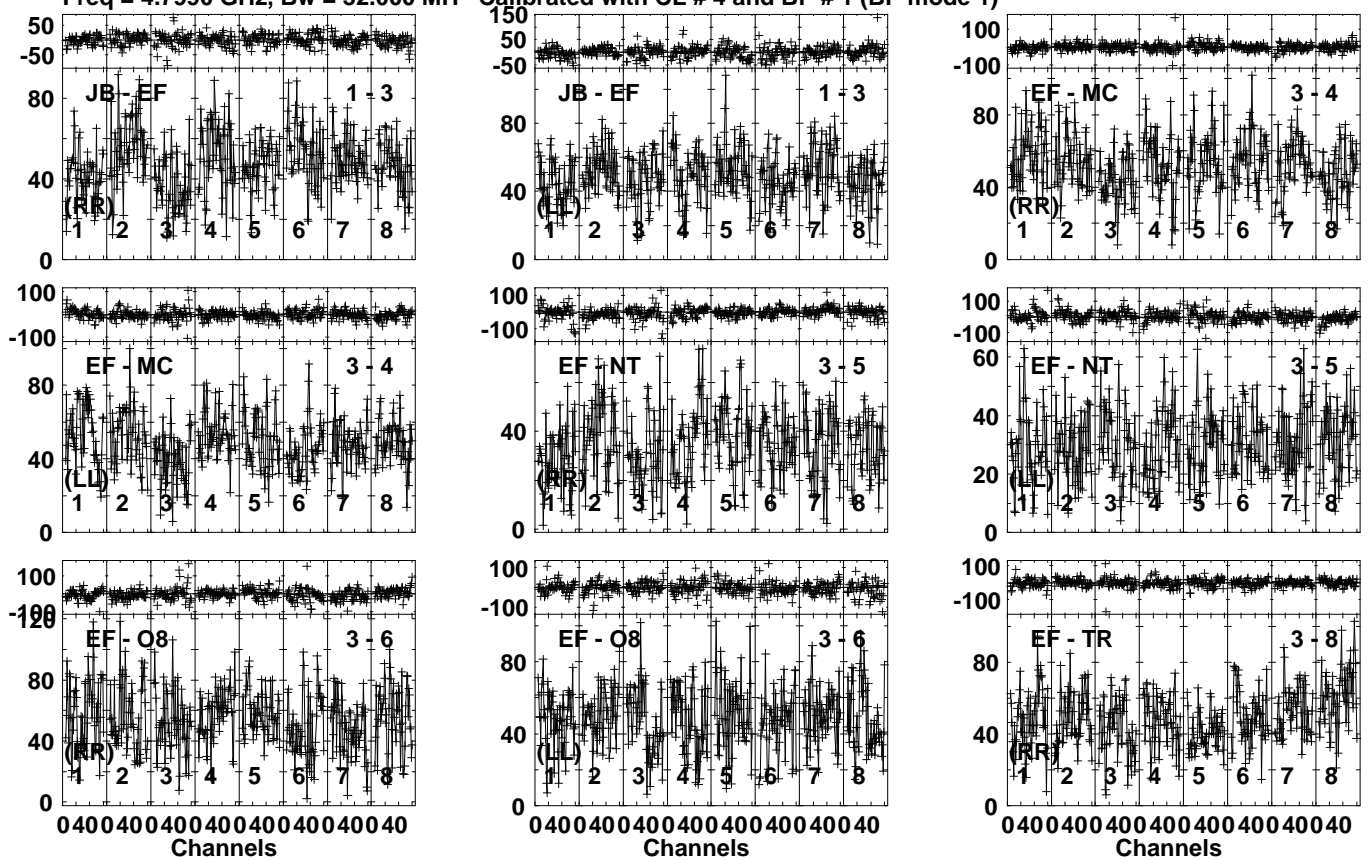
Vector averaged cross-power spectrum Several baselines displayed

Timerange: 00/08:55:21 to 00/08:58:19

Plot file version 388 created 12-APR-2022 17:48:25

J1356+4831 EC082C.UVDATA.1

Freq = 4.7990 GHz, Bw = 32.000 MH Calibrated with CL # 4 and BP # 1 (BP mode 1)

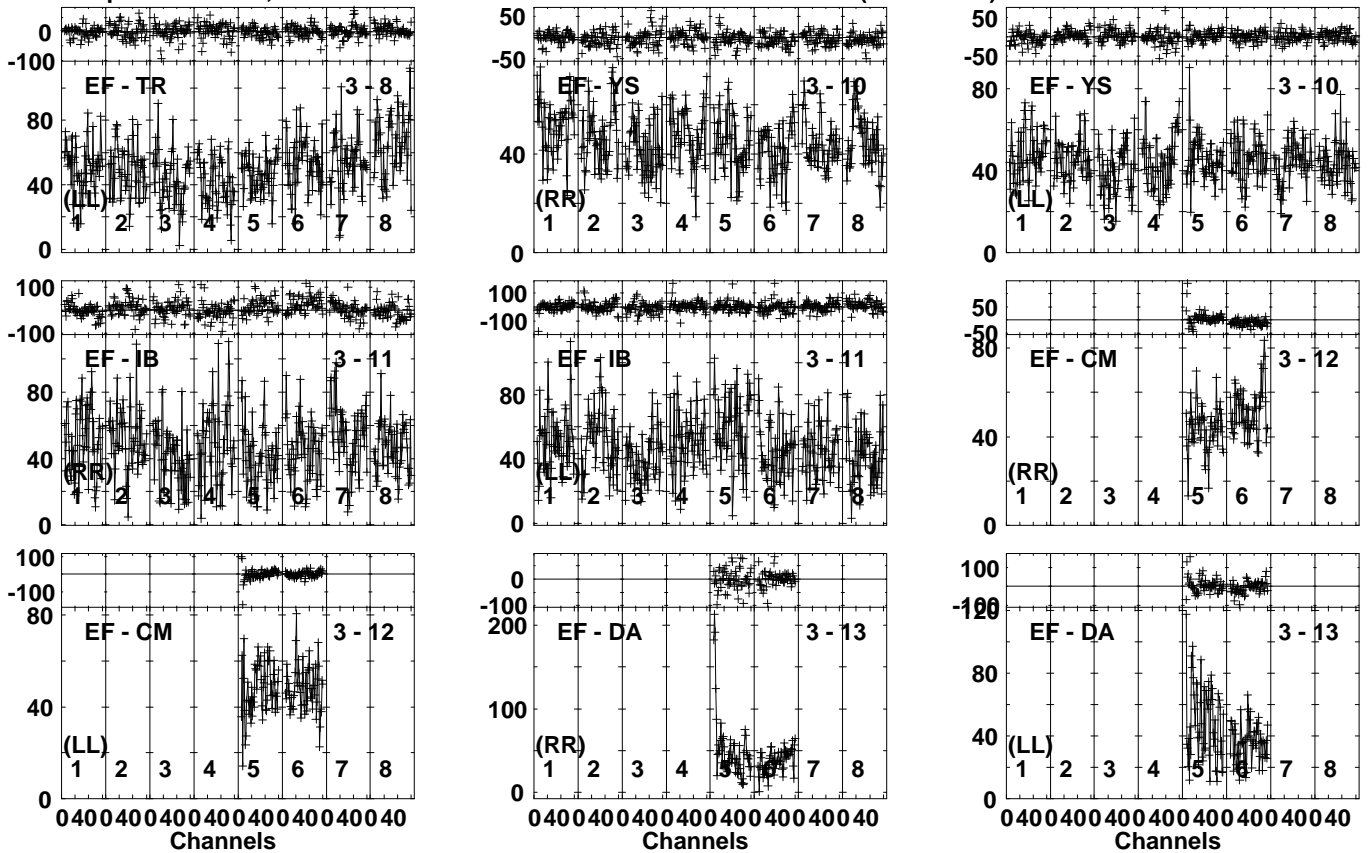


Lower frame: Milli Ampl Jy Top frame: Phas deg
Vector averaged cross-power spectrum Several baselines displayed
Timerange: 00/08:58:51 to 00/08:59:29

Plot file version 389 created 12-APR-2022 17:48:26

J1356+4831 EC082C.UVDATA.1

Freq = 4.7990 GHz, Bw = 32.000 MH Calibrated with CL # 4 and BP # 1 (BP mode 1)

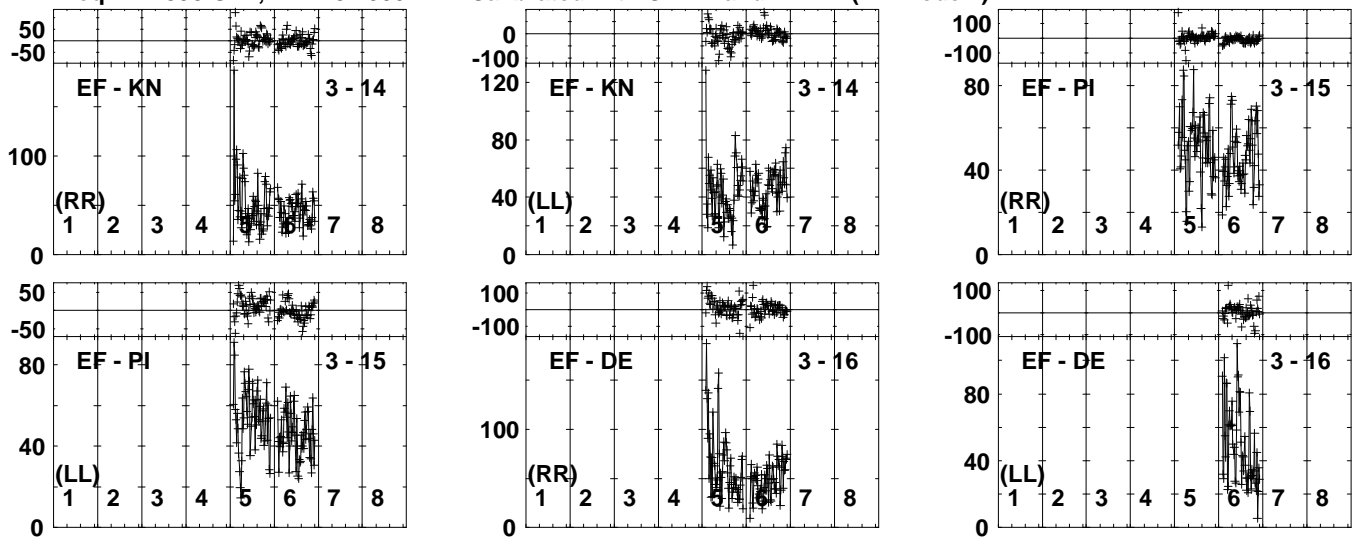


Lower frame: Milli Ampl Jy Top frame: Phas deg
Vector averaged cross-power spectrum Several baselines displayed
Timerange: 00/08:58:51 to 00/08:59:29

Plot file version 390 created 12-APR-2022 17:48:26

J1356+4831 EC082C.UVDATA.1

Freq = 4.7990 GHz, Bw = 32.000 MH Calibrated with CL # 4 and BP # 1 (BP mode 1)

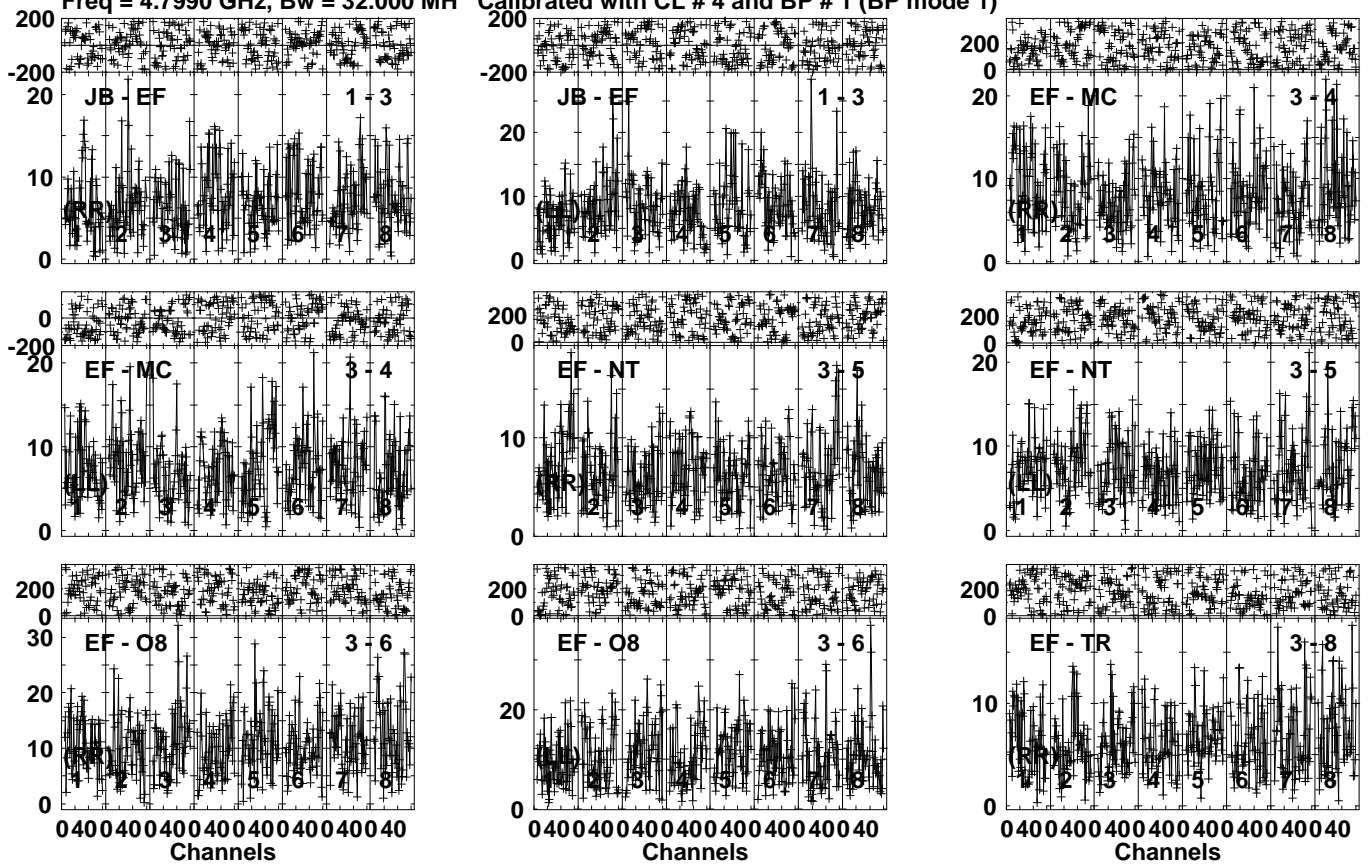


Lower frame: Milli Ampl Jy Top frame: Phas deg
Vector averaged cross-power spectrum Several baselines displayed
Timerange: 00/08:58:51 to 00/08:59:29

Plot file version 391 created 12-APR-2022 17:48:27

NGC5448 EC082C.UVDATA.1

Freq = 4.7990 GHz, Bw = 32.000 MH Calibrated with CL # 4 and BP # 1 (BP mode 1)

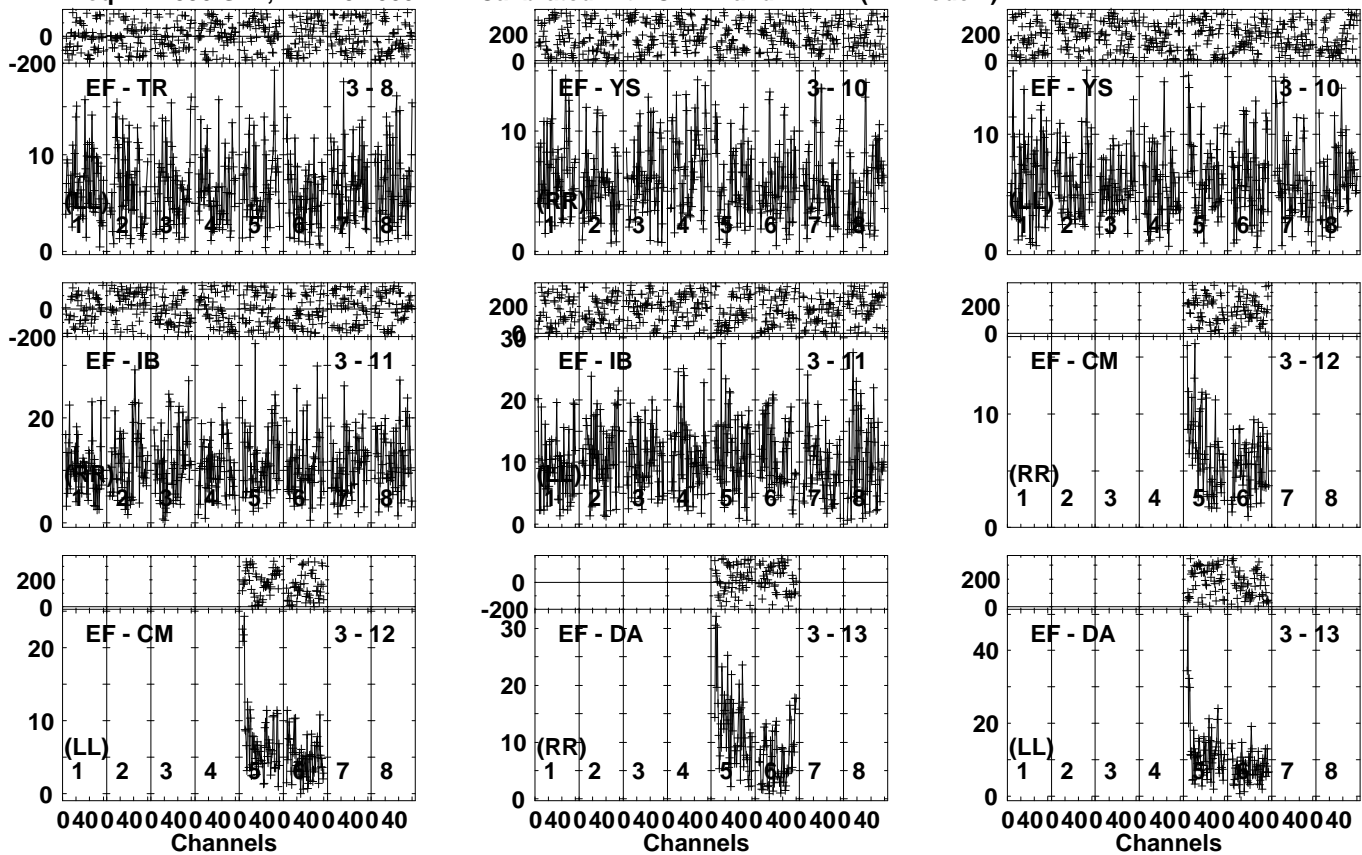


Lower frame: Milli Ampl Jy Top frame: Phas deg
Vector averaged cross-power spectrum Several baselines displayed
Timerange: 00/08:59:41 to 00/09:02:39

Plot file version 392 created 12-APR-2022 17:48:27

NGC5448 EC082C.UVDATA.1

Freq = 4.7990 GHz, Bw = 32.000 MH Calibrated with CL # 4 and BP # 1 (BP mode 1)

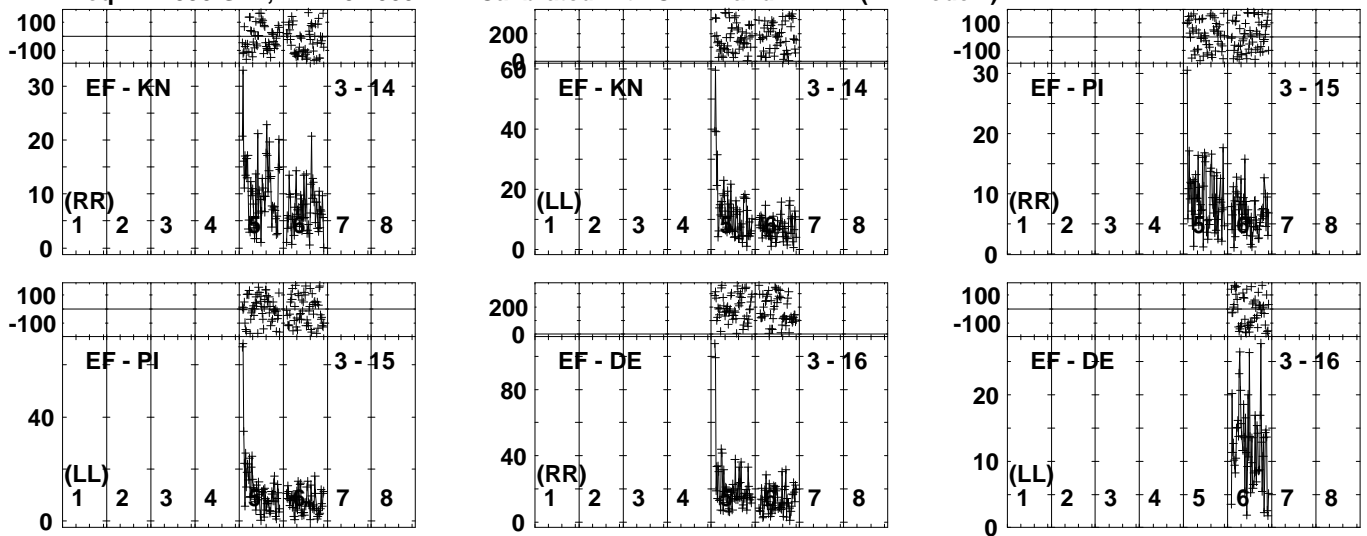


Lower frame: Milli Ampl Jy Top frame: Phas deg
Vector averaged cross-power spectrum Several baselines displayed
Timerange: 00/08:59:41 to 00/09:02:39

Plot file version 393 created 12-APR-2022 17:48:28

NGC5448 EC082C.UVDATA.1

Freq = 4.7990 GHz, Bw = 32.000 MH Calibrated with CL # 4 and BP # 1 (BP mode 1)



Lower frame: Milli Ampl Jy Top frame: Phas deg

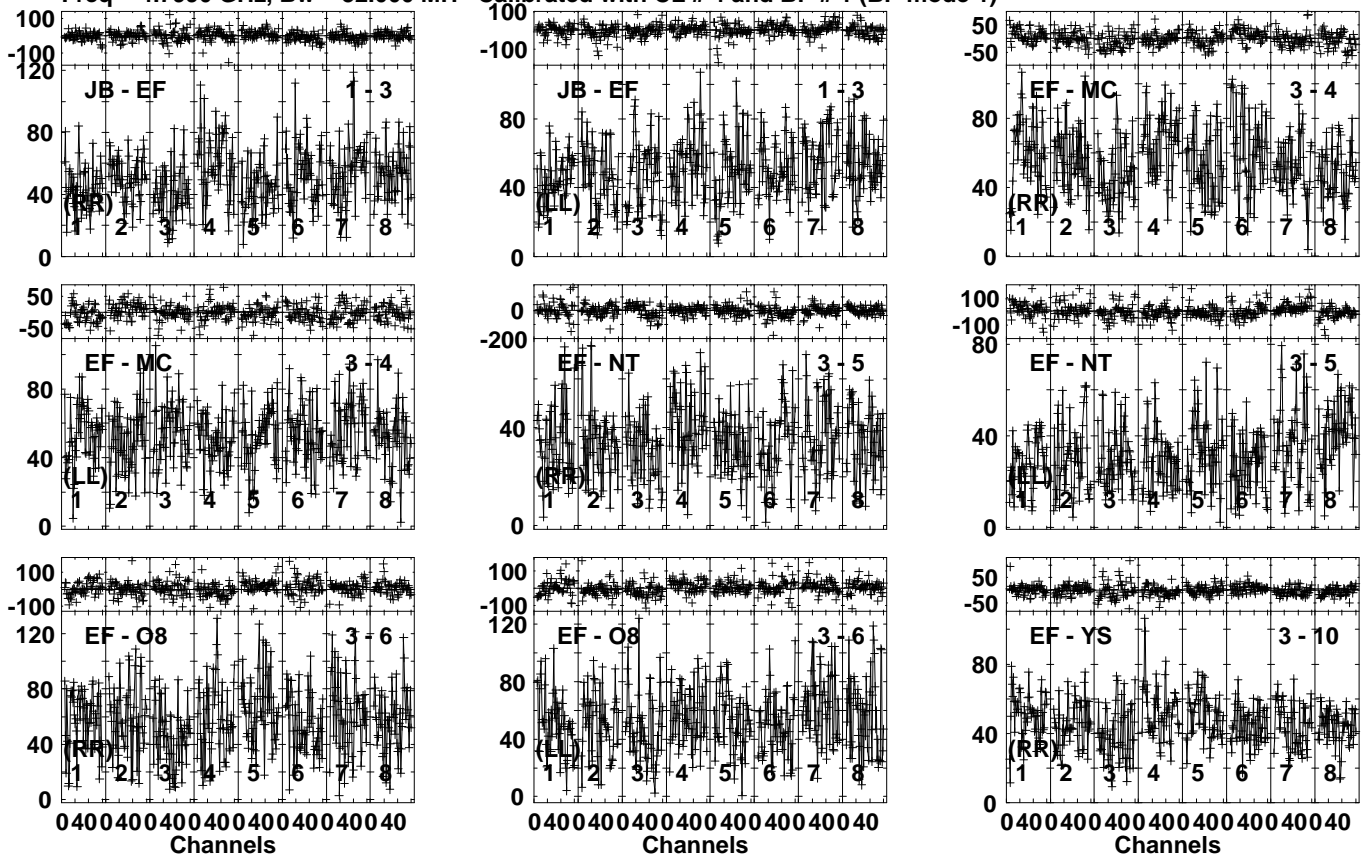
Vector averaged cross-power spectrum Several baselines displayed

Timerange: 00/08:59:41 to 00/09:02:39

Plot file version 394 created 12-APR-2022 17:48:28

J1356+4831 EC082C.UVDATA.1

Freq = 4.7990 GHz, Bw = 32.000 MH Calibrated with CL # 4 and BP # 1 (BP mode 1)

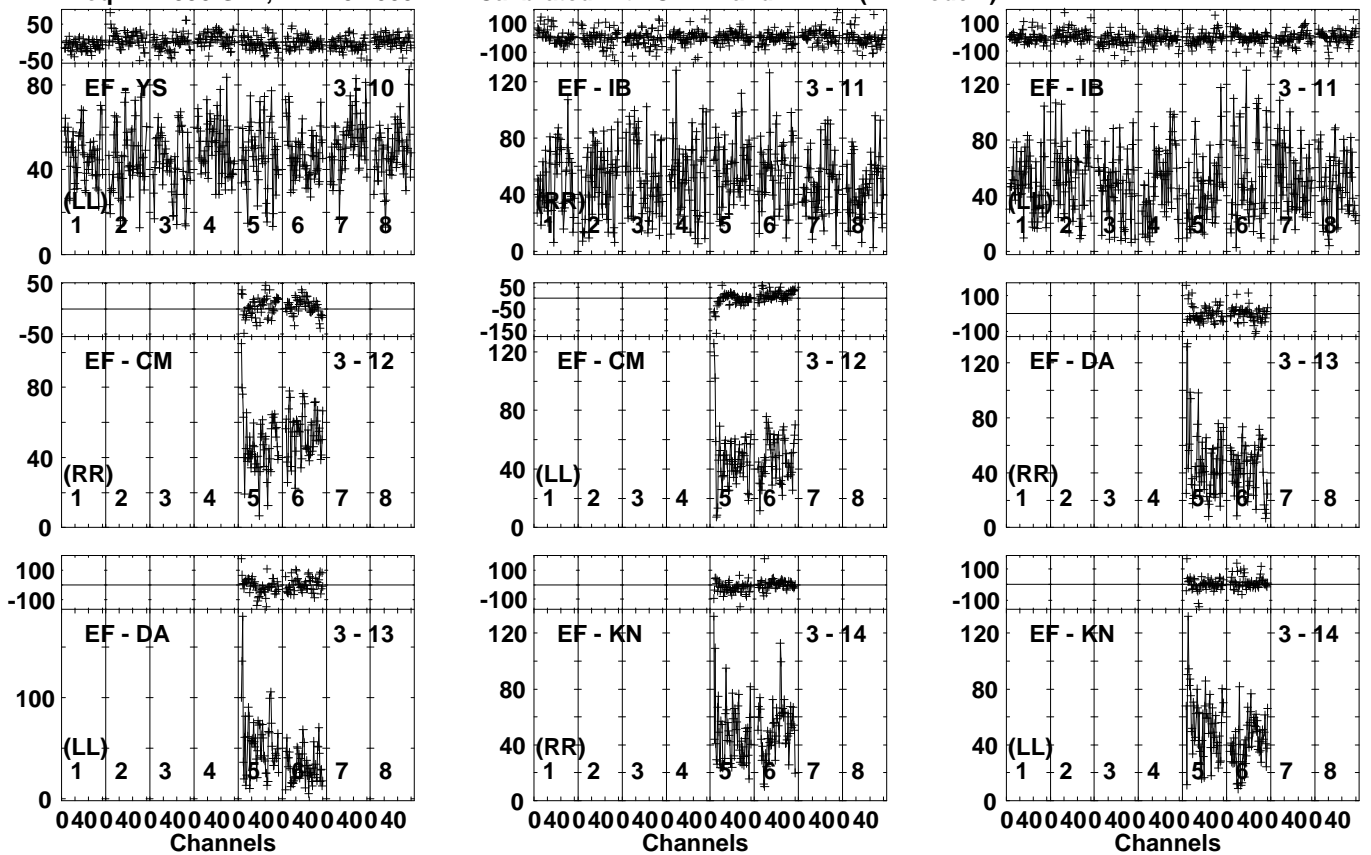


Lower frame: Milli Ampl Jy Top frame: Phas deg
Vector averaged cross-power spectrum Several baselines displayed
Timerange: 00/09:02:51 to 00/09:03:39

Plot file version 395 created 12-APR-2022 17:48:29

J1356+4831 EC082C.UVDATA.1

Freq = 4.7990 GHz, Bw = 32.000 MH Calibrated with CL # 4 and BP # 1 (BP mode 1)

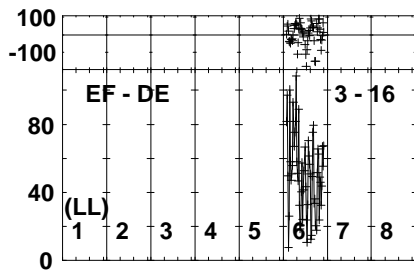
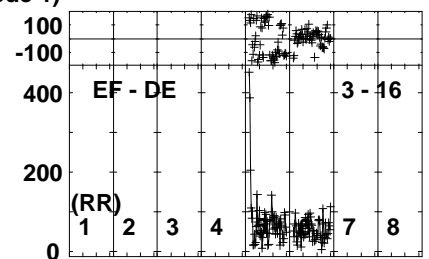
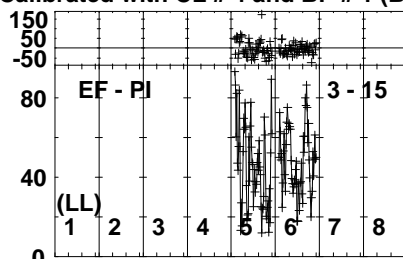
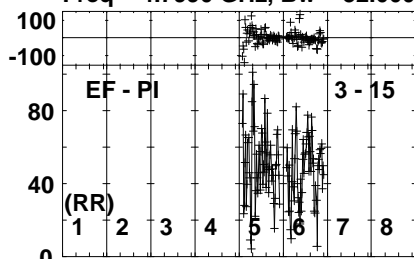


Lower frame: Milli Ampl Jy Top frame: Phas deg
Vector averaged cross-power spectrum Several baselines displayed
Timerange: 00/09:02:51 to 00/09:03:39

Plot file version 396 created 12-APR-2022 17:48:29

J1356+4831 EC082C.UVDATA.1

Freq = 4.7990 GHz, Bw = 32.000 MH Calibrated with CL # 4 and BP # 1 (BP mode 1)



Lower frame: Milli Ampl Jy Top frame: Phas deg

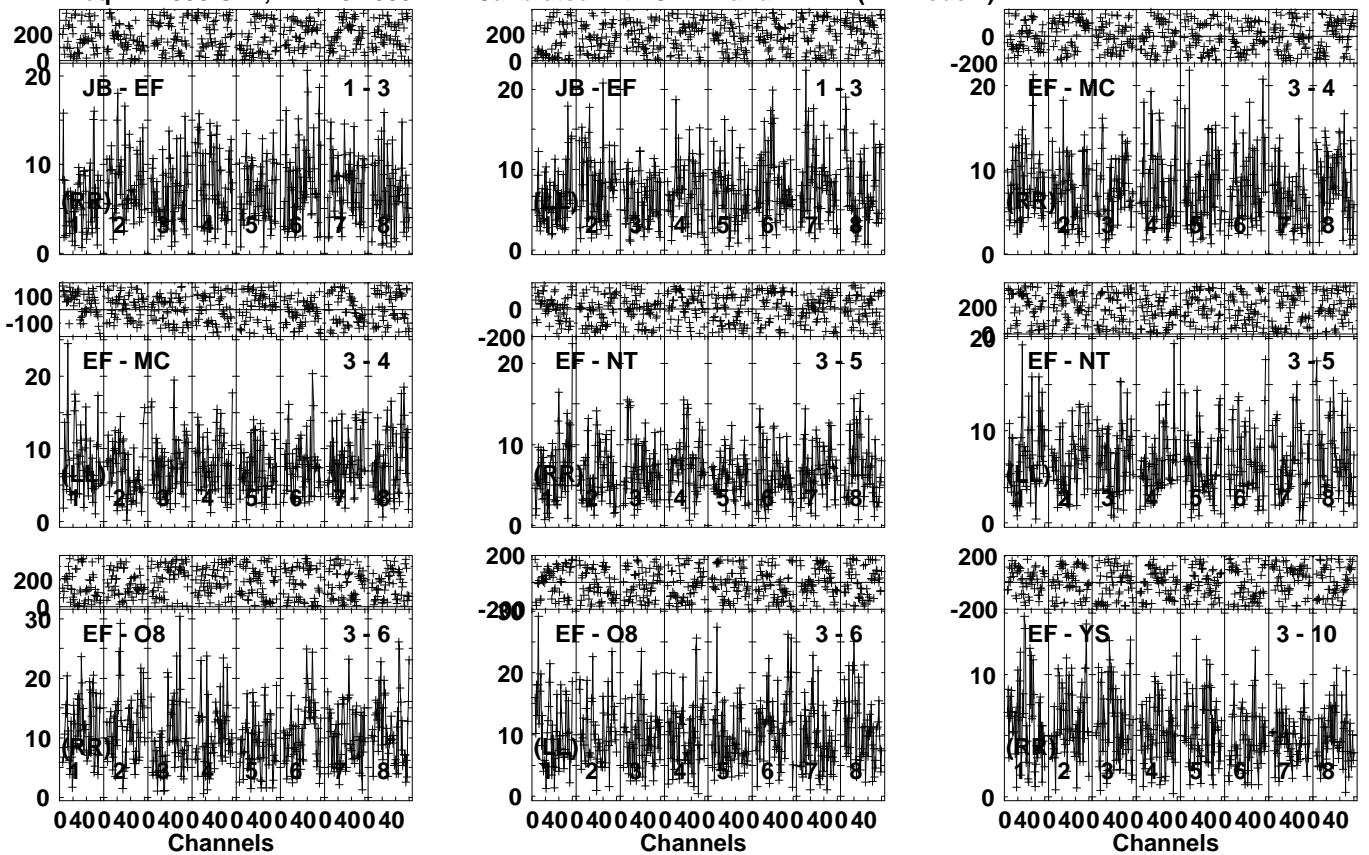
Vector averaged cross-power spectrum Several baselines displayed

Timerange: 00/09:02:51 to 00/09:03:39

Plot file version 397 created 12-APR-2022 17:48:29

NGC5448 EC082C.UVDATA.1

Freq = 4.7990 GHz, Bw = 32.000 MH Calibrated with CL # 4 and BP # 1 (BP mode 1)

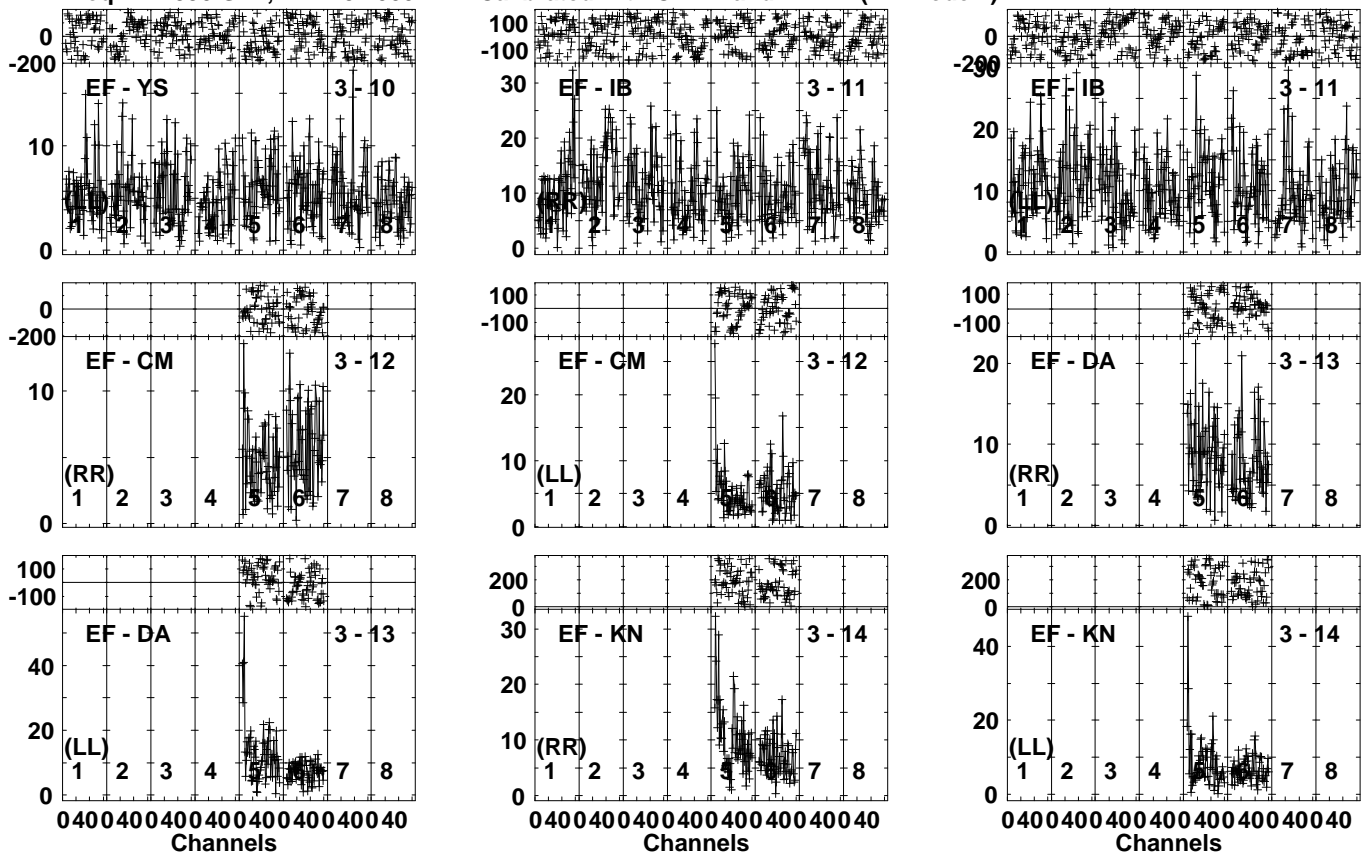


Lower frame: Milli Ampl Jy Top frame: Phas deg
Vector averaged cross-power spectrum Several baselines displayed
Timerange: 00/09:04:11 to 00/09:07:09

Plot file version 398 created 12-APR-2022 17:48:30

NGC5448 EC082C.UVDATA.1

Freq = 4.7990 GHz, Bw = 32.000 MH Calibrated with CL # 4 and BP # 1 (BP mode 1)

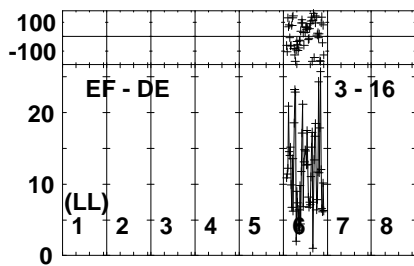
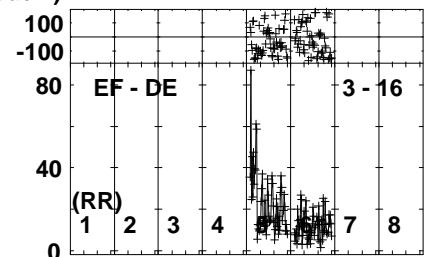
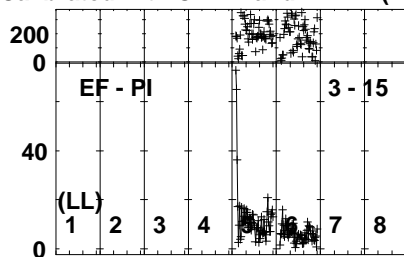
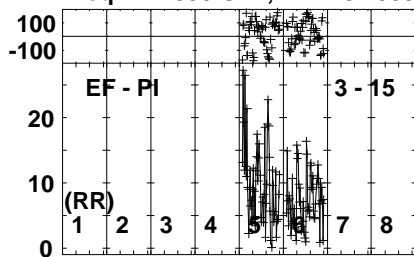


Lower frame: Milli Ampl Jy Top frame: Phas deg
Vector averaged cross-power spectrum Several baselines displayed
Timerange: 00/09:04:11 to 00/09:07:09

Plot file version 399 created 12-APR-2022 17:48:30

NGC5448 EC082C.UVDATA.1

Freq = 4.7990 GHz, Bw = 32.000 MH Calibrated with CL # 4 and BP # 1 (BP mode 1)



Lower frame: Milli Ampl Jy Top frame: Phas deg

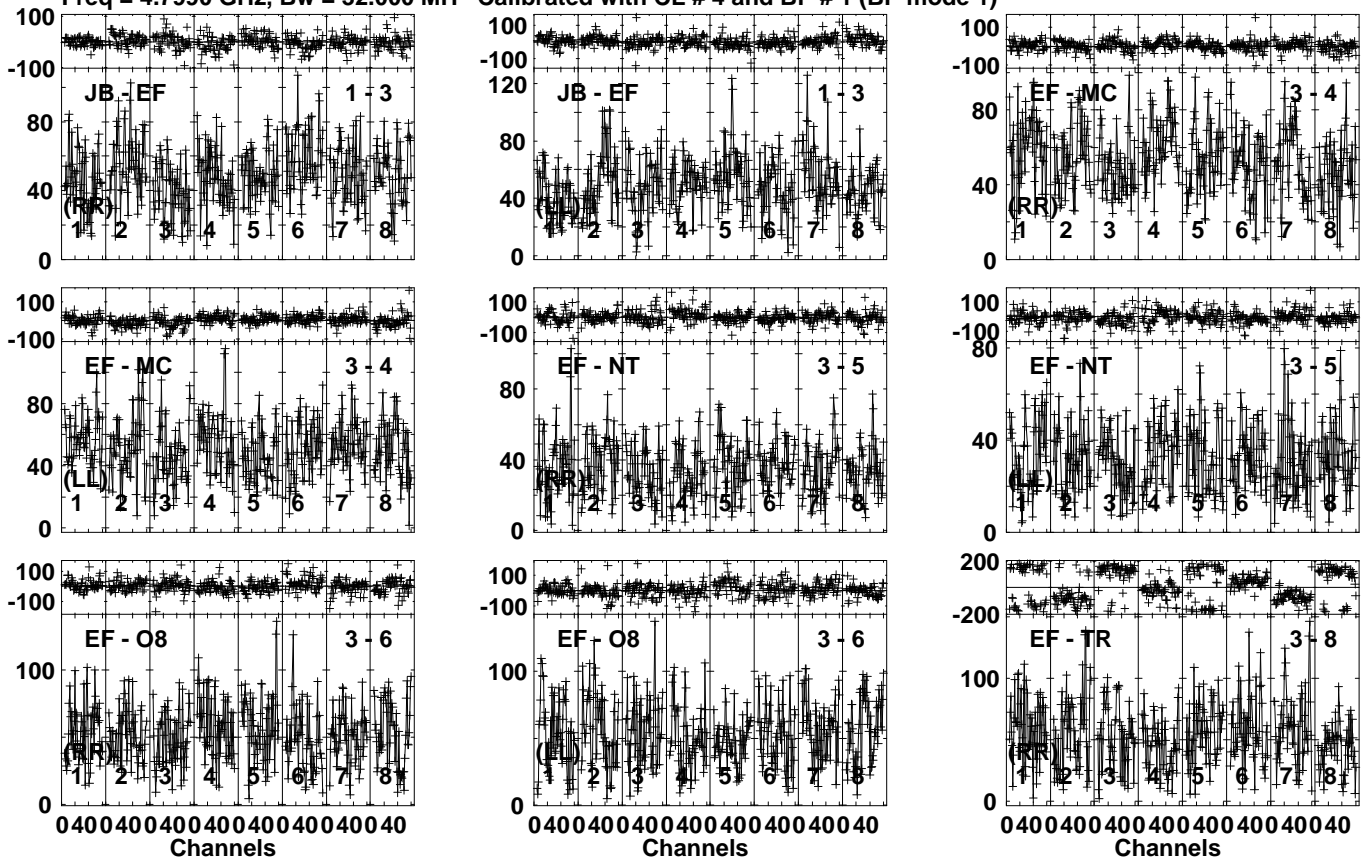
Vector averaged cross-power spectrum Several baselines displayed

Timerange: 00/09:04:11 to 00/09:07:09

Plot file version 400 created 12-APR-2022 17:48:30

J1356+4831 EC082C.UVDATA.1

Freq = 4.7990 GHz, Bw = 32.000 MH Calibrated with CL # 4 and BP # 1 (BP mode 1)

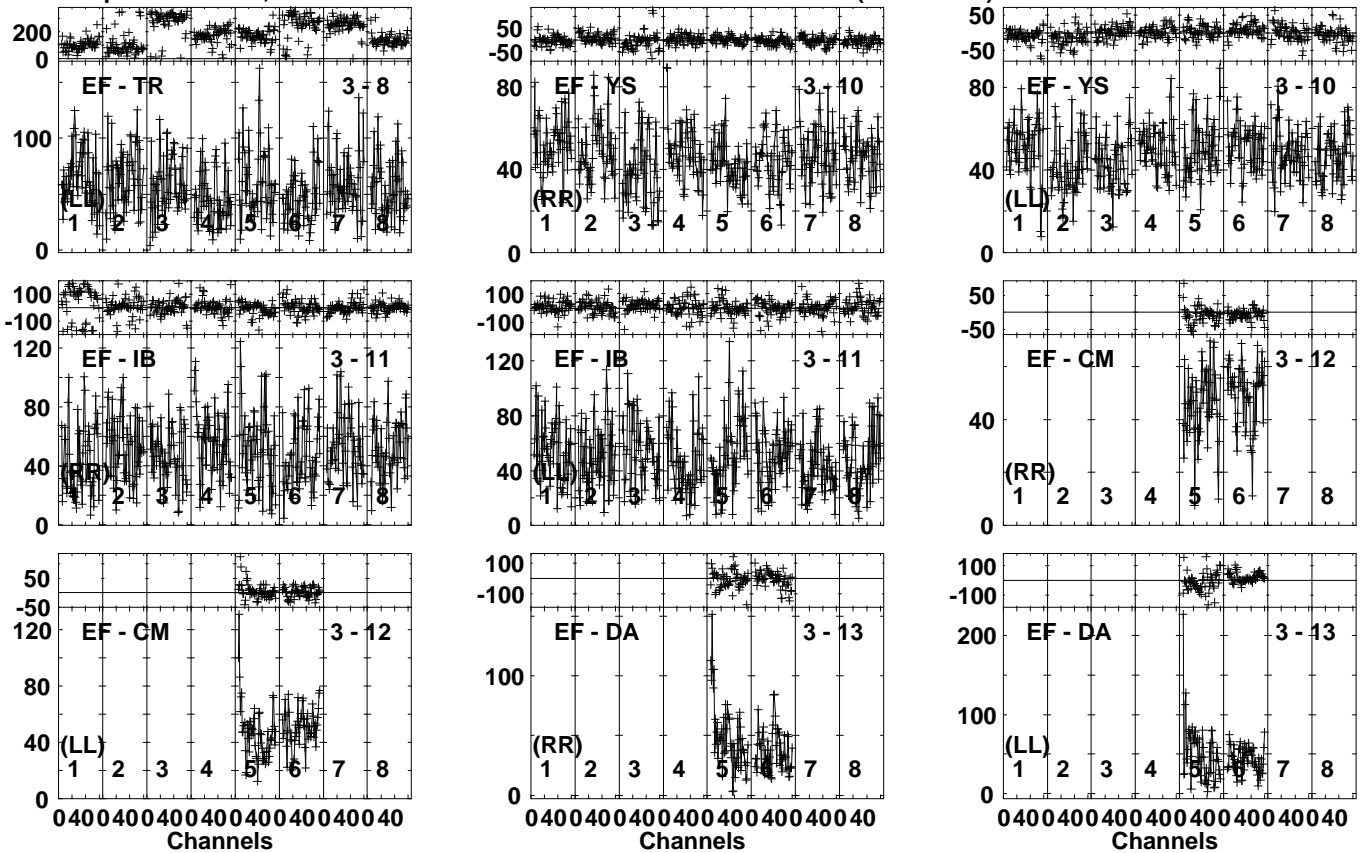


Lower frame: Milli Ampl Jy Top frame: Phas deg
Vector averaged cross-power spectrum Several baselines displayed
Timerange: 00/09:07:21 to 00/09:08:09

Plot file version 401 created 12-APR-2022 17:48:31

J1356+4831 EC082C.UVDATA.1

Freq = 4.7990 GHz, Bw = 32.000 MH Calibrated with CL # 4 and BP # 1 (BP mode 1)

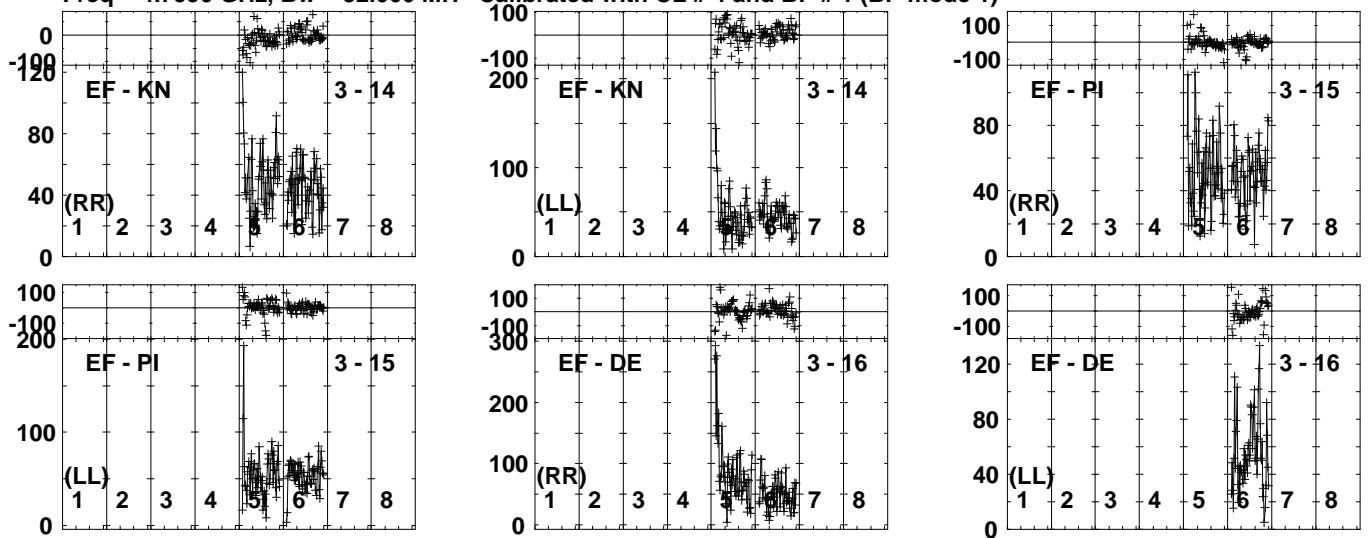


Lower frame: Milli Ampl Jy Top frame: Phas deg
Vector averaged cross-power spectrum Several baselines displayed
Timerange: 00/09:07:21 to 00/09:08:09

Plot file version 402 created 12-APR-2022 17:48:31

J1356+4831 EC082C.UVDATA.1

Freq = 4.7990 GHz, Bw = 32.000 MH Calibrated with CL # 4 and BP # 1 (BP mode 1)

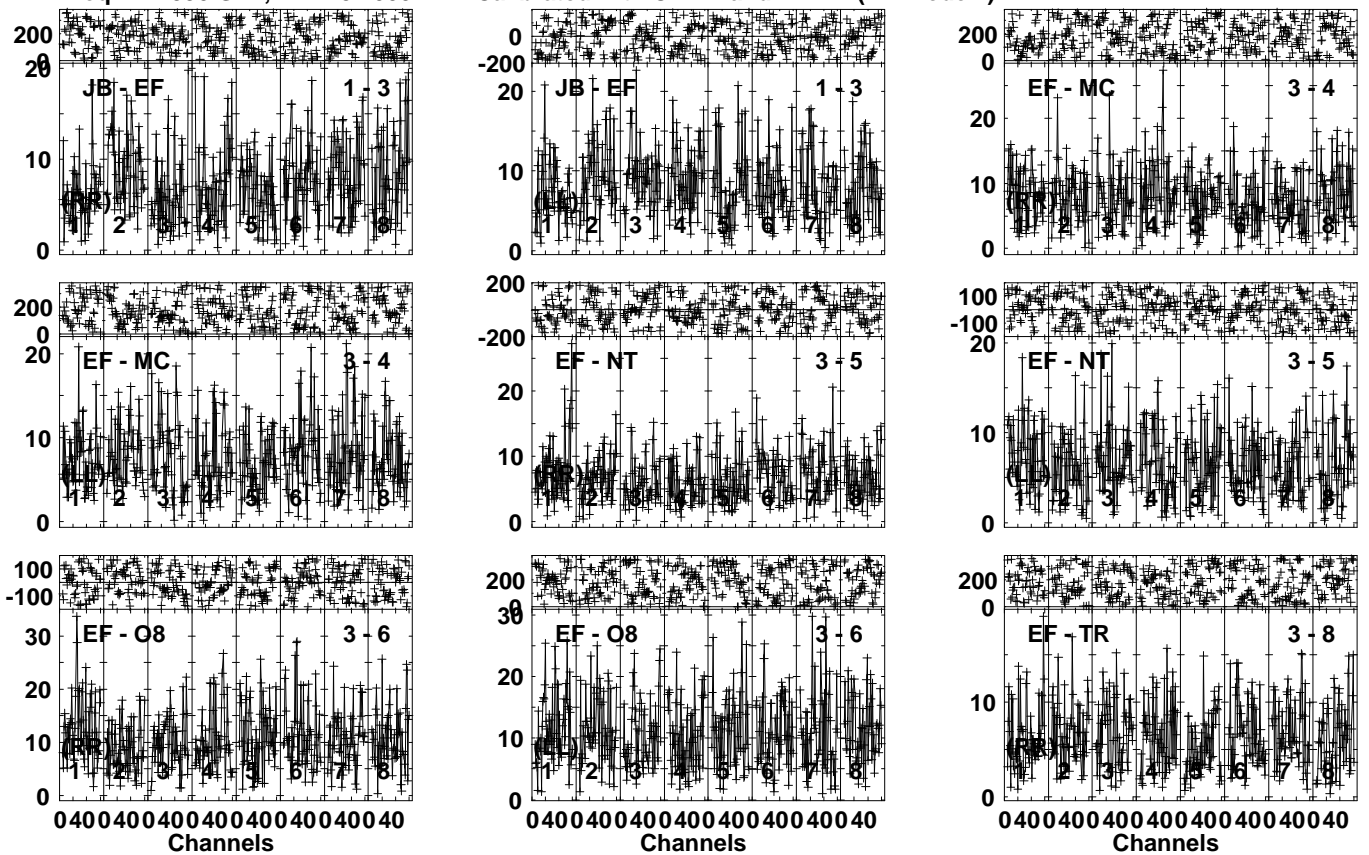


Lower frame: Milli Ampl Jy Top frame: Phas deg
Vector averaged cross-power spectrum Several baselines displayed
Timerange: 00/09:07:21 to 00/09:08:09

Plot file version 403 created 12-APR-2022 17:48:32

NGC5448 EC082C.UVDATA.1

Freq = 4.7990 GHz, Bw = 32.000 MH Calibrated with CL # 4 and BP # 1 (BP mode 1)

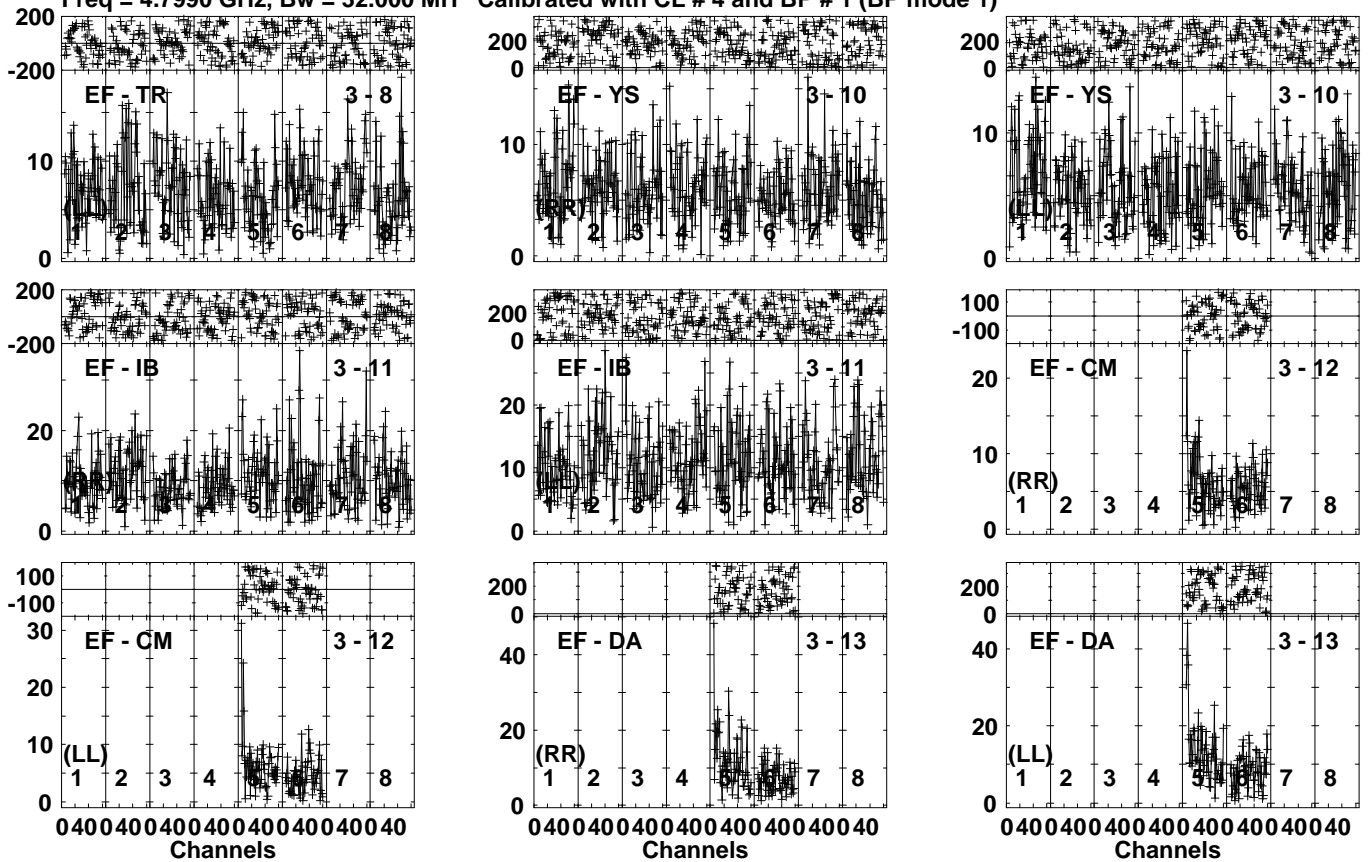


Lower frame: Milli Ampl Jy Top frame: Phas deg
Vector averaged cross-power spectrum Several baselines displayed
Timerange: 00/09:08:21 to 00/09:11:19

Plot file version 404 created 12-APR-2022 17:48:32

NGC5448 EC082C.UVDATA.1

Freq = 4.7990 GHz, Bw = 32.000 MH Calibrated with CL # 4 and BP # 1 (BP mode 1)

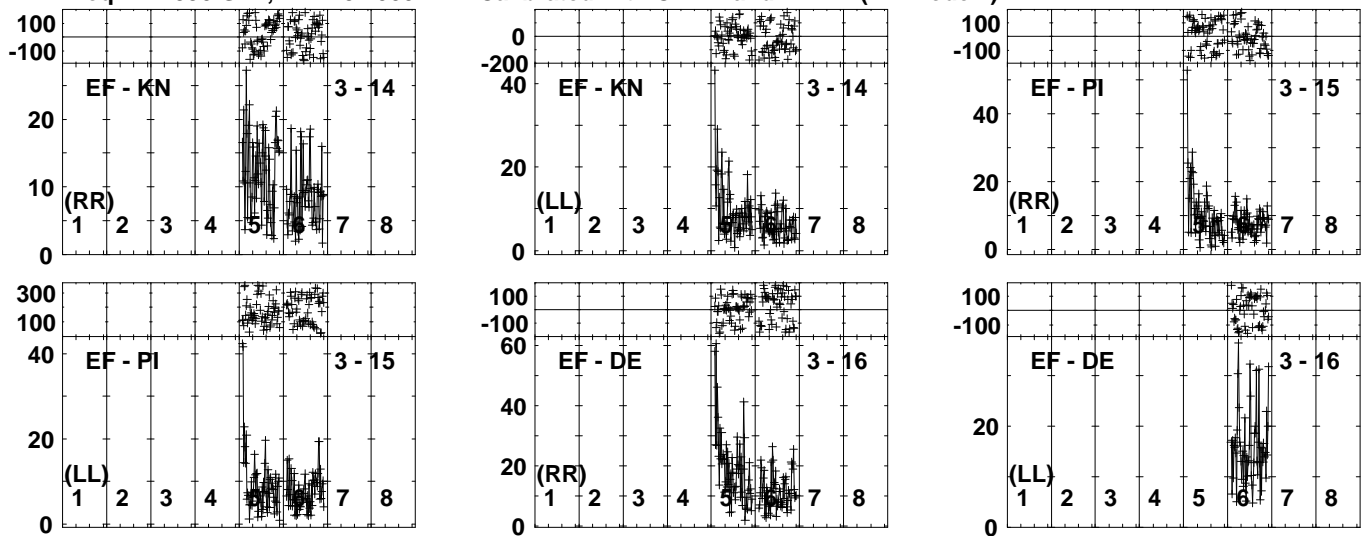


Lower frame: Milli Ampl Jy Top frame: Phas deg
Vector averaged cross-power spectrum Several baselines displayed
Timerange: 00/09:08:21 to 00/09:11:19

Plot file version 405 created 12-APR-2022 17:48:33

NGC5448 EC082C.UVDATA.1

Freq = 4.7990 GHz, Bw = 32.000 MH Calibrated with CL # 4 and BP # 1 (BP mode 1)



Lower frame: Milli Ampl Jy Top frame: Phas deg

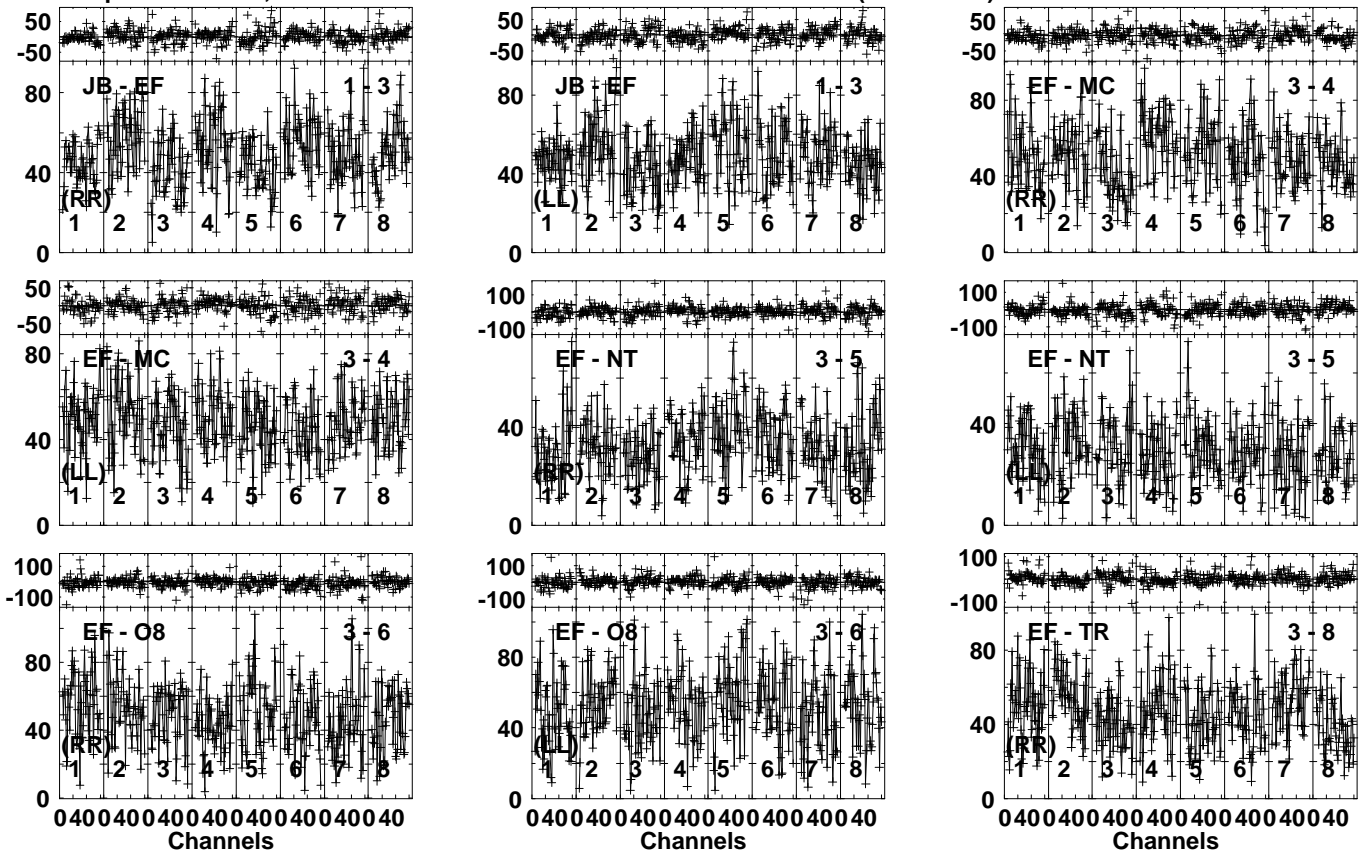
Vector averaged cross-power spectrum Several baselines displayed

Timerange: 00/09:08:21 to 00/09:11:19

Plot file version 406 created 12-APR-2022 17:48:33

J1356+4831 EC082C.UVDATA.1

Freq = 4.7990 GHz, Bw = 32.000 MH Calibrated with CL # 4 and BP # 1 (BP mode 1)

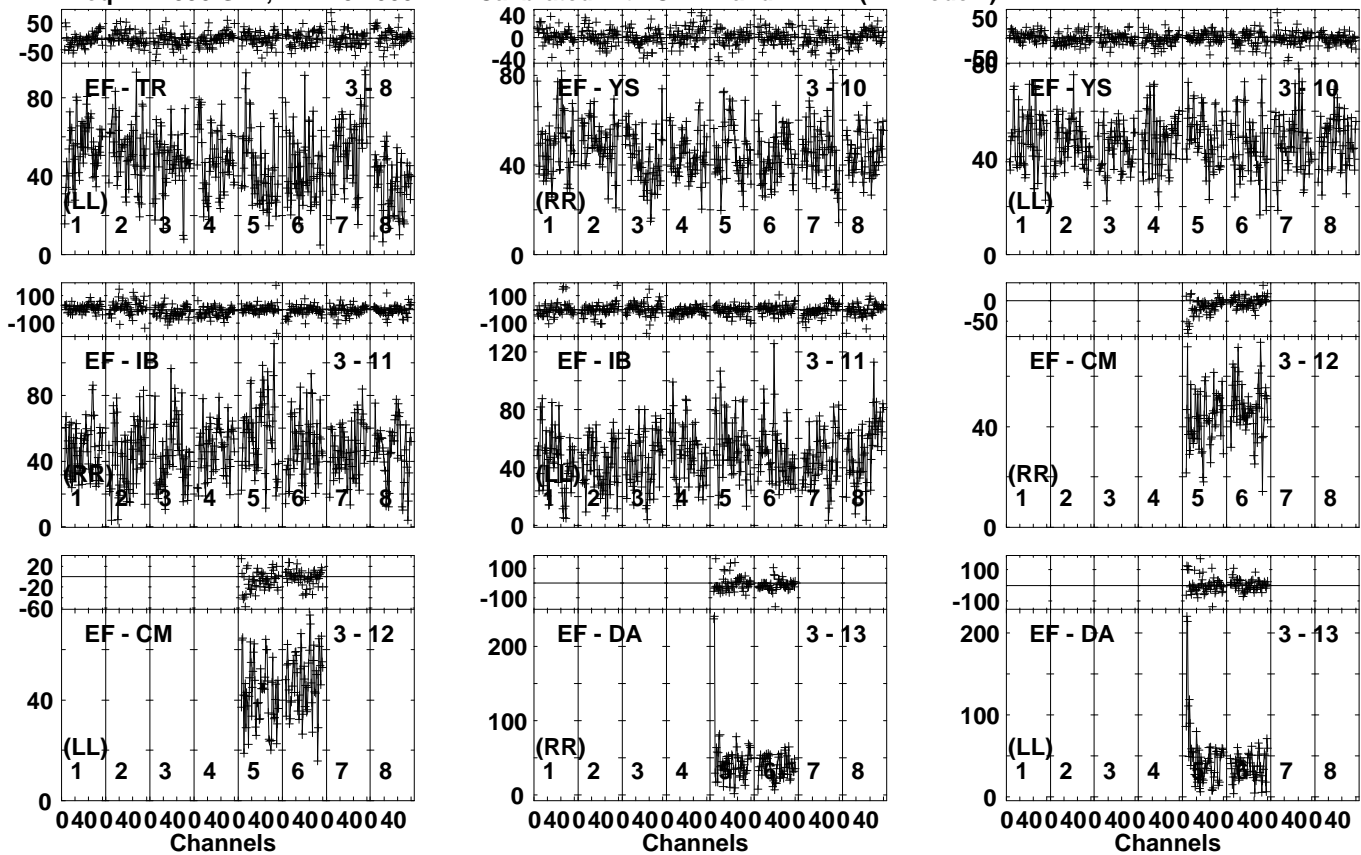


Lower frame: Milli Ampl Jy Top frame: Phas deg
Vector averaged cross-power spectrum Several baselines displayed
Timerange: 00/09:11:51 to 00/09:12:29

Plot file version 407 created 12-APR-2022 17:48:33

J1356+4831 EC082C.UVDATA.1

Freq = 4.7990 GHz, Bw = 32.000 MH Calibrated with CL # 4 and BP # 1 (BP mode 1)

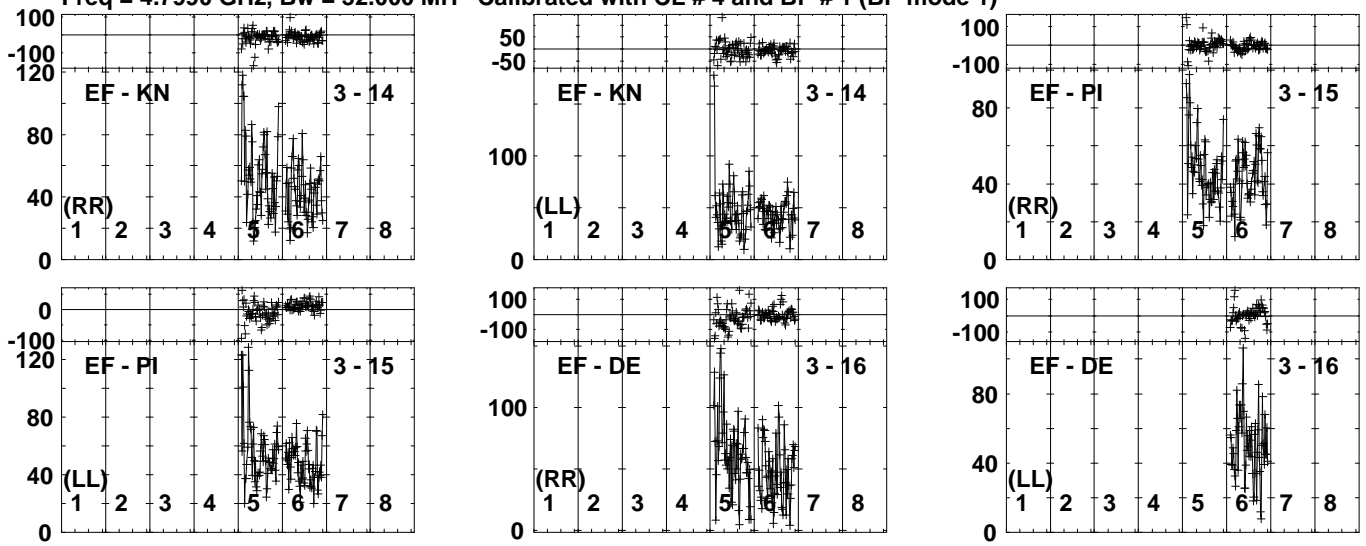


Lower frame: Milli Ampl Jy Top frame: Phas deg
Vector averaged cross-power spectrum Several baselines displayed
Timerange: 00/09:11:51 to 00/09:12:29

Plot file version 408 created 12-APR-2022 17:48:34

J1356+4831 EC082C.UVDATA.1

Freq = 4.7990 GHz, Bw = 32.000 MH Calibrated with CL # 4 and BP # 1 (BP mode 1)

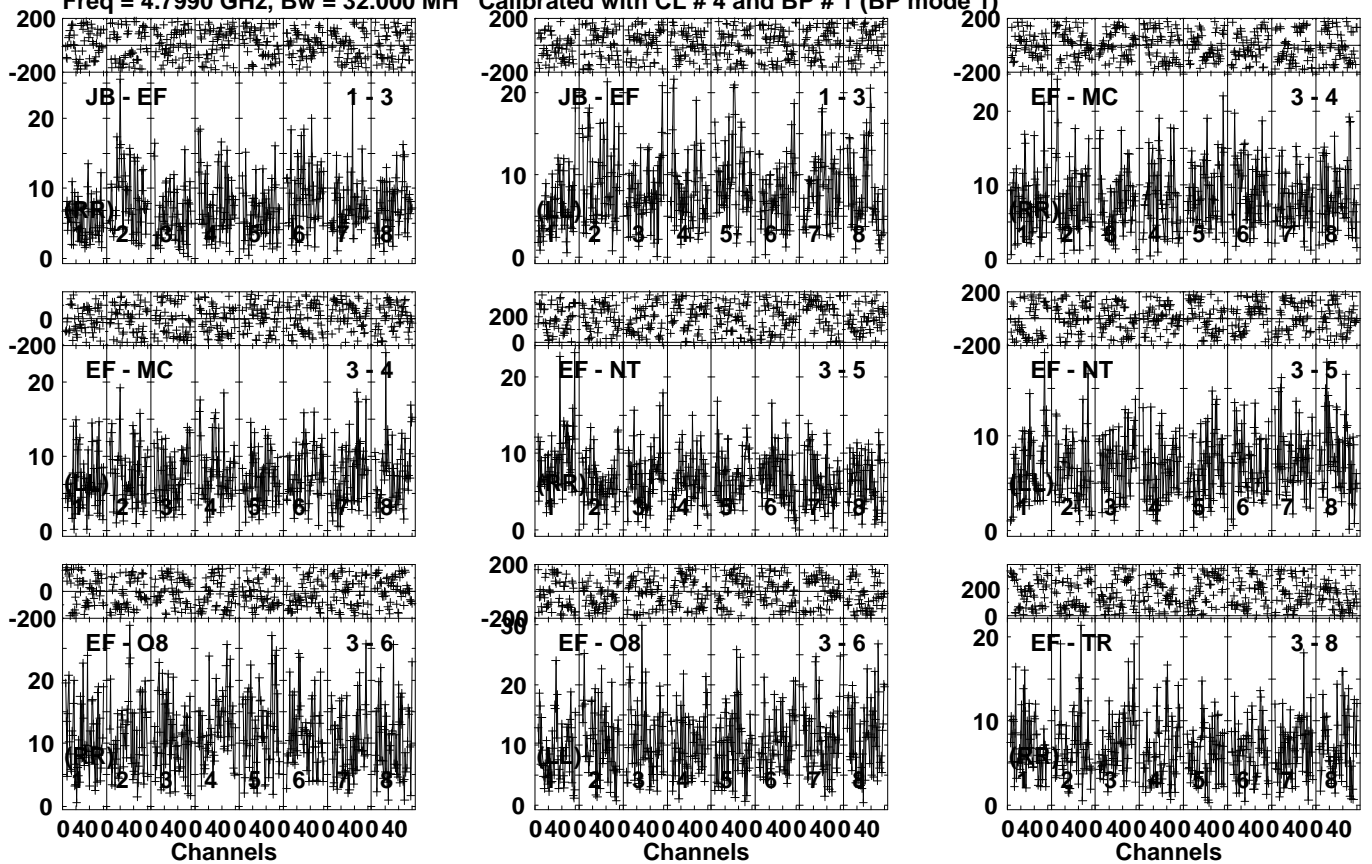


Lower frame: Milli Ampl Jy Top frame: Phas deg
Vector averaged cross-power spectrum Several baselines displayed
Timerange: 00/09:11:51 to 00/09:12:29

Plot file version 409 created 12-APR-2022 17:48:34

NGC5448 EC082C.UVDATA.1

Freq = 4.7990 GHz, Bw = 32.000 MH Calibrated with CL # 4 and BP # 1 (BP mode 1)

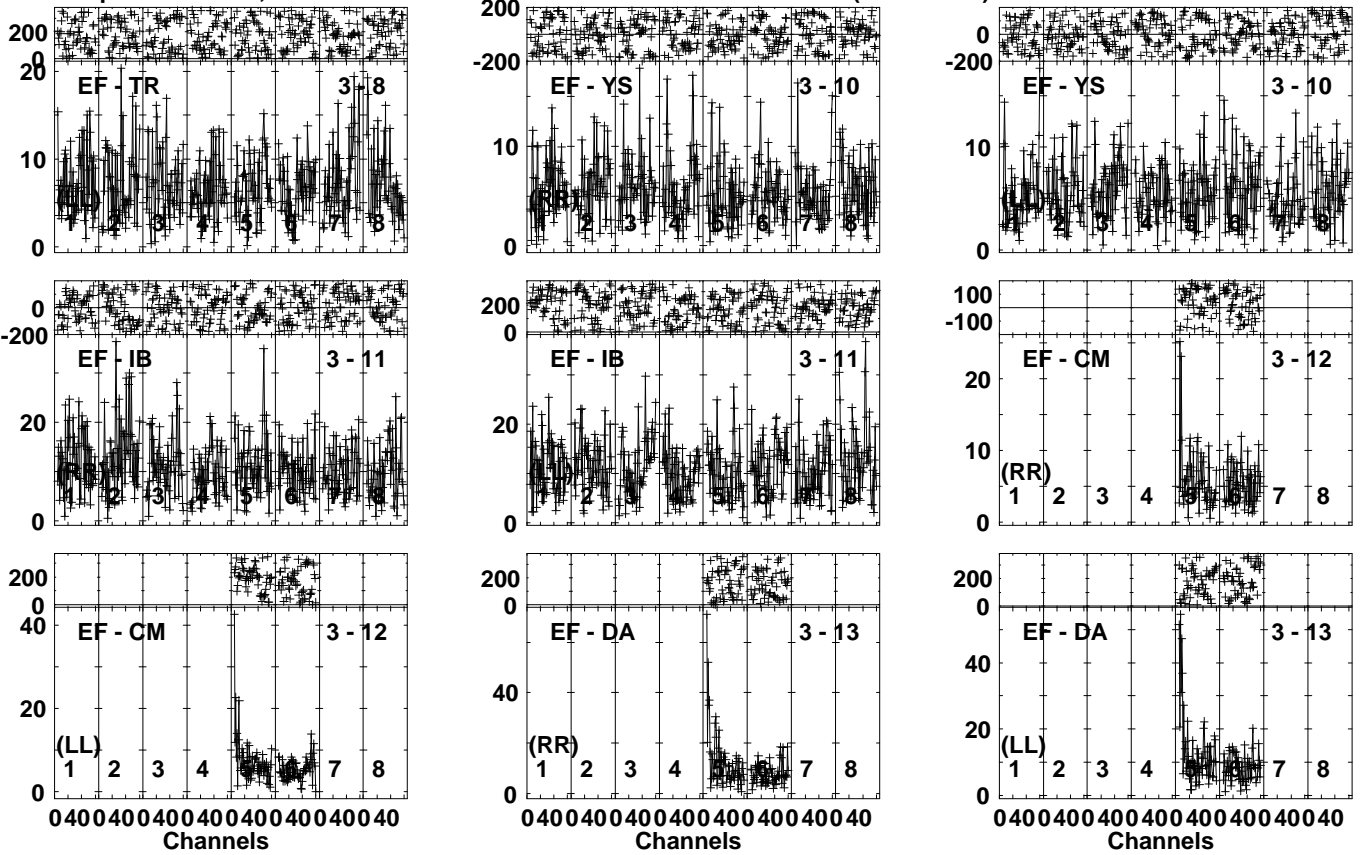


Lower frame: Milli Ampl Jy Top frame: Phas deg
Vector averaged cross-power spectrum Several baselines displayed
Timerange: 00/09:12:41 to 00/09:15:39

Plot file version 410 created 12-APR-2022 17:48:35

NGC5448 EC082C.UVDATA.1

Freq = 4.7990 GHz, Bw = 32.000 MH Calibrated with CL # 4 and BP # 1 (BP mode 1)

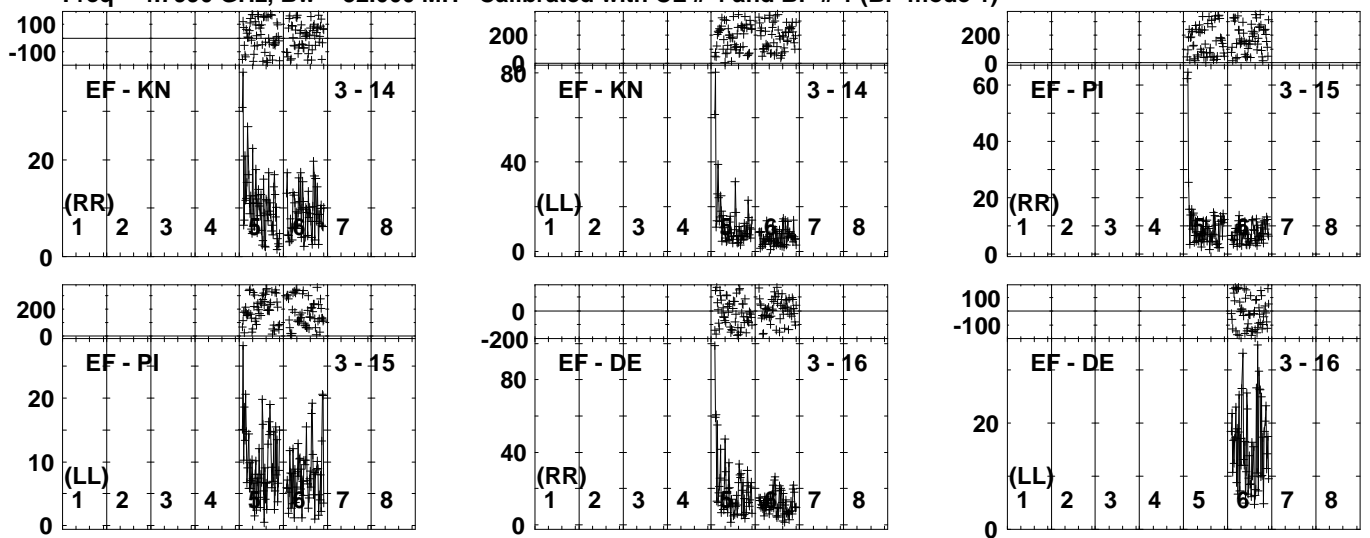


Lower frame: Milli Ampl Jy Top frame: Phas deg
Vector averaged cross-power spectrum Several baselines displayed
Timerange: 00/09:12:41 to 00/09:15:39

Plot file version 411 created 12-APR-2022 17:48:35

NGC5448 EC082C.UVDATA.1

Freq = 4.7990 GHz, Bw = 32.000 MH Calibrated with CL # 4 and BP # 1 (BP mode 1)



Lower frame: Milli Ampl Jy Top frame: Phas deg

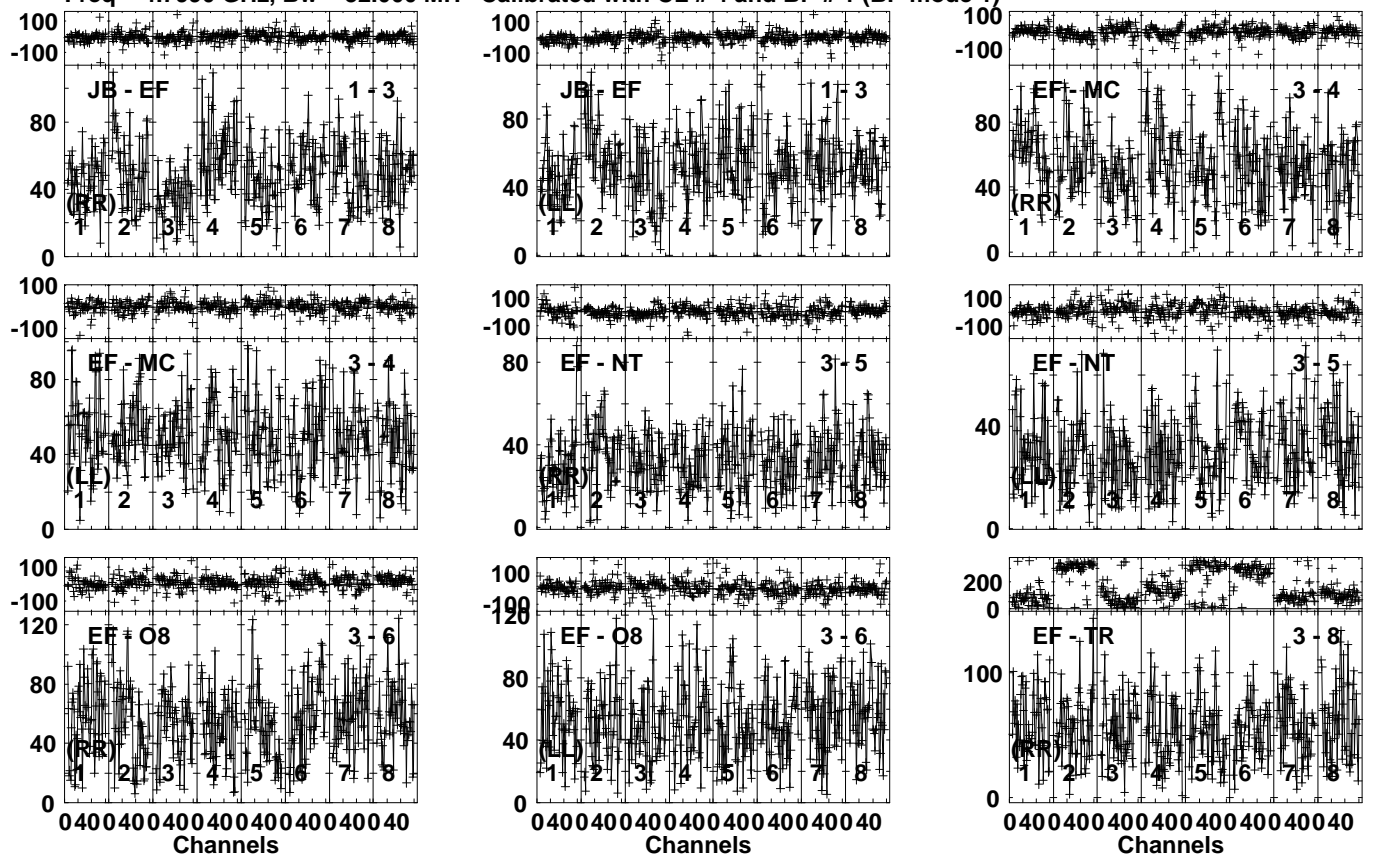
Vector averaged cross-power spectrum Several baselines displayed

Timerange: 00/09:12:41 to 00/09:15:39

Plot file version 412 created 12-APR-2022 17:48:35

J1356+4831 EC082C.UVDATA.1

Freq = 4.7990 GHz, Bw = 32.000 MH Calibrated with CL # 4 and BP # 1 (BP mode 1)

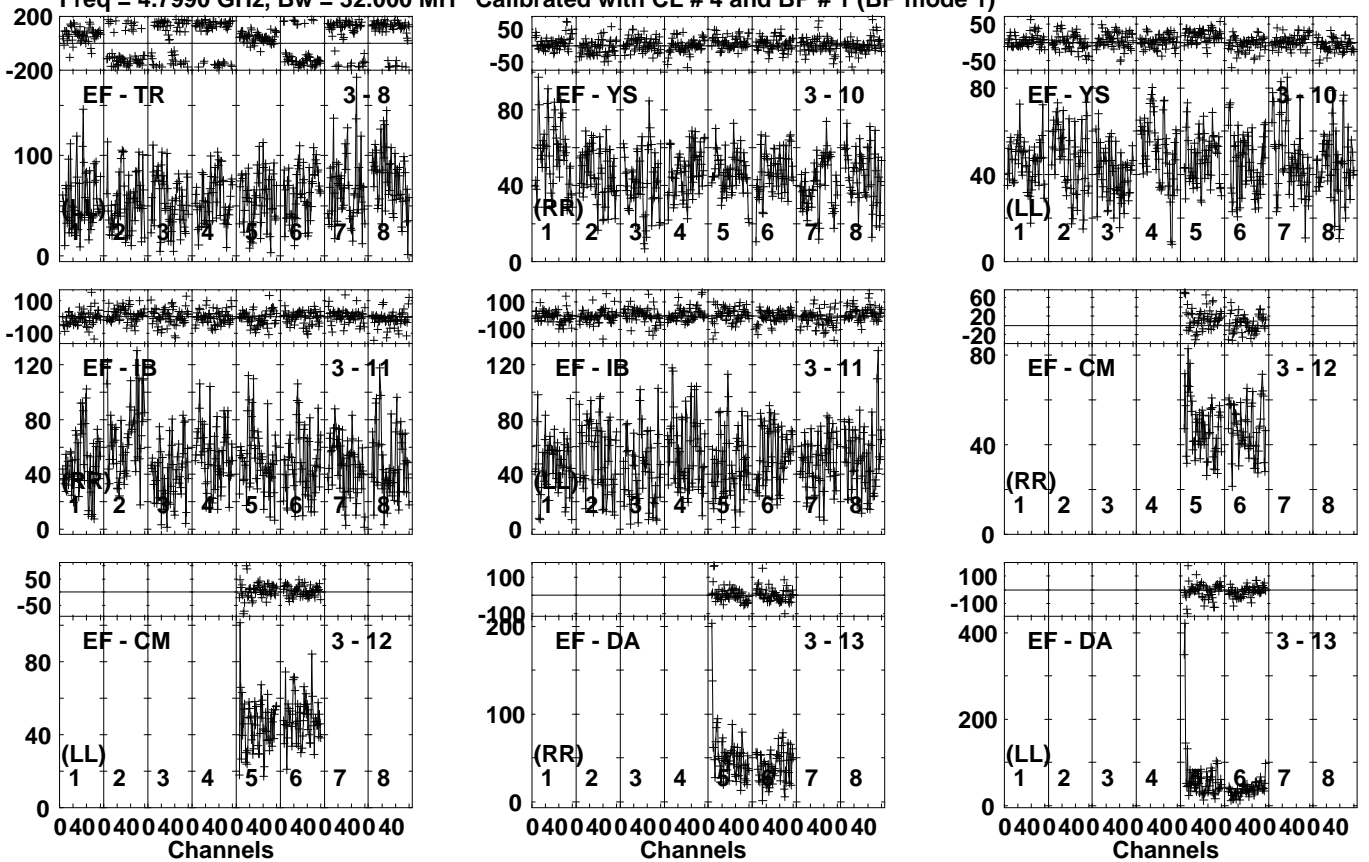


Lower frame: Milli Ampl Jy Top frame: Phas deg
Vector averaged cross-power spectrum Several baselines displayed
Timerange: 00/09:15:51 to 00/09:16:39

Plot file version 413 created 12-APR-2022 17:48:36

J1356+4831 EC082C.UVDATA.1

Freq = 4.7990 GHz, Bw = 32.000 MH Calibrated with CL # 4 and BP # 1 (BP mode 1)

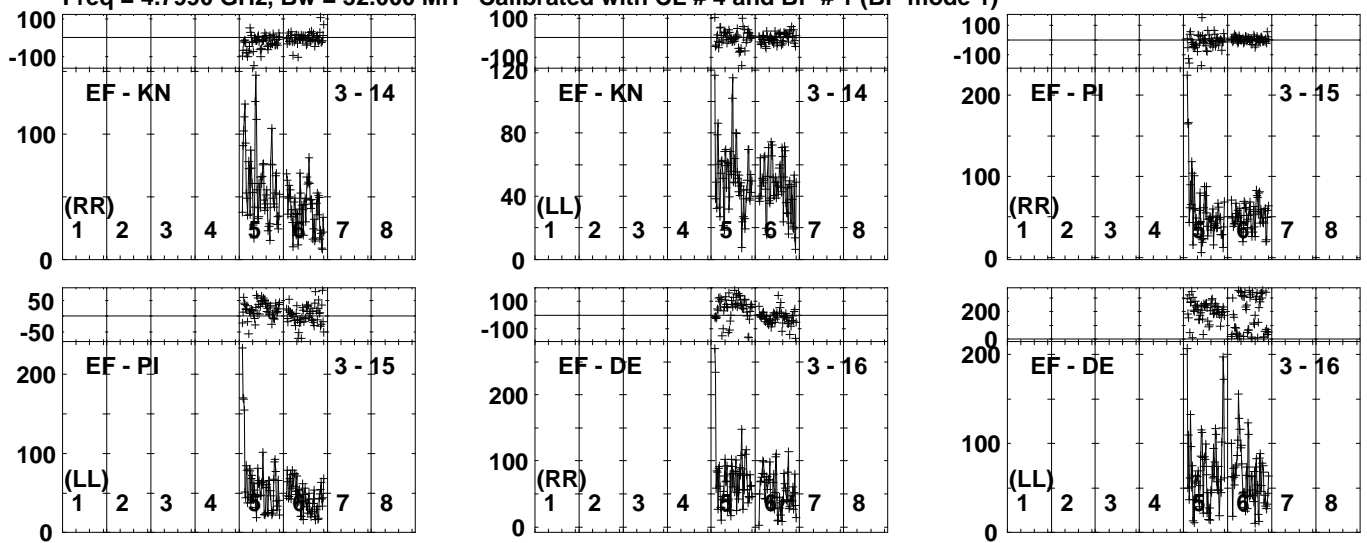


Lower frame: Milli Ampl Jy Top frame: Phas deg
Vector averaged cross-power spectrum Several baselines displayed
Timerange: 00/09:15:51 to 00/09:16:39

Plot file version 414 created 12-APR-2022 17:48:36

J1356+4831 EC082C.UVDATA.1

Freq = 4.7990 GHz, Bw = 32.000 MH Calibrated with CL # 4 and BP # 1 (BP mode 1)



Lower frame: Milli Ampl Jy Top frame: Phas deg

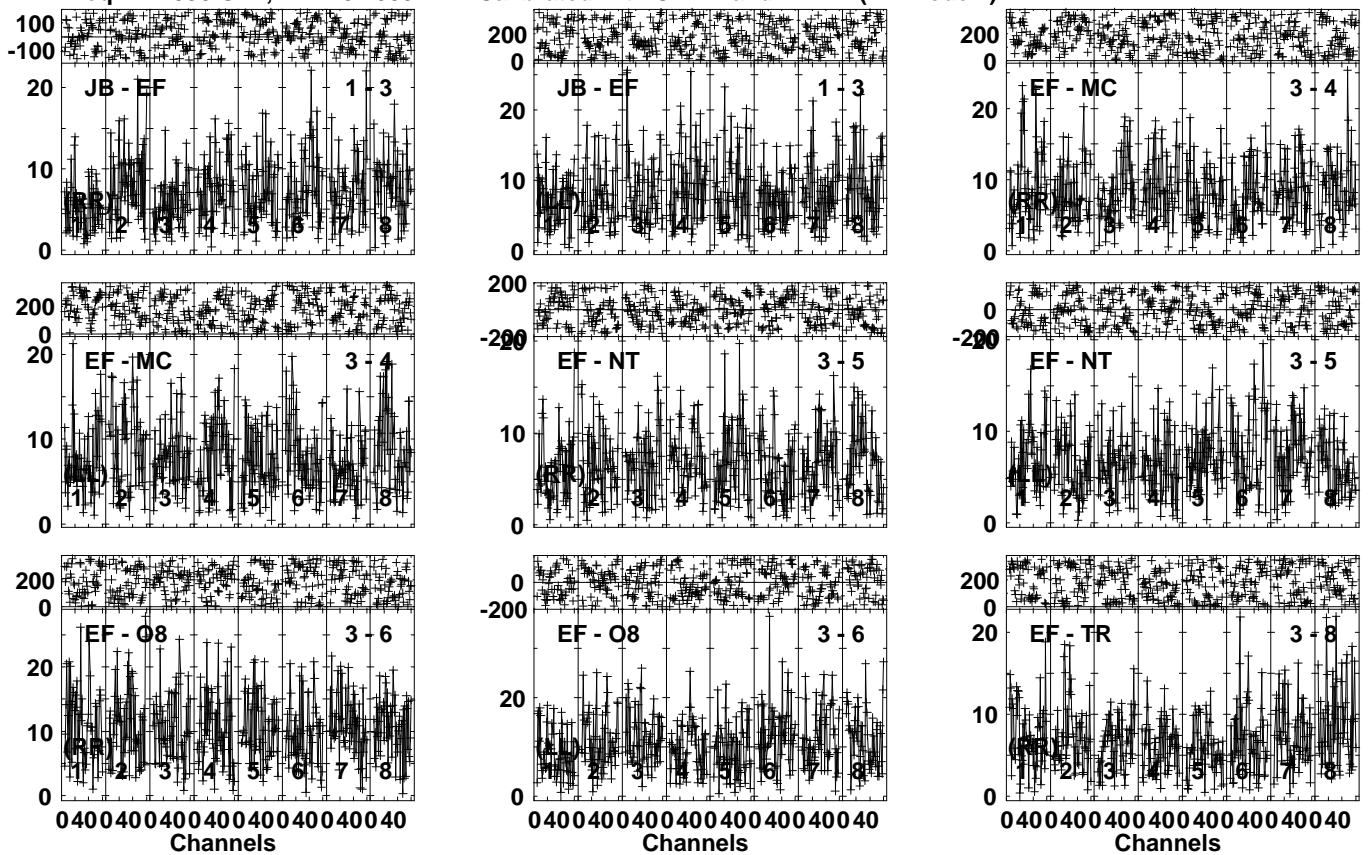
Vector averaged cross-power spectrum Several baselines displayed

Timerange: 00/09:15:51 to 00/09:16:39

Plot file version 415 created 12-APR-2022 17:48:37

NGC5448 EC082C.UVDATA.1

Freq = 4.7990 GHz, Bw = 32.000 MH Calibrated with CL # 4 and BP # 1 (BP mode 1)

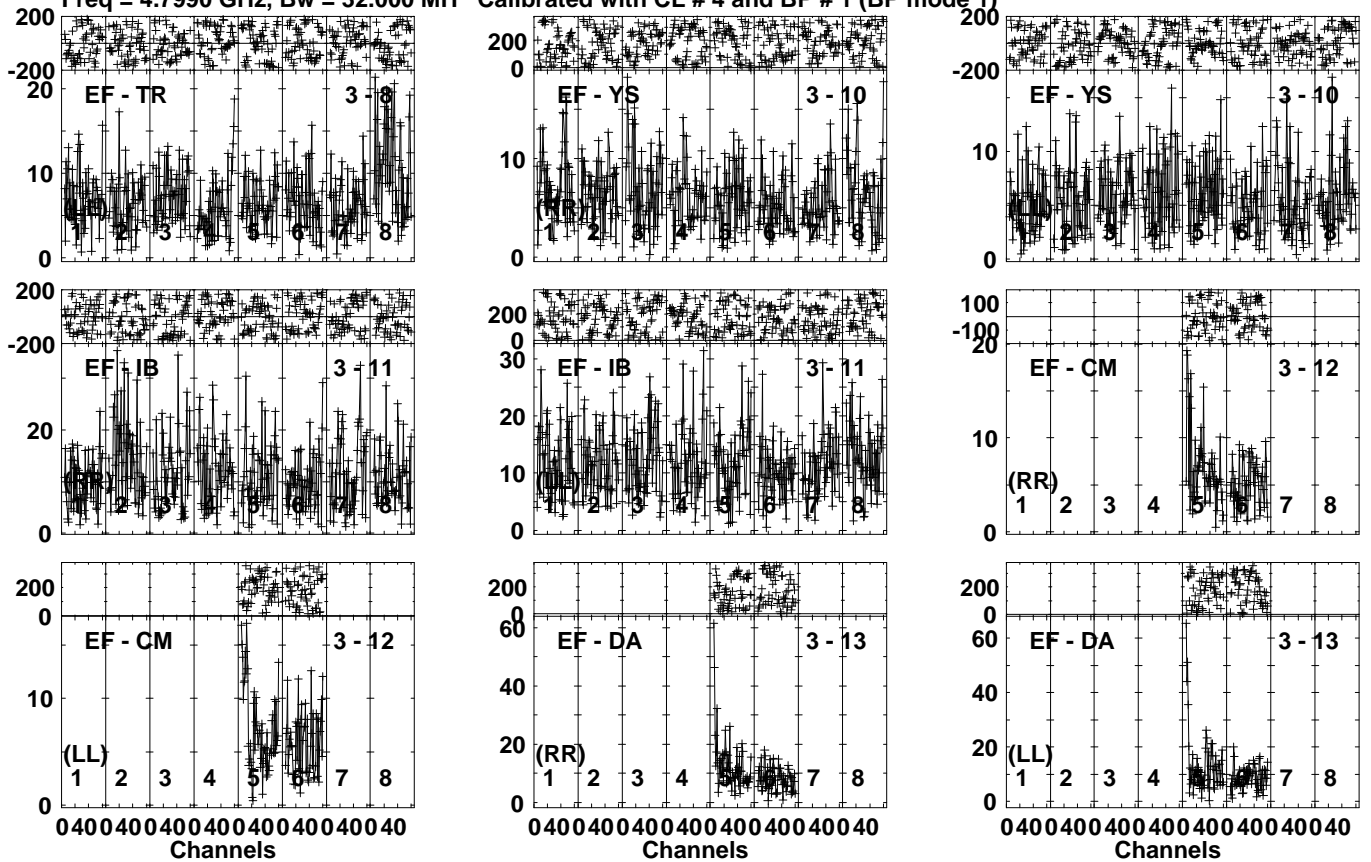


Lower frame: Milli Ampl Jy Top frame: Phas deg
Vector averaged cross-power spectrum Several baselines displayed
Timerange: 00/09:16:51 to 00/09:19:49

Plot file version 416 created 12-APR-2022 17:48:37

NGC5448 EC082C.UVDATA.1

Freq = 4.7990 GHz, Bw = 32.000 MH Calibrated with CL # 4 and BP # 1 (BP mode 1)

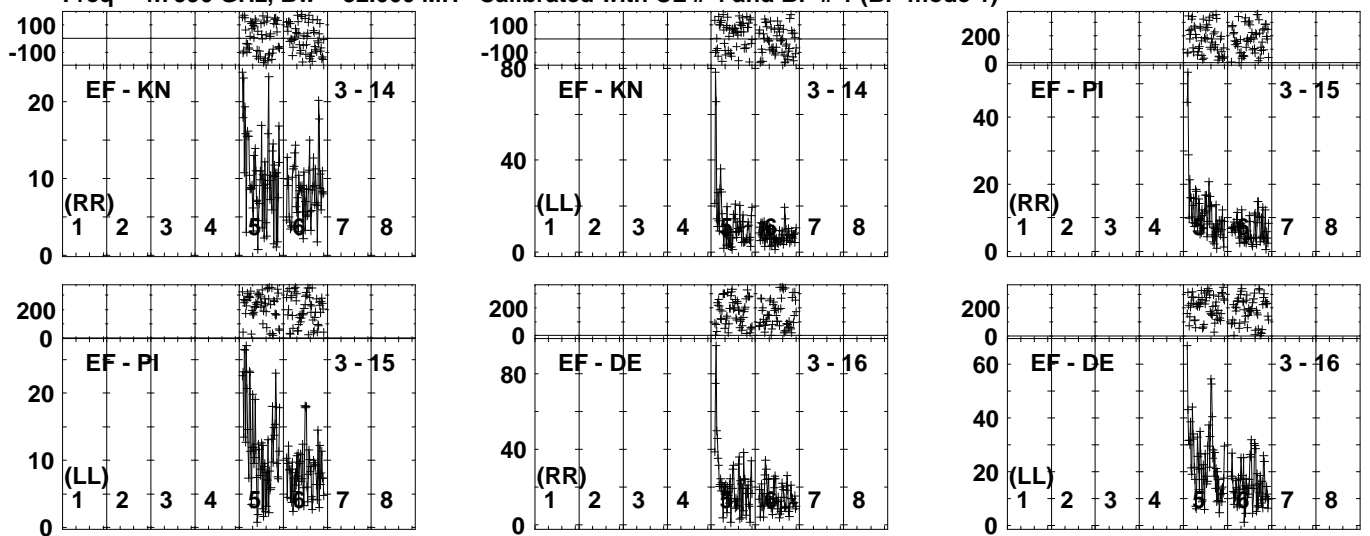


Lower frame: Milli Ampl Jy Top frame: Phas deg
Vector averaged cross-power spectrum Several baselines displayed
Timerange: 00/09:16:51 to 00/09:19:49

Plot file version 417 created 12-APR-2022 17:48:38

NGC5448 EC082C.UVDATA.1

Freq = 4.7990 GHz, Bw = 32.000 MH Calibrated with CL # 4 and BP # 1 (BP mode 1)



Lower frame: Milli Ampl Jy Top frame: Phas deg

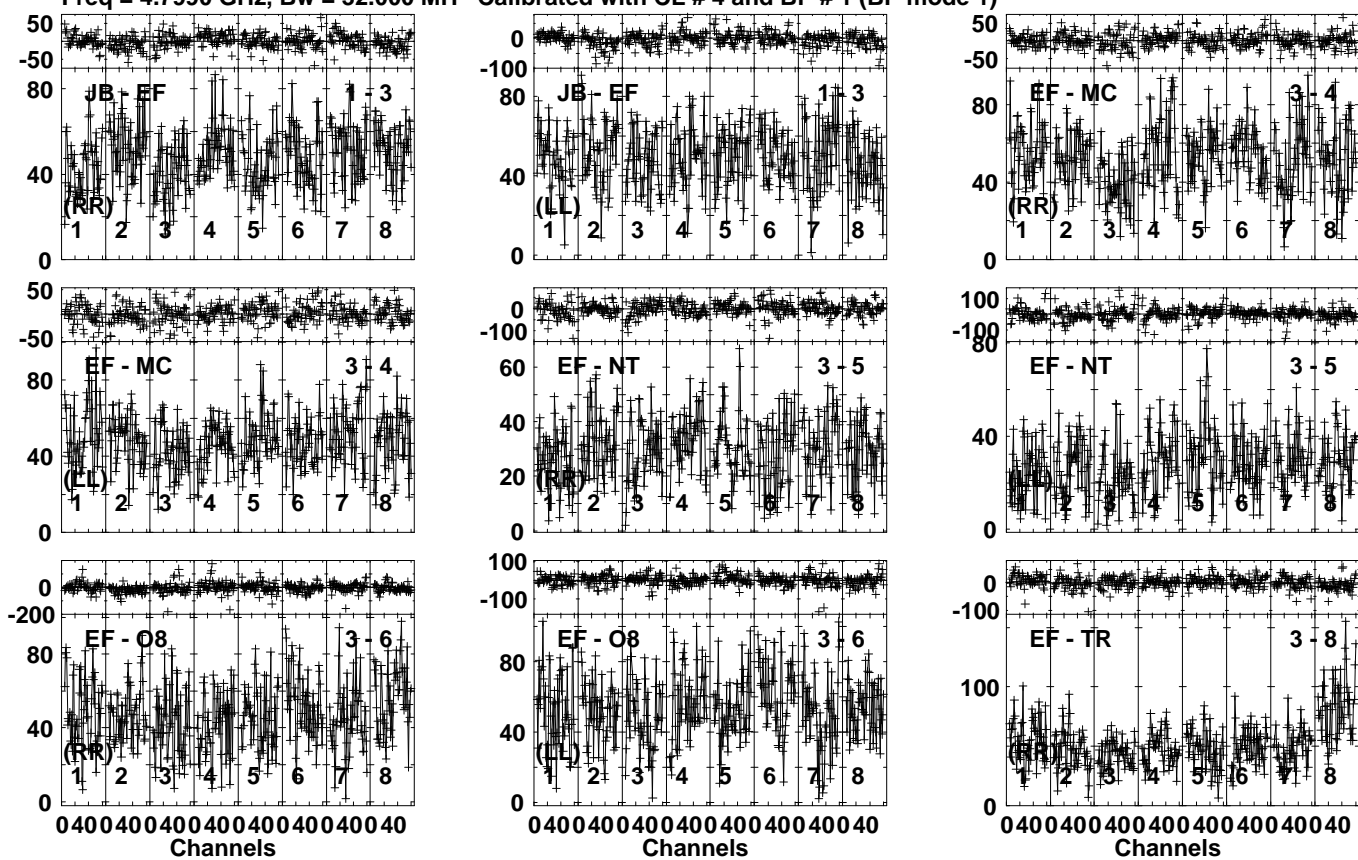
Vector averaged cross-power spectrum Several baselines displayed

Timerange: 00/09:16:51 to 00/09:19:49

Plot file version 418 created 12-APR-2022 17:48:38

J1356+4831 EC082C.UVDATA.1

Freq = 4.7990 GHz, Bw = 32.000 MH Calibrated with CL # 4 and BP # 1 (BP mode 1)

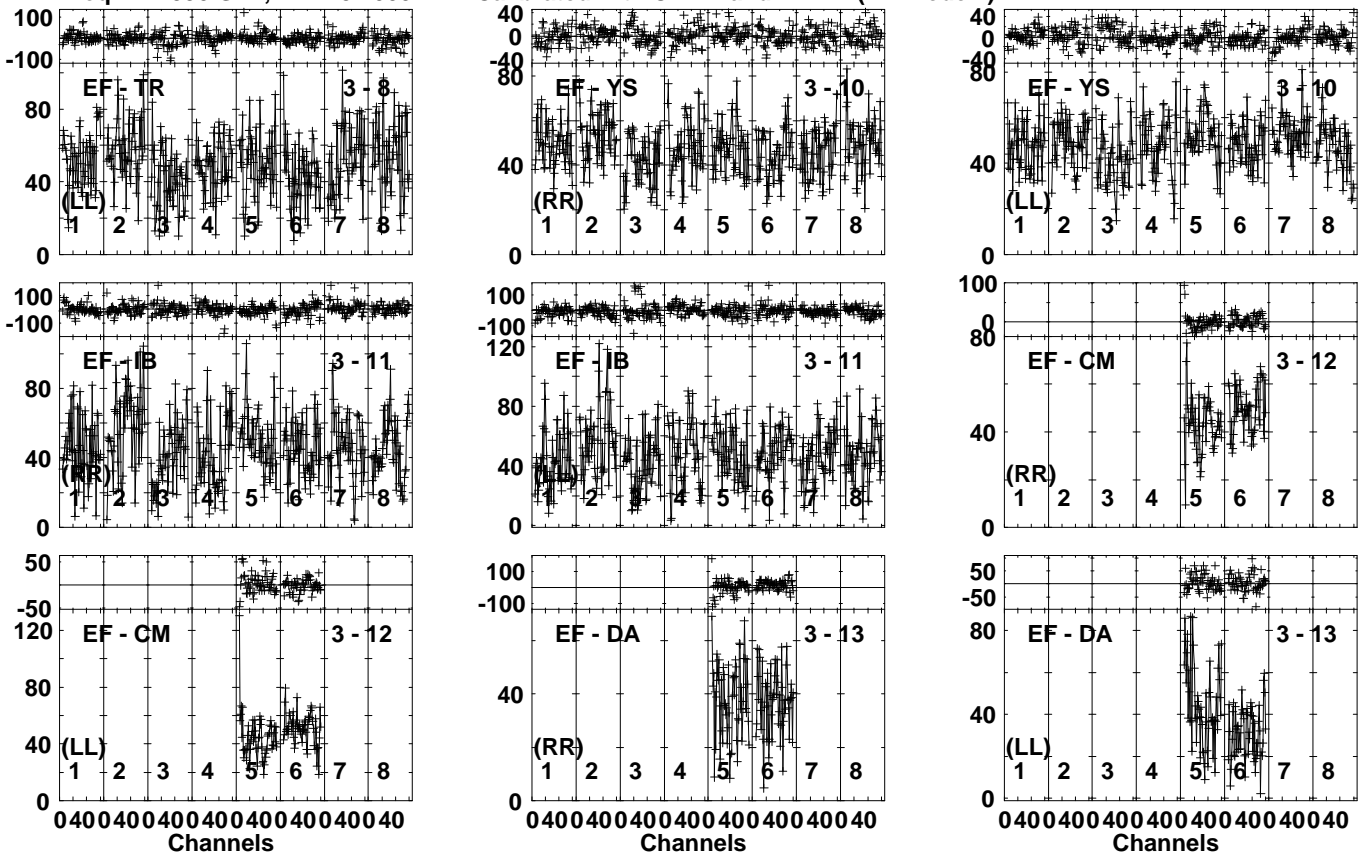


Lower frame: Milli Ampl Jy Top frame: Phas deg
Vector averaged cross-power spectrum Several baselines displayed
Timerange: 00/09:20:21 to 00/09:20:59

Plot file version 419 created 12-APR-2022 17:48:39

J1356+4831 EC082C.UVDATA.1

Freq = 4.7990 GHz, Bw = 32.000 MH Calibrated with CL # 4 and BP # 1 (BP mode 1)

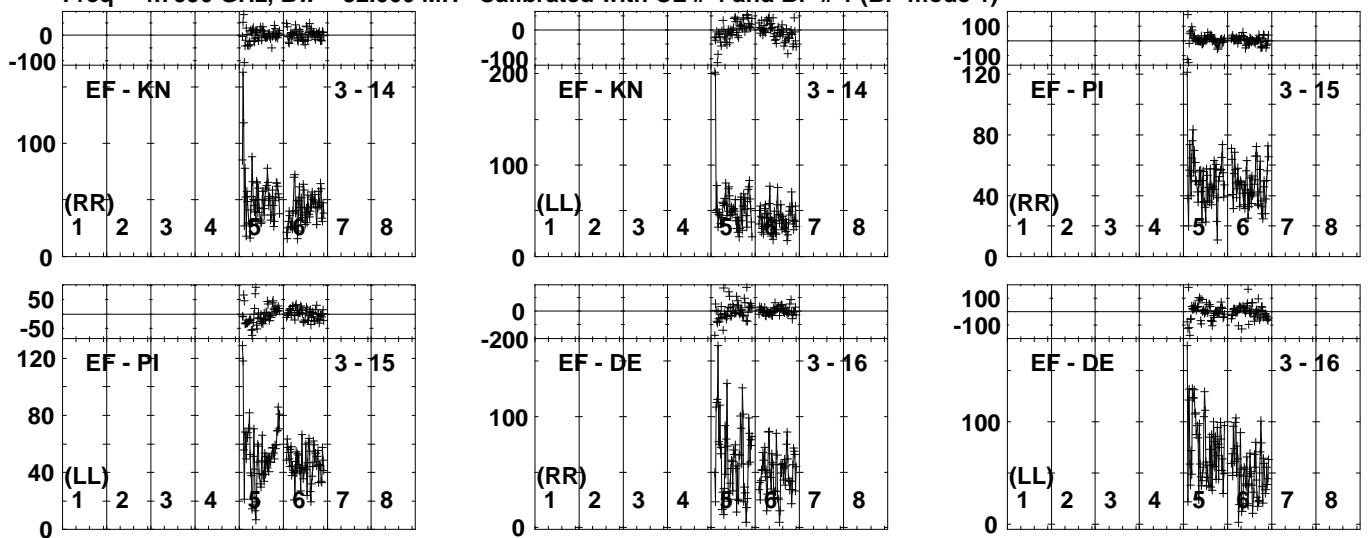


Lower frame: Milli Ampl Jy Top frame: Phas deg
Vector averaged cross-power spectrum Several baselines displayed
Timerange: 00/09:20:21 to 00/09:20:59

Plot file version 420 created 12-APR-2022 17:48:39

J1356+4831 EC082C.UVDATA.1

Freq = 4.7990 GHz, Bw = 32.000 MH Calibrated with CL # 4 and BP # 1 (BP mode 1)

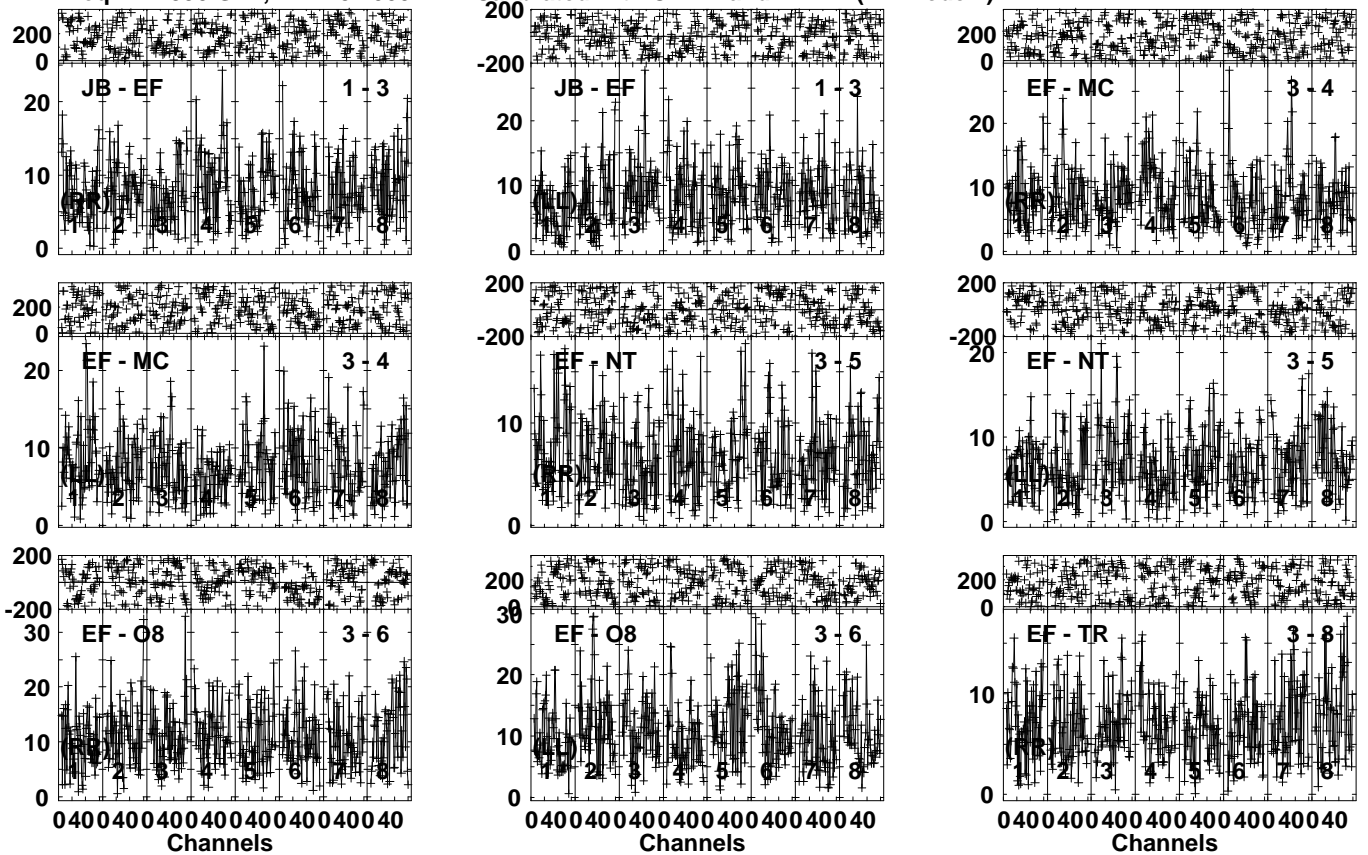


Lower frame: Milli Ampl Jy Top frame: Phas deg
Vector averaged cross-power spectrum Several baselines displayed
Timerange: 00/09:20:21 to 00/09:20:59

Plot file version 421 created 12-APR-2022 17:48:39

NGC5448 EC082C.UVDATA.1

Freq = 4.7990 GHz, Bw = 32.000 MH Calibrated with CL # 4 and BP # 1 (BP mode 1)

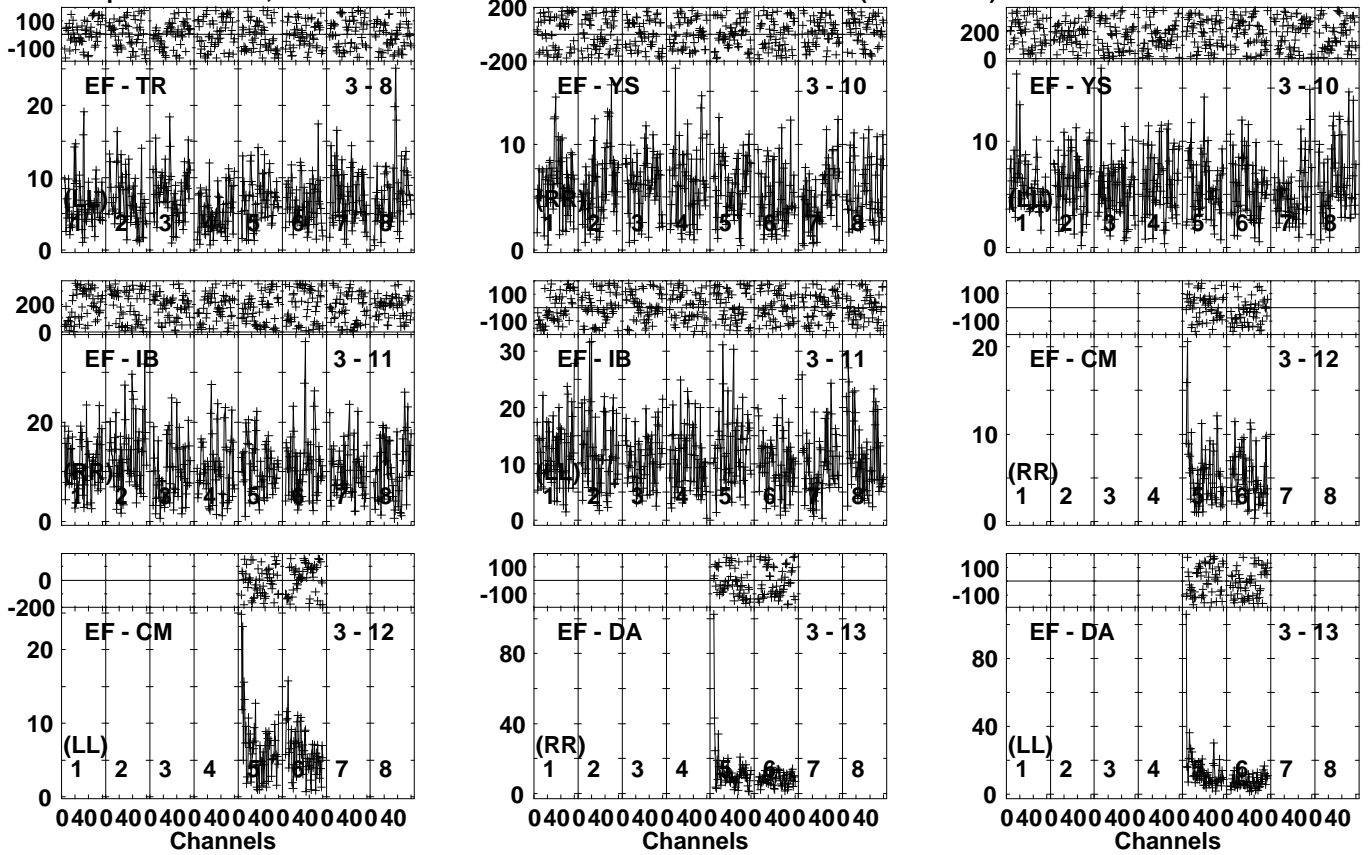


Lower frame: Milli Ampl Jy Top frame: Phas deg
Vector averaged cross-power spectrum Several baselines displayed
Timerange: 00/09:21:11 to 00/09:24:09

Plot file version 422 created 12-APR-2022 17:48:40

NGC5448 EC082C.UVDATA.1

Freq = 4.7990 GHz, Bw = 32.000 MH Calibrated with CL # 4 and BP # 1 (BP mode 1)

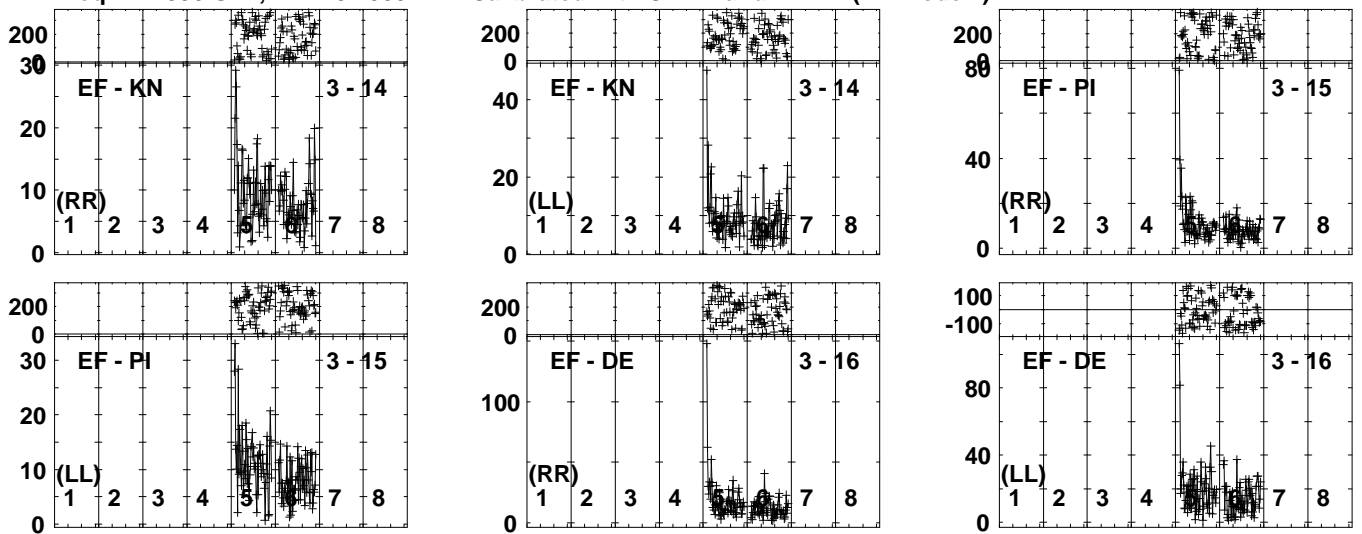


Lower frame: Milli Ampl Jy Top frame: Phas deg
Vector averaged cross-power spectrum Several baselines displayed
Timerange: 00/09:21:11 to 00/09:24:09

Plot file version 423 created 12-APR-2022 17:48:40

NGC5448 EC082C.UVDATA.1

Freq = 4.7990 GHz, Bw = 32.000 MH Calibrated with CL # 4 and BP # 1 (BP mode 1)



Lower frame: Milli Ampl Jy Top frame: Phas deg

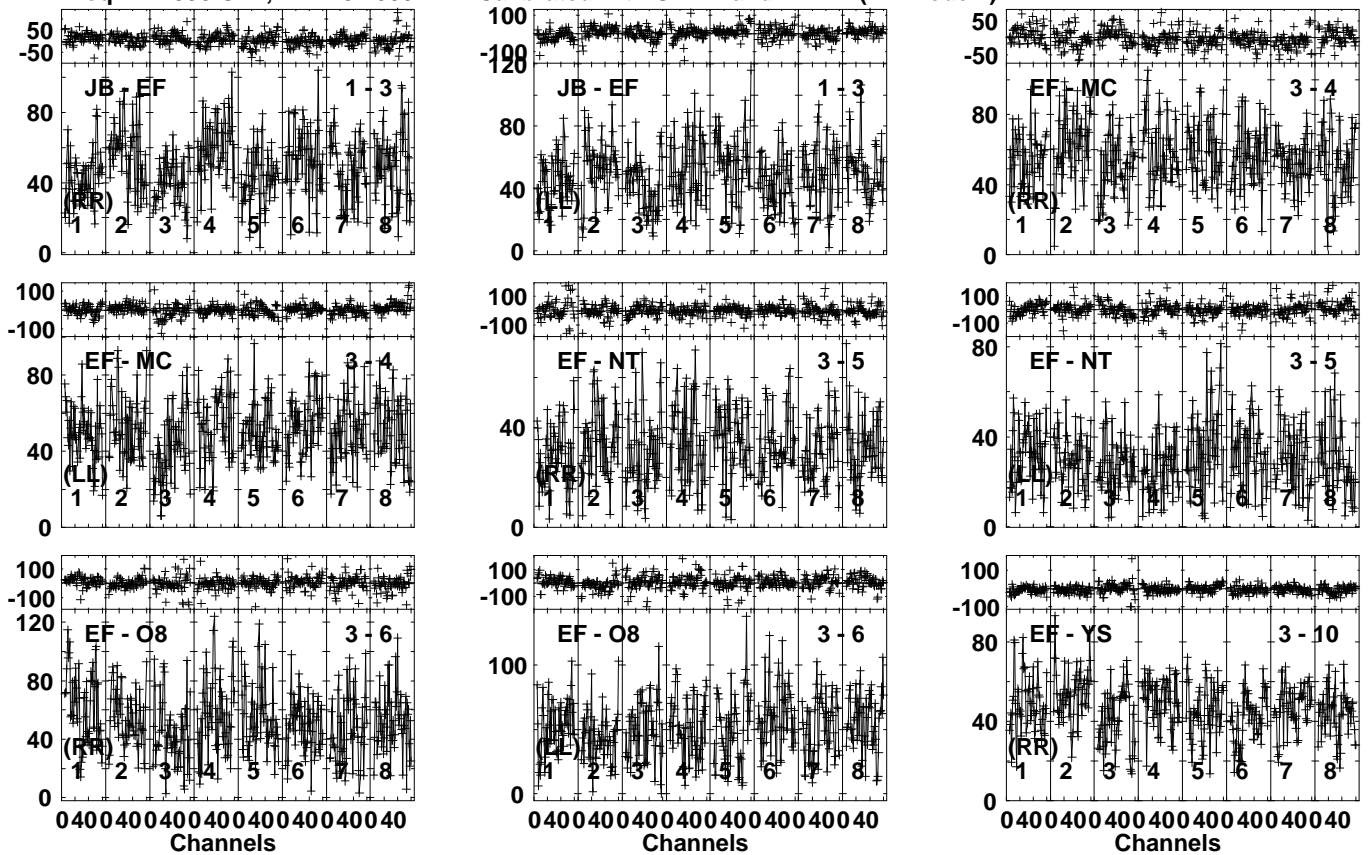
Vector averaged cross-power spectrum Several baselines displayed

Timerange: 00/09:21:11 to 00/09:24:09

Plot file version 424 created 12-APR-2022 17:48:41

J1356+4831 EC082C.UVDATA.1

Freq = 4.7990 GHz, Bw = 32.000 MH Calibrated with CL # 4 and BP # 1 (BP mode 1)

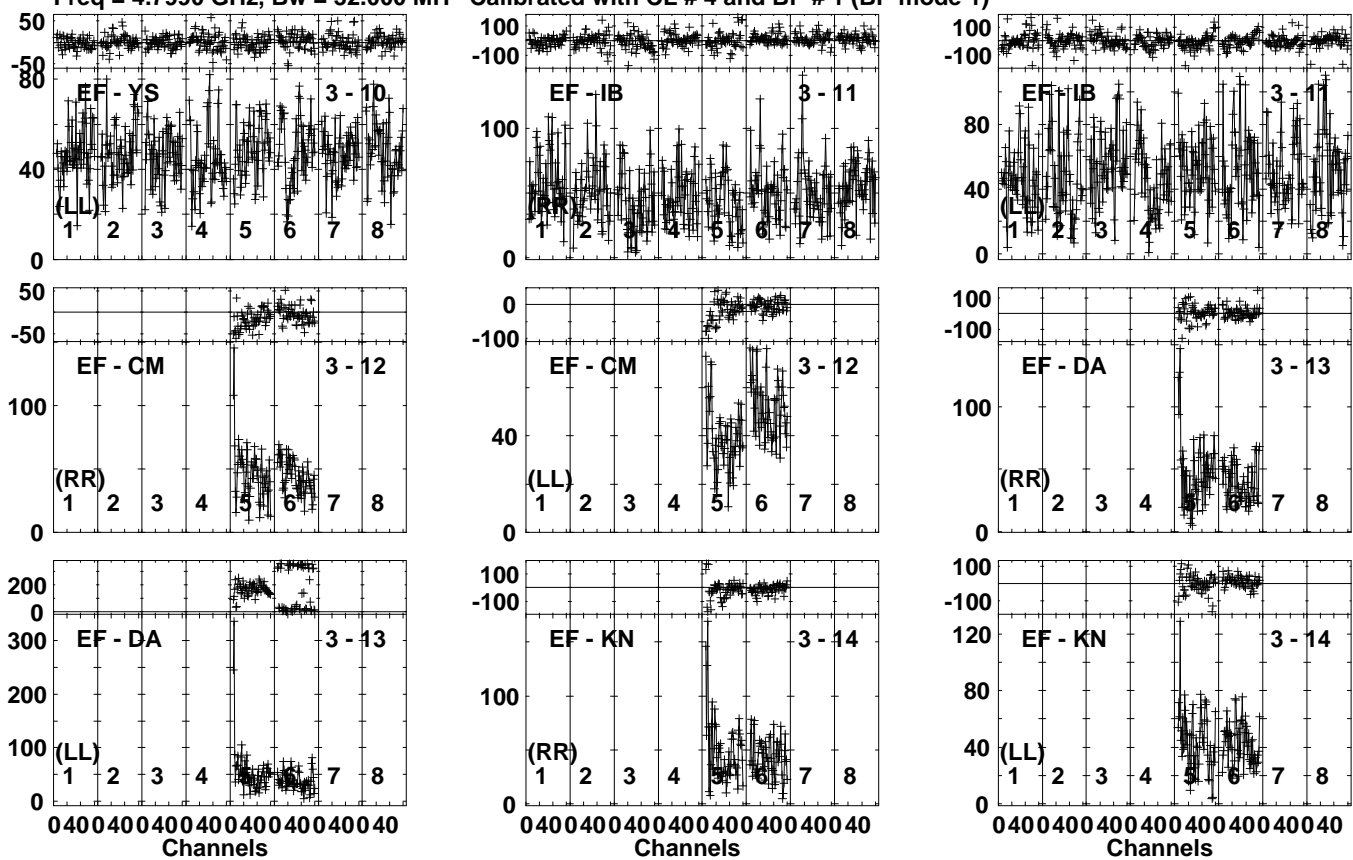


Lower frame: Milli Ampl Jy Top frame: Phas deg
Vector averaged cross-power spectrum Several baselines displayed
Timerange: 00/09:24:21 to 00/09:25:09

Plot file version 425 created 12-APR-2022 17:48:41

J1356+4831 EC082C.UVDATA.1

Freq = 4.7990 GHz, Bw = 32.000 MH Calibrated with CL # 4 and BP # 1 (BP mode 1)

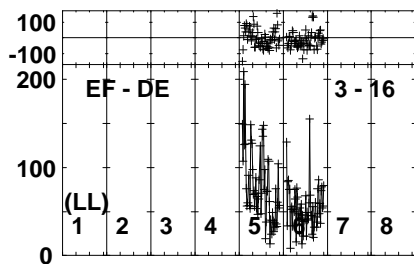
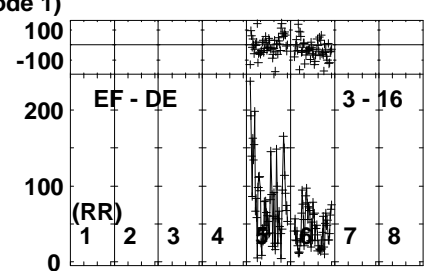
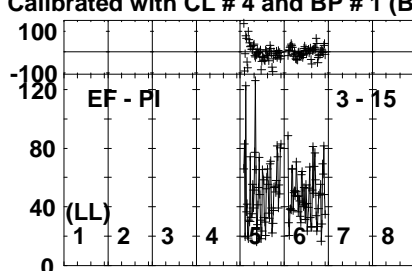
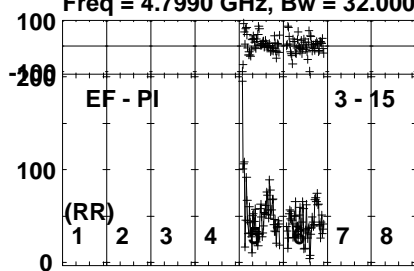


Lower frame: Milli Ampl Jy Top frame: Phas deg
Vector averaged cross-power spectrum Several baselines displayed
Timerange: 00/09:24:21 to 00/09:25:09

Plot file version 426 created 12-APR-2022 17:48:41

J1356+4831 EC082C.UVDATA.1

Freq = 4.7990 GHz, Bw = 32.000 MH Calibrated with CL # 4 and BP # 1 (BP mode 1)

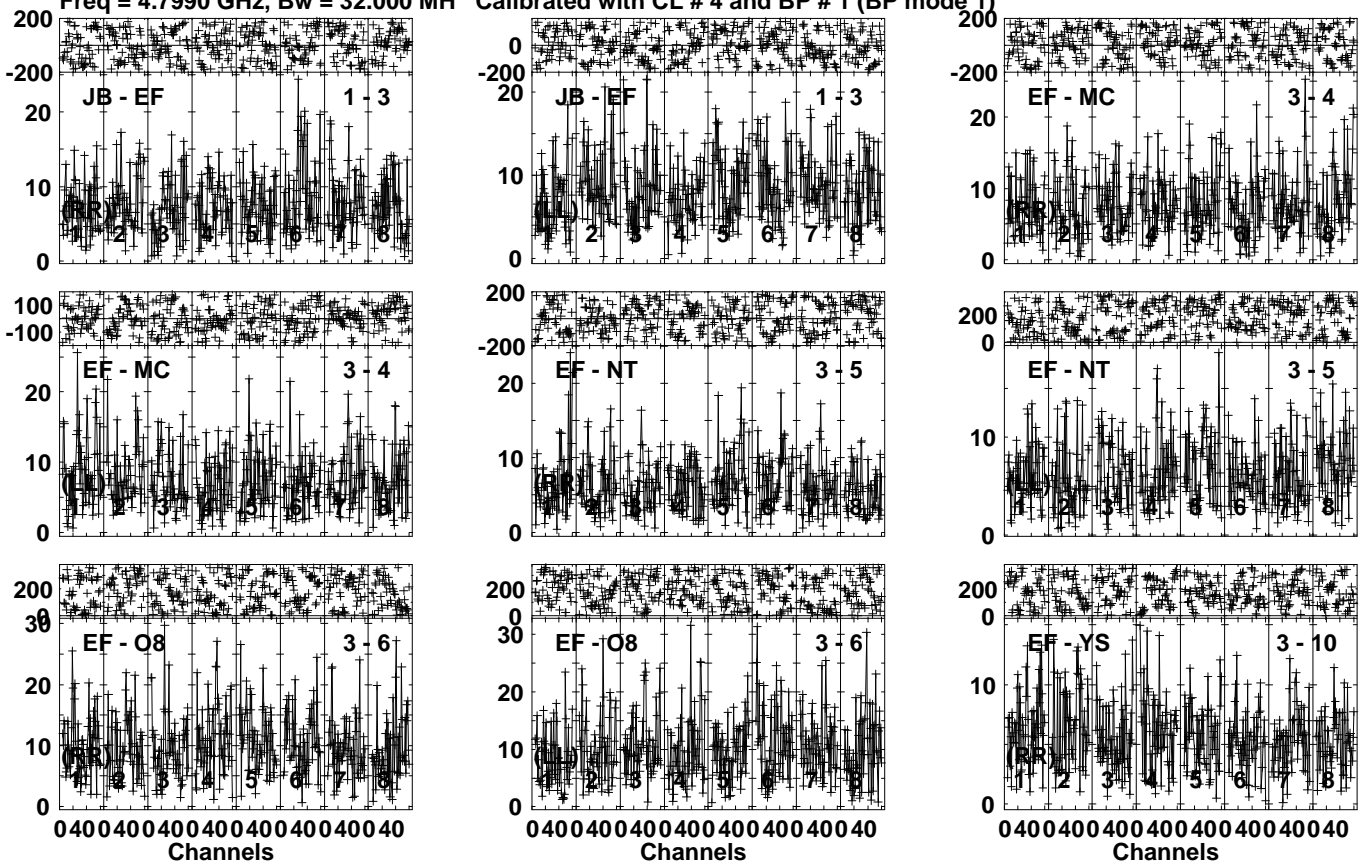


Lower frame: Milli Ampl Jy Top frame: Phas deg
Vector averaged cross-power spectrum Several baselines displayed
Timerange: 00/09:24:21 to 00/09:25:09

Plot file version 427 created 12-APR-2022 17:48:42

NGC5448 EC082C.UVDATA.1

Freq = 4.7990 GHz, Bw = 32.000 MH Calibrated with CL # 4 and BP # 1 (BP mode 1)

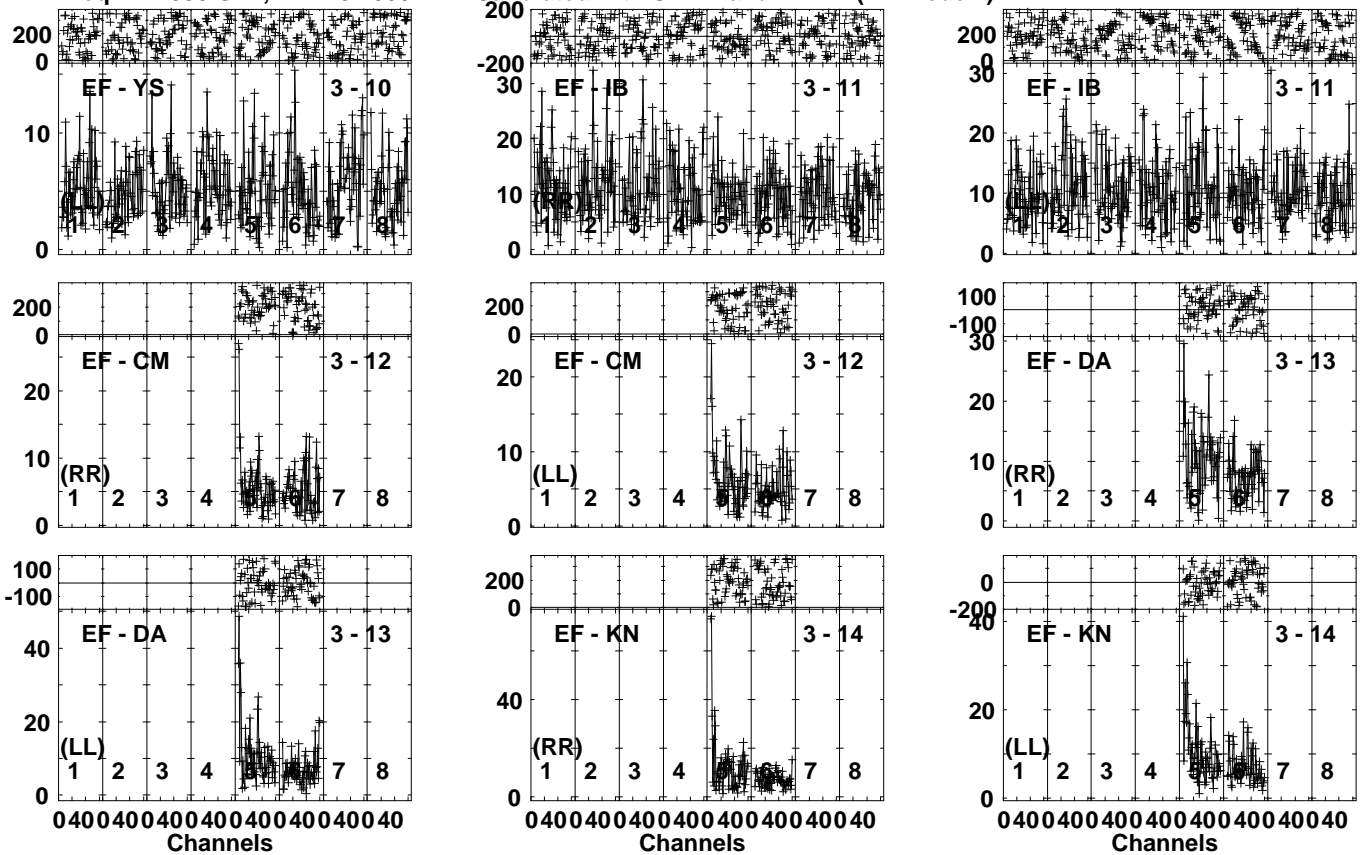


Lower frame: Milli Ampl Jy Top frame: Phas deg
Vector averaged cross-power spectrum Several baselines displayed
Timerange: 00/09:25:41 to 00/09:28:39

Plot file version 428 created 12-APR-2022 17:48:42

NGC5448 EC082C.UVDATA.1

Freq = 4.7990 GHz, Bw = 32.000 MH Calibrated with CL # 4 and BP # 1 (BP mode 1)

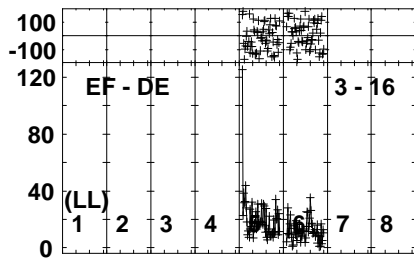
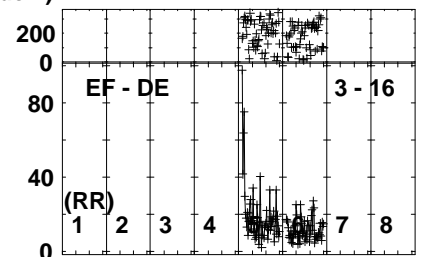
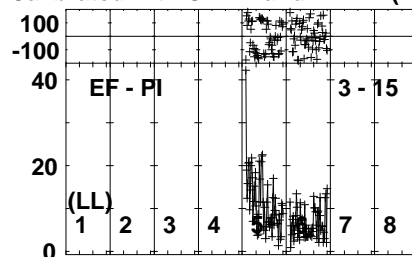
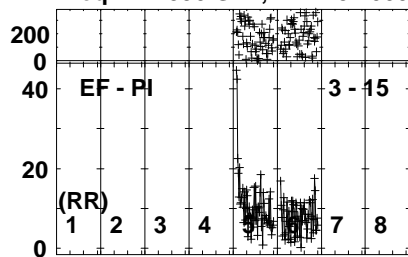


Lower frame: Milli Ampl Jy Top frame: Phas deg
Vector averaged cross-power spectrum Several baselines displayed
Timerange: 00/09:25:41 to 00/09:28:39

Plot file version 429 created 12-APR-2022 17:48:43

NGC5448 EC082C.UVDATA.1

Freq = 4.7990 GHz, Bw = 32.000 MH Calibrated with CL # 4 and BP # 1 (BP mode 1)

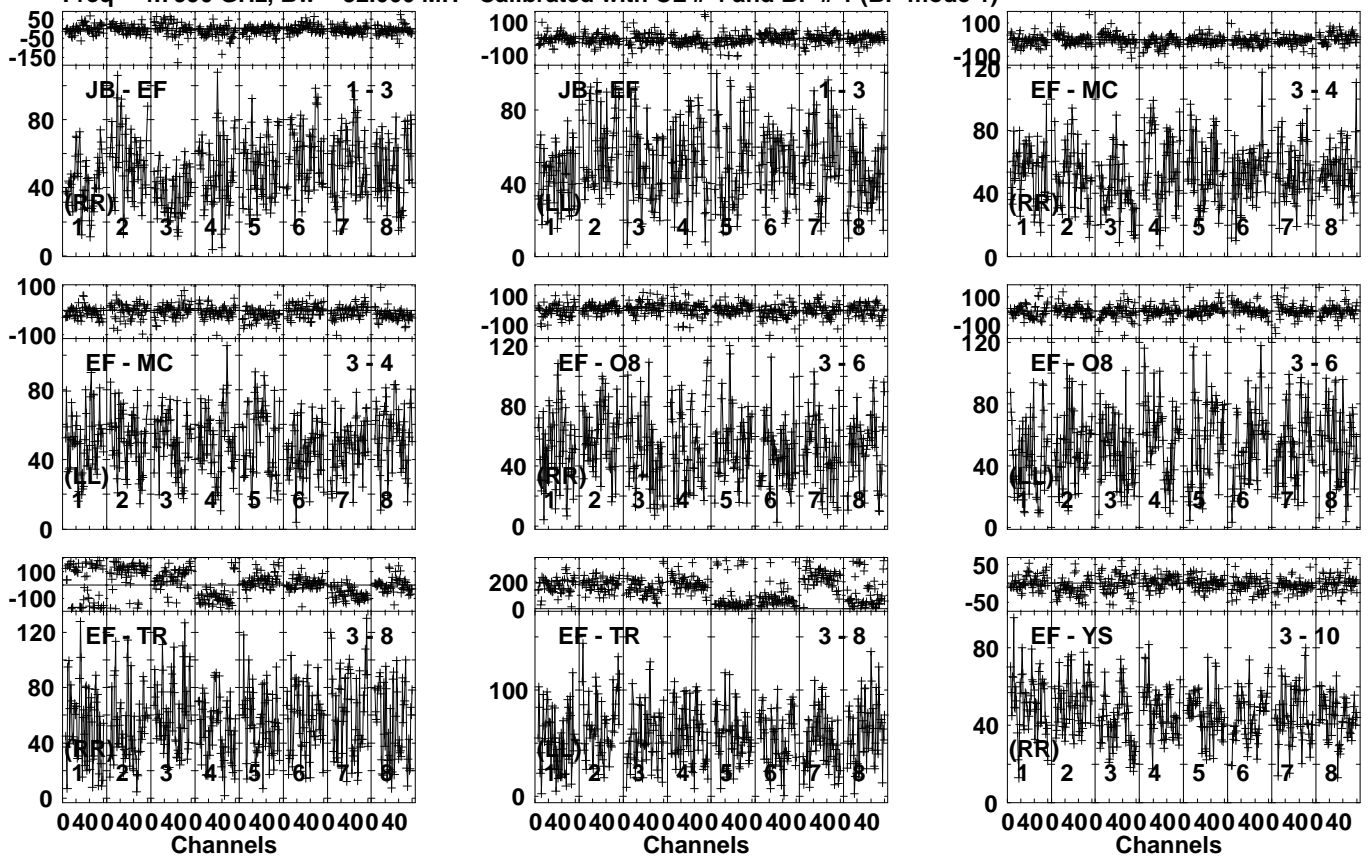


Lower frame: Milli Ampl Jy Top frame: Phas deg
Vector averaged cross-power spectrum Several baselines displayed
Timerange: 00/09:25:41 to 00/09:28:39

Plot file version 430 created 12-APR-2022 17:48:43

J1356+4831 EC082C.UVDATA.1

Freq = 4.7990 GHz, Bw = 32.000 MH Calibrated with CL # 4 and BP # 1 (BP mode 1)

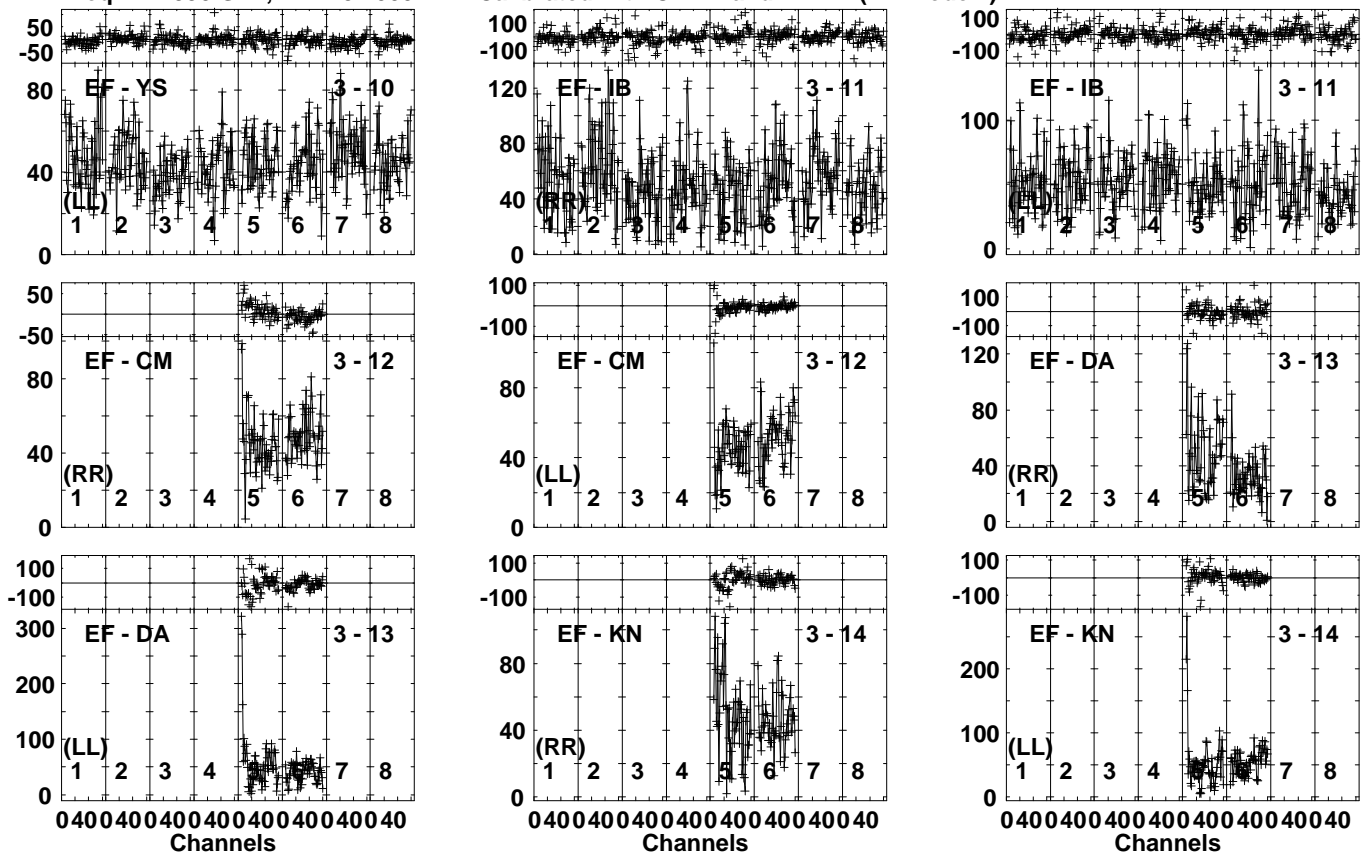


Lower frame: Milli Ampl Jy Top frame: Phas deg
Vector averaged cross-power spectrum Several baselines displayed
Timerange: 00/09:28:51 to 00/09:29:39

Plot file version 431 created 12-APR-2022 17:48:43

J1356+4831 EC082C.UVDATA.1

Freq = 4.7990 GHz, Bw = 32.000 MH Calibrated with CL # 4 and BP # 1 (BP mode 1)

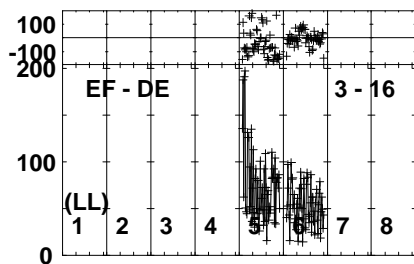
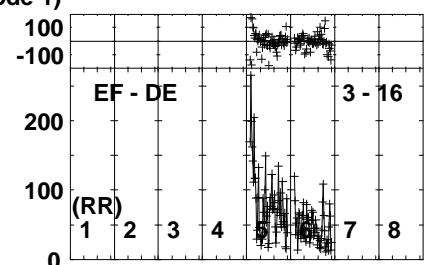
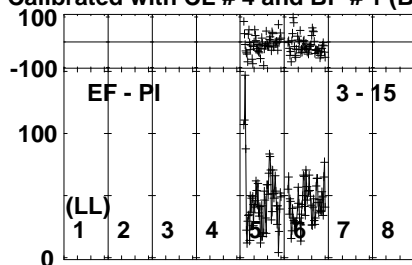
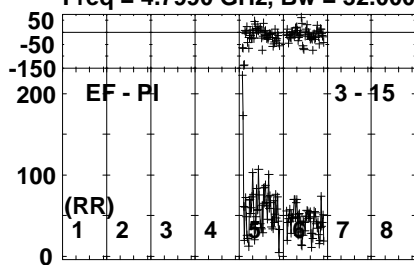


Lower frame: Milli Ampl Jy Top frame: Phas deg
Vector averaged cross-power spectrum Several baselines displayed
Timerange: 00/09:28:51 to 00/09:29:39

Plot file version 432 created 12-APR-2022 17:48:44

J1356+4831 EC082C.UVDATA.1

Freq = 4.7990 GHz, Bw = 32.000 MH Calibrated with CL # 4 and BP # 1 (BP mode 1)

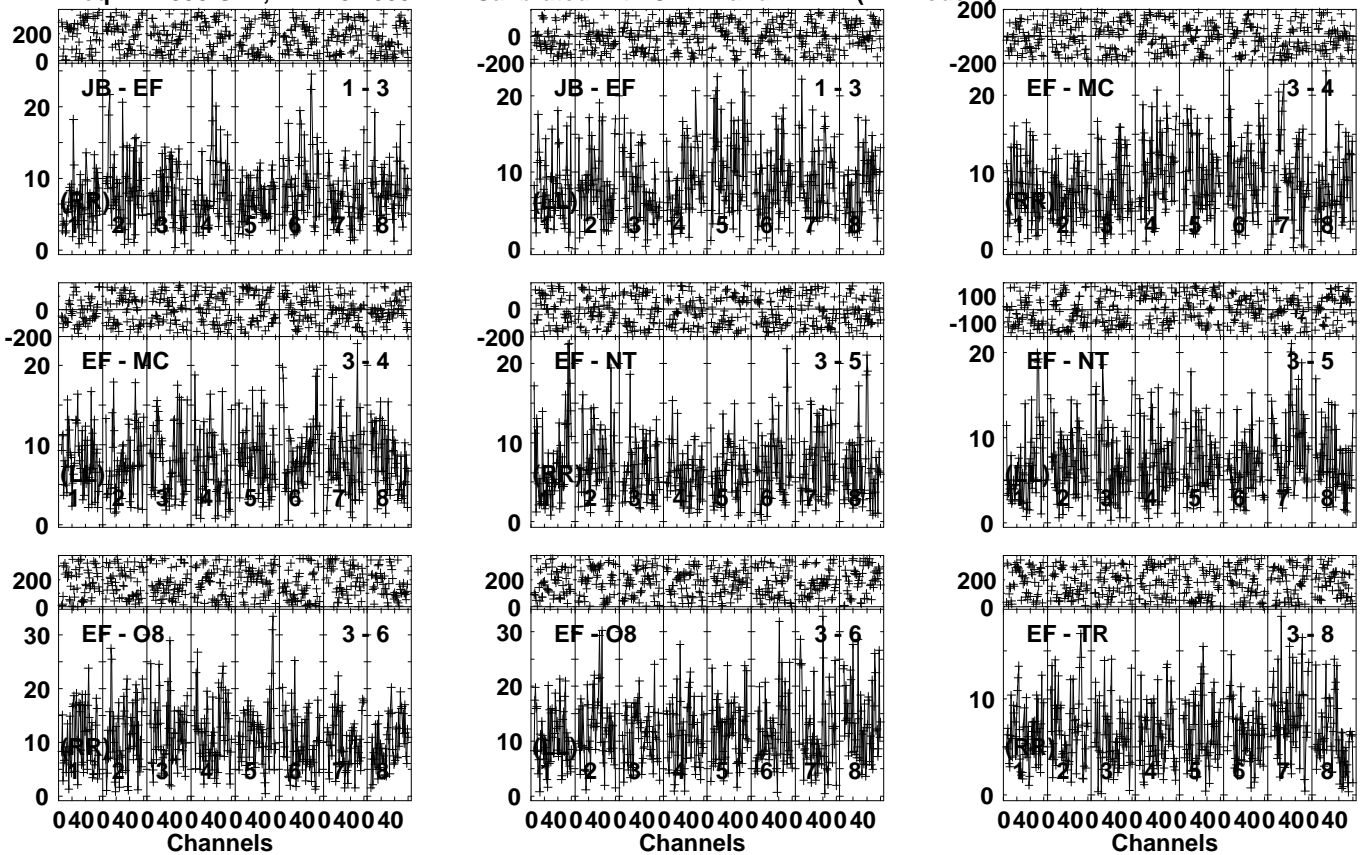


Lower frame: Milli Ampl Jy Top frame: Phas deg
Vector averaged cross-power spectrum Several baselines displayed
Timerange: 00/09:28:51 to 00/09:29:39

Plot file version 433 created 12-APR-2022 17:48:44

NGC5448 EC082C.UVDATA.1

Freq = 4.7990 GHz, Bw = 32.000 MH Calibrated with CL # 4 and BP # 1 (BP mode 1)

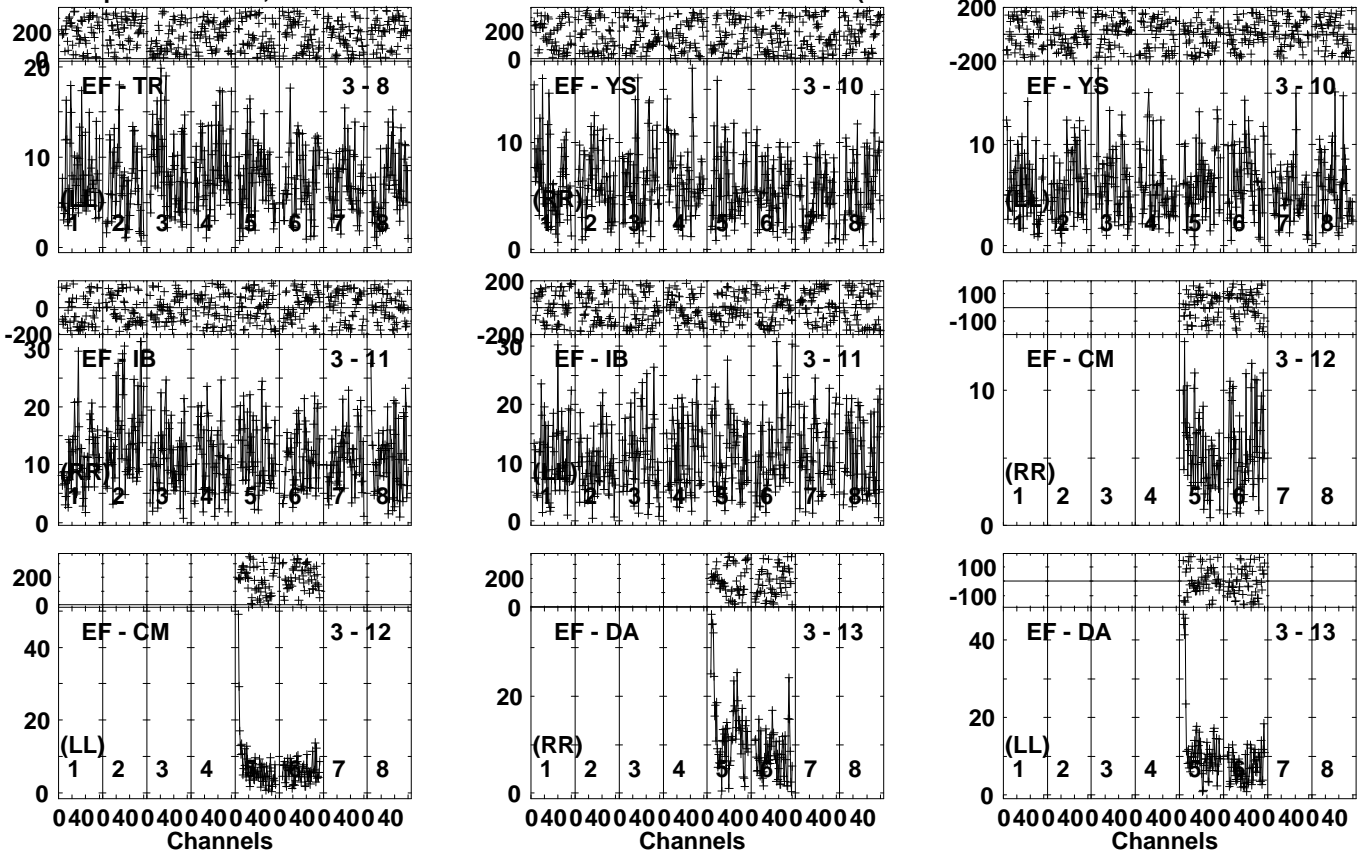


Lower frame: Milli Ampl Jy Top frame: Phas deg
Vector averaged cross-power spectrum Several baselines displayed
Timerange: 00/09:29:51 to 00/09:32:49

Plot file version 434 created 12-APR-2022 17:48:44

NGC5448 EC082C.UVDATA.1

Freq = 4.7990 GHz, Bw = 32.000 MH Calibrated with CL # 4 and BP # 1 (BP mode 1)

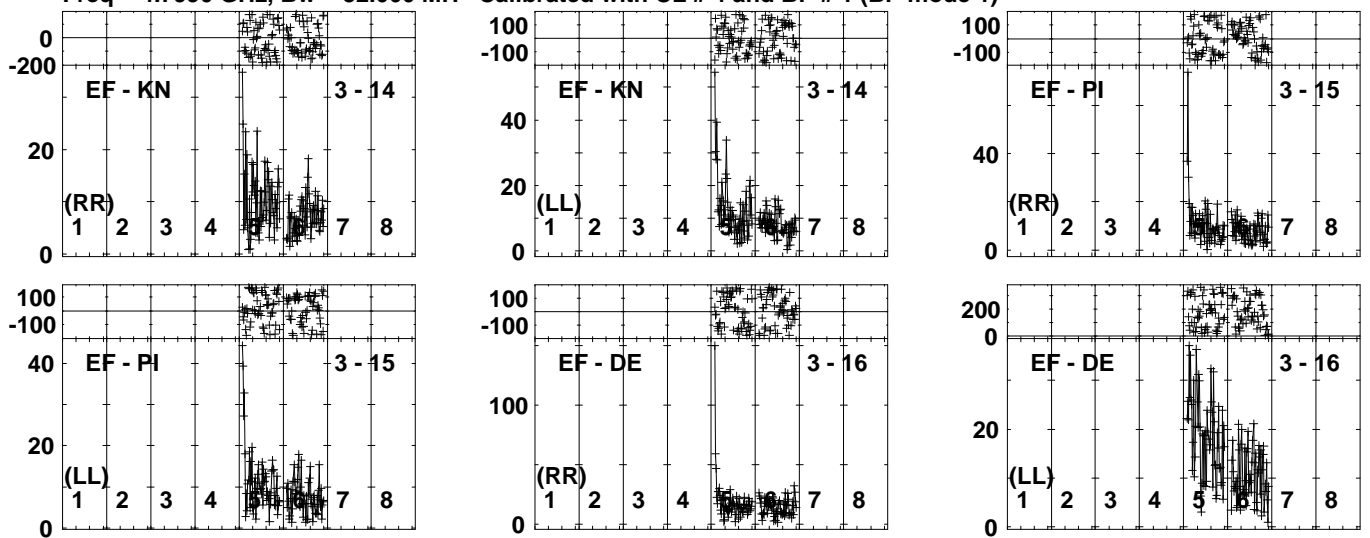


Lower frame: Milli Ampl Jy Top frame: Phas deg
Vector averaged cross-power spectrum Several baselines displayed
Timerange: 00/09:29:51 to 00/09:32:49

Plot file version 435 created 12-APR-2022 17:48:45

NGC5448 EC082C.UVDATA.1

Freq = 4.7990 GHz, Bw = 32.000 MH Calibrated with CL # 4 and BP # 1 (BP mode 1)



Lower frame: Milli Ampl Jy Top frame: Phas deg

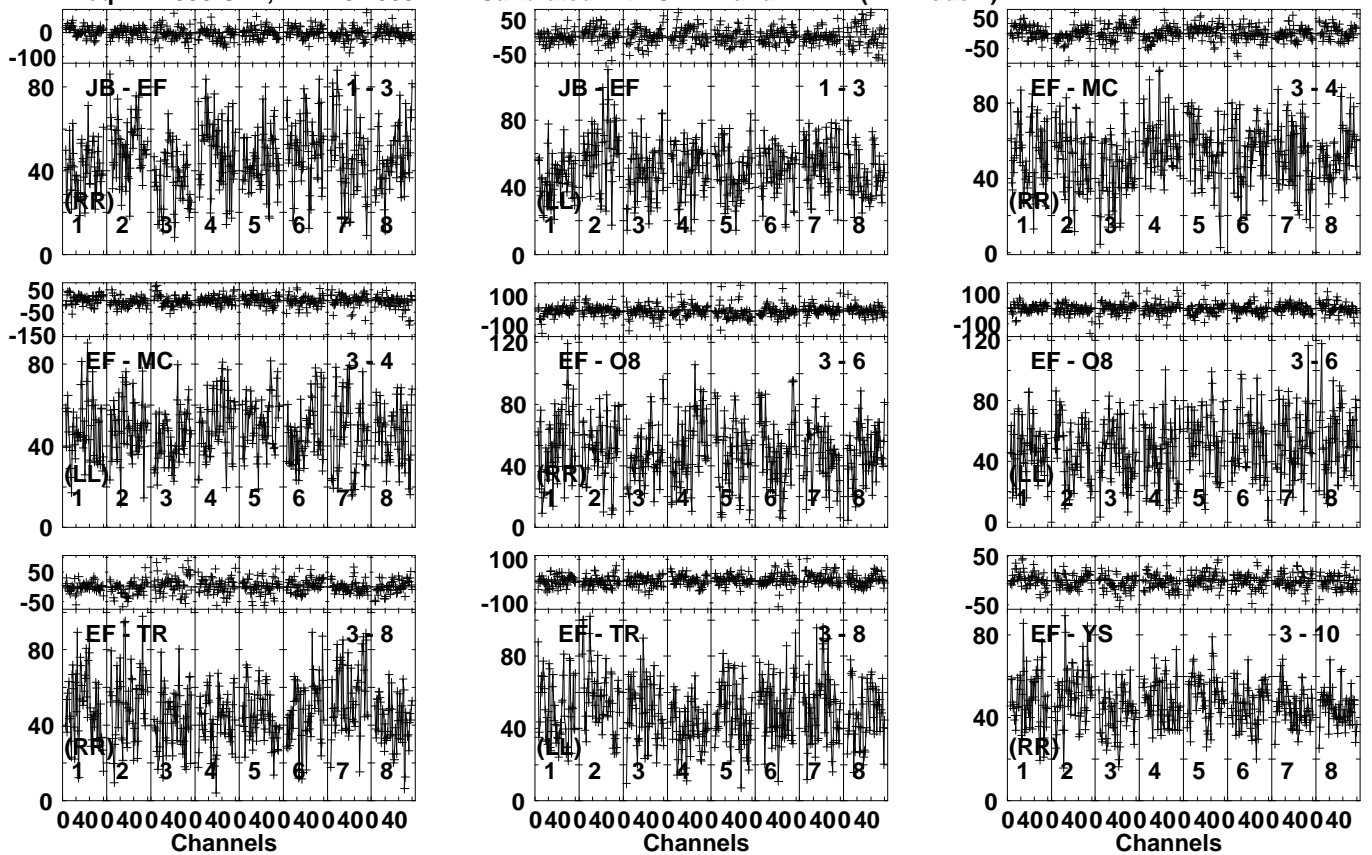
Vector averaged cross-power spectrum Several baselines displayed

Timerange: 00/09:29:51 to 00/09:32:49

Plot file version 436 created 12-APR-2022 17:48:45

J1356+4831 EC082C.UVDATA.1

Freq = 4.7990 GHz, Bw = 32.000 MH Calibrated with CL # 4 and BP # 1 (BP mode 1)

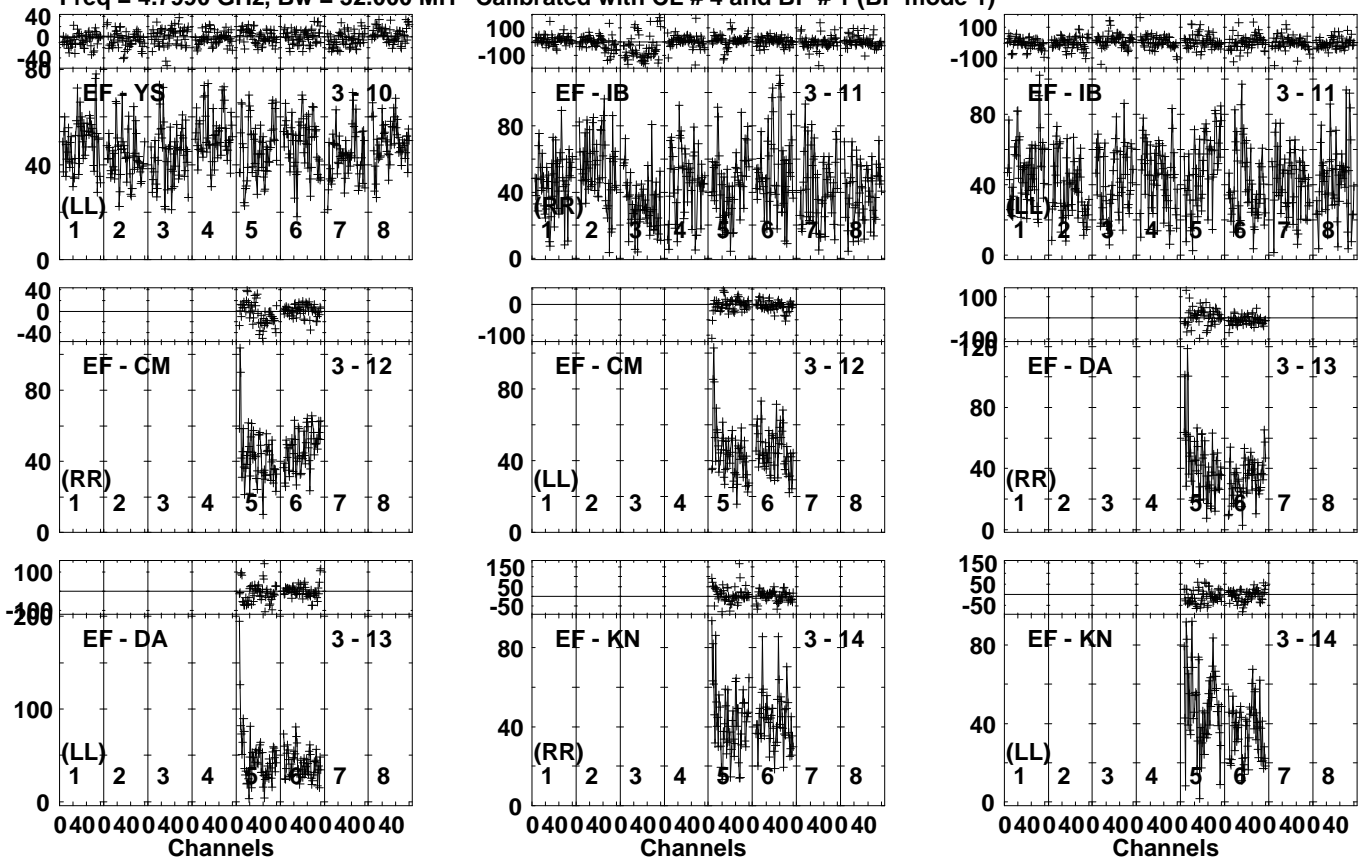


Lower frame: Milli Ampl Jy Top frame: Phas deg
Vector averaged cross-power spectrum Several baselines displayed
Timerange: 00/09:33:21 to 00/09:33:59

Plot file version 437 created 12-APR-2022 17:48:46

J1356+4831 EC082C.UVDATA.1

Freq = 4.7990 GHz, Bw = 32.000 MH Calibrated with CL # 4 and BP # 1 (BP mode 1)

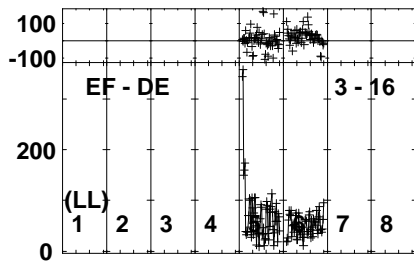
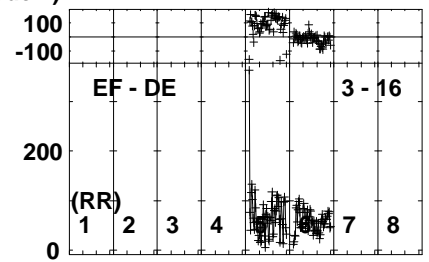
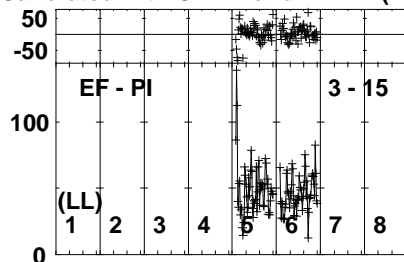
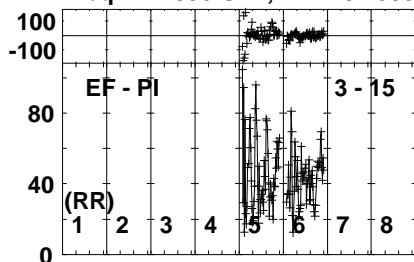


Lower frame: Milli Ampl Jy Top frame: Phas deg
Vector averaged cross-power spectrum Several baselines displayed
Timerange: 00/09:33:21 to 00/09:33:59

Plot file version 438 created 12-APR-2022 17:48:46

J1356+4831 EC082C.UVDATA.1

Freq = 4.7990 GHz, Bw = 32.000 MH Calibrated with CL # 4 and BP # 1 (BP mode 1)

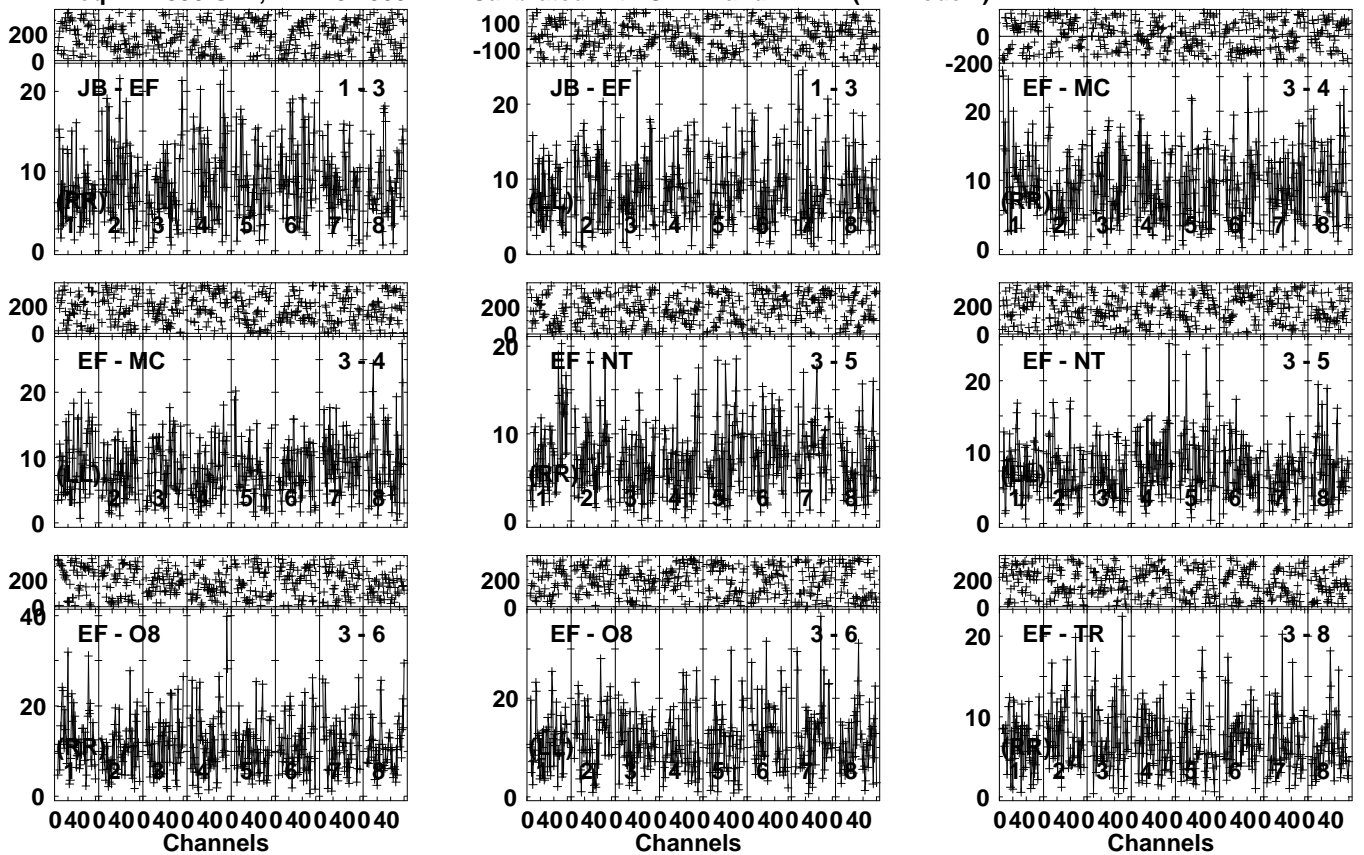


Lower frame: Milli Ampl Jy Top frame: Phas deg
Vector averaged cross-power spectrum Several baselines displayed
Timerange: 00/09:33:21 to 00/09:33:59

Plot file version 439 created 12-APR-2022 17:48:46

NGC5448 EC082C.UVDATA.1

Freq = 4.7990 GHz, Bw = 32.000 MH Calibrated with CL # 4 and BP # 1 (BP mode 1)



Lower frame: Milli Ampl Jy Top frame: Phas deg

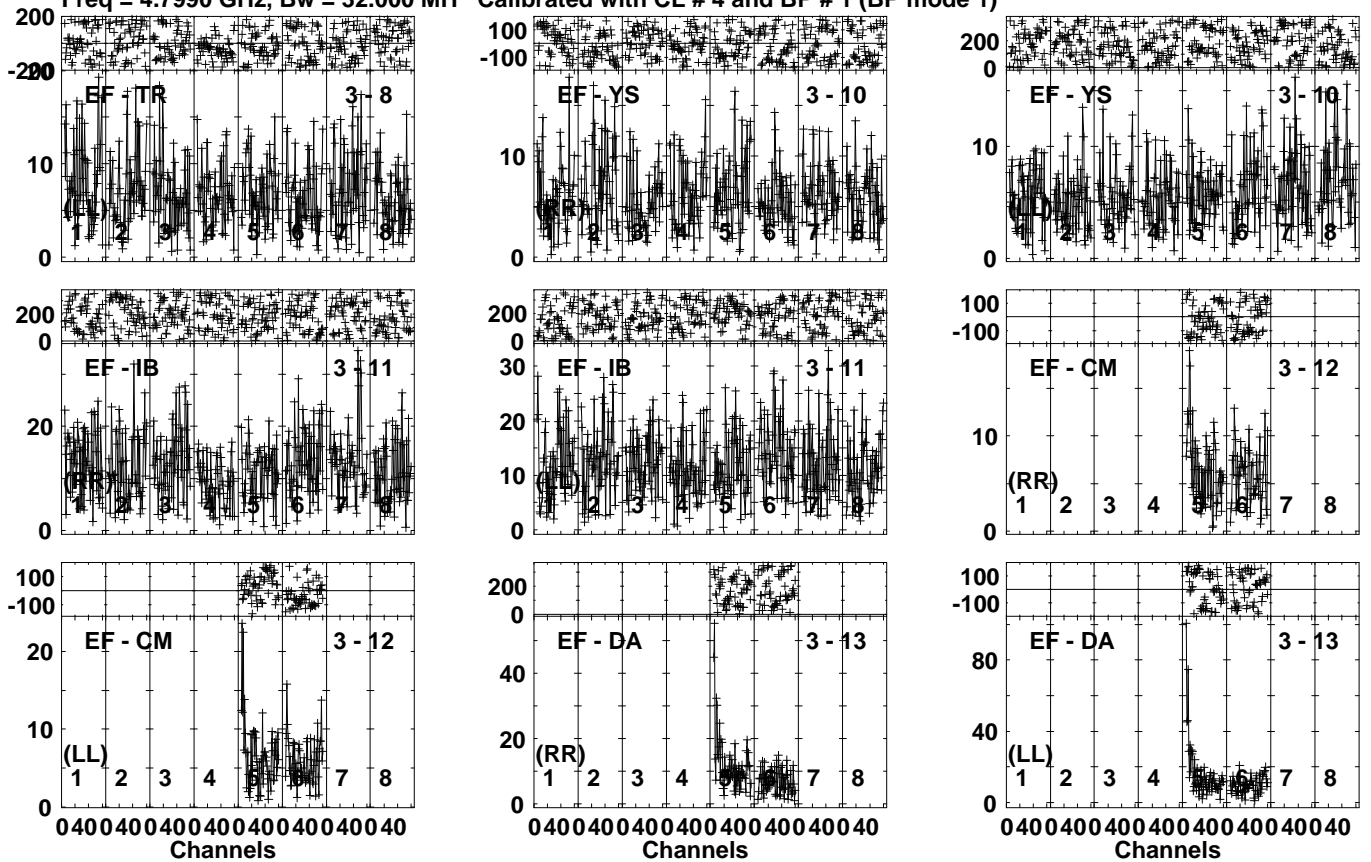
Vector averaged cross-power spectrum Several baselines displayed

Timerange: 00/09:34:11 to 00/09:37:09

Plot file version 440 created 12-APR-2022 17:48:47

NGC5448 EC082C.UVDATA.1

Freq = 4.7990 GHz, Bw = 32.000 MH Calibrated with CL # 4 and BP # 1 (BP mode 1)

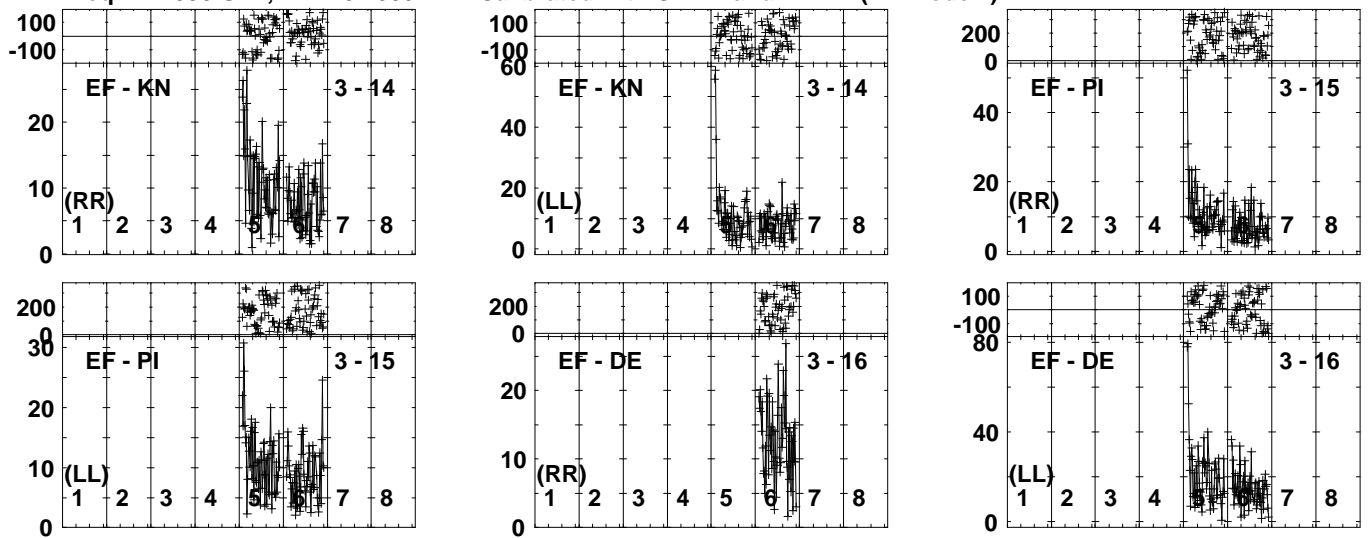


Lower frame: Milli Ampl Jy Top frame: Phas deg
Vector averaged cross-power spectrum Several baselines displayed
Timerange: 00/09:34:11 to 00/09:37:09

Plot file version 441 created 12-APR-2022 17:48:47

NGC5448 EC082C.UVDATA.1

Freq = 4.7990 GHz, Bw = 32.000 MH Calibrated with CL # 4 and BP # 1 (BP mode 1)



Lower frame: Milli Ampl Jy Top frame: Phas deg

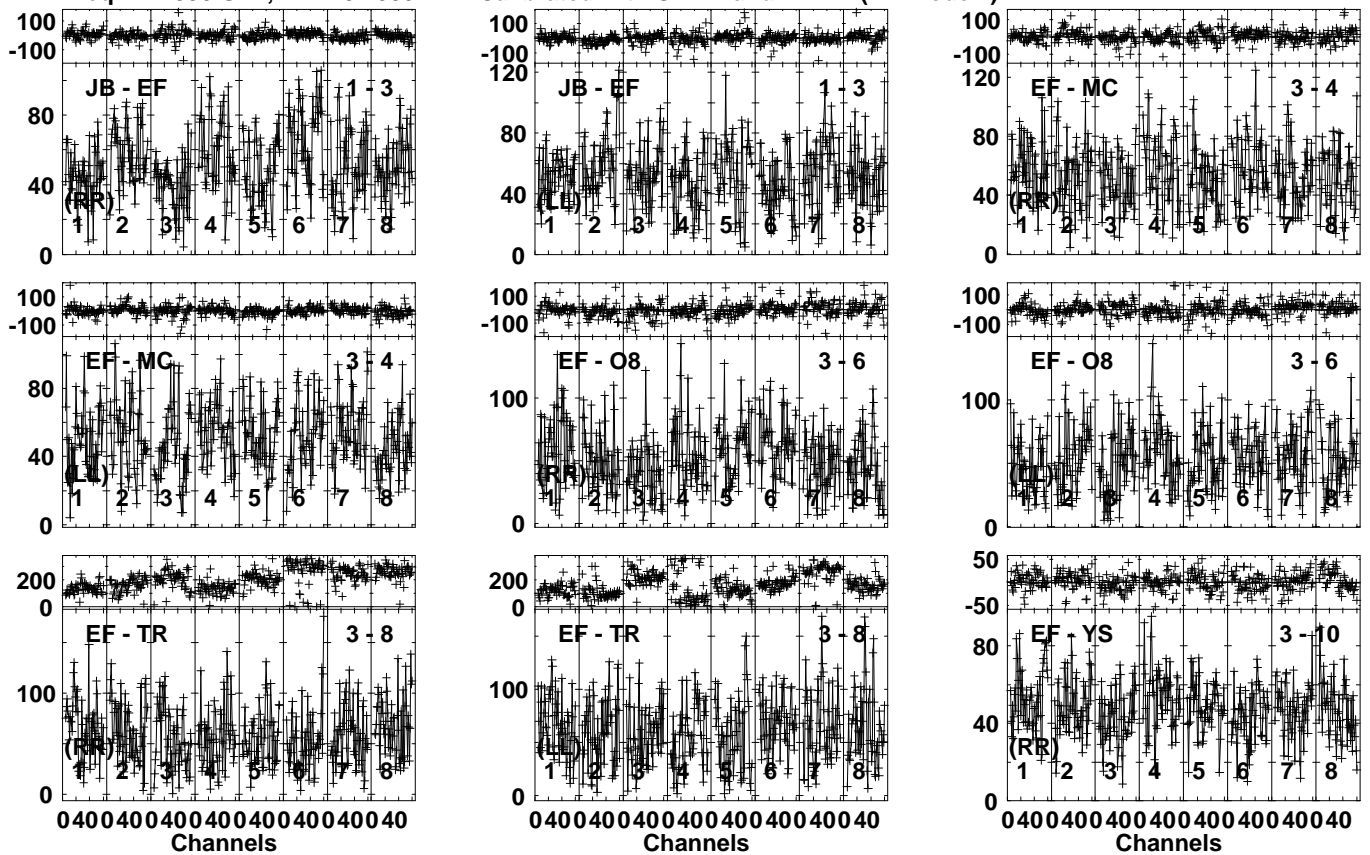
Vector averaged cross-power spectrum Several baselines displayed

Timerange: 00/09:34:11 to 00/09:37:09

Plot file version 442 created 12-APR-2022 17:48:47

J1356+4831 EC082C.UVDATA.1

Freq = 4.7990 GHz, Bw = 32.000 MH Calibrated with CL # 4 and BP # 1 (BP mode 1)

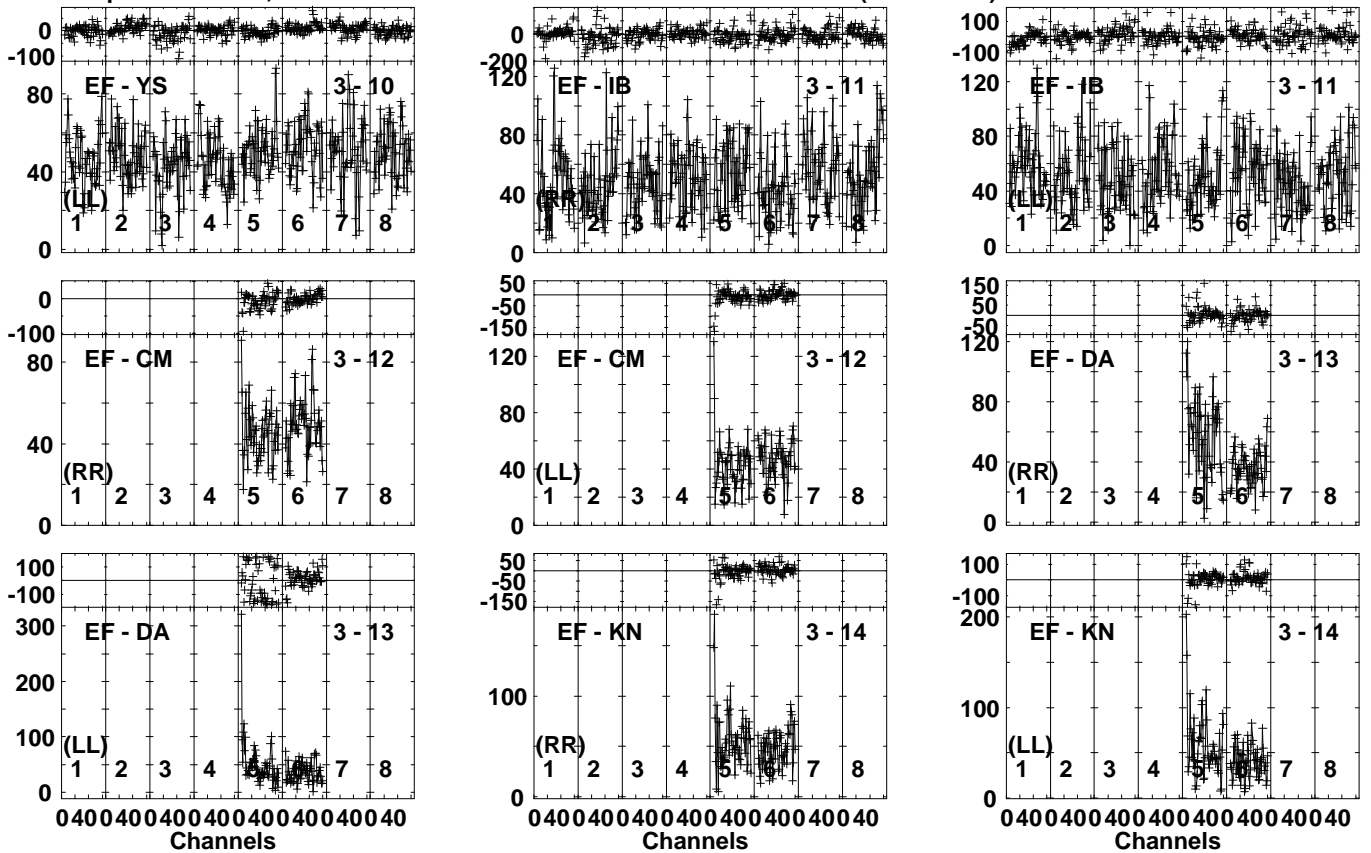


Lower frame: Milli Ampl Jy Top frame: Phas deg
Vector averaged cross-power spectrum Several baselines displayed
Timerange: 00/09:37:21 to 00/09:38:09

Plot file version 443 created 12-APR-2022 17:48:48

J1356+4831 EC082C.UVDATA.1

Freq = 4.7990 GHz, Bw = 32.000 MH Calibrated with CL # 4 and BP # 1 (BP mode 1)

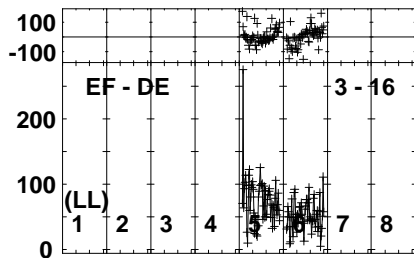
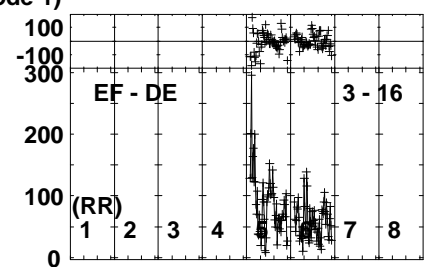
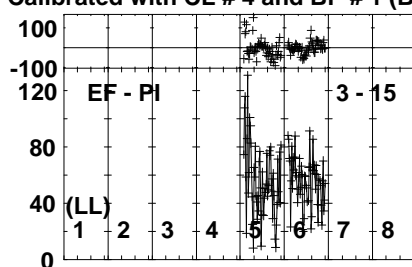
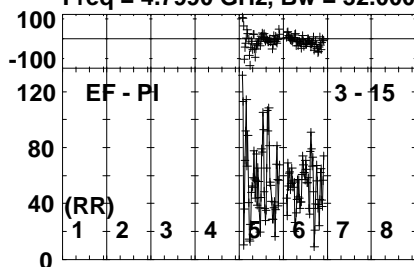


Lower frame: Milli Ampl Jy Top frame: Phas deg
Vector averaged cross-power spectrum Several baselines displayed
Timerange: 00/09:37:21 to 00/09:38:09

Plot file version 444 created 12-APR-2022 17:48:48

J1356+4831 EC082C.UVDATA.1

Freq = 4.7990 GHz, Bw = 32.000 MH Calibrated with CL # 4 and BP # 1 (BP mode 1)

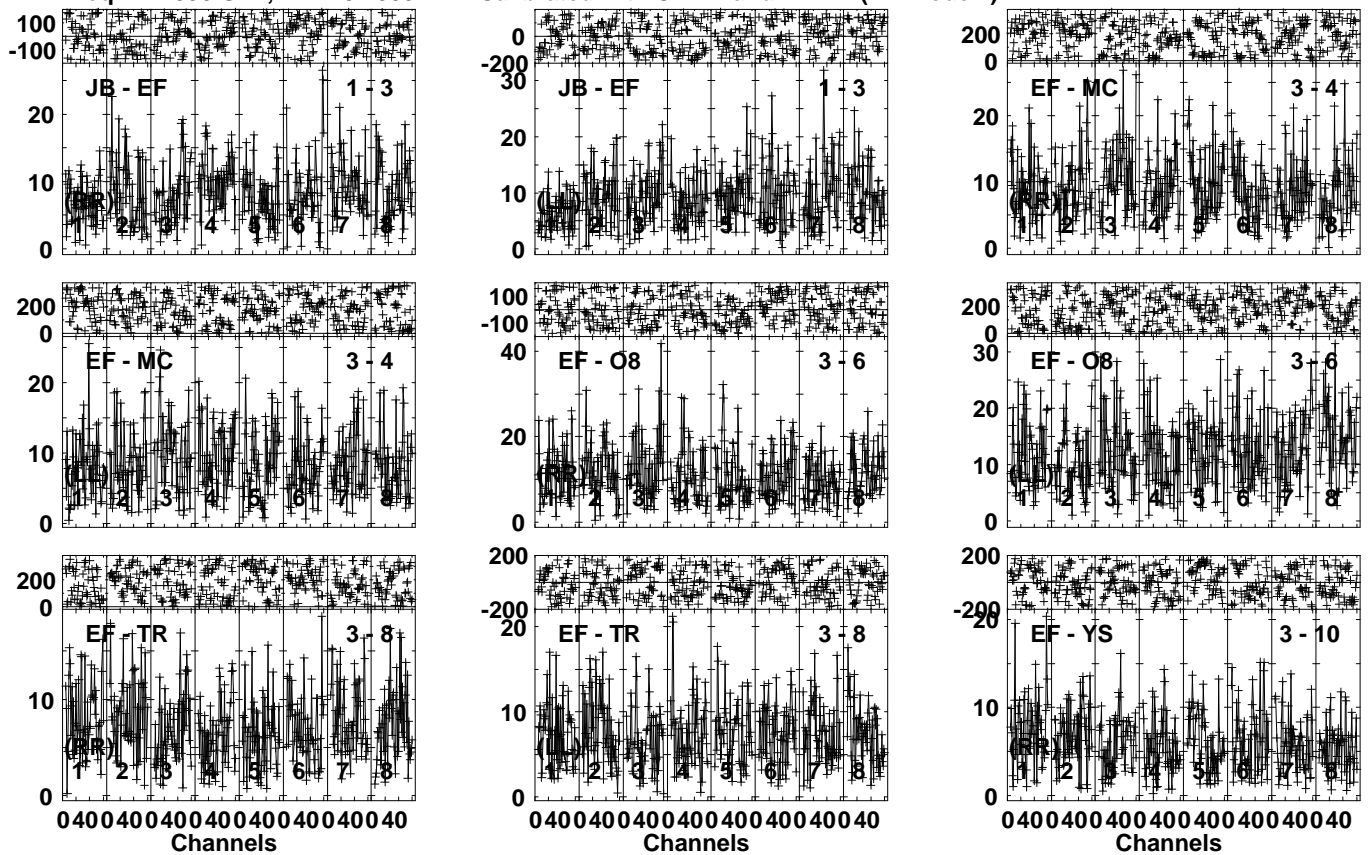


Lower frame: Milli Ampl Jy Top frame: Phas deg
Vector averaged cross-power spectrum Several baselines displayed
Timerange: 00/09:37:21 to 00/09:38:09

Plot file version 445 created 12-APR-2022 17:48:48

NGC5448 EC082C.UVDATA.1

Freq = 4.7990 GHz, Bw = 32.000 MH Calibrated with CL # 4 and BP # 1 (BP mode 1)



Lower frame: Milli Ampl Jy Top frame: Phas deg

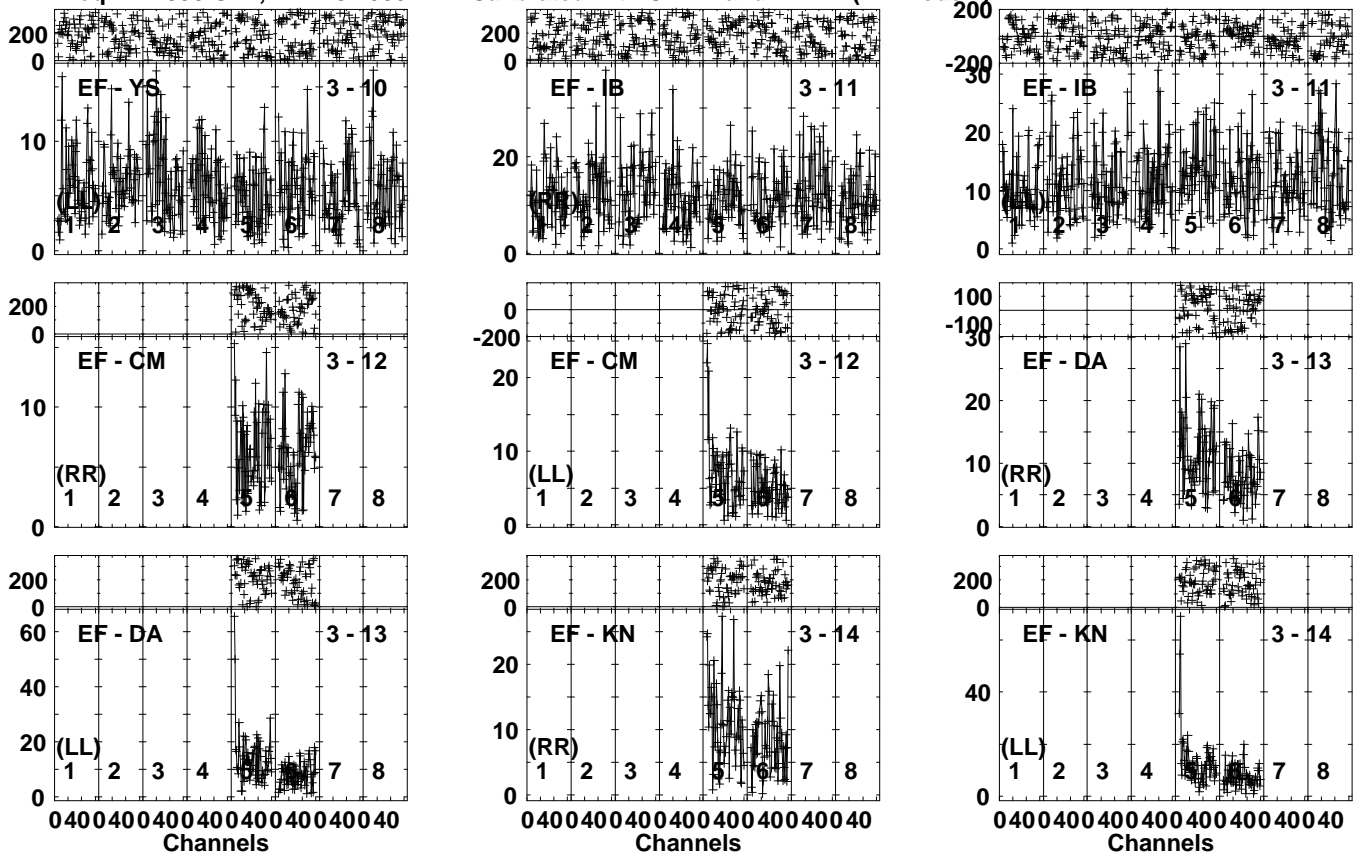
Vector averaged cross-power spectrum Several baselines displayed

Timerange: 00/09:38:21 to 00/09:41:19

Plot file version 446 created 12-APR-2022 17:48:49

NGC5448 EC082C.UVDATA.1

Freq = 4.7990 GHz, Bw = 32.000 MH Calibrated with CL # 4 and BP # 1 (BP mode 1)

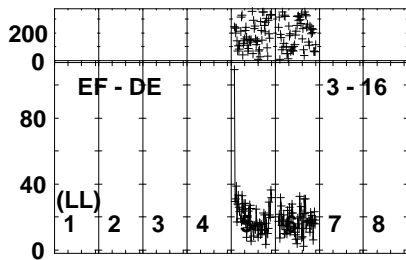
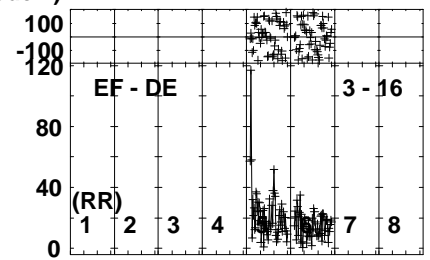
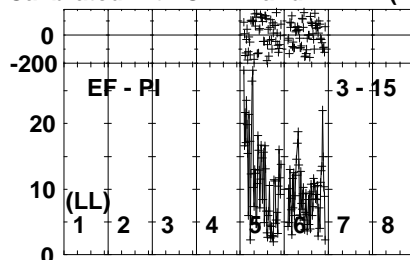
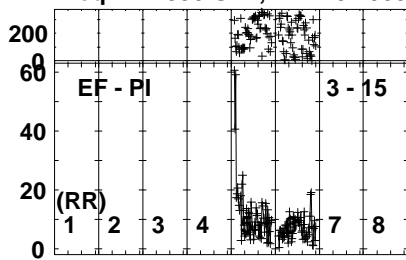


Lower frame: Milli Ampl Jy Top frame: Phas deg
Vector averaged cross-power spectrum Several baselines displayed
Timerange: 00/09:38:21 to 00/09:41:19

Plot file version 447 created 12-APR-2022 17:48:49

NGC5448 EC082C.UVDATA.1

Freq = 4.7990 GHz, Bw = 32.000 MH Calibrated with CL # 4 and BP # 1 (BP mode 1)

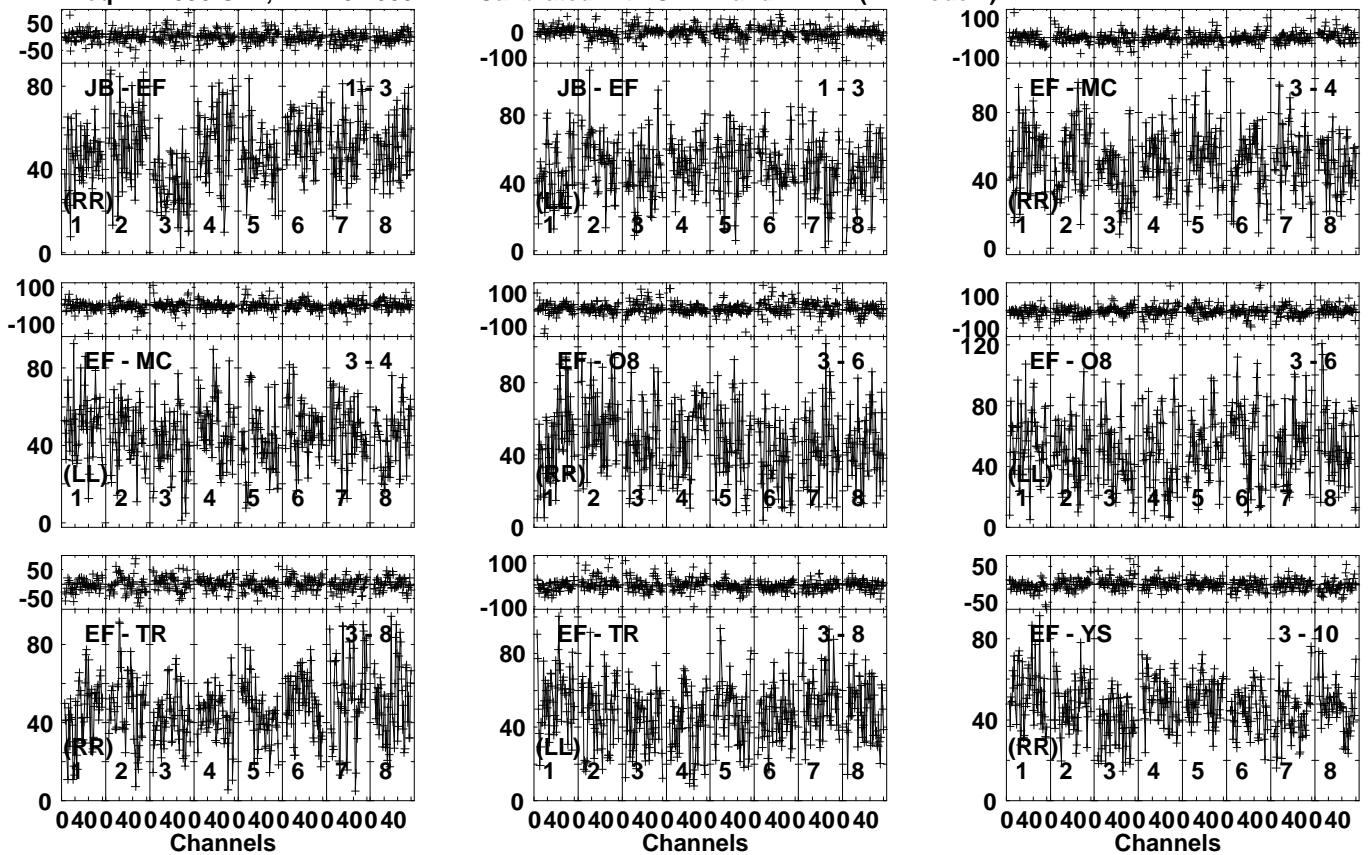


Lower frame: Milli Ampl Jy Top frame: Phas deg
Vector averaged cross-power spectrum Several baselines displayed
Timerange: 00/09:38:21 to 00/09:41:19

Plot file version 448 created 12-APR-2022 17:48:50

J1356+4831 EC082C.UVDATA.1

Freq = 4.7990 GHz, Bw = 32.000 MH Calibrated with CL # 4 and BP # 1 (BP mode 1)

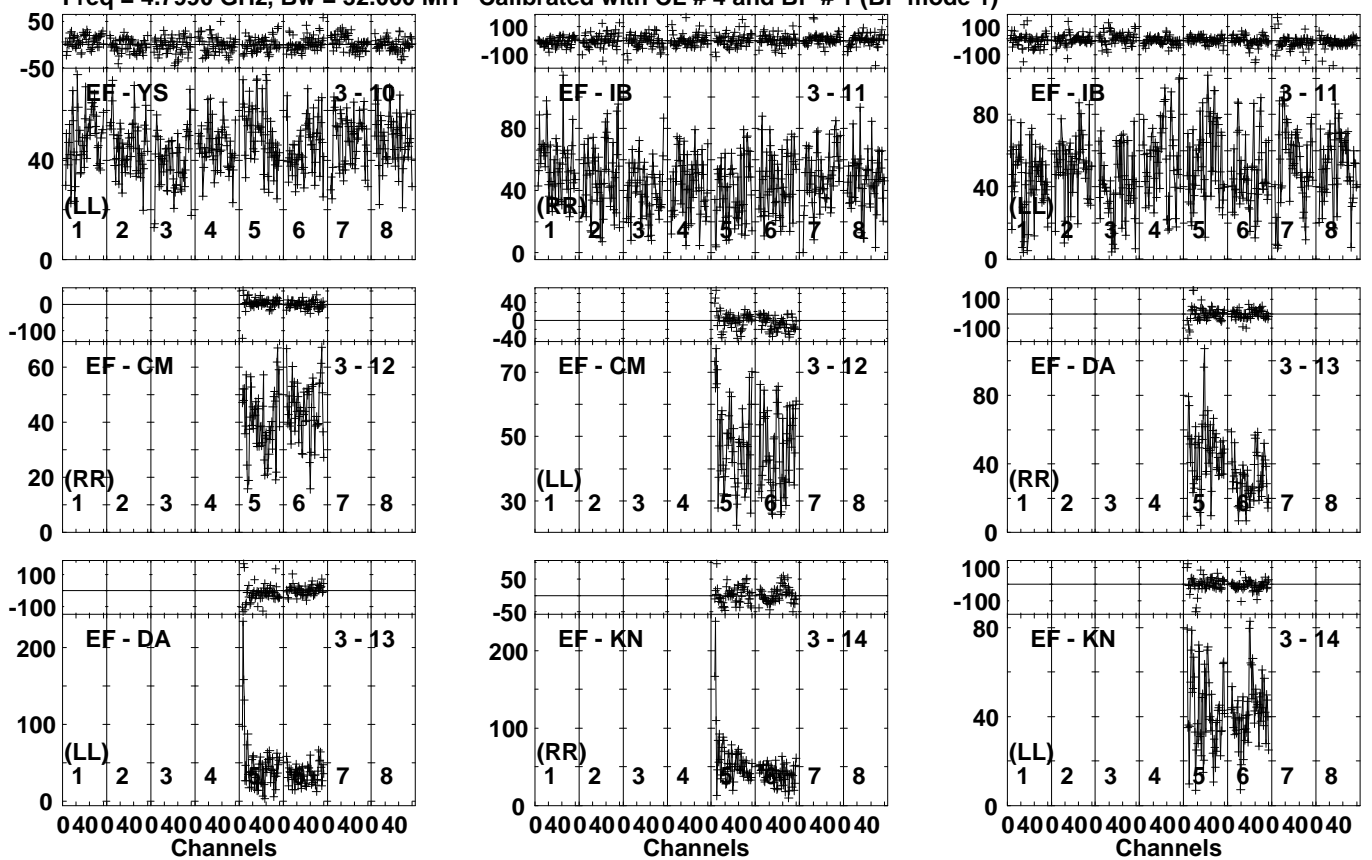


Lower frame: Milli Ampl Jy Top frame: Phas deg
Vector averaged cross-power spectrum Several baselines displayed
Timerange: 00/09:41:51 to 00/09:42:29

Plot file version 449 created 12-APR-2022 17:48:50

J1356+4831 EC082C.UVDATA.1

Freq = 4.7990 GHz, Bw = 32.000 MH Calibrated with CL # 4 and BP # 1 (BP mode 1)

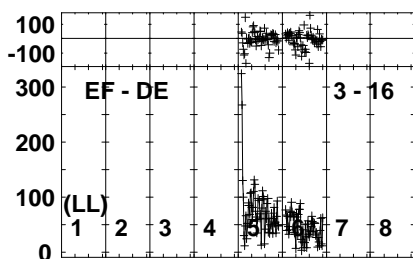
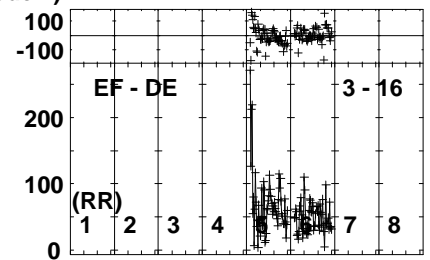
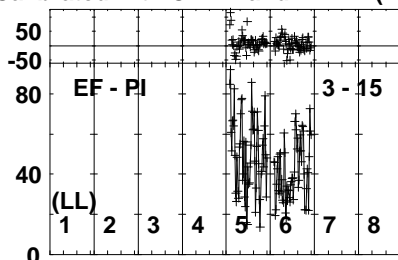
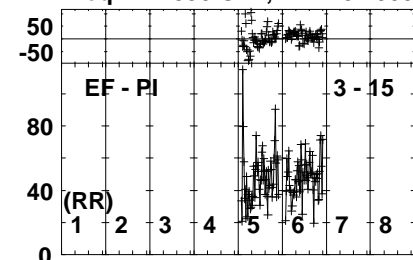


Lower frame: Milli Ampl Jy Top frame: Phas deg
Vector averaged cross-power spectrum Several baselines displayed
Timerange: 00/09:41:51 to 00/09:42:29

Plot file version 450 created 12-APR-2022 17:48:50

J1356+4831 EC082C.UVDATA.1

Freq = 4.7990 GHz, Bw = 32.000 MH Calibrated with CL # 4 and BP # 1 (BP mode 1)

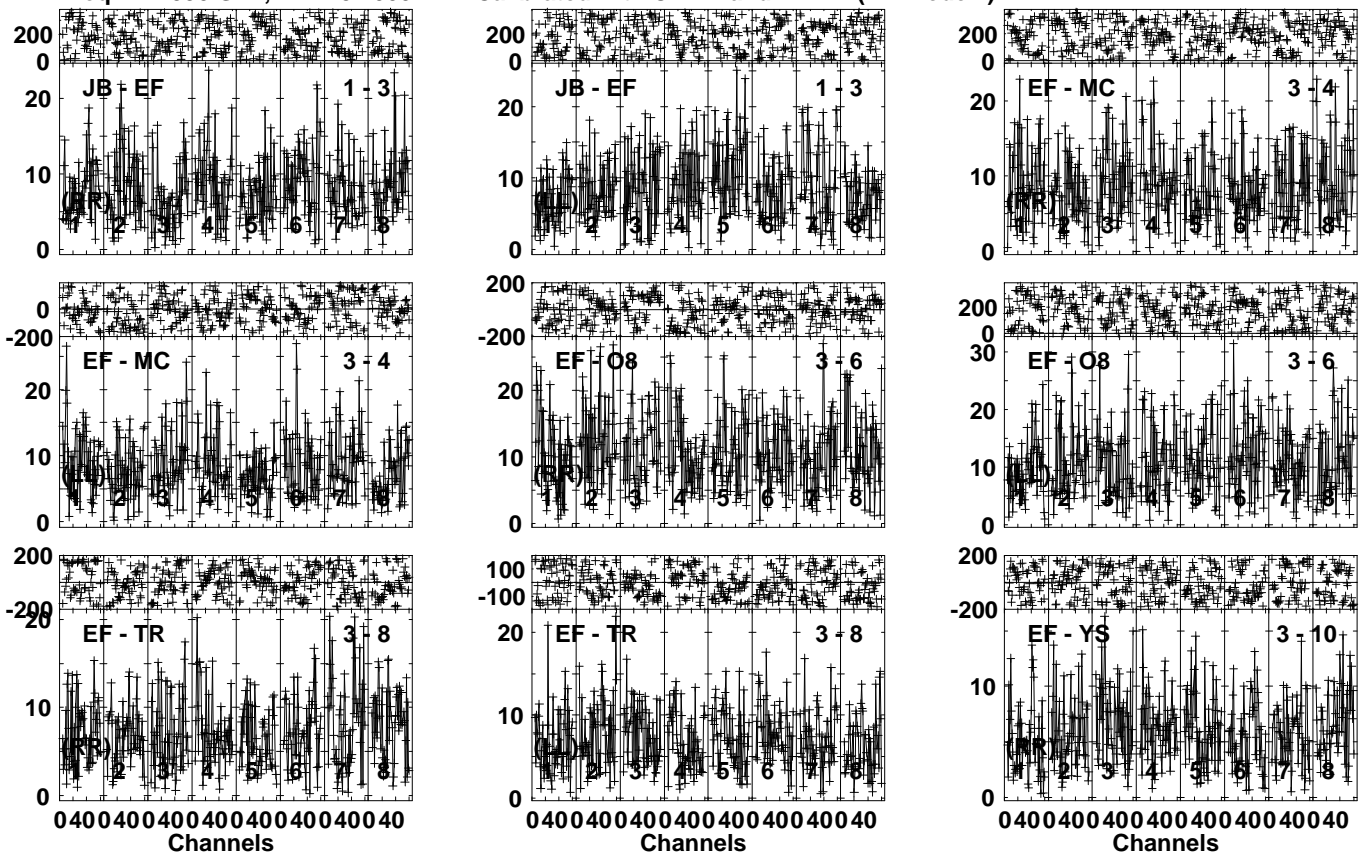


Lower frame: Milli Ampl Jy Top frame: Phas deg
Vector averaged cross-power spectrum Several baselines displayed
Timerange: 00/09:41:51 to 00/09:42:29

Plot file version 451 created 12-APR-2022 17:48:50

NGC5448 EC082C.UVDATA.1

Freq = 4.7990 GHz, Bw = 32.000 MH Calibrated with CL # 4 and BP # 1 (BP mode 1)

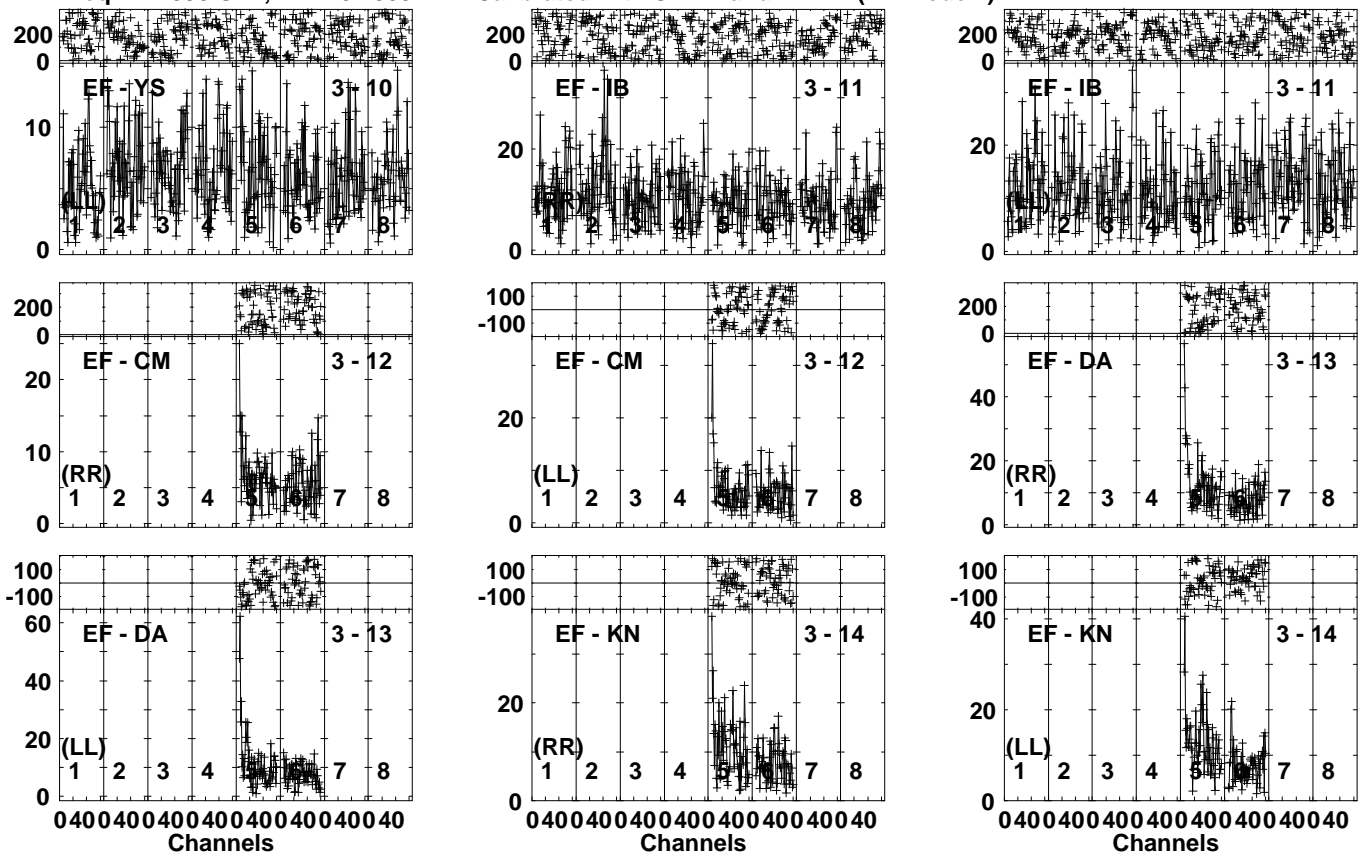


Lower frame: Milli Ampl Jy Top frame: Phas deg
Vector averaged cross-power spectrum Several baselines displayed
Timerange: 00/09:42:41 to 00/09:45:39

Plot file version 452 created 12-APR-2022 17:48:51

NGC5448 EC082C.UVDATA.1

Freq = 4.7990 GHz, Bw = 32.000 MH Calibrated with CL # 4 and BP # 1 (BP mode 1)

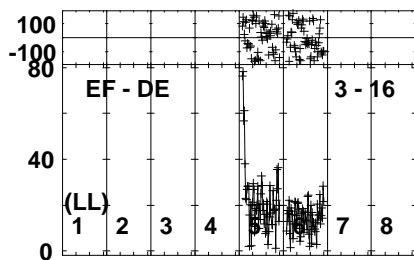
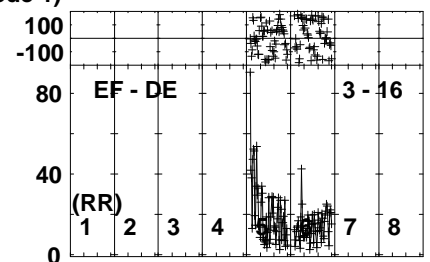
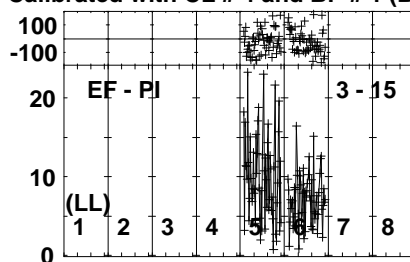
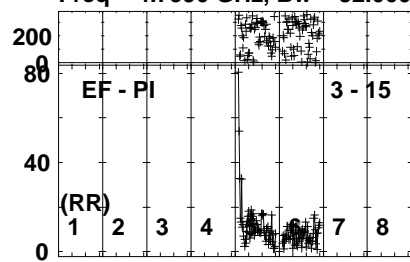


Lower frame: Milli Ampl Jy Top frame: Phas deg
Vector averaged cross-power spectrum Several baselines displayed
Timerange: 00/09:42:41 to 00/09:45:39

Plot file version 453 created 12-APR-2022 17:48:51

NGC5448 EC082C.UVDATA.1

Freq = 4.7990 GHz, Bw = 32.000 MH Calibrated with CL # 4 and BP # 1 (BP mode 1)

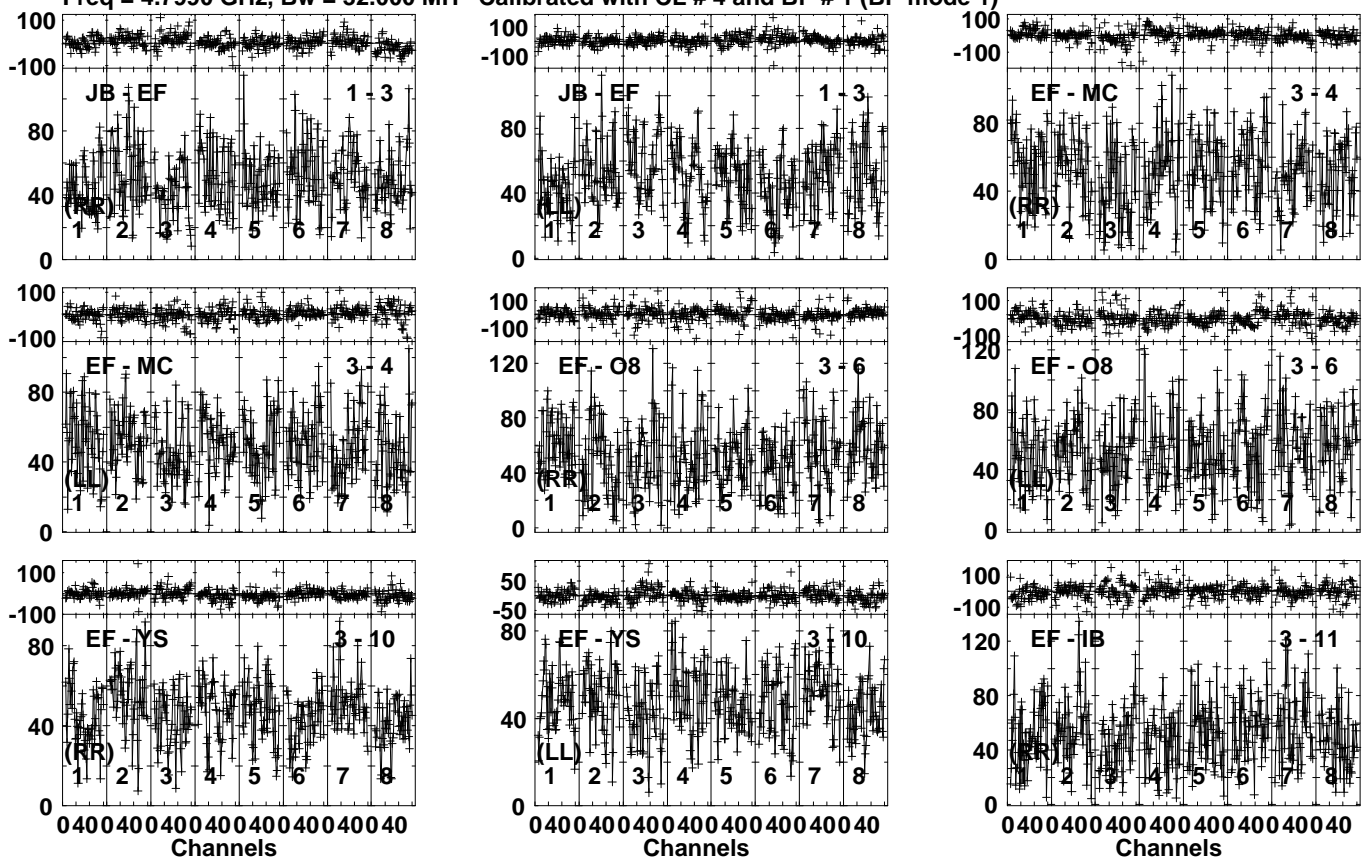


Lower frame: Milli Ampl Jy Top frame: Phas deg
Vector averaged cross-power spectrum Several baselines displayed
Timerange: 00/09:42:41 to 00/09:45:39

Plot file version 454 created 12-APR-2022 17:48:52

J1356+4831 EC082C.UVDATA.1

Freq = 4.7990 GHz, Bw = 32.000 MH Calibrated with CL # 4 and BP # 1 (BP mode 1)

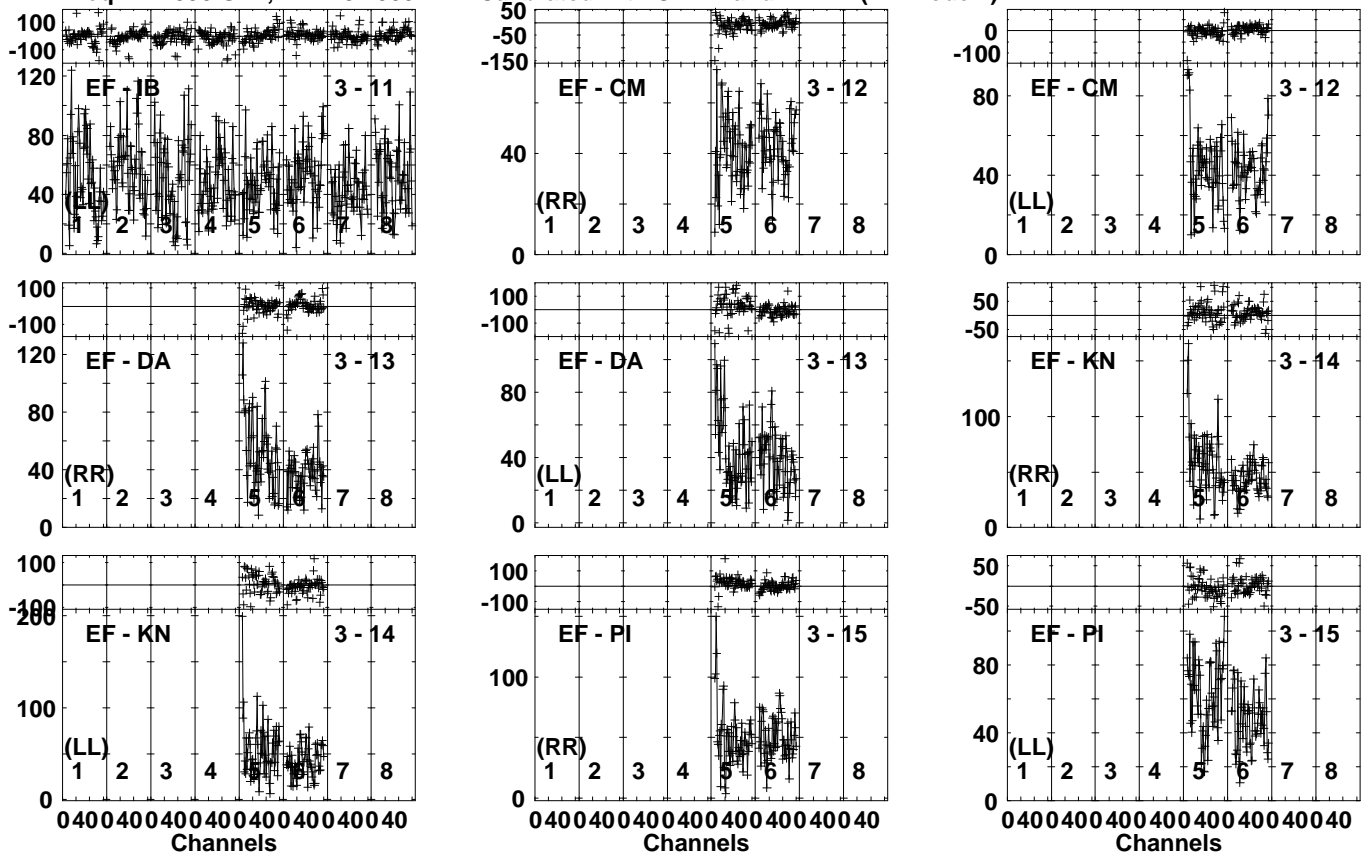


Lower frame: Milli Ampl Jy Top frame: Phas deg
Vector averaged cross-power spectrum Several baselines displayed
Timerange: 00/09:45:51 to 00/09:46:39

Plot file version 455 created 12-APR-2022 17:48:52

J1356+4831 EC082C.UVDATA.1

Freq = 4.7990 GHz, Bw = 32.000 MH Calibrated with CL # 4 and BP # 1 (BP mode 1)

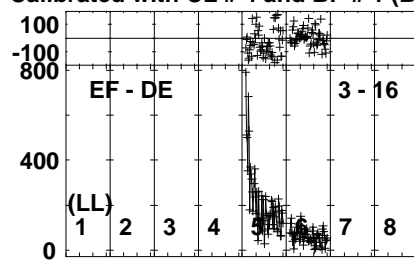
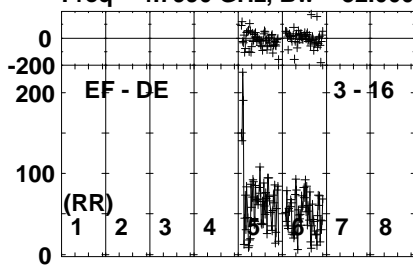


Lower frame: Milli Ampl Jy Top frame: Phas deg
Vector averaged cross-power spectrum Several baselines displayed
Timerange: 00/09:45:51 to 00/09:46:39

Plot file version 456 created 12-APR-2022 17:48:53

J1356+4831 EC082C.UVDATA.1

Freq = 4.7990 GHz, Bw = 32.000 MH Calibrated with CL # 4 and BP # 1 (BP mode 1)



Lower frame: Milli Ampl Jy Top frame: Phas deg

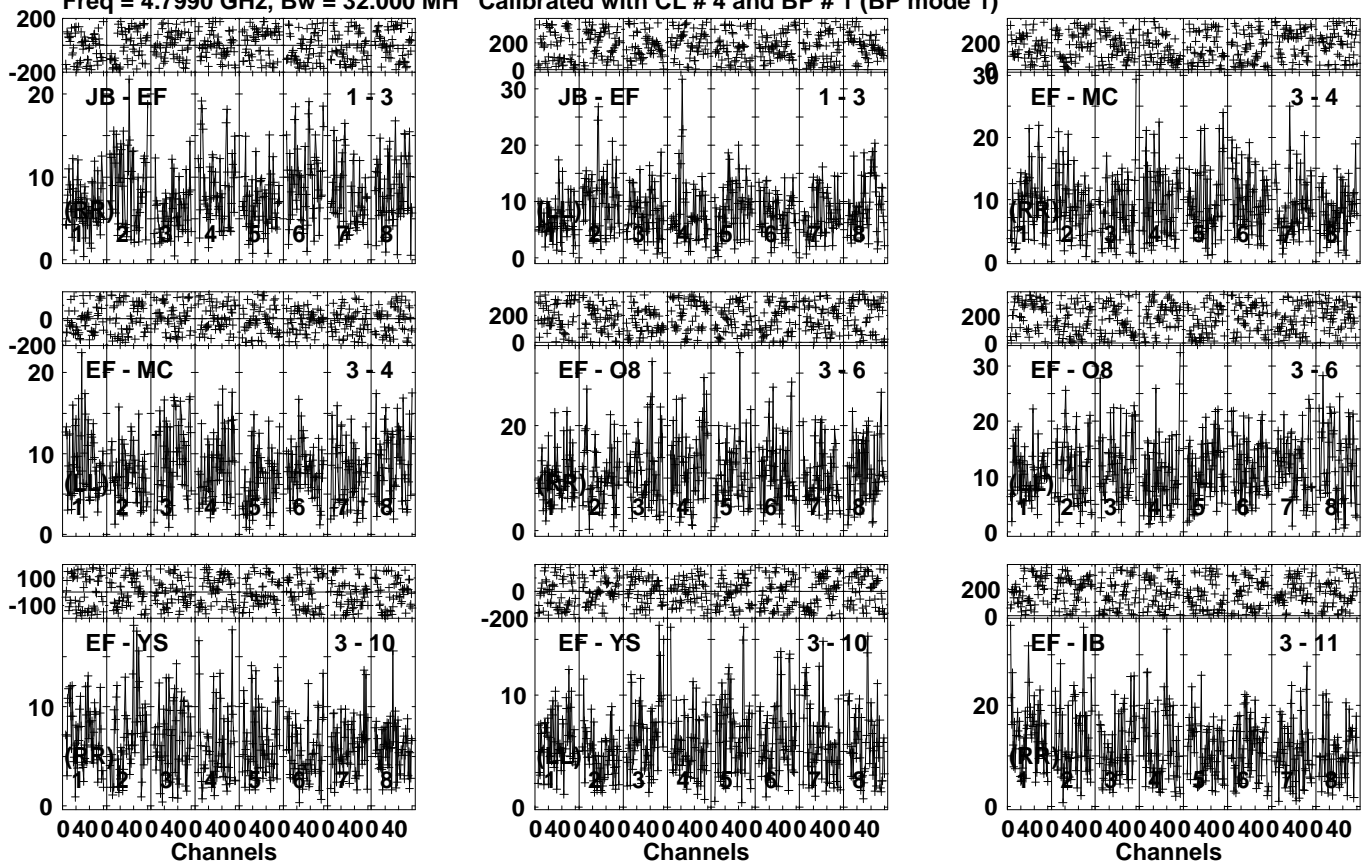
Vector averaged cross-power spectrum Several baselines displayed

Timerange: 00/09:45:51 to 00/09:46:39

Plot file version 457 created 12-APR-2022 17:48:53

NGC5448 EC082C.UVDATA.1

Freq = 4.7990 GHz, Bw = 32.000 MH Calibrated with CL # 4 and BP # 1 (BP mode 1)

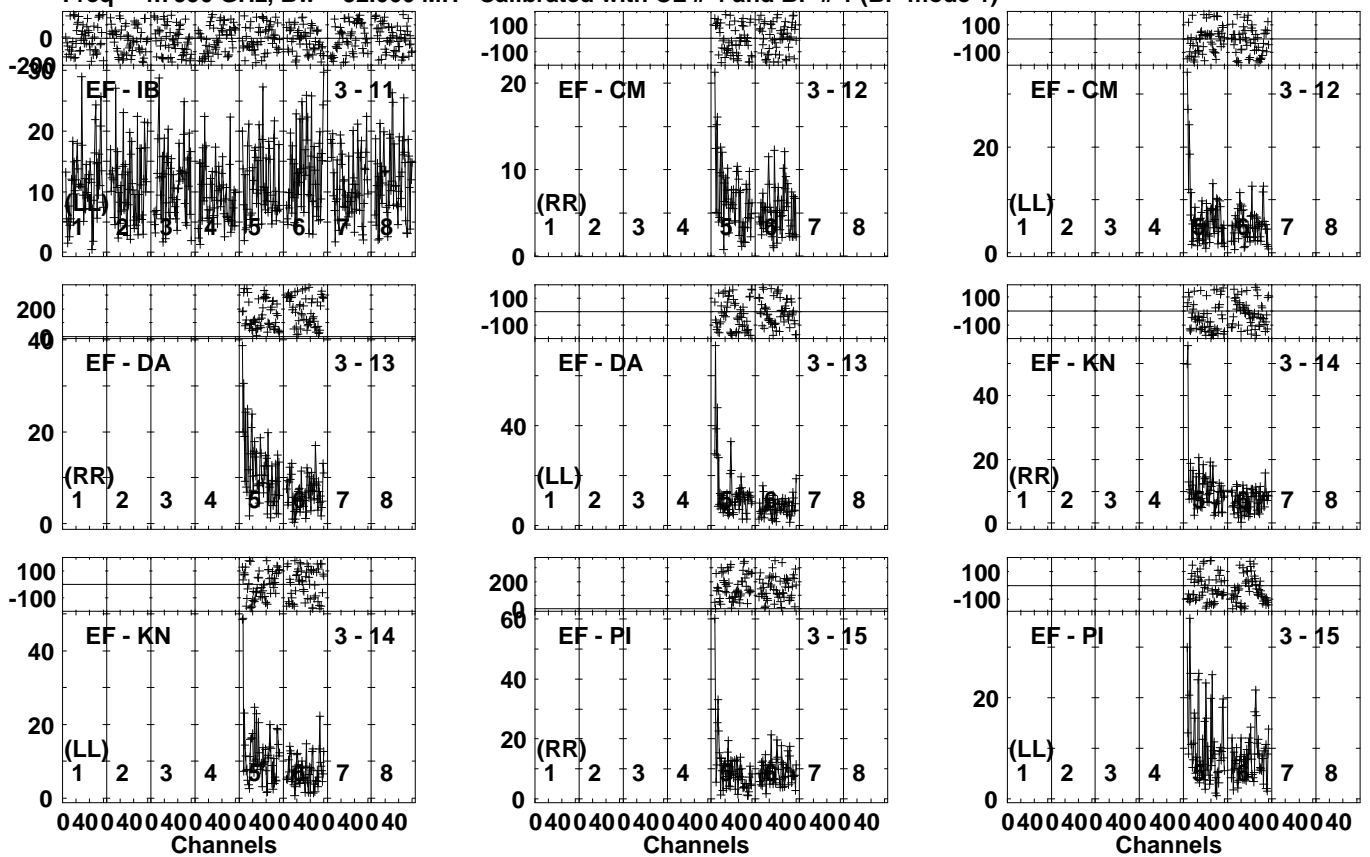


Lower frame: Milli Ampl Jy Top frame: Phas deg
Vector averaged cross-power spectrum Several baselines displayed
Timerange: 00/09:47:11 to 00/09:50:09

Plot file version 458 created 12-APR-2022 17:48:53

NGC5448 EC082C.UVDATA.1

Freq = 4.7990 GHz, Bw = 32.000 MH Calibrated with CL # 4 and BP # 1 (BP mode 1)

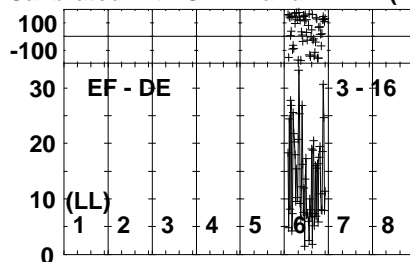
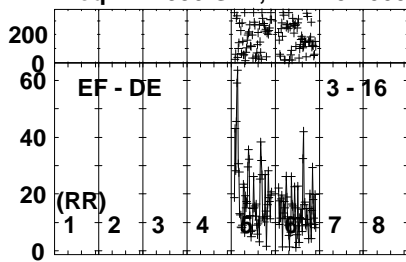


Lower frame: Milli Ampl Jy Top frame: Phas deg
Vector averaged cross-power spectrum Several baselines displayed
Timerange: 00/09:47:11 to 00/09:50:09

Plot file version 459 created 12-APR-2022 17:48:54

NGC5448 EC082C.UVDATA.1

Freq = 4.7990 GHz, Bw = 32.000 MH Calibrated with CL # 4 and BP # 1 (BP mode 1)

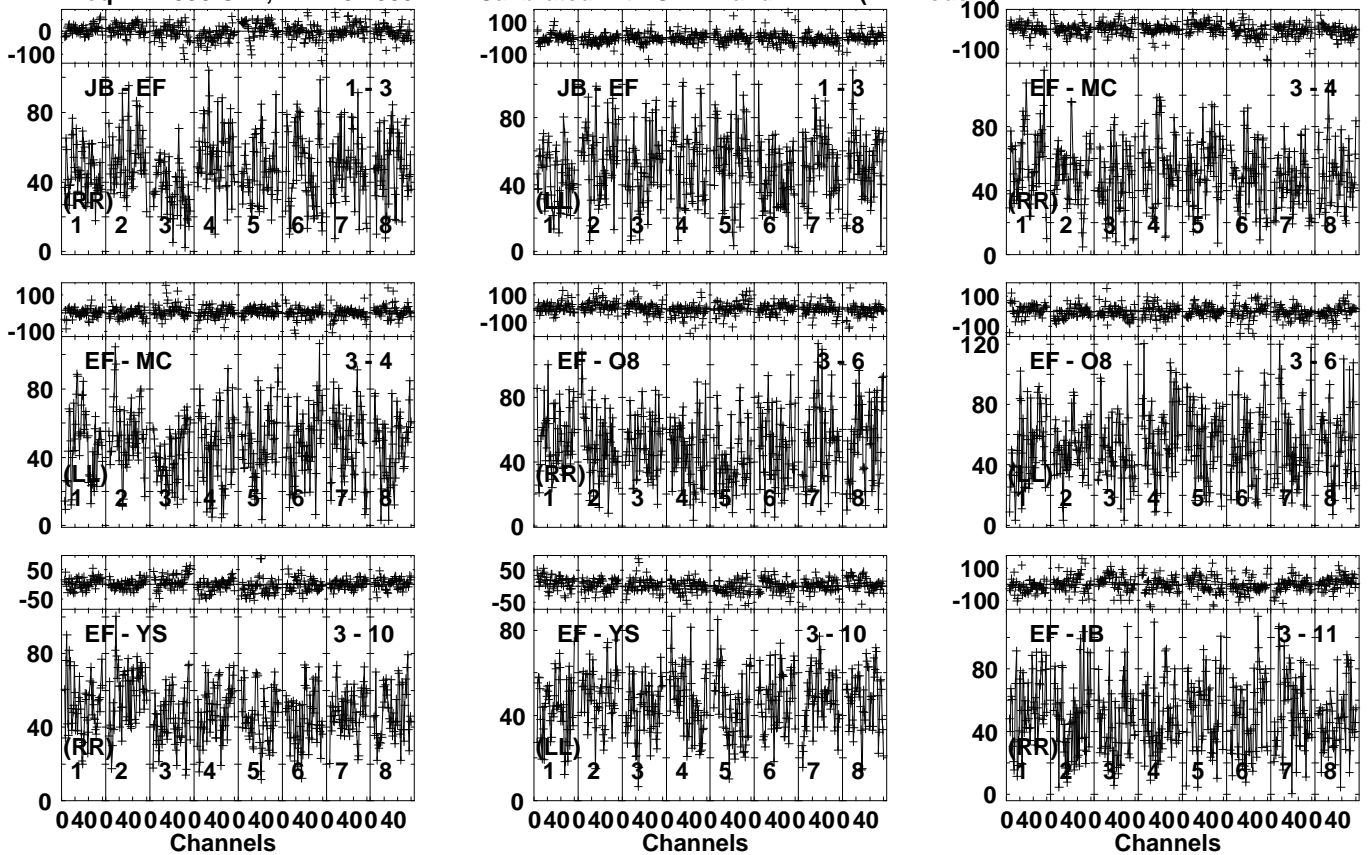


Lower frame: Milli Ampl Jy Top frame: Phas deg
Vector averaged cross-power spectrum Several baselines displayed
Timerange: 00/09:47:11 to 00/09:50:09

Plot file version 460 created 12-APR-2022 17:48:54

J1356+4831 EC082C.UVDATA.1

Freq = 4.7990 GHz, Bw = 32.000 MH Calibrated with CL # 4 and BP # 1 (BP mode 1)

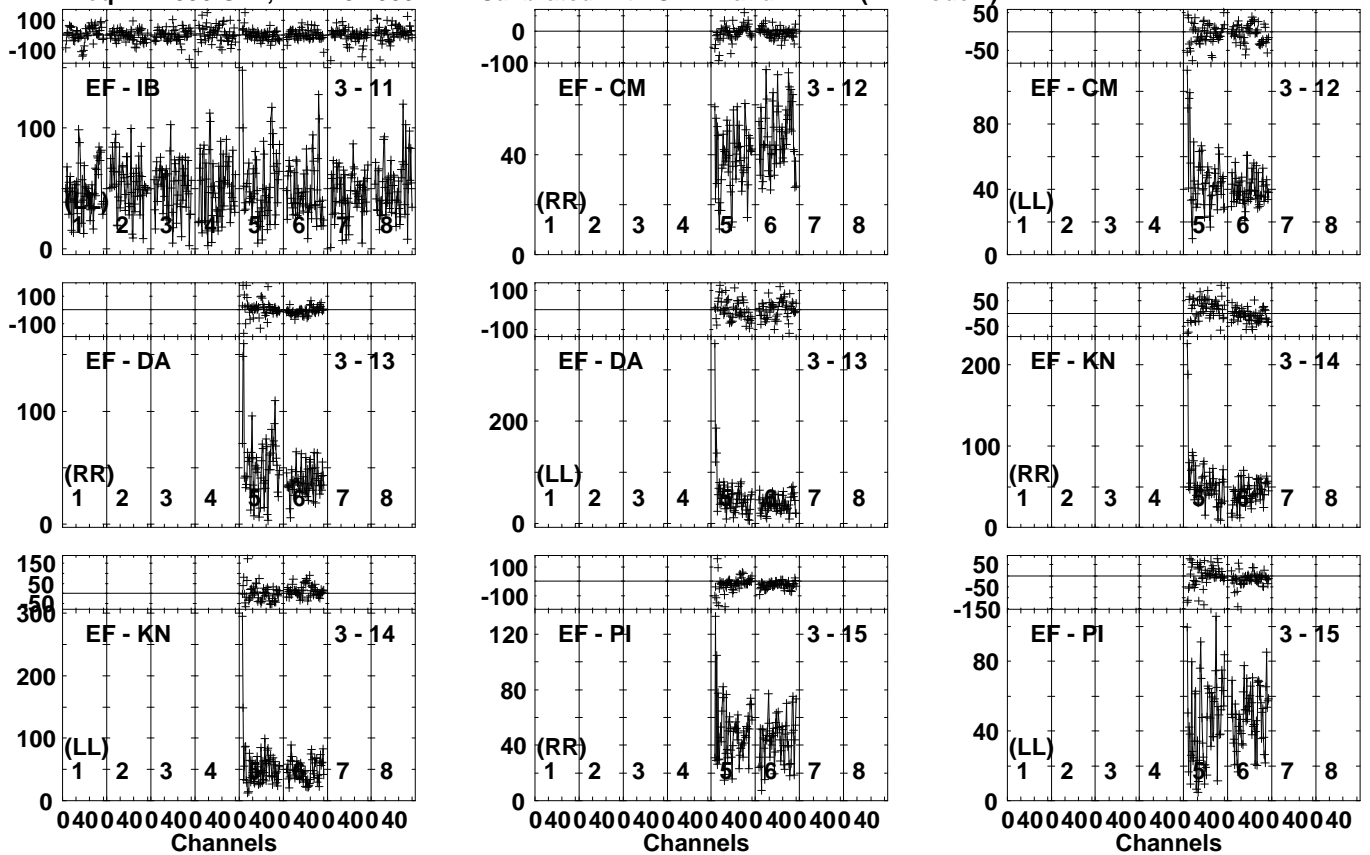


Lower frame: Milli Ampl Jy Top frame: Phas deg
Vector averaged cross-power spectrum Several baselines displayed
Timerange: 00/09:50:21 to 00/09:51:09

Plot file version 461 created 12-APR-2022 17:48:55

J1356+4831 EC082C.UVDATA.1

Freq = 4.7990 GHz, Bw = 32.000 MH Calibrated with CL # 4 and BP # 1 (BP mode 1)

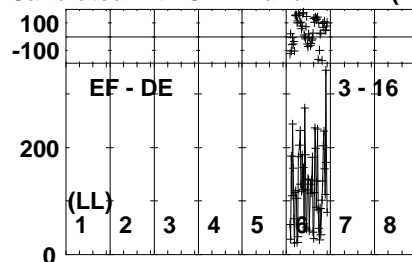
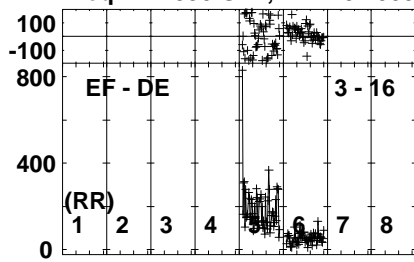


Lower frame: Milli Ampl Jy Top frame: Phas deg
Vector averaged cross-power spectrum Several baselines displayed
Timerange: 00/09:50:21 to 00/09:51:09

Plot file version 462 created 12-APR-2022 17:48:55

J1356+4831 EC082C.UVDATA.1

Freq = 4.7990 GHz, Bw = 32.000 MH Calibrated with CL # 4 and BP # 1 (BP mode 1)



Lower frame: Milli Ampl Jy Top frame: Phas deg

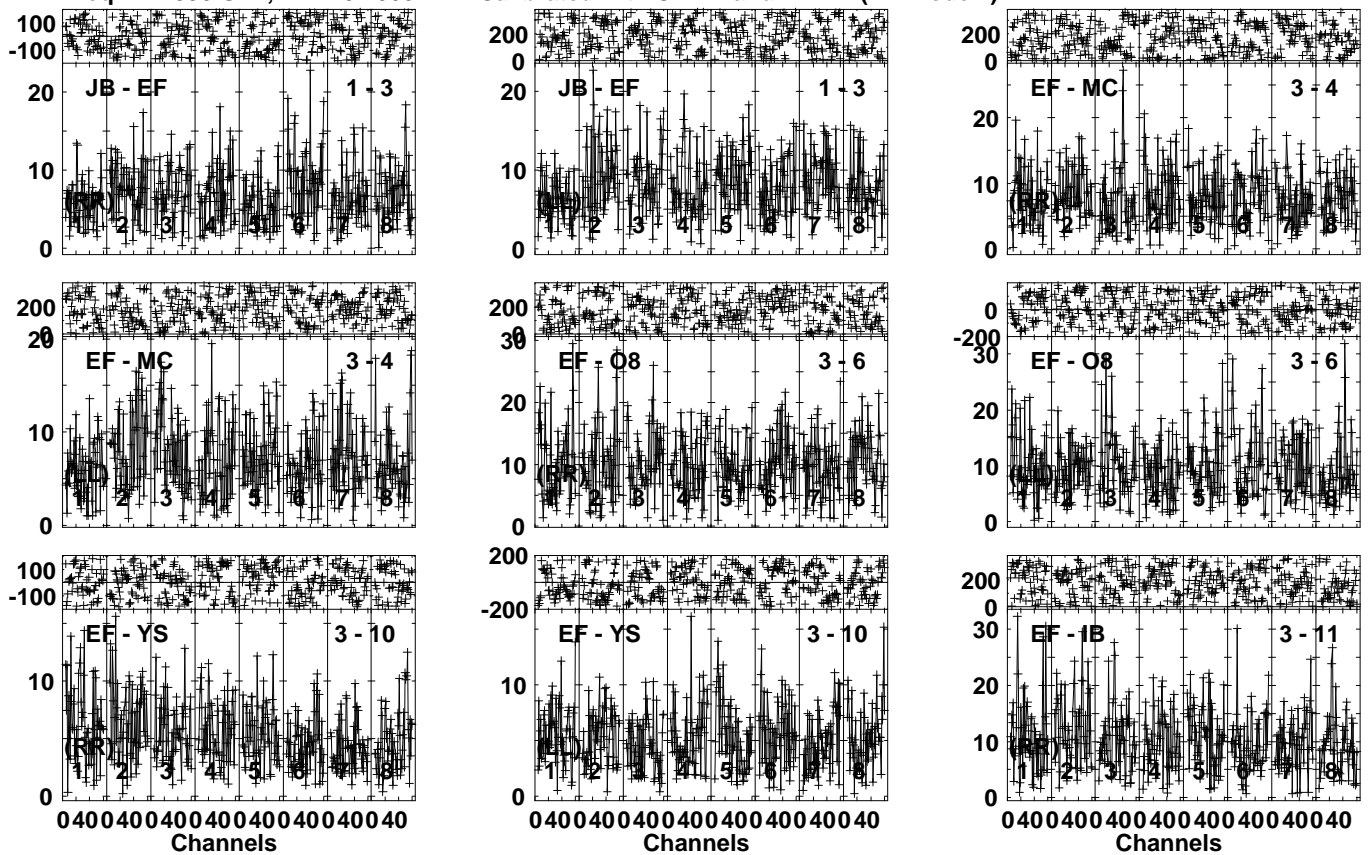
Vector averaged cross-power spectrum Several baselines displayed

Timerange: 00/09:50:21 to 00/09:51:09

Plot file version 463 created 12-APR-2022 17:48:55

NGC5448 EC082C.UVDATA.1

Freq = 4.7990 GHz, Bw = 32.000 MH Calibrated with CL # 4 and BP # 1 (BP mode 1)

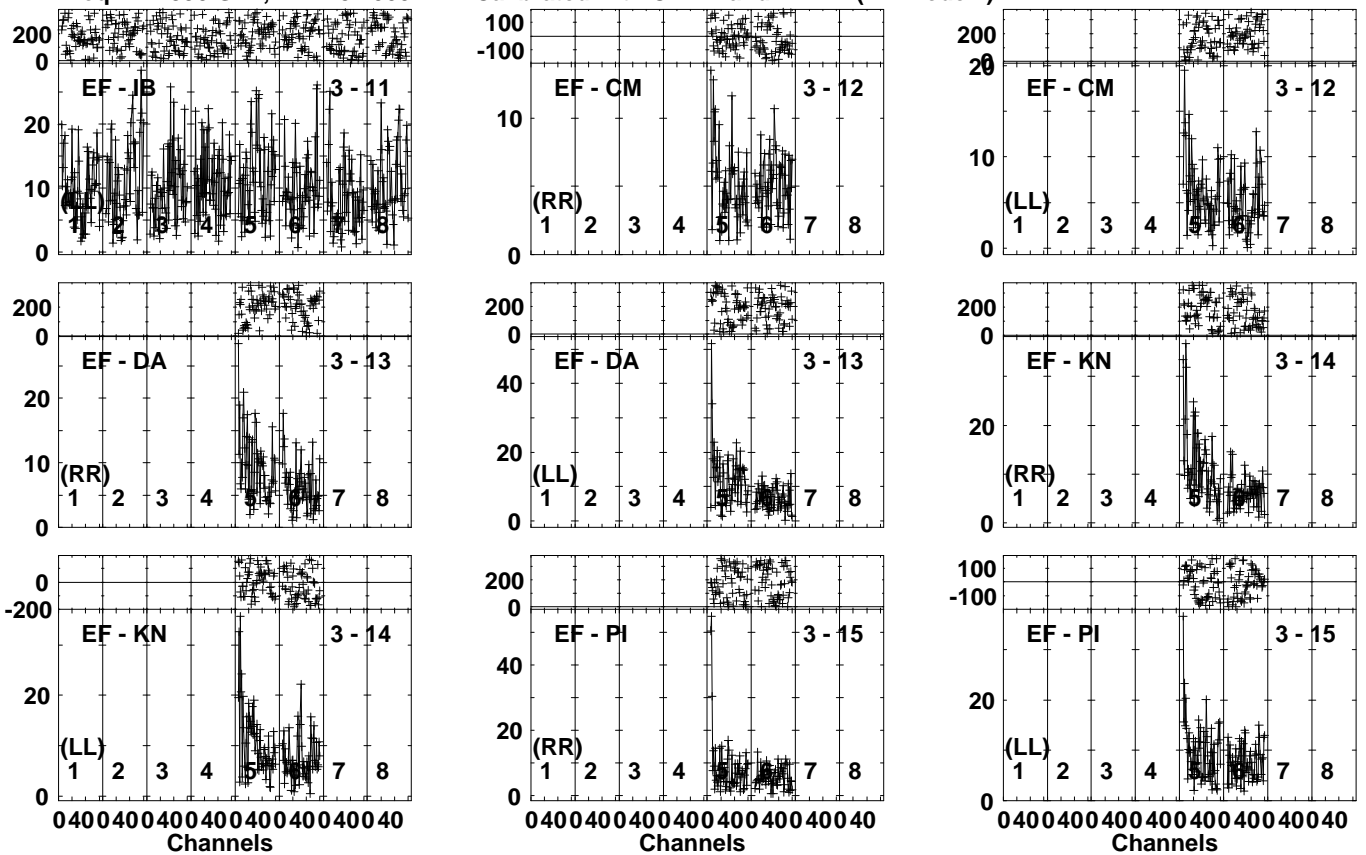


Lower frame: Milli Ampl Jy Top frame: Phas deg
Vector averaged cross-power spectrum Several baselines displayed
Timerange: 00/09:51:21 to 00/09:55:19

Plot file version 464 created 12-APR-2022 17:48:56

NGC5448 EC082C.UVDATA.1

Freq = 4.7990 GHz, Bw = 32.000 MH Calibrated with CL # 4 and BP # 1 (BP mode 1)

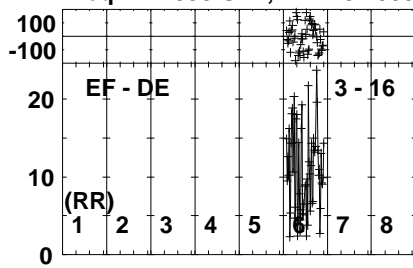


Lower frame: Milli Ampl Jy Top frame: Phas deg
Vector averaged cross-power spectrum Several baselines displayed
Timerange: 00/09:51:21 to 00/09:55:19

Plot file version 465 created 12-APR-2022 17:48:56

NGC5448 EC082C.UVDATA.1

Freq = 4.7990 GHz, Bw = 32.000 MH Calibrated with CL # 4 and BP # 1 (BP mode 1)



Lower frame: Milli Ampl Jy Top frame: Phas deg

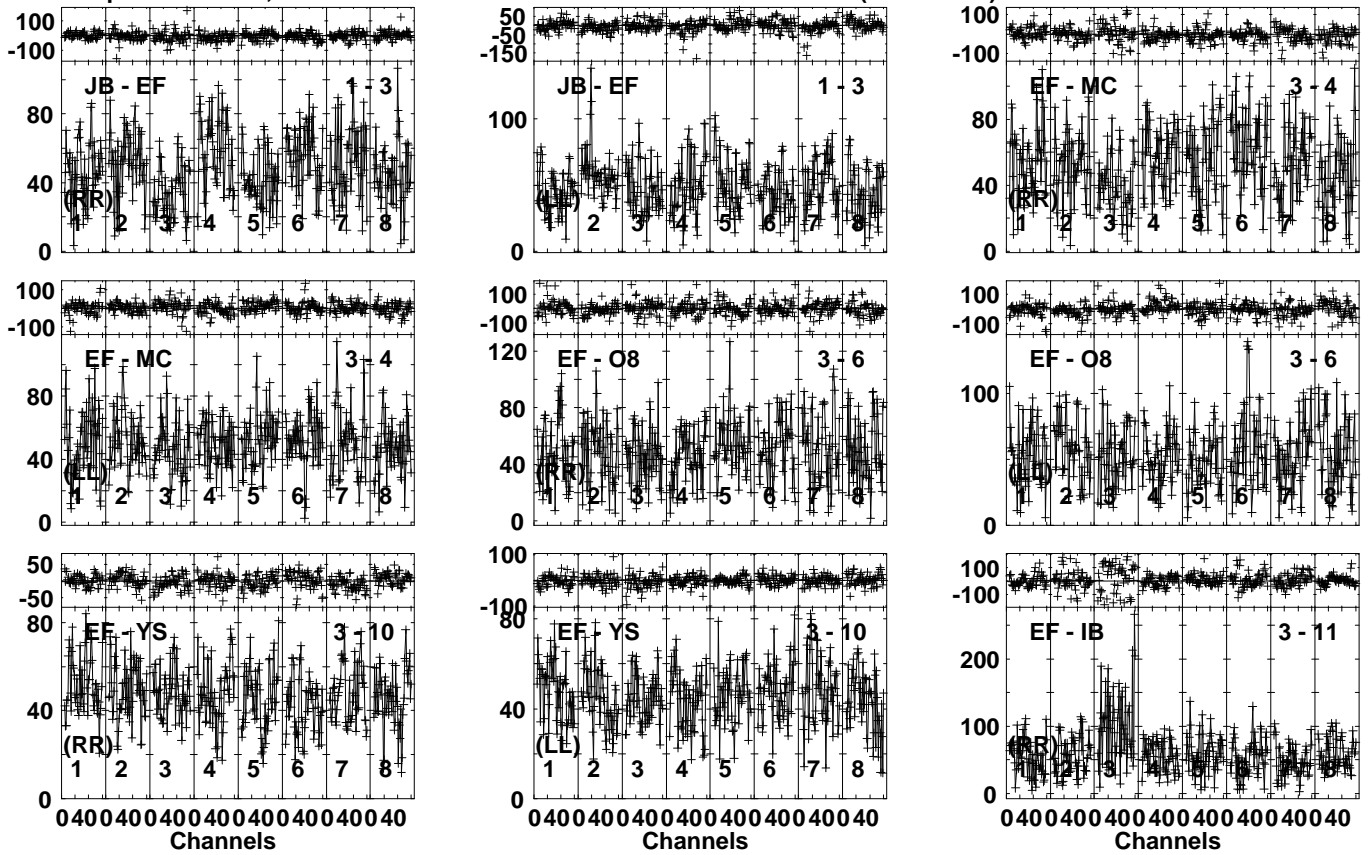
Vector averaged cross-power spectrum Several baselines displayed

Timerange: 00/09:51:21 to 00/09:55:19

Plot file version 466 created 12-APR-2022 17:48:57

J1356+4831 EC082C.UVDATA.1

Freq = 4.7990 GHz, Bw = 32.000 MH Calibrated with CL # 4 and BP # 1 (BP mode 1)

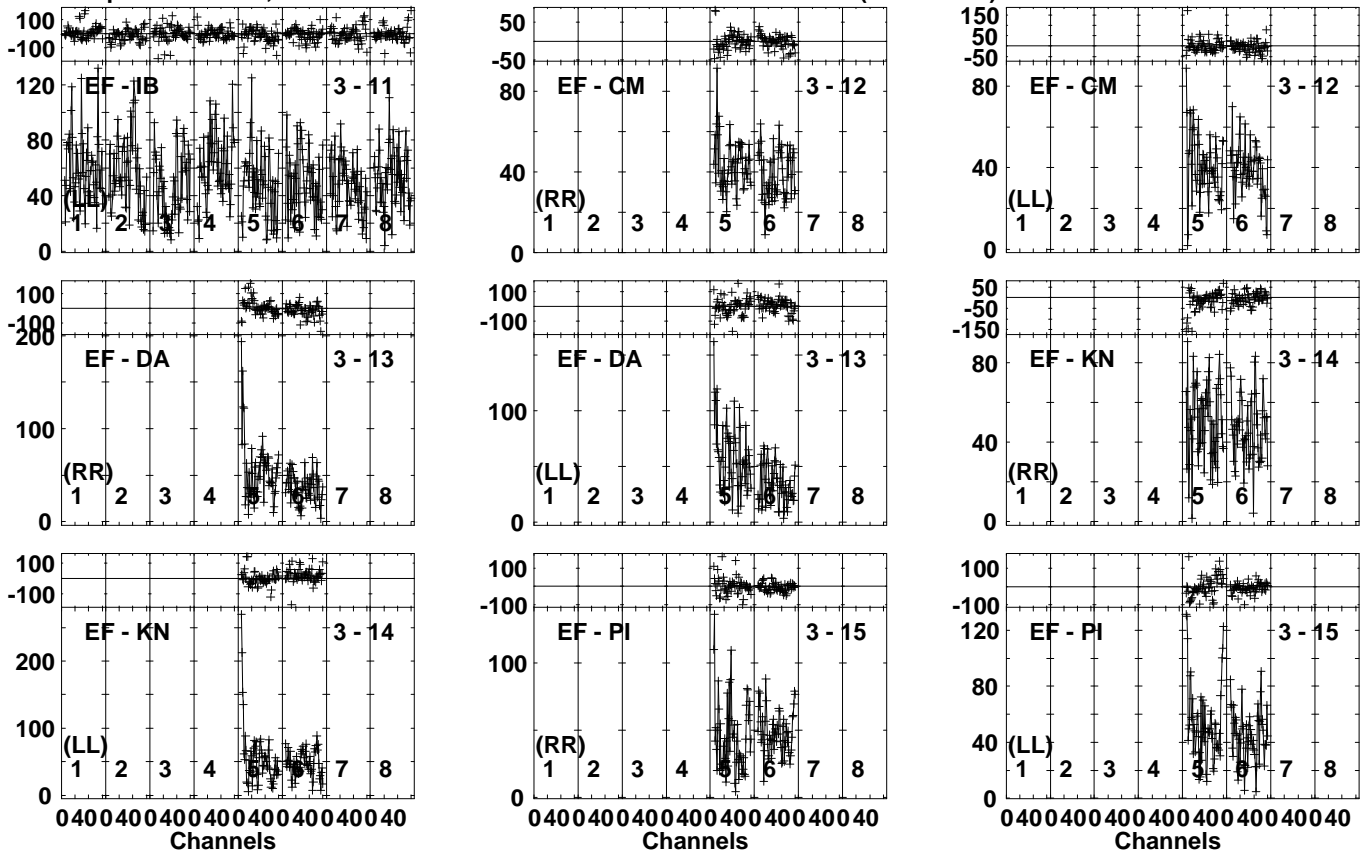


Lower frame: Milli Ampl Jy Top frame: Phas deg
Vector averaged cross-power spectrum Several baselines displayed
Timerange: 00/09:55:31 to 00/09:56:19

Plot file version 467 created 12-APR-2022 17:48:57

J1356+4831 EC082C.UVDATA.1

Freq = 4.7990 GHz, Bw = 32.000 MH Calibrated with CL # 4 and BP # 1 (BP mode 1)

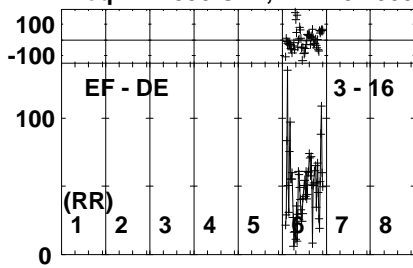


Lower frame: Milli Ampl Jy Top frame: Phas deg
Vector averaged cross-power spectrum Several baselines displayed
Timerange: 00/09:55:31 to 00/09:56:19

Plot file version 468 created 12-APR-2022 17:48:57

J1356+4831 EC082C.UVDATA.1

Freq = 4.7990 GHz, Bw = 32.000 MH Calibrated with CL # 4 and BP # 1 (BP mode 1)



Lower frame: Milli Ampl Jy Top frame: Phas deg

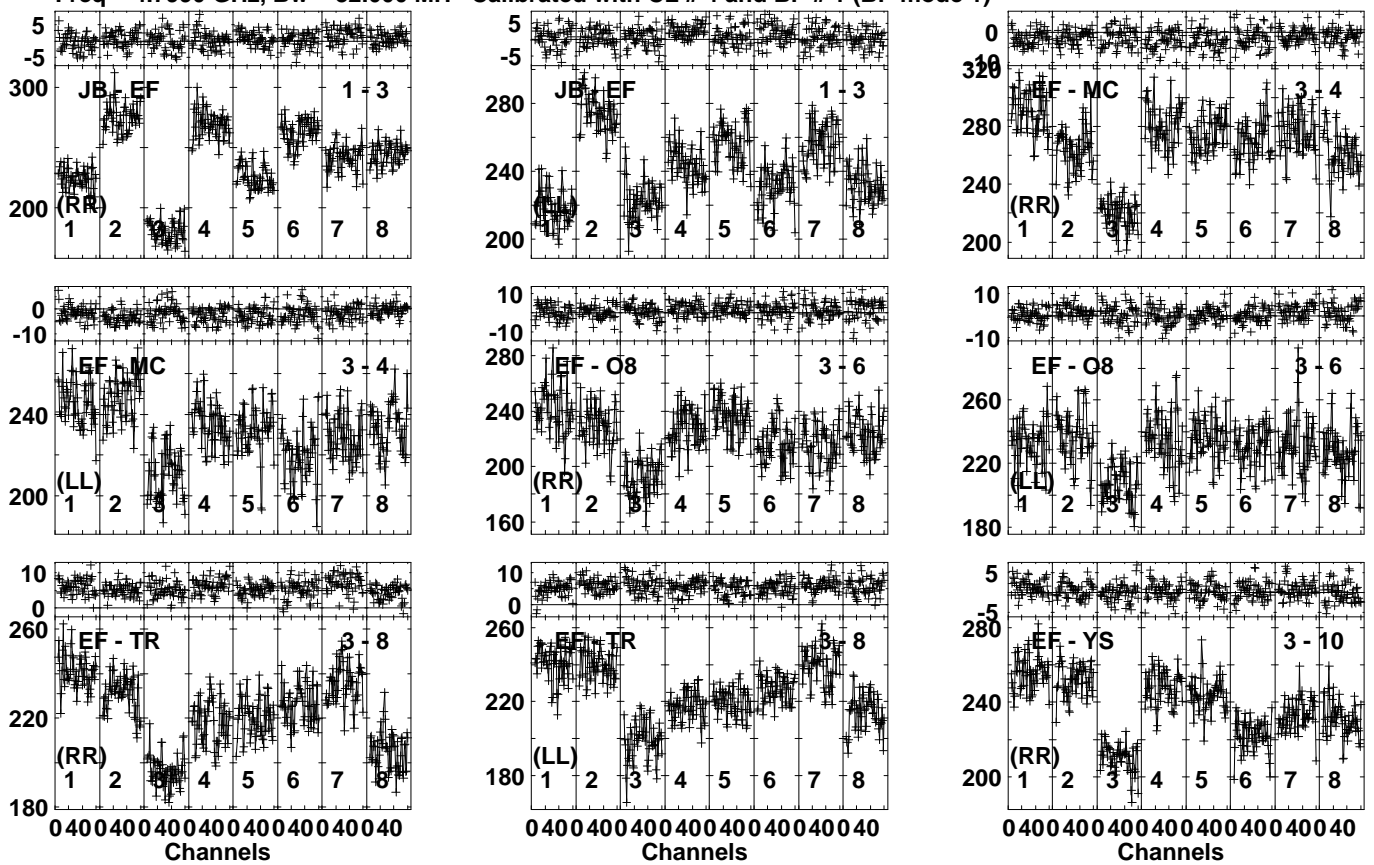
Vector averaged cross-power spectrum Several baselines displayed

Timerange: 00/09:55:31 to 00/09:56:19

Plot file version 469 created 12-APR-2022 17:48:57

1343+451 EC082C.UVDATA.1

Freq = 4.7990 GHz, Bw = 32.000 MH Calibrated with CL # 4 and BP # 1 (BP mode 1)

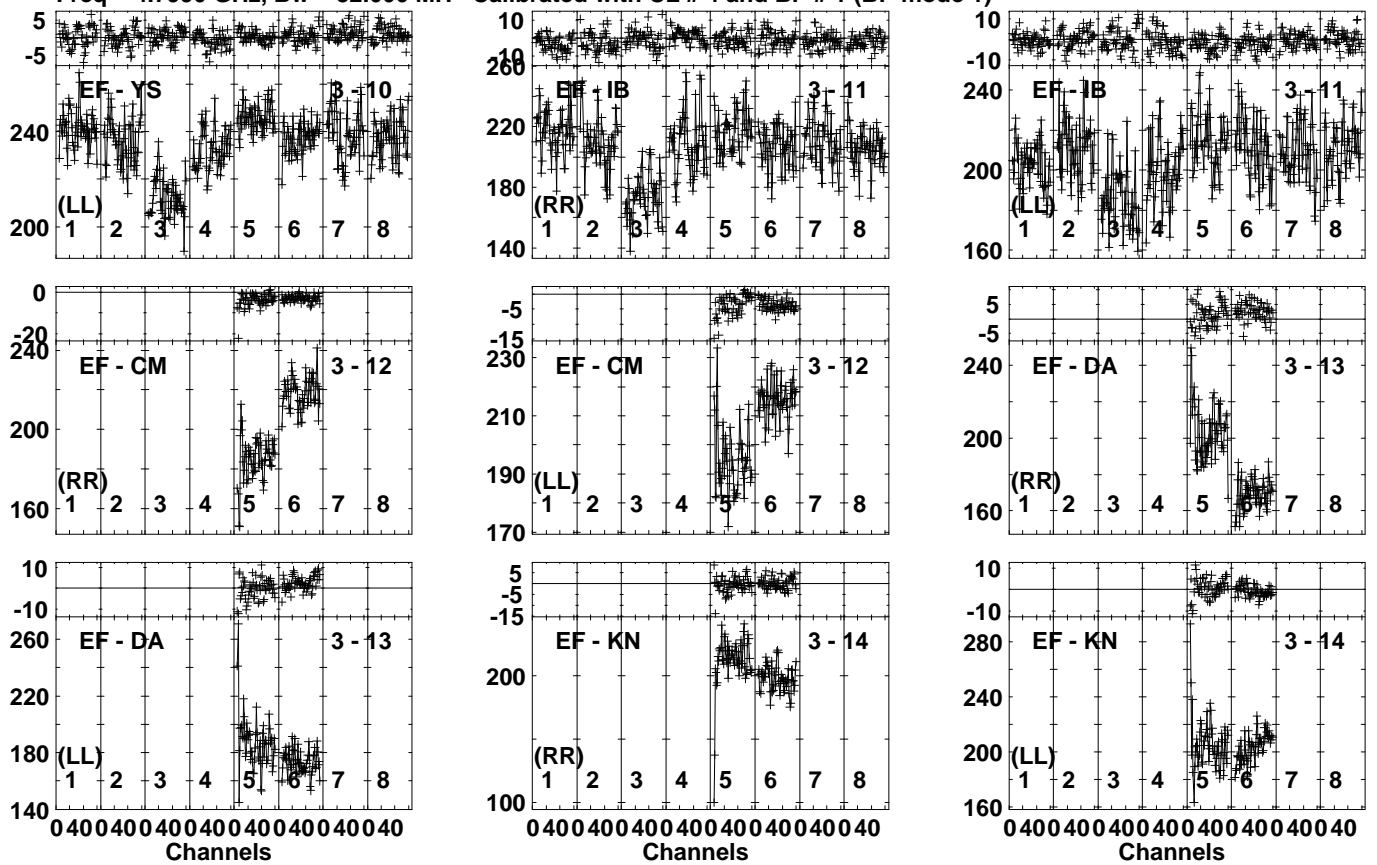


Lower frame: Milli Ampl Jy Top frame: Phas deg
Vector averaged cross-power spectrum Several baselines displayed
Timerange: 00/09:56:51 to 00/09:58:49

Plot file version 470 created 12-APR-2022 17:48:58

1343+451 EC082C.UVDATA.1

Freq = 4.7990 GHz, Bw = 32.000 MH Calibrated with CL # 4 and BP # 1 (BP mode 1)

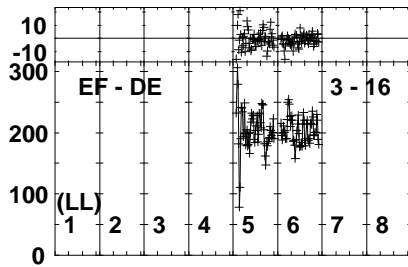
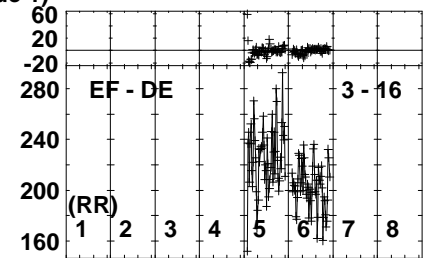
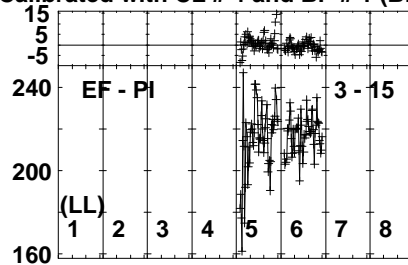
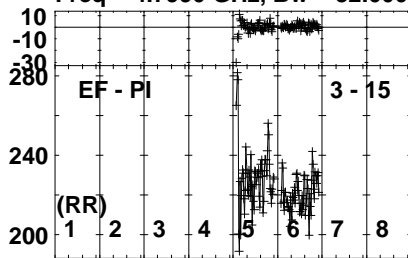


Lower frame: Milli Ampl Jy Top frame: Phas deg
Vector averaged cross-power spectrum Several baselines displayed
Timerange: 00/09:56:51 to 00/09:58:49

Plot file version 471 created 12-APR-2022 17:48:58

1343+451 EC082C.UVDATA.1

Freq = 4.7990 GHz, Bw = 32.000 MH Calibrated with CL # 4 and BP # 1 (BP mode 1)

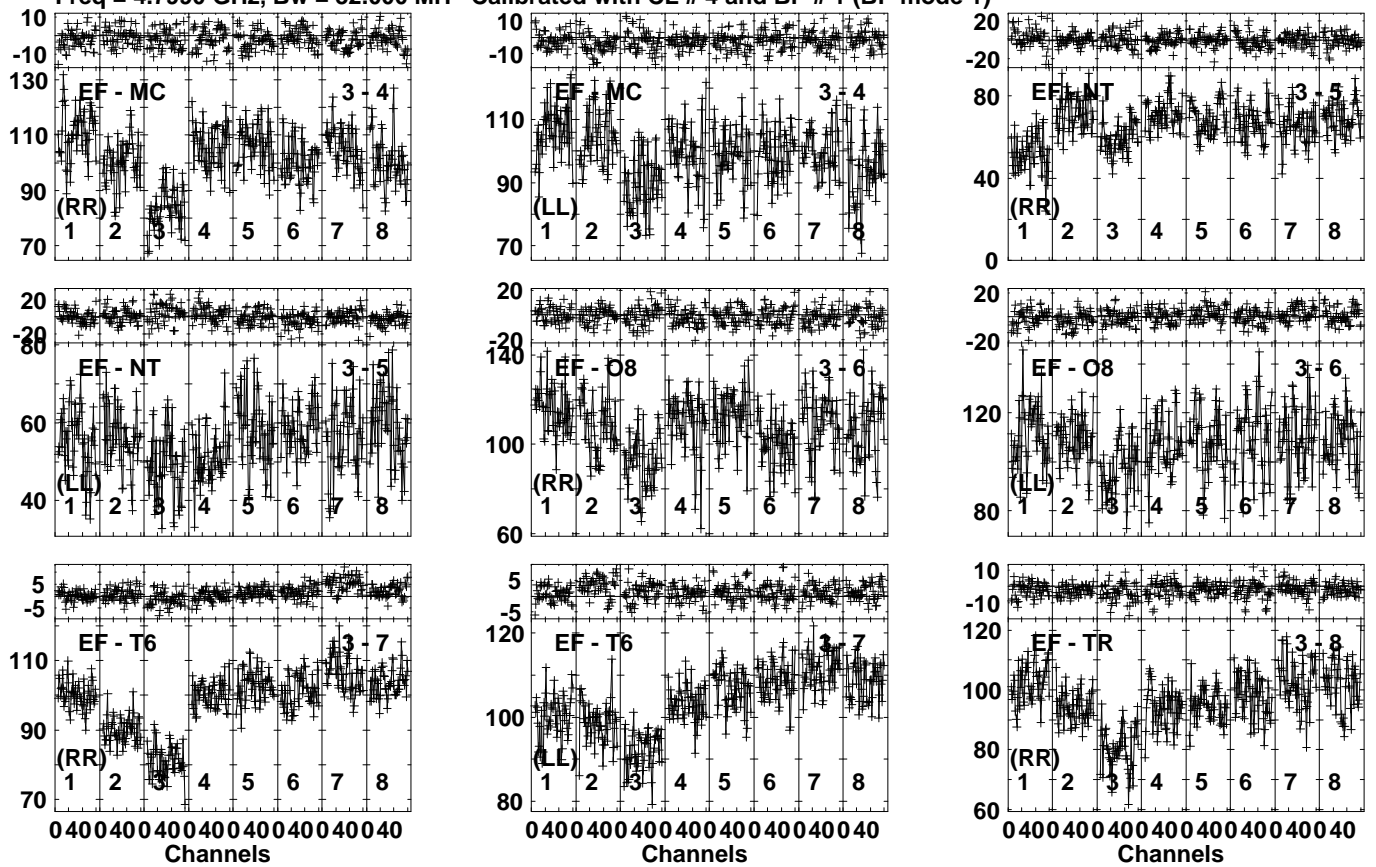


Lower frame: Milli Ampl Jy Top frame: Phas deg
Vector averaged cross-power spectrum Several baselines displayed
Timerange: 00/09:56:51 to 00/09:58:49

Plot file version 472 created 12-APR-2022 17:48:59

J1243+7315 EC082C.UVDATA.1

Freq = 4.7990 GHz, Bw = 32.000 MH Calibrated with CL # 4 and BP # 1 (BP mode 1)

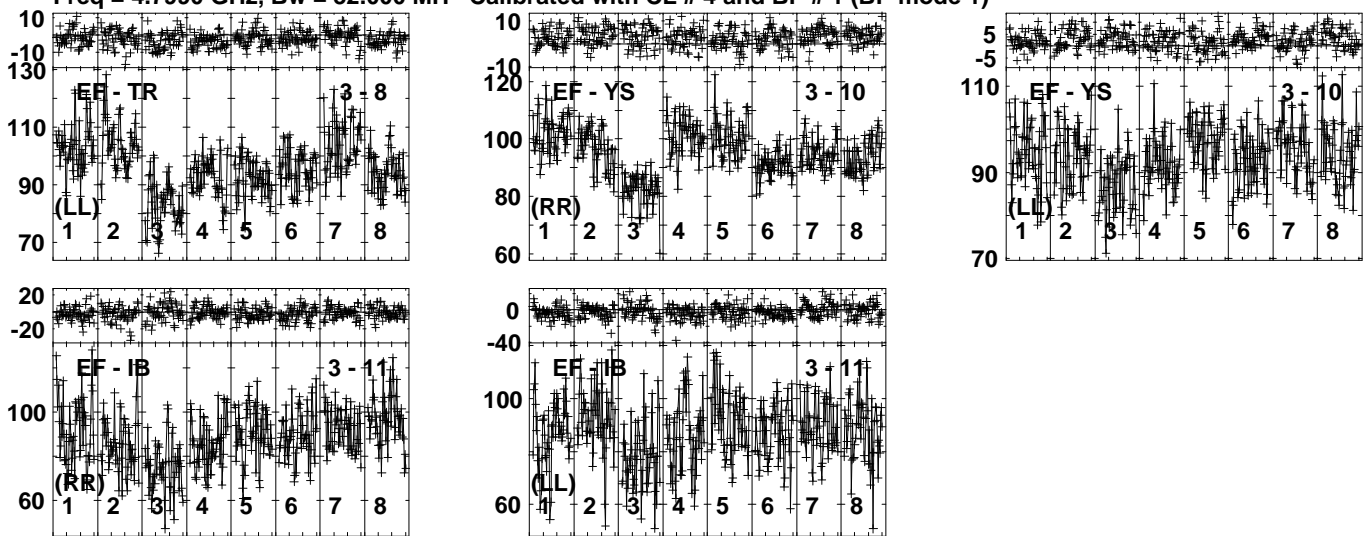


Lower frame: Milli Ampl Jy Top frame: Phas deg
Vector averaged cross-power spectrum Several baselines displayed
Timerange: 00/10:01:31 to 00/10:02:49

Plot file version 473 created 12-APR-2022 17:48:59

J1243+7315 EC082C.UVDATA.1

Freq = 4.7990 GHz, Bw = 32.000 MH Calibrated with CL # 4 and BP # 1 (BP mode 1)

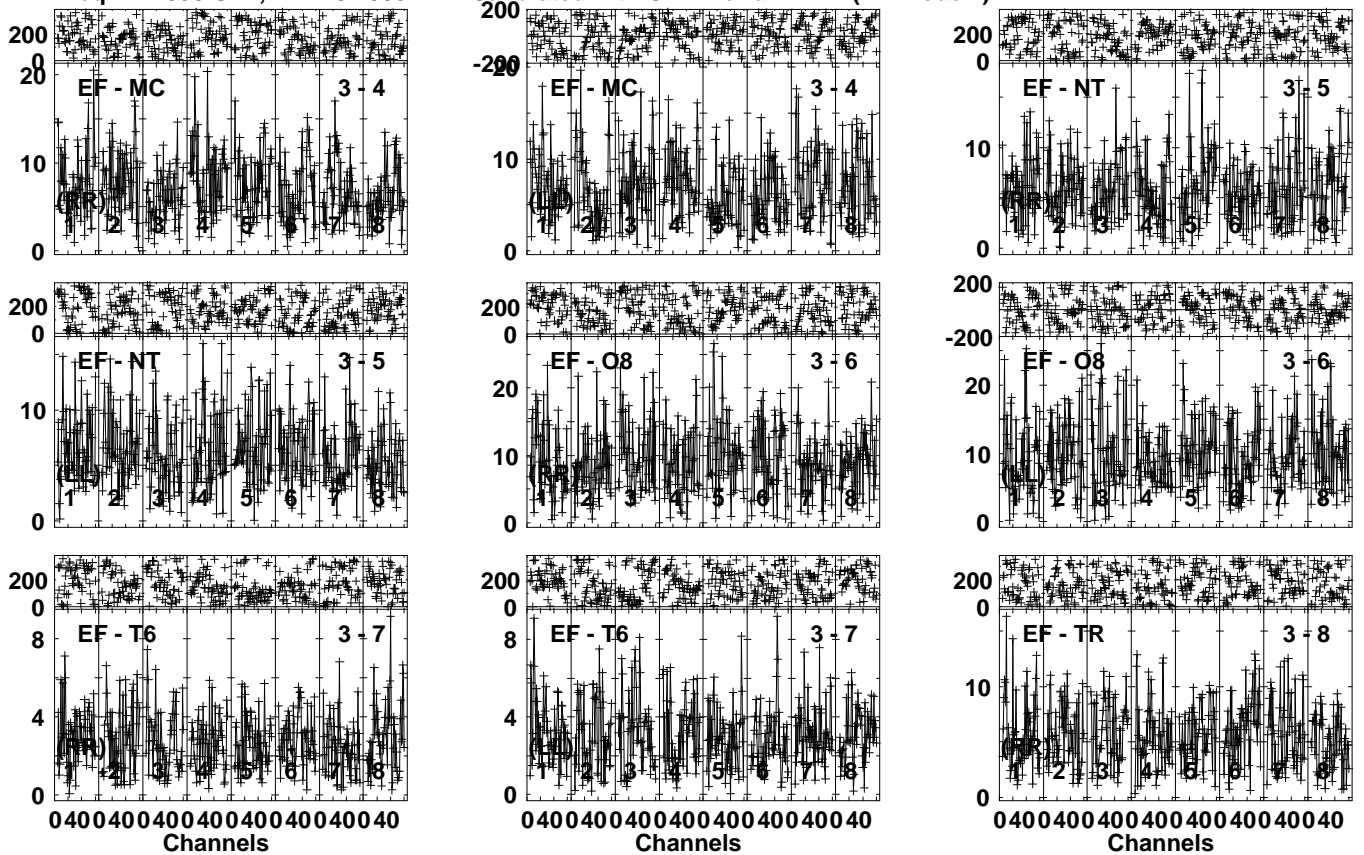


Lower frame: Milli Ampl Jy Top frame: Phas deg
Vector averaged cross-power spectrum Several baselines displayed
Timerange: 00/10:01:31 to 00/10:02:49

Plot file version 474 created 12-APR-2022 17:49:00

NGC4750 EC082C.UVDATA.1

Freq = 4.7990 GHz, Bw = 32.000 MH Calibrated with CL # 4 and BP # 1 (BP mode 1)

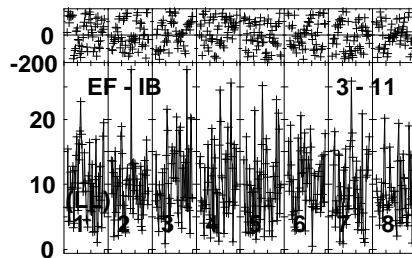
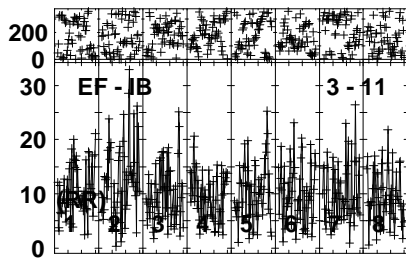
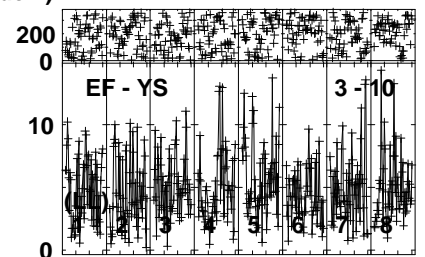
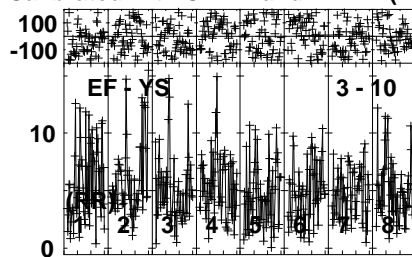
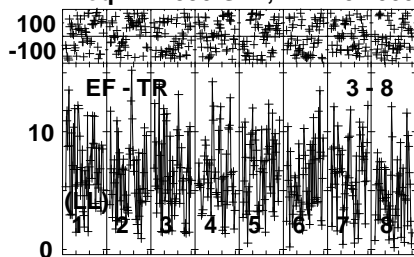


Lower frame: Milli Ampl Jy Top frame: Phas deg
Vector averaged cross-power spectrum Several baselines displayed
Timerange: 00/10:03:01 to 00/10:05:59

Plot file version 475 created 12-APR-2022 17:49:00

NGC4750 EC082C.UVDATA.1

Freq = 4.7990 GHz, Bw = 32.000 MH Calibrated with CL # 4 and BP # 1 (BP mode 1)

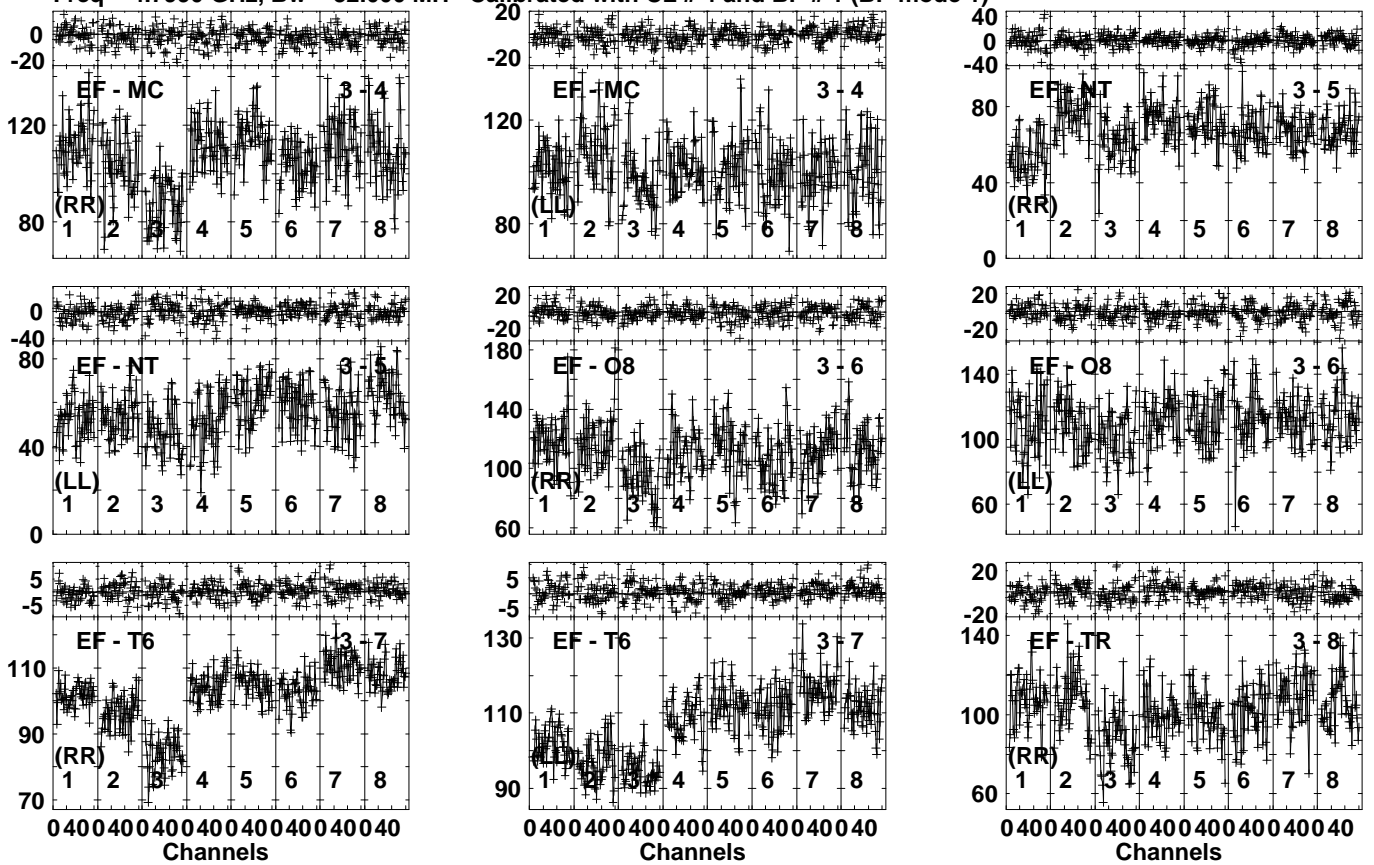


Lower frame: Milli Ampl Jy Top frame: Phas deg
Vector averaged cross-power spectrum Several baselines displayed
Timerange: 00/10:03:01 to 00/10:05:59

Plot file version 476 created 12-APR-2022 17:49:01

J1243+7315 EC082C.UVDATA.1

Freq = 4.7990 GHz, Bw = 32.000 MH Calibrated with CL # 4 and BP # 1 (BP mode 1)

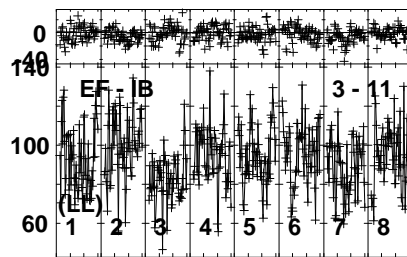
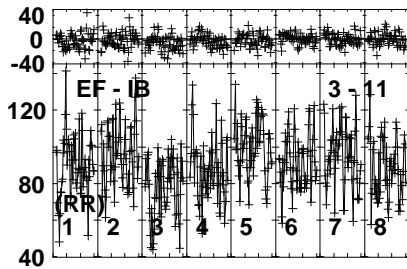
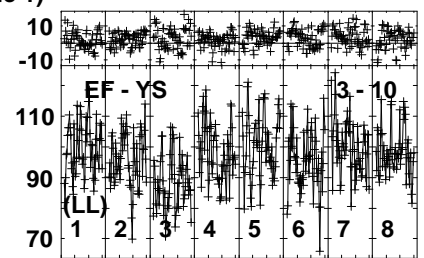
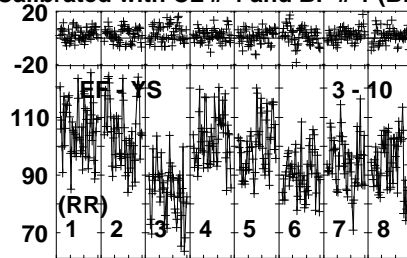
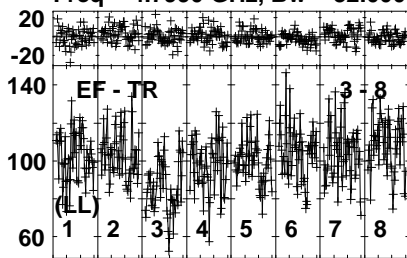


Lower frame: Milli Ampl Jy Top frame: Phas deg
Vector averaged cross-power spectrum Several baselines displayed
Timerange: 00/10/06:31 to 00/10/07:09

Plot file version 477 created 12-APR-2022 17:49:02

J1243+7315 EC082C.UVDATA.1

Freq = 4.7990 GHz, Bw = 32.000 MH Calibrated with CL # 4 and BP # 1 (BP mode 1)

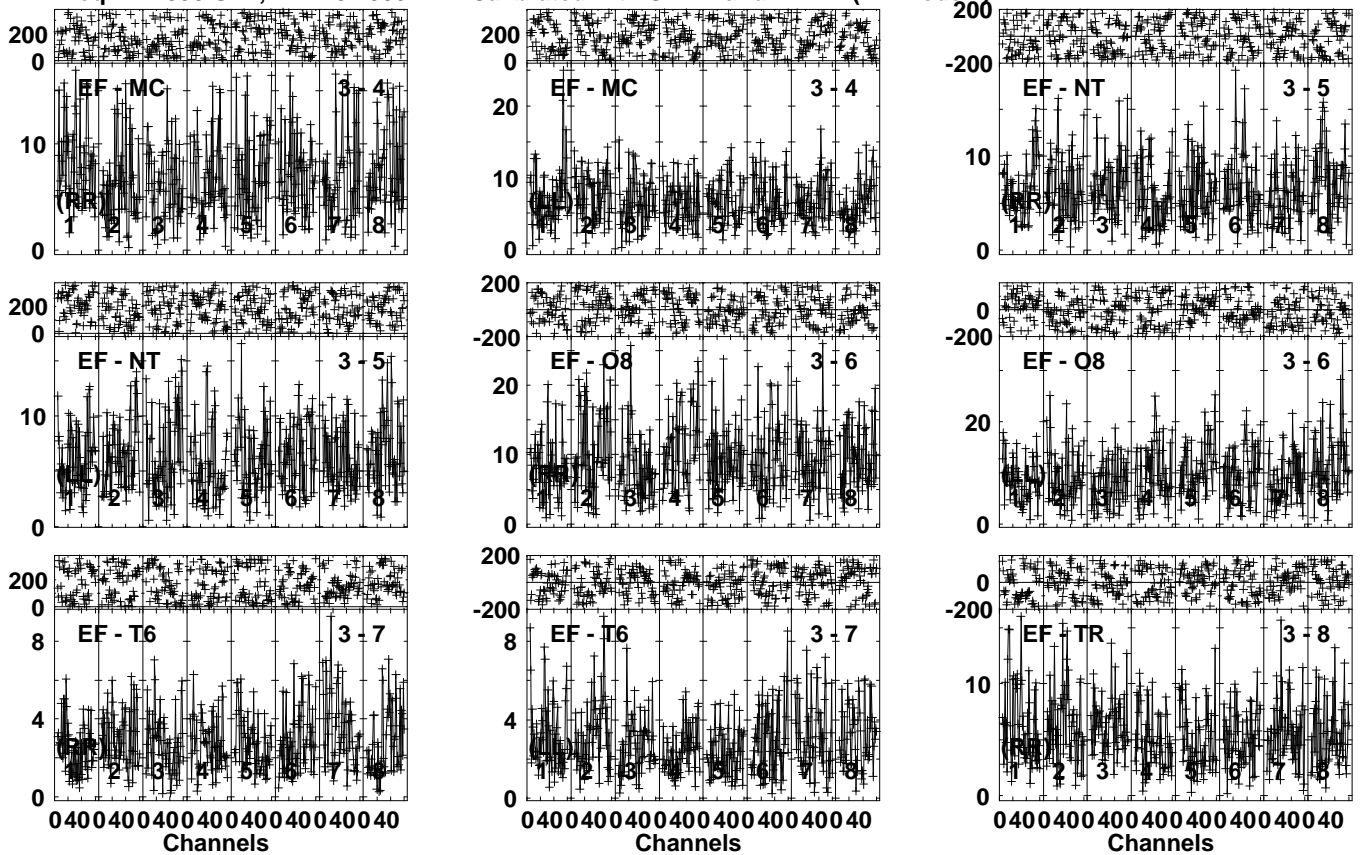


Lower frame: Milli Ampl Jy Top frame: Phas deg
Vector averaged cross-power spectrum Several baselines displayed
Timerange: 00/10:06:31 to 00/10:07:09

Plot file version 478 created 12-APR-2022 17:49:02

NGC4750 EC082C.UVDATA.1

Freq = 4.7990 GHz, Bw = 32.000 MH Calibrated with CL # 4 and BP # 1 (BP mode 1)

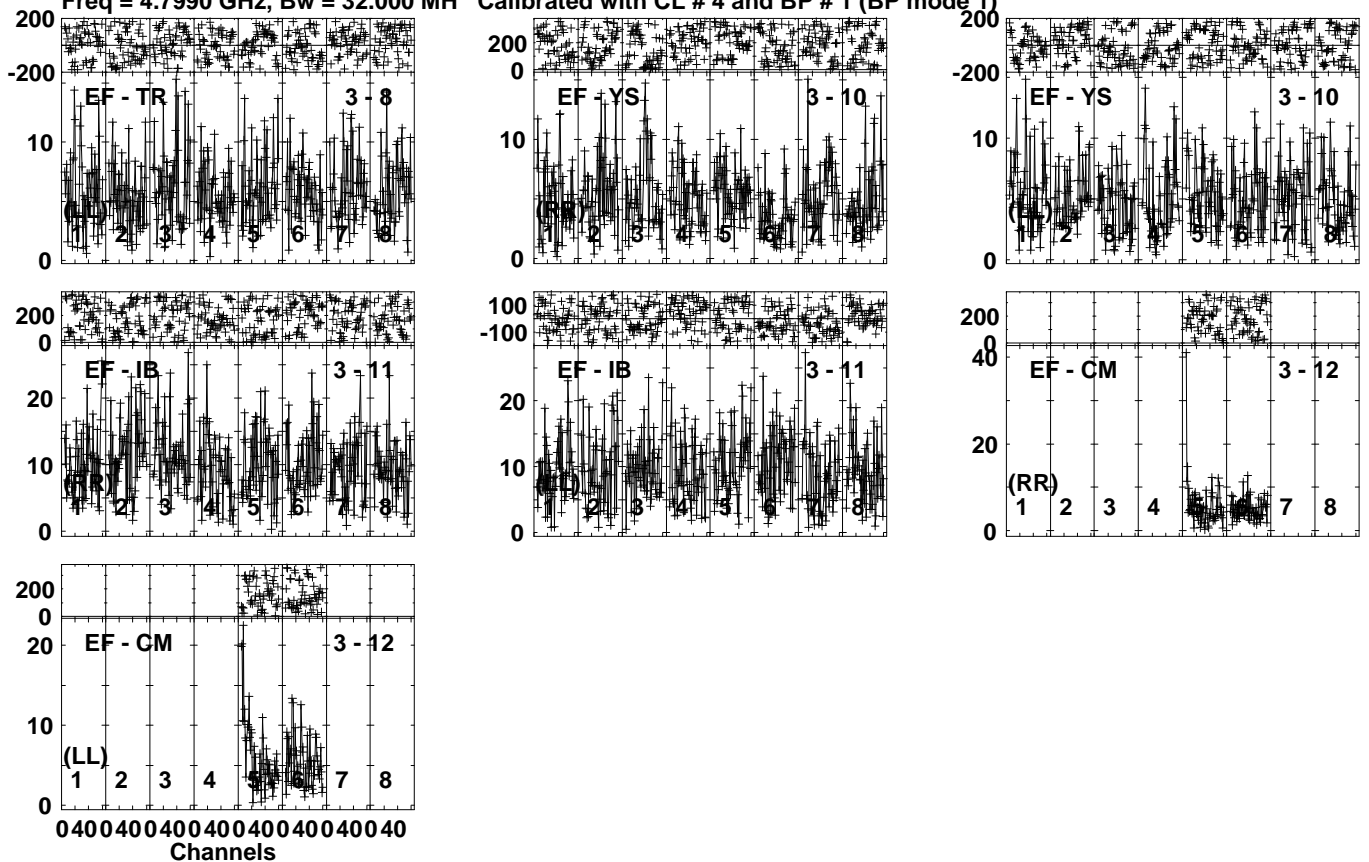


Lower frame: Milli Ampl Jy Top frame: Phas deg
Vector averaged cross-power spectrum Several baselines displayed
Timerange: 00/10:07:21 to 00/10:10:19

Plot file version 479 created 12-APR-2022 17:49:03

NGC4750 EC082C.UVDATA.1

Freq = 4.7990 GHz, Bw = 32.000 MH Calibrated with CL # 4 and BP # 1 (BP mode 1)



Lower frame: Milli Ampl Jy Top frame: Phas deg

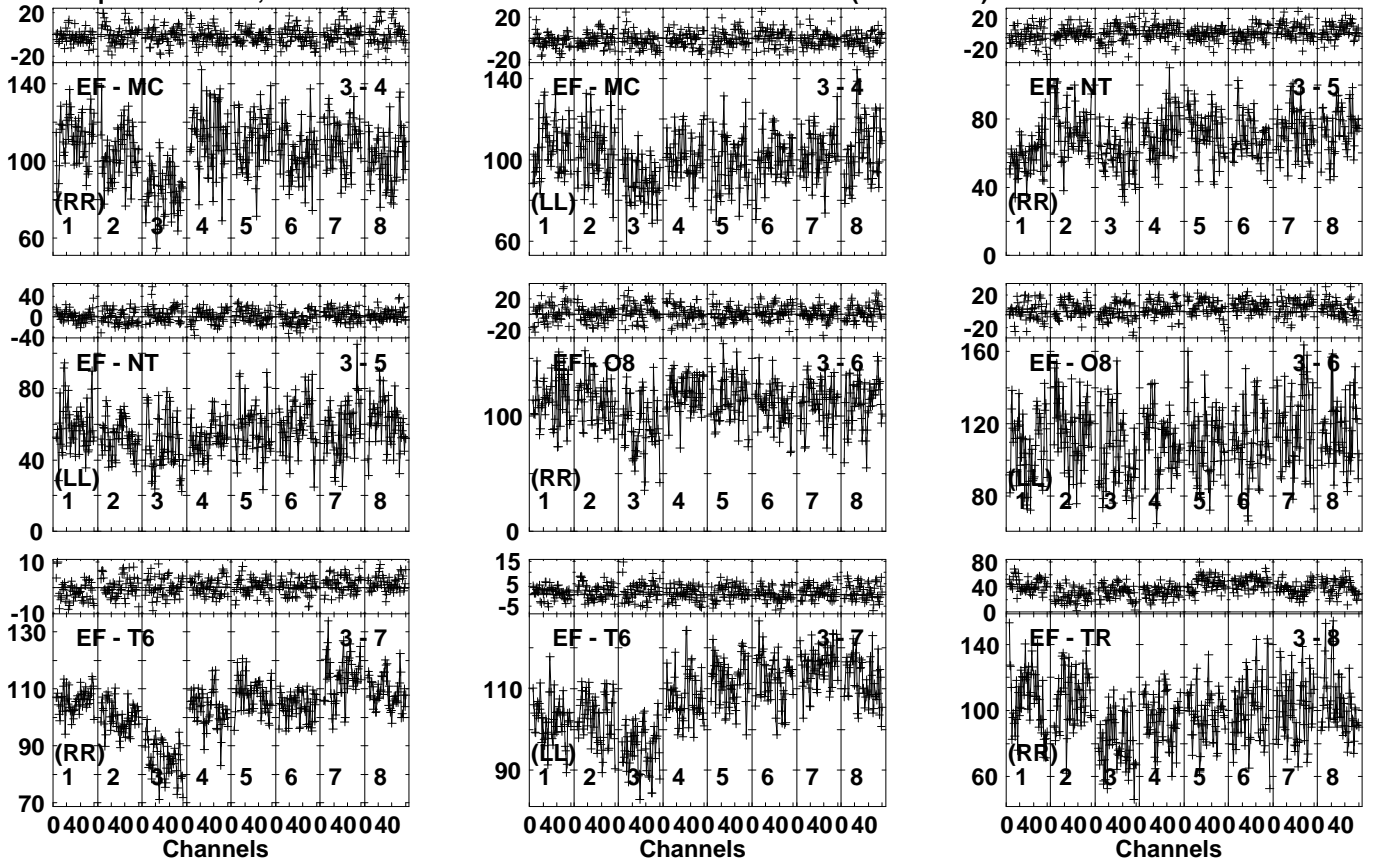
Vector averaged cross-power spectrum Several baselines displayed

Timerange: 00/10:07:21 to 00/10:10:19

Plot file version 480 created 12-APR-2022 17:49:04

J1243+7315 EC082C.UVDATA.1

Freq = 4.7990 GHz, Bw = 32.000 MH Calibrated with CL # 4 and BP # 1 (BP mode 1)

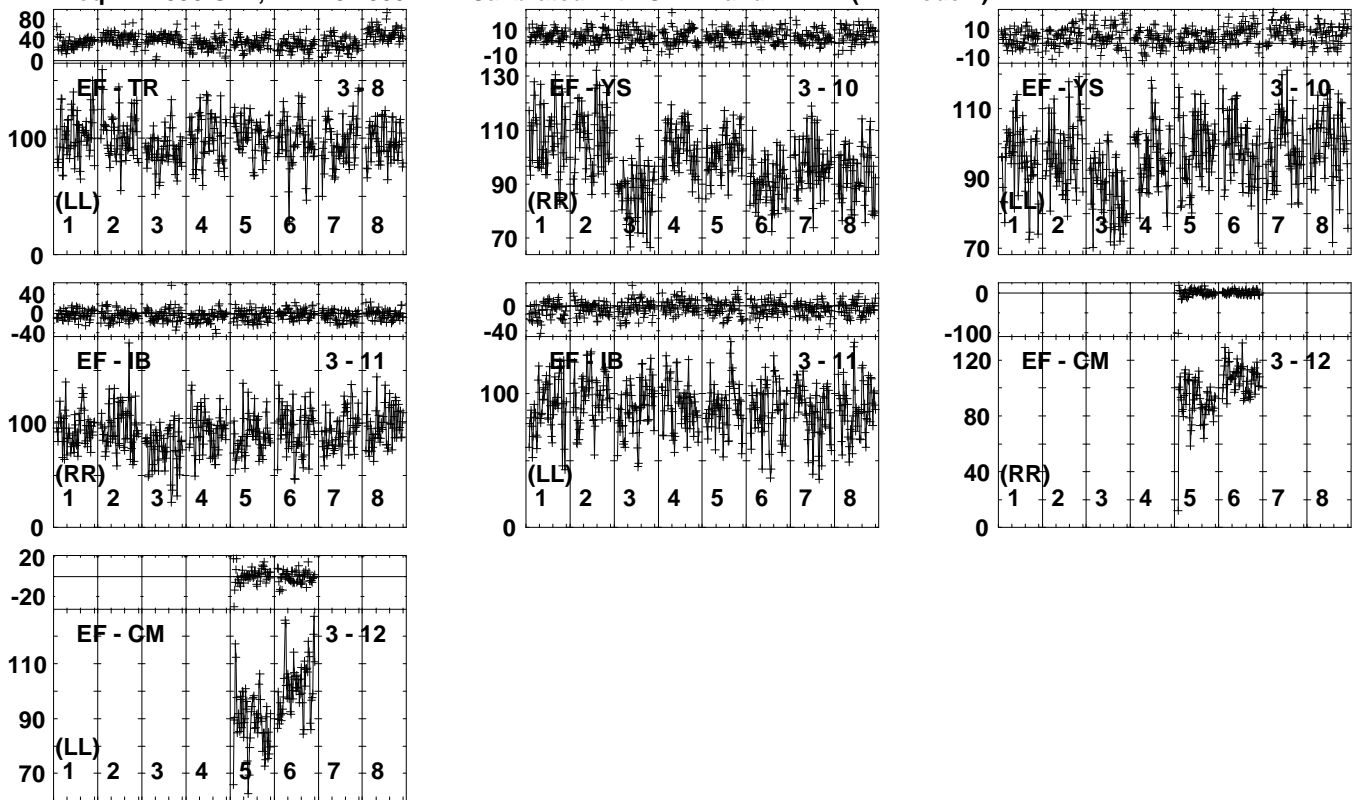


Lower frame: Milli Ampl Jy Top frame: Phas deg
Vector averaged cross-power spectrum Several baselines displayed
Timerange: 00/10/10:31 to 00/10/11:19

Plot file version 481 created 12-APR-2022 17:49:04

J1243+7315 EC082C.UVDATA.1

Freq = 4.7990 GHz, Bw = 32.000 MH Calibrated with CL # 4 and BP # 1 (BP mode 1)



040040040040040040040040040040
Channels

Lower frame: Milli Ampl Jy Top frame: Phas deg

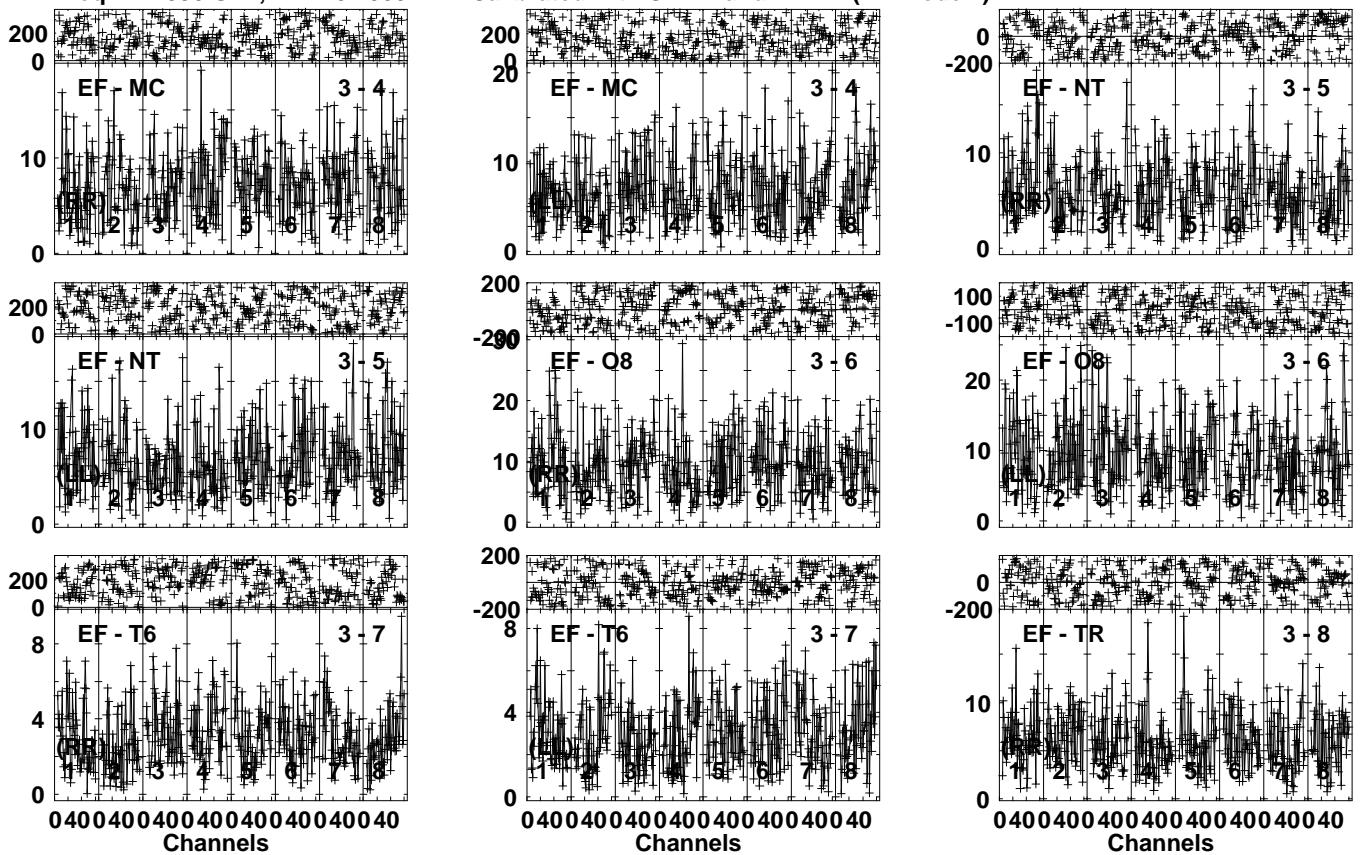
Vector averaged cross-power spectrum Several baselines displayed

Timerange: 00/10:10:31 to 00/10:11:19

Plot file version 482 created 12-APR-2022 17:49:05

NGC4750 EC082C.UVDATA.1

Freq = 4.7990 GHz, Bw = 32.000 MH Calibrated with CL # 4 and BP # 1 (BP mode 1)

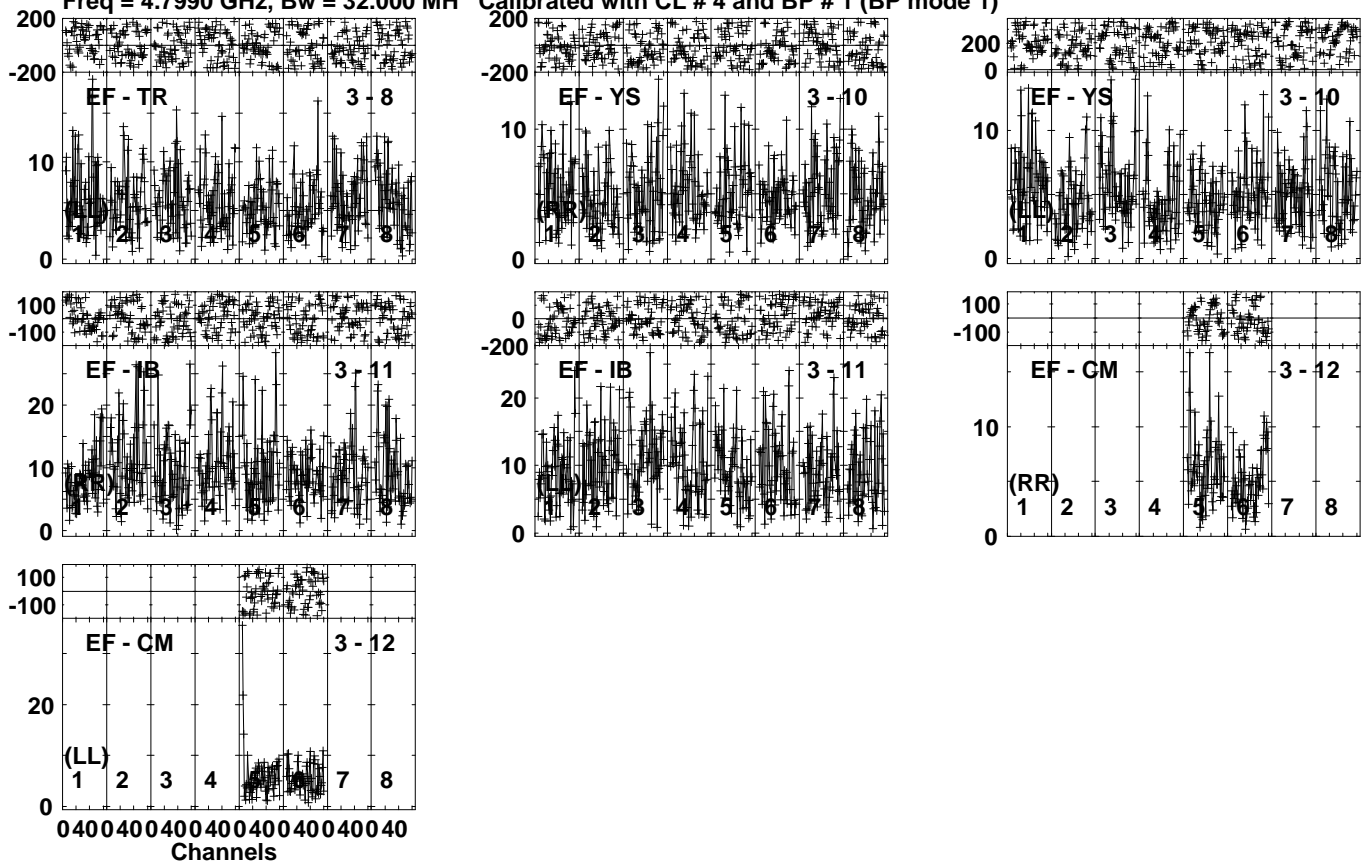


Lower frame: Milli Ampl Jy Top frame: Phas deg
Vector averaged cross-power spectrum Several baselines displayed
Timerange: 00/10:11:31 to 00/10:14:29

Plot file version 483 created 12-APR-2022 17:49:05

NGC4750 EC082C.UVDATA.1

Freq = 4.7990 GHz, Bw = 32.000 MH Calibrated with CL # 4 and BP # 1 (BP mode 1)

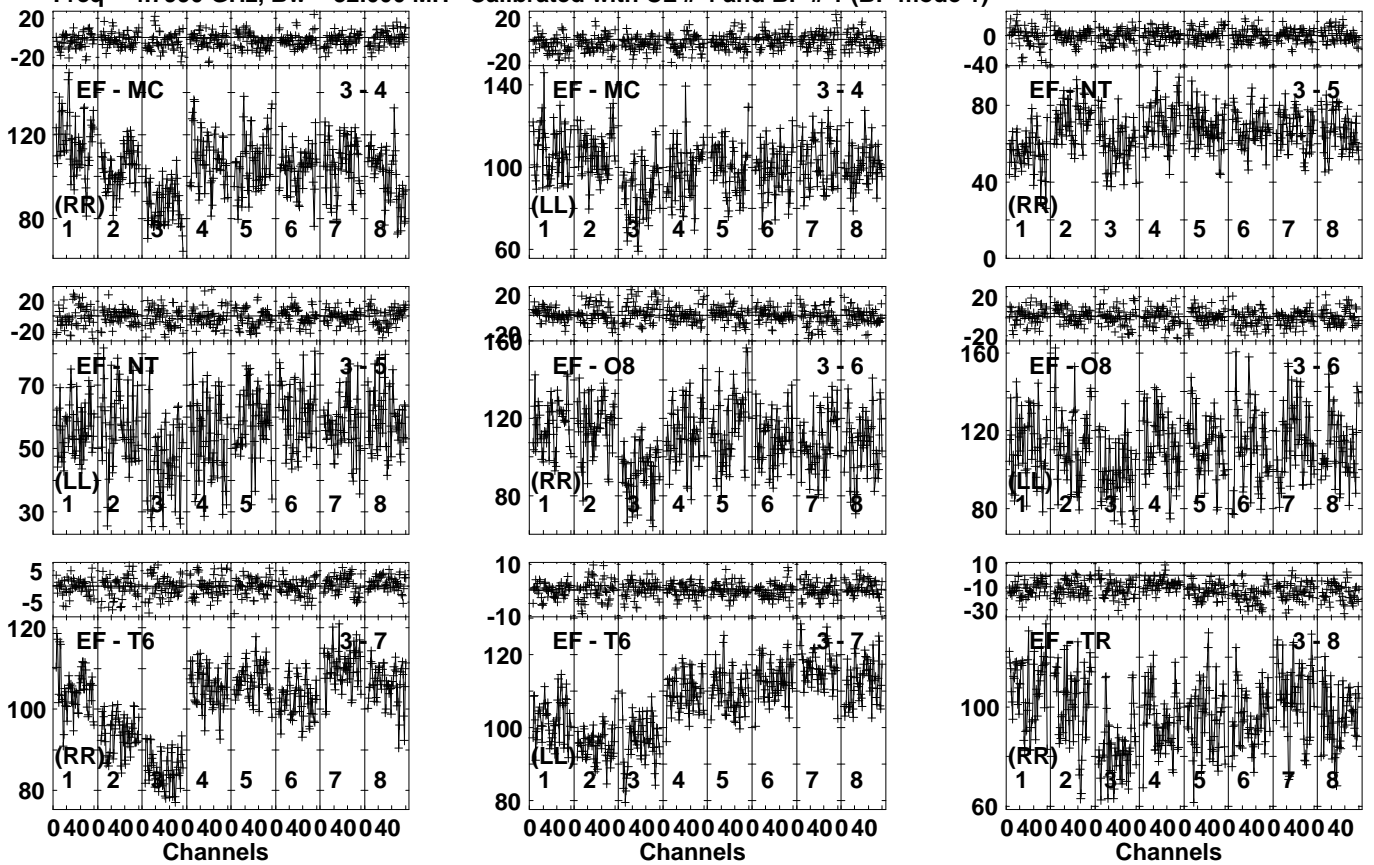


Lower frame: Milli Ampl Jy Top frame: Phas deg
Vector averaged cross-power spectrum Several baselines displayed
Timerange: 00/10:11:31 to 00/10:14:29

Plot file version 484 created 12-APR-2022 17:49:06

J1243+7315 EC082C.UVDATA.1

Freq = 4.7990 GHz, Bw = 32.000 MH Calibrated with CL # 4 and BP # 1 (BP mode 1)

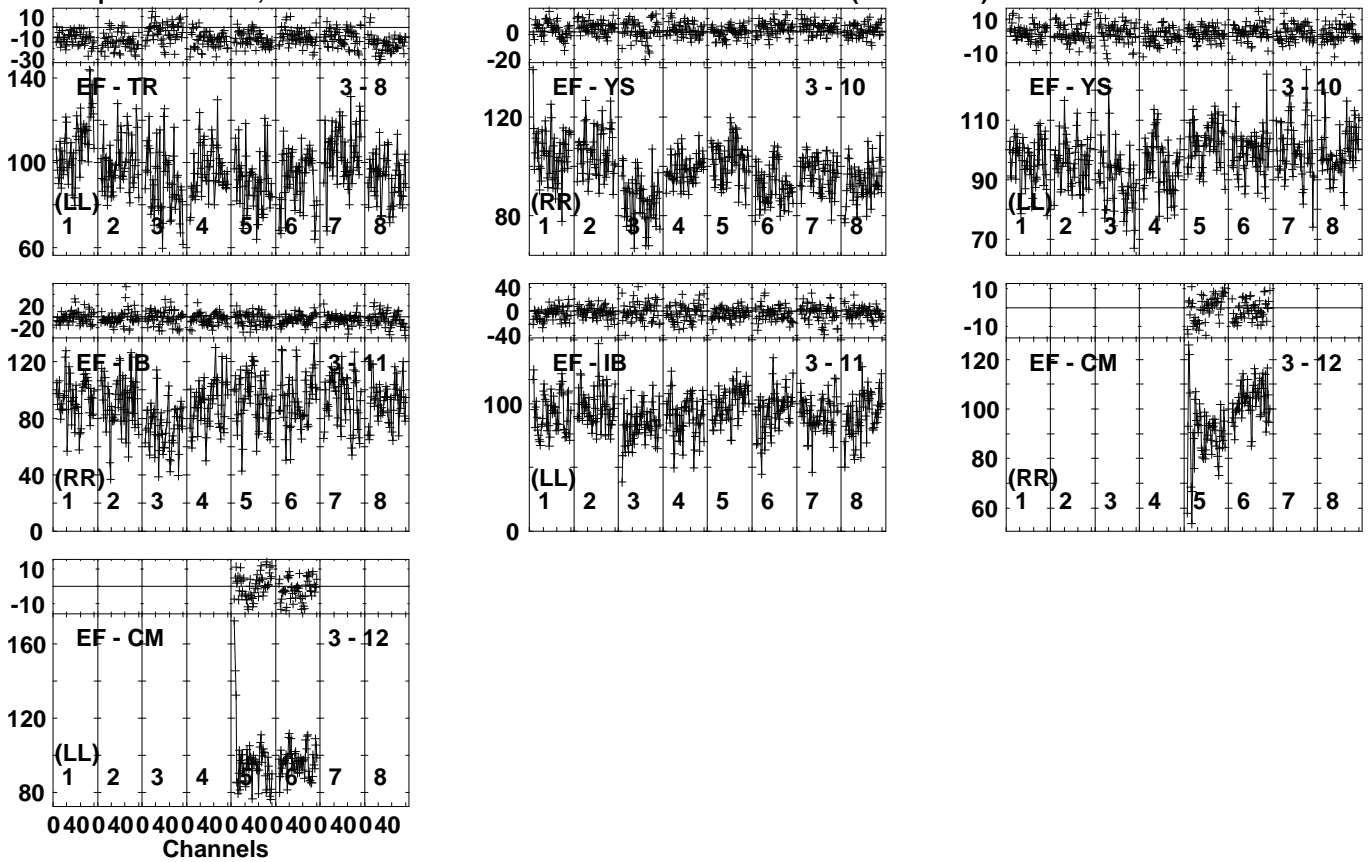


Lower frame: Milli Ampl Jy Top frame: Phas deg
Vector averaged cross-power spectrum Several baselines displayed
Timerange: 00/10:15:01 to 00/10:15:39

Plot file version 485 created 12-APR-2022 17:49:07

J1243+7315 EC082C.UVDATA.1

Freq = 4.7990 GHz, Bw = 32.000 MH Calibrated with CL # 4 and BP # 1 (BP mode 1)

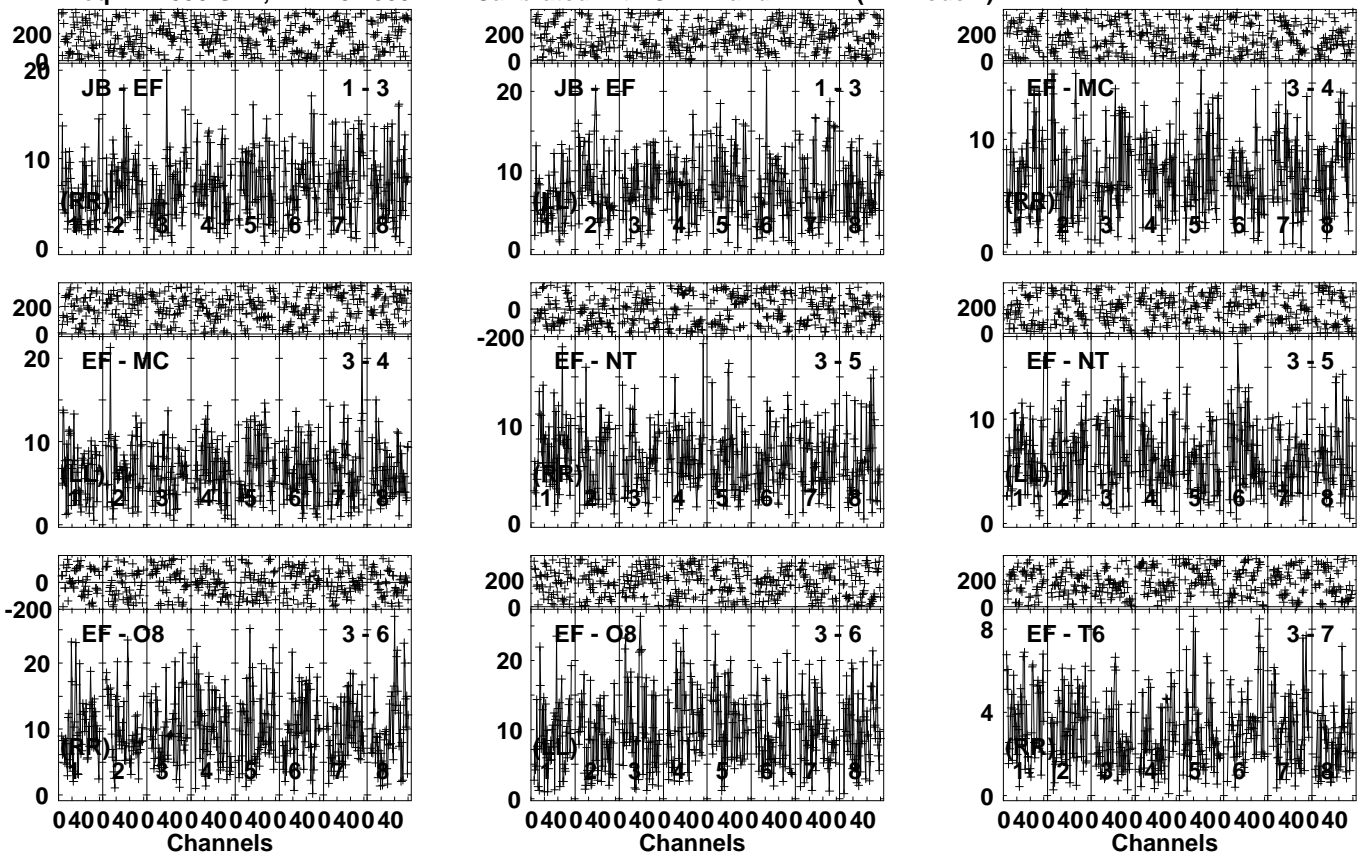


Lower frame: Milli Ampl Jy Top frame: Phas deg
Vector averaged cross-power spectrum Several baselines displayed
Timerange: 00/10:15:01 to 00/10:15:39

Plot file version 486 created 12-APR-2022 17:49:07

NGC4750 EC082C.UVDATA.1

Freq = 4.7990 GHz, Bw = 32.000 MH Calibrated with CL # 4 and BP # 1 (BP mode 1)

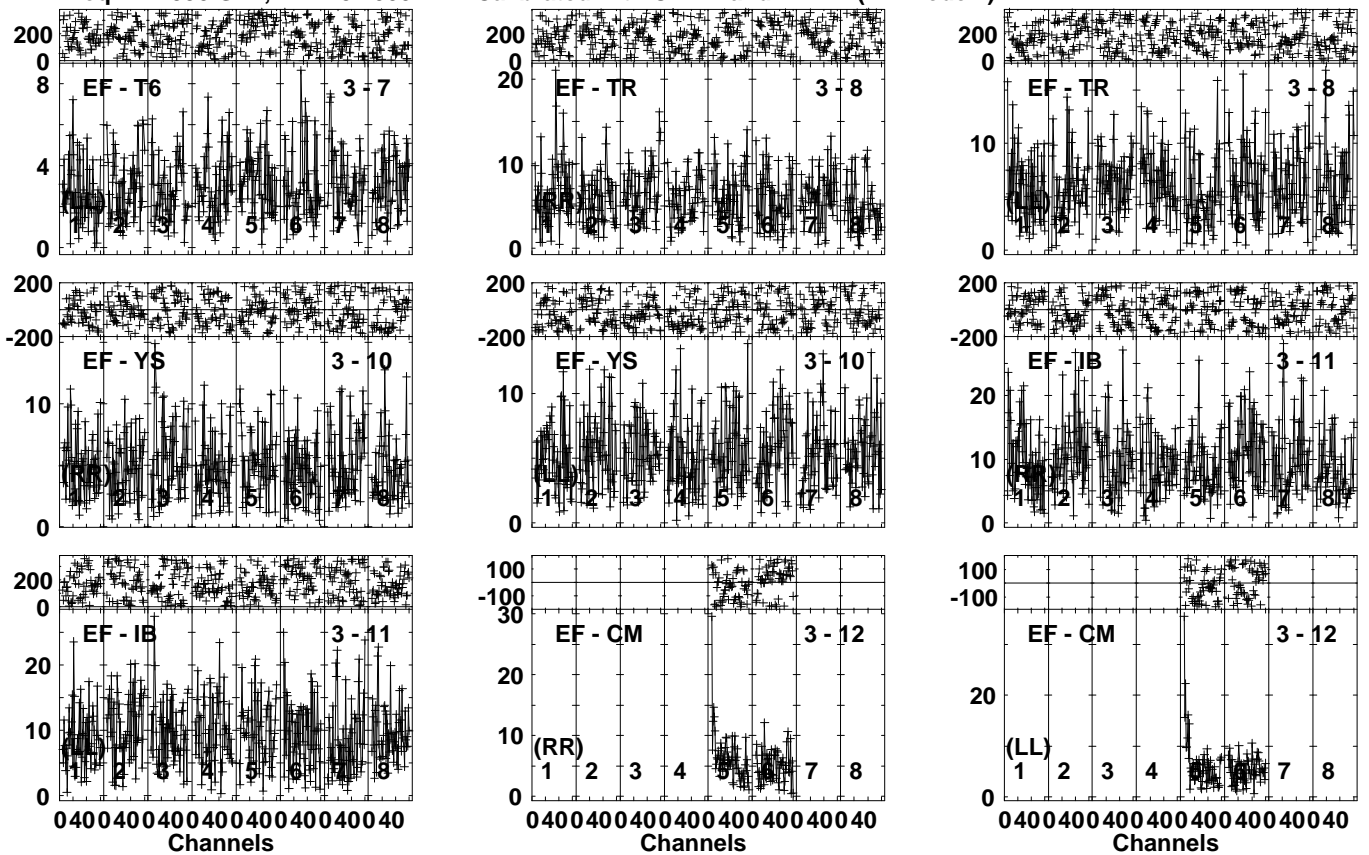


Lower frame: Milli Ampl Jy Top frame: Phas deg
Vector averaged cross-power spectrum Several baselines displayed
Timerange: 00/10:15:51 to 00/10:18:49

Plot file version 487 created 12-APR-2022 17:49:08

NGC4750 EC082C.UVDATA.1

Freq = 4.7990 GHz, Bw = 32.000 MH Calibrated with CL # 4 and BP # 1 (BP mode 1)

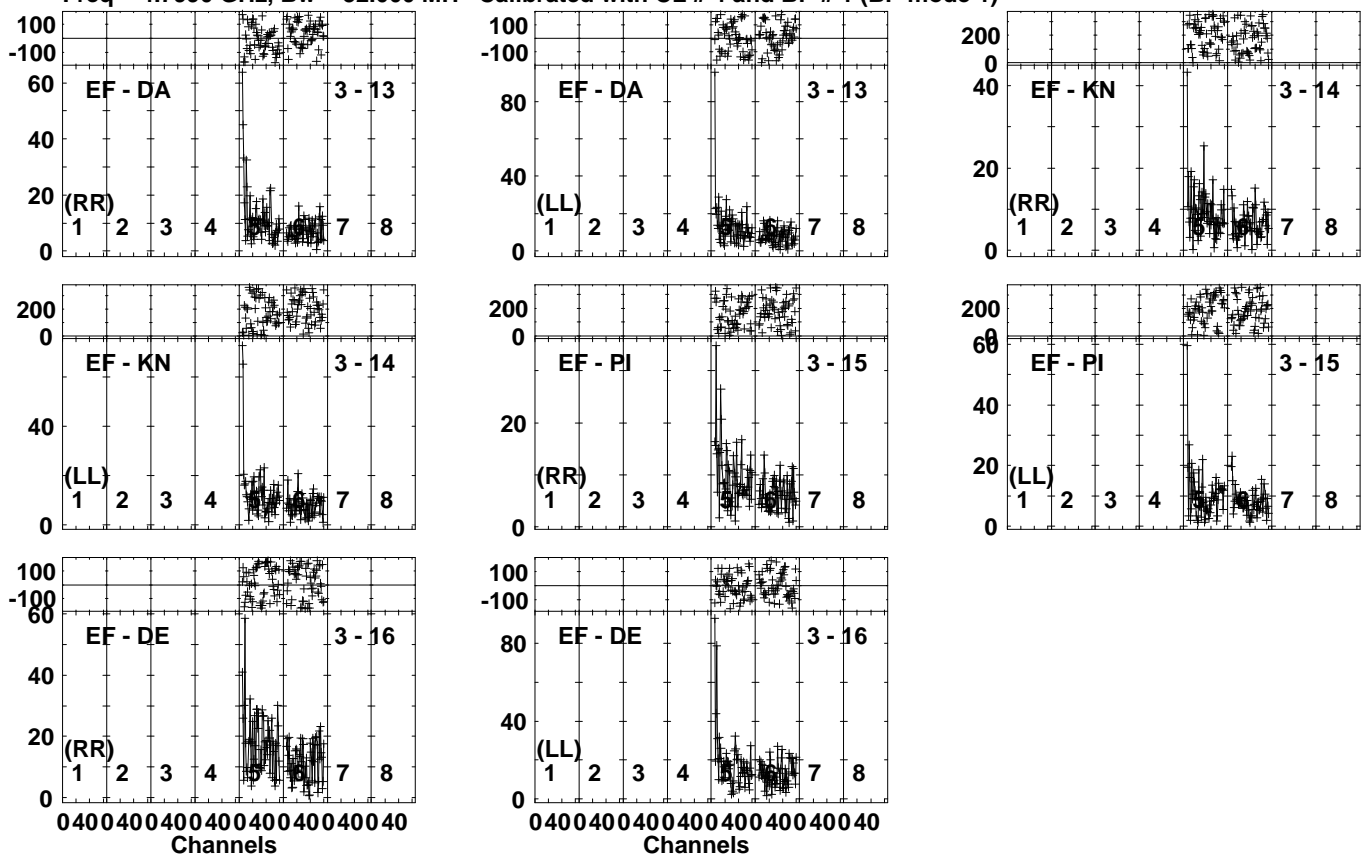


Lower frame: Milli Ampl Jy Top frame: Phas deg
Vector averaged cross-power spectrum Several baselines displayed
Timerange: 00/10:15:51 to 00/10:18:49

Plot file version 488 created 12-APR-2022 17:49:08

NGC4750 EC082C.UVDATA.1

Freq = 4.7990 GHz, Bw = 32.000 MH Calibrated with CL # 4 and BP # 1 (BP mode 1)

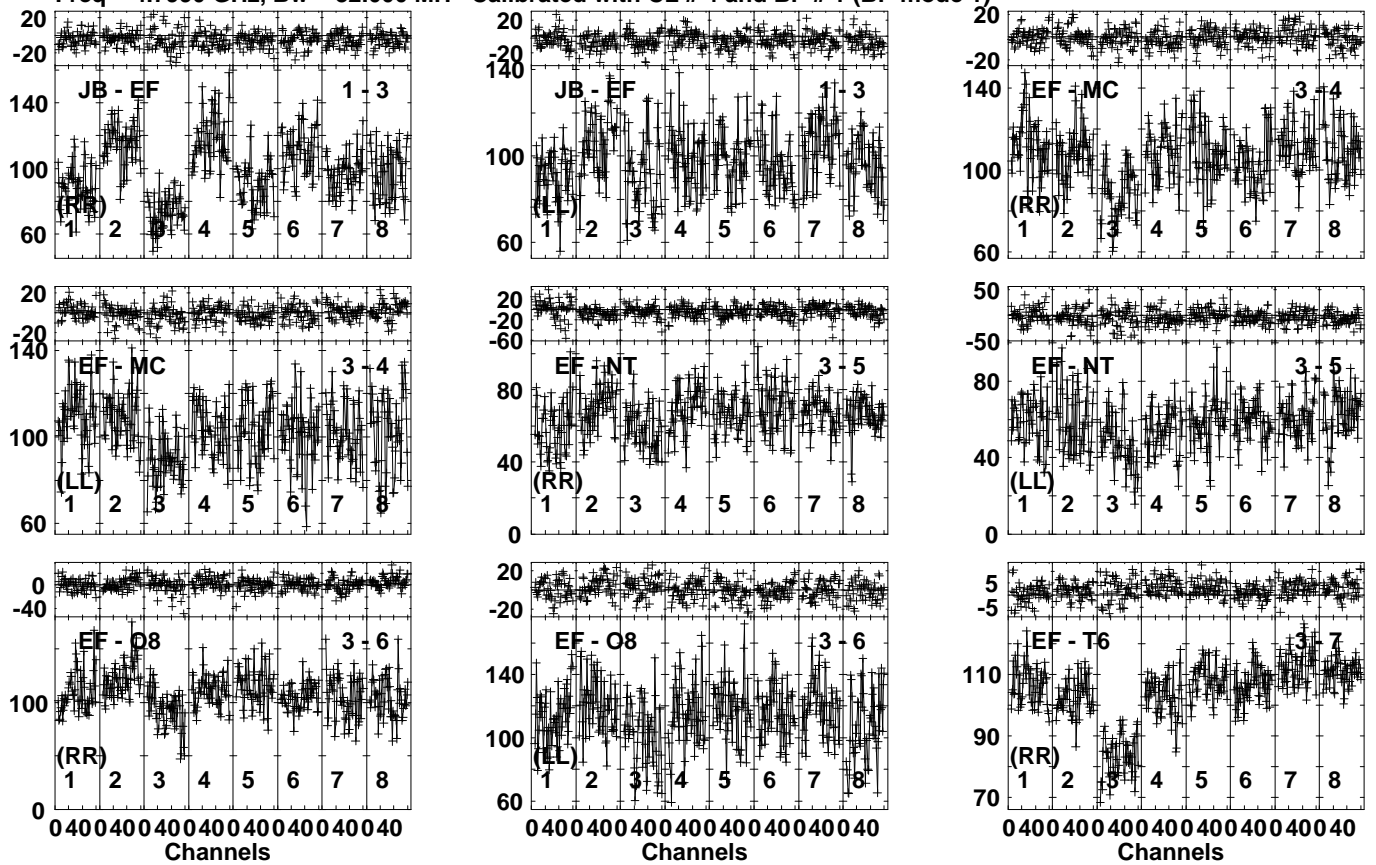


Lower frame: Milli Ampl Jy Top frame: Phas deg
Vector averaged cross-power spectrum Several baselines displayed
Timerange: 00/10:15:51 to 00/10:18:49

Plot file version 489 created 12-APR-2022 17:49:09

J1243+7315 EC082C.UVDATA.1

Freq = 4.7990 GHz, Bw = 32.000 MH Calibrated with CL # 4 and BP # 1 (BP mode 1)

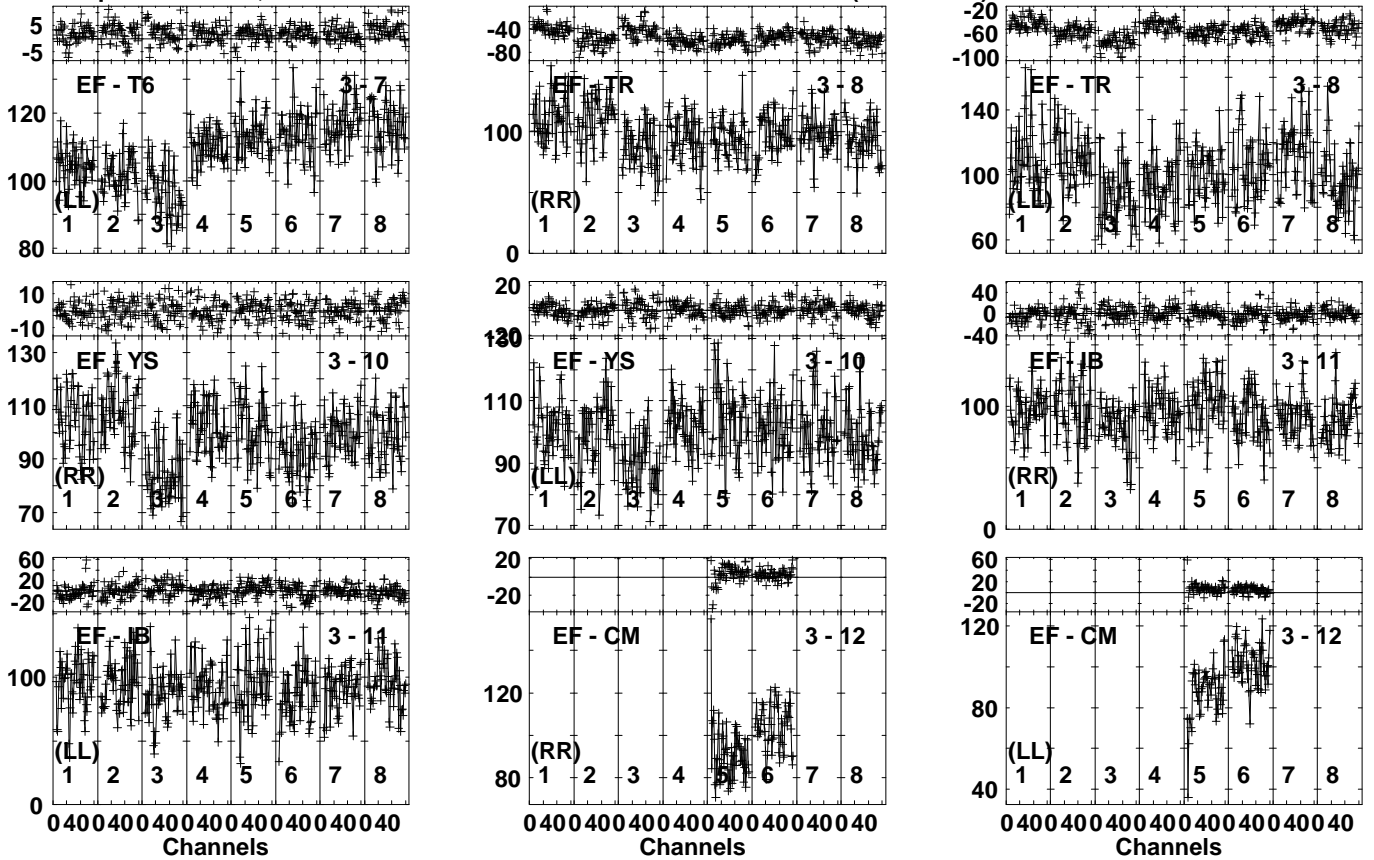


Lower frame: Milli Ampl Jy Top frame: Phas deg
Vector averaged cross-power spectrum Several baselines displayed
Timerange: 00/10:19:01 to 00/10:19:49

Plot file version 490 created 12-APR-2022 17:49:09

J1243+7315 EC082C.UVDATA.1

Freq = 4.7990 GHz, Bw = 32.000 MH Calibrated with CL # 4 and BP # 1 (BP mode 1)

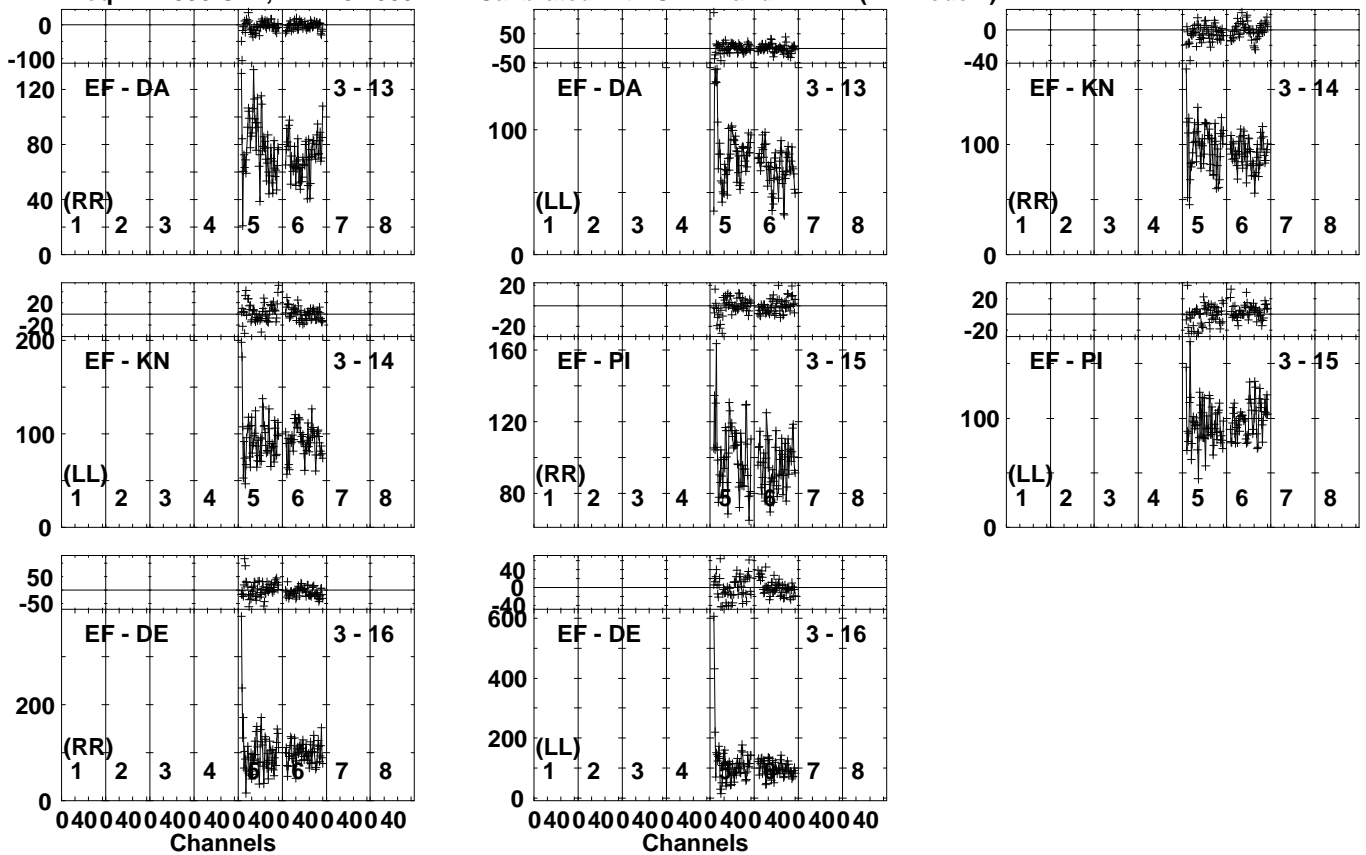


Lower frame: Milli Ampl Jy Top frame: Phas deg
Vector averaged cross-power spectrum Several baselines displayed
Timerange: 00/10:19:01 to 00/10:19:49

Plot file version 491 created 12-APR-2022 17:49:10

J1243+7315 EC082C.UVDATA.1

Freq = 4.7990 GHz, Bw = 32.000 MH Calibrated with CL # 4 and BP # 1 (BP mode 1)

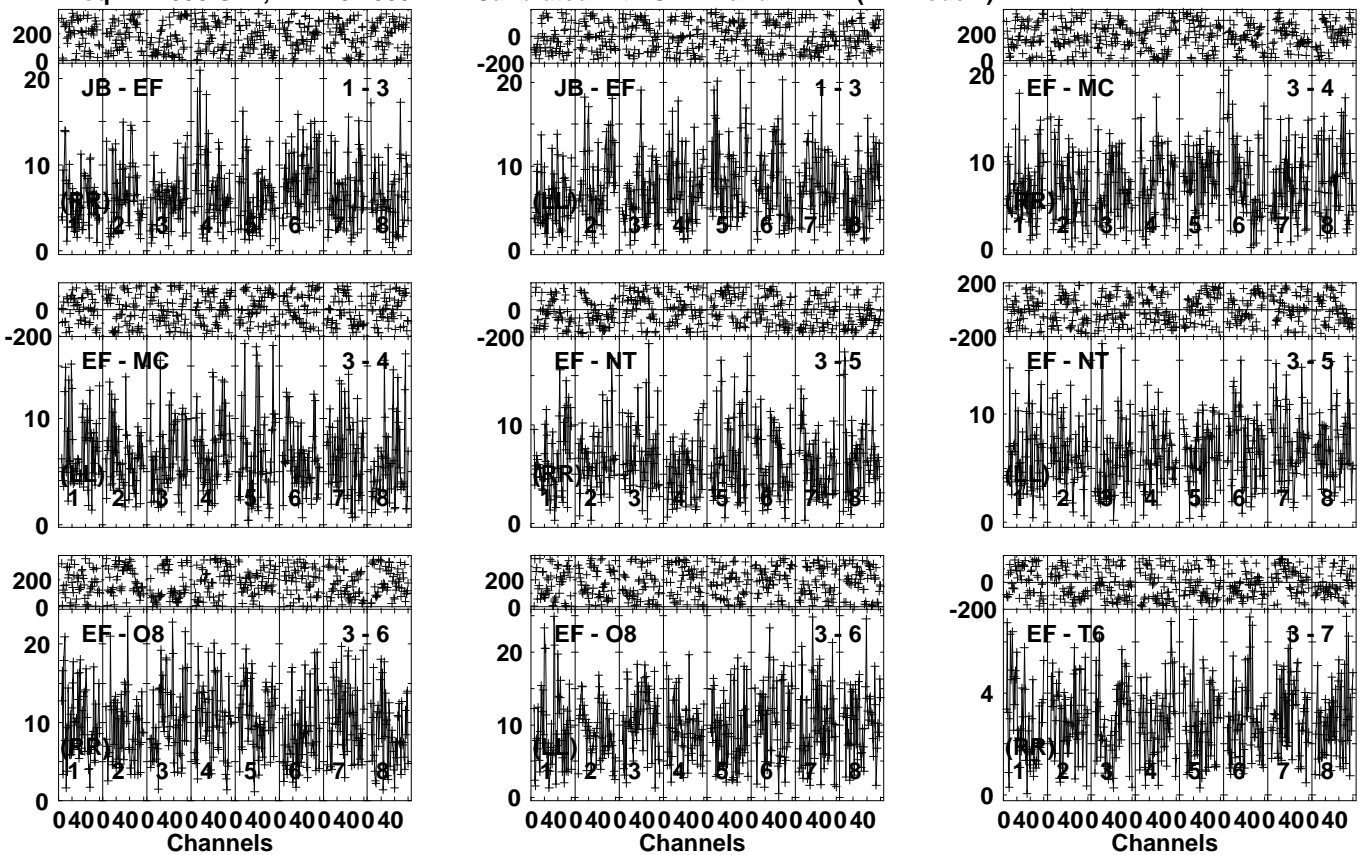


Lower frame: Milli Ampl Jy Top frame: Phas deg
Vector averaged cross-power spectrum Several baselines displayed
Timerange: 00/10:19:01 to 00/10:19:49

Plot file version 492 created 12-APR-2022 17:49:10

NGC4750 EC082C.UVDATA.1

Freq = 4.7990 GHz, Bw = 32.000 MH Calibrated with CL # 4 and BP # 1 (BP mode 1)

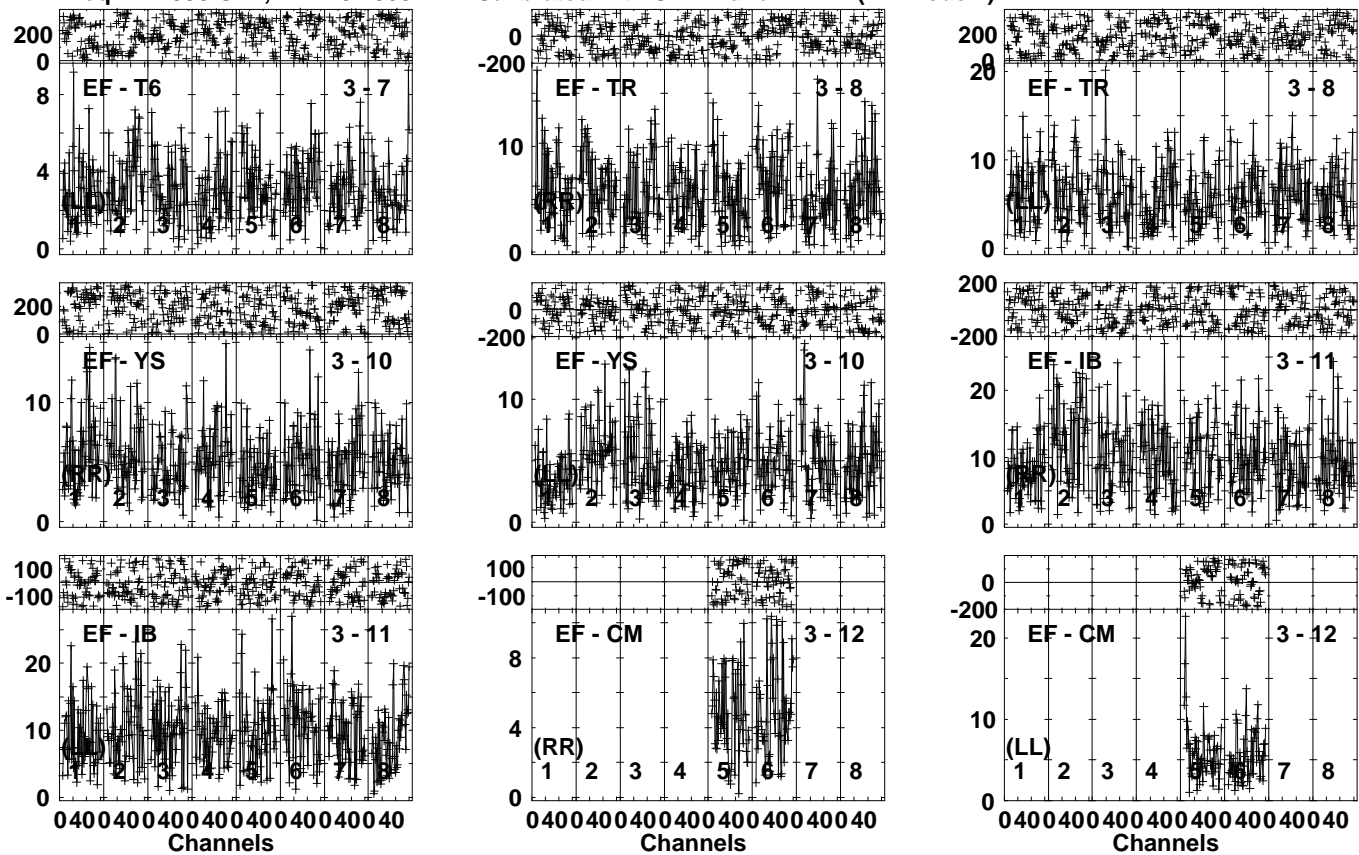


Lower frame: Milli Ampl Jy Top frame: Phas deg
Vector averaged cross-power spectrum Several baselines displayed
Timerange: 00/10:20:01 to 00/10:22:59

Plot file version 493 created 12-APR-2022 17:49:10

NGC4750 EC082C.UVDATA.1

Freq = 4.7990 GHz, Bw = 32.000 MH Calibrated with CL # 4 and BP # 1 (BP mode 1)

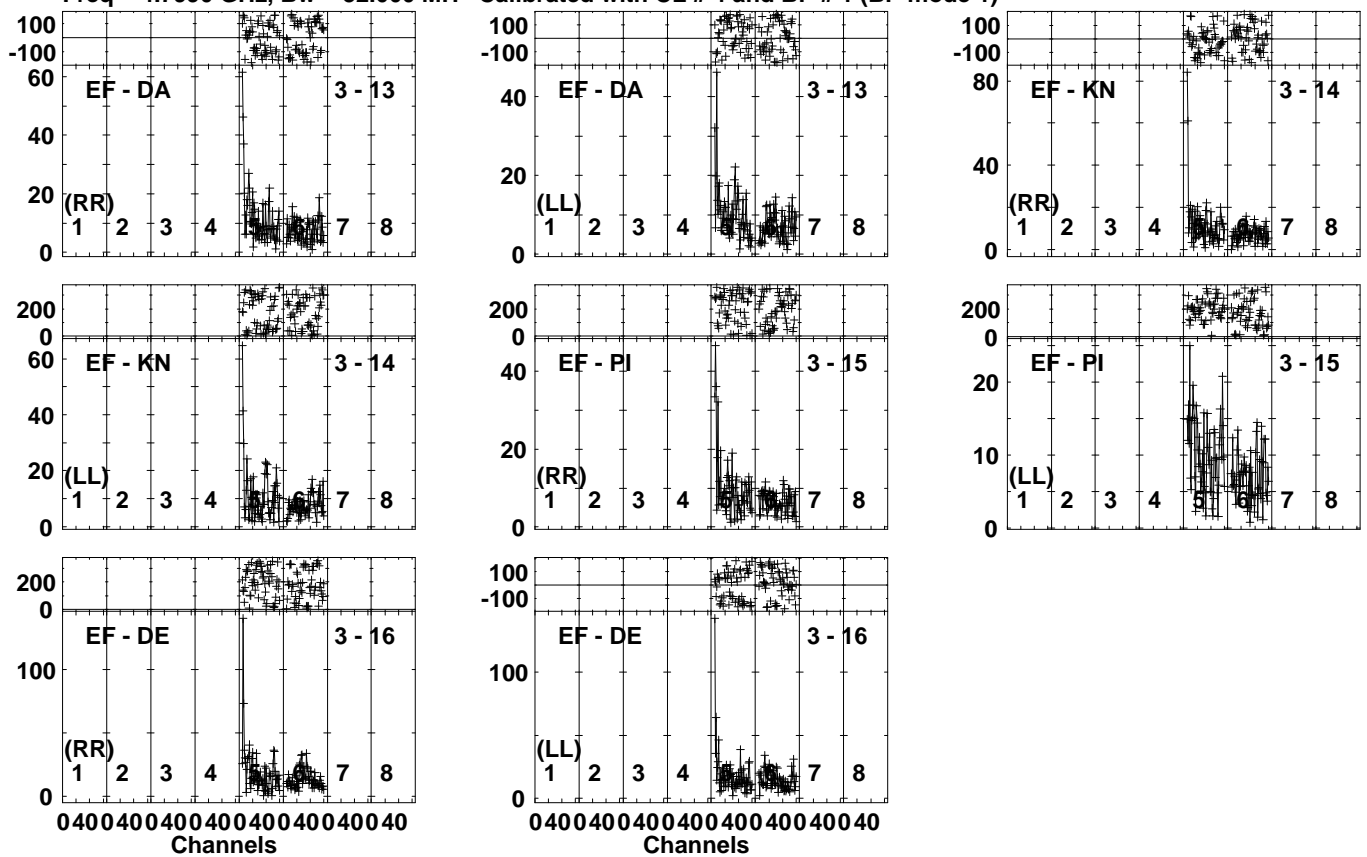


Lower frame: Milli Ampl Jy Top frame: Phas deg
Vector averaged cross-power spectrum Several baselines displayed
Timerange: 00/10:20:01 to 00/10:22:59

Plot file version 494 created 12-APR-2022 17:49:11

NGC4750 EC082C.UVDATA.1

Freq = 4.7990 GHz, Bw = 32.000 MH Calibrated with CL # 4 and BP # 1 (BP mode 1)

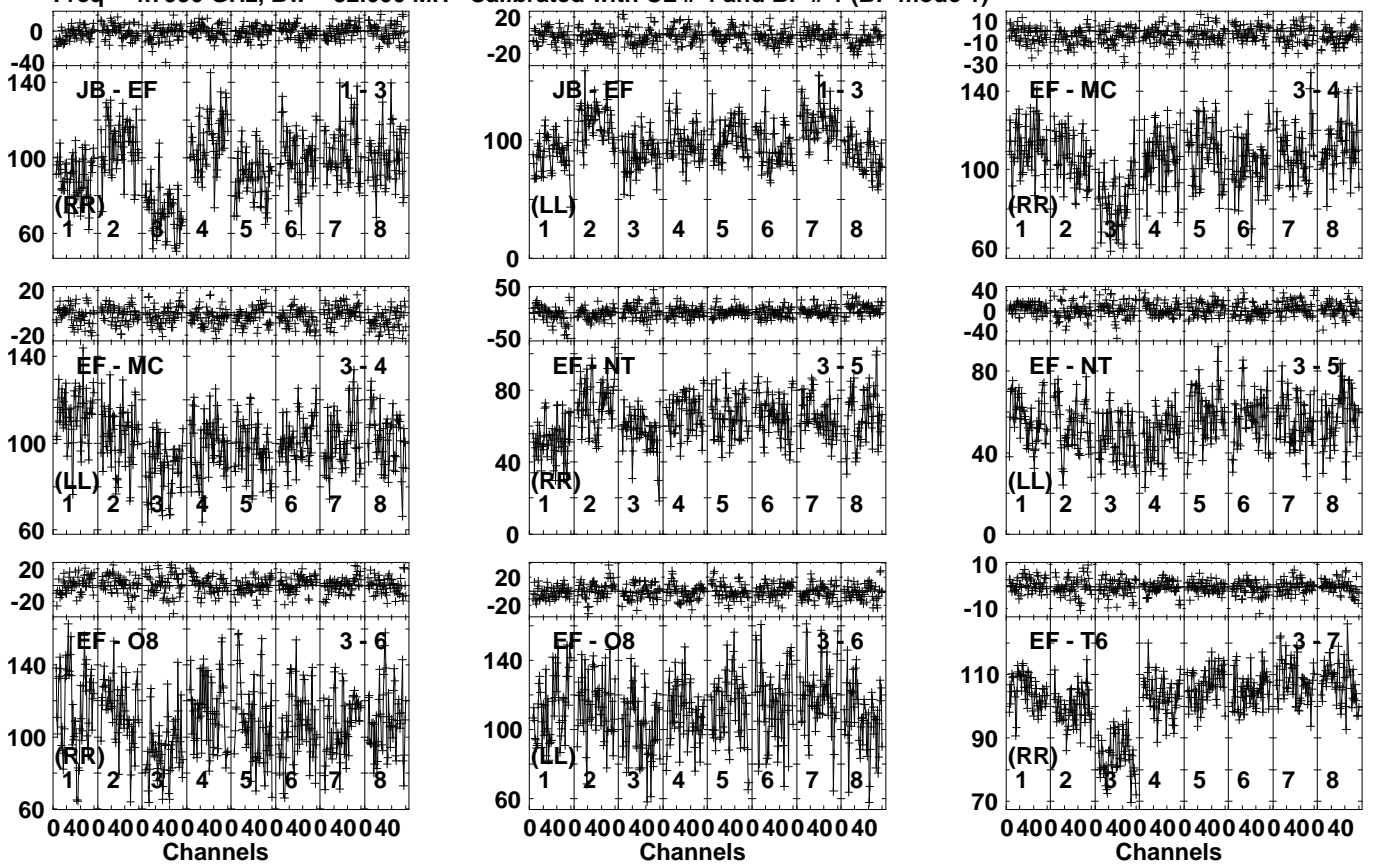


Lower frame: Milli Ampl Jy Top frame: Phas deg
Vector averaged cross-power spectrum Several baselines displayed
Timerange: 00/10:20:01 to 00/10:22:59

Plot file version 495 created 12-APR-2022 17:49:11

J1243+7315 EC082C.UVDATA.1

Freq = 4.7990 GHz, Bw = 32.000 MH Calibrated with CL # 4 and BP # 1 (BP mode 1)

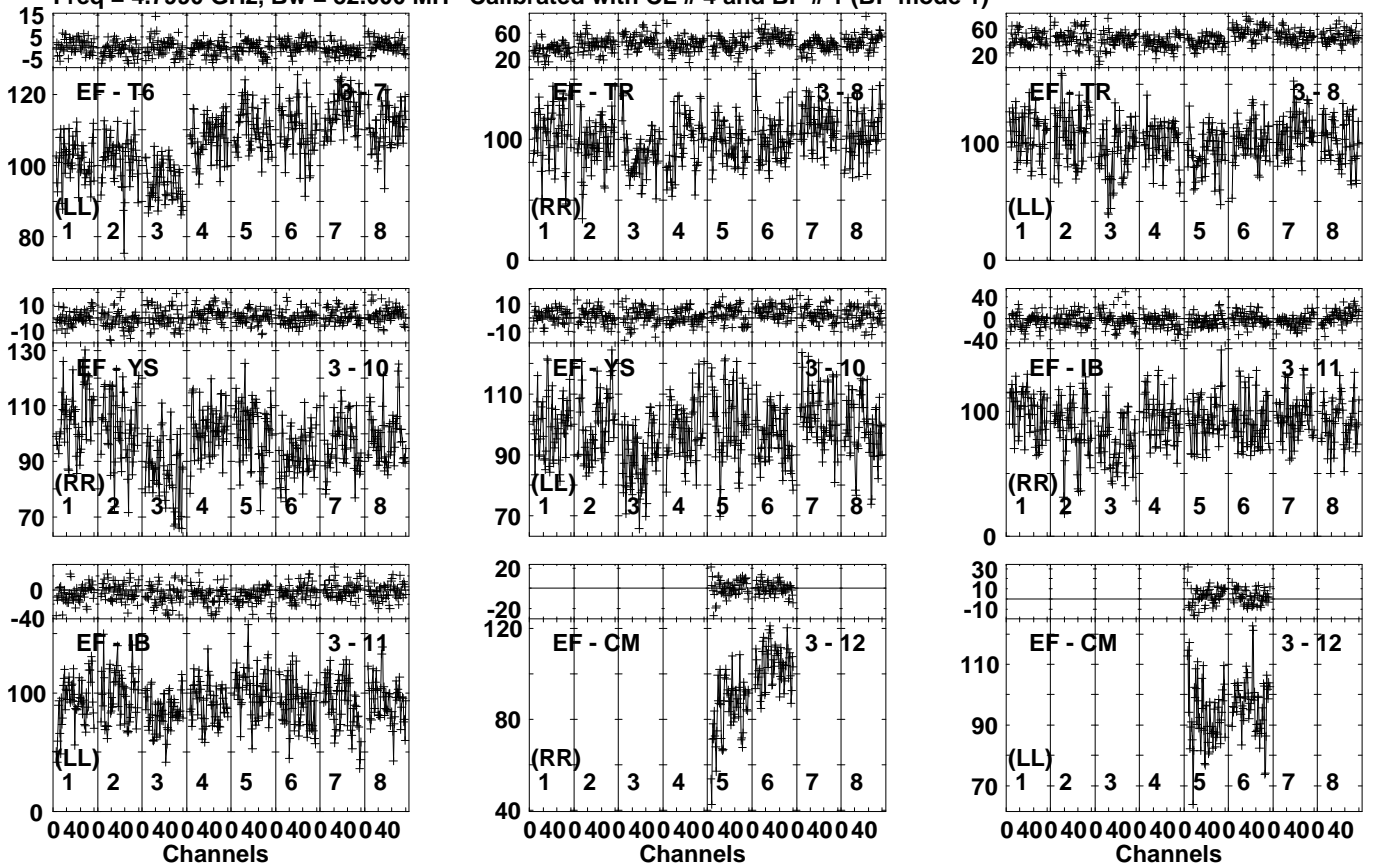


Lower frame: Milli Ampl Jy Top frame: Phas deg
Vector averaged cross-power spectrum Several baselines displayed
Timerange: 00/10:23:11 to 00/10:23:59

Plot file version 496 created 12-APR-2022 17:49:12

J1243+7315 EC082C.UVDATA.1

Freq = 4.7990 GHz, Bw = 32.000 MH Calibrated with CL # 4 and BP # 1 (BP mode 1)

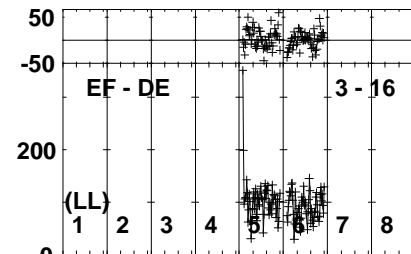
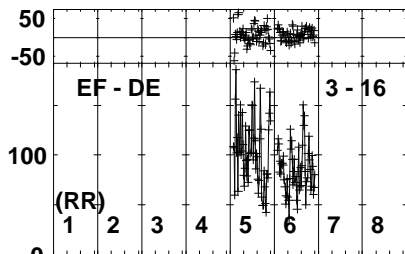
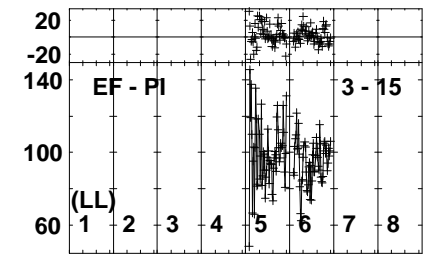
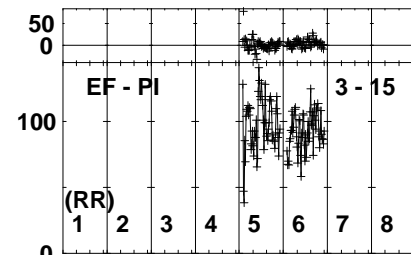
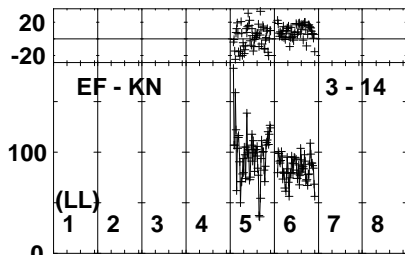
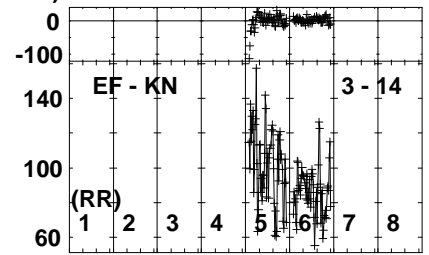
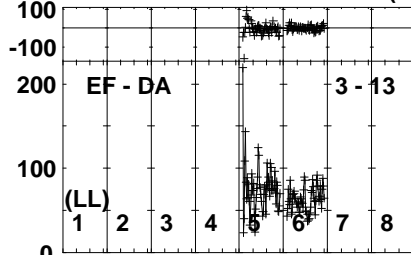
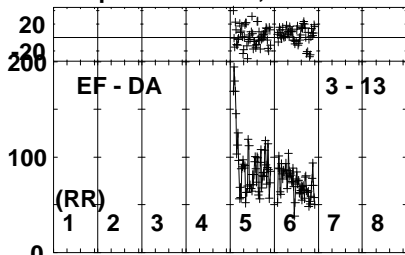


Lower frame: Milli Ampl Jy Top frame: Phas deg
Vector averaged cross-power spectrum Several baselines displayed
Timerange: 00/10:23:11 to 00/10:23:59

Plot file version 497 created 12-APR-2022 17:49:12

J1243+7315 EC082C.UVDATA.1

Freq = 4.7990 GHz, Bw = 32.000 MH Calibrated with CL # 4 and BP # 1 (BP mode 1)



040040040040040040040040040040
Channels

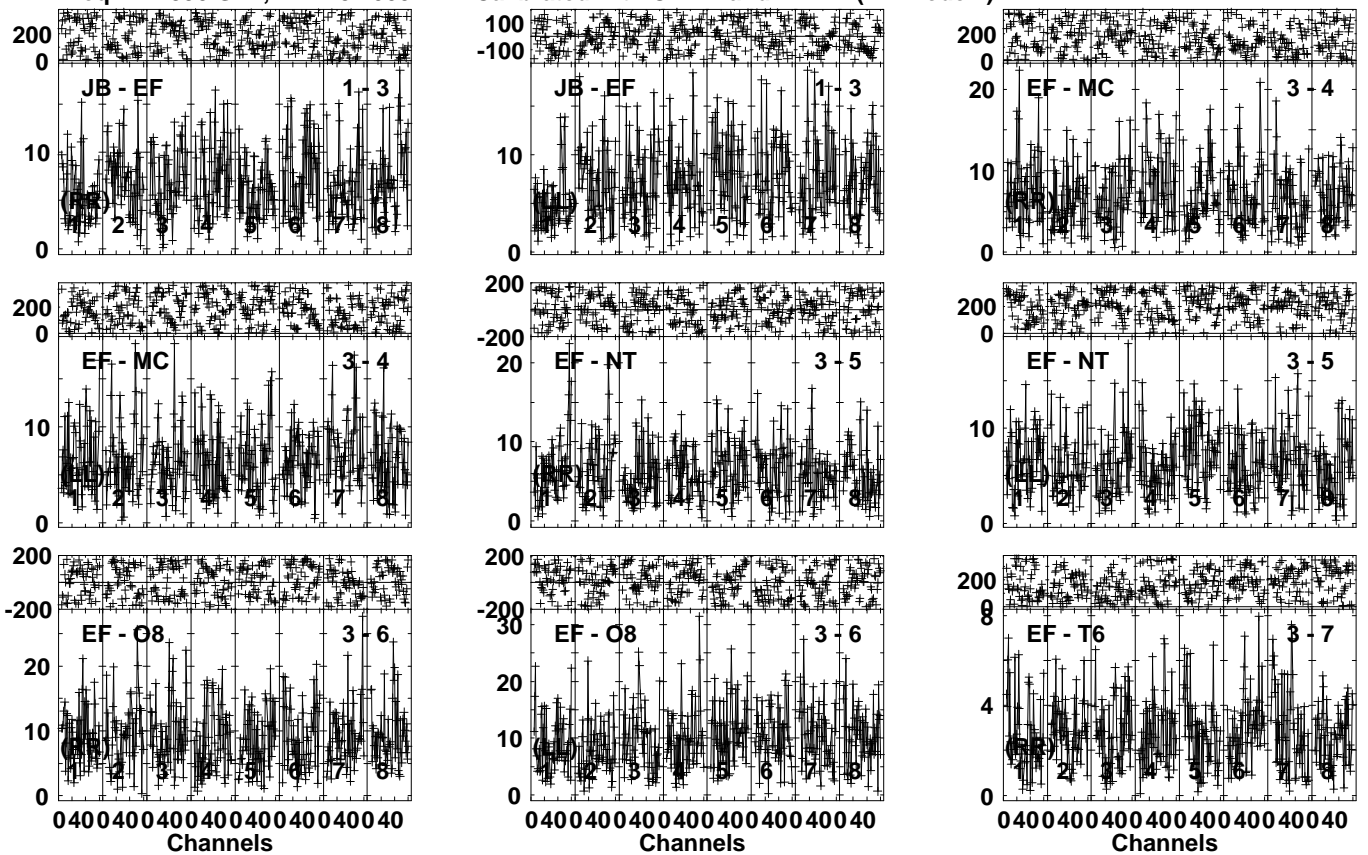
040040040040040040040040040040
Channels

Lower frame: Milli Ampl Jy Top frame: Phas deg
Vector averaged cross-power spectrum Several baselines displayed
Timerange: 00/10:23:11 to 00/10:23:59

Plot file version 498 created 12-APR-2022 17:49:13

NGC4750 EC082C.UVDATA.1

Freq = 4.7990 GHz, Bw = 32.000 MH Calibrated with CL # 4 and BP # 1 (BP mode 1)

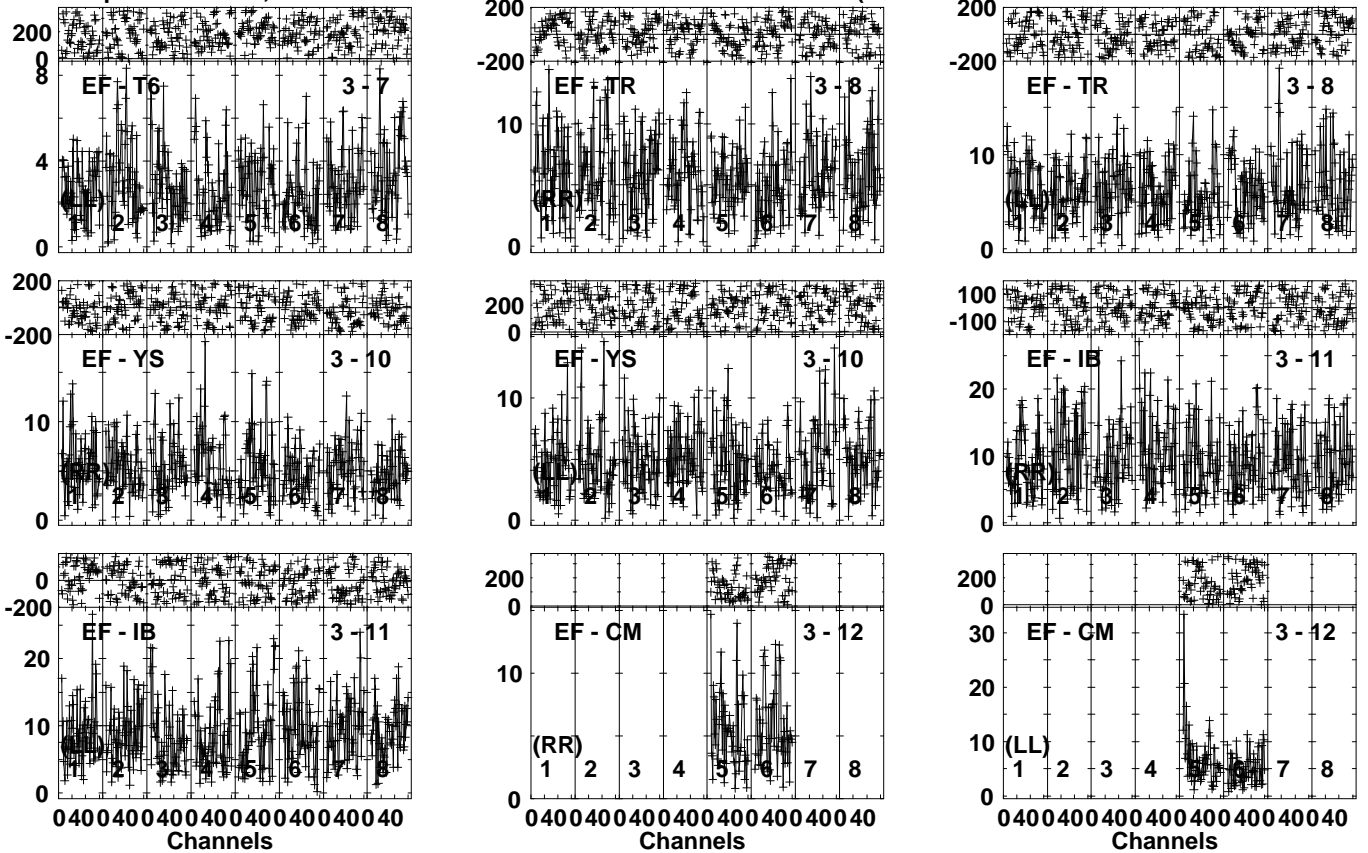


Lower frame: Milli Ampl Jy Top frame: Phas deg
Vector averaged cross-power spectrum Several baselines displayed
Timerange: 00/10:24:11 to 00/10:27:09

Plot file version 499 created 12-APR-2022 17:49:13

NGC4750 EC082C.UVDATA.1

Freq = 4.7990 GHz, Bw = 32.000 MH Calibrated with CL # 4 and BP # 1 (BP mode 1)

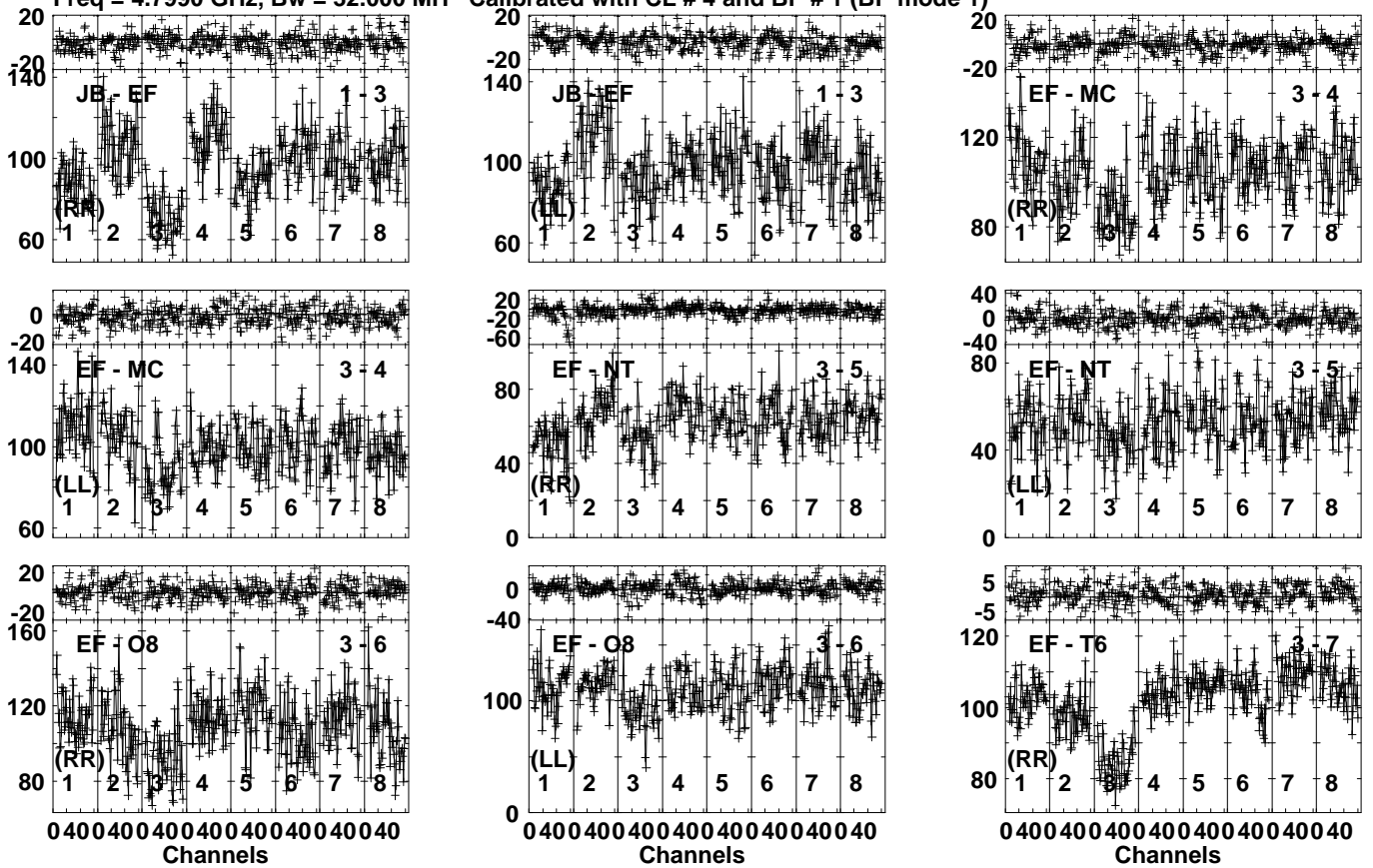


Lower frame: Milli Ampl Jy Top frame: Phas deg
Vector averaged cross-power spectrum Several baselines displayed
Timerange: 00/10:24:11 to 00/10:27:09

Plot file version 501 created 12-APR-2022 17:49:14

J1243+7315 EC082C.UVDATA.1

Freq = 4.7990 GHz, Bw = 32.000 MH Calibrated with CL # 4 and BP # 1 (BP mode 1)

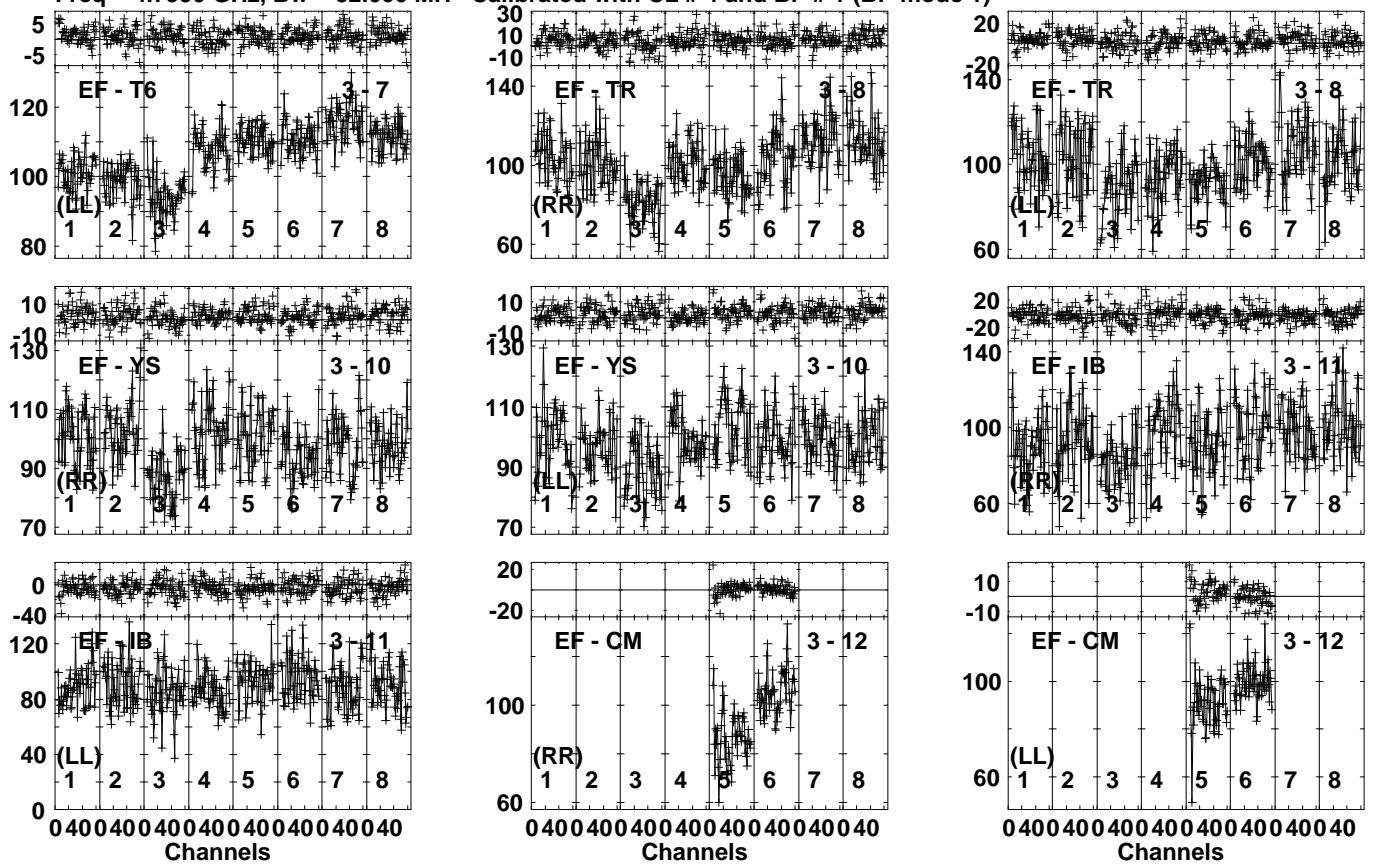


Lower frame: Milli Ampl Jy Top frame: Phas deg
Vector averaged cross-power spectrum Several baselines displayed
Timerange: 00/10:27:41 to 00/10:28:19

Plot file version 502 created 12-APR-2022 17:49:15

J1243+7315 EC082C.UVDATA.1

Freq = 4.7990 GHz, Bw = 32.000 MH Calibrated with CL # 4 and BP # 1 (BP mode 1)

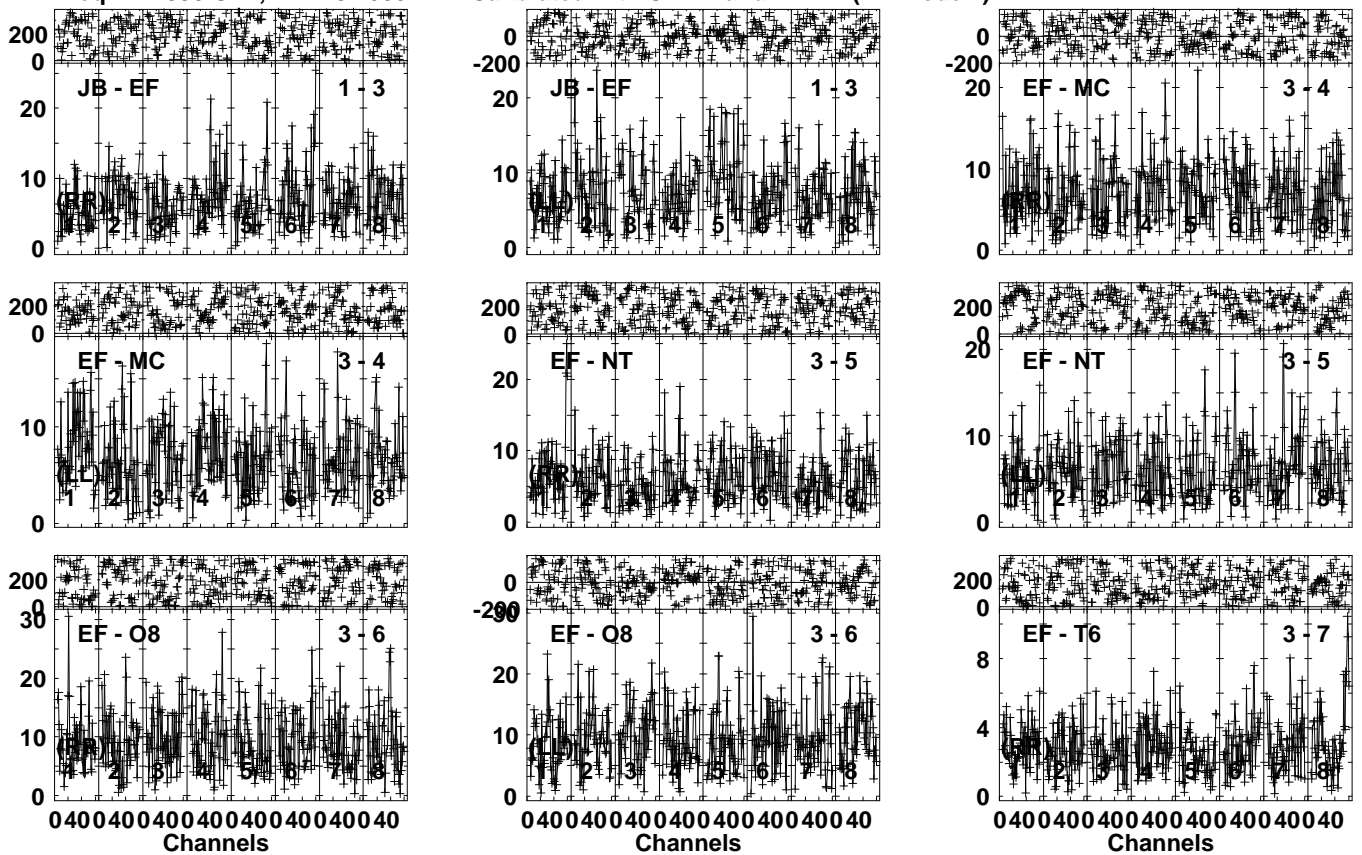


Lower frame: Milli Ampl Jy Top frame: Phas deg
Vector averaged cross-power spectrum Several baselines displayed
Timerange: 00/10:27:41 to 00/10:28:19

Plot file version 504 created 12-APR-2022 17:49:15

NGC4750 EC082C.UVDATA.1

Freq = 4.7990 GHz, Bw = 32.000 MH Calibrated with CL # 4 and BP # 1 (BP mode 1)

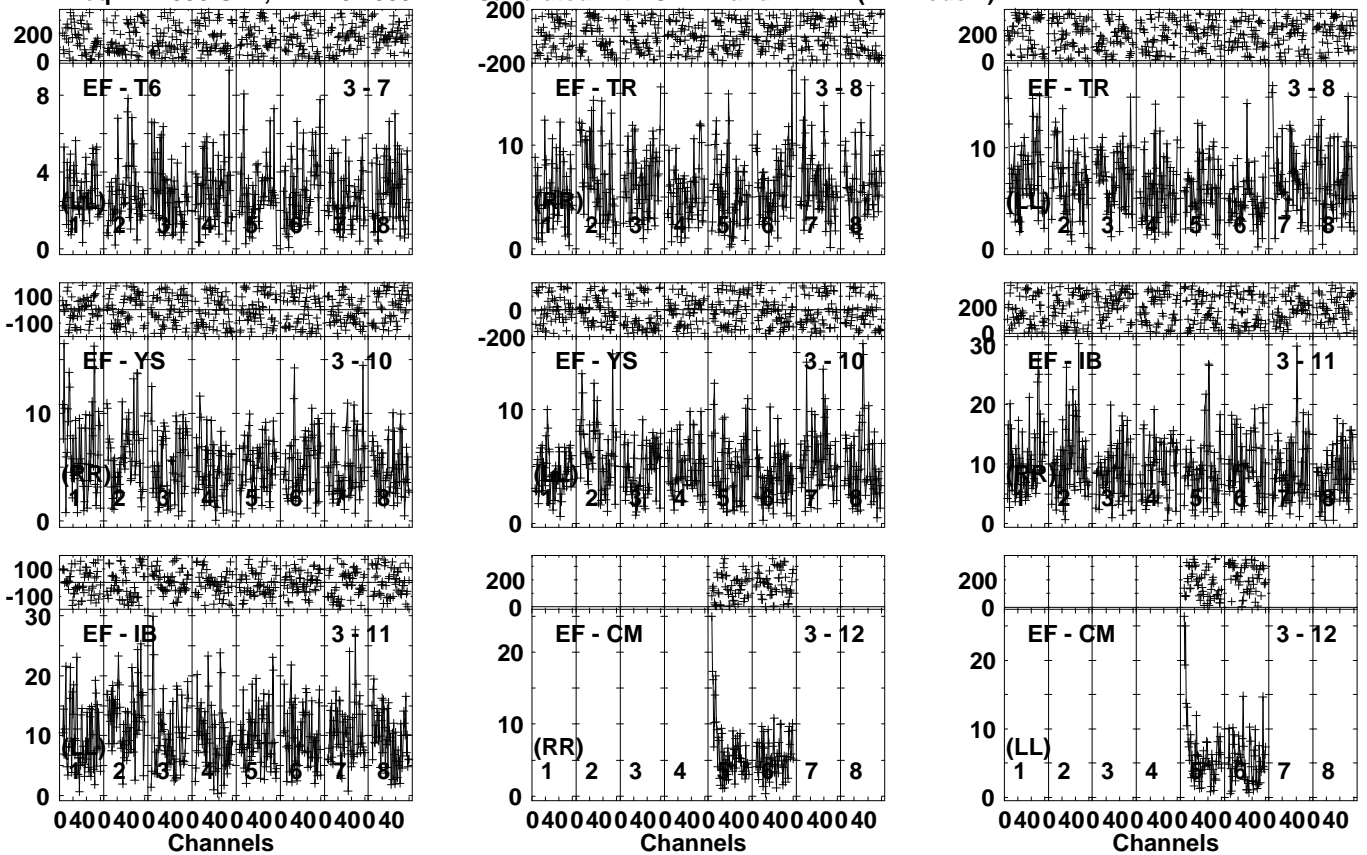


Lower frame: Milli Ampl Jy Top frame: Phas deg
Vector averaged cross-power spectrum Several baselines displayed
Timerange: 00/10:28:31 to 00/10:31:29

Plot file version 505 created 12-APR-2022 17:49:16

NGC4750 EC082C.UVDATA.1

Freq = 4.7990 GHz, Bw = 32.000 MH Calibrated with CL # 4 and BP # 1 (BP mode 1)

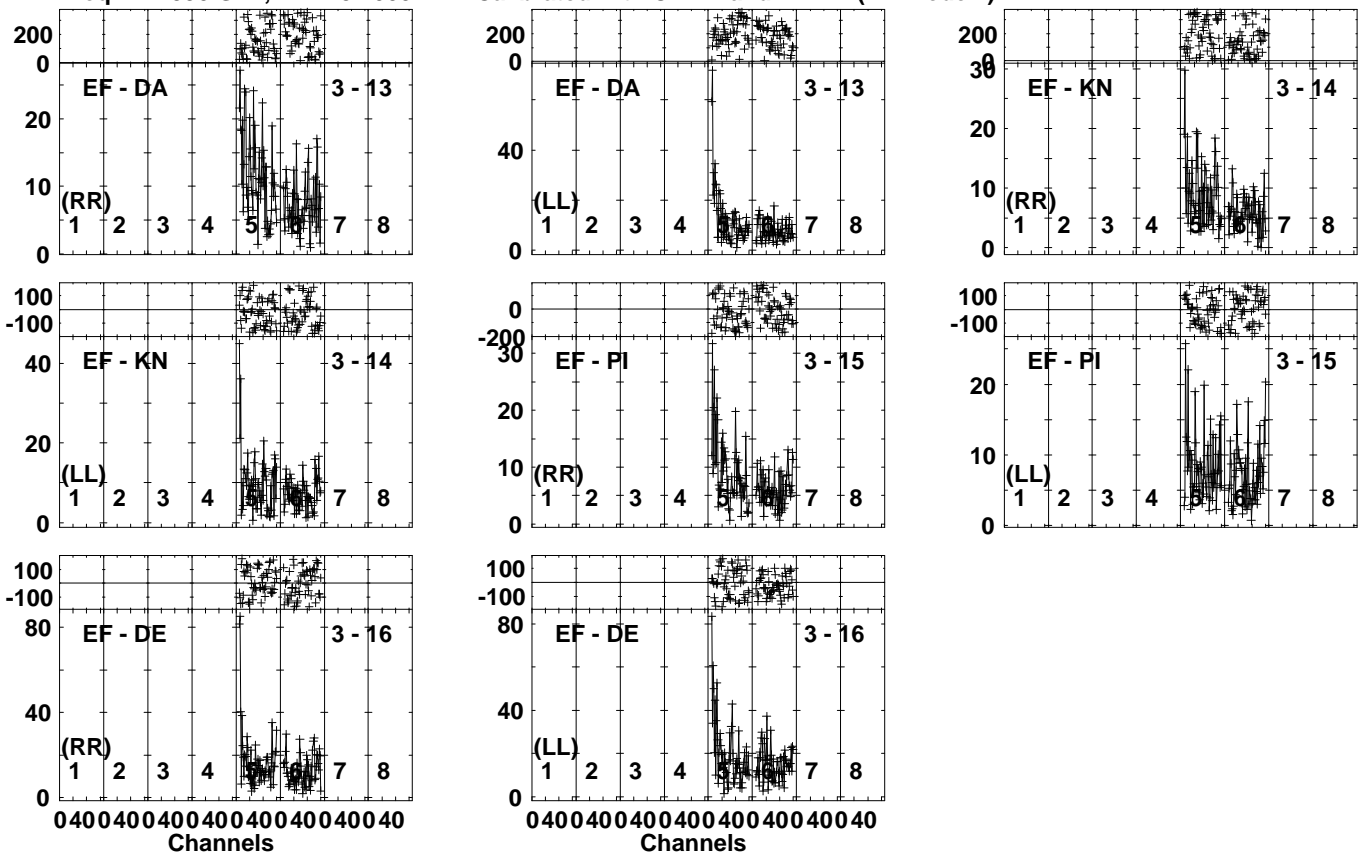


Lower frame: Milli Ampl Jy Top frame: Phas deg
Vector averaged cross-power spectrum Several baselines displayed
Timerange: 00/10:28:31 to 00/10:31:29

Plot file version 506 created 12-APR-2022 17:49:16

NGC4750 EC082C.UVDATA.1

Freq = 4.7990 GHz, Bw = 32.000 MH Calibrated with CL # 4 and BP # 1 (BP mode 1)

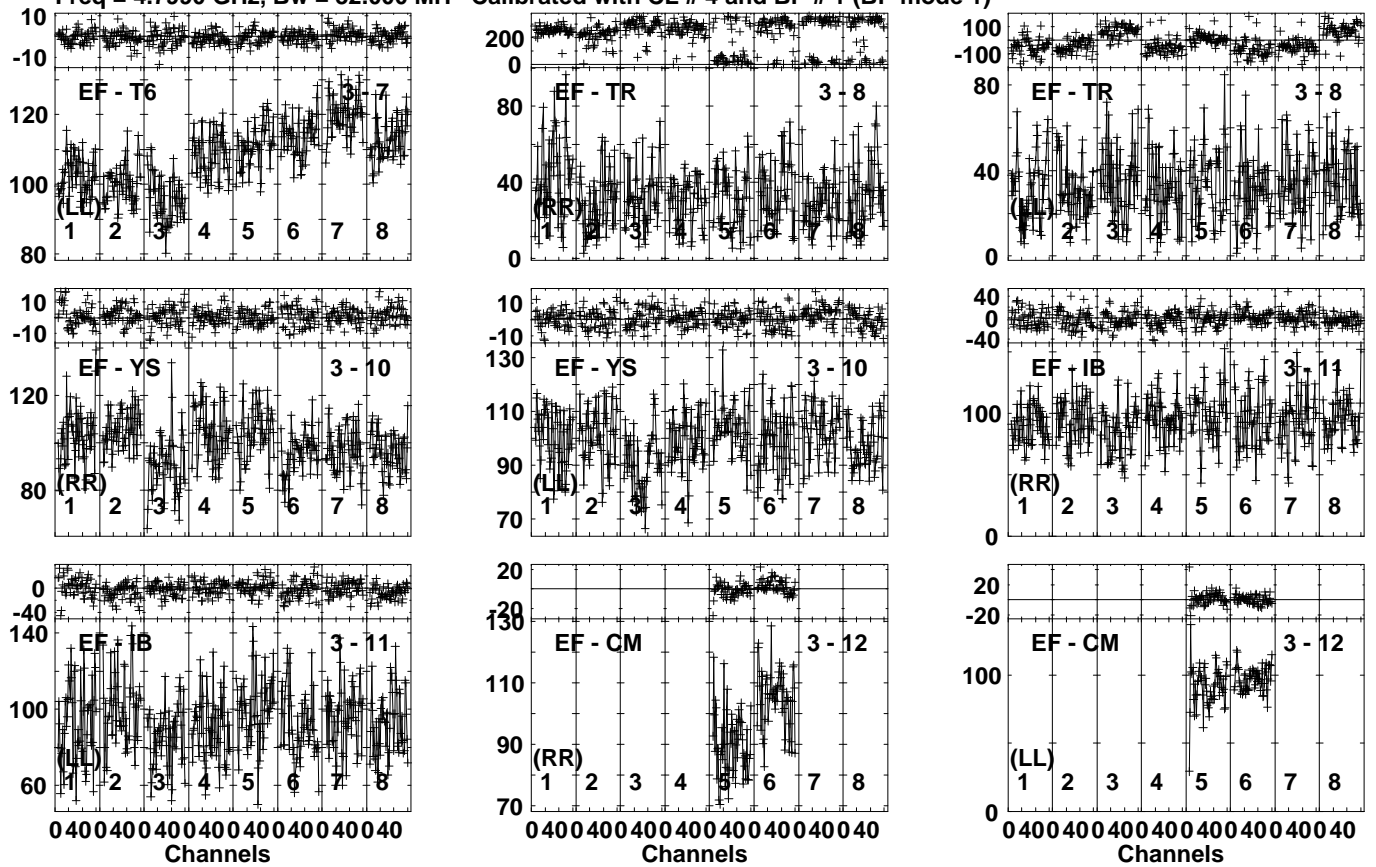


Lower frame: Milli Ampl Jy Top frame: Phas deg
Vector averaged cross-power spectrum Several baselines displayed
Timerange: 00/10:28:31 to 00/10:31:29

Plot file version 508 created 12-APR-2022 17:49:17

J1243+7315 EC082C.UVDATA.1

Freq = 4.7990 GHz, Bw = 32.000 MH Calibrated with CL # 4 and BP # 1 (BP mode 1)

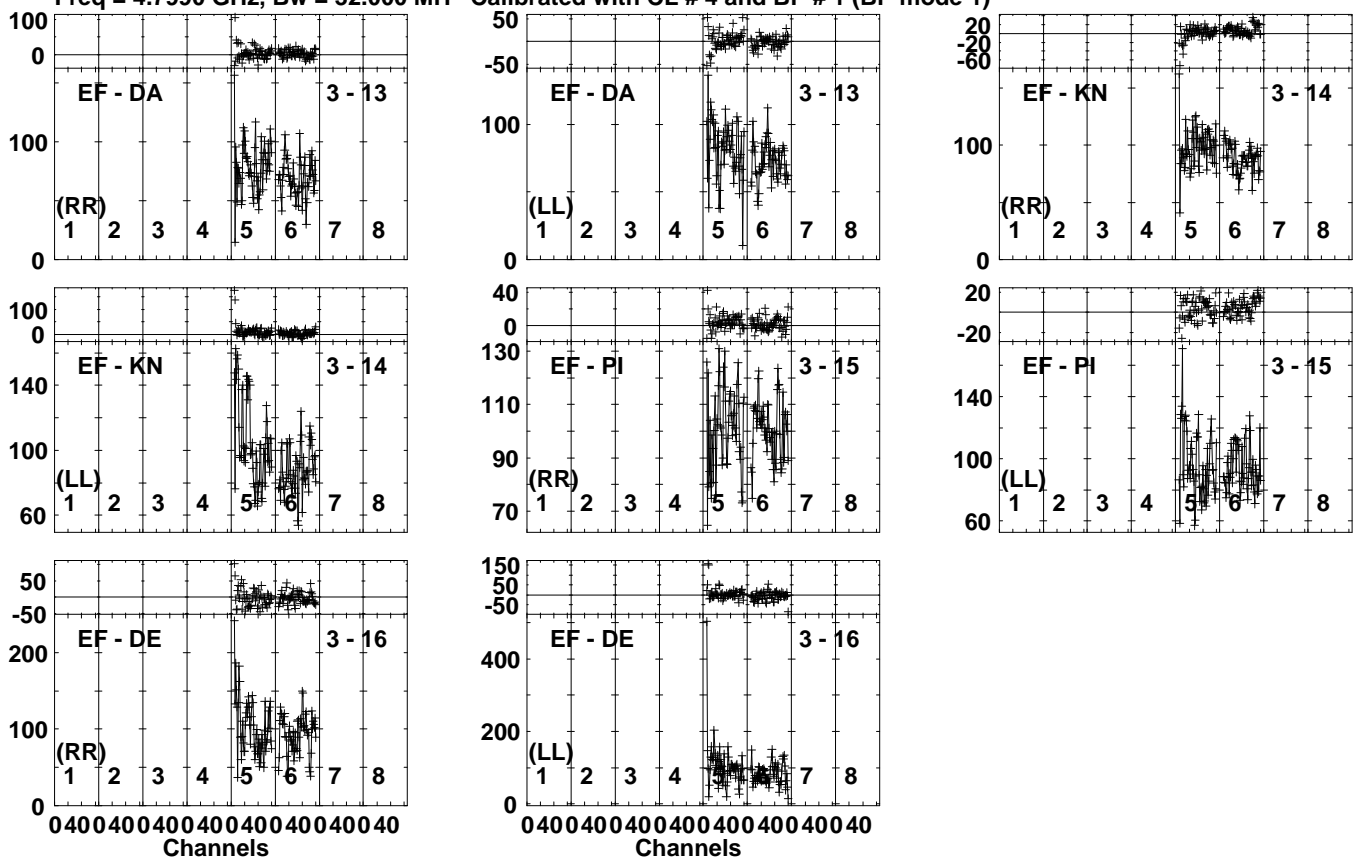


Lower frame: Milli Ampl Jy Top frame: Phas deg
Vector averaged cross-power spectrum Several baselines displayed
Timerange: 00/10/31:41 to 00/10/32:29

Plot file version 509 created 12-APR-2022 17:49:18

J1243+7315 EC082C.UVDATA.1

Freq = 4.7990 GHz, Bw = 32.000 MH Calibrated with CL # 4 and BP # 1 (BP mode 1)

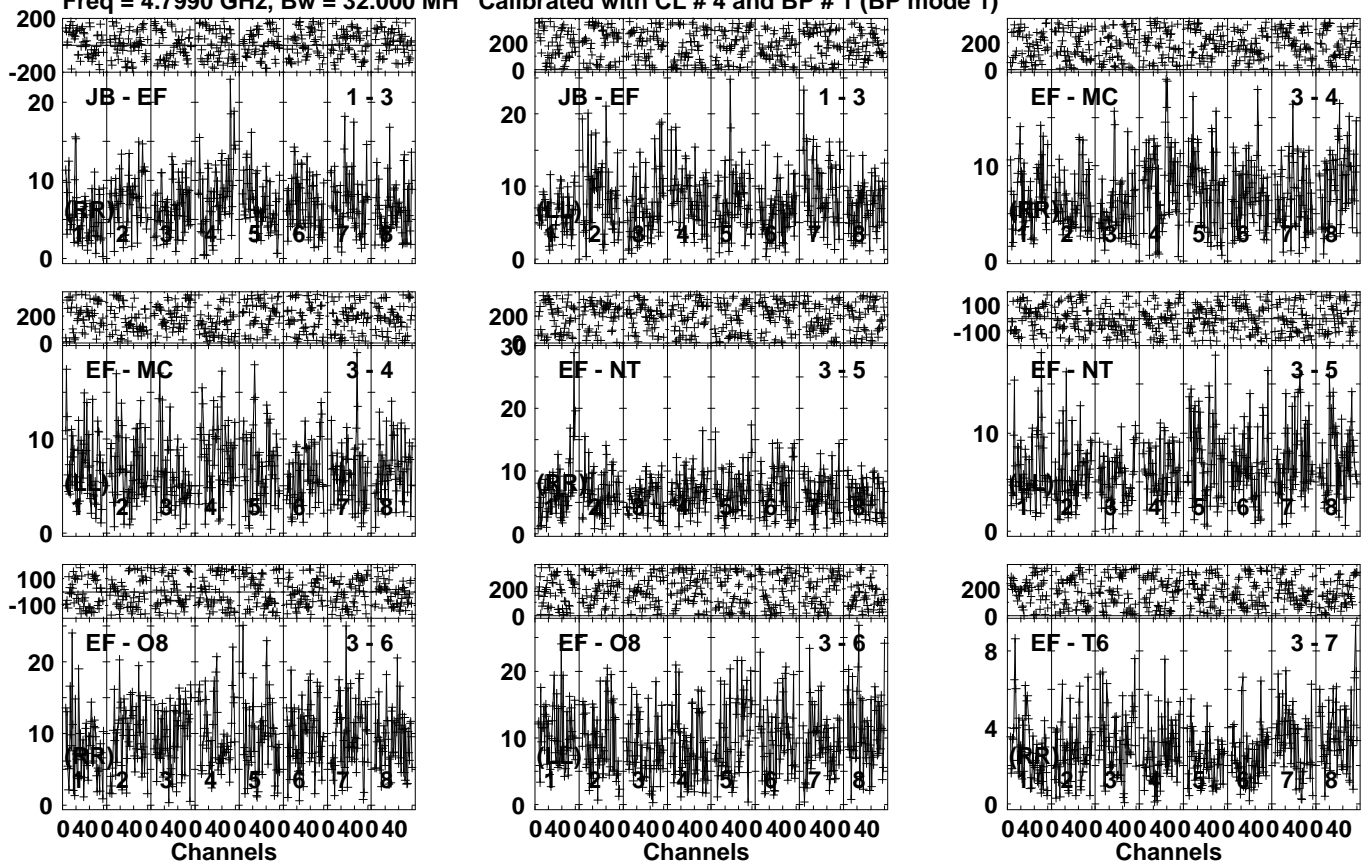


Lower frame: Milli Ampl Jy Top frame: Phas deg
Vector averaged cross-power spectrum Several baselines displayed
Timerange: 00/10:31:41 to 00/10:32:29

Plot file version 510 created 12-APR-2022 17:49:18

NGC4750 EC082C.UVDATA.1

Freq = 4.7990 GHz, Bw = 32.000 MH Calibrated with CL # 4 and BP # 1 (BP mode 1)

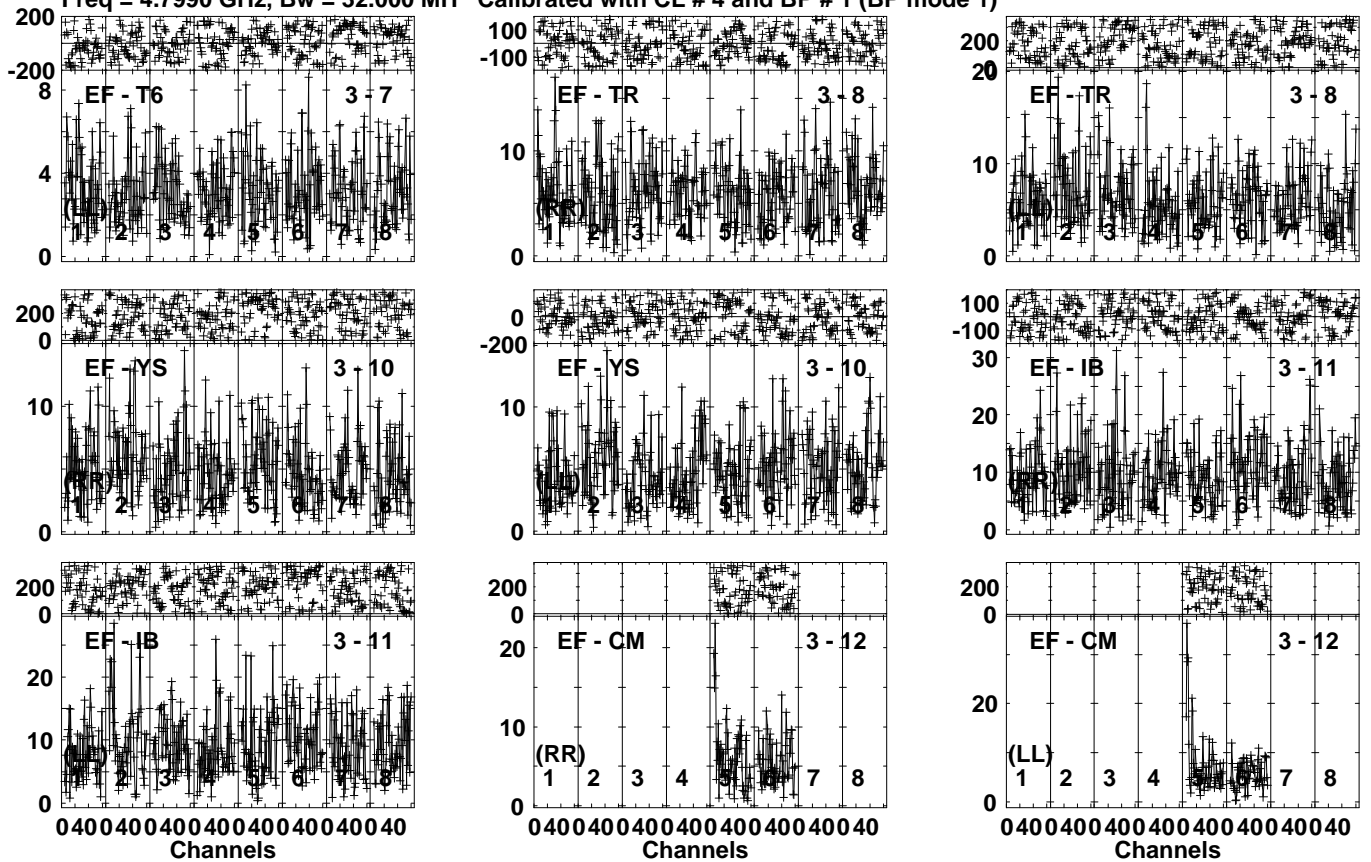


Lower frame: Milli Ampl Jy Top frame: Phas deg
Vector averaged cross-power spectrum Several baselines displayed
Timerange: 00/10:32:41 to 00/10:35:39

Plot file version 511 created 12-APR-2022 17:49:19

NGC4750 EC082C.UVDATA.1

Freq = 4.7990 GHz, Bw = 32.000 MH Calibrated with CL # 4 and BP # 1 (BP mode 1)

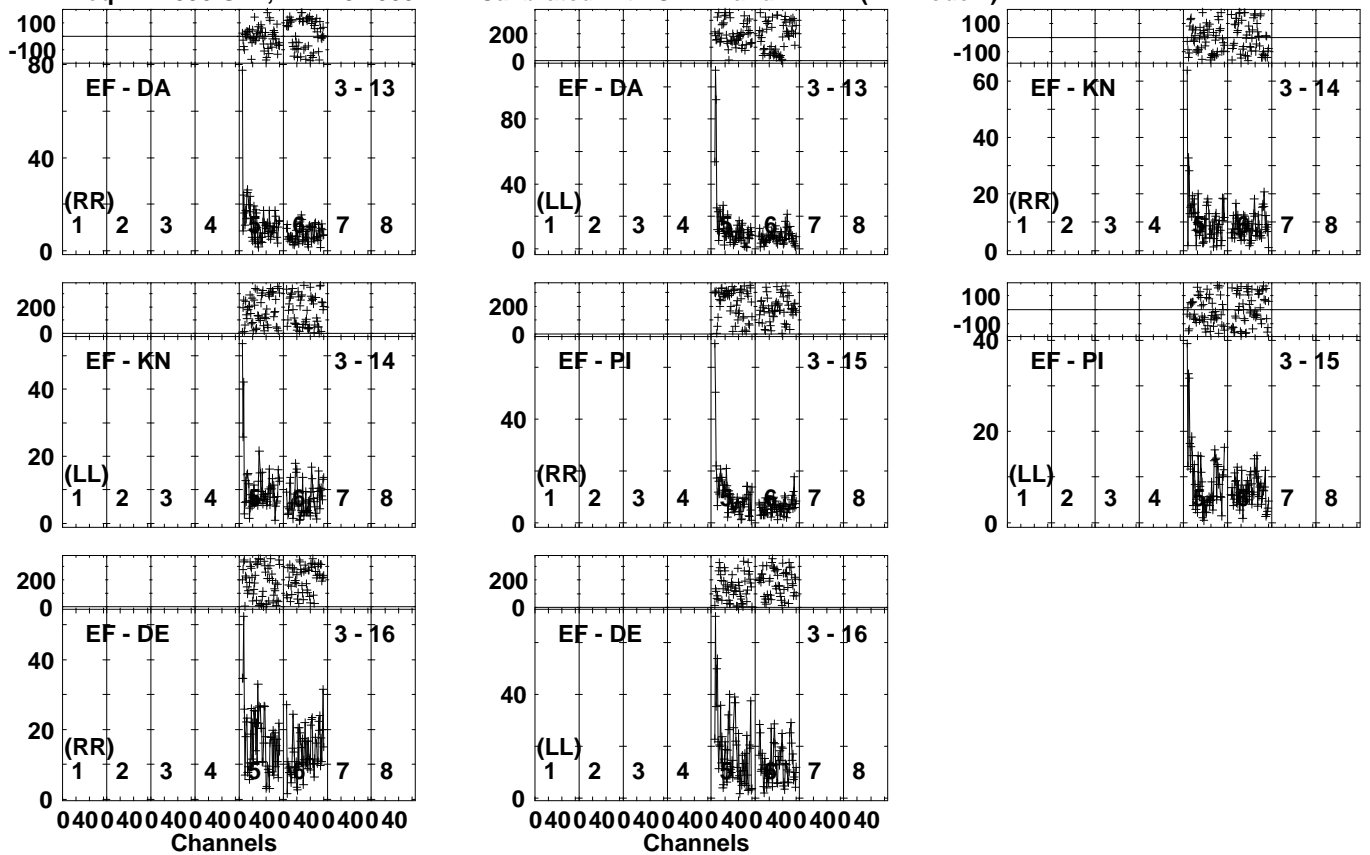


Lower frame: Milli Ampl Jy Top frame: Phas deg
Vector averaged cross-power spectrum Several baselines displayed
Timerange: 00/10:32:41 to 00/10:35:39

Plot file version 512 created 12-APR-2022 17:49:19

NGC4750 EC082C.UVDATA.1

Freq = 4.7990 GHz, Bw = 32.000 MH Calibrated with CL # 4 and BP # 1 (BP mode 1)

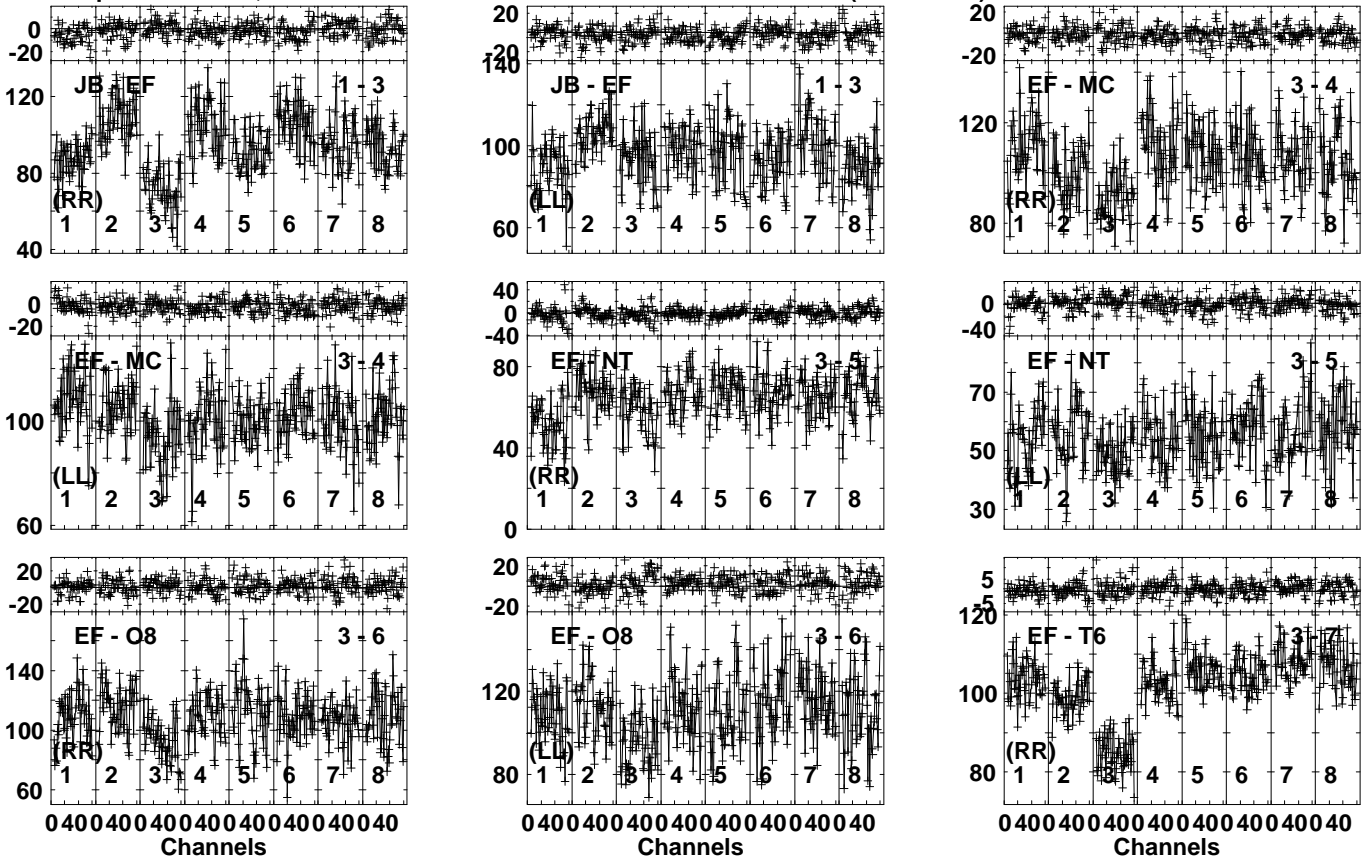


Lower frame: Milli Ampl Jy Top frame: Phas deg
Vector averaged cross-power spectrum Several baselines displayed
Timerange: 00/10:32:41 to 00/10:35:39

Plot file version 513 created 12-APR-2022 17:49:20

J1243+7315 EC082C.UVDATA.1

Freq = 4.7990 GHz, Bw = 32.000 MH Calibrated with CL # 4 and BP # 1 (BP mode 1)

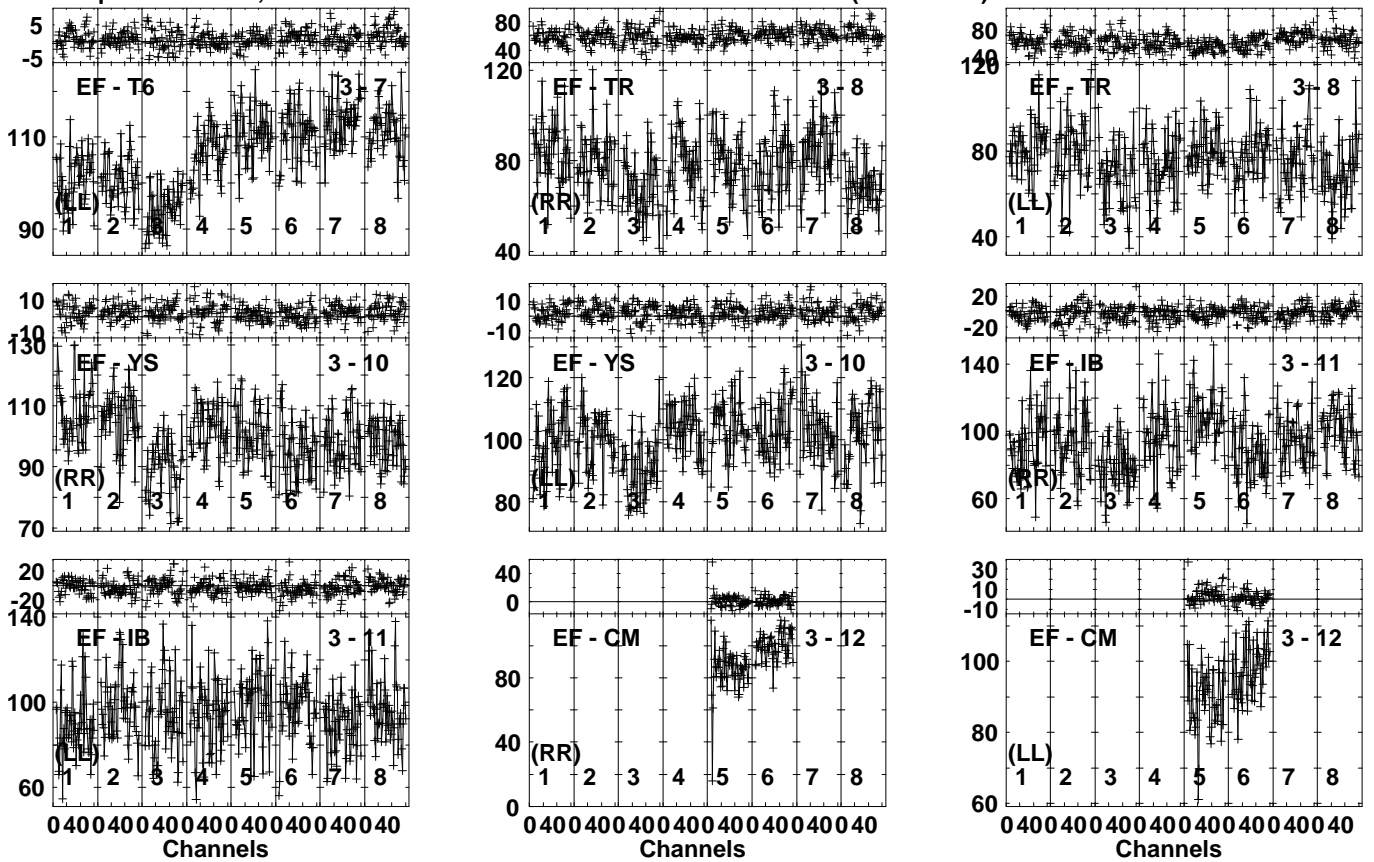


Lower frame: Milli Ampl Jy Top frame: Phas deg
Vector averaged cross-power spectrum Several baselines displayed
Timerange: 00/10:36:11 to 00/10:36:49

Plot file version 514 created 12-APR-2022 17:49:21

J1243+7315 EC082C.UVDATA.1

Freq = 4.7990 GHz, Bw = 32.000 MH Calibrated with CL # 4 and BP # 1 (BP mode 1)

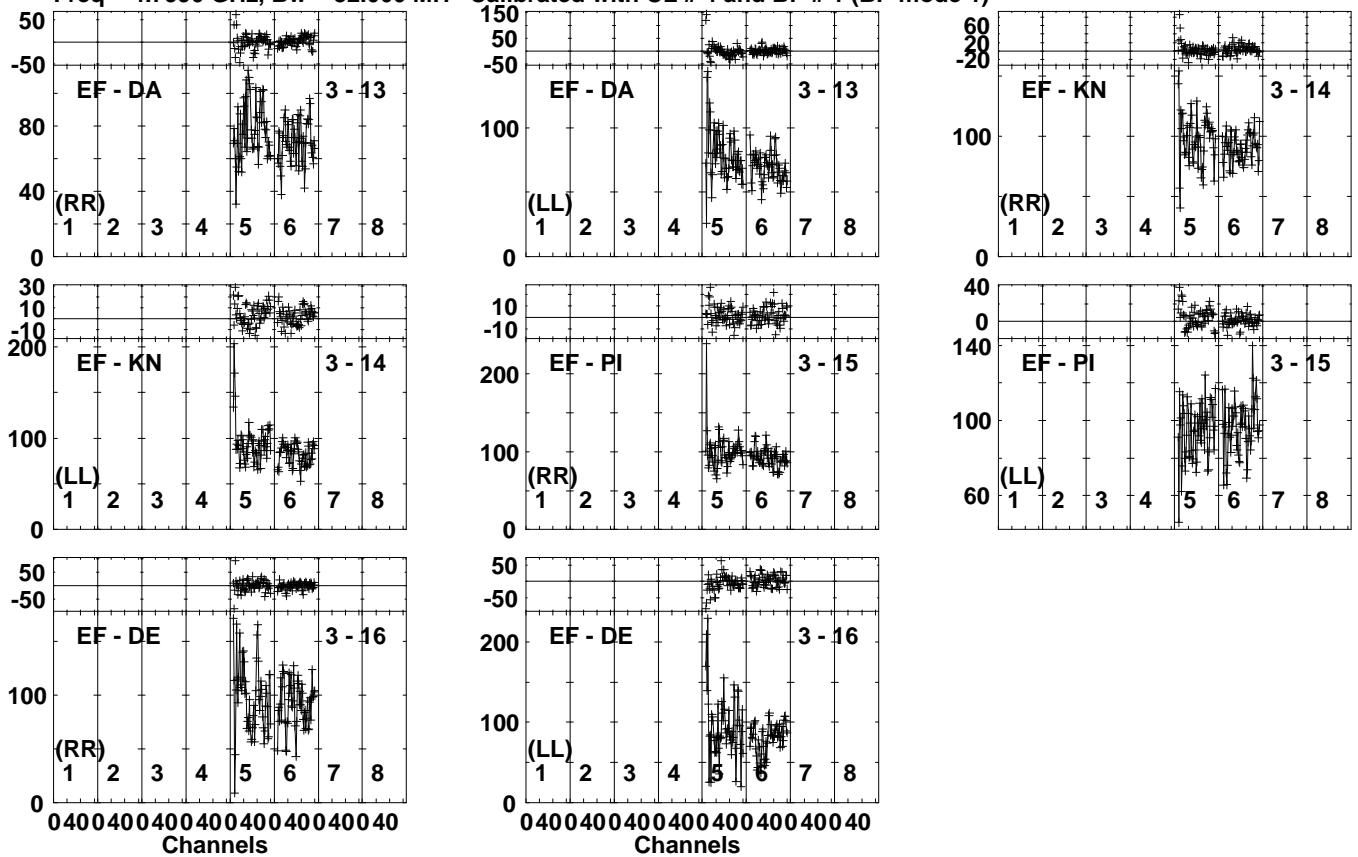


Lower frame: Milli Ampl Jy Top frame: Phas deg
 Vector averaged cross-power spectrum Several baselines displayed
 Timerange: 00/10:36:11 to 00/10:36:49

Plot file version 515 created 12-APR-2022 17:49:21

J1243+7315 EC082C.UVDATA.1

Freq = 4.7990 GHz, Bw = 32.000 MH Calibrated with CL # 4 and BP # 1 (BP mode 1)

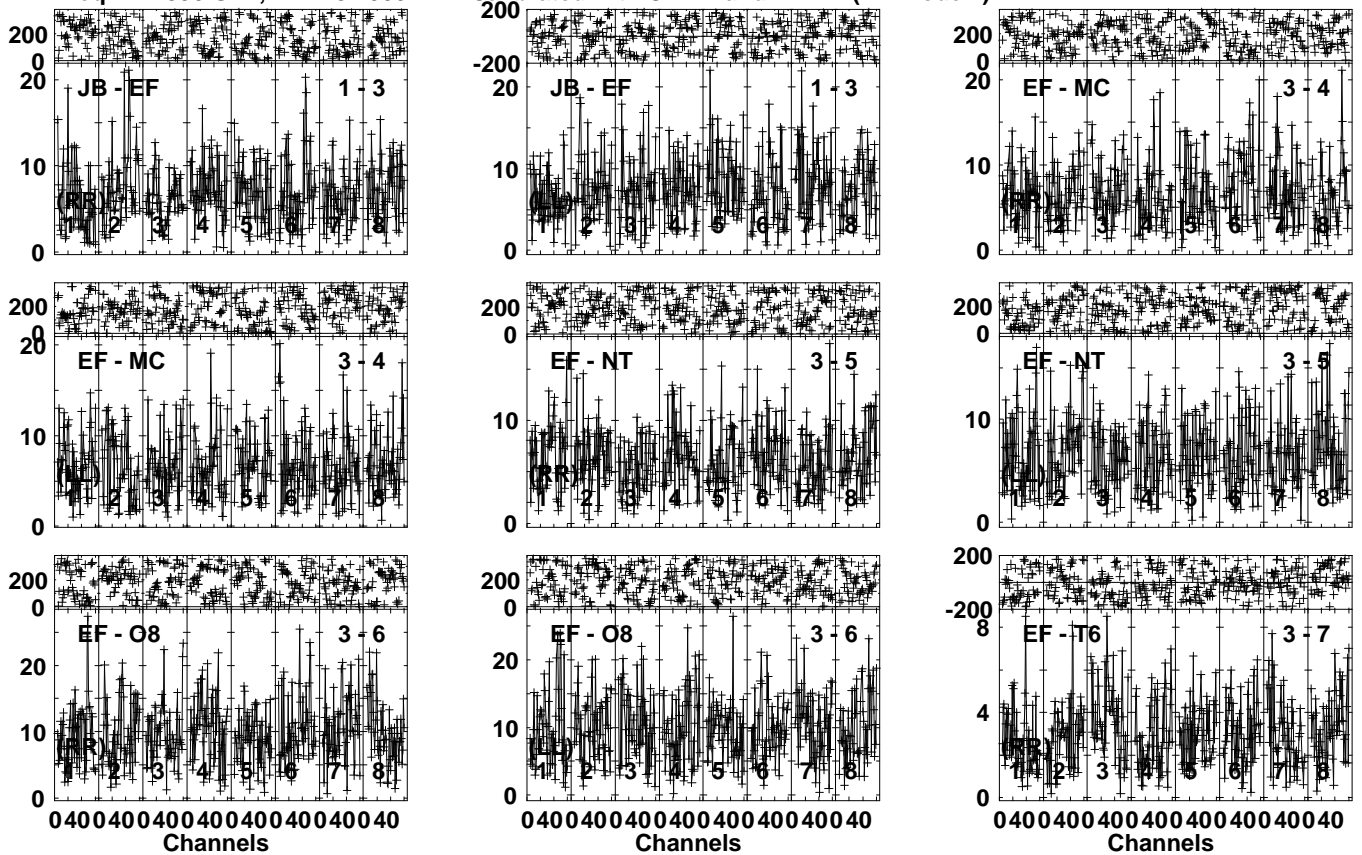


Lower frame: Milli Ampl Jy Top frame: Phas deg
Vector averaged cross-power spectrum Several baselines displayed
Timerange: 00/10:36:11 to 00/10:36:49

Plot file version 516 created 12-APR-2022 17:49:22

NGC4750 EC082C.UVDATA.1

Freq = 4.7990 GHz, Bw = 32.000 MH Calibrated with CL # 4 and BP # 1 (BP mode 1)

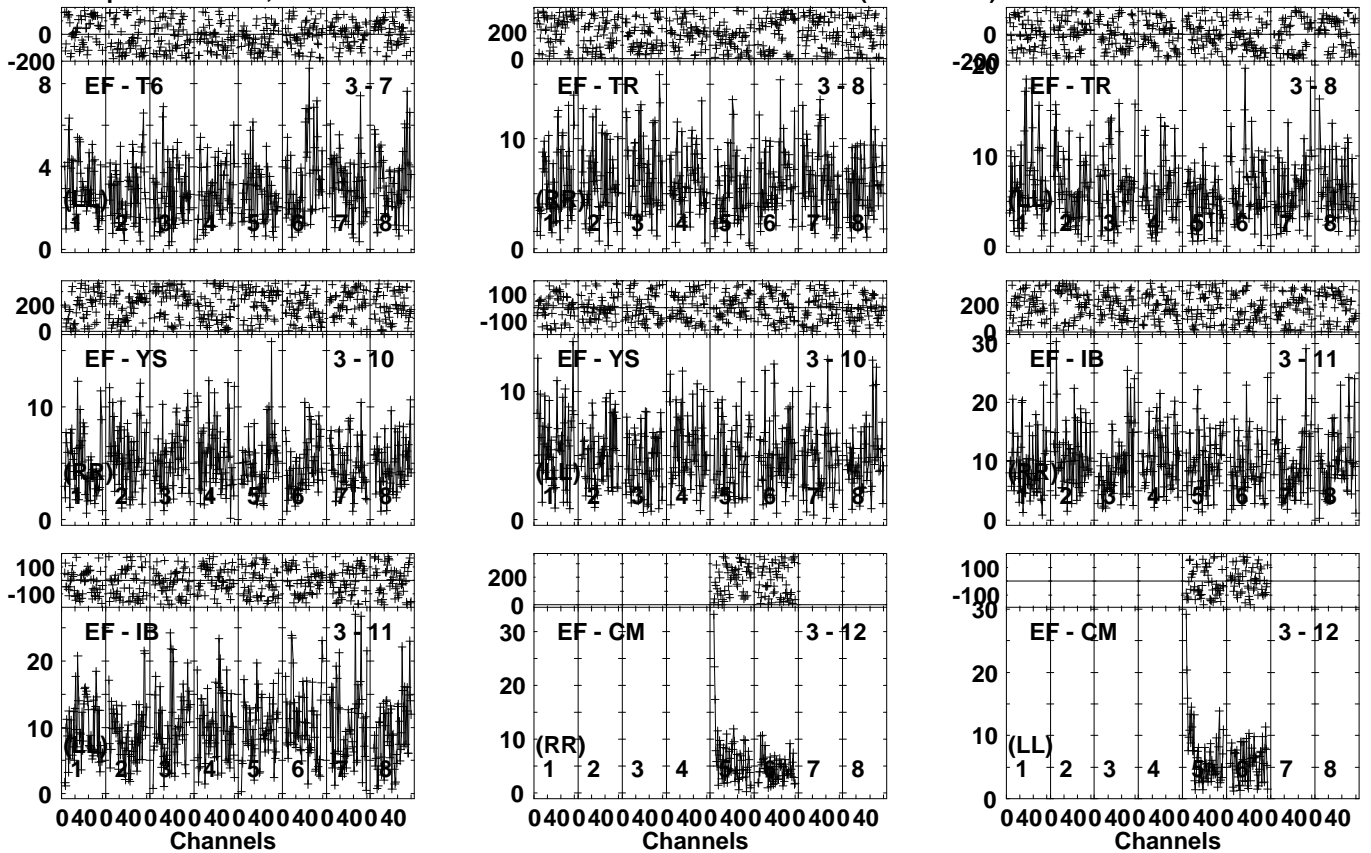


Lower frame: Milli Ampl Jy Top frame: Phas deg
Vector averaged cross-power spectrum Several baselines displayed
Timerange: 00/10:37:01 to 00/10:39:59

Plot file version 517 created 12-APR-2022 17:49:23

NGC4750 EC082C.UVDATA.1

Freq = 4.7990 GHz, Bw = 32.000 MH Calibrated with CL # 4 and BP # 1 (BP mode 1)

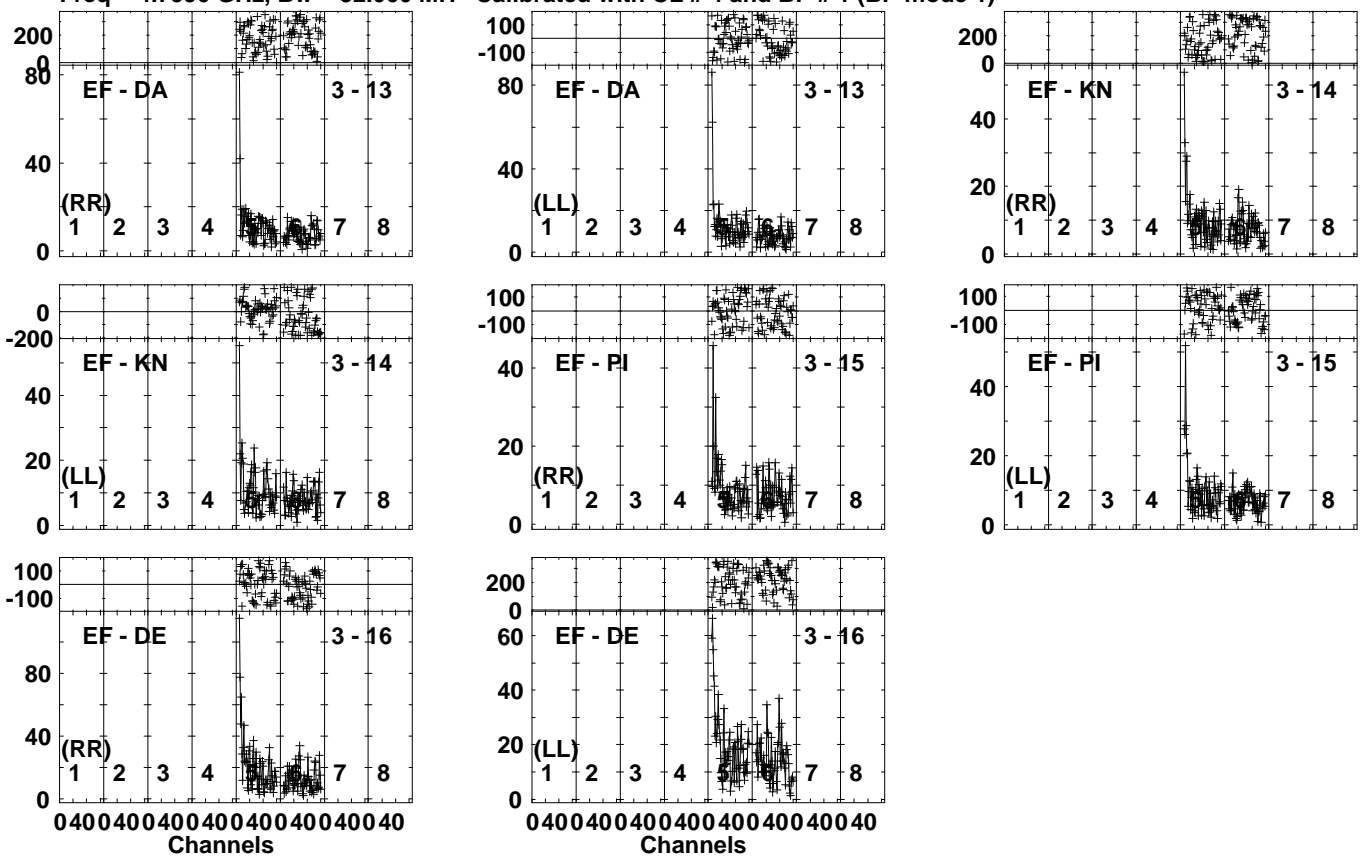


Lower frame: Milli Ampl Jy Top frame: Phas deg
Vector averaged cross-power spectrum Several baselines displayed
Timerange: 00/10:37:01 to 00/10:39:59

Plot file version 518 created 12-APR-2022 17:49:23

NGC4750 EC082C.UVDATA.1

Freq = 4.7990 GHz, Bw = 32.000 MH Calibrated with CL # 4 and BP # 1 (BP mode 1)

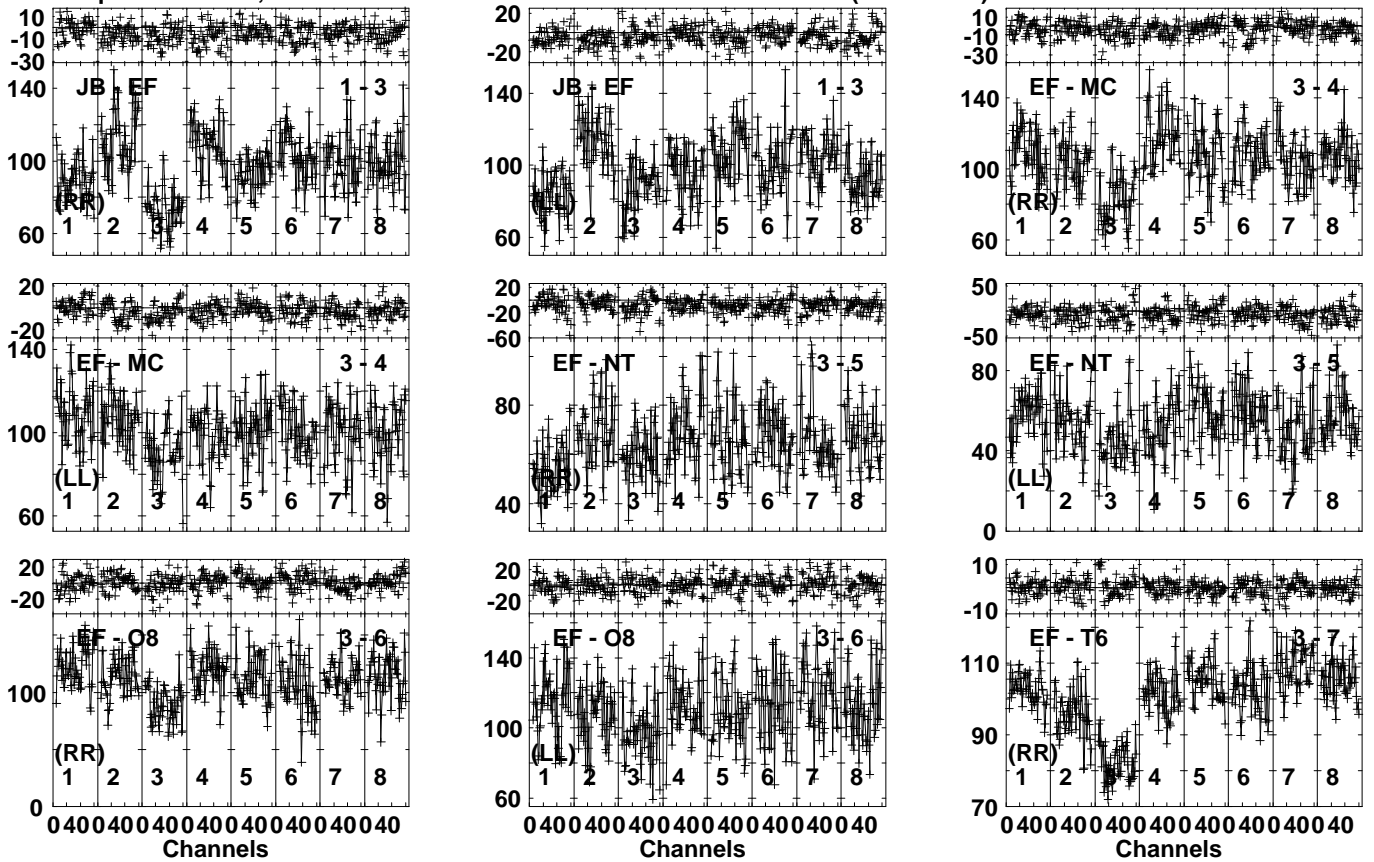


Lower frame: Milli Ampl Jy Top frame: Phas deg
Vector averaged cross-power spectrum Several baselines displayed
Timerange: 00/10:37:01 to 00/10:39:59

Plot file version 519 created 12-APR-2022 17:49:24

J1243+7315 EC082C.UVDATA.1

Freq = 4.7990 GHz, Bw = 32.000 MH Calibrated with CL # 4 and BP # 1 (BP mode 1)

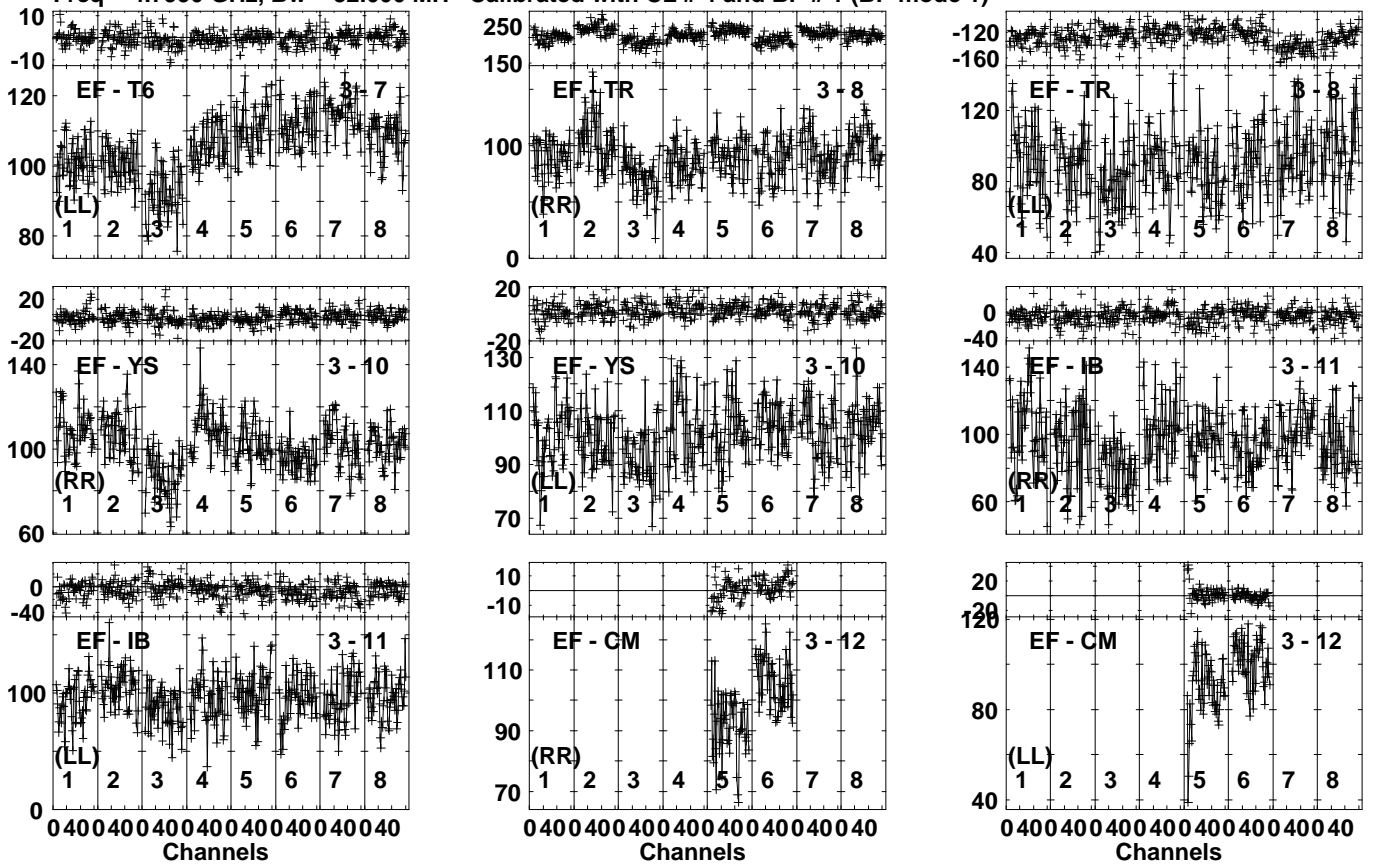


Lower frame: Milli Ampl Jy Top frame: Phas deg
Vector averaged cross-power spectrum Several baselines displayed
Timerange: 00/10:40:11 to 00/10:40:59

Plot file version 520 created 12-APR-2022 17:49:24

J1243+7315 EC082C.UVDATA.1

Freq = 4.7990 GHz, Bw = 32.000 MH Calibrated with CL # 4 and BP # 1 (BP mode 1)

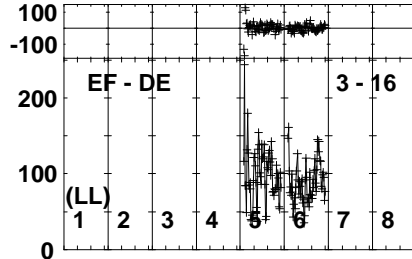
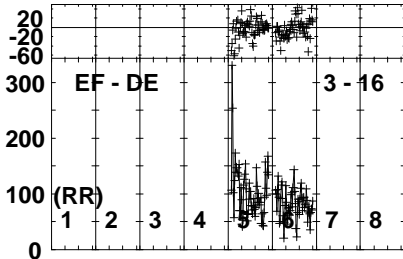
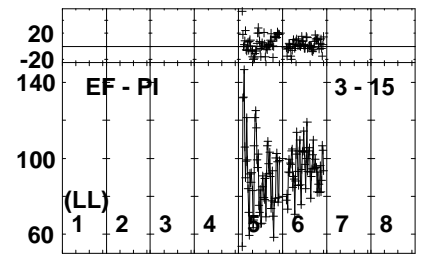
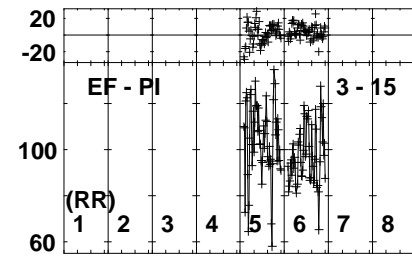
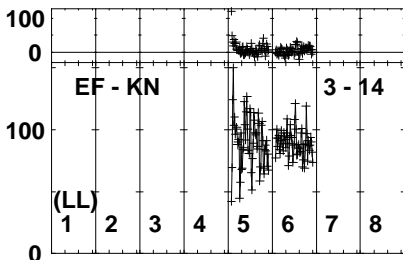
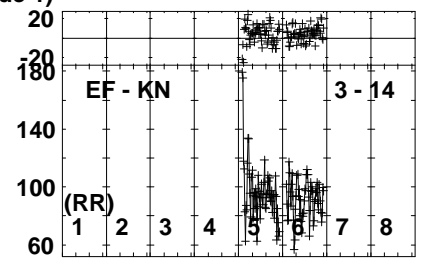
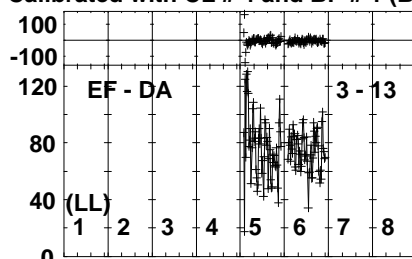
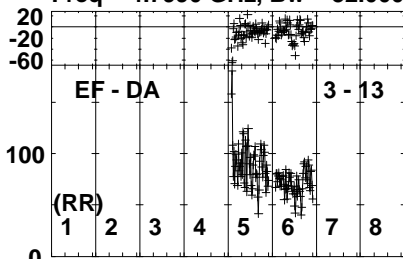


Lower frame: Milli Ampl Jy Top frame: Phas deg
Vector averaged cross-power spectrum Several baselines displayed
Timerange: 00/10:40:11 to 00/10:40:59

Plot file version 521 created 12-APR-2022 17:49:24

J1243+7315 EC082C.UVDATA.1

Freq = 4.7990 GHz, Bw = 32.000 MH Calibrated with CL # 4 and BP # 1 (BP mode 1)

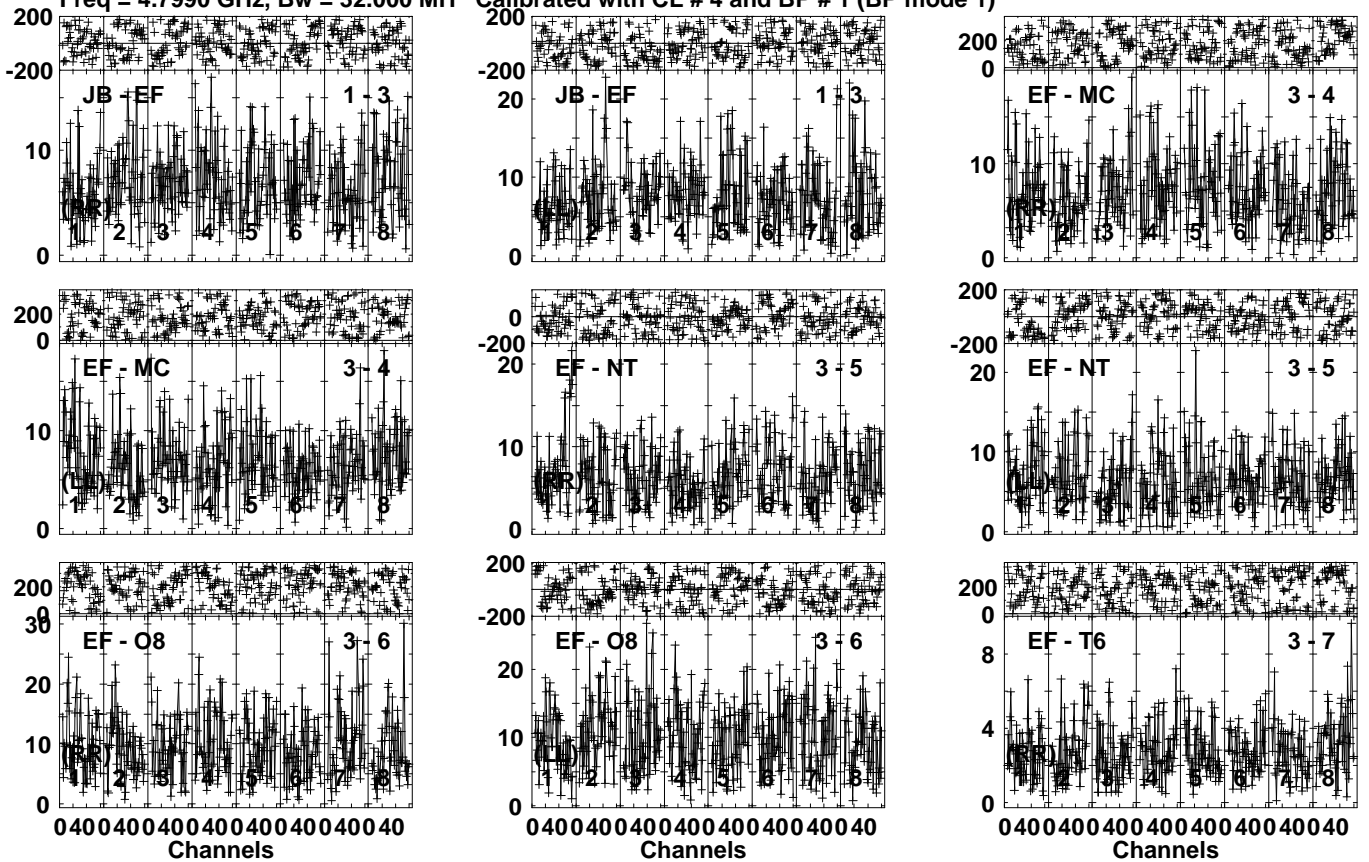


Lower frame: Milli Ampl Jy Top frame: Phas deg
Vector averaged cross-power spectrum Several baselines displayed
Timerange: 00/10:40:11 to 00/10:40:59

Plot file version 522 created 12-APR-2022 17:49:25

NGC4750 EC082C.UVDATA.1

Freq = 4.7990 GHz, Bw = 32.000 MH Calibrated with CL # 4 and BP # 1 (BP mode 1)

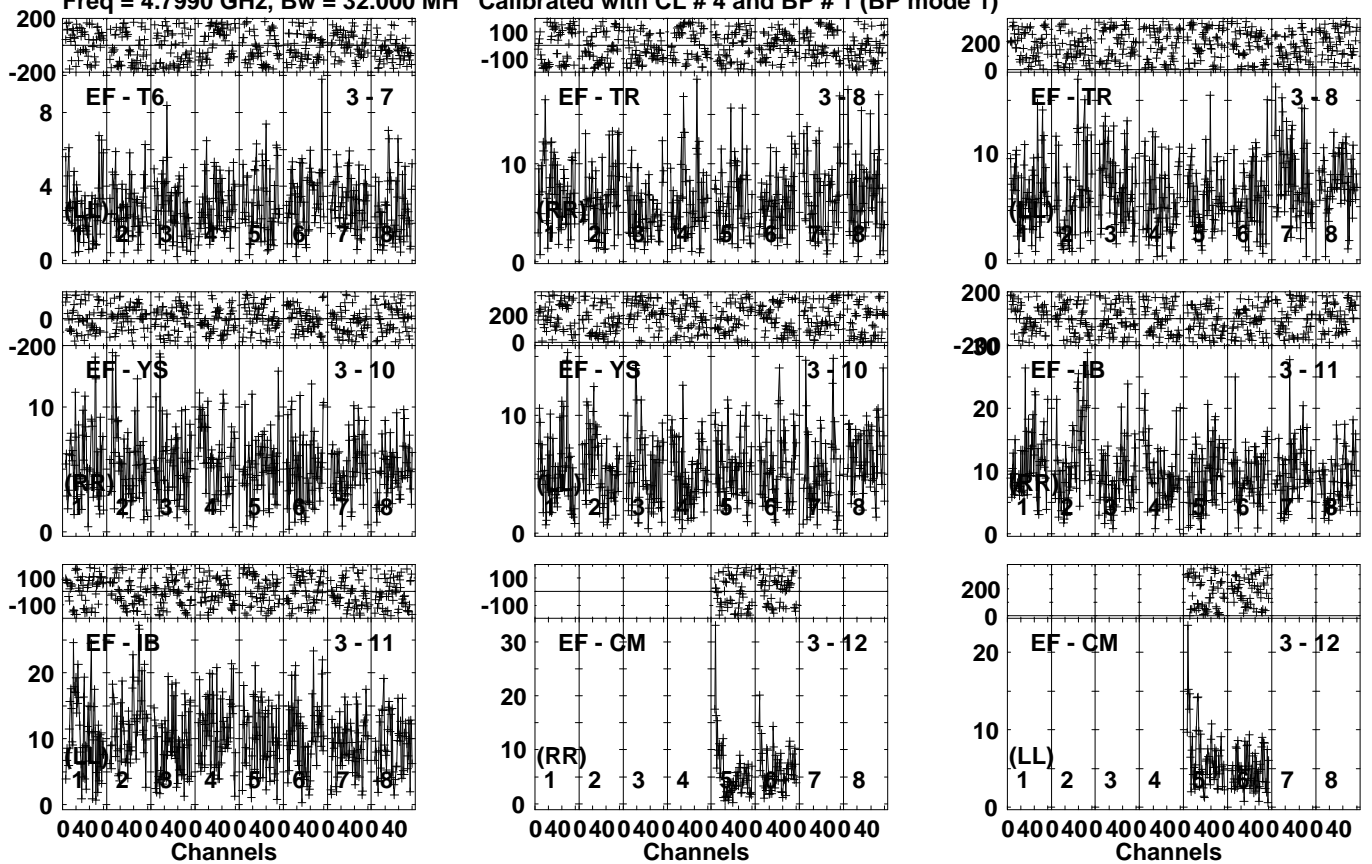


Lower frame: Milli Ampl Jy Top frame: Phas deg
Vector averaged cross-power spectrum Several baselines displayed
Timerange: 00/10:41:11 to 00/10:44:09

Plot file version 523 created 12-APR-2022 17:49:25

NGC4750 EC082C.UVDATA.1

Freq = 4.7990 GHz, Bw = 32.000 MH Calibrated with CL # 4 and BP # 1 (BP mode 1)

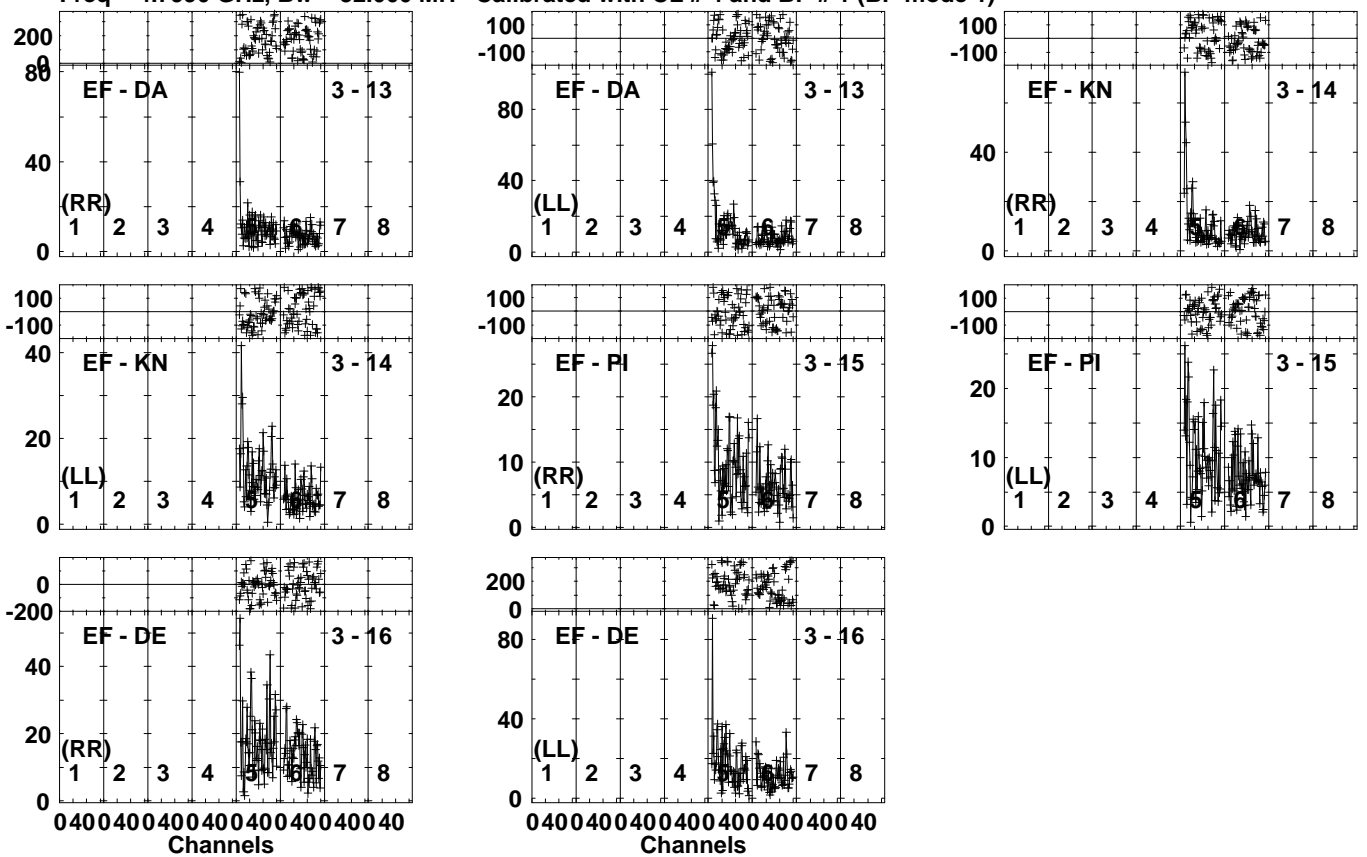


Lower frame: Milli Ampl Jy Top frame: Phas deg
Vector averaged cross-power spectrum Several baselines displayed
Timerange: 00/10:41:11 to 00/10:44:09

Plot file version 524 created 12-APR-2022 17:49:26

NGC4750 EC082C.UVDATA.1

Freq = 4.7990 GHz, Bw = 32.000 MH Calibrated with CL # 4 and BP # 1 (BP mode 1)

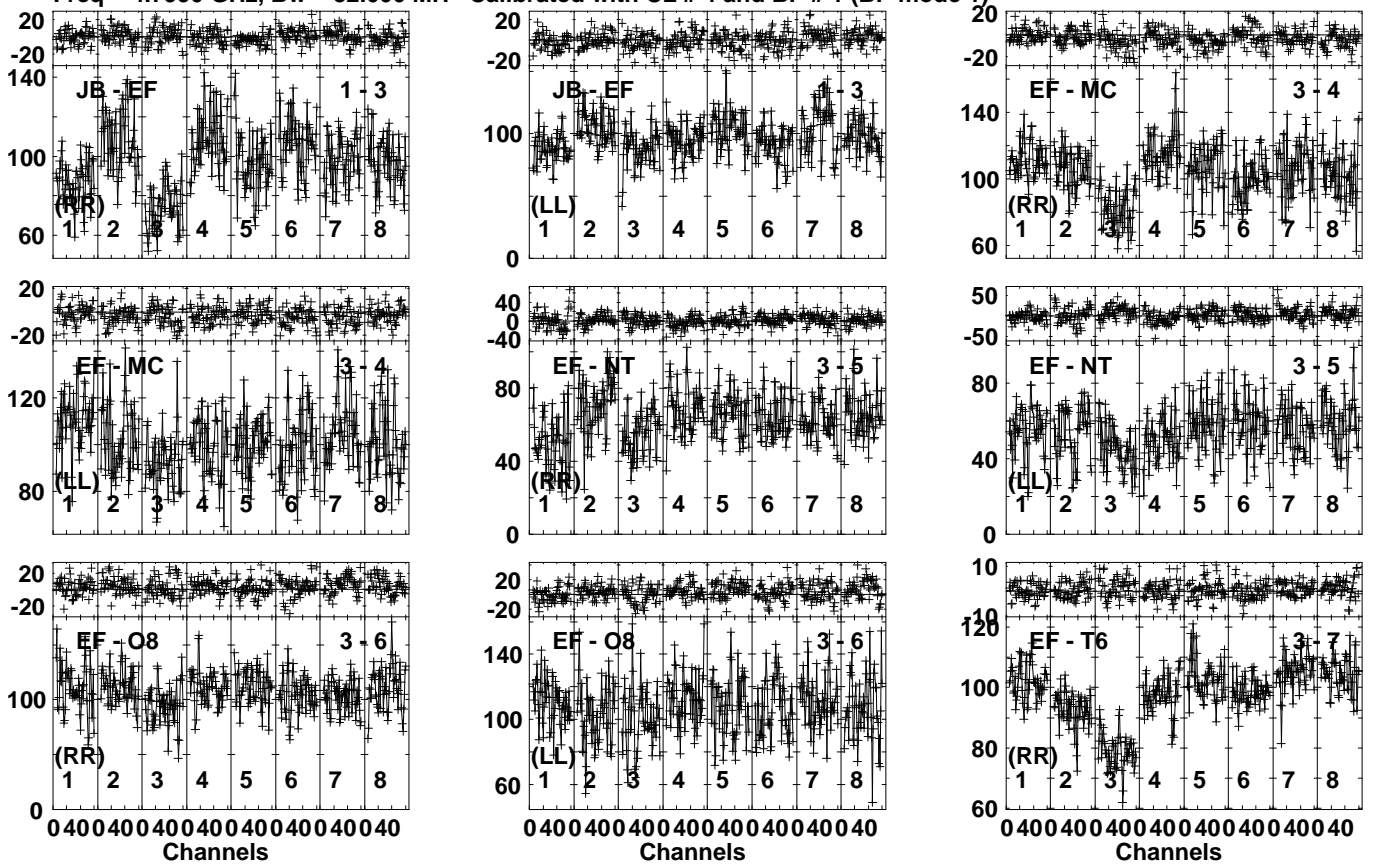


Lower frame: Milli Ampl Jy Top frame: Phas deg
Vector averaged cross-power spectrum Several baselines displayed
Timerange: 00/10:41:11 to 00/10:44:09

Plot file version 525 created 12-APR-2022 17:49:26

J1243+7315 EC082C.UVDATA.1

Freq = 4.7990 GHz, Bw = 32.000 MH Calibrated with CL # 4 and BP # 1 (BP mode 1)

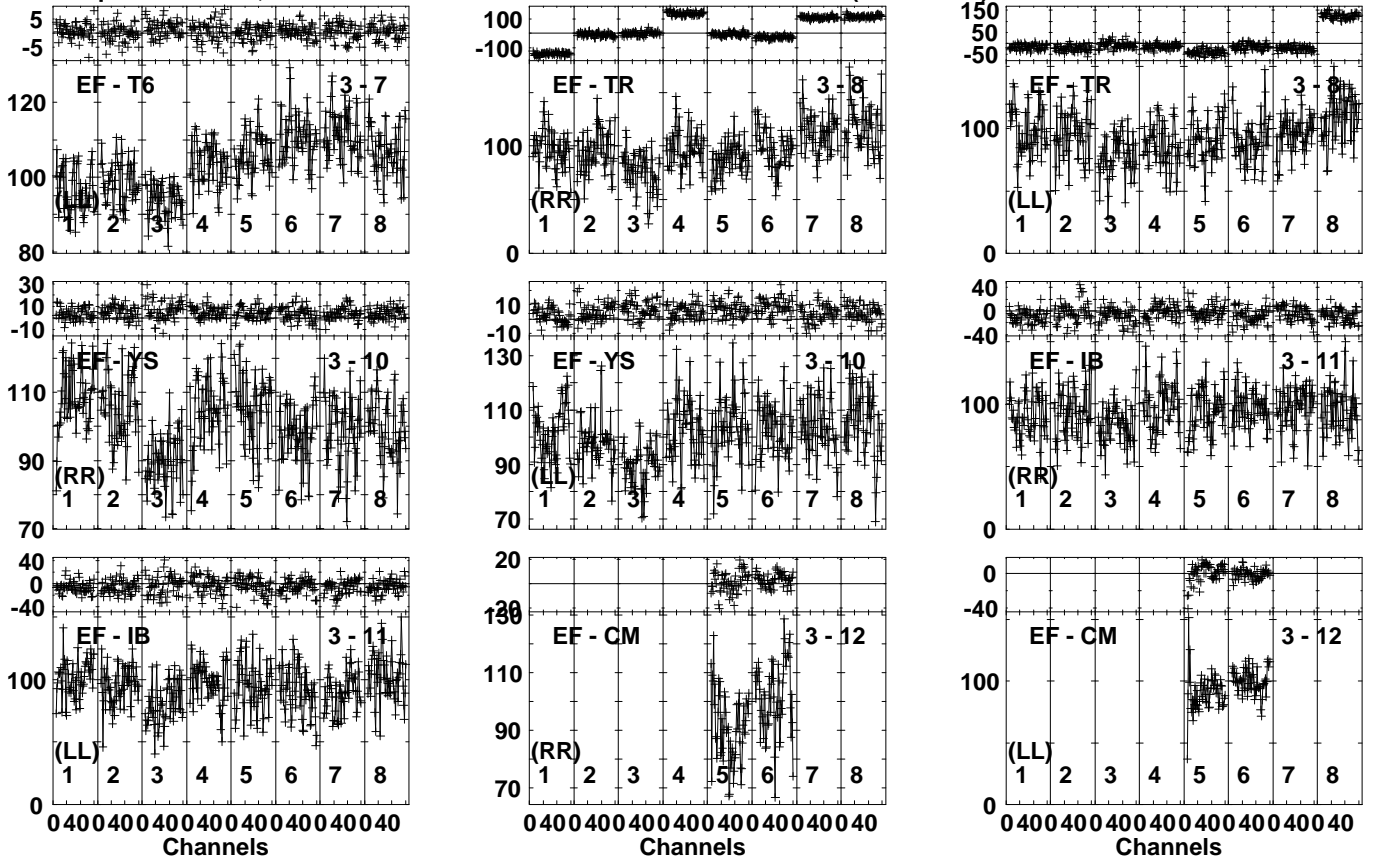


Lower frame: Milli Ampl Jy Top frame: Phas deg
Vector averaged cross-power spectrum Several baselines displayed
Timerange: 00/10:44:21 to 00/10:45:09

Plot file version 526 created 12-APR-2022 17:49:27

J1243+7315 EC082C.UVDATA.1

Freq = 4.7990 GHz, Bw = 32.000 MH Calibrated with CL # 4 and BP # 1 (BP mode 1)

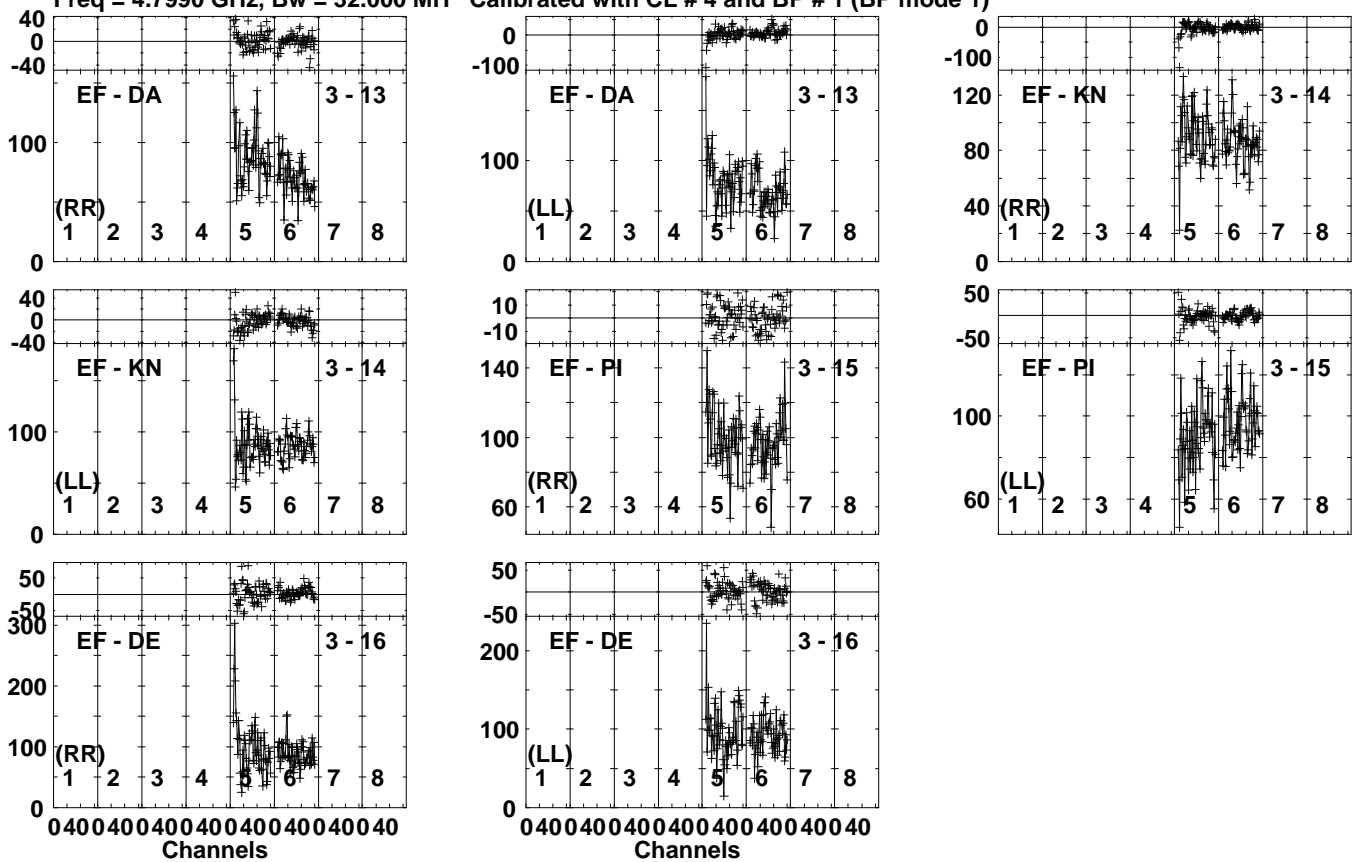


Lower frame: Milli Ampl Jy Top frame: Phas deg
Vector averaged cross-power spectrum Several baselines displayed
Timerange: 00/10:44:21 to 00/10:45:09

Plot file version 527 created 12-APR-2022 17:49:27

J1243+7315 EC082C.UVDATA.1

Freq = 4.7990 GHz, Bw = 32.000 MH Calibrated with CL # 4 and BP # 1 (BP mode 1)

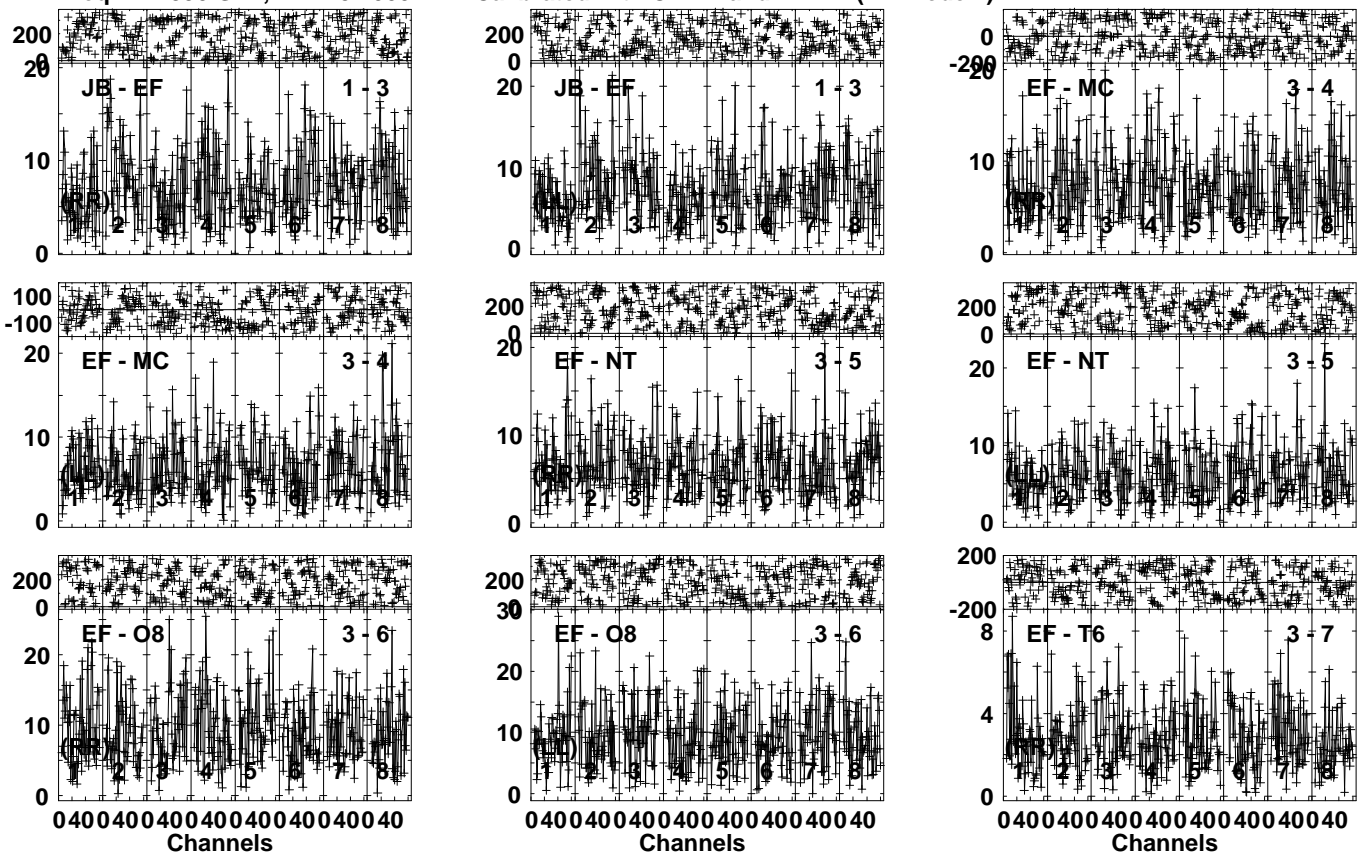


Lower frame: Milli Ampl Jy Top frame: Phas deg
Vector averaged cross-power spectrum Several baselines displayed
Timerange: 00/10:44:21 to 00/10:45:09

Plot file version 528 created 12-APR-2022 17:49:27

NGC4750 EC082C.UVDATA.1

Freq = 4.7990 GHz, Bw = 32.000 MH Calibrated with CL # 4 and BP # 1 (BP mode 1)

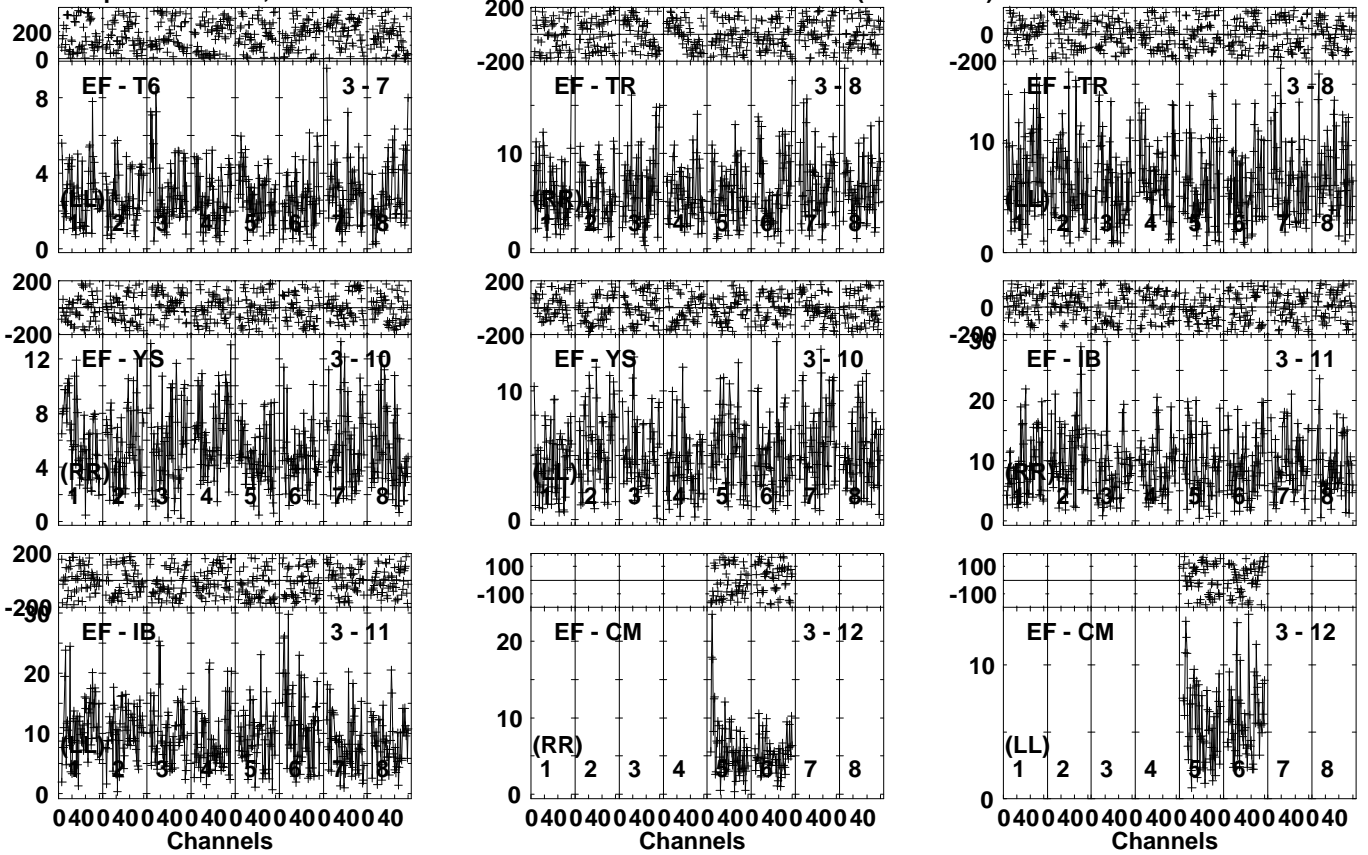


Lower frame: Milli Ampl Jy Top frame: Phas deg
Vector averaged cross-power spectrum Several baselines displayed
Timerange: 00/10:45:21 to 00/10:48:19

Plot file version 529 created 12-APR-2022 17:49:28

NGC4750 EC082C.UVDATA.1

Freq = 4.7990 GHz, Bw = 32.000 MH Calibrated with CL # 4 and BP # 1 (BP mode 1)

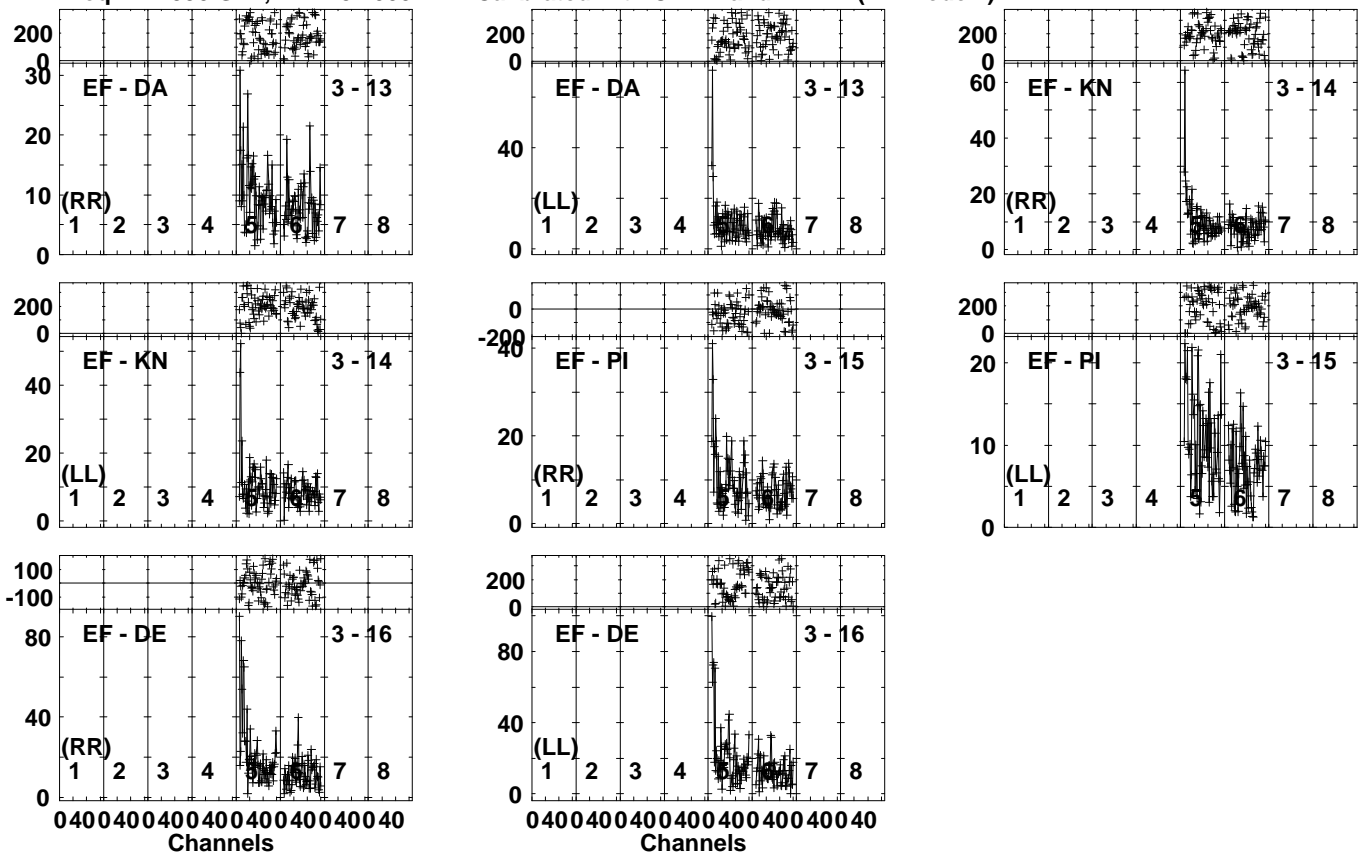


Lower frame: Milli Ampl Jy Top frame: Phas deg
Vector averaged cross-power spectrum Several baselines displayed
Timerange: 00/10:45:21 to 00/10:48:19

Plot file version 530 created 12-APR-2022 17:49:28

NGC4750 EC082C.UVDATA.1

Freq = 4.7990 GHz, Bw = 32.000 MH Calibrated with CL # 4 and BP # 1 (BP mode 1)

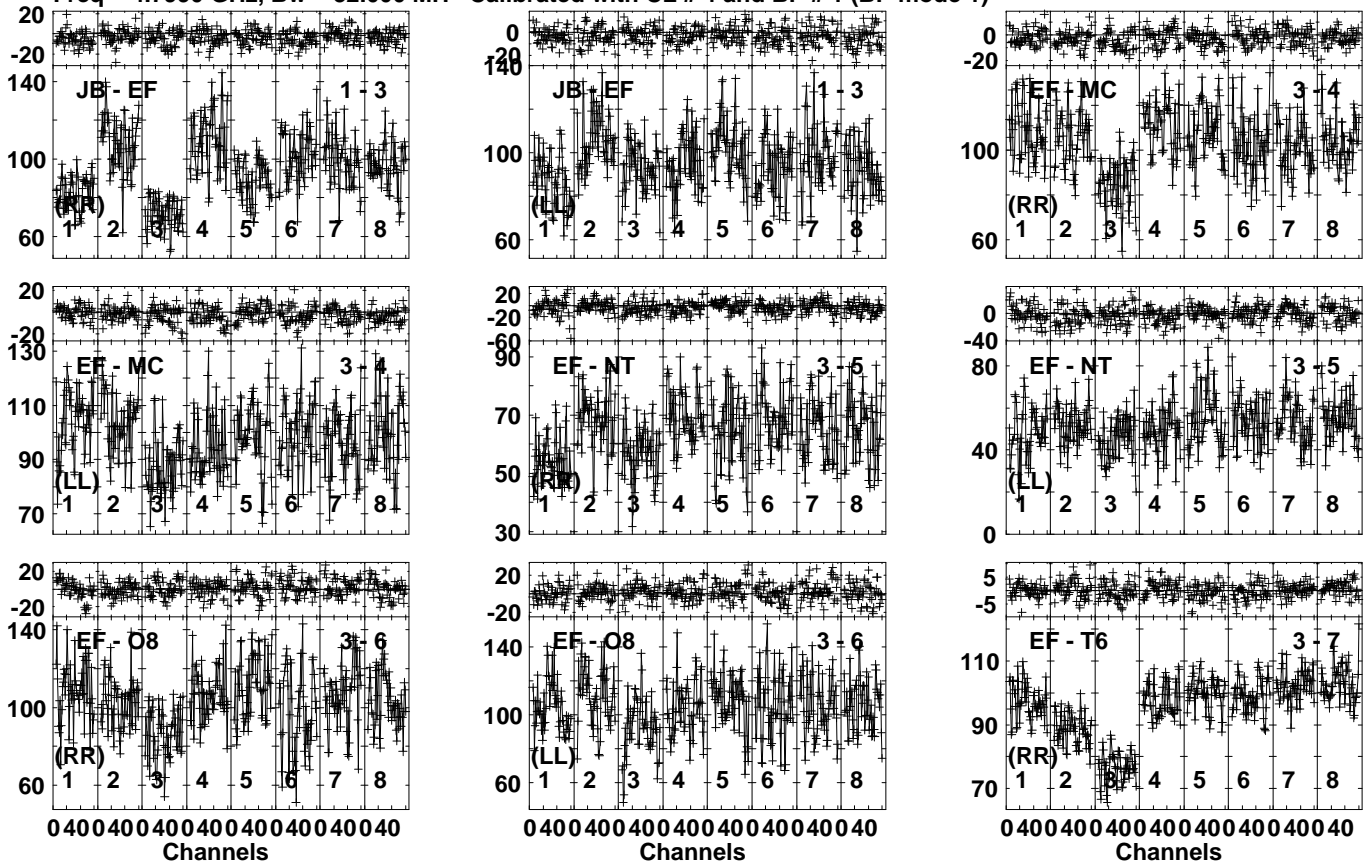


Lower frame: Milli Ampl Jy Top frame: Phas deg
Vector averaged cross-power spectrum Several baselines displayed
Timerange: 00/10:45:21 to 00/10:48:19

Plot file version 531 created 12-APR-2022 17:49:29

J1243+7315 EC082C.UVDATA.1

Freq = 4.7990 GHz, Bw = 32.000 MH Calibrated with CL # 4 and BP # 1 (BP mode 1)

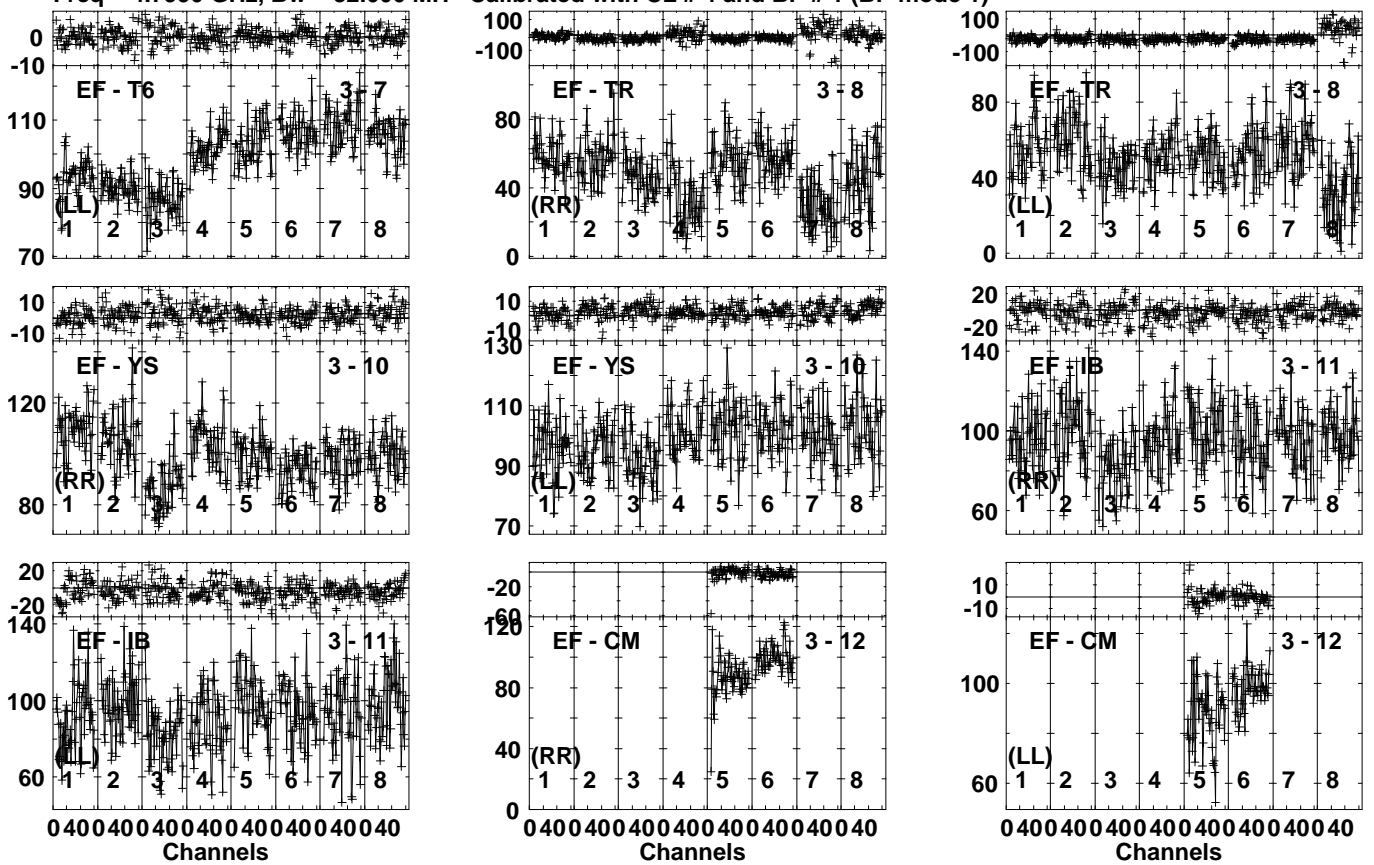


Lower frame: Milli Ampl Jy Top frame: Phas deg
Vector averaged cross-power spectrum Several baselines displayed
Timerange: 00/10:48:51 to 00/10:49:29

Plot file version 532 created 12-APR-2022 17:49:29

J1243+7315 EC082C.UVDATA.1

Freq = 4.7990 GHz, Bw = 32.000 MH Calibrated with CL # 4 and BP # 1 (BP mode 1)

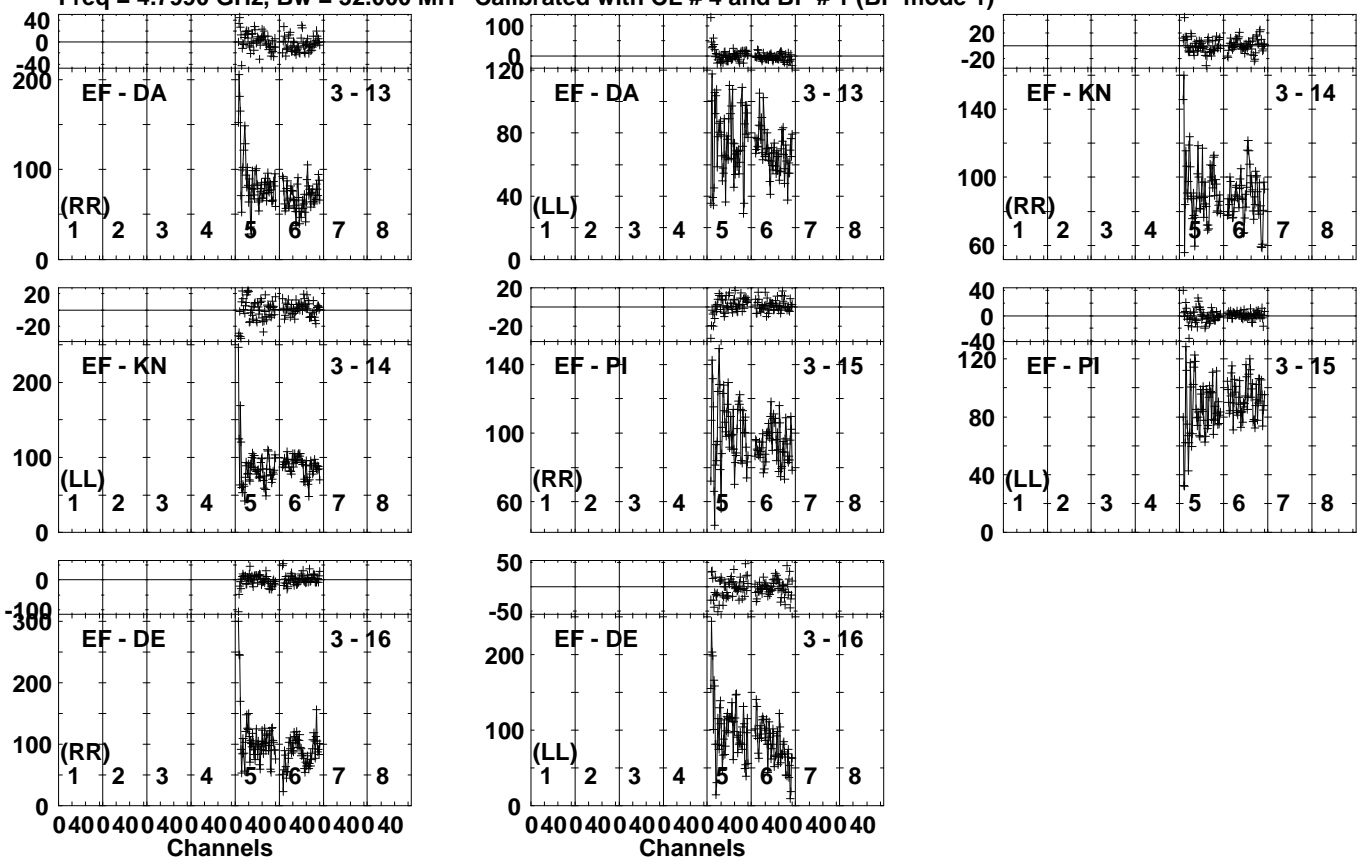


Lower frame: Milli Ampl Jy Top frame: Phas deg
Vector averaged cross-power spectrum Several baselines displayed
Timerange: 00/10:48:51 to 00/10:49:29

Plot file version 533 created 12-APR-2022 17:49:30

J1243+7315 EC082C.UVDATA.1

Freq = 4.7990 GHz, Bw = 32.000 MH Calibrated with CL # 4 and BP # 1 (BP mode 1)

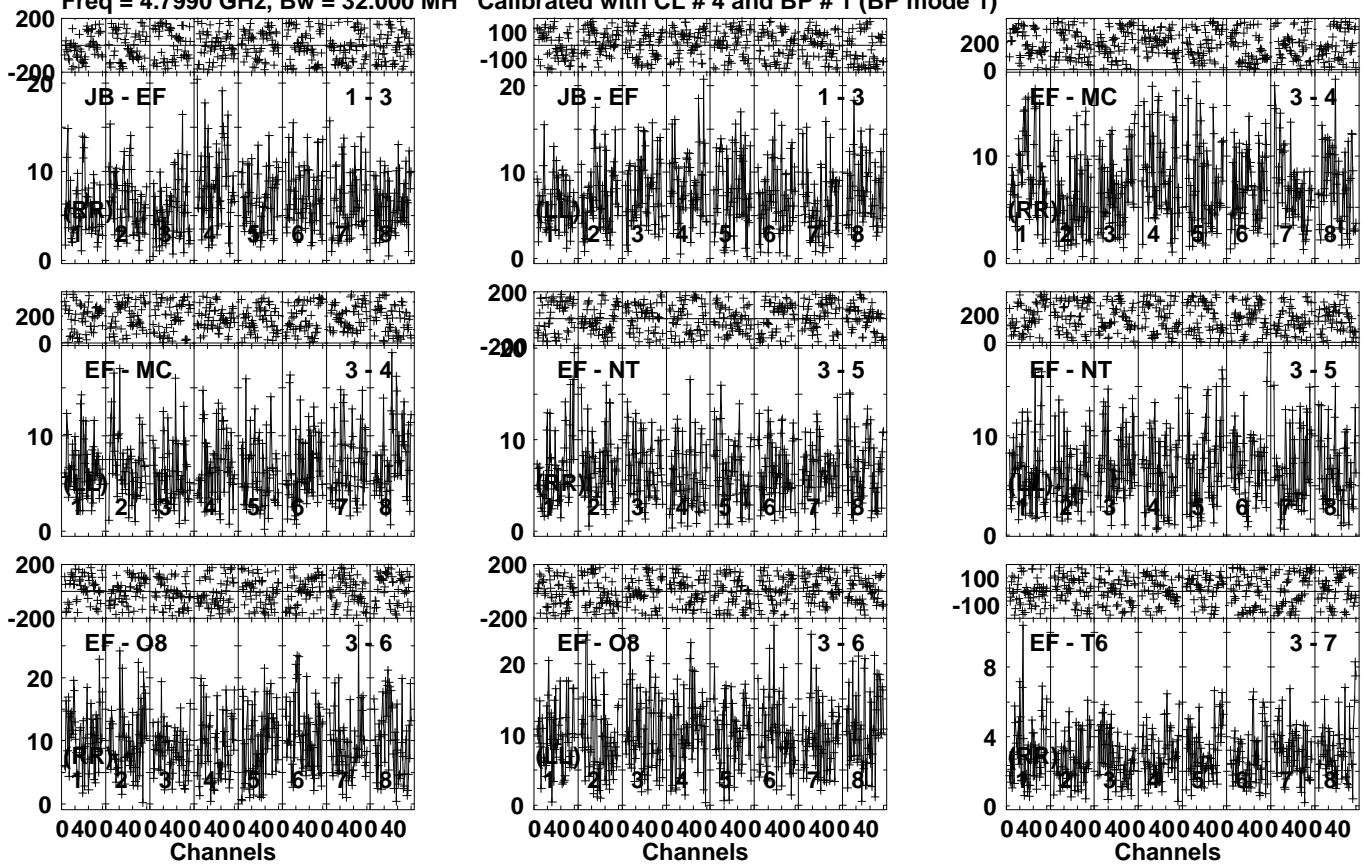


Lower frame: Milli Ampl Jy Top frame: Phas deg
Vector averaged cross-power spectrum Several baselines displayed
Timerange: 00/10:48:51 to 00/10:49:29

Plot file version 534 created 12-APR-2022 17:49:30

NGC4750 EC082C.UVDATA.1

Freq = 4.7990 GHz, Bw = 32.000 MH Calibrated with CL # 4 and BP # 1 (BP mode 1)

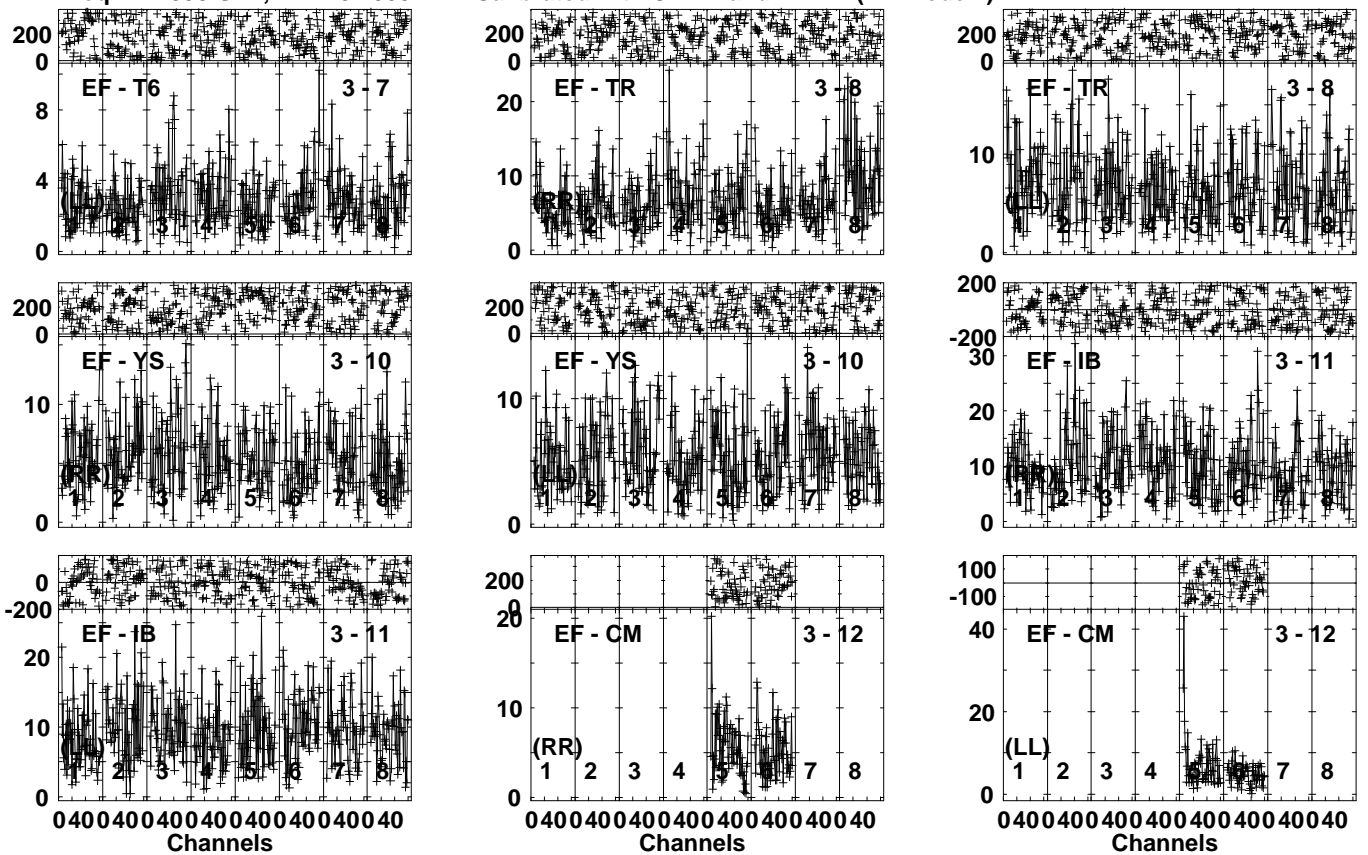


Lower frame: Milli Ampl Jy Top frame: Phas deg
Vector averaged cross-power spectrum Several baselines displayed
Timerange: 00/10:49:41 to 00/10:52:39

Plot file version 535 created 12-APR-2022 17:49:31

NGC4750 EC082C.UVDATA.1

Freq = 4.7990 GHz, Bw = 32.000 MH Calibrated with CL # 4 and BP # 1 (BP mode 1)

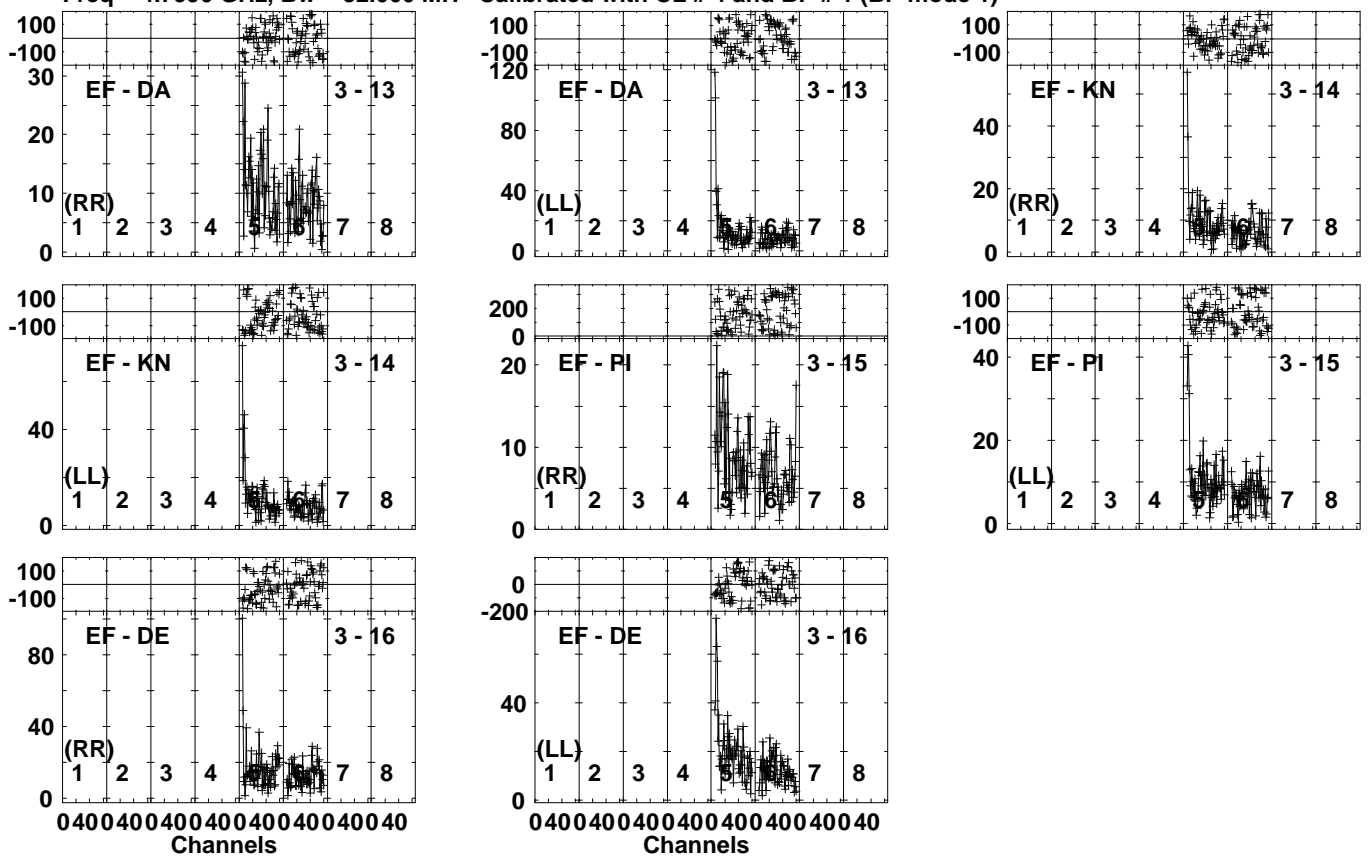


Lower frame: Milli Ampl Jy Top frame: Phas deg
Vector averaged cross-power spectrum Several baselines displayed
Timerange: 00/10:49:41 to 00/10:52:39

Plot file version 536 created 12-APR-2022 17:49:31

NGC4750 EC082C.UVDATA.1

Freq = 4.7990 GHz, Bw = 32.000 MH Calibrated with CL # 4 and BP # 1 (BP mode 1)

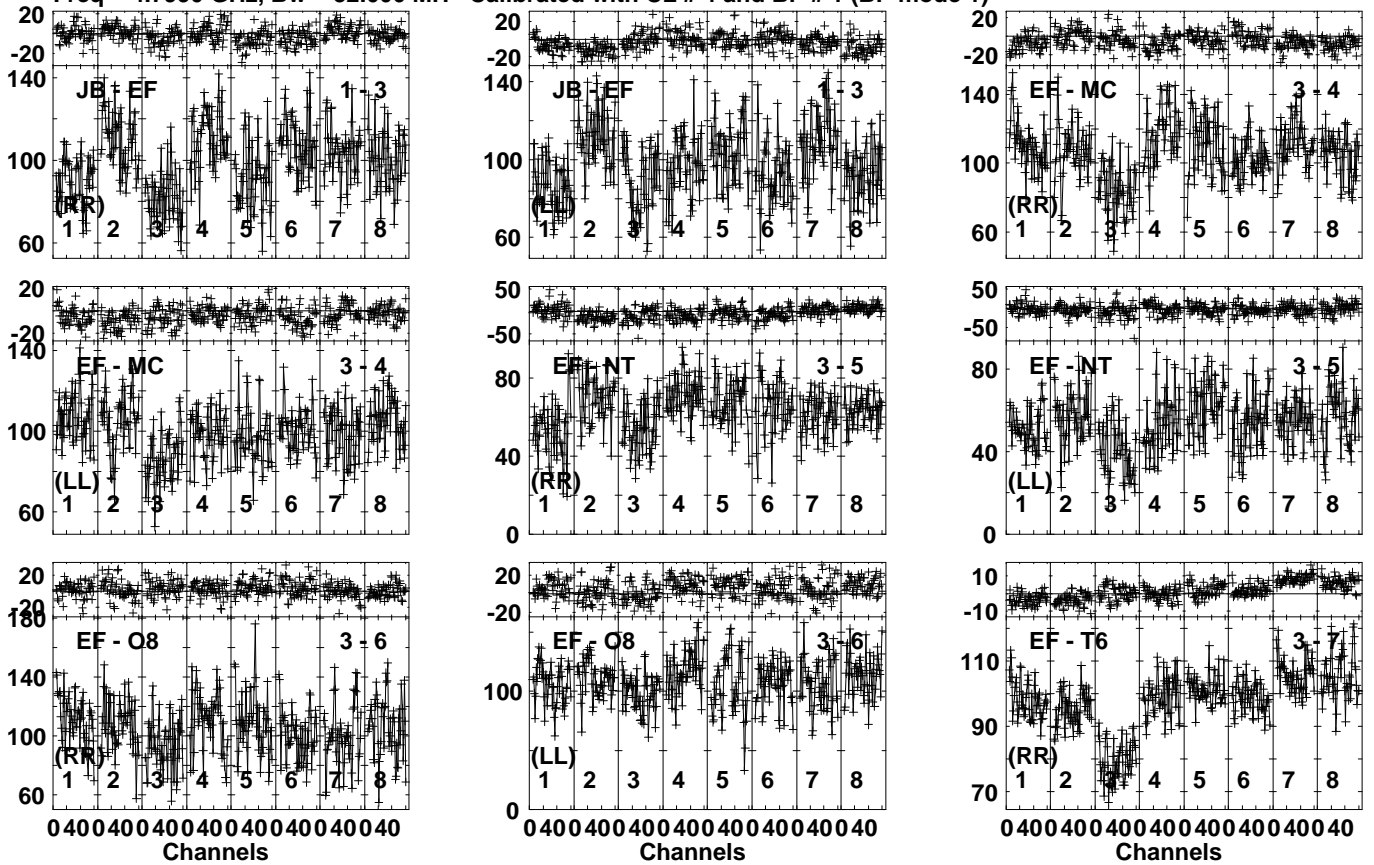


Lower frame: Milli Ampl Jy Top frame: Phas deg
Vector averaged cross-power spectrum Several baselines displayed
Timerange: 00/10:49:41 to 00/10:52:39

Plot file version 537 created 12-APR-2022 17:49:32

J1243+7315 EC082C.UVDATA.1

Freq = 4.7990 GHz, Bw = 32.000 MH Calibrated with CL # 4 and BP # 1 (BP mode 1)

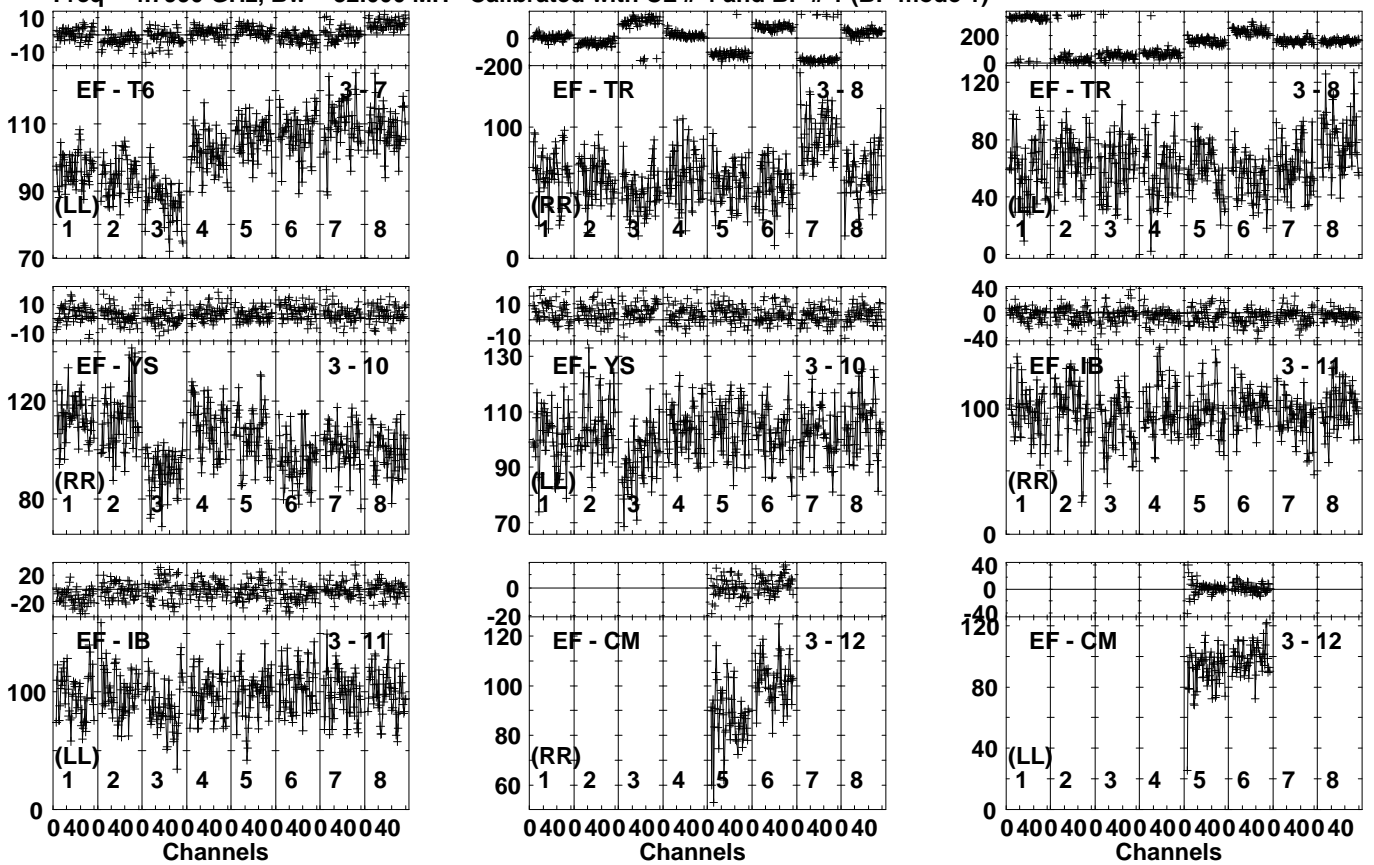


Lower frame: Milli Ampl Jy Top frame: Phas deg
Vector averaged cross-power spectrum Several baselines displayed
Timerange: 00/10:52:51 to 00/10:53:39

Plot file version 538 created 12-APR-2022 17:49:32

J1243+7315 EC082C.UVDATA.1

Freq = 4.7990 GHz, Bw = 32.000 MH Calibrated with CL # 4 and BP # 1 (BP mode 1)

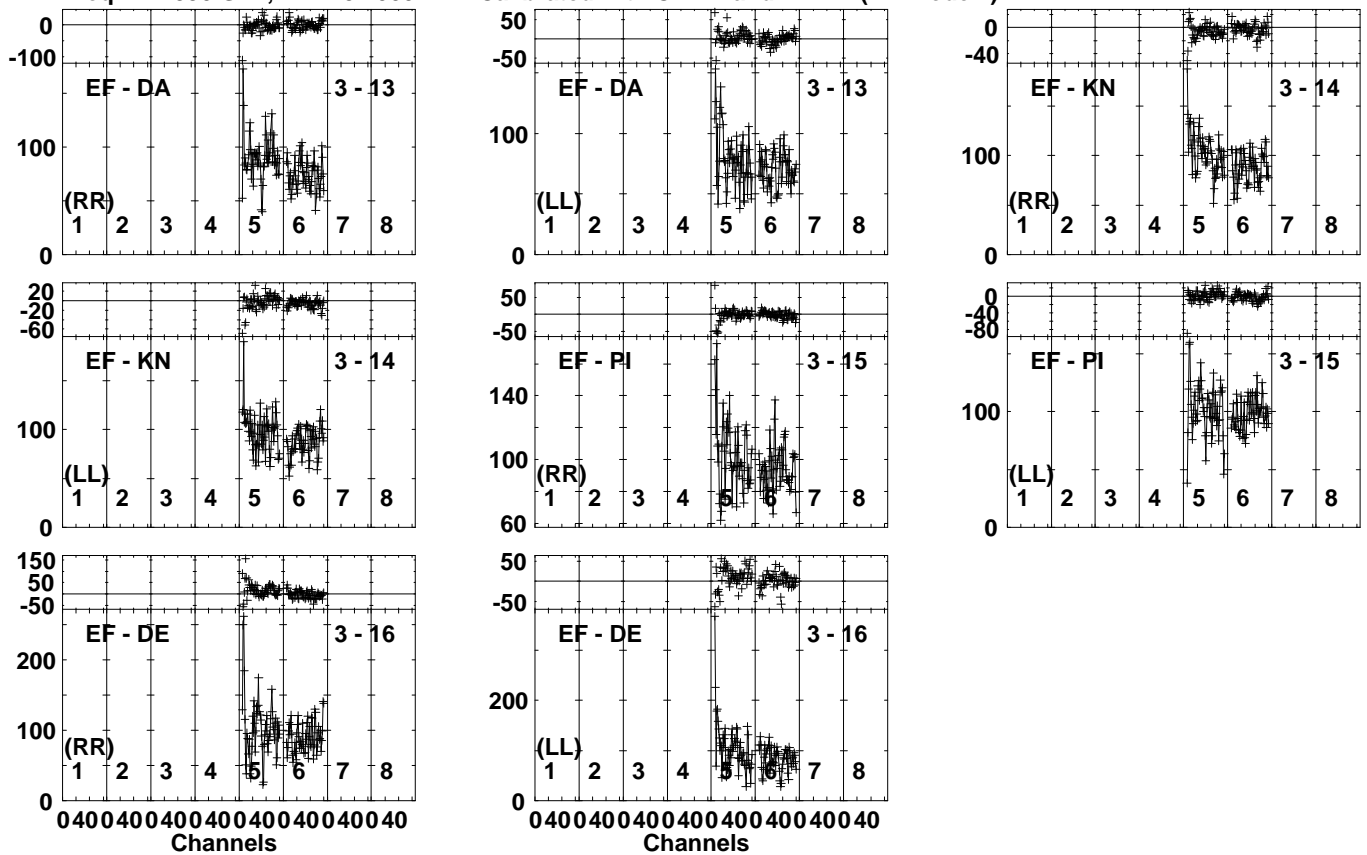


Lower frame: Milli Ampl Jy Top frame: Phas deg
Vector averaged cross-power spectrum Several baselines displayed
Timerange: 00/10:52:51 to 00/10:53:39

Plot file version 539 created 12-APR-2022 17:49:32

J1243+7315 EC082C.UVDATA.1

Freq = 4.7990 GHz, Bw = 32.000 MH Calibrated with CL # 4 and BP # 1 (BP mode 1)

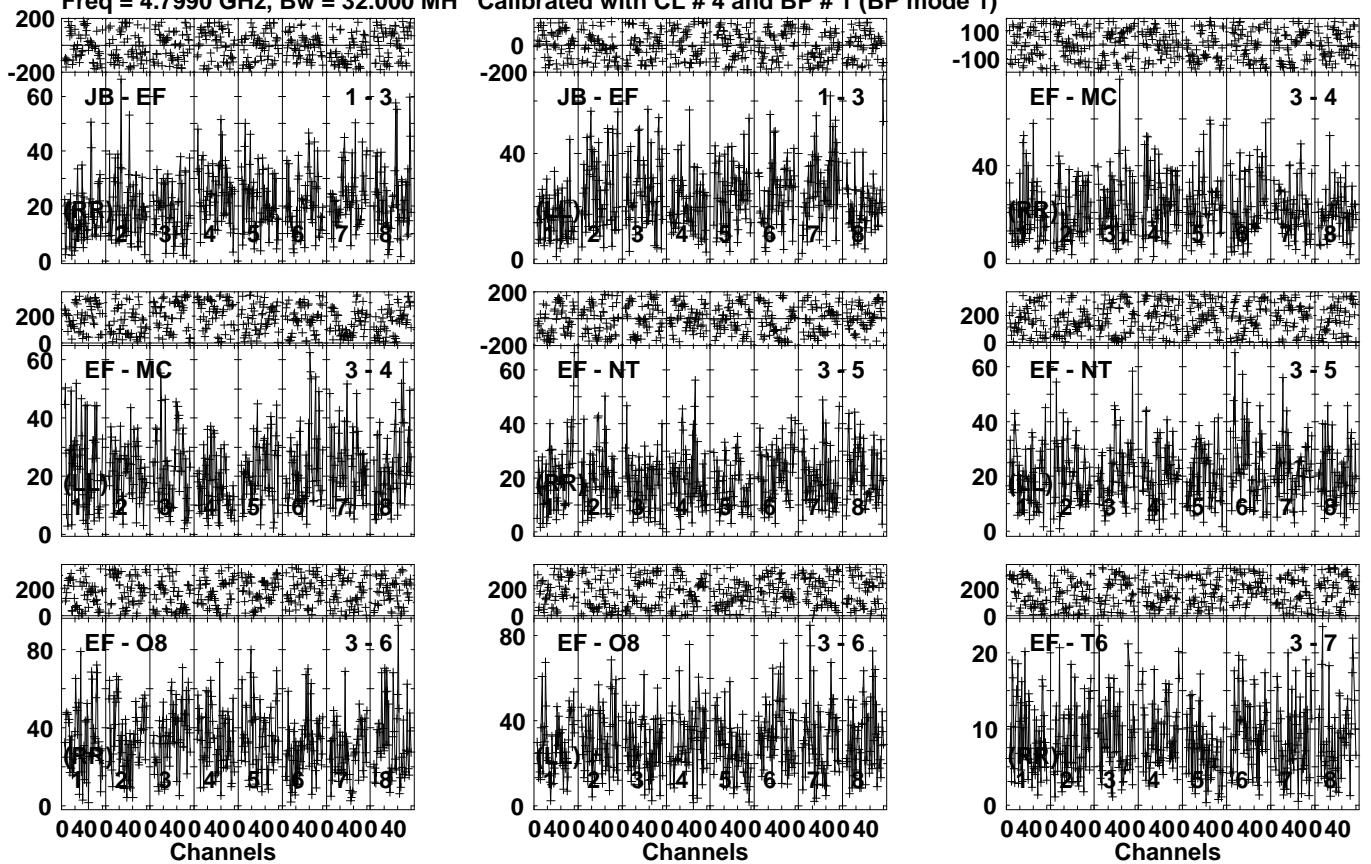


Lower frame: Milli Ampl Jy Top frame: Phas deg
Vector averaged cross-power spectrum Several baselines displayed
Timerange: 00/10:52:51 to 00/10:53:39

Plot file version 540 created 12-APR-2022 17:49:33

NGC4750 EC082C.UVDATA.1

Freq = 4.7990 GHz, Bw = 32.000 MH Calibrated with CL # 4 and BP # 1 (BP mode 1)

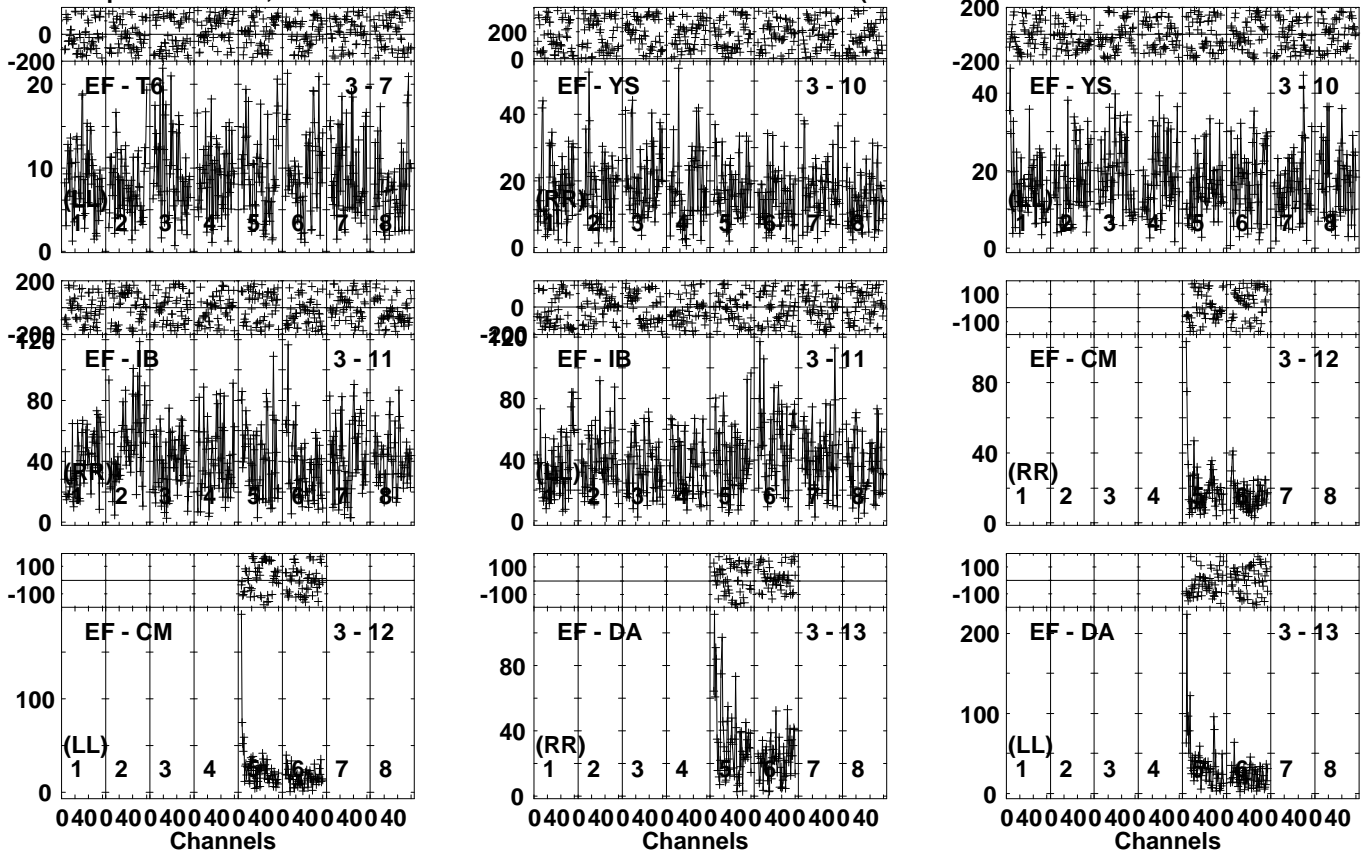


Lower frame: Milli Ampl Jy Top frame: Phas deg
Vector averaged cross-power spectrum Several baselines displayed
Timerange: 00/10:53:51 to 00/10:56:49

Plot file version 541 created 12-APR-2022 17:49:33

NGC4750 EC082C.UVDATA.1

Freq = 4.7990 GHz, Bw = 32.000 MH Calibrated with CL # 4 and BP # 1 (BP mode 1)

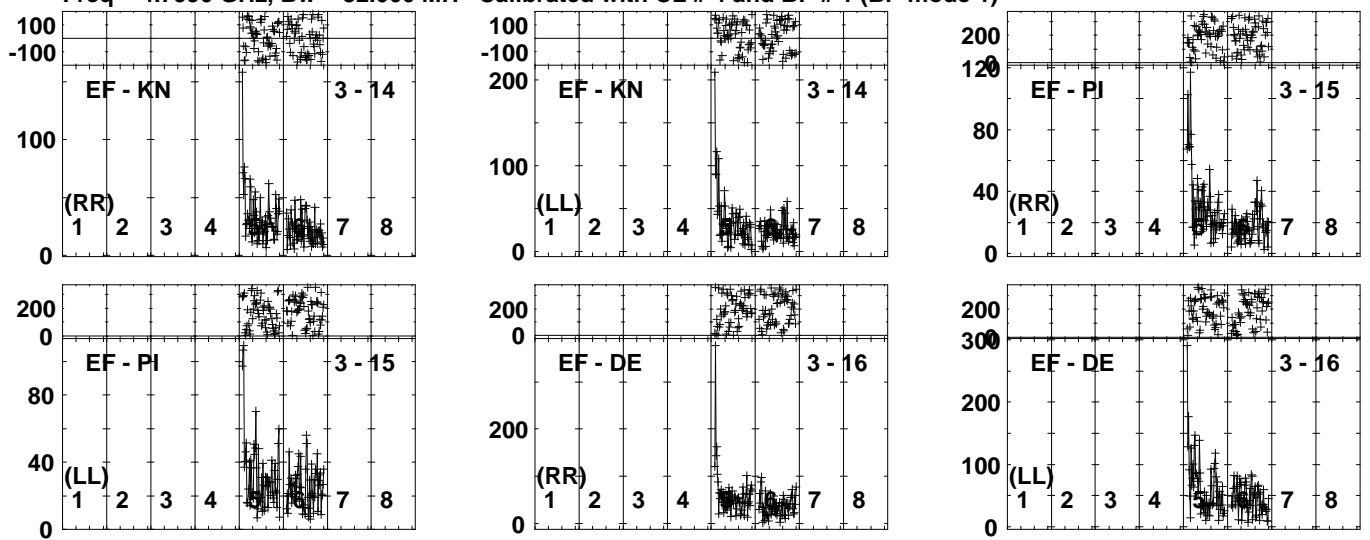


Lower frame: Milli Ampl Jy Top frame: Phas deg
Vector averaged cross-power spectrum Several baselines displayed
Timerange: 00/10:53:51 to 00/10:56:49

Plot file version 542 created 12-APR-2022 17:49:34

NGC4750 EC082C.UVDATA.1

Freq = 4.7990 GHz, Bw = 32.000 MH Calibrated with CL # 4 and BP # 1 (BP mode 1)



Lower frame: Milli Ampl Jy Top frame: Phas deg

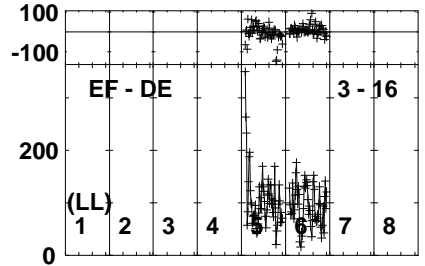
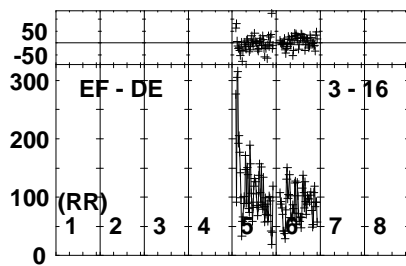
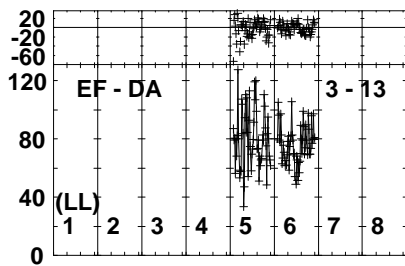
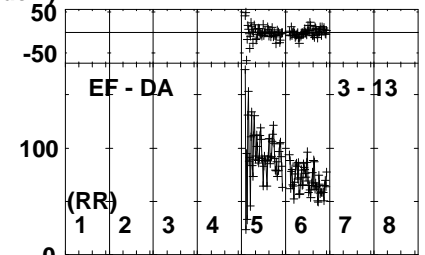
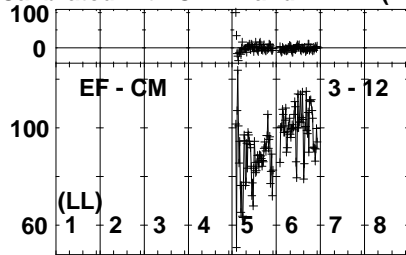
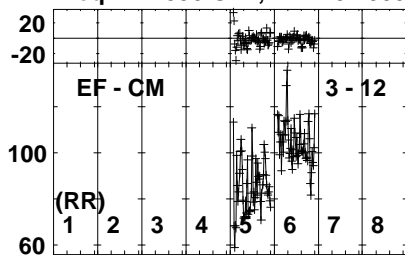
Vector averaged cross-power spectrum Several baselines displayed

Timerange: 00/10:53:51 to 00/10:56:49

Plot file version 543 created 12-APR-2022 17:49:36

J1243+7315 EC082C.UVDATA.1

Freq = 4.7990 GHz, Bw = 32.000 MH Calibrated with CL # 4 and BP # 1 (BP mode 1)

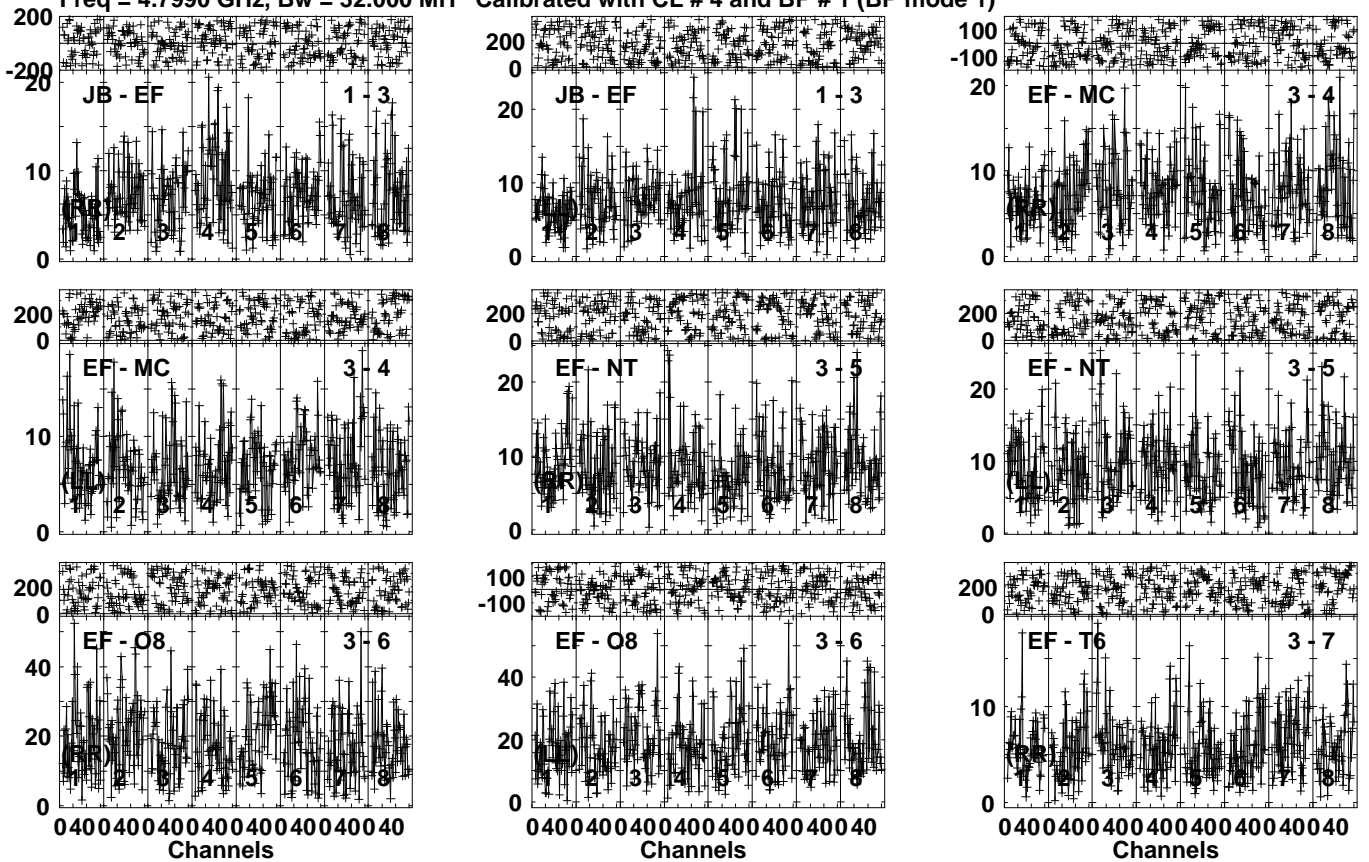


Lower frame: Milli Ampl Jy Top frame: Phas deg
Vector averaged cross-power spectrum Several baselines displayed
Timerange: 00/11:01:21 to 00/11:02:09

Plot file version 544 created 12-APR-2022 17:49:36

NGC4750 EC082C.UVDATA.1

Freq = 4.7990 GHz, Bw = 32.000 MH Calibrated with CL # 4 and BP # 1 (BP mode 1)

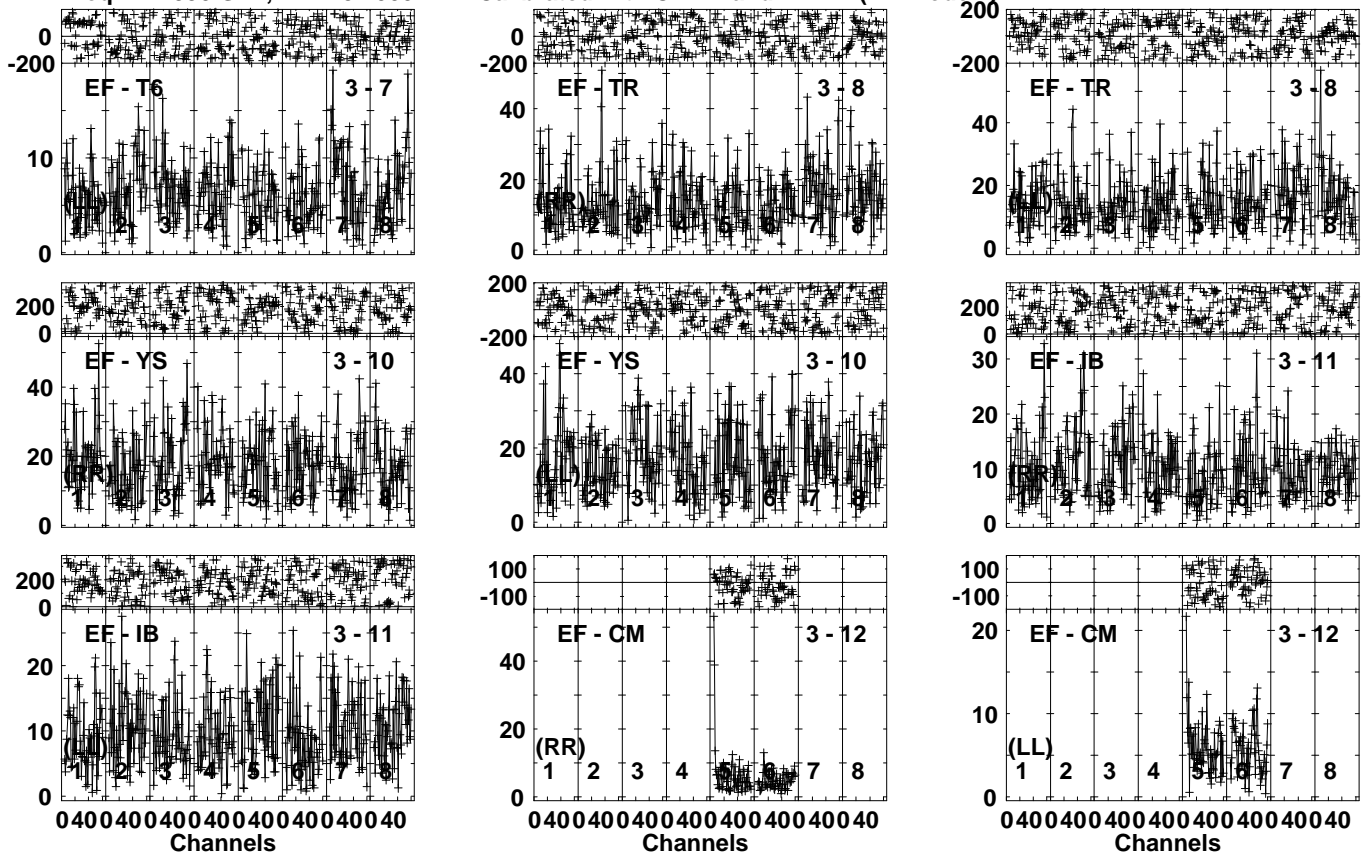


Lower frame: Milli Ampl Jy Top frame: Phas deg
Vector averaged cross-power spectrum Several baselines displayed
Timerange: 00/11:02:21 to 00/11:05:19

Plot file version 545 created 12-APR-2022 17:49:36

NGC4750 EC082C.UVDATA.1

Freq = 4.7990 GHz, Bw = 32.000 MH Calibrated with CL # 4 and BP # 1 (BP mode 1)

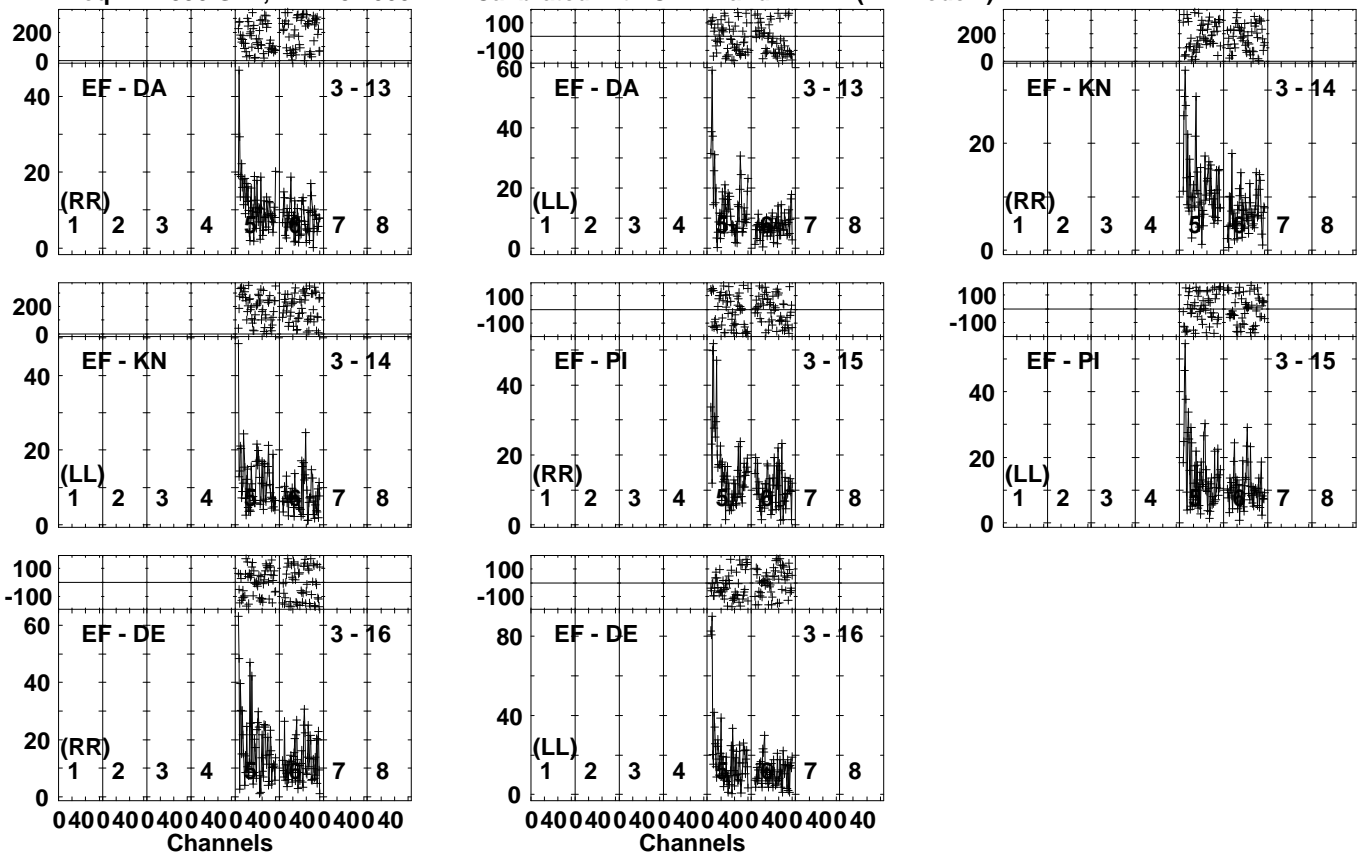


Lower frame: Milli Ampl Jy Top frame: Phas deg
Vector averaged cross-power spectrum Several baselines displayed
Timerange: 00/11:02:21 to 00/11:05:19

Plot file version 546 created 12-APR-2022 17:49:37

NGC4750 EC082C.UVDATA.1

Freq = 4.7990 GHz, Bw = 32.000 MH Calibrated with CL # 4 and BP # 1 (BP mode 1)

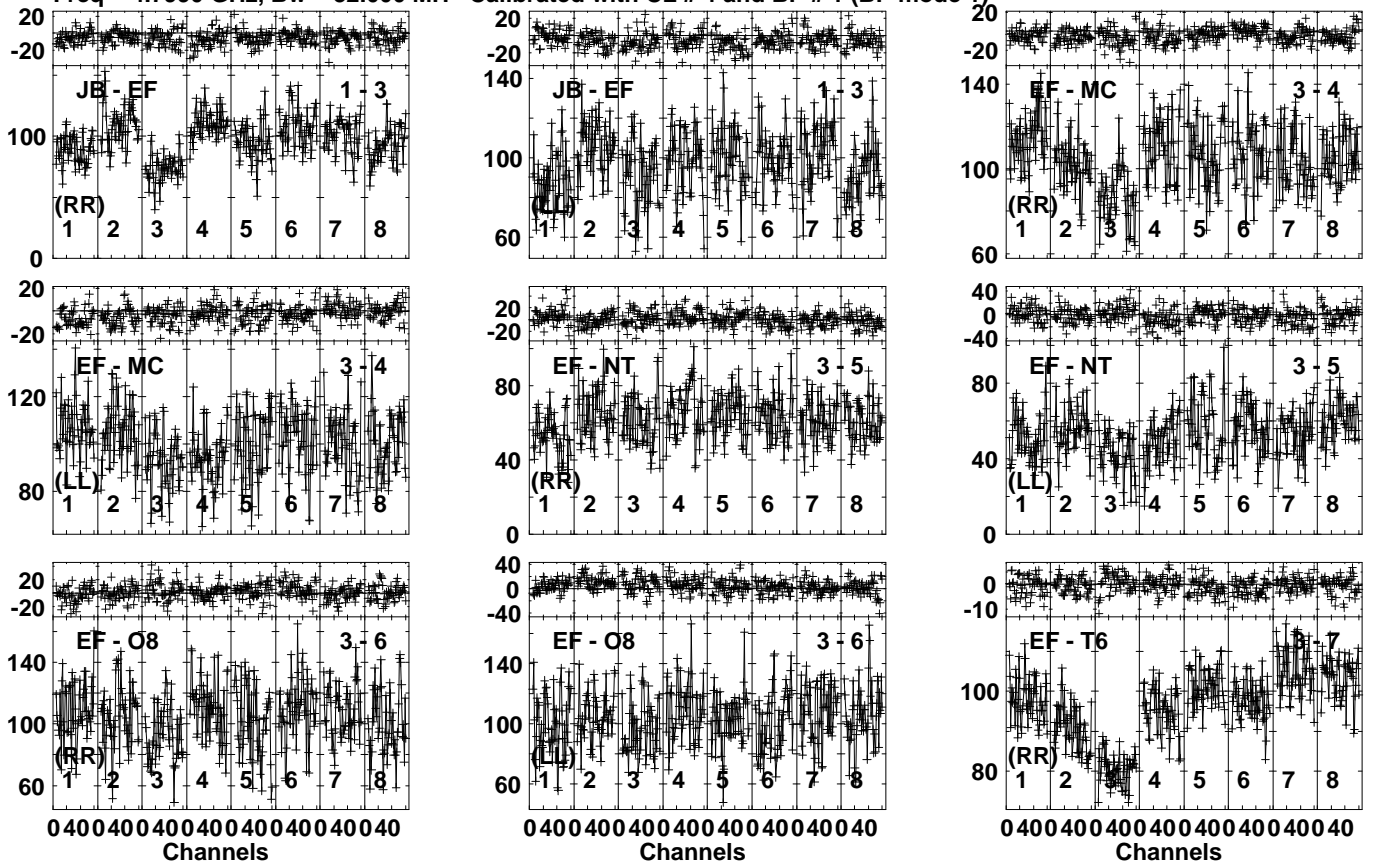


Lower frame: Milli Ampl Jy Top frame: Phas deg
Vector averaged cross-power spectrum Several baselines displayed
Timerange: 00/11:02:21 to 00/11:05:19

Plot file version 547 created 12-APR-2022 17:49:37

J1243+7315 EC082C.UVDATA.1

Freq = 4.7990 GHz, Bw = 32.000 MH Calibrated with CL # 4 and BP # 1 (BP mode 1)

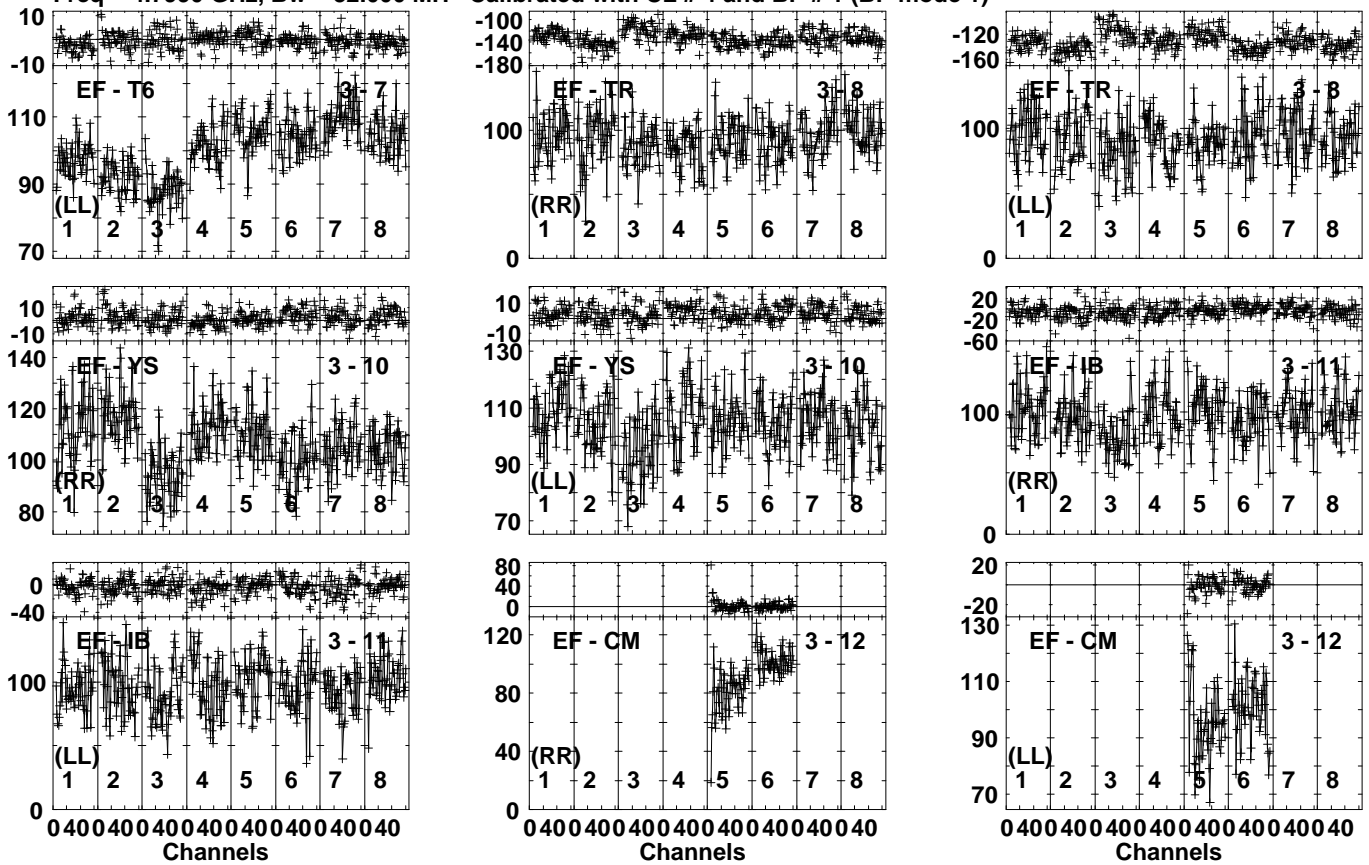


Lower frame: Milli Ampl Jy Top frame: Phas deg
Vector averaged cross-power spectrum Several baselines displayed
Timerange: 00/11:05:31 to 00/11:06:19

Plot file version 548 created 12-APR-2022 17:49:38

J1243+7315 EC082C.UVDATA.1

Freq = 4.7990 GHz, Bw = 32.000 MH Calibrated with CL # 4 and BP # 1 (BP mode 1)

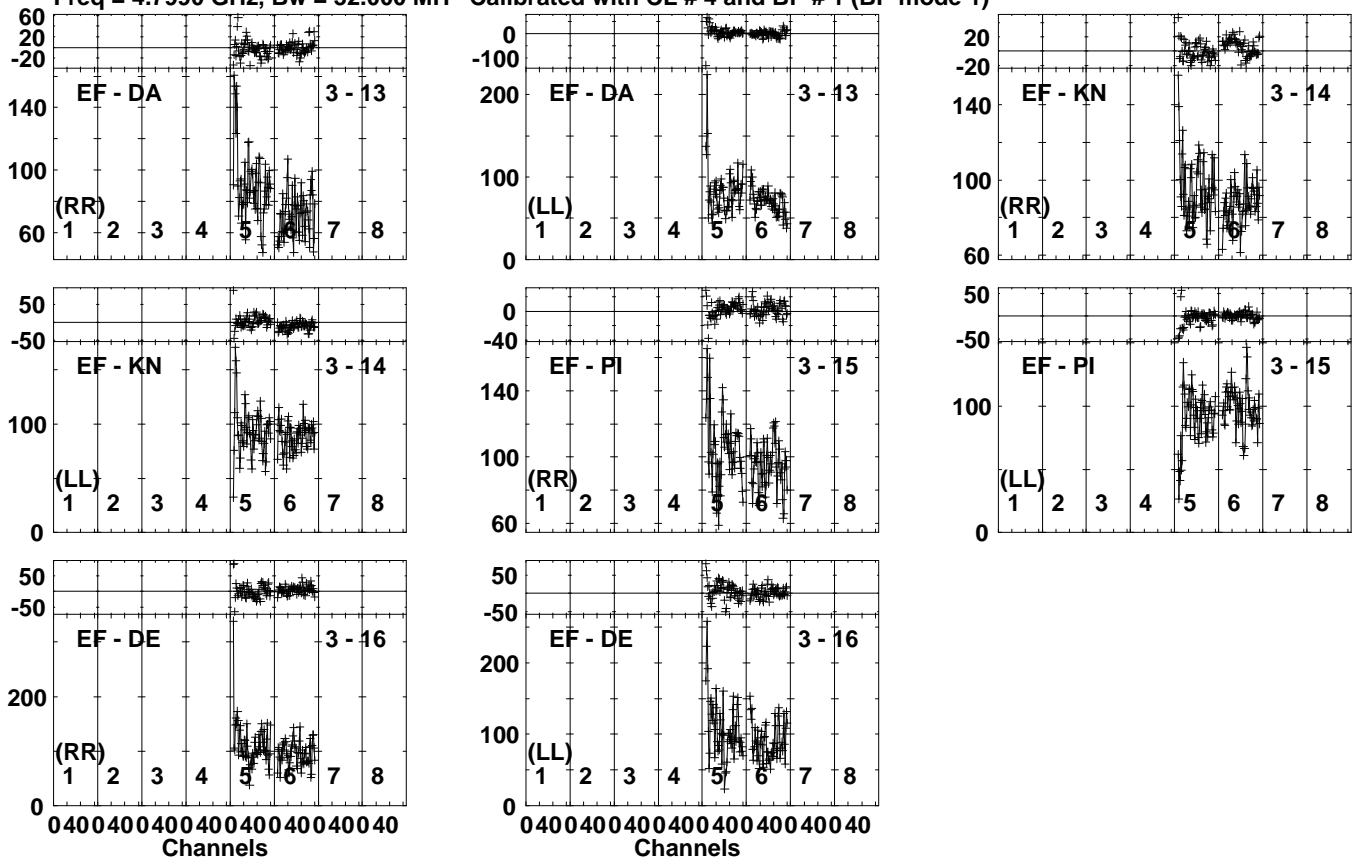


Lower frame: Milli Ampl Jy Top frame: Phas deg
 Vector averaged cross-power spectrum Several baselines displayed
 Timerange: 00/11:05:31 to 00/11:06:19

Plot file version 549 created 12-APR-2022 17:49:38

J1243+7315 EC082C.UVDATA.1

Freq = 4.7990 GHz, Bw = 32.000 MH Calibrated with CL # 4 and BP # 1 (BP mode 1)

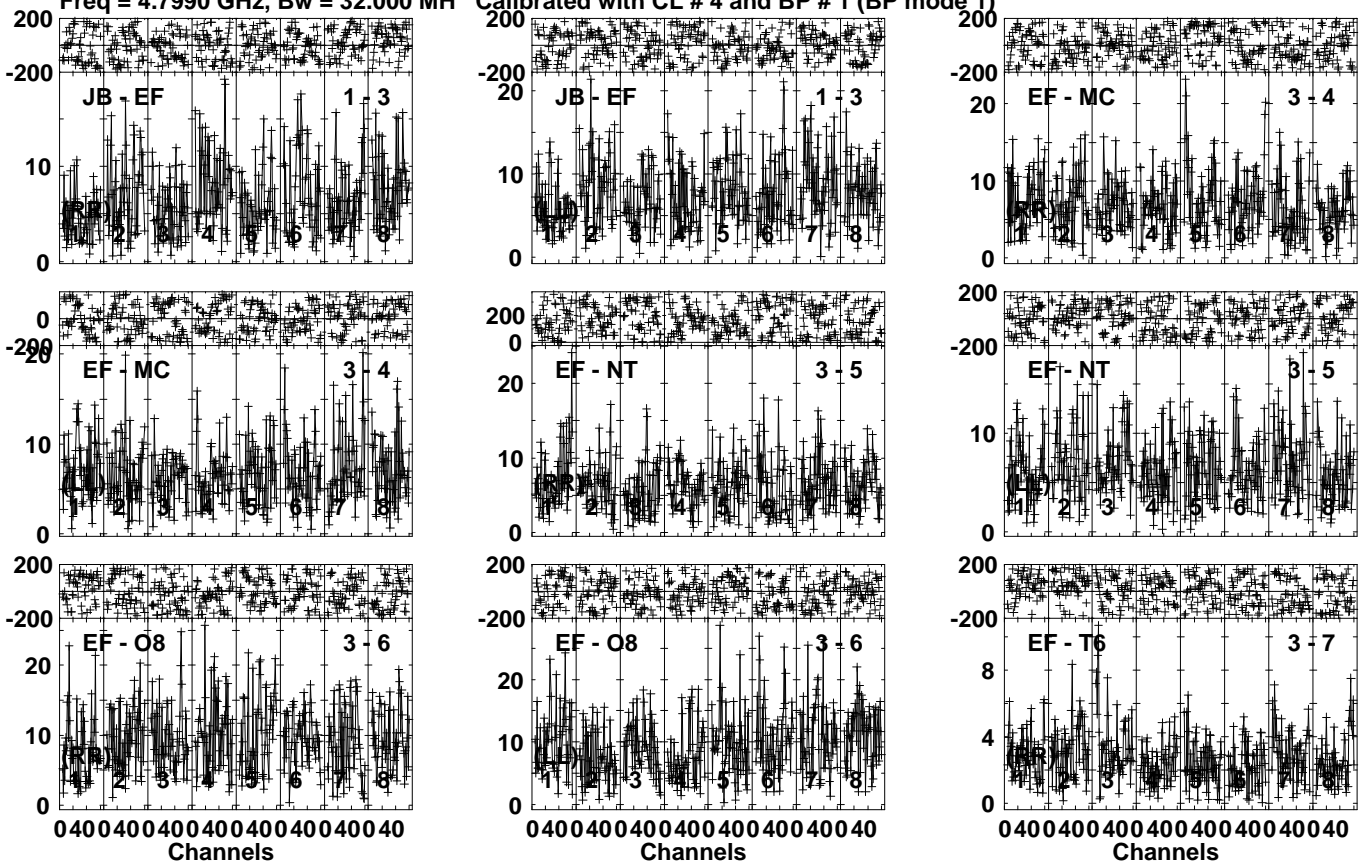


Lower frame: Milli Ampl Jy Top frame: Phas deg
Vector averaged cross-power spectrum Several baselines displayed
Timerange: 00/11:05:31 to 00/11:06:19

Plot file version 550 created 12-APR-2022 17:49:38

NGC4750 EC082C.UVDATA.1

Freq = 4.7990 GHz, Bw = 32.000 MH Calibrated with CL # 4 and BP # 1 (BP mode 1)

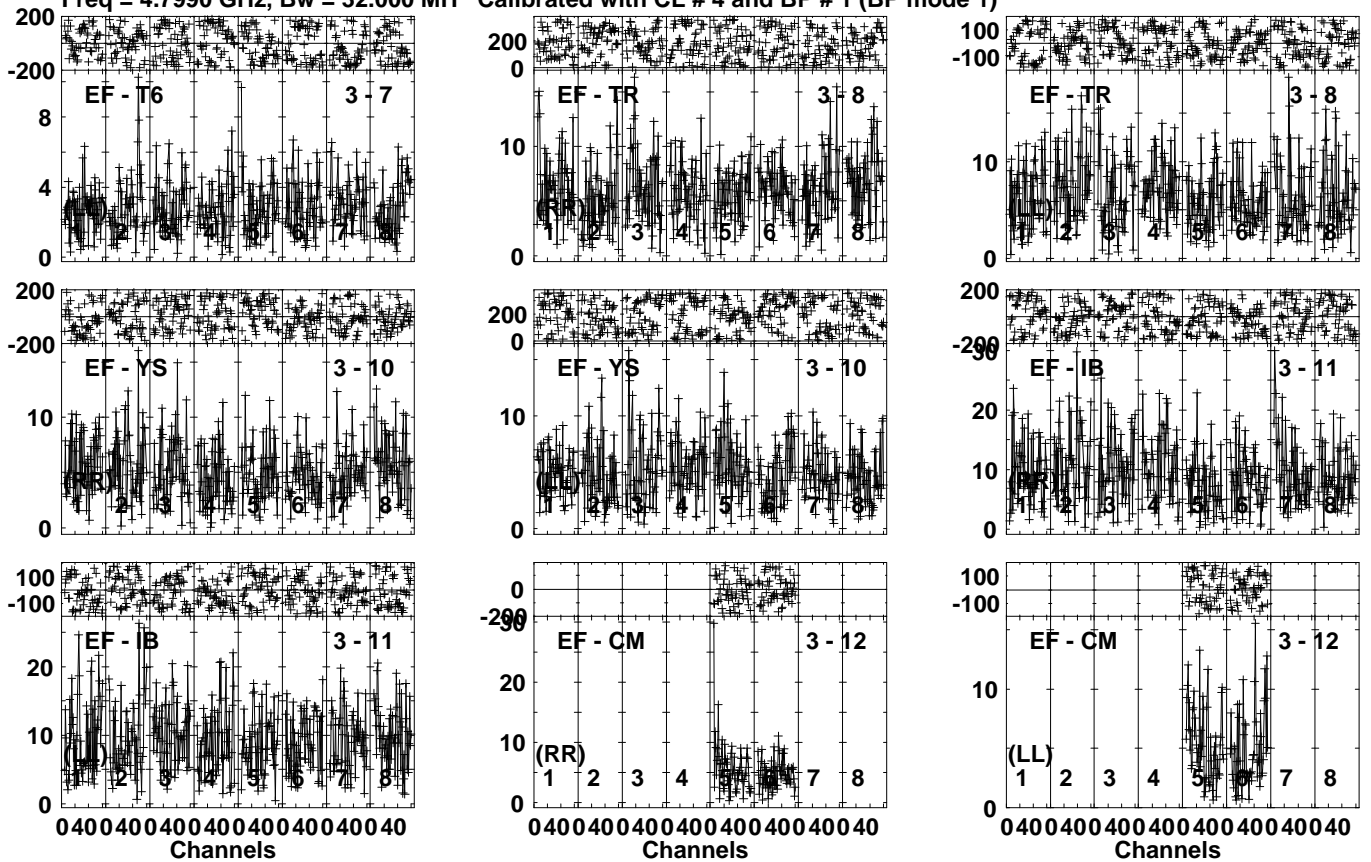


Lower frame: Milli Ampl Jy Top frame: Phas deg
Vector averaged cross-power spectrum Several baselines displayed
Timerange: 00/11:06:31 to 00/11:09:29

Plot file version 551 created 12-APR-2022 17:49:39

NGC4750 EC082C.UVDATA.1

Freq = 4.7990 GHz, Bw = 32.000 MH Calibrated with CL # 4 and BP # 1 (BP mode 1)

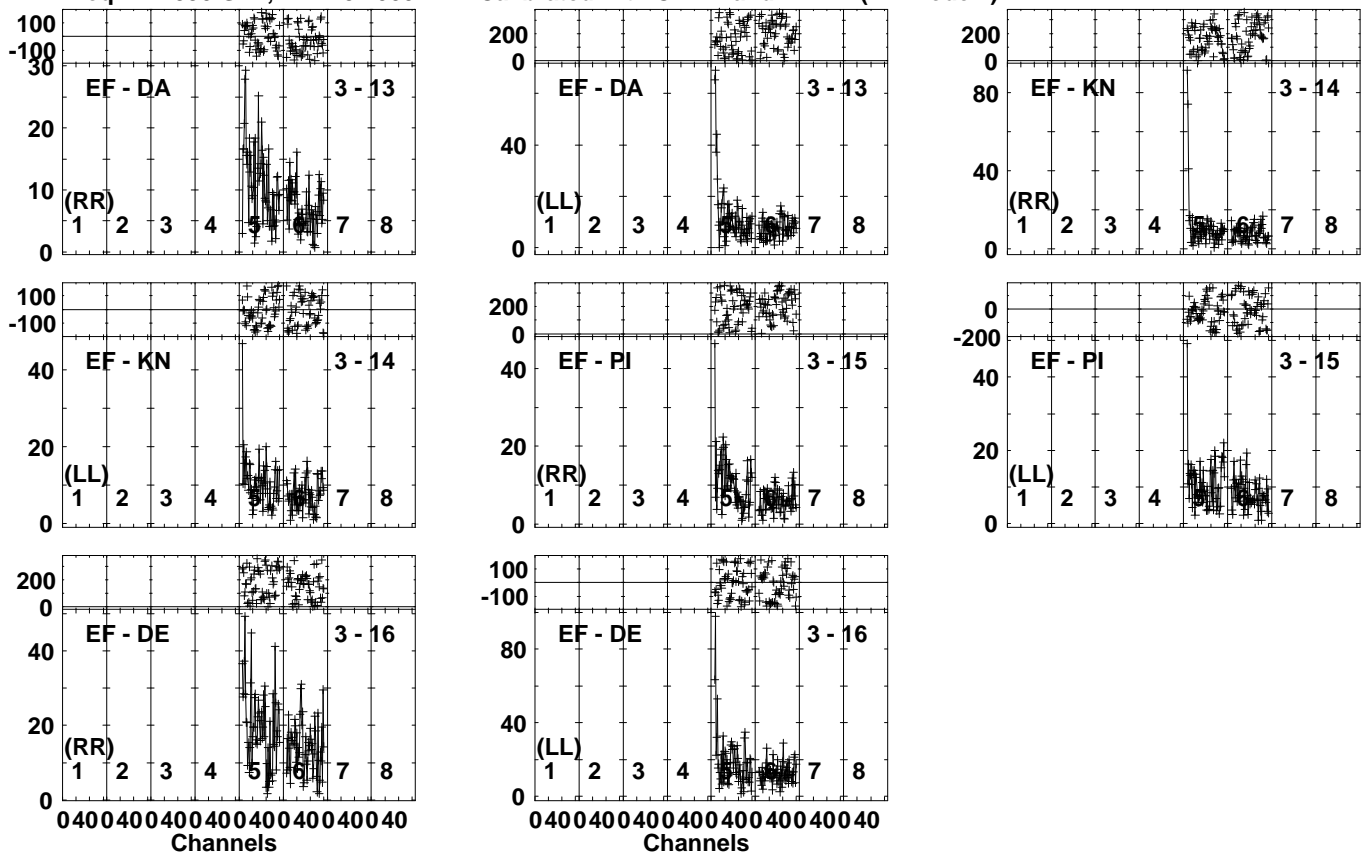


Lower frame: Milli Ampl Jy Top frame: Phas deg
Vector averaged cross-power spectrum Several baselines displayed
Timerange: 00/11:06:31 to 00/11:09:29

Plot file version 552 created 12-APR-2022 17:49:39

NGC4750 EC082C.UVDATA.1

Freq = 4.7990 GHz, Bw = 32.000 MH Calibrated with CL # 4 and BP # 1 (BP mode 1)

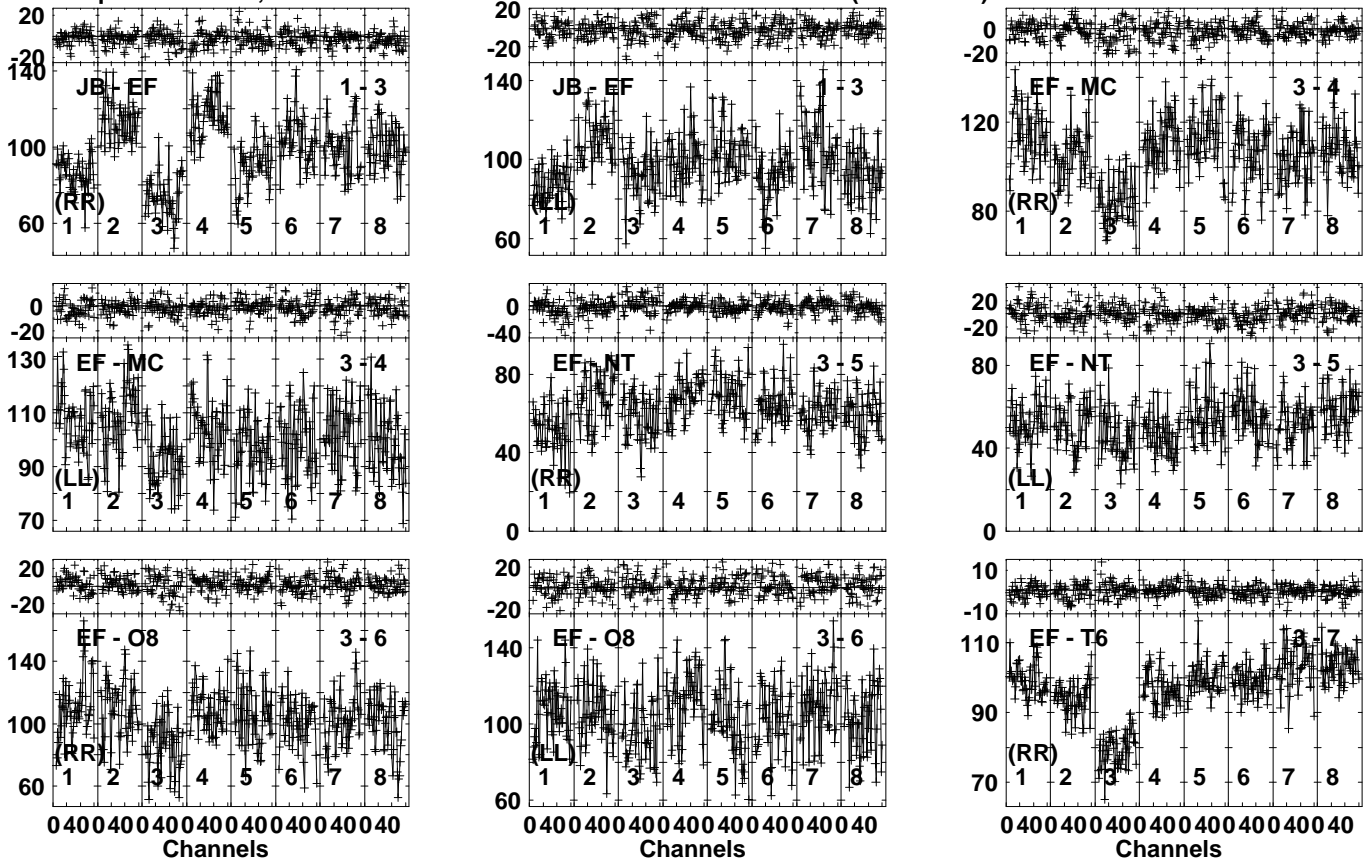


Lower frame: Milli Ampl Jy Top frame: Phas deg
Vector averaged cross-power spectrum Several baselines displayed
Timerange: 00/11:06:31 to 00/11:09:29

Plot file version 553 created 12-APR-2022 17:49:40

J1243+7315 EC082C.UVDATA.1

Freq = 4.7990 GHz, Bw = 32.000 MH Calibrated with CL # 4 and BP # 1 (BP mode 1)

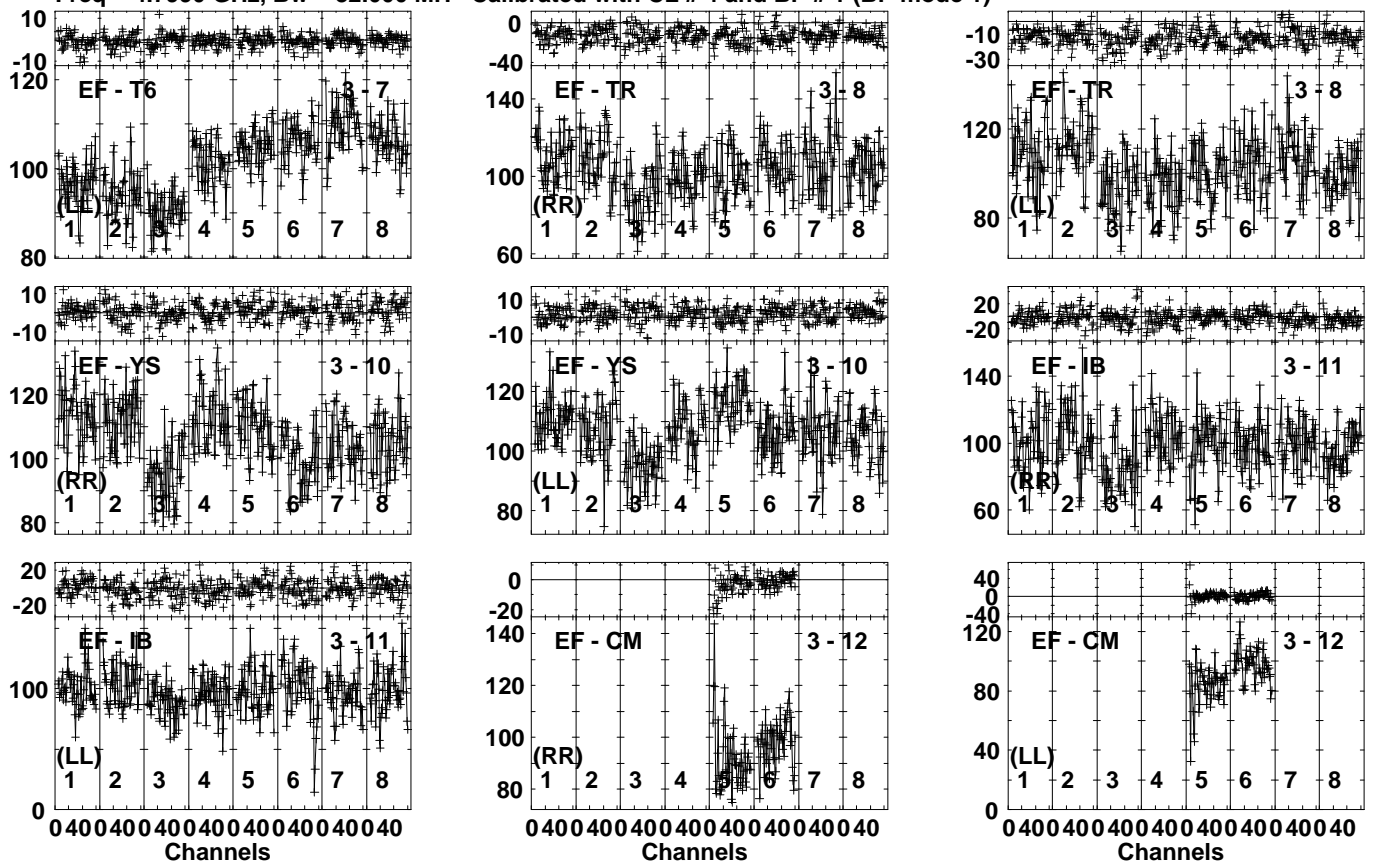


Lower frame: Milli Ampl Jy Top frame: Phas deg
Vector averaged cross-power spectrum Several baselines displayed
Timerange: 00/11:10:01 to 00/11:10:39

Plot file version 554 created 12-APR-2022 17:49:40

J1243+7315 EC082C.UVDATA.1

Freq = 4.7990 GHz, Bw = 32.000 MH Calibrated with CL # 4 and BP # 1 (BP mode 1)

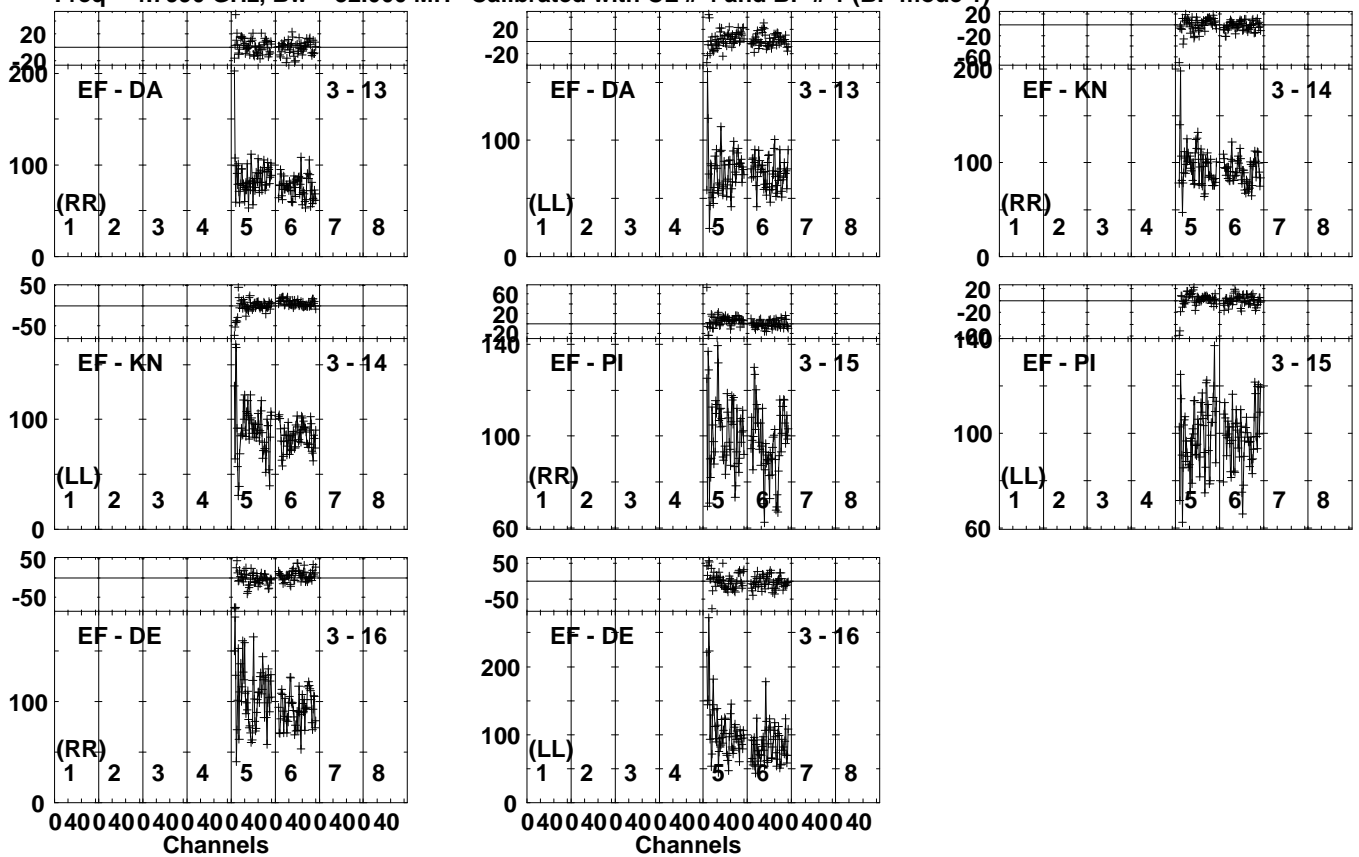


Lower frame: Milli Ampl Jy Top frame: Phas deg
Vector averaged cross-power spectrum Several baselines displayed
Timerange: 00/11:10:01 to 00/11:10:39

Plot file version 555 created 12-APR-2022 17:49:41

J1243+7315 EC082C.UVDATA.1

Freq = 4.7990 GHz, Bw = 32.000 MH Calibrated with CL # 4 and BP # 1 (BP mode 1)

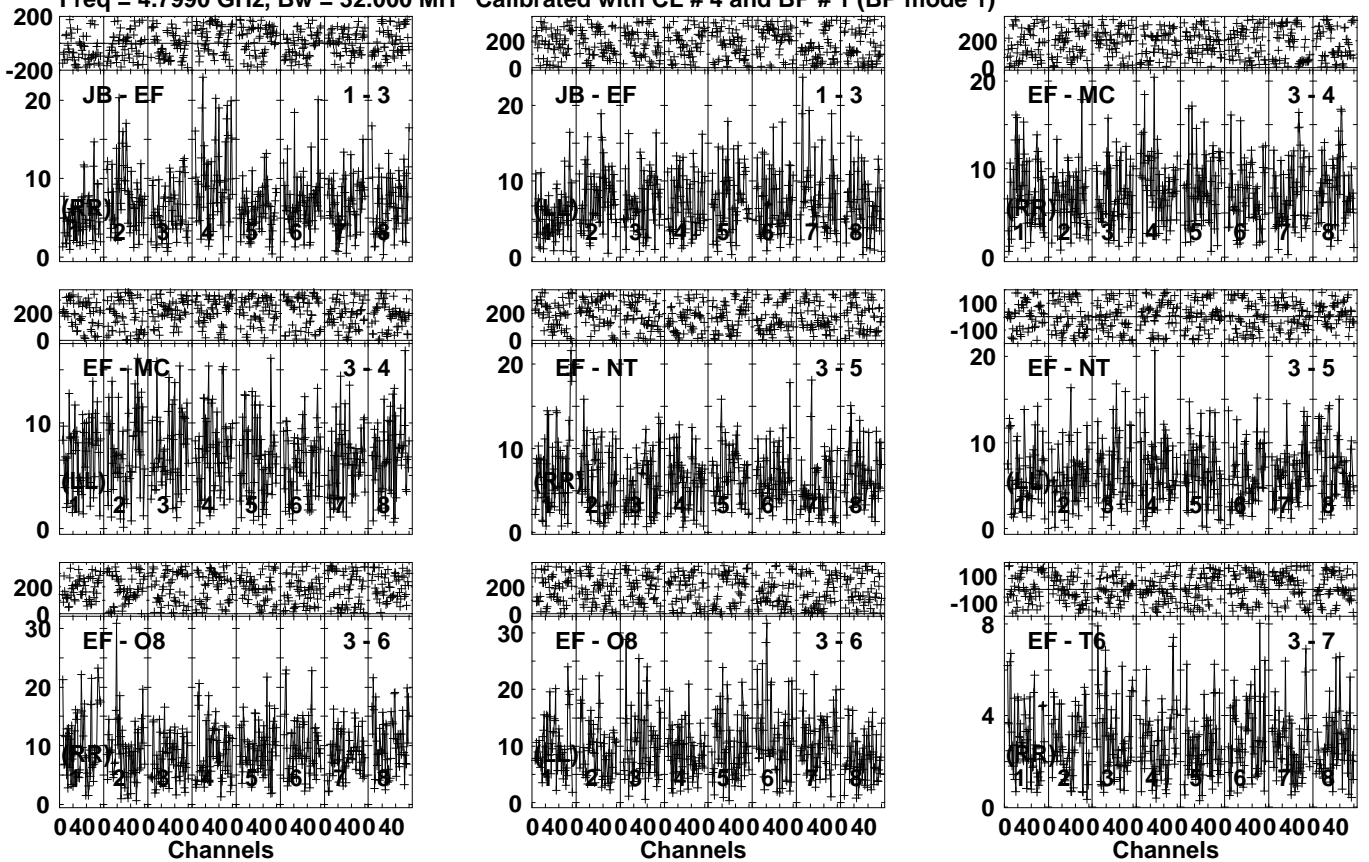


Lower frame: Milli Ampl Jy Top frame: Phas deg
Vector averaged cross-power spectrum Several baselines displayed
Timerange: 00/11:10:01 to 00/11:10:39

Plot file version 556 created 12-APR-2022 17:49:41

NGC4750 EC082C.UVDATA.1

Freq = 4.7990 GHz, Bw = 32.000 MH Calibrated with CL # 4 and BP # 1 (BP mode 1)

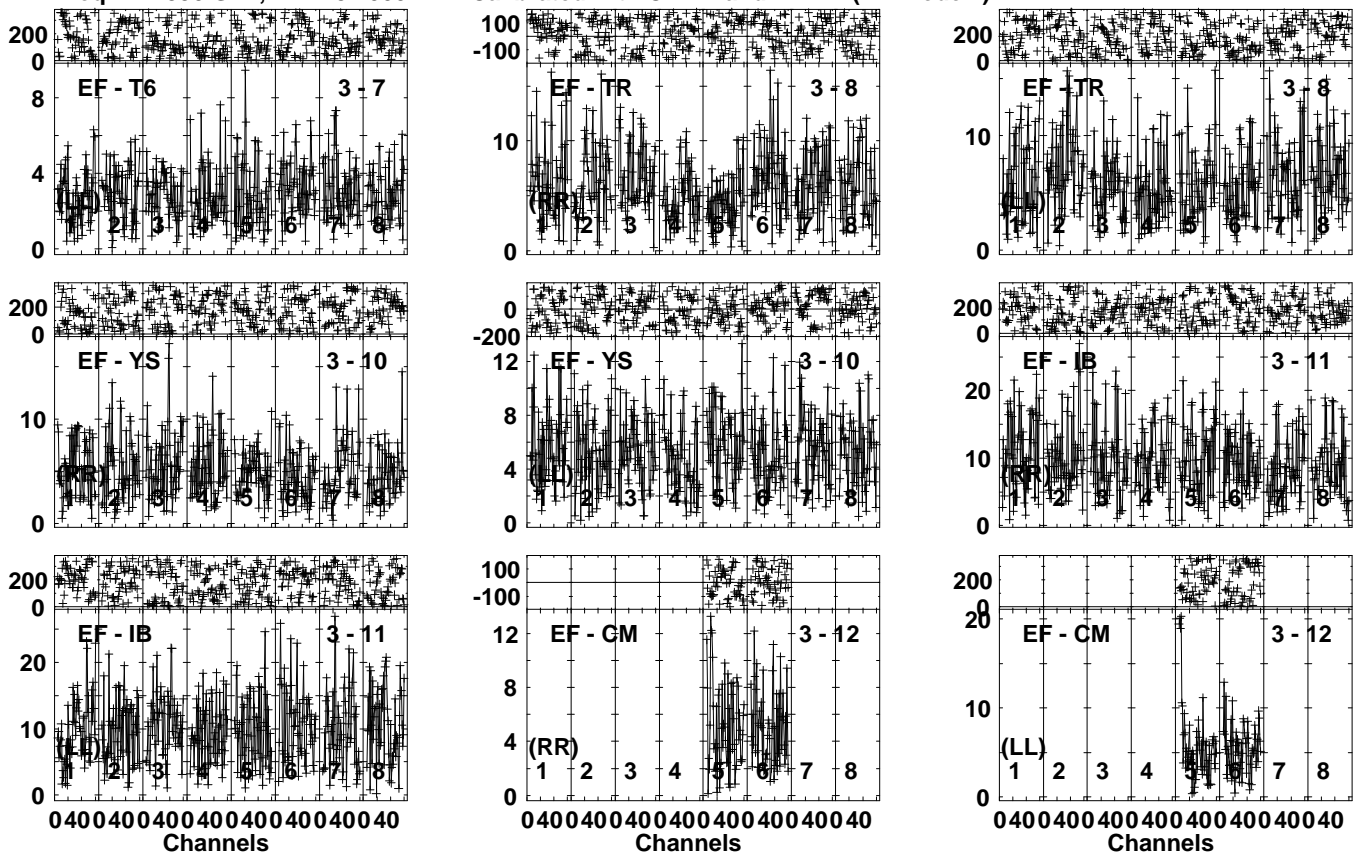


Lower frame: Milli Ampl Jy Top frame: Phas deg
Vector averaged cross-power spectrum Several baselines displayed
Timerange: 00/11:10:51 to 00/11:13:49

Plot file version 557 created 12-APR-2022 17:49:41

NGC4750 EC082C.UVDATA.1

Freq = 4.7990 GHz, Bw = 32.000 MH Calibrated with CL # 4 and BP # 1 (BP mode 1)

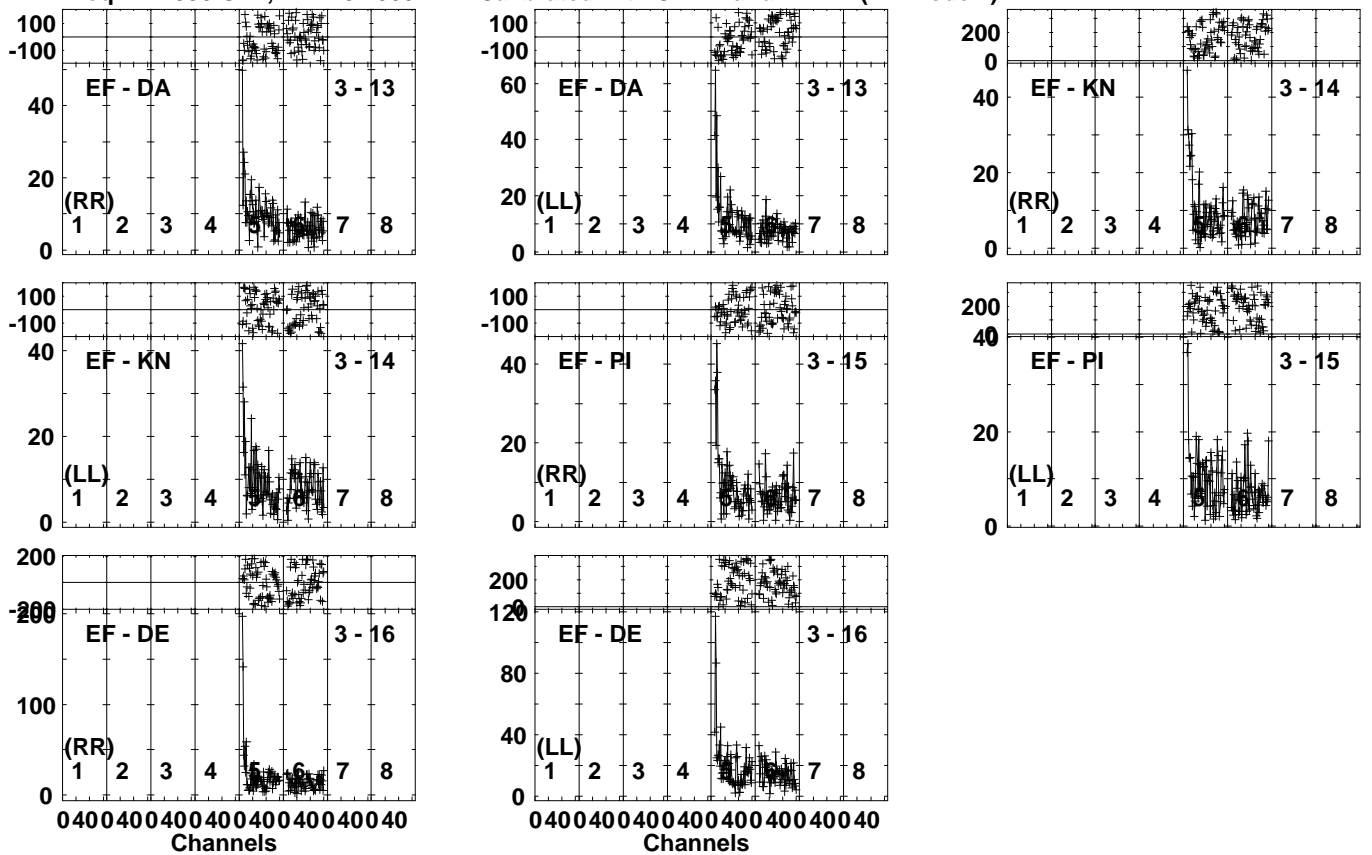


Lower frame: Milli Ampl Jy Top frame: Phas deg
Vector averaged cross-power spectrum Several baselines displayed
Timerange: 00/11:10:51 to 00/11:13:49

Plot file version 558 created 12-APR-2022 17:49:42

NGC4750 EC082C.UVDATA.1

Freq = 4.7990 GHz, Bw = 32.000 MH Calibrated with CL # 4 and BP # 1 (BP mode 1)

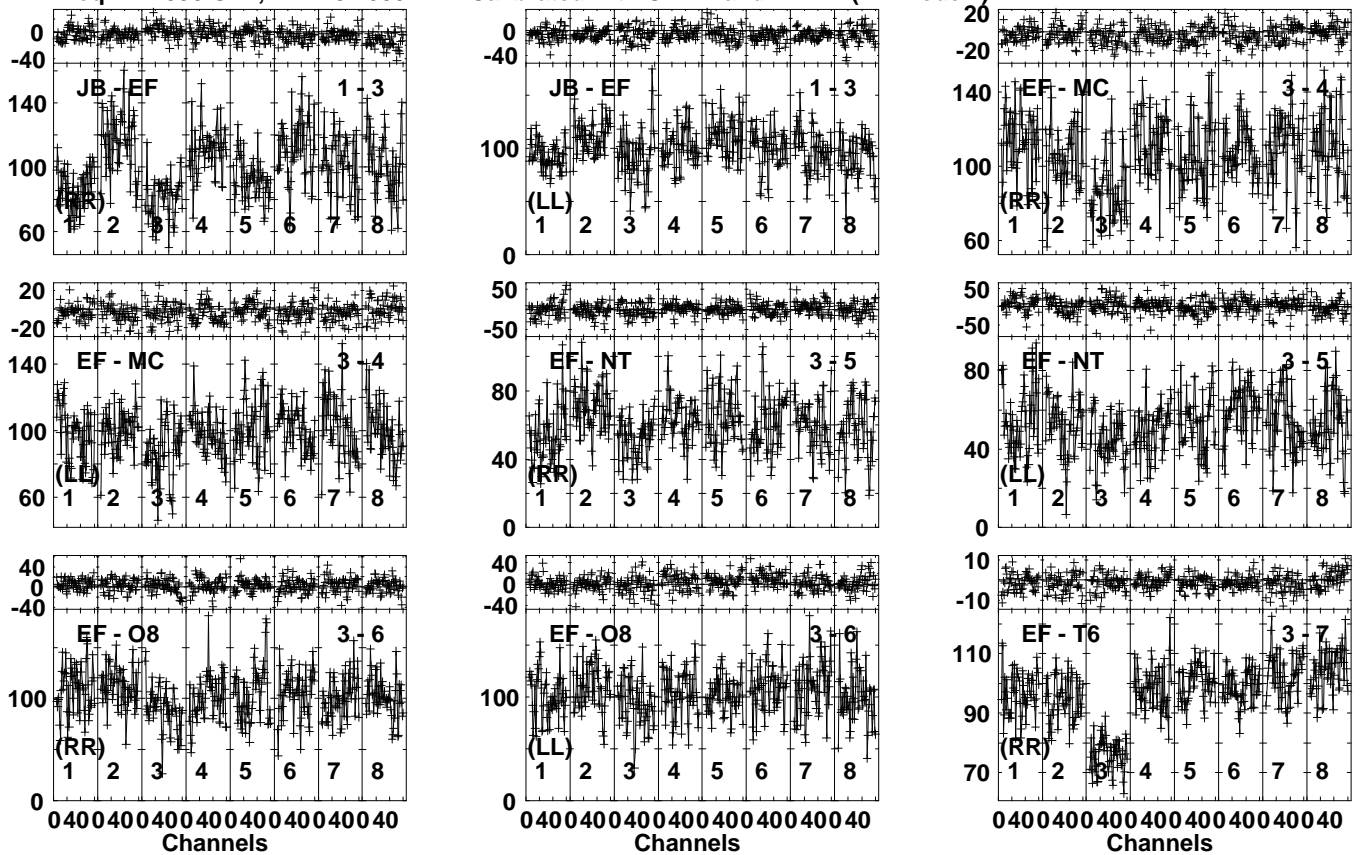


Lower frame: Milli Ampl Jy Top frame: Phas deg
 Vector averaged cross-power spectrum Several baselines displayed
 Timerange: 00/11:10:51 to 00/11:13:49

Plot file version 559 created 12-APR-2022 17:49:43

J1243+7315 EC082C.UVDATA.1

Freq = 4.7990 GHz, Bw = 32.000 MH Calibrated with CL # 4 and BP # 1 (BP mode 1)

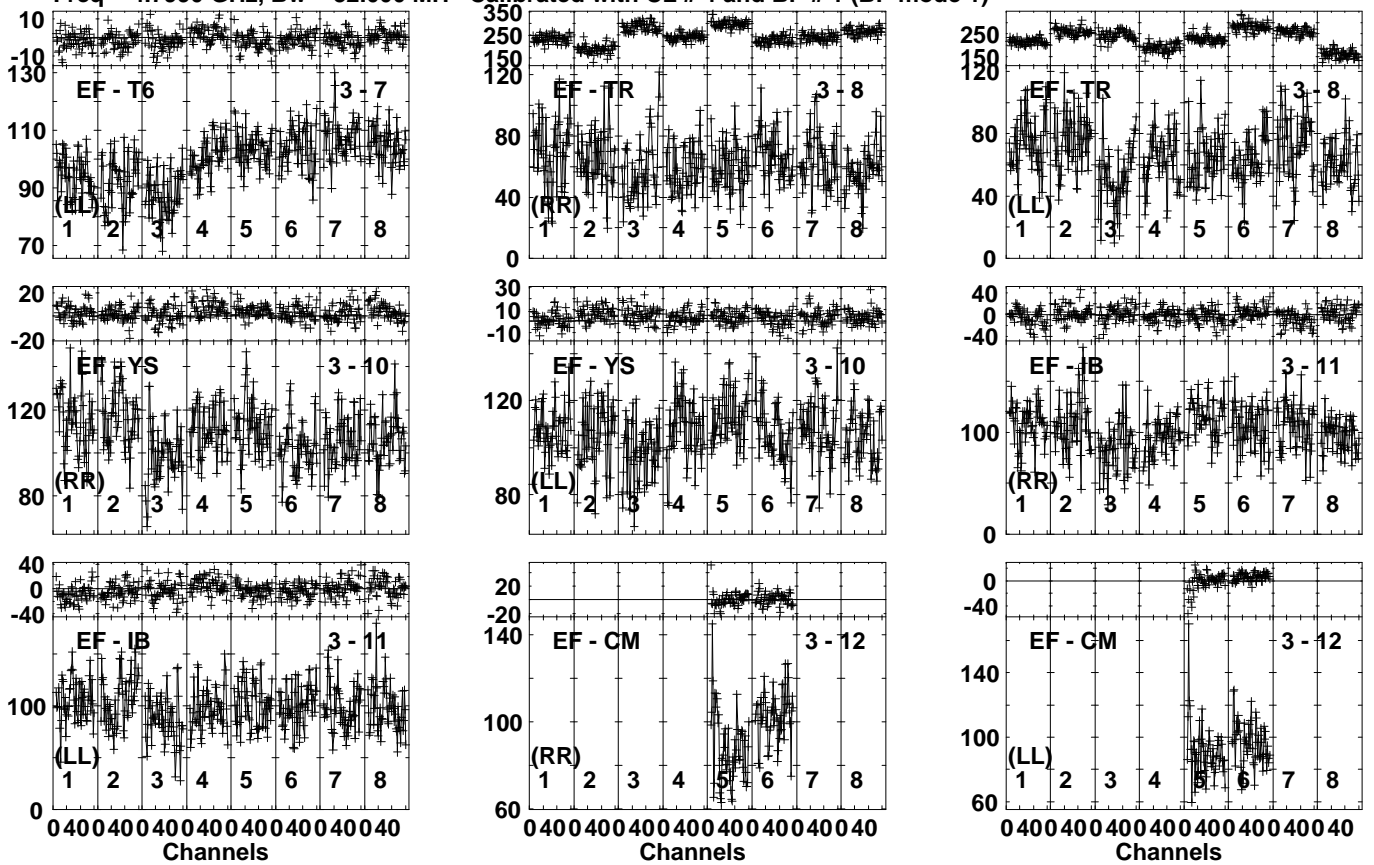


Lower frame: Milli Ampl Jy Top frame: Phas deg
Vector averaged cross-power spectrum Several baselines displayed
Timerange: 00/11:14:01 to 00/11:14:49

Plot file version 560 created 12-APR-2022 17:49:43

J1243+7315 EC082C.UVDATA.1

Freq = 4.7990 GHz, Bw = 32.000 MH Calibrated with CL # 4 and BP # 1 (BP mode 1)

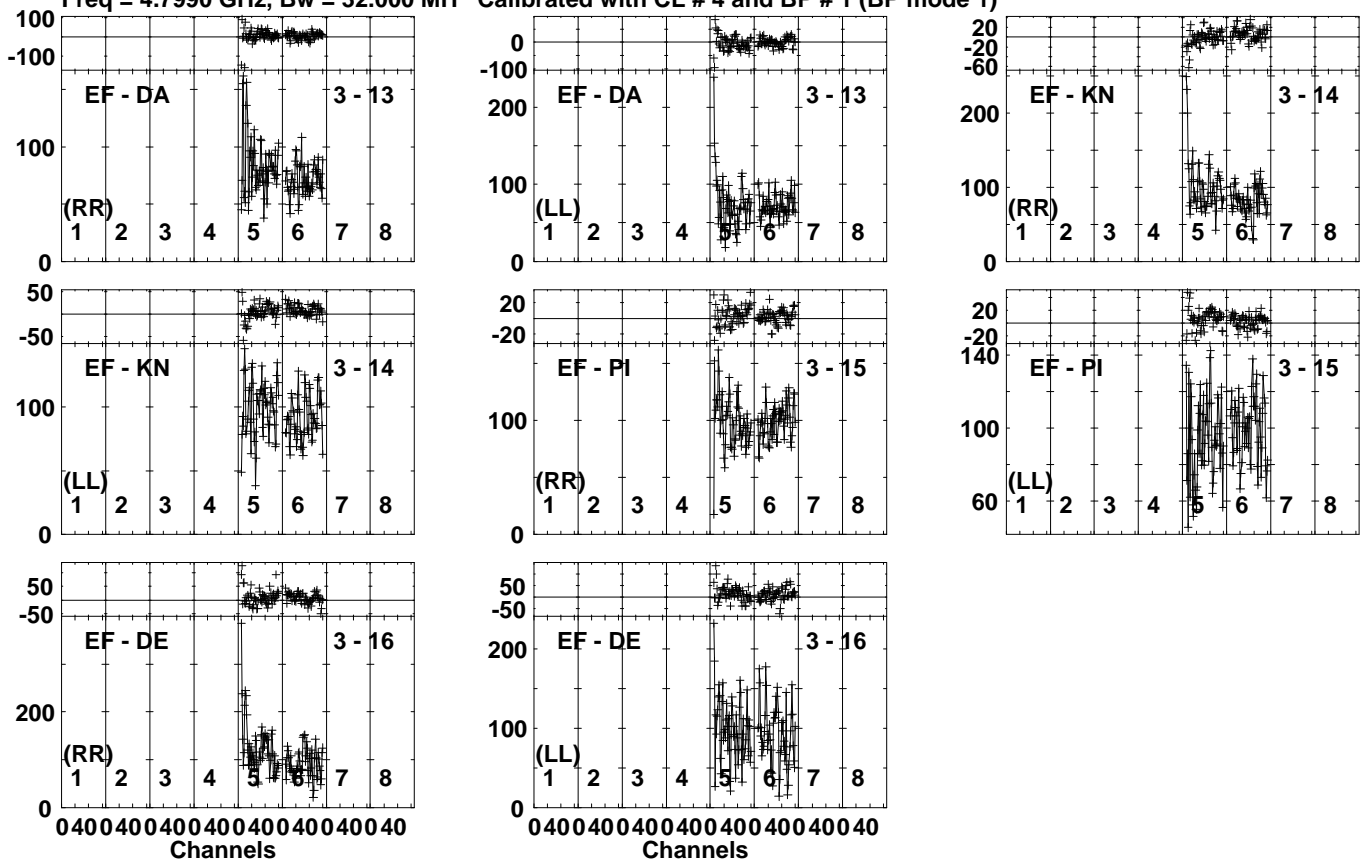


Lower frame: Milli Ampl Jy Top frame: Phas deg
 Vector averaged cross-power spectrum Several baselines displayed
 Timerange: 00/11:14:01 to 00/11:14:49

Plot file version 561 created 12-APR-2022 17:49:44

J1243+7315 EC082C.UVDATA.1

Freq = 4.7990 GHz, Bw = 32.000 MH Calibrated with CL # 4 and BP # 1 (BP mode 1)

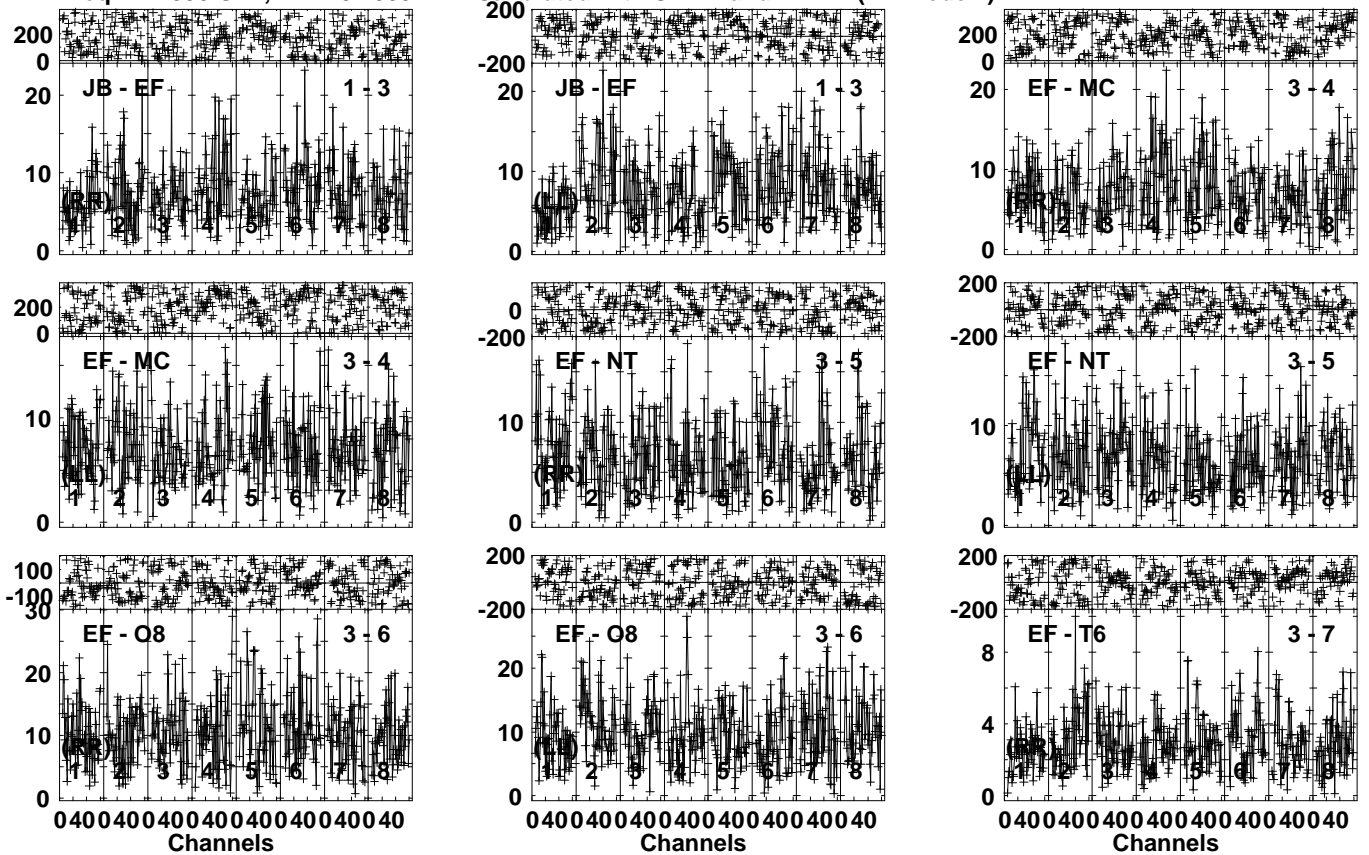


Lower frame: Milli Ampl Jy Top frame: Phas deg
Vector averaged cross-power spectrum Several baselines displayed
Timerange: 00/11:14:01 to 00/11:14:49

Plot file version 562 created 12-APR-2022 17:49:44

NGC4750 EC082C.UVDATA.1

Freq = 4.7990 GHz, Bw = 32.000 MH Calibrated with CL # 4 and BP # 1 (BP mode 1)

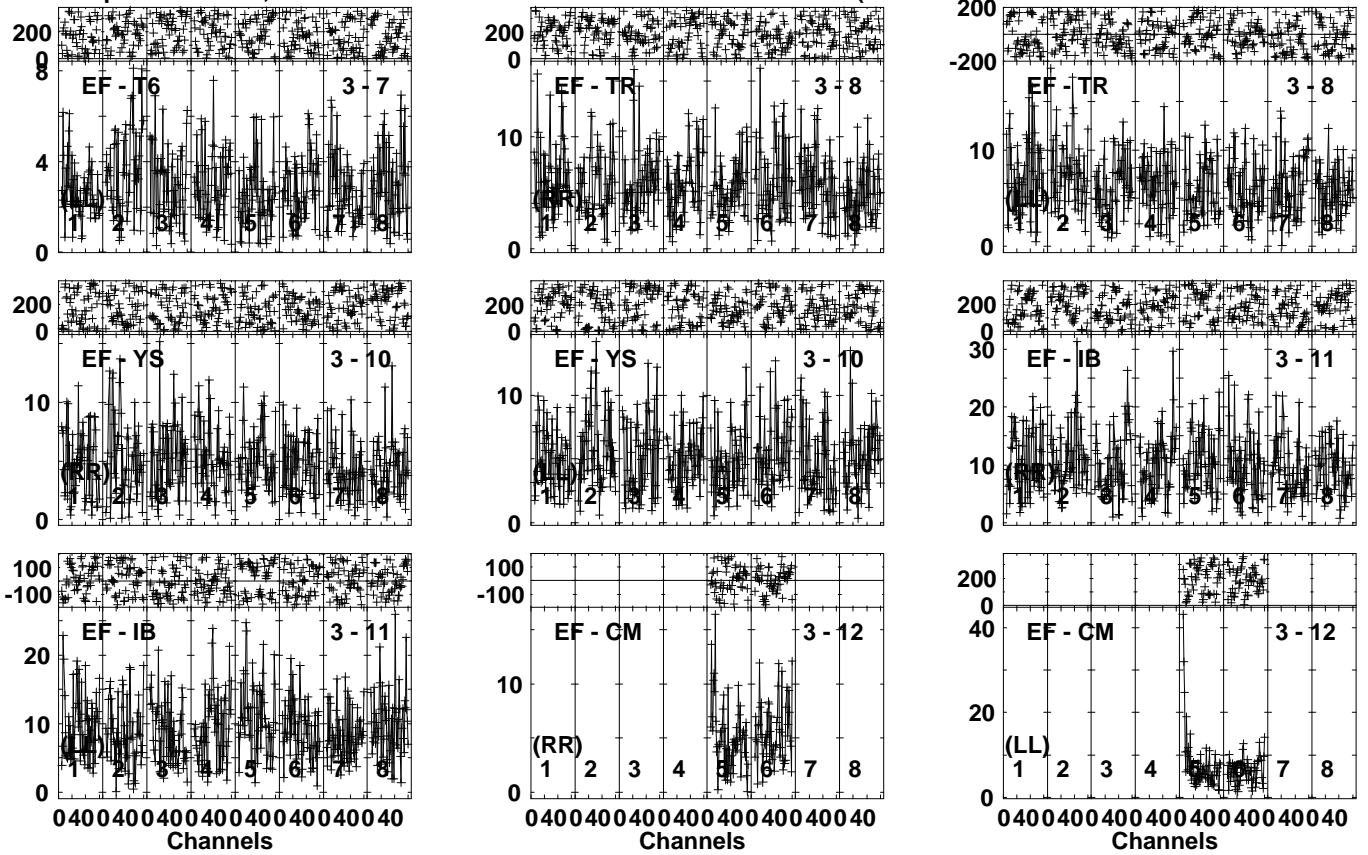


Lower frame: Milli Ampl Jy Top frame: Phas deg
Vector averaged cross-power spectrum Several baselines displayed
Timerange: 00/11:15:01 to 00/11:17:59

Plot file version 563 created 12-APR-2022 17:49:44

NGC4750 EC082C.UVDATA.1

Freq = 4.7990 GHz, Bw = 32.000 MH Calibrated with CL # 4 and BP # 1 (BP mode 1)

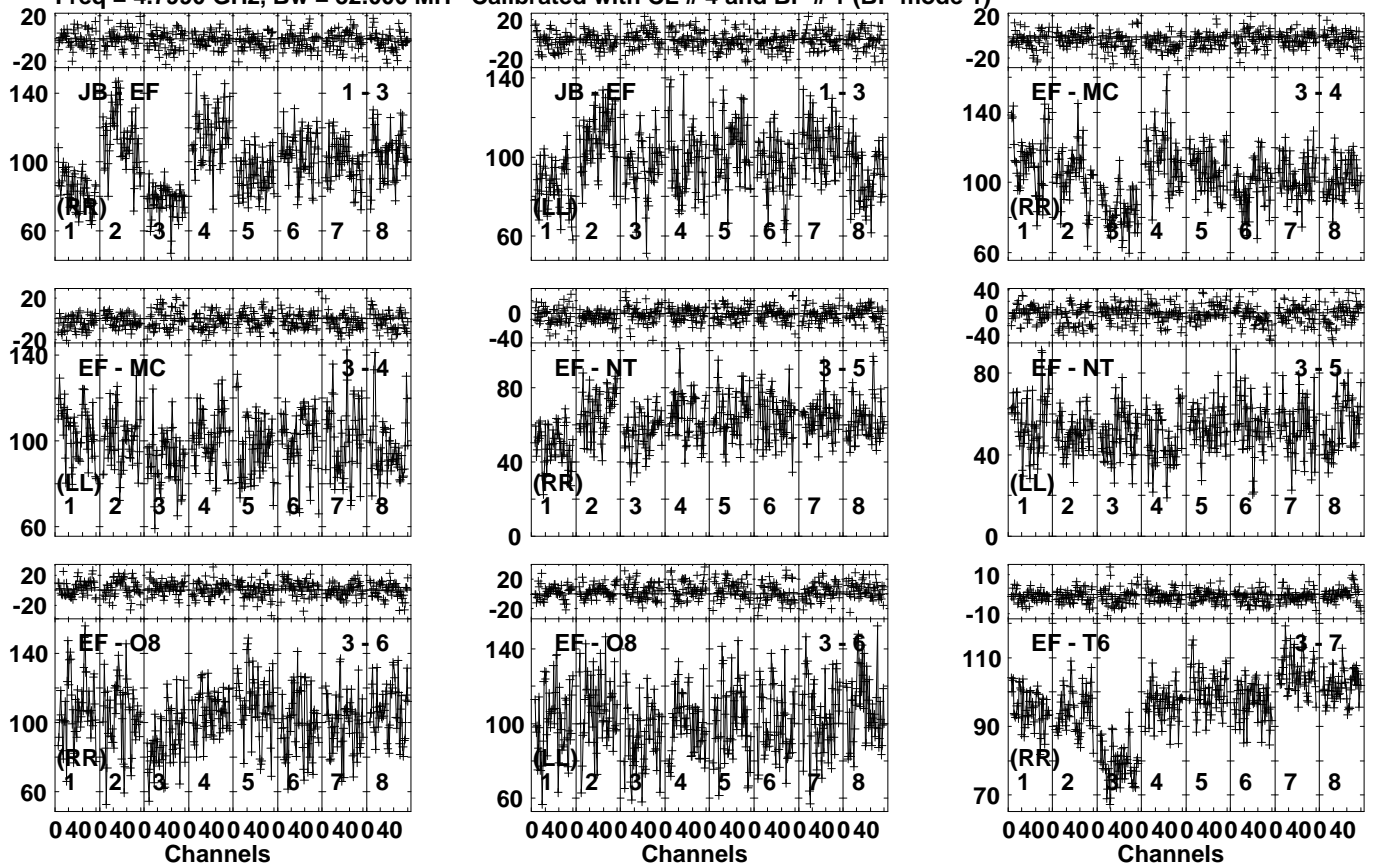


Lower frame: Milli Ampl Jy Top frame: Phas deg
Vector averaged cross-power spectrum Several baselines displayed
Timerange: 00/11:15:01 to 00/11:17:59

Plot file version 565 created 12-APR-2022 17:49:45

J1243+7315 EC082C.UVDATA.1

Freq = 4.7990 GHz, Bw = 32.000 MH Calibrated with CL # 4 and BP # 1 (BP mode 1)

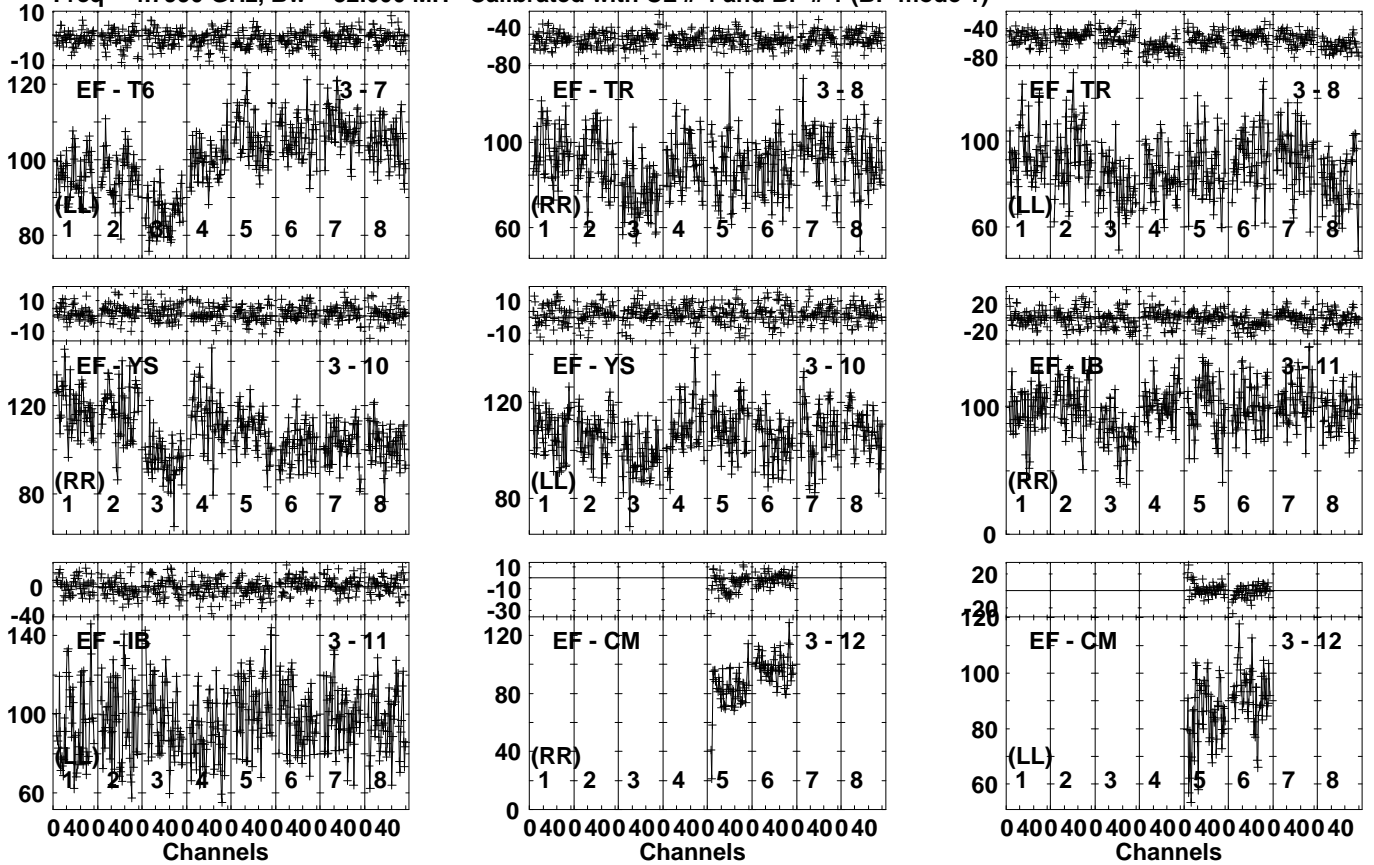


Lower frame: Milli Ampl Jy Top frame: Phas deg
Vector averaged cross-power spectrum Several baselines displayed
Timerange: 00/11:18:31 to 00/11:19:09

Plot file version 566 created 12-APR-2022 17:49:46

J1243+7315 EC082C.UVDATA.1

Freq = 4.7990 GHz, Bw = 32.000 MH Calibrated with CL # 4 and BP # 1 (BP mode 1)

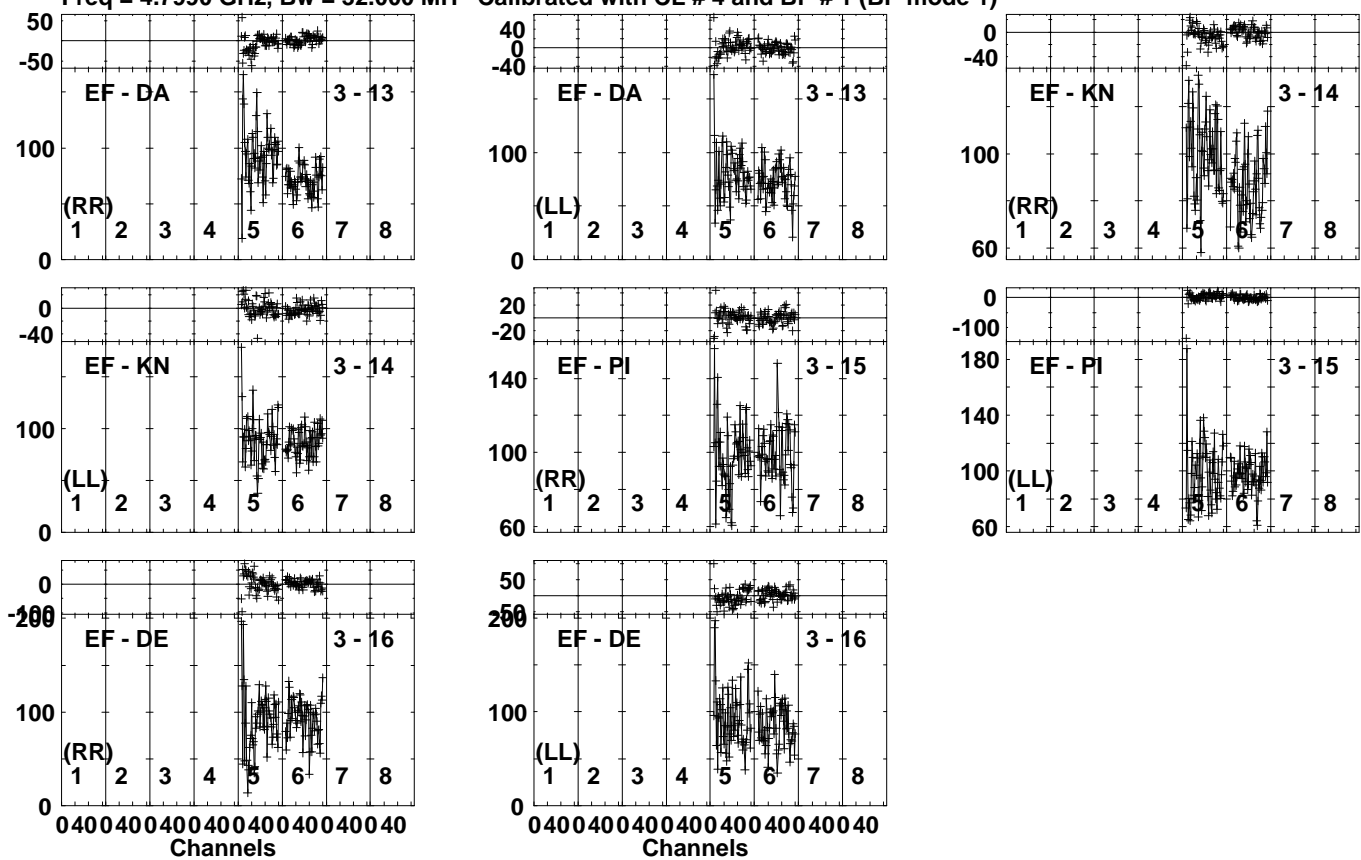


Lower frame: Milli Ampl Jy Top frame: Phas deg
Vector averaged cross-power spectrum Several baselines displayed
Timerange: 00/11:18:31 to 00/11:19:09

Plot file version 567 created 12-APR-2022 17:49:46

J1243+7315 EC082C.UVDATA.1

Freq = 4.7990 GHz, Bw = 32.000 MH Calibrated with CL # 4 and BP # 1 (BP mode 1)

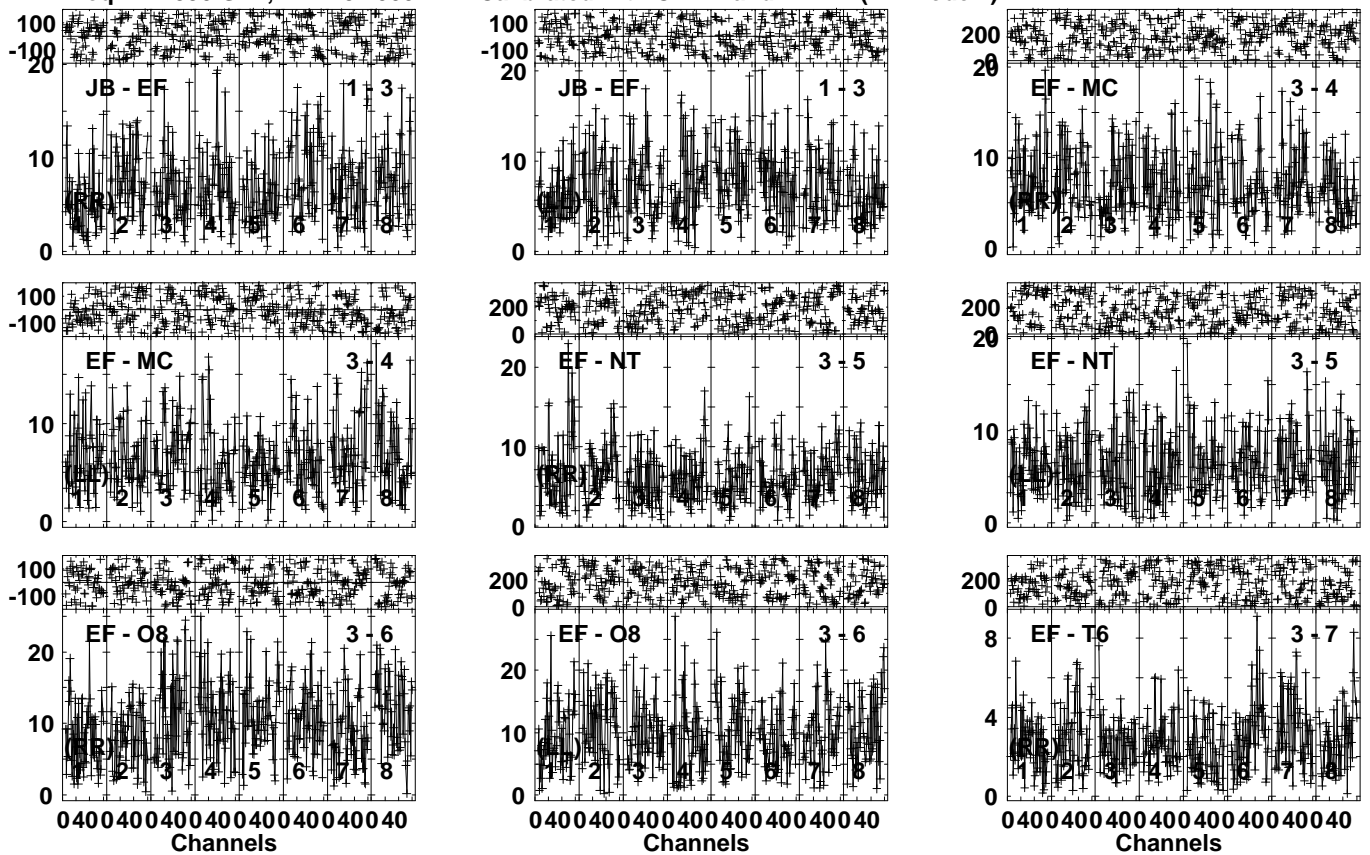


Lower frame: Milli Ampl Jy Top frame: Phas deg
Vector averaged cross-power spectrum Several baselines displayed
Timerange: 00/11:18:31 to 00/11:19:09

Plot file version 568 created 12-APR-2022 17:49:47

NGC4750 EC082C.UVDATA.1

Freq = 4.7990 GHz, Bw = 32.000 MH Calibrated with CL # 4 and BP # 1 (BP mode 1)

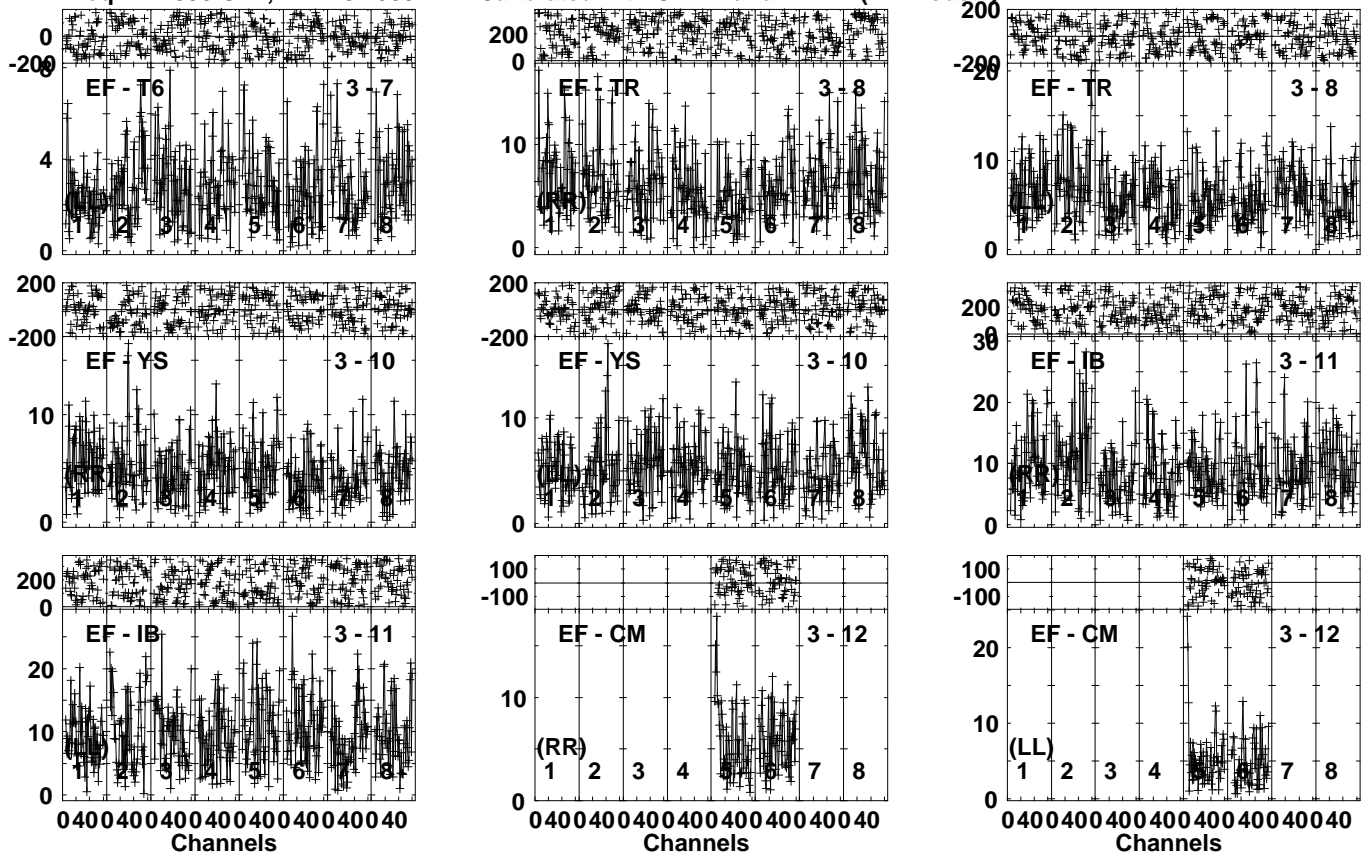


Lower frame: Milli Ampl Jy Top frame: Phas deg
Vector averaged cross-power spectrum Several baselines displayed
Timerange: 00/11:19:21 to 00/11:22:19

Plot file version 569 created 12-APR-2022 17:49:47

NGC4750 EC082C.UVDATA.1

Freq = 4.7990 GHz, Bw = 32.000 MH Calibrated with CL # 4 and BP # 1 (BP mode 1)

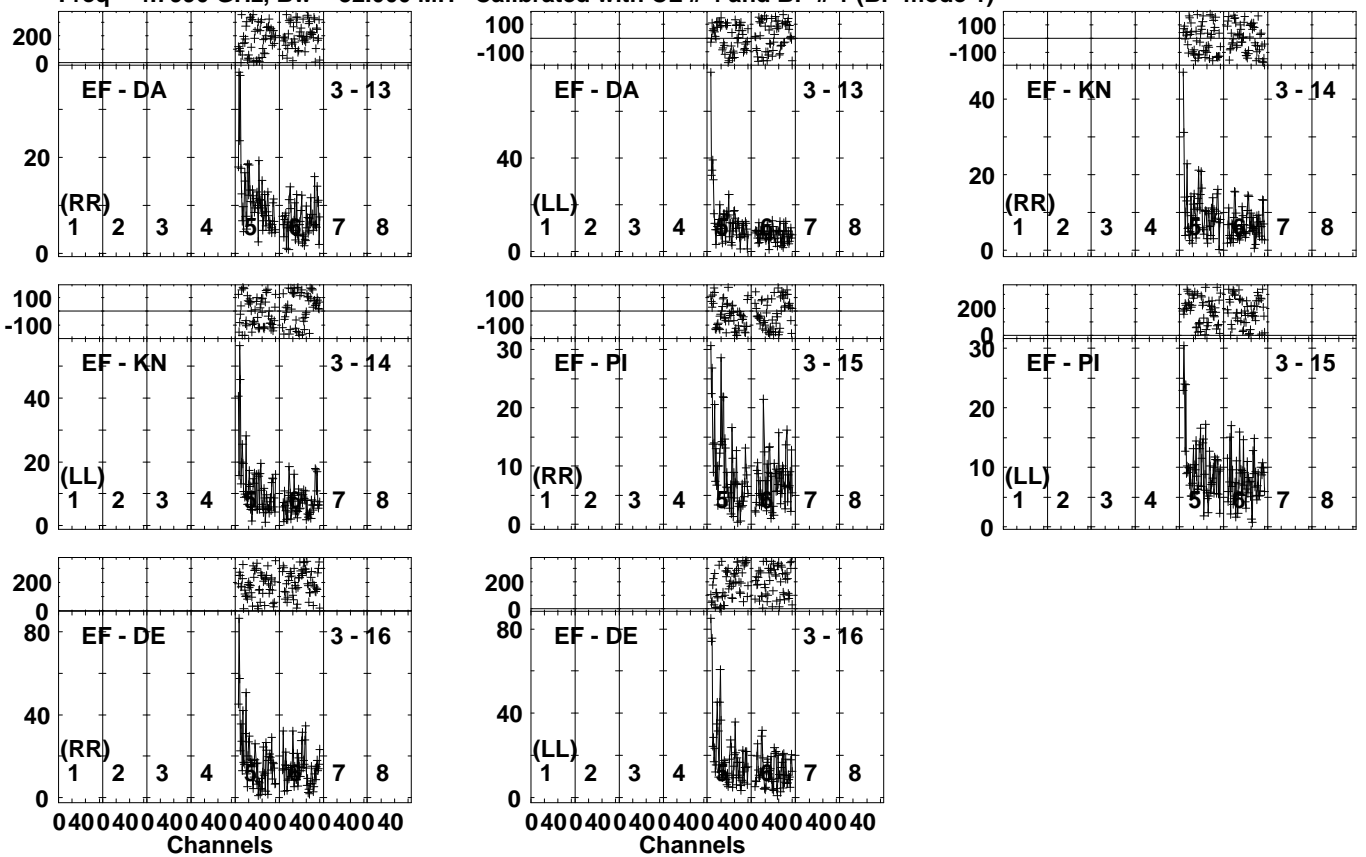


Lower frame: Milli Ampl Jy Top frame: Phas deg
Vector averaged cross-power spectrum Several baselines displayed
Timerange: 00/11:19:21 to 00/11:22:19

Plot file version 570 created 12-APR-2022 17:49:47

NGC4750 EC082C.UVDATA.1

Freq = 4.7990 GHz, Bw = 32.000 MH Calibrated with CL # 4 and BP # 1 (BP mode 1)

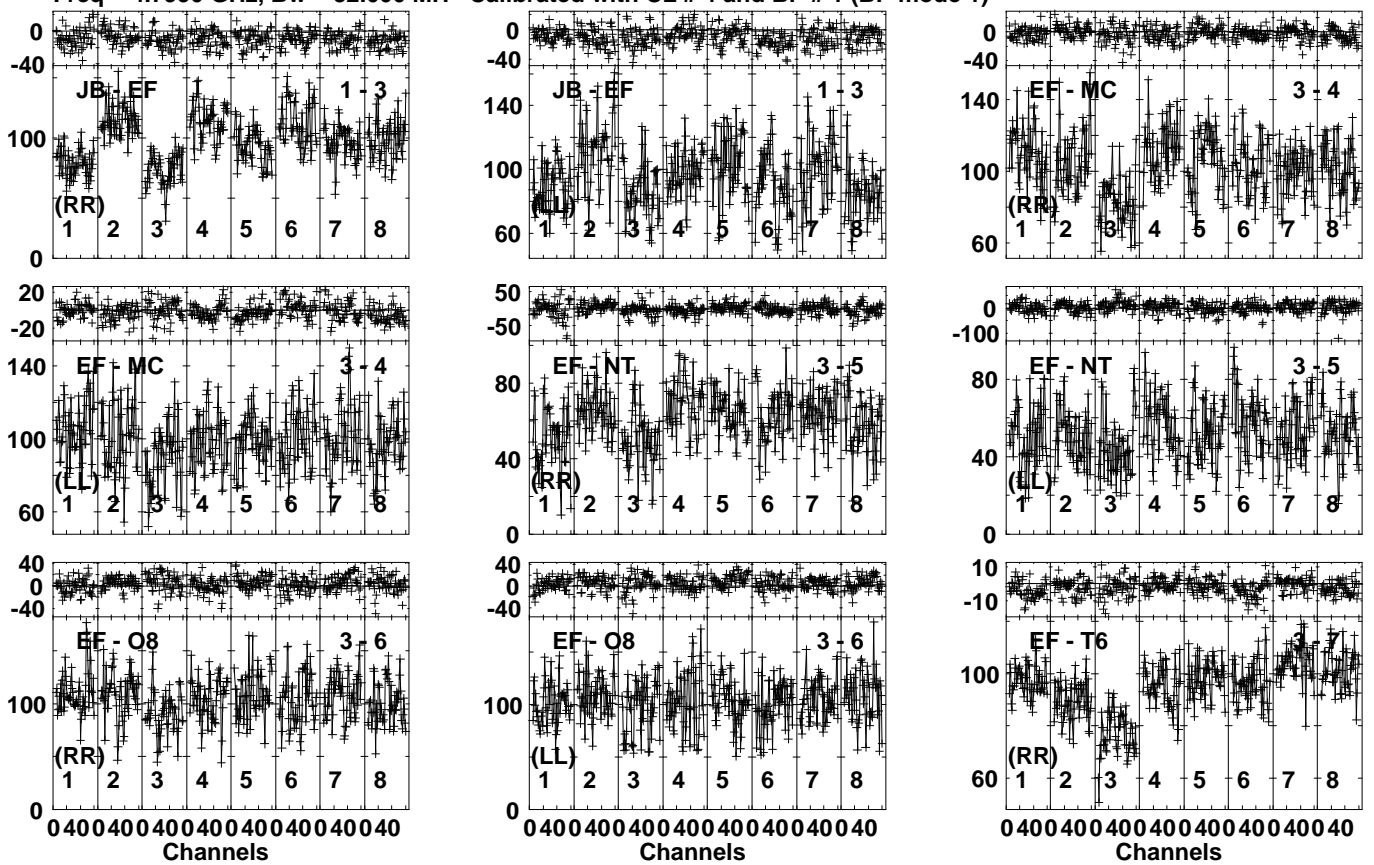


Lower frame: Milli Ampl Jy Top frame: Phas deg
Vector averaged cross-power spectrum Several baselines displayed
Timerange: 00/11:19:21 to 00/11:22:19

Plot file version 571 created 12-APR-2022 17:49:48

J1243+7315 EC082C.UVDATA.1

Freq = 4.7990 GHz, Bw = 32.000 MH Calibrated with CL # 4 and BP # 1 (BP mode 1)

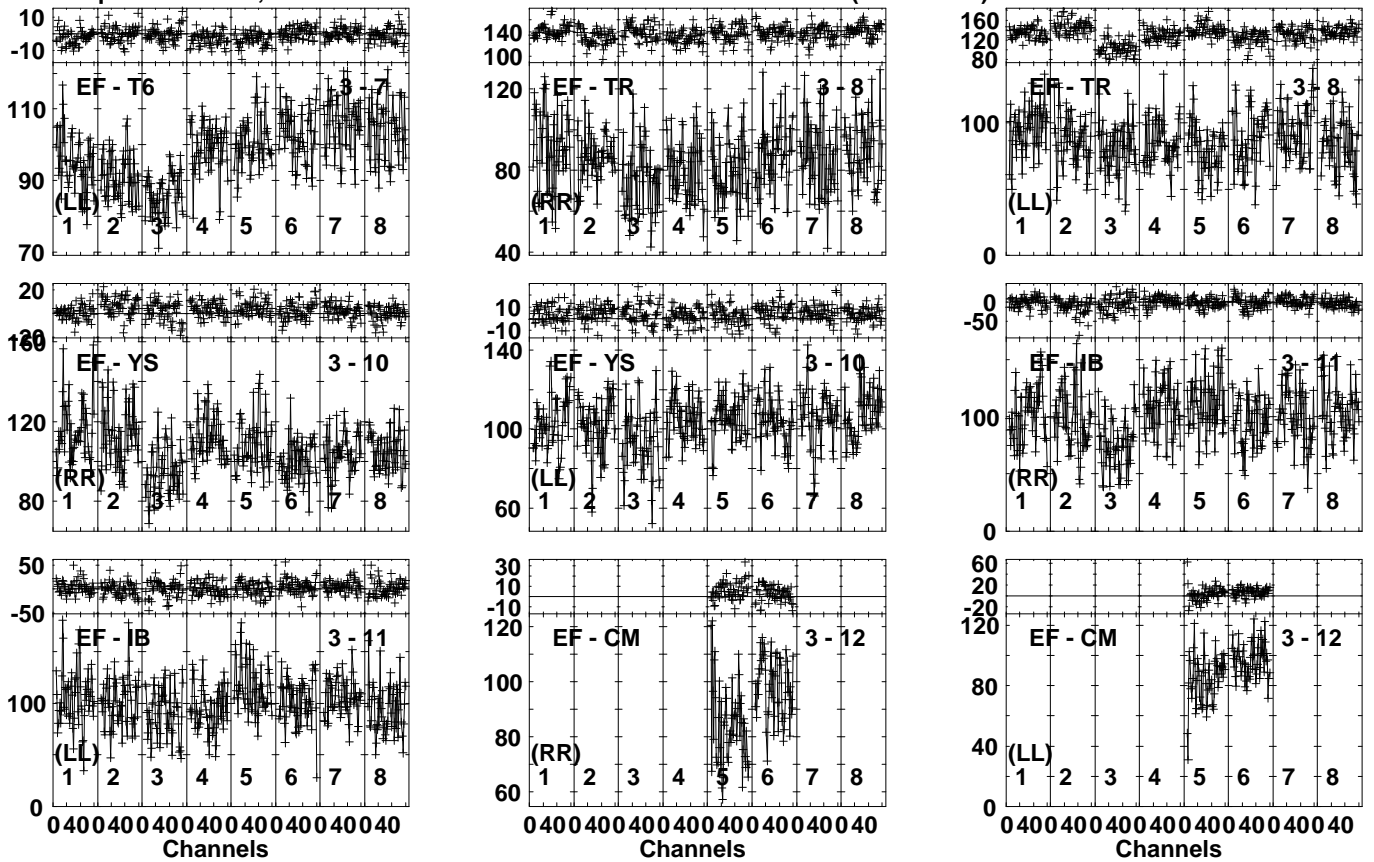


Lower frame: Milli Ampl Jy Top frame: Phas deg
Vector averaged cross-power spectrum Several baselines displayed
Timerange: 00/11:22:31 to 00/11:23:19

Plot file version 572 created 12-APR-2022 17:49:48

J1243+7315 EC082C.UVDATA.1

Freq = 4.7990 GHz, Bw = 32.000 MH Calibrated with CL # 4 and BP # 1 (BP mode 1)

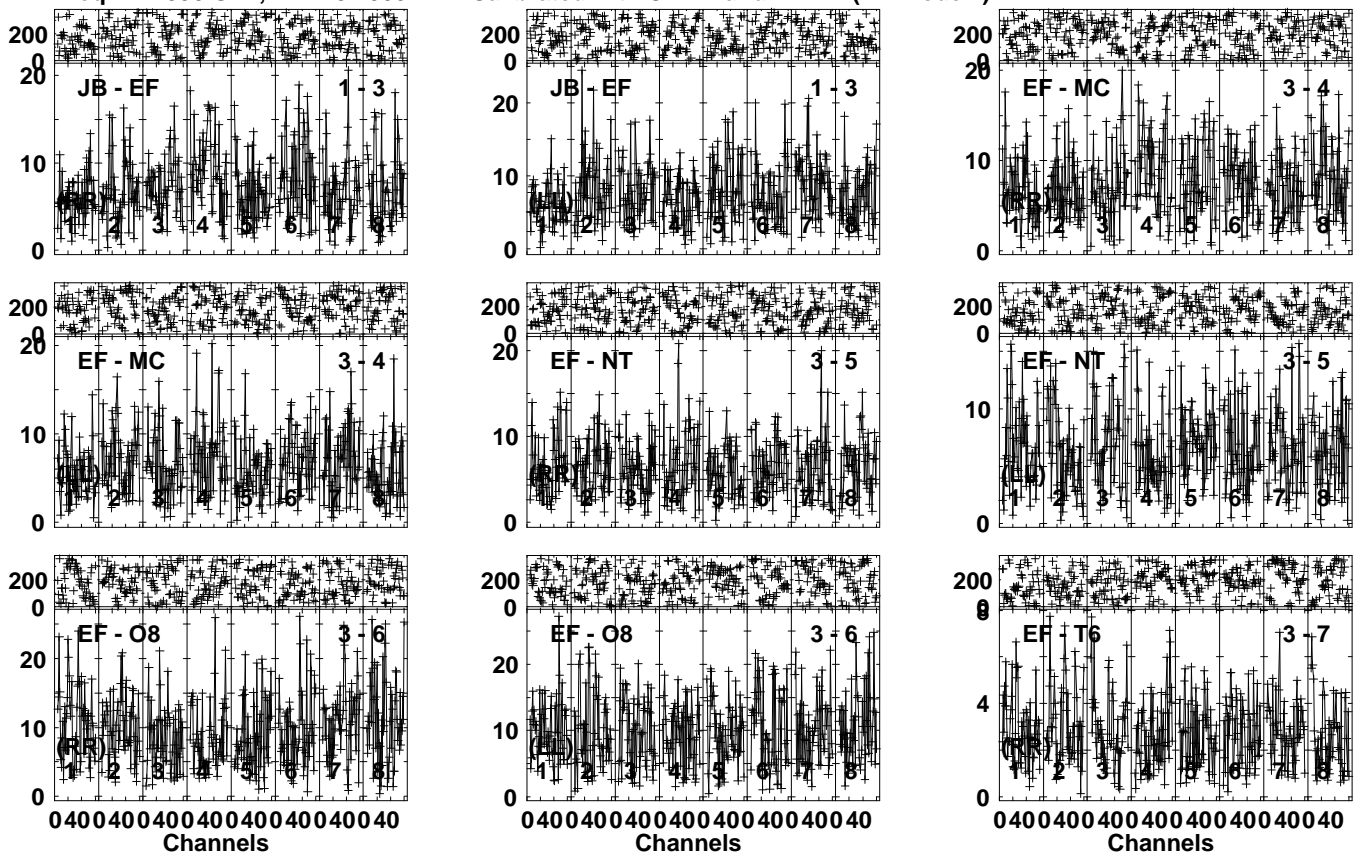


Lower frame: Milli Ampl Jy Top frame: Phas deg
Vector averaged cross-power spectrum Several baselines displayed
Timerange: 00/11:22:31 to 00/11:23:19

Plot file version 574 created 12-APR-2022 17:49:49

NGC4750 EC082C.UVDATA.1

Freq = 4.7990 GHz, Bw = 32.000 MH Calibrated with CL # 4 and BP # 1 (BP mode 1)

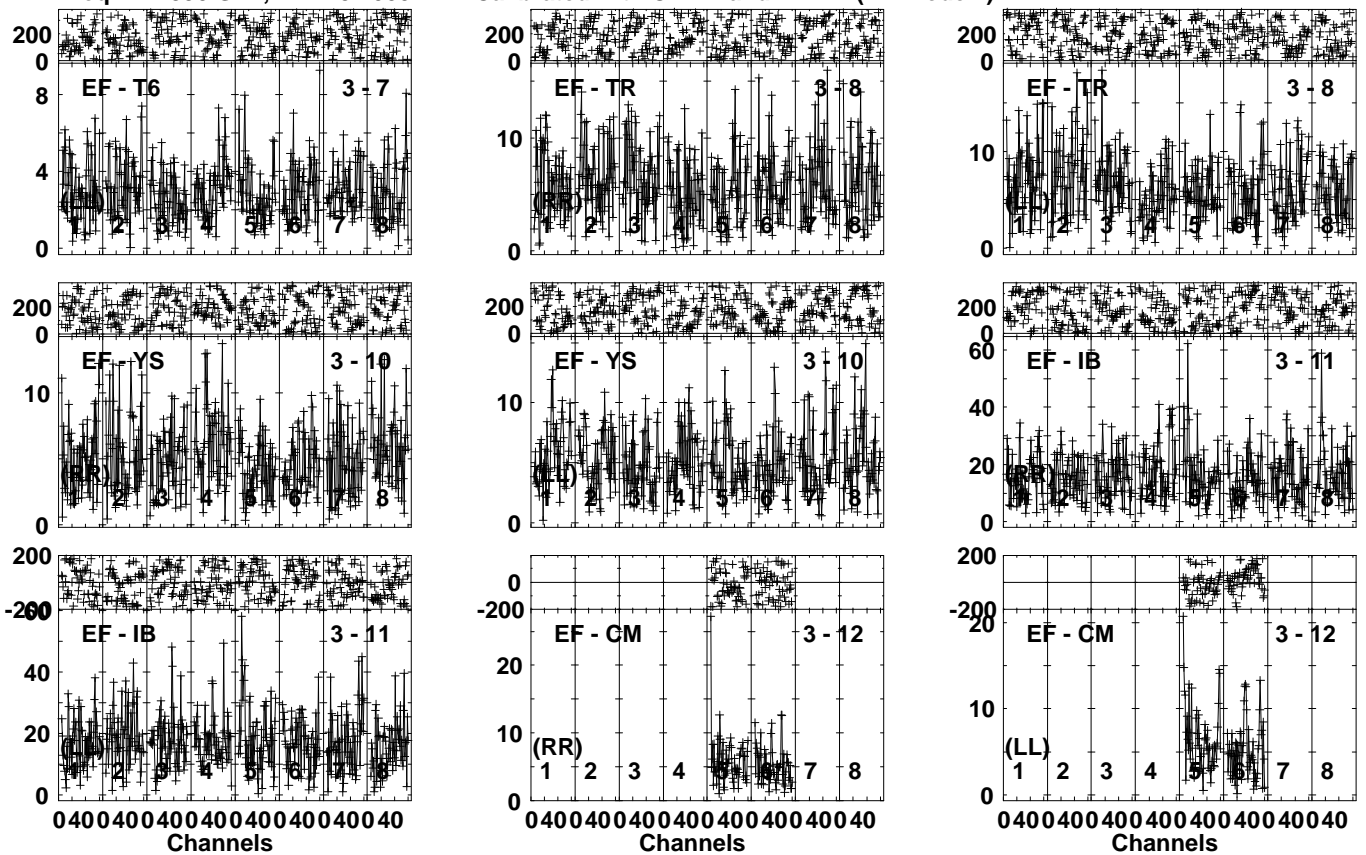


Lower frame: Milli Ampl Jy Top frame: Phas deg
Vector averaged cross-power spectrum Several baselines displayed
Timerange: 00/11:23:31 to 00/11:26:29

Plot file version 575 created 12-APR-2022 17:49:50

NGC4750 EC082C.UVDATA.1

Freq = 4.7990 GHz, Bw = 32.000 MH Calibrated with CL # 4 and BP # 1 (BP mode 1)

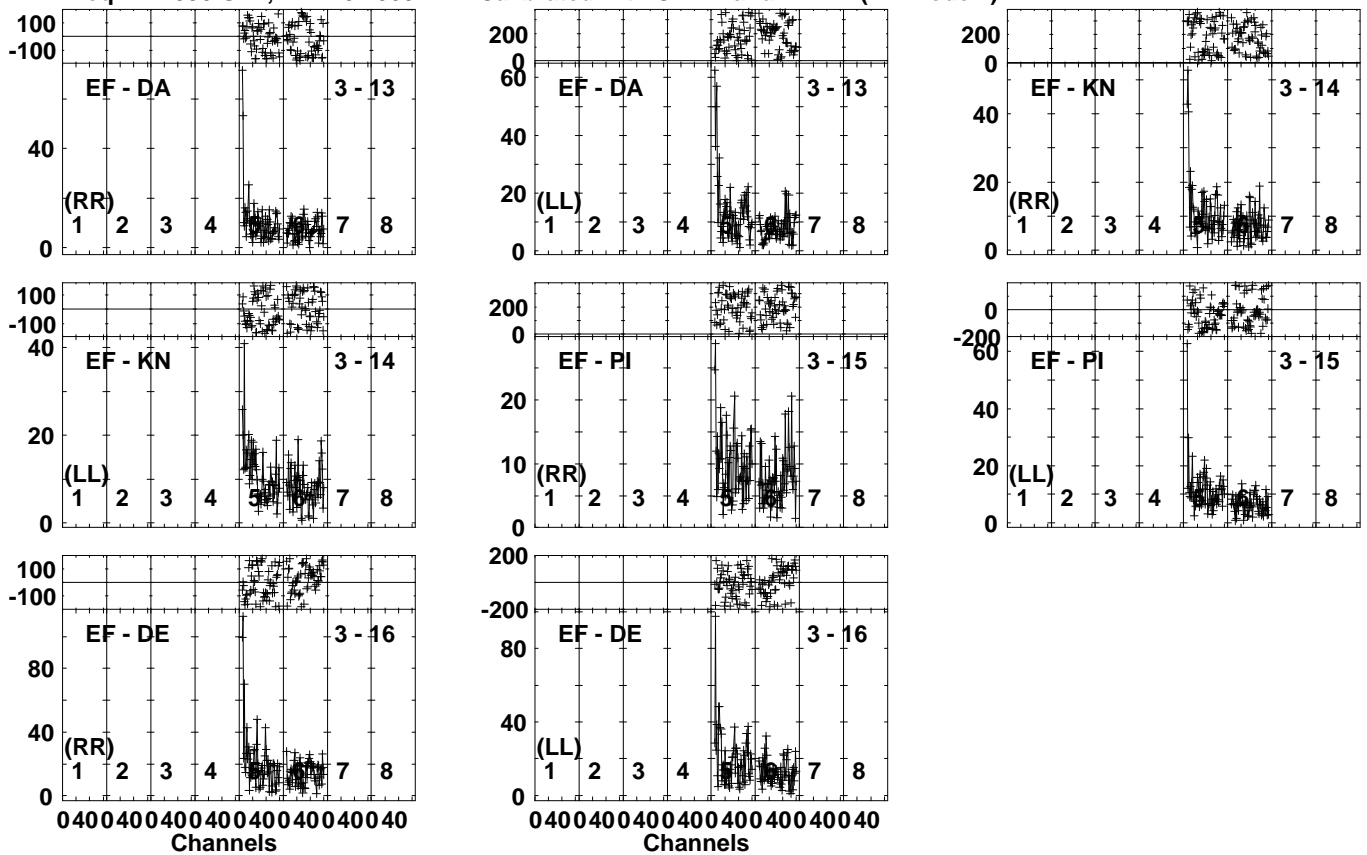


Lower frame: Milli Ampl Jy Top frame: Phas deg
Vector averaged cross-power spectrum Several baselines displayed
Timerange: 00/11:23:31 to 00/11:26:29

Plot file version 576 created 12-APR-2022 17:49:50

NGC4750 EC082C.UVDATA.1

Freq = 4.7990 GHz, Bw = 32.000 MH Calibrated with CL # 4 and BP # 1 (BP mode 1)

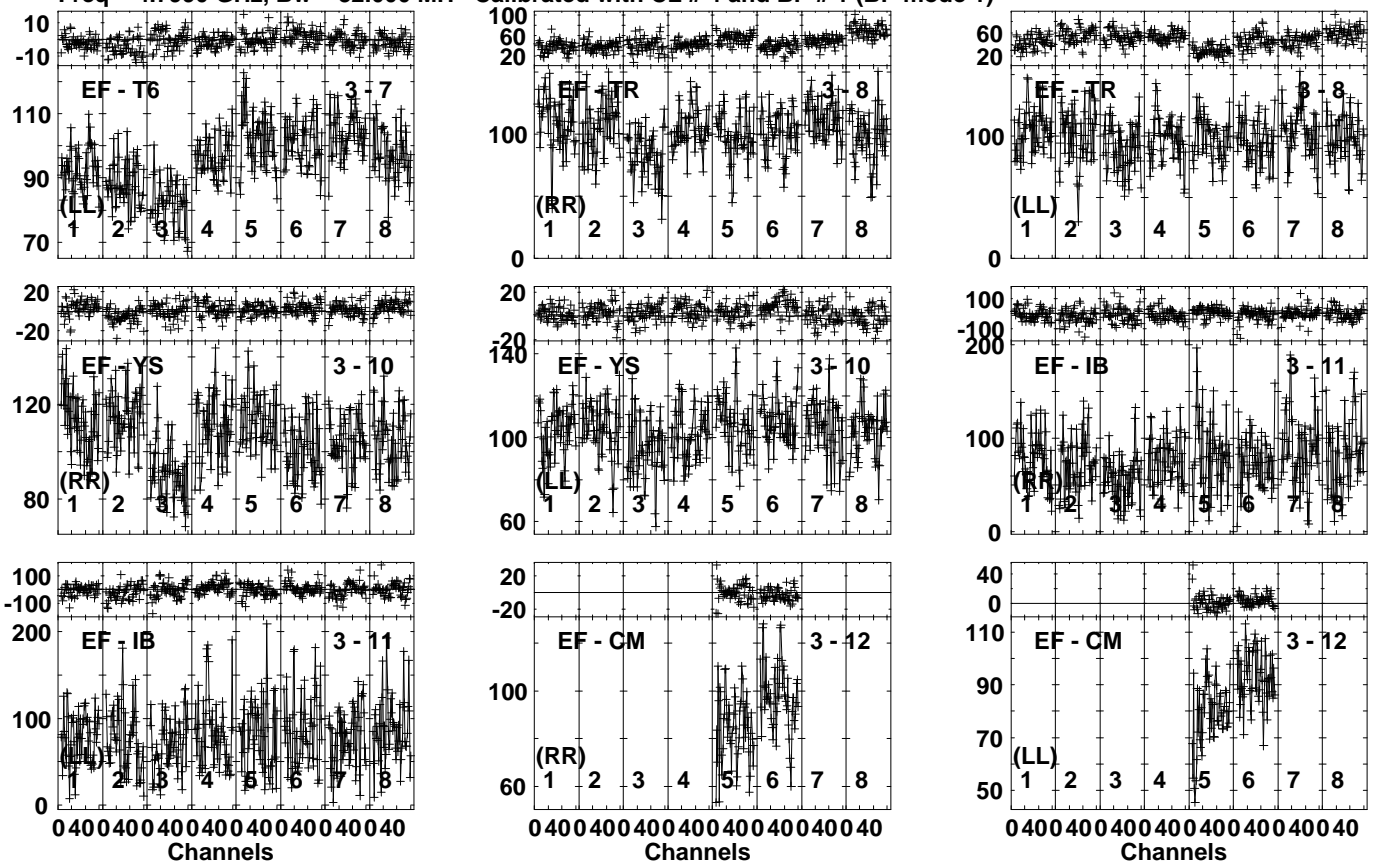


Lower frame: Milli Ampl Jy Top frame: Phas deg
Vector averaged cross-power spectrum Several baselines displayed
Timerange: 00/11:23:31 to 00/11:26:29

Plot file version 578 created 12-APR-2022 17:49:51

J1243+7315 EC082C.UVDATA.1

Freq = 4.7990 GHz, Bw = 32.000 MH Calibrated with CL # 4 and BP # 1 (BP mode 1)

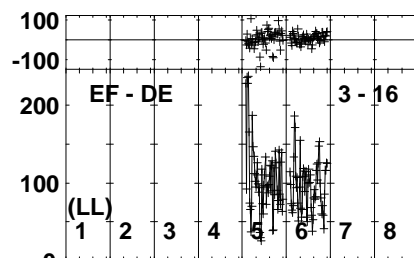
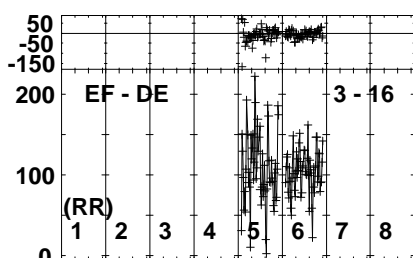
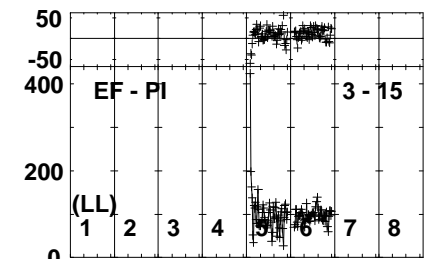
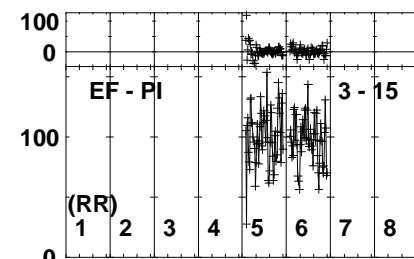
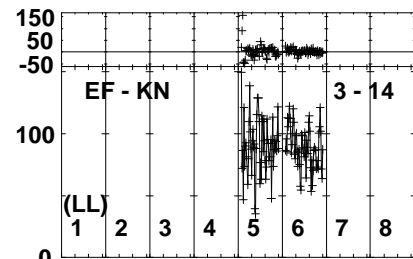
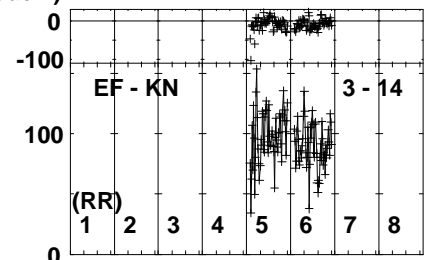
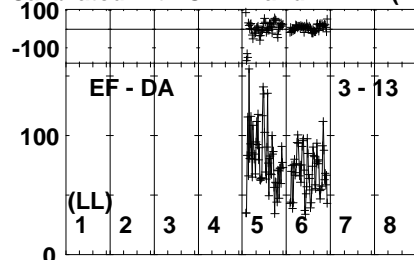
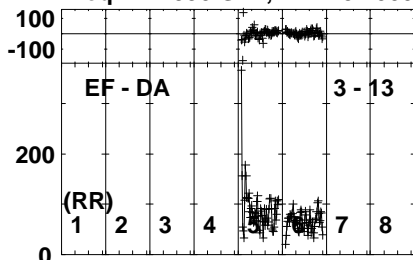


Lower frame: Milli Ampl Jy Top frame: Phas deg
Vector averaged cross-power spectrum Several baselines displayed
Timerange: 00/11:26:41 to 00/11:27:29

Plot file version 579 created 12-APR-2022 17:49:51

J1243+7315 EC082C.UVDATA.1

Freq = 4.7990 GHz, Bw = 32.000 MH Calibrated with CL # 4 and BP # 1 (BP mode 1)



040040040040040040040040
Channels

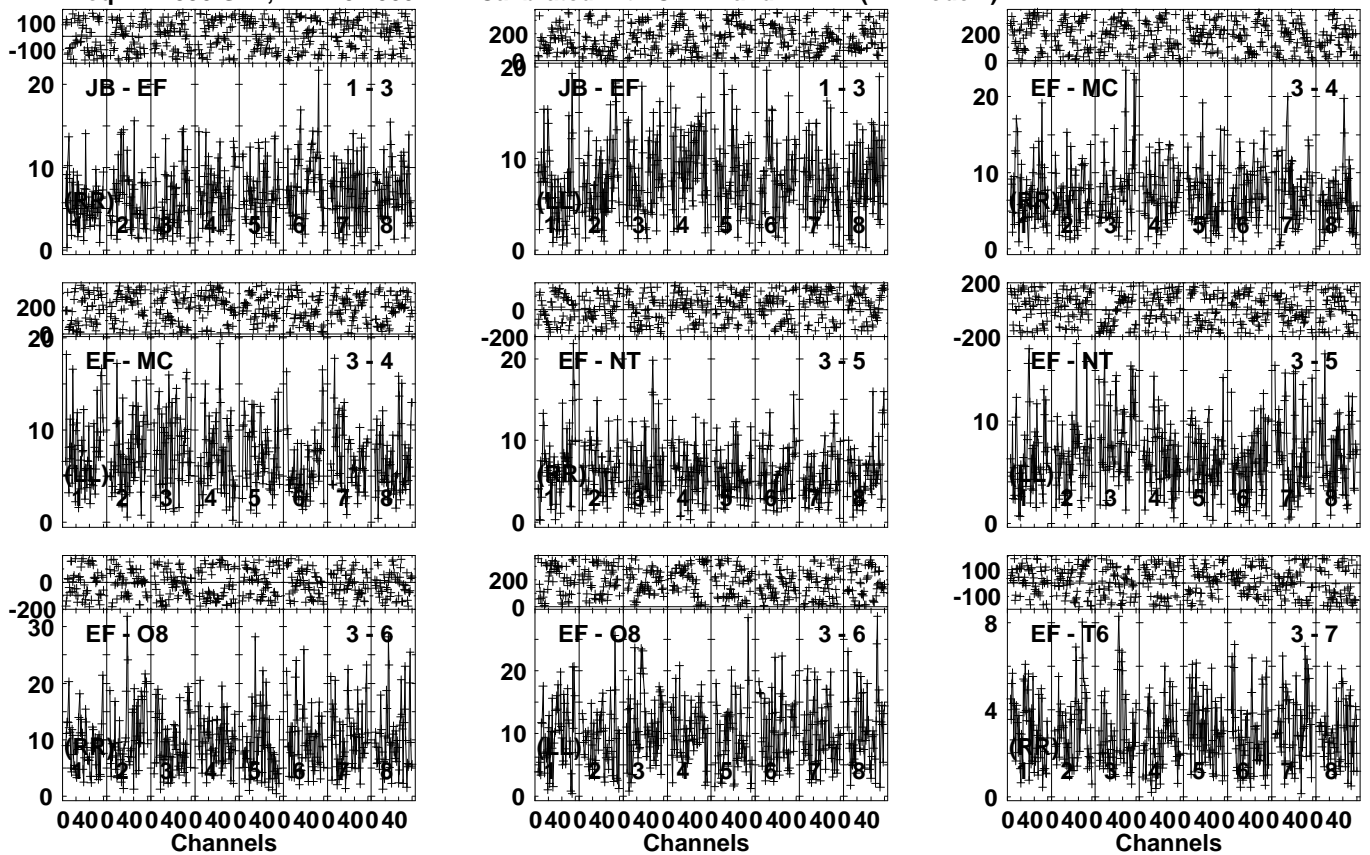
040040040040040040040040
Channels

Lower frame: Milli Ampl Jy Top frame: Phas deg
Vector averaged cross-power spectrum Several baselines displayed
Timerange: 00/11:26:41 to 00/11:27:29

Plot file version 580 created 12-APR-2022 17:49:52

NGC4750 EC082C.UVDATA.1

Freq = 4.7990 GHz, Bw = 32.000 MH Calibrated with CL # 4 and BP # 1 (BP mode 1)

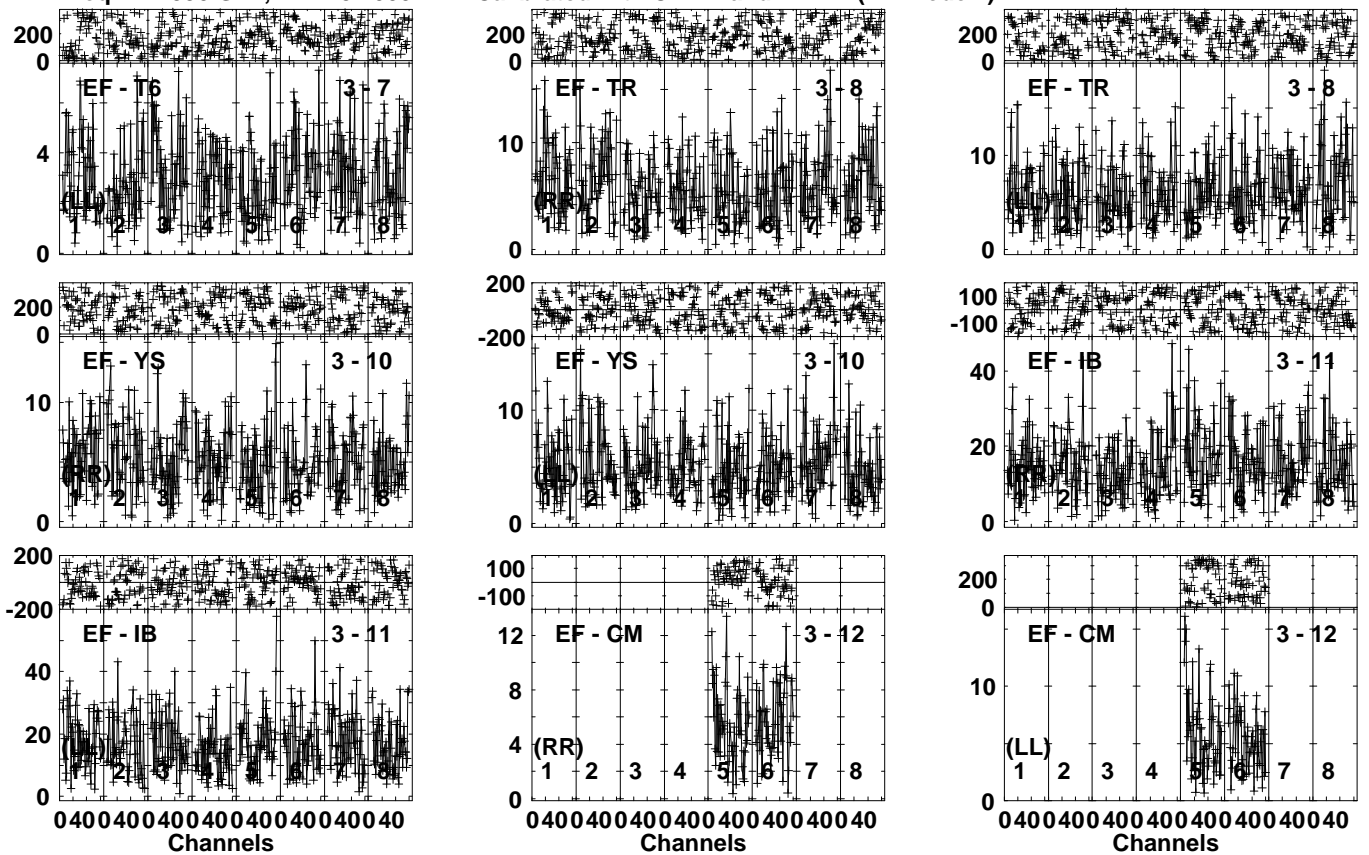


Lower frame: Milli Ampl Jy Top frame: Phas deg
Vector averaged cross-power spectrum Several baselines displayed
Timerange: 00/11:27:41 to 00/11:30:39

Plot file version 581 created 12-APR-2022 17:49:52

NGC4750 EC082C.UVDATA.1

Freq = 4.7990 GHz, Bw = 32.000 MH Calibrated with CL # 4 and BP # 1 (BP mode 1)

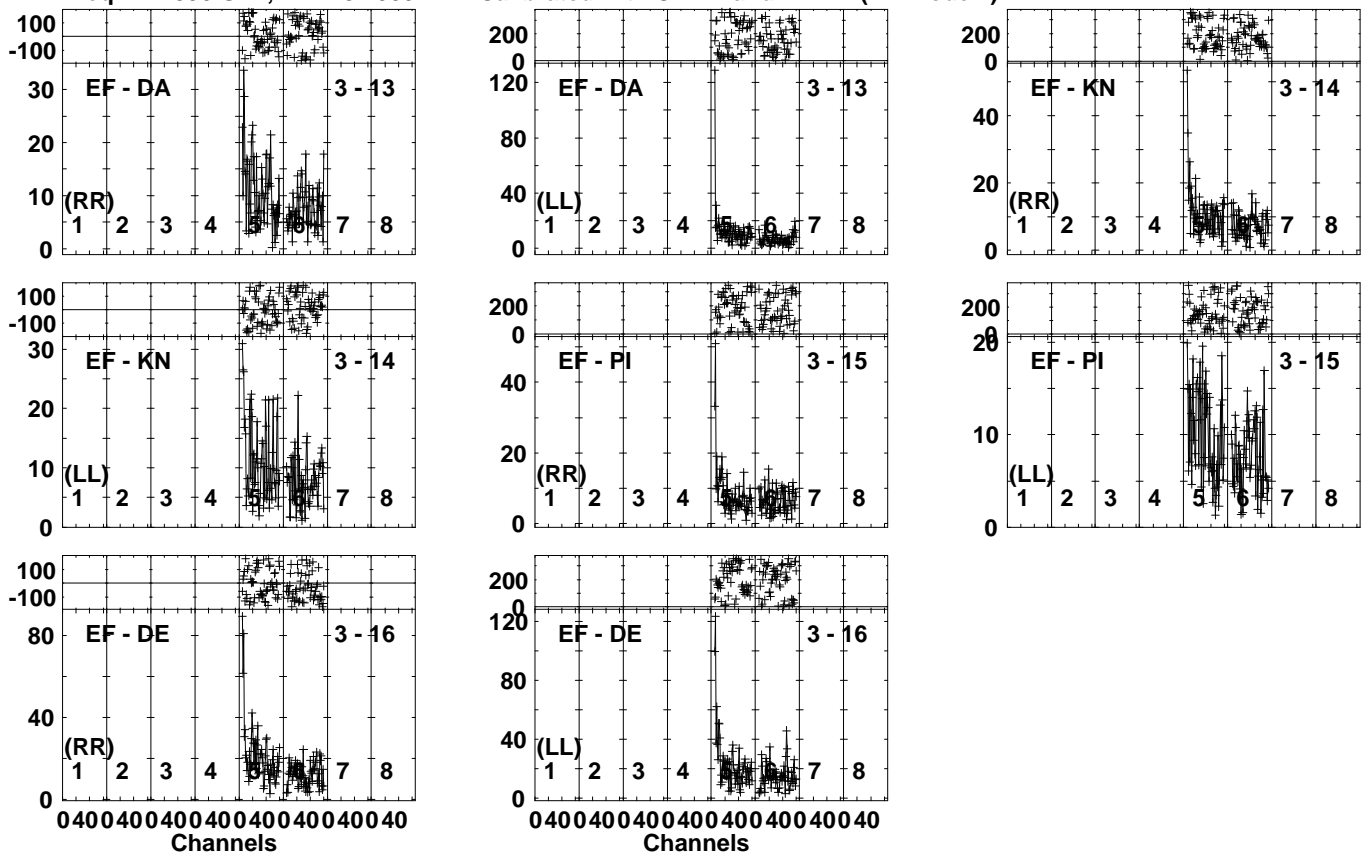


Lower frame: Milli Ampl Jy Top frame: Phas deg
Vector averaged cross-power spectrum Several baselines displayed
Timerange: 00/11:27:41 to 00/11:30:39

Plot file version 582 created 12-APR-2022 17:49:53

NGC4750 EC082C.UVDATA.1

Freq = 4.7990 GHz, Bw = 32.000 MH Calibrated with CL # 4 and BP # 1 (BP mode 1)

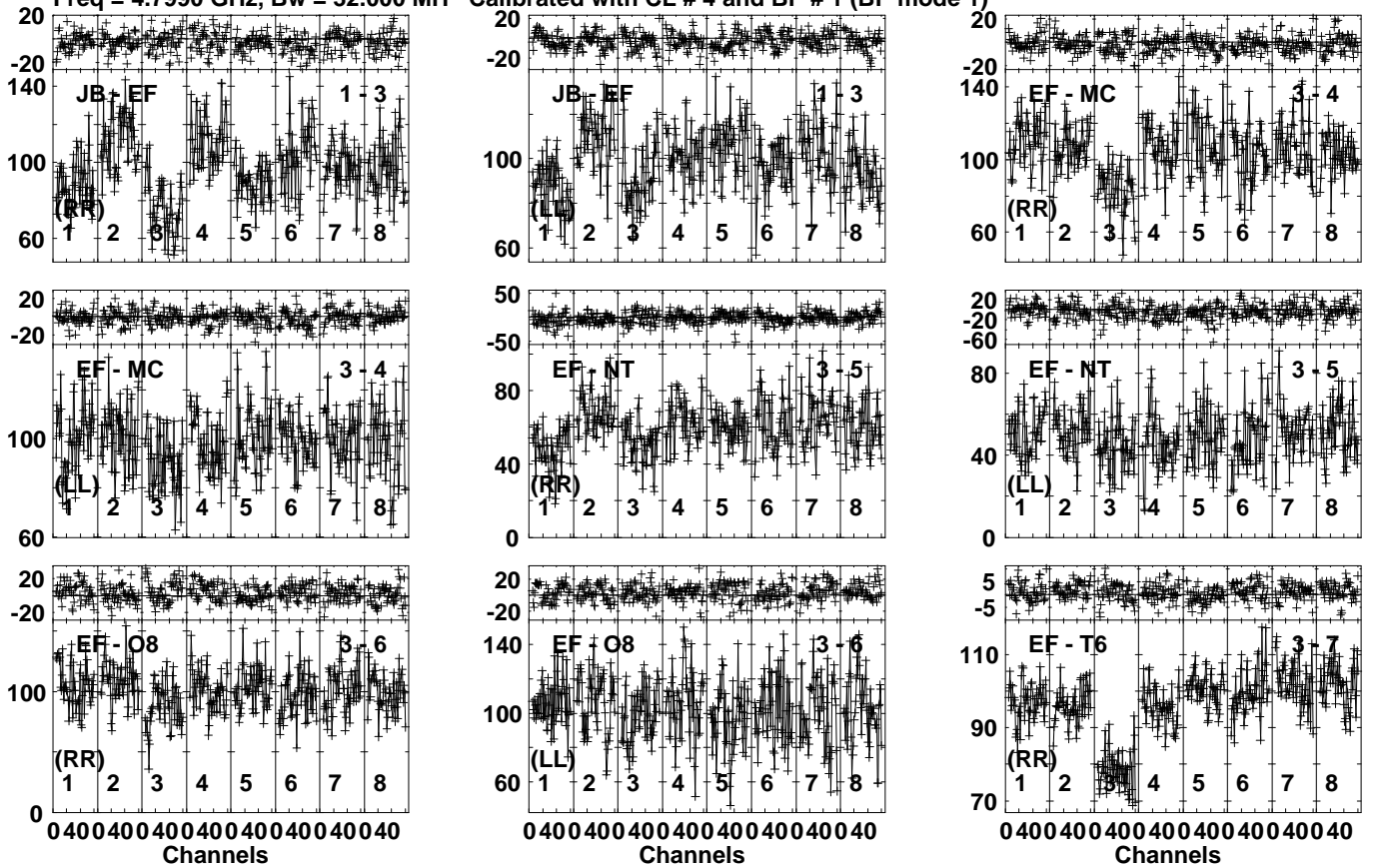


Lower frame: Milli Ampl Jy Top frame: Phas deg
Vector averaged cross-power spectrum Several baselines displayed
Timerange: 00/11:27:41 to 00/11:30:39

Plot file version 583 created 12-APR-2022 17:49:53

J1243+7315 EC082C.UVDATA.1

Freq = 4.7990 GHz, Bw = 32.000 MH Calibrated with CL # 4 and BP # 1 (BP mode 1)

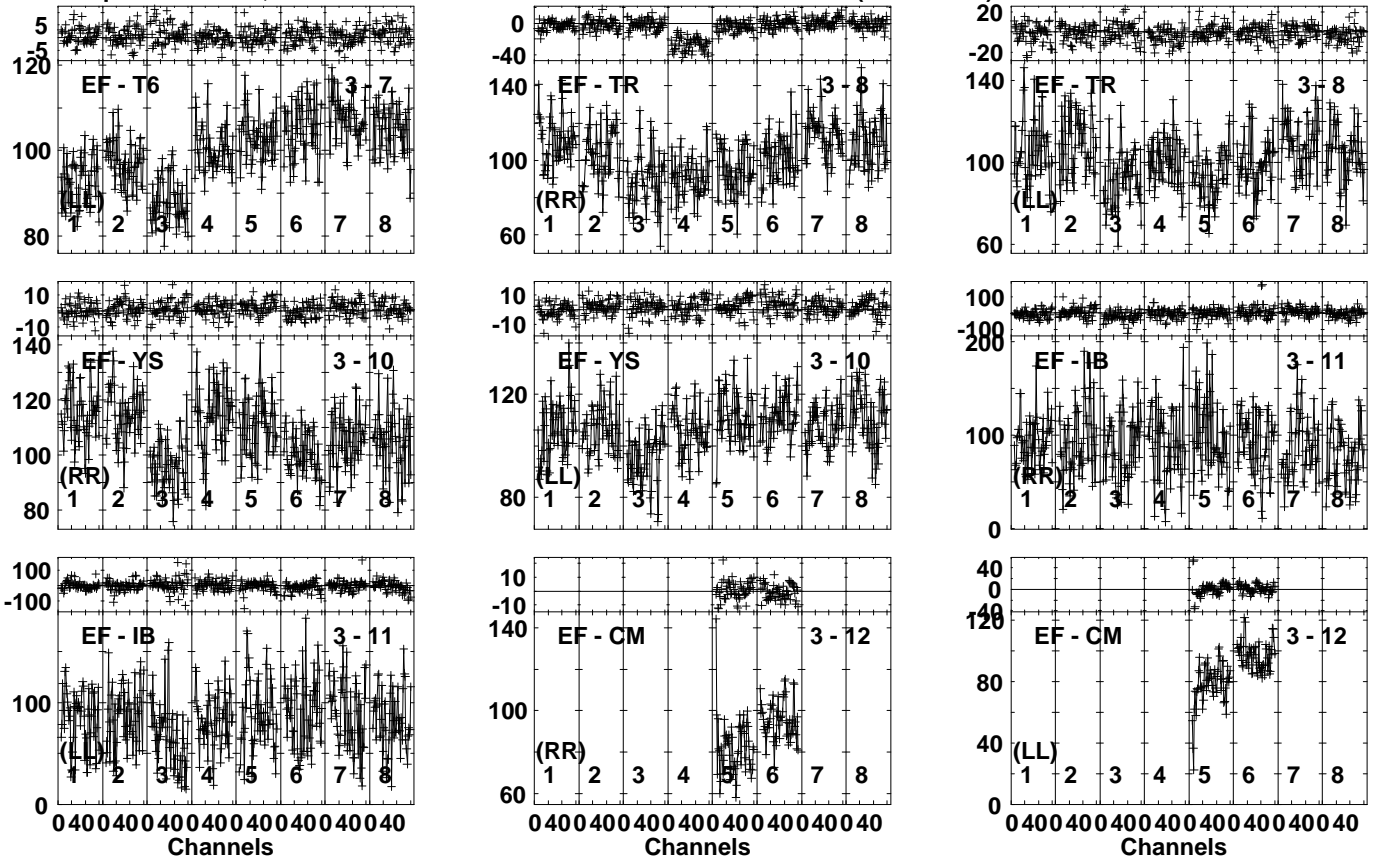


Lower frame: Milli Ampl Jy Top frame: Phas deg
Vector averaged cross-power spectrum Several baselines displayed
Timerange: 00/11:31:11 to 00/11:31:49

Plot file version 584 created 12-APR-2022 17:49:54

J1243+7315 EC082C.UVDATA.1

Freq = 4.7990 GHz, Bw = 32.000 MH Calibrated with CL # 4 and BP # 1 (BP mode 1)

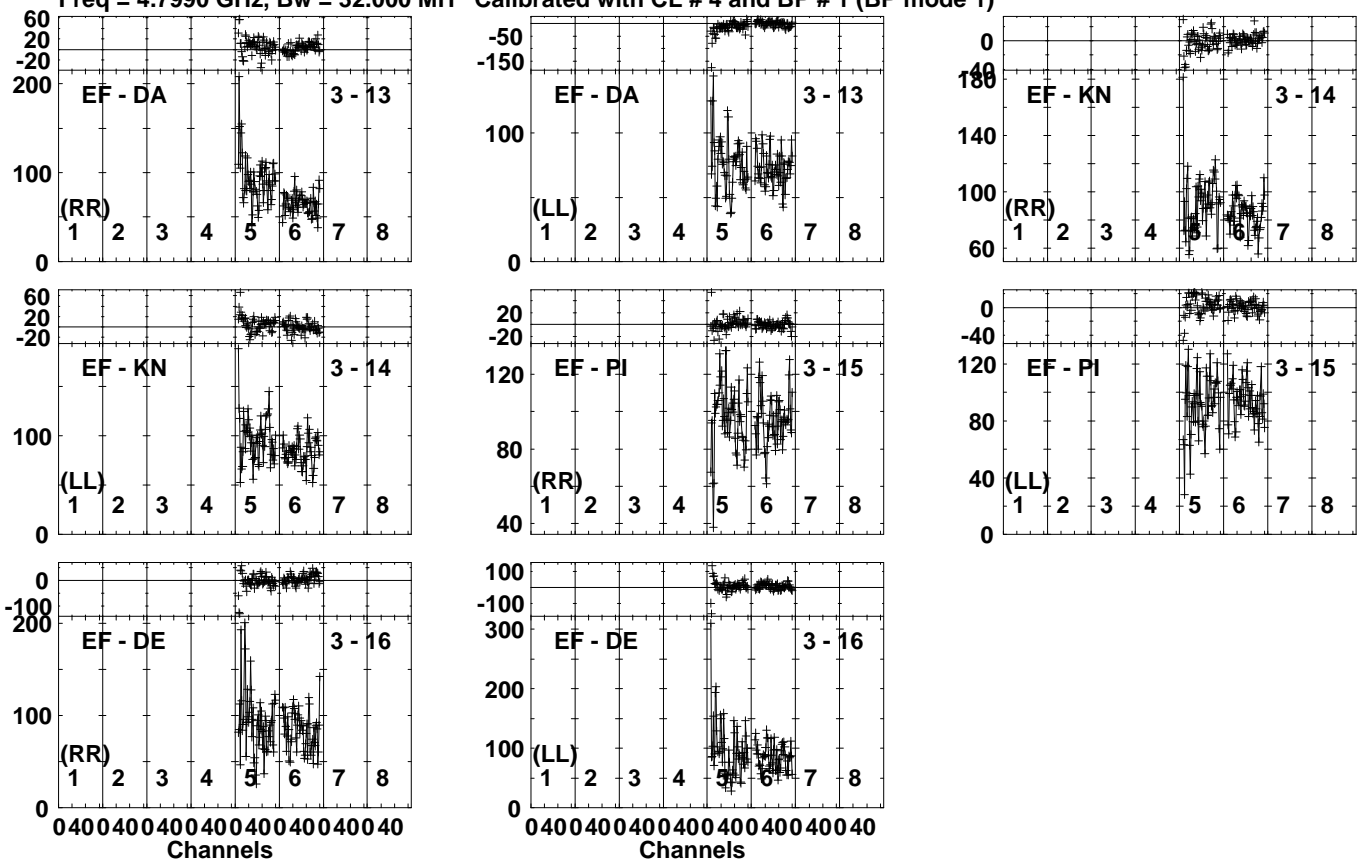


Lower frame: Milli Ampl Jy Top frame: Phas deg
Vector averaged cross-power spectrum Several baselines displayed
Timerange: 00/11:31:11 to 00/11:31:49

Plot file version 585 created 12-APR-2022 17:49:54

J1243+7315 EC082C.UVDATA.1

Freq = 4.7990 GHz, Bw = 32.000 MH Calibrated with CL # 4 and BP # 1 (BP mode 1)

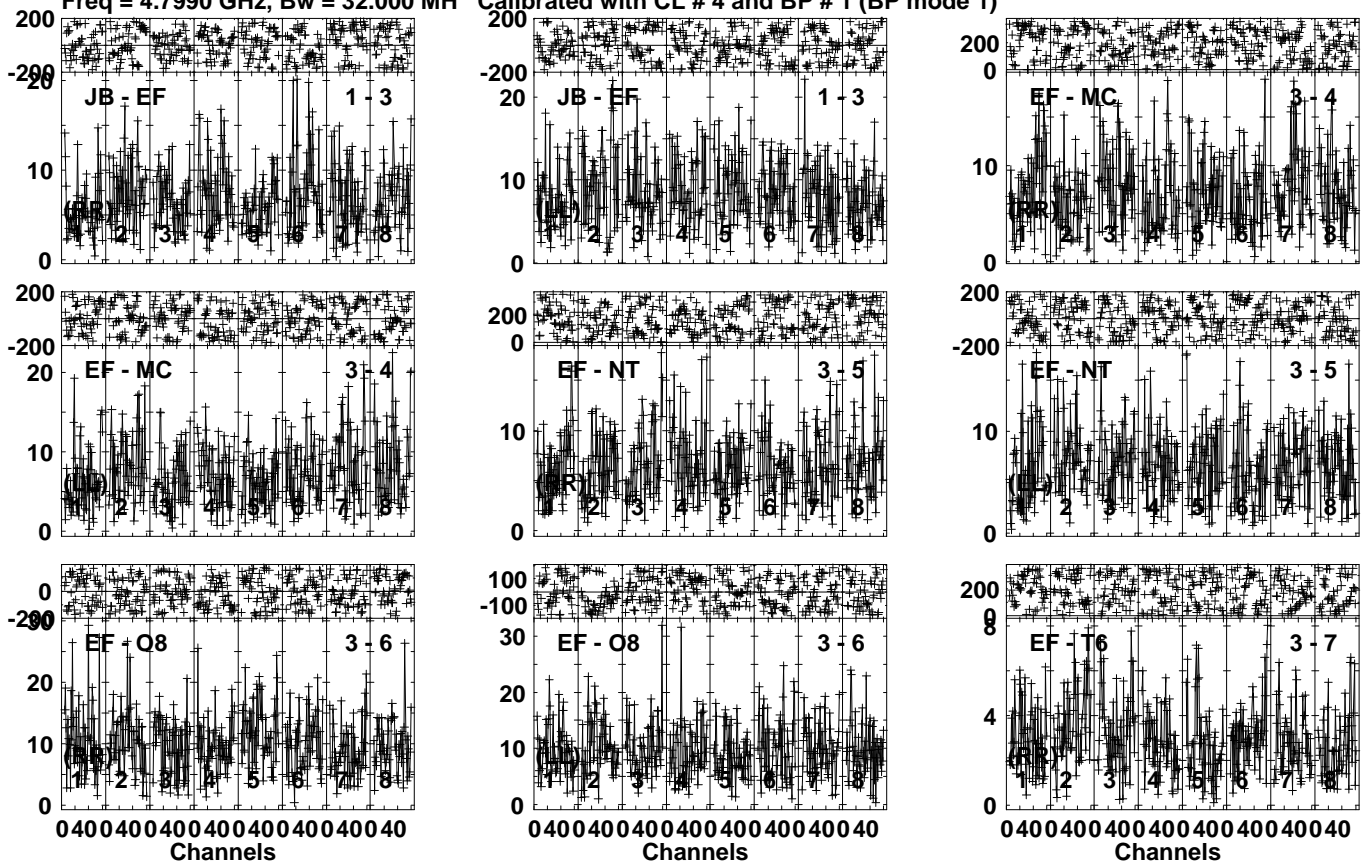


Lower frame: Milli Ampl Jy Top frame: Phas deg
Vector averaged cross-power spectrum Several baselines displayed
Timerange: 00/11:31:11 to 00/11:31:49

Plot file version 586 created 12-APR-2022 17:49:54

NGC4750 EC082C.UVDATA.1

Freq = 4.7990 GHz, Bw = 32.000 MH Calibrated with CL # 4 and BP # 1 (BP mode 1)

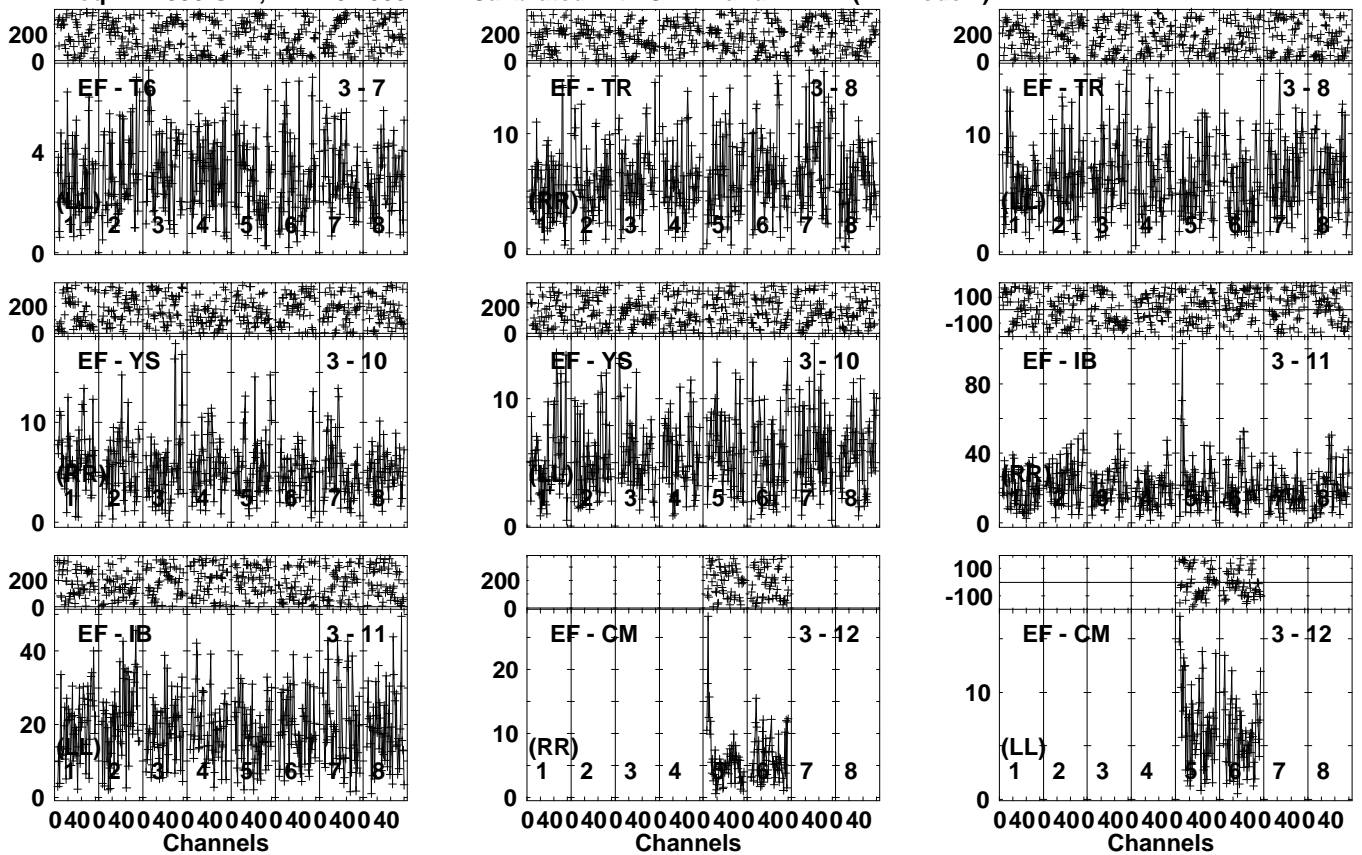


Lower frame: Milli Ampl Jy Top frame: Phas deg
Vector averaged cross-power spectrum Several baselines displayed
Timerange: 00/11:32:01 to 00/11:34:59

Plot file version 587 created 12-APR-2022 17:49:55

NGC4750 EC082C.UVDATA.1

Freq = 4.7990 GHz, Bw = 32.000 MH Calibrated with CL # 4 and BP # 1 (BP mode 1)

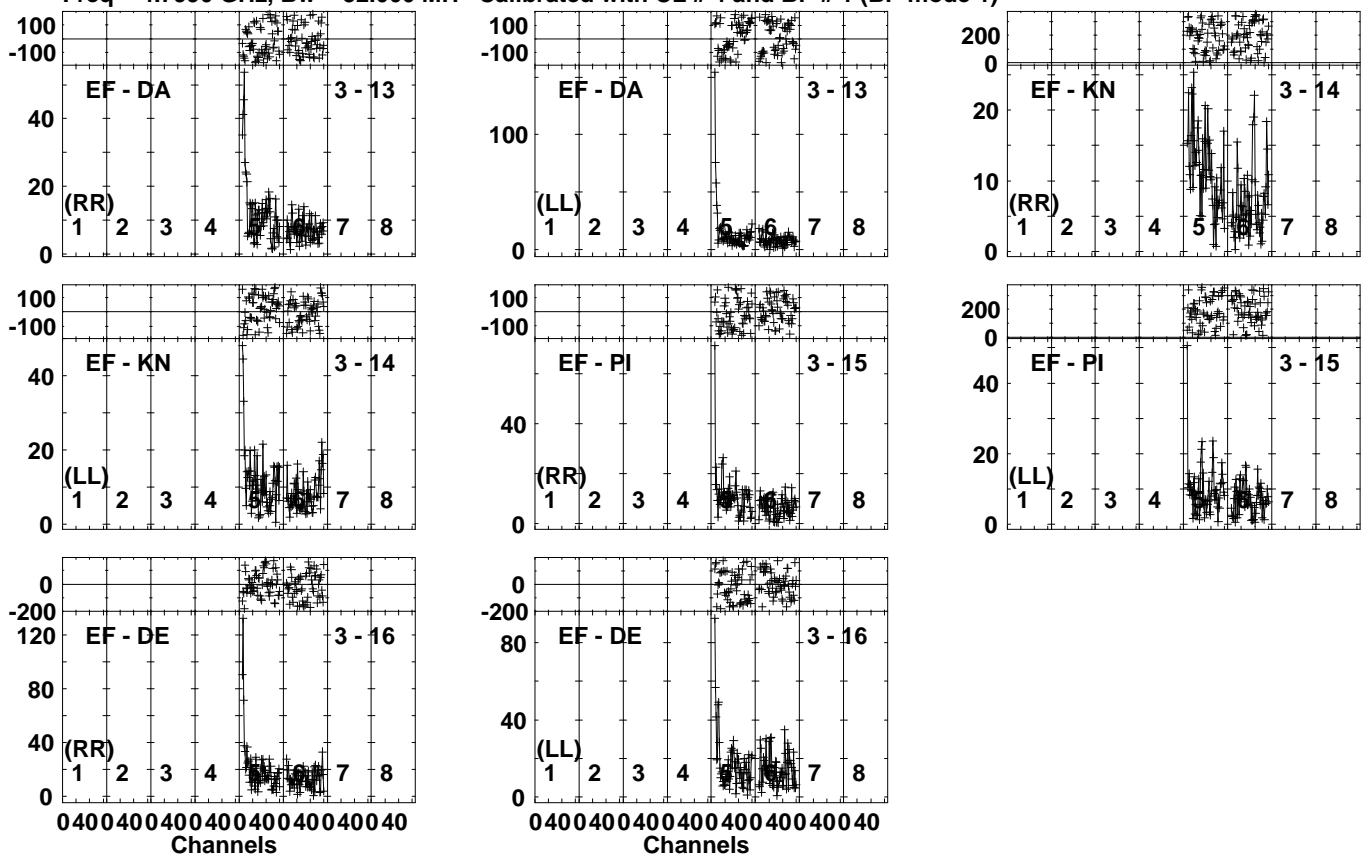


Lower frame: Milli Ampl Jy Top frame: Phas deg
Vector averaged cross-power spectrum Several baselines displayed
Timerange: 00/11:32:01 to 00/11:34:59

Plot file version 588 created 12-APR-2022 17:49:55

NGC4750 EC082C.UVDATA.1

Freq = 4.7990 GHz, Bw = 32.000 MH Calibrated with CL # 4 and BP # 1 (BP mode 1)

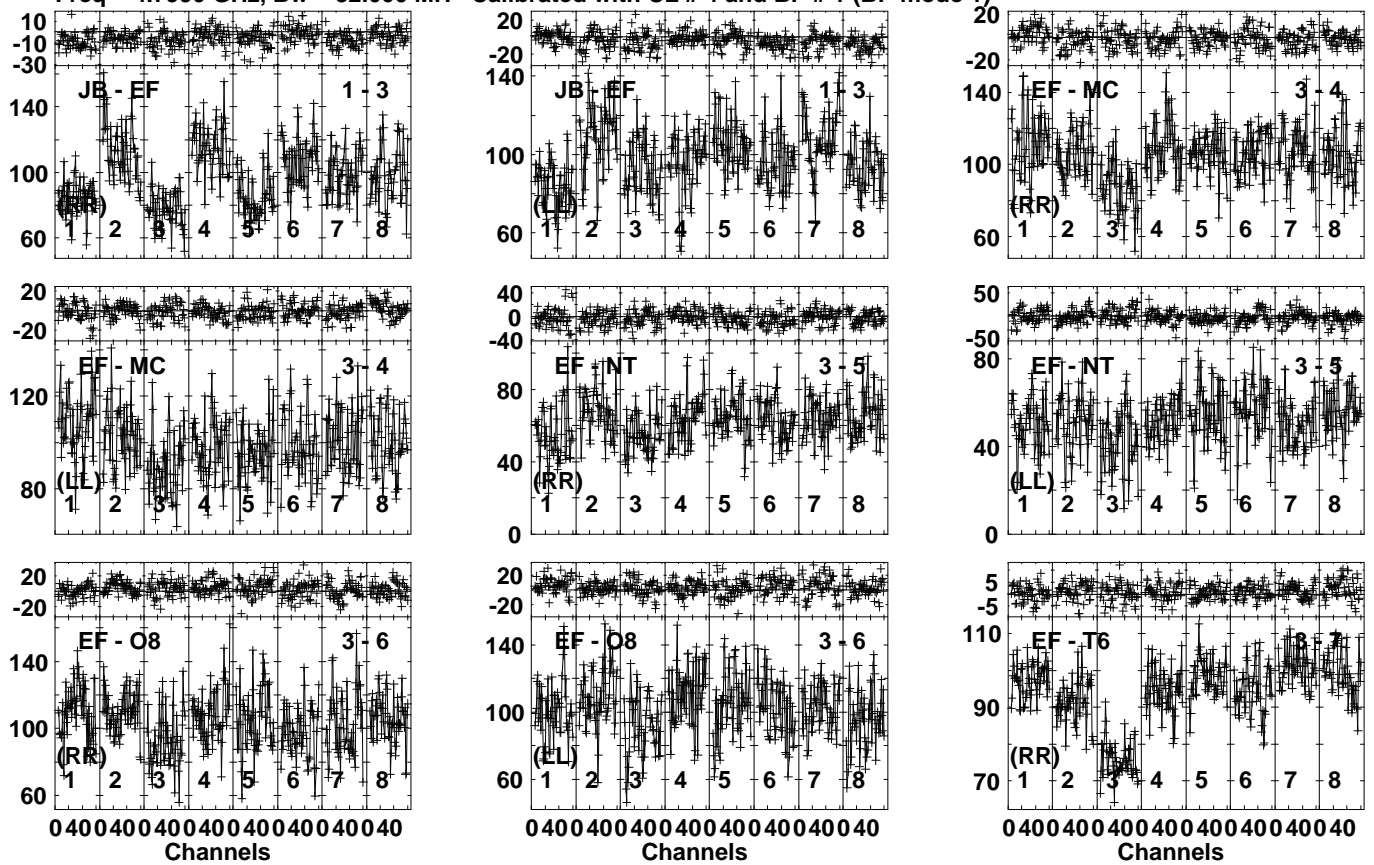


Lower frame: Milli Ampl Jy Top frame: Phas deg
Vector averaged cross-power spectrum Several baselines displayed
Timerange: 00/11:32:01 to 00/11:34:59

Plot file version 589 created 12-APR-2022 17:49:56

J1243+7315 EC082C.UVDATA.1

Freq = 4.7990 GHz, Bw = 32.000 MH Calibrated with CL # 4 and BP # 1 (BP mode 1)

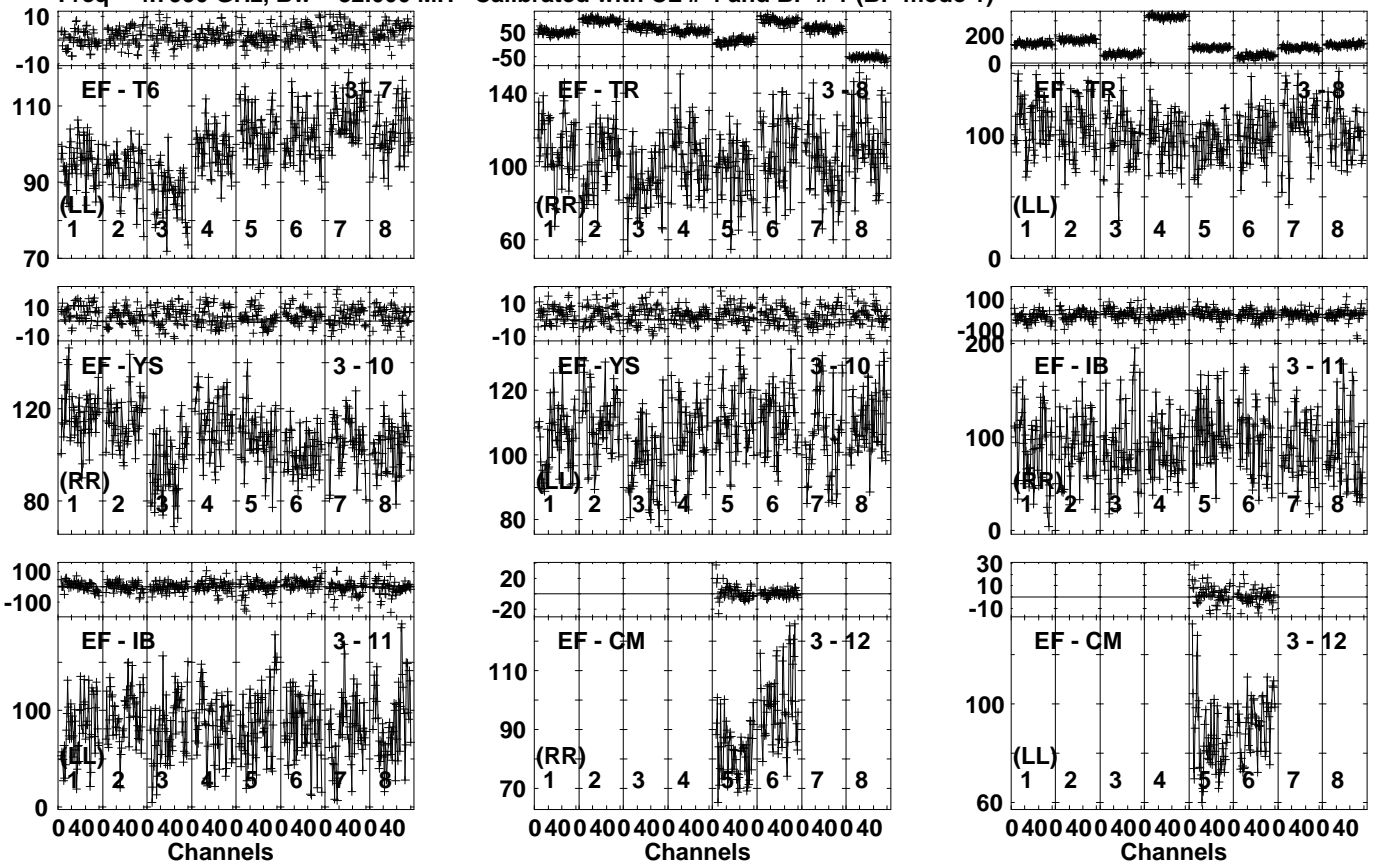


Lower frame: Milli Ampl Jy Top frame: Phas deg
Vector averaged cross-power spectrum Several baselines displayed
Timerange: 00/11:35:11 to 00/11:35:59

Plot file version 590 created 12-APR-2022 17:49:56

J1243+7315 EC082C.UVDATA.1

Freq = 4.7990 GHz, Bw = 32.000 MH Calibrated with CL # 4 and BP # 1 (BP mode 1)

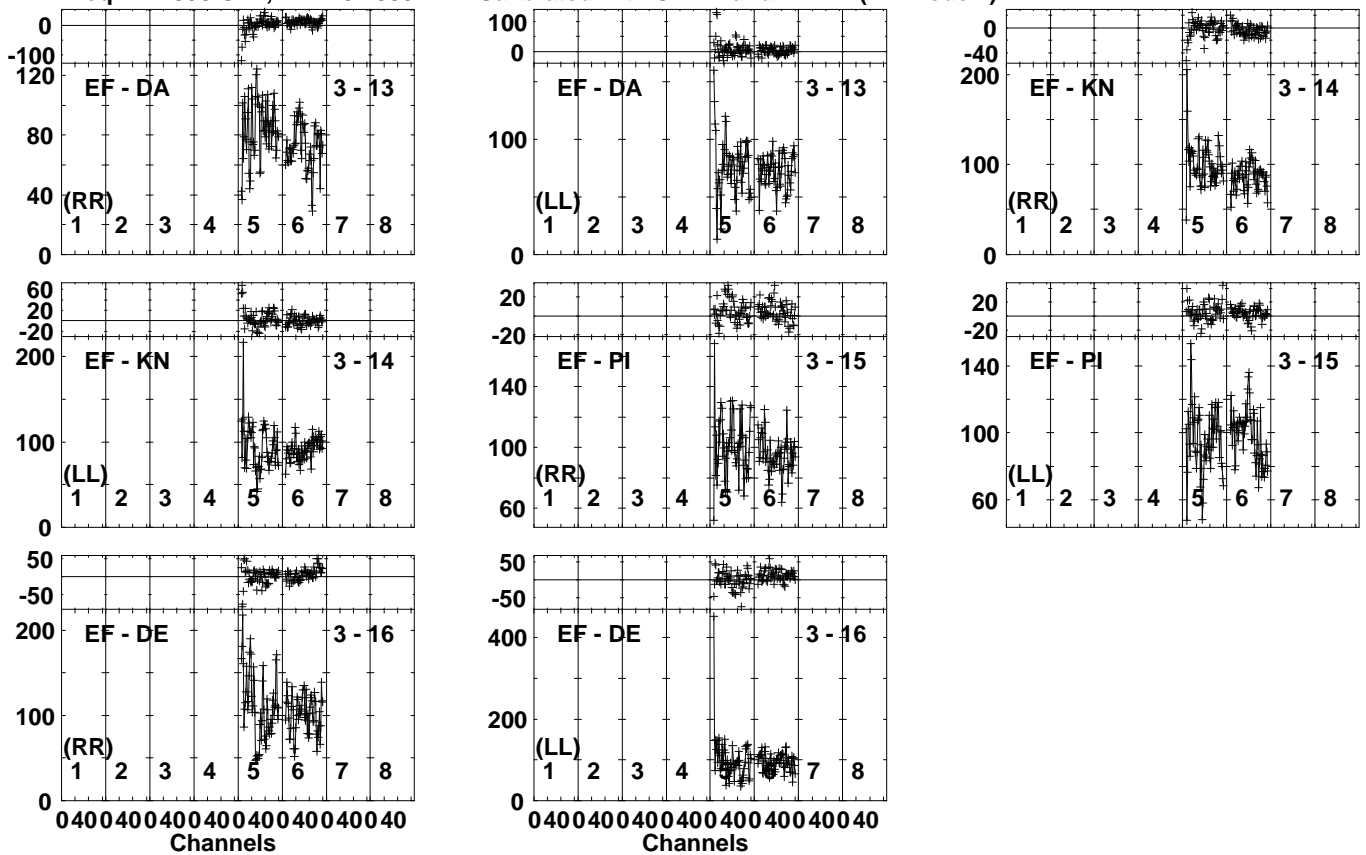


Lower frame: Milli Ampl Jy Top frame: Phas deg
Vector averaged cross-power spectrum Several baselines displayed
Timerange: 00/11:35:11 to 00/11:35:59

Plot file version 591 created 12-APR-2022 17:49:57

J1243+7315 EC082C.UVDATA.1

Freq = 4.7990 GHz, Bw = 32.000 MH Calibrated with CL # 4 and BP # 1 (BP mode 1)

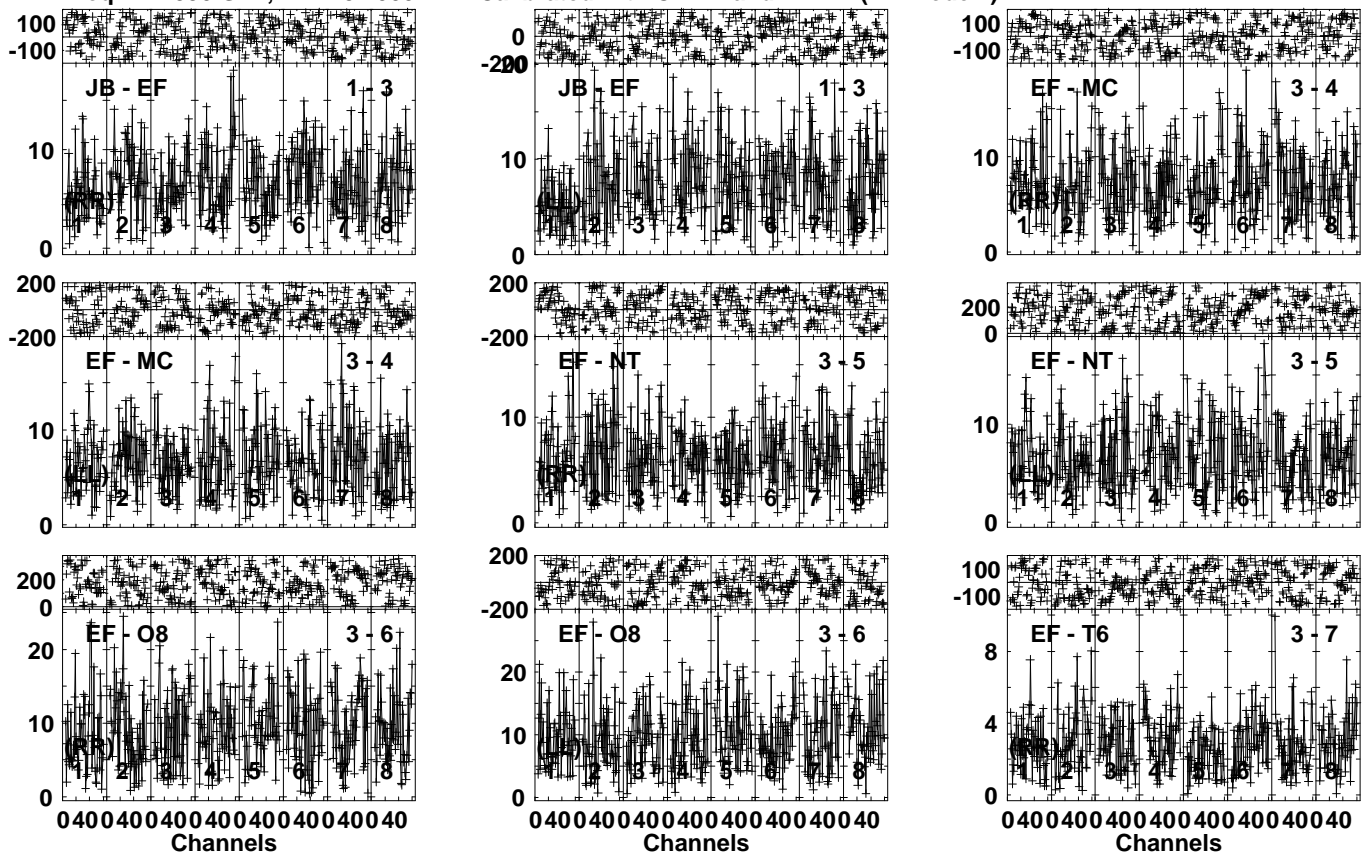


Lower frame: Milli Ampl Jy Top frame: Phas deg
Vector averaged cross-power spectrum Several baselines displayed
Timerange: 00/11:35:11 to 00/11:35:59

Plot file version 592 created 12-APR-2022 17:49:57

NGC4750 EC082C.UVDATA.1

Freq = 4.7990 GHz, Bw = 32.000 MH Calibrated with CL # 4 and BP # 1 (BP mode 1)

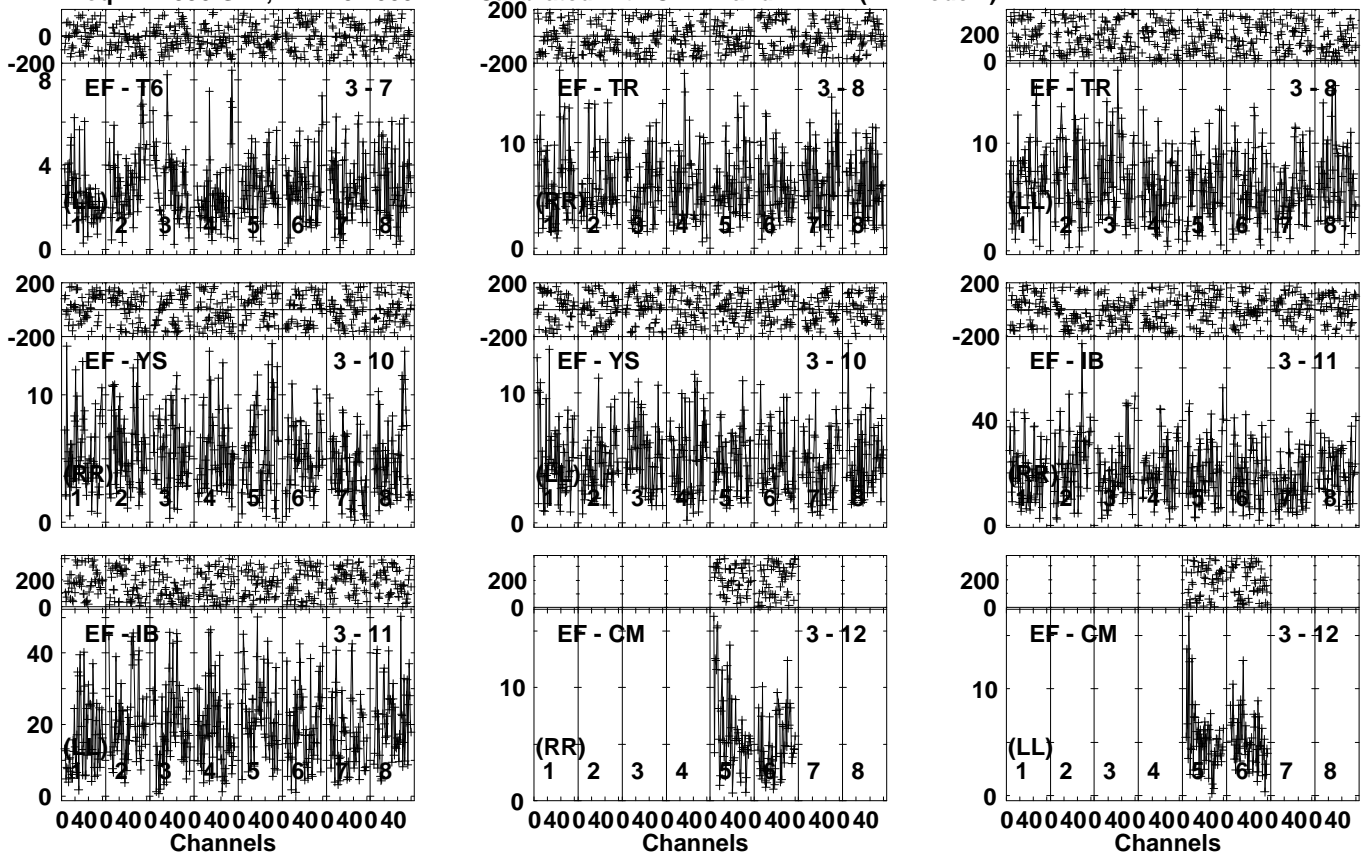


Lower frame: Milli Ampl Jy Top frame: Phas deg
Vector averaged cross-power spectrum Several baselines displayed
Timerange: 00/11:36:11 to 00/11:39:09

Plot file version 593 created 12-APR-2022 17:49:58

NGC4750 EC082C.UVDATA.1

Freq = 4.7990 GHz, Bw = 32.000 MH Calibrated with CL # 4 and BP # 1 (BP mode 1)

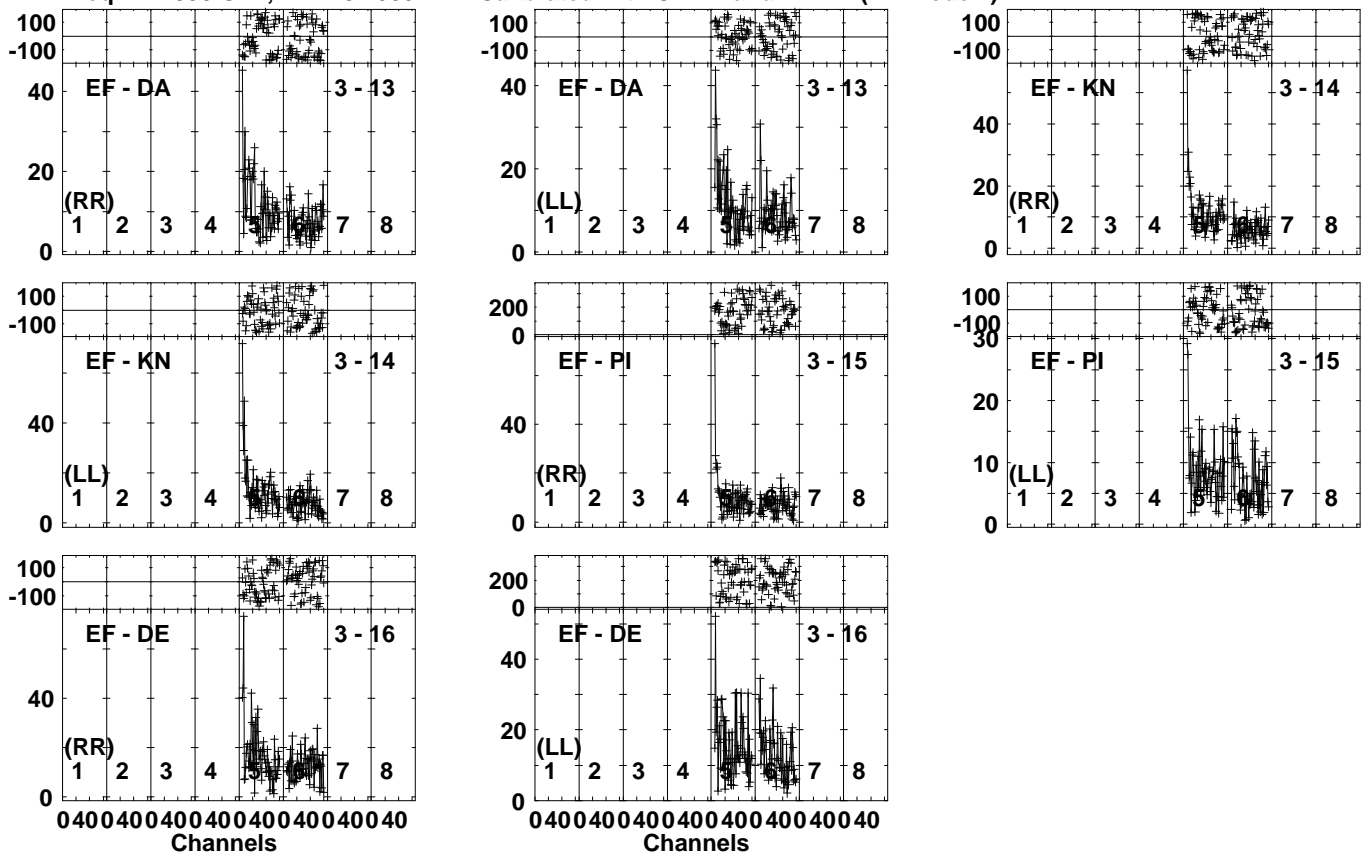


Lower frame: Milli Ampl Jy Top frame: Phas deg
Vector averaged cross-power spectrum Several baselines displayed
Timerange: 00/11:36:11 to 00/11:39:09

Plot file version 594 created 12-APR-2022 17:49:58

NGC4750 EC082C.UVDATA.1

Freq = 4.7990 GHz, Bw = 32.000 MH Calibrated with CL # 4 and BP # 1 (BP mode 1)

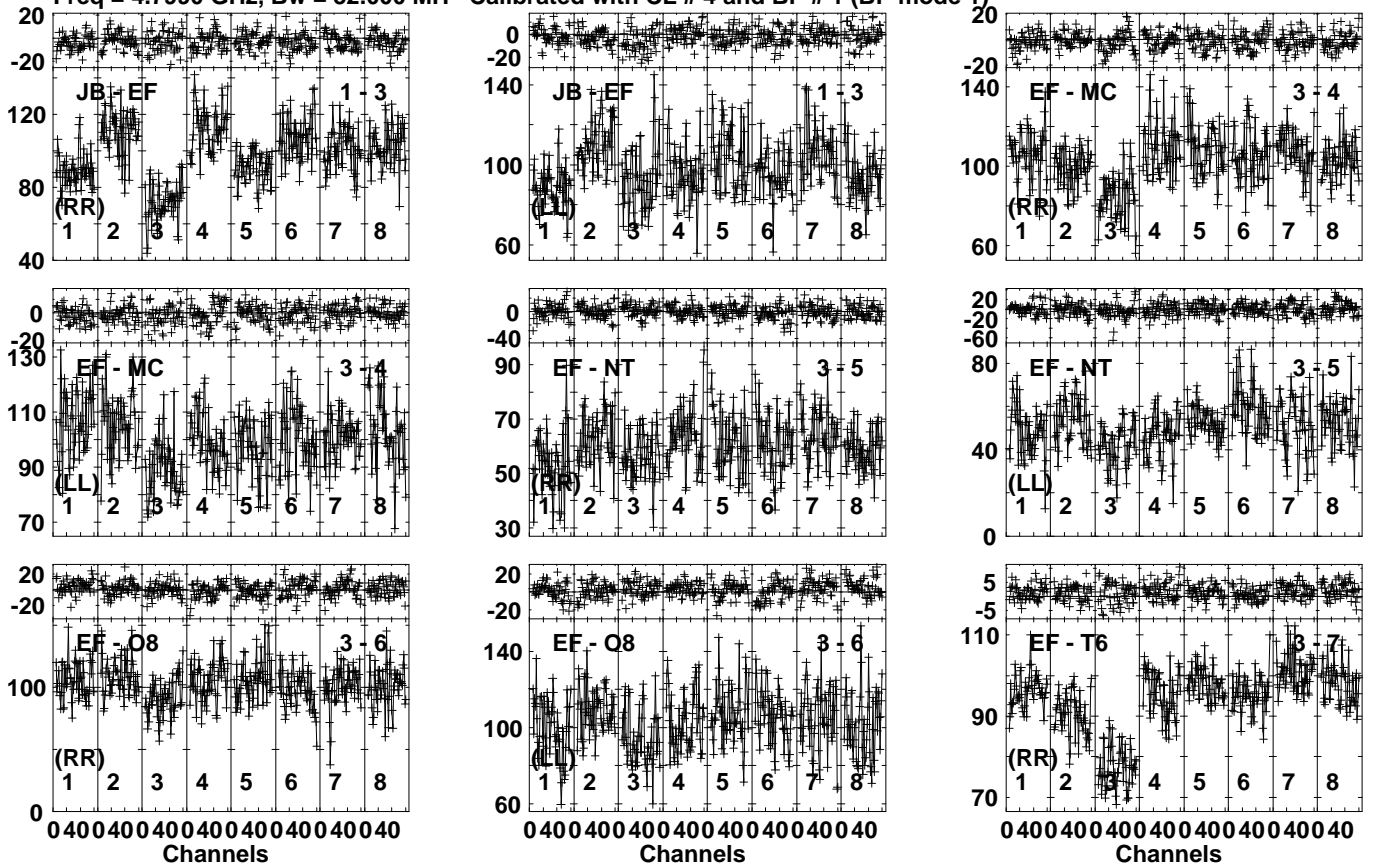


Lower frame: Milli Ampl Jy Top frame: Phas deg
Vector averaged cross-power spectrum Several baselines displayed
Timerange: 00/11:36:11 to 00/11:39:09

Plot file version 595 created 12-APR-2022 17:49:58

J1243+7315 EC082C.UVDATA.1

Freq = 4.7990 GHz, Bw = 32.000 MH Calibrated with CL # 4 and BP # 1 (BP mode 1)

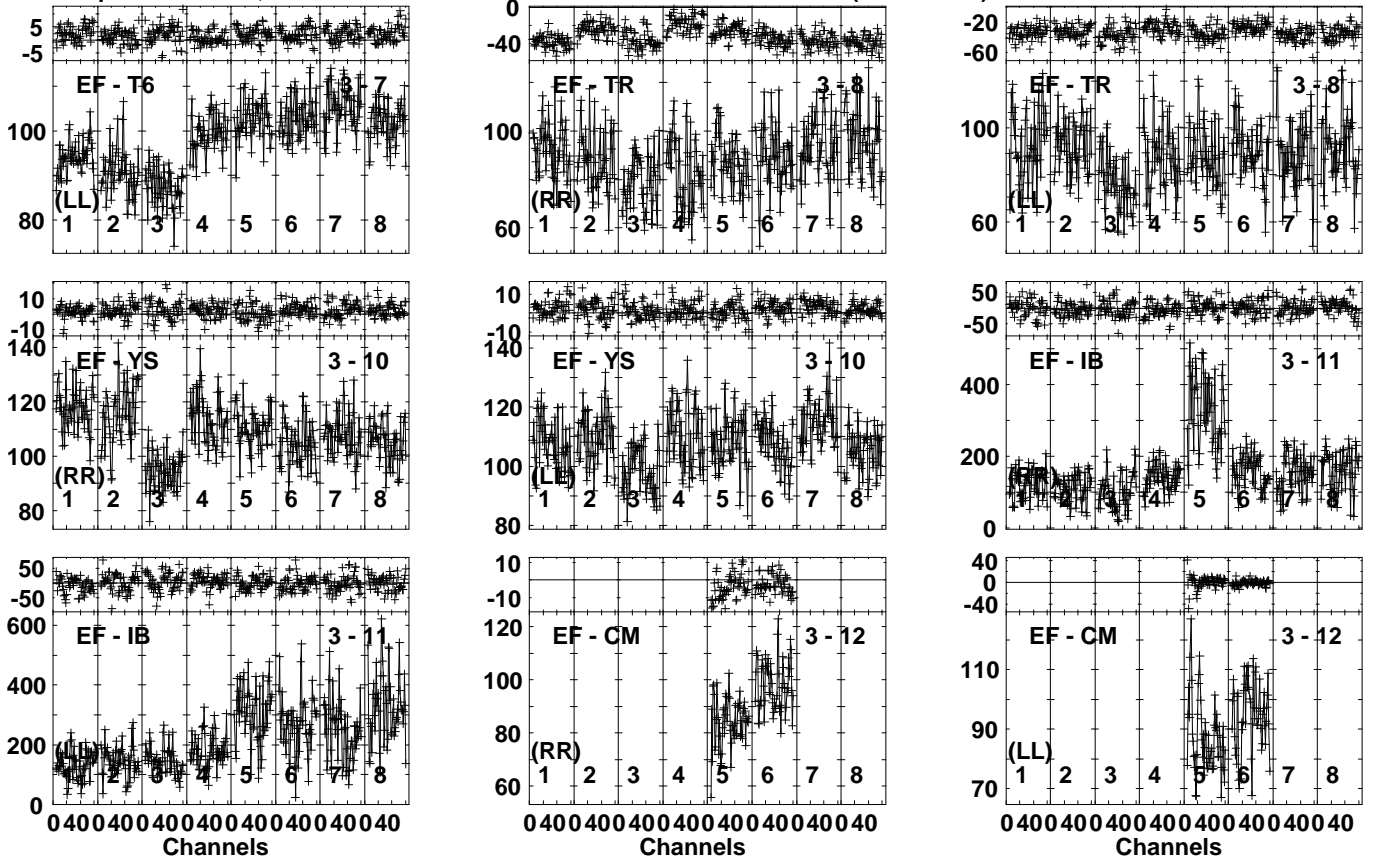


Lower frame: Milli Ampl Jy Top frame: Phas deg
Vector averaged cross-power spectrum Several baselines displayed
Timerange: 00/11:39:41 to 00/11:40:19

Plot file version 596 created 12-APR-2022 17:49:59

J1243+7315 EC082C.UVDATA.1

Freq = 4.7990 GHz, Bw = 32.000 MH Calibrated with CL # 4 and BP # 1 (BP mode 1)

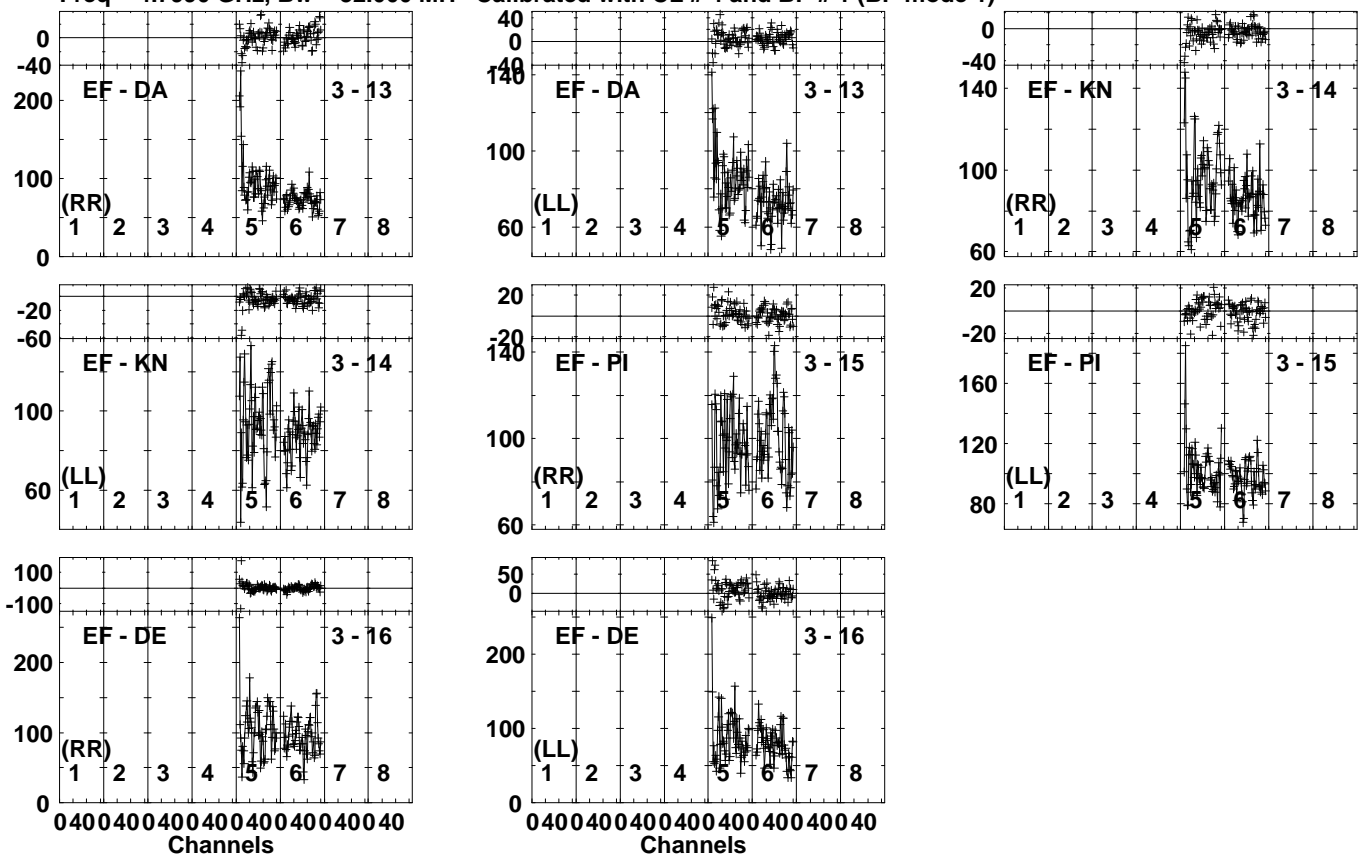


Lower frame: Milli Ampl Jy Top frame: Phas deg
Vector averaged cross-power spectrum Several baselines displayed
Timerange: 00/11:39:41 to 00/11:40:19

Plot file version 597 created 12-APR-2022 17:49:59

J1243+7315 EC082C.UVDATA.1

Freq = 4.7990 GHz, Bw = 32.000 MH Calibrated with CL # 4 and BP # 1 (BP mode 1)

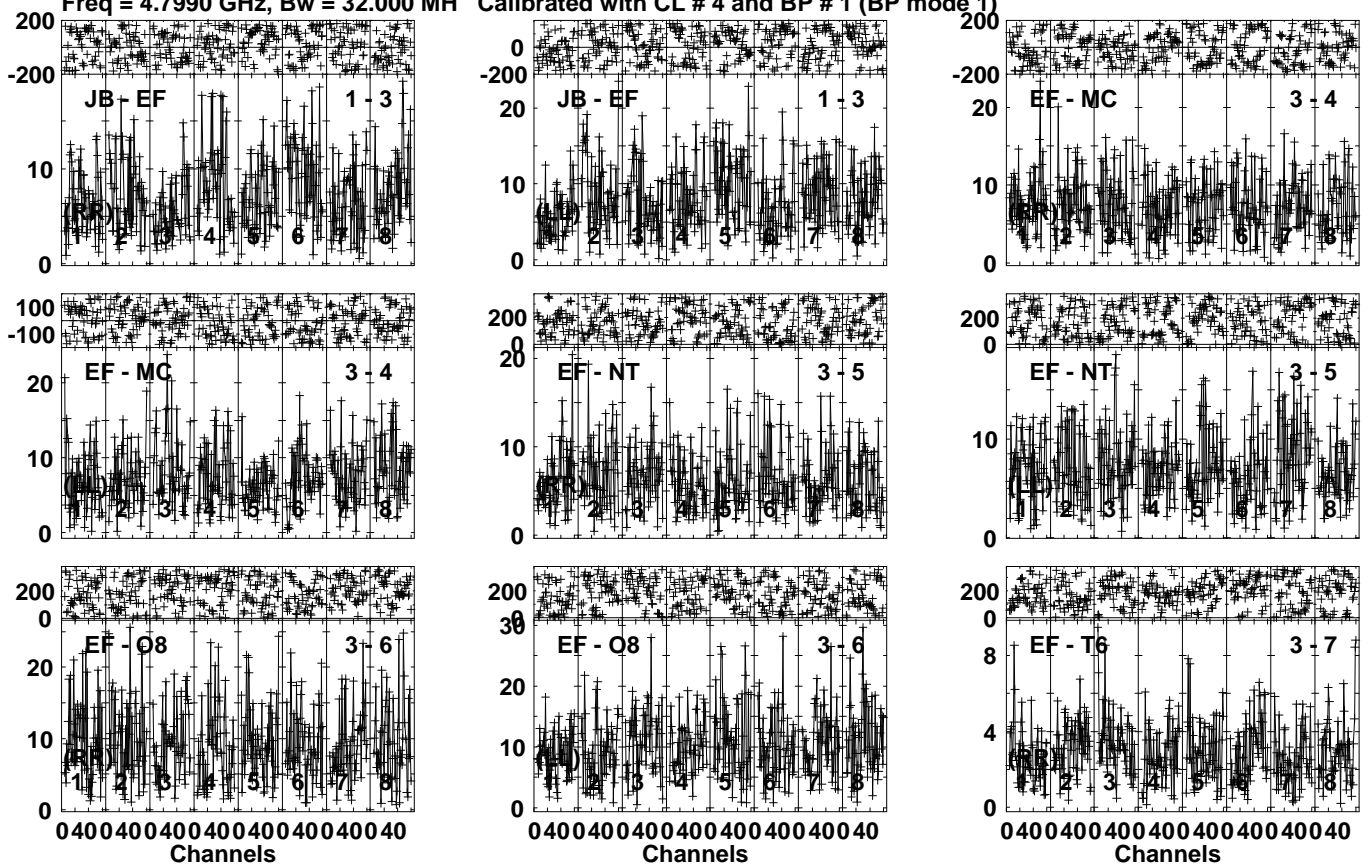


Lower frame: Milli Ampl Jy Top frame: Phas deg
Vector averaged cross-power spectrum Several baselines displayed
Timerange: 00/11:39:41 to 00/11:40:19

Plot file version 598 created 12-APR-2022 17:50:00

NGC4750 EC082C.UVDATA.1

Freq = 4.7990 GHz, Bw = 32.000 MH Calibrated with CL # 4 and BP # 1 (BP mode 1)

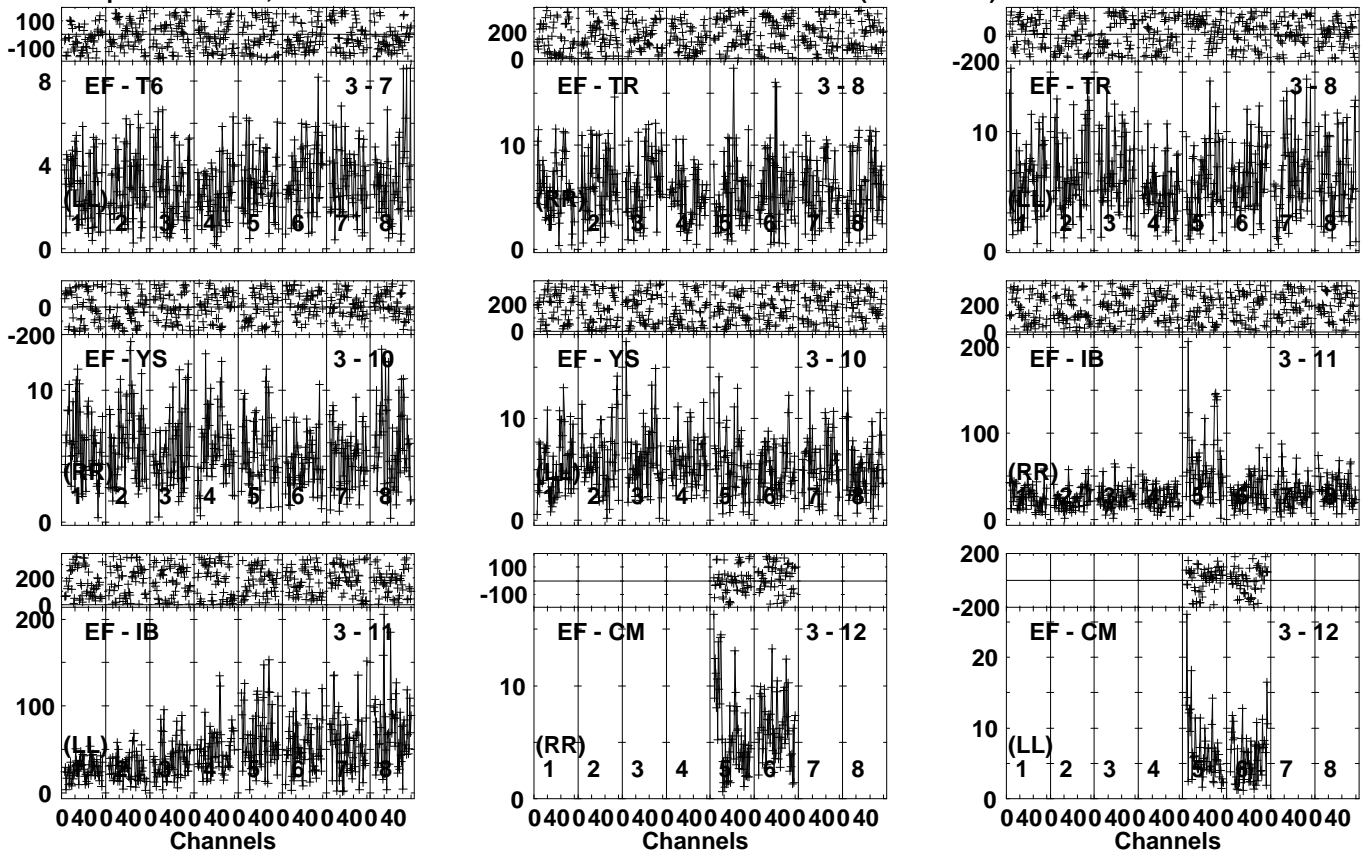


Lower frame: Milli Ampl Jy Top frame: Phas deg
Vector averaged cross-power spectrum Several baselines displayed
Timerange: 00/11:40:31 to 00/11:43:29

Plot file version 599 created 12-APR-2022 17:50:00

NGC4750 EC082C.UVDATA.1

Freq = 4.7990 GHz, Bw = 32.000 MH Calibrated with CL # 4 and BP # 1 (BP mode 1)

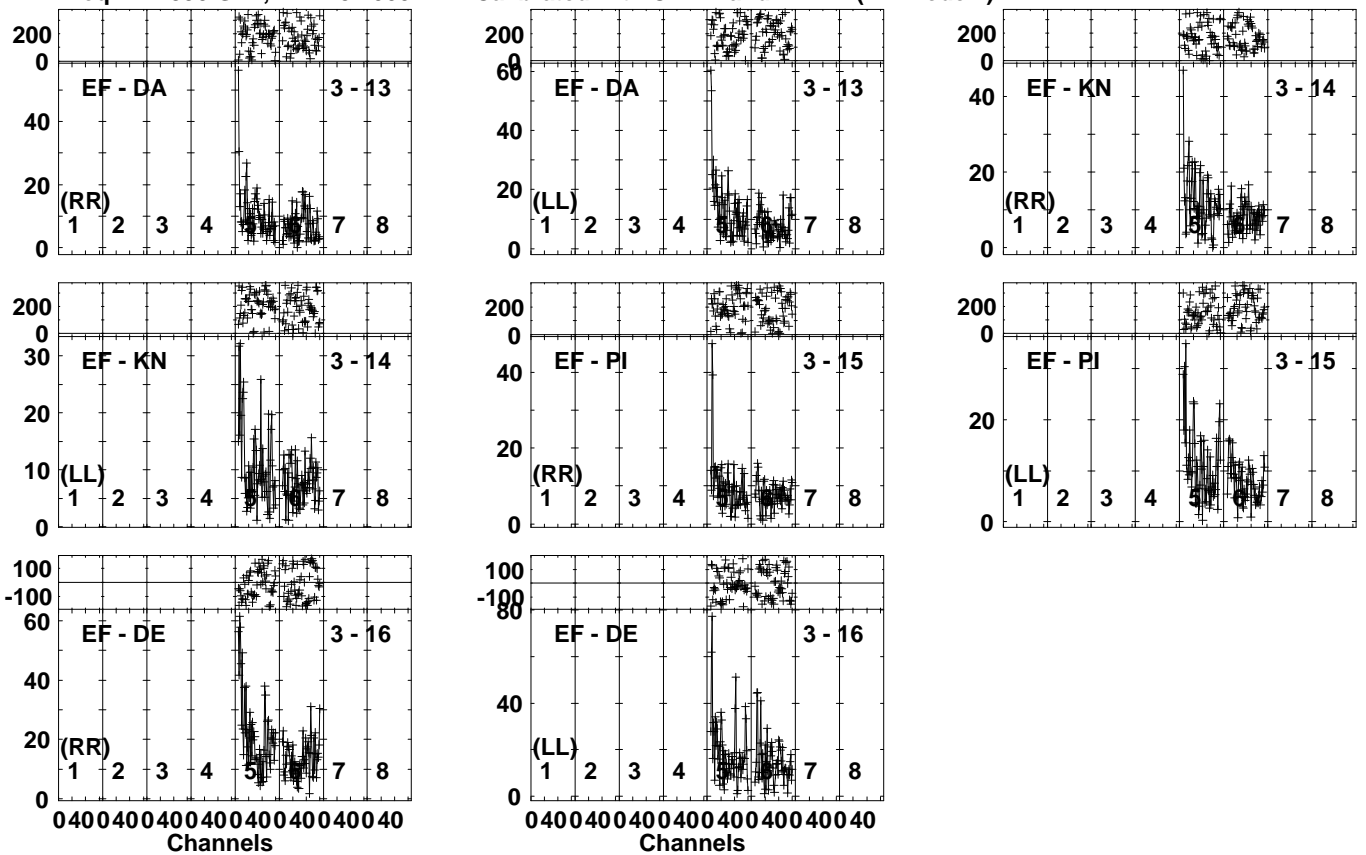


Lower frame: Milli Ampl Jy Top frame: Phas deg
Vector averaged cross-power spectrum Several baselines displayed
Timerange: 00/11:40:31 to 00/11:43:29

Plot file version 600 created 12-APR-2022 17:50:01

NGC4750 EC082C.UVDATA.1

Freq = 4.7990 GHz, Bw = 32.000 MH Calibrated with CL # 4 and BP # 1 (BP mode 1)

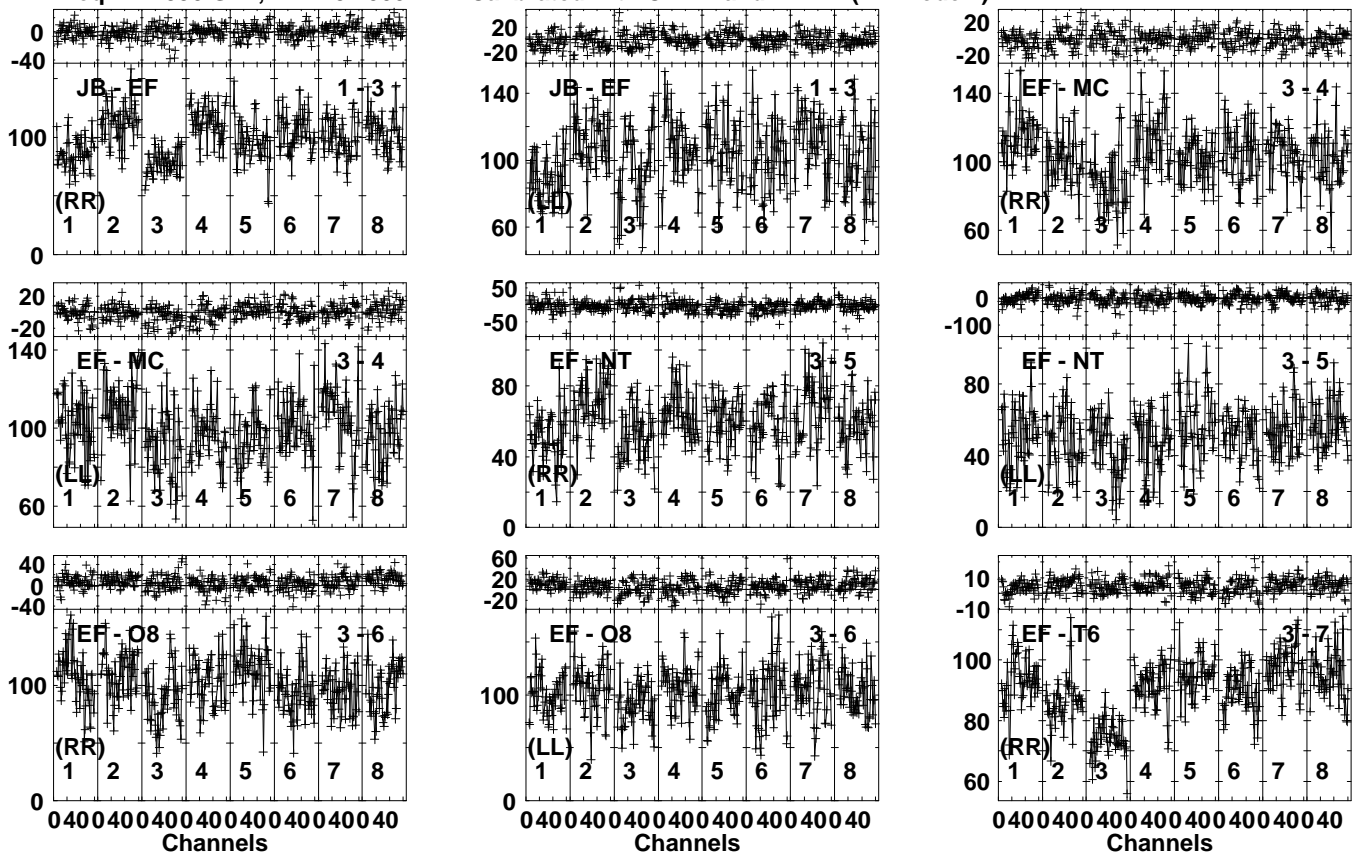


Lower frame: Milli Ampl Jy Top frame: Phas deg
Vector averaged cross-power spectrum Several baselines displayed
Timerange: 00/11:40:31 to 00/11:43:29

Plot file version 601 created 12-APR-2022 17:50:01

J1243+7315 EC082C.UVDATA.1

Freq = 4.7990 GHz, Bw = 32.000 MH Calibrated with CL # 4 and BP # 1 (BP mode 1)

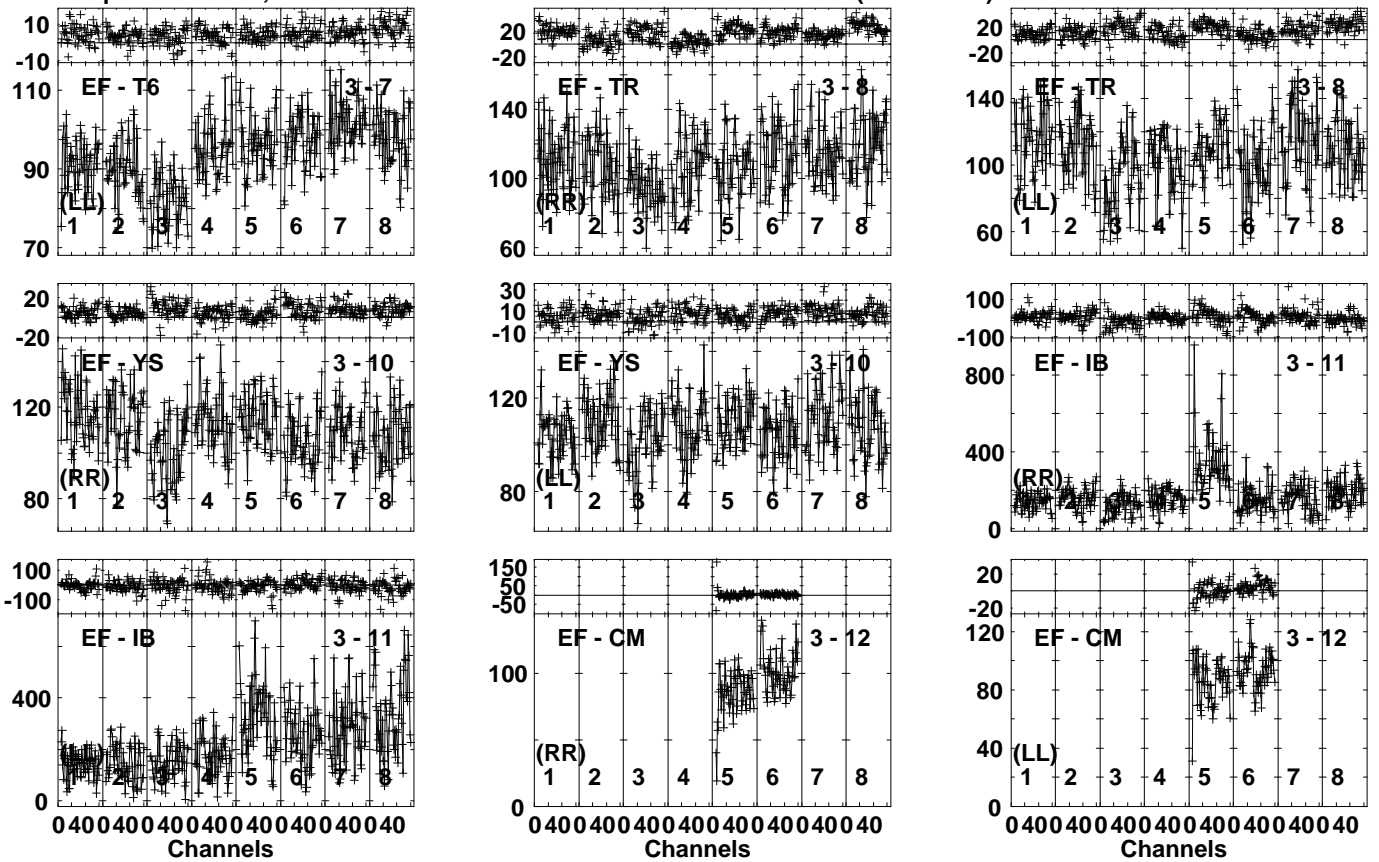


Lower frame: Milli Ampl Jy Top frame: Phas deg
Vector averaged cross-power spectrum Several baselines displayed
Timerange: 00/11:43:41 to 00/11:44:29

Plot file version 602 created 12-APR-2022 17:50:02

J1243+7315 EC082C.UVDATA.1

Freq = 4.7990 GHz, Bw = 32.000 MH Calibrated with CL # 4 and BP # 1 (BP mode 1)

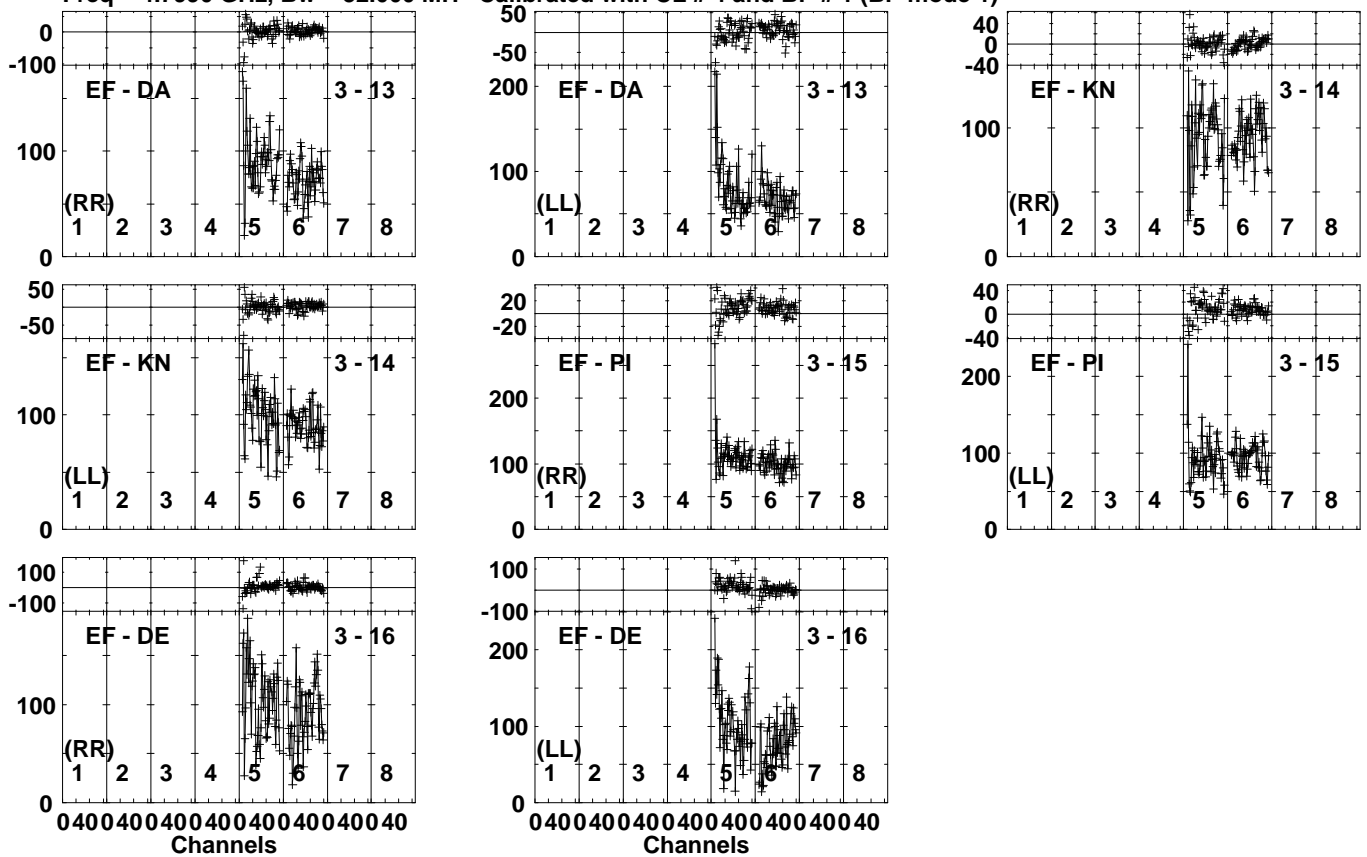


Lower frame: Milli Ampl Jy Top frame: Phas deg
Vector averaged cross-power spectrum Several baselines displayed
Timerange: 00/11:43:41 to 00/11:44:29

Plot file version 603 created 12-APR-2022 17:50:02

J1243+7315 EC082C.UVDATA.1

Freq = 4.7990 GHz, Bw = 32.000 MH Calibrated with CL # 4 and BP # 1 (BP mode 1)

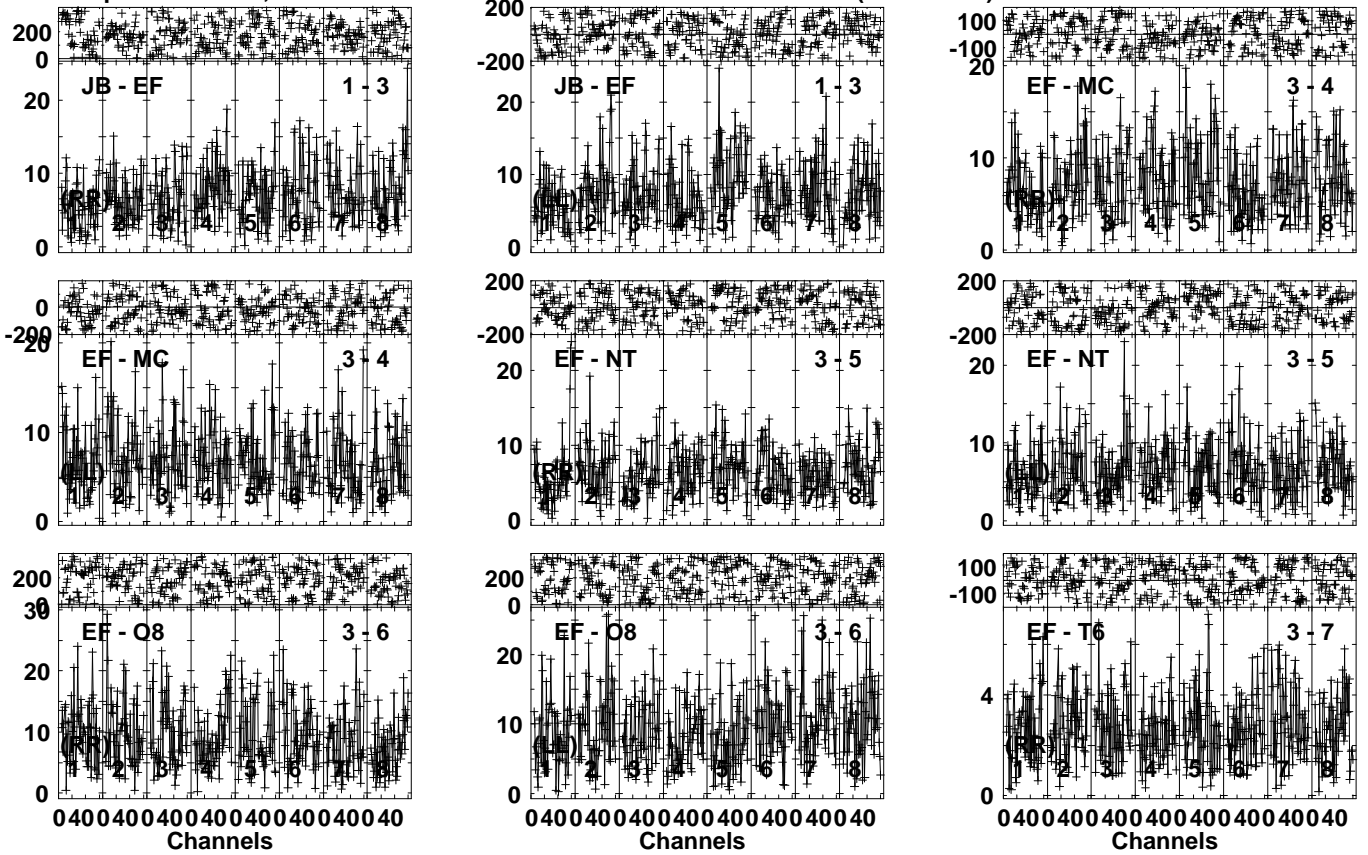


Lower frame: Milli Ampl Jy Top frame: Phas deg
Vector averaged cross-power spectrum Several baselines displayed
Timerange: 00/11:43:41 to 00/11:44:29

Plot file version 604 created 12-APR-2022 17:50:02

NGC4750 EC082C.UVDATA.1

Freq = 4.7990 GHz, Bw = 32.000 MH Calibrated with CL # 4 and BP # 1 (BP mode 1)

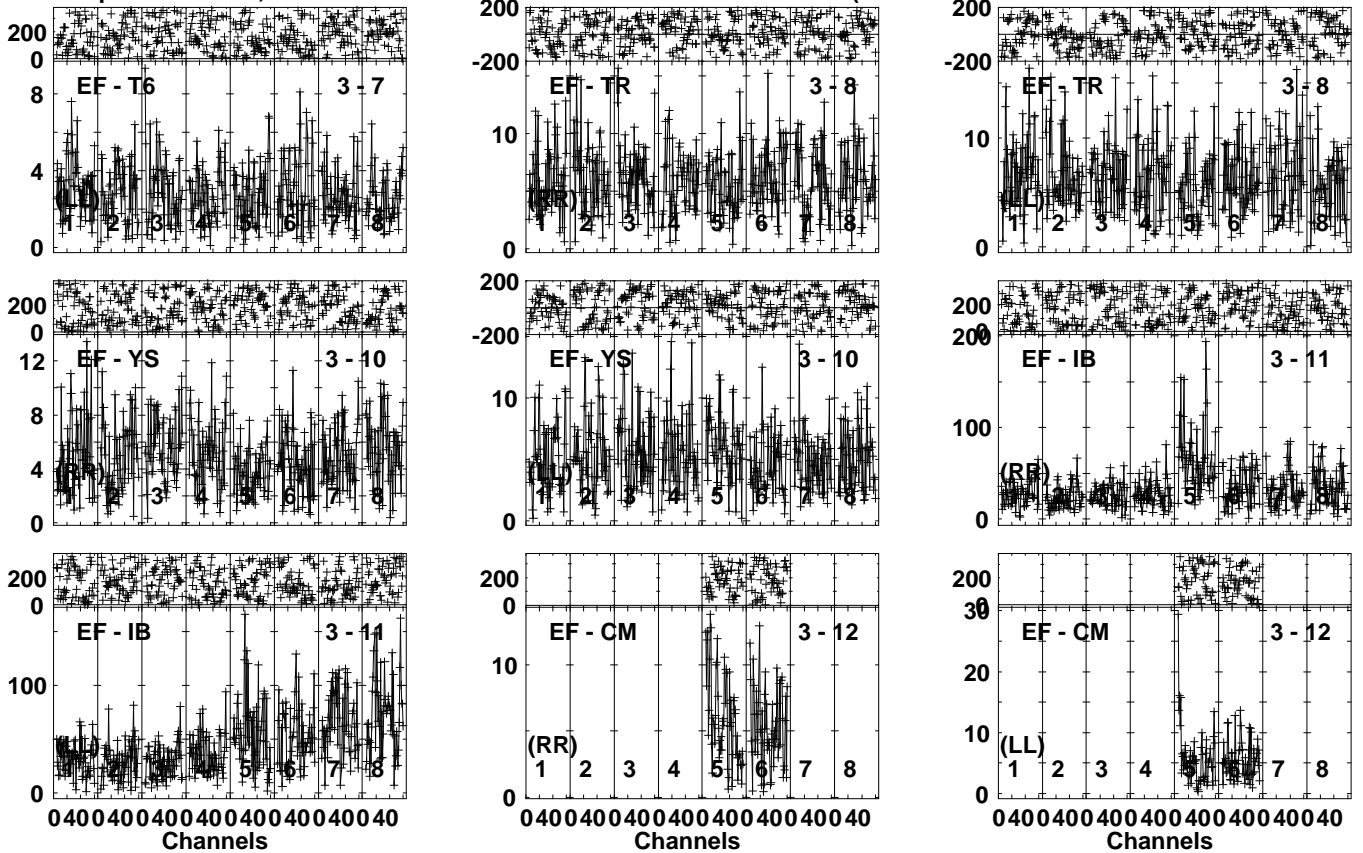


Lower frame: Milli Ampl Jy Top frame: Phas deg
Vector averaged cross-power spectrum Several baselines displayed
Timerange: 00/11:44:41 to 00/11:47:39

Plot file version 605 created 12-APR-2022 17:50:03

NGC4750 EC082C.UVDATA.1

Freq = 4.7990 GHz, Bw = 32.000 MH Calibrated with CL # 4 and BP # 1 (BP mode 1)

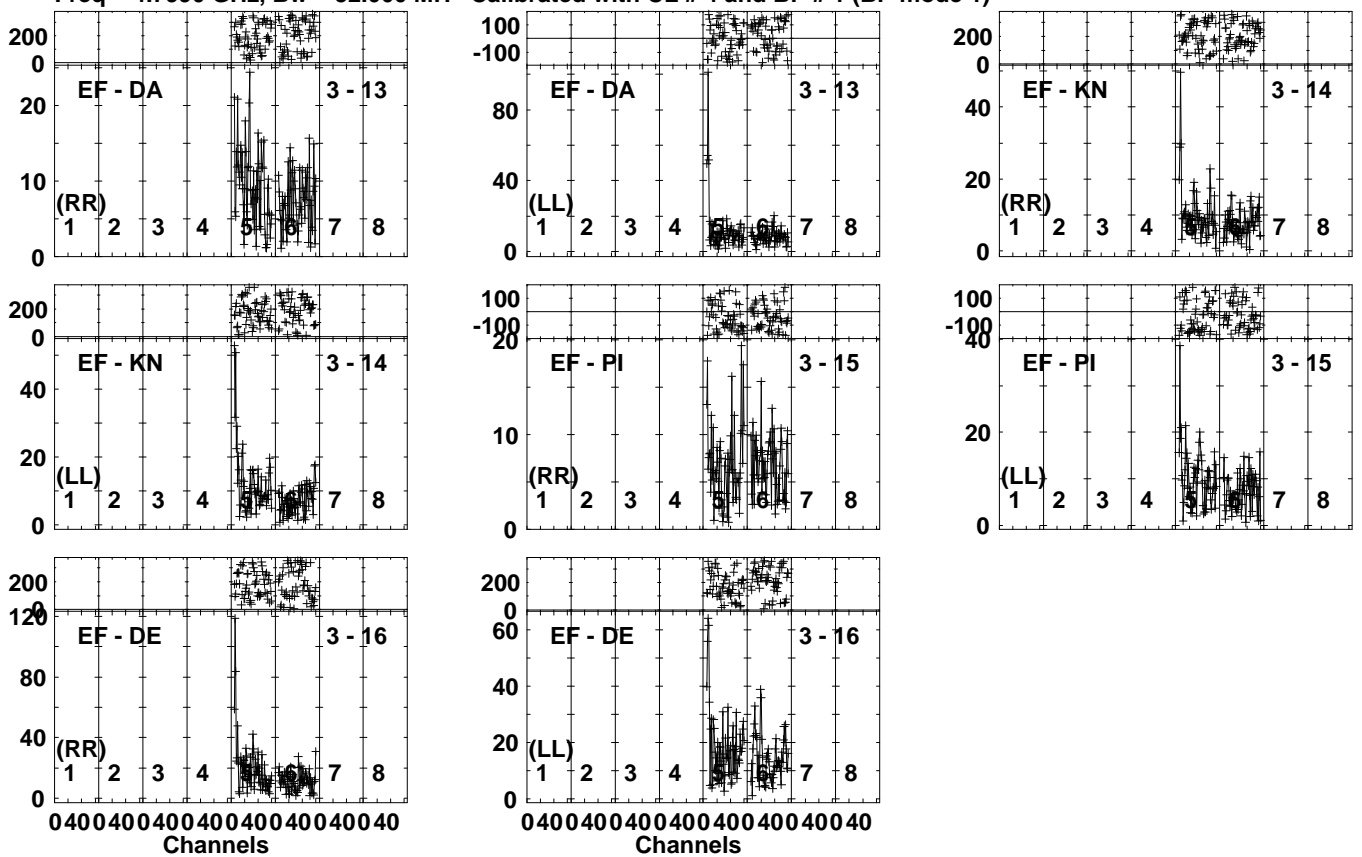


Lower frame: Milli Ampl Jy Top frame: Phas deg
Vector averaged cross-power spectrum Several baselines displayed
Timerange: 00/11:44:41 to 00/11:47:39

Plot file version 606 created 12-APR-2022 17:50:03

NGC4750 EC082C.UVDATA.1

Freq = 4.7990 GHz, Bw = 32.000 MH Calibrated with CL # 4 and BP # 1 (BP mode 1)

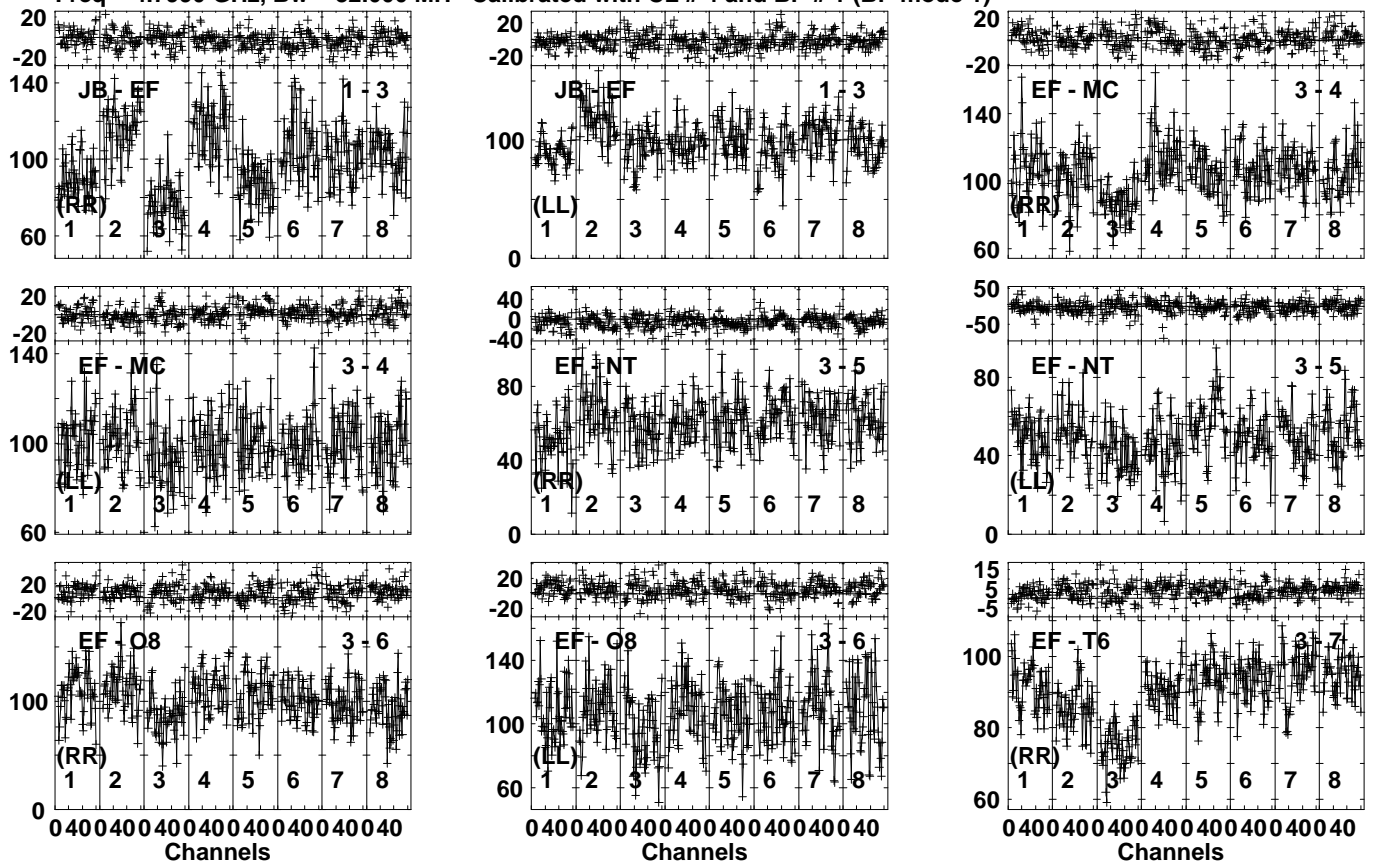


Lower frame: Milli Ampl Jy Top frame: Phas deg
Vector averaged cross-power spectrum Several baselines displayed
Timerange: 00/11:44:41 to 00/11:47:39

Plot file version 607 created 12-APR-2022 17:50:04

J1243+7315 EC082C.UVDATA.1

Freq = 4.7990 GHz, Bw = 32.000 MH Calibrated with CL # 4 and BP # 1 (BP mode 1)

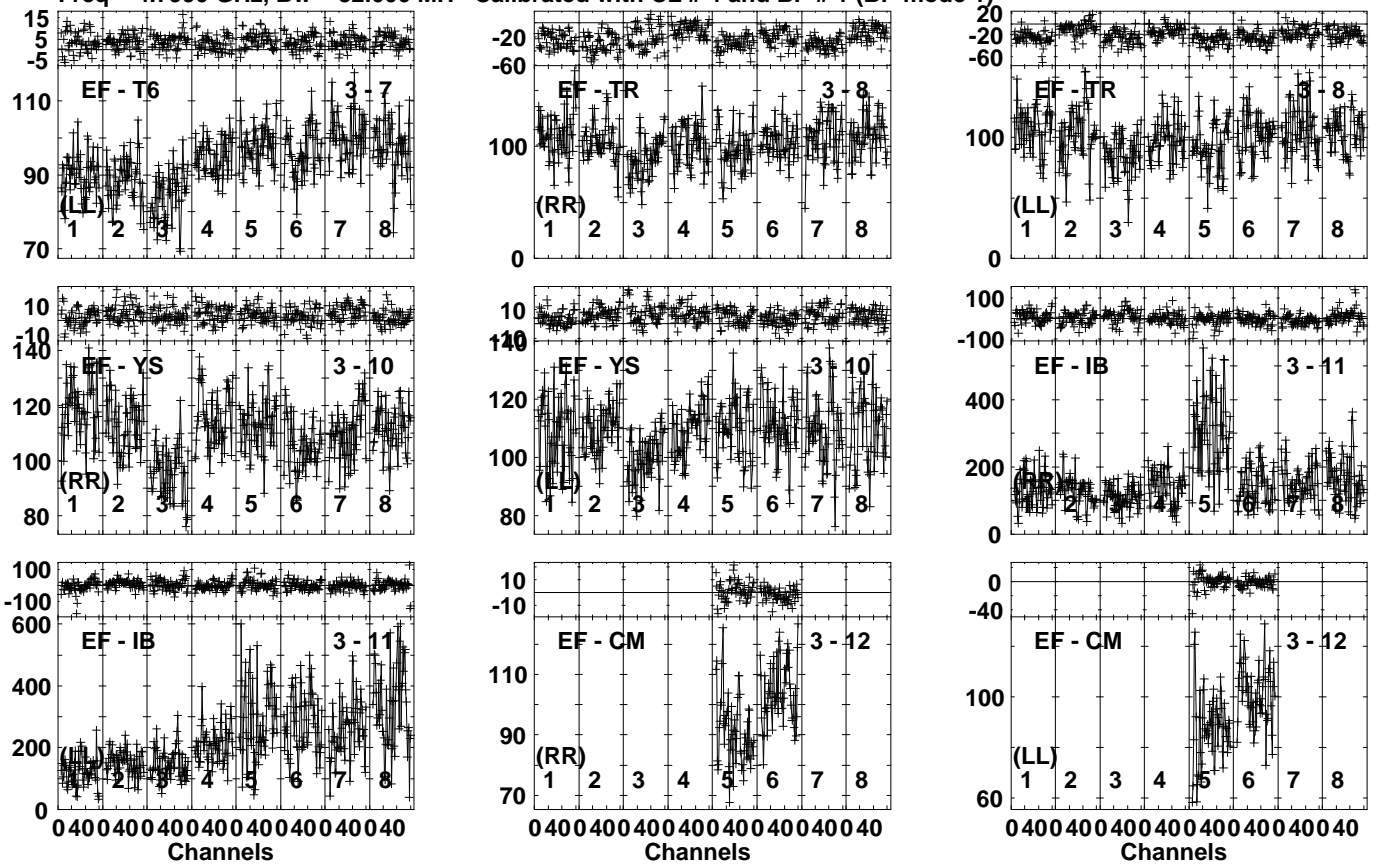


Lower frame: Milli Ampl Jy Top frame: Phas deg
Vector averaged cross-power spectrum Several baselines displayed
Timerange: 00/11:47:51 to 00/11:48:39

Plot file version 608 created 12-APR-2022 17:50:04

J1243+7315 EC082C.UVDATA.1

Freq = 4.7990 GHz, Bw = 32.000 MH Calibrated with CL # 4 and BP # 1 (BP mode 1)

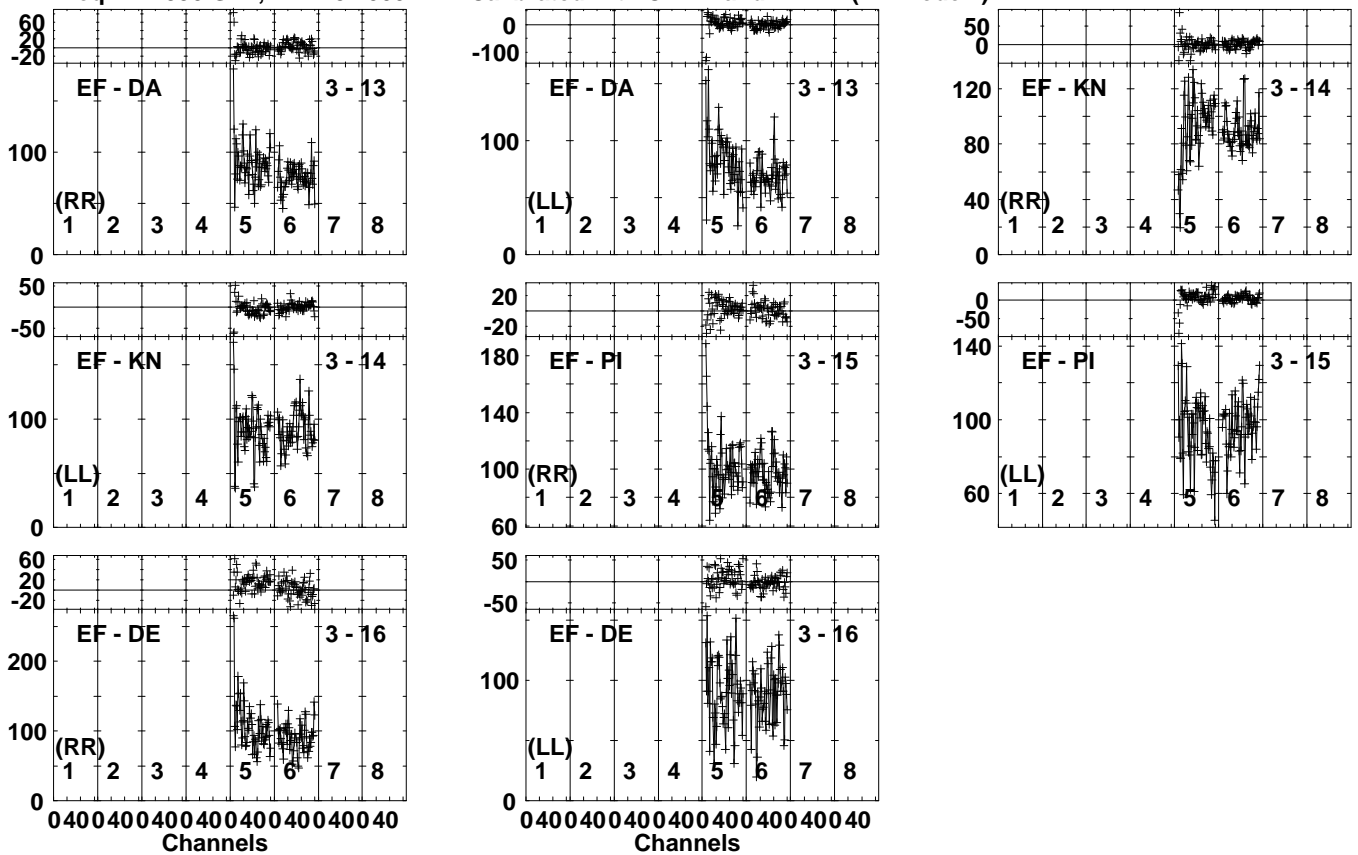


Lower frame: Milli Ampl Jy Top frame: Phas deg
Vector averaged cross-power spectrum Several baselines displayed
Timerange: 00/11:47:51 to 00/11:48:39

Plot file version 609 created 12-APR-2022 17:50:04

J1243+7315 EC082C.UVDATA.1

Freq = 4.7990 GHz, Bw = 32.000 MH Calibrated with CL # 4 and BP # 1 (BP mode 1)

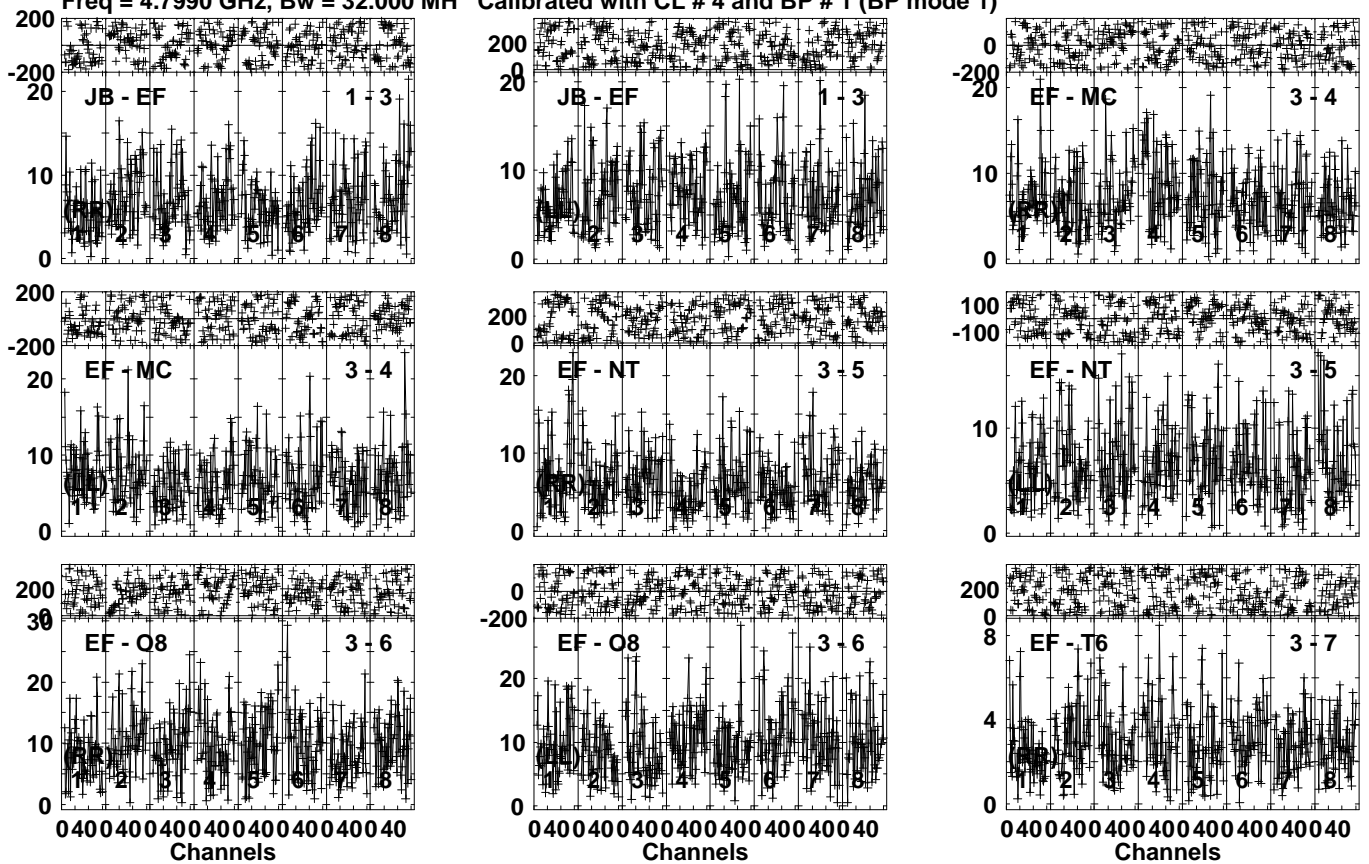


Lower frame: Milli Ampl Jy Top frame: Phas deg
Vector averaged cross-power spectrum Several baselines displayed
Timerange: 00/11:47:51 to 00/11:48:39

Plot file version 610 created 12-APR-2022 17:50:05

NGC4750 EC082C.UVDATA.1

Freq = 4.7990 GHz, Bw = 32.000 MH Calibrated with CL # 4 and BP # 1 (BP mode 1)

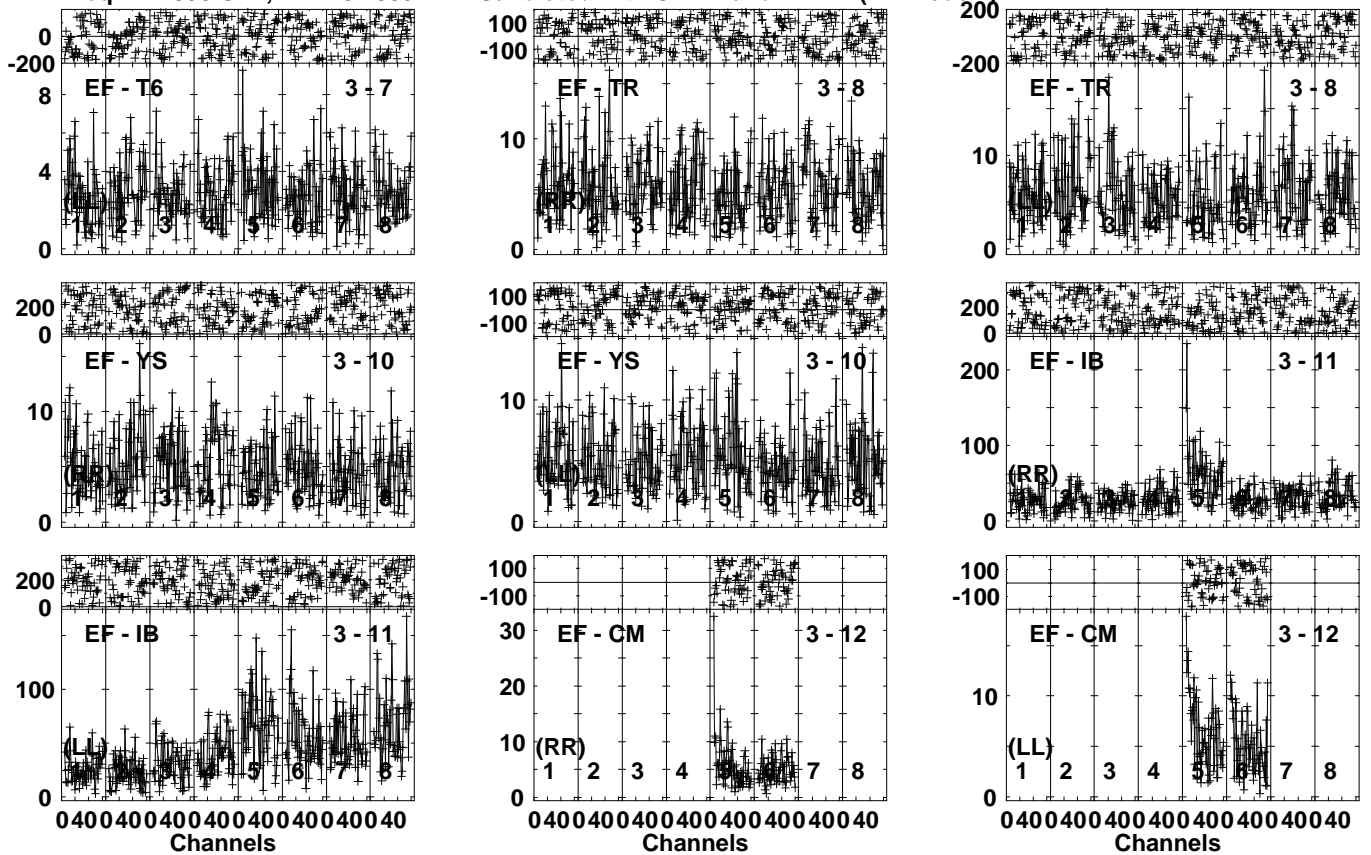


Lower frame: Milli Ampl Jy Top frame: Phas deg
Vector averaged cross-power spectrum Several baselines displayed
Timerange: 00/11:48:51 to 00/11:51:49

Plot file version 611 created 12-APR-2022 17:50:05

NGC4750 EC082C.UVDATA.1

Freq = 4.7990 GHz, Bw = 32.000 MH Calibrated with CL # 4 and BP # 1 (BP mode 1)

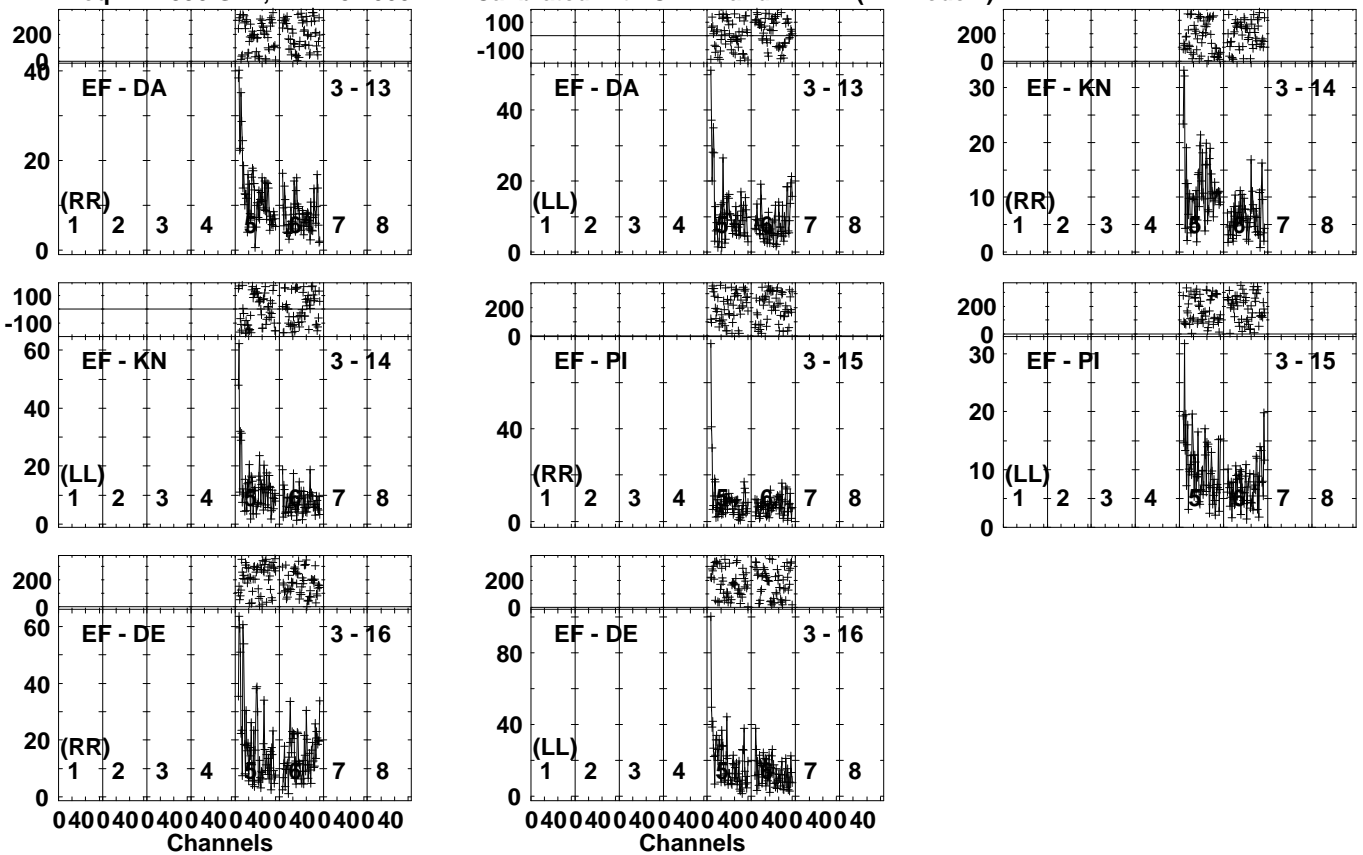


Lower frame: Milli Ampl Jy Top frame: Phas deg
Vector averaged cross-power spectrum Several baselines displayed
Timerange: 00/11:48:51 to 00/11:51:49

Plot file version 612 created 12-APR-2022 17:50:06

NGC4750 EC082C.UVDATA.1

Freq = 4.7990 GHz, Bw = 32.000 MH Calibrated with CL # 4 and BP # 1 (BP mode 1)

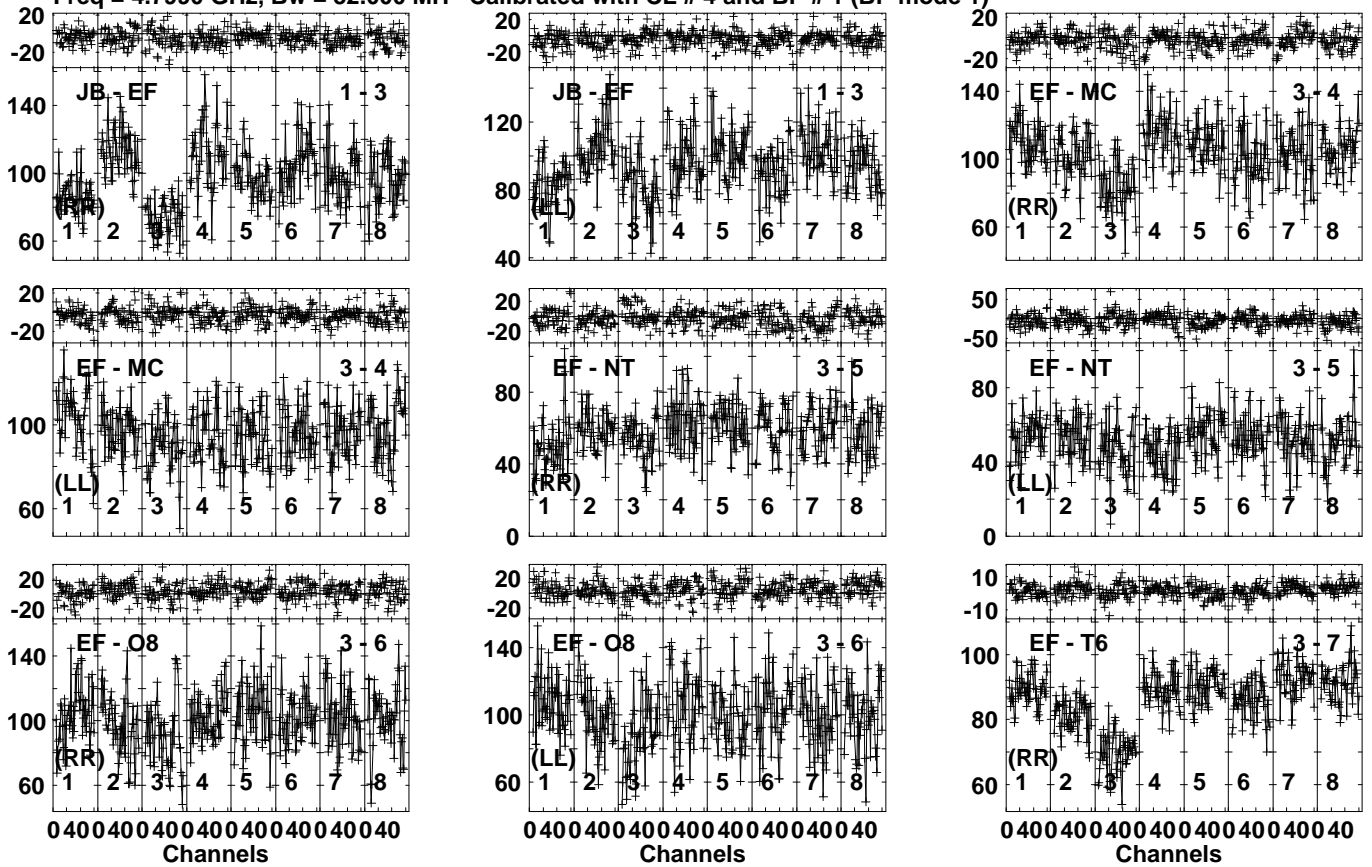


Lower frame: Milli Ampl Jy Top frame: Phas deg
Vector averaged cross-power spectrum Several baselines displayed
Timerange: 00/11:48:51 to 00/11:51:49

Plot file version 613 created 12-APR-2022 17:50:06

J1243+7315 EC082C.UVDATA.1

Freq = 4.7990 GHz, Bw = 32.000 MH Calibrated with CL # 4 and BP # 1 (BP mode 1)

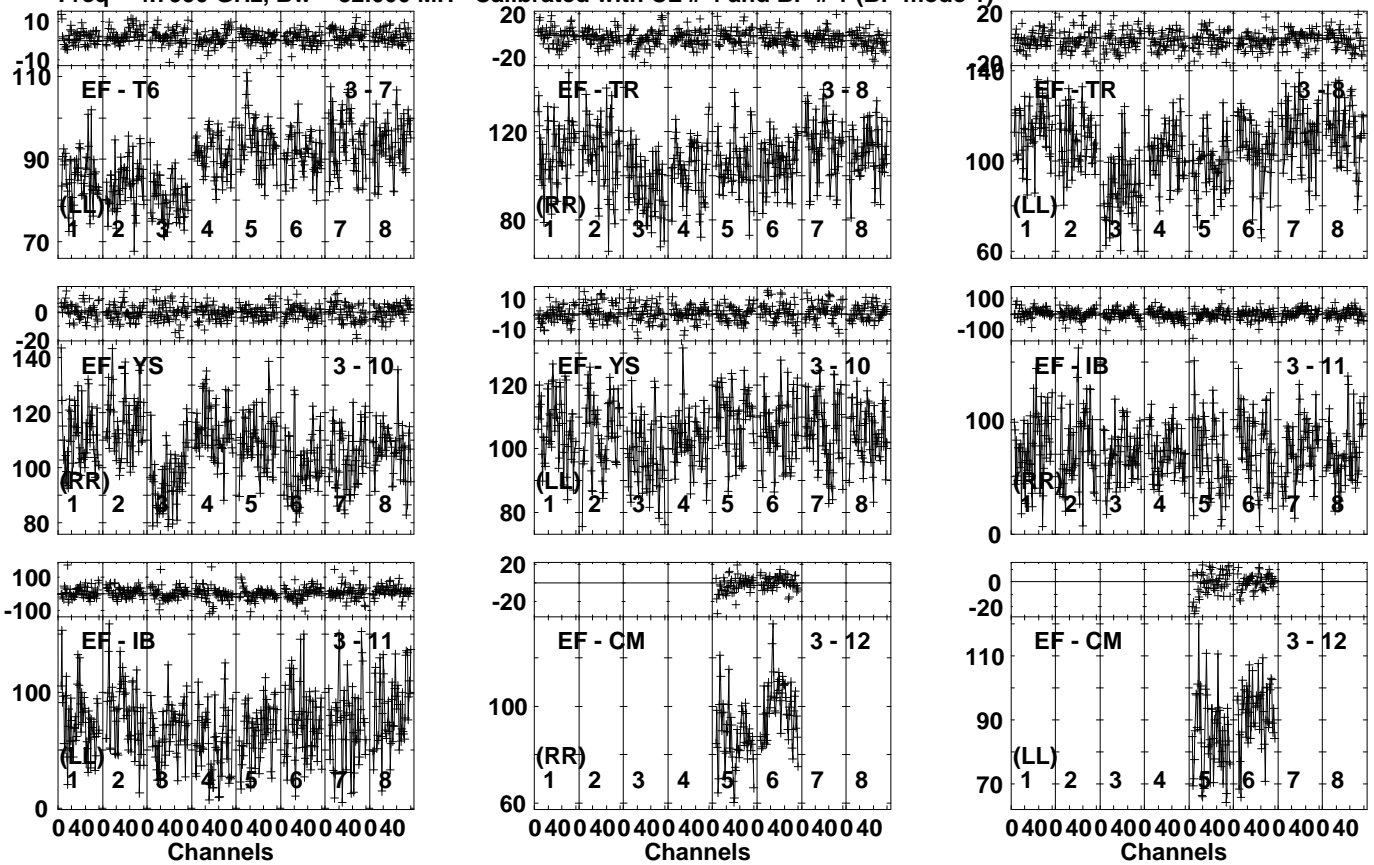


Lower frame: Milli Ampl Jy Top frame: Phas deg
Vector averaged cross-power spectrum Several baselines displayed
Timerange: 00/11:52:21 to 00/11:52:59

Plot file version 614 created 12-APR-2022 17:50:07

J1243+7315 EC082C.UVDATA.1

Freq = 4.7990 GHz, Bw = 32.000 MH Calibrated with CL # 4 and BP # 1 (BP mode 1)

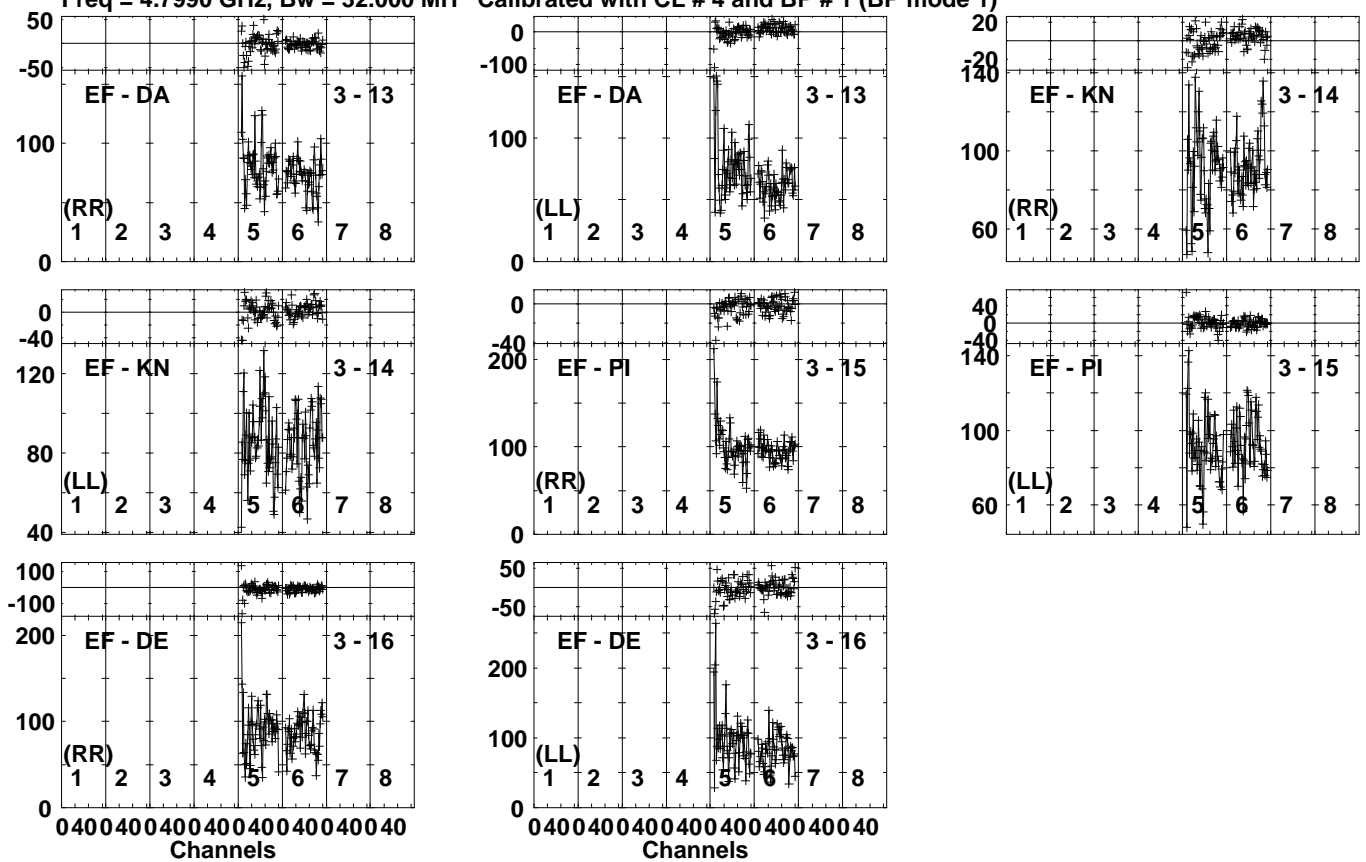


Lower frame: Milli Ampl Jy Top frame: Phas deg
Vector averaged cross-power spectrum Several baselines displayed
Timerange: 00/11:52:21 to 00/11:52:59

Plot file version 615 created 12-APR-2022 17:50:07

J1243+7315 EC082C.UVDATA.1

Freq = 4.7990 GHz, Bw = 32.000 MH Calibrated with CL # 4 and BP # 1 (BP mode 1)

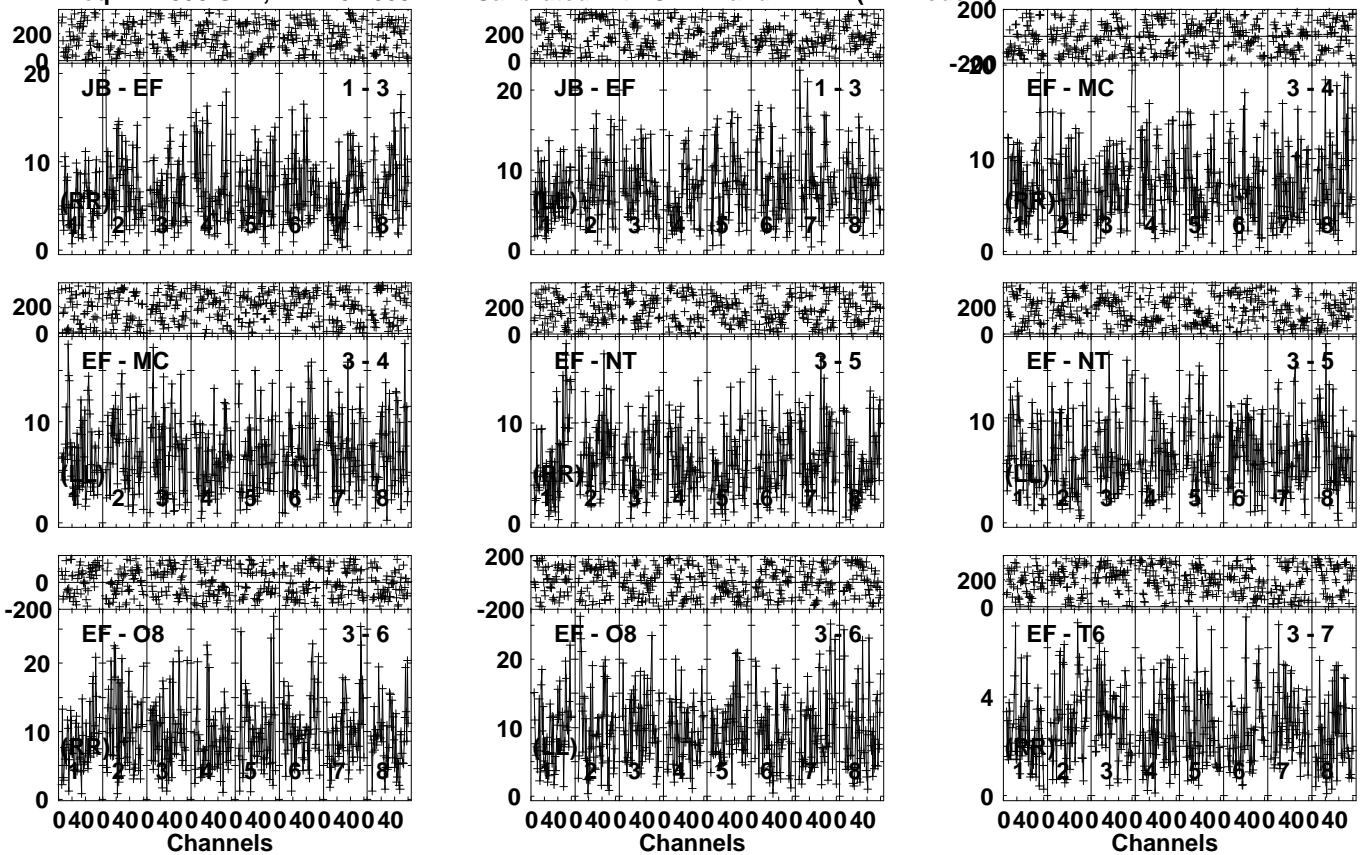


Lower frame: Milli Ampl Jy Top frame: Phas deg
Vector averaged cross-power spectrum Several baselines displayed
Timerange: 00/11:52:21 to 00/11:52:59

Plot file version 616 created 12-APR-2022 17:50:07

NGC4750 EC082C.UVDATA.1

Freq = 4.7990 GHz, Bw = 32.000 MH Calibrated with CL # 4 and BP # 1 (BP mode 1)

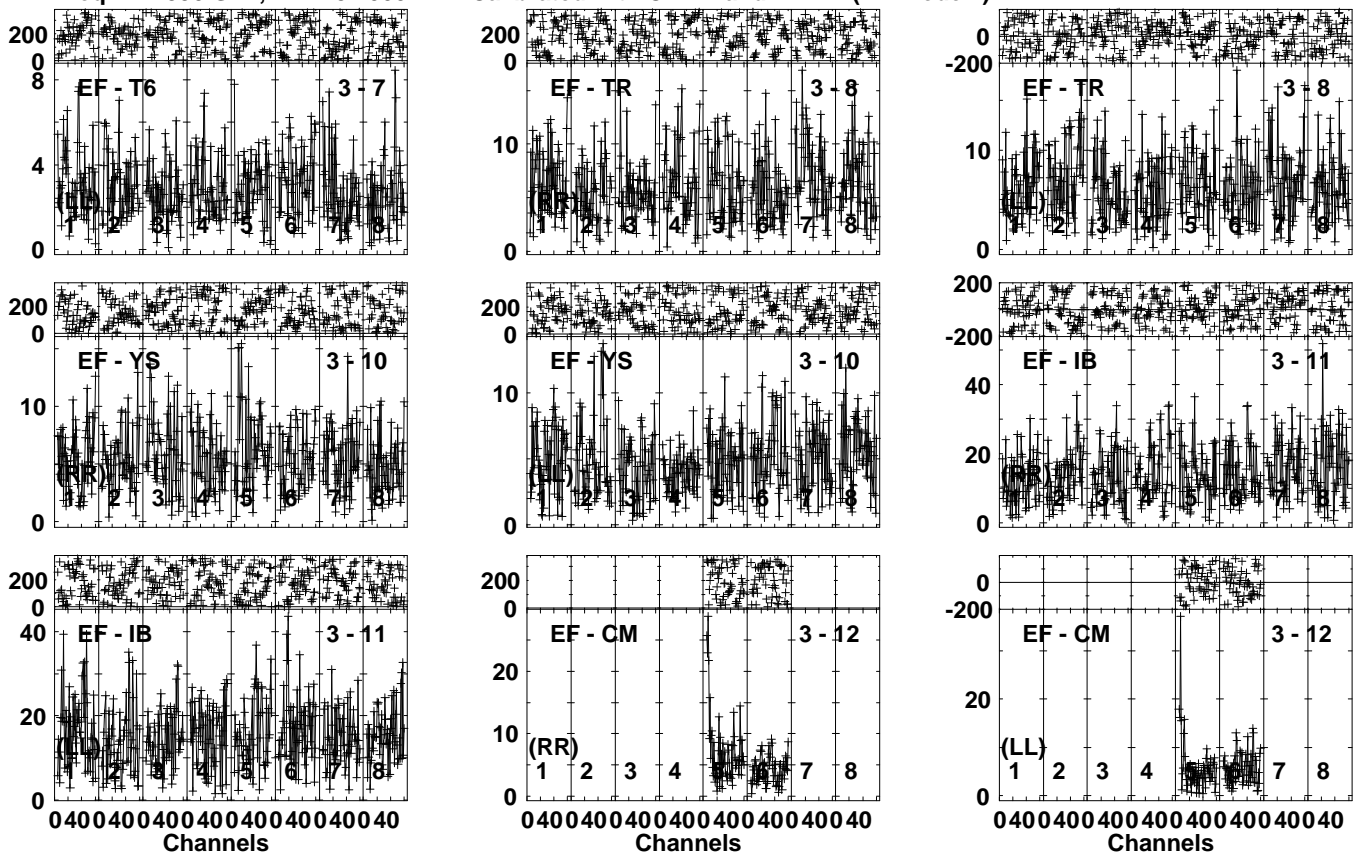


Lower frame: Milli Ampl Jy Top frame: Phas deg
Vector averaged cross-power spectrum Several baselines displayed
Timerange: 00/11:53:11 to 00/11:56:09

Plot file version 617 created 12-APR-2022 17:50:08

NGC4750 EC082C.UVDATA.1

Freq = 4.7990 GHz, Bw = 32.000 MH Calibrated with CL # 4 and BP # 1 (BP mode 1)

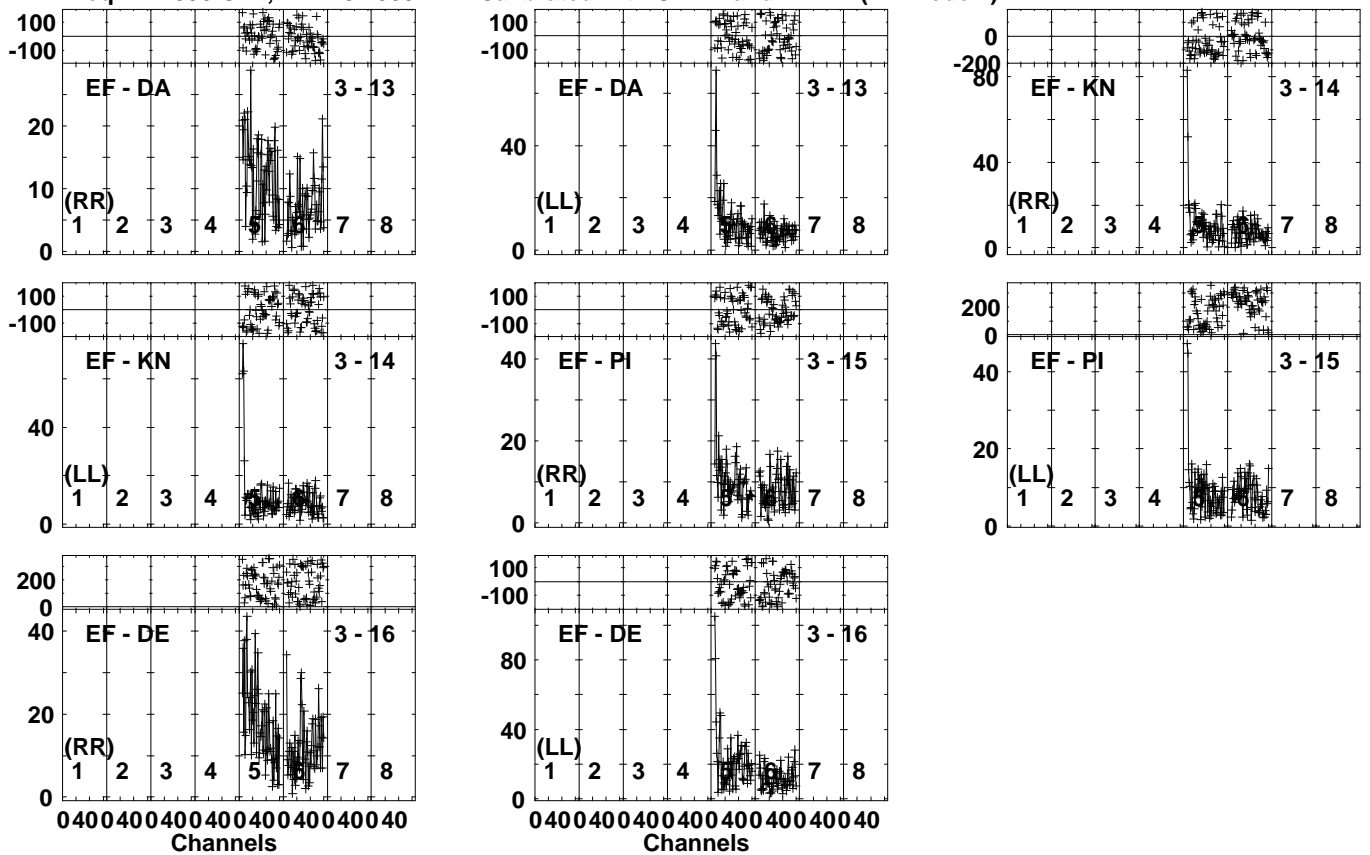


Lower frame: Milli Ampl Jy Top frame: Phas deg
Vector averaged cross-power spectrum Several baselines displayed
Timerange: 00/11:53:11 to 00/11:56:09

Plot file version 618 created 12-APR-2022 17:50:08

NGC4750 EC082C.UVDATA.1

Freq = 4.7990 GHz, Bw = 32.000 MH Calibrated with CL # 4 and BP # 1 (BP mode 1)

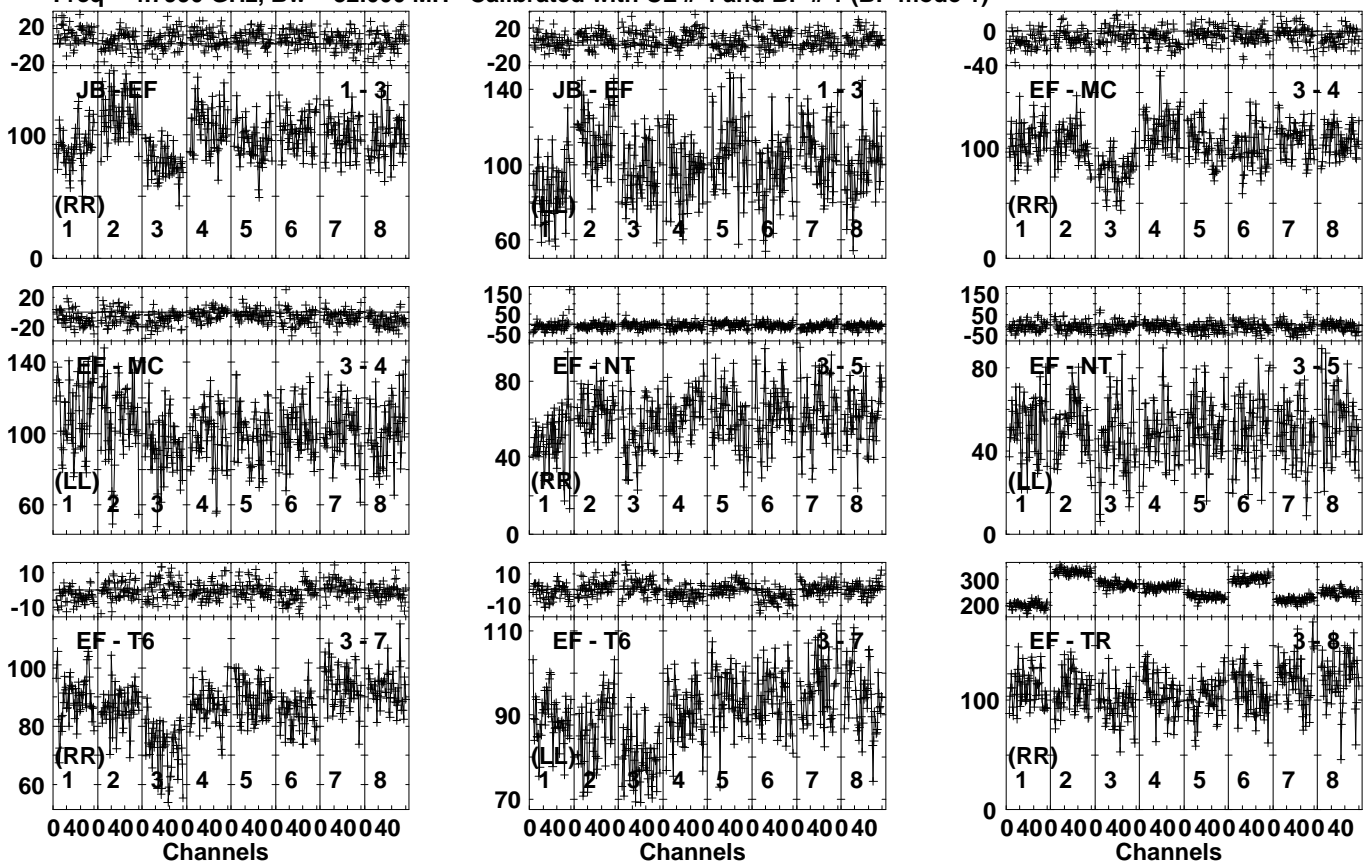


Lower frame: Milli Ampl Jy Top frame: Phas deg
Vector averaged cross-power spectrum Several baselines displayed
Timerange: 00/11:53:11 to 00/11:56:09

Plot file version 619 created 12-APR-2022 17:50:09

J1243+7315 EC082C.UVDATA.1

Freq = 4.7990 GHz, Bw = 32.000 MH Calibrated with CL # 4 and BP # 1 (BP mode 1)

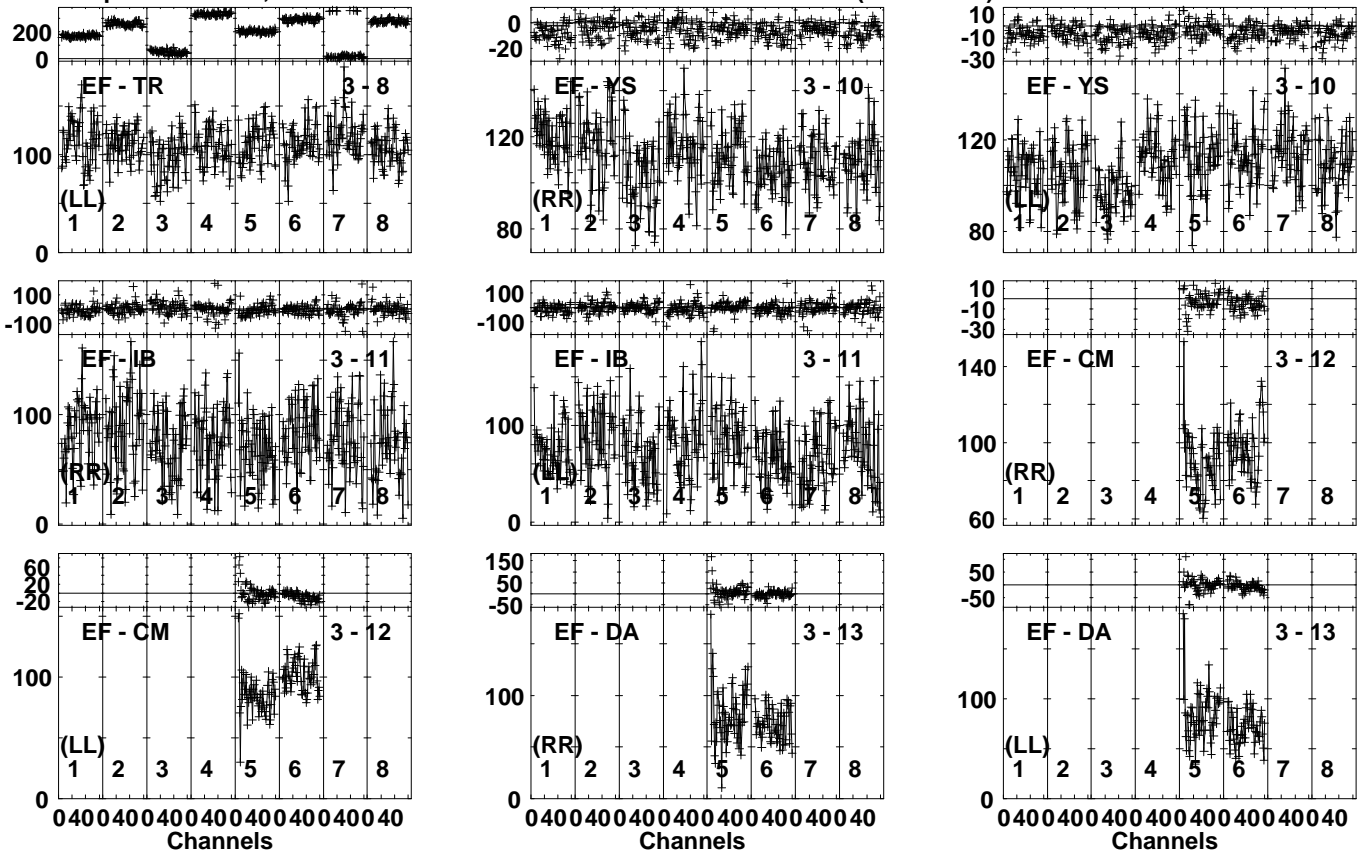


Lower frame: Milli Ampl Jy Top frame: Phas deg
Vector averaged cross-power spectrum Several baselines displayed
Timerange: 00/11:56:21 to 00/11:57:09

Plot file version 620 created 12-APR-2022 17:50:09

J1243+7315 EC082C.UVDATA.1

Freq = 4.7990 GHz, Bw = 32.000 MH Calibrated with CL # 4 and BP # 1 (BP mode 1)

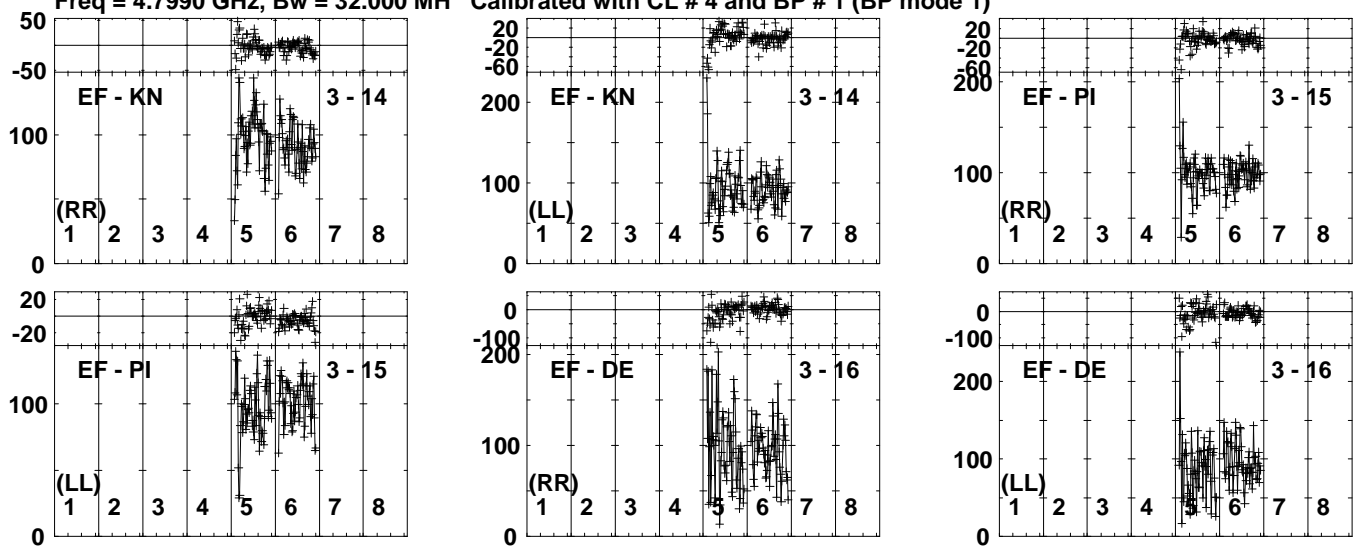


Lower frame: Milli Ampl Jy Top frame: Phas deg
Vector averaged cross-power spectrum Several baselines displayed
Timerange: 00/11:56:21 to 00/11:57:09

Plot file version 621 created 12-APR-2022 17:50:10

J1243+7315 EC082C.UVDATA.1

Freq = 4.7990 GHz, Bw = 32.000 MH Calibrated with CL # 4 and BP # 1 (BP mode 1)

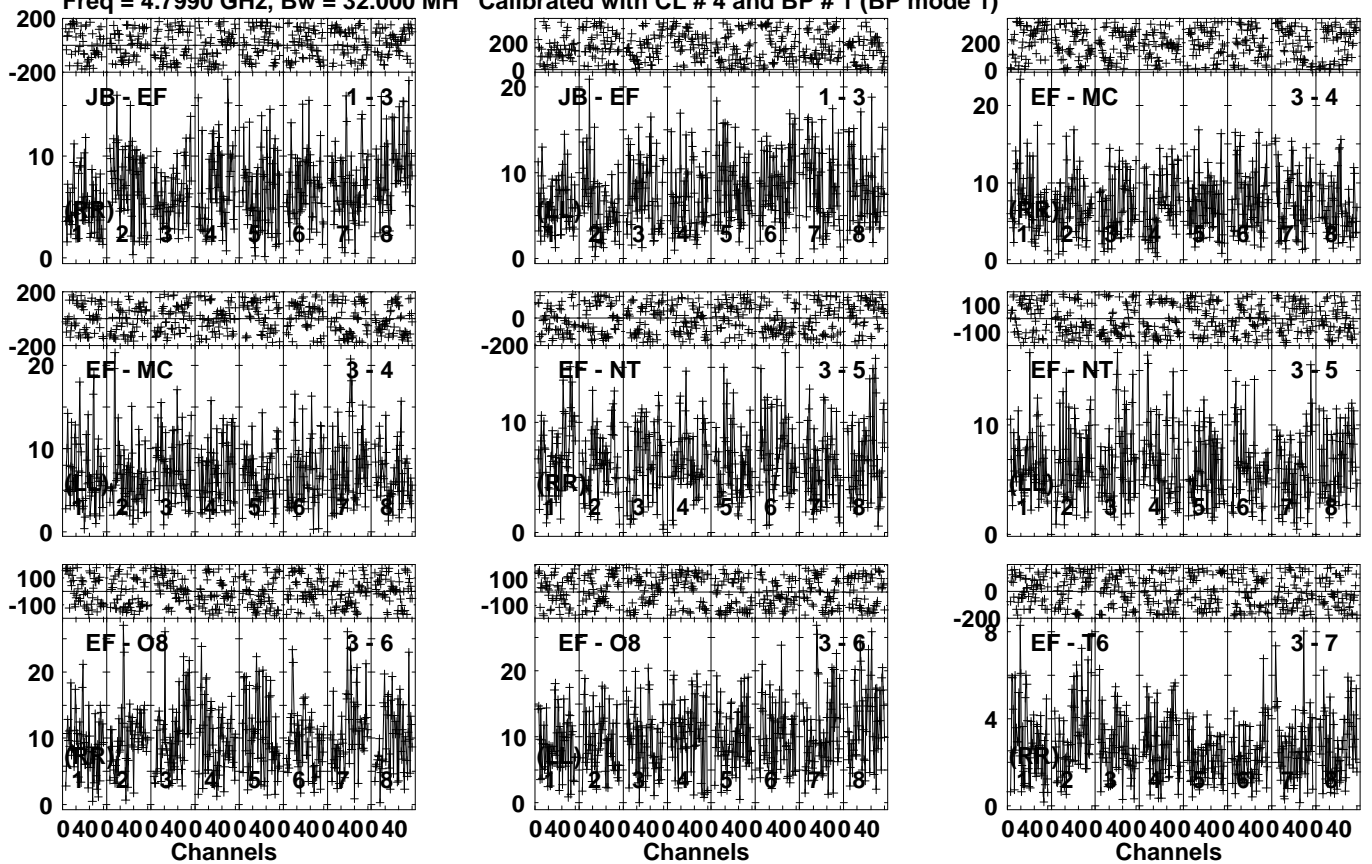


Lower frame: Milli Ampl Jy Top frame: Phas deg
Vector averaged cross-power spectrum Several baselines displayed
Timerange: 00/11:56:21 to 00/11:57:09

Plot file version 622 created 12-APR-2022 17:50:10

NGC4750 EC082C.UVDATA.1

Freq = 4.7990 GHz, Bw = 32.000 MH Calibrated with CL # 4 and BP # 1 (BP mode 1)

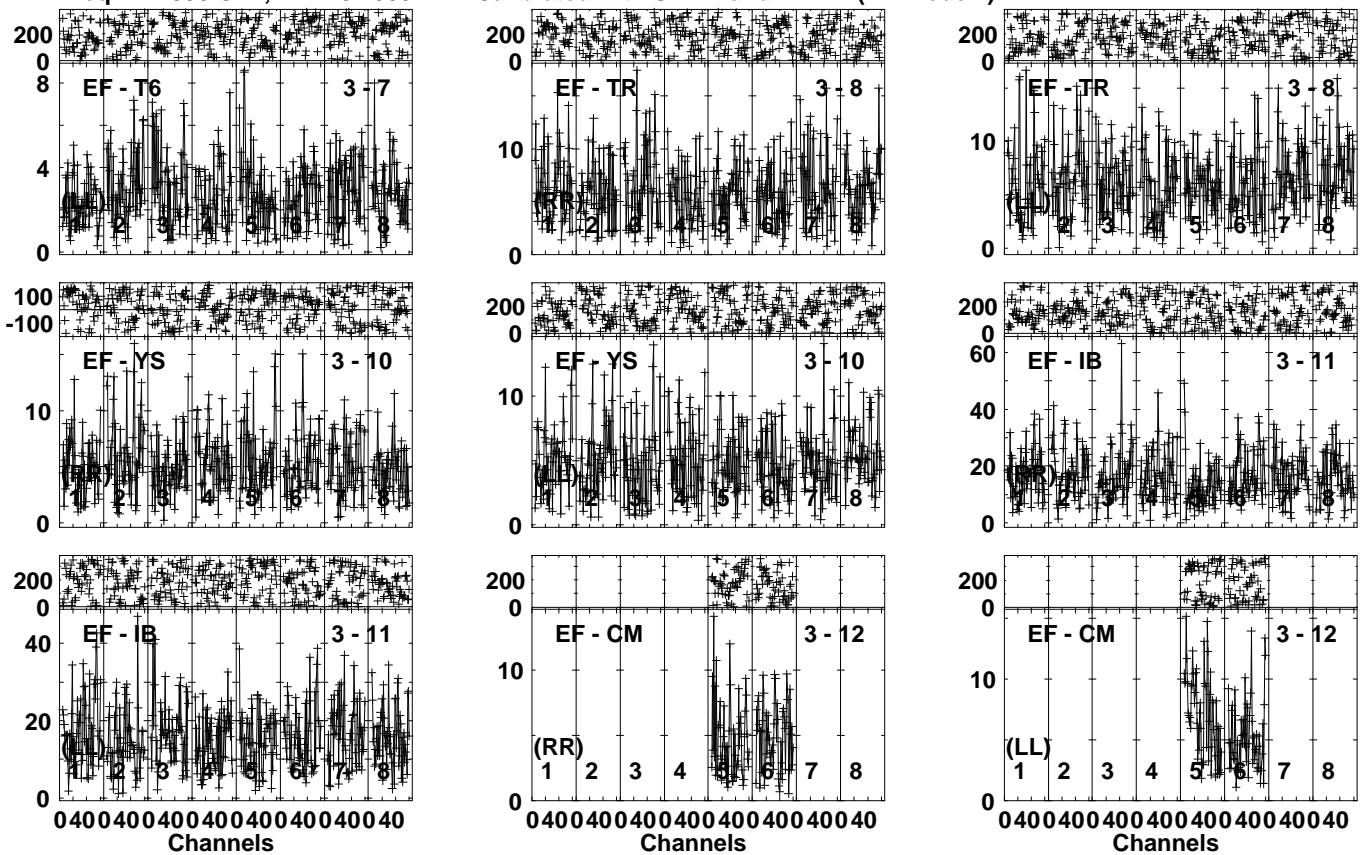


Lower frame: Milli Ampl Jy Top frame: Phas deg
Vector averaged cross-power spectrum Several baselines displayed
Timerange: 00/11:57:21 to 00/12:00:19

Plot file version 623 created 12-APR-2022 17:50:10

NGC4750 EC082C.UVDATA.1

Freq = 4.7990 GHz, Bw = 32.000 MH Calibrated with CL # 4 and BP # 1 (BP mode 1)

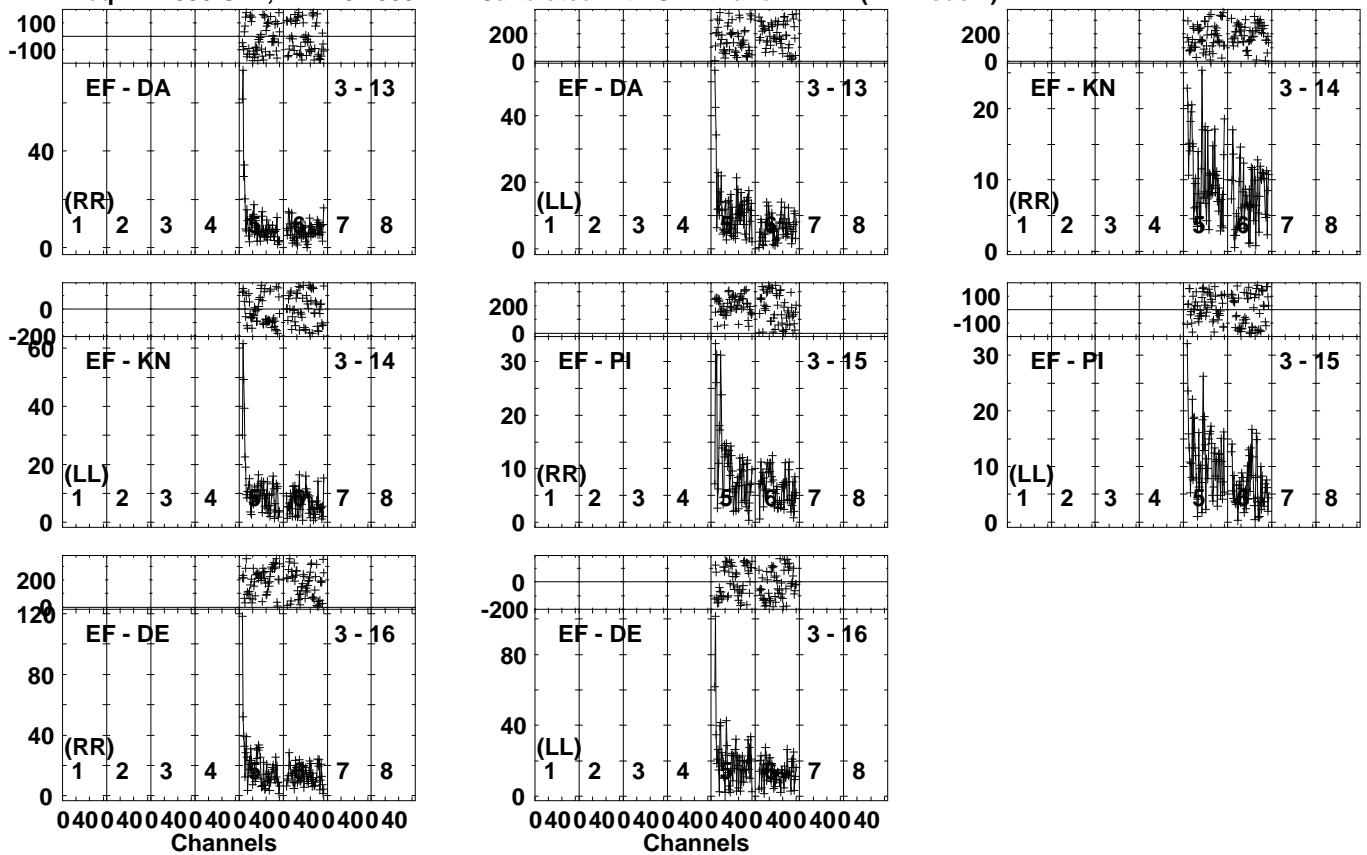


Lower frame: Milli Ampl Jy Top frame: Phas deg
Vector averaged cross-power spectrum Several baselines displayed
Timerange: 00/11:57:21 to 00/12:00:19

Plot file version 624 created 12-APR-2022 17:50:11

NGC4750 EC082C.UVDATA.1

Freq = 4.7990 GHz, Bw = 32.000 MH Calibrated with CL # 4 and BP # 1 (BP mode 1)

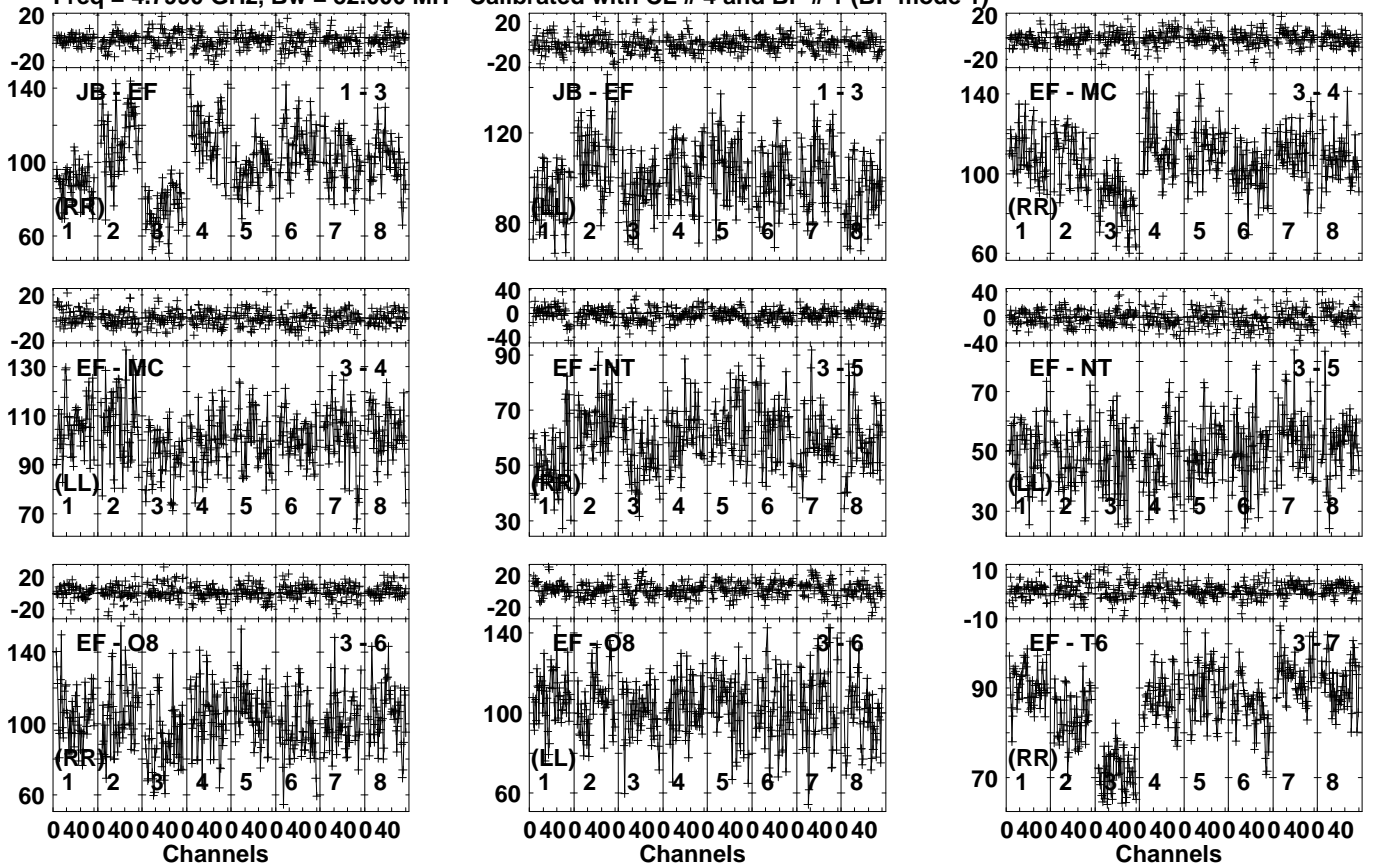


Lower frame: Milli Ampl Jy Top frame: Phas deg
Vector averaged cross-power spectrum Several baselines displayed
Timerange: 00/11:57:21 to 00/12:00:19

Plot file version 625 created 12-APR-2022 17:50:11

J1243+7315 EC082C.UVDATA.1

Freq = 4.7990 GHz, Bw = 32.000 MH Calibrated with CL # 4 and BP # 1 (BP mode 1)

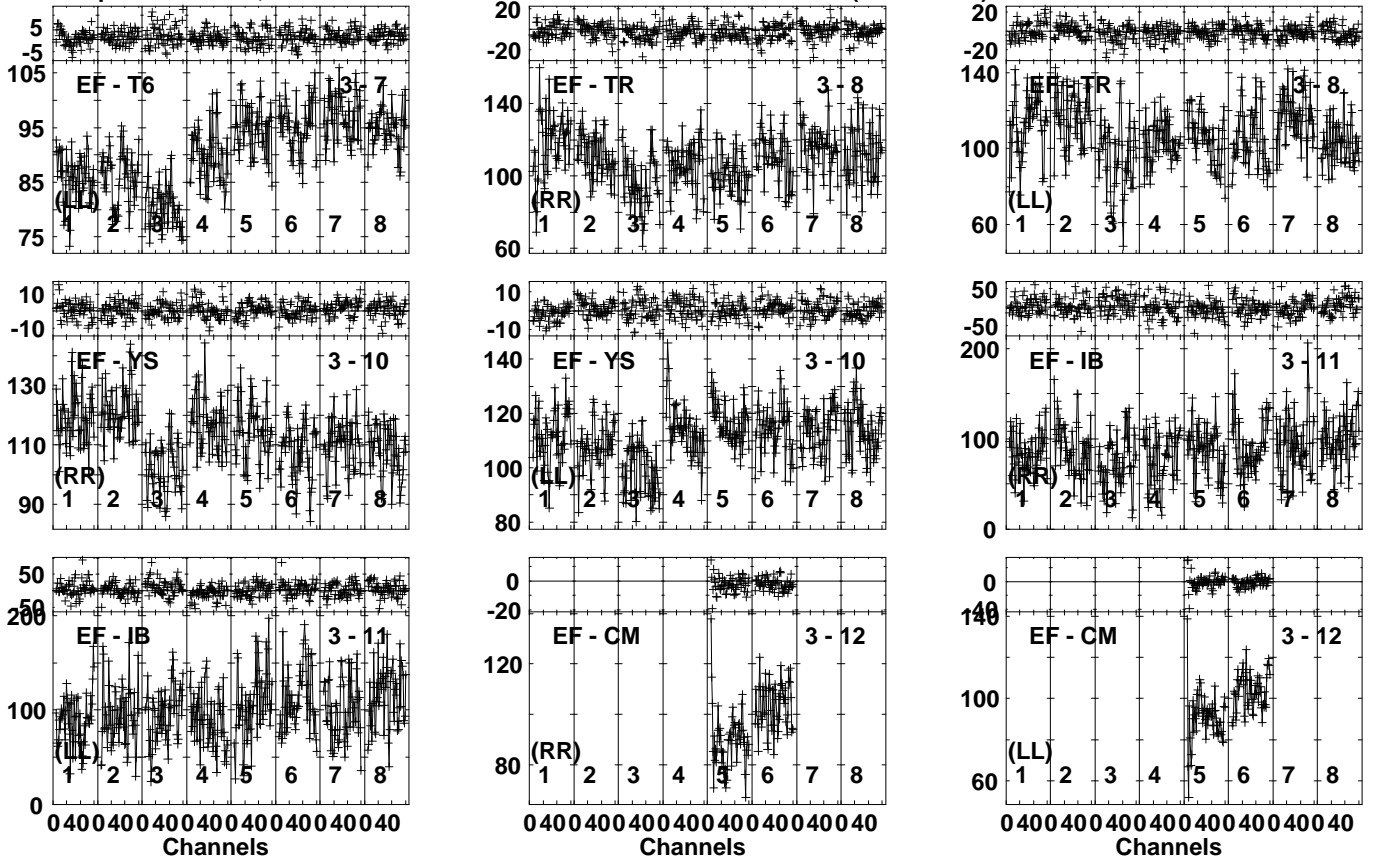


Lower frame: Milli Ampl Jy Top frame: Phas deg
Vector averaged cross-power spectrum Several baselines displayed
Timerange: 00/12:00:51 to 00/12:01:29

Plot file version 626 created 12-APR-2022 17:50:12

J1243+7315 EC082C.UVDATA.1

Freq = 4.7990 GHz, Bw = 32.000 MH Calibrated with CL # 4 and BP # 1 (BP mode 1)

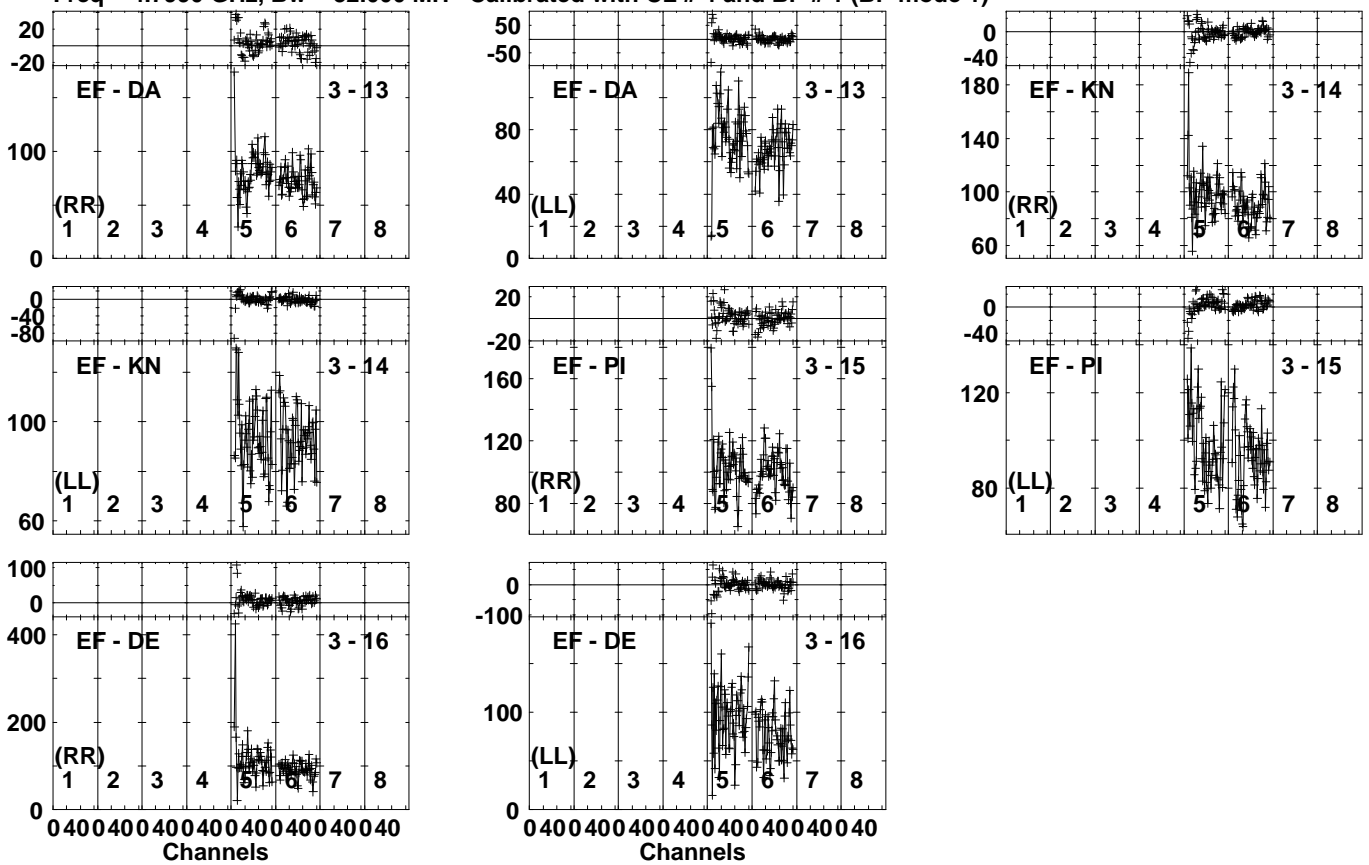


Lower frame: Milli Ampl Jy Top frame: Phas deg
Vector averaged cross-power spectrum Several baselines displayed
Timerange: 00/12:00:51 to 00/12:01:29

Plot file version 627 created 12-APR-2022 17:50:12

J1243+7315 EC082C.UVDATA.1

Freq = 4.7990 GHz, Bw = 32.000 MH Calibrated with CL # 4 and BP # 1 (BP mode 1)

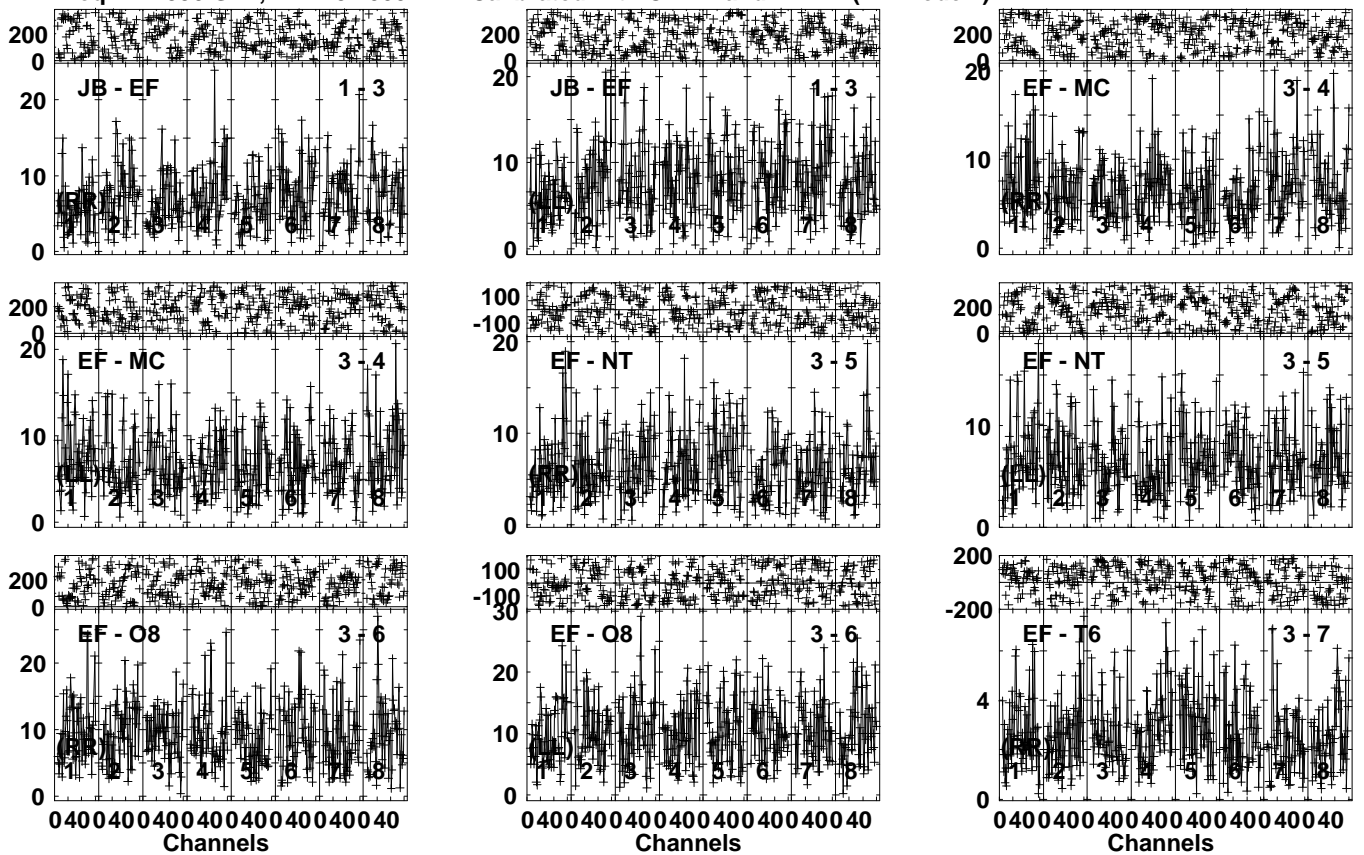


Lower frame: Milli Ampl Jy Top frame: Phas deg
Vector averaged cross-power spectrum Several baselines displayed
Timerange: 00/12:00:51 to 00/12:01:29

Plot file version 628 created 12-APR-2022 17:50:13

NGC4750 EC082C.UVDATA.1

Freq = 4.7990 GHz, Bw = 32.000 MH Calibrated with CL # 4 and BP # 1 (BP mode 1)

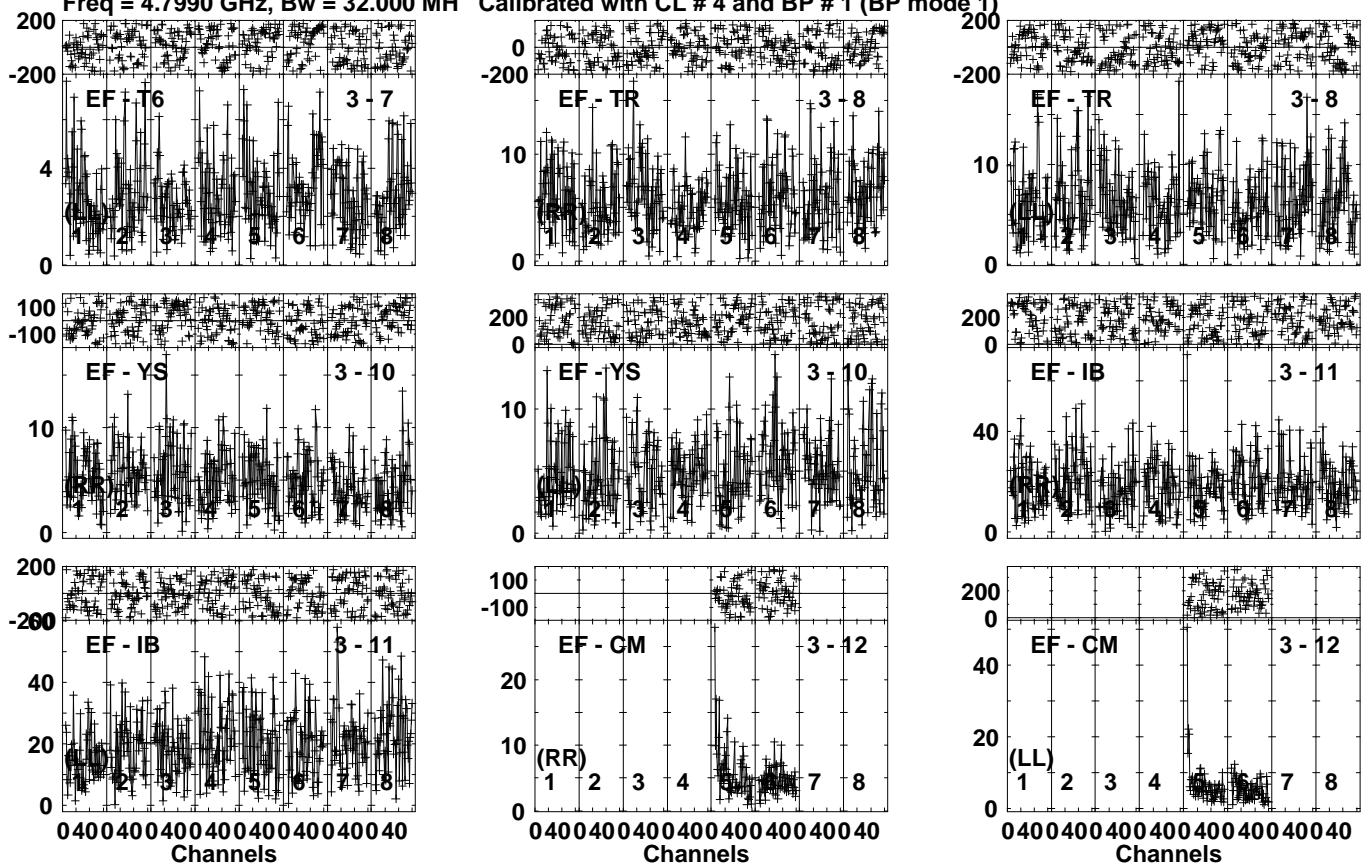


Lower frame: Milli Ampl Jy Top frame: Phas deg
Vector averaged cross-power spectrum Several baselines displayed
Timerange: 00/12:01:41 to 00/12:04:39

Plot file version 629 created 12-APR-2022 17:50:13

NGC4750 EC082C.UVDATA.1

Freq = 4.7990 GHz, Bw = 32.000 MH Calibrated with CL # 4 and BP # 1 (BP mode 1)

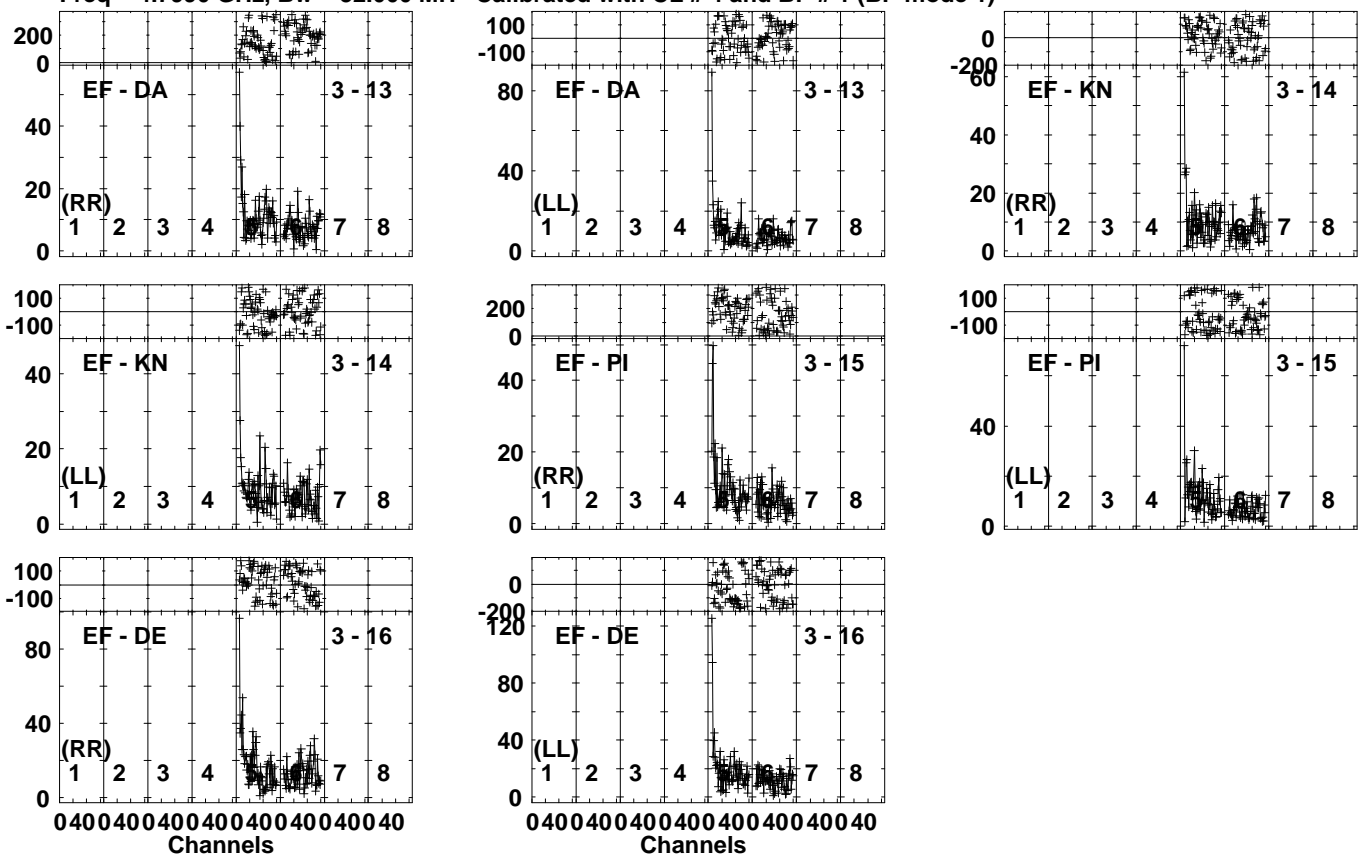


Lower frame: Milli Ampl Jy Top frame: Phas deg
Vector averaged cross-power spectrum Several baselines displayed
Timerange: 00/12:01:41 to 00/12:04:39

Plot file version 630 created 12-APR-2022 17:50:14

NGC4750 EC082C.UVDATA.1

Freq = 4.7990 GHz, Bw = 32.000 MH Calibrated with CL # 4 and BP # 1 (BP mode 1)

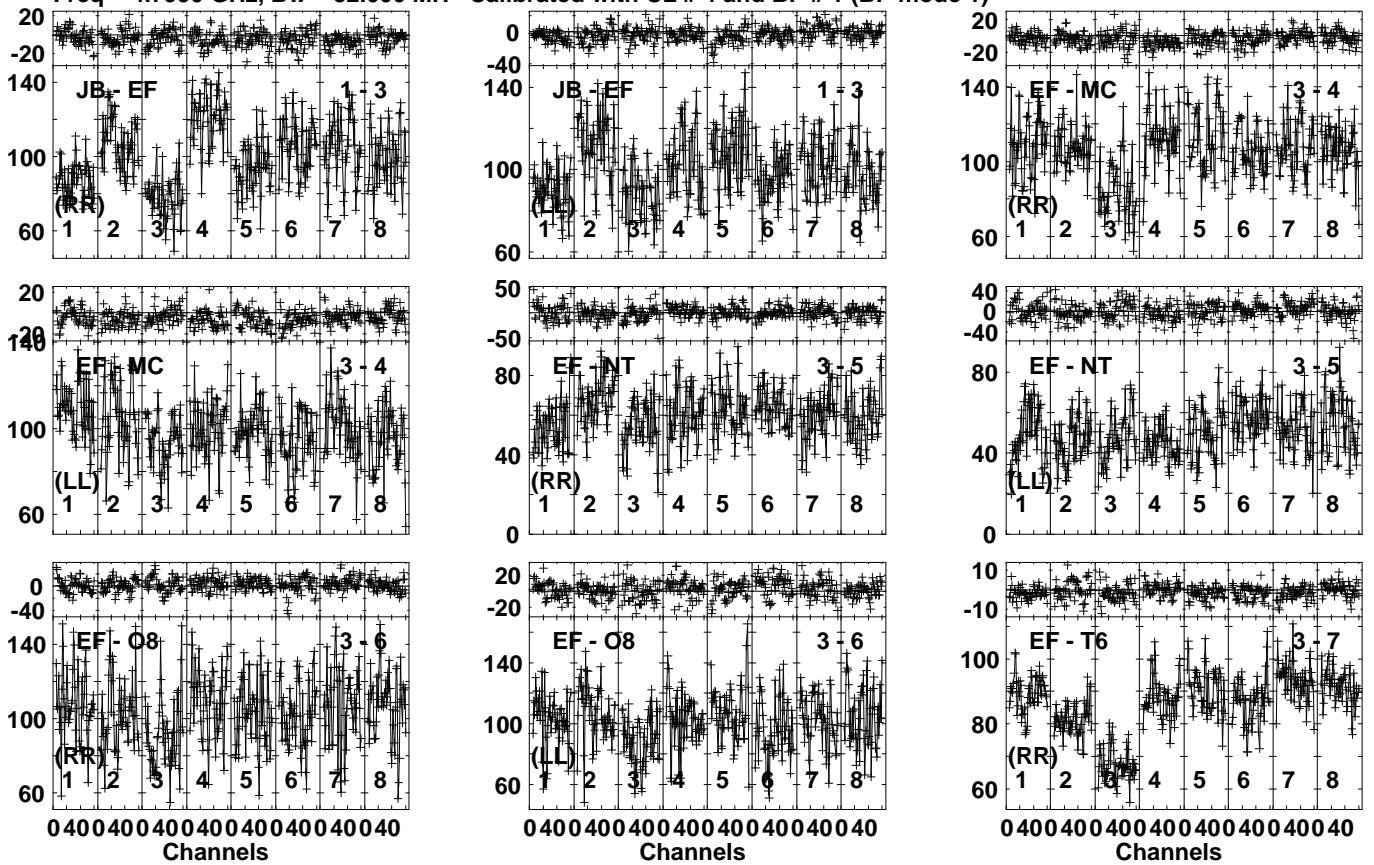


Lower frame: Milli Ampl Jy Top frame: Phas deg
Vector averaged cross-power spectrum Several baselines displayed
Timerange: 00/12:01:41 to 00/12:04:39

Plot file version 631 created 12-APR-2022 17:50:14

J1243+7315 EC082C.UVDATA.1

Freq = 4.7990 GHz, Bw = 32.000 MH Calibrated with CL # 4 and BP # 1 (BP mode 1)

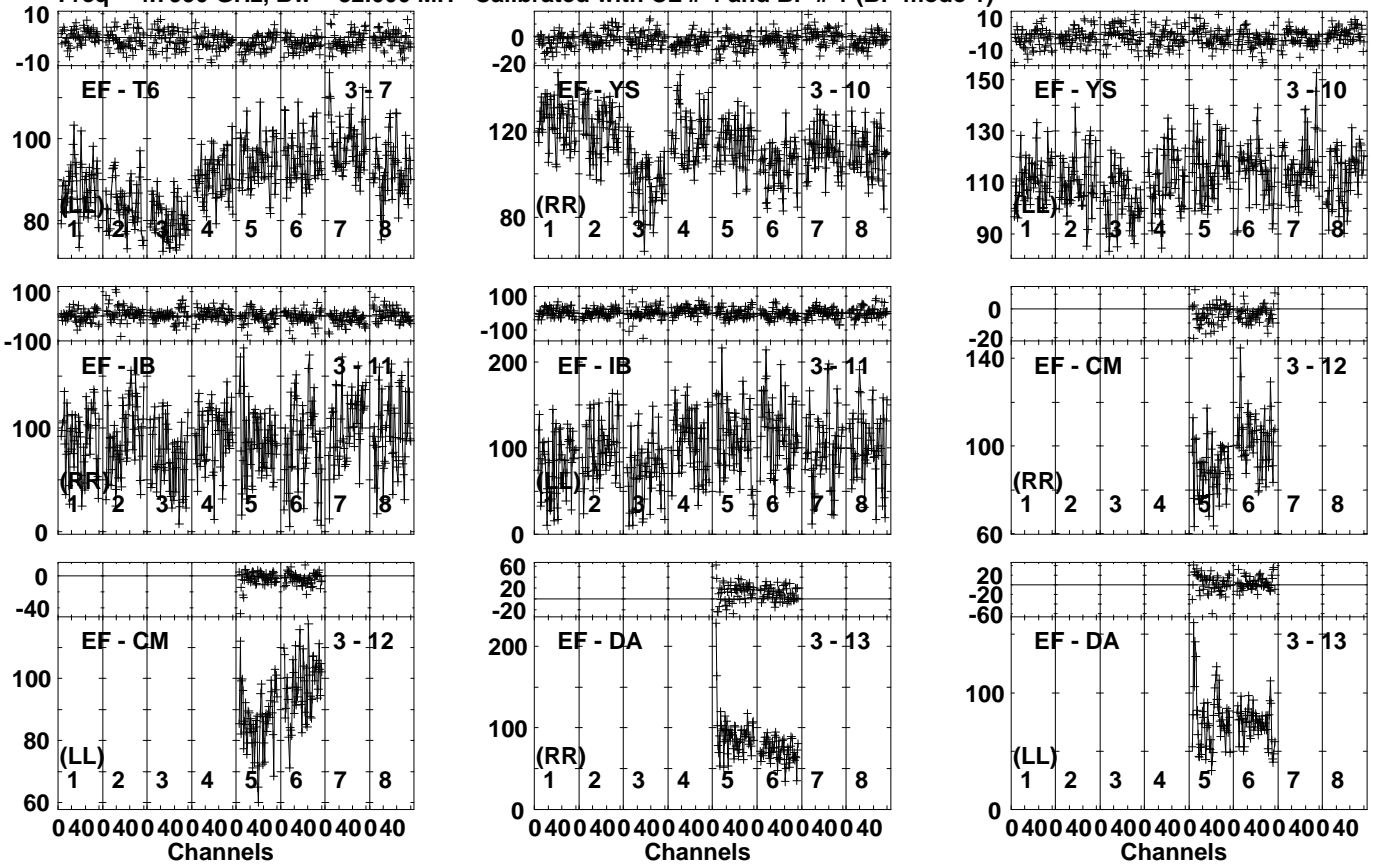


Lower frame: Milli Ampl Jy Top frame: Phas deg
Vector averaged cross-power spectrum Several baselines displayed
Timerange: 00/12:04:51 to 00/12:05:39

Plot file version 632 created 12-APR-2022 17:50:14

J1243+7315 EC082C.UVDATA.1

Freq = 4.7990 GHz, Bw = 32.000 MH Calibrated with CL # 4 and BP # 1 (BP mode 1)

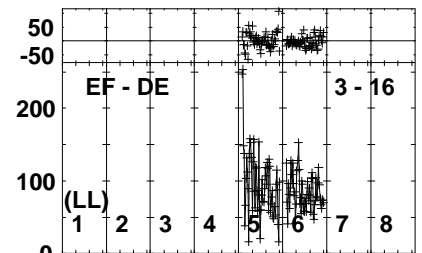
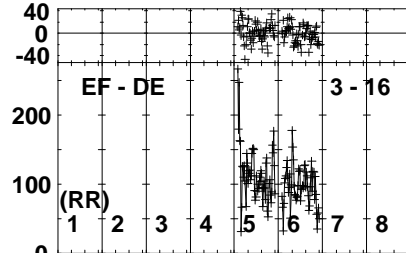
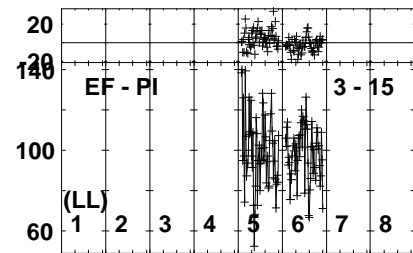
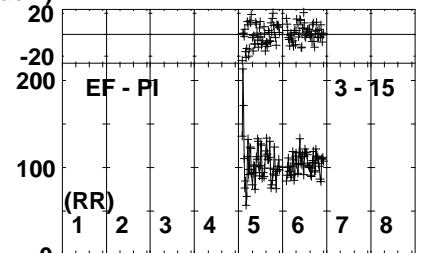
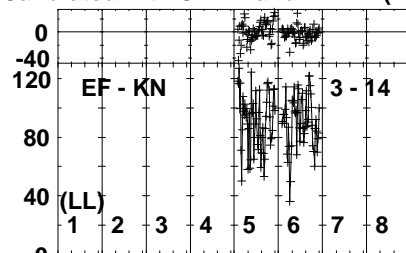
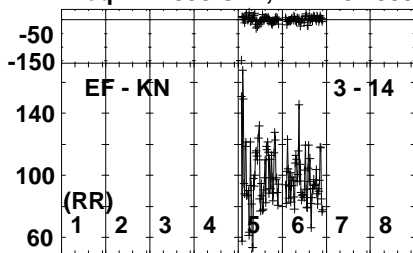


Lower frame: Milli Ampl Jy Top frame: Phas deg
 Vector averaged cross-power spectrum Several baselines displayed
 Timerange: 00/12:04:51 to 00/12:05:39

Plot file version 633 created 12-APR-2022 17:50:15

J1243+7315 EC082C.UVDATA.1

Freq = 4.7990 GHz, Bw = 32.000 MH Calibrated with CL # 4 and BP # 1 (BP mode 1)

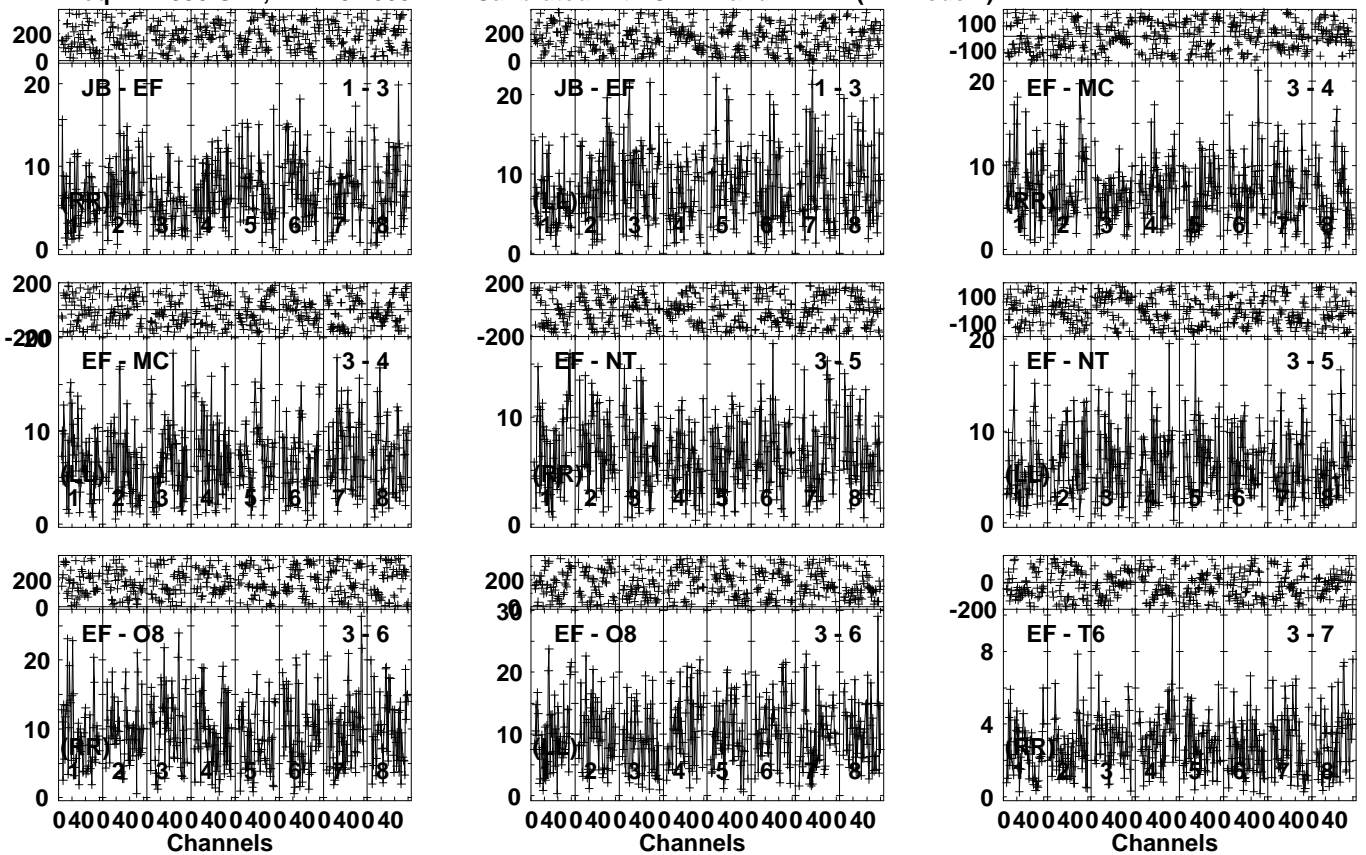


Lower frame: Milli Ampl Jy Top frame: Phas deg
Vector averaged cross-power spectrum Several baselines displayed
Timerange: 00/12:04:51 to 00/12:05:39

Plot file version 634 created 12-APR-2022 17:50:15

NGC4750 EC082C.UVDATA.1

Freq = 4.7990 GHz, Bw = 32.000 MH Calibrated with CL # 4 and BP # 1 (BP mode 1)

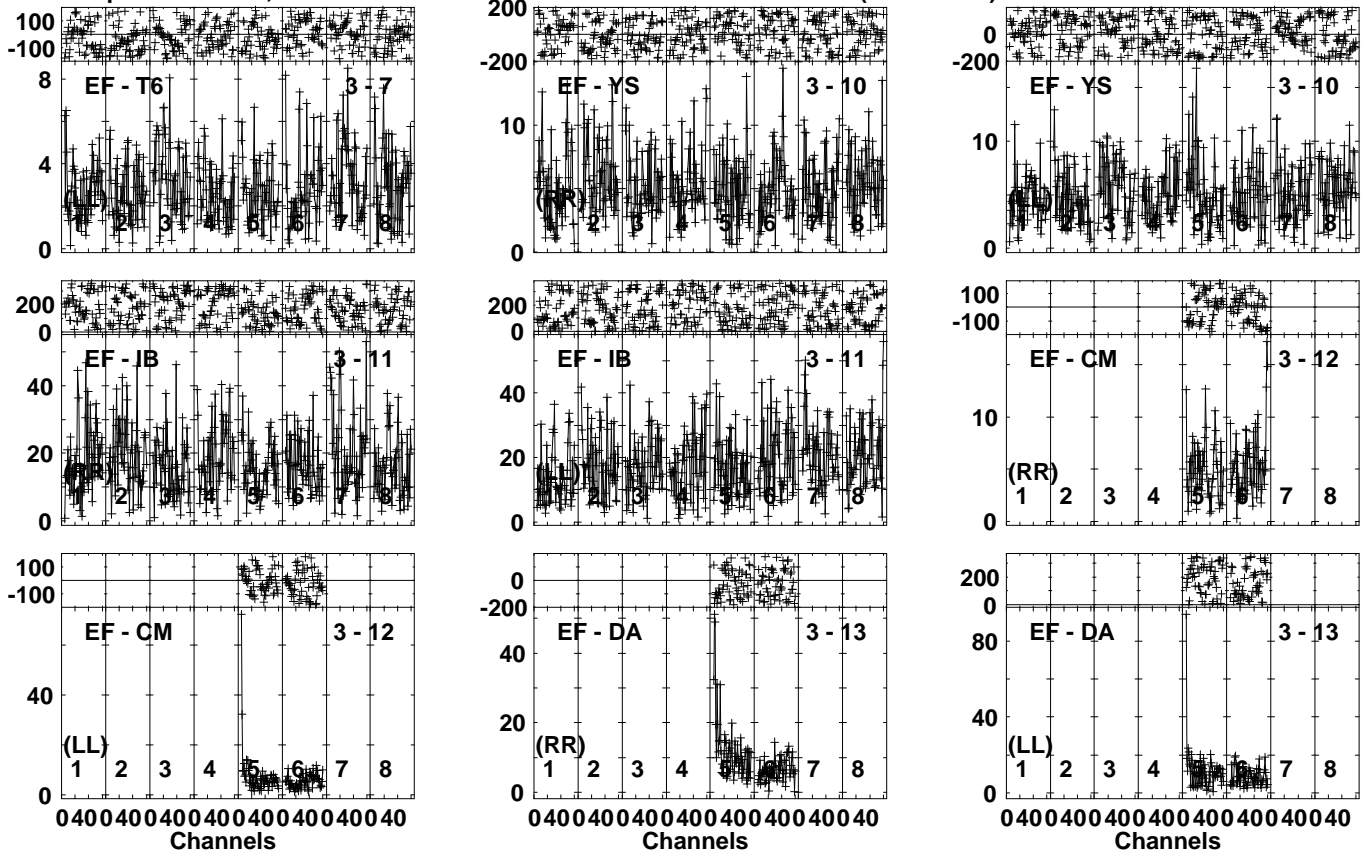


Lower frame: Milli Ampl Jy Top frame: Phas deg
Vector averaged cross-power spectrum Several baselines displayed
Timerange: 00/12:05:51 to 00/12:08:49

Plot file version 635 created 12-APR-2022 17:50:16

NGC4750 EC082C.UVDATA.1

Freq = 4.7990 GHz, Bw = 32.000 MH Calibrated with CL # 4 and BP # 1 (BP mode 1)

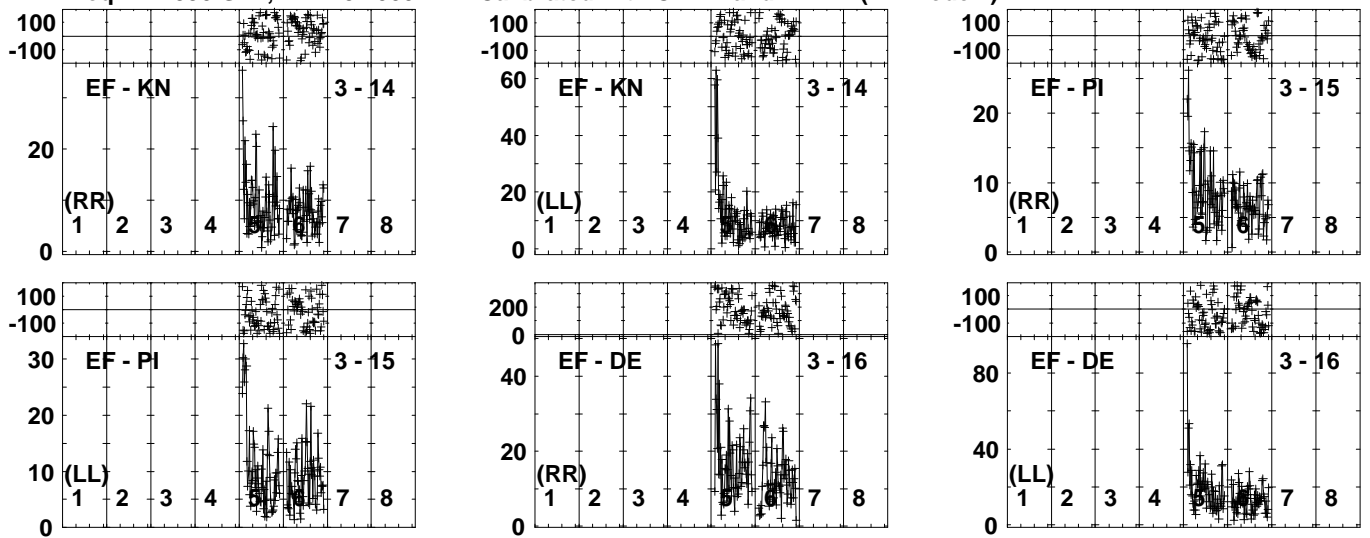


Lower frame: Milli Ampl Jy Top frame: Phas deg
Vector averaged cross-power spectrum Several baselines displayed
Timerange: 00/12:05:51 to 00/12:08:49

Plot file version 636 created 12-APR-2022 17:50:16

NGC4750 EC082C.UVDATA.1

Freq = 4.7990 GHz, Bw = 32.000 MH Calibrated with CL # 4 and BP # 1 (BP mode 1)



Lower frame: Milli Ampl Jy Top frame: Phas deg

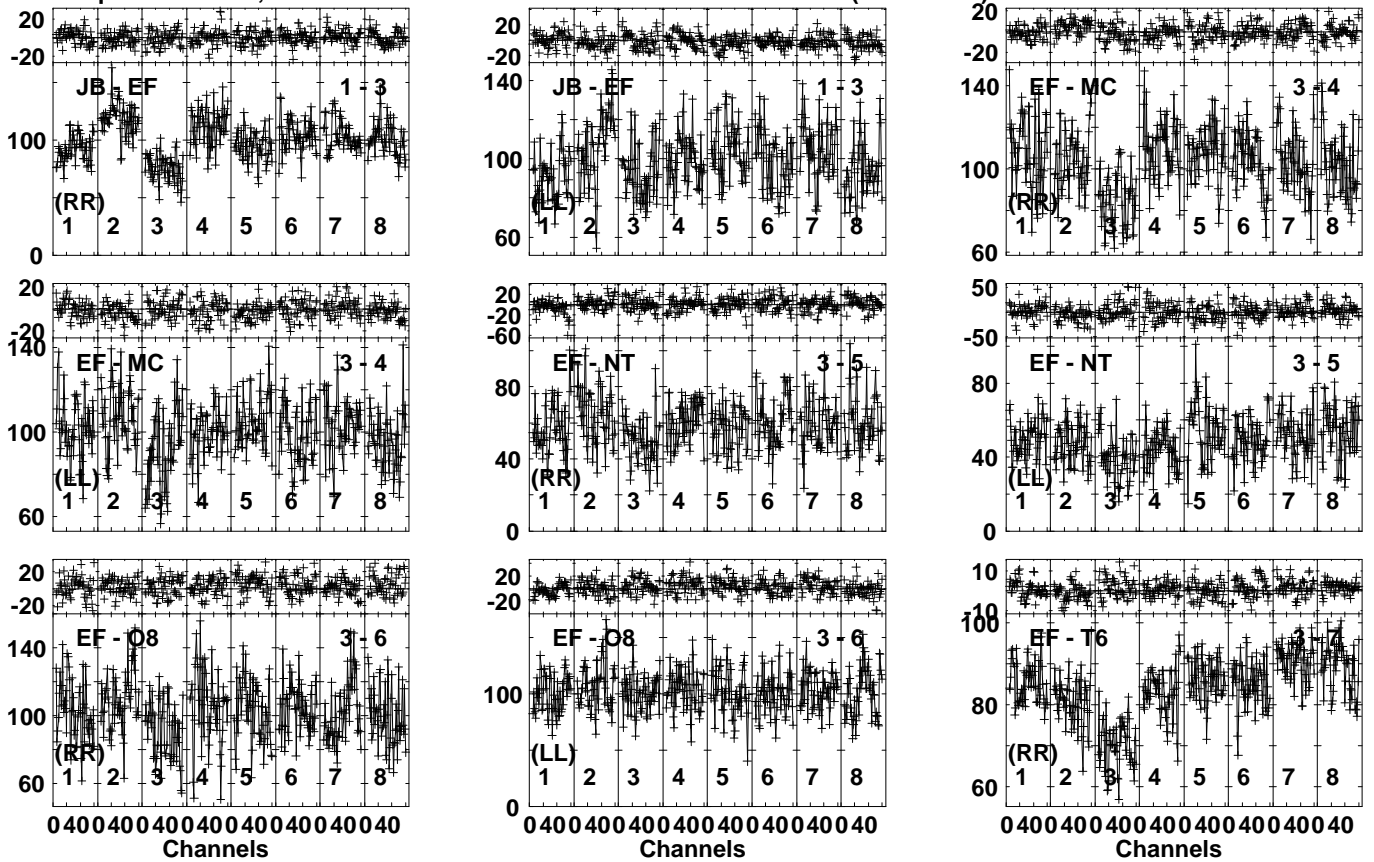
Vector averaged cross-power spectrum Several baselines displayed

Timerange: 00/12:05:51 to 00/12:08:49

Plot file version 637 created 12-APR-2022 17:50:17

J1243+7315 EC082C.UVDATA.1

Freq = 4.7990 GHz, Bw = 32.000 MH Calibrated with CL # 4 and BP # 1 (BP mode 1)

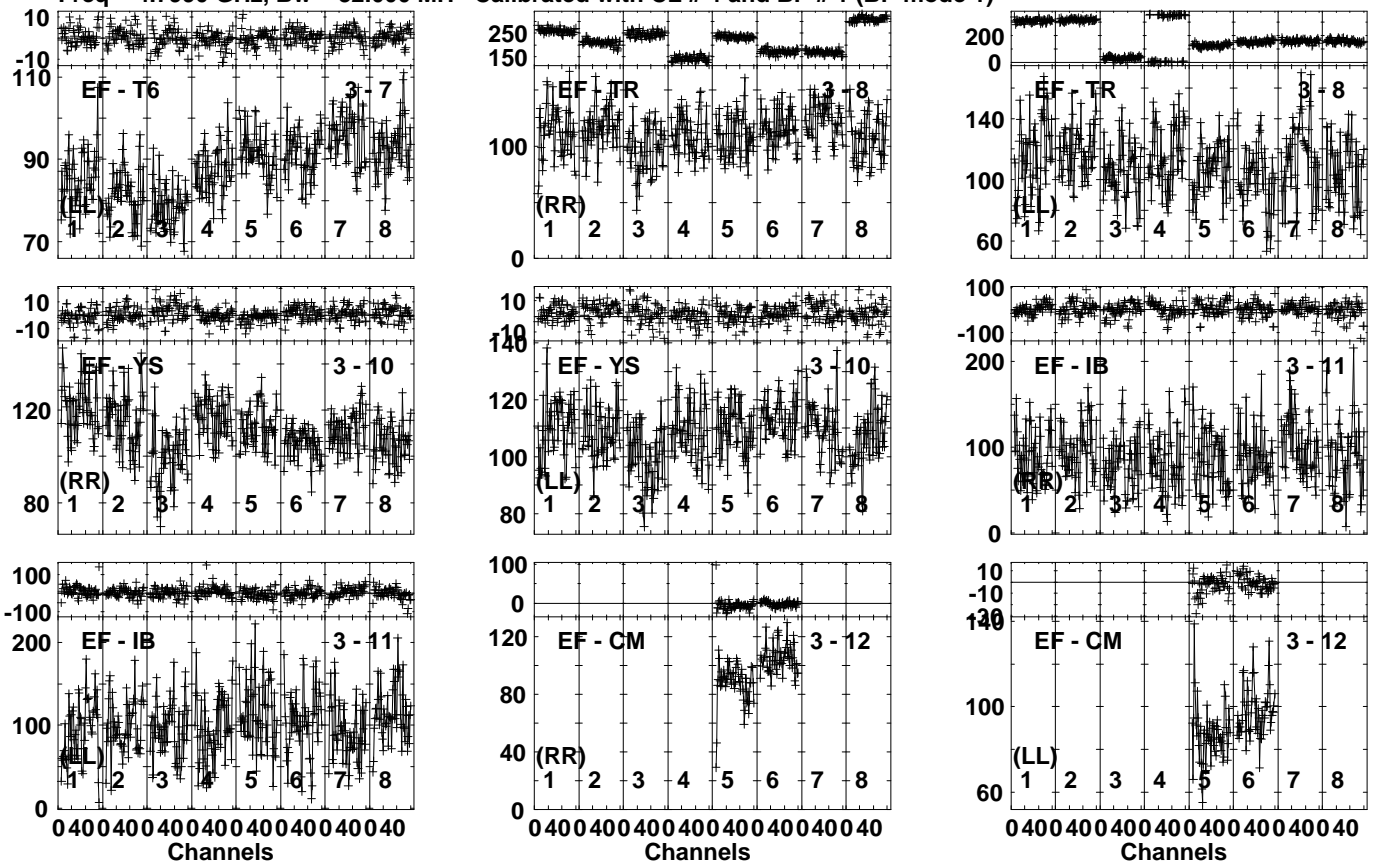


Lower frame: Milli Ampl Jy Top frame: Phas deg
Vector averaged cross-power spectrum Several baselines displayed
Timerange: 00/12:09:01 to 00/12:09:49

Plot file version 638 created 12-APR-2022 17:50:17

J1243+7315 EC082C.UVDATA.1

Freq = 4.7990 GHz, Bw = 32.000 MH Calibrated with CL # 4 and BP # 1 (BP mode 1)

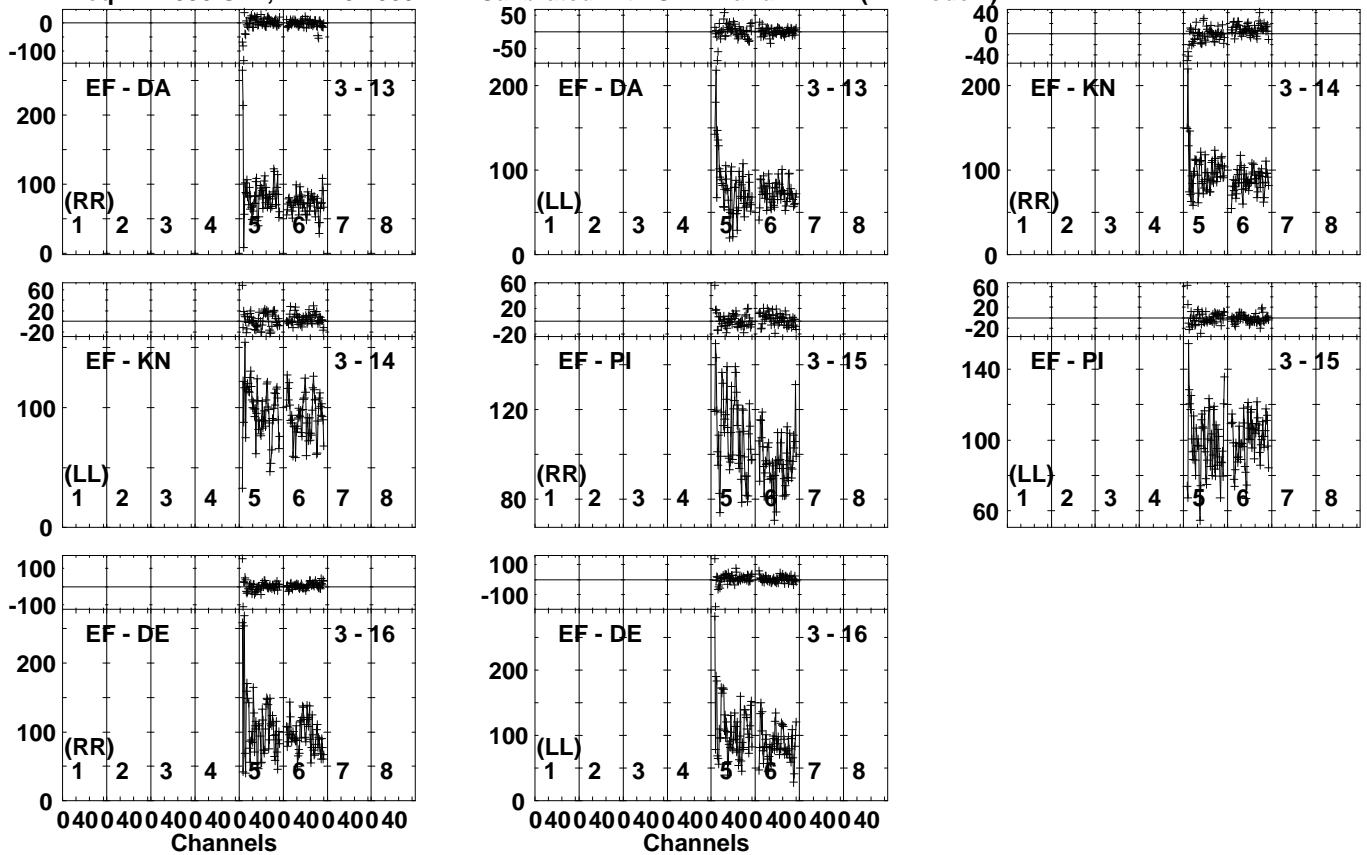


Lower frame: Milli Ampl Jy Top frame: Phas deg
Vector averaged cross-power spectrum Several baselines displayed
Timerange: 00/12:09:01 to 00/12:09:49

Plot file version 639 created 12-APR-2022 17:50:17

J1243+7315 EC082C.UVDATA.1

Freq = 4.7990 GHz, Bw = 32.000 MH Calibrated with CL # 4 and BP # 1 (BP mode 1)

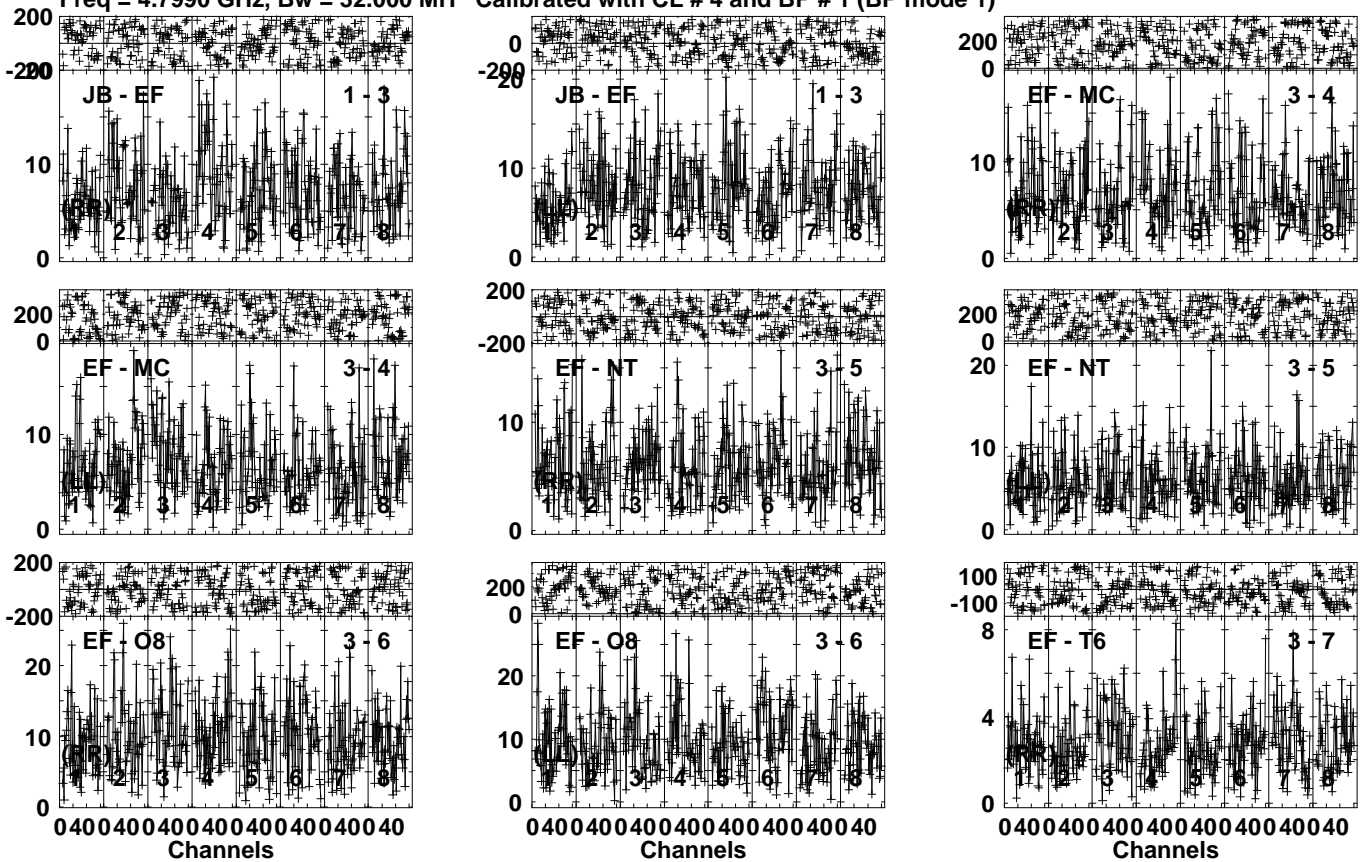


Lower frame: Milli Ampl Jy Top frame: Phas deg
Vector averaged cross-power spectrum Several baselines displayed
Timerange: 00/12:09:01 to 00/12:09:49

Plot file version 640 created 12-APR-2022 17:50:18

NGC4750 EC082C.UVDATA.1

Freq = 4.7990 GHz, Bw = 32.000 MH Calibrated with CL # 4 and BP # 1 (BP mode 1)

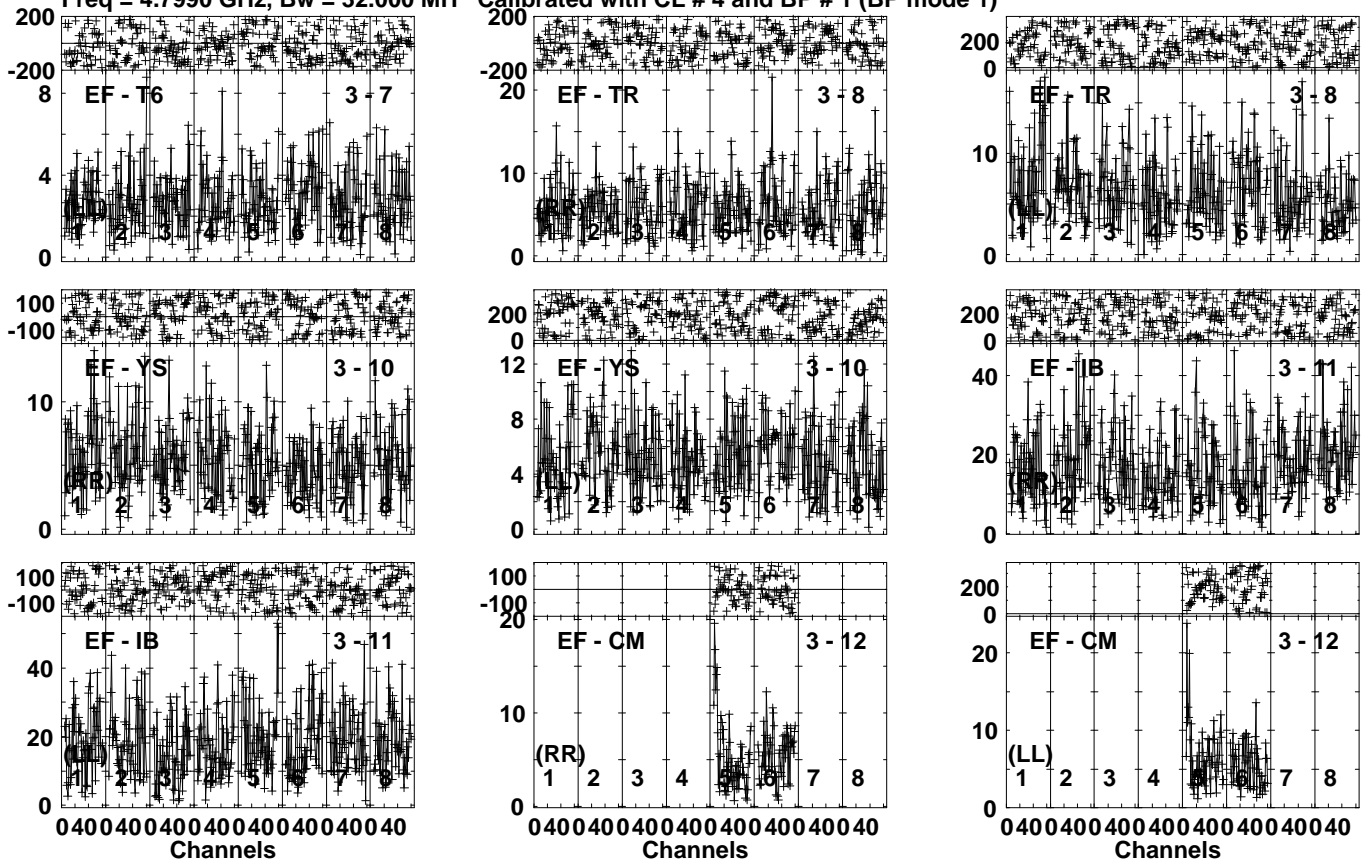


Lower frame: Milli Ampl Jy Top frame: Phas deg
Vector averaged cross-power spectrum Several baselines displayed
Timerange: 00/12:10:01 to 00/12:12:59

Plot file version 641 created 12-APR-2022 17:50:18

NGC4750 EC082C.UVDATA.1

Freq = 4.7990 GHz, Bw = 32.000 MH Calibrated with CL # 4 and BP # 1 (BP mode 1)

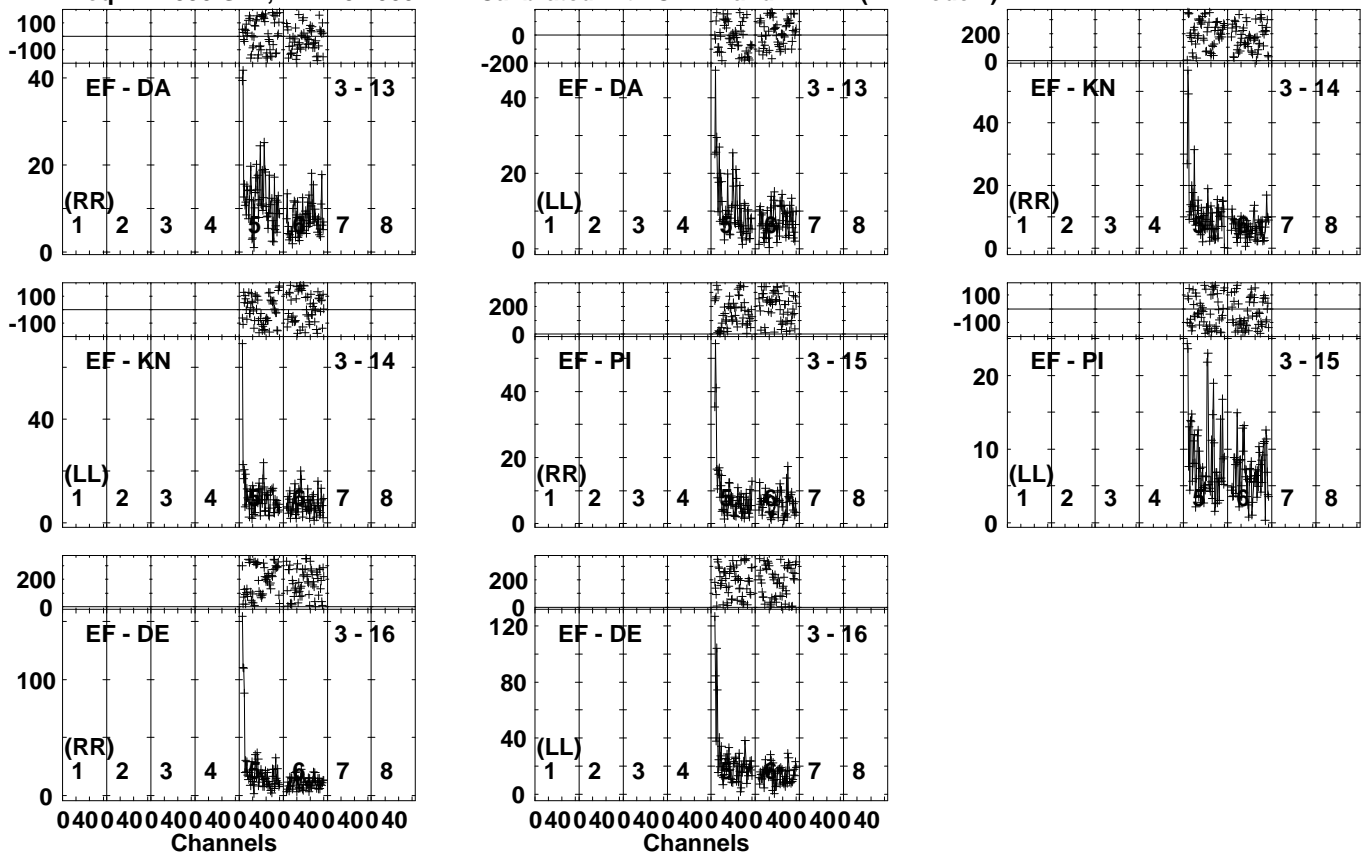


Lower frame: Milli Ampl Jy Top frame: Phas deg
Vector averaged cross-power spectrum Several baselines displayed
Timerange: 00/12:10:01 to 00/12:12:59

Plot file version 642 created 12-APR-2022 17:50:19

NGC4750 EC082C.UVDATA.1

Freq = 4.7990 GHz, Bw = 32.000 MH Calibrated with CL # 4 and BP # 1 (BP mode 1)

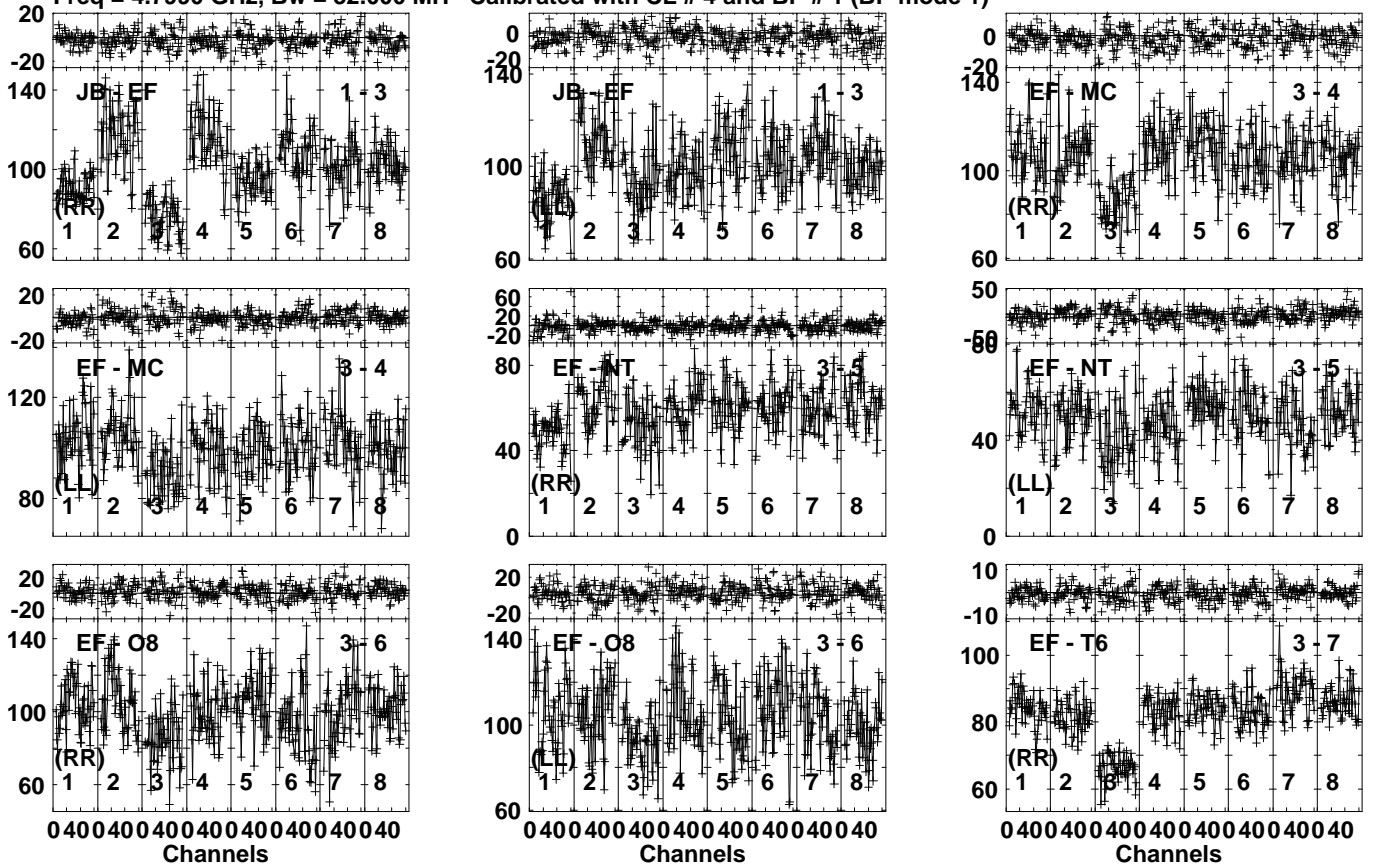


Lower frame: Milli Ampl Jy Top frame: Phas deg
Vector averaged cross-power spectrum Several baselines displayed
Timerange: 00/12:10:01 to 00/12:12:59

Plot file version 643 created 12-APR-2022 17:50:19

J1243+7315 EC082C.UVDATA.1

Freq = 4.7990 GHz, Bw = 32.000 MH Calibrated with CL # 4 and BP # 1 (BP mode 1)

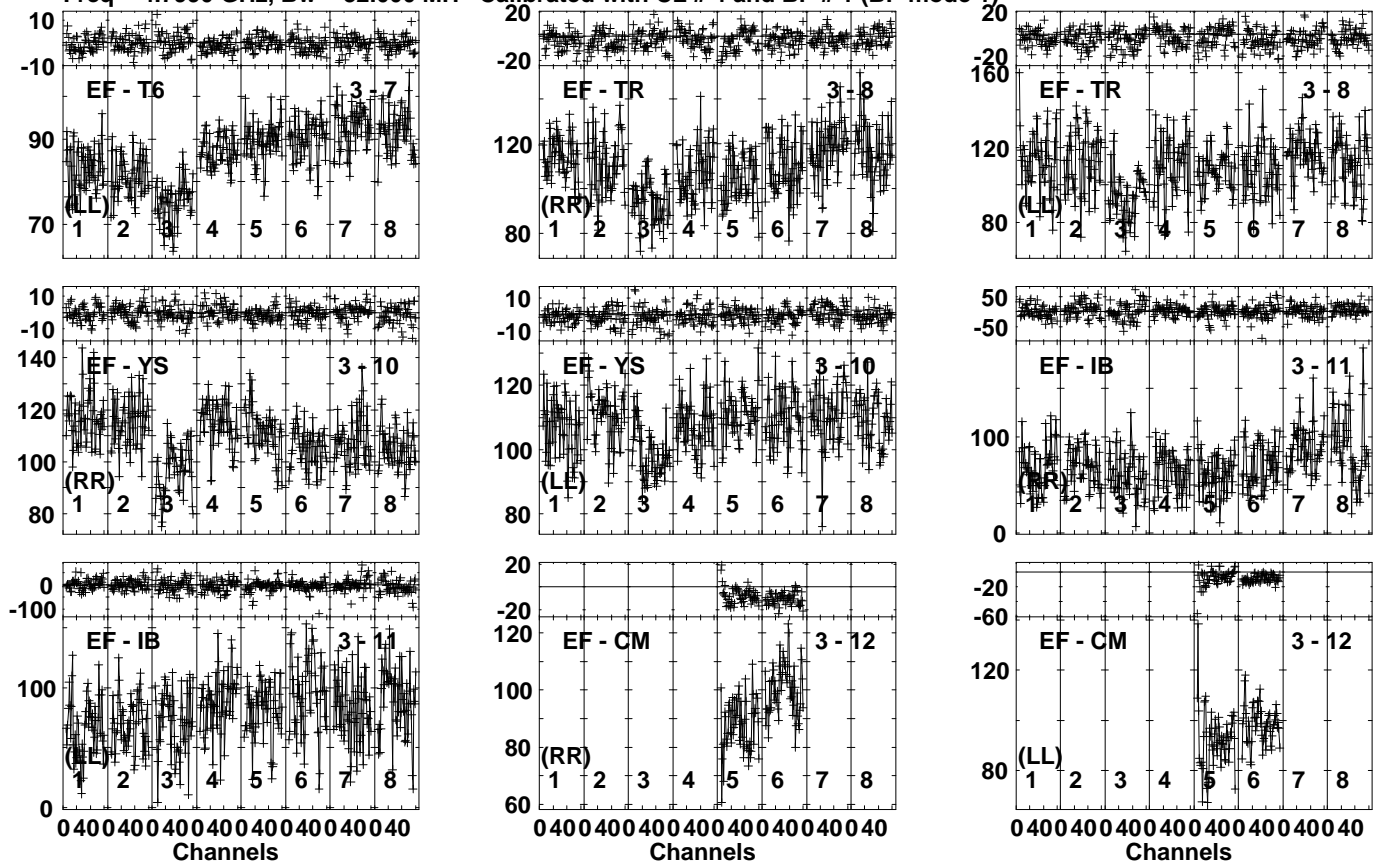


Lower frame: Milli Ampl Jy Top frame: Phas deg
Vector averaged cross-power spectrum Several baselines displayed
Timerange: 00/12:13:31 to 00/12:14:09

Plot file version 644 created 12-APR-2022 17:50:20

J1243+7315 EC082C.UVDATA.1

Freq = 4.7990 GHz, Bw = 32.000 MH Calibrated with CL # 4 and BP # 1 (BP mode 1)

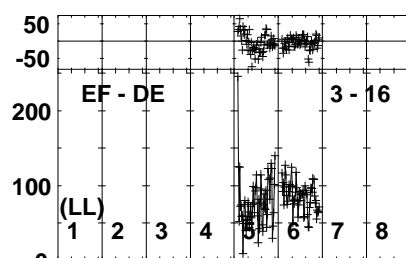
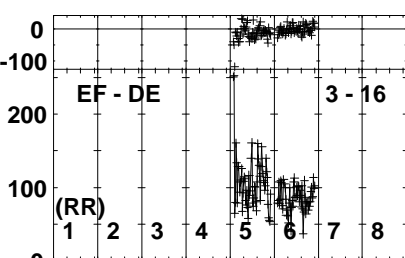
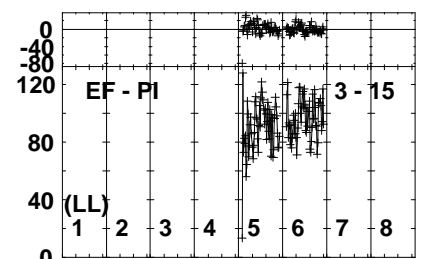
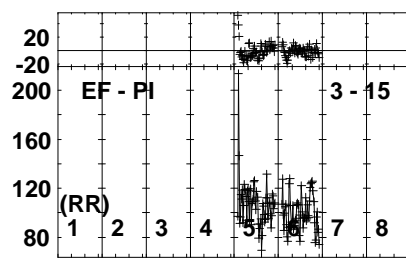
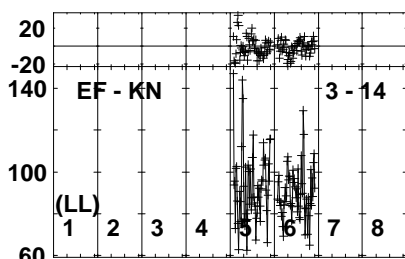
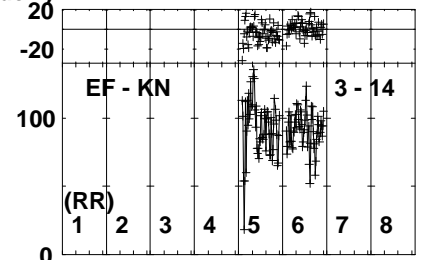
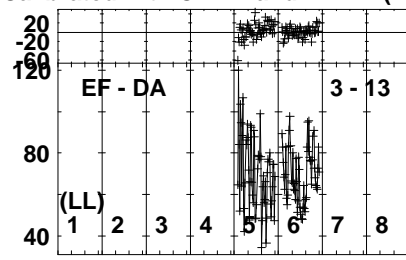
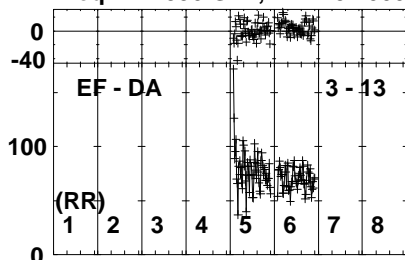


Lower frame: Milli Ampl Jy Top frame: Phas deg
Vector averaged cross-power spectrum Several baselines displayed
Timerange: 00/12:13:31 to 00/12:14:09

Plot file version 645 created 12-APR-2022 17:50:20

J1243+7315 EC082C.UVDATA.1

Freq = 4.7990 GHz, Bw = 32.000 MH Calibrated with CL # 4 and BP # 1 (BP mode 1)



040040040040040040040040
Channels

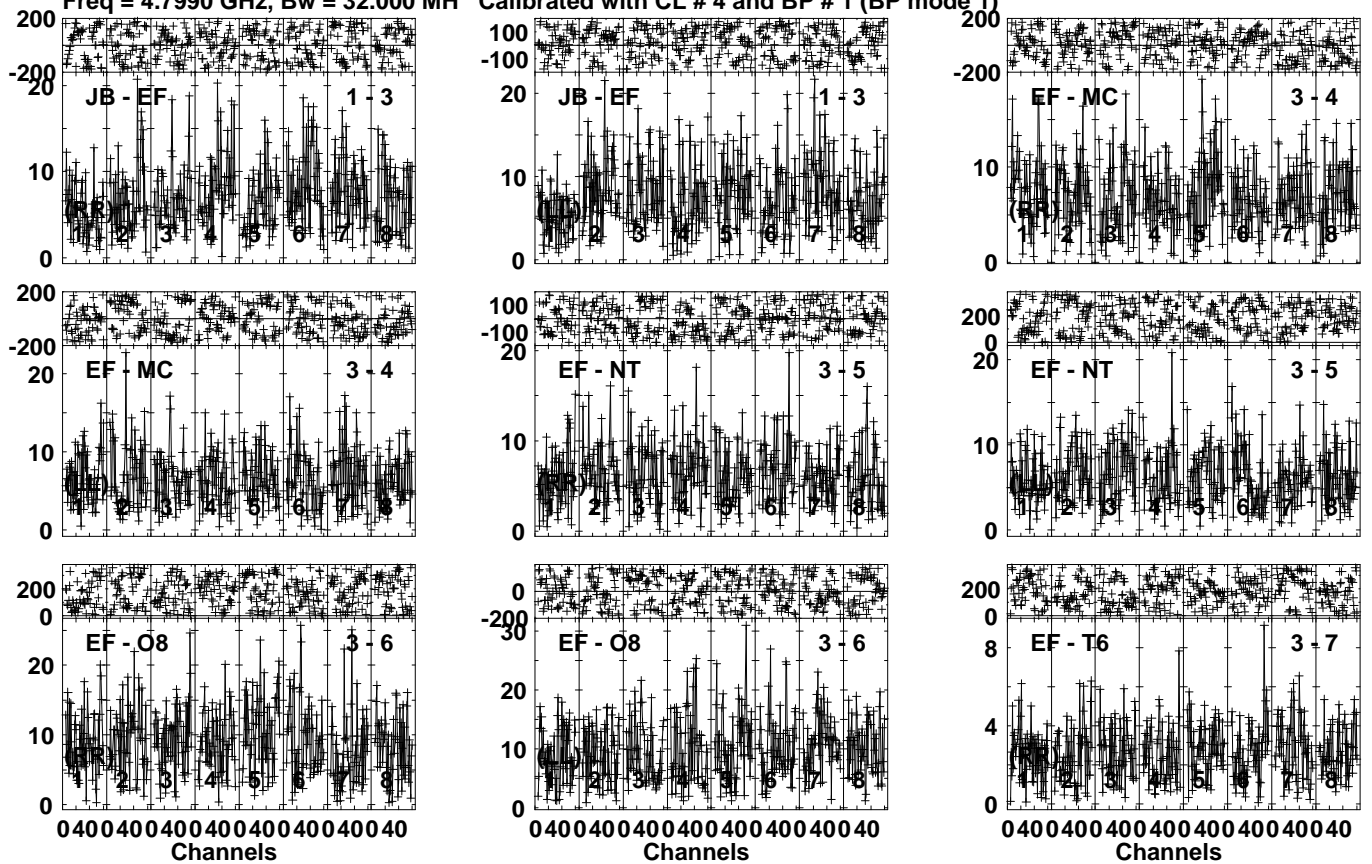
040040040040040040040040
Channels

Lower frame: Milli Ampl Jy Top frame: Phas deg
Vector averaged cross-power spectrum Several baselines displayed
Timerange: 00/12:13:31 to 00/12:14:09

Plot file version 646 created 12-APR-2022 17:50:20

NGC4750 EC082C.UVDATA.1

Freq = 4.7990 GHz, Bw = 32.000 MH Calibrated with CL # 4 and BP # 1 (BP mode 1)

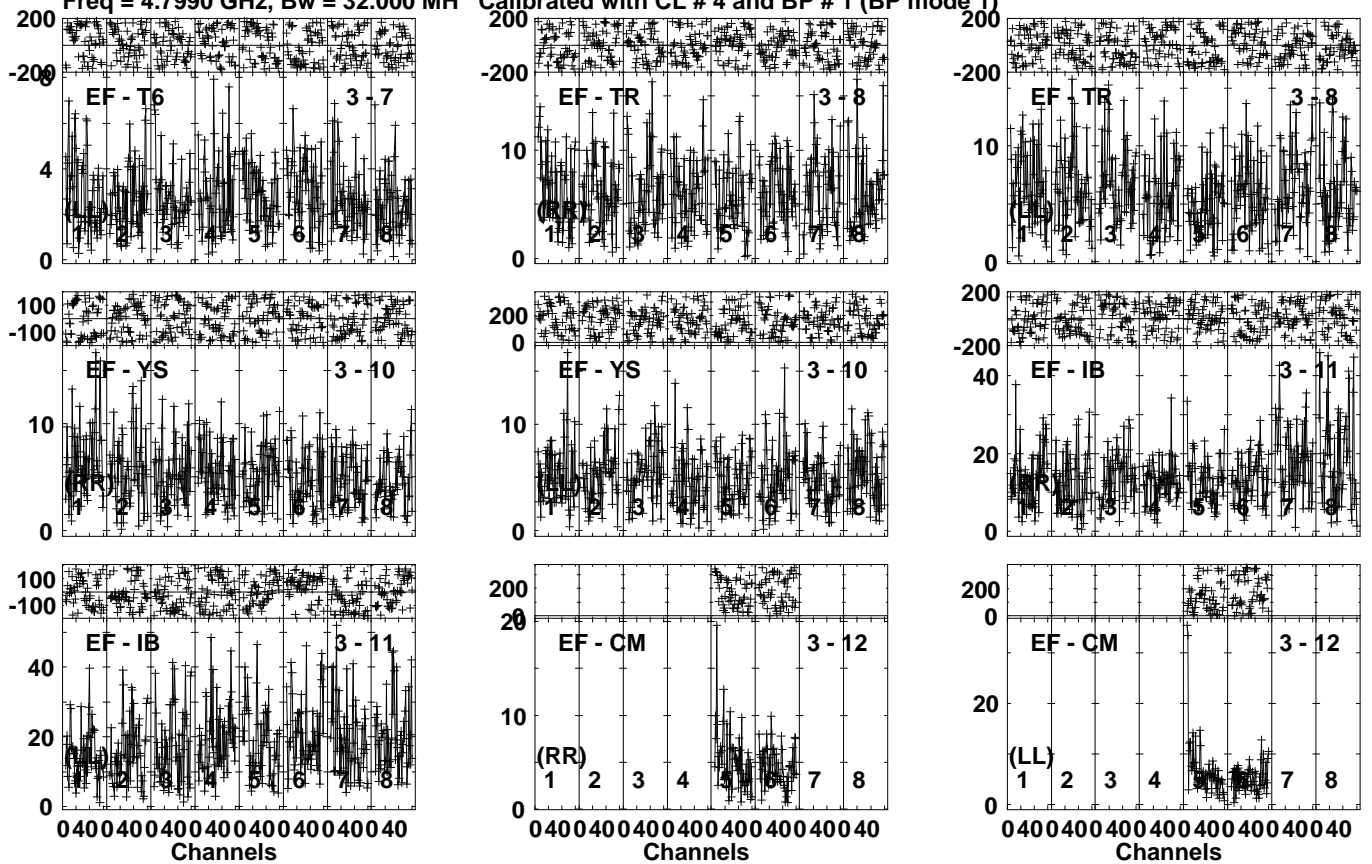


Lower frame: Milli Ampl Jy Top frame: Phas deg
Vector averaged cross-power spectrum Several baselines displayed
Timerange: 00/12:14:21 to 00/12:17:19

Plot file version 647 created 12-APR-2022 17:50:21

NGC4750 EC082C.UVDATA.1

Freq = 4.7990 GHz, Bw = 32.000 MH Calibrated with CL # 4 and BP # 1 (BP mode 1)

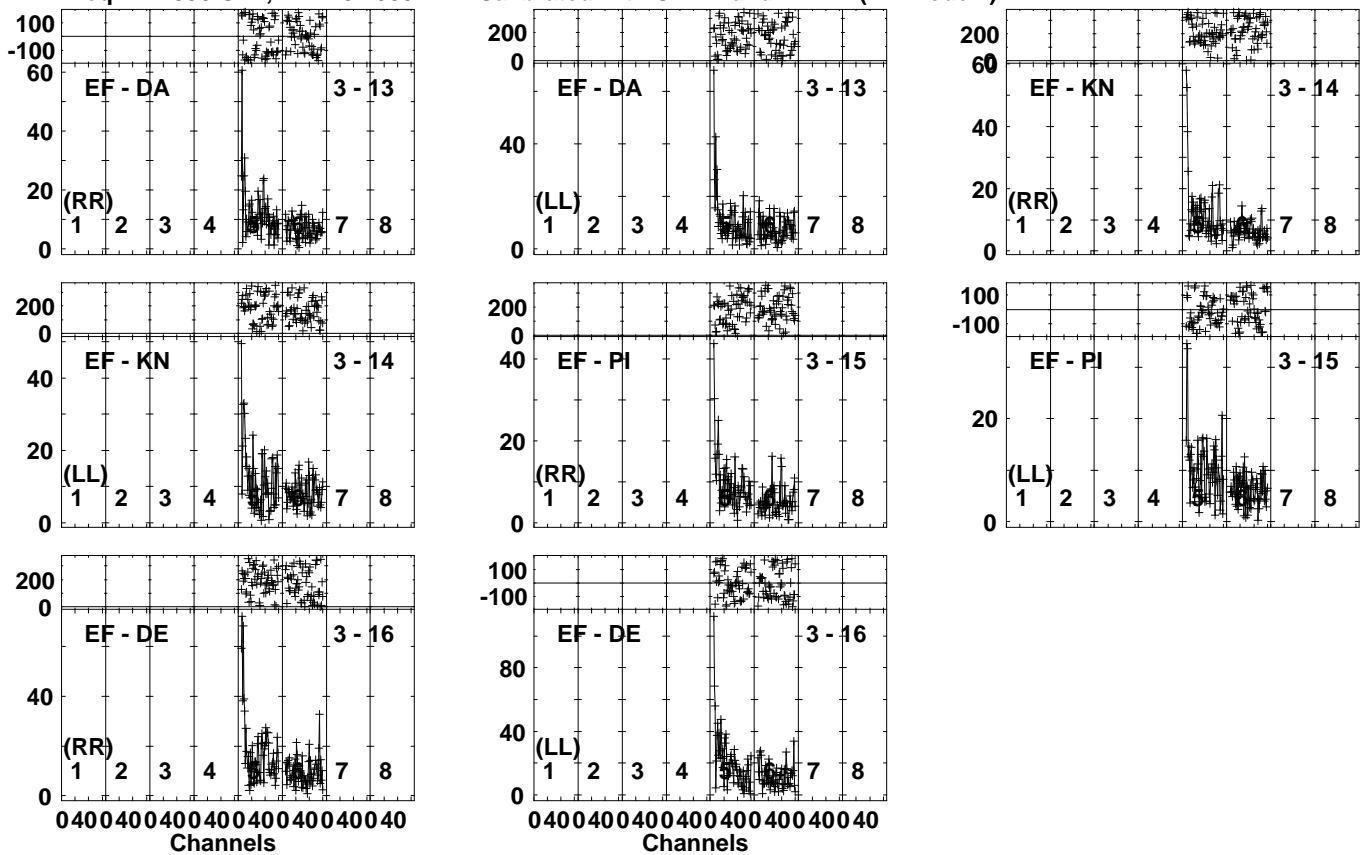


Lower frame: Milli Ampl Jy Top frame: Phas deg
Vector averaged cross-power spectrum Several baselines displayed
Timerange: 00/12:14:21 to 00/12:17:19

Plot file version 648 created 12-APR-2022 17:50:21

NGC4750 EC082C.UVDATA.1

Freq = 4.7990 GHz, Bw = 32.000 MH Calibrated with CL # 4 and BP # 1 (BP mode 1)

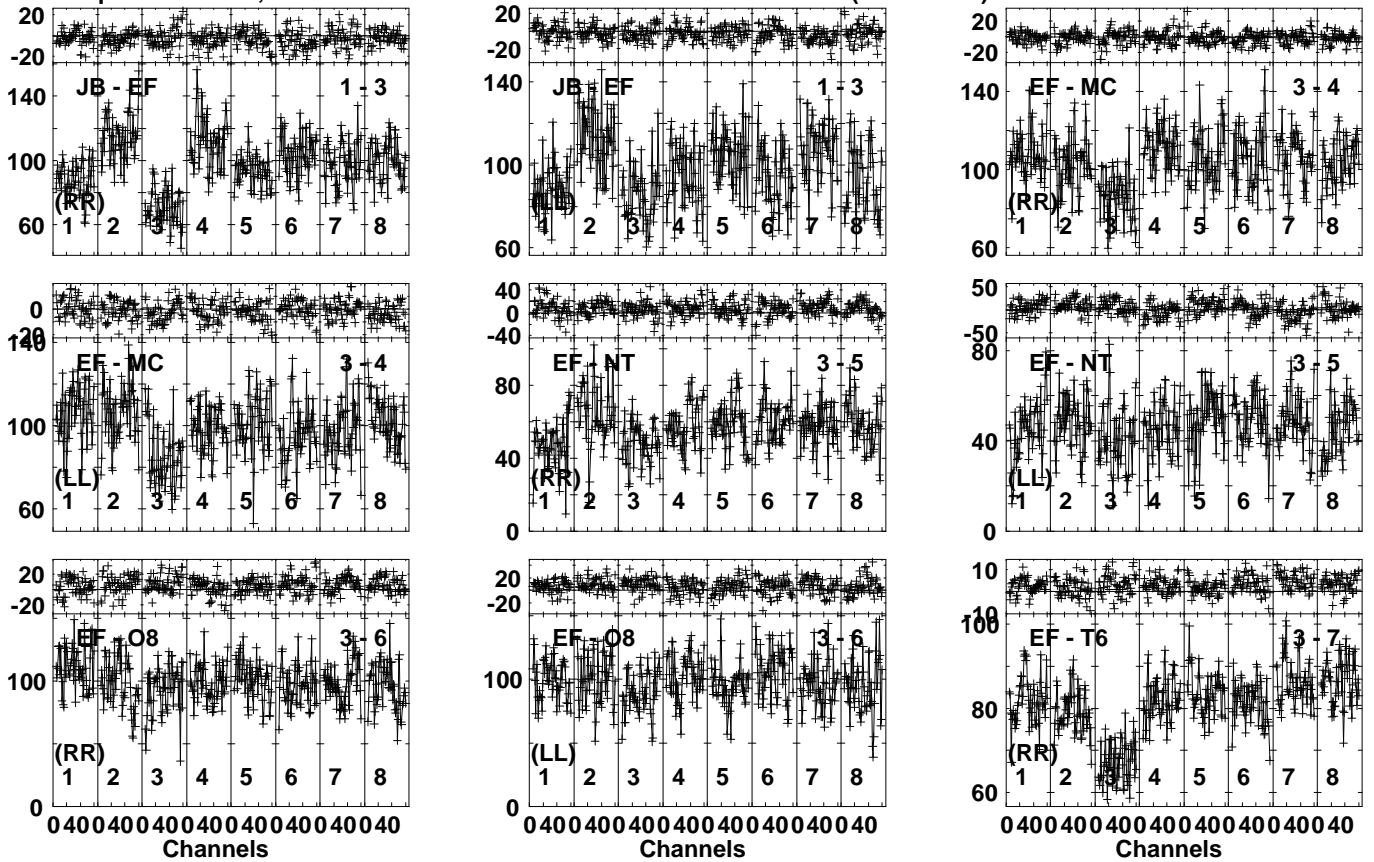


Lower frame: Milli Ampl Jy Top frame: Phas deg
Vector averaged cross-power spectrum Several baselines displayed
Timerange: 00/12:14:21 to 00/12:17:19

Plot file version 649 created 12-APR-2022 17:50:22

J1243+7315 EC082C.UVDATA.1

Freq = 4.7990 GHz, Bw = 32.000 MH Calibrated with CL # 4 and BP # 1 (BP mode 1)

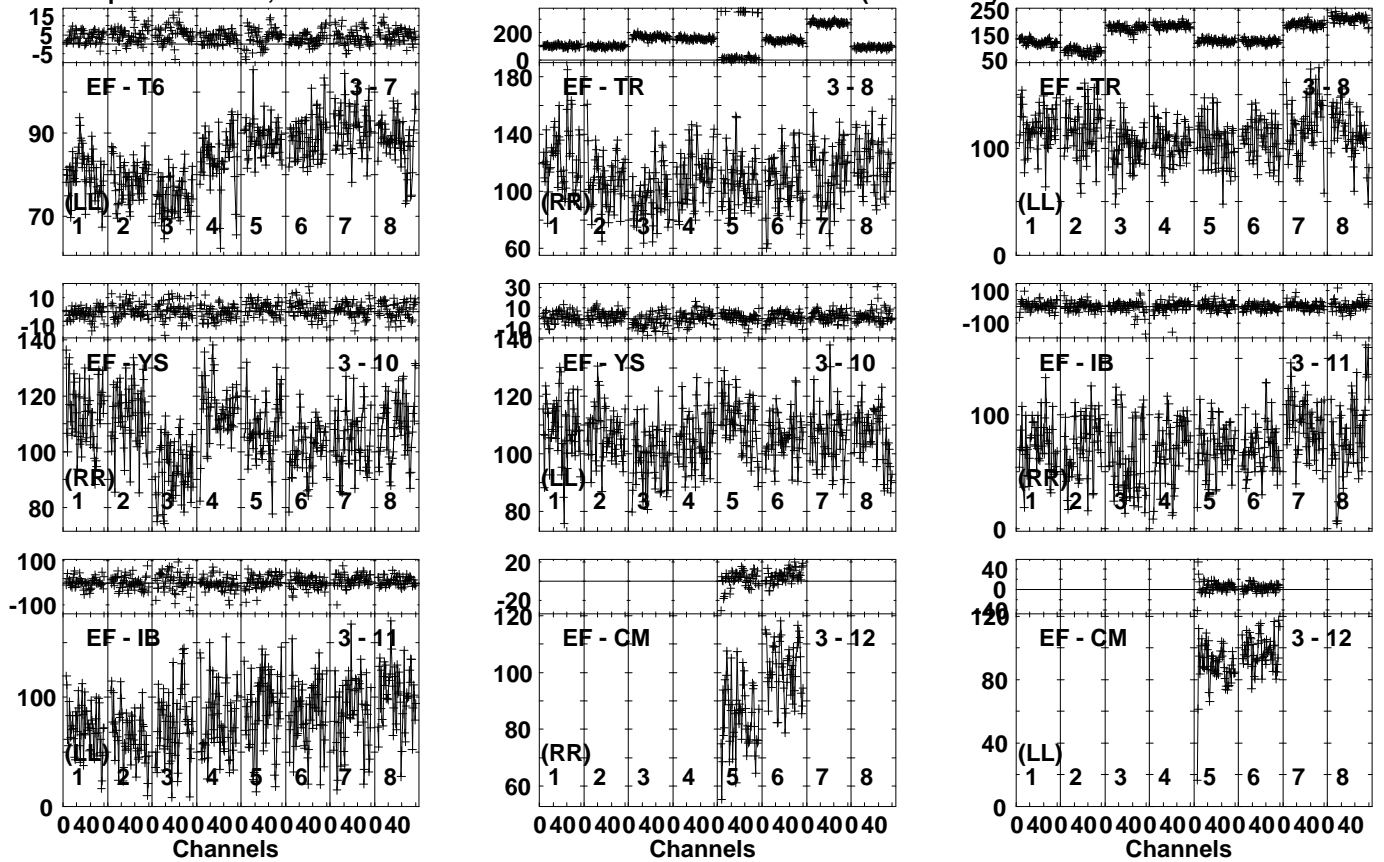


Lower frame: Milli Ampl Jy Top frame: Phas deg
Vector averaged cross-power spectrum Several baselines displayed
Timerange: 00/12:17:31 to 00/12:18:19

Plot file version 650 created 12-APR-2022 17:50:22

J1243+7315 EC082C.UVDATA.1

Freq = 4.7990 GHz, Bw = 32.000 MH Calibrated with CL # 4 and BP # 1 (BP mode 1)

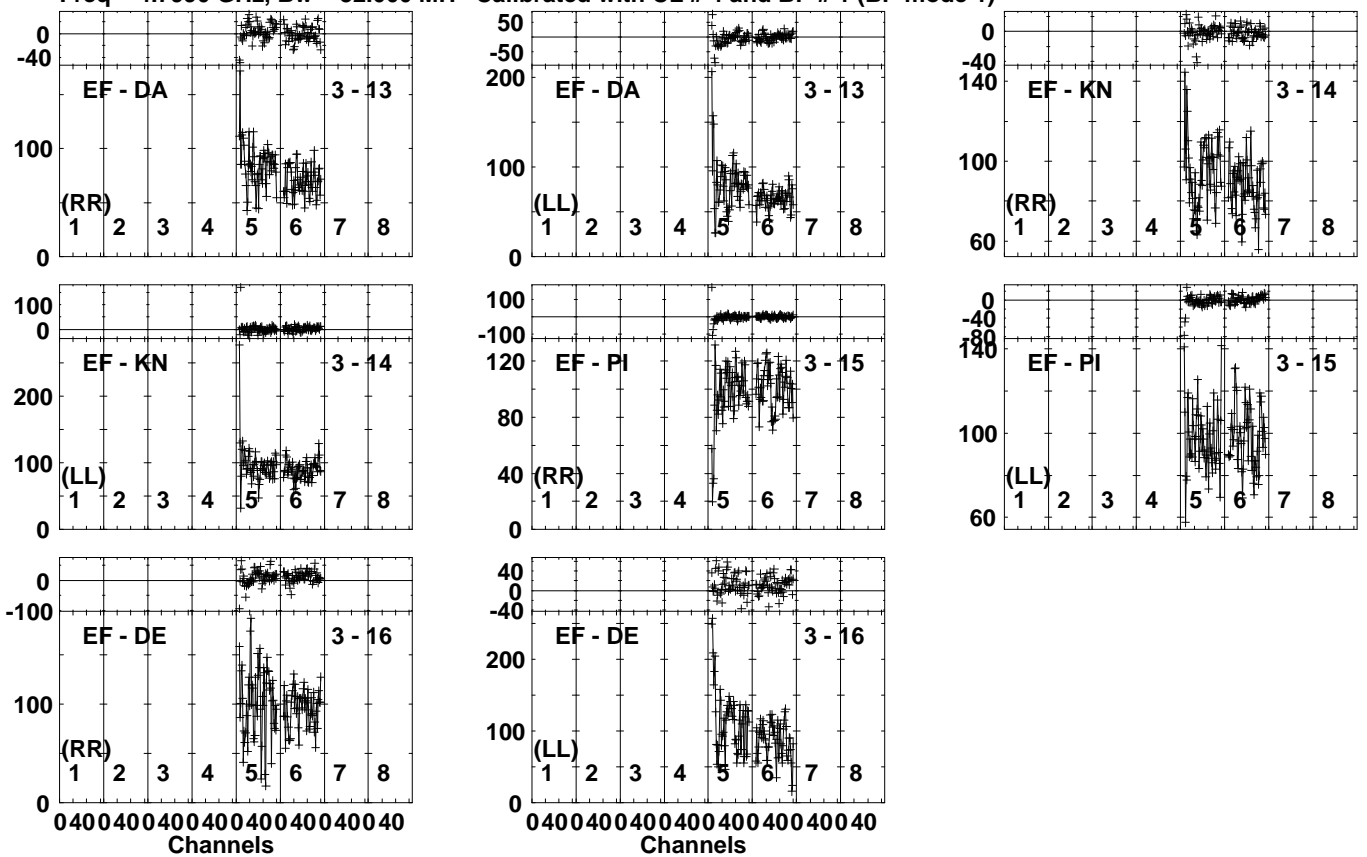


Lower frame: Milli Ampl Jy Top frame: Phas deg
Vector averaged cross-power spectrum Several baselines displayed
Timerange: 00/12:17:31 to 00/12:18:19

Plot file version 651 created 12-APR-2022 17:50:23

J1243+7315 EC082C.UVDATA.1

Freq = 4.7990 GHz, Bw = 32.000 MH Calibrated with CL # 4 and BP # 1 (BP mode 1)

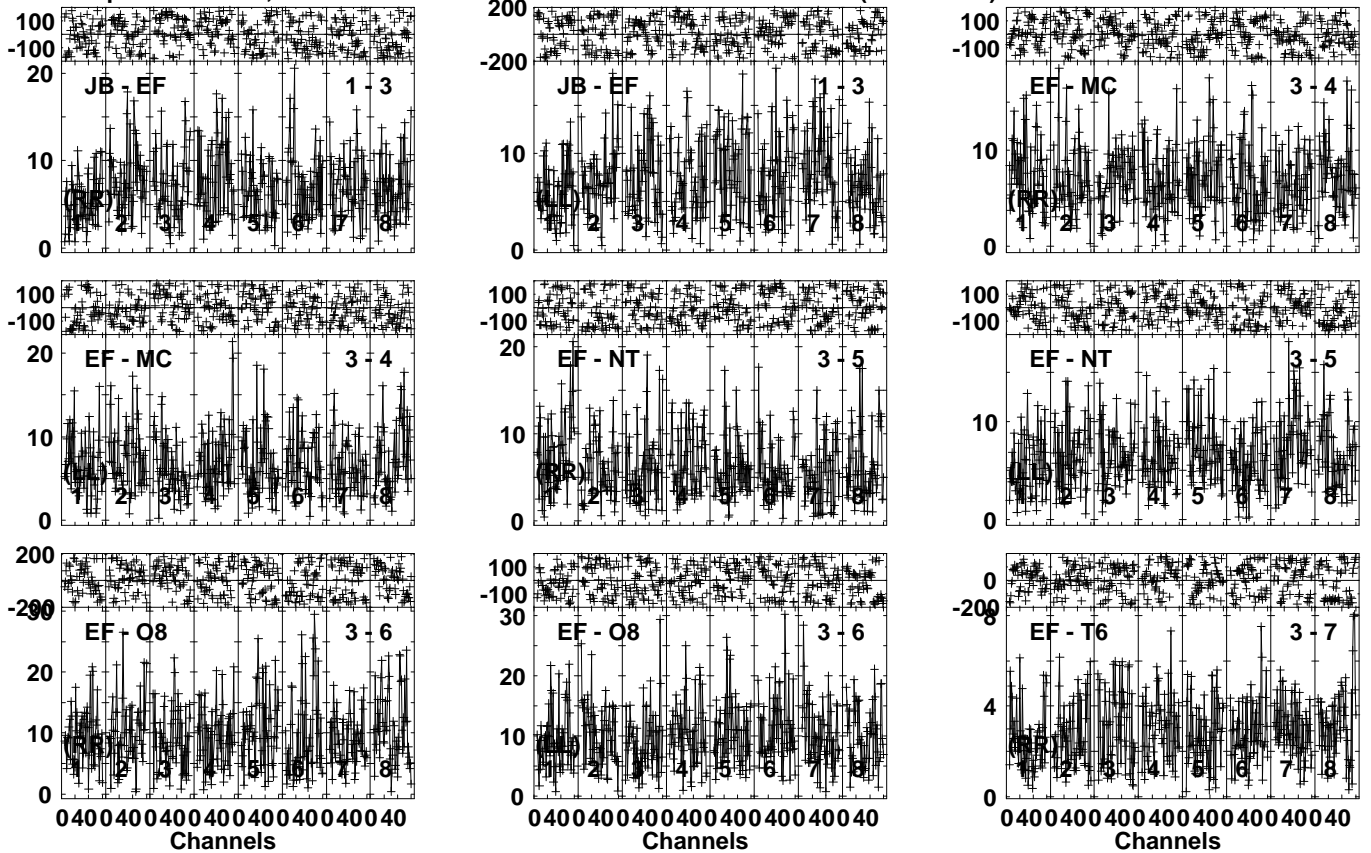


Lower frame: Milli Ampl Jy Top frame: Phas deg
Vector averaged cross-power spectrum Several baselines displayed
Timerange: 00/12:17:31 to 00/12:18:19

Plot file version 652 created 12-APR-2022 17:50:23

NGC4750 EC082C.UVDATA.1

Freq = 4.7990 GHz, Bw = 32.000 MH Calibrated with CL # 4 and BP # 1 (BP mode 1)

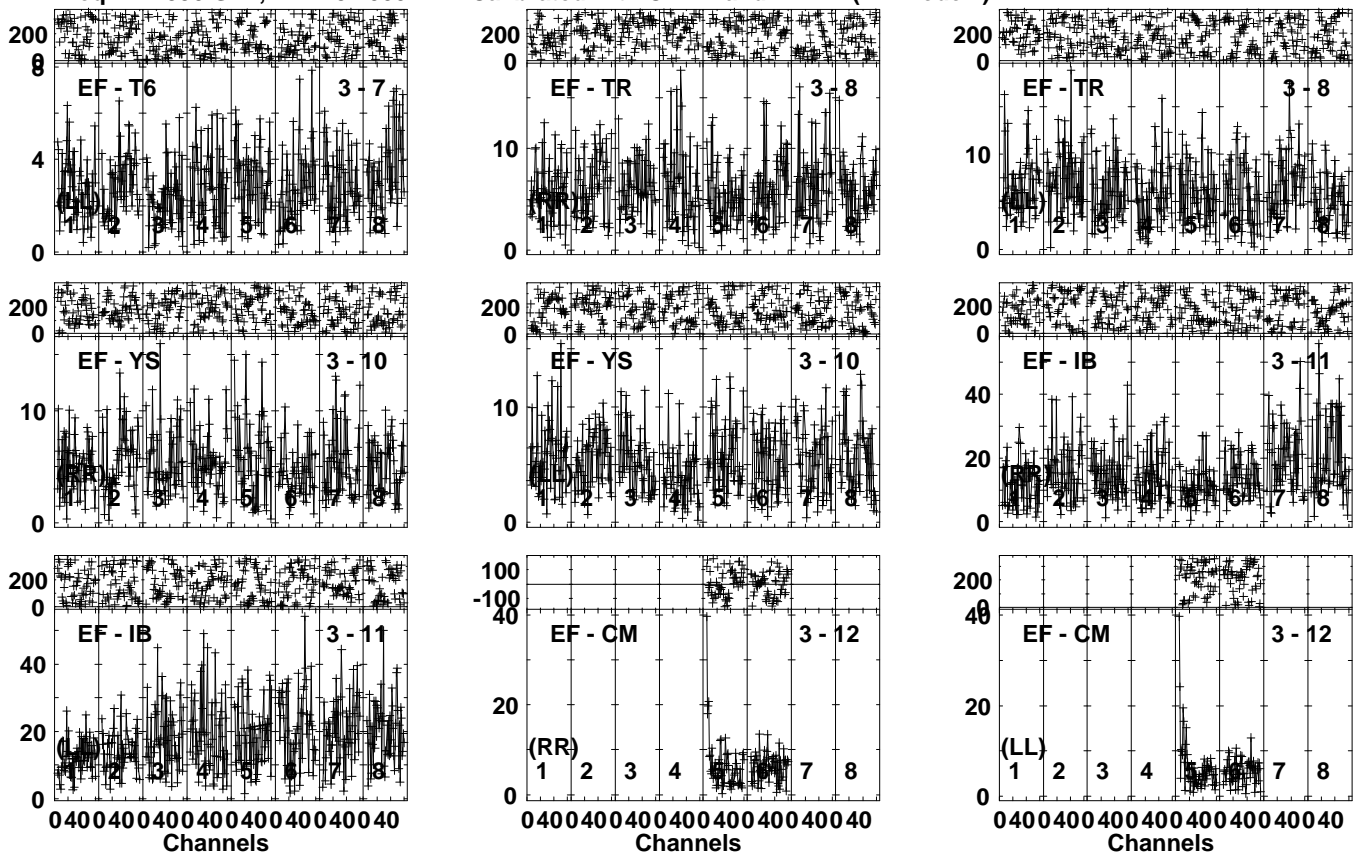


Lower frame: Milli Ampl Jy Top frame: Phas deg
Vector averaged cross-power spectrum Several baselines displayed
Timerange: 00/12:18:31 to 00/12:21:29

Plot file version 653 created 12-APR-2022 17:50:23

NGC4750 EC082C.UVDATA.1

Freq = 4.7990 GHz, Bw = 32.000 MH Calibrated with CL # 4 and BP # 1 (BP mode 1)

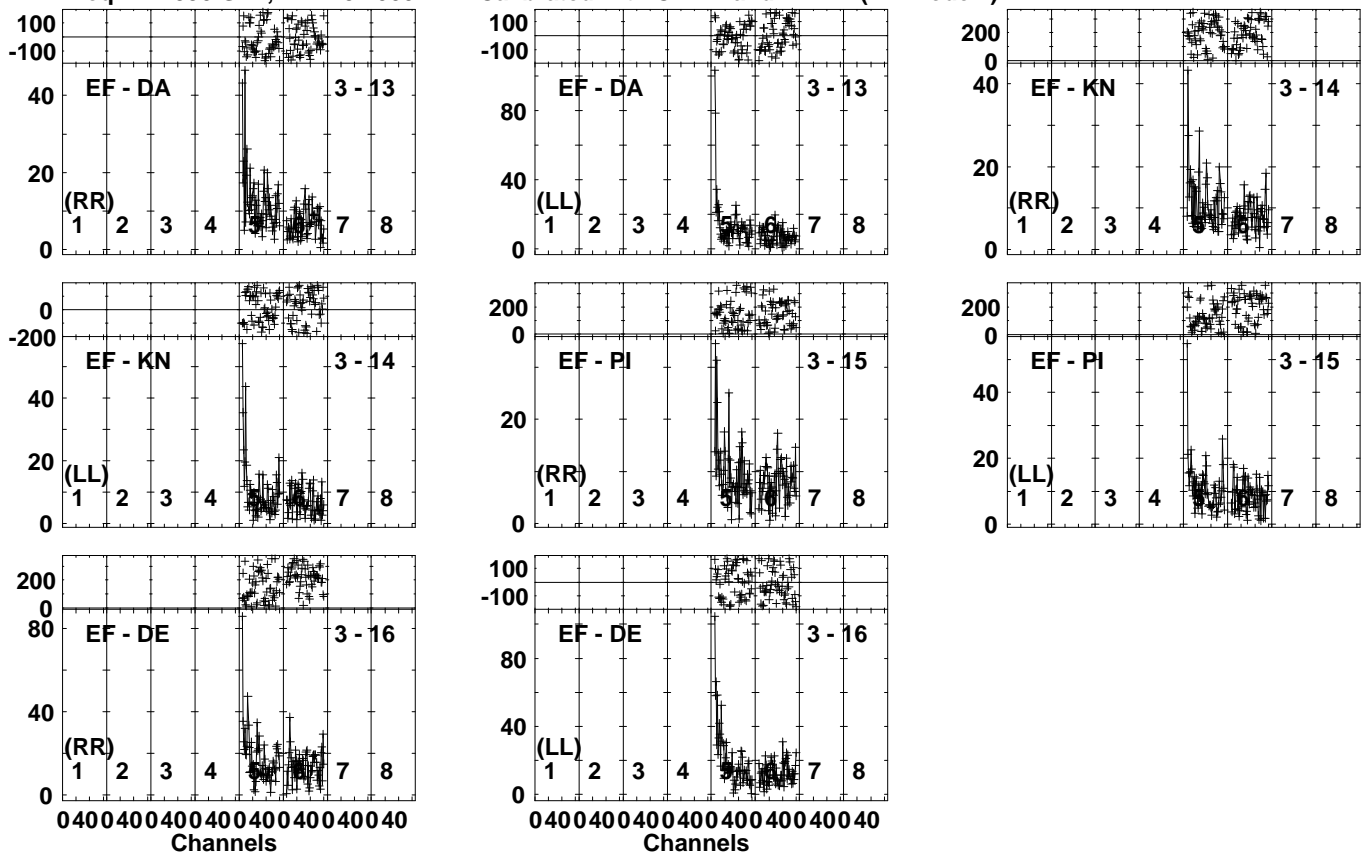


Lower frame: Milli Ampl Jy Top frame: Phas deg
Vector averaged cross-power spectrum Several baselines displayed
Timerange: 00/12:18:31 to 00/12:21:29

Plot file version 654 created 12-APR-2022 17:50:24

NGC4750 EC082C.UVDATA.1

Freq = 4.7990 GHz, Bw = 32.000 MH Calibrated with CL # 4 and BP # 1 (BP mode 1)

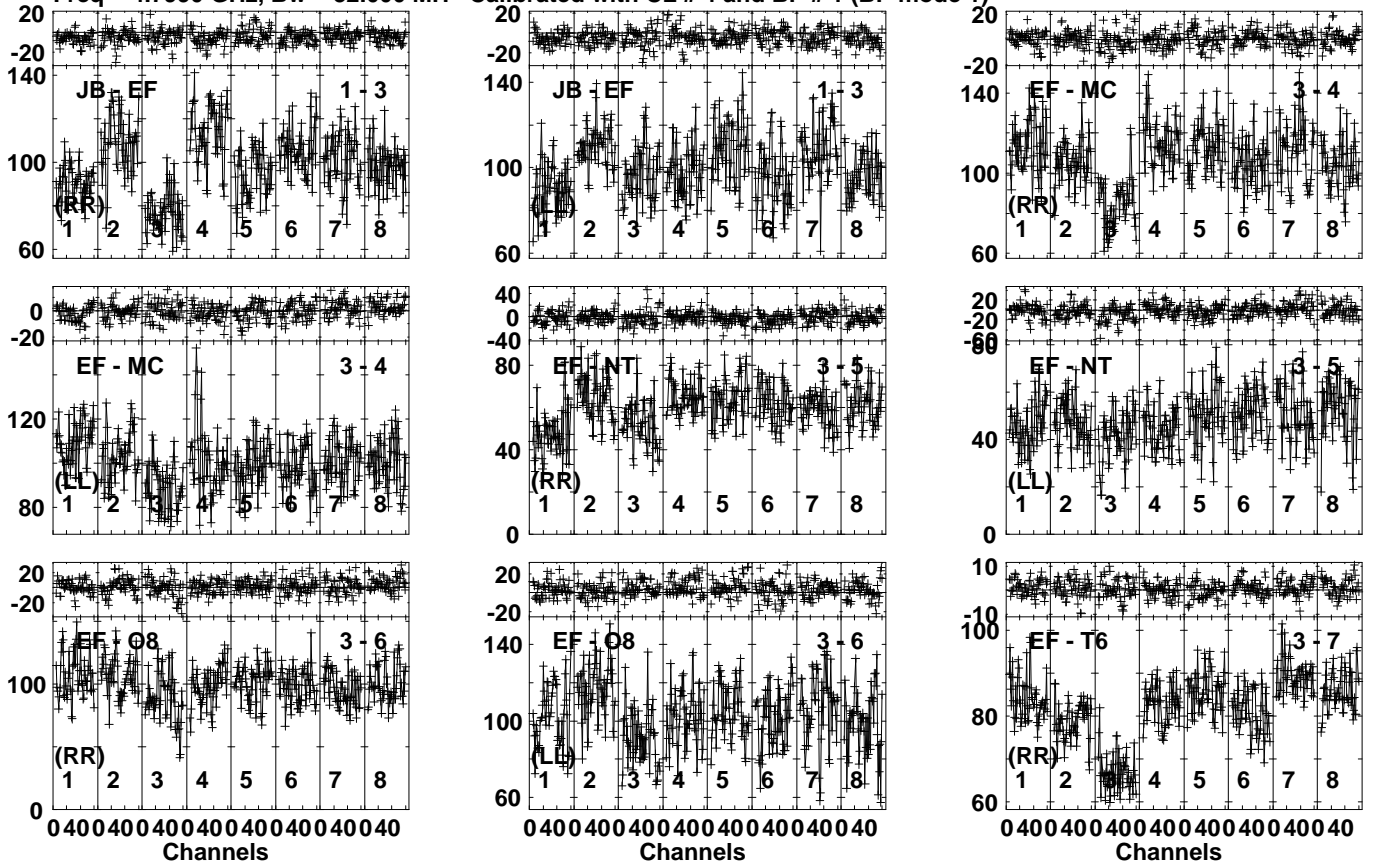


Lower frame: Milli Ampl Jy Top frame: Phas deg
Vector averaged cross-power spectrum Several baselines displayed
Timerange: 00/12:18:31 to 00/12:21:29

Plot file version 655 created 12-APR-2022 17:50:24

J1243+7315 EC082C.UVDATA.1

Freq = 4.7990 GHz, Bw = 32.000 MH Calibrated with CL # 4 and BP # 1 (BP mode 1)

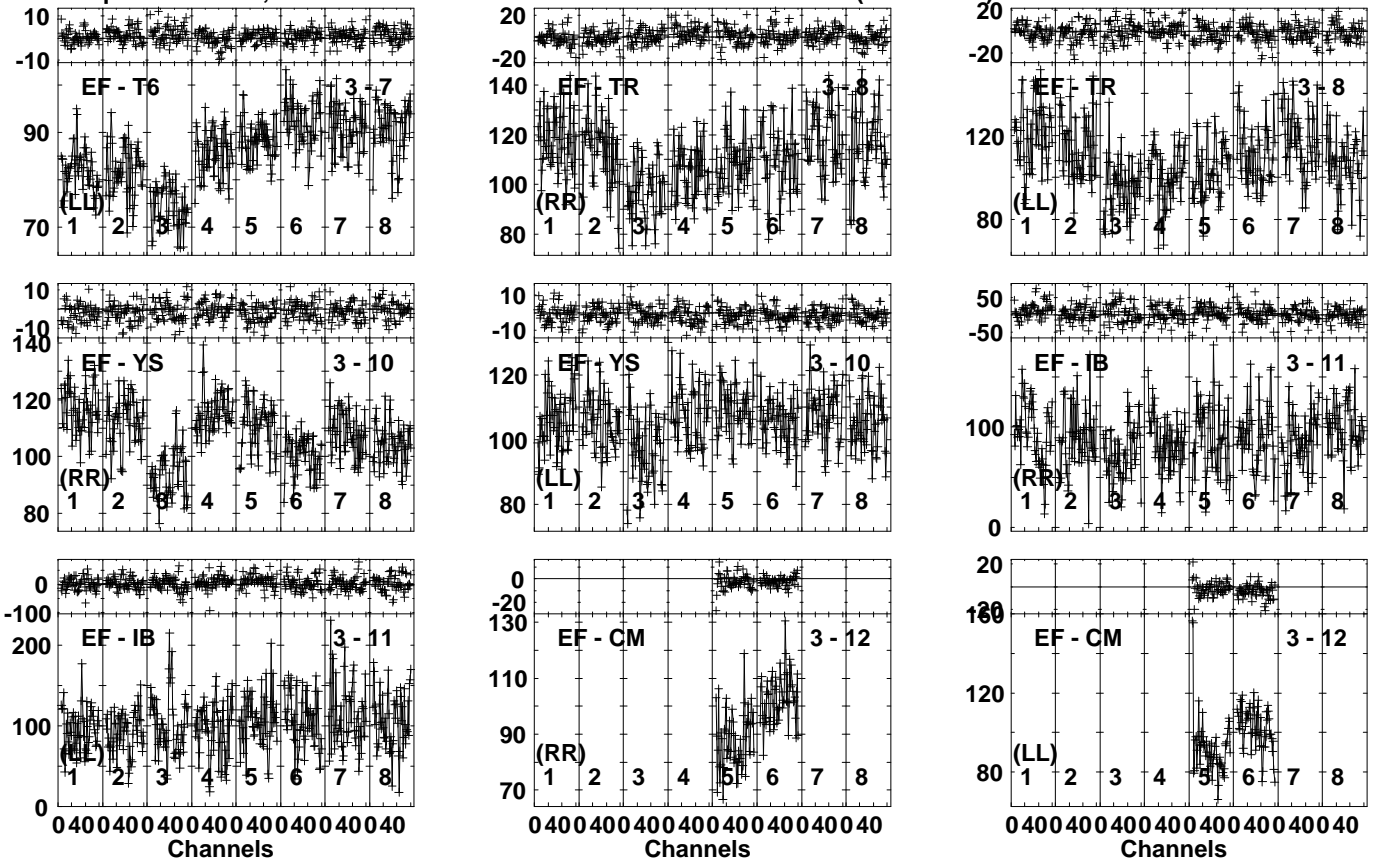


Lower frame: Milli Ampl Jy Top frame: Phas deg
Vector averaged cross-power spectrum Several baselines displayed
Timerange: 00/12:22:01 to 00/12:22:39

Plot file version 656 created 12-APR-2022 17:50:25

J1243+7315 EC082C.UVDATA.1

Freq = 4.7990 GHz, Bw = 32.000 MH Calibrated with CL # 4 and BP # 1 (BP mode 1)

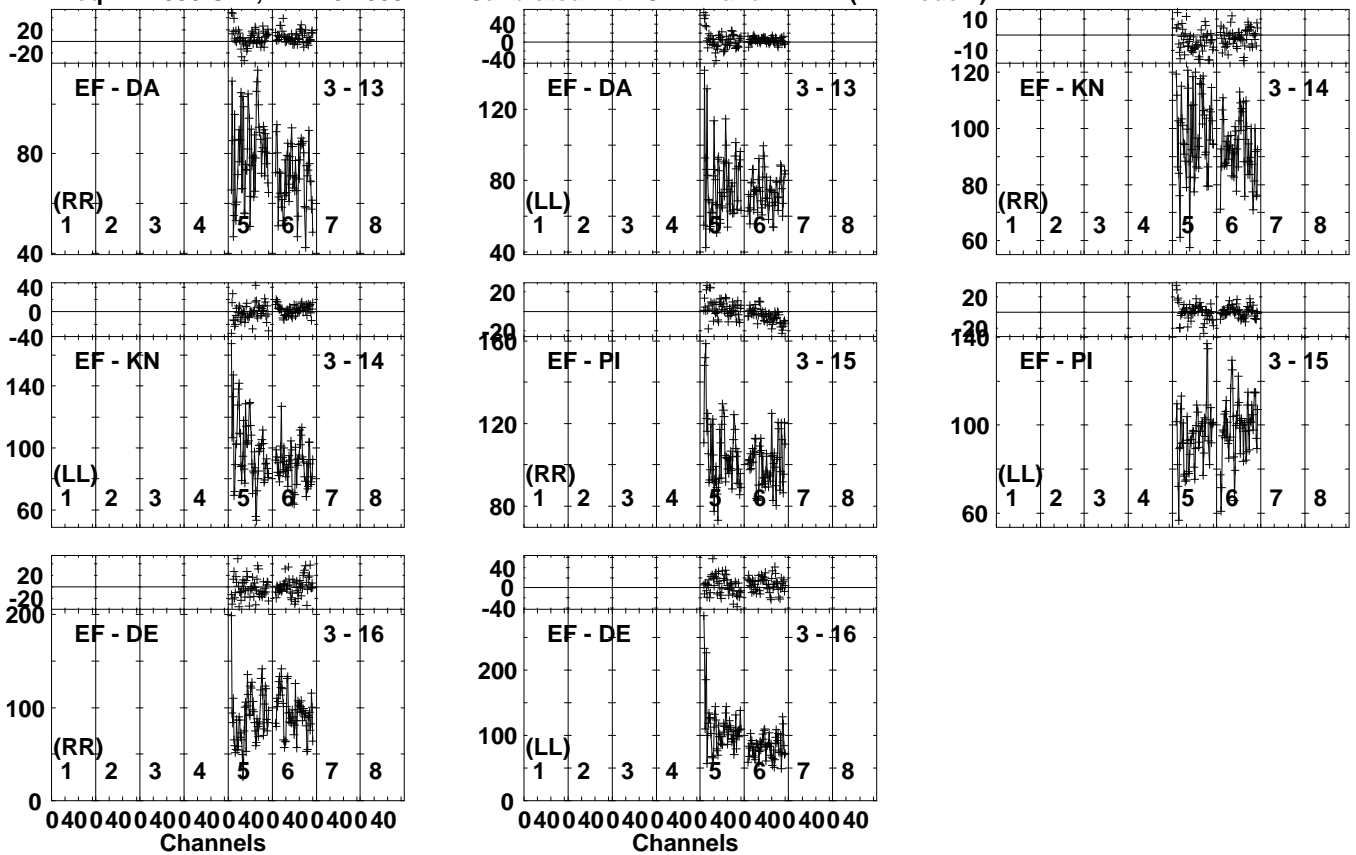


Lower frame: Milli Ampl Jy Top frame: Phas deg
Vector averaged cross-power spectrum Several baselines displayed
Timerange: 00/12:22:01 to 00/12:22:39

Plot file version 657 created 12-APR-2022 17:50:25

J1243+7315 EC082C.UVDATA.1

Freq = 4.7990 GHz, Bw = 32.000 MH Calibrated with CL # 4 and BP # 1 (BP mode 1)

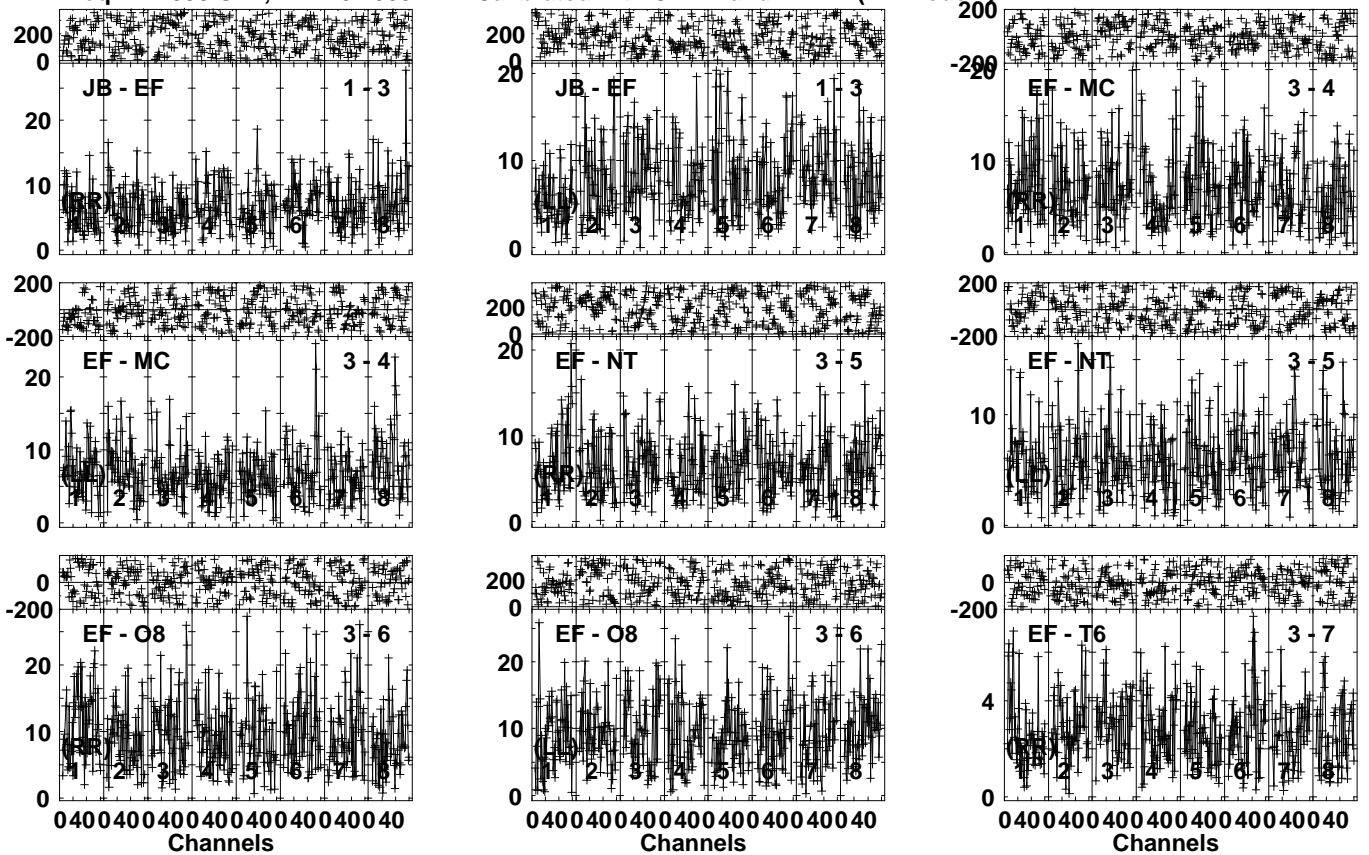


Lower frame: Milli Ampl Jy Top frame: Phas deg
Vector averaged cross-power spectrum Several baselines displayed
Timerange: 00/12:22:01 to 00/12:22:39

Plot file version 658 created 12-APR-2022 17:50:26

NGC4750 EC082C.UVDATA.1

Freq = 4.7990 GHz, Bw = 32.000 MH Calibrated with CL # 4 and BP # 1 (BP mode 1)

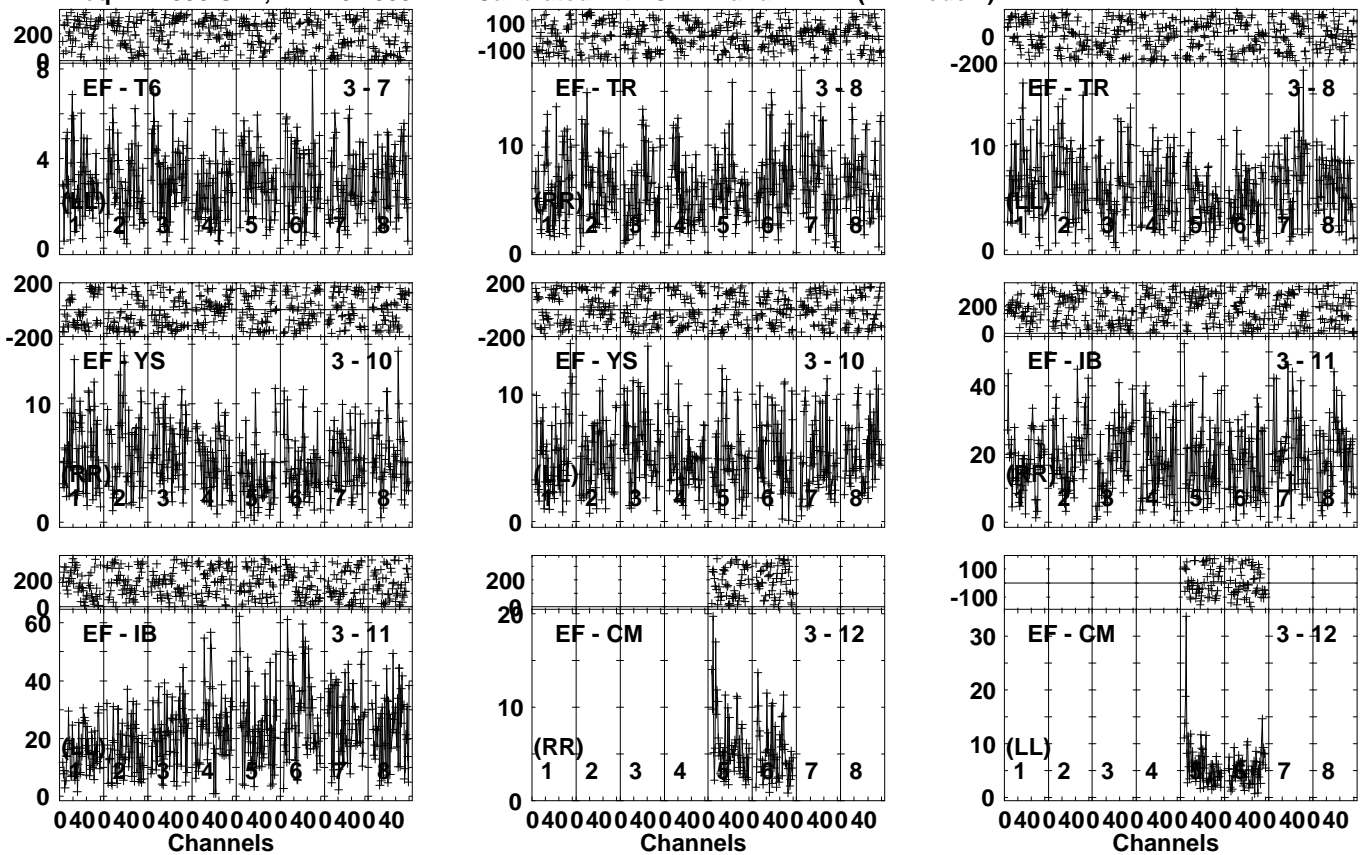


Lower frame: Milli Ampl Jy Top frame: Phas deg
Vector averaged cross-power spectrum Several baselines displayed
Timerange: 00/12:22:51 to 00/12:25:49

Plot file version 659 created 12-APR-2022 17:50:26

NGC4750 EC082C.UVDATA.1

Freq = 4.7990 GHz, Bw = 32.000 MH Calibrated with CL # 4 and BP # 1 (BP mode 1)

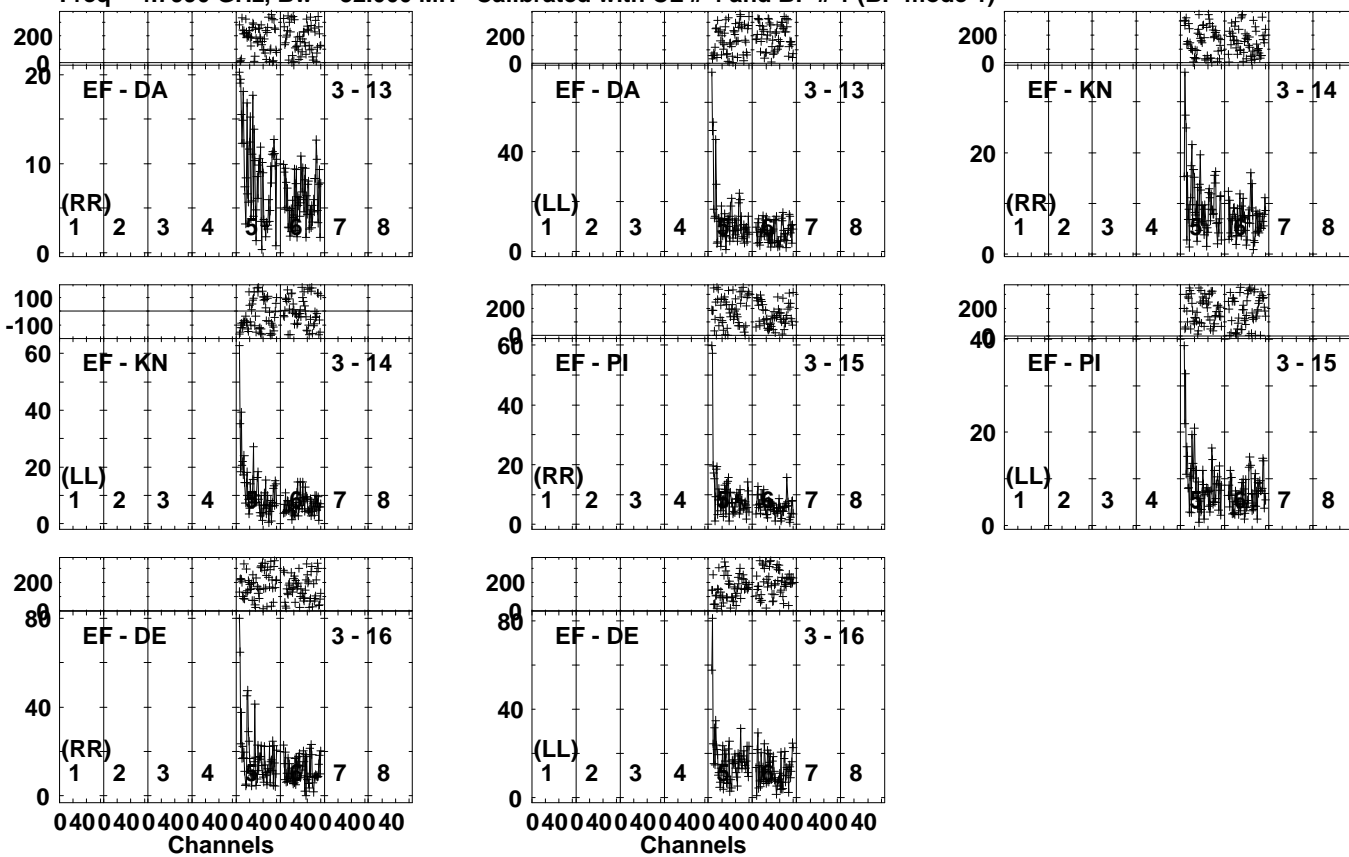


Lower frame: Milli Ampl Jy Top frame: Phas deg
Vector averaged cross-power spectrum Several baselines displayed
Timerange: 00/12:22:51 to 00/12:25:49

Plot file version 660 created 12-APR-2022 17:50:27

NGC4750 EC082C.UVDATA.1

Freq = 4.7990 GHz, Bw = 32.000 MH Calibrated with CL # 4 and BP # 1 (BP mode 1)

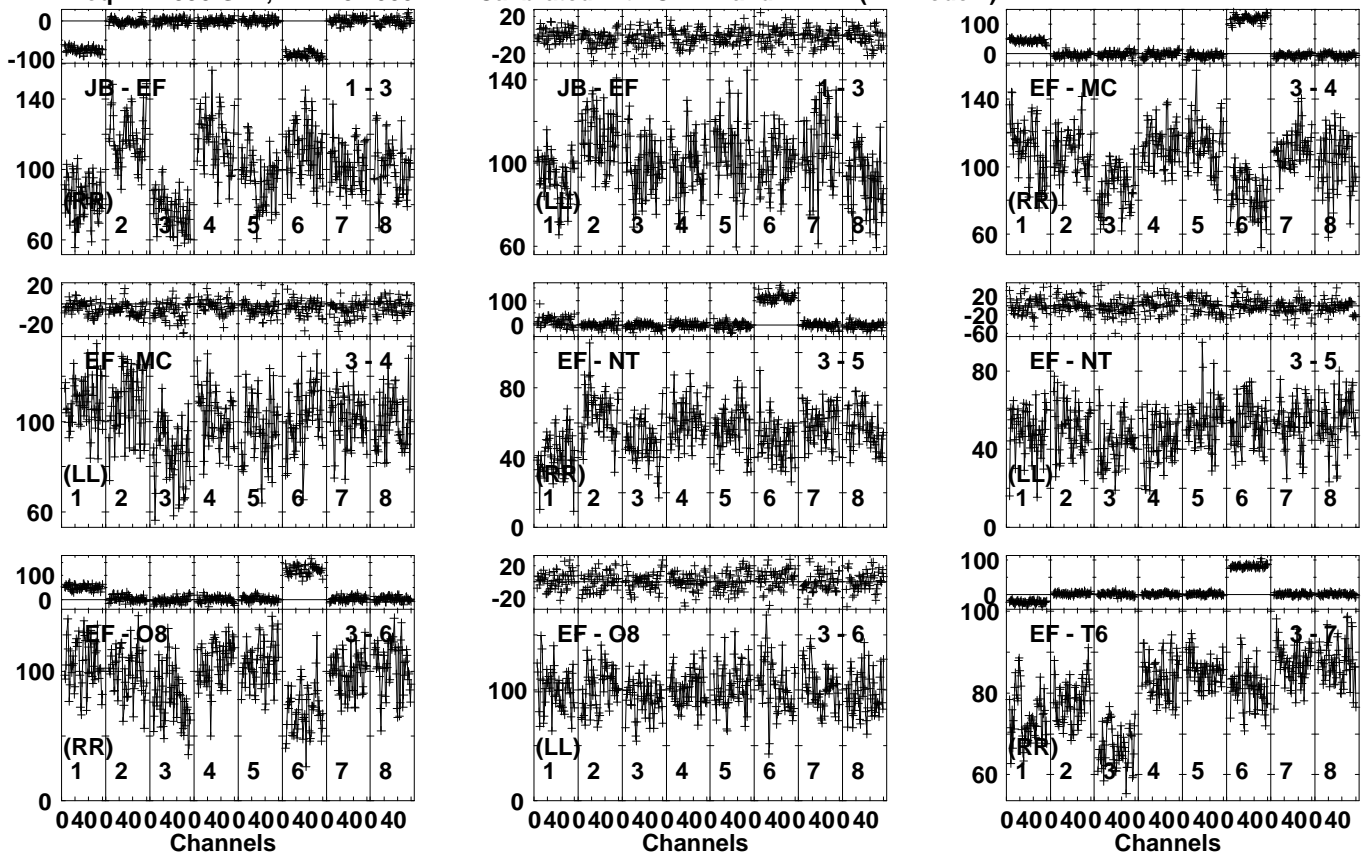


Lower frame: Milli Ampl Jy Top frame: Phas deg
Vector averaged cross-power spectrum Several baselines displayed
Timerange: 00/12:22:51 to 00/12:25:49

Plot file version 661 created 12-APR-2022 17:50:27

J1243+7315 EC082C.UVDATA.1

Freq = 4.7990 GHz, Bw = 32.000 MH Calibrated with CL # 4 and BP # 1 (BP mode 1)

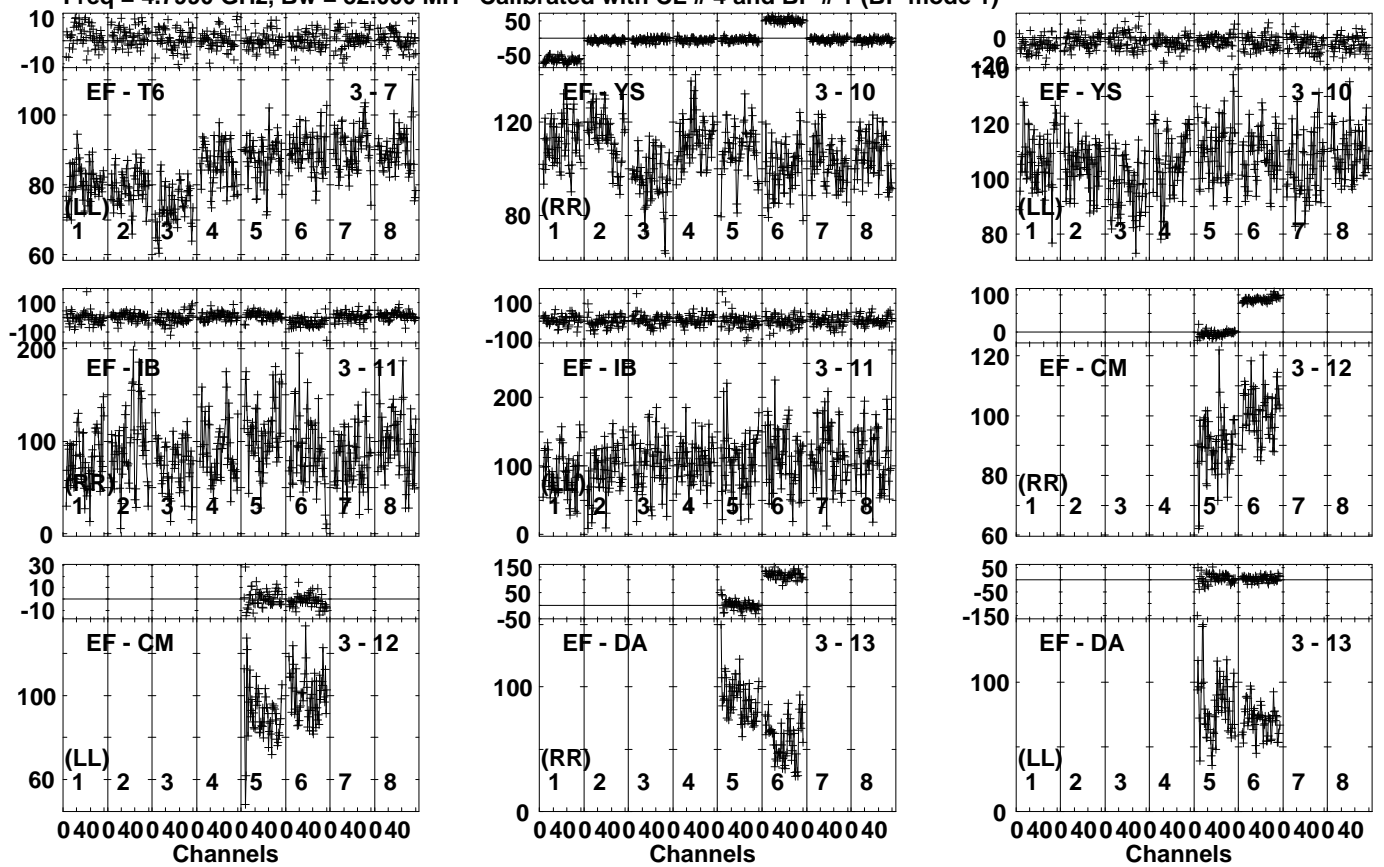


Lower frame: Milli Ampl Jy Top frame: Phas deg
Vector averaged cross-power spectrum Several baselines displayed
Timerange: 00/12:26:01 to 00/12:26:49

Plot file version 662 created 12-APR-2022 17:50:28

J1243+7315 EC082C.UVDATA.1

Freq = 4.7990 GHz, Bw = 32.000 MH Calibrated with CL # 4 and BP # 1 (BP mode 1)

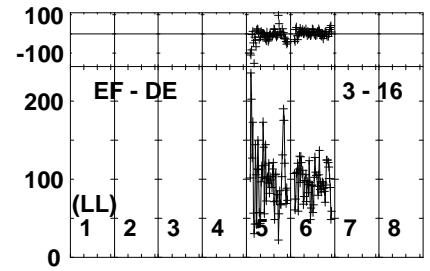
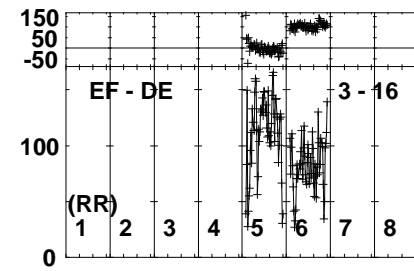
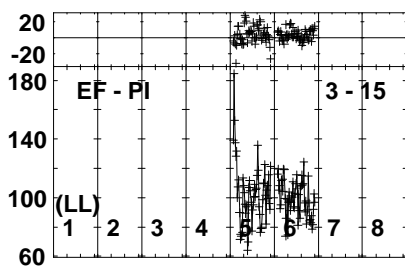
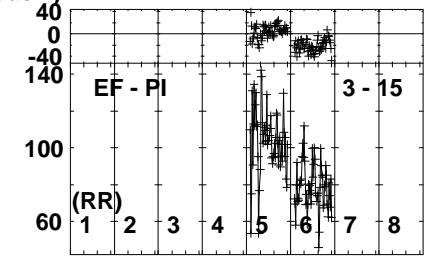
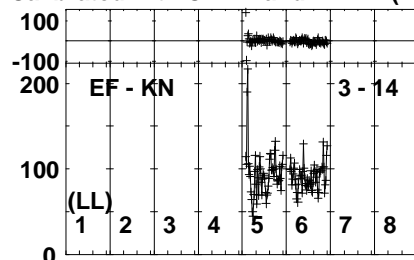
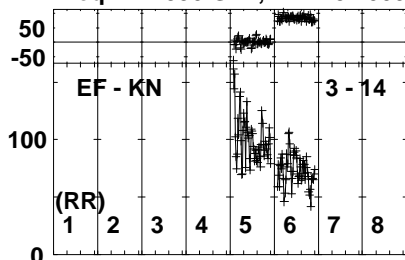


Lower frame: Milli Ampl Jy Top frame: Phas deg
Vector averaged cross-power spectrum Several baselines displayed
Timerange: 00/12:26:01 to 00/12:26:49

Plot file version 663 created 12-APR-2022 17:50:28

J1243+7315 EC082C.UVDATA.1

Freq = 4.7990 GHz, Bw = 32.000 MH Calibrated with CL # 4 and BP # 1 (BP mode 1)

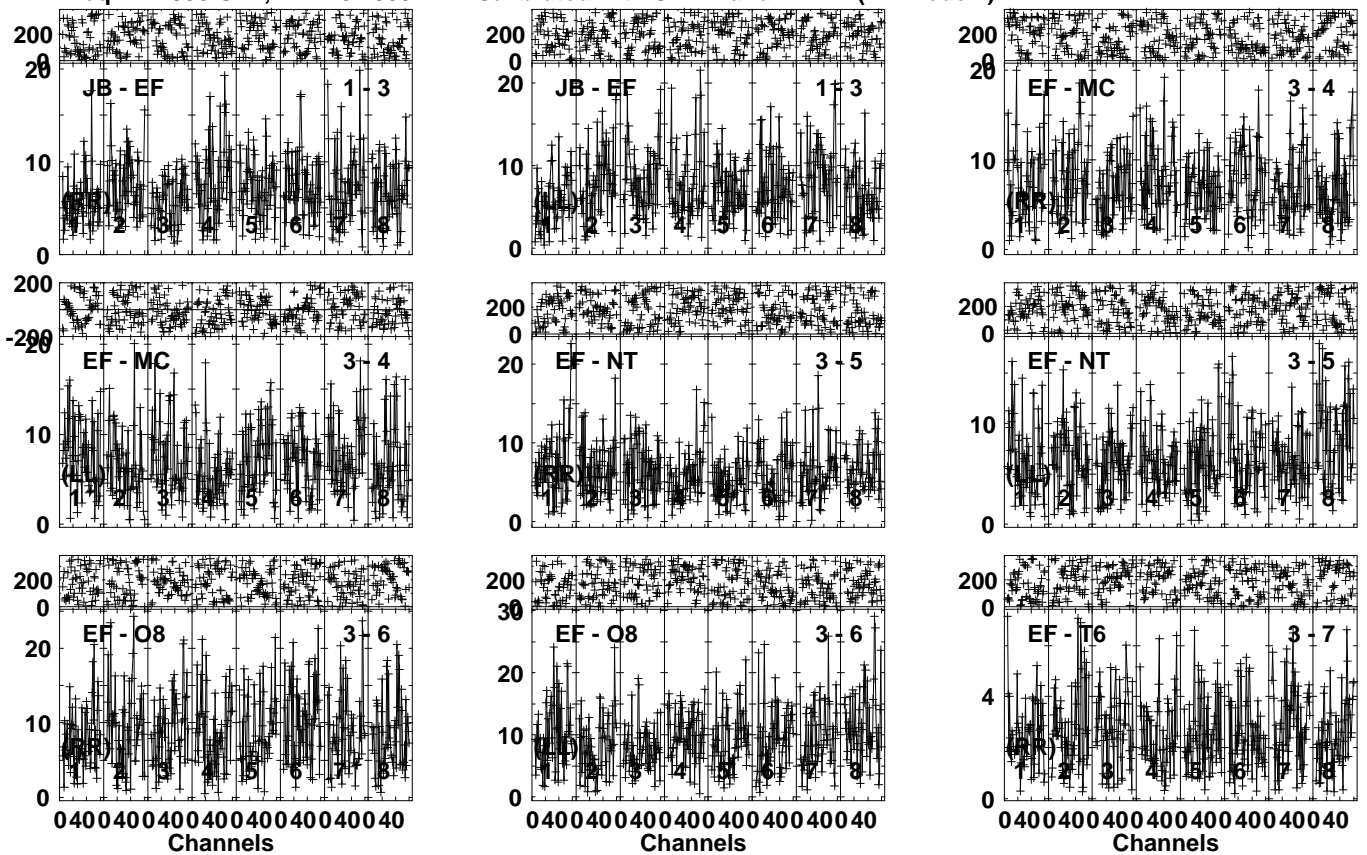


Lower frame: Milli Ampl Jy Top frame: Phas deg
Vector averaged cross-power spectrum Several baselines displayed
Timerange: 00/12:26:01 to 00/12:26:49

Plot file version 664 created 12-APR-2022 17:50:28

NGC4750 EC082C.UVDATA.1

Freq = 4.7990 GHz, Bw = 32.000 MH Calibrated with CL # 4 and BP # 1 (BP mode 1)

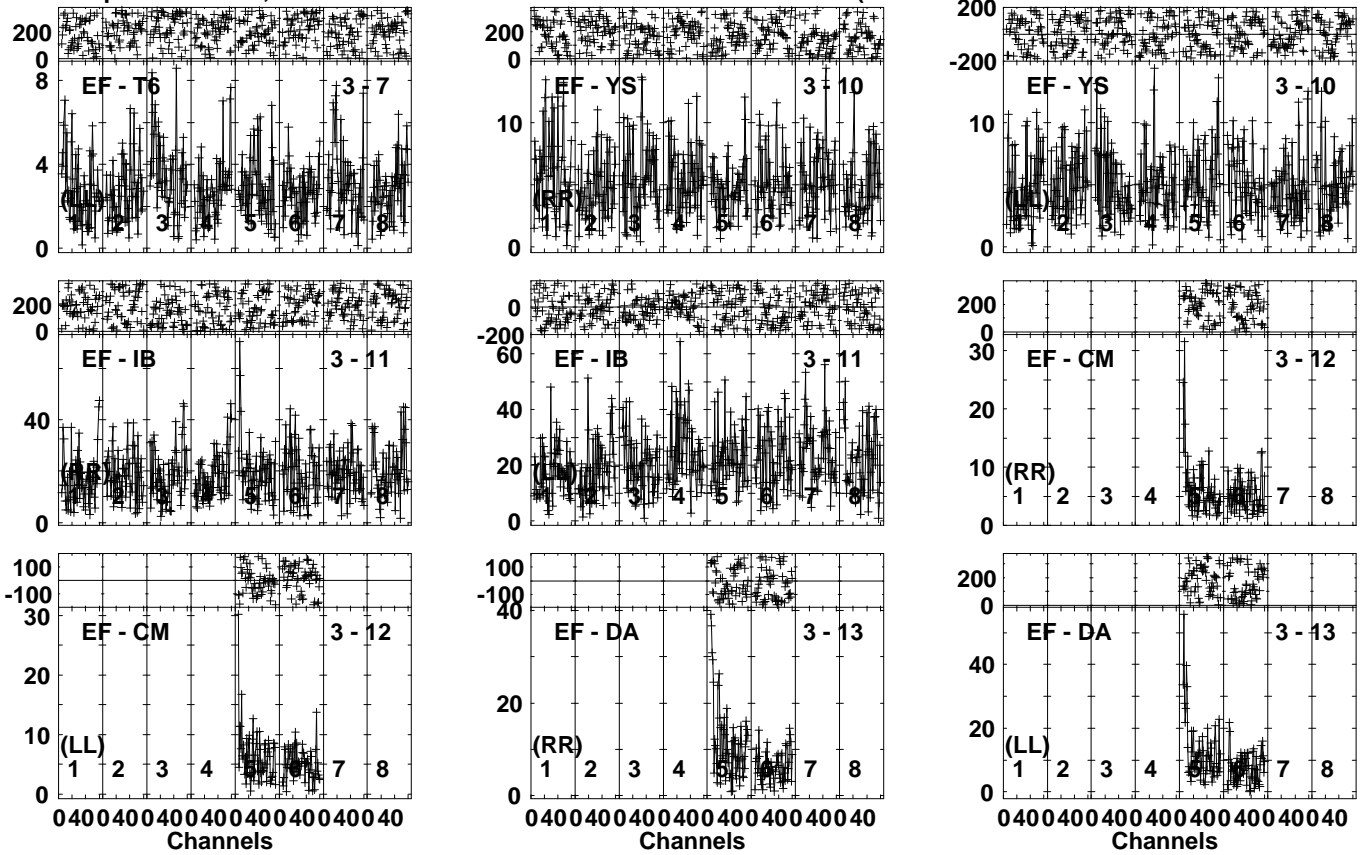


Lower frame: Milli Ampl Jy Top frame: Phas deg
Vector averaged cross-power spectrum Several baselines displayed
Timerange: 00/12:27:01 to 00/12:29:59

Plot file version 665 created 12-APR-2022 17:50:29

NGC4750 EC082C.UVDATA.1

Freq = 4.7990 GHz, Bw = 32.000 MH Calibrated with CL # 4 and BP # 1 (BP mode 1)

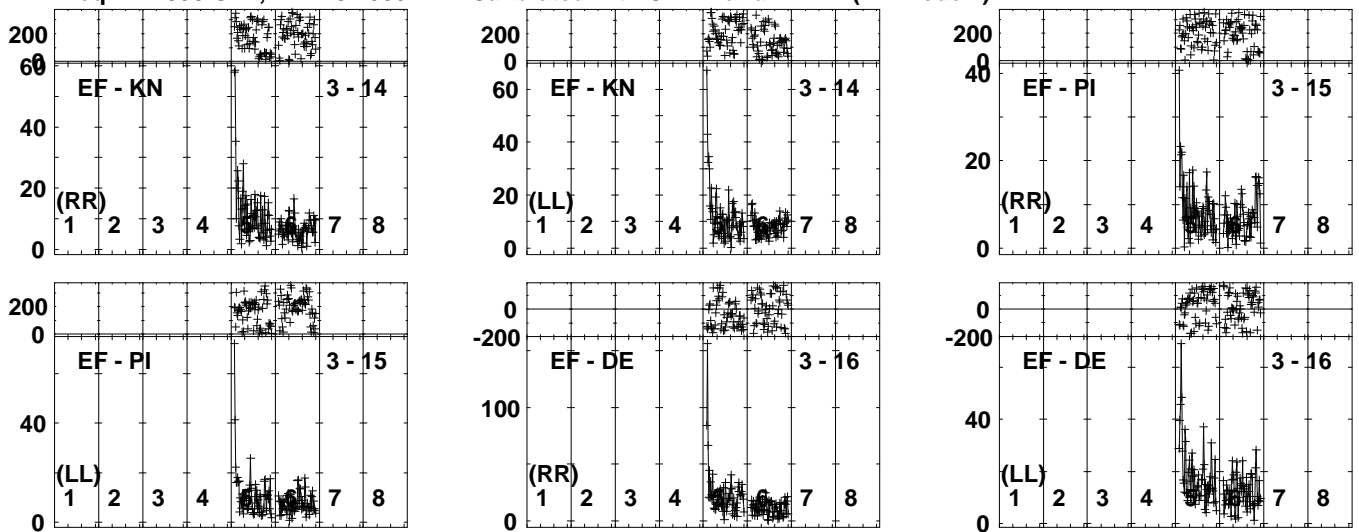


Lower frame: Milli Ampl Jy Top frame: Phas deg
Vector averaged cross-power spectrum Several baselines displayed
Timerange: 00/12:27:01 to 00/12:29:59

Plot file version 666 created 12-APR-2022 17:50:29

NGC4750 EC082C.UVDATA.1

Freq = 4.7990 GHz, Bw = 32.000 MH Calibrated with CL # 4 and BP # 1 (BP mode 1)

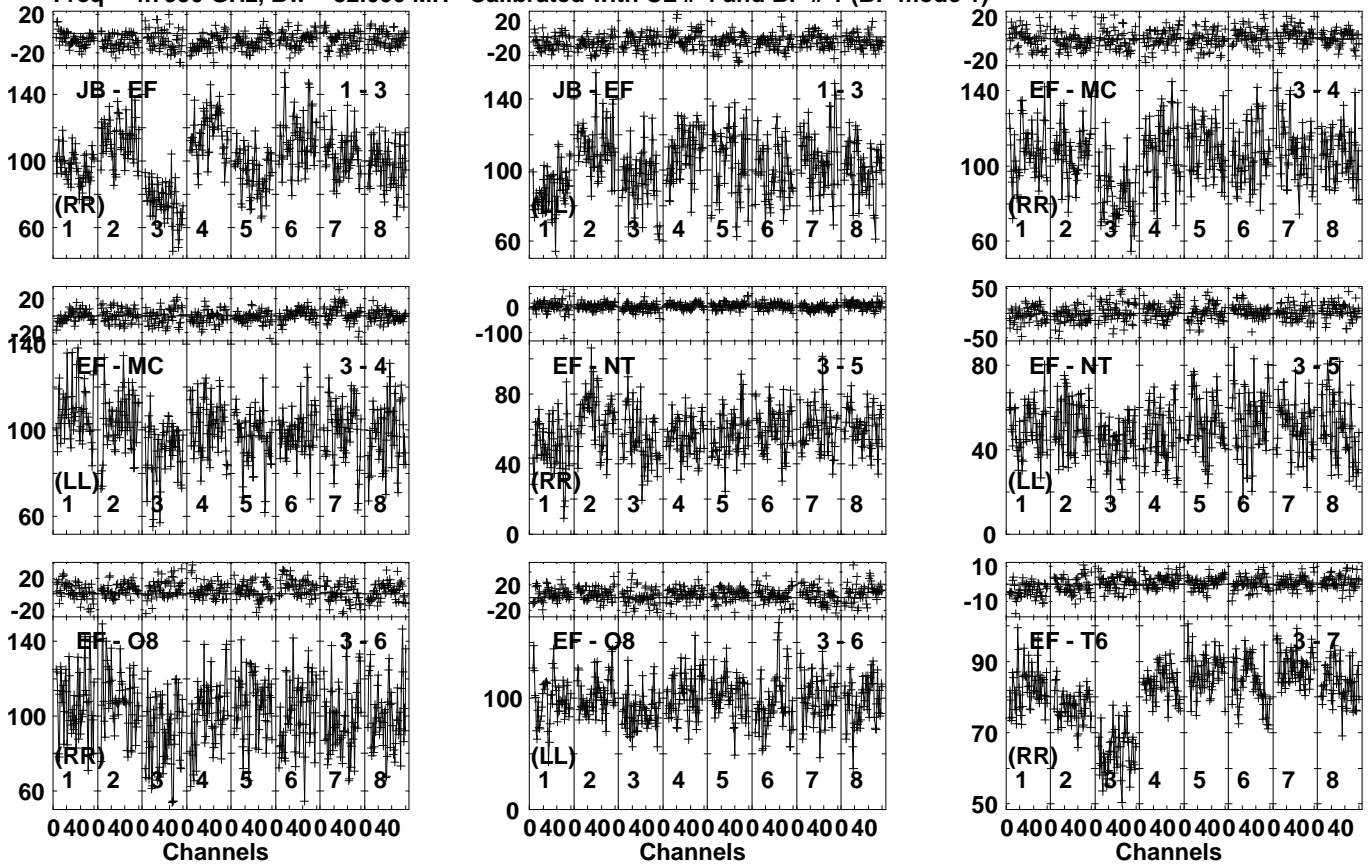


Lower frame: Milli Ampl Jy Top frame: Phas deg
Vector averaged cross-power spectrum Several baselines displayed
Timerange: 00/12:27:01 to 00/12:29:59

Plot file version 667 created 12-APR-2022 17:50:30

J1243+7315 EC082C.UVDATA.1

Freq = 4.7990 GHz, Bw = 32.000 MH Calibrated with CL # 4 and BP # 1 (BP mode 1)

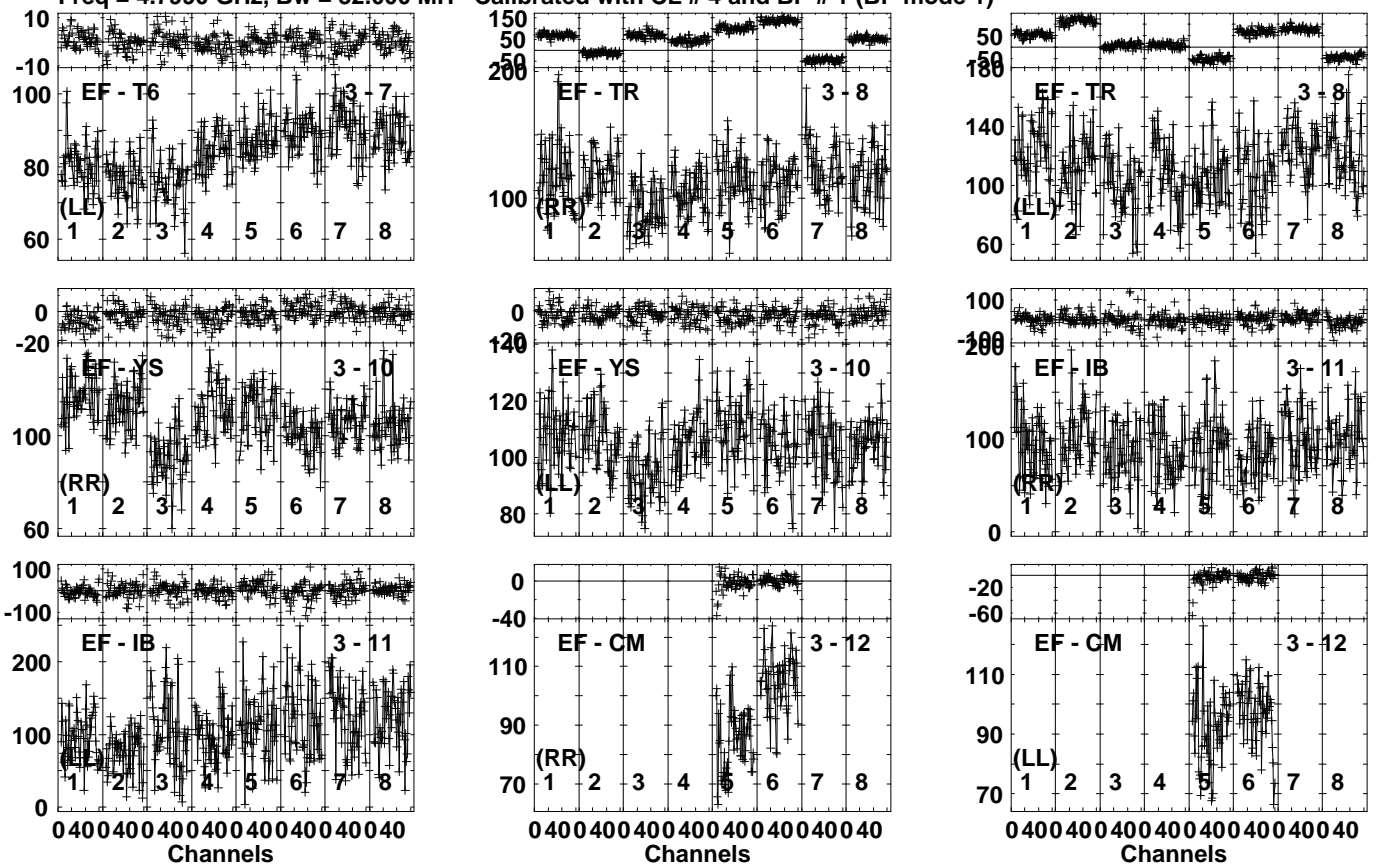


Lower frame: Milli Ampl Jy Top frame: Phas deg
 Vector averaged cross-power spectrum Several baselines displayed
 Timerange: 00/12:30:11 to 00/12:30:59

Plot file version 668 created 12-APR-2022 17:50:30

J1243+7315 EC082C.UVDATA.1

Freq = 4.7990 GHz, Bw = 32.000 MH Calibrated with CL # 4 and BP # 1 (BP mode 1)

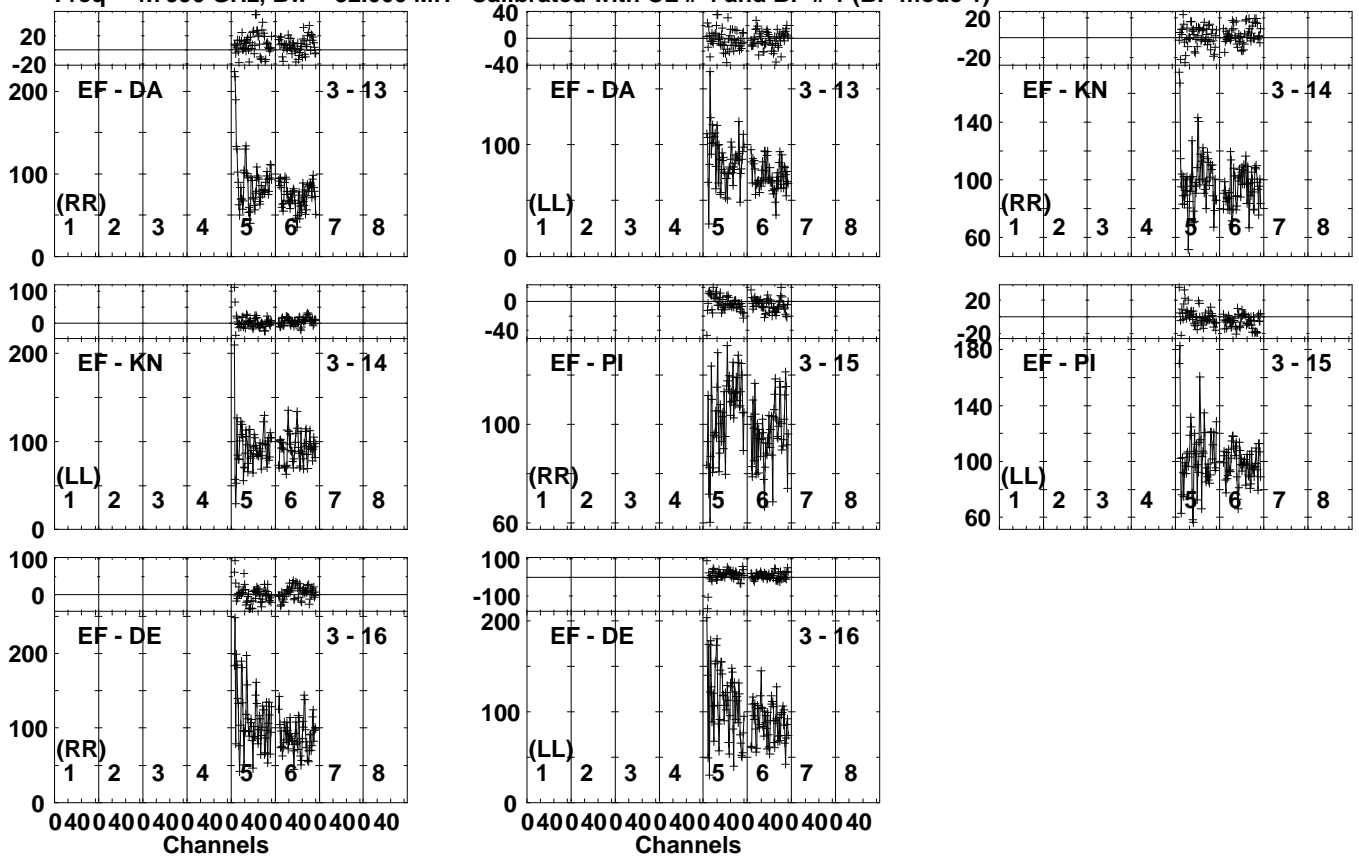


Lower frame: Milli Ampl Jy Top frame: Phas deg
Vector averaged cross-power spectrum Several baselines displayed
Timerange: 00/12:30:11 to 00/12:30:59

Plot file version 669 created 12-APR-2022 17:50:31

J1243+7315 EC082C.UVDATA.1

Freq = 4.7990 GHz, Bw = 32.000 MH Calibrated with CL # 4 and BP # 1 (BP mode 1)

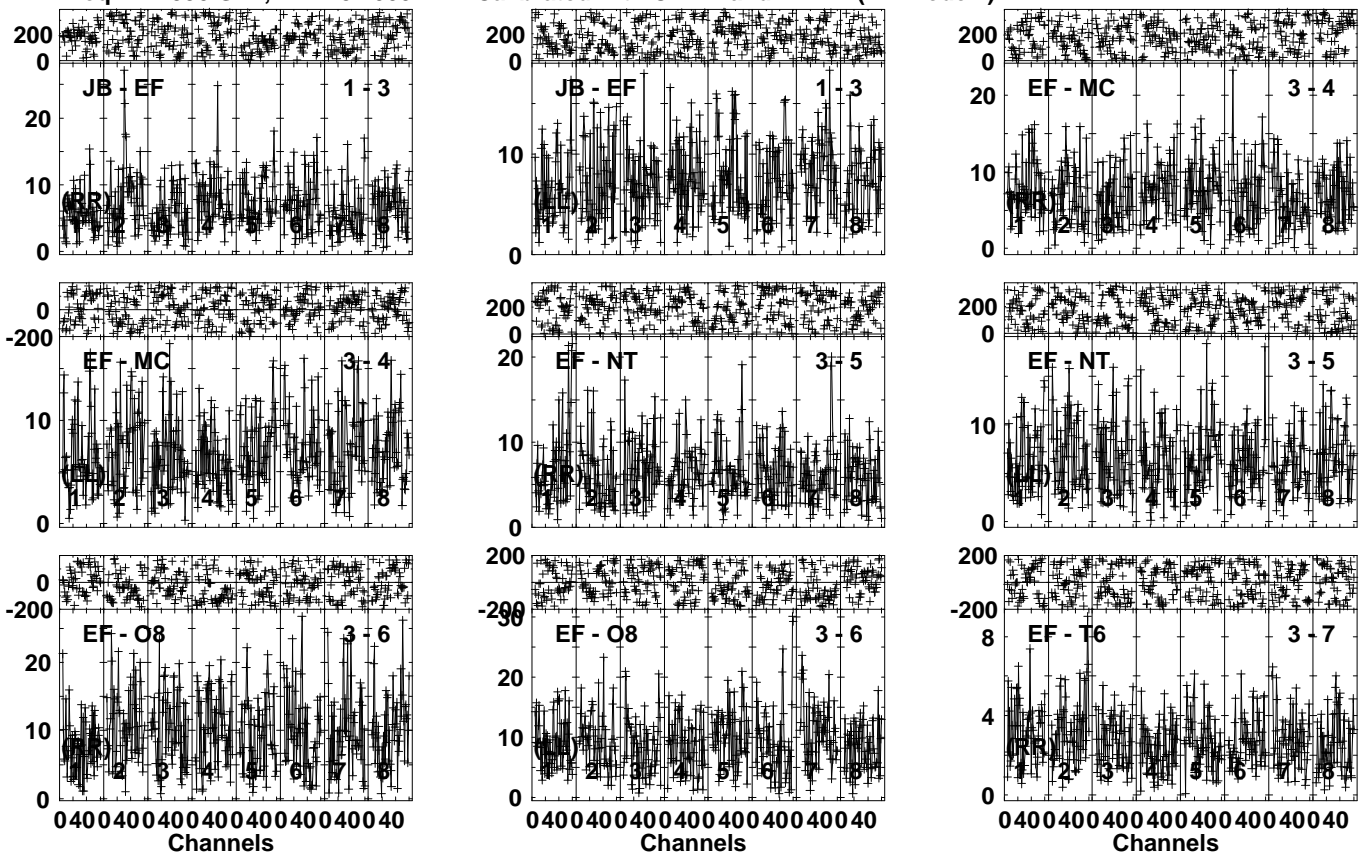


Lower frame: Milli Ampl Jy Top frame: Phas deg
Vector averaged cross-power spectrum Several baselines displayed
Timerange: 00/12:30:11 to 00/12:30:59

Plot file version 670 created 12-APR-2022 17:50:31

NGC4750 EC082C.UVDATA.1

Freq = 4.7990 GHz, Bw = 32.000 MH Calibrated with CL # 4 and BP # 1 (BP mode 1)



Lower frame: Milli Ampl Jy Top frame: Phas deg

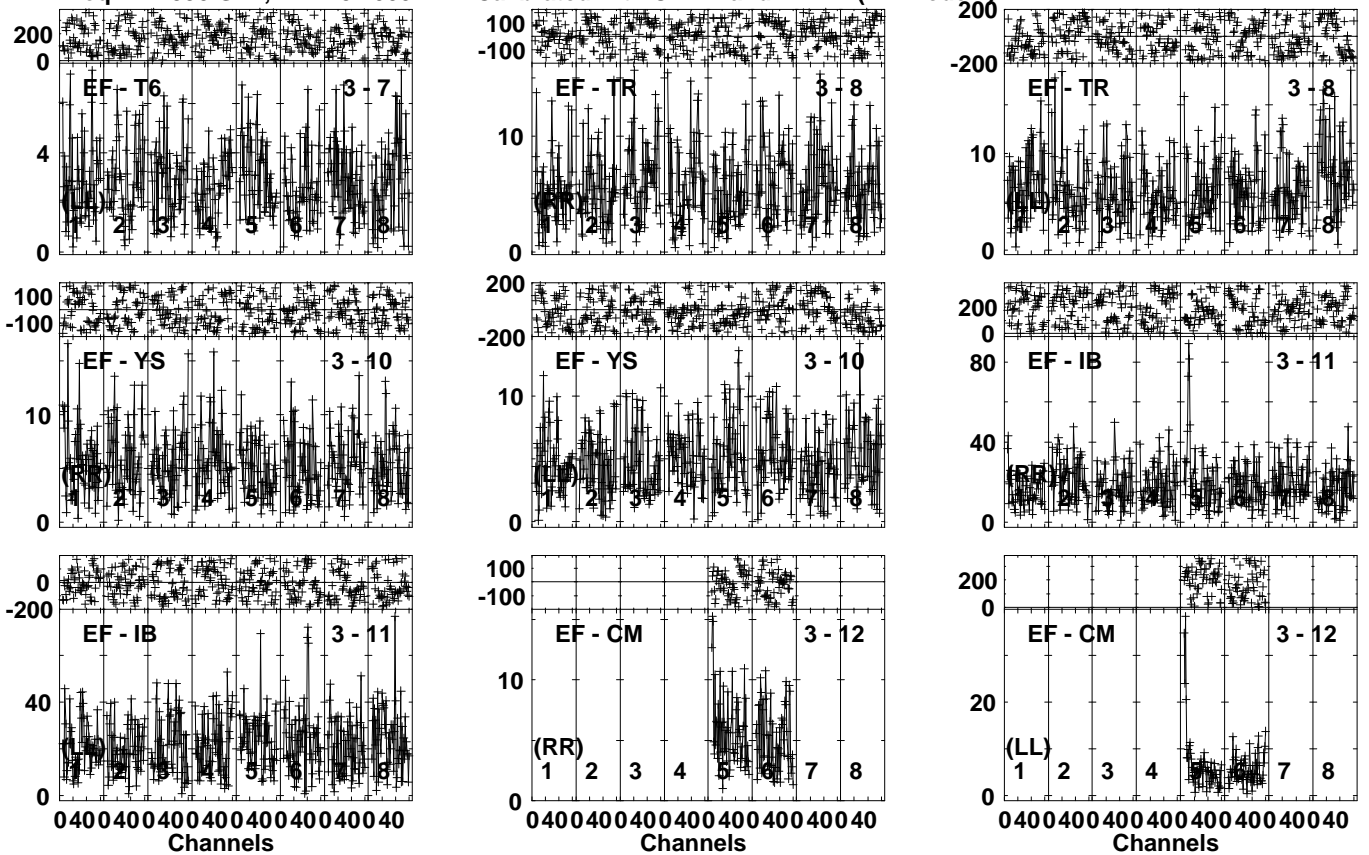
Vector averaged cross-power spectrum Several baselines displayed

Timerange: 00/12:31:11 to 00/12:34:09

Plot file version 671 created 12-APR-2022 17:50:31

NGC4750 EC082C.UVDATA.1

Freq = 4.7990 GHz, Bw = 32.000 MH Calibrated with CL # 4 and BP # 1 (BP mode 1)

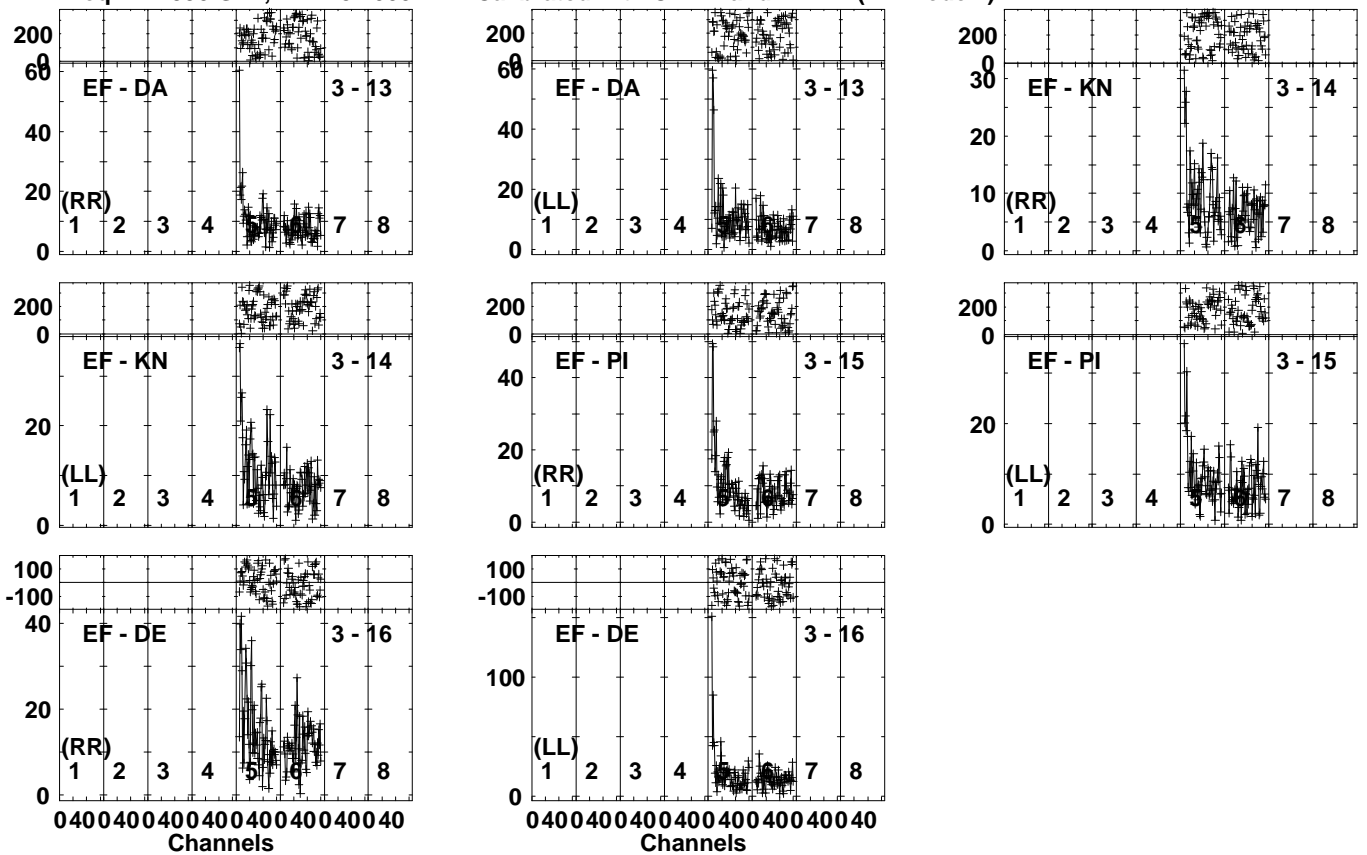


Lower frame: Milli Ampl Jy Top frame: Phas deg
Vector averaged cross-power spectrum Several baselines displayed
Timerange: 00/12:31:11 to 00/12:34:09

Plot file version 672 created 12-APR-2022 17:50:32

NGC4750 EC082C.UVDATA.1

Freq = 4.7990 GHz, Bw = 32.000 MH Calibrated with CL # 4 and BP # 1 (BP mode 1)

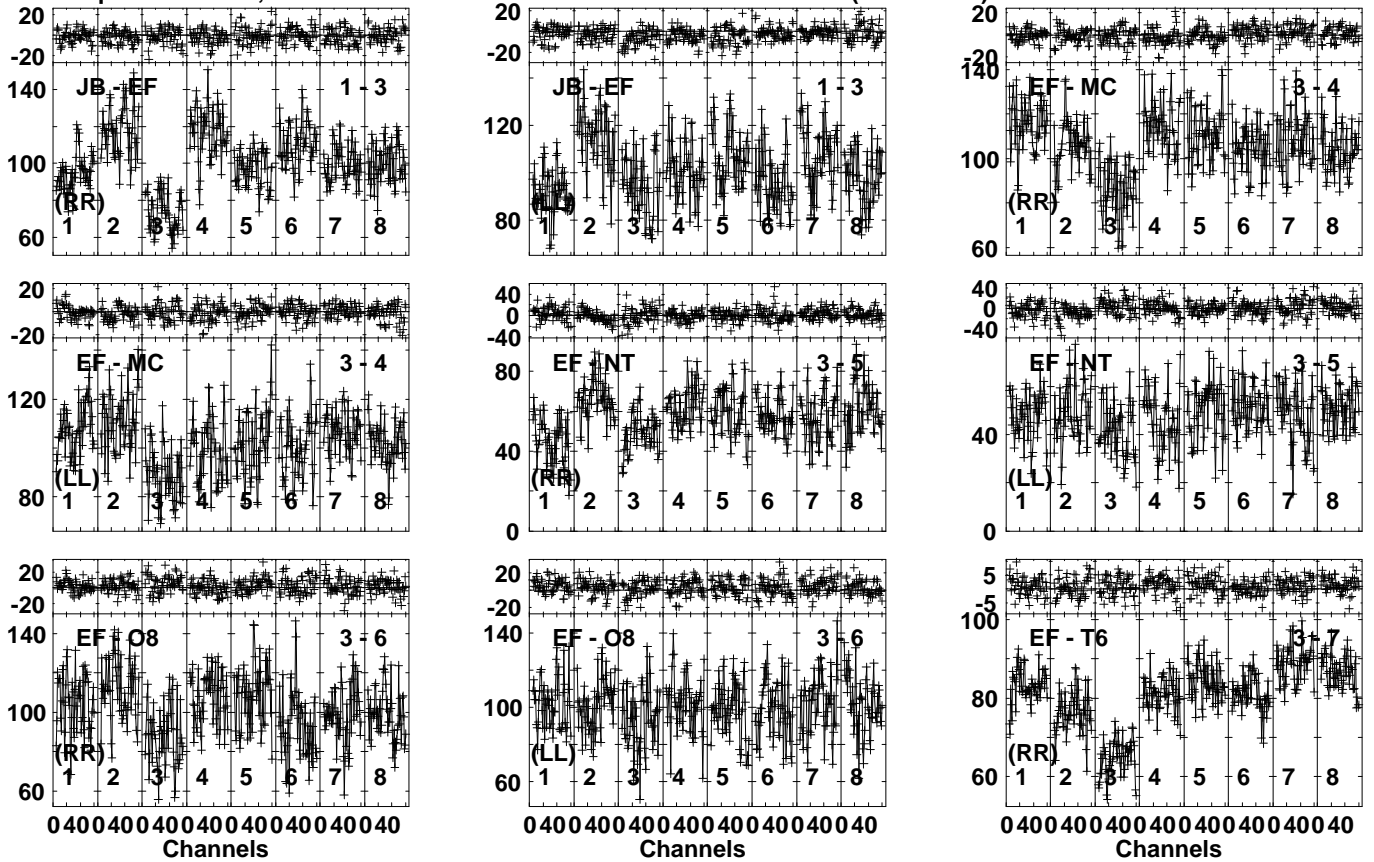


Lower frame: Milli Ampl Jy Top frame: Phas deg
Vector averaged cross-power spectrum Several baselines displayed
Timerange: 00/12:31:11 to 00/12:34:09

Plot file version 673 created 12-APR-2022 17:50:32

J1243+7315 EC082C.UVDATA.1

Freq = 4.7990 GHz, Bw = 32.000 MH Calibrated with CL # 4 and BP # 1 (BP mode 1)

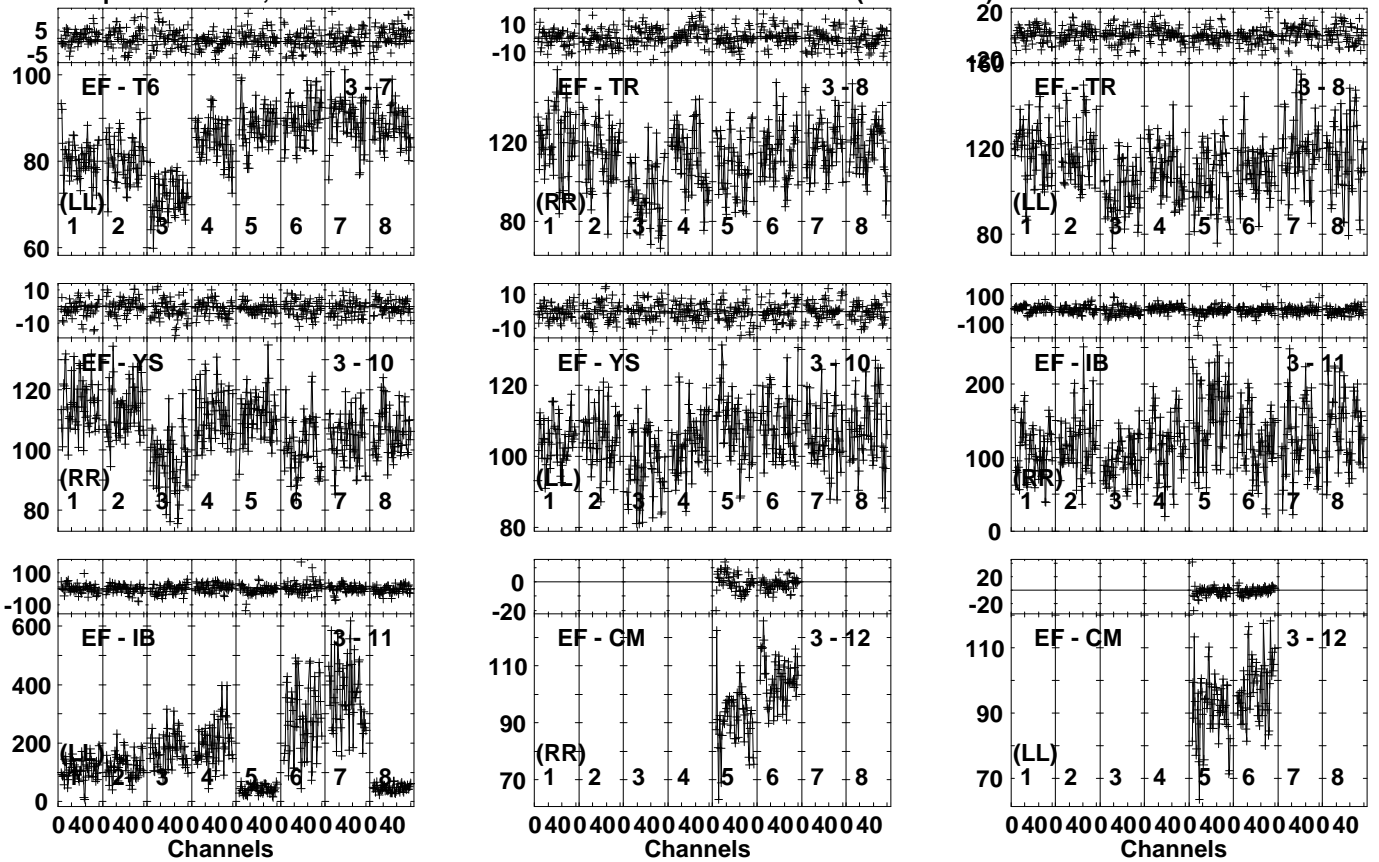


Lower frame: Milli Ampl Jy Top frame: Phas deg
Vector averaged cross-power spectrum Several baselines displayed
Timerange: 00/12:34:41 to 00/12:35:19

Plot file version 674 created 12-APR-2022 17:50:33

J1243+7315 EC082C.UVDATA.1

Freq = 4.7990 GHz, Bw = 32.000 MH Calibrated with CL # 4 and BP # 1 (BP mode 1)

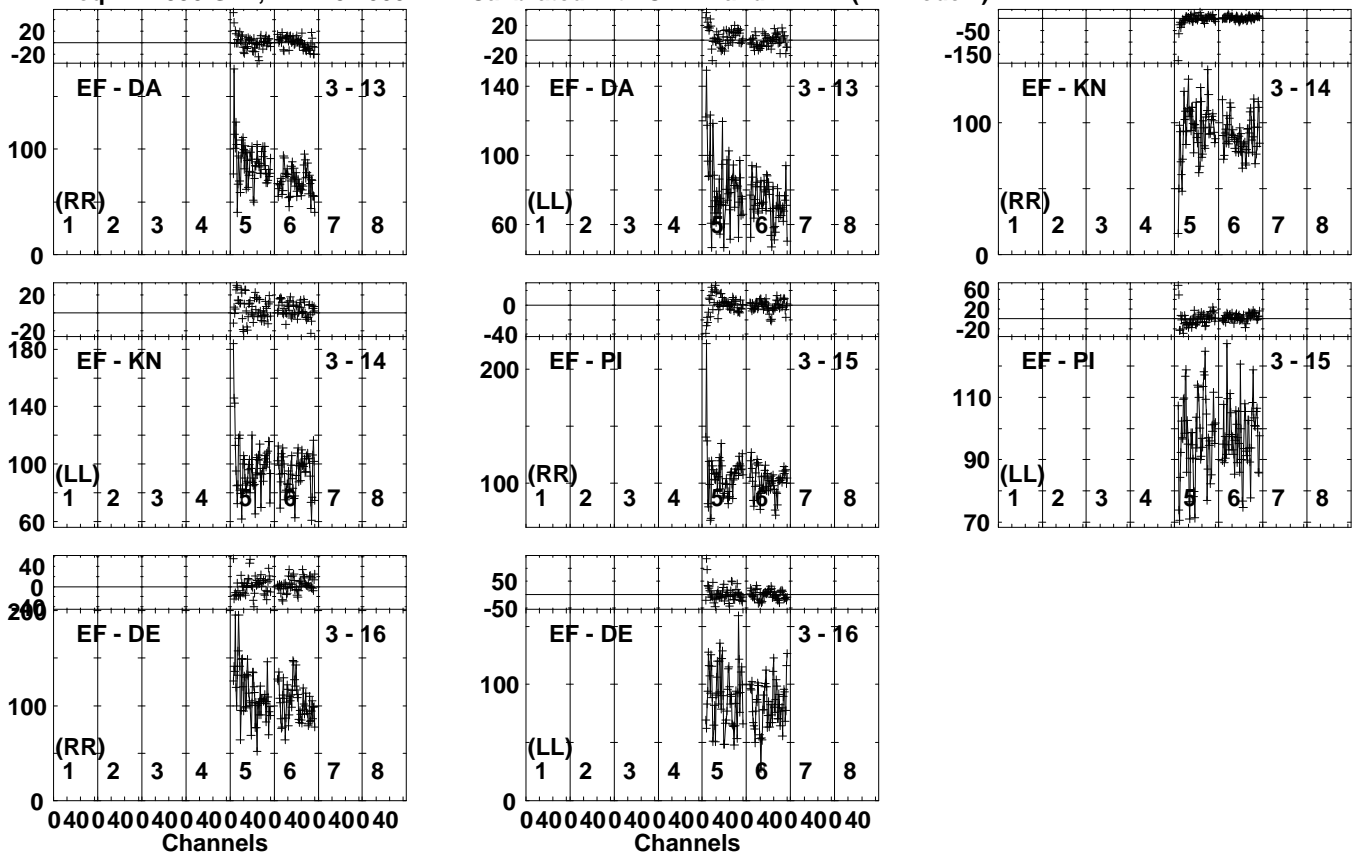


Lower frame: Milli Ampl Jy Top frame: Phas deg
Vector averaged cross-power spectrum Several baselines displayed
Timerange: 00/12:34:41 to 00/12:35:19

Plot file version 675 created 12-APR-2022 17:50:33

J1243+7315 EC082C.UVDATA.1

Freq = 4.7990 GHz, Bw = 32.000 MH Calibrated with CL # 4 and BP # 1 (BP mode 1)

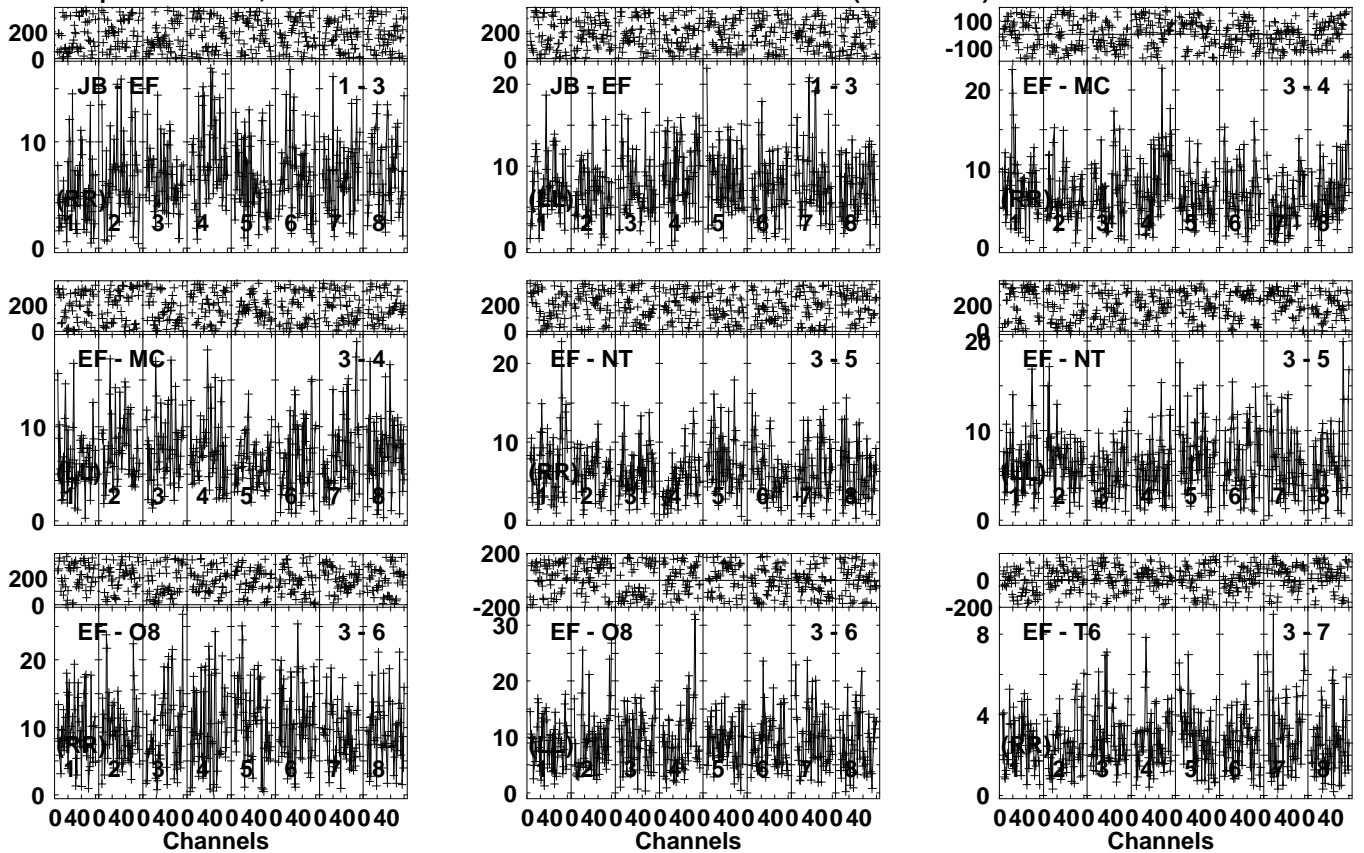


Lower frame: Milli Ampl Jy Top frame: Phas deg
Vector averaged cross-power spectrum Several baselines displayed
Timerange: 00/12:34:41 to 00/12:35:19

Plot file version 676 created 12-APR-2022 17:50:34

NGC4750 EC082C.UVDATA.1

Freq = 4.7990 GHz, Bw = 32.000 MH Calibrated with CL # 4 and BP # 1 (BP mode 1)

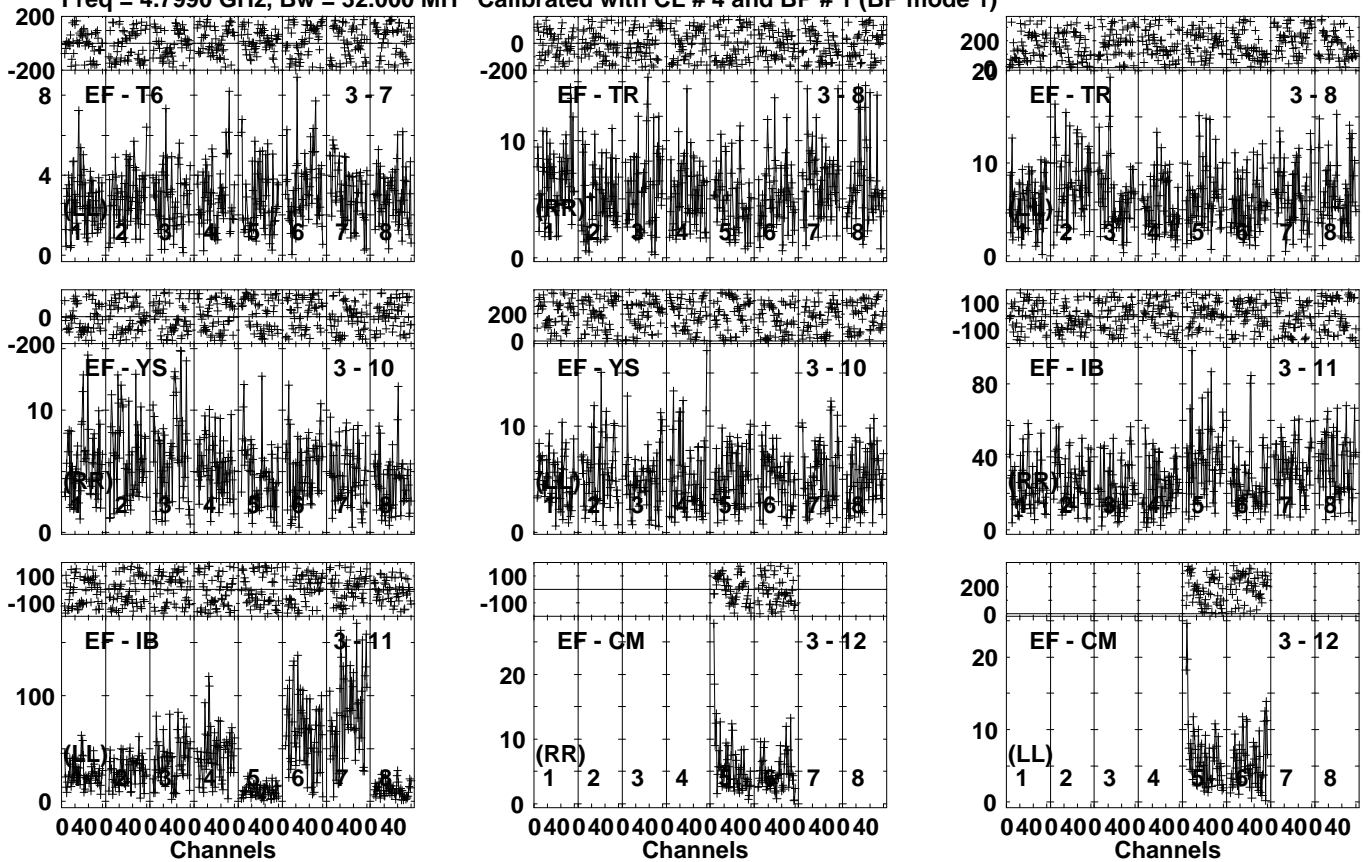


Lower frame: Milli Ampl Jy Top frame: Phas deg
Vector averaged cross-power spectrum Several baselines displayed
Timerange: 00/12:35:31 to 00/12:38:29

Plot file version 677 created 12-APR-2022 17:50:34

NGC4750 EC082C.UVDATA.1

Freq = 4.7990 GHz, Bw = 32.000 MH Calibrated with CL # 4 and BP # 1 (BP mode 1)

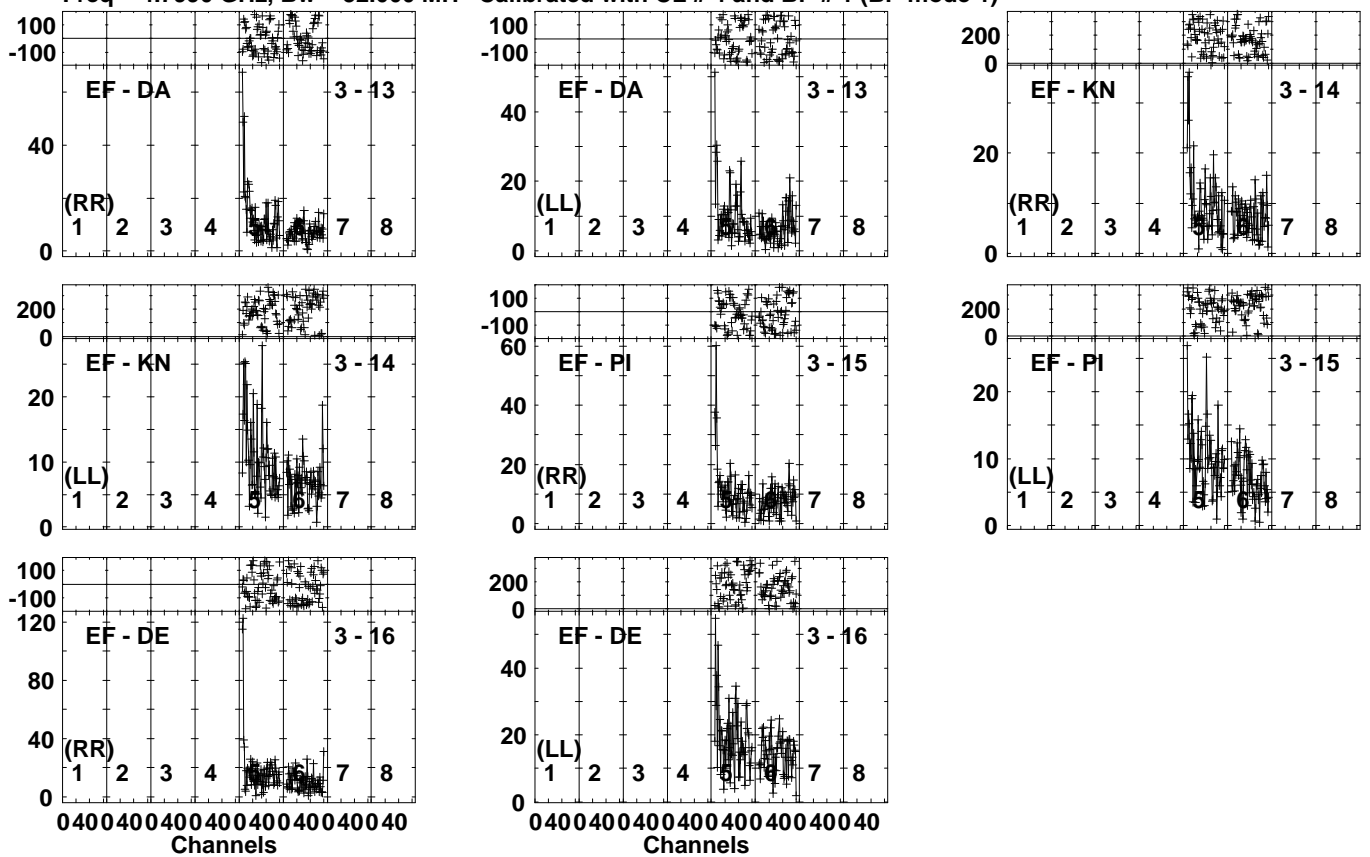


Lower frame: Milli Ampl Jy Top frame: Phas deg
Vector averaged cross-power spectrum Several baselines displayed
Timerange: 00/12:35:31 to 00/12:38:29

Plot file version 678 created 12-APR-2022 17:50:35

NGC4750 EC082C.UVDATA.1

Freq = 4.7990 GHz, Bw = 32.000 MH Calibrated with CL # 4 and BP # 1 (BP mode 1)

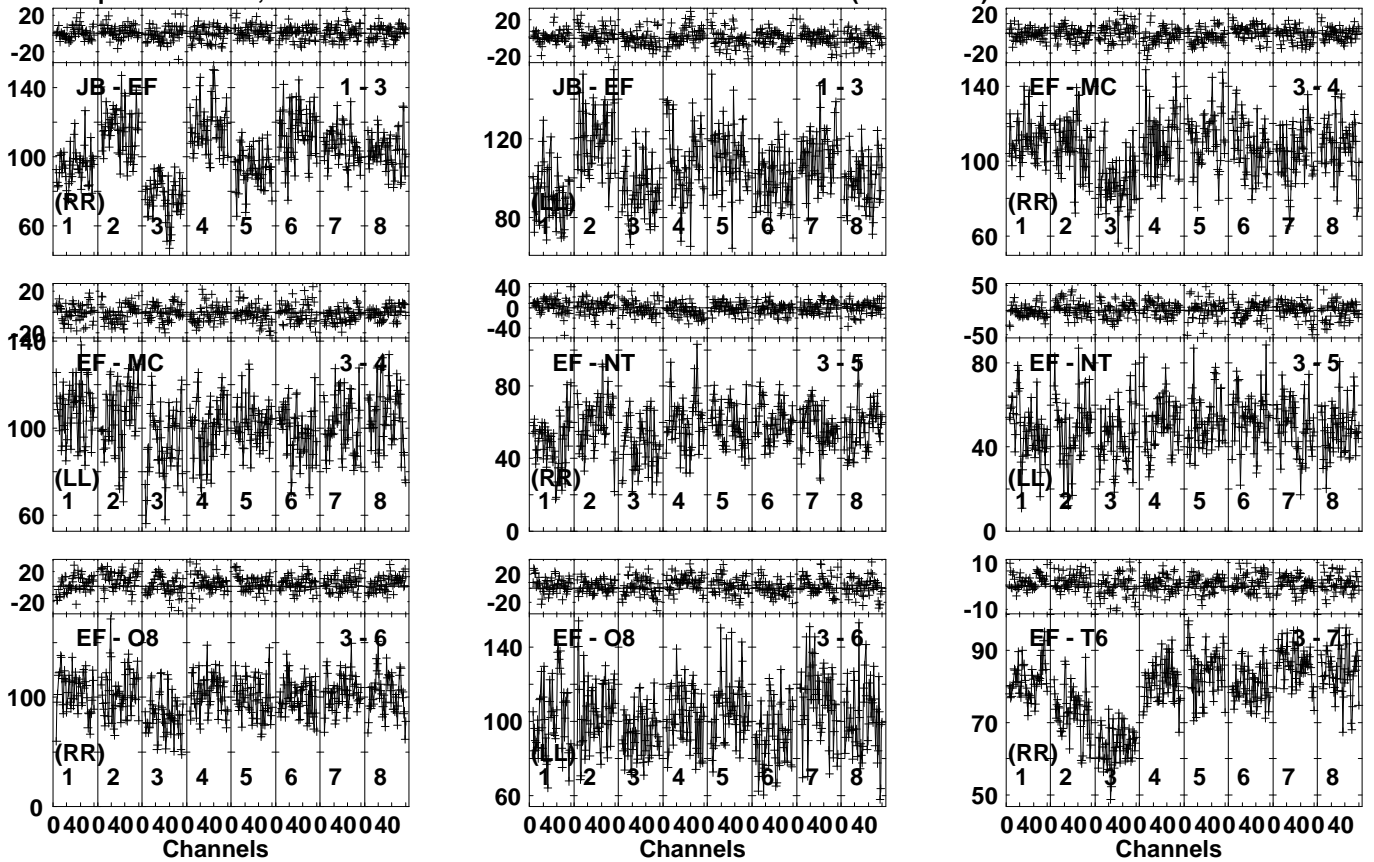


Lower frame: Milli Ampl Jy Top frame: Phas deg
Vector averaged cross-power spectrum Several baselines displayed
Timerange: 00/12:35:31 to 00/12:38:29

Plot file version 679 created 12-APR-2022 17:50:35

J1243+7315 EC082C.UVDATA.1

Freq = 4.7990 GHz, Bw = 32.000 MH Calibrated with CL # 4 and BP # 1 (BP mode 1)

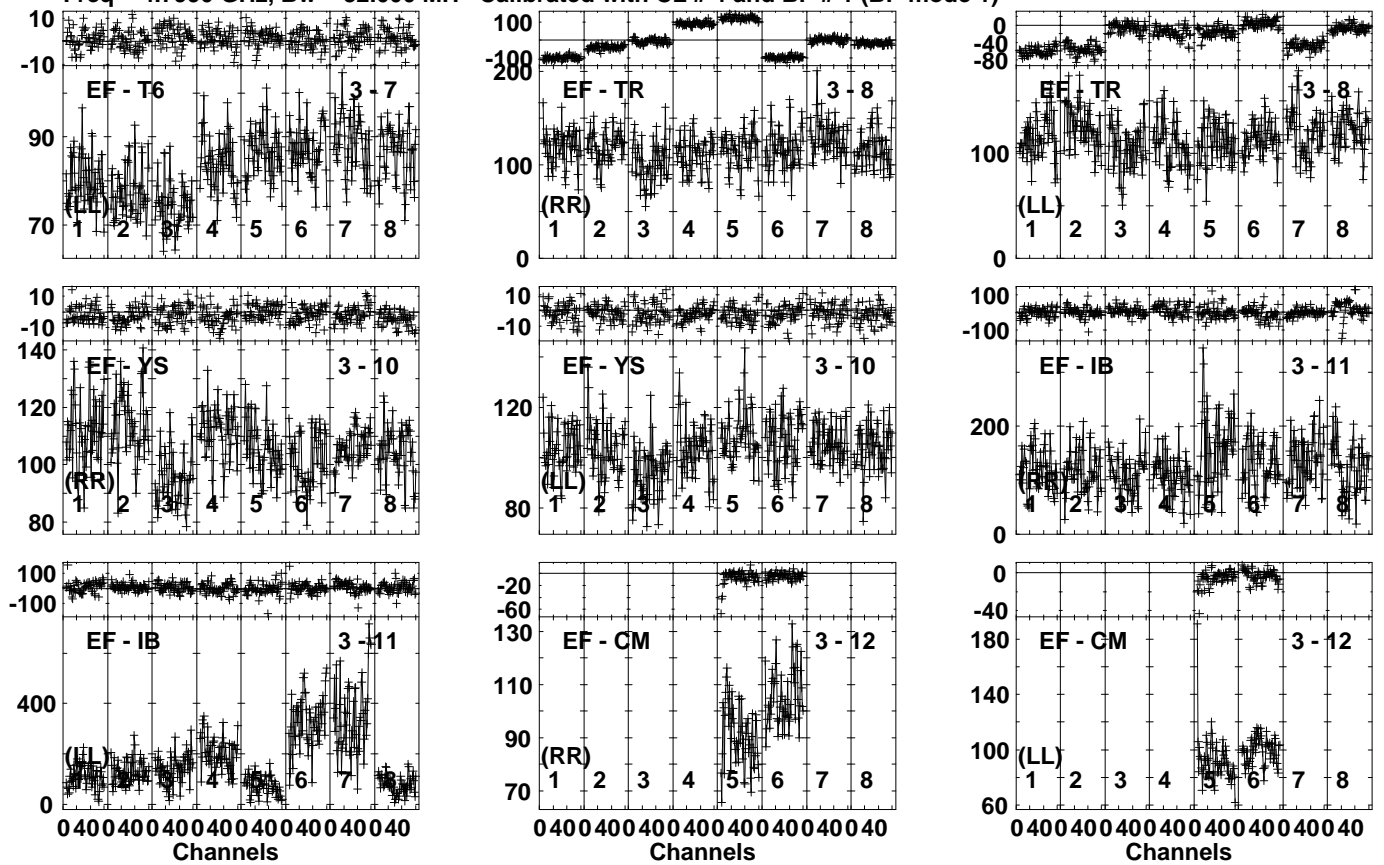


Lower frame: Milli Ampl Jy Top frame: Phas deg
Vector averaged cross-power spectrum Several baselines displayed
Timerange: 00/12:38:41 to 00/12:39:29

Plot file version 680 created 12-APR-2022 17:50:35

J1243+7315 EC082C.UVDATA.1

Freq = 4.7990 GHz, Bw = 32.000 MH Calibrated with CL # 4 and BP # 1 (BP mode 1)

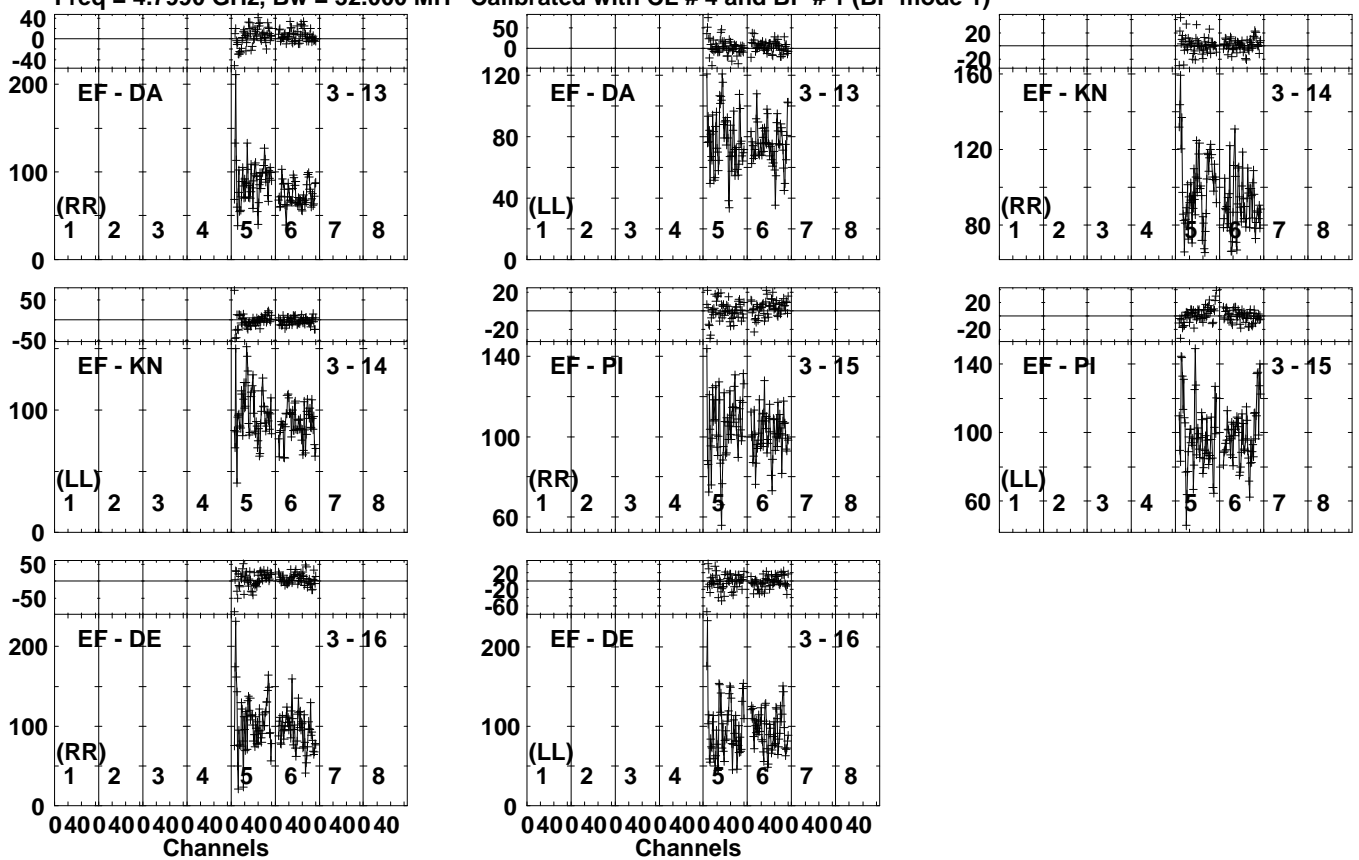


Lower frame: Milli Ampl Jy Top frame: Phas deg
Vector averaged cross-power spectrum Several baselines displayed
Timerange: 00/12:38:41 to 00/12:39:29

Plot file version 681 created 12-APR-2022 17:50:36

J1243+7315 EC082C.UVDATA.1

Freq = 4.7990 GHz, Bw = 32.000 MH Calibrated with CL # 4 and BP # 1 (BP mode 1)

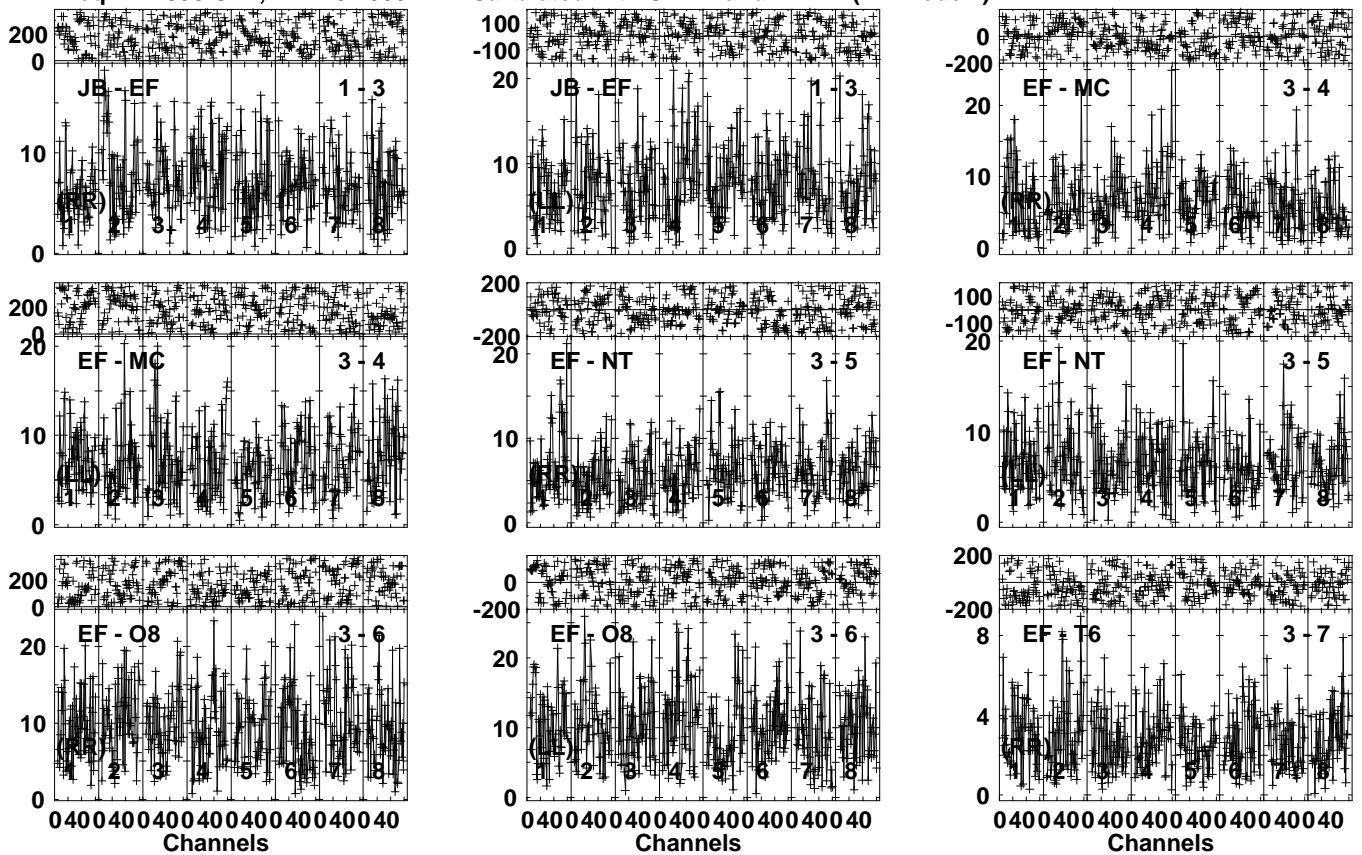


Lower frame: Milli Ampl Jy Top frame: Phas deg
Vector averaged cross-power spectrum Several baselines displayed
Timerange: 00/12:38:41 to 00/12:39:29

Plot file version 682 created 12-APR-2022 17:50:36

NGC4750 EC082C.UVDATA.1

Freq = 4.7990 GHz, Bw = 32.000 MH Calibrated with CL # 4 and BP # 1 (BP mode 1)

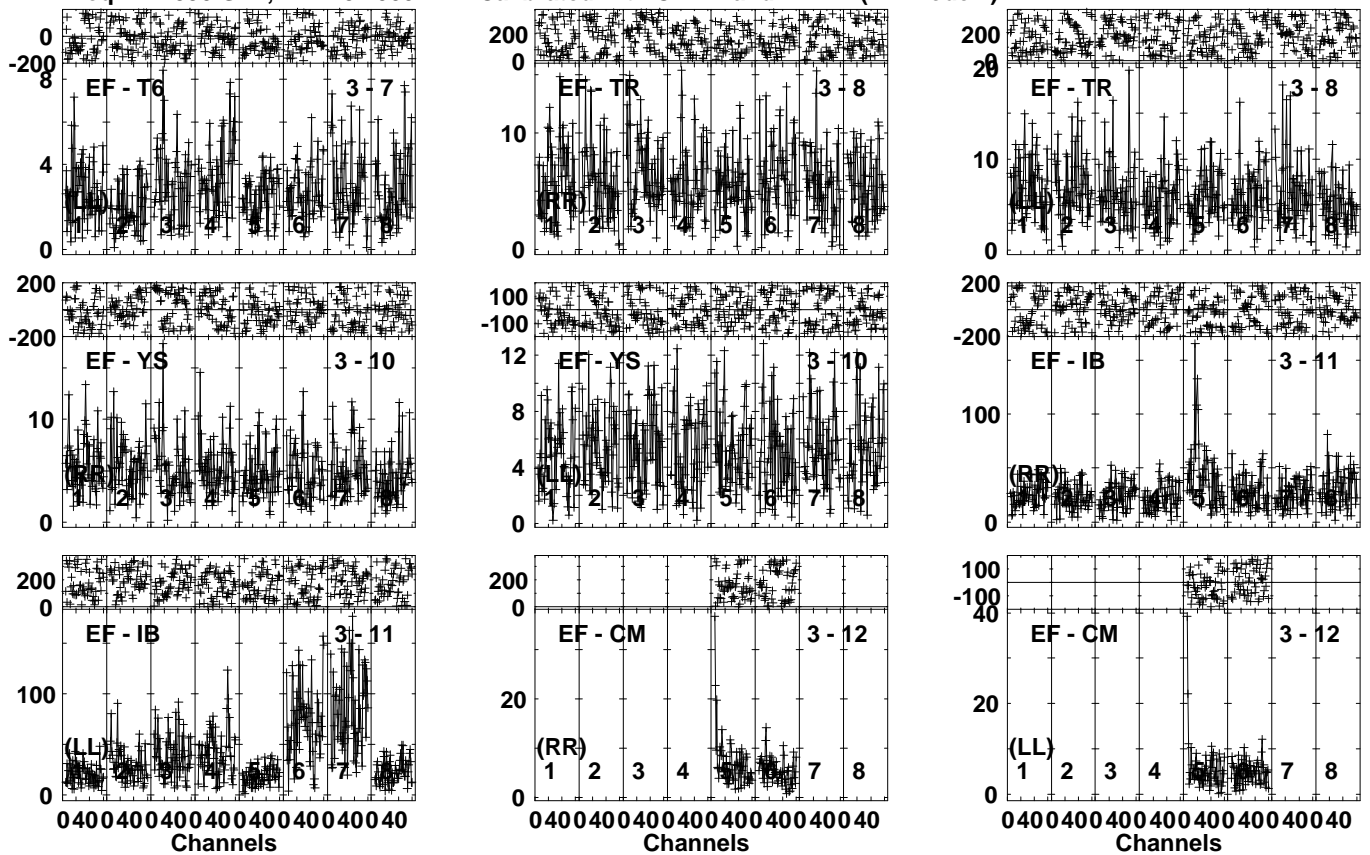


Lower frame: Milli Ampl Jy Top frame: Phas deg
Vector averaged cross-power spectrum Several baselines displayed
Timerange: 00/12:39:41 to 00/12:42:39

Plot file version 683 created 12-APR-2022 17:50:37

NGC4750 EC082C.UVDATA.1

Freq = 4.7990 GHz, Bw = 32.000 MH Calibrated with CL # 4 and BP # 1 (BP mode 1)

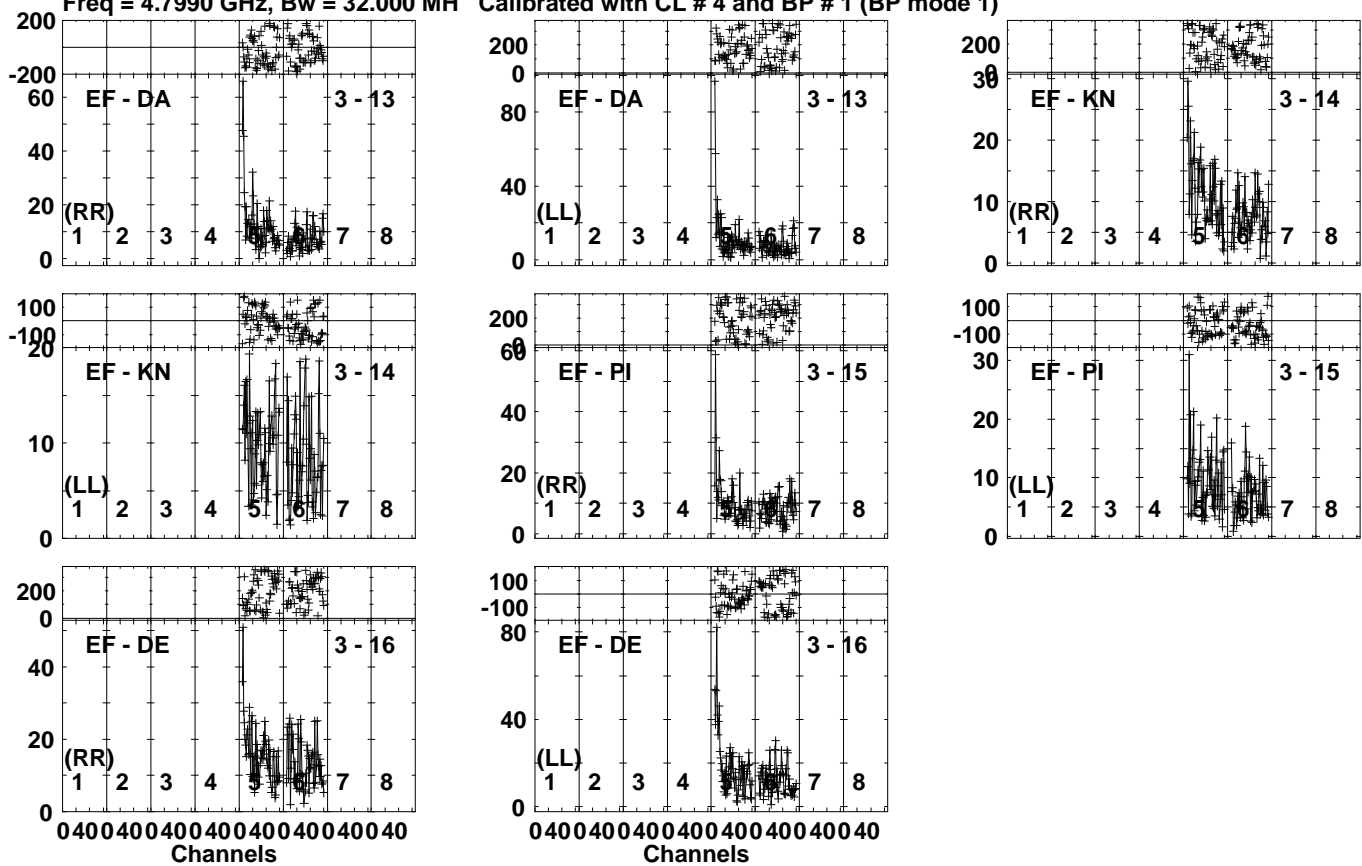


Lower frame: Milli Ampl Jy Top frame: Phas deg
Vector averaged cross-power spectrum Several baselines displayed
Timerange: 00/12:39:41 to 00/12:42:39

Plot file version 684 created 12-APR-2022 17:50:37

NGC4750 EC082C.UVDATA.1

Freq = 4.7990 GHz, Bw = 32.000 MH Calibrated with CL # 4 and BP # 1 (BP mode 1)

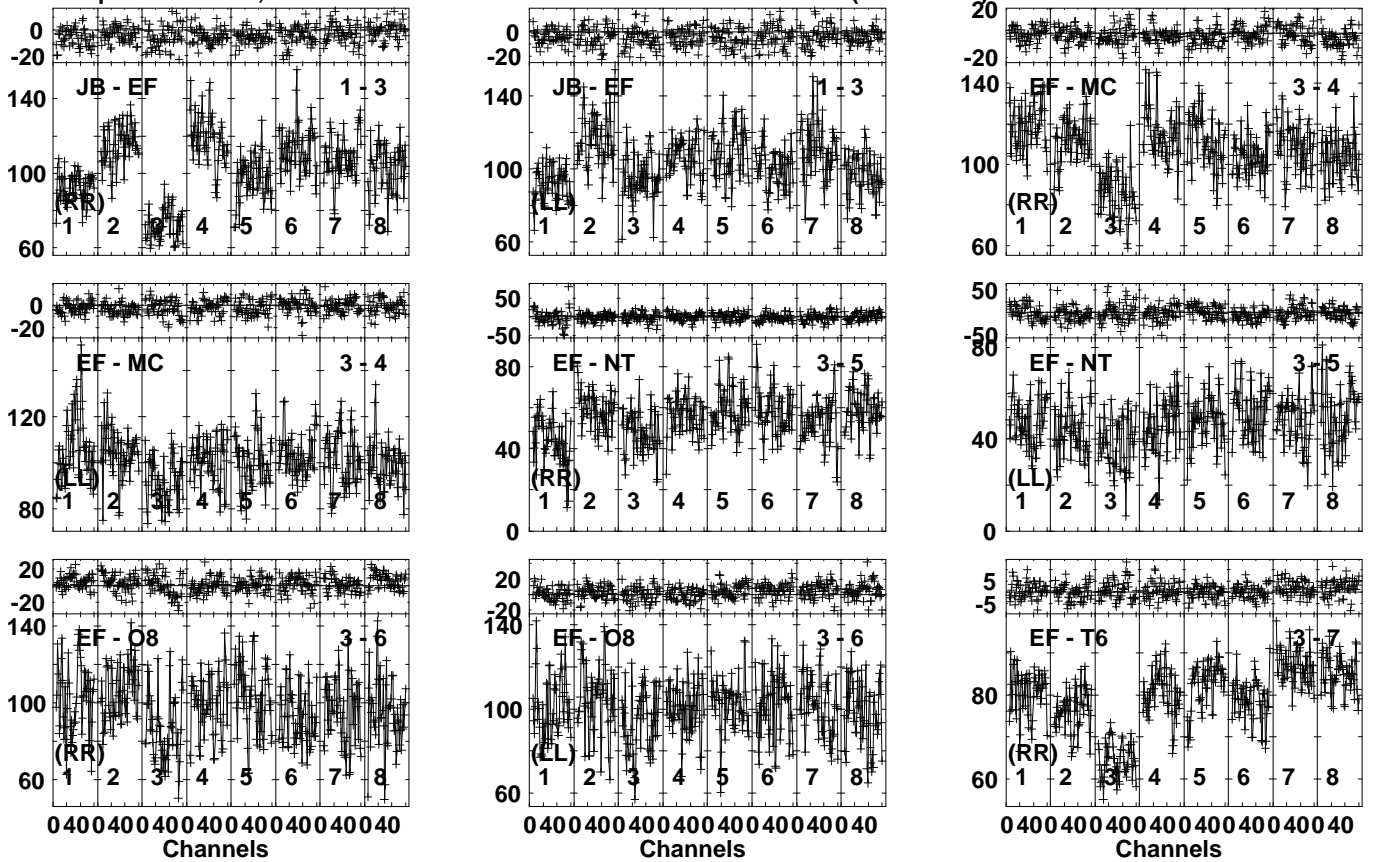


Lower frame: Milli Ampl Jy Top frame: Phas deg
Vector averaged cross-power spectrum Several baselines displayed
Timerange: 00/12:39:41 to 00/12:42:39

Plot file version 685 created 12-APR-2022 17:50:38

J1243+7315 EC082C.UVDATA.1

Freq = 4.7990 GHz, Bw = 32.000 MH Calibrated with CL # 4 and BP # 1 (BP mode 1)

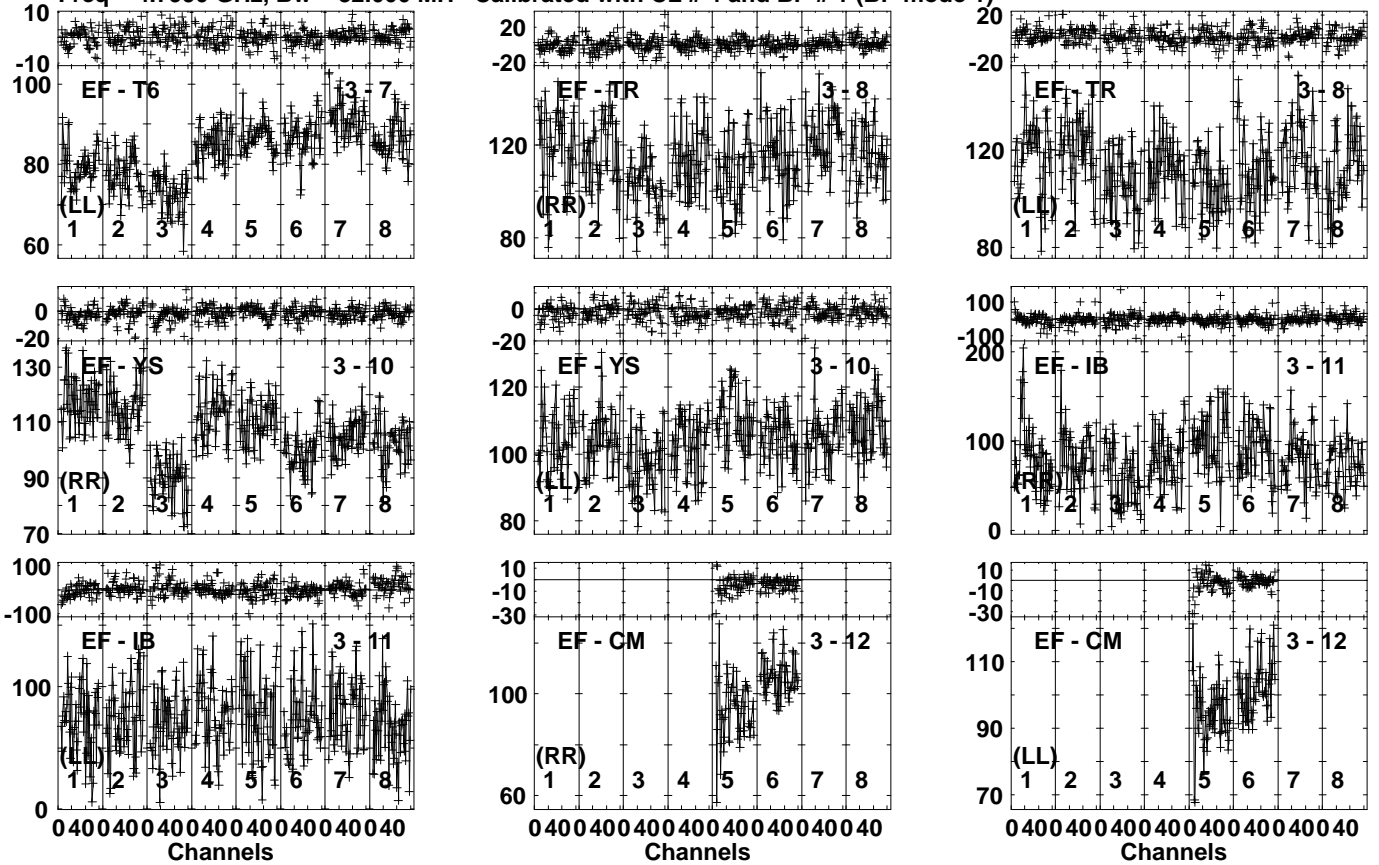


Lower frame: Milli Ampl Jy Top frame: Phas deg
Vector averaged cross-power spectrum Several baselines displayed
Timerange: 00/12:43:11 to 00/12:43:49

Plot file version 686 created 12-APR-2022 17:50:38

J1243+7315 EC082C.UVDATA.1

Freq = 4.7990 GHz, Bw = 32.000 MH Calibrated with CL # 4 and BP # 1 (BP mode 1)

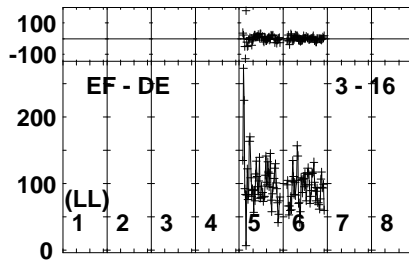
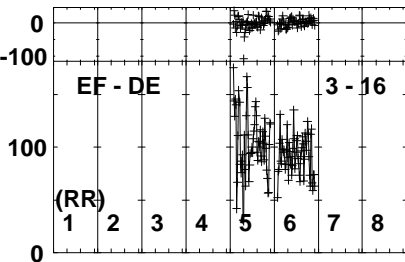
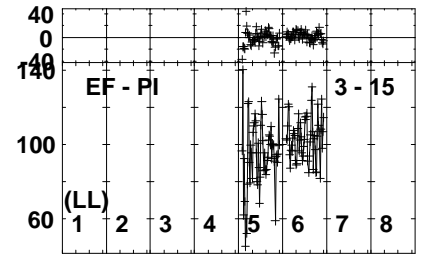
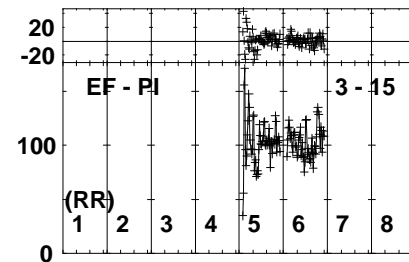
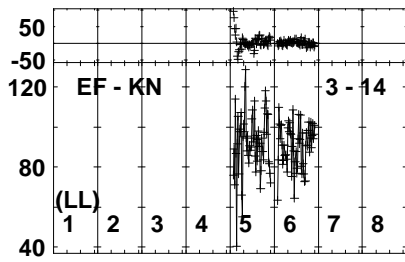
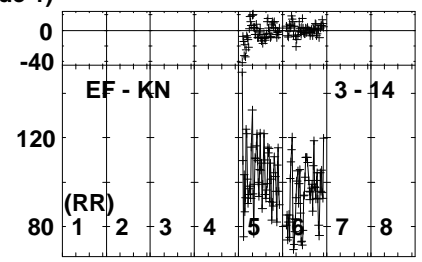
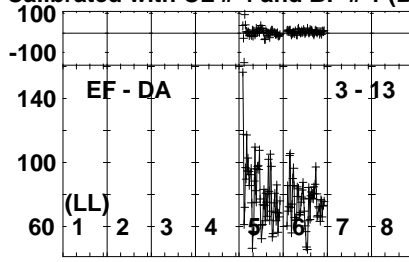
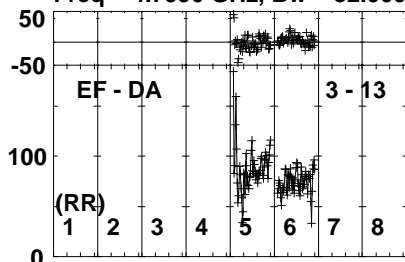


Lower frame: Milli Ampl Jy Top frame: Phas deg
Vector averaged cross-power spectrum Several baselines displayed
Timerange: 00/12:43:11 to 00/12:43:49

Plot file version 687 created 12-APR-2022 17:50:38

J1243+7315 EC082C.UVDATA.1

Freq = 4.7990 GHz, Bw = 32.000 MH Calibrated with CL # 4 and BP # 1 (BP mode 1)

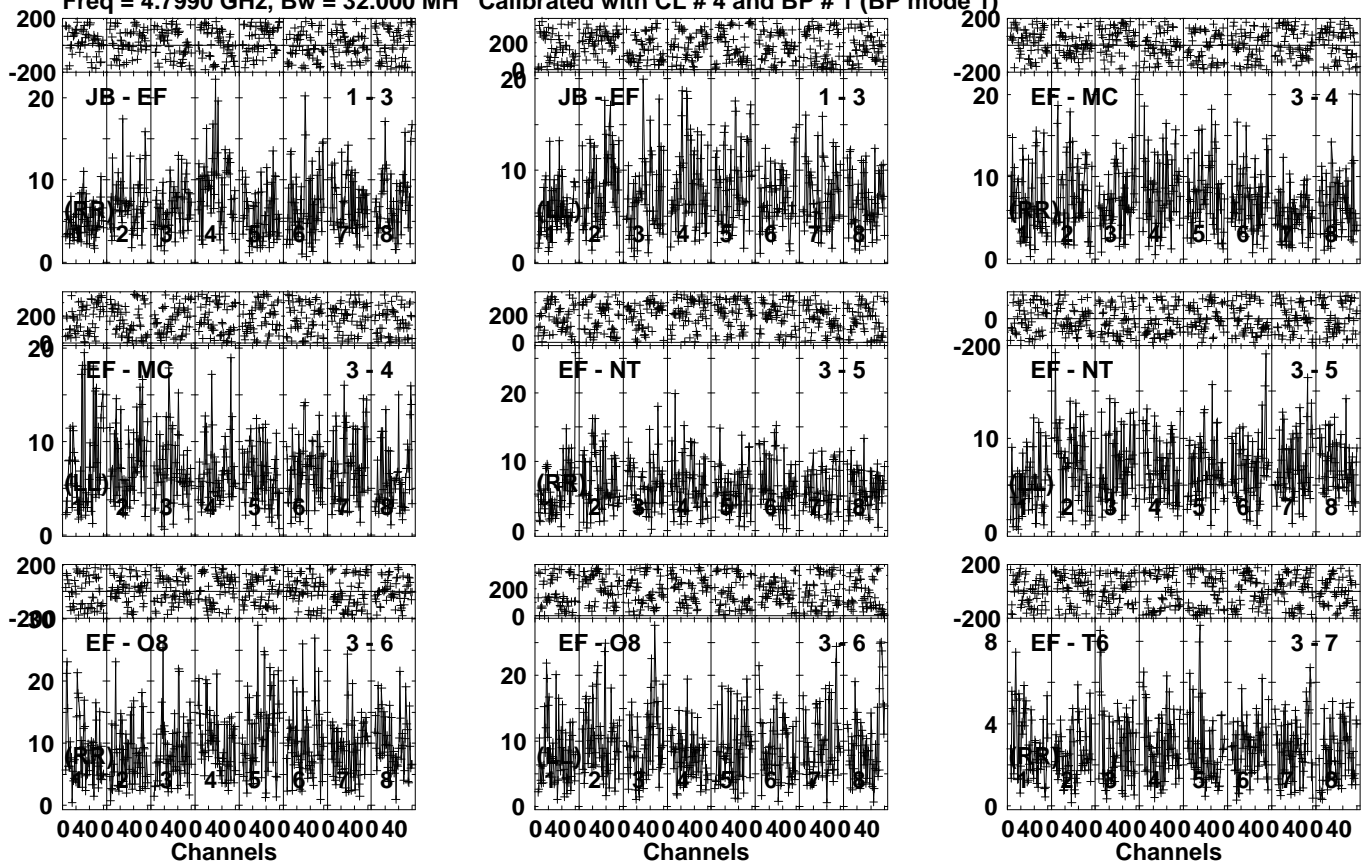


Lower frame: Milli Ampl Jy Top frame: Phas deg
Vector averaged cross-power spectrum Several baselines displayed
Timerange: 00/12:43:11 to 00/12:43:49

Plot file version 688 created 12-APR-2022 17:50:39

NGC4750 EC082C.UVDATA.1

Freq = 4.7990 GHz, Bw = 32.000 MH Calibrated with CL # 4 and BP # 1 (BP mode 1)

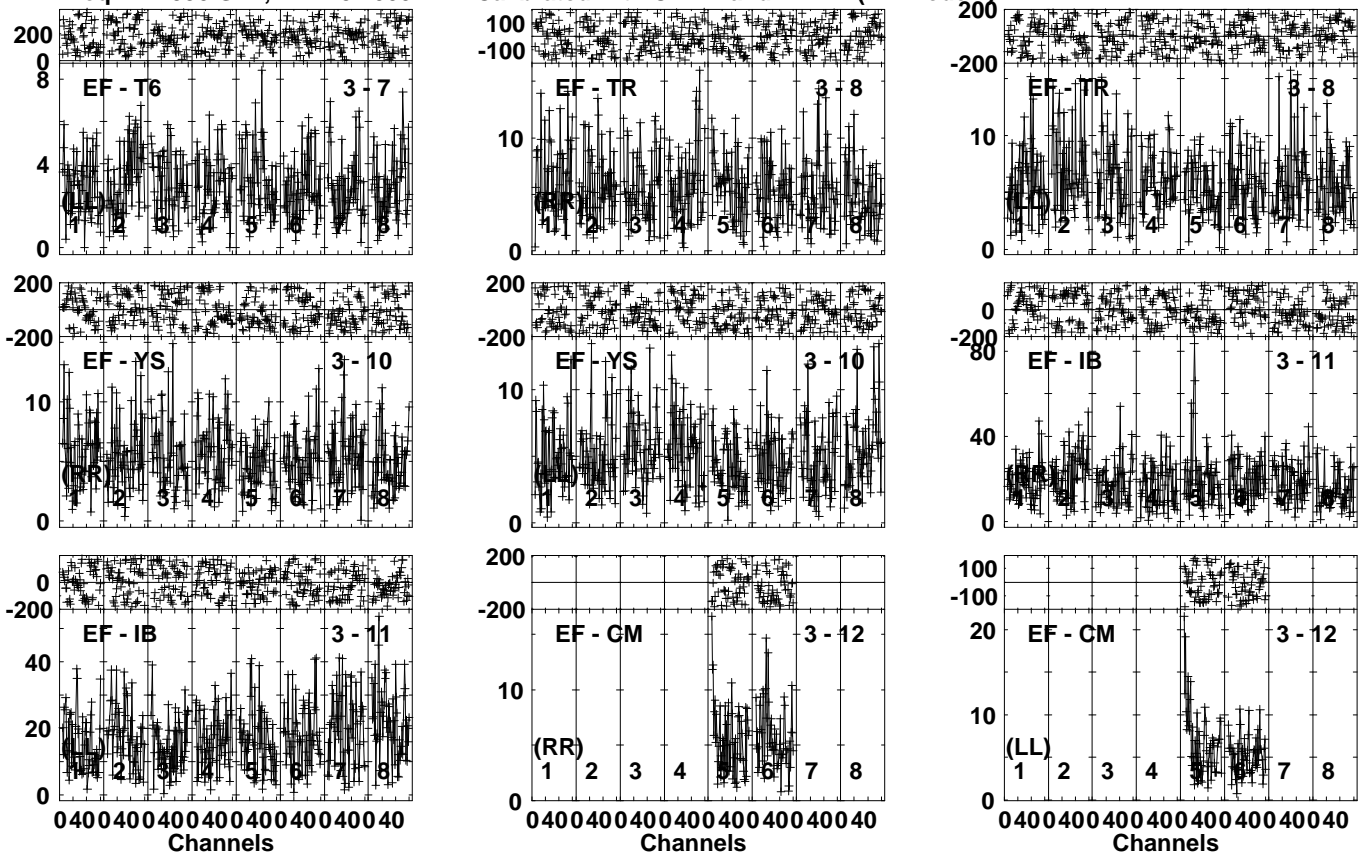


Lower frame: Milli Ampl Jy Top frame: Phas deg
Vector averaged cross-power spectrum Several baselines displayed
Timerange: 00/12:44:01 to 00/12:46:59

Plot file version 689 created 12-APR-2022 17:50:39

NGC4750 EC082C.UVDATA.1

Freq = 4.7990 GHz, Bw = 32.000 MH Calibrated with CL # 4 and BP # 1 (BP mode 1)

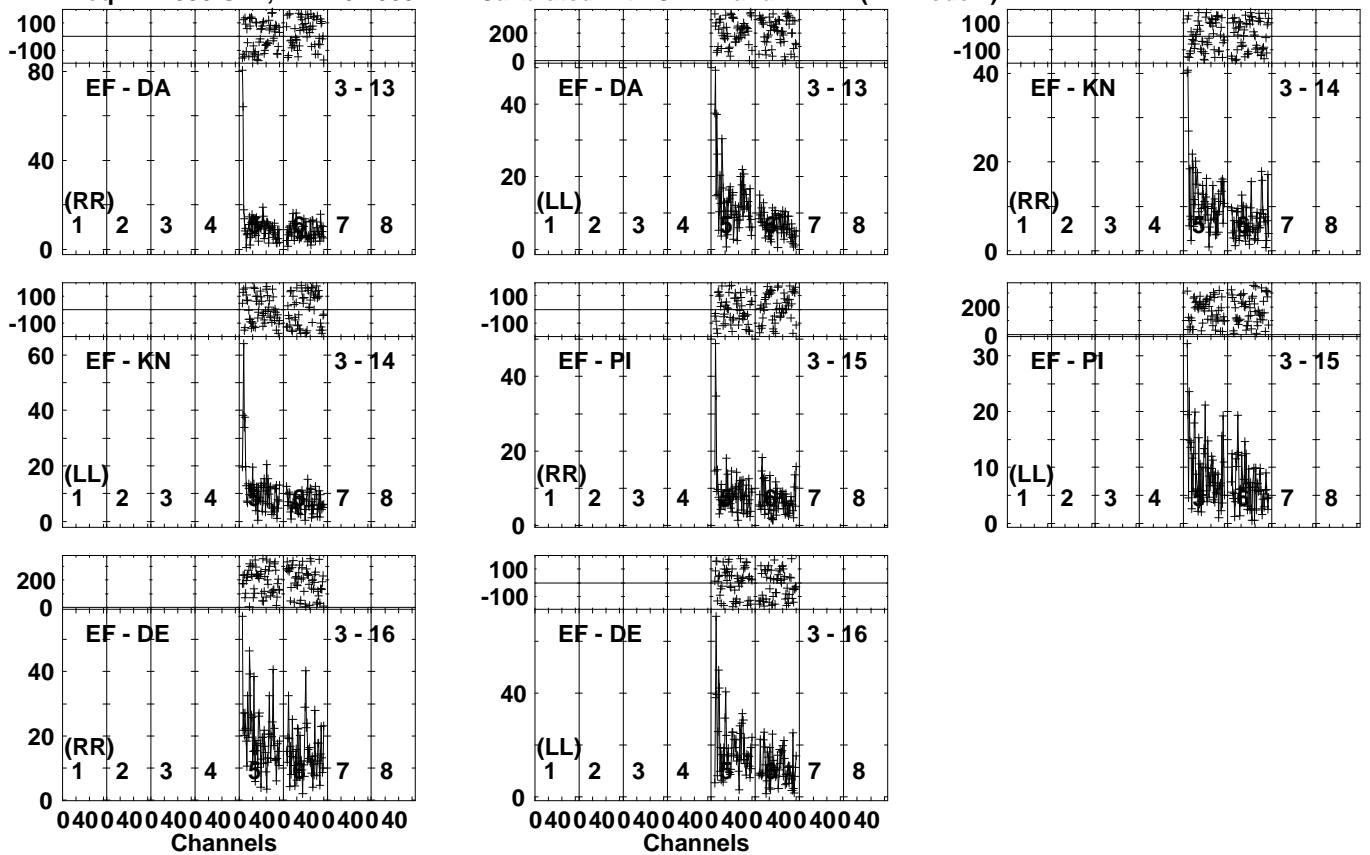


Lower frame: Milli Ampl Jy Top frame: Phas deg
Vector averaged cross-power spectrum Several baselines displayed
Timerange: 00/12:44:01 to 00/12:46:59

Plot file version 690 created 12-APR-2022 17:50:40

NGC4750 EC082C.UVDATA.1

Freq = 4.7990 GHz, Bw = 32.000 MH Calibrated with CL # 4 and BP # 1 (BP mode 1)

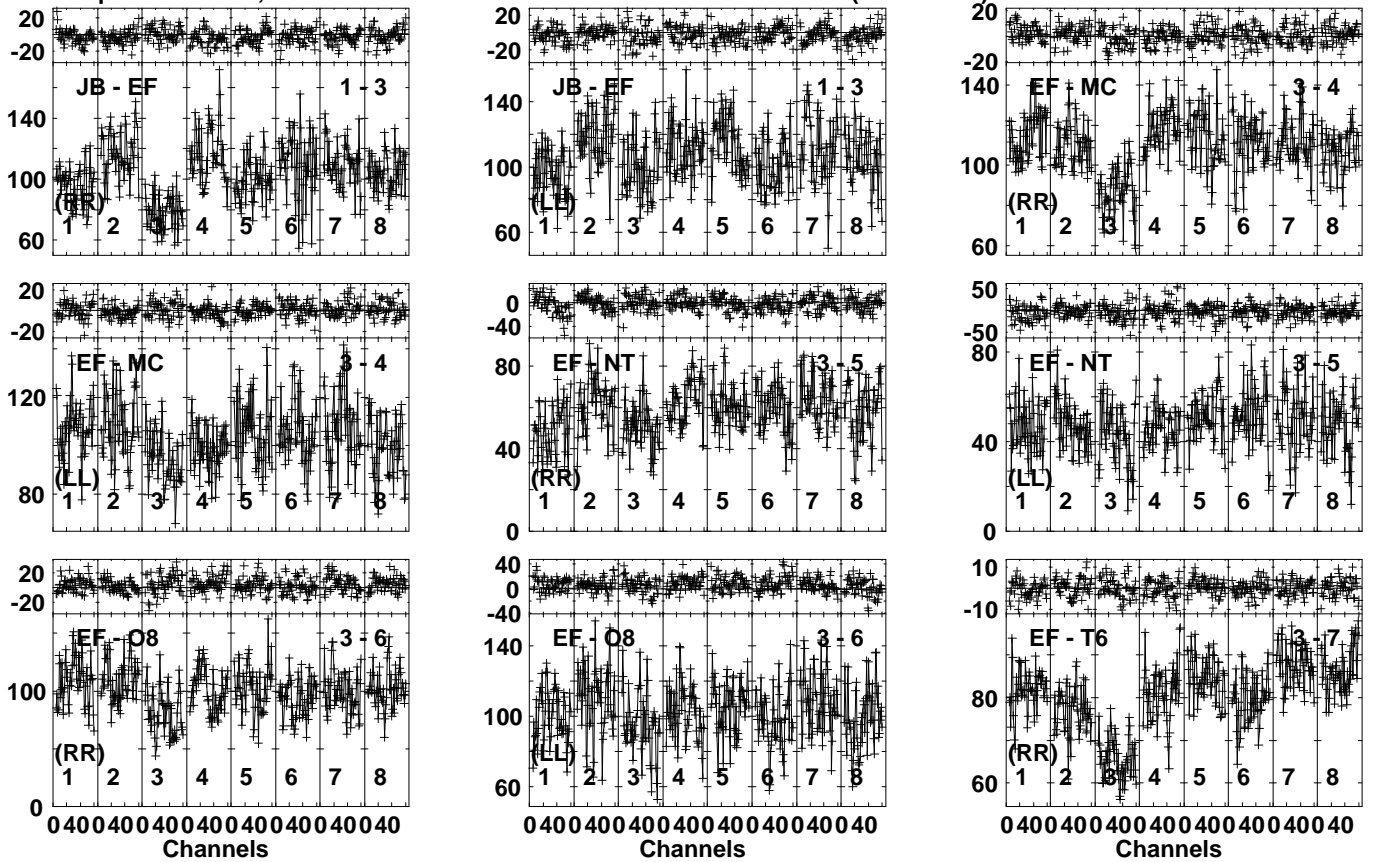


Lower frame: Milli Ampl Jy Top frame: Phas deg
Vector averaged cross-power spectrum Several baselines displayed
Timerange: 00/12:44:01 to 00/12:46:59

Plot file version 691 created 12-APR-2022 17:50:40

J1243+7315 EC082C.UVDATA.1

Freq = 4.7990 GHz, Bw = 32.000 MH Calibrated with CL # 4 and BP # 1 (BP mode 1)

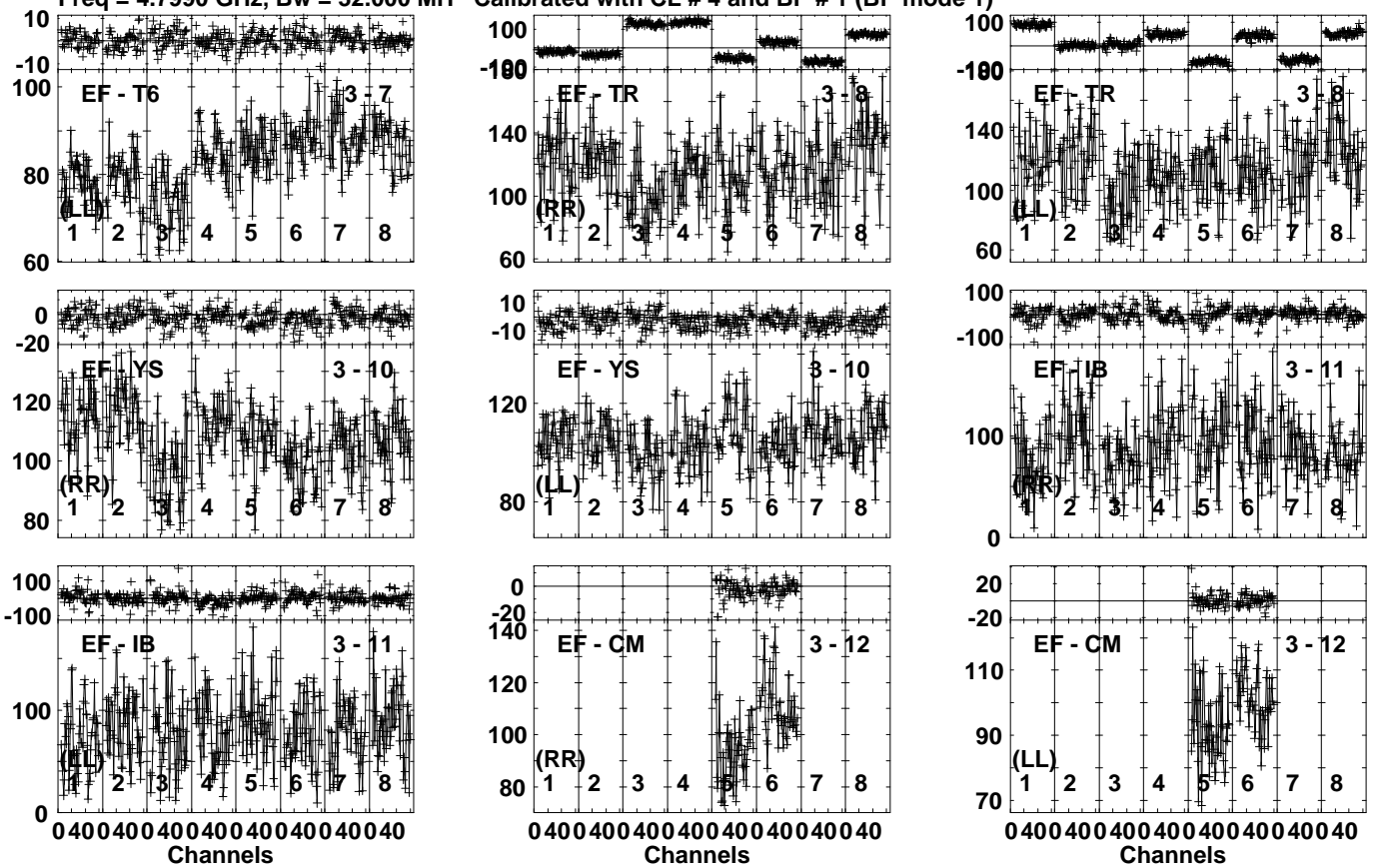


Lower frame: Milli Ampl Jy Top frame: Phas deg
Vector averaged cross-power spectrum Several baselines displayed
Timerange: 00:12:47:11 to 00:12:47:59

Plot file version 692 created 12-APR-2022 17:50:41

J1243+7315 EC082C.UVDATA.1

Freq = 4.7990 GHz, Bw = 32.000 MH Calibrated with CL # 4 and BP # 1 (BP mode 1)

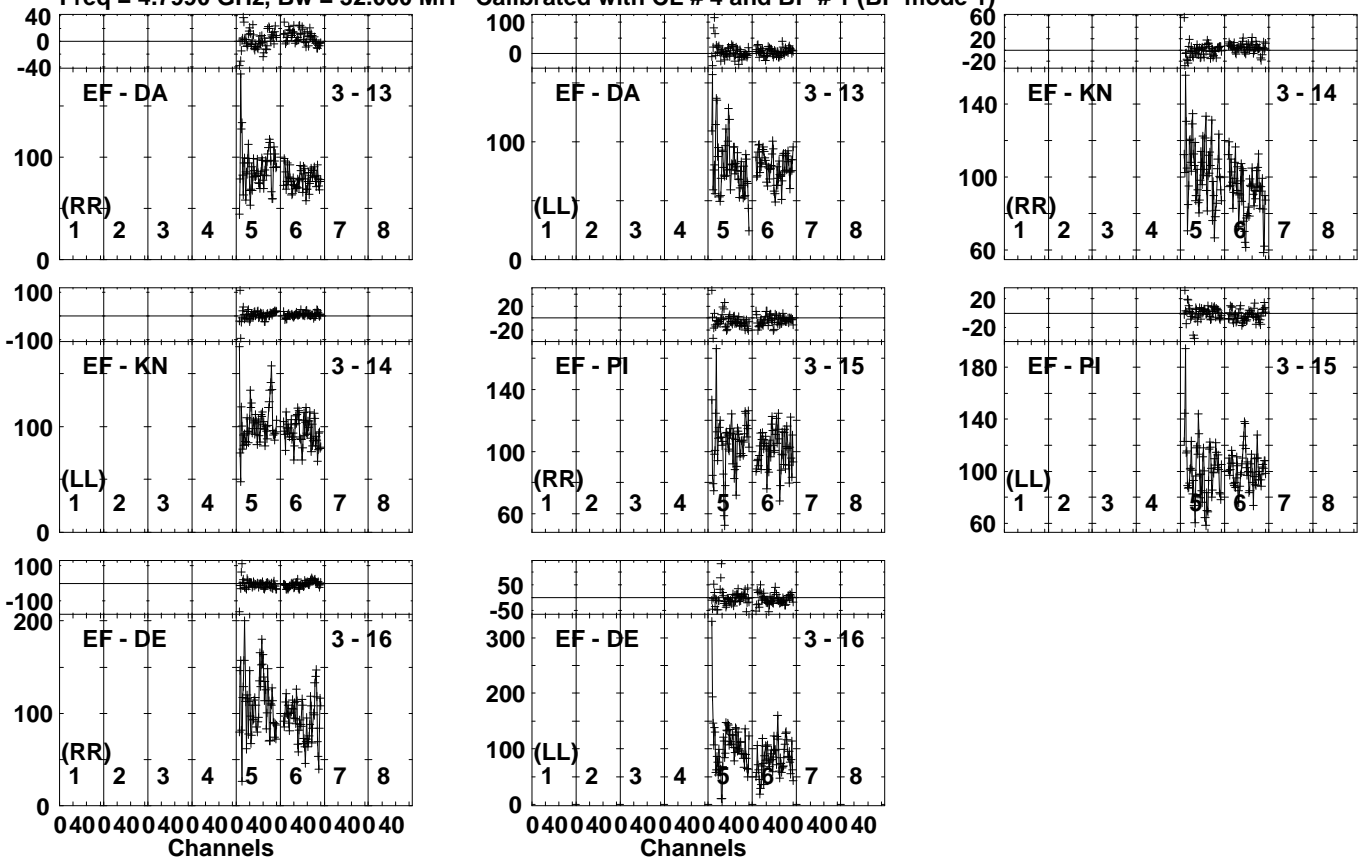


Lower frame: Milli Ampl Jy Top frame: Phas deg
Vector averaged cross-power spectrum Several baselines displayed
Timerange: 00:12:47:11 to 00:12:47:59

Plot file version 693 created 12-APR-2022 17:50:41

J1243+7315 EC082C.UVDATA.1

Freq = 4.7990 GHz, Bw = 32.000 MH Calibrated with CL # 4 and BP # 1 (BP mode 1)

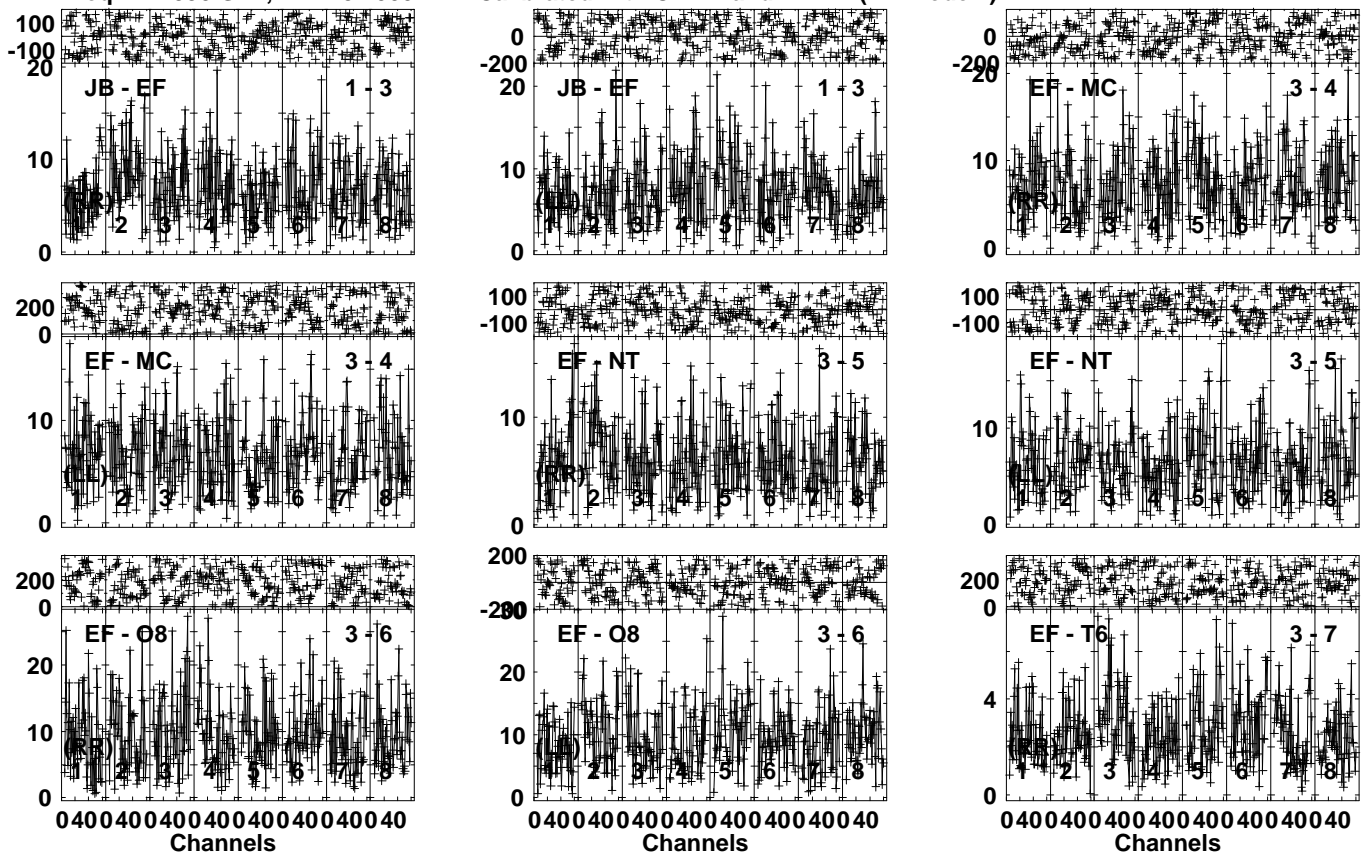


Lower frame: Milli Ampl Jy Top frame: Phas deg
Vector averaged cross-power spectrum Several baselines displayed
Timerange: 00:12:47:11 to 00:12:47:59

Plot file version 694 created 12-APR-2022 17:50:41

NGC4750 EC082C.UVDATA.1

Freq = 4.7990 GHz, Bw = 32.000 MH Calibrated with CL # 4 and BP # 1 (BP mode 1)

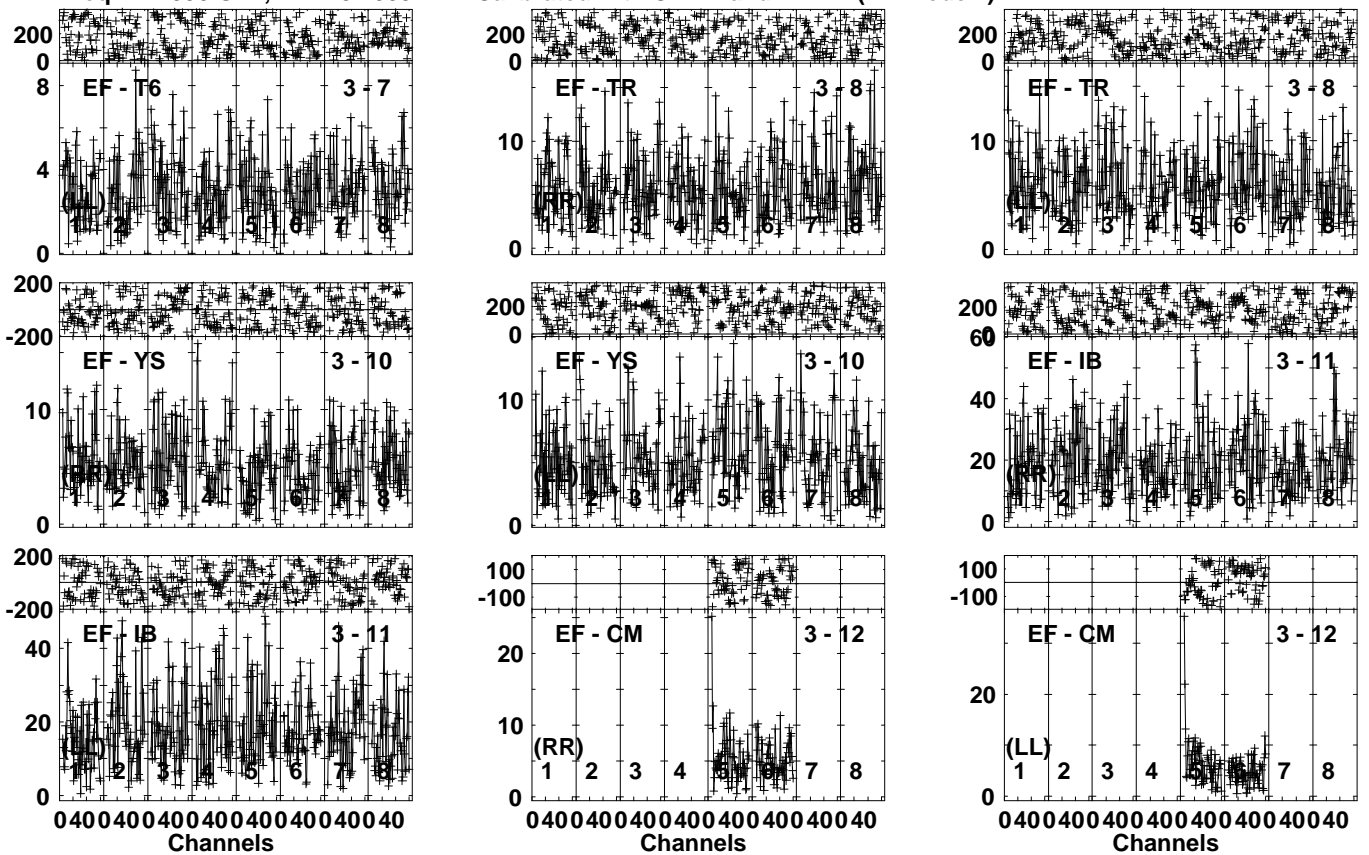


Lower frame: Milli Ampl Jy Top frame: Phas deg
Vector averaged cross-power spectrum Several baselines displayed
Timerange: 00/12:48:11 to 00/12:51:09

Plot file version 695 created 12-APR-2022 17:50:42

NGC4750 EC082C.UVDATA.1

Freq = 4.7990 GHz, Bw = 32.000 MH Calibrated with CL # 4 and BP # 1 (BP mode 1)

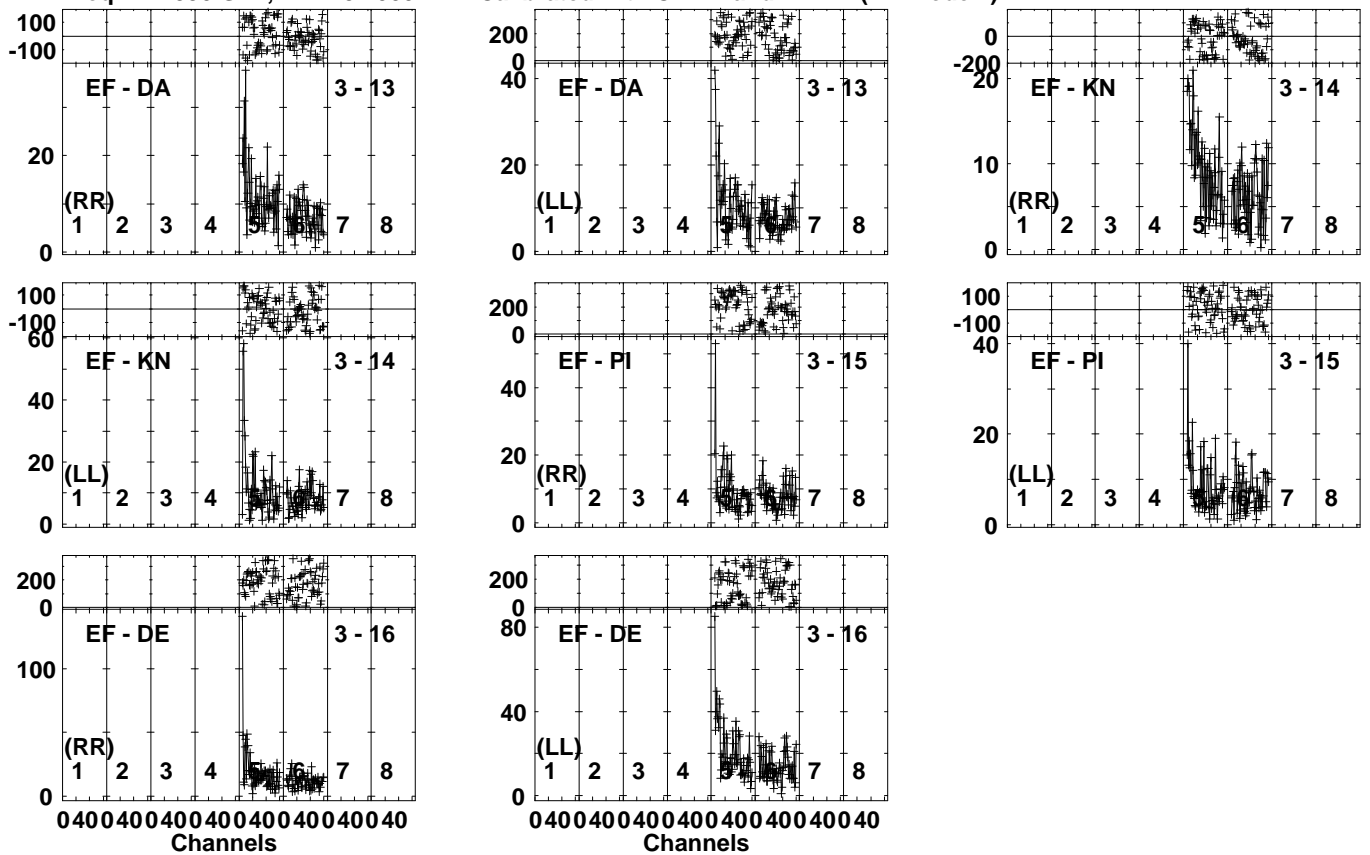


Lower frame: Milli Ampl Jy Top frame: Phas deg
Vector averaged cross-power spectrum Several baselines displayed
Timerange: 00/12:48:11 to 00/12:51:09

Plot file version 696 created 12-APR-2022 17:50:42

NGC4750 EC082C.UVDATA.1

Freq = 4.7990 GHz, Bw = 32.000 MH Calibrated with CL # 4 and BP # 1 (BP mode 1)

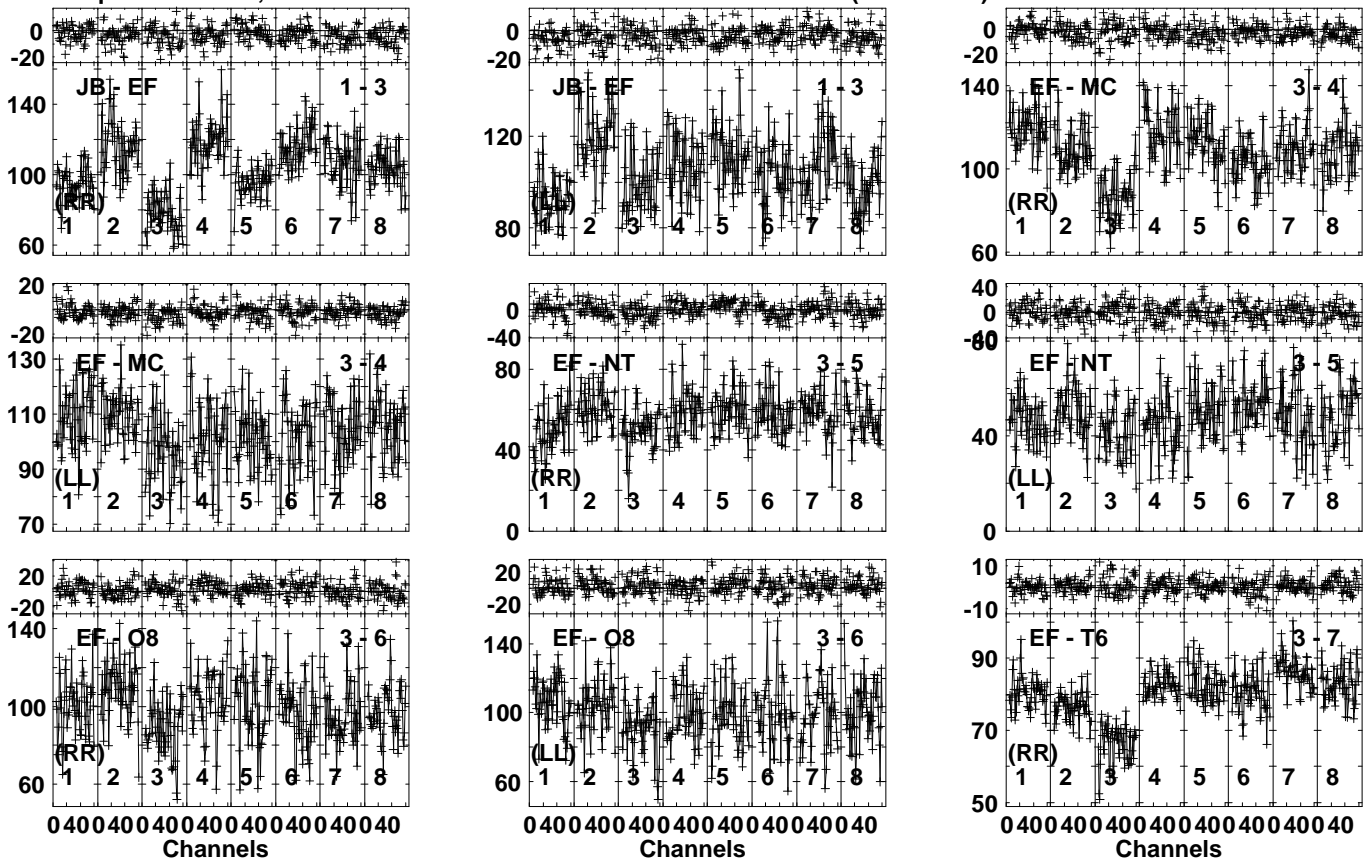


Lower frame: Milli Ampl Jy Top frame: Phas deg
Vector averaged cross-power spectrum Several baselines displayed
Timerange: 00/12:48:11 to 00/12:51:09

Plot file version 697 created 12-APR-2022 17:50:43

J1243+7315 EC082C.UVDATA.1

Freq = 4.7990 GHz, Bw = 32.000 MH Calibrated with CL # 4 and BP # 1 (BP mode 1)

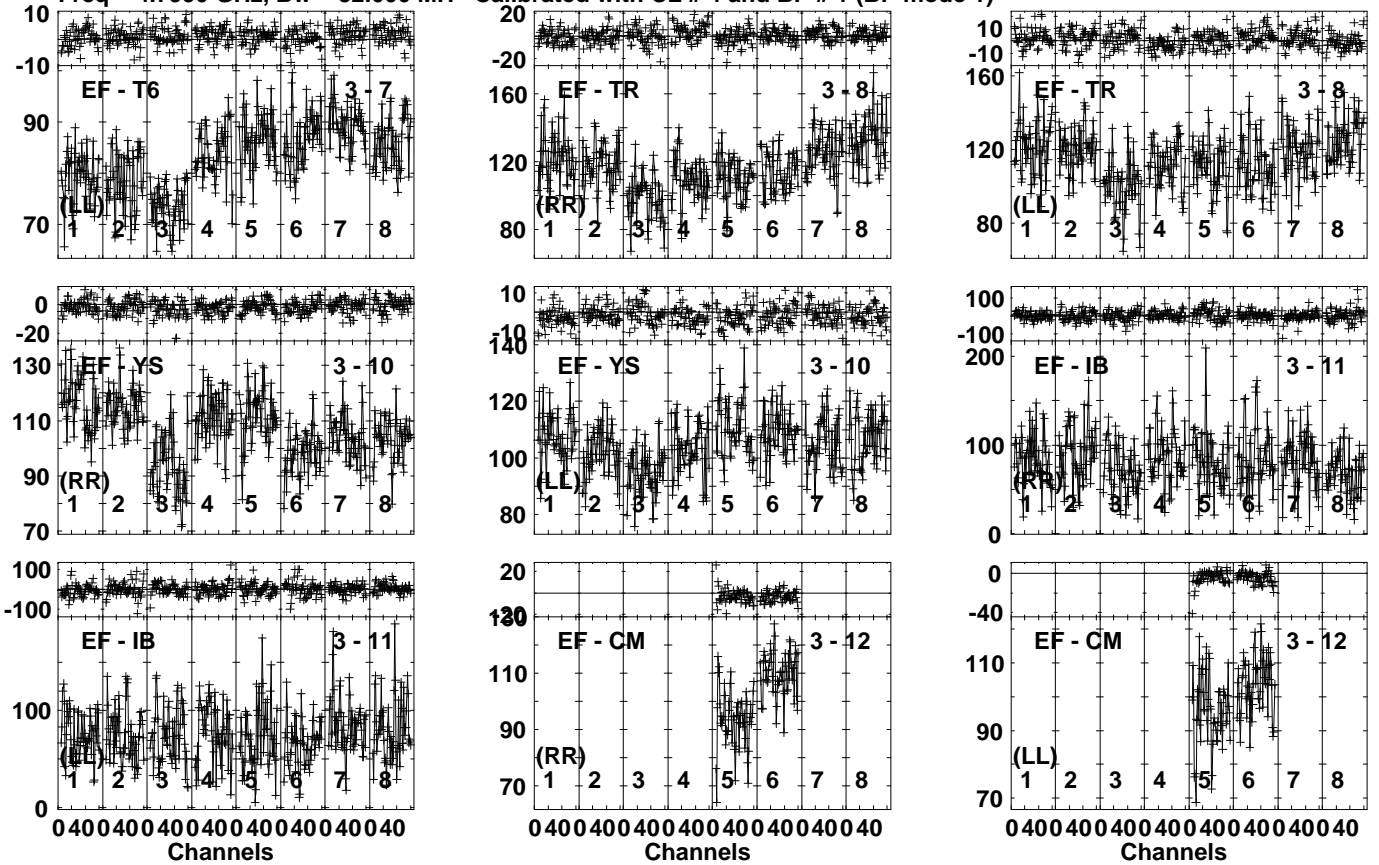


Lower frame: Milli Ampl Jy Top frame: Phas deg
Vector averaged cross-power spectrum Several baselines displayed
Timerange: 00/12:51:21 to 00/12:52:19

Plot file version 698 created 12-APR-2022 17:50:43

J1243+7315 EC082C.UVDATA.1

Freq = 4.7990 GHz, Bw = 32.000 MH Calibrated with CL # 4 and BP # 1 (BP mode 1)

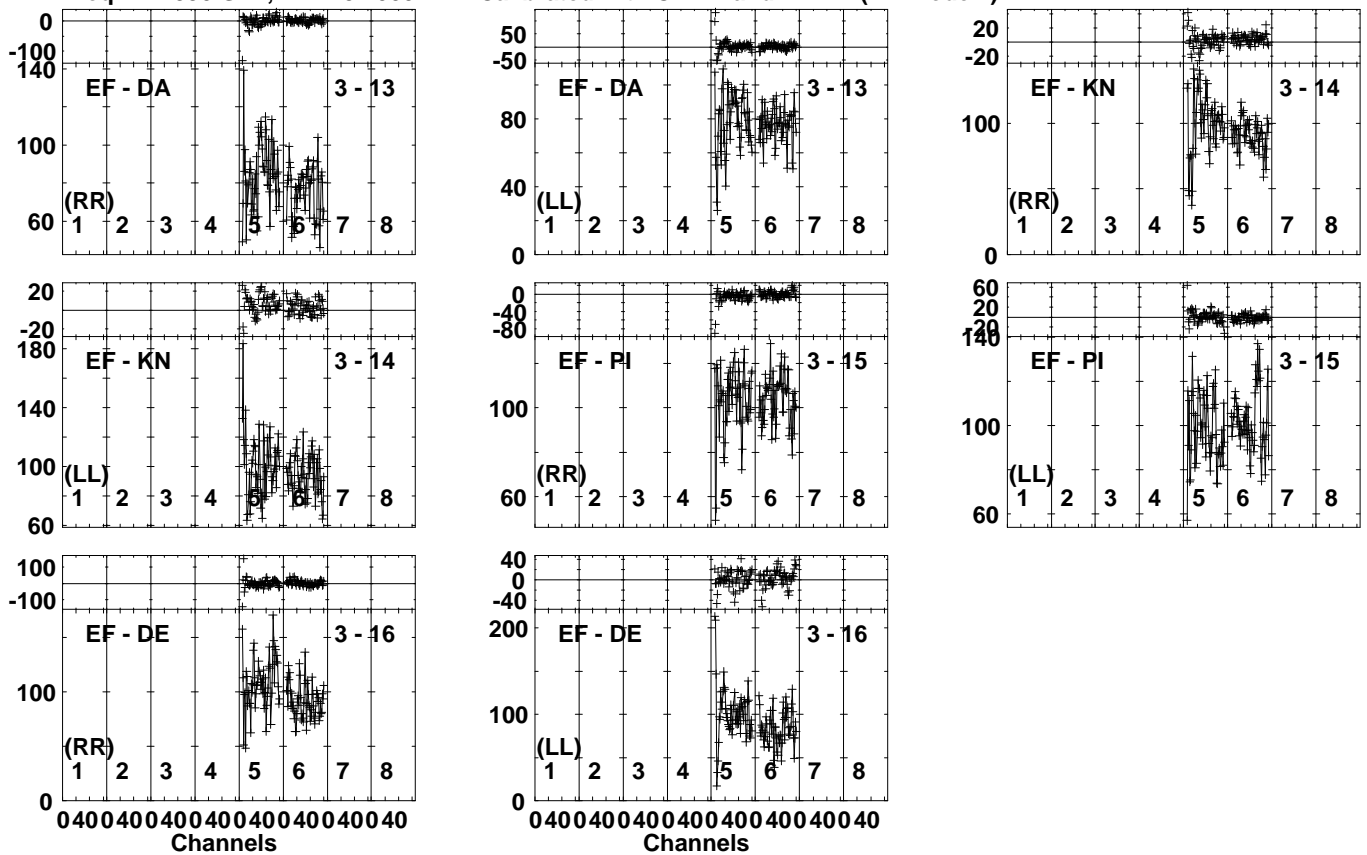


Lower frame: Milli Ampl Jy Top frame: Phas deg
Vector averaged cross-power spectrum Several baselines displayed
Timerange: 00/12:51:21 to 00/12:52:19

Plot file version 699 created 12-APR-2022 17:50:44

J1243+7315 EC082C.UVDATA.1

Freq = 4.7990 GHz, Bw = 32.000 MH Calibrated with CL # 4 and BP # 1 (BP mode 1)

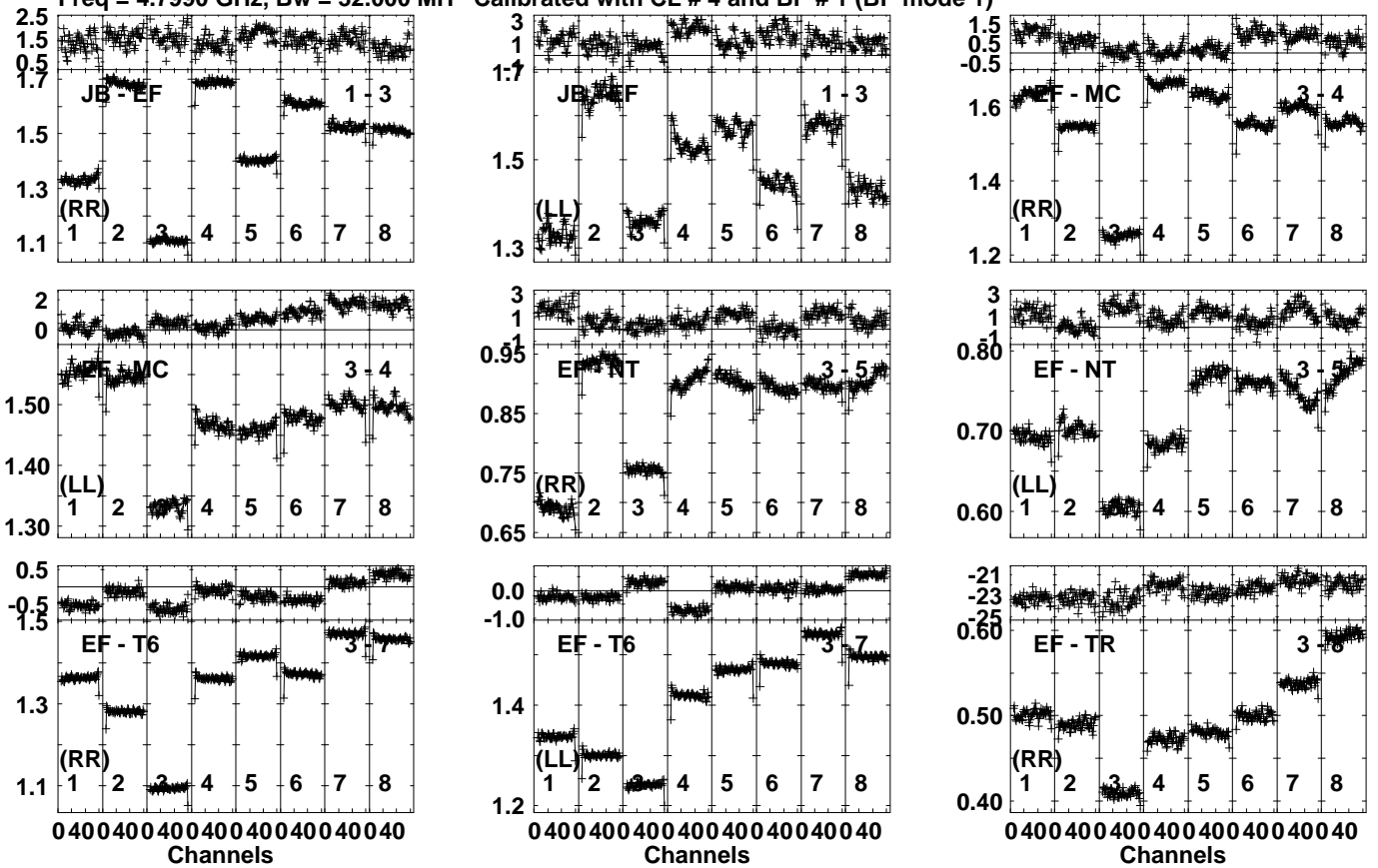


Lower frame: Milli Ampl Jy Top frame: Phas deg
Vector averaged cross-power spectrum Several baselines displayed
Timerange: 00/12:51:21 to 00/12:52:19

Plot file version 700 created 12-APR-2022 17:50:44

1044+719 EC082C.UVDATA.1

Freq = 4.7990 GHz, Bw = 32.000 MH Calibrated with CL # 4 and BP # 1 (BP mode 1)

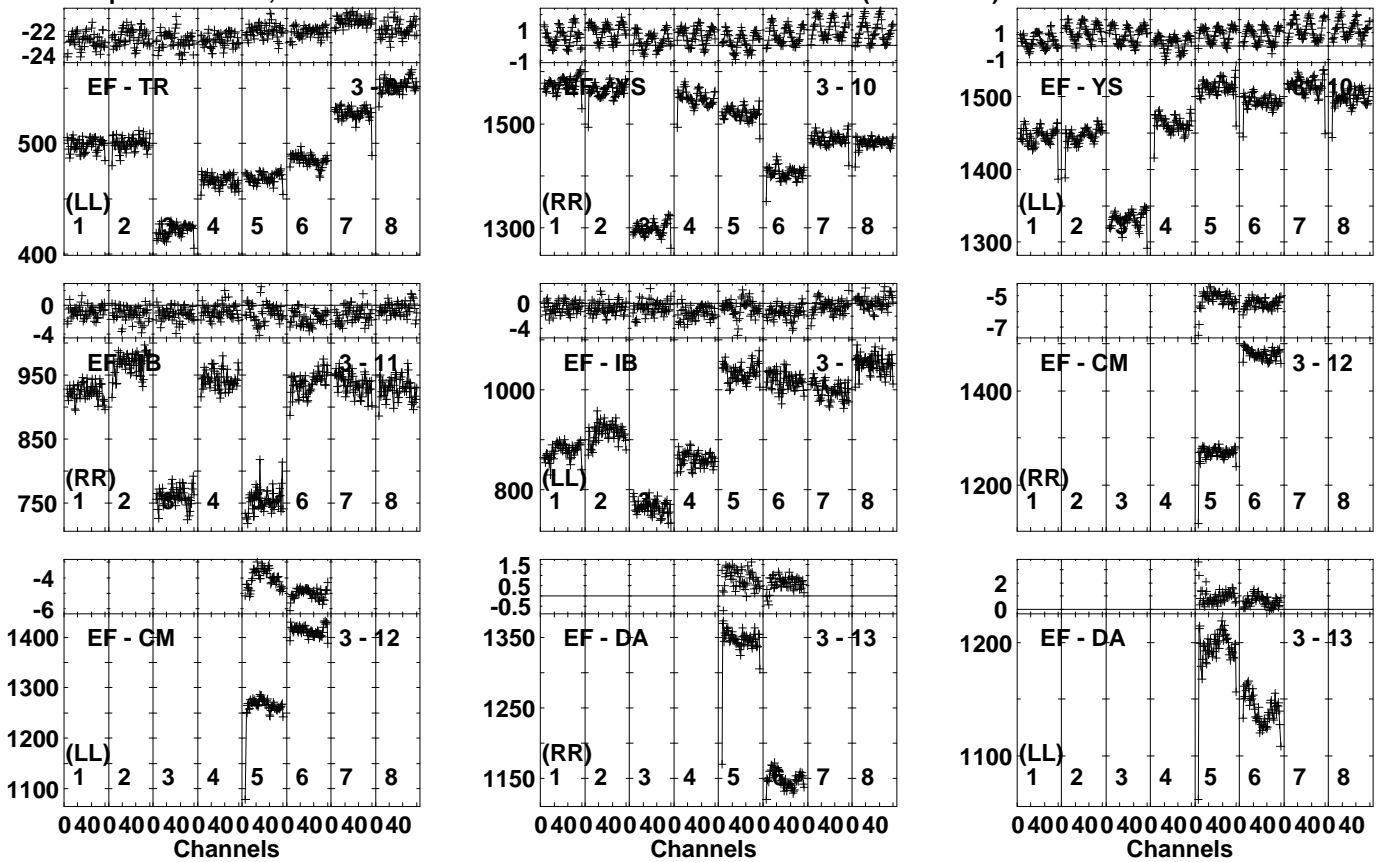


Lower frame: Ampl Jy Top frame: Phas deg
Vector averaged cross-power spectrum Several baselines displayed
Timerange: 00/12:53:11 to 00/12:56:09

Plot file version 701 created 12-APR-2022 17:50:45

1044+719 EC082C.UVDATA.1

Freq = 4.7990 GHz, Bw = 32.000 MH Calibrated with CL # 4 and BP # 1 (BP mode 1)

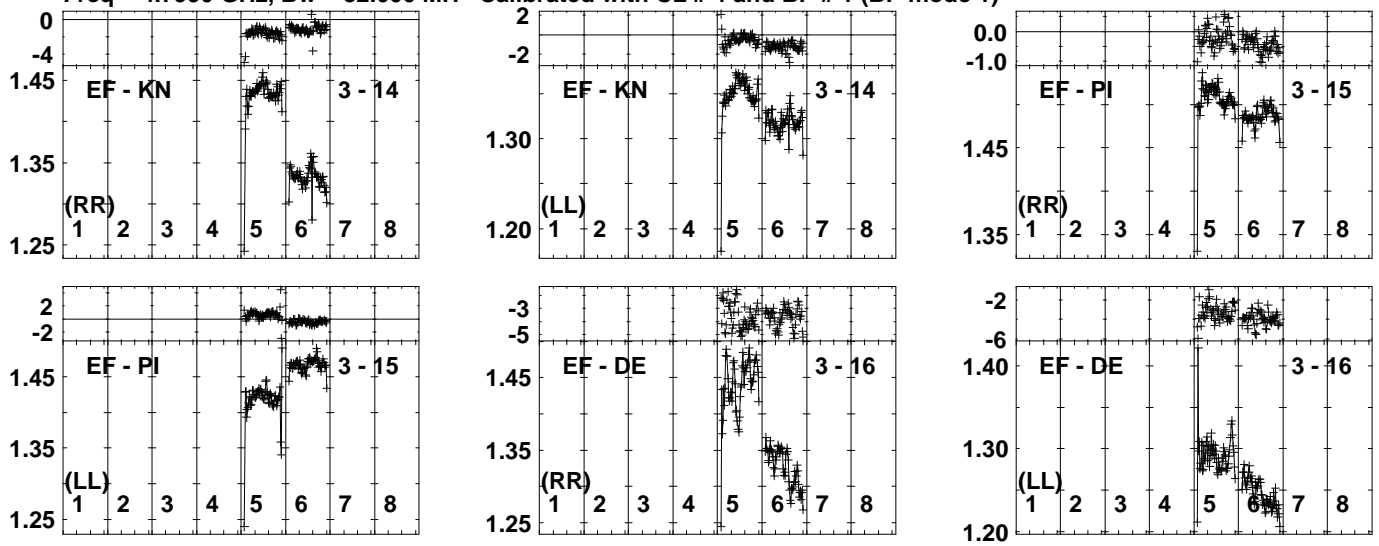


Lower frame: Milli Ampl Jy Top frame: Phas deg
Vector averaged cross-power spectrum Several baselines displayed
Timerange: 00/12:53:11 to 00/12:56:09

Plot file version 702 created 12-APR-2022 17:50:45

1044+719 EC082C.UVDATA.1

Freq = 4.7990 GHz, Bw = 32.000 MH Calibrated with CL # 4 and BP # 1 (BP mode 1)

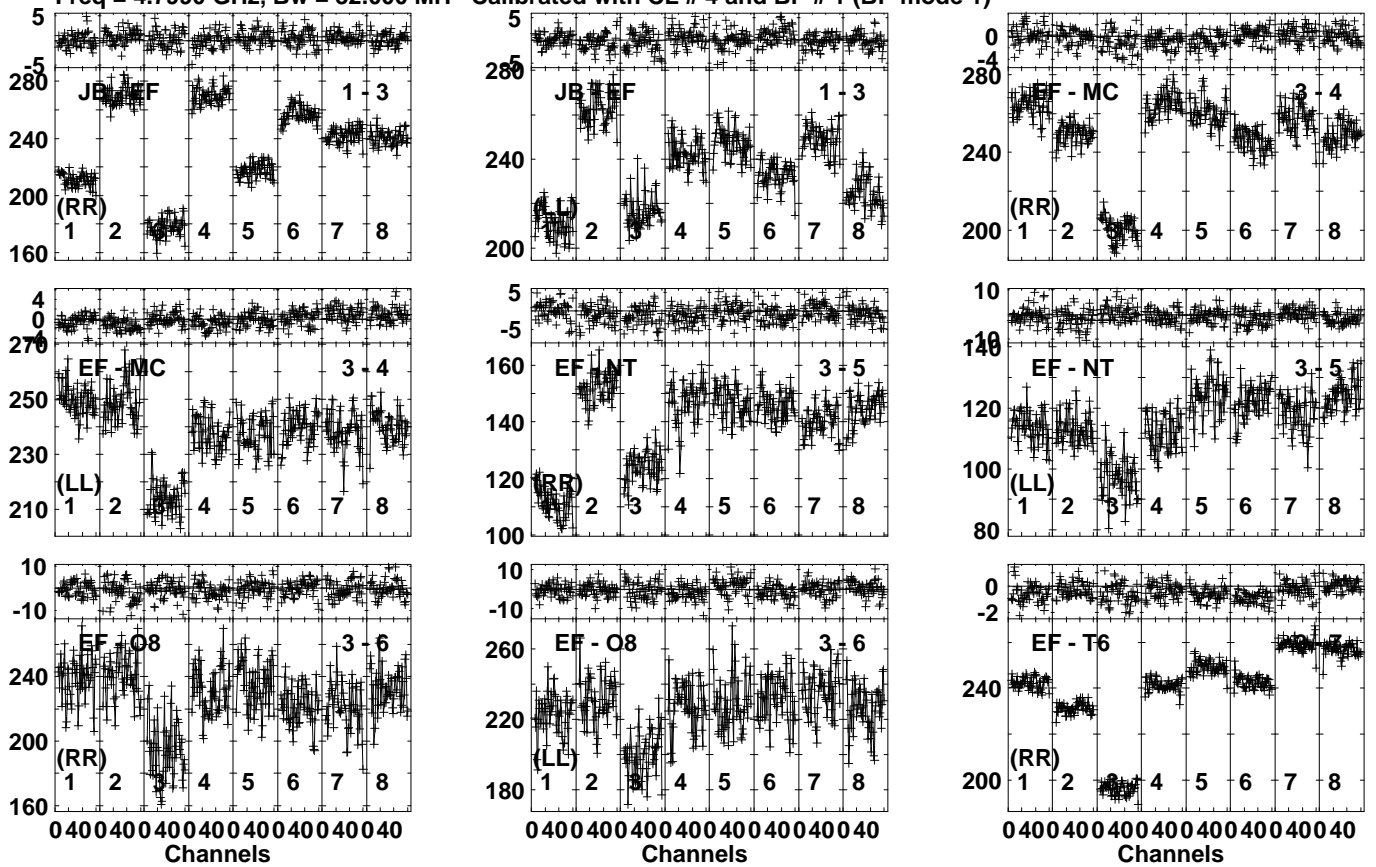


Lower frame: Ampl Jy Top frame: Phas deg
Vector averaged cross-power spectrum Several baselines displayed
Timerange: 00/12:53:11 to 00/12:56:09

Plot file version 703 created 12-APR-2022 17:50:46

1357+769 EC082C.UVDATA.1

Freq = 4.7990 GHz, Bw = 32.000 MH Calibrated with CL # 4 and BP # 1 (BP mode 1)

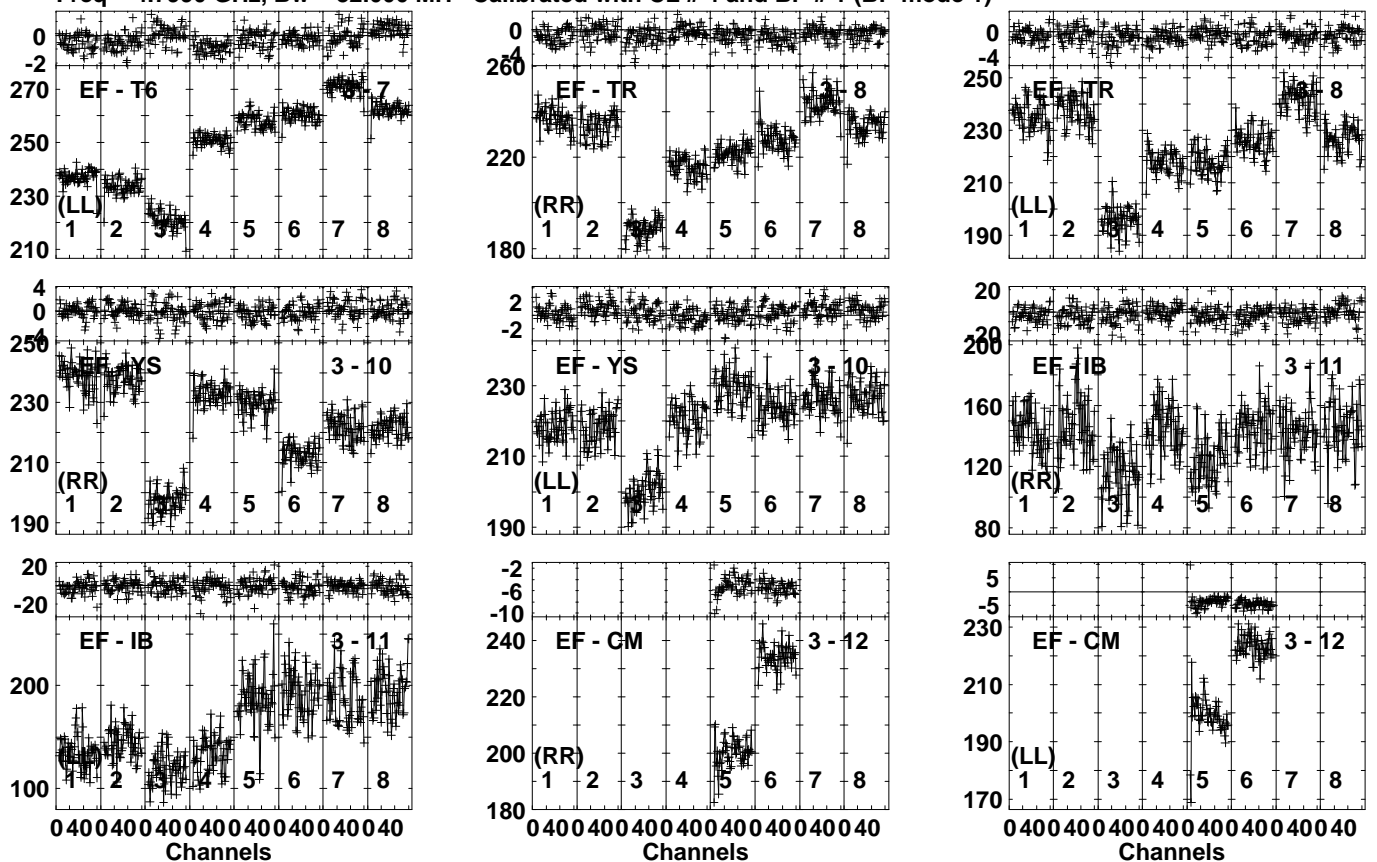


Lower frame: Milli Ampl Jy Top frame: Phas deg
 Vector averaged cross-power spectrum Several baselines displayed
 Timerange: 00/12:57:01 to 00/12:59:59

Plot file version 704 created 12-APR-2022 17:50:46

1357+769 EC082C.UVDATA.1

Freq = 4.7990 GHz, Bw = 32.000 MH Calibrated with CL # 4 and BP # 1 (BP mode 1)

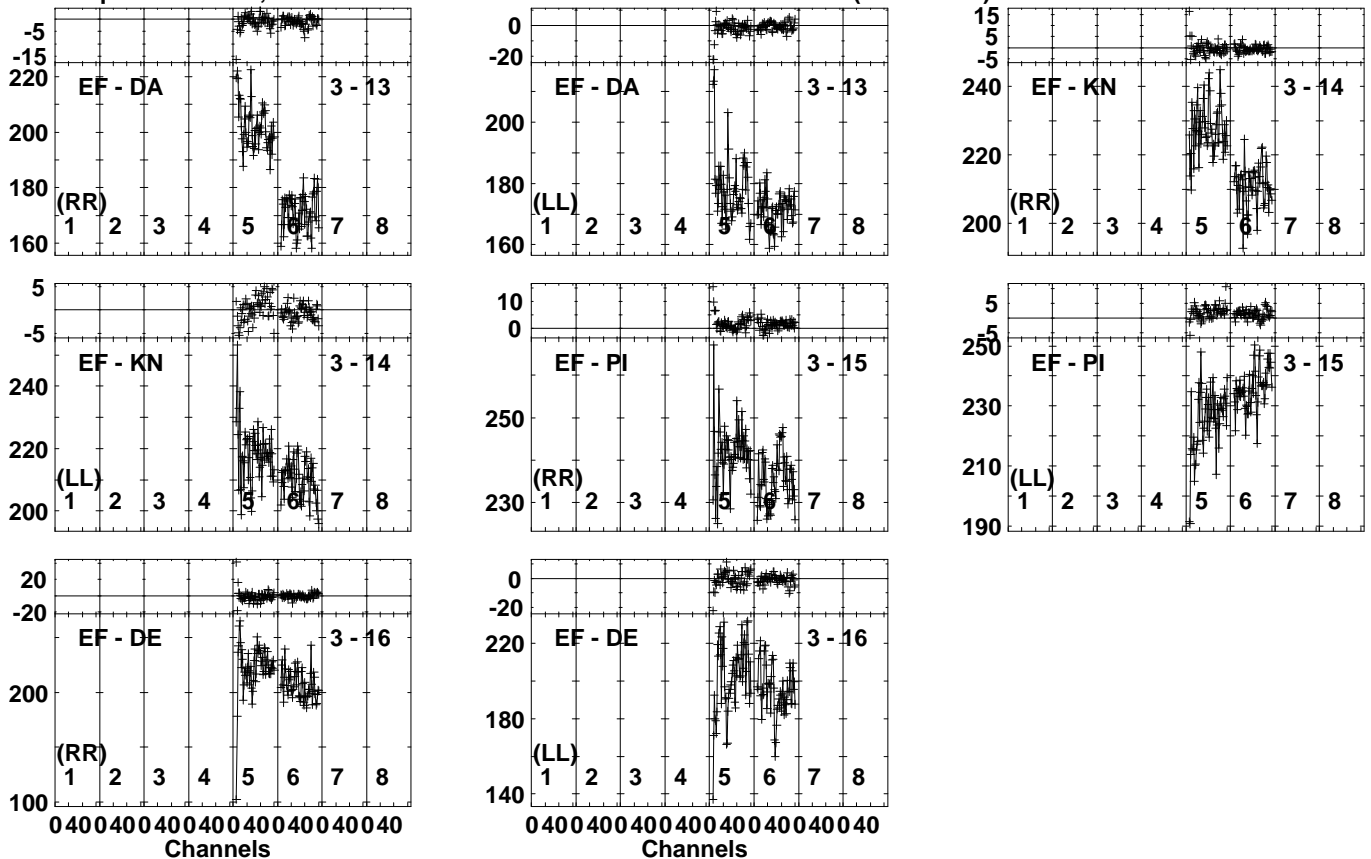


Lower frame: Milli Ampl Jy Top frame: Phas deg
Vector averaged cross-power spectrum Several baselines displayed
Timerange: 00/12:57:01 to 00/12:59:59

Plot file version 705 created 12-APR-2022 17:50:46

1357+769 EC082C.UVDATA.1

Freq = 4.7990 GHz, Bw = 32.000 MH Calibrated with CL # 4 and BP # 1 (BP mode 1)



Lower frame: Milli Ampl Jy Top frame: Phas deg
Vector averaged cross-power spectrum Several baselines displayed
Timerange: 00/12:57:01 to 00/12:59:59