


Plot file version 1 created 23-JUN-2023 11:45:03

OJ287 EC082F.UVDATA.1

Freq = 4.7990 GHz, Bw = 32.000 MH Calibrated with CL # 4 and BP # 1 (BP mode 1)

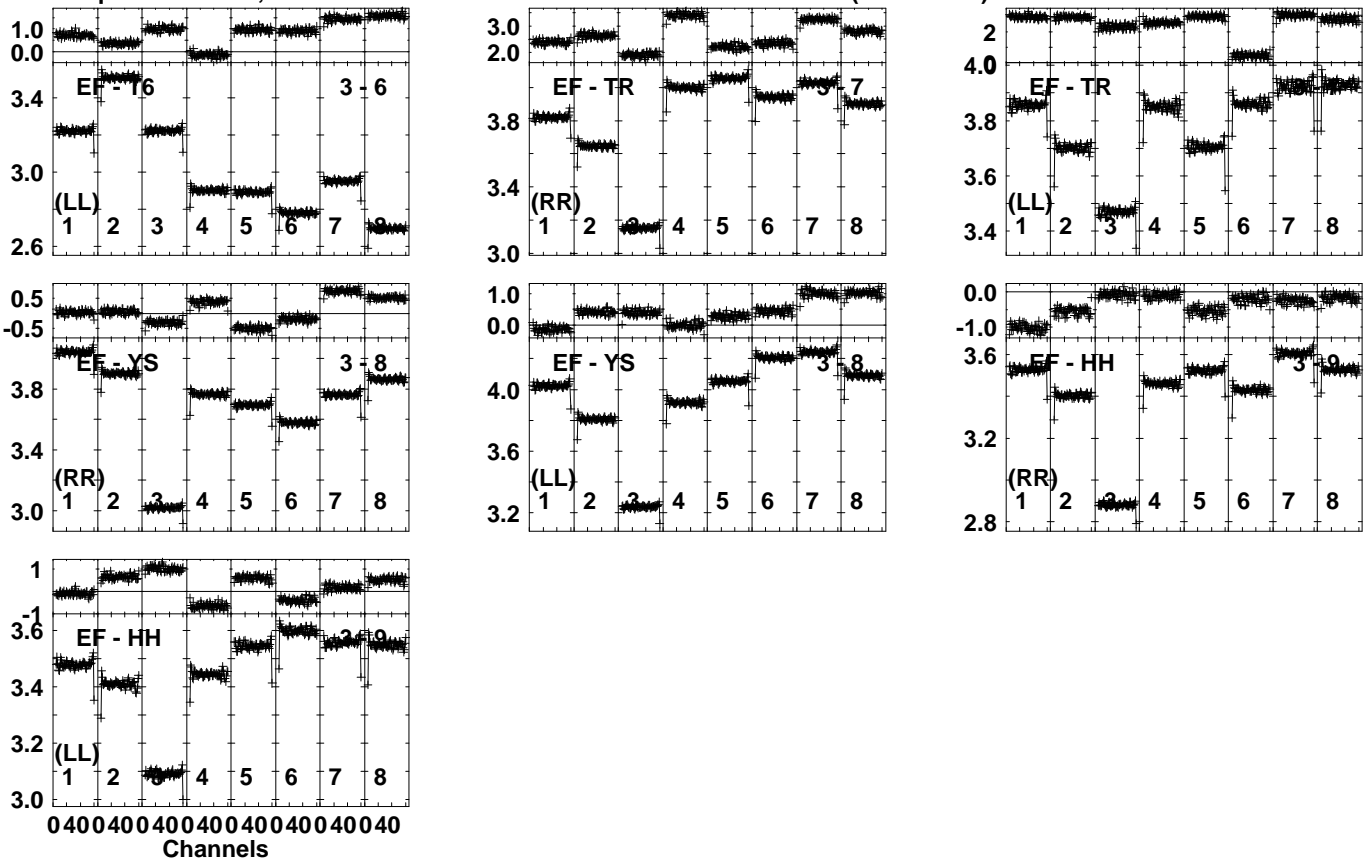


Lower frame: Ampl Jy Top frame: Phas deg
 Vector averaged cross-power spectrum Several baselines displayed
 Timerange: 00/22:40:01 to 00/22:49:59

Plot file version 2 created 23-JUN-2023 11:45:03

OJ287 EC082F.UVDATA.1

Freq = 4.7990 GHz, Bw = 32.000 MH Calibrated with CL # 4 and BP # 1 (BP mode 1)

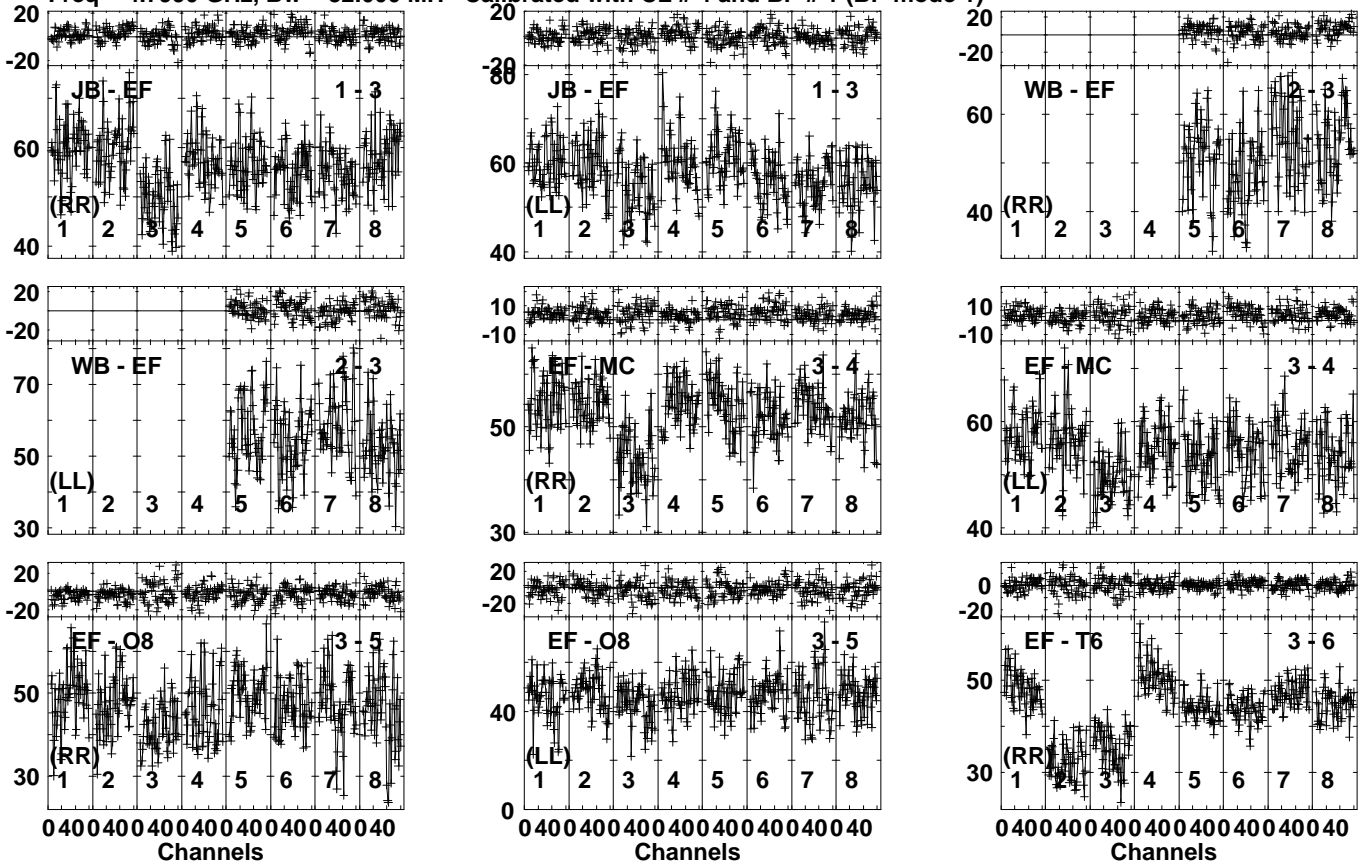


Lower frame: Ampl Jy Top frame: Phas deg
Vector averaged cross-power spectrum Several baselines displayed
Timerange: 00/22:40:01 to 00/22:49:59

Plot file version 3 created 23-JUN-2023 11:45:05

J0923+5136 EC082F.UVDATA.1

Freq = 4.7990 GHz, Bw = 32.000 MH Calibrated with CL # 4 and BP # 1 (BP mode 1)

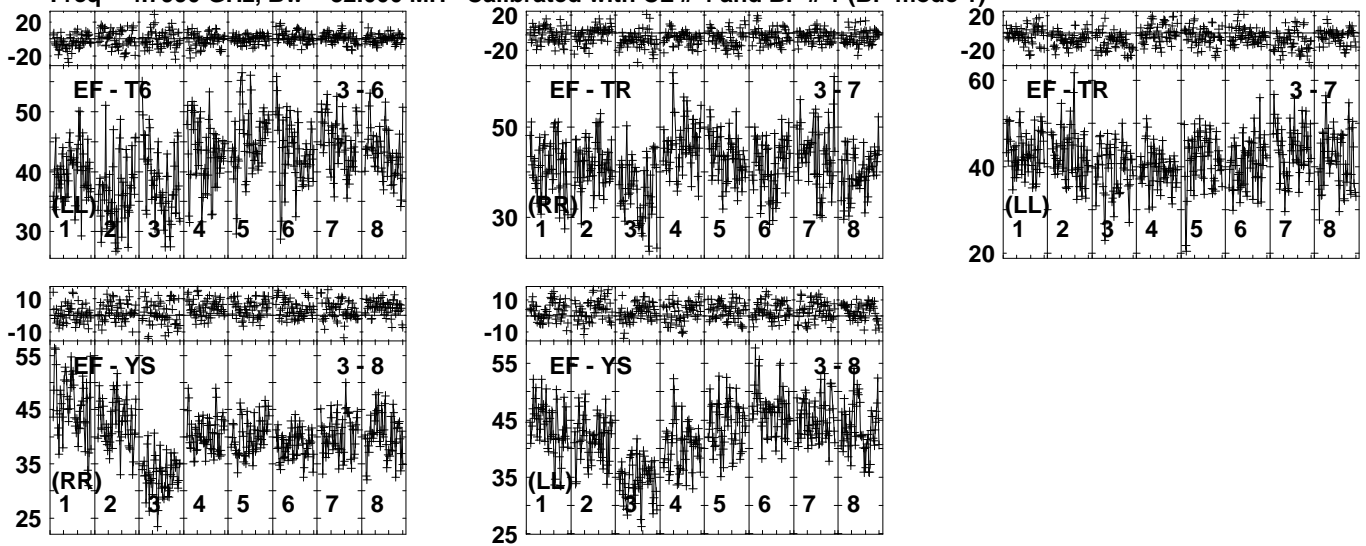


Lower frame: Milli Ampl Jy Top frame: Phas deg
Vector averaged cross-power spectrum Several baselines displayed
Timerange: 00/23:00:07 to 00/23:02:59

Plot file version 4 created 23-JUN-2023 11:45:05

J0923+5136 EC082F.UVDATA.1

Freq = 4.7990 GHz, Bw = 32.000 MH Calibrated with CL # 4 and BP # 1 (BP mode 1)

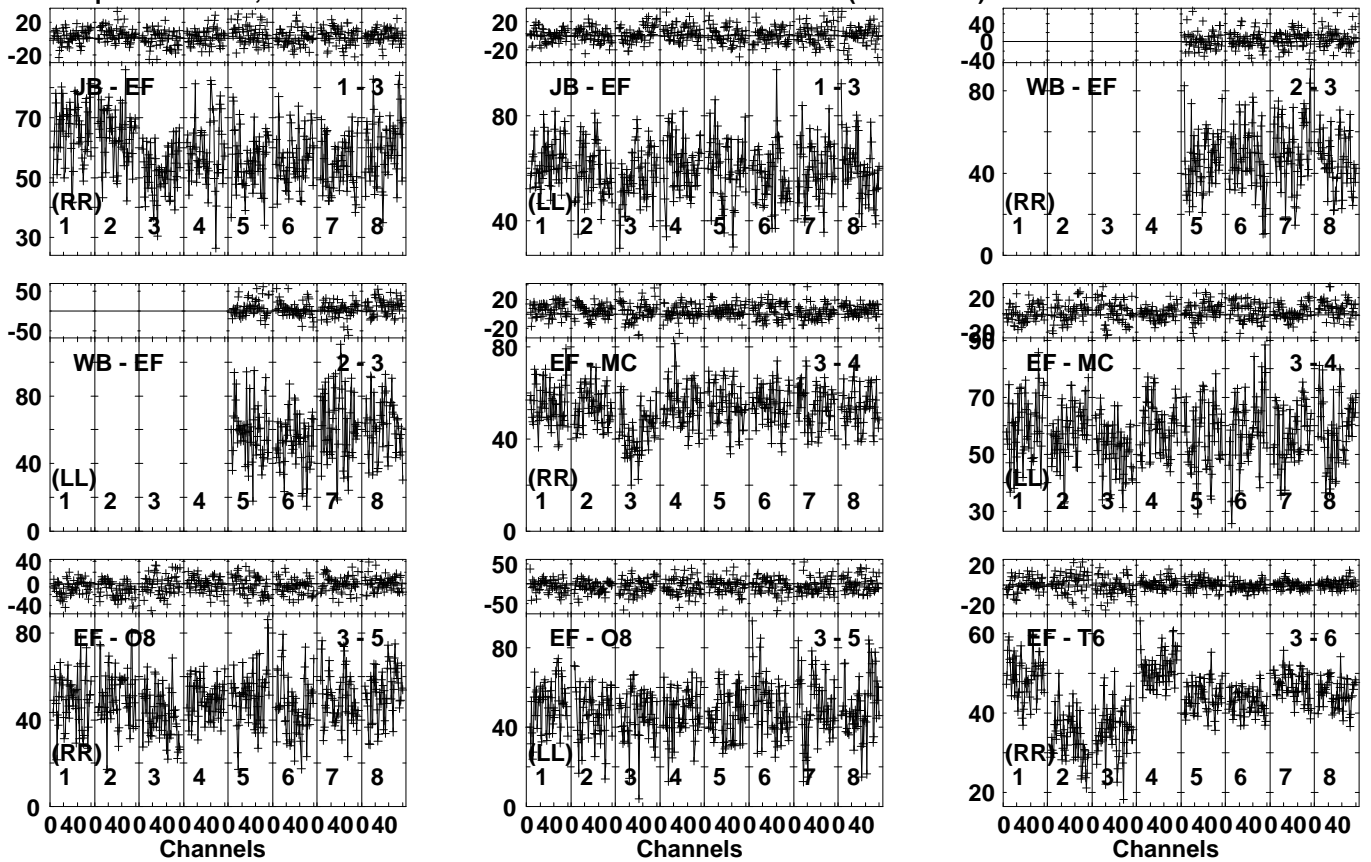


Lower frame: Milli Ampl Jy Top frame: Phas deg
Vector averaged cross-power spectrum Several baselines displayed
Timerange: 00/23:00:07 to 00/23:02:59

Plot file version 5 created 23-JUN-2023 11:45:06

J0923+5136 EC082F.UVDATA.1

Freq = 4.7990 GHz, Bw = 32.000 MH Calibrated with CL # 4 and BP # 1 (BP mode 1)

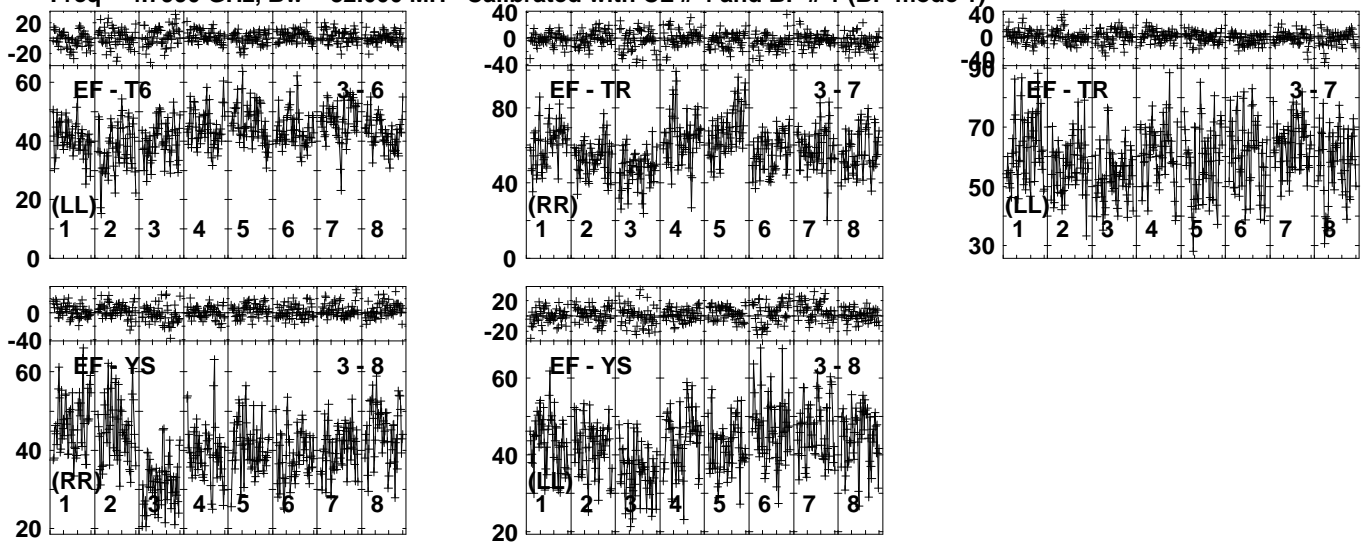


Lower frame: Milli Ampl Jy Top frame: Phas deg
Vector averaged cross-power spectrum Several baselines displayed
Timerange: 00/23:03:21 to 00/23:04:09

Plot file version 6 created 23-JUN-2023 11:45:06

J0923+5136 EC082F.UVDATA.1

Freq = 4.7990 GHz, Bw = 32.000 MH Calibrated with CL # 4 and BP # 1 (BP mode 1)

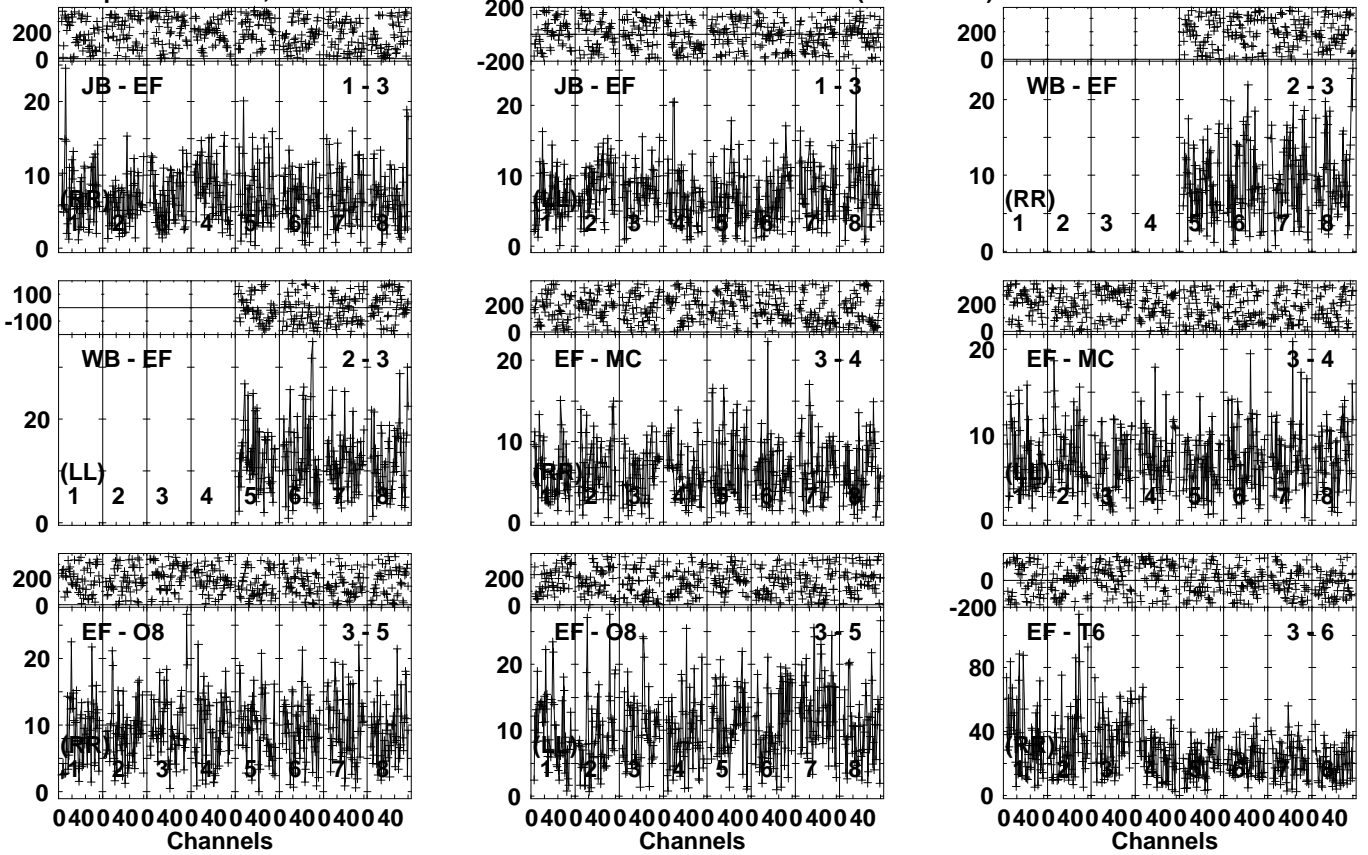


Lower frame: Milli Ampl Jy Top frame: Phas deg
Vector averaged cross-power spectrum Several baselines displayed
Timerange: 00/23:03:21 to 00/23:04:09

Plot file version 7 created 23-JUN-2023 11:45:06

NGC2841 EC082F.UVDATA.1

Freq = 4.7990 GHz, Bw = 32.000 MH Calibrated with CL # 4 and BP # 1 (BP mode 1)

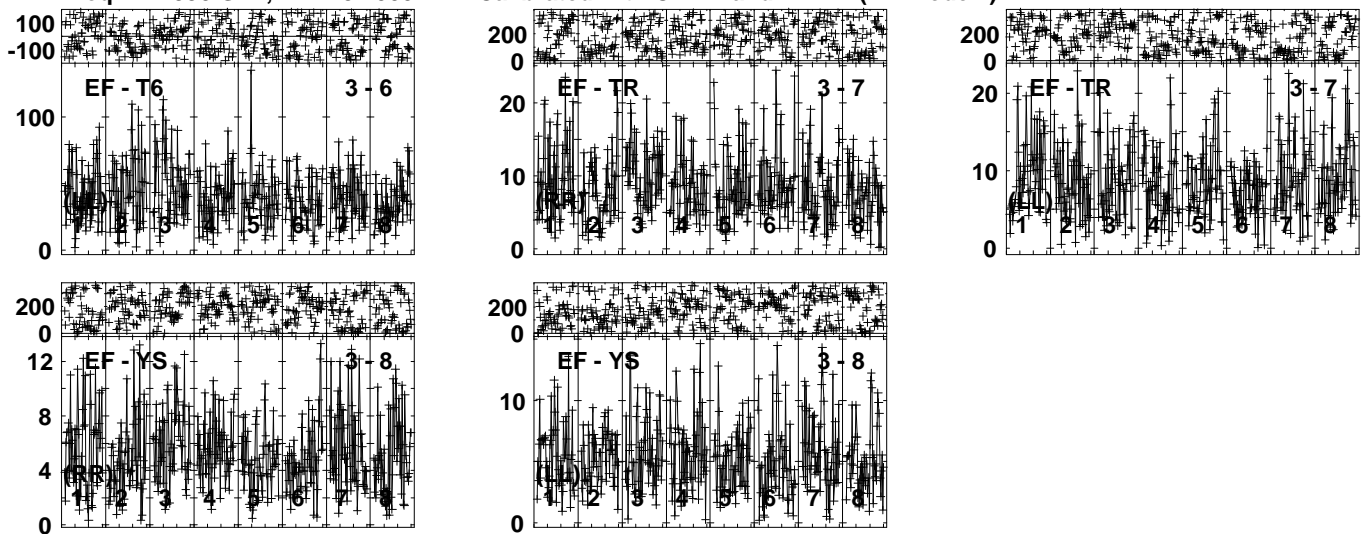


Lower frame: Milli Ampl Jy Top frame: Phas deg
Vector averaged cross-power spectrum Several baselines displayed
Timerange: 00/23:04:11 to 00/23:07:09

Plot file version 8 created 23-JUN-2023 11:45:07

NGC2841 EC082F.UVDATA.1

Freq = 4.7990 GHz, Bw = 32.000 MH Calibrated with CL # 4 and BP # 1 (BP mode 1)

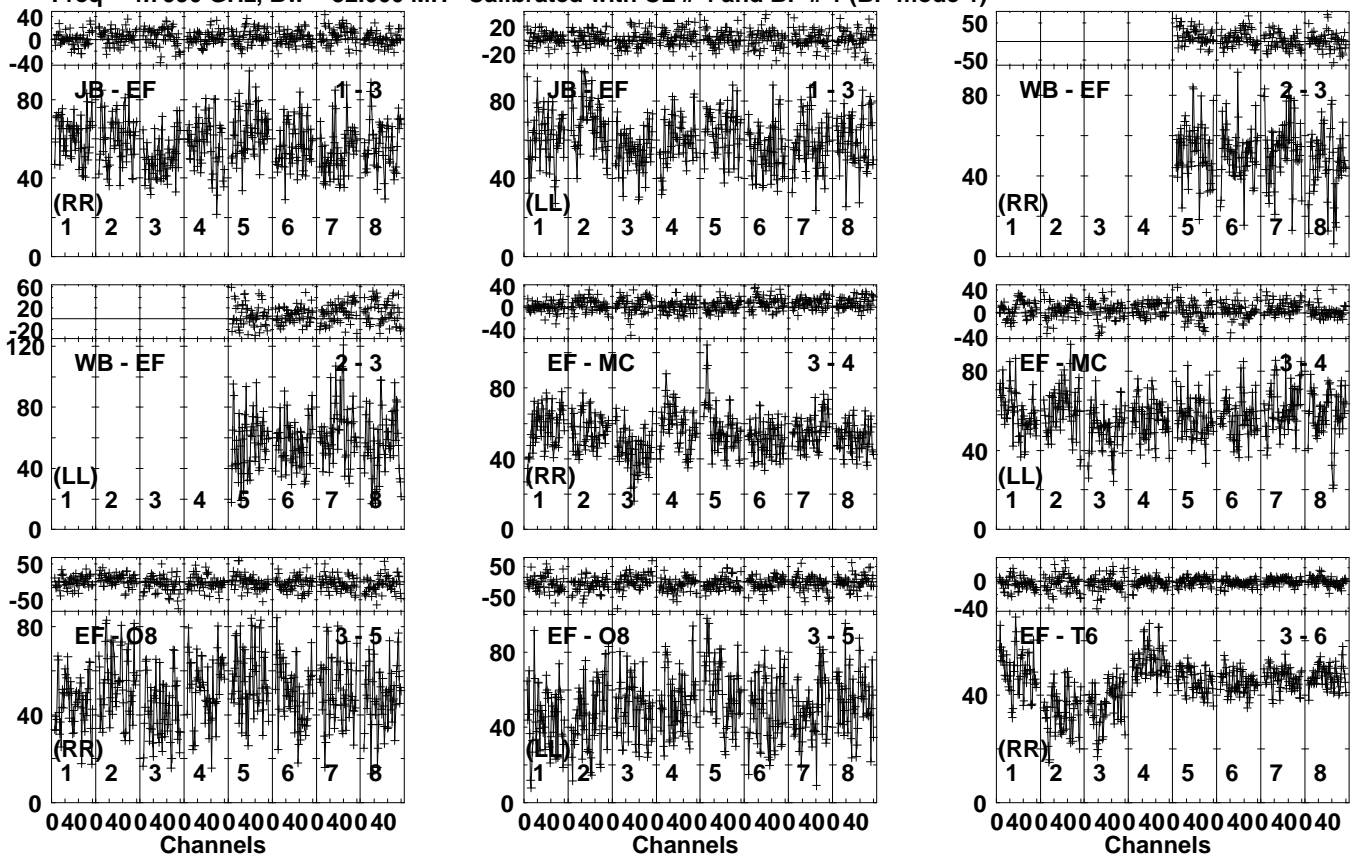


Lower frame: Milli Ampl Jy Top frame: Phas deg
Vector averaged cross-power spectrum Several baselines displayed
Timerange: 00/23:04:11 to 00/23:07:09

Plot file version 9 created 23-JUN-2023 11:45:07

J0923+5136 EC082F.UVDATA.1

Freq = 4.7990 GHz, Bw = 32.000 MH Calibrated with CL # 4 and BP # 1 (BP mode 1)

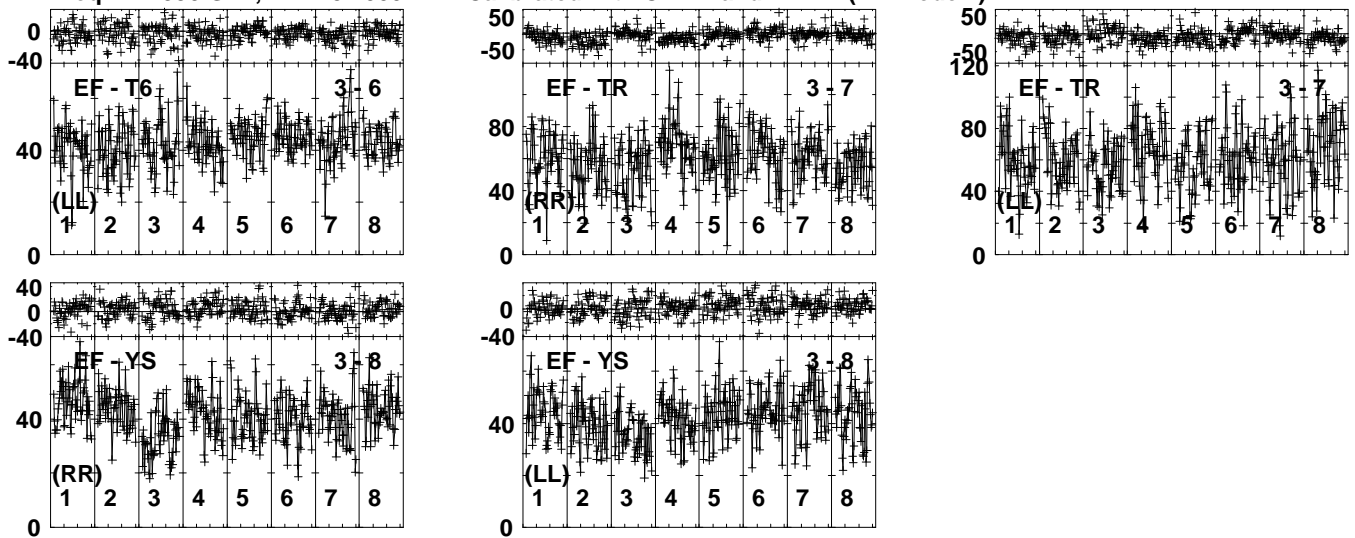


Lower frame: Milli Ampl Jy Top frame: Phas deg
Vector averaged cross-power spectrum Several baselines displayed
Timerange: 00/23:07:31 to 00/23:08:19

Plot file version 10 created 23-JUN-2023 11:45:07

J0923+5136 EC082F.UVDATA.1

Freq = 4.7990 GHz, Bw = 32.000 MH Calibrated with CL # 4 and BP # 1 (BP mode 1)

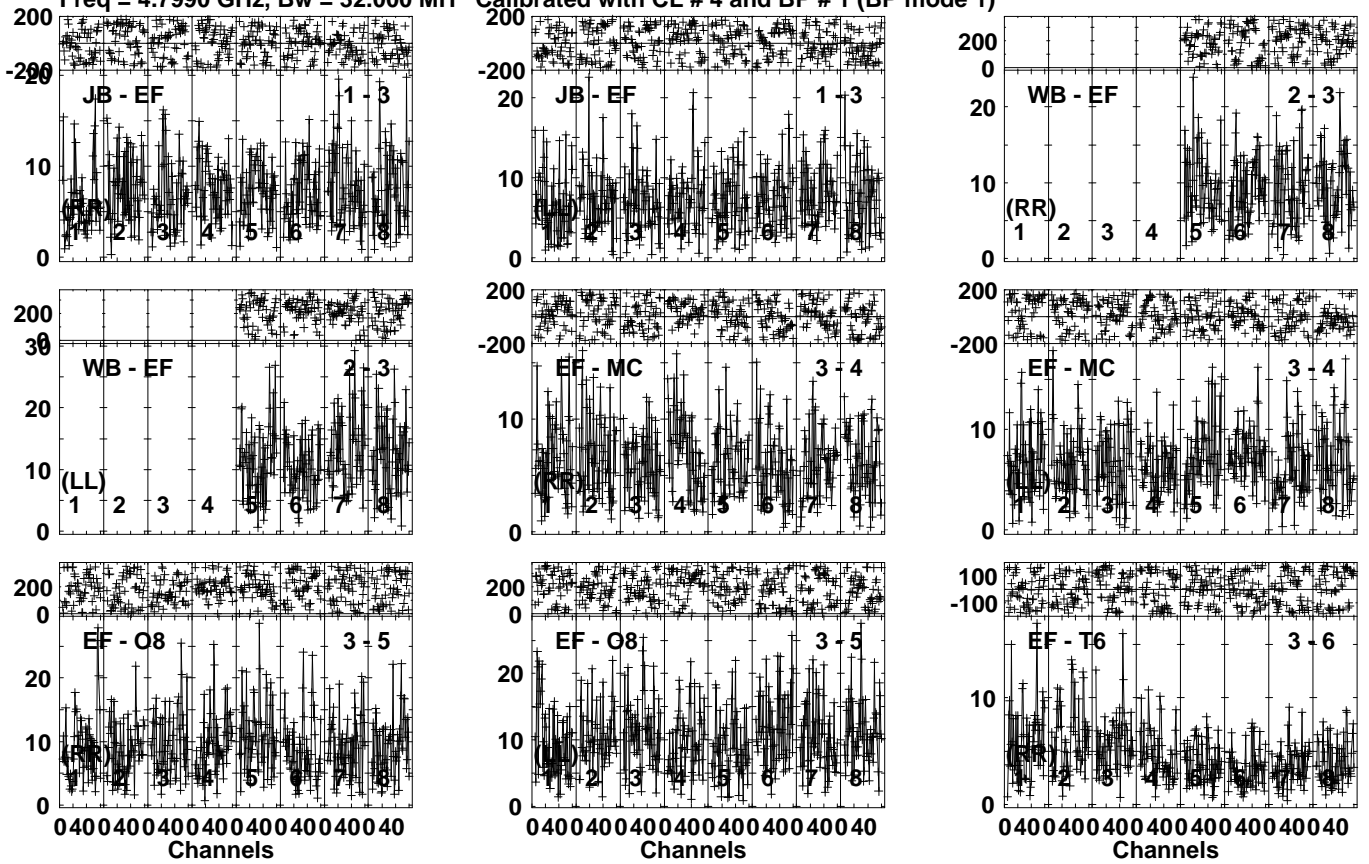


Lower frame: Milli Ampl Jy Top frame: Phas deg
Vector averaged cross-power spectrum Several baselines displayed
Timerange: 00/23:07:31 to 00/23:08:19

Plot file version 11 created 23-JUN-2023 11:45:08

NGC2841 EC082F.UVDATA.1

Freq = 4.7990 GHz, Bw = 32.000 MH Calibrated with CL # 4 and BP # 1 (BP mode 1)

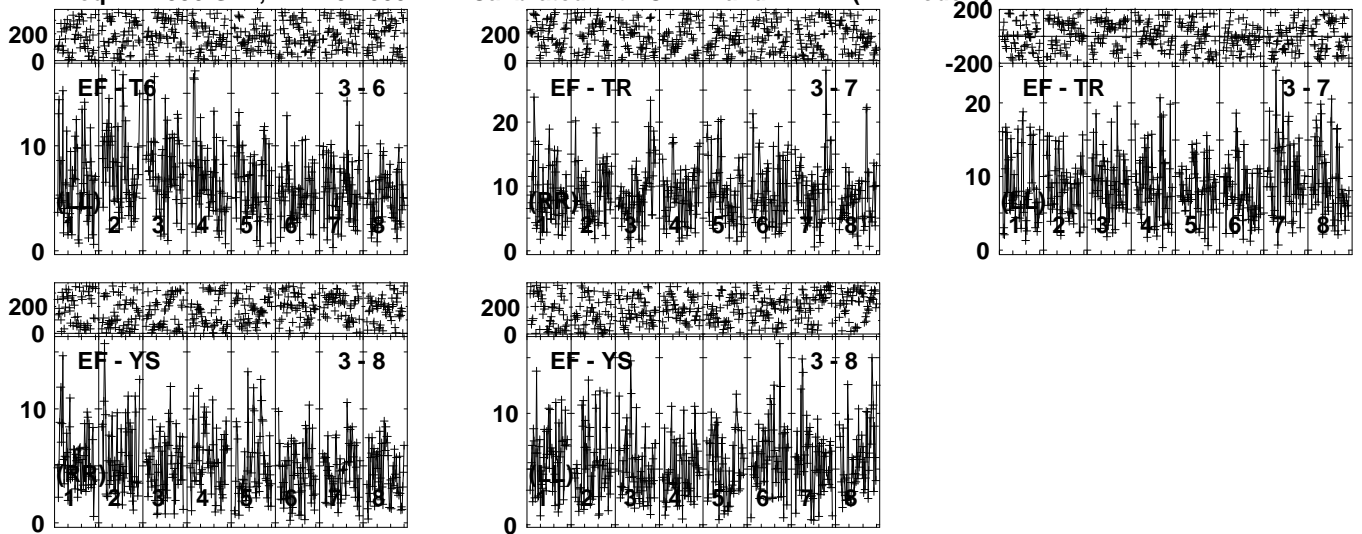


Lower frame: Milli Ampl Jy Top frame: Phas deg
Vector averaged cross-power spectrum Several baselines displayed
Timerange: 00/23:08:21 to 00/23:11:19

Plot file version 12 created 23-JUN-2023 11:45:08

NGC2841 EC082F.UVDATA.1

Freq = 4.7990 GHz, Bw = 32.000 MH Calibrated with CL # 4 and BP # 1 (BP mode 1)



Lower frame: Milli Ampl Jy Top frame: Phas deg

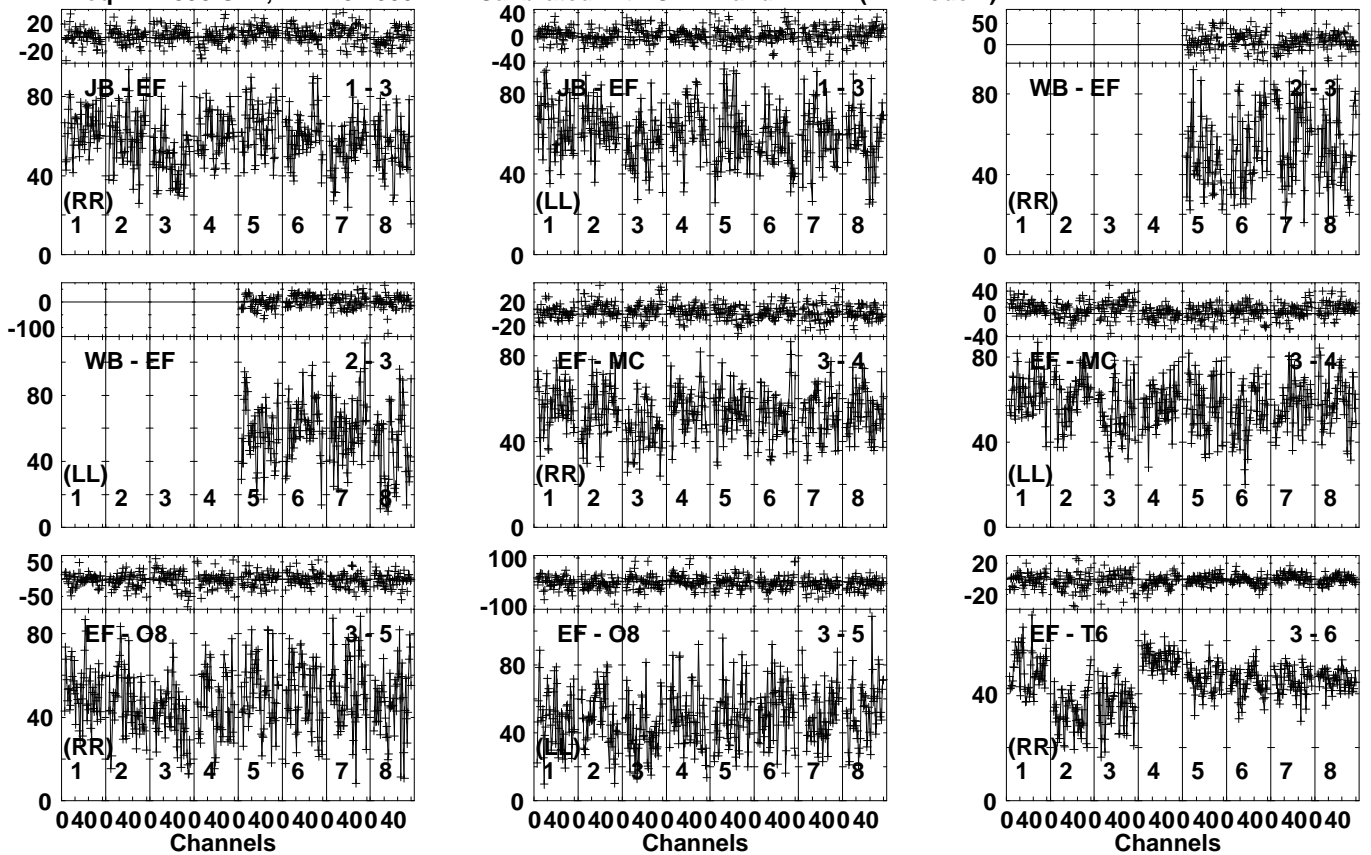
Vector averaged cross-power spectrum Several baselines displayed

Timerange: 00/23:08:21 to 00/23:11:19

Plot file version 13 created 23-JUN-2023 11:45:08

J0923+5136 EC082F.UVDATA.1

Freq = 4.7990 GHz, Bw = 32.000 MH Calibrated with CL # 4 and BP # 1 (BP mode 1)

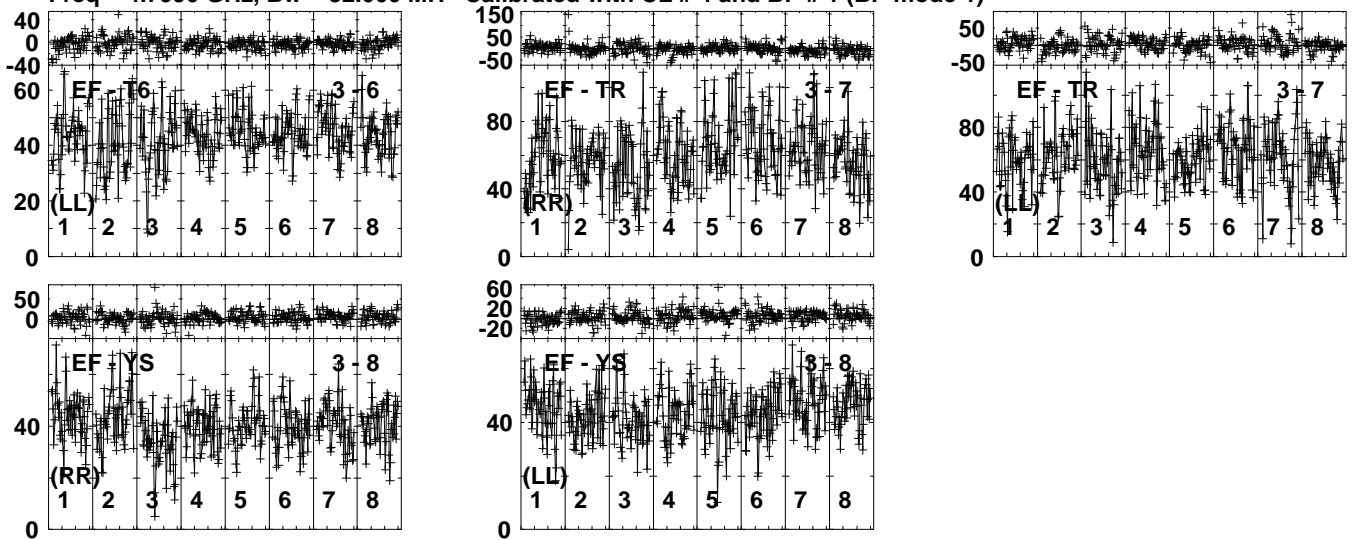


Lower frame: Milli Ampl Jy Top frame: Phas deg
Vector averaged cross-power spectrum Several baselines displayed
Timerange: 00/23:11:41 to 00/23:12:29

Plot file version 14 created 23-JUN-2023 11:45:09

J0923+5136 EC082F.UVDATA.1

Freq = 4.7990 GHz, Bw = 32.000 MH Calibrated with CL # 4 and BP # 1 (BP mode 1)

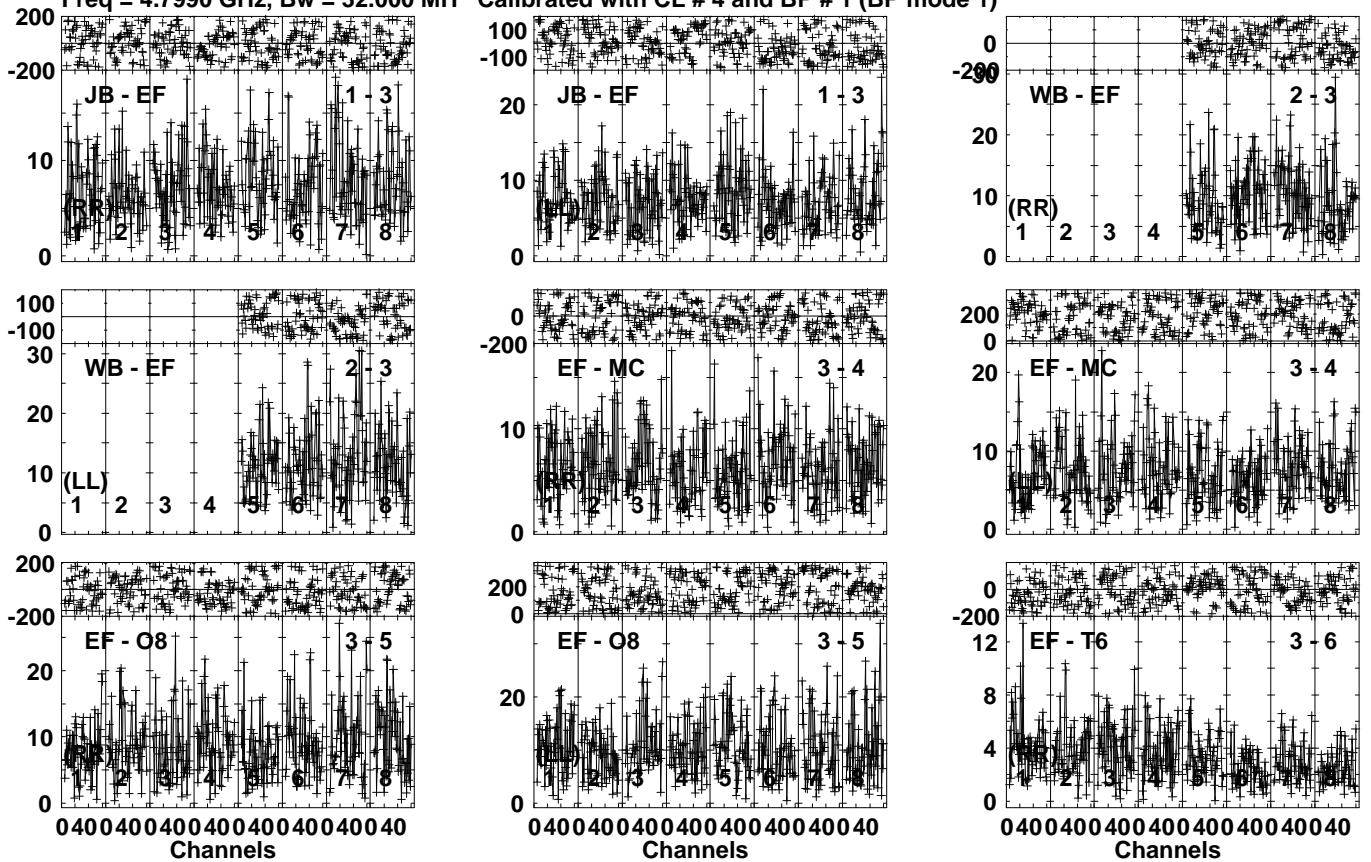


Lower frame: Milli Ampl Jy Top frame: Phas deg
Vector averaged cross-power spectrum Several baselines displayed
Timerange: 00/23:11:41 to 00/23:12:29

Plot file version 15 created 23-JUN-2023 11:45:09

NGC2841 EC082F.UVDATA.1

Freq = 4.7990 GHz, Bw = 32.000 MH Calibrated with CL # 4 and BP # 1 (BP mode 1)

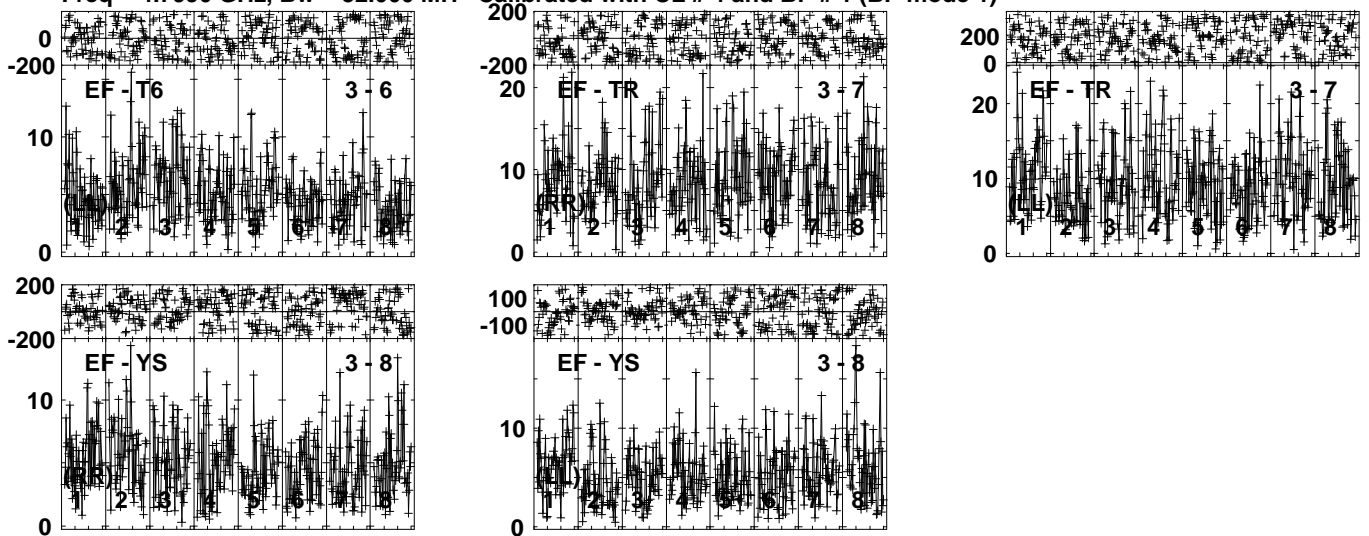


Lower frame: Milli Ampl Jy Top frame: Phas deg
Vector averaged cross-power spectrum Several baselines displayed
Timerange: 00/23:12:31 to 00/23:15:29

Plot file version 16 created 23-JUN-2023 11:45:09

NGC2841 EC082F.UVDATA.1

Freq = 4.7990 GHz, Bw = 32.000 MH Calibrated with CL # 4 and BP # 1 (BP mode 1)

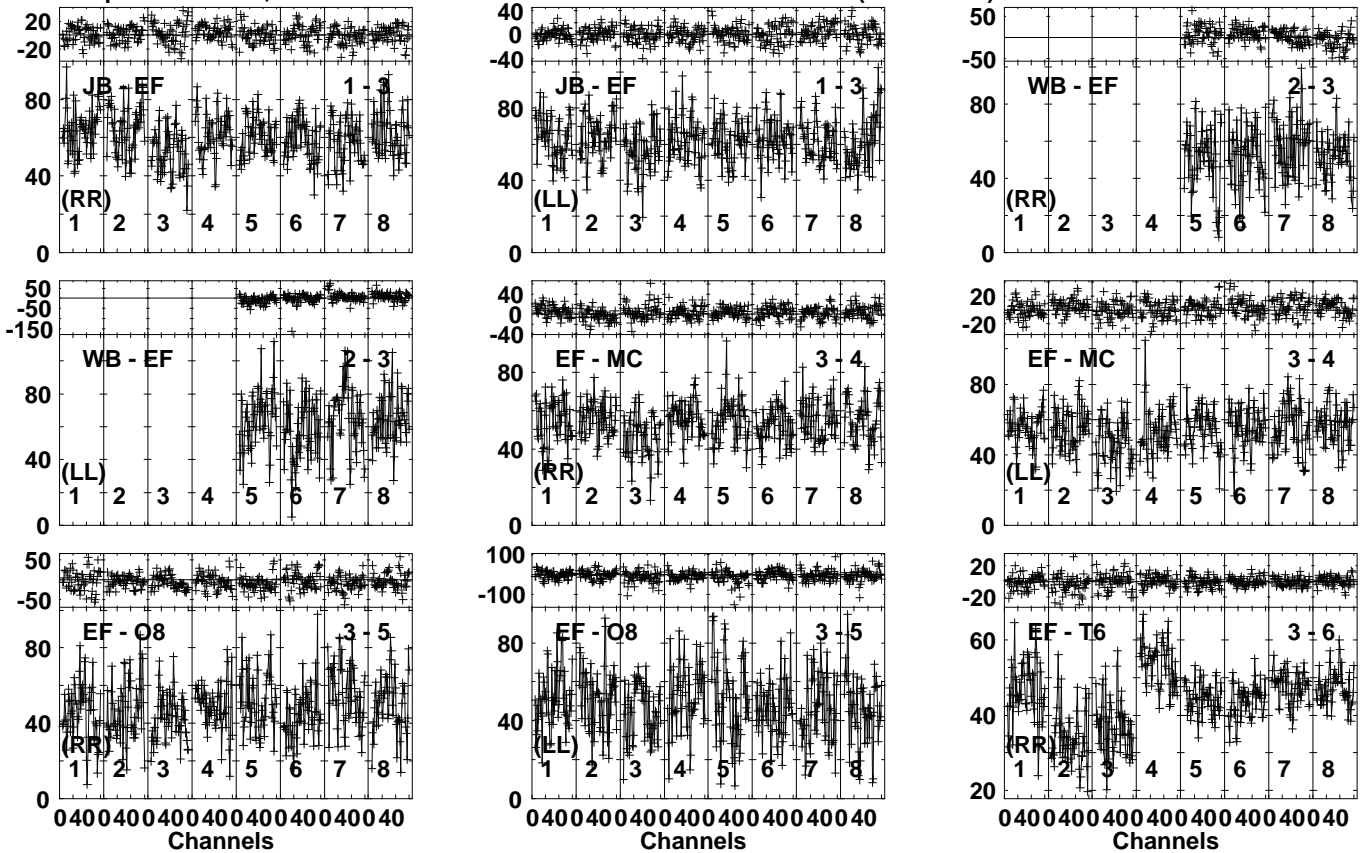


Lower frame: Milli Ampl Jy Top frame: Phas deg
Vector averaged cross-power spectrum Several baselines displayed
Timerange: 00/23:12:31 to 00/23:15:29

Plot file version 17 created 23-JUN-2023 11:45:10

J0923+5136 EC082F.UVDATA.1

Freq = 4.7990 GHz, Bw = 32.000 MH Calibrated with CL # 4 and BP # 1 (BP mode 1)

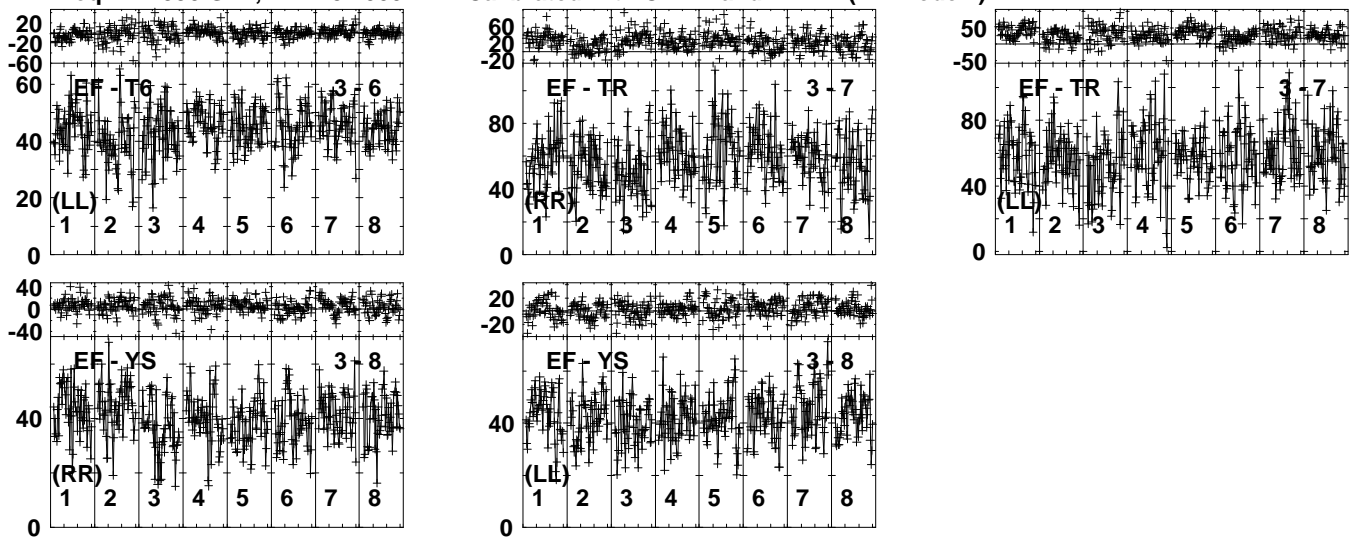


Lower frame: Milli Ampl Jy Top frame: Phas deg
Vector averaged cross-power spectrum Several baselines displayed
Timerange: 00/23:15:51 to 00/23:16:39

Plot file version 18 created 23-JUN-2023 11:45:10

J0923+5136 EC082F.UVDATA.1

Freq = 4.7990 GHz, Bw = 32.000 MH Calibrated with CL # 4 and BP # 1 (BP mode 1)



Lower frame: Milli Ampl Jy Top frame: Phas deg

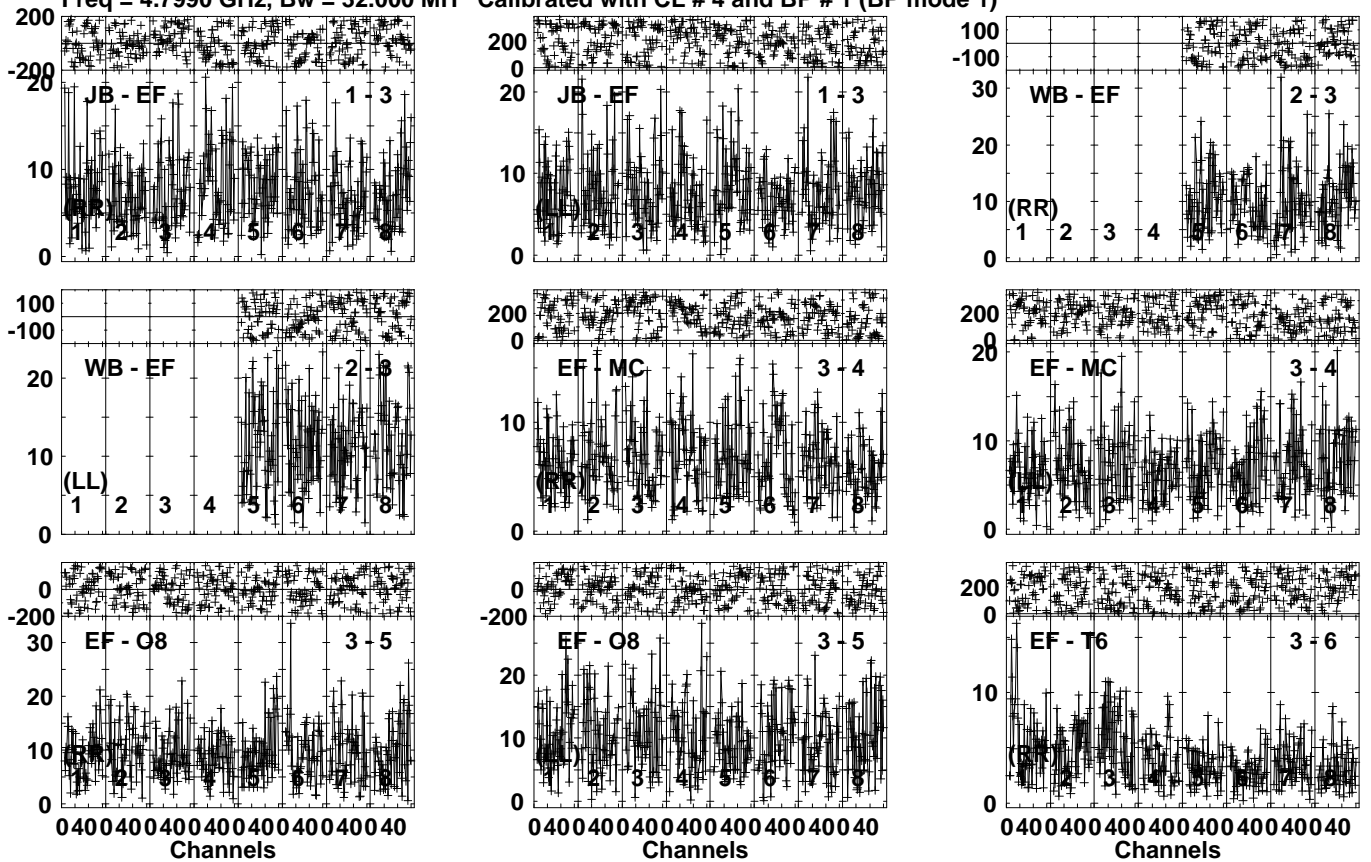
Vector averaged cross-power spectrum Several baselines displayed

Timerange: 00/23:15:51 to 00/23:16:39

Plot file version 19 created 23-JUN-2023 11:45:11

NGC2841 EC082F.UVDATA.1

Freq = 4.7990 GHz, Bw = 32.000 MH Calibrated with CL # 4 and BP # 1 (BP mode 1)

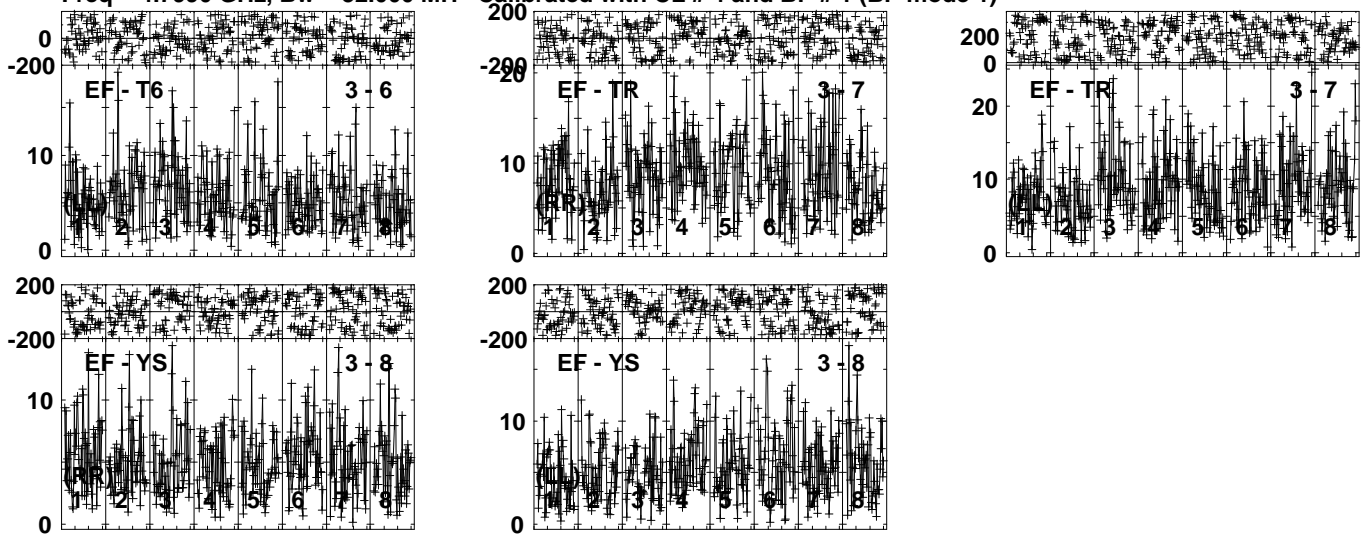


Lower frame: Milli Ampl Jy Top frame: Phas deg
Vector averaged cross-power spectrum Several baselines displayed
Timerange: 00/23:16:41 to 00/23:19:39

Plot file version 20 created 23-JUN-2023 11:45:11

NGC2841 EC082F.UVDATA.1

Freq = 4.7990 GHz, Bw = 32.000 MH Calibrated with CL # 4 and BP # 1 (BP mode 1)

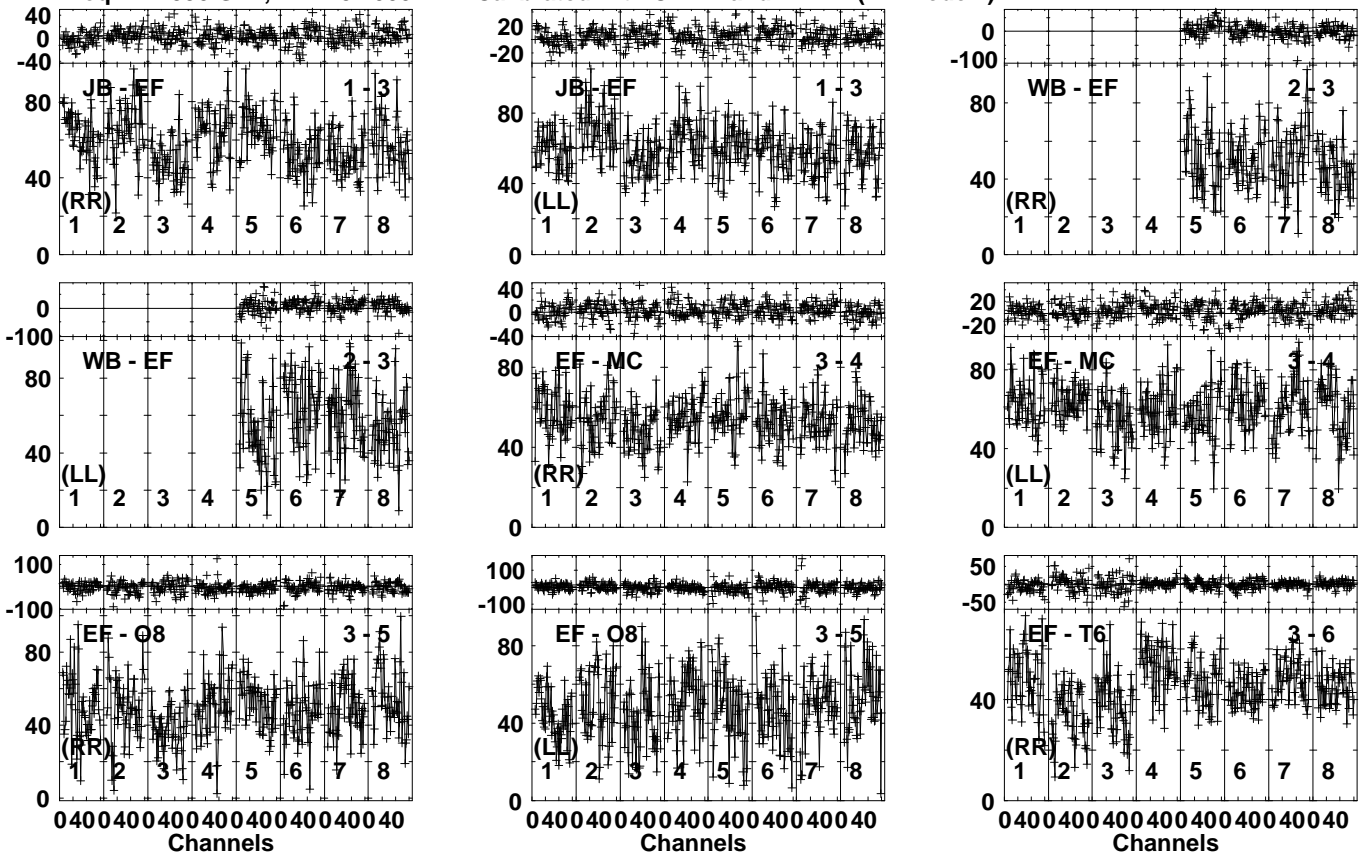


Lower frame: Milli Ampl Jy Top frame: Phas deg
Vector averaged cross-power spectrum Several baselines displayed
Timerange: 00/23:16:41 to 00/23:19:39

Plot file version 21 created 23-JUN-2023 11:45:11

J0923+5136 EC082F.UVDATA.1

Freq = 4.7990 GHz, Bw = 32.000 MH Calibrated with CL # 4 and BP # 1 (BP mode 1)

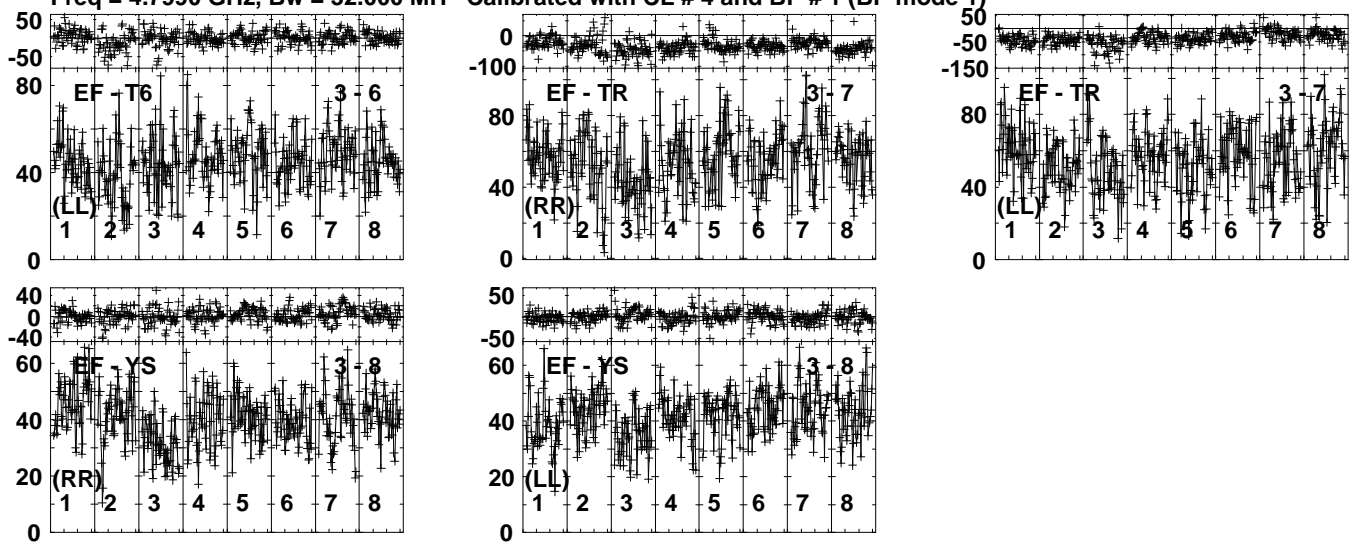


Lower frame: Milli Ampl Jy Top frame: Phas deg
Vector averaged cross-power spectrum Several baselines displayed
Timerange: 00/23:20:01 to 00/23:20:49

Plot file version 22 created 23-JUN-2023 11:45:12

J0923+5136 EC082F.UVDATA.1

Freq = 4.7990 GHz, Bw = 32.000 MH Calibrated with CL # 4 and BP # 1 (BP mode 1)

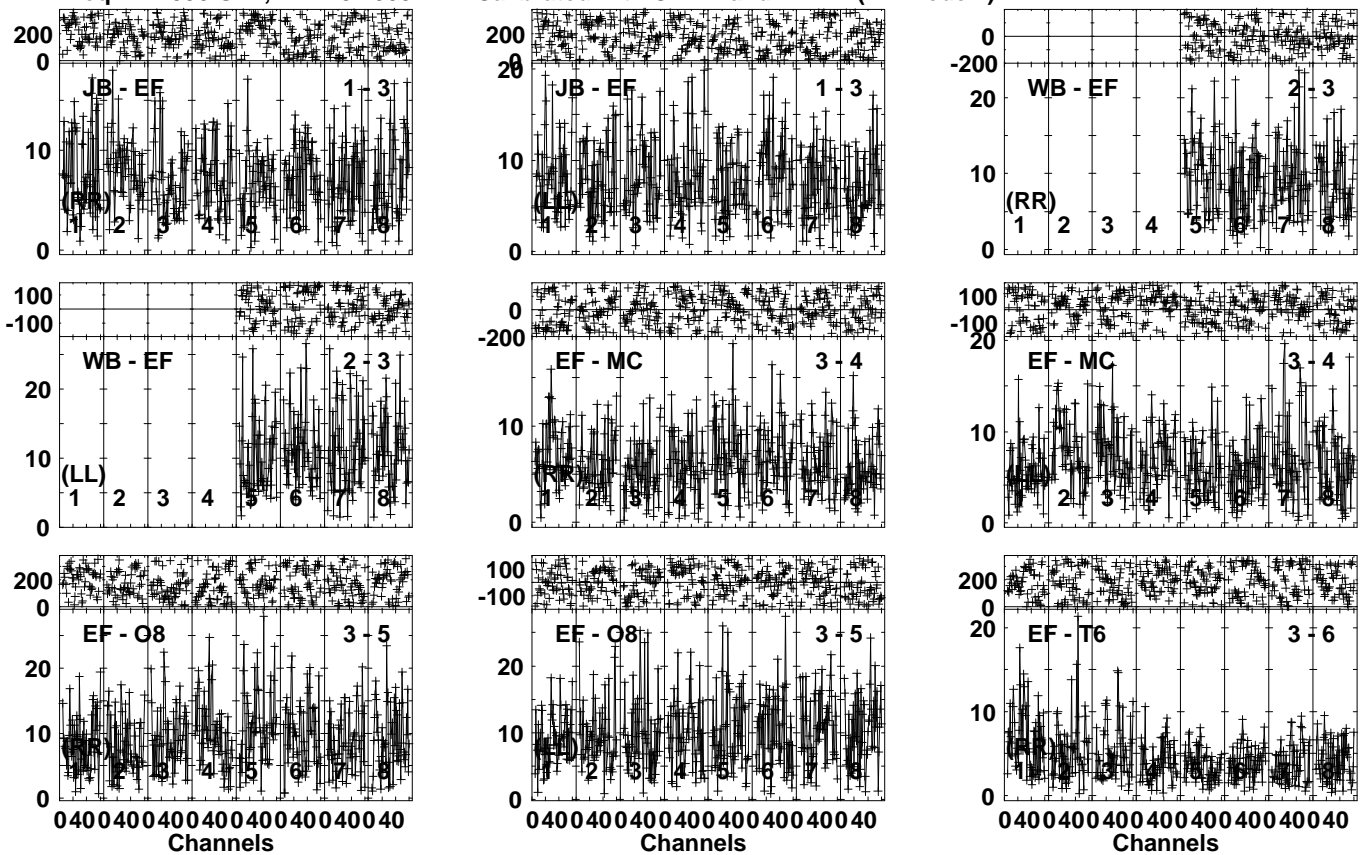


Lower frame: Milli Ampl Jy Top frame: Phas deg
Vector averaged cross-power spectrum Several baselines displayed
Timerange: 00/23:20:01 to 00/23:20:49

Plot file version 23 created 23-JUN-2023 11:45:12

NGC2841 EC082F.UVDATA.1

Freq = 4.7990 GHz, Bw = 32.000 MH Calibrated with CL # 4 and BP # 1 (BP mode 1)

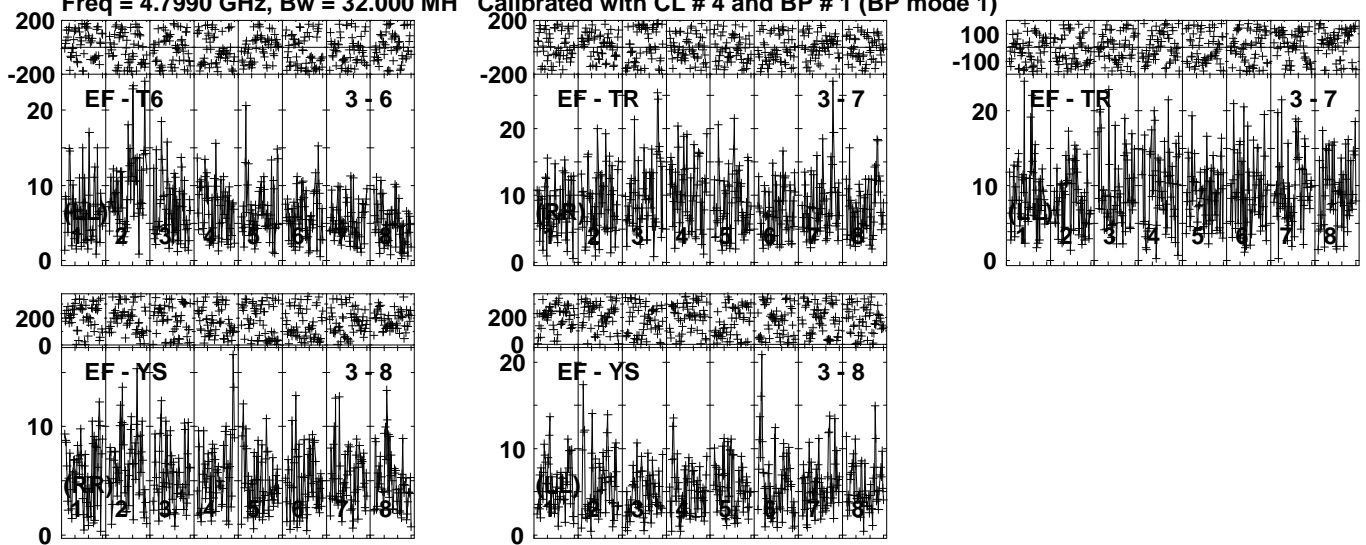


Lower frame: Milli Ampl Jy Top frame: Phas deg
Vector averaged cross-power spectrum Several baselines displayed
Timerange: 00/23:20:51 to 00/23:23:49

Plot file version 24 created 23-JUN-2023 11:45:12

NGC2841 EC082F.UVDATA.1

Freq = 4.7990 GHz, Bw = 32.000 MH Calibrated with CL # 4 and BP # 1 (BP mode 1)

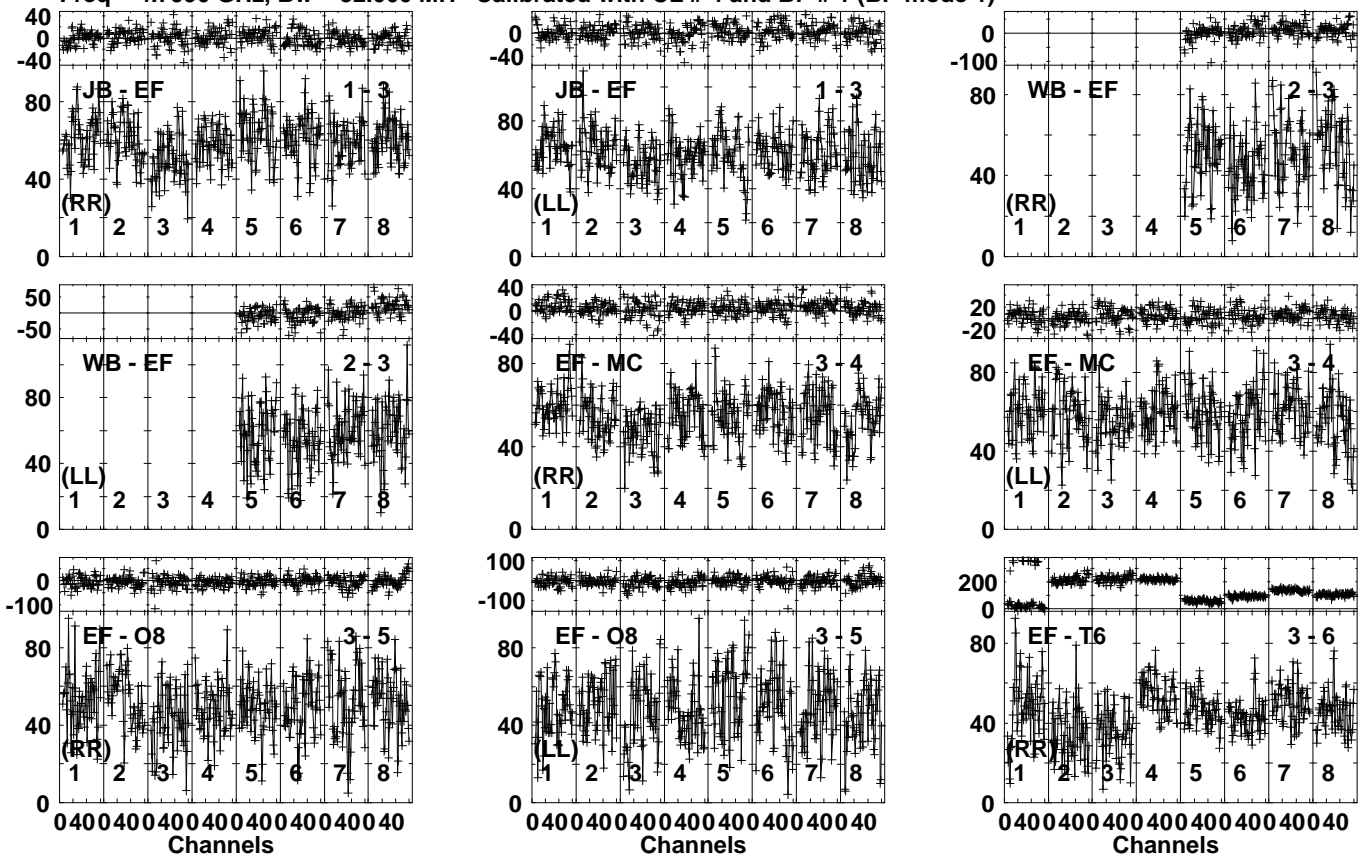


Lower frame: Milli Ampl Jy Top frame: Phas deg
Vector averaged cross-power spectrum Several baselines displayed
Timerange: 00/23:20:51 to 00/23:23:49

Plot file version 25 created 23-JUN-2023 11:45:13

J0923+5136 EC082F.UVDATA.1

Freq = 4.7990 GHz, Bw = 32.000 MH Calibrated with CL # 4 and BP # 1 (BP mode 1)

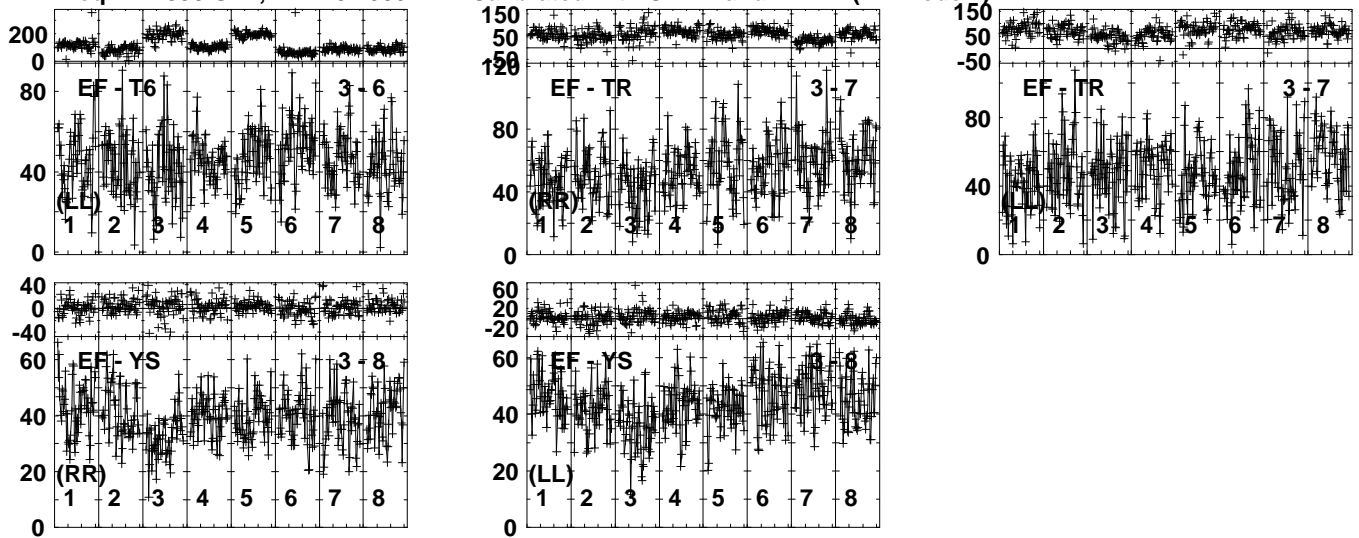


Lower frame: Milli Ampl Jy Top frame: Phas deg
Vector averaged cross-power spectrum Several baselines displayed
Timerange: 00/23:24:11 to 00/23:24:59

Plot file version 26 created 23-JUN-2023 11:45:13

J0923+5136 EC082F.UVDATA.1

Freq = 4.7990 GHz, Bw = 32.000 MH Calibrated with CL # 4 and BP # 1 (BP mode 1)

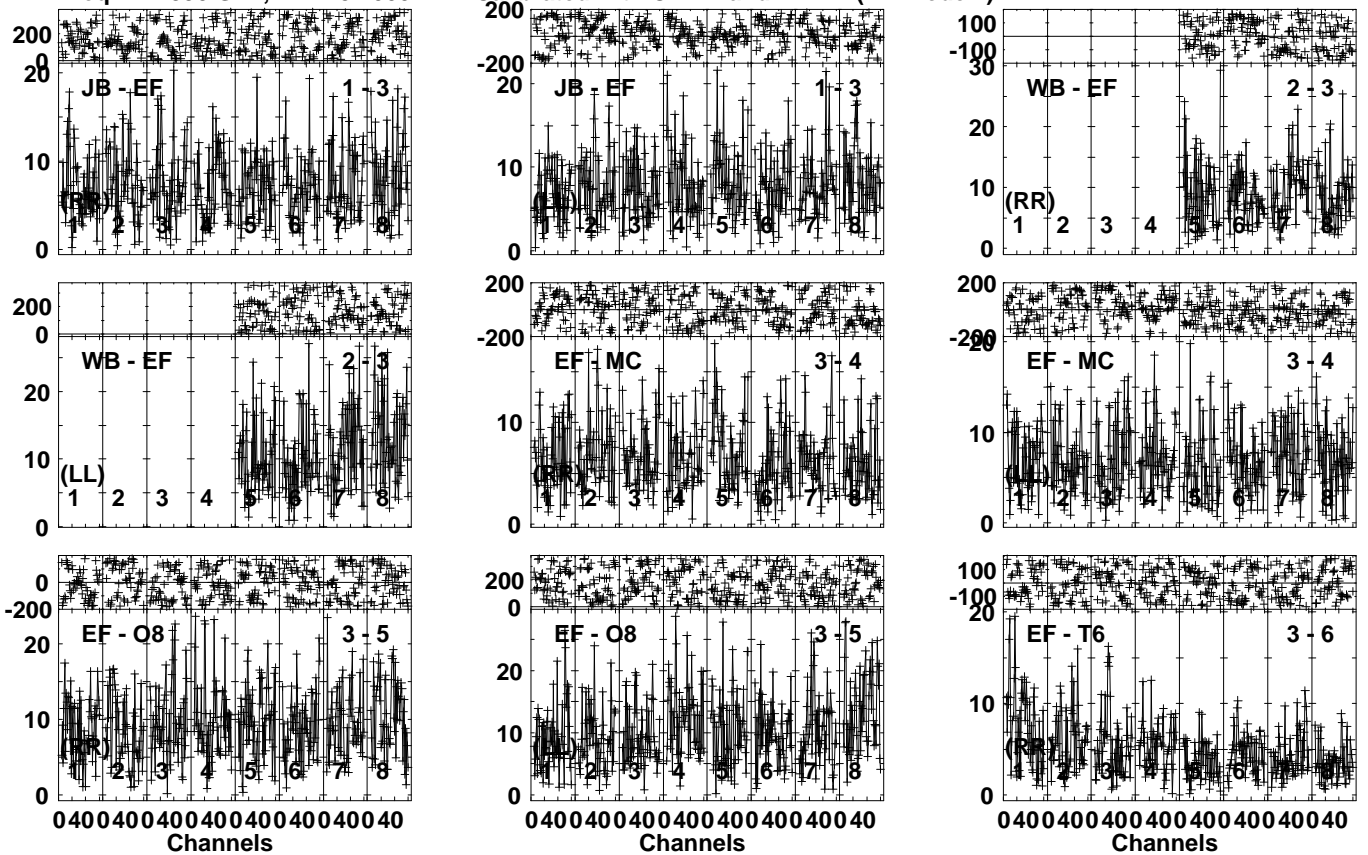


Lower frame: Milli Ampl Jy Top frame: Phas deg
Vector averaged cross-power spectrum Several baselines displayed
Timerange: 00/23:24:11 to 00/23:24:59

Plot file version 27 created 23-JUN-2023 11:45:13

NGC2841 EC082F.UVDATA.1

Freq = 4.7990 GHz, Bw = 32.000 MH Calibrated with CL # 4 and BP # 1 (BP mode 1)

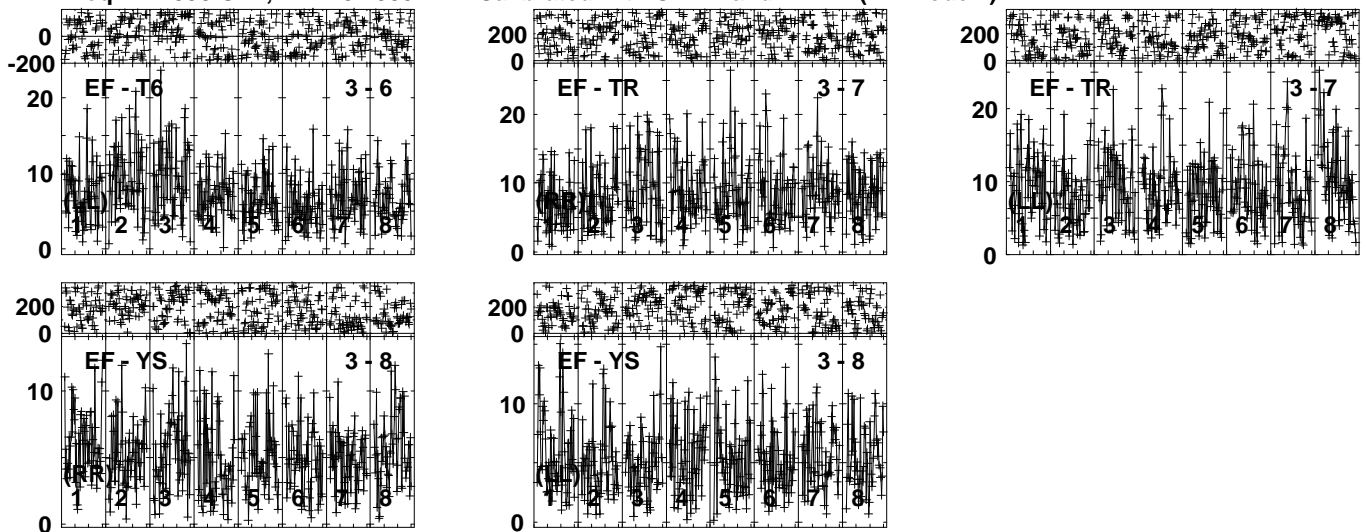


Lower frame: Milli Ampl Jy Top frame: Phas deg
Vector averaged cross-power spectrum Several baselines displayed
Timerange: 00/23:25:01 to 00/23:27:59

Plot file version 28 created 23-JUN-2023 11:45:14

NGC2841 EC082F.UVDATA.1

Freq = 4.7990 GHz, Bw = 32.000 MH Calibrated with CL # 4 and BP # 1 (BP mode 1)

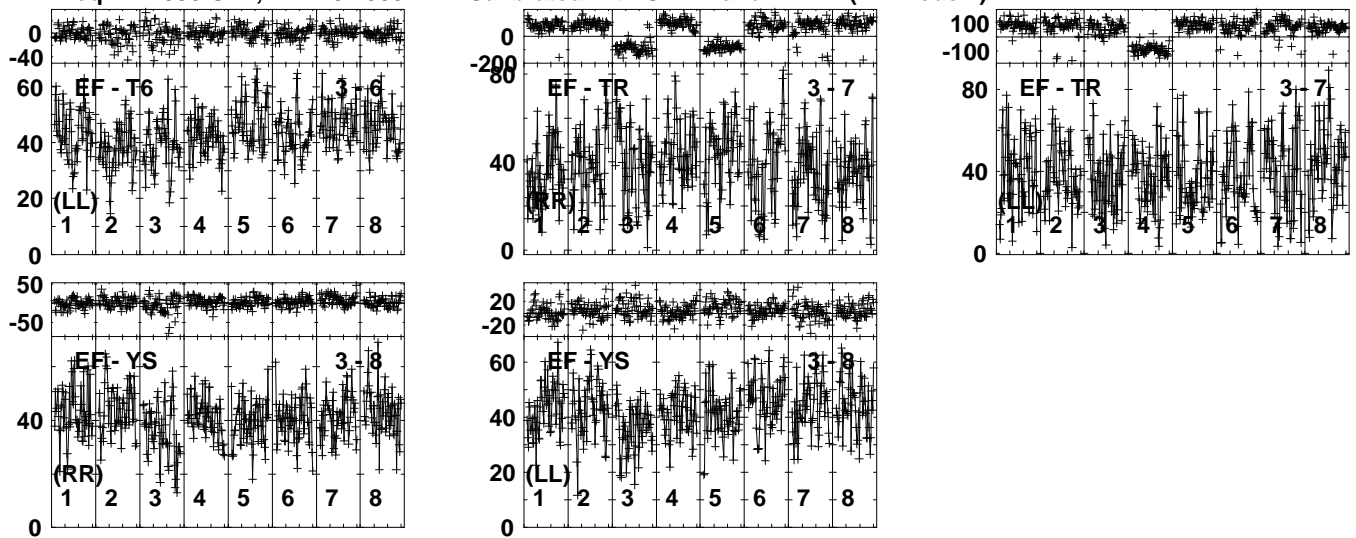


Lower frame: Milli Ampl Jy Top frame: Phas deg
Vector averaged cross-power spectrum Several baselines displayed
Timerange: 00/23:25:01 to 00/23:27:59

Plot file version 30 created 23-JUN-2023 11:45:14

J0923+5136 EC082F.UVDATA.1

Freq = 4.7990 GHz, Bw = 32.000 MH Calibrated with CL # 4 and BP # 1 (BP mode 1)

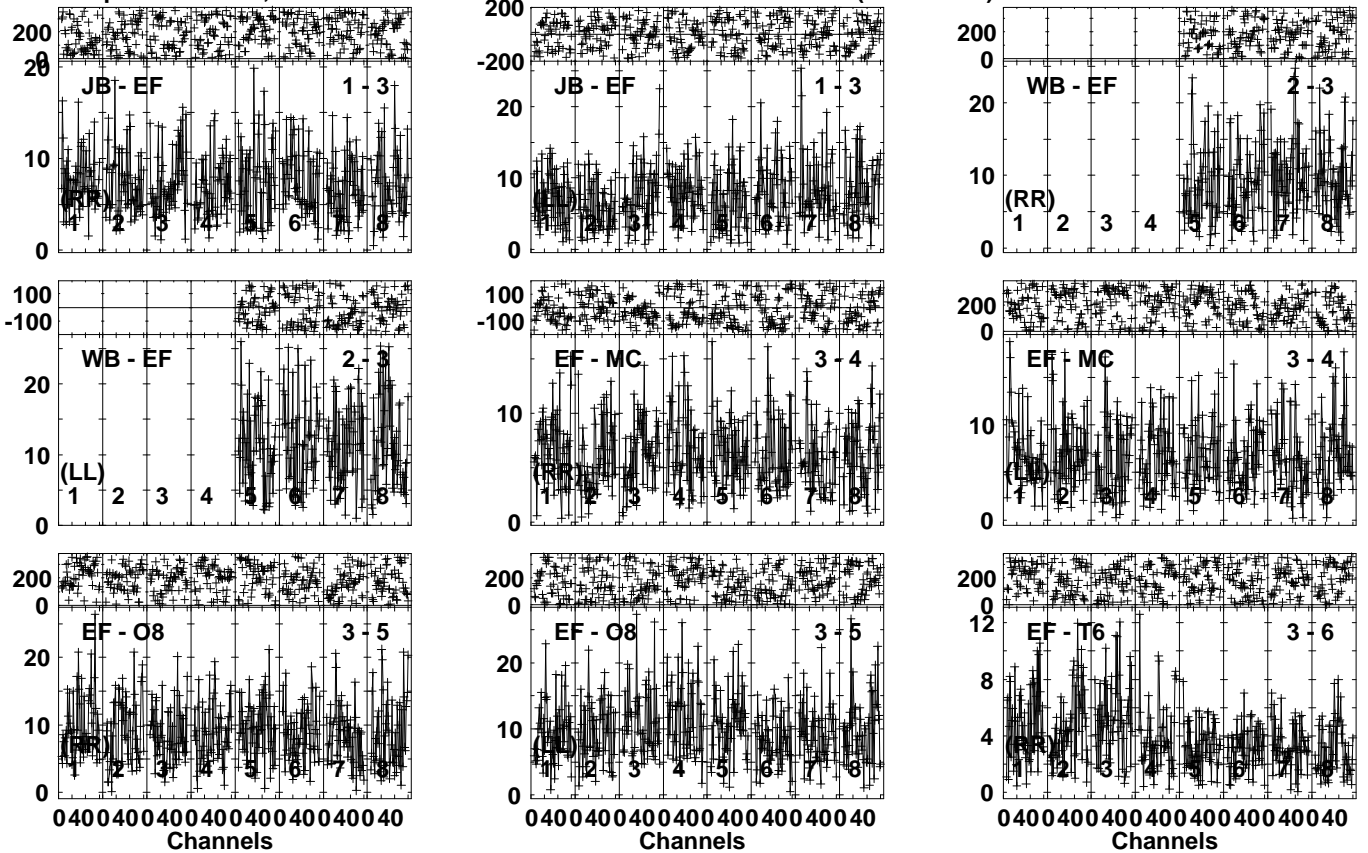


Lower frame: Milli Ampl Jy Top frame: Phas deg
Vector averaged cross-power spectrum Several baselines displayed
Timerange: 00/23:28:21 to 00/23:29:09

Plot file version 31 created 23-JUN-2023 11:45:15

NGC2841 EC082F.UVDATA.1

Freq = 4.7990 GHz, Bw = 32.000 MH Calibrated with CL # 4 and BP # 1 (BP mode 1)

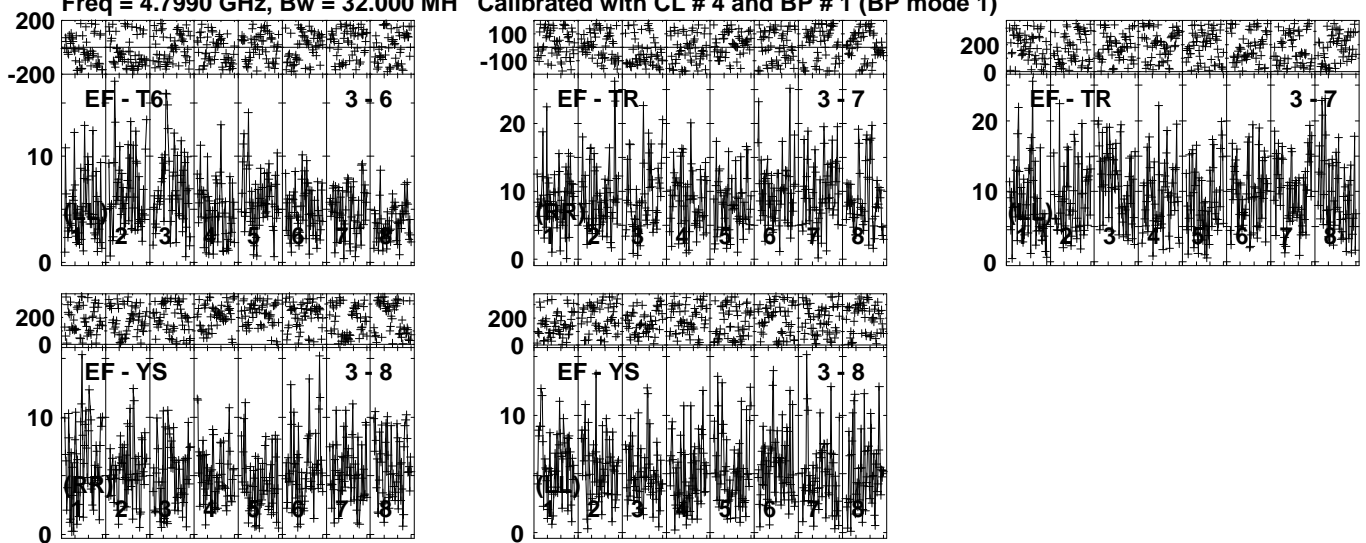


Lower frame: Milli Ampl Jy Top frame: Phas deg
Vector averaged cross-power spectrum Several baselines displayed
Timerange: 00/23:29:11 to 00/23:32:09

Plot file version 32 created 23-JUN-2023 11:45:15

NGC2841 EC082F.UVDATA.1

Freq = 4.7990 GHz, Bw = 32.000 MH Calibrated with CL # 4 and BP # 1 (BP mode 1)

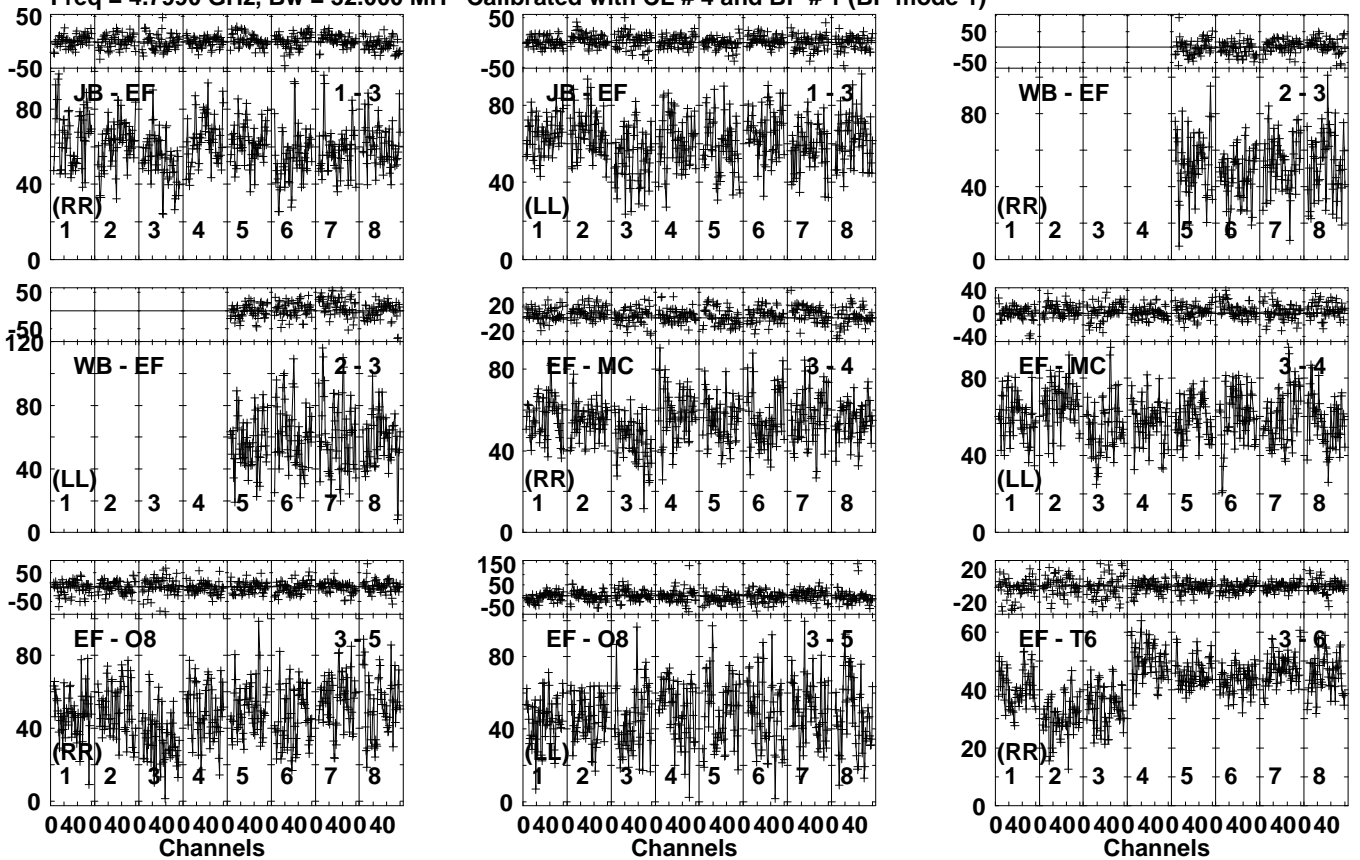


Lower frame: Milli Ampl Jy Top frame: Phas deg
Vector averaged cross-power spectrum Several baselines displayed
Timerange: 00/23:29:11 to 00/23:32:09

Plot file version 33 created 23-JUN-2023 11:45:16

J0923+5136 EC082F.UVDATA.1

Freq = 4.7990 GHz, Bw = 32.000 MH Calibrated with CL # 4 and BP # 1 (BP mode 1)

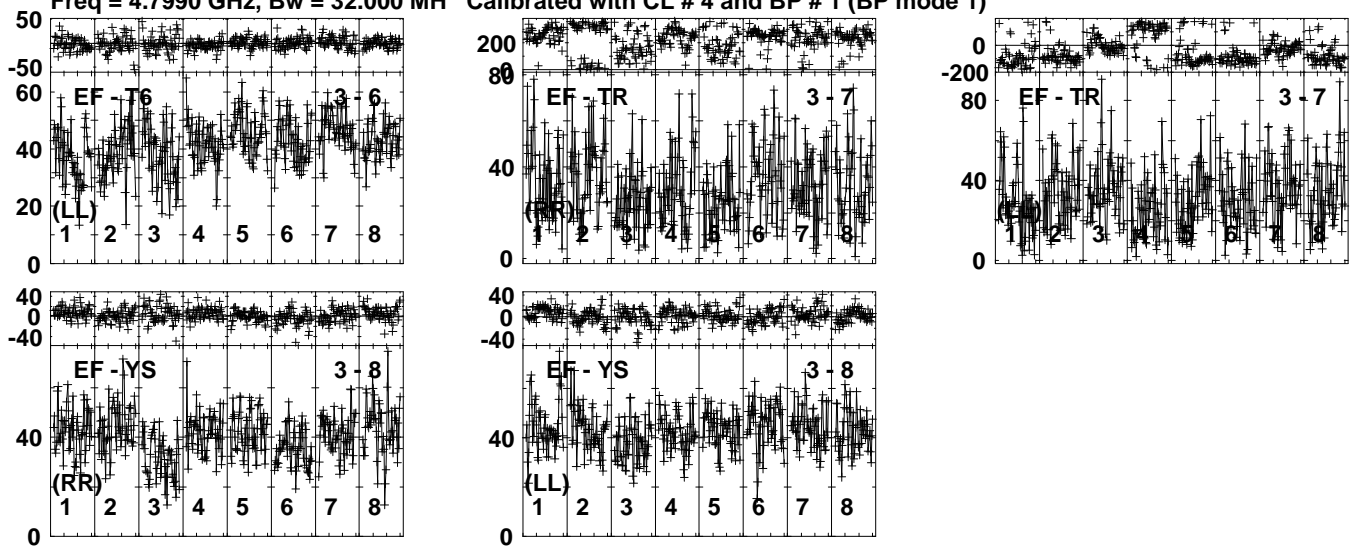


Lower frame: Milli Ampl Jy Top frame: Phas deg
Vector averaged cross-power spectrum Several baselines displayed
Timerange: 00/23:32:31 to 00/23:33:19

Plot file version 34 created 23-JUN-2023 11:45:16

J0923+5136 EC082F.UVDATA.1

Freq = 4.7990 GHz, Bw = 32.000 MH Calibrated with CL # 4 and BP # 1 (BP mode 1)

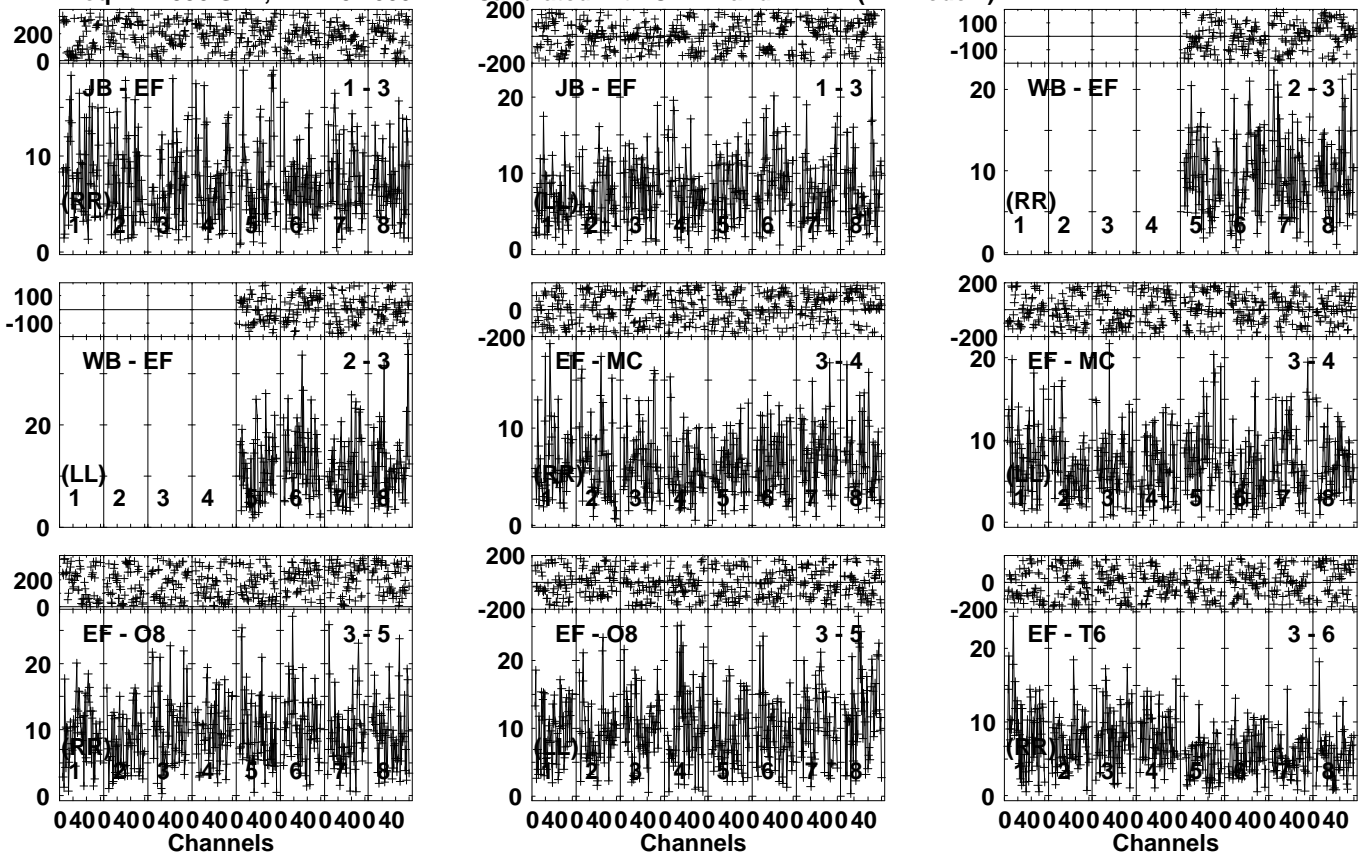


Lower frame: Milli Ampl Jy Top frame: Phas deg
Vector averaged cross-power spectrum Several baselines displayed
Timerange: 00/23:32:31 to 00/23:33:19

Plot file version 35 created 23-JUN-2023 11:45:16

NGC2841 EC082F.UVDATA.1

Freq = 4.7990 GHz, Bw = 32.000 MH Calibrated with CL # 4 and BP # 1 (BP mode 1)

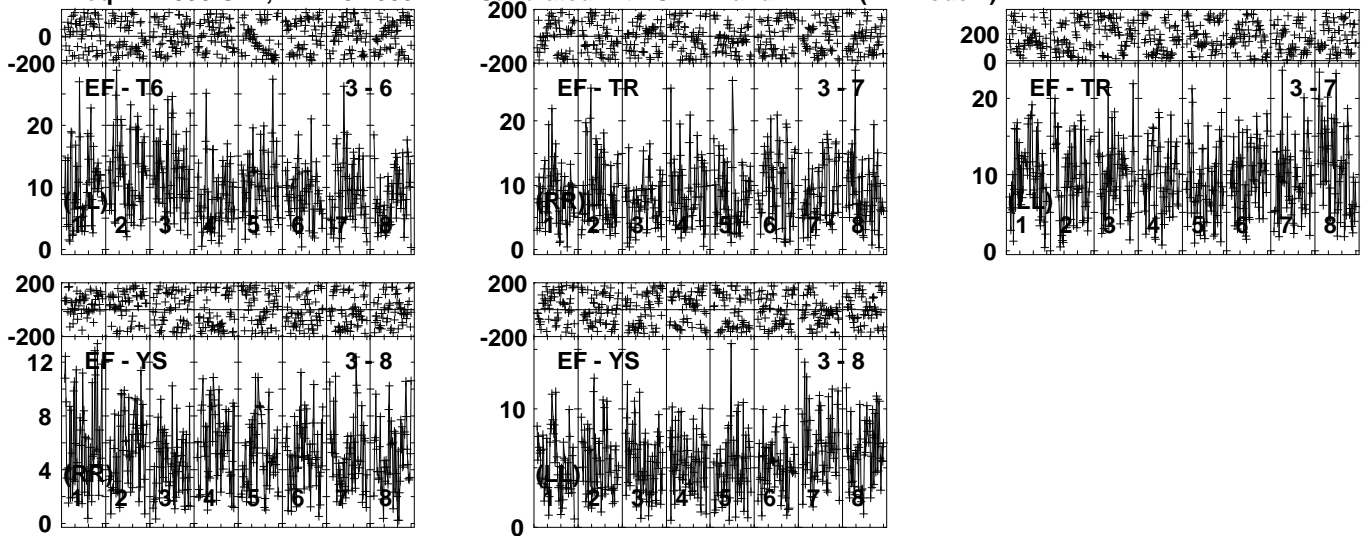


Lower frame: Milli Ampl Jy Top frame: Phas deg
Vector averaged cross-power spectrum Several baselines displayed
Timerange: 00/23:33:21 to 00/23:36:19

Plot file version 36 created 23-JUN-2023 11:45:16

NGC2841 EC082F.UVDATA.1

Freq = 4.7990 GHz, Bw = 32.000 MH Calibrated with CL # 4 and BP # 1 (BP mode 1)

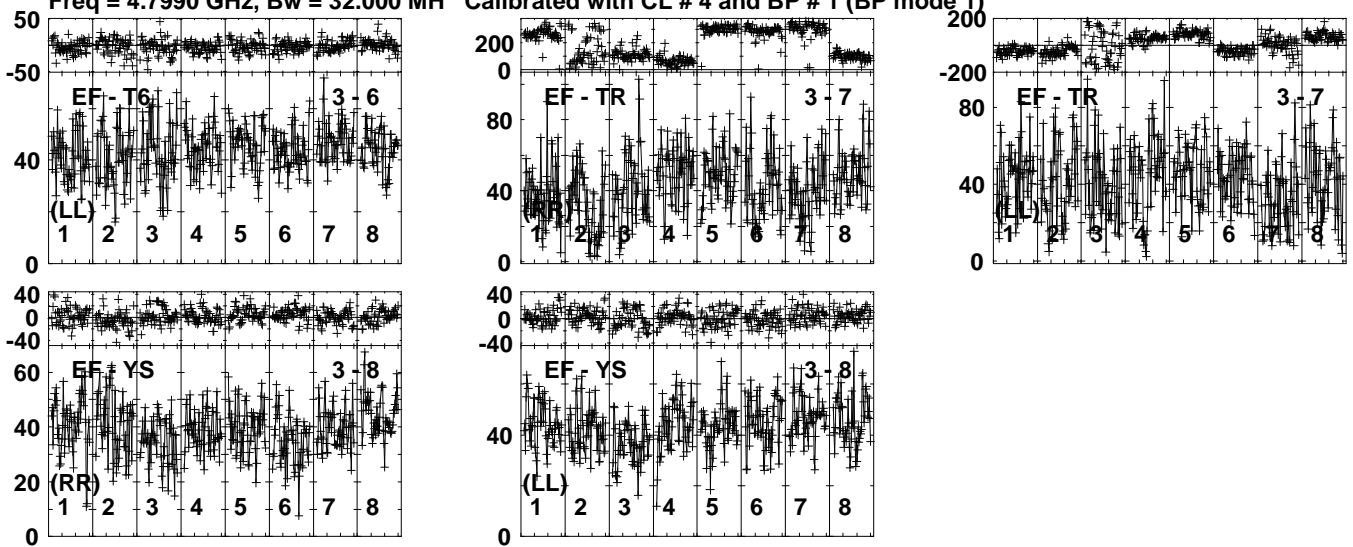


Lower frame: Milli Ampl Jy Top frame: Phas deg
Vector averaged cross-power spectrum Several baselines displayed
Timerange: 00/23:33:21 to 00/23:36:19

Plot file version 38 created 23-JUN-2023 11:45:17

J0923+5136 EC082F.UVDATA.1

Freq = 4.7990 GHz, Bw = 32.000 MH Calibrated with CL # 4 and BP # 1 (BP mode 1)

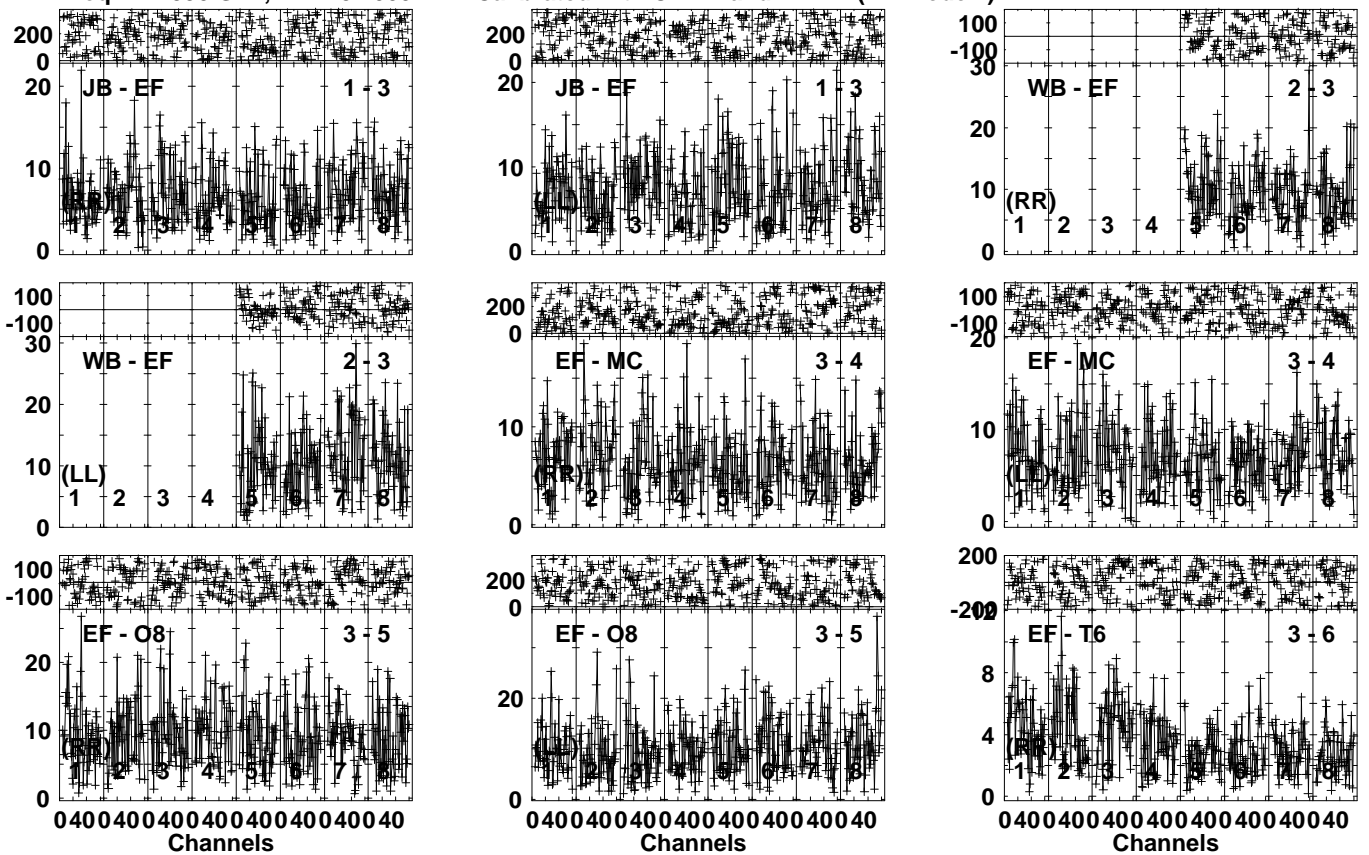


Lower frame: Milli Ampl Jy Top frame: Phas deg
Vector averaged cross-power spectrum Several baselines displayed
Timerange: 00/23:36:41 to 00/23:37:29

Plot file version 39 created 23-JUN-2023 11:45:18

NGC2841 EC082F.UVDATA.1

Freq = 4.7990 GHz, Bw = 32.000 MH Calibrated with CL # 4 and BP # 1 (BP mode 1)

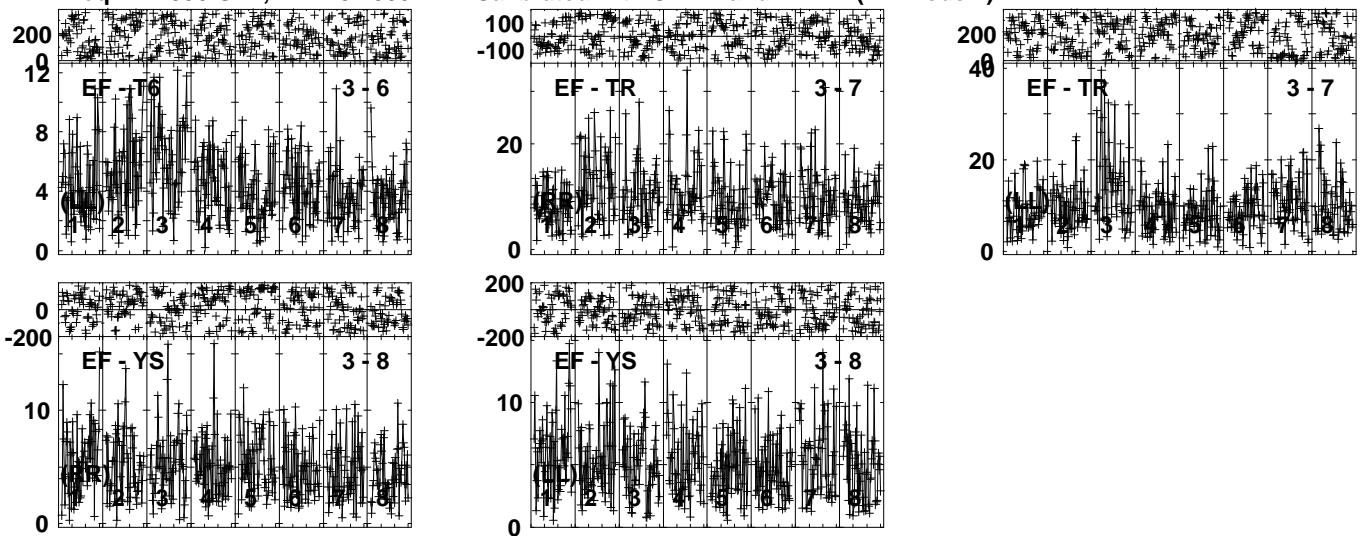


Lower frame: Milli Ampl Jy Top frame: Phas deg
Vector averaged cross-power spectrum Several baselines displayed
Timerange: 00/23:37:31 to 00/23:40:29

Plot file version 40 created 23-JUN-2023 11:45:18

NGC2841 EC082F.UVDATA.1

Freq = 4.7990 GHz, Bw = 32.000 MH Calibrated with CL # 4 and BP # 1 (BP mode 1)

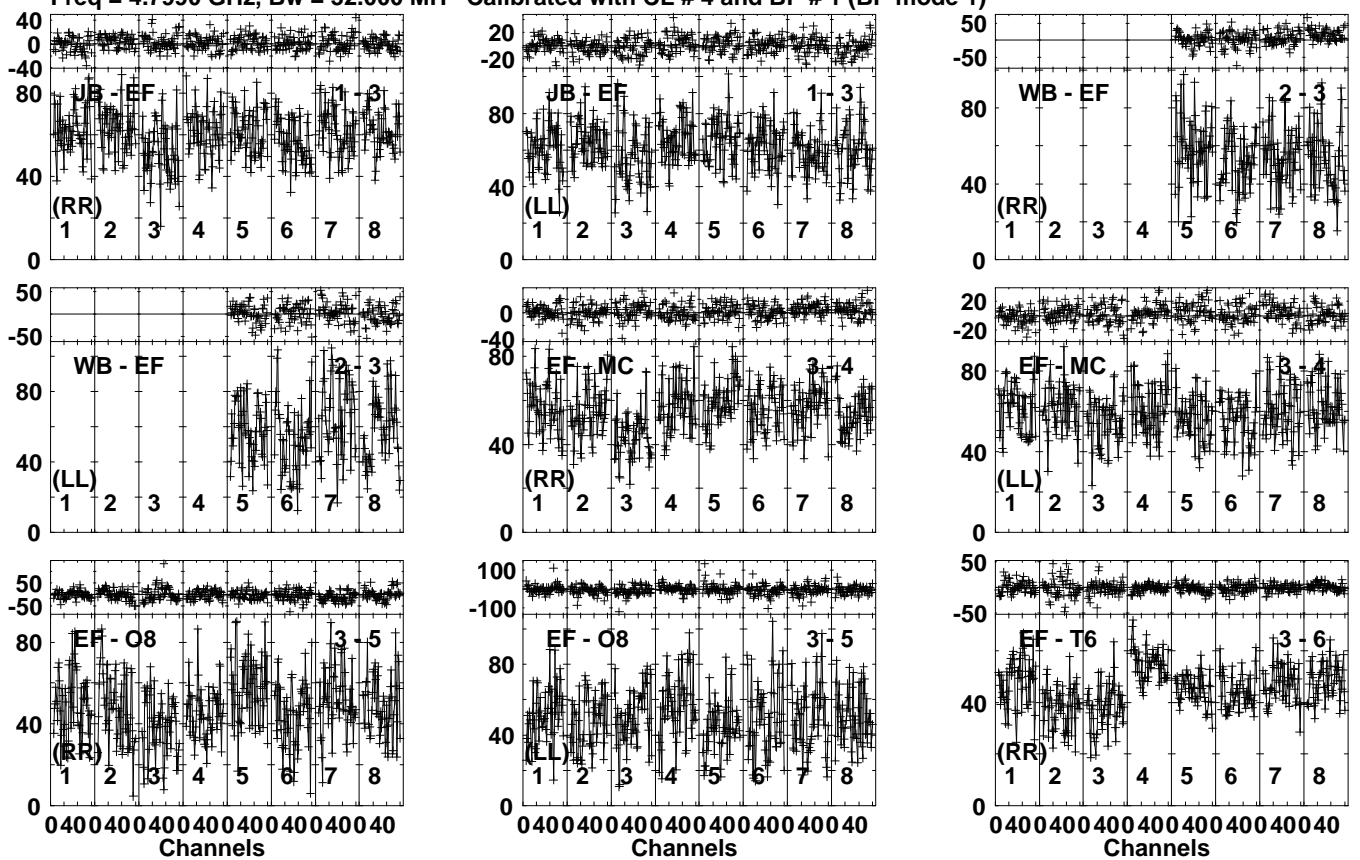


Lower frame: Milli Ampl Jy Top frame: Phas deg
Vector averaged cross-power spectrum Several baselines displayed
Timerange: 00/23:37:31 to 00/23:40:29

Plot file version 41 created 23-JUN-2023 11:45:18

J0923+5136 EC082F.UVDATA.1

Freq = 4.7990 GHz, Bw = 32.000 MH Calibrated with CL # 4 and BP # 1 (BP mode 1)

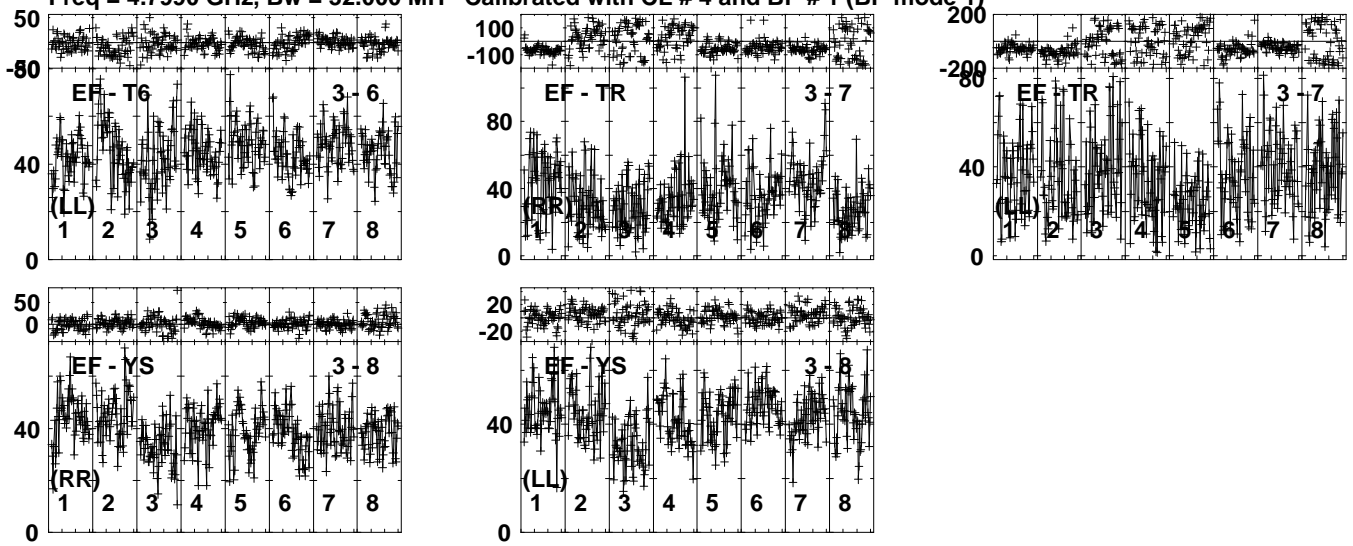


Lower frame: Milli Ampl Jy Top frame: Phas deg
Vector averaged cross-power spectrum Several baselines displayed
Timerange: 00/23:40:51 to 00/23:41:39

Plot file version 42 created 23-JUN-2023 11:45:19

J0923+5136 EC082F.UVDATA.1

Freq = 4.7990 GHz, Bw = 32.000 MH Calibrated with CL # 4 and BP # 1 (BP mode 1)

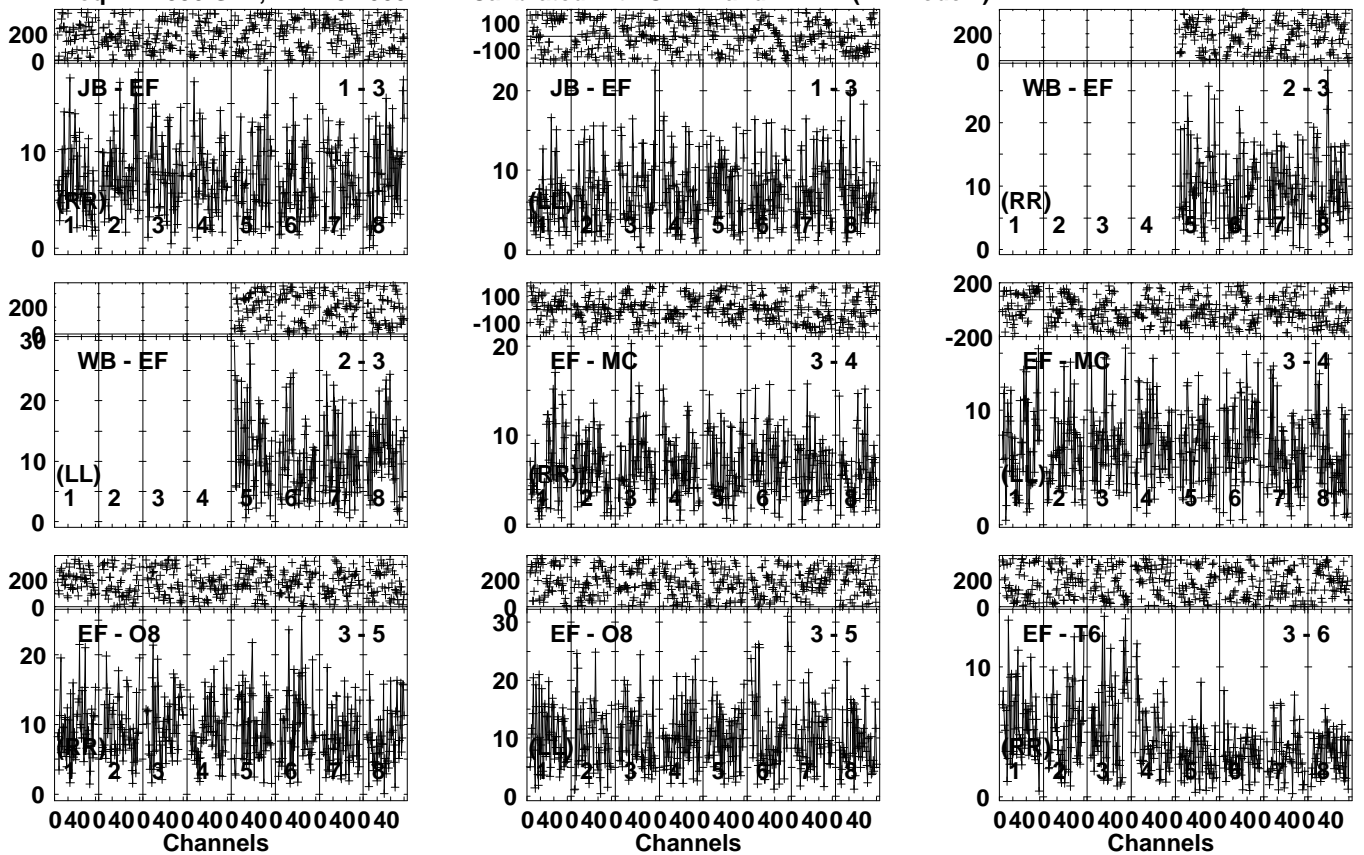


Lower frame: Milli Ampl Jy Top frame: Phas deg
Vector averaged cross-power spectrum Several baselines displayed
Timerange: 00/23:40:51 to 00/23:41:39

Plot file version 43 created 23-JUN-2023 11:45:19

NGC2841 EC082F.UVDATA.1

Freq = 4.7990 GHz, Bw = 32.000 MH Calibrated with CL # 4 and BP # 1 (BP mode 1)

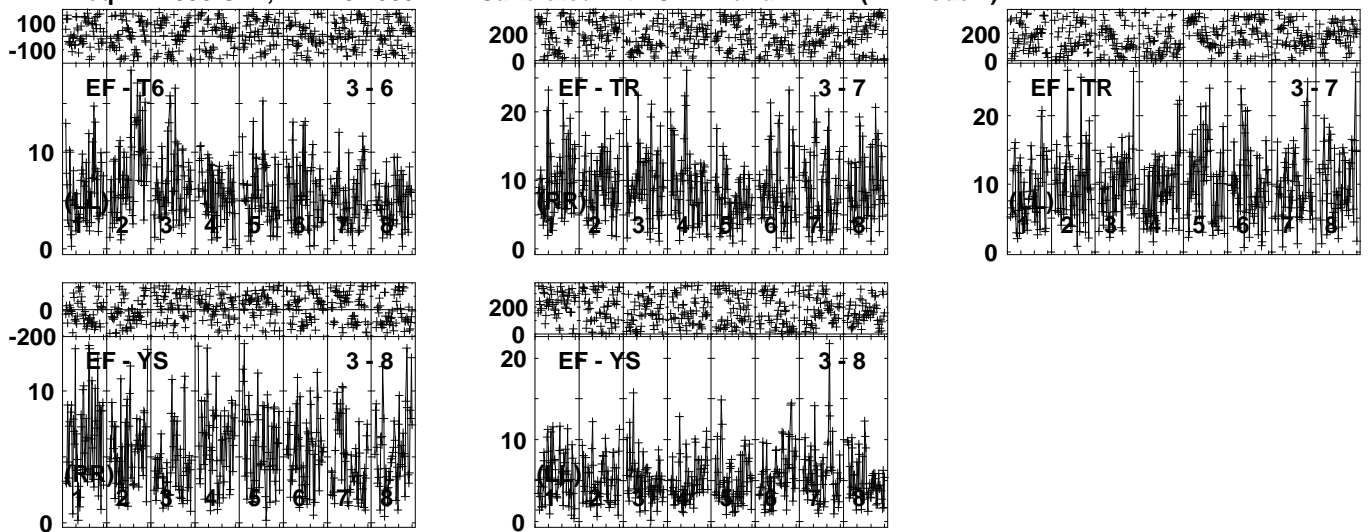


Lower frame: Milli Ampl Jy Top frame: Phas deg
Vector averaged cross-power spectrum Several baselines displayed
Timerange: 00/23:41:41 to 00/23:44:39

Plot file version 44 created 23-JUN-2023 11:45:19

NGC2841 EC082F.UVDATA.1

Freq = 4.7990 GHz, Bw = 32.000 MH Calibrated with CL # 4 and BP # 1 (BP mode 1)



Lower frame: Milli Ampl Jy Top frame: Phas deg

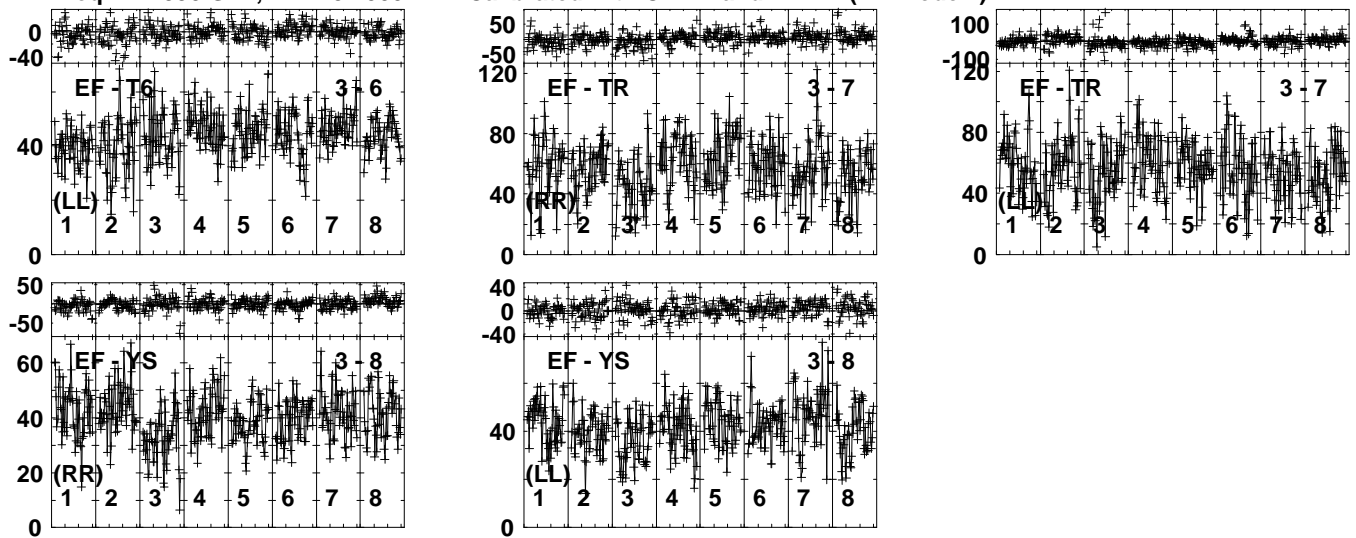
Vector averaged cross-power spectrum Several baselines displayed

Timerange: 00/23:41:41 to 00/23:44:39

Plot file version 46 created 23-JUN-2023 11:45:20

J0923+5136 EC082F.UVDATA.1

Freq = 4.7990 GHz, Bw = 32.000 MH Calibrated with CL # 4 and BP # 1 (BP mode 1)

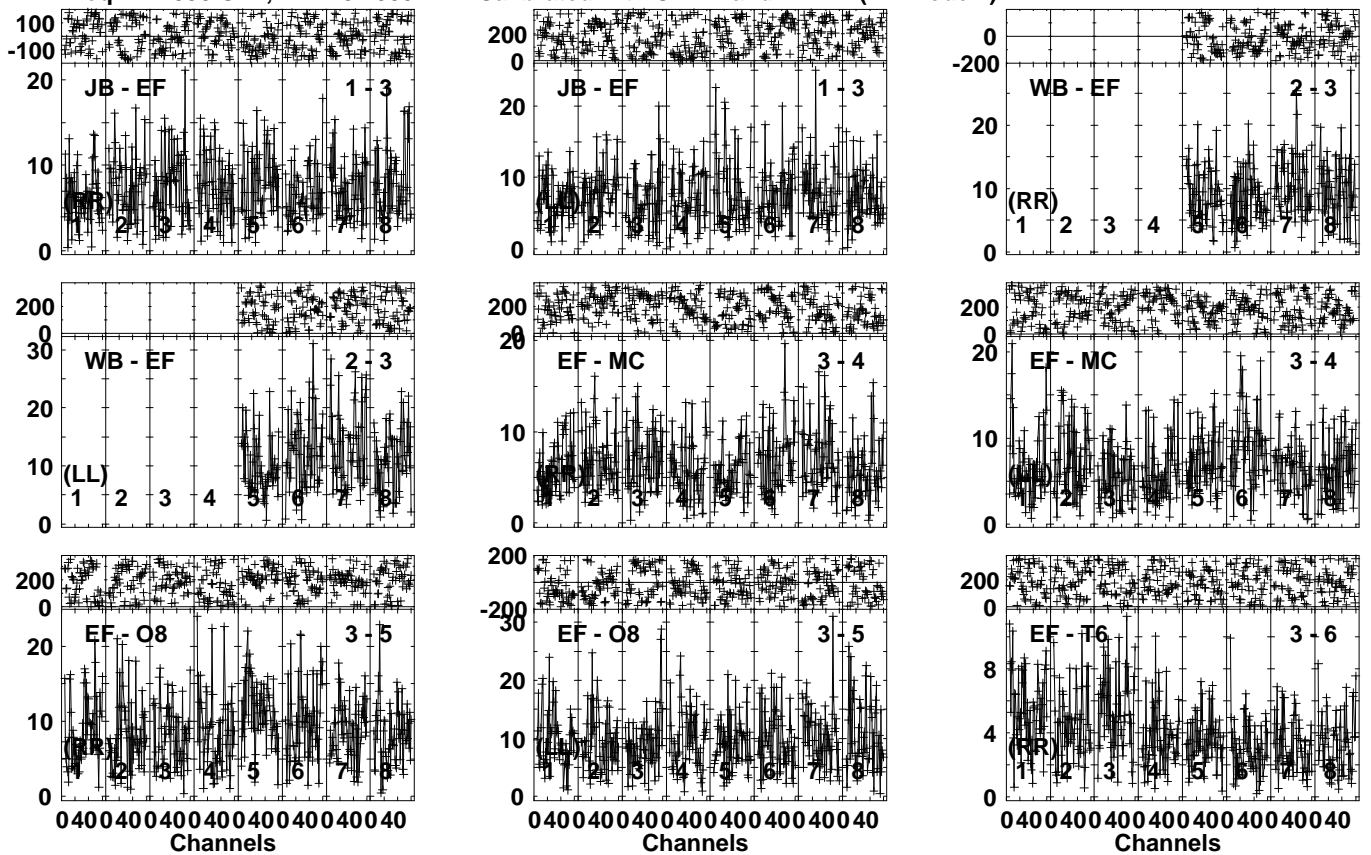


Lower frame: Milli Ampl Jy Top frame: Phas deg
Vector averaged cross-power spectrum Several baselines displayed
Timerange: 00/23:45:01 to 00/23:45:49

Plot file version 47 created 23-JUN-2023 11:45:20

NGC2841 EC082F.UVDATA.1

Freq = 4.7990 GHz, Bw = 32.000 MH Calibrated with CL # 4 and BP # 1 (BP mode 1)

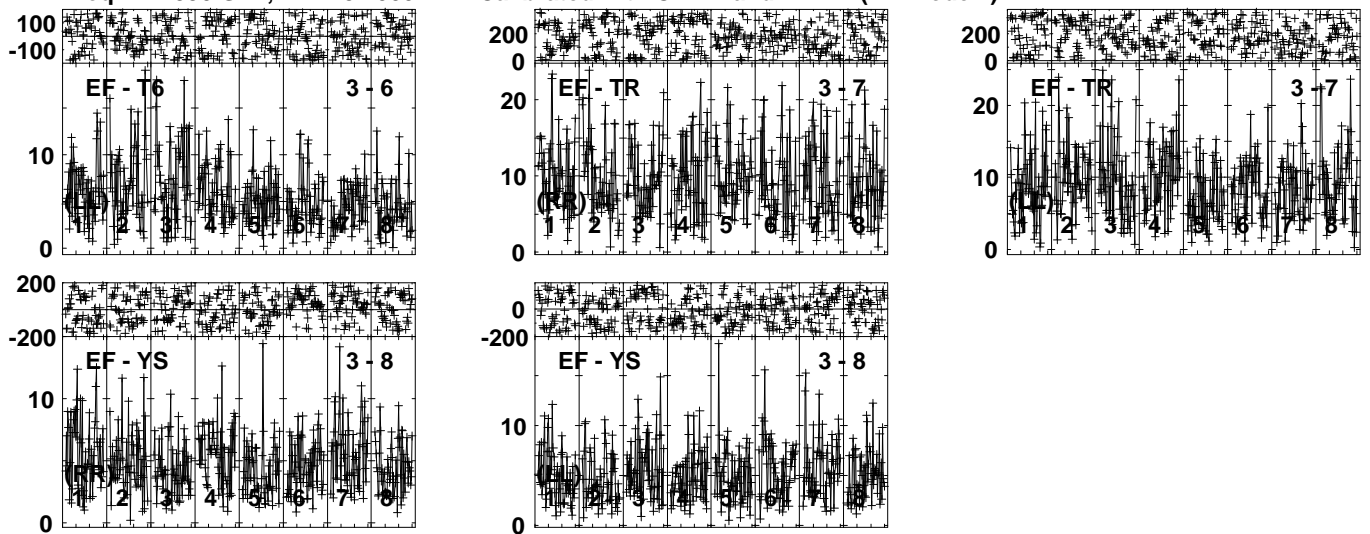


Lower frame: Milli Ampl Jy Top frame: Phas deg
Vector averaged cross-power spectrum Several baselines displayed
Timerange: 00/23:45:51 to 00/23:48:49

Plot file version 48 created 23-JUN-2023 11:45:21

NGC2841 EC082F.UVDATA.1

Freq = 4.7990 GHz, Bw = 32.000 MH Calibrated with CL # 4 and BP # 1 (BP mode 1)



Lower frame: Milli Ampl Jy Top frame: Phas deg

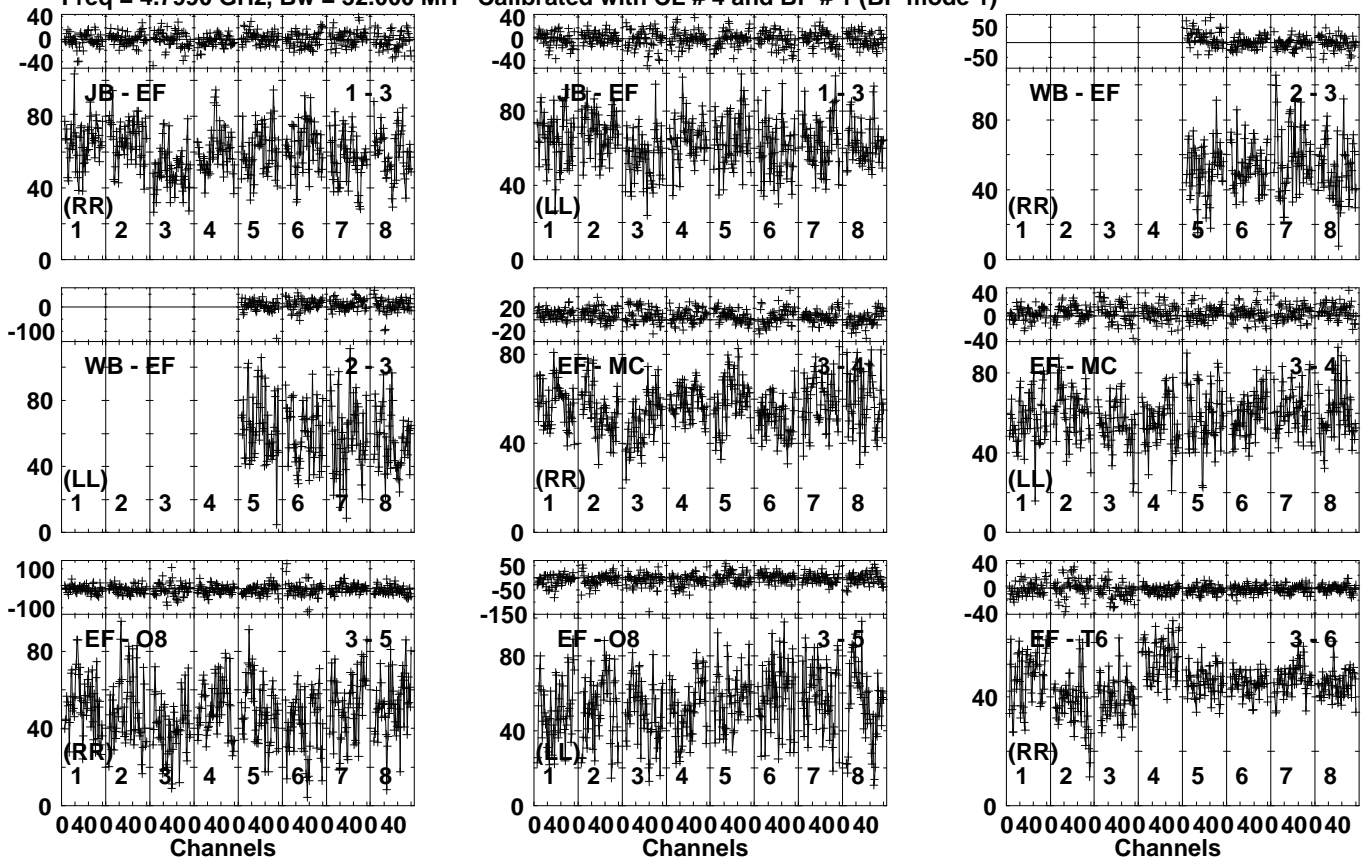
Vector averaged cross-power spectrum Several baselines displayed

Timerange: 00/23:45:51 to 00/23:48:49

Plot file version 49 created 23-JUN-2023 11:45:21

J0923+5136 EC082F.UVDATA.1

Freq = 4.7990 GHz, Bw = 32.000 MH Calibrated with CL # 4 and BP # 1 (BP mode 1)

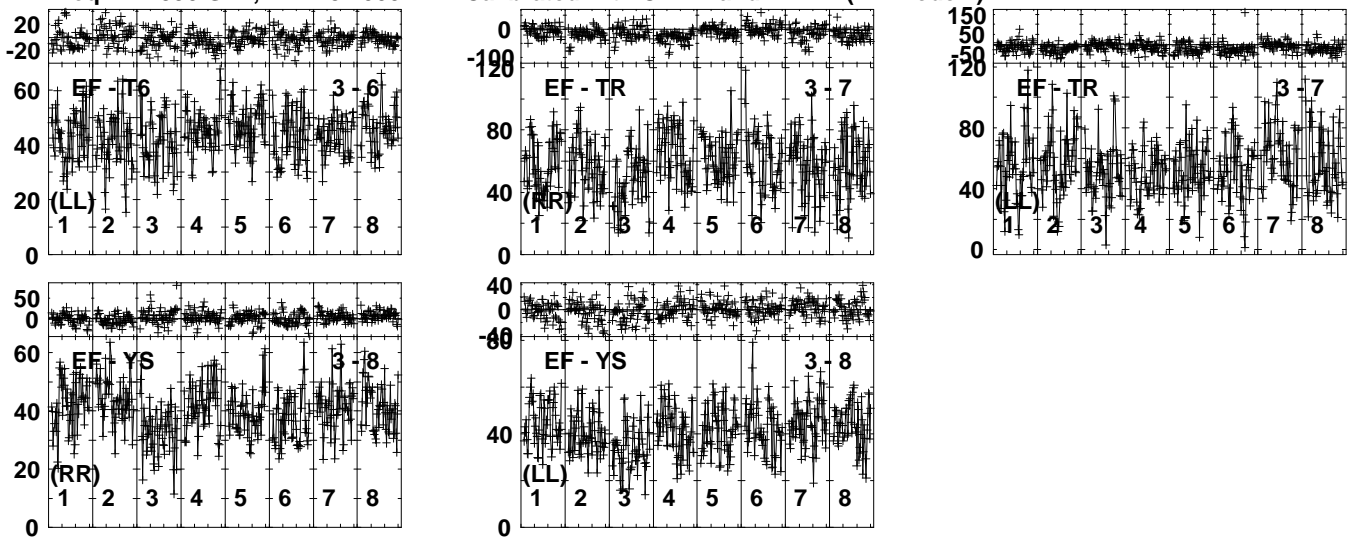


Lower frame: Milli Ampl Jy Top frame: Phas deg
Vector averaged cross-power spectrum Several baselines displayed
Timerange: 00/23:49:11 to 00/23:49:59

Plot file version 50 created 23-JUN-2023 11:45:21

J0923+5136 EC082F.UVDATA.1

Freq = 4.7990 GHz, Bw = 32.000 MH Calibrated with CL # 4 and BP # 1 (BP mode 1)

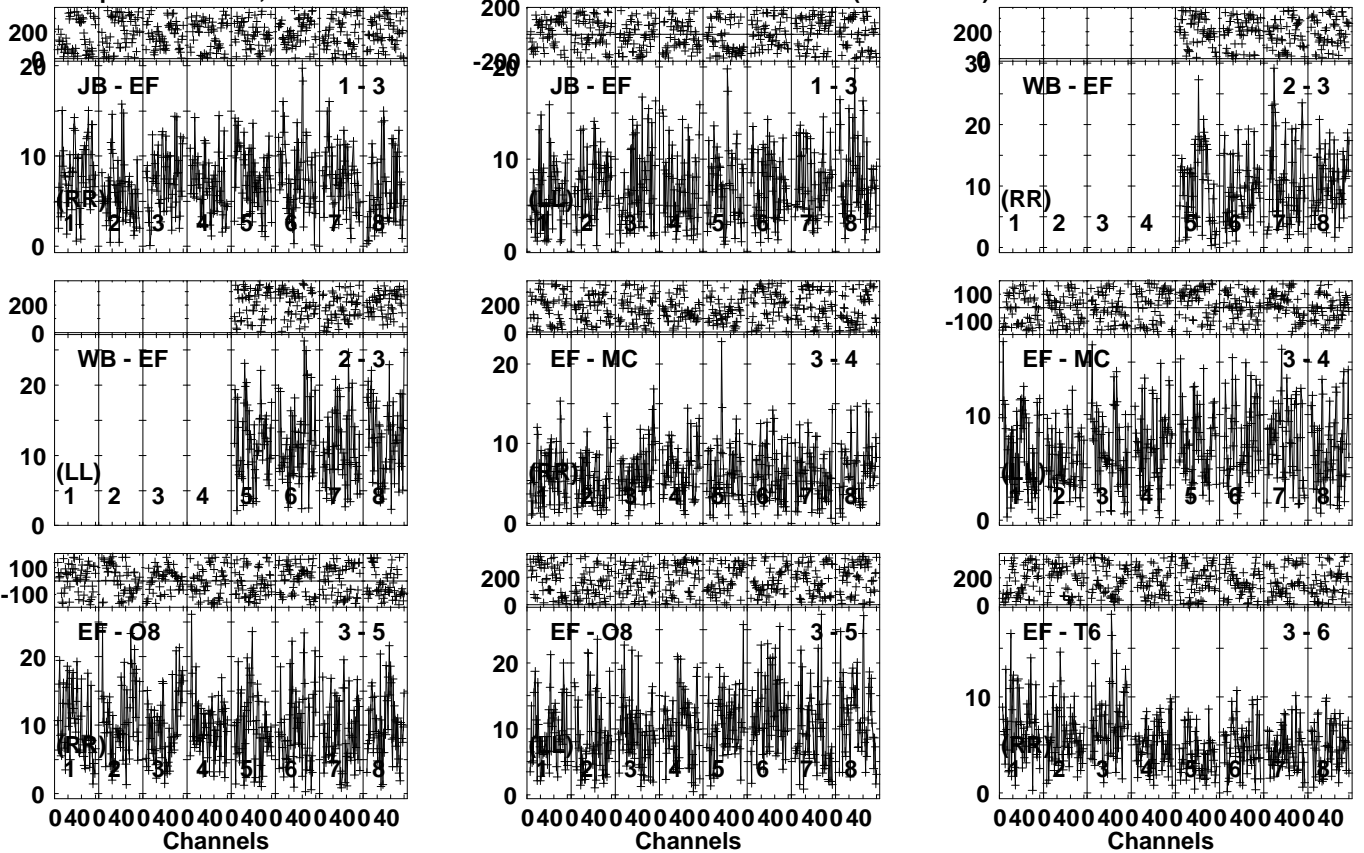


Lower frame: Milli Ampl Jy Top frame: Phas deg
Vector averaged cross-power spectrum Several baselines displayed
Timerange: 00/23:49:11 to 00/23:49:59

Plot file version 51 created 23-JUN-2023 11:45:22

NGC2841 EC082F.UVDATA.1

Freq = 4.7990 GHz, Bw = 32.000 MH Calibrated with CL # 4 and BP # 1 (BP mode 1)

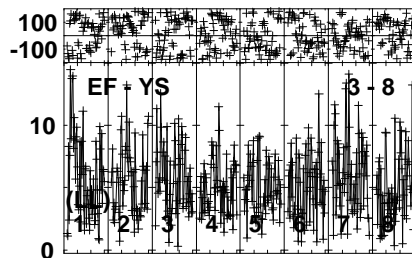
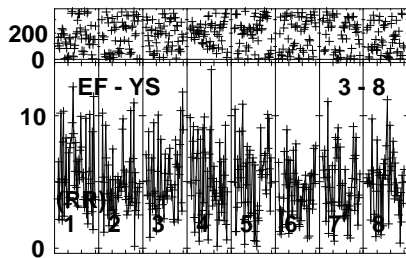
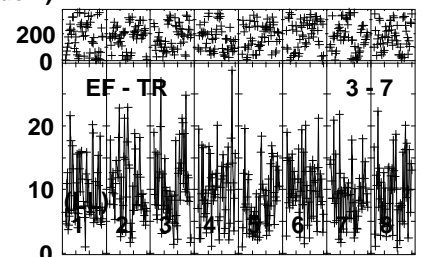
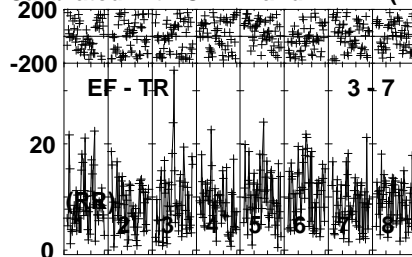
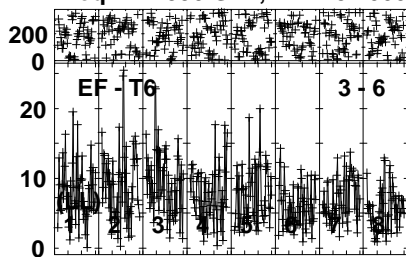


Lower frame: Milli Ampl Jy Top frame: Phas deg
Vector averaged cross-power spectrum Several baselines displayed
Timerange: 00/23:50:01 to 00/23:52:59

Plot file version 52 created 23-JUN-2023 11:45:22

NGC2841 EC082F.UVDATA.1

Freq = 4.7990 GHz, Bw = 32.000 MH Calibrated with CL # 4 and BP # 1 (BP mode 1)

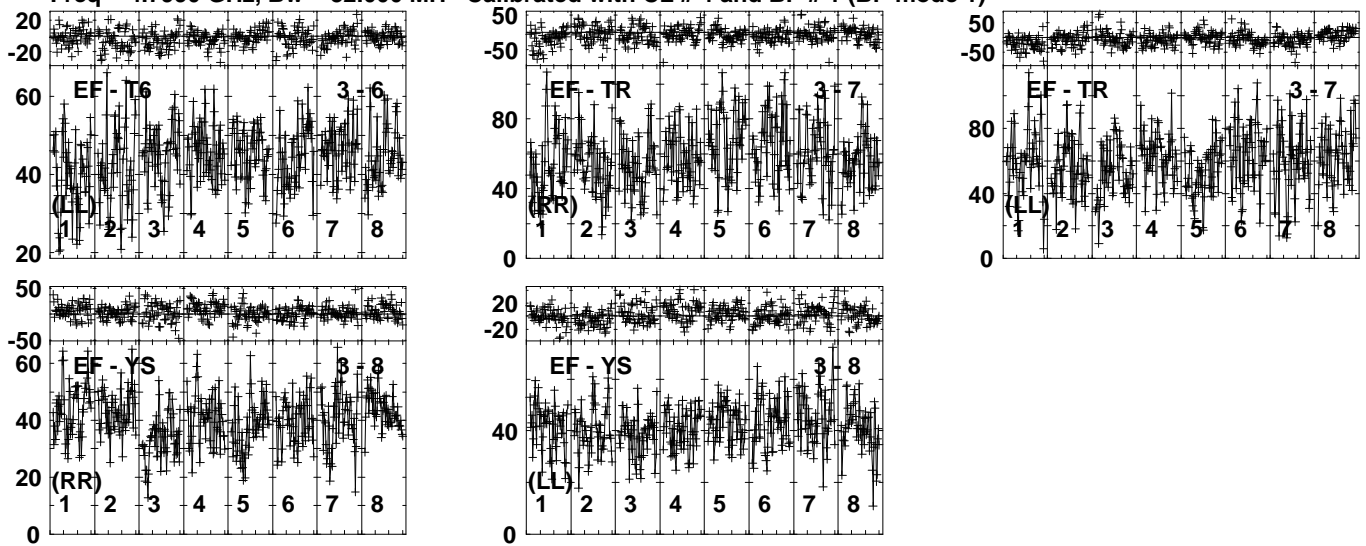


Lower frame: Milli Ampl Jy Top frame: Phas deg
Vector averaged cross-power spectrum Several baselines displayed
Timerange: 00/23:50:01 to 00/23:52:59

Plot file version 54 created 23-JUN-2023 11:45:23

J0923+5136 EC082F.UVDATA.1

Freq = 4.7990 GHz, Bw = 32.000 MH Calibrated with CL # 4 and BP # 1 (BP mode 1)

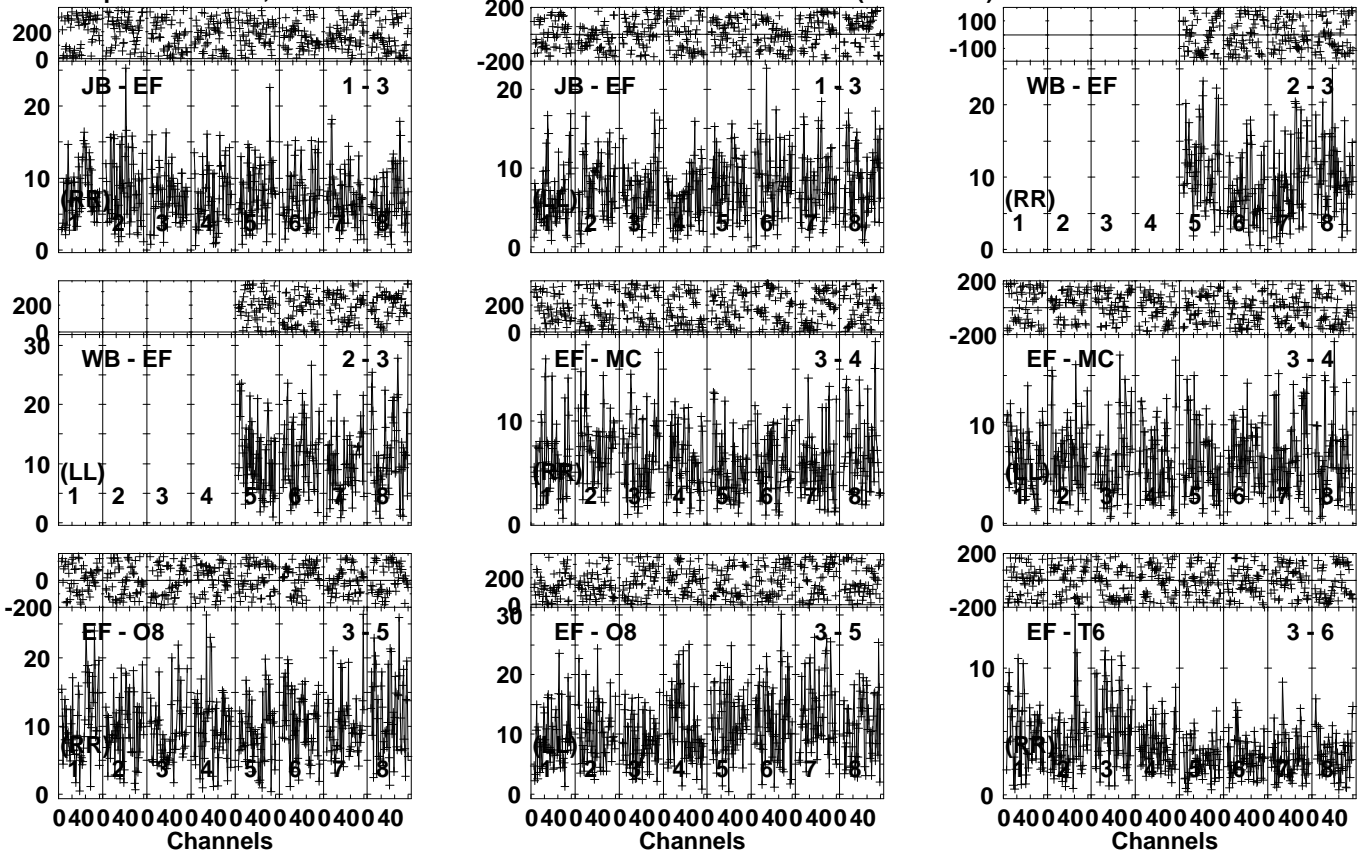


Lower frame: Milli Ampl Jy Top frame: Phas deg
Vector averaged cross-power spectrum Several baselines displayed
Timerange: 00/23:53:21 to 00/23:54:09

Plot file version 55 created 23-JUN-2023 11:45:23

NGC2841 EC082F.UVDATA.1

Freq = 4.7990 GHz, Bw = 32.000 MH Calibrated with CL # 4 and BP # 1 (BP mode 1)

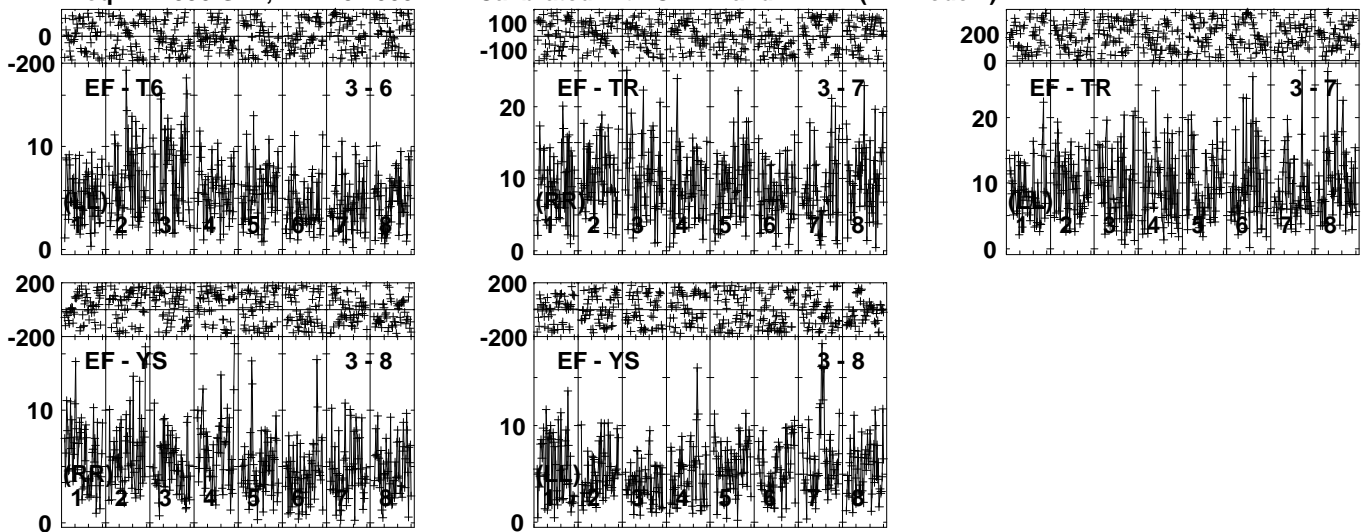


Lower frame: Milli Ampl Jy Top frame: Phas deg
Vector averaged cross-power spectrum Several baselines displayed
Timerange: 00/23:54:11 to 00/23:57:09

Plot file version 56 created 23-JUN-2023 11:45:24

NGC2841 EC082F.UVDATA.1

Freq = 4.7990 GHz, Bw = 32.000 MH Calibrated with CL # 4 and BP # 1 (BP mode 1)



Lower frame: Milli Ampl Jy Top frame: Phas deg

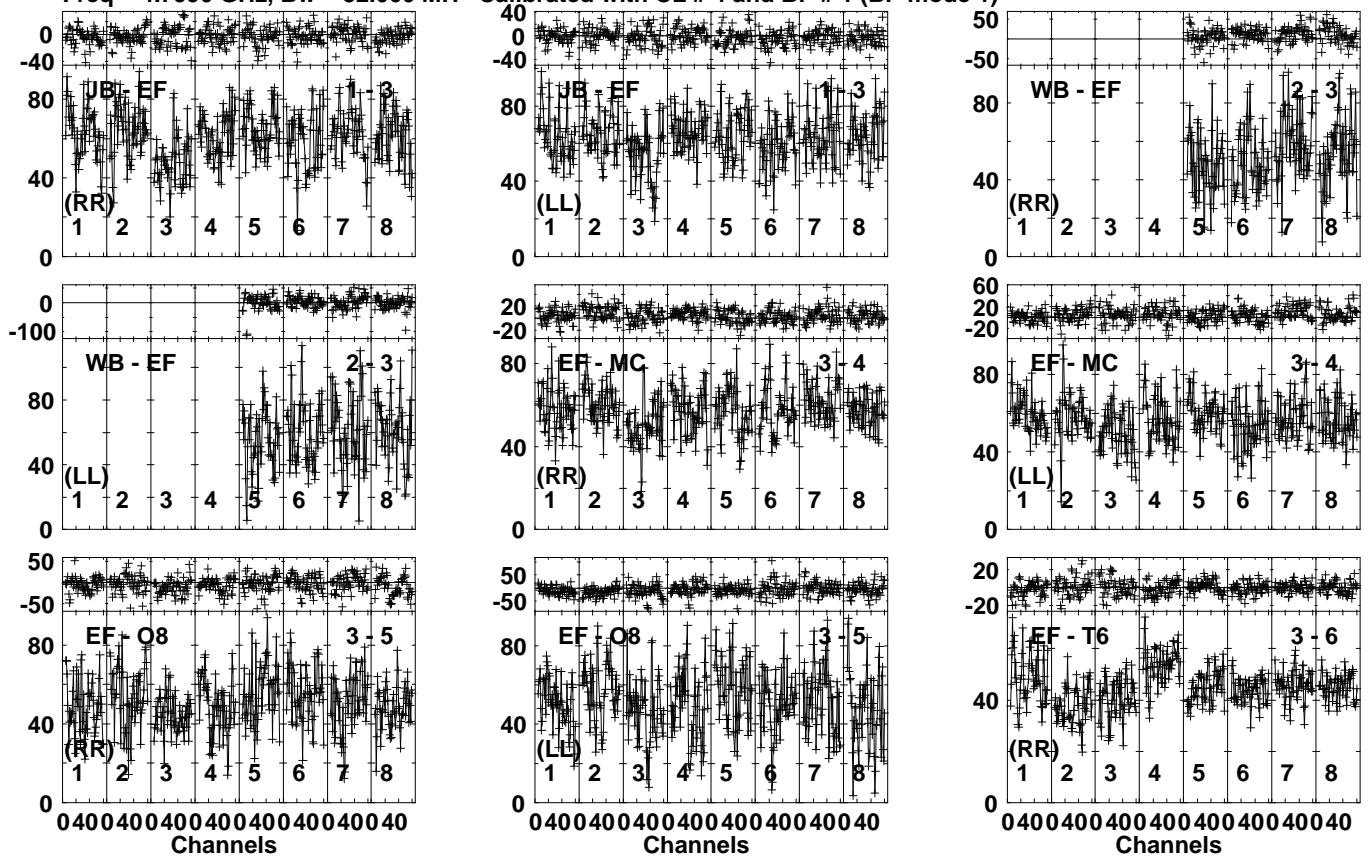
Vector averaged cross-power spectrum Several baselines displayed

Timerange: 00/23:54:11 to 00/23:57:09

Plot file version 57 created 23-JUN-2023 11:45:24

J0923+5136 EC082F.UVDATA.1

Freq = 4.7990 GHz, Bw = 32.000 MH Calibrated with CL # 4 and BP # 1 (BP mode 1)

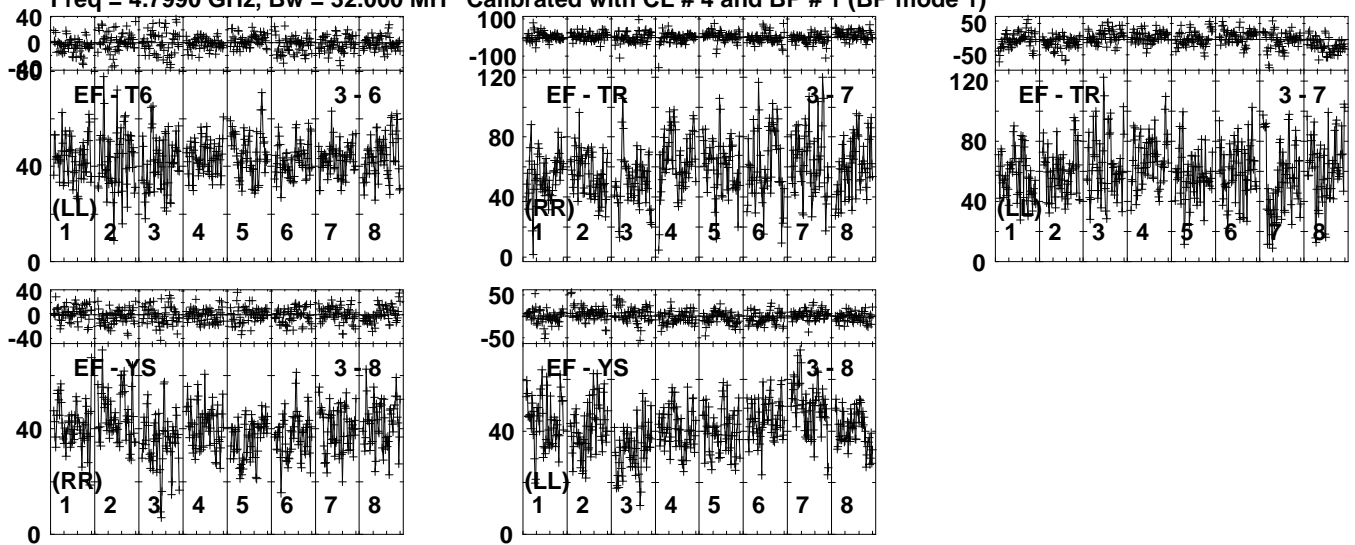


Lower frame: Milli Ampl Jy Top frame: Phas deg
Vector averaged cross-power spectrum Several baselines displayed
Timerange: 00/23:57:31 to 00/23:58:19

Plot file version 58 created 23-JUN-2023 11:45:24

J0923+5136 EC082F.UVDATA.1

Freq = 4.7990 GHz, Bw = 32.000 MH Calibrated with CL # 4 and BP # 1 (BP mode 1)

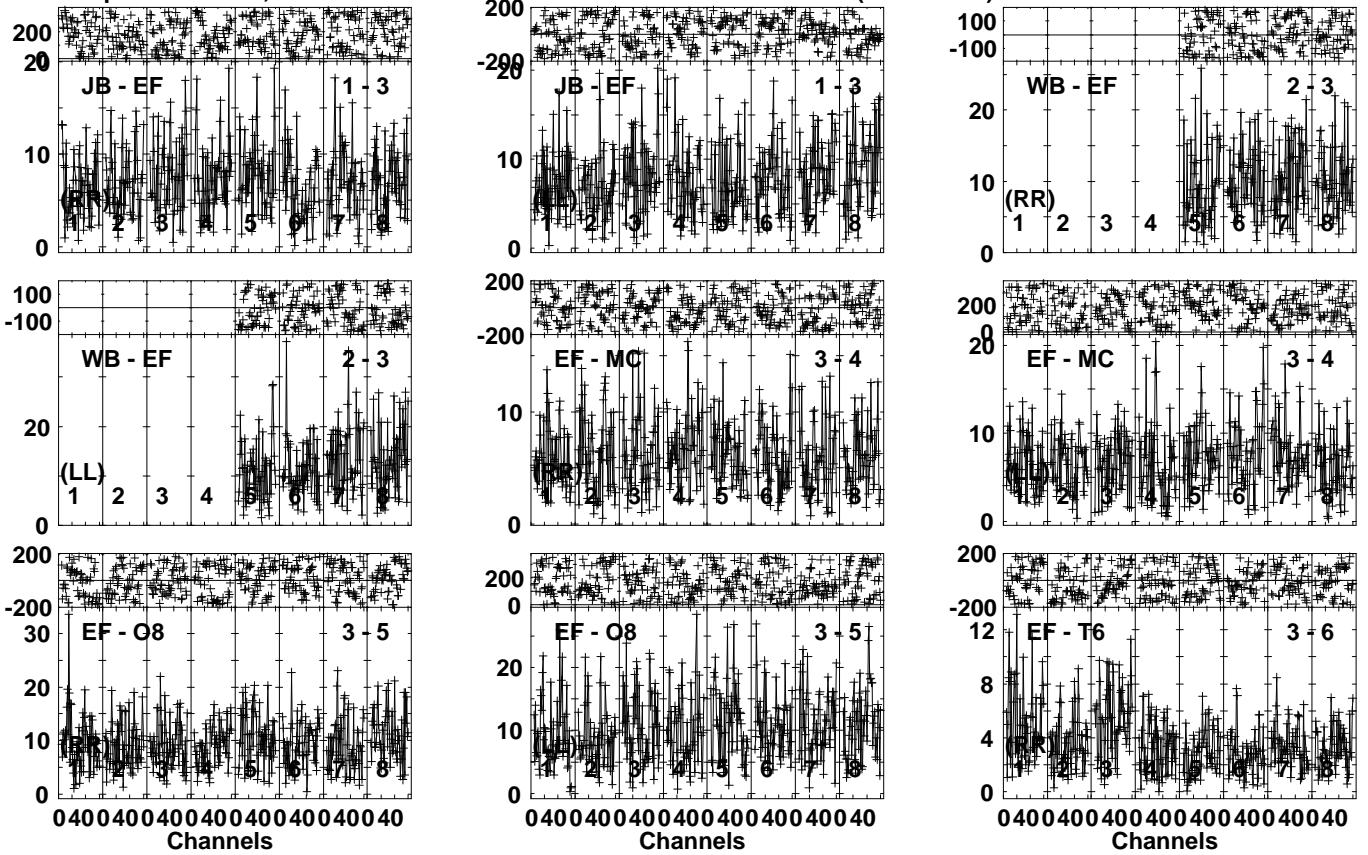


Lower frame: Milli Ampl Jy Top frame: Phas deg
Vector averaged cross-power spectrum Several baselines displayed
Timerange: 00/23:57:31 to 00/23:58:19

Plot file version 59 created 23-JUN-2023 11:45:25

NGC2841 EC082F.UVDATA.1

Freq = 4.7990 GHz, Bw = 32.000 MH Calibrated with CL # 4 and BP # 1 (BP mode 1)

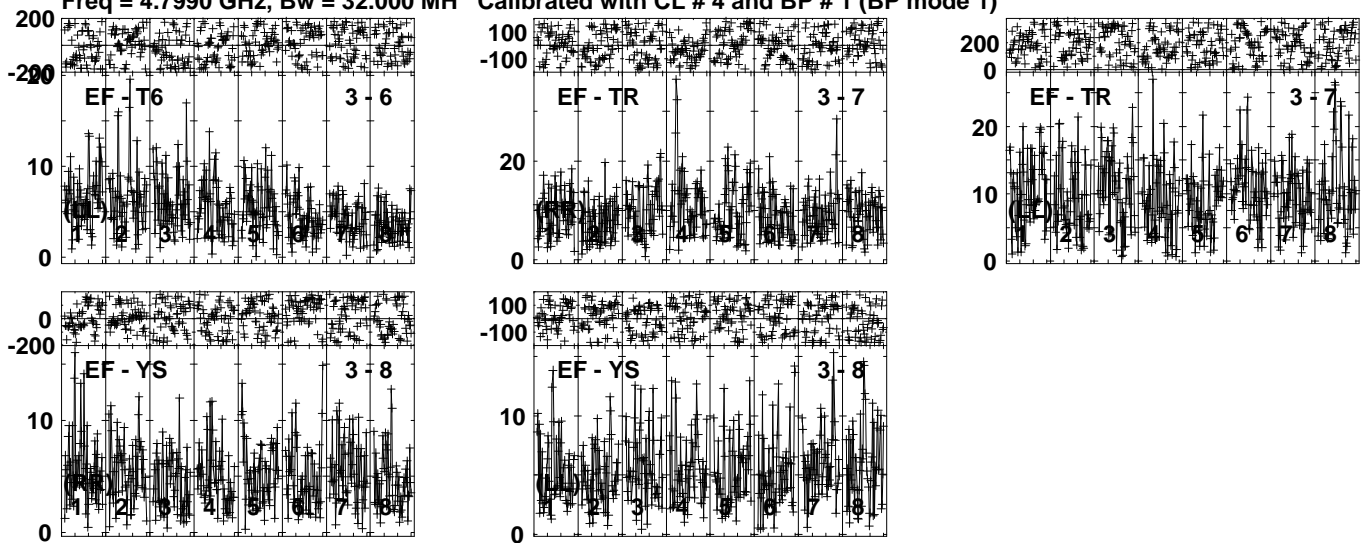


Lower frame: Milli Ampl Jy Top frame: Phas deg
Vector averaged cross-power spectrum Several baselines displayed
Timerange: 00/23:58:21 to 01/00:01:19

Plot file version 60 created 23-JUN-2023 11:45:25

NGC2841 EC082F.UVDATA.1

Freq = 4.7990 GHz, Bw = 32.000 MH Calibrated with CL # 4 and BP # 1 (BP mode 1)

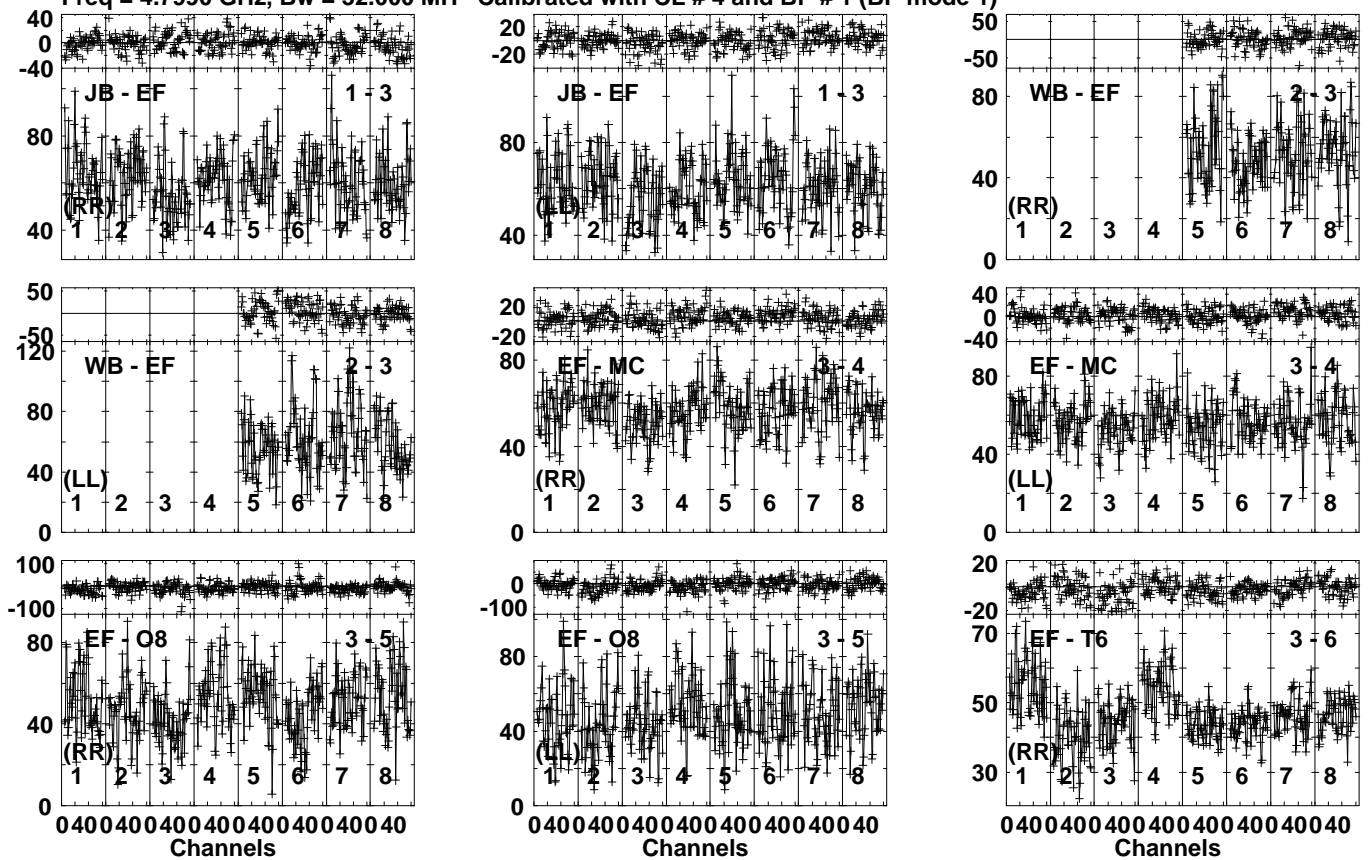


Lower frame: Milli Ampl Jy Top frame: Phas deg
Vector averaged cross-power spectrum Several baselines displayed
Timerange: 00/23:58:21 to 01/00:01:19

Plot file version 61 created 23-JUN-2023 11:45:26

J0923+5136 EC082F.UVDATA.1

Freq = 4.7990 GHz, Bw = 32.000 MH Calibrated with CL # 4 and BP # 1 (BP mode 1)

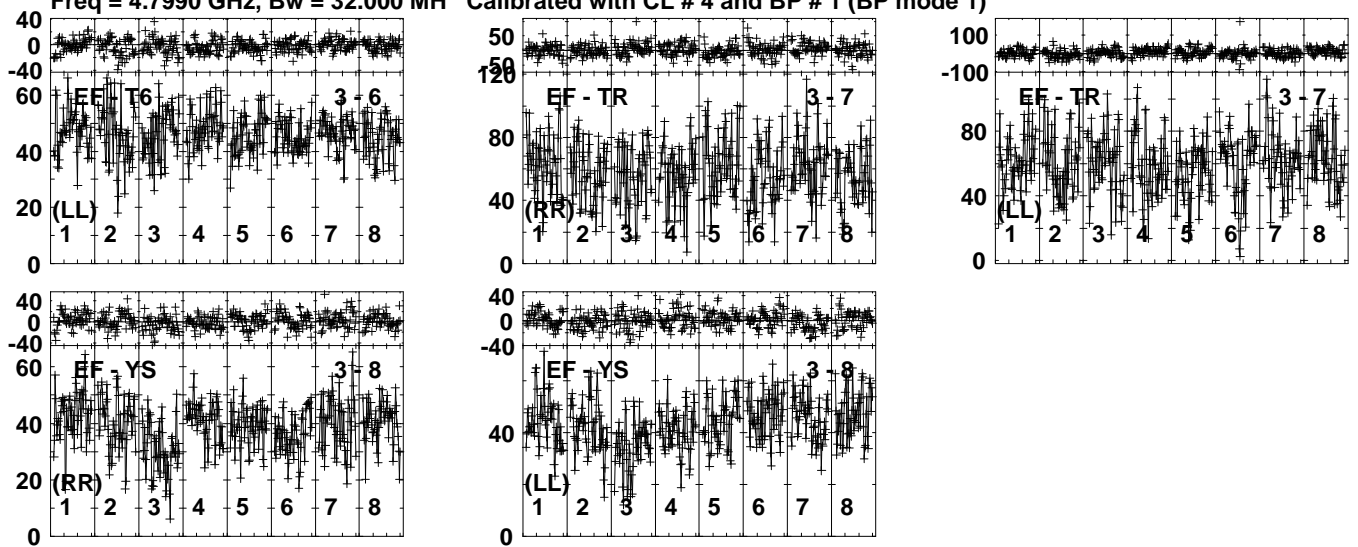


Lower frame: Milli Ampl Jy Top frame: Phas deg
Vector averaged cross-power spectrum Several baselines displayed
Timerange: 01/00:01:41 to 01/00:02:29

Plot file version 62 created 23-JUN-2023 11:45:26

J0923+5136 EC082F.UVDATA.1

Freq = 4.7990 GHz, Bw = 32.000 MH Calibrated with CL # 4 and BP # 1 (BP mode 1)

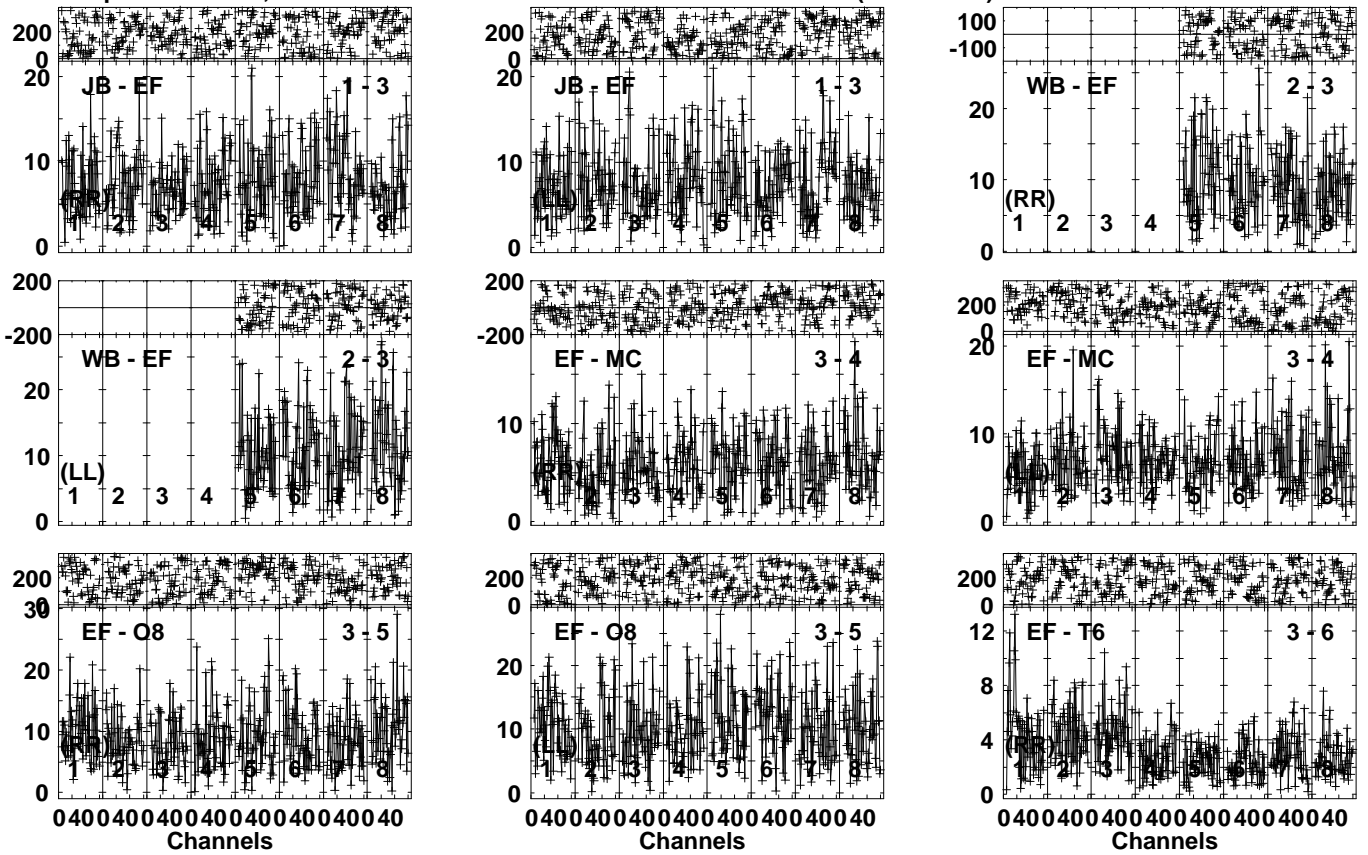


Lower frame: Milli Ampl Jy Top frame: Phas deg
Vector averaged cross-power spectrum Several baselines displayed
Timerange: 01/00:01:41 to 01/00:02:29

Plot file version 63 created 23-JUN-2023 11:45:26

NGC2841 EC082F.UVDATA.1

Freq = 4.7990 GHz, Bw = 32.000 MH Calibrated with CL # 4 and BP # 1 (BP mode 1)

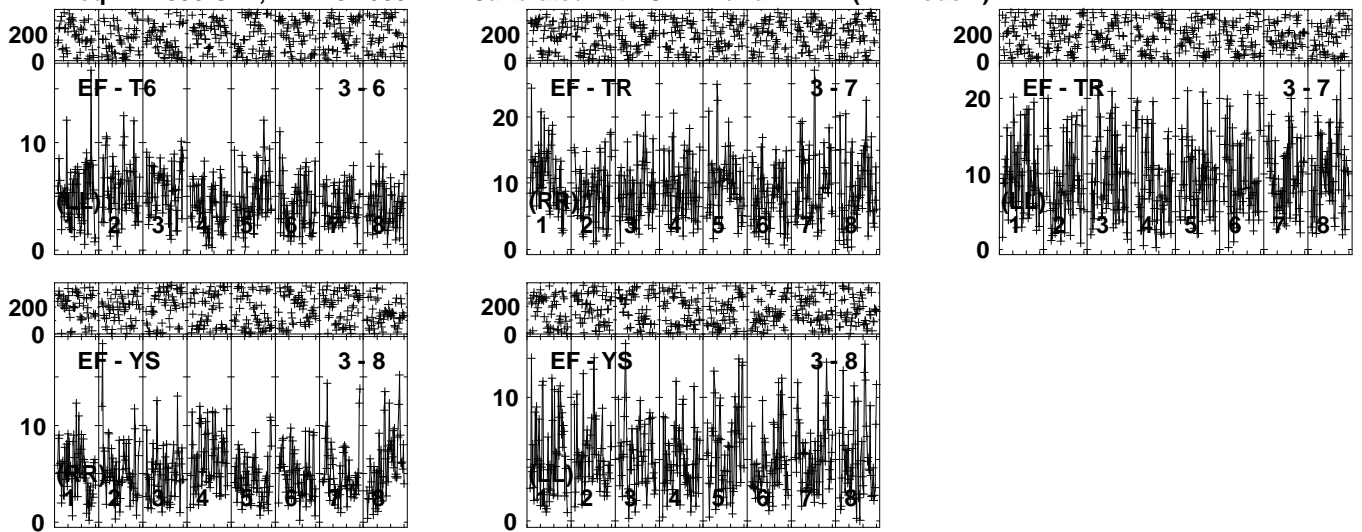


Lower frame: Milli Ampl Jy Top frame: Phas deg
Vector averaged cross-power spectrum Several baselines displayed
Timerange: 01/00:02:31 to 01/00:05:29

Plot file version 64 created 23-JUN-2023 11:45:27

NGC2841 EC082F.UVDATA.1

Freq = 4.7990 GHz, Bw = 32.000 MH Calibrated with CL # 4 and BP # 1 (BP mode 1)



Lower frame: Milli Ampl Jy Top frame: Phas deg

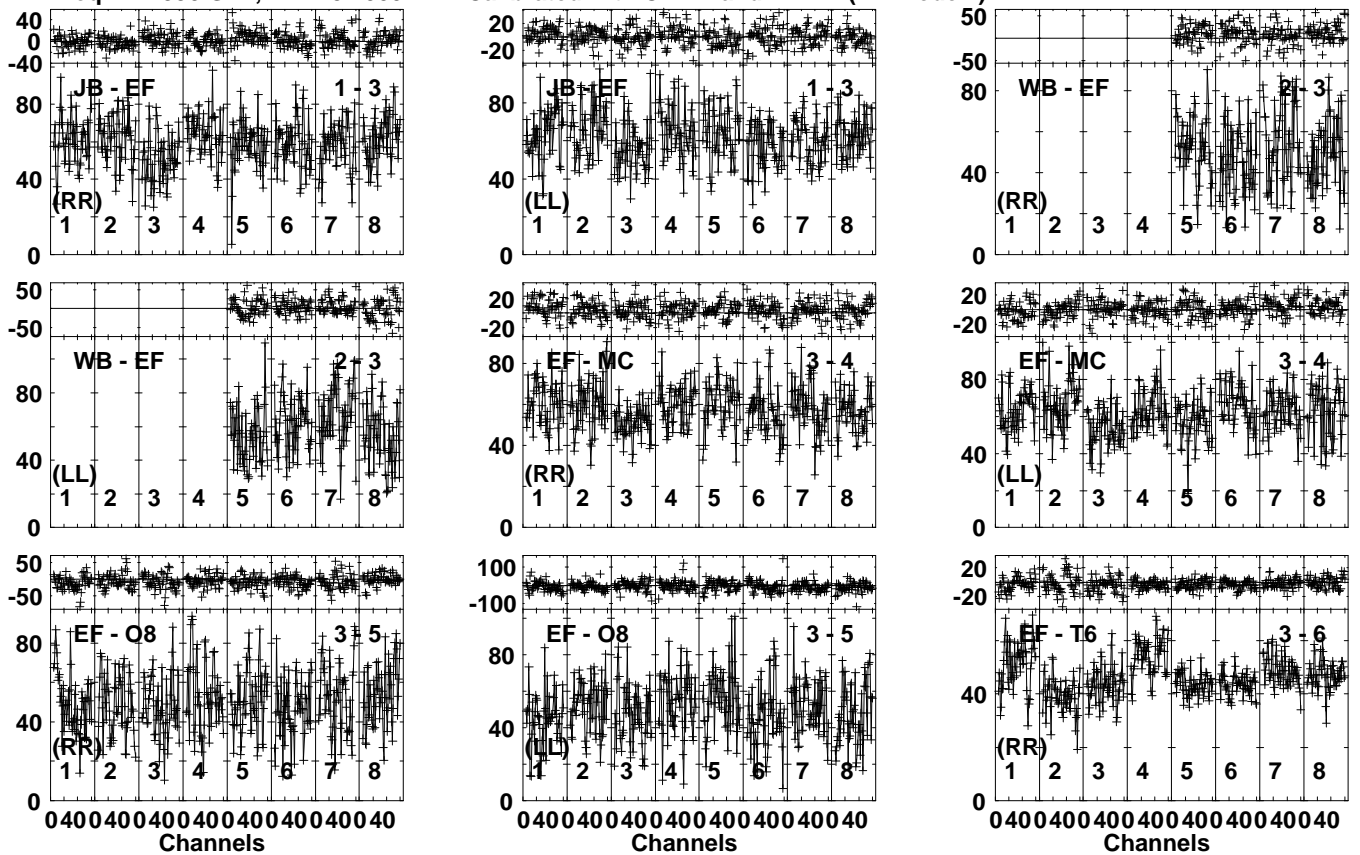
Vector averaged cross-power spectrum Several baselines displayed

Timerange: 01/00:02:31 to 01/00:05:29

Plot file version 65 created 23-JUN-2023 11:45:27

J0923+5136 EC082F.UVDATA.1

Freq = 4.7990 GHz, Bw = 32.000 MH Calibrated with CL # 4 and BP # 1 (BP mode 1)

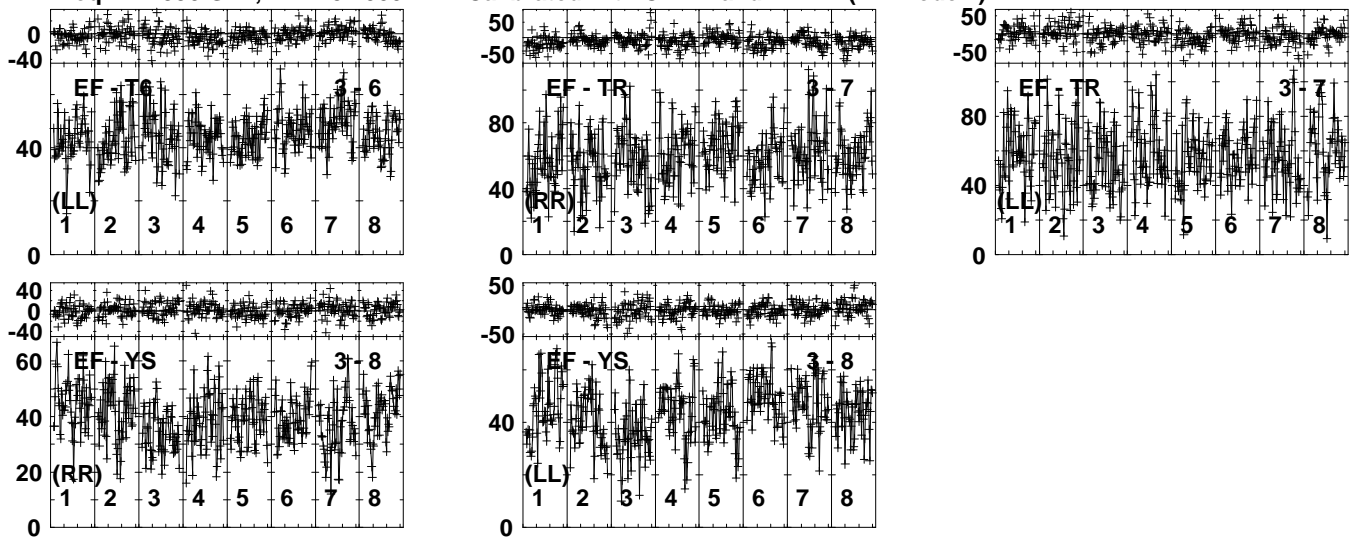


Lower frame: Milli Ampl Jy Top frame: Phas deg
Vector averaged cross-power spectrum Several baselines displayed
Timerange: 01/00:05:51 to 01/00:06:39

Plot file version 66 created 23-JUN-2023 11:45:27

J0923+5136 EC082F.UVDATA.1

Freq = 4.7990 GHz, Bw = 32.000 MH Calibrated with CL # 4 and BP # 1 (BP mode 1)



Lower frame: Milli Ampl Jy Top frame: Phas deg

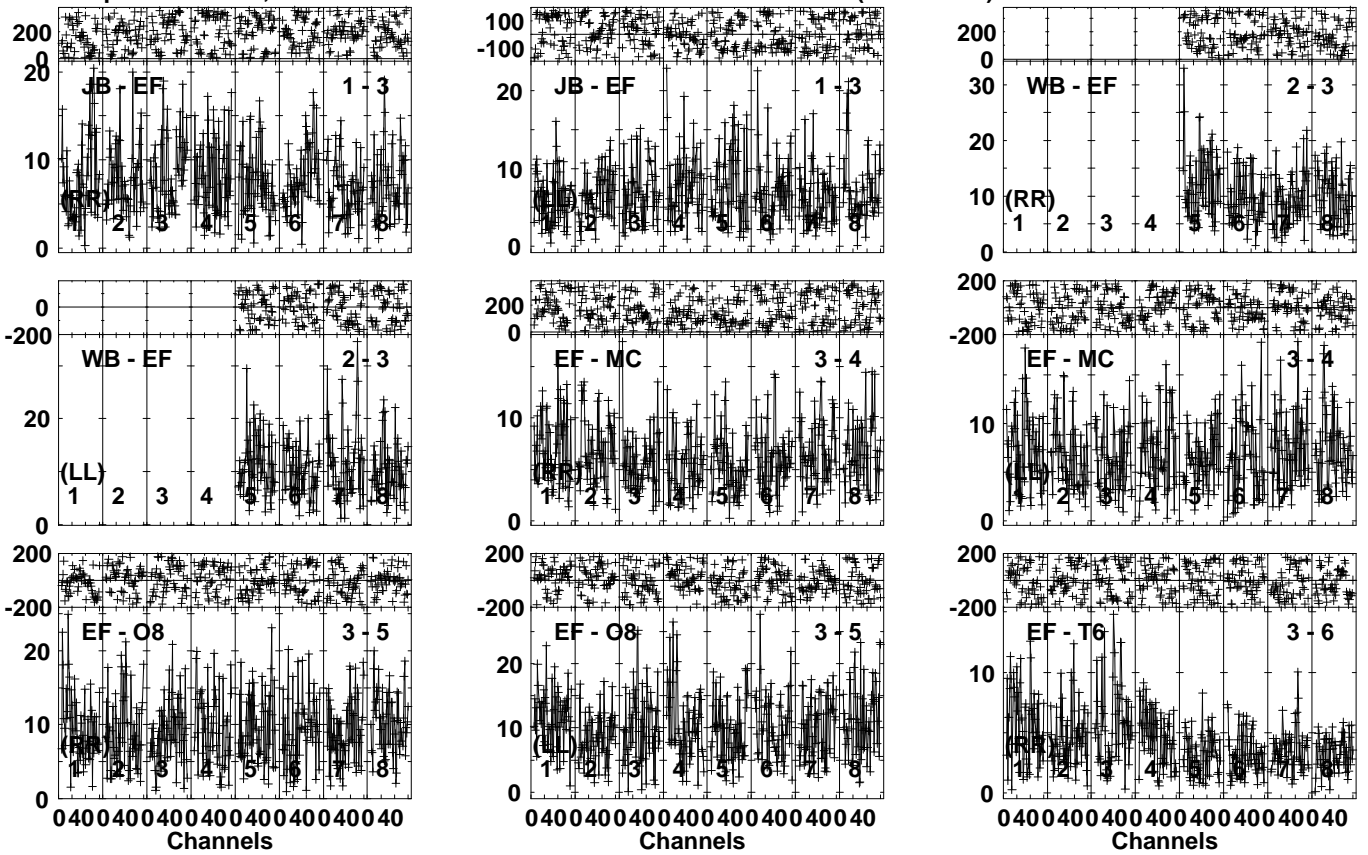
Vector averaged cross-power spectrum Several baselines displayed

Timerange: 01/00:05:51 to 01/00:06:39

Plot file version 67 created 23-JUN-2023 11:45:28

NGC2841 EC082F.UVDATA.1

Freq = 4.7990 GHz, Bw = 32.000 MH Calibrated with CL # 4 and BP # 1 (BP mode 1)

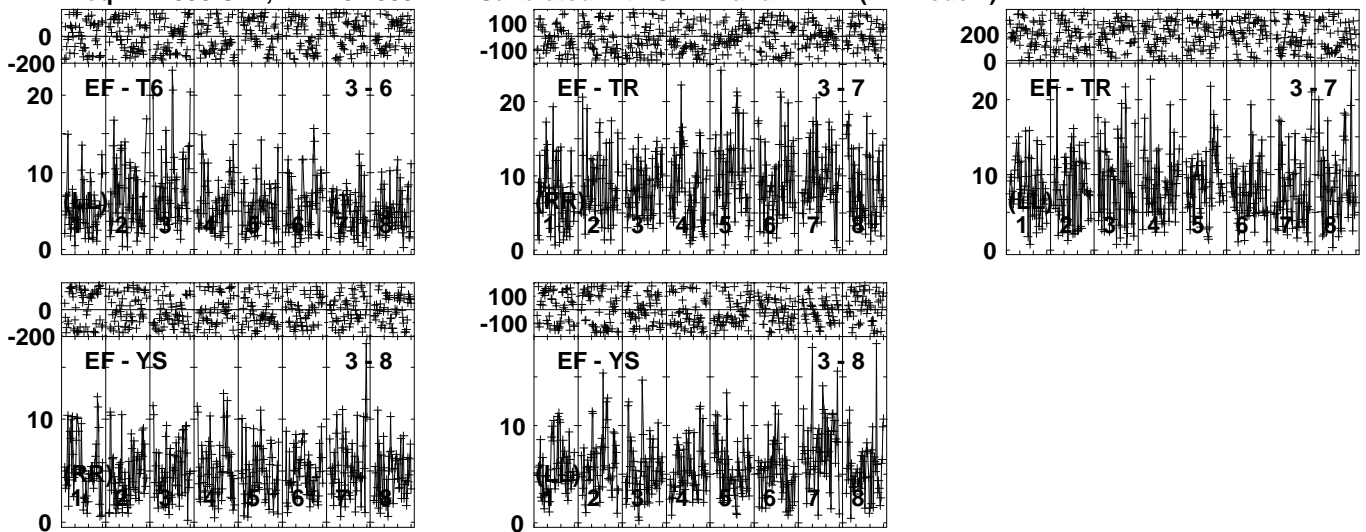


Lower frame: Milli Ampl Jy Top frame: Phas deg
Vector averaged cross-power spectrum Several baselines displayed
Timerange: 01/00:06:41 to 01/00:09:39

Plot file version 68 created 23-JUN-2023 11:45:28

NGC2841 EC082F.UVDATA.1

Freq = 4.7990 GHz, Bw = 32.000 MH Calibrated with CL # 4 and BP # 1 (BP mode 1)

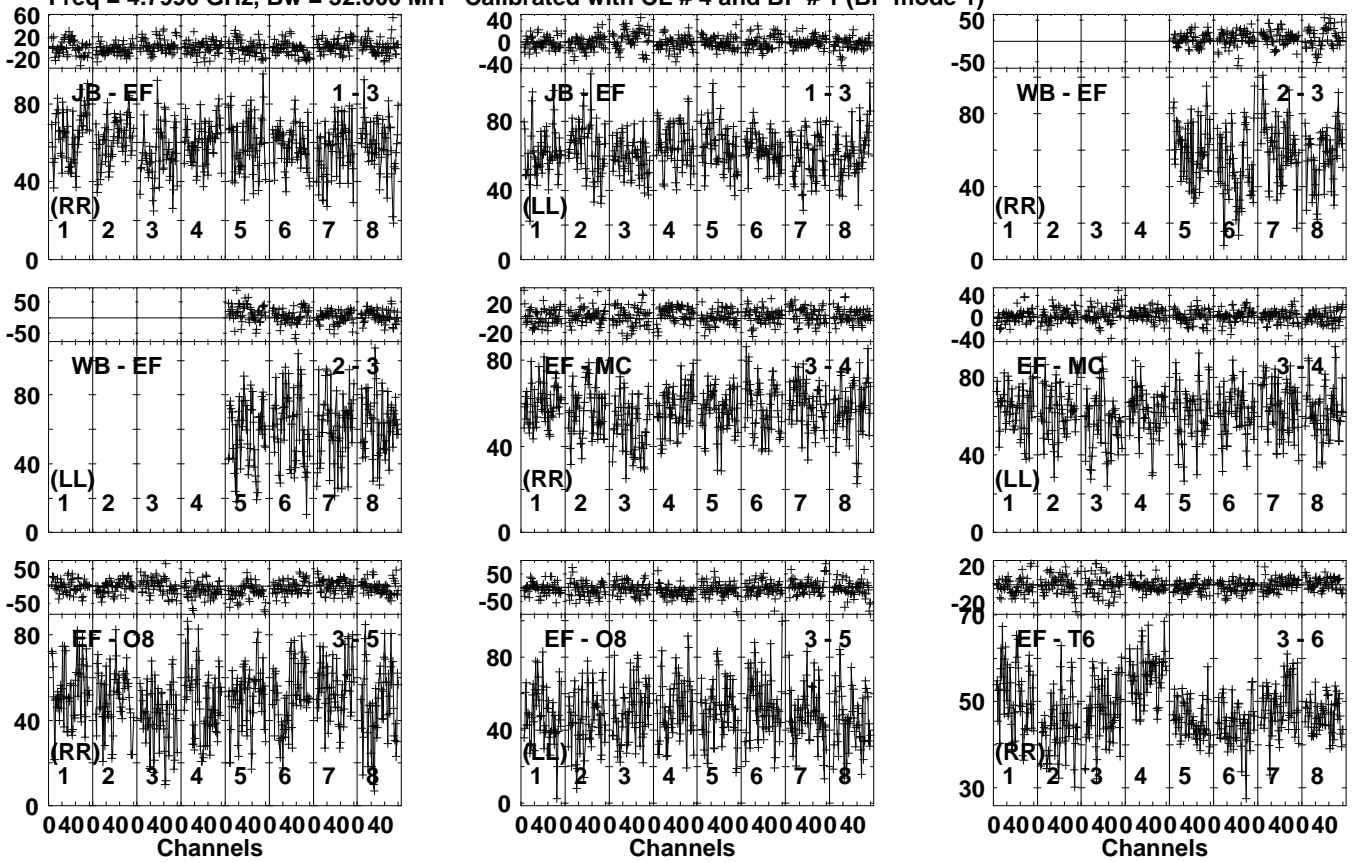


Lower frame: Milli Ampl Jy Top frame: Phas deg
Vector averaged cross-power spectrum Several baselines displayed
Timerange: 01/00:06:41 to 01/00:09:39

Plot file version 69 created 23-JUN-2023 11:45:29

J0923+5136 EC082F.UVDATA.1

Freq = 4.7990 GHz, Bw = 32.000 MH Calibrated with CL # 4 and BP # 1 (BP mode 1)

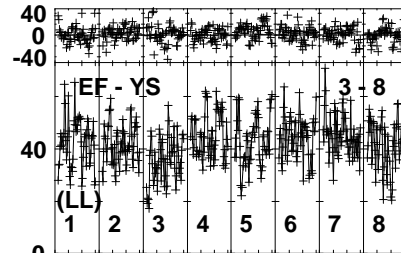
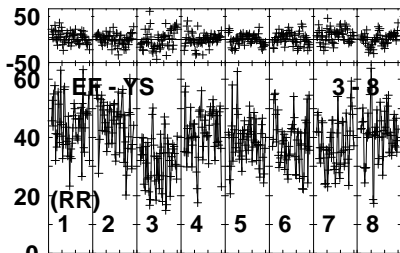
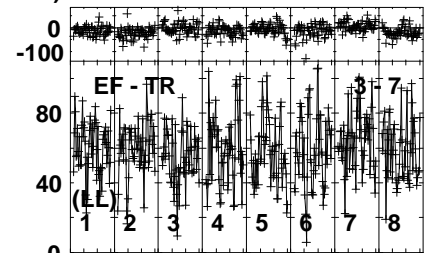
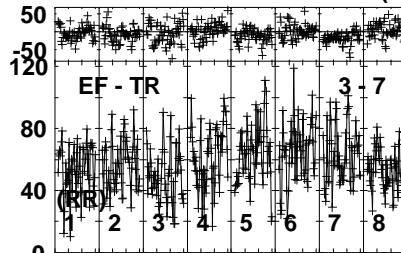
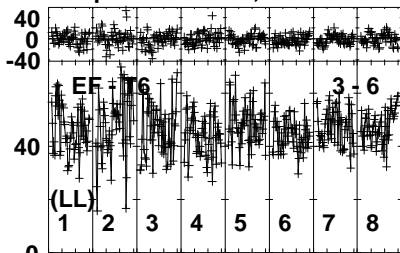


Lower frame: Milli Ampl Jy Top frame: Phas deg
Vector averaged cross-power spectrum Several baselines displayed
Timerange: 01/00:10:01 to 01/00:10:49

Plot file version 70 created 23-JUN-2023 11:45:29

J0923+5136 EC082F.UVDATA.1

Freq = 4.7990 GHz, Bw = 32.000 MH Calibrated with CL # 4 and BP # 1 (BP mode 1)

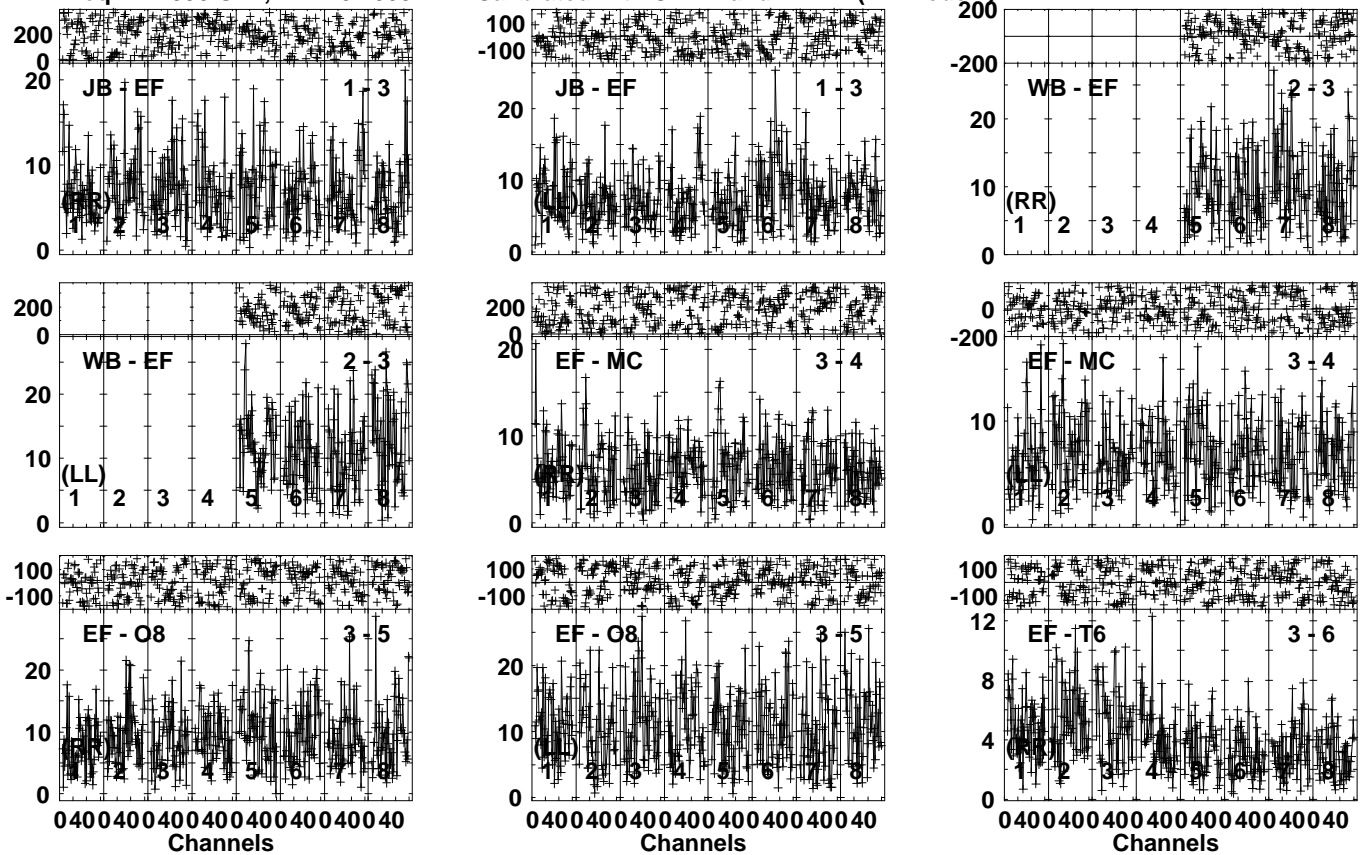


Lower frame: Milli Ampl Jy Top frame: Phas deg
Vector averaged cross-power spectrum Several baselines displayed
Timerange: 01/00:10:01 to 01/00:10:49

Plot file version 71 created 23-JUN-2023 11:45:29

NGC2841 EC082F.UVDATA.1

Freq = 4.7990 GHz, Bw = 32.000 MH Calibrated with CL # 4 and BP # 1 (BP mode 1)

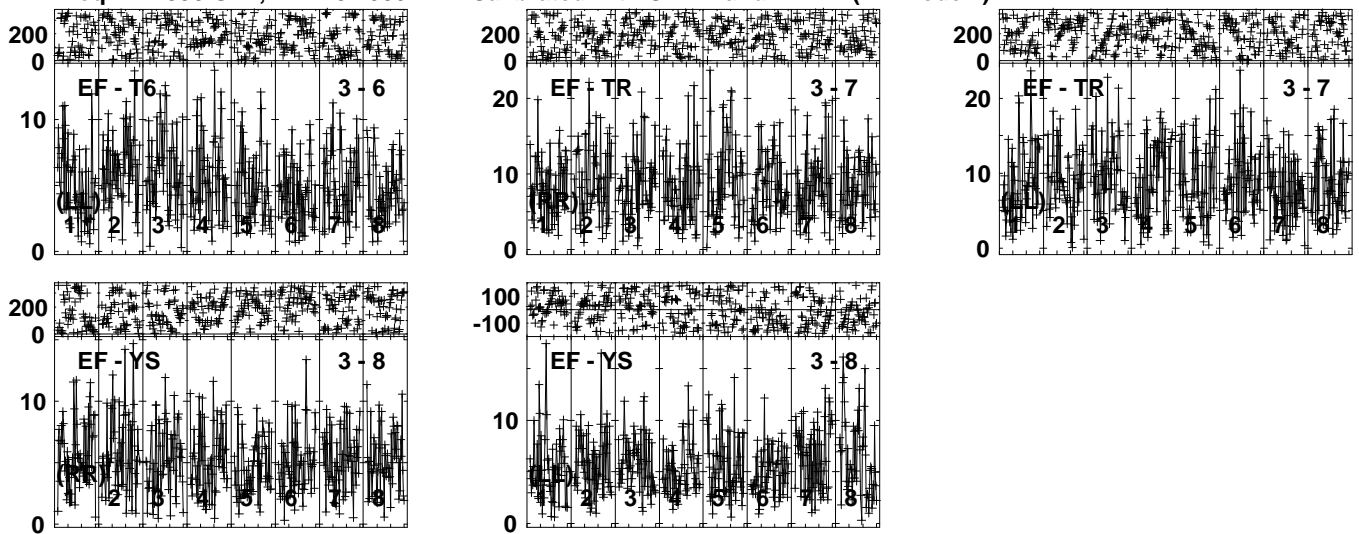


Lower frame: Milli Ampl Jy Top frame: Phas deg
Vector averaged cross-power spectrum Several baselines displayed
Timerange: 01/00:10:51 to 01/00:13:49

Plot file version 72 created 23-JUN-2023 11:45:30

NGC2841 EC082F.UVDATA.1

Freq = 4.7990 GHz, Bw = 32.000 MH Calibrated with CL # 4 and BP # 1 (BP mode 1)



Lower frame: Milli Ampl Jy Top frame: Phas deg

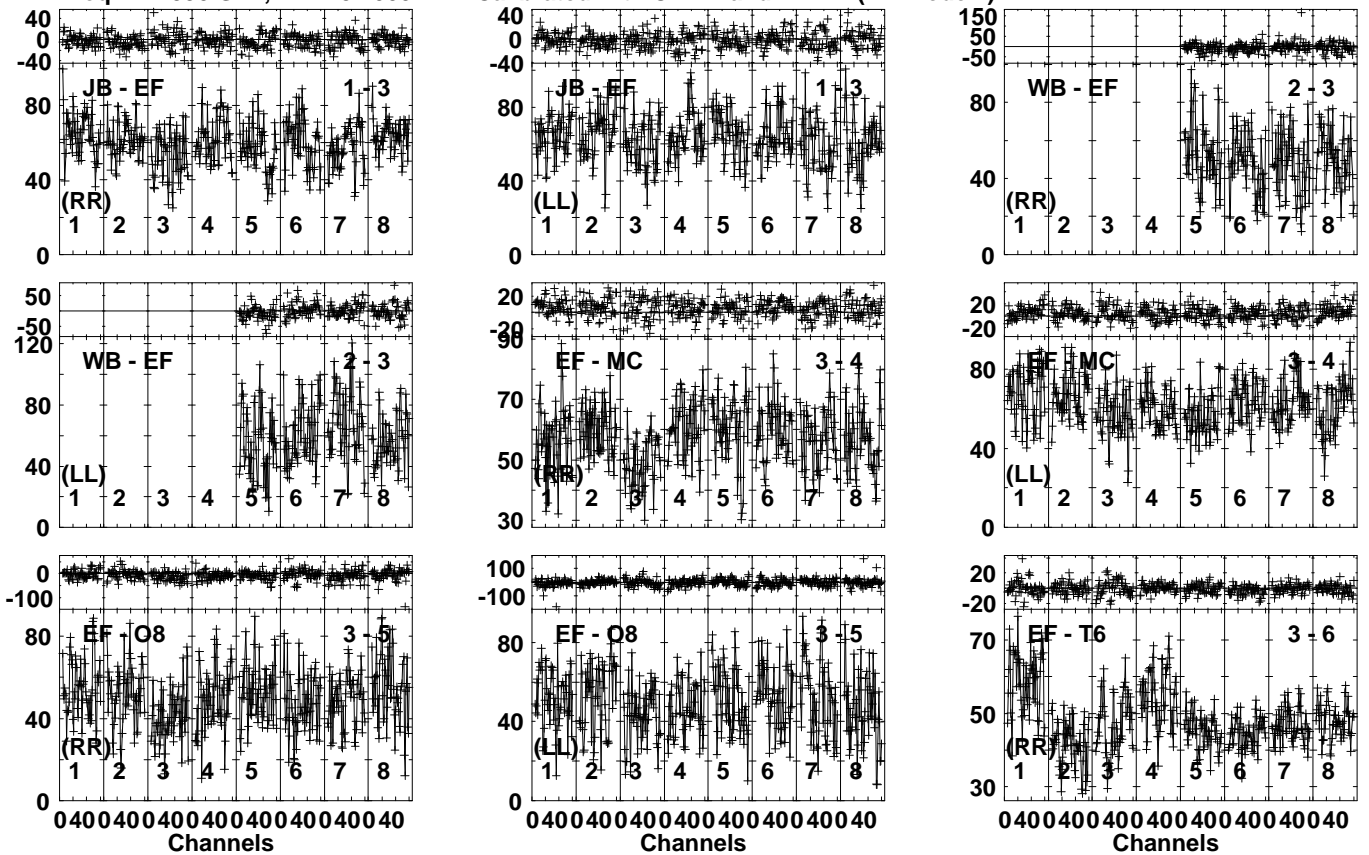
Vector averaged cross-power spectrum Several baselines displayed

Timerange: 01/00:10:51 to 01/00:13:49

Plot file version 73 created 23-JUN-2023 11:45:30

J0923+5136 EC082F.UVDATA.1

Freq = 4.7990 GHz, Bw = 32.000 MH Calibrated with CL # 4 and BP # 1 (BP mode 1)

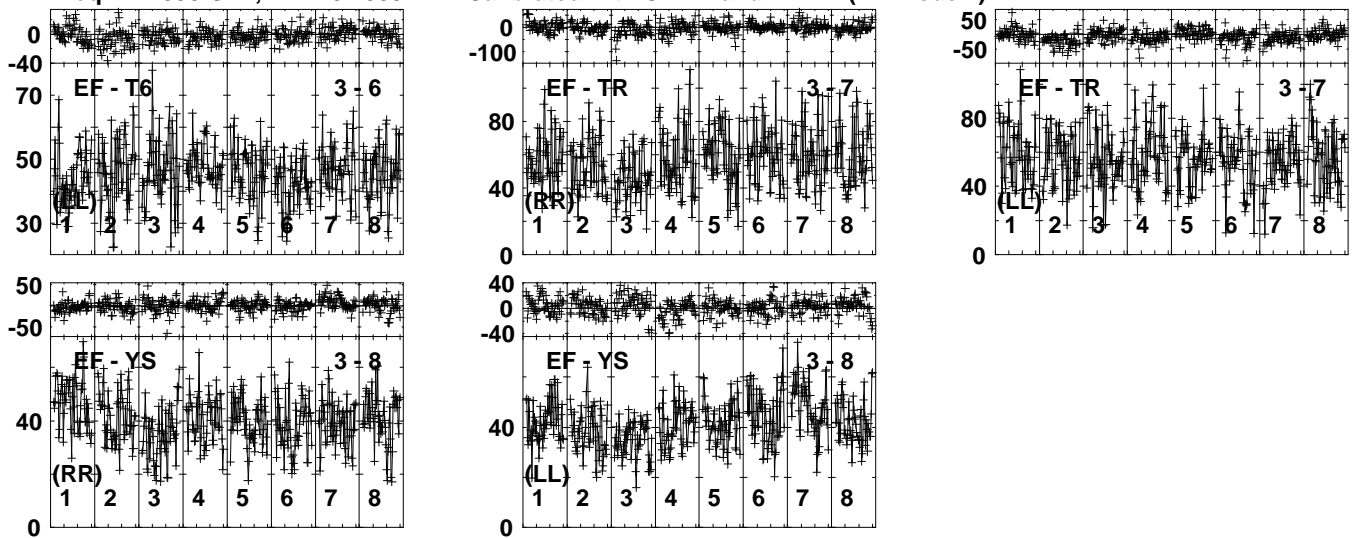


Lower frame: Milli Ampl Jy Top frame: Phas deg
Vector averaged cross-power spectrum Several baselines displayed
Timerange: 01/00:14:11 to 01/00:14:59

Plot file version 74 created 23-JUN-2023 11:45:30

J0923+5136 EC082F.UVDATA.1

Freq = 4.7990 GHz, Bw = 32.000 MH Calibrated with CL # 4 and BP # 1 (BP mode 1)

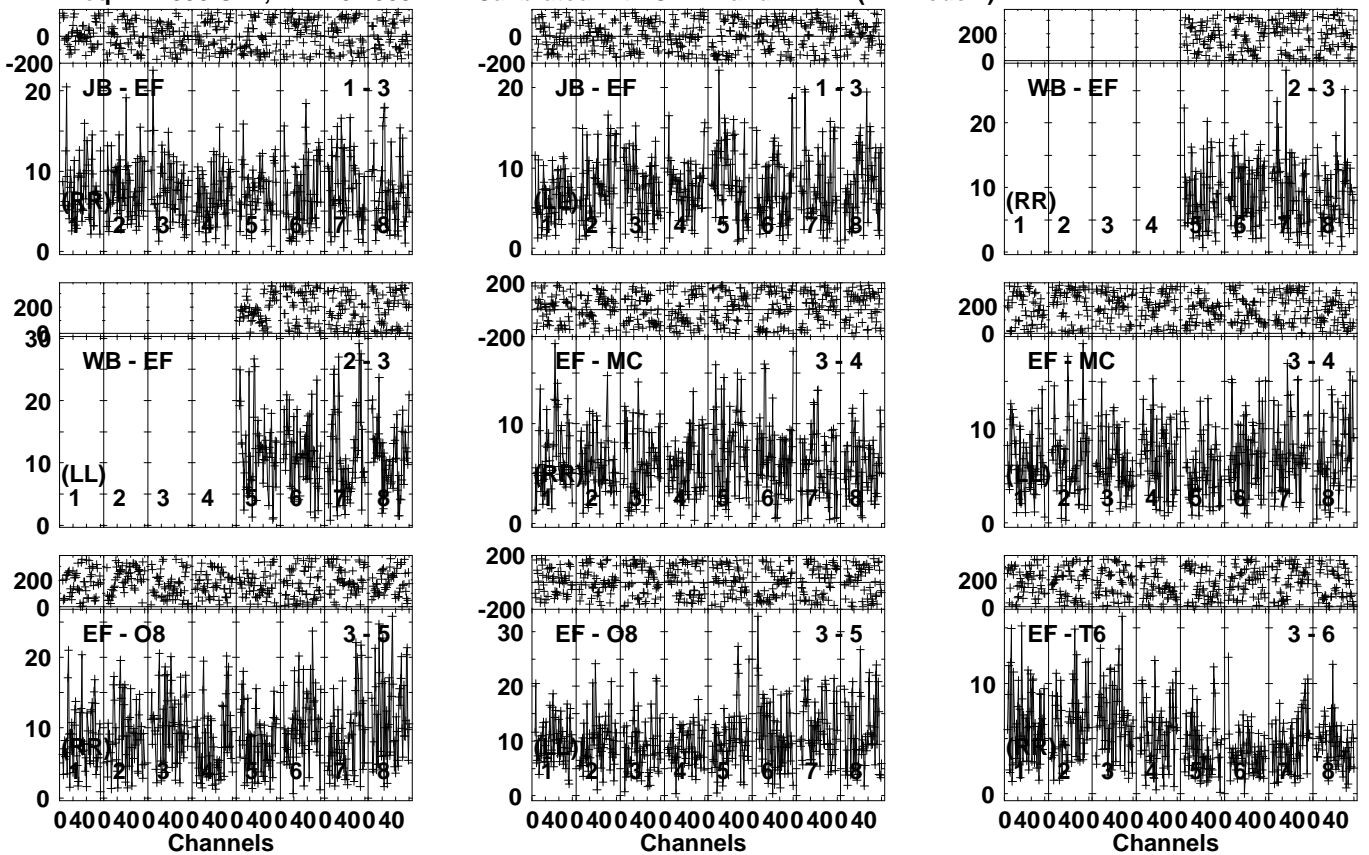


Lower frame: Milli Ampl Jy Top frame: Phas deg
Vector averaged cross-power spectrum Several baselines displayed
Timerange: 01/00:14:11 to 01/00:14:59

Plot file version 75 created 23-JUN-2023 11:45:31

NGC2841 EC082F.UVDATA.1

Freq = 4.7990 GHz, Bw = 32.000 MH Calibrated with CL # 4 and BP # 1 (BP mode 1)

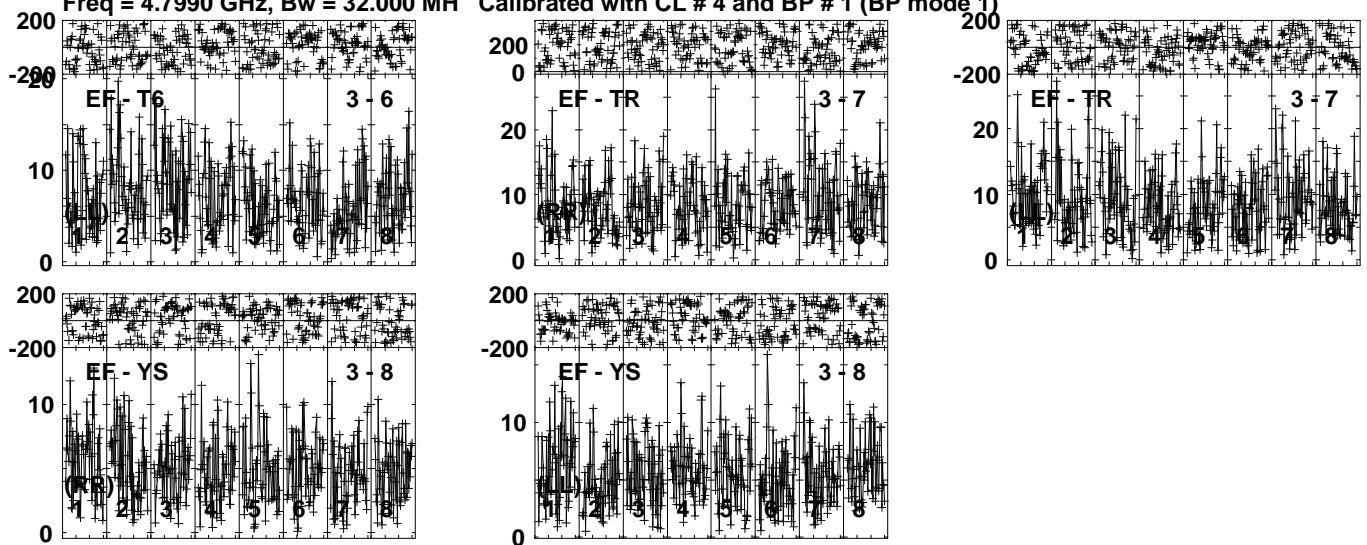


Lower frame: Milli Ampl Jy Top frame: Phas deg
Vector averaged cross-power spectrum Several baselines displayed
Timerange: 01/00:15:01 to 01/00:17:59

Plot file version 76 created 23-JUN-2023 11:45:31

NGC2841 EC082F.UVDATA.1

Freq = 4.7990 GHz, Bw = 32.000 MH Calibrated with CL # 4 and BP # 1 (BP mode 1)

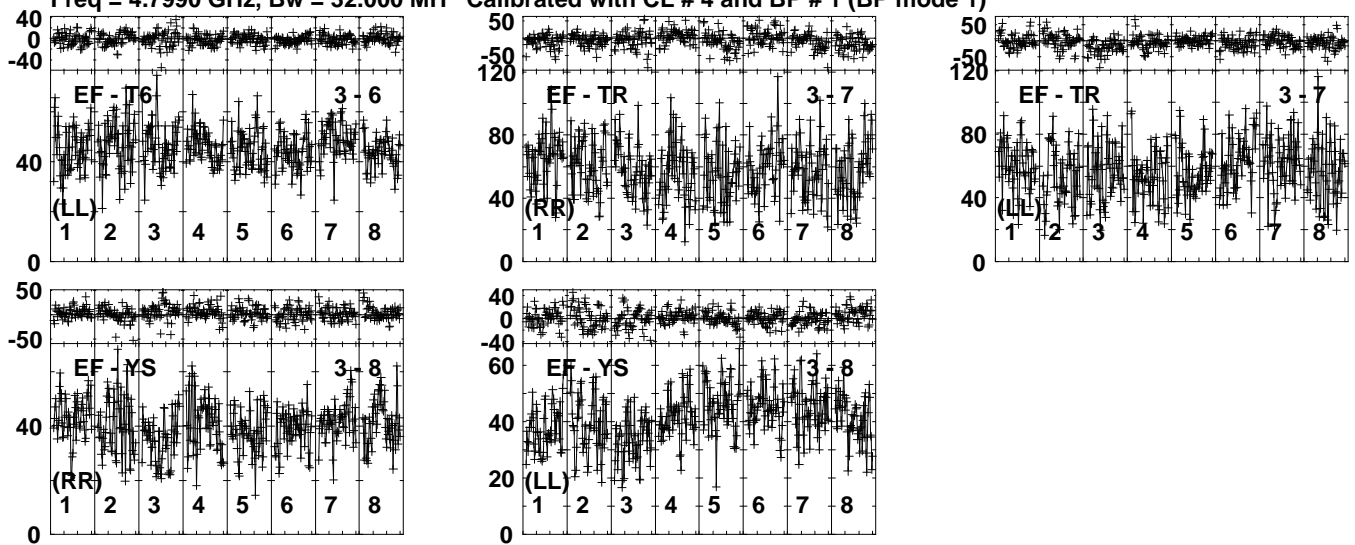


Lower frame: Milli Ampl Jy Top frame: Phas deg
Vector averaged cross-power spectrum Several baselines displayed
Timerange: 01/00:15:01 to 01/00:17:59

Plot file version 78 created 23-JUN-2023 11:45:32

J0923+5136 EC082F.UVDATA.1

Freq = 4.7990 GHz, Bw = 32.000 MH Calibrated with CL # 4 and BP # 1 (BP mode 1)

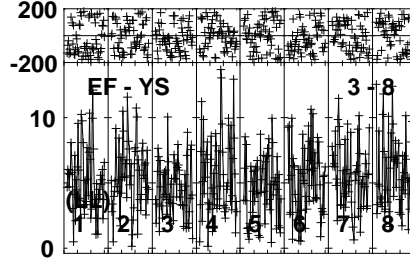
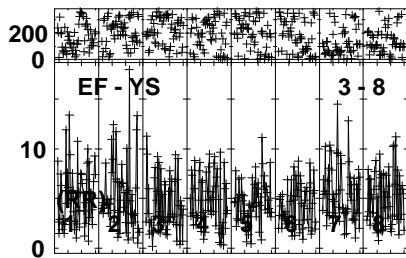
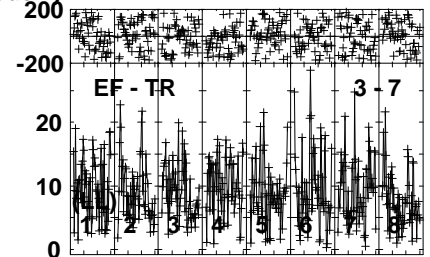
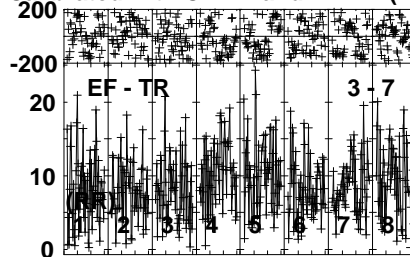
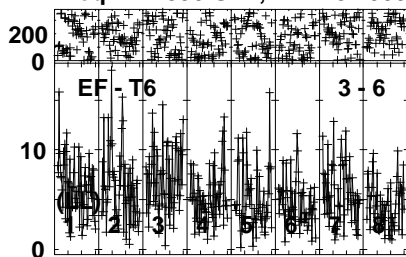


Lower frame: Milli Ampl Jy Top frame: Phas deg
Vector averaged cross-power spectrum Several baselines displayed
Timerange: 01/00:18:21 to 01/00:19:09

Plot file version 80 created 23-JUN-2023 11:45:33

NGC2841 EC082F.UVDATA.1

Freq = 4.7990 GHz, Bw = 32.000 MH Calibrated with CL # 4 and BP # 1 (BP mode 1)

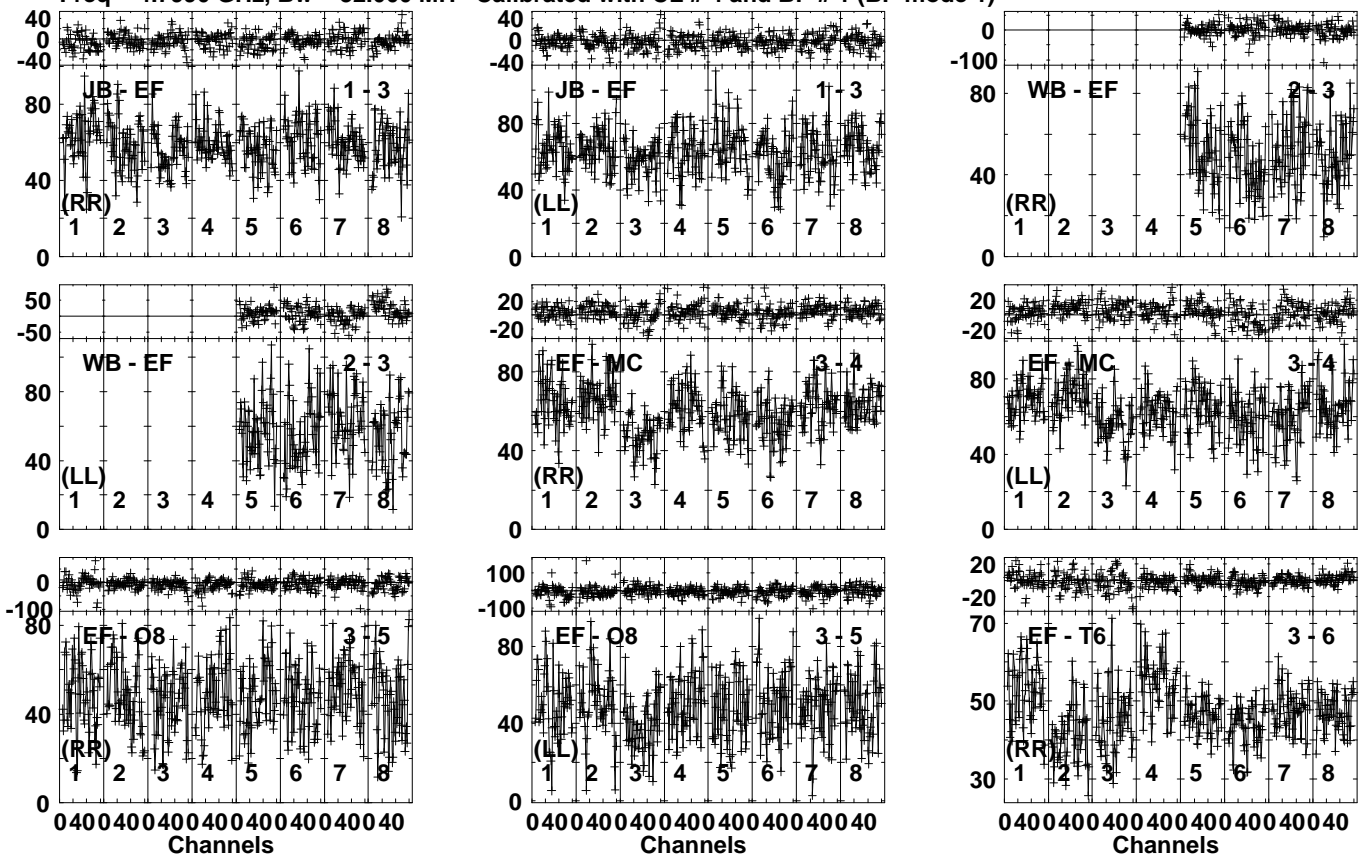


Lower frame: Milli Ampl Jy Top frame: Phas deg
Vector averaged cross-power spectrum Several baselines displayed
Timerange: 01/00:19:11 to 01/00:22:09

Plot file version 81 created 23-JUN-2023 11:45:33

J0923+5136 EC082F.UVDATA.1

Freq = 4.7990 GHz, Bw = 32.000 MH Calibrated with CL # 4 and BP # 1 (BP mode 1)

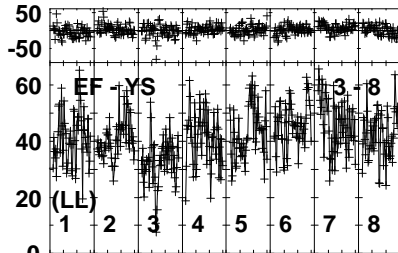
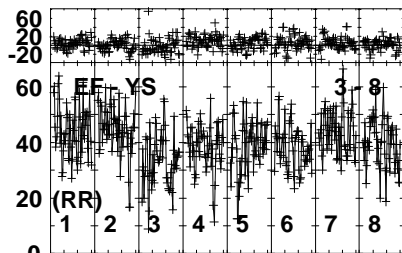
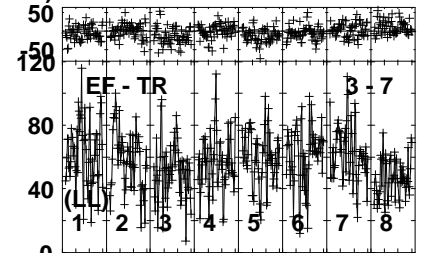
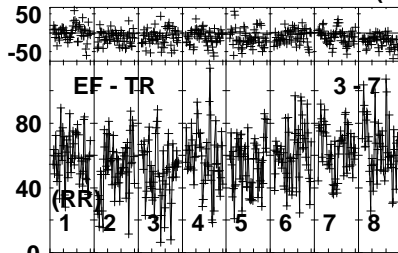
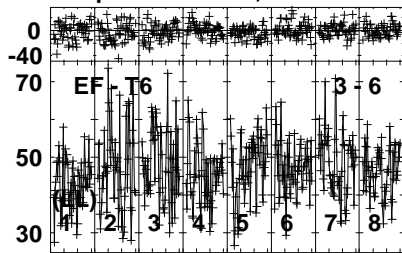


Lower frame: Milli Ampl Jy Top frame: Phas deg
Vector averaged cross-power spectrum Several baselines displayed
Timerange: 01/00:22:31 to 01/00:23:19

Plot file version 82 created 23-JUN-2023 11:45:33

J0923+5136 EC082F.UVDATA.1

Freq = 4.7990 GHz, Bw = 32.000 MH Calibrated with CL # 4 and BP # 1 (BP mode 1)

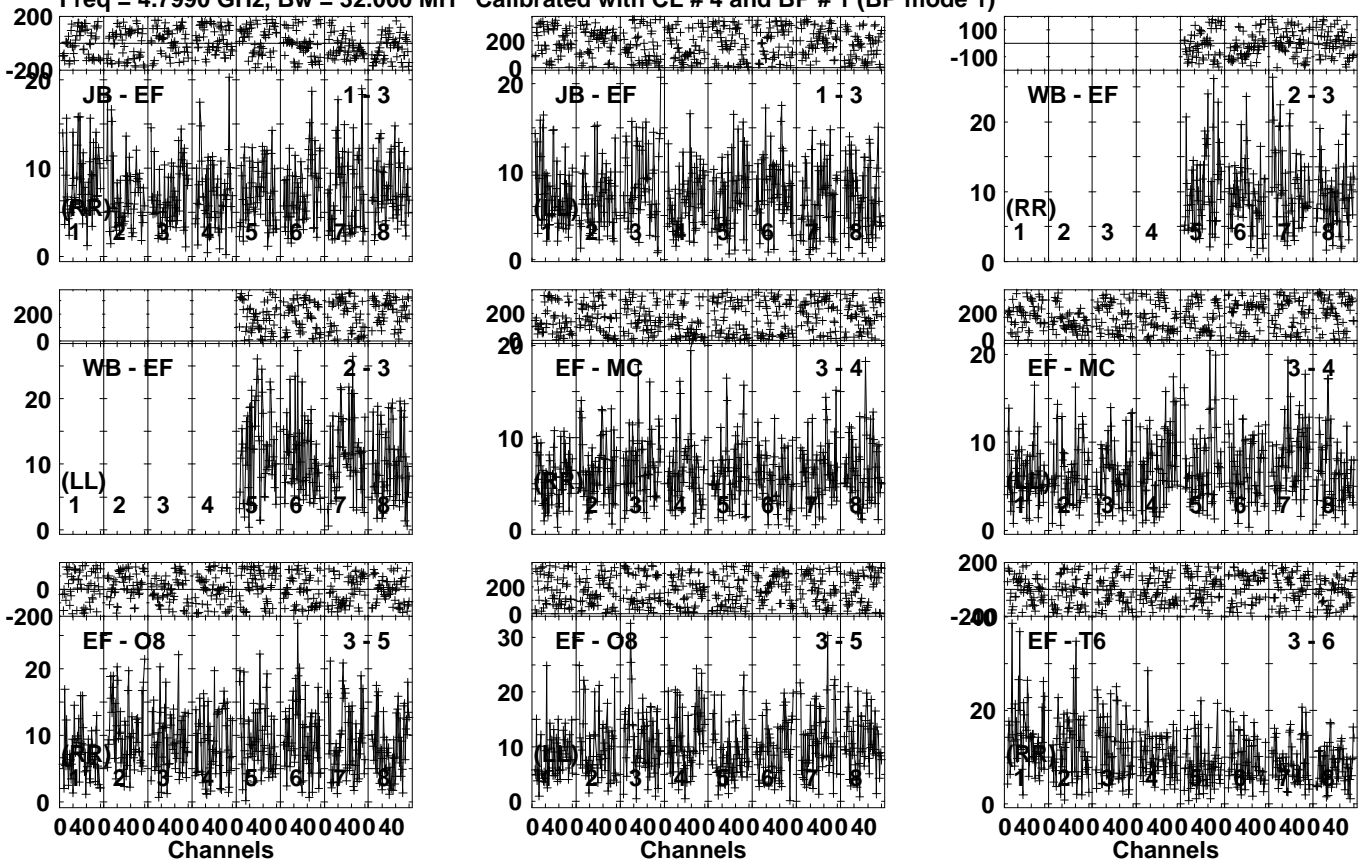


Lower frame: Milli Ampl Jy Top frame: Phas deg
Vector averaged cross-power spectrum Several baselines displayed
Timerange: 01/00:22:31 to 01/00:23:19

Plot file version 83 created 23-JUN-2023 11:45:34

NGC2841 EC082F.UVDATA.1

Freq = 4.7990 GHz, Bw = 32.000 MH Calibrated with CL # 4 and BP # 1 (BP mode 1)

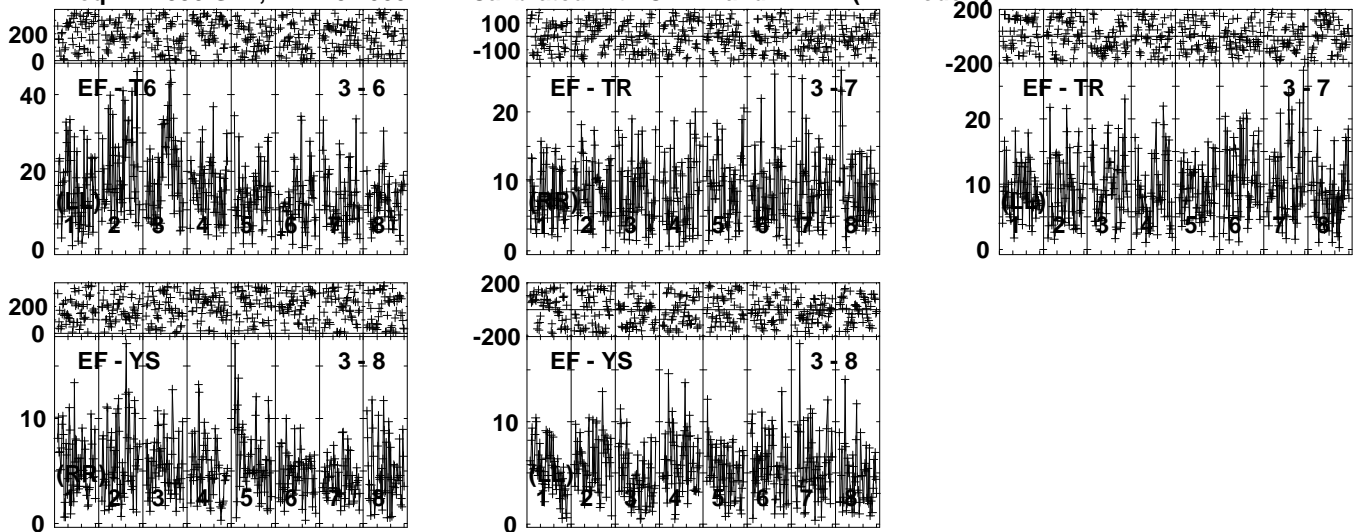


Lower frame: Milli Ampl Jy Top frame: Phas deg
Vector averaged cross-power spectrum Several baselines displayed
Timerange: 01/00:23:21 to 01/00:26:19

Plot file version 84 created 23-JUN-2023 11:45:34

NGC2841 EC082F.UVDATA.1

Freq = 4.7990 GHz, Bw = 32.000 MH Calibrated with CL # 4 and BP # 1 (BP mode 1)

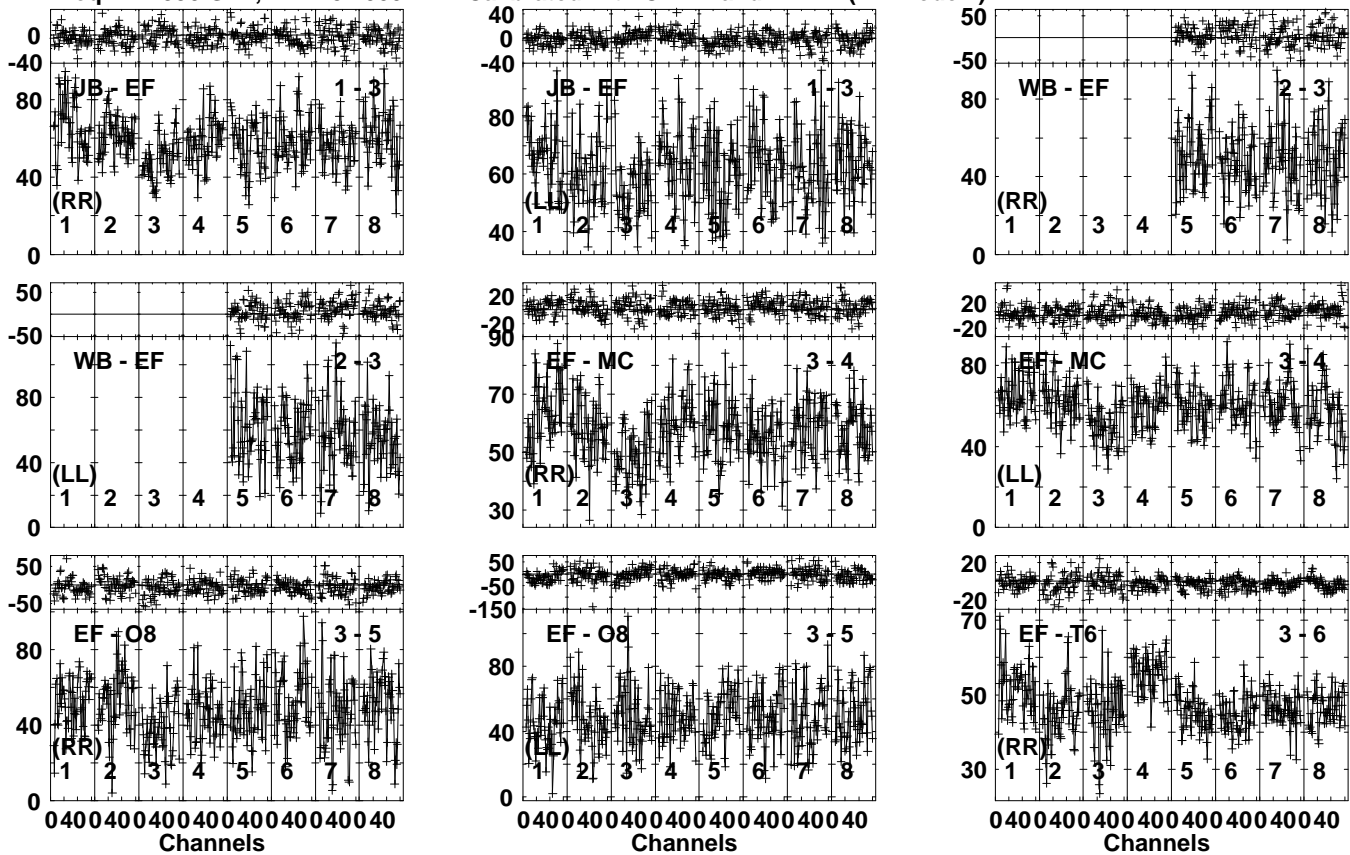


Lower frame: Milli Ampl Jy Top frame: Phas deg
Vector averaged cross-power spectrum Several baselines displayed
Timerange: 01/00:23:21 to 01/00:26:19

Plot file version 85 created 23-JUN-2023 11:45:35

J0923+5136 EC082F.UVDATA.1

Freq = 4.7990 GHz, Bw = 32.000 MH Calibrated with CL # 4 and BP # 1 (BP mode 1)

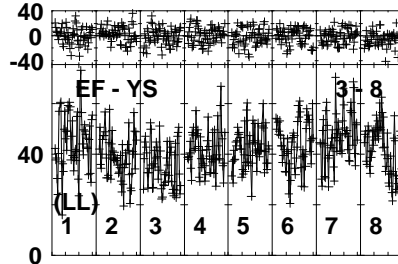
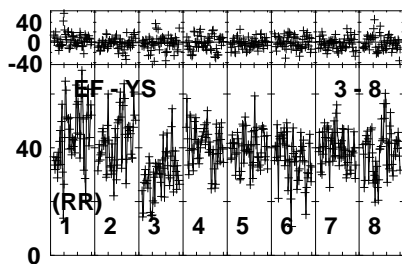
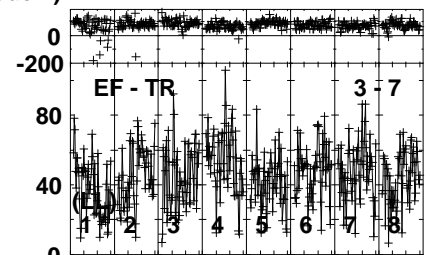
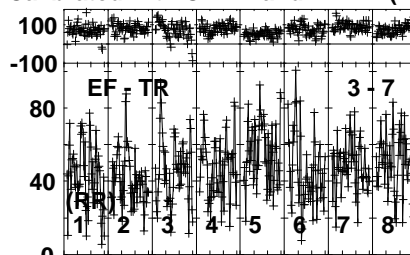
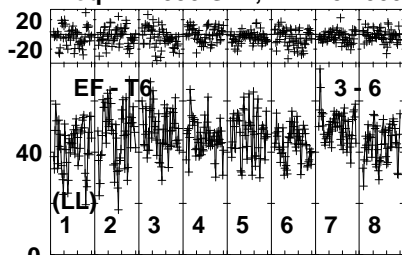


Lower frame: Milli Ampl Jy Top frame: Phas deg
Vector averaged cross-power spectrum Several baselines displayed
Timerange: 01/00:26:41 to 01/00:27:29

Plot file version 86 created 23-JUN-2023 11:45:35

J0923+5136 EC082F.UVDATA.1

Freq = 4.7990 GHz, Bw = 32.000 MH Calibrated with CL # 4 and BP # 1 (BP mode 1)

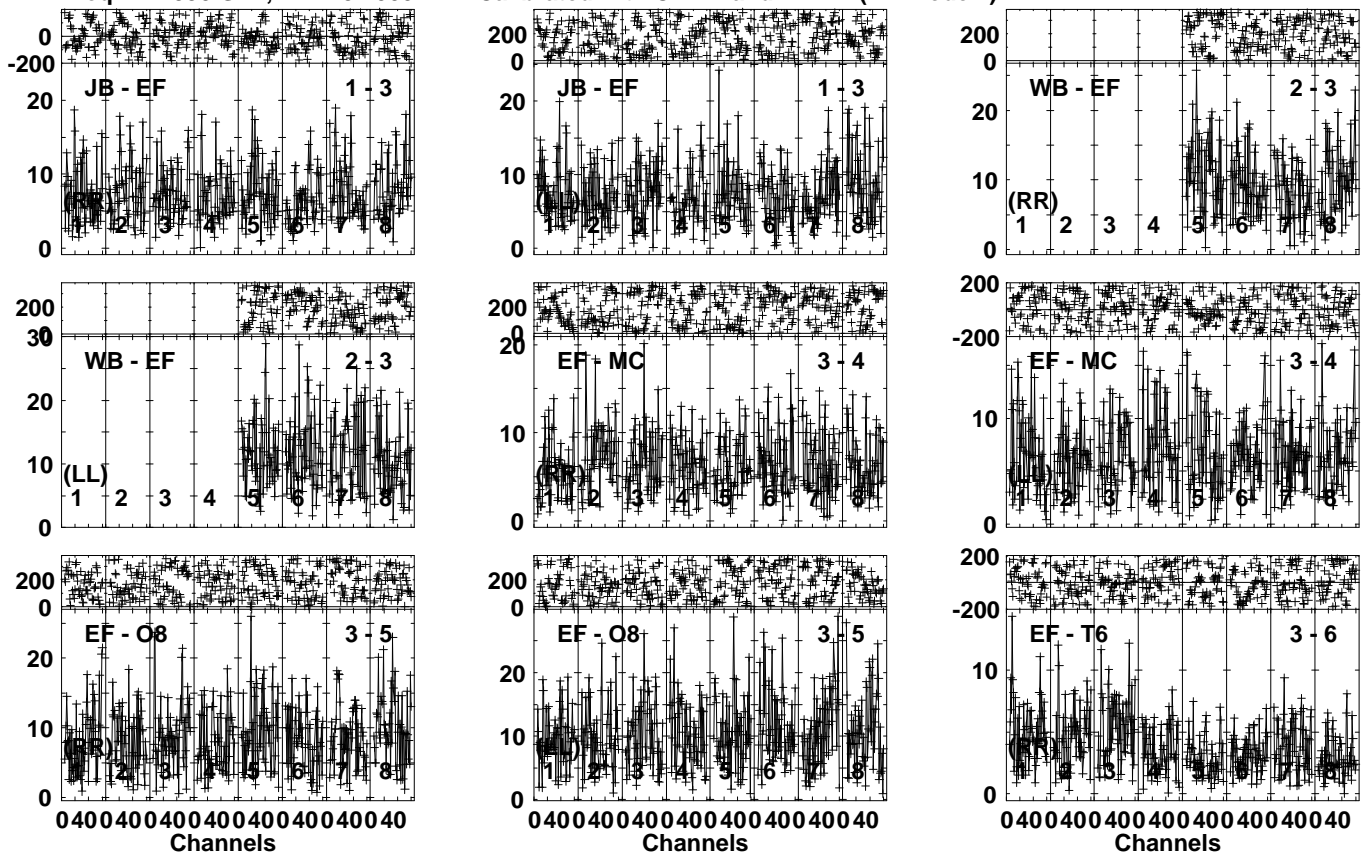


Lower frame: Milli Ampl Jy Top frame: Phas deg
Vector averaged cross-power spectrum Several baselines displayed
Timerange: 01/00:26:41 to 01/00:27:29

Plot file version 87 created 23-JUN-2023 11:45:35

NGC2841 EC082F.UVDATA.1

Freq = 4.7990 GHz, Bw = 32.000 MH Calibrated with CL # 4 and BP # 1 (BP mode 1)

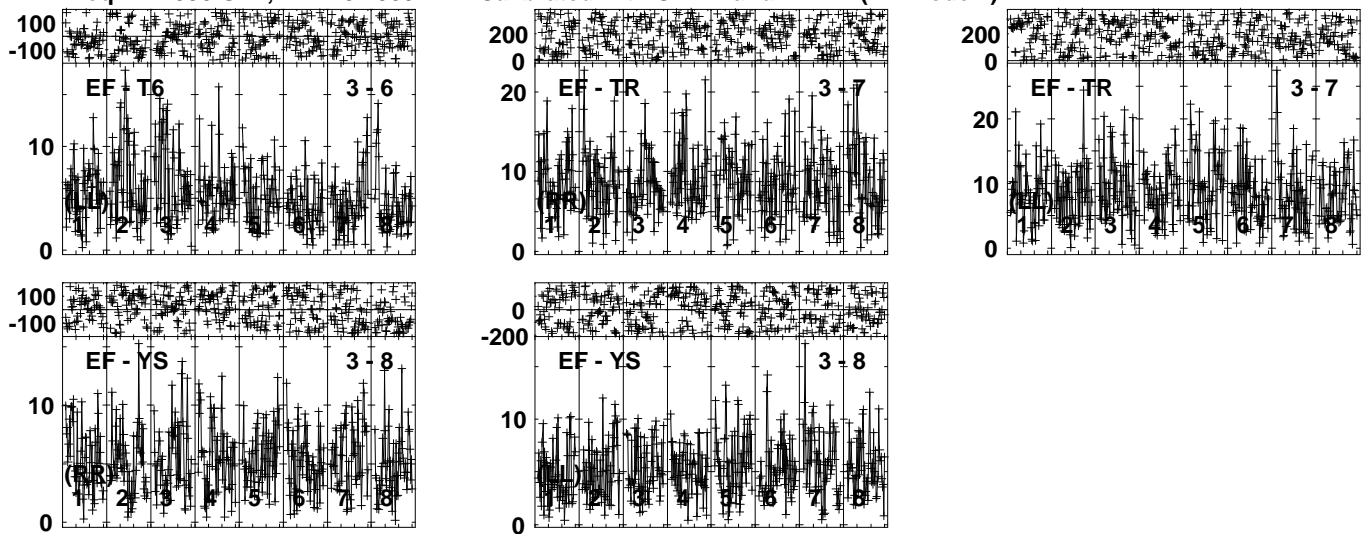


Lower frame: Milli Ampl Jy Top frame: Phas deg
Vector averaged cross-power spectrum Several baselines displayed
Timerange: 01/00:27:31 to 01/00:30:29

Plot file version 88 created 23-JUN-2023 11:45:36

NGC2841 EC082F.UVDATA.1

Freq = 4.7990 GHz, Bw = 32.000 MH Calibrated with CL # 4 and BP # 1 (BP mode 1)

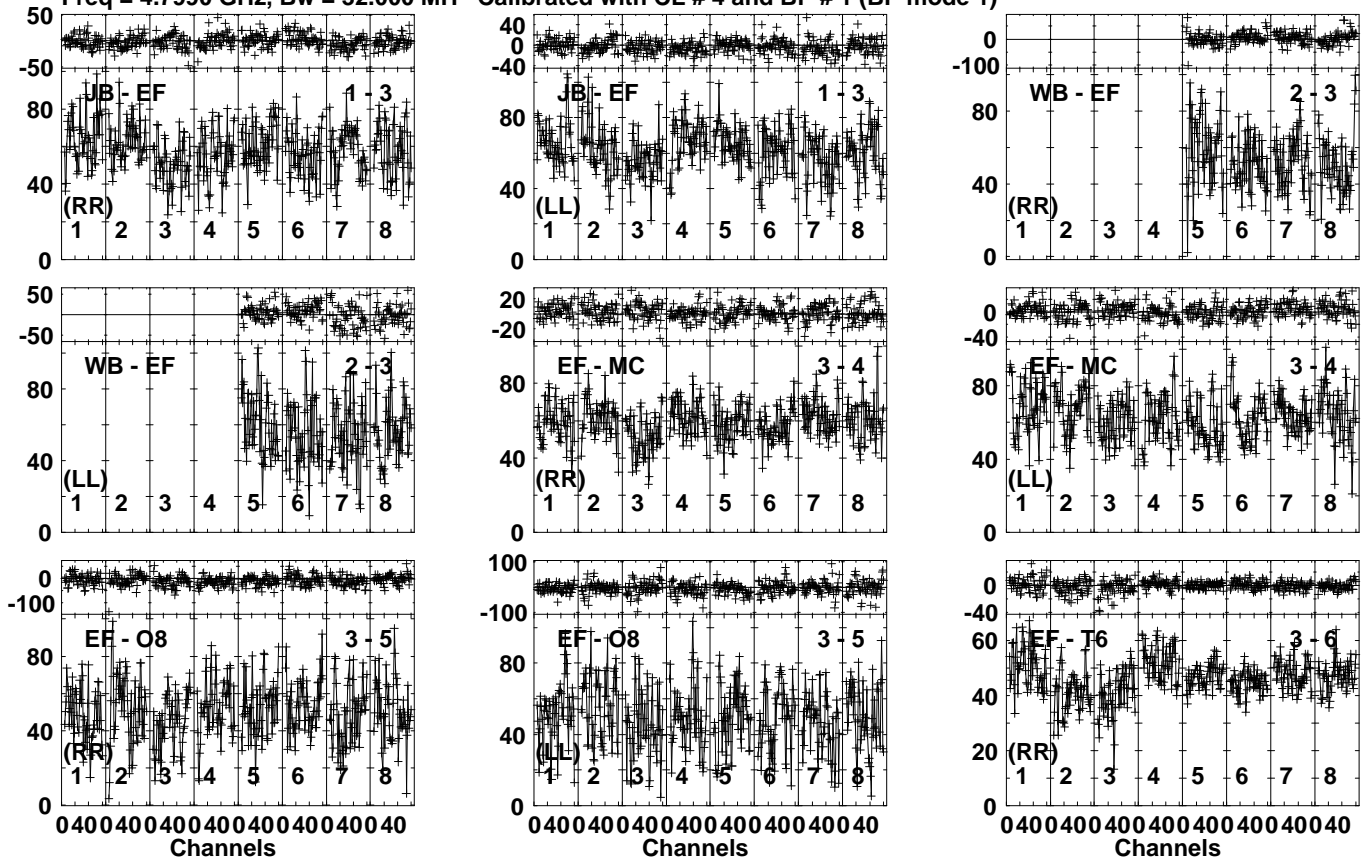


Lower frame: Milli Ampl Jy Top frame: Phas deg
Vector averaged cross-power spectrum Several baselines displayed
Timerange: 01/00:27:31 to 01/00:30:29

Plot file version 89 created 23-JUN-2023 11:45:36

J0923+5136 EC082F.UVDATA.1

Freq = 4.7990 GHz, Bw = 32.000 MH Calibrated with CL # 4 and BP # 1 (BP mode 1)

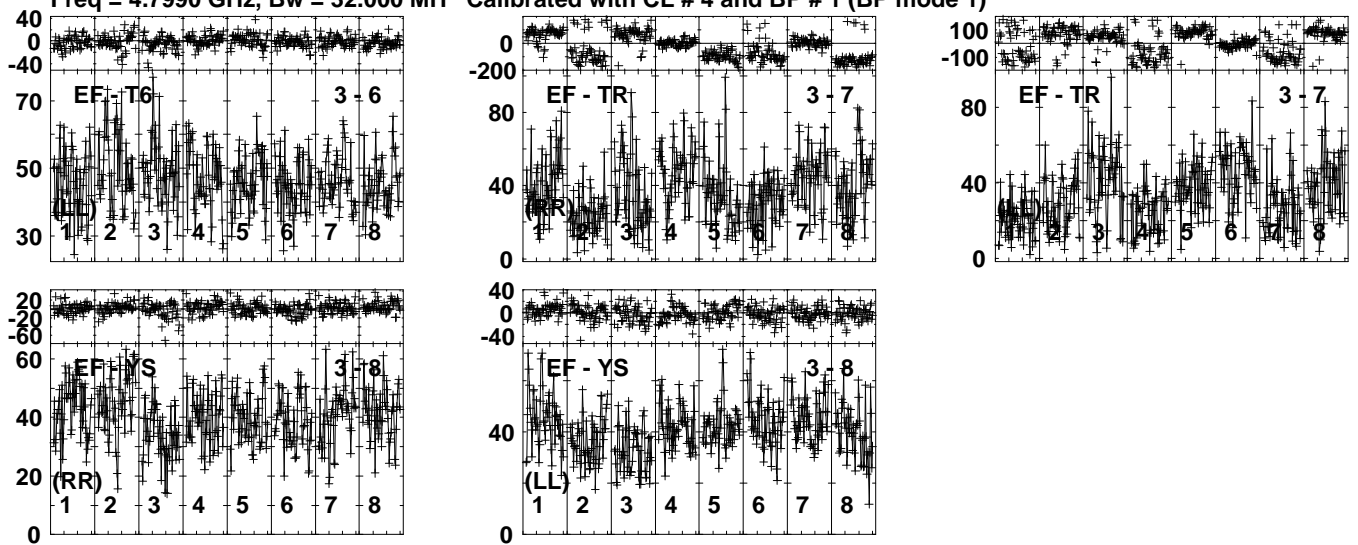


Lower frame: Milli Ampl Jy Top frame: Phas deg
Vector averaged cross-power spectrum Several baselines displayed
Timerange: 01/00:30:51 to 01/00:31:39

Plot file version 90 created 23-JUN-2023 11:45:36

J0923+5136 EC082F.UVDATA.1

Freq = 4.7990 GHz, Bw = 32.000 MH Calibrated with CL # 4 and BP # 1 (BP mode 1)

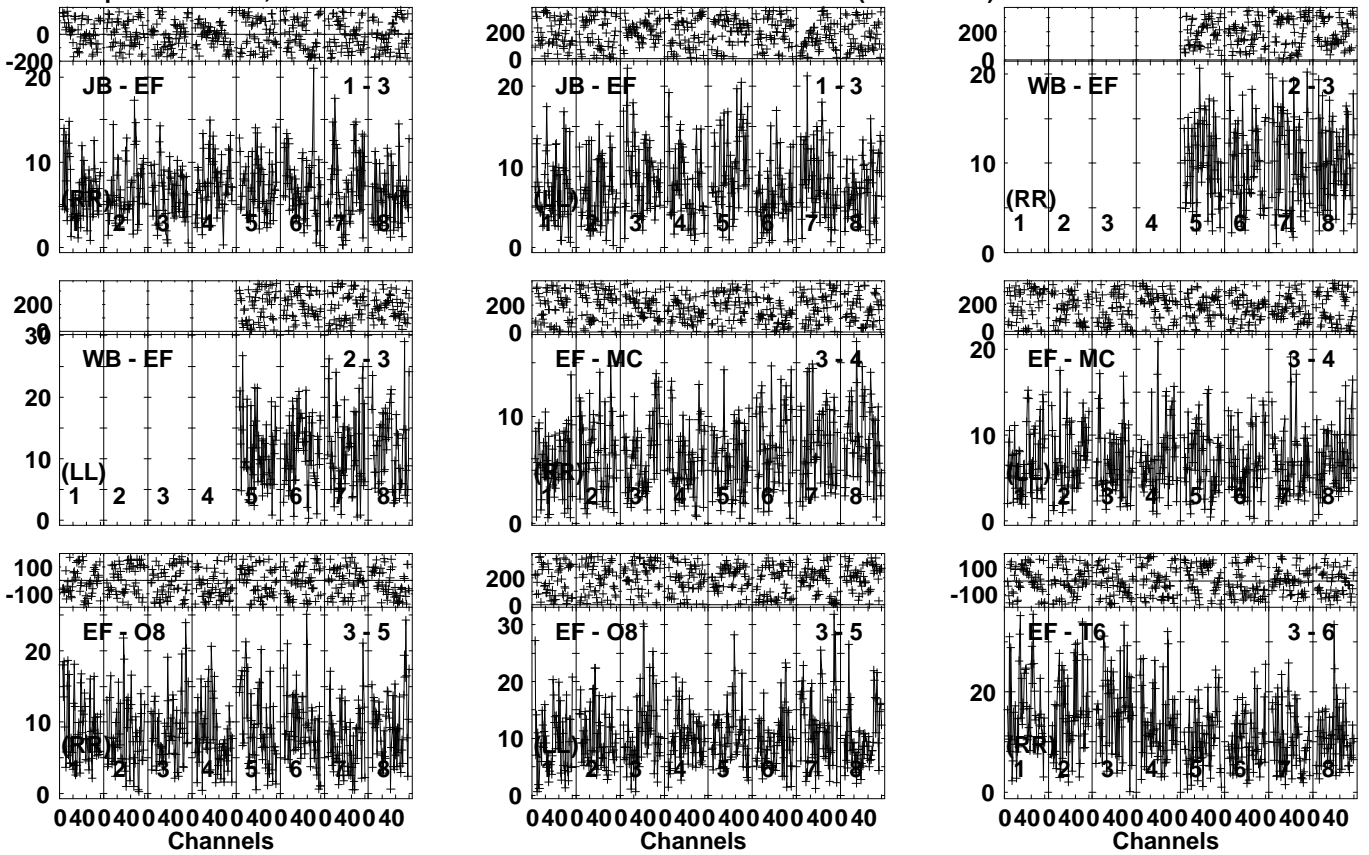


Lower frame: Milli Ampl Jy Top frame: Phas deg
Vector averaged cross-power spectrum Several baselines displayed
Timerange: 01/00:30:51 to 01/00:31:39

Plot file version 91 created 23-JUN-2023 11:45:37

NGC2841 EC082F.UVDATA.1

Freq = 4.7990 GHz, Bw = 32.000 MH Calibrated with CL # 4 and BP # 1 (BP mode 1)

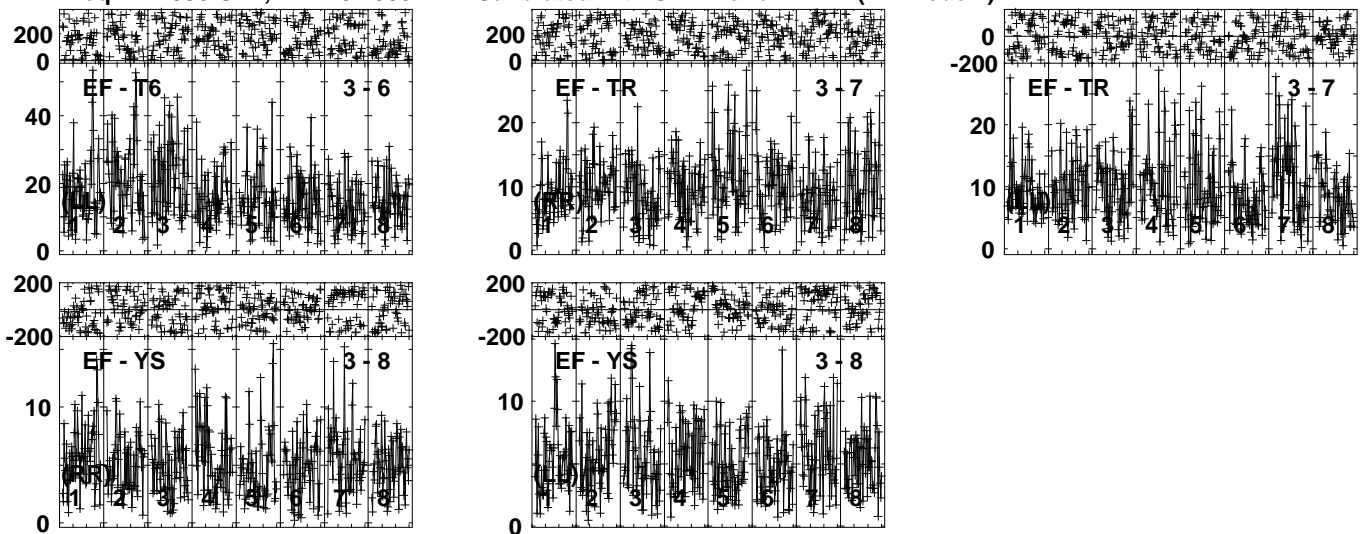


Lower frame: Milli Ampl Jy Top frame: Phas deg
Vector averaged cross-power spectrum Several baselines displayed
Timerange: 01/00:31:41 to 01/00:34:39

Plot file version 92 created 23-JUN-2023 11:45:37

NGC2841 EC082F.UVDATA.1

Freq = 4.7990 GHz, Bw = 32.000 MH Calibrated with CL # 4 and BP # 1 (BP mode 1)

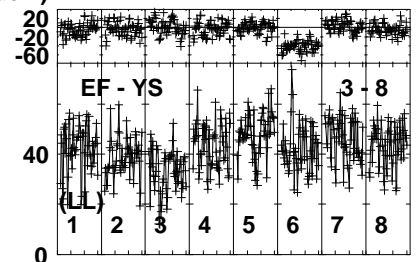
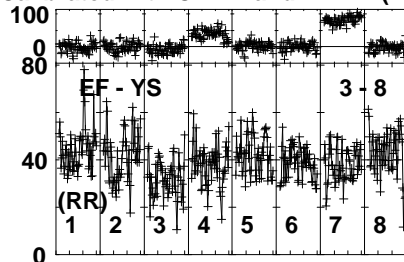
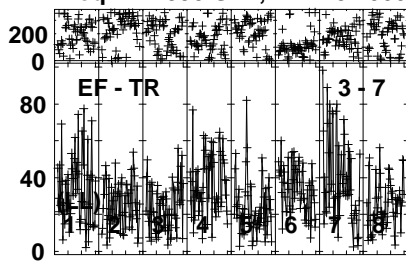


Lower frame: Milli Ampl Jy Top frame: Phas deg
Vector averaged cross-power spectrum Several baselines displayed
Timerange: 01/00:31:41 to 01/00:34:39

Plot file version 94 created 23-JUN-2023 11:45:38

J0923+5136 EC082F.UVDATA.1

Freq = 4.7990 GHz, Bw = 32.000 MH Calibrated with CL # 4 and BP # 1 (BP mode 1)

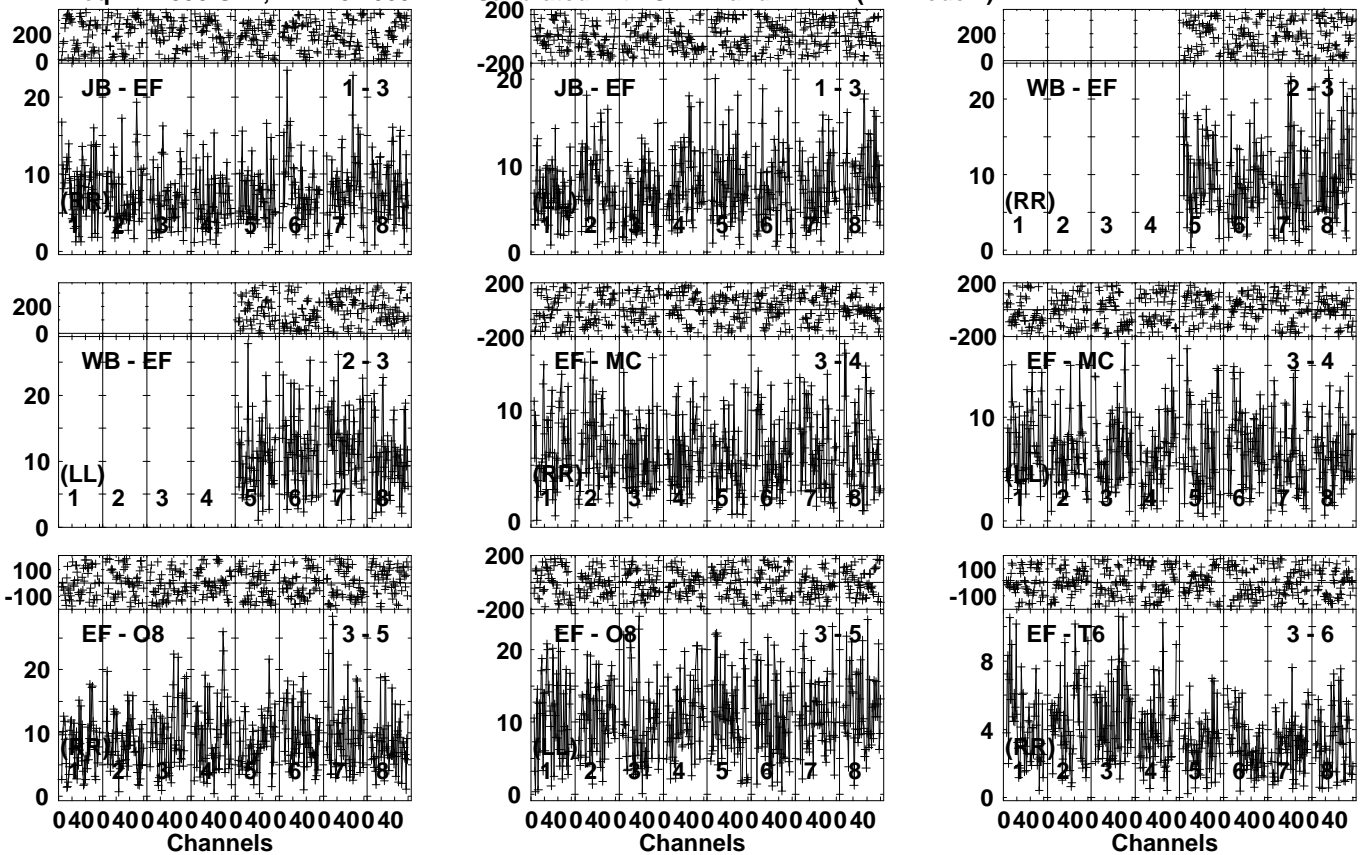


Lower frame: Milli Ampl Jy Top frame: Phas deg
Vector averaged cross-power spectrum Several baselines displayed
Timerange: 01/00:35:01 to 01/00:35:49

Plot file version 95 created 23-JUN-2023 11:45:38

NGC2841 EC082F.UVDATA.1

Freq = 4.7990 GHz, Bw = 32.000 MH Calibrated with CL # 4 and BP # 1 (BP mode 1)

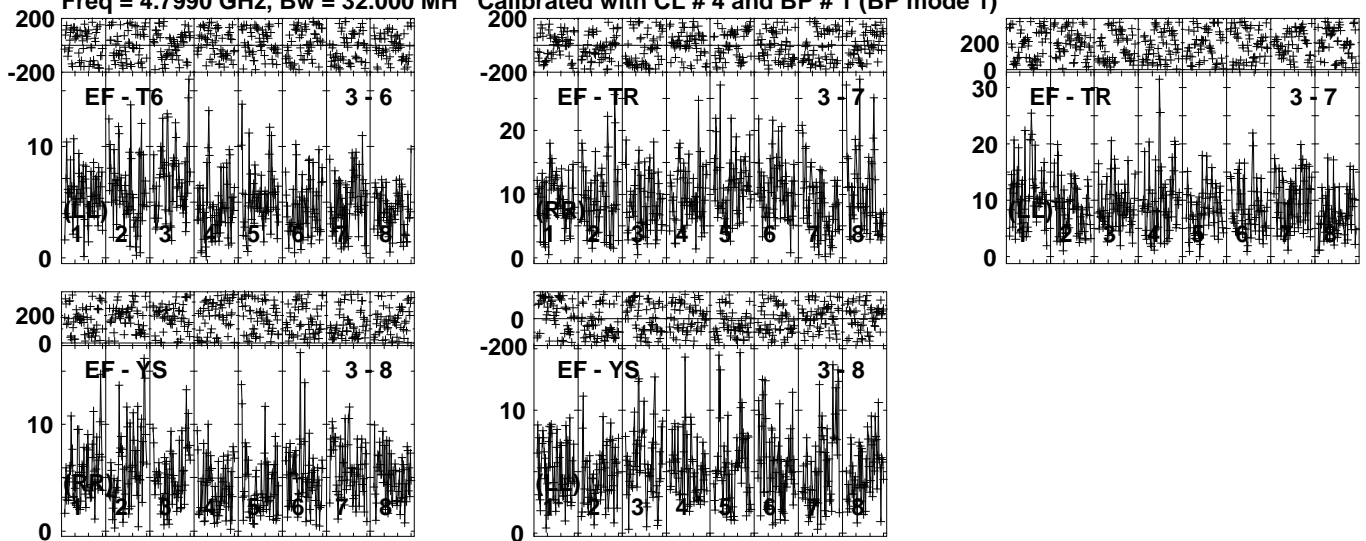


Lower frame: Milli Ampl Jy Top frame: Phas deg
Vector averaged cross-power spectrum Several baselines displayed
Timerange: 01/00:35:51 to 01/00:38:49

Plot file version 96 created 23-JUN-2023 11:45:39

NGC2841 EC082F.UVDATA.1

Freq = 4.7990 GHz, Bw = 32.000 MH Calibrated with CL # 4 and BP # 1 (BP mode 1)

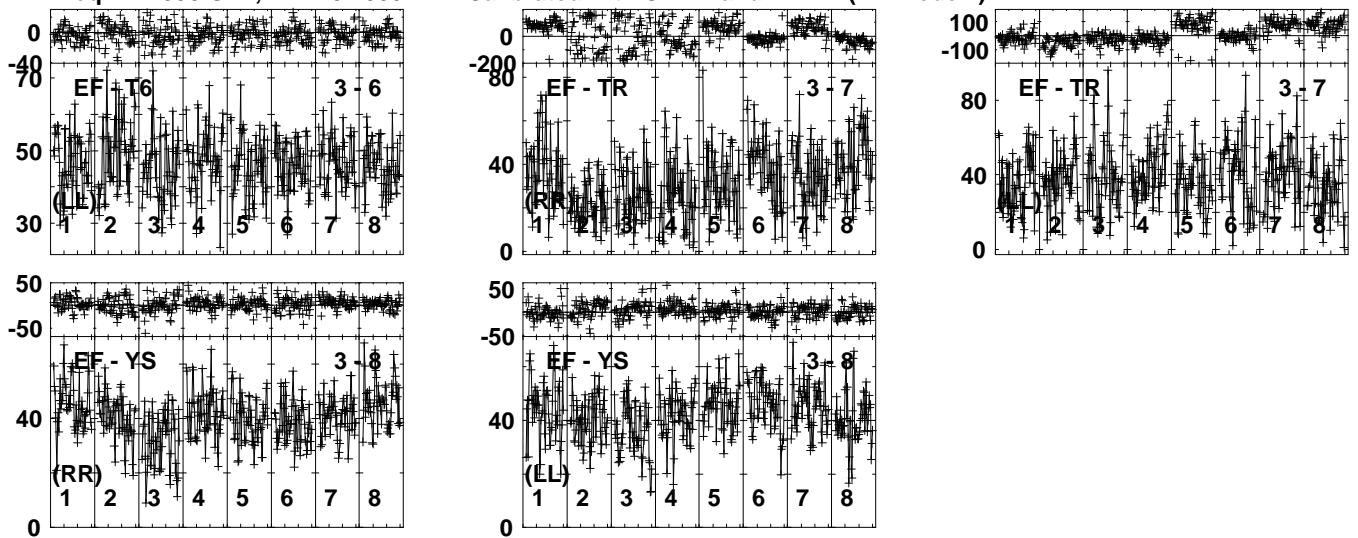


Lower frame: Milli Ampl Jy Top frame: Phas deg
Vector averaged cross-power spectrum Several baselines displayed
Timerange: 01/00:35:51 to 01/00:38:49

Plot file version 98 created 23-JUN-2023 11:45:39

J0923+5136 EC082F.UVDATA.1

Freq = 4.7990 GHz, Bw = 32.000 MH Calibrated with CL # 4 and BP # 1 (BP mode 1)

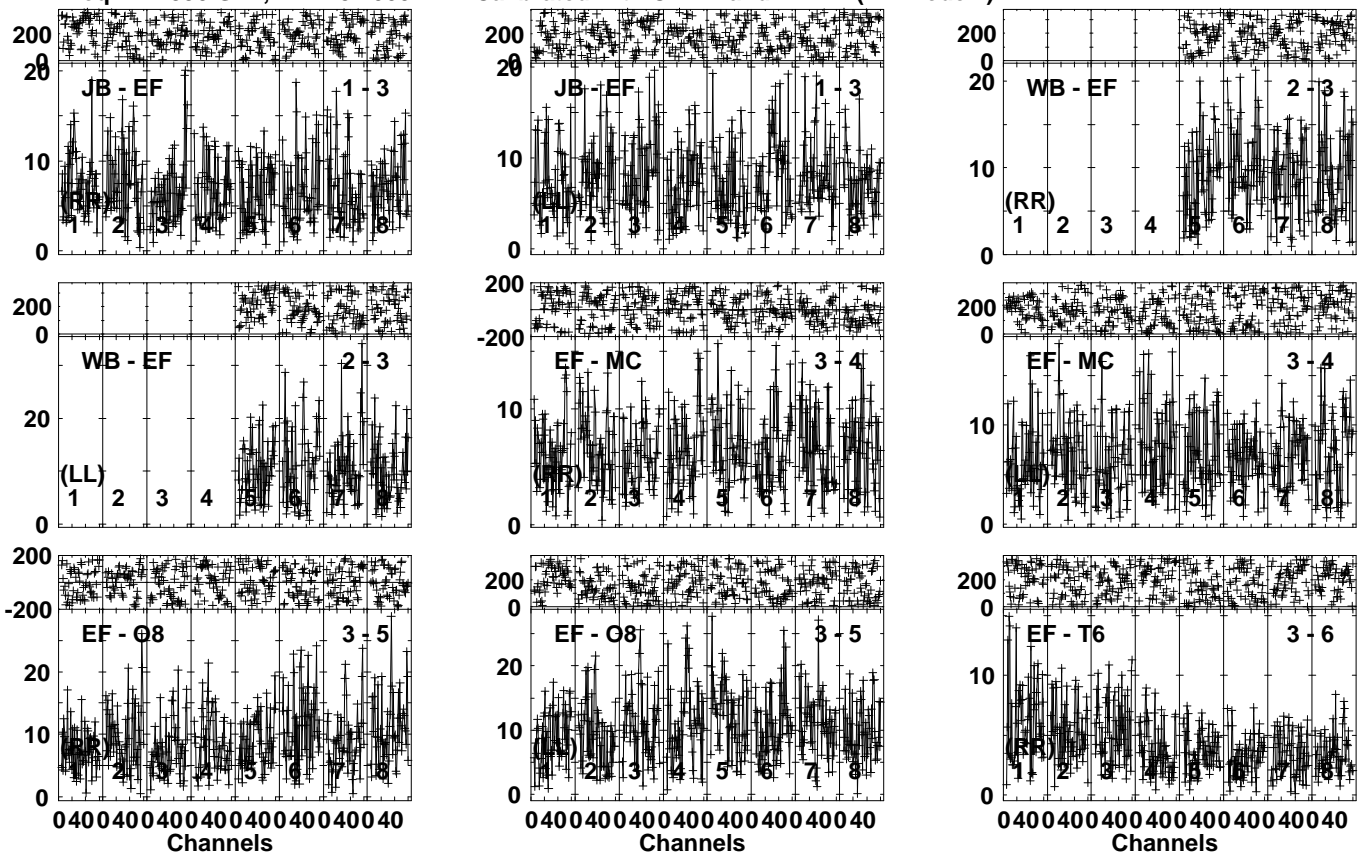


Lower frame: Milli Ampl Jy Top frame: Phas deg
Vector averaged cross-power spectrum Several baselines displayed
Timerange: 01/00:39:11 to 01/00:39:59

Plot file version 99 created 23-JUN-2023 11:45:40

NGC2841 EC082F.UVDATA.1

Freq = 4.7990 GHz, Bw = 32.000 MH Calibrated with CL # 4 and BP # 1 (BP mode 1)

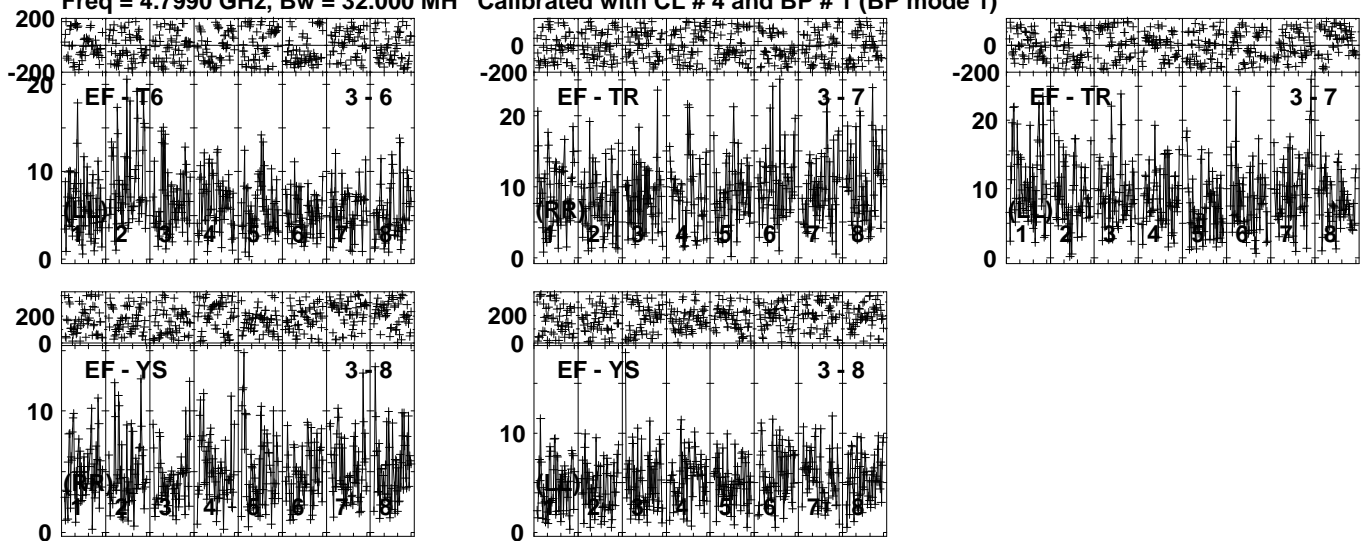


Lower frame: Milli Ampl Jy Top frame: Phas deg
Vector averaged cross-power spectrum Several baselines displayed
Timerange: 01/00:40:01 to 01/00:42:59

Plot file version 100 created 23-JUN-2023 11:45:40

NGC2841 EC082F.UVDATA.1

Freq = 4.7990 GHz, Bw = 32.000 MH Calibrated with CL # 4 and BP # 1 (BP mode 1)

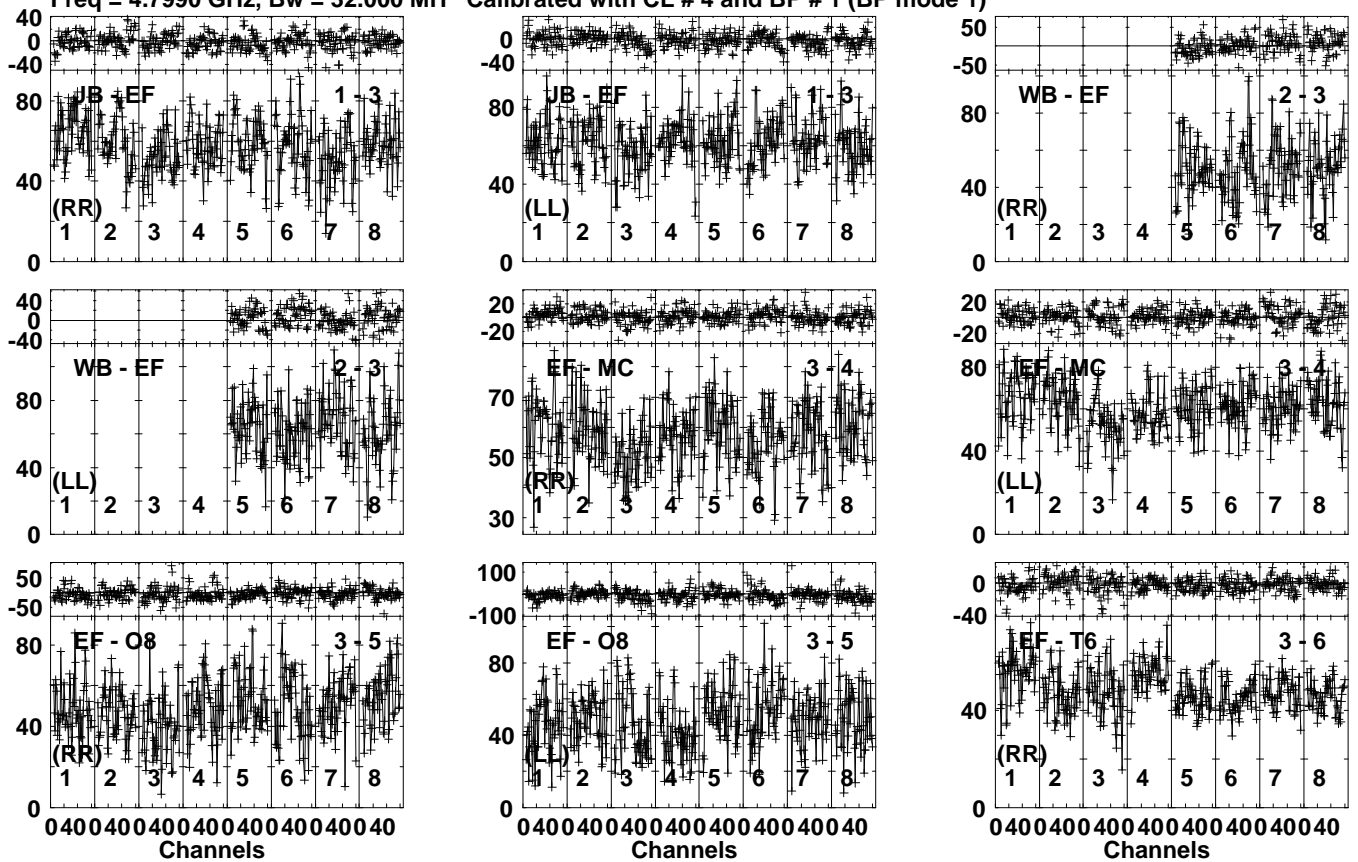


Lower frame: Milli Ampl Jy Top frame: Phas deg
Vector averaged cross-power spectrum Several baselines displayed
Timerange: 01/00:40:01 to 01/00:42:59

Plot file version 101 created 23-JUN-2023 11:45:41

J0923+5136 EC082F.UVDATA.1

Freq = 4.7990 GHz, Bw = 32.000 MH Calibrated with CL # 4 and BP # 1 (BP mode 1)

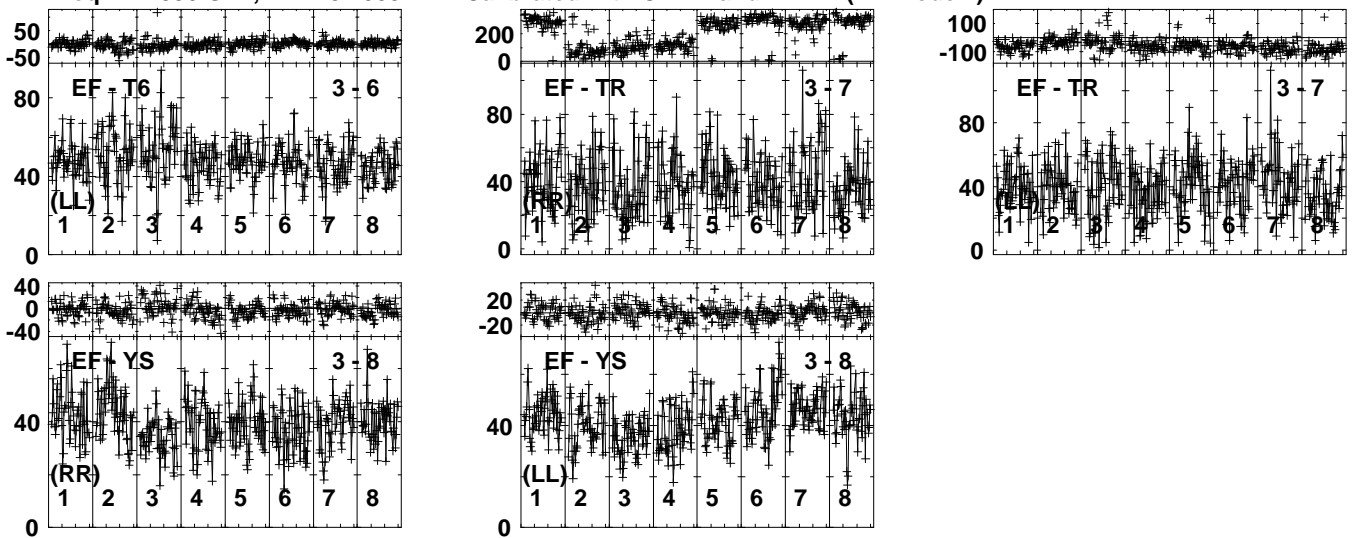


Lower frame: Milli Ampl Jy Top frame: Phas deg
Vector averaged cross-power spectrum Several baselines displayed
Timerange: 01/00:43:21 to 01/00:44:09

Plot file version 102 created 23-JUN-2023 11:45:41

J0923+5136 EC082F.UVDATA.1

Freq = 4.7990 GHz, Bw = 32.000 MH Calibrated with CL # 4 and BP # 1 (BP mode 1)



Lower frame: Milli Ampl Jy Top frame: Phas deg

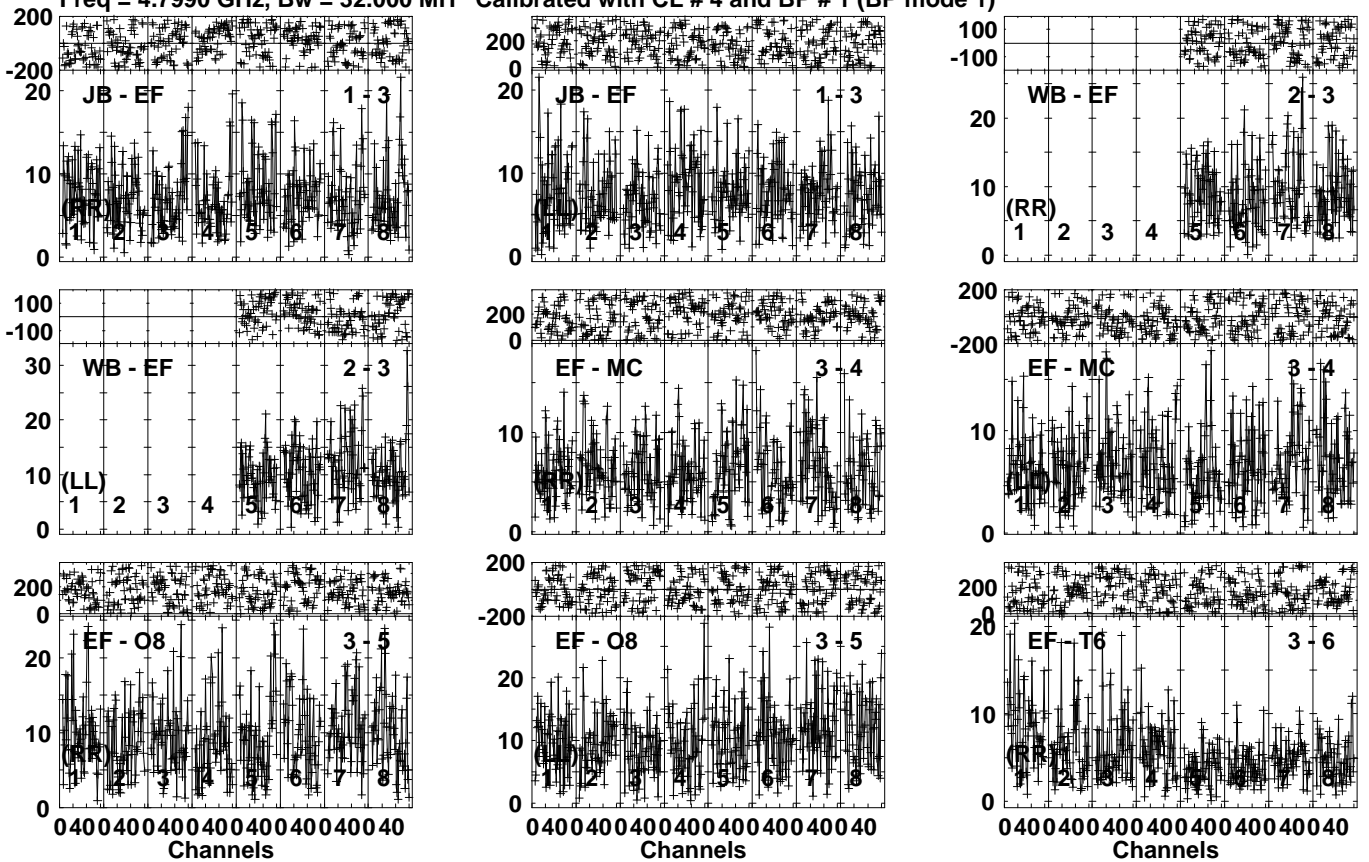
Vector averaged cross-power spectrum Several baselines displayed

Timerange: 01/00:43:21 to 01/00:44:09

Plot file version 103 created 23-JUN-2023 11:45:41

NGC2841 EC082F.UVDATA.1

Freq = 4.7990 GHz, Bw = 32.000 MH Calibrated with CL # 4 and BP # 1 (BP mode 1)

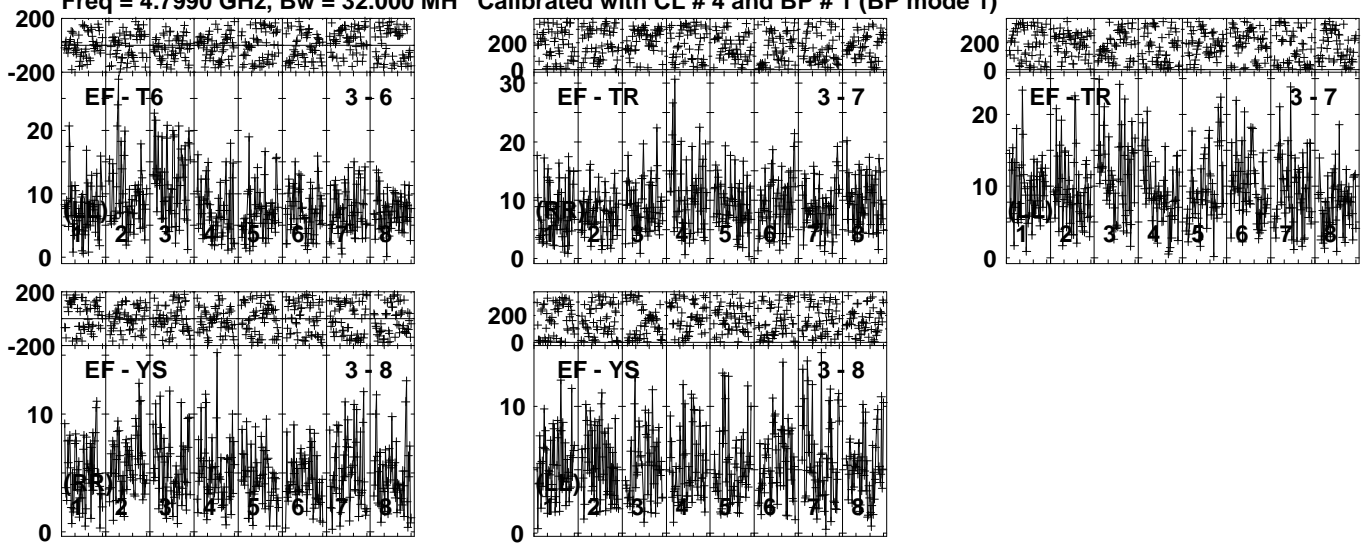


Lower frame: Milli Ampl Jy Top frame: Phas deg
Vector averaged cross-power spectrum Several baselines displayed
Timerange: 01/00:44:11 to 01/00:47:09

Plot file version 104 created 23-JUN-2023 11:45:42

NGC2841 EC082F.UVDATA.1

Freq = 4.7990 GHz, Bw = 32.000 MH Calibrated with CL # 4 and BP # 1 (BP mode 1)

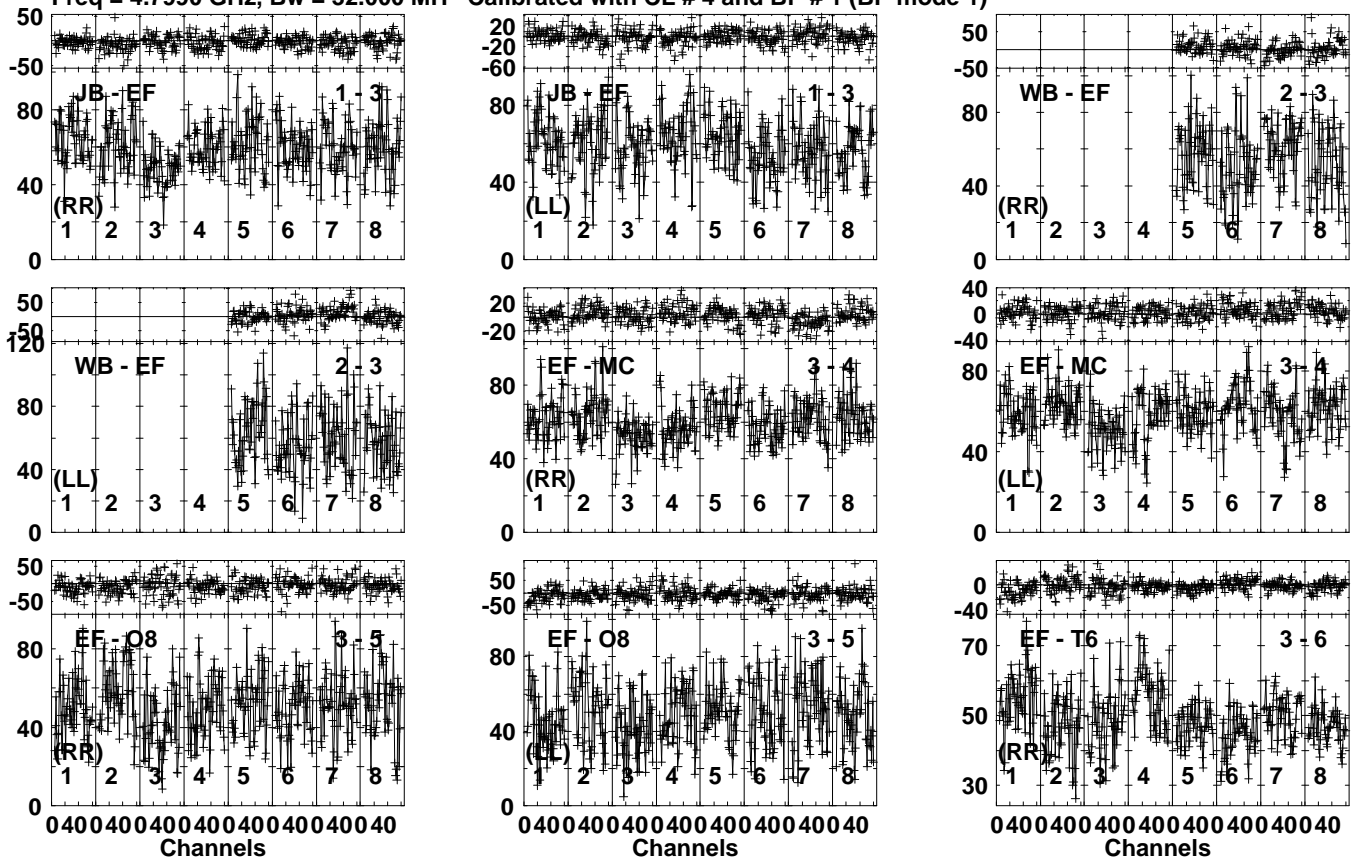


Lower frame: Milli Ampl Jy Top frame: Phas deg
Vector averaged cross-power spectrum Several baselines displayed
Timerange: 01/00:44:11 to 01/00:47:09

Plot file version 105 created 23-JUN-2023 11:45:42

J0923+5136 EC082F.UVDATA.1

Freq = 4.7990 GHz, Bw = 32.000 MH Calibrated with CL # 4 and BP # 1 (BP mode 1)

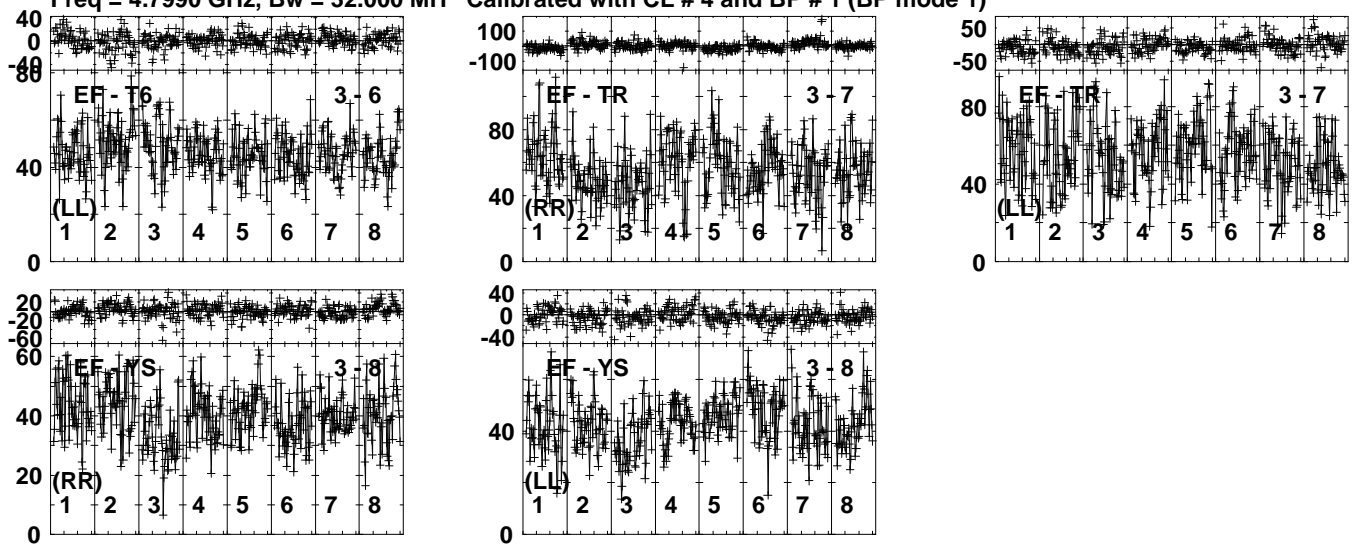


Lower frame: Milli Ampl Jy Top frame: Phas deg
Vector averaged cross-power spectrum Several baselines displayed
Timerange: 01/00:47:31 to 01/00:48:19

Plot file version 106 created 23-JUN-2023 11:45:42

J0923+5136 EC082F.UVDATA.1

Freq = 4.7990 GHz, Bw = 32.000 MH Calibrated with CL # 4 and BP # 1 (BP mode 1)

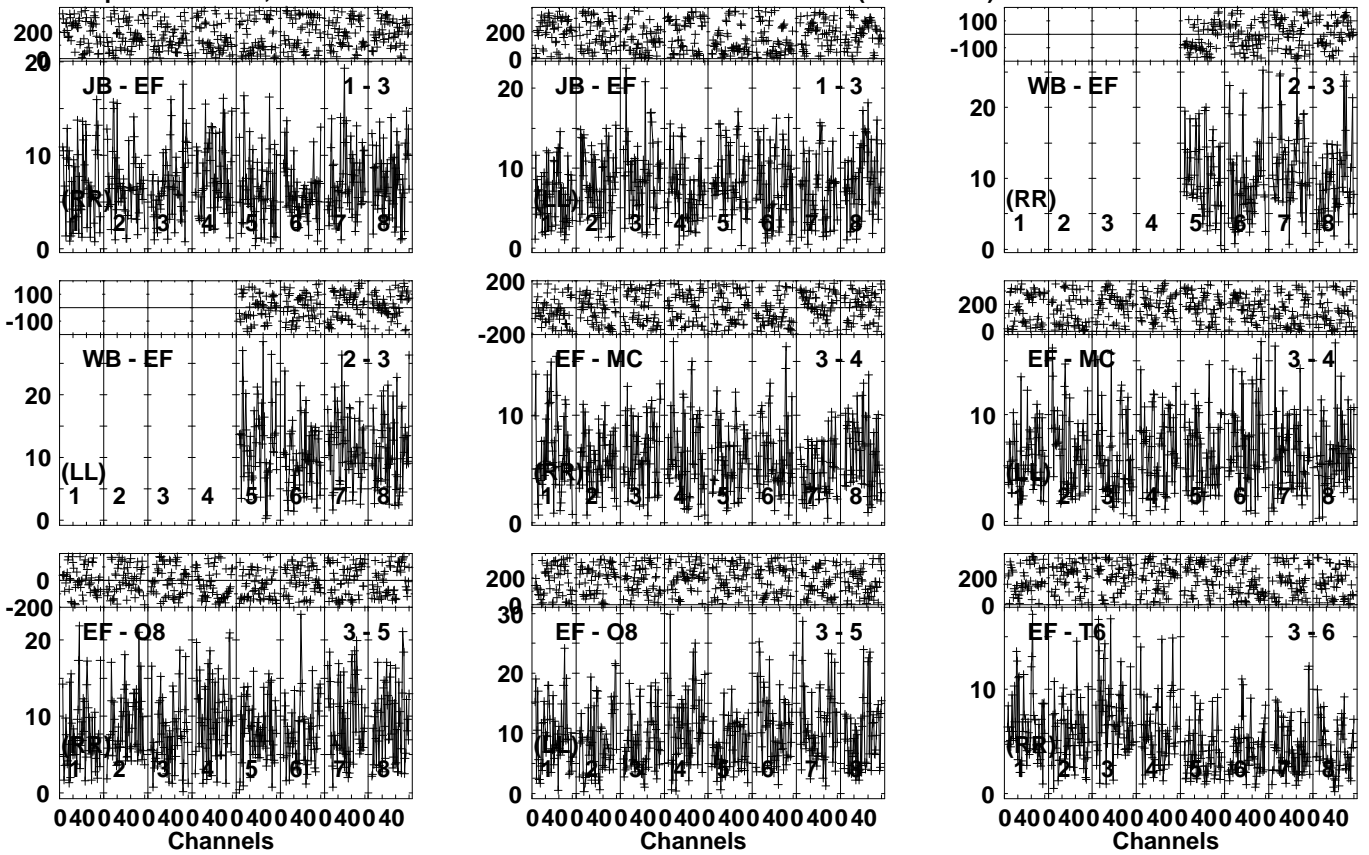


Lower frame: Milli Ampl Jy Top frame: Phas deg
Vector averaged cross-power spectrum Several baselines displayed
Timerange: 01/00:47:31 to 01/00:48:19

Plot file version 107 created 23-JUN-2023 11:45:43

NGC2841 EC082F.UVDATA.1

Freq = 4.7990 GHz, Bw = 32.000 MH Calibrated with CL # 4 and BP # 1 (BP mode 1)

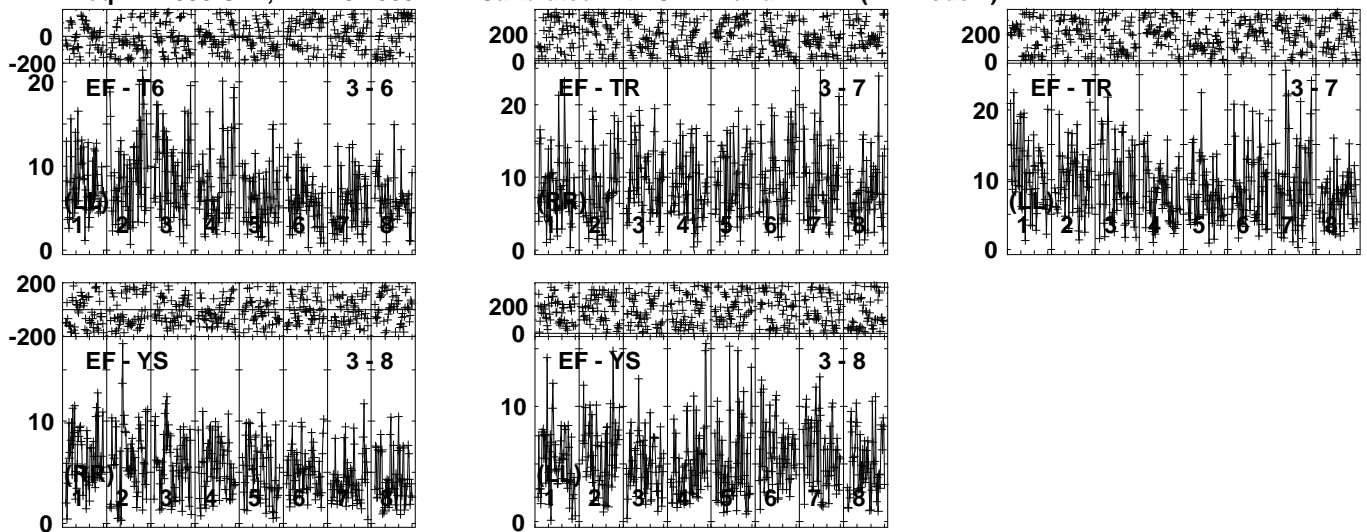


Lower frame: Milli Ampl Jy Top frame: Phas deg
Vector averaged cross-power spectrum Several baselines displayed
Timerange: 01/00:48:21 to 01/00:51:19

Plot file version 108 created 23-JUN-2023 11:45:43

NGC2841 EC082F.UVDATA.1

Freq = 4.7990 GHz, Bw = 32.000 MH Calibrated with CL # 4 and BP # 1 (BP mode 1)



Lower frame: Milli Ampl Jy Top frame: Phas deg

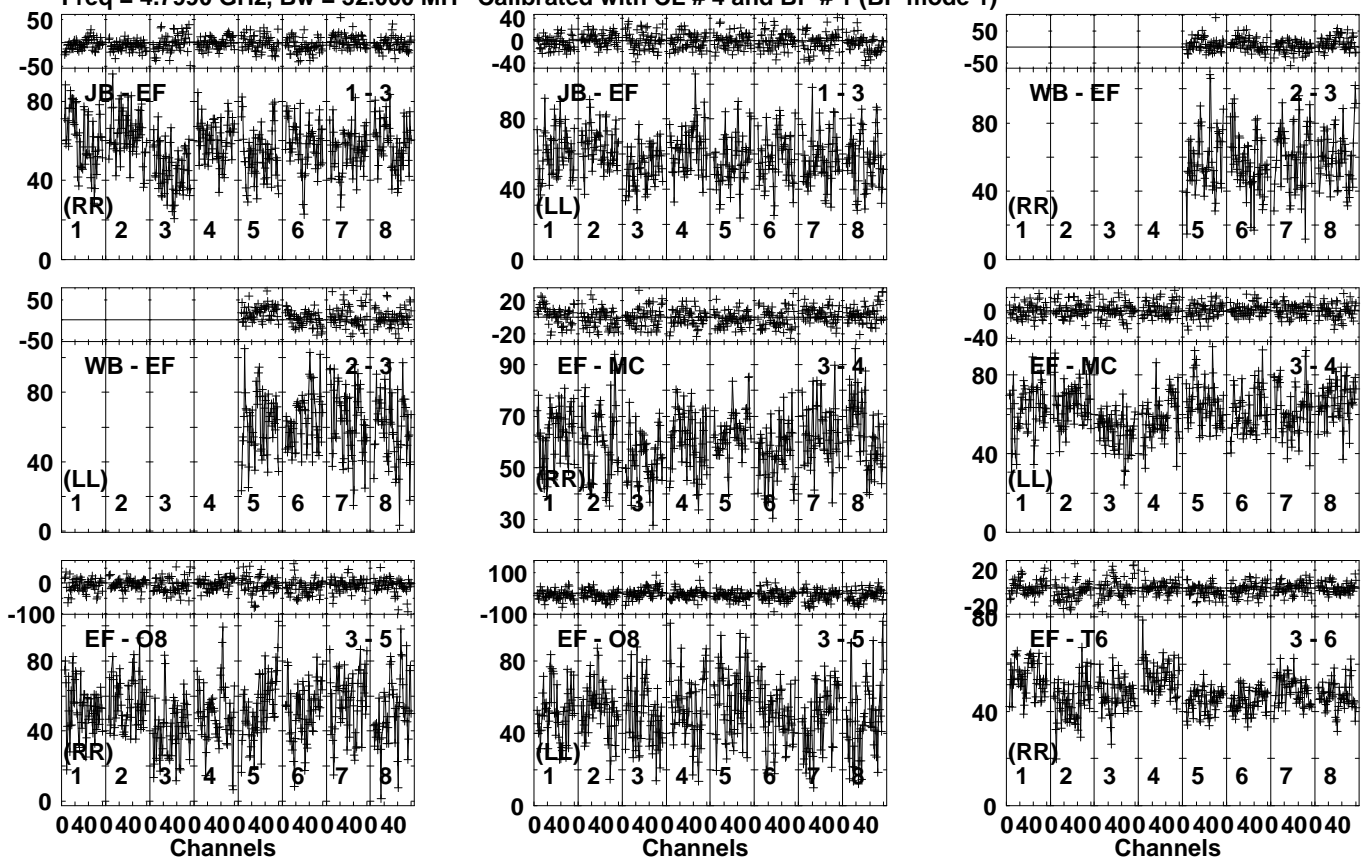
Vector averaged cross-power spectrum Several baselines displayed

Timerange: 01/00:48:21 to 01/00:51:19

Plot file version 109 created 23-JUN-2023 11:45:44

J0923+5136 EC082F.UVDATA.1

Freq = 4.7990 GHz, Bw = 32.000 MH Calibrated with CL # 4 and BP # 1 (BP mode 1)

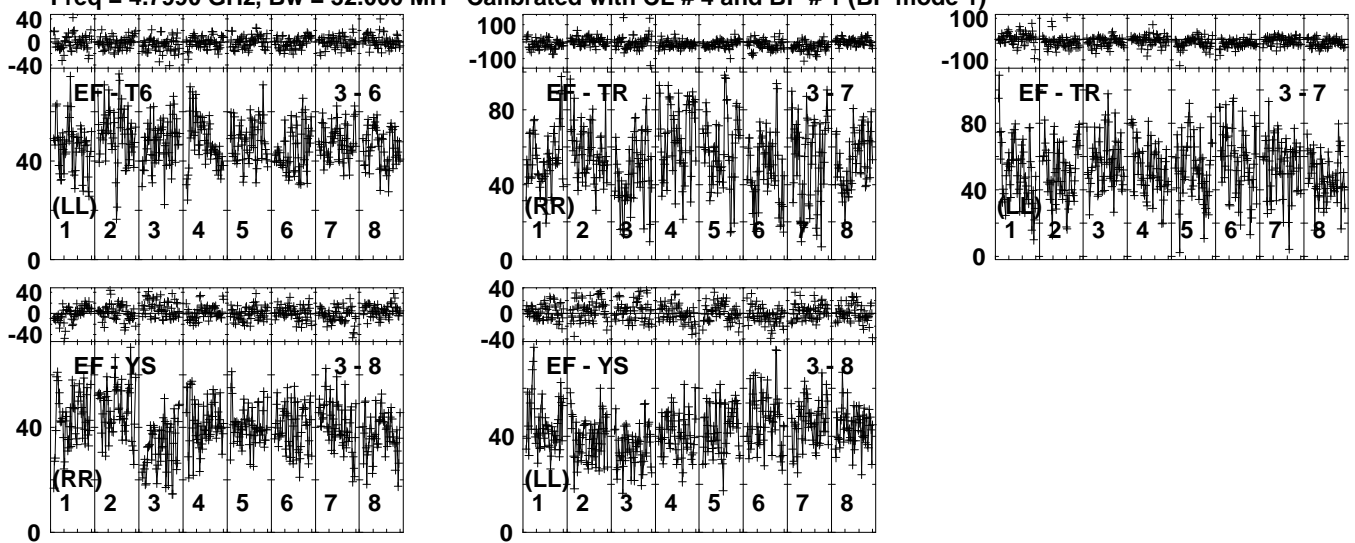


Lower frame: Milli Ampl Jy Top frame: Phas deg
Vector averaged cross-power spectrum Several baselines displayed
Timerange: 01/00:51:41 to 01/00:52:29

Plot file version 110 created 23-JUN-2023 11:45:44

J0923+5136 EC082F.UVDATA.1

Freq = 4.7990 GHz, Bw = 32.000 MH Calibrated with CL # 4 and BP # 1 (BP mode 1)

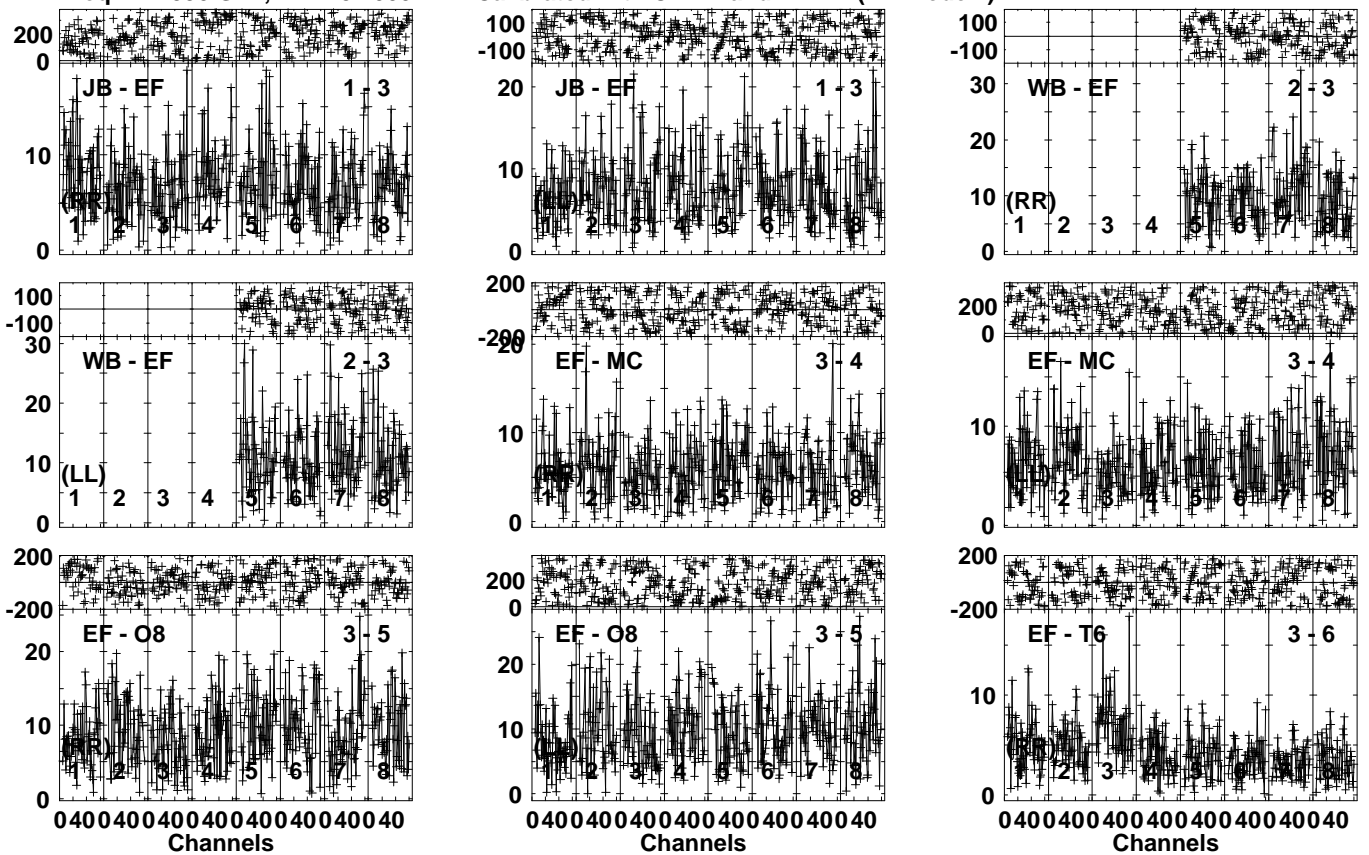


Lower frame: Milli Ampl Jy Top frame: Phas deg
Vector averaged cross-power spectrum Several baselines displayed
Timerange: 01/00:51:41 to 01/00:52:29

Plot file version 111 created 23-JUN-2023 11:45:44

NGC2841 EC082F.UVDATA.1

Freq = 4.7990 GHz, Bw = 32.000 MH Calibrated with CL # 4 and BP # 1 (BP mode 1)

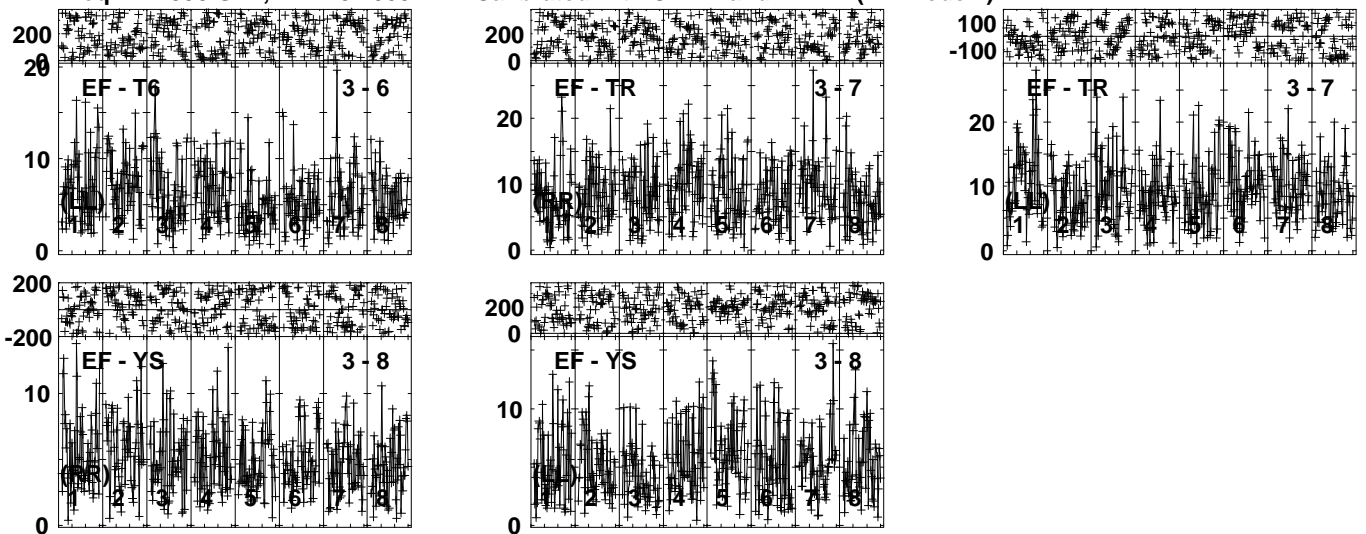


Lower frame: Milli Ampl Jy Top frame: Phas deg
Vector averaged cross-power spectrum Several baselines displayed
Timerange: 01/00:52:31 to 01/00:55:29

Plot file version 112 created 23-JUN-2023 11:45:44

NGC2841 EC082F.UVDATA.1

Freq = 4.7990 GHz, Bw = 32.000 MH Calibrated with CL # 4 and BP # 1 (BP mode 1)

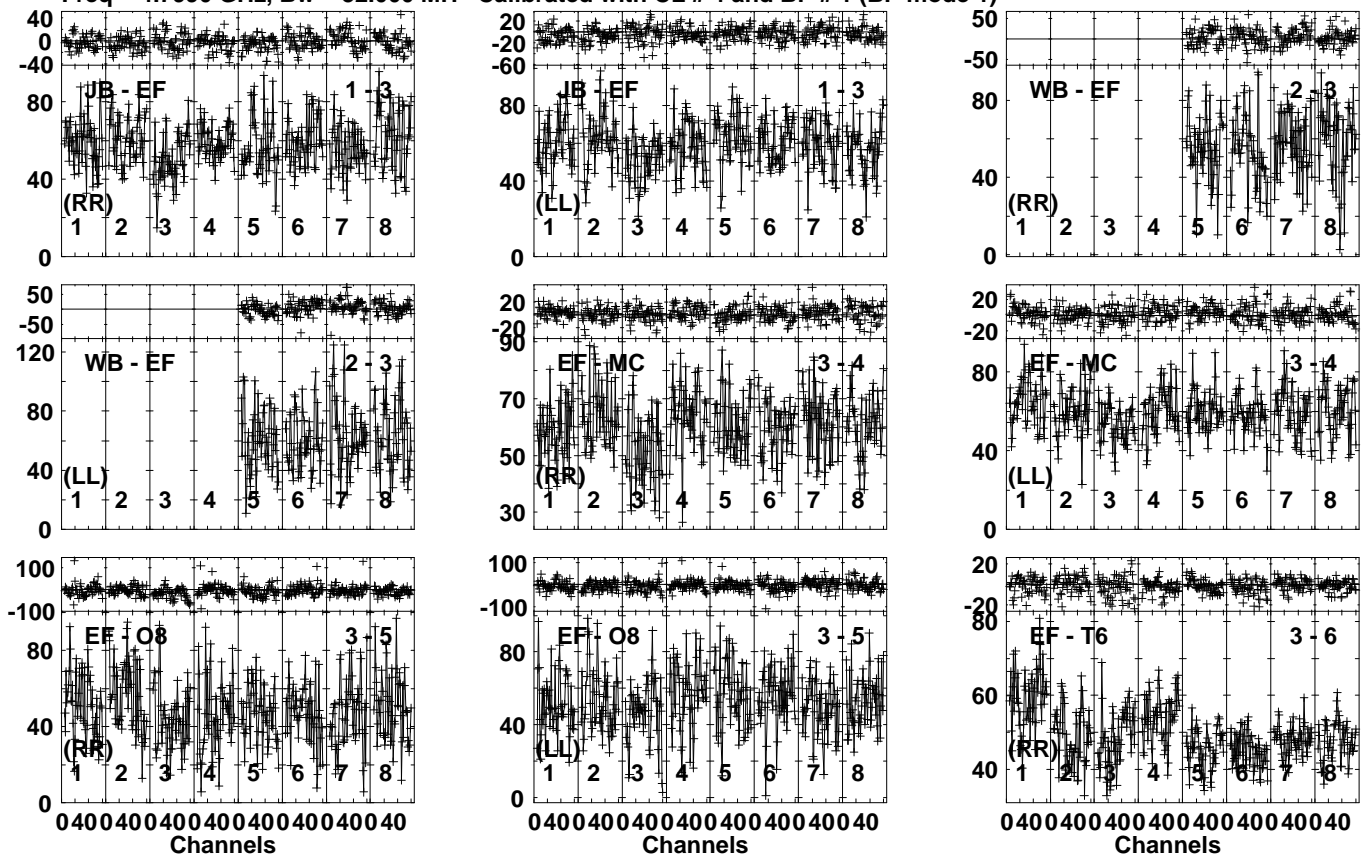


Lower frame: Milli Ampl Jy Top frame: Phas deg
Vector averaged cross-power spectrum Several baselines displayed
Timerange: 01/00:52:31 to 01/00:55:29

Plot file version 113 created 23-JUN-2023 11:45:45

J0923+5136 EC082F.UVDATA.1

Freq = 4.7990 GHz, Bw = 32.000 MH Calibrated with CL # 4 and BP # 1 (BP mode 1)

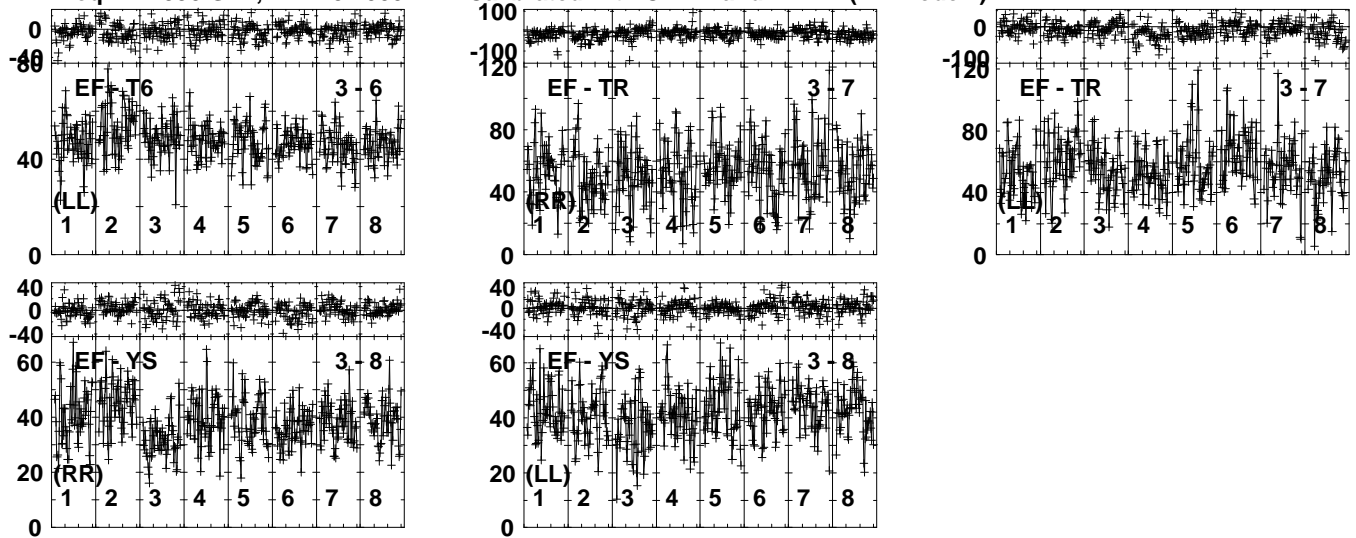


Lower frame: Milli Ampl Jy Top frame: Phas deg
Vector averaged cross-power spectrum Several baselines displayed
Timerange: 01/00:55:51 to 01/00:56:39

Plot file version 114 created 23-JUN-2023 11:45:45

J0923+5136 EC082F.UVDATA.1

Freq = 4.7990 GHz, Bw = 32.000 MH Calibrated with CL # 4 and BP # 1 (BP mode 1)

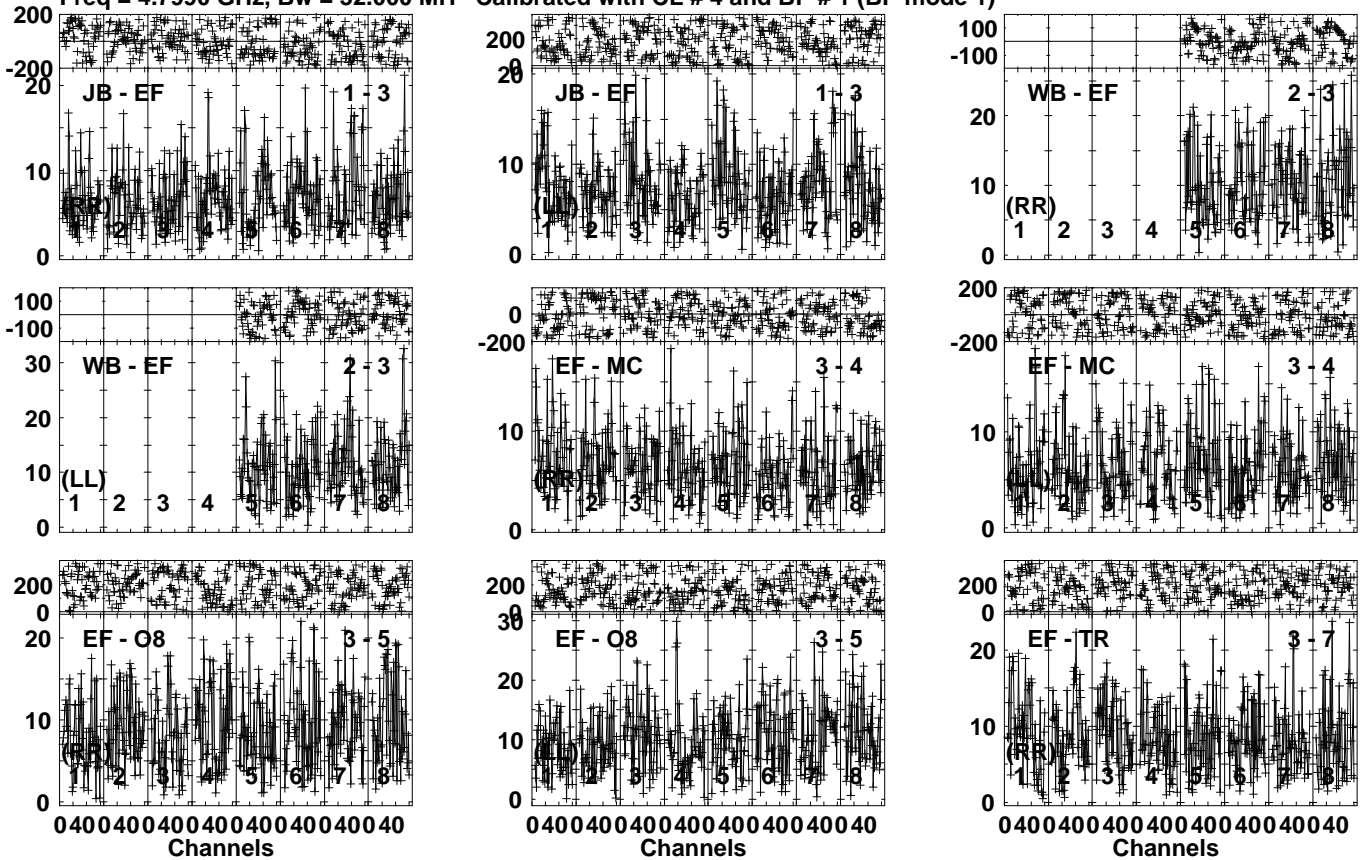


Lower frame: Milli Ampl Jy Top frame: Phas deg
Vector averaged cross-power spectrum Several baselines displayed
Timerange: 01/00:55:51 to 01/00:56:39

Plot file version 115 created 23-JUN-2023 11:45:46

NGC2841 EC082F.UVDATA.1

Freq = 4.7990 GHz, Bw = 32.000 MH Calibrated with CL # 4 and BP # 1 (BP mode 1)

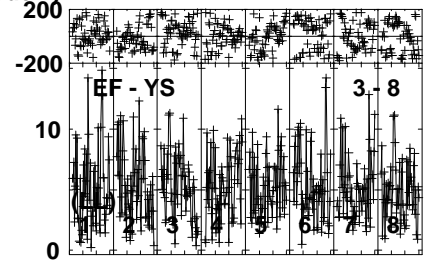
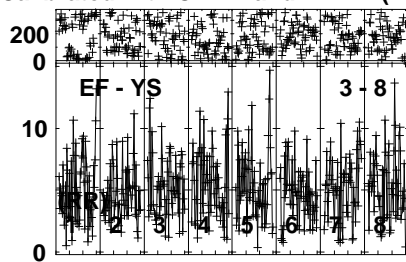
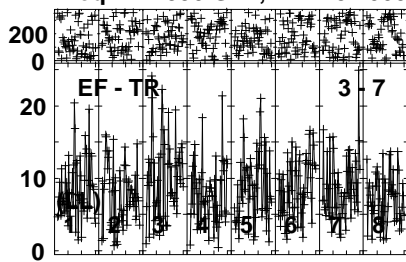


Lower frame: Milli Ampl Jy Top frame: Phas deg
Vector averaged cross-power spectrum Several baselines displayed
Timerange: 01/00:56:41 to 01/00:59:39

Plot file version 116 created 23-JUN-2023 11:45:46

NGC2841 EC082F.UVDATA.1

Freq = 4.7990 GHz, Bw = 32.000 MH Calibrated with CL # 4 and BP # 1 (BP mode 1)

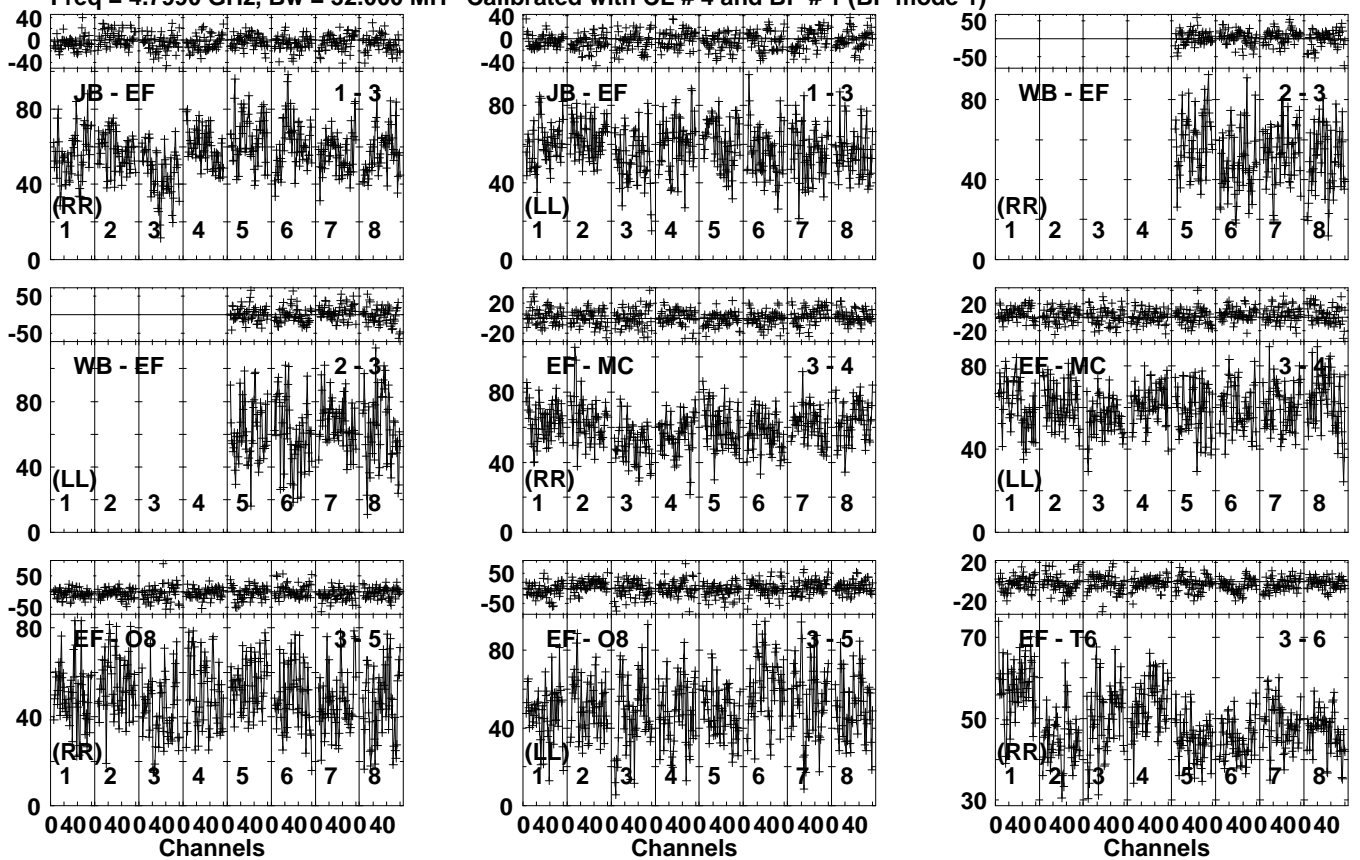


Lower frame: Milli Ampl Jy Top frame: Phas deg
Vector averaged cross-power spectrum Several baselines displayed
Timerange: 01/00:56:41 to 01/00:59:39

Plot file version 117 created 23-JUN-2023 11:45:47

J0923+5136 EC082F.UVDATA.1

Freq = 4.7990 GHz, Bw = 32.000 MH Calibrated with CL # 4 and BP # 1 (BP mode 1)

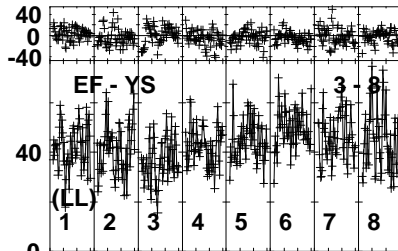
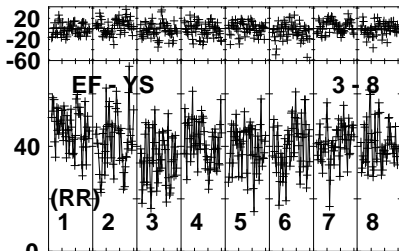
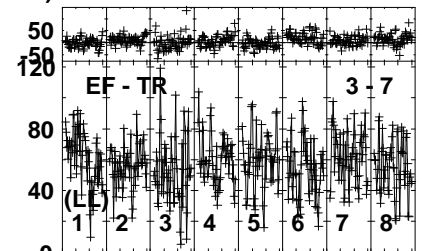
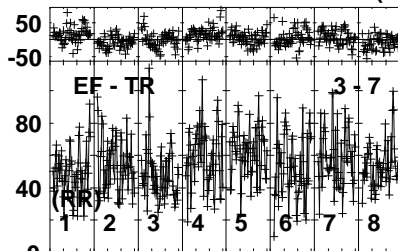
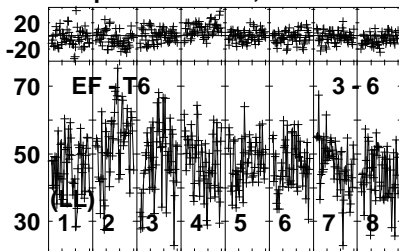


Lower frame: Milli Ampl Jy Top frame: Phas deg
Vector averaged cross-power spectrum Several baselines displayed
Timerange: 01/01:00:01 to 01/01:00:49

Plot file version 118 created 23-JUN-2023 11:45:47

J0923+5136 EC082F.UVDATA.1

Freq = 4.7990 GHz, Bw = 32.000 MH Calibrated with CL # 4 and BP # 1 (BP mode 1)

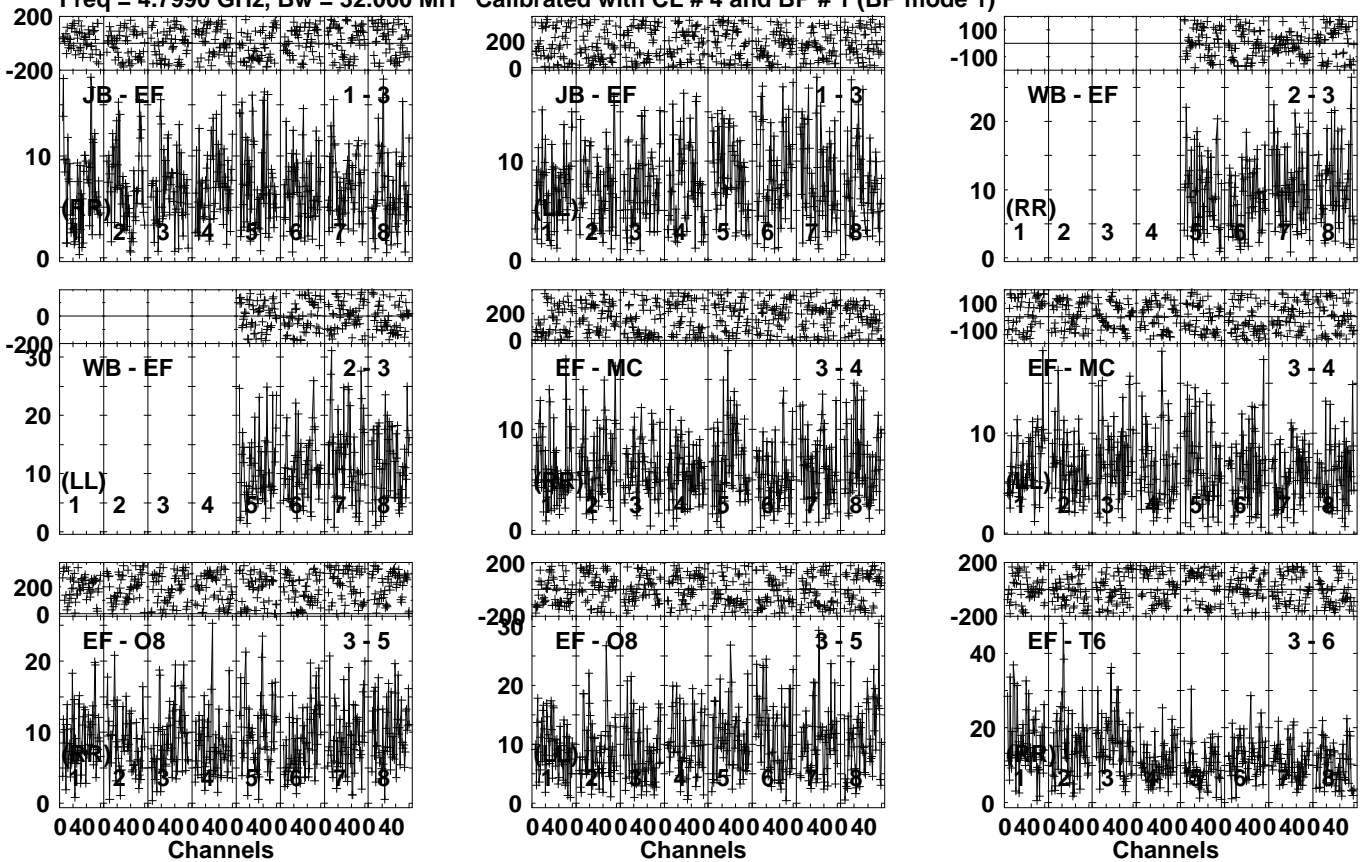


Lower frame: Milli Ampl Jy Top frame: Phas deg
Vector averaged cross-power spectrum Several baselines displayed
Timerange: 01/01:00:01 to 01/01:00:49

Plot file version 119 created 23-JUN-2023 11:45:47

NGC2841 EC082F.UVDATA.1

Freq = 4.7990 GHz, Bw = 32.000 MH Calibrated with CL # 4 and BP # 1 (BP mode 1)

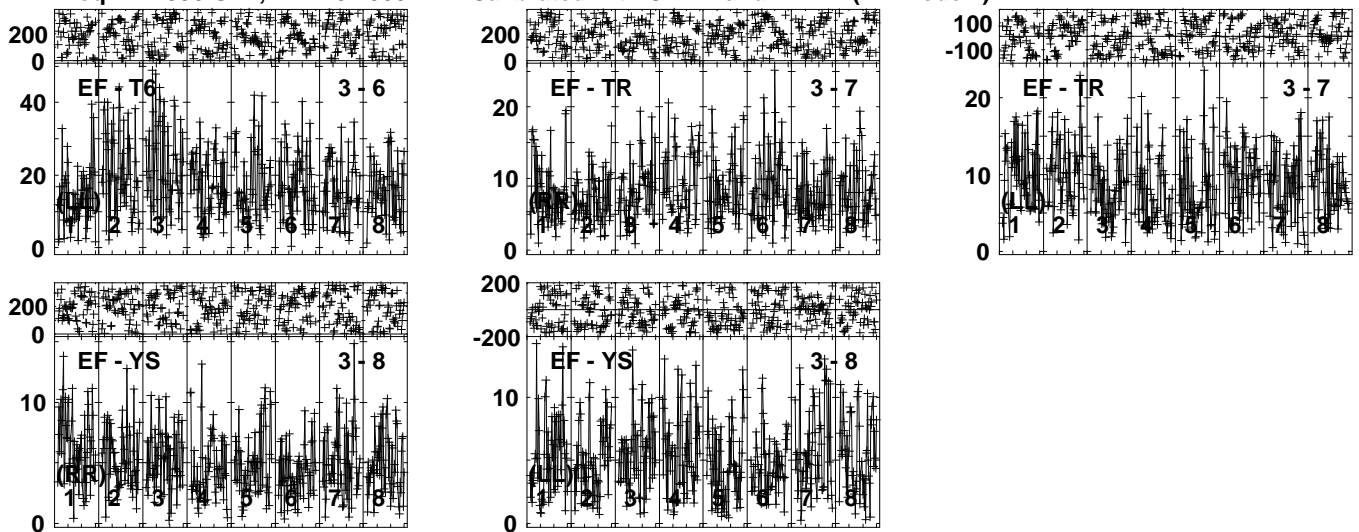


Lower frame: Milli Ampl Jy Top frame: Phas deg
Vector averaged cross-power spectrum Several baselines displayed
Timerange: 01/01:00:51 to 01/01:03:49

Plot file version 120 created 23-JUN-2023 11:45:47

NGC2841 EC082F.UVDATA.1

Freq = 4.7990 GHz, Bw = 32.000 MH Calibrated with CL # 4 and BP # 1 (BP mode 1)

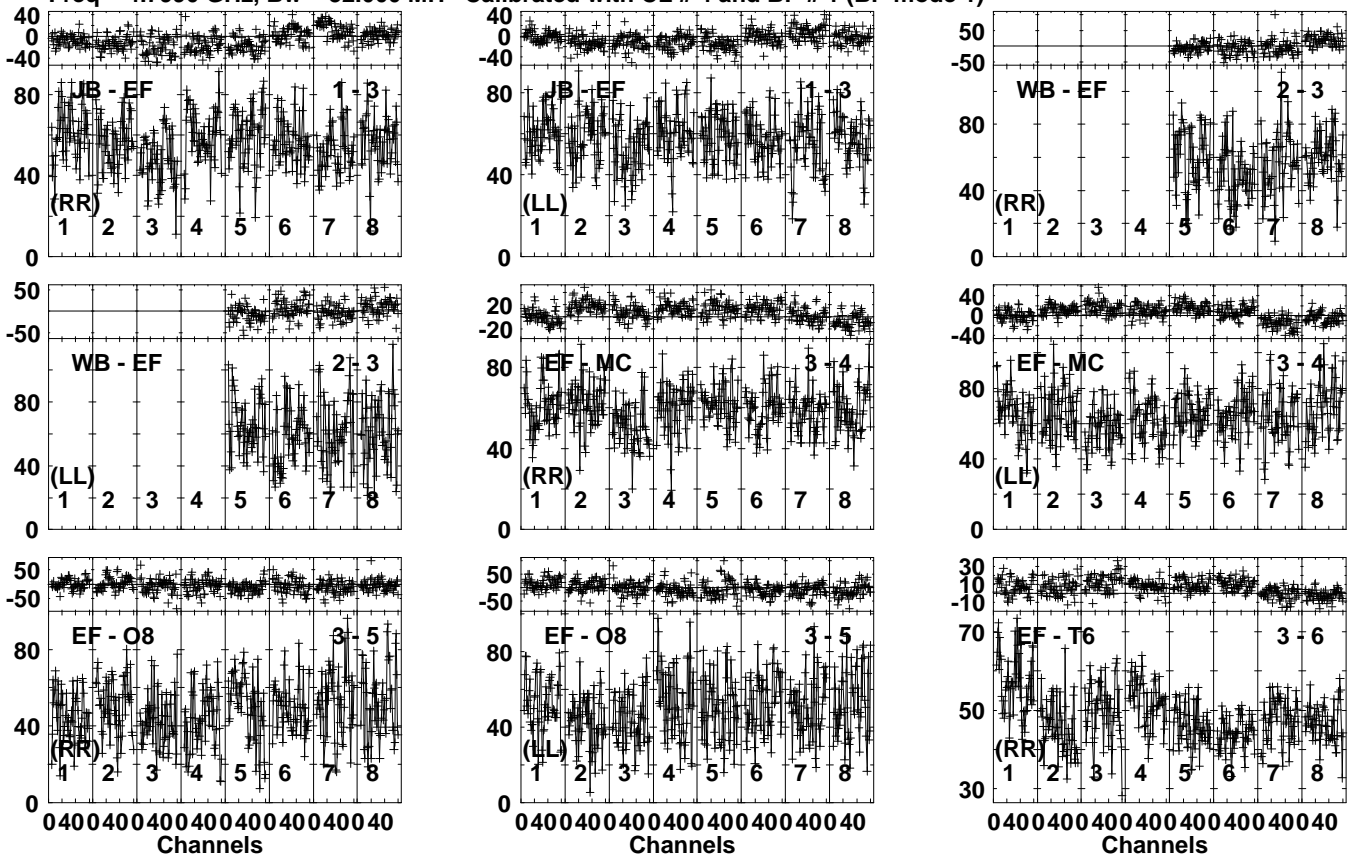


Lower frame: Milli Ampl Jy Top frame: Phas deg
Vector averaged cross-power spectrum Several baselines displayed
Timerange: 01/01:00:51 to 01/01:03:49

Plot file version 121 created 23-JUN-2023 11:45:48

J0923+5136 EC082F.UVDATA.1

Freq = 4.7990 GHz, Bw = 32.000 MH Calibrated with CL # 4 and BP # 1 (BP mode 1)

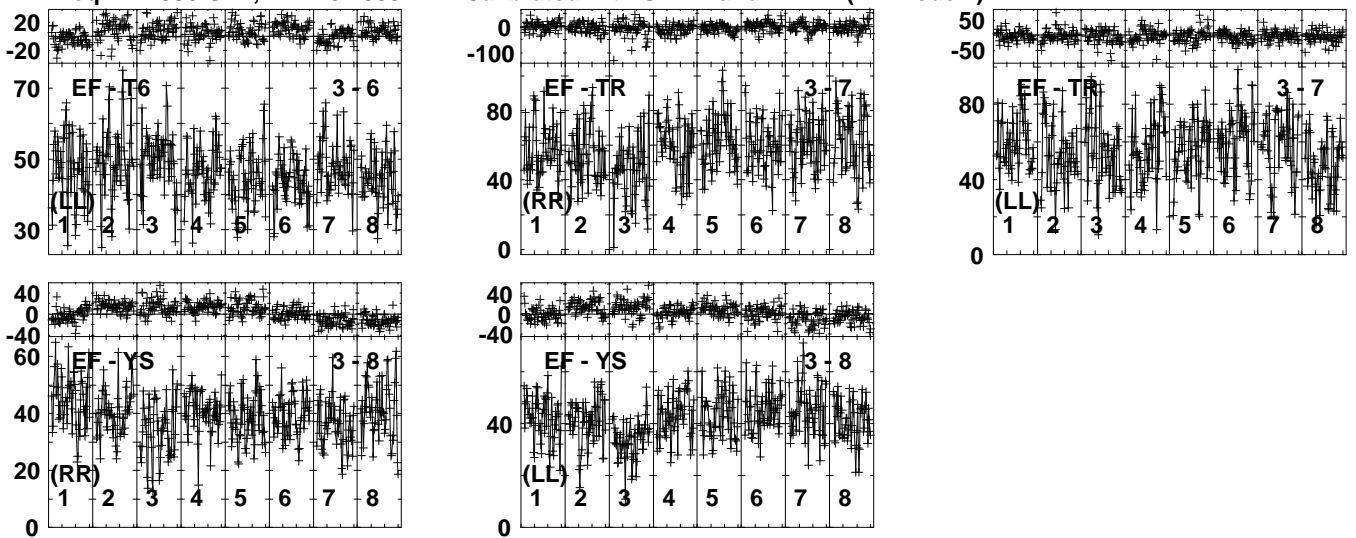


Lower frame: Milli Ampl Jy Top frame: Phas deg
Vector averaged cross-power spectrum Several baselines displayed
Timerange: 01/01:04:11 to 01/01:04:59

Plot file version 122 created 23-JUN-2023 11:45:48

J0923+5136 EC082F.UVDATA.1

Freq = 4.7990 GHz, Bw = 32.000 MH Calibrated with CL # 4 and BP # 1 (BP mode 1)



Lower frame: Milli Ampl Jy Top frame: Phas deg

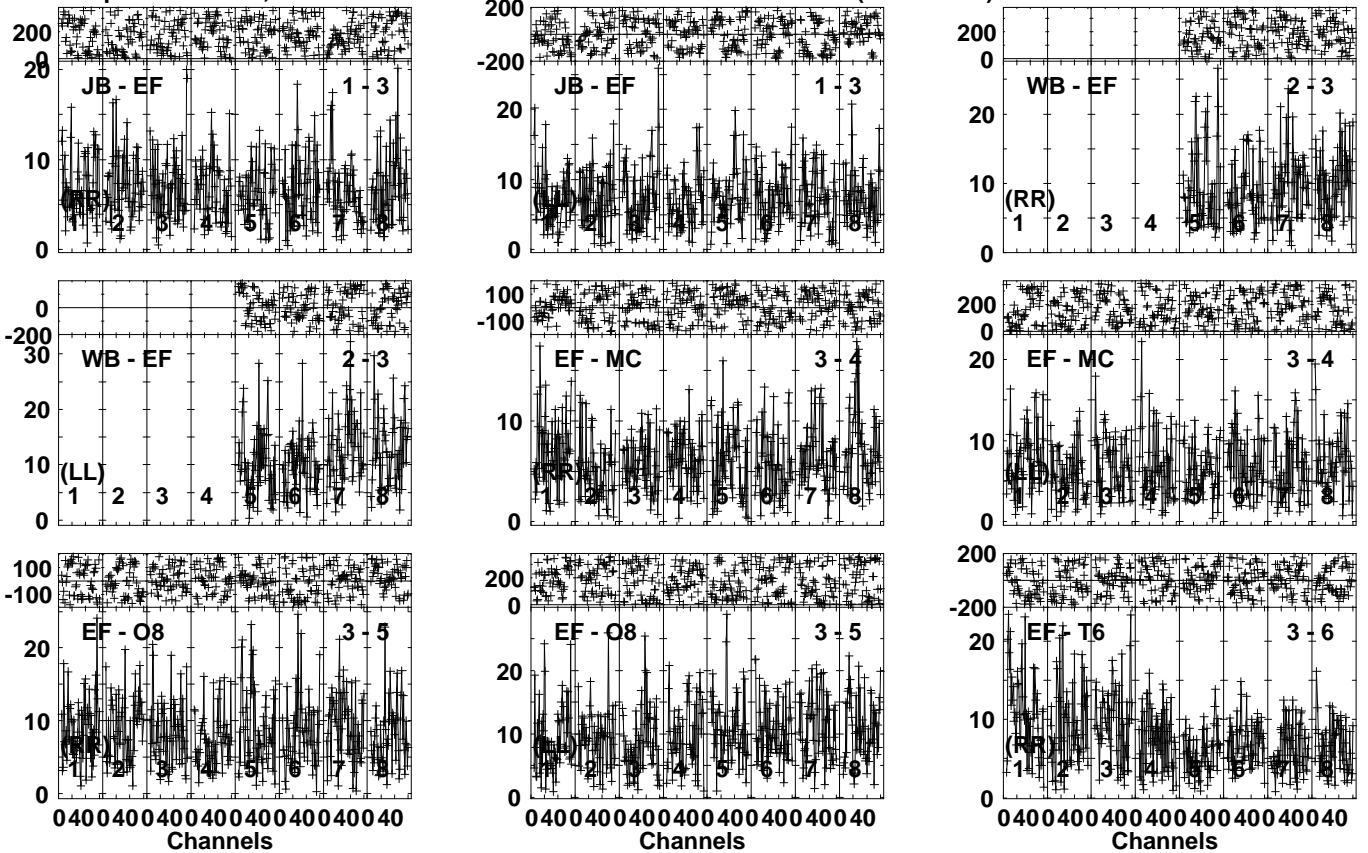
Vector averaged cross-power spectrum Several baselines displayed

Timerange: 01/01:04:11 to 01/01:04:59

Plot file version 123 created 23-JUN-2023 11:45:49

NGC2841 EC082F.UVDATA.1

Freq = 4.7990 GHz, Bw = 32.000 MH Calibrated with CL # 4 and BP # 1 (BP mode 1)

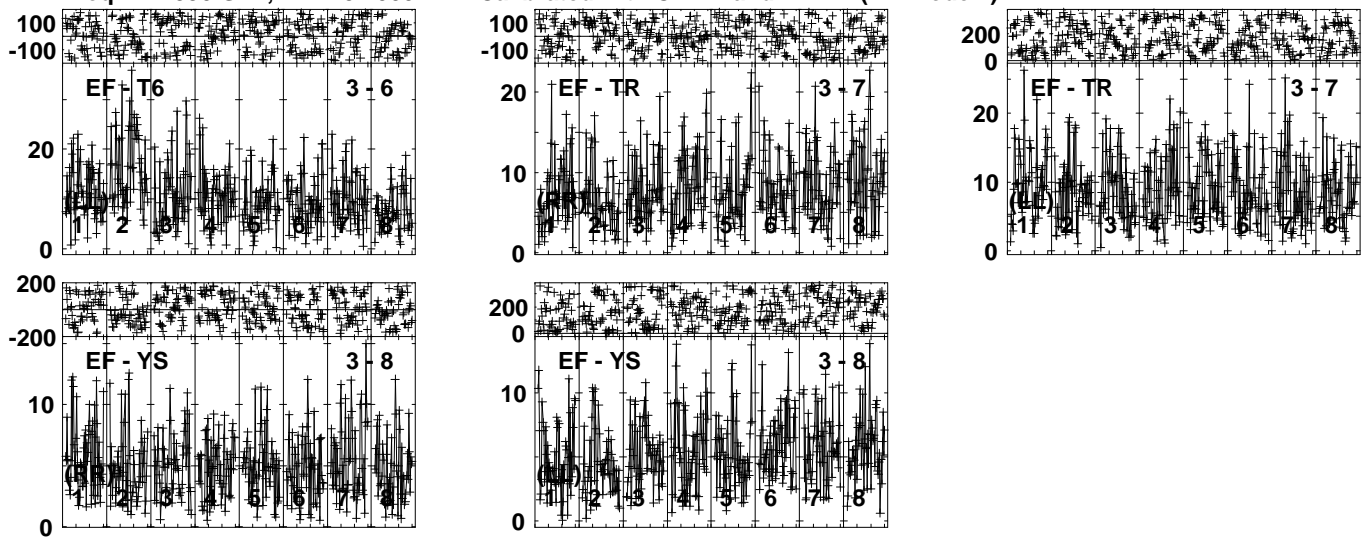


Lower frame: Milli Ampl Jy Top frame: Phas deg
Vector averaged cross-power spectrum Several baselines displayed
Timerange: 01/01:05:01 to 01/01:07:59

Plot file version 124 created 23-JUN-2023 11:45:49

NGC2841 EC082F.UVDATA.1

Freq = 4.7990 GHz, Bw = 32.000 MH Calibrated with CL # 4 and BP # 1 (BP mode 1)



Lower frame: Milli Ampl Jy Top frame: Phas deg

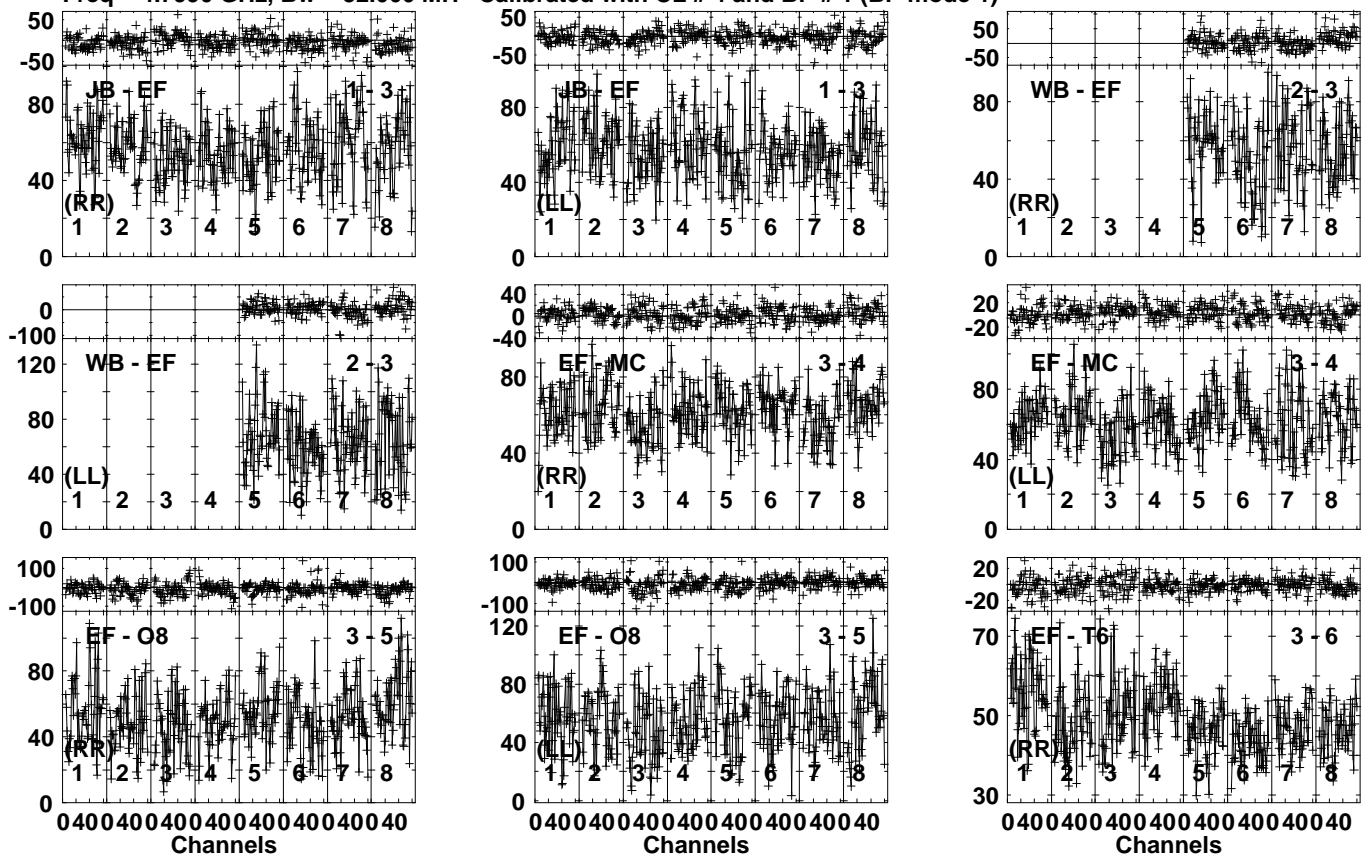
Vector averaged cross-power spectrum Several baselines displayed

Timerange: 01/01:05:01 to 01/01:07:59

Plot file version 125 created 23-JUN-2023 11:45:49

J0923+5136 EC082F.UVDATA.1

Freq = 4.7990 GHz, Bw = 32.000 MH Calibrated with CL # 4 and BP # 1 (BP mode 1)

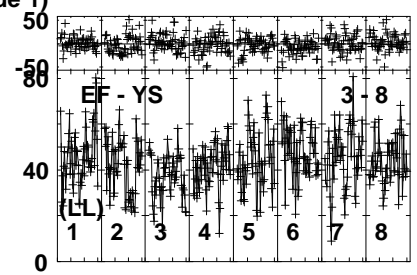
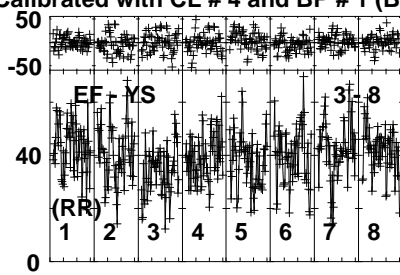
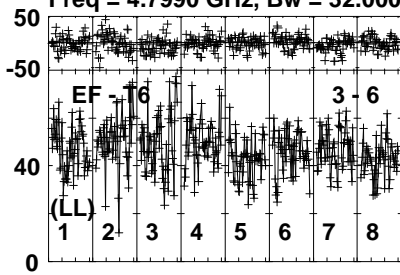


Lower frame: Milli Ampl Jy Top frame: Phas deg
Vector averaged cross-power spectrum Several baselines displayed
Timerange: 01/01:08:11 to 01/01:08:59

Plot file version 126 created 23-JUN-2023 11:45:50

J0923+5136 EC082F.UVDATA.1

Freq = 4.7990 GHz, Bw = 32.000 MH Calibrated with CL # 4 and BP # 1 (BP mode 1)

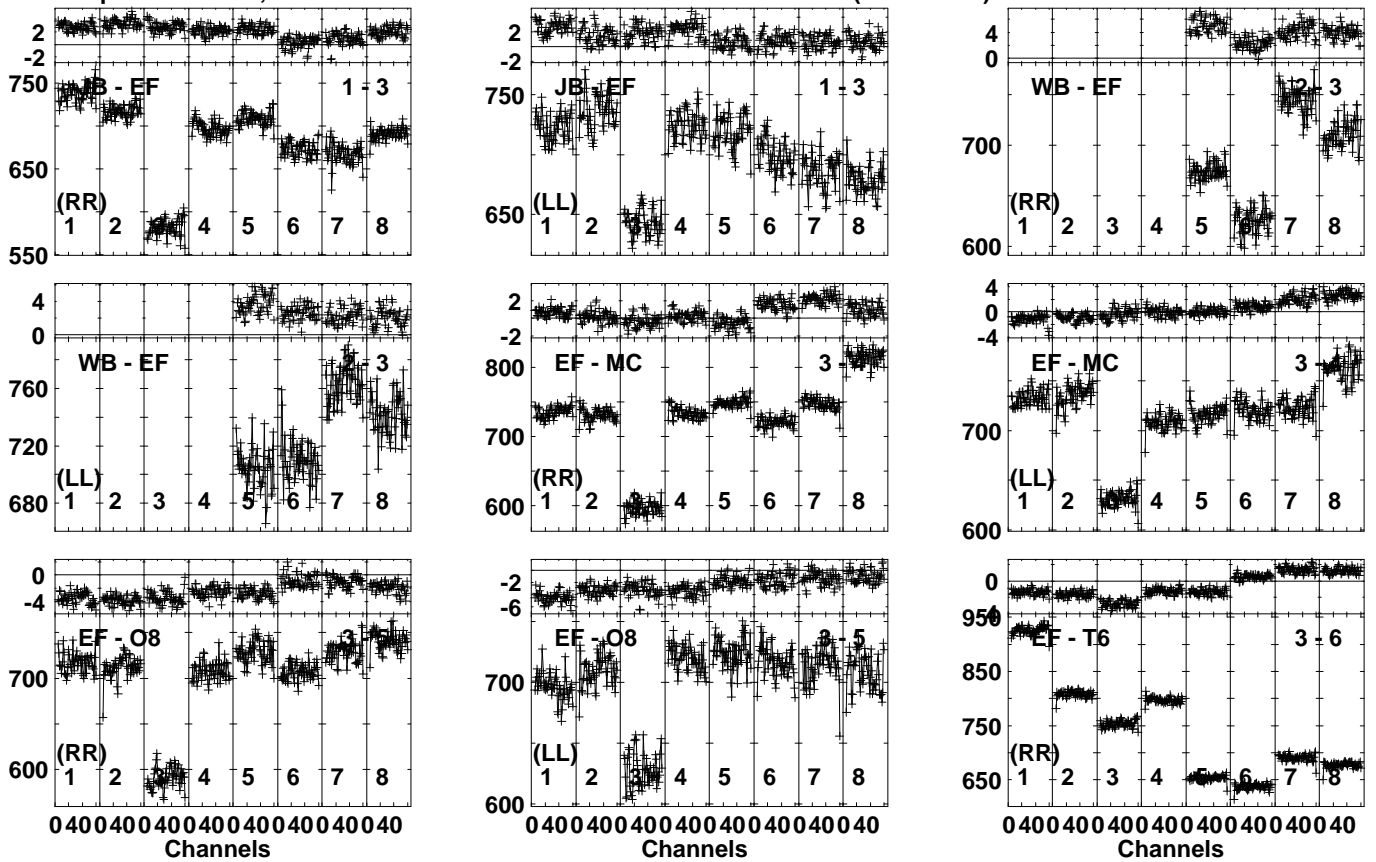


Lower frame: Milli Ampl Jy Top frame: Phas deg
Vector averaged cross-power spectrum Several baselines displayed
Timerange: 01/01:08:11 to 01/01:08:59

Plot file version 127 created 23-JUN-2023 11:45:50

1030+415 EC082F.UVDATA.1

Freq = 4.7990 GHz, Bw = 32.000 MH Calibrated with CL # 4 and BP # 1 (BP mode 1)

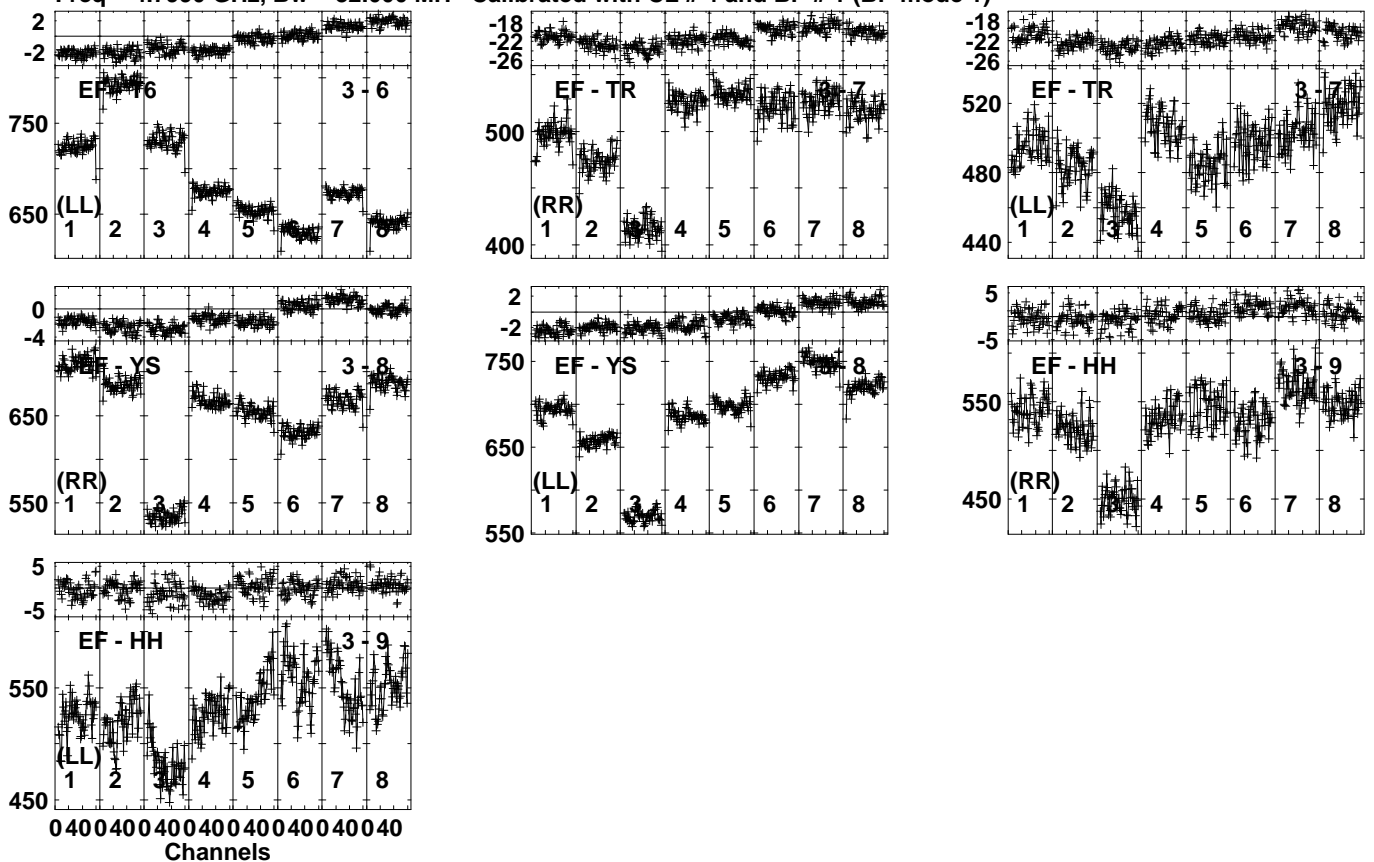


Lower frame: Milli Ampl Jy Top frame: Phas deg
 Vector averaged cross-power spectrum Several baselines displayed
 Timerange: 01/01:10:01 to 01/01:11:59

Plot file version 128 created 23-JUN-2023 11:45:50

1030+415 EC082F.UVDATA.1

Freq = 4.7990 GHz, Bw = 32.000 MH Calibrated with CL # 4 and BP # 1 (BP mode 1)

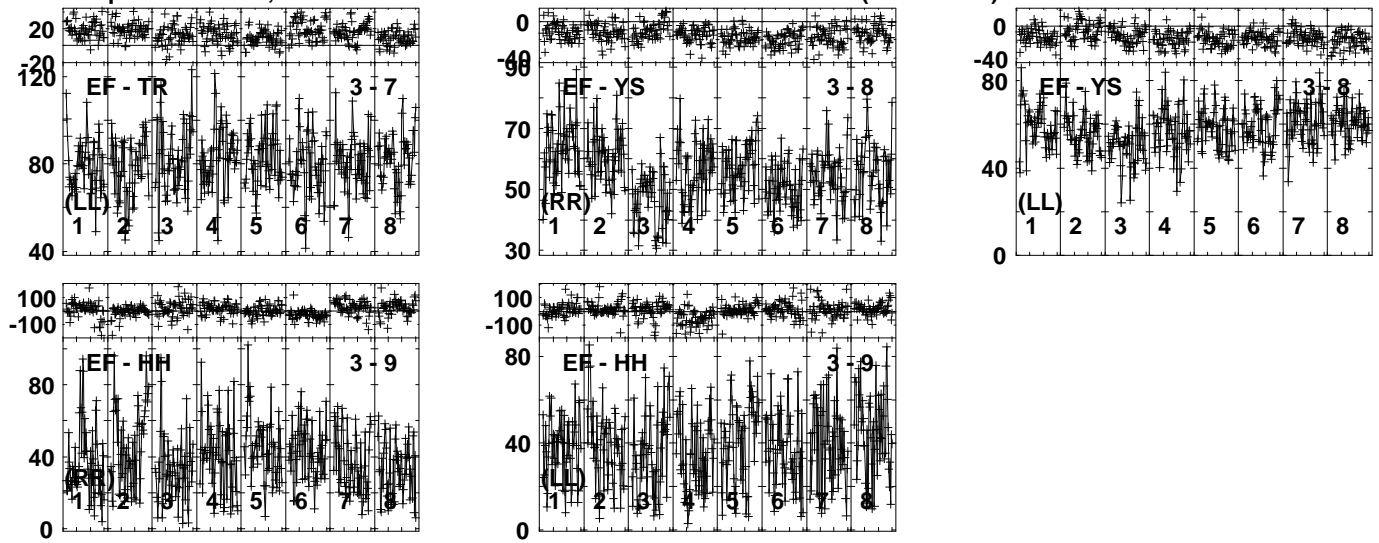


Lower frame: Milli Ampl Jy Top frame: Phas deg
Vector averaged cross-power spectrum Several baselines displayed
Timerange: 01/01:10:01 to 01/01:11:59

Plot file version 130 created 23-JUN-2023 11:45:51

J1023+2856 EC082F.UVDATA.1

Freq = 4.7990 GHz, Bw = 32.000 MH Calibrated with CL # 4 and BP # 1 (BP mode 1)

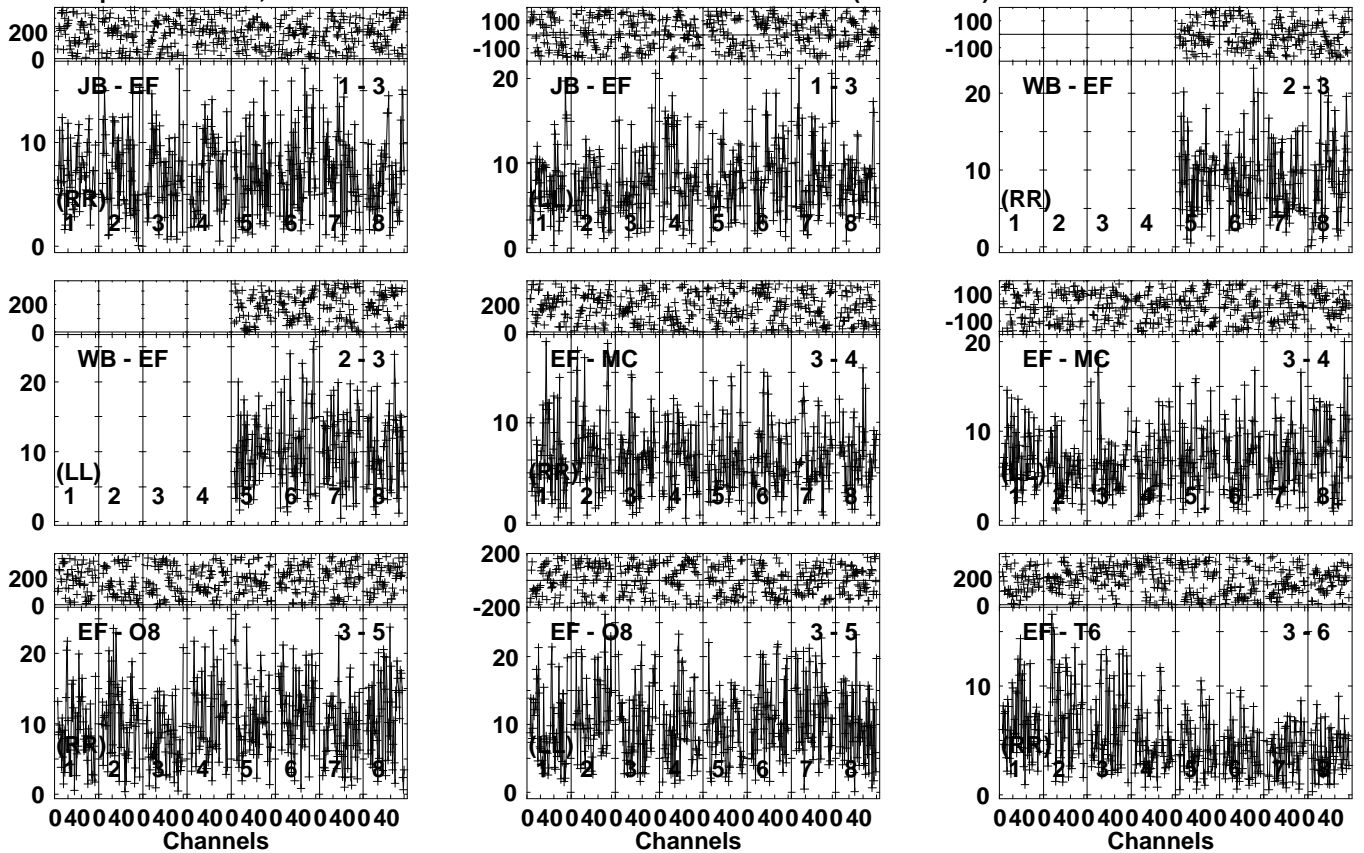


Lower frame: Milli Ampl Jy Top frame: Phas deg
Vector averaged cross-power spectrum Several baselines displayed
Timerange: 01/01:13:21 to 01/01:14:09

Plot file version 131 created 23-JUN-2023 11:45:52

NGC3245 EC082F.UVDATA.1

Freq = 4.7990 GHz, Bw = 32.000 MH Calibrated with CL # 4 and BP # 1 (BP mode 1)

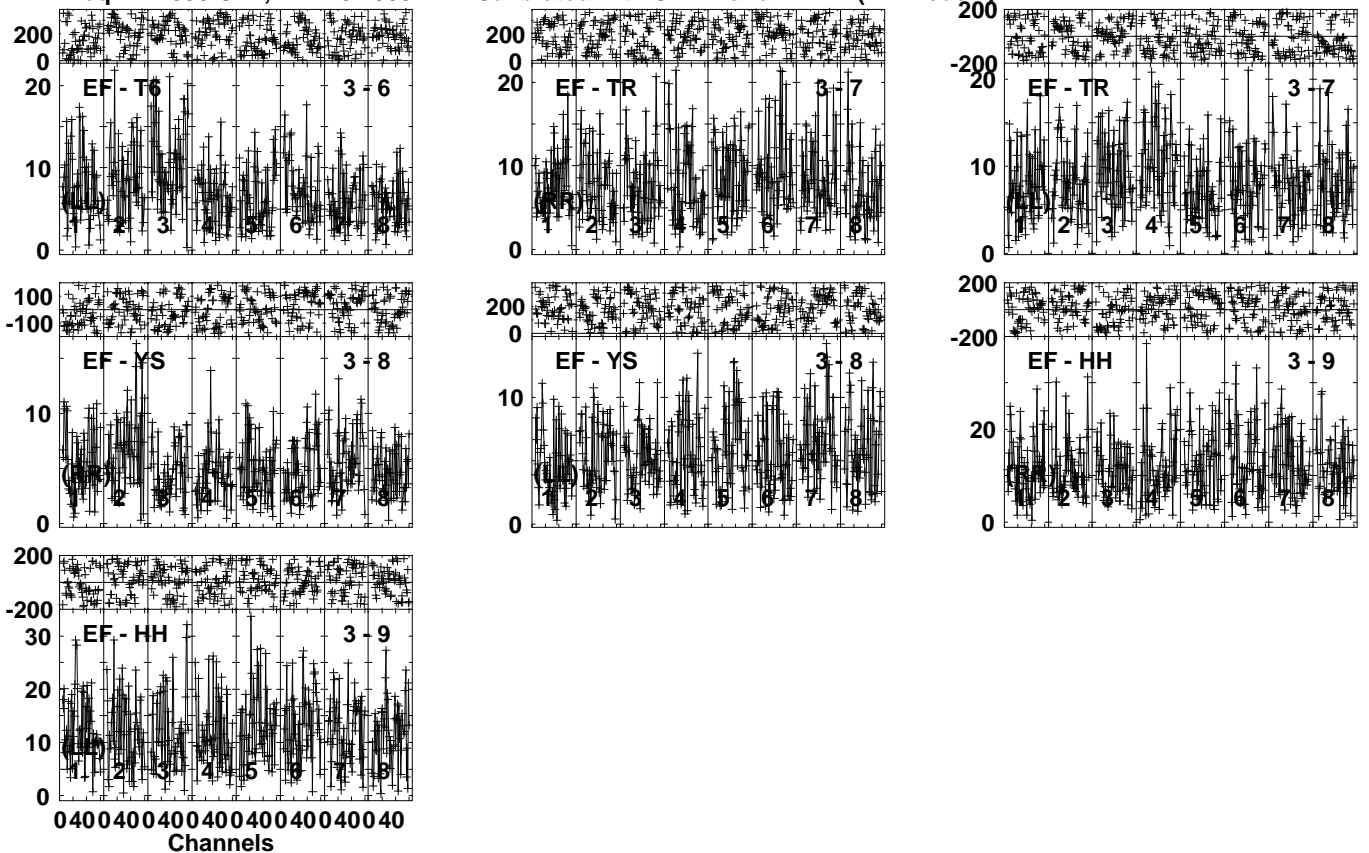


Lower frame: Milli Ampl Jy Top frame: Phas deg
Vector averaged cross-power spectrum Several baselines displayed
Timerange: 01/01:14:11 to 01/01:17:09

Plot file version 132 created 23-JUN-2023 11:45:52

NGC3245 EC082F.UVDATA.1

Freq = 4.7990 GHz, Bw = 32.000 MH Calibrated with CL # 4 and BP # 1 (BP mode 1)

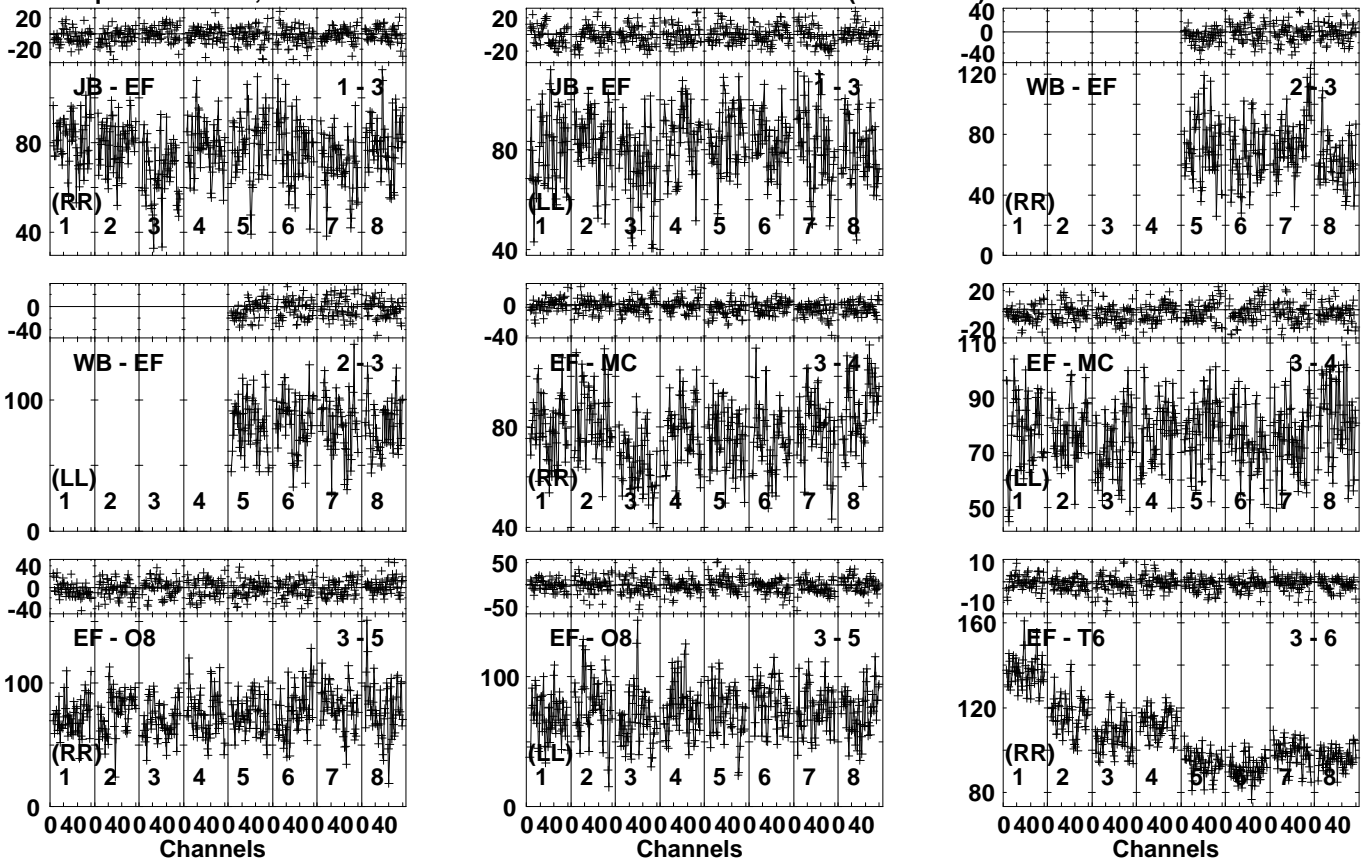


Lower frame: Milli Ampl Jy Top frame: Phas deg
Vector averaged cross-power spectrum Several baselines displayed
Timerange: 01/01:14:11 to 01/01:17:09

Plot file version 133 created 23-JUN-2023 11:45:53

J1023+2856 EC082F.UVDATA.1

Freq = 4.7990 GHz, Bw = 32.000 MH Calibrated with CL # 4 and BP # 1 (BP mode 1)

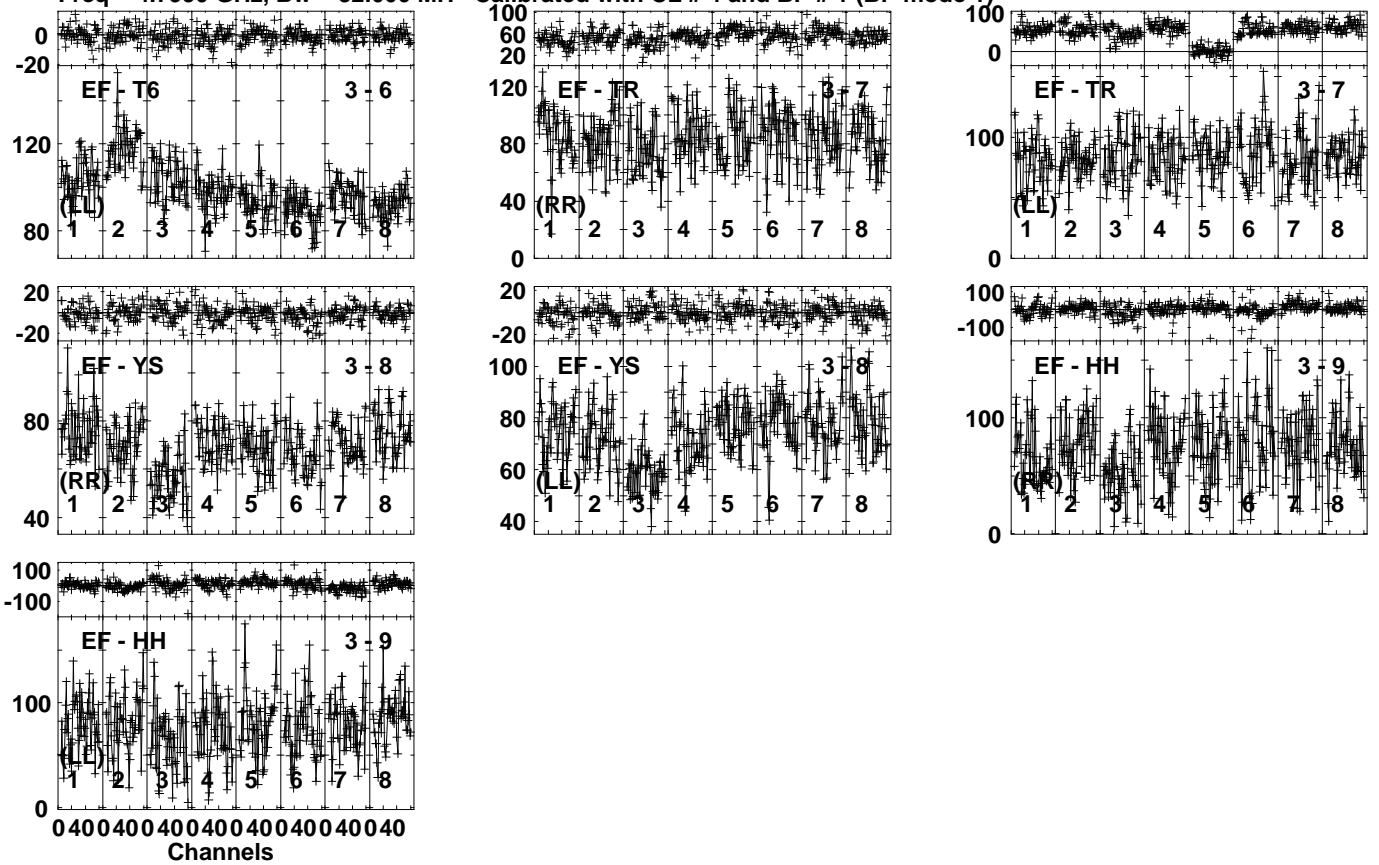


Lower frame: Milli Ampl Jy Top frame: Phas deg
Vector averaged cross-power spectrum Several baselines displayed
Timerange: 01/01:17:31 to 01/01:18:19

Plot file version 134 created 23-JUN-2023 11:45:53

J1023+2856 EC082F.UVDATA.1

Freq = 4.7990 GHz, Bw = 32.000 MH Calibrated with CL # 4 and BP # 1 (BP mode 1)

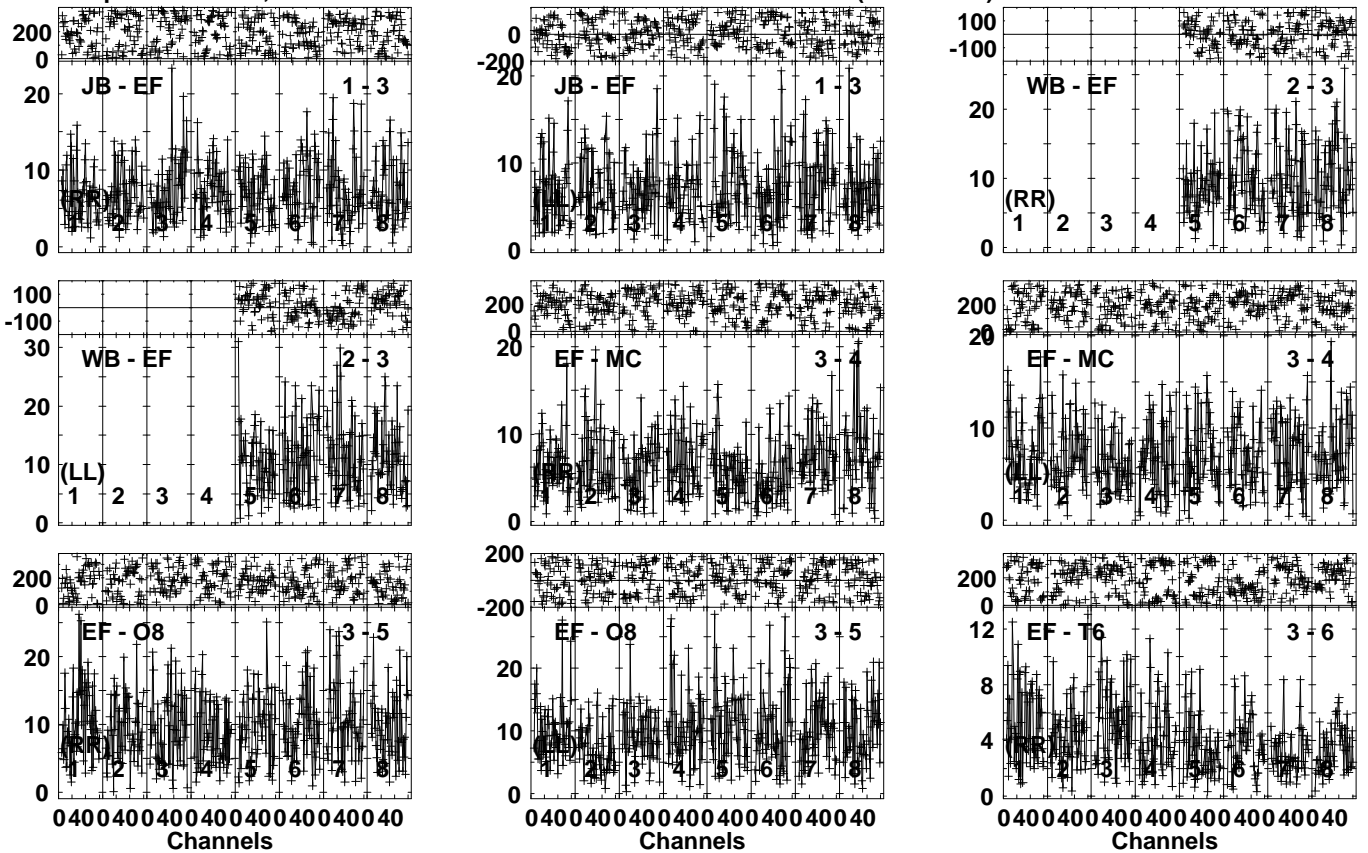


Lower frame: Milli Ampl Jy Top frame: Phas deg
Vector averaged cross-power spectrum Several baselines displayed
Timerange: 01/01:17:31 to 01/01:18:19

Plot file version 135 created 23-JUN-2023 11:45:53

NGC3245 EC082F.UVDATA.1

Freq = 4.7990 GHz, Bw = 32.000 MH Calibrated with CL # 4 and BP # 1 (BP mode 1)

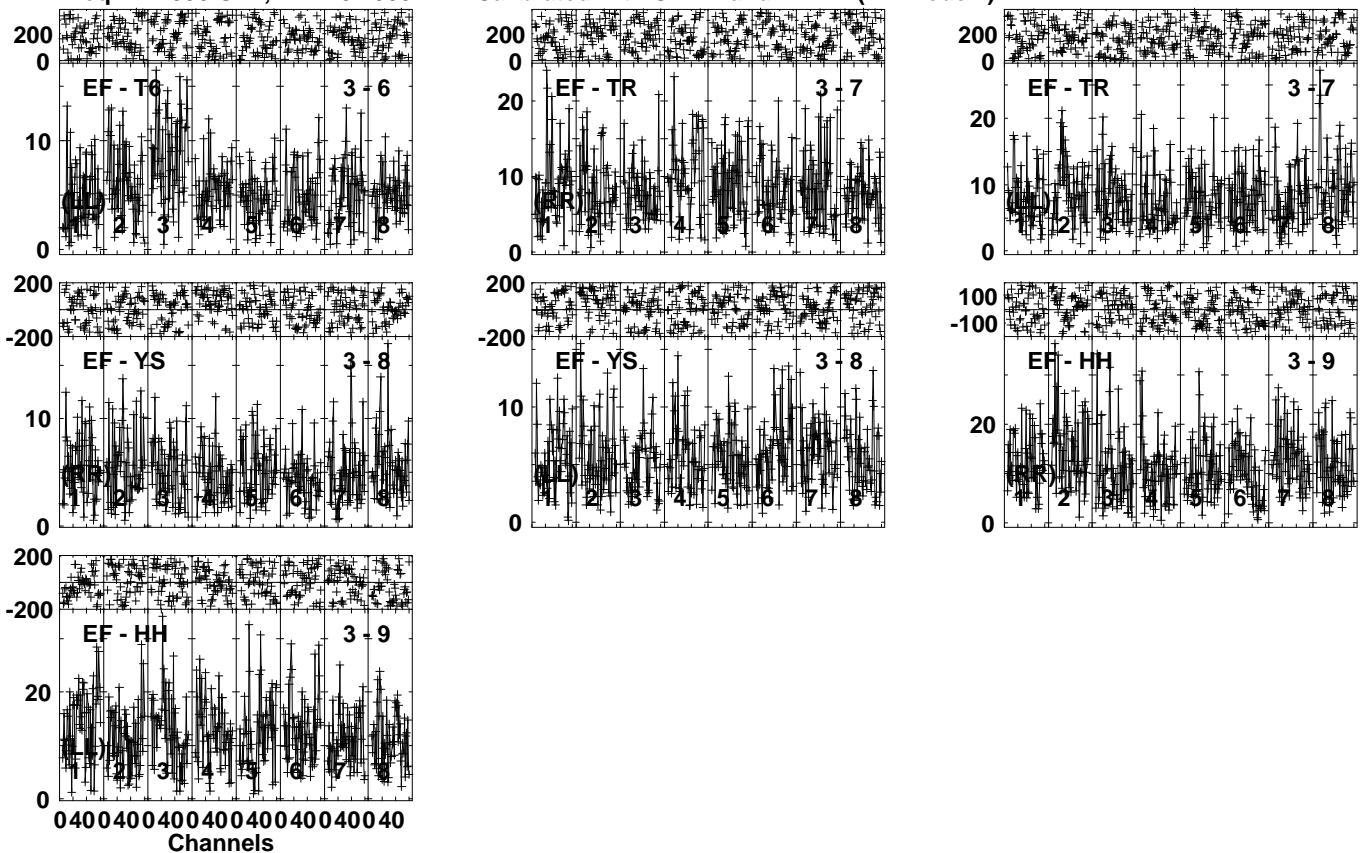


Lower frame: Milli Ampl Jy Top frame: Phas deg
Vector averaged cross-power spectrum Several baselines displayed
Timerange: 01/01:18:21 to 01/01:21:19

Plot file version 136 created 23-JUN-2023 11:45:54

NGC3245 EC082F.UVDATA.1

Freq = 4.7990 GHz, Bw = 32.000 MH Calibrated with CL # 4 and BP # 1 (BP mode 1)



Lower frame: Milli Ampl Jy Top frame: Phas deg

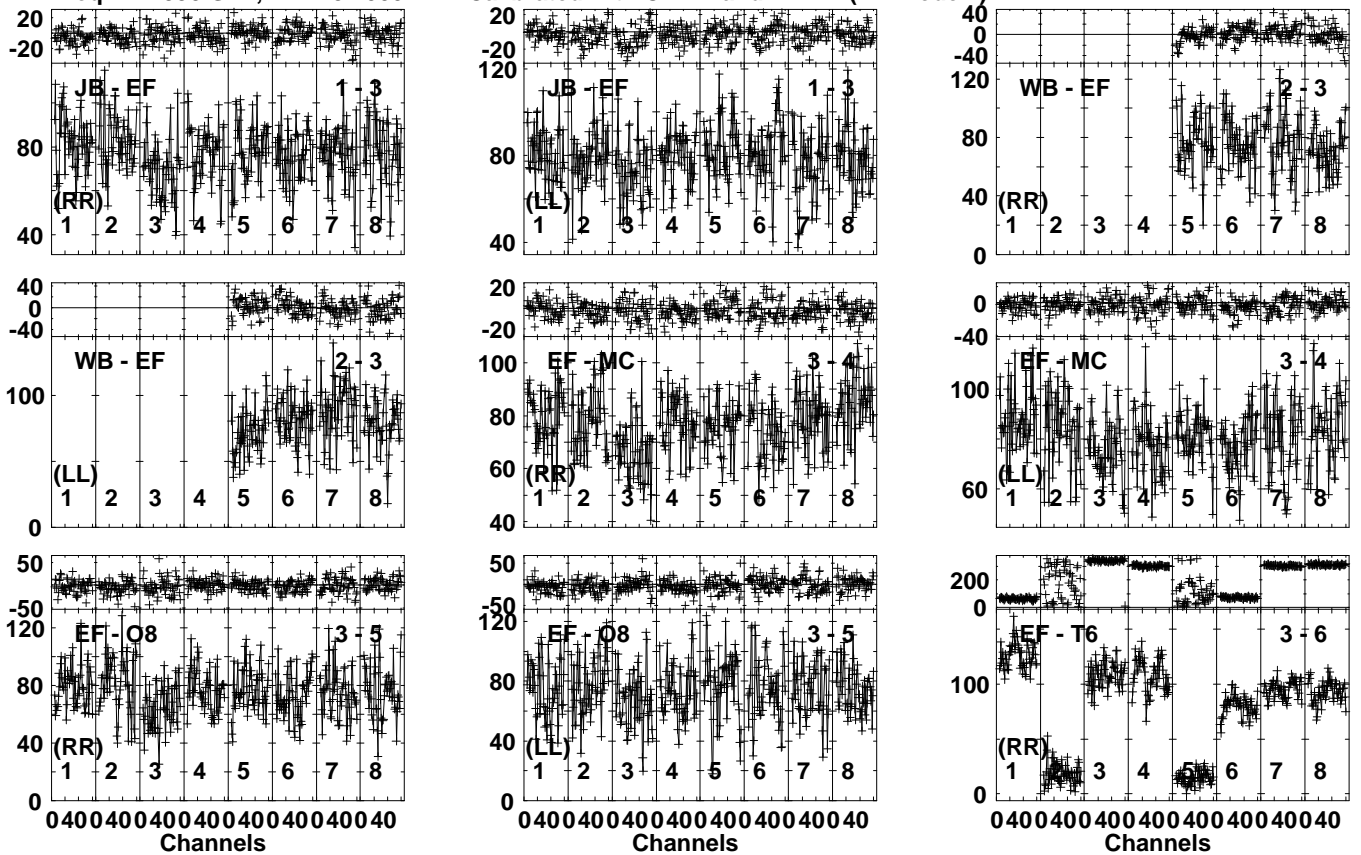
Vector averaged cross-power spectrum Several baselines displayed

Timerange: 01/01:18:21 to 01/01:21:19

Plot file version 137 created 23-JUN-2023 11:45:54

J1023+2856 EC082F.UVDATA.1

Freq = 4.7990 GHz, Bw = 32.000 MH Calibrated with CL # 4 and BP # 1 (BP mode 1)

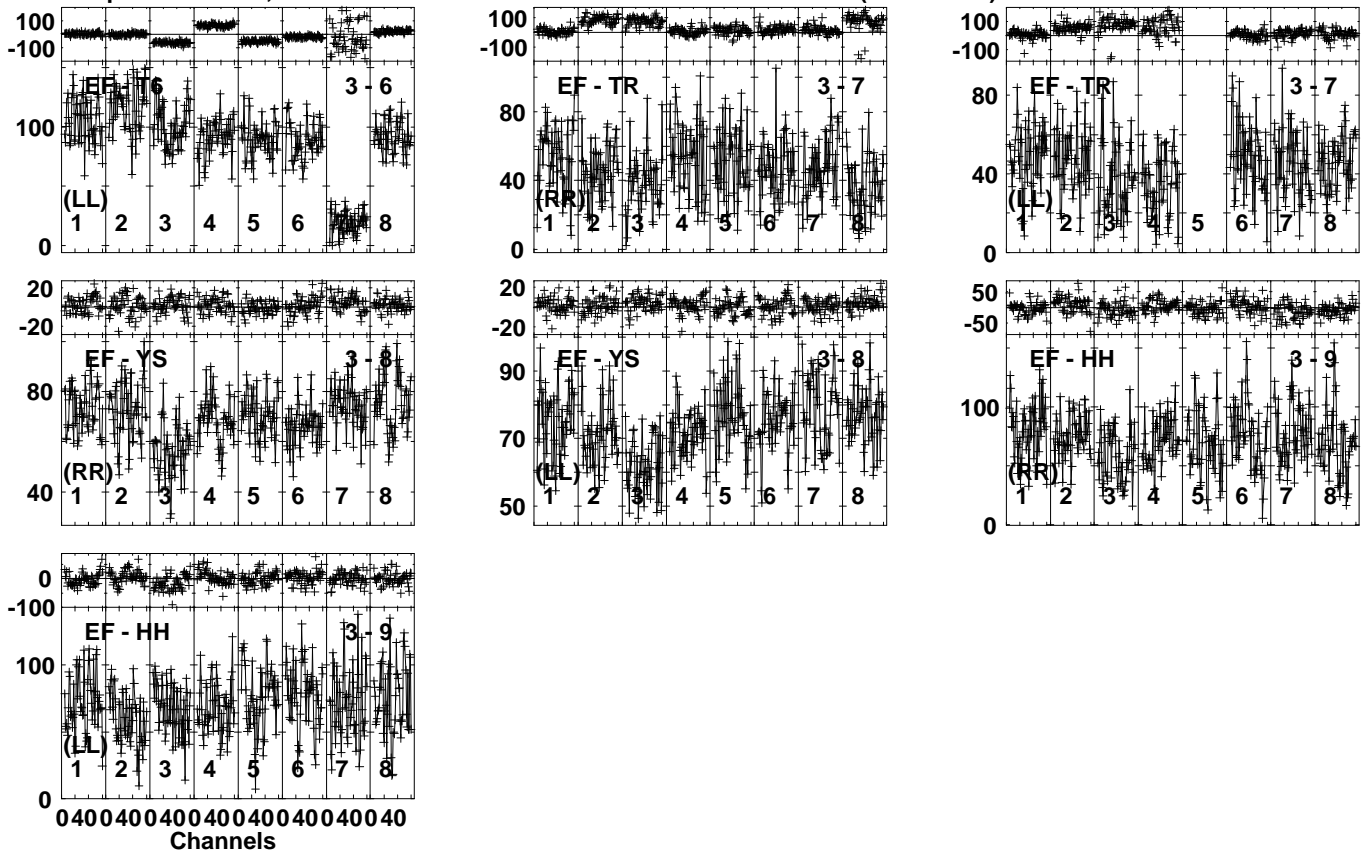


Lower frame: Milli Ampl Jy Top frame: Phas deg
Vector averaged cross-power spectrum Several baselines displayed
Timerange: 01/01:21:41 to 01/01:22:29

Plot file version 138 created 23-JUN-2023 11:45:54

J1023+2856 EC082F.UVDATA.1

Freq = 4.7990 GHz, Bw = 32.000 MH Calibrated with CL # 4 and BP # 1 (BP mode 1)



Lower frame: Milli Ampl Jy Top frame: Phas deg

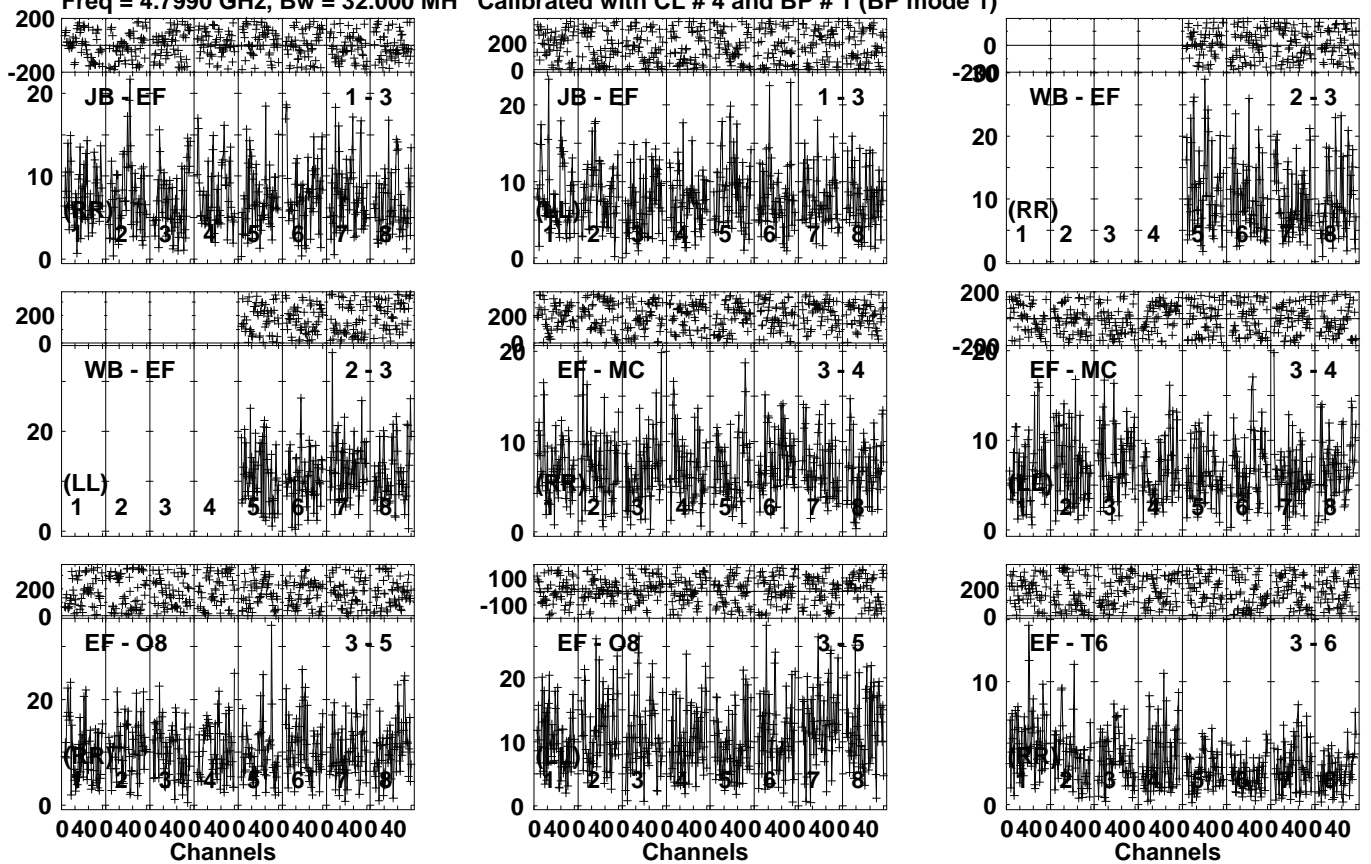
Vector averaged cross-power spectrum Several baselines displayed

Timerange: 01/01:21:41 to 01/01:22:29

Plot file version 139 created 23-JUN-2023 11:45:55

NGC3245 EC082F.UVDATA.1

Freq = 4.7990 GHz, Bw = 32.000 MH Calibrated with CL # 4 and BP # 1 (BP mode 1)

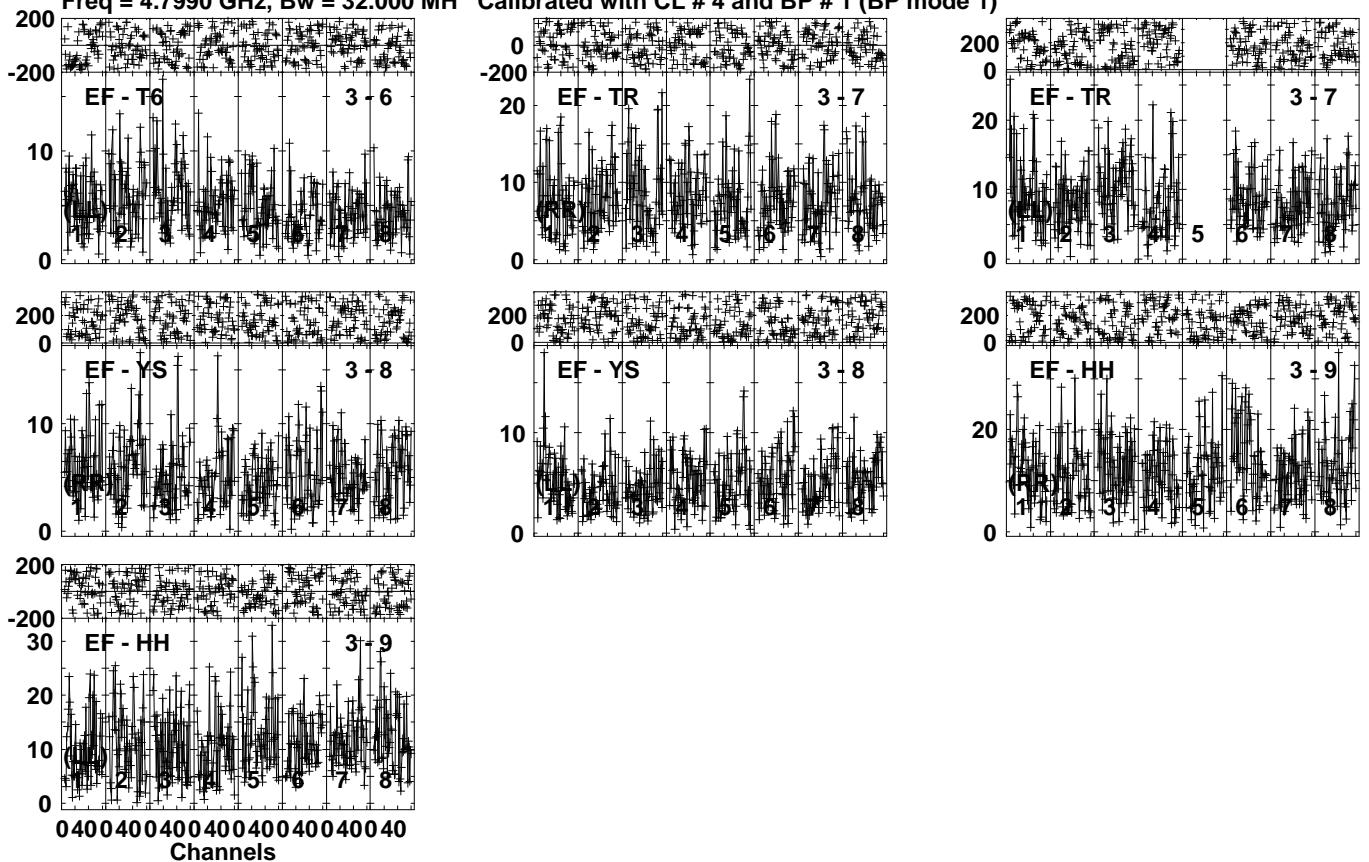


Lower frame: Milli Ampl Jy Top frame: Phas deg
Vector averaged cross-power spectrum Several baselines displayed
Timerange: 01/01:22:31 to 01/01:25:29

Plot file version 140 created 23-JUN-2023 11:45:55

NGC3245 EC082F.UVDATA.1

Freq = 4.7990 GHz, Bw = 32.000 MH Calibrated with CL # 4 and BP # 1 (BP mode 1)



Lower frame: Milli Ampl Jy Top frame: Phas deg

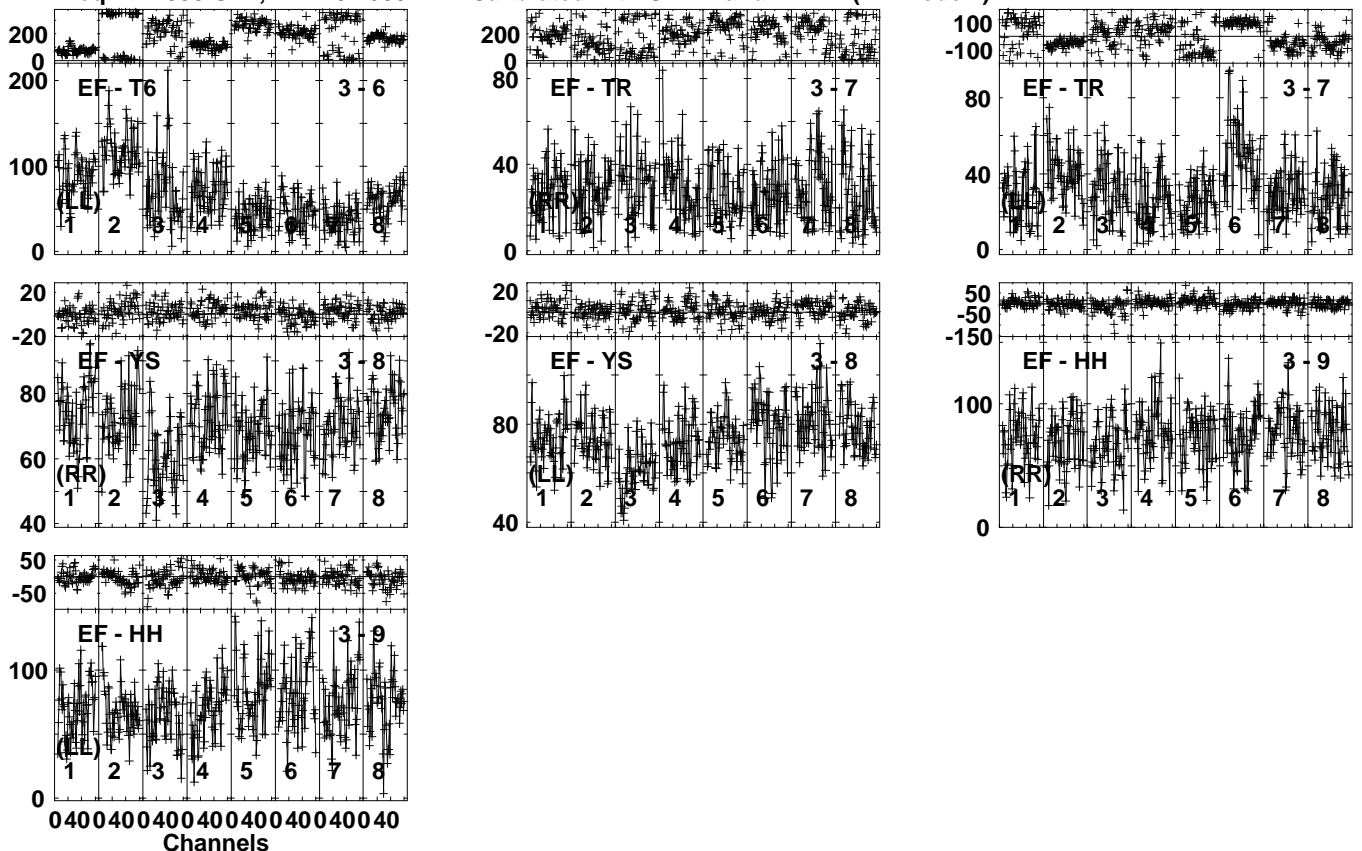
Vector averaged cross-power spectrum Several baselines displayed

Timerange: 01/01:22:31 to 01/01:25:29

Plot file version 142 created 23-JUN-2023 11:45:56

J1023+2856 EC082F.UVDATA.1

Freq = 4.7990 GHz, Bw = 32.000 MH Calibrated with CL # 4 and BP # 1 (BP mode 1)



Lower frame: Milli Ampl Jy Top frame: Phas deg

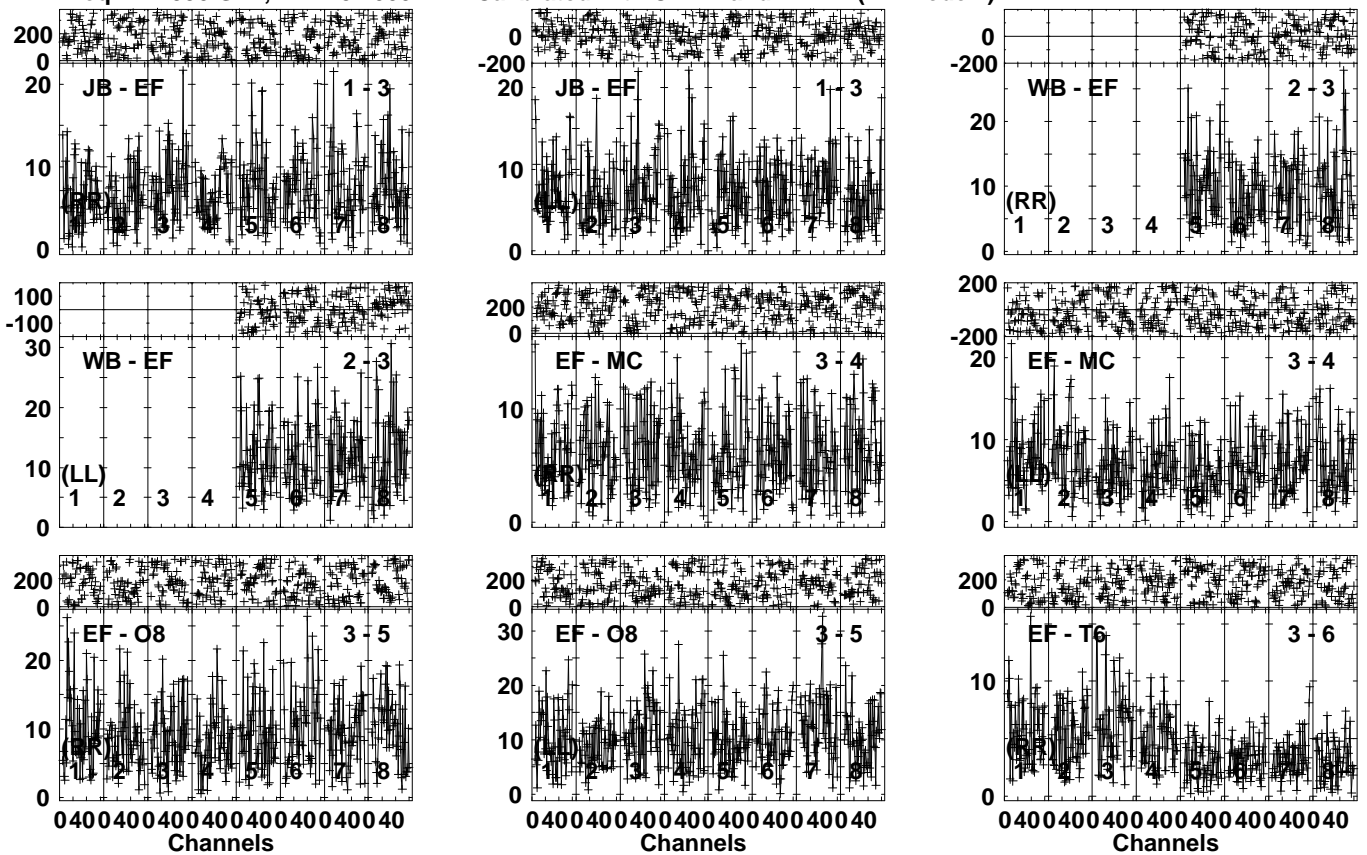
Vector averaged cross-power spectrum Several baselines displayed

Timerange: 01/01:25:51 to 01/01:26:39

Plot file version 143 created 23-JUN-2023 11:45:57

NGC3245 EC082F.UVDATA.1

Freq = 4.7990 GHz, Bw = 32.000 MH Calibrated with CL # 4 and BP # 1 (BP mode 1)

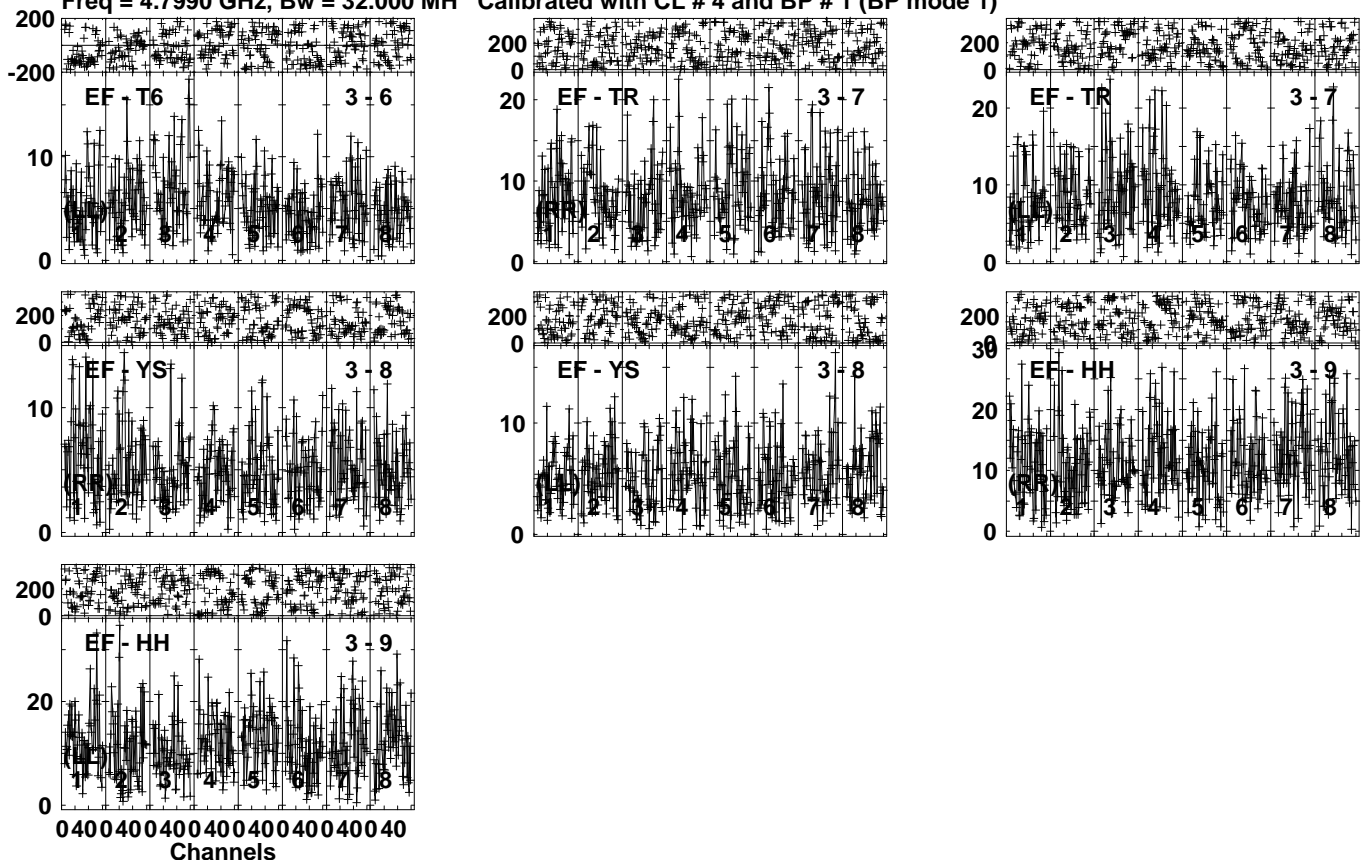


Lower frame: Milli Ampl Jy Top frame: Phas deg
Vector averaged cross-power spectrum Several baselines displayed
Timerange: 01/01:26:41 to 01/01:29:39

Plot file version 144 created 23-JUN-2023 11:45:57

NGC3245 EC082F.UVDATA.1

Freq = 4.7990 GHz, Bw = 32.000 MH Calibrated with CL # 4 and BP # 1 (BP mode 1)

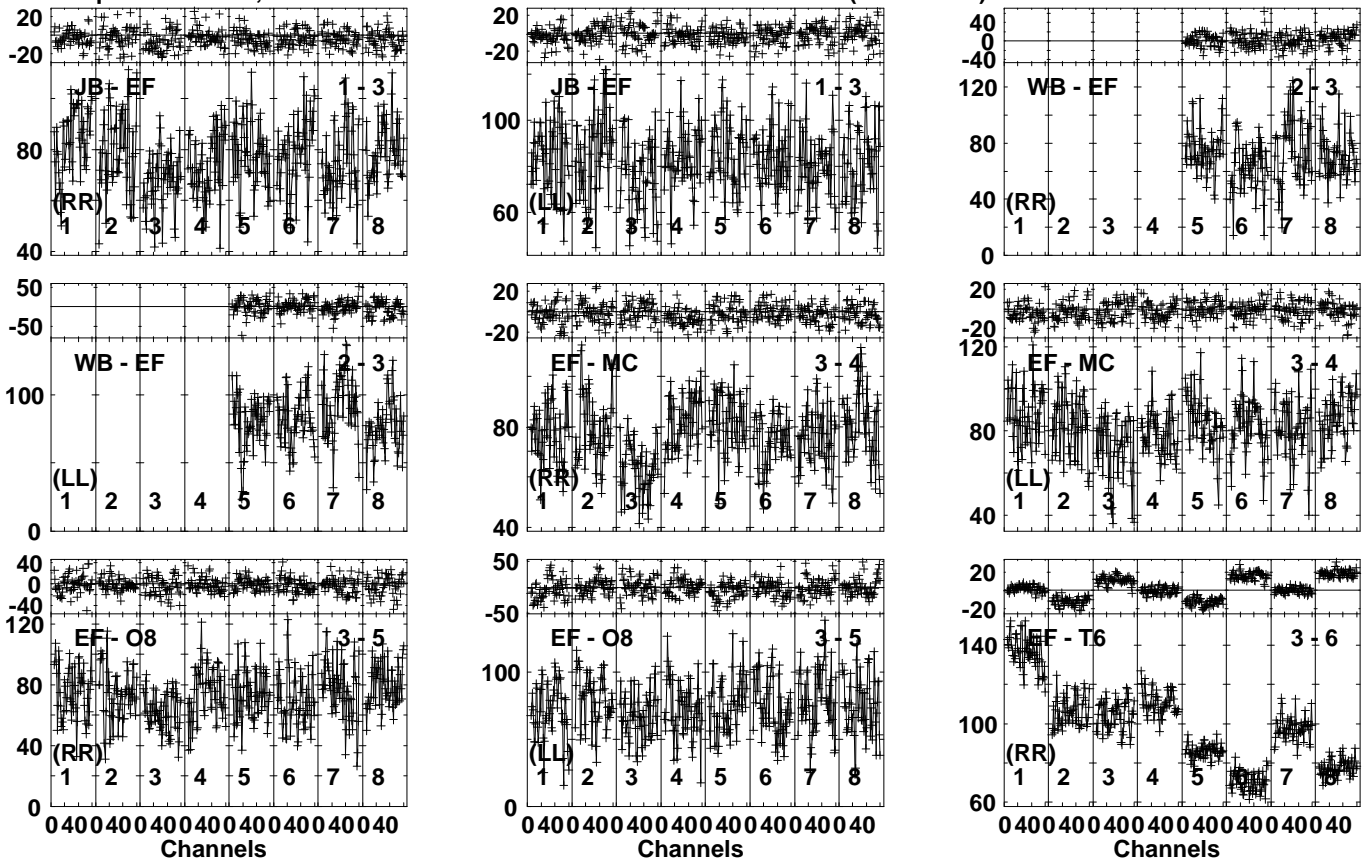


Lower frame: Milli Ampl Jy Top frame: Phas deg
Vector averaged cross-power spectrum Several baselines displayed
Timerange: 01/01:26:41 to 01/01:29:39

Plot file version 145 created 23-JUN-2023 11:45:57

J1023+2856 EC082F.UVDATA.1

Freq = 4.7990 GHz, Bw = 32.000 MH Calibrated with CL # 4 and BP # 1 (BP mode 1)

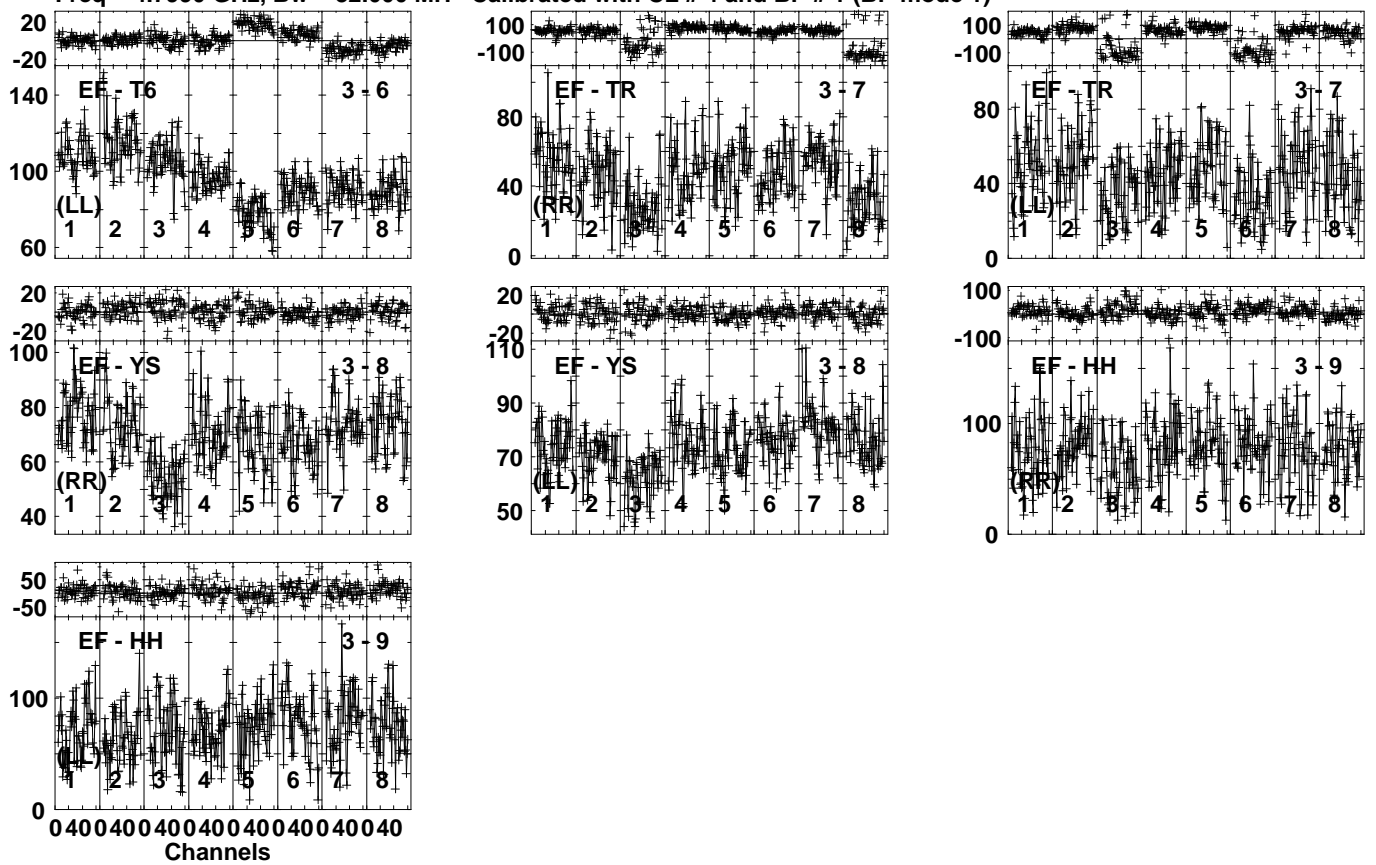


Lower frame: Milli Ampl Jy Top frame: Phas deg
Vector averaged cross-power spectrum Several baselines displayed
Timerange: 01/01:30:01 to 01/01:30:49

Plot file version 146 created 23-JUN-2023 11:45:58

J1023+2856 EC082F.UVDATA.1

Freq = 4.7990 GHz, Bw = 32.000 MH Calibrated with CL # 4 and BP # 1 (BP mode 1)

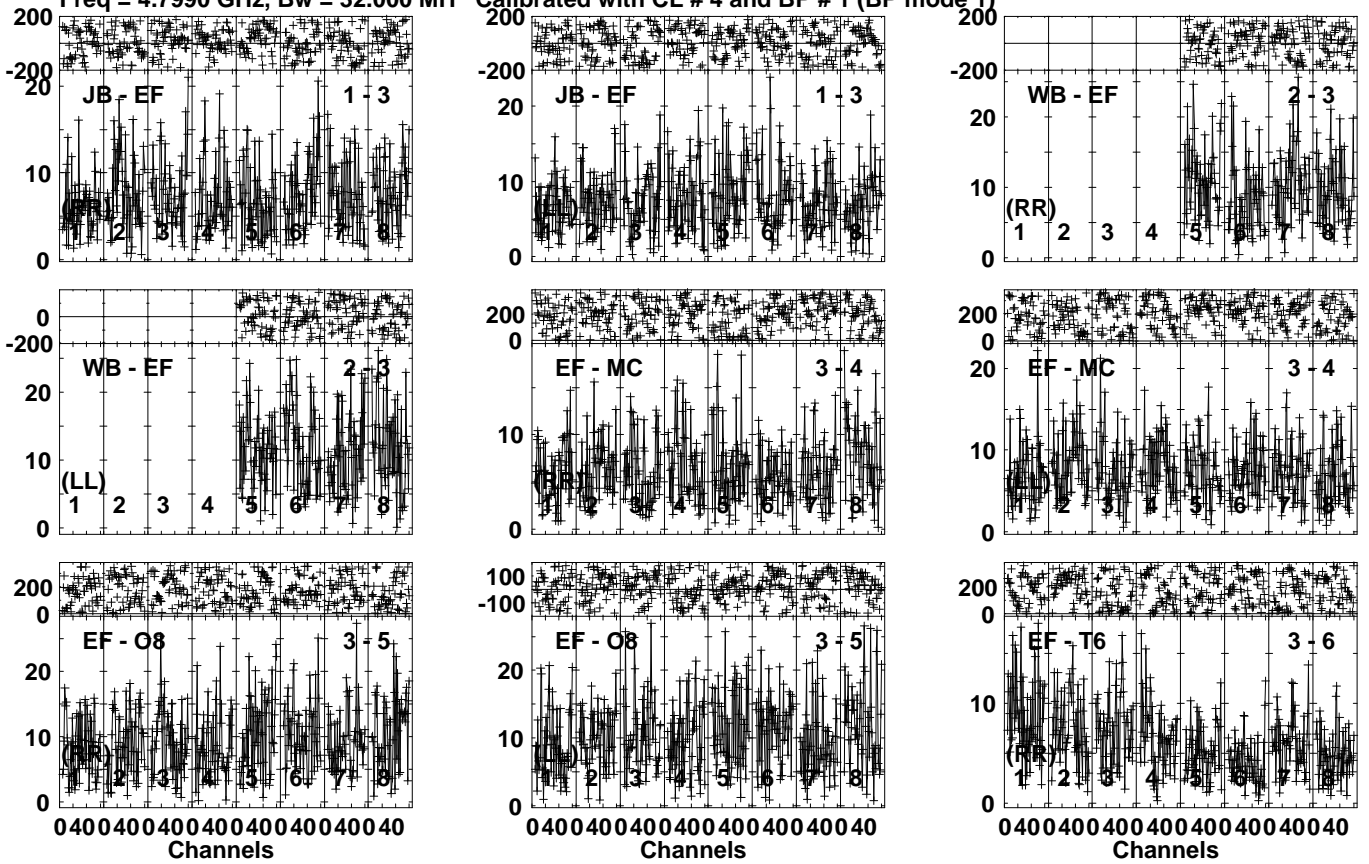


Lower frame: Milli Ampl Jy Top frame: Phas deg
Vector averaged cross-power spectrum Several baselines displayed
Timerange: 01/01:30:01 to 01/01:30:49

Plot file version 147 created 23-JUN-2023 11:45:58

NGC3245 EC082F.UVDATA.1

Freq = 4.7990 GHz, Bw = 32.000 MH Calibrated with CL # 4 and BP # 1 (BP mode 1)

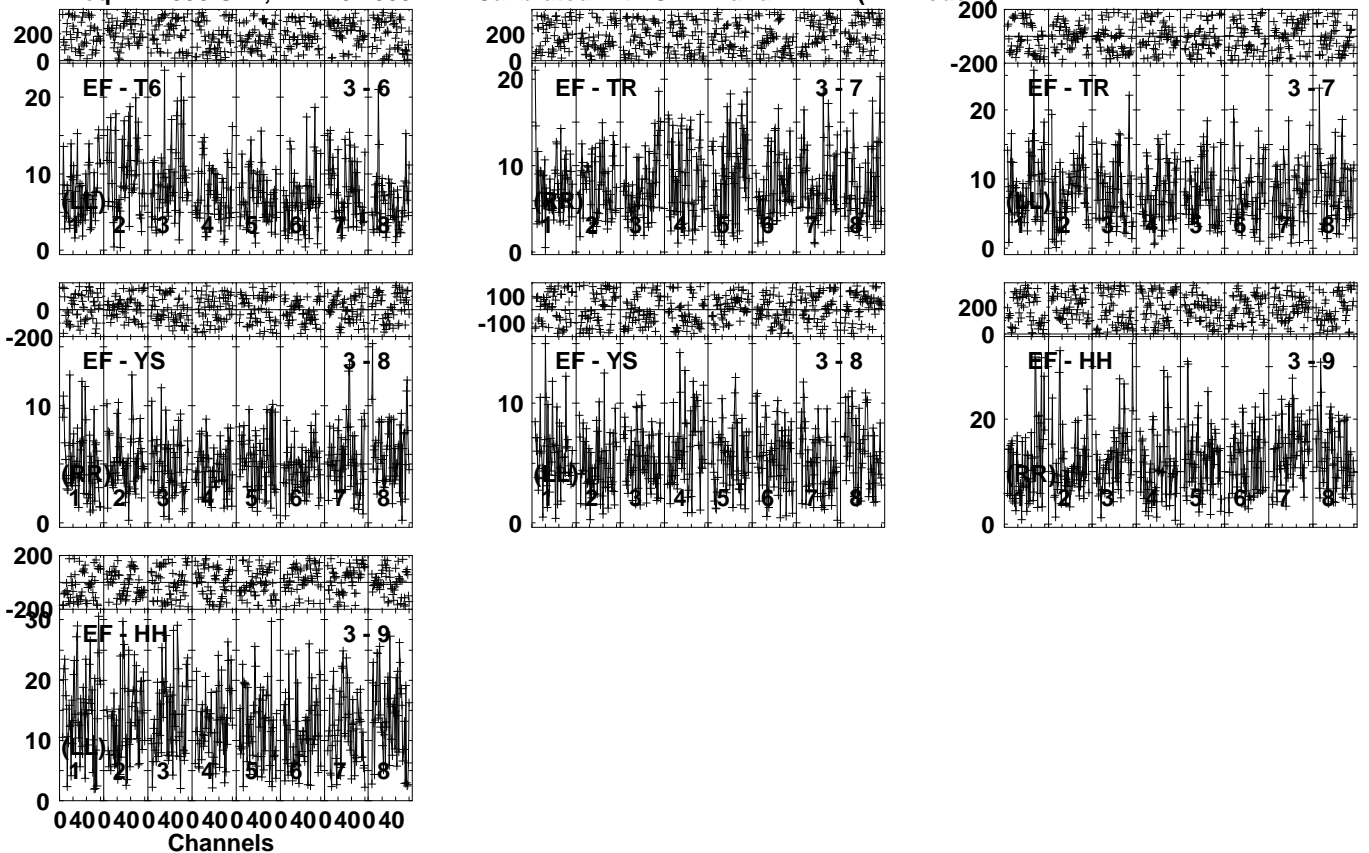


Lower frame: Milli Ampl Jy Top frame: Phas deg
Vector averaged cross-power spectrum Several baselines displayed
Timerange: 01/01:30:51 to 01/01:33:49

Plot file version 148 created 23-JUN-2023 11:45:59

NGC3245 EC082F.UVDATA.1

Freq = 4.7990 GHz, Bw = 32.000 MH Calibrated with CL # 4 and BP # 1 (BP mode 1)

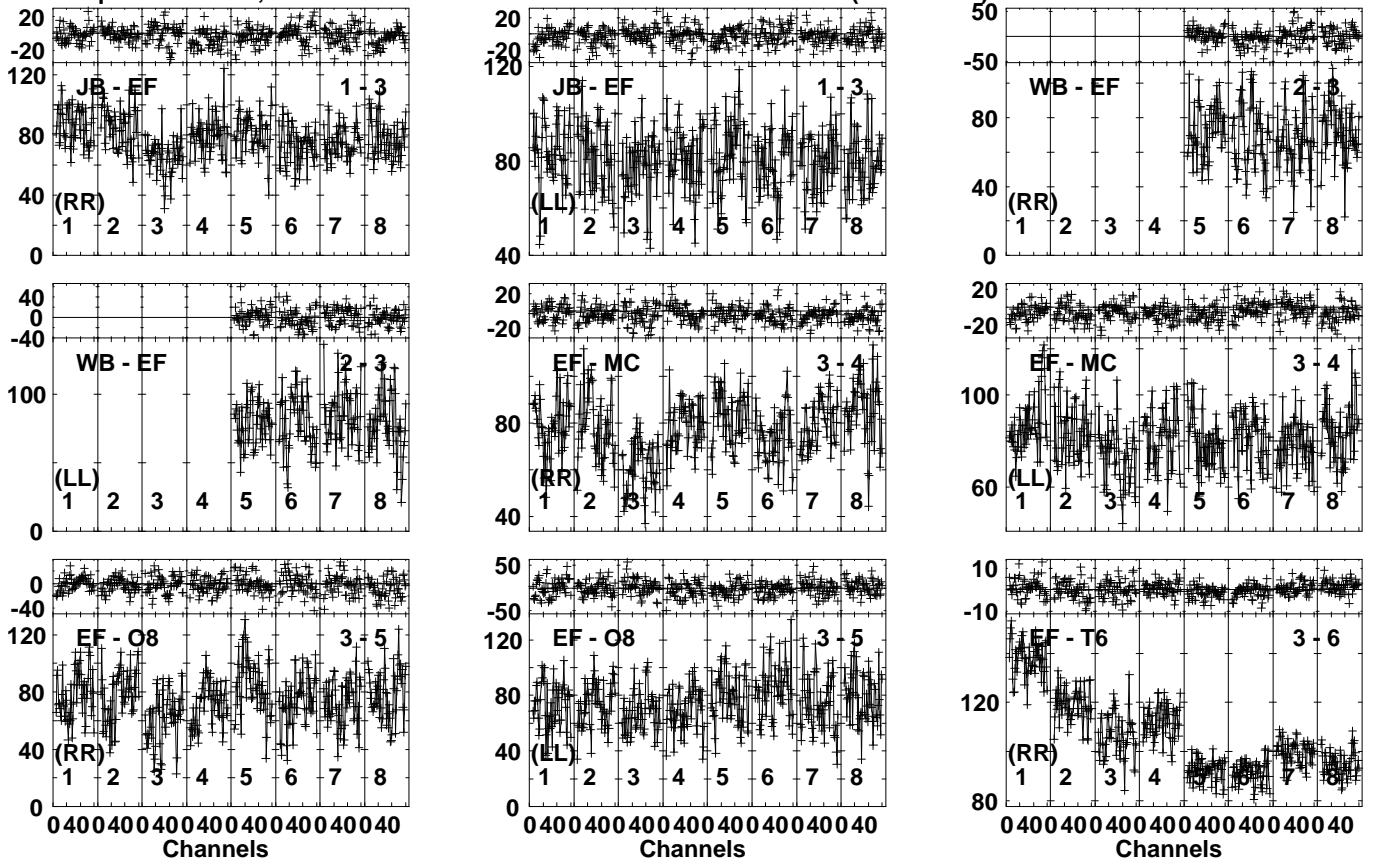


Lower frame: Milli Ampl Jy Top frame: Phas deg
Vector averaged cross-power spectrum Several baselines displayed
Timerange: 01/01:30:51 to 01/01:33:49

Plot file version 149 created 23-JUN-2023 11:45:59

J1023+2856 EC082F.UVDATA.1

Freq = 4.7990 GHz, Bw = 32.000 MH Calibrated with CL # 4 and BP # 1 (BP mode 1)

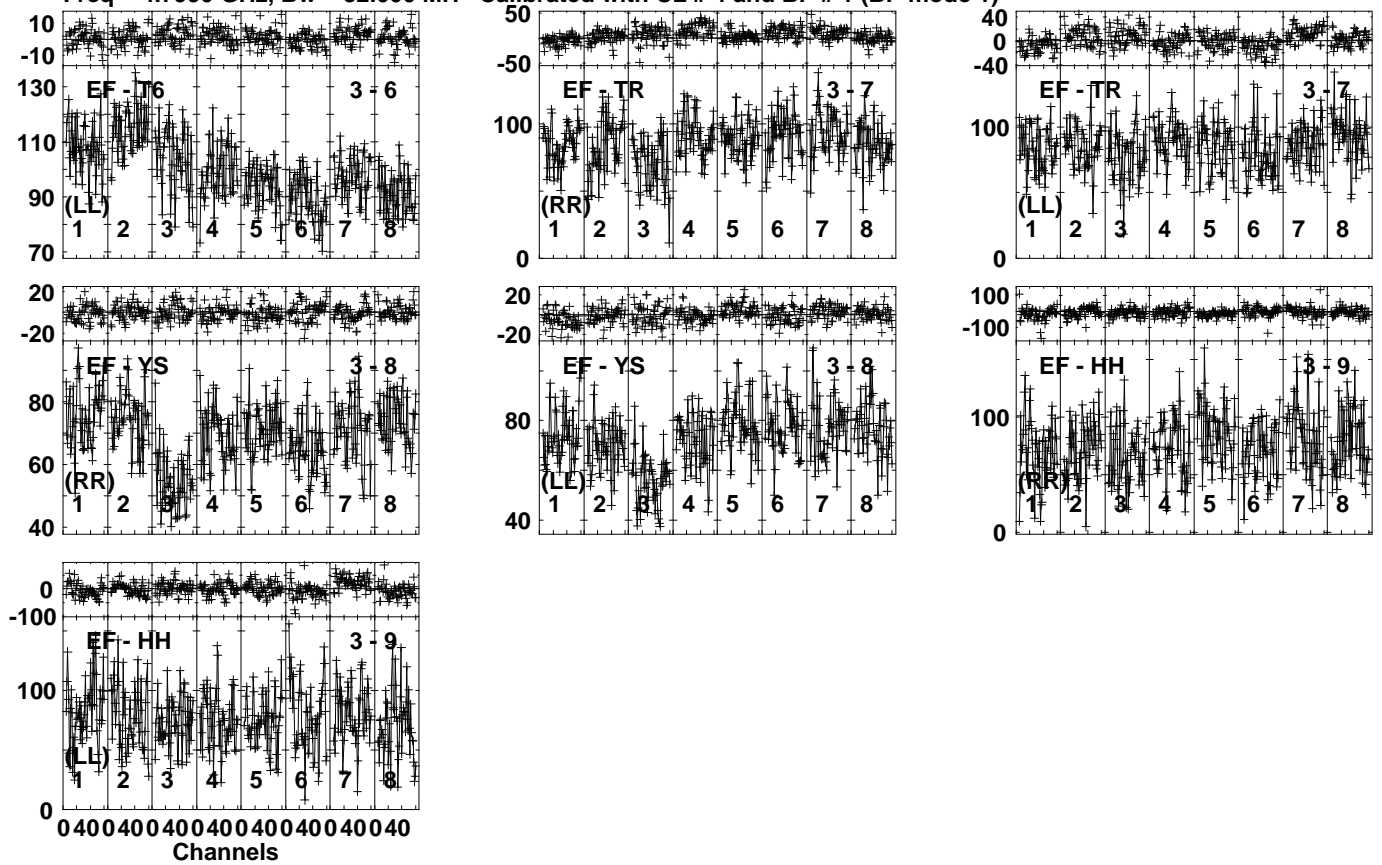


Lower frame: Milli Ampl Jy Top frame: Phas deg
Vector averaged cross-power spectrum Several baselines displayed
Timerange: 01/01:34:11 to 01/01:34:59

Plot file version 150 created 23-JUN-2023 11:45:59

J1023+2856 EC082F.UVDATA.1

Freq = 4.7990 GHz, Bw = 32.000 MH Calibrated with CL # 4 and BP # 1 (BP mode 1)

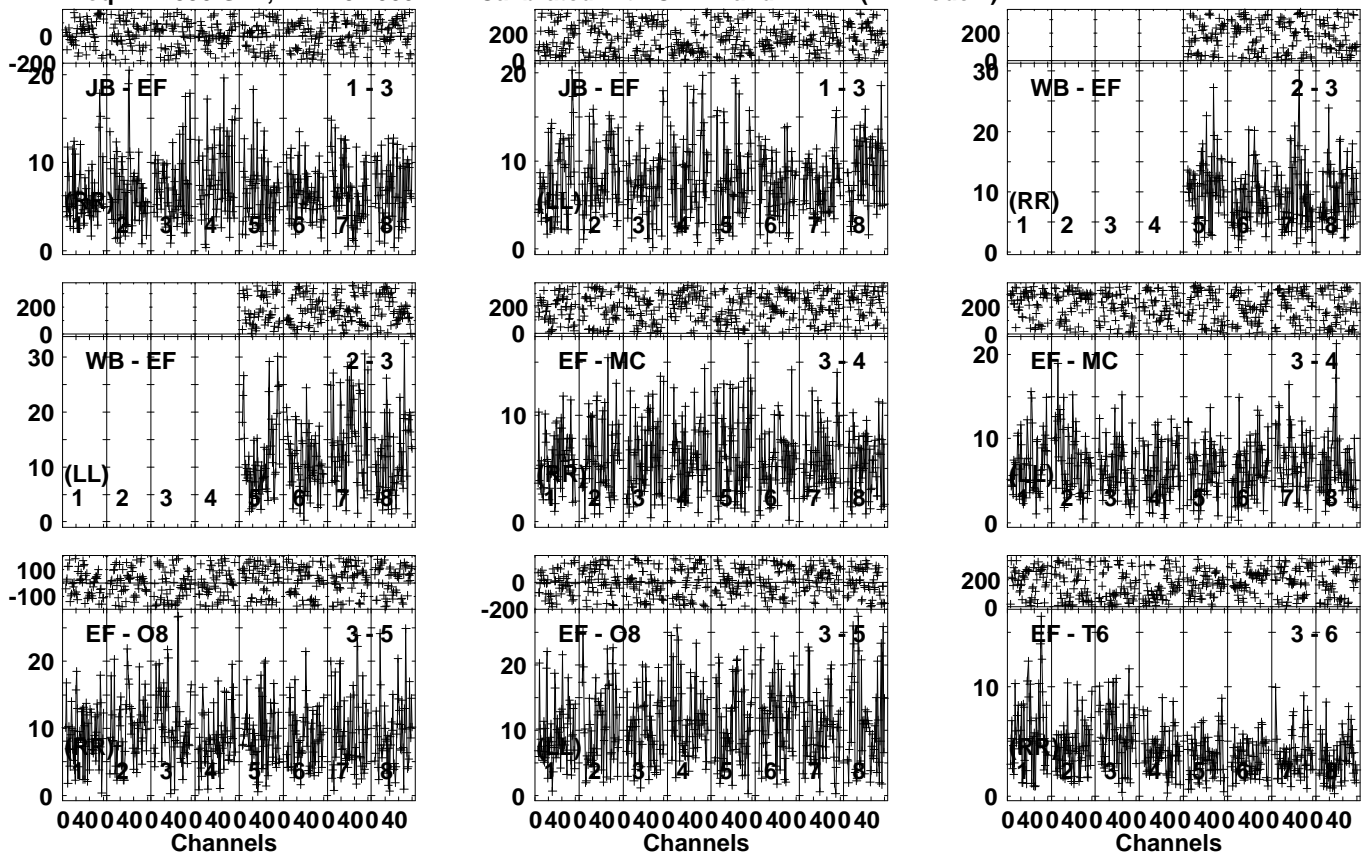


Lower frame: Milli Ampl Jy Top frame: Phas deg
Vector averaged cross-power spectrum Several baselines displayed
Timerange: 01/01:34:11 to 01/01:34:59

Plot file version 151 created 23-JUN-2023 11:46:00

NGC3245 EC082F.UVDATA.1

Freq = 4.7990 GHz, Bw = 32.000 MH Calibrated with CL # 4 and BP # 1 (BP mode 1)

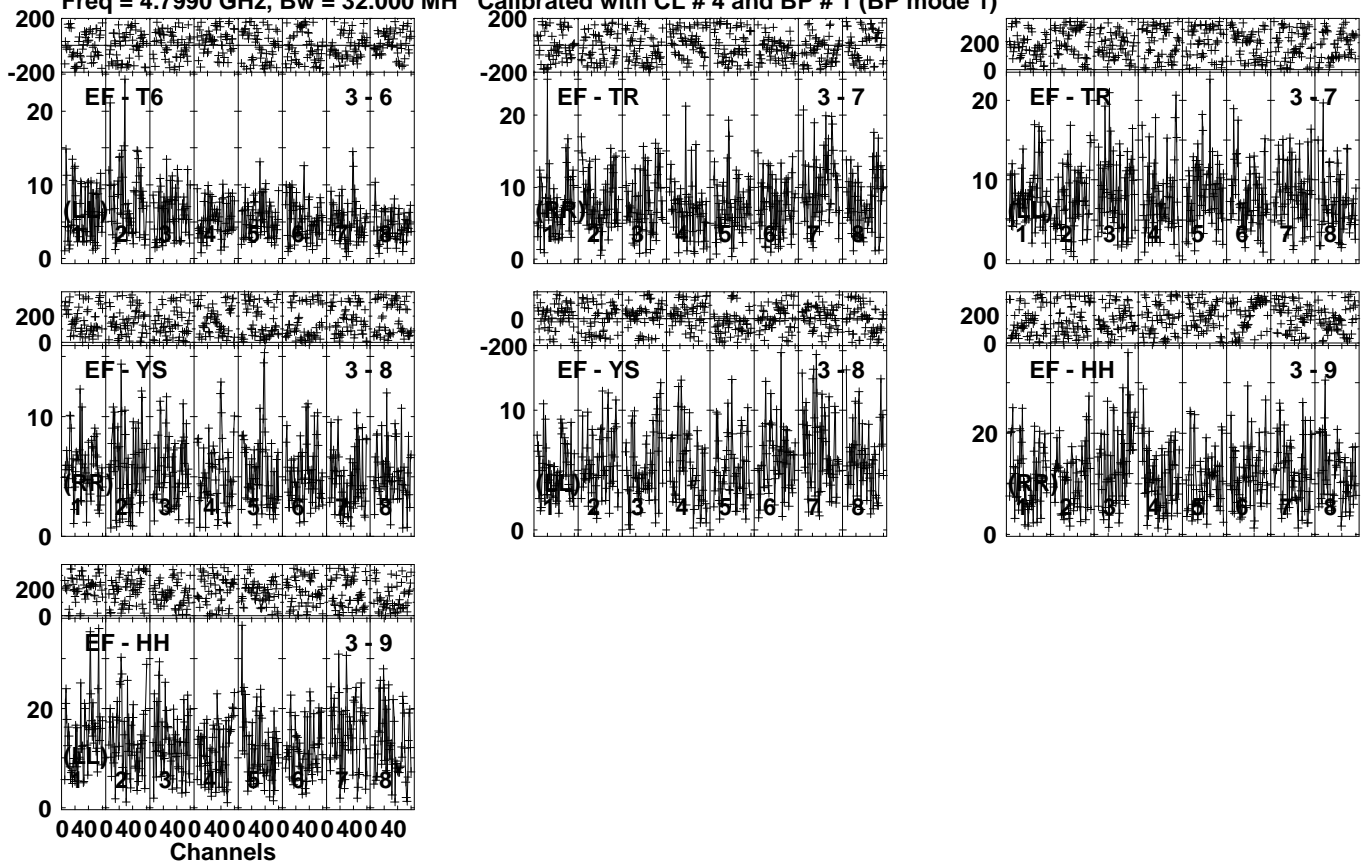


Lower frame: Milli Ampl Jy Top frame: Phas deg
Vector averaged cross-power spectrum Several baselines displayed
Timerange: 01/01:35:01 to 01/01:37:59

Plot file version 152 created 23-JUN-2023 11:46:00

NGC3245 EC082F.UVDATA.1

Freq = 4.7990 GHz, Bw = 32.000 MH Calibrated with CL # 4 and BP # 1 (BP mode 1)



Lower frame: Milli Ampl Jy Top frame: Phas deg

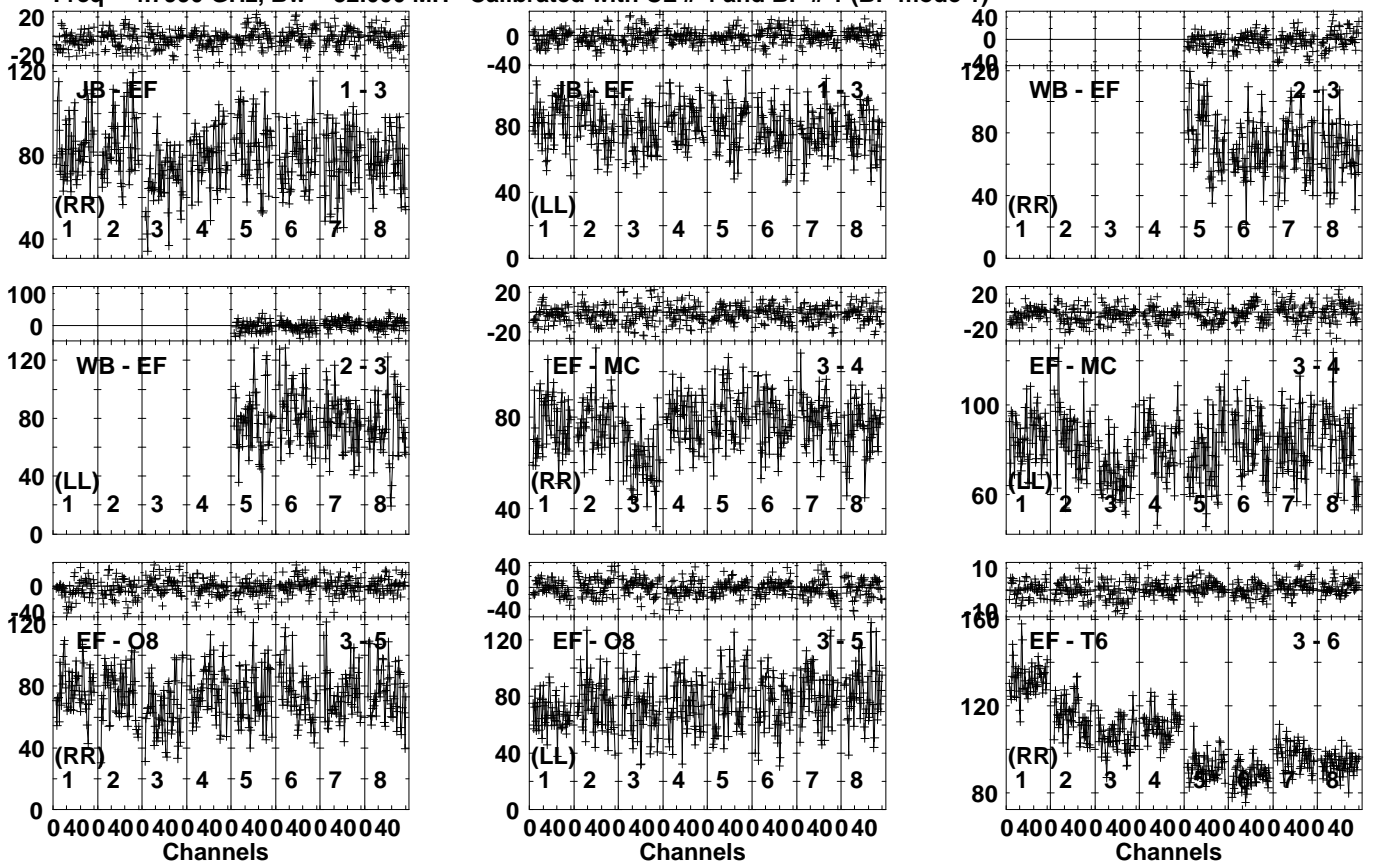
Vector averaged cross-power spectrum Several baselines displayed

Timerange: 01/01:35:01 to 01/01:37:59

Plot file version 153 created 23-JUN-2023 11:46:01

J1023+2856 EC082F.UVDATA.1

Freq = 4.7990 GHz, Bw = 32.000 MH Calibrated with CL # 4 and BP # 1 (BP mode 1)

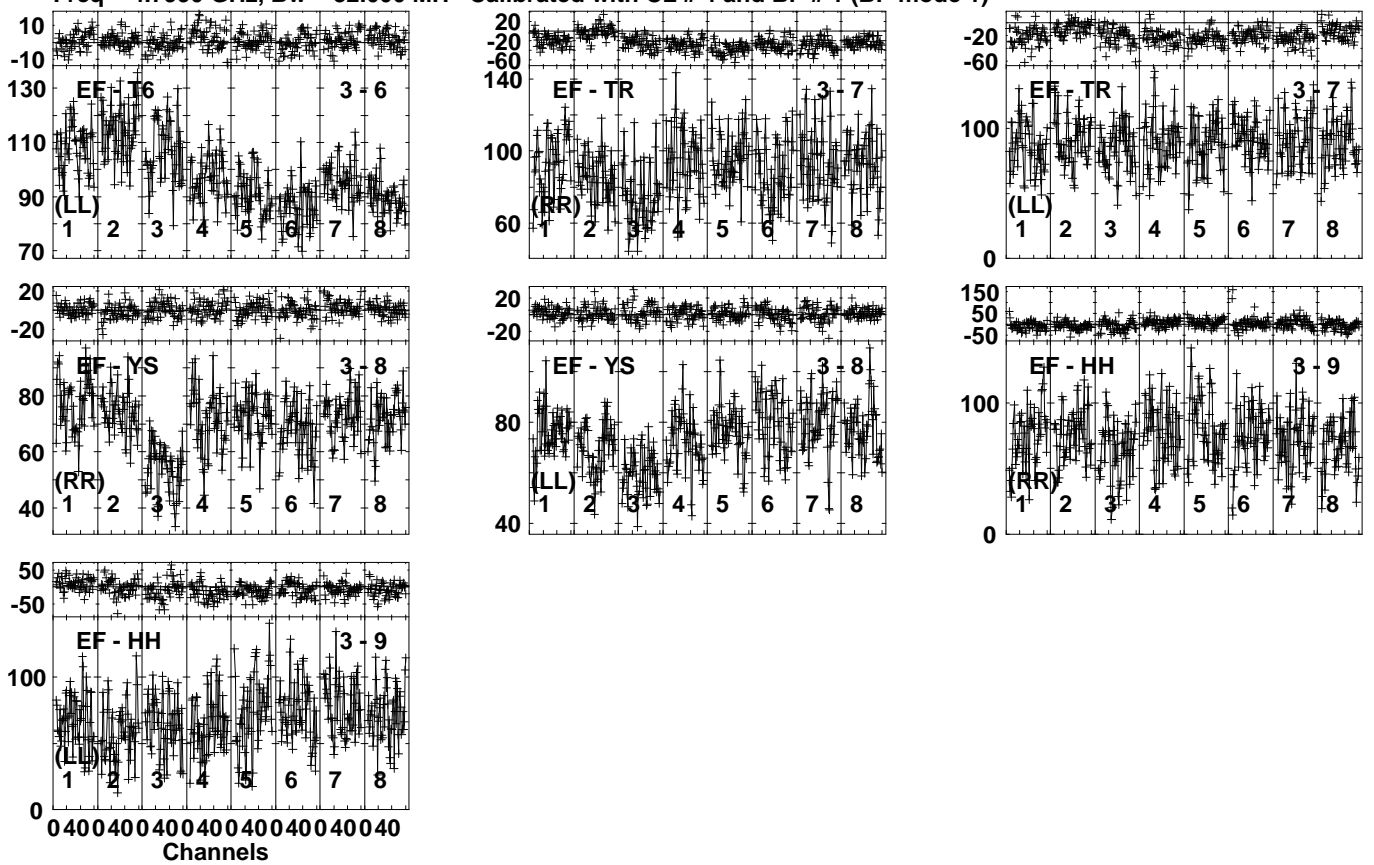


Lower frame: Milli Ampl Jy Top frame: Phas deg
Vector averaged cross-power spectrum Several baselines displayed
Timerange: 01/01:38:21 to 01/01:39:09

Plot file version 154 created 23-JUN-2023 11:46:01

J1023+2856 EC082F.UVDATA.1

Freq = 4.7990 GHz, Bw = 32.000 MH Calibrated with CL # 4 and BP # 1 (BP mode 1)

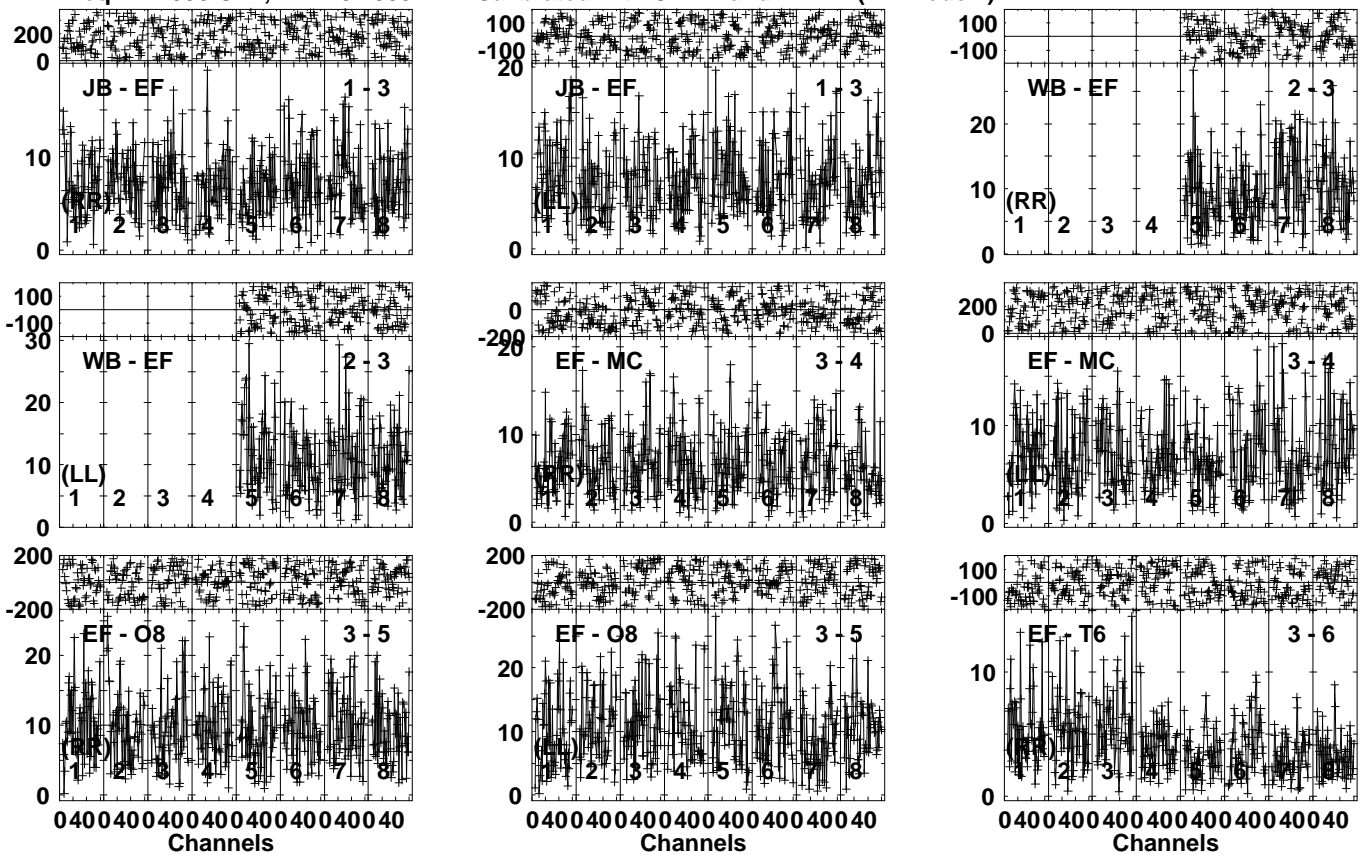


Lower frame: Milli Ampl Jy Top frame: Phas deg
Vector averaged cross-power spectrum Several baselines displayed
Timerange: 01/01:38:21 to 01/01:39:09

Plot file version 155 created 23-JUN-2023 11:46:02

NGC3245 EC082F.UVDATA.1

Freq = 4.7990 GHz, Bw = 32.000 MH Calibrated with CL # 4 and BP # 1 (BP mode 1)

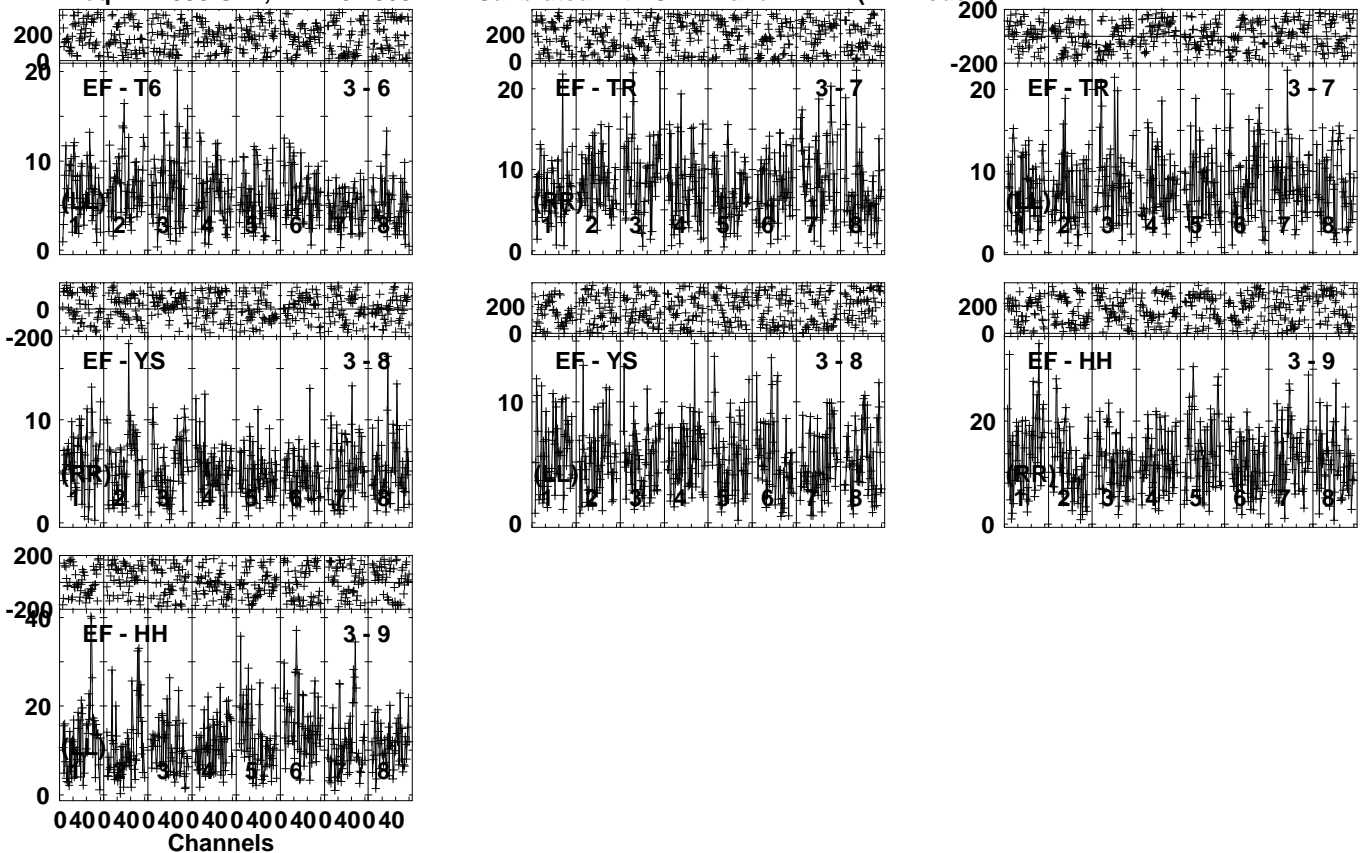


Lower frame: Milli Ampl Jy Top frame: Phas deg
Vector averaged cross-power spectrum Several baselines displayed
Timerange: 01/01:39:11 to 01/01:42:09

Plot file version 156 created 23-JUN-2023 11:46:02

NGC3245 EC082F.UVDATA.1

Freq = 4.7990 GHz, Bw = 32.000 MH Calibrated with CL # 4 and BP # 1 (BP mode 1)



Lower frame: Milli Ampl Jy Top frame: Phas deg

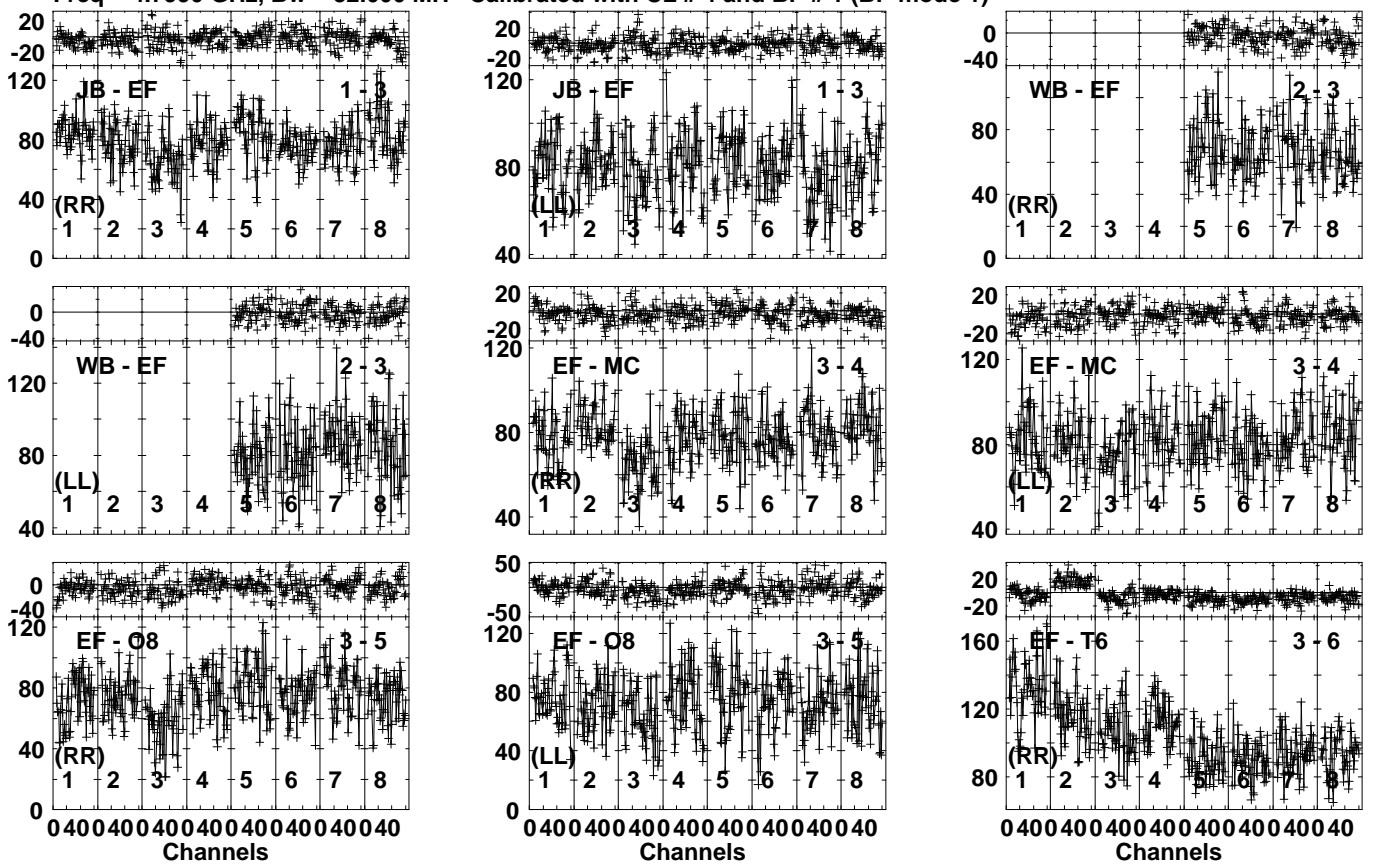
Vector averaged cross-power spectrum Several baselines displayed

Timerange: 01/01:39:11 to 01/01:42:09

Plot file version 157 created 23-JUN-2023 11:46:03

J1023+2856 EC082F.UVDATA.1

Freq = 4.7990 GHz, Bw = 32.000 MH Calibrated with CL # 4 and BP # 1 (BP mode 1)

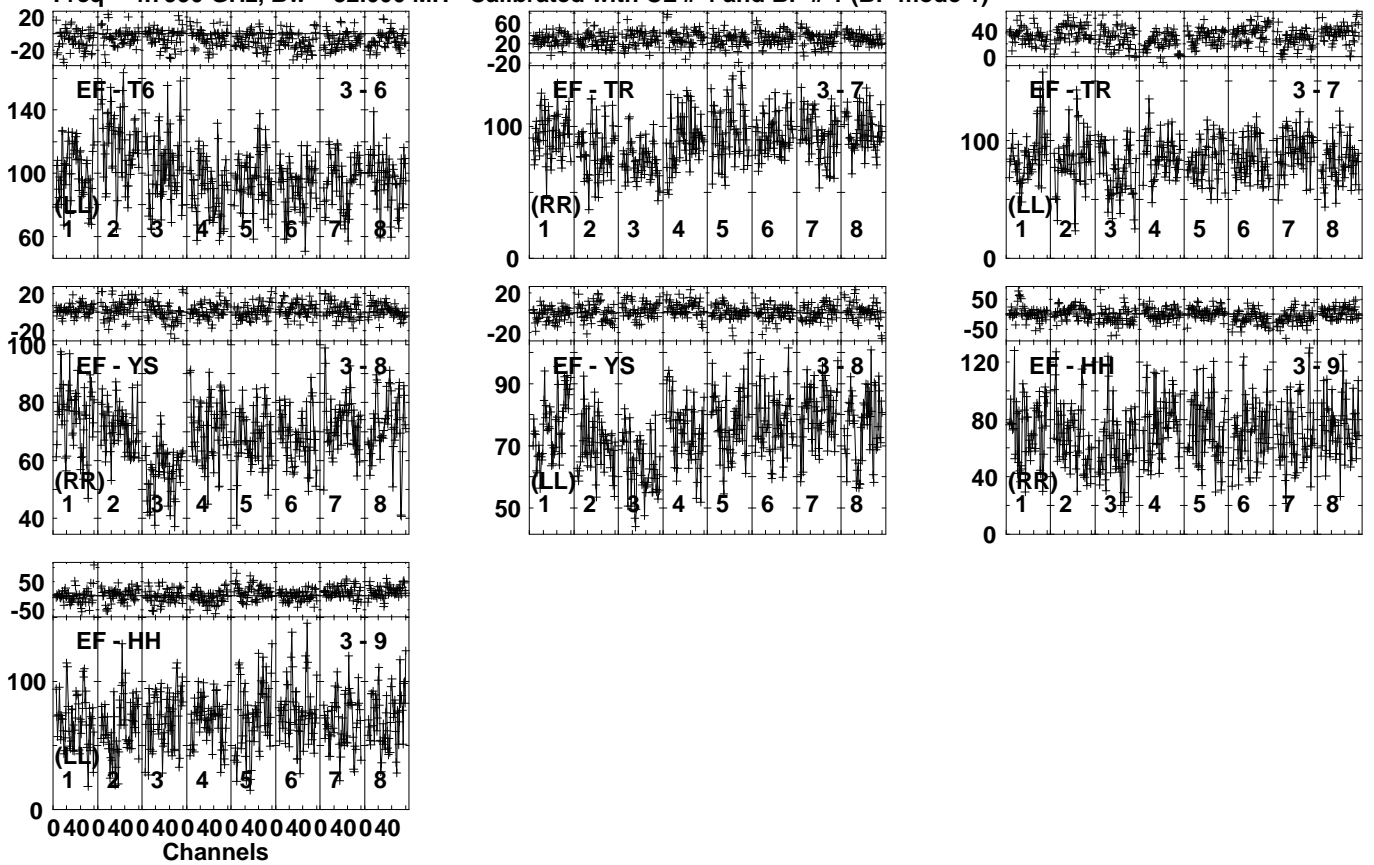


Lower frame: Milli Ampl Jy Top frame: Phas deg
Vector averaged cross-power spectrum Several baselines displayed
Timerange: 01/01:42:31 to 01/01:43:19

Plot file version 158 created 23-JUN-2023 11:46:03

J1023+2856 EC082F.UVDATA.1

Freq = 4.7990 GHz, Bw = 32.000 MH Calibrated with CL # 4 and BP # 1 (BP mode 1)

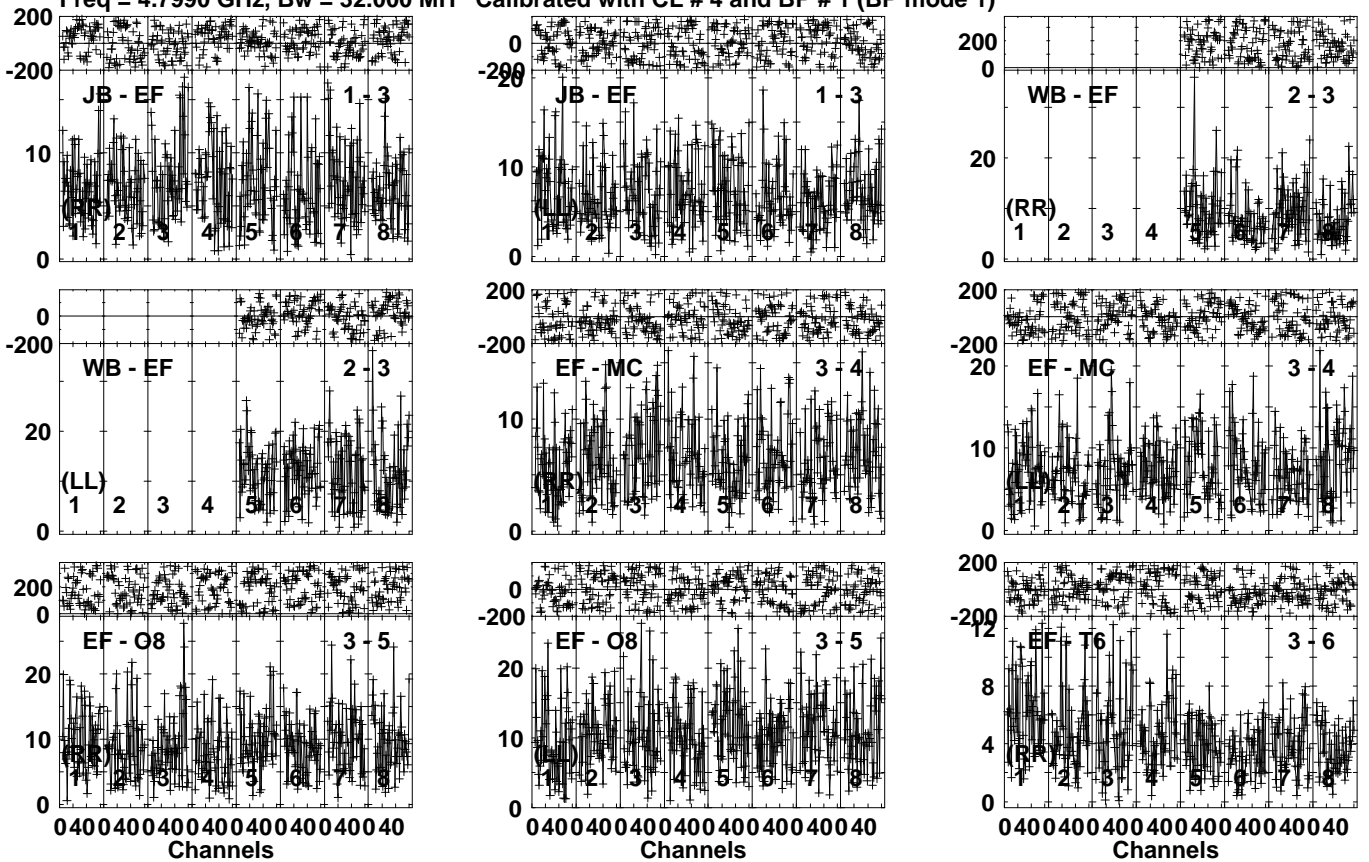


Lower frame: Milli Ampl Jy Top frame: Phas deg
Vector averaged cross-power spectrum Several baselines displayed
Timerange: 01/01:42:31 to 01/01:43:19

Plot file version 159 created 23-JUN-2023 11:46:03

NGC3245 EC082F.UVDATA.1

Freq = 4.7990 GHz, Bw = 32.000 MH Calibrated with CL # 4 and BP # 1 (BP mode 1)

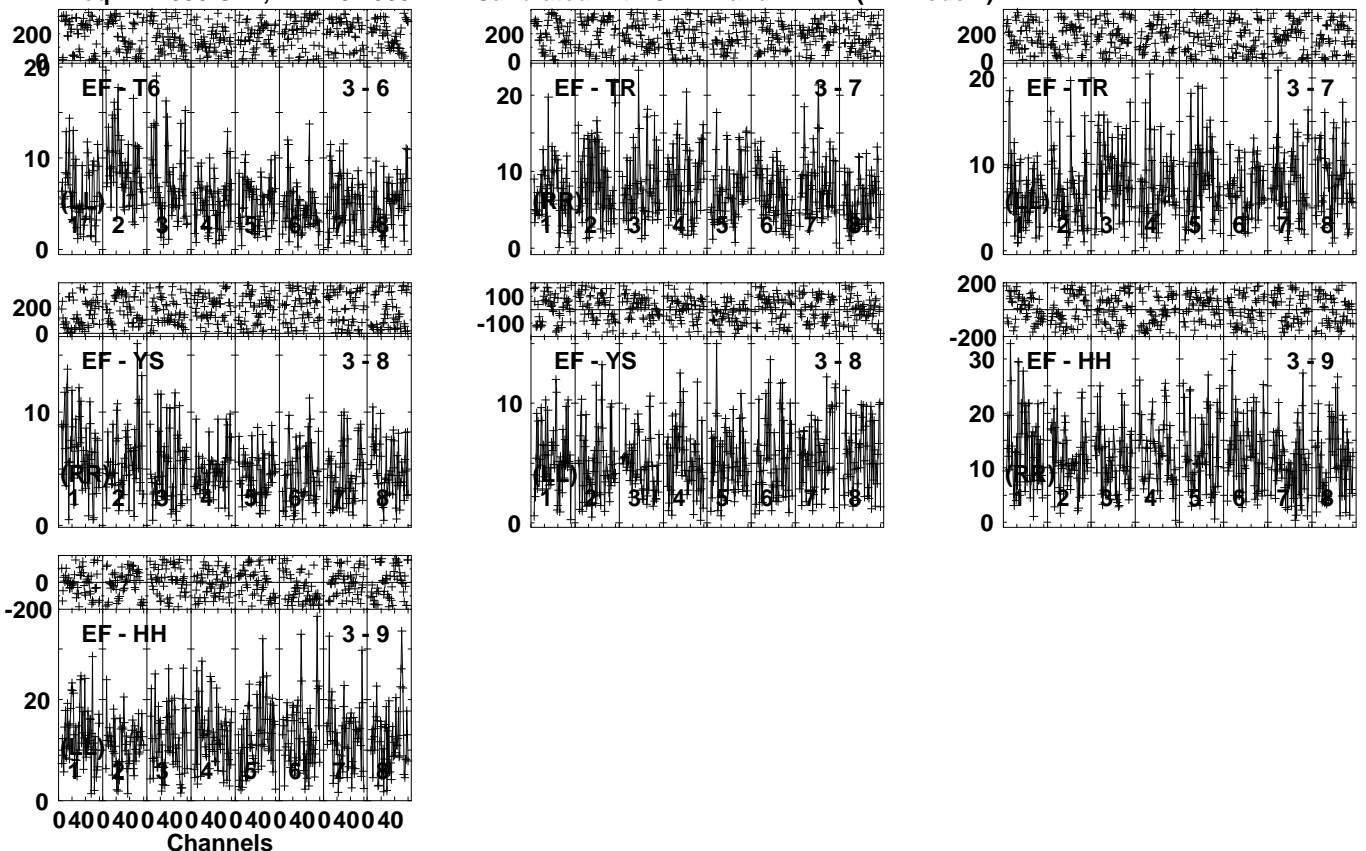


Lower frame: Milli Ampl Jy Top frame: Phas deg
Vector averaged cross-power spectrum Several baselines displayed
Timerange: 01/01:43:21 to 01/01:46:19

Plot file version 160 created 23-JUN-2023 11:46:04

NGC3245 EC082F.UVDATA.1

Freq = 4.7990 GHz, Bw = 32.000 MH Calibrated with CL # 4 and BP # 1 (BP mode 1)



Lower frame: Milli Ampl Jy Top frame: Phas deg

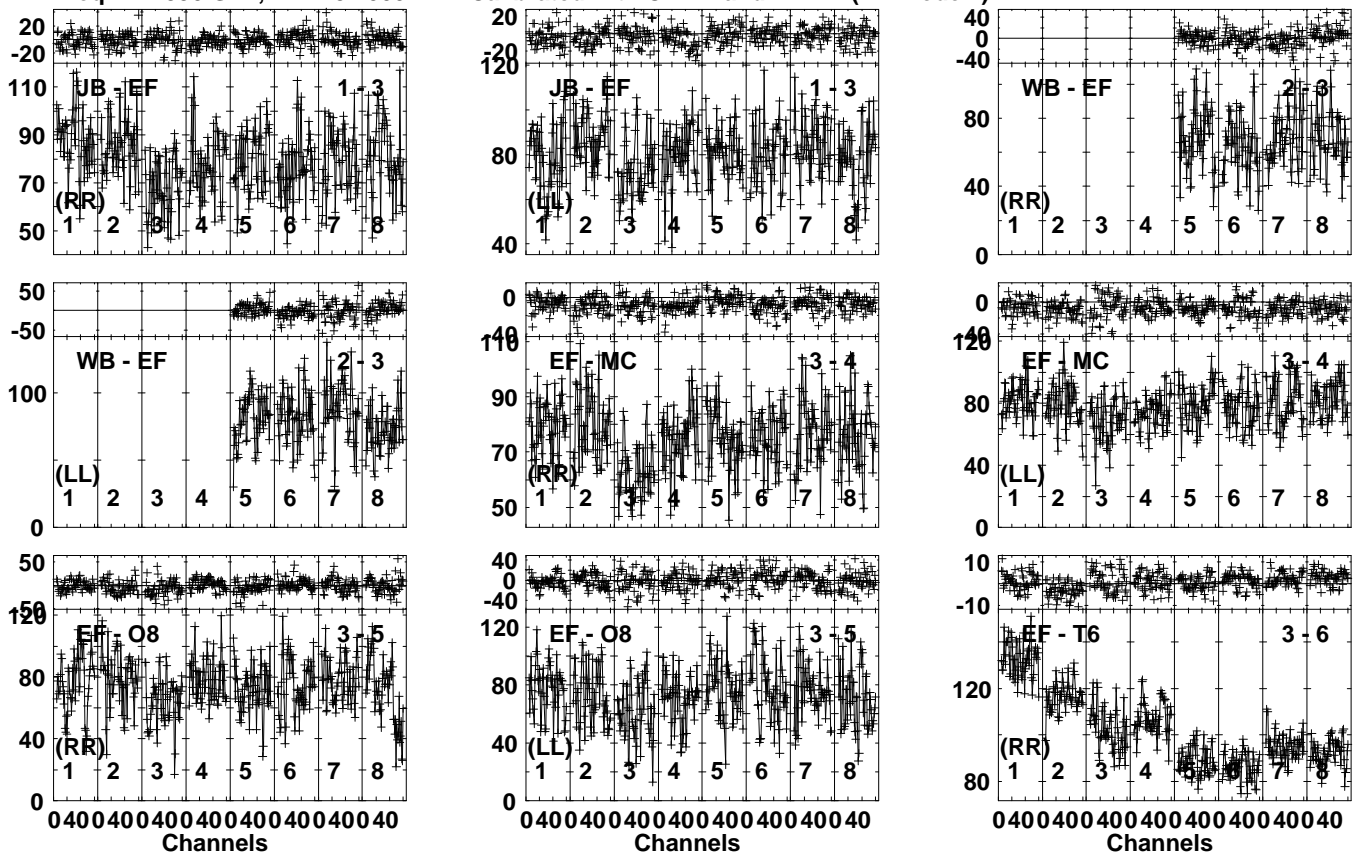
Vector averaged cross-power spectrum Several baselines displayed

Timerange: 01/01:43:21 to 01/01:46:19

Plot file version 161 created 23-JUN-2023 11:46:04

J1023+2856 EC082F.UVDATA.1

Freq = 4.7990 GHz, Bw = 32.000 MH Calibrated with CL # 4 and BP # 1 (BP mode 1)

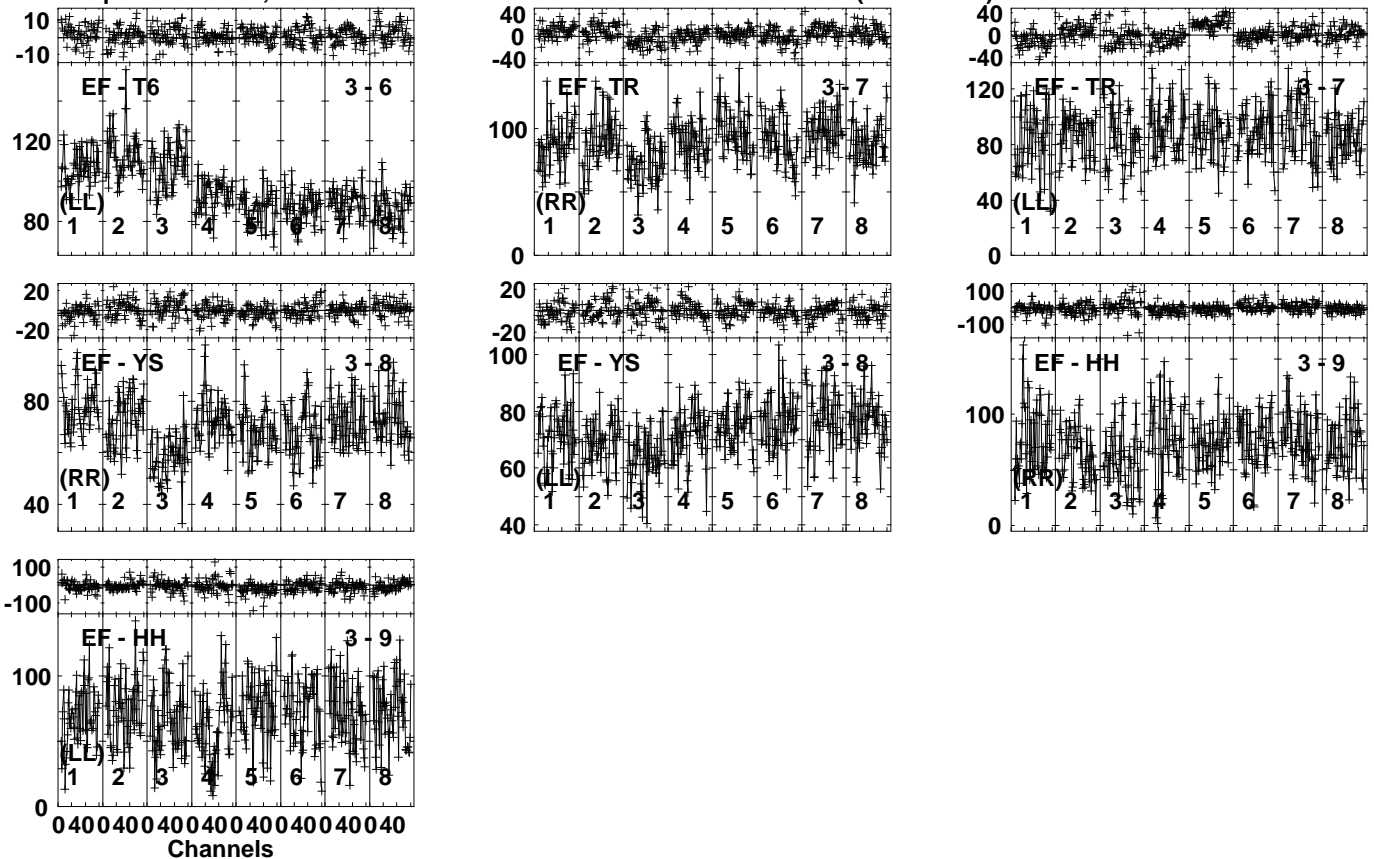


Lower frame: Milli Ampl Jy Top frame: Phas deg
Vector averaged cross-power spectrum Several baselines displayed
Timerange: 01/01:46:41 to 01/01:47:29

Plot file version 162 created 23-JUN-2023 11:46:05

J1023+2856 EC082F.UVDATA.1

Freq = 4.7990 GHz, Bw = 32.000 MH Calibrated with CL # 4 and BP # 1 (BP mode 1)

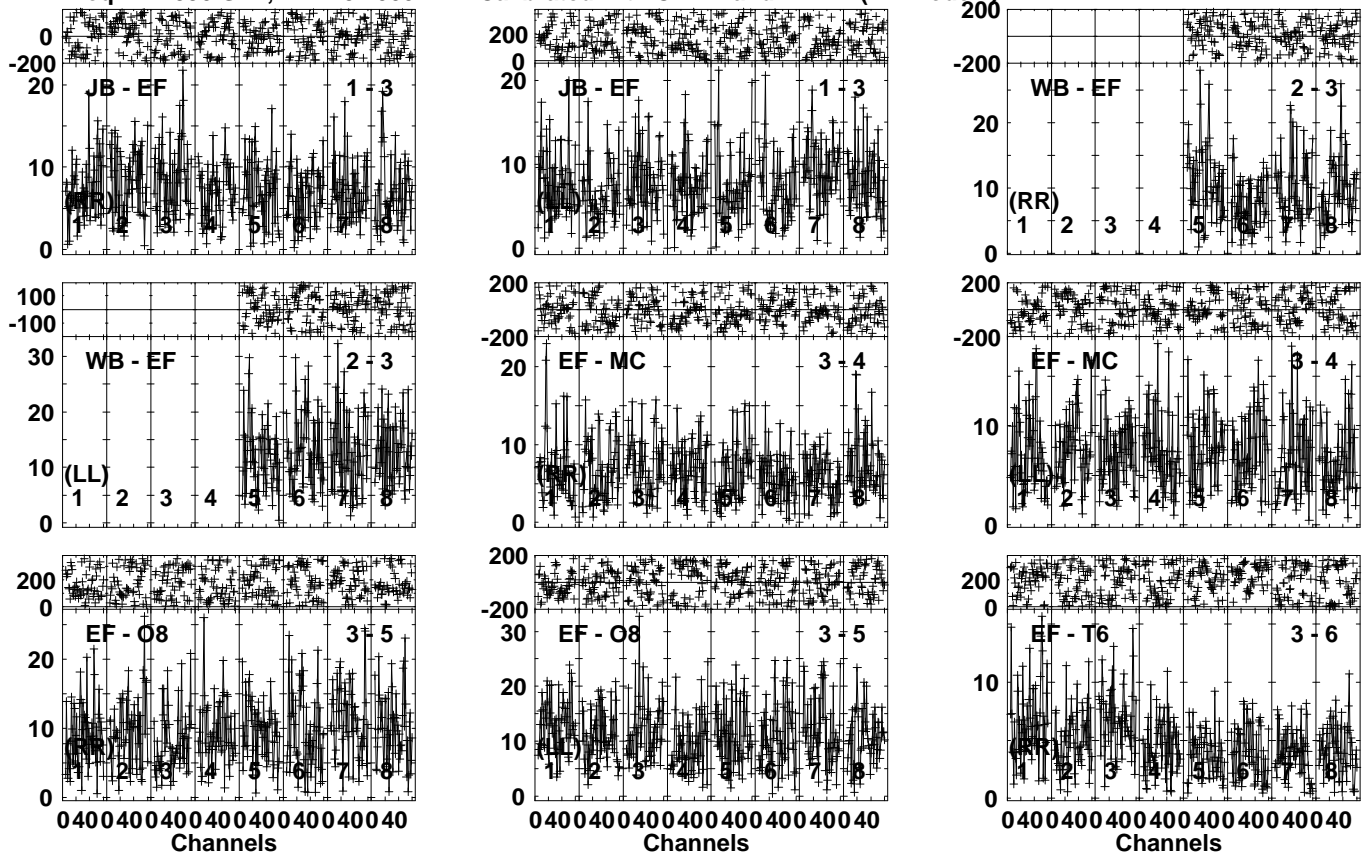


Lower frame: Milli Ampl Jy Top frame: Phas deg
Vector averaged cross-power spectrum Several baselines displayed
Timerange: 01/01:46:41 to 01/01:47:29

Plot file version 163 created 23-JUN-2023 11:46:05

NGC3245 EC082F.UVDATA.1

Freq = 4.7990 GHz, Bw = 32.000 MH Calibrated with CL # 4 and BP # 1 (BP mode 1)

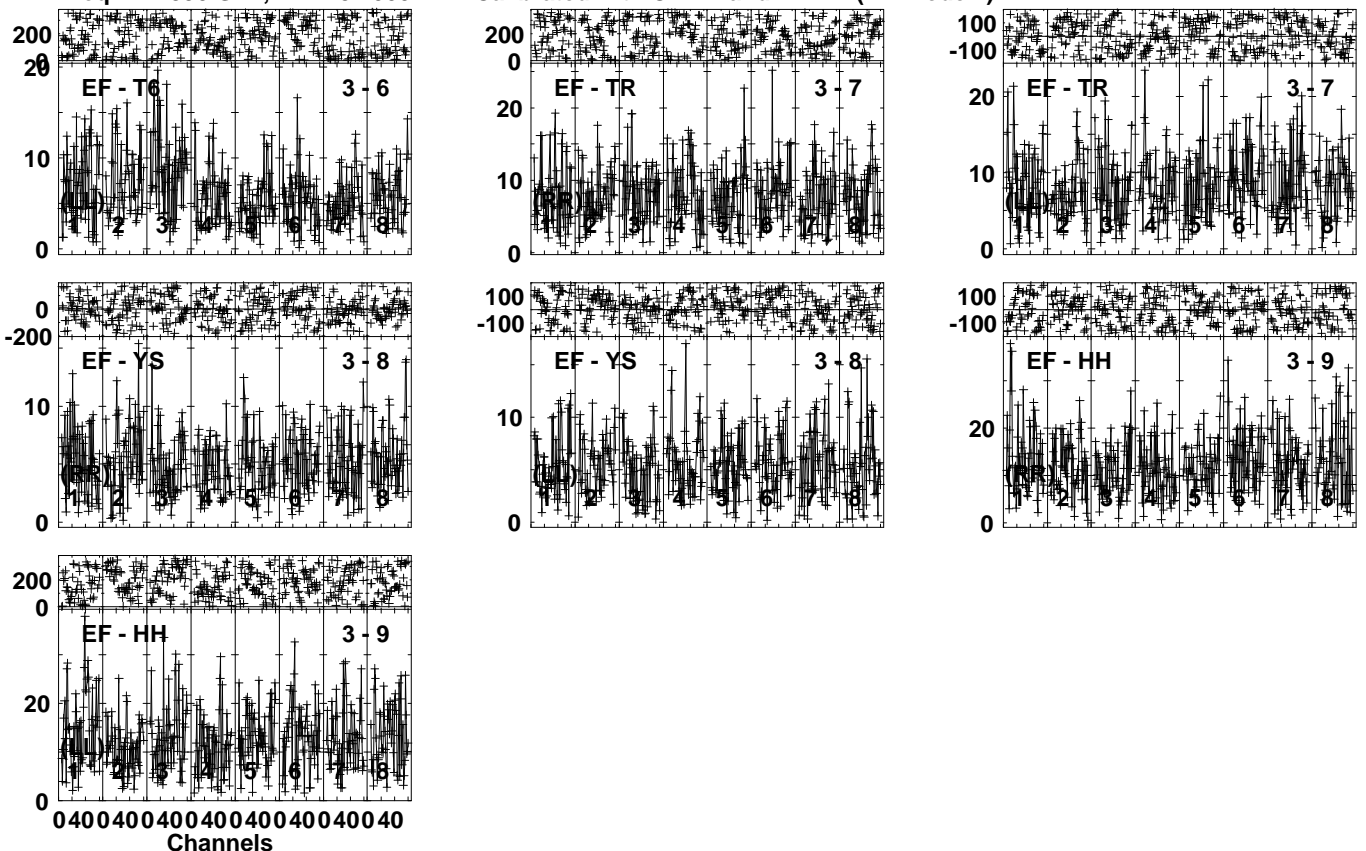


Lower frame: Milli Ampl Jy Top frame: Phas deg
Vector averaged cross-power spectrum Several baselines displayed
Timerange: 01/01:47:31 to 01/01:50:29

Plot file version 164 created 23-JUN-2023 11:46:05

NGC3245 EC082F.UVDATA.1

Freq = 4.7990 GHz, Bw = 32.000 MH Calibrated with CL # 4 and BP # 1 (BP mode 1)

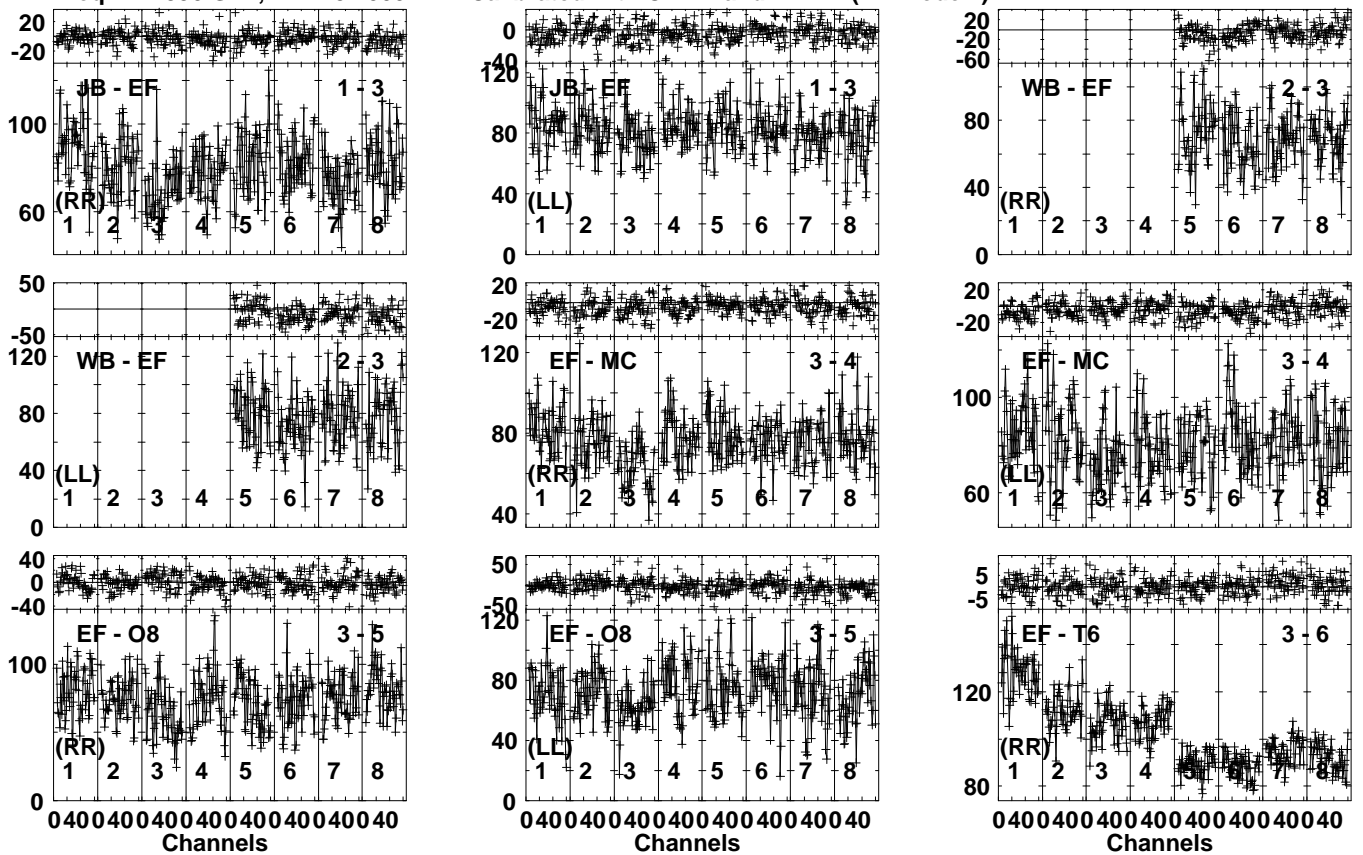


Lower frame: Milli Ampl Jy Top frame: Phas deg
Vector averaged cross-power spectrum Several baselines displayed
Timerange: 01/01:47:31 to 01/01:50:29

Plot file version 165 created 23-JUN-2023 11:46:06

J1023+2856 EC082F.UVDATA.1

Freq = 4.7990 GHz, Bw = 32.000 MH Calibrated with CL # 4 and BP # 1 (BP mode 1)

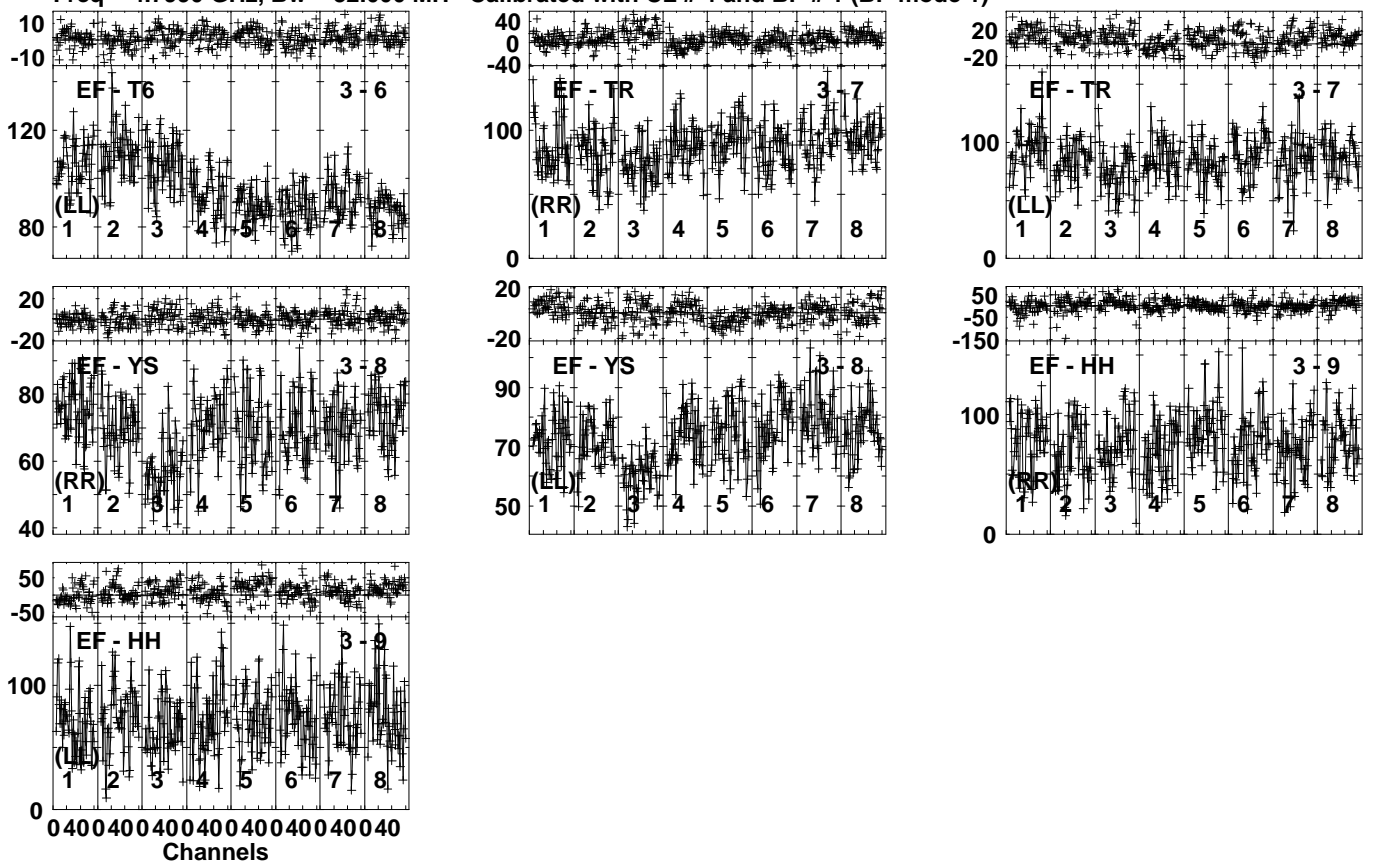


Lower frame: Milli Ampl Jy Top frame: Phas deg
Vector averaged cross-power spectrum Several baselines displayed
Timerange: 01/01:50:51 to 01/01:51:39

Plot file version 166 created 23-JUN-2023 11:46:06

J1023+2856 EC082F.UVDATA.1

Freq = 4.7990 GHz, Bw = 32.000 MH Calibrated with CL # 4 and BP # 1 (BP mode 1)

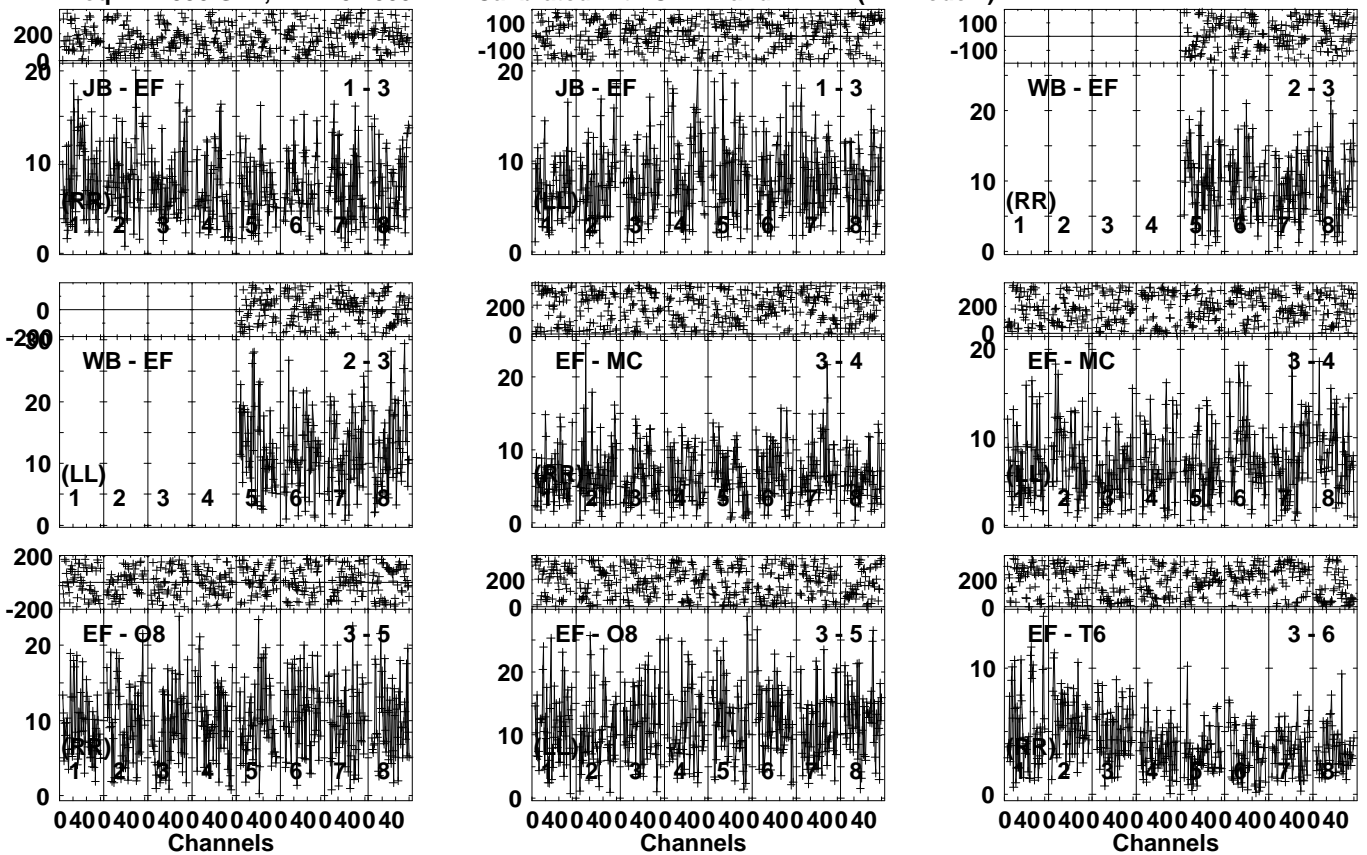


Lower frame: Milli Ampl Jy Top frame: Phas deg
Vector averaged cross-power spectrum Several baselines displayed
Timerange: 01/01:50:51 to 01/01:51:39

Plot file version 167 created 23-JUN-2023 11:46:07

NGC3245 EC082F.UVDATA.1

Freq = 4.7990 GHz, Bw = 32.000 MH Calibrated with CL # 4 and BP # 1 (BP mode 1)

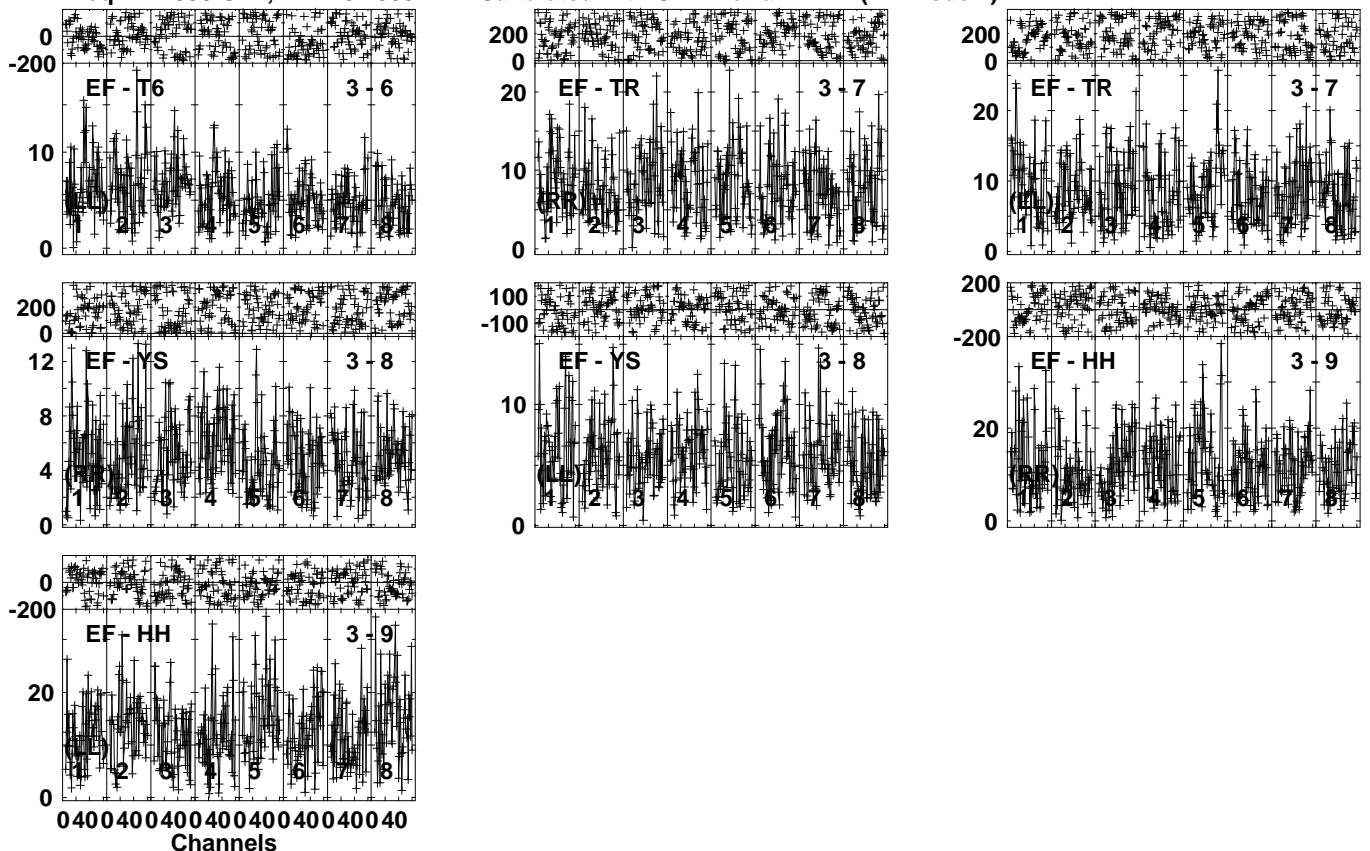


Lower frame: Milli Ampl Jy Top frame: Phas deg
Vector averaged cross-power spectrum Several baselines displayed
Timerange: 01/01:51:41 to 01/01:54:39

Plot file version 168 created 23-JUN-2023 11:46:07

NGC3245 EC082F.UVDATA.1

Freq = 4.7990 GHz, Bw = 32.000 MH Calibrated with CL # 4 and BP # 1 (BP mode 1)



Lower frame: Milli Ampl Jy Top frame: Phas deg

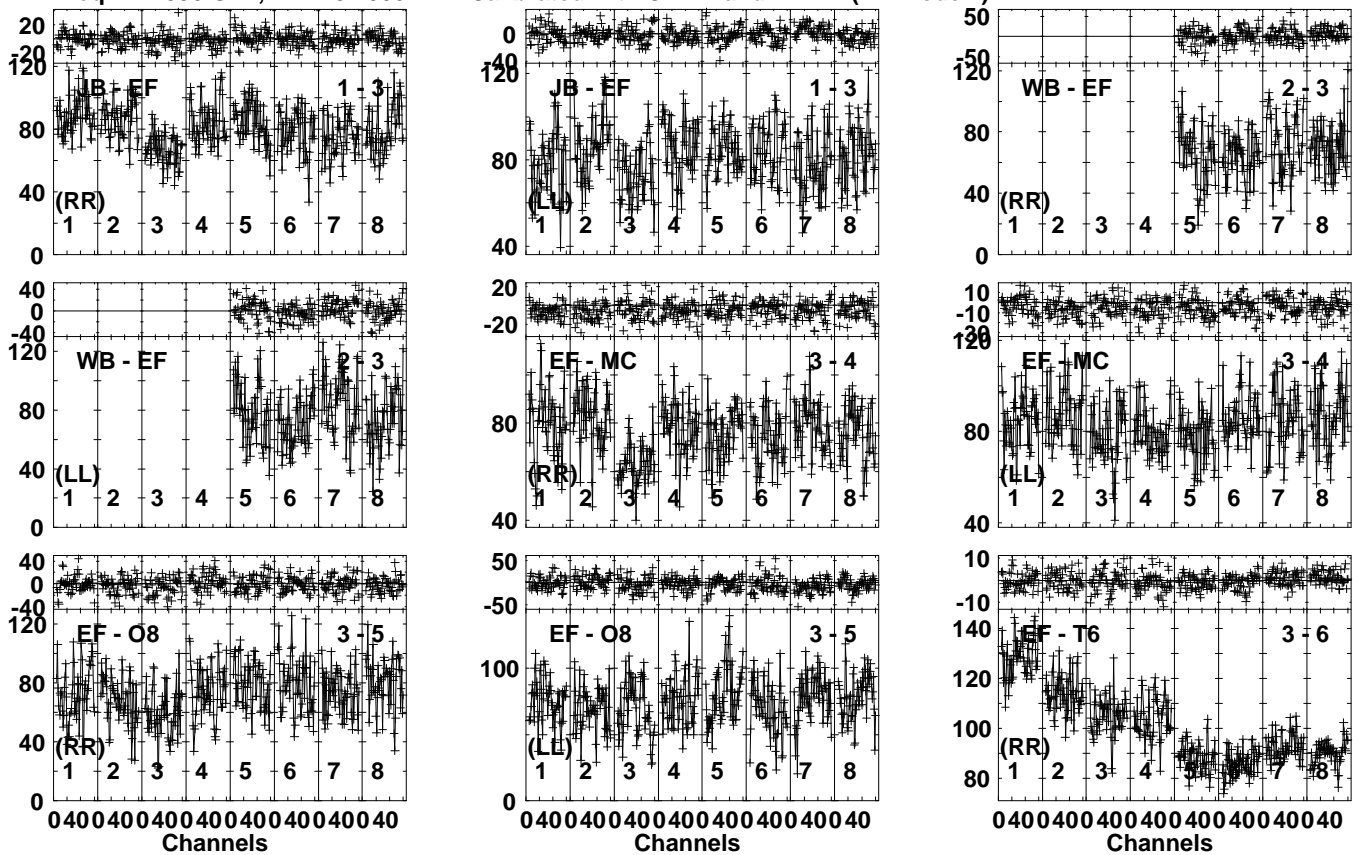
Vector averaged cross-power spectrum Several baselines displayed

Timerange: 01/01:51:41 to 01/01:54:39

Plot file version 169 created 23-JUN-2023 11:46:08

J1023+2856 EC082F.UVDATA.1

Freq = 4.7990 GHz, Bw = 32.000 MH Calibrated with CL # 4 and BP # 1 (BP mode 1)

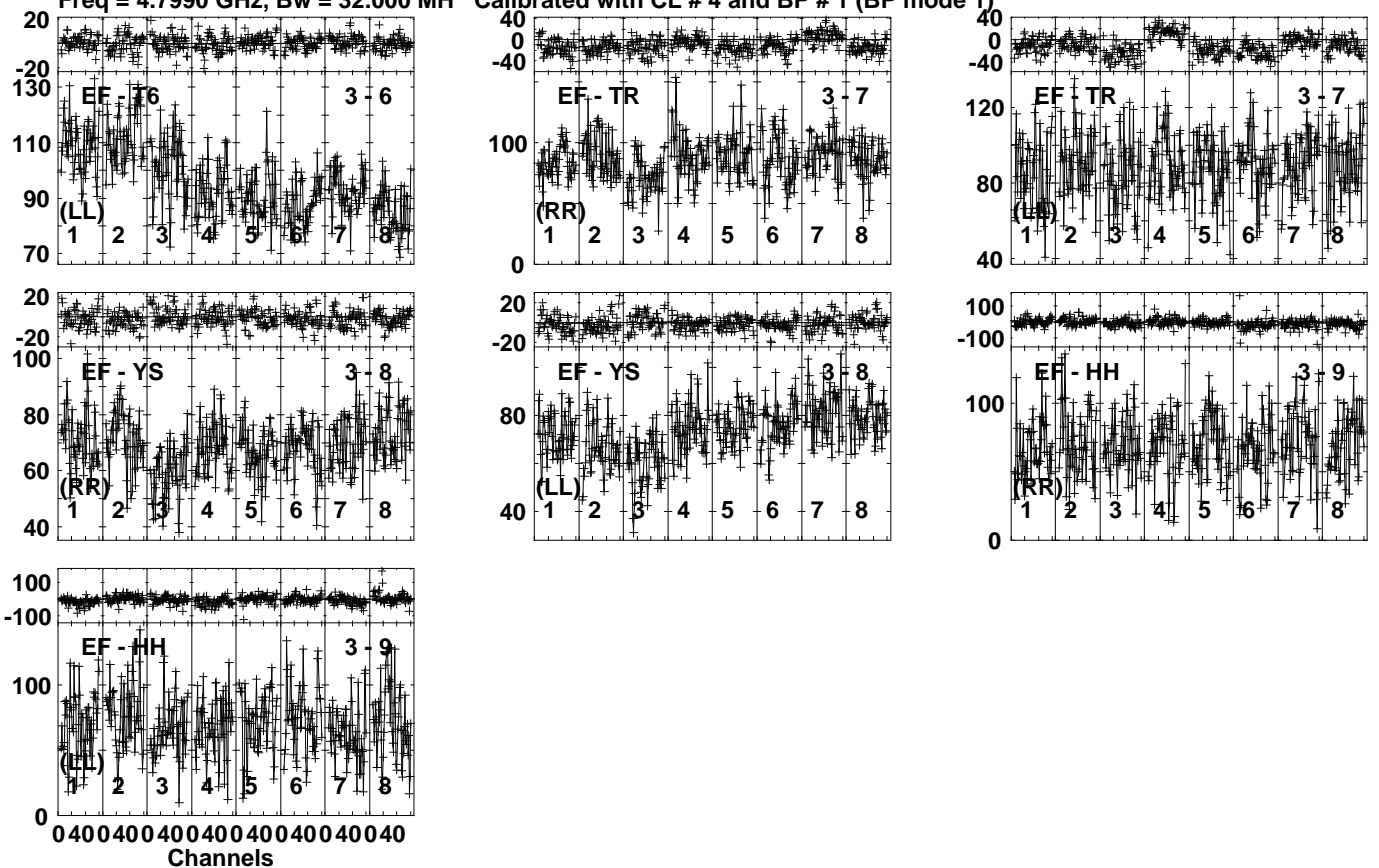


Lower frame: Milli Ampl Jy Top frame: Phas deg
Vector averaged cross-power spectrum Several baselines displayed
Timerange: 01/01:55:01 to 01/01:55:49

Plot file version 170 created 23-JUN-2023 11:46:08

J1023+2856 EC082F.UVDATA.1

Freq = 4.7990 GHz, Bw = 32.000 MH Calibrated with CL # 4 and BP # 1 (BP mode 1)

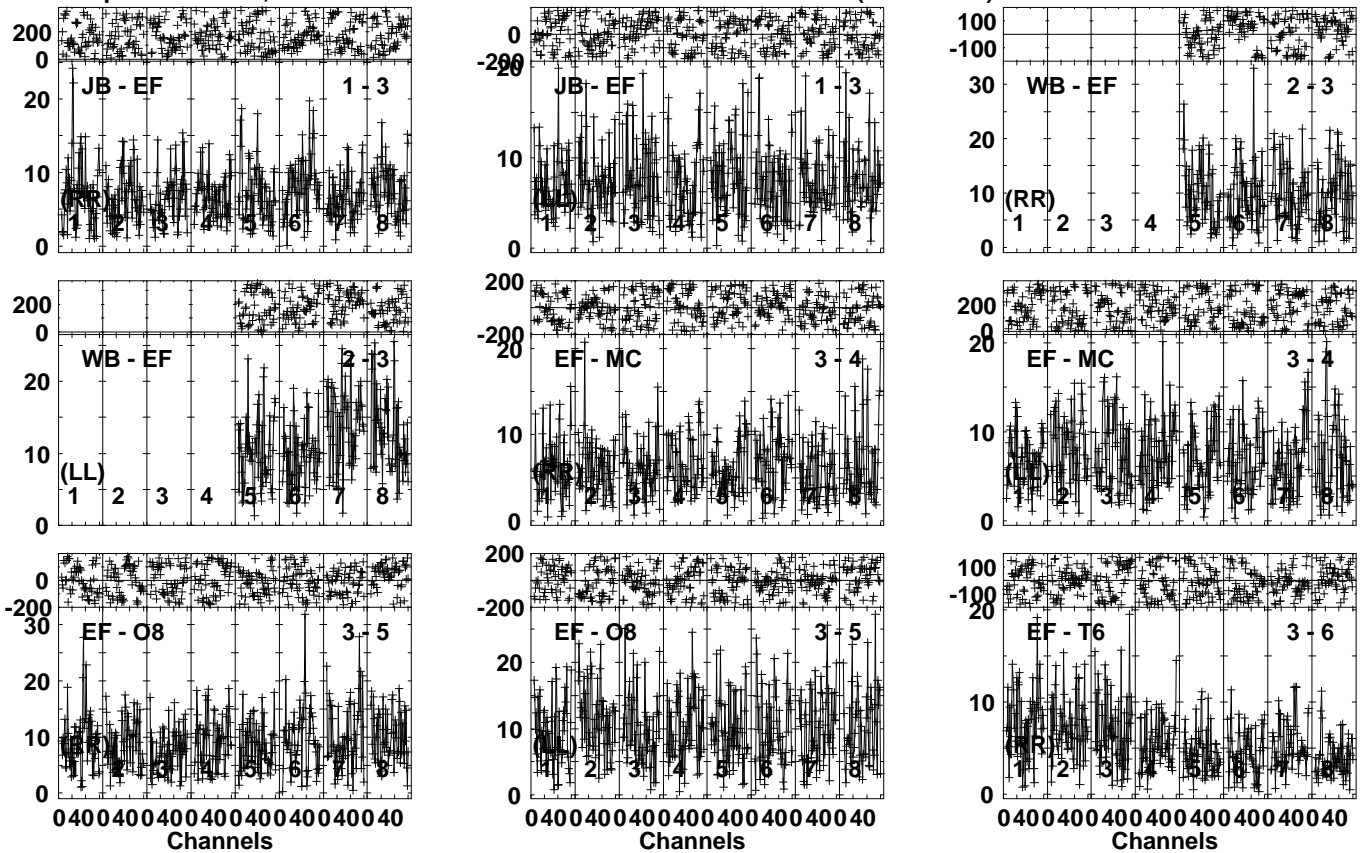


Lower frame: Milli Ampl Jy Top frame: Phas deg
Vector averaged cross-power spectrum Several baselines displayed
Timerange: 01/01:55:01 to 01/01:55:49

Plot file version 171 created 23-JUN-2023 11:46:08

NGC3245 EC082F.UVDATA.1

Freq = 4.7990 GHz, Bw = 32.000 MH Calibrated with CL # 4 and BP # 1 (BP mode 1)

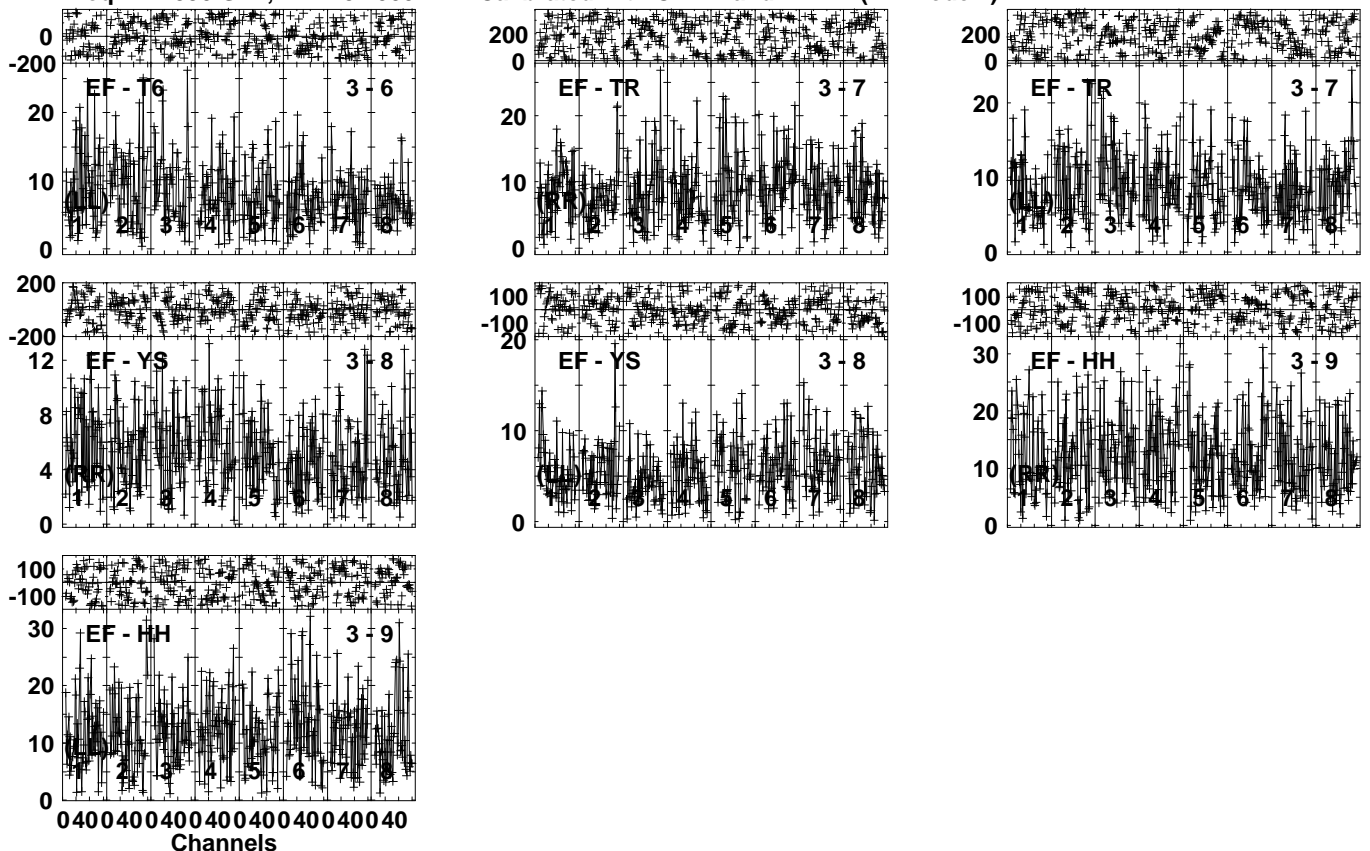


Lower frame: Milli Ampl Jy Top frame: Phas deg
Vector averaged cross-power spectrum Several baselines displayed
Timerange: 01/01:55:51 to 01/01:58:49

Plot file version 172 created 23-JUN-2023 11:46:08

NGC3245 EC082F.UVDATA.1

Freq = 4.7990 GHz, Bw = 32.000 MH Calibrated with CL # 4 and BP # 1 (BP mode 1)



Lower frame: Milli Ampl Jy Top frame: Phas deg

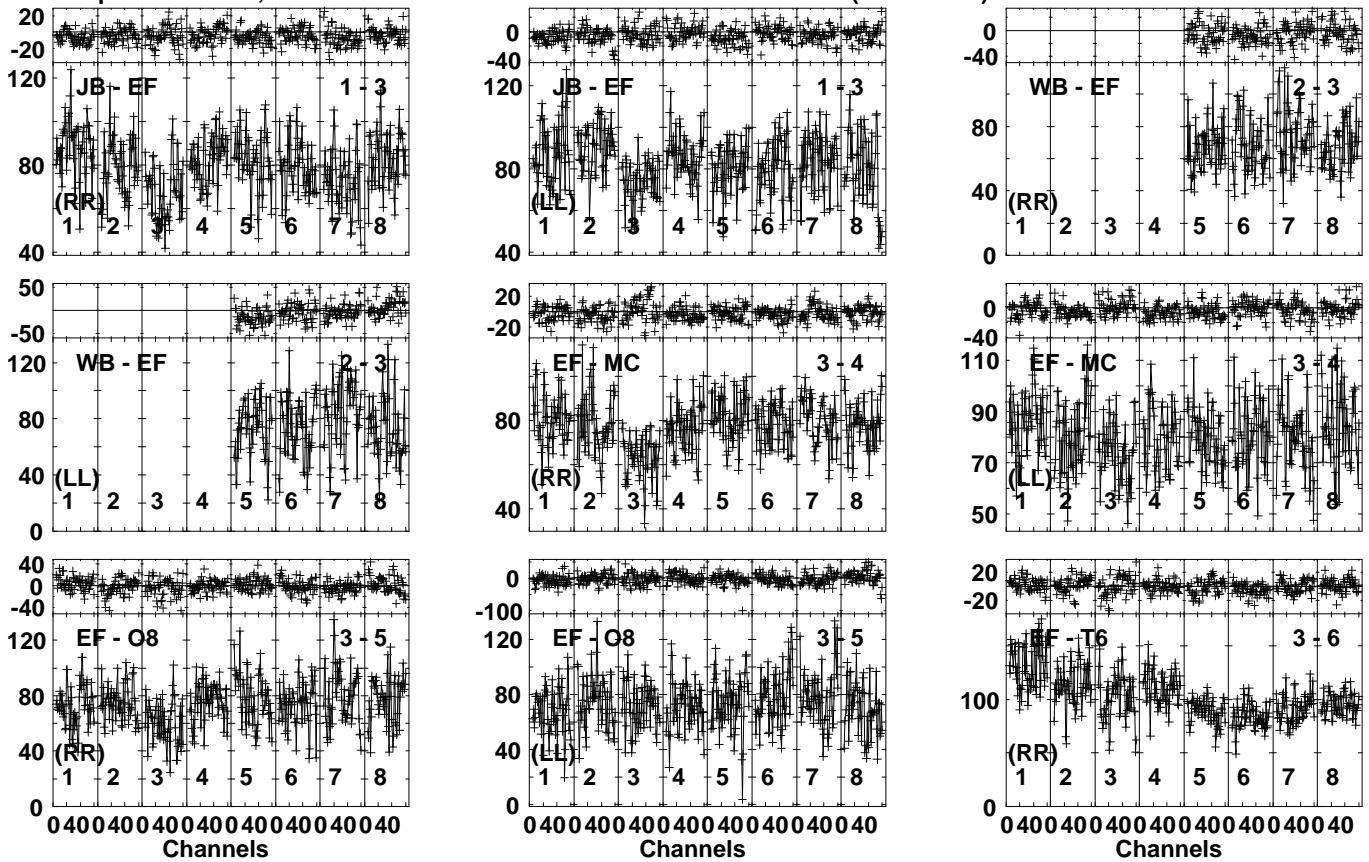
Vector averaged cross-power spectrum Several baselines displayed

Timerange: 01/01:55:51 to 01/01:58:49

Plot file version 173 created 23-JUN-2023 11:46:09

J1023+2856 EC082F.UVDATA.1

Freq = 4.7990 GHz, Bw = 32.000 MH Calibrated with CL # 4 and BP # 1 (BP mode 1)

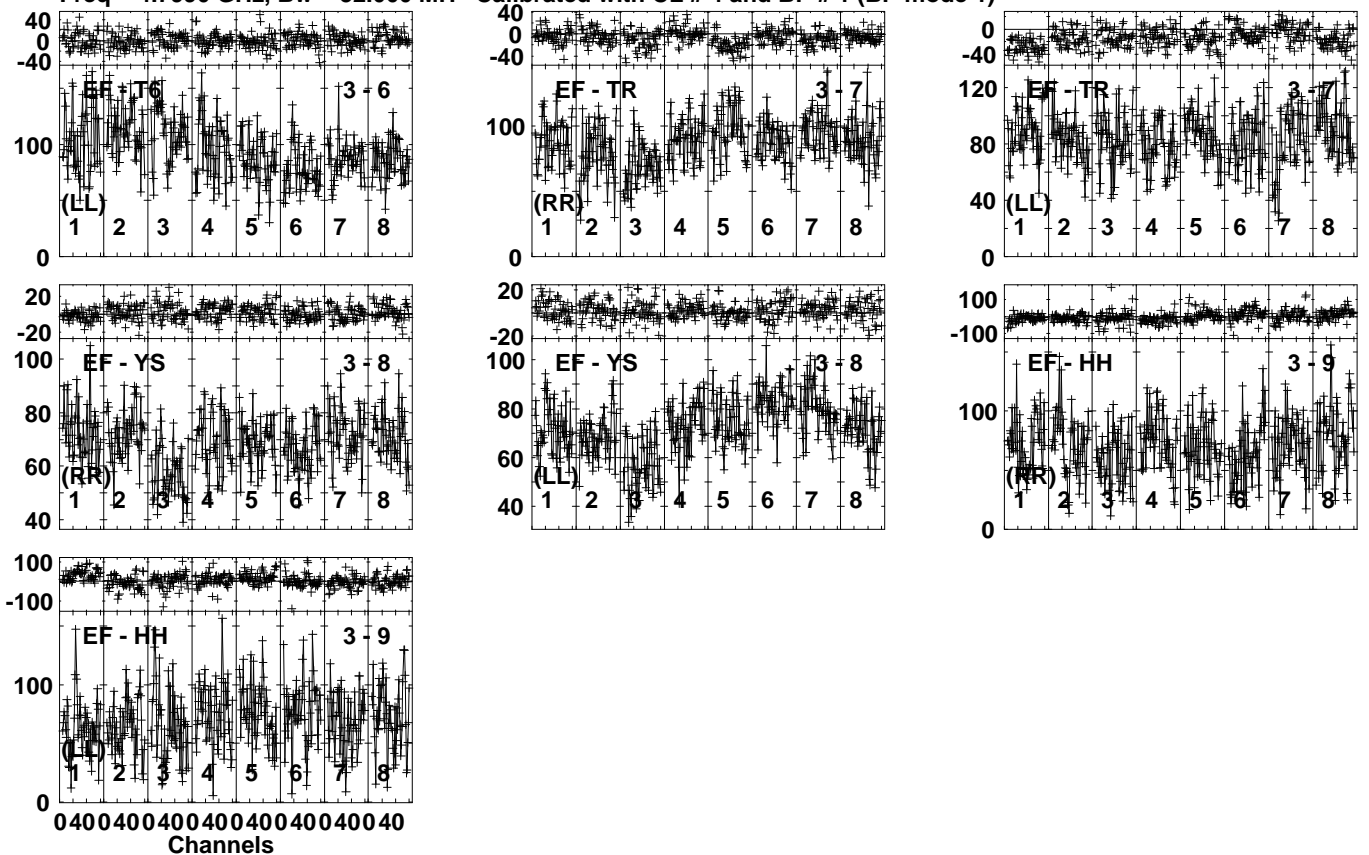


Lower frame: Milli Ampl Jy Top frame: Phas deg
Vector averaged cross-power spectrum Several baselines displayed
Timerange: 01/01:59:11 to 01/01:59:59

Plot file version 174 created 23-JUN-2023 11:46:09

J1023+2856 EC082F.UVDATA.1

Freq = 4.7990 GHz, Bw = 32.000 MH Calibrated with CL # 4 and BP # 1 (BP mode 1)



Lower frame: Milli Ampl Jy Top frame: Phas deg

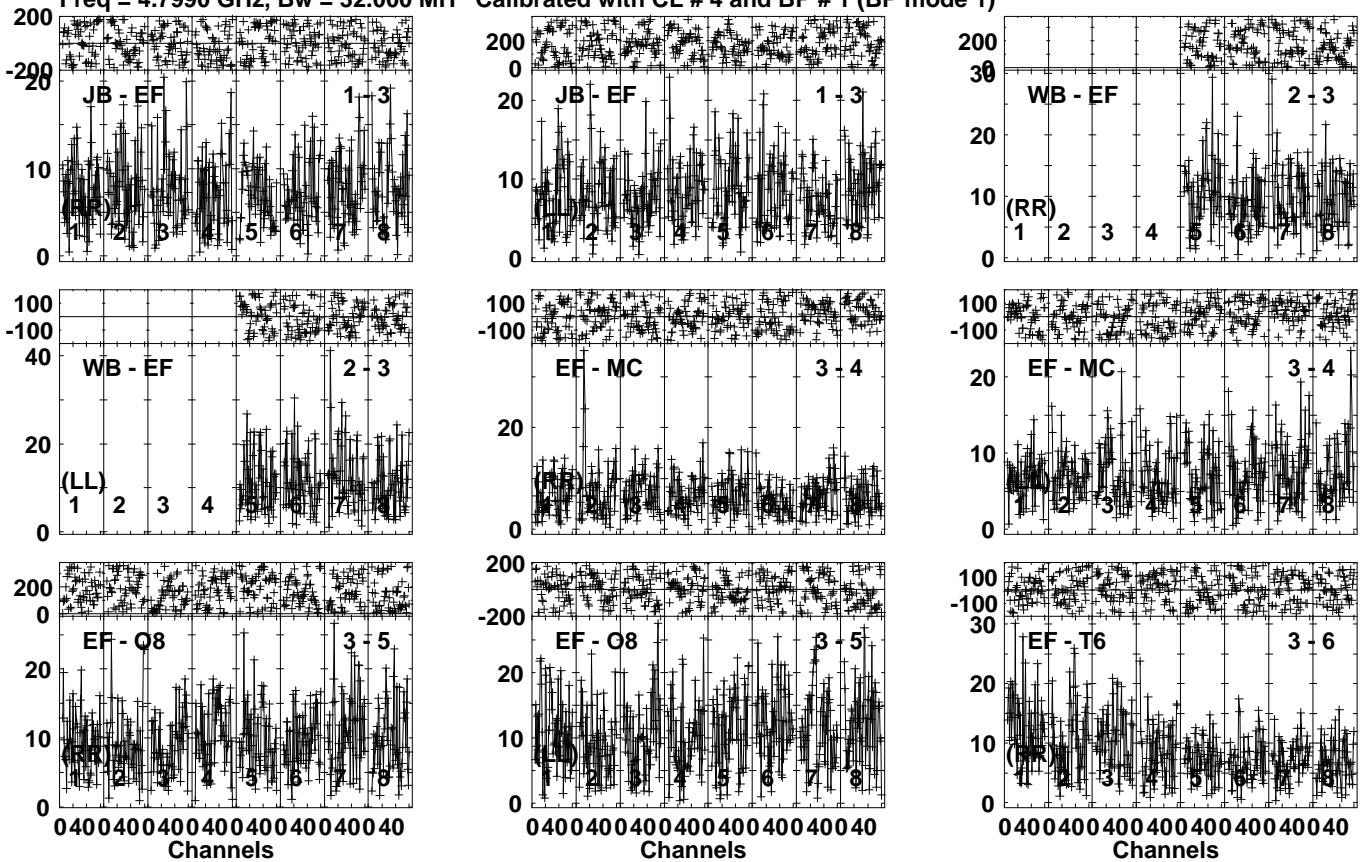
Vector averaged cross-power spectrum Several baselines displayed

Timerange: 01/01:59:11 to 01/01:59:59

Plot file version 175 created 23-JUN-2023 11:46:10

NGC3245 EC082F.UVDATA.1

Freq = 4.7990 GHz, Bw = 32.000 MH Calibrated with CL # 4 and BP # 1 (BP mode 1)

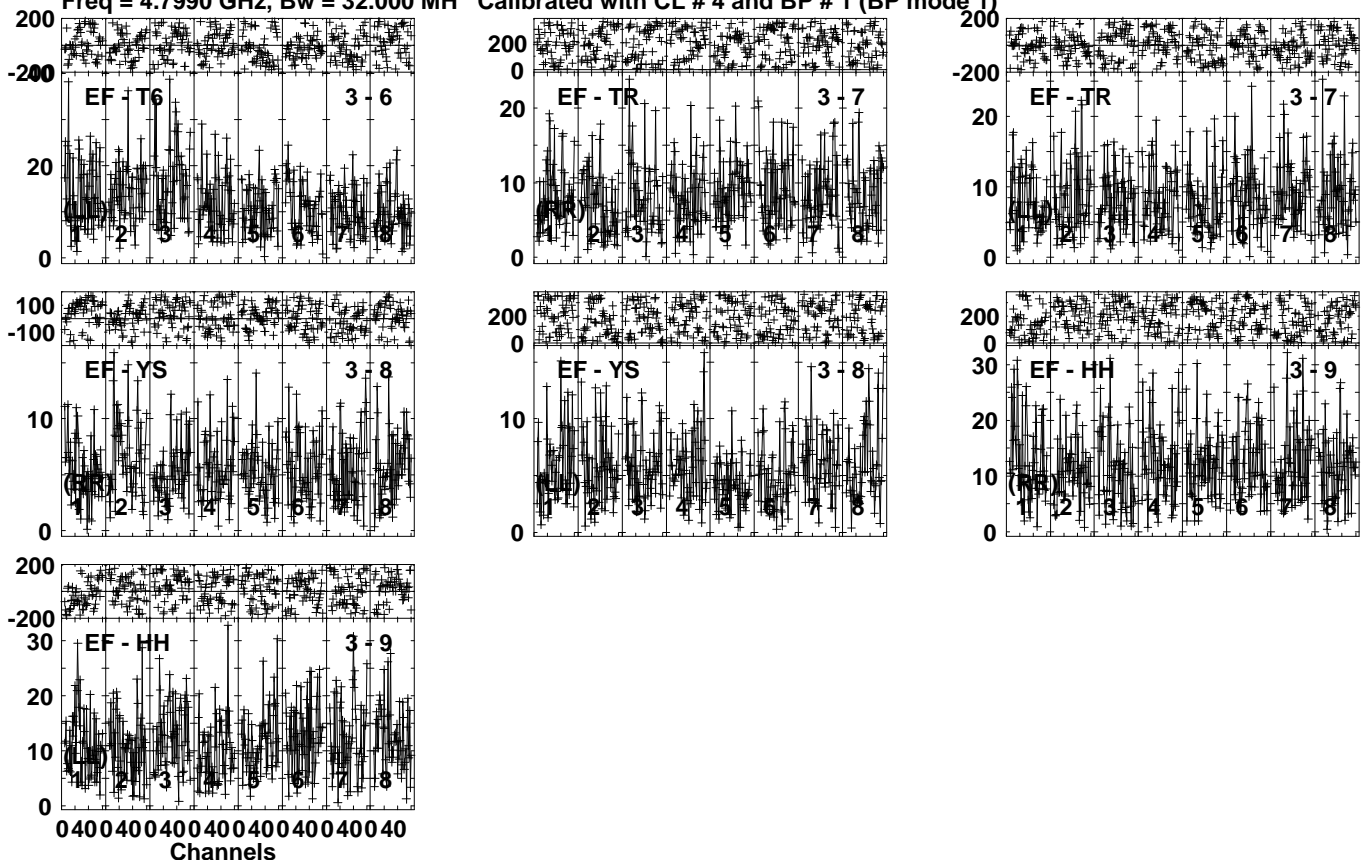


Lower frame: Milli Ampl Jy Top frame: Phas deg
Vector averaged cross-power spectrum Several baselines displayed
Timerange: 01/02:00:01 to 01/02:02:59

Plot file version 176 created 23-JUN-2023 11:46:10

NGC3245 EC082F.UVDATA.1

Freq = 4.7990 GHz, Bw = 32.000 MH Calibrated with CL # 4 and BP # 1 (BP mode 1)

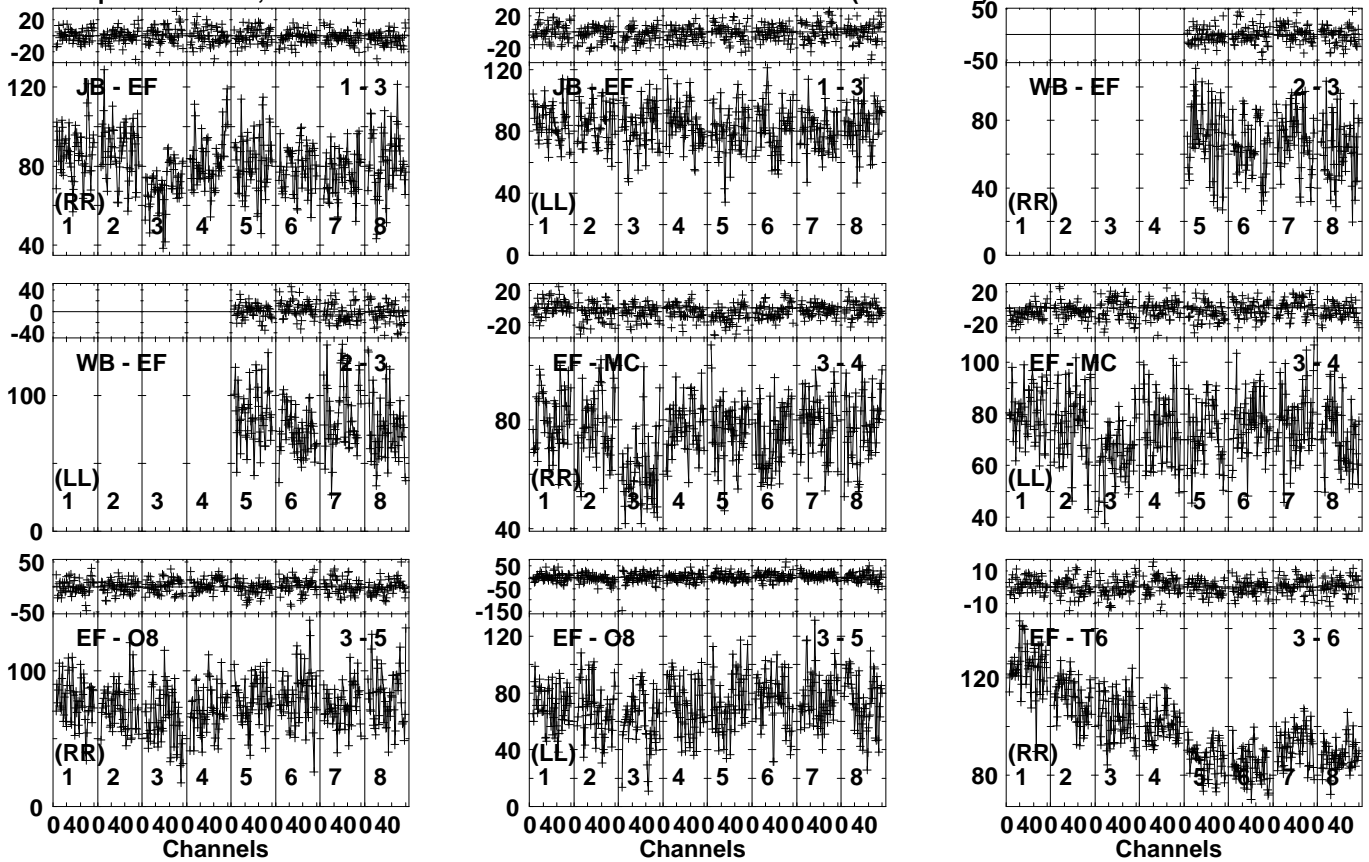


Lower frame: Milli Ampl Jy Top frame: Phas deg
Vector averaged cross-power spectrum Several baselines displayed
Timerange: 01/02:00:01 to 01/02:02:59

Plot file version 177 created 23-JUN-2023 11:46:11

J1023+2856 EC082F.UVDATA.1

Freq = 4.7990 GHz, Bw = 32.000 MH Calibrated with CL # 4 and BP # 1 (BP mode 1)

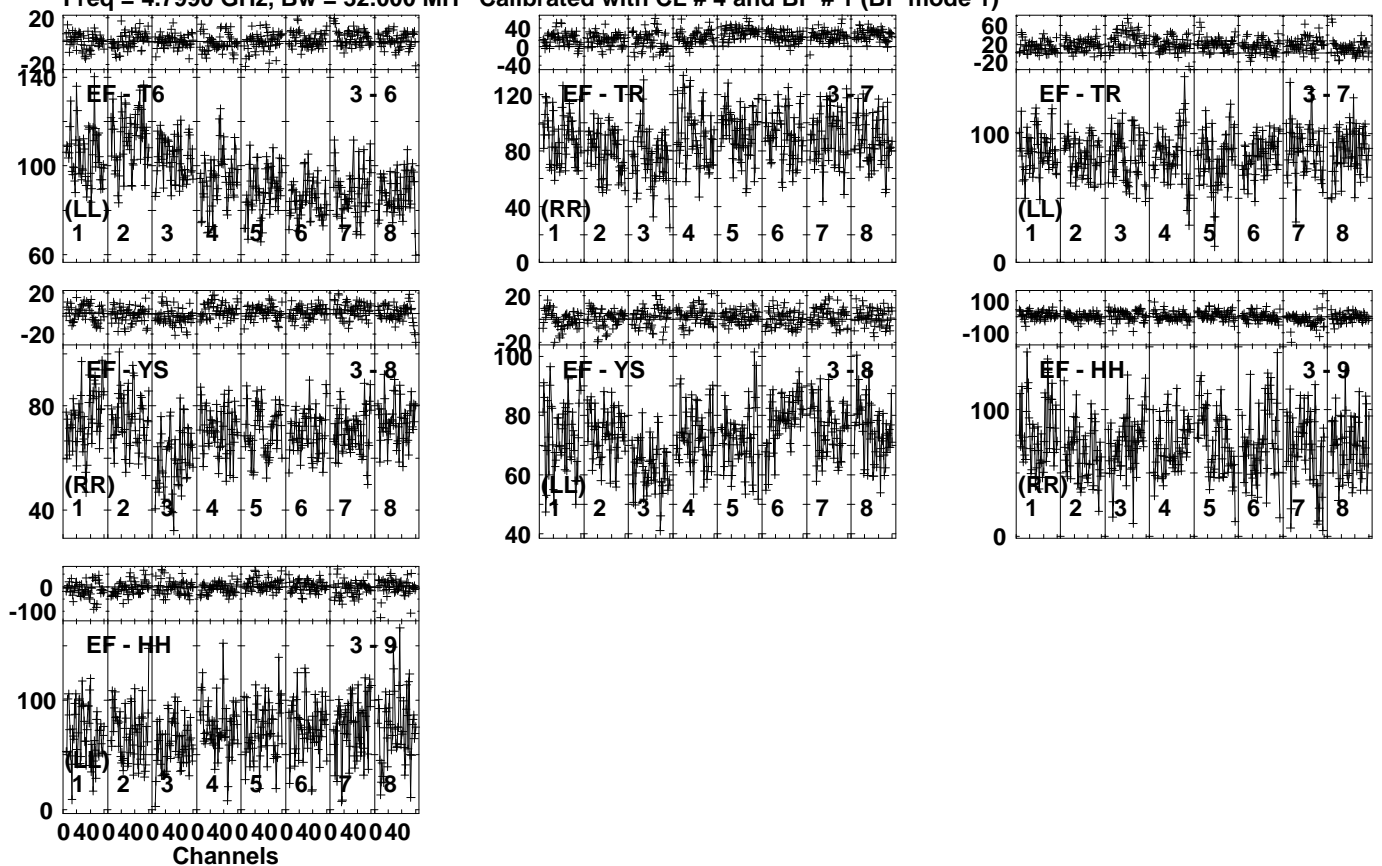


Lower frame: Milli Ampl Jy Top frame: Phas deg
Vector averaged cross-power spectrum Several baselines displayed
Timerange: 01/02:03:21 to 01/02:04:09

Plot file version 178 created 23-JUN-2023 11:46:11

J1023+2856 EC082F.UVDATA.1

Freq = 4.7990 GHz, Bw = 32.000 MH Calibrated with CL # 4 and BP # 1 (BP mode 1)

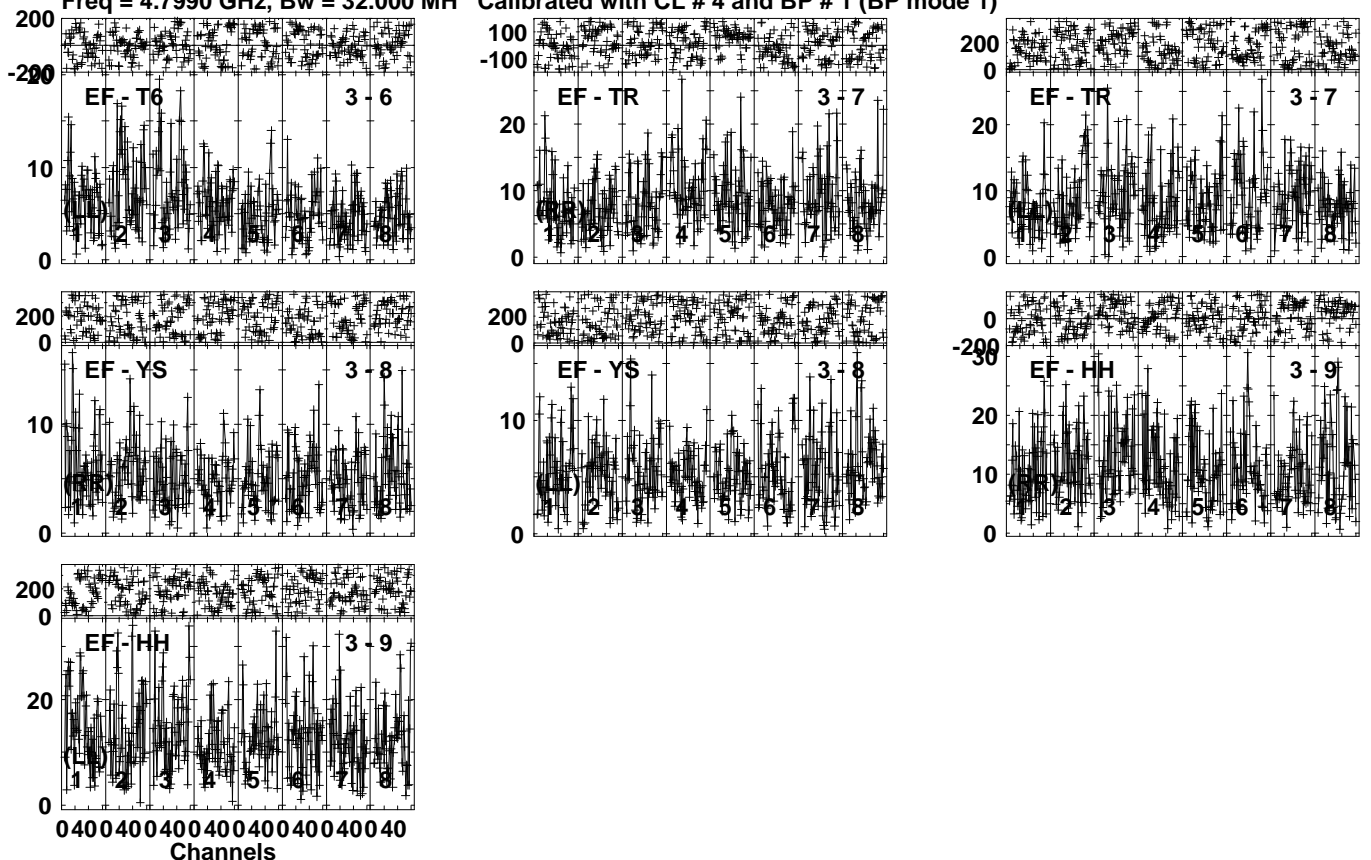


Lower frame: Milli Ampl Jy Top frame: Phas deg
Vector averaged cross-power spectrum Several baselines displayed
Timerange: 01/02:03:21 to 01/02:04:09

Plot file version 180 created 23-JUN-2023 11:46:12

NGC3245 EC082F.UVDATA.1

Freq = 4.7990 GHz, Bw = 32.000 MH Calibrated with CL # 4 and BP # 1 (BP mode 1)

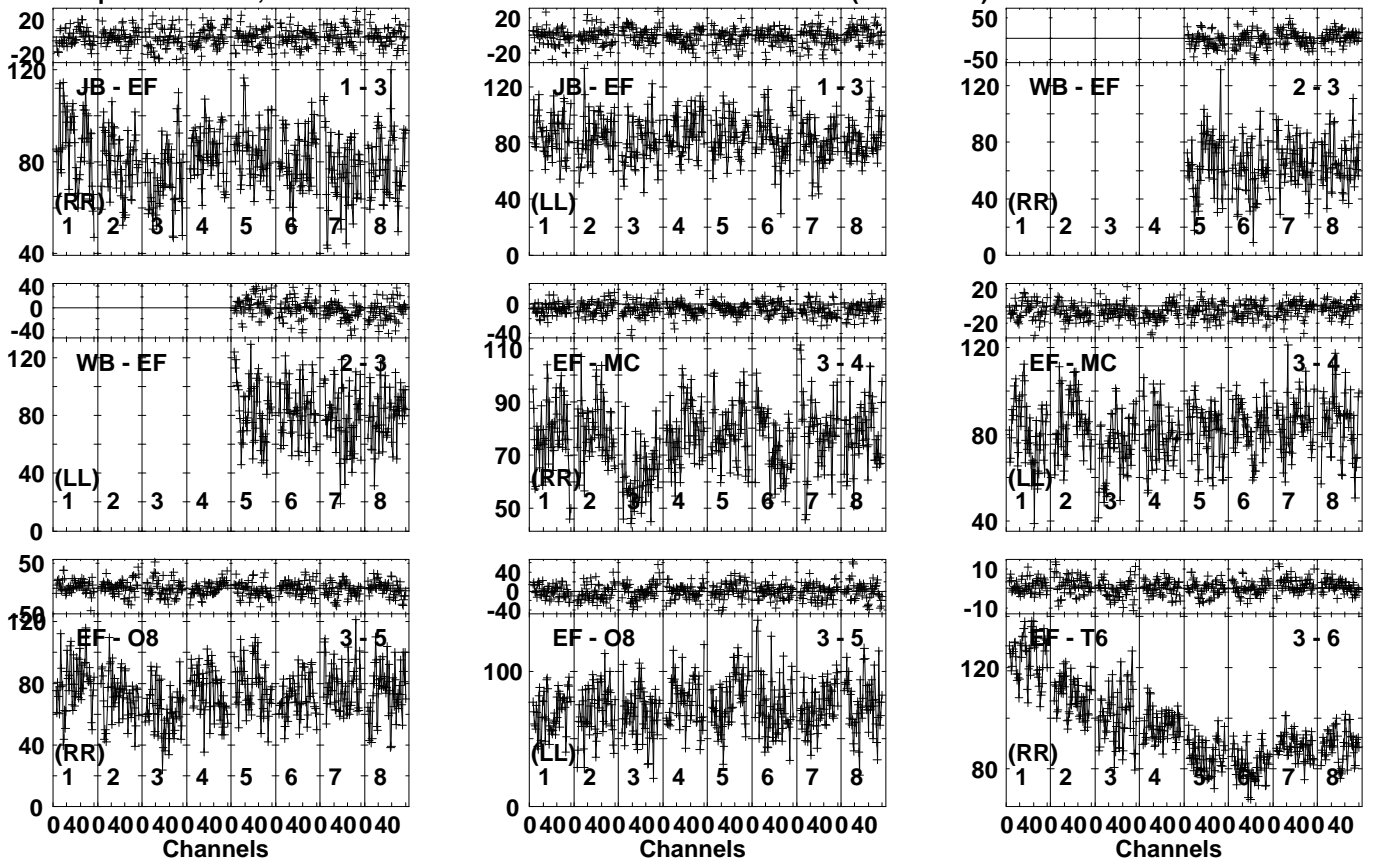


Lower frame: Milli Ampl Jy Top frame: Phas deg
Vector averaged cross-power spectrum Several baselines displayed
Timerange: 01/02:04:11 to 01/02:07:09

Plot file version 181 created 23-JUN-2023 11:46:12

J1023+2856 EC082F.UVDATA.1

Freq = 4.7990 GHz, Bw = 32.000 MH Calibrated with CL # 4 and BP # 1 (BP mode 1)

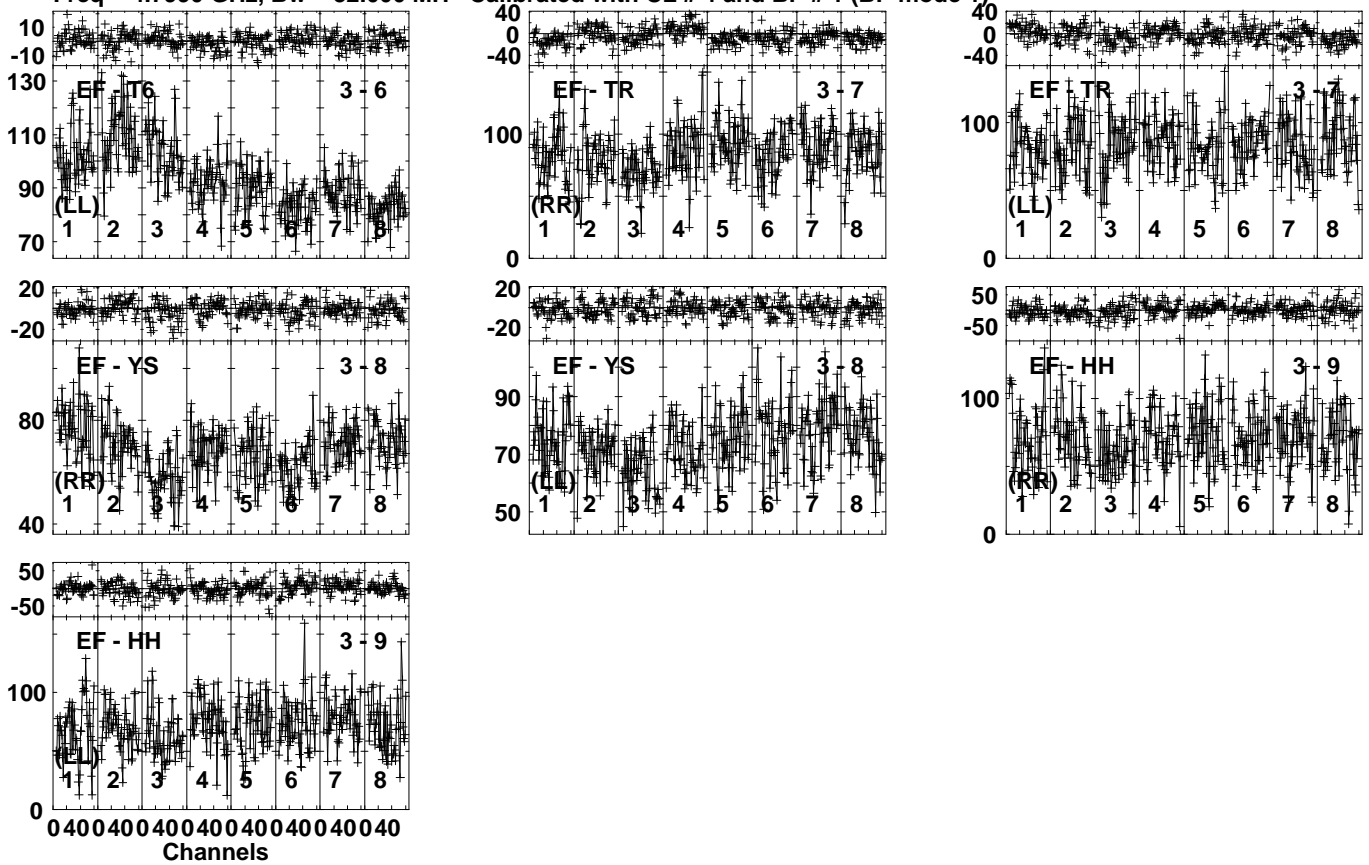


Lower frame: Milli Ampl Jy Top frame: Phas deg
Vector averaged cross-power spectrum Several baselines displayed
Timerange: 01/02:07:31 to 01/02:08:19

Plot file version 182 created 23-JUN-2023 11:46:13

J1023+2856 EC082F.UVDATA.1

Freq = 4.7990 GHz, Bw = 32.000 MH Calibrated with CL # 4 and BP # 1 (BP mode 1)

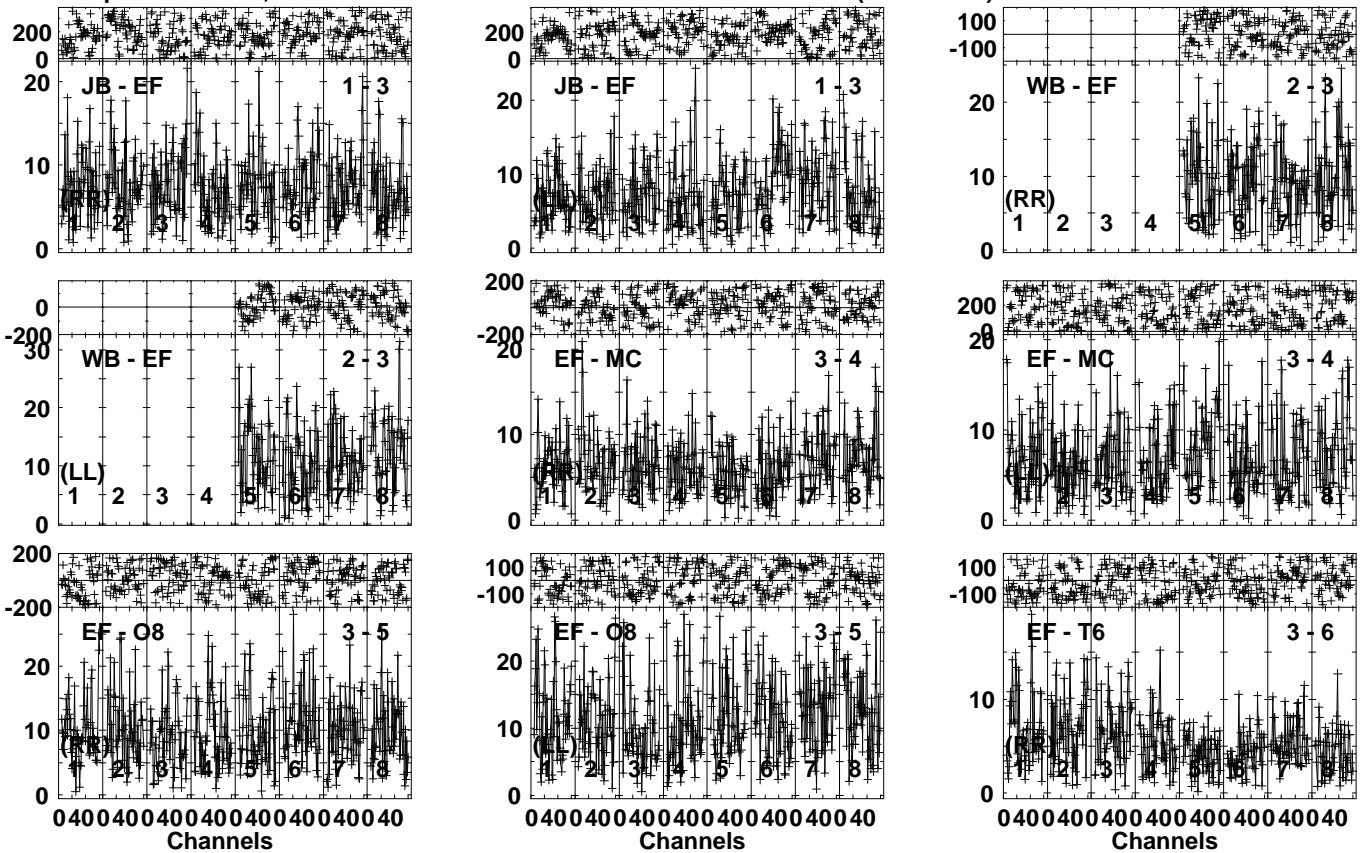


Lower frame: Milli Ampl Jy Top frame: Phas deg
Vector averaged cross-power spectrum Several baselines displayed
Timerange: 01/02:07:31 to 01/02:08:19

Plot file version 183 created 23-JUN-2023 11:46:13

NGC3245 EC082F.UVDATA.1

Freq = 4.7990 GHz, Bw = 32.000 MH Calibrated with CL # 4 and BP # 1 (BP mode 1)

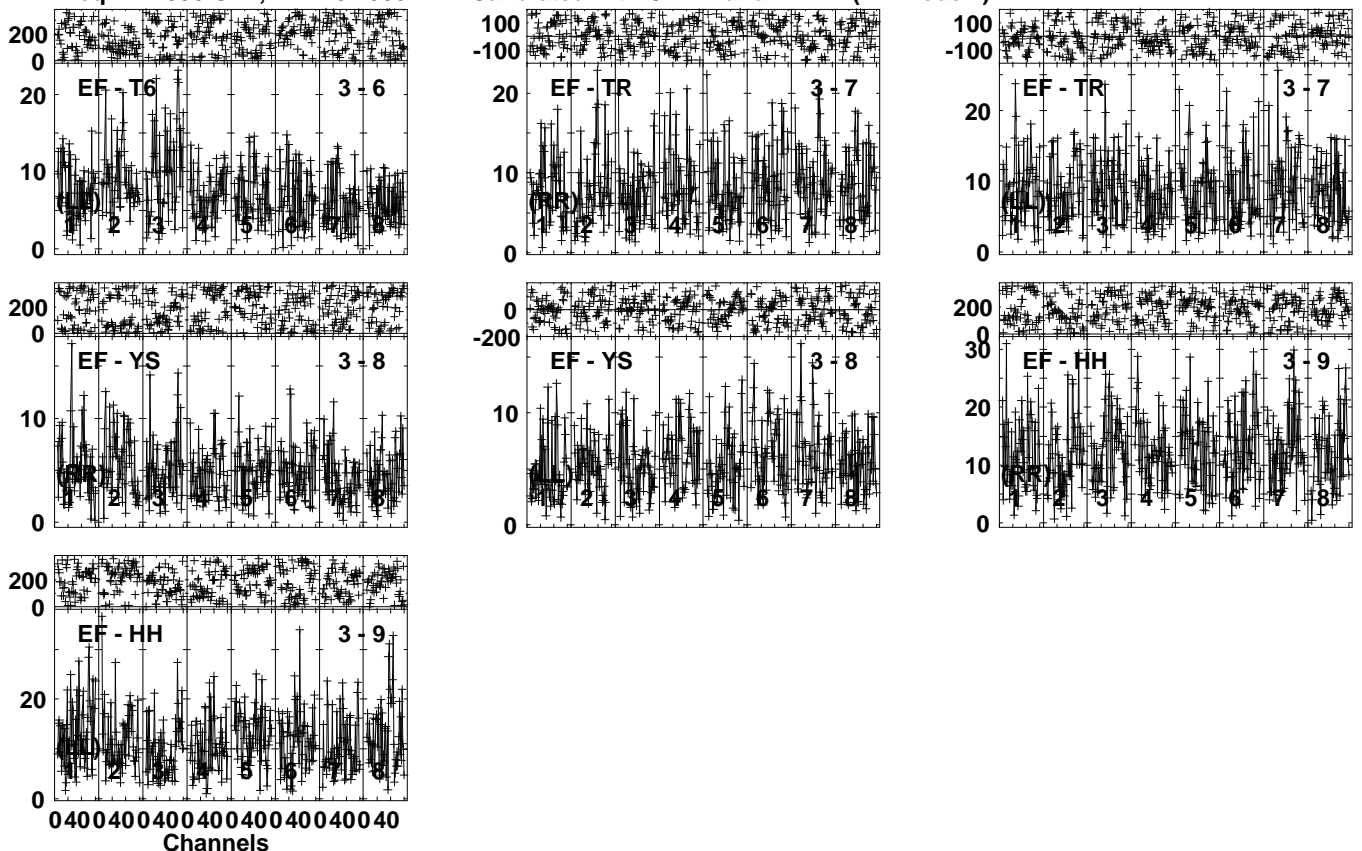


Lower frame: Milli Ampl Jy Top frame: Phas deg
Vector averaged cross-power spectrum Several baselines displayed
Timerange: 01/02:08:21 to 01/02:11:19

Plot file version 184 created 23-JUN-2023 11:46:13

NGC3245 EC082F.UVDATA.1

Freq = 4.7990 GHz, Bw = 32.000 MH Calibrated with CL # 4 and BP # 1 (BP mode 1)

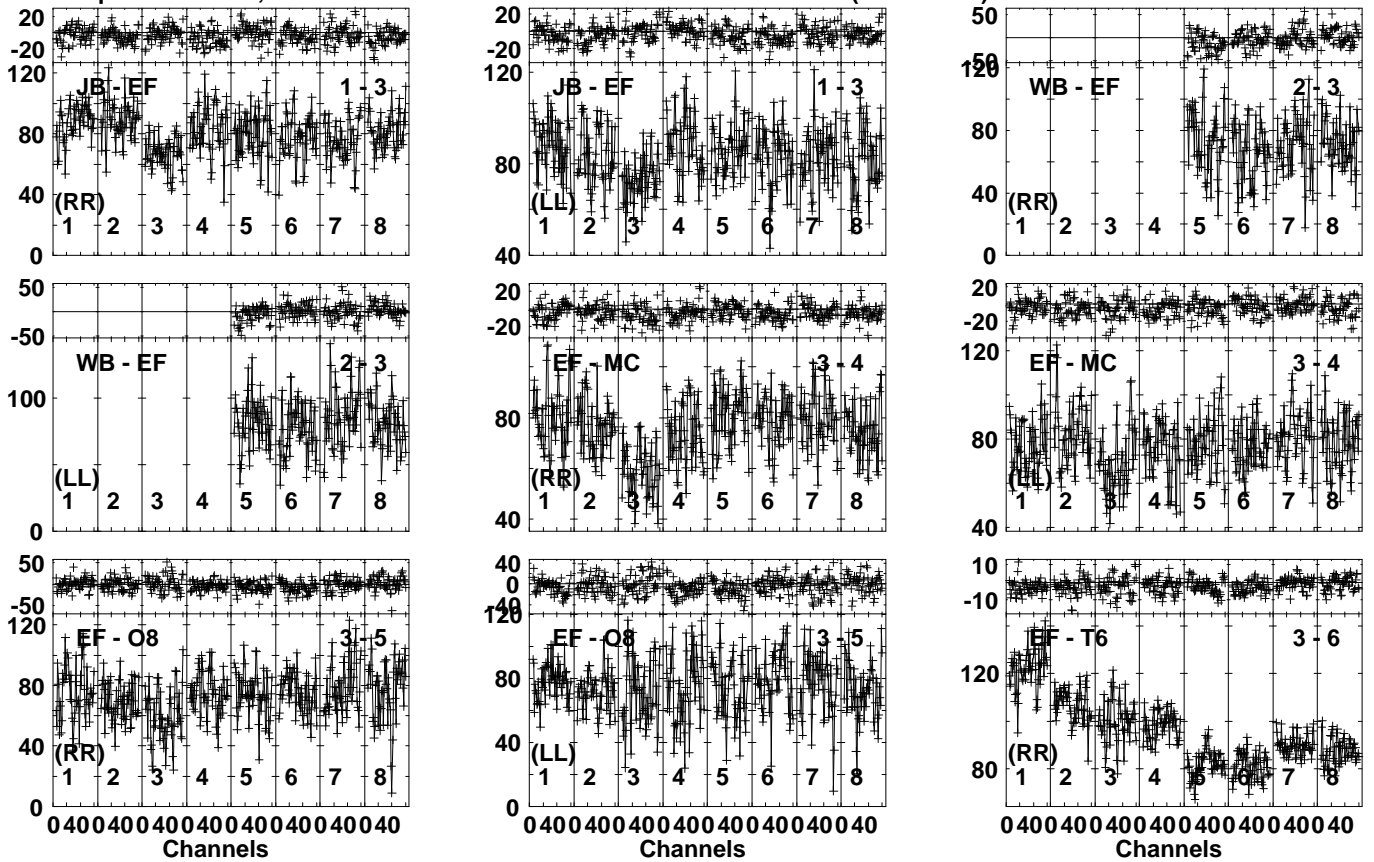


Lower frame: Milli Ampl Jy Top frame: Phas deg
Vector averaged cross-power spectrum Several baselines displayed
Timerange: 01/02:08:21 to 01/02:11:19

Plot file version 185 created 23-JUN-2023 11:46:14

J1023+2856 EC082F.UVDATA.1

Freq = 4.7990 GHz, Bw = 32.000 MH Calibrated with CL # 4 and BP # 1 (BP mode 1)

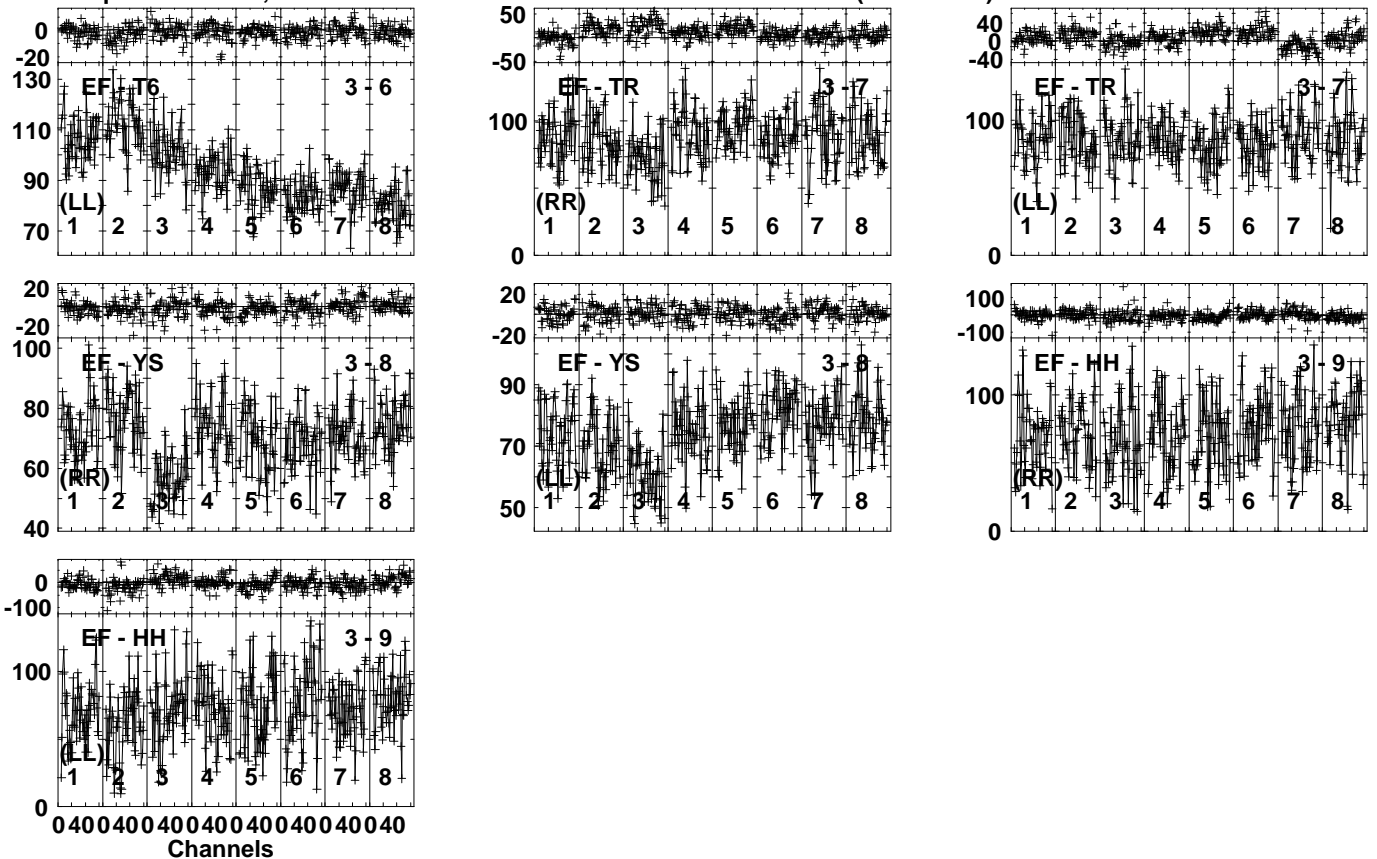


Lower frame: Milli Ampl Jy Top frame: Phas deg
Vector averaged cross-power spectrum Several baselines displayed
Timerange: 01/02:11:41 to 01/02:12:29

Plot file version 186 created 23-JUN-2023 11:46:14

J1023+2856 EC082F.UVDATA.1

Freq = 4.7990 GHz, Bw = 32.000 MH Calibrated with CL # 4 and BP # 1 (BP mode 1)



Lower frame: Milli Ampl Jy Top frame: Phas deg

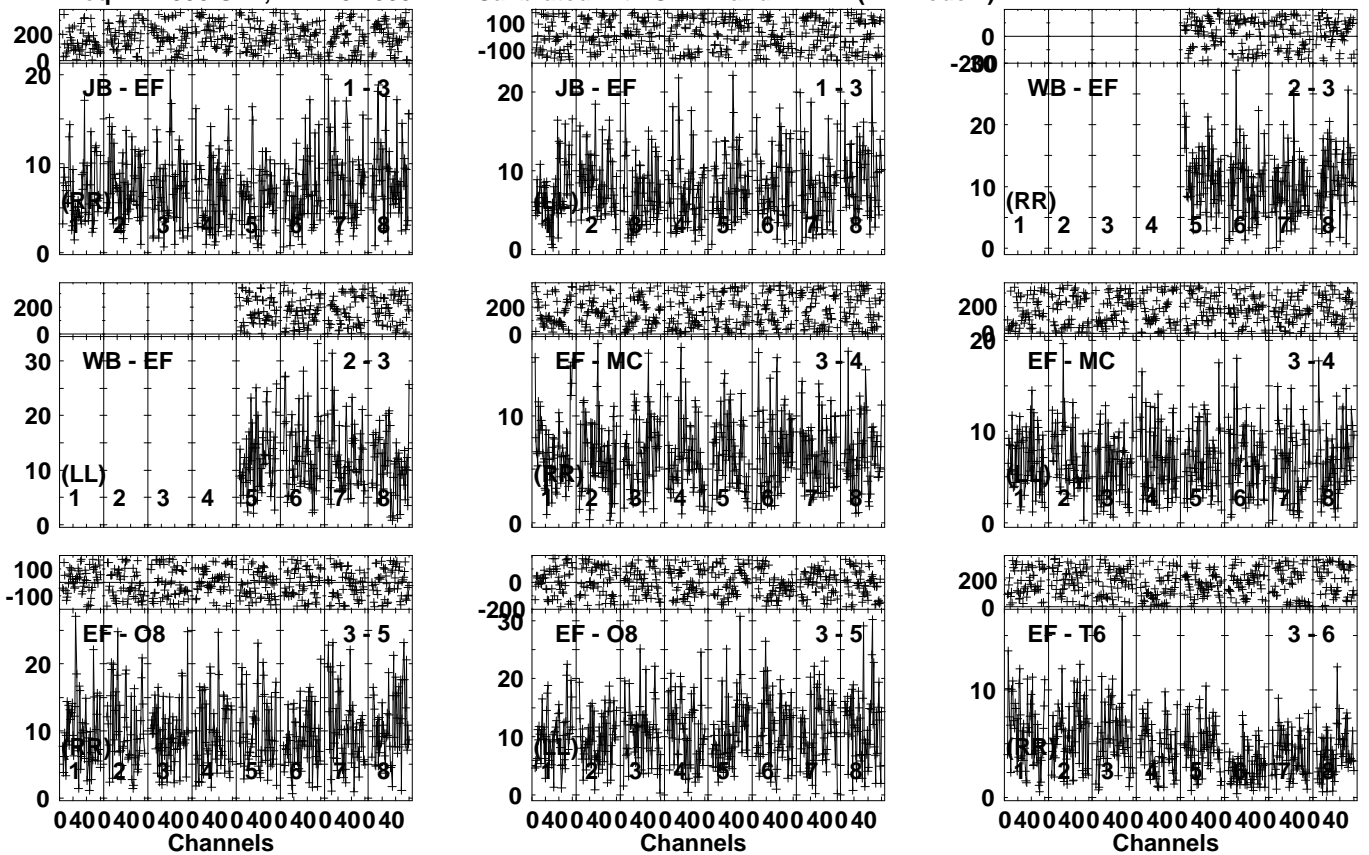
Vector averaged cross-power spectrum Several baselines displayed

Timerange: 01/02:11:41 to 01/02:12:29

Plot file version 187 created 23-JUN-2023 11:46:15

NGC3245 EC082F.UVDATA.1

Freq = 4.7990 GHz, Bw = 32.000 MH Calibrated with CL # 4 and BP # 1 (BP mode 1)

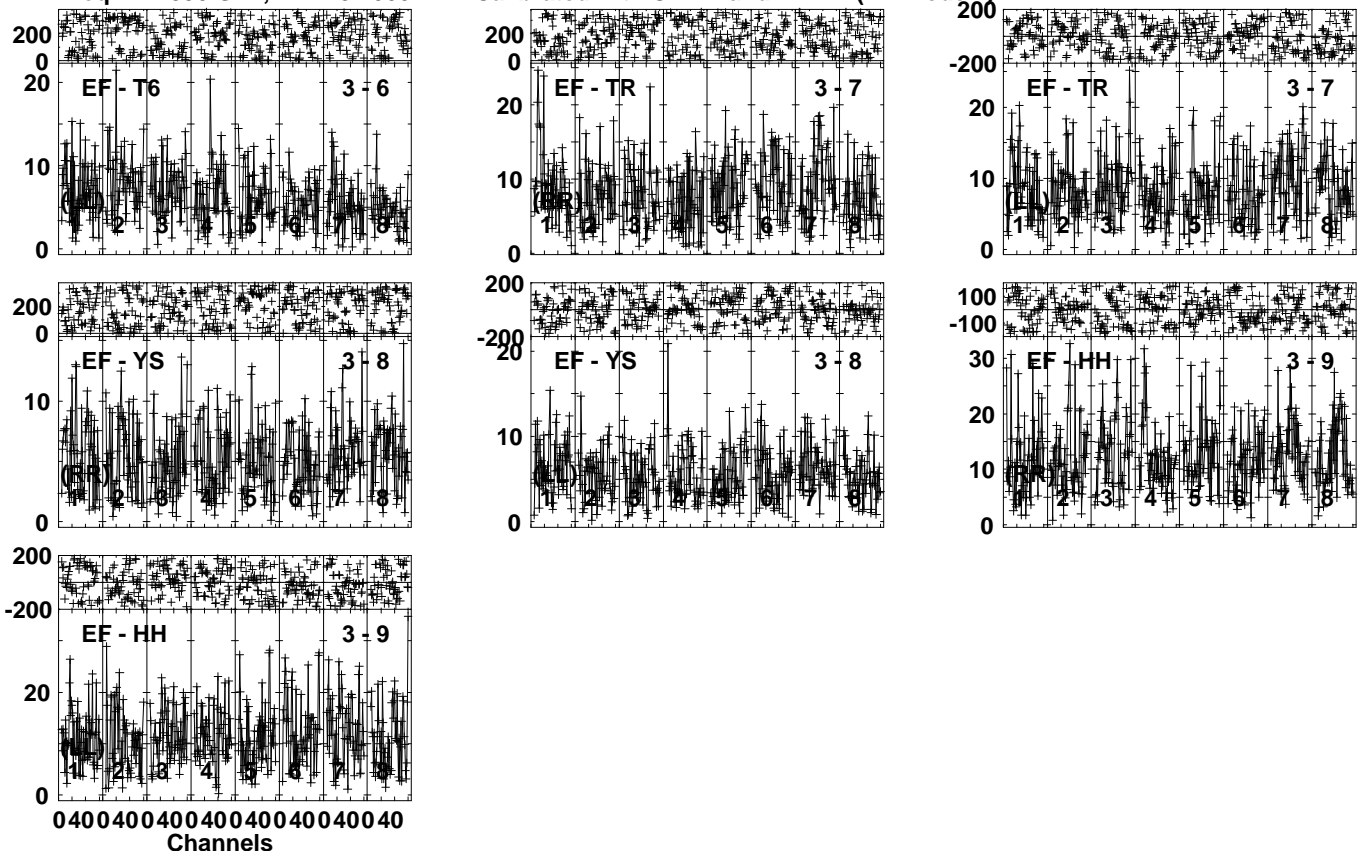


Lower frame: Milli Ampl Jy Top frame: Phas deg
Vector averaged cross-power spectrum Several baselines displayed
Timerange: 01/02:12:31 to 01/02:15:29

Plot file version 188 created 23-JUN-2023 11:46:15

NGC3245 EC082F.UVDATA.1

Freq = 4.7990 GHz, Bw = 32.000 MH Calibrated with CL # 4 and BP # 1 (BP mode 1)



Lower frame: Milli Ampl Jy Top frame: Phas deg

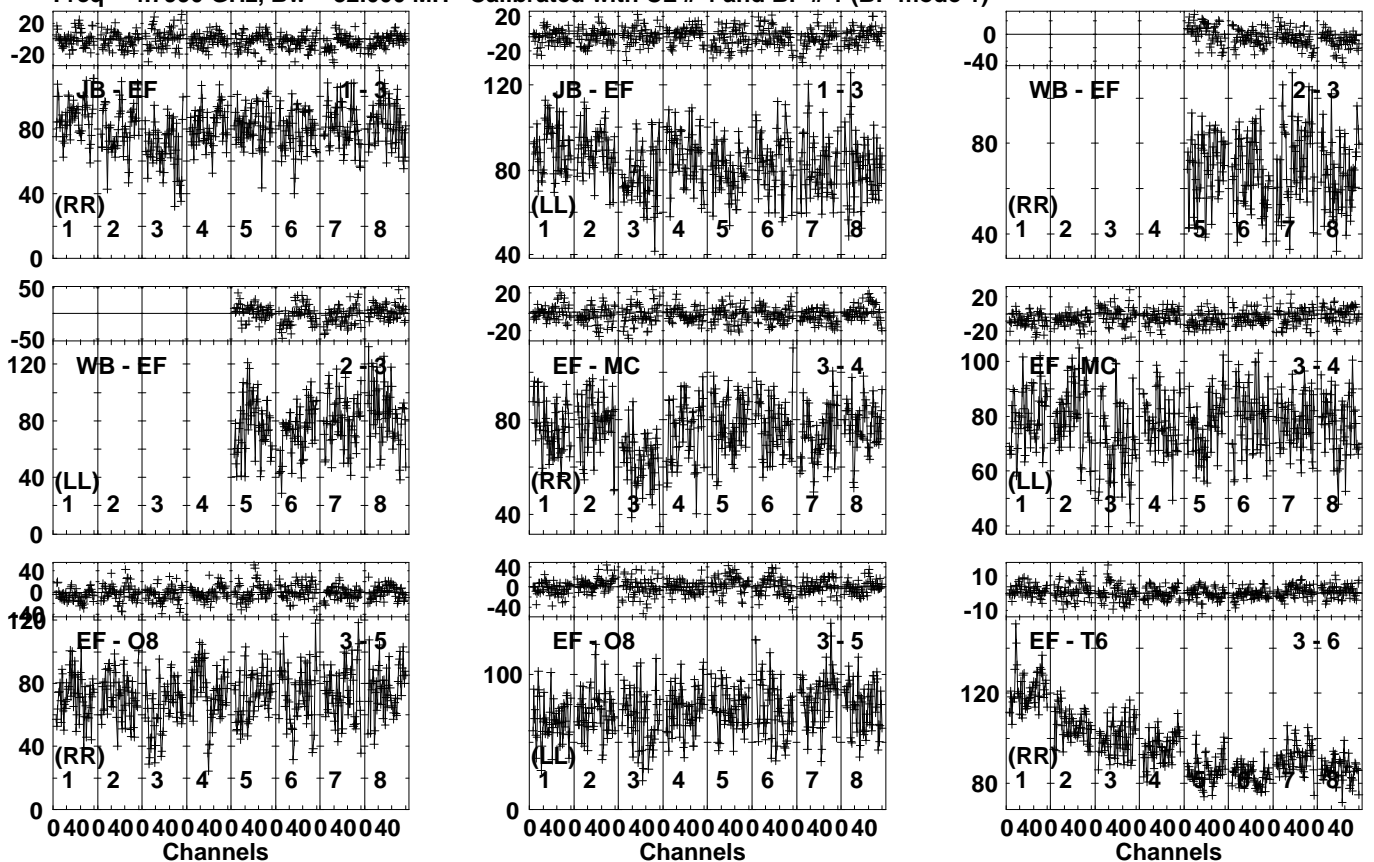
Vector averaged cross-power spectrum Several baselines displayed

Timerange: 01/02:12:31 to 01/02:15:29

Plot file version 189 created 23-JUN-2023 11:46:16

J1023+2856 EC082F.UVDATA.1

Freq = 4.7990 GHz, Bw = 32.000 MH Calibrated with CL # 4 and BP # 1 (BP mode 1)

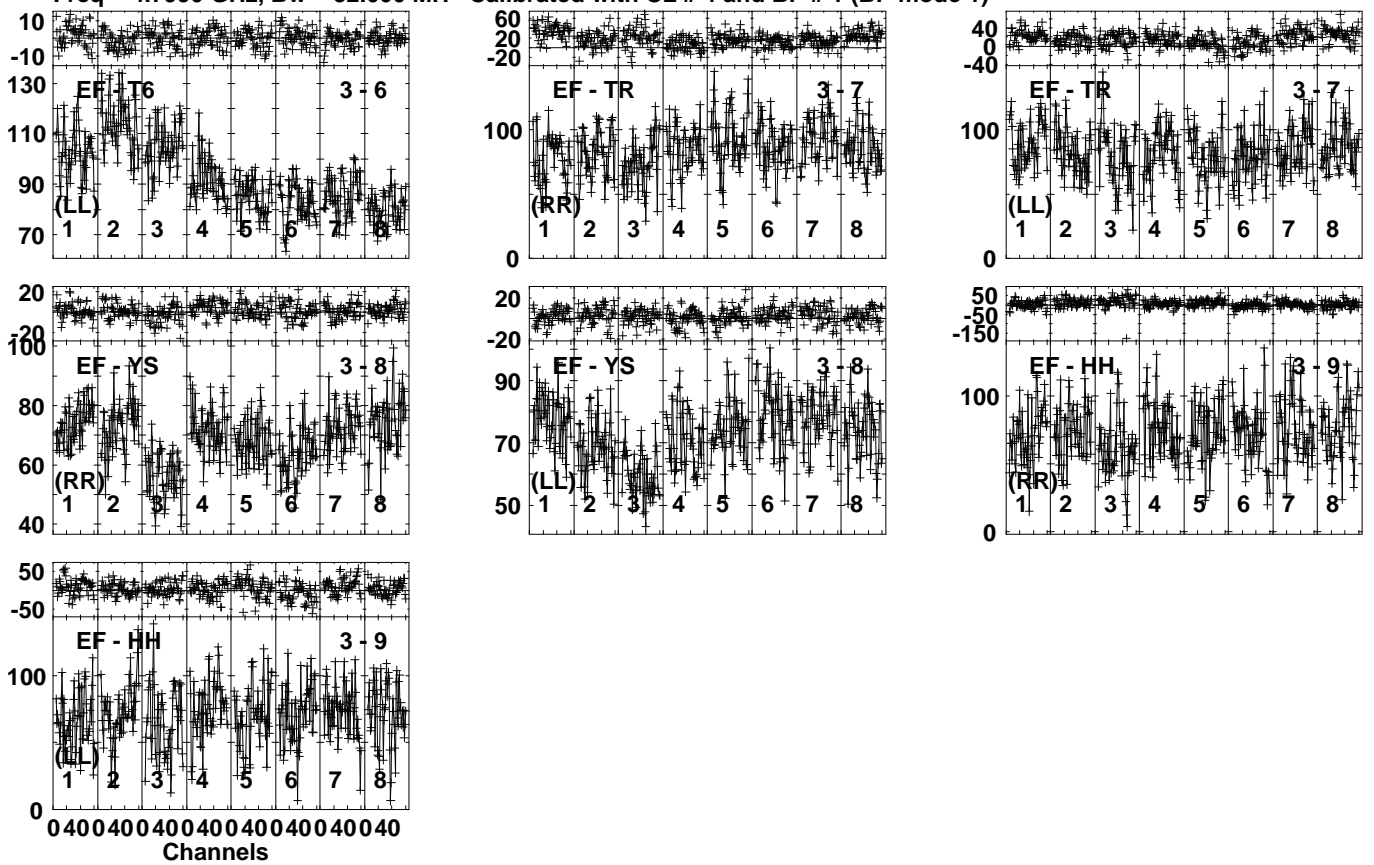


Lower frame: Milli Ampl Jy Top frame: Phas deg
Vector averaged cross-power spectrum Several baselines displayed
Timerange: 01/02:15:51 to 01/02:16:39

Plot file version 190 created 23-JUN-2023 11:46:16

J1023+2856 EC082F.UVDATA.1

Freq = 4.7990 GHz, Bw = 32.000 MH Calibrated with CL # 4 and BP # 1 (BP mode 1)

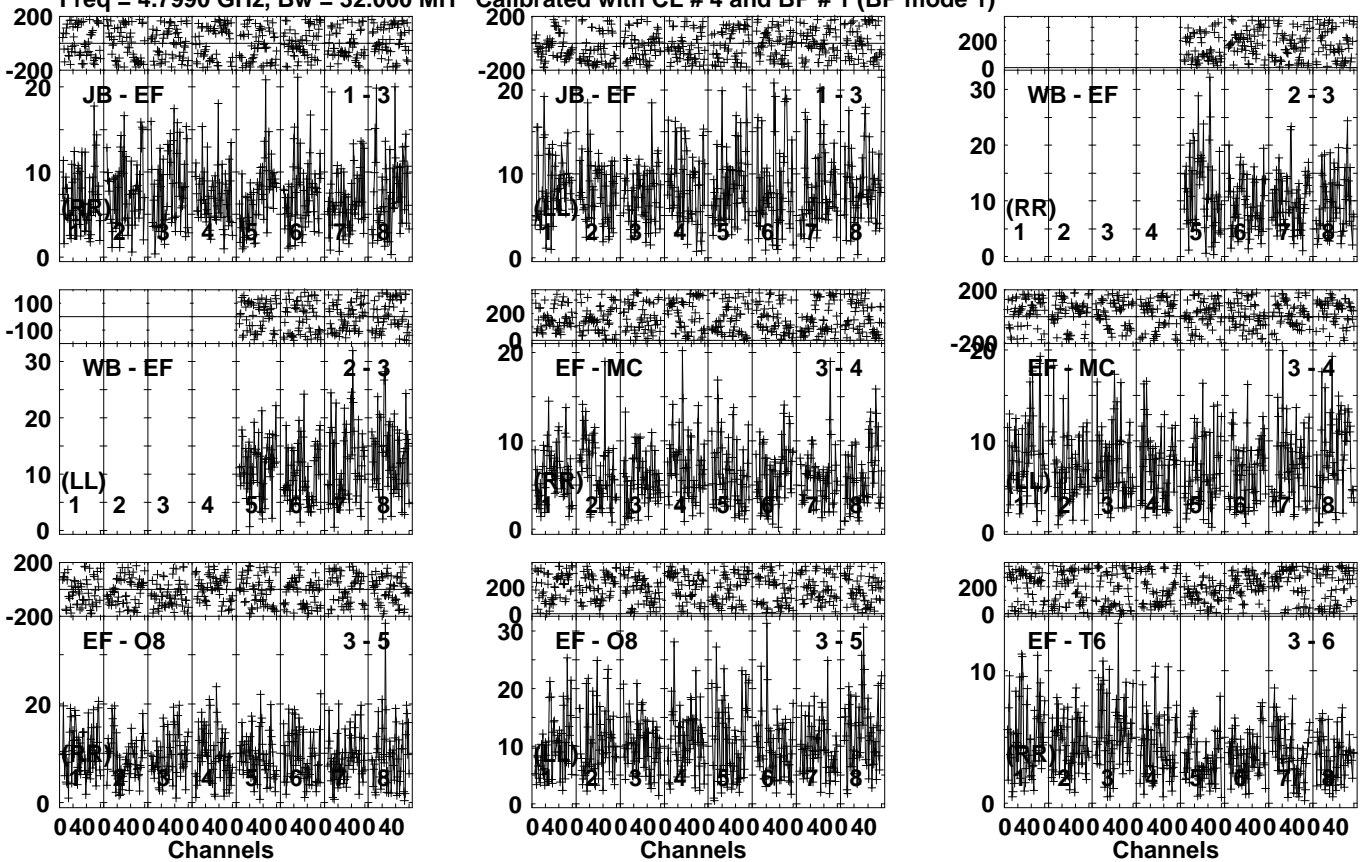


Lower frame: Milli Ampl Jy Top frame: Phas deg
Vector averaged cross-power spectrum Several baselines displayed
Timerange: 01/02:15:51 to 01/02:16:39

Plot file version 191 created 23-JUN-2023 11:46:16

NGC3245 EC082F.UVDATA.1

Freq = 4.7990 GHz, Bw = 32.000 MH Calibrated with CL # 4 and BP # 1 (BP mode 1)

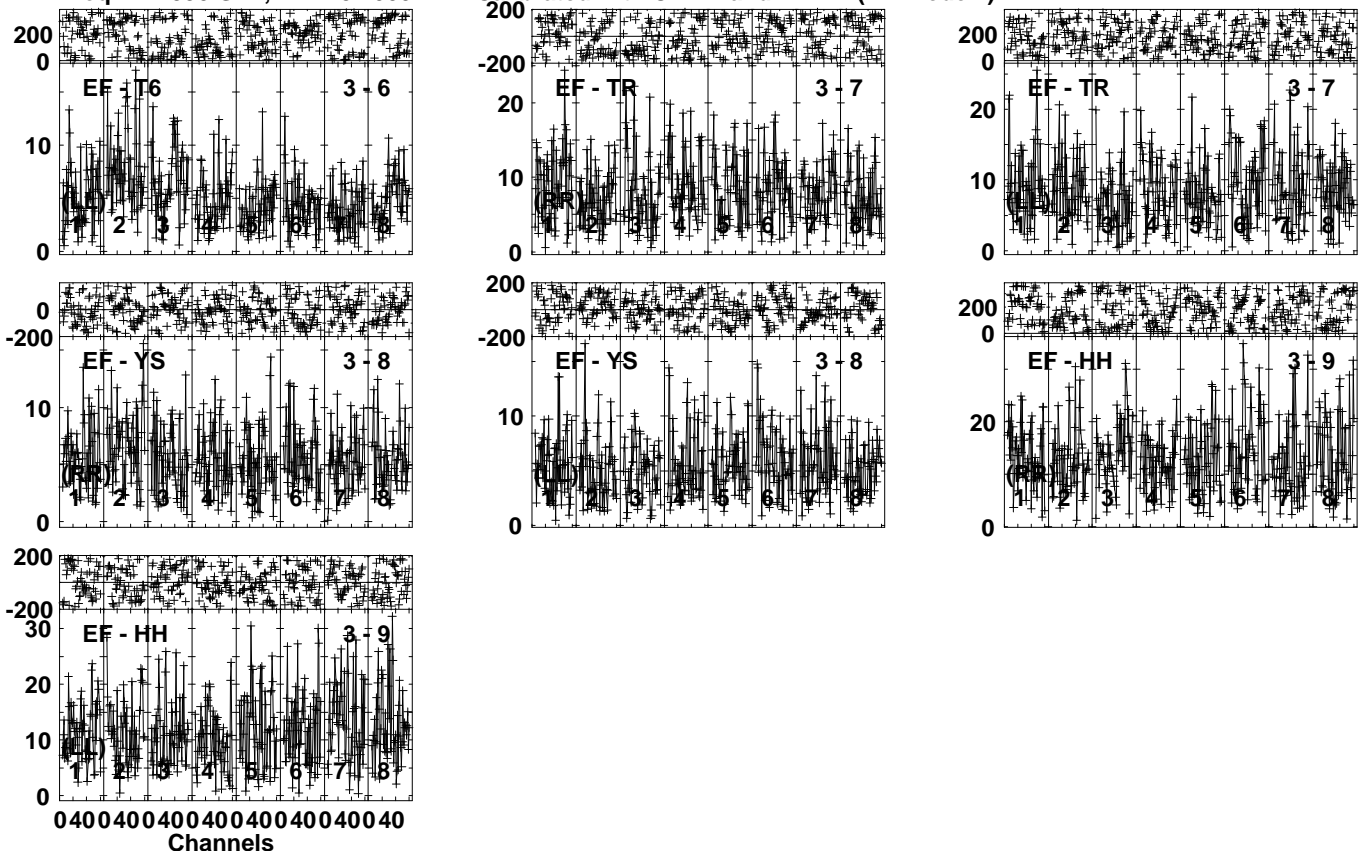


Lower frame: Milli Ampl Jy Top frame: Phas deg
Vector averaged cross-power spectrum Several baselines displayed
Timerange: 01/02:16:41 to 01/02:19:39

Plot file version 192 created 23-JUN-2023 11:46:17

NGC3245 EC082F.UVDATA.1

Freq = 4.7990 GHz, Bw = 32.000 MH Calibrated with CL # 4 and BP # 1 (BP mode 1)



Lower frame: Milli Ampl Jy Top frame: Phas deg

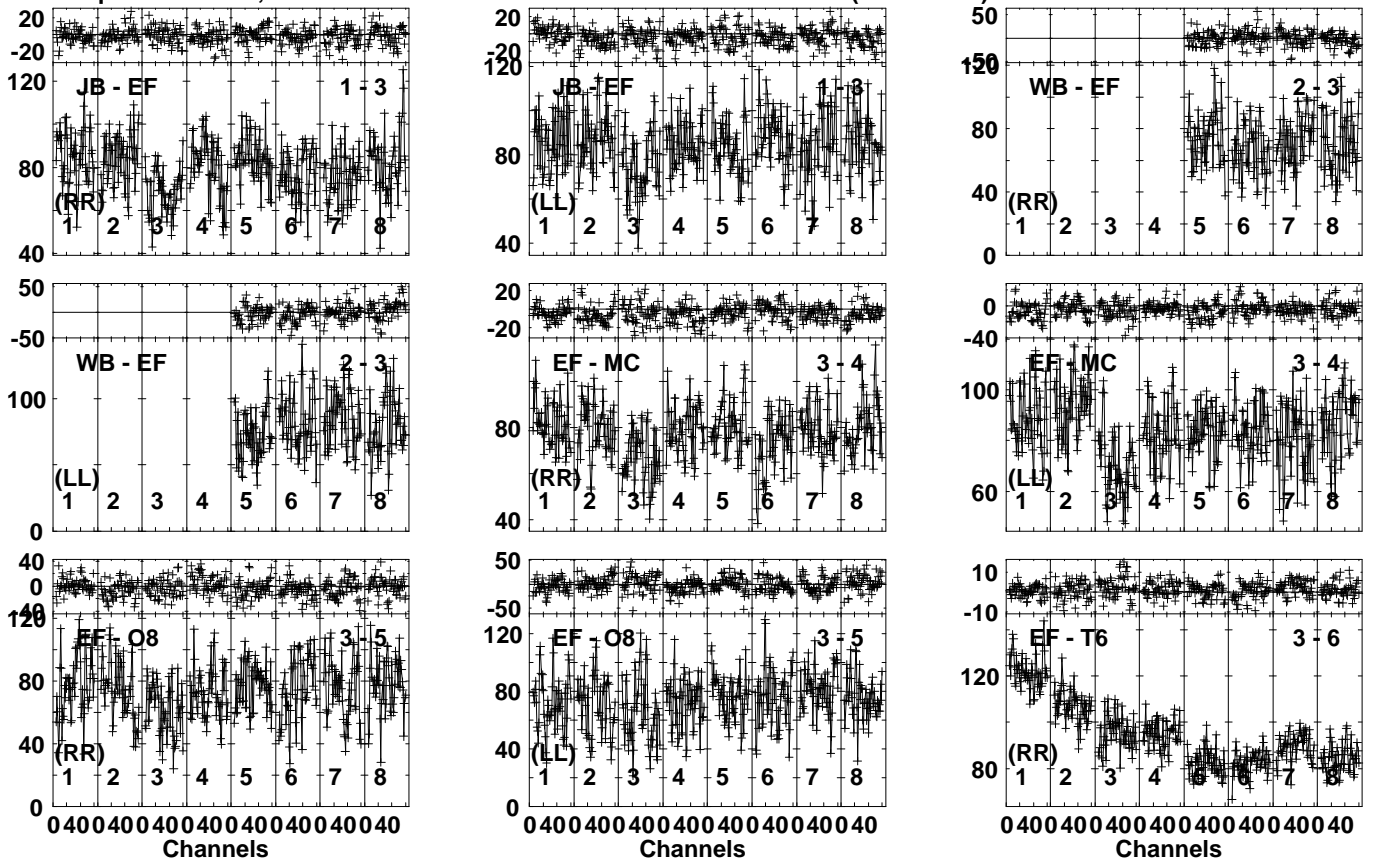
Vector averaged cross-power spectrum Several baselines displayed

Timerange: 01/02:16:41 to 01/02:19:39

Plot file version 193 created 23-JUN-2023 11:46:17

J1023+2856 EC082F.UVDATA.1

Freq = 4.7990 GHz, Bw = 32.000 MH Calibrated with CL # 4 and BP # 1 (BP mode 1)

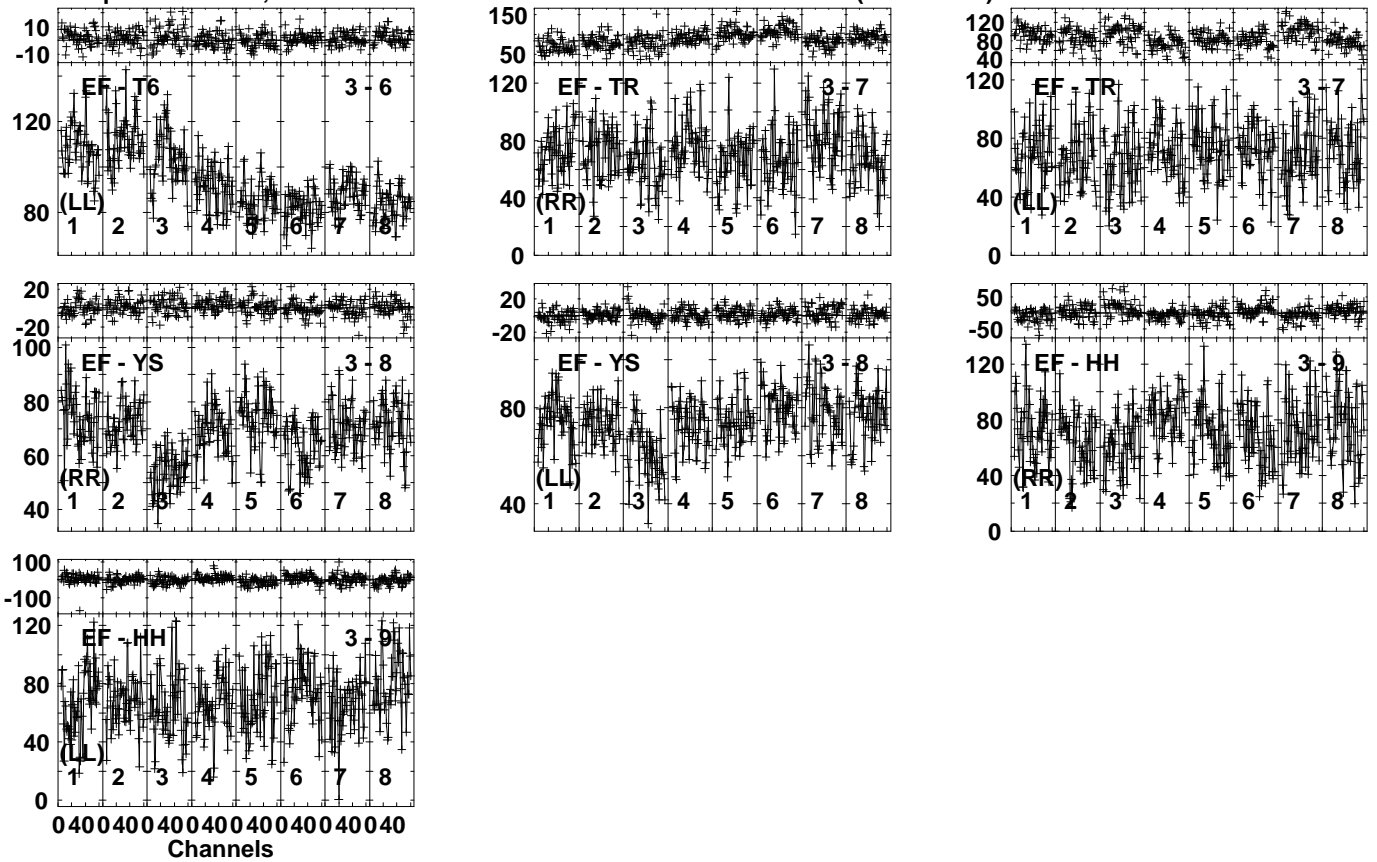


Lower frame: Milli Ampl Jy Top frame: Phas deg
Vector averaged cross-power spectrum Several baselines displayed
Timerange: 01/02:20:01 to 01/02:20:49

Plot file version 194 created 23-JUN-2023 11:46:18

J1023+2856 EC082F.UVDATA.1

Freq = 4.7990 GHz, Bw = 32.000 MH Calibrated with CL # 4 and BP # 1 (BP mode 1)

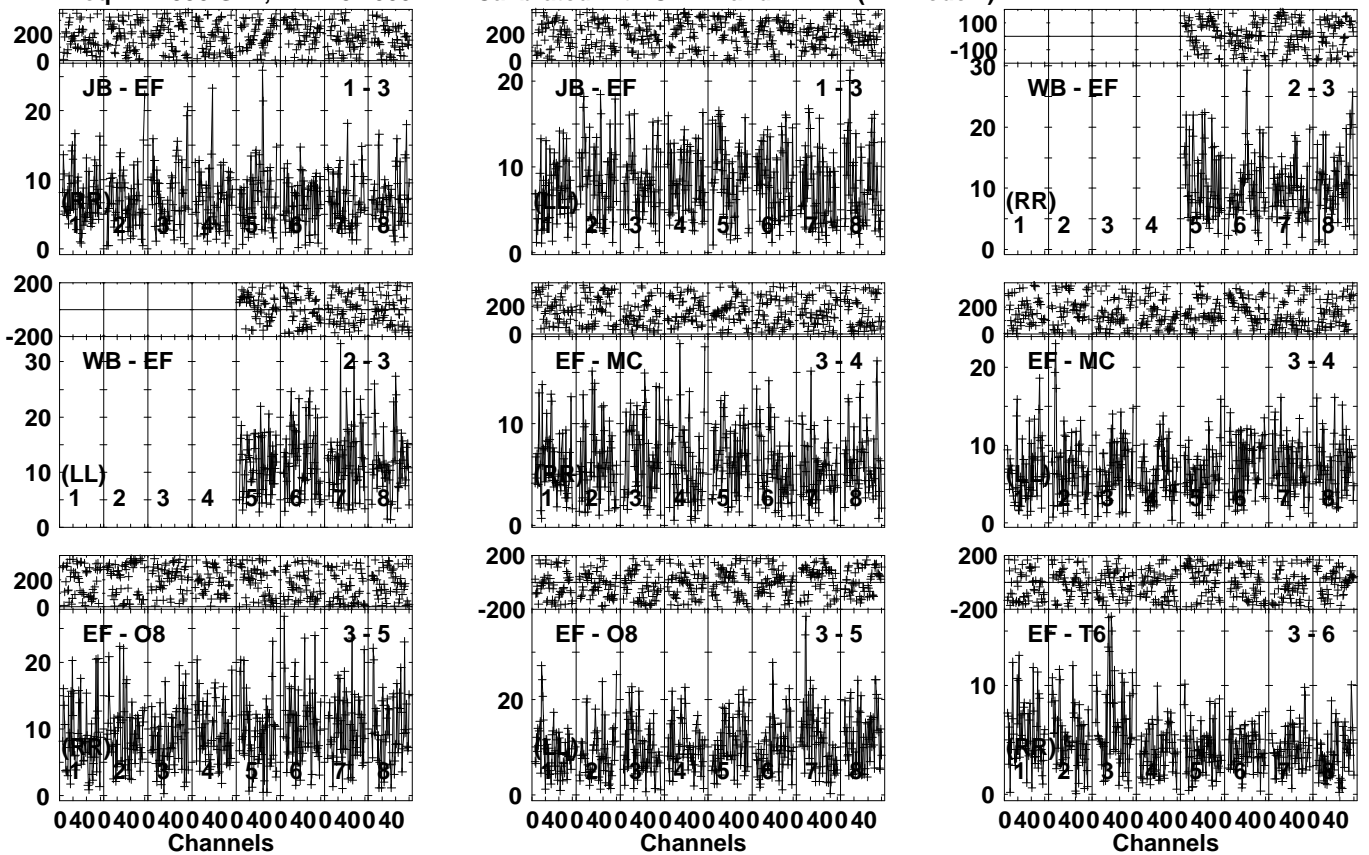


Lower frame: Milli Ampl Jy Top frame: Phas deg
Vector averaged cross-power spectrum Several baselines displayed
Timerange: 01/02:20:01 to 01/02:20:49

Plot file version 195 created 23-JUN-2023 11:46:18

NGC3245 EC082F.UVDATA.1

Freq = 4.7990 GHz, Bw = 32.000 MH Calibrated with CL # 4 and BP # 1 (BP mode 1)

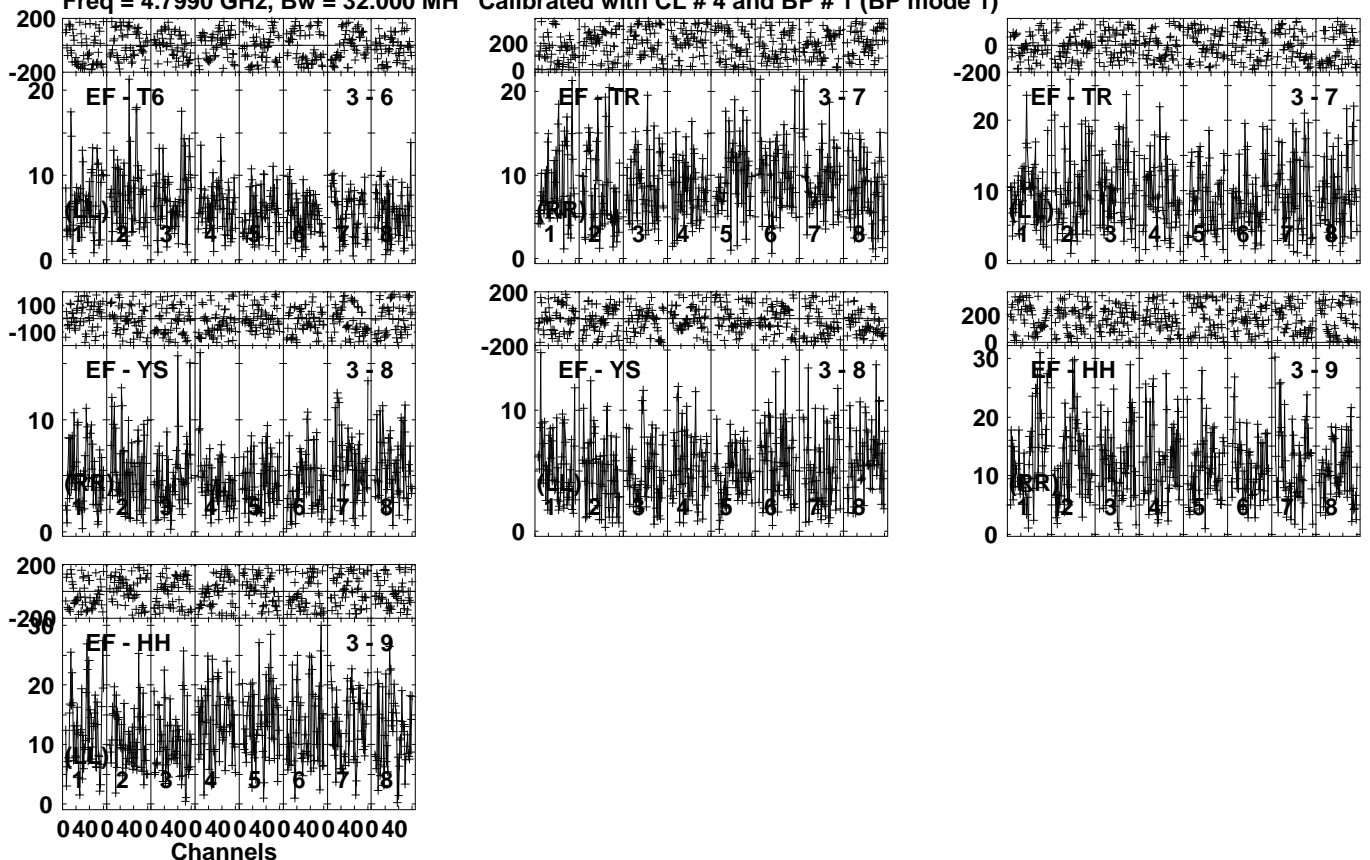


Lower frame: Milli Ampl Jy Top frame: Phas deg
Vector averaged cross-power spectrum Several baselines displayed
Timerange: 01/02:20:51 to 01/02:23:49

Plot file version 196 created 23-JUN-2023 11:46:18

NGC3245 EC082F.UVDATA.1

Freq = 4.7990 GHz, Bw = 32.000 MH Calibrated with CL # 4 and BP # 1 (BP mode 1)

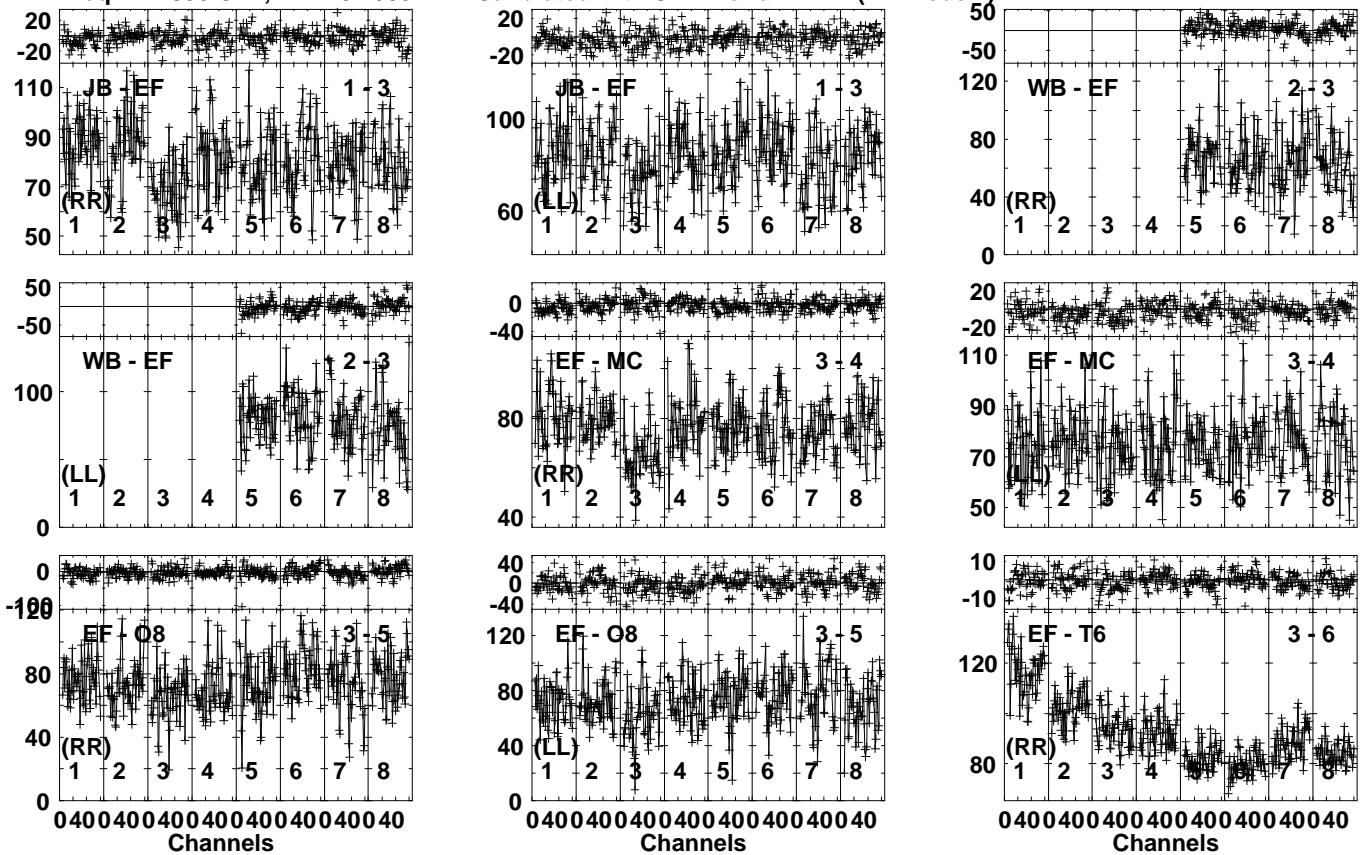


Lower frame: Milli Ampl Jy Top frame: Phas deg
Vector averaged cross-power spectrum Several baselines displayed
Timerange: 01/02:20:51 to 01/02:23:49

Plot file version 197 created 23-JUN-2023 11:46:19

J1023+2856 EC082F.UVDATA.1

Freq = 4.7990 GHz, Bw = 32.000 MH Calibrated with CL # 4 and BP # 1 (BP mode 1)

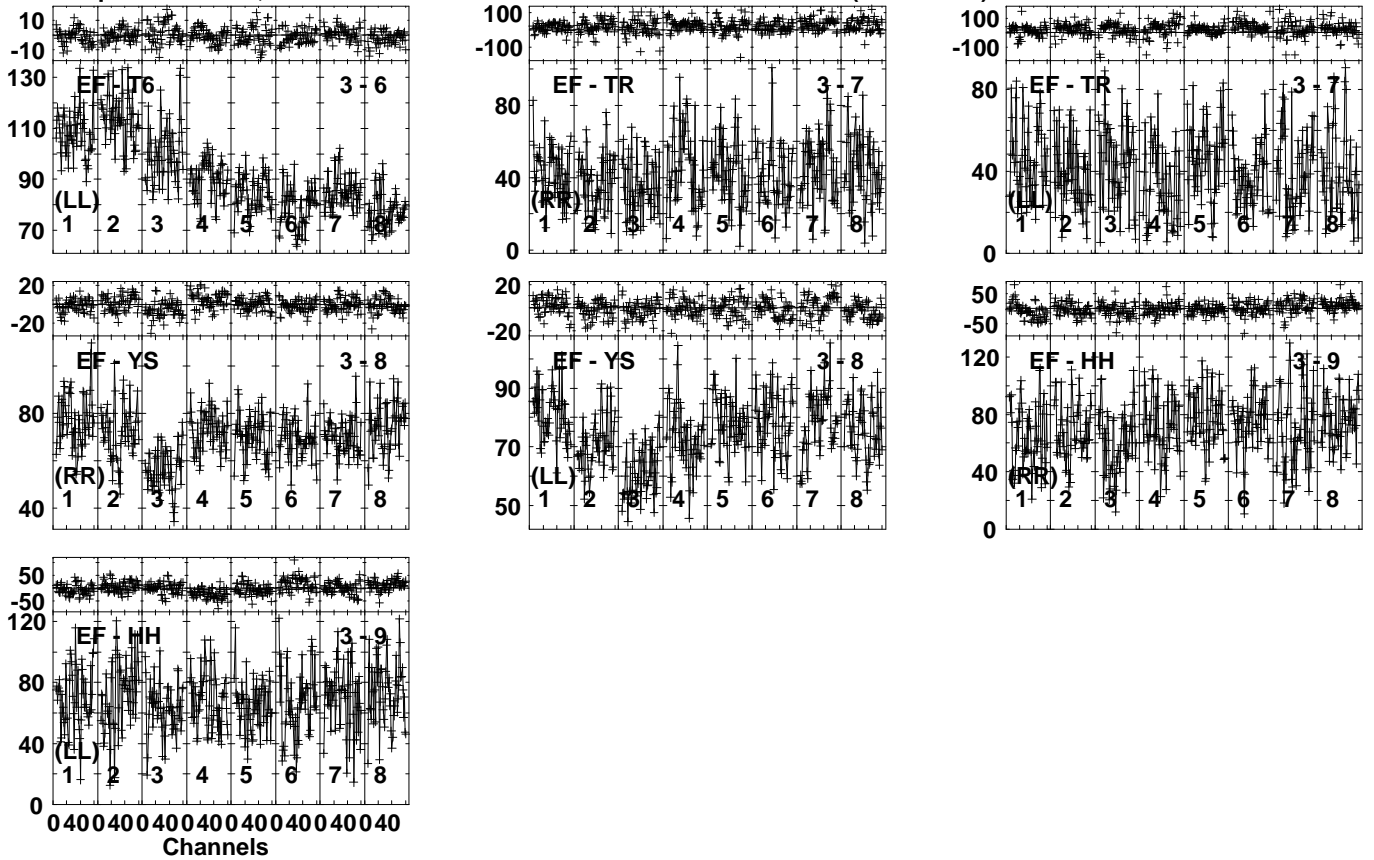


Lower frame: Milli Ampl Jy Top frame: Phas deg
Vector averaged cross-power spectrum Several baselines displayed
Timerange: 01/02:24:11 to 01/02:24:59

Plot file version 198 created 23-JUN-2023 11:46:19

J1023+2856 EC082F.UVDATA.1

Freq = 4.7990 GHz, Bw = 32.000 MH Calibrated with CL # 4 and BP # 1 (BP mode 1)

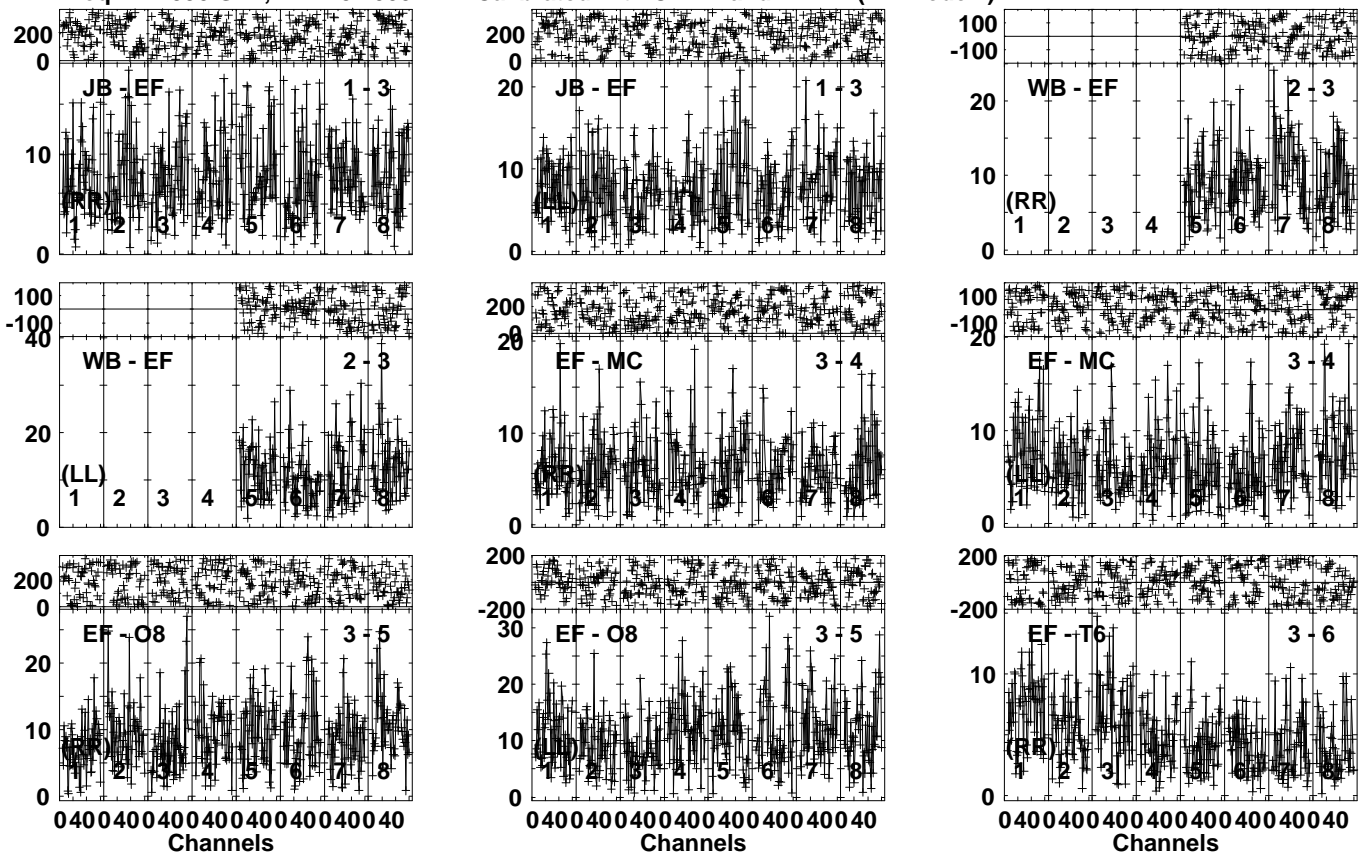


Lower frame: Milli Ampl Jy Top frame: Phas deg
Vector averaged cross-power spectrum Several baselines displayed
Timerange: 01/02:24:11 to 01/02:24:59

Plot file version 199 created 23-JUN-2023 11:46:20

NGC3245 EC082F.UVDATA.1

Freq = 4.7990 GHz, Bw = 32.000 MH Calibrated with CL # 4 and BP # 1 (BP mode 1)

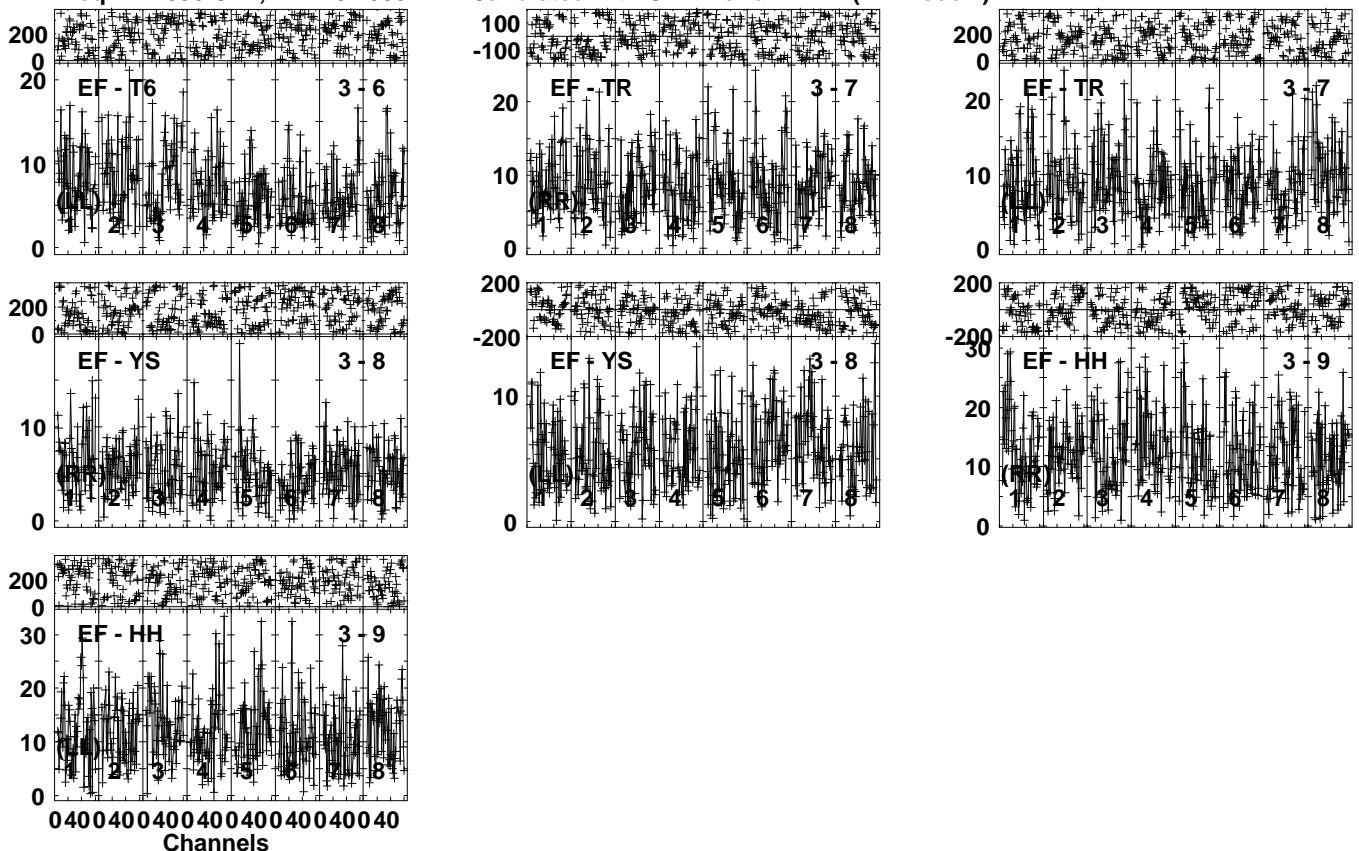


Lower frame: Milli Ampl Jy Top frame: Phas deg
Vector averaged cross-power spectrum Several baselines displayed
Timerange: 01/02:25:01 to 01/02:27:59

Plot file version 200 created 23-JUN-2023 11:46:20

NGC3245 EC082F.UVDATA.1

Freq = 4.7990 GHz, Bw = 32.000 MH Calibrated with CL # 4 and BP # 1 (BP mode 1)

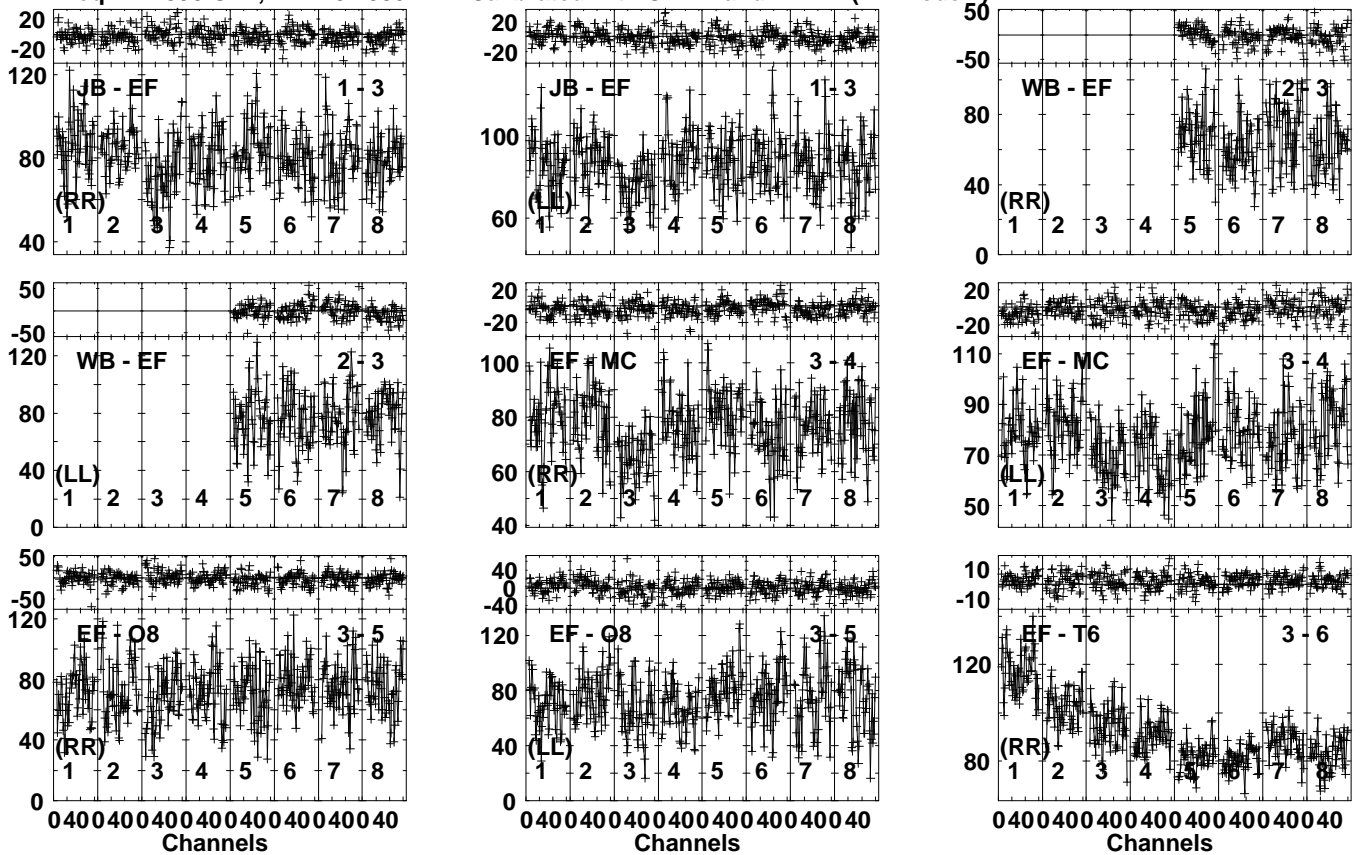


Lower frame: Milli Ampl Jy Top frame: Phas deg
Vector averaged cross-power spectrum Several baselines displayed
Timerange: 01/02:25:01 to 01/02:27:59

Plot file version 201 created 23-JUN-2023 11:46:21

J1023+2856 EC082F.UVDATA.1

Freq = 4.7990 GHz, Bw = 32.000 MH Calibrated with CL # 4 and BP # 1 (BP mode 1)

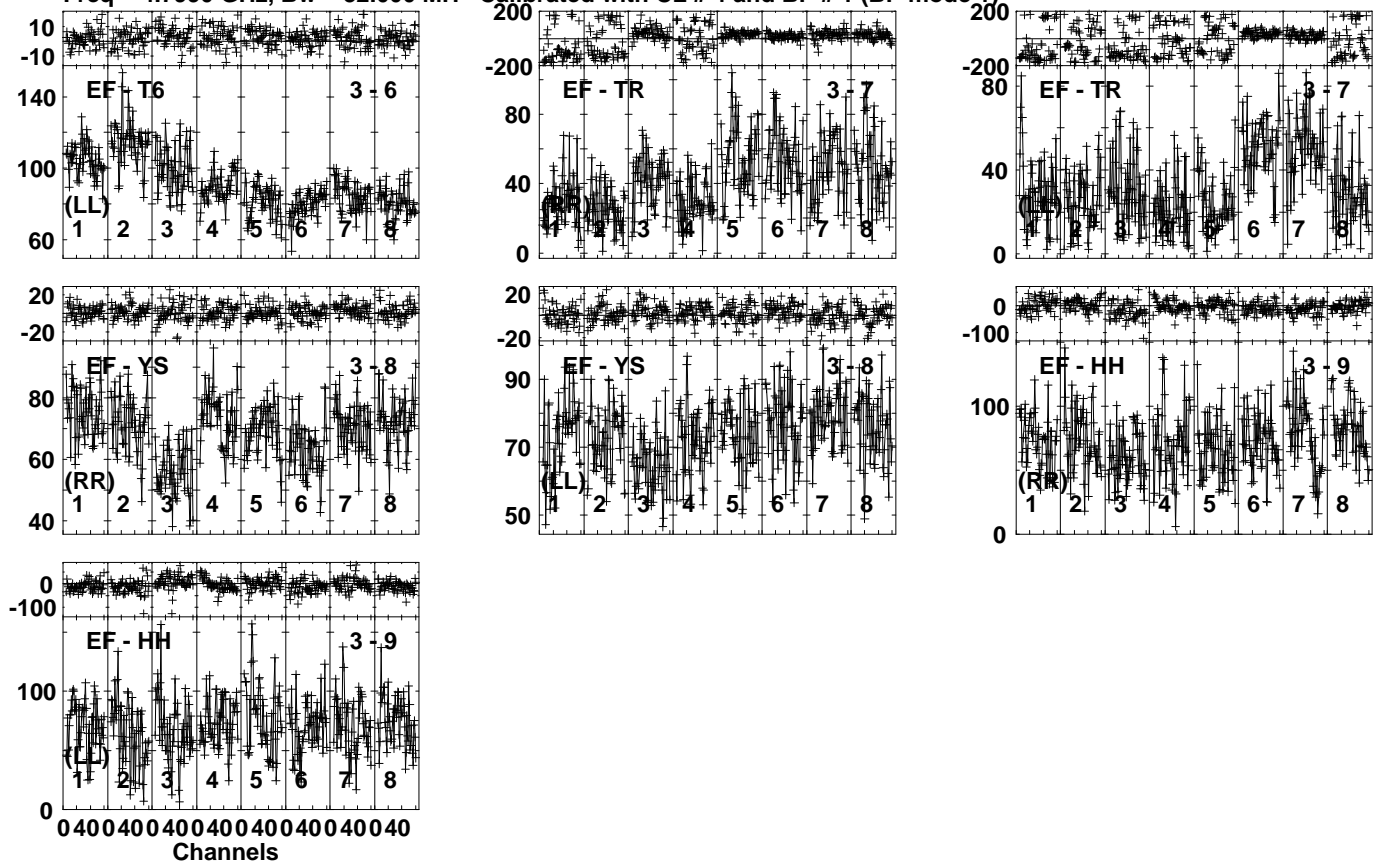


Lower frame: Milli Ampl Jy Top frame: Phas deg
Vector averaged cross-power spectrum Several baselines displayed
Timerange: 01/02:28:21 to 01/02:29:09

Plot file version 202 created 23-JUN-2023 11:46:21

J1023+2856 EC082F.UVDATA.1

Freq = 4.7990 GHz, Bw = 32.000 MH Calibrated with CL # 4 and BP # 1 (BP mode 1)

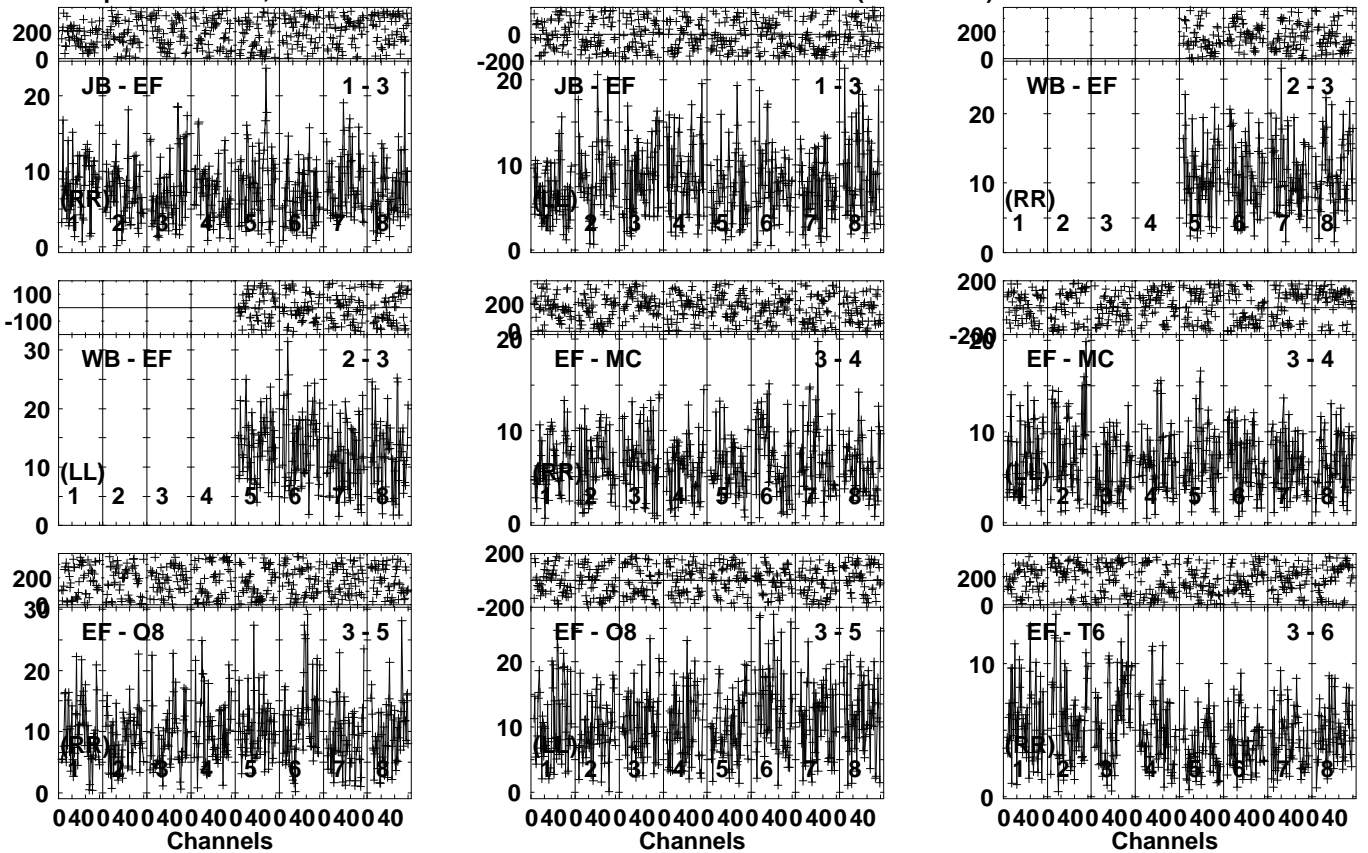


Lower frame: Milli Ampl Jy Top frame: Phas deg
Vector averaged cross-power spectrum Several baselines displayed
Timerange: 01/02:28:21 to 01/02:29:09

Plot file version 203 created 23-JUN-2023 11:46:22

NGC3245 EC082F.UVDATA.1

Freq = 4.7990 GHz, Bw = 32.000 MH Calibrated with CL # 4 and BP # 1 (BP mode 1)

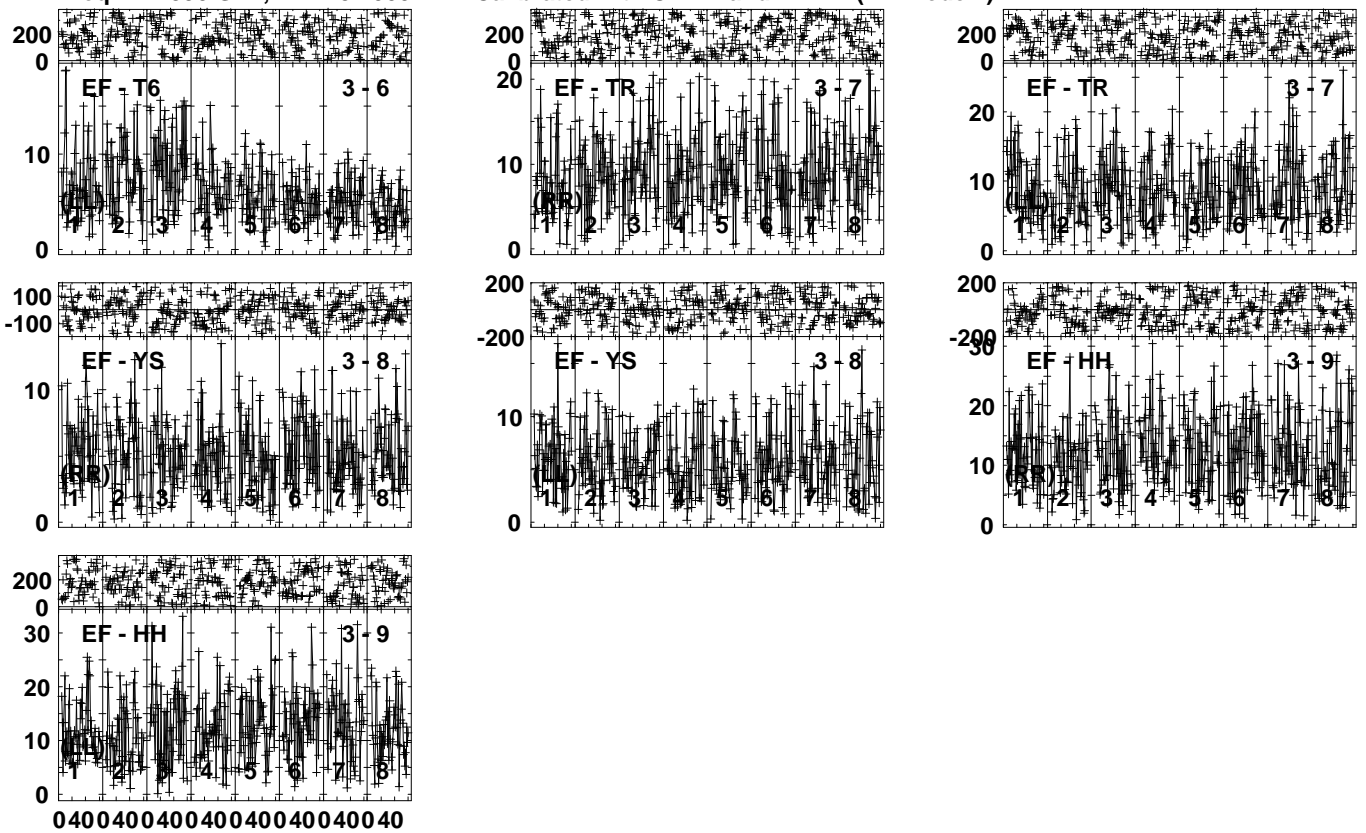


Lower frame: Milli Ampl Jy Top frame: Phas deg
Vector averaged cross-power spectrum Several baselines displayed
Timerange: 01/02:29:11 to 01/02:32:09

Plot file version 204 created 23-JUN-2023 11:46:22

NGC3245 EC082F.UVDATA.1

Freq = 4.7990 GHz, Bw = 32.000 MH Calibrated with CL # 4 and BP # 1 (BP mode 1)

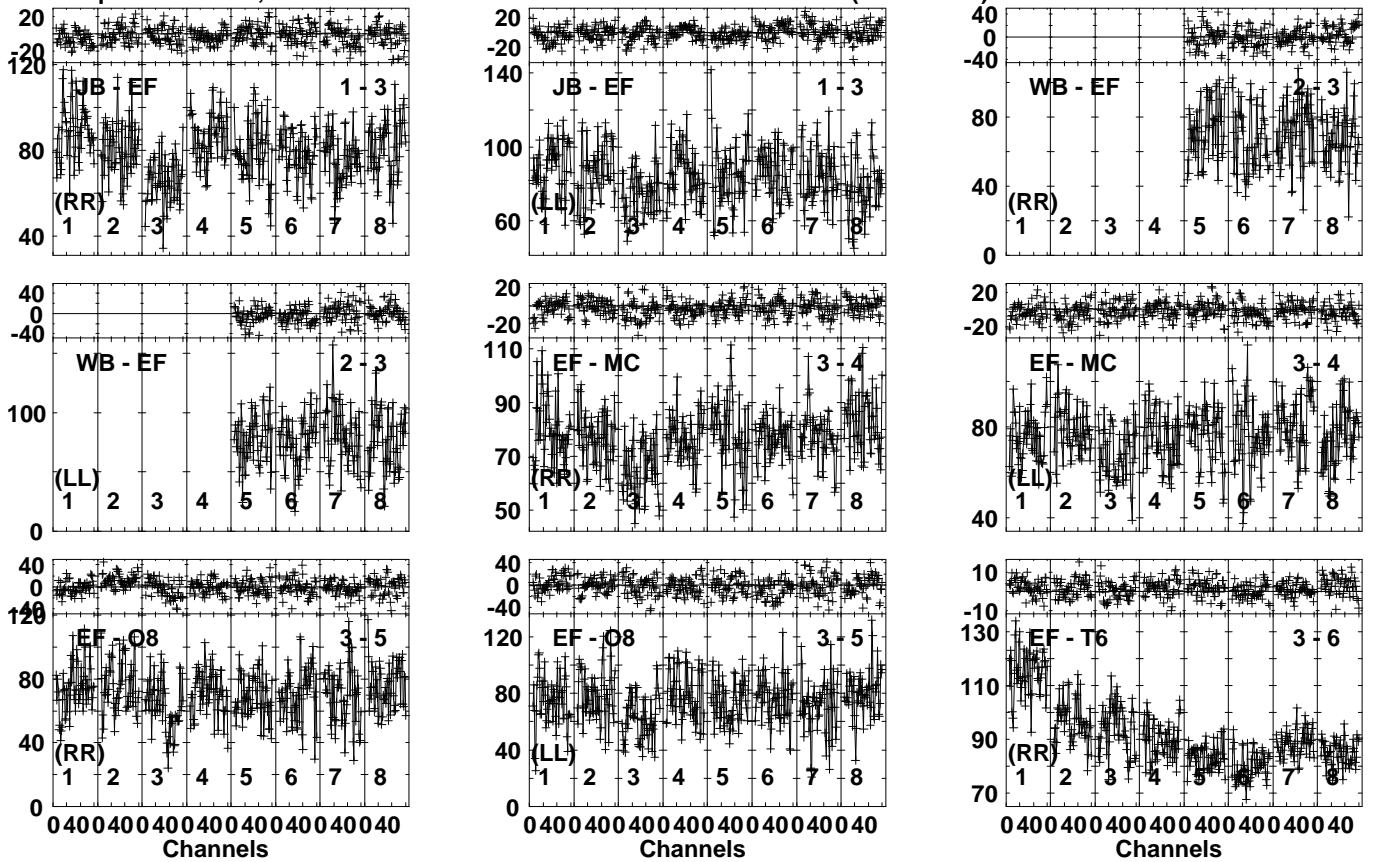


040040040040040040040040
Channels
Lower frame: Milli Ampl Jy Top frame: Phas deg
Vector averaged cross-power spectrum Several baselines displayed
Timerange: 01/02:29:11 to 01/02:32:09

Plot file version 205 created 23-JUN-2023 11:46:22

J1023+2856 EC082F.UVDATA.1

Freq = 4.7990 GHz, Bw = 32.000 MH Calibrated with CL # 4 and BP # 1 (BP mode 1)

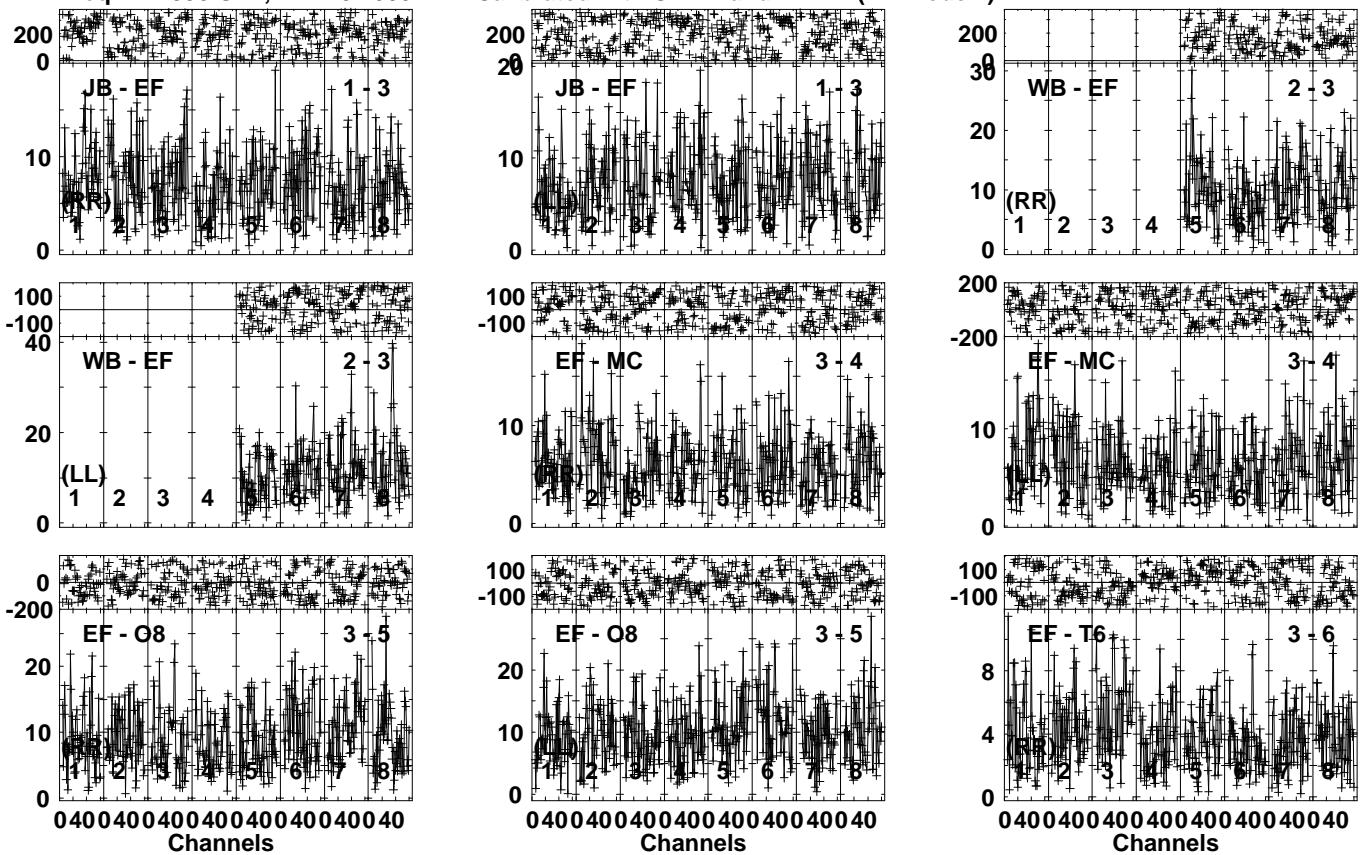


Lower frame: Milli Ampl Jy Top frame: Phas deg
Vector averaged cross-power spectrum Several baselines displayed
Timerange: 01/02:32:31 to 01/02:33:19

Plot file version 207 created 23-JUN-2023 11:46:23

NGC3245 EC082F.UVDATA.1

Freq = 4.7990 GHz, Bw = 32.000 MH Calibrated with CL # 4 and BP # 1 (BP mode 1)

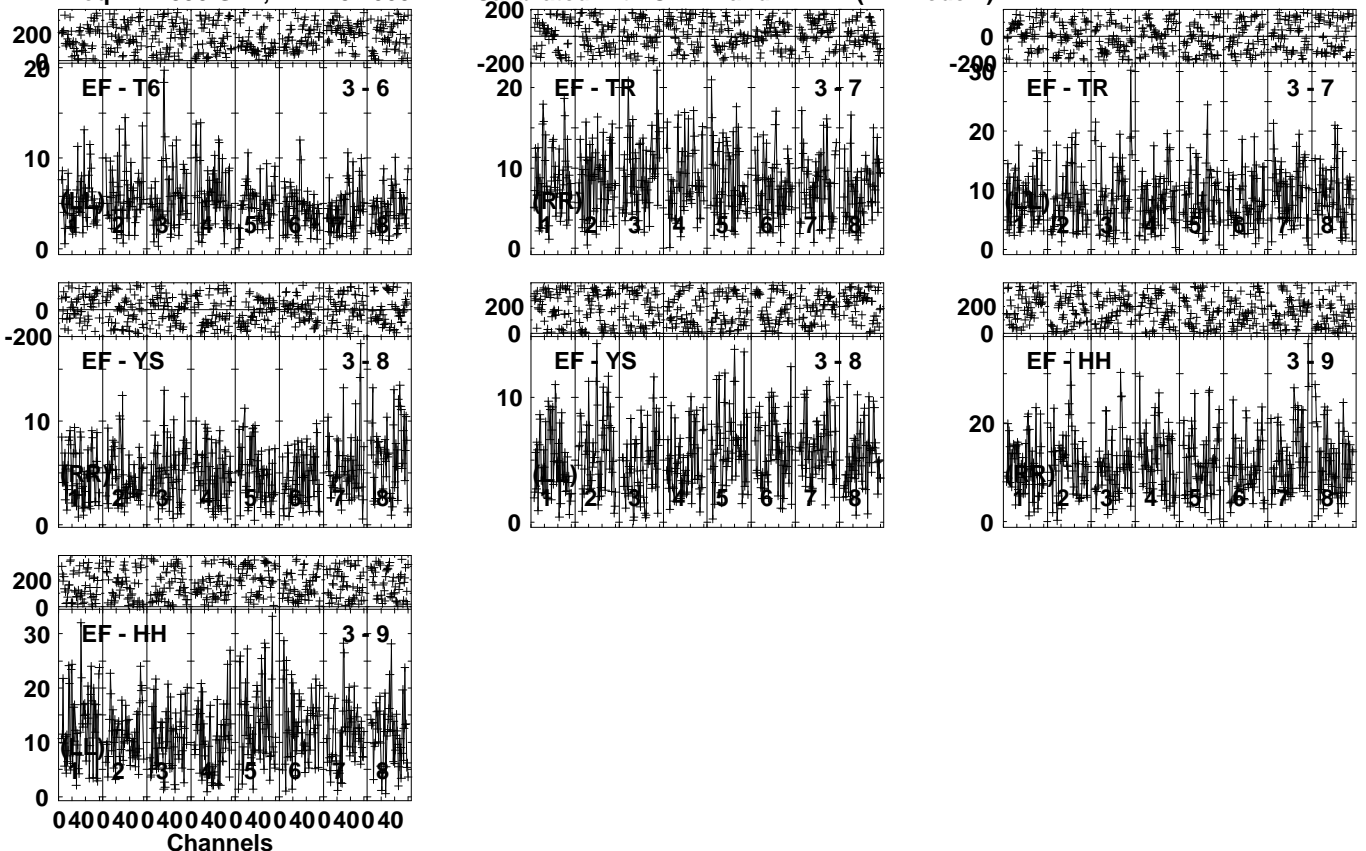


Lower frame: Milli Ampl Jy Top frame: Phas deg
Vector averaged cross-power spectrum Several baselines displayed
Timerange: 01/02:33:21 to 01/02:36:19

Plot file version 208 created 23-JUN-2023 11:46:24

NGC3245 EC082F.UVDATA.1

Freq = 4.7990 GHz, Bw = 32.000 MH Calibrated with CL # 4 and BP # 1 (BP mode 1)

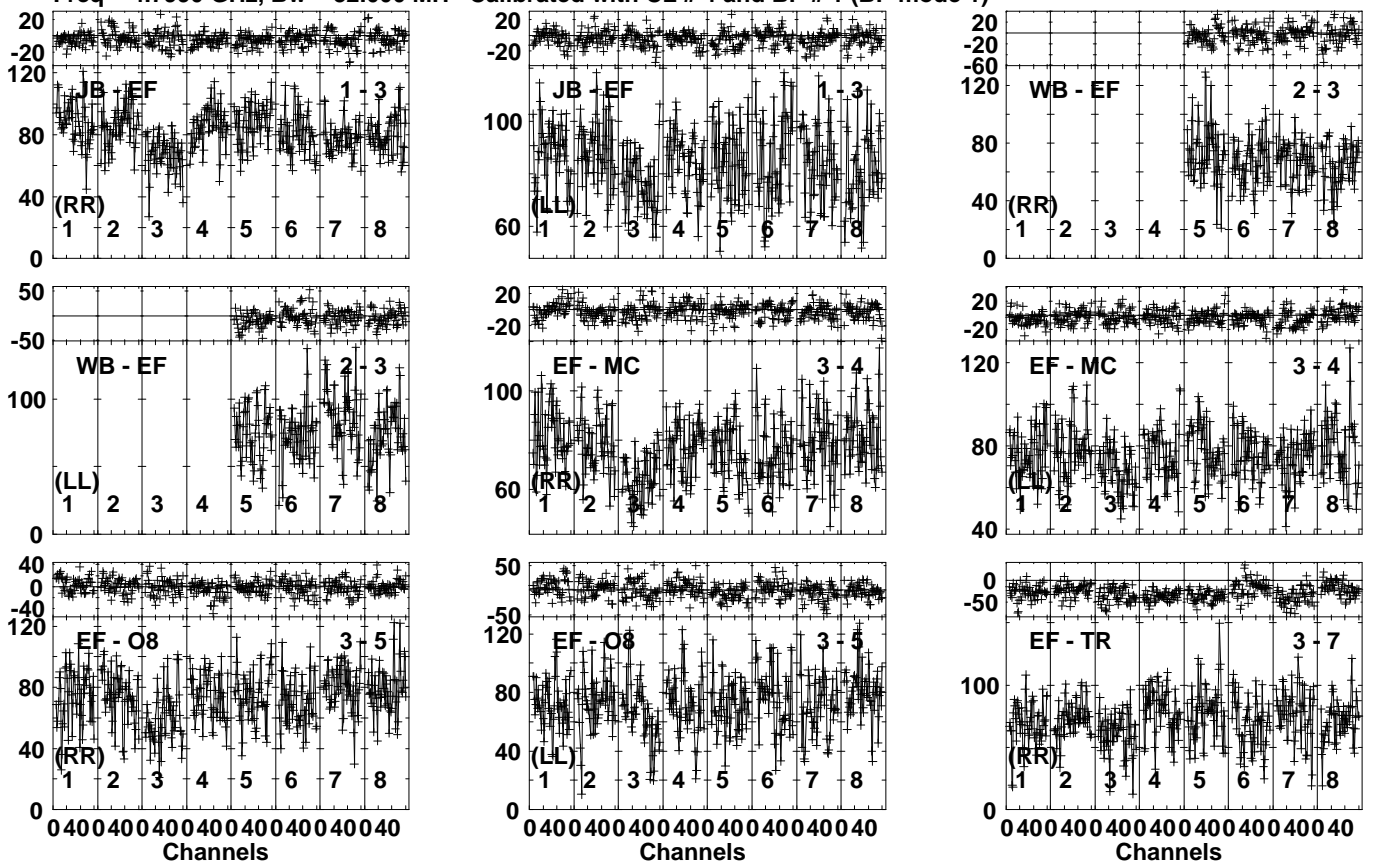


Lower frame: Milli Ampl Jy Top frame: Phas deg
Vector averaged cross-power spectrum Several baselines displayed
Timerange: 01/02:33:21 to 01/02:36:19

Plot file version 209 created 23-JUN-2023 11:46:24

J1023+2856 EC082F.UVDATA.1

Freq = 4.7990 GHz, Bw = 32.000 MH Calibrated with CL # 4 and BP # 1 (BP mode 1)

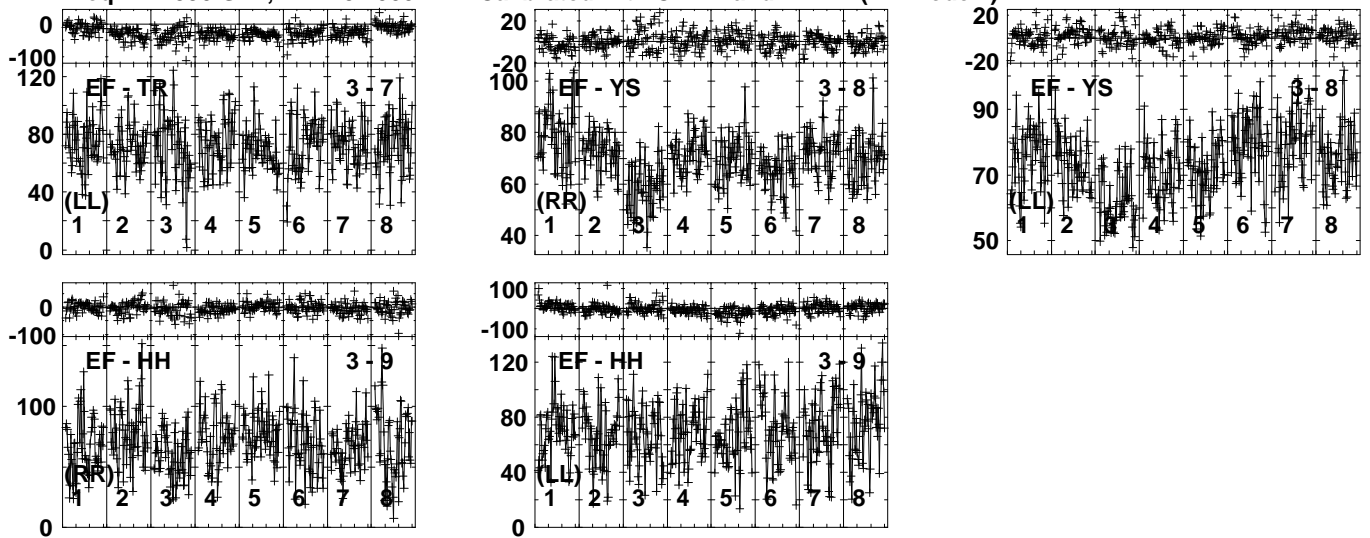


Lower frame: Milli Ampl Jy Top frame: Phas deg
Vector averaged cross-power spectrum Several baselines displayed
Timerange: 01/02:36:41 to 01/02:37:29

Plot file version 210 created 23-JUN-2023 11:46:24

J1023+2856 EC082F.UVDATA.1

Freq = 4.7990 GHz, Bw = 32.000 MH Calibrated with CL # 4 and BP # 1 (BP mode 1)

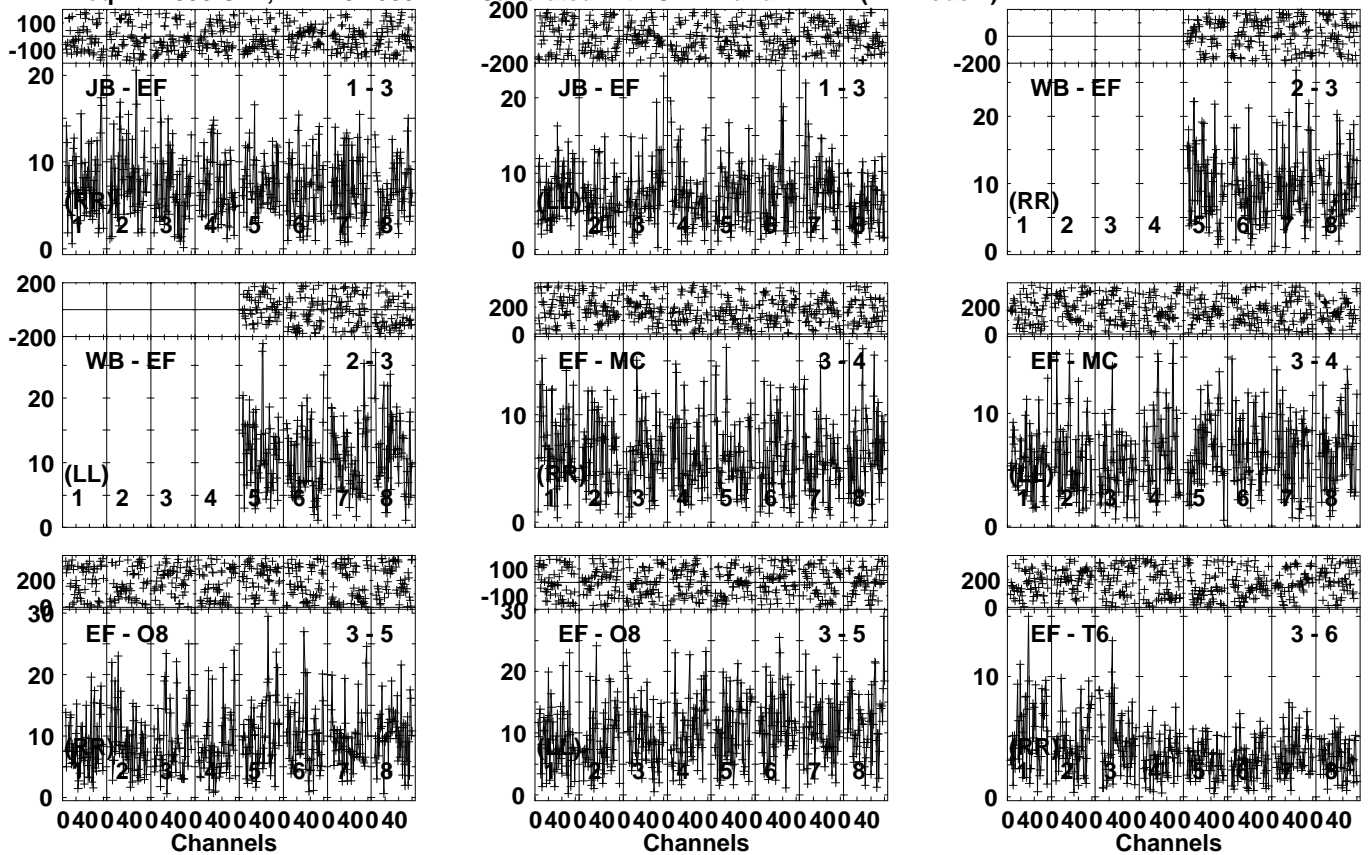


Lower frame: Milli Ampl Jy Top frame: Phas deg
Vector averaged cross-power spectrum Several baselines displayed
Timerange: 01/02:36:41 to 01/02:37:29

Plot file version 211 created 23-JUN-2023 11:46:25

NGC3245 EC082F.UVDATA.1

Freq = 4.7990 GHz, Bw = 32.000 MH Calibrated with CL # 4 and BP # 1 (BP mode 1)

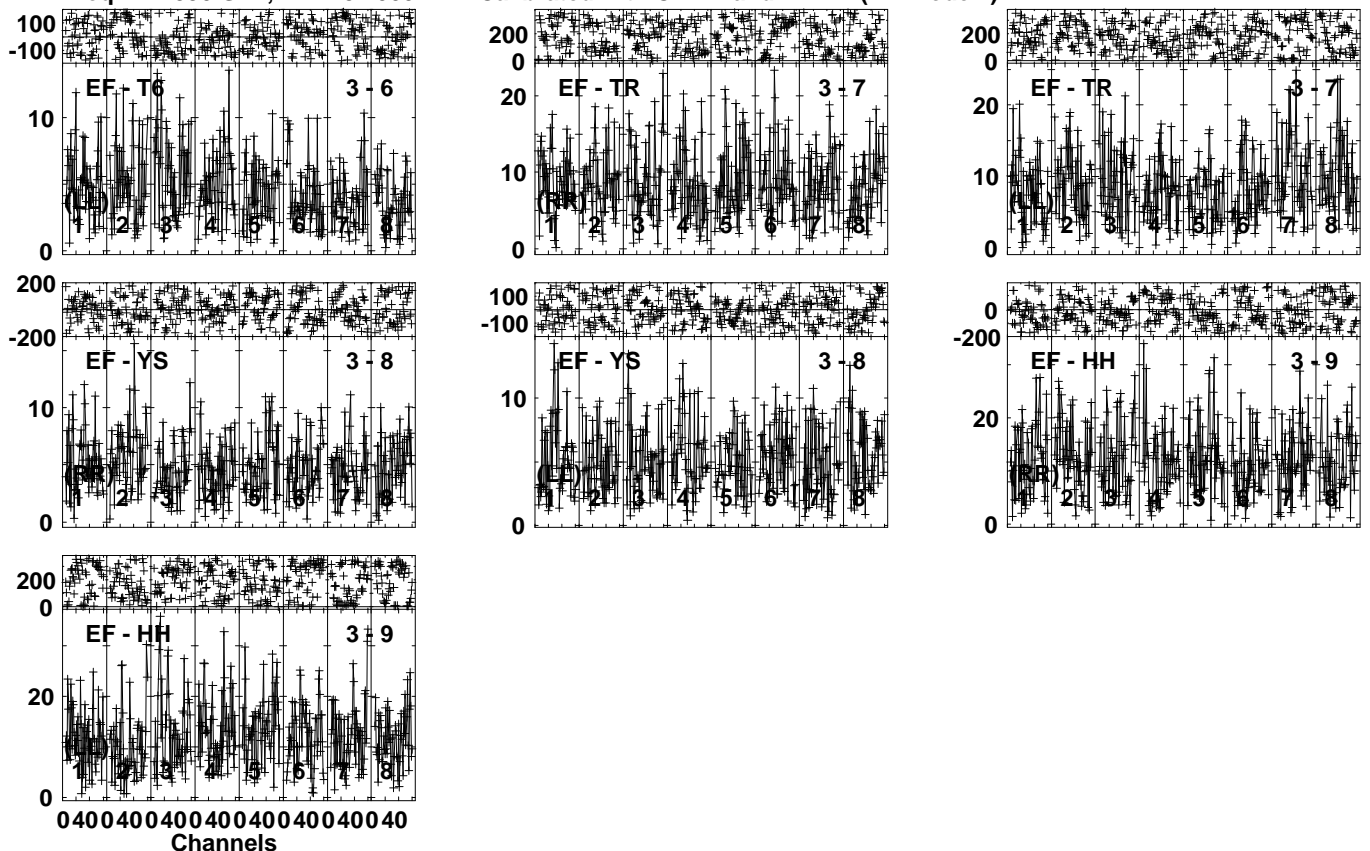


Lower frame: Milli Ampl Jy Top frame: Phas deg
Vector averaged cross-power spectrum Several baselines displayed
Timerange: 01/02:37:31 to 01/02:40:29

Plot file version 212 created 23-JUN-2023 11:46:25

NGC3245 EC082F.UVDATA.1

Freq = 4.7990 GHz, Bw = 32.000 MH Calibrated with CL # 4 and BP # 1 (BP mode 1)



Lower frame: Milli Ampl Jy Top frame: Phas deg

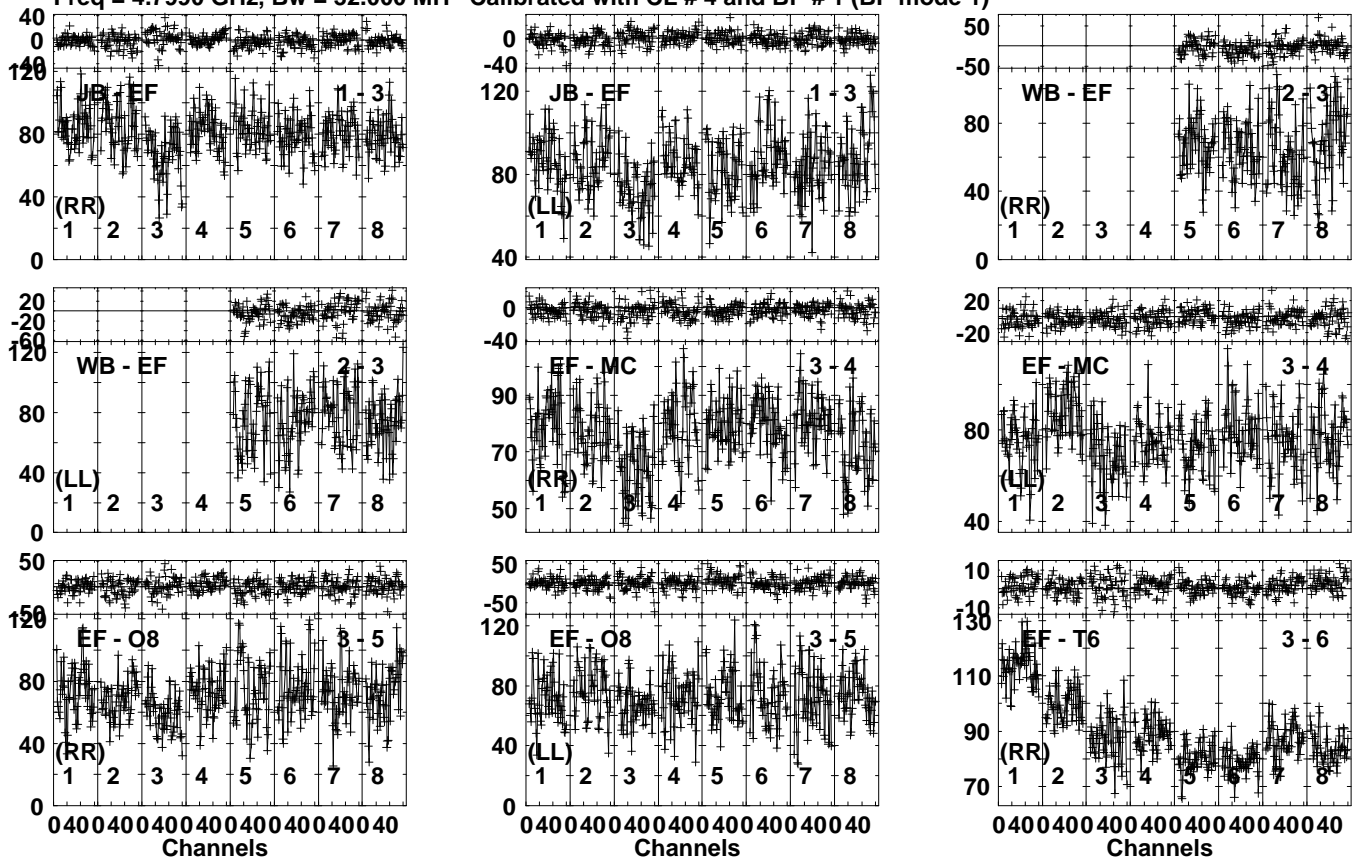
Vector averaged cross-power spectrum Several baselines displayed

Timerange: 01/02:37:31 to 01/02:40:29

Plot file version 213 created 23-JUN-2023 11:46:26

J1023+2856 EC082F.UVDATA.1

Freq = 4.7990 GHz, Bw = 32.000 MH Calibrated with CL # 4 and BP # 1 (BP mode 1)

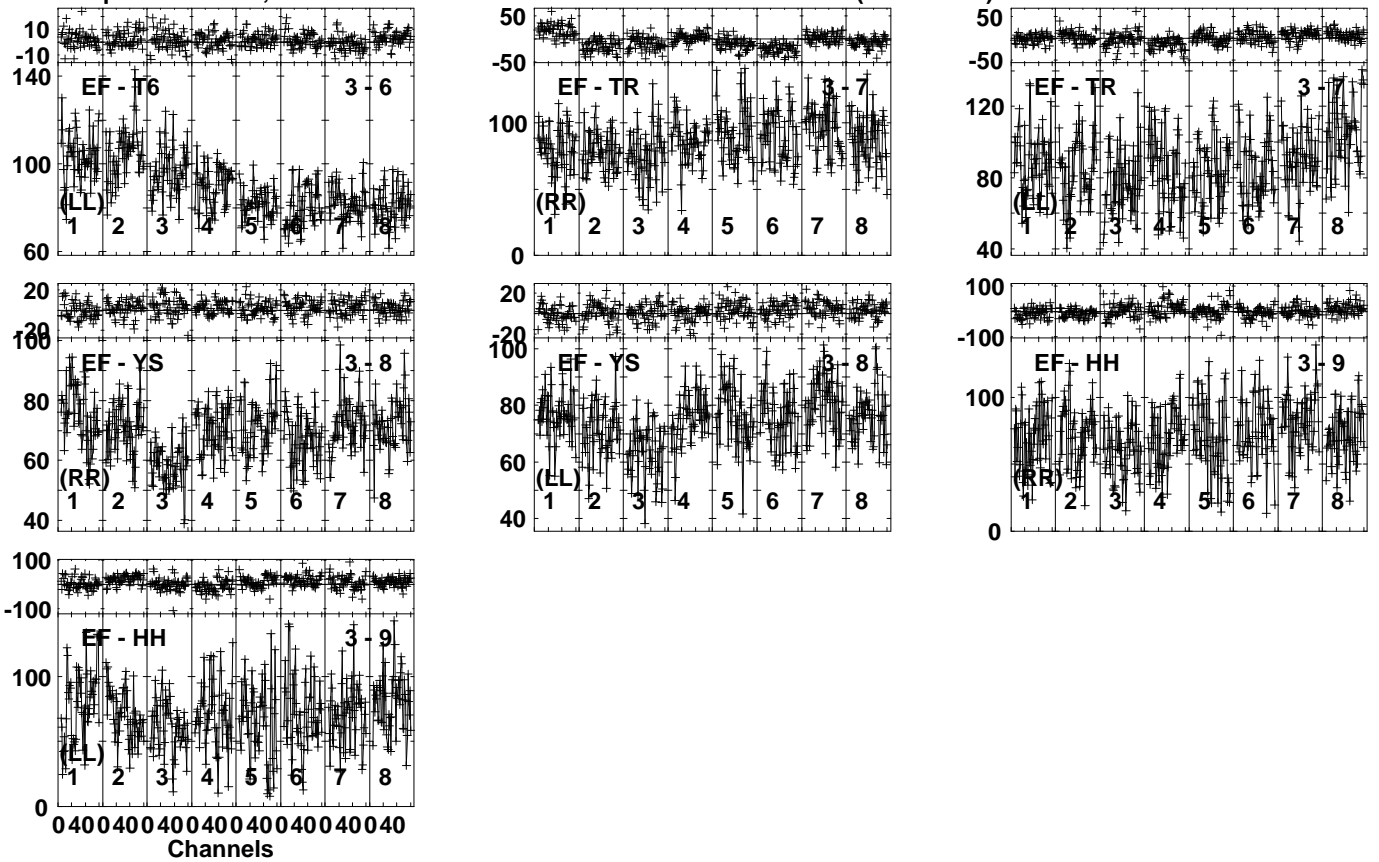


Lower frame: Milli Ampl Jy Top frame: Phas deg
Vector averaged cross-power spectrum Several baselines displayed
Timerange: 01/02:40:51 to 01/02:41:39

Plot file version 214 created 23-JUN-2023 11:46:26

J1023+2856 EC082F.UVDATA.1

Freq = 4.7990 GHz, Bw = 32.000 MH Calibrated with CL # 4 and BP # 1 (BP mode 1)

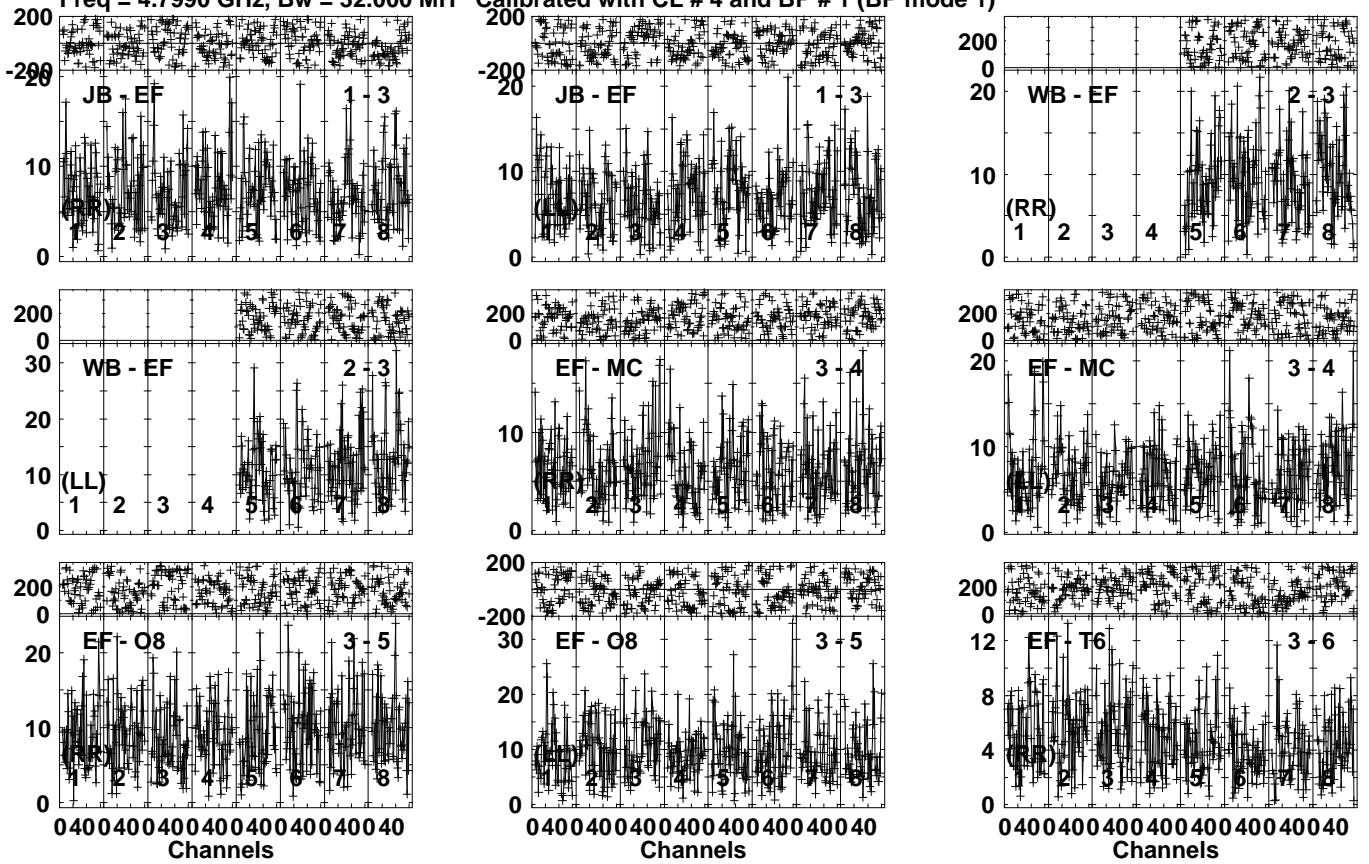


Lower frame: Milli Ampl Jy Top frame: Phas deg
Vector averaged cross-power spectrum Several baselines displayed
Timerange: 01/02:40:51 to 01/02:41:39

Plot file version 215 created 23-JUN-2023 11:46:27

NGC3245 EC082F.UVDATA.1

Freq = 4.7990 GHz, Bw = 32.000 MH Calibrated with CL # 4 and BP # 1 (BP mode 1)

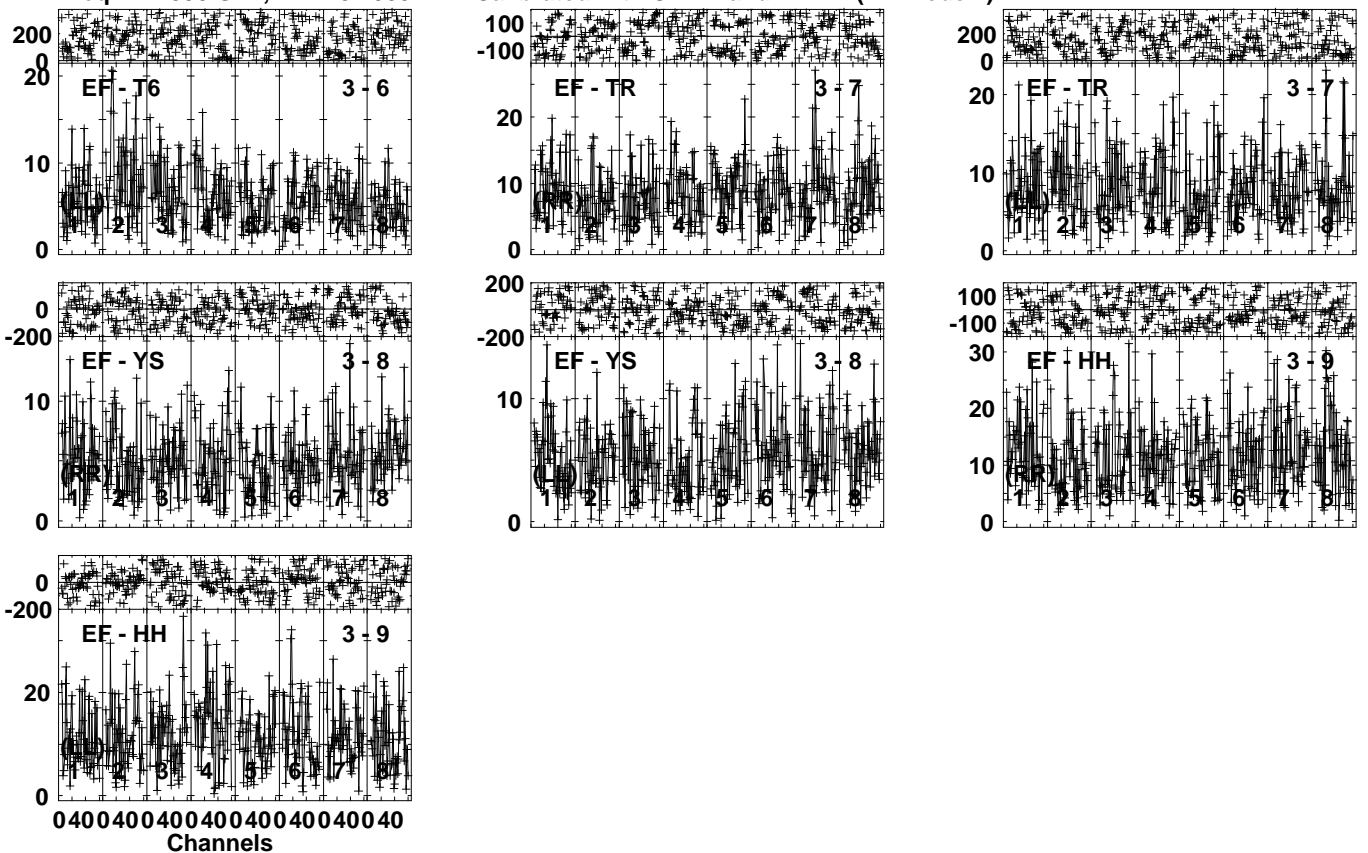


Lower frame: Milli Ampl Jy Top frame: Phas deg
Vector averaged cross-power spectrum Several baselines displayed
Timerange: 01/02:41:41 to 01/02:44:39

Plot file version 216 created 23-JUN-2023 11:46:27

NGC3245 EC082F.UVDATA.1

Freq = 4.7990 GHz, Bw = 32.000 MH Calibrated with CL # 4 and BP # 1 (BP mode 1)



Lower frame: Milli Ampl Jy Top frame: Phas deg

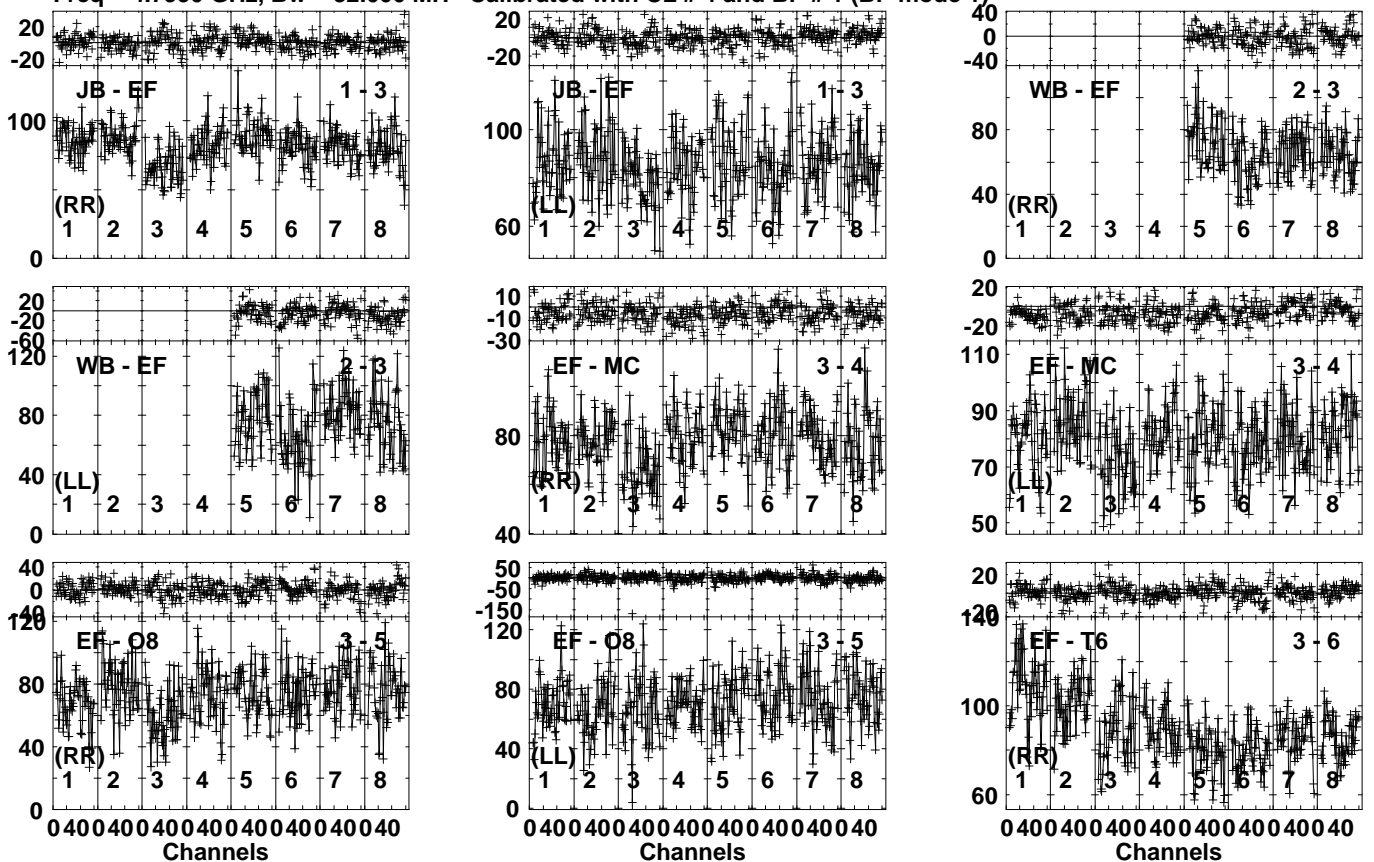
Vector averaged cross-power spectrum Several baselines displayed

Timerange: 01/02:41:41 to 01/02:44:39

Plot file version 217 created 23-JUN-2023 11:46:28

J1023+2856 EC082F.UVDATA.1

Freq = 4.7990 GHz, Bw = 32.000 MH Calibrated with CL # 4 and BP # 1 (BP mode 1)

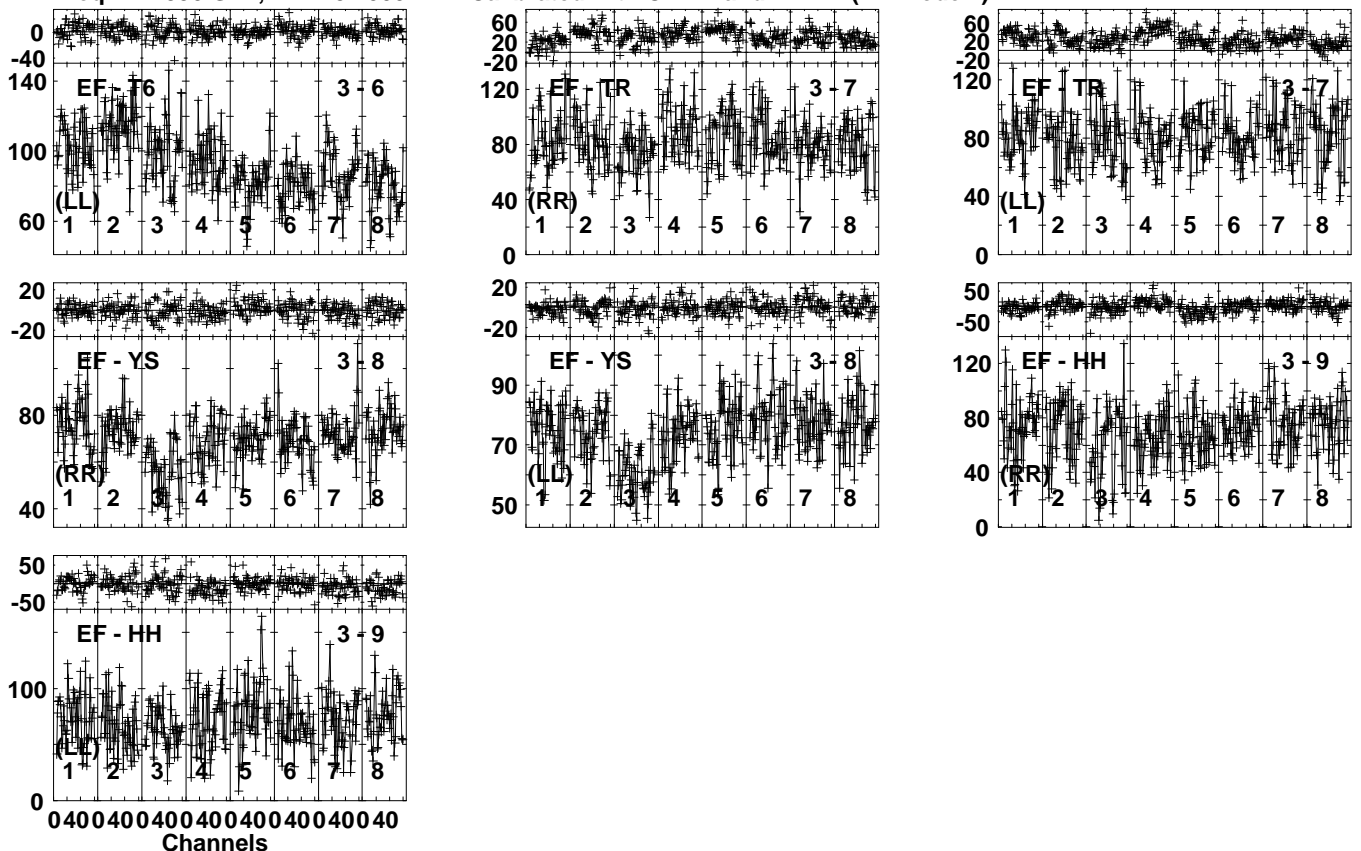


Lower frame: Milli Ampl Jy Top frame: Phas deg
Vector averaged cross-power spectrum Several baselines displayed
Timerange: 01/02:45:01 to 01/02:45:49

Plot file version 218 created 23-JUN-2023 11:46:28

J1023+2856 EC082F.UVDATA.1

Freq = 4.7990 GHz, Bw = 32.000 MH Calibrated with CL # 4 and BP # 1 (BP mode 1)

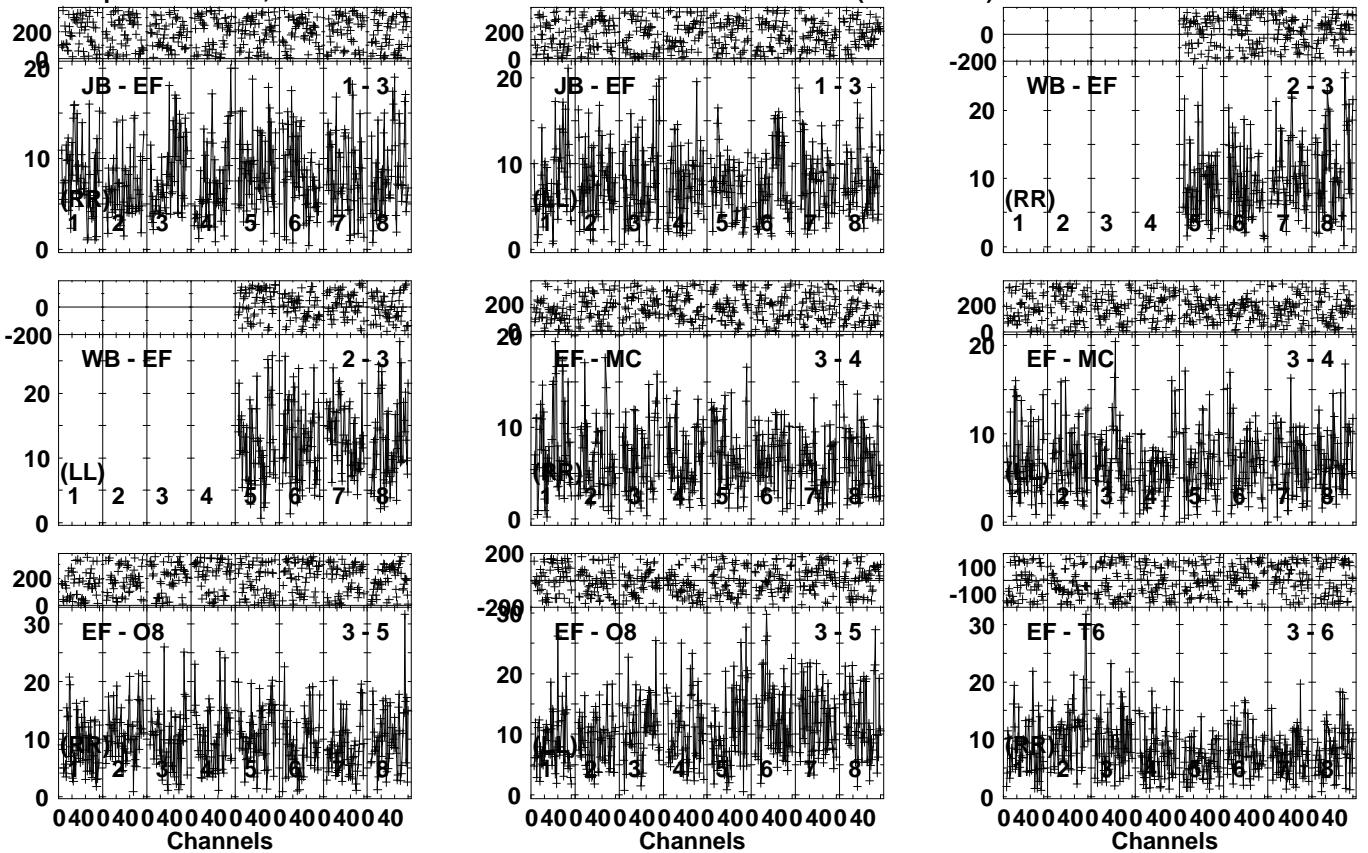


Lower frame: Milli Ampl Jy Top frame: Phas deg
Vector averaged cross-power spectrum Several baselines displayed
Timerange: 01/02:45:01 to 01/02:45:49

Plot file version 219 created 23-JUN-2023 11:46:28

NGC3245 EC082F.UVDATA.1

Freq = 4.7990 GHz, Bw = 32.000 MH Calibrated with CL # 4 and BP # 1 (BP mode 1)

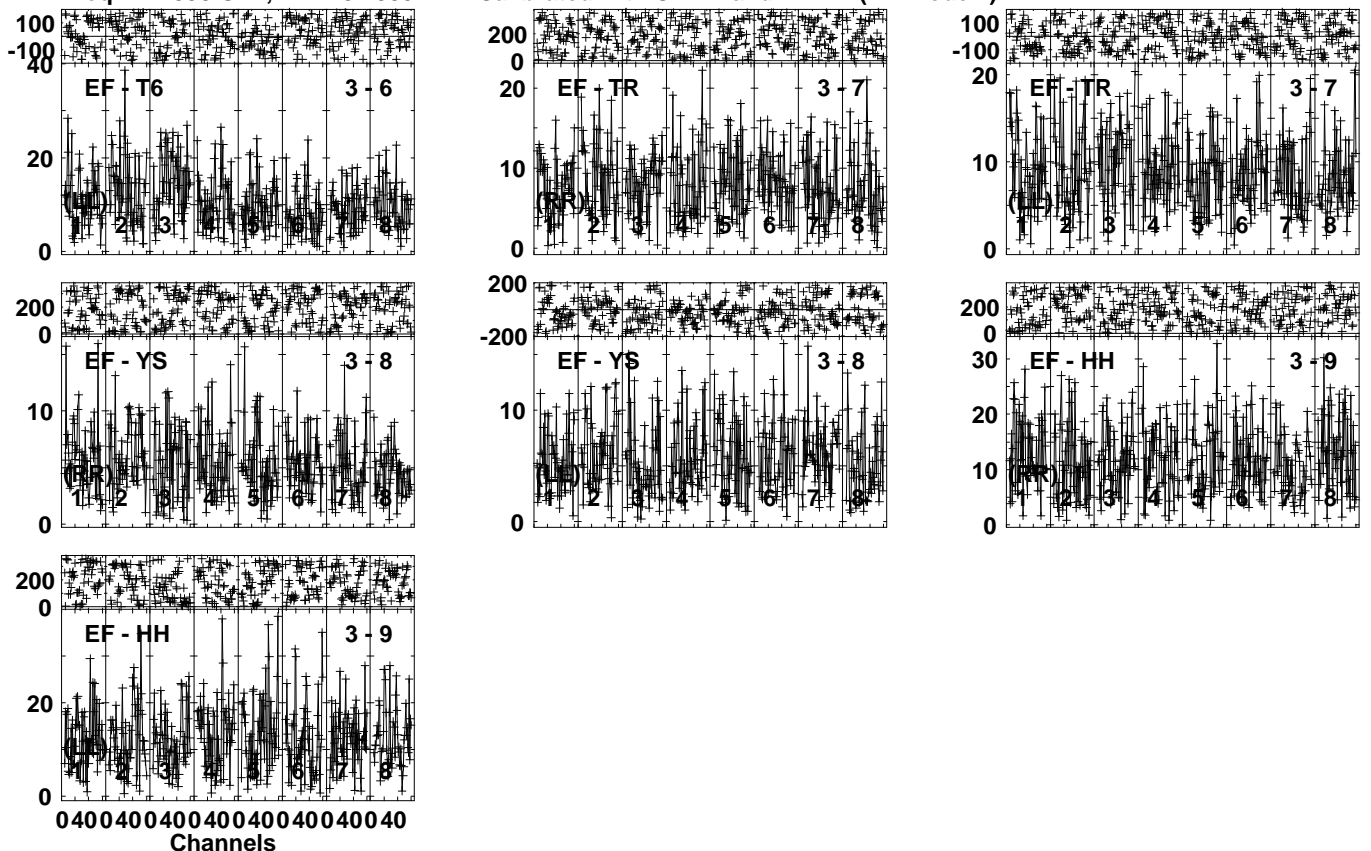


Lower frame: Milli Ampl Jy Top frame: Phas deg
Vector averaged cross-power spectrum Several baselines displayed
Timerange: 01/02:45:51 to 01/02:48:49

Plot file version 220 created 23-JUN-2023 11:46:29

NGC3245 EC082F.UVDATA.1

Freq = 4.7990 GHz, Bw = 32.000 MH Calibrated with CL # 4 and BP # 1 (BP mode 1)



Lower frame: Milli Ampl Jy Top frame: Phas deg

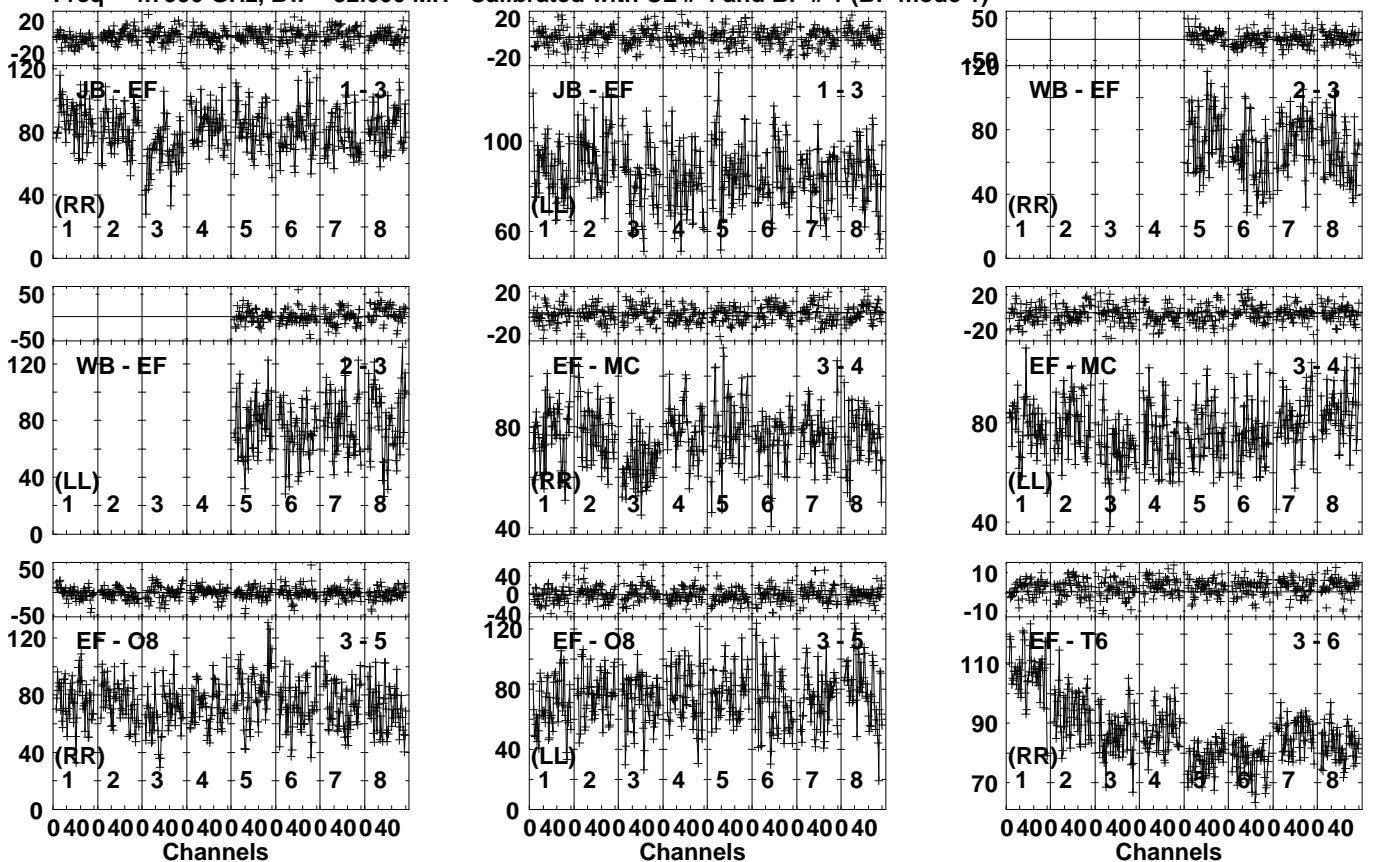
Vector averaged cross-power spectrum Several baselines displayed

Timerange: 01/02:45:51 to 01/02:48:49

Plot file version 221 created 23-JUN-2023 11:46:29

J1023+2856 EC082F.UVDATA.1

Freq = 4.7990 GHz, Bw = 32.000 MH Calibrated with CL # 4 and BP # 1 (BP mode 1)

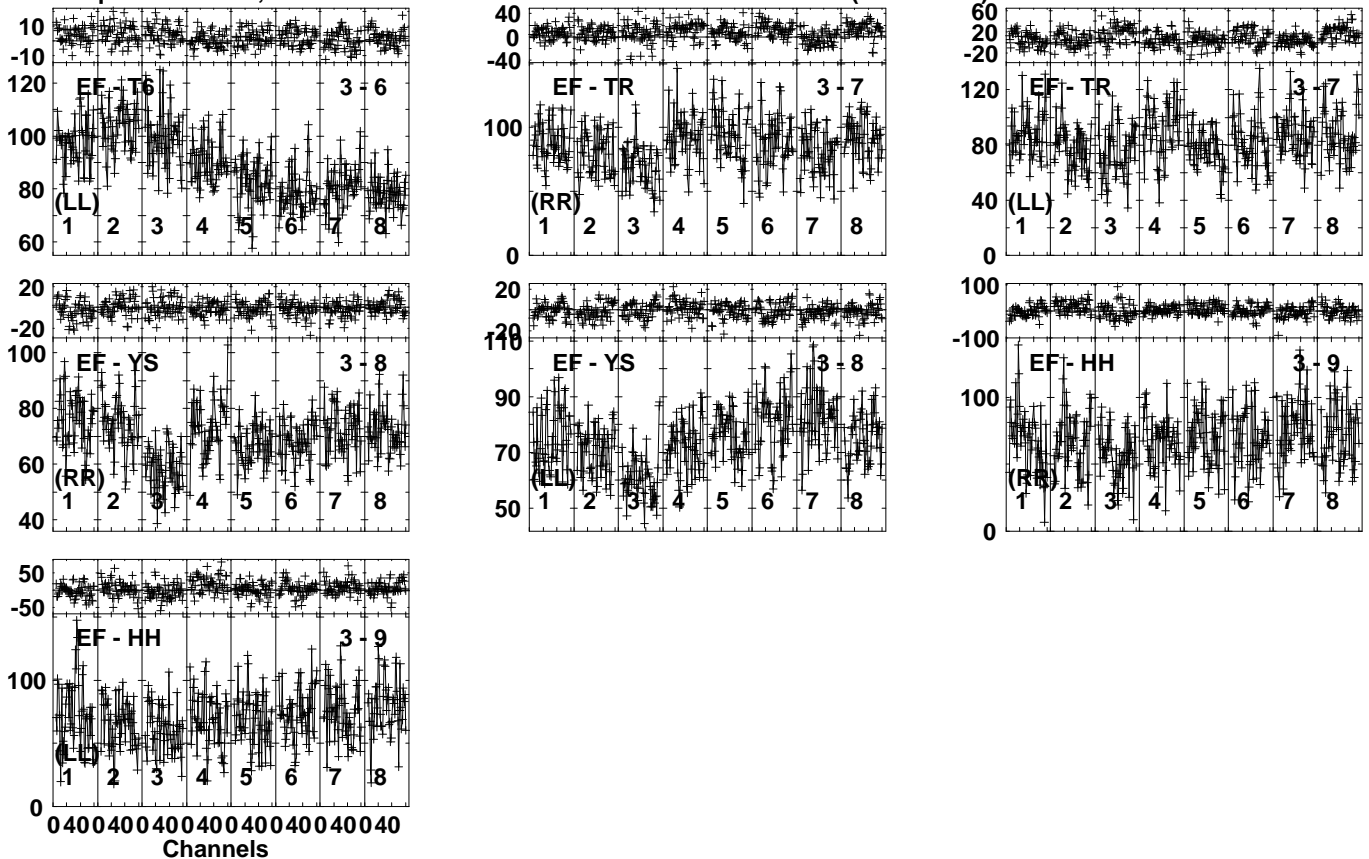


Lower frame: Milli Ampl Jy Top frame: Phas deg
Vector averaged cross-power spectrum Several baselines displayed
Timerange: 01/02:49:11 to 01/02:49:59

Plot file version 222 created 23-JUN-2023 11:46:29

J1023+2856 EC082F.UVDATA.1

Freq = 4.7990 GHz, Bw = 32.000 MH Calibrated with CL # 4 and BP # 1 (BP mode 1)

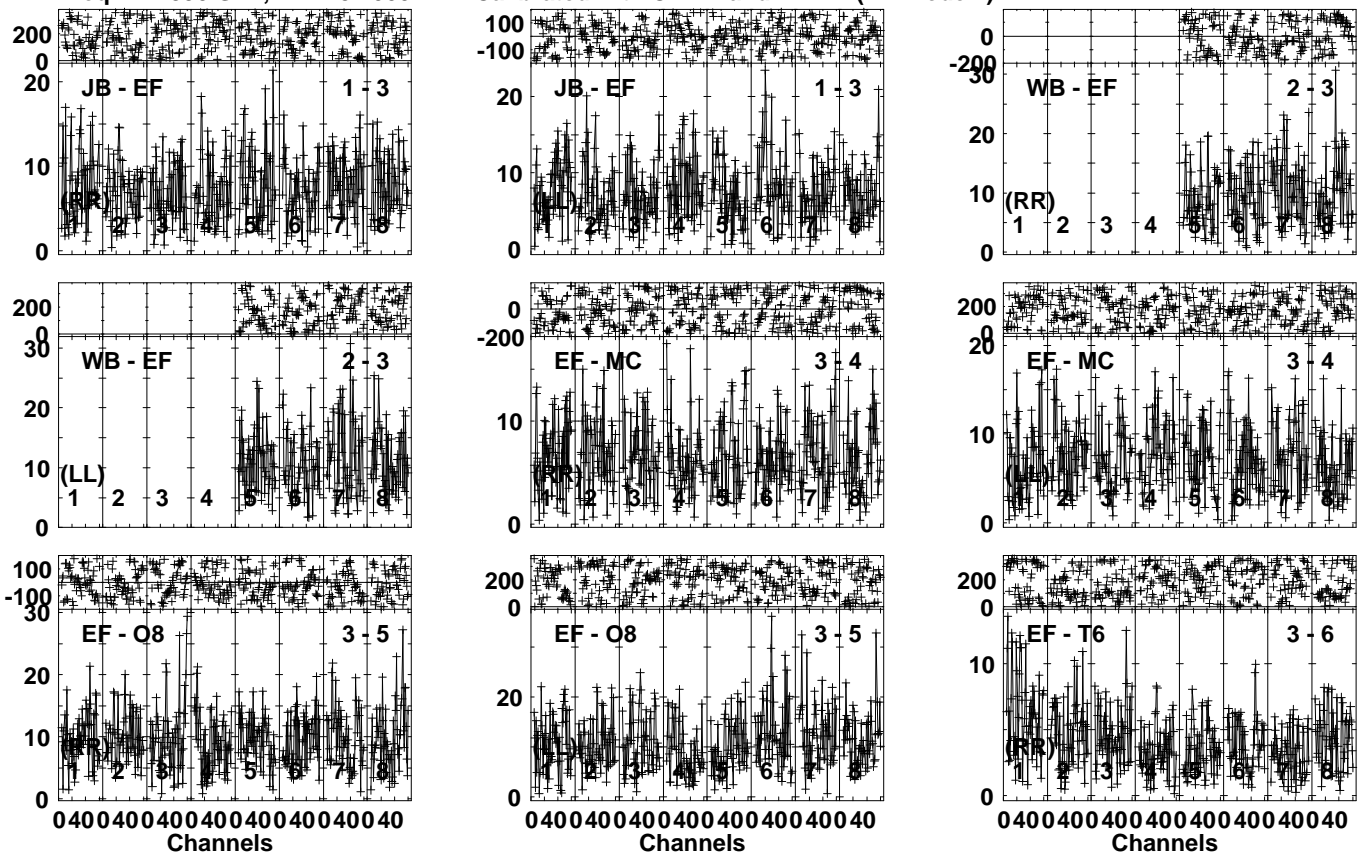


Lower frame: Milli Ampl Jy Top frame: Phas deg
Vector averaged cross-power spectrum Several baselines displayed
Timerange: 01/02:49:11 to 01/02:49:59

Plot file version 223 created 23-JUN-2023 11:46:30

NGC3245 EC082F.UVDATA.1

Freq = 4.7990 GHz, Bw = 32.000 MH Calibrated with CL # 4 and BP # 1 (BP mode 1)

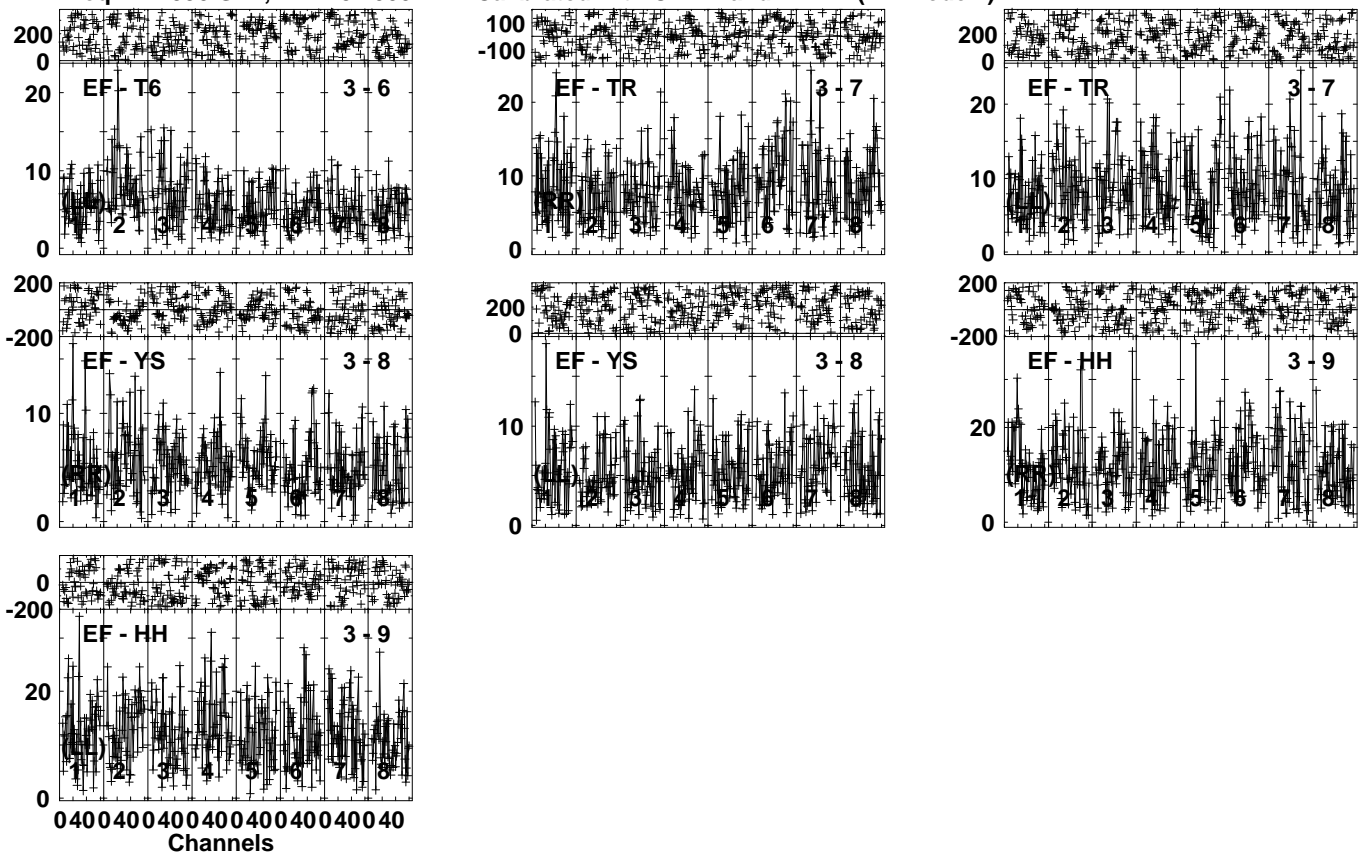


Lower frame: Milli Ampl Jy Top frame: Phas deg
Vector averaged cross-power spectrum Several baselines displayed
Timerange: 01/02:50:01 to 01/02:52:59

Plot file version 224 created 23-JUN-2023 11:46:30

NGC3245 EC082F.UVDATA.1

Freq = 4.7990 GHz, Bw = 32.000 MH Calibrated with CL # 4 and BP # 1 (BP mode 1)



Lower frame: Milli Ampl Jy Top frame: Phas deg

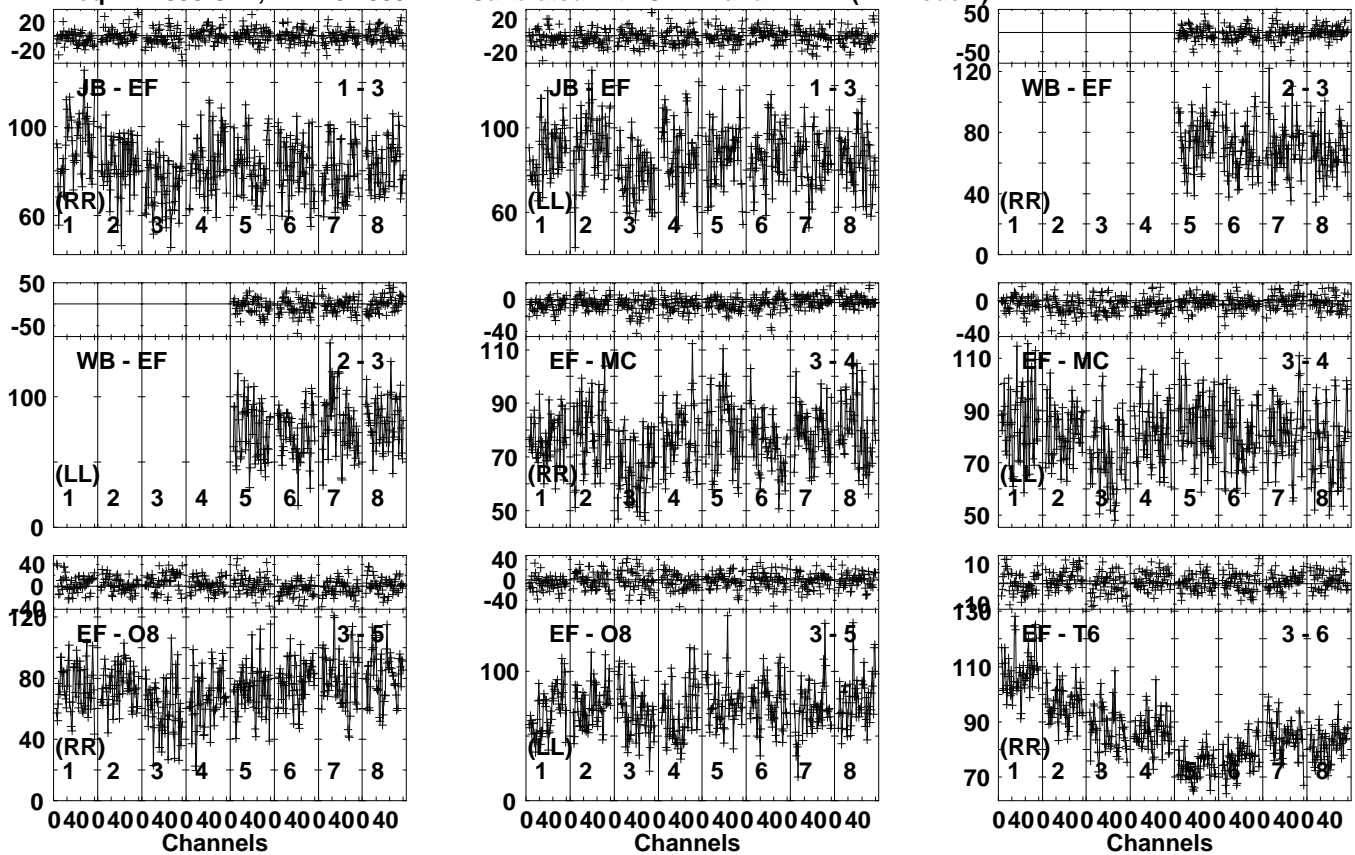
Vector averaged cross-power spectrum Several baselines displayed

Timerange: 01/02:50:01 to 01/02:52:59

Plot file version 225 created 23-JUN-2023 11:46:31

J1023+2856 EC082F.UVDATA.1

Freq = 4.7990 GHz, Bw = 32.000 MH Calibrated with CL # 4 and BP # 1 (BP mode 1)

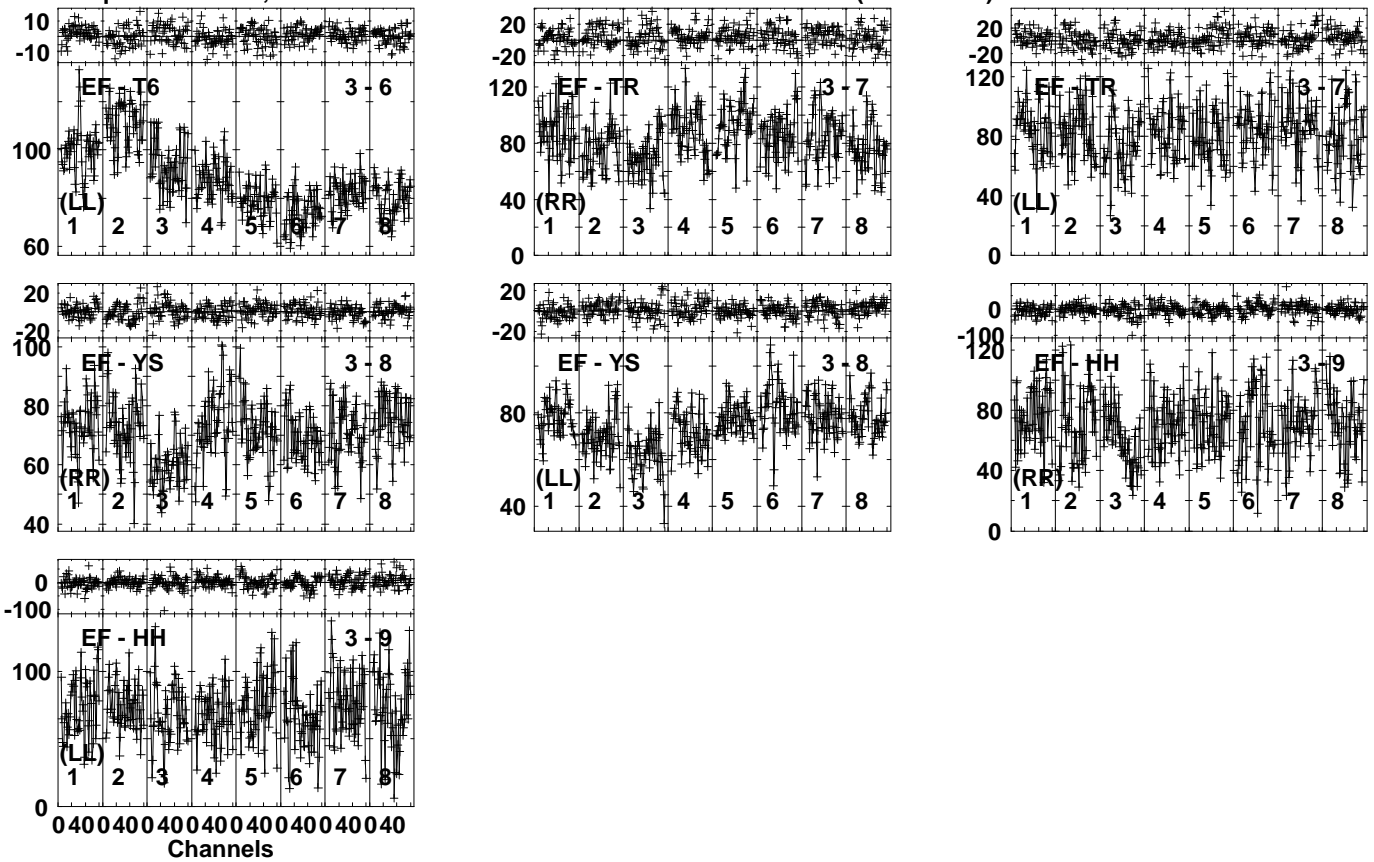


Lower frame: Milli Ampl Jy Top frame: Phas deg
Vector averaged cross-power spectrum Several baselines displayed
Timerange: 01/02:53:21 to 01/02:54:09

Plot file version 226 created 23-JUN-2023 11:46:31

J1023+2856 EC082F.UVDATA.1

Freq = 4.7990 GHz, Bw = 32.000 MH Calibrated with CL # 4 and BP # 1 (BP mode 1)

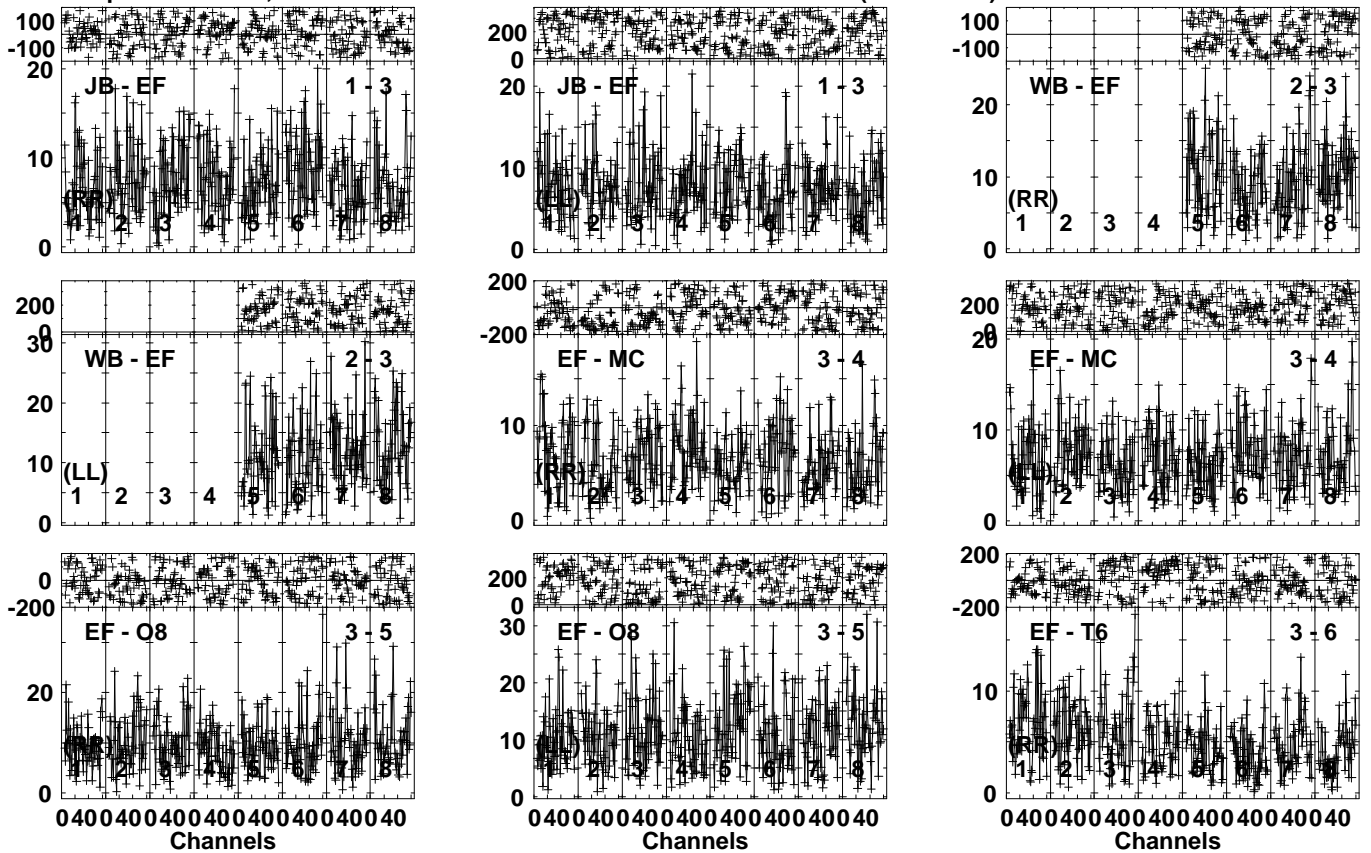


Lower frame: Milli Ampl Jy Top frame: Phas deg
Vector averaged cross-power spectrum Several baselines displayed
Timerange: 01/02:53:21 to 01/02:54:09

Plot file version 227 created 23-JUN-2023 11:46:32

NGC3245 EC082F.UVDATA.1

Freq = 4.7990 GHz, Bw = 32.000 MH Calibrated with CL # 4 and BP # 1 (BP mode 1)

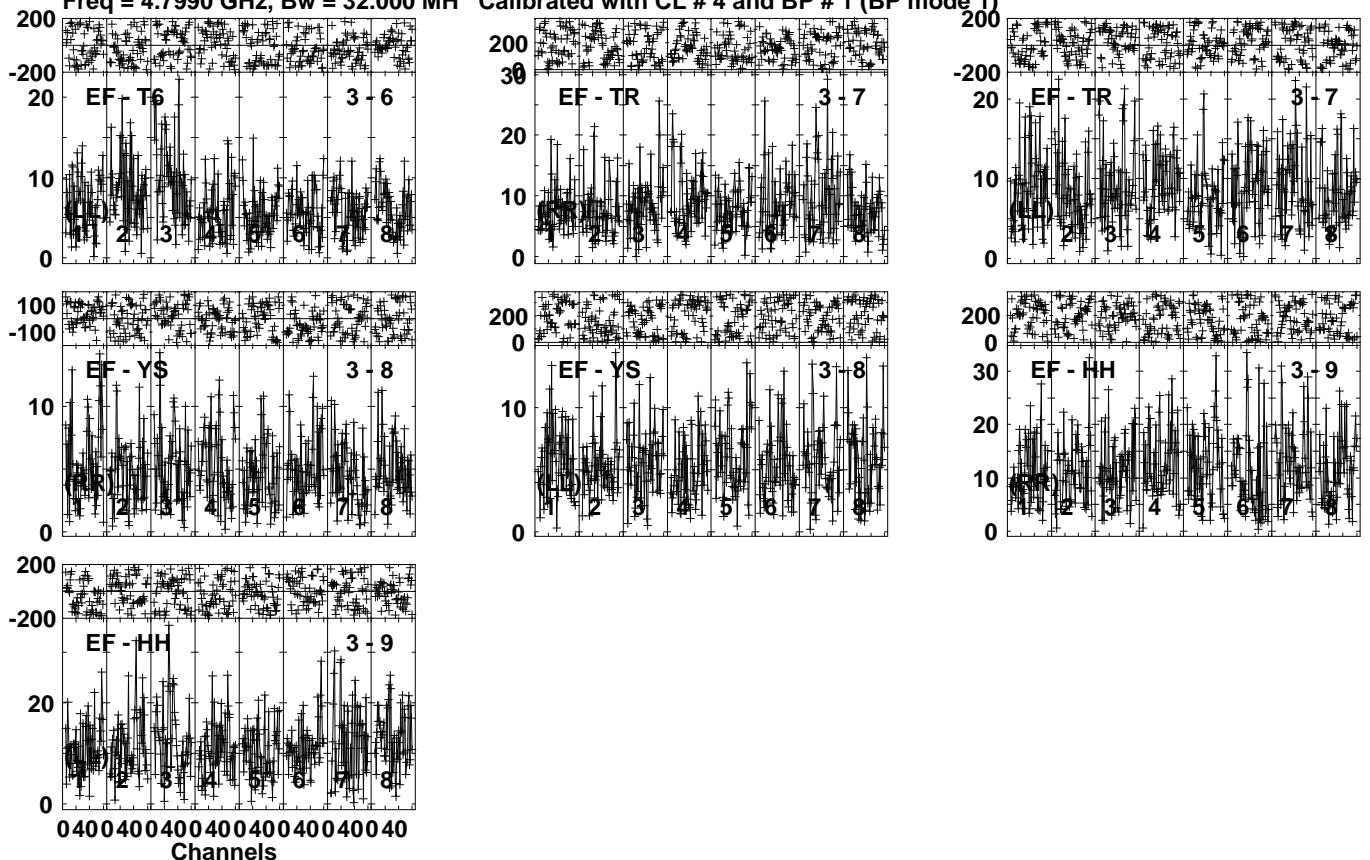


Lower frame: Milli Ampl Jy Top frame: Phas deg
Vector averaged cross-power spectrum Several baselines displayed
Timerange: 01/02:54:11 to 01/02:57:09

Plot file version 228 created 23-JUN-2023 11:46:32

NGC3245 EC082F.UVDATA.1

Freq = 4.7990 GHz, Bw = 32.000 MH Calibrated with CL # 4 and BP # 1 (BP mode 1)



Lower frame: Milli Ampl Jy Top frame: Phas deg

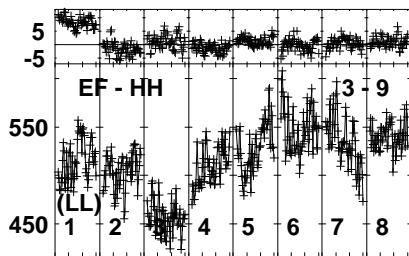
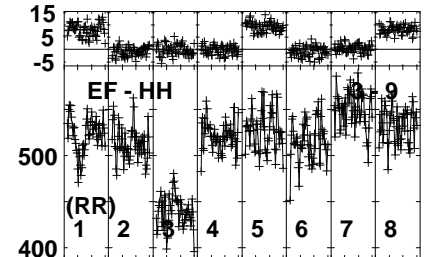
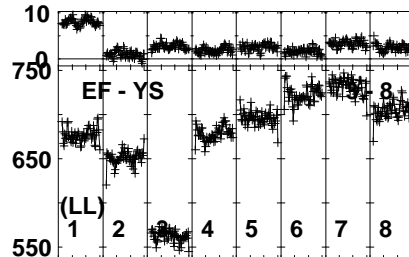
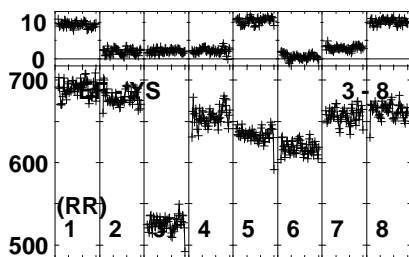
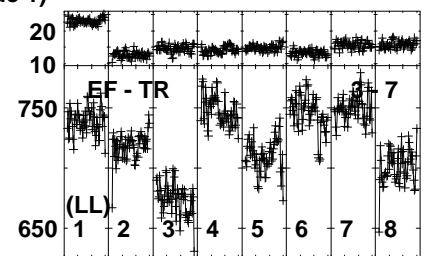
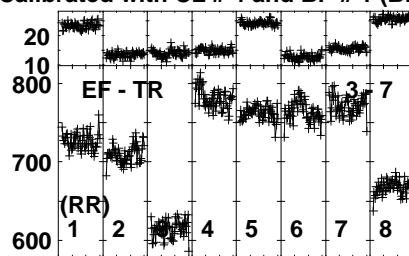
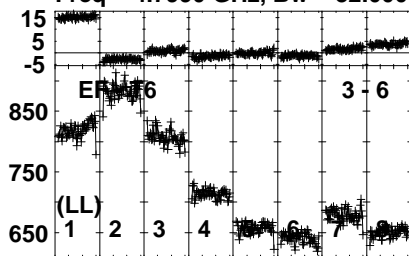
Vector averaged cross-power spectrum Several baselines displayed

Timerange: 01/02:54:11 to 01/02:57:09

Plot file version 230 created 23-JUN-2023 11:46:33

1030+415 EC082F.UVDATA.1

Freq = 4.7990 GHz, Bw = 32.000 MH Calibrated with CL # 4 and BP # 1 (BP mode 1)



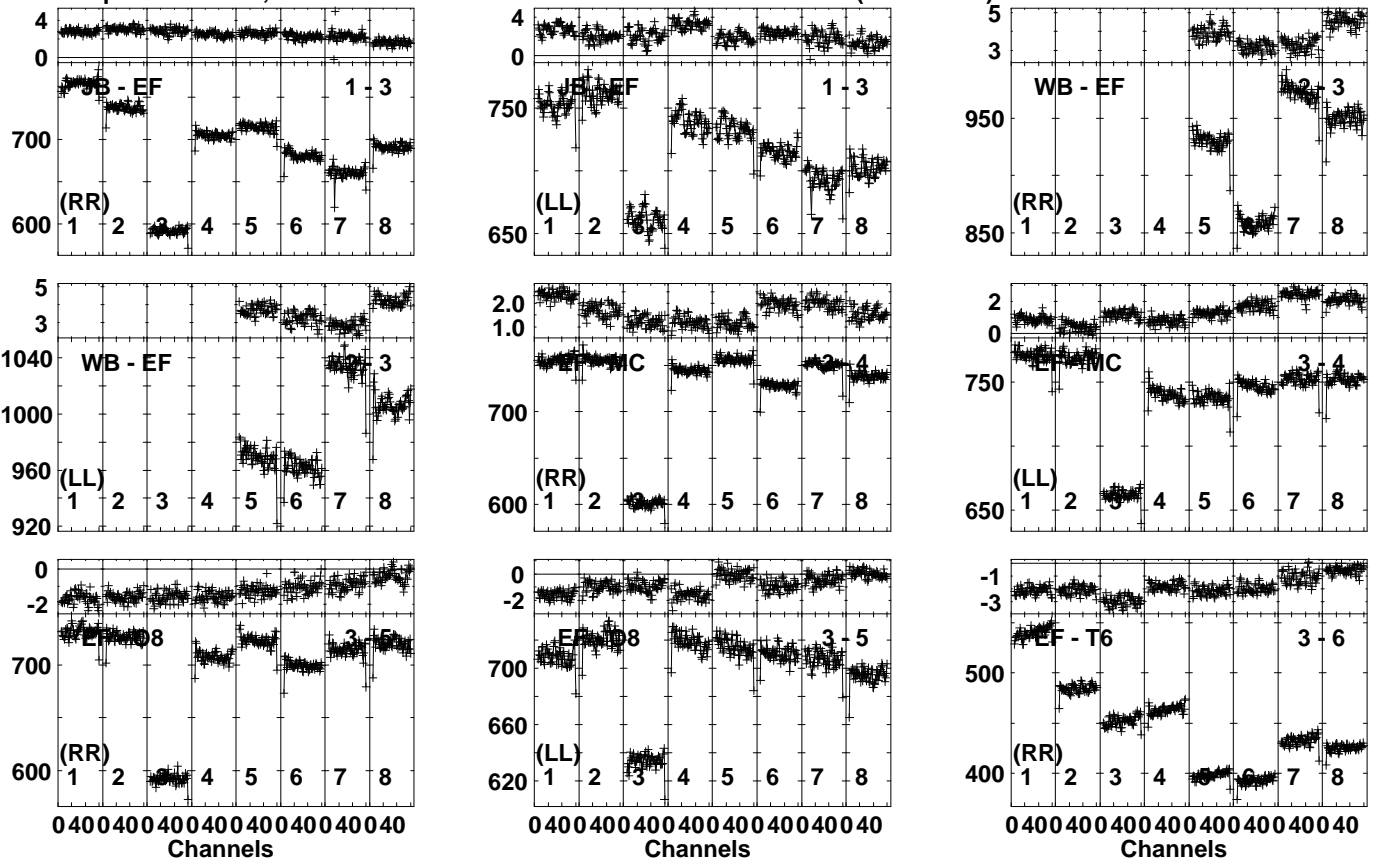
040040040040040040040040040
Channels

Lower frame: Milli Ampl Jy Top frame: Phas deg
Vector averaged cross-power spectrum Several baselines displayed
Timerange: 01/02:58:11 to 01/02:59:59

Plot file version 231 created 23-JUN-2023 11:46:35

J1224+2122 EC082F.UVDATA.1

Freq = 4.7990 GHz, Bw = 32.000 MH Calibrated with CL # 4 and BP # 1 (BP mode 1)

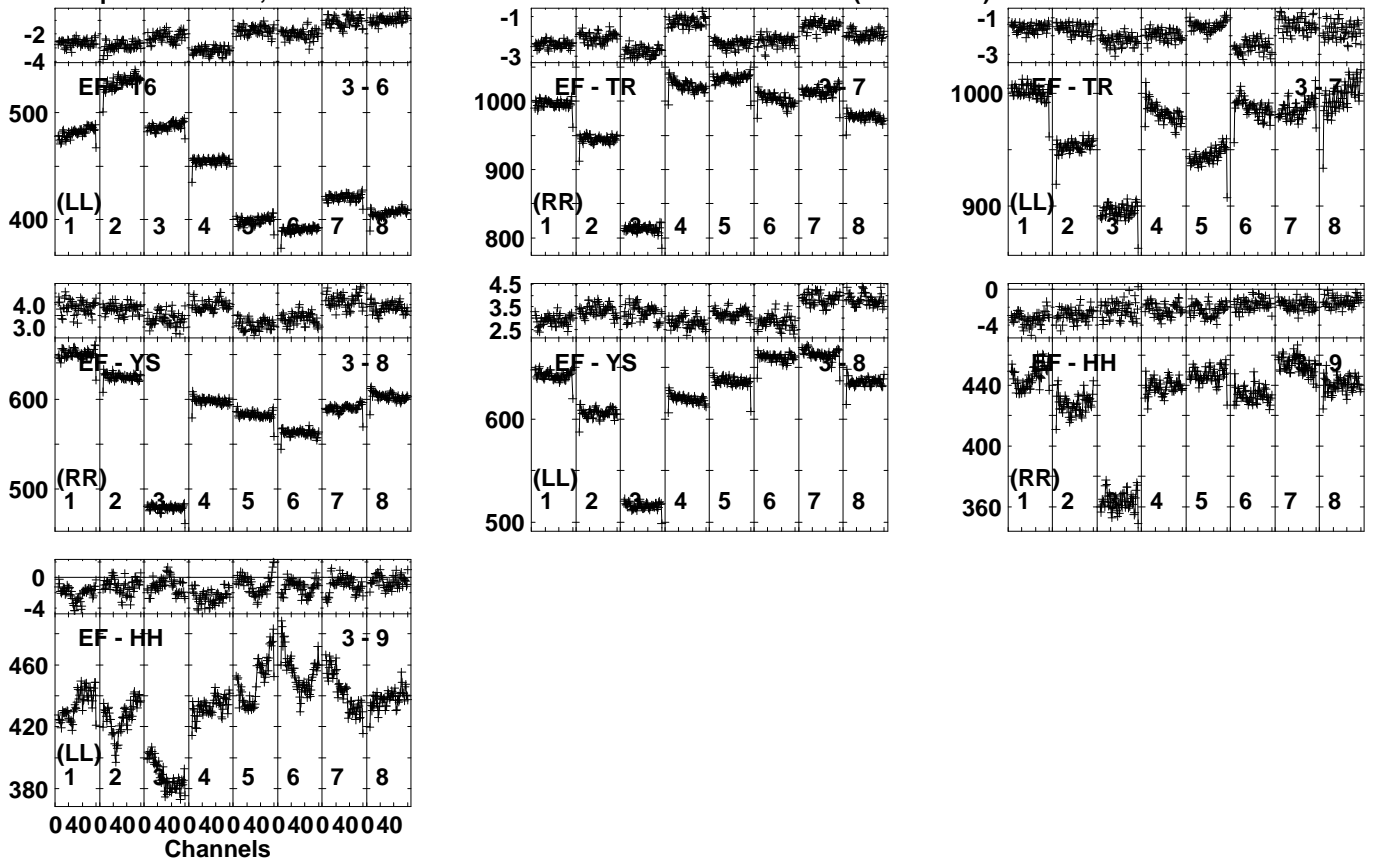


Lower frame: Milli Ampl Jy Top frame: Phas deg
 Vector averaged cross-power spectrum Several baselines displayed
 Timerange: 01/03:05:05 to 01/03:14:59

Plot file version 232 created 23-JUN-2023 11:46:35

J1224+2122 EC082F.UVDATA.1

Freq = 4.7990 GHz, Bw = 32.000 MH Calibrated with CL # 4 and BP # 1 (BP mode 1)



Lower frame: Milli Ampl Jy Top frame: Phas deg
Vector averaged cross-power spectrum Several baselines displayed
Timerange: 01/03:05:05 to 01/03:14:59