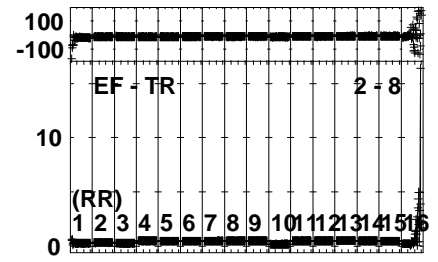
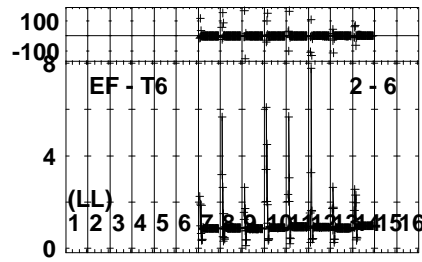
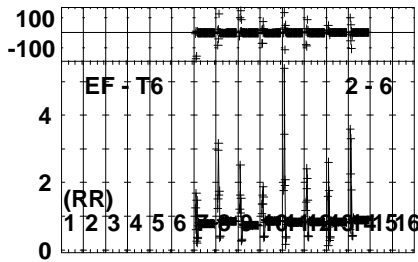
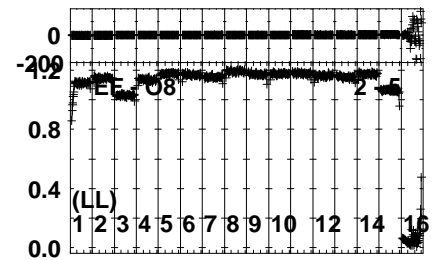
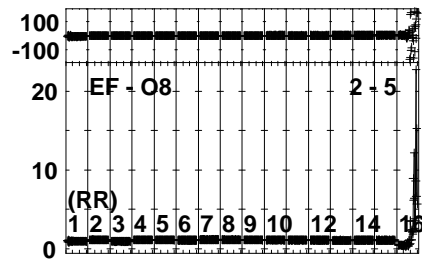
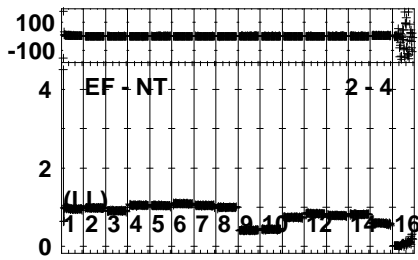
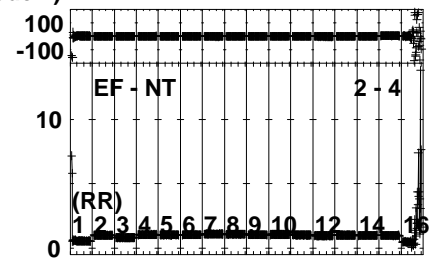
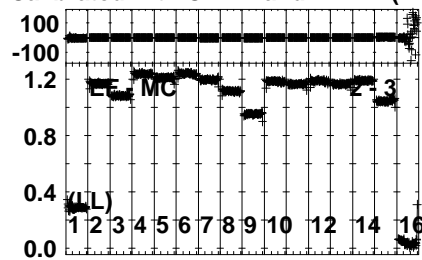
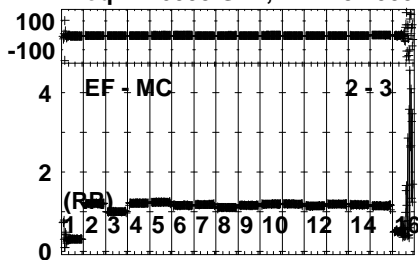


Plot file version 1 created 25-AUG-2022 14:04:11

2029+121 EC083A.UVDATA.1

Freq = 4.6005 GHz, Bw = 32.000 MH Calibrated with CL # 4 and BP # 1 (BP mode 1)

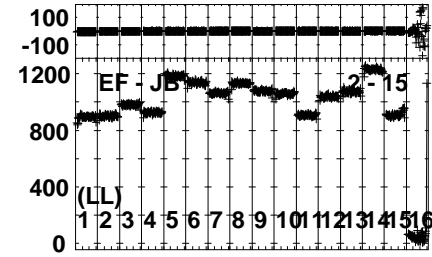
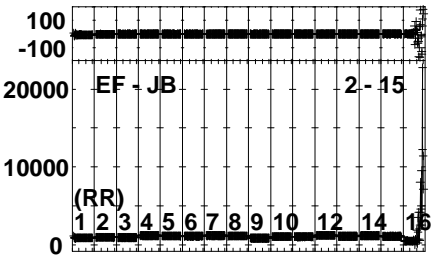
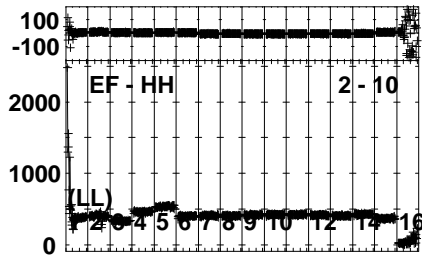
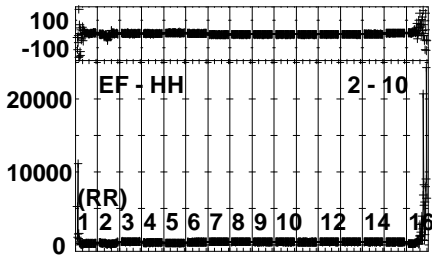
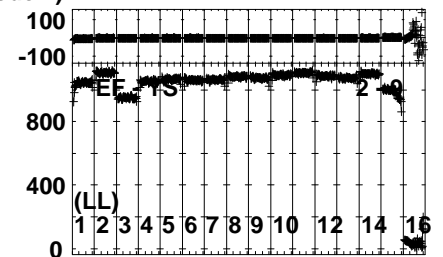
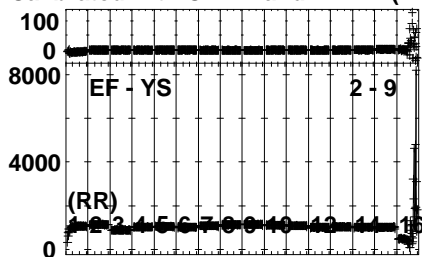
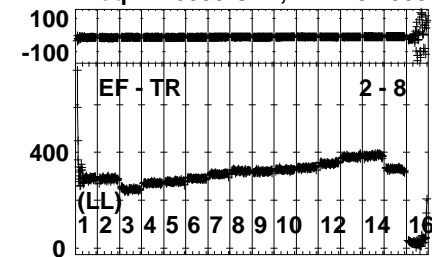


Lower frame: Ampl Jy Top frame: Phas deg
Vector averaged cross-power spectrum Several baselines displayed
Timerange: 00/04:30:01 to 00/04:34:17

Plot file version 2 created 25-AUG-2022 14:04:11

2029+121 EC083A.UVDATA.1

Freq = 4.6005 GHz, Bw = 32.000 MH Calibrated with CL # 4 and BP # 1 (BP mode 1)



0 0 0 0 0 0 0 0 0 0 0 0 0 0 0 0
Channels

Lower frame: Milli Ampl Jy Top frame: Phas deg

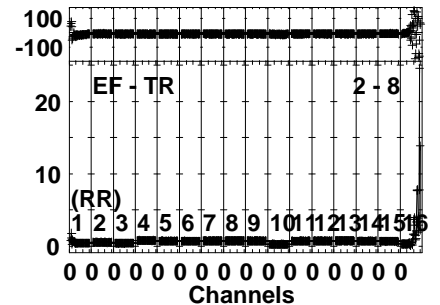
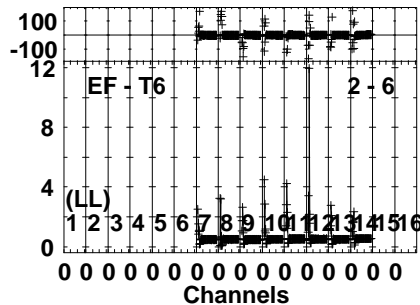

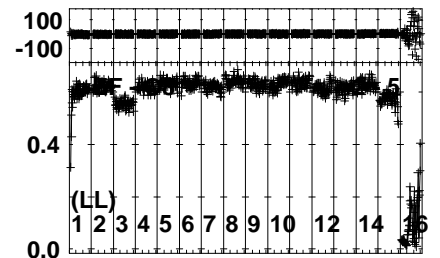
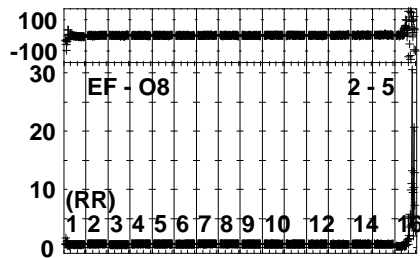
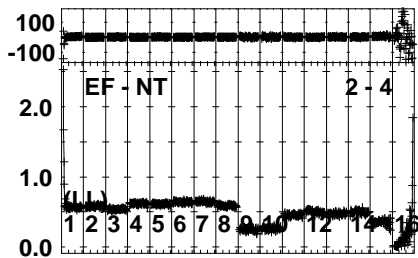
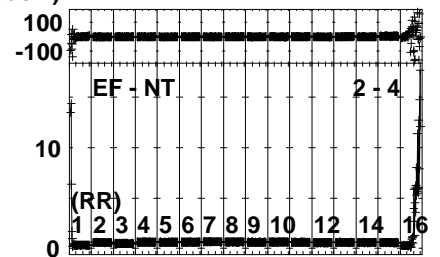
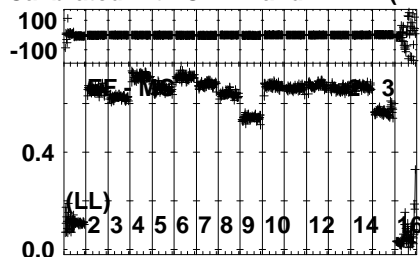
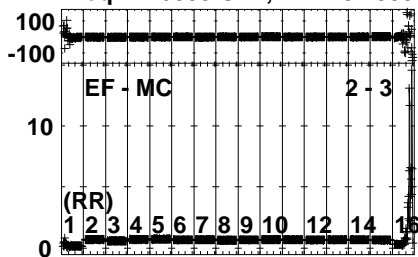
Vector averaged cross-power spectrum Several baselines displayed

Timerange: 00/04:30:01 to 00/04:34:17

Plot file version 3 created 25-AUG-2022 14:04:12

J2035+1056 EC083A.UVDATA.1

Freq = 4.6005 GHz, Bw = 32.000 MH Calibrated with CL # 4 and BP # 1 (BP mode 1)

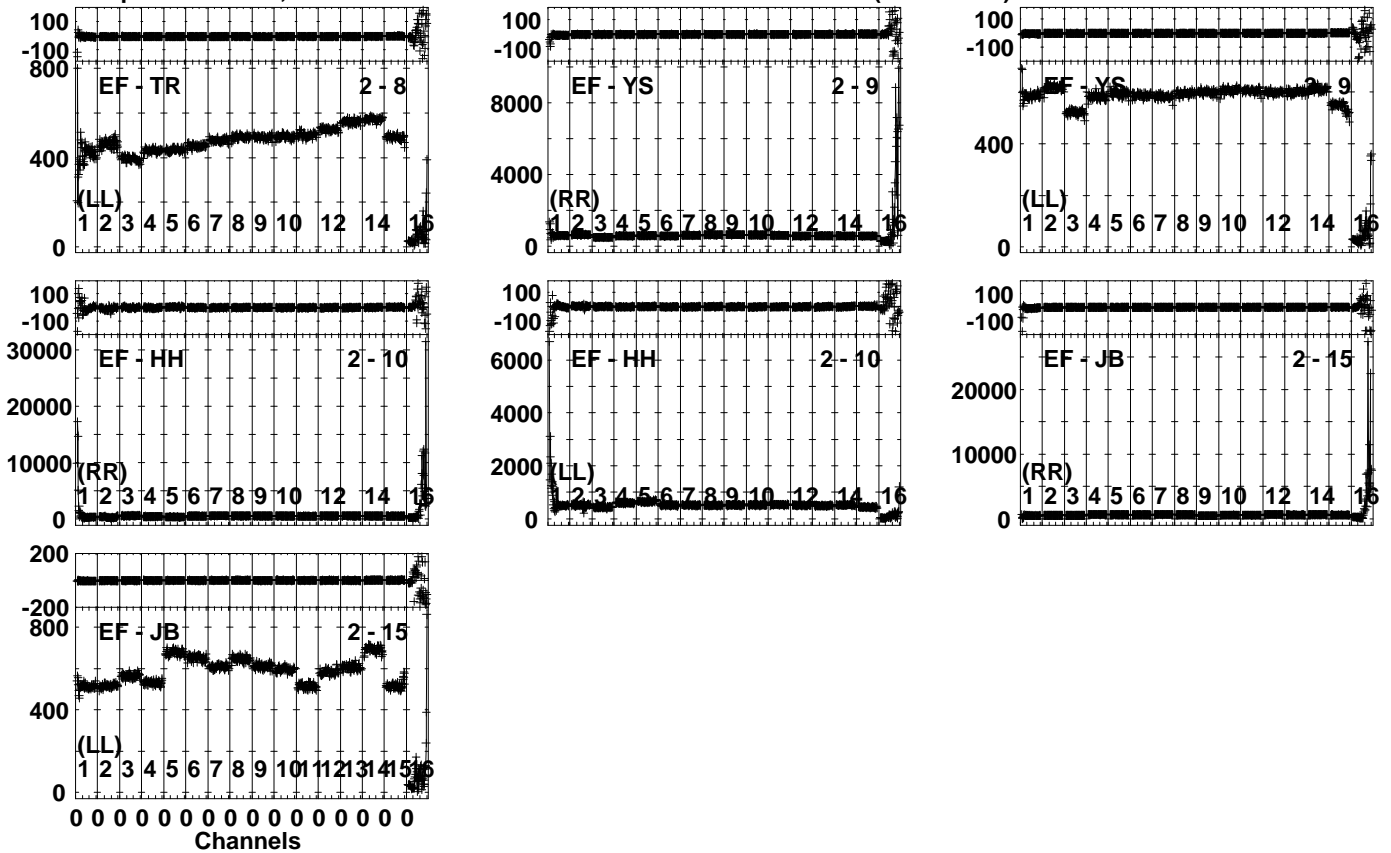


Lower frame: Ampl Jy Top frame: Phas deg
Vector averaged cross-power spectrum Several baselines displayed
Timerange: 00/04:34:55 to 00/04:35:59

Plot file version 4 created 25-AUG-2022 14:04:12

J2035+1056 EC083A.UVDATA.1

Freq = 4.6005 GHz, Bw = 32.000 MH Calibrated with CL # 4 and BP # 1 (BP mode 1)



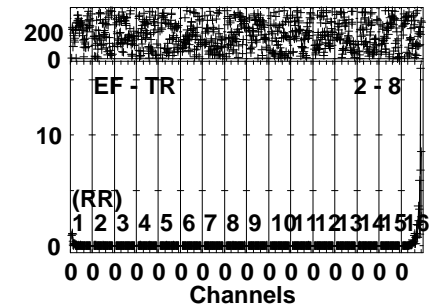
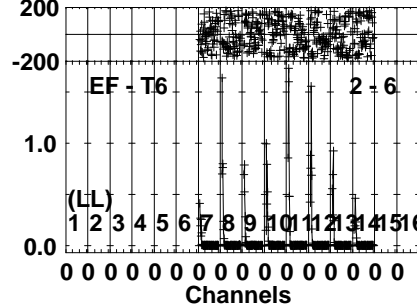
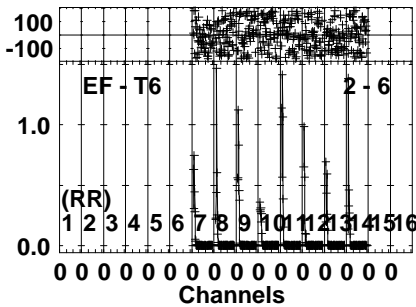
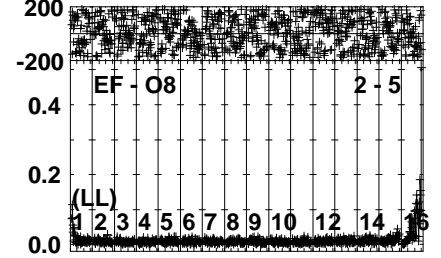
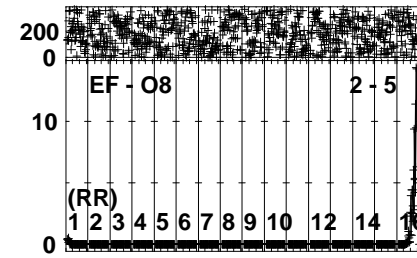
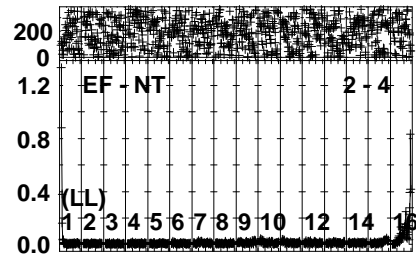
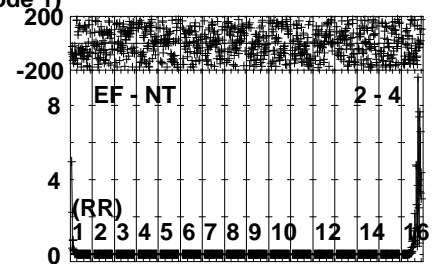
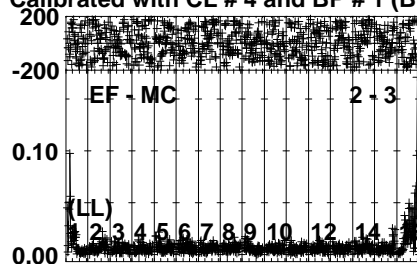
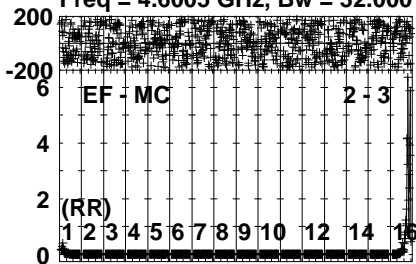
Lower frame: Milli Ampl Jy Top frame: Phas deg
Vector averaged cross-power spectrum Several baselines displayed
Timerange: 00/04:34:55 to 00/04:35:59

Plot file version 5 created 25-AUG-2022 14:04:12

2MJ2036+1051 EC083A.UVDATA.1

Freq = 4.6005 GHz, Bw = 32.000 MH

Calibrated with CL # 4 and BP # 1 (BP mode 1)

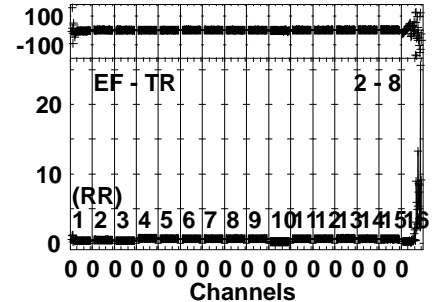
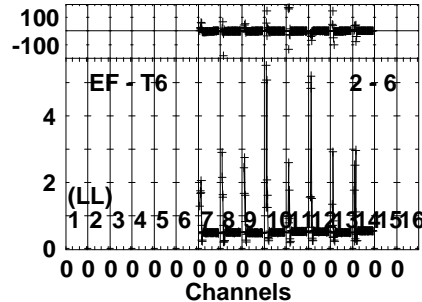
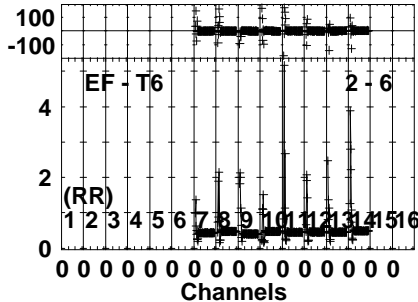
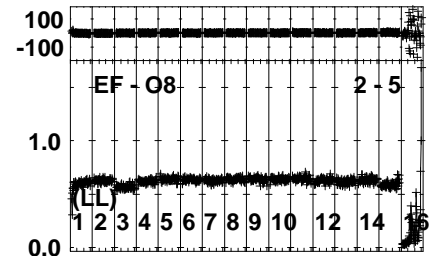
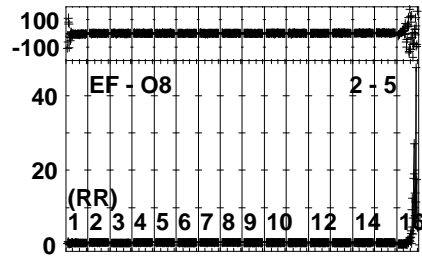
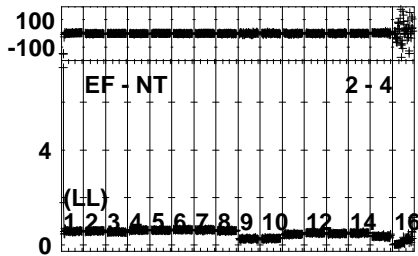
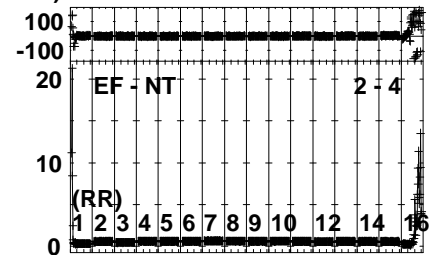
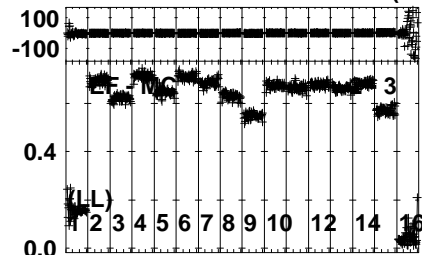
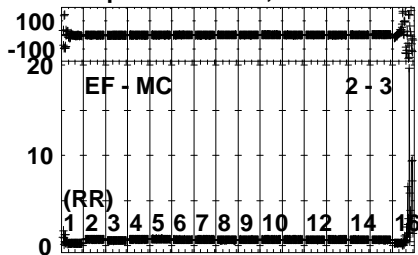


Lower frame: Ampl Jy Top frame: Phas deg
Vector averaged cross-power spectrum Several baselines displayed
Timerange: 00/04:36:02 to 00/04:40:00

Plot file version 7 created 25-AUG-2022 14:04:13

J2035+1056 EC083A.UVDATA.1

Freq = 4.6005 GHz, Bw = 32.000 MH Calibrated with CL # 4 and BP # 1 (BP mode 1)

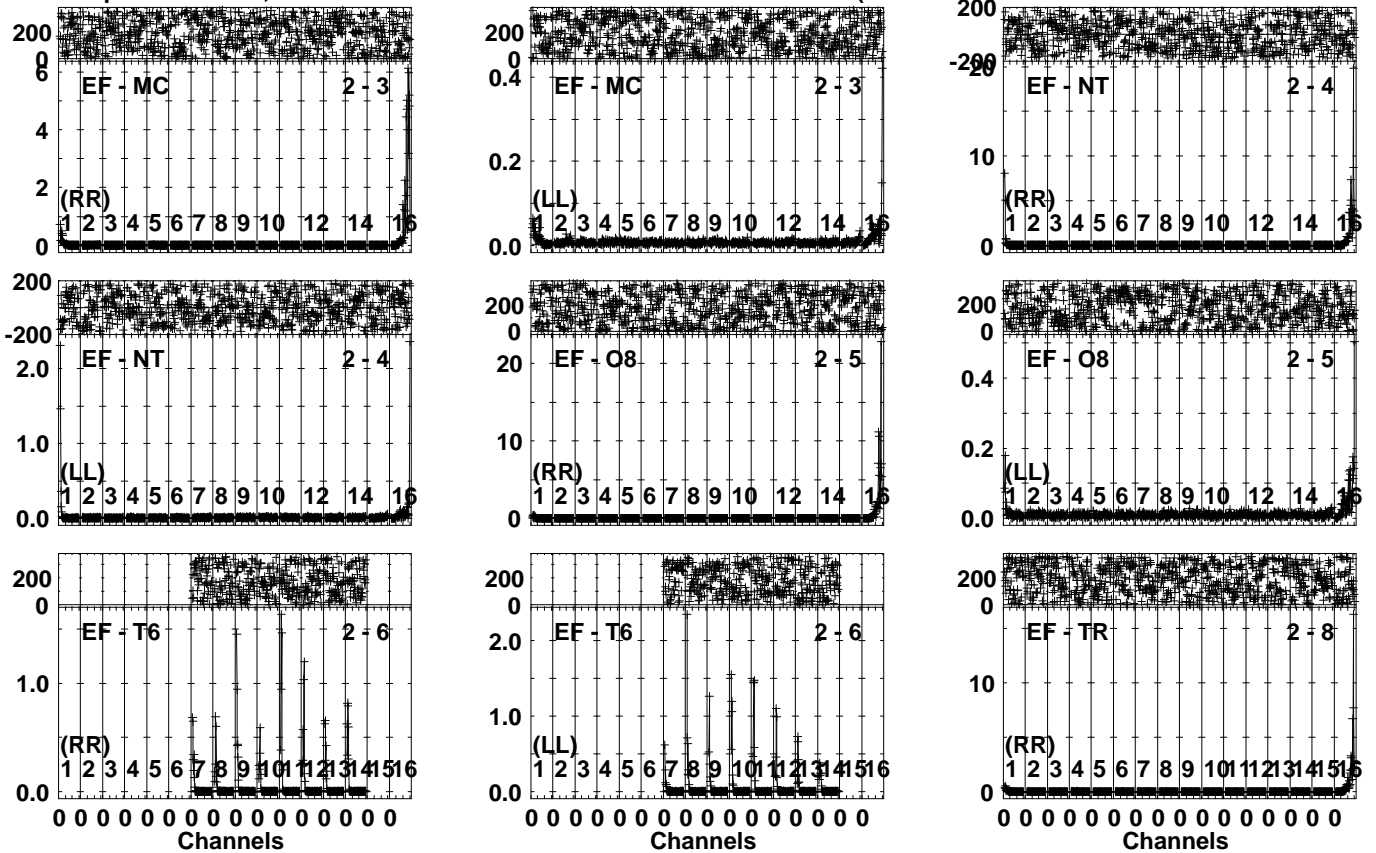


Lower frame: Ampl Jy Top frame: Phas deg
Vector averaged cross-power spectrum Several baselines displayed
Timerange: 00/04:40:35 to 00/04:41:33

Plot file version 9 created 25-AUG-2022 14:04:14

2MJ2036+1051 EC083A.UVDATA.1

Freq = 4.6005 GHz, Bw = 32.000 MH Calibrated with CL # 4 and BP # 1 (BP mode 1)



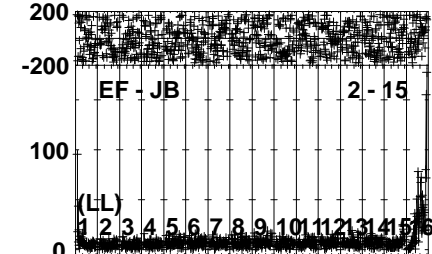
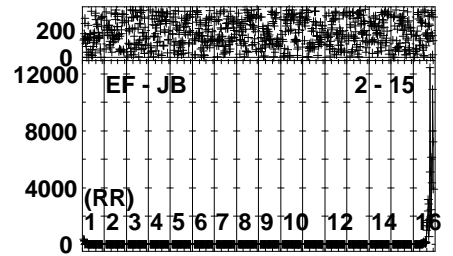
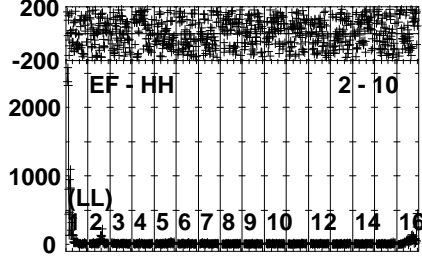
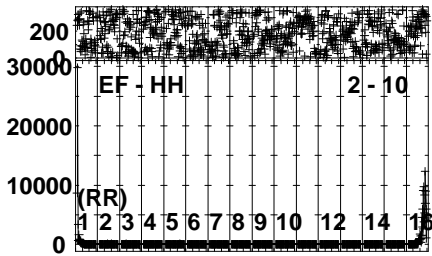
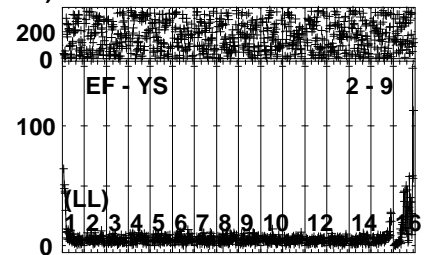
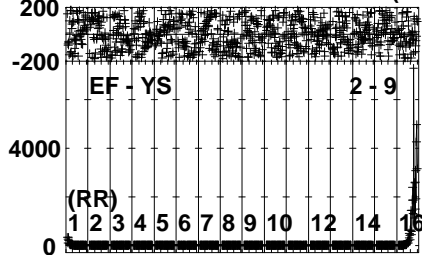
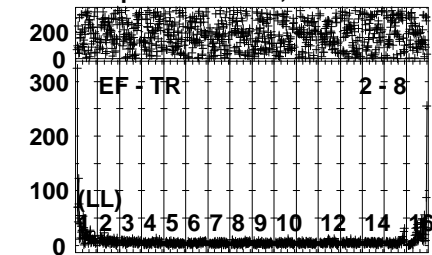
Lower frame: Ampl Jy Top frame: Phas deg
Vector averaged cross-power spectrum Several baselines displayed
Timerange: 00/04:41:37 to 00/04:45:33

Plot file version 10 created 25-AUG-2022 14:04:14

2MJ2036+1051 EC083A.UVDATA.1

Freq = 4.6005 GHz, Bw = 32.000 MH

Calibrated with CL # 4 and BP # 1 (BP mode 1)



0 0 0 0 0 0 0 0 0 0 0 0 0 0 0 0
Channels

Lower frame: Milli Ampl Jy Top frame: Phas deg

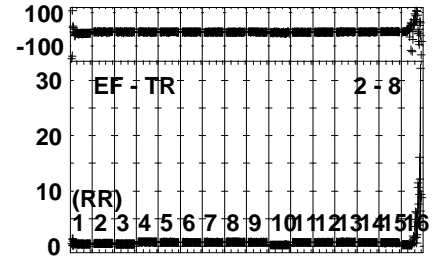
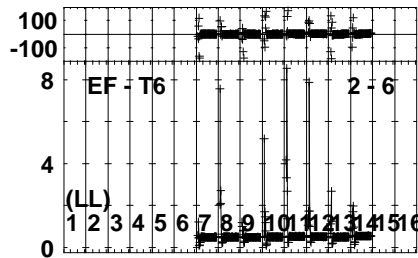
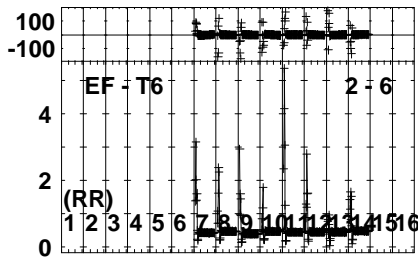
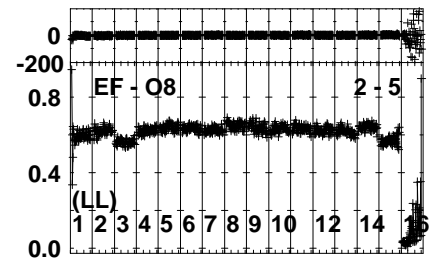
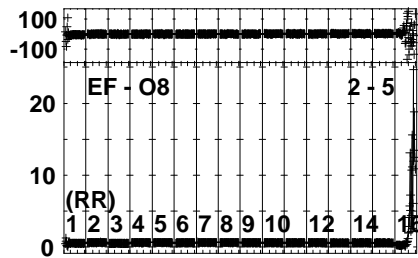
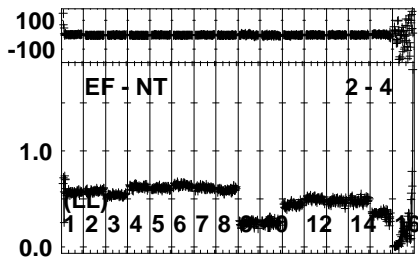
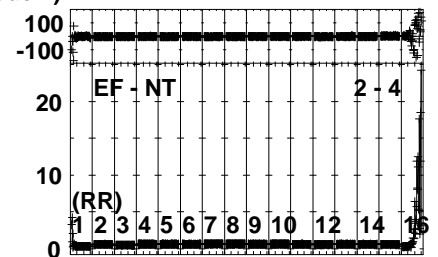
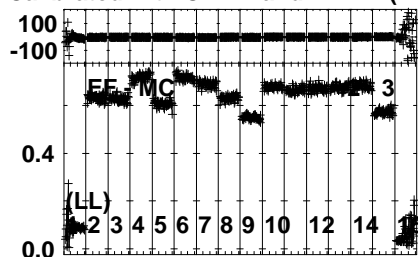
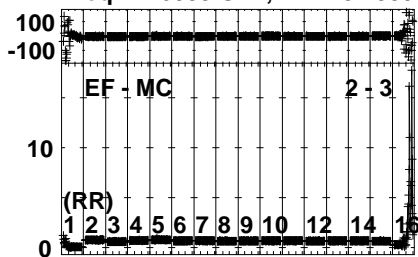
Vector averaged cross-power spectrum Several baselines displayed

Timerange: 00/04:41:37 to 00/04:45:33

Plot file version 11 created 25-AUG-2022 14:04:14

J2035+1056 EC083A.UVDATA.1

Freq = 4.6005 GHz, Bw = 32.000 MH Calibrated with CL # 4 and BP # 1 (BP mode 1)



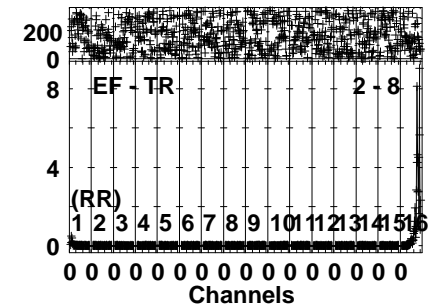
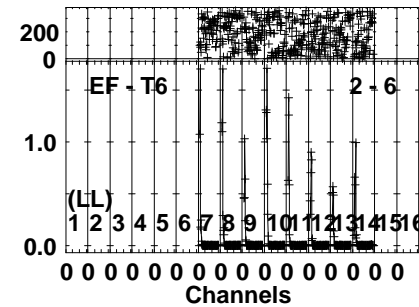
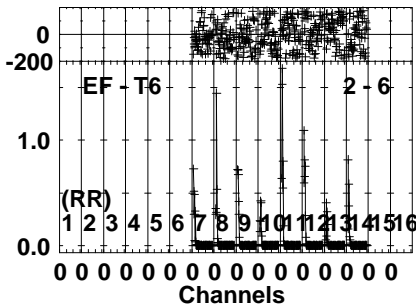
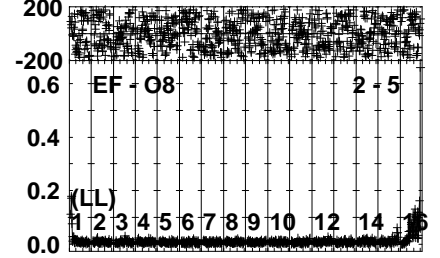
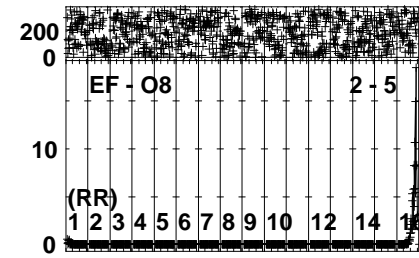
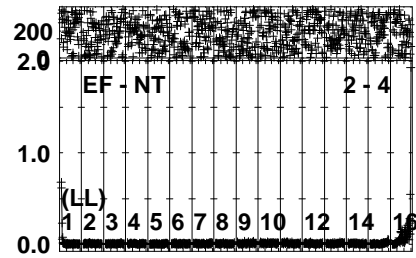
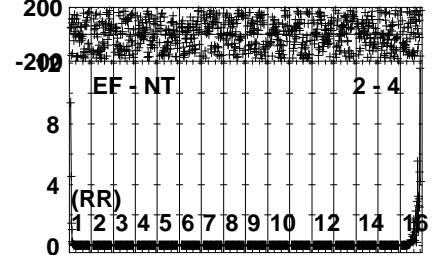
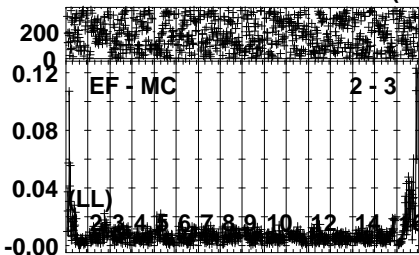
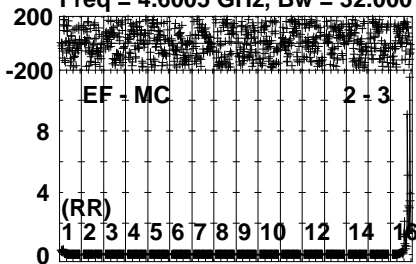
Lower frame: Ampl Jy Top frame: Phas deg
Vector averaged cross-power spectrum Several baselines displayed
Timerange: 00/04:45:35 to 00/04:46:43

Plot file version 13 created 25-AUG-2022 14:04:15

2MJ2036+1051 EC083A.UVDATA.1

Freq = 4.6005 GHz, Bw = 32.000 MH

Calibrated with CL # 4 and BP # 1 (BP mode 1)



Lower frame: Ampl Jy Top frame: Phas deg

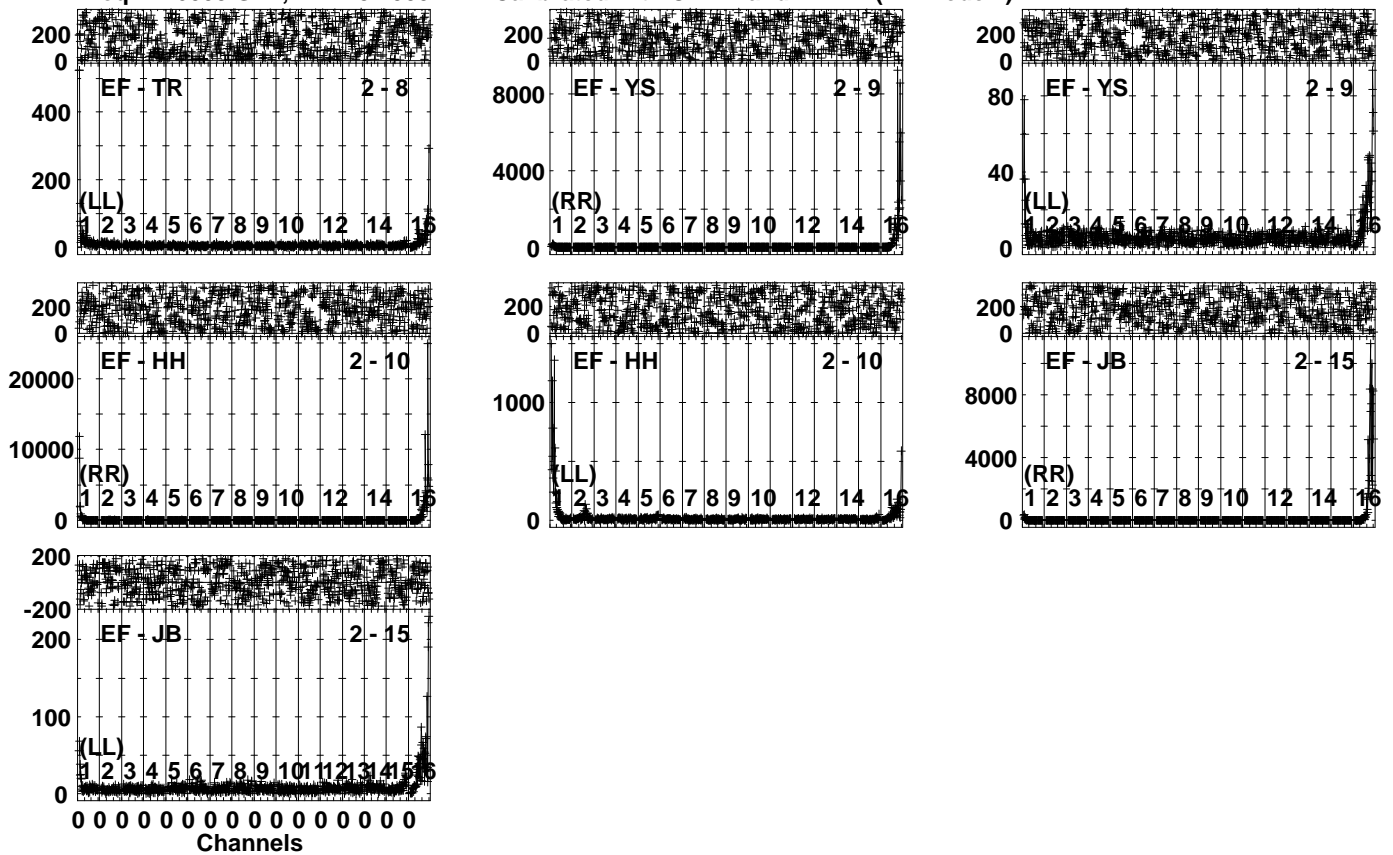
Vector averaged cross-power spectrum Several baselines displayed

Timerange: 00/04:46:45 to 00/04:50:43

Plot file version 14 created 25-AUG-2022 14:04:15

2MJ2036+1051 EC083A.UVDATA.1

Freq = 4.6005 GHz, Bw = 32.000 MH Calibrated with CL # 4 and BP # 1 (BP mode 1)

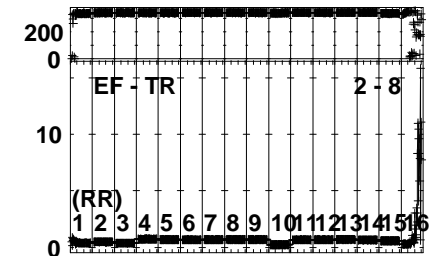
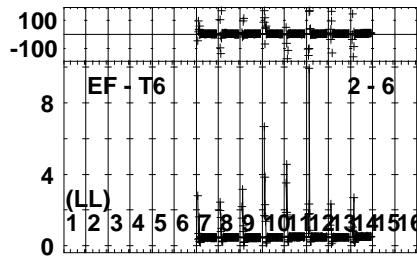
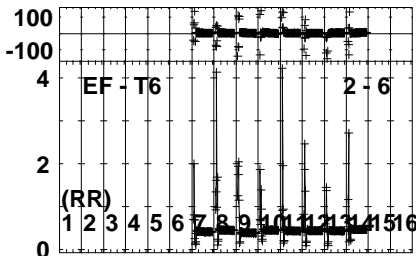
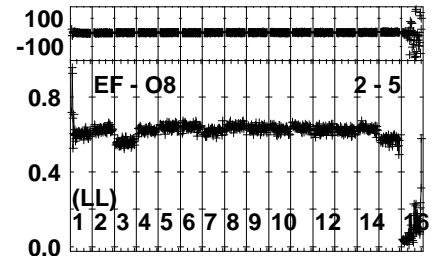
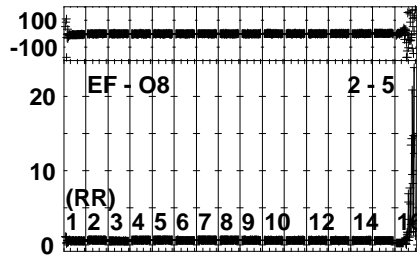
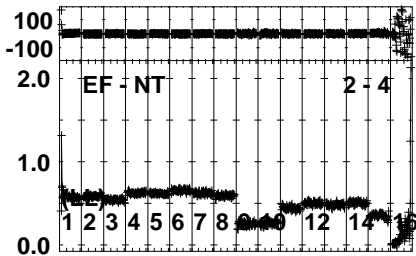
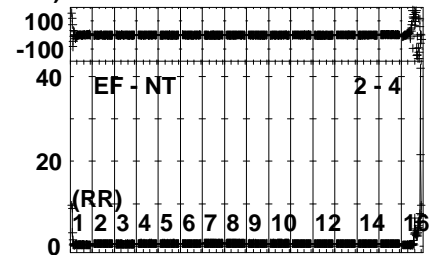
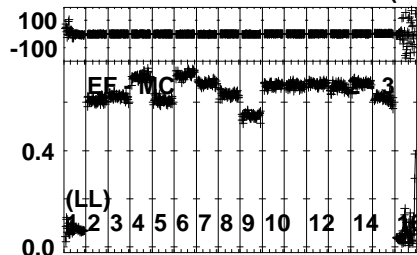
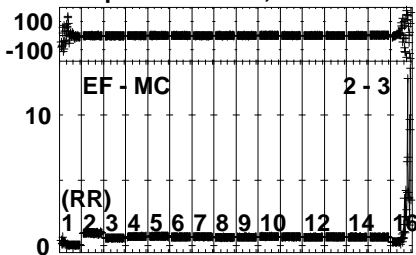


Lower frame: Milli Ampl Jy Top frame: Phas deg
Vector averaged cross-power spectrum Several baselines displayed
Timerange: 00/04:46:45 to 00/04:50:43

Plot file version 15 created 25-AUG-2022 14:04:16

J2035+1056 EC083A.UVDATA.1

Freq = 4.6005 GHz, Bw = 32.000 MH Calibrated with CL # 4 and BP # 1 (BP mode 1)

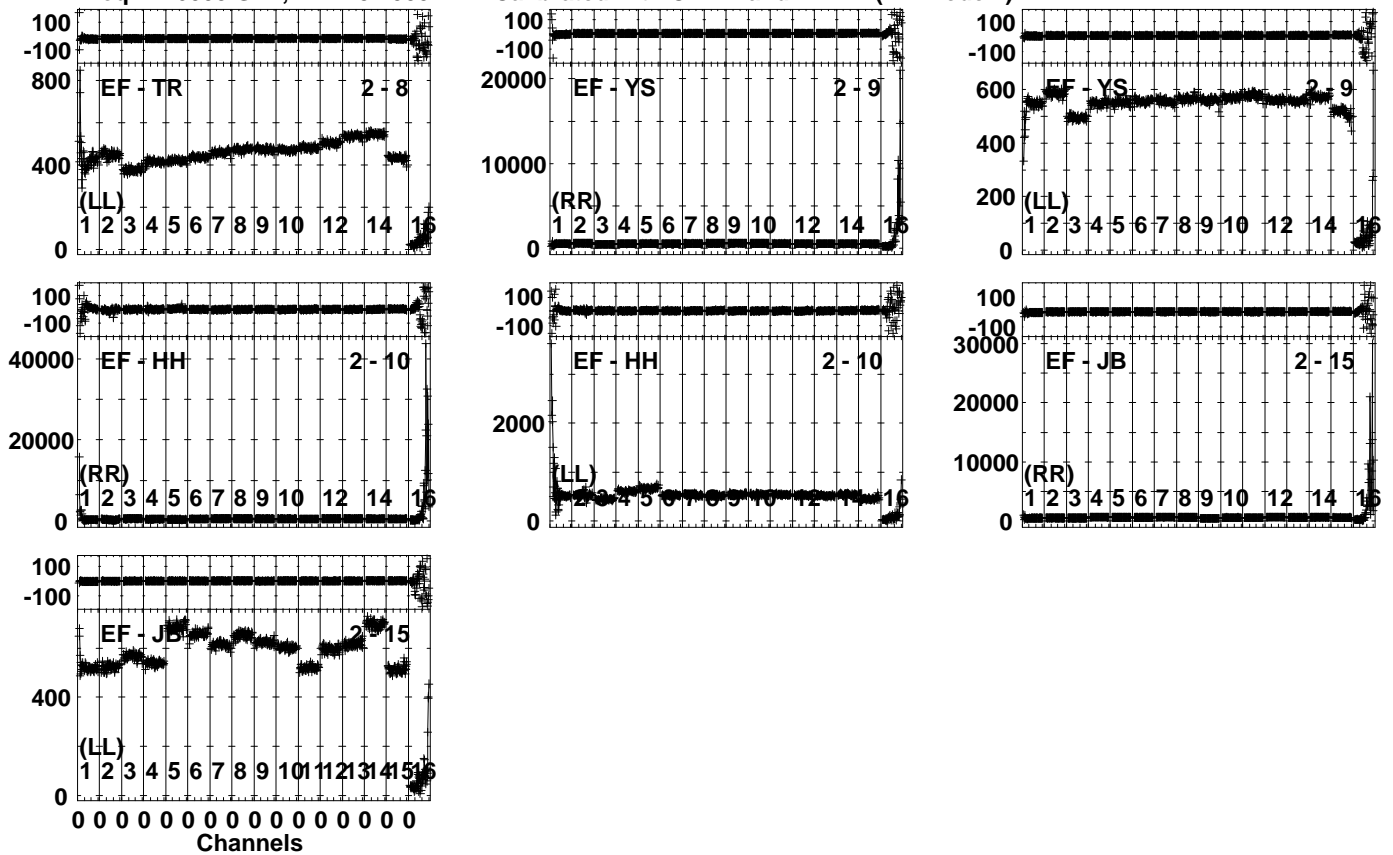


Lower frame: Ampl Jy Top frame: Phas deg
Vector averaged cross-power spectrum Several baselines displayed
Timerange: 00/04:51:18 to 00/04:52:16

Plot file version 16 created 25-AUG-2022 14:04:16

J2035+1056 EC083A.UVDATA.1

Freq = 4.6005 GHz, Bw = 32.000 MH Calibrated with CL # 4 and BP # 1 (BP mode 1)



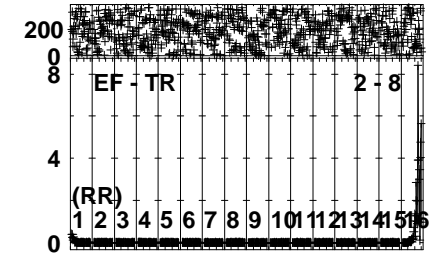
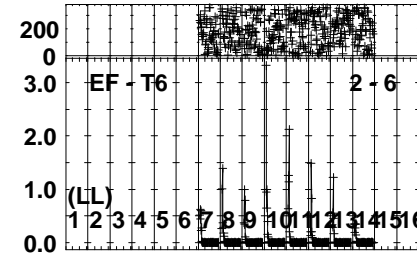
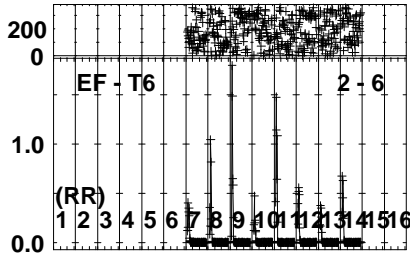
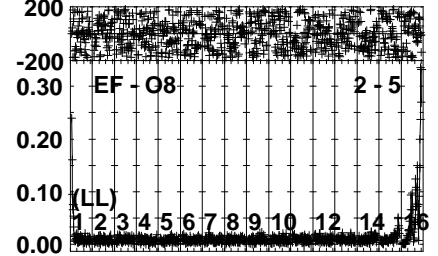
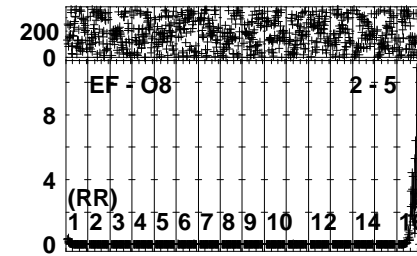
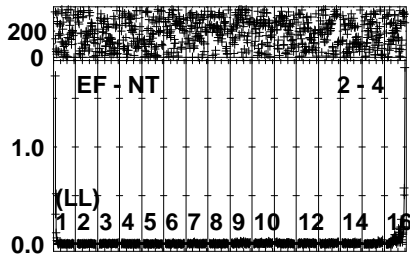
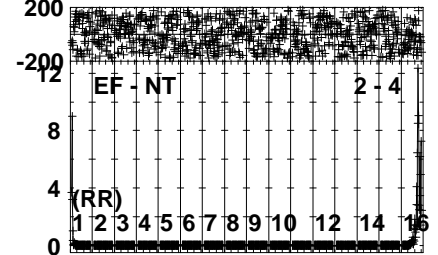
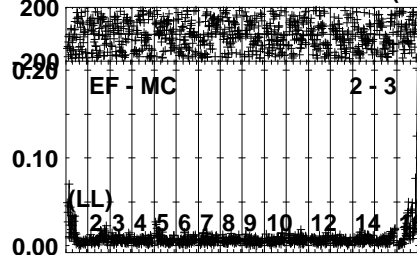
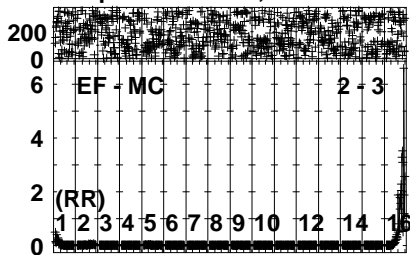
Lower frame: Milli Ampl Jy Top frame: Phas deg
Vector averaged cross-power spectrum Several baselines displayed
Timerange: 00/04:51:18 to 00/04:52:16

Plot file version 17 created 25-AUG-2022 14:04:16

2MJ2036+1051 EC083A.UVDATA.1

Freq = 4.6005 GHz, Bw = 32.000 MH

Calibrated with CL # 4 and BP # 1 (BP mode 1)



Lower frame: Ampl Jy Top frame: Phas deg

Vector averaged cross-power spectrum Several baselines displayed

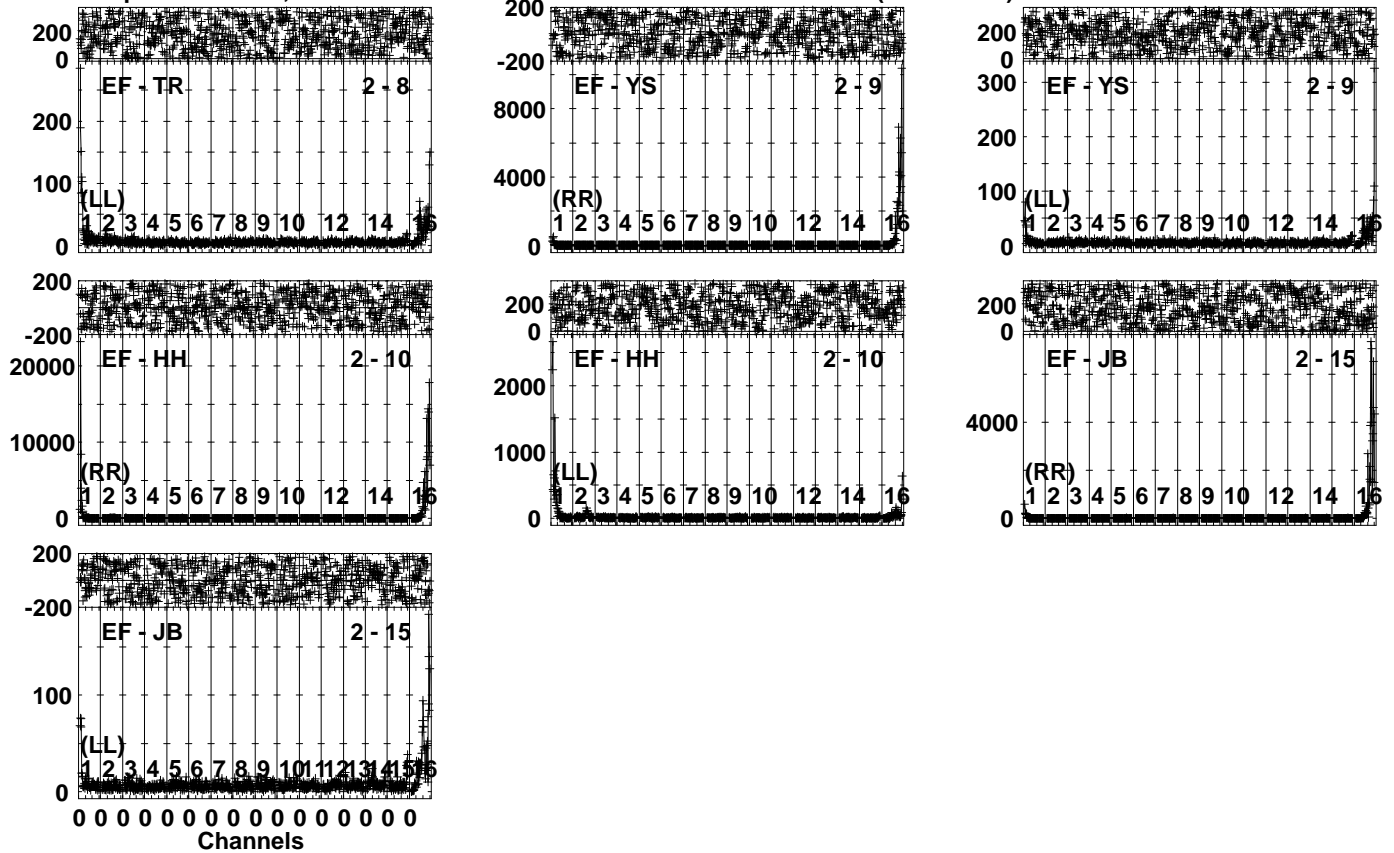
Timerange: 00/04:52:20 to 00/04:56:16

Plot file version 18 created 25-AUG-2022 14:04:16

2MJ2036+1051 EC083A.UVDATA.1

Freq = 4.6005 GHz, Bw = 32.000 MH

Calibrated with CL # 4 and BP # 1 (BP mode 1)

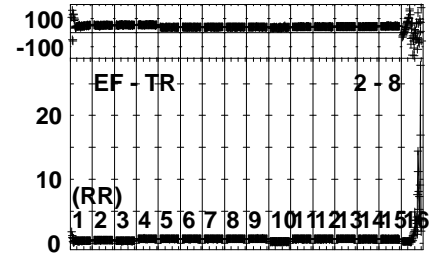
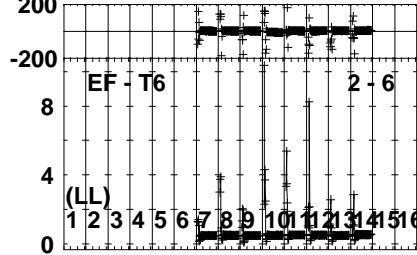
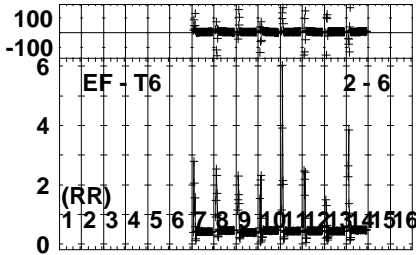
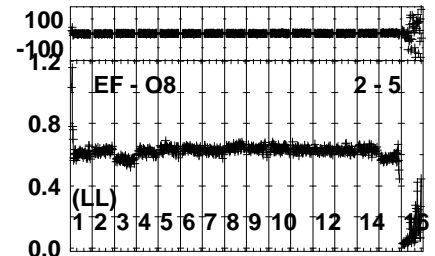
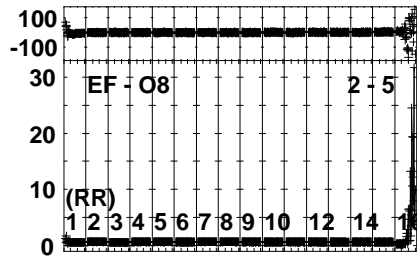
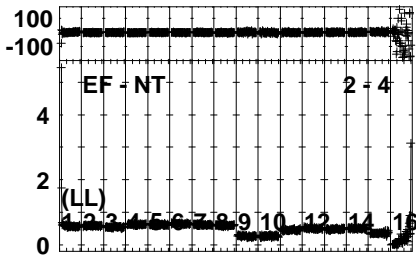
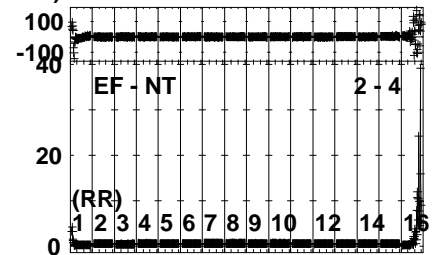
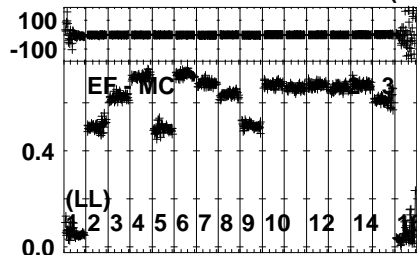
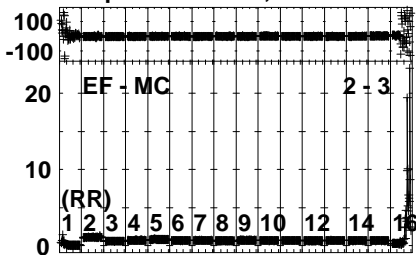


Lower frame: Milli Ampl Jy Top frame: Phas deg
Vector averaged cross-power spectrum Several baselines displayed
Timerange: 00/04:52:20 to 00/04:56:16

Plot file version 19 created 25-AUG-2022 14:04:17

J2035+1056 EC083A.UVDATA.1

Freq = 4.6005 GHz, Bw = 32.000 MH Calibrated with CL # 4 and BP # 1 (BP mode 1)




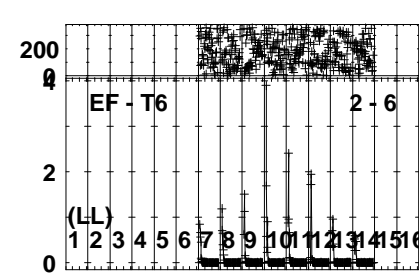
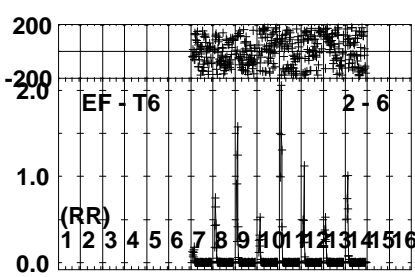
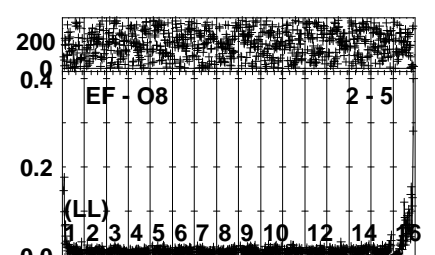
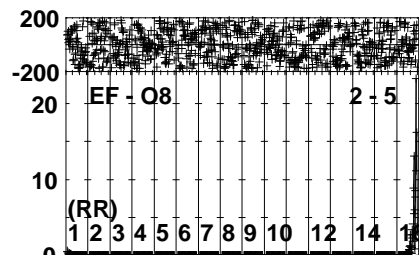
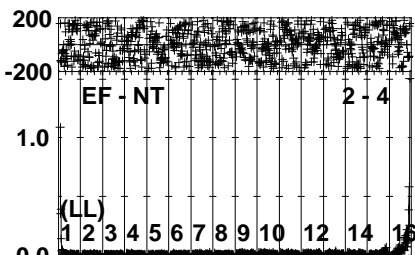
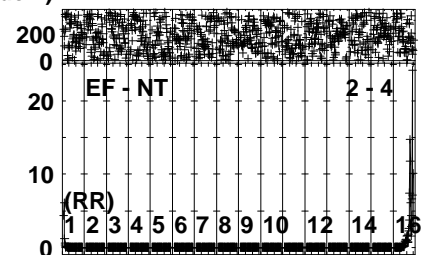
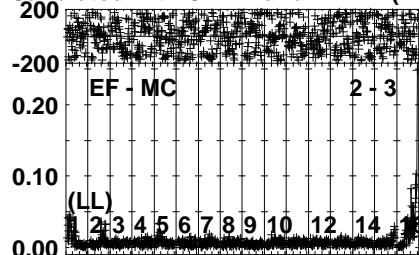
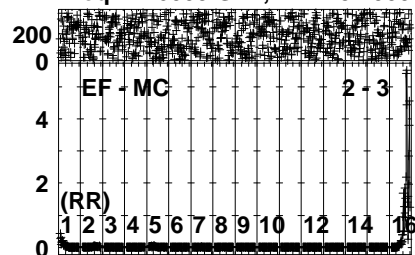
Lower frame: Ampl Jy Top frame: Phas deg
Vector averaged cross-power spectrum Several baselines displayed
Timerange: 00/04:56:18 to 00/04:57:26

Plot file version 21 created 25-AUG-2022 14:04:17

2MJ2036+1051 EC083A.UVDATA.1

Freq = 4.6005 GHz, Bw = 32.000 MH

Calibrated with CL # 4 and BP # 1 (BP mode 1)



Lower frame: Ampl Jy Top frame: Phas deg

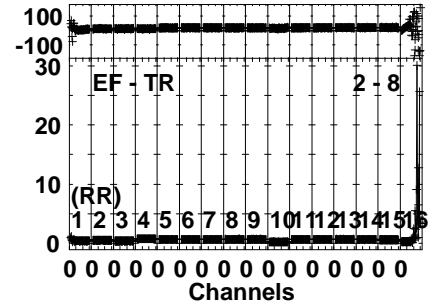
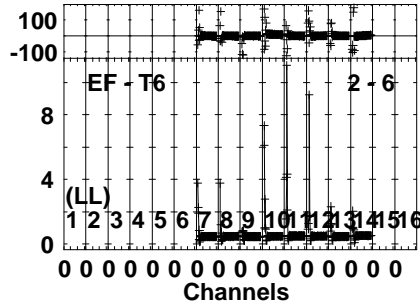
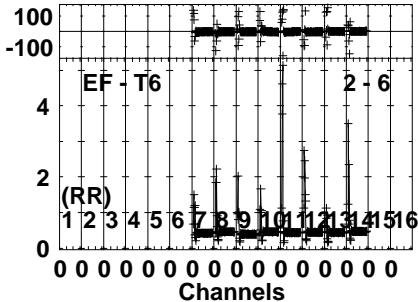
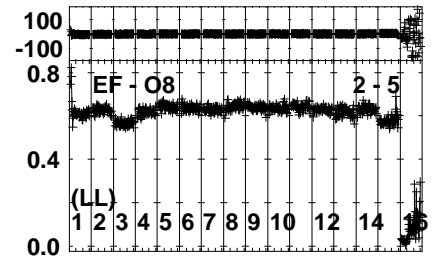
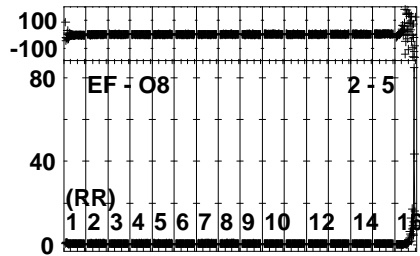
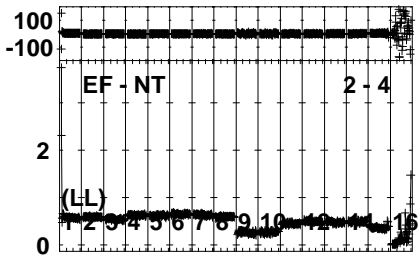
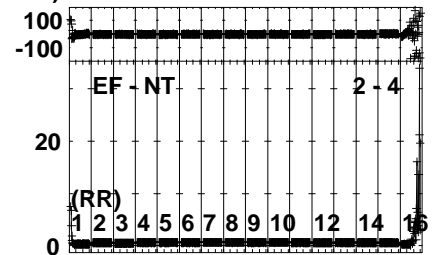
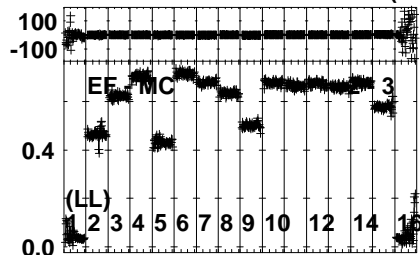
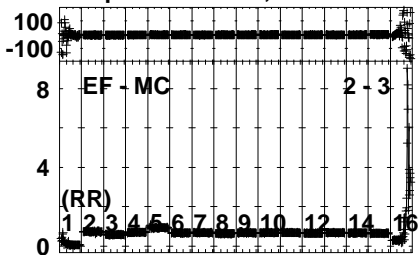
Vector averaged cross-power spectrum Several baselines displayed

Timerange: 00/04:57:28 to 00/05:01:26

Plot file version 23 created 25-AUG-2022 14:04:18

J2035+1056 EC083A.UVDATA.1

Freq = 4.6005 GHz, Bw = 32.000 MH Calibrated with CL # 4 and BP # 1 (BP mode 1)

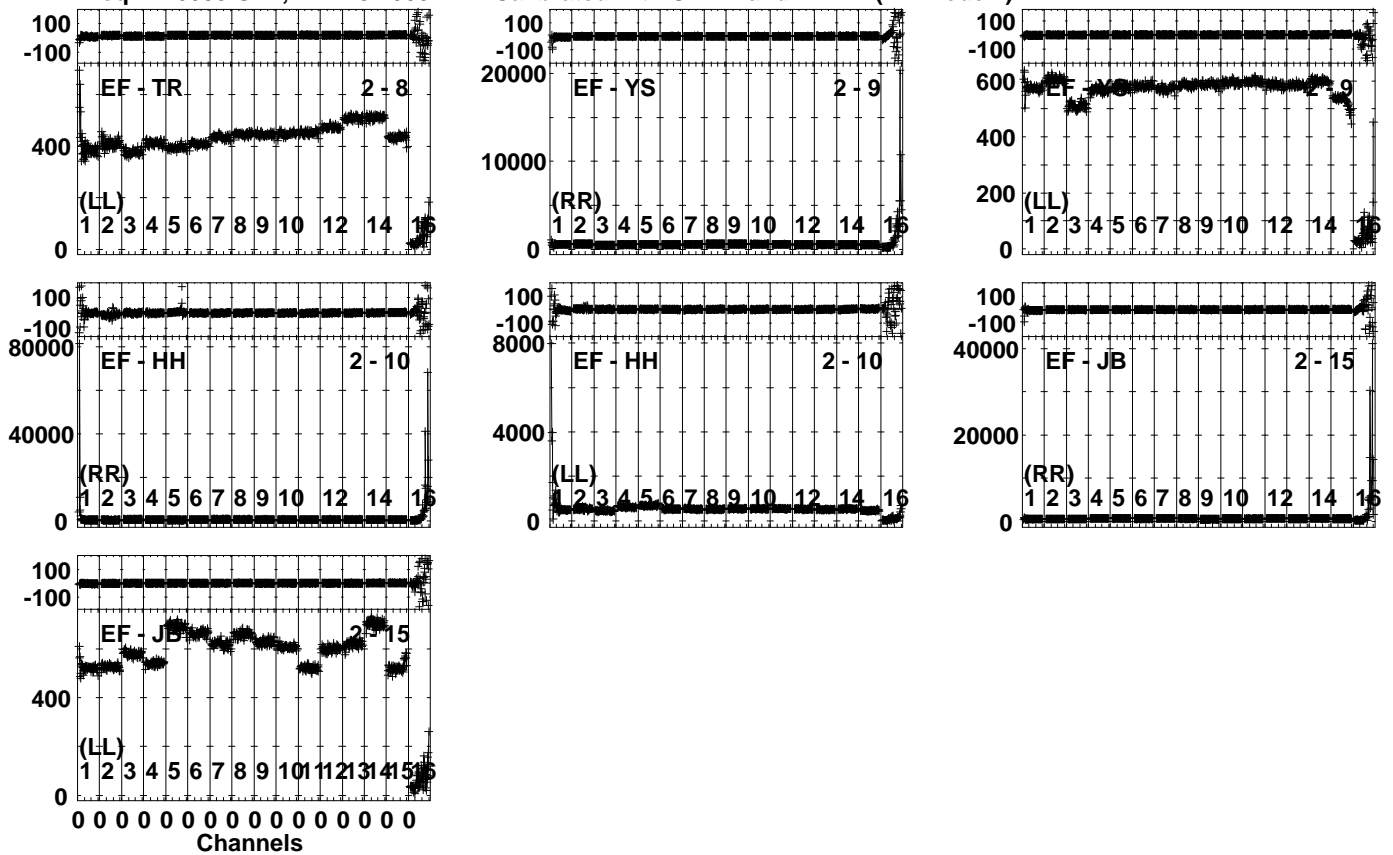


Lower frame: Ampl Jy Top frame: Phas deg
Vector averaged cross-power spectrum Several baselines displayed
Timerange: 00/05:02:01 to 00/05:02:59

Plot file version 24 created 25-AUG-2022 14:04:18

J2035+1056 EC083A.UVDATA.1

Freq = 4.6005 GHz, Bw = 32.000 MH Calibrated with CL # 4 and BP # 1 (BP mode 1)


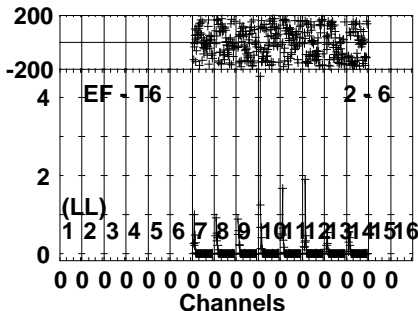
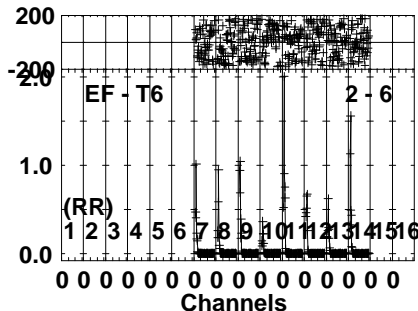
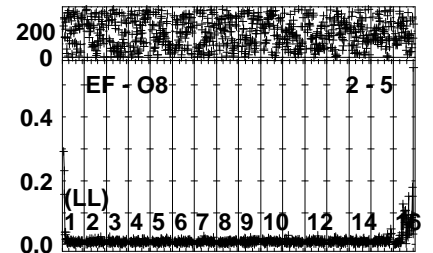
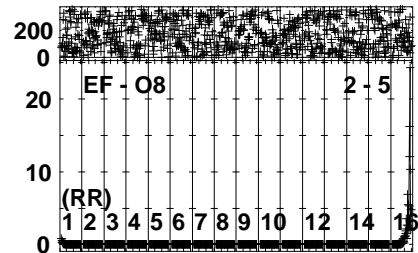

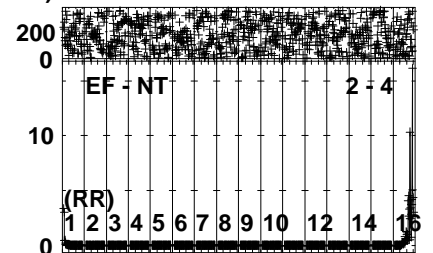
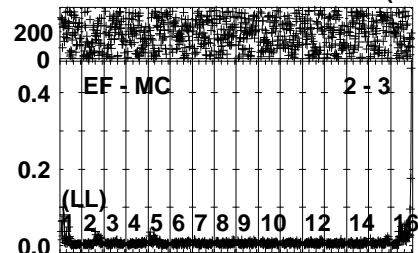
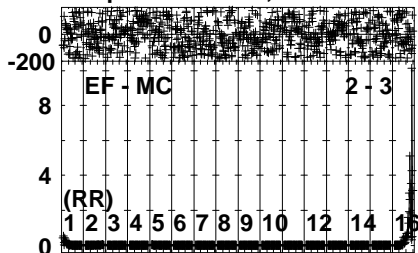


Lower frame: Milli Ampl Jy Top frame: Phas deg
Vector averaged cross-power spectrum Several baselines displayed
Timerange: 00/05:02:01 to 00/05:02:59

Plot file version 25 created 25-AUG-2022 14:04:18

2MJ2036+1051 EC083A.UVDATA.1

Freq = 4.6005 GHz, Bw = 32.000 MH Calibrated with CL # 4 and BP # 1 (BP mode 1)

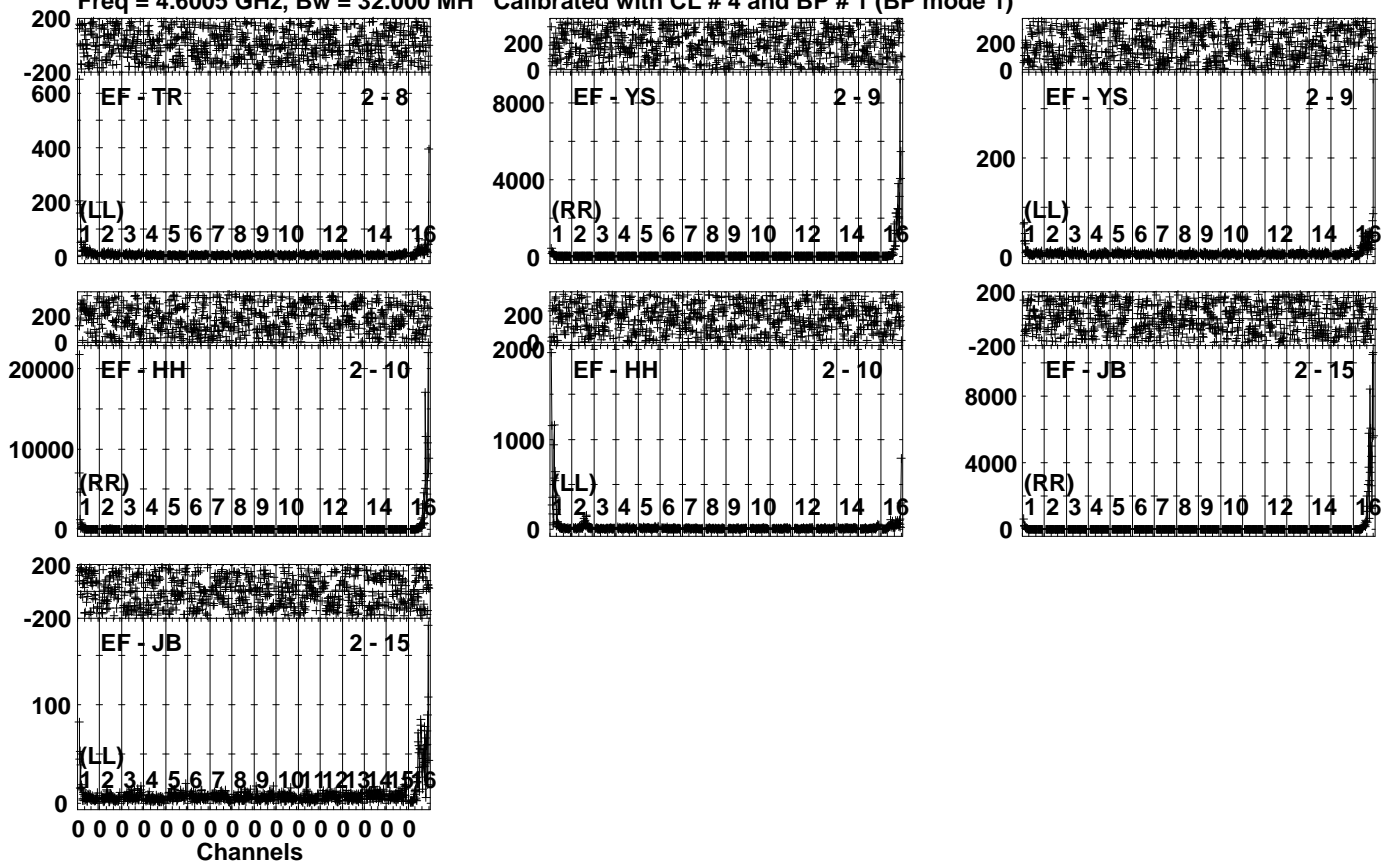


Lower frame: Ampl Jy Top frame: Phas deg
Vector averaged cross-power spectrum Several baselines displayed
Timerange: 00/05:03:03 to 00/05:06:59

Plot file version 26 created 25-AUG-2022 14:04:19

2MJ2036+1051 EC083A.UVDATA.1

Freq = 4.6005 GHz, Bw = 32.000 MH Calibrated with CL # 4 and BP # 1 (BP mode 1)

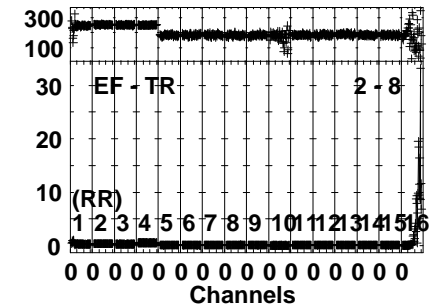
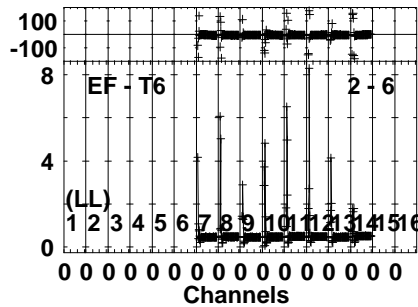
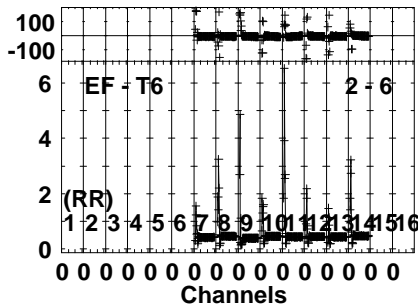
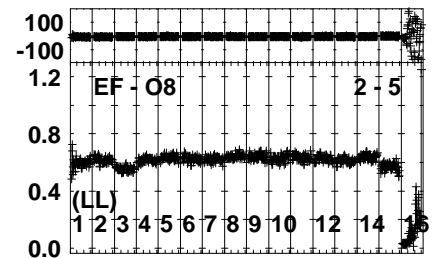
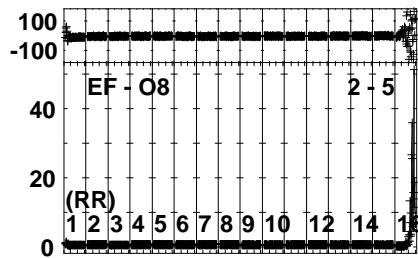
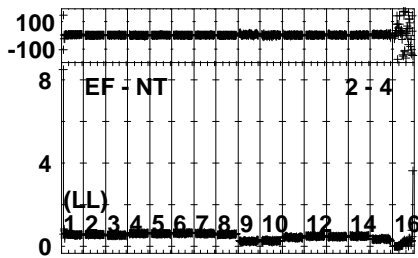
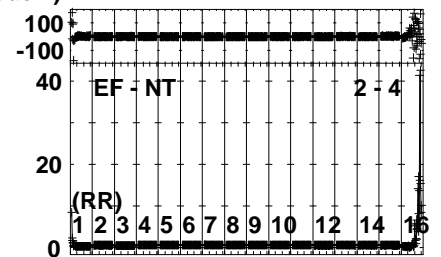
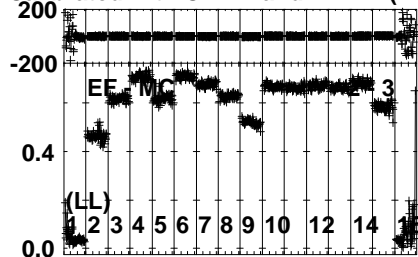
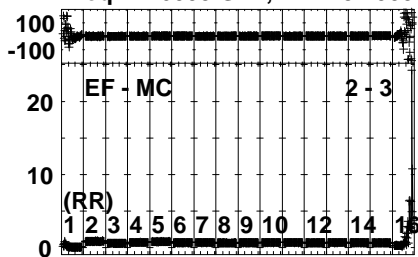


Lower frame: Milli Ampl Jy Top frame: Phas deg
Vector averaged cross-power spectrum Several baselines displayed
Timerange: 00/05:03:03 to 00/05:06:59

Plot file version 27 created 25-AUG-2022 14:04:19

J2035+1056 EC083A.UVDATA.1

Freq = 4.6005 GHz, Bw = 32.000 MH Calibrated with CL # 4 and BP # 1 (BP mode 1)

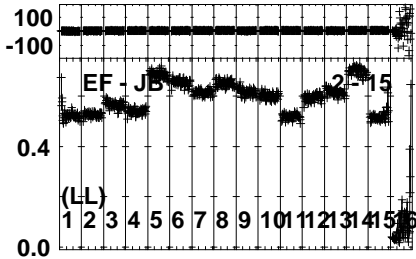
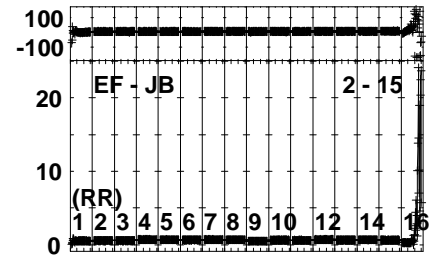
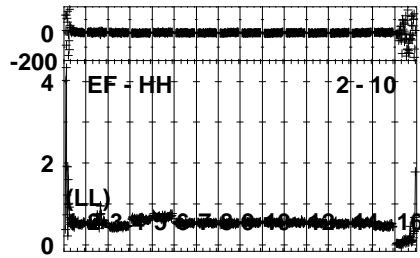
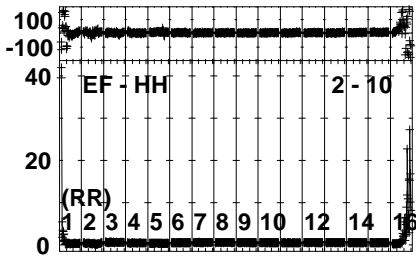
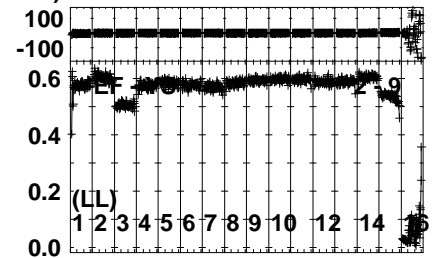
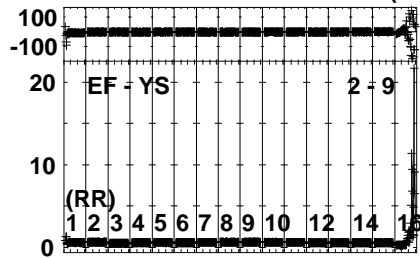
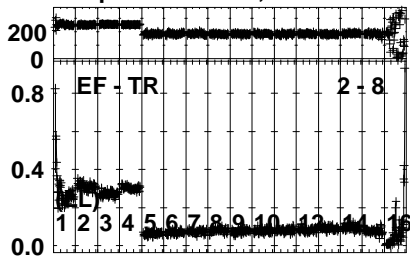


Lower frame: Ampl Jy Top frame: Phas deg
Vector averaged cross-power spectrum Several baselines displayed
Timerange: 00/05:07:01 to 00/05:08:09

Plot file version 28 created 25-AUG-2022 14:04:19

J2035+1056 EC083A.UVDATA.1

Freq = 4.6005 GHz, Bw = 32.000 MH Calibrated with CL # 4 and BP # 1 (BP mode 1)



0 0 0 0 0 0 0 0 0 0 0 0 0 0 0
Channels

Lower frame: Ampl Jy Top frame: Phas deg


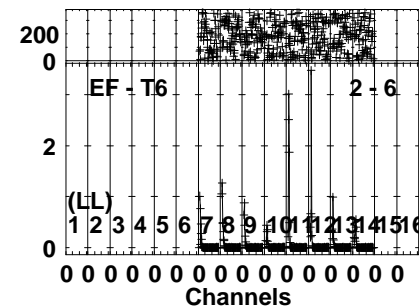
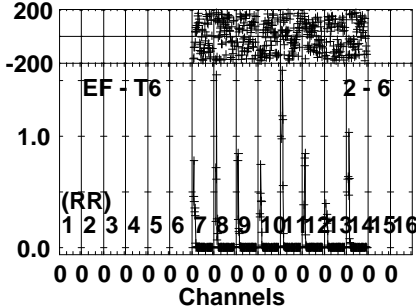
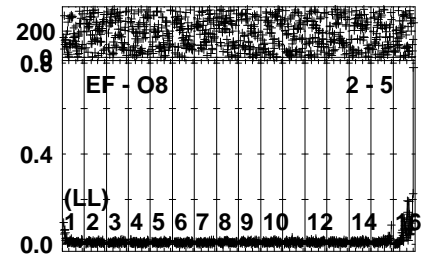
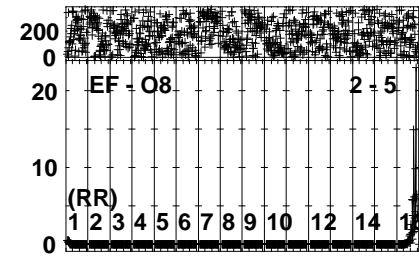
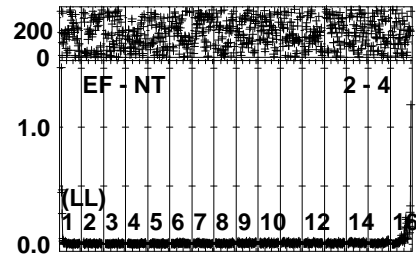
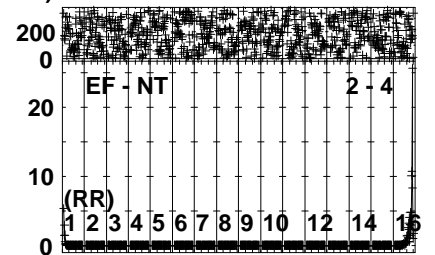

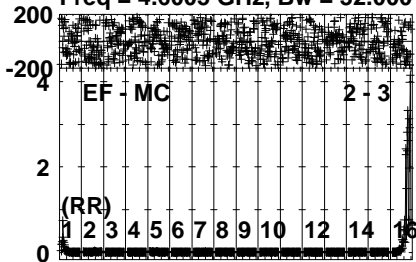
Vector averaged cross-power spectrum Several baselines displayed

Timerange: 00/05:07:01 to 00/05:08:09

Plot file version 29 created 25-AUG-2022 14:04:20

2MJ2036+1051 EC083A.UVDATA.1

Freq = 4.6005 GHz, Bw = 32.000 MH Calibrated with CL # 4 and BP # 1 (BP mode 1)

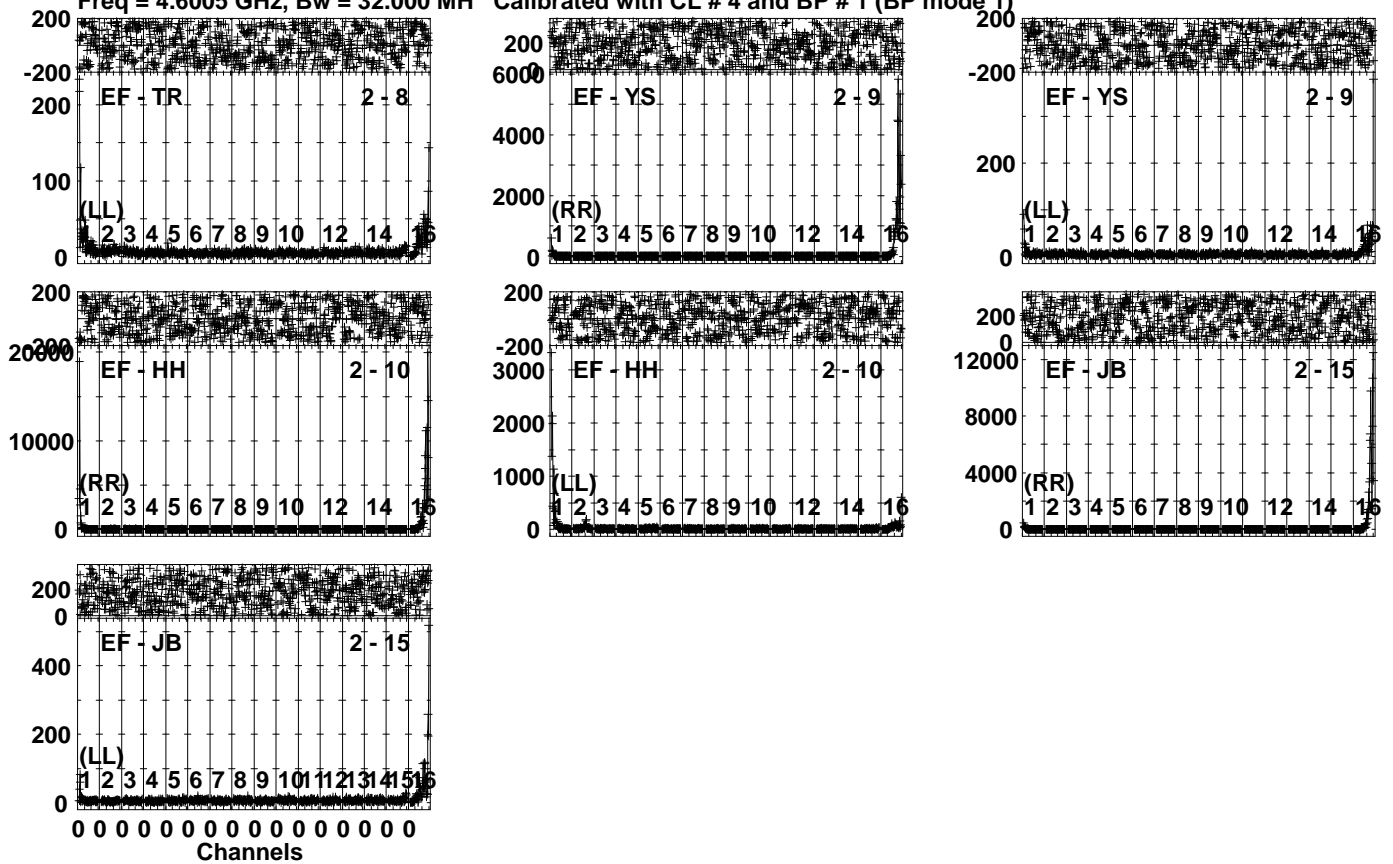


Lower frame: Ampl Jy Top frame: Phas deg
Vector averaged cross-power spectrum Several baselines displayed
Timerange: 00/05:08:11 to 00/05:12:09

Plot file version 30 created 25-AUG-2022 14:04:20

2MJ2036+1051 EC083A.UVDATA.1

Freq = 4.6005 GHz, Bw = 32.000 MH Calibrated with CL # 4 and BP # 1 (BP mode 1)

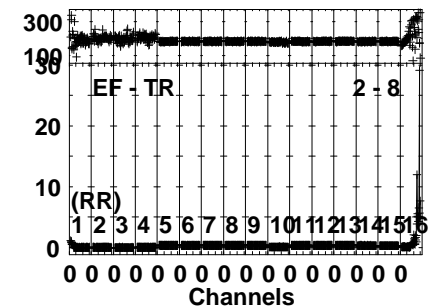
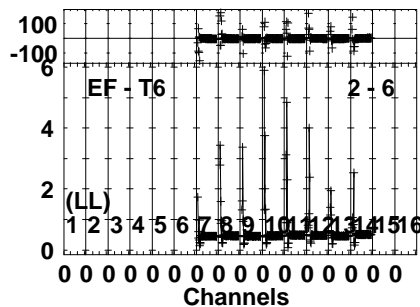
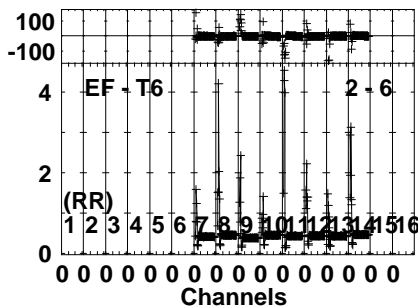
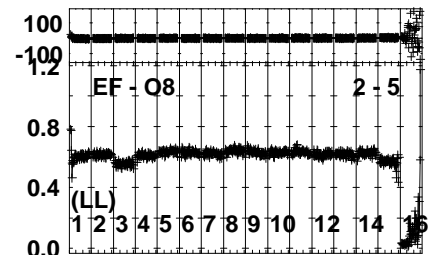
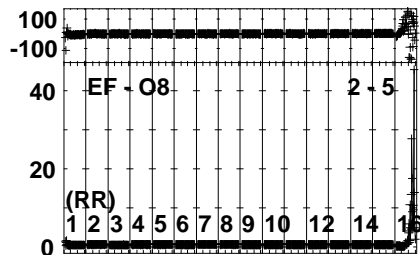
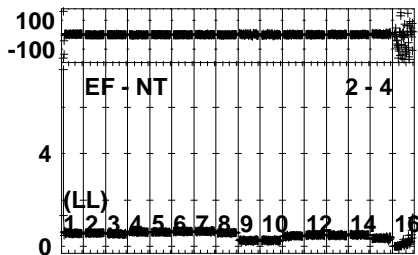
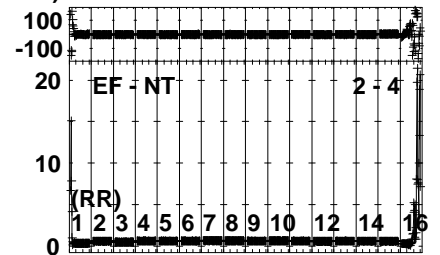
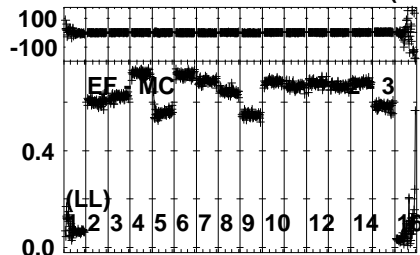
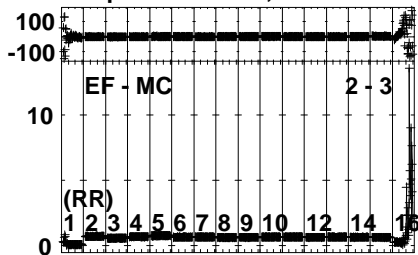


Lower frame: Milli Ampl Jy Top frame: Phas deg
Vector averaged cross-power spectrum Several baselines displayed
Timerange: 00/05:08:11 to 00/05:12:09

Plot file version 31 created 25-AUG-2022 14:04:20

J2035+1056 EC083A.UVDATA.1

Freq = 4.6005 GHz, Bw = 32.000 MH Calibrated with CL # 4 and BP # 1 (BP mode 1)

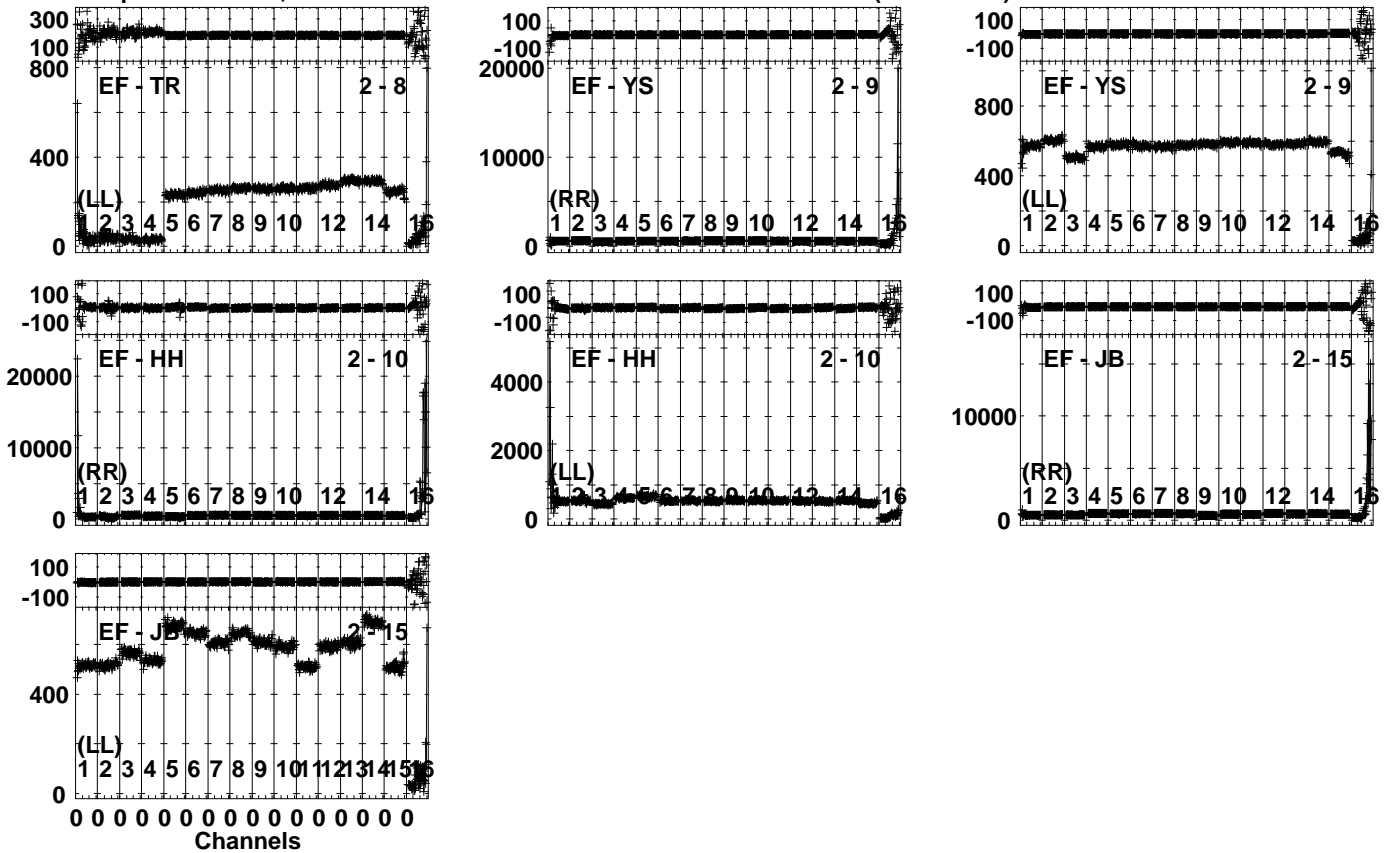


Lower frame: Ampl Jy Top frame: Phas deg
Vector averaged cross-power spectrum Several baselines displayed
Timerange: 00/05:12:44 to 00/05:13:42

Plot file version 32 created 25-AUG-2022 14:04:20

J2035+1056 EC083A.UVDATA.1

Freq = 4.6005 GHz, Bw = 32.000 MH Calibrated with CL # 4 and BP # 1 (BP mode 1)




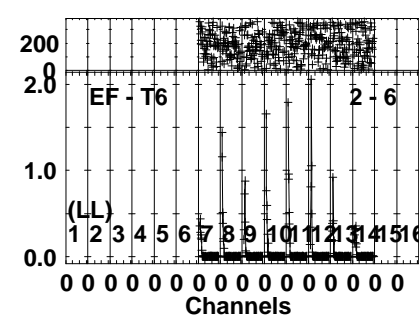
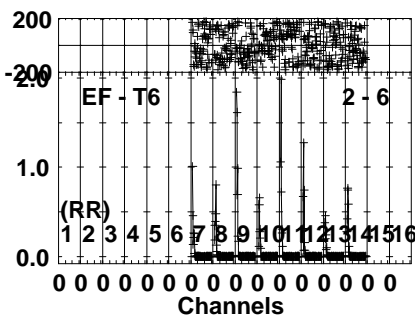
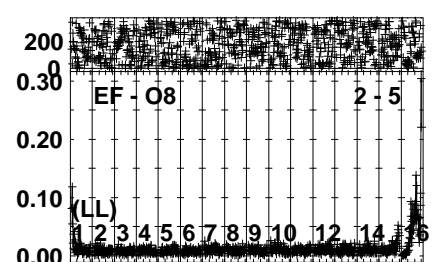
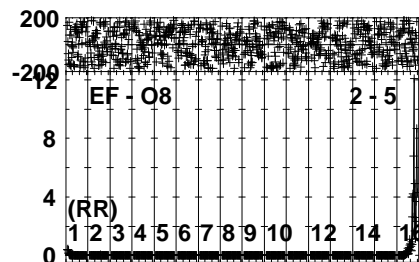
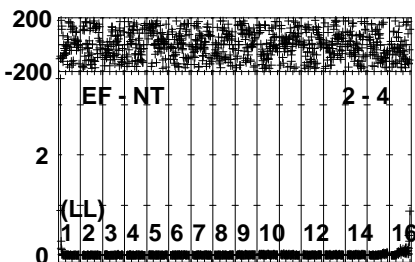
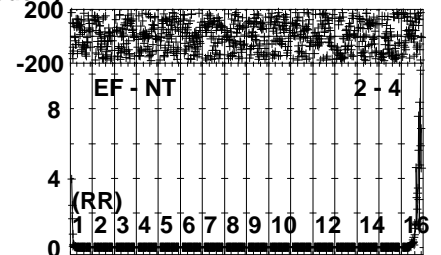
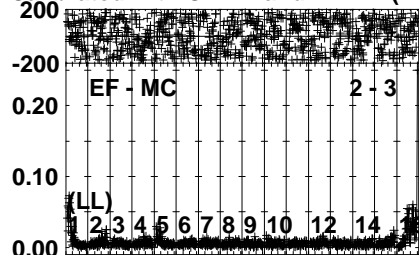
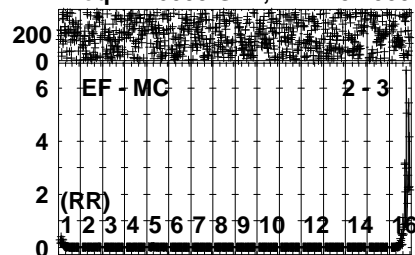
Lower frame: Milli Ampl Jy Top frame: Phas deg
Vector averaged cross-power spectrum Several baselines displayed
Timerange: 00/05:12:44 to 00/05:13:42

Plot file version 33 created 25-AUG-2022 14:04:21

2MJ2036+1051 EC083A.UVDATA.1

Freq = 4.6005 GHz, Bw = 32.000 MH

Calibrated with CL # 4 and BP # 1 (BP mode 1)



Lower frame: Ampl Jy Top frame: Phas deg

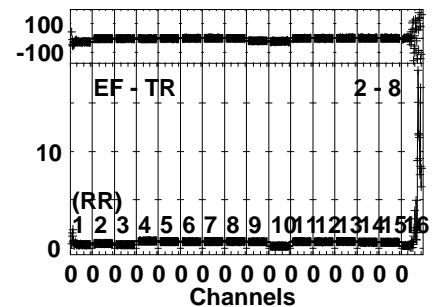
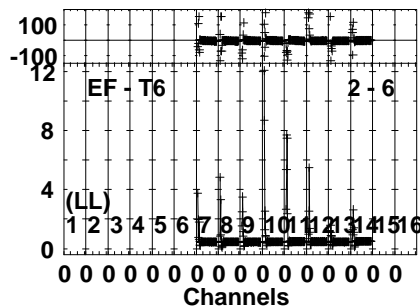
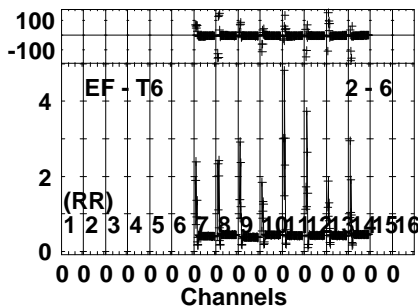
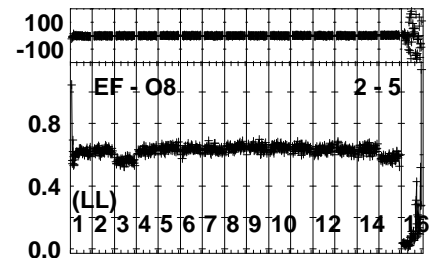
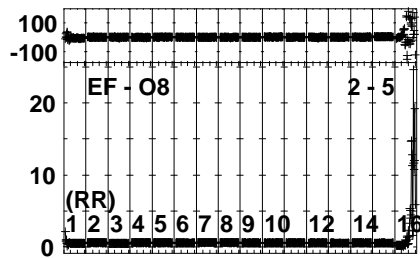
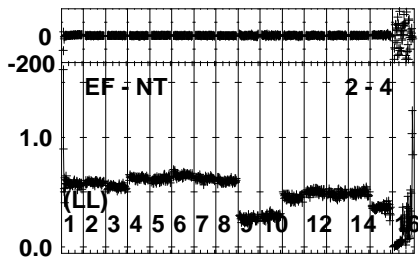
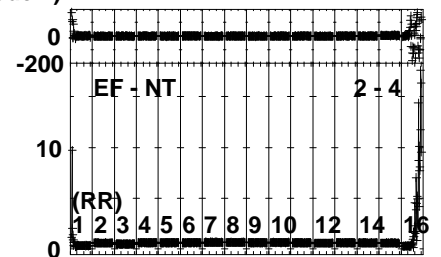
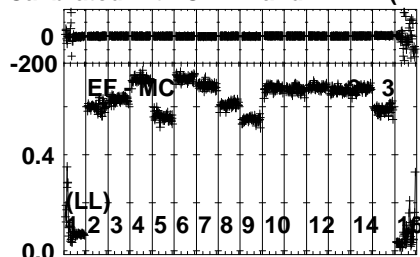
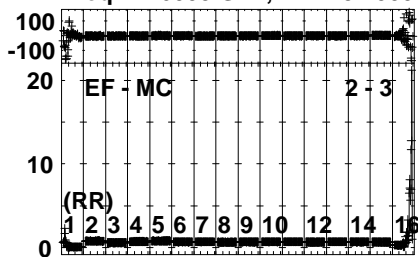
Vector averaged cross-power spectrum Several baselines displayed

Timerange: 00/05:13:46 to 00/05:17:42

Plot file version 35 created 25-AUG-2022 14:04:21

J2035+1056 EC083A.UVDATA.1

Freq = 4.6005 GHz, Bw = 32.000 MH Calibrated with CL # 4 and BP # 1 (BP mode 1)

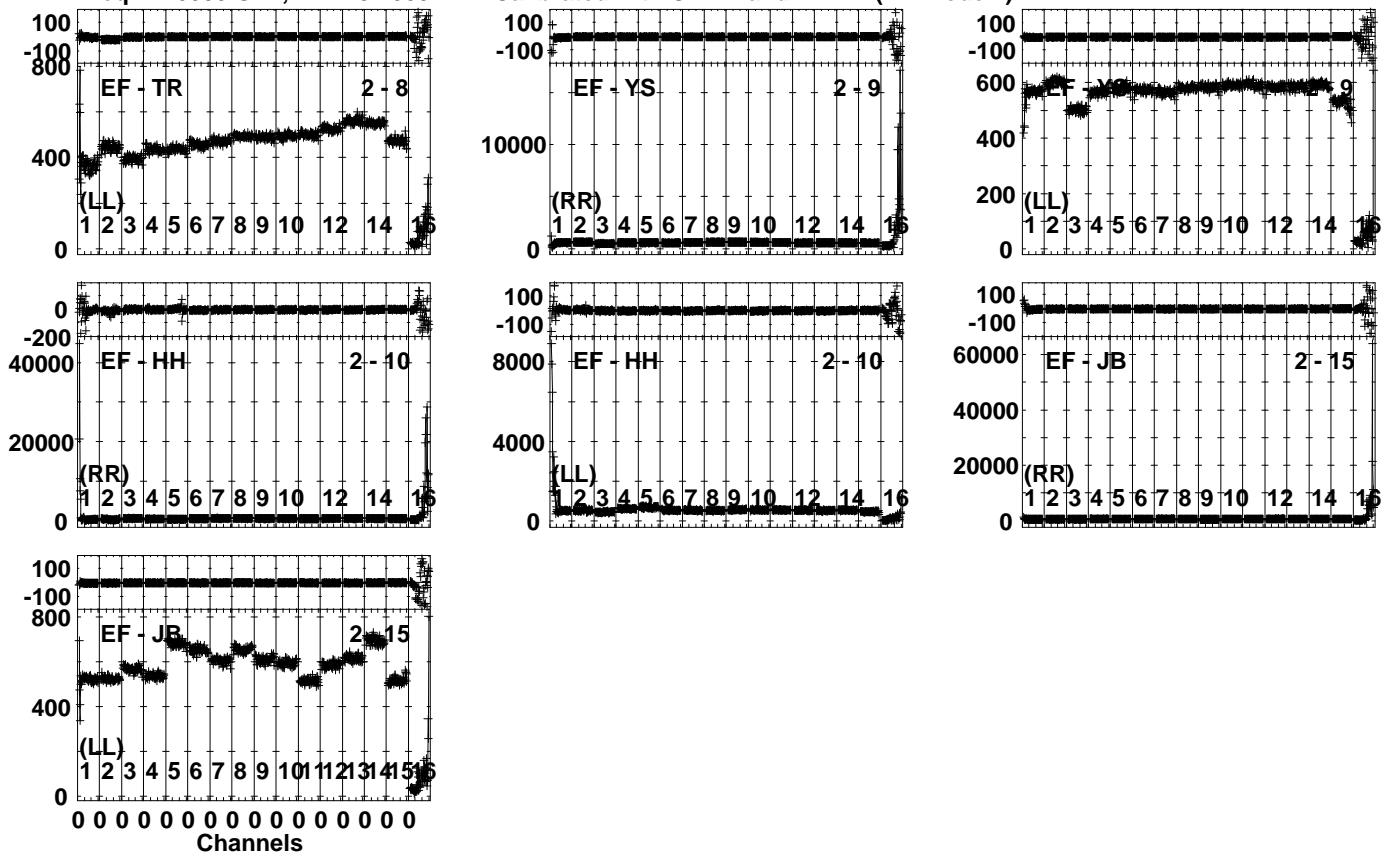


Lower frame: Ampl Jy Top frame: Phas deg
Vector averaged cross-power spectrum Several baselines displayed
Timerange: 00/05:17:44 to 00/05:18:52

Plot file version 36 created 25-AUG-2022 14:04:22

J2035+1056 EC083A.UVDATA.1

Freq = 4.6005 GHz, Bw = 32.000 MH Calibrated with CL # 4 and BP # 1 (BP mode 1)



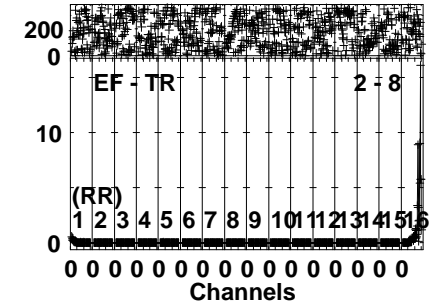
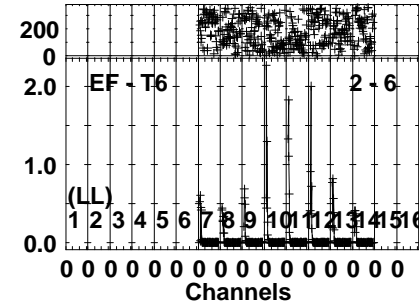
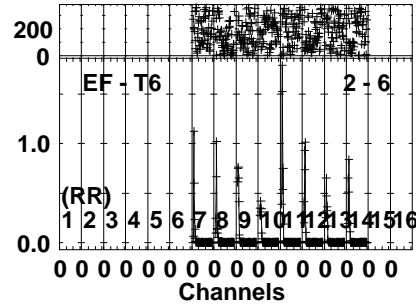
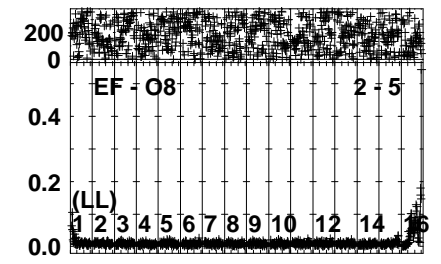
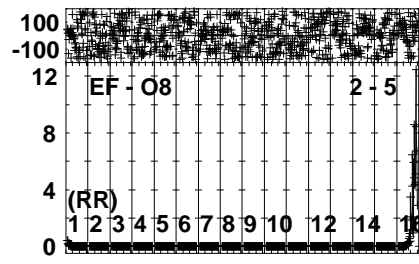
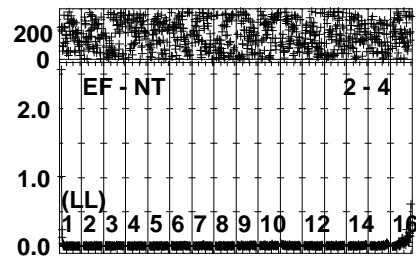
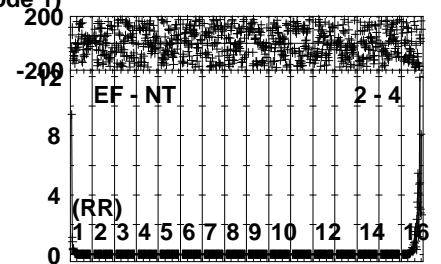


Lower frame: Milli Ampl Jy Top frame: Phas deg
Vector averaged cross-power spectrum Several baselines displayed
Timerange: 00/05:17:44 to 00/05:18:52

Plot file version 37 created 25-AUG-2022 14:04:22

2MJ2036+1051 EC083A.UVDATA.1

Freq = 4.6005 GHz, Bw = 32.000 MH

Calibrated with CL # 4 and BP # 1 (BP mode 1)


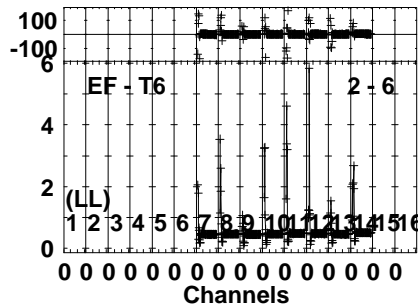
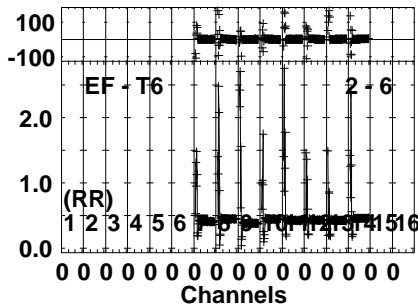
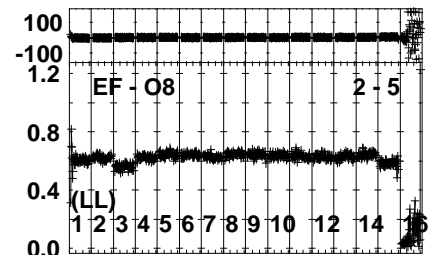
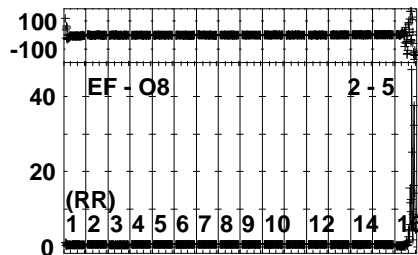
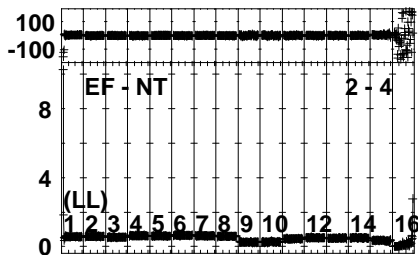
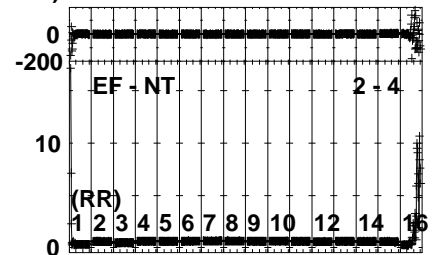
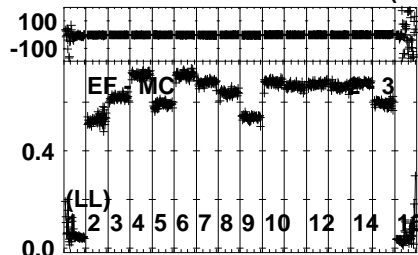
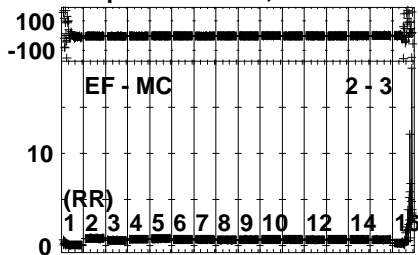


Lower frame: Ampl Jy Top frame: Phas deg
Vector averaged cross-power spectrum Several baselines displayed
Timerange: 00/05:18:54 to 00/05:22:52

Plot file version 39 created 25-AUG-2022 14:04:23

J2035+1056 EC083A.UVDATA.1

Freq = 4.6005 GHz, Bw = 32.000 MH Calibrated with CL # 4 and BP # 1 (BP mode 1)

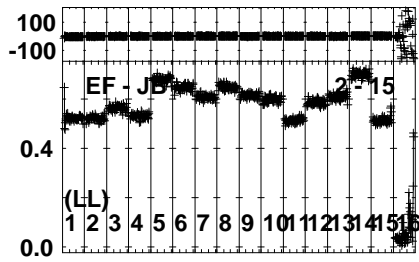
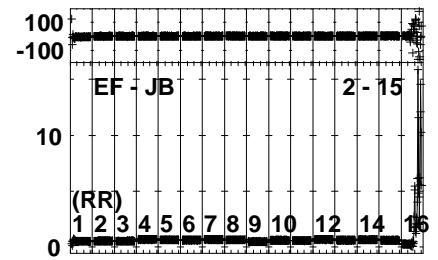
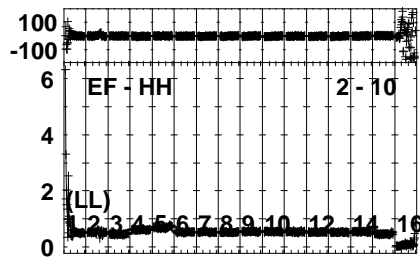
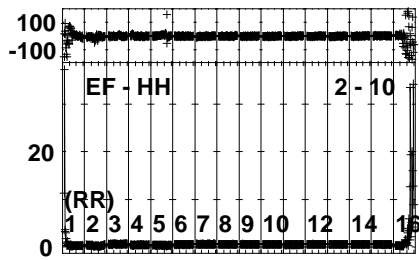
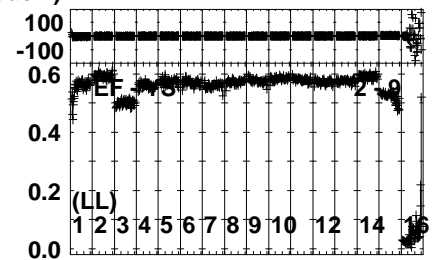
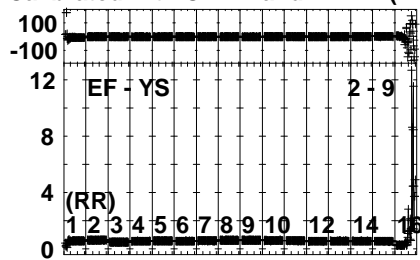
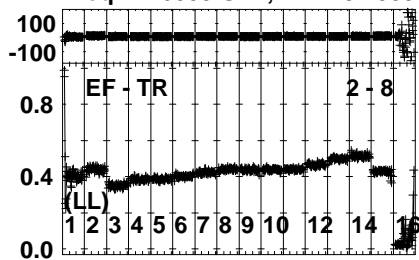


Lower frame: Ampl Jy Top frame: Phas deg
Vector averaged cross-power spectrum Several baselines displayed
Timerange: 00/05:23:27 to 00/05:24:25

Plot file version 40 created 25-AUG-2022 14:04:23

J2035+1056 EC083A.UVDATA.1

Freq = 4.6005 GHz, Bw = 32.000 MH Calibrated with CL # 4 and BP # 1 (BP mode 1)



0 0 0 0 0 0 0 0 0 0 0 0 0 0 0 0
Channels

Lower frame: Ampl Jy Top frame: Phas deg

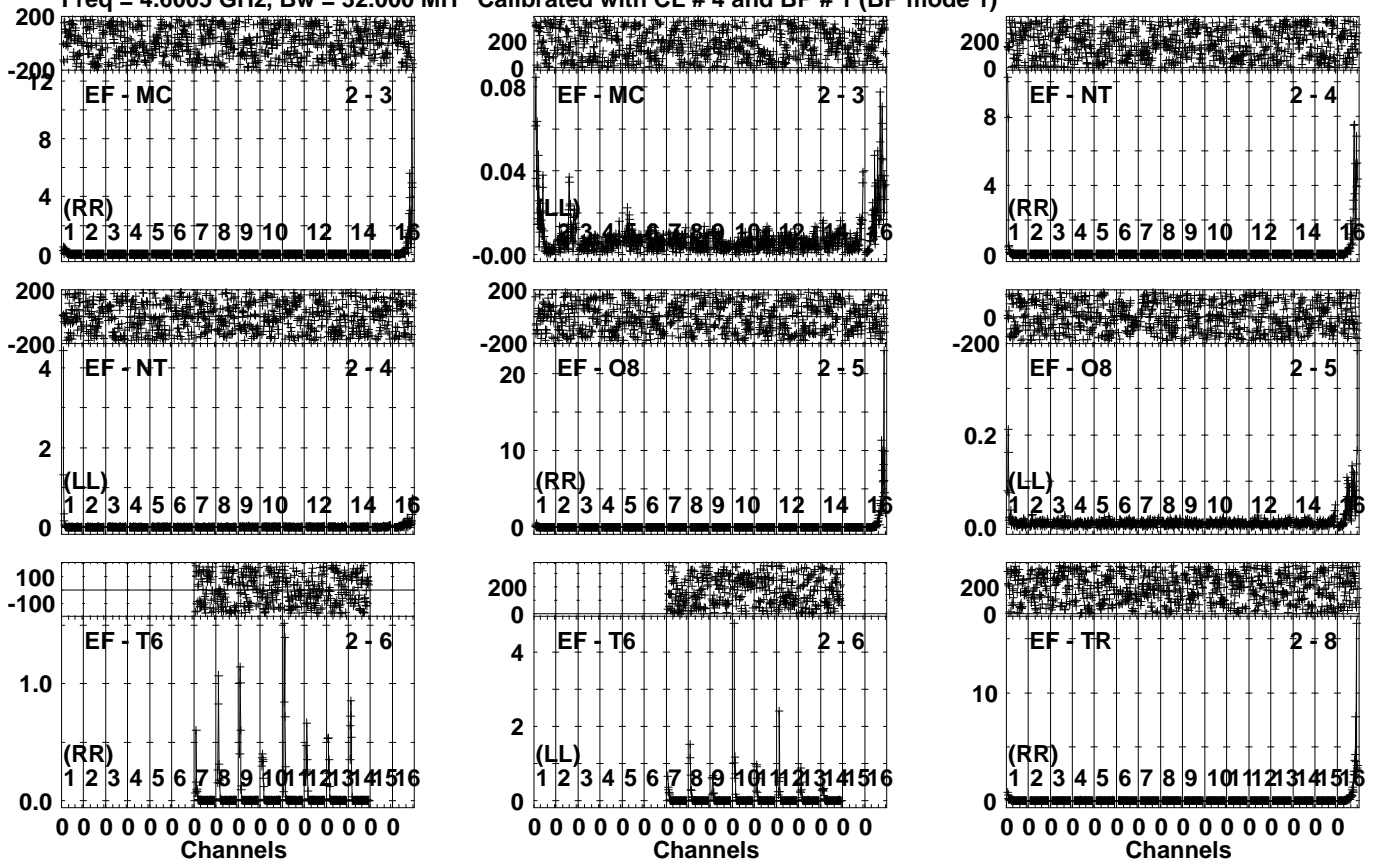
Vector averaged cross-power spectrum Several baselines displayed

Timerange: 00/05:23:27 to 00/05:24:25

Plot file version 41 created 25-AUG-2022 14:04:23

2MJ2036+1051 EC083A.UVDATA.1

Freq = 4.6005 GHz, Bw = 32.000 MH Calibrated with CL # 4 and BP # 1 (BP mode 1)




Lower frame: Ampl Jy Top frame: Phas deg
Vector averaged cross-power spectrum Several baselines displayed
Timerange: 00/05:24:29 to 00/05:28:25

Plot file version 42 created 25-AUG-2022 14:04:23

2MJ2036+1051 EC083A.UVDATA.1

Freq = 4.6005 GHz, Bw = 32.000 MH Calibrated with CL # 4 and BP # 1 (BP mode 1)

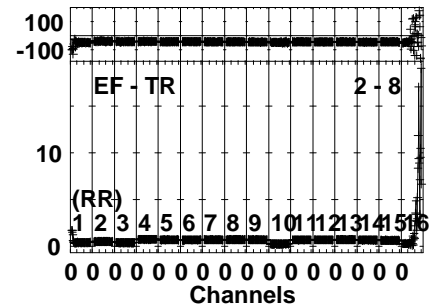
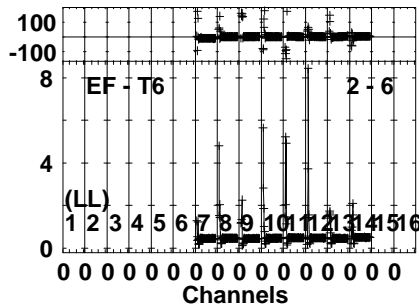
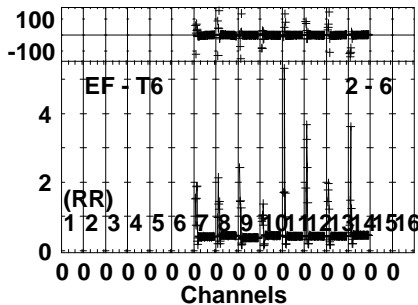
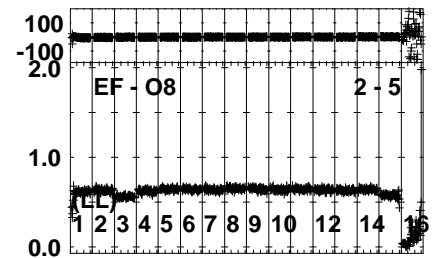
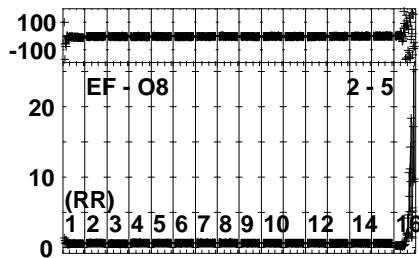
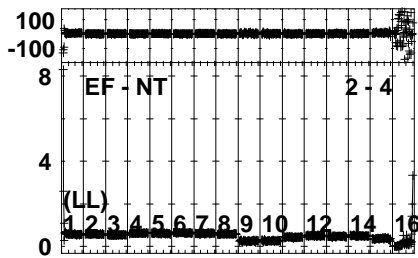
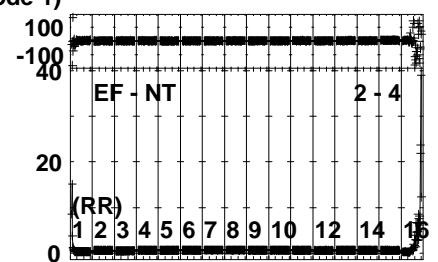
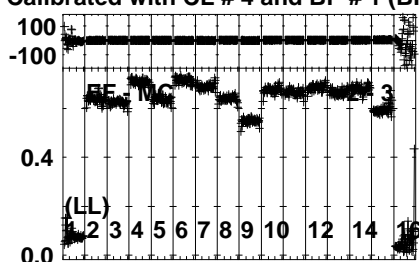
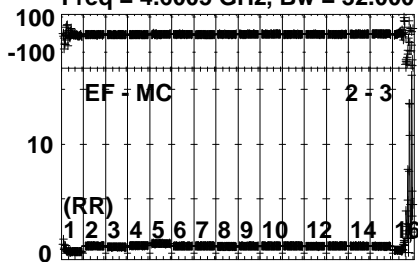


Lower frame: Milli Ampl Jy Top frame: Phas deg
Vector averaged cross-power spectrum Several baselines displayed
Timerange: 00/05:24:29 to 00/05:28:25

Plot file version 43 created 25-AUG-2022 14:04:24

J2035+1056 EC083A.UVDATA.1

Freq = 4.6005 GHz, Bw = 32.000 MH Calibrated with CL # 4 and BP # 1 (BP mode 1)

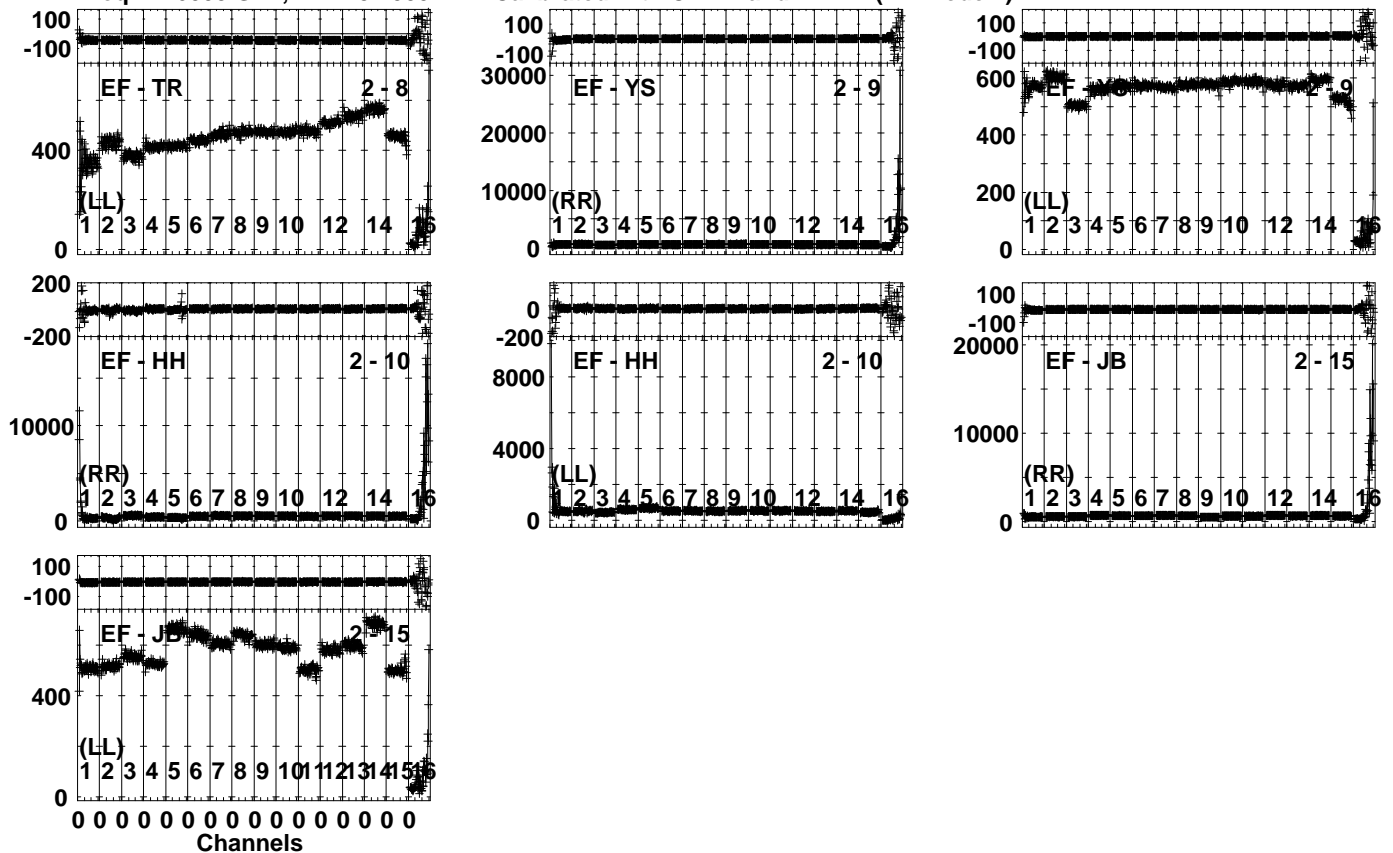


Lower frame: Ampl Jy Top frame: Phas deg
Vector averaged cross-power spectrum Several baselines displayed
Timerange: 00/05:28:27 to 00/05:29:35

Plot file version 44 created 25-AUG-2022 14:04:24

J2035+1056 EC083A.UVDATA.1

Freq = 4.6005 GHz, Bw = 32.000 MH Calibrated with CL # 4 and BP # 1 (BP mode 1)



Lower frame: Milli Ampl Jy Top frame: Phas deg

Vector averaged cross-power spectrum Several baselines displayed

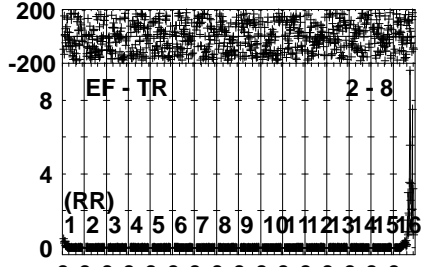
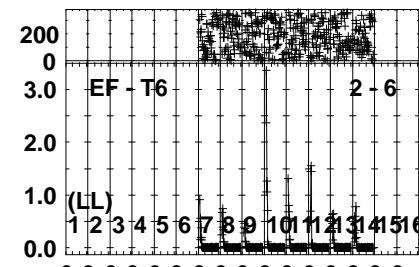
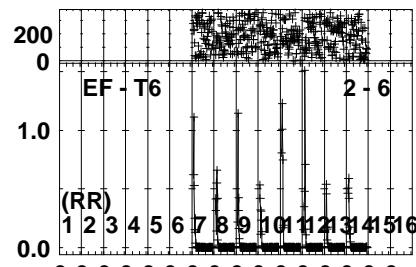
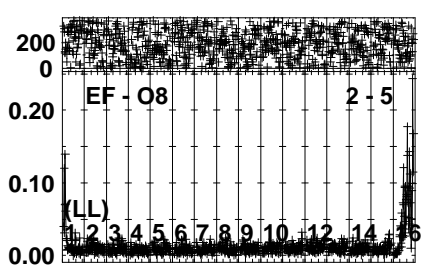
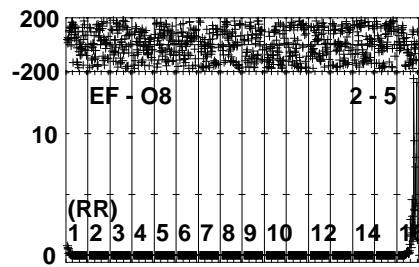
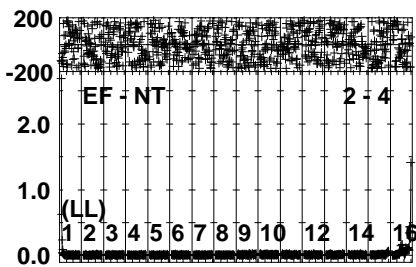
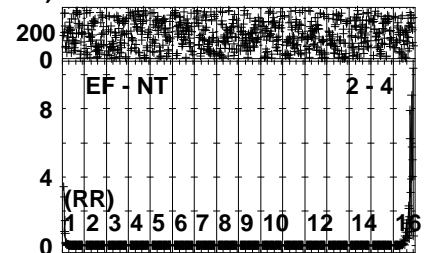

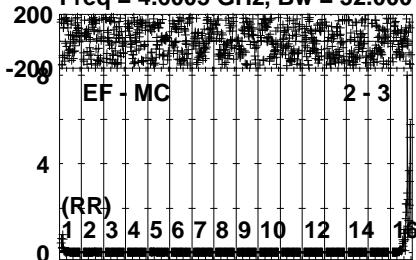
Timerange: 00/05:28:27 to 00/05:29:35

Plot file version 45 created 25-AUG-2022 14:04:24

2MJ2036+1051 EC083A.UVDATA.1

Freq = 4.6005 GHz, Bw = 32.000 MH

Calibrated with CL # 4 and BP # 1 (BP mode 1)



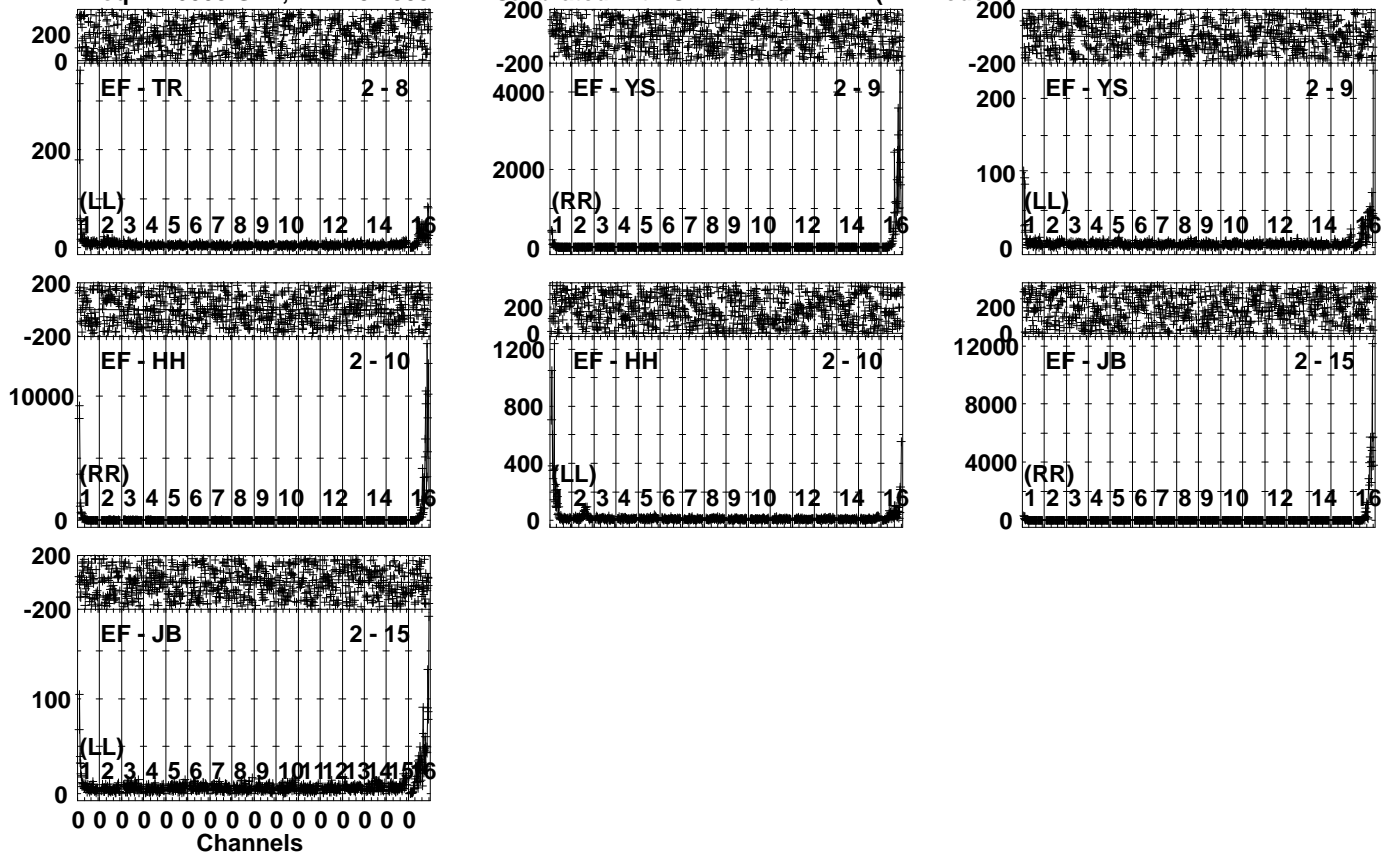
Lower frame: Ampl Jy Top frame: Phas deg
Vector averaged cross-power spectrum Several baselines displayed
Timerange: 00/05:29:37 to 00/05:33:35

Plot file version 46 created 25-AUG-2022 14:04:25

2MJ2036+1051 EC083A.UVDATA.1

Freq = 4.6005 GHz, Bw = 32.000 MH

Calibrated with CL # 4 and BP # 1 (BP mode 1)

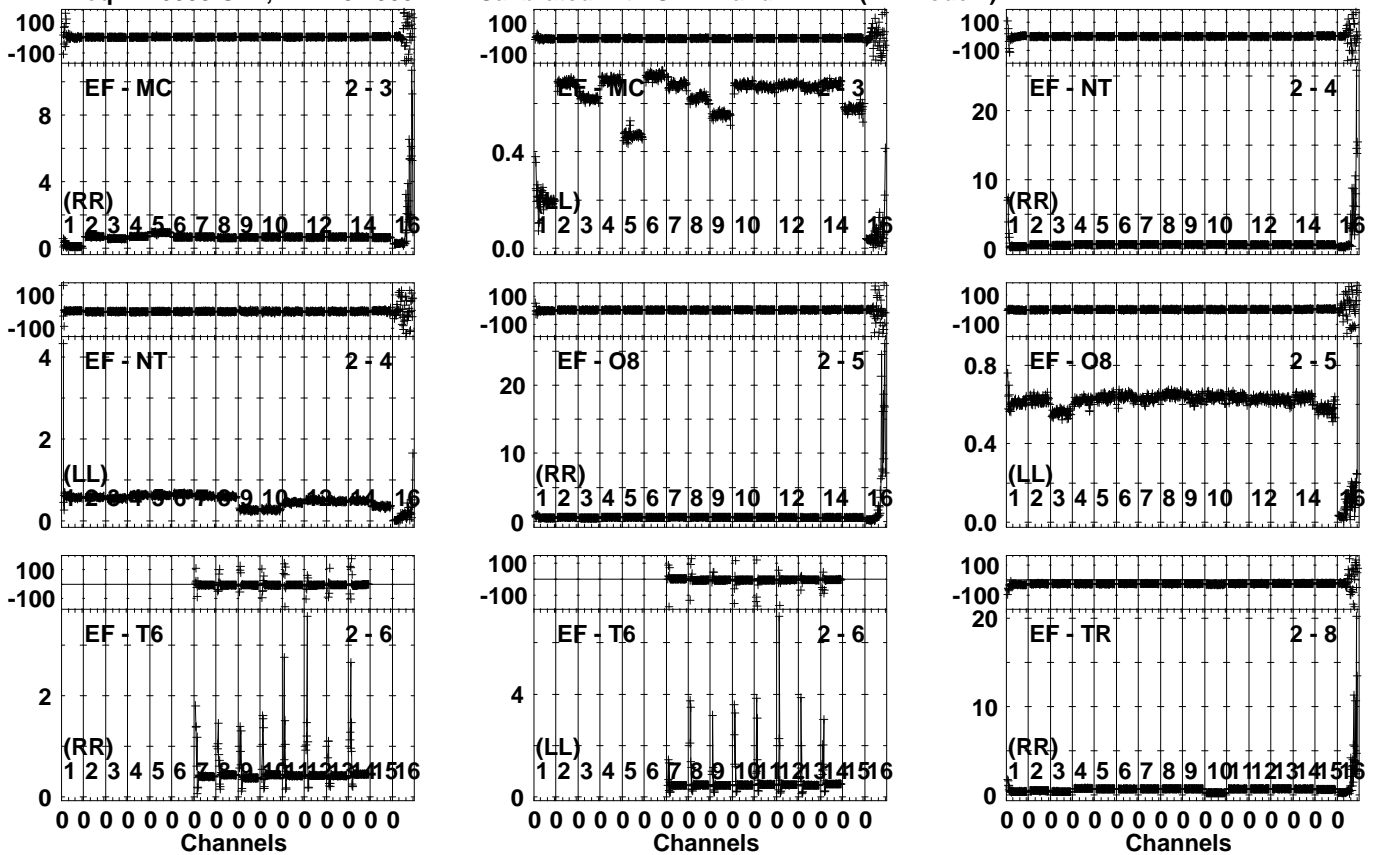


Lower frame: Milli Ampl Jy Top frame: Phas deg
Vector averaged cross-power spectrum Several baselines displayed
Timerange: 00/05:29:37 to 00/05:33:35

Plot file version 47 created 25-AUG-2022 14:04:25

J2035+1056 EC083A.UVDATA.1

Freq = 4.6005 GHz, Bw = 32.000 MH Calibrated with CL # 4 and BP # 1 (BP mode 1)

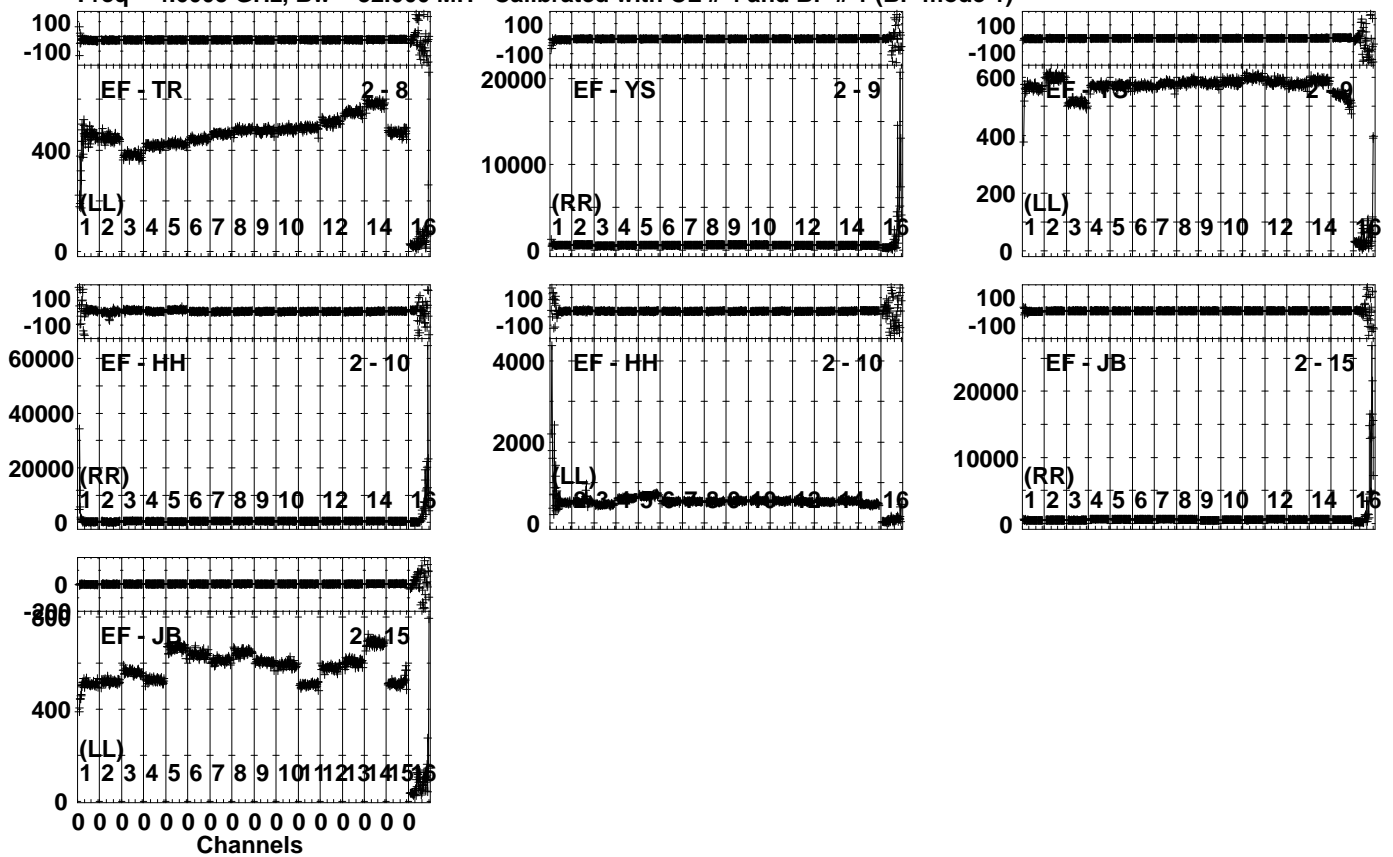


Lower frame: Ampl Jy Top frame: Phas deg
Vector averaged cross-power spectrum Several baselines displayed
Timerange: 00/05:34:10 to 00/05:35:08

Plot file version 48 created 25-AUG-2022 14:04:25

J2035+1056 EC083A.UVDATA.1

Freq = 4.6005 GHz, Bw = 32.000 MH Calibrated with CL # 4 and BP # 1 (BP mode 1)



Lower frame: Milli Ampl Jy Top frame: Phas deg

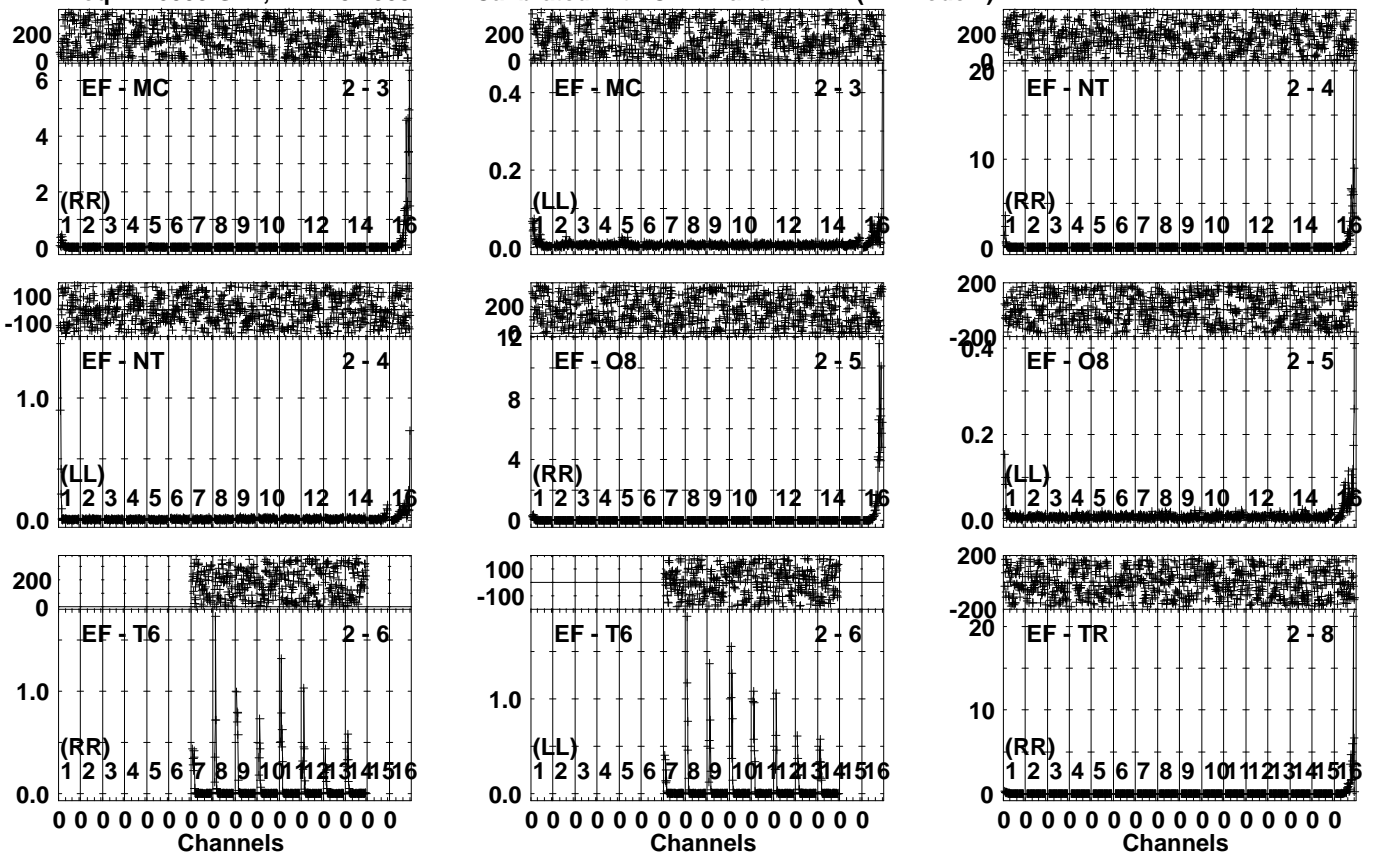
Vector averaged cross-power spectrum Several baselines displayed

Timerange: 00/05:34:10 to 00/05:35:08

Plot file version 49 created 25-AUG-2022 14:04:26

2MJ2036+1051 EC083A.UVDATA.1

Freq = 4.6005 GHz, Bw = 32.000 MH Calibrated with CL # 4 and BP # 1 (BP mode 1)

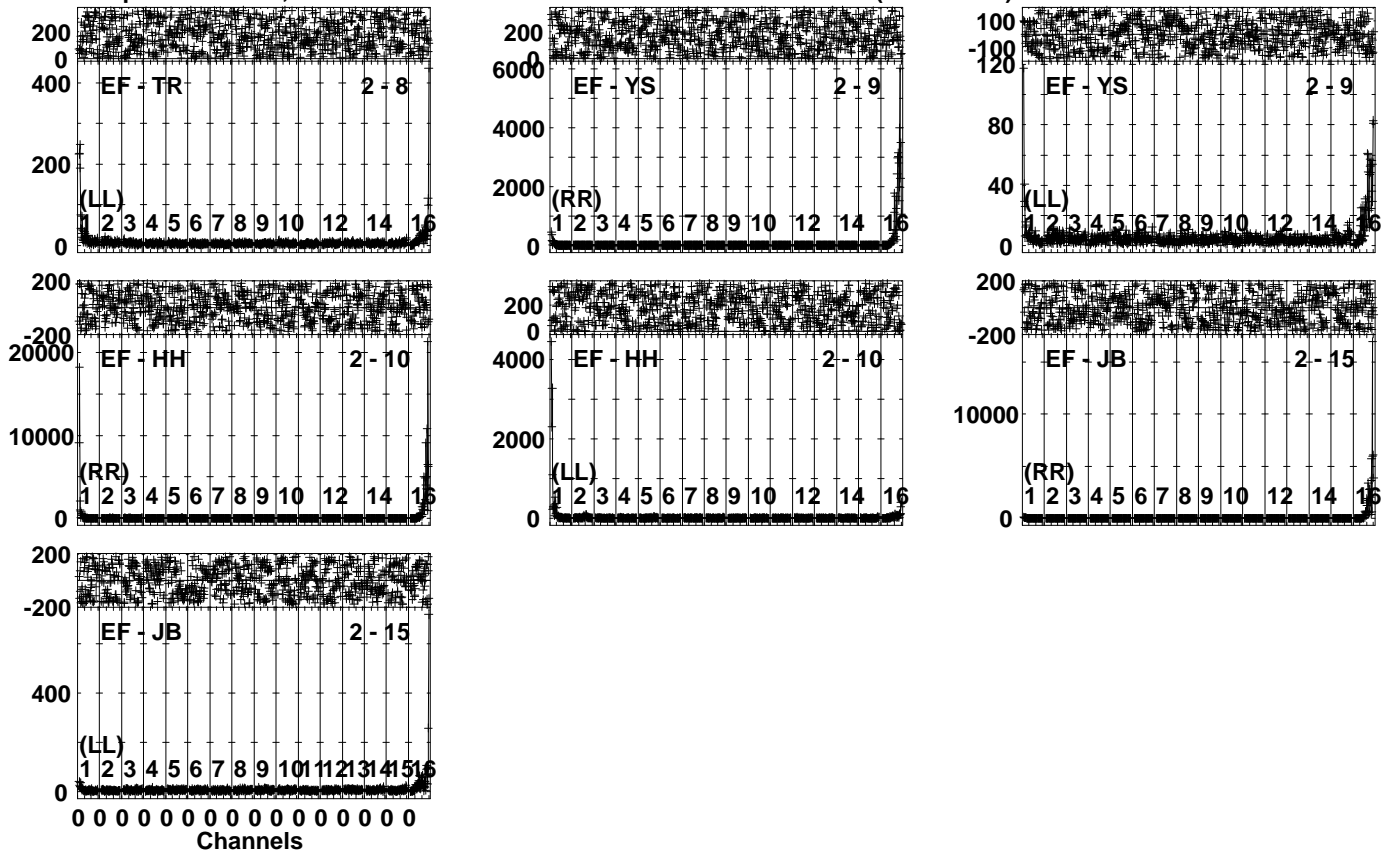


Lower frame: Ampl Jy Top frame: Phas deg
Vector averaged cross-power spectrum Several baselines displayed
Timerange: 00/05:35:12 to 00/05:39:08

Plot file version 50 created 25-AUG-2022 14:04:26

2MJ2036+1051 EC083A.UVDATA.1

Freq = 4.6005 GHz, Bw = 32.000 MH Calibrated with CL # 4 and BP # 1 (BP mode 1)

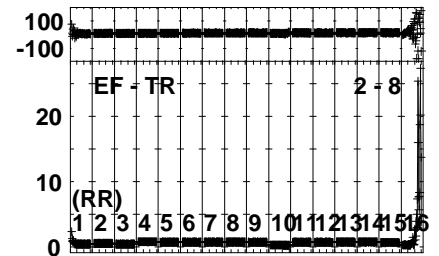
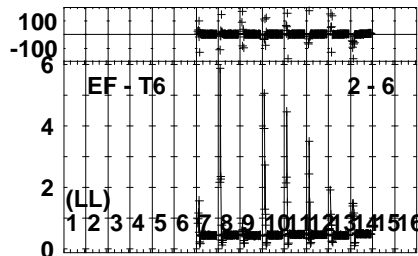
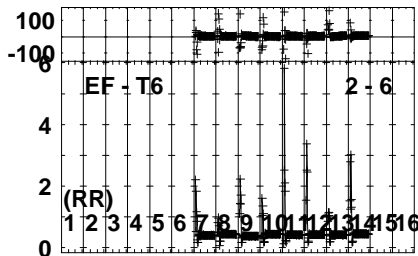
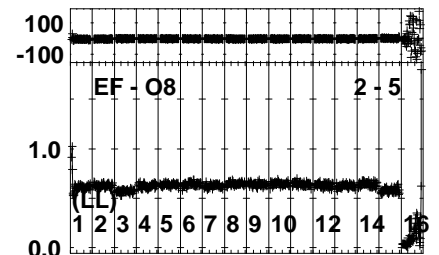
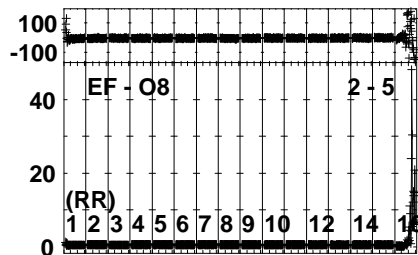
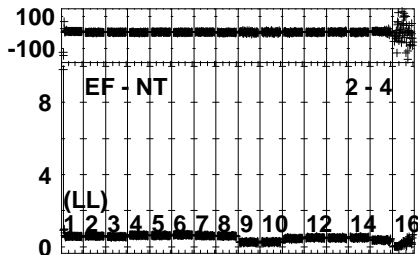
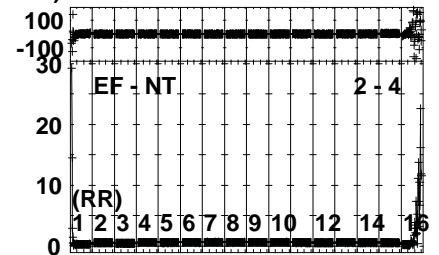
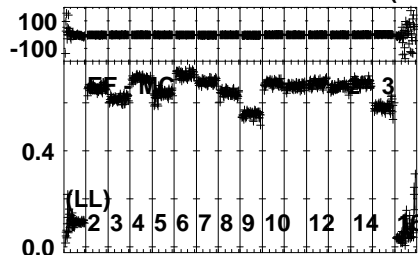
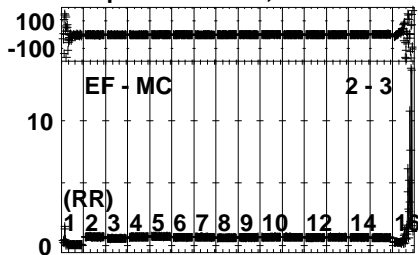


Lower frame: Milli Ampl Jy Top frame: Phas deg
Vector averaged cross-power spectrum Several baselines displayed
Timerange: 00/05:35:12 to 00/05:39:08

Plot file version 51 created 25-AUG-2022 14:04:26

J2035+1056 EC083A.UVDATA.1

Freq = 4.6005 GHz, Bw = 32.000 MH Calibrated with CL # 4 and BP # 1 (BP mode 1)

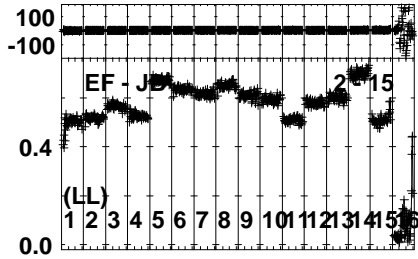
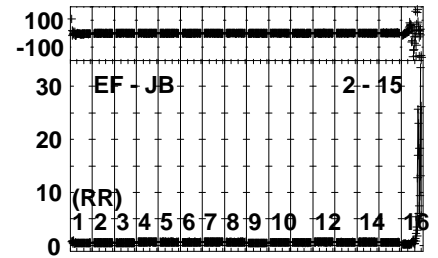
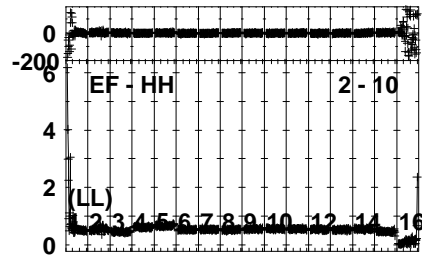
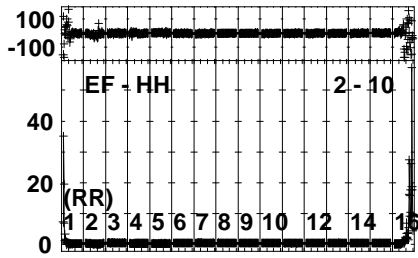
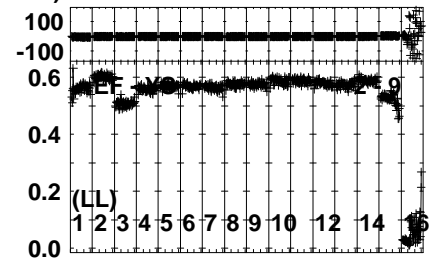
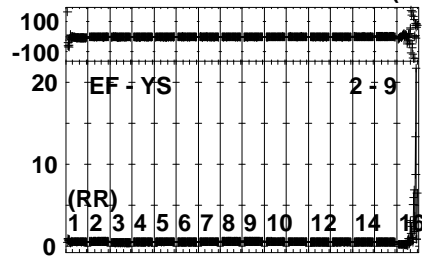
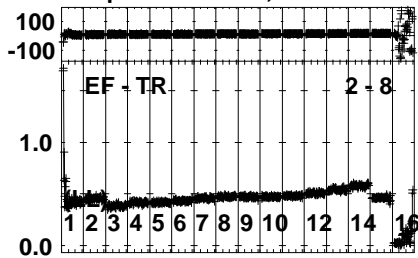


Lower frame: Ampl Jy Top frame: Phas deg
 Vector averaged cross-power spectrum Several baselines displayed
 Timerange: 00/05:39:10 to 00/05:40:18

Plot file version 52 created 25-AUG-2022 14:04:26

J2035+1056 EC083A.UVDATA.1

Freq = 4.6005 GHz, Bw = 32.000 MH Calibrated with CL # 4 and BP # 1 (BP mode 1)



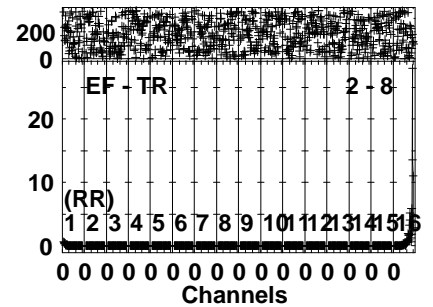
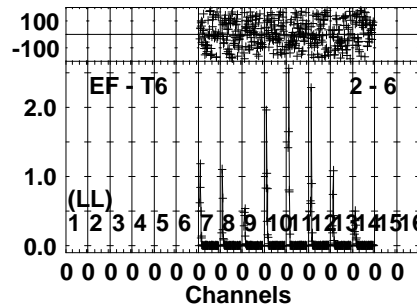
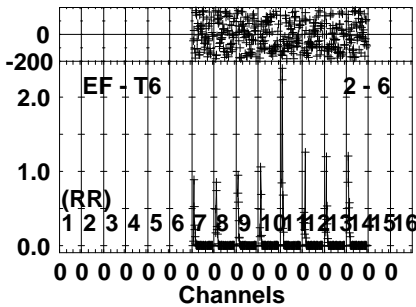
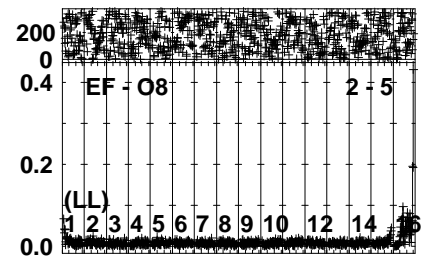
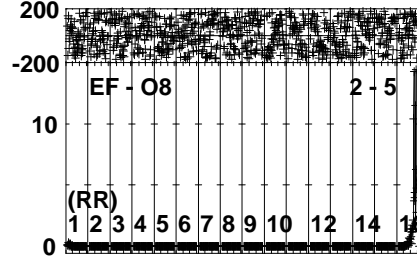
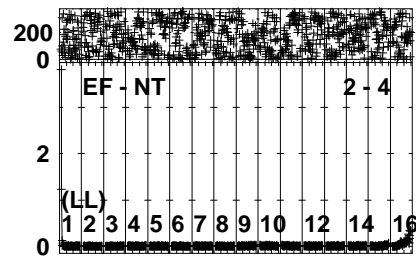
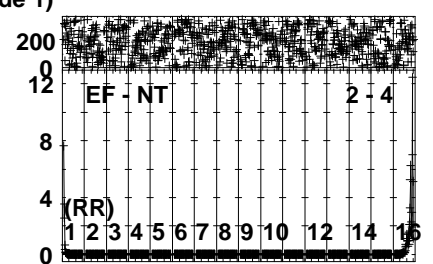
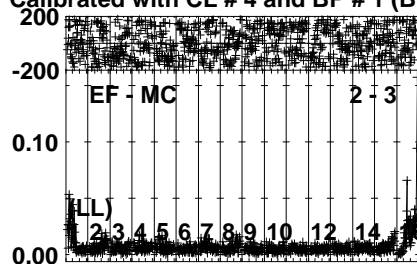
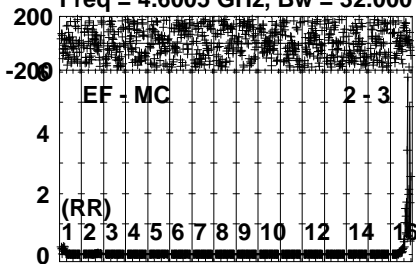
0 0 0 0 0 0 0 0 0 0 0 0 0 0 0 0
Channels
Lower frame: Ampl Jy Top frame: Phas deg
Vector averaged cross-power spectrum Several baselines displayed
Timerange: 00/05:39:10 to 00/05:40:18

Plot file version 53 created 25-AUG-2022 14:04:27

2MJ2036+1051 EC083A.UVDATA.1

Freq = 4.6005 GHz, Bw = 32.000 MH

Calibrated with CL # 4 and BP # 1 (BP mode 1)



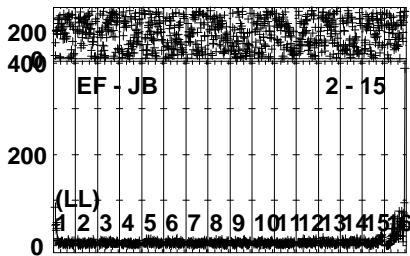

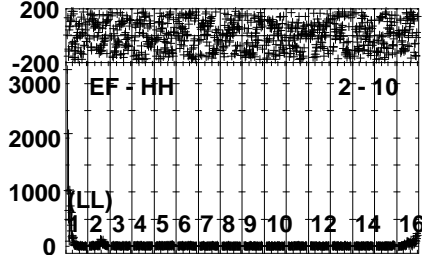
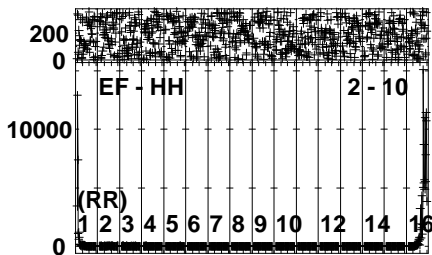
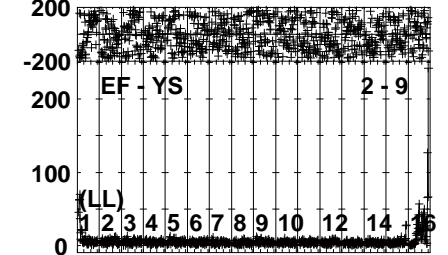
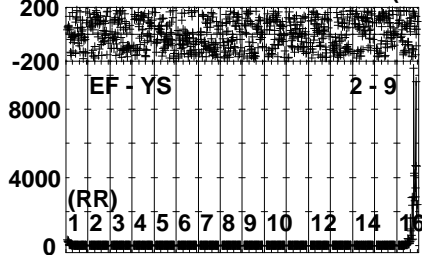
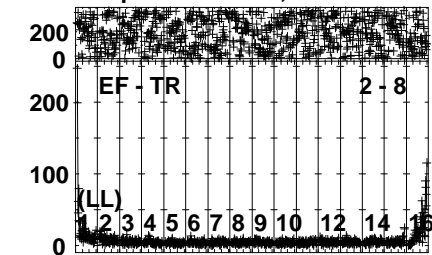
Lower frame: Ampl Jy Top frame: Phas deg
Vector averaged cross-power spectrum Several baselines displayed
Timerange: 00/05:40:20 to 00/05:44:18

Plot file version 54 created 25-AUG-2022 14:04:27

2MJ2036+1051 EC083A.UVDATA.1

Freq = 4.6005 GHz, Bw = 32.000 MH

Calibrated with CL # 4 and BP # 1 (BP mode 1)



0 0 0 0 0 0 0 0 0 0 0 0 0 0 0 0
Channels

Lower frame: Milli Ampl Jy Top frame: Phas deg

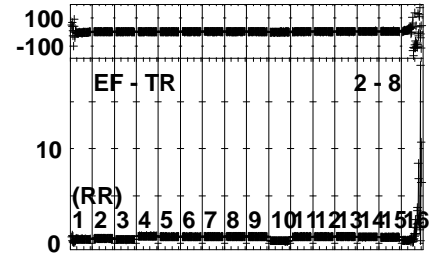
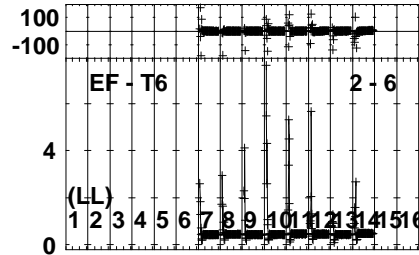
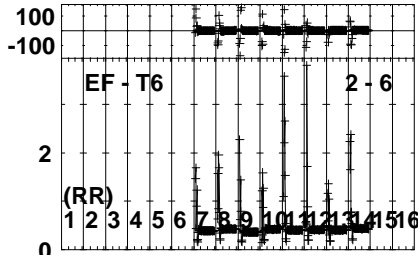
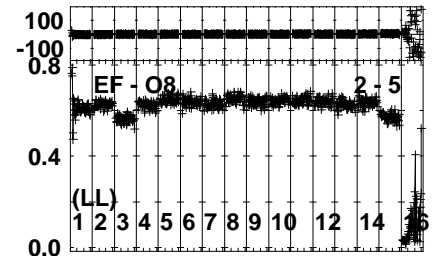
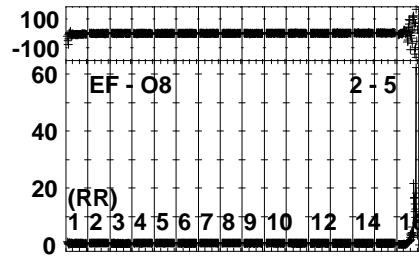
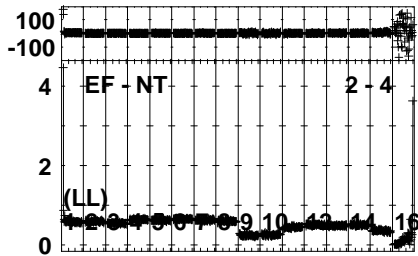
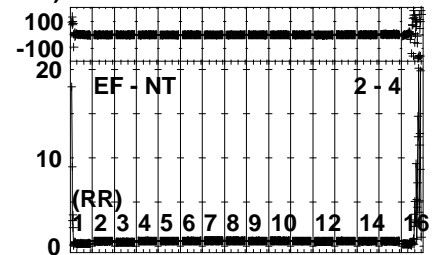
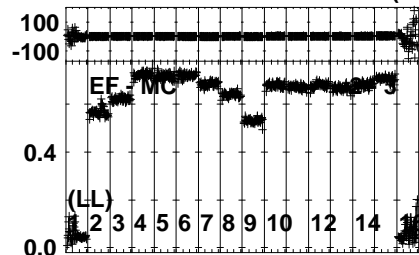
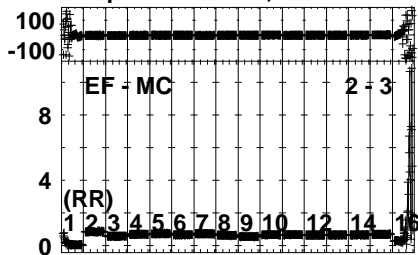
Vector averaged cross-power spectrum Several baselines displayed

Timerange: 00/05:40:20 to 00/05:44:18

Plot file version 55 created 25-AUG-2022 14:04:27

J2035+1056 EC083A.UVDATA.1

Freq = 4.6005 GHz, Bw = 32.000 MH Calibrated with CL # 4 and BP # 1 (BP mode 1)

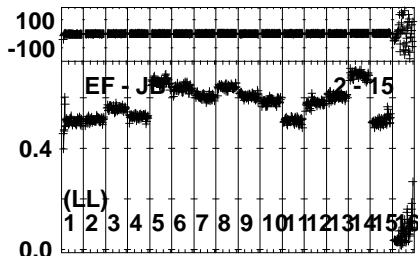
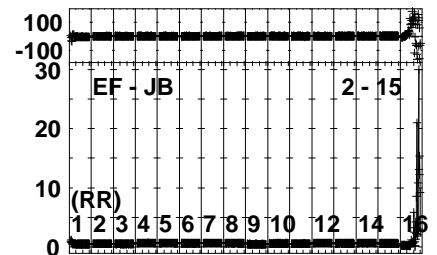
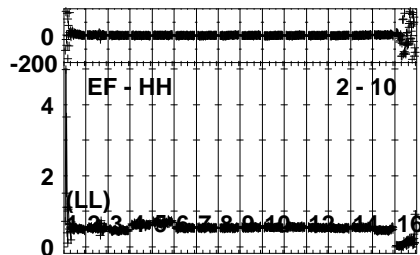
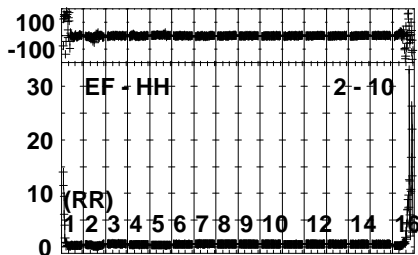
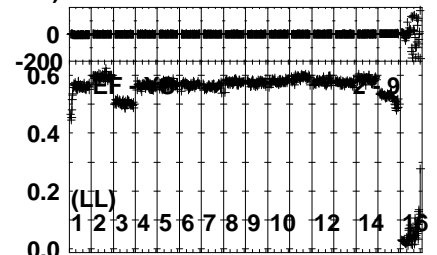
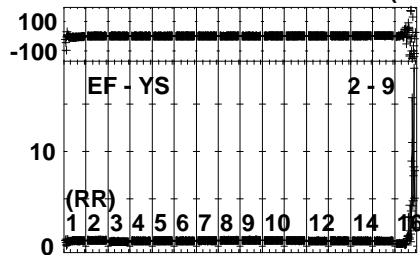
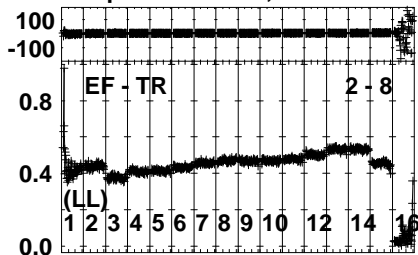


Lower frame: Ampl Jy Top frame: Phas deg
Vector averaged cross-power spectrum Several baselines displayed
Timerange: 00/05:44:53 to 00/05:45:51

Plot file version 56 created 25-AUG-2022 14:04:27

J2035+1056 EC083A.UVDATA.1

Freq = 4.6005 GHz, Bw = 32.000 MH Calibrated with CL # 4 and BP # 1 (BP mode 1)

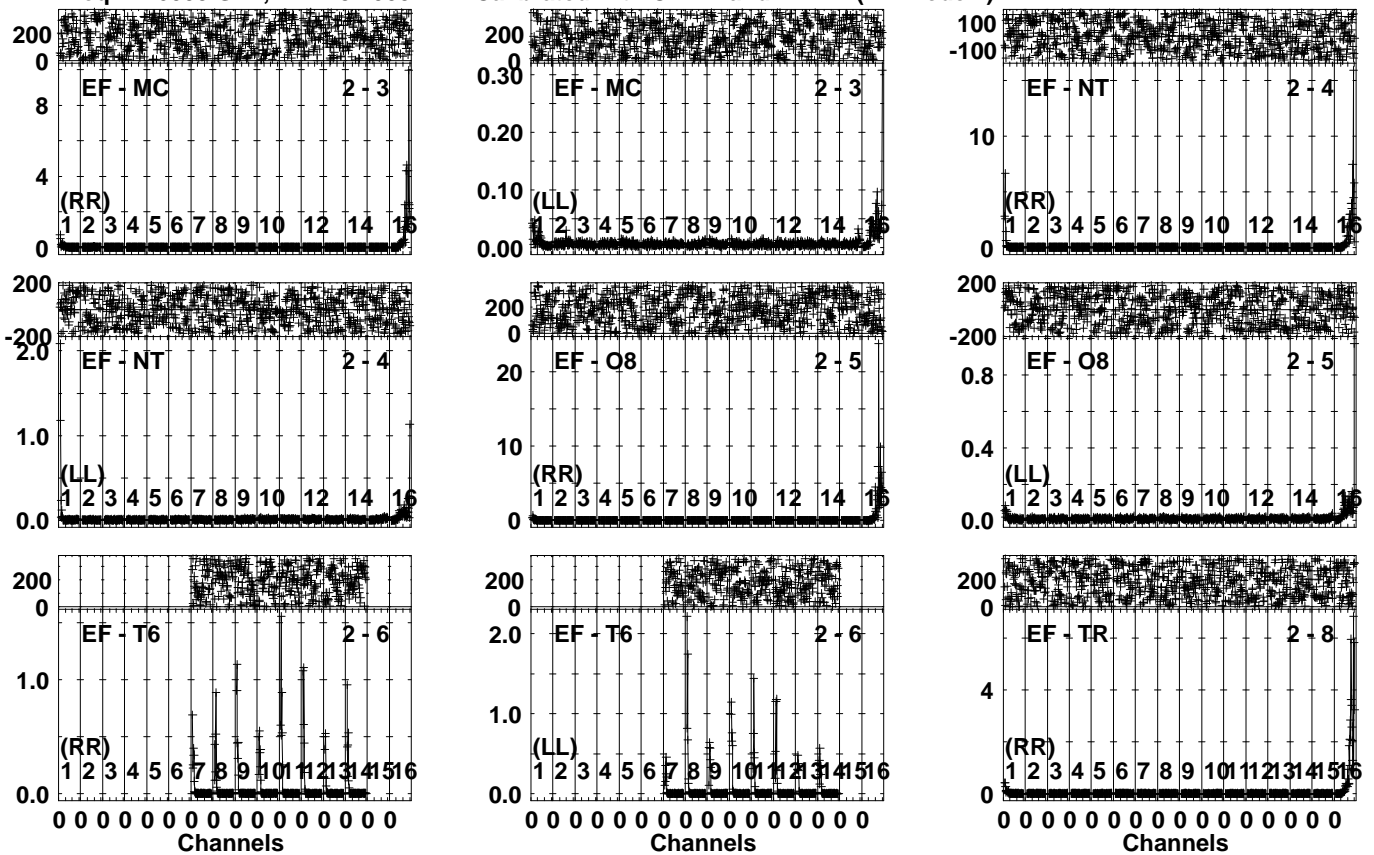


0 0 0 0 0 0 0 0 0 0 0 0 0 0 0 0
Channels
Lower frame: Ampl Jy Top frame: Phas deg
Vector averaged cross-power spectrum Several baselines displayed
Timerange: 00/05:44:53 to 00/05:45:51

Plot file version 57 created 25-AUG-2022 14:04:28

2MJ2036+1051 EC083A.UVDATA.1

Freq = 4.6005 GHz, Bw = 32.000 MH Calibrated with CL # 4 and BP # 1 (BP mode 1)

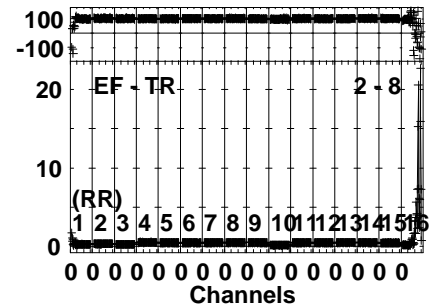
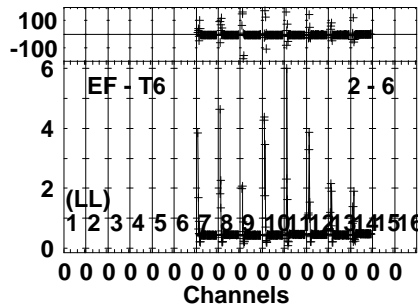

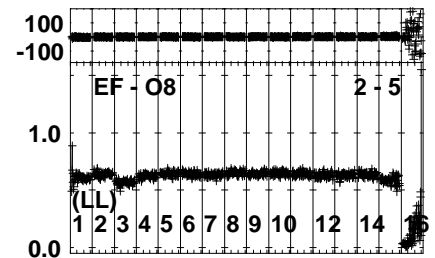
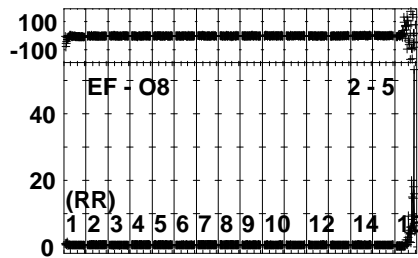
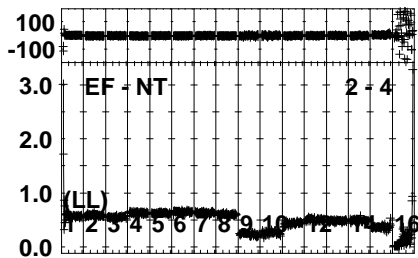
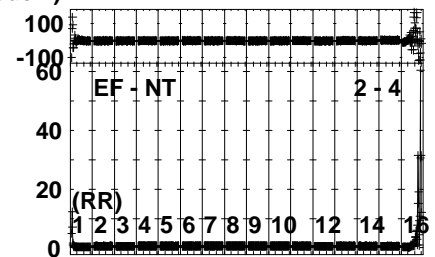
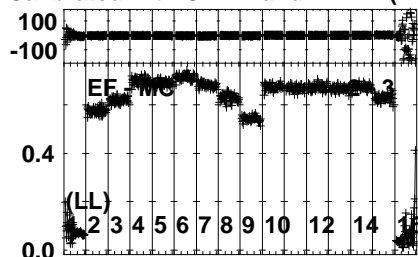
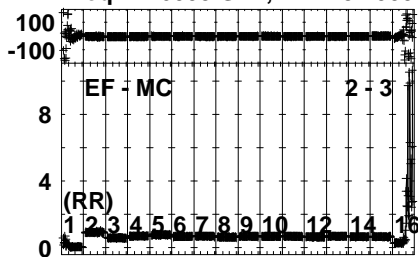


Lower frame: Ampl Jy Top frame: Phas deg
Vector averaged cross-power spectrum Several baselines displayed
Timerange: 00/05:45:55 to 00/05:49:51

Plot file version 59 created 25-AUG-2022 14:04:28

J2035+1056 EC083A.UVDATA.1

Freq = 4.6005 GHz, Bw = 32.000 MH Calibrated with CL # 4 and BP # 1 (BP mode 1)

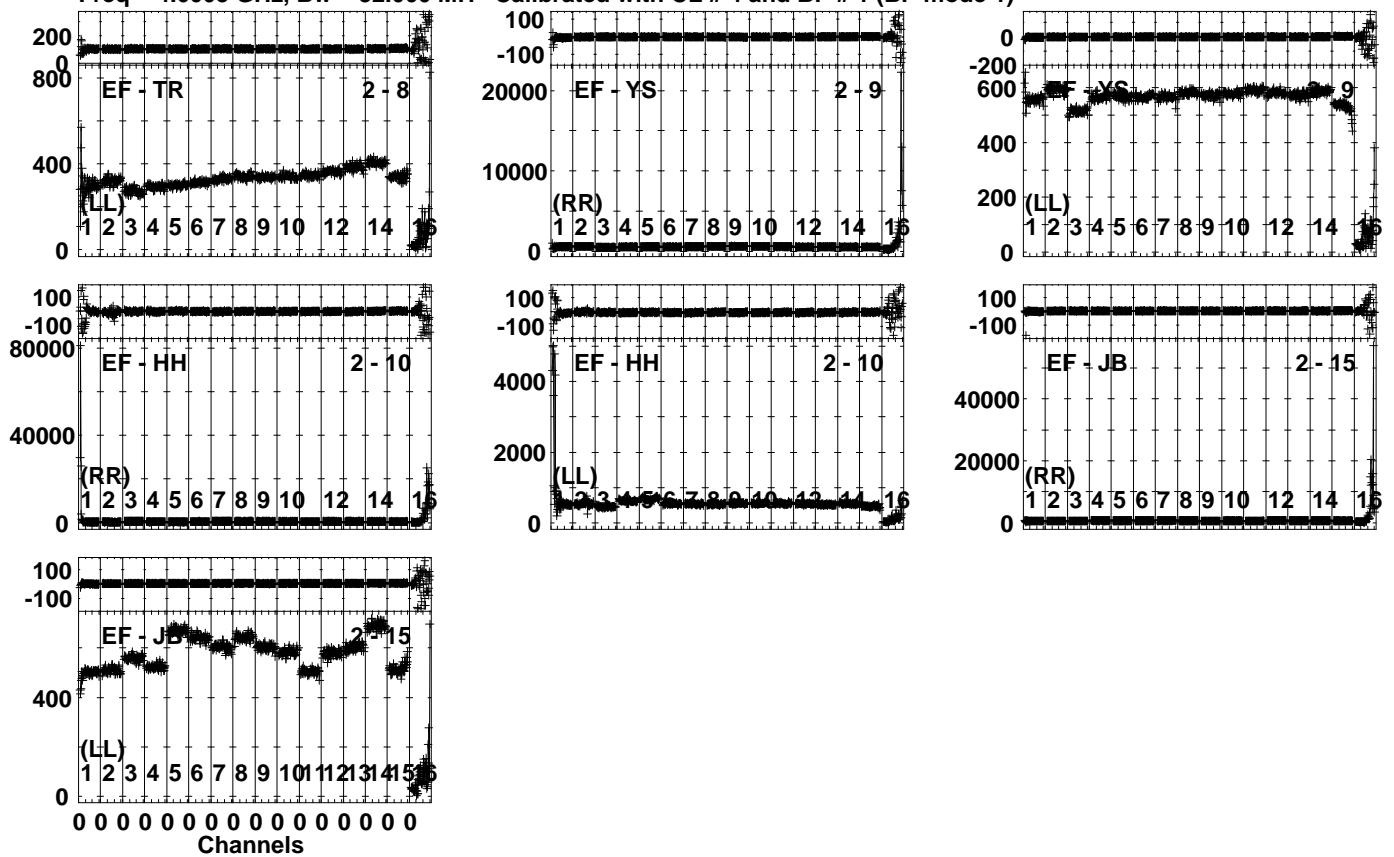


Lower frame: Ampl Jy Top frame: Phas deg
 Vector averaged cross-power spectrum Several baselines displayed
 Timerange: 00/05:49:53 to 00/05:51:01

Plot file version 60 created 25-AUG-2022 14:04:29

J2035+1056 EC083A.UVDATA.1

Freq = 4.6005 GHz, Bw = 32.000 MH Calibrated with CL # 4 and BP # 1 (BP mode 1)

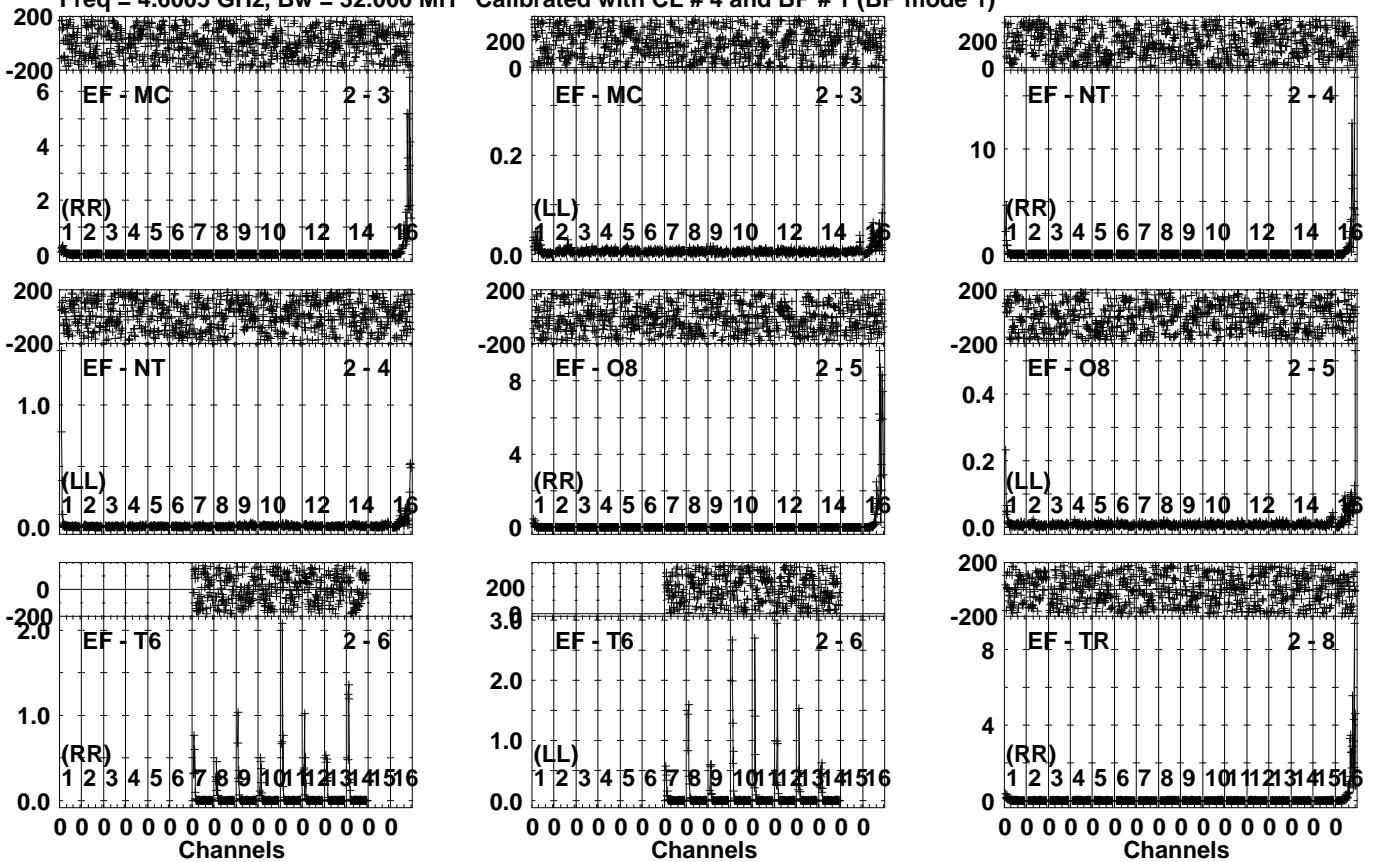


Lower frame: Milli Ampl Jy Top frame: Phas deg
Vector averaged cross-power spectrum Several baselines displayed
Timerange: 00/05:49:53 to 00/05:51:01

Plot file version 61 created 25-AUG-2022 14:04:29

2MJ2036+1051 EC083A.UVDATA.1

Freq = 4.6005 GHz, Bw = 32.000 MH Calibrated with CL # 4 and BP # 1 (BP mode 1)

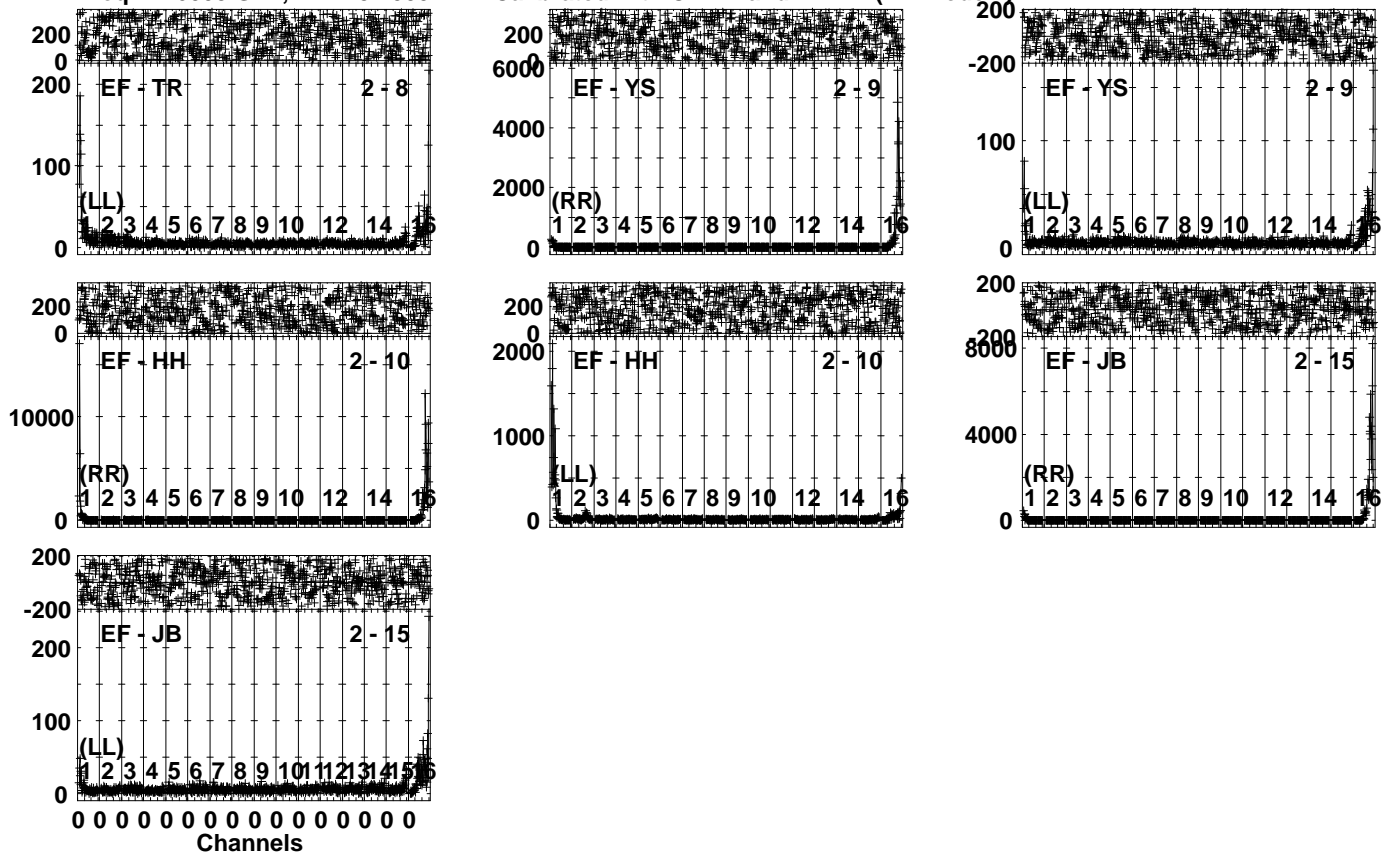


Lower frame: Ampl Jy Top frame: Phas deg
Vector averaged cross-power spectrum Several baselines displayed
Timerange: 00/05:51:03 to 00/05:55:01

Plot file version 62 created 25-AUG-2022 14:04:29

2MJ2036+1051 EC083A.UVDATA.1

Freq = 4.6005 GHz, Bw = 32.000 MH Calibrated with CL # 4 and BP # 1 (BP mode 1)

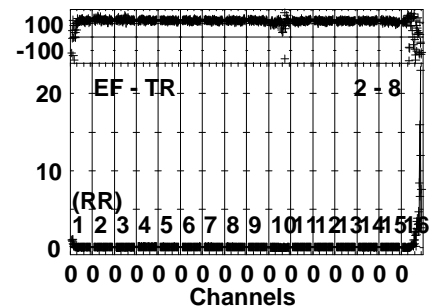
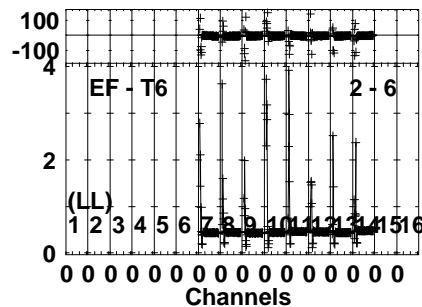
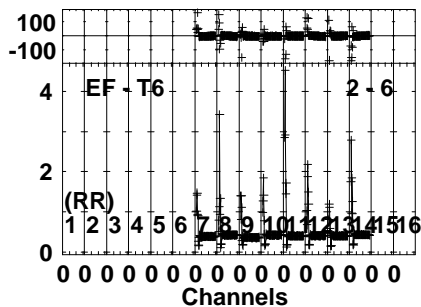
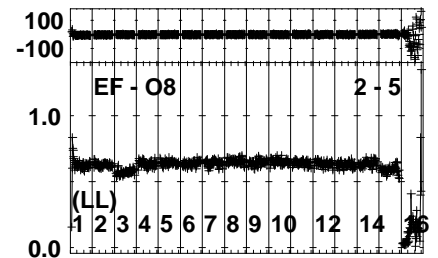
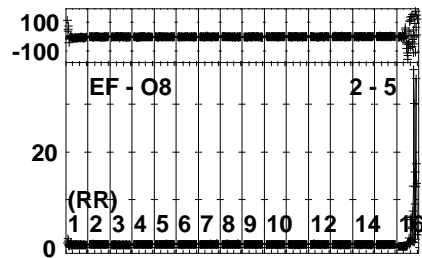
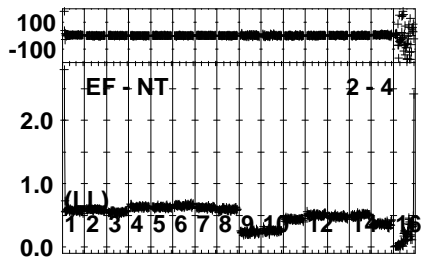
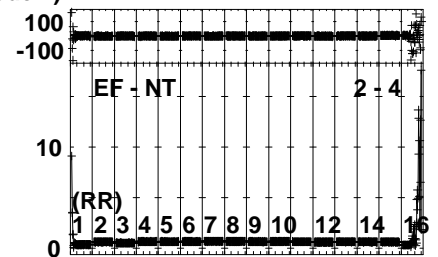
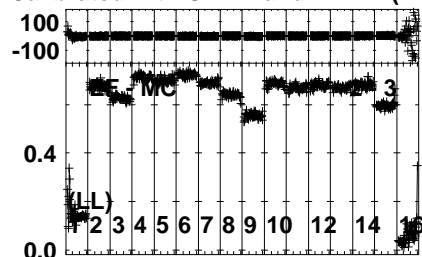
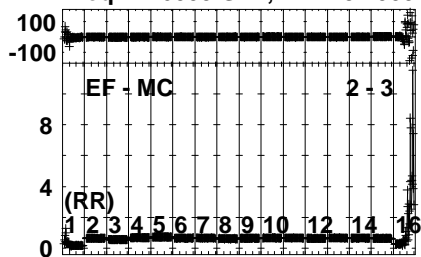


Lower frame: Milli Ampl Jy Top frame: Phas deg
Vector averaged cross-power spectrum Several baselines displayed
Timerange: 00/05:51:03 to 00/05:55:01

Plot file version 63 created 25-AUG-2022 14:04:29

J2035+1056 EC083A.UVDATA.1

Freq = 4.6005 GHz, Bw = 32.000 MH Calibrated with CL # 4 and BP # 1 (BP mode 1)

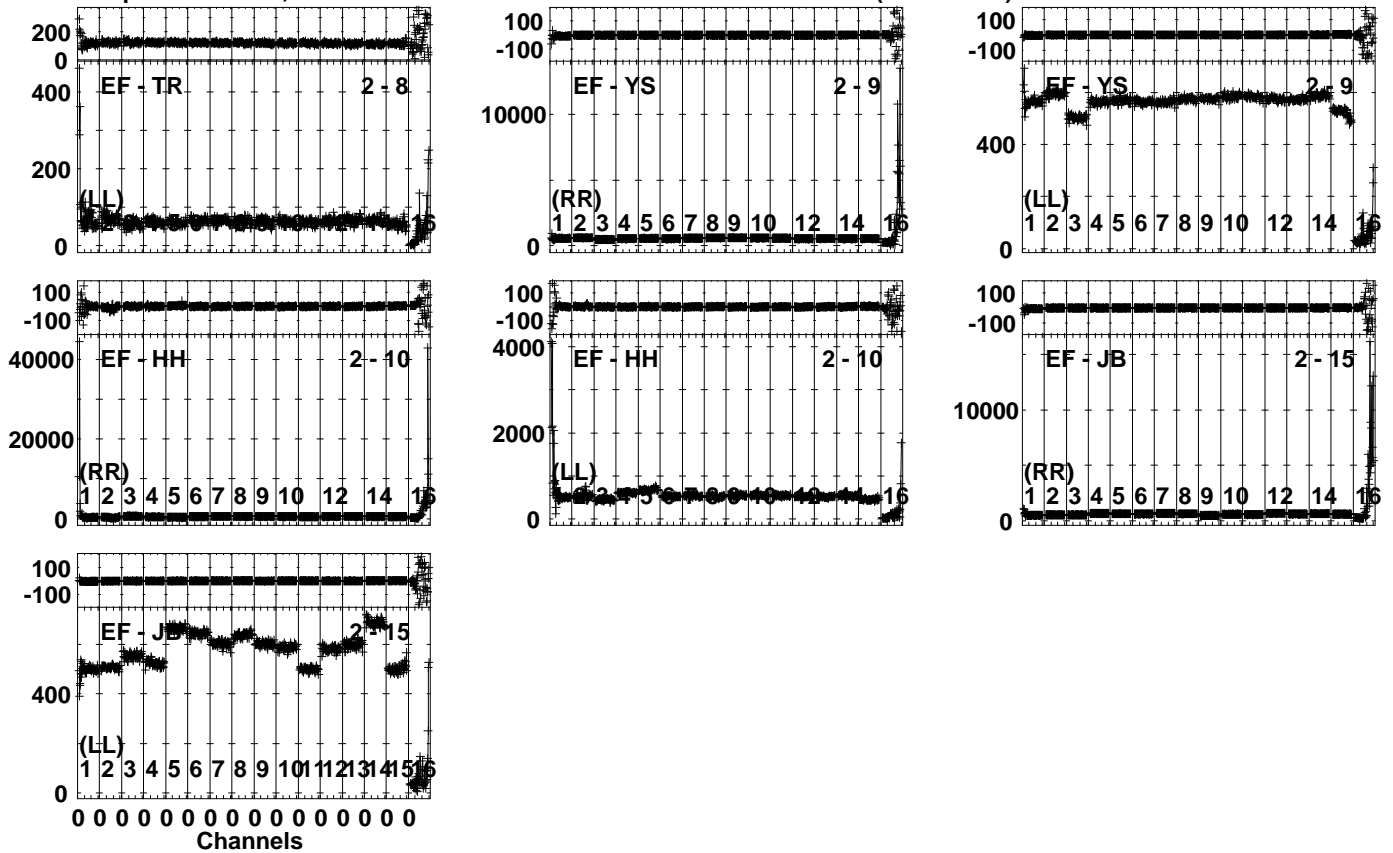


Lower frame: Ampl Jy Top frame: Phas deg
Vector averaged cross-power spectrum Several baselines displayed
Timerange: 00/05:55:36 to 00/05:56:34

Plot file version 64 created 25-AUG-2022 14:04:30

J2035+1056 EC083A.UVDATA.1

Freq = 4.6005 GHz, Bw = 32.000 MH Calibrated with CL # 4 and BP # 1 (BP mode 1)



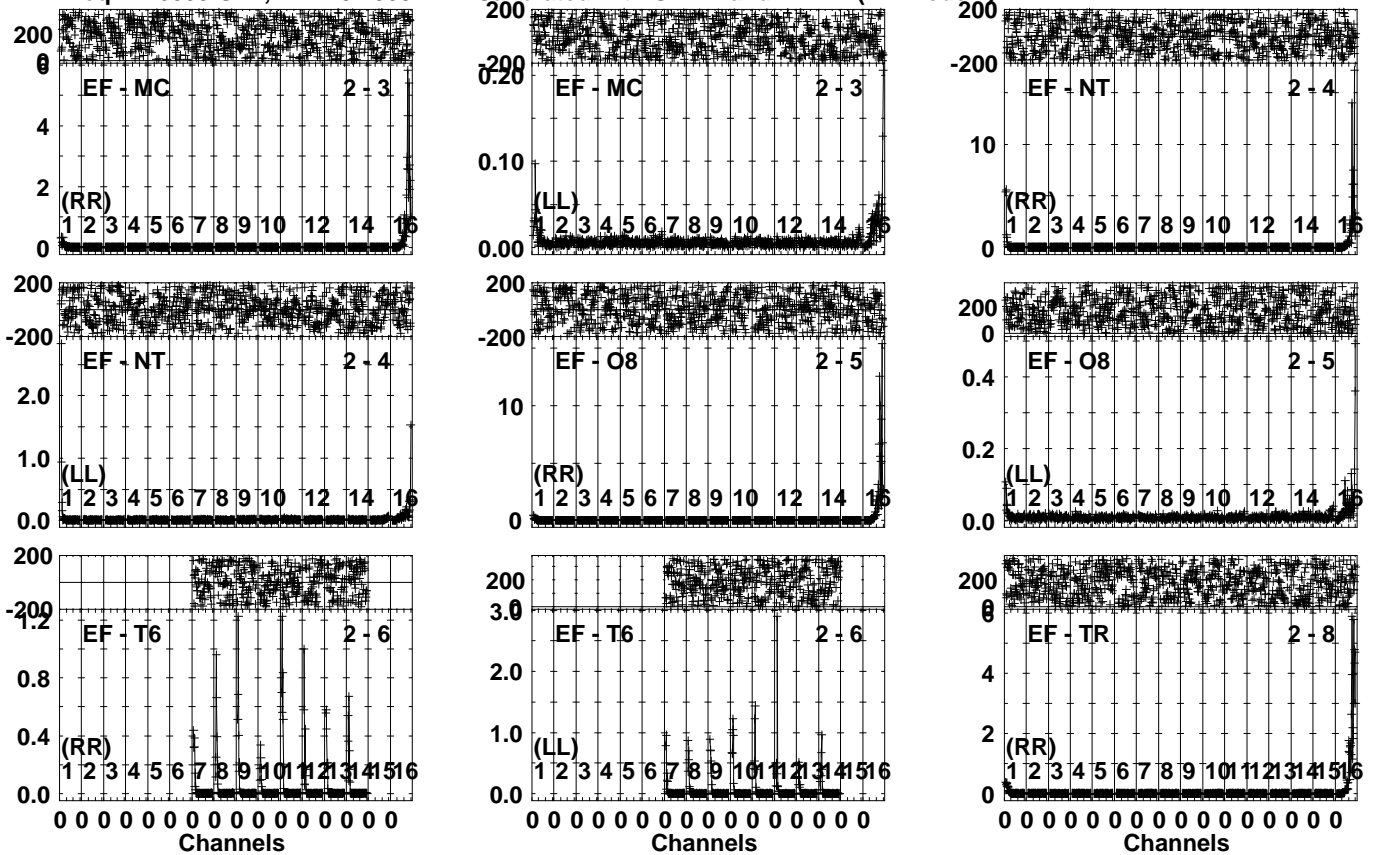
Lower frame: Milli Ampl Jy Top frame: Phas deg
Vector averaged cross-power spectrum Several baselines displayed
Timerange: 00/05:55:36 to 00/05:56:34

Plot file version 65 created 25-AUG-2022 14:04:30

2MJ2036+1051 EC083A.UVDATA.1

Freq = 4.6005 GHz, Bw = 32.000 MH

Calibrated with CL # 4 and BP # 1 (BP mode 1)




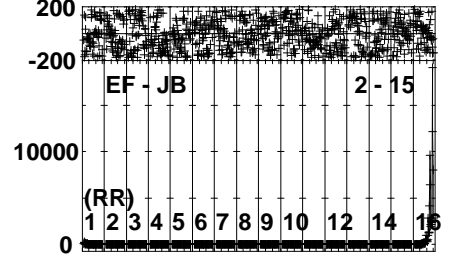

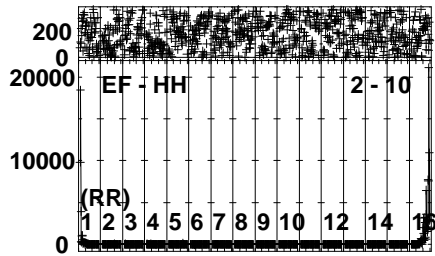
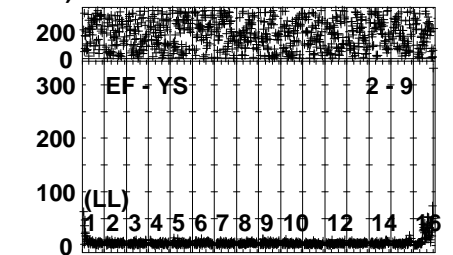
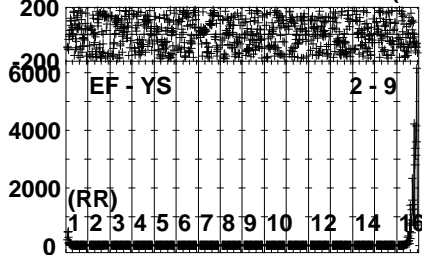
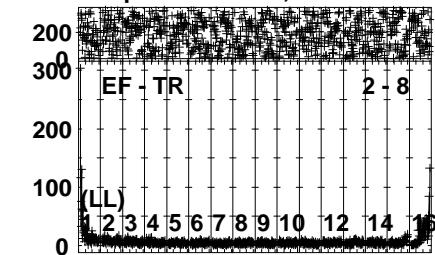
Lower frame: Ampl Jy Top frame: Phas deg
Vector averaged cross-power spectrum Several baselines displayed
Timerange: 00/05:56:38 to 00/06:00:34

Plot file version 66 created 25-AUG-2022 14:04:30

2MJ2036+1051 EC083A.UVDATA.1

Freq = 4.6005 GHz, Bw = 32.000 MH

Calibrated with CL # 4 and BP # 1 (BP mode 1)



0 0 0 0 0 0 0 0 0 0 0 0 0 0 0 0
Channels

Lower frame: Milli Ampl Jy Top frame: Phas deg

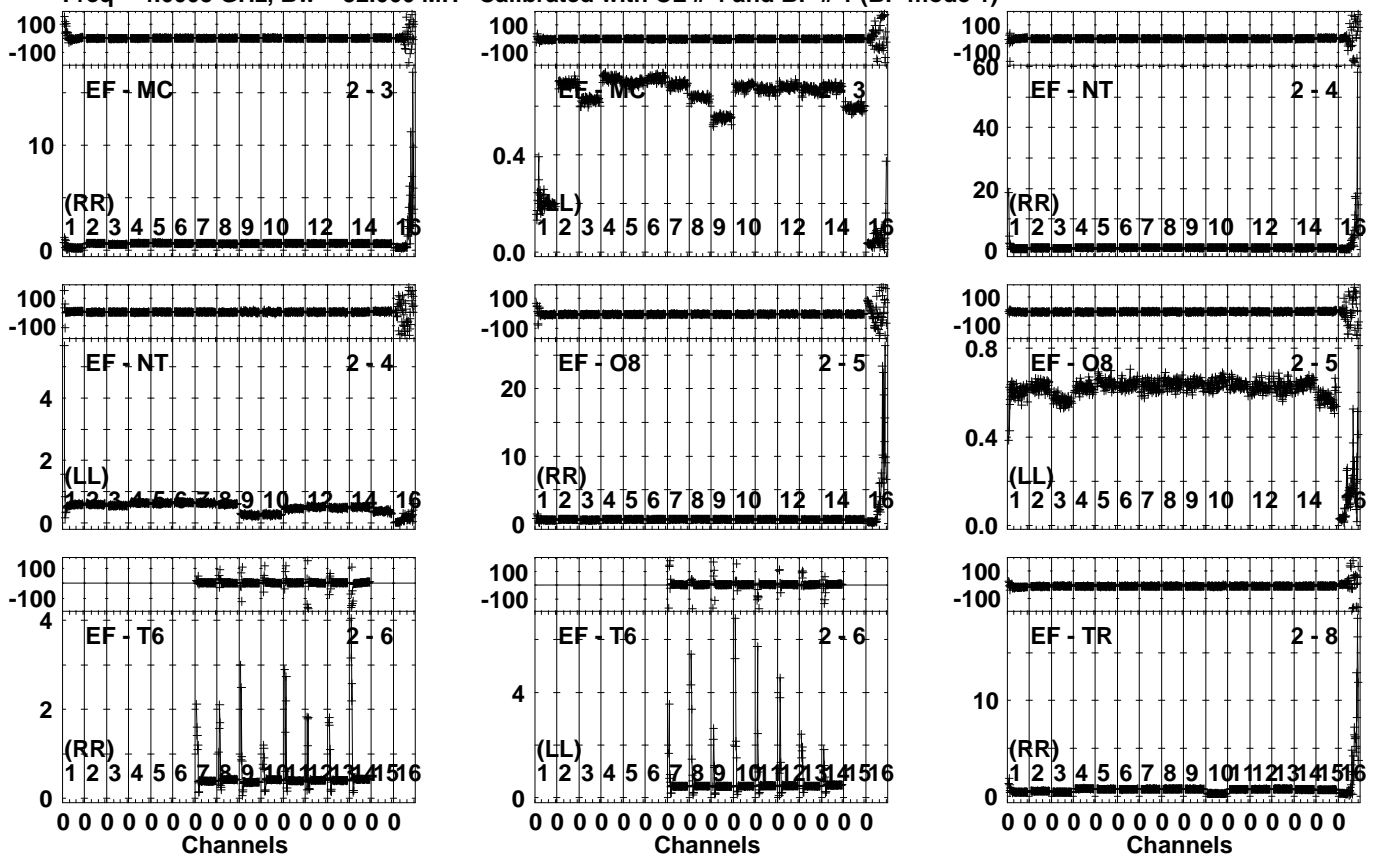
Vector averaged cross-power spectrum Several baselines displayed

Timerange: 00/05:56:38 to 00/06:00:34

Plot file version 67 created 25-AUG-2022 14:04:31

J2035+1056 EC083A.UVDATA.1

Freq = 4.6005 GHz, Bw = 32.000 MH Calibrated with CL # 4 and BP # 1 (BP mode 1)

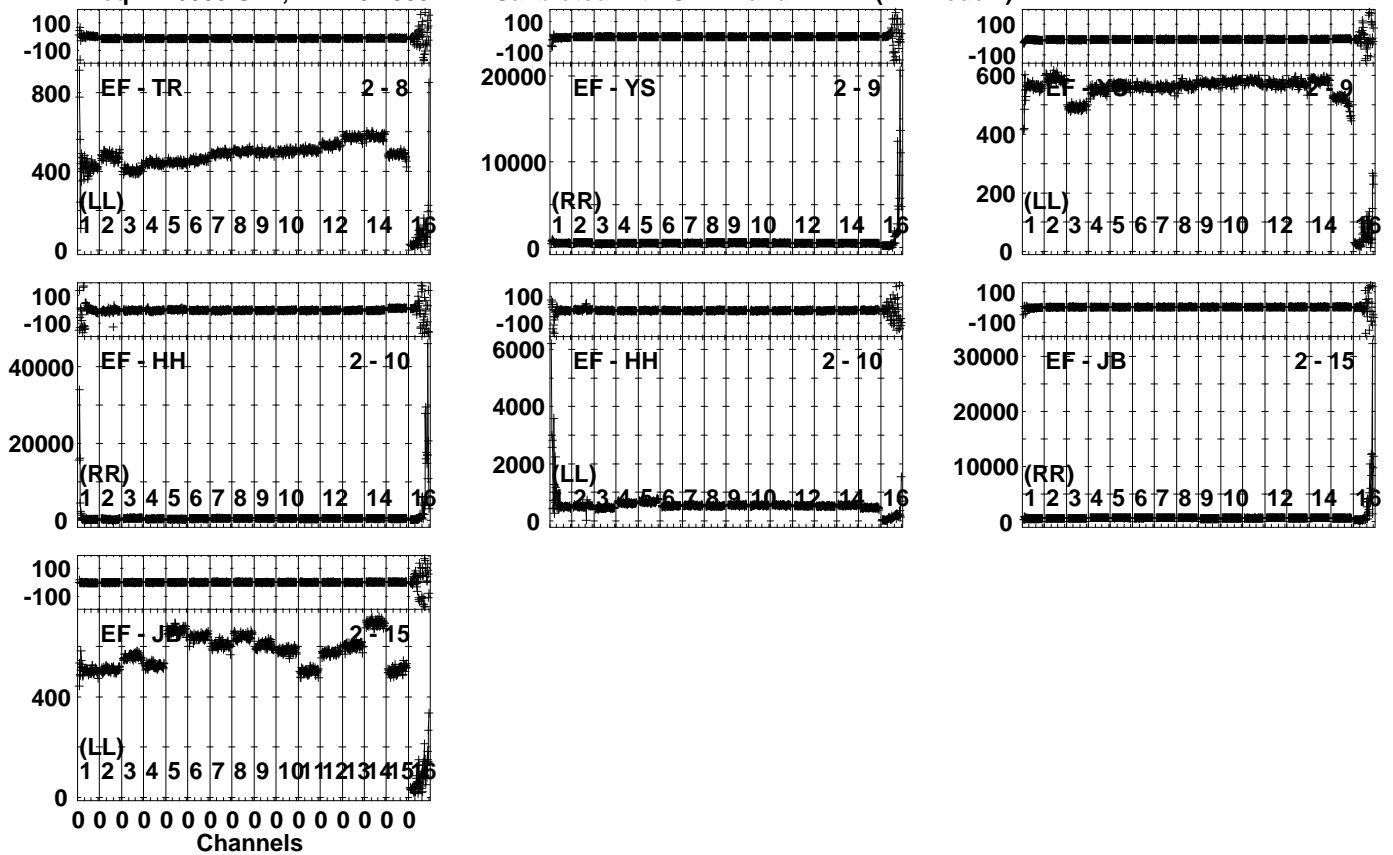


Lower frame: Ampl Jy Top frame: Phas deg
Vector averaged cross-power spectrum Several baselines displayed
Timerange: 00/06:00:36 to 00/06:01:44

Plot file version 68 created 25-AUG-2022 14:04:31

J2035+1056 EC083A.UVDATA.1

Freq = 4.6005 GHz, Bw = 32.000 MH Calibrated with CL # 4 and BP # 1 (BP mode 1)



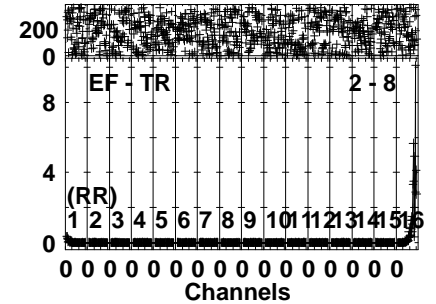
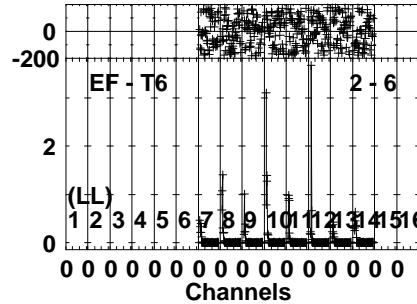
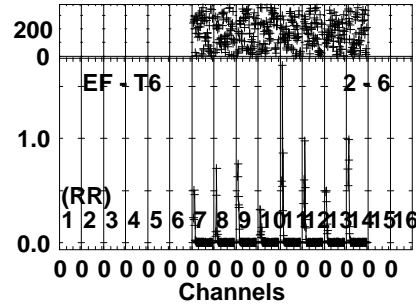
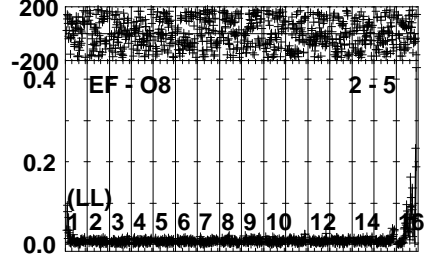
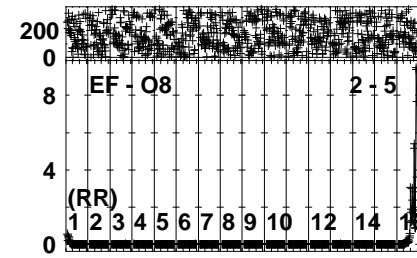
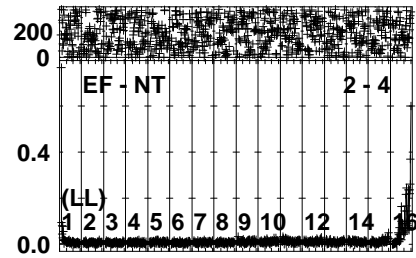
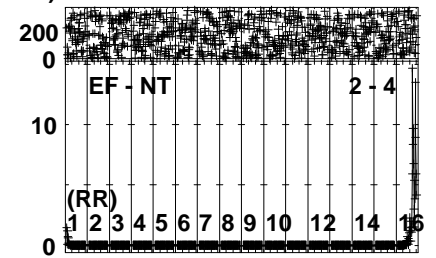
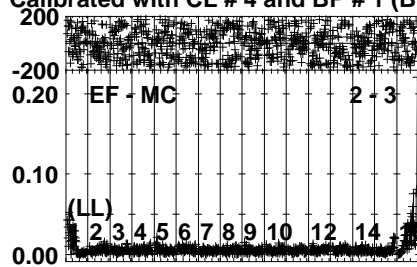

Lower frame: Milli Ampl Jy Top frame: Phas deg
Vector averaged cross-power spectrum Several baselines displayed
Timerange: 00/06:00:36 to 00/06:01:44

Plot file version 69 created 25-AUG-2022 14:04:31

2MJ2036+1051 EC083A.UVDATA.1

Freq = 4.6005 GHz, Bw = 32.000 MH

Calibrated with CL # 4 and BP # 1 (BP mode 1)



Lower frame: Ampl Jy Top frame: Phas deg

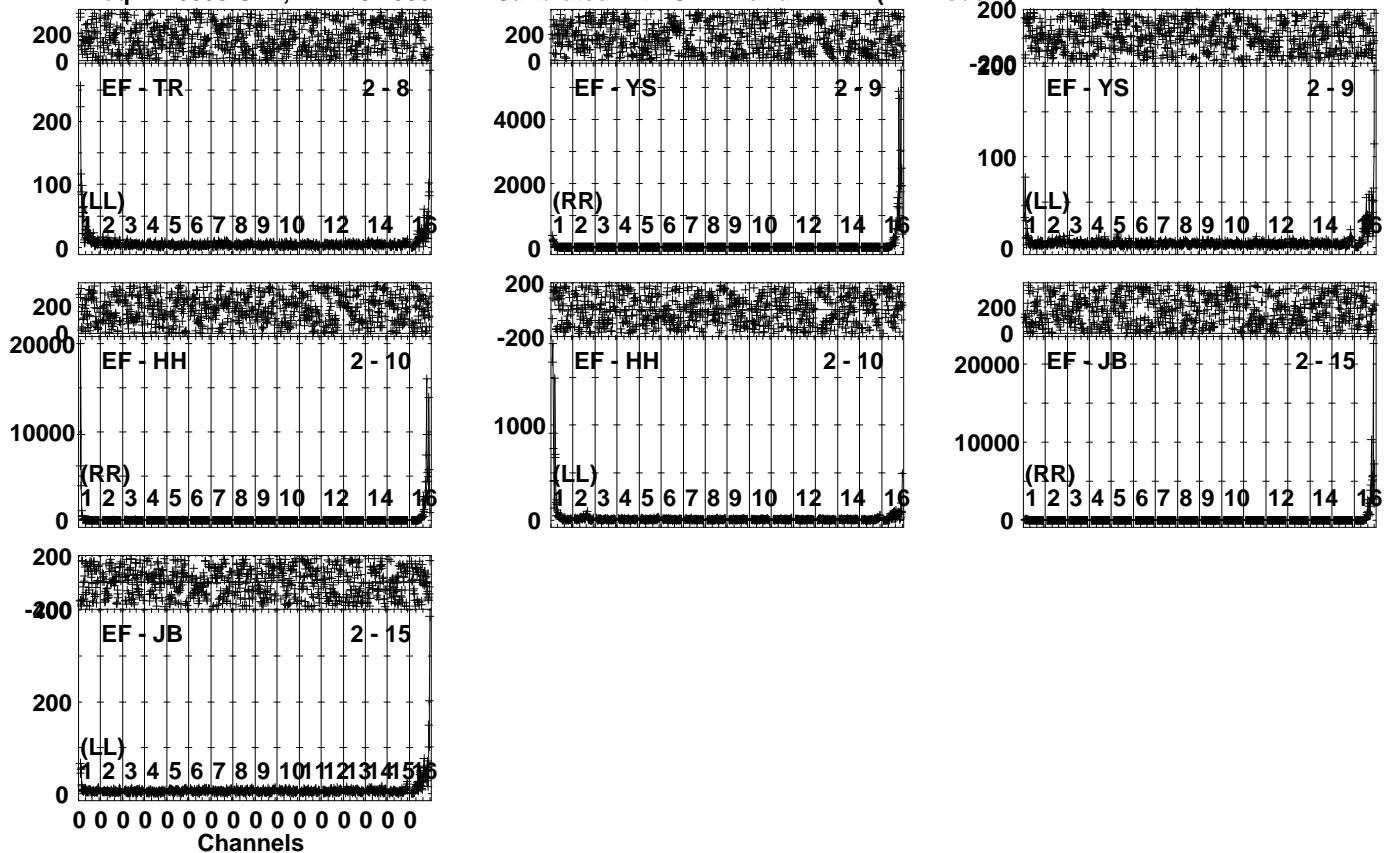
Vector averaged cross-power spectrum Several baselines displayed

Timerange: 00/06:01:46 to 00/06:05:44

Plot file version 70 created 25-AUG-2022 14:04:32

2MJ2036+1051 EC083A.UVDATA.1

Freq = 4.6005 GHz, Bw = 32.000 MH Calibrated with CL # 4 and BP # 1 (BP mode 1)



Lower frame: Milli Ampl Jy Top frame: Phas deg

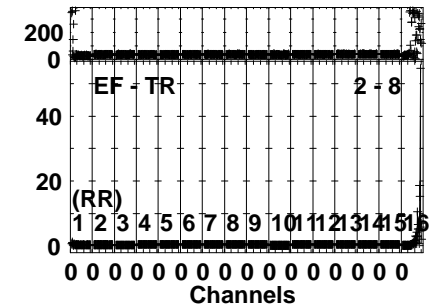
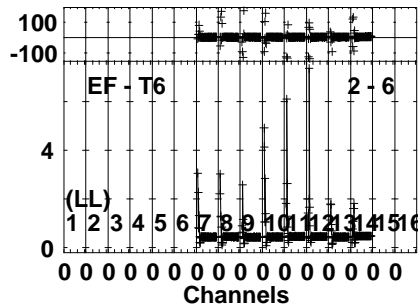
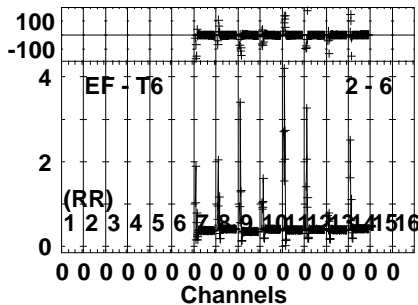
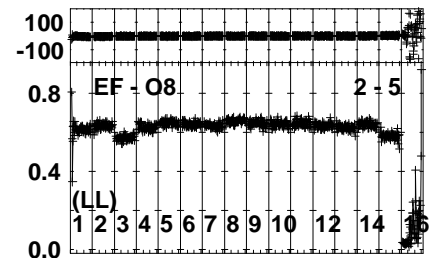
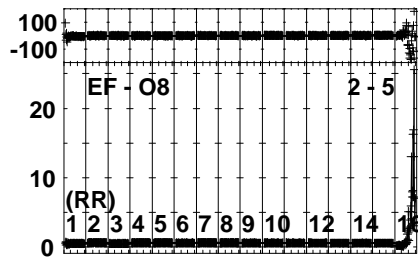
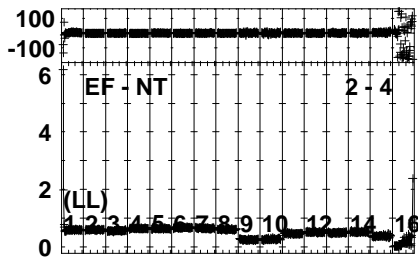
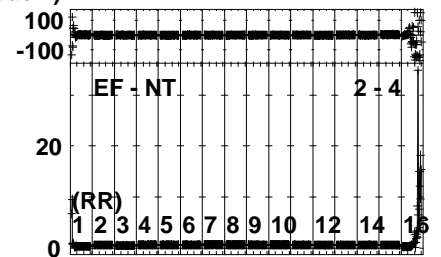
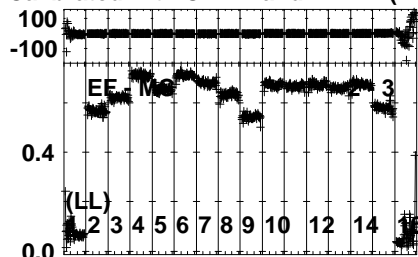
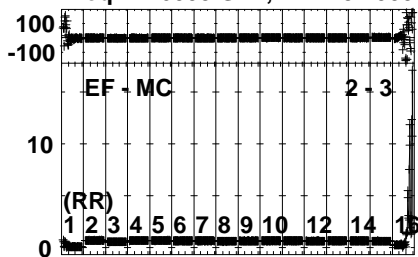
Vector averaged cross-power spectrum Several baselines displayed

Timerange: 00/06:01:46 to 00/06:05:44

Plot file version 71 created 25-AUG-2022 14:04:32

J2035+1056 EC083A.UVDATA.1

Freq = 4.6005 GHz, Bw = 32.000 MH Calibrated with CL # 4 and BP # 1 (BP mode 1)

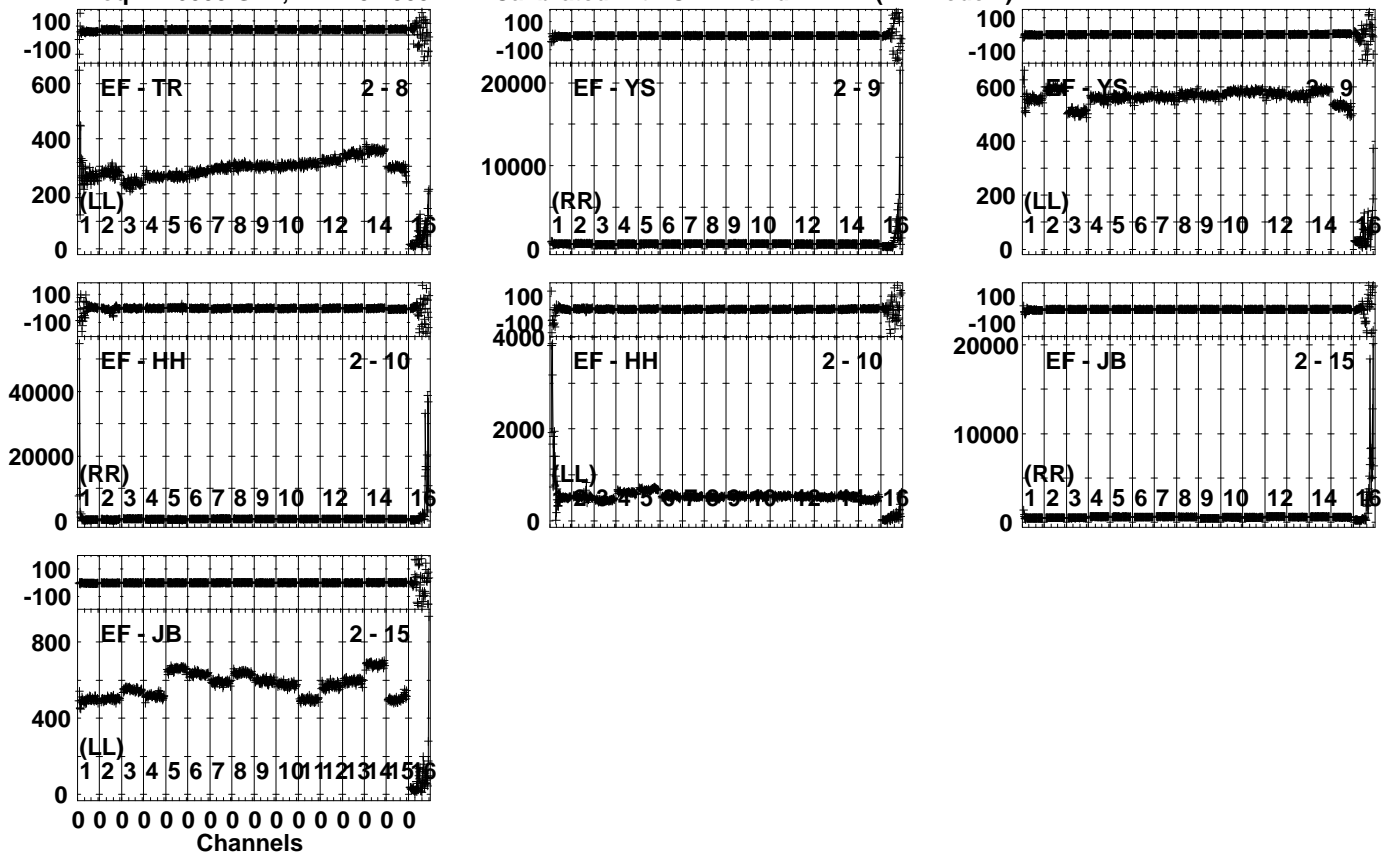


Lower frame: Ampl Jy Top frame: Phas deg
Vector averaged cross-power spectrum Several baselines displayed
Timerange: 00/06:06:19 to 00/06:07:17

Plot file version 72 created 25-AUG-2022 14:04:32

J2035+1056 EC083A.UVDATA.1

Freq = 4.6005 GHz, Bw = 32.000 MH Calibrated with CL # 4 and BP # 1 (BP mode 1)



Lower frame: Milli Ampl Jy Top frame: Phas deg

Vector averaged cross-power spectrum Several baselines displayed

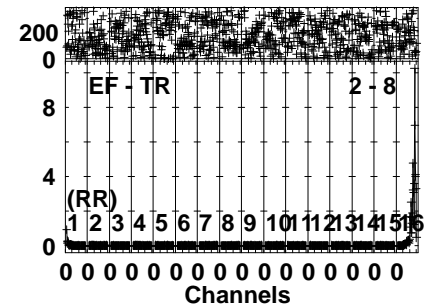
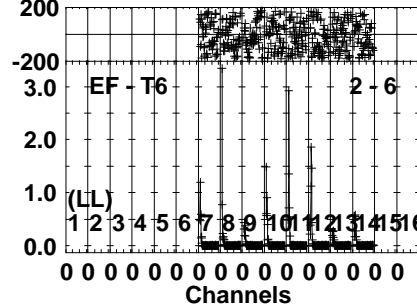
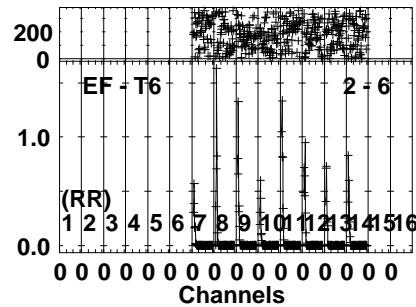
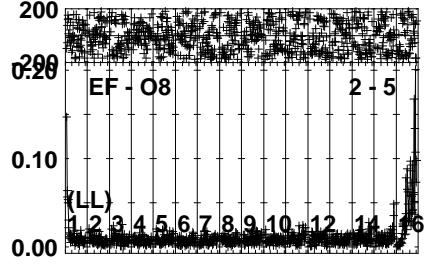
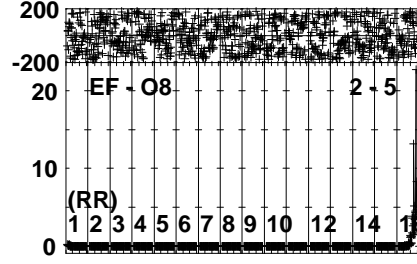
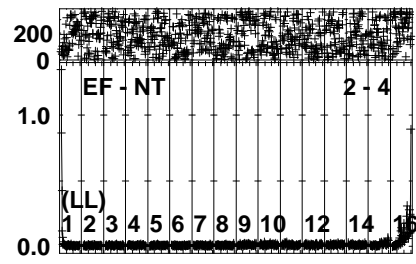
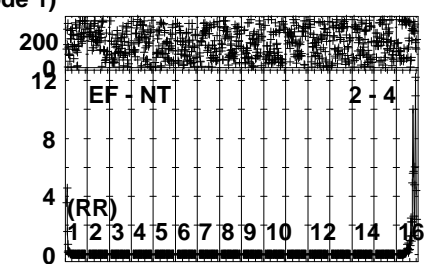
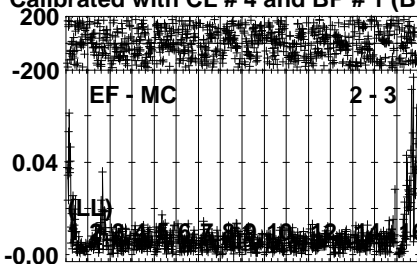
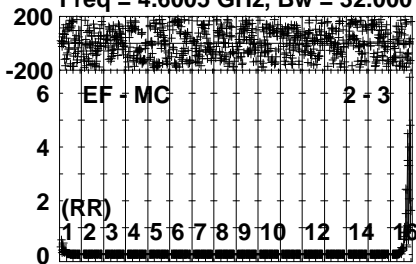
Timerange: 00/06:06:19 to 00/06:07:17

Plot file version 73 created 25-AUG-2022 14:04:32

2MJ2036+1051 EC083A.UVDATA.1

Freq = 4.6005 GHz, Bw = 32.000 MH

Calibrated with CL # 4 and BP # 1 (BP mode 1)

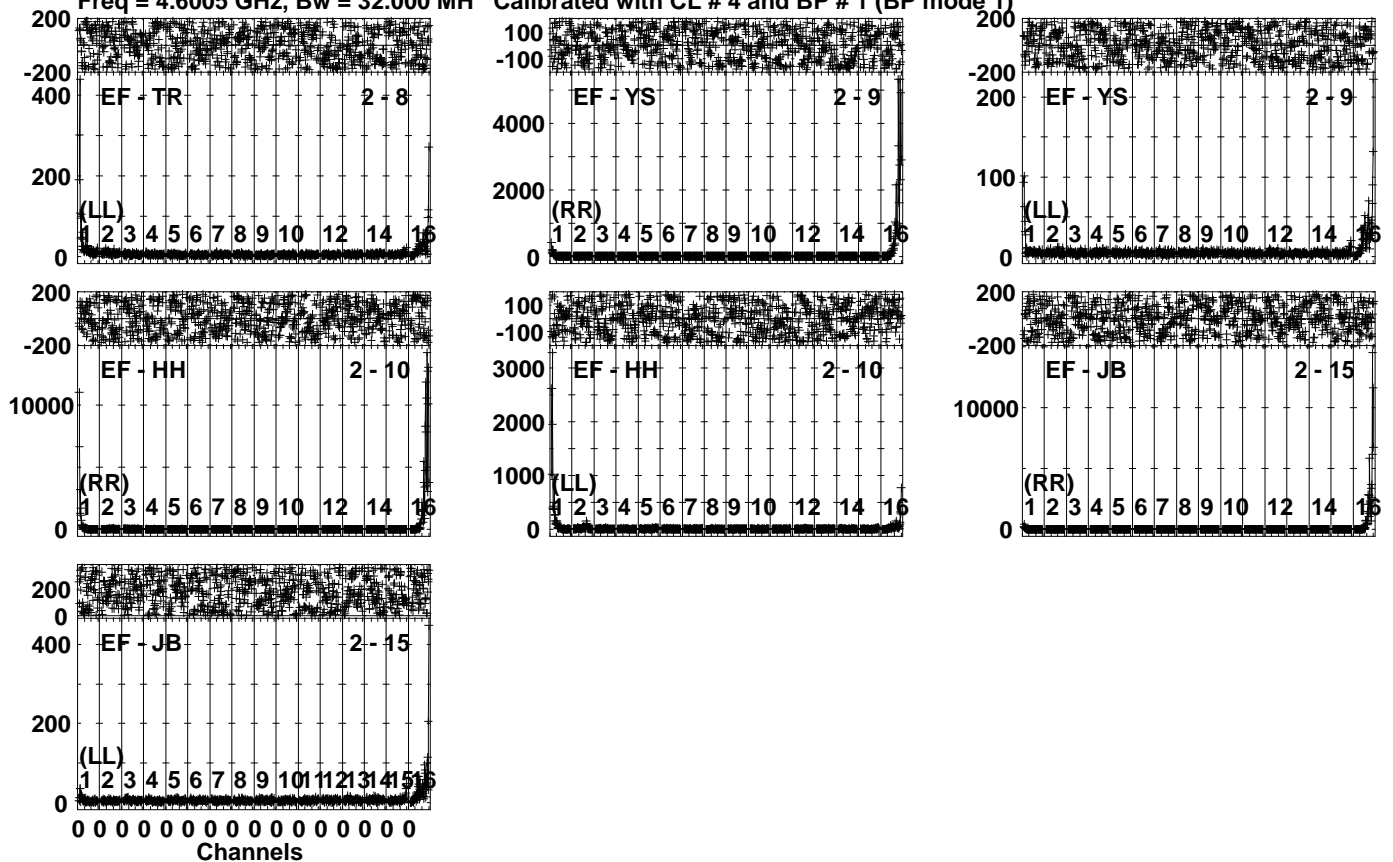


Lower frame: Ampl Jy Top frame: Phas deg
Vector averaged cross-power spectrum Several baselines displayed
Timerange: 00/06:07:19 to 00/06:11:17

Plot file version 74 created 25-AUG-2022 14:04:33

2MJ2036+1051 EC083A.UVDATA.1

Freq = 4.6005 GHz, Bw = 32.000 MH Calibrated with CL # 4 and BP # 1 (BP mode 1)

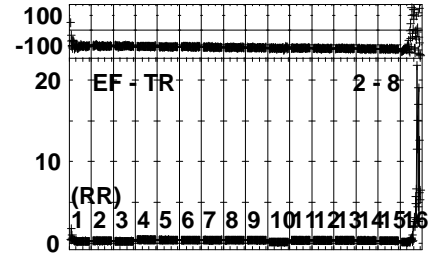
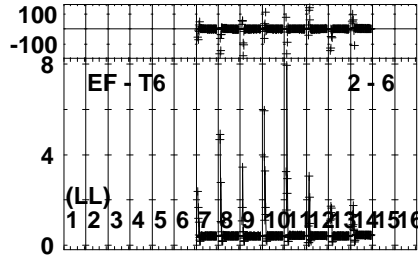
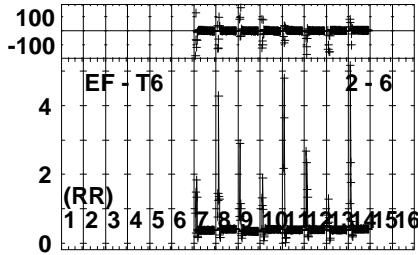
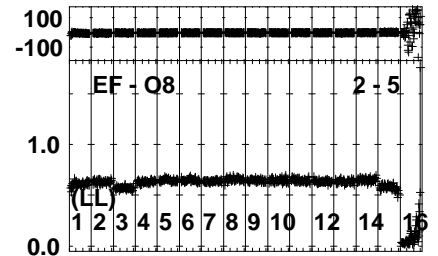
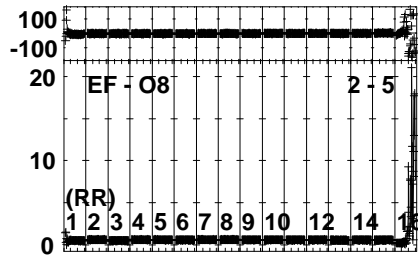
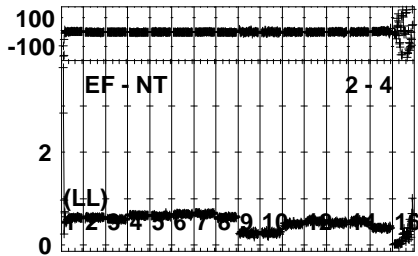
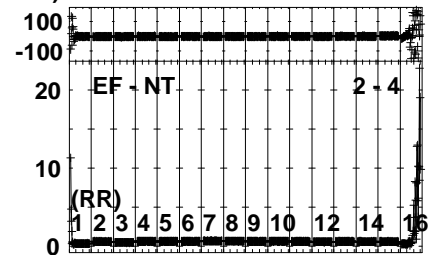
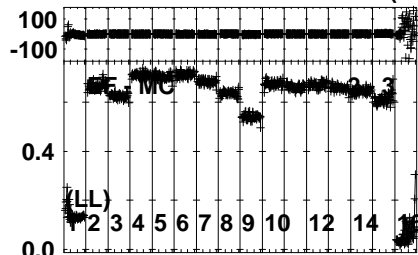
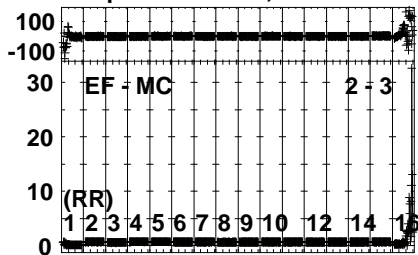


Lower frame: Milli Ampl Jy Top frame: Phas deg
Vector averaged cross-power spectrum Several baselines displayed
Timerange: 00/06:07:19 to 00/06:11:17

Plot file version 75 created 25-AUG-2022 14:04:33

J2035+1056 EC083A.UVDATA.1

Freq = 4.6005 GHz, Bw = 32.000 MH Calibrated with CL # 4 and BP # 1 (BP mode 1)

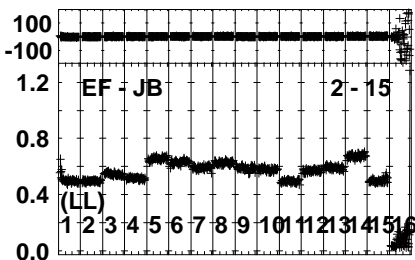
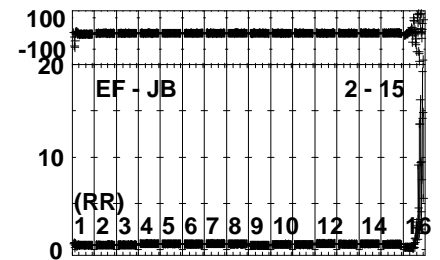
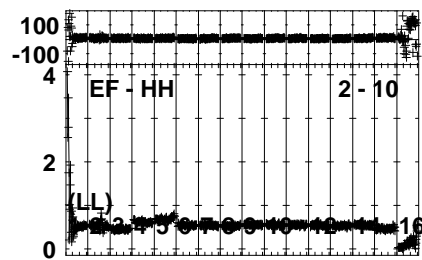
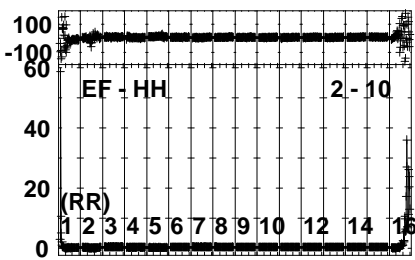
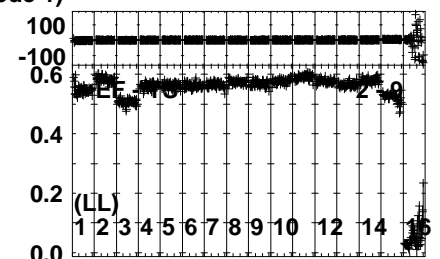
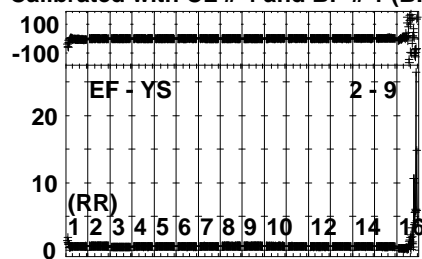
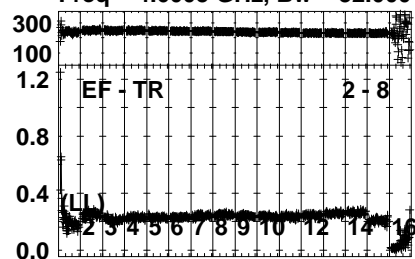


Lower frame: Ampl Jy Top frame: Phas deg
Vector averaged cross-power spectrum Several baselines displayed
Timerange: 00/06:11:19 to 00/06:12:27

Plot file version 76 created 25-AUG-2022 14:04:33

J2035+1056 EC083A.UVDATA.1

Freq = 4.6005 GHz, Bw = 32.000 MH Calibrated with CL # 4 and BP # 1 (BP mode 1)



0 0 0 0 0 0 0 0 0 0 0 0 0 0 0 0
Channels

Lower frame: Ampl Jy Top frame: Phas deg

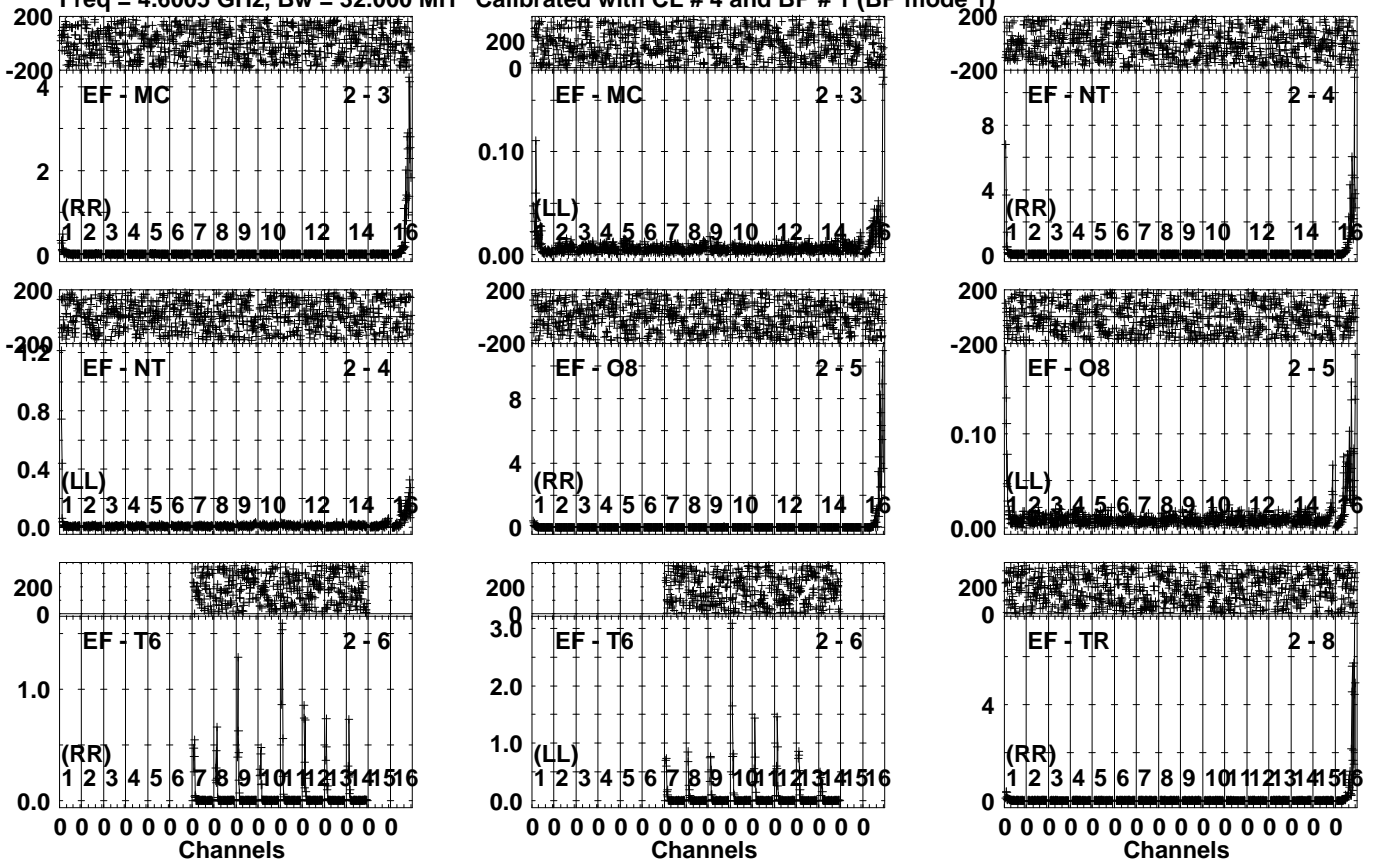
Vector averaged cross-power spectrum Several baselines displayed

Timerange: 00/06:11:19 to 00/06:12:27

Plot file version 77 created 25-AUG-2022 14:04:34

2MJ2036+1051 EC083A.UVDATA.1

Freq = 4.6005 GHz, Bw = 32.000 MH Calibrated with CL # 4 and BP # 1 (BP mode 1)

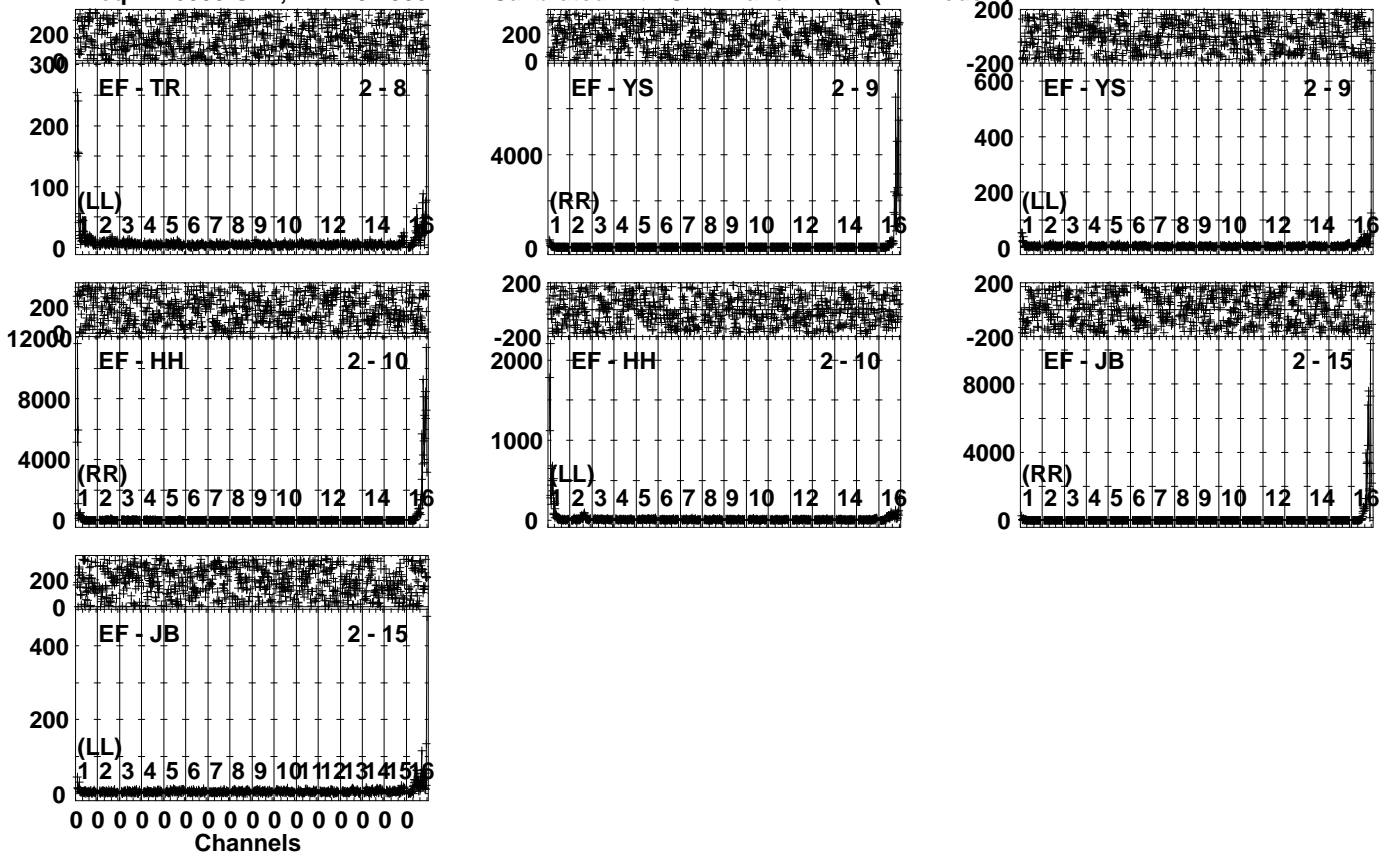


Lower frame: Ampl Jy Top frame: Phas deg
 Vector averaged cross-power spectrum Several baselines displayed
 Timerange: 00/06:12:31 to 00/06:16:27

Plot file version 78 created 25-AUG-2022 14:04:34

2MJ2036+1051 EC083A.UVDATA.1

Freq = 4.6005 GHz, Bw = 32.000 MH Calibrated with CL # 4 and BP # 1 (BP mode 1)

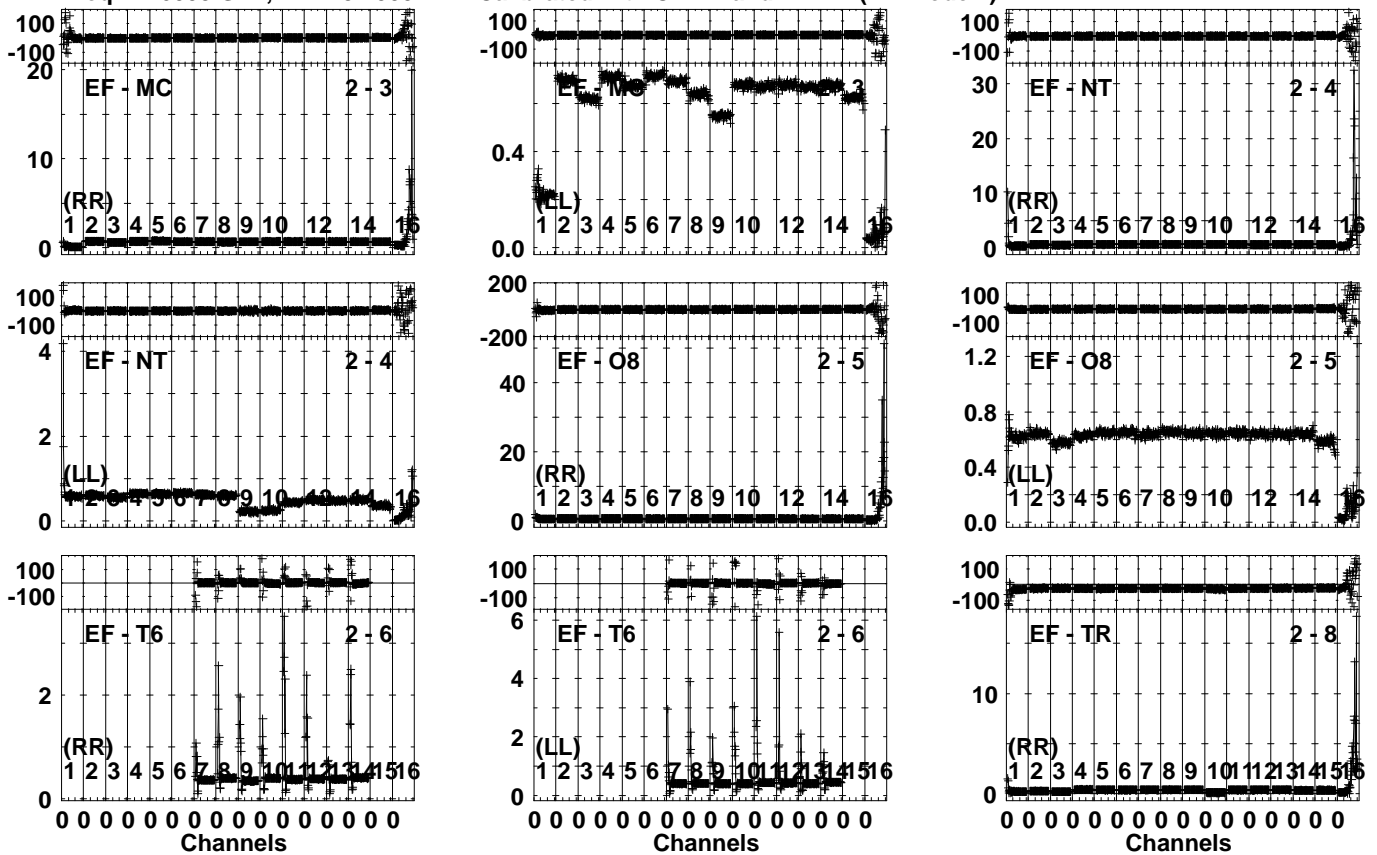


Lower frame: Milli Ampl Jy Top frame: Phas deg
Vector averaged cross-power spectrum Several baselines displayed
Timerange: 00/06:12:31 to 00/06:16:27

Plot file version 79 created 25-AUG-2022 14:04:34

J2035+1056 EC083A.UVDATA.1

Freq = 4.6005 GHz, Bw = 32.000 MH Calibrated with CL # 4 and BP # 1 (BP mode 1)

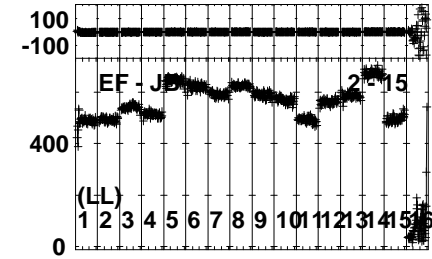
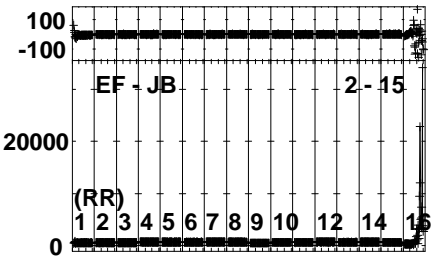
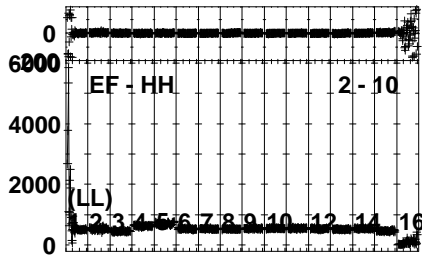
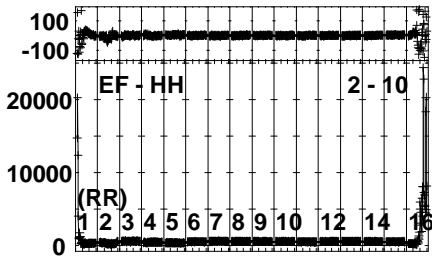
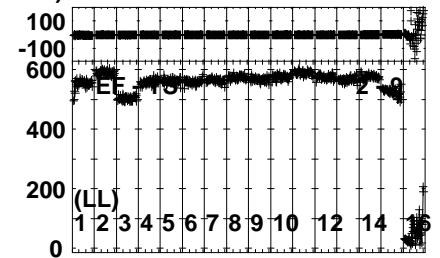
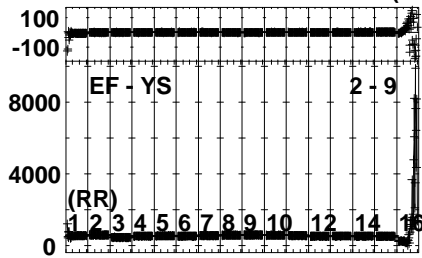
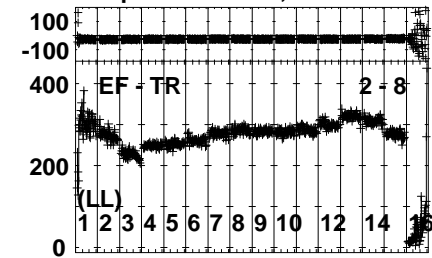


Lower frame: Ampl Jy Top frame: Phas deg
Vector averaged cross-power spectrum Several baselines displayed
Timerange: 00/06:17:02 to 00/06:18:00

Plot file version 80 created 25-AUG-2022 14:04:35

J2035+1056 EC083A.UVDATA.1

Freq = 4.6005 GHz, Bw = 32.000 MH Calibrated with CL # 4 and BP # 1 (BP mode 1)



0 0 0 0 0 0 0 0 0 0 0 0 0 0 0
Channels

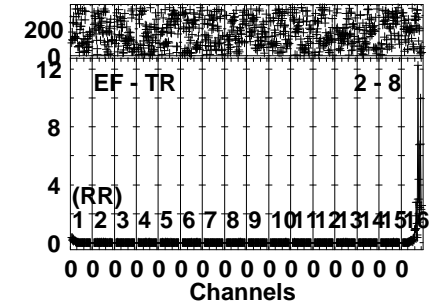
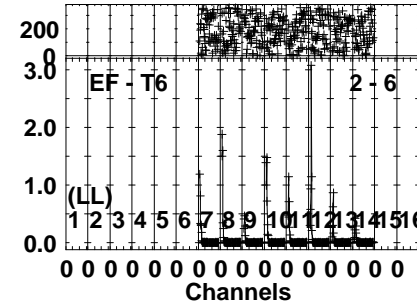
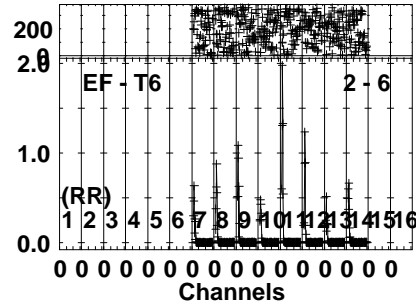
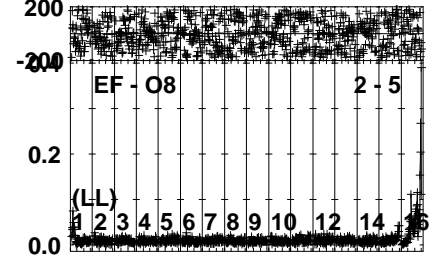
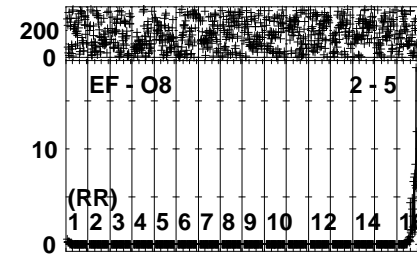
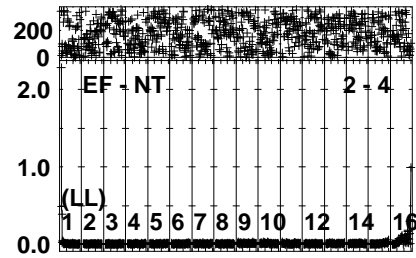
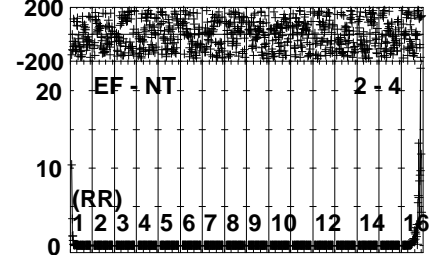
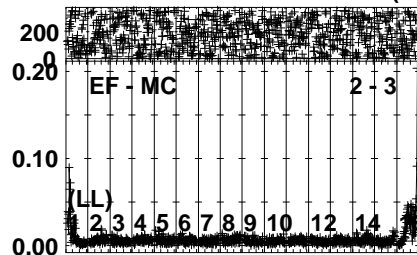
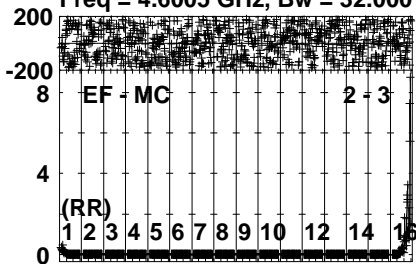
Lower frame: Milli Ampl Jy Top frame: Phas deg
Vector averaged cross-power spectrum Several baselines displayed
Timerange: 00/06:17:02 to 00/06:18:00

Plot file version 81 created 25-AUG-2022 14:04:35

2MJ2036+1051 EC083A.UVDATA.1

Freq = 4.6005 GHz, Bw = 32.000 MH

Calibrated with CL # 4 and BP # 1 (BP mode 1)



Lower frame: Ampl Jy Top frame: Phas deg

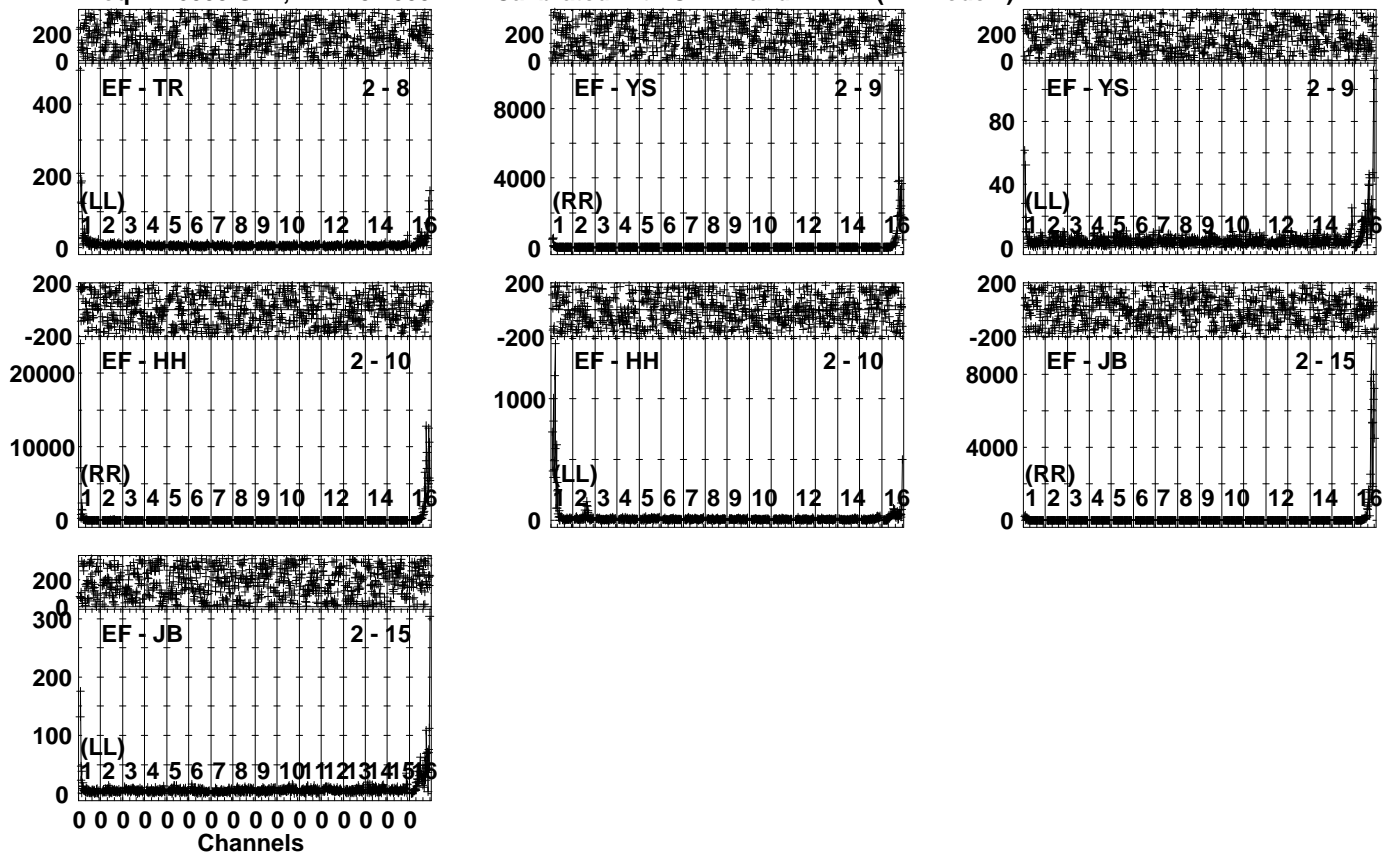
Vector averaged cross-power spectrum Several baselines displayed

Timerange: 00/06:18:02 to 00/06:22:00

Plot file version 82 created 25-AUG-2022 14:04:35

2MJ2036+1051 EC083A.UVDATA.1

Freq = 4.6005 GHz, Bw = 32.000 MH Calibrated with CL # 4 and BP # 1 (BP mode 1)

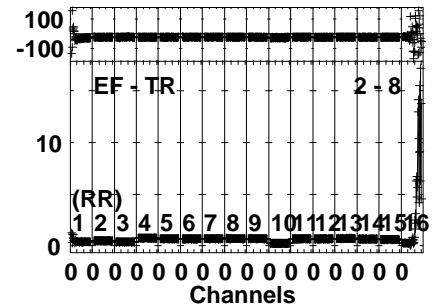
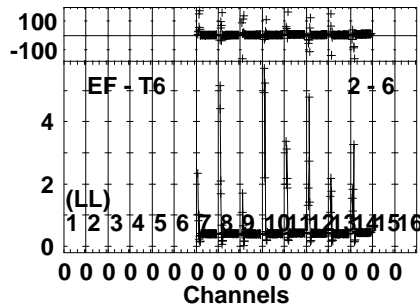

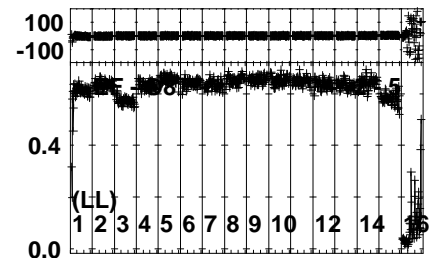
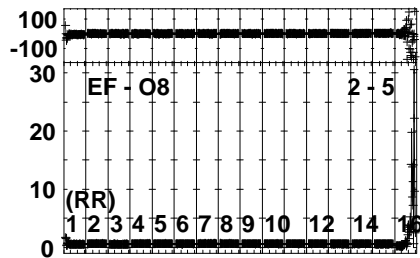
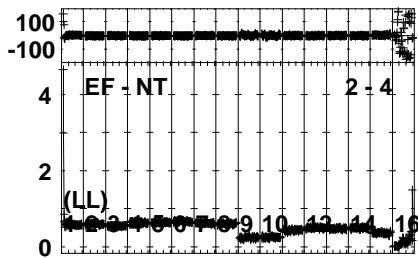
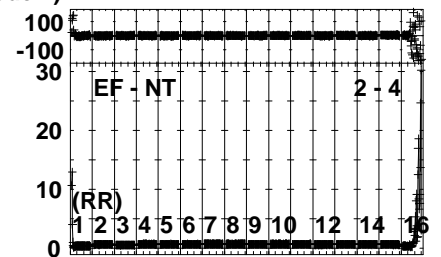
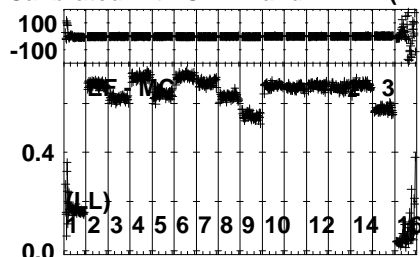
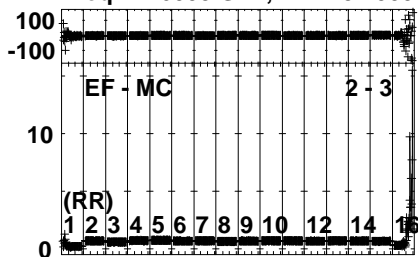


Lower frame: Milli Ampl Jy Top frame: Phas deg
Vector averaged cross-power spectrum Several baselines displayed
Timerange: 00/06:18:02 to 00/06:22:00

Plot file version 83 created 25-AUG-2022 14:04:36

J2035+1056 EC083A.UVDATA.1

Freq = 4.6005 GHz, Bw = 32.000 MH Calibrated with CL # 4 and BP # 1 (BP mode 1)

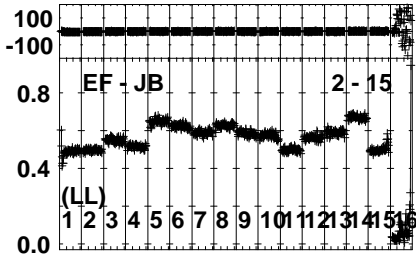
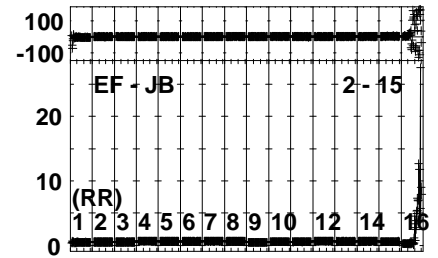
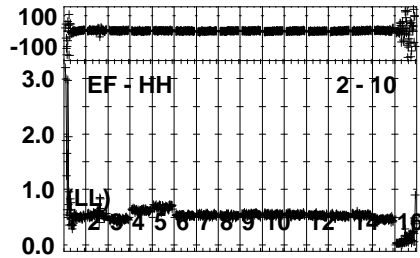
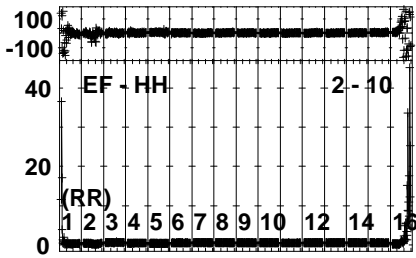
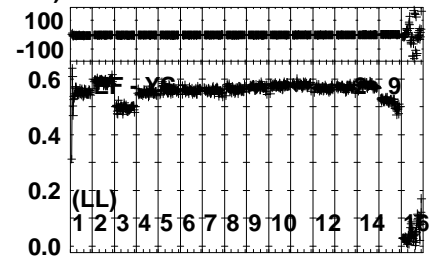
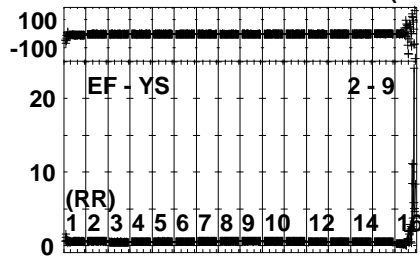
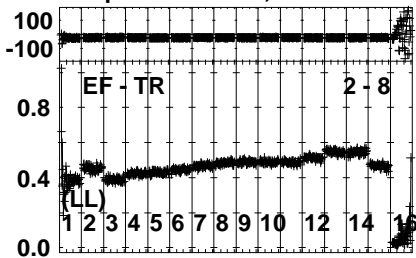


Lower frame: Ampl Jy Top frame: Phas deg
Vector averaged cross-power spectrum Several baselines displayed
Timerange: 00/06:22:02 to 00/06:23:10

Plot file version 84 created 25-AUG-2022 14:04:36

J2035+1056 EC083A.UVDATA.1

Freq = 4.6005 GHz, Bw = 32.000 MH Calibrated with CL # 4 and BP # 1 (BP mode 1)



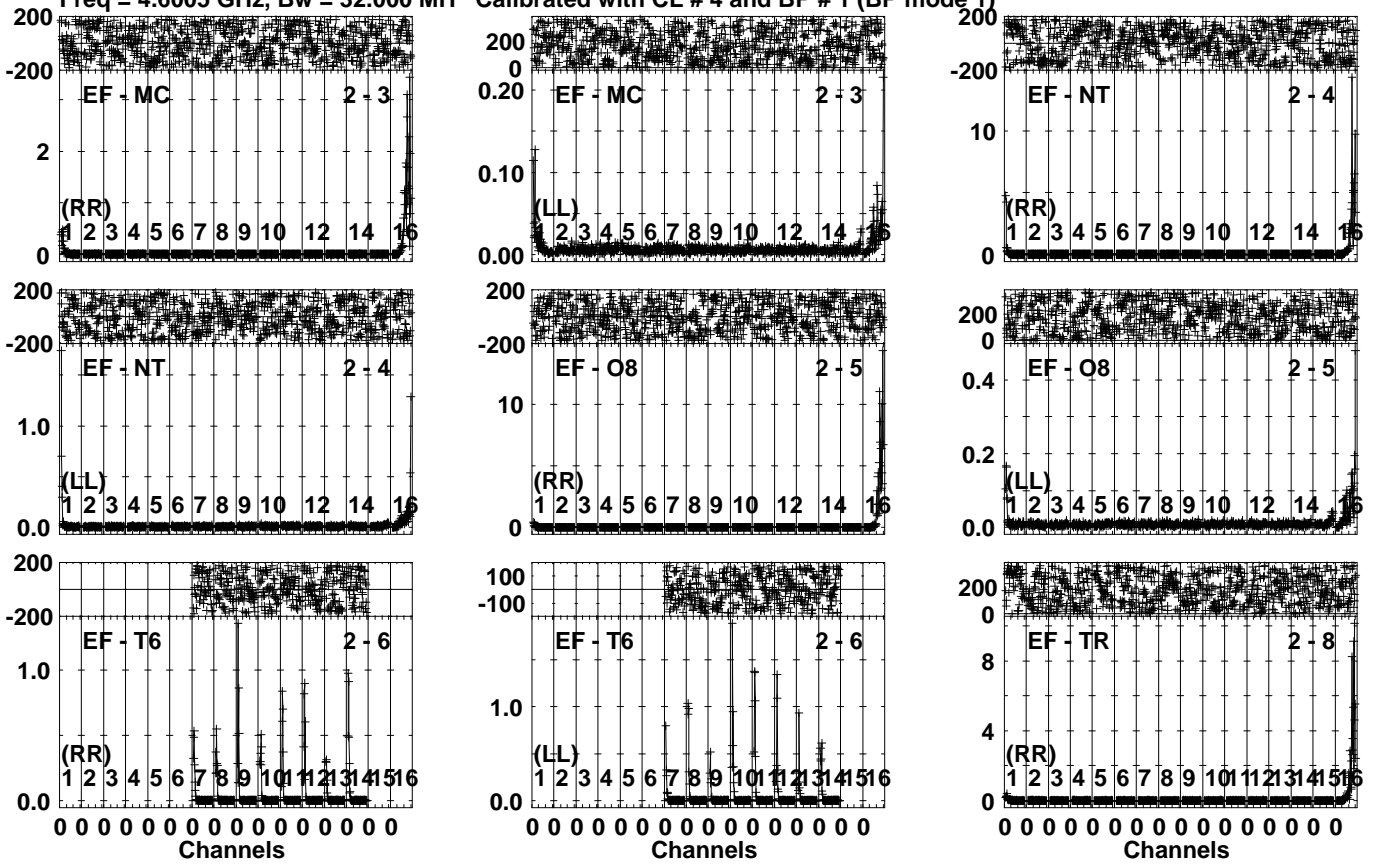
0 0 0 0 0 0 0 0 0 0 0 0 0 0 0 0
Channels

Lower frame: Ampl Jy Top frame: Phas deg
Vector averaged cross-power spectrum Several baselines displayed
Timerange: 00/06:22:02 to 00/06:23:10

Plot file version 85 created 25-AUG-2022 14:04:36

2MJ2036+1051 EC083A.UVDATA.1

Freq = 4.6005 GHz, Bw = 32.000 MH Calibrated with CL # 4 and BP # 1 (BP mode 1)



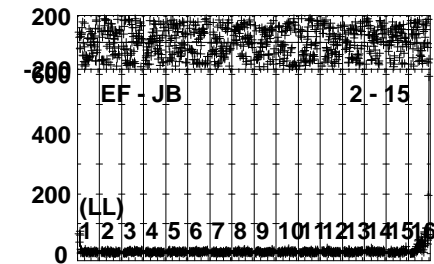

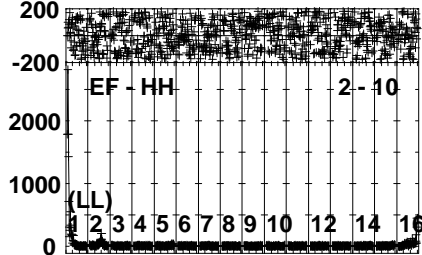

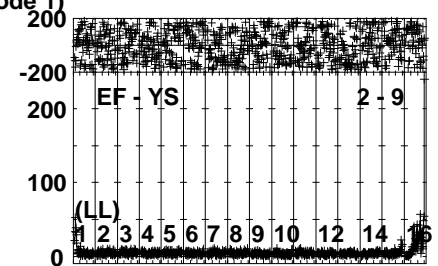
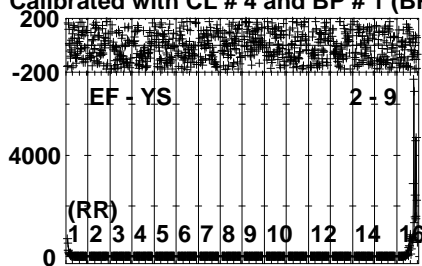
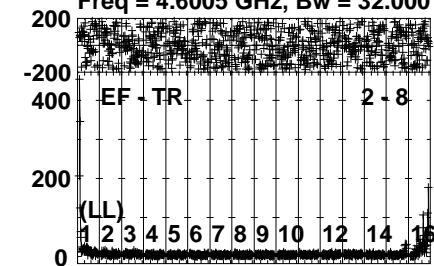
Lower frame: Ampl Jy Top frame: Phas deg
Vector averaged cross-power spectrum Several baselines displayed
Timerange: 00/06:23:12 to 00/06:27:10

Plot file version 86 created 25-AUG-2022 14:04:36

2MJ2036+1051 EC083A.UVDATA.1

Freq = 4.6005 GHz, Bw = 32.000 MH

Calibrated with CL # 4 and BP # 1 (BP mode 1)



0 0 0 0 0 0 0 0 0 0 0 0 0 0 0
Channels

Lower frame: Milli Ampl Jy Top frame: Phas deg

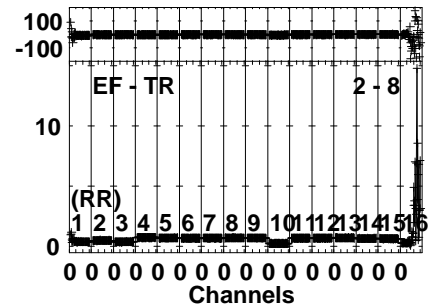
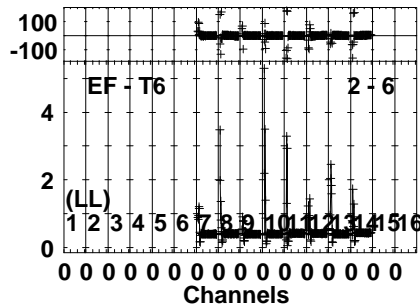
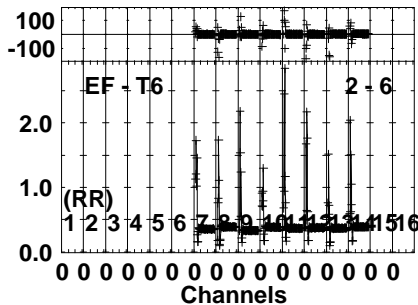
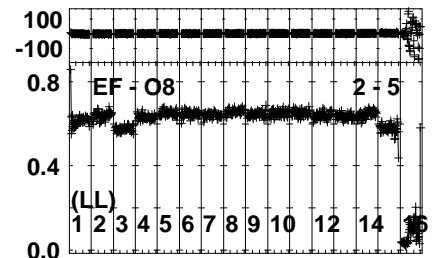
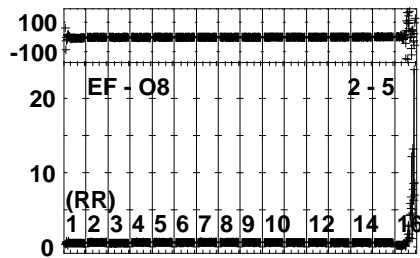
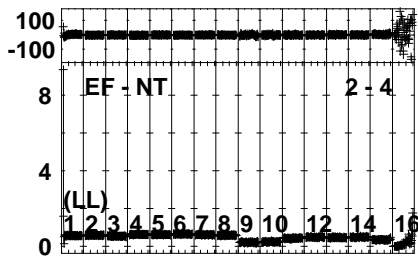
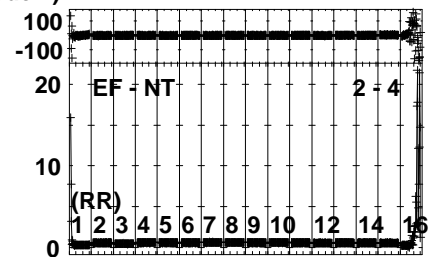
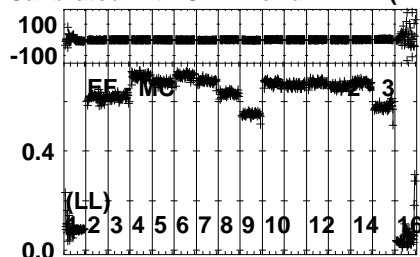
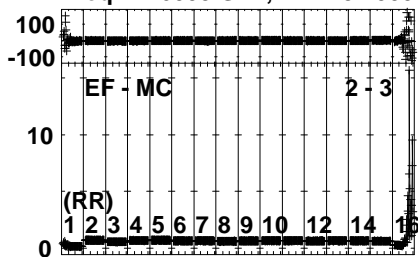
Vector averaged cross-power spectrum Several baselines displayed

Timerange: 00/06:23:12 to 00/06:27:10

Plot file version 87 created 25-AUG-2022 14:04:37

J2035+1056 EC083A.UVDATA.1

Freq = 4.6005 GHz, Bw = 32.000 MH Calibrated with CL # 4 and BP # 1 (BP mode 1)

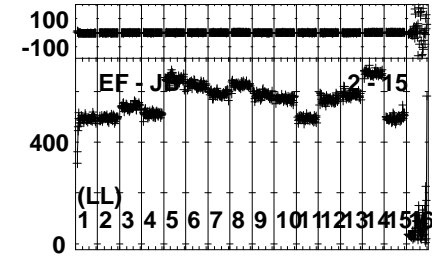
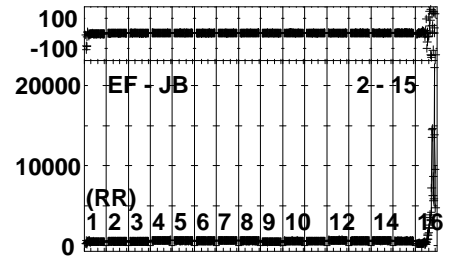
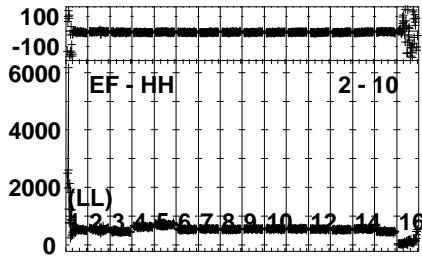
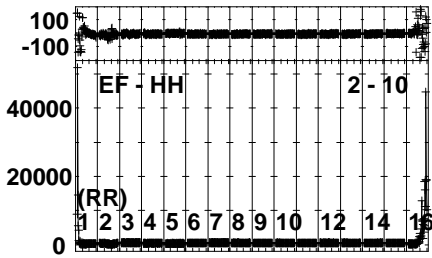
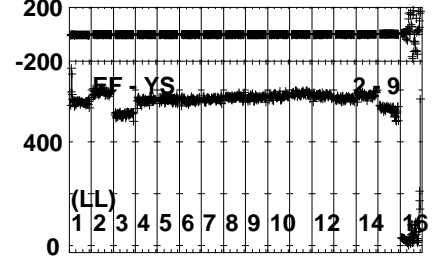
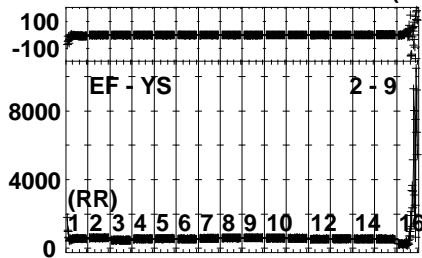
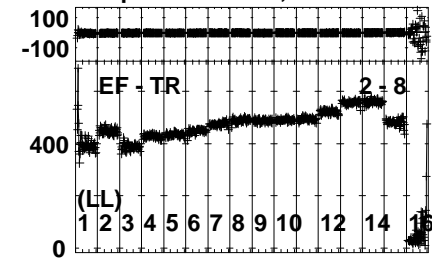


Lower frame: Ampl Jy Top frame: Phas deg
Vector averaged cross-power spectrum Several baselines displayed
Timerange: 00/06:27:45 to 00/06:28:43

Plot file version 88 created 25-AUG-2022 14:04:37

J2035+1056 EC083A.UVDATA.1

Freq = 4.6005 GHz, Bw = 32.000 MH Calibrated with CL # 4 and BP # 1 (BP mode 1)



0 0 0 0 0 0 0 0 0 0 0 0 0 0 0
Channels

Lower frame: Milli Ampl Jy Top frame: Phas deg

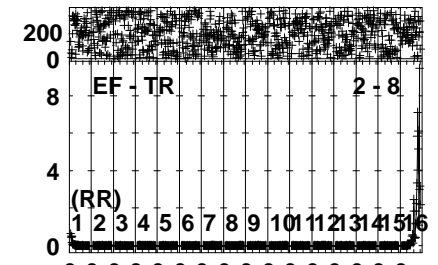
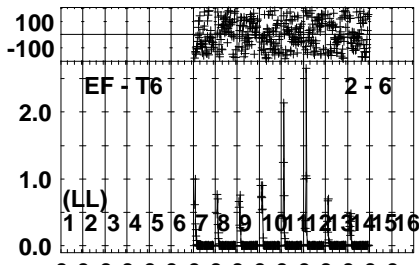
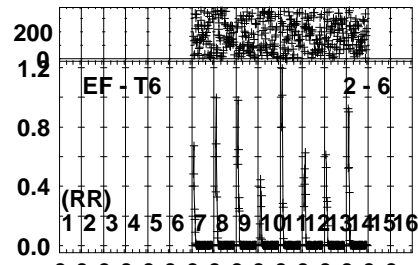
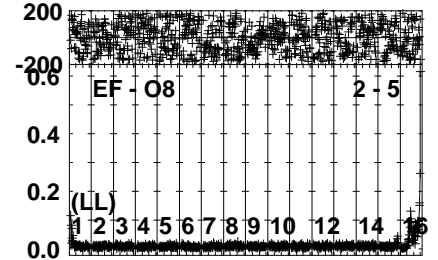
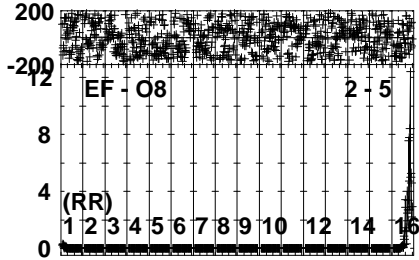
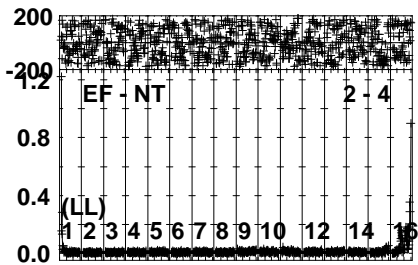
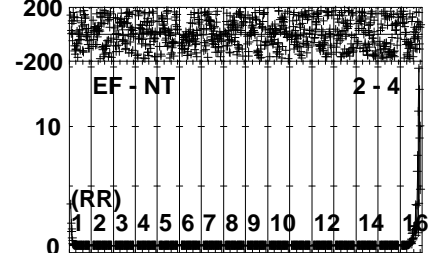
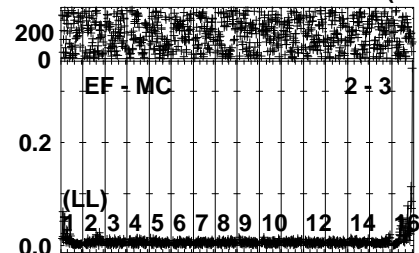
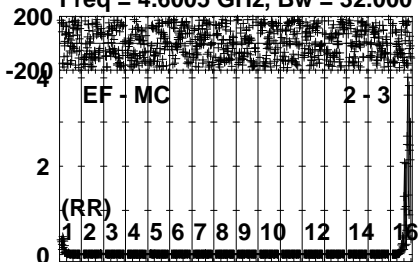
Vector averaged cross-power spectrum Several baselines displayed

Timerange: 00/06:27:45 to 00/06:28:43

Plot file version 89 created 25-AUG-2022 14:04:37

2MJ2036+1051 EC083A.UVDATA.1

Freq = 4.6005 GHz, Bw = 32.000 MH Calibrated with CL # 4 and BP # 1 (BP mode 1)



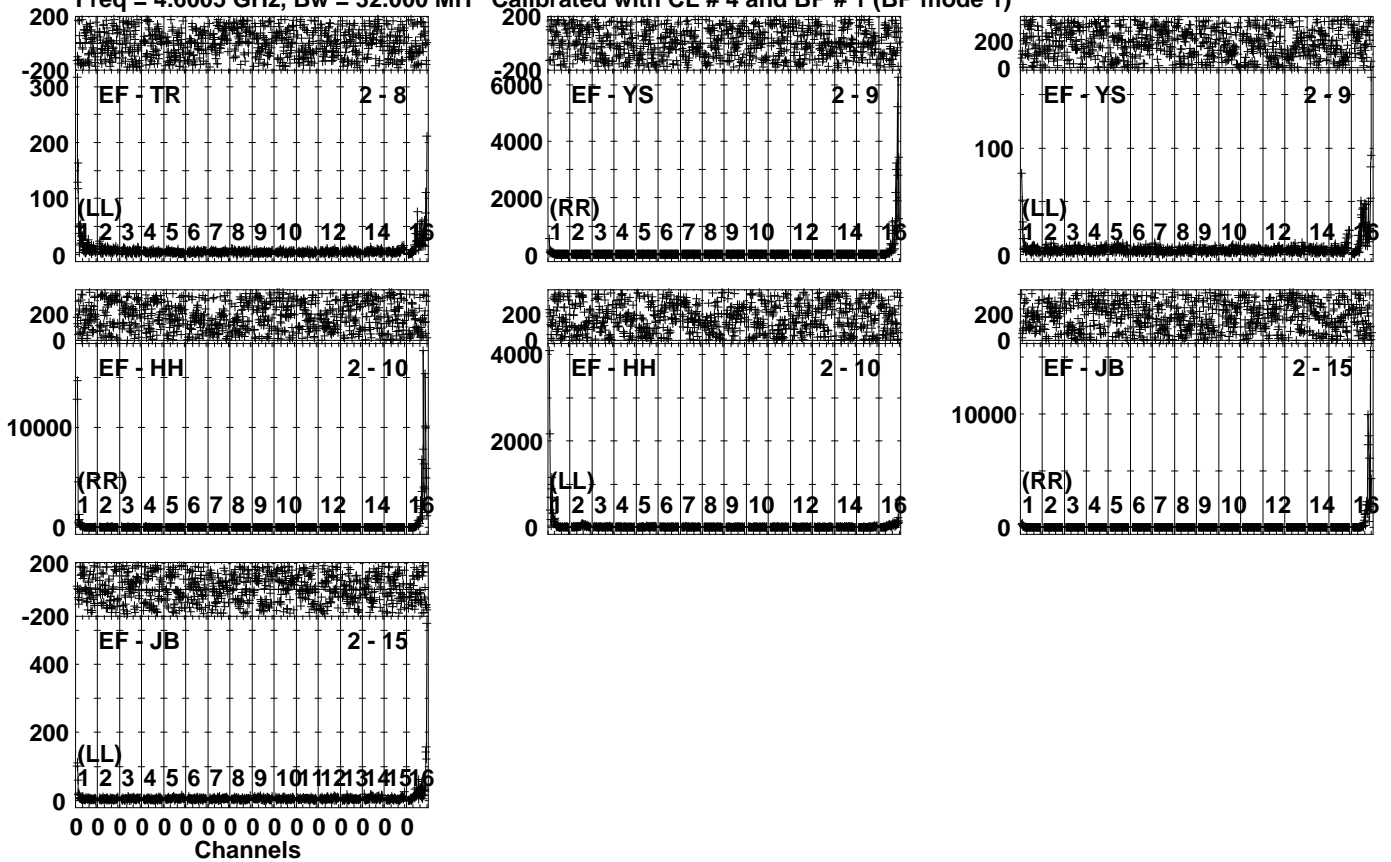
Lower frame: Ampl Jy Top frame: Phas deg
Vector averaged cross-power spectrum Several baselines displayed
Timerange: 00/06:28:47 to 00/06:32:43

Plot file version 90 created 25-AUG-2022 14:04:37

2MJ2036+1051 EC083A.UVDATA.1

Freq = 4.6005 GHz, Bw = 32.000 MH

Calibrated with CL # 4 and BP # 1 (BP mode 1)



Lower frame: Milli Ampl Jy Top frame: Phas deg


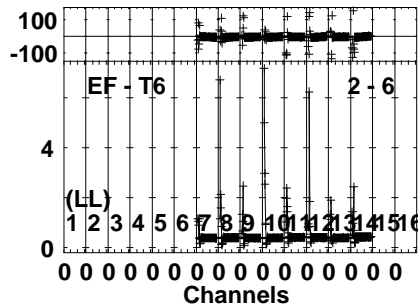
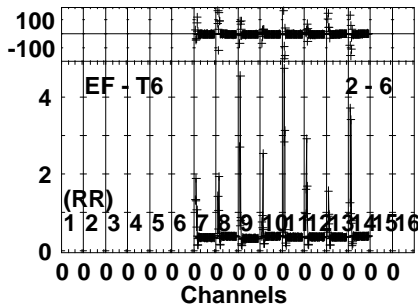
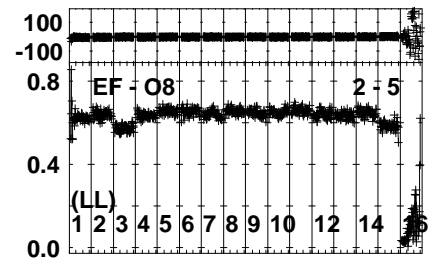
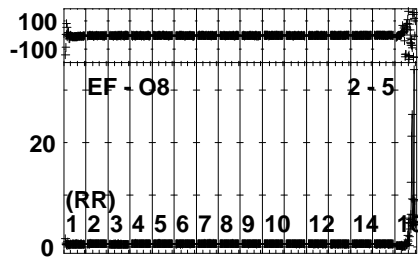
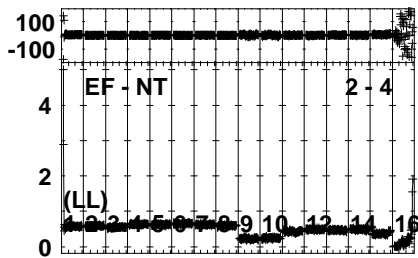
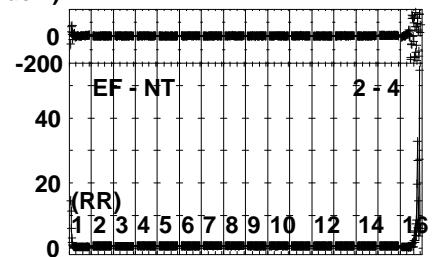
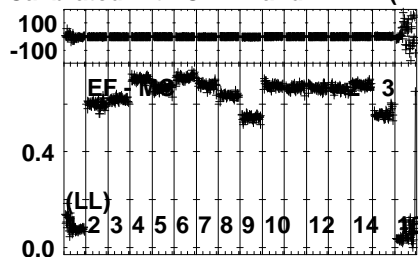
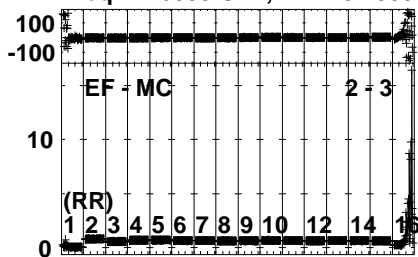
Vector averaged cross-power spectrum Several baselines displayed

Timerange: 00/06:28:47 to 00/06:32:43

Plot file version 91 created 25-AUG-2022 14:04:38

J2035+1056 EC083A.UVDATA.1

Freq = 4.6005 GHz, Bw = 32.000 MH Calibrated with CL # 4 and BP # 1 (BP mode 1)

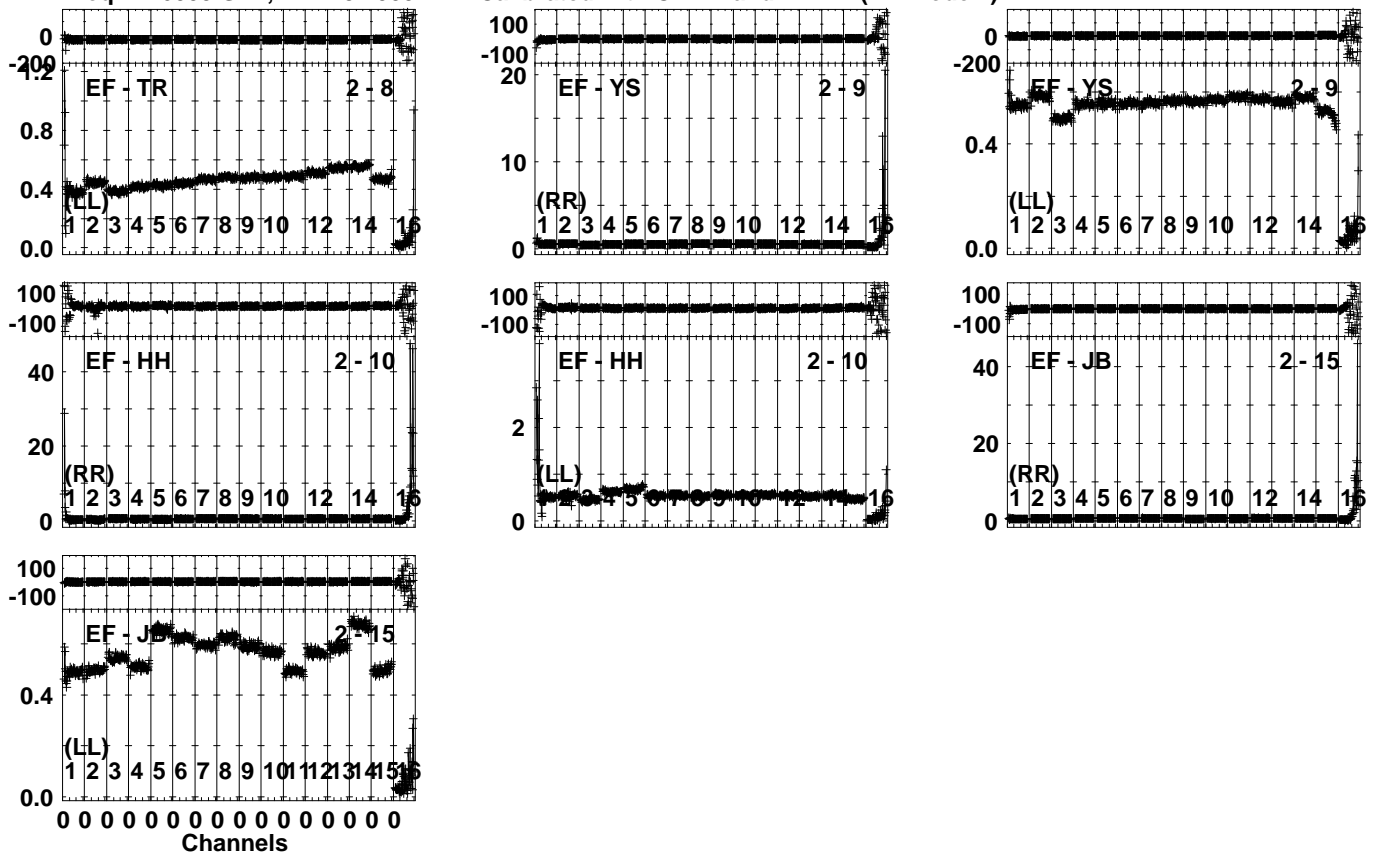


Lower frame: Ampl Jy Top frame: Phas deg
Vector averaged cross-power spectrum Several baselines displayed
Timerange: 00/06:32:45 to 00/06:33:53

Plot file version 92 created 25-AUG-2022 14:04:38

J2035+1056 EC083A.UVDATA.1

Freq = 4.6005 GHz, Bw = 32.000 MH Calibrated with CL # 4 and BP # 1 (BP mode 1)



Lower frame: Ampl Jy Top frame: Phas deg

Vector averaged cross-power spectrum Several baselines displayed

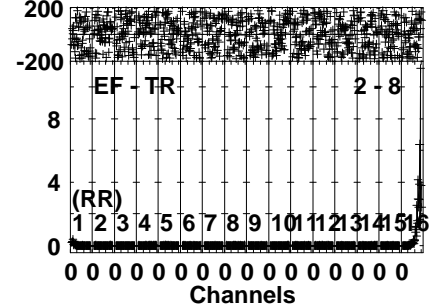
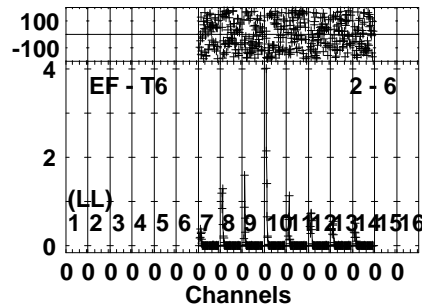
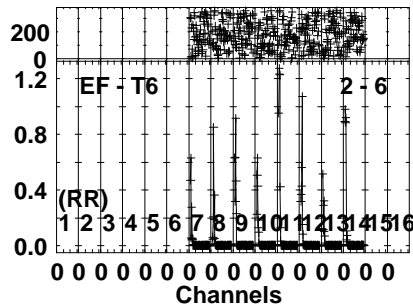
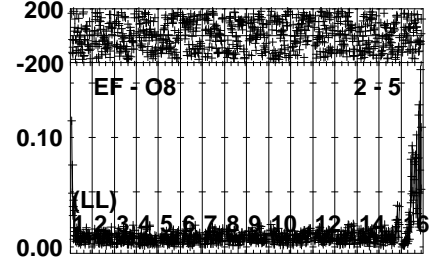
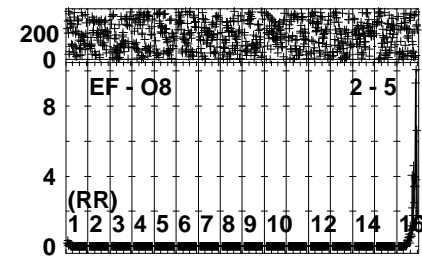
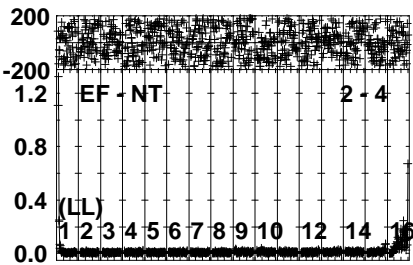
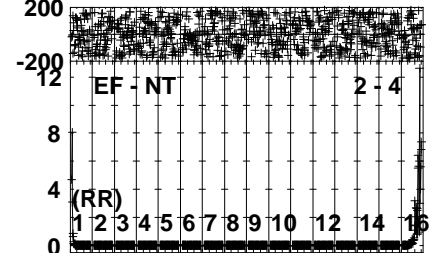
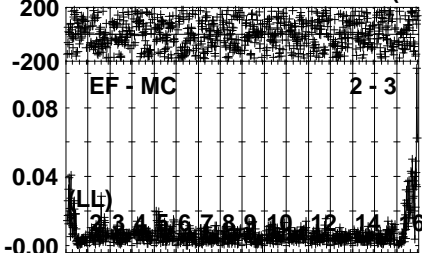
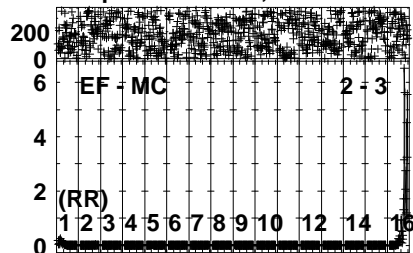
Timerange: 00/06:32:45 to 00/06:33:53

Plot file version 93 created 25-AUG-2022 14:04:38

2MJ2036+1051 EC083A.UVDATA.1

Freq = 4.6005 GHz, Bw = 32.000 MH

Calibrated with CL # 4 and BP # 1 (BP mode 1)





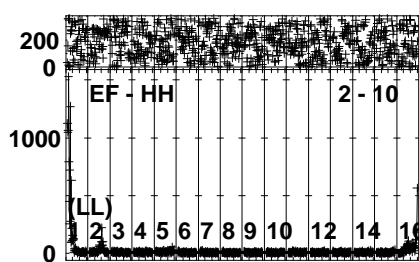
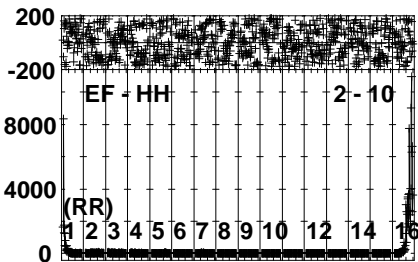
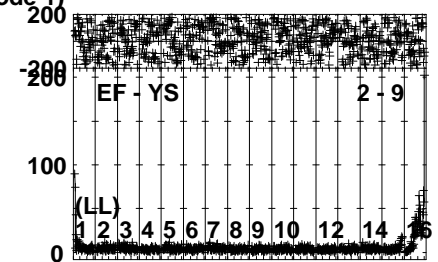
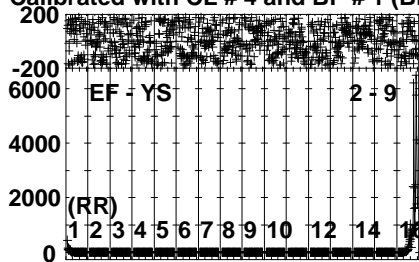
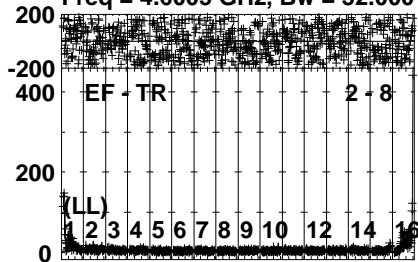
Lower frame: Ampl Jy Top frame: Phas deg
Vector averaged cross-power spectrum Several baselines displayed
Timerange: 00/06:33:55 to 00/06:37:53

Plot file version 94 created 25-AUG-2022 14:04:39

2MJ2036+1051 EC083A.UVDATA.1

Freq = 4.6005 GHz, Bw = 32.000 MH

Calibrated with CL # 4 and BP # 1 (BP mode 1)



0 0 0 0 0 0 0 0 0 0 0 0 0 0 0 0

Channels

Lower frame: Milli Ampl Jy Top frame: Phas deg

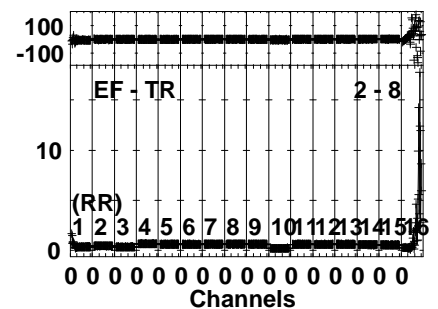
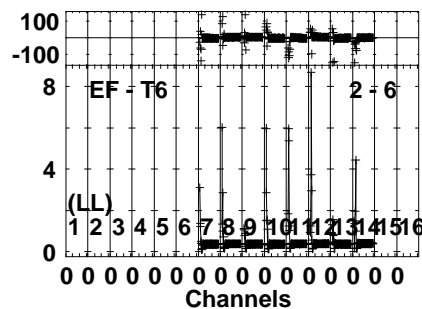
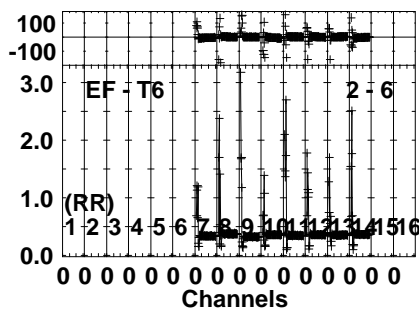
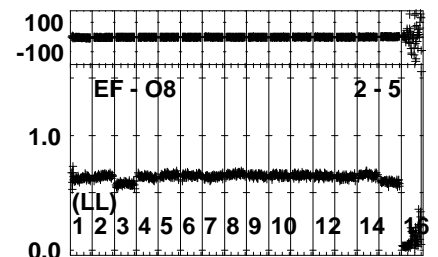
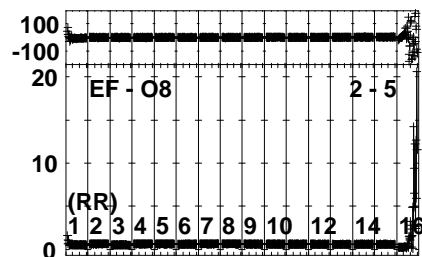
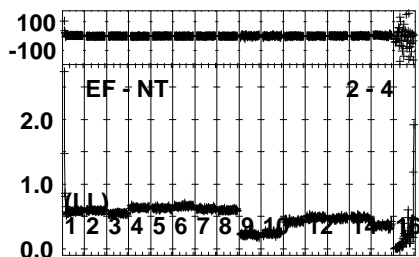
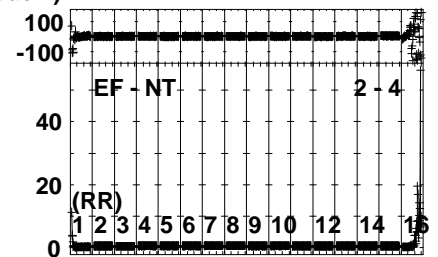
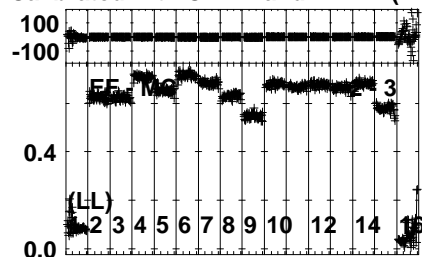
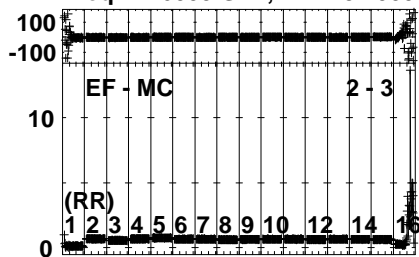
Vector averaged cross-power spectrum Several baselines displayed

Timerange: 00/06:33:55 to 00/06:37:53

Plot file version 95 created 25-AUG-2022 14:04:39

J2035+1056 EC083A.UVDATA.1

Freq = 4.6005 GHz, Bw = 32.000 MH Calibrated with CL # 4 and BP # 1 (BP mode 1)

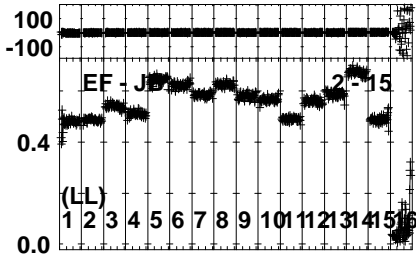
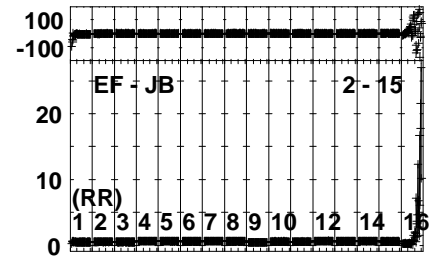
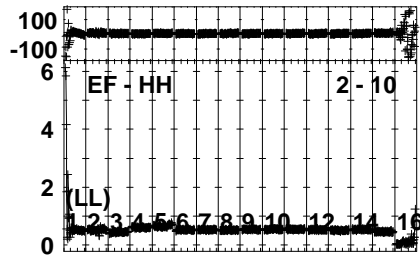
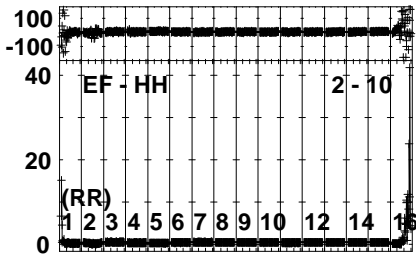
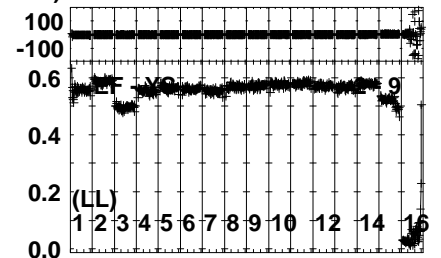
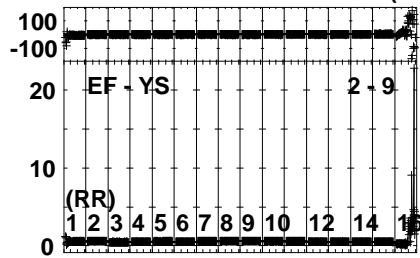
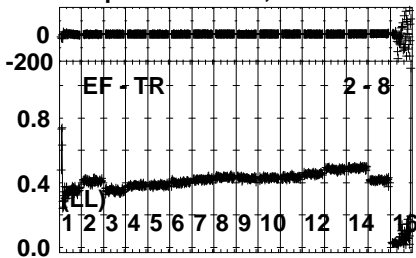


Lower frame: Ampl Jy Top frame: Phas deg
 Vector averaged cross-power spectrum Several baselines displayed
 Timerange: 00/06:38:28 to 00/06:39:26

Plot file version 96 created 25-AUG-2022 14:04:39

J2035+1056 EC083A.UVDATA.1

Freq = 4.6005 GHz, Bw = 32.000 MH Calibrated with CL # 4 and BP # 1 (BP mode 1)



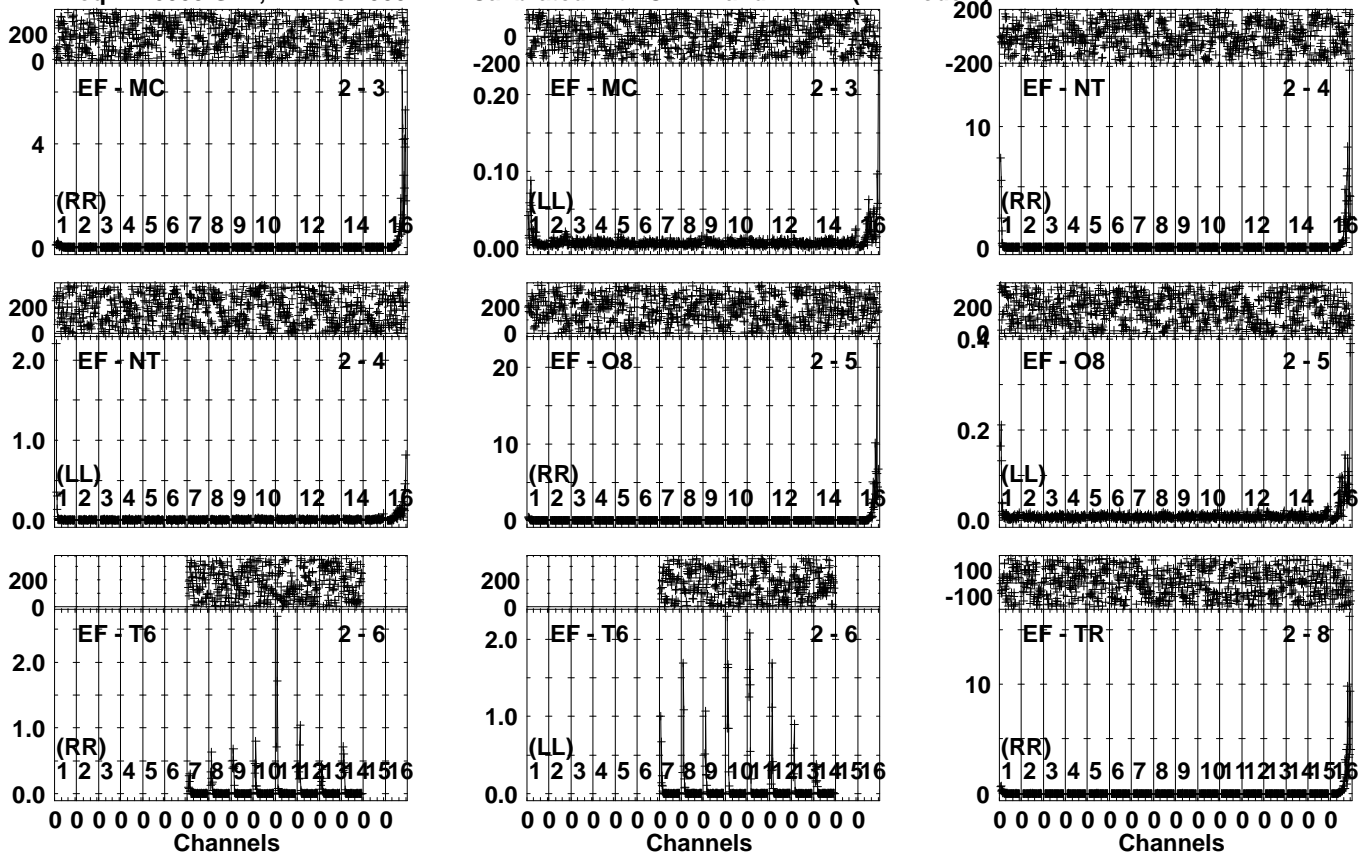
0 0 0 0 0 0 0 0 0 0 0 0 0 0 0 0
Channels

Lower frame: Ampl Jy Top frame: Phas deg
Vector averaged cross-power spectrum Several baselines displayed
Timerange: 00/06:38:28 to 00/06:39:26

Plot file version 97 created 25-AUG-2022 14:04:39

2MJ2036+1051 EC083A.UVDATA.1

Freq = 4.6005 GHz, Bw = 32.000 MH Calibrated with CL # 4 and BP # 1 (BP mode 1)

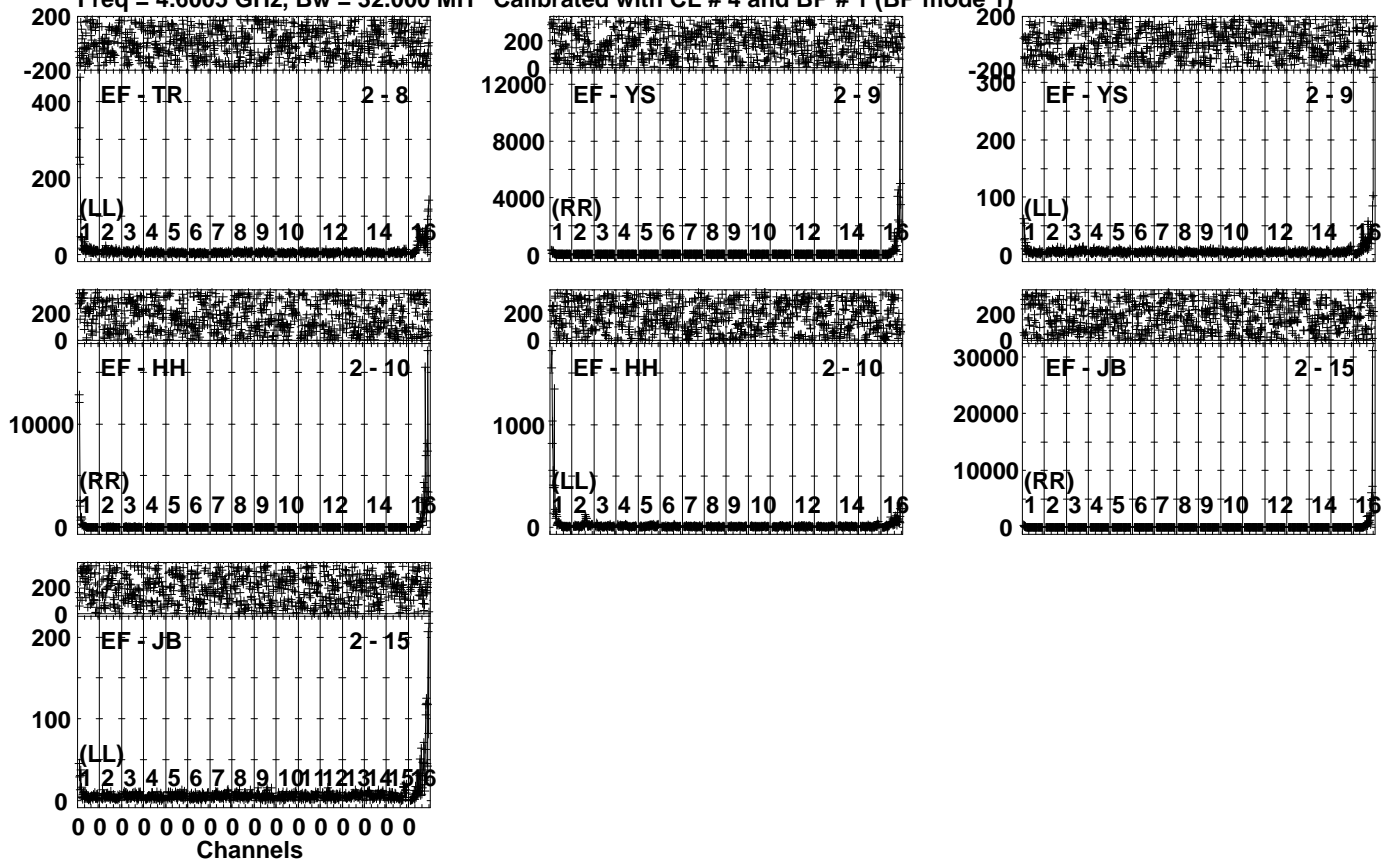


Lower frame: Ampl Jy Top frame: Phas deg
Vector averaged cross-power spectrum Several baselines displayed
Timerange: 00/06:39:30 to 00/06:43:26

Plot file version 98 created 25-AUG-2022 14:04:40

2MJ2036+1051 EC083A.UVDATA.1

Freq = 4.6005 GHz, Bw = 32.000 MH Calibrated with CL # 4 and BP # 1 (BP mode 1)

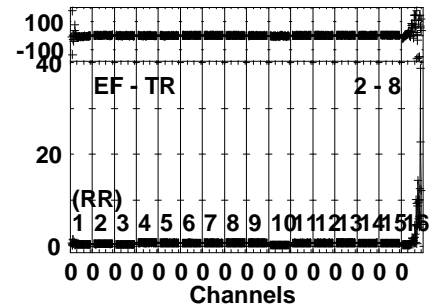
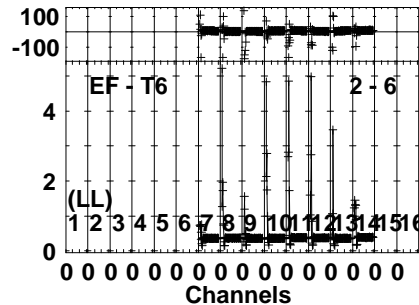
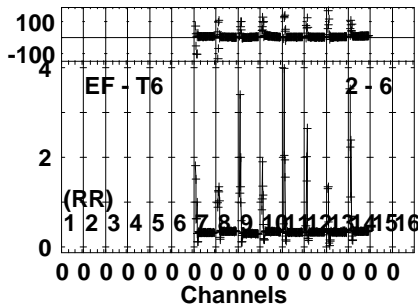
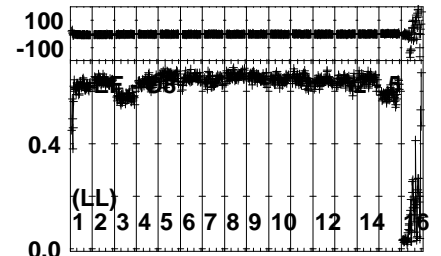
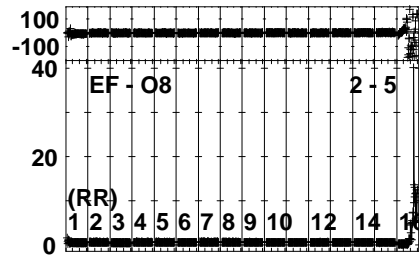
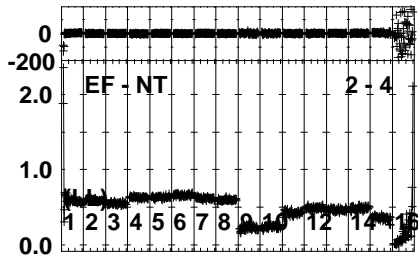
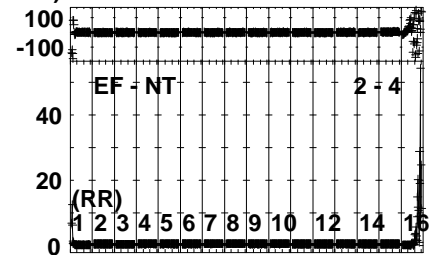
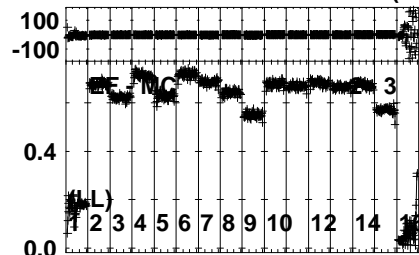
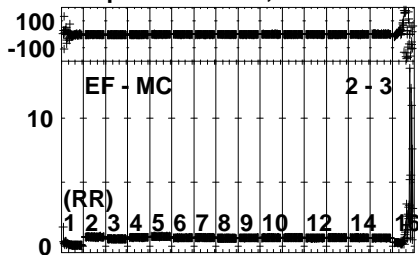


Lower frame: Milli Ampl Jy Top frame: Phas deg
Vector averaged cross-power spectrum Several baselines displayed
Timerange: 00/06:39:30 to 00/06:43:26

Plot file version 99 created 25-AUG-2022 14:04:40

J2035+1056 EC083A.UVDATA.1

Freq = 4.6005 GHz, Bw = 32.000 MH Calibrated with CL # 4 and BP # 1 (BP mode 1)

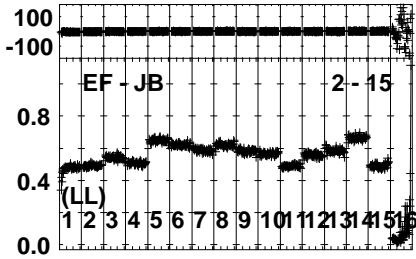
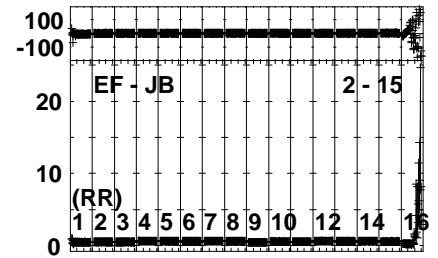
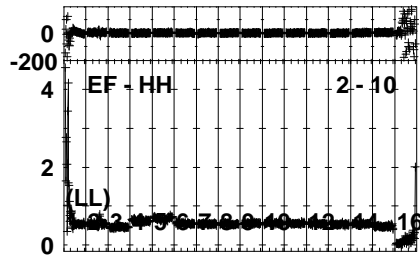
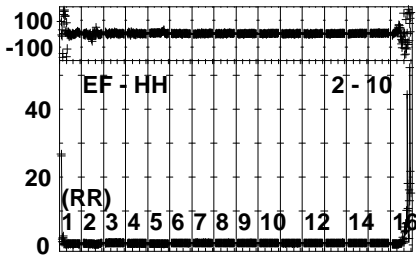
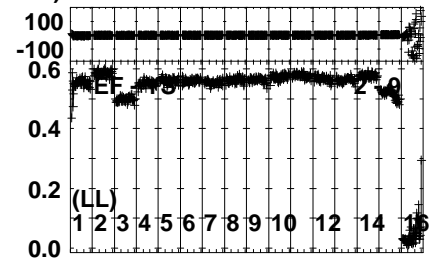
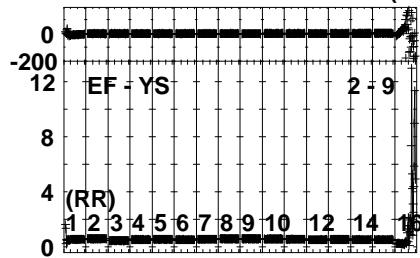
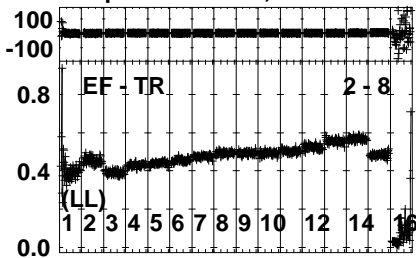


Lower frame: Ampl Jy Top frame: Phas deg
Vector averaged cross-power spectrum Several baselines displayed
Timerange: 00/06:43:28 to 00/06:44:36

Plot file version 100 created 25-AUG-2022 14:04:40

J2035+1056 EC083A.UVDATA.1

Freq = 4.6005 GHz, Bw = 32.000 MH Calibrated with CL # 4 and BP # 1 (BP mode 1)




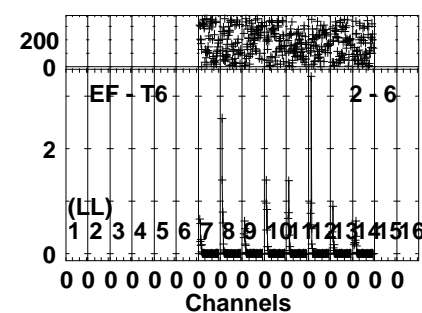
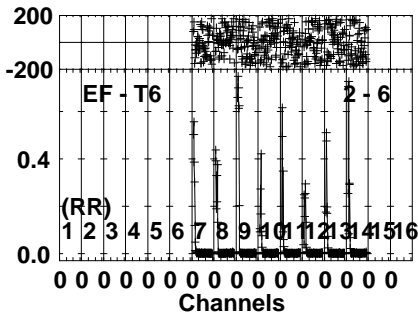
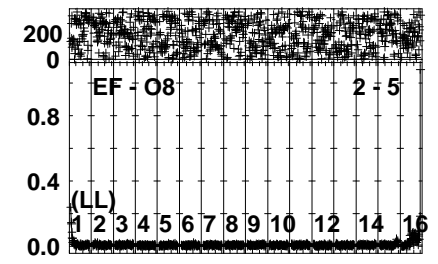
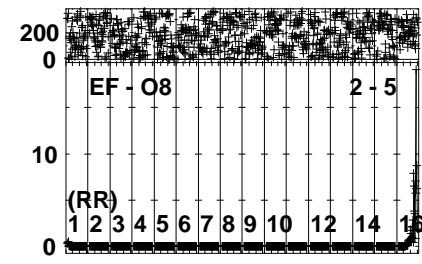
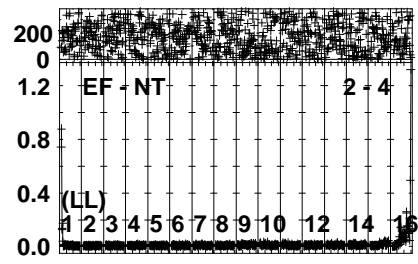
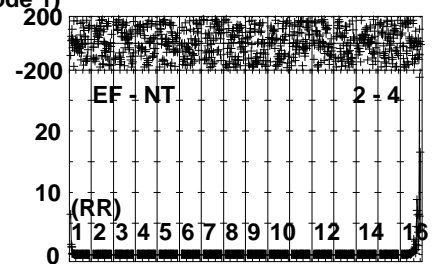

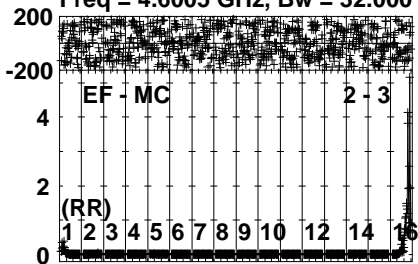
0 0 0 0 0 0 0 0 0 0 0 0 0 0 0 0
Channels

Lower frame: Ampl Jy Top frame: Phas deg
Vector averaged cross-power spectrum Several baselines displayed
Timerange: 00/06:43:28 to 00/06:44:36

Plot file version 101 created 25-AUG-2022 14:04:41

2MJ2036+1051 EC083A.UVDATA.1

Freq = 4.6005 GHz, Bw = 32.000 MH Calibrated with CL # 4 and BP # 1 (BP mode 1)

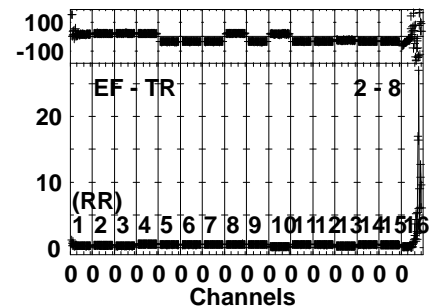
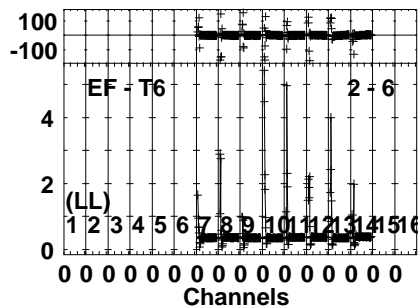
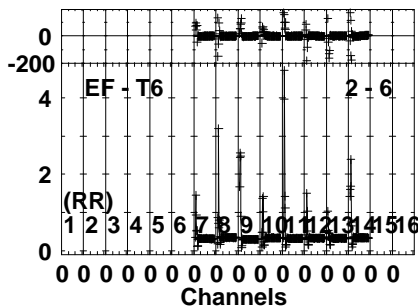
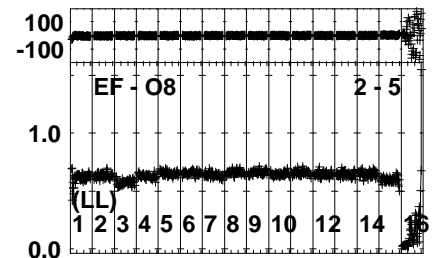
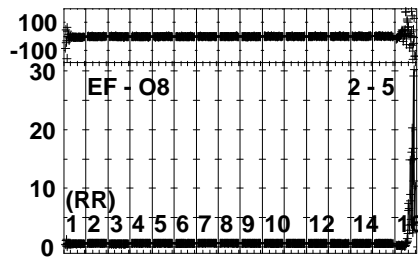
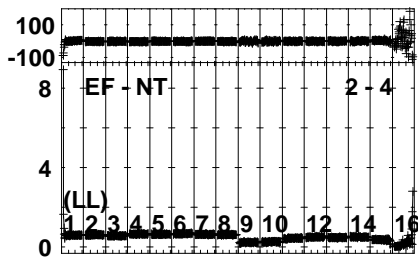
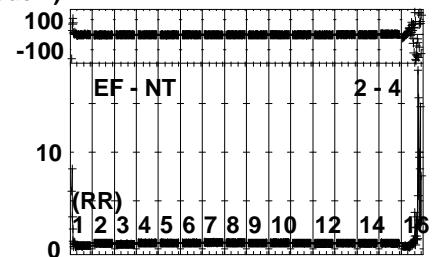
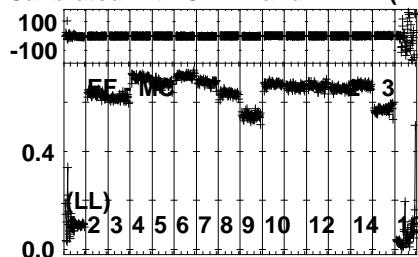
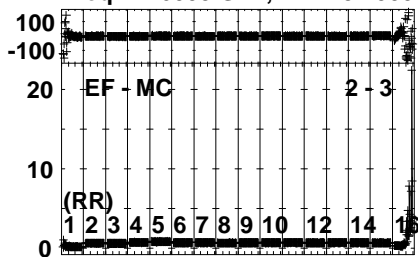


Lower frame: Ampl Jy Top frame: Phas deg
Vector averaged cross-power spectrum Several baselines displayed
Timerange: 00/06:44:38 to 00/06:48:36

Plot file version 103 created 25-AUG-2022 14:04:41

J2035+1056 EC083A.UVDATA.1

Freq = 4.6005 GHz, Bw = 32.000 MH Calibrated with CL # 4 and BP # 1 (BP mode 1)

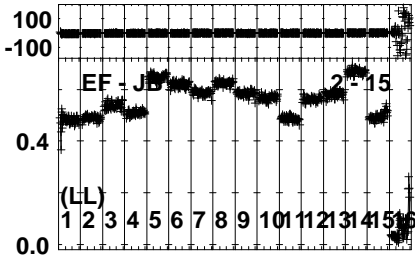
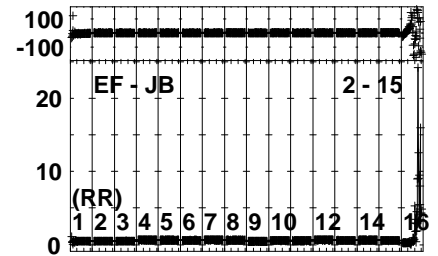
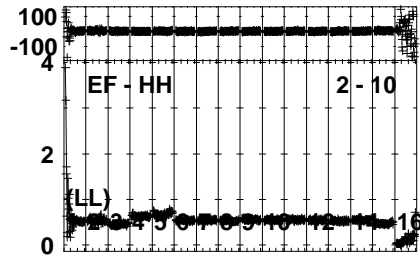
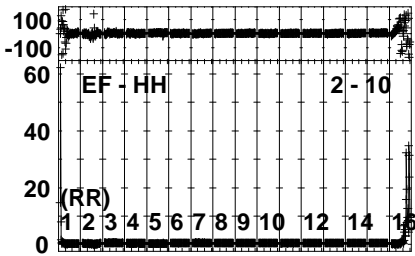
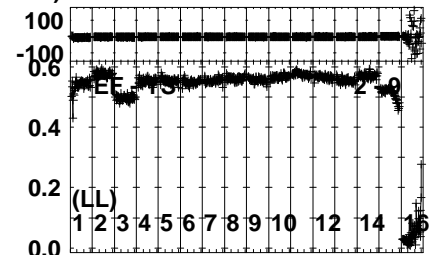
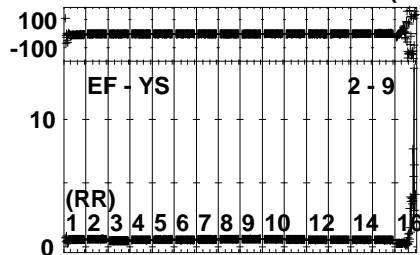
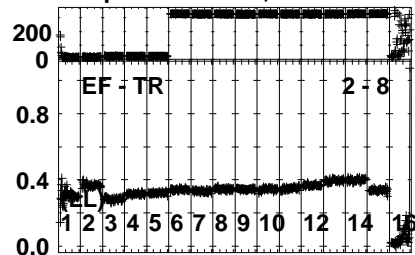


Lower frame: Ampl Jy Top frame: Phas deg
Vector averaged cross-power spectrum Several baselines displayed
Timerange: 00/06:49:11 to 00/06:50:09

Plot file version 104 created 25-AUG-2022 14:04:42

J2035+1056 EC083A.UVDATA.1

Freq = 4.6005 GHz, Bw = 32.000 MH Calibrated with CL # 4 and BP # 1 (BP mode 1)

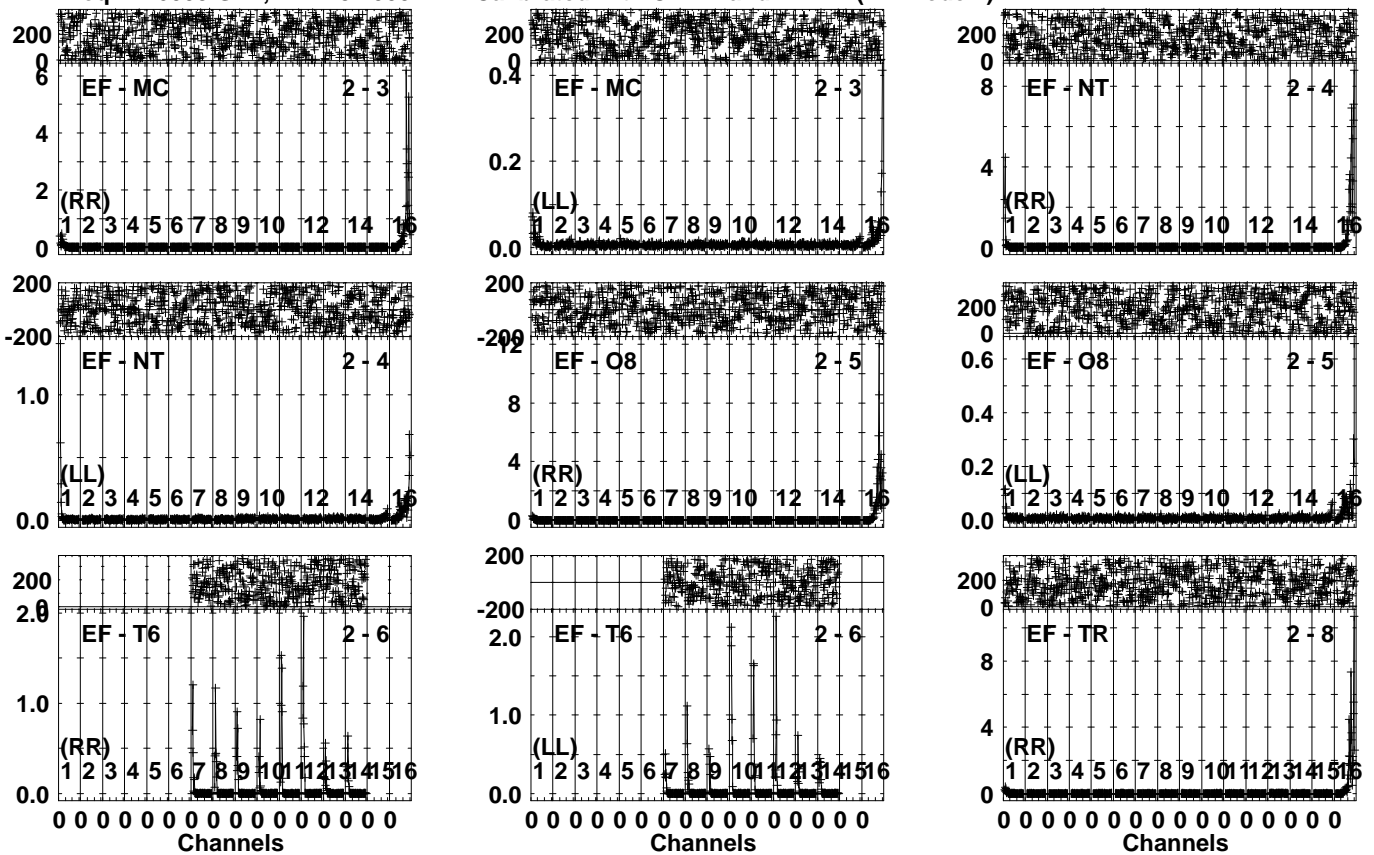


0 0 0 0 0 0 0 0 0 0 0 0 0 0 0
Channels
Lower frame: Ampl Jy Top frame: Phas deg
Vector averaged cross-power spectrum Several baselines displayed
Timerange: 00/06:49:11 to 00/06:50:09

Plot file version 105 created 25-AUG-2022 14:04:42

2MJ2036+1051 EC083A.UVDATA.1

Freq = 4.6005 GHz, Bw = 32.000 MH Calibrated with CL # 4 and BP # 1 (BP mode 1)

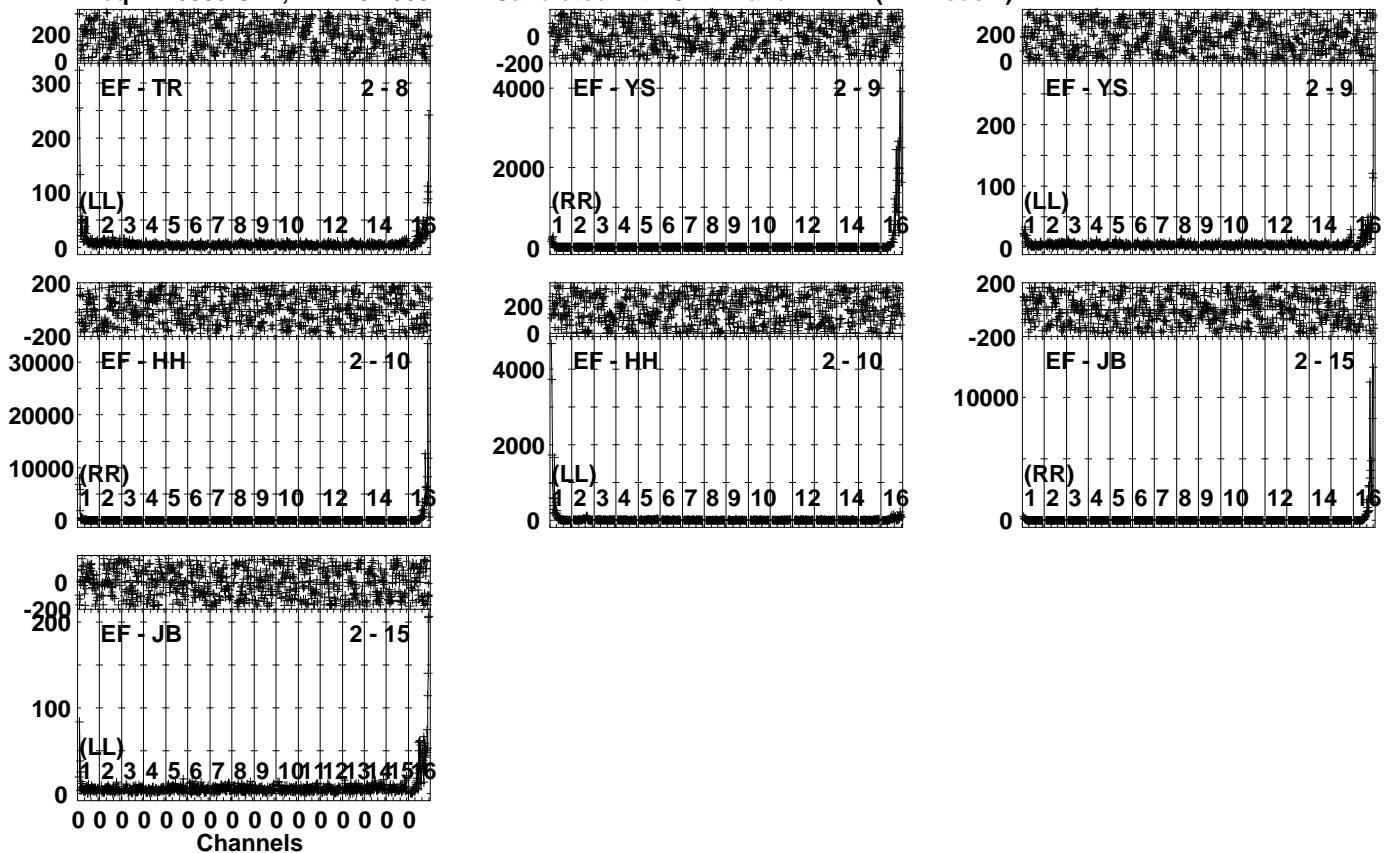


Lower frame: Ampl Jy Top frame: Phas deg
Vector averaged cross-power spectrum Several baselines displayed
Timerange: 00/06:50:13 to 00/06:54:09

Plot file version 106 created 25-AUG-2022 14:04:42

2MJ2036+1051 EC083A.UVDATA.1

Freq = 4.6005 GHz, Bw = 32.000 MH Calibrated with CL # 4 and BP # 1 (BP mode 1)



Lower frame: Milli Ampl Jy Top frame: Phas deg

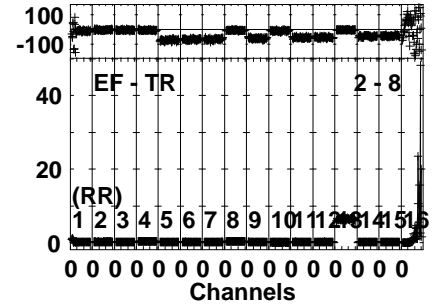
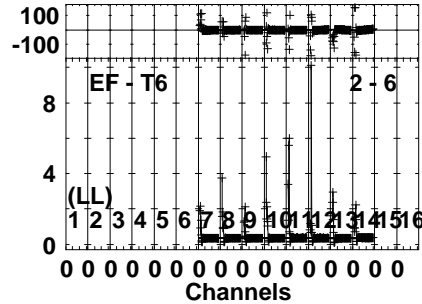
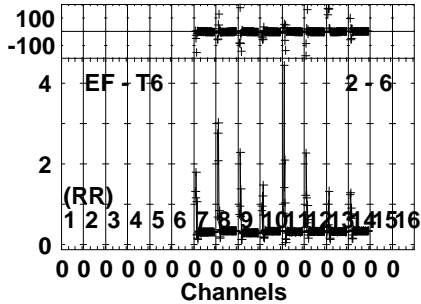
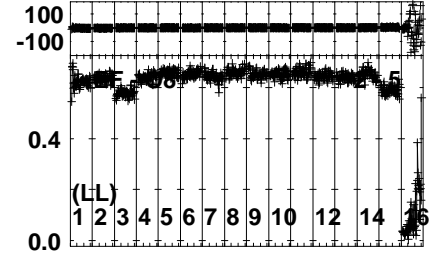
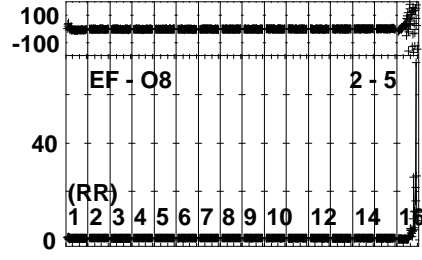
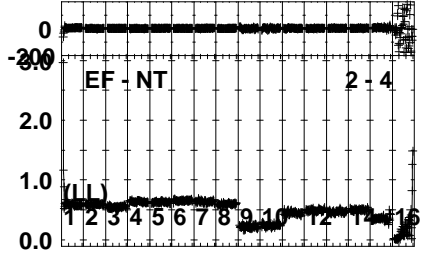
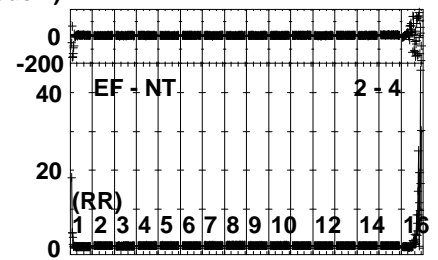
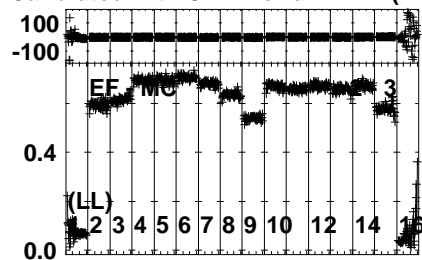
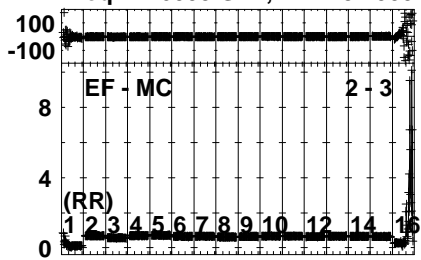
Vector averaged cross-power spectrum Several baselines displayed

Timerange: 00/06:50:13 to 00/06:54:09

Plot file version 107 created 25-AUG-2022 14:04:42

J2035+1056 EC083A.UVDATA.1

Freq = 4.6005 GHz, Bw = 32.000 MH Calibrated with CL # 4 and BP # 1 (BP mode 1)

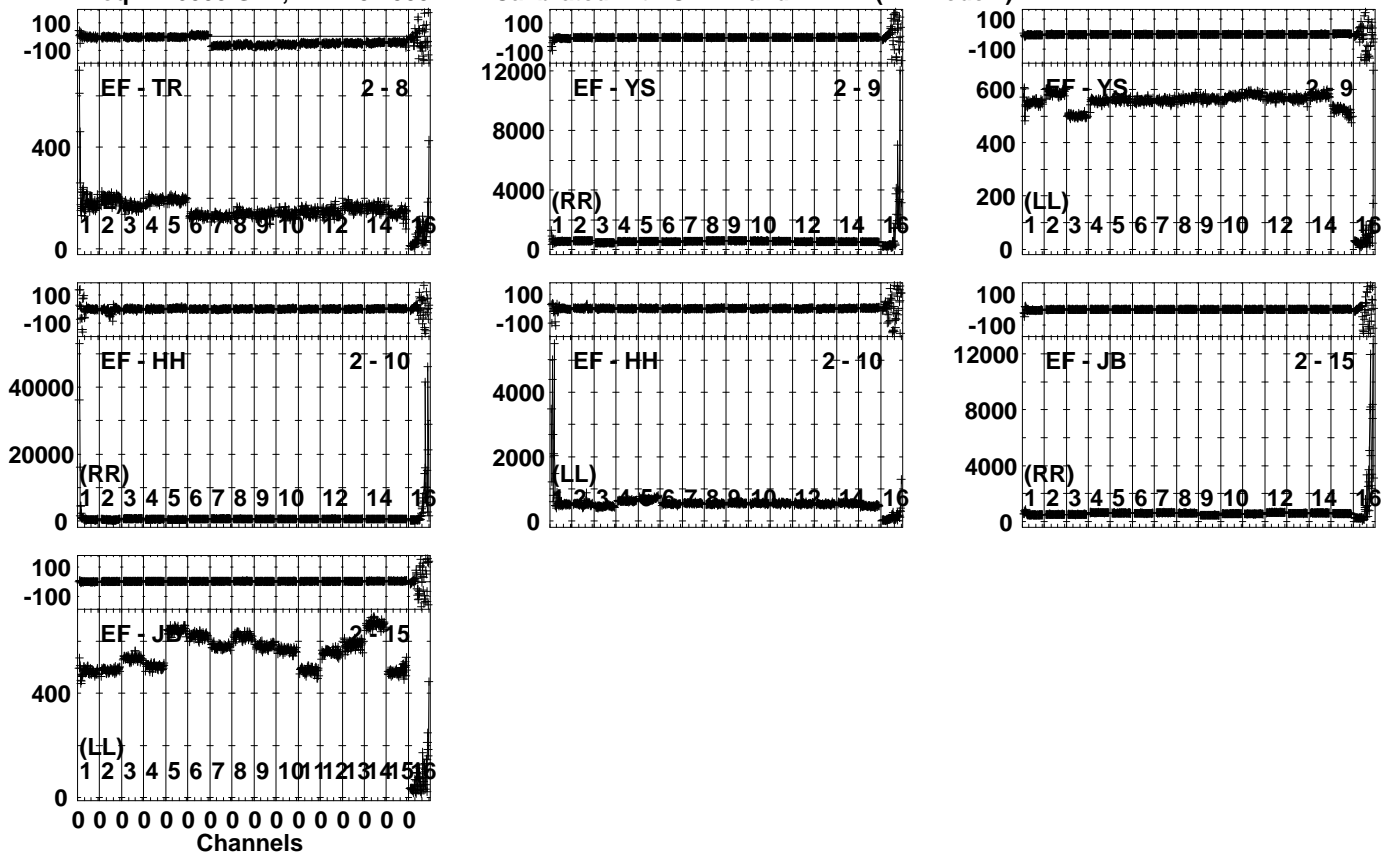


Lower frame: Ampl Jy Top frame: Phas deg
Vector averaged cross-power spectrum Several baselines displayed
Timerange: 00/06:54:11 to 00/06:55:19

Plot file version 108 created 25-AUG-2022 14:04:43

J2035+1056 EC083A.UVDATA.1

Freq = 4.6005 GHz, Bw = 32.000 MH Calibrated with CL # 4 and BP # 1 (BP mode 1)

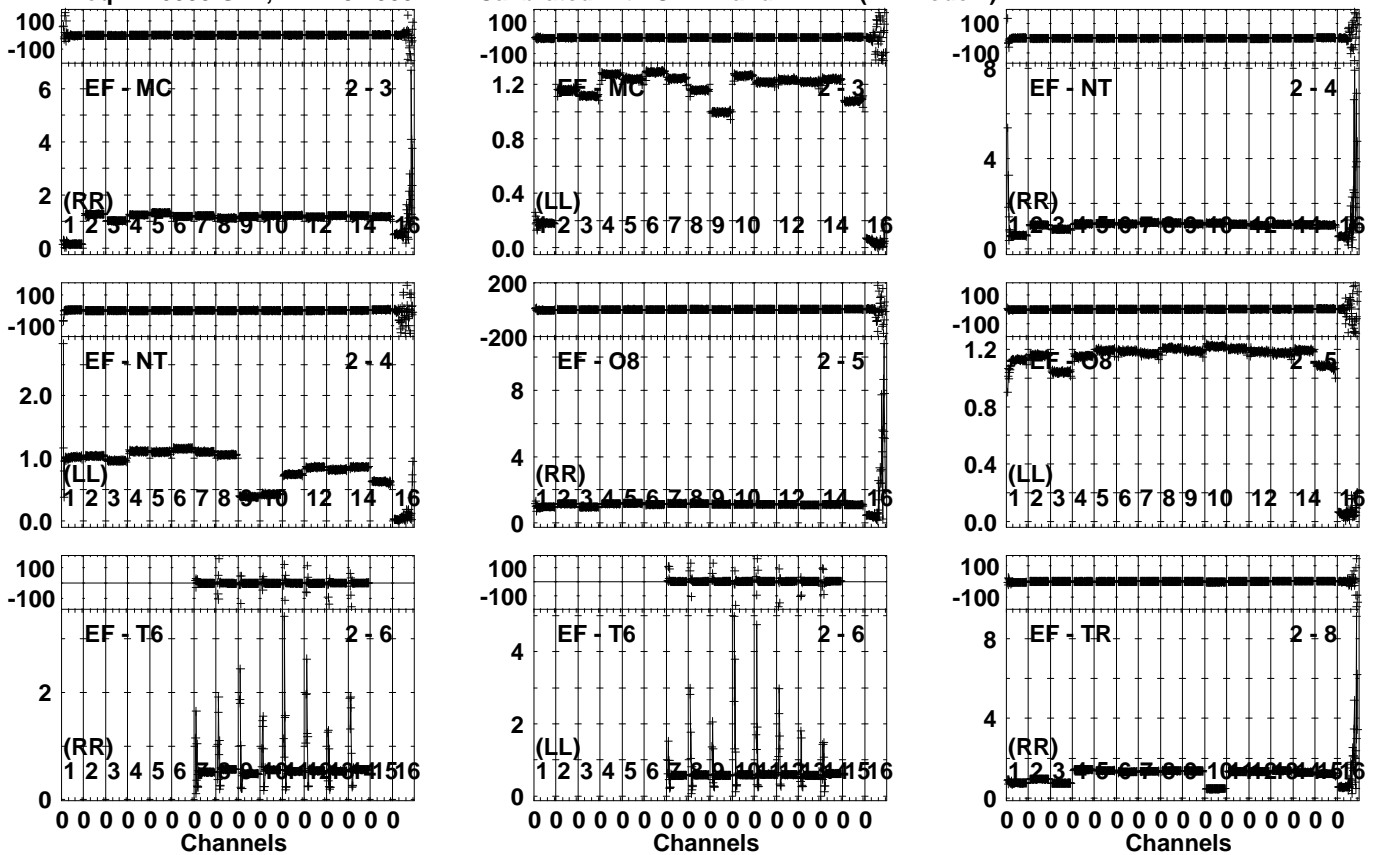


Lower frame: Milli Ampl Jy Top frame: Phas deg
Vector averaged cross-power spectrum Several baselines displayed
Timerange: 00/06:54:11 to 00/06:55:19

Plot file version 109 created 25-AUG-2022 14:04:43

2029+121 EC083A.UVDATA.1

Freq = 4.6005 GHz, Bw = 32.000 MH Calibrated with CL # 4 and BP # 1 (BP mode 1)

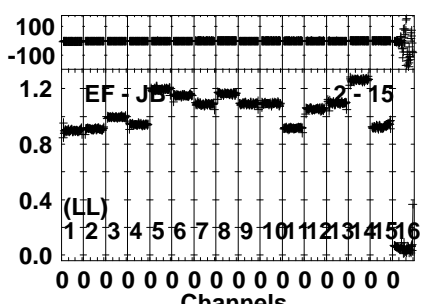
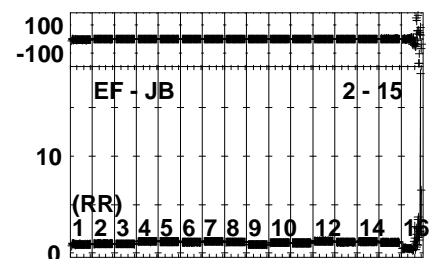
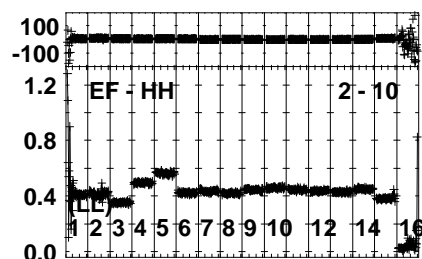
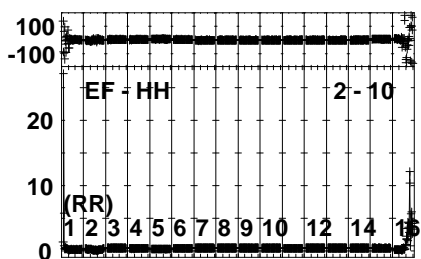
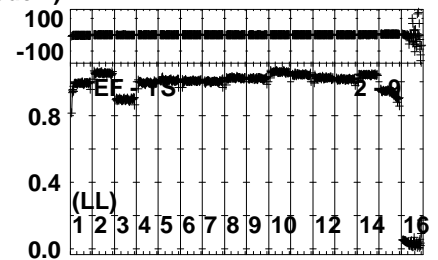
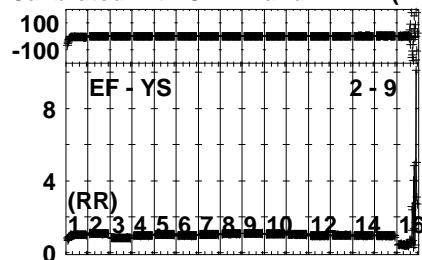
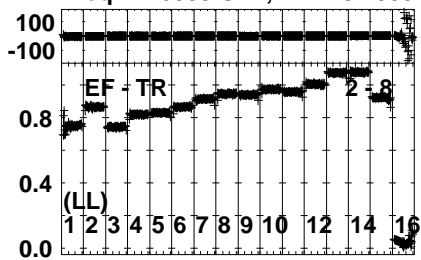


Lower frame: Ampl Jy Top frame: Phas deg
Vector averaged cross-power spectrum Several baselines displayed
Timerange: 00/06:55:42 to 00/06:59:58

Plot file version 110 created 25-AUG-2022 14:04:43

2029+121 EC083A.UVDATA.1

Freq = 4.6005 GHz, Bw = 32.000 MH Calibrated with CL # 4 and BP # 1 (BP mode 1)



Lower frame: Ampl Jy Top frame: Phas deg
Vector averaged cross-power spectrum Several baselines displayed
Timerange: 00/06:55:42 to 00/06:59:58