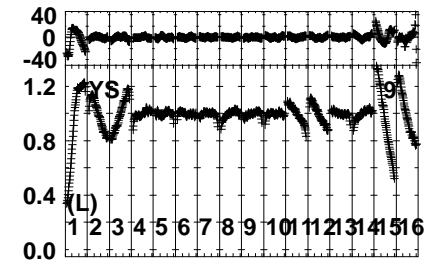
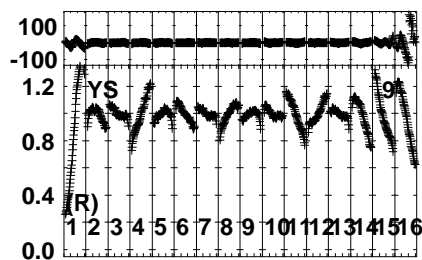
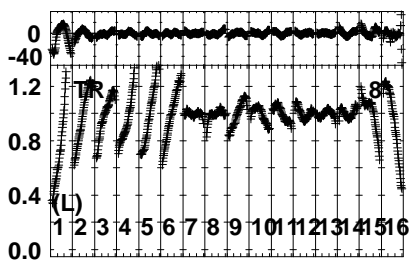
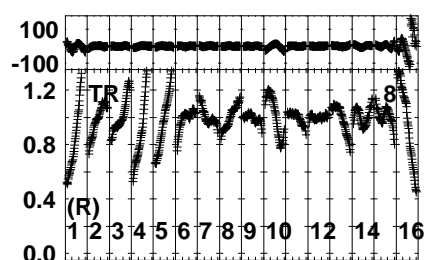
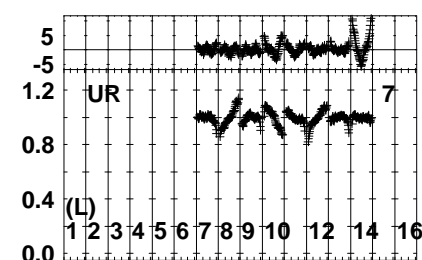
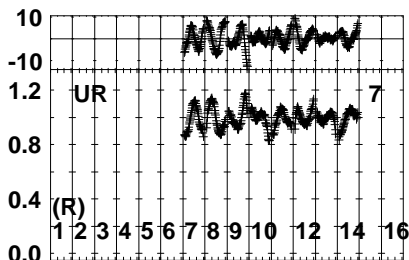
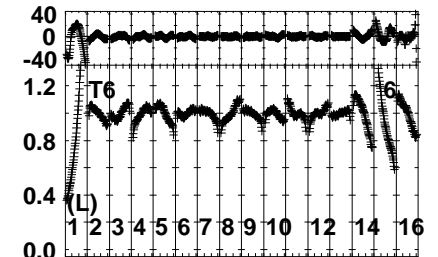
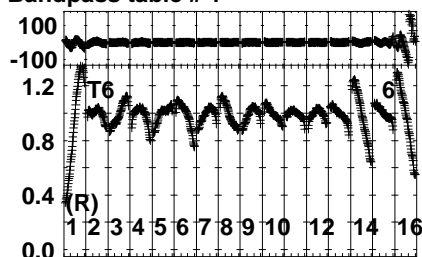
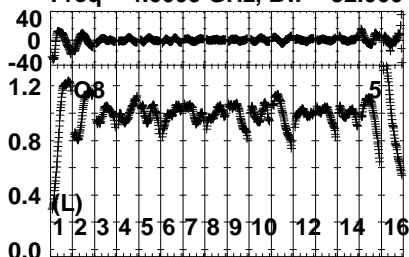


Plot file version 2 created 27-JUL-2022 13:33:05

EC083D.UVDATA.1

Freq = 4.6005 GHz, Bw = 32.000 MH Bandpass table # 1

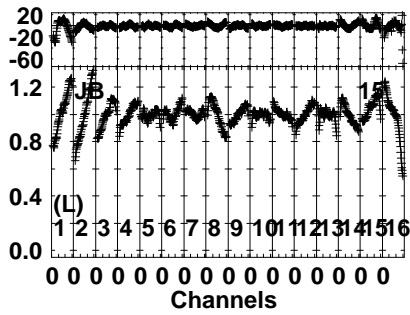
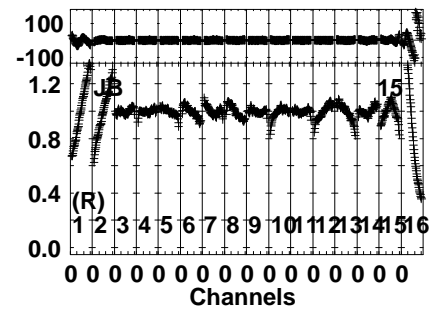
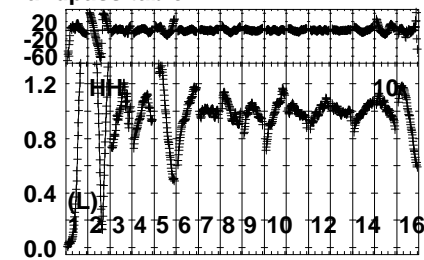
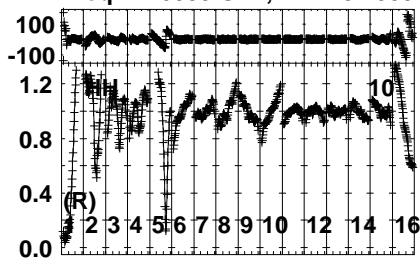


Lower frame: BP ampl Top frame: BP phase
Bandpass table spectrum Antenna: *
Timerange: 00/00:00:01 to 999/00:00:00

Plot file version 3 created 27-JUL-2022 13:33:05

EC083D.UVDATA.1

Freq = 4.6005 GHz, Bw = 32.000 MH Bandpass table # 1



Lower frame: BP ampl Top frame: BP phase
Bandpass table spectrum Antenna: *
Timerange: 00/00:00:01 to 999/00:00:00