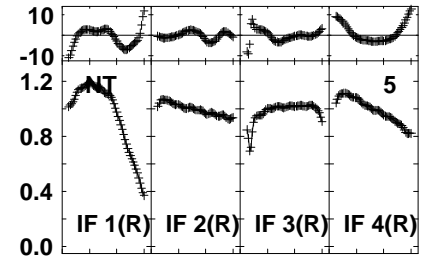
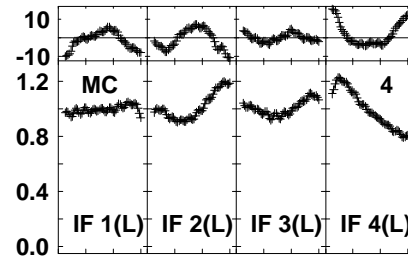
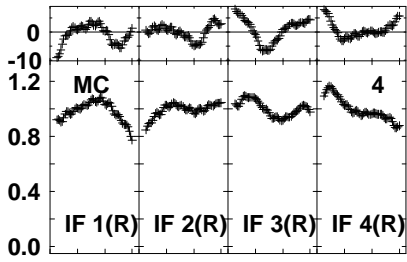
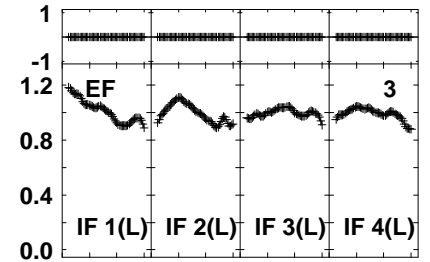
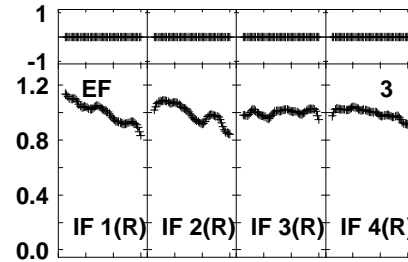
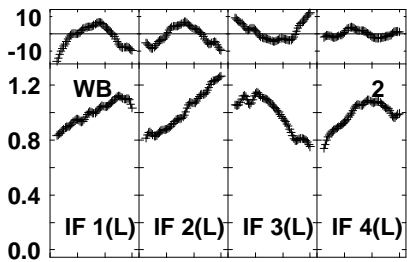
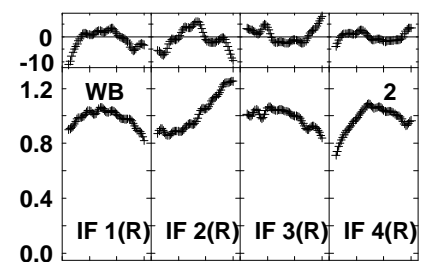
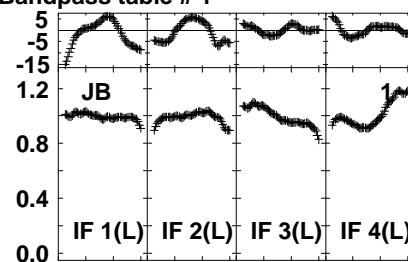
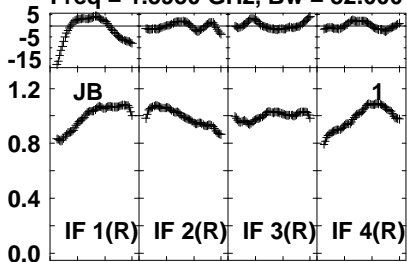
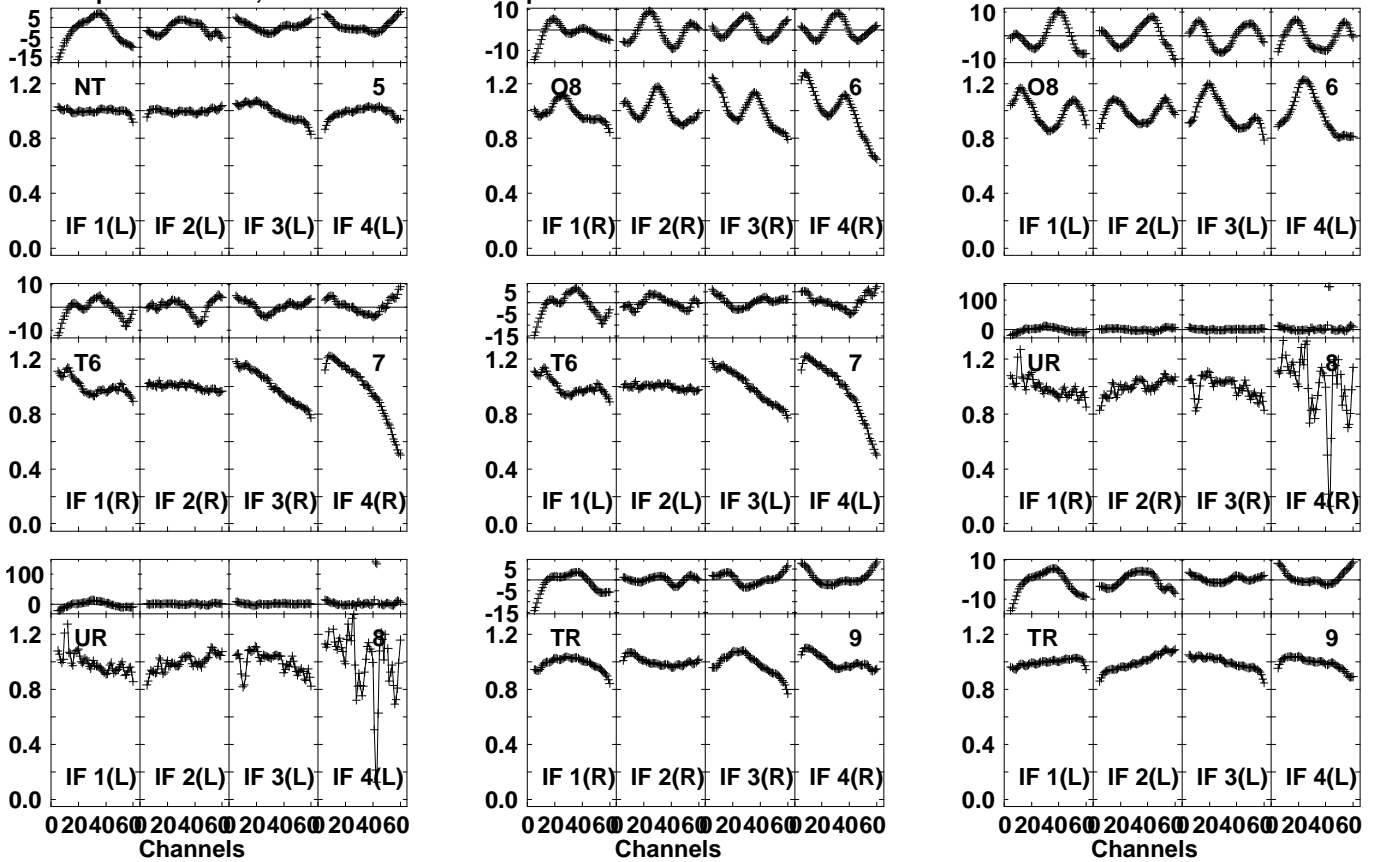


Plot file version 1 created 23-SEP-2022 16:48:49  
 EC084B.UVDATA.1  
 Freq = 1.5950 GHz, Bw = 32.000 MH Bandpass table # 1



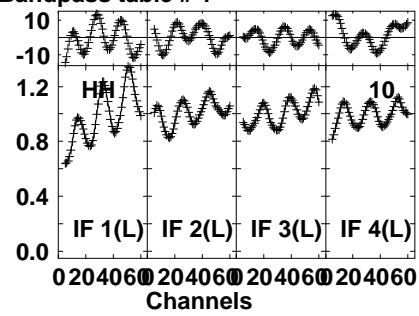
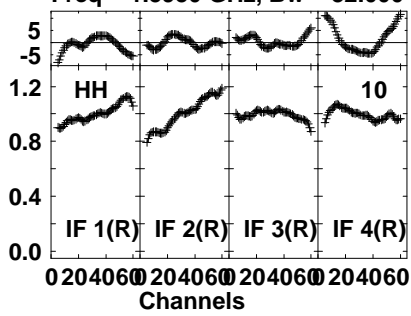
0 20 40 60 Channels  
 Lower frame: BP ampl Top frame: BP phase  
 Bandpass table spectrum Antenna: \*  
 Timerange: 00/00:00:01 to 999/00:00:00

Plot file version 2 created 23-SEP-2022 16:48:49  
 EC084B.UVDATA.1  
 Freq = 1.5950 GHz, Bw = 32.000 MH Bandpass table # 1



Lower frame: BP ampl Top frame: BP phase  
 Bandpass table spectrum Antenna: \*  
 Timerange: 00/00:00:01 to 999/00:00:00

Plot file version 3 created 23-SEP-2022 16:48:49  
EC084B.UVDATA.1  
Freq = 1.5950 GHz, Bw = 32.000 MH Bandpass table # 1



Lower frame: BP ampl Top frame: BP phase  
Bandpass table spectrum Antenna: \*  
Timerange: 00/00:00:01 to 999/00:00:00