
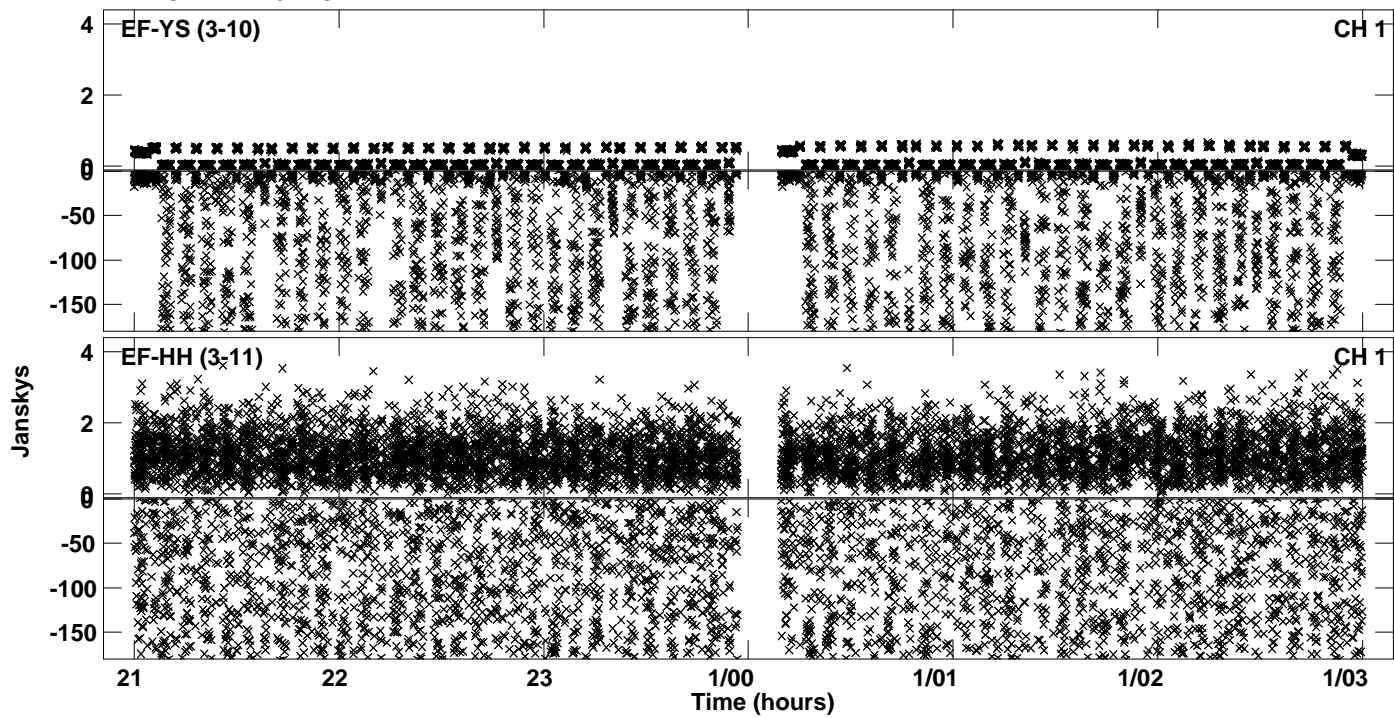



Plot file version 1 created 02-NOV-2022 13:05:22  
Amplitude andPhase vs Time for EC086A.UVDATA.1 Vect aver. CL # 4  
IF 1 CHAN 1 - 64 STK LL



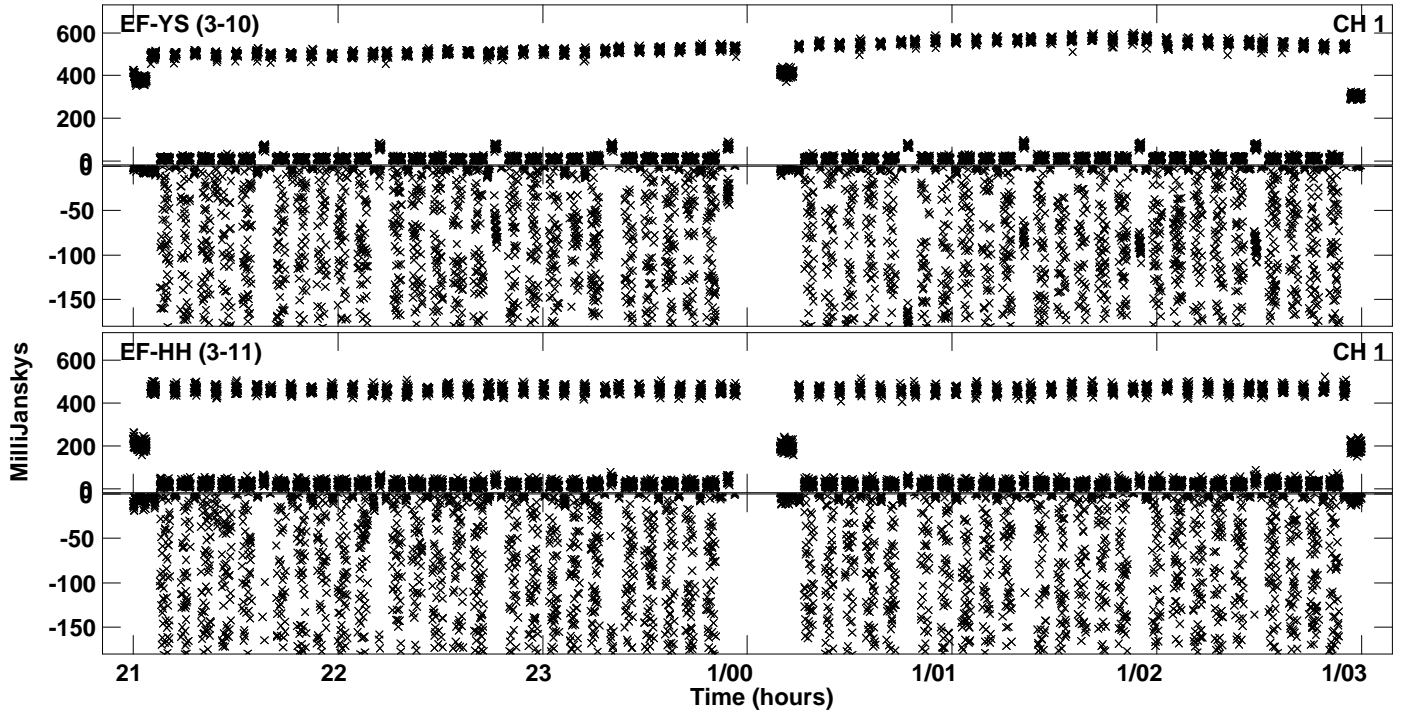
Plot file version 2 created 02-NOV-2022 13:05:22  
Amplitude and Phase vs Time for EC086A.UVDATA.1 Vect aver. CL # 4  
IF 1 CHAN 1 - 64 STK LL




Plot file version 3 created 02-NOV-2022 13:05:27  
Amplitude andPhase vs Time for EC086A.UVDATA.1 Vect aver. CL # 4  
IF 2 CHAN 1 - 64 STK LL



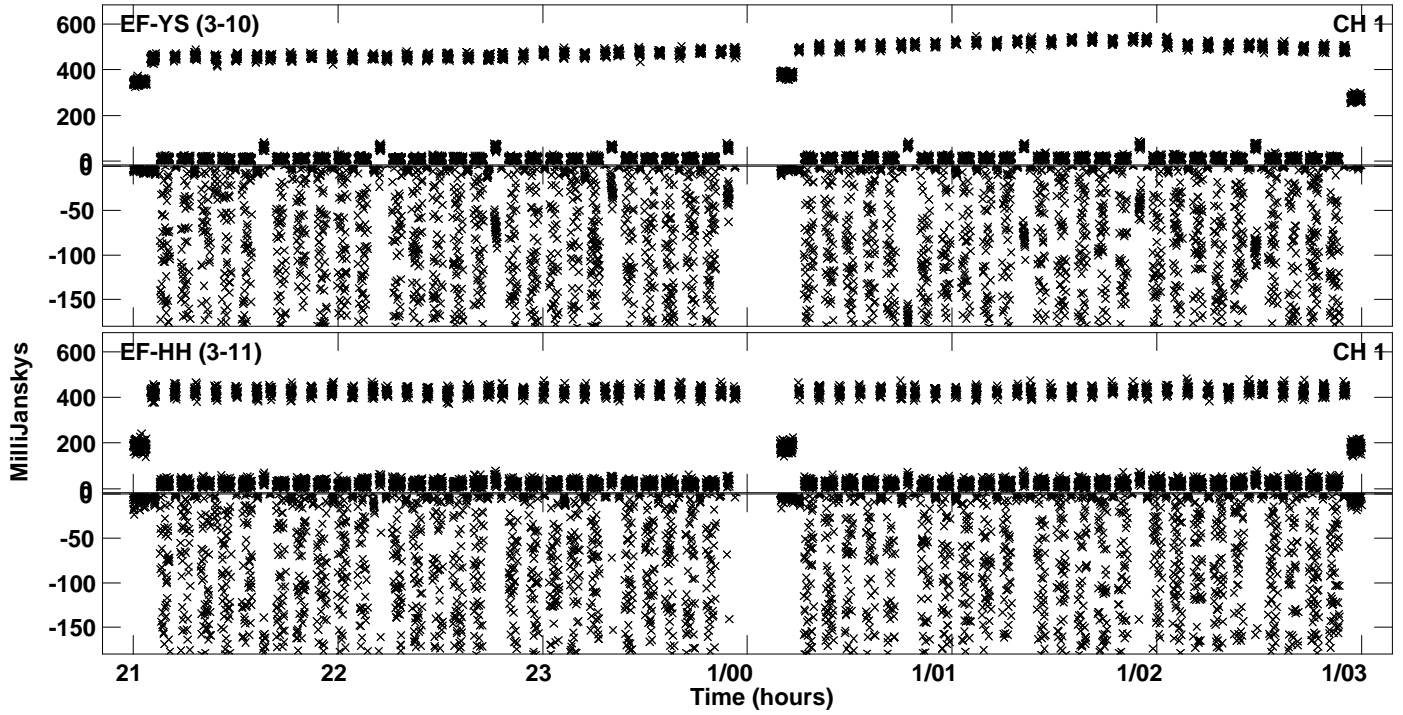
PLot file version 4 created 02-NOV-2022 13:05:27  
Amplitude andPhase vs Time for EC086A.UVDATA.1 Vect aver. CL # 4  
IF 2 CHAN 1 - 64 STK LL




Plot file version 5 created 02-NOV-2022 13:05:32  
Amplitude andPhase vs Time for EC086A.UVDATA.1 Vect aver. CL # 4  
IF 3 CHAN 1 - 64 STK LL




PLot file version 6 created 02-NOV-2022 13:05:32  
Amplitude andPhase vs Time for EC086A.UVDATA.1 Vect aver. CL # 4  
IF 3 CHAN 1 - 64 STK LL



PLot file version 7 created 02-NOV-2022 13:05:36  
Amplitude andPhase vs Time for EC086A.UVDATA.1 Vect aver. CL # 4  
IF 4 CHAN 1 - 64 STK LL




Plot file version 8 created 02-NOV-2022 13:05:36  
Amplitude andPhase vs Time for EC086A.UVDATA.1 Vect aver. CL # 4  
IF 4 CHAN 1 - 64 STK LL

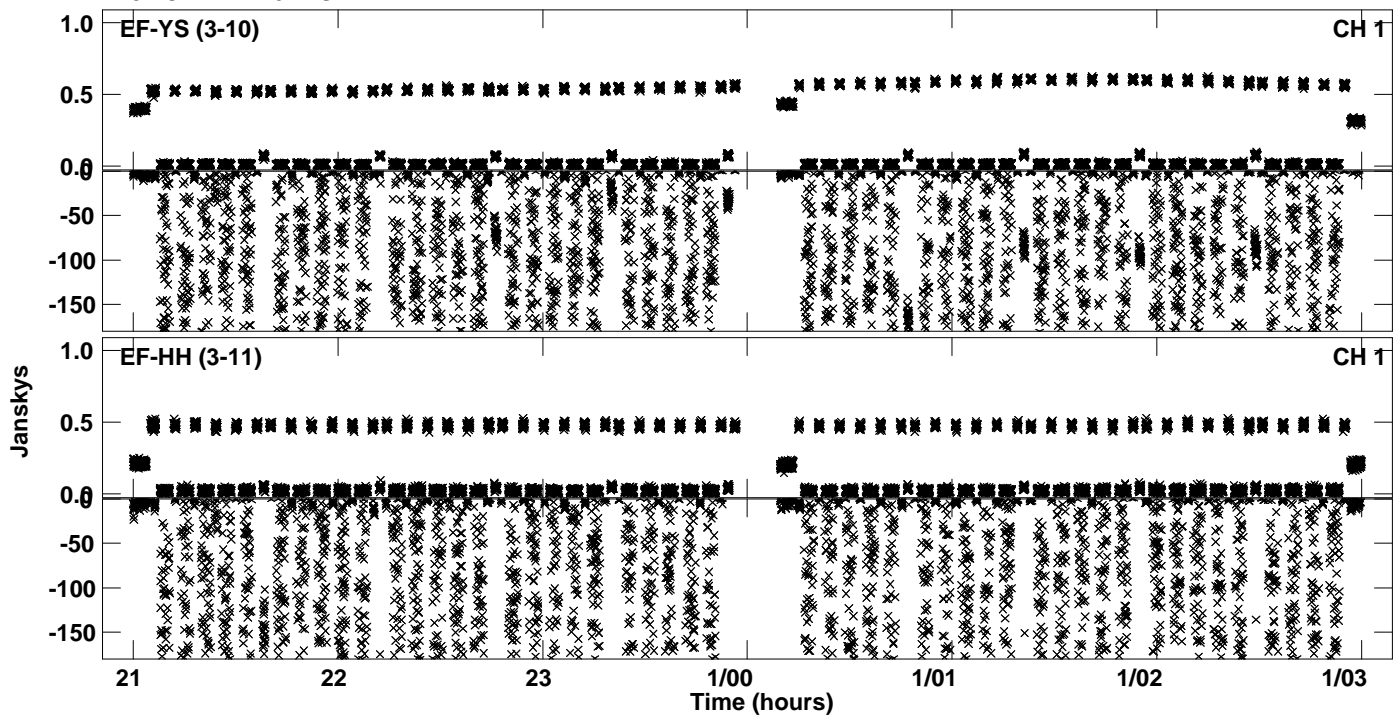





Plot file version 9 created 02-NOV-2022 13:05:41  
Amplitude andPhase vs Time for EC086A.UVDATA.1 Vect aver. CL # 4  
IF 5 CHAN 1 - 64 STK LL




PLot file version 10 created 02-NOV-2022 13:05:41  
Amplitude andPhase vs Time for EC086A.UVDATA.1 Vect aver. CL # 4  
IF 5 CHAN 1 - 64 STK LL




Plot file version 11 created 02-NOV-2022 13:05:46  
Amplitude andPhase vs Time for EC086A.UVDATA.1 Vect aver. CL # 4  
IF 6 CHAN 1 - 64 STK LL




PLot file version 12 created 02-NOV-2022 13:05:46  
Amplitude andPhase vs Time for EC086A.UVDATA.1 Vect aver. CL # 4  
IF 6 CHAN 1 - 64 STK LL




Plot file version 13 created 02-NOV-2022 13:05:51  
Amplitude andPhase vs Time for EC086A.UVDATA.1 Vect aver. CL # 4  
IF 7 CHAN 1 - 64 STK LL




Plot file version 14 created 02-NOV-2022 13:05:51  
Amplitude andPhase vs Time for EC086A.UVDATA.1 Vect aver. CL # 4  
IF 7 CHAN 1 - 64 STK LL



Plot file version 15 created 02-NOV-2022 13:05:56  
Amplitude andPhase vs Time for EC086A.UVDATA.1 Vect aver. CL # 4  
IF 8 CHAN 1 - 64 STK LL




Plot file version 16 created 02-NOV-2022 13:05:56  
Amplitude andPhase vs Time for EC086A.UVDATA.1 Vect aver. CL # 4  
IF 8 CHAN 1 - 64 STK LL







PLot file version 17 created 02-NOV-2022 13:06:01  
Amplitude andPhase vs Time for EC086A.UVDATA.1 Vect aver. CL # 4  
IF 9 CHAN 1 - 64 STK LL




PLot file version 18 created 02-NOV-2022 13:06:01  
Amplitude andPhase vs Time for EC086A.UVDATA.1 Vect aver. CL # 4  
IF 9 CHAN 1 - 64 STK LL




PLot file version 19 created 02-NOV-2022 13:06:07  
Amplitude andPhase vs Time for EC086A.UVDATA.1 Vect aver. CL # 4  
IF 10 CHAN 1 - 64 STK LL




PLot file version 20 created 02-NOV-2022 13:06:07  
Amplitude andPhase vs Time for EC086A.UVDATA.1 Vect aver. CL # 4  
IF 10 CHAN 1 - 64 STK LL




Plot file version 21 created 02-NOV-2022 13:06:12  
Amplitude andPhase vs Time for EC086A.UVDATA.1 Vect aver. CL # 4  
IF 11 CHAN 1 - 64 STK LL




PLot file version 22 created 02-NOV-2022 13:06:12  
Amplitude andPhase vs Time for EC086A.UVDATA.1 Vect aver. CL # 4  
IF 11 CHAN 1 - 64 STK LL



Plot file version 23 created 02-NOV-2022 13:06:18  
Amplitude andPhase vs Time for EC086A.UVDATA.1 Vect aver. CL # 4  
IF 12 CHAN 1 - 64 STK LL




PLot file version 24 created 02-NOV-2022 13:06:18  
Amplitude andPhase vs Time for EC086A.UVDATA.1 Vect aver. CL # 4  
IF 12 CHAN 1 - 64 STK LL







Plot file version 25 created 02-NOV-2022 13:06:23  
Amplitude andPhase vs Time for EC086A.UVDATA.1 Vect aver. CL # 4  
IF 13 CHAN 1 - 64 STK LL



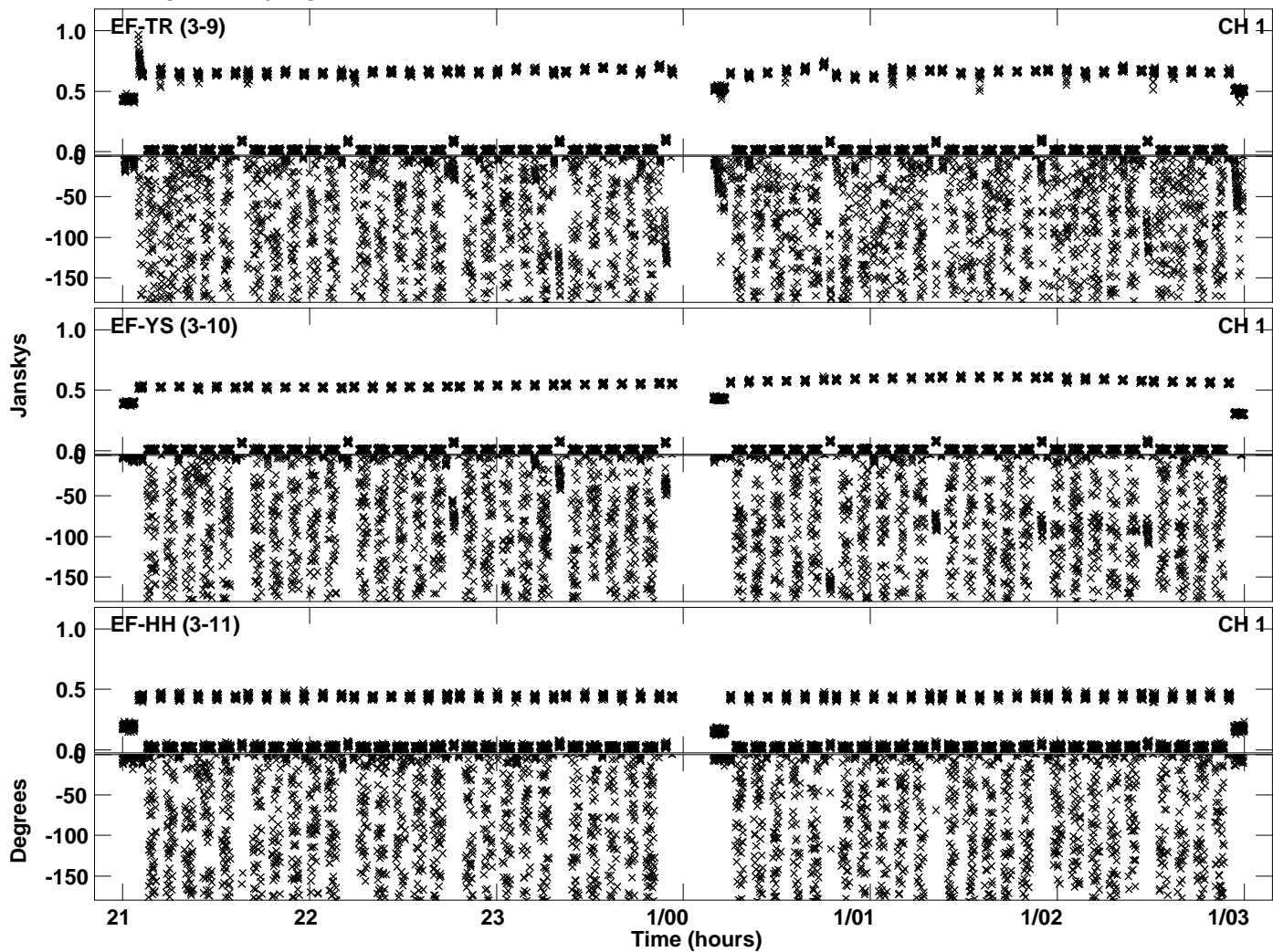
Plot file version 26 created 02-NOV-2022 13:06:23  
Amplitude andPhase vs Time for EC086A.UVDATA.1 Vect aver. CL # 4  
IF 13 CHAN 1 - 64 STK LL



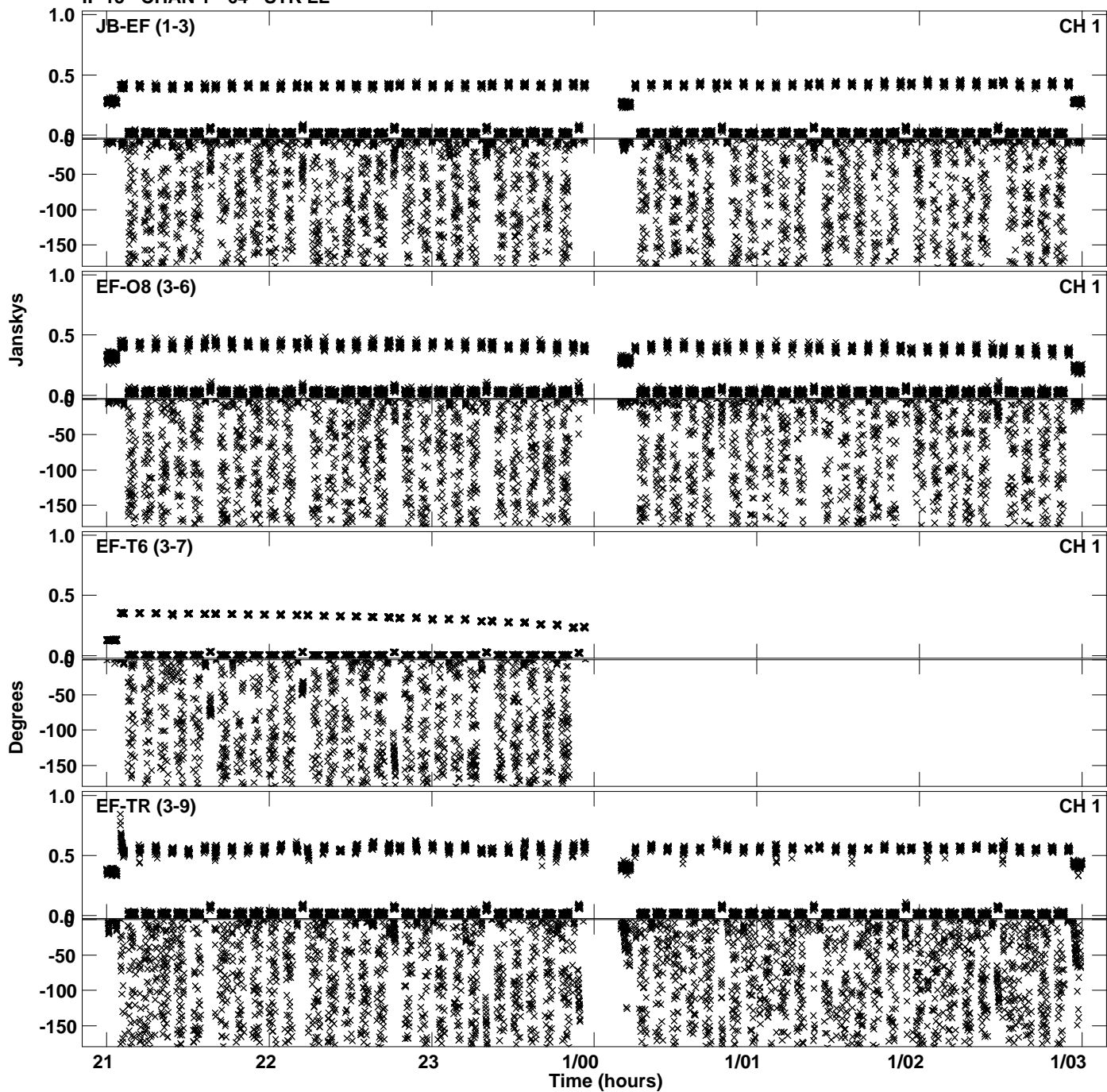
Plot file version 27 created 02-NOV-2022 13:06:28  
Amplitude andPhase vs Time for EC086A.UVDATA.1 Vect aver. CL # 4  
IF 14 CHAN 1 - 64 STK LL




Plot file version 28 created 02-NOV-2022 13:06:28  
Amplitude andPhase vs Time for EC086A.UVDATA.1 Vect aver. CL # 4  
IF 14 CHAN 1 - 64 STK LL



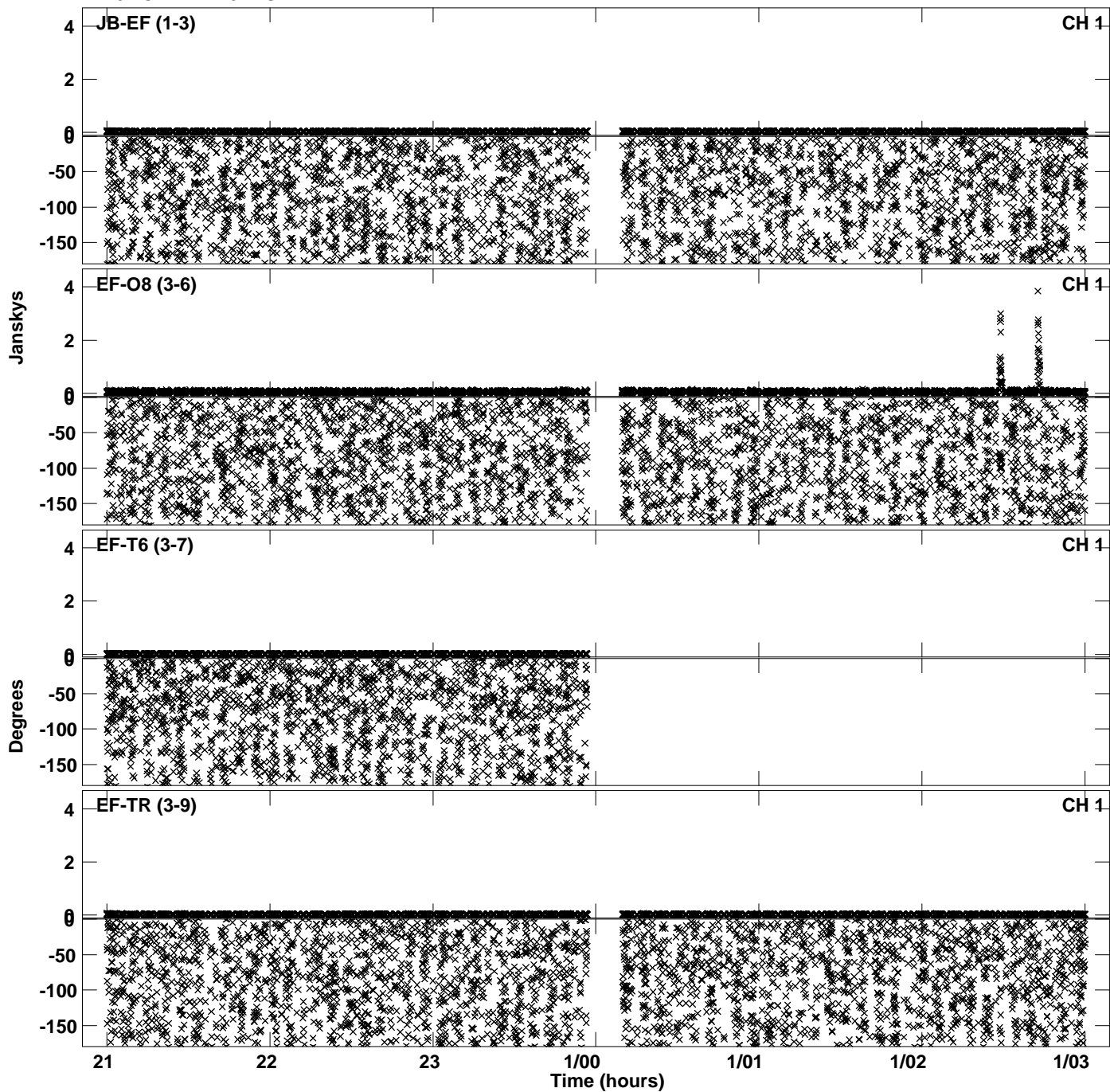
Plot file version 29 created 02-NOV-2022 13:06:32  
Amplitude andPhase vs Time for EC086A.UVDATA.1 Vect aver. CL # 4  
IF 15 CHAN 1 - 64 STK LL



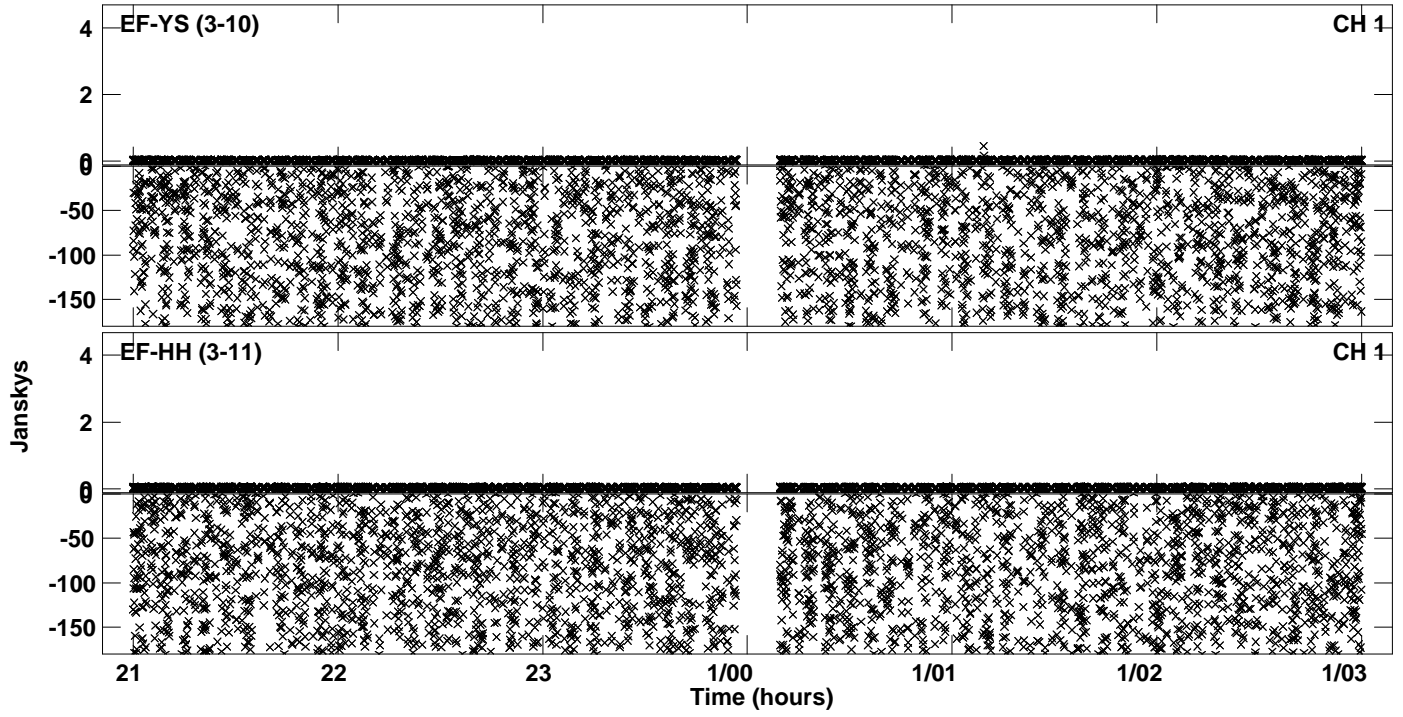
PLot file version 30 created 02-NOV-2022 13:06:32  
Amplitude andPhase vs Time for EC086A.UVDATA.1 Vect aver. CL # 4  
IF 15 CHAN 1 - 64 STK LL



PLot file version 31 created 02-NOV-2022 13:06:37  
Amplitude andPhase vs Time for EC086A.UVDATA.1 Vect aver. CL # 4  
IF 16 CHAN 1 - 64 STK LL




Plot file version 32 created 02-NOV-2022 13:06:37  
Amplitude and Phase vs Time for EC086A.UVDATA.1 Vect aver. CL # 4  
IF 16 CHAN 1 - 64 STK LL

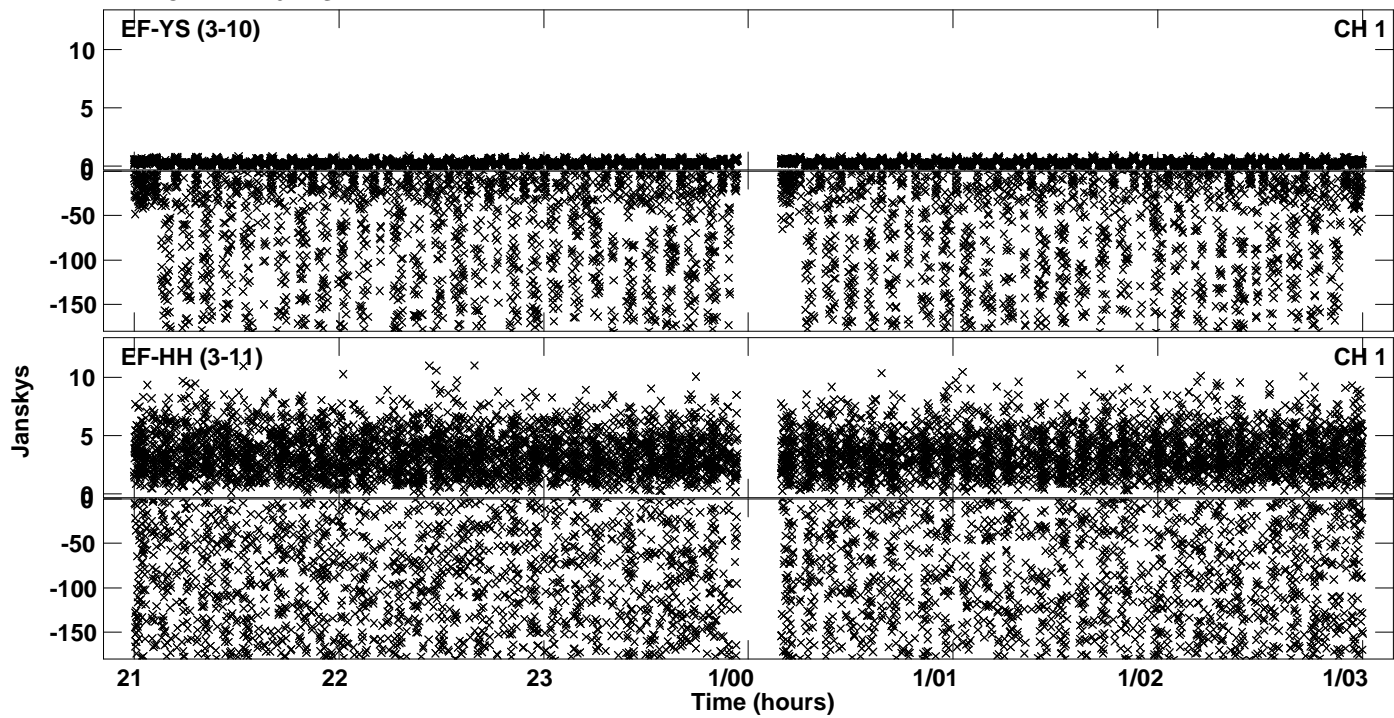





Plot file version 33 created 02-NOV-2022 13:06:41  
Amplitude andPhase vs Time for EC086A.UVDATA.1 Vect aver. CL # 4  
IF 1 CHAN 1 - 64 STK RR




PLot file version 34 created 02-NOV-2022 13:06:41  
Amplitude andPhase vs Time for EC086A.UVDATA.1 Vect aver. CL # 4  
IF 1 CHAN 1 - 64 STK RR




Plot file version 35 created 02-NOV-2022 13:06:46  
Amplitude andPhase vs Time for EC086A.UVDATA.1 Vect aver. CL # 4  
IF 2 CHAN 1 - 64 STK RR



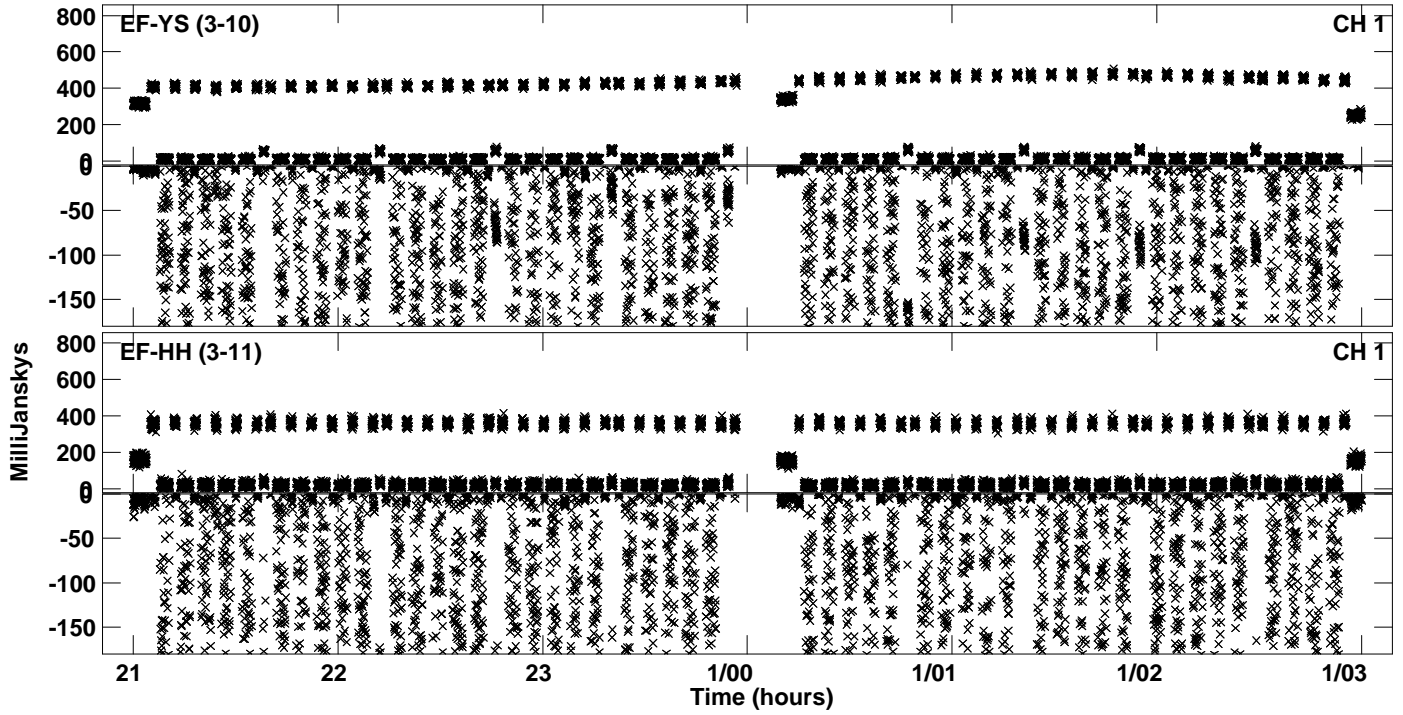
PLot file version 36 created 02-NOV-2022 13:06:46  
Amplitude andPhase vs Time for EC086A.UVDATA.1 Vect aver. CL # 4  
IF 2 CHAN 1 - 64 STK RR




PLot file version 37 created 02-NOV-2022 13:06:50  
Amplitude andPhase vs Time for EC086A.UVDATA.1 Vect aver. CL # 4  
IF 3 CHAN 1 - 64 STK RR



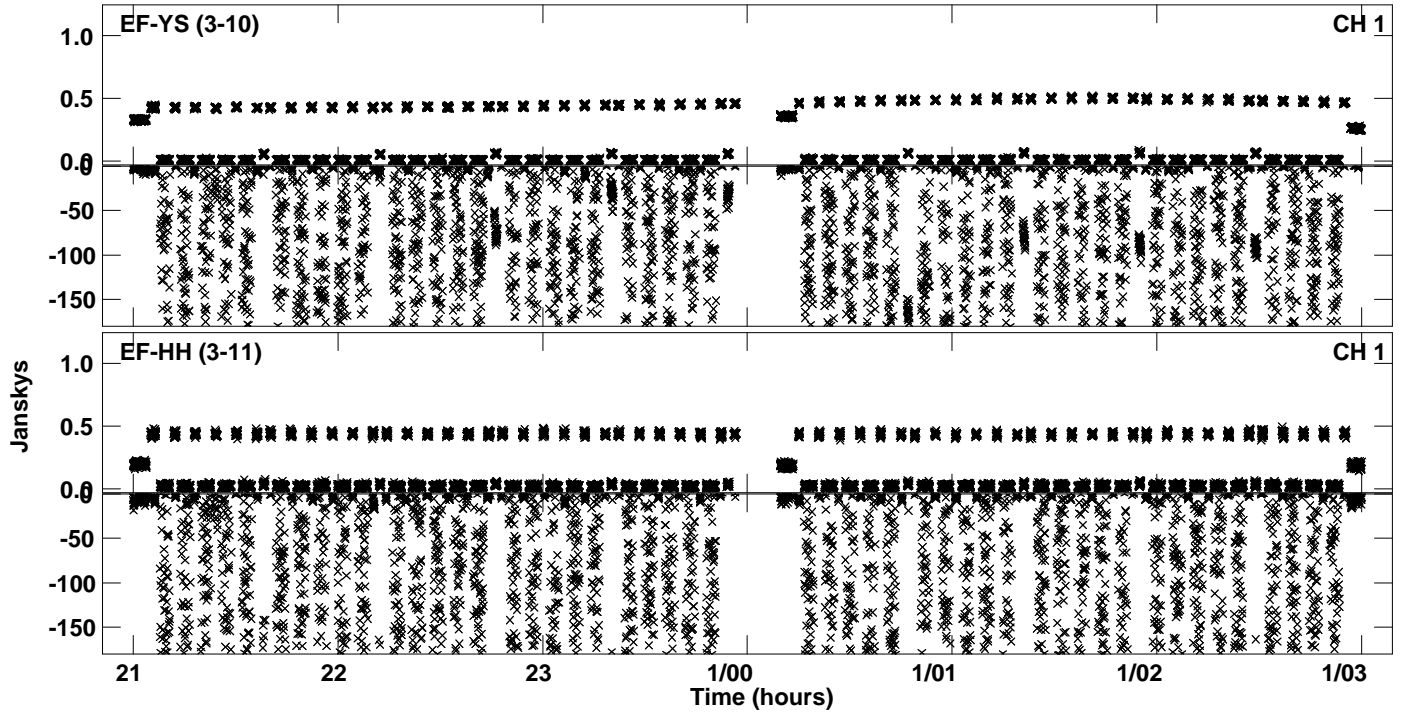
PLot file version 38 created 02-NOV-2022 13:06:50  
Amplitude andPhase vs Time for EC086A.UVDATA.1 Vect aver. CL # 4  
IF 3 CHAN 1 - 64 STK RR



PLot file version 39 created 02-NOV-2022 13:06:55  
Amplitude andPhase vs Time for EC086A.UVDATA.1 Vect aver. CL # 4  
IF 4 CHAN 1 - 64 STK RR




PLot file version 40 created 02-NOV-2022 13:06:55  
Amplitude andPhase vs Time for EC086A.UVDATA.1 Vect aver. CL # 4  
IF 4 CHAN 1 - 64 STK RR

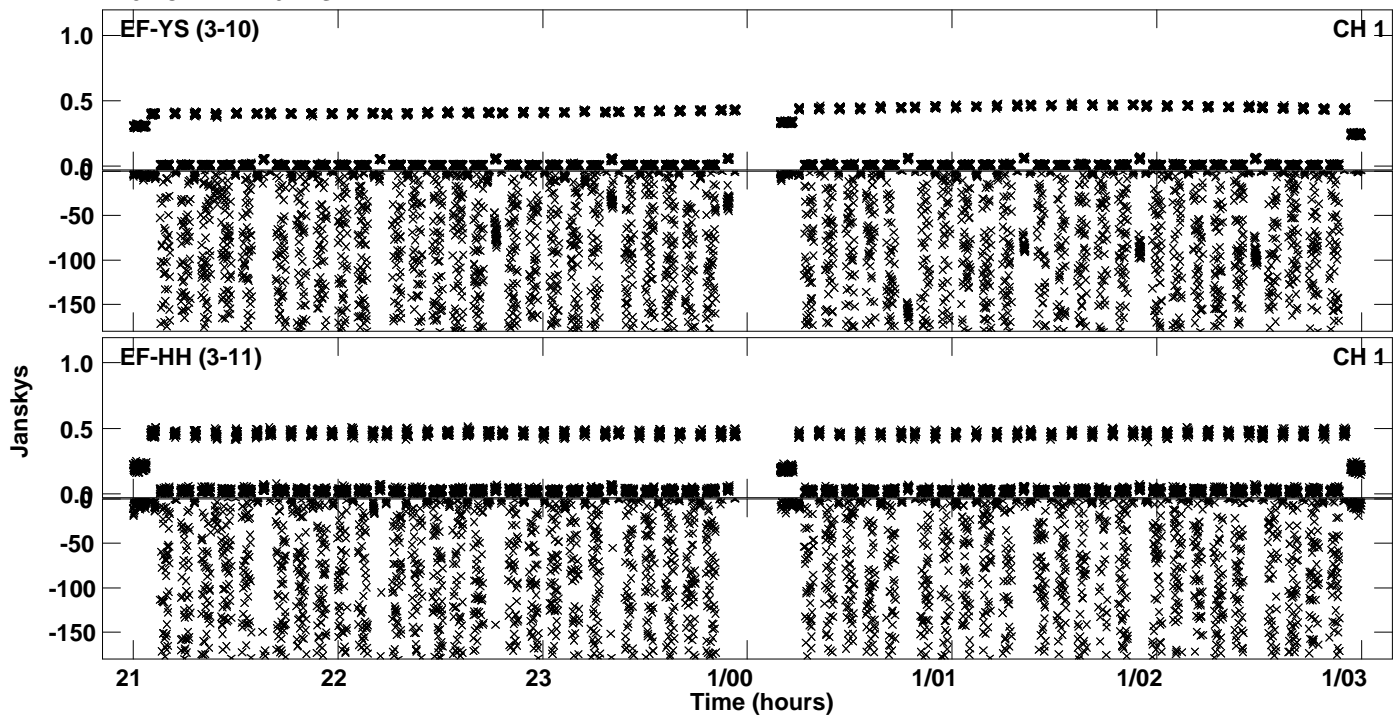





PLot file version 41 created 02-NOV-2022 13:06:59  
Amplitude andPhase vs Time for EC086A.UVDATA.1 Vect aver. CL # 4  
IF 5 CHAN 1 - 64 STK RR



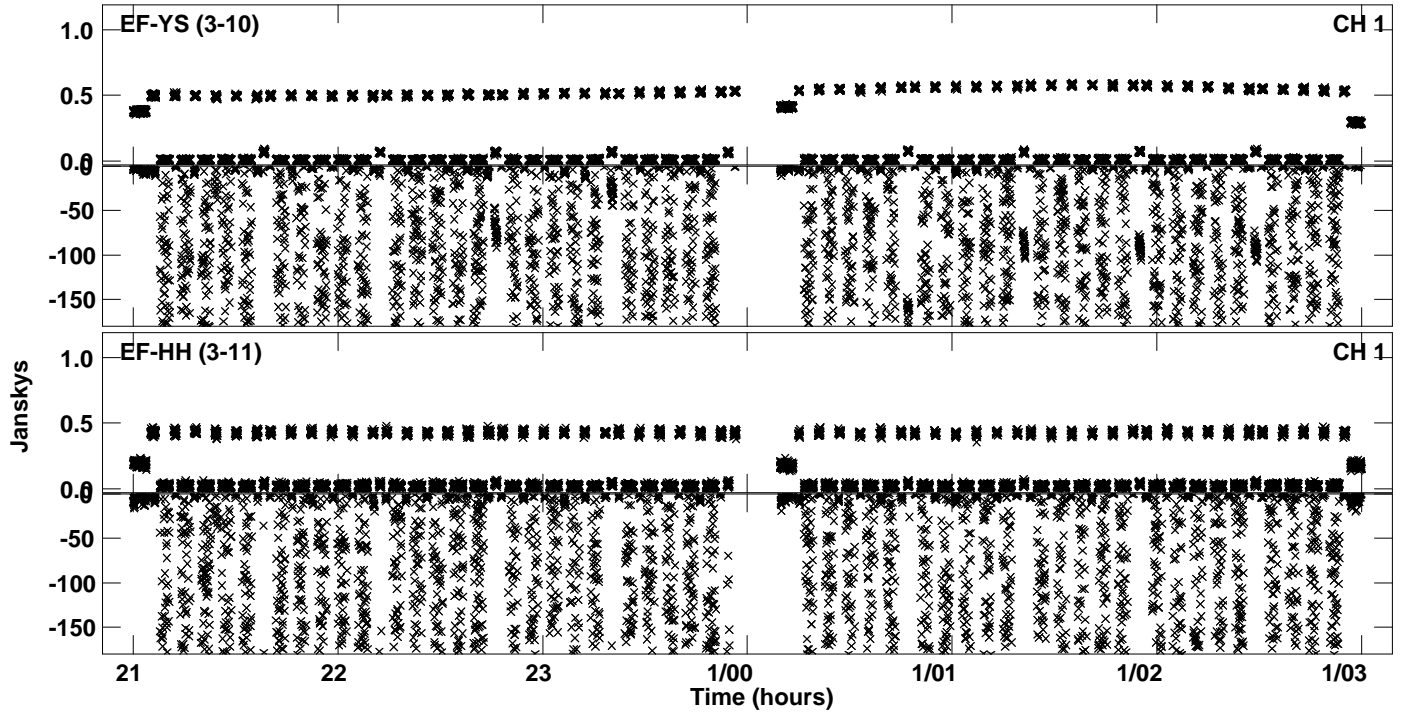
PLot file version 42 created 02-NOV-2022 13:06:59  
Amplitude andPhase vs Time for EC086A.UVDATA.1 Vect aver. CL # 4  
IF 5 CHAN 1 - 64 STK RR




PLot file version 43 created 02-NOV-2022 13:07:03  
Amplitude andPhase vs Time for EC086A.UVDATA.1 Vect aver. CL # 4  
IF 6 CHAN 1 - 64 STK RR



Plot file version 44 created 02-NOV-2022 13:07:03  
Amplitude andPhase vs Time for EC086A.UVDATA.1 Vect aver. CL # 4  
IF 6 CHAN 1 - 64 STK RR




PLot file version 45 created 02-NOV-2022 13:07:08  
Amplitude andPhase vs Time for EC086A.UVDATA.1 Vect aver. CL # 4  
IF 7 CHAN 1 - 64 STK RR




PLot file version 46 created 02-NOV-2022 13:07:08  
Amplitude andPhase vs Time for EC086A.UVDATA.1 Vect aver. CL # 4  
IF 7 CHAN 1 - 64 STK RR



PLot file version 47 created 02-NOV-2022 13:07:13  
Amplitude andPhase vs Time for EC086A.UVDATA.1 Vect aver. CL # 4  
IF 8 CHAN 1 - 64 STK RR




Plot file version 48 created 02-NOV-2022 13:07:13  
Amplitude andPhase vs Time for EC086A.UVDATA.1 Vect aver. CL # 4  
IF 8 CHAN 1 - 64 STK RR






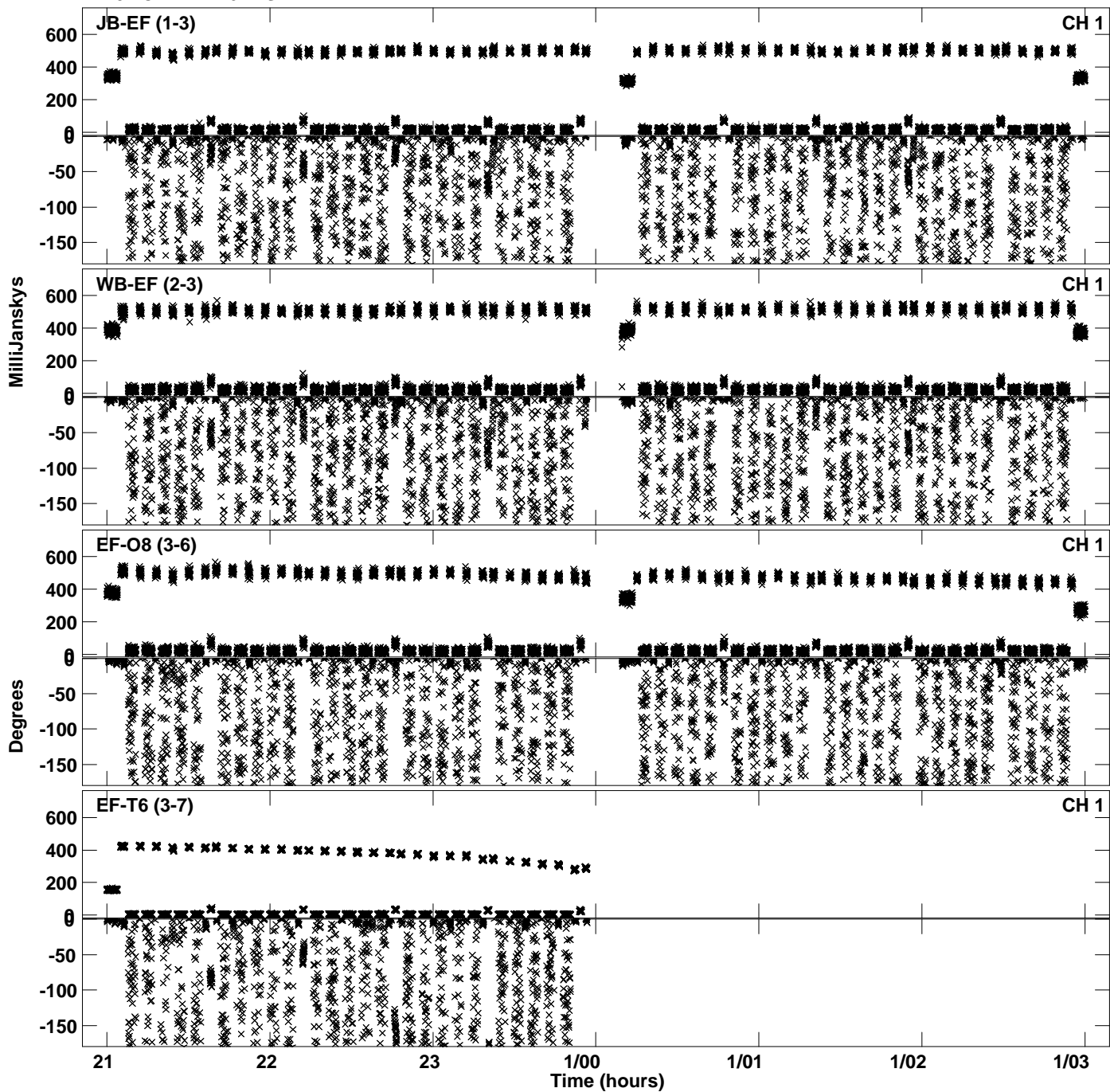
PLot file version 49 created 02-NOV-2022 13:07:18  
Amplitude andPhase vs Time for EC086A.UVDATA.1 Vect aver. CL # 4  
IF 9 CHAN 1 - 64 STK RR




PLot file version 50 created 02-NOV-2022 13:07:18  
Amplitude andPhase vs Time for EC086A.UVDATA.1 Vect aver. CL # 4  
IF 9 CHAN 1 - 64 STK RR




Plot file version 51 created 02-NOV-2022 13:07:23  
Amplitude and Phase vs Time for EC086A.UVDATA.1 Vect aver. CL # 4  
IF 10 CHAN 1 - 64 STK RR




Plot file version 52 created 02-NOV-2022 13:07:23  
Amplitude andPhase vs Time for EC086A.UVDATA.1 Vect aver. CL # 4  
IF 10 CHAN 1 - 64 STK RR




Plot file version 53 created 02-NOV-2022 13:07:28  
Amplitude andPhase vs Time for EC086A.UVDATA.1 Vect aver. CL # 4  
IF 11 CHAN 1 - 64 STK RR




Plot file version 54 created 02-NOV-2022 13:07:28  
Amplitude andPhase vs Time for EC086A.UVDATA.1 Vect aver. CL # 4  
IF 11 CHAN 1 - 64 STK RR



Plot file version 55 created 02-NOV-2022 13:07:33  
Amplitude andPhase vs Time for EC086A.UVDATA.1 Vect aver. CL # 4  
IF 12 CHAN 1 - 64 STK RR




PLot file version 56 created 02-NOV-2022 13:07:33  
Amplitude andPhase vs Time for EC086A.UVDATA.1 Vect aver. CL # 4  
IF 12 CHAN 1 - 64 STK RR







Plot file version 57 created 02-NOV-2022 13:07:38  
Amplitude andPhase vs Time for EC086A.UVDATA.1 Vect aver. CL # 4  
IF 13 CHAN 1 - 64 STK RR




Plot file version 58 created 02-NOV-2022 13:07:38  
Amplitude andPhase vs Time for EC086A.UVDATA.1 Vect aver. CL # 4  
IF 13 CHAN 1 - 64 STK RR



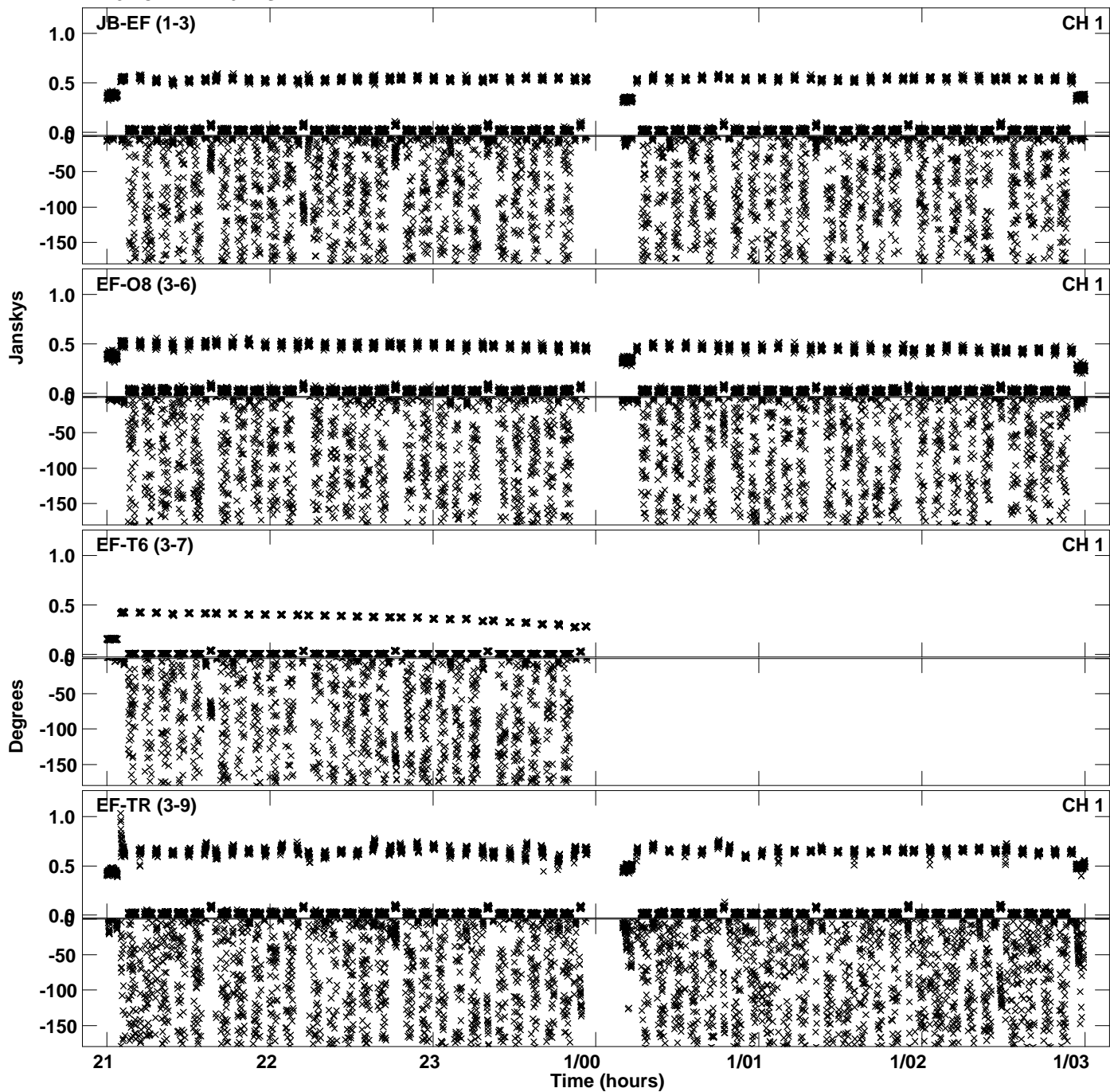
PLot file version 59 created 02-NOV-2022 13:07:43  
Amplitude andPhase vs Time for EC086A.UVDATA.1 Vect aver. CL # 4  
IF 14 CHAN 1 - 64 STK RR



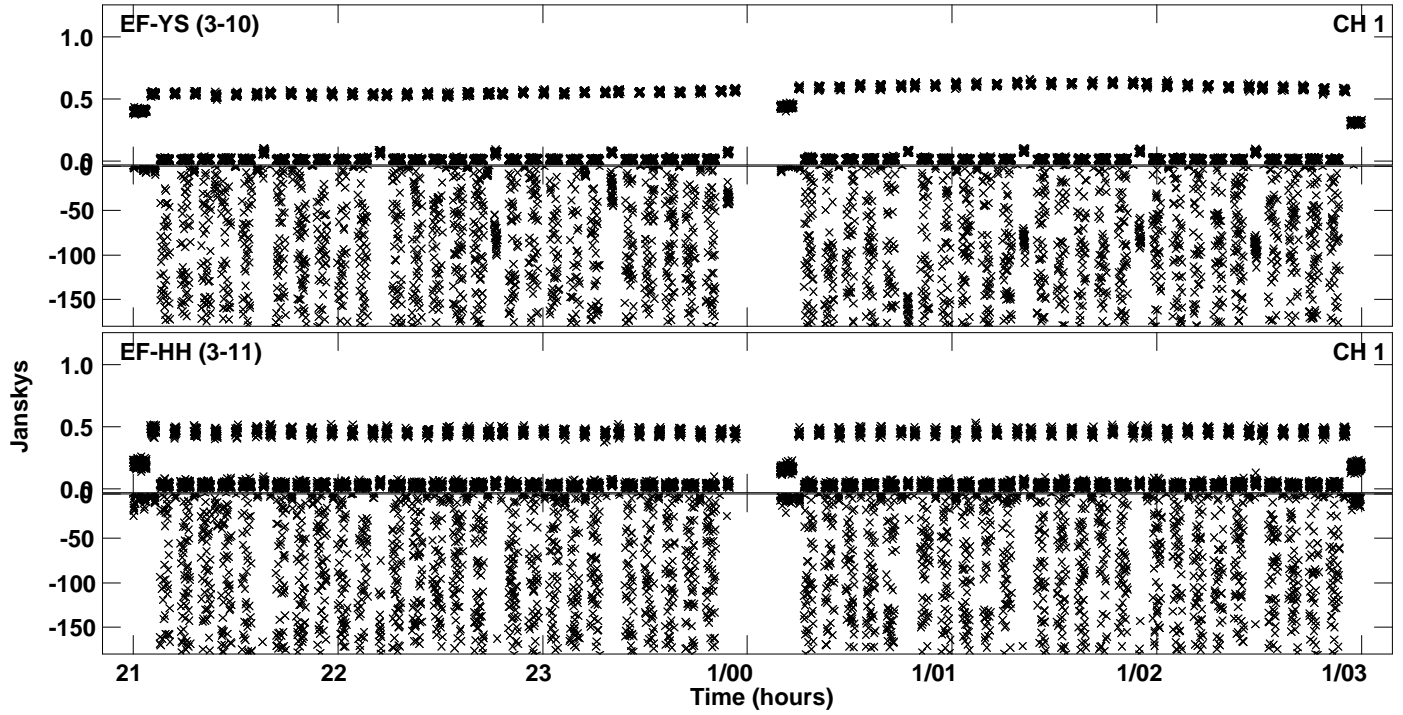
PLot file version 60 created 02-NOV-2022 13:07:43  
Amplitude andPhase vs Time for EC086A.UVDATA.1 Vect aver. CL # 4  
IF 14 CHAN 1 - 64 STK RR



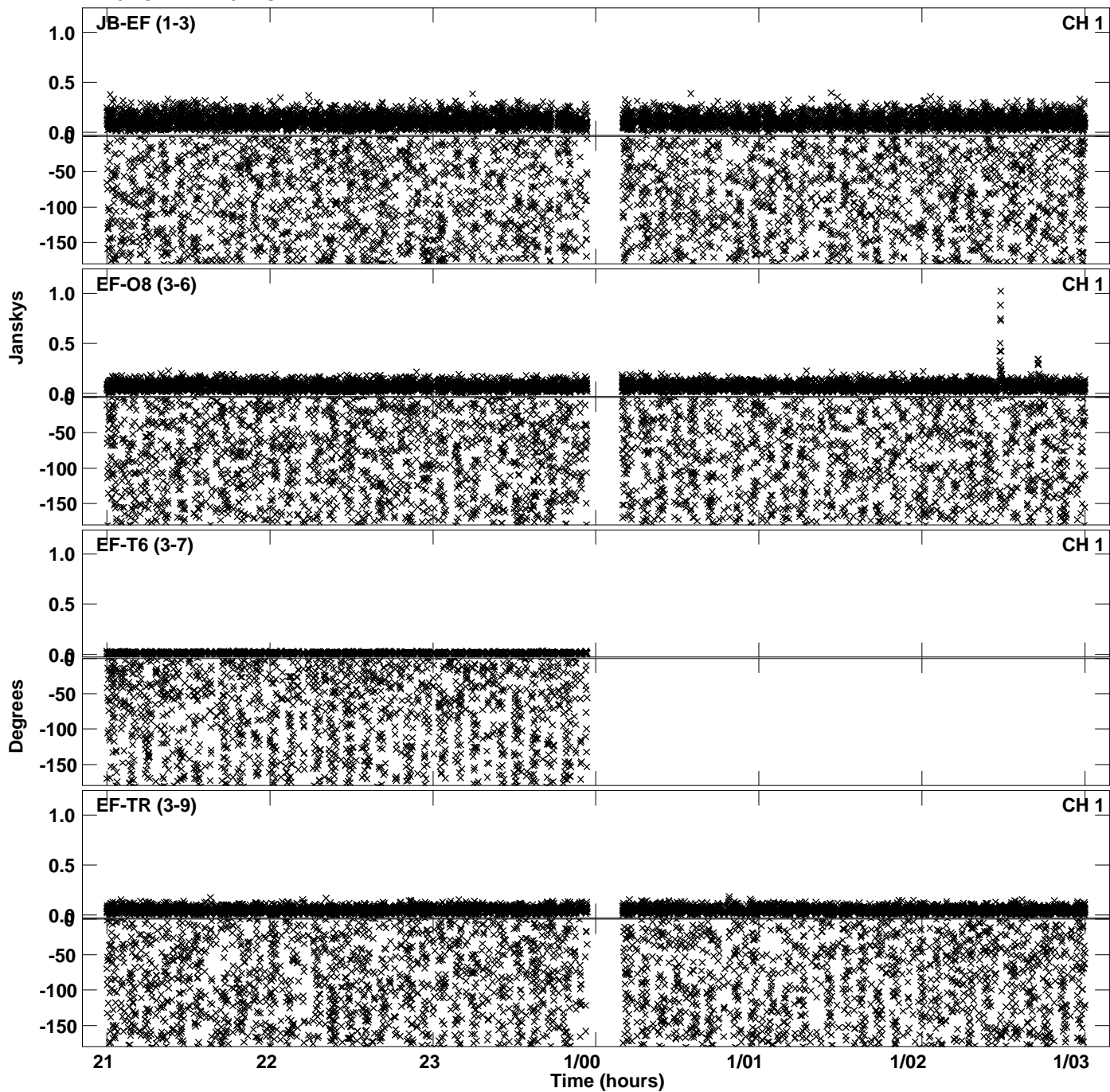
Plot file version 61 created 02-NOV-2022 13:07:47  
Amplitude andPhase vs Time for EC086A.UVDATA.1 Vect aver. CL # 4  
IF 15 CHAN 1 - 64 STK RR



PLot file version 62 created 02-NOV-2022 13:07:47  
Amplitude andPhase vs Time for EC086A.UVDATA.1 Vect aver. CL # 4  
IF 15 CHAN 1 - 64 STK RR



PLot file version 63 created 02-NOV-2022 13:07:52  
Amplitude and Phase vs Time for EC086A.UVDATA.1 Vect aver. CL # 4  
IF 16 CHAN 1 - 64 STK RR



Plot file version 64 created 02-NOV-2022 13:07:52  
Amplitude and Phase vs Time for EC086A.UVDATA.1 Vect aver. CL # 4  
IF 16 CHAN 1 - 64 STK RR

