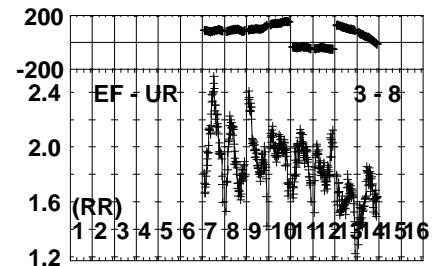
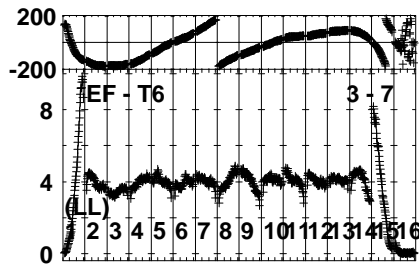
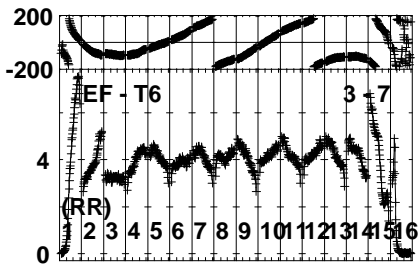
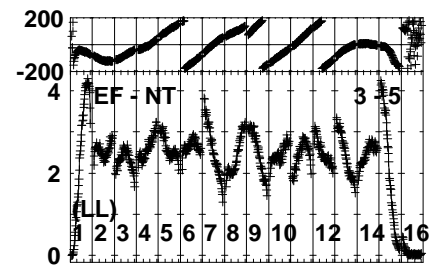
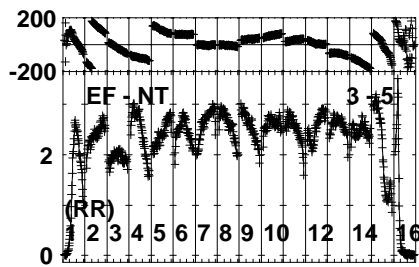
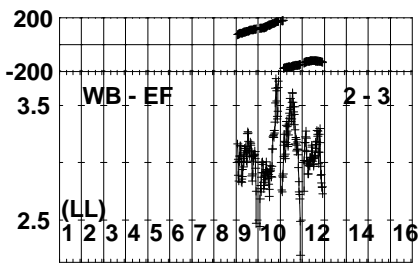
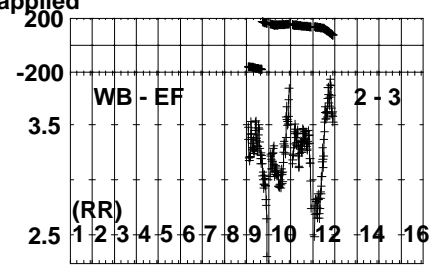
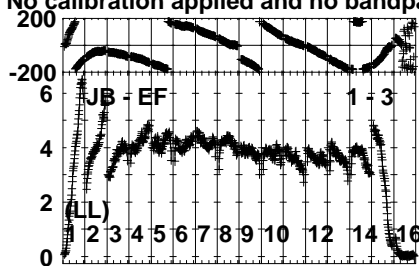
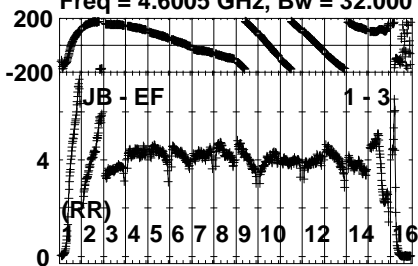


Plot file version 1 created 02-DEC-2022 13:18:08

1830+285 EC086C.UVDATA.1

Freq = 4.6005 GHz, Bw = 32.000 MH No calibration applied and no bandpass applied

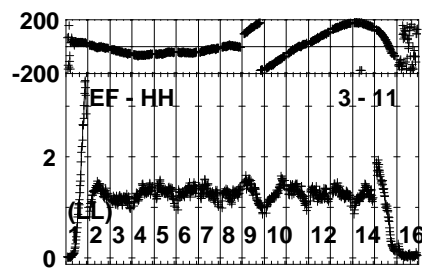
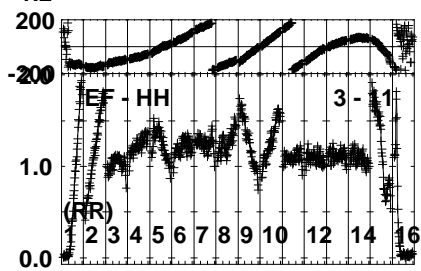
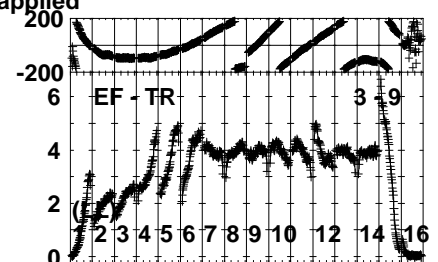
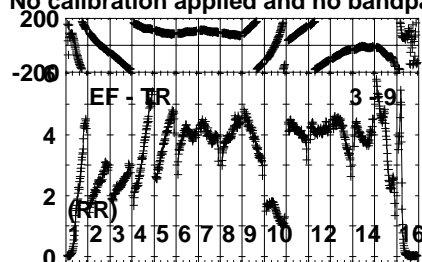
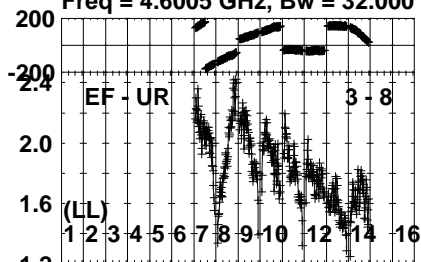


Lower frame: Milli Ampl Jy Top frame: Phas deg
Vector averaged cross-power spectrum Several baselines displayed
Timerange: 00/21:00:03 to 00/21:03:59

Plot file version 2 created 02-DEC-2022 13:18:08

1830+285 EC086C.UVDATA.1

Freq = 4.6005 GHz, Bw = 32.000 MH No calibration applied and no bandpass applied



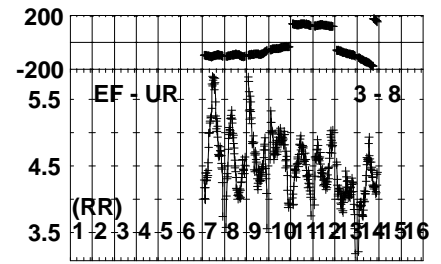
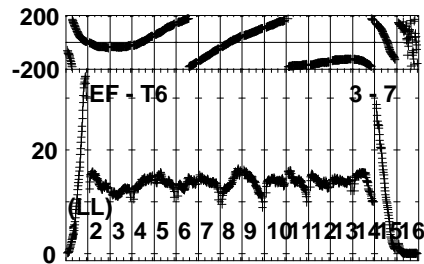
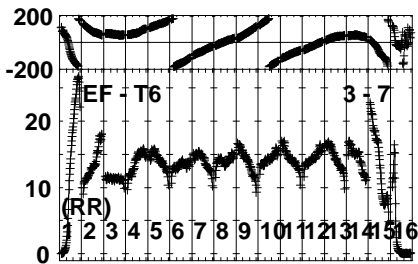
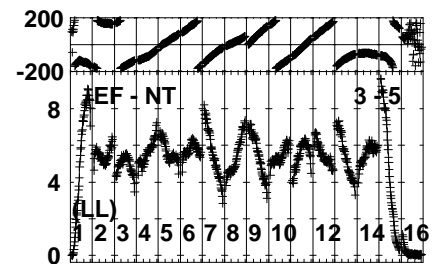
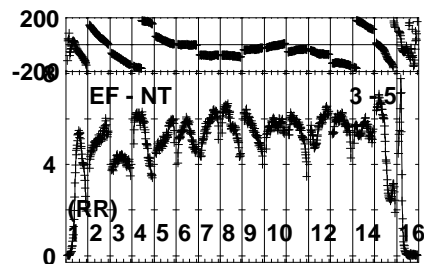
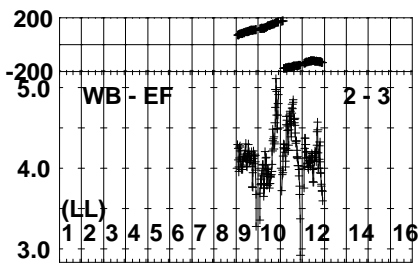
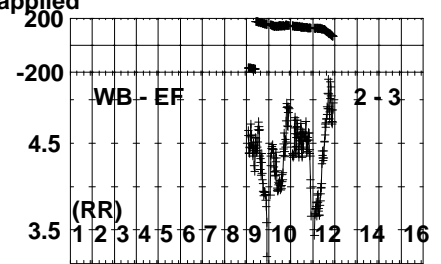
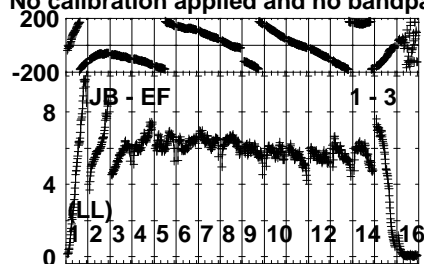
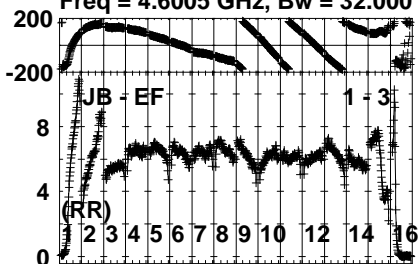
Lower frame: Milli Ampl Jy Top frame: Phas deg
Vector averaged cross-power spectrum Several baselines displayed
Timerange: 00/21:00:03 to 00/21:03:59

Plot file version 3 created 02-DEC-2022 13:18:09

J1848+3219 EC086C.UVDATA.1

Freq = 4.6005 GHz, Bw = 32.000 MH

No calibration applied and no bandpass applied



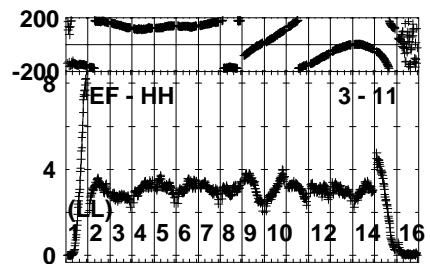
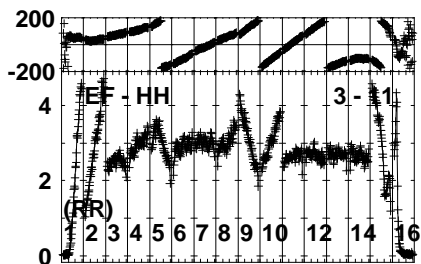
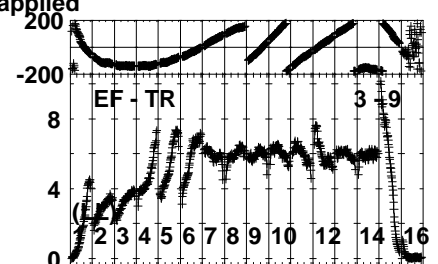
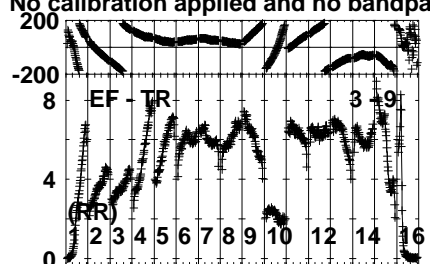
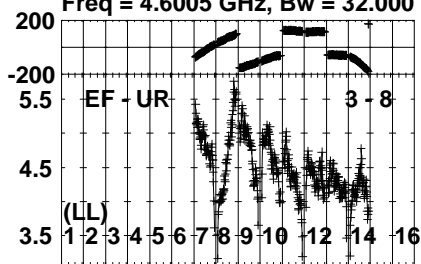
Lower frame: Milli Ampl Jy Top frame: Phas deg
Vector averaged cross-power spectrum Several baselines displayed
Timerange: 00/21:04:53 to 00/21:06:49

Plot file version 4 created 02-DEC-2022 13:18:09

J1848+3219 EC086C.UVDATA.1

Freq = 4.6005 GHz, Bw = 32.000 MH

No calibration applied and no bandpass applied



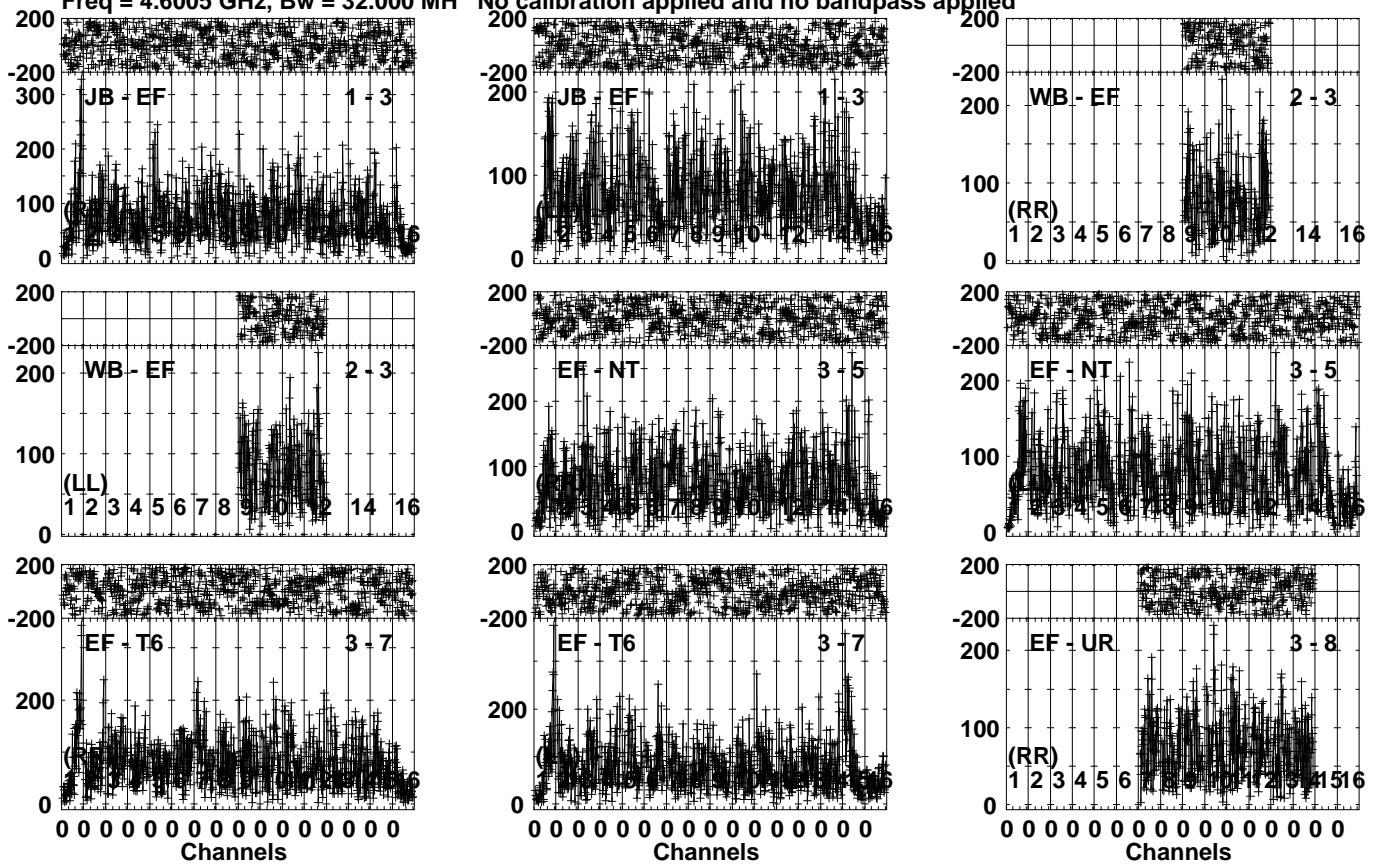
Lower frame: Milli Ampl Jy Top frame: Phas deg
Vector averaged cross-power spectrum Several baselines displayed
Timerange: 00/21:04:53 to 00/21:06:49

Plot file version 5 created 02-DEC-2022 13:18:09

LSRJ1835+325 EC086C.UVDATA.1

Freq = 4.6005 GHz, Bw = 32.000 MH

No calibration applied and no bandpass applied



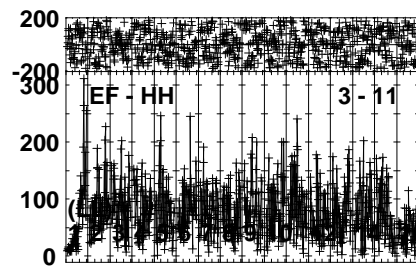
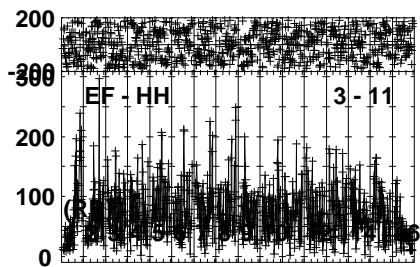
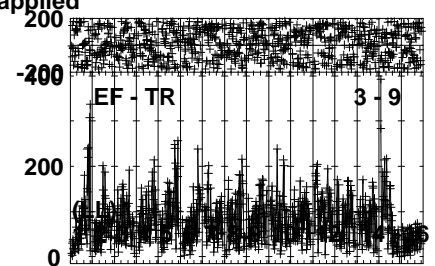
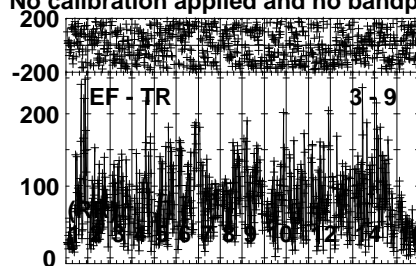
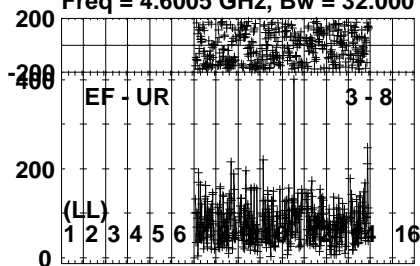
Lower frame: Micro Ampl Jy Top frame: Phas deg
 Vector averaged cross-power spectrum Several baselines displayed
 Timerange: 00/21:06:51 to 00/21:10:49

Plot file version 6 created 02-DEC-2022 13:18:09

LSRJ1835+325 EC086C.UVDATA.1

Freq = 4.6005 GHz, Bw = 32.000 MH

No calibration applied and no bandpass applied



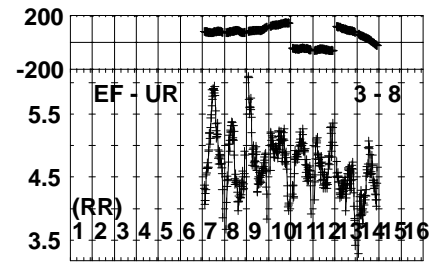
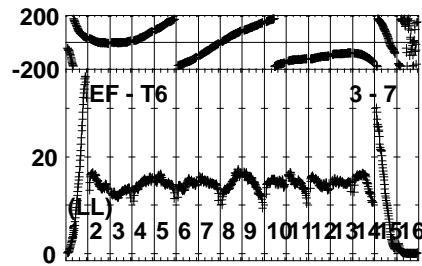
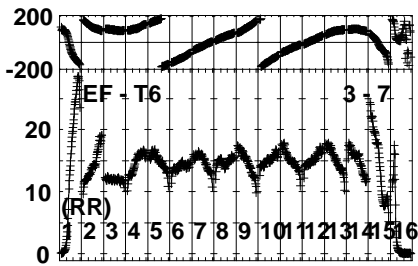
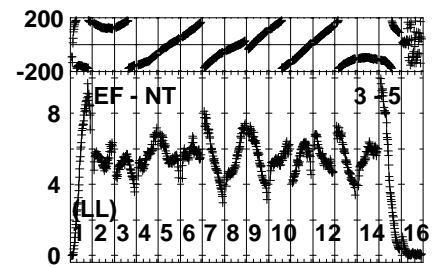
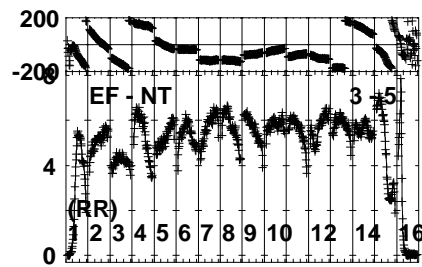
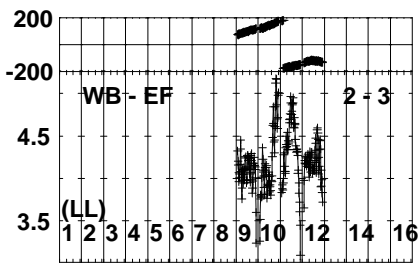
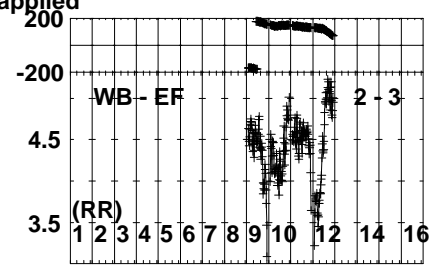
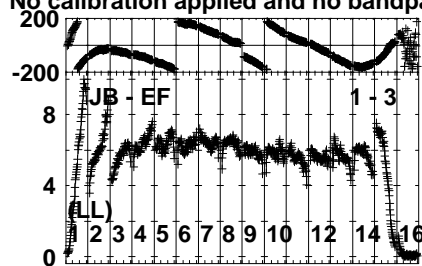
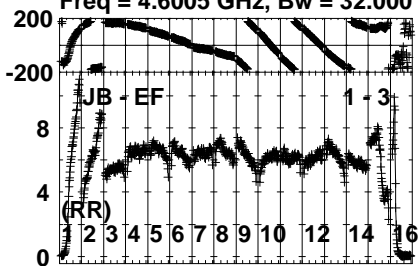
Lower frame: Micro Ampl Jy Top frame: Phas deg
Vector averaged cross-power spectrum Several baselines displayed
Timerange: 00/21:06:51 to 00/21:10:49

Plot file version 7 created 02-DEC-2022 13:18:09

J1848+3219 EC086C.UVDATA.1

Freq = 4.6005 GHz, Bw = 32.000 MH

No calibration applied and no bandpass applied



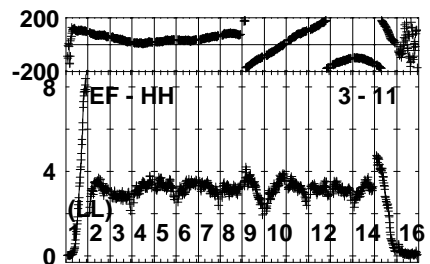
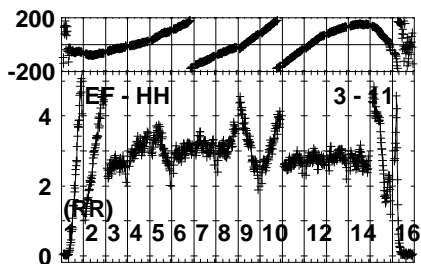
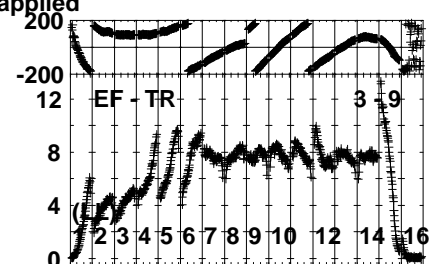
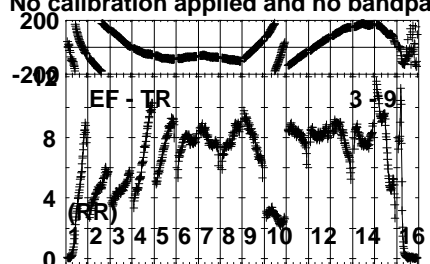
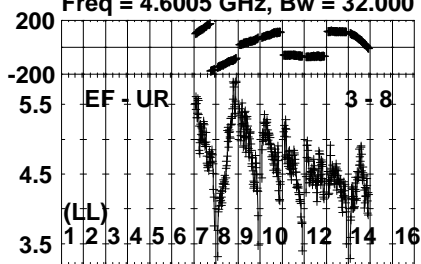
Lower frame: Milli Ampl Jy Top frame: Phas deg
Vector averaged cross-power spectrum Several baselines displayed
Timerange: 00/21:11:33 to 00/21:12:49

Plot file version 8 created 02-DEC-2022 13:18:09

J1848+3219 EC086C.UVDATA.1

Freq = 4.6005 GHz, Bw = 32.000 MH

No calibration applied and no bandpass applied



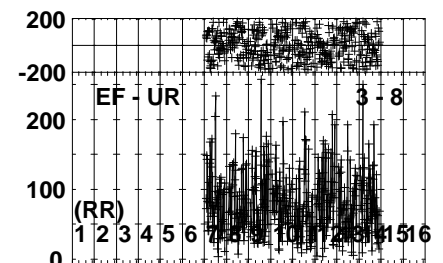
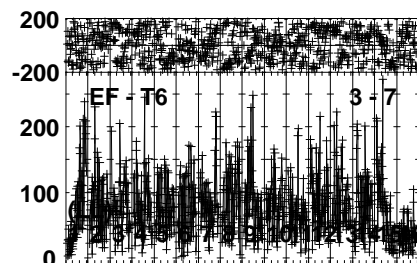
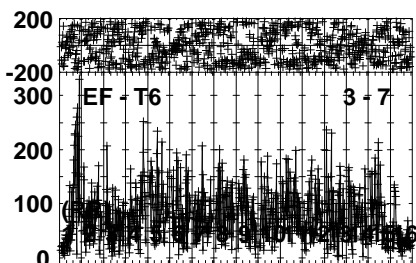
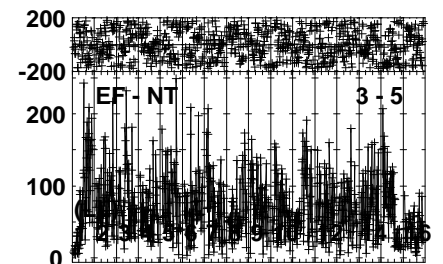
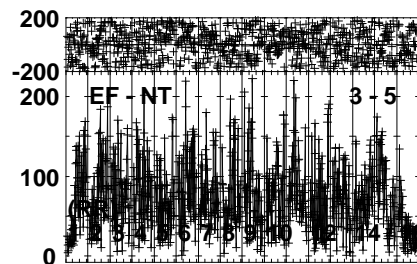
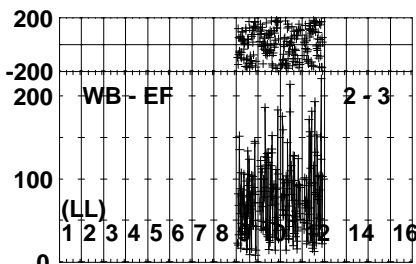
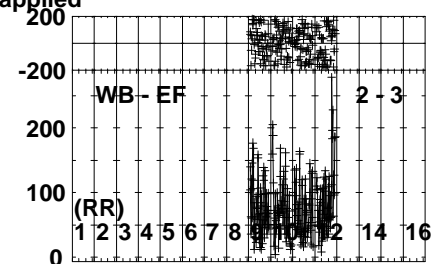
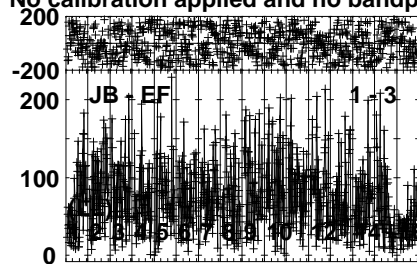
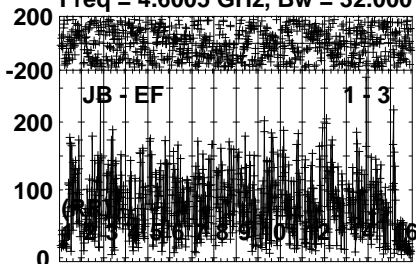
Lower frame: Milli Ampl Jy Top frame: Phas deg
Vector averaged cross-power spectrum Several baselines displayed
Timerange: 00/21:11:33 to 00/21:12:49

Plot file version 9 created 02-DEC-2022 13:18:09

LSRJ1835+325 EC086C.UVDATA.1

Freq = 4.6005 GHz, Bw = 32.000 MH

No calibration applied and no bandpass applied



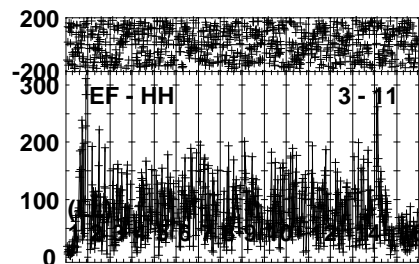
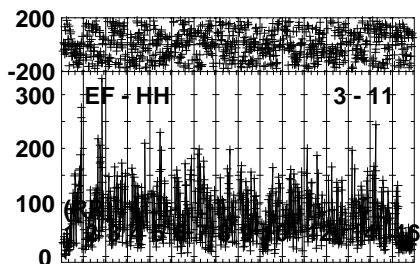
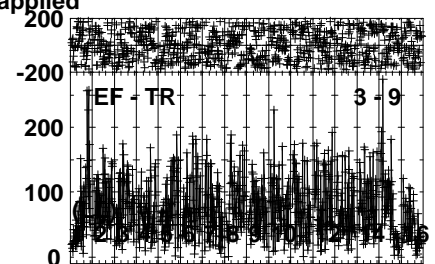
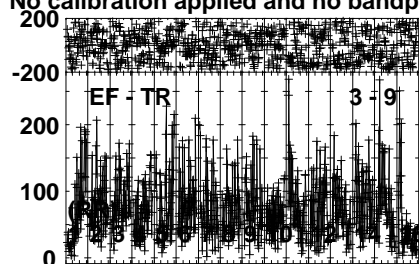
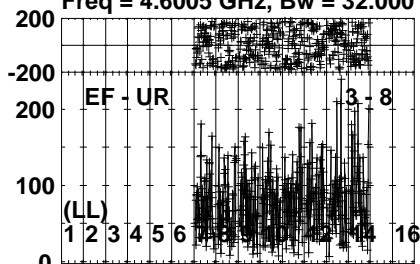
Lower frame: Micro Ampl Jy Top frame: Phas deg
Vector averaged cross-power spectrum Several baselines displayed
Timerange: 00/21:12:51 to 00/21:16:49

Plot file version 10 created 02-DEC-2022 13:18:09

LSRJ1835+325 EC086C.UVDATA.1

Freq = 4.6005 GHz, Bw = 32.000 MH

No calibration applied and no bandpass applied



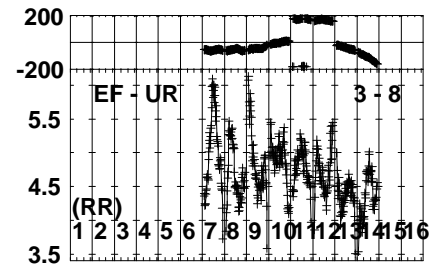
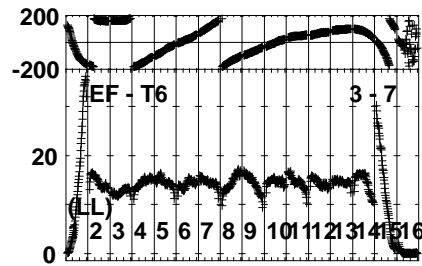
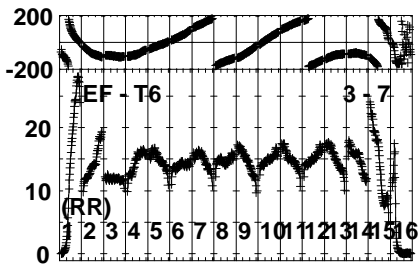
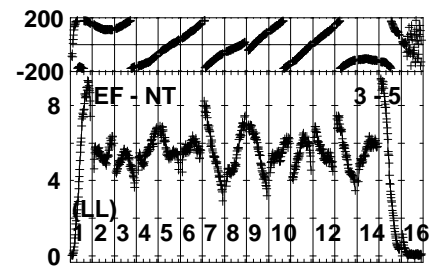
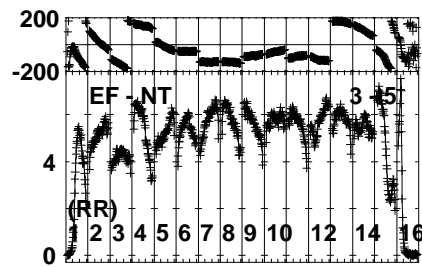
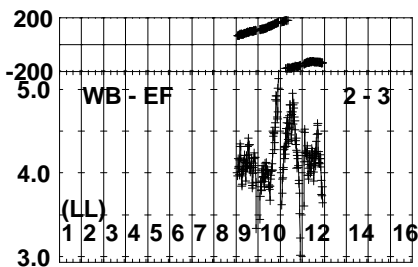
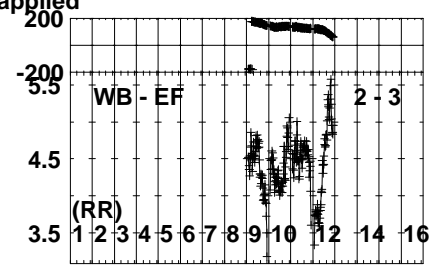
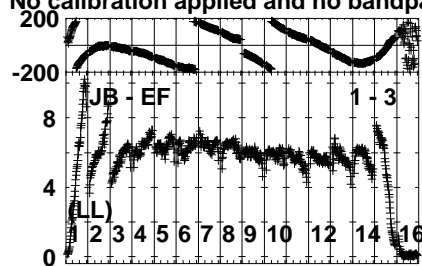
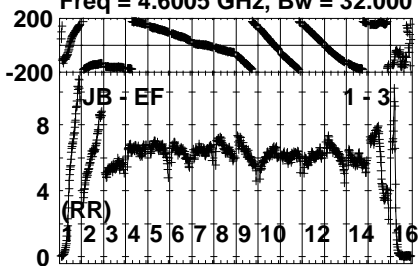
Lower frame: Micro Ampl Jy Top frame: Phas deg
Vector averaged cross-power spectrum Several baselines displayed
Timerange: 00/21:12:51 to 00/21:16:49

Plot file version 11 created 02-DEC-2022 13:18:10

J1848+3219 EC086C.UVDATA.1

Freq = 4.6005 GHz, Bw = 32.000 MH

No calibration applied and no bandpass applied



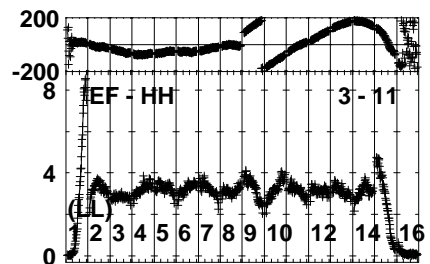
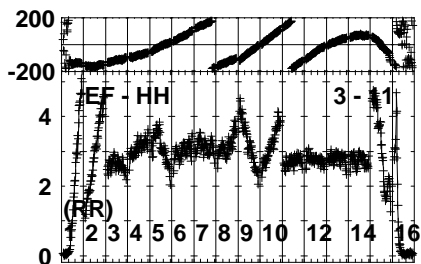
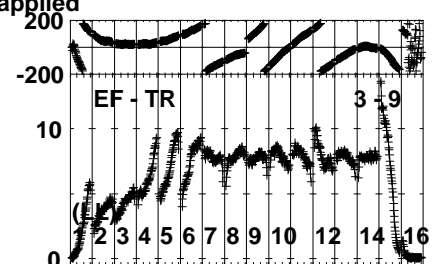
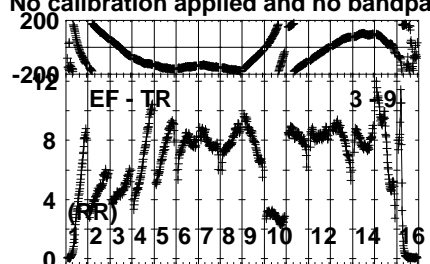
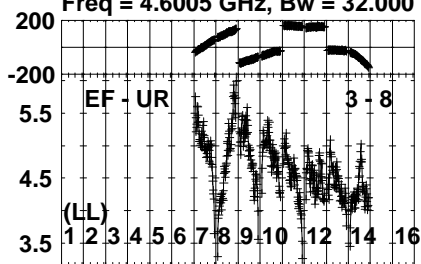
Lower frame: Milli Ampl Jy Top frame: Phas deg
Vector averaged cross-power spectrum Several baselines displayed
Timerange: 00/21:17:33 to 00/21:18:49

Plot file version 12 created 02-DEC-2022 13:18:10

J1848+3219 EC086C.UVDATA.1

Freq = 4.6005 GHz, Bw = 32.000 MH

No calibration applied and no bandpass applied



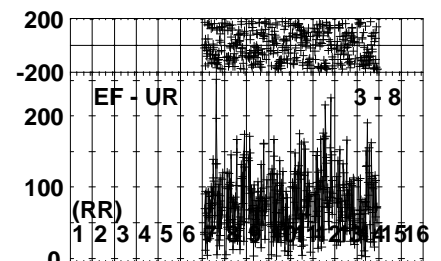
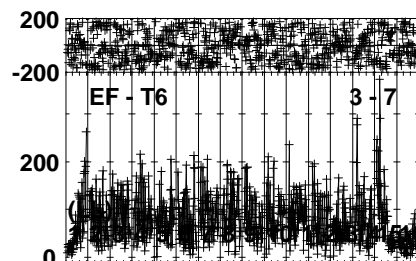
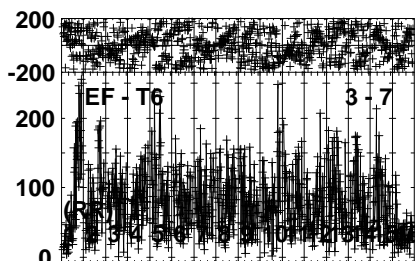
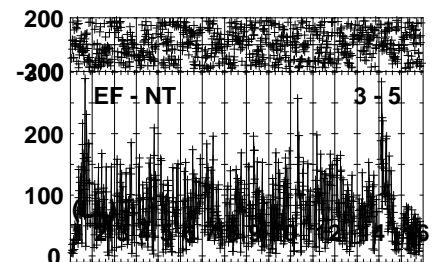
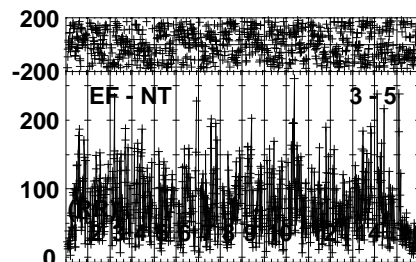
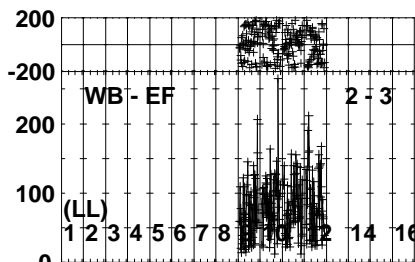
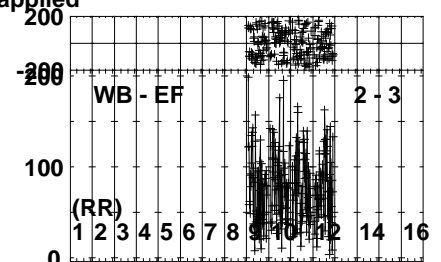
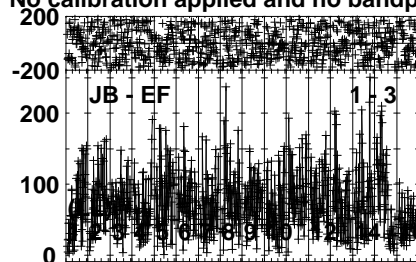
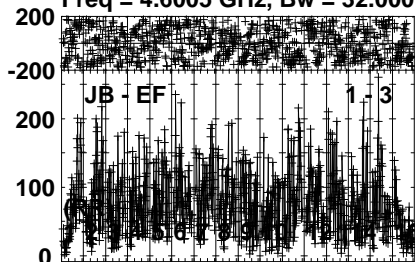
Lower frame: Milli Ampl Jy Top frame: Phas deg
Vector averaged cross-power spectrum Several baselines displayed
Timerange: 00/21:17:33 to 00/21:18:49

Plot file version 13 created 02-DEC-2022 13:18:10

LSRJ1835+325 EC086C.UVDATA.1

Freq = 4.6005 GHz, Bw = 32.000 MH

No calibration applied and no bandpass applied



0 0 0 0 0 0 0 0 0 0 0 0 0 0 0 0
Channels

0 0 0 0 0 0 0 0 0 0 0 0 0 0 0 0
Channels

0 0 0 0 0 0 0 0 0 0 0 0 0 0 0 0
Channels

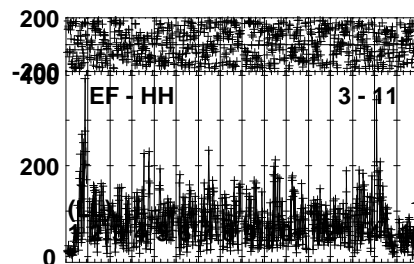
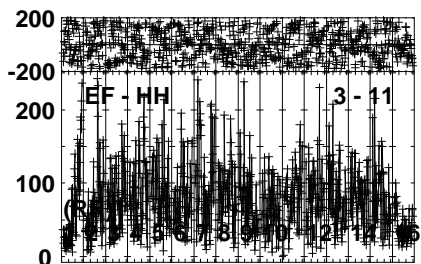
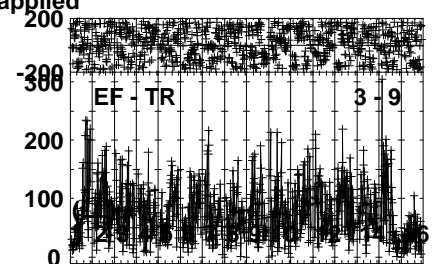
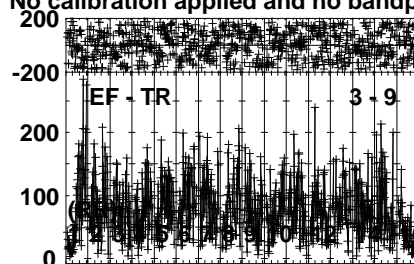
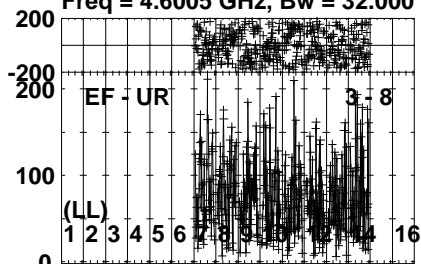
Lower frame: Micro Ampl Jy Top frame: Phas deg
Vector averaged cross-power spectrum Several baselines displayed
Timerange: 00/21:18:53 to 00/21:22:49

Plot file version 14 created 02-DEC-2022 13:18:10

LSRJ1835+325 EC086C.UVDATA.1

Freq = 4.6005 GHz, Bw = 32.000 MH

No calibration applied and no bandpass applied



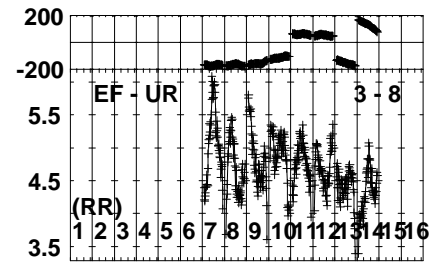
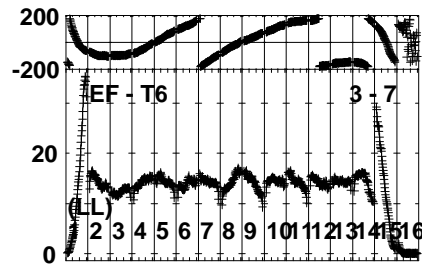
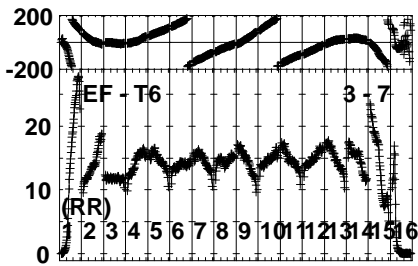
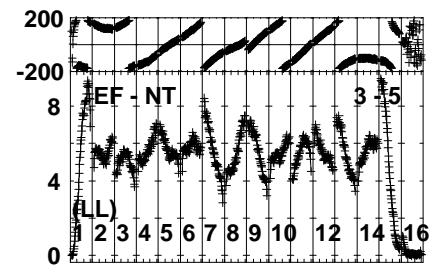
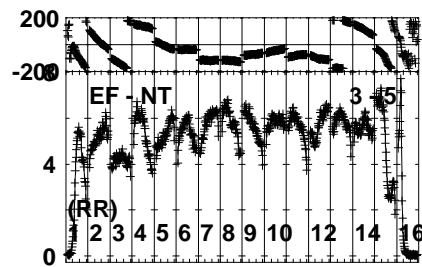
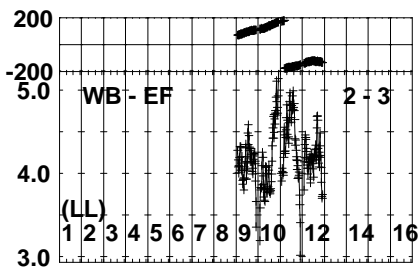
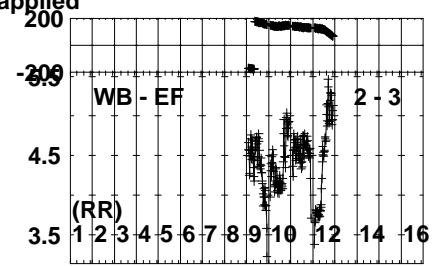
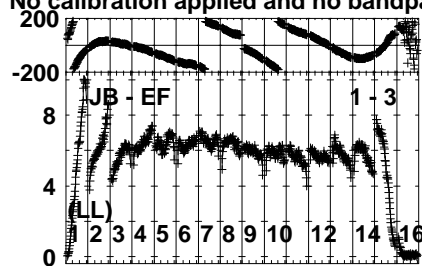
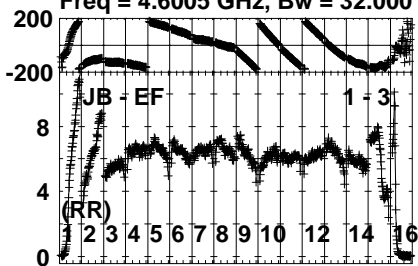
Lower frame: Micro Ampl Jy Top frame: Phas deg
Vector averaged cross-power spectrum Several baselines displayed
Timerange: 00/21:18:53 to 00/21:22:49

Plot file version 15 created 02-DEC-2022 13:18:10

J1848+3219 EC086C.UVDATA.1

Freq = 4.6005 GHz, Bw = 32.000 MH

No calibration applied and no bandpass applied



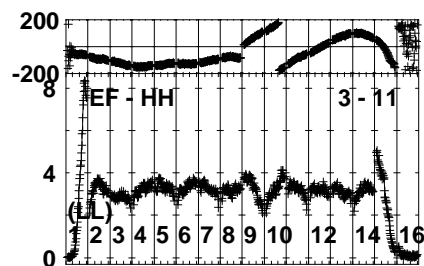
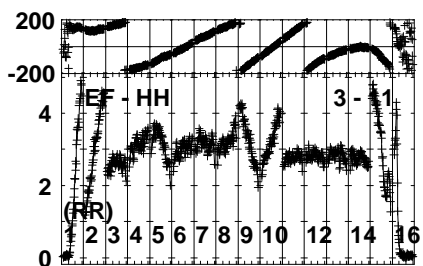
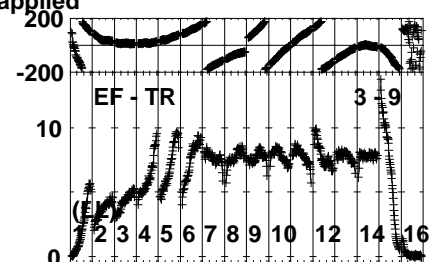
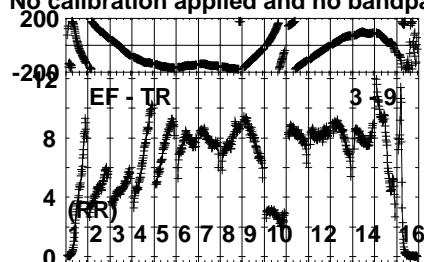
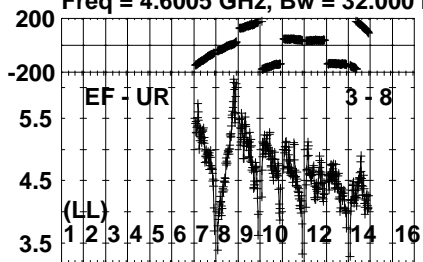
Lower frame: Milli Ampl Jy Top frame: Phas deg
Vector averaged cross-power spectrum Several baselines displayed
Timerange: 00/21:23:33 to 00/21:24:49

Plot file version 16 created 02-DEC-2022 13:18:10

J1848+3219 EC086C.UVDATA.1

Freq = 4.6005 GHz, Bw = 32.000 MH

No calibration applied and no bandpass applied



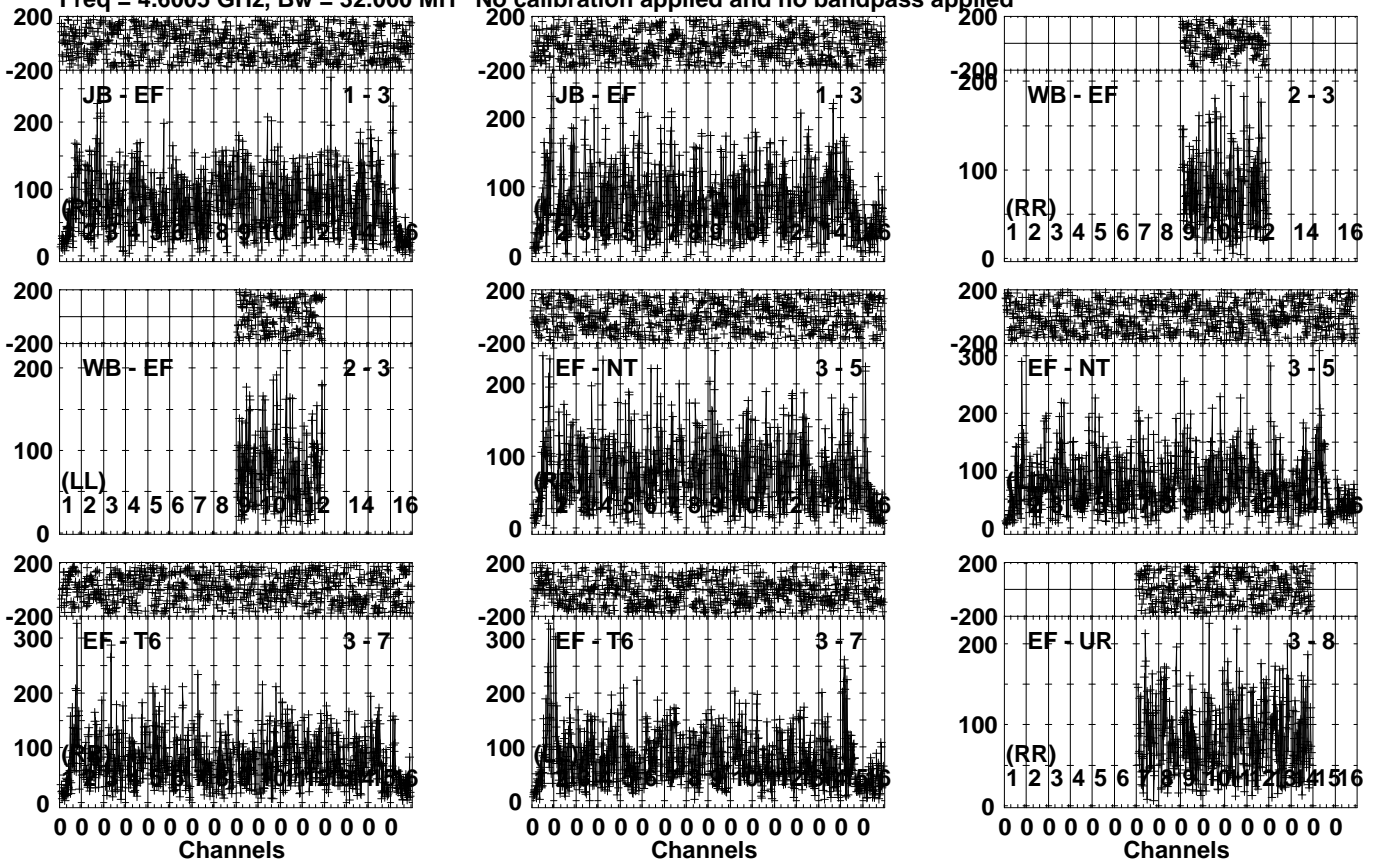
Lower frame: Milli Ampl Jy Top frame: Phas deg
Vector averaged cross-power spectrum Several baselines displayed
Timerange: 00/21:23:33 to 00/21:24:49

Plot file version 17 created 02-DEC-2022 13:18:10

LSRJ1835+325 EC086C.UVDATA.1

Freq = 4.6005 GHz, Bw = 32.000 MH

No calibration applied and no bandpass applied



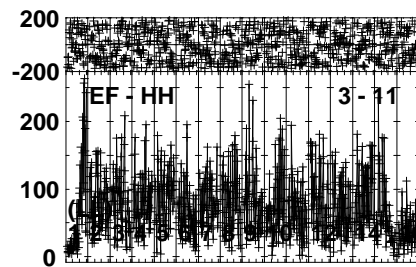
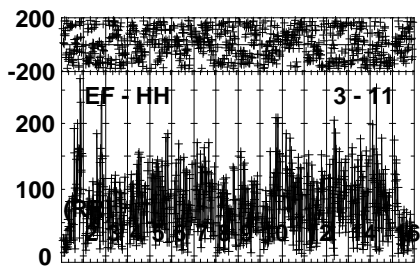
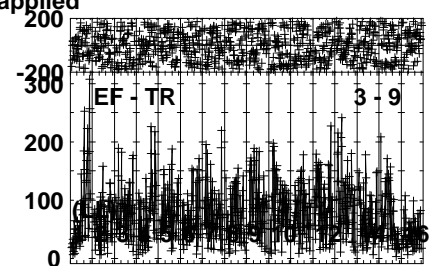
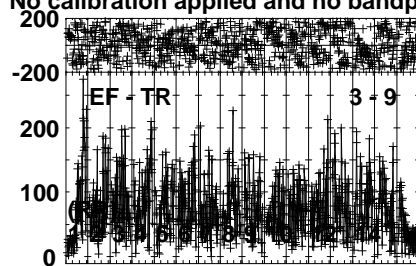
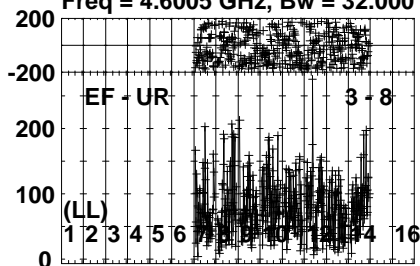
Lower frame: Micro Ampl Jy Top frame: Phas deg
Vector averaged cross-power spectrum Several baselines displayed
Timerange: 00/21:24:51 to 00/21:28:49

Plot file version 18 created 02-DEC-2022 13:18:11

LSRJ1835+325 EC086C.UVDATA.1

Freq = 4.6005 GHz, Bw = 32.000 MH

No calibration applied and no bandpass applied



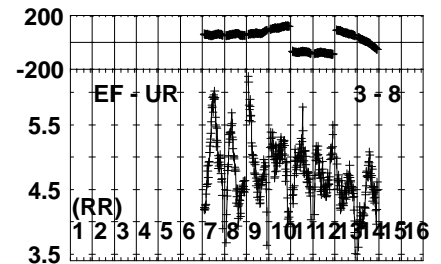
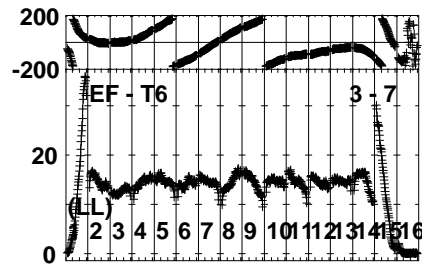
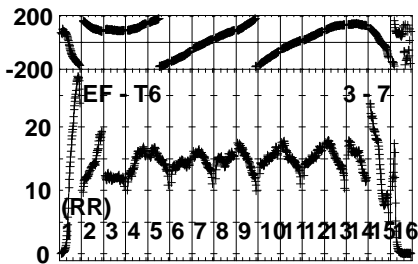
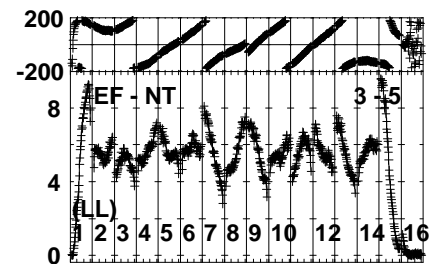
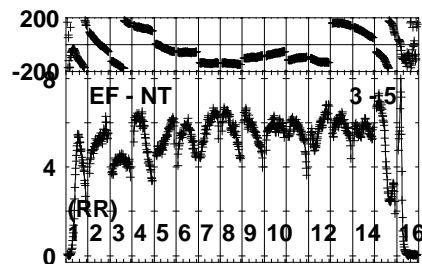
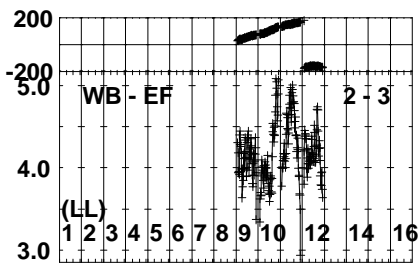
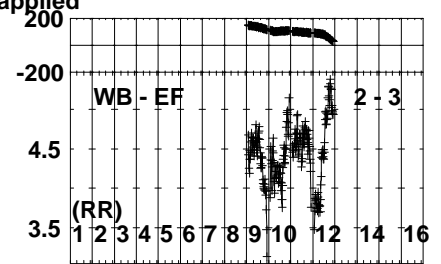
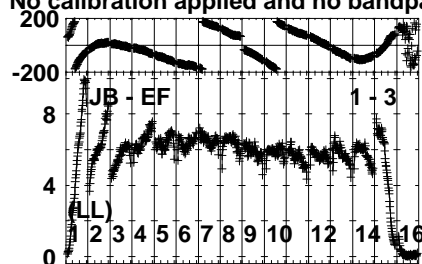
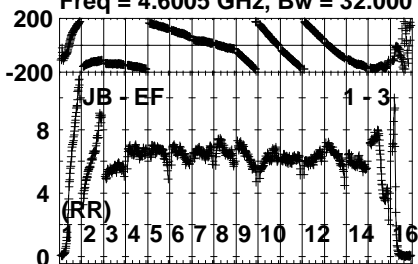
Lower frame: Micro Ampl Jy Top frame: Phas deg
Vector averaged cross-power spectrum Several baselines displayed
Timerange: 00/21:24:51 to 00/21:28:49

Plot file version 19 created 02-DEC-2022 13:18:11

J1848+3219 EC086C.UVDATA.1

Freq = 4.6005 GHz, Bw = 32.000 MH

No calibration applied and no bandpass applied



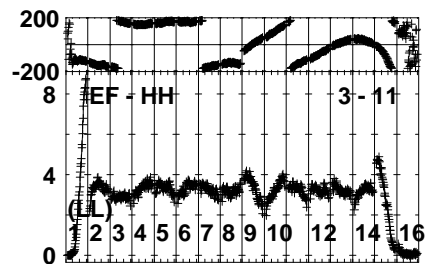
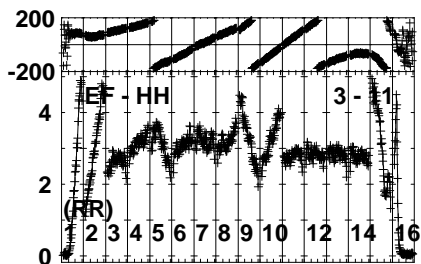
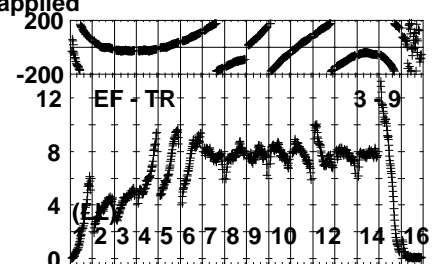
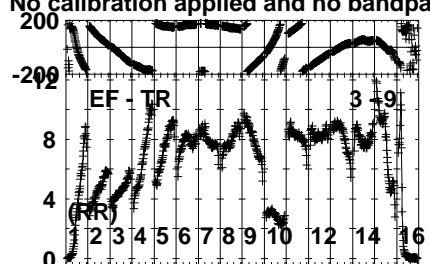
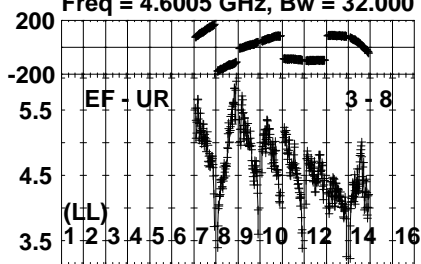
Lower frame: Milli Ampl Jy Top frame: Phas deg
Vector averaged cross-power spectrum Several baselines displayed
Timerange: 00/21:29:33 to 00/21:30:49

Plot file version 20 created 02-DEC-2022 13:18:11

J1848+3219 EC086C.UVDATA.1

Freq = 4.6005 GHz, Bw = 32.000 MH

No calibration applied and no bandpass applied



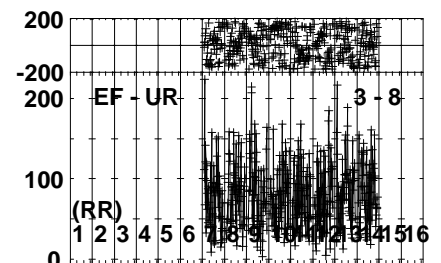
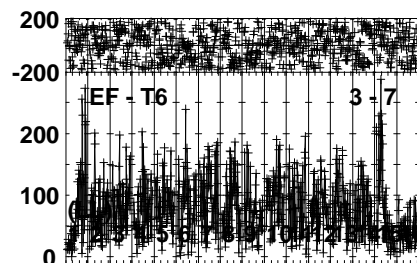
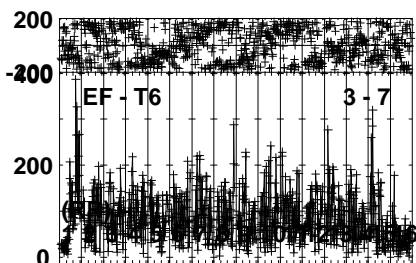
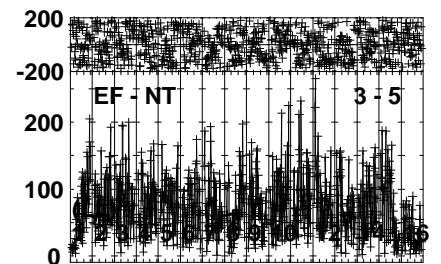
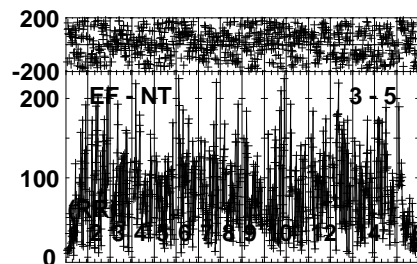
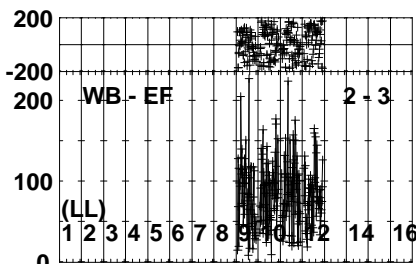
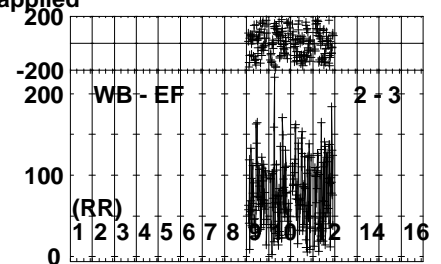
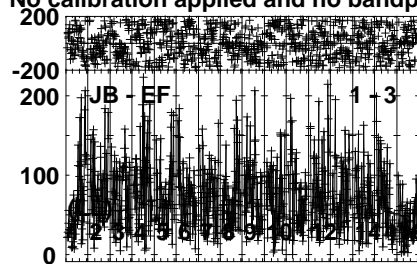
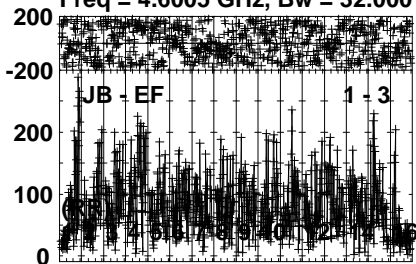
Lower frame: Milli Ampl Jy Top frame: Phas deg
Vector averaged cross-power spectrum Several baselines displayed
Timerange: 00/21:29:33 to 00/21:30:49

Plot file version 21 created 02-DEC-2022 13:18:11

LSRJ1835+325 EC086C.UVDATA.1

Freq = 4.6005 GHz, Bw = 32.000 MH

No calibration applied and no bandpass applied



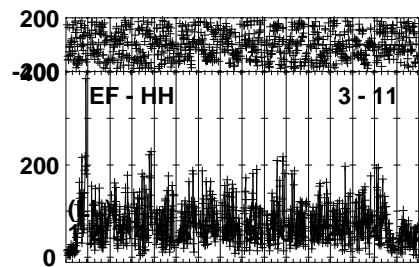
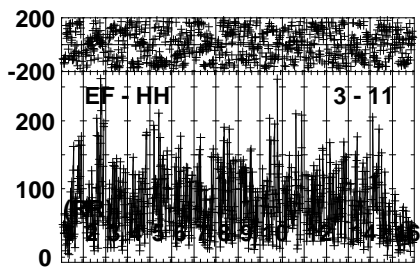
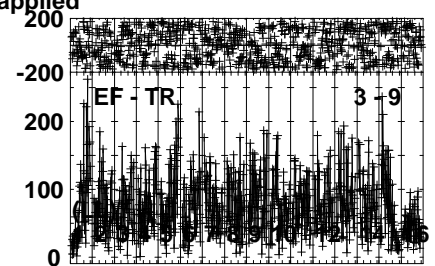
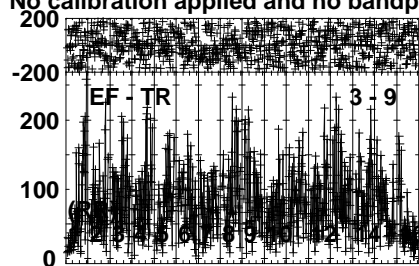
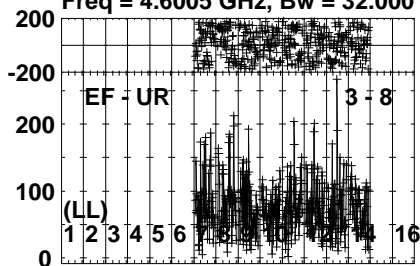
Lower frame: Micro Ampl Jy Top frame: Phas deg
Vector averaged cross-power spectrum Several baselines displayed
Timerange: 00/21:30:53 to 00/21:34:49

Plot file version 22 created 02-DEC-2022 13:18:11

LSRJ1835+325 EC086C.UVDATA.1

Freq = 4.6005 GHz, Bw = 32.000 MH

No calibration applied and no bandpass applied



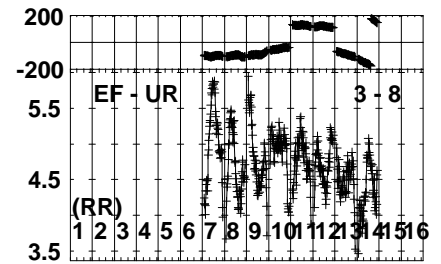
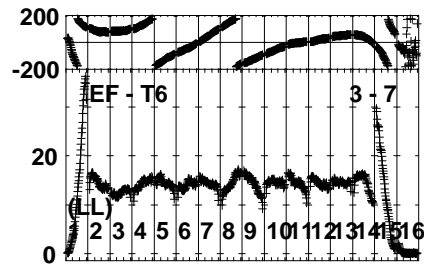
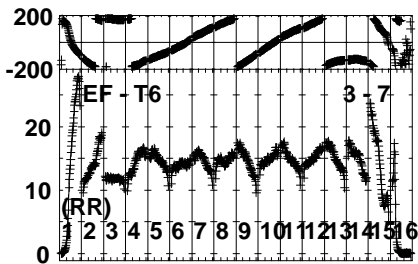
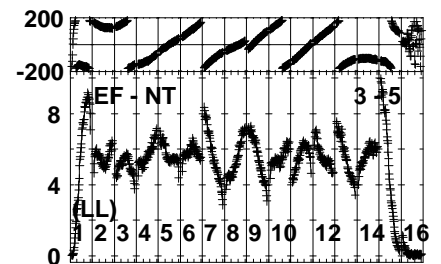
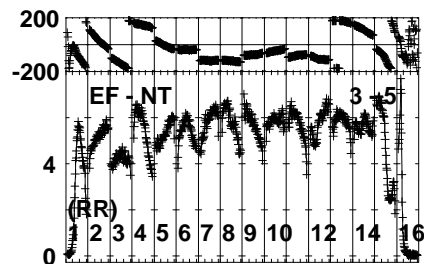
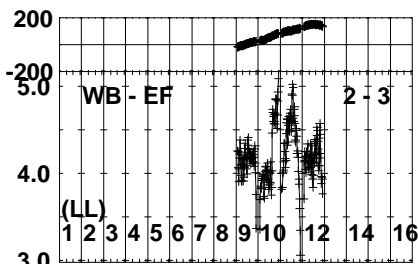
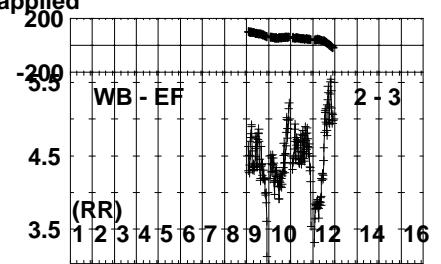
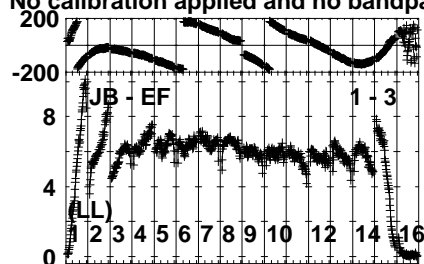
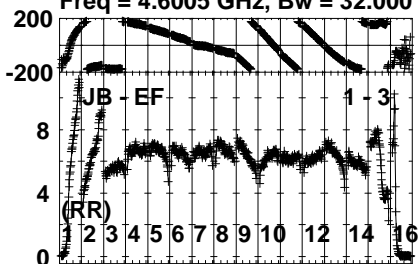
Lower frame: Micro Ampl Jy Top frame: Phas deg
Vector averaged cross-power spectrum Several baselines displayed
Timerange: 00/21:30:53 to 00/21:34:49

Plot file version 23 created 02-DEC-2022 13:18:11

J1848+3219 EC086C.UVDATA.1

Freq = 4.6005 GHz, Bw = 32.000 MH

No calibration applied and no bandpass applied



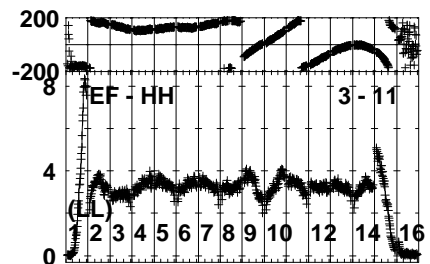
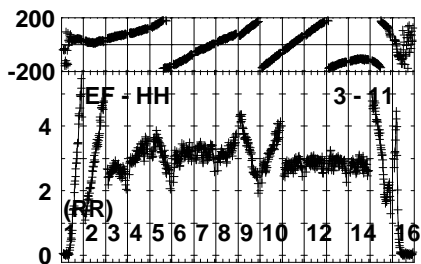
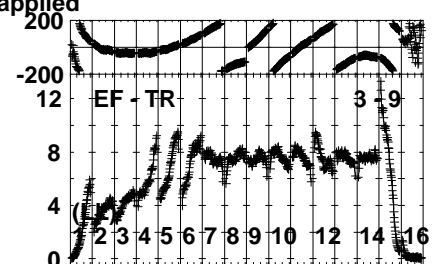
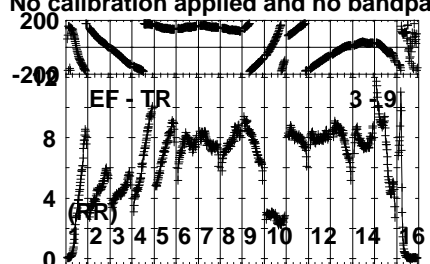
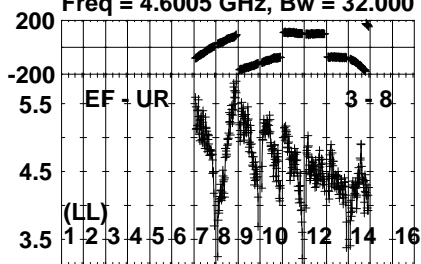
Lower frame: Milli Ampl Jy Top frame: Phas deg
Vector averaged cross-power spectrum Several baselines displayed
Timerange: 00/21:35:33 to 00/21:36:49

Plot file version 24 created 02-DEC-2022 13:18:11

J1848+3219 EC086C.UVDATA.1

Freq = 4.6005 GHz, Bw = 32.000 MH

No calibration applied and no bandpass applied

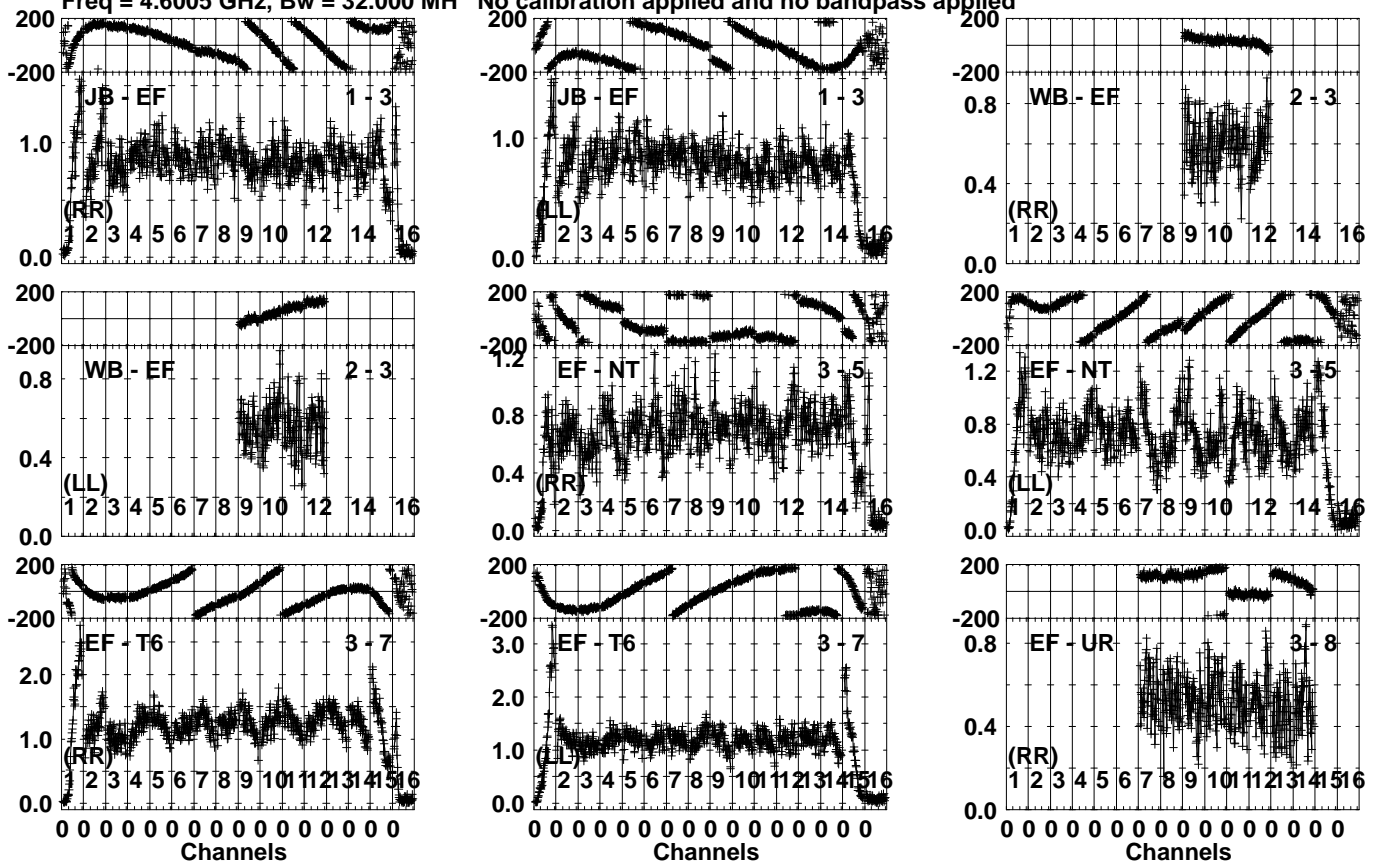


Lower frame: Milli Ampl Jy Top frame: Phas deg
Vector averaged cross-power spectrum Several baselines displayed
Timerange: 00/21:35:33 to 00/21:36:49

Plot file version 25 created 02-DEC-2022 13:18:11

J1834+3205 EC086C.UVDATA.1

Freq = 4.6005 GHz, Bw = 32.000 MH No calibration applied and no bandpass applied



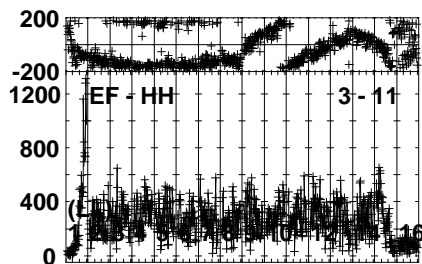
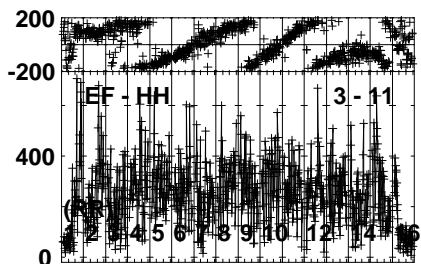
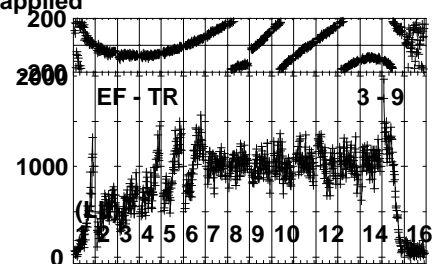
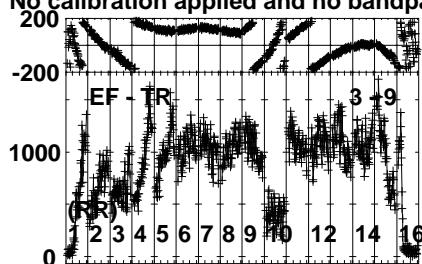
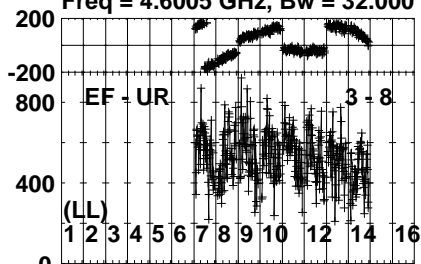
Lower frame: Milli Ampl Jy Top frame: Phas deg
Vector averaged cross-power spectrum Several baselines displayed
Timerange: 00/21:36:51 to 00/21:38:49

Plot file version 26 created 02-DEC-2022 13:18:11

J1834+3205 EC086C.UVDATA.1

Freq = 4.6005 GHz, Bw = 32.000 MH

No calibration applied and no bandpass applied



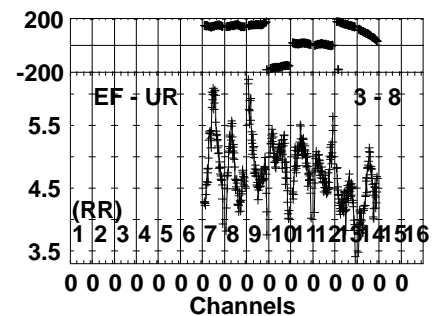
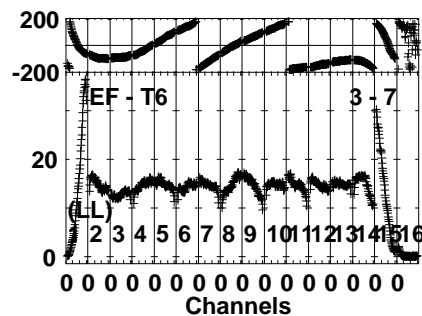
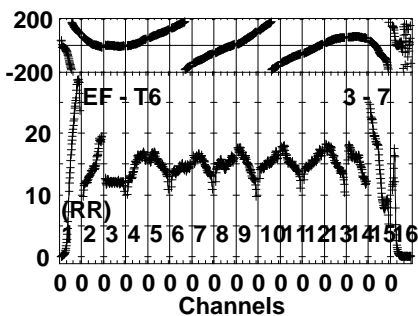
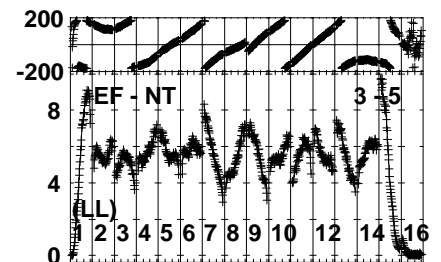
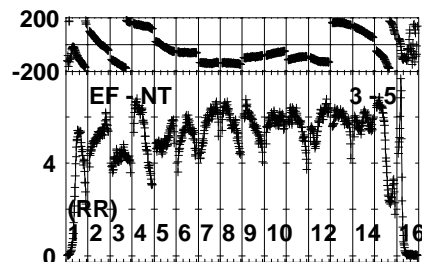
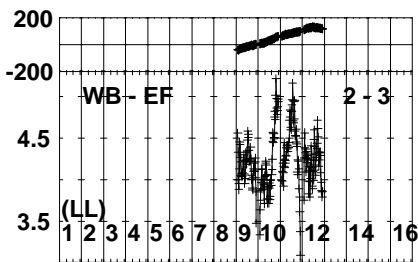
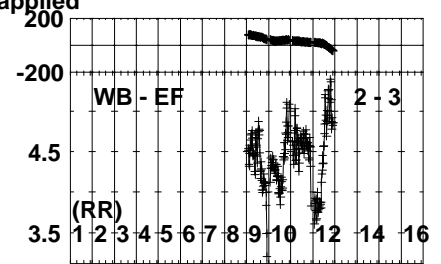
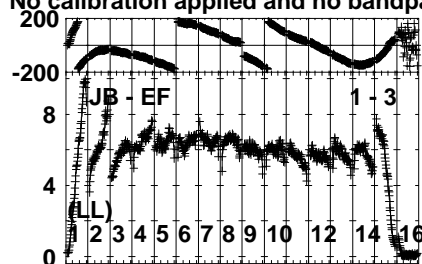
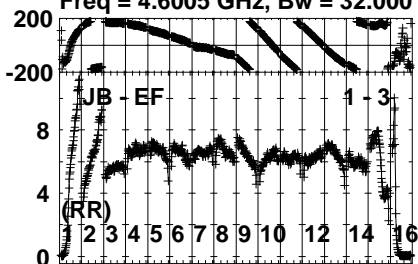
Lower frame: Micro Ampl Jy Top frame: Phas deg
Vector averaged cross-power spectrum Several baselines displayed
Timerange: 00/21:36:51 to 00/21:38:49

Plot file version 27 created 02-DEC-2022 13:18:11

J1848+3219 EC086C.UVDATA.1

Freq = 4.6005 GHz, Bw = 32.000 MH

No calibration applied and no bandpass applied



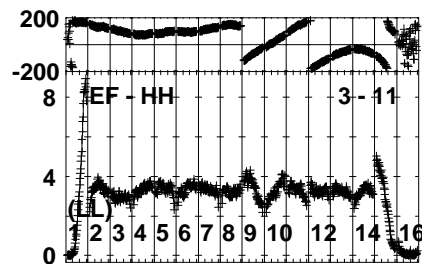
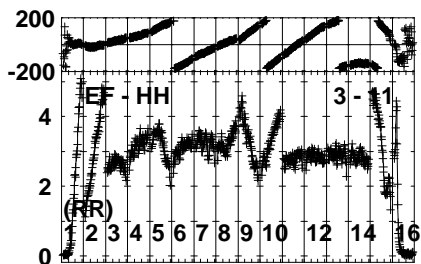
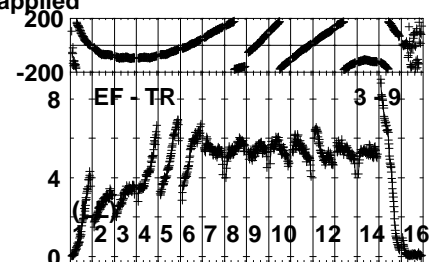
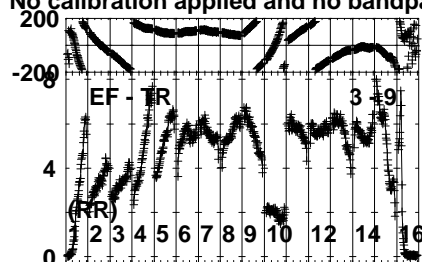
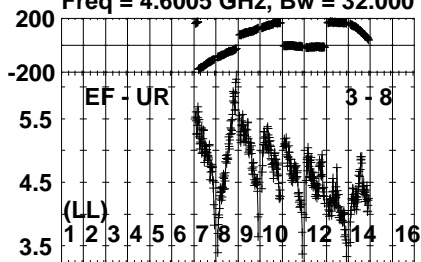
Lower frame: Milli Ampl Jy Top frame: Phas deg
Vector averaged cross-power spectrum Several baselines displayed
Timerange: 00/21:38:53 to 00/21:40:49

Plot file version 28 created 02-DEC-2022 13:18:12

J1848+3219 EC086C.UVDATA.1

Freq = 4.6005 GHz, Bw = 32.000 MH

No calibration applied and no bandpass applied



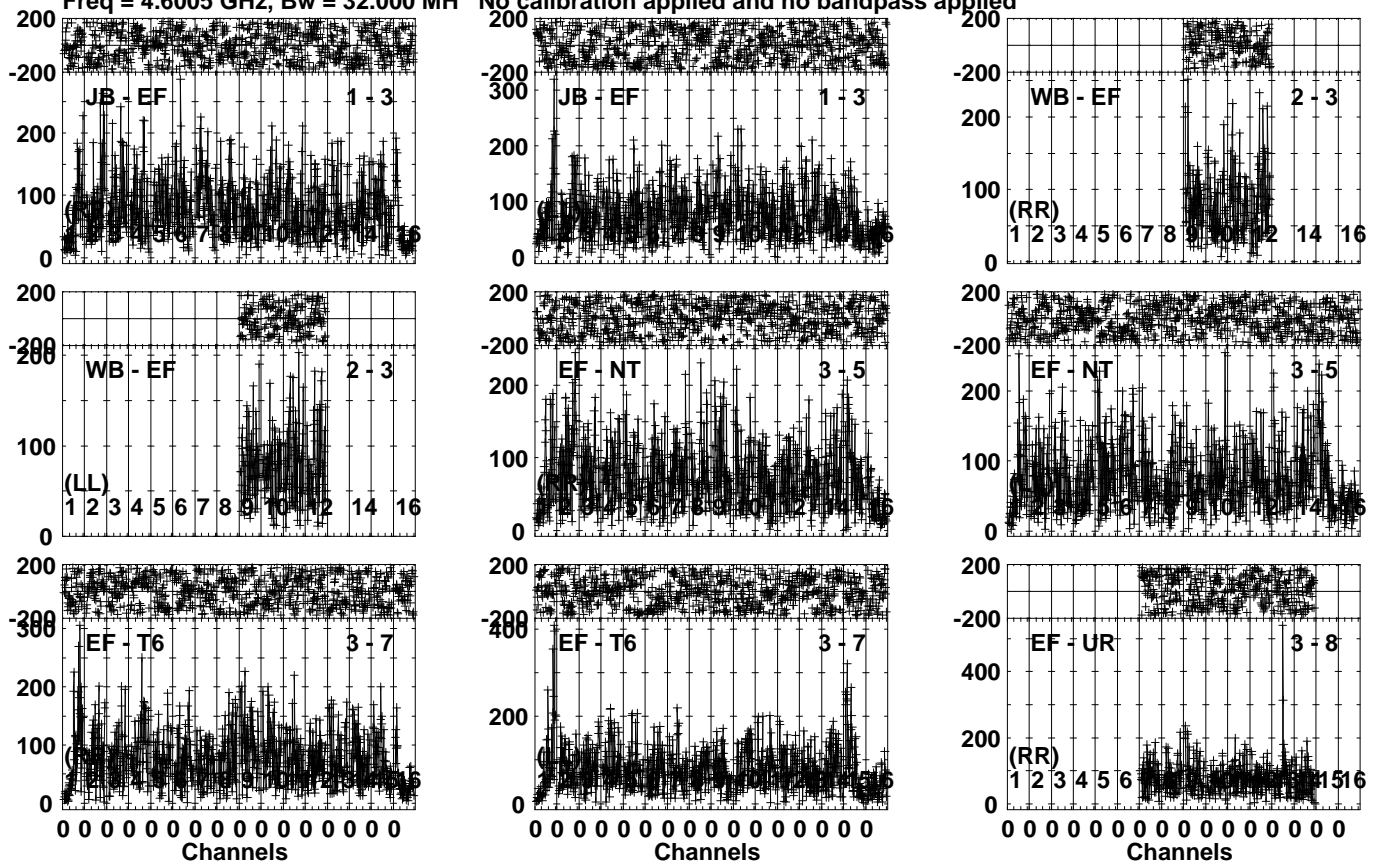
Lower frame: Milli Ampl Jy Top frame: Phas deg
Vector averaged cross-power spectrum Several baselines displayed
Timerange: 00/21:38:53 to 00/21:40:49

Plot file version 29 created 02-DEC-2022 13:18:12

LSRJ1835+325 EC086C.UVDATA.1

Freq = 4.6005 GHz, Bw = 32.000 MH

No calibration applied and no bandpass applied



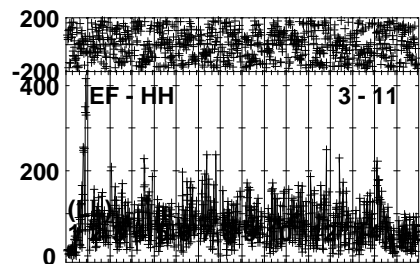
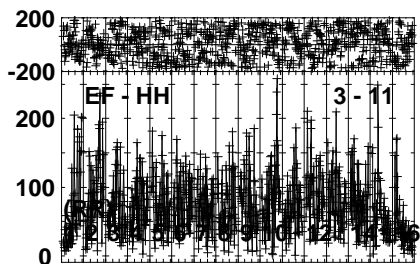
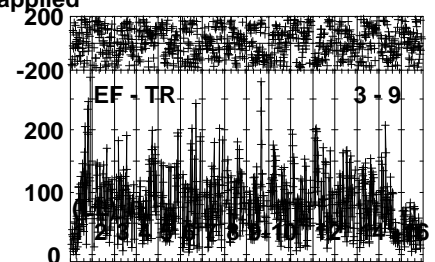
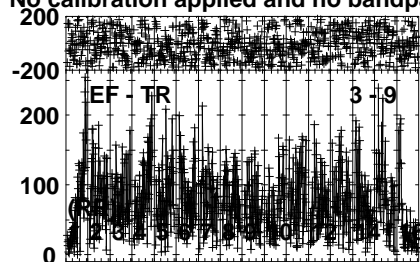
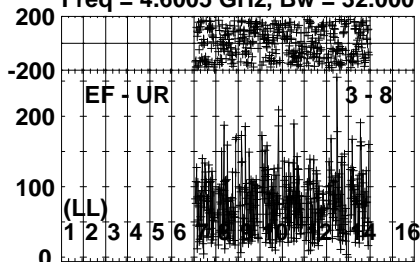
Lower frame: Micro Ampl Jy Top frame: Phas deg
Vector averaged cross-power spectrum Several baselines displayed
Timerange: 00/21:40:53 to 00/21:44:49

Plot file version 30 created 02-DEC-2022 13:18:12

LSRJ1835+325 EC086C.UVDATA.1

Freq = 4.6005 GHz, Bw = 32.000 MH

No calibration applied and no bandpass applied



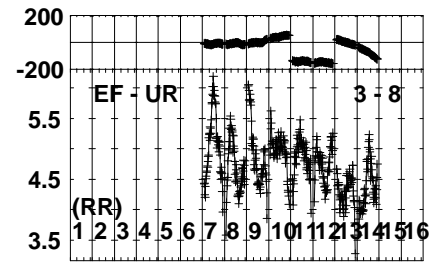
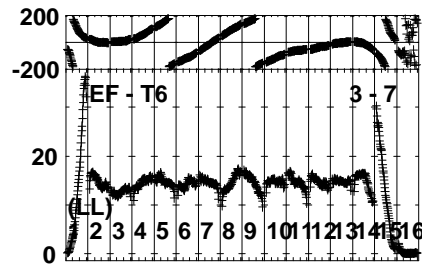
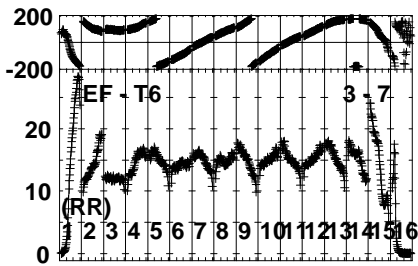
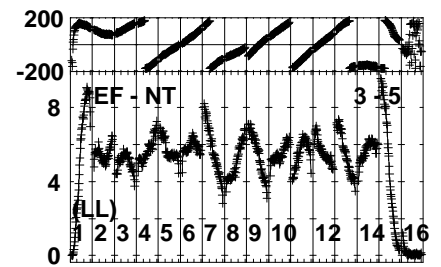
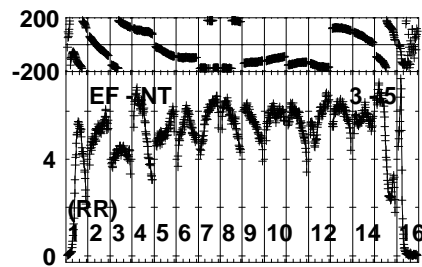
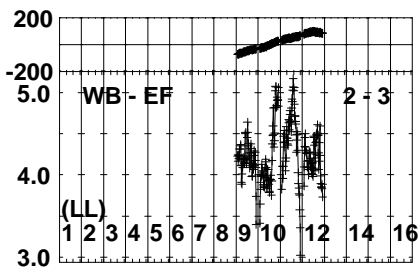
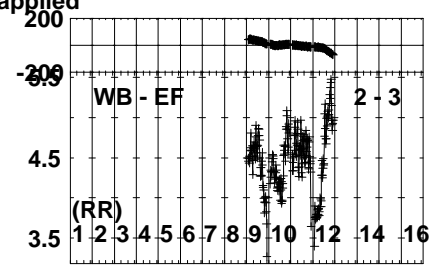
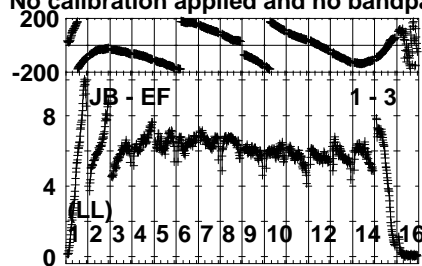
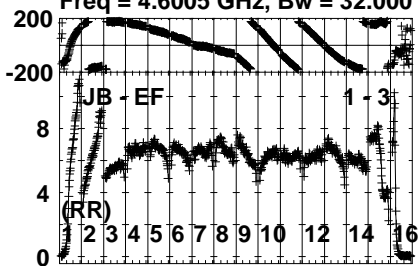
Lower frame: Micro Ampl Jy Top frame: Phas deg
Vector averaged cross-power spectrum Several baselines displayed
Timerange: 00/21:40:53 to 00/21:44:49

Plot file version 31 created 02-DEC-2022 13:18:12

J1848+3219 EC086C.UVDATA.1

Freq = 4.6005 GHz, Bw = 32.000 MH

No calibration applied and no bandpass applied



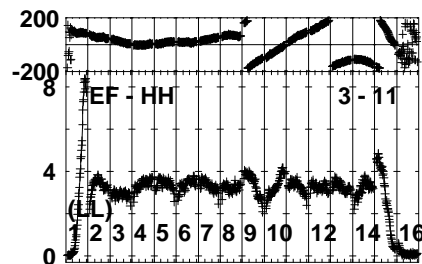
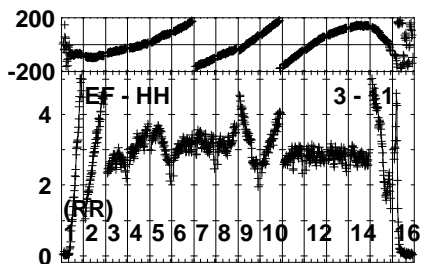
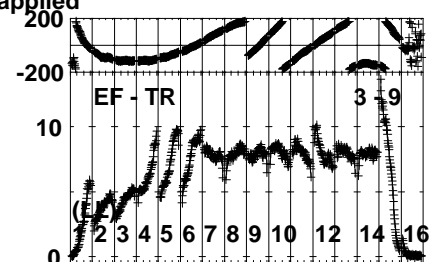
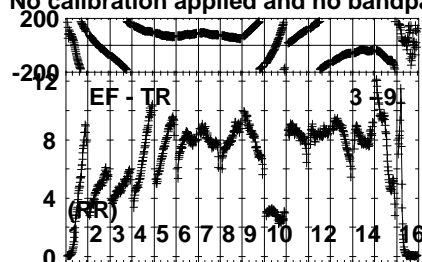
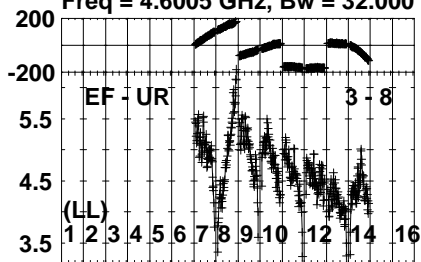
Lower frame: Milli Ampl Jy Top frame: Phas deg
Vector averaged cross-power spectrum Several baselines displayed
Timerange: 00/21:45:33 to 00/21:46:49

Plot file version 32 created 02-DEC-2022 13:18:12

J1848+3219 EC086C.UVDATA.1

Freq = 4.6005 GHz, Bw = 32.000 MH

No calibration applied and no bandpass applied



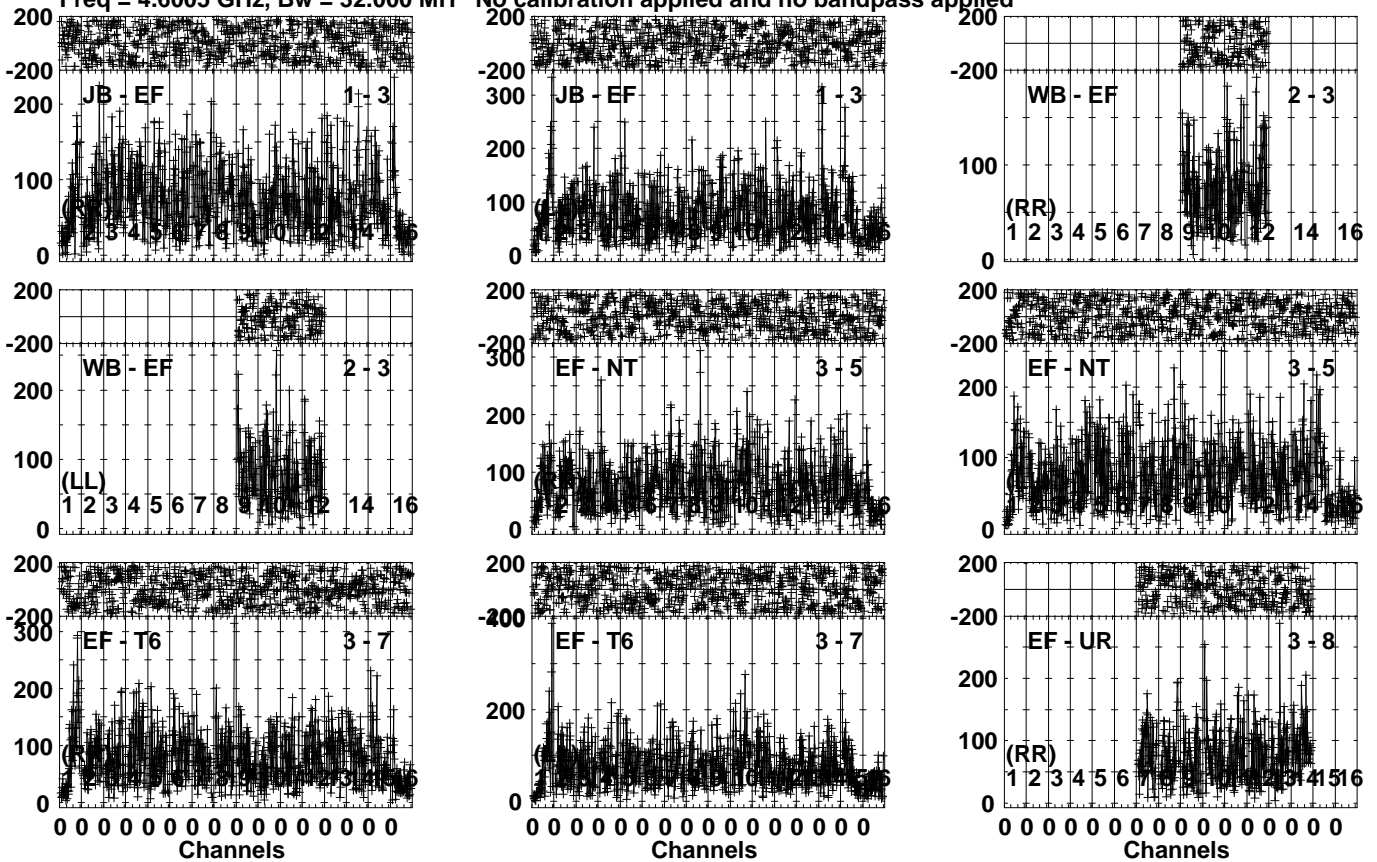
Lower frame: Milli Ampl Jy Top frame: Phas deg
Vector averaged cross-power spectrum Several baselines displayed
Timerange: 00/21:45:33 to 00/21:46:49

Plot file version 33 created 02-DEC-2022 13:18:12

LSRJ1835+325 EC086C.UVDATA.1

Freq = 4.6005 GHz, Bw = 32.000 MH

No calibration applied and no bandpass applied



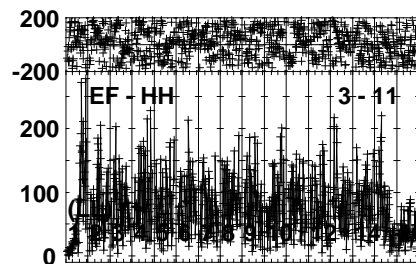
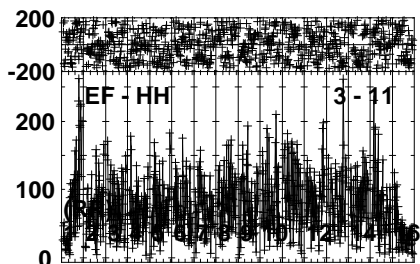
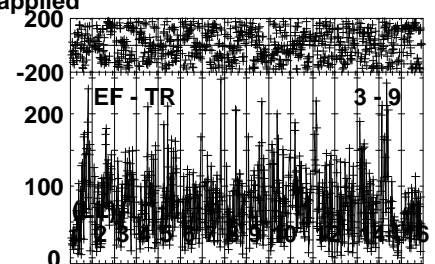
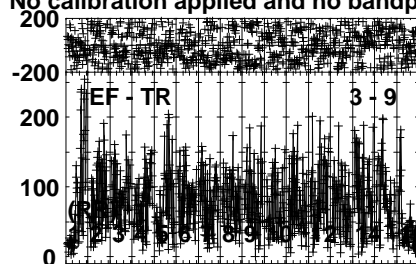
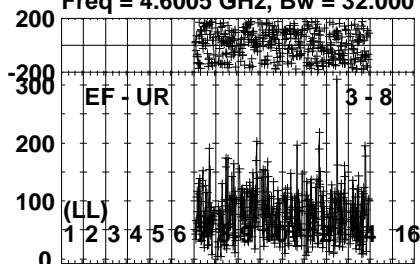
Lower frame: Micro Ampl Jy Top frame: Phas deg
 Vector averaged cross-power spectrum Several baselines displayed
 Timerange: 00/21:46:51 to 00/21:50:49

Plot file version 34 created 02-DEC-2022 13:18:12

LSRJ1835+325 EC086C.UVDATA.1

Freq = 4.6005 GHz, Bw = 32.000 MH

No calibration applied and no bandpass applied



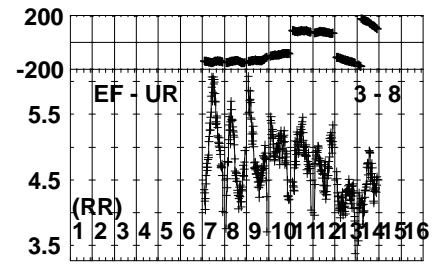
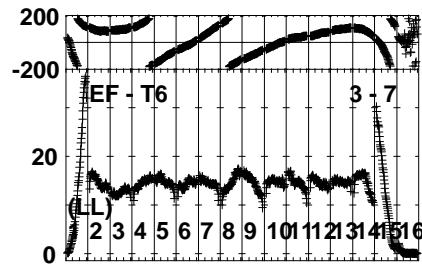
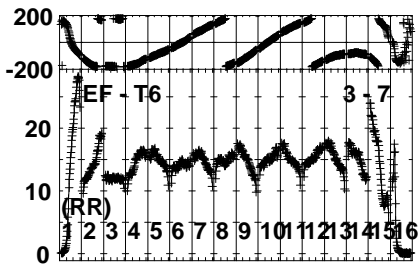
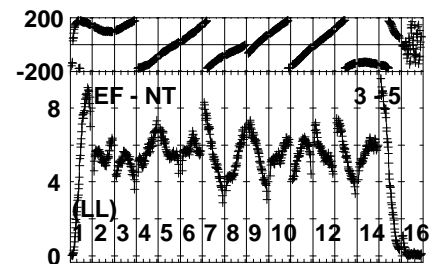
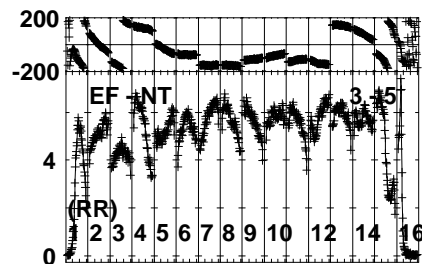
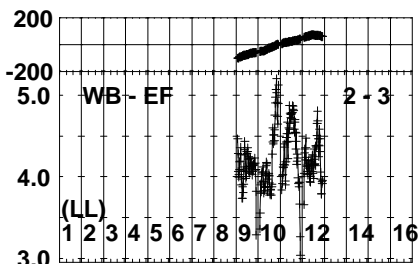
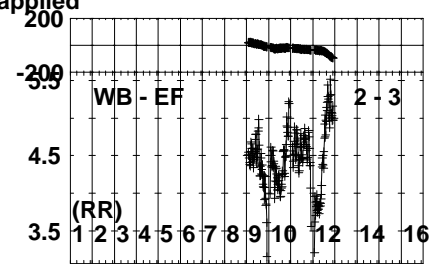
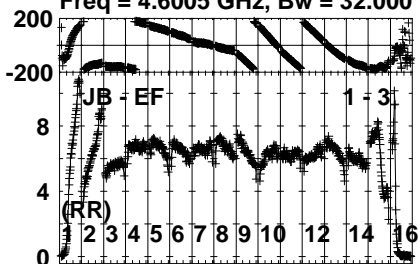
Lower frame: Micro Ampl Jy Top frame: Phas deg
Vector averaged cross-power spectrum Several baselines displayed
Timerange: 00/21:46:51 to 00/21:50:49

Plot file version 35 created 02-DEC-2022 13:18:12

J1848+3219 EC086C.UVDATA.1

Freq = 4.6005 GHz, Bw = 32.000 MH

No calibration applied and no bandpass applied



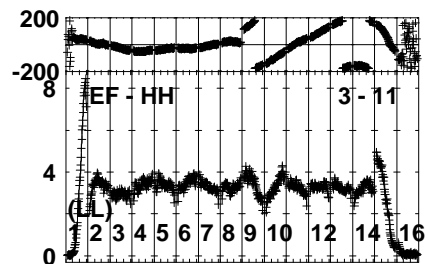
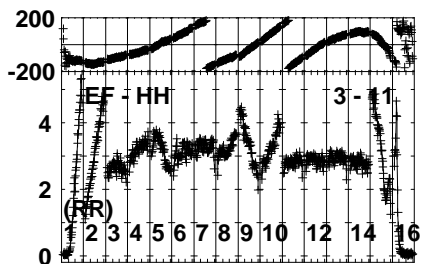
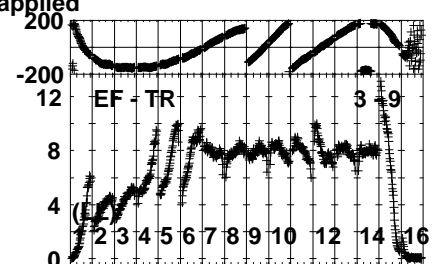
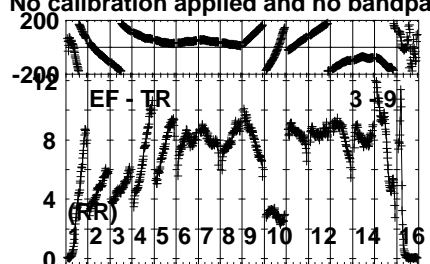
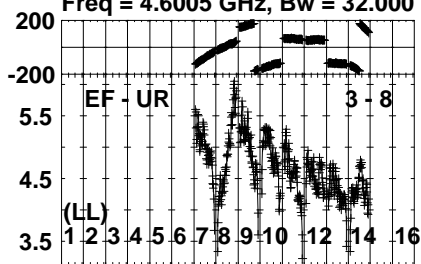
Lower frame: Milli Ampl Jy Top frame: Phas deg
Vector averaged cross-power spectrum Several baselines displayed
Timerange: 00/21:51:33 to 00/21:52:49

Plot file version 36 created 02-DEC-2022 13:18:12

J1848+3219 EC086C.UVDATA.1

Freq = 4.6005 GHz, Bw = 32.000 MH

No calibration applied and no bandpass applied



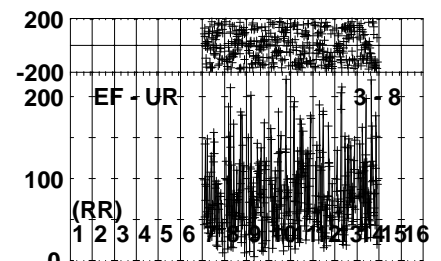
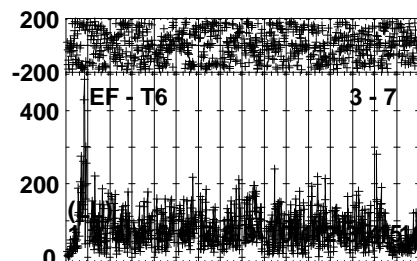
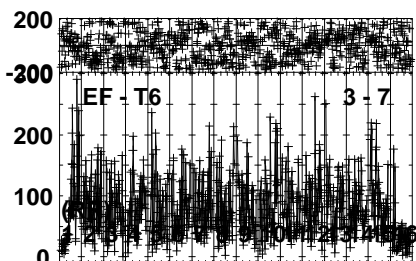
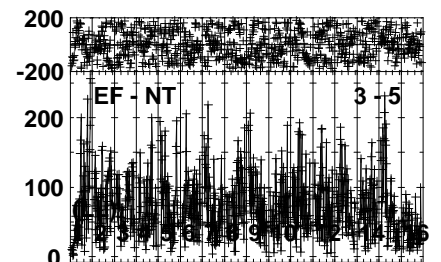
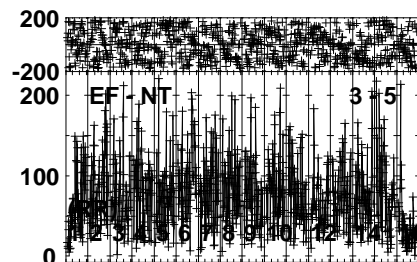
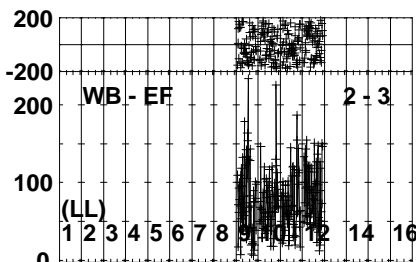
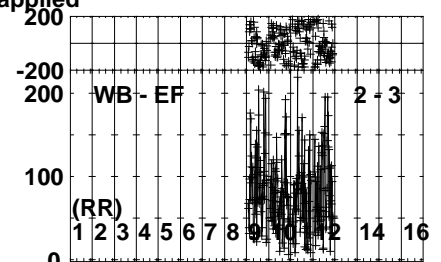
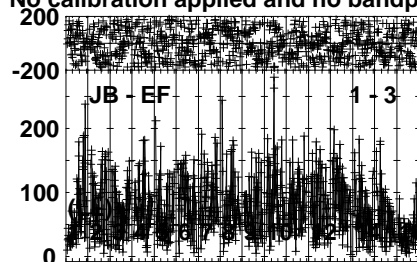
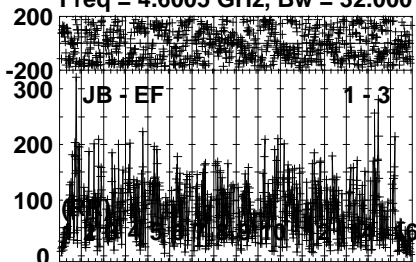
Lower frame: Milli Ampl Jy Top frame: Phas deg
Vector averaged cross-power spectrum Several baselines displayed
Timerange: 00/21:51:33 to 00/21:52:49

Plot file version 37 created 02-DEC-2022 13:18:13

LSRJ1835+325 EC086C.UVDATA.1

Freq = 4.6005 GHz, Bw = 32.000 MH

No calibration applied and no bandpass applied



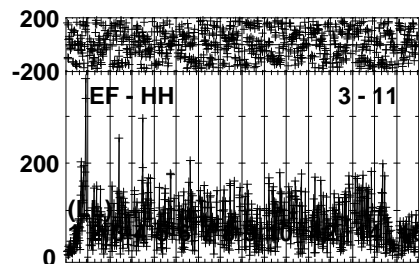
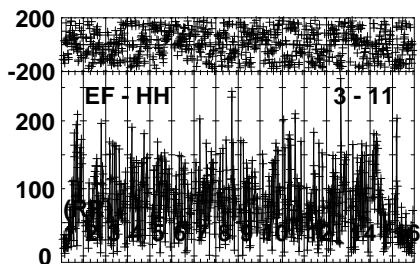
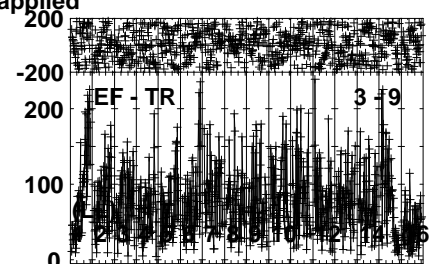
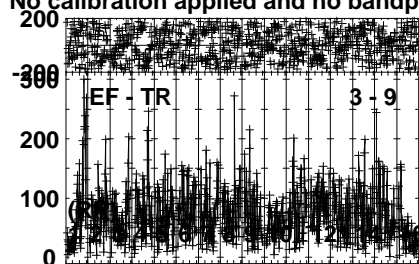
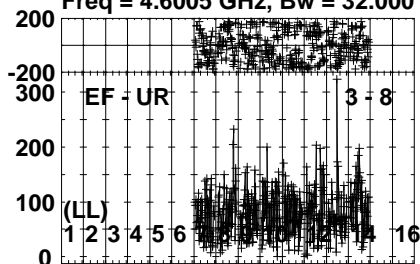
Lower frame: Micro Ampl Jy Top frame: Phas deg
 Vector averaged cross-power spectrum Several baselines displayed
 Timerange: 00/21:52:51 to 00/21:56:49

Plot file version 38 created 02-DEC-2022 13:18:13

LSRJ1835+325 EC086C.UVDATA.1

Freq = 4.6005 GHz, Bw = 32.000 MH

No calibration applied and no bandpass applied



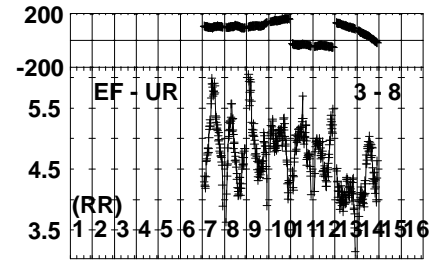
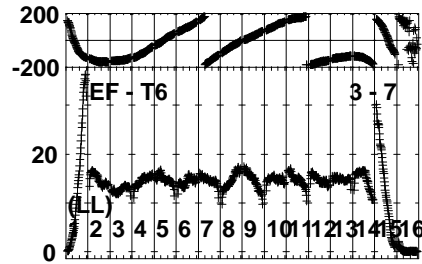
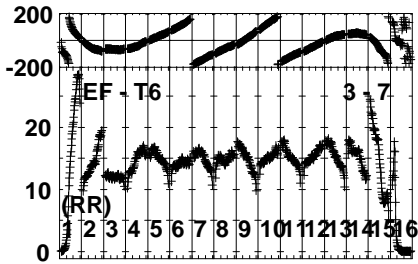
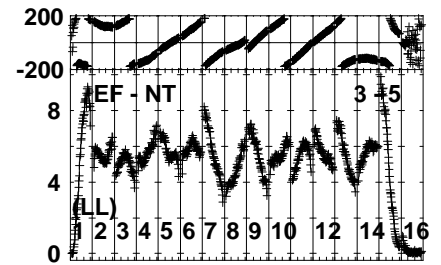
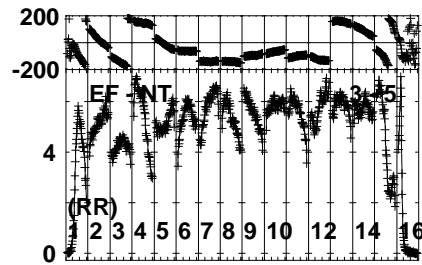
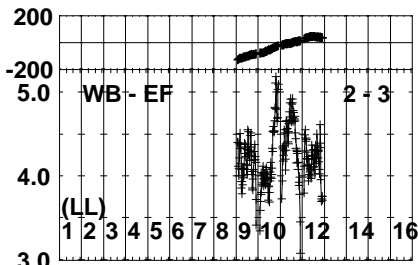
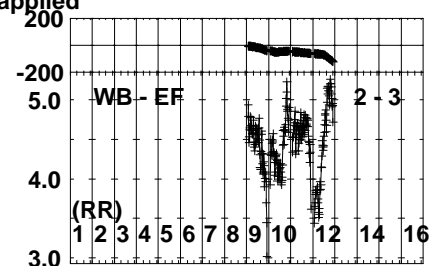
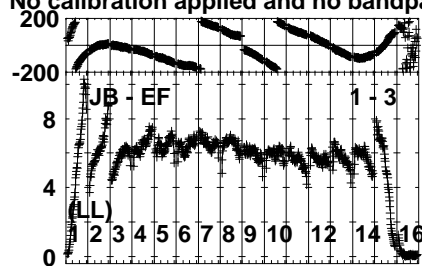
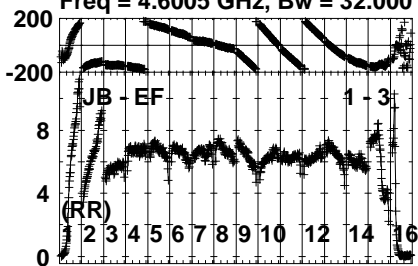
Lower frame: Micro Ampl Jy Top frame: Phas deg
Vector averaged cross-power spectrum Several baselines displayed
Timerange: 00/21:52:51 to 00/21:56:49

Plot file version 39 created 02-DEC-2022 13:18:13

J1848+3219 EC086C.UVDATA.1

Freq = 4.6005 GHz, Bw = 32.000 MH

No calibration applied and no bandpass applied



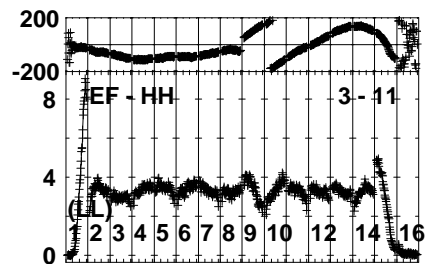
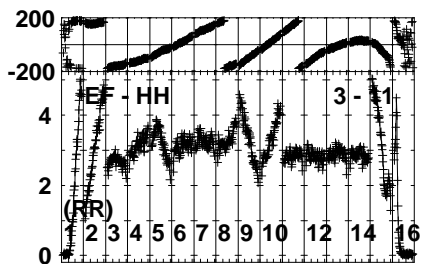
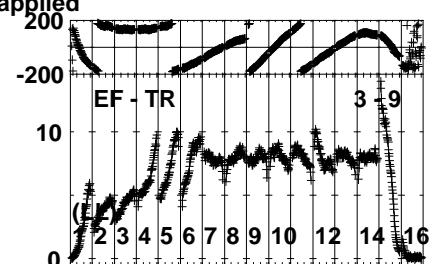
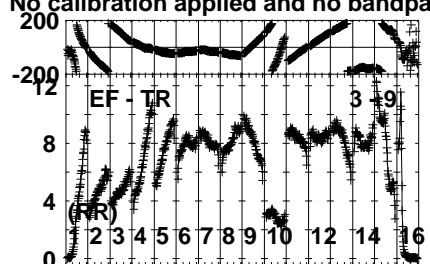
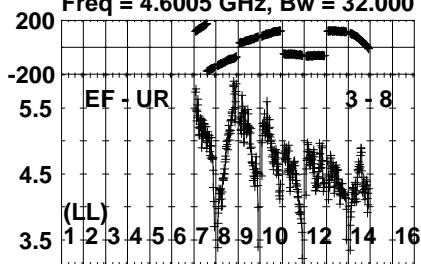
Lower frame: Milli Ampl Jy Top frame: Phas deg
Vector averaged cross-power spectrum Several baselines displayed
Timerange: 00/21:57:33 to 00/21:58:49

Plot file version 40 created 02-DEC-2022 13:18:13

J1848+3219 EC086C.UVDATA.1

Freq = 4.6005 GHz, Bw = 32.000 MH

No calibration applied and no bandpass applied



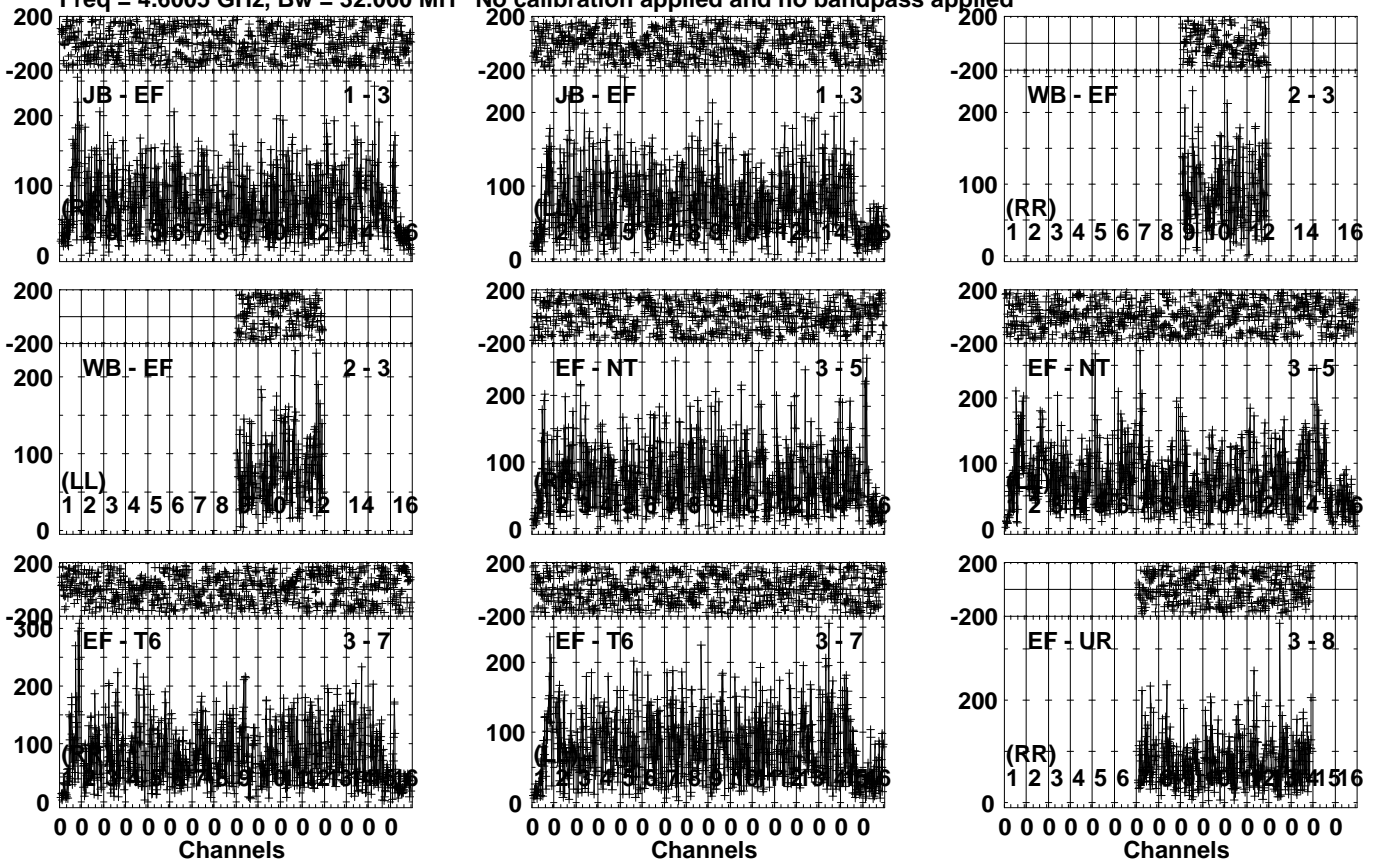
Lower frame: Milli Ampl Jy Top frame: Phas deg
Vector averaged cross-power spectrum Several baselines displayed
Timerange: 00/21:57:33 to 00/21:58:49

Plot file version 41 created 02-DEC-2022 13:18:13

LSRJ1835+325 EC086C.UVDATA.1

Freq = 4.6005 GHz, Bw = 32.000 MH

No calibration applied and no bandpass applied



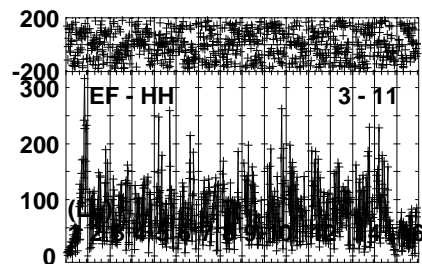
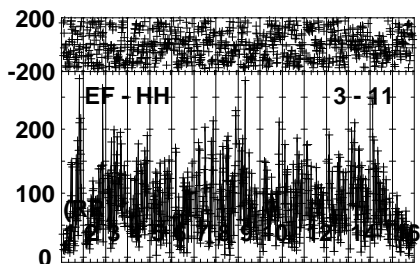
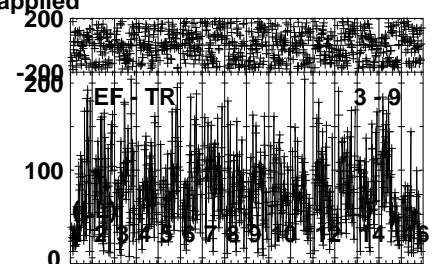
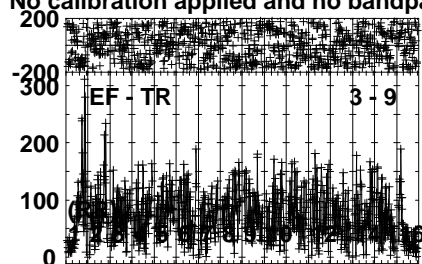
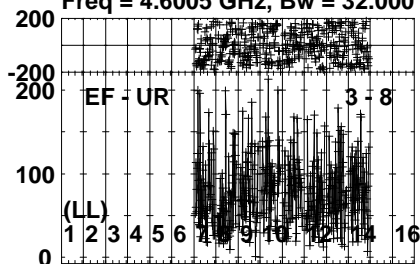
Lower frame: Micro Ampl Jy Top frame: Phas deg
Vector averaged cross-power spectrum Several baselines displayed
Timerange: 00/21:58:51 to 00/22:02:49

Plot file version 42 created 02-DEC-2022 13:18:13

LSRJ1835+325 EC086C.UVDATA.1

Freq = 4.6005 GHz, Bw = 32.000 MH

No calibration applied and no bandpass applied



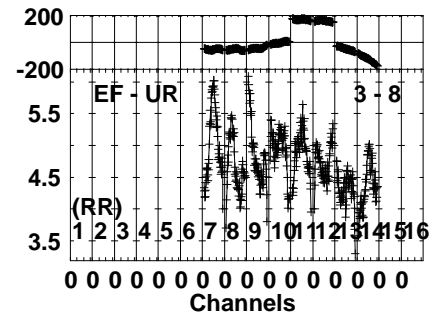
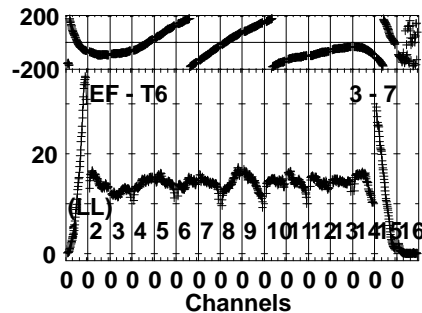
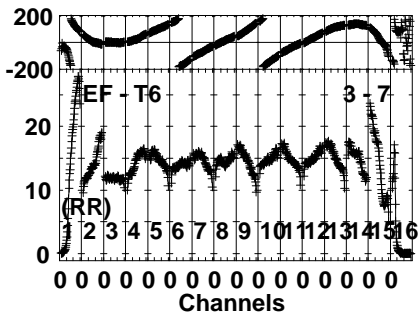
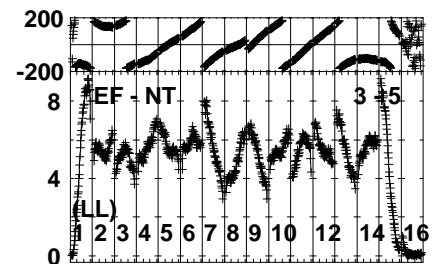
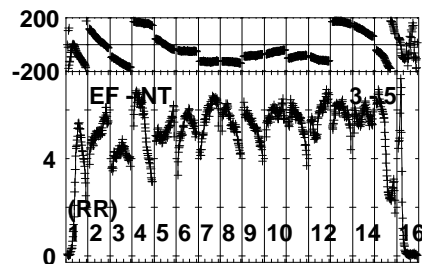
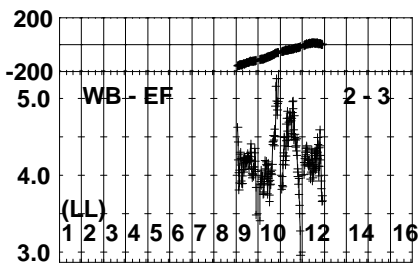
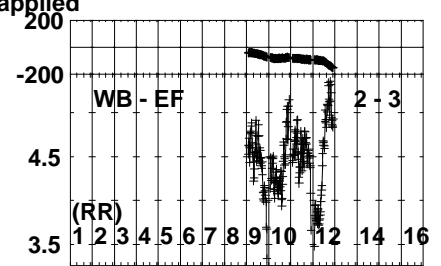
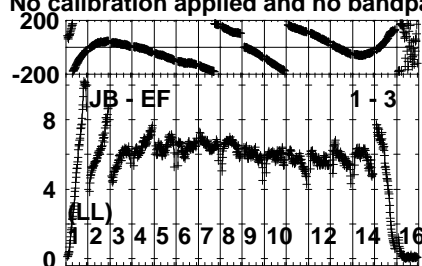
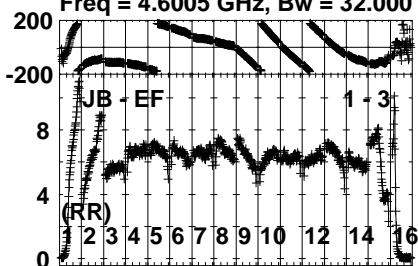
Lower frame: Micro Ampl Jy Top frame: Phas deg
Vector averaged cross-power spectrum Several baselines displayed
Timerange: 00/21:58:51 to 00/22:02:49

Plot file version 43 created 02-DEC-2022 13:18:13

J1848+3219 EC086C.UVDATA.1

Freq = 4.6005 GHz, Bw = 32.000 MH

No calibration applied and no bandpass applied



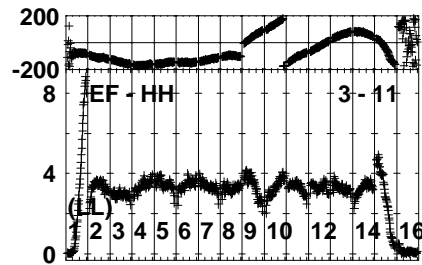
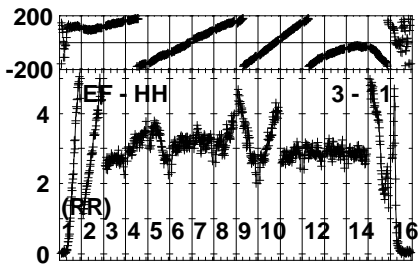
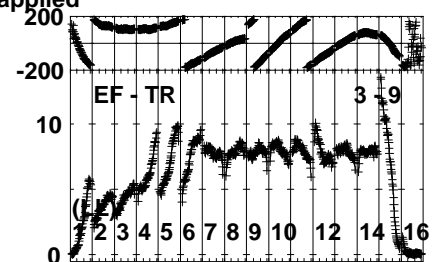
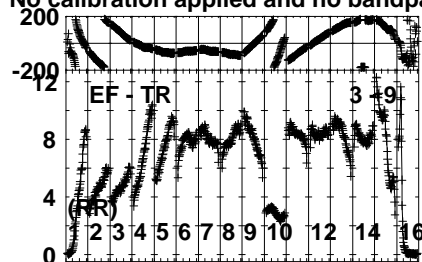
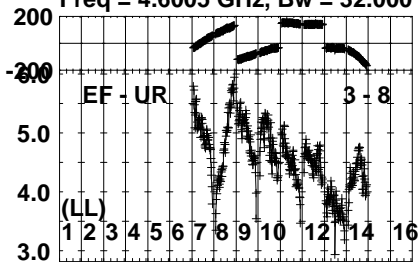
Lower frame: Milli Ampl Jy Top frame: Phas deg
Vector averaged cross-power spectrum Several baselines displayed
Timerange: 00/22:03:33 to 00/22:04:49

Plot file version 44 created 02-DEC-2022 13:18:13

J1848+3219 EC086C.UVDATA.1

Freq = 4.6005 GHz, Bw = 32.000 MH

No calibration applied and no bandpass applied



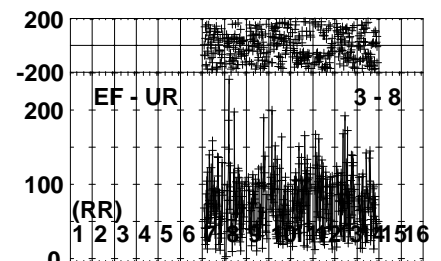
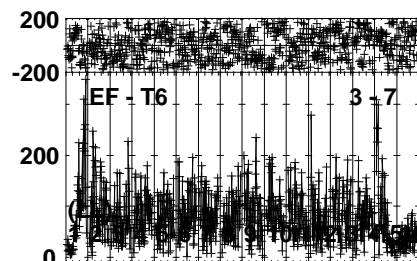
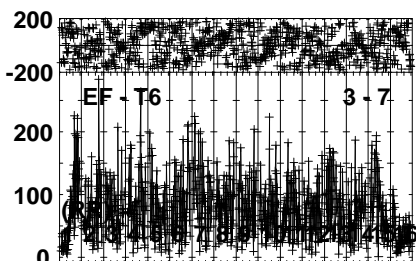
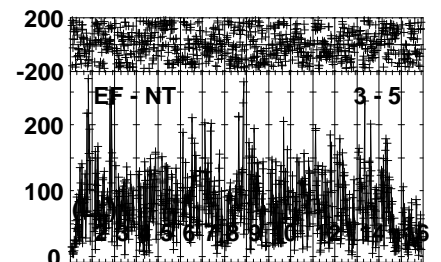
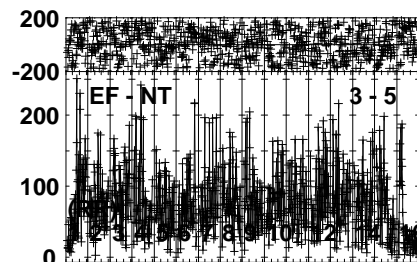
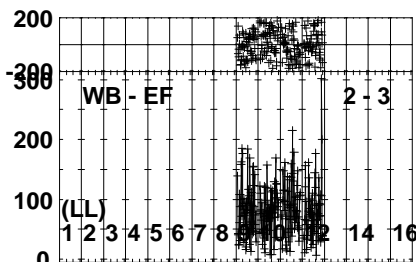
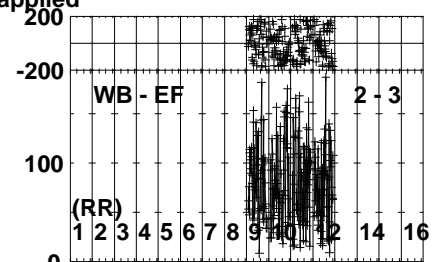
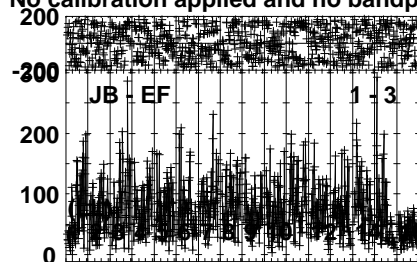
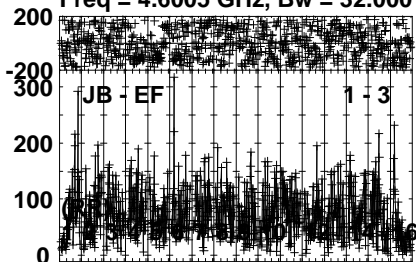
Lower frame: Milli Ampl Jy Top frame: Phas deg
Vector averaged cross-power spectrum Several baselines displayed
Timerange: 00/22:03:33 to 00/22:04:49

Plot file version 45 created 02-DEC-2022 13:18:14

LSRJ1835+325 EC086C.UVDATA.1

Freq = 4.6005 GHz, Bw = 32.000 MH

No calibration applied and no bandpass applied



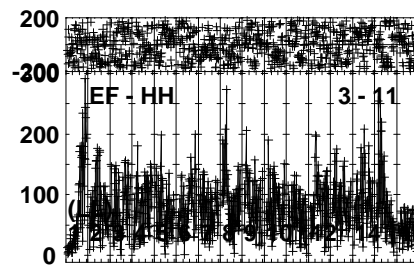
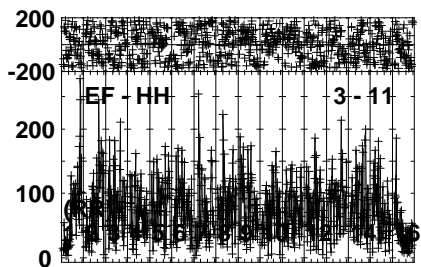
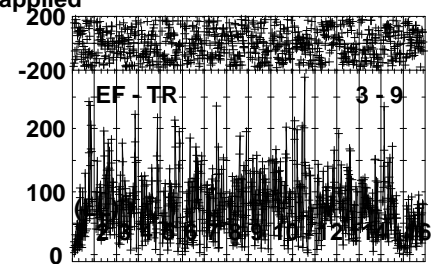
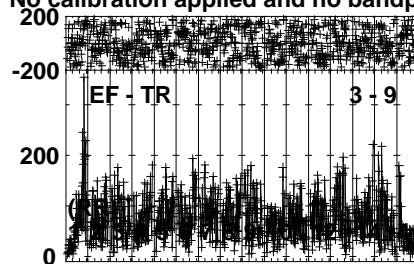
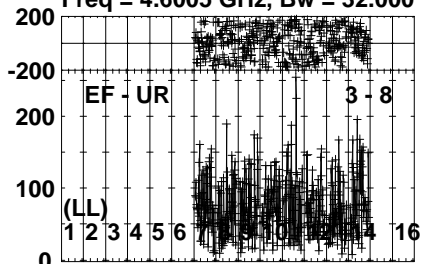
Lower frame: Micro Ampl Jy Top frame: Phas deg
Vector averaged cross-power spectrum Several baselines displayed
Timerange: 00/22:04:51 to 00/22:08:49

Plot file version 46 created 02-DEC-2022 13:18:14

LSRJ1835+325 EC086C.UVDATA.1

Freq = 4.6005 GHz, Bw = 32.000 MH

No calibration applied and no bandpass applied



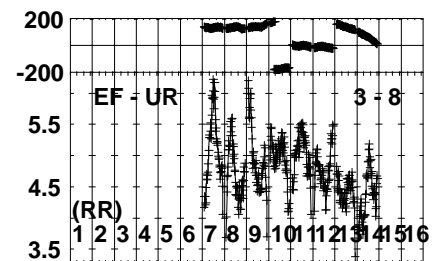
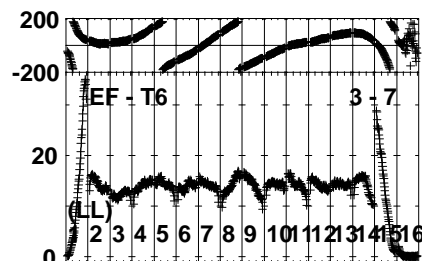
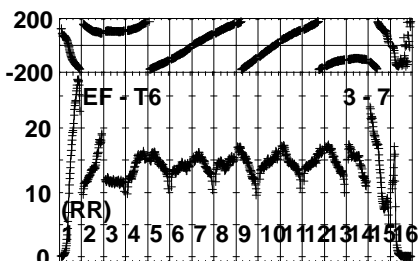
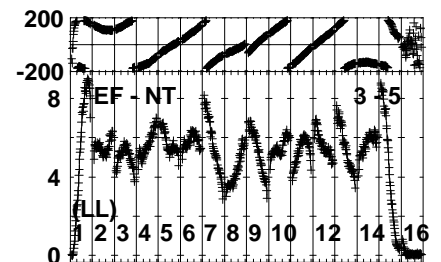
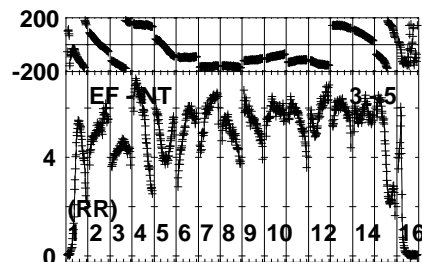
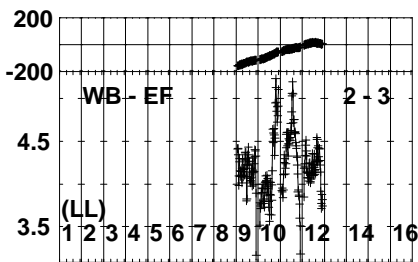
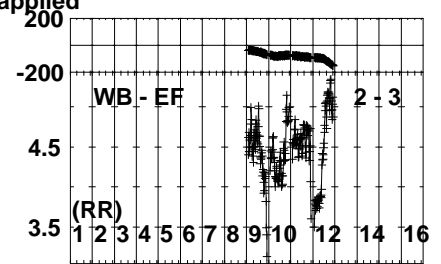
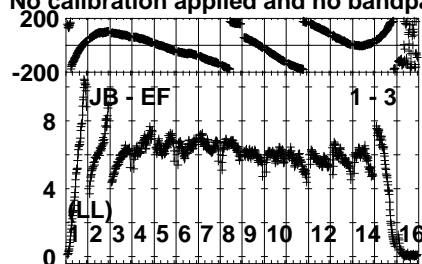
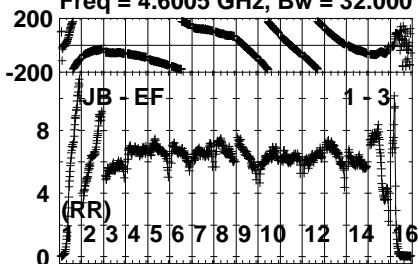
Lower frame: Micro Ampl Jy Top frame: Phas deg
Vector averaged cross-power spectrum Several baselines displayed
Timerange: 00/22:04:51 to 00/22:08:49

Plot file version 47 created 02-DEC-2022 13:18:14

J1848+3219 EC086C.UVDATA.1

Freq = 4.6005 GHz, Bw = 32.000 MH

No calibration applied and no bandpass applied



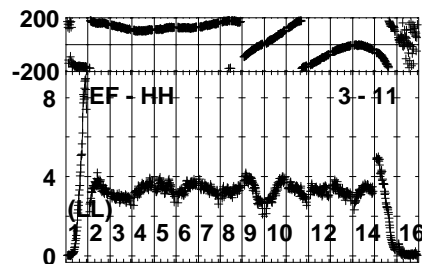
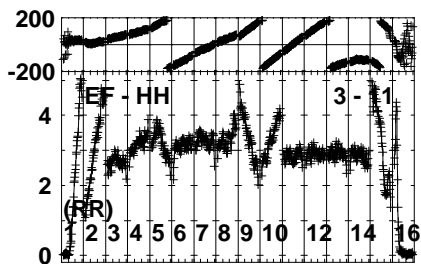
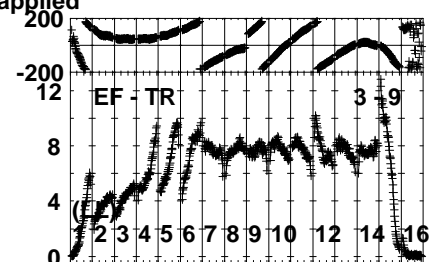
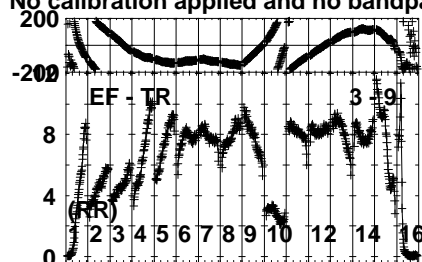
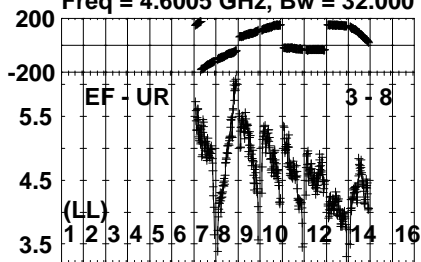
Lower frame: Milli Ampl Jy Top frame: Phas deg
 Vector averaged cross-power spectrum Several baselines displayed
 Timerange: 00/22:09:33 to 00/22:10:49

Plot file version 48 created 02-DEC-2022 13:18:14

J1848+3219 EC086C.UVDATA.1

Freq = 4.6005 GHz, Bw = 32.000 MH

No calibration applied and no bandpass applied

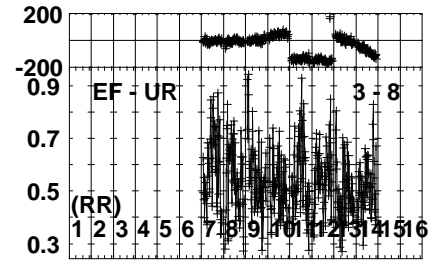
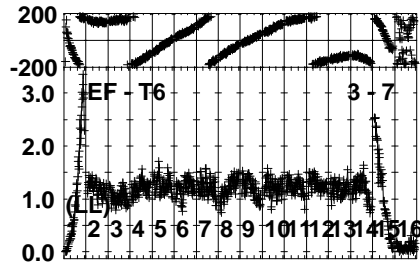
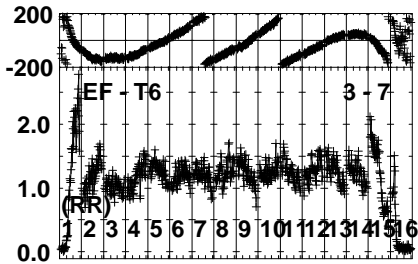
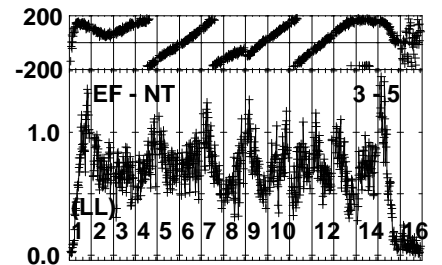
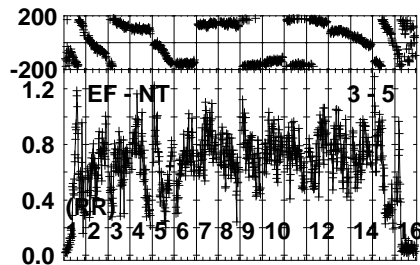
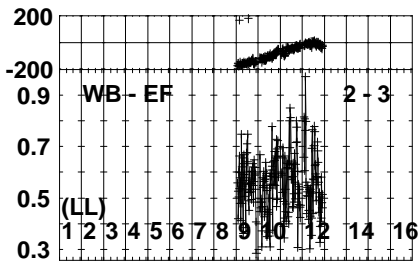
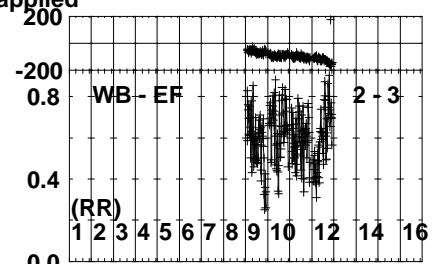
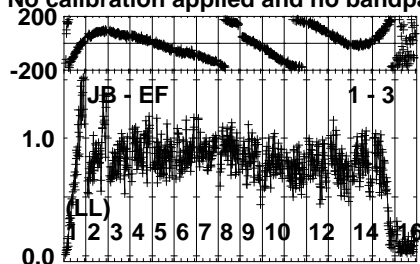
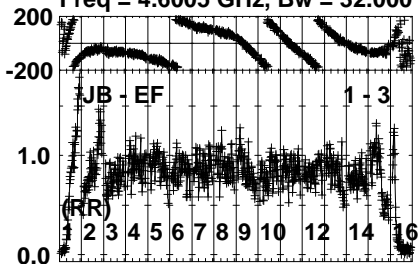


Lower frame: Milli Ampl Jy Top frame: Phas deg
Vector averaged cross-power spectrum Several baselines displayed
Timerange: 00/22:09:33 to 00/22:10:49

Plot file version 49 created 02-DEC-2022 13:18:14

J1834+3205 EC086C.UVDATA.1

Freq = 4.6005 GHz, Bw = 32.000 MH No calibration applied and no bandpass applied



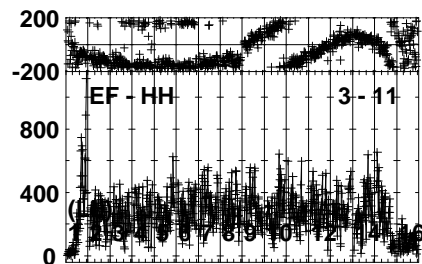
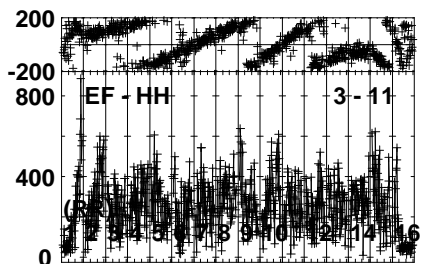
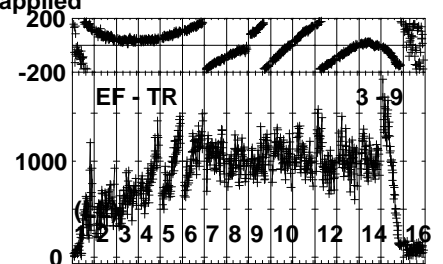
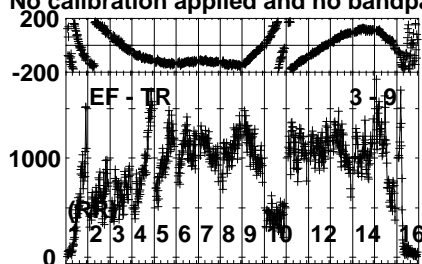
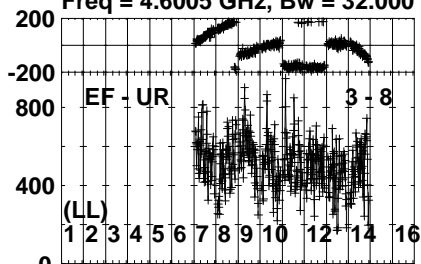
Lower frame: Milli Ampl Jy Top frame: Phas deg
Vector averaged cross-power spectrum Several baselines displayed
Timerange: 00/22:10:51 to 00/22:12:49

Plot file version 50 created 02-DEC-2022 13:18:14

J1834+3205 EC086C.UVDATA.1

Freq = 4.6005 GHz, Bw = 32.000 MH

No calibration applied and no bandpass applied



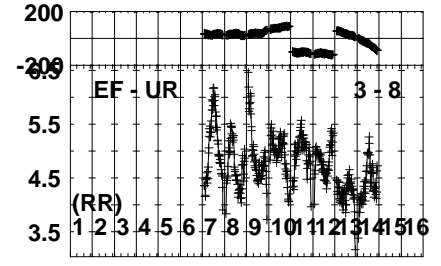
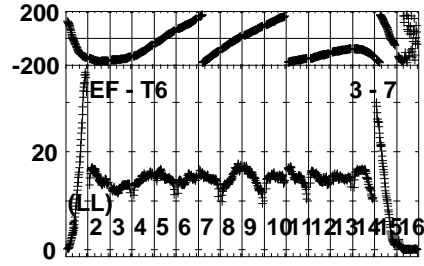
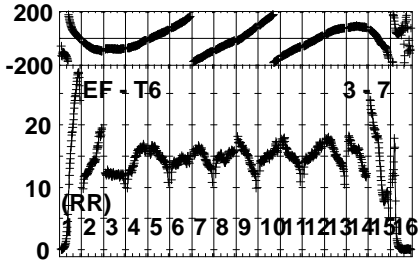
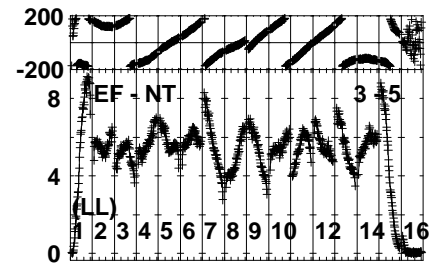
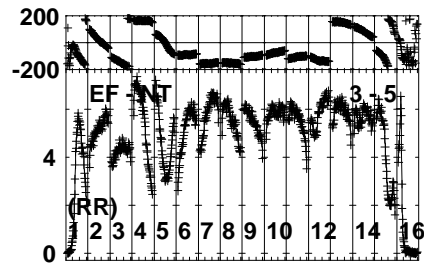
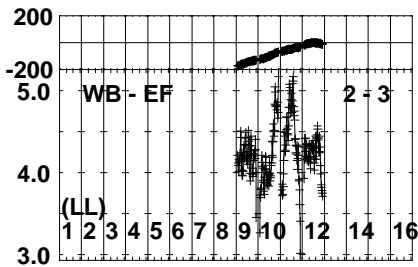
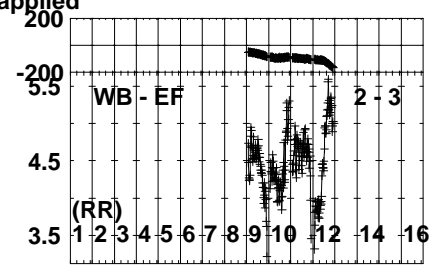
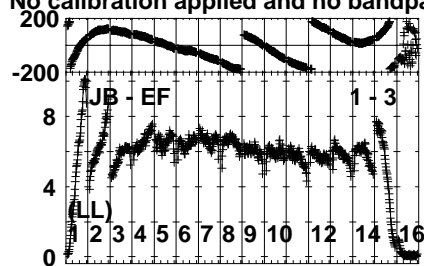
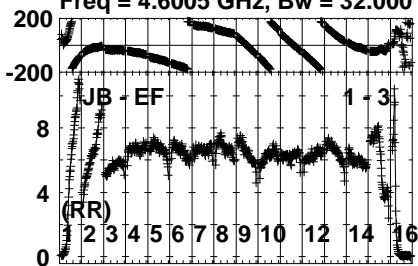
Lower frame: Micro Ampl Jy Top frame: Phas deg
Vector averaged cross-power spectrum Several baselines displayed
Timerange: 00/22:10:51 to 00/22:12:49

Plot file version 51 created 02-DEC-2022 13:18:14

J1848+3219 EC086C.UVDATA.1

Freq = 4.6005 GHz, Bw = 32.000 MH

No calibration applied and no bandpass applied



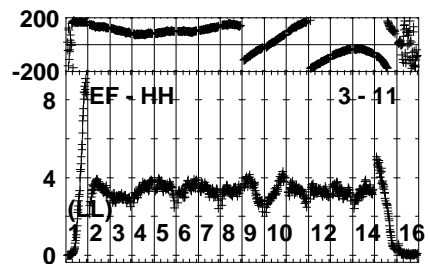
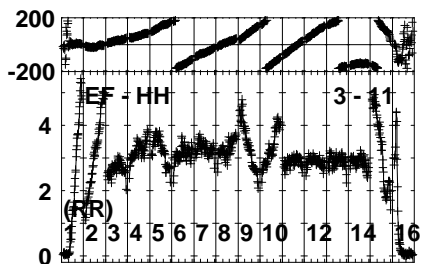
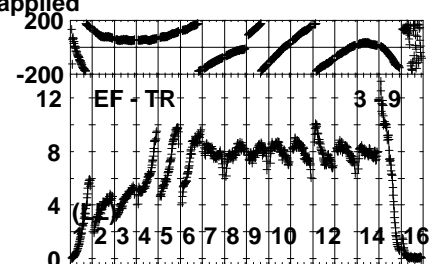
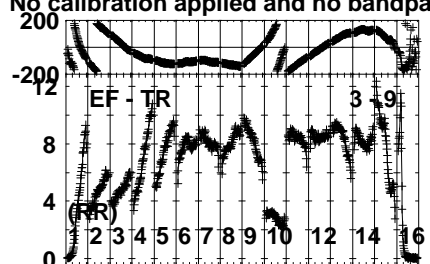
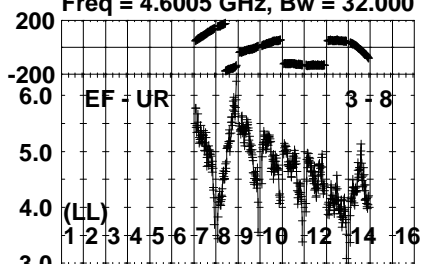
Lower frame: Milli Ampl Jy Top frame: Phas deg
Vector averaged cross-power spectrum Several baselines displayed
Timerange: 00/22:12:53 to 00/22:14:49

Plot file version 52 created 02-DEC-2022 13:18:14

J1848+3219 EC086C.UVDATA.1

Freq = 4.6005 GHz, Bw = 32.000 MH

No calibration applied and no bandpass applied



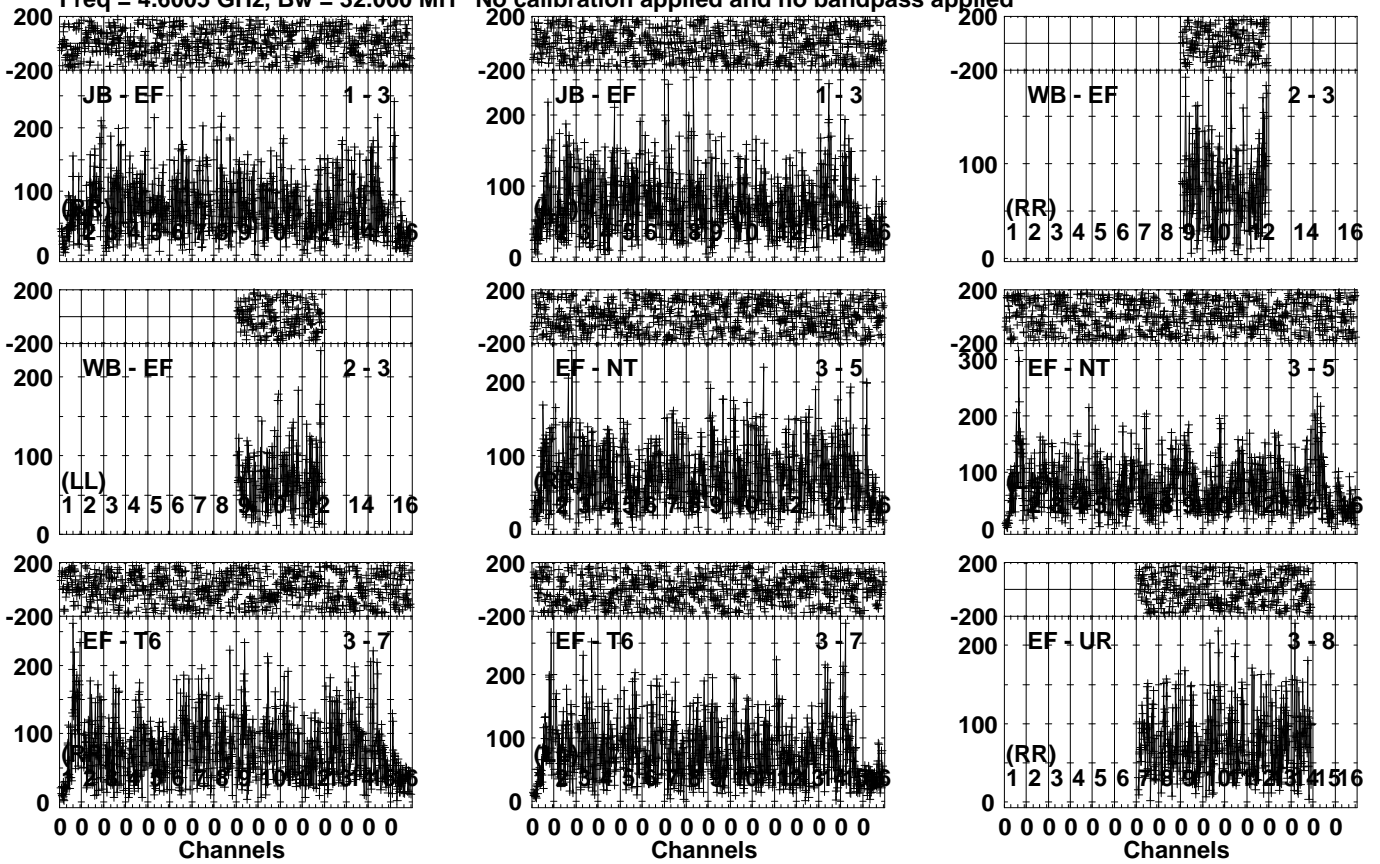
Lower frame: Milli Ampl Jy Top frame: Phas deg
Vector averaged cross-power spectrum Several baselines displayed
Timerange: 00/22:12:53 to 00/22:14:49

Plot file version 53 created 02-DEC-2022 13:18:14

LSRJ1835+325 EC086C.UVDATA.1

Freq = 4.6005 GHz, Bw = 32.000 MH

No calibration applied and no bandpass applied



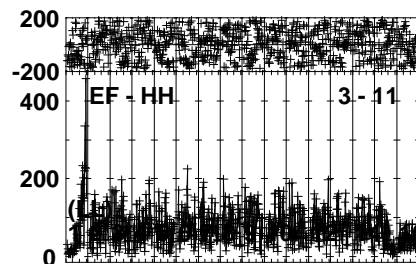
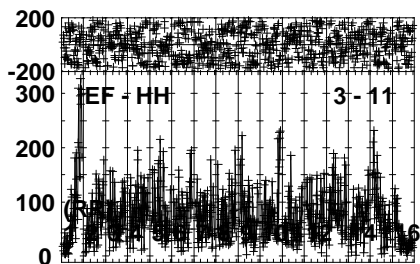
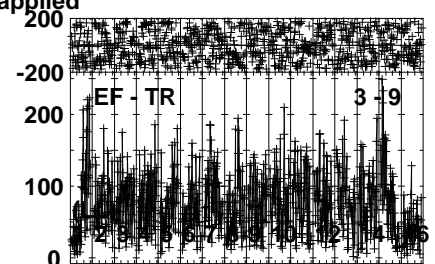
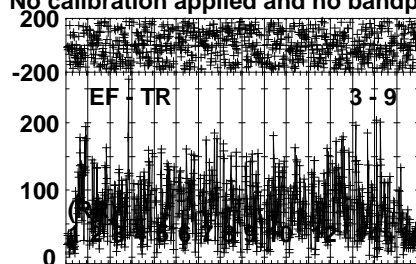
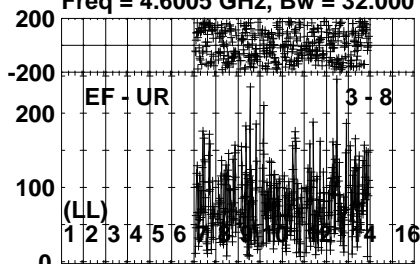
Lower frame: Micro Ampl Jy Top frame: Phas deg
Vector averaged cross-power spectrum Several baselines displayed
Timerange: 00/22:14:53 to 00/22:18:49

Plot file version 54 created 02-DEC-2022 13:18:14

LSRJ1835+325 EC086C.UVDATA.1

Freq = 4.6005 GHz, Bw = 32.000 MH

No calibration applied and no bandpass applied



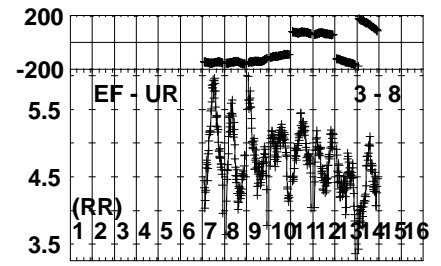
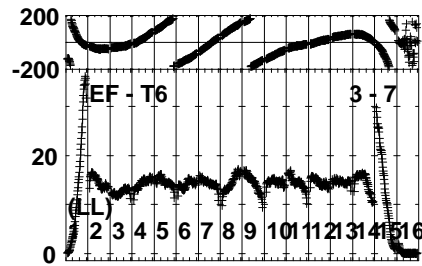
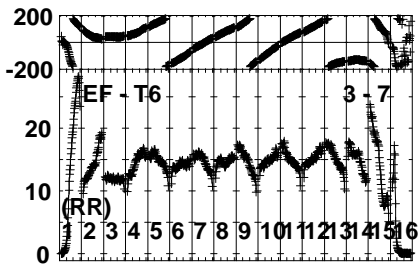
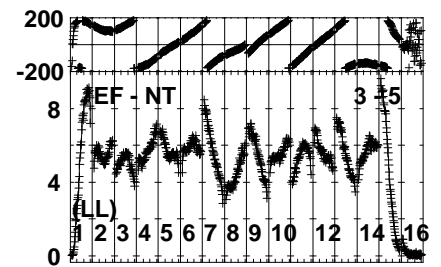
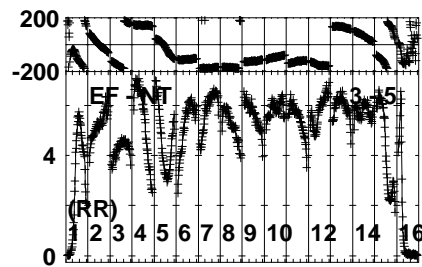
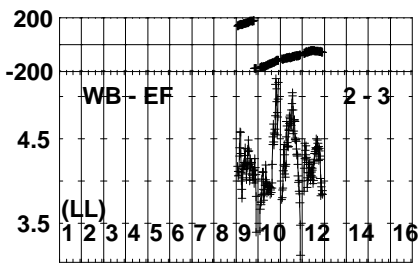
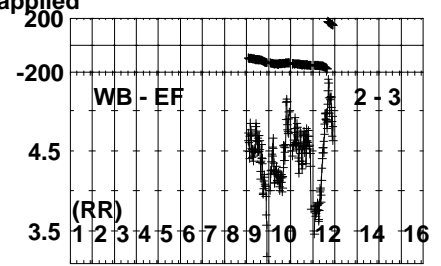
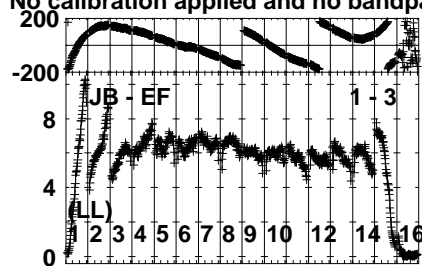
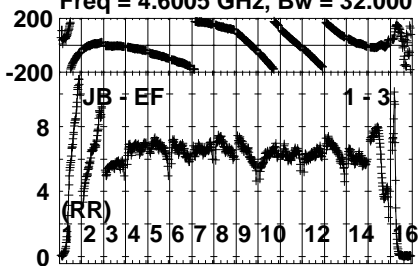
Lower frame: Micro Ampl Jy Top frame: Phas deg
Vector averaged cross-power spectrum Several baselines displayed
Timerange: 00/22:14:53 to 00/22:18:49

Plot file version 55 created 02-DEC-2022 13:18:15

J1848+3219 EC086C.UVDATA.1

Freq = 4.6005 GHz, Bw = 32.000 MH

No calibration applied and no bandpass applied



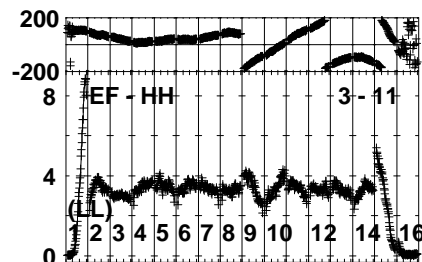
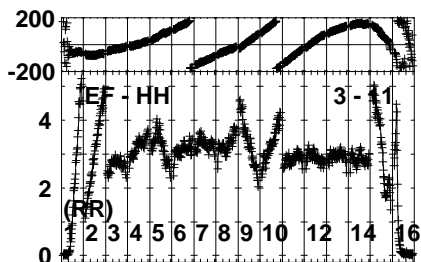
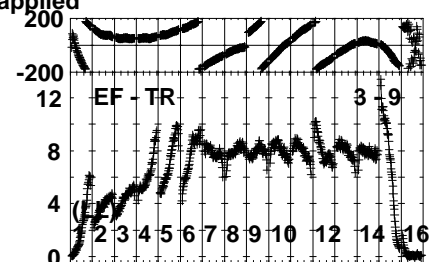
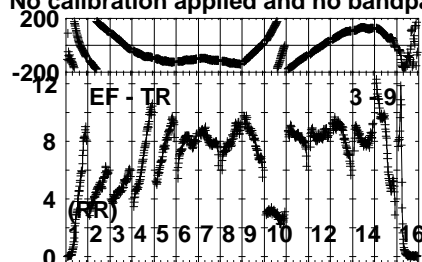
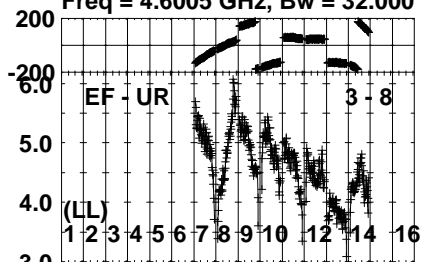
Lower frame: Milli Ampl Jy Top frame: Phas deg
Vector averaged cross-power spectrum Several baselines displayed
Timerange: 00/22:19:33 to 00/22:20:49

Plot file version 56 created 02-DEC-2022 13:18:15

J1848+3219 EC086C.UVDATA.1

Freq = 4.6005 GHz, Bw = 32.000 MH

No calibration applied and no bandpass applied



Lower frame: Milli Ampl Jy Top frame: Phas deg

Vector averaged cross-power spectrum Several baselines displayed

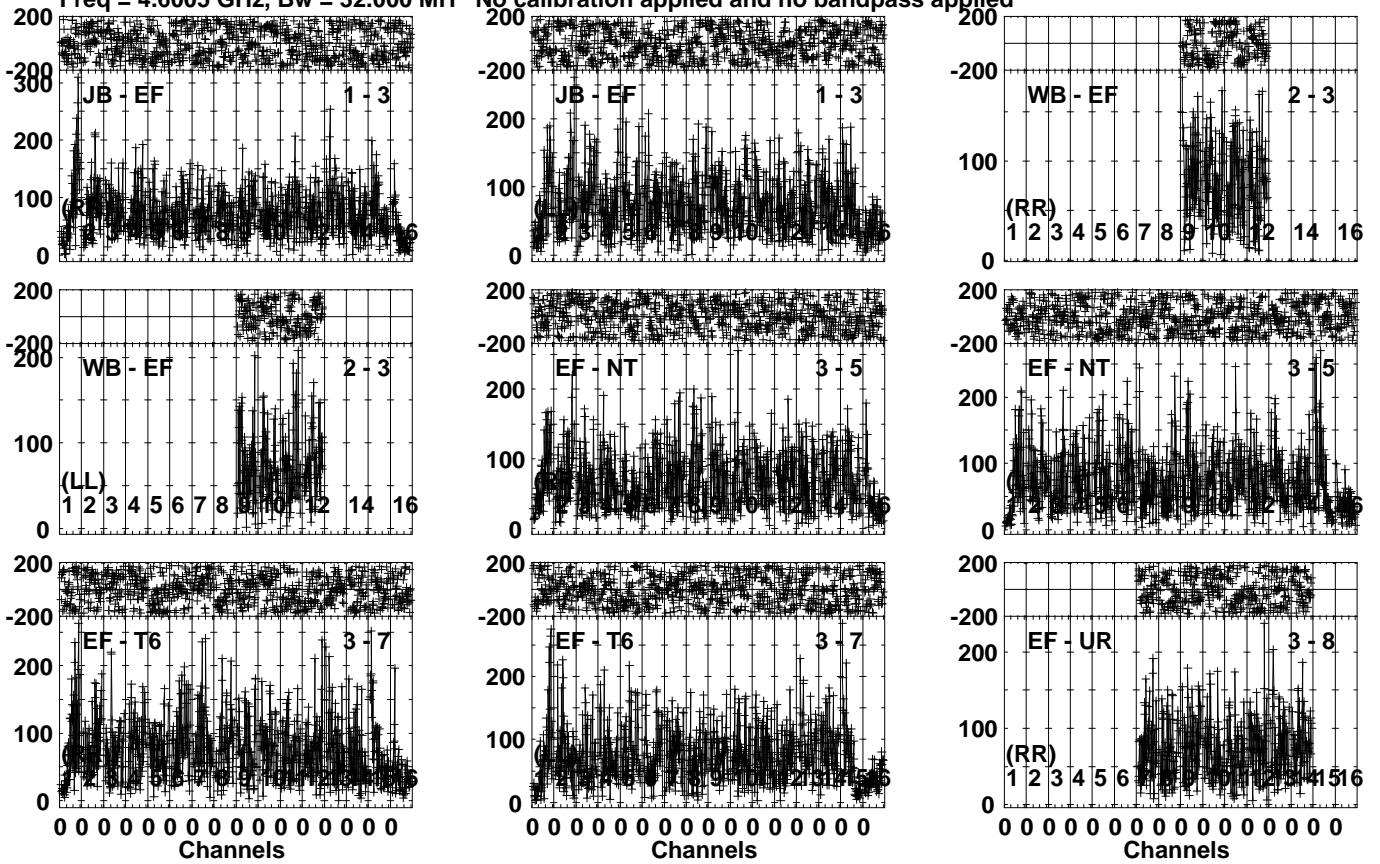
Timerange: 00/22:19:33 to 00/22:20:49

Plot file version 57 created 02-DEC-2022 13:18:15

LSRJ1835+325 EC086C.UVDATA.1

Freq = 4.6005 GHz, Bw = 32.000 MH

No calibration applied and no bandpass applied



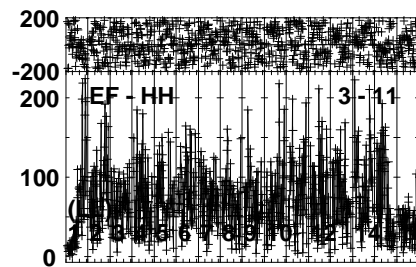
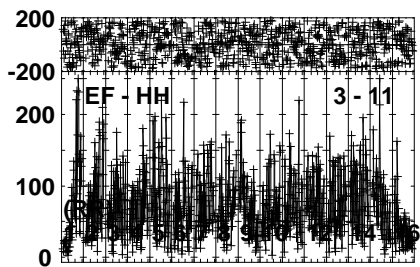
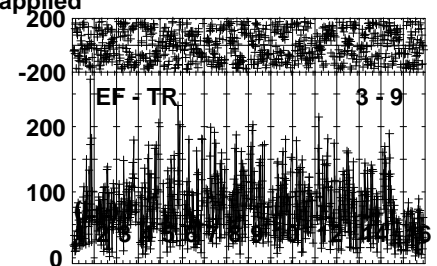
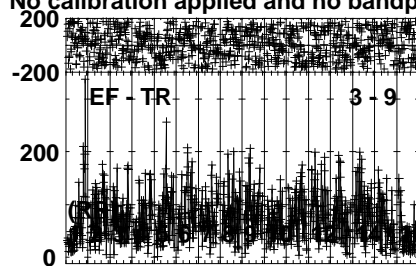
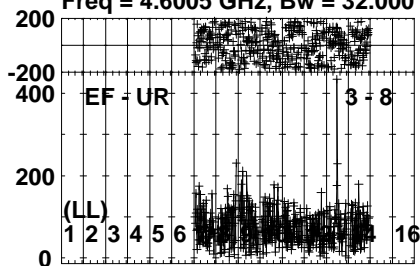
Lower frame: Micro Ampl Jy Top frame: Phas deg
 Vector averaged cross-power spectrum Several baselines displayed
 Timerange: 00/22:20:53 to 00/22:24:49

Plot file version 58 created 02-DEC-2022 13:18:15

LSRJ1835+325 EC086C.UVDATA.1

Freq = 4.6005 GHz, Bw = 32.000 MH

No calibration applied and no bandpass applied



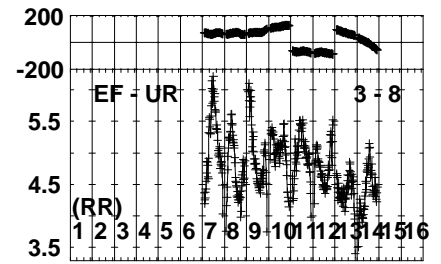
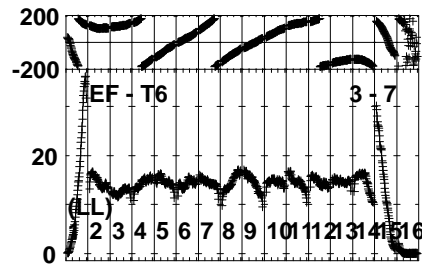
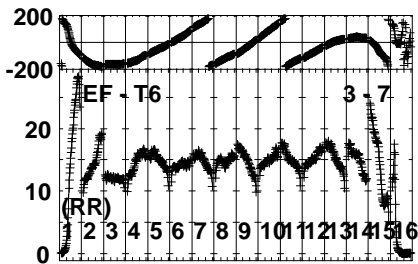
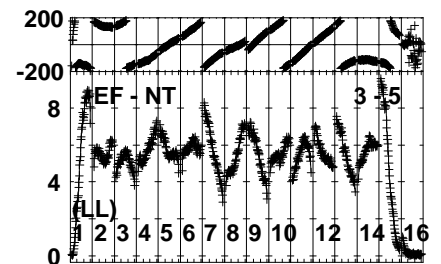
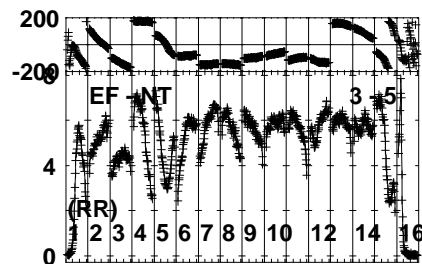
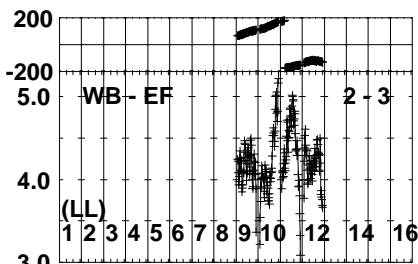
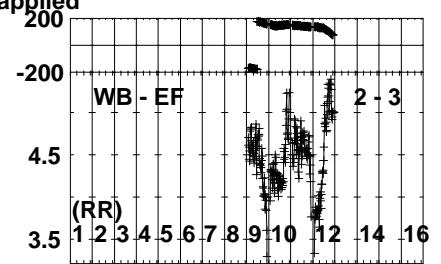
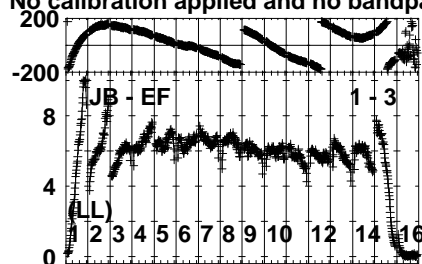
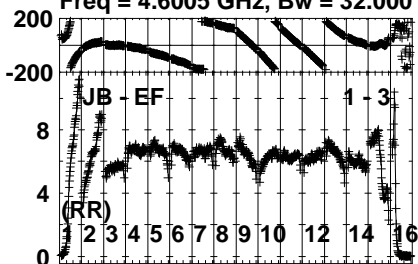
Lower frame: Micro Ampl Jy Top frame: Phas deg
Vector averaged cross-power spectrum Several baselines displayed
Timerange: 00/22:20:53 to 00/22:24:49

Plot file version 59 created 02-DEC-2022 13:18:15

J1848+3219 EC086C.UVDATA.1

Freq = 4.6005 GHz, Bw = 32.000 MH

No calibration applied and no bandpass applied



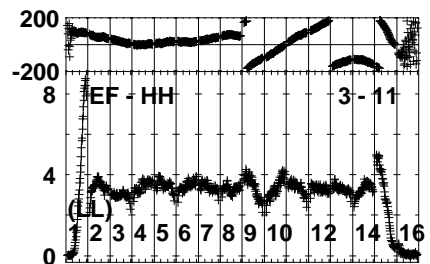
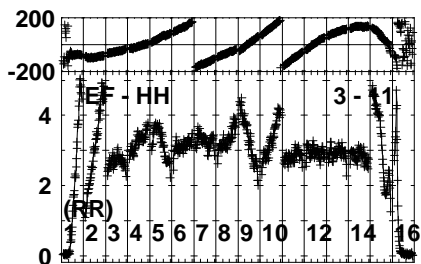
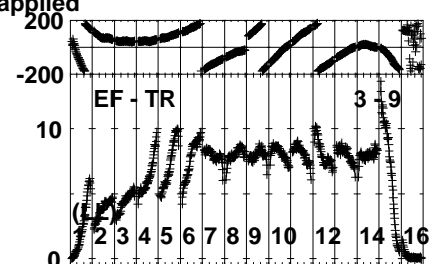
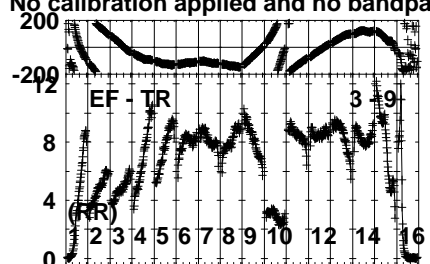
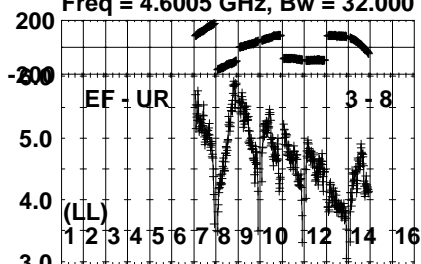
Lower frame: Milli Ampl Jy Top frame: Phas deg
Vector averaged cross-power spectrum Several baselines displayed
Timerange: 00/22:25:33 to 00/22:26:49

Plot file version 60 created 02-DEC-2022 13:18:15

J1848+3219 EC086C.UVDATA.1

Freq = 4.6005 GHz, Bw = 32.000 MH

No calibration applied and no bandpass applied



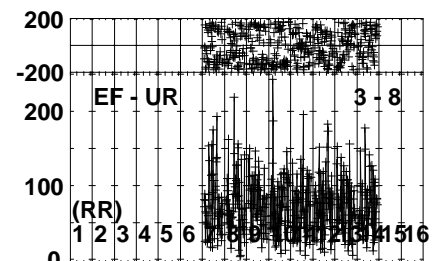
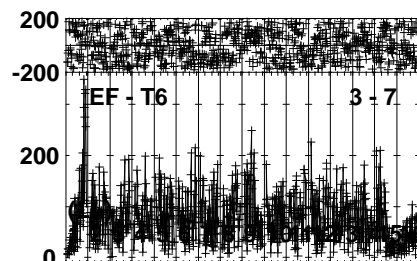
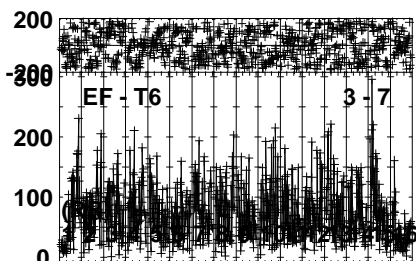
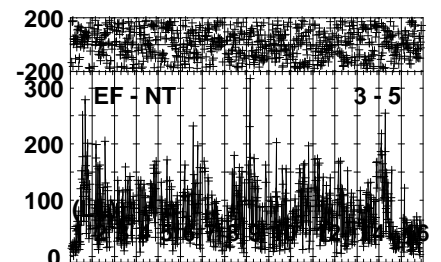
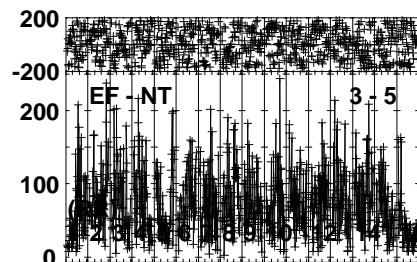
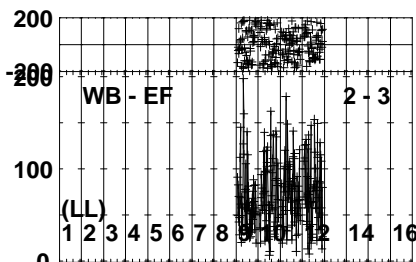
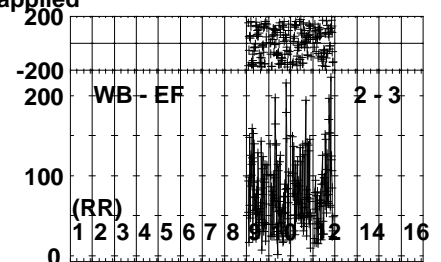
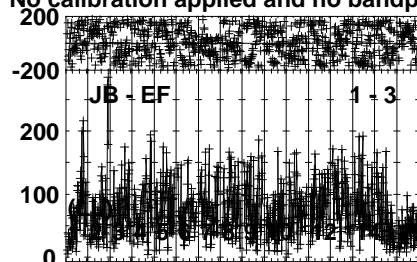
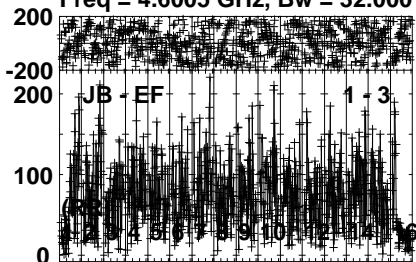
Lower frame: Milli Ampl Jy Top frame: Phas deg
Vector averaged cross-power spectrum Several baselines displayed
Timerange: 00/22:25:33 to 00/22:26:49

Plot file version 61 created 02-DEC-2022 13:18:15

LSRJ1835+325 EC086C.UVDATA.1

Freq = 4.6005 GHz, Bw = 32.000 MH

No calibration applied and no bandpass applied



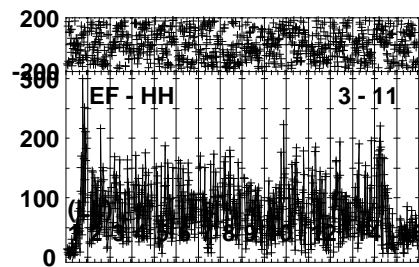
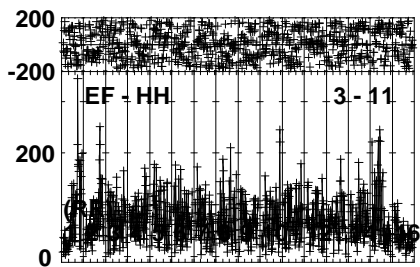
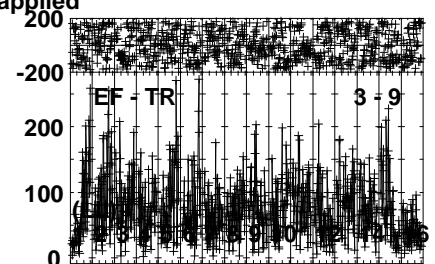
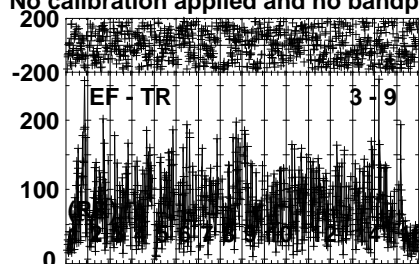
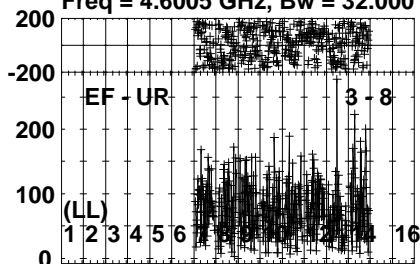
Lower frame: Micro Ampl Jy Top frame: Phas deg
Vector averaged cross-power spectrum Several baselines displayed
Timerange: 00/22:26:53 to 00/22:30:49

Plot file version 62 created 02-DEC-2022 13:18:15

LSRJ1835+325 EC086C.UVDATA.1

Freq = 4.6005 GHz, Bw = 32.000 MH

No calibration applied and no bandpass applied



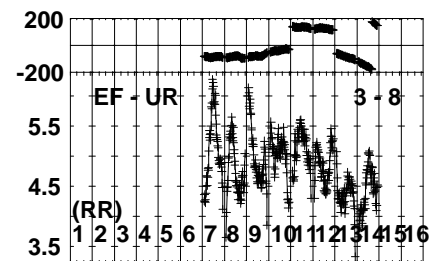
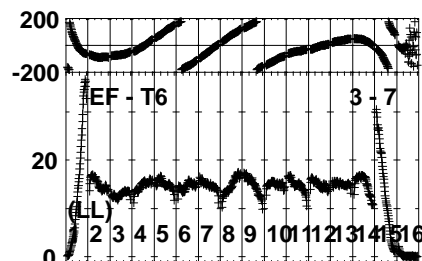
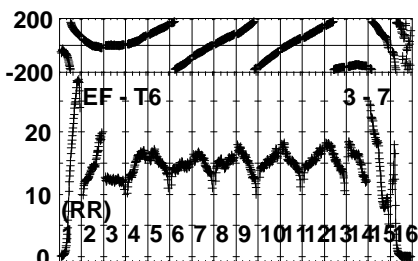
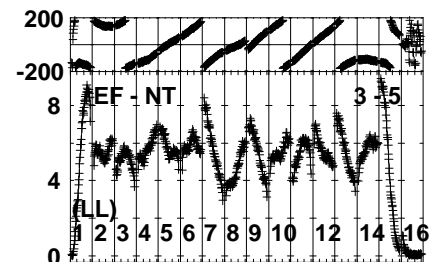
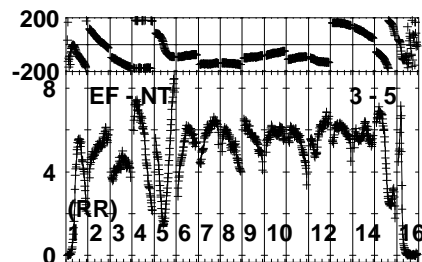
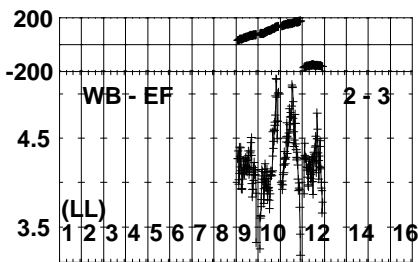
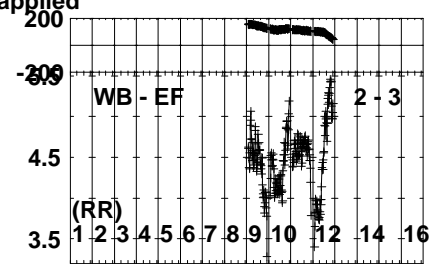
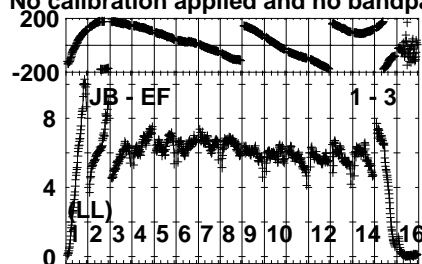
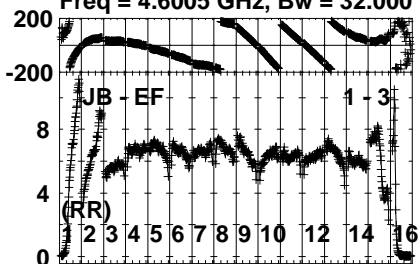
Lower frame: Micro Ampl Jy Top frame: Phas deg
Vector averaged cross-power spectrum Several baselines displayed
Timerange: 00/22:26:53 to 00/22:30:49

Plot file version 63 created 02-DEC-2022 13:18:16

J1848+3219 EC086C.UVDATA.1

Freq = 4.6005 GHz, Bw = 32.000 MH

No calibration applied and no bandpass applied



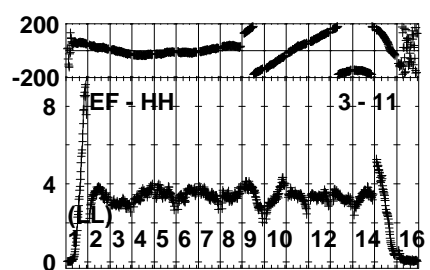
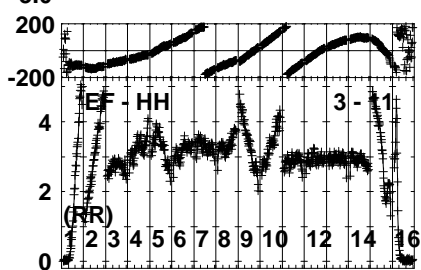
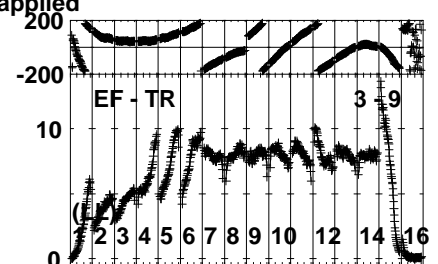
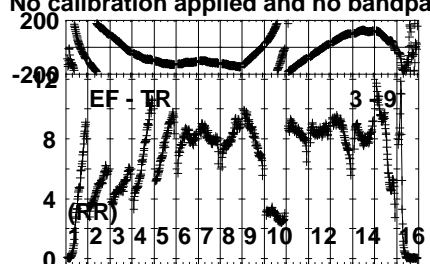
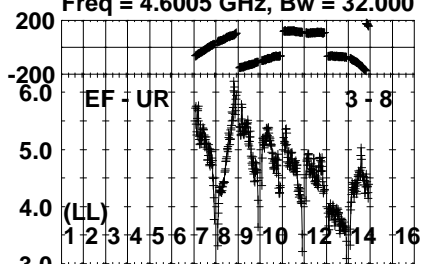
Lower frame: Milli Ampl Jy Top frame: Phas deg
Vector averaged cross-power spectrum Several baselines displayed
Timerange: 00/22:31:33 to 00/22:32:49

Plot file version 64 created 02-DEC-2022 13:18:16

J1848+3219 EC086C.UVDATA.1

Freq = 4.6005 GHz, Bw = 32.000 MH

No calibration applied and no bandpass applied



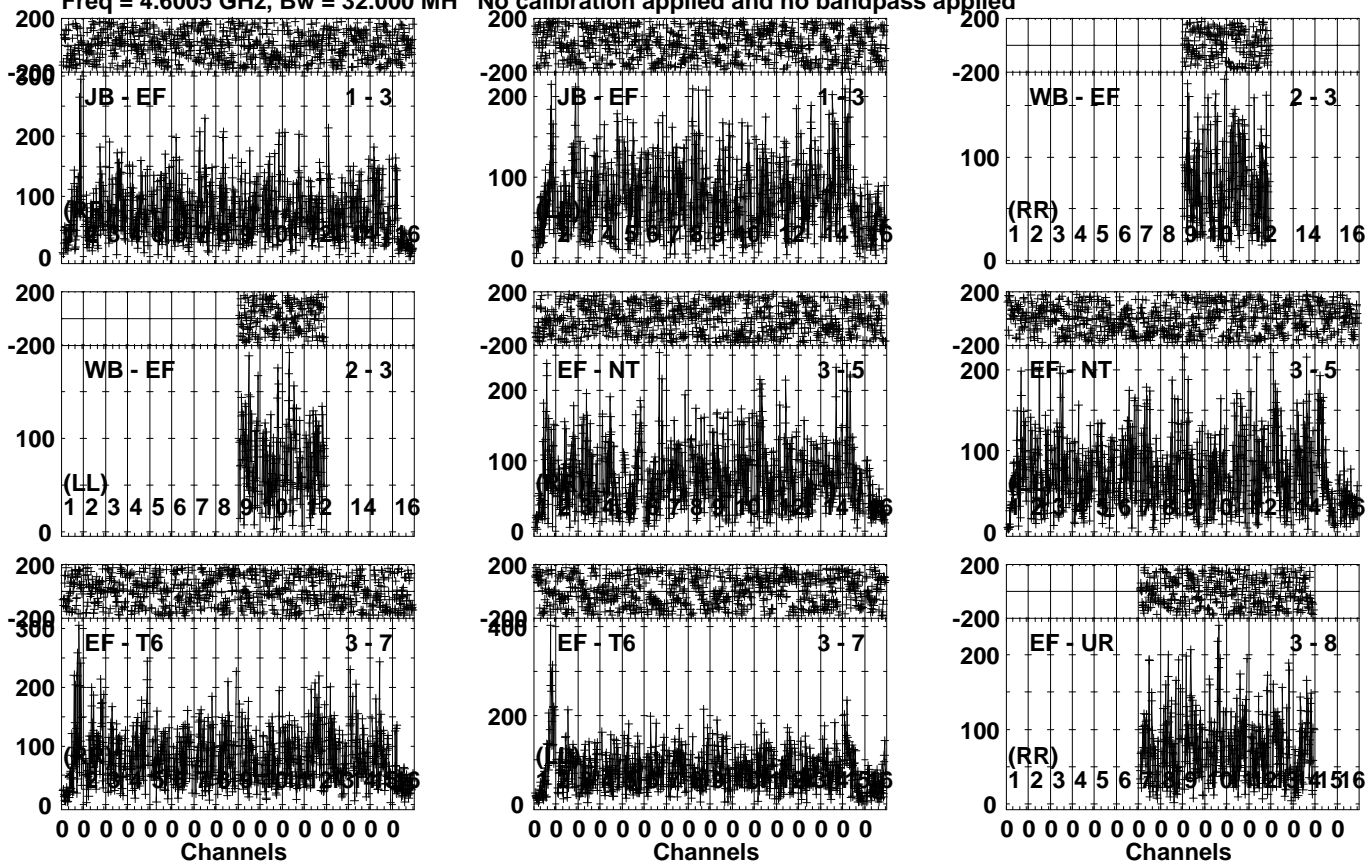
Lower frame: Milli Ampl Jy Top frame: Phas deg
Vector averaged cross-power spectrum Several baselines displayed
Timerange: 00/22:31:33 to 00/22:32:49

Plot file version 65 created 02-DEC-2022 13:18:16

LSRJ1835+325 EC086C.UVDATA.1

Freq = 4.6005 GHz, Bw = 32.000 MH

No calibration applied and no bandpass applied



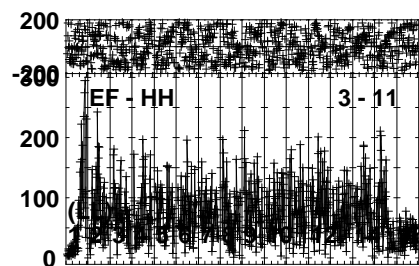
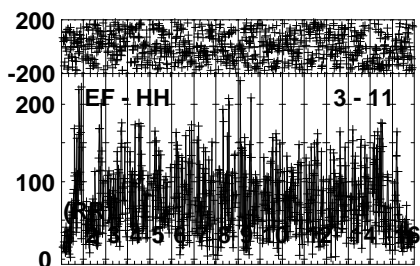
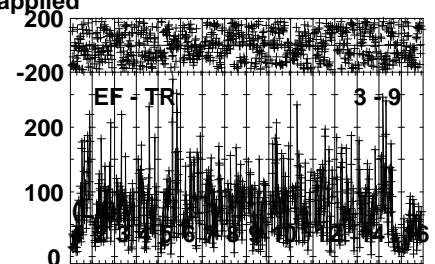
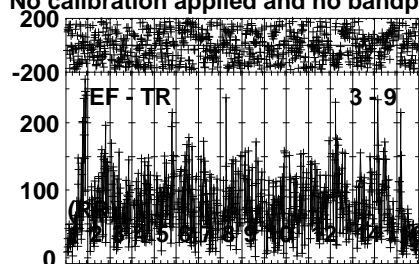
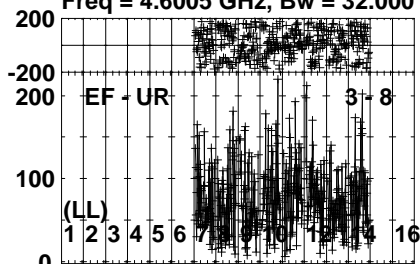
Lower frame: Micro Ampl Jy Top frame: Phas deg
Vector averaged cross-power spectrum Several baselines displayed
Timerange: 00/22:32:51 to 00/22:36:49

Plot file version 66 created 02-DEC-2022 13:18:16

LSRJ1835+325 EC086C.UVDATA.1

Freq = 4.6005 GHz, Bw = 32.000 MH

No calibration applied and no bandpass applied



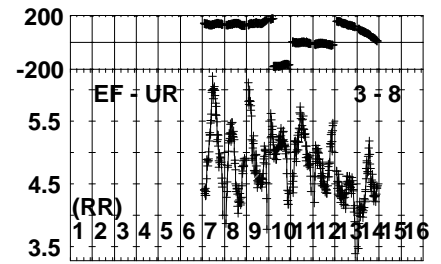
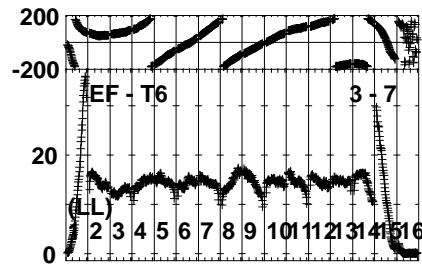
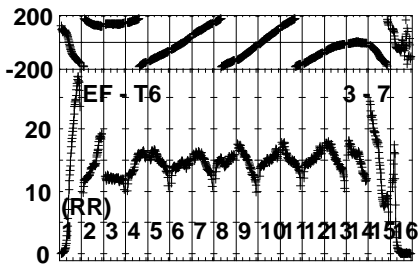
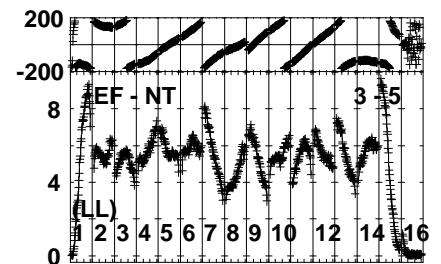
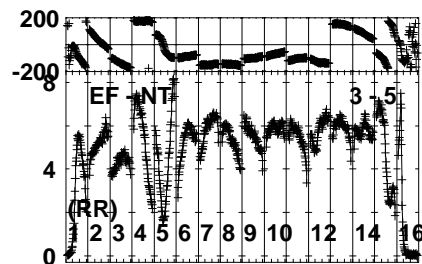
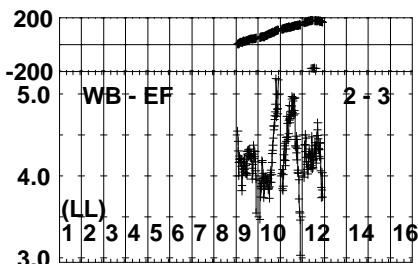
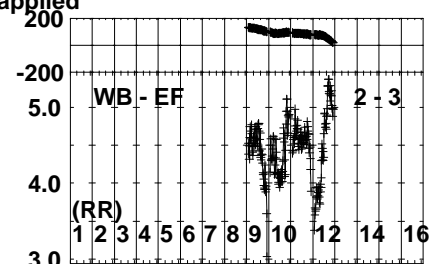
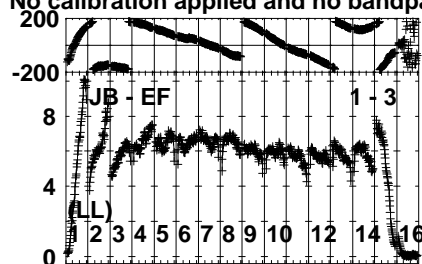
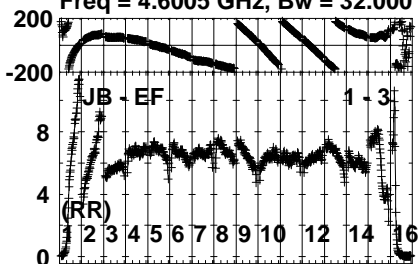
Lower frame: Micro Ampl Jy Top frame: Phas deg
Vector averaged cross-power spectrum Several baselines displayed
Timerange: 00/22:32:51 to 00/22:36:49

Plot file version 67 created 02-DEC-2022 13:18:16

J1848+3219 EC086C.UVDATA.1

Freq = 4.6005 GHz, Bw = 32.000 MH

No calibration applied and no bandpass applied



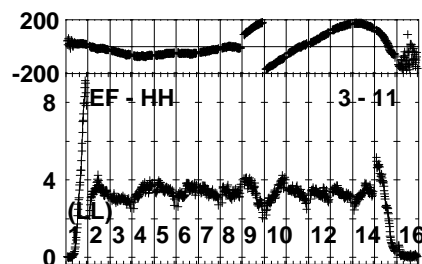
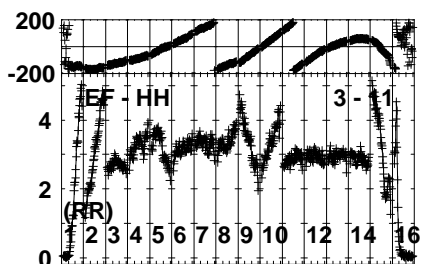
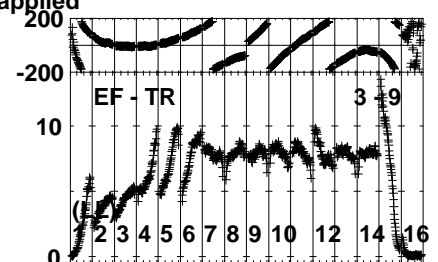
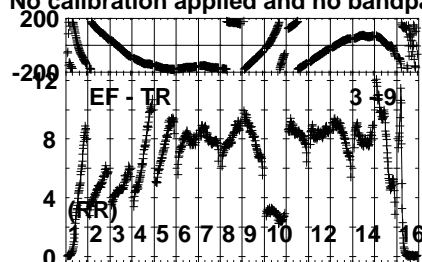
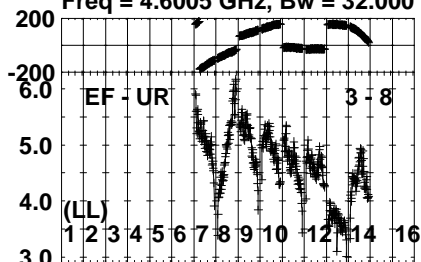
Lower frame: Milli Ampl Jy Top frame: Phas deg
Vector averaged cross-power spectrum Several baselines displayed
Timerange: 00/22:37:33 to 00/22:38:49

Plot file version 68 created 02-DEC-2022 13:18:16

J1848+3219 EC086C.UVDATA.1

Freq = 4.6005 GHz, Bw = 32.000 MH

No calibration applied and no bandpass applied



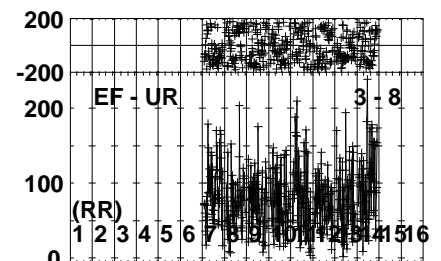
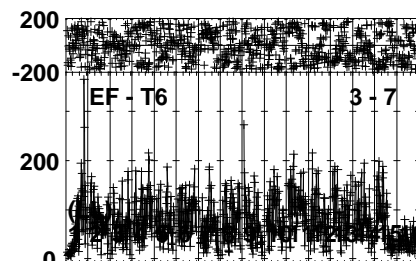
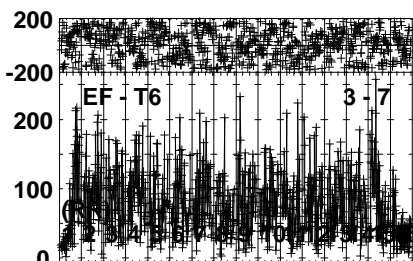
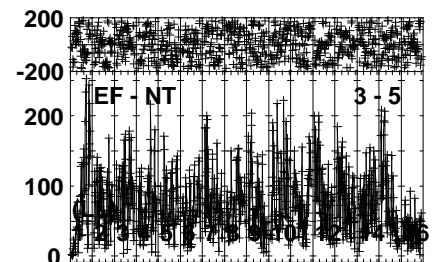
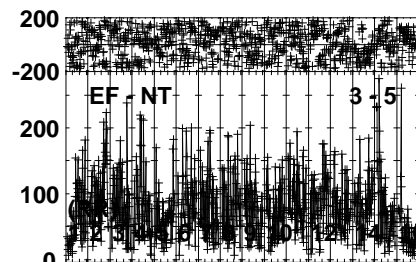
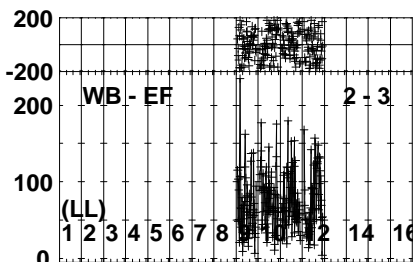
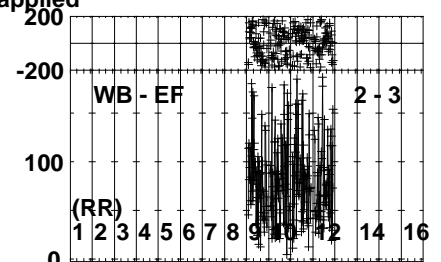
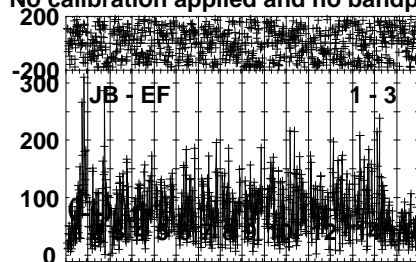
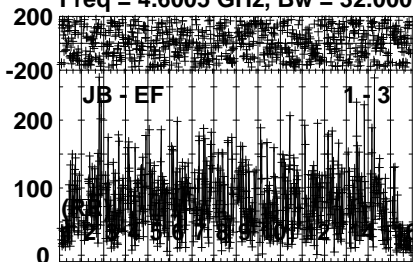
Lower frame: Milli Ampl Jy Top frame: Phas deg
Vector averaged cross-power spectrum Several baselines displayed
Timerange: 00/22:37:33 to 00/22:38:49

Plot file version 69 created 02-DEC-2022 13:18:16

LSRJ1835+325 EC086C.UVDATA.1

Freq = 4.6005 GHz, Bw = 32.000 MH

No calibration applied and no bandpass applied



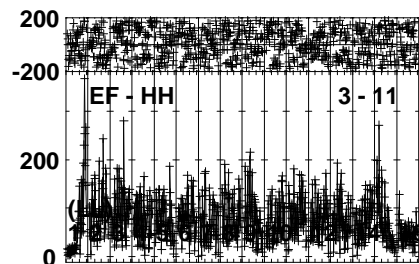
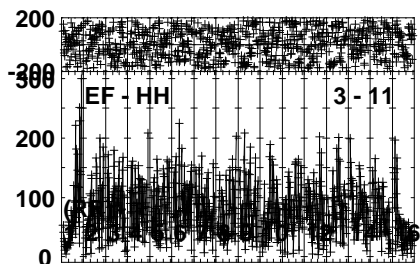
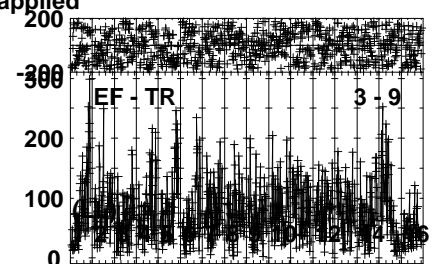
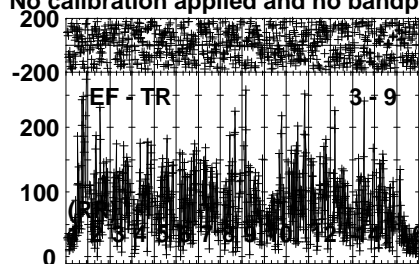
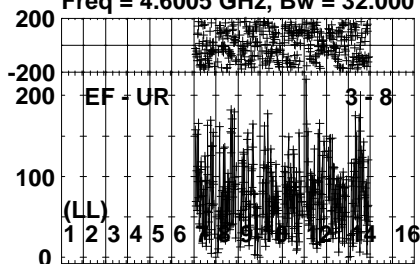
Lower frame: Micro Ampl Jy Top frame: Phas deg
Vector averaged cross-power spectrum Several baselines displayed
Timerange: 00/22:38:51 to 00/22:42:49

Plot file version 70 created 02-DEC-2022 13:18:16

LSRJ1835+325 EC086C.UVDATA.1

Freq = 4.6005 GHz, Bw = 32.000 MH

No calibration applied and no bandpass applied



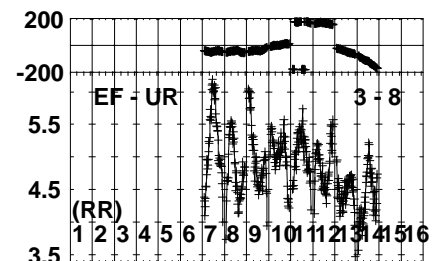
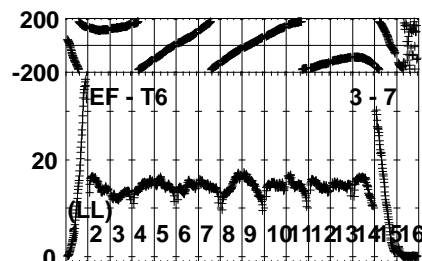
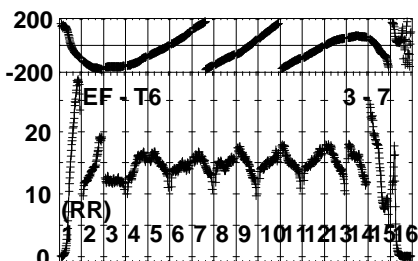
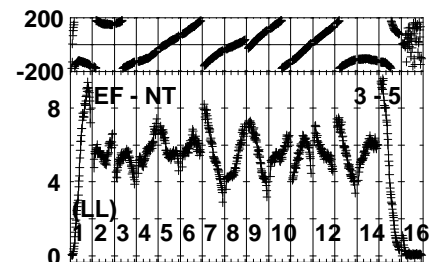
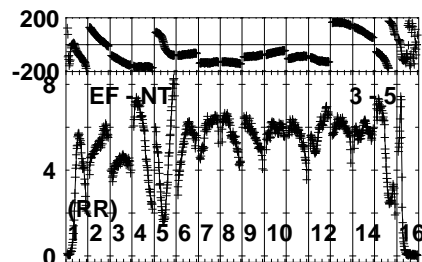
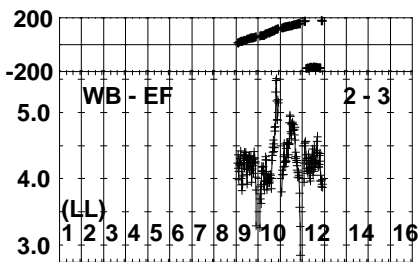
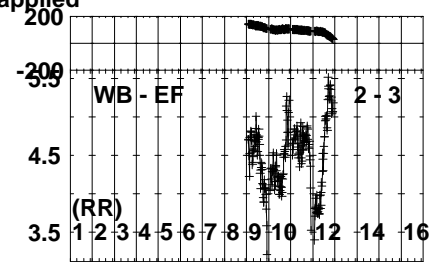
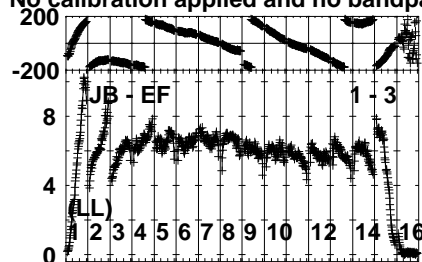
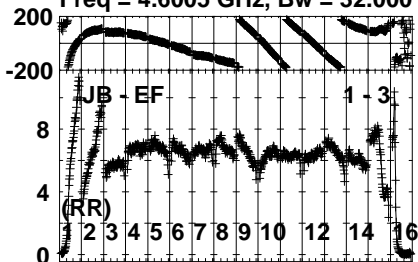
Lower frame: Micro Ampl Jy Top frame: Phas deg
Vector averaged cross-power spectrum Several baselines displayed
Timerange: 00/22:38:51 to 00/22:42:49

Plot file version 71 created 02-DEC-2022 13:18:17

J1848+3219 EC086C.UVDATA.1

Freq = 4.6005 GHz, Bw = 32.000 MH

No calibration applied and no bandpass applied



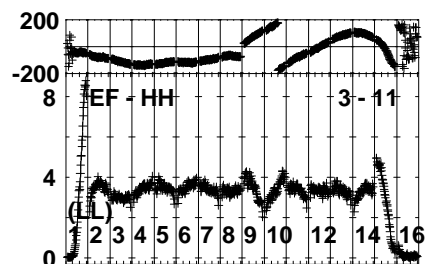
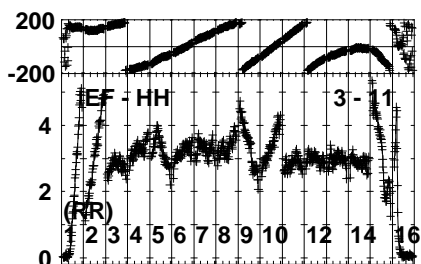
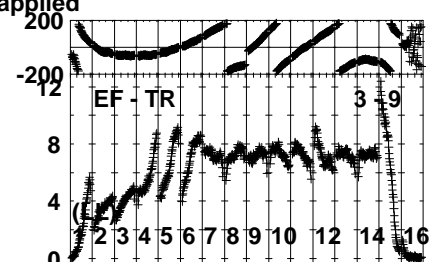
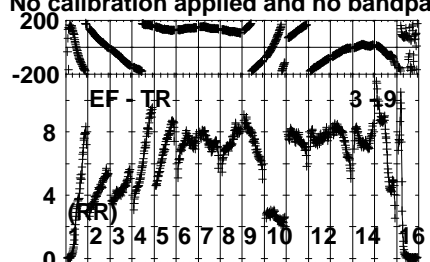
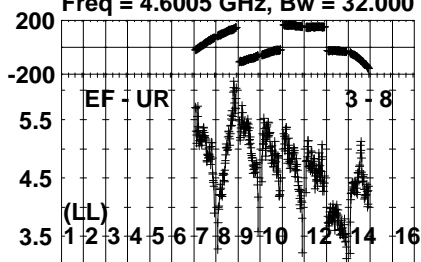
Lower frame: Milli Ampl Jy Top frame: Phas deg
Vector averaged cross-power spectrum Several baselines displayed
Timerange: 00/22:43:33 to 00/22:44:49

Plot file version 72 created 02-DEC-2022 13:18:17

J1848+3219 EC086C.UVDATA.1

Freq = 4.6005 GHz, Bw = 32.000 MH

No calibration applied and no bandpass applied



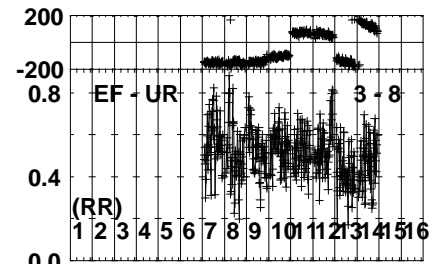
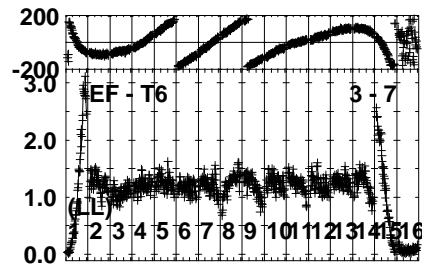
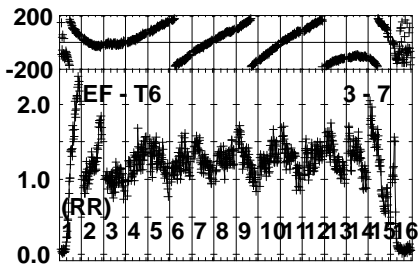
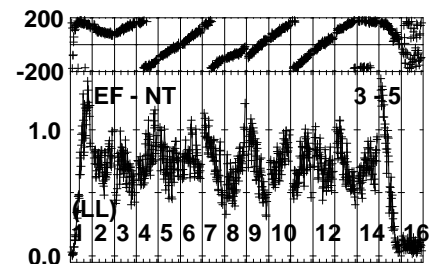
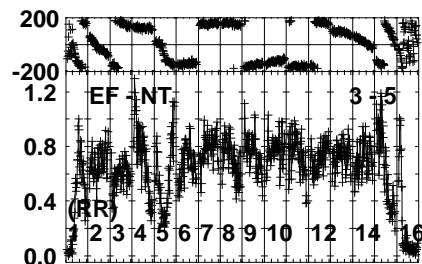
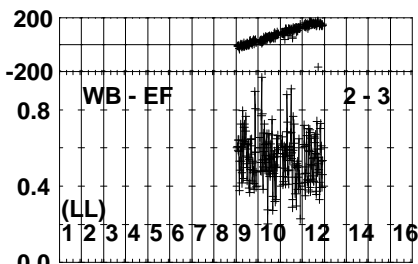
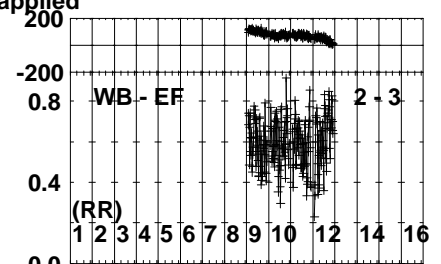
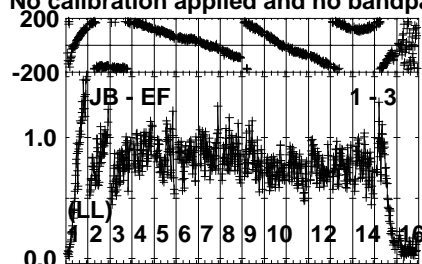
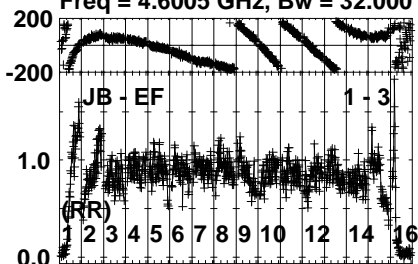
Lower frame: Milli Ampl Jy Top frame: Phas deg
Vector averaged cross-power spectrum Several baselines displayed
Timerange: 00/22:43:33 to 00/22:44:49

Plot file version 73 created 02-DEC-2022 13:18:17

J1834+3205 EC086C.UVDATA.1

Freq = 4.6005 GHz, Bw = 32.000 MH

No calibration applied and no bandpass applied



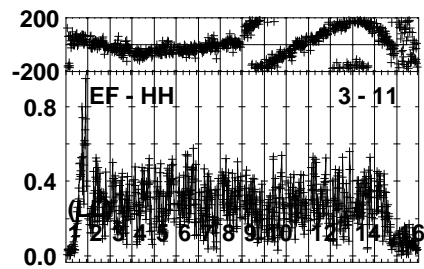
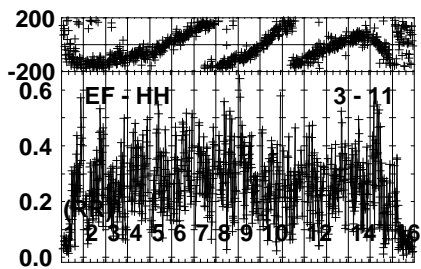
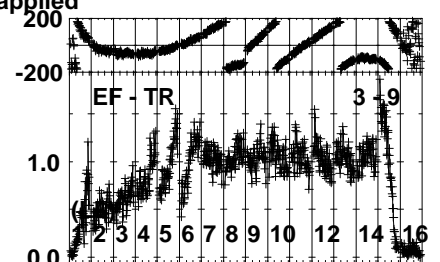
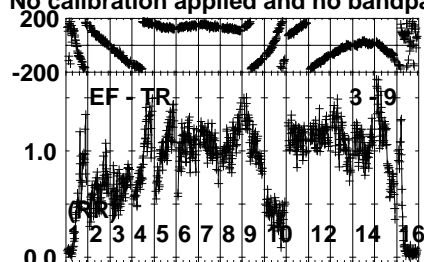
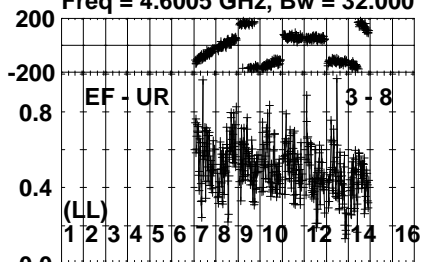
Lower frame: Milli Ampl Jy Top frame: Phas deg
Vector averaged cross-power spectrum Several baselines displayed
Timerange: 00/22:44:51 to 00/22:46:49

Plot file version 74 created 02-DEC-2022 13:18:17

J1834+3205 EC086C.UVDATA.1

Freq = 4.6005 GHz, Bw = 32.000 MH

No calibration applied and no bandpass applied



Lower frame: Milli Ampl Jy Top frame: Phas deg

Vector averaged cross-power spectrum Several baselines displayed

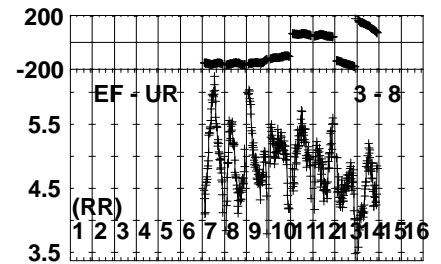
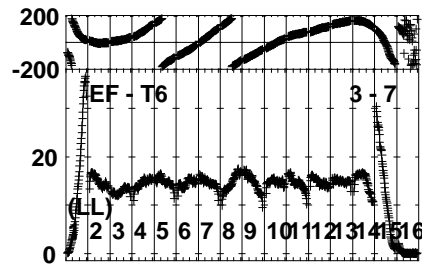
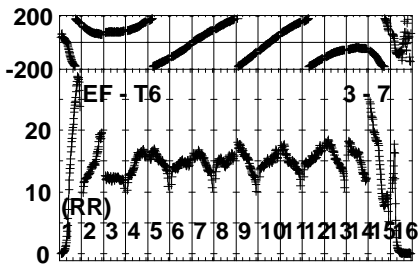
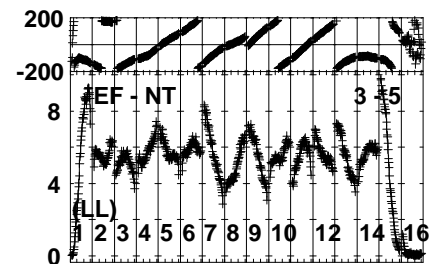
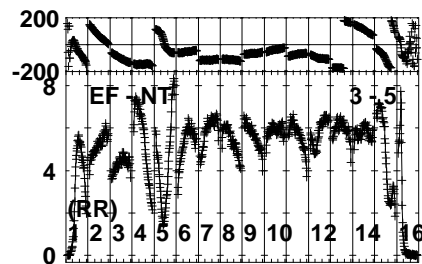
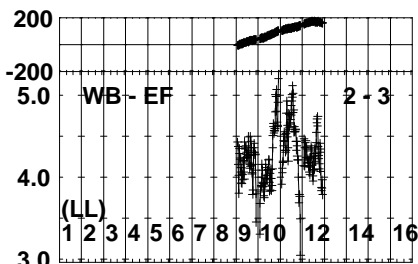
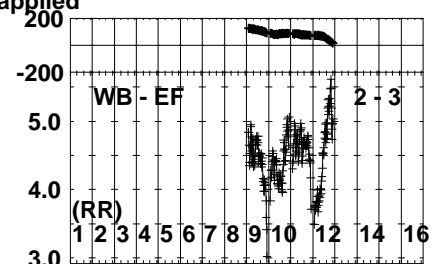
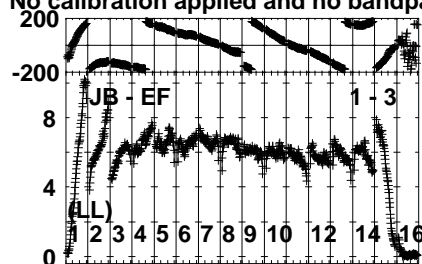
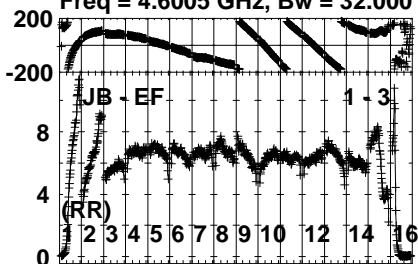
Timerange: 00/22:44:51 to 00/22:46:49

Plot file version 75 created 02-DEC-2022 13:18:17

J1848+3219 EC086C.UVDATA.1

Freq = 4.6005 GHz, Bw = 32.000 MH

No calibration applied and no bandpass applied



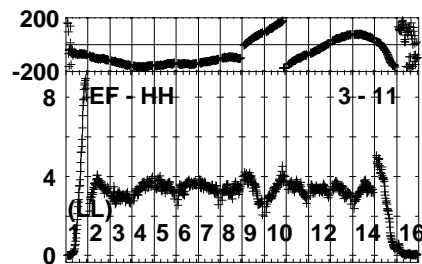
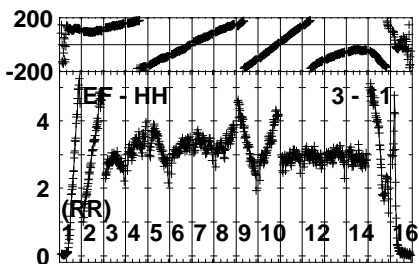
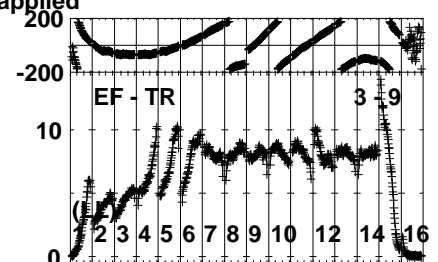
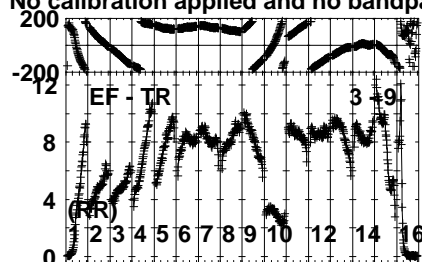
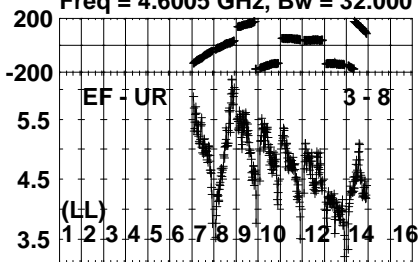
Lower frame: Milli Ampl Jy Top frame: Phas deg
Vector averaged cross-power spectrum Several baselines displayed
Timerange: 00/22:46:53 to 00/22:48:49

Plot file version 76 created 02-DEC-2022 13:18:17

J1848+3219 EC086C.UVDATA.1

Freq = 4.6005 GHz, Bw = 32.000 MH

No calibration applied and no bandpass applied



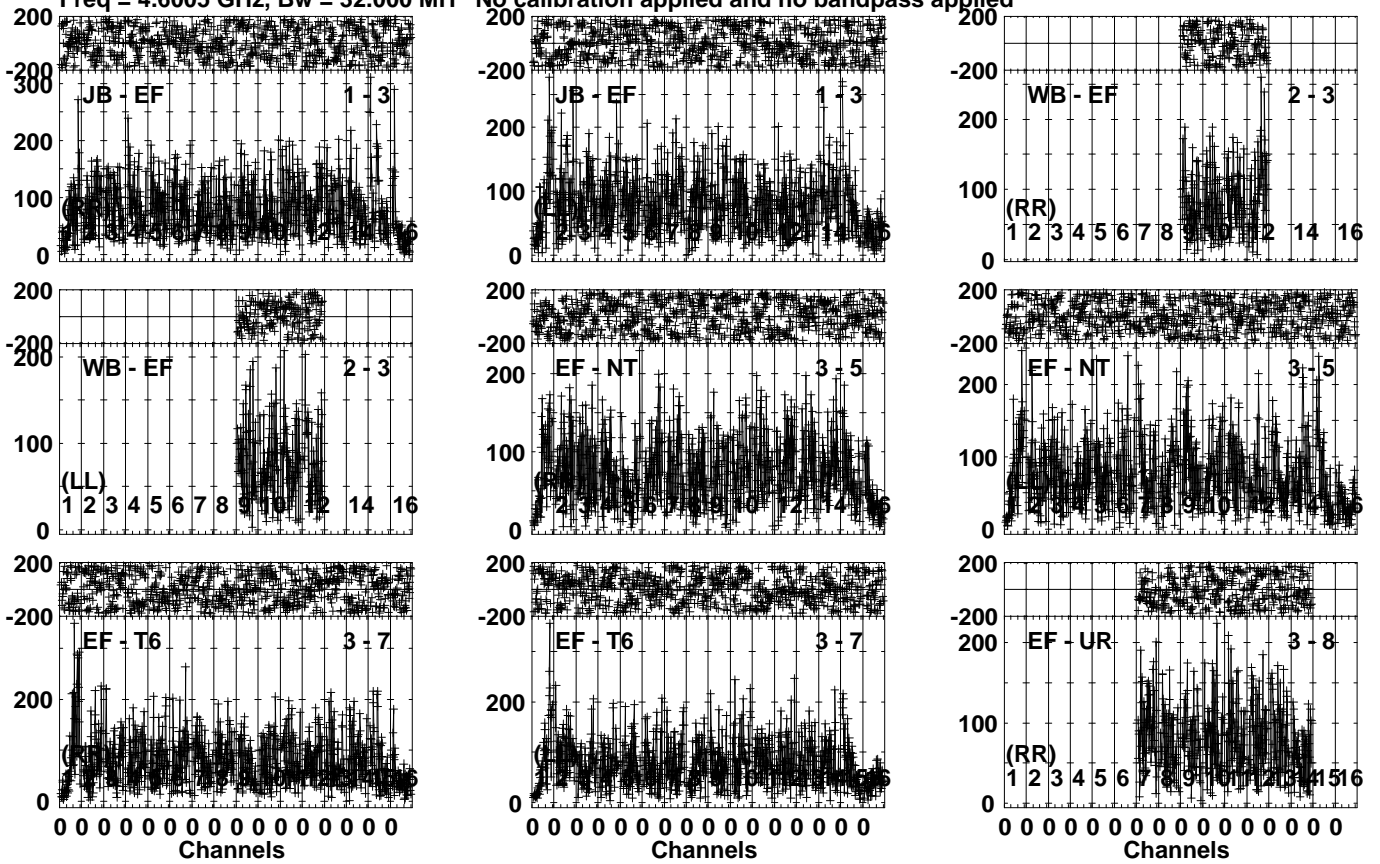
Lower frame: Milli Ampl Jy Top frame: Phas deg
Vector averaged cross-power spectrum Several baselines displayed
Timerange: 00/22:46:53 to 00/22:48:49

Plot file version 77 created 02-DEC-2022 13:18:17

LSRJ1835+325 EC086C.UVDATA.1

Freq = 4.6005 GHz, Bw = 32.000 MH

No calibration applied and no bandpass applied



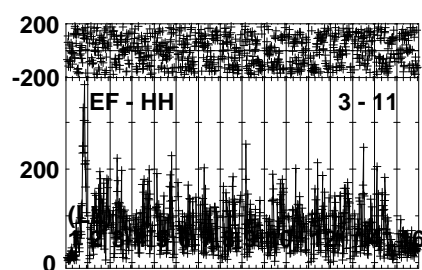
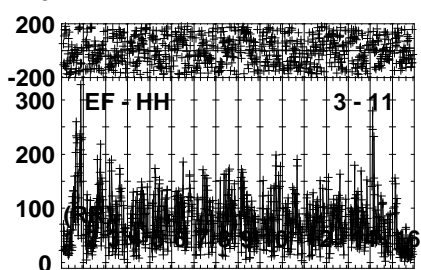
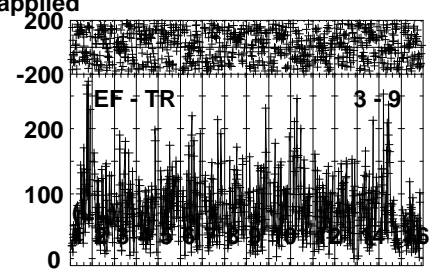
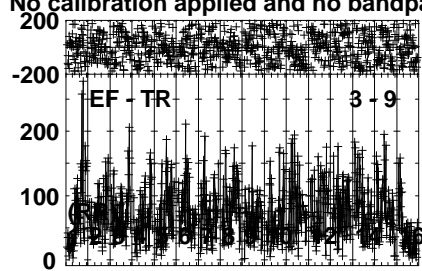
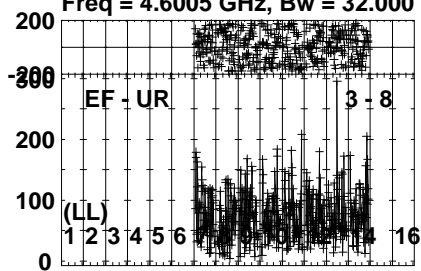
Lower frame: Micro Ampl Jy Top frame: Phas deg
Vector averaged cross-power spectrum Several baselines displayed
Timerange: 00/22:48:51 to 00/22:52:49

Plot file version 78 created 02-DEC-2022 13:18:17

LSRJ1835+325 EC086C.UVDATA.1

Freq = 4.6005 GHz, Bw = 32.000 MH

No calibration applied and no bandpass applied

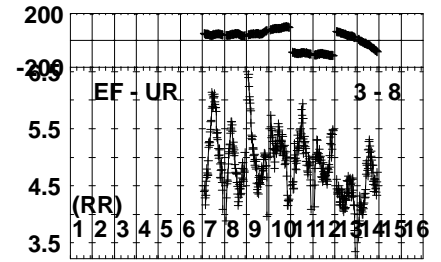
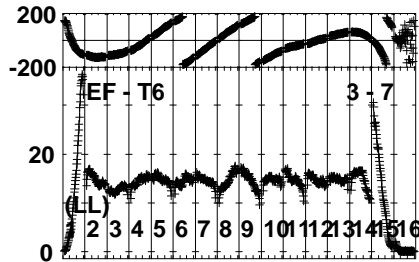
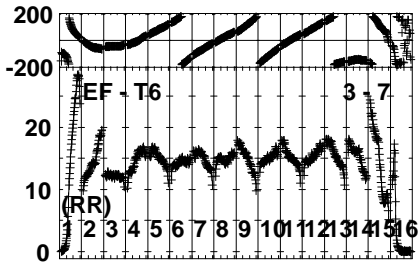
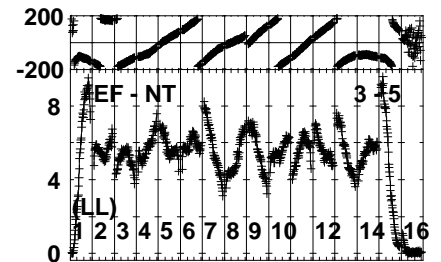
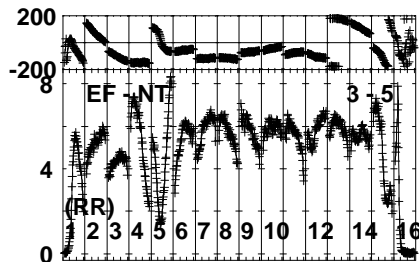
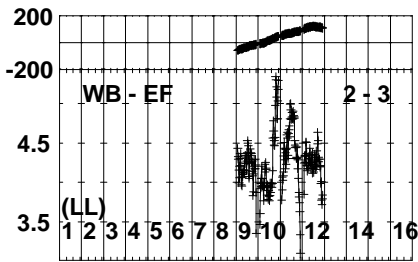
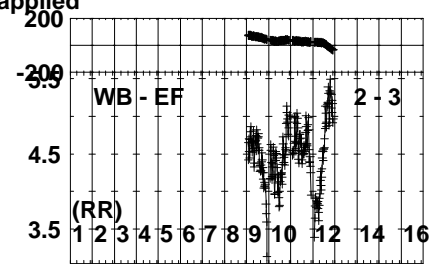
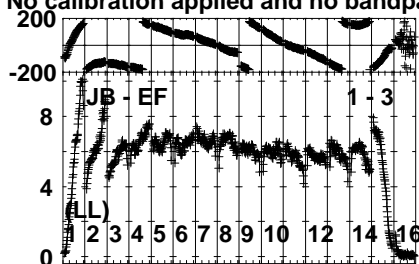
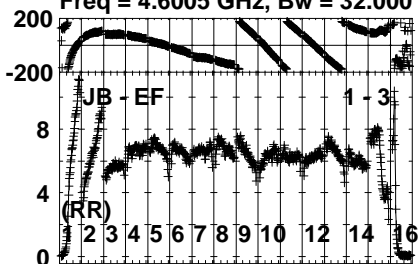


Lower frame: Micro Ampl Jy Top frame: Phas deg
Vector averaged cross-power spectrum Several baselines displayed
Timerange: 00/22:48:51 to 00/22:52:49

Plot file version 79 created 02-DEC-2022 13:18:17

J1848+3219 EC086C.UVDATA.1

Freq = 4.6005 GHz, Bw = 32.000 MH No calibration applied and no bandpass applied



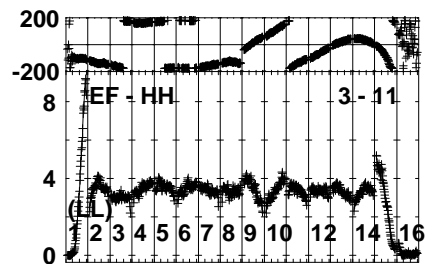
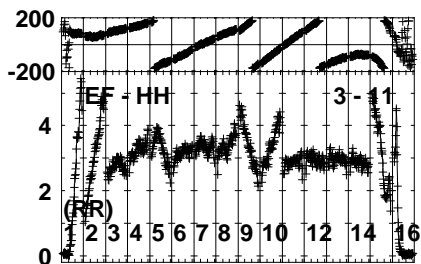
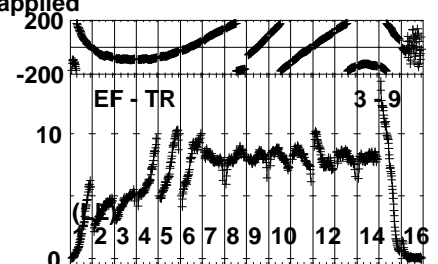
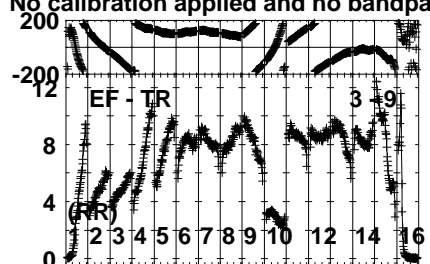
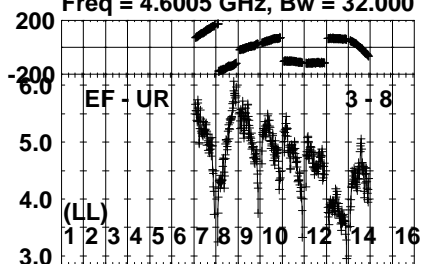
Lower frame: Milli Ampl Jy Top frame: Phas deg
Vector averaged cross-power spectrum Several baselines displayed
Timerange: 00/22:53:33 to 00/22:54:49

Plot file version 80 created 02-DEC-2022 13:18:18

J1848+3219 EC086C.UVDATA.1

Freq = 4.6005 GHz, Bw = 32.000 MH

No calibration applied and no bandpass applied



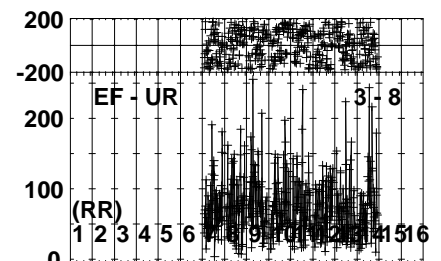
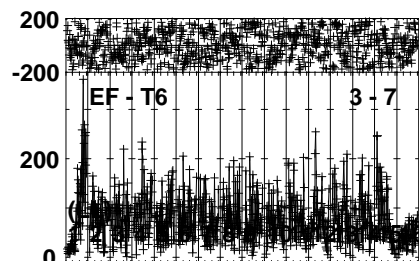
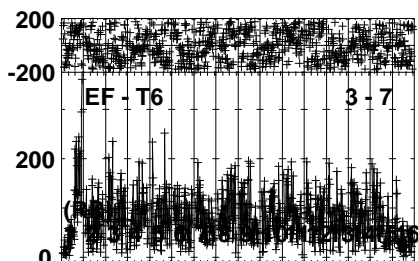
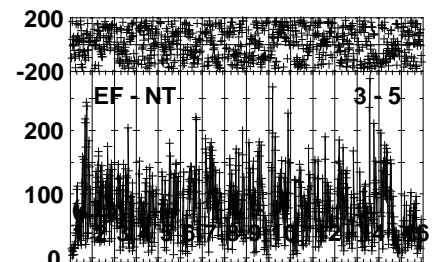
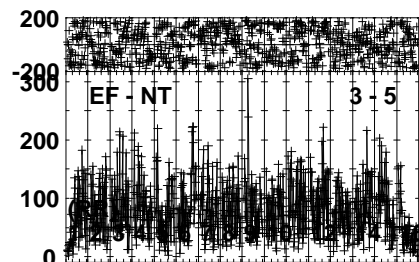
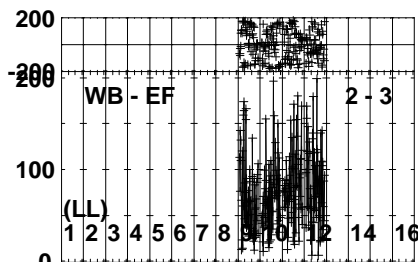
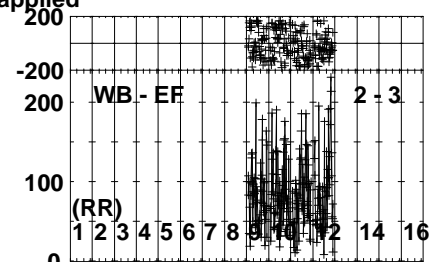
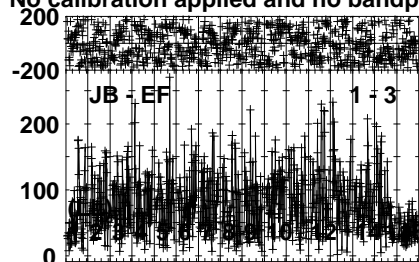
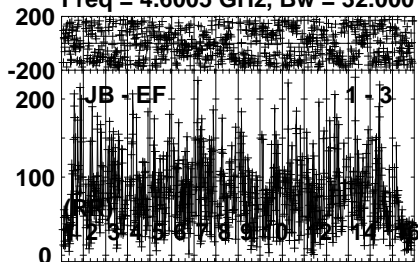
Lower frame: Milli Ampl Jy Top frame: Phas deg
Vector averaged cross-power spectrum Several baselines displayed
Timerange: 00/22:53:33 to 00/22:54:49

Plot file version 81 created 02-DEC-2022 13:18:18

LSRJ1835+325 EC086C.UVDATA.1

Freq = 4.6005 GHz, Bw = 32.000 MH

No calibration applied and no bandpass applied



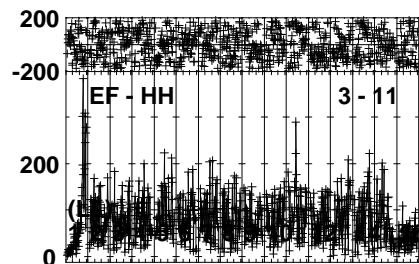
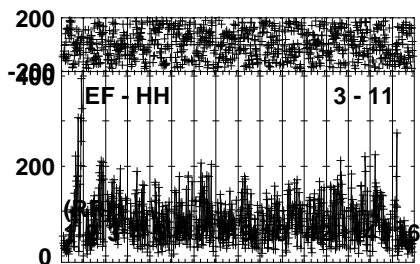
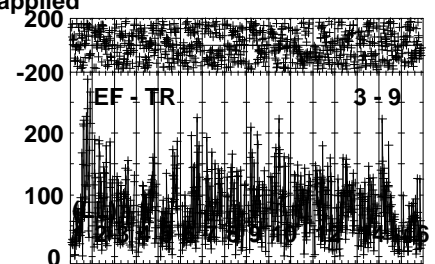
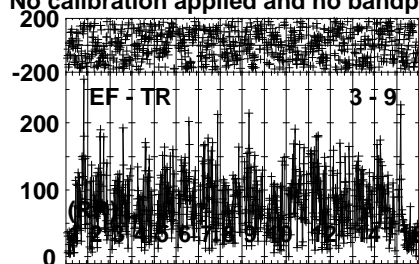
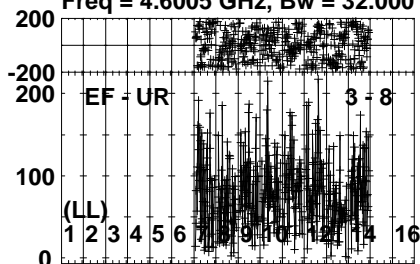
Lower frame: Micro Ampl Jy Top frame: Phas deg
Vector averaged cross-power spectrum Several baselines displayed
Timerange: 00/22:54:51 to 00/22:58:49

Plot file version 82 created 02-DEC-2022 13:18:18

LSRJ1835+325 EC086C.UVDATA.1

Freq = 4.6005 GHz, Bw = 32.000 MH

No calibration applied and no bandpass applied

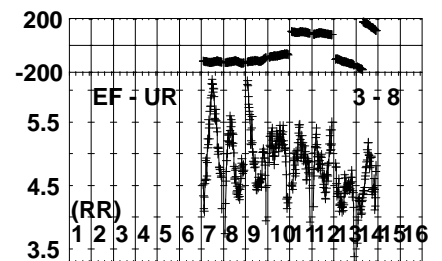
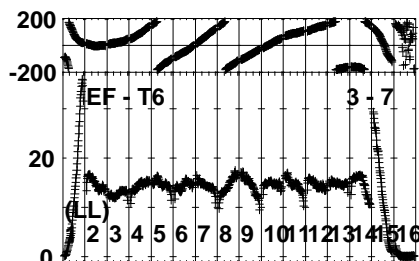
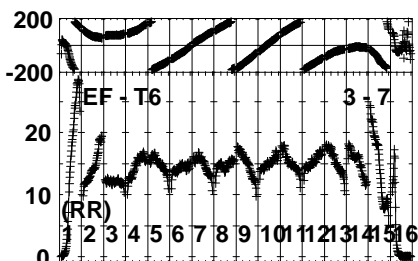
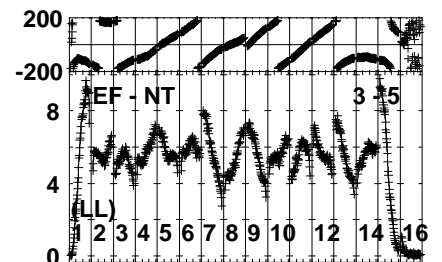
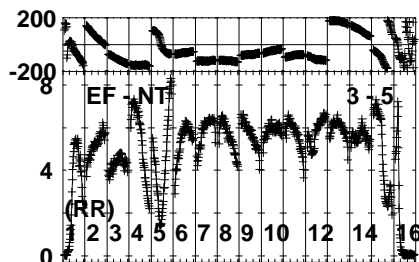
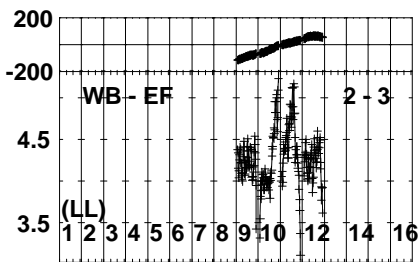
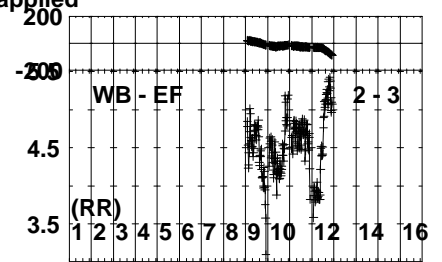
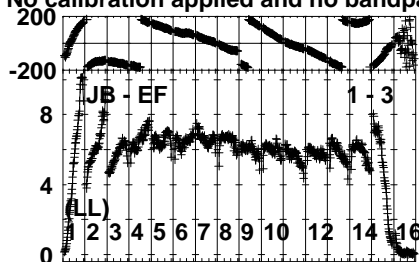
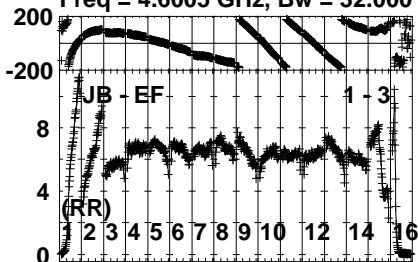


Lower frame: Micro Ampl Jy Top frame: Phas deg
Vector averaged cross-power spectrum Several baselines displayed
Timerange: 00/22:54:51 to 00/22:58:49

Plot file version 83 created 02-DEC-2022 13:18:18

J1848+3219 EC086C.UVDATA.1

Freq = 4.6005 GHz, Bw = 32.000 MH No calibration applied and no bandpass applied



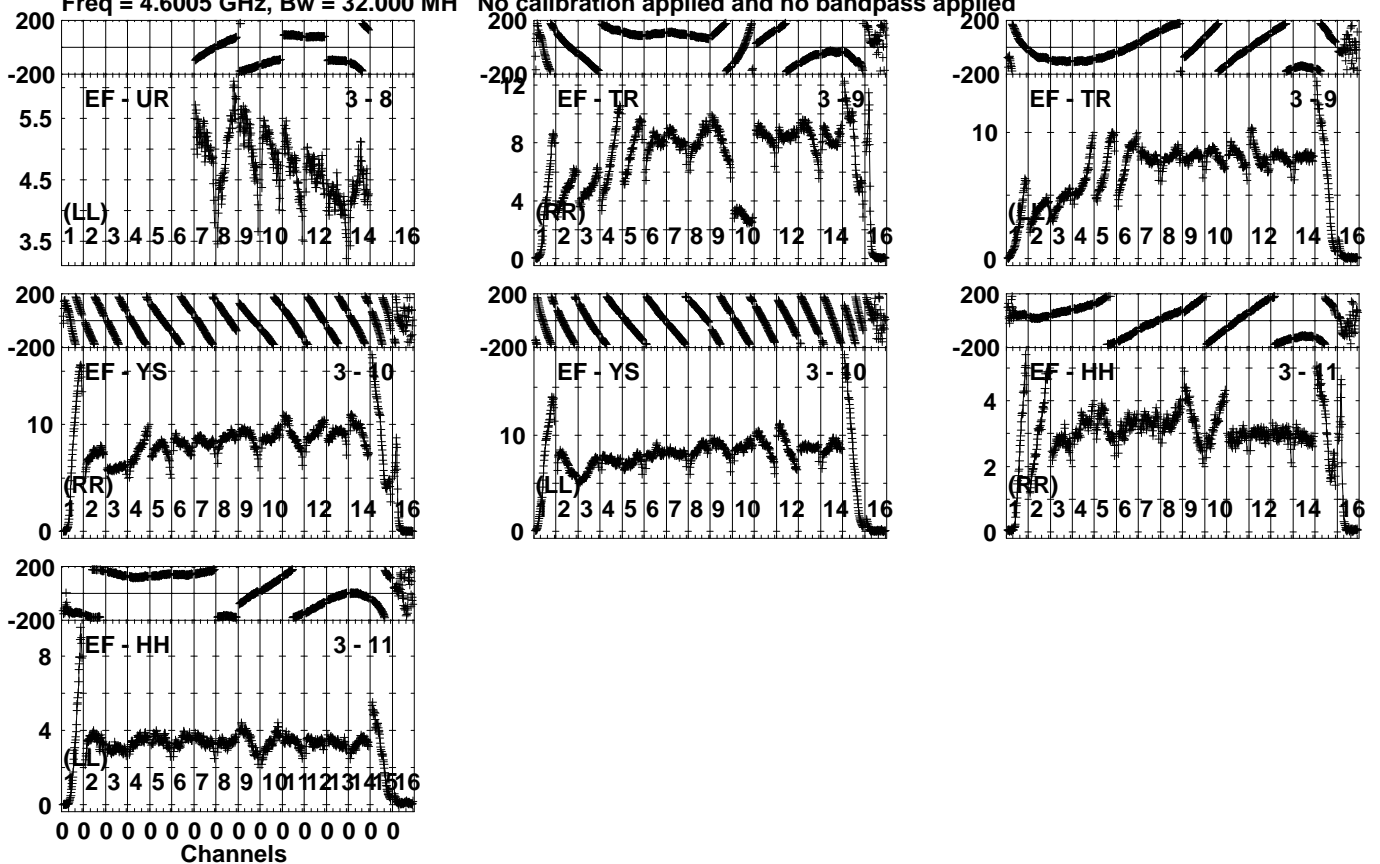
Lower frame: Milli Ampl Jy Top frame: Phas deg
Vector averaged cross-power spectrum Several baselines displayed
Timerange: 00/22:59:33 to 00/23:00:49

Plot file version 84 created 02-DEC-2022 13:18:18

J1848+3219 EC086C.UVDATA.1

Freq = 4.6005 GHz, Bw = 32.000 MH

No calibration applied and no bandpass applied



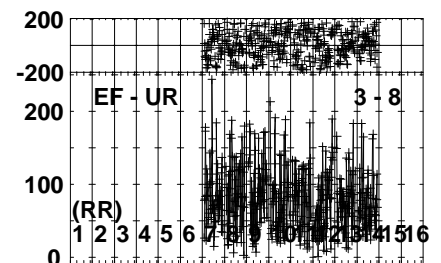
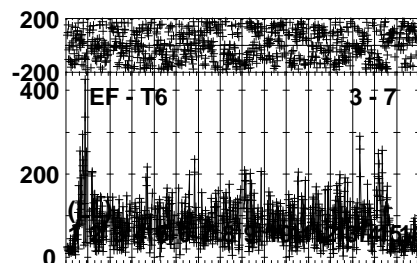
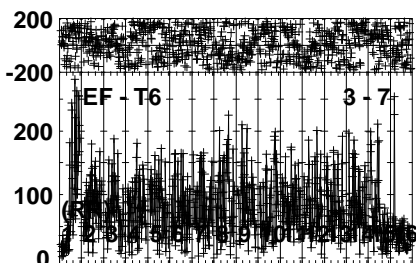
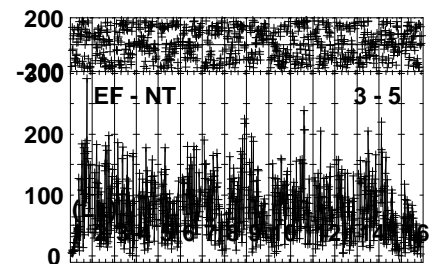
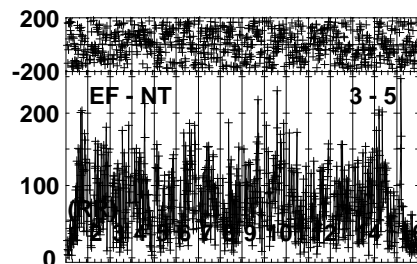
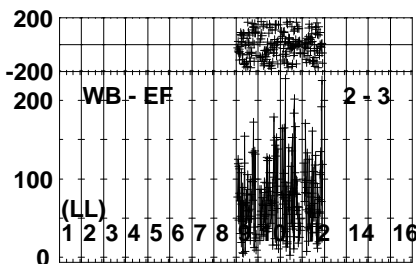
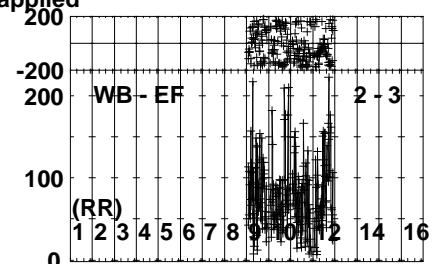
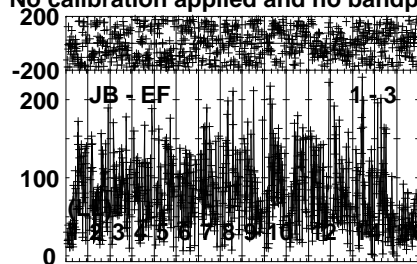
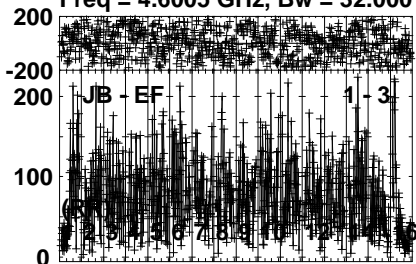
0 0 0 0 0 0 0 0 0 0 0 0 0 0 0 0
Channels
Lower frame: Milli Ampl Jy Top frame: Phas deg
Vector averaged cross-power spectrum Several baselines displayed
Timerange: 00/22:59:33 to 00/23:00:49

Plot file version 85 created 02-DEC-2022 13:18:18

LSRJ1835+325 EC086C.UVDATA.1

Freq = 4.6005 GHz, Bw = 32.000 MH

No calibration applied and no bandpass applied



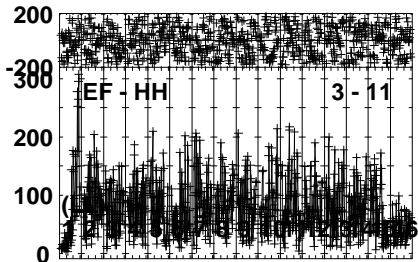
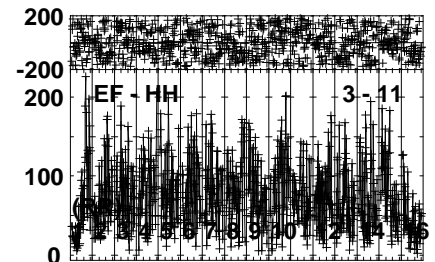
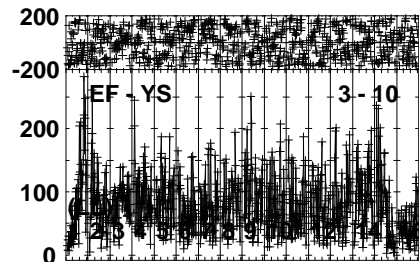
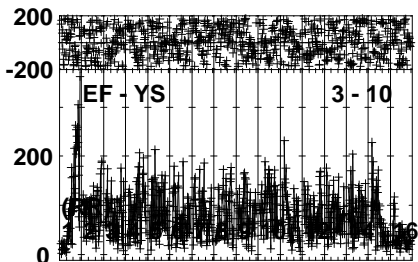
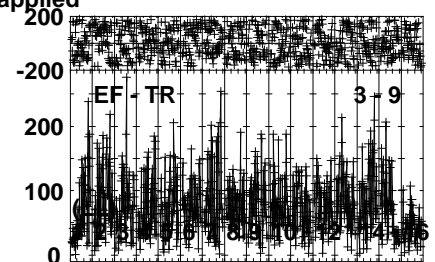
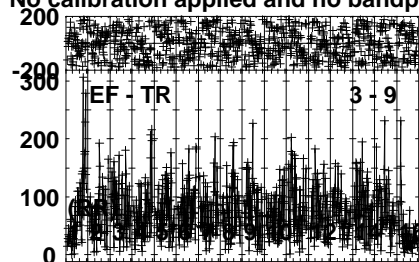
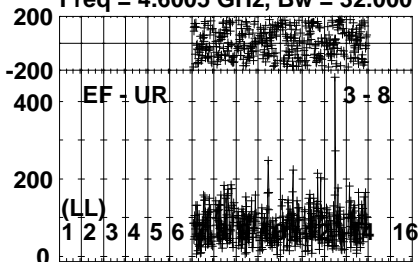
Lower frame: Micro Ampl Jy Top frame: Phas deg
Vector averaged cross-power spectrum Several baselines displayed
Timerange: 00/23:00:51 to 00/23:04:49

Plot file version 86 created 02-DEC-2022 13:18:18

LSRJ1835+325 EC086C.UVDATA.1

Freq = 4.6005 GHz, Bw = 32.000 MH

No calibration applied and no bandpass applied



0 0 0 0 0 0 0 0 0 0 0 0 0 0 0 0

Channels

Lower frame: Micro Ampl Jy Top frame: Phas deg

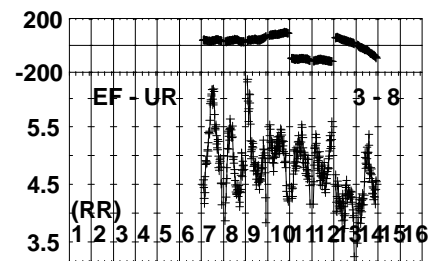
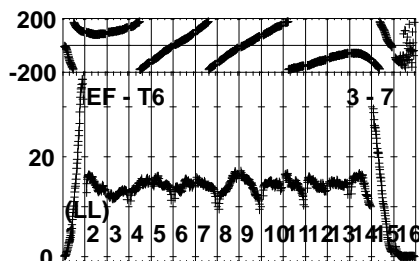
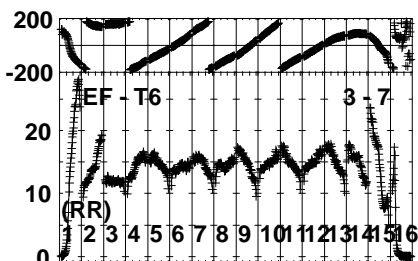
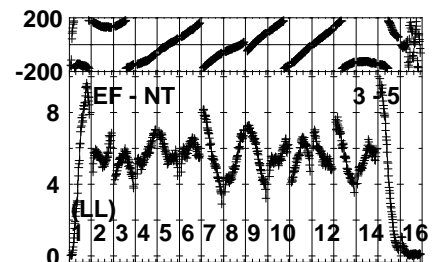
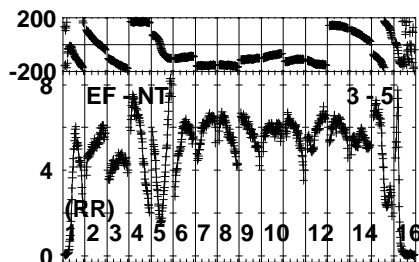
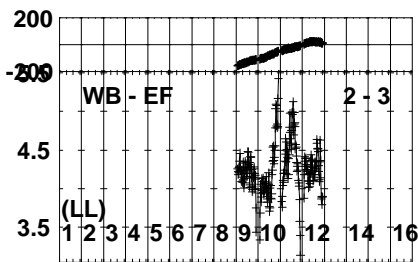
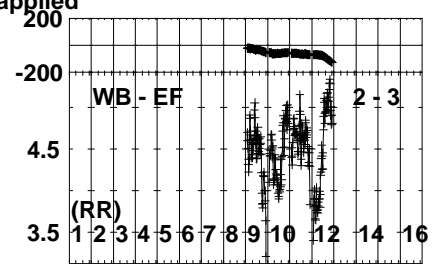
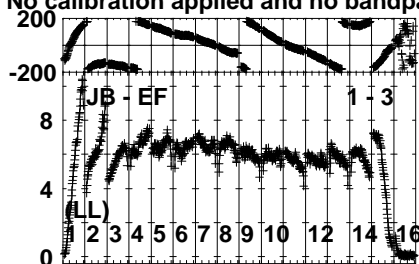
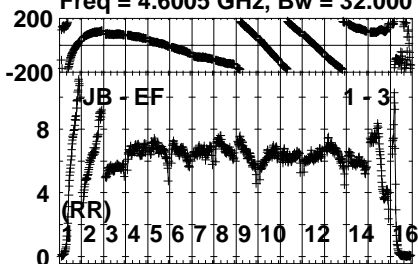
Vector averaged cross-power spectrum Several baselines displayed

Timerange: 00/23:00:51 to 00/23:04:49

Plot file version 87 created 02-DEC-2022 13:18:18

J1848+3219 EC086C.UVDATA.1

Freq = 4.6005 GHz, Bw = 32.000 MH No calibration applied and no bandpass applied



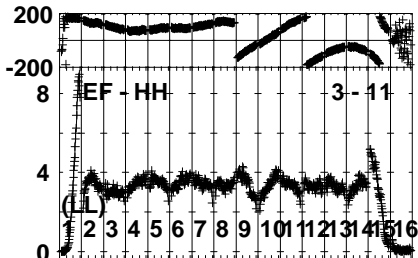
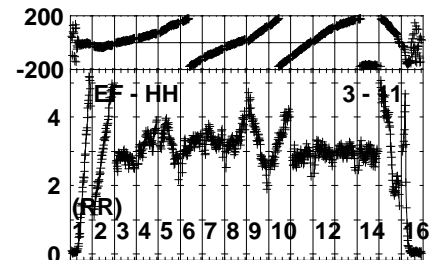
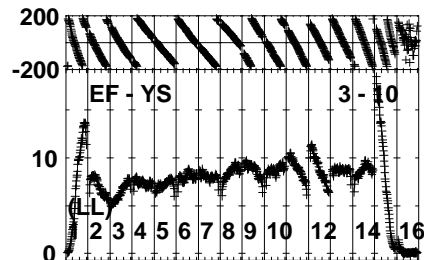
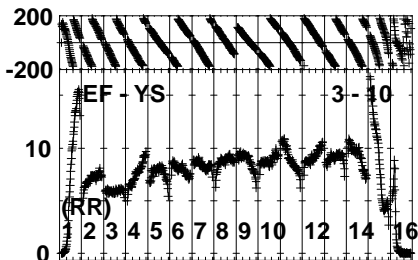
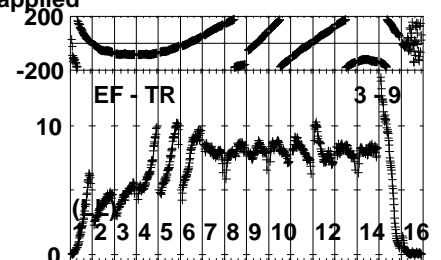
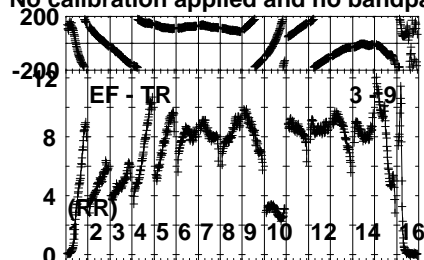
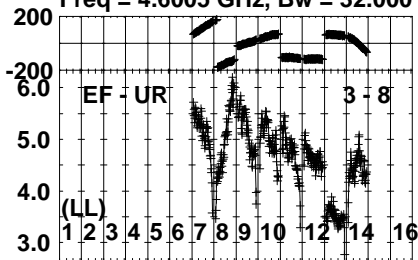
Lower frame: Milli Ampl Jy Top frame: Phas deg
Vector averaged cross-power spectrum Several baselines displayed
Timerange: 00/23:05:33 to 00/23:06:49

Plot file version 88 created 02-DEC-2022 13:18:19

J1848+3219 EC086C.UVDATA.1

Freq = 4.6005 GHz, Bw = 32.000 MH

No calibration applied and no bandpass applied



0 0 0 0 0 0 0 0 0 0 0 0 0 0 0 0
Channels

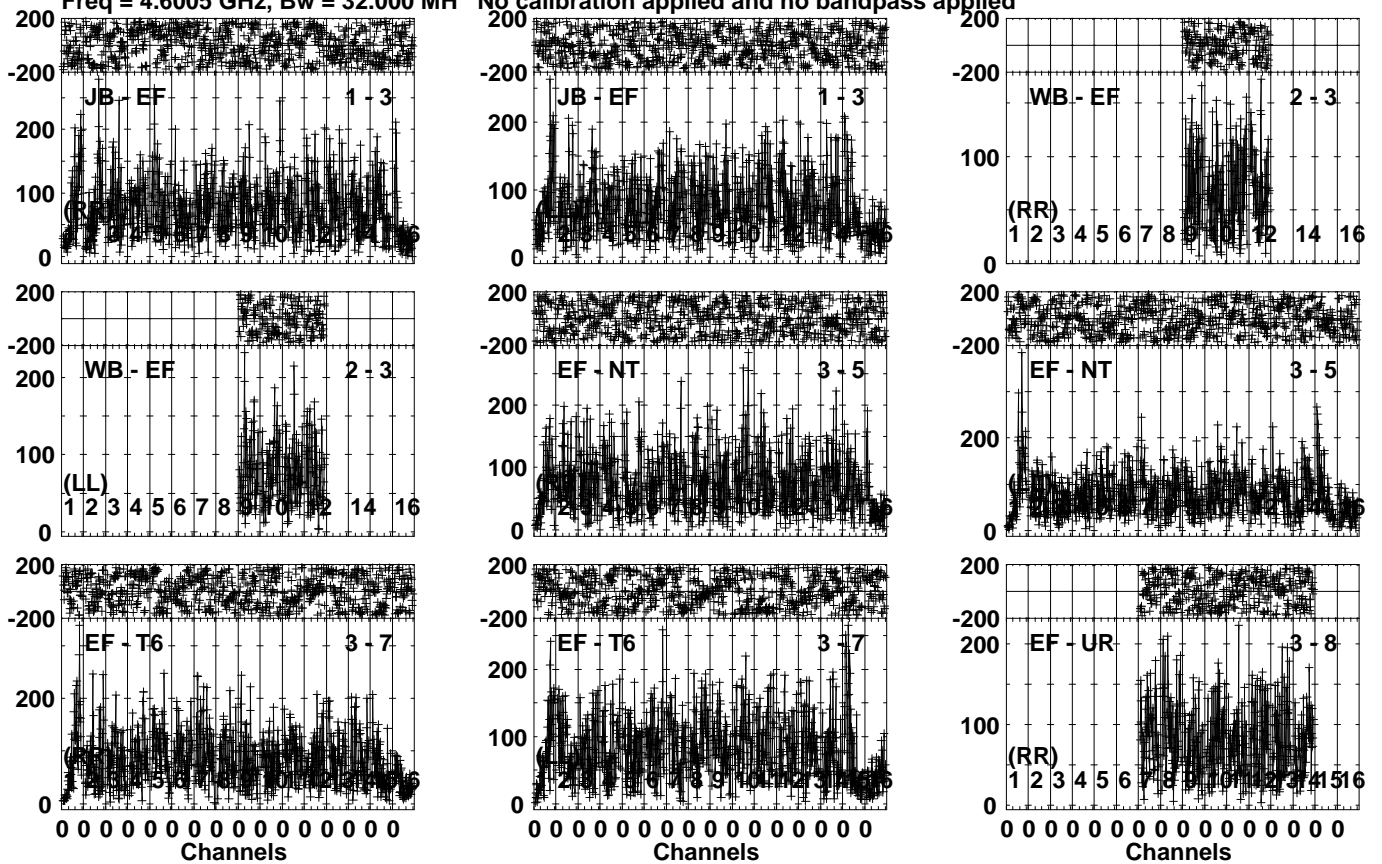
Lower frame: Milli Ampl Jy Top frame: Phas deg
Vector averaged cross-power spectrum Several baselines displayed
Timerange: 00/23:05:33 to 00/23:06:49

Plot file version 89 created 02-DEC-2022 13:18:19

LSRJ1835+325 EC086C.UVDATA.1

Freq = 4.6005 GHz, Bw = 32.000 MH

No calibration applied and no bandpass applied



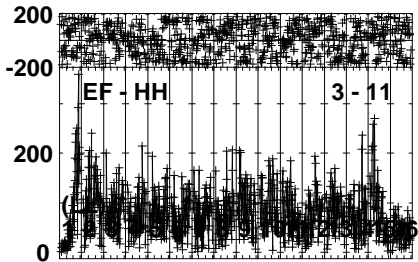
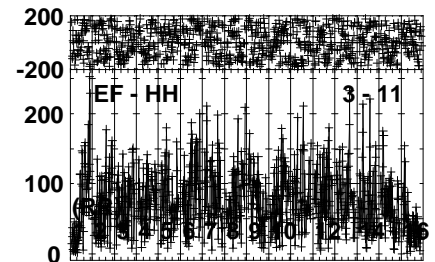
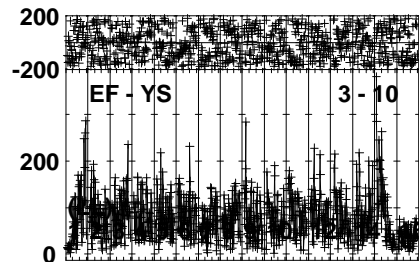
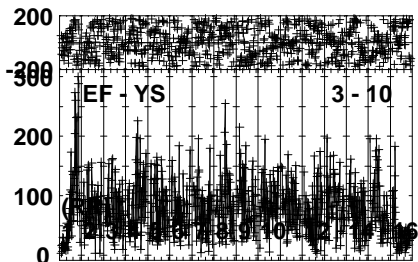
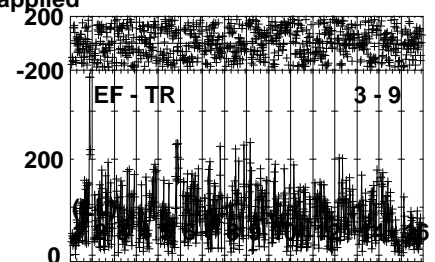
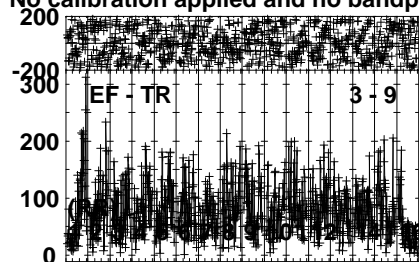
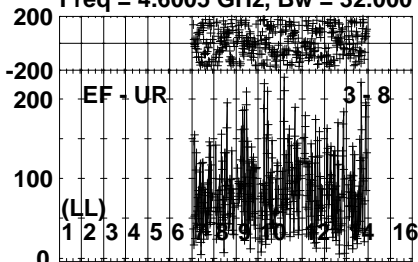
Lower frame: Micro Ampl Jy Top frame: Phas deg
Vector averaged cross-power spectrum Several baselines displayed
Timerange: 00/23:06:51 to 00/23:10:49

Plot file version 90 created 02-DEC-2022 13:18:19

LSRJ1835+325 EC086C.UVDATA.1

Freq = 4.6005 GHz, Bw = 32.000 MH

No calibration applied and no bandpass applied



0 0 0 0 0 0 0 0 0 0 0 0 0 0 0 0

Channels

Lower frame: Micro Ampl Jy Top frame: Phas deg

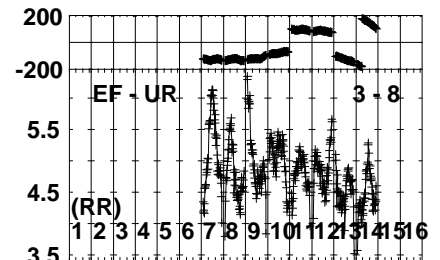
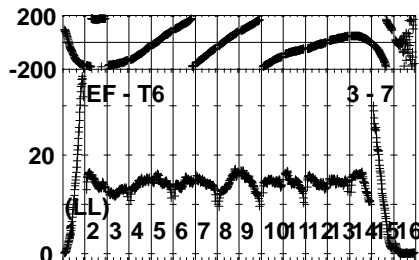
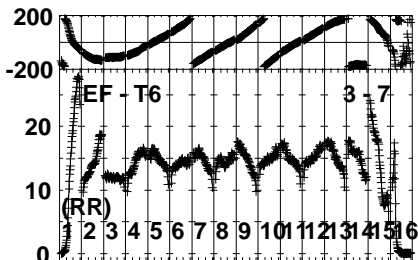
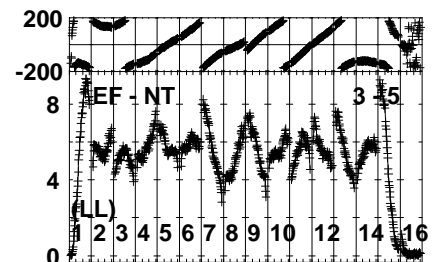
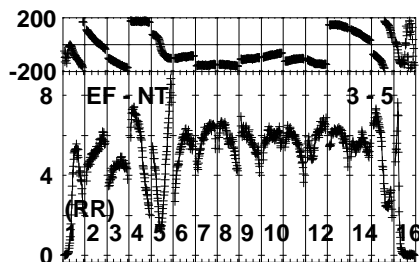
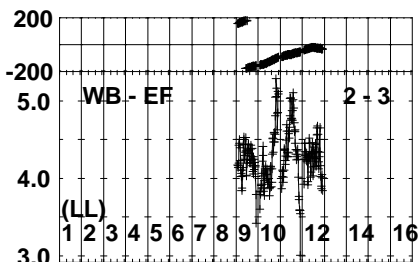
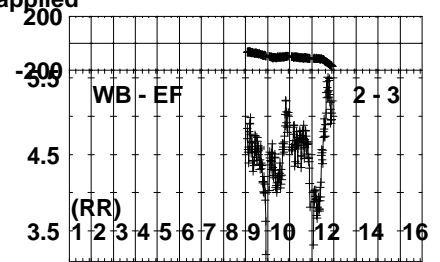
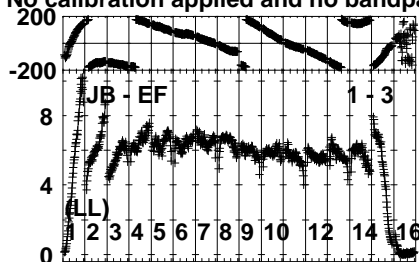
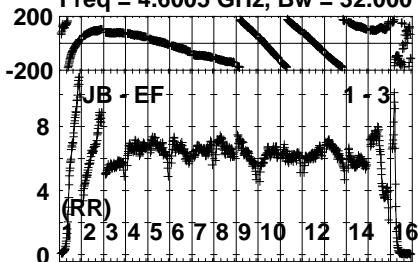
Vector averaged cross-power spectrum Several baselines displayed

Timerange: 00/23:06:51 to 00/23:10:49

Plot file version 91 created 02-DEC-2022 13:18:19

J1848+3219 EC086C.UVDATA.1

Freq = 4.6005 GHz, Bw = 32.000 MH No calibration applied and no bandpass applied



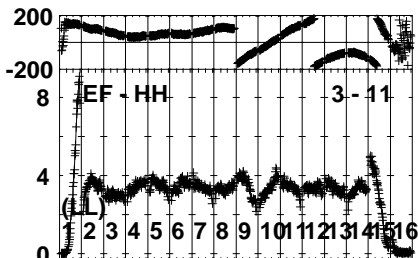
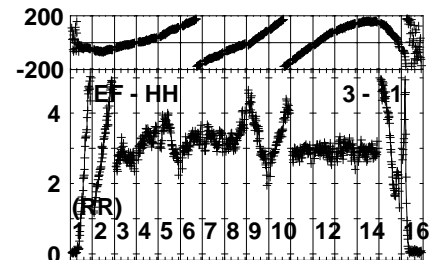
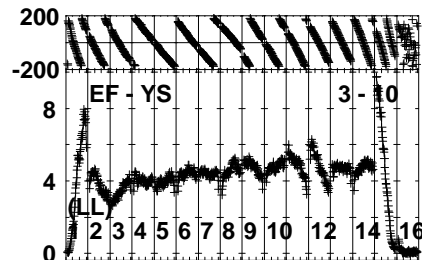
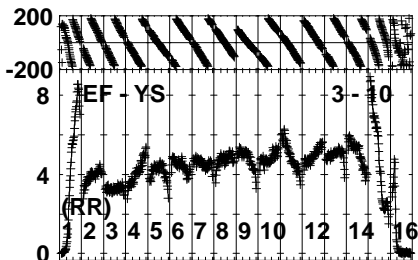
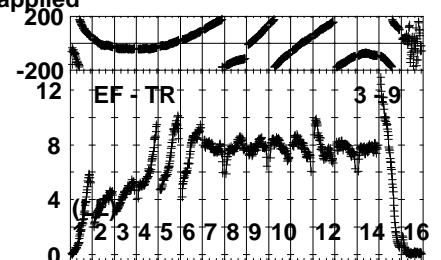
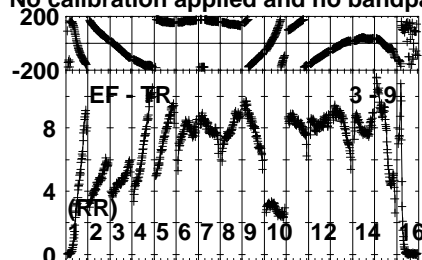
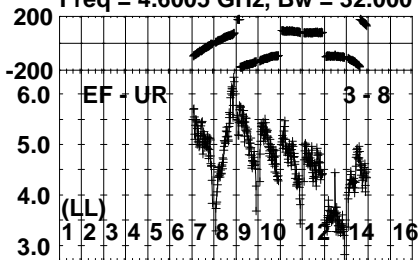
Lower frame: Milli Ampl Jy Top frame: Phas deg
Vector averaged cross-power spectrum Several baselines displayed
Timerange: 00/23:11:33 to 00/23:12:49

Plot file version 92 created 02-DEC-2022 13:18:19

J1848+3219 EC086C.UVDATA.1

Freq = 4.6005 GHz, Bw = 32.000 MH

No calibration applied and no bandpass applied



0 0 0 0 0 0 0 0 0 0 0 0 0 0 0 0
Channels

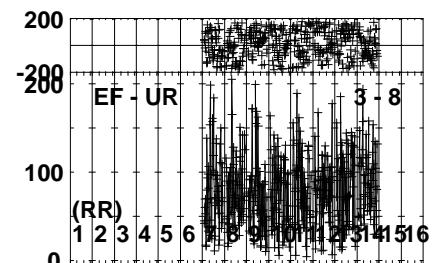
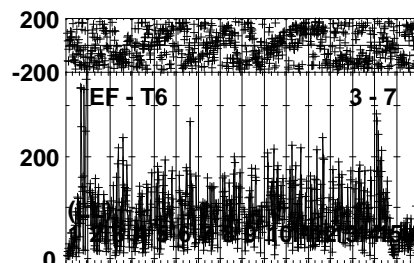
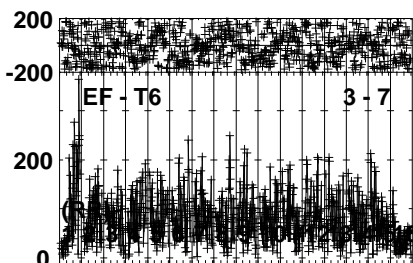
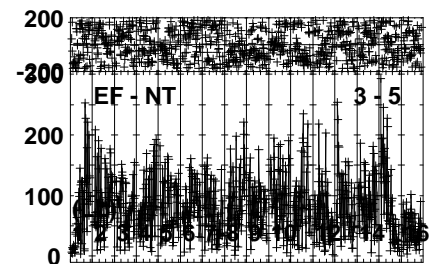
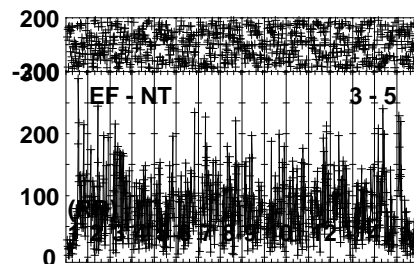
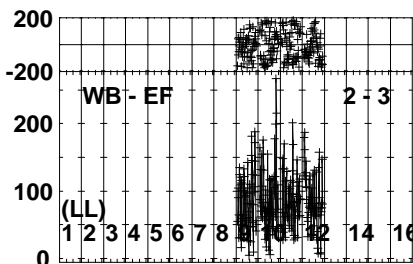
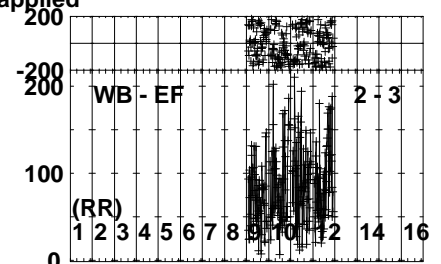
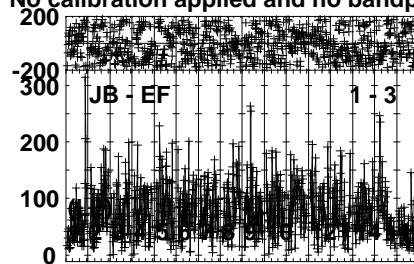
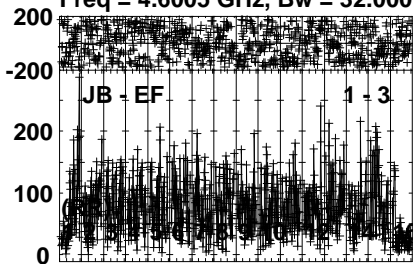
Lower frame: Milli Ampl Jy Top frame: Phas deg
Vector averaged cross-power spectrum Several baselines displayed
Timerange: 00/23:11:33 to 00/23:12:49

Plot file version 93 created 02-DEC-2022 13:18:19

LSRJ1835+325 EC086C.UVDATA.1

Freq = 4.6005 GHz, Bw = 32.000 MH

No calibration applied and no bandpass applied



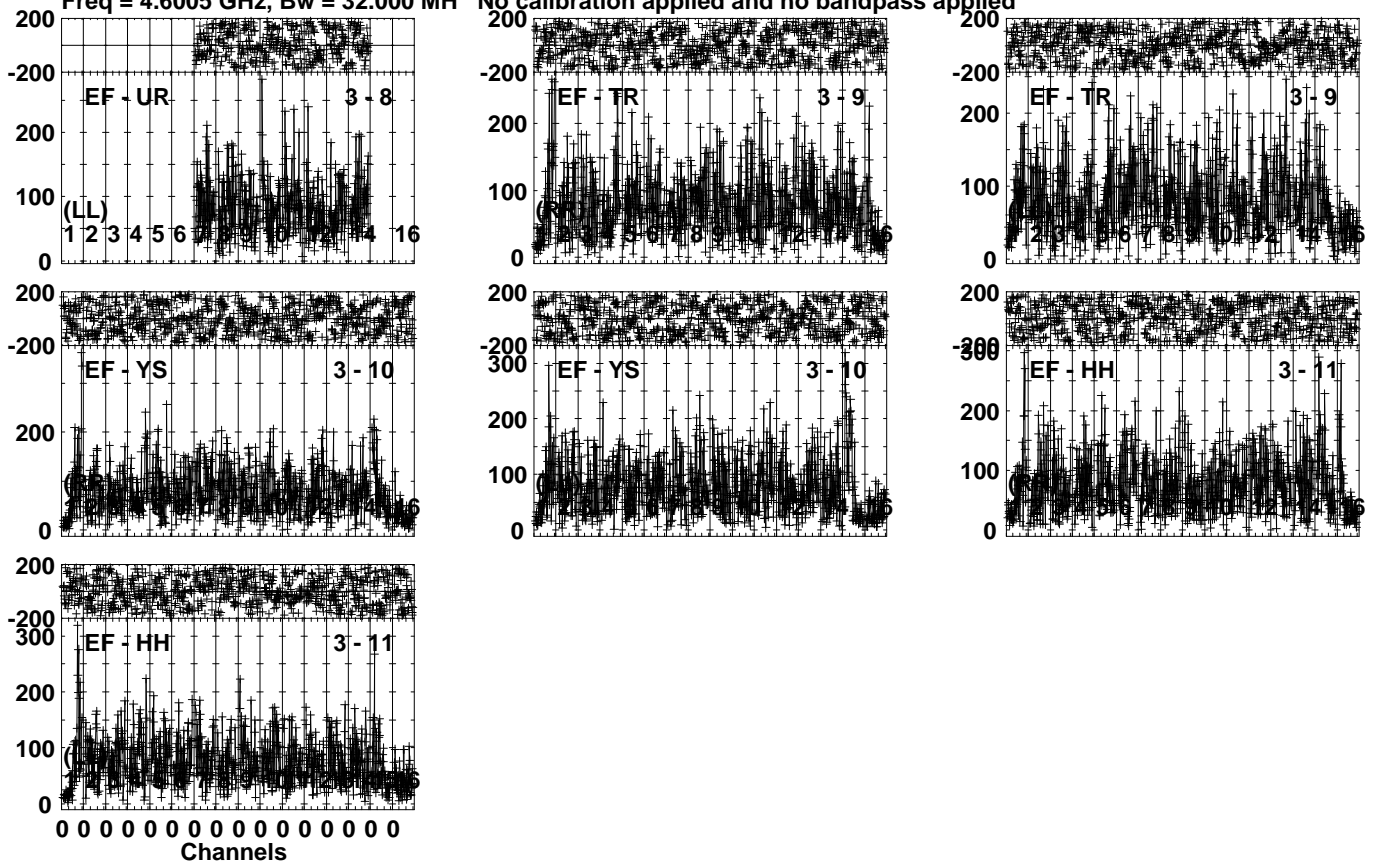
Lower frame: Micro Ampl Jy Top frame: Phas deg
Vector averaged cross-power spectrum Several baselines displayed
Timerange: 00/23:12:53 to 00/23:16:49

Plot file version 94 created 02-DEC-2022 13:18:19

LSRJ1835+325 EC086C.UVDATA.1

Freq = 4.6005 GHz, Bw = 32.000 MH

No calibration applied and no bandpass applied



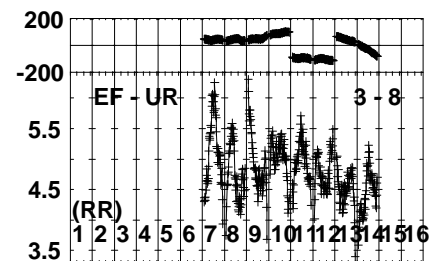
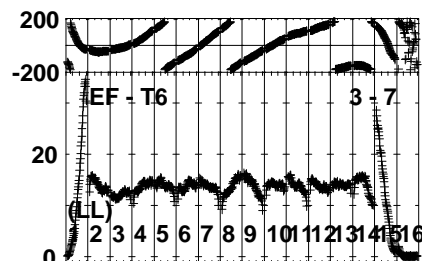
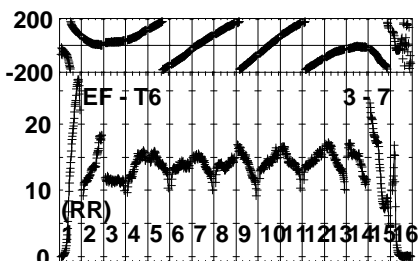
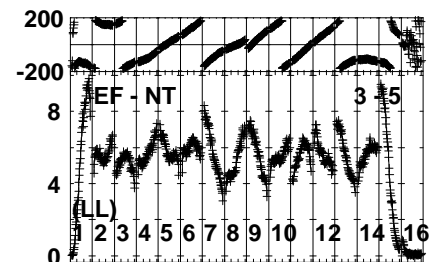
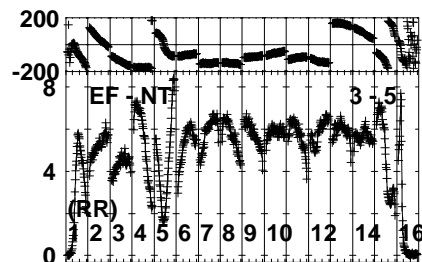
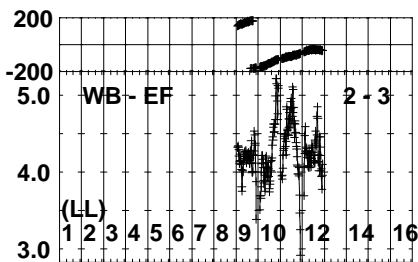
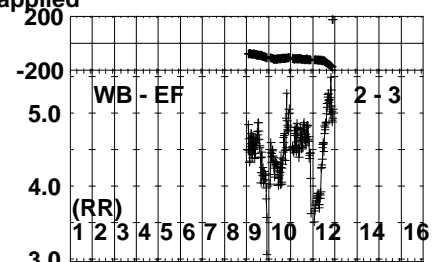
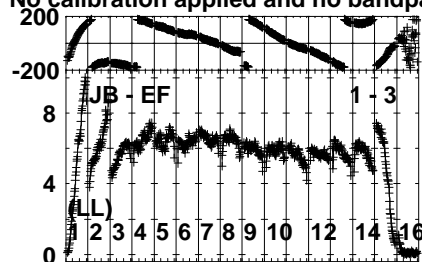
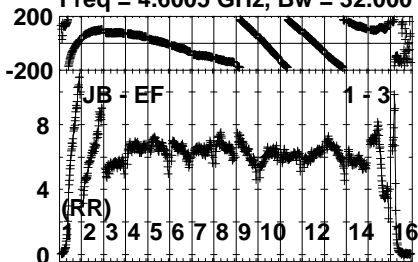
Lower frame: Micro Ampl Jy Top frame: Phas deg
Vector averaged cross-power spectrum Several baselines displayed
Timerange: 00/23:12:53 to 00/23:16:49

Plot file version 95 created 02-DEC-2022 13:18:20

J1848+3219 EC086C.UVDATA.1

Freq = 4.6005 GHz, Bw = 32.000 MH

No calibration applied and no bandpass applied



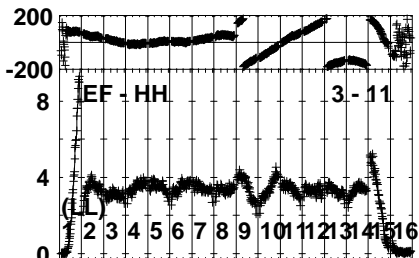
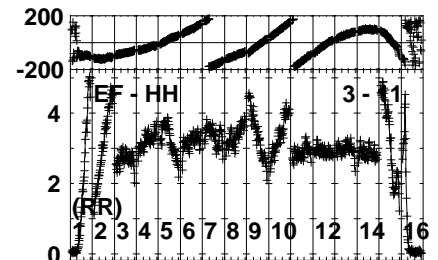
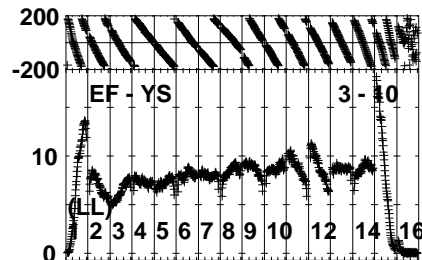
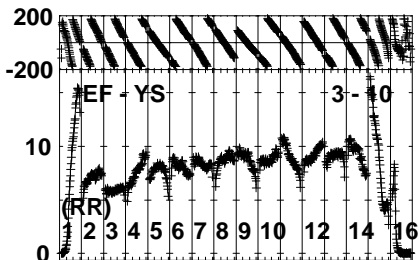
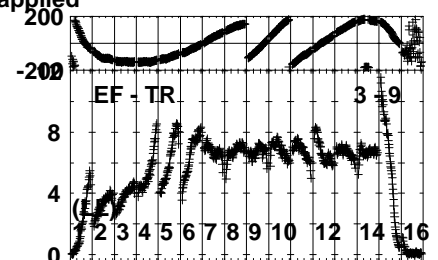
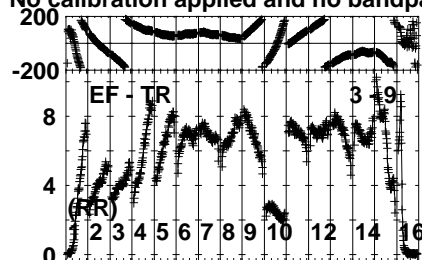
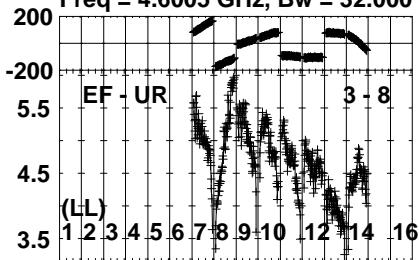
Lower frame: Milli Ampl Jy Top frame: Phas deg
Vector averaged cross-power spectrum Several baselines displayed
Timerange: 00/23:17:33 to 00/23:18:49

Plot file version 96 created 02-DEC-2022 13:18:20

J1848+3219 EC086C.UVDATA.1

Freq = 4.6005 GHz, Bw = 32.000 MH

No calibration applied and no bandpass applied



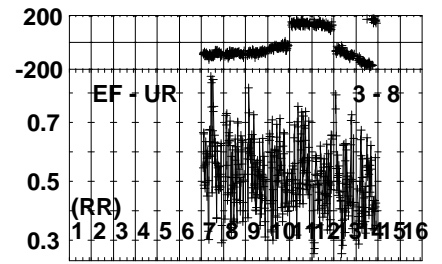
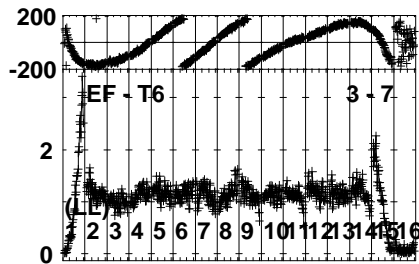
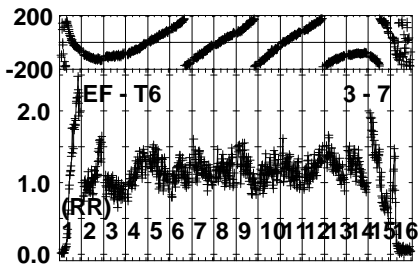
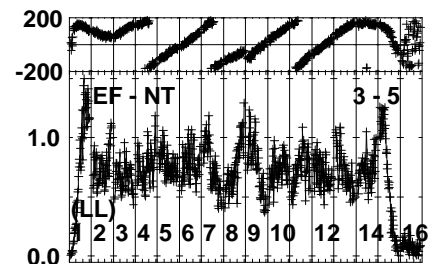
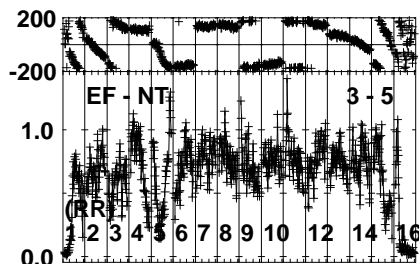
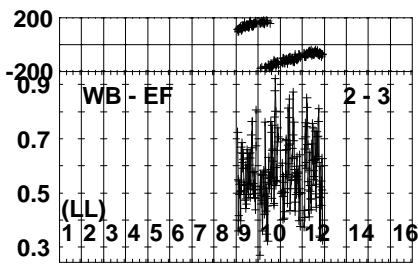
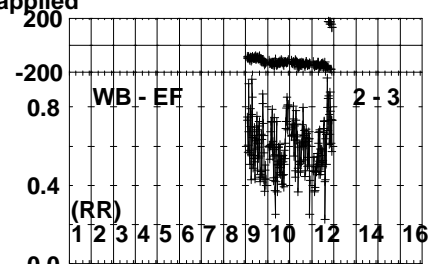
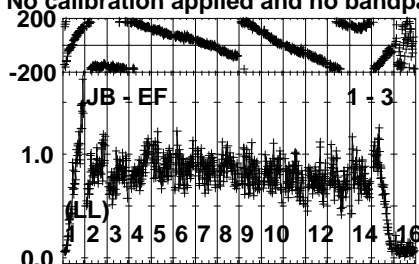
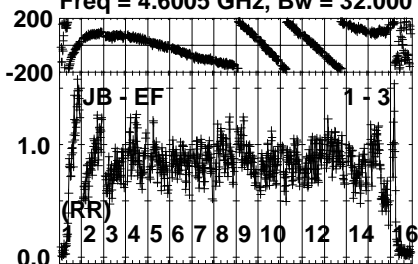
0 0 0 0 0 0 0 0 0 0 0 0 0 0 0 0
Channels

Lower frame: Milli Ampl Jy Top frame: Phas deg
Vector averaged cross-power spectrum Several baselines displayed
Timerange: 00/23:17:33 to 00/23:18:49

Plot file version 97 created 02-DEC-2022 13:18:20

J1834+3205 EC086C.UVDATA.1

Freq = 4.6005 GHz, Bw = 32.000 MH No calibration applied and no bandpass applied



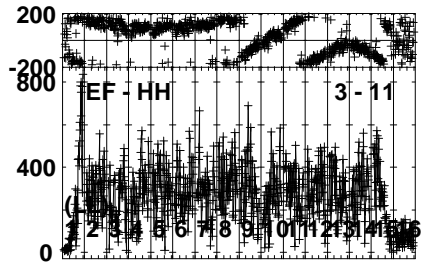
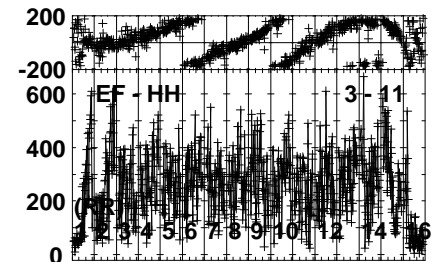
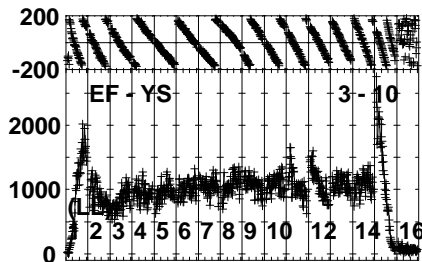
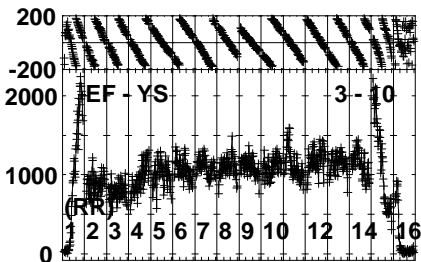
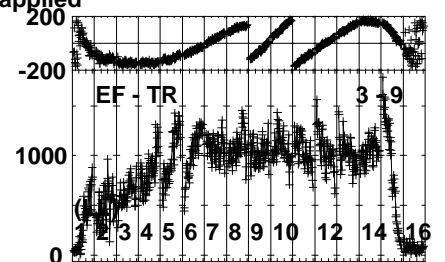
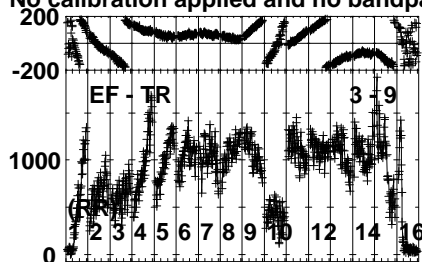
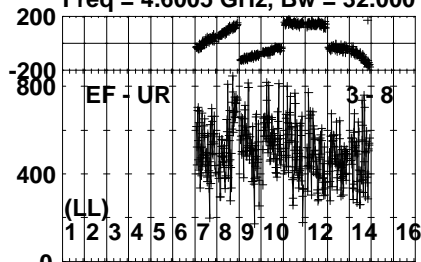
Lower frame: Milli Ampl Jy Top frame: Phas deg
Vector averaged cross-power spectrum Several baselines displayed
Timerange: 00/23:18:51 to 00/23:20:49

Plot file version 98 created 02-DEC-2022 13:18:20

J1834+3205 EC086C.UVDATA.1

Freq = 4.6005 GHz, Bw = 32.000 MH

No calibration applied and no bandpass applied



0 0 0 0 0 0 0 0 0 0 0 0 0 0 0 0

Channels

Lower frame: Micro Ampl Jy Top frame: Phas deg

Vector averaged cross-power spectrum Several baselines displayed

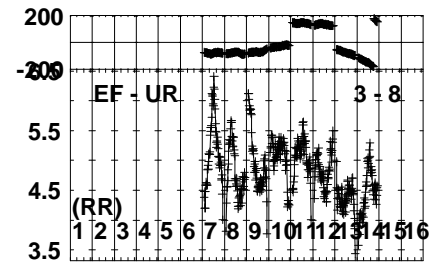
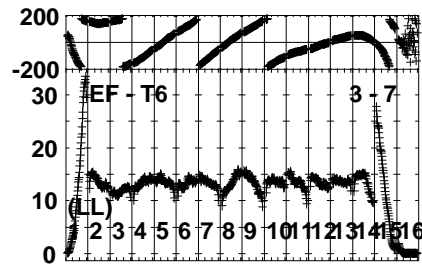
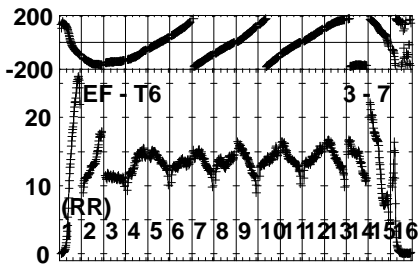
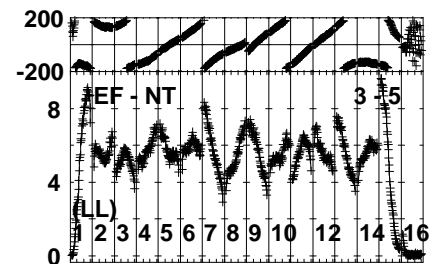
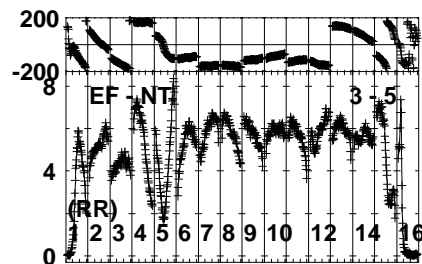
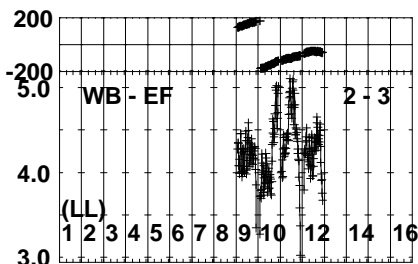
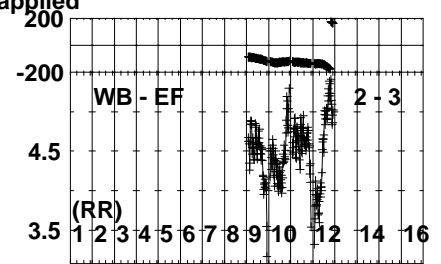
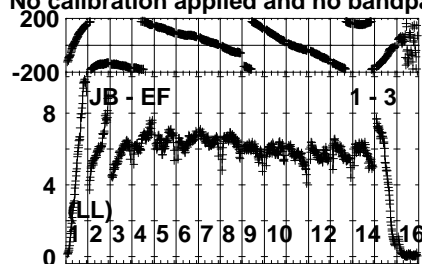
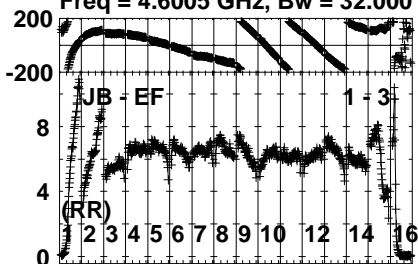
Timerange: 00/23:18:51 to 00/23:20:49

Plot file version 99 created 02-DEC-2022 13:18:20

J1848+3219 EC086C.UVDATA.1

Freq = 4.6005 GHz, Bw = 32.000 MH

No calibration applied and no bandpass applied



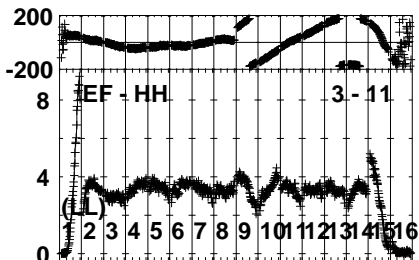
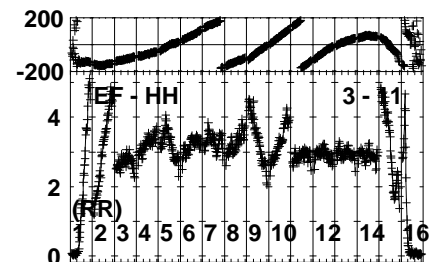
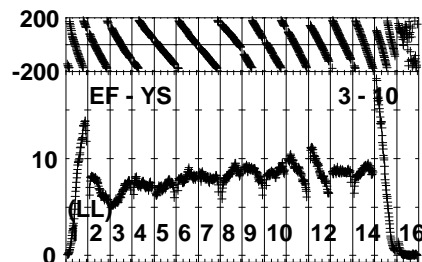
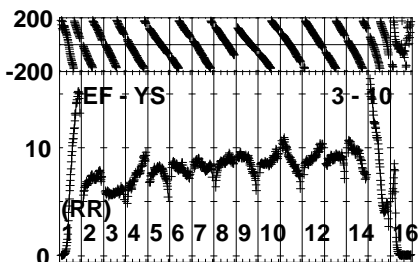
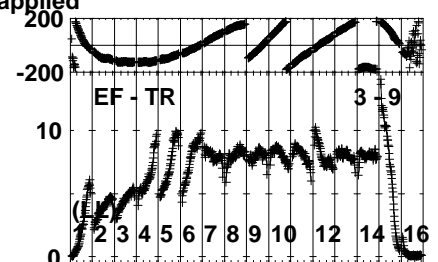
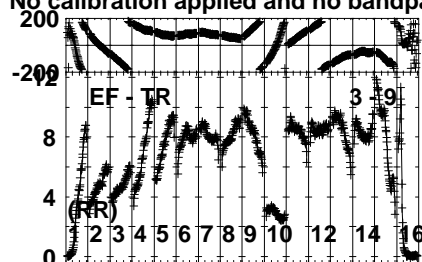
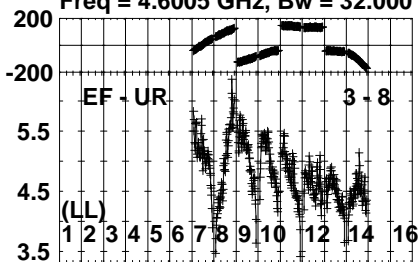
Lower frame: Milli Ampl Jy Top frame: Phas deg
Vector averaged cross-power spectrum Several baselines displayed
Timerange: 00/23:20:53 to 00/23:22:49

Plot file version 100 created 02-DEC-2022 13:18:20

J1848+3219 EC086C.UVDATA.1

Freq = 4.6005 GHz, Bw = 32.000 MH

No calibration applied and no bandpass applied



0 0 0 0 0 0 0 0 0 0 0 0 0 0 0 0
Channels

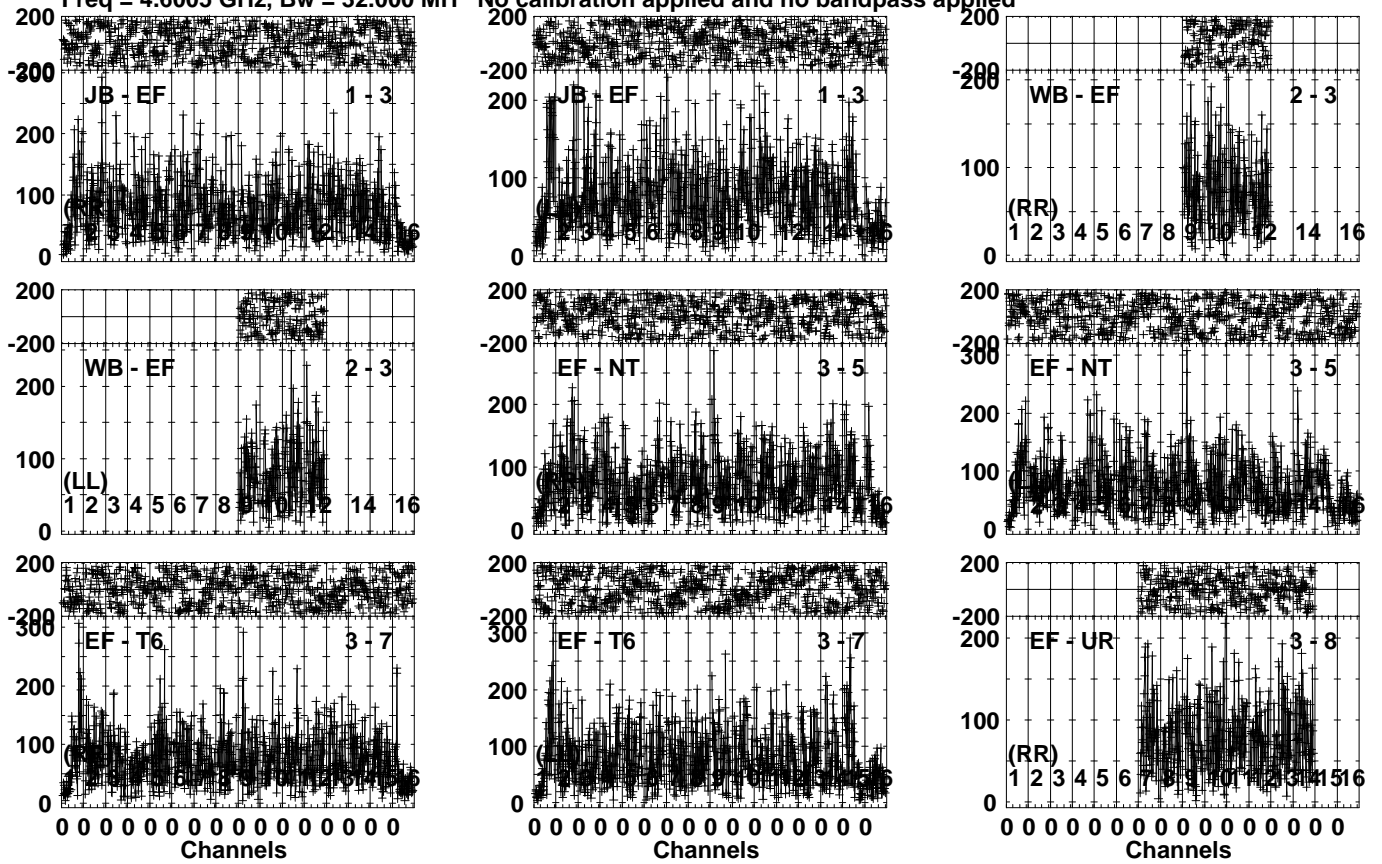
Lower frame: Milli Ampl Jy Top frame: Phas deg
Vector averaged cross-power spectrum Several baselines displayed
Timerange: 00/23:20:53 to 00/23:22:49

Plot file version 101 created 02-DEC-2022 13:18:20

LSRJ1835+325 EC086C.UVDATA.1

Freq = 4.6005 GHz, Bw = 32.000 MH

No calibration applied and no bandpass applied



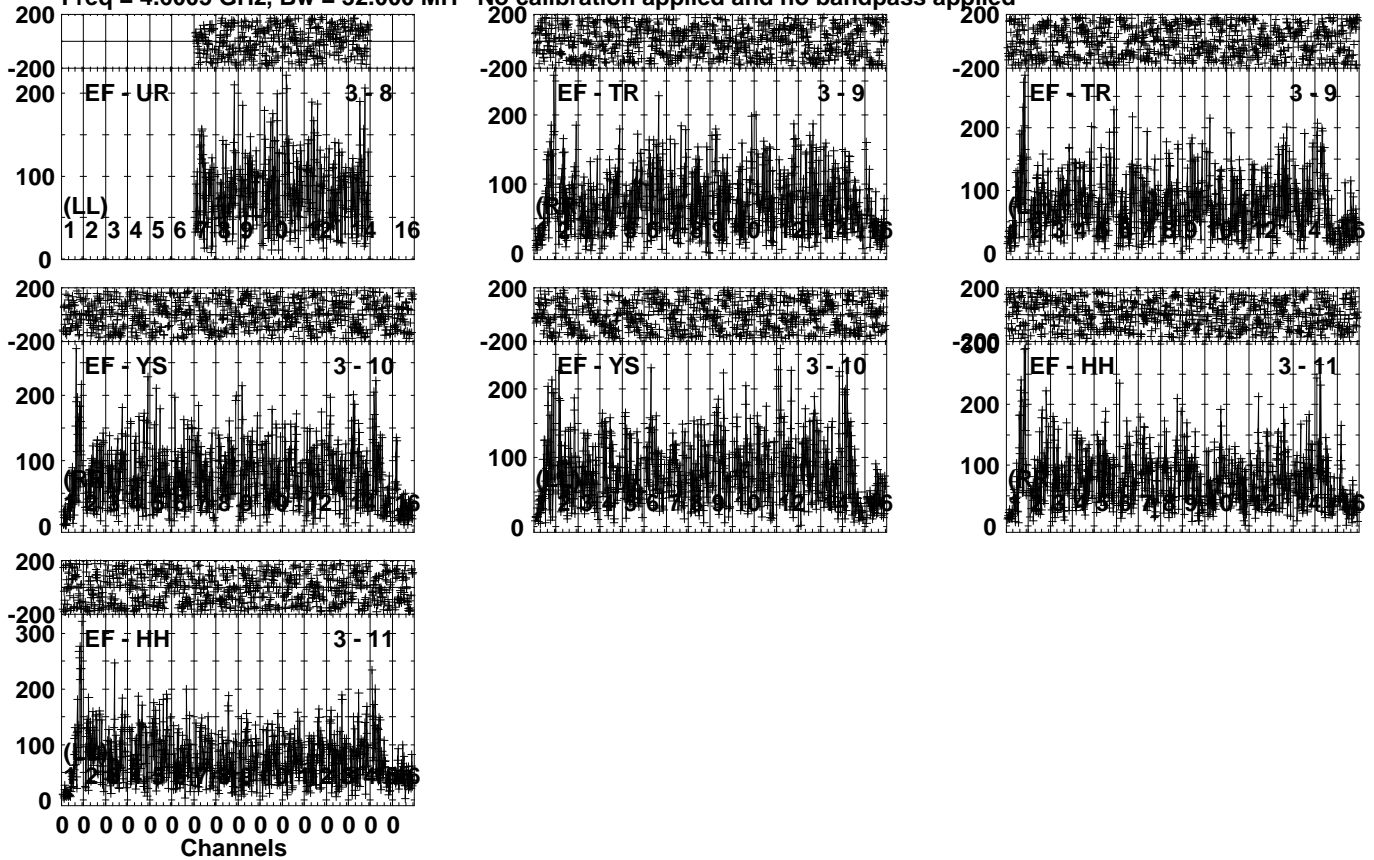
Lower frame: Micro Ampl Jy Top frame: Phas deg
Vector averaged cross-power spectrum Several baselines displayed
Timerange: 00/23:22:53 to 00/23:26:49

Plot file version 102 created 02-DEC-2022 13:18:20

LSRJ1835+325 EC086C.UVDATA.1

Freq = 4.6005 GHz, Bw = 32.000 MH

No calibration applied and no bandpass applied



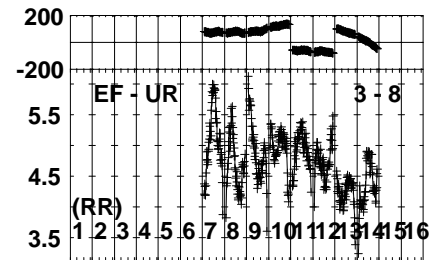
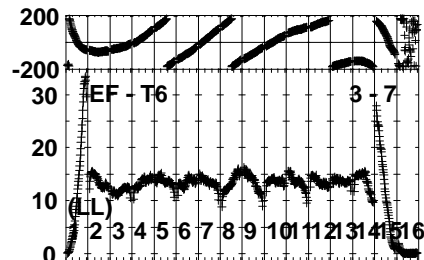
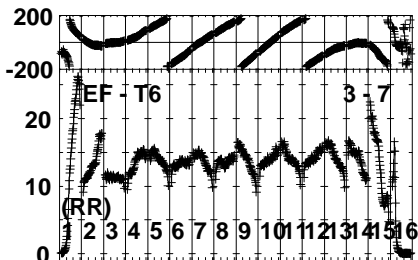
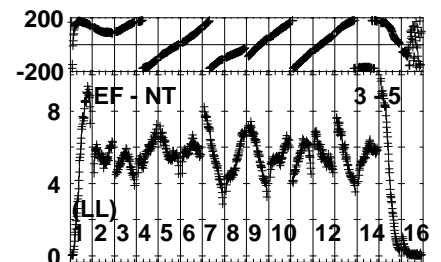
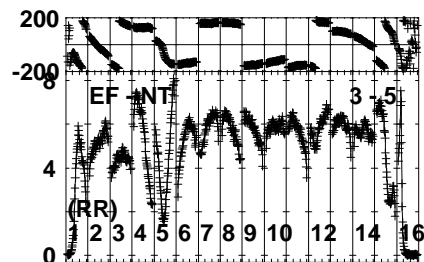
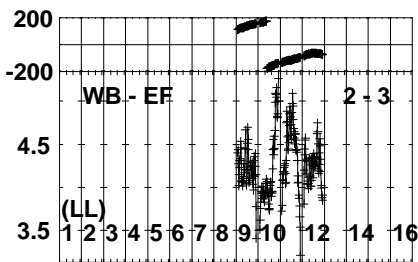
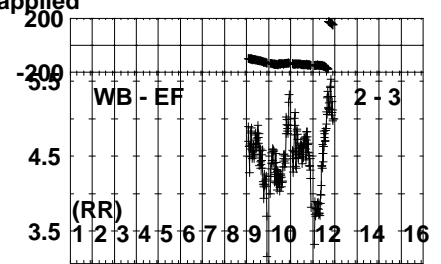
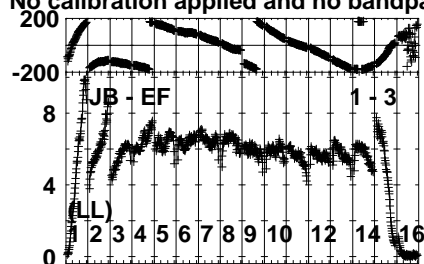
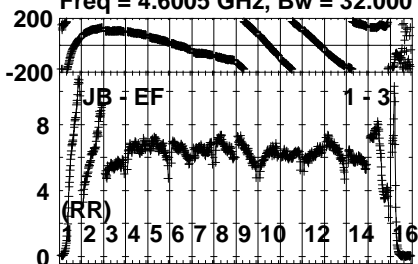
Lower frame: Micro Ampl Jy Top frame: Phas deg
Vector averaged cross-power spectrum Several baselines displayed
Timerange: 00/23:22:53 to 00/23:26:49

Plot file version 103 created 02-DEC-2022 13:18:20

J1848+3219 EC086C.UVDATA.1

Freq = 4.6005 GHz, Bw = 32.000 MH

No calibration applied and no bandpass applied



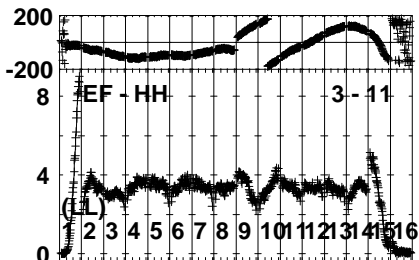
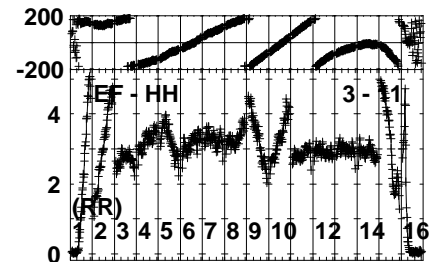
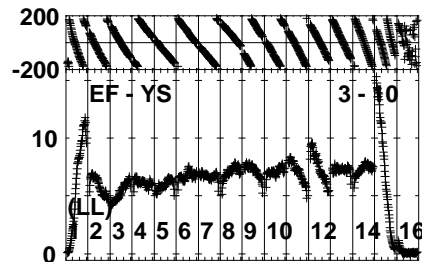
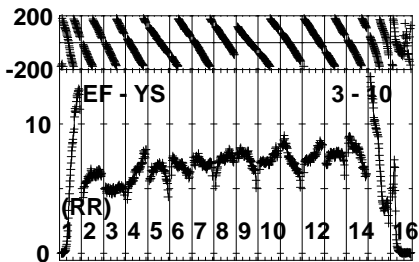
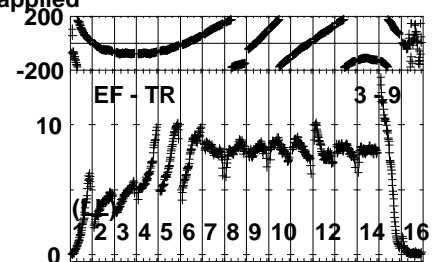
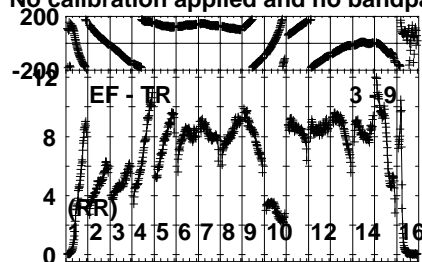
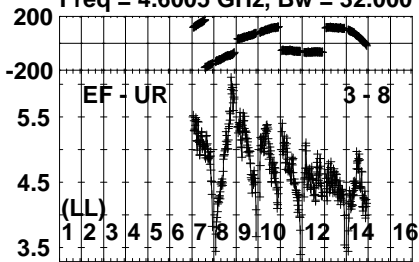
Lower frame: Milli Ampl Jy Top frame: Phas deg
Vector averaged cross-power spectrum Several baselines displayed
Timerange: 00/23:27:33 to 00/23:28:49

Plot file version 104 created 02-DEC-2022 13:18:21

J1848+3219 EC086C.UVDATA.1

Freq = 4.6005 GHz, Bw = 32.000 MH

No calibration applied and no bandpass applied



0 0 0 0 0 0 0 0 0 0 0 0 0 0 0 0
Channels

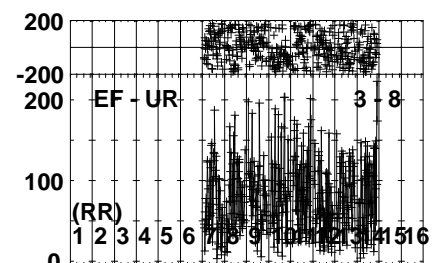
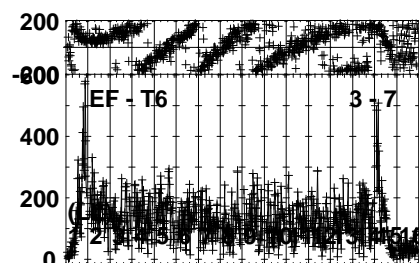
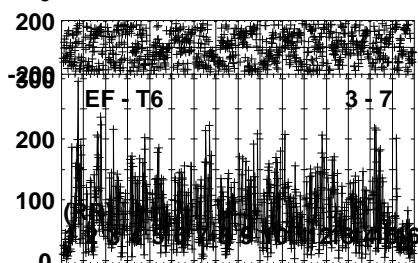
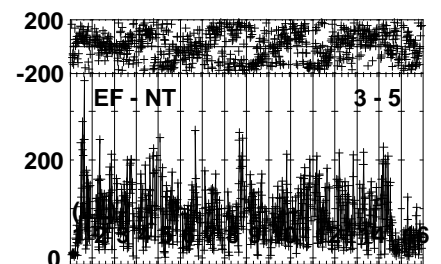
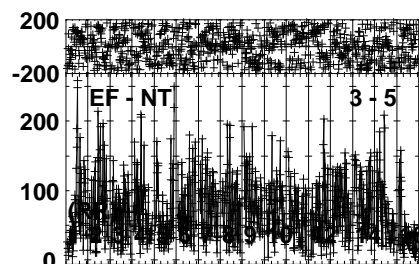
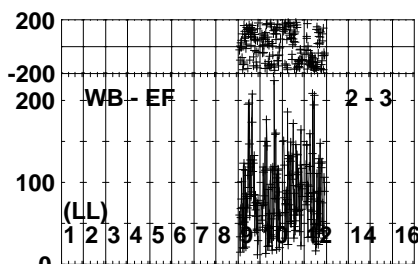
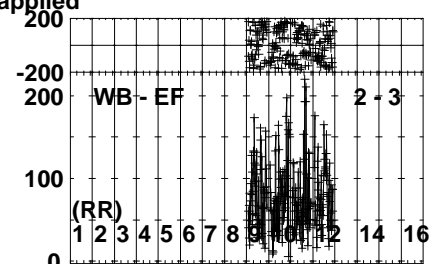
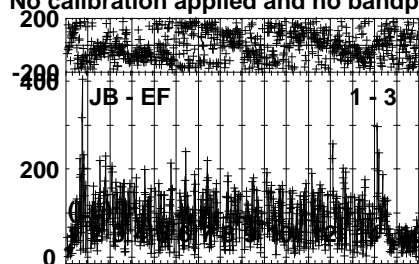
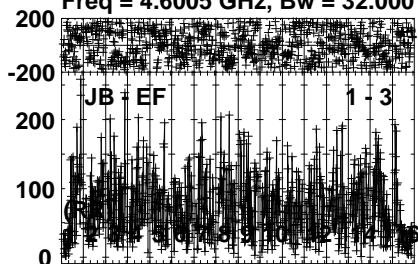
Lower frame: Milli Ampl Jy Top frame: Phas deg
Vector averaged cross-power spectrum Several baselines displayed
Timerange: 00/23:27:33 to 00/23:28:49

Plot file version 105 created 02-DEC-2022 13:18:21

LSRJ1835+325 EC086C.UVDATA.1

Freq = 4.6005 GHz, Bw = 32.000 MH

No calibration applied and no bandpass applied



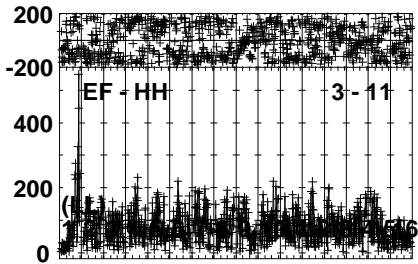
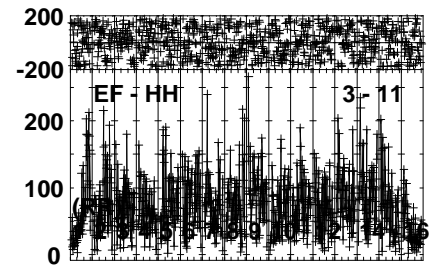
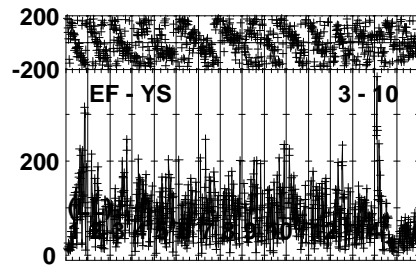
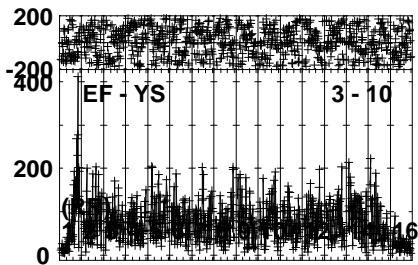
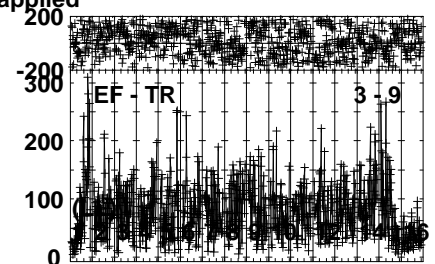
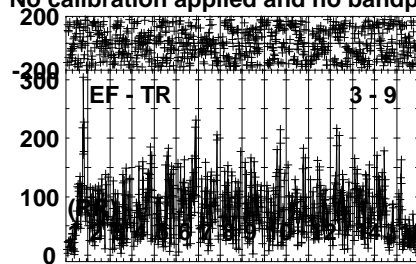
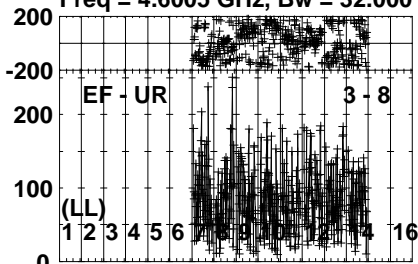
Lower frame: Micro Ampl Jy Top frame: Phas deg
Vector averaged cross-power spectrum Several baselines displayed
Timerange: 00/23:28:53 to 00/23:32:49

Plot file version 106 created 02-DEC-2022 13:18:21

LSRJ1835+325 EC086C.UVDATA.1

Freq = 4.6005 GHz, Bw = 32.000 MH

No calibration applied and no bandpass applied



0 0 0 0 0 0 0 0 0 0 0 0 0 0 0 0

Channels

Lower frame: Micro Ampl Jy Top frame: Phas deg

Vector averaged cross-power spectrum Several baselines displayed

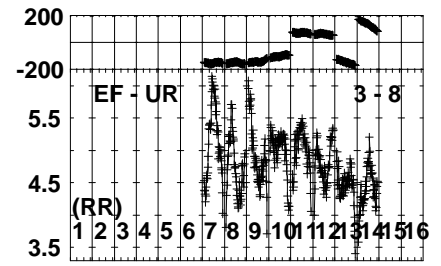
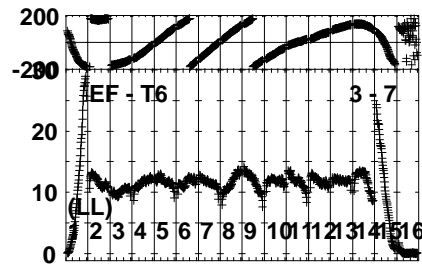
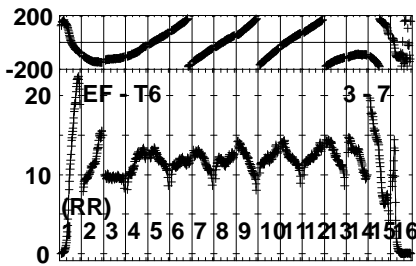
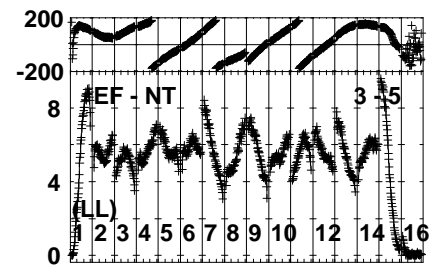
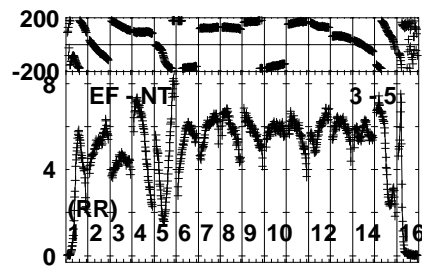
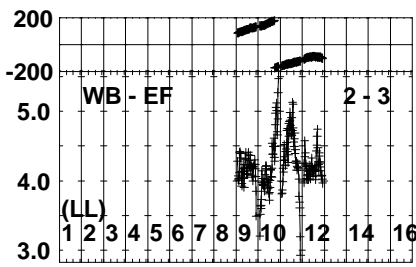
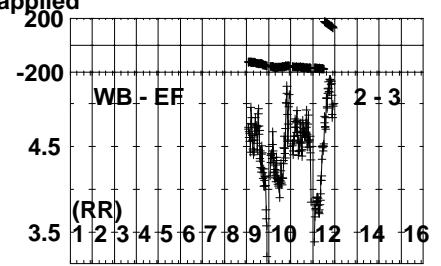
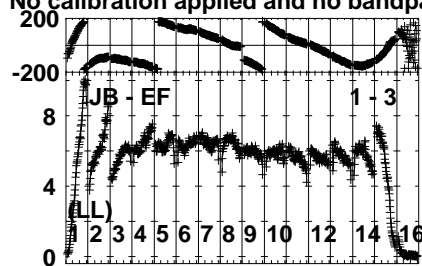
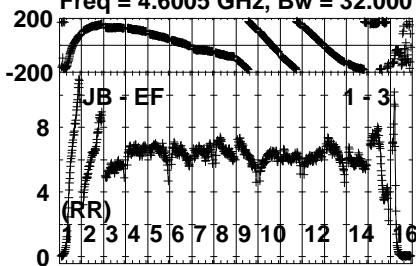
Timerange: 00/23:28:53 to 00/23:32:49

Plot file version 107 created 02-DEC-2022 13:18:21

J1848+3219 EC086C.UVDATA.1

Freq = 4.6005 GHz, Bw = 32.000 MH

No calibration applied and no bandpass applied



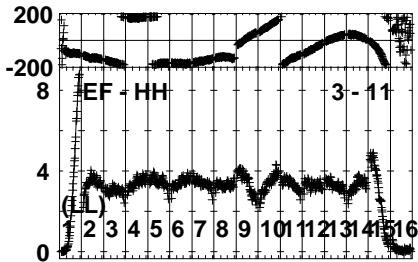
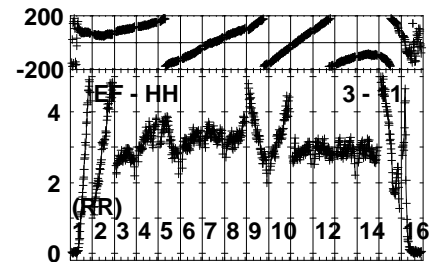
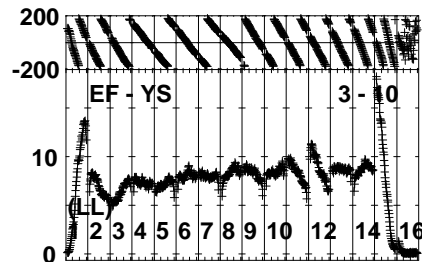
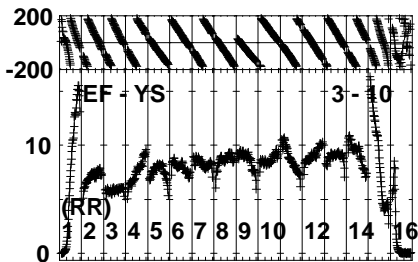
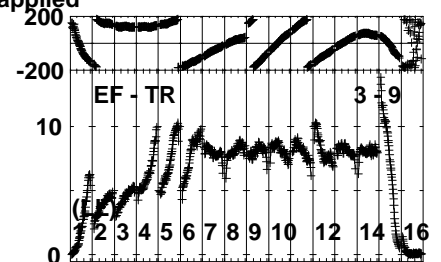
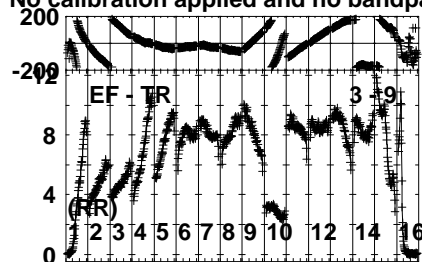
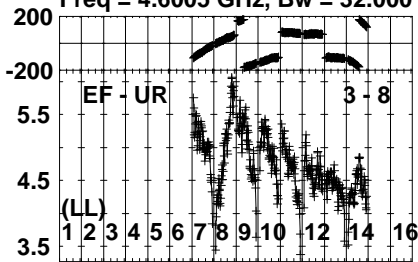
Lower frame: Milli Ampl Jy Top frame: Phas deg
Vector averaged cross-power spectrum Several baselines displayed
Timerange: 00/23:33:33 to 00/23:34:49

Plot file version 108 created 02-DEC-2022 13:18:21

J1848+3219 EC086C.UVDATA.1

Freq = 4.6005 GHz, Bw = 32.000 MH

No calibration applied and no bandpass applied



0 0 0 0 0 0 0 0 0 0 0 0 0 0 0 0
Channels

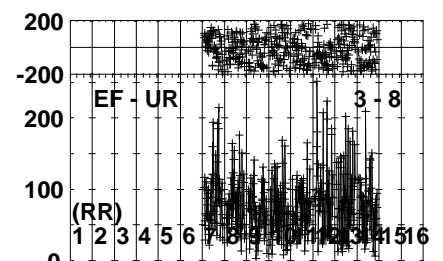
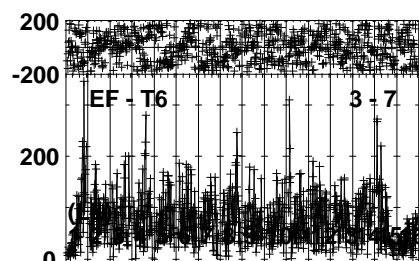
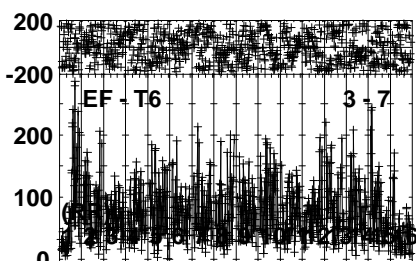
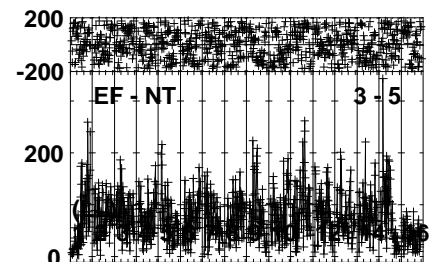
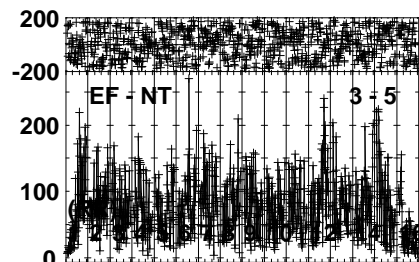
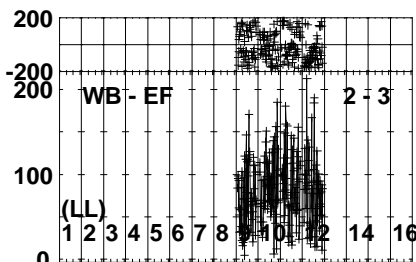
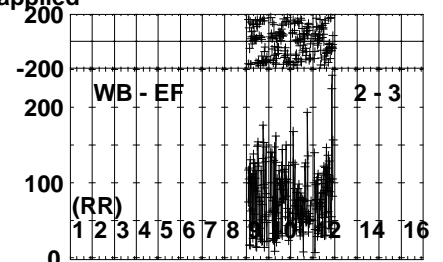
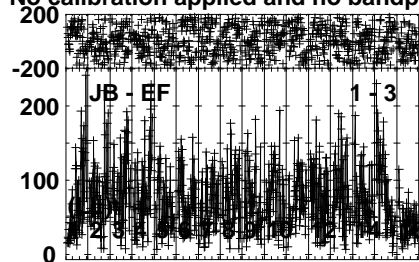
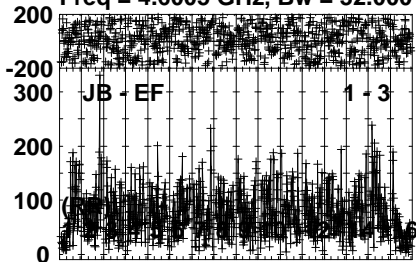
Lower frame: Milli Ampl Jy Top frame: Phas deg
Vector averaged cross-power spectrum Several baselines displayed
Timerange: 00/23:33:33 to 00/23:34:49

Plot file version 109 created 02-DEC-2022 13:18:21

LSRJ1835+325 EC086C.UVDATA.1

Freq = 4.6005 GHz, Bw = 32.000 MH

No calibration applied and no bandpass applied



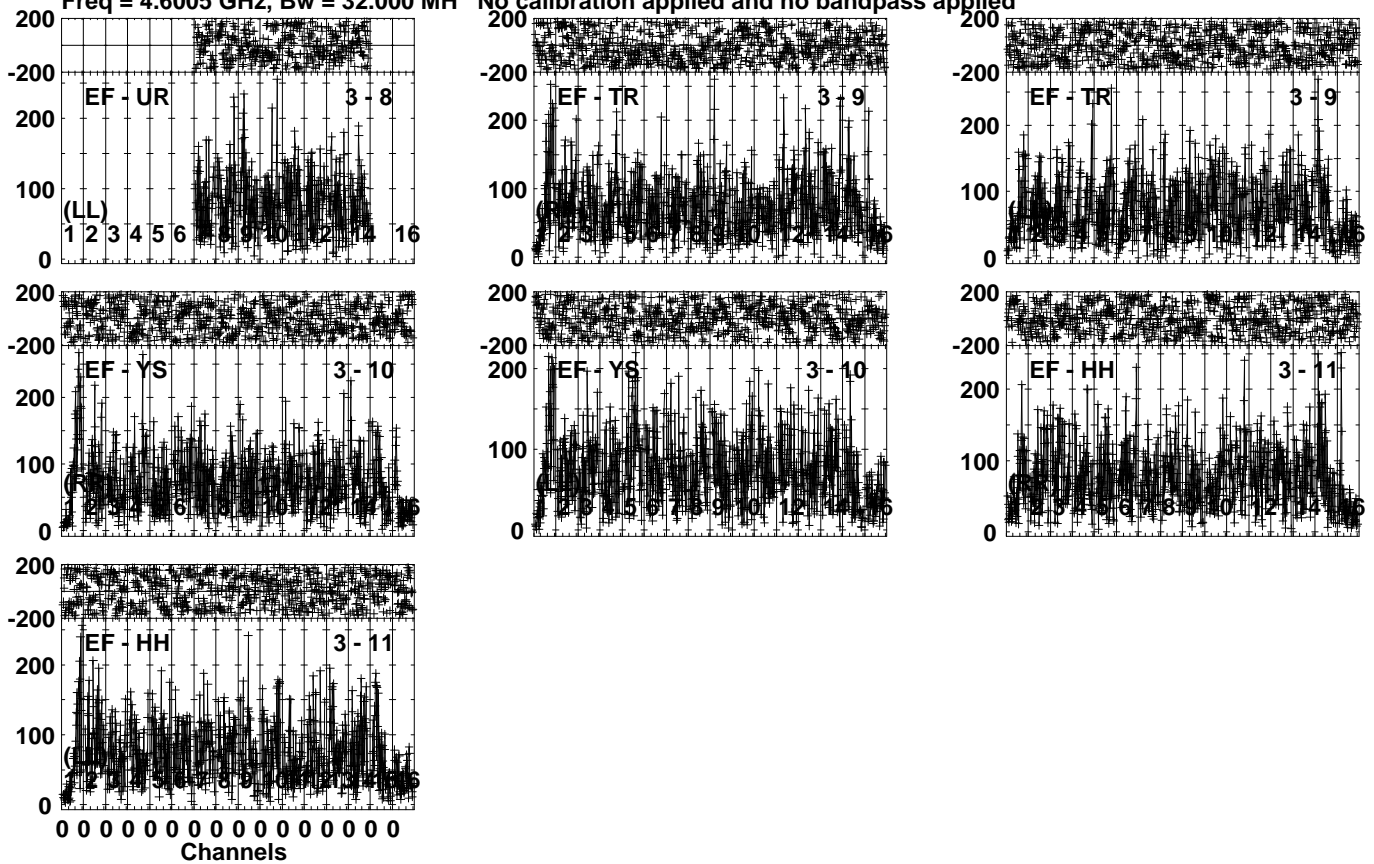
Lower frame: Micro Ampl Jy Top frame: Phas deg
Vector averaged cross-power spectrum Several baselines displayed
Timerange: 00/23:34:51 to 00/23:38:49

Plot file version 110 created 02-DEC-2022 13:18:21

LSRJ1835+325 EC086C.UVDATA.1

Freq = 4.6005 GHz, Bw = 32.000 MH

No calibration applied and no bandpass applied

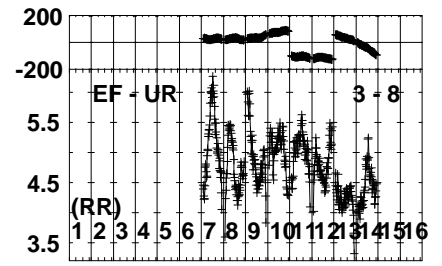
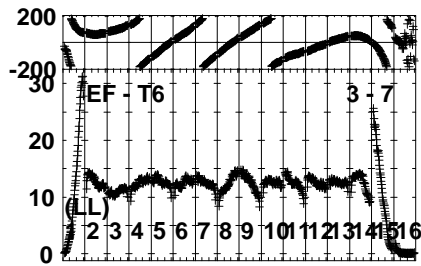
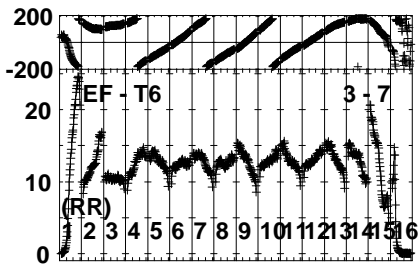
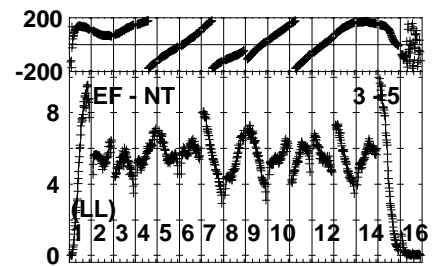
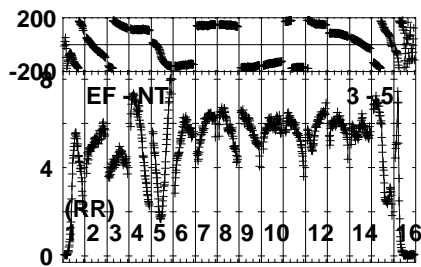
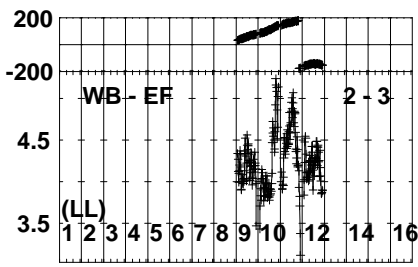
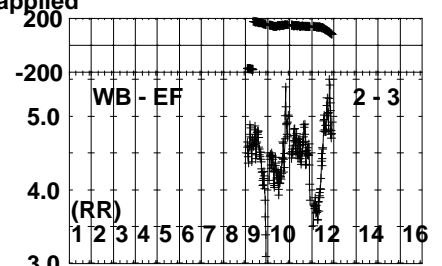
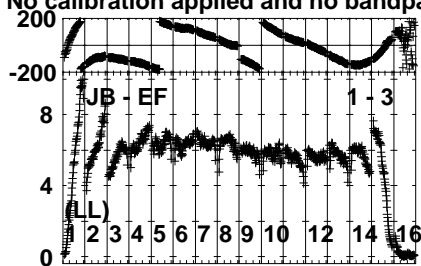
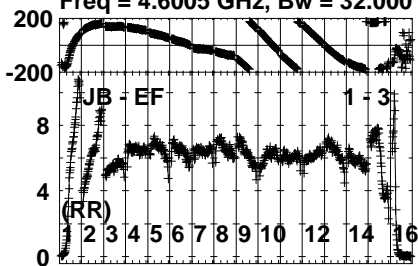


Lower frame: Micro Ampl Jy Top frame: Phas deg
Vector averaged cross-power spectrum Several baselines displayed
Timerange: 00/23:34:51 to 00/23:38:49

Plot file version 111 created 02-DEC-2022 13:18:22

J1848+3219 EC086C.UVDATA.1

Freq = 4.6005 GHz, Bw = 32.000 MH No calibration applied and no bandpass applied



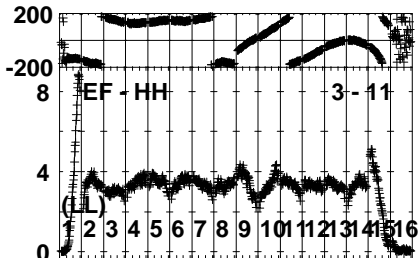
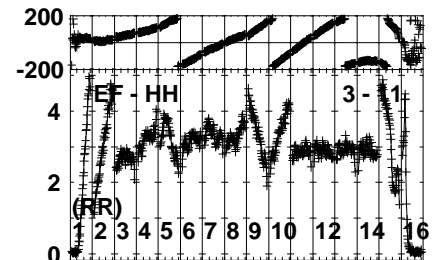
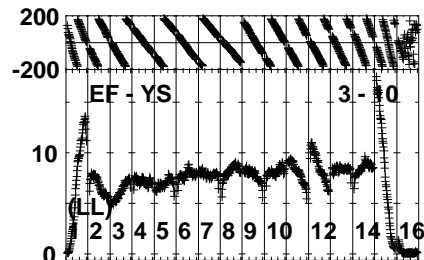
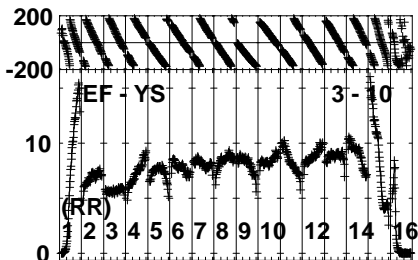
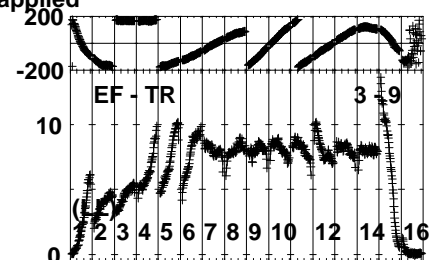
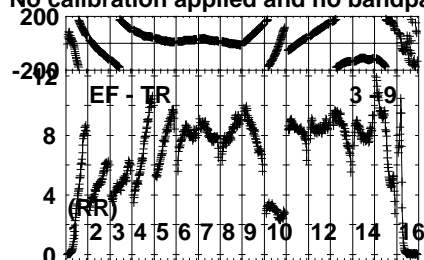
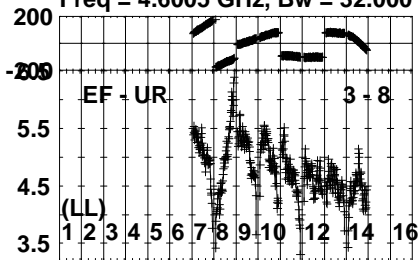
Lower frame: Milli Ampl Jy Top frame: Phas deg
Vector averaged cross-power spectrum Several baselines displayed
Timerange: 00/23:39:33 to 00/23:40:49

Plot file version 112 created 02-DEC-2022 13:18:22

J1848+3219 EC086C.UVDATA.1

Freq = 4.6005 GHz, Bw = 32.000 MH

No calibration applied and no bandpass applied



0 0 0 0 0 0 0 0 0 0 0 0 0 0 0 0
Channels

Lower frame: Milli Ampl Jy Top frame: Phas deg

Vector averaged cross-power spectrum Several baselines displayed

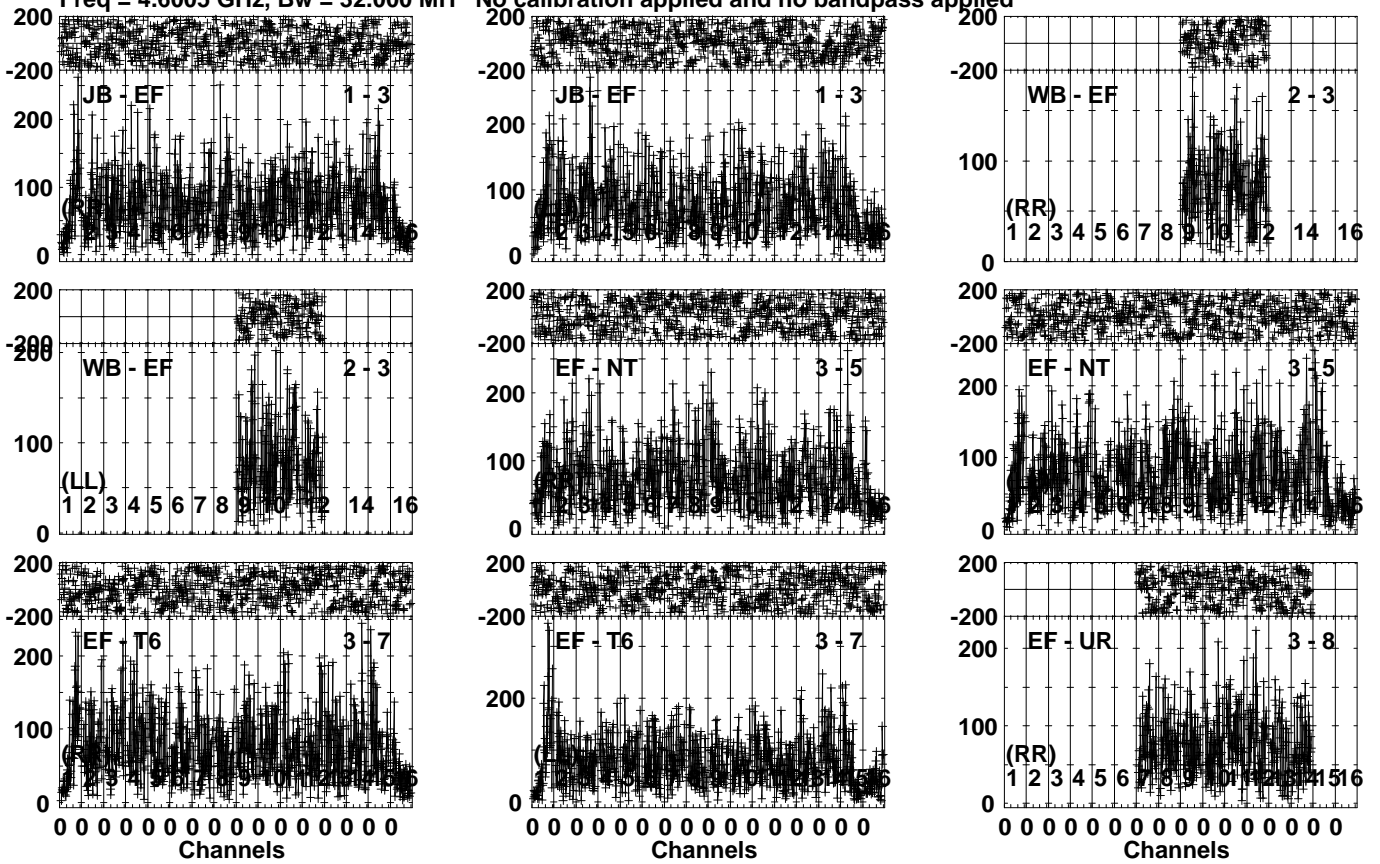
Timerange: 00/23:39:33 to 00/23:40:49

Plot file version 113 created 02-DEC-2022 13:18:22

LSRJ1835+325 EC086C.UVDATA.1

Freq = 4.6005 GHz, Bw = 32.000 MH

No calibration applied and no bandpass applied



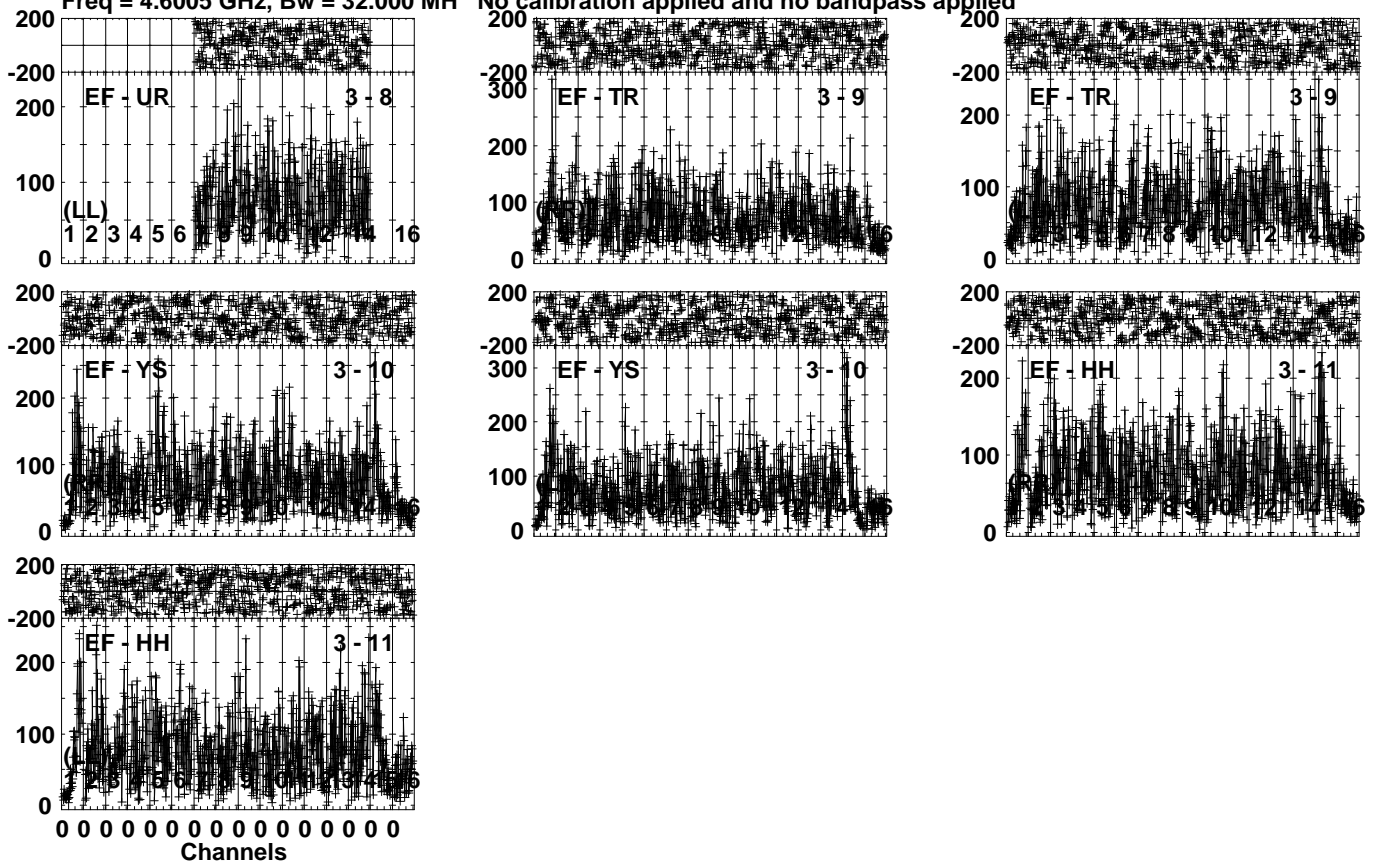
Lower frame: Micro Ampl Jy Top frame: Phas deg
Vector averaged cross-power spectrum Several baselines displayed
Timerange: 00/23:40:51 to 00/23:44:49

Plot file version 114 created 02-DEC-2022 13:18:22

LSRJ1835+325 EC086C.UVDATA.1

Freq = 4.6005 GHz, Bw = 32.000 MH

No calibration applied and no bandpass applied



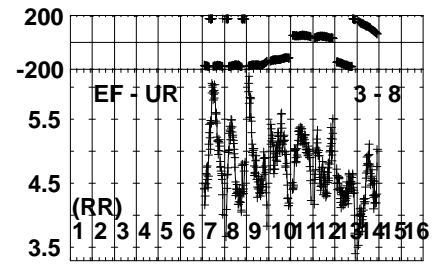
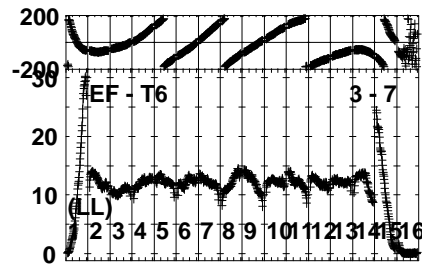
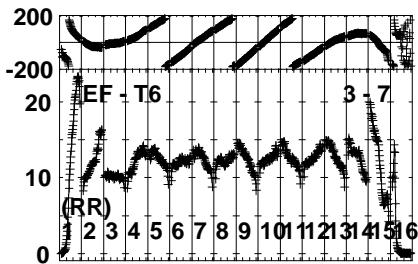
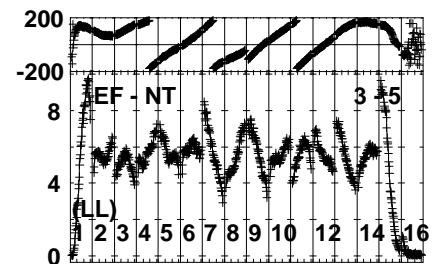
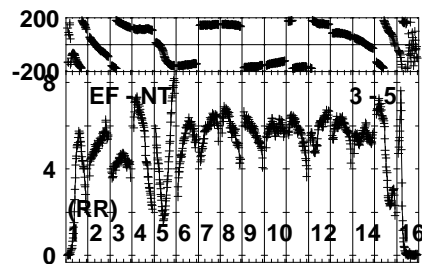
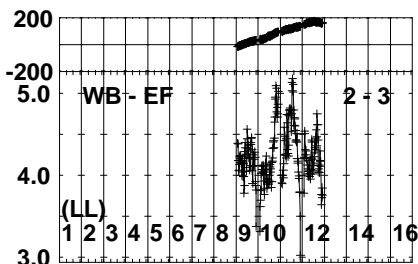
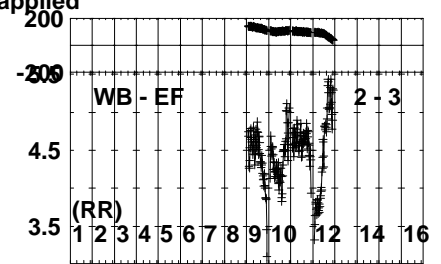
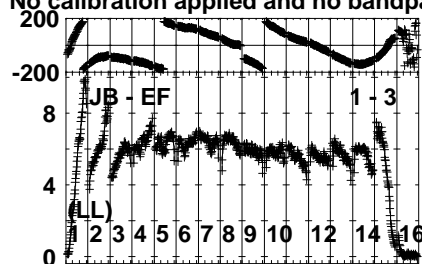
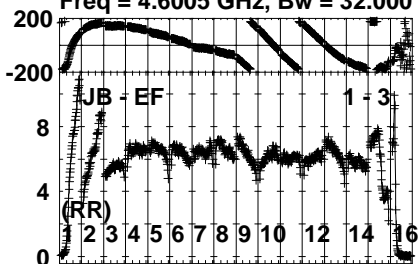
Lower frame: Micro Ampl Jy Top frame: Phas deg
Vector averaged cross-power spectrum Several baselines displayed
Timerange: 00/23:40:51 to 00/23:44:49

Plot file version 115 created 02-DEC-2022 13:18:22

J1848+3219 EC086C.UVDATA.1

Freq = 4.6005 GHz, Bw = 32.000 MH

No calibration applied and no bandpass applied



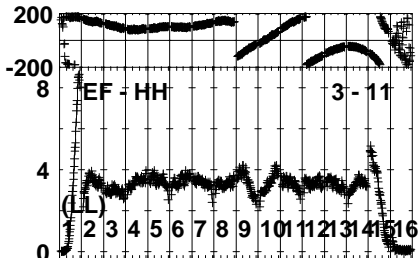
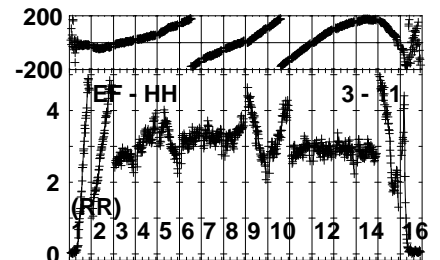
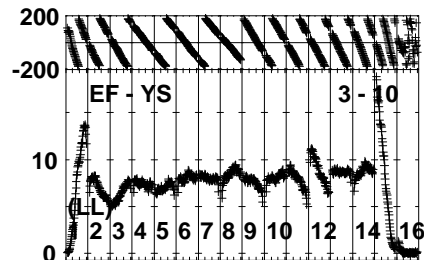
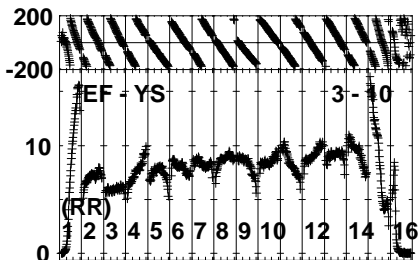
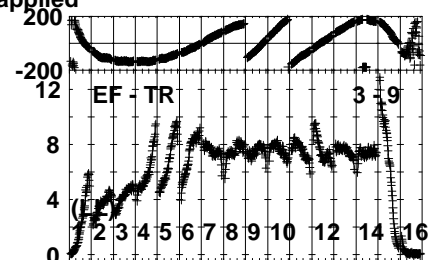
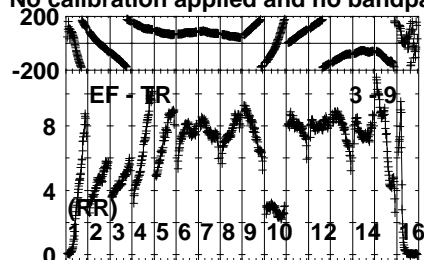
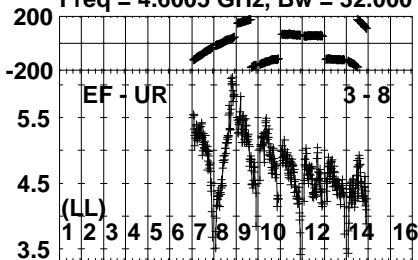
Lower frame: Milli Ampl Jy Top frame: Phas deg
Vector averaged cross-power spectrum Several baselines displayed
Timerange: 00/23:45:33 to 00/23:46:49

Plot file version 116 created 02-DEC-2022 13:18:22

J1848+3219 EC086C.UVDATA.1

Freq = 4.6005 GHz, Bw = 32.000 MH

No calibration applied and no bandpass applied



0 0 0 0 0 0 0 0 0 0 0 0 0 0 0 0
Channels

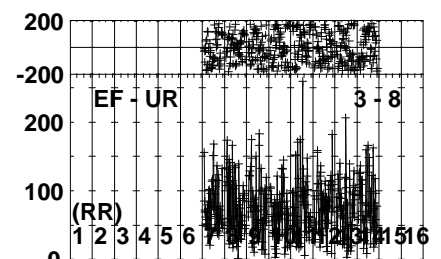
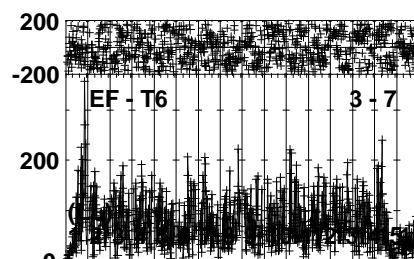
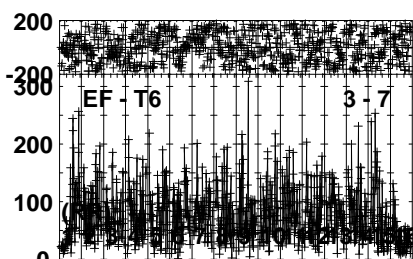
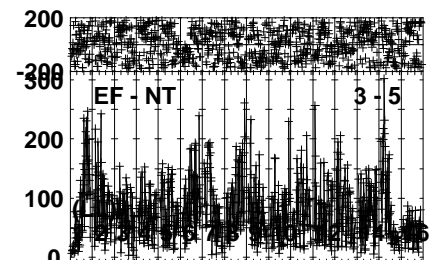
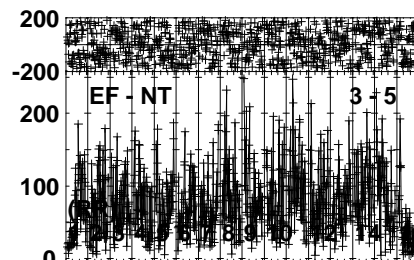
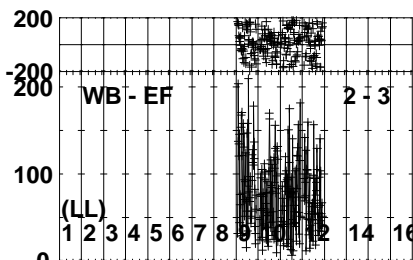
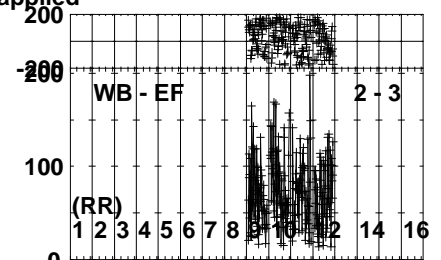
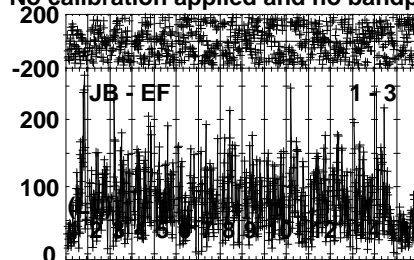
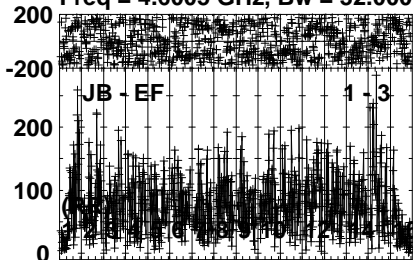
Lower frame: Milli Ampl Jy Top frame: Phas deg
Vector averaged cross-power spectrum Several baselines displayed
Timerange: 00/23:45:33 to 00/23:46:49

Plot file version 117 created 02-DEC-2022 13:18:22

LSRJ1835+325 EC086C.UVDATA.1

Freq = 4.6005 GHz, Bw = 32.000 MH

No calibration applied and no bandpass applied



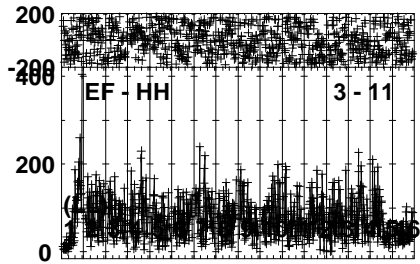
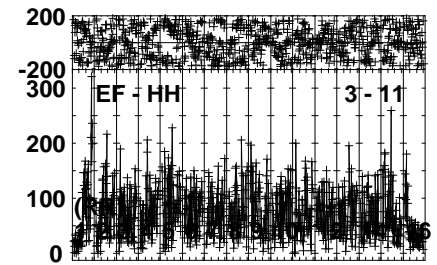
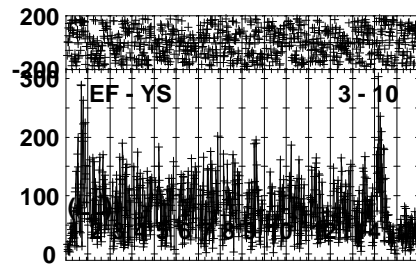
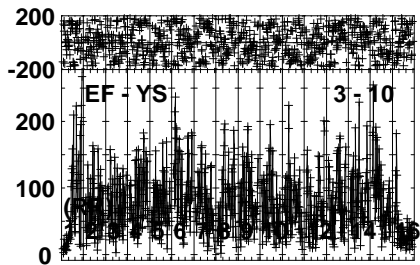
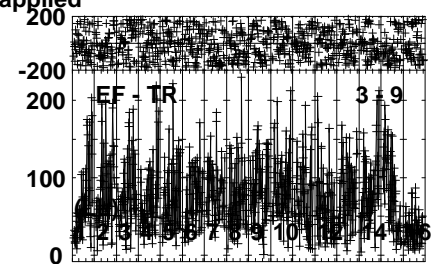
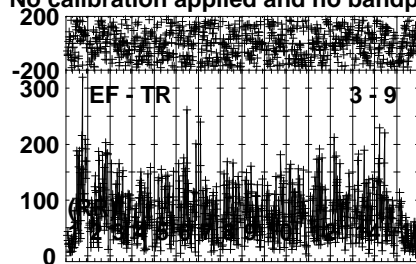
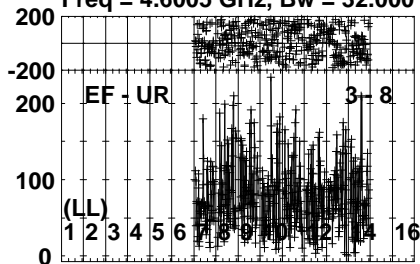
Lower frame: Micro Ampl Jy Top frame: Phas deg
Vector averaged cross-power spectrum Several baselines displayed
Timerange: 00/23:46:53 to 00/23:50:49

Plot file version 118 created 02-DEC-2022 13:18:23

LSRJ1835+325 EC086C.UVDATA.1

Freq = 4.6005 GHz, Bw = 32.000 MH

No calibration applied and no bandpass applied



0 0 0 0 0 0 0 0 0 0 0 0 0 0 0 0
Channels

Lower frame: Micro Ampl Jy Top frame: Phas deg

Vector averaged cross-power spectrum Several baselines displayed

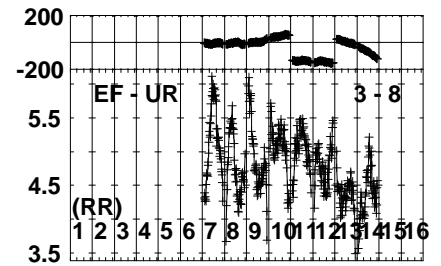
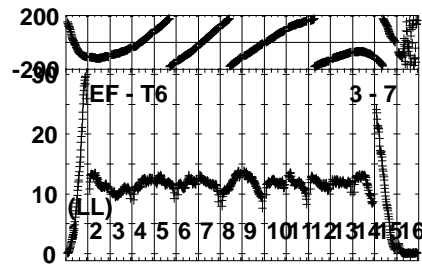
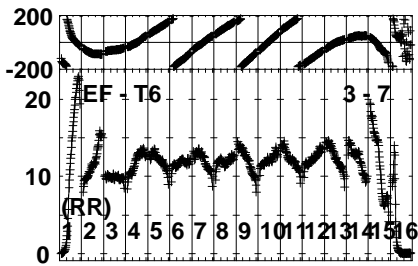
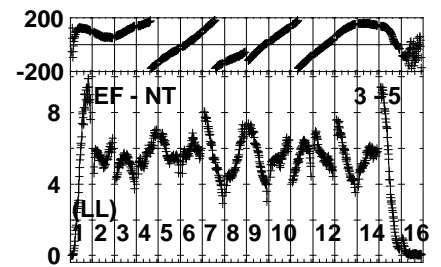
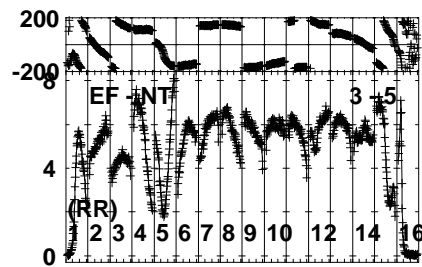
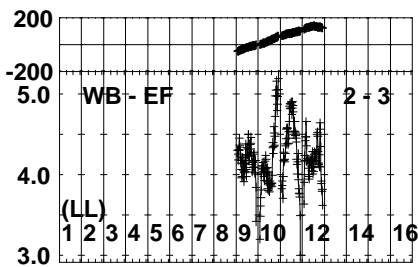
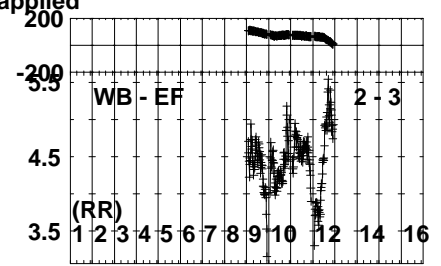
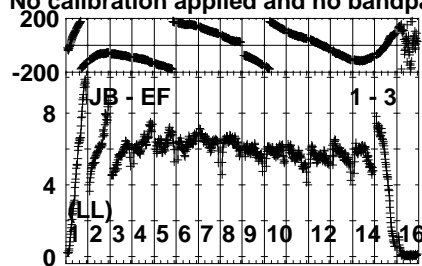
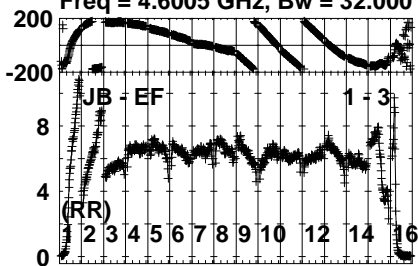
Timerange: 00/23:46:53 to 00/23:50:49

Plot file version 119 created 02-DEC-2022 13:18:23

J1848+3219 EC086C.UVDATA.1

Freq = 4.6005 GHz, Bw = 32.000 MH

No calibration applied and no bandpass applied

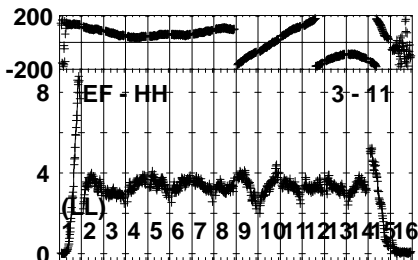
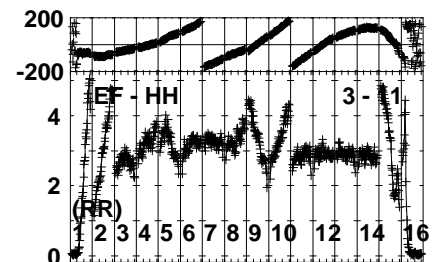
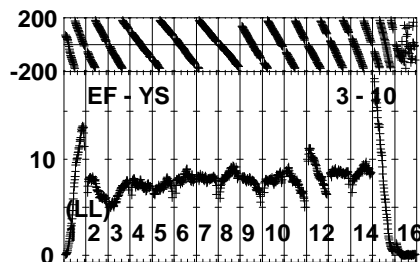
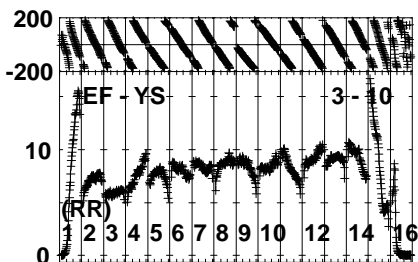
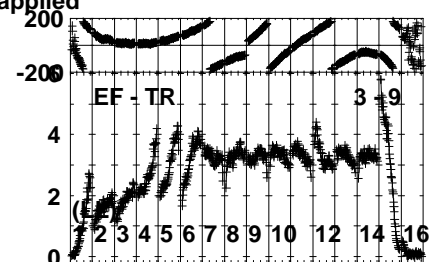
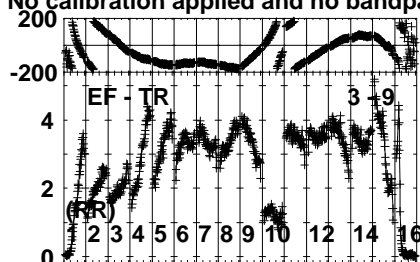
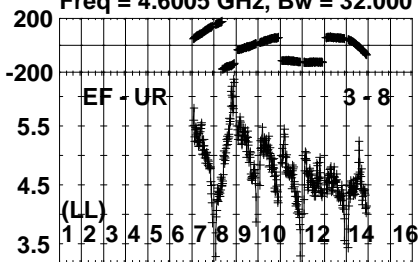


Lower frame: Milli Ampl Jy Top frame: Phas deg
Vector averaged cross-power spectrum Several baselines displayed
Timerange: 00/23:51:33 to 00/23:52:49

Plot file version 120 created 02-DEC-2022 13:18:23

J1848+3219 EC086C.UVDATA.1

Freq = 4.6005 GHz, Bw = 32.000 MH No calibration applied and no bandpass applied



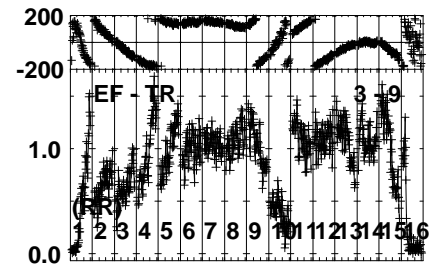
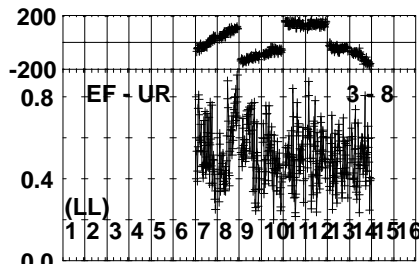
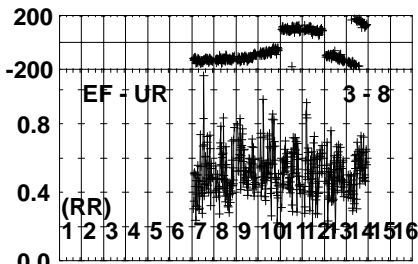
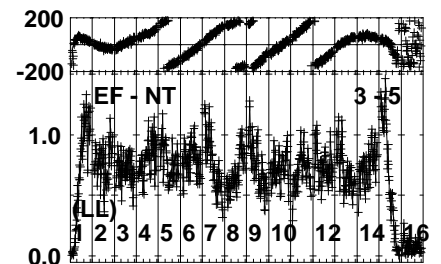
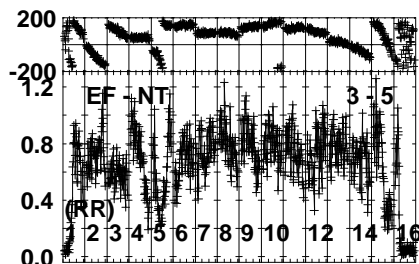
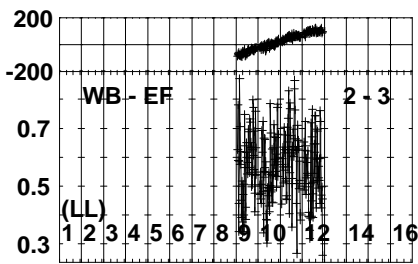
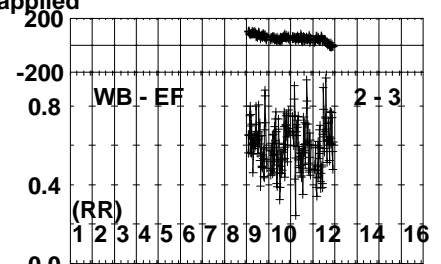
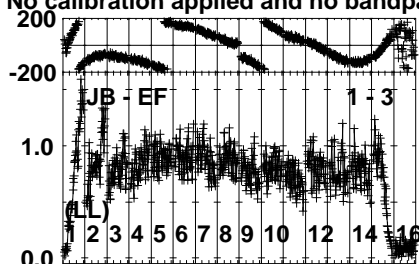
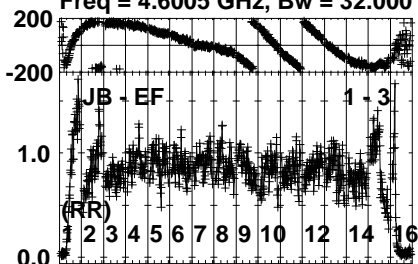
0 0 0 0 0 0 0 0 0 0 0 0 0 0 0 0
Channels

Lower frame: Milli Ampl Jy Top frame: Phas deg
Vector averaged cross-power spectrum Several baselines displayed
Timerange: 00/23:51:33 to 00/23:52:49

Plot file version 121 created 02-DEC-2022 13:18:23

J1834+3205 EC086C.UVDATA.1

Freq = 4.6005 GHz, Bw = 32.000 MH No calibration applied and no bandpass applied



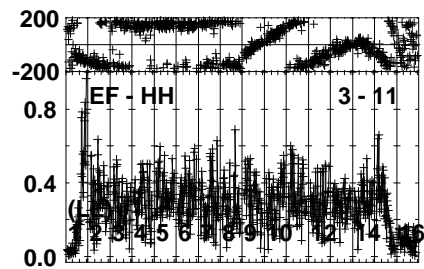
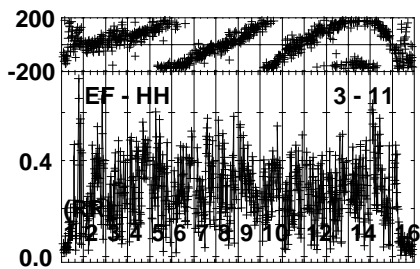
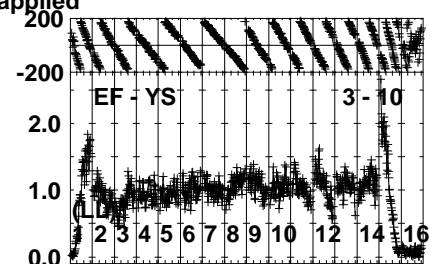
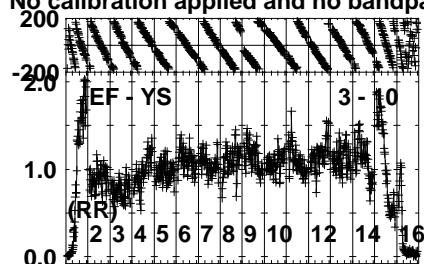
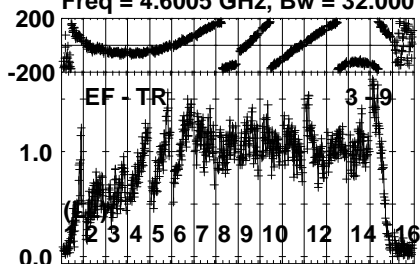
Lower frame: Milli Ampl Jy Top frame: Phas deg
Vector averaged cross-power spectrum Several baselines displayed
Timerange: 00/23:52:51 to 00/23:54:49

Plot file version 122 created 02-DEC-2022 13:18:23

J1834+3205 EC086C.UVDATA.1

Freq = 4.6005 GHz, Bw = 32.000 MH

No calibration applied and no bandpass applied



Lower frame: Milli Ampl Jy Top frame: Phas deg

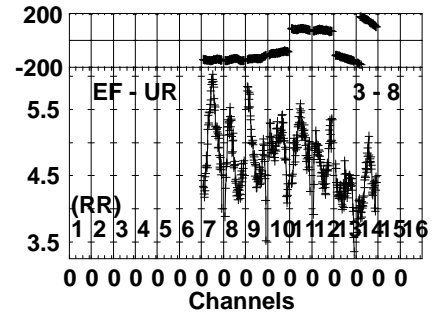
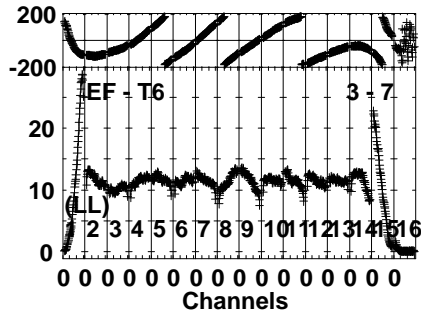
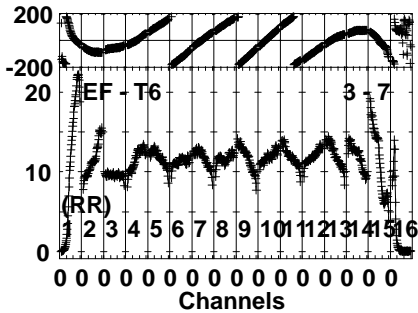
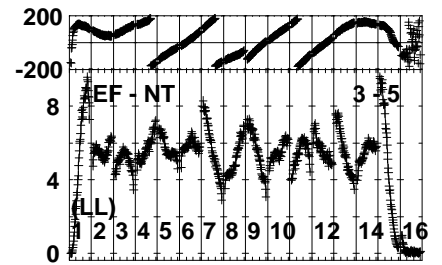
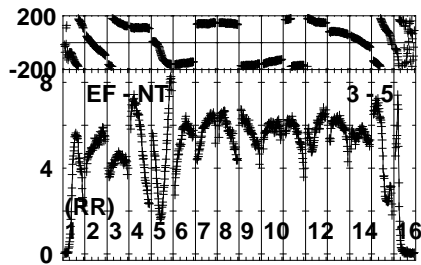
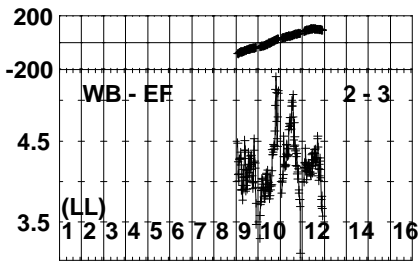
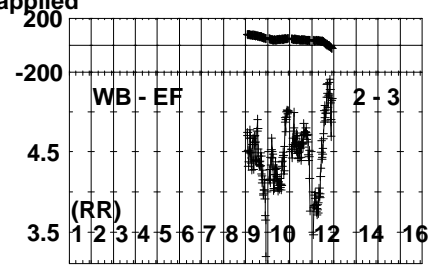
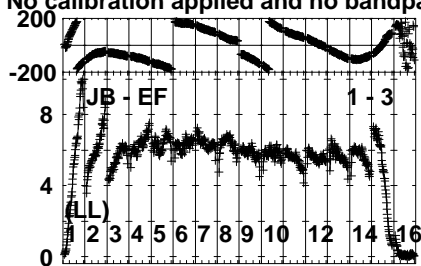
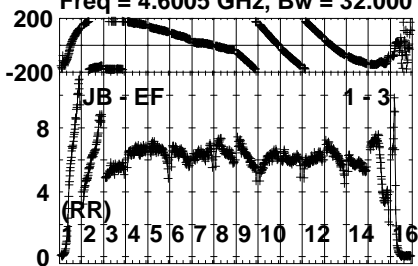
Vector averaged cross-power spectrum Several baselines displayed

Timerange: 00/23:52:51 to 00/23:54:49

Plot file version 123 created 02-DEC-2022 13:18:23

J1848+3219 EC086C.UVDATA.1

Freq = 4.6005 GHz, Bw = 32.000 MH No calibration applied and no bandpass applied



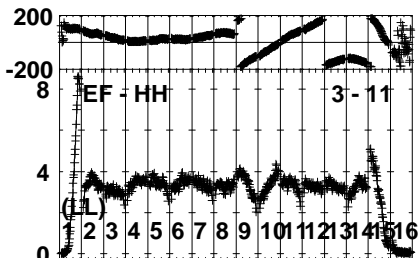
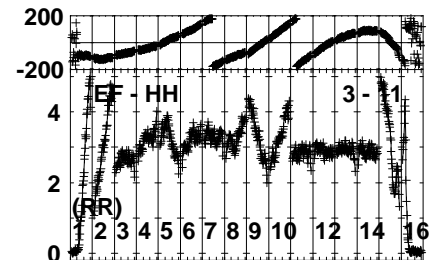
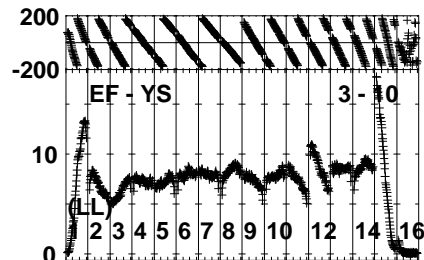
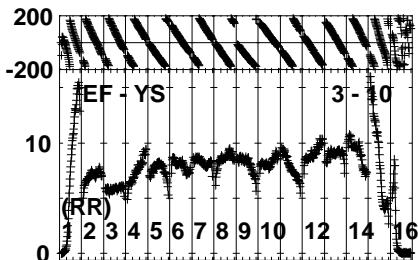
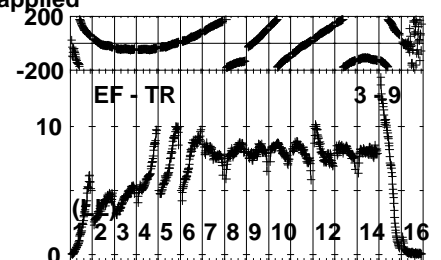
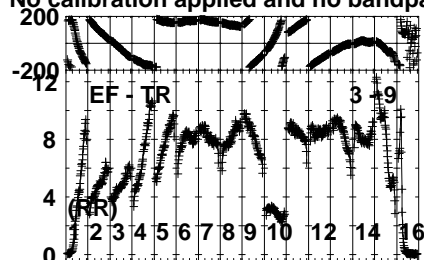
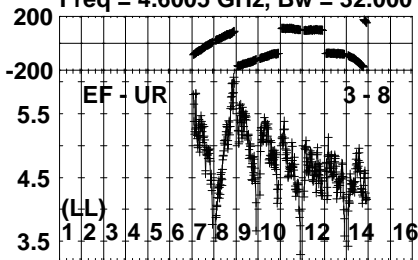
Lower frame: Milli Ampl Jy Top frame: Phas deg
Vector averaged cross-power spectrum Several baselines displayed
Timerange: 00/23:54:53 to 00/23:56:49

Plot file version 124 created 02-DEC-2022 13:18:23

J1848+3219 EC086C.UVDATA.1

Freq = 4.6005 GHz, Bw = 32.000 MH

No calibration applied and no bandpass applied



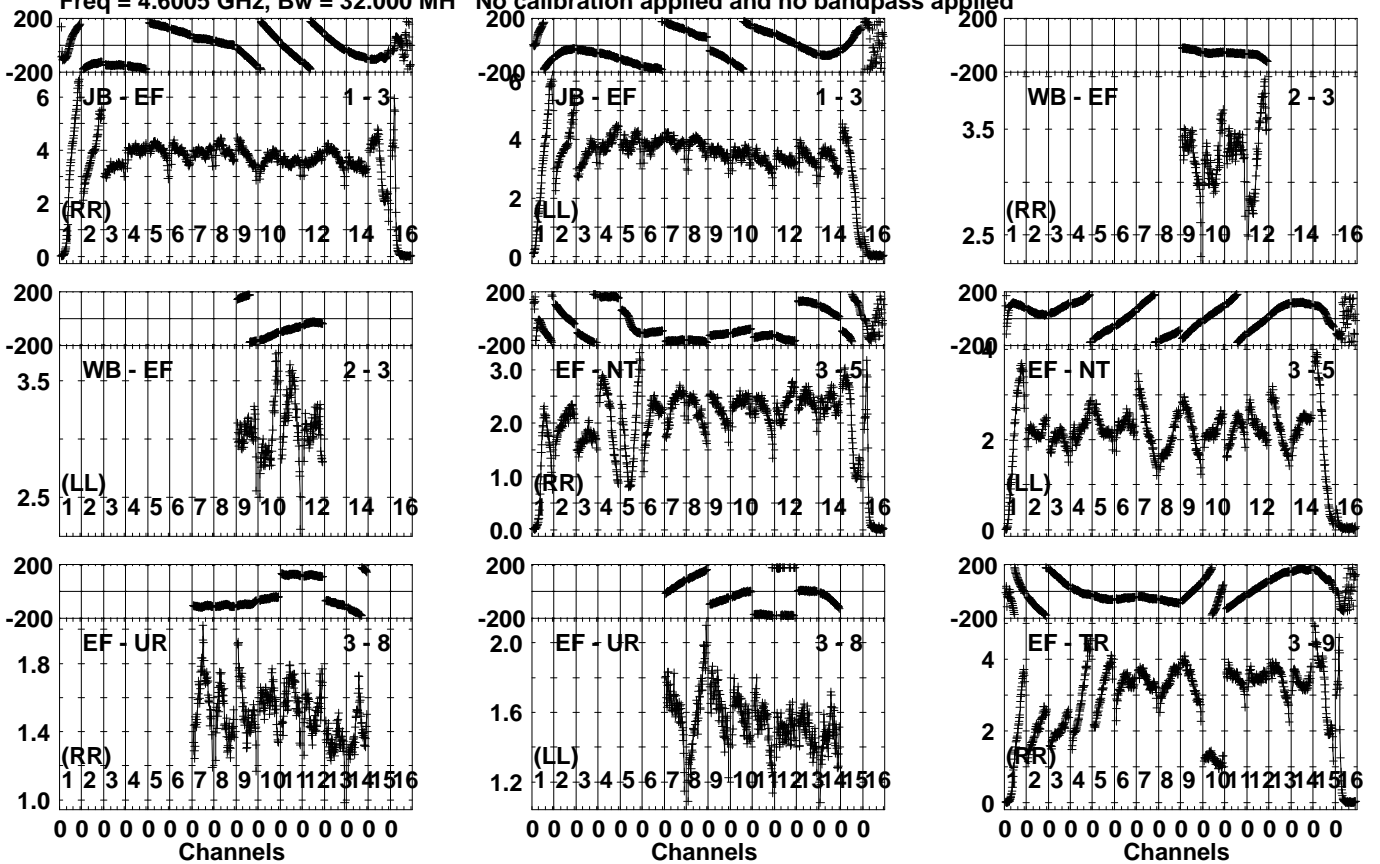
0 0 0 0 0 0 0 0 0 0 0 0 0 0 0 0
Channels

Lower frame: Milli Ampl Jy Top frame: Phas deg
Vector averaged cross-power spectrum Several baselines displayed
Timerange: 00/23:54:53 to 00/23:56:49

Plot file version 125 created 02-DEC-2022 13:18:24

1830+285 EC086C.UVDATA.1

Freq = 4.6005 GHz, Bw = 32.000 MH No calibration applied and no bandpass applied

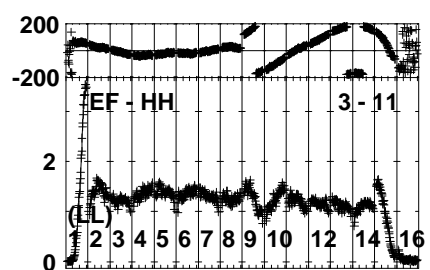
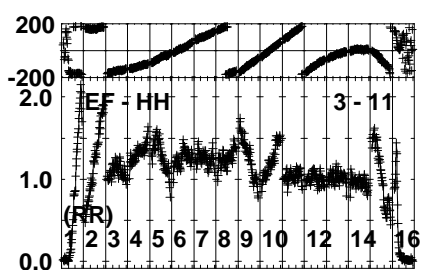
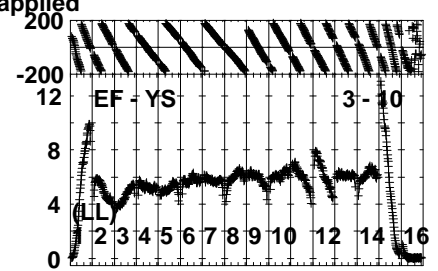
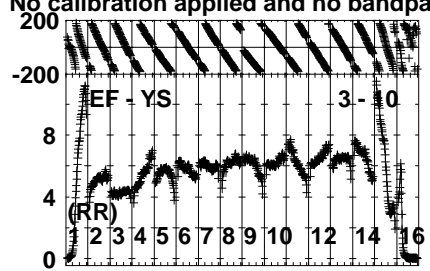
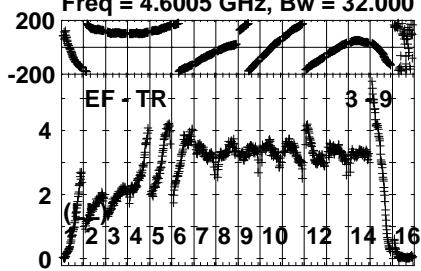


Lower frame: Milli Ampl Jy Top frame: Phas deg
Vector averaged cross-power spectrum Several baselines displayed
Timerange: 01/00:09:33 to 01/00:13:29

Plot file version 126 created 02-DEC-2022 13:18:24

1830+285 EC086C.UVDATA.1

Freq = 4.6005 GHz, Bw = 32.000 MH No calibration applied and no bandpass applied



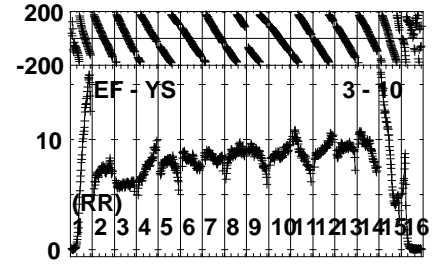
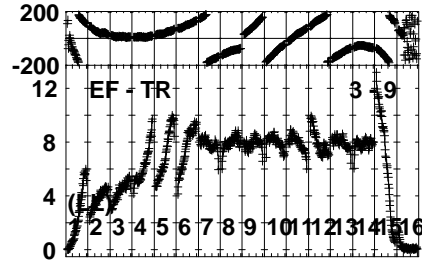
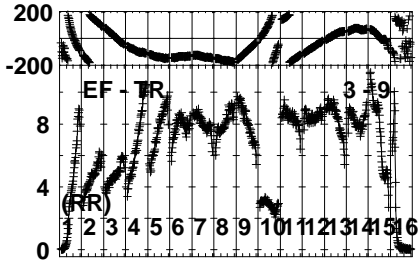
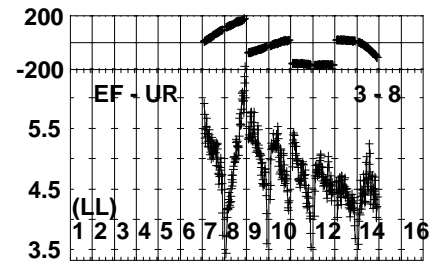
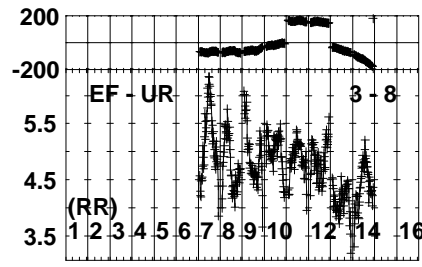
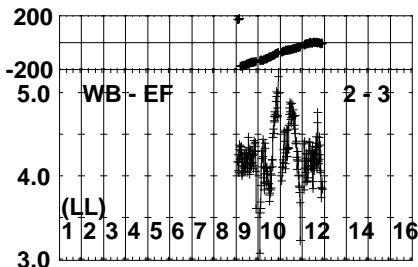
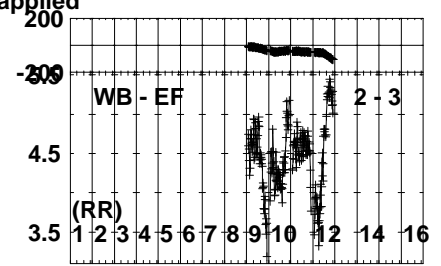
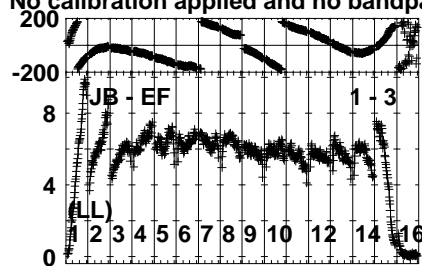
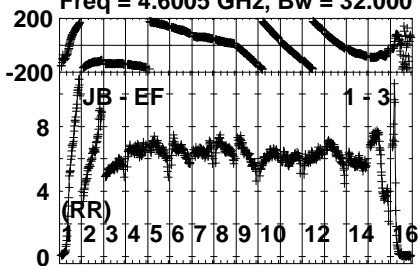
Lower frame: Milli Ampl Jy Top frame: Phas deg
Vector averaged cross-power spectrum Several baselines displayed
Timerange: 01/00:09:33 to 01/00:13:29

Plot file version 127 created 02-DEC-2022 13:18:24

J1848+3219 EC086C.UVDATA.1

Freq = 4.6005 GHz, Bw = 32.000 MH

No calibration applied and no bandpass applied



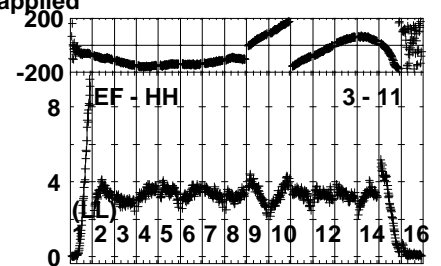
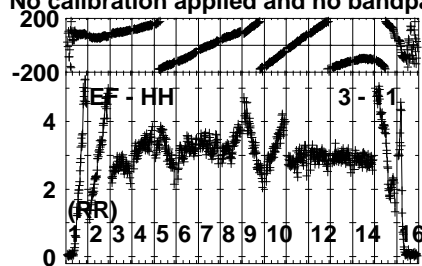
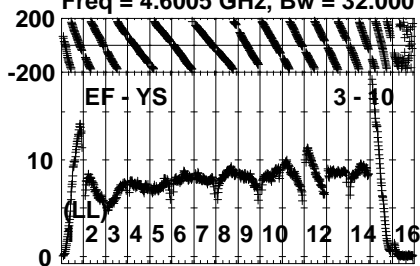
Lower frame: Milli Ampl Jy Top frame: Phas deg
Vector averaged cross-power spectrum Several baselines displayed
Timerange: 01/00:14:23 to 01/00:15:29

Plot file version 128 created 02-DEC-2022 13:18:24

J1848+3219 EC086C.UVDATA.1

Freq = 4.6005 GHz, Bw = 32.000 MH

No calibration applied and no bandpass applied



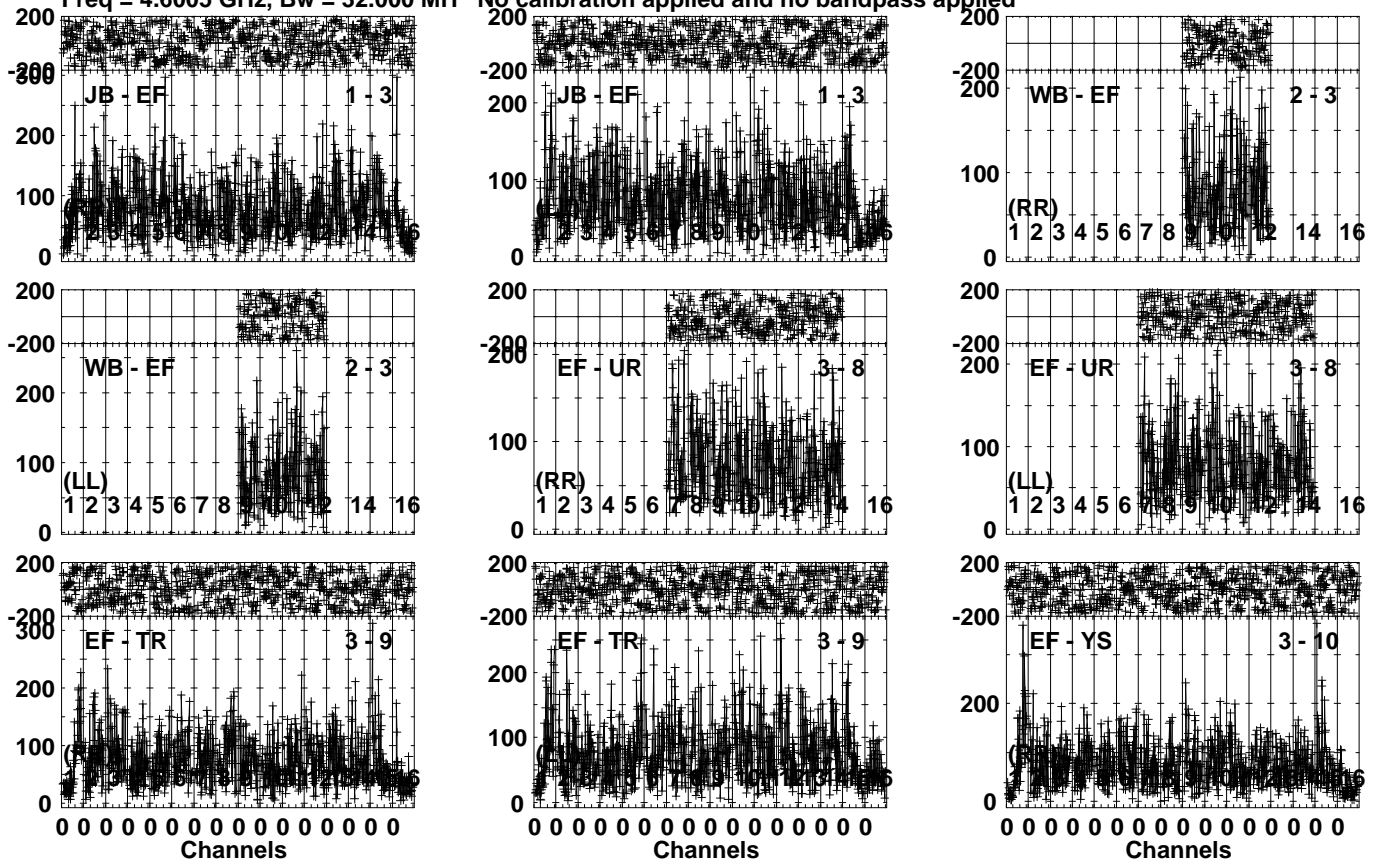
Lower frame: Milli Ampl Jy Top frame: Phas deg
Vector averaged cross-power spectrum Several baselines displayed
Timerange: 01/00:14:23 to 01/00:15:29

Plot file version 129 created 02-DEC-2022 13:18:24

LSRJ1835+325 EC086C.UVDATA.1

Freq = 4.6005 GHz, Bw = 32.000 MH

No calibration applied and no bandpass applied



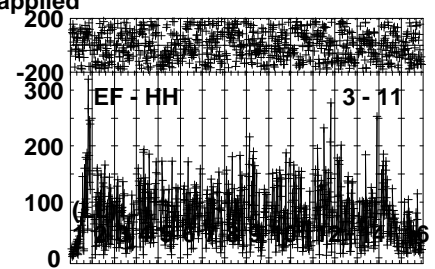
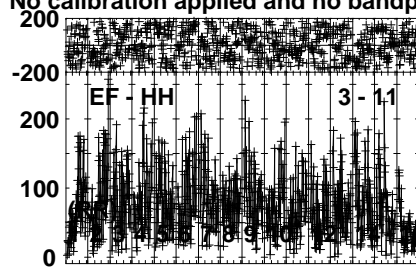
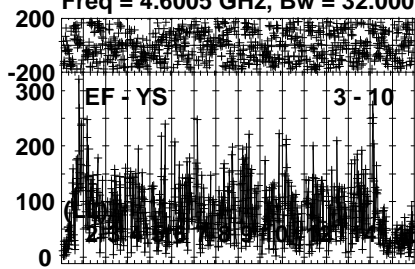
Lower frame: Micro Ampl Jy Top frame: Phas deg
Vector averaged cross-power spectrum Several baselines displayed
Timerange: 01/00:15:33 to 01/00:19:29

Plot file version 130 created 02-DEC-2022 13:18:24

LSRJ1835+325 EC086C.UVDATA.1

Freq = 4.6005 GHz, Bw = 32.000 MH

No calibration applied and no bandpass applied



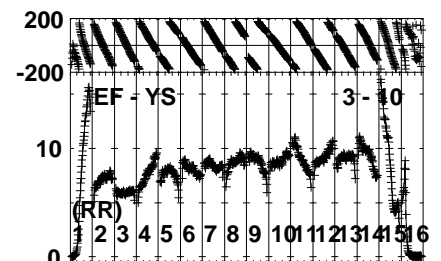
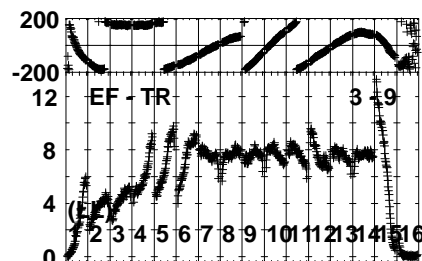
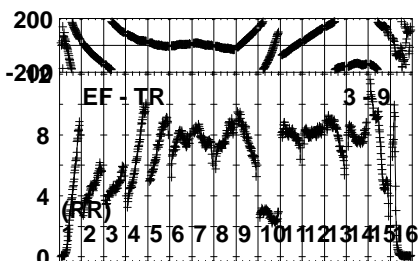
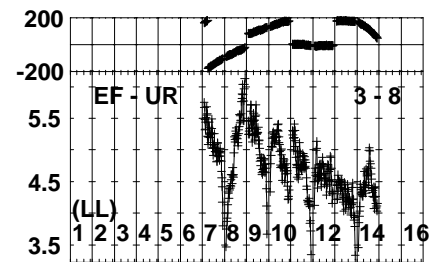
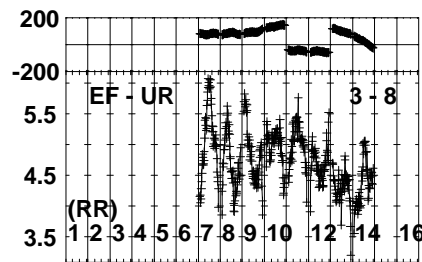
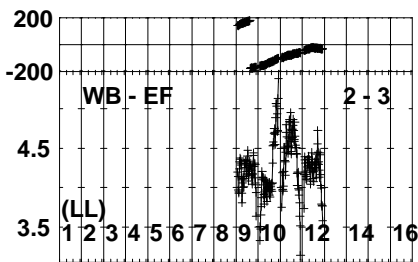
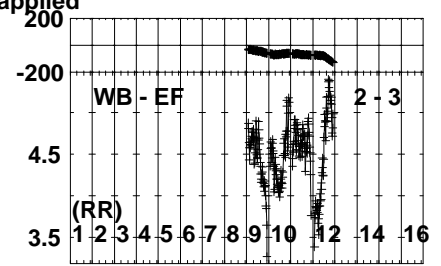
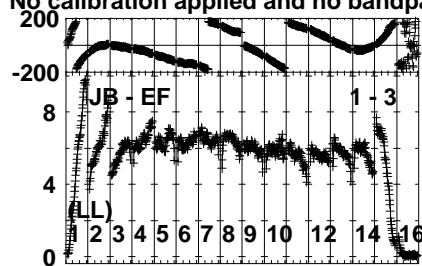
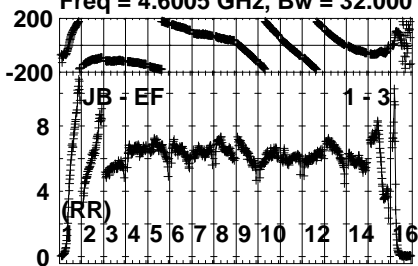
Lower frame: Micro Ampl Jy Top frame: Phas deg
Vector averaged cross-power spectrum Several baselines displayed
Timerange: 01/00:15:33 to 01/00:19:29

Plot file version 131 created 02-DEC-2022 13:18:25

J1848+3219 EC086C.UVDATA.1

Freq = 4.6005 GHz, Bw = 32.000 MH

No calibration applied and no bandpass applied

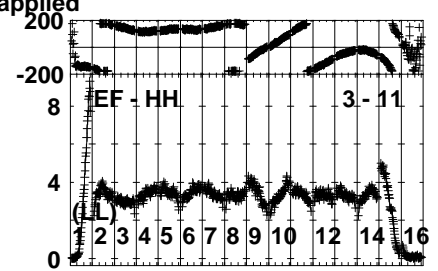
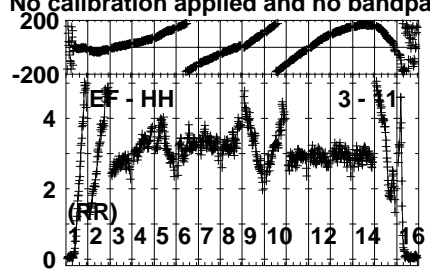
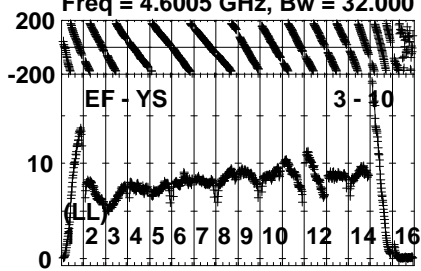


Lower frame: Milli Ampl Jy Top frame: Phas deg
Vector averaged cross-power spectrum Several baselines displayed
Timerange: 01/00:20:23 to 01/00:21:29

Plot file version 132 created 02-DEC-2022 13:18:25

J1848+3219 EC086C.UVDATA.1

Freq = 4.6005 GHz, Bw = 32.000 MH No calibration applied and no bandpass applied



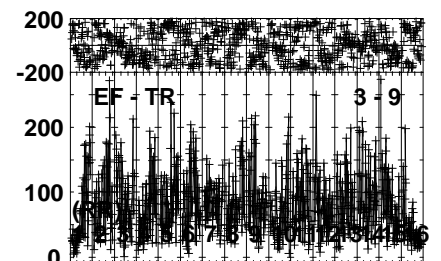
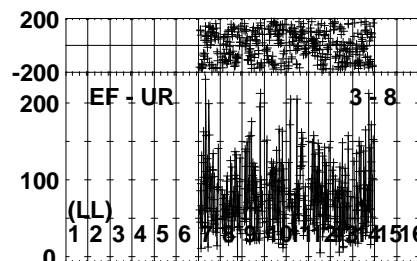
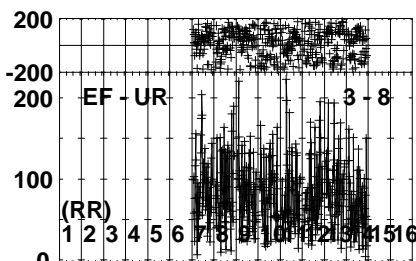
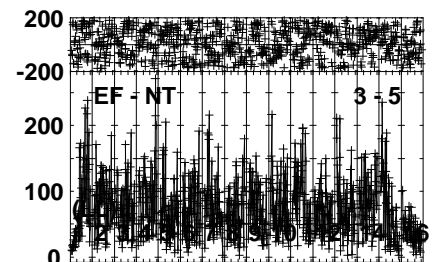
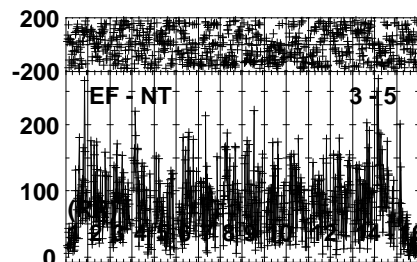
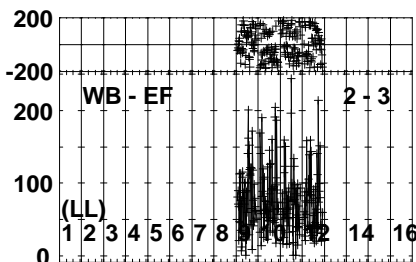
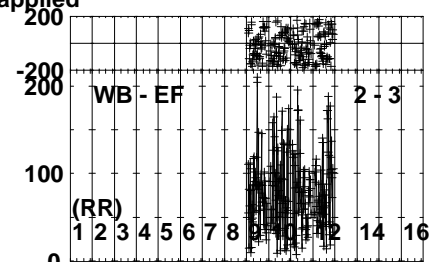
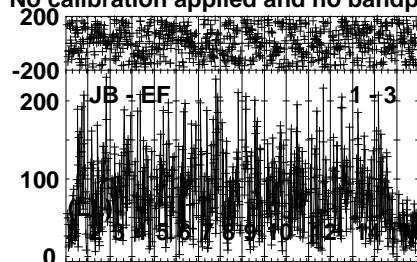
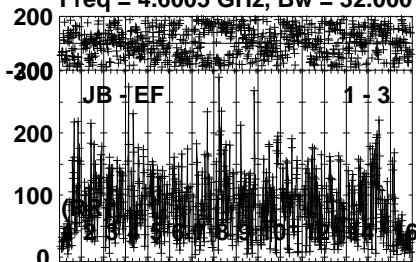
Lower frame: Milli Ampl Jy Top frame: Phas deg
Vector averaged cross-power spectrum Several baselines displayed
Timerange: 01/00:20:23 to 01/00:21:29

Plot file version 133 created 02-DEC-2022 13:18:25

LSRJ1835+325 EC086C.UVDATA.1

Freq = 4.6005 GHz, Bw = 32.000 MH

No calibration applied and no bandpass applied



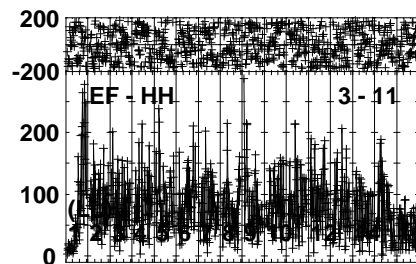
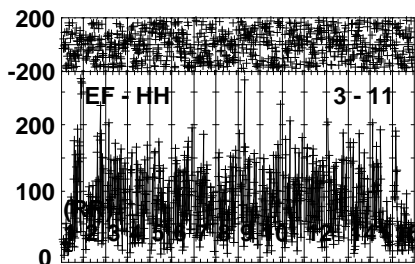
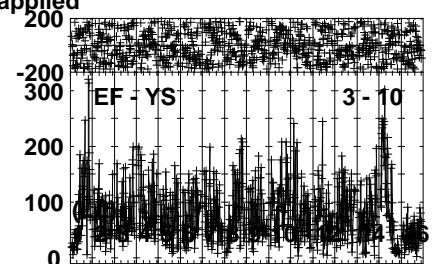
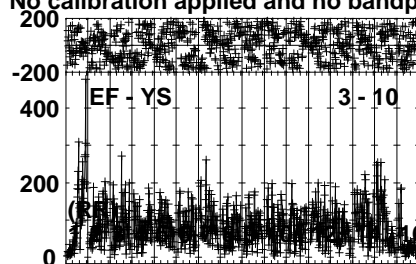
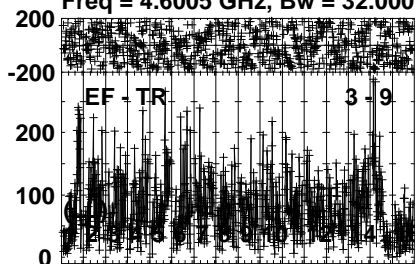
Lower frame: Micro Ampl Jy Top frame: Phas deg
Vector averaged cross-power spectrum Several baselines displayed
Timerange: 01/00:21:31 to 01/00:25:29

Plot file version 134 created 02-DEC-2022 13:18:25

LSRJ1835+325 EC086C.UVDATA.1

Freq = 4.6005 GHz, Bw = 32.000 MH

No calibration applied and no bandpass applied



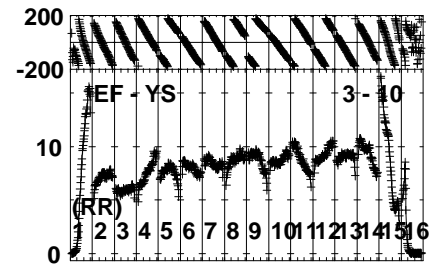
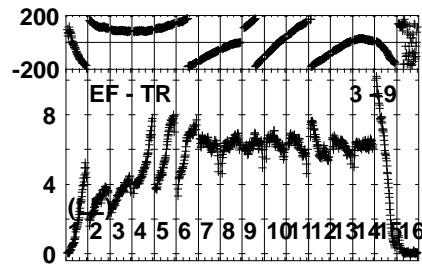
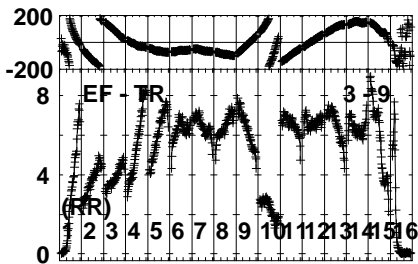
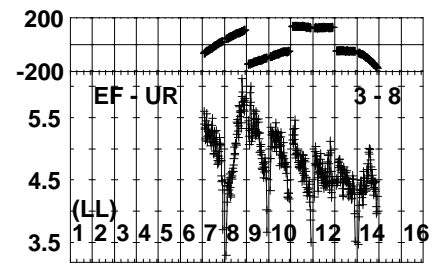
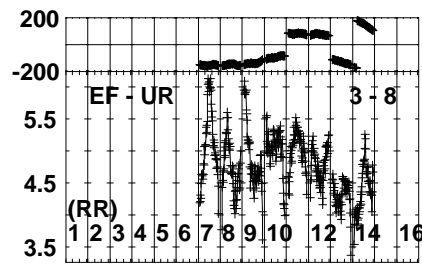
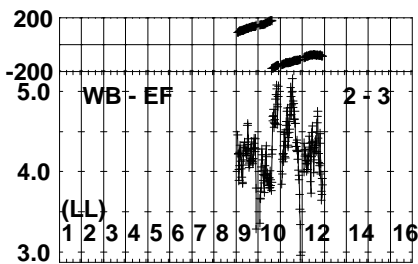
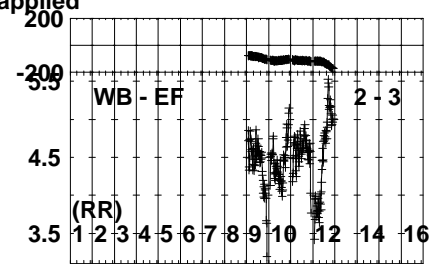
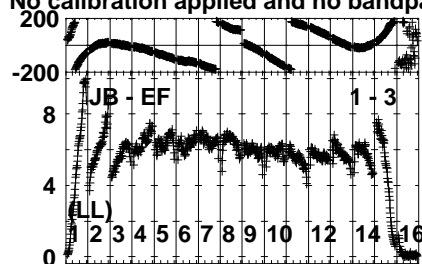
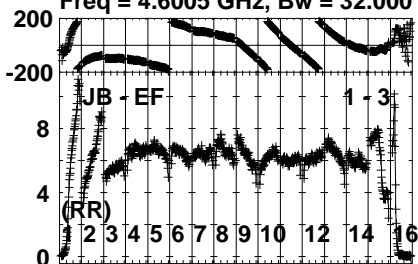
Lower frame: Micro Ampl Jy Top frame: Phas deg
Vector averaged cross-power spectrum Several baselines displayed
Timerange: 01/00:21:31 to 01/00:25:29

Plot file version 135 created 02-DEC-2022 13:18:25

J1848+3219 EC086C.UVDATA.1

Freq = 4.6005 GHz, Bw = 32.000 MH

No calibration applied and no bandpass applied



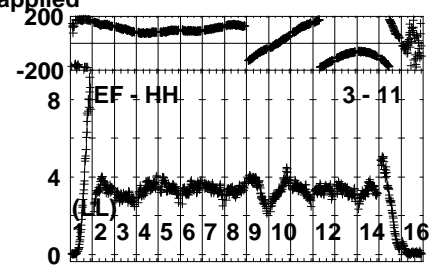
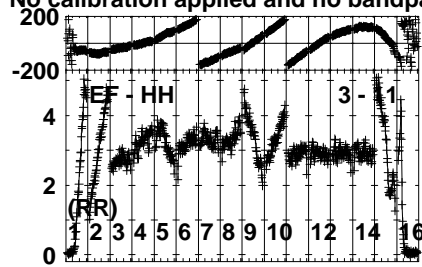
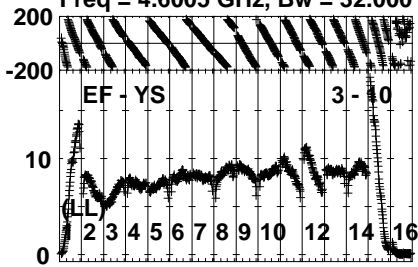
Lower frame: Milli Ampl Jy Top frame: Phas deg
Vector averaged cross-power spectrum Several baselines displayed
Timerange: 01/00:26:23 to 01/00:27:29

Plot file version 136 created 02-DEC-2022 13:18:25

J1848+3219 EC086C.UVDATA.1

Freq = 4.6005 GHz, Bw = 32.000 MH

No calibration applied and no bandpass applied



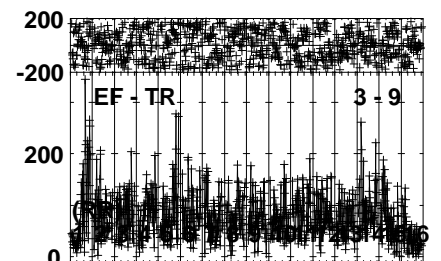
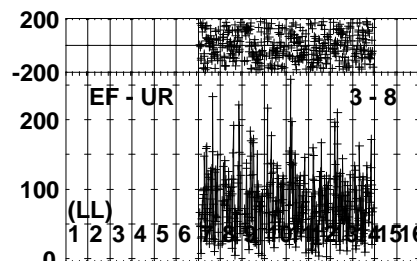
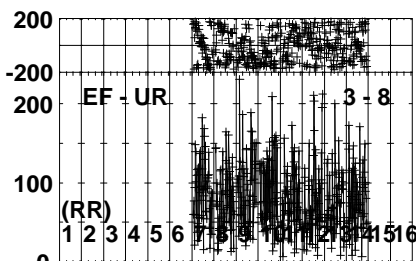
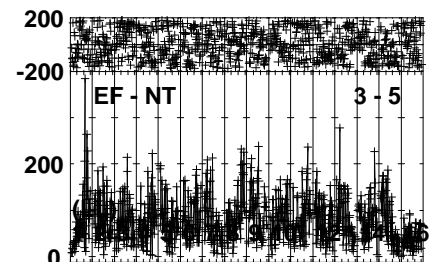
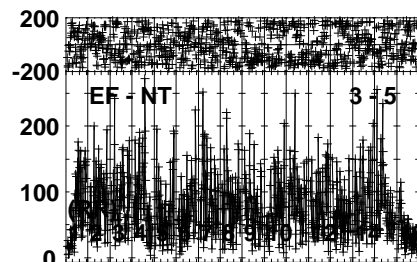
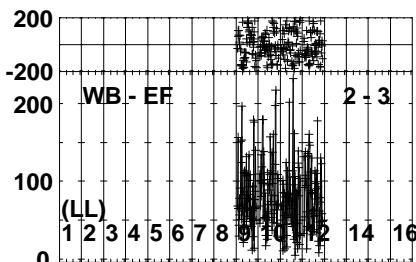
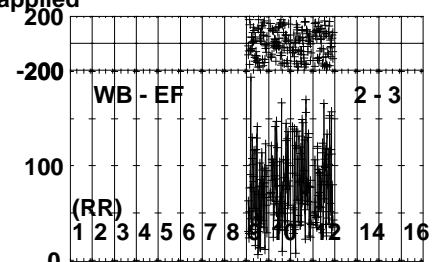
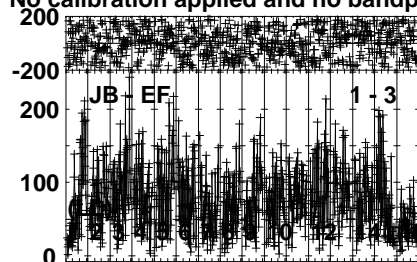
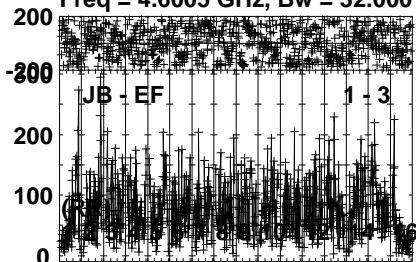
Lower frame: Milli Ampl Jy Top frame: Phas deg
Vector averaged cross-power spectrum Several baselines displayed
Timerange: 01/00:26:23 to 01/00:27:29

Plot file version 137 created 02-DEC-2022 13:18:25

LSRJ1835+325 EC086C.UVDATA.1

Freq = 4.6005 GHz, Bw = 32.000 MH

No calibration applied and no bandpass applied



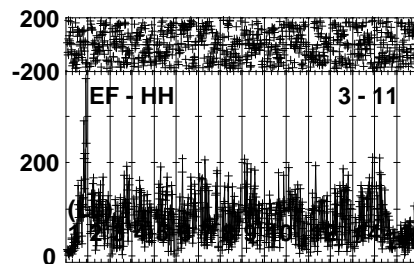
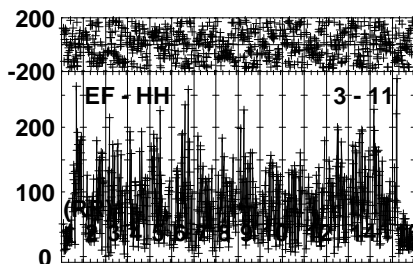
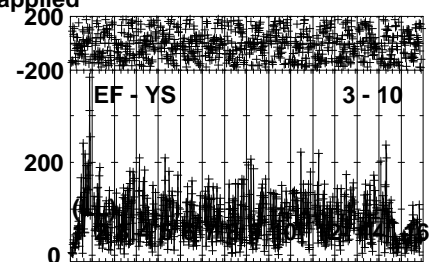
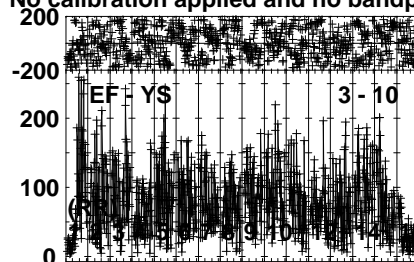
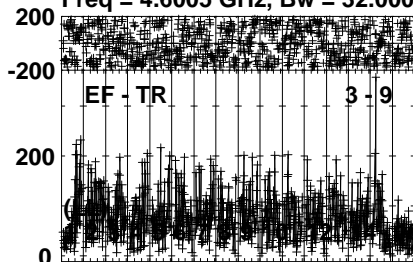
Lower frame: Micro Ampl Jy Top frame: Phas deg
Vector averaged cross-power spectrum Several baselines displayed
Timerange: 01/00:27:31 to 01/00:31:29

Plot file version 138 created 02-DEC-2022 13:18:25

LSRJ1835+325 EC086C.UVDATA.1

Freq = 4.6005 GHz, Bw = 32.000 MH

No calibration applied and no bandpass applied



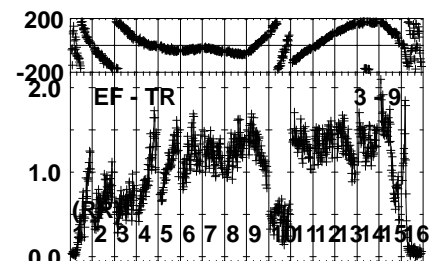
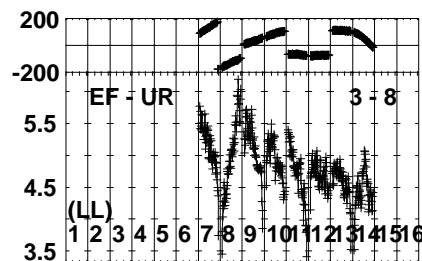
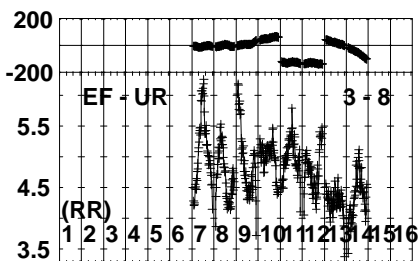
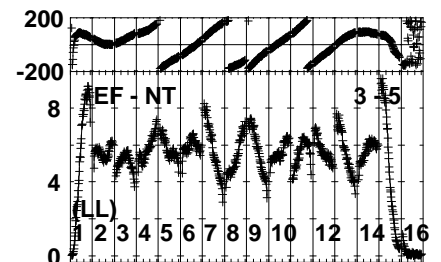
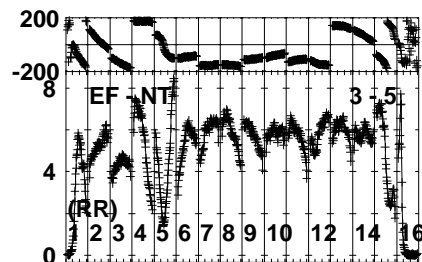
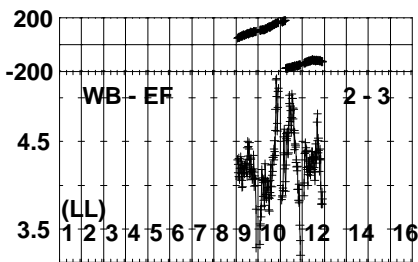
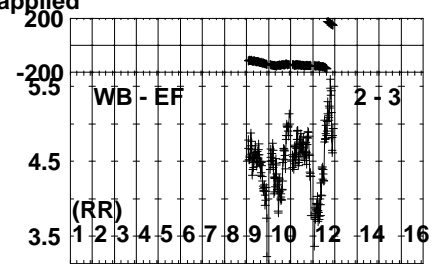
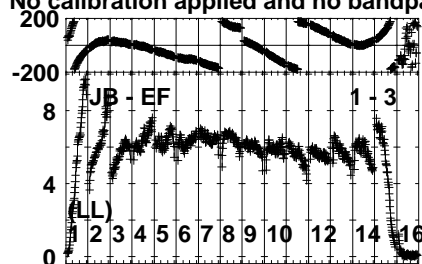
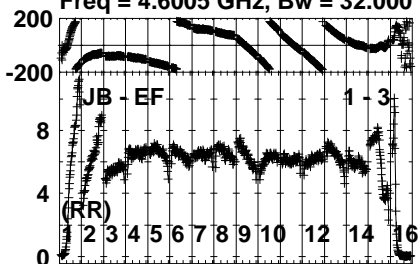
Lower frame: Micro Ampl Jy Top frame: Phas deg
Vector averaged cross-power spectrum Several baselines displayed
Timerange: 01/00:27:31 to 01/00:31:29

Plot file version 139 created 02-DEC-2022 13:18:25

J1848+3219 EC086C.UVDATA.1

Freq = 4.6005 GHz, Bw = 32.000 MH

No calibration applied and no bandpass applied



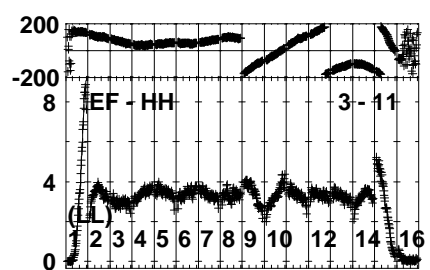
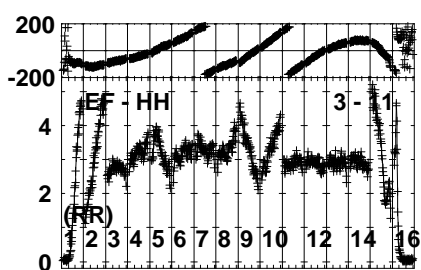
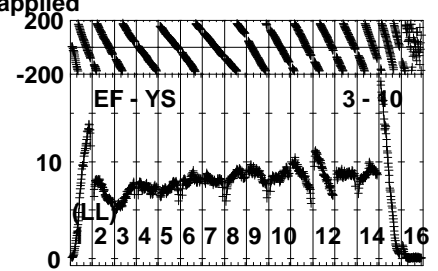
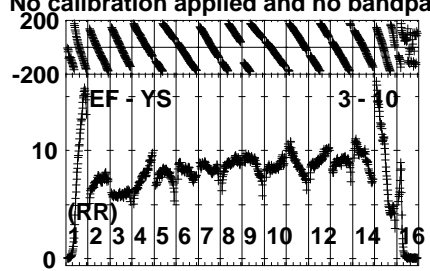
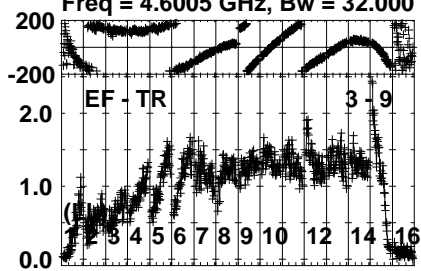
Lower frame: Milli Ampl Jy Top frame: Phas deg
Vector averaged cross-power spectrum Several baselines displayed
Timerange: 01/00:32:23 to 01/00:33:29

Plot file version 140 created 02-DEC-2022 13:18:26

J1848+3219 EC086C.UVDATA.1

Freq = 4.6005 GHz, Bw = 32.000 MH

No calibration applied and no bandpass applied



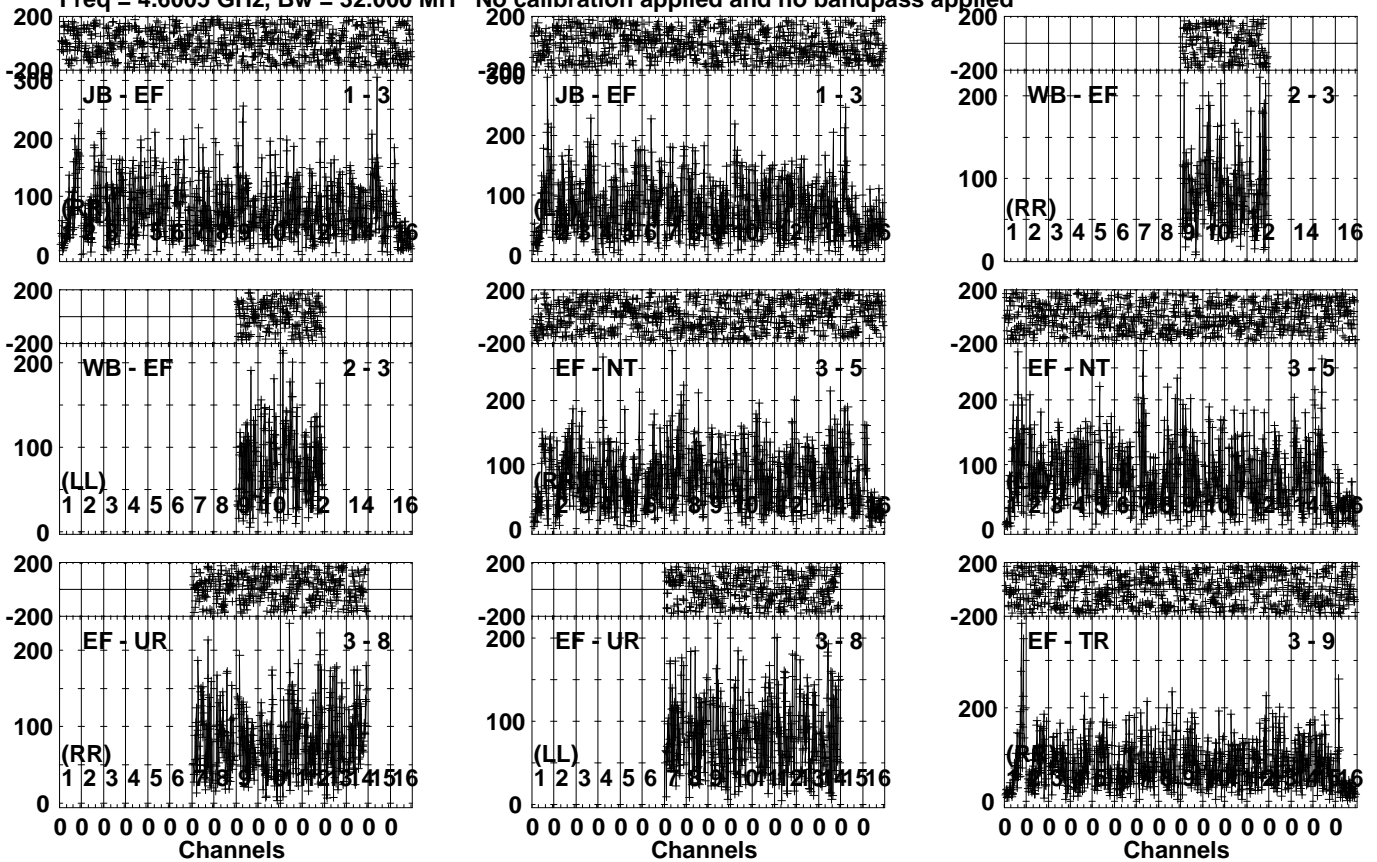
Lower frame: Milli Ampl Jy Top frame: Phas deg
Vector averaged cross-power spectrum Several baselines displayed
Timerange: 01/00:32:23 to 01/00:33:29

Plot file version 141 created 02-DEC-2022 13:18:26

LSRJ1835+325 EC086C.UVDATA.1

Freq = 4.6005 GHz, Bw = 32.000 MH

No calibration applied and no bandpass applied



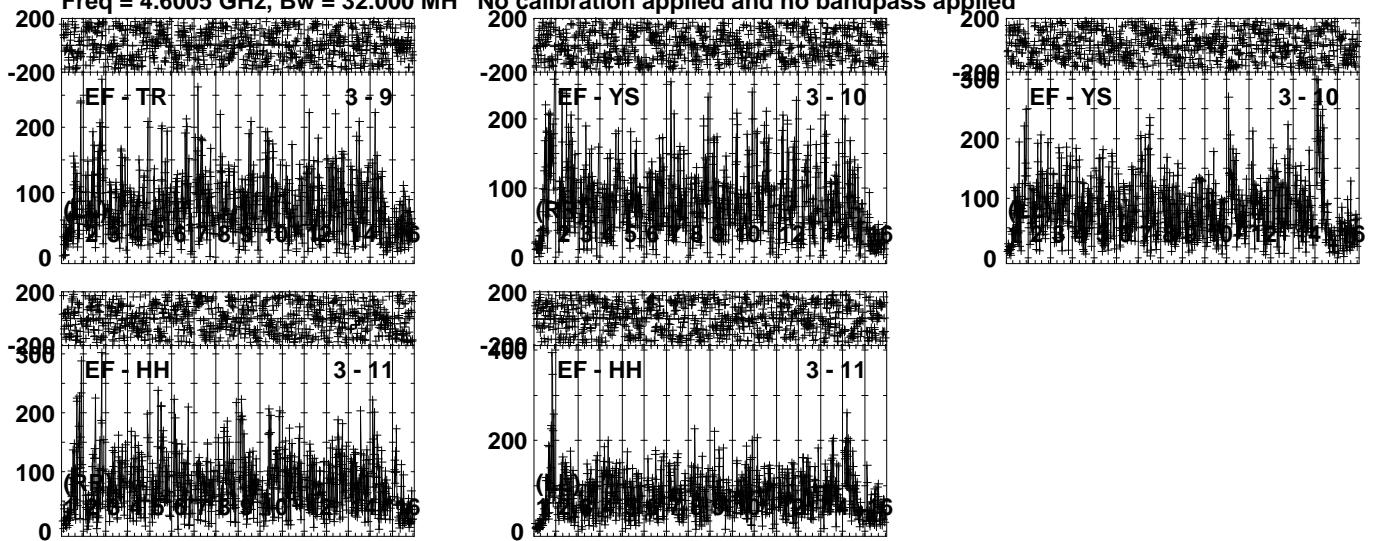
Lower frame: Micro Ampl Jy Top frame: Phas deg
Vector averaged cross-power spectrum Several baselines displayed
Timerange: 01/00:33:31 to 01/00:37:29

Plot file version 142 created 02-DEC-2022 13:18:26

LSRJ1835+325 EC086C.UVDATA.1

Freq = 4.6005 GHz, Bw = 32.000 MH

No calibration applied and no bandpass applied



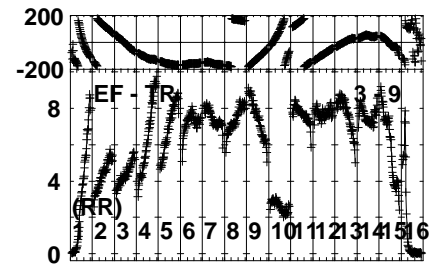
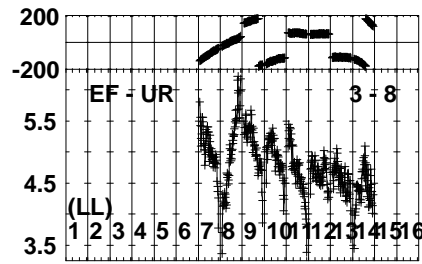
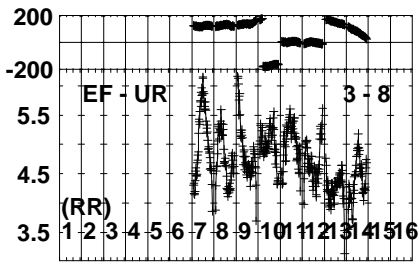
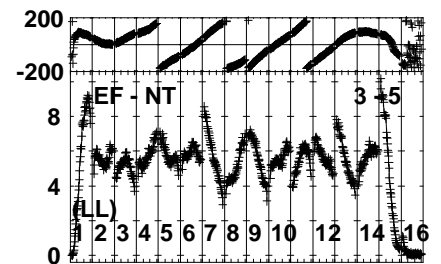
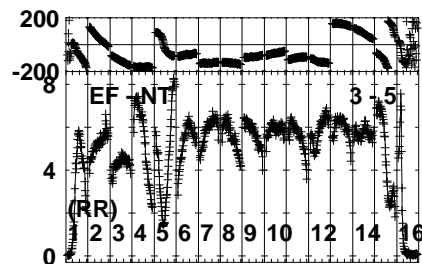
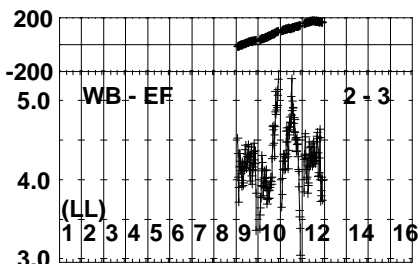
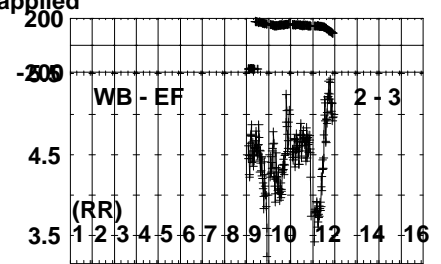
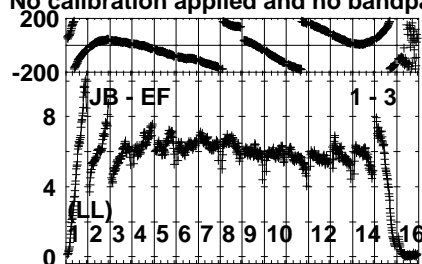
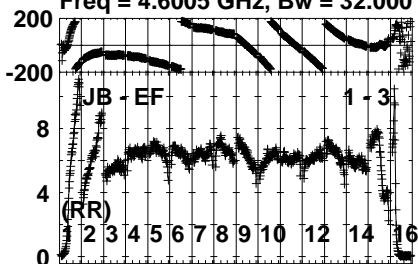
Lower frame: Micro Ampl Jy Top frame: Phas deg
Vector averaged cross-power spectrum Several baselines displayed
Timerange: 01/00:33:31 to 01/00:37:29

Plot file version 143 created 02-DEC-2022 13:18:26

J1848+3219 EC086C.UVDATA.1

Freq = 4.6005 GHz, Bw = 32.000 MH

No calibration applied and no bandpass applied



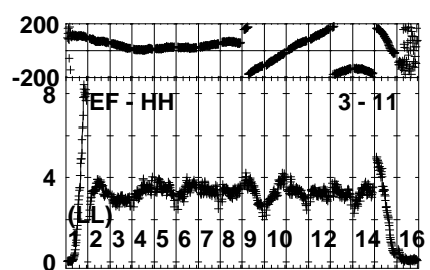
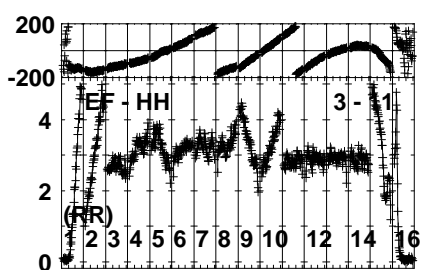
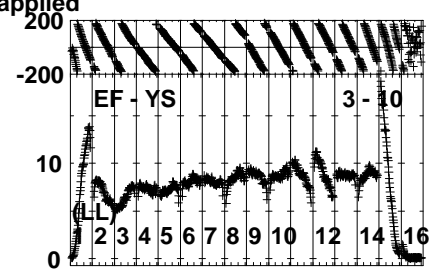
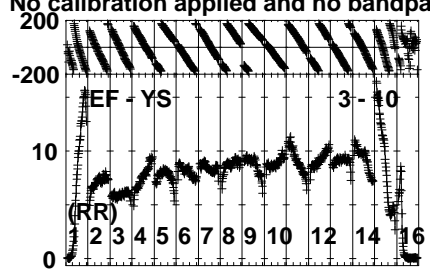
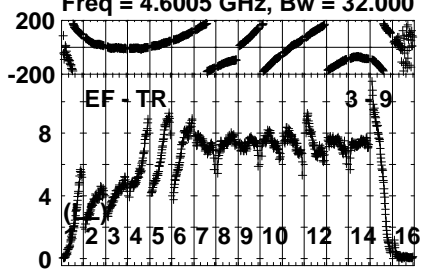
Lower frame: Milli Ampl Jy Top frame: Phas deg
 Vector averaged cross-power spectrum Several baselines displayed
 Timerange: 01/00:38:23 to 01/00:39:29

Plot file version 144 created 02-DEC-2022 13:18:26

J1848+3219 EC086C.UVDATA.1

Freq = 4.6005 GHz, Bw = 32.000 MH

No calibration applied and no bandpass applied



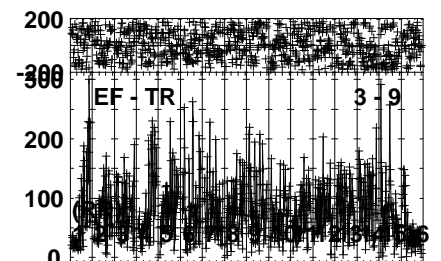
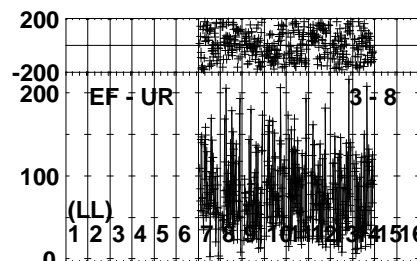
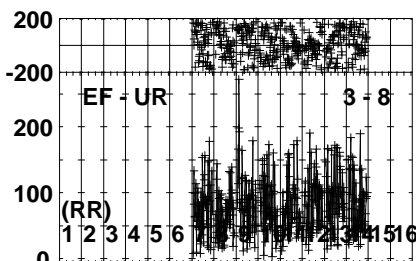
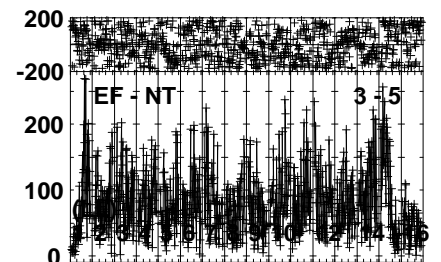
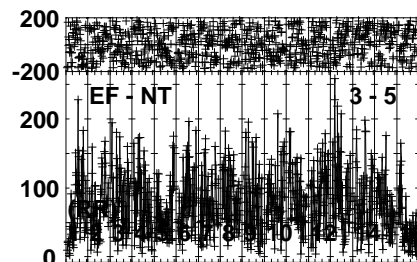
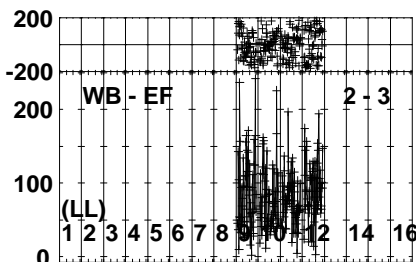
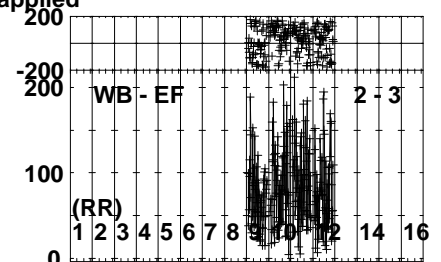
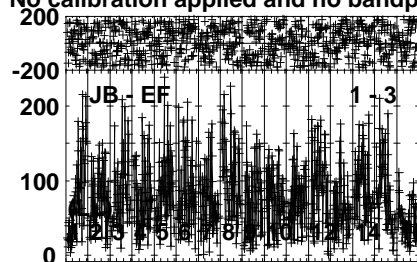
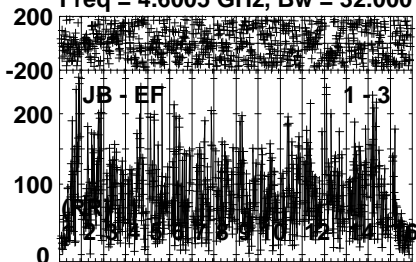
Lower frame: Milli Ampl Jy Top frame: Phas deg
Vector averaged cross-power spectrum Several baselines displayed
Timerange: 01/00:38:23 to 01/00:39:29

Plot file version 145 created 02-DEC-2022 13:18:26

LSRJ1835+325 EC086C.UVDATA.1

Freq = 4.6005 GHz, Bw = 32.000 MH

No calibration applied and no bandpass applied



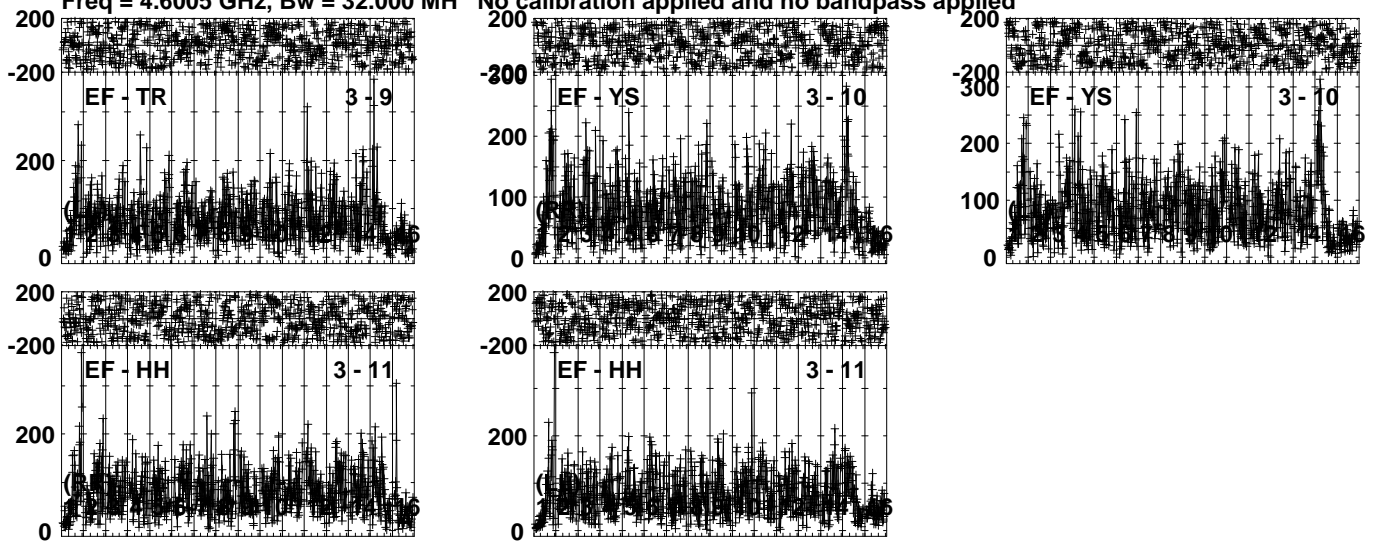
Lower frame: Micro Ampl Jy Top frame: Phas deg
Vector averaged cross-power spectrum Several baselines displayed
Timerange: 01/00:39:31 to 01/00:43:29

Plot file version 146 created 02-DEC-2022 13:18:26

LSRJ1835+325 EC086C.UVDATA.1

Freq = 4.6005 GHz, Bw = 32.000 MH

No calibration applied and no bandpass applied

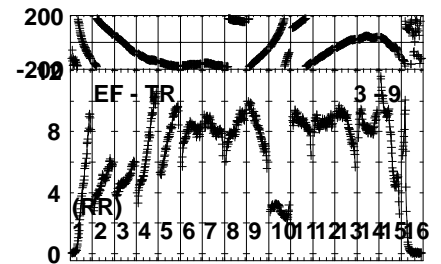
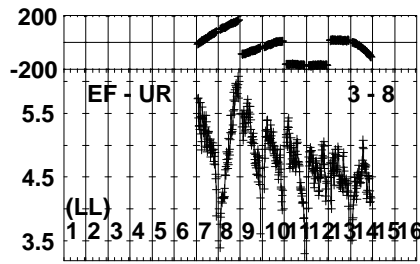
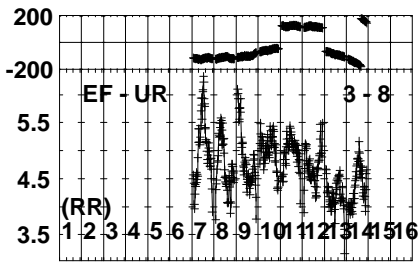
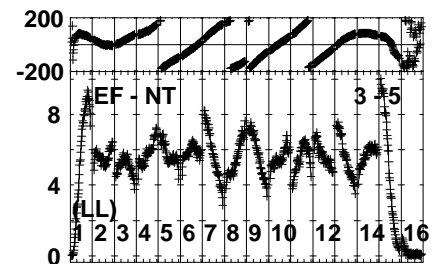
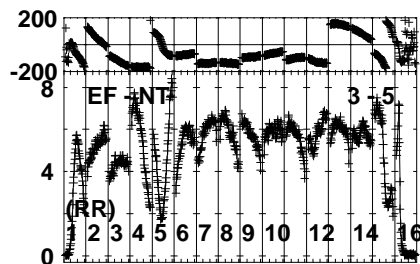
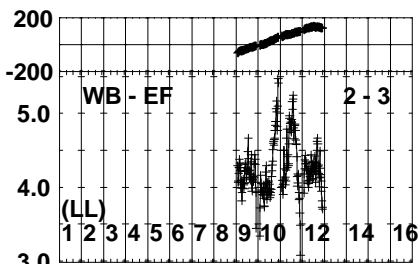
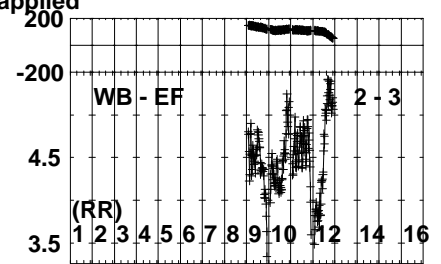
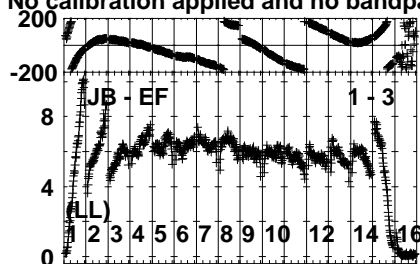
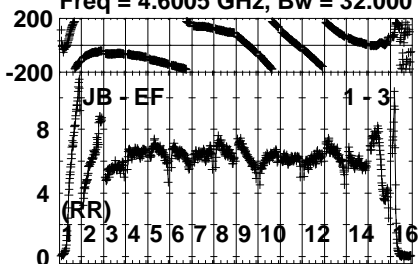


Lower frame: Micro Ampl Jy Top frame: Phas deg
Vector averaged cross-power spectrum Several baselines displayed
Timerange: 01/00:39:31 to 01/00:43:29

Plot file version 147 created 02-DEC-2022 13:18:27

J1848+3219 EC086C.UVDATA.1

Freq = 4.6005 GHz, Bw = 32.000 MH No calibration applied and no bandpass applied



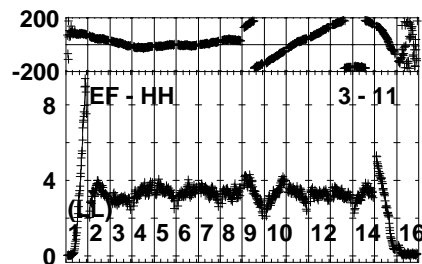
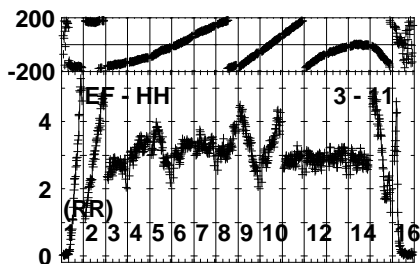
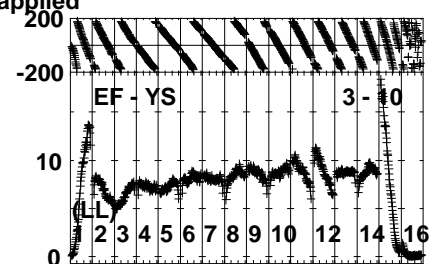
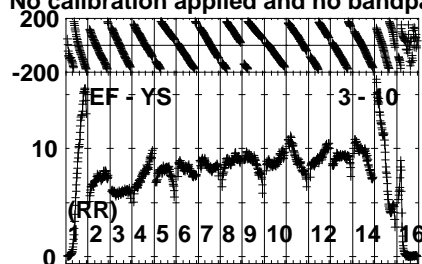
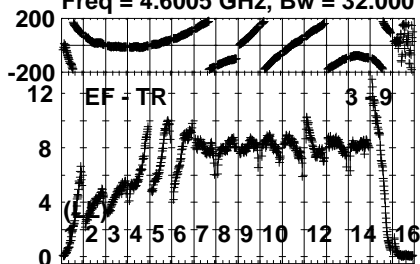
Lower frame: Milli Ampl Jy Top frame: Phas deg
Vector averaged cross-power spectrum Several baselines displayed
Timerange: 01/00:44:23 to 01/00:45:29

Plot file version 148 created 02-DEC-2022 13:18:27

J1848+3219 EC086C.UVDATA.1

Freq = 4.6005 GHz, Bw = 32.000 MH

No calibration applied and no bandpass applied



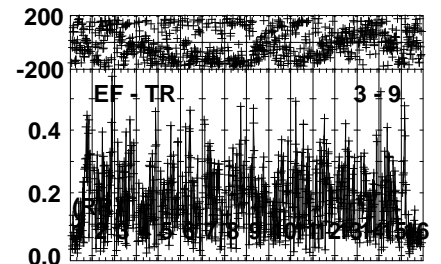
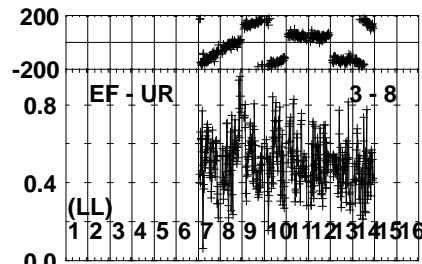
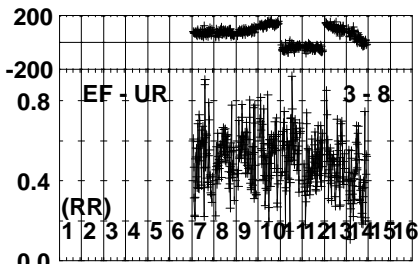
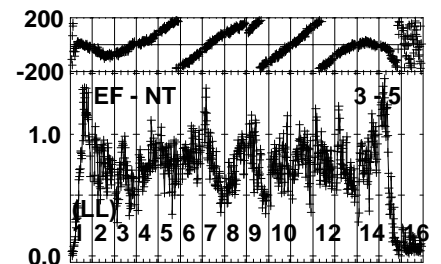
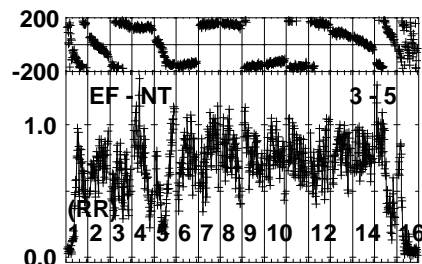
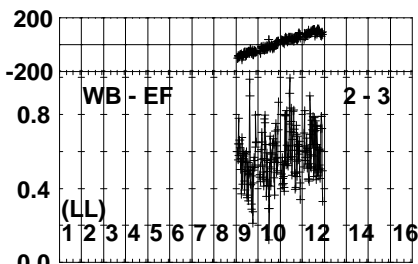
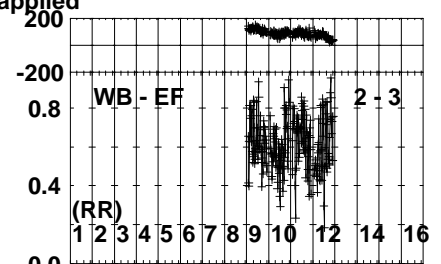
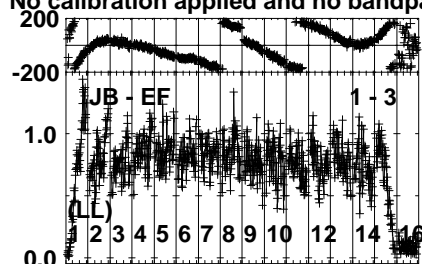
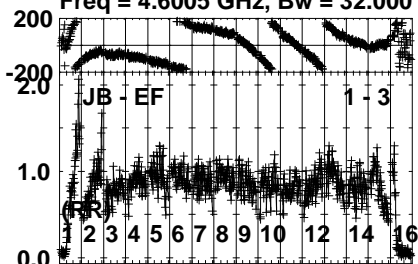
Lower frame: Milli Ampl Jy Top frame: Phas deg
Vector averaged cross-power spectrum Several baselines displayed
Timerange: 01/00:44:23 to 01/00:45:29

Plot file version 149 created 02-DEC-2022 13:18:27

J1834+3205 EC086C.UVDATA.1

Freq = 4.6005 GHz, Bw = 32.000 MH

No calibration applied and no bandpass applied

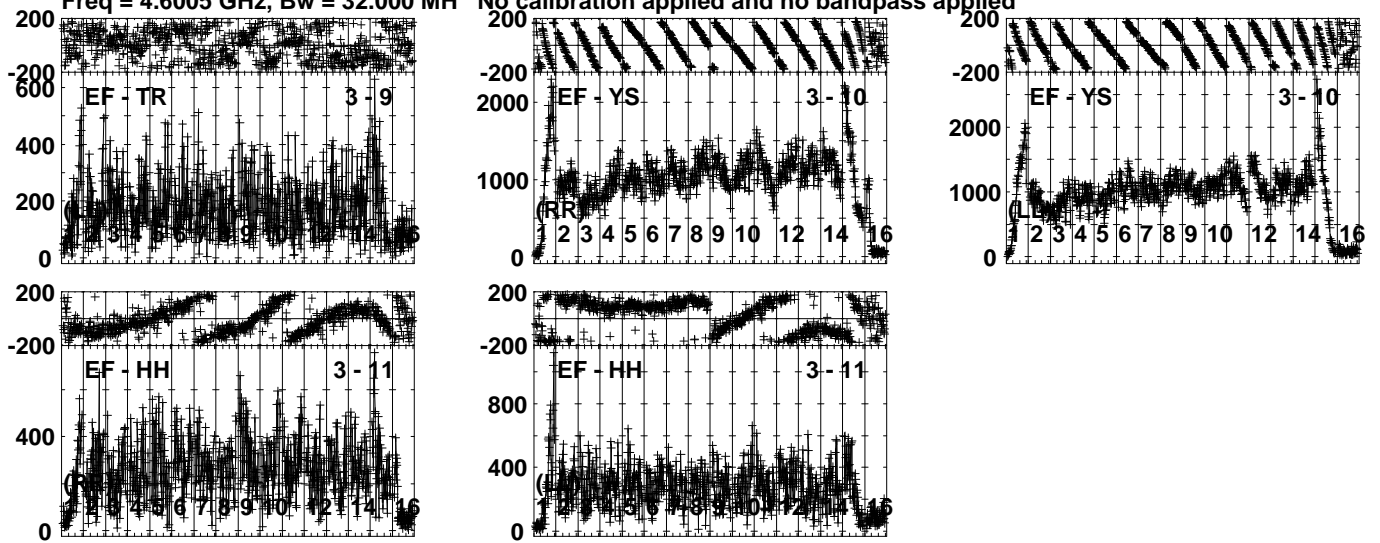


Lower frame: Milli Ampl Jy Top frame: Phas deg
Vector averaged cross-power spectrum Several baselines displayed
Timerange: 01/00:45:31 to 01/00:47:29

Plot file version 150 created 02-DEC-2022 13:18:27

J1834+3205 EC086C.UVDATA.1

Freq = 4.6005 GHz, Bw = 32.000 MH No calibration applied and no bandpass applied



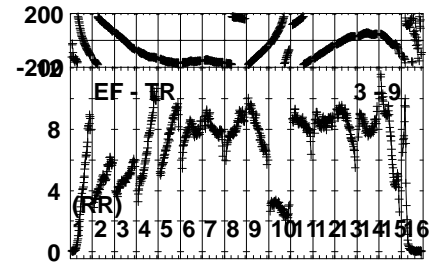
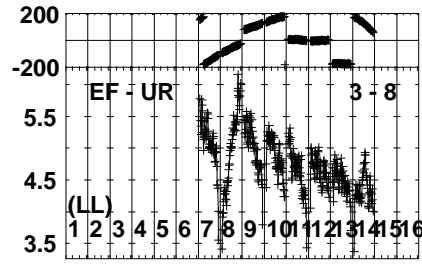
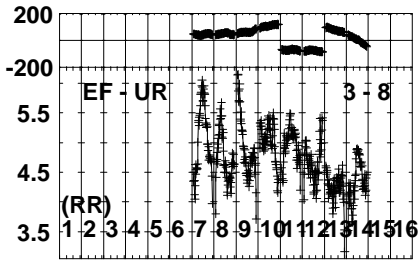
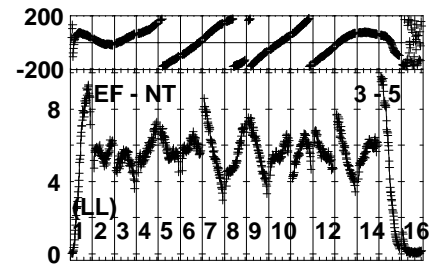
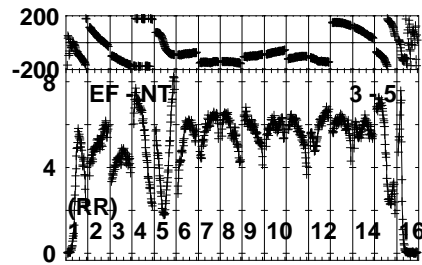
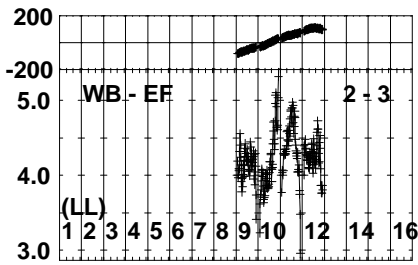
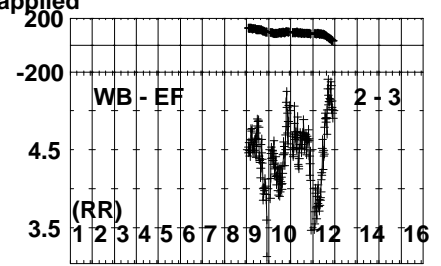
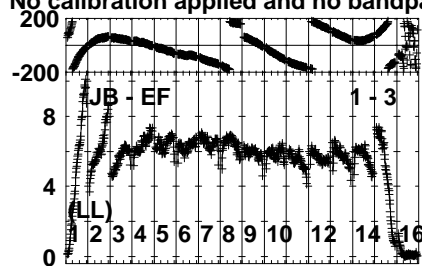
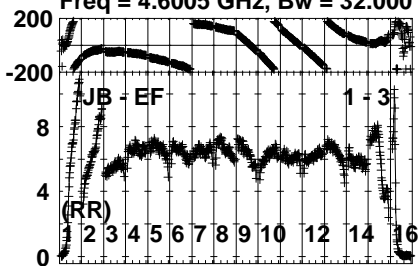
Lower frame: Micro Ampl Jy Top frame: Phas deg
Vector averaged cross-power spectrum Several baselines displayed
Timerange: 01/00:45:31 to 01/00:47:29

Plot file version 151 created 02-DEC-2022 13:18:27

J1848+3219 EC086C.UVDATA.1

Freq = 4.6005 GHz, Bw = 32.000 MH

No calibration applied and no bandpass applied



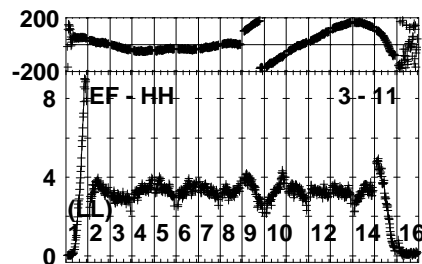
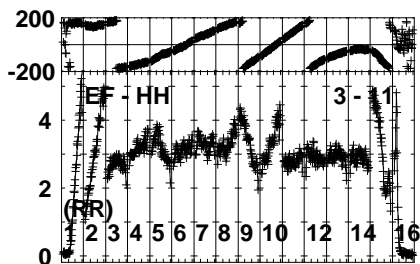
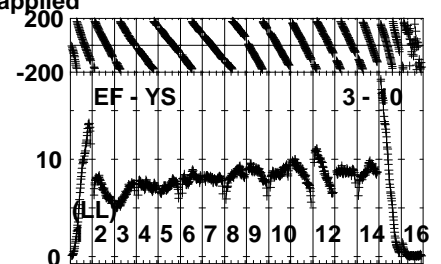
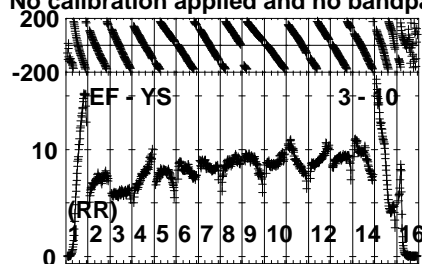
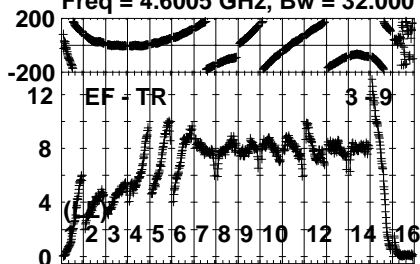
Lower frame: Milli Ampl Jy Top frame: Phas deg
Vector averaged cross-power spectrum Several baselines displayed
Timerange: 01/00:47:33 to 01/00:49:29

Plot file version 152 created 02-DEC-2022 13:18:27

J1848+3219 EC086C.UVDATA.1

Freq = 4.6005 GHz, Bw = 32.000 MH

No calibration applied and no bandpass applied



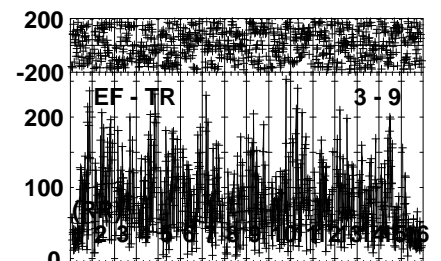
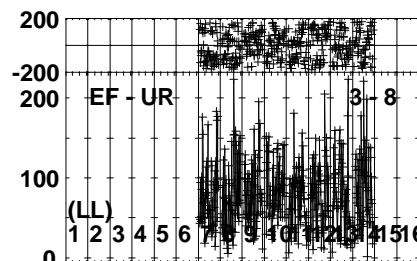
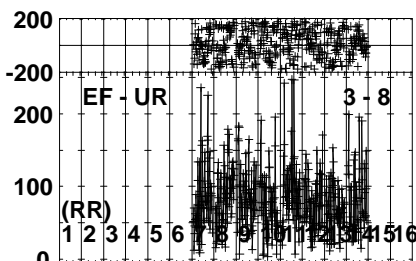
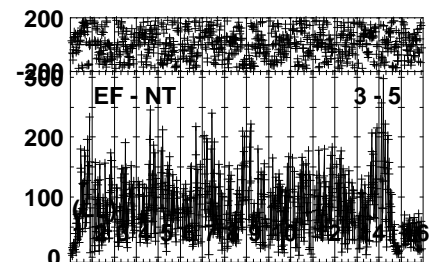
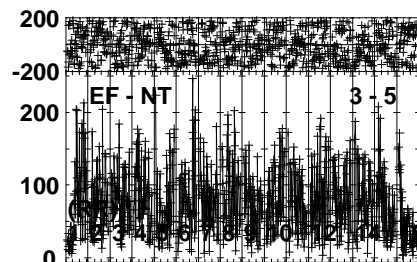
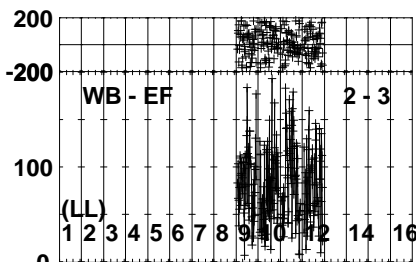
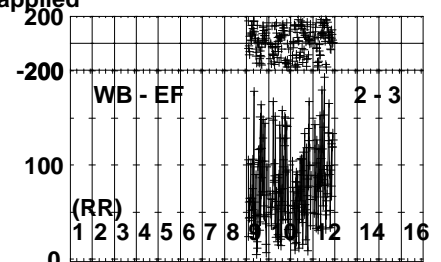
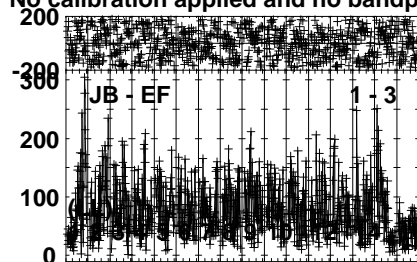
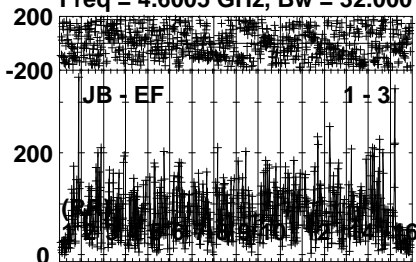
Lower frame: Milli Ampl Jy Top frame: Phas deg
Vector averaged cross-power spectrum Several baselines displayed
Timerange: 01/00:47:33 to 01/00:49:29

Plot file version 153 created 02-DEC-2022 13:18:27

LSRJ1835+325 EC086C.UVDATA.1

Freq = 4.6005 GHz, Bw = 32.000 MH

No calibration applied and no bandpass applied



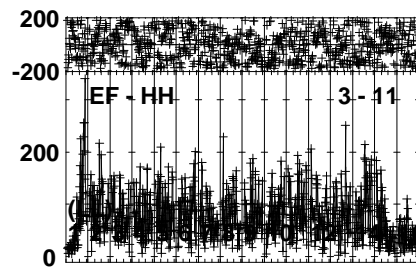
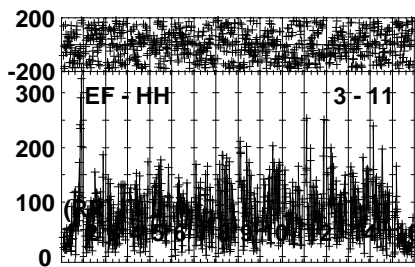
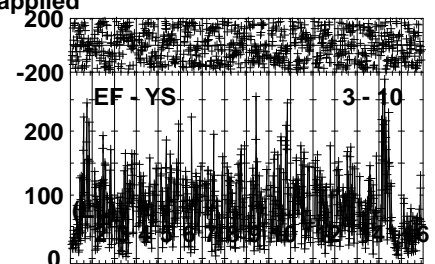
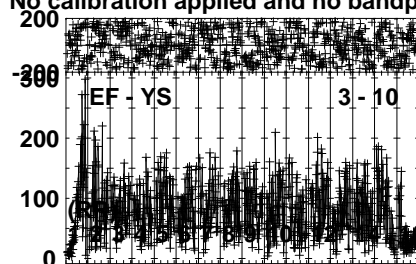
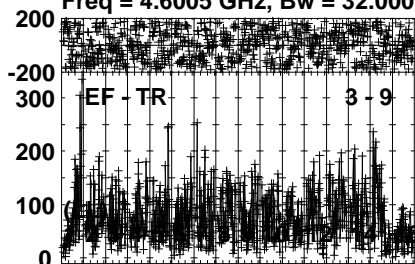
Lower frame: Micro Ampl Jy Top frame: Phas deg
Vector averaged cross-power spectrum Several baselines displayed
Timerange: 01/00:49:33 to 01/00:53:29

Plot file version 154 created 02-DEC-2022 13:18:27

LSRJ1835+325 EC086C.UVDATA.1

Freq = 4.6005 GHz, Bw = 32.000 MH

No calibration applied and no bandpass applied



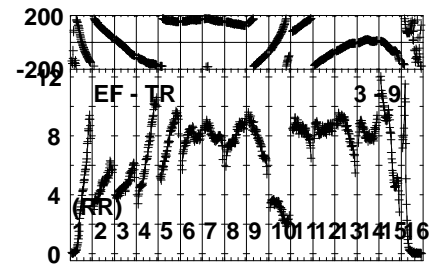
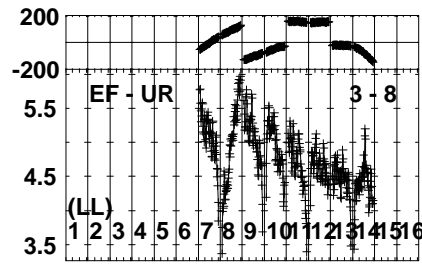
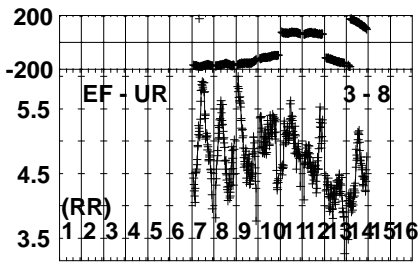
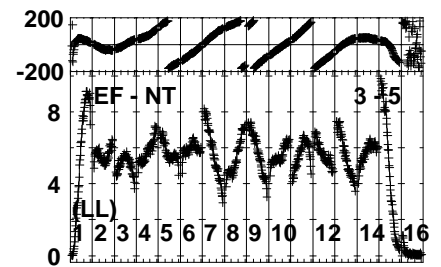
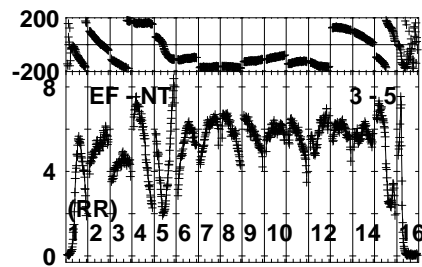
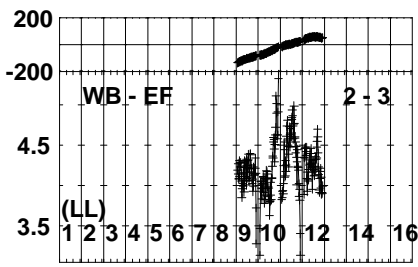
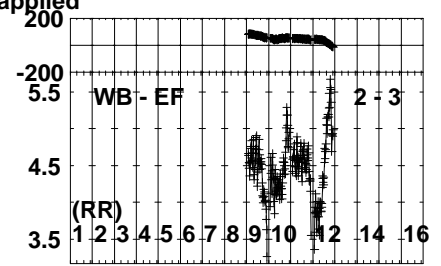
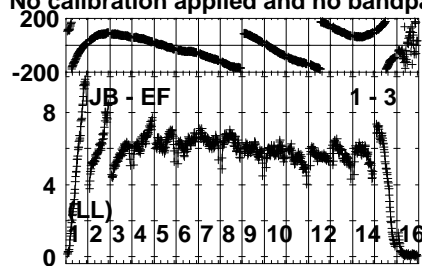
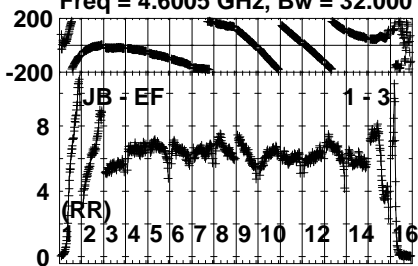
Lower frame: Micro Ampl Jy Top frame: Phas deg
Vector averaged cross-power spectrum Several baselines displayed
Timerange: 01/00:49:33 to 01/00:53:29

Plot file version 155 created 02-DEC-2022 13:18:27

J1848+3219 EC086C.UVDATA.1

Freq = 4.6005 GHz, Bw = 32.000 MH

No calibration applied and no bandpass applied



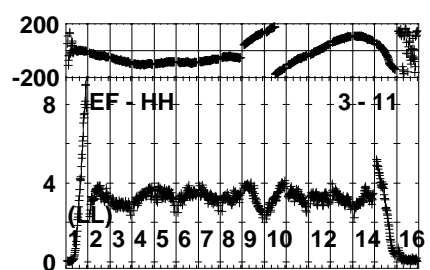
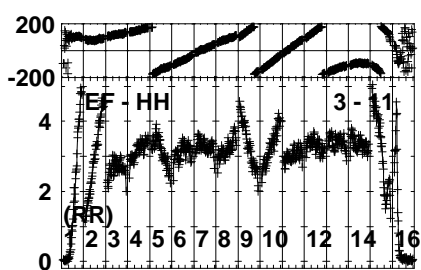
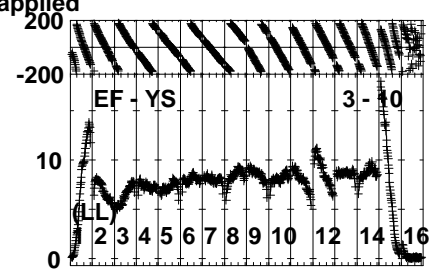
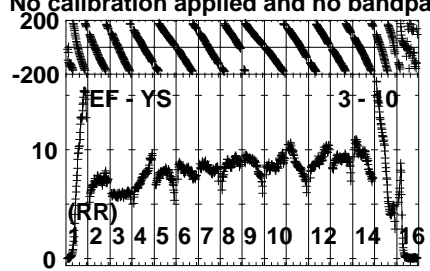
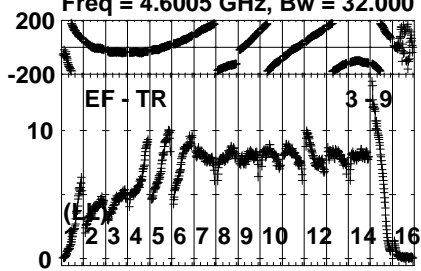
Lower frame: Milli Ampl Jy Top frame: Phas deg
Vector averaged cross-power spectrum Several baselines displayed
Timerange: 01/00:54:23 to 01/00:55:29

Plot file version 156 created 02-DEC-2022 13:18:27

J1848+3219 EC086C.UVDATA.1

Freq = 4.6005 GHz, Bw = 32.000 MH

No calibration applied and no bandpass applied



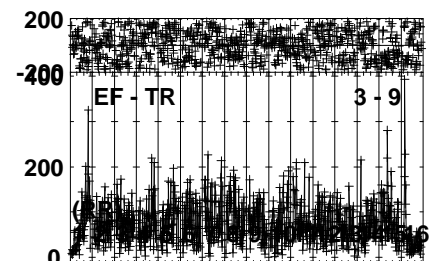
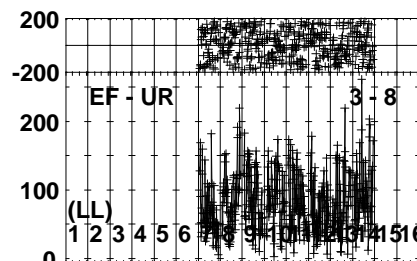
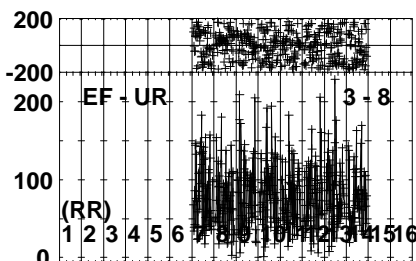
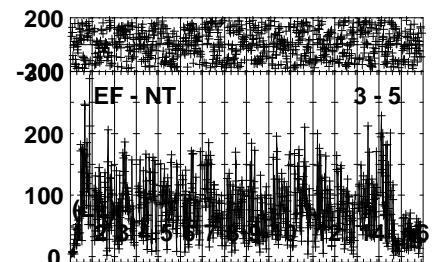
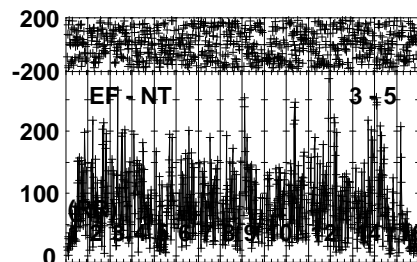
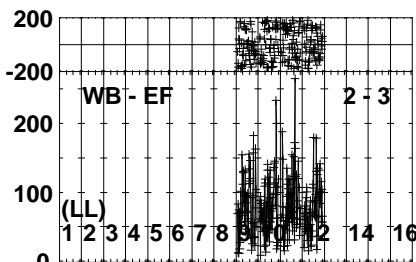
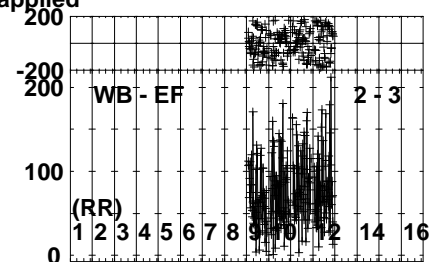
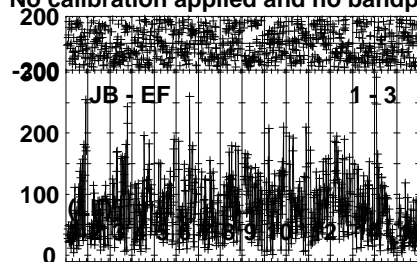
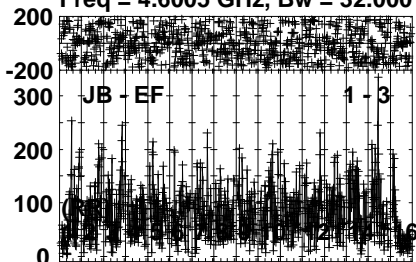
Lower frame: Milli Ampl Jy Top frame: Phas deg
Vector averaged cross-power spectrum Several baselines displayed
Timerange: 01/00:54:23 to 01/00:55:29

Plot file version 157 created 02-DEC-2022 13:18:28

LSRJ1835+325 EC086C.UVDATA.1

Freq = 4.6005 GHz, Bw = 32.000 MH

No calibration applied and no bandpass applied



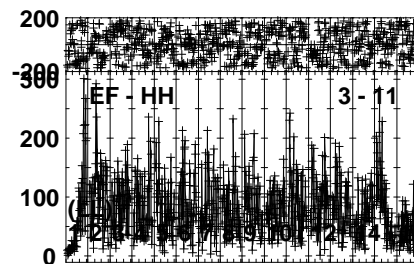
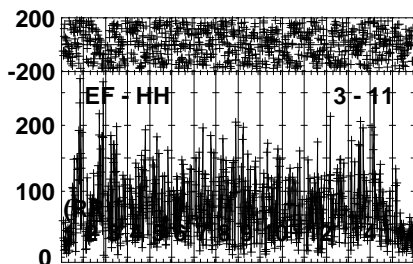
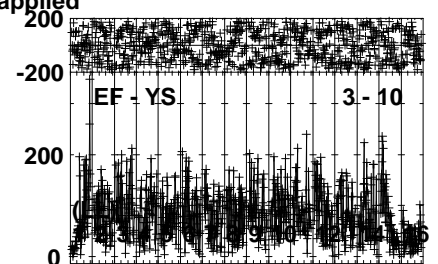
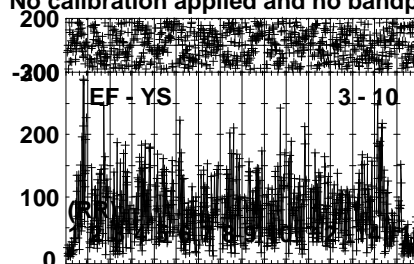
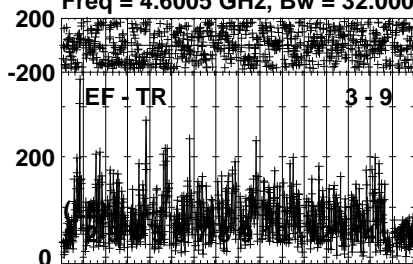
Lower frame: Micro Ampl Jy Top frame: Phas deg
Vector averaged cross-power spectrum Several baselines displayed
Timerange: 01/00:55:31 to 01/00:59:29

Plot file version 158 created 02-DEC-2022 13:18:28

LSRJ1835+325 EC086C.UVDATA.1

Freq = 4.6005 GHz, Bw = 32.000 MH

No calibration applied and no bandpass applied



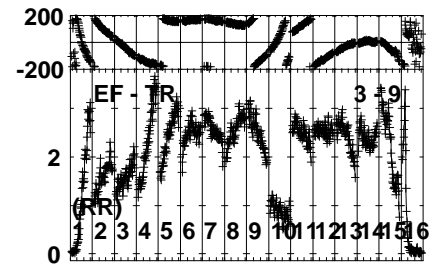
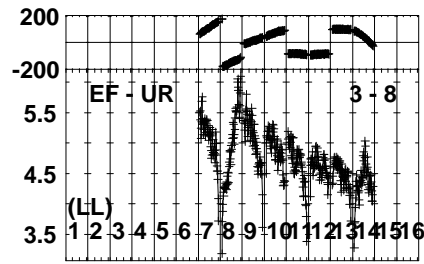
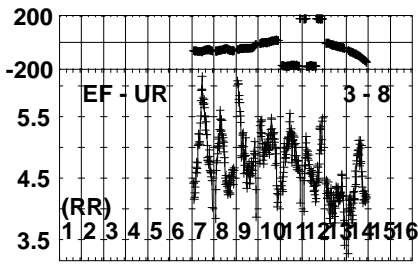
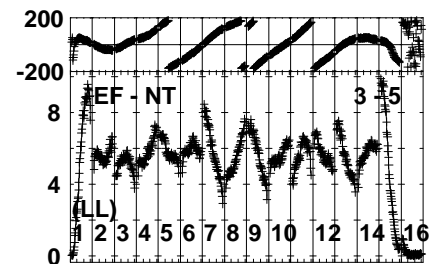
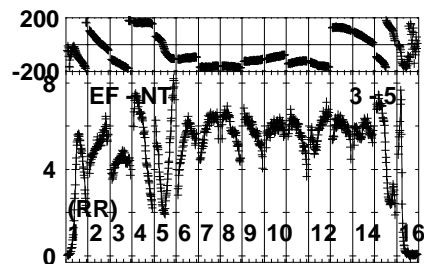
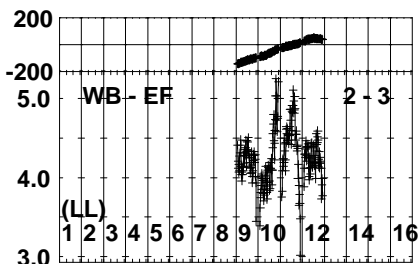
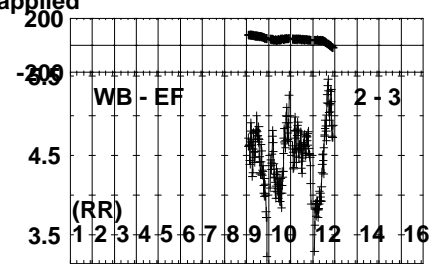
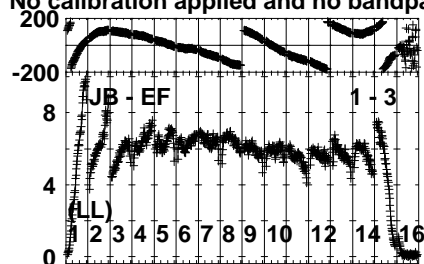
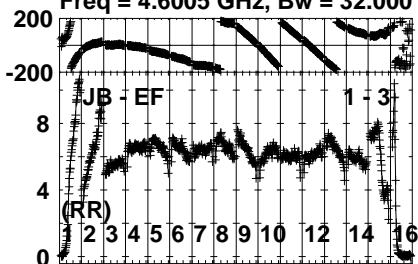
Lower frame: Micro Ampl Jy Top frame: Phas deg
Vector averaged cross-power spectrum Several baselines displayed
Timerange: 01/00:55:31 to 01/00:59:29

Plot file version 159 created 02-DEC-2022 13:18:28

J1848+3219 EC086C.UVDATA.1

Freq = 4.6005 GHz, Bw = 32.000 MH

No calibration applied and no bandpass applied



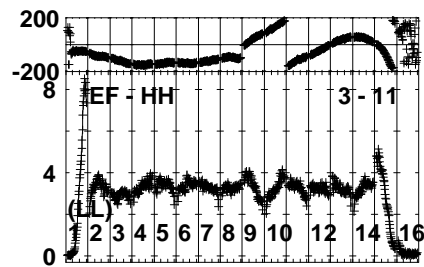
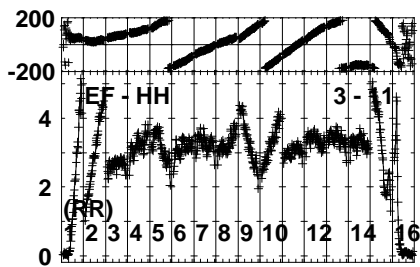
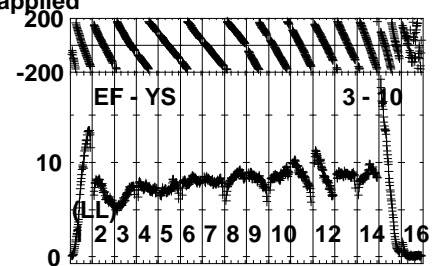
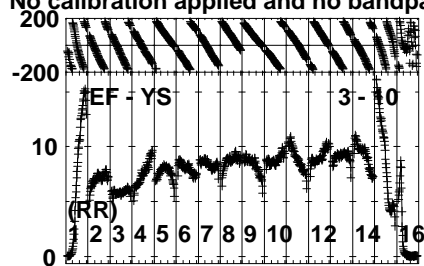
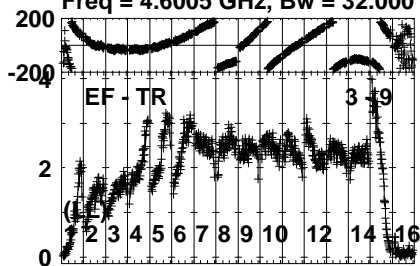
Lower frame: Milli Ampl Jy Top frame: Phas deg
Vector averaged cross-power spectrum Several baselines displayed
Timerange: 01/01:00:23 to 01/01:01:29

Plot file version 160 created 02-DEC-2022 13:18:28

J1848+3219 EC086C.UVDATA.1

Freq = 4.6005 GHz, Bw = 32.000 MH

No calibration applied and no bandpass applied



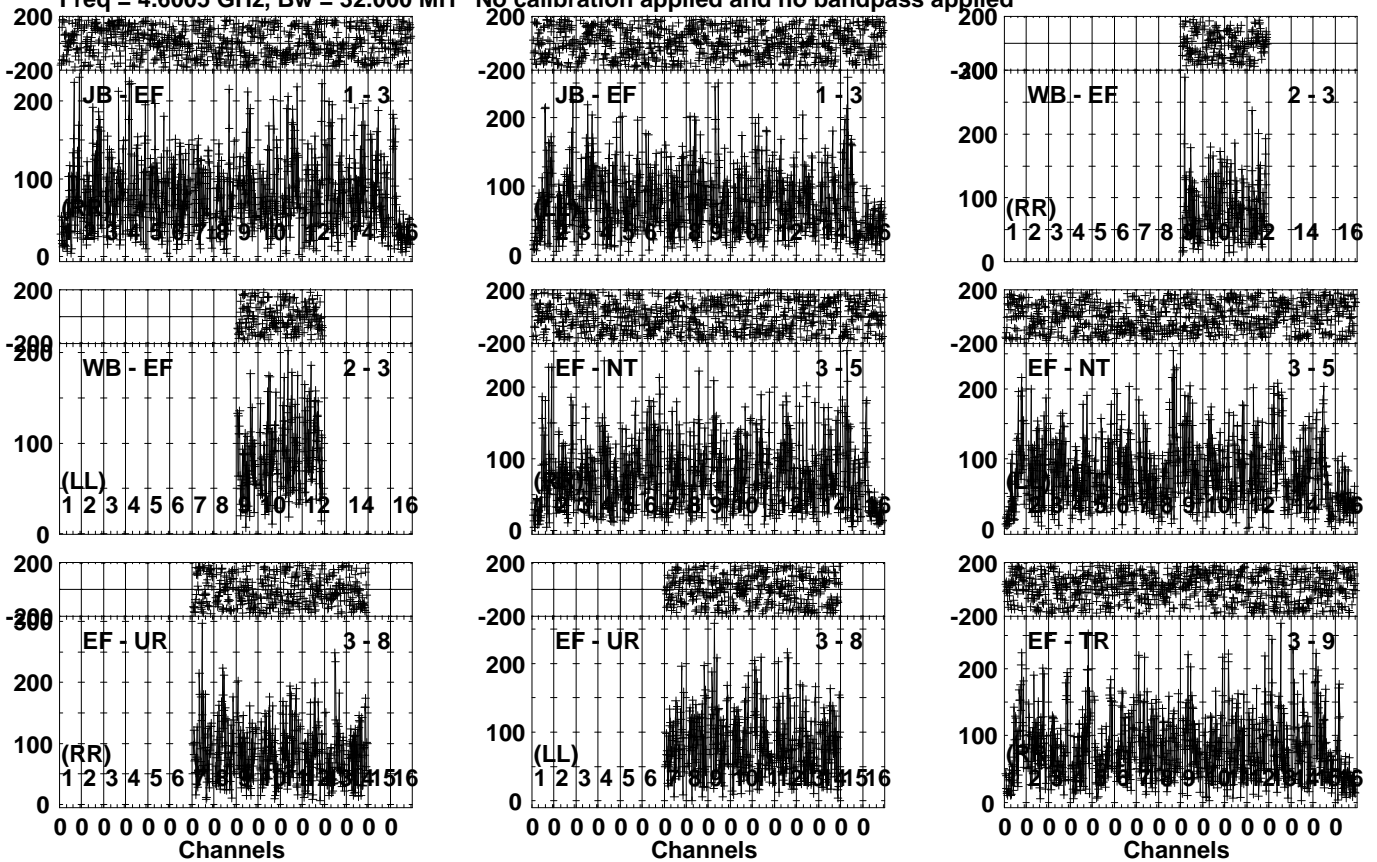
Lower frame: Milli Ampl Jy Top frame: Phas deg
Vector averaged cross-power spectrum Several baselines displayed
Timerange: 01/01:00:23 to 01/01:01:29

Plot file version 161 created 02-DEC-2022 13:18:28

LSRJ1835+325 EC086C.UVDATA.1

Freq = 4.6005 GHz, Bw = 32.000 MH

No calibration applied and no bandpass applied



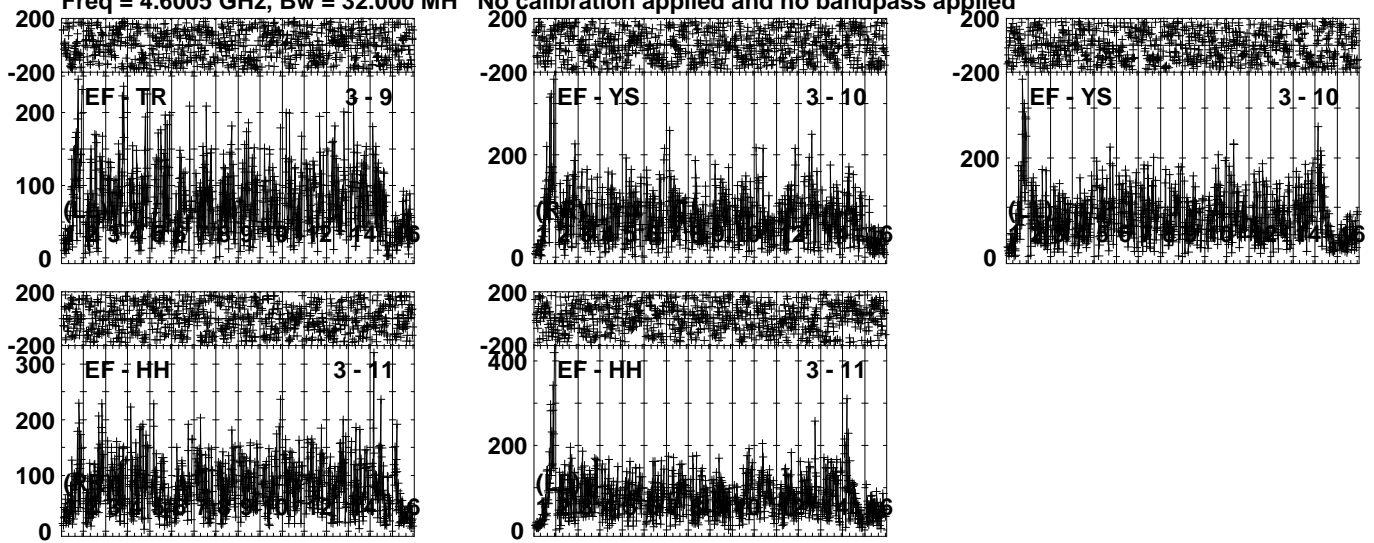
Lower frame: Micro Ampl Jy Top frame: Phas deg
Vector averaged cross-power spectrum Several baselines displayed
Timerange: 01/01:01:31 to 01/01:05:29

Plot file version 162 created 02-DEC-2022 13:18:28

LSRJ1835+325 EC086C.UVDATA.1

Freq = 4.6005 GHz, Bw = 32.000 MH

No calibration applied and no bandpass applied



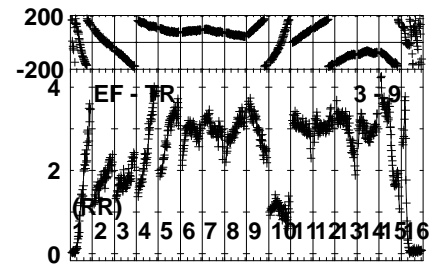
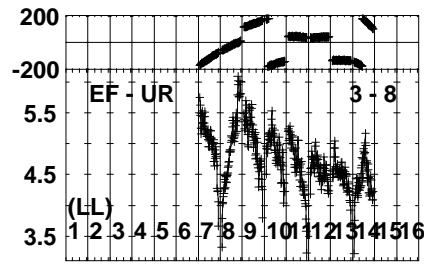
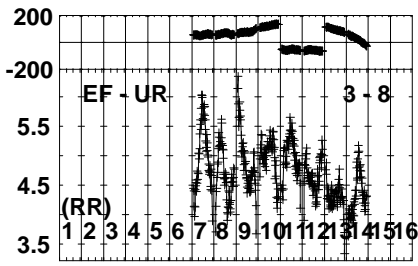
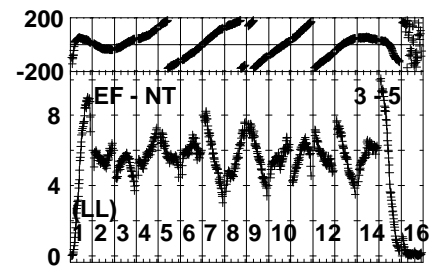
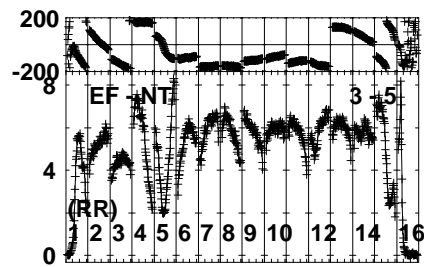
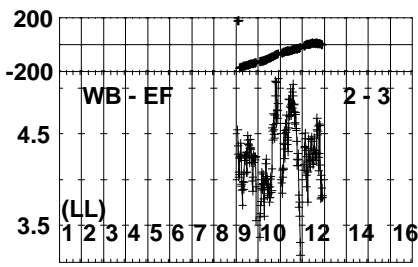
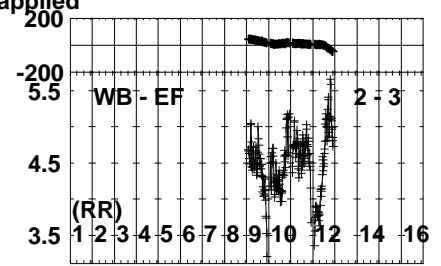
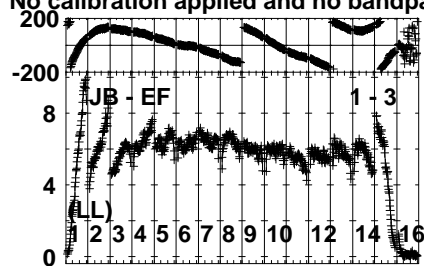
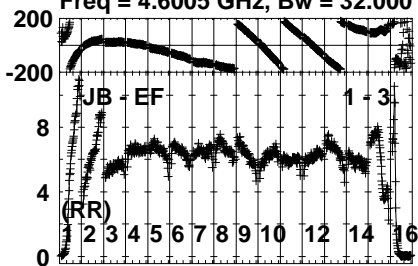
Lower frame: Micro Ampl Jy Top frame: Phas deg
Vector averaged cross-power spectrum Several baselines displayed
Timerange: 01/01:01:31 to 01/01:05:29

Plot file version 163 created 02-DEC-2022 13:18:28

J1848+3219 EC086C.UVDATA.1

Freq = 4.6005 GHz, Bw = 32.000 MH

No calibration applied and no bandpass applied



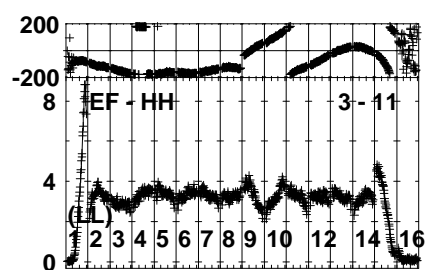
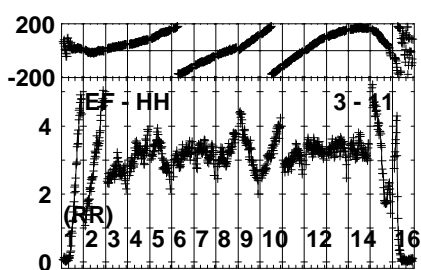
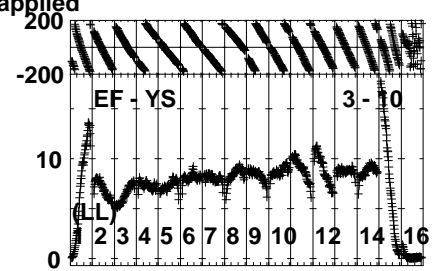
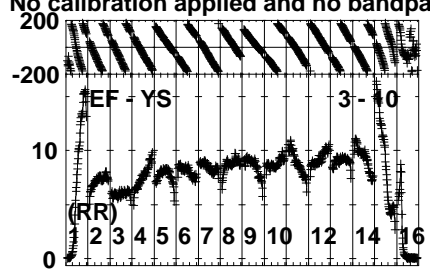
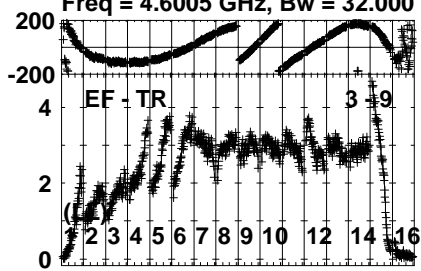
Lower frame: Milli Ampl Jy Top frame: Phas deg
Vector averaged cross-power spectrum Several baselines displayed
Timerange: 01/01:06:23 to 01/01:07:29

Plot file version 164 created 02-DEC-2022 13:18:29

J1848+3219 EC086C.UVDATA.1

Freq = 4.6005 GHz, Bw = 32.000 MH

No calibration applied and no bandpass applied



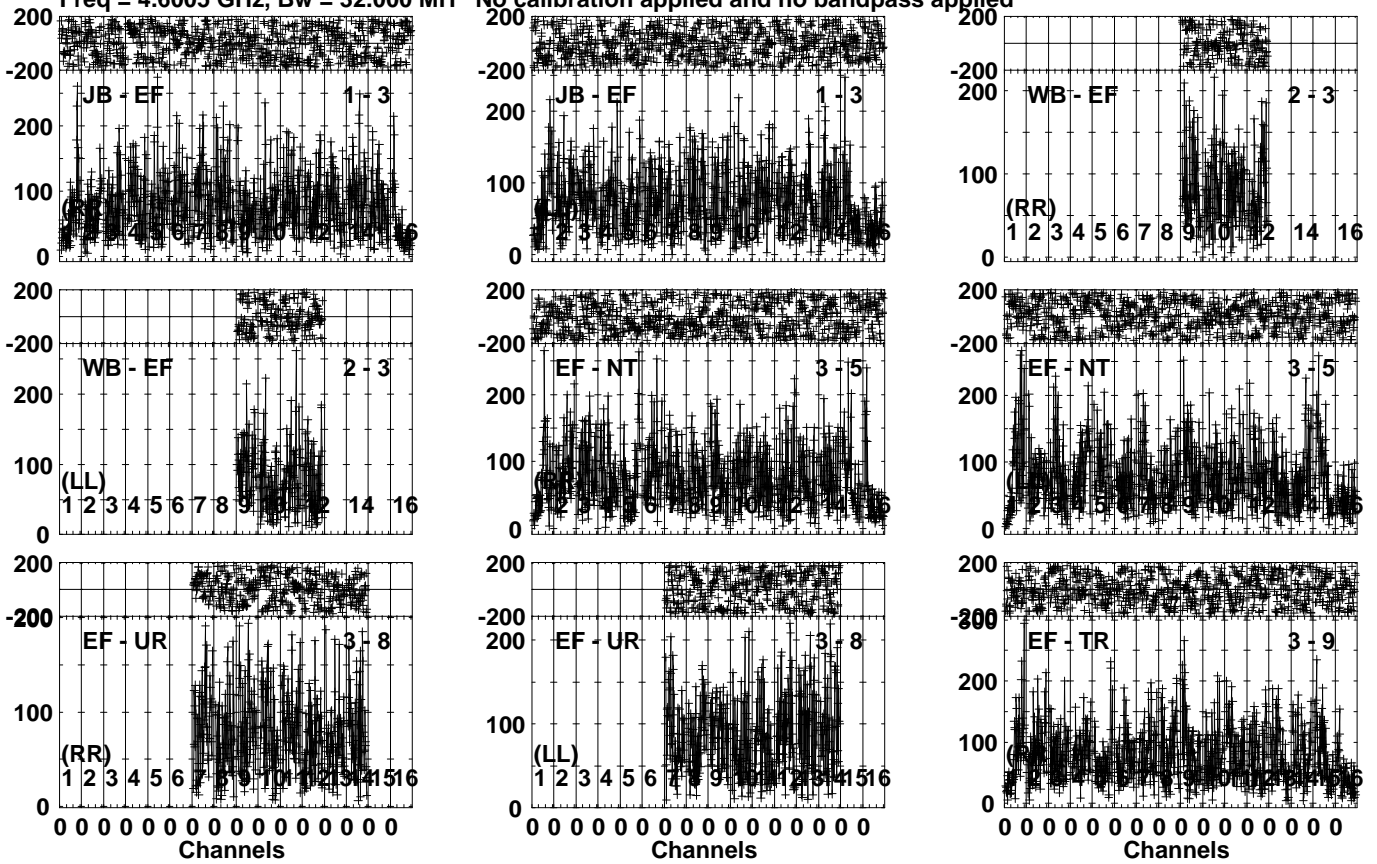
Lower frame: Milli Ampl Jy Top frame: Phas deg
Vector averaged cross-power spectrum Several baselines displayed
Timerange: 01/01:06:23 to 01/01:07:29

Plot file version 165 created 02-DEC-2022 13:18:29

LSRJ1835+325 EC086C.UVDATA.1

Freq = 4.6005 GHz, Bw = 32.000 MH

No calibration applied and no bandpass applied



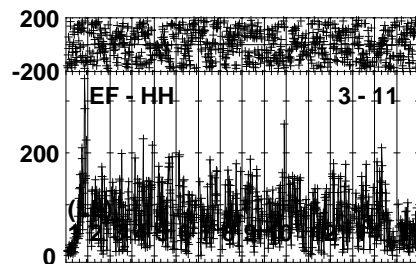
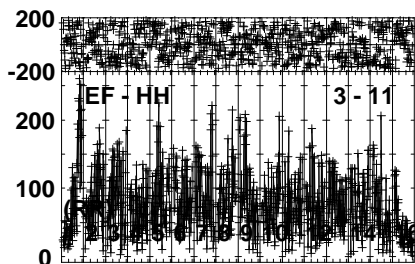
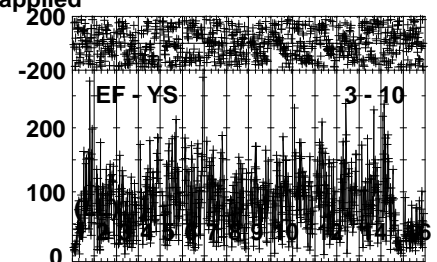
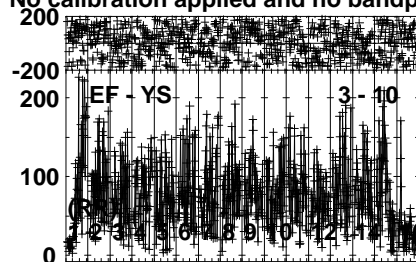
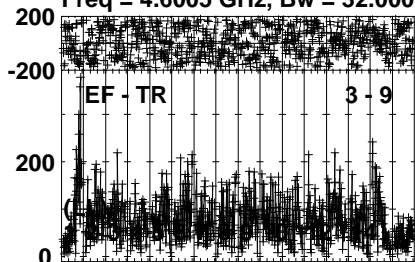
Lower frame: Micro Ampl Jy Top frame: Phas deg
Vector averaged cross-power spectrum Several baselines displayed
Timerange: 01/01:07:31 to 01/01:11:29

Plot file version 166 created 02-DEC-2022 13:18:29

LSRJ1835+325 EC086C.UVDATA.1

Freq = 4.6005 GHz, Bw = 32.000 MH

No calibration applied and no bandpass applied



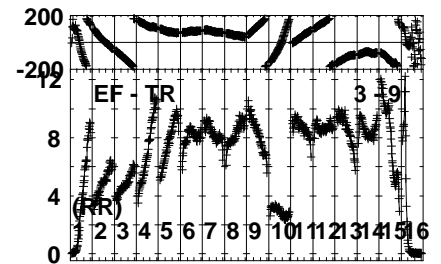
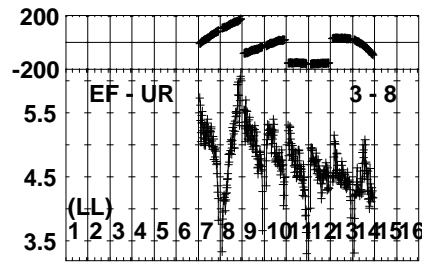
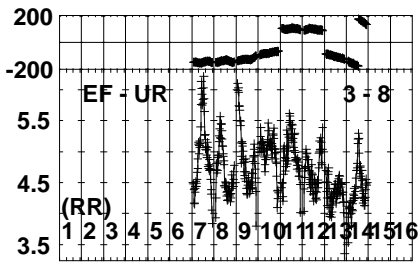
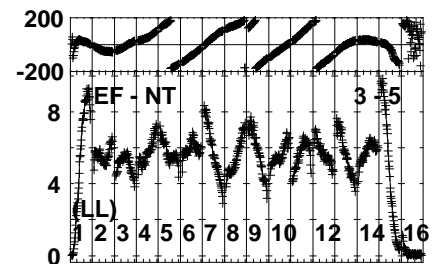
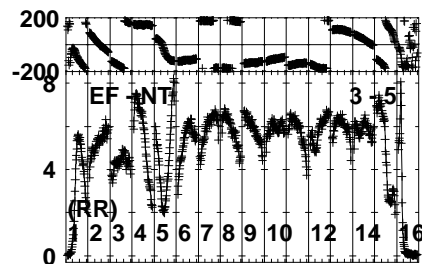
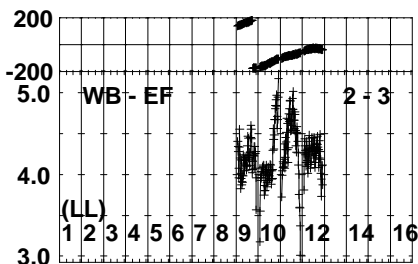
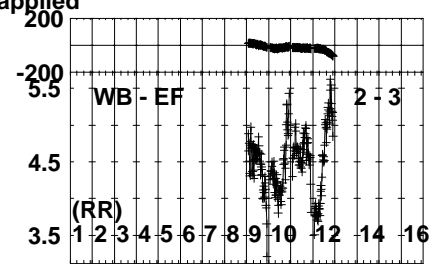
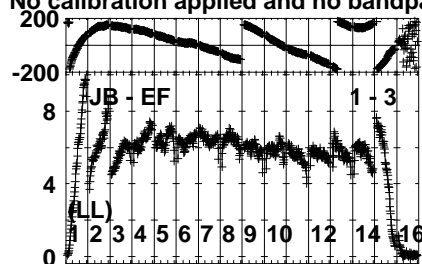
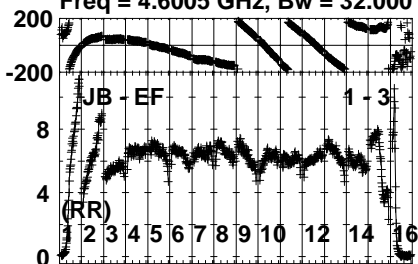
Lower frame: Micro Ampl Jy Top frame: Phas deg
Vector averaged cross-power spectrum Several baselines displayed
Timerange: 01/01:07:31 to 01/01:11:29

Plot file version 167 created 02-DEC-2022 13:18:29

J1848+3219 EC086C.UVDATA.1

Freq = 4.6005 GHz, Bw = 32.000 MH

No calibration applied and no bandpass applied



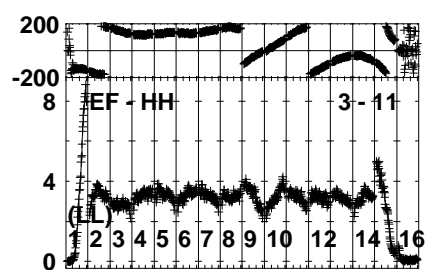
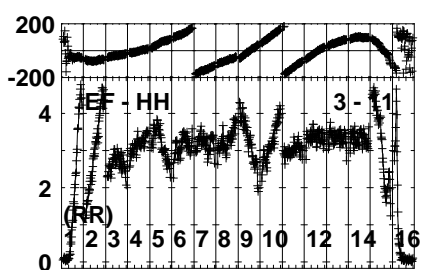
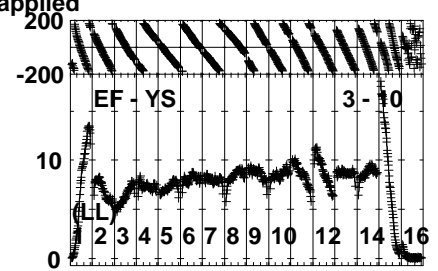
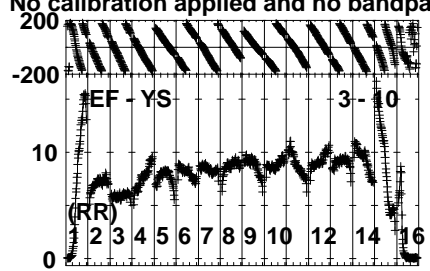
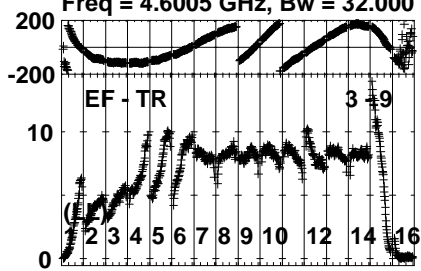
Lower frame: Milli Ampl Jy Top frame: Phas deg
Vector averaged cross-power spectrum Several baselines displayed
Timerange: 01/01:12:23 to 01/01:13:29

Plot file version 168 created 02-DEC-2022 13:18:29

J1848+3219 EC086C.UVDATA.1

Freq = 4.6005 GHz, Bw = 32.000 MH

No calibration applied and no bandpass applied



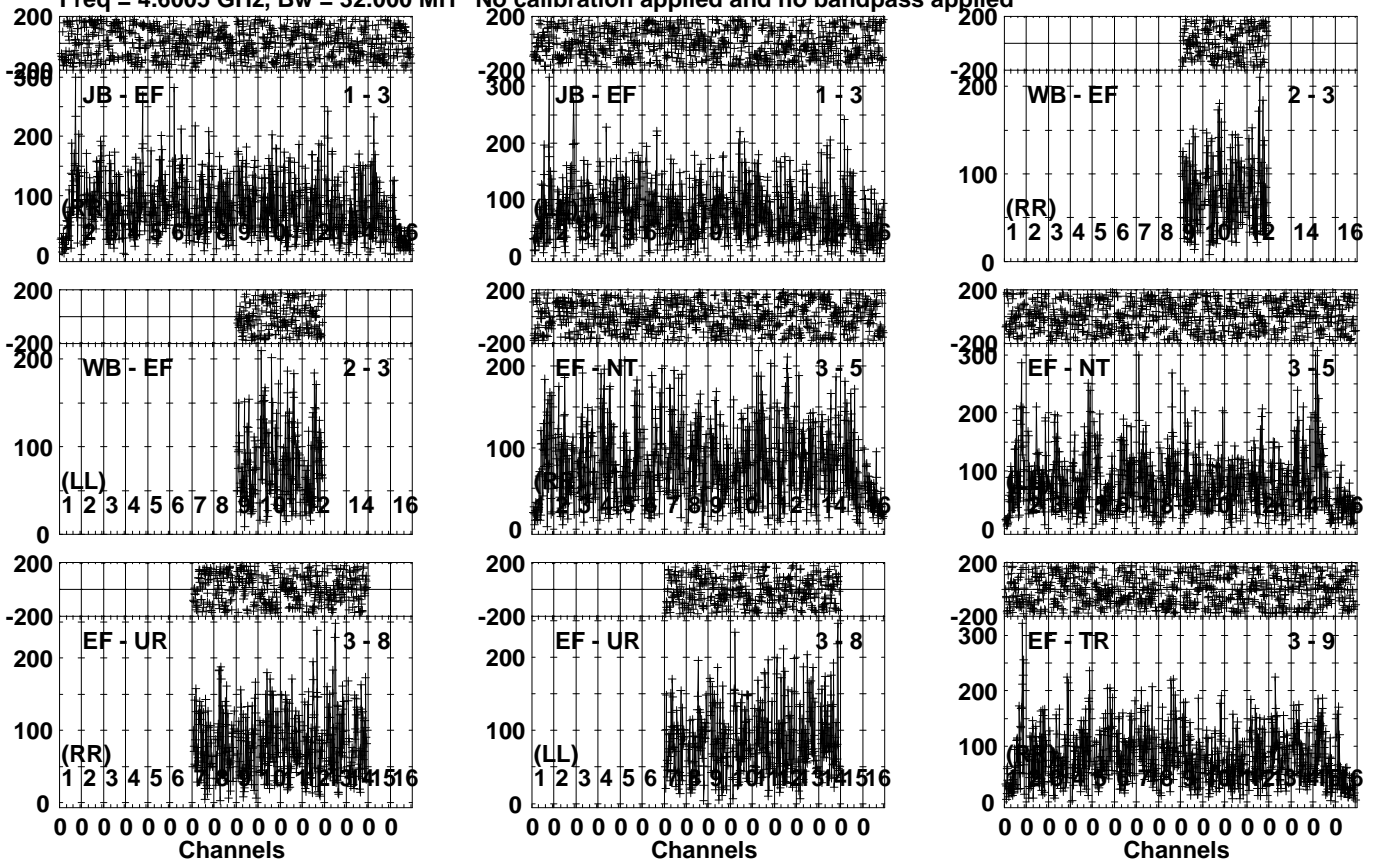
Lower frame: Milli Ampl Jy Top frame: Phas deg
Vector averaged cross-power spectrum Several baselines displayed
Timerange: 01/01:12:23 to 01/01:13:29

Plot file version 169 created 02-DEC-2022 13:18:29

LSRJ1835+325 EC086C.UVDATA.1

Freq = 4.6005 GHz, Bw = 32.000 MH

No calibration applied and no bandpass applied



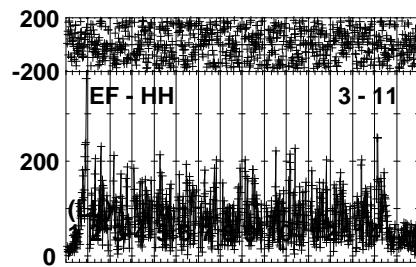
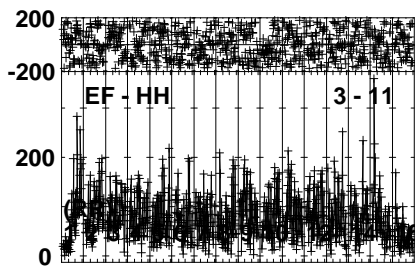
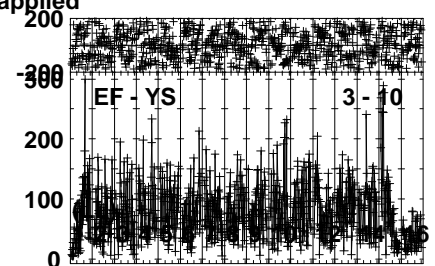
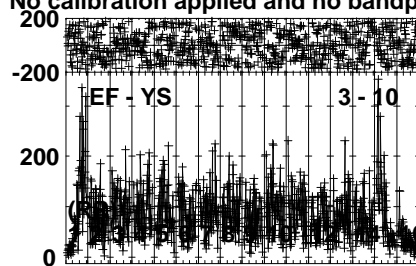
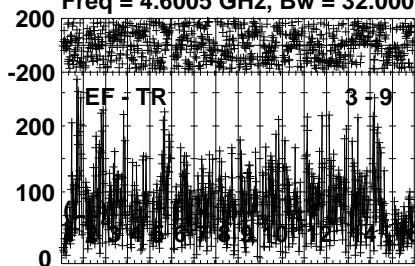
Lower frame: Micro Ampl Jy Top frame: Phas deg
Vector averaged cross-power spectrum Several baselines displayed
Timerange: 01/01:13:31 to 01/01:17:29

Plot file version 170 created 02-DEC-2022 13:18:29

LSRJ1835+325 EC086C.UVDATA.1

Freq = 4.6005 GHz, Bw = 32.000 MH

No calibration applied and no bandpass applied



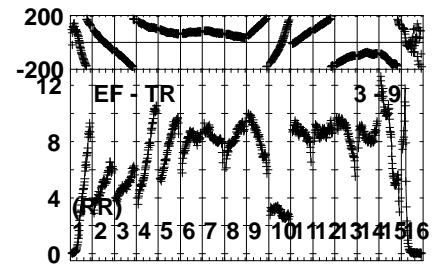
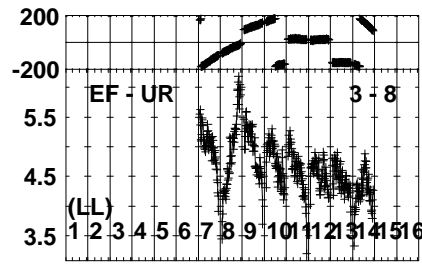
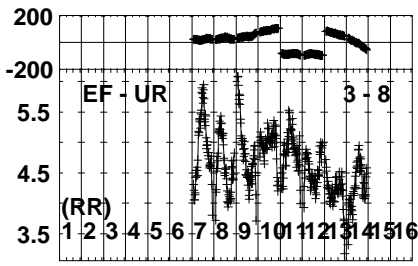
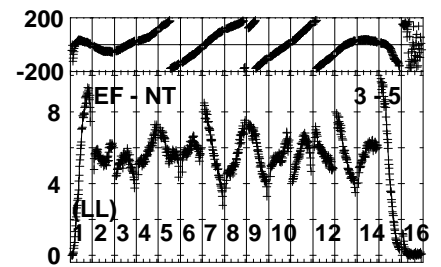
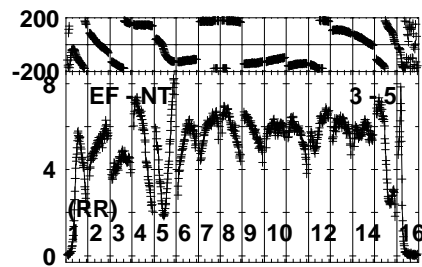
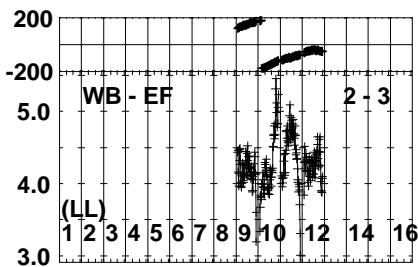
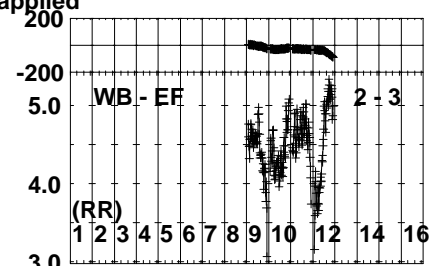
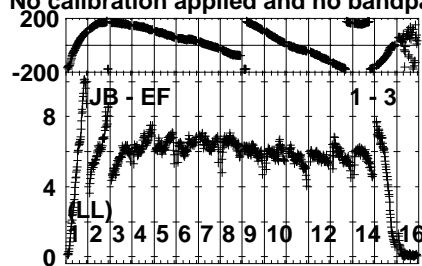
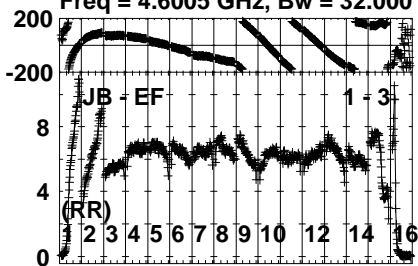
Lower frame: Micro Ampl Jy Top frame: Phas deg
Vector averaged cross-power spectrum Several baselines displayed
Timerange: 01/01:13:31 to 01/01:17:29

Plot file version 171 created 02-DEC-2022 13:18:29

J1848+3219 EC086C.UVDATA.1

Freq = 4.6005 GHz, Bw = 32.000 MH

No calibration applied and no bandpass applied



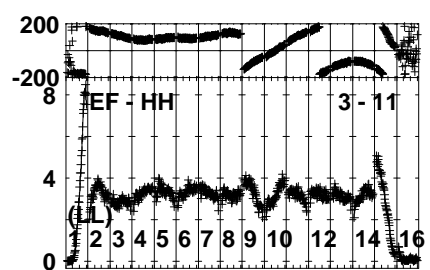
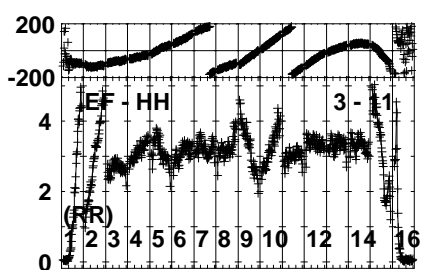
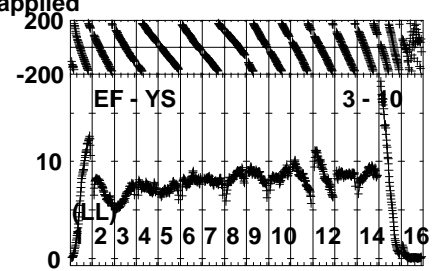
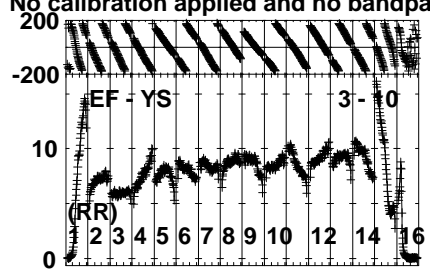
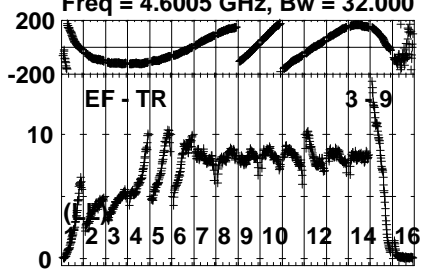
Lower frame: Milli Ampl Jy Top frame: Phas deg
Vector averaged cross-power spectrum Several baselines displayed
Timerange: 01/01:18:23 to 01/01:19:29

Plot file version 172 created 02-DEC-2022 13:18:30

J1848+3219 EC086C.UVDATA.1

Freq = 4.6005 GHz, Bw = 32.000 MH

No calibration applied and no bandpass applied



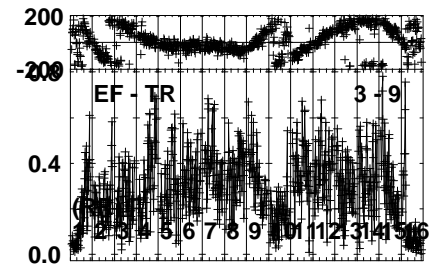
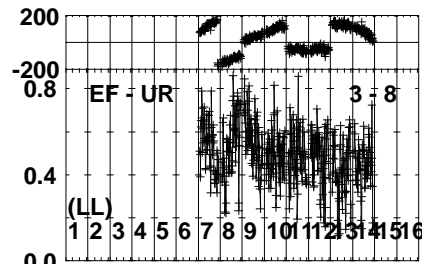
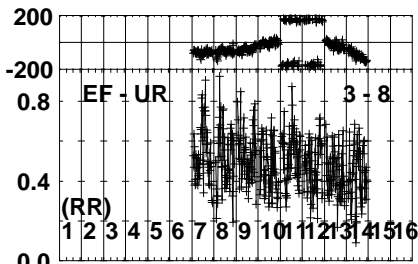
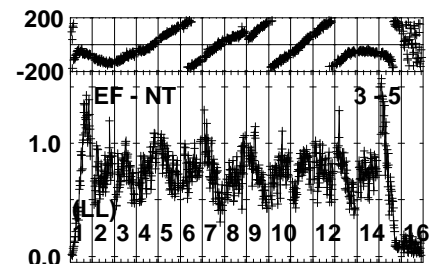
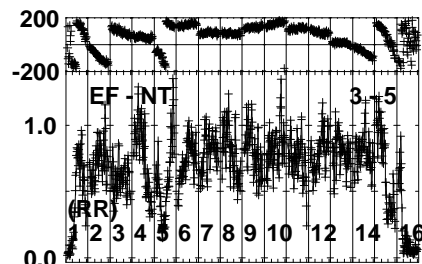
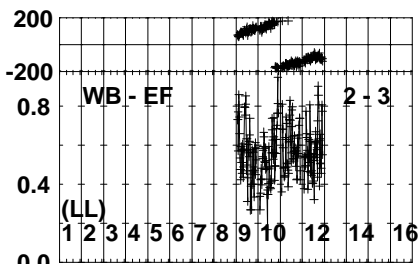
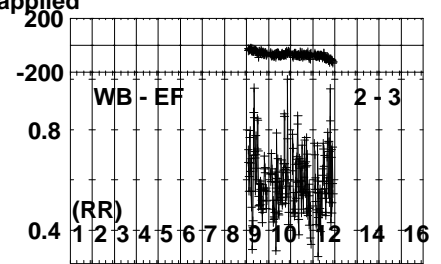
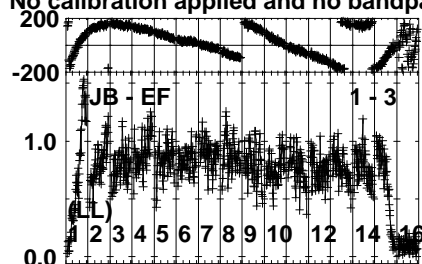
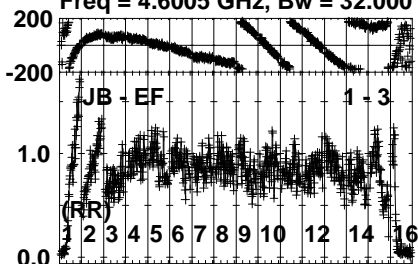
Lower frame: Milli Ampl Jy Top frame: Phas deg
Vector averaged cross-power spectrum Several baselines displayed
Timerange: 01/01:18:23 to 01/01:19:29

Plot file version 173 created 02-DEC-2022 13:18:30

J1834+3205 EC086C.UVDATA.1

Freq = 4.6005 GHz, Bw = 32.000 MH

No calibration applied and no bandpass applied



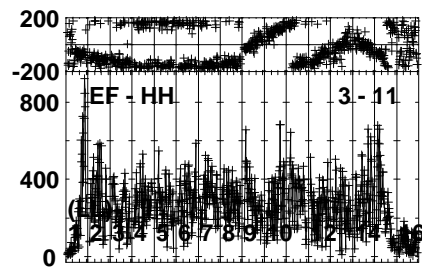
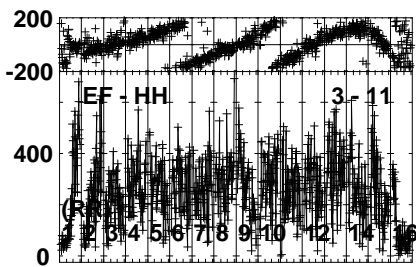
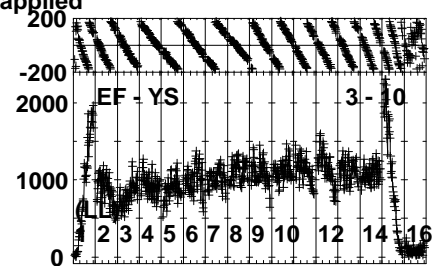
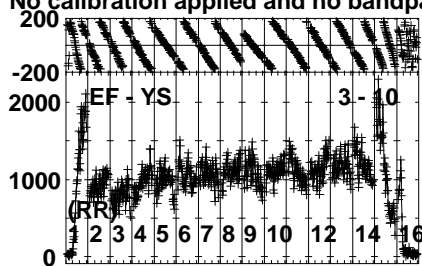
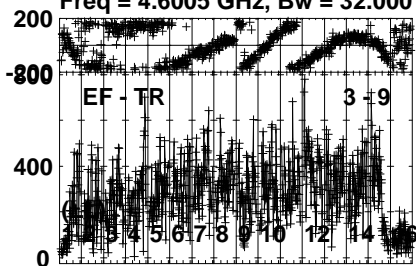
Lower frame: Milli Ampl Jy Top frame: Phas deg
Vector averaged cross-power spectrum Several baselines displayed
Timerange: 01/01:19:31 to 01/01:21:29

Plot file version 174 created 02-DEC-2022 13:18:30

J1834+3205 EC086C.UVDATA.1

Freq = 4.6005 GHz, Bw = 32.000 MH

No calibration applied and no bandpass applied



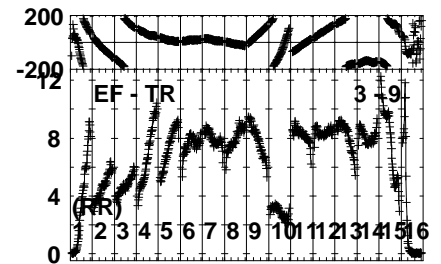
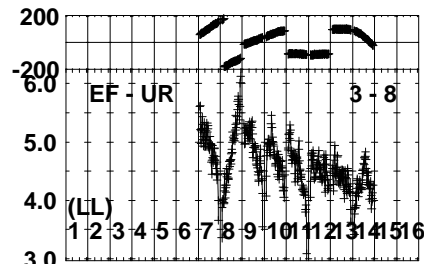
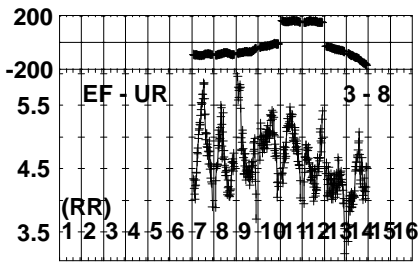
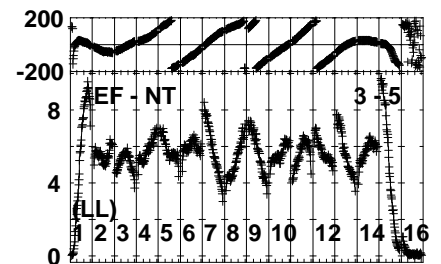
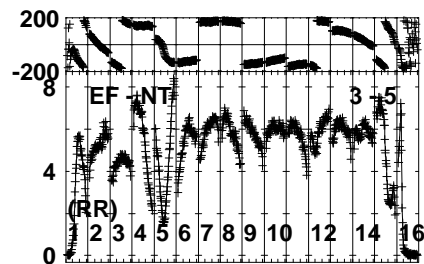
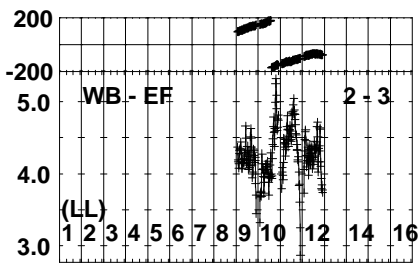
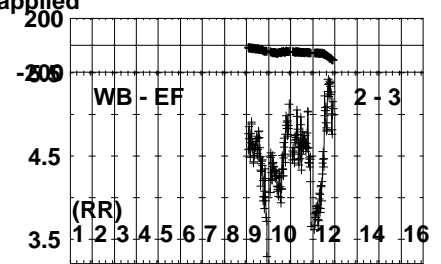
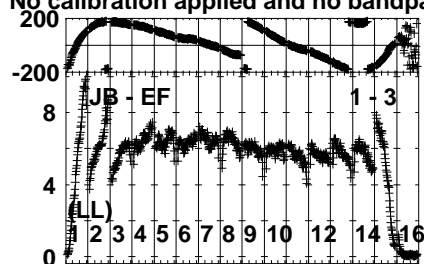
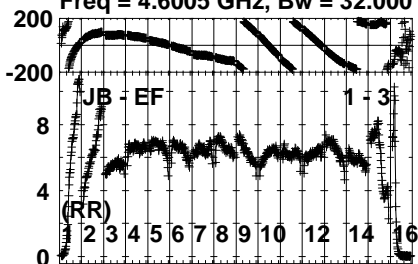
Lower frame: Micro Ampl Jy Top frame: Phas deg
Vector averaged cross-power spectrum Several baselines displayed
Timerange: 01/01:19:31 to 01/01:21:29

Plot file version 175 created 02-DEC-2022 13:18:30

J1848+3219 EC086C.UVDATA.1

Freq = 4.6005 GHz, Bw = 32.000 MH

No calibration applied and no bandpass applied

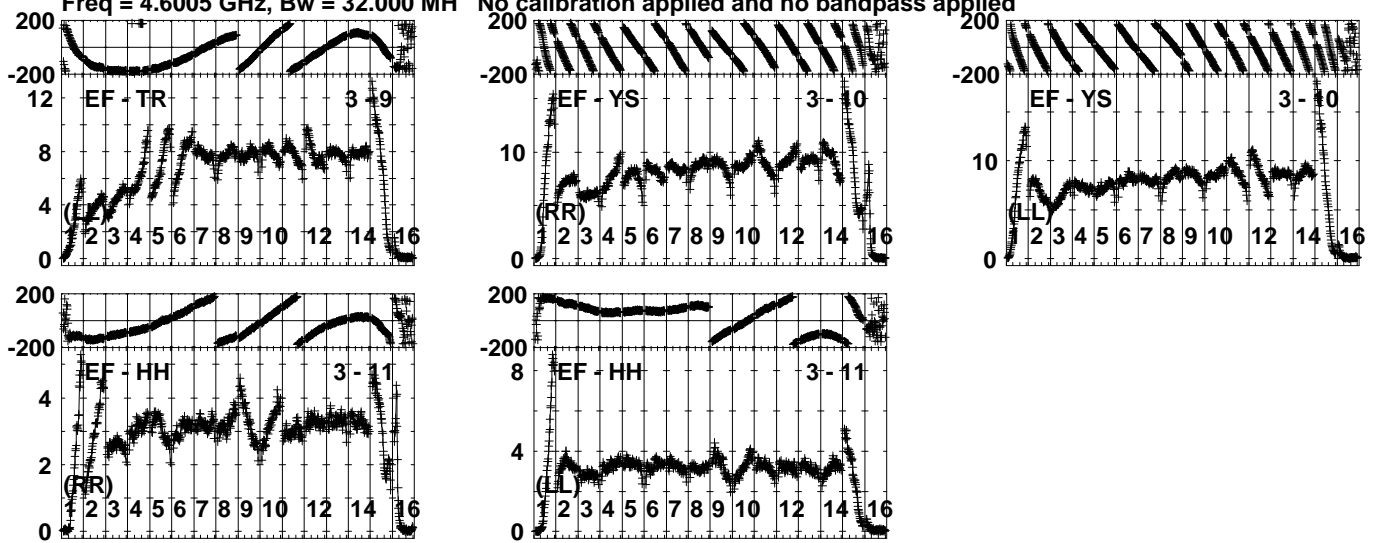


Lower frame: Milli Ampl Jy Top frame: Phas deg
 Vector averaged cross-power spectrum Several baselines displayed
 Timerange: 01/01:21:33 to 01/01:23:29

Plot file version 176 created 02-DEC-2022 13:18:30

J1848+3219 EC086C.UVDATA.1

Freq = 4.6005 GHz, Bw = 32.000 MH No calibration applied and no bandpass applied



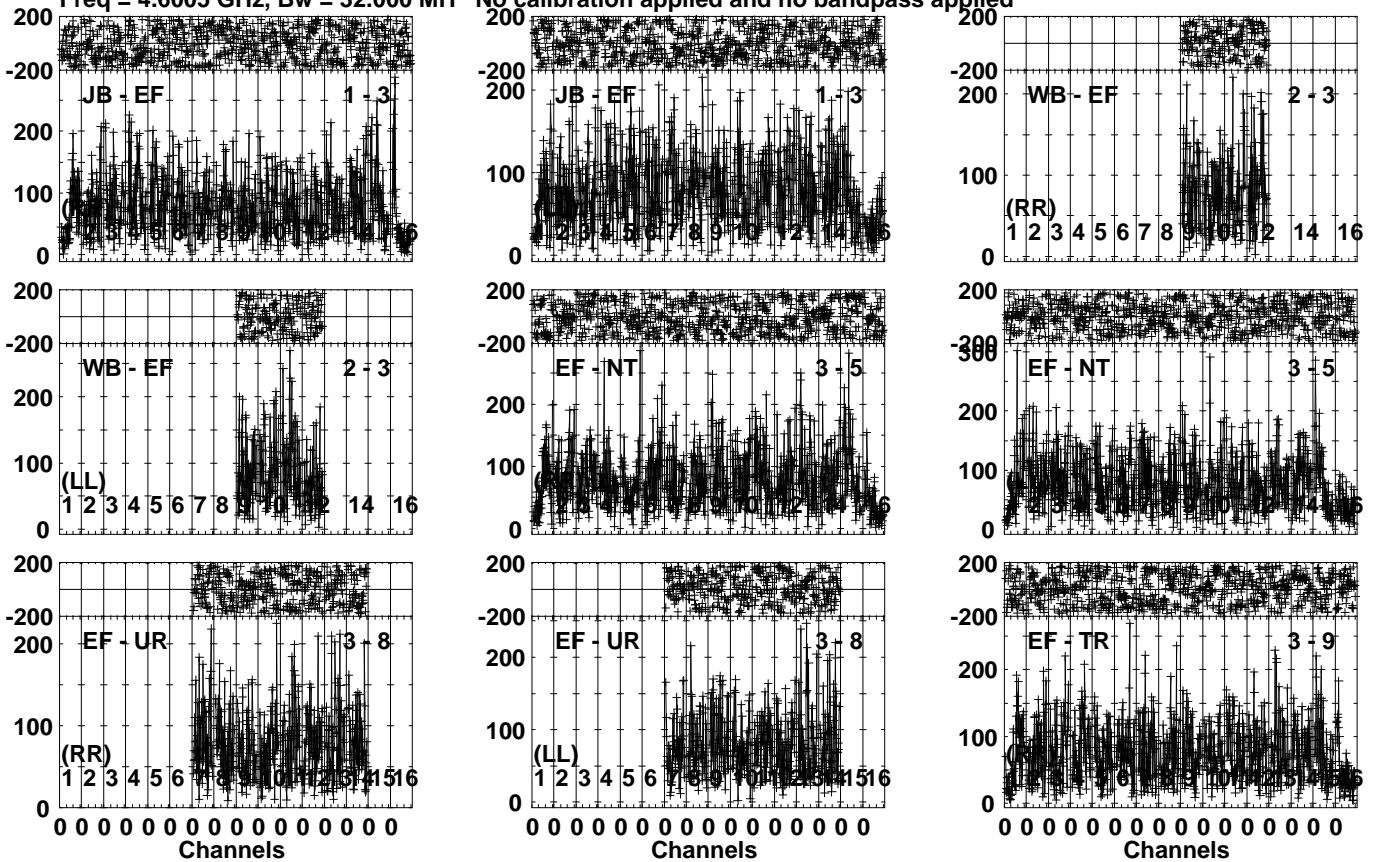
Lower frame: Milli Ampl Jy Top frame: Phas deg
Vector averaged cross-power spectrum Several baselines displayed
Timerange: 01/01:21:33 to 01/01:23:29

Plot file version 177 created 02-DEC-2022 13:18:30

LSRJ1835+325 EC086C.UVDATA.1

Freq = 4.6005 GHz, Bw = 32.000 MH

No calibration applied and no bandpass applied



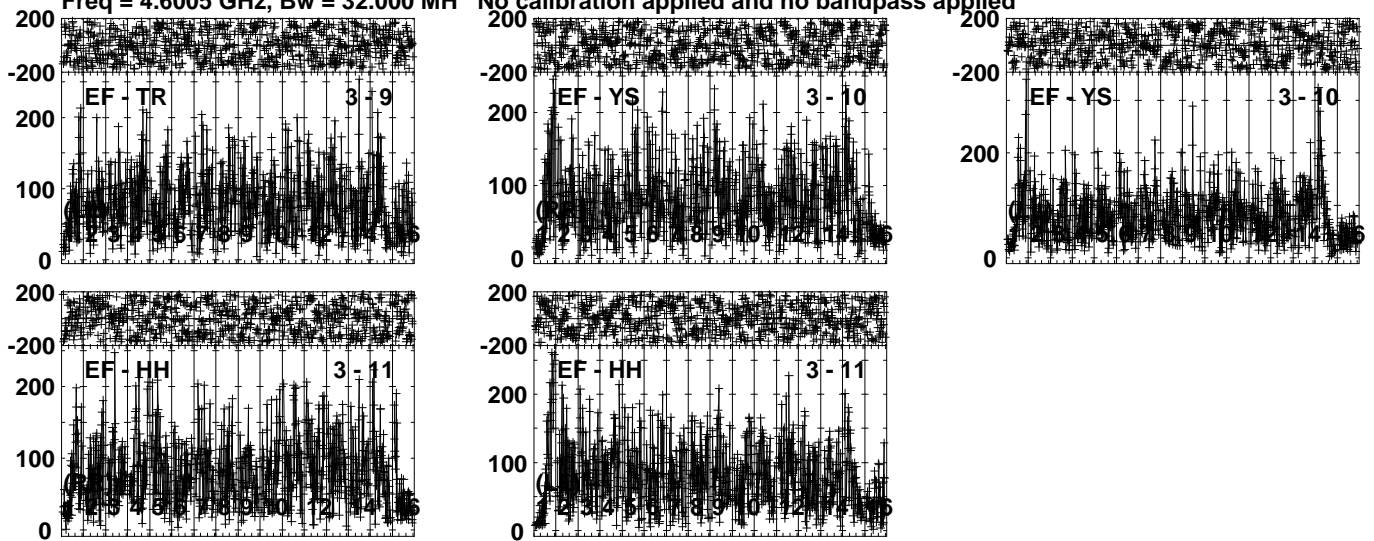
Lower frame: Micro Ampl Jy Top frame: Phas deg
Vector averaged cross-power spectrum Several baselines displayed
Timerange: 01/01:23:33 to 01/01:27:29

Plot file version 178 created 02-DEC-2022 13:18:30

LSRJ1835+325 EC086C.UVDATA.1

Freq = 4.6005 GHz, Bw = 32.000 MH

No calibration applied and no bandpass applied



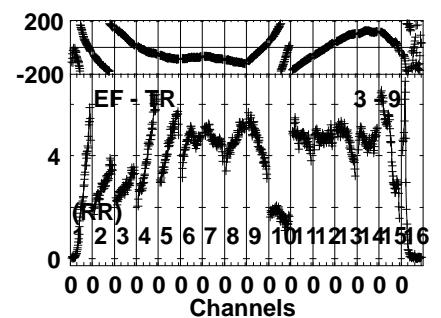
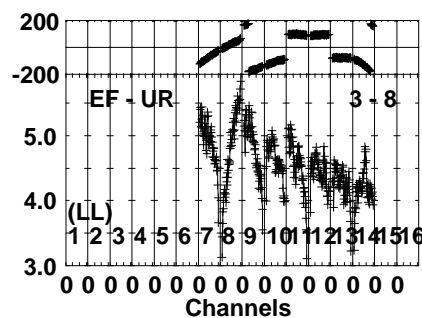
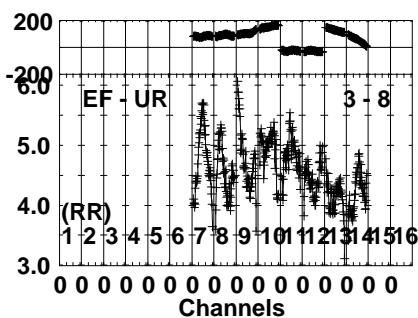
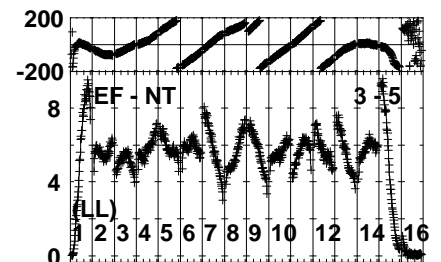
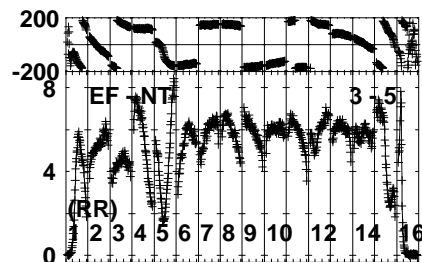
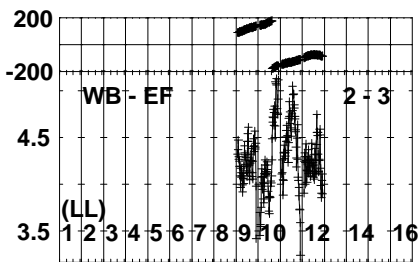
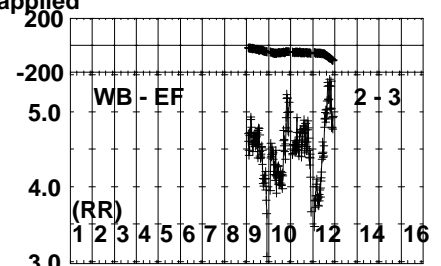
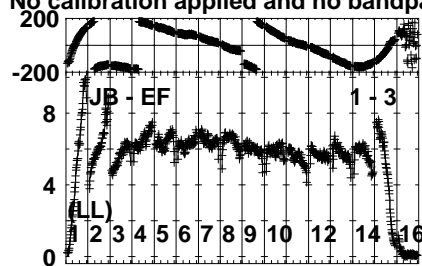
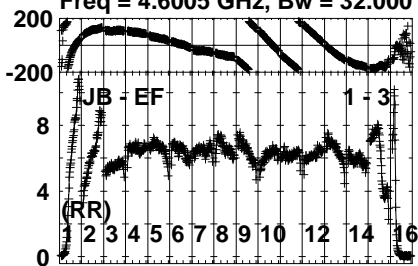
Lower frame: Micro Ampl Jy Top frame: Phas deg
Vector averaged cross-power spectrum Several baselines displayed
Timerange: 01/01:23:33 to 01/01:27:29

Plot file version 179 created 02-DEC-2022 13:18:30

J1848+3219 EC086C.UVDATA.1

Freq = 4.6005 GHz, Bw = 32.000 MH

No calibration applied and no bandpass applied



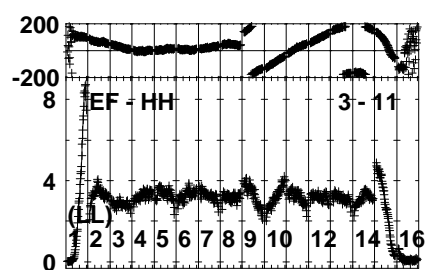
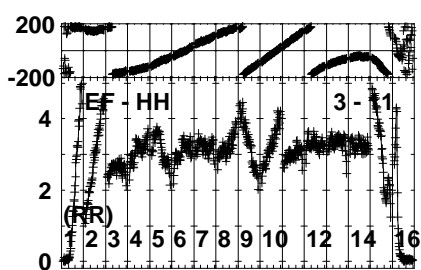
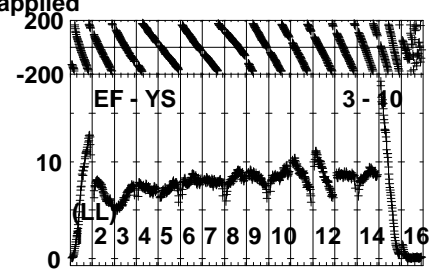
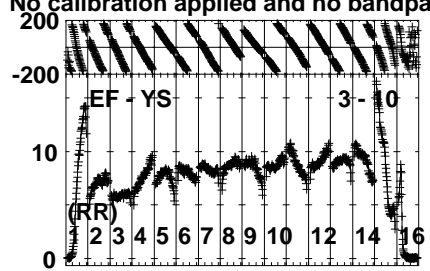
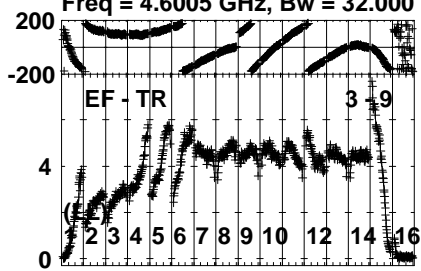
Lower frame: Milli Ampl Jy Top frame: Phas deg
 Vector averaged cross-power spectrum Several baselines displayed
 Timerange: 01/01:28:23 to 01/01:29:29

Plot file version 180 created 02-DEC-2022 13:18:30

J1848+3219 EC086C.UVDATA.1

Freq = 4.6005 GHz, Bw = 32.000 MH

No calibration applied and no bandpass applied



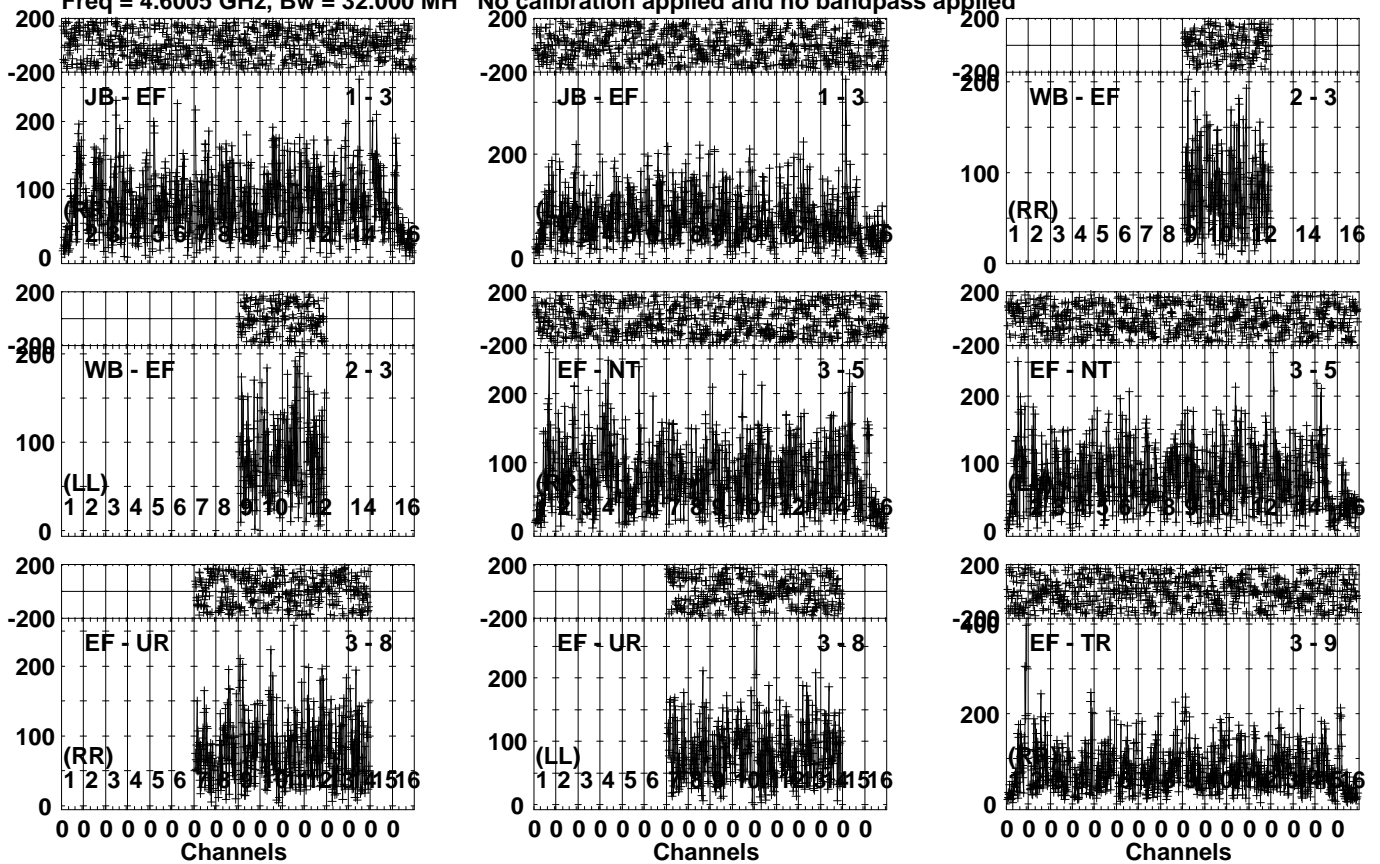
Lower frame: Milli Ampl Jy Top frame: Phas deg
Vector averaged cross-power spectrum Several baselines displayed
Timerange: 01/01:28:23 to 01/01:29:29

Plot file version 181 created 02-DEC-2022 13:18:31

LSRJ1835+325 EC086C.UVDATA.1

Freq = 4.6005 GHz, Bw = 32.000 MH

No calibration applied and no bandpass applied



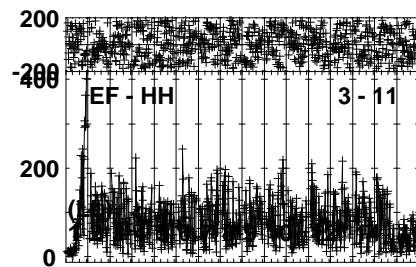
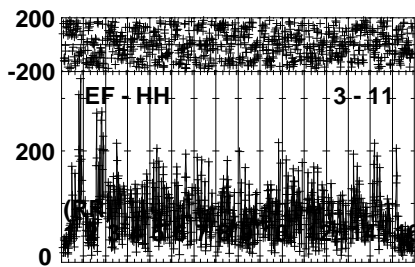
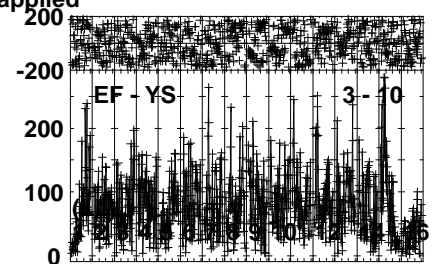
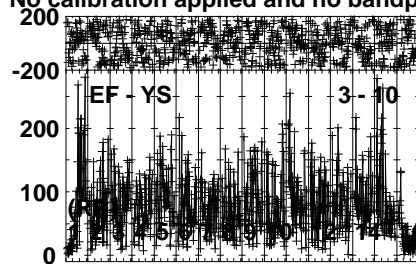
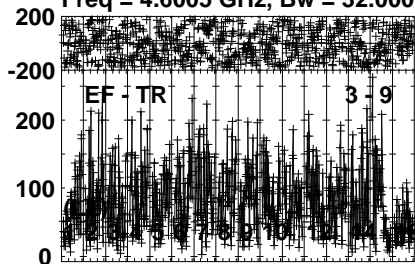
Lower frame: Micro Ampl Jy Top frame: Phas deg
Vector averaged cross-power spectrum Several baselines displayed
Timerange: 01/01:29:31 to 01/01:33:29

Plot file version 182 created 02-DEC-2022 13:18:31

LSRJ1835+325 EC086C.UVDATA.1

Freq = 4.6005 GHz, Bw = 32.000 MH

No calibration applied and no bandpass applied



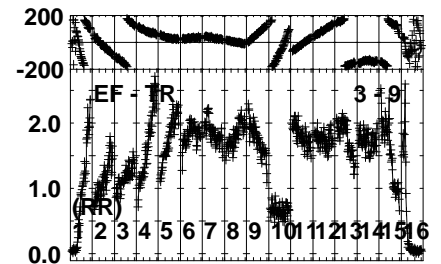
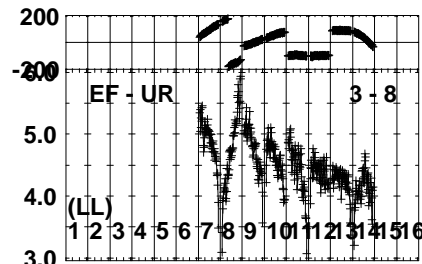
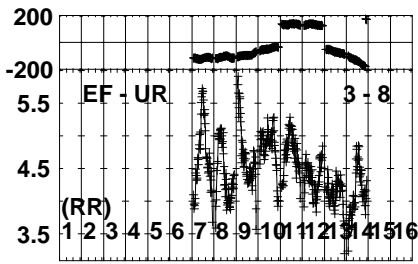
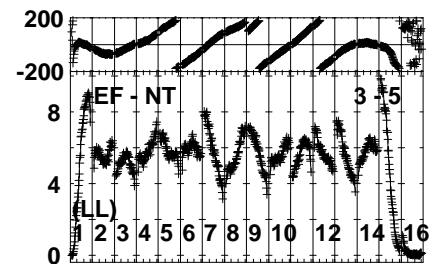
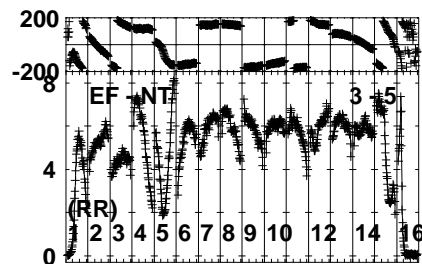
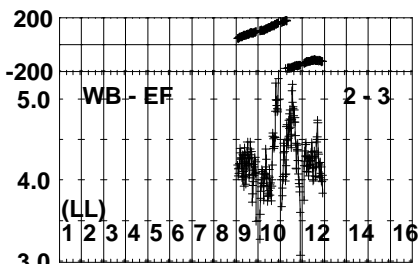
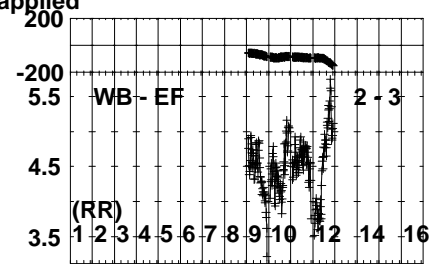
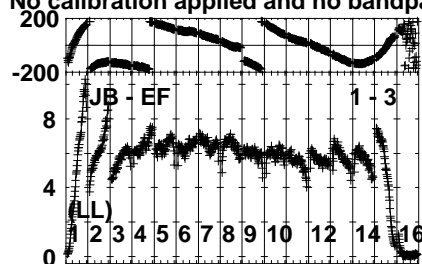
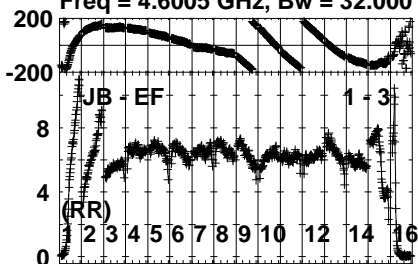
Lower frame: Micro Ampl Jy Top frame: Phas deg
Vector averaged cross-power spectrum Several baselines displayed
Timerange: 01/01:29:31 to 01/01:33:29

Plot file version 183 created 02-DEC-2022 13:18:31

J1848+3219 EC086C.UVDATA.1

Freq = 4.6005 GHz, Bw = 32.000 MH

No calibration applied and no bandpass applied



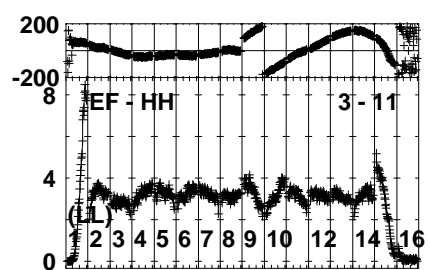
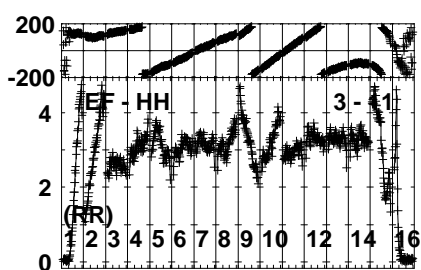
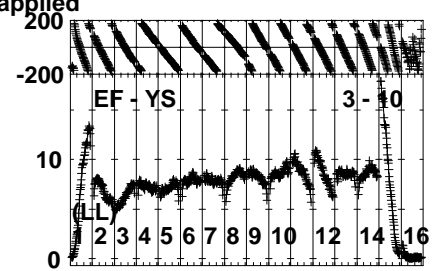
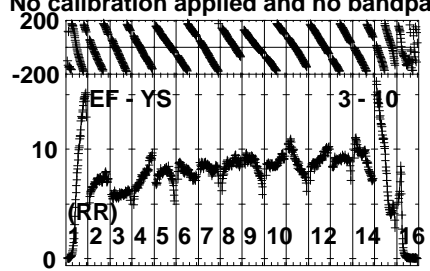
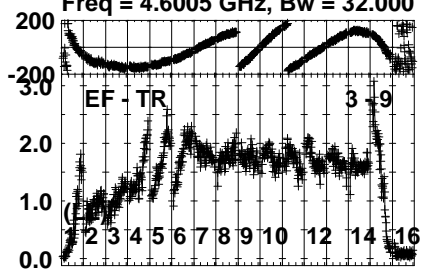
Lower frame: Milli Ampl Jy Top frame: Phas deg
Vector averaged cross-power spectrum Several baselines displayed
Timerange: 01/01:34:23 to 01/01:35:29

Plot file version 184 created 02-DEC-2022 13:18:31

J1848+3219 EC086C.UVDATA.1

Freq = 4.6005 GHz, Bw = 32.000 MH

No calibration applied and no bandpass applied



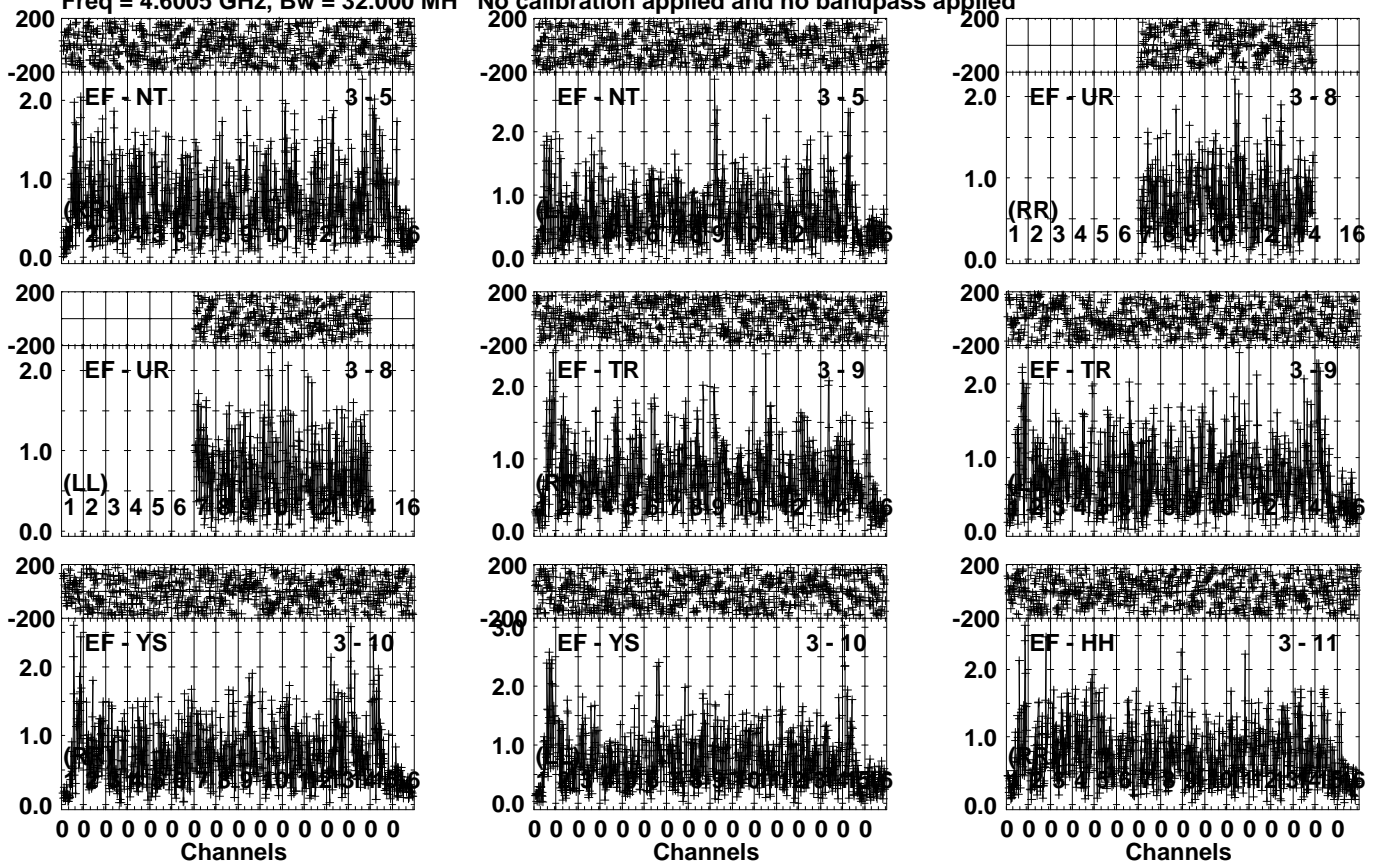
Lower frame: Milli Ampl Jy Top frame: Phas deg
Vector averaged cross-power spectrum Several baselines displayed
Timerange: 01/01:34:23 to 01/01:35:29

Plot file version 185 created 02-DEC-2022 13:18:31

LSRJ1835+325 EC086C.UVDATA.1

Freq = 4.6005 GHz, Bw = 32.000 MH

No calibration applied and no bandpass applied

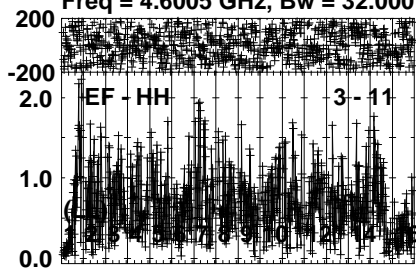


Lower frame: Milli Ampl Jy Top frame: Phas deg
Vector averaged cross-power spectrum Several baselines displayed
Timerange: 01/01:35:31 to 01/01:39:29

Plot file version 186 created 02-DEC-2022 13:18:31

LSRJ1835+325 EC086C.UVDATA.1

Freq = 4.6005 GHz, Bw = 32.000 MH No calibration applied and no bandpass applied



Lower frame: Milli Ampl Jy Top frame: Phas deg

Vector averaged cross-power spectrum Several baselines displayed

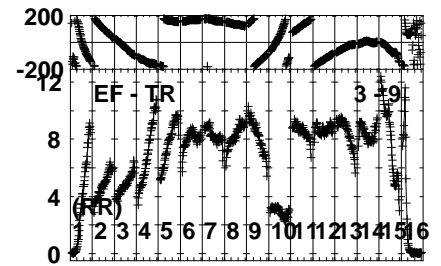
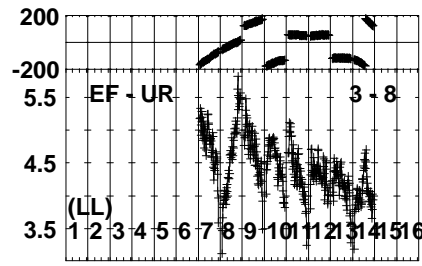
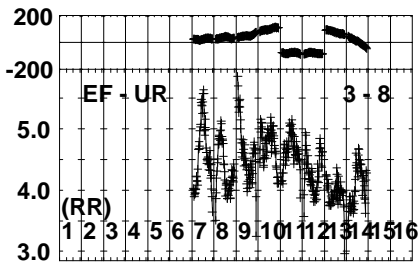
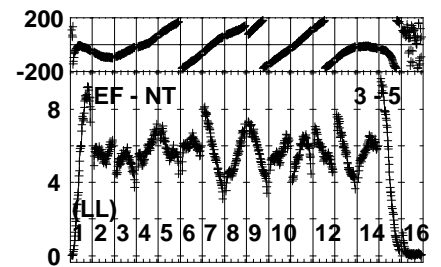
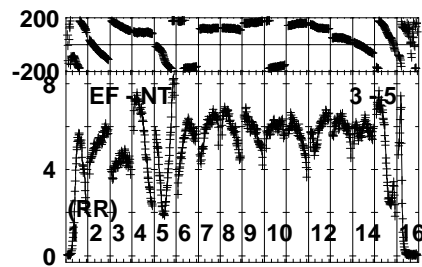
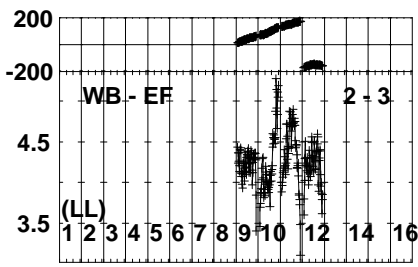
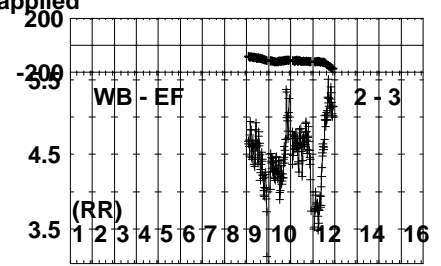
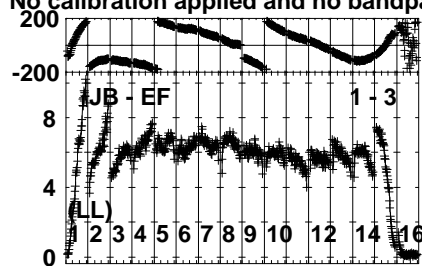
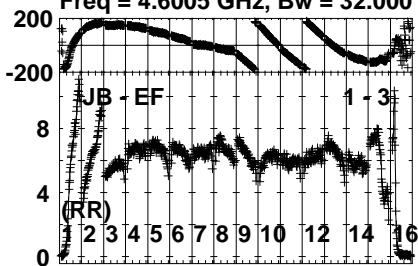
Timerange: 01/01:35:31 to 01/01:39:29

Plot file version 187 created 02-DEC-2022 13:18:31

J1848+3219 EC086C.UVDATA.1

Freq = 4.6005 GHz, Bw = 32.000 MH

No calibration applied and no bandpass applied



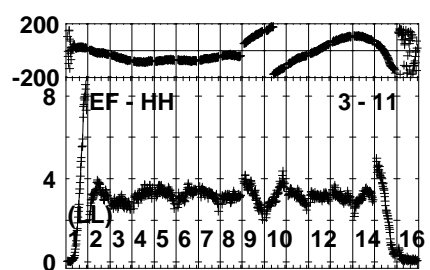
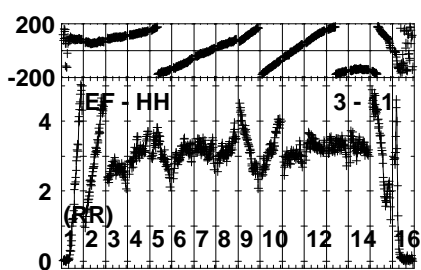
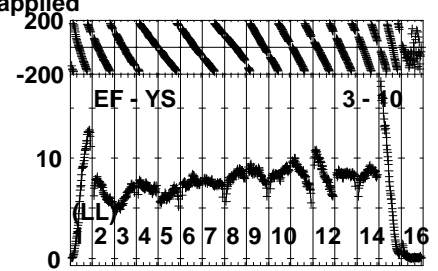
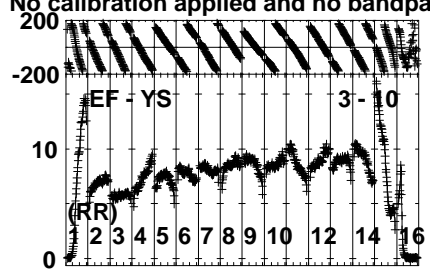
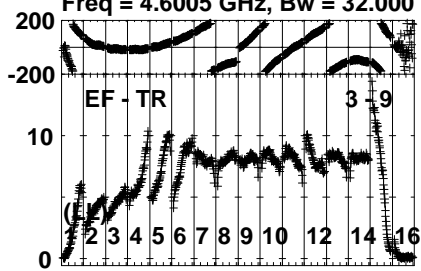
Lower frame: Milli Ampl Jy Top frame: Phas deg
Vector averaged cross-power spectrum Several baselines displayed
Timerange: 01/01:40:23 to 01/01:41:29

Plot file version 188 created 02-DEC-2022 13:18:31

J1848+3219 EC086C.UVDATA.1

Freq = 4.6005 GHz, Bw = 32.000 MH

No calibration applied and no bandpass applied



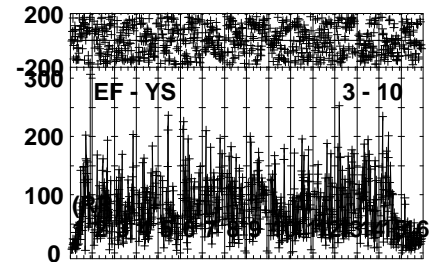
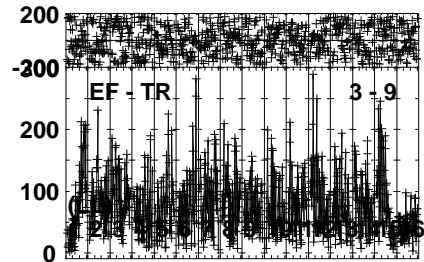
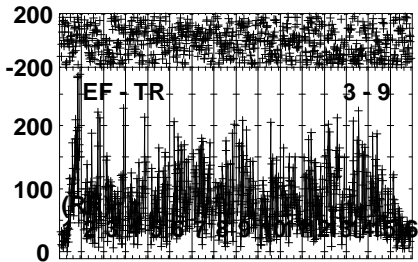
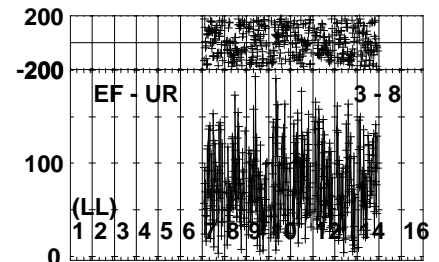
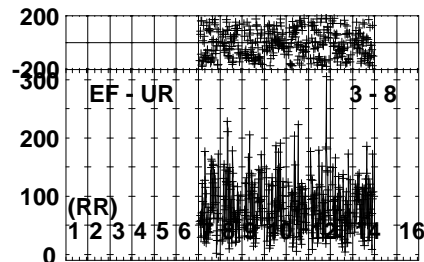
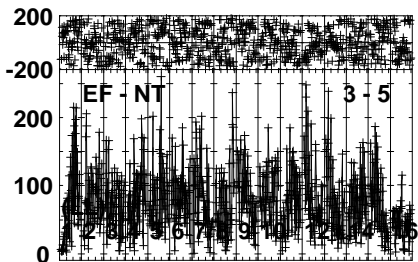
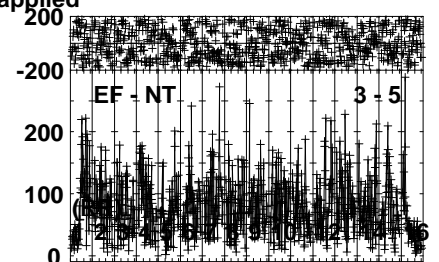
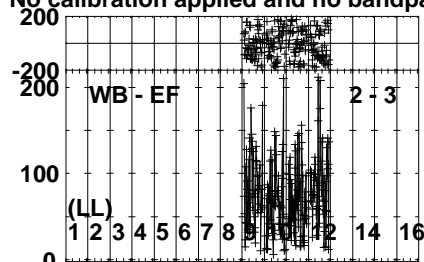
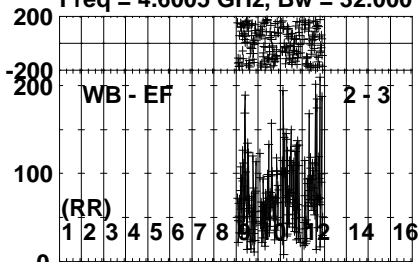
Lower frame: Milli Ampl Jy Top frame: Phas deg
Vector averaged cross-power spectrum Several baselines displayed
Timerange: 01/01:40:23 to 01/01:41:29

Plot file version 189 created 02-DEC-2022 13:18:32

LSRJ1835+325 EC086C.UVDATA.1

Freq = 4.6005 GHz, Bw = 32.000 MH

No calibration applied and no bandpass applied



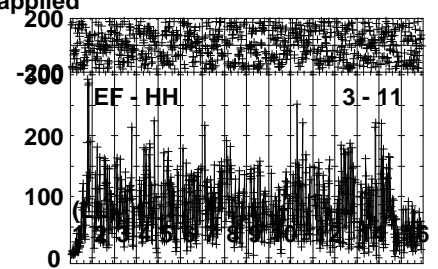
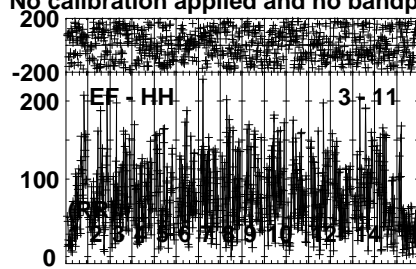
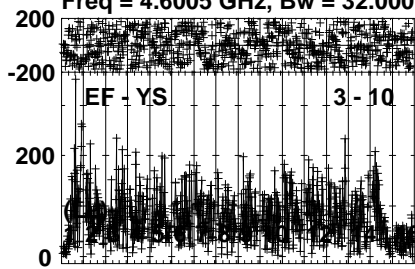
Lower frame: Micro Ampl Jy Top frame: Phas deg
Vector averaged cross-power spectrum Several baselines displayed
Timerange: 01/01:41:31 to 01/01:45:29

Plot file version 190 created 02-DEC-2022 13:18:32

LSRJ1835+325 EC086C.UVDATA.1

Freq = 4.6005 GHz, Bw = 32.000 MH

No calibration applied and no bandpass applied



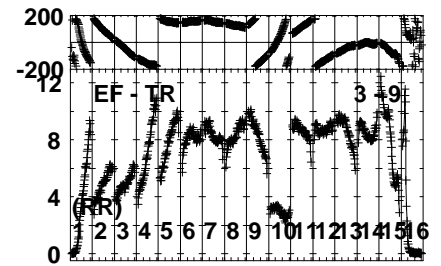
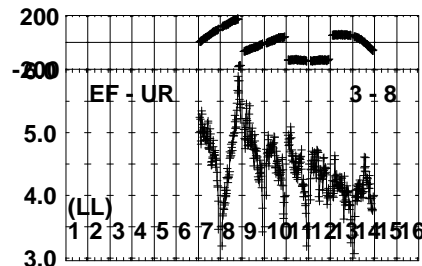
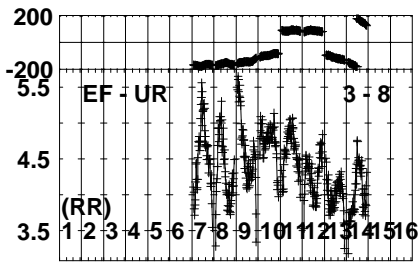
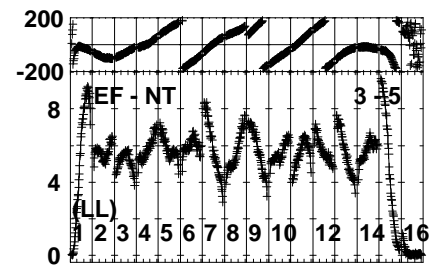
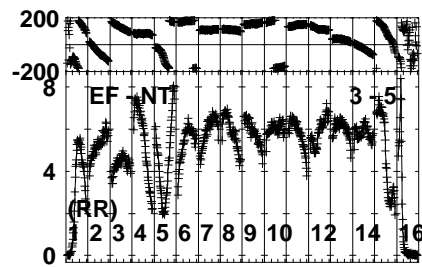
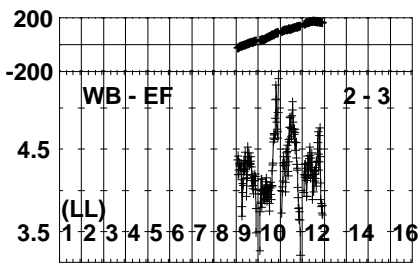
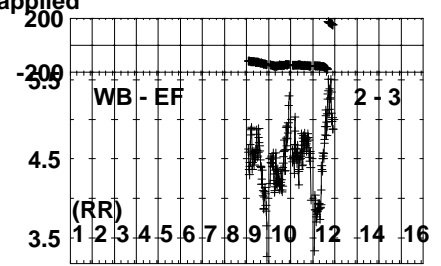
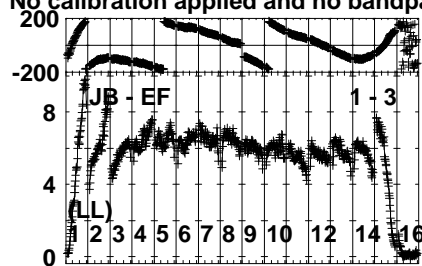
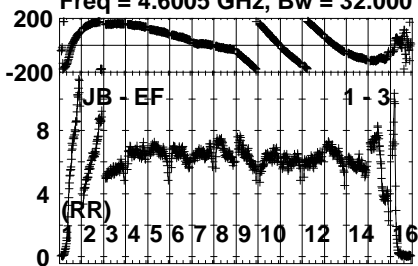
Lower frame: Micro Ampl Jy Top frame: Phas deg
Vector averaged cross-power spectrum Several baselines displayed
Timerange: 01/01:41:31 to 01/01:45:29

Plot file version 191 created 02-DEC-2022 13:18:32

J1848+3219 EC086C.UVDATA.1

Freq = 4.6005 GHz, Bw = 32.000 MH

No calibration applied and no bandpass applied



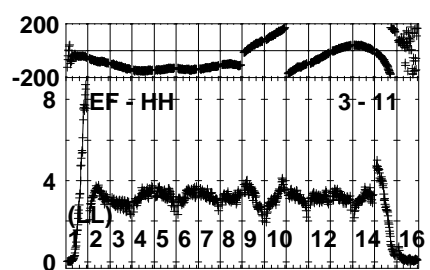
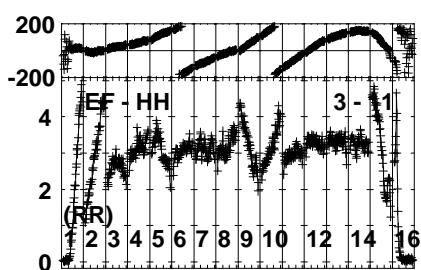
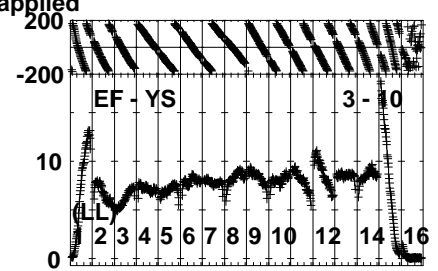
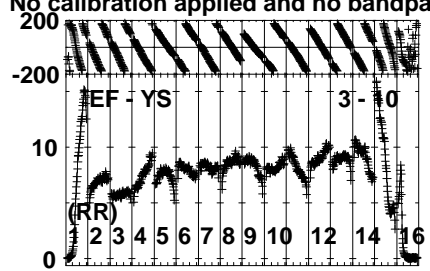
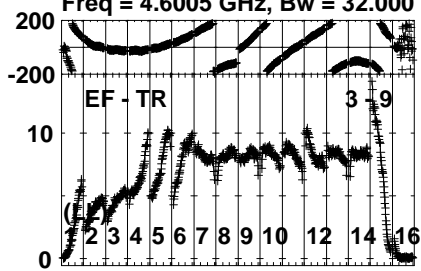
Lower frame: Milli Ampl Jy Top frame: Phas deg
Vector averaged cross-power spectrum Several baselines displayed
Timerange: 01/01:46:23 to 01/01:47:29

Plot file version 192 created 02-DEC-2022 13:18:32

J1848+3219 EC086C.UVDATA.1

Freq = 4.6005 GHz, Bw = 32.000 MH

No calibration applied and no bandpass applied



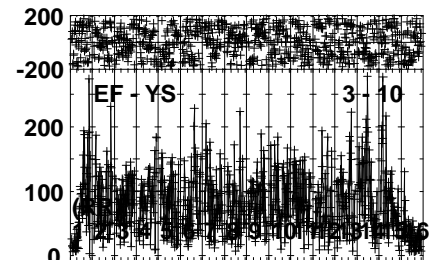
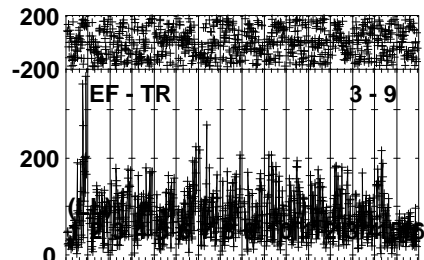
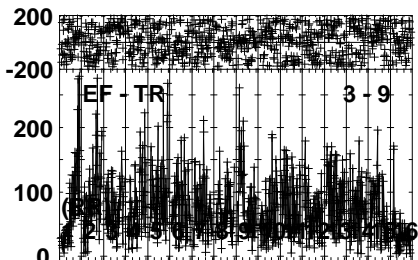
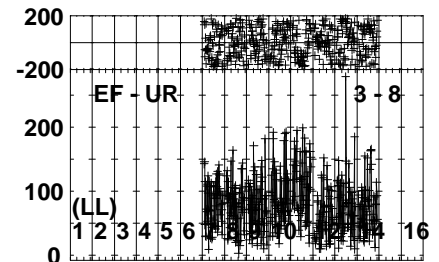
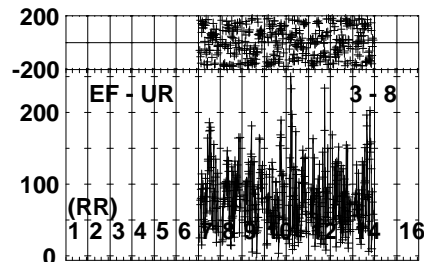
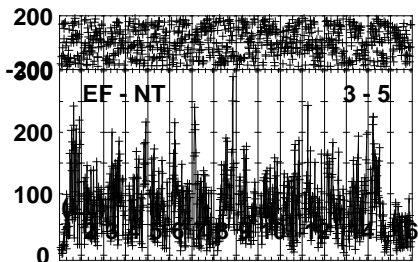
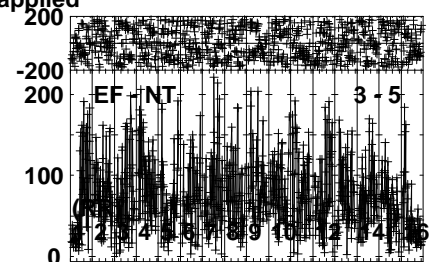
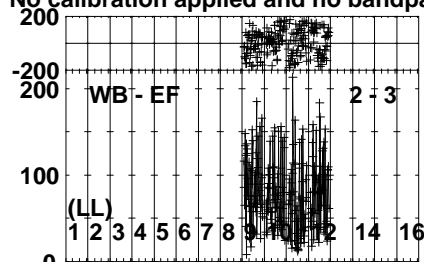
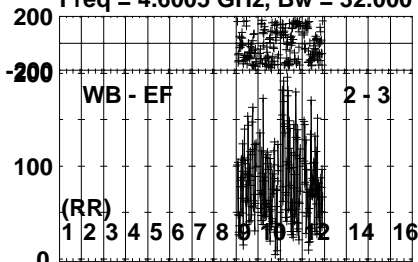
Lower frame: Milli Ampl Jy Top frame: Phas deg
Vector averaged cross-power spectrum Several baselines displayed
Timerange: 01/01:46:23 to 01/01:47:29

Plot file version 193 created 02-DEC-2022 13:18:32

LSRJ1835+325 EC086C.UVDATA.1

Freq = 4.6005 GHz, Bw = 32.000 MH

No calibration applied and no bandpass applied



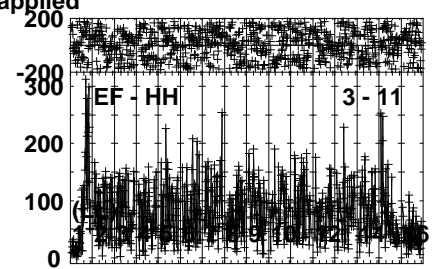
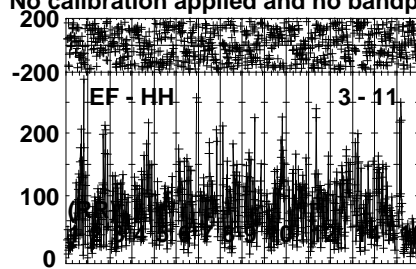
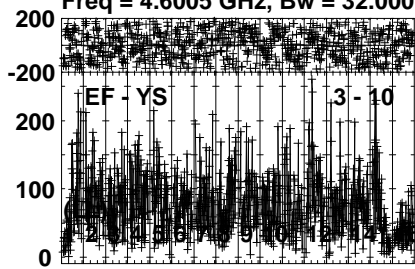
Lower frame: Micro Ampl Jy Top frame: Phas deg
Vector averaged cross-power spectrum Several baselines displayed
Timerange: 01/01:47:31 to 01/01:51:29

Plot file version 194 created 02-DEC-2022 13:18:32

LSRJ1835+325 EC086C.UVDATA.1

Freq = 4.6005 GHz, Bw = 32.000 MH

No calibration applied and no bandpass applied

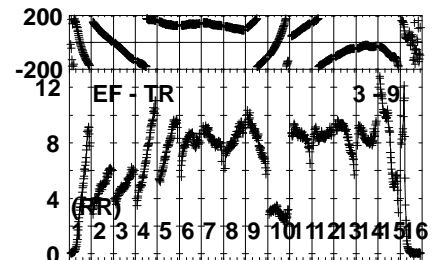
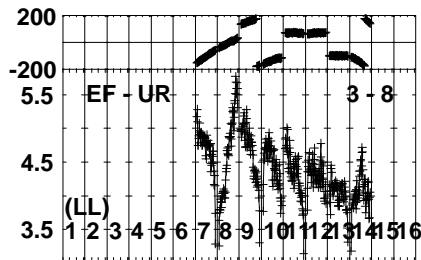
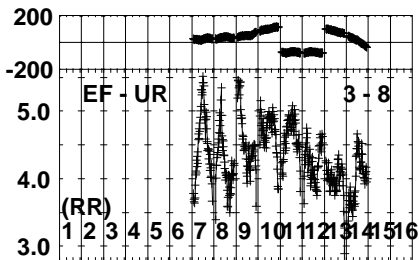
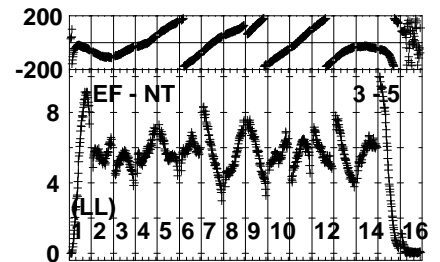
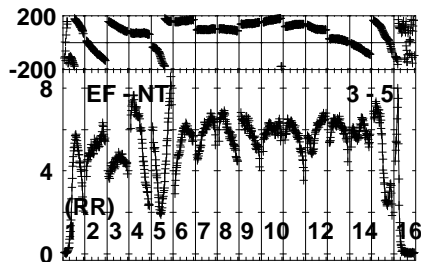
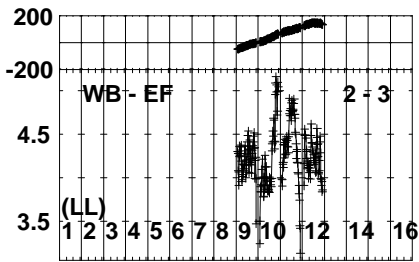
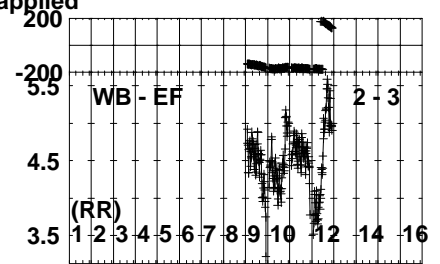
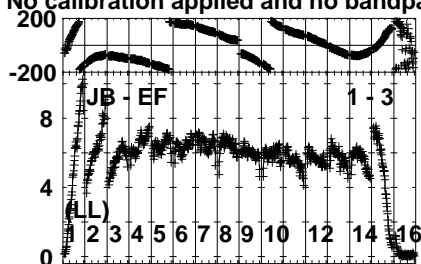
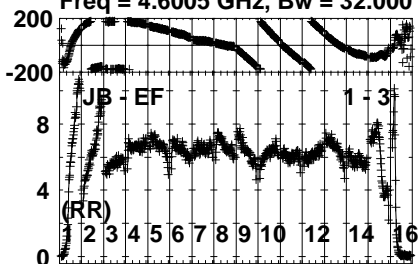


Lower frame: Micro Ampl Jy Top frame: Phas deg
Vector averaged cross-power spectrum Several baselines displayed
Timerange: 01/01:47:31 to 01/01:51:29

Plot file version 195 created 02-DEC-2022 13:18:32

J1848+3219 EC086C.UVDATA.1

Freq = 4.6005 GHz, Bw = 32.000 MH No calibration applied and no bandpass applied



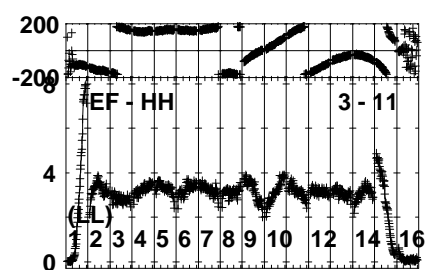
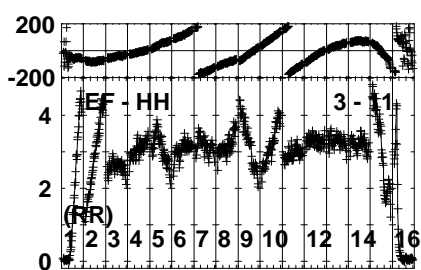
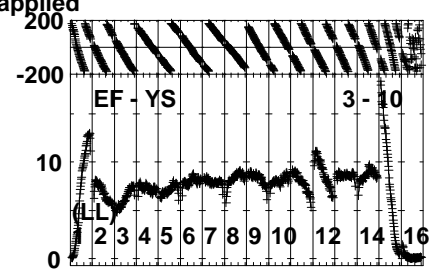
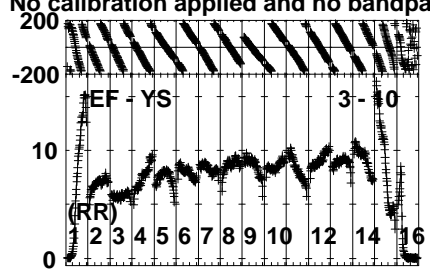
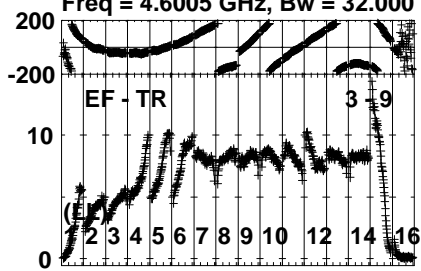
Lower frame: Milli Ampl Jy Top frame: Phas deg
Vector averaged cross-power spectrum Several baselines displayed
Timerange: 01/01:52:23 to 01/01:53:29

Plot file version 196 created 02-DEC-2022 13:18:32

J1848+3219 EC086C.UVDATA.1

Freq = 4.6005 GHz, Bw = 32.000 MH

No calibration applied and no bandpass applied

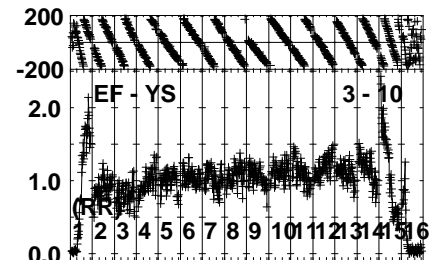
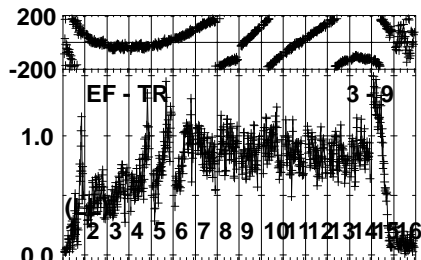
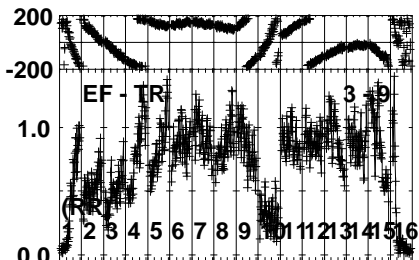
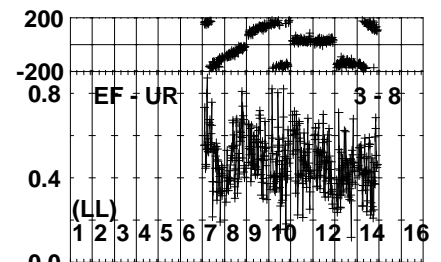
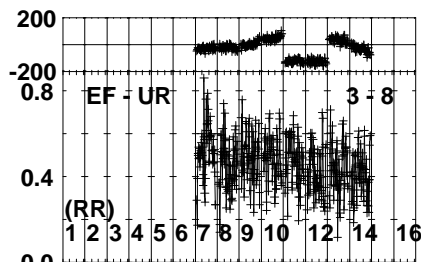
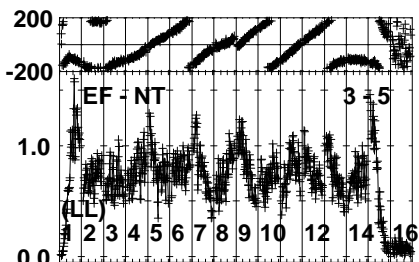
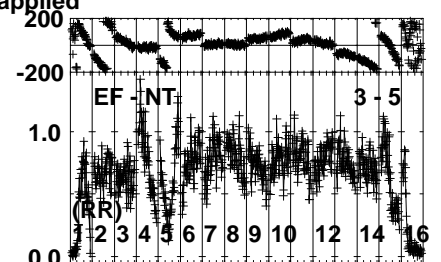
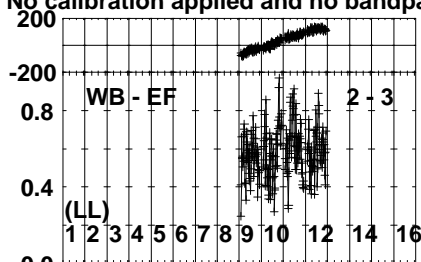
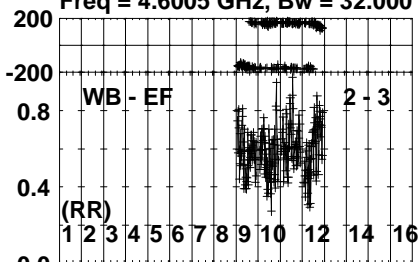


Lower frame: Milli Ampl Jy Top frame: Phas deg
Vector averaged cross-power spectrum Several baselines displayed
Timerange: 01/01:52:23 to 01/01:53:29

Plot file version 197 created 02-DEC-2022 13:18:32

J1834+3205 EC086C.UVDATA.1

Freq = 4.6005 GHz, Bw = 32.000 MH No calibration applied and no bandpass applied

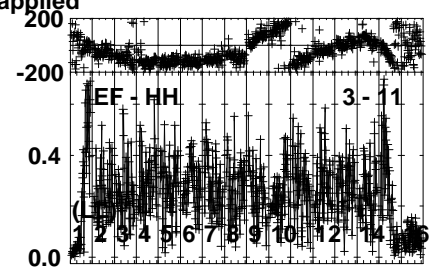
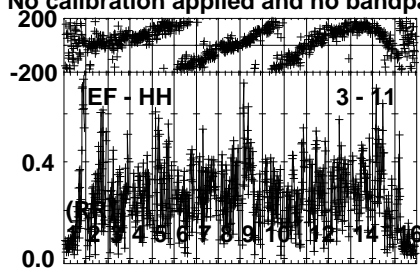
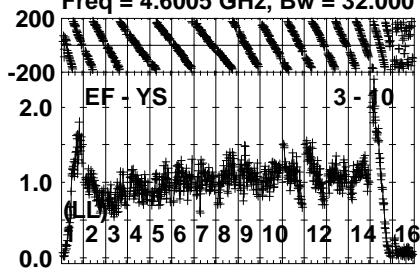


Lower frame: Milli Ampl Jy Top frame: Phas deg
Vector averaged cross-power spectrum Several baselines displayed
Timerange: 01/01:53:31 to 01/01:55:29

Plot file version 198 created 02-DEC-2022 13:18:32

J1834+3205 EC086C.UVDATA.1

Freq = 4.6005 GHz, Bw = 32.000 MH No calibration applied and no bandpass applied

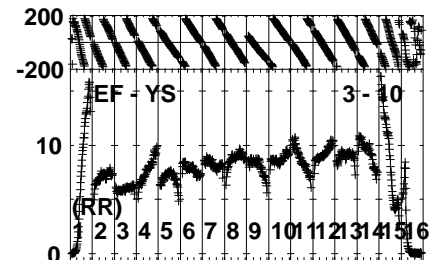
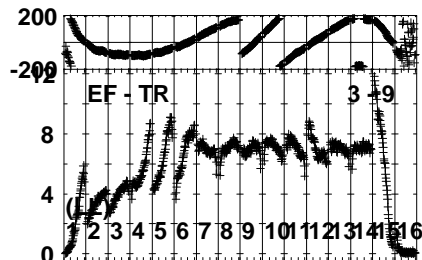
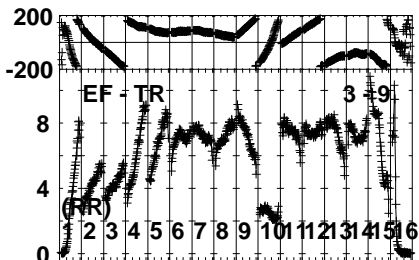
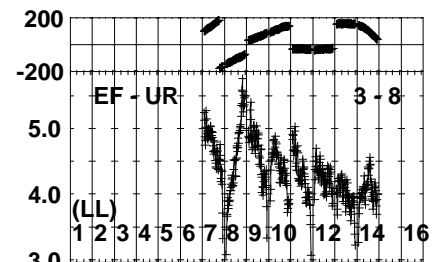
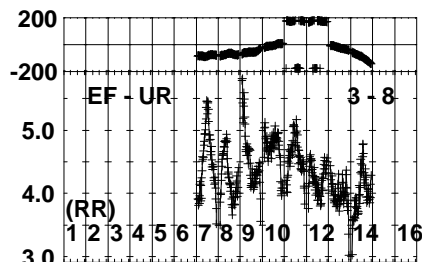
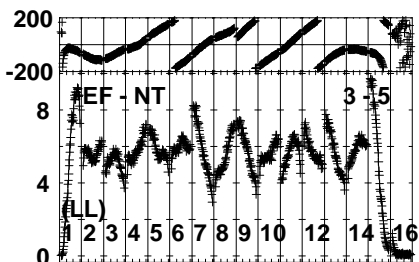
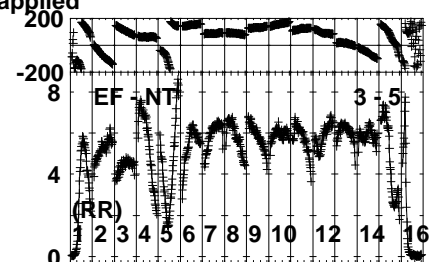
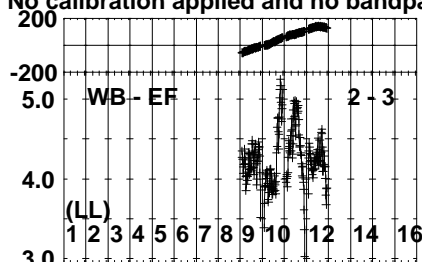
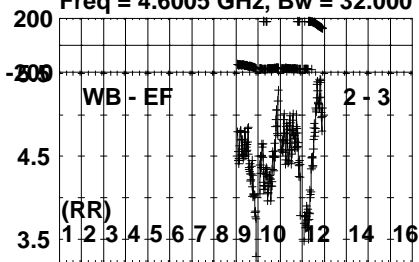


Lower frame: Milli Ampl Jy Top frame: Phas deg
Vector averaged cross-power spectrum Several baselines displayed
Timerange: 01/01:53:31 to 01/01:55:29

Plot file version 199 created 02-DEC-2022 13:18:32

J1848+3219 EC086C.UVDATA.1

Freq = 4.6005 GHz, Bw = 32.000 MH No calibration applied and no bandpass applied

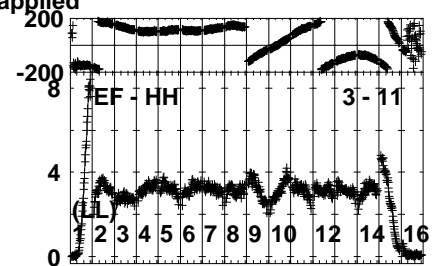
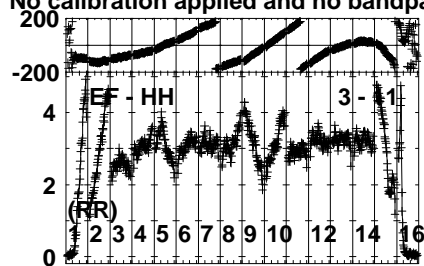
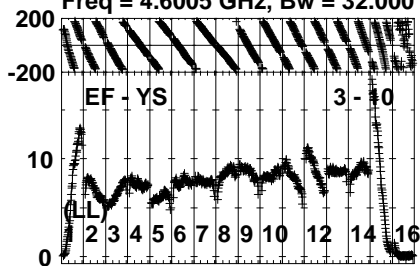


Lower frame: Milli Ampl Jy Top frame: Phas deg
Vector averaged cross-power spectrum Several baselines displayed
Timerange: 01/01:55:33 to 01/01:57:29

Plot file version 200 created 02-DEC-2022 13:18:33

J1848+3219 EC086C.UVDATA.1

Freq = 4.6005 GHz, Bw = 32.000 MH No calibration applied and no bandpass applied



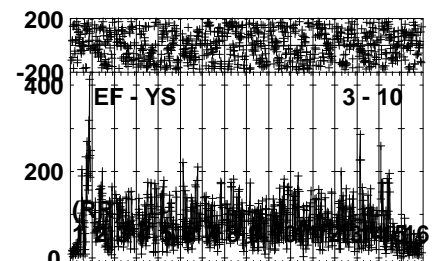
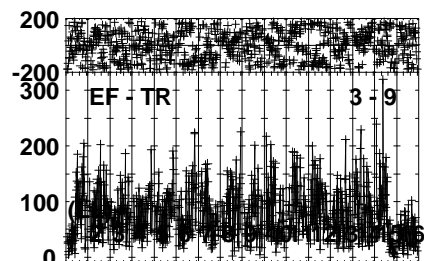
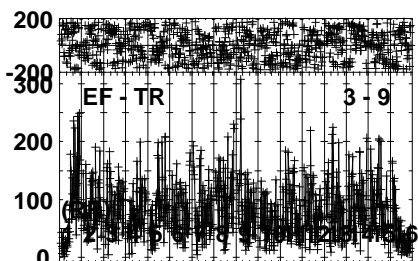
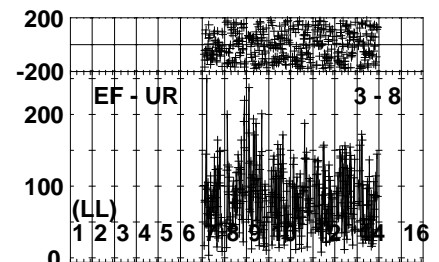
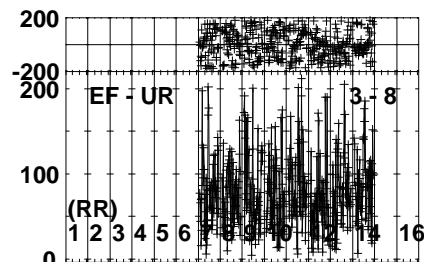
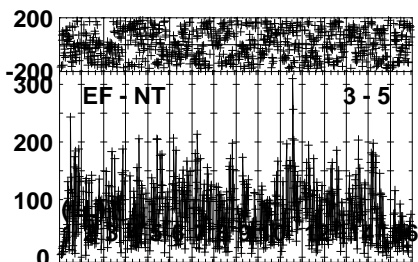
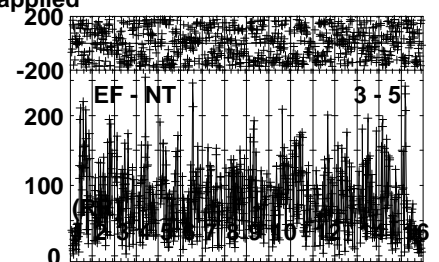
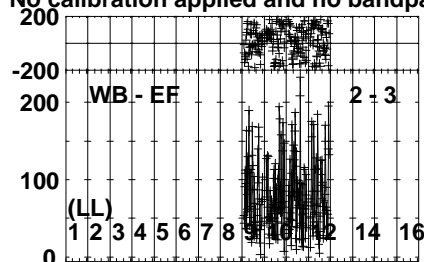
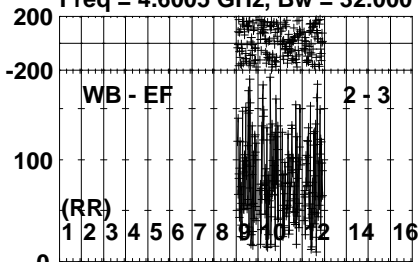
Lower frame: Milli Ampl Jy Top frame: Phas deg
Vector averaged cross-power spectrum Several baselines displayed
Timerange: 01/01:55:33 to 01/01:57:29

Plot file version 201 created 02-DEC-2022 13:18:33

LSRJ1835+325 EC086C.UVDATA.1

Freq = 4.6005 GHz, Bw = 32.000 MH

No calibration applied and no bandpass applied



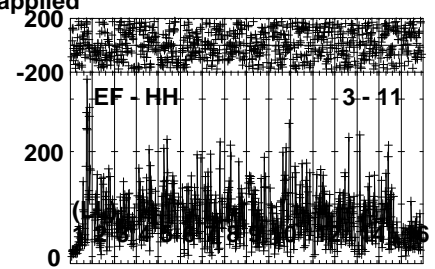
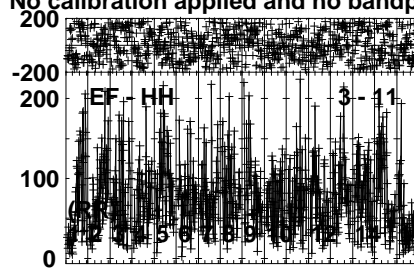
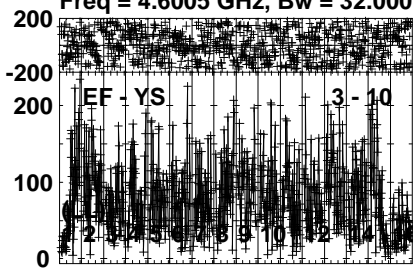
Lower frame: Micro Ampl Jy Top frame: Phas deg
Vector averaged cross-power spectrum Several baselines displayed
Timerange: 01/01:57:33 to 01/02:01:29

Plot file version 202 created 02-DEC-2022 13:18:33

LSRJ1835+325 EC086C.UVDATA.1

Freq = 4.6005 GHz, Bw = 32.000 MH

No calibration applied and no bandpass applied



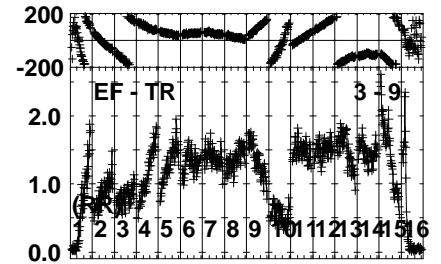
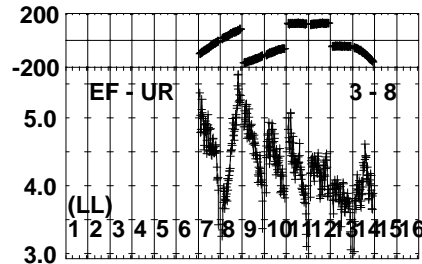
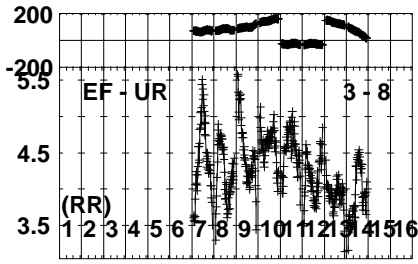
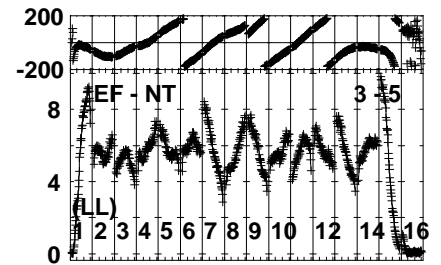
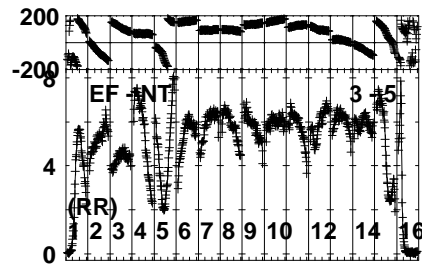
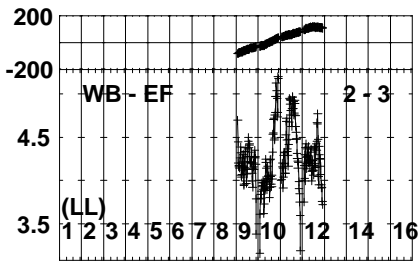
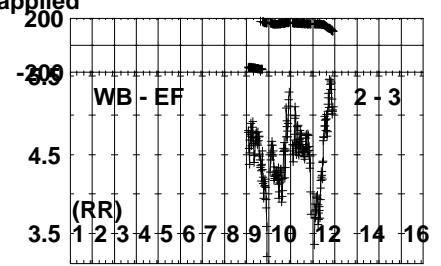
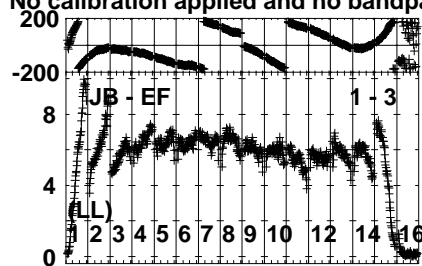
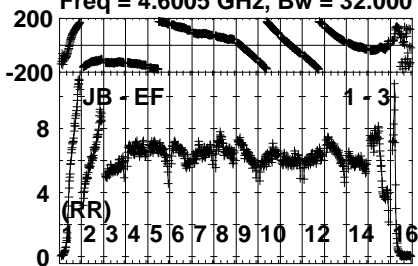
Lower frame: Micro Ampl Jy Top frame: Phas deg
Vector averaged cross-power spectrum Several baselines displayed
Timerange: 01/01:57:33 to 01/02:01:29

Plot file version 203 created 02-DEC-2022 13:18:33

J1848+3219 EC086C.UVDATA.1

Freq = 4.6005 GHz, Bw = 32.000 MH

No calibration applied and no bandpass applied

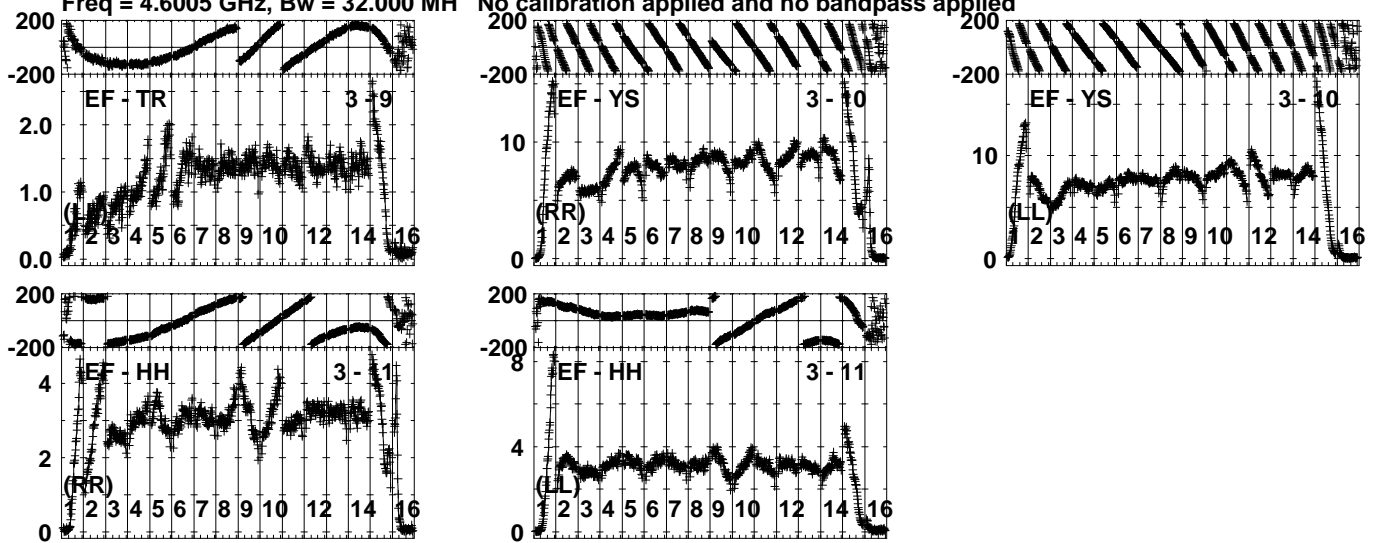


Lower frame: Milli Ampl Jy Top frame: Phas deg
Vector averaged cross-power spectrum Several baselines displayed
Timerange: 01/02:02:23 to 01/02:03:29

Plot file version 204 created 02-DEC-2022 13:18:33

J1848+3219 EC086C.UVDATA.1

Freq = 4.6005 GHz, Bw = 32.000 MH No calibration applied and no bandpass applied



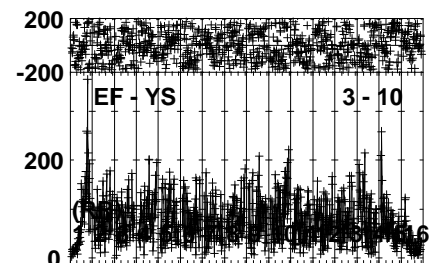
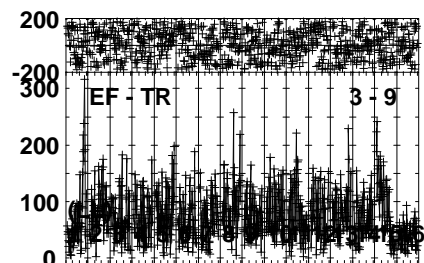
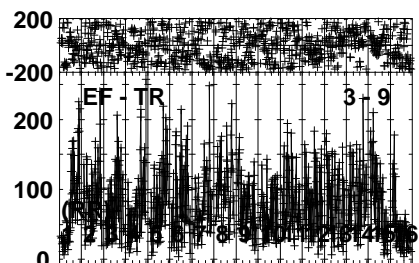
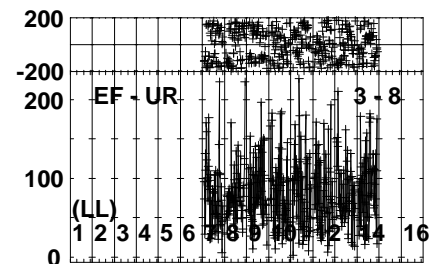
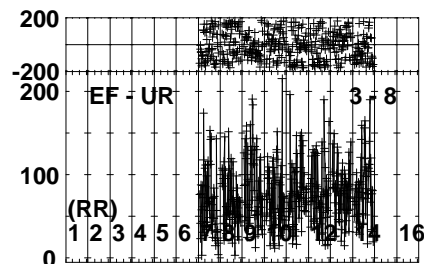
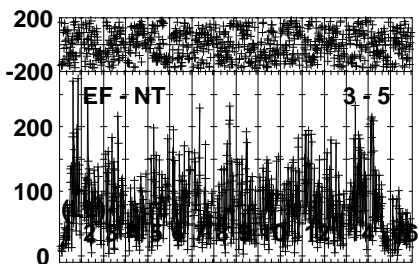
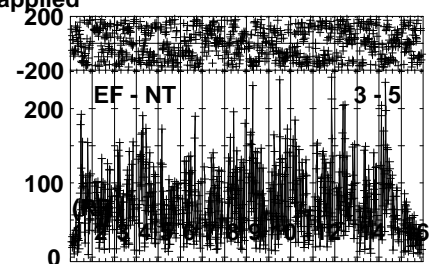
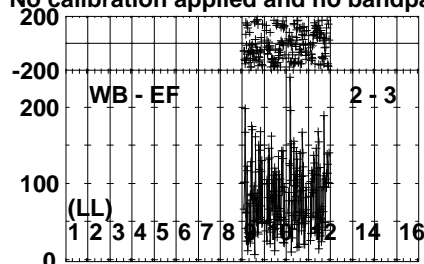
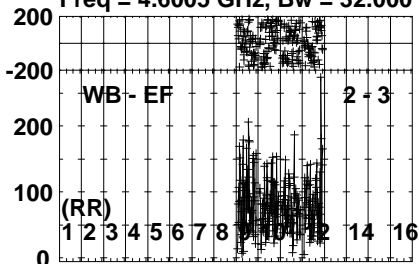
Lower frame: Milli Ampl Jy Top frame: Phas deg
Vector averaged cross-power spectrum Several baselines displayed
Timerange: 01/02:02:23 to 01/02:03:29

Plot file version 205 created 02-DEC-2022 13:18:33

LSRJ1835+325 EC086C.UVDATA.1

Freq = 4.6005 GHz, Bw = 32.000 MH

No calibration applied and no bandpass applied



0 0 0 0 0 0 0 0 0 0 0 0 0 0 0 0
Channels

0 0 0 0 0 0 0 0 0 0 0 0 0 0 0 0
Channels

0 0 0 0 0 0 0 0 0 0 0 0 0 0 0 0
Channels

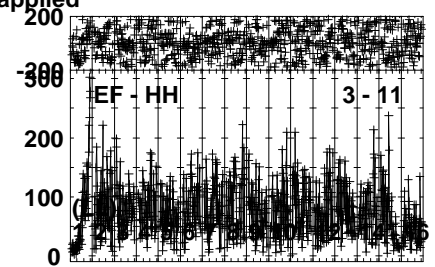
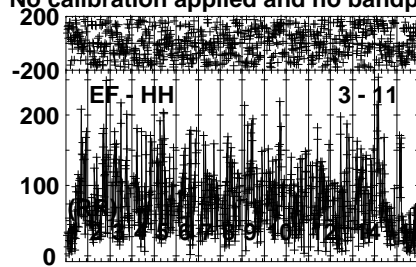
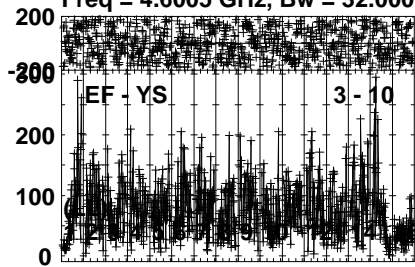
Lower frame: Micro Ampl Jy Top frame: Phas deg
Vector averaged cross-power spectrum Several baselines displayed
Timerange: 01/02:03:33 to 01/02:07:29

Plot file version 206 created 02-DEC-2022 13:18:33

LSRJ1835+325 EC086C.UVDATA.1

Freq = 4.6005 GHz, Bw = 32.000 MH

No calibration applied and no bandpass applied



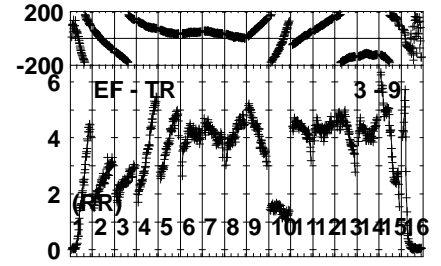
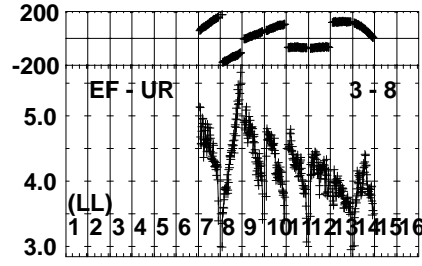
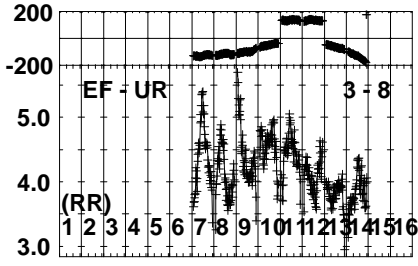
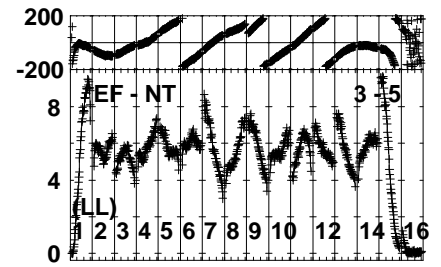
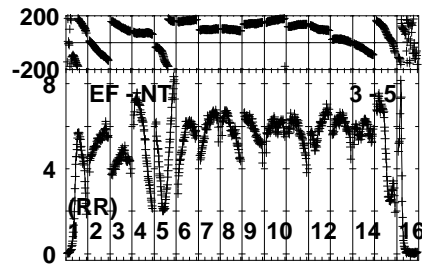
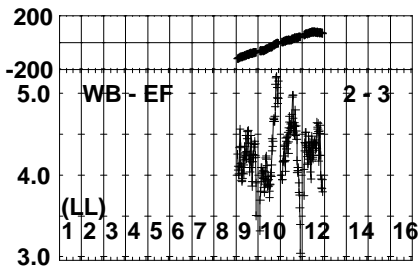
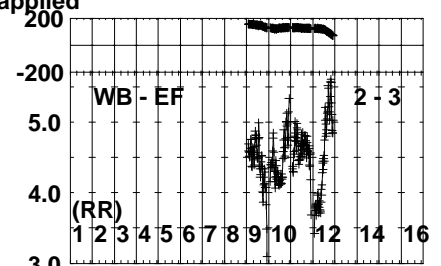
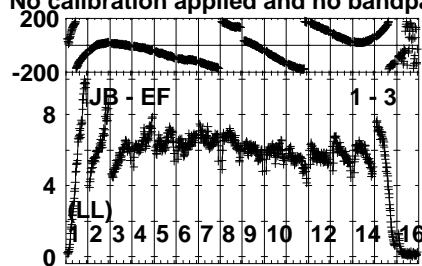
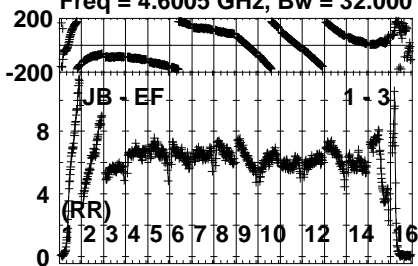
Lower frame: Micro Ampl Jy Top frame: Phas deg
Vector averaged cross-power spectrum Several baselines displayed
Timerange: 01/02:03:33 to 01/02:07:29

Plot file version 207 created 02-DEC-2022 13:18:33

J1848+3219 EC086C.UVDATA.1

Freq = 4.6005 GHz, Bw = 32.000 MH

No calibration applied and no bandpass applied



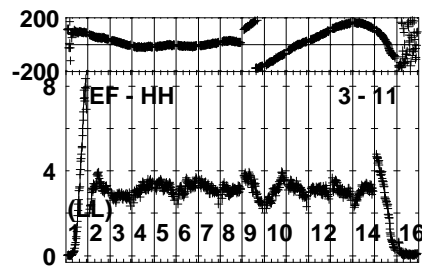
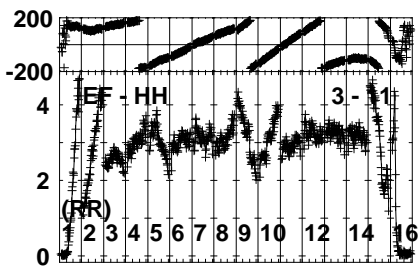
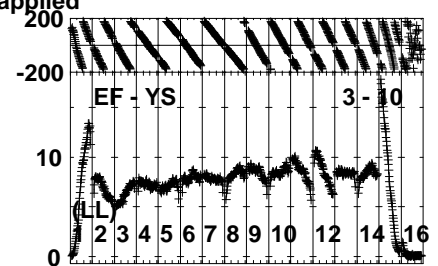
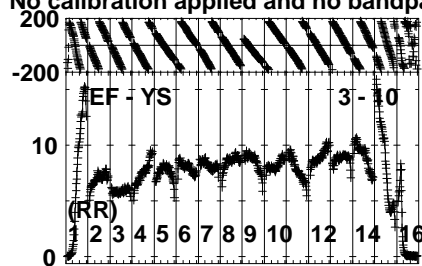
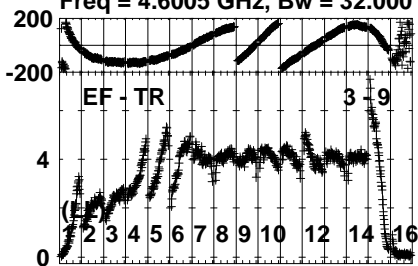
Lower frame: Milli Ampl Jy Top frame: Phas deg
Vector averaged cross-power spectrum Several baselines displayed
Timerange: 01/02:08:23 to 01/02:09:29

Plot file version 208 created 02-DEC-2022 13:18:33

J1848+3219 EC086C.UVDATA.1

Freq = 4.6005 GHz, Bw = 32.000 MH

No calibration applied and no bandpass applied



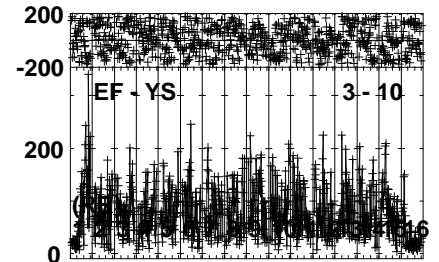
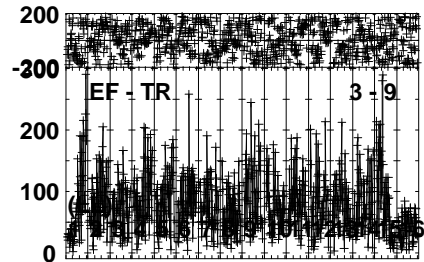
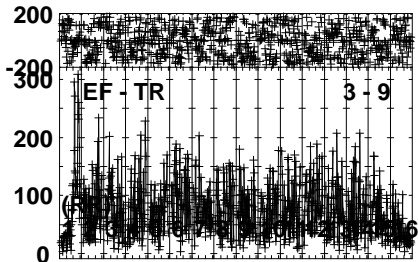
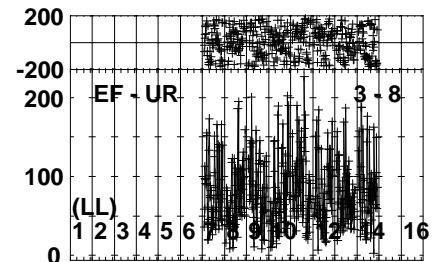
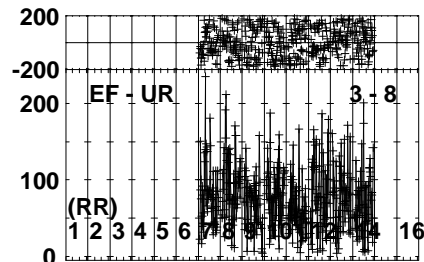
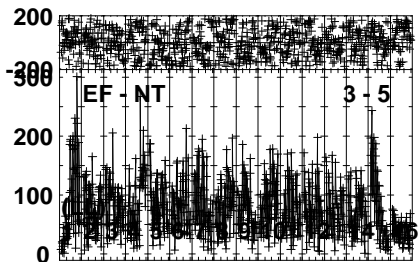
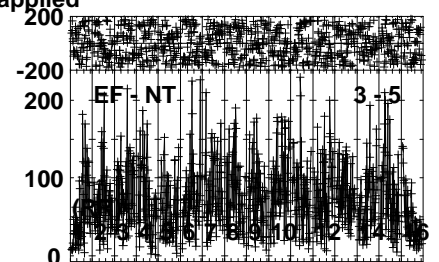
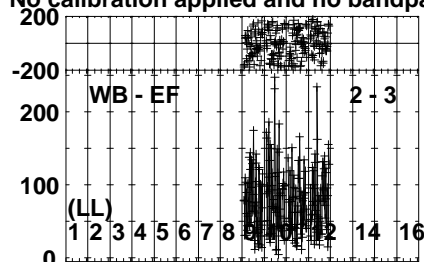
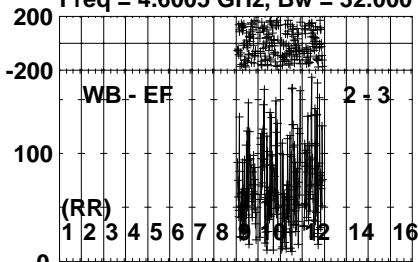
Lower frame: Milli Ampl Jy Top frame: Phas deg
Vector averaged cross-power spectrum Several baselines displayed
Timerange: 01/02:08:23 to 01/02:09:29

Plot file version 209 created 02-DEC-2022 13:18:34

LSRJ1835+325 EC086C.UVDATA.1

Freq = 4.6005 GHz, Bw = 32.000 MH

No calibration applied and no bandpass applied



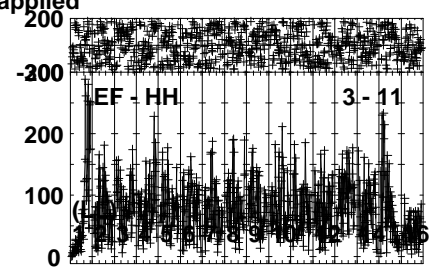
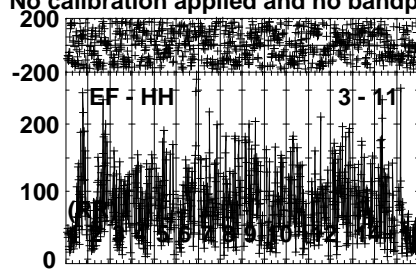
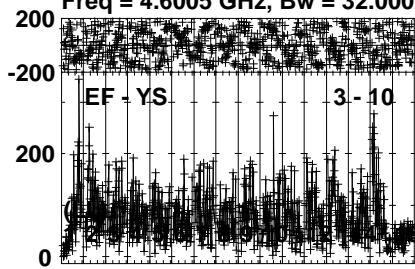
Lower frame: Micro Ampl Jy Top frame: Phas deg
Vector averaged cross-power spectrum Several baselines displayed
Timerange: 01/02:09:31 to 01/02:13:29

Plot file version 210 created 02-DEC-2022 13:18:34

LSRJ1835+325 EC086C.UVDATA.1

Freq = 4.6005 GHz, Bw = 32.000 MH

No calibration applied and no bandpass applied



Lower frame: Micro Ampl Jy Top frame: Phas deg

Vector averaged cross-power spectrum Several baselines displayed

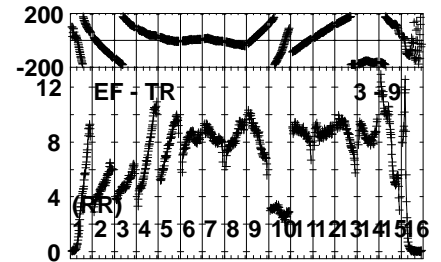
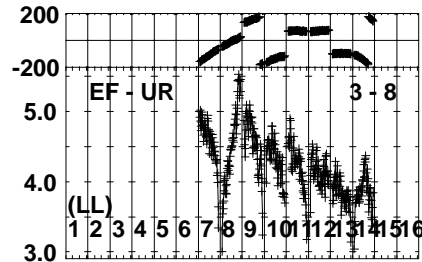
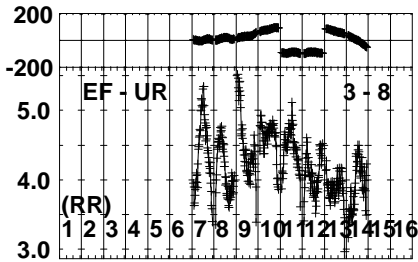
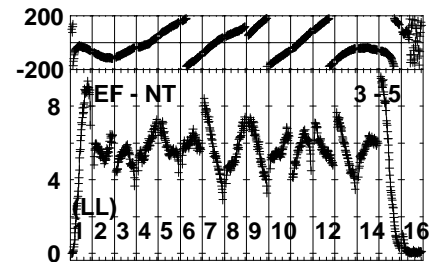
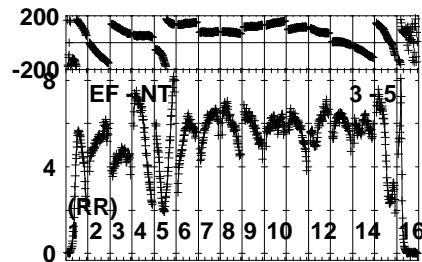
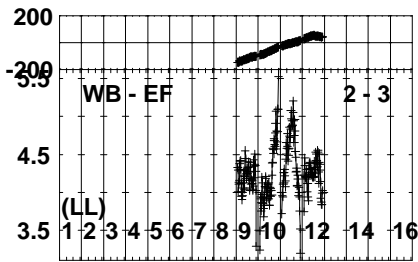
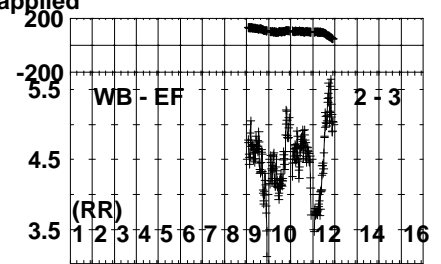
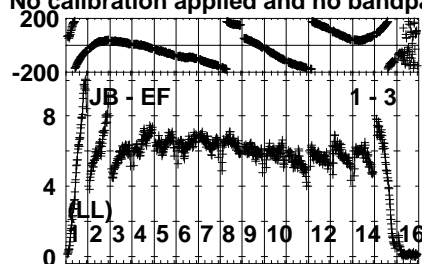
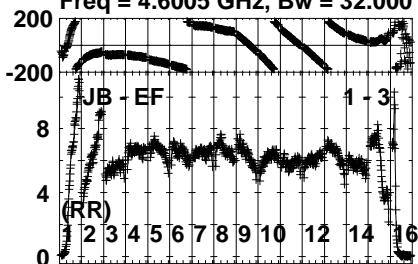
Timerange: 01/02:09:31 to 01/02:13:29

Plot file version 211 created 02-DEC-2022 13:18:34

J1848+3219 EC086C.UVDATA.1

Freq = 4.6005 GHz, Bw = 32.000 MH

No calibration applied and no bandpass applied



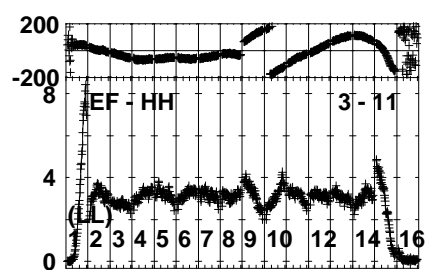
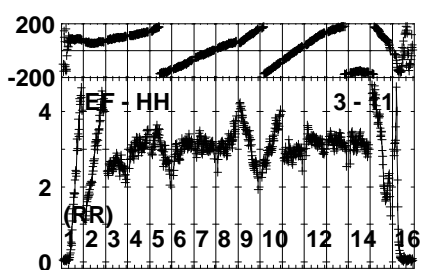
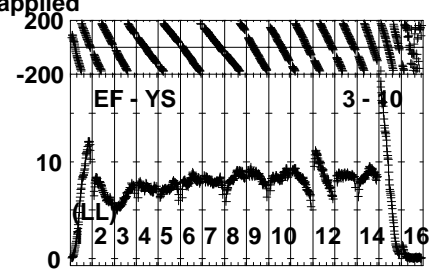
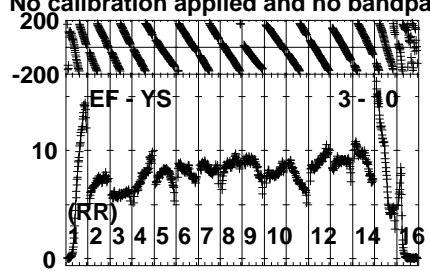
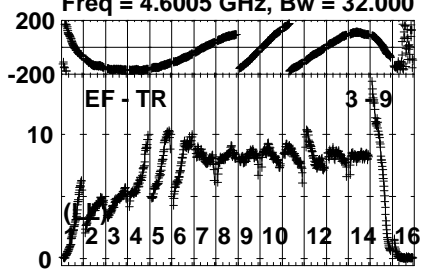
Lower frame: Milli Ampl Jy Top frame: Phas deg
Vector averaged cross-power spectrum Several baselines displayed
Timerange: 01/02:14:23 to 01/02:15:29

Plot file version 212 created 02-DEC-2022 13:18:34

J1848+3219 EC086C.UVDATA.1

Freq = 4.6005 GHz, Bw = 32.000 MH

No calibration applied and no bandpass applied



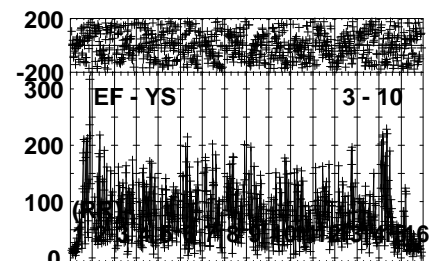
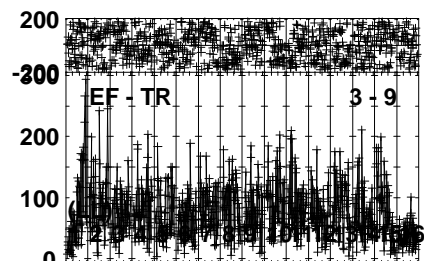
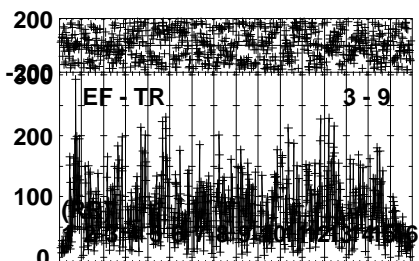
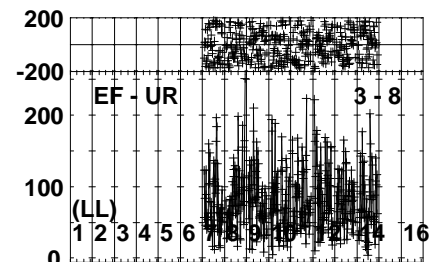
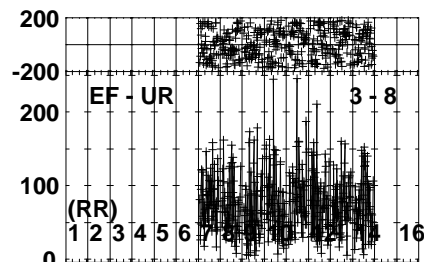
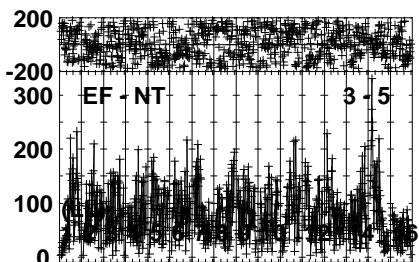
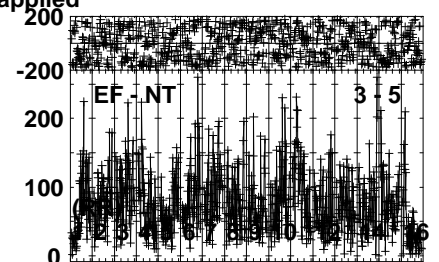
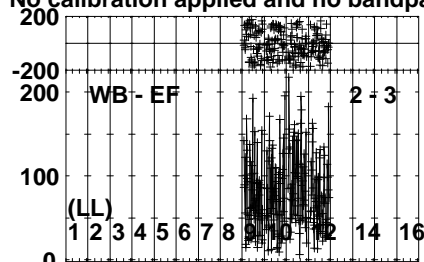
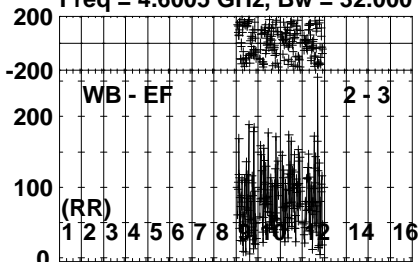
Lower frame: Milli Ampl Jy Top frame: Phas deg
Vector averaged cross-power spectrum Several baselines displayed
Timerange: 01/02:14:23 to 01/02:15:29

Plot file version 213 created 02-DEC-2022 13:18:34

LSRJ1835+325 EC086C.UVDATA.1

Freq = 4.6005 GHz, Bw = 32.000 MH

No calibration applied and no bandpass applied



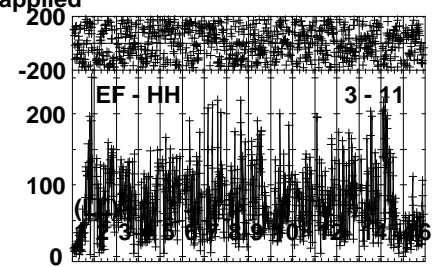
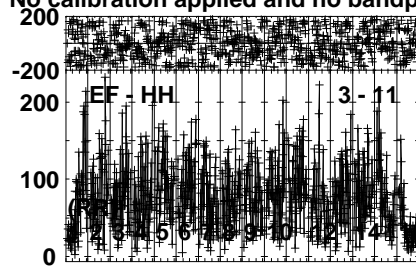
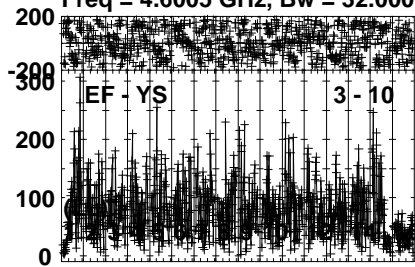
Lower frame: Micro Ampl Jy Top frame: Phas deg
Vector averaged cross-power spectrum Several baselines displayed
Timerange: 01/02:15:31 to 01/02:19:29

Plot file version 214 created 02-DEC-2022 13:18:34

LSRJ1835+325 EC086C.UVDATA.1

Freq = 4.6005 GHz, Bw = 32.000 MH

No calibration applied and no bandpass applied



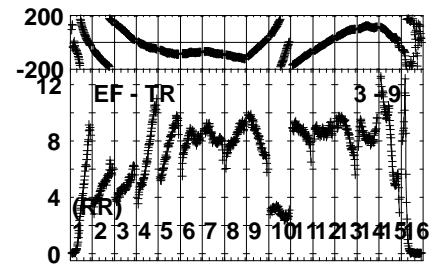
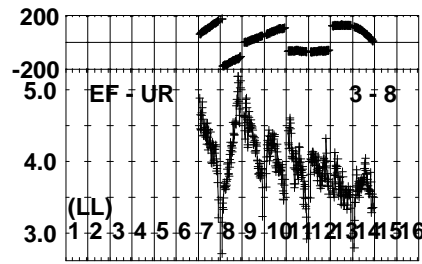
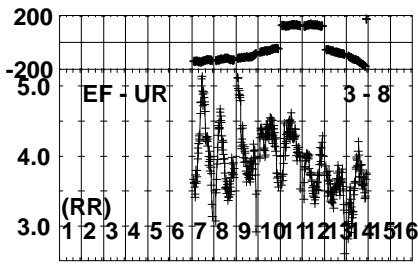
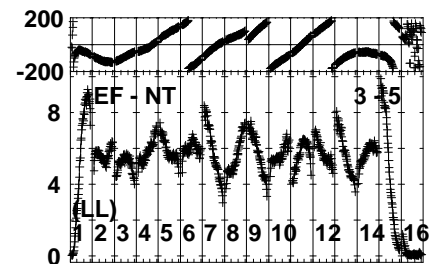
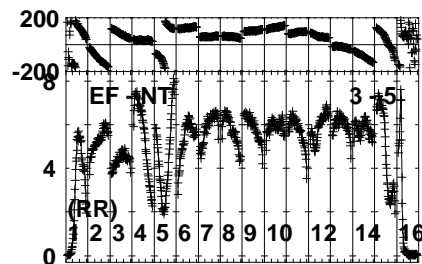
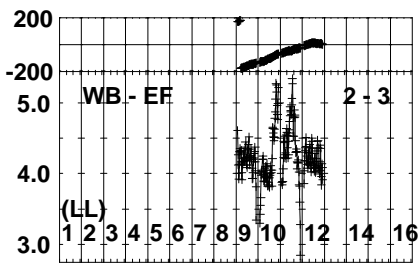
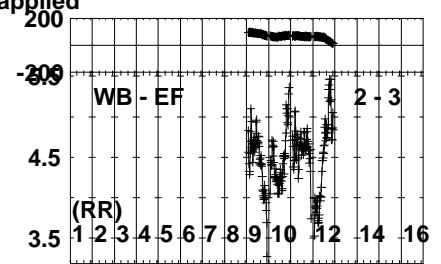
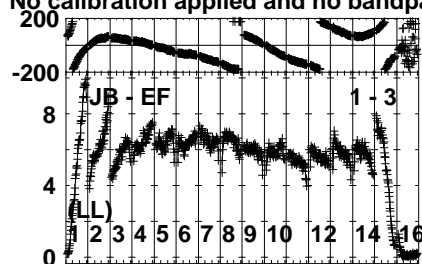
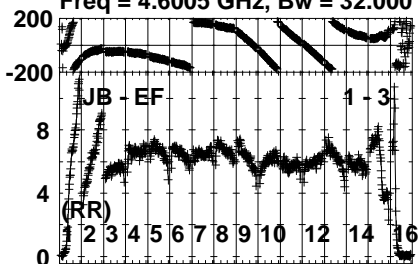
Lower frame: Micro Ampl Jy Top frame: Phas deg
Vector averaged cross-power spectrum Several baselines displayed
Timerange: 01/02:15:31 to 01/02:19:29

Plot file version 215 created 02-DEC-2022 13:18:34

J1848+3219 EC086C.UVDATA.1

Freq = 4.6005 GHz, Bw = 32.000 MH

No calibration applied and no bandpass applied



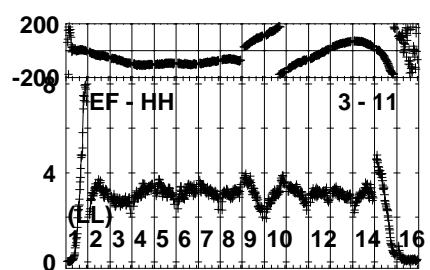
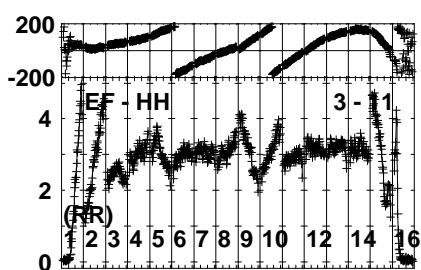
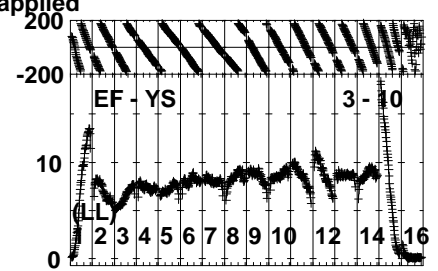
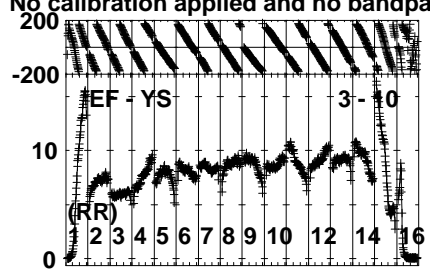
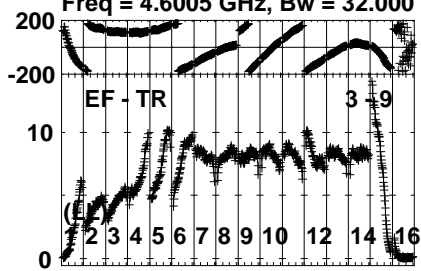
Lower frame: Milli Ampl Jy Top frame: Phas deg
Vector averaged cross-power spectrum Several baselines displayed
Timerange: 01/02:20:23 to 01/02:21:29

Plot file version 216 created 02-DEC-2022 13:18:34

J1848+3219 EC086C.UVDATA.1

Freq = 4.6005 GHz, Bw = 32.000 MH

No calibration applied and no bandpass applied



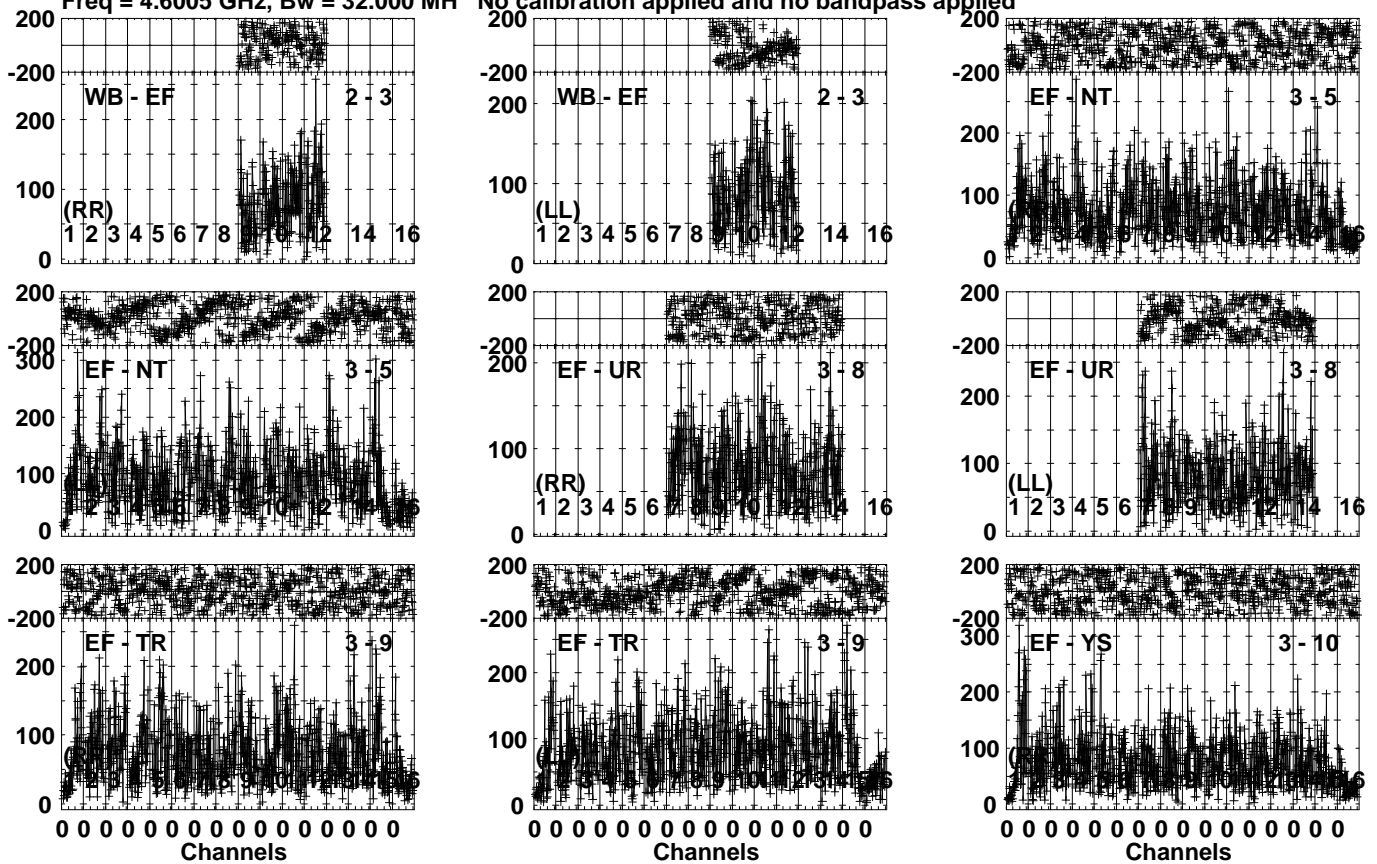
Lower frame: Milli Ampl Jy Top frame: Phas deg
Vector averaged cross-power spectrum Several baselines displayed
Timerange: 01/02:20:23 to 01/02:21:29

Plot file version 217 created 02-DEC-2022 13:18:34

LSRJ1835+325 EC086C.UVDATA.1

Freq = 4.6005 GHz, Bw = 32.000 MH

No calibration applied and no bandpass applied



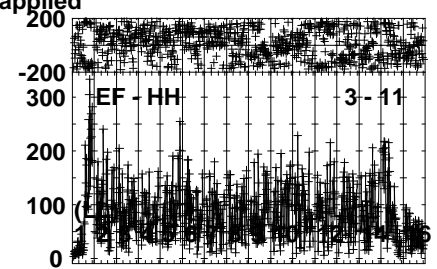
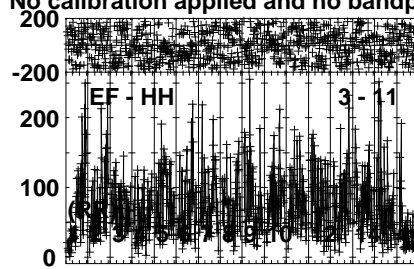
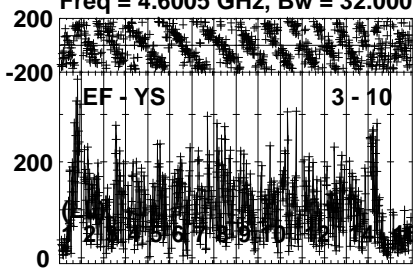
Lower frame: Micro Ampl Jy Top frame: Phas deg
Vector averaged cross-power spectrum Several baselines displayed
Timerange: 01/02:21:31 to 01/02:25:29

Plot file version 218 created 02-DEC-2022 13:18:35

LSRJ1835+325 EC086C.UVDATA.1

Freq = 4.6005 GHz, Bw = 32.000 MH

No calibration applied and no bandpass applied



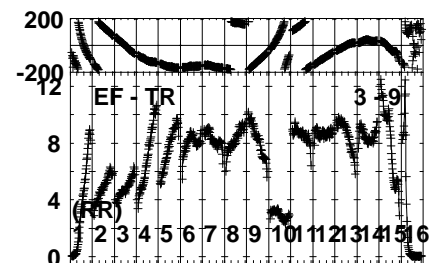
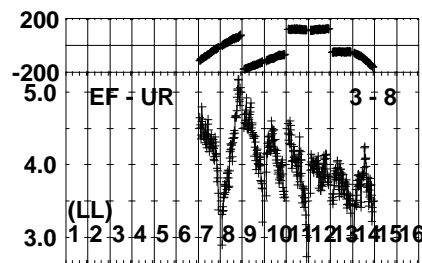
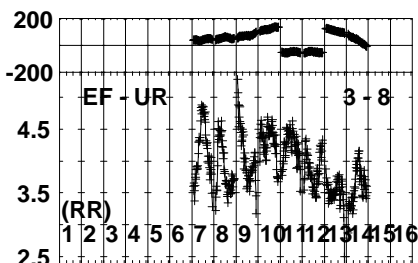
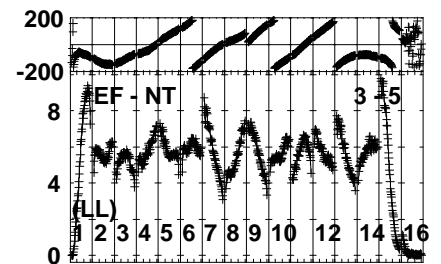
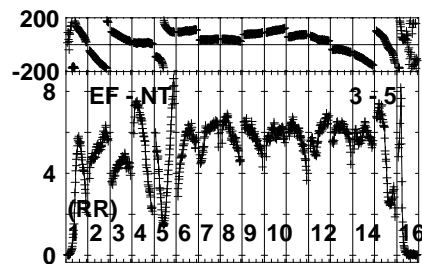
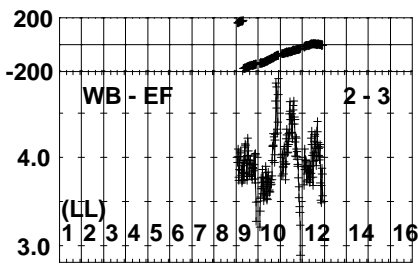
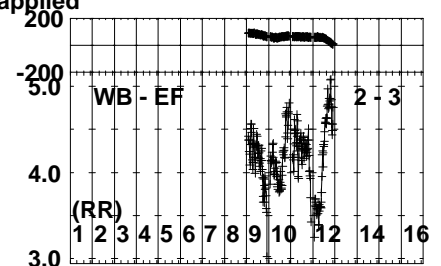
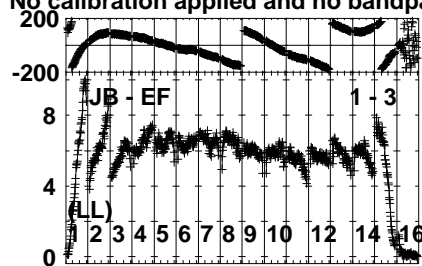
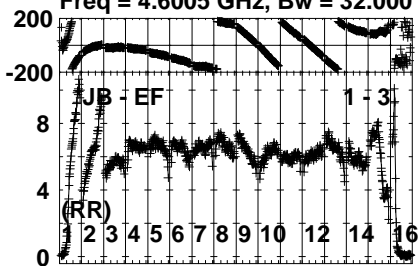
Lower frame: Micro Ampl Jy Top frame: Phas deg
Vector averaged cross-power spectrum Several baselines displayed
Timerange: 01/02:21:31 to 01/02:25:29

Plot file version 219 created 02-DEC-2022 13:18:35

J1848+3219 EC086C.UVDATA.1

Freq = 4.6005 GHz, Bw = 32.000 MH

No calibration applied and no bandpass applied



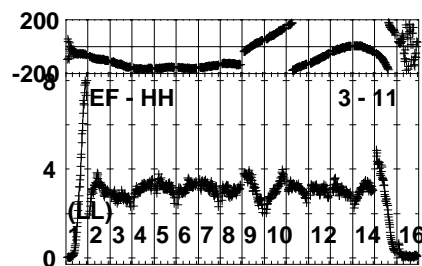
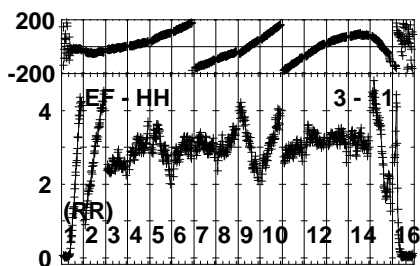
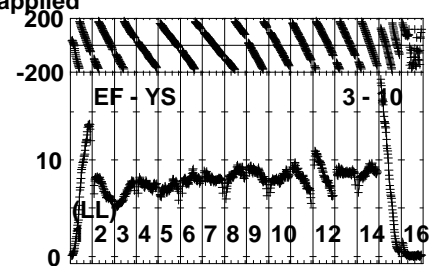
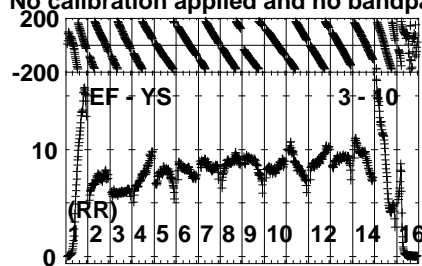
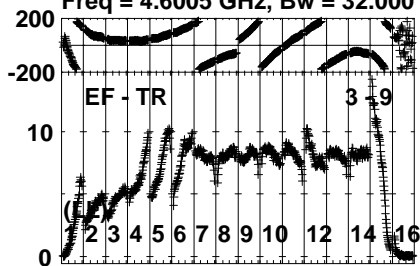
Lower frame: Milli Ampl Jy Top frame: Phas deg
Vector averaged cross-power spectrum Several baselines displayed
Timerange: 01/02:26:23 to 01/02:27:29

Plot file version 220 created 02-DEC-2022 13:18:35

J1848+3219 EC086C.UVDATA.1

Freq = 4.6005 GHz, Bw = 32.000 MH

No calibration applied and no bandpass applied



Lower frame: Milli Ampl Jy Top frame: Phas deg

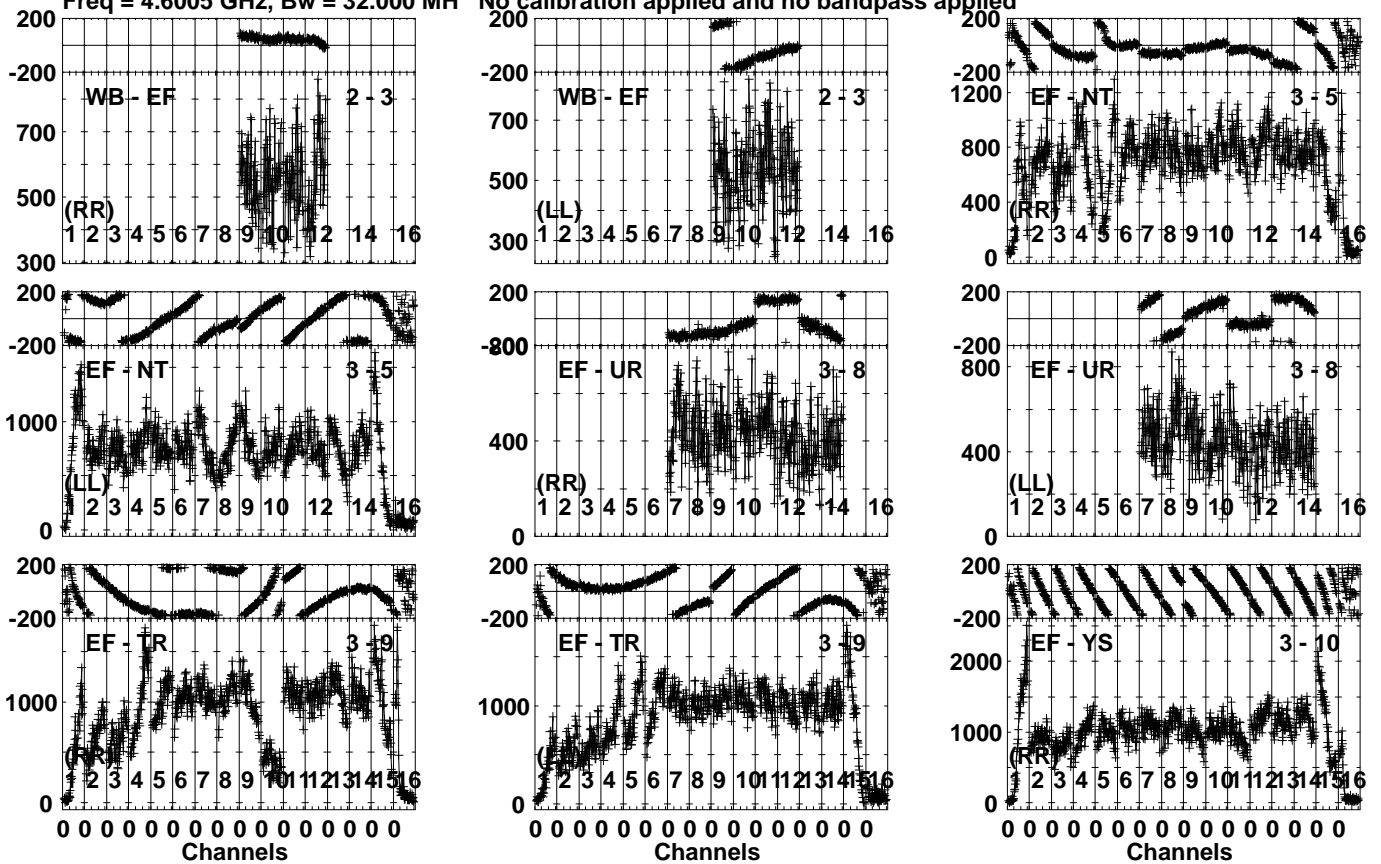
Vector averaged cross-power spectrum Several baselines displayed

Timerange: 01/02:26:23 to 01/02:27:29

Plot file version 221 created 02-DEC-2022 13:18:35

J1834+3205 EC086C.UVDATA.1

Freq = 4.6005 GHz, Bw = 32.000 MH No calibration applied and no bandpass applied

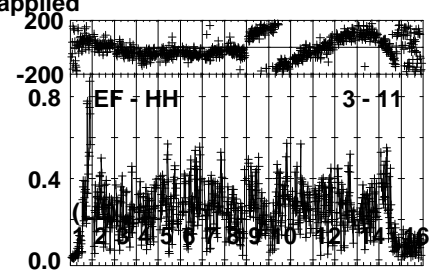
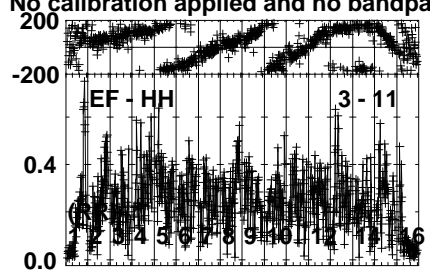
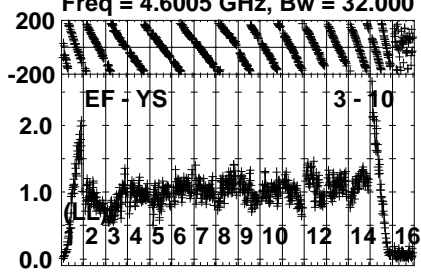


Lower frame: Micro Ampl Jy Top frame: Phas deg
Vector averaged cross-power spectrum Several baselines displayed
Timerange: 01/02:27:31 to 01/02:29:29

Plot file version 222 created 02-DEC-2022 13:18:35

J1834+3205 EC086C.UVDATA.1

Freq = 4.6005 GHz, Bw = 32.000 MH No calibration applied and no bandpass applied

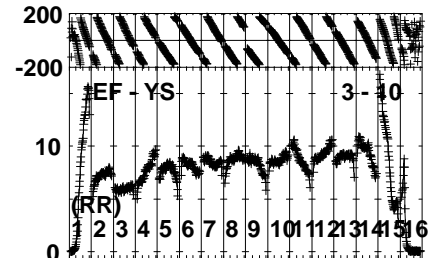
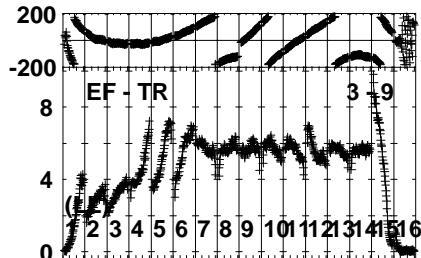
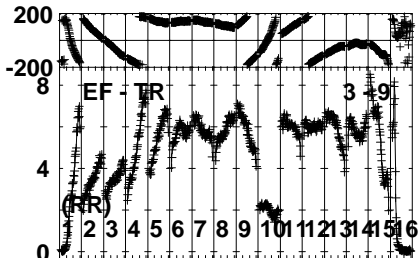
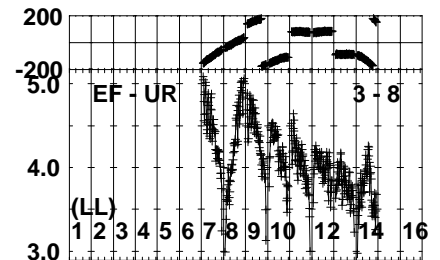
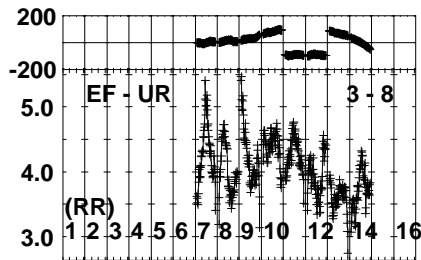
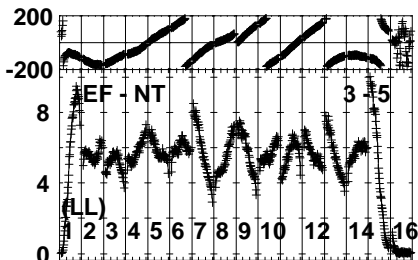
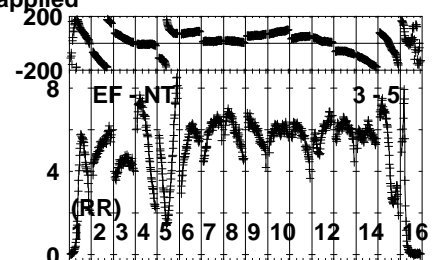
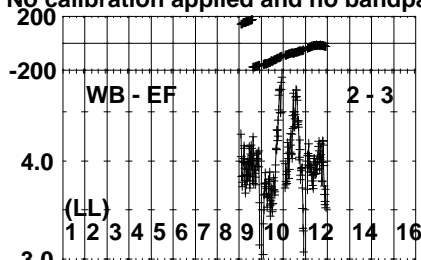
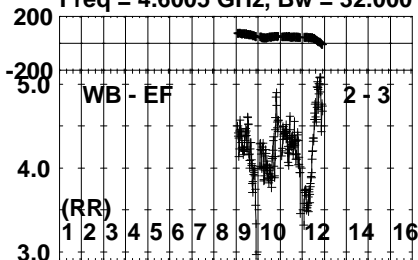


Lower frame: Milli Ampl Jy Top frame: Phas deg
Vector averaged cross-power spectrum Several baselines displayed
Timerange: 01/02:27:31 to 01/02:29:29

Plot file version 223 created 02-DEC-2022 13:18:35

J1848+3219 EC086C.UVDATA.1

Freq = 4.6005 GHz, Bw = 32.000 MH No calibration applied and no bandpass applied

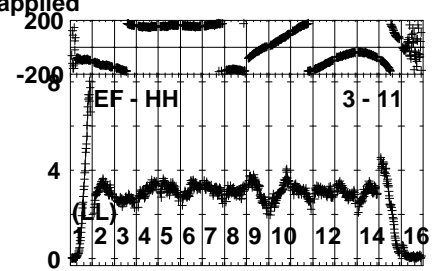
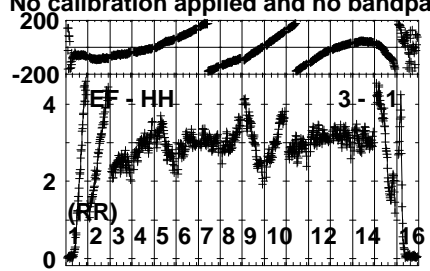
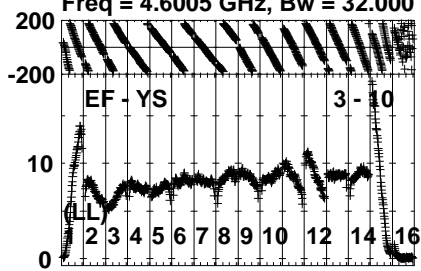


Lower frame: Milli Ampl Jy Top frame: Phas deg
Vector averaged cross-power spectrum Several baselines displayed
Timerange: 01/02:29:33 to 01/02:31:29

Plot file version 224 created 02-DEC-2022 13:18:35

J1848+3219 EC086C.UVDATA.1

Freq = 4.6005 GHz, Bw = 32.000 MH No calibration applied and no bandpass applied



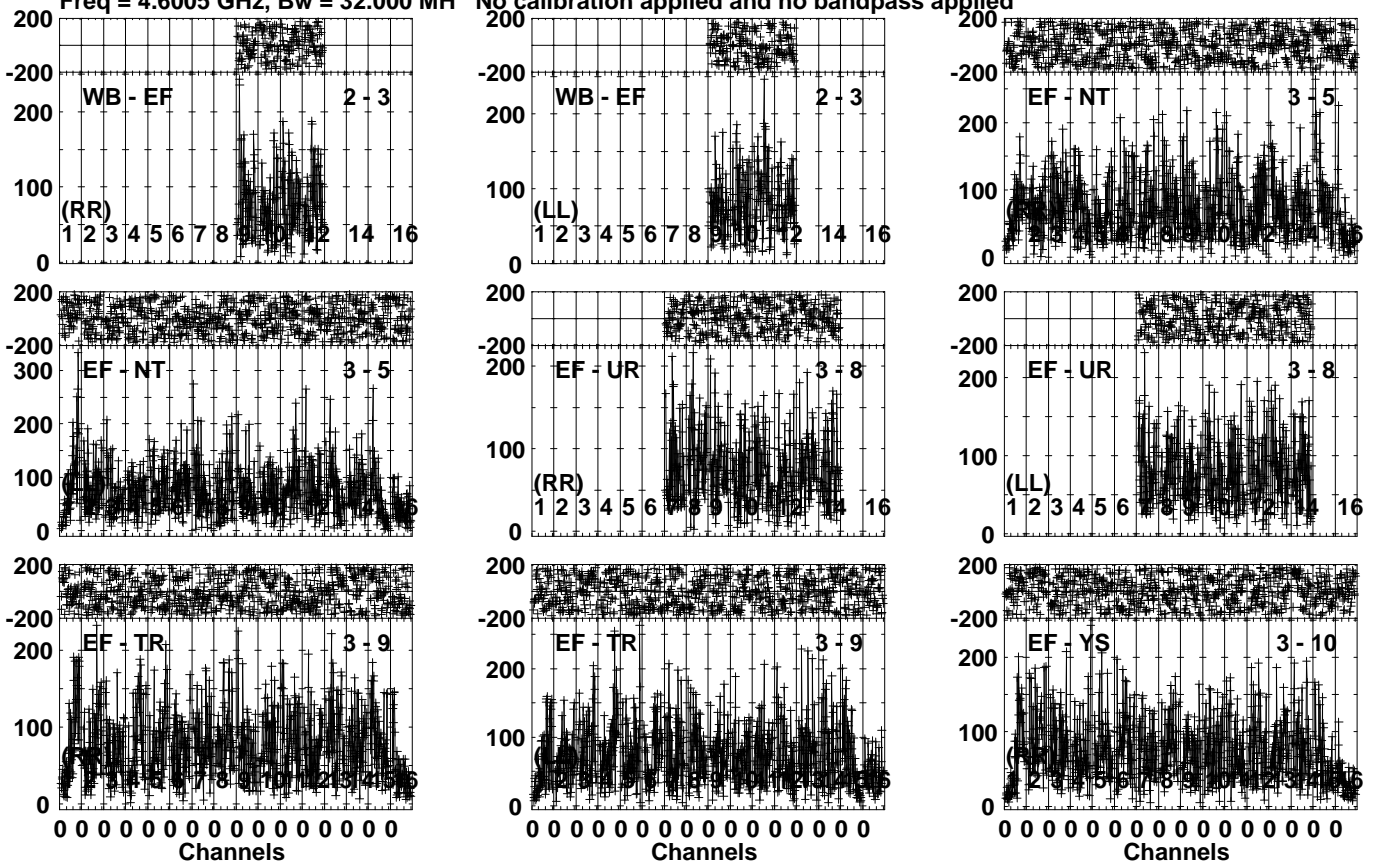
Lower frame: Milli Ampl Jy Top frame: Phas deg
Vector averaged cross-power spectrum Several baselines displayed
Timerange: 01/02:29:33 to 01/02:31:29

Plot file version 225 created 02-DEC-2022 13:18:35

LSRJ1835+325 EC086C.UVDATA.1

Freq = 4.6005 GHz, Bw = 32.000 MH

No calibration applied and no bandpass applied



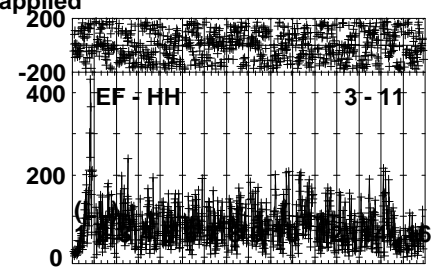
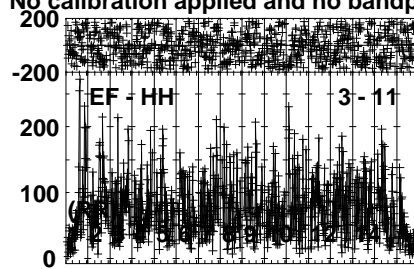
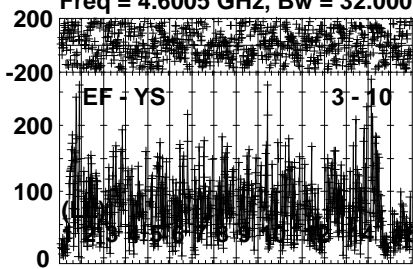
Lower frame: Micro Ampl Jy Top frame: Phas deg
Vector averaged cross-power spectrum Several baselines displayed
Timerange: 01/02:31:31 to 01/02:35:29

Plot file version 226 created 02-DEC-2022 13:18:35

LSRJ1835+325 EC086C.UVDATA.1

Freq = 4.6005 GHz, Bw = 32.000 MH

No calibration applied and no bandpass applied



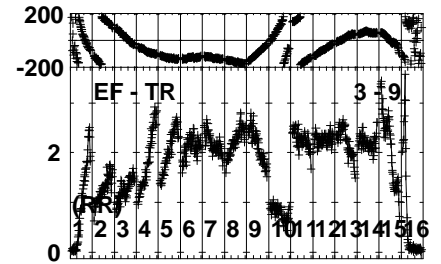
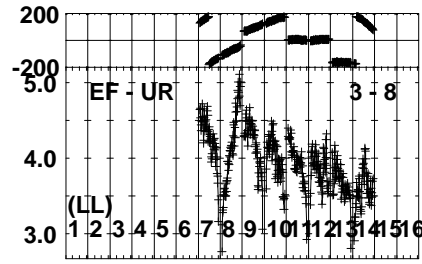
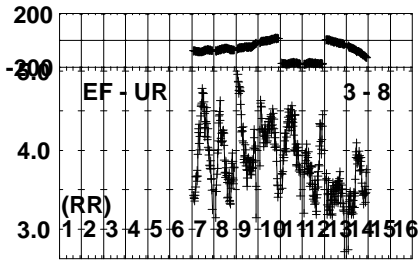
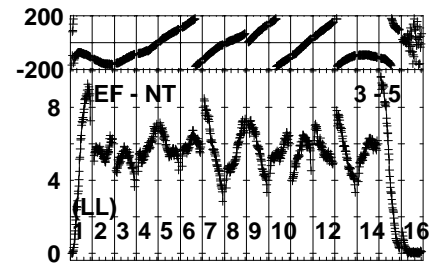
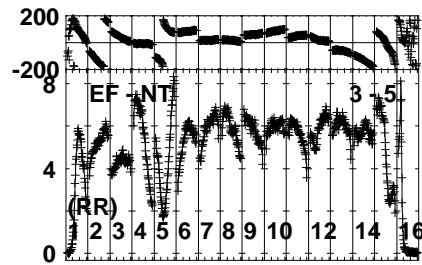
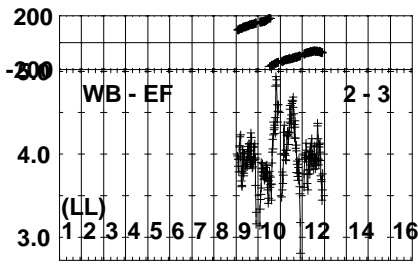
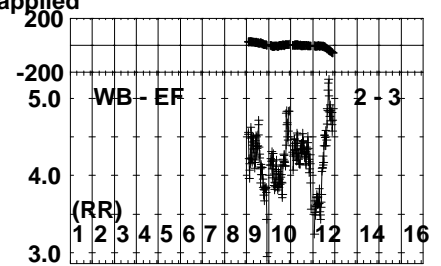
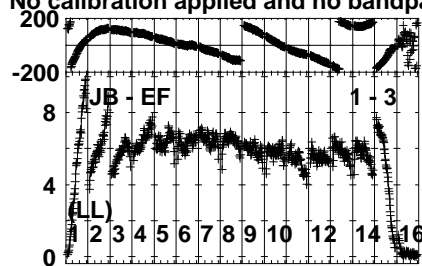
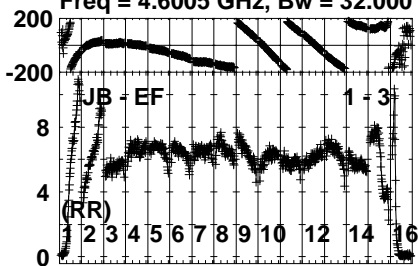
Lower frame: Micro Ampl Jy Top frame: Phas deg
Vector averaged cross-power spectrum Several baselines displayed
Timerange: 01/02:31:31 to 01/02:35:29

Plot file version 227 created 02-DEC-2022 13:18:35

J1848+3219 EC086C.UVDATA.1

Freq = 4.6005 GHz, Bw = 32.000 MH

No calibration applied and no bandpass applied



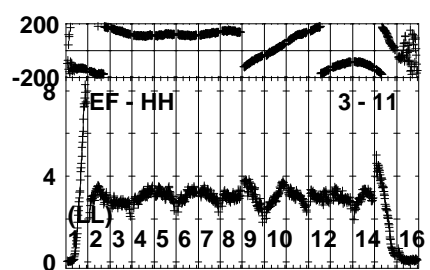
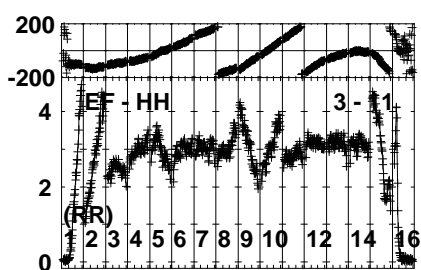
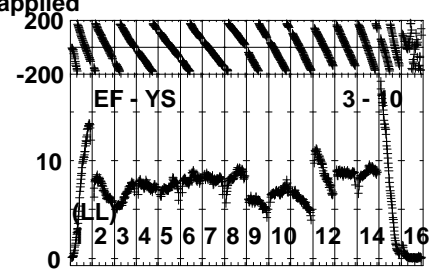
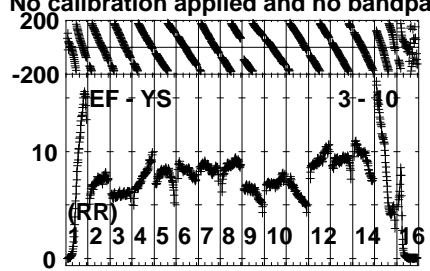
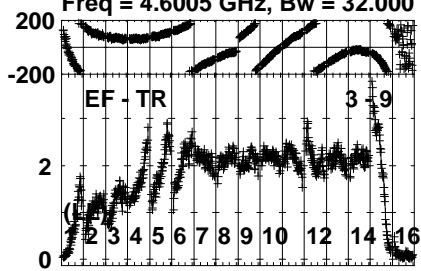
Lower frame: Milli Ampl Jy Top frame: Phas deg
Vector averaged cross-power spectrum Several baselines displayed
Timerange: 01/02:36:23 to 01/02:37:29

Plot file version 228 created 02-DEC-2022 13:18:36

J1848+3219 EC086C.UVDATA.1

Freq = 4.6005 GHz, Bw = 32.000 MH

No calibration applied and no bandpass applied



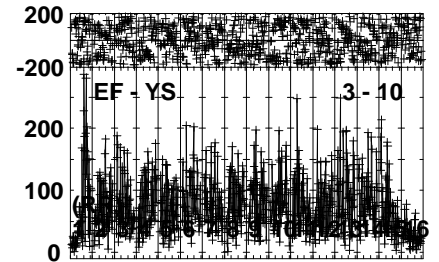
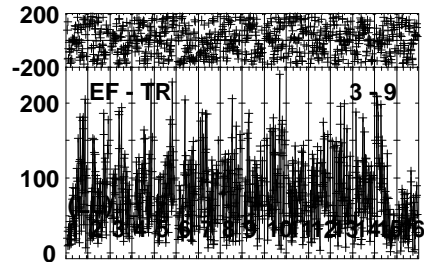
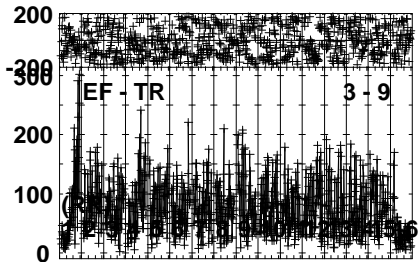
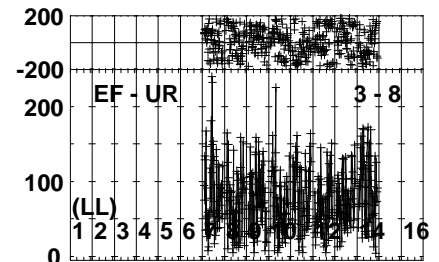
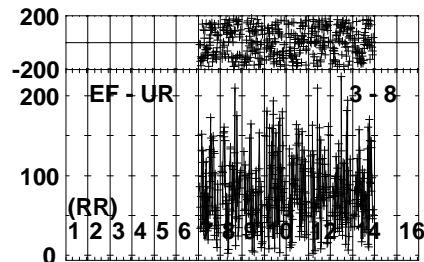
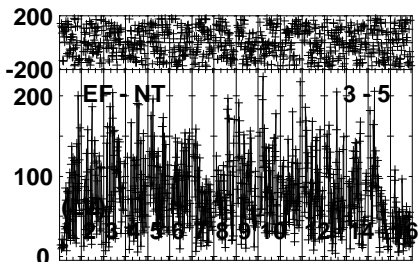
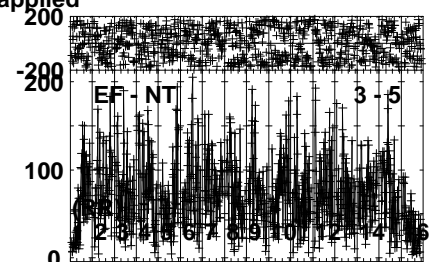
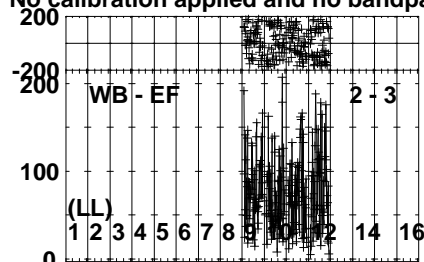
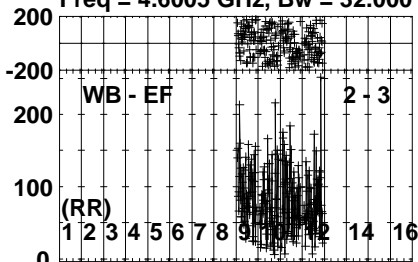
Lower frame: Milli Ampl Jy Top frame: Phas deg
Vector averaged cross-power spectrum Several baselines displayed
Timerange: 01/02:36:23 to 01/02:37:29

Plot file version 229 created 02-DEC-2022 13:18:36

LSRJ1835+325 EC086C.UVDATA.1

Freq = 4.6005 GHz, Bw = 32.000 MH

No calibration applied and no bandpass applied



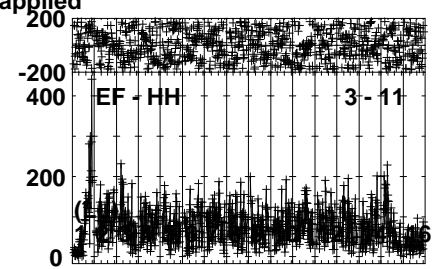
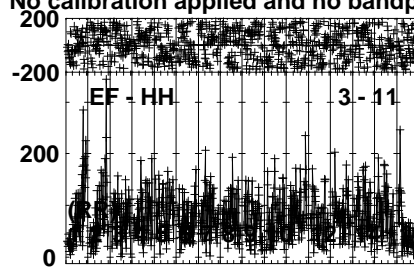
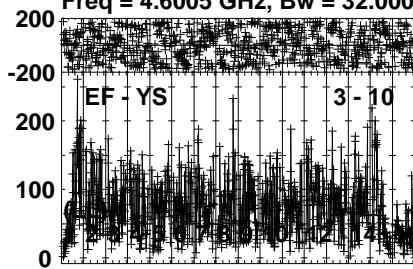
Lower frame: Micro Ampl Jy Top frame: Phas deg
Vector averaged cross-power spectrum Several baselines displayed
Timerange: 01/02:37:33 to 01/02:41:29

Plot file version 230 created 02-DEC-2022 13:18:36

LSRJ1835+325 EC086C.UVDATA.1

Freq = 4.6005 GHz, Bw = 32.000 MH

No calibration applied and no bandpass applied



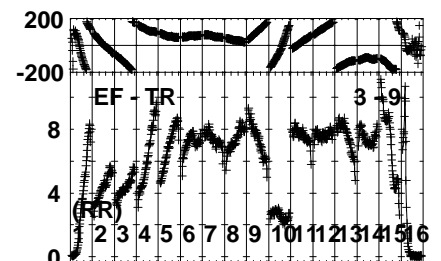
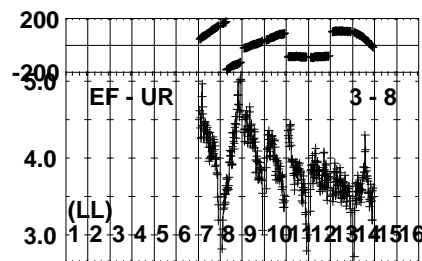
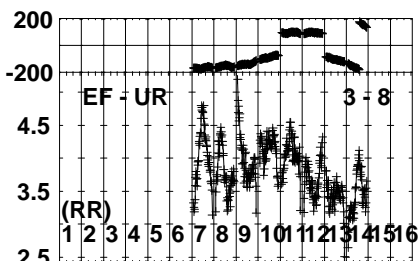
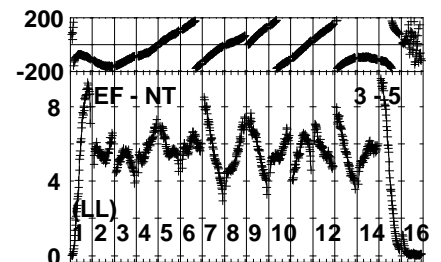
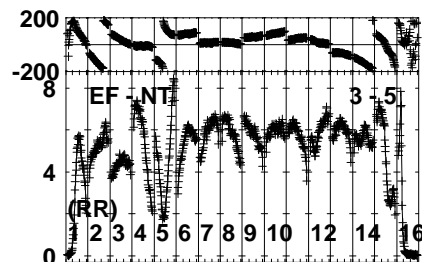
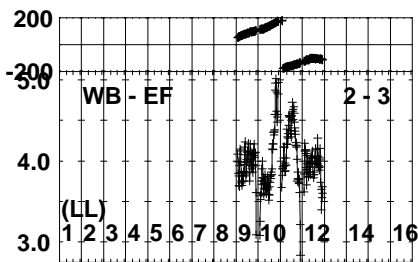
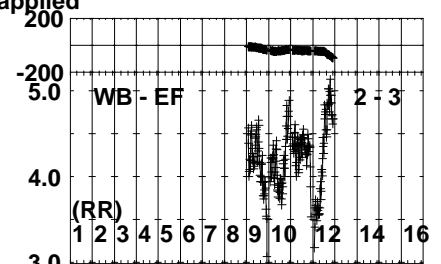
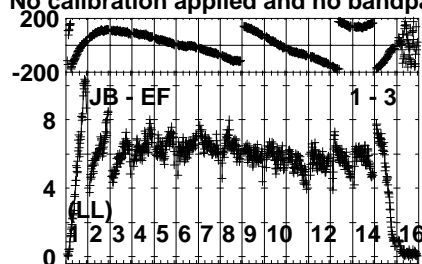
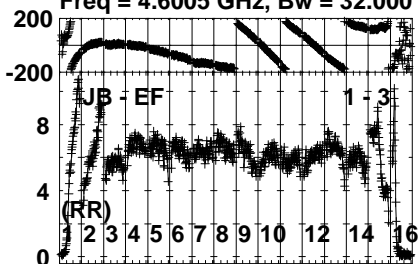
Lower frame: Micro Ampl Jy Top frame: Phas deg
Vector averaged cross-power spectrum Several baselines displayed
Timerange: 01/02:37:33 to 01/02:41:29

Plot file version 231 created 02-DEC-2022 13:18:36

J1848+3219 EC086C.UVDATA.1

Freq = 4.6005 GHz, Bw = 32.000 MH

No calibration applied and no bandpass applied

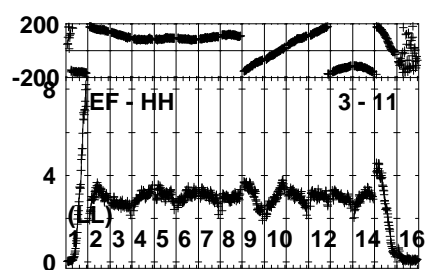
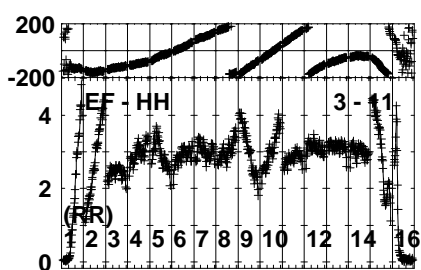
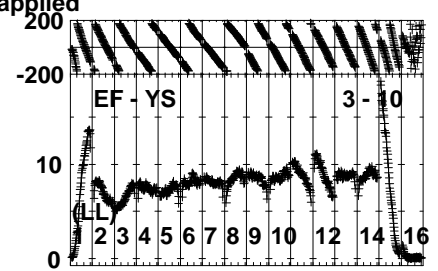
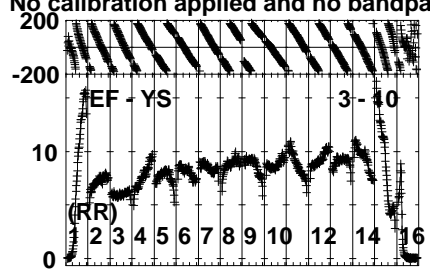
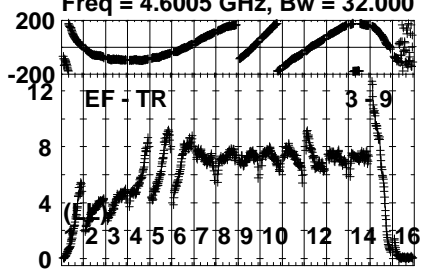


Lower frame: Milli Ampl Jy Top frame: Phas deg
 Vector averaged cross-power spectrum Several baselines displayed
 Timerange: 01/02:42:23 to 01/02:43:29

Plot file version 232 created 02-DEC-2022 13:18:36

J1848+3219 EC086C.UVDATA.1

Freq = 4.6005 GHz, Bw = 32.000 MH No calibration applied and no bandpass applied



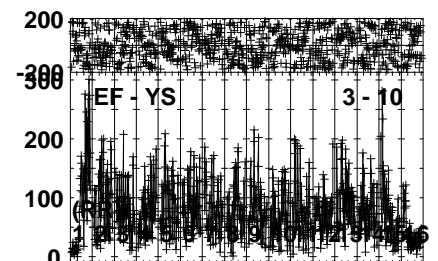
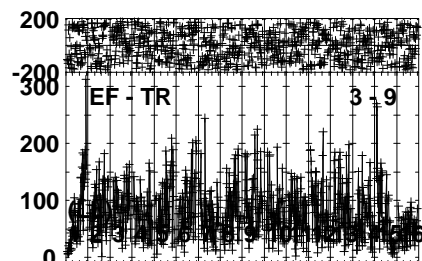
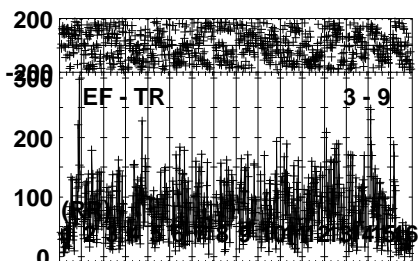
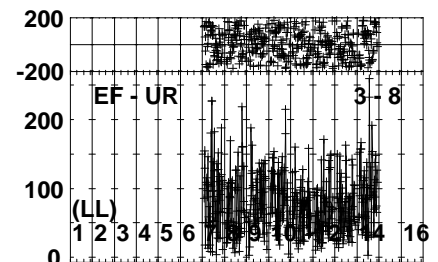
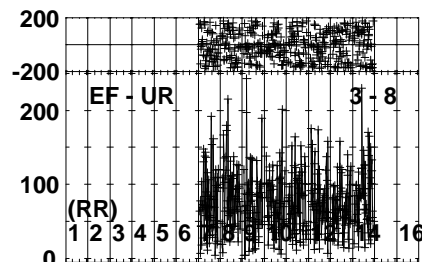
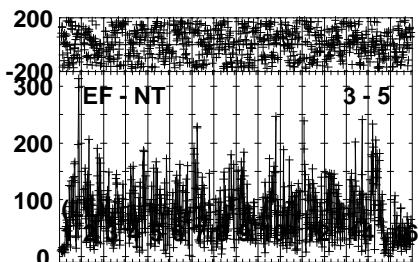
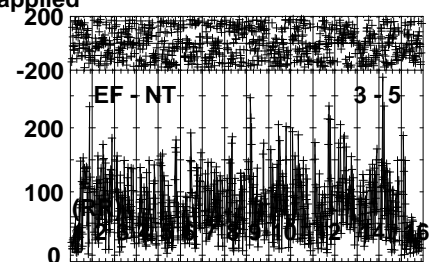
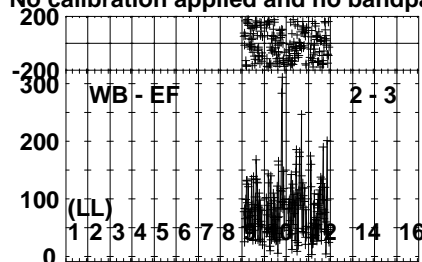
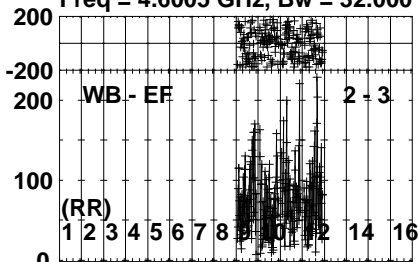
Lower frame: Milli Ampl Jy Top frame: Phas deg
Vector averaged cross-power spectrum Several baselines displayed
Timerange: 01/02:42:23 to 01/02:43:29

Plot file version 233 created 02-DEC-2022 13:18:36

LSRJ1835+325 EC086C.UVDATA.1

Freq = 4.6005 GHz, Bw = 32.000 MH

No calibration applied and no bandpass applied



0 0 0 0 0 0 0 0 0 0 0 0 0 0 0 0
Channels

0 0 0 0 0 0 0 0 0 0 0 0 0 0 0 0
Channels

0 0 0 0 0 0 0 0 0 0 0 0 0 0 0 0
Channels

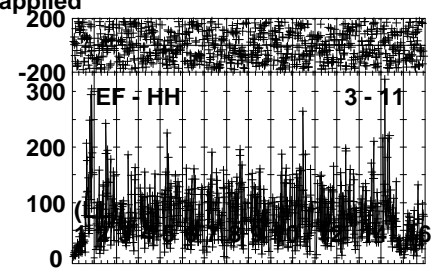
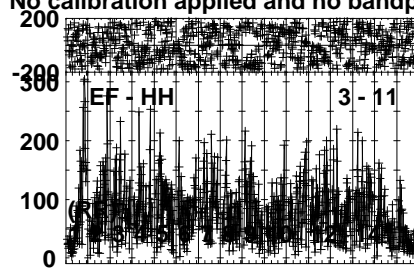
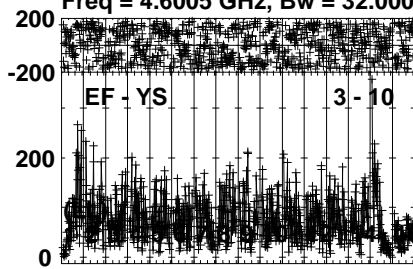
Lower frame: Micro Ampl Jy Top frame: Phas deg
Vector averaged cross-power spectrum Several baselines displayed
Timerange: 01/02:43:33 to 01/02:47:29

Plot file version 234 created 02-DEC-2022 13:18:36

LSRJ1835+325 EC086C.UVDATA.1

Freq = 4.6005 GHz, Bw = 32.000 MH

No calibration applied and no bandpass applied



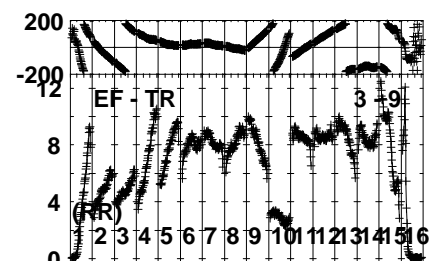
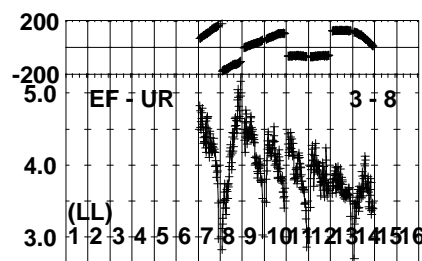
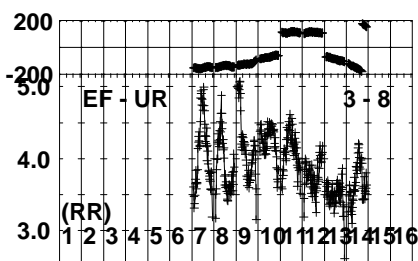
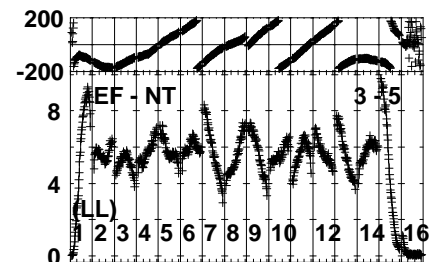
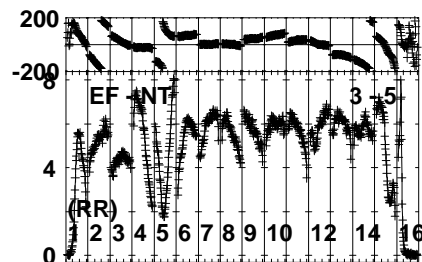
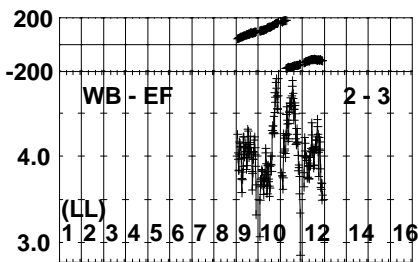
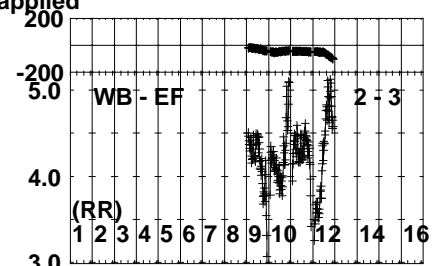
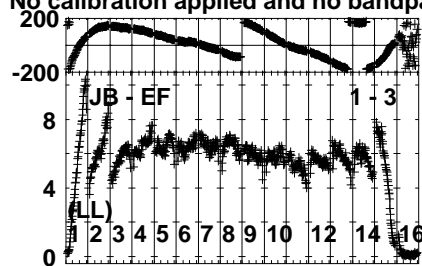
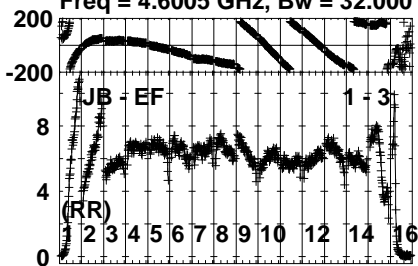
Lower frame: Micro Ampl Jy Top frame: Phas deg
Vector averaged cross-power spectrum Several baselines displayed
Timerange: 01/02:43:33 to 01/02:47:29

Plot file version 235 created 02-DEC-2022 13:18:36

J1848+3219 EC086C.UVDATA.1

Freq = 4.6005 GHz, Bw = 32.000 MH

No calibration applied and no bandpass applied



0 0 0 0 0 0 0 0 0 0 0 0 0 0 0 0
Channels

0 0 0 0 0 0 0 0 0 0 0 0 0 0 0 0
Channels

0 0 0 0 0 0 0 0 0 0 0 0 0 0 0 0
Channels

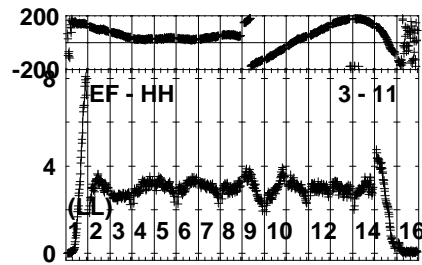
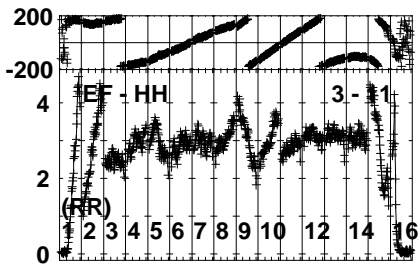
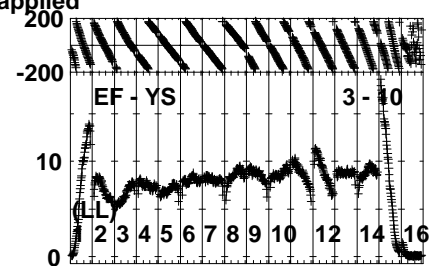
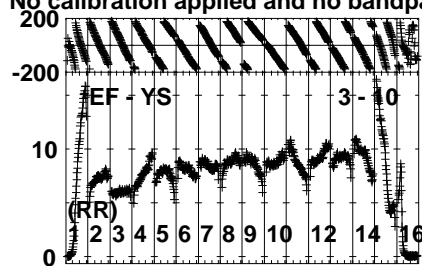
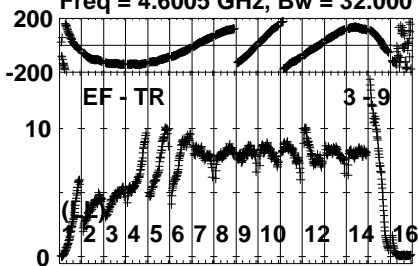
Lower frame: Milli Ampl Jy Top frame: Phas deg
Vector averaged cross-power spectrum Several baselines displayed
Timerange: 01/02:48:23 to 01/02:49:29

Plot file version 236 created 02-DEC-2022 13:18:36

J1848+3219 EC086C.UVDATA.1

Freq = 4.6005 GHz, Bw = 32.000 MH

No calibration applied and no bandpass applied



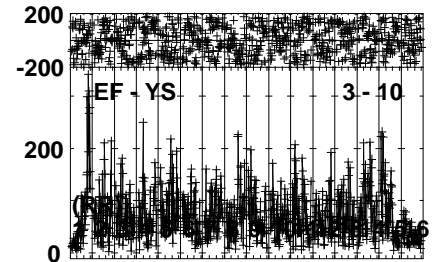
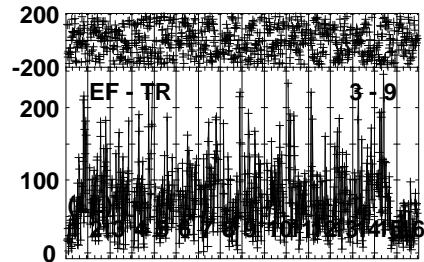
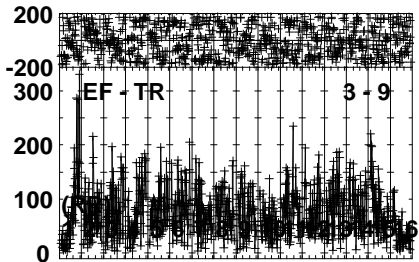
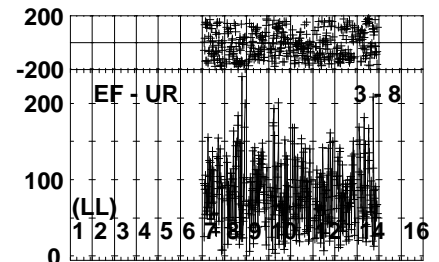
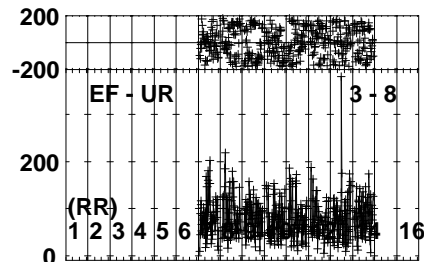
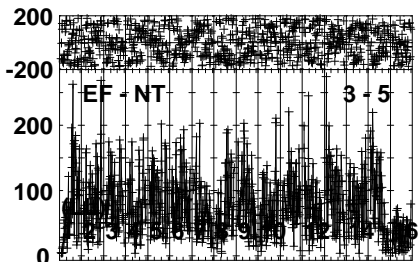
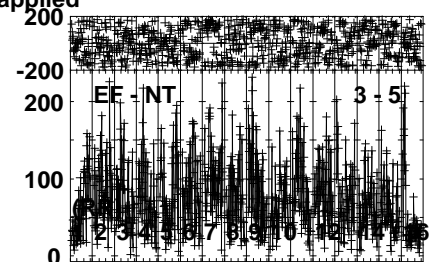
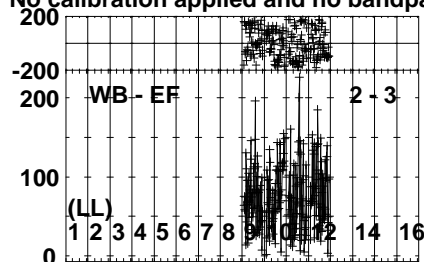
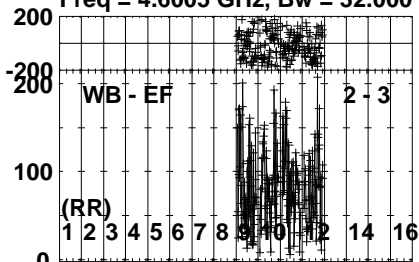
Lower frame: Milli Ampl Jy Top frame: Phas deg
Vector averaged cross-power spectrum Several baselines displayed
Timerange: 01/02:48:23 to 01/02:49:29

Plot file version 237 created 02-DEC-2022 13:18:36

LSRJ1835+325 EC086C.UVDATA.1

Freq = 4.6005 GHz, Bw = 32.000 MH

No calibration applied and no bandpass applied



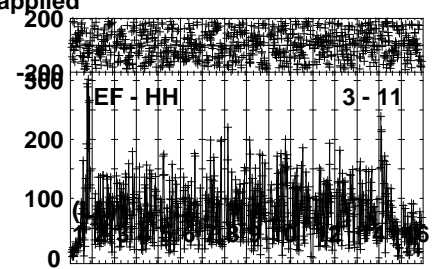
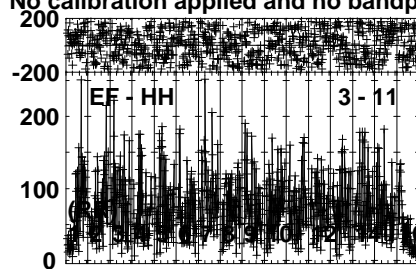
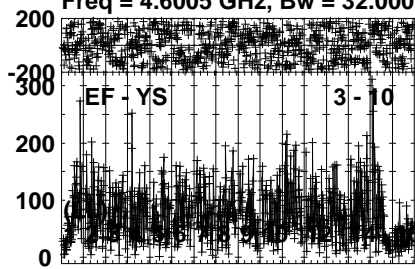
Lower frame: Micro Ampl Jy Top frame: Phas deg
Vector averaged cross-power spectrum Several baselines displayed
Timerange: 01/02:49:33 to 01/02:53:29

Plot file version 238 created 02-DEC-2022 13:18:37

LSRJ1835+325 EC086C.UVDATA.1

Freq = 4.6005 GHz, Bw = 32.000 MH

No calibration applied and no bandpass applied



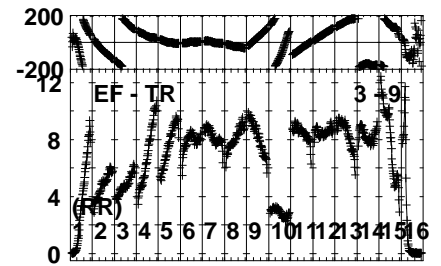
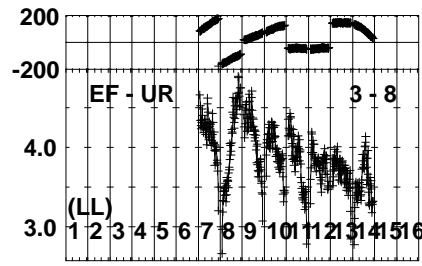
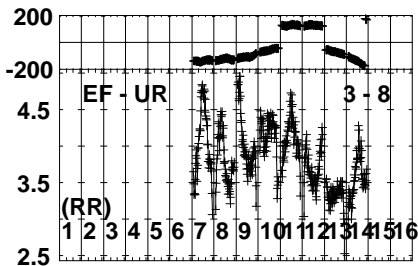
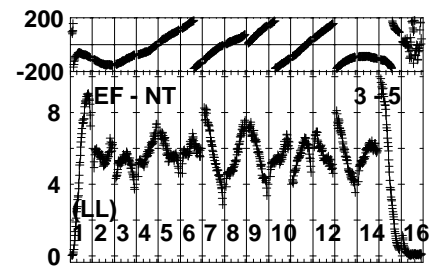
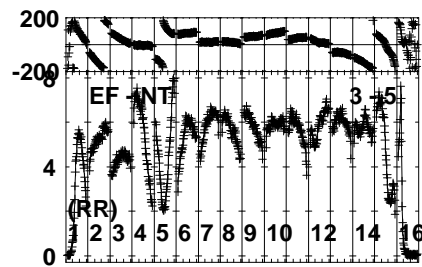
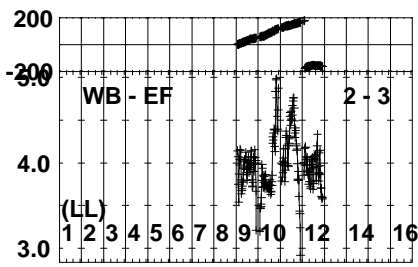
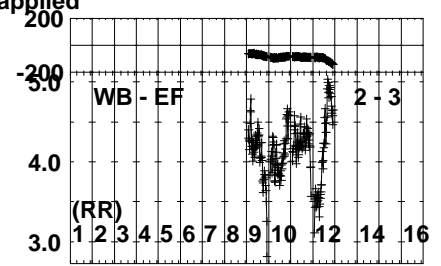
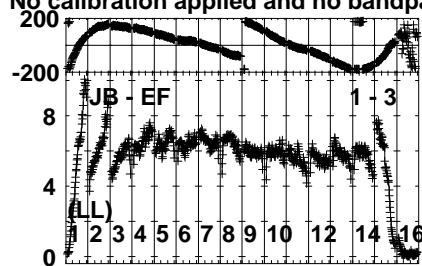
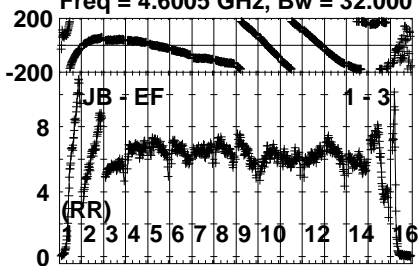
Lower frame: Micro Ampl Jy Top frame: Phas deg
Vector averaged cross-power spectrum Several baselines displayed
Timerange: 01/02:49:33 to 01/02:53:29

Plot file version 239 created 02-DEC-2022 13:18:37

J1848+3219 EC086C.UVDATA.1

Freq = 4.6005 GHz, Bw = 32.000 MH

No calibration applied and no bandpass applied



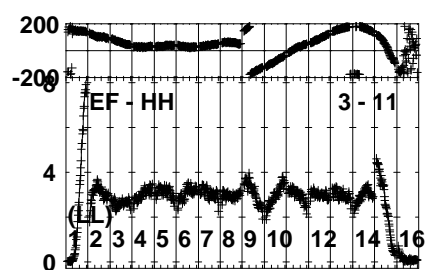
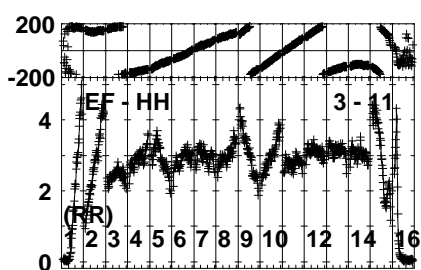
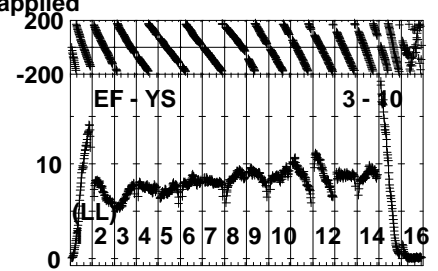
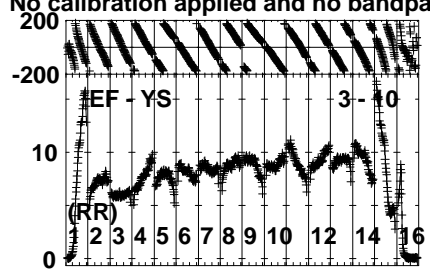
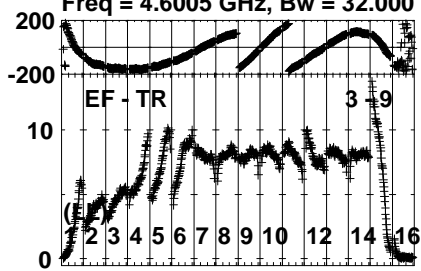
Lower frame: Milli Ampl Jy Top frame: Phas deg
Vector averaged cross-power spectrum Several baselines displayed
Timerange: 01/02:54:23 to 01/02:55:29

Plot file version 240 created 02-DEC-2022 13:18:37

J1848+3219 EC086C.UVDATA.1

Freq = 4.6005 GHz, Bw = 32.000 MH

No calibration applied and no bandpass applied

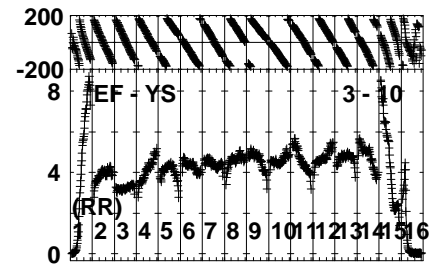
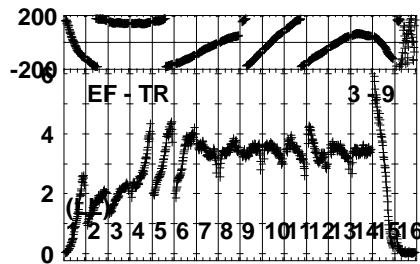
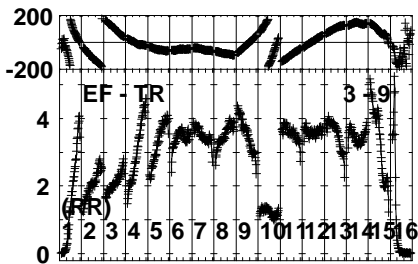
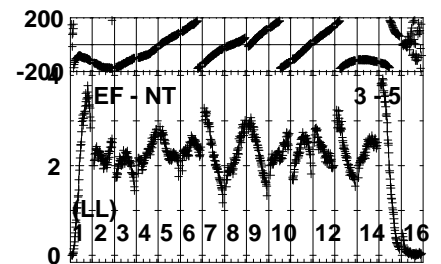
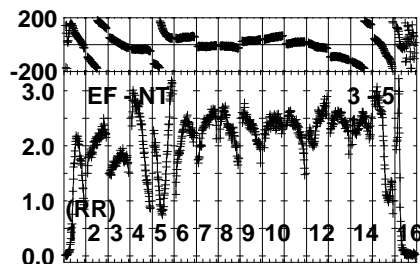
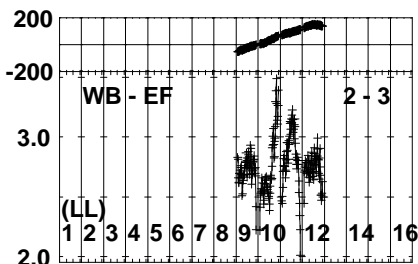
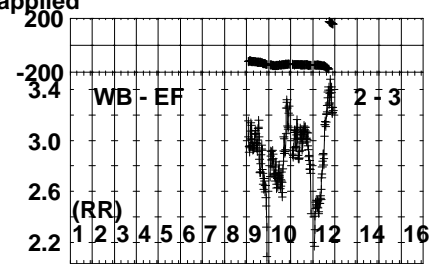
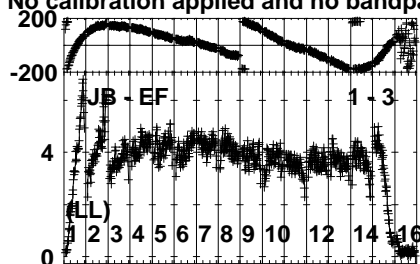
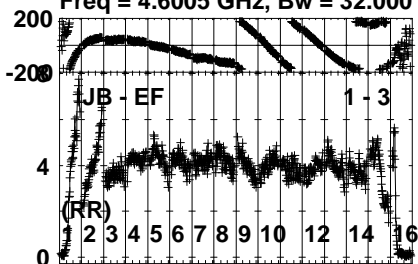


Lower frame: Milli Ampl Jy Top frame: Phas deg
Vector averaged cross-power spectrum Several baselines displayed
Timerange: 01/02:54:23 to 01/02:55:29

Plot file version 241 created 02-DEC-2022 13:18:37

1830+285 EC086C.UVDATA.1

Freq = 4.6005 GHz, Bw = 32.000 MH No calibration applied and no bandpass applied

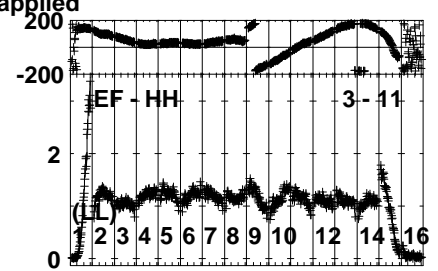
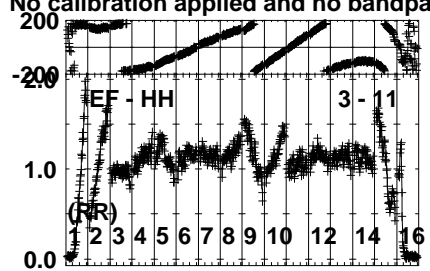
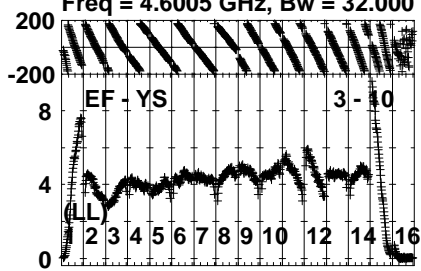


Lower frame: Milli Ampl Jy Top frame: Phas deg
Vector averaged cross-power spectrum Several baselines displayed
Timerange: 01/02:56:03 to 01/02:59:59

Plot file version 242 created 02-DEC-2022 13:18:37

1830+285 EC086C.UVDATA.1

Freq = 4.6005 GHz, Bw = 32.000 MH No calibration applied and no bandpass applied



Lower frame: Milli Ampl Jy Top frame: Phas deg
Vector averaged cross-power spectrum Several baselines displayed
Timerange: 01/02:56:03 to 01/02:59:59