
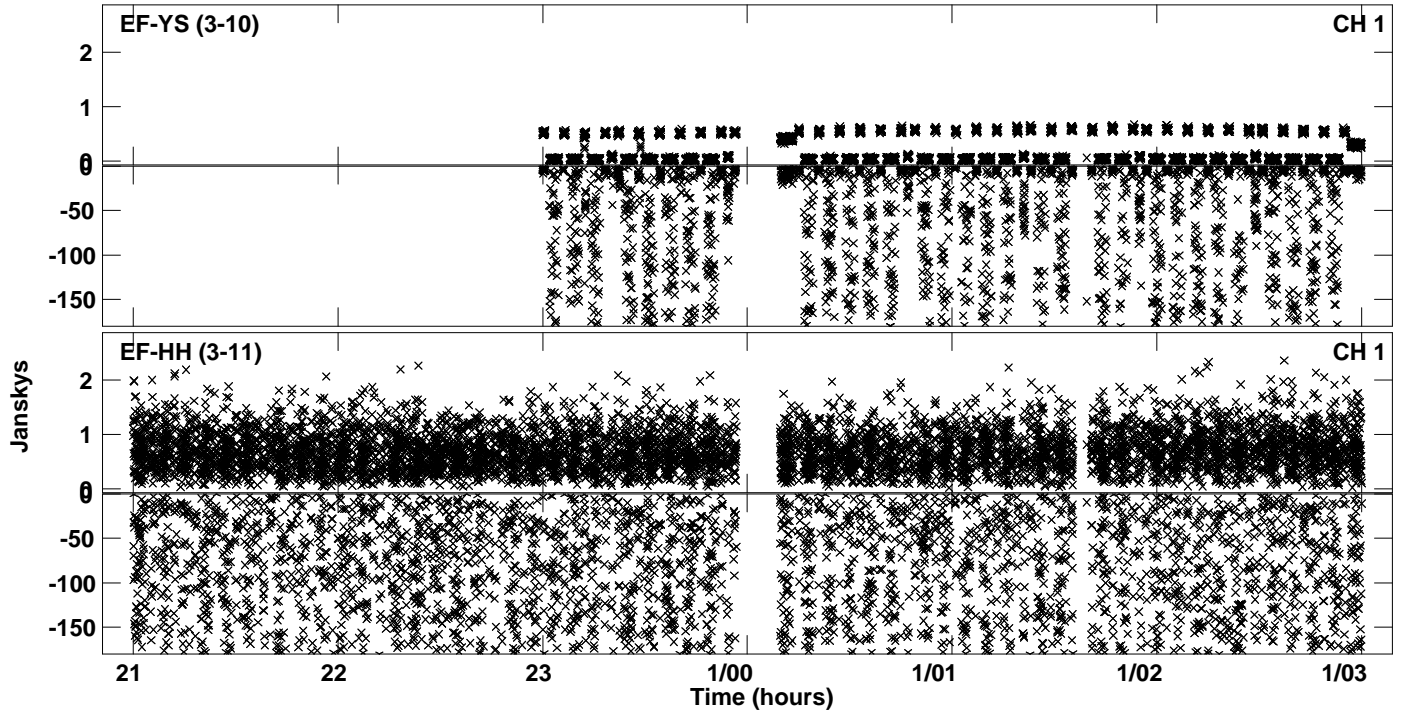



Plot file version 1 created 02-DEC-2022 15:16:08
Amplitude and Phase vs Time for EC086C.UVDATA.1 Vect aver. CL # 4
IF 1 CHAN 1 - 64 STK LL



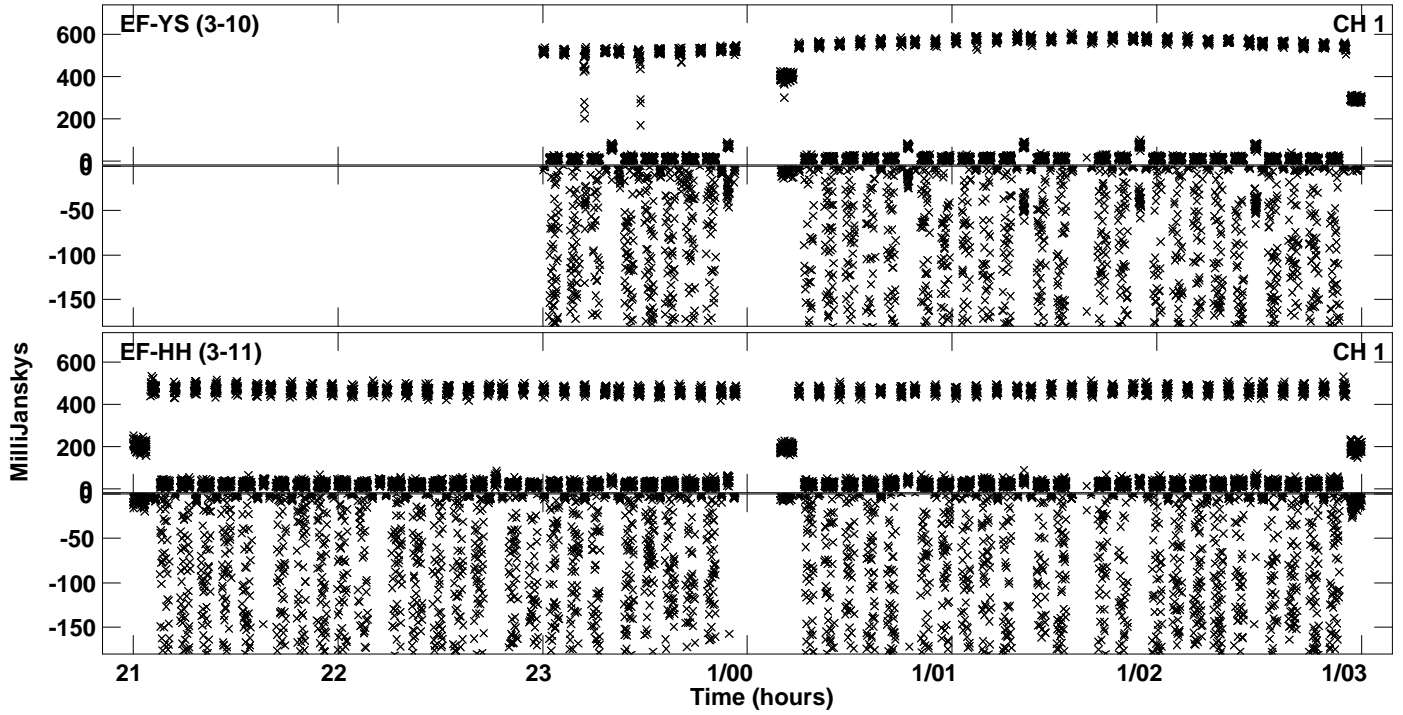
PLot file version 2 created 02-DEC-2022 15:16:08
Amplitude andPhase vs Time for EC086C.UVDATA.1 Vect aver. CL # 4
IF 1 CHAN 1 - 64 STK LL




Plot file version 3 created 02-DEC-2022 15:16:15
Amplitude andPhase vs Time for EC086C.UVDATA.1 Vect aver. CL # 4
IF 2 CHAN 1 - 64 STK LL



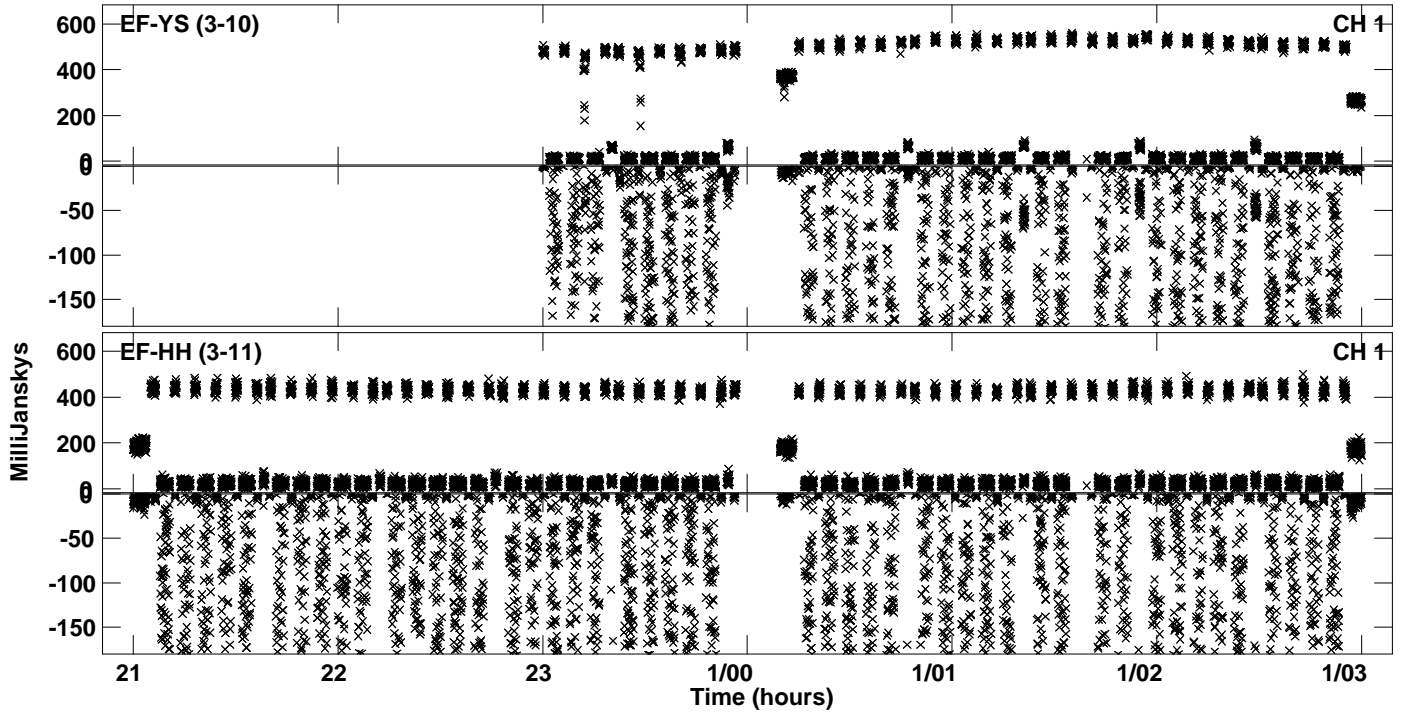
PLot file version 4 created 02-DEC-2022 15:16:15
Amplitude andPhase vs Time for EC086C.UVDATA.1 Vect aver. CL # 4
IF 2 CHAN 1 - 64 STK LL




Plot file version 5 created 02-DEC-2022 15:16:22
Amplitude andPhase vs Time for EC086C.UVDATA.1 Vect aver. CL # 4
IF 3 CHAN 1 - 64 STK LL



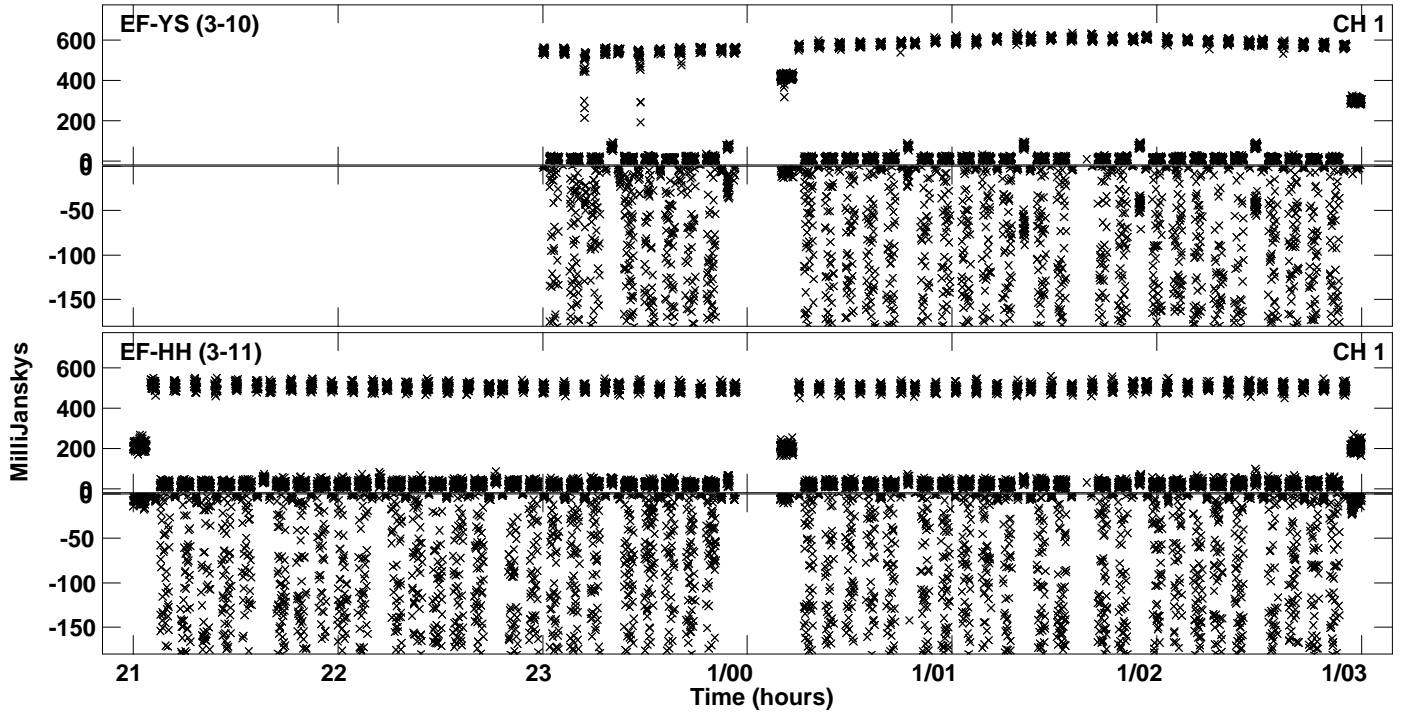
PLot file version 6 created 02-DEC-2022 15:16:22
Amplitude andPhase vs Time for EC086C.UVDATA.1 Vect aver. CL # 4
IF 3 CHAN 1 - 64 STK LL




Plot file version 7 created 02-DEC-2022 15:16:28
Amplitude andPhase vs Time for EC086C.UVDATA.1 Vect aver. CL # 4
IF 4 CHAN 1 - 64 STK LL



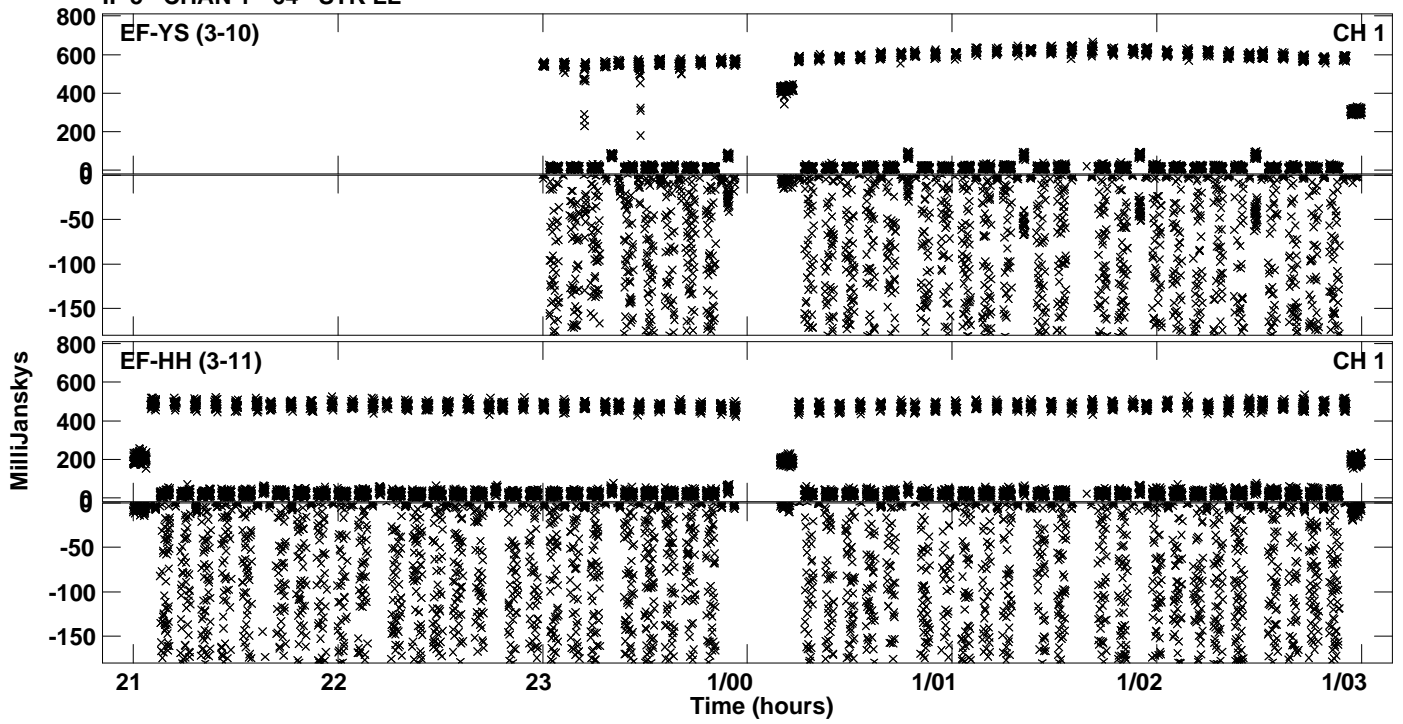
PLot file version 8 created 02-DEC-2022 15:16:29
Amplitude andPhase vs Time for EC086C.UVDATA.1 Vect aver. CL # 4
IF 4 CHAN 1 - 64 STK LL




Plot file version 9 created 02-DEC-2022 15:16:35
Amplitude andPhase vs Time for EC086C.UVDATA.1 Vect aver. CL # 4
IF 5 CHAN 1 - 64 STK LL



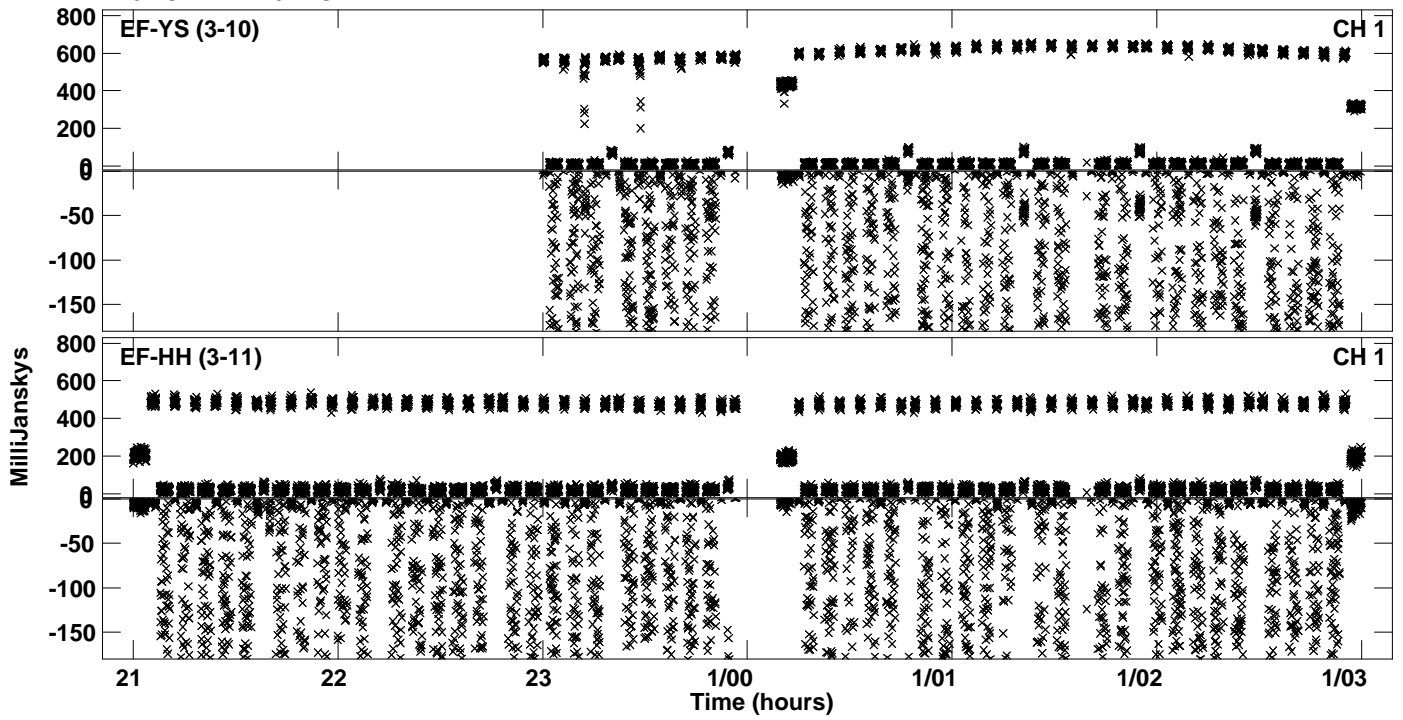
PLot file version 10 created 02-DEC-2022 15:16:35
Amplitude andPhase vs Time for EC086C.UVDATA.1 Vect aver. CL # 4
IF 5 CHAN 1 - 64 STK LL




Plot file version 11 created 02-DEC-2022 15:16:42
Amplitude andPhase vs Time for EC086C.UVDATA.1 Vect aver. CL # 4
IF 6 CHAN 1 - 64 STK LL




PLot file version 12 created 02-DEC-2022 15:16:42
Amplitude andPhase vs Time for EC086C.UVDATA.1 Vect aver. CL # 4
IF 6 CHAN 1 - 64 STK LL




Plot file version 13 created 02-DEC-2022 15:16:49
Amplitude andPhase vs Time for EC086C.UVDATA.1 Vect aver. CL # 4
IF 7 CHAN 1 - 64 STK LL




Plot file version 14 created 02-DEC-2022 15:16:49
Amplitude andPhase vs Time for EC086C.UVDATA.1 Vect aver. CL # 4
IF 7 CHAN 1 - 64 STK LL




Plot file version 15 created 02-DEC-2022 15:16:56
Amplitude andPhase vs Time for EC086C.UVDATA.1 Vect aver. CL # 4
IF 8 CHAN 1 - 64 STK LL




Plot file version 16 created 02-DEC-2022 15:16:56
Amplitude andPhase vs Time for EC086C.UVDATA.1 Vect aver. CL # 4
IF 8 CHAN 1 - 64 STK LL




Plot file version 17 created 02-DEC-2022 15:17:04
Amplitude andPhase vs Time for EC086C.UVDATA.1 Vect aver. CL # 4
IF 9 CHAN 1 - 64 STK LL




Plot file version 18 created 02-DEC-2022 15:17:04
Amplitude andPhase vs Time for EC086C.UVDATA.1 Vect aver. CL # 4
IF 9 CHAN 1 - 64 STK LL




Plot file version 19 created 02-DEC-2022 15:17:11
Amplitude andPhase vs Time for EC086C.UVDATA.1 Vect aver. CL # 4
IF 10 CHAN 1 - 64 STK LL




Plot file version 20 created 02-DEC-2022 15:17:11
Amplitude andPhase vs Time for EC086C.UVDATA.1 Vect aver. CL # 4
IF 10 CHAN 1 - 64 STK LL




Plot file version 21 created 02-DEC-2022 15:17:19
Amplitude andPhase vs Time for EC086C.UVDATA.1 Vect aver. CL # 4
IF 11 CHAN 1 - 64 STK LL




Plot file version 22 created 02-DEC-2022 15:17:19
Amplitude andPhase vs Time for EC086C.UVDATA.1 Vect aver. CL # 4
IF 11 CHAN 1 - 64 STK LL




Plot file version 23 created 02-DEC-2022 15:17:26
Amplitude andPhase vs Time for EC086C.UVDATA.1 Vect aver. CL # 4
IF 12 CHAN 1 - 64 STK LL




Plot file version 24 created 02-DEC-2022 15:17:26
Amplitude and Phase vs Time for EC086C.UVDATA.1 Vect aver. CL # 4
IF 12 CHAN 1 - 64 STK LL




Plot file version 25 created 02-DEC-2022 15:17:33
Amplitude andPhase vs Time for EC086C.UVDATA.1 Vect aver. CL # 4
IF 13 CHAN 1 - 64 STK LL




PLot file version 26 created 02-DEC-2022 15:17:33
Amplitude andPhase vs Time for EC086C.UVDATA.1 Vect aver. CL # 4
IF 13 CHAN 1 - 64 STK LL




Plot file version 27 created 02-DEC-2022 15:17:40
Amplitude andPhase vs Time for EC086C.UVDATA.1 Vect aver. CL # 4
IF 14 CHAN 1 - 64 STK LL



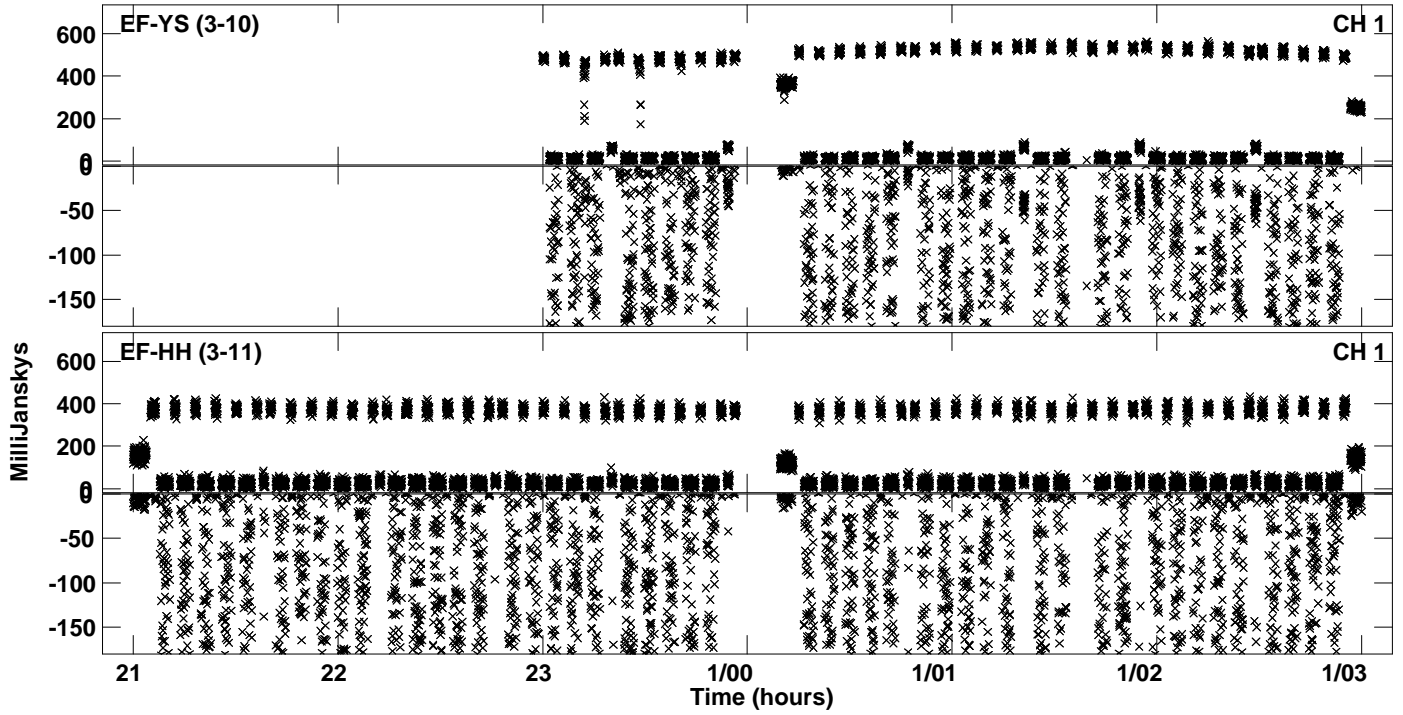
Plot file version 28 created 02-DEC-2022 15:17:40
Amplitude andPhase vs Time for EC086C.UVDATA.1 Vect aver. CL # 4
IF 14 CHAN 1 - 64 STK LL



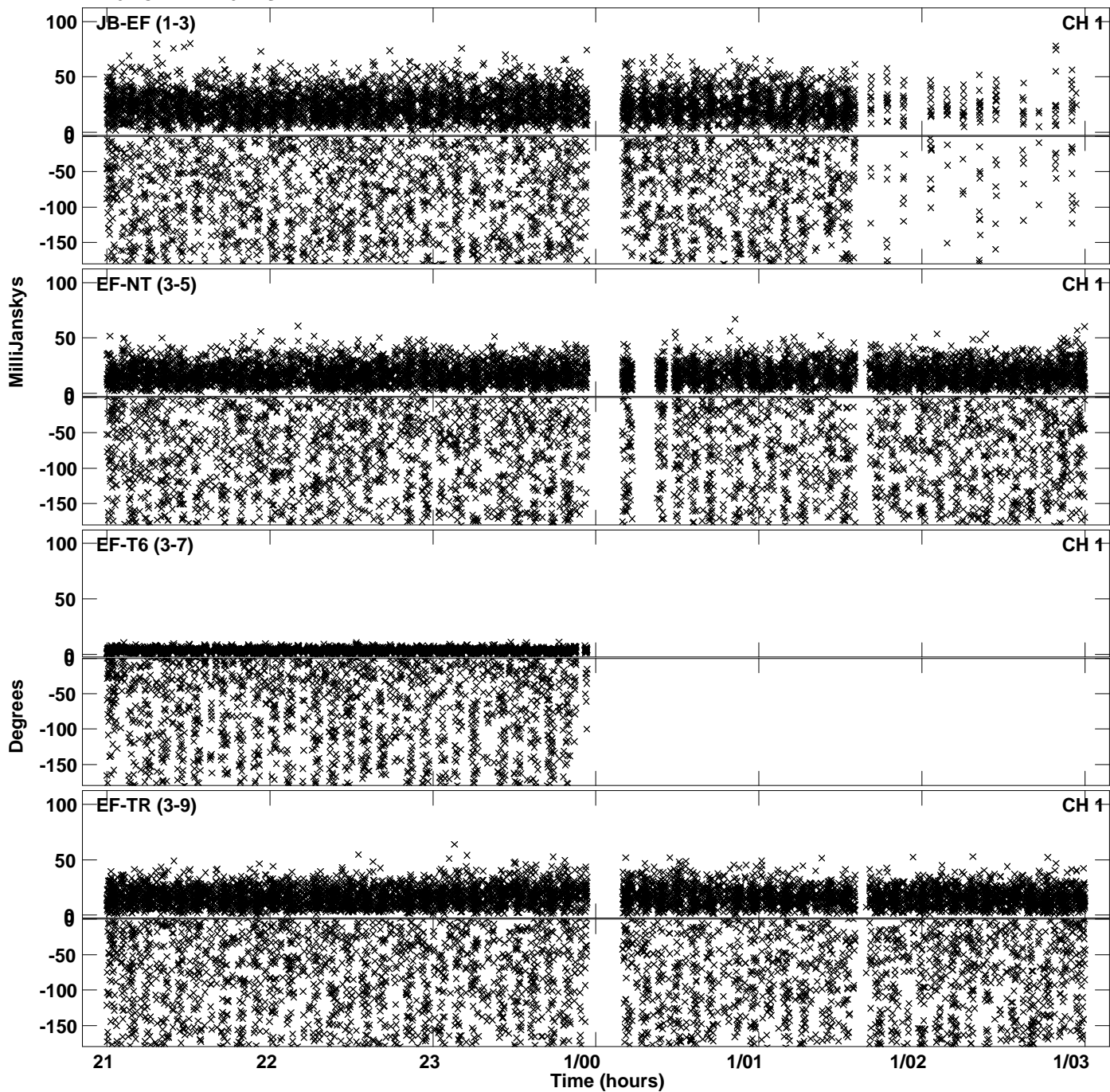
Plot file version 29 created 02-DEC-2022 15:17:47
Amplitude andPhase vs Time for EC086C.UVDATA.1 Vect aver. CL # 4
IF 15 CHAN 1 - 64 STK LL



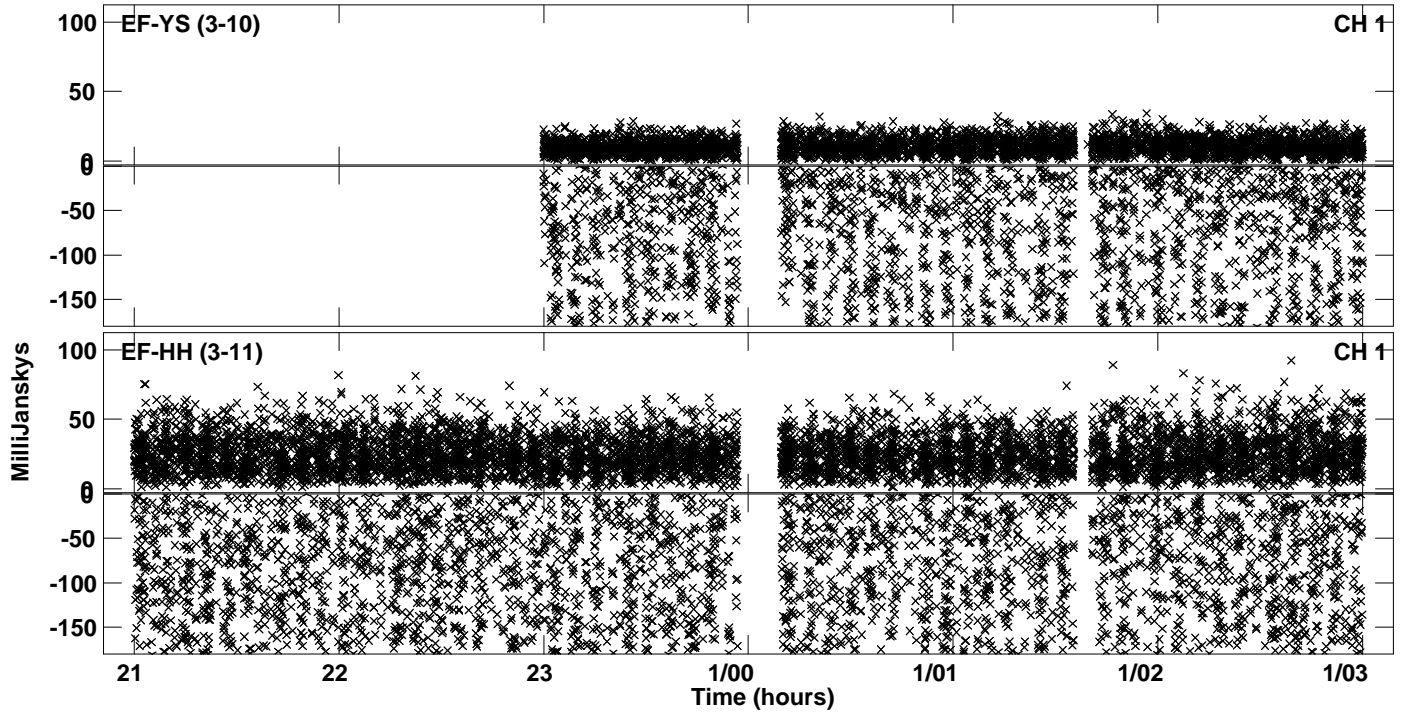
PLot file version 30 created 02-DEC-2022 15:17:47
Amplitude andPhase vs Time for EC086C.UVDATA.1 Vect aver. CL # 4
IF 15 CHAN 1 - 64 STK LL




Plot file version 31 created 02-DEC-2022 15:17:53
Amplitude andPhase vs Time for EC086C.UVDATA.1 Vect aver. CL # 4
IF 16 CHAN 1 - 64 STK LL



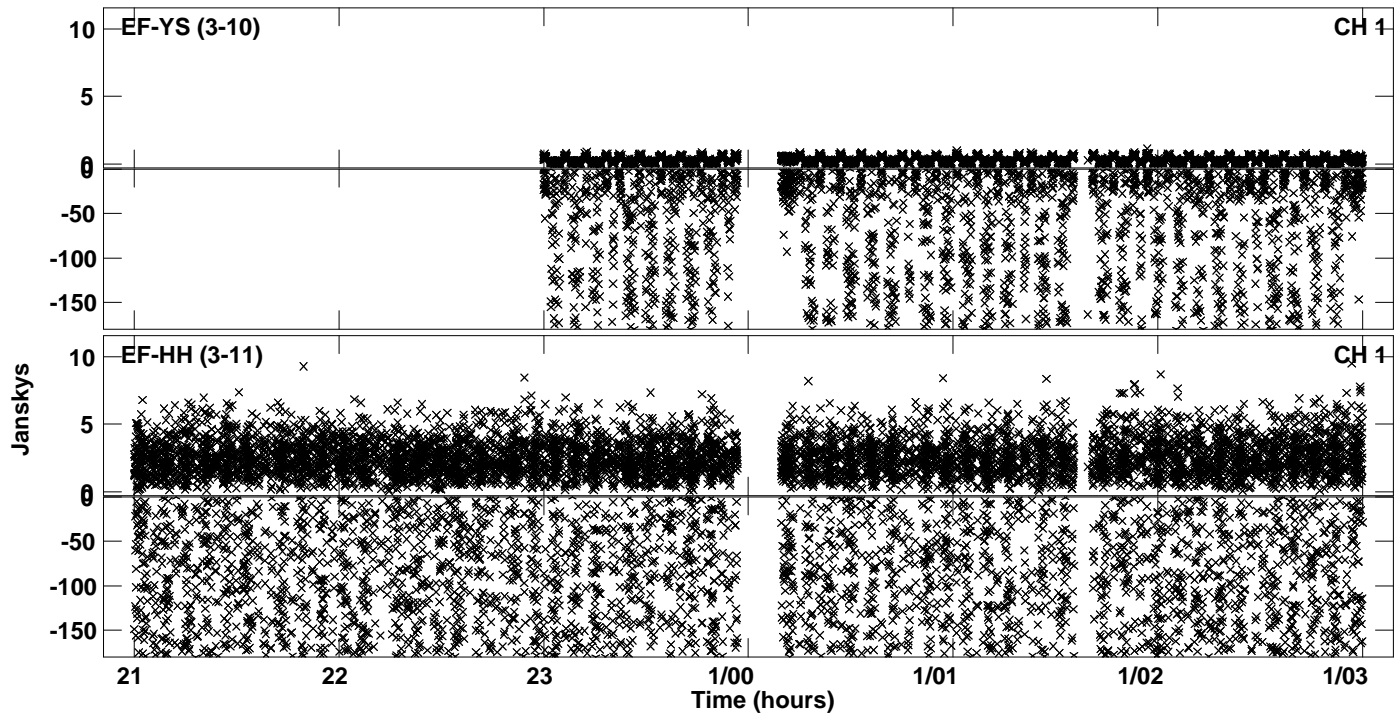
PLot file version 32 created 02-DEC-2022 15:17:53
Amplitude andPhase vs Time for EC086C.UVDATA.1 Vect aver. CL # 4
IF 16 CHAN 1 - 64 STK LL




PLot file version 33 created 02-DEC-2022 15:18:00
Amplitude andPhase vs Time for EC086C.UVDATA.1 Vect aver. CL # 4
IF 1 CHAN 1 - 64 STK RR



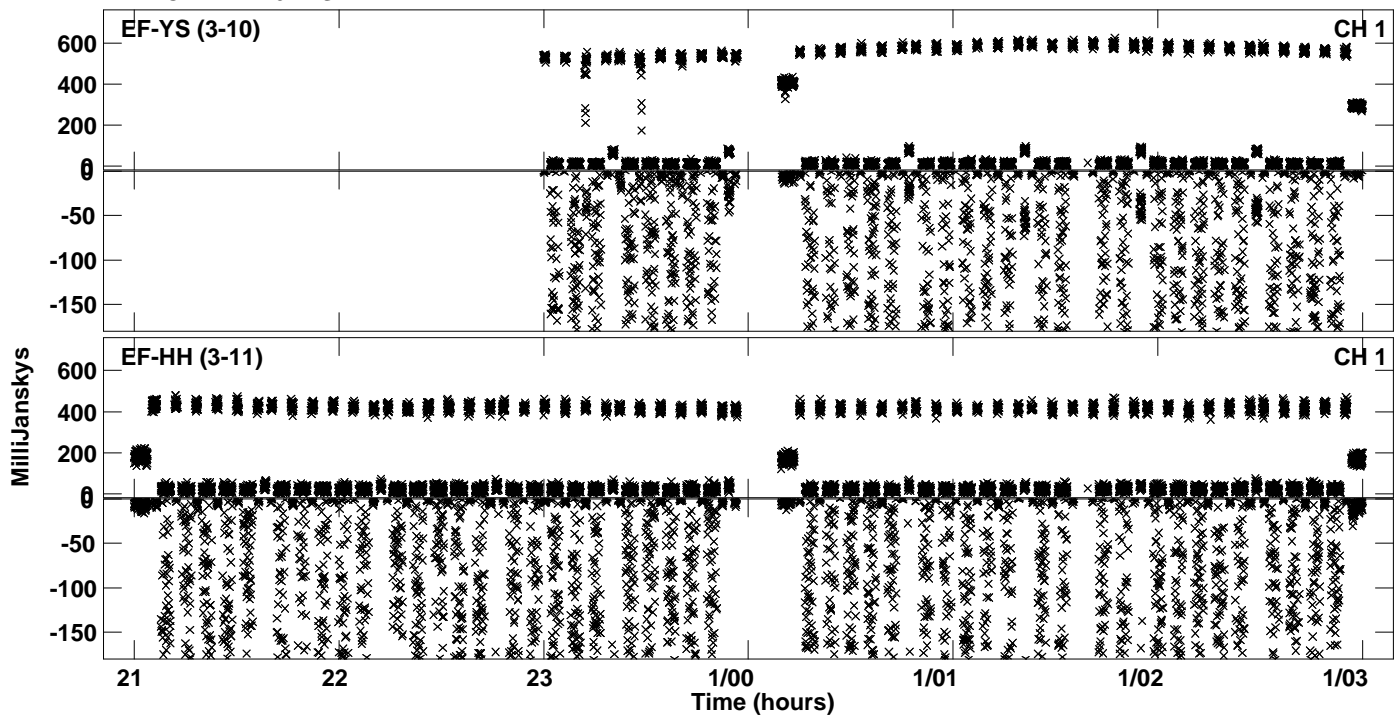
PLot file version 34 created 02-DEC-2022 15:18:00
Amplitude andPhase vs Time for EC086C.UVDATA.1 Vect aver. CL # 4
IF 1 CHAN 1 - 64 STK RR




Plot file version 35 created 02-DEC-2022 15:18:06
Amplitude andPhase vs Time for EC086C.UVDATA.1 Vect aver. CL # 4
IF 2 CHAN 1 - 64 STK RR



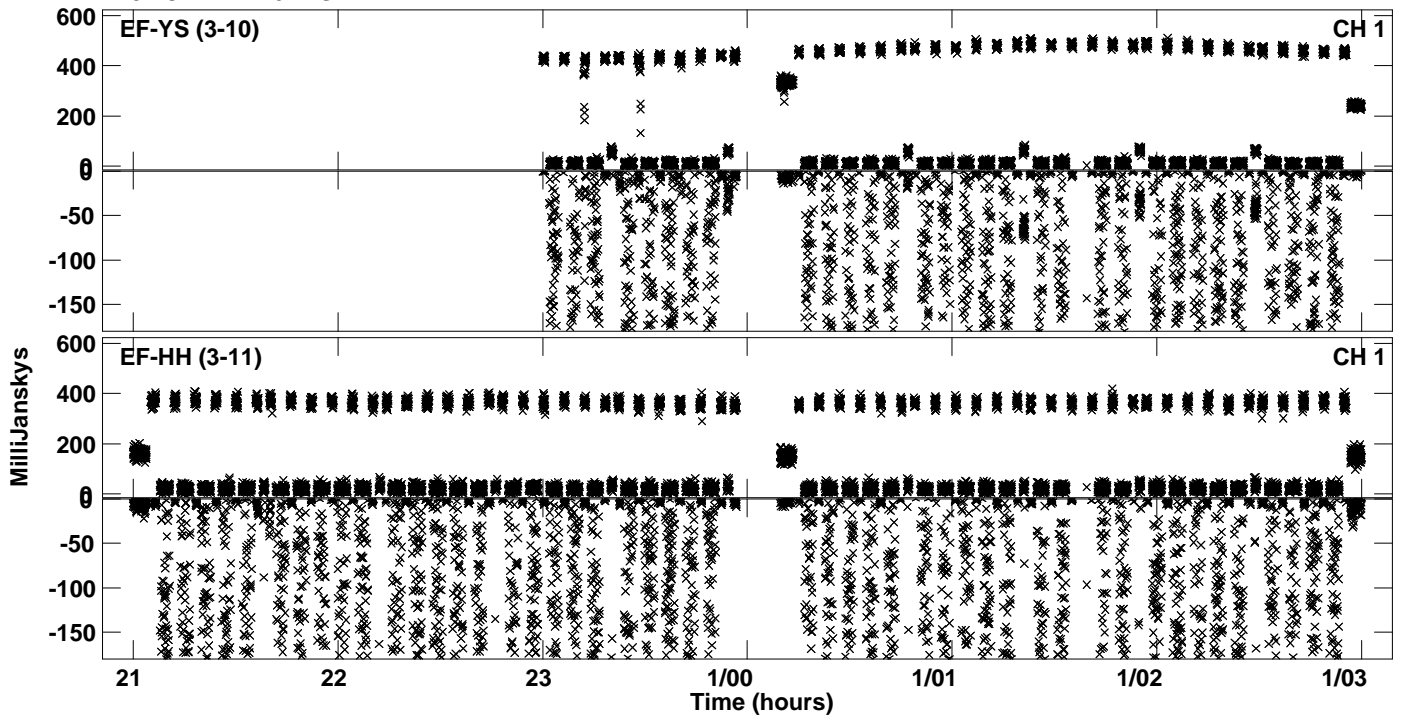
PLot file version 36 created 02-DEC-2022 15:18:06
Amplitude andPhase vs Time for EC086C.UVDATA.1 Vect aver. CL # 4
IF 2 CHAN 1 - 64 STK RR




PLot file version 37 created 02-DEC-2022 15:18:13
Amplitude andPhase vs Time for EC086C.UVDATA.1 Vect aver. CL # 4
IF 3 CHAN 1 - 64 STK RR



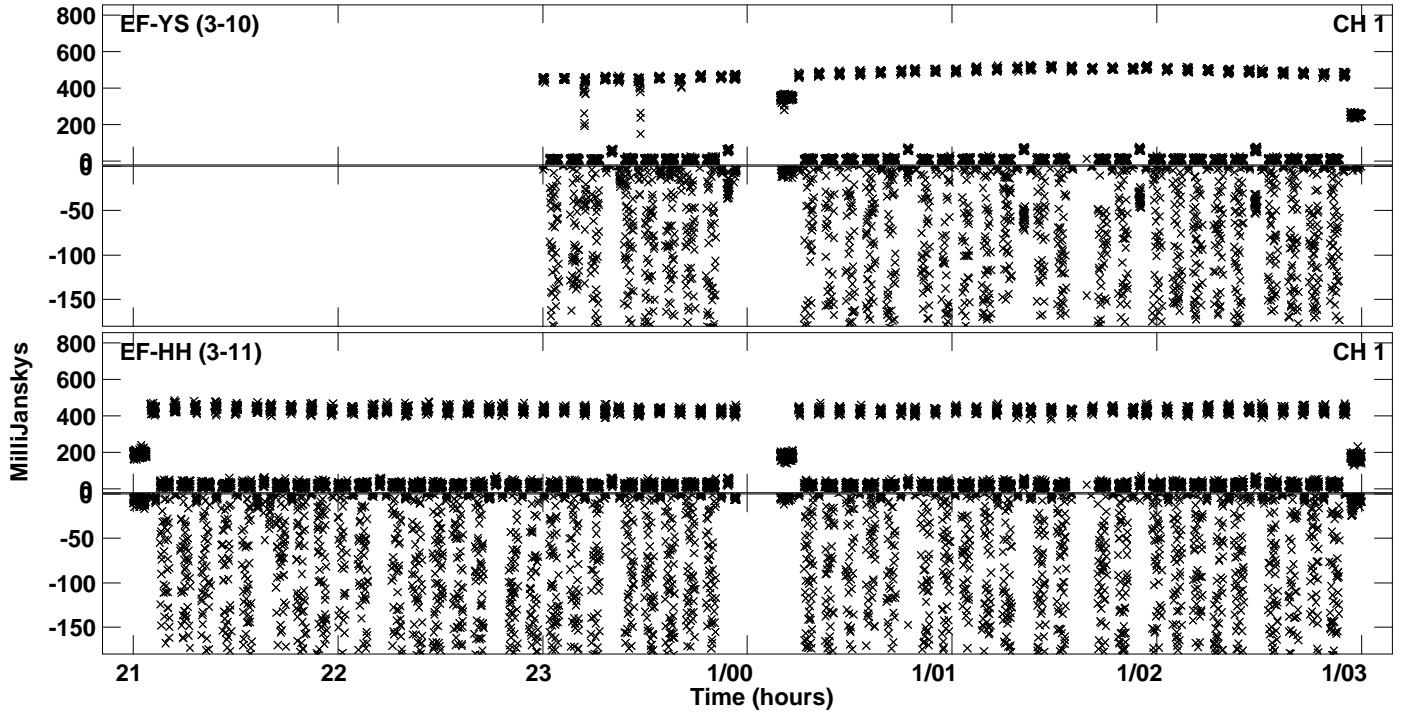
PLot file version 38 created 02-DEC-2022 15:18:13
Amplitude andPhase vs Time for EC086C.UVDATA.1 Vect aver. CL # 4
IF 3 CHAN 1 - 64 STK RR




Plot file version 39 created 02-DEC-2022 15:18:19
Amplitude andPhase vs Time for EC086C.UVDATA.1 Vect aver. CL # 4
IF 4 CHAN 1 - 64 STK RR



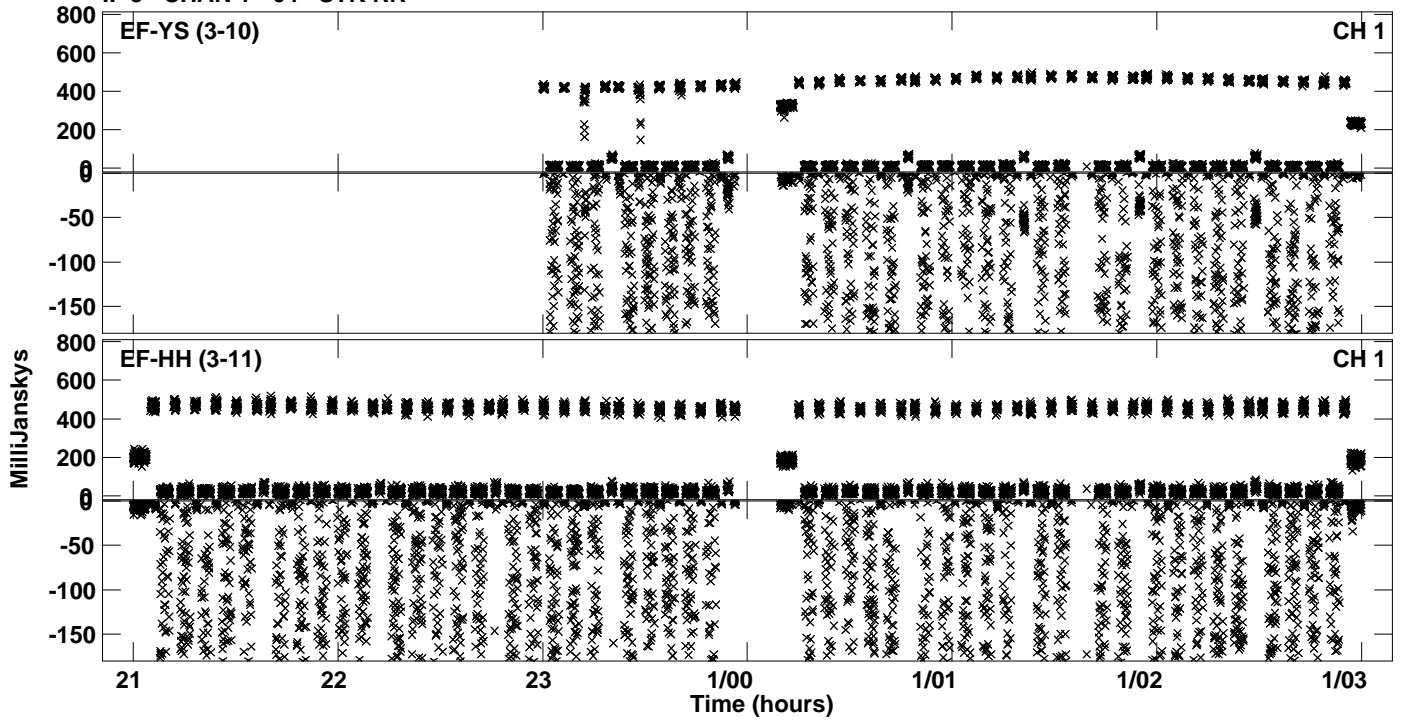
PLot file version 40 created 02-DEC-2022 15:18:19
Amplitude andPhase vs Time for EC086C.UVDATA.1 Vect aver. CL # 4
IF 4 CHAN 1 - 64 STK RR




Plot file version 41 created 02-DEC-2022 15:18:25
Amplitude andPhase vs Time for EC086C.UVDATA.1 Vect aver. CL # 4
IF 5 CHAN 1 - 64 STK RR



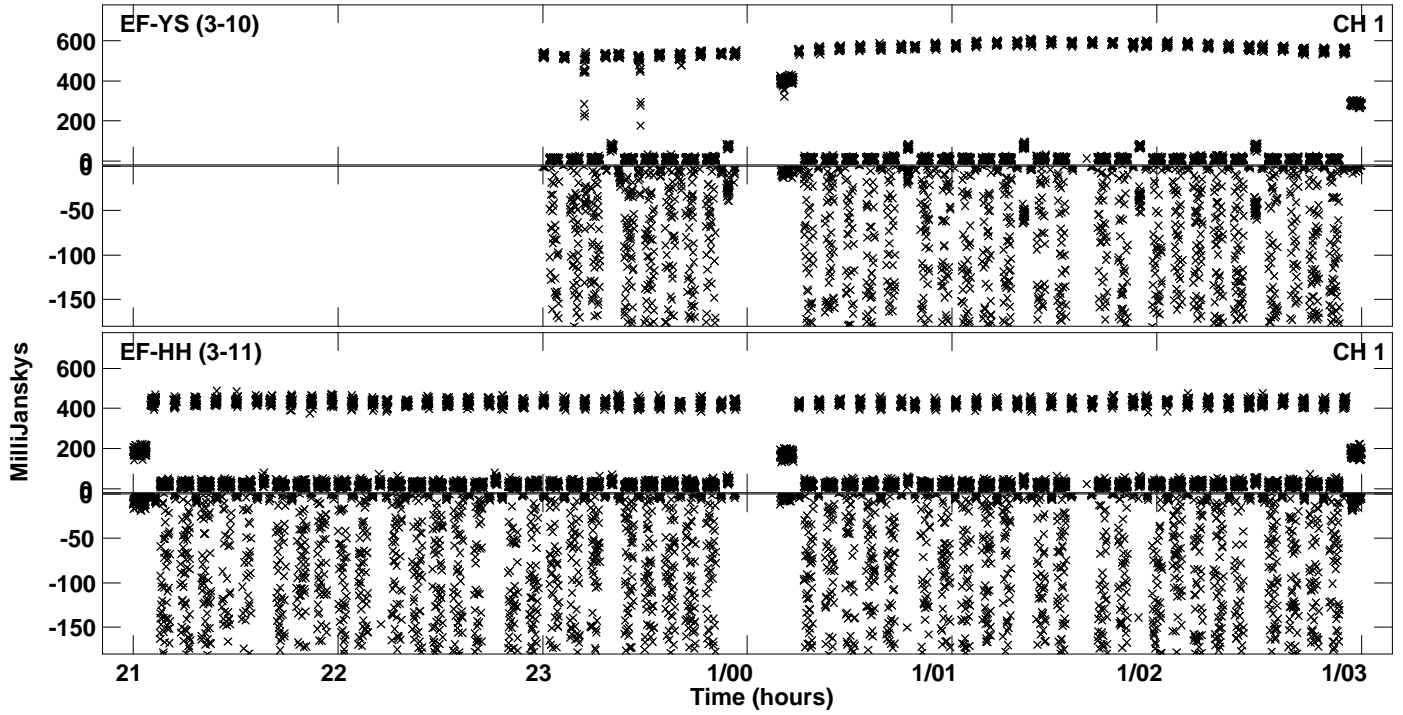
PLot file version 42 created 02-DEC-2022 15:18:25
Amplitude andPhase vs Time for EC086C.UVDATA.1 Vect aver. CL # 4
IF 5 CHAN 1 - 64 STK RR




Plot file version 43 created 02-DEC-2022 15:18:32
Amplitude andPhase vs Time for EC086C.UVDATA.1 Vect aver. CL # 4
IF 6 CHAN 1 - 64 STK RR




PLot file version 44 created 02-DEC-2022 15:18:32
Amplitude andPhase vs Time for EC086C.UVDATA.1 Vect aver. CL # 4
IF 6 CHAN 1 - 64 STK RR




Plot file version 45 created 02-DEC-2022 15:18:39
Amplitude andPhase vs Time for EC086C.UVDATA.1 Vect aver. CL # 4
IF 7 CHAN 1 - 64 STK RR




Plot file version 46 created 02-DEC-2022 15:18:39
Amplitude andPhase vs Time for EC086C.UVDATA.1 Vect aver. CL # 4
IF 7 CHAN 1 - 64 STK RR




Plot file version 47 created 02-DEC-2022 15:18:46
Amplitude andPhase vs Time for EC086C.UVDATA.1 Vect aver. CL # 4
IF 8 CHAN 1 - 64 STK RR




Plot file version 48 created 02-DEC-2022 15:18:46
Amplitude andPhase vs Time for EC086C.UVDATA.1 Vect aver. CL # 4
IF 8 CHAN 1 - 64 STK RR




PLot file version 49 created 02-DEC-2022 15:18:53
Amplitude andPhase vs Time for EC086C.UVDATA.1 Vect aver. CL # 4
IF 9 CHAN 1 - 64 STK RR




Plot file version 50 created 02-DEC-2022 15:18:53
Amplitude andPhase vs Time for EC086C.UVDATA.1 Vect aver. CL # 4
IF 9 CHAN 1 - 64 STK RR




Plot file version 51 created 02-DEC-2022 15:19:00
Amplitude and Phase vs Time for EC086C.UVDATA.1 Vect aver. CL # 4
IF 10 CHAN 1 - 64 STK RR




Plot file version 52 created 02-DEC-2022 15:19:00
Amplitude and Phase vs Time for EC086C.UVDATA.1 Vect aver. CL # 4
IF 10 CHAN 1 - 64 STK RR



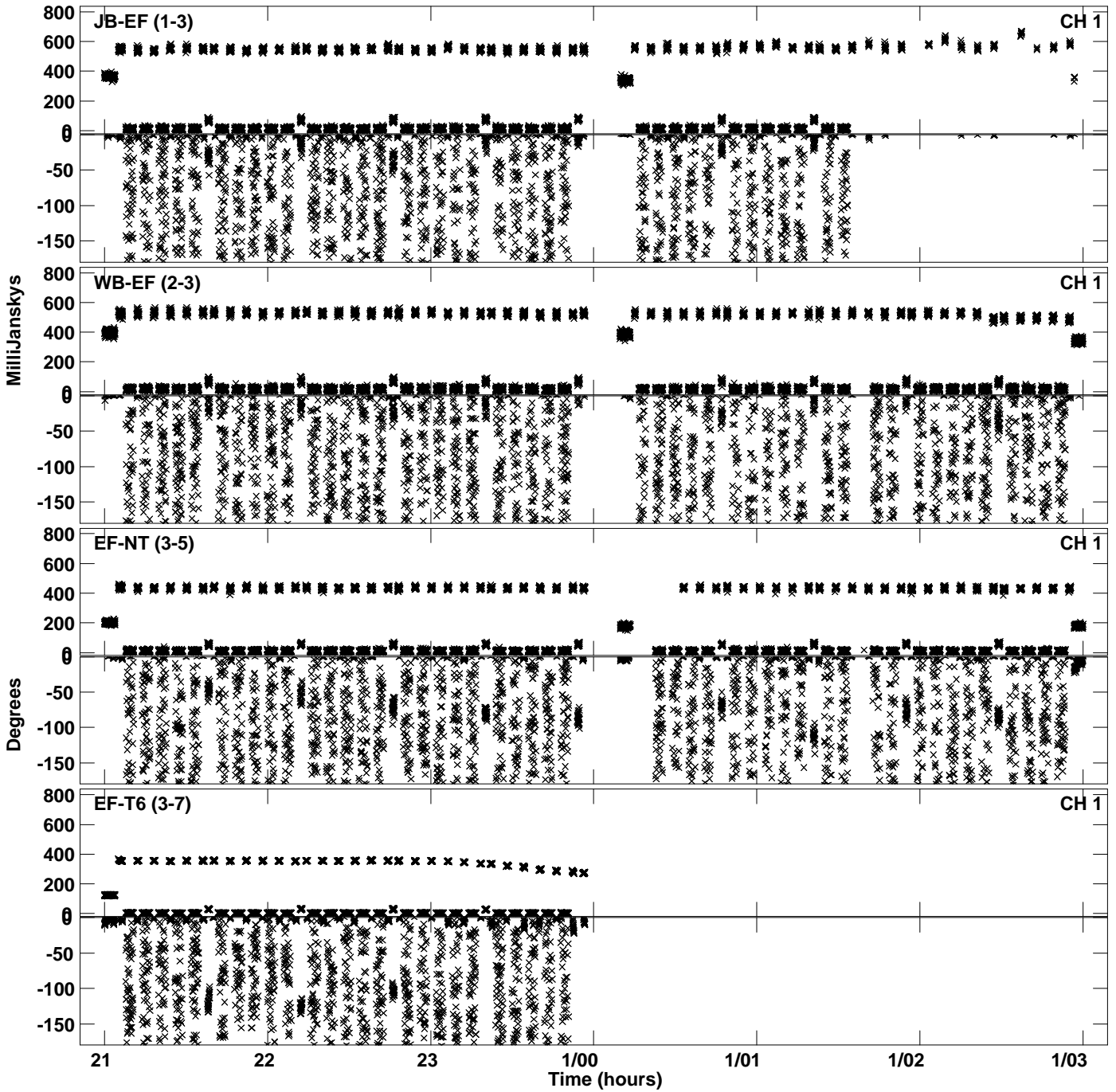
Plot file version 53 created 02-DEC-2022 15:19:07
Amplitude and Phase vs Time for EC086C.UVDATA.1 Vect aver. CL # 4
IF 11 CHAN 1 - 64 STK RR




Plot file version 54 created 02-DEC-2022 15:19:07
Amplitude andPhase vs Time for EC086C.UVDATA.1 Vect aver. CL # 4
IF 11 CHAN 1 - 64 STK RR




Plot file version 55 created 02-DEC-2022 15:19:14
Amplitude andPhase vs Time for EC086C.UVDATA.1 Vect aver. CL # 4
IF 12 CHAN 1 - 64 STK RR




Plot file version 56 created 02-DEC-2022 15:19:14
Amplitude andPhase vs Time for EC086C.UVDATA.1 Vect aver. CL # 4
IF 12 CHAN 1 - 64 STK RR




Plot file version 57 created 02-DEC-2022 15:19:21
Amplitude andPhase vs Time for EC086C.UVDATA.1 Vect aver. CL # 4
IF 13 CHAN 1 - 64 STK RR




PLot file version 58 created 02-DEC-2022 15:19:21
Amplitude andPhase vs Time for EC086C.UVDATA.1 Vect aver. CL # 4
IF 13 CHAN 1 - 64 STK RR




Plot file version 59 created 02-DEC-2022 15:19:28
Amplitude andPhase vs Time for EC086C.UVDATA.1 Vect aver. CL # 4
IF 14 CHAN 1 - 64 STK RR



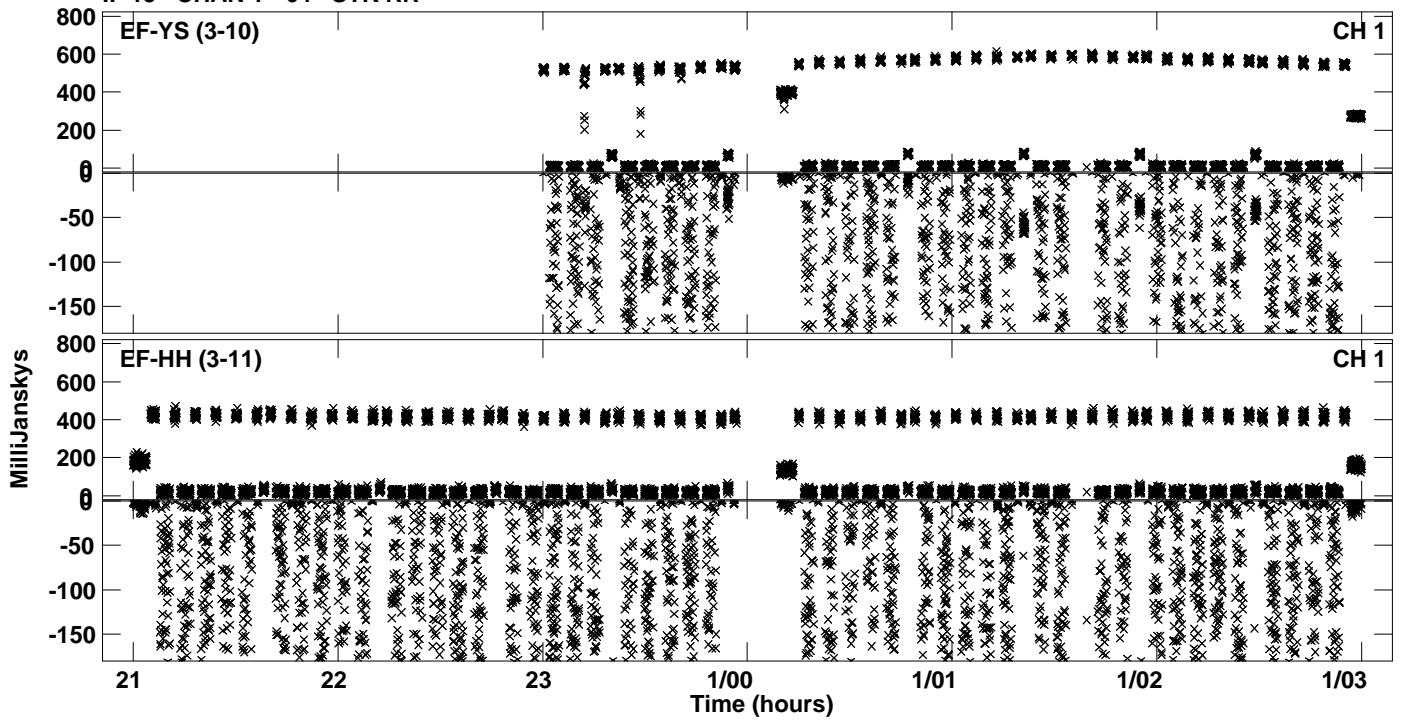
PLot file version 60 created 02-DEC-2022 15:19:28
Amplitude andPhase vs Time for EC086C.UVDATA.1 Vect aver. CL # 4
IF 14 CHAN 1 - 64 STK RR



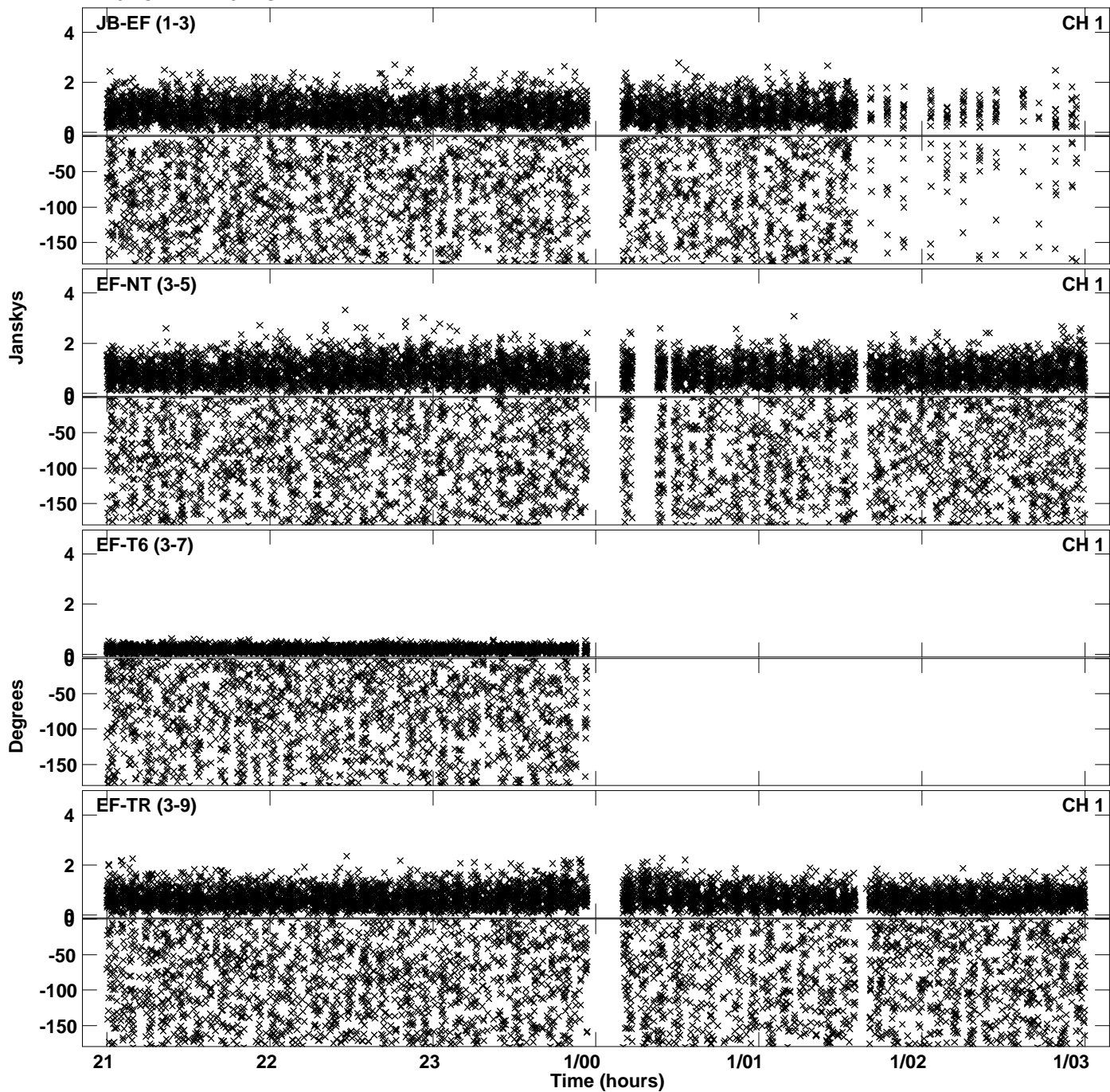
Plot file version 61 created 02-DEC-2022 15:19:34
Amplitude andPhase vs Time for EC086C.UVDATA.1 Vect aver. CL # 4
IF 15 CHAN 1 - 64 STK RR



PLot file version 62 created 02-DEC-2022 15:19:34
Amplitude andPhase vs Time for EC086C.UVDATA.1 Vect aver. CL # 4
IF 15 CHAN 1 - 64 STK RR



Plot file version 63 created 02-DEC-2022 15:19:41
Amplitude andPhase vs Time for EC086C.UVDATA.1 Vect aver. CL # 4
IF 16 CHAN 1 - 64 STK RR



PLot file version 64 created 02-DEC-2022 15:19:41
Amplitude andPhase vs Time for EC086C.UVDATA.1 Vect aver. CL # 4
IF 16 CHAN 1 - 64 STK RR

