




Plot file version 1 created 02-DEC-2022 13:15:22  
Amplitude andPhase vs Time for EC086C.UVDATA.1 Vect aver.  
IF 1 CHAN 1 - 64 STK LL



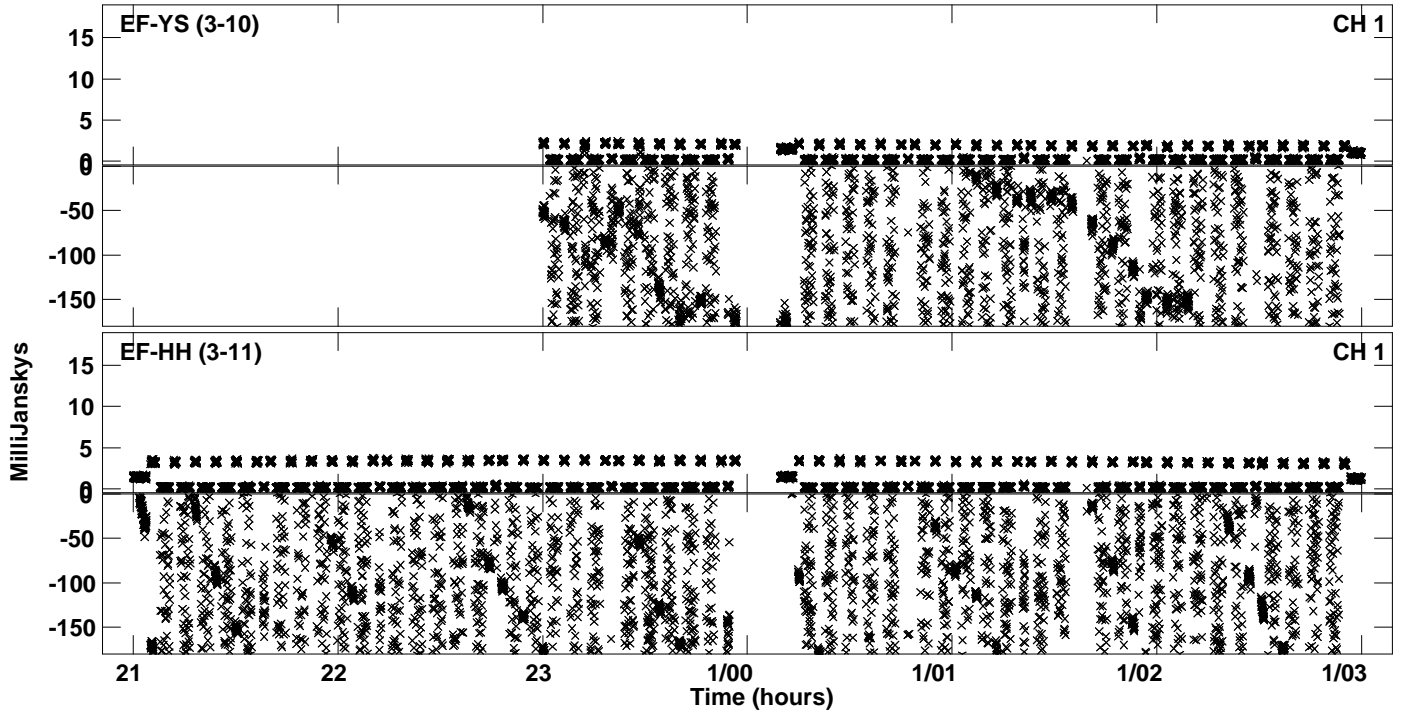
PLot file version 2 created 02-DEC-2022 13:15:22  
Amplitude andPhase vs Time for EC086C.UVDATA.1 Vect aver.  
IF 1 CHAN 1 - 64 STK LL




Plot file version 3 created 02-DEC-2022 13:15:27  
Amplitude andPhase vs Time for EC086C.UVDATA.1 Vect aver.  
IF 2 CHAN 1 - 64 STK LL



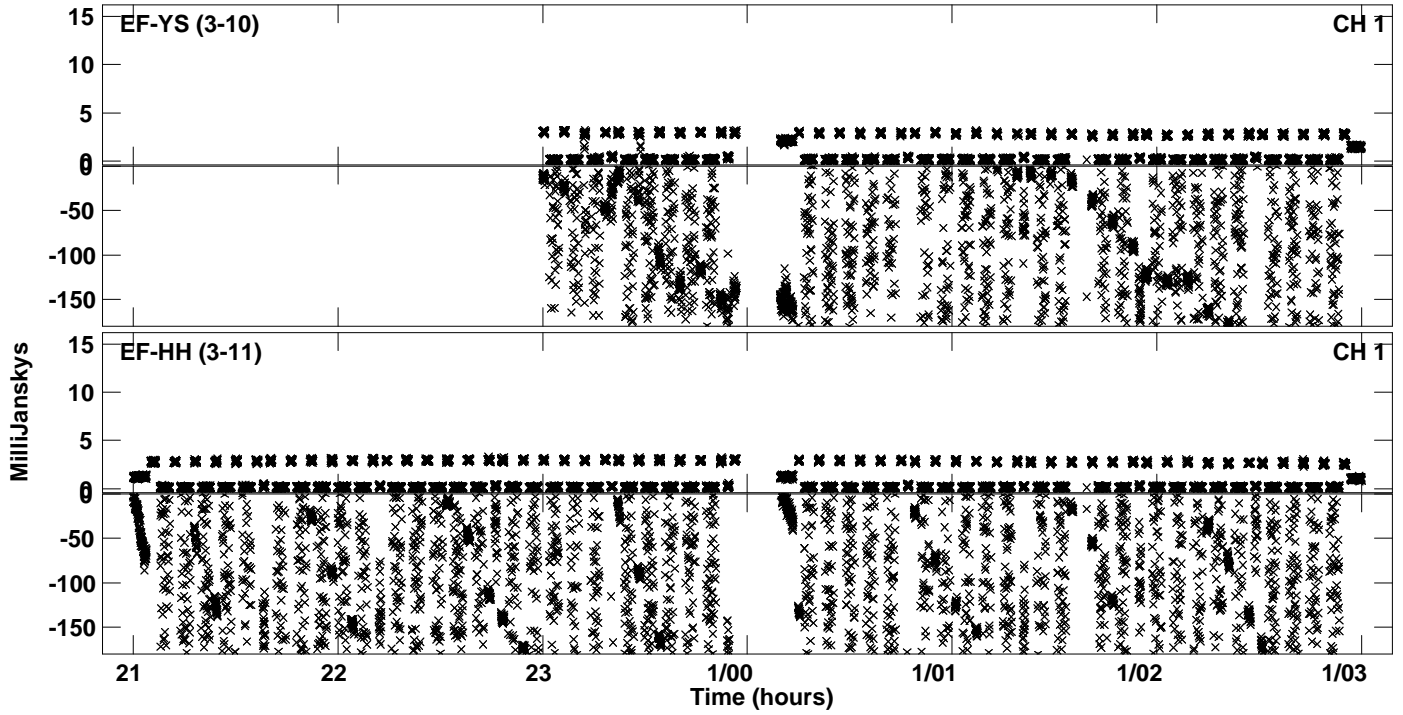
PLot file version 4 created 02-DEC-2022 13:15:27  
Amplitude andPhase vs Time for EC086C.UVDATA.1 Vect aver.  
IF 2 CHAN 1 - 64 STK LL




Plot file version 5 created 02-DEC-2022 13:15:32  
Amplitude andPhase vs Time for EC086C.UVDATA.1 Vect aver.  
IF 3 CHAN 1 - 64 STK LL



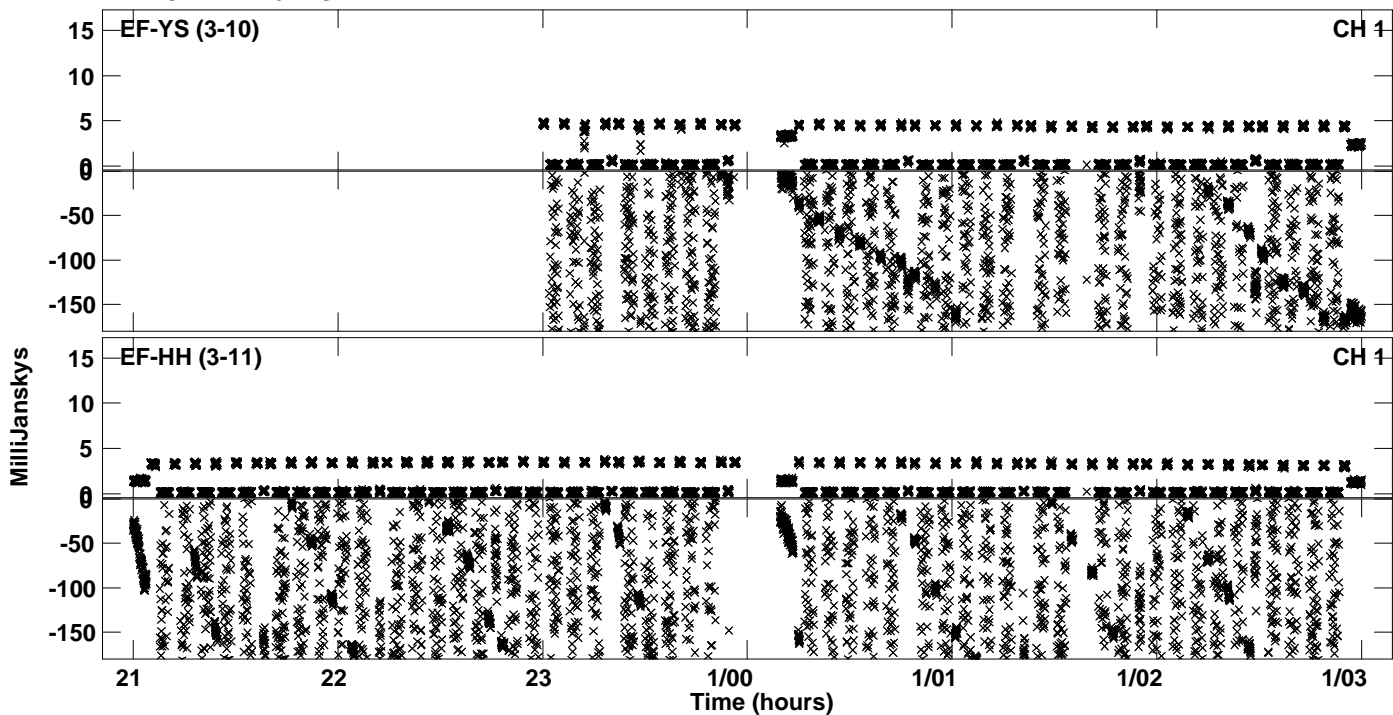
PLot file version 6 created 02-DEC-2022 13:15:32  
Amplitude andPhase vs Time for EC086C.UVDATA.1 Vect aver.  
IF 3 CHAN 1 - 64 STK LL



Plot file version 7 created 02-DEC-2022 13:15:36  
Amplitude andPhase vs Time for EC086C.UVDATA.1 Vect aver.  
IF 4 CHAN 1 - 64 STK LL




PLot file version 8 created 02-DEC-2022 13:15:36  
Amplitude andPhase vs Time for EC086C.UVDATA.1 Vect aver.  
IF 4 CHAN 1 - 64 STK LL

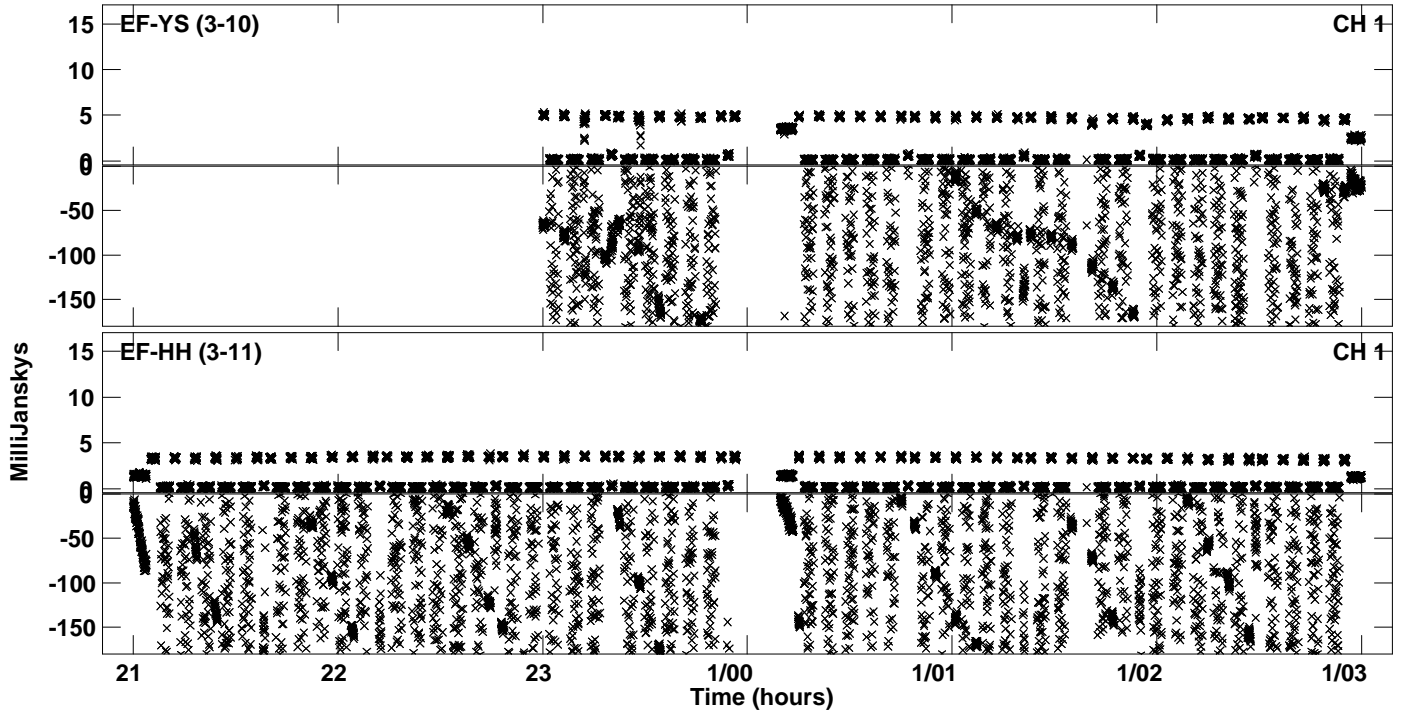





Plot file version 9 created 02-DEC-2022 13:15:41  
Amplitude andPhase vs Time for EC086C.UVDATA.1 Vect aver.  
IF 5 CHAN 1 - 64 STK LL




PLot file version 10 created 02-DEC-2022 13:15:41  
Amplitude andPhase vs Time for EC086C.UVDATA.1 Vect aver.  
IF 5 CHAN 1 - 64 STK LL




Plot file version 11 created 02-DEC-2022 13:15:45  
Amplitude andPhase vs Time for EC086C.UVDATA.1 Vect aver.  
IF 6 CHAN 1 - 64 STK LL




PLot file version 12 created 02-DEC-2022 13:15:45  
Amplitude andPhase vs Time for EC086C.UVDATA.1 Vect aver.  
IF 6 CHAN 1 - 64 STK LL




Plot file version 13 created 02-DEC-2022 13:15:50  
Amplitude andPhase vs Time for EC086C.UVDATA.1 Vect aver.  
IF 7 CHAN 1 - 64 STK LL



Plot file version 14 created 02-DEC-2022 13:15:50  
Amplitude andPhase vs Time for EC086C.UVDATA.1 Vect aver.  
IF 7 CHAN 1 - 64 STK LL



Plot file version 15 created 02-DEC-2022 13:15:55  
Amplitude andPhase vs Time for EC086C.UVDATA.1 Vect aver.  
IF 8 CHAN 1 - 64 STK LL

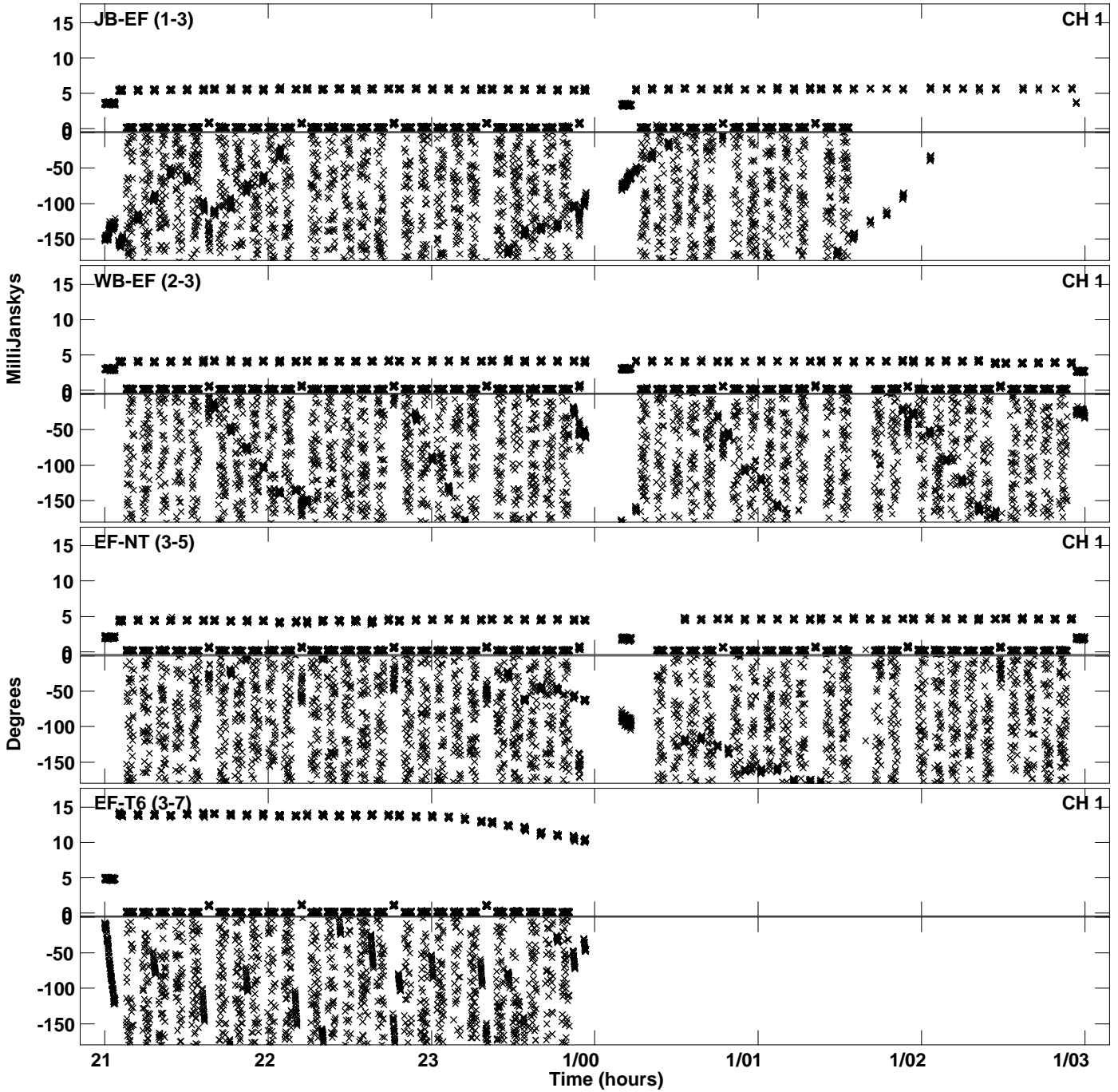


PLot file version 16 created 02-DEC-2022 13:15:55  
Amplitude andPhase vs Time for EC086C.UVDATA.1 Vect aver.  
IF 8 CHAN 1 - 64 STK LL






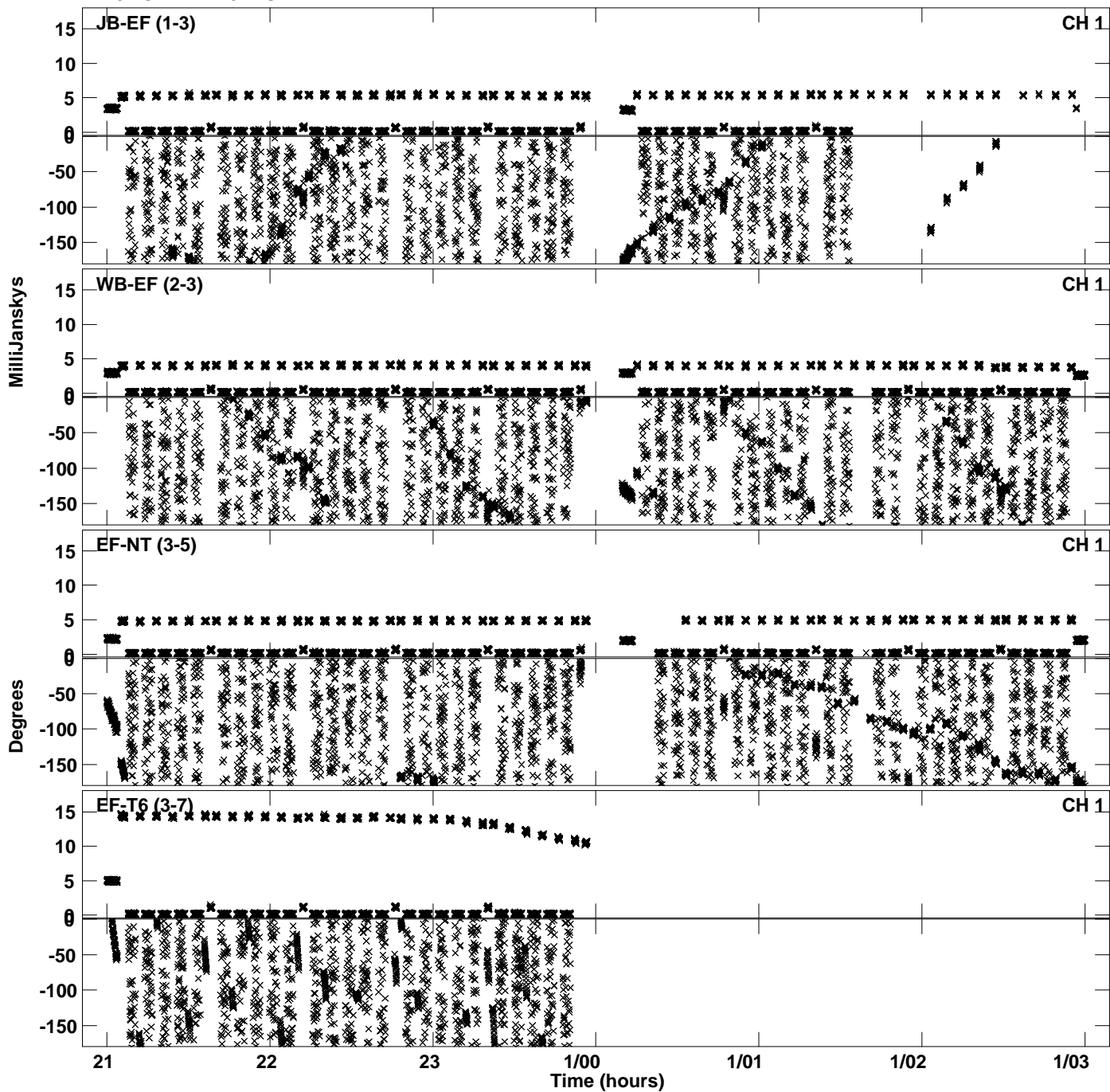
Plot file version 17 created 02-DEC-2022 13:16:00  
Amplitude andPhase vs Time for EC086C.UVDATA.1 Vect aver.  
IF 9 CHAN 1 - 64 STK LL




Plot file version 18 created 02-DEC-2022 13:16:00  
Amplitude andPhase vs Time for EC086C.UVDATA.1 Vect aver.  
IF 9 CHAN 1 - 64 STK LL



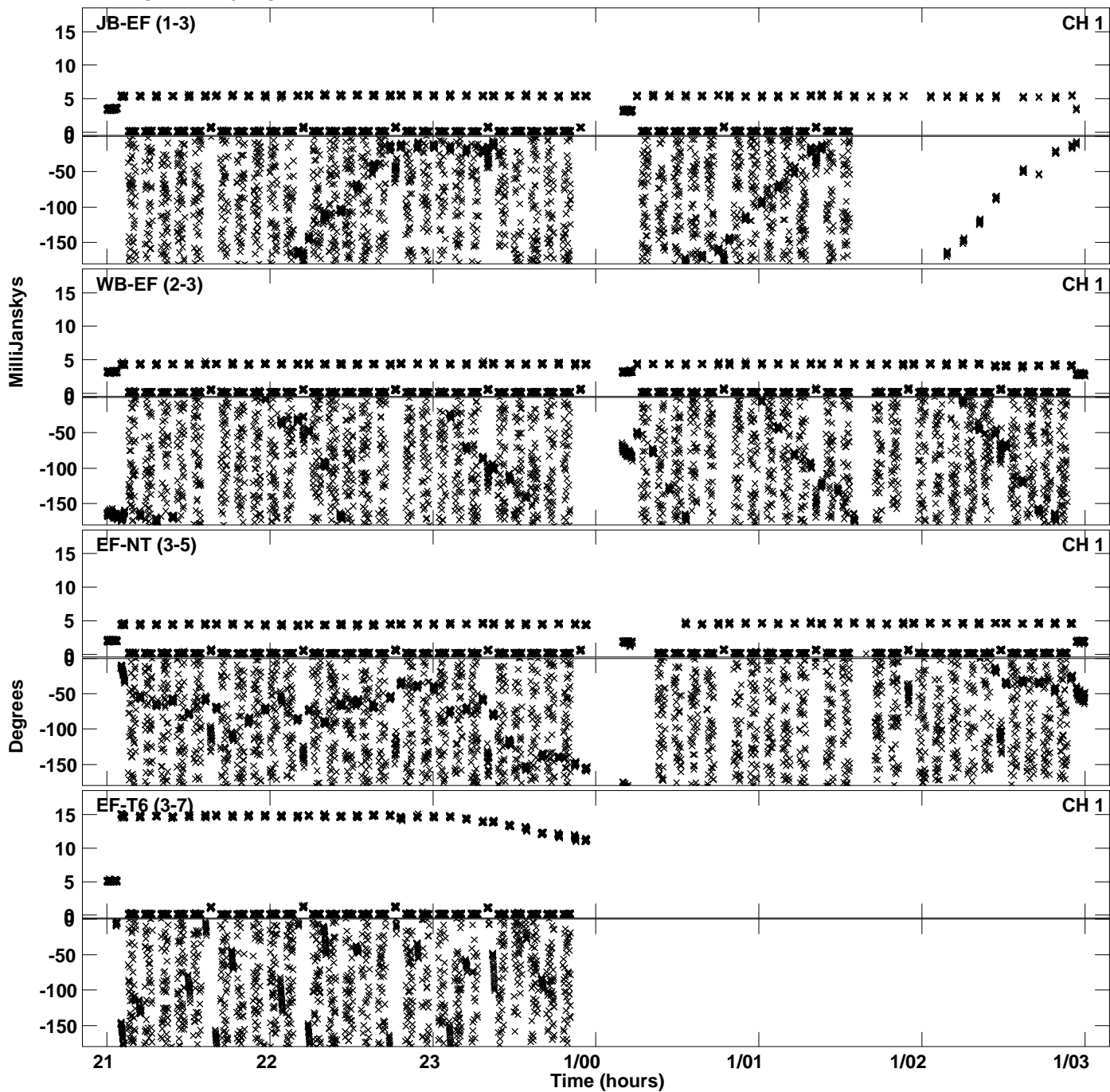
Plot file version 19 created 02-DEC-2022 13:16:05  
Amplitude and Phase vs Time for EC086C.UVDATA.1 Vect aver.  
IF 10 CHAN 1 - 64 STK LL




Plot file version 20 created 02-DEC-2022 13:16:05  
Amplitude and Phase vs Time for EC086C.UVDATA.1 Vect aver.  
IF 10 CHAN 1 - 64 STK LL



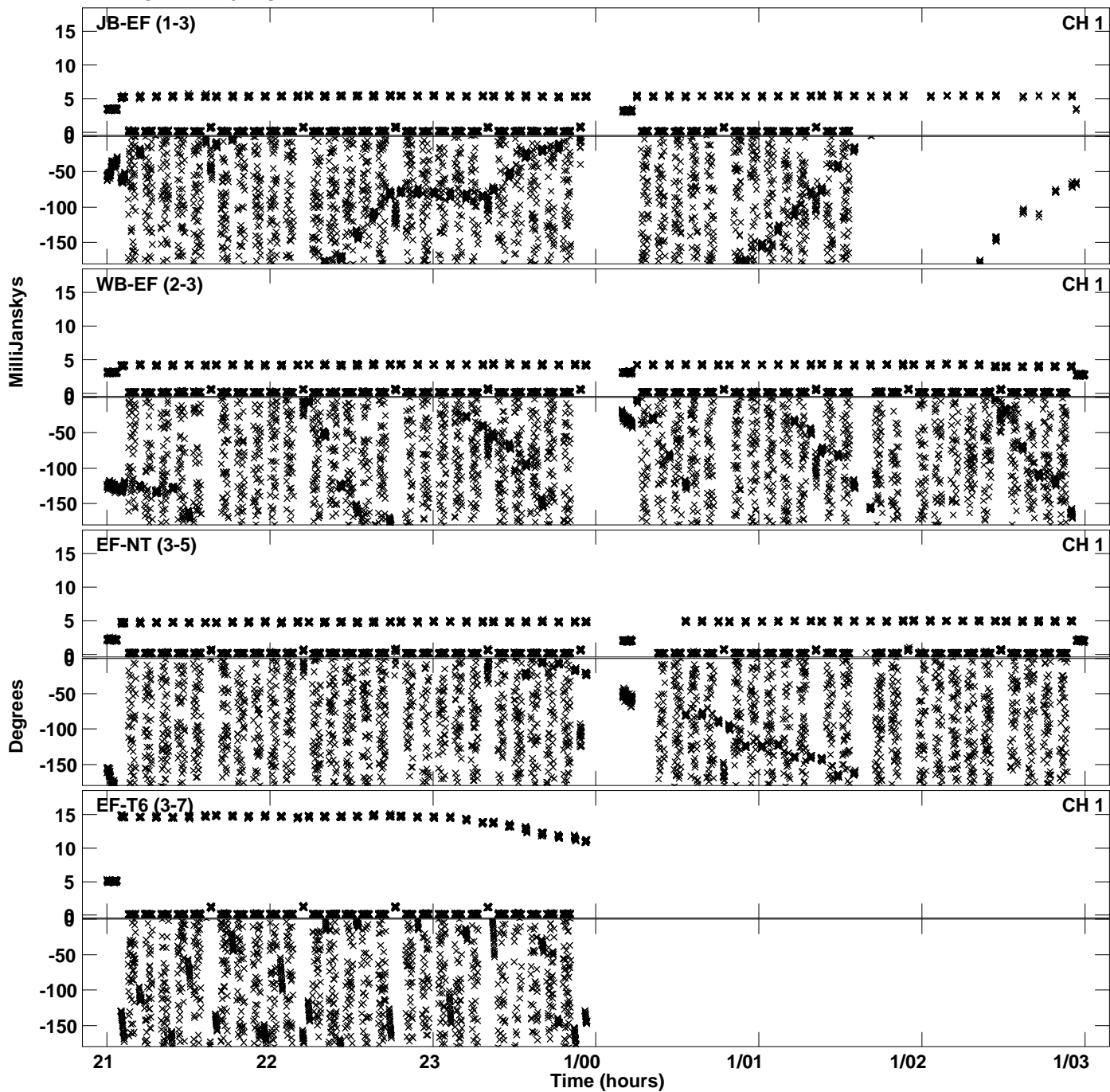
Plot file version 21 created 02-DEC-2022 13:16:09  
Amplitude and Phase vs Time for EC086C.UVDATA.1 Vect aver.  
IF 11 CHAN 1 - 64 STK LL




PLot file version 22 created 02-DEC-2022 13:16:10  
Amplitude andPhase vs Time for EC086C.UVDATA.1 Vect aver.  
IF 11 CHAN 1 - 64 STK LL



Plot file version 23 created 02-DEC-2022 13:16:14  
Amplitude and Phase vs Time for EC086C.UVDATA.1 Vect aver.  
IF 12 CHAN 1 - 64 STK LL




PLot file version 24 created 02-DEC-2022 13:16:15  
Amplitude andPhase vs Time for EC086C.UVDATA.1 Vect aver.  
IF 12 CHAN 1 - 64 STK LL







Plot file version 25 created 02-DEC-2022 13:16:19  
Amplitude andPhase vs Time for EC086C.UVDATA.1 Vect aver.  
IF 13 CHAN 1 - 64 STK LL




Plot file version 26 created 02-DEC-2022 13:16:19  
Amplitude andPhase vs Time for EC086C.UVDATA.1 Vect aver.  
IF 13 CHAN 1 - 64 STK LL




PLot file version 27 created 02-DEC-2022 13:16:24  
Amplitude andPhase vs Time for EC086C.UVDATA.1 Vect aver.  
IF 14 CHAN 1 - 64 STK LL



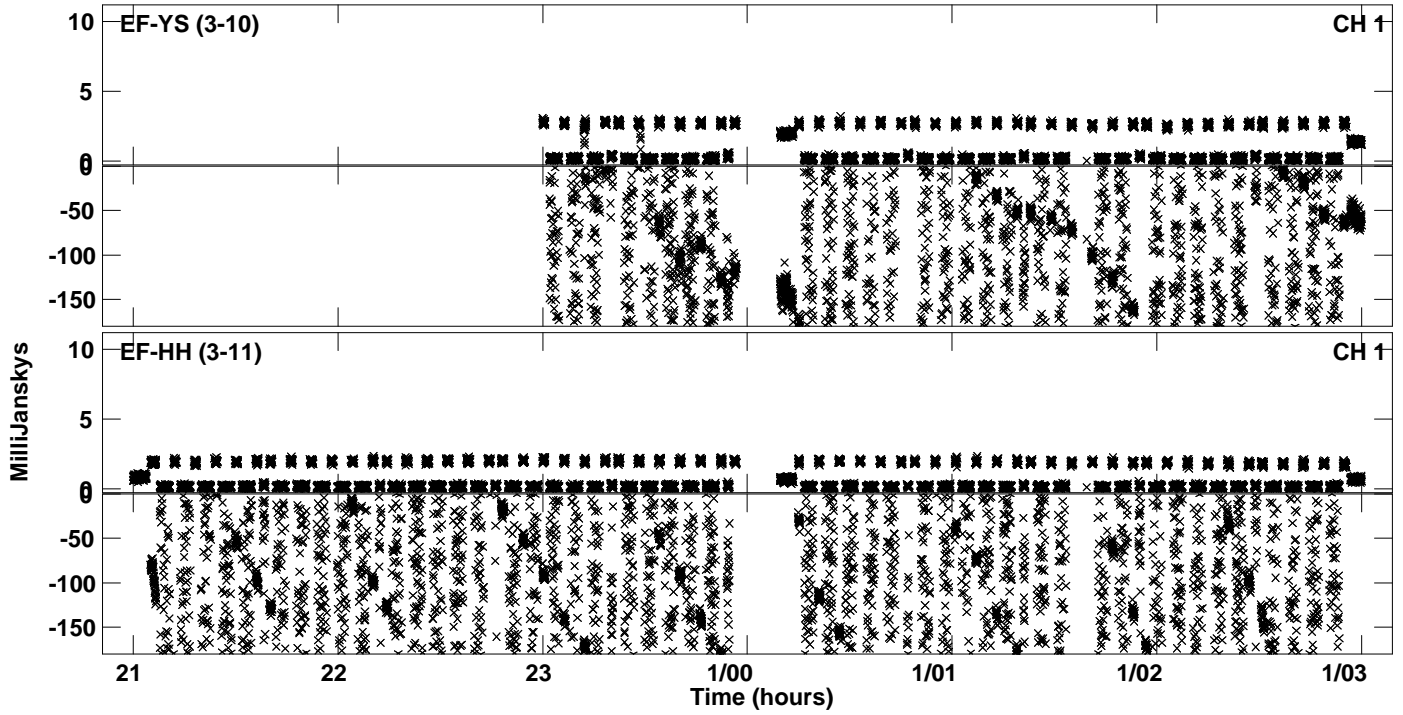
Plot file version 28 created 02-DEC-2022 13:16:24  
Amplitude andPhase vs Time for EC086C.UVDATA.1 Vect aver.  
IF 14 CHAN 1 - 64 STK LL



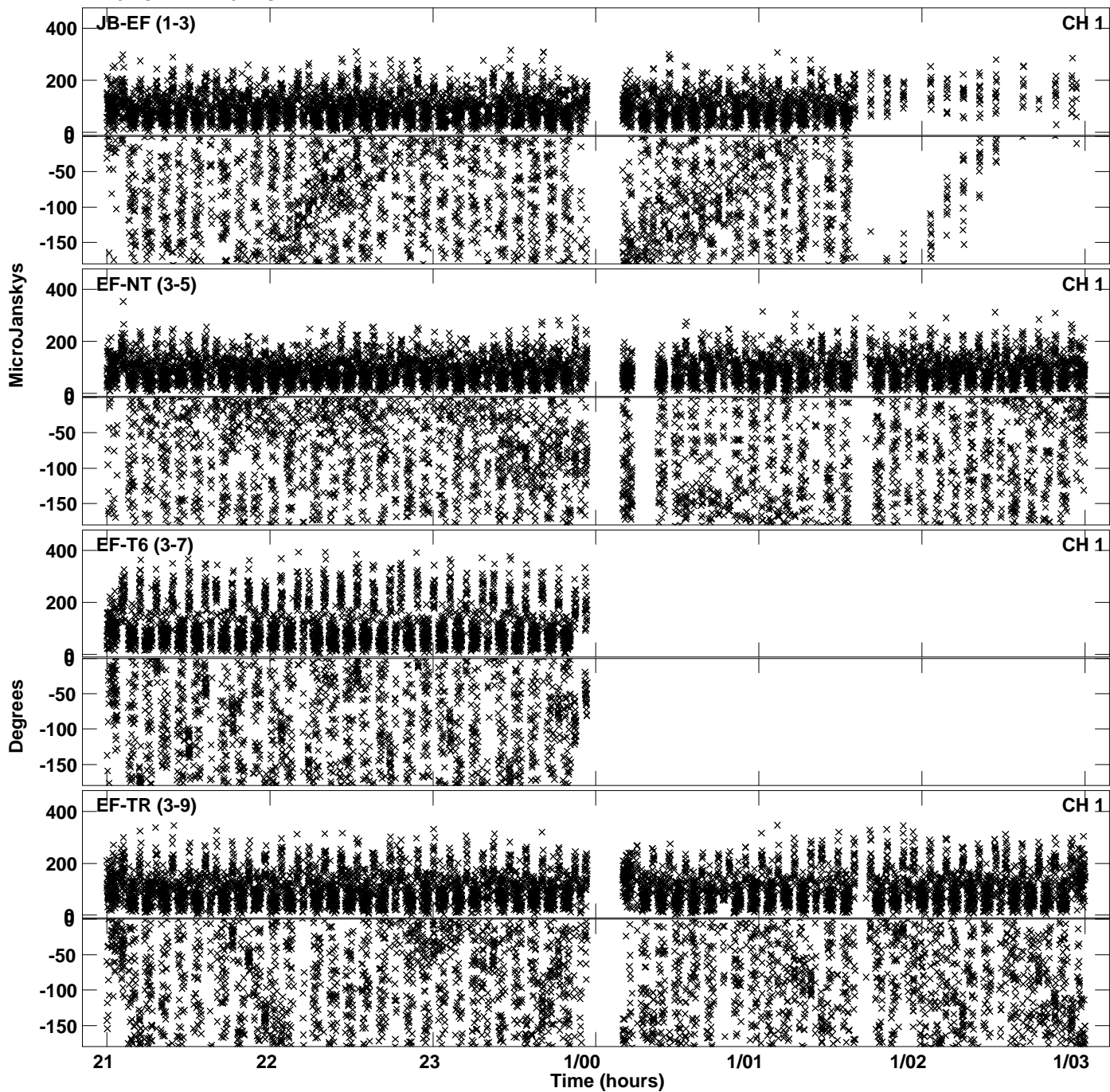
PLot file version 29 created 02-DEC-2022 13:16:29  
Amplitude andPhase vs Time for EC086C.UVDATA.1 Vect aver.  
IF 15 CHAN 1 - 64 STK LL



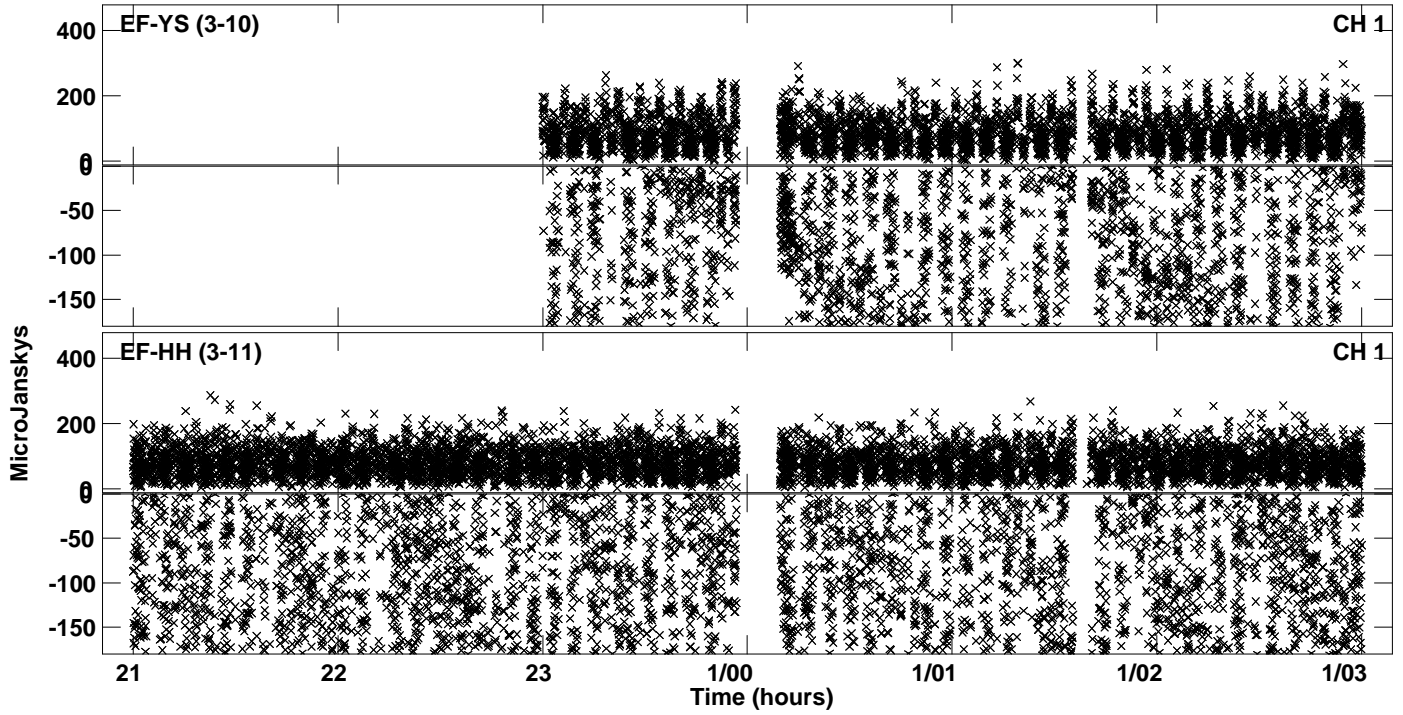
PLot file version 30 created 02-DEC-2022 13:16:29  
Amplitude andPhase vs Time for EC086C.UVDATA.1 Vect aver.  
IF 15 CHAN 1 - 64 STK LL



Plot file version 31 created 02-DEC-2022 13:16:33  
Amplitude andPhase vs Time for EC086C.UVDATA.1 Vect aver.  
IF 16 CHAN 1 - 64 STK LL




PLot file version 32 created 02-DEC-2022 13:16:33  
Amplitude andPhase vs Time for EC086C.UVDATA.1 Vect aver.  
IF 16 CHAN 1 - 64 STK LL

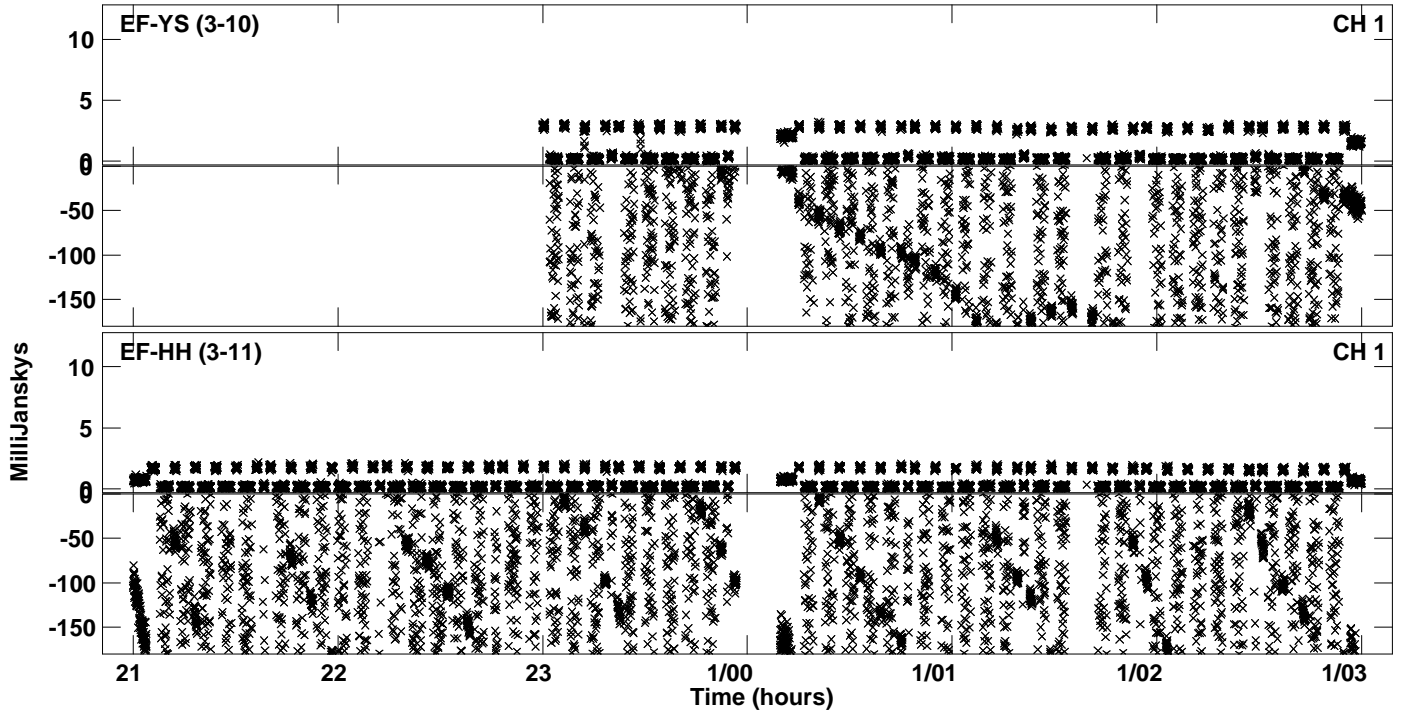





Plot file version 33 created 02-DEC-2022 13:16:38  
Amplitude andPhase vs Time for EC086C.UVDATA.1 Vect aver.  
IF 1 CHAN 1 - 64 STK RR



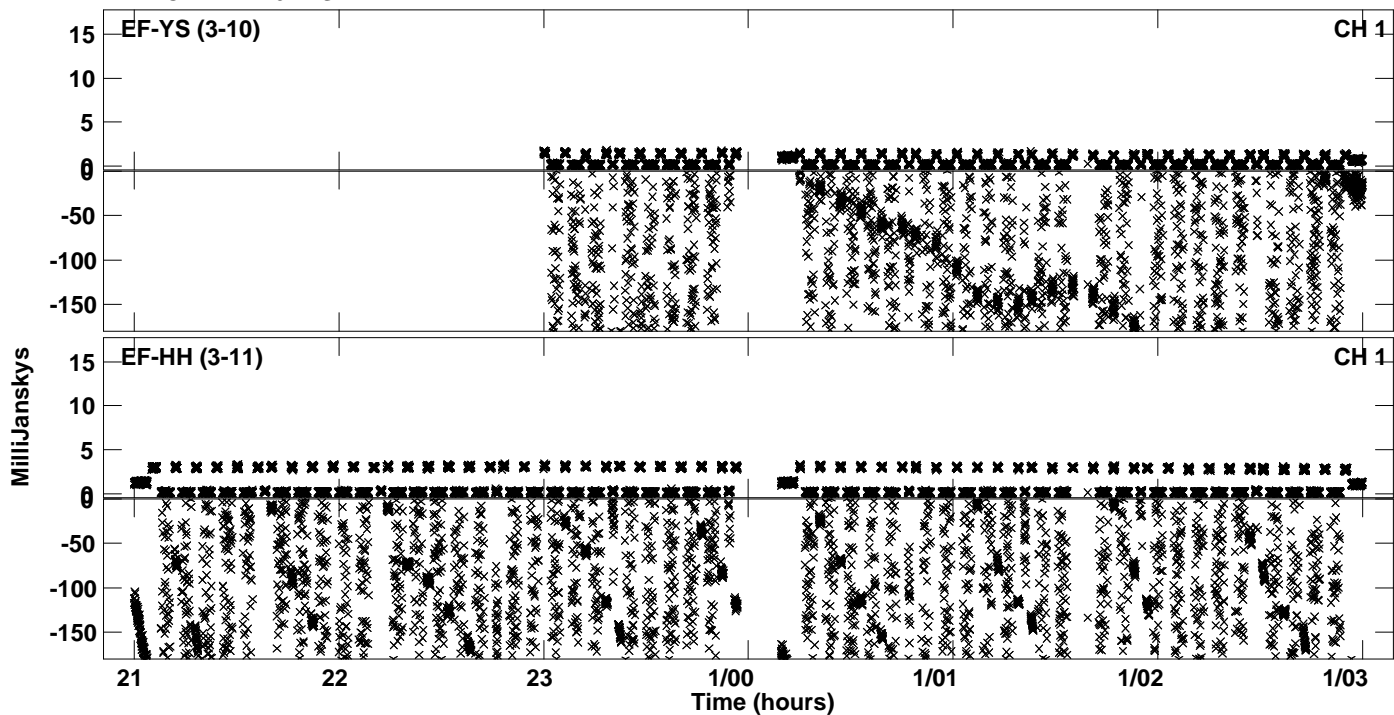
PLot file version 34 created 02-DEC-2022 13:16:38  
Amplitude andPhase vs Time for EC086C.UVDATA.1 Vect aver.  
IF 1 CHAN 1 - 64 STK RR




Plot file version 35 created 02-DEC-2022 13:16:42  
Amplitude andPhase vs Time for EC086C.UVDATA.1 Vect aver.  
IF 2 CHAN 1 - 64 STK RR



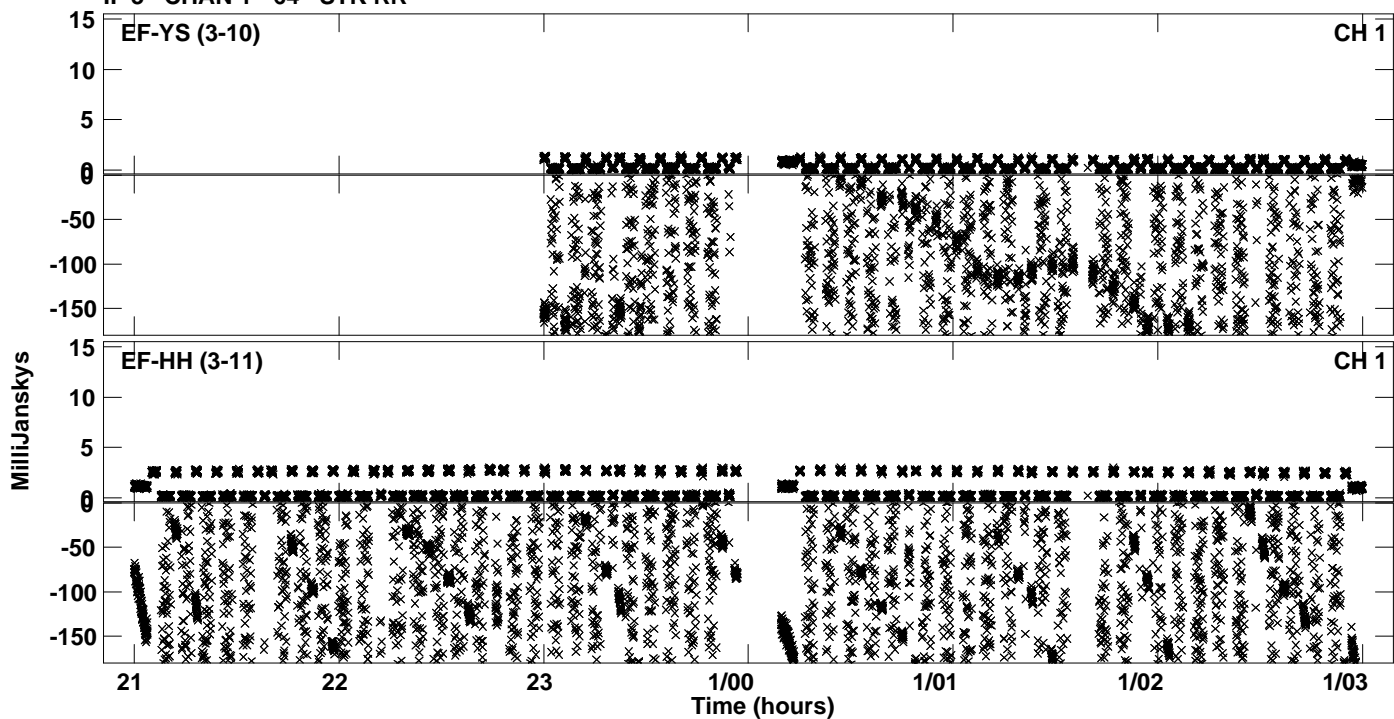
PLot file version 36 created 02-DEC-2022 13:16:42  
Amplitude andPhase vs Time for EC086C.UVDATA.1 Vect aver.  
IF 2 CHAN 1 - 64 STK RR




Plot file version 37 created 02-DEC-2022 13:16:47  
Amplitude andPhase vs Time for EC086C.UVDATA.1 Vect aver.  
IF 3 CHAN 1 - 64 STK RR



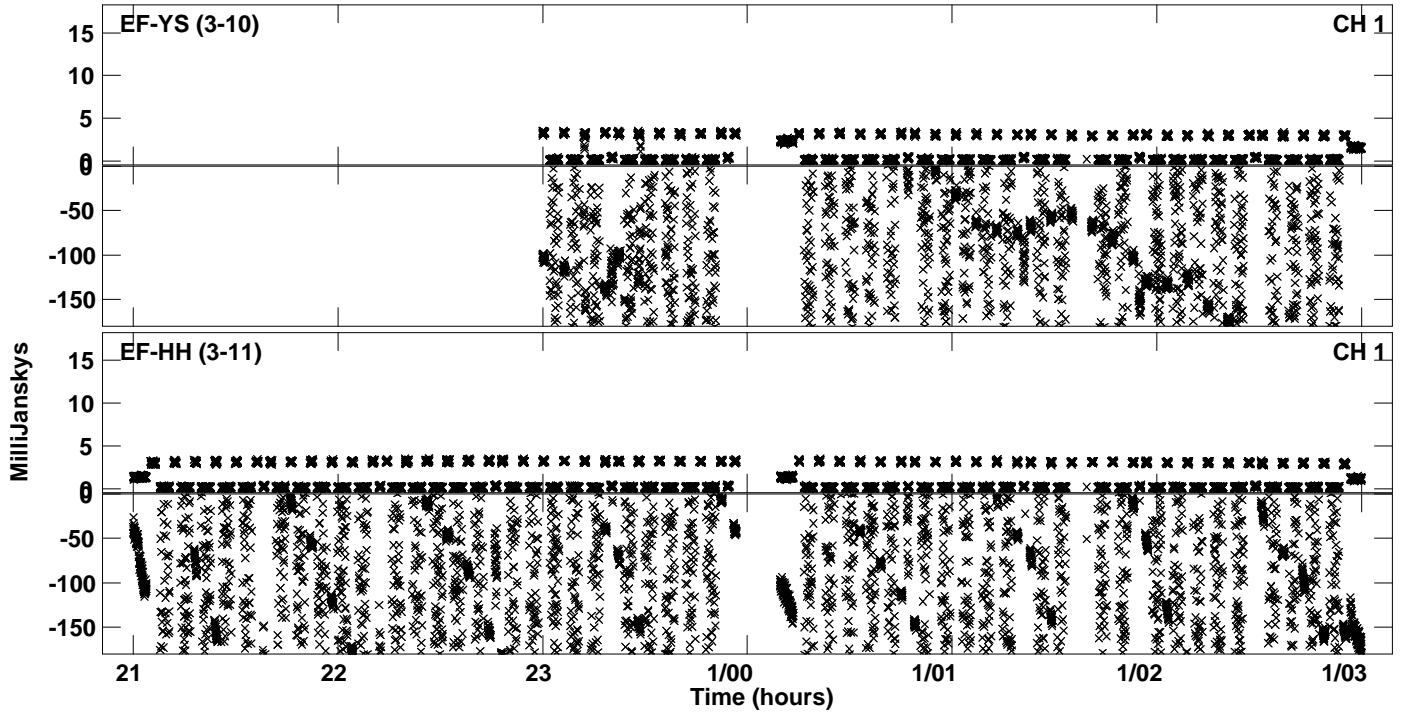
PLot file version 38 created 02-DEC-2022 13:16:47  
Amplitude andPhase vs Time for EC086C.UVDATA.1 Vect aver.  
IF 3 CHAN 1 - 64 STK RR



PLot file version 39 created 02-DEC-2022 13:16:51  
Amplitude andPhase vs Time for EC086C.UVDATA.1 Vect aver.  
IF 4 CHAN 1 - 64 STK RR




PLot file version 40 created 02-DEC-2022 13:16:51  
Amplitude andPhase vs Time for EC086C.UVDATA.1 Vect aver.  
IF 4 CHAN 1 - 64 STK RR

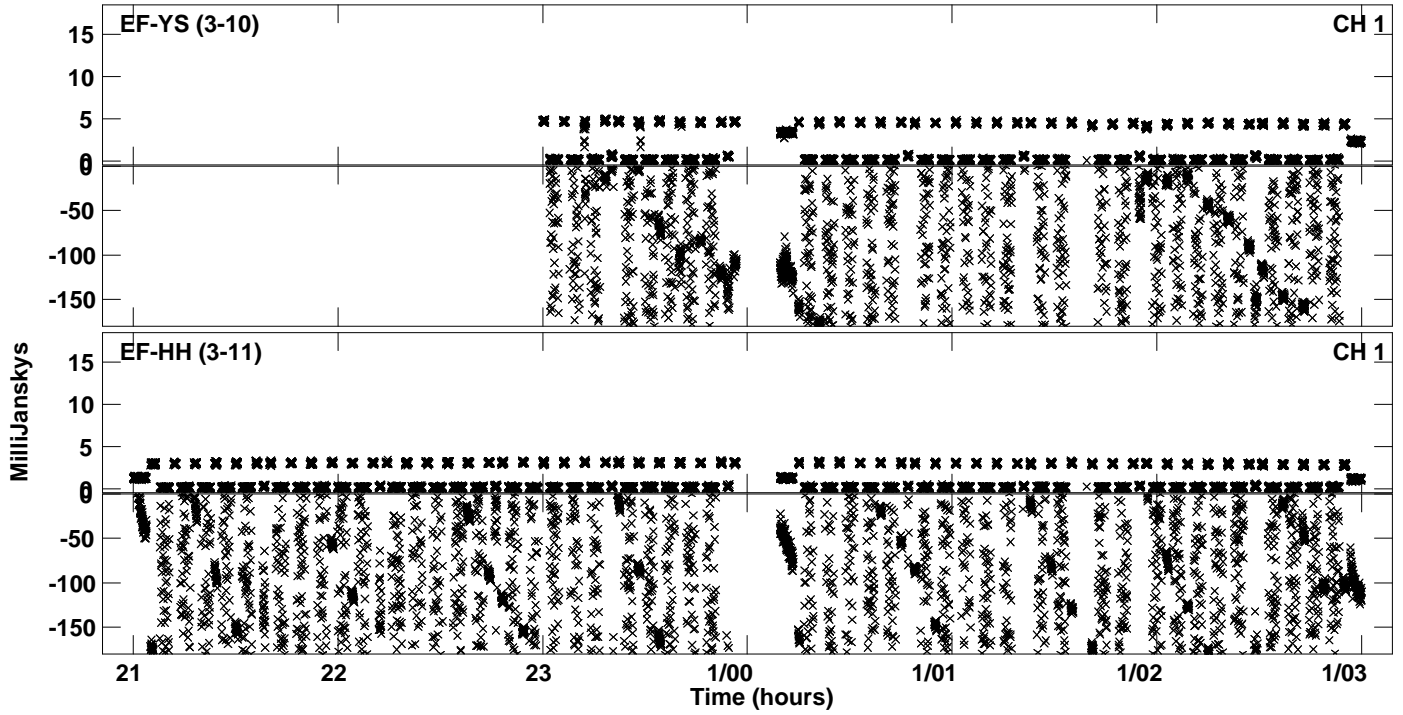





Plot file version 41 created 02-DEC-2022 13:16:56  
Amplitude andPhase vs Time for EC086C.UVDATA.1 Vect aver.  
IF 5 CHAN 1 - 64 STK RR



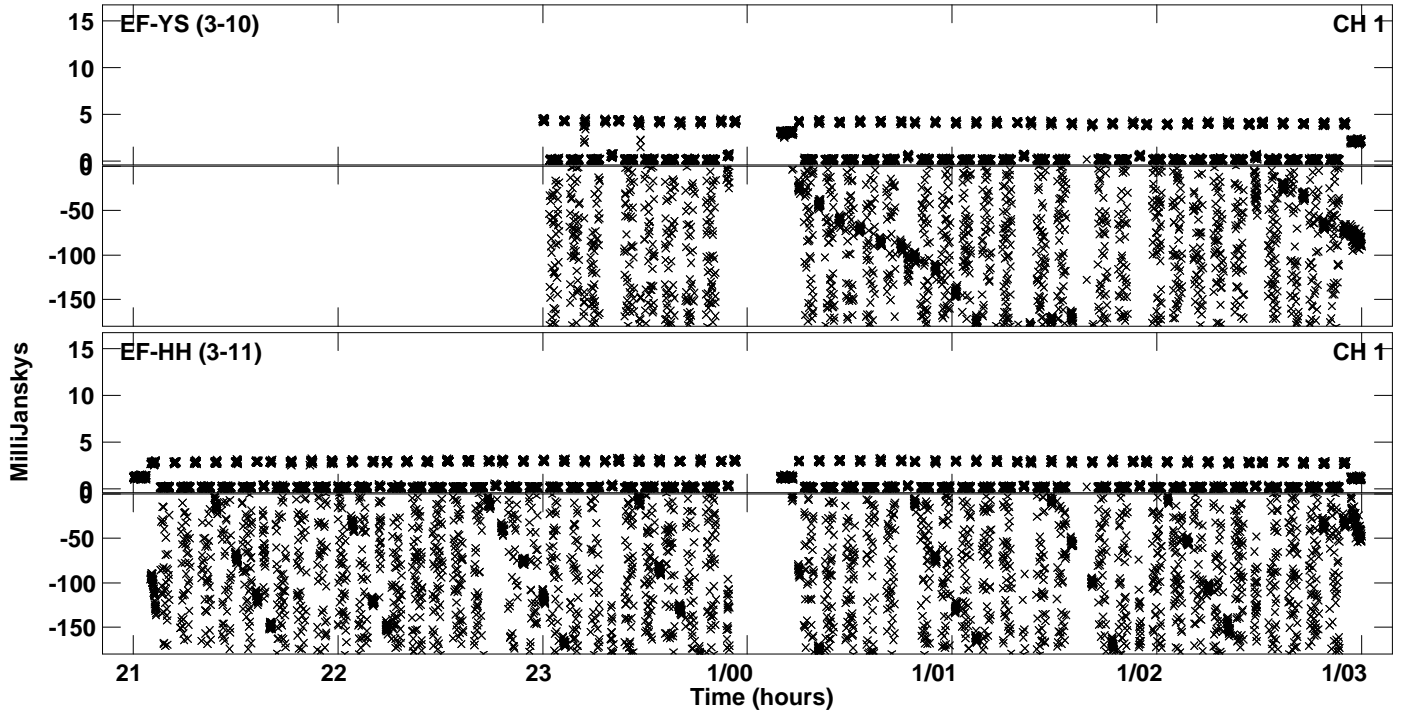
PLot file version 42 created 02-DEC-2022 13:16:56  
Amplitude andPhase vs Time for EC086C.UVDATA.1 Vect aver.  
IF 5 CHAN 1 - 64 STK RR




Plot file version 43 created 02-DEC-2022 13:17:00  
Amplitude andPhase vs Time for EC086C.UVDATA.1 Vect aver.  
IF 6 CHAN 1 - 64 STK RR




PLot file version 44 created 02-DEC-2022 13:17:00  
Amplitude andPhase vs Time for EC086C.UVDATA.1 Vect aver.  
IF 6 CHAN 1 - 64 STK RR




Plot file version 45 created 02-DEC-2022 13:17:05  
Amplitude andPhase vs Time for EC086C.UVDATA.1 Vect aver.  
IF 7 CHAN 1 - 64 STK RR




Plot file version 46 created 02-DEC-2022 13:17:05  
Amplitude andPhase vs Time for EC086C.UVDATA.1 Vect aver.  
IF 7 CHAN 1 - 64 STK RR



Plot file version 47 created 02-DEC-2022 13:17:10  
Amplitude andPhase vs Time for EC086C.UVDATA.1 Vect aver.  
IF 8 CHAN 1 - 64 STK RR




Plot file version 48 created 02-DEC-2022 13:17:10  
Amplitude andPhase vs Time for EC086C.UVDATA.1 Vect aver.  
IF 8 CHAN 1 - 64 STK RR






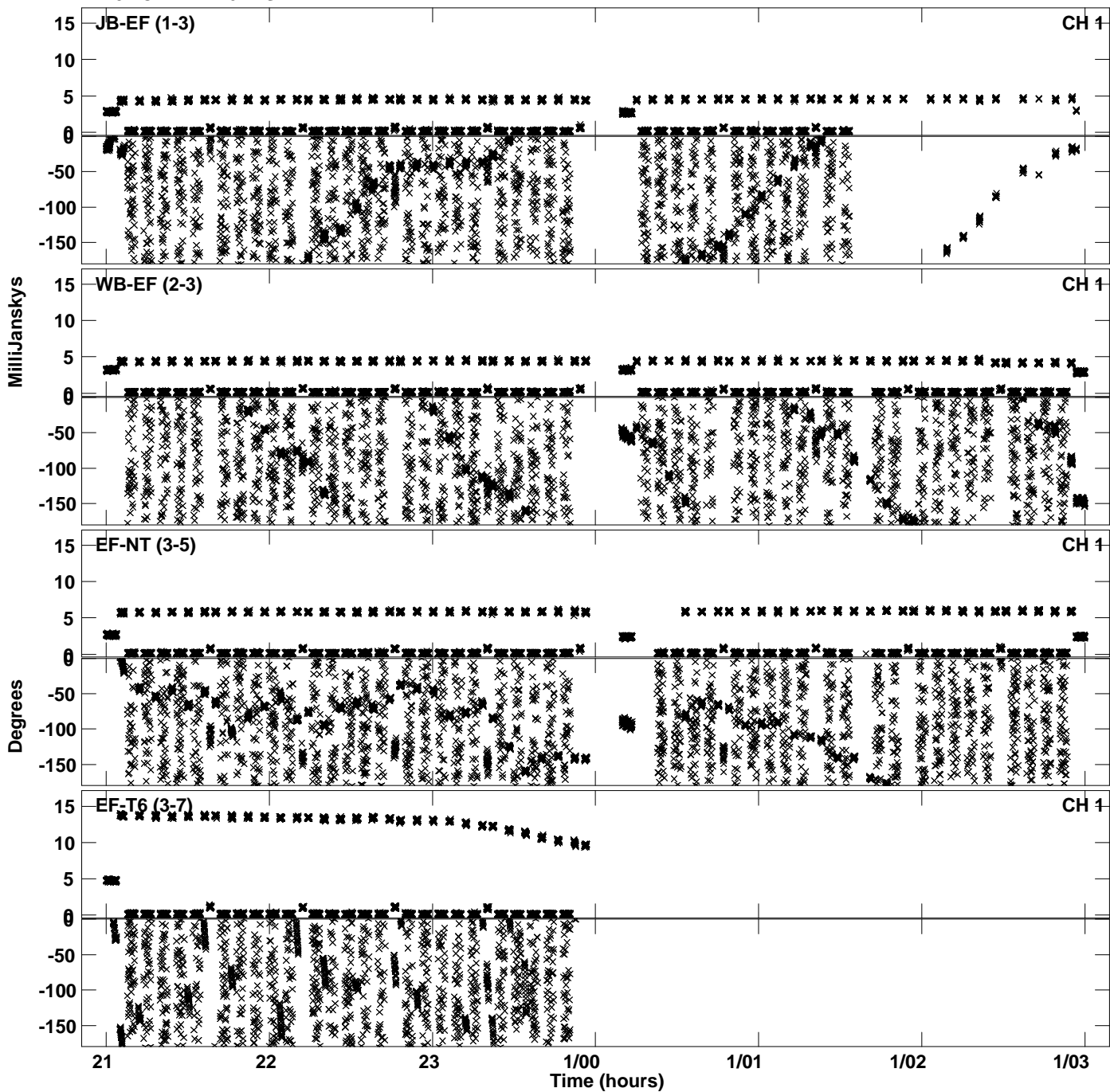
Plot file version 49 created 02-DEC-2022 13:17:15  
Amplitude andPhase vs Time for EC086C.UVDATA.1 Vect aver.  
IF 9 CHAN 1 - 64 STK RR




Plot file version 50 created 02-DEC-2022 13:17:15  
Amplitude andPhase vs Time for EC086C.UVDATA.1 Vect aver.  
IF 9 CHAN 1 - 64 STK RR



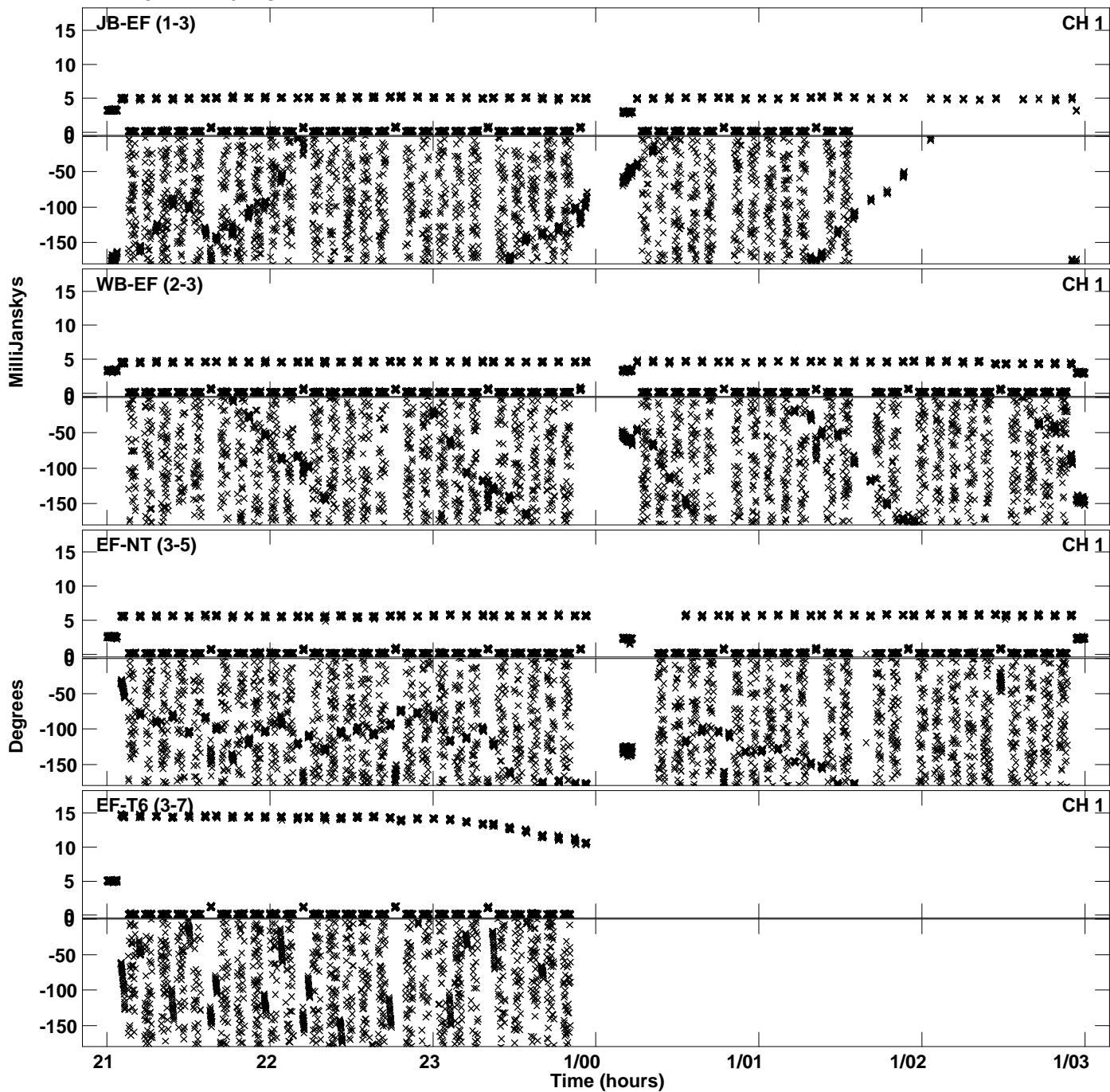
PLot file version 51 created 02-DEC-2022 13:17:20  
Amplitude and Phase vs Time for EC086C.UVDATA.1 Vect aver.  
IF 10 CHAN 1 - 64 STK RR




Plot file version 52 created 02-DEC-2022 13:17:20  
Amplitude and Phase vs Time for EC086C.UVDATA.1 Vect aver.  
IF 10 CHAN 1 - 64 STK RR




PLot file version 53 created 02-DEC-2022 13:17:24  
Amplitude andPhase vs Time for EC086C.UVDATA.1 Vect aver.  
IF 11 CHAN 1 - 64 STK RR



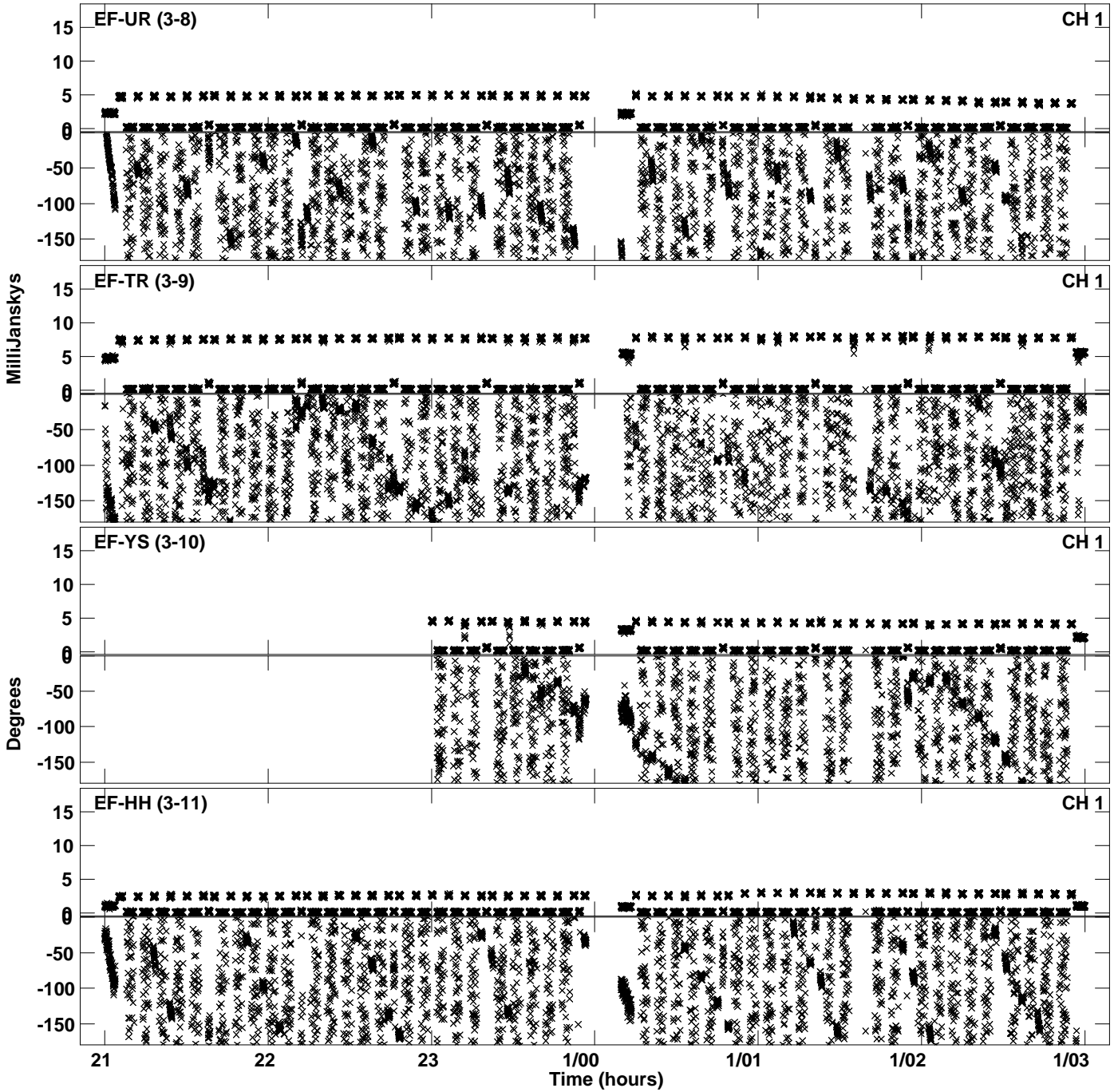
Plot file version 54 created 02-DEC-2022 13:17:24  
Amplitude and Phase vs Time for EC086C.UVDATA.1 Vect aver.  
IF 11 CHAN 1 - 64 STK RR



PLot file version 55 created 02-DEC-2022 13:17:29  
Amplitude andPhase vs Time for EC086C.UVDATA.1 Vect aver.  
IF 12 CHAN 1 - 64 STK RR




PLot file version 56 created 02-DEC-2022 13:17:29  
Amplitude andPhase vs Time for EC086C.UVDATA.1 Vect aver.  
IF 12 CHAN 1 - 64 STK RR

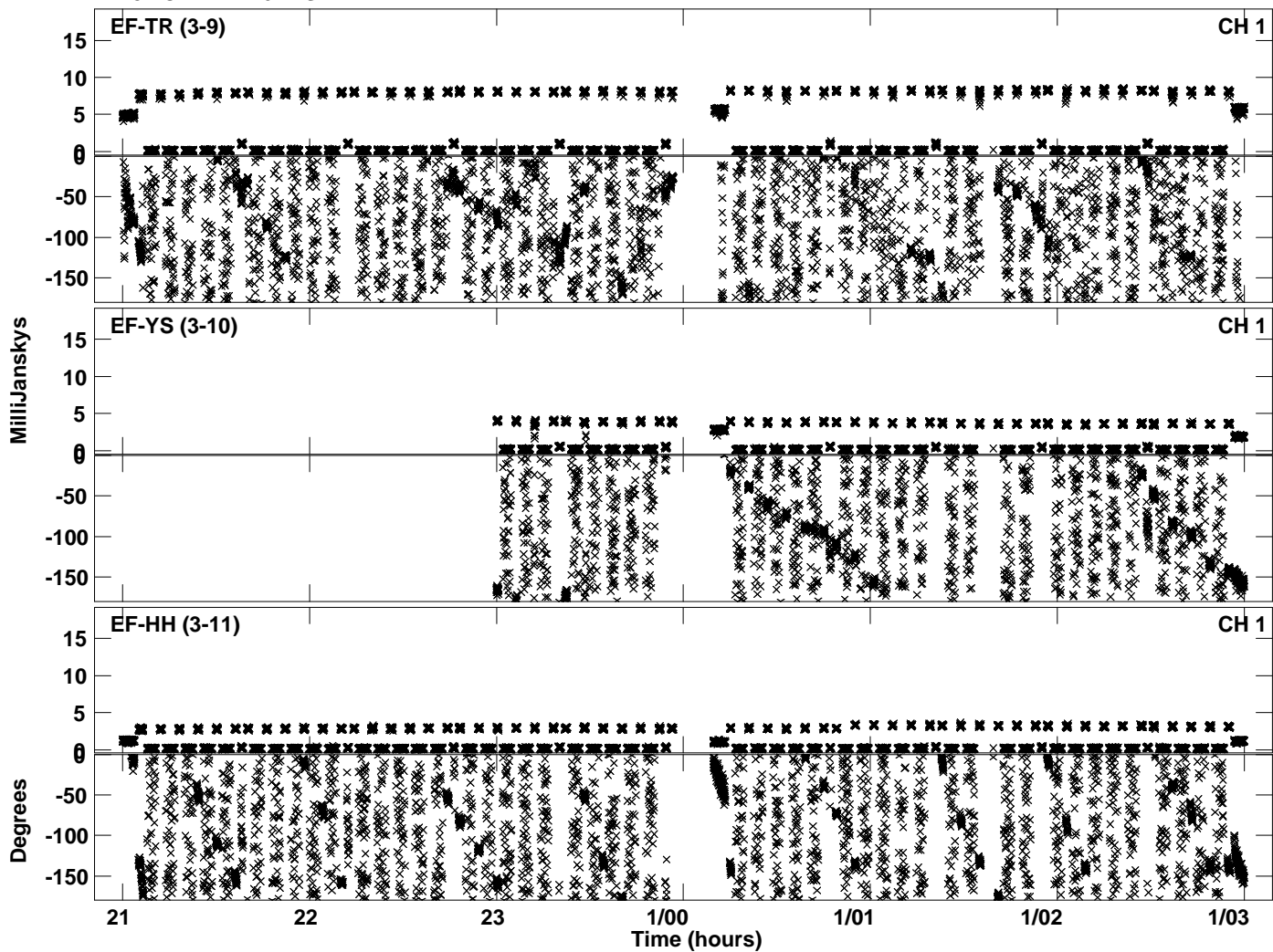





Plot file version 57 created 02-DEC-2022 13:17:34  
Amplitude and Phase vs Time for EC086C.UVDATA.1 Vect aver.  
IF 13 CHAN 1 - 64 STK RR




PLot file version 58 created 02-DEC-2022 13:17:34  
Amplitude andPhase vs Time for EC086C.UVDATA.1 Vect aver.  
IF 13 CHAN 1 - 64 STK RR




Plot file version 59 created 02-DEC-2022 13:17:38  
Amplitude and Phase vs Time for EC086C.UVDATA.1 Vect aver.  
IF 14 CHAN 1 - 64 STK RR



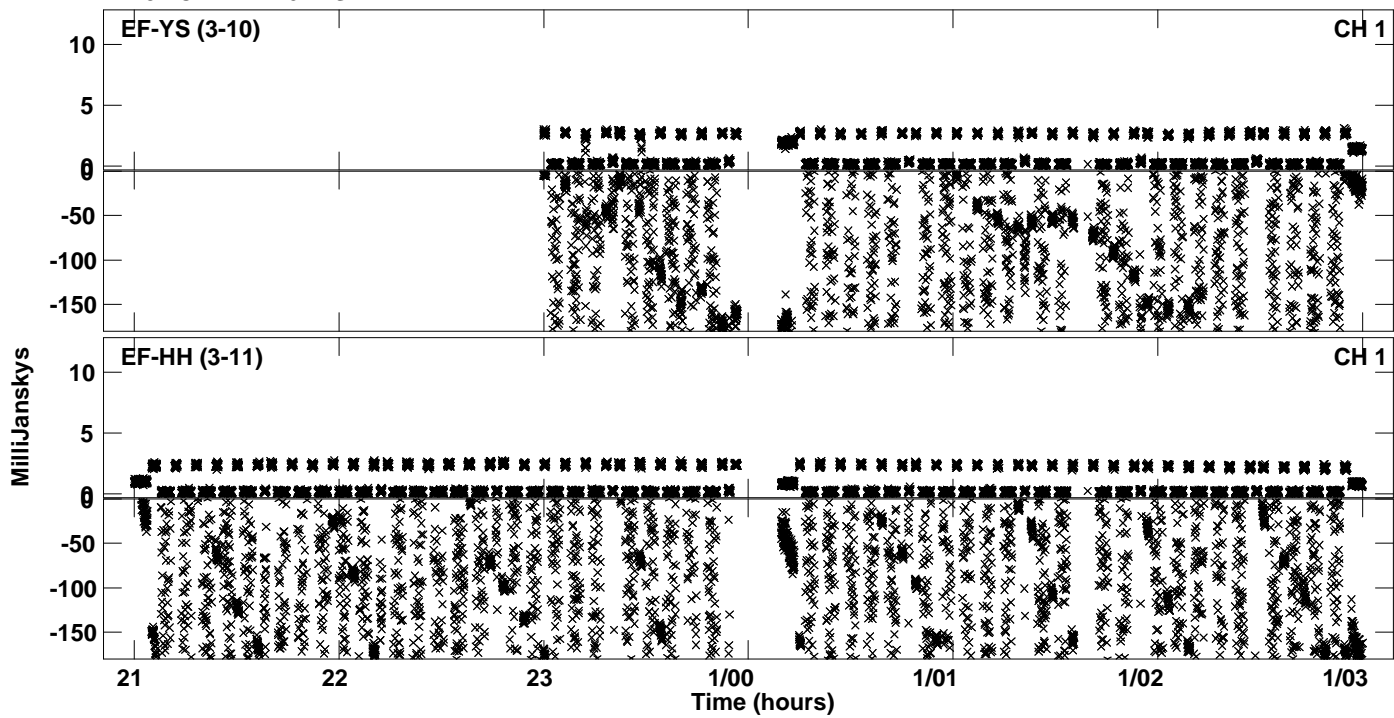
Plot file version 60 created 02-DEC-2022 13:17:38  
Amplitude andPhase vs Time for EC086C.UVDATA.1 Vect aver.  
IF 14 CHAN 1 - 64 STK RR



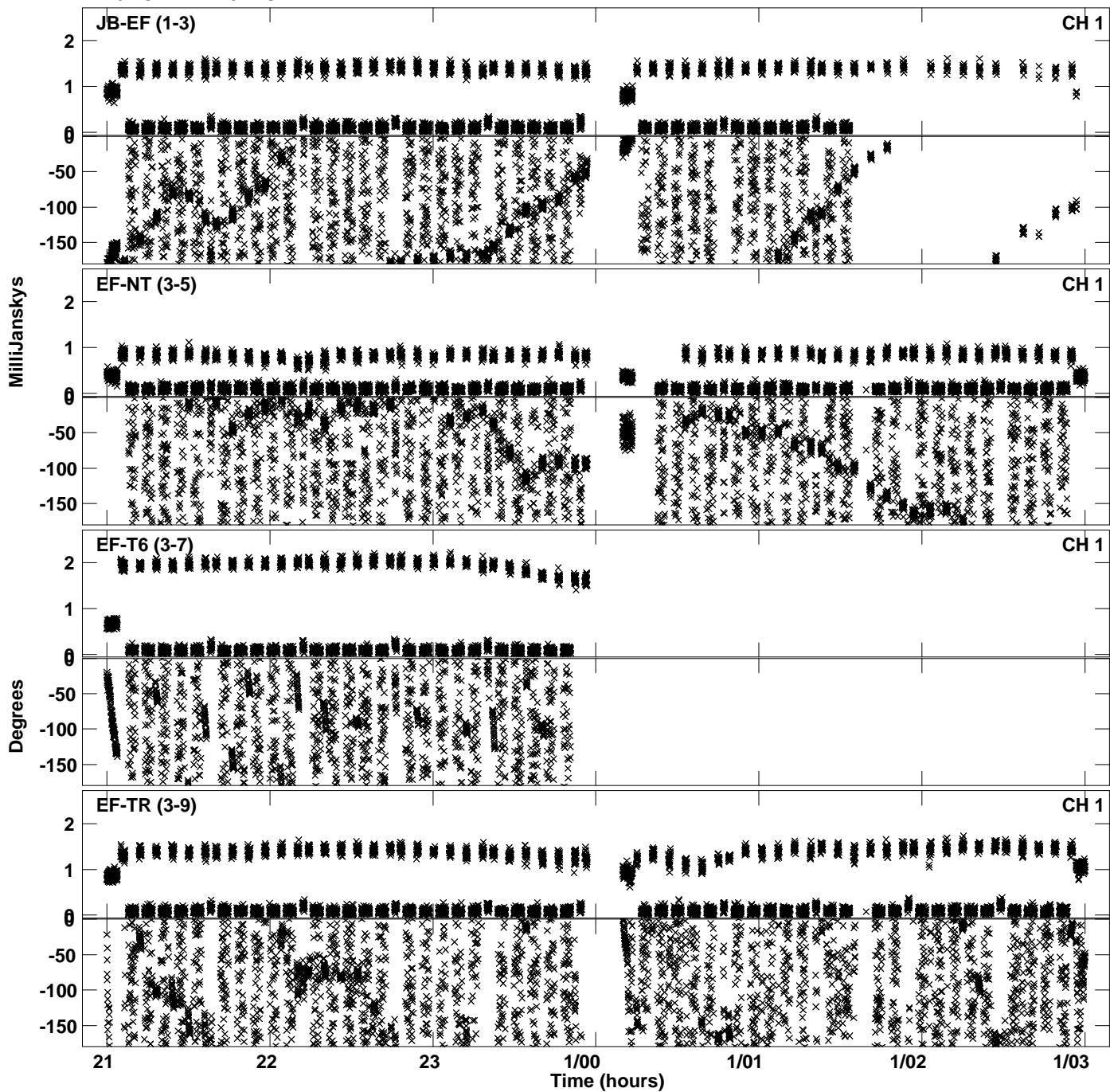
Plot file version 61 created 02-DEC-2022 13:17:43  
Amplitude andPhase vs Time for EC086C.UVDATA.1 Vect aver.  
IF 15 CHAN 1 - 64 STK RR



PLot file version 62 created 02-DEC-2022 13:17:43  
Amplitude andPhase vs Time for EC086C.UVDATA.1 Vect aver.  
IF 15 CHAN 1 - 64 STK RR



Plot file version 63 created 02-DEC-2022 13:17:48  
Amplitude andPhase vs Time for EC086C.UVDATA.1 Vect aver.  
IF 16 CHAN 1 - 64 STK RR



PLot file version 64 created 02-DEC-2022 13:17:48  
Amplitude andPhase vs Time for EC086C.UVDATA.1 Vect aver.  
IF 16 CHAN 1 - 64 STK RR

