
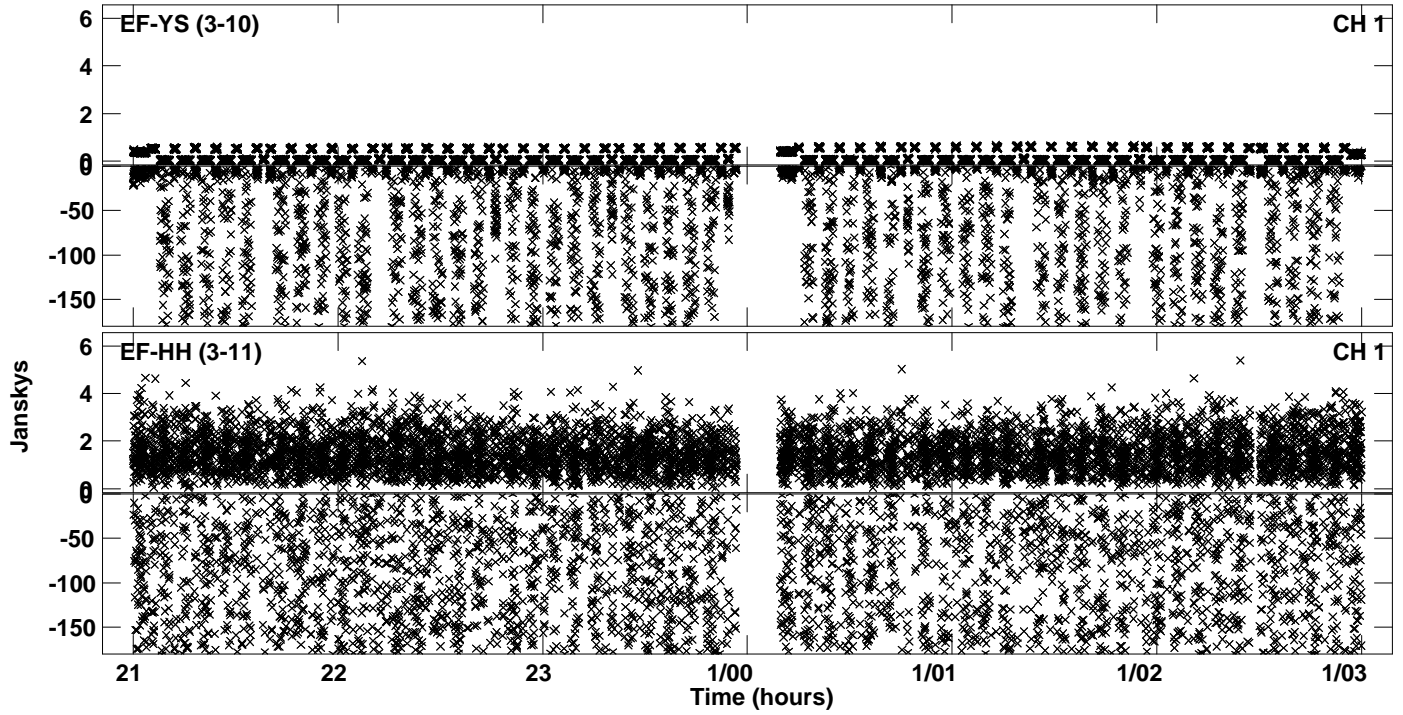



Plot file version 1 created 19-DEC-2022 17:57:00  
Amplitude andPhase vs Time for EC086D.UVDATA.1 Vect aver. CL # 4  
IF 1 CHAN 1 - 64 STK LL



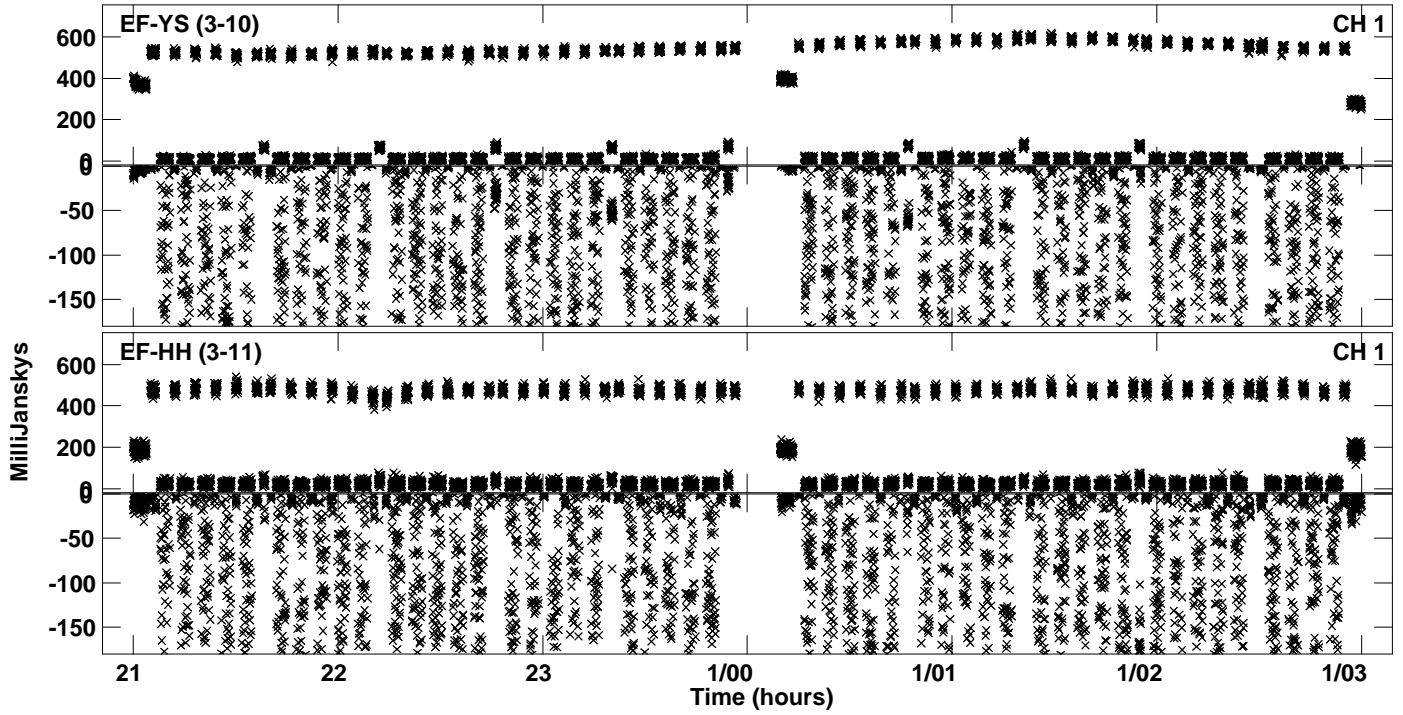
Plot file version 2 created 19-DEC-2022 17:57:00  
Amplitude and Phase vs Time for EC086D.UVDATA.1 Vect aver. CL # 4  
IF 1 CHAN 1 - 64 STK LL




Plot file version 3 created 19-DEC-2022 17:57:06  
Amplitude andPhase vs Time for EC086D.UVDATA.1 Vect aver. CL # 4  
IF 2 CHAN 1 - 64 STK LL



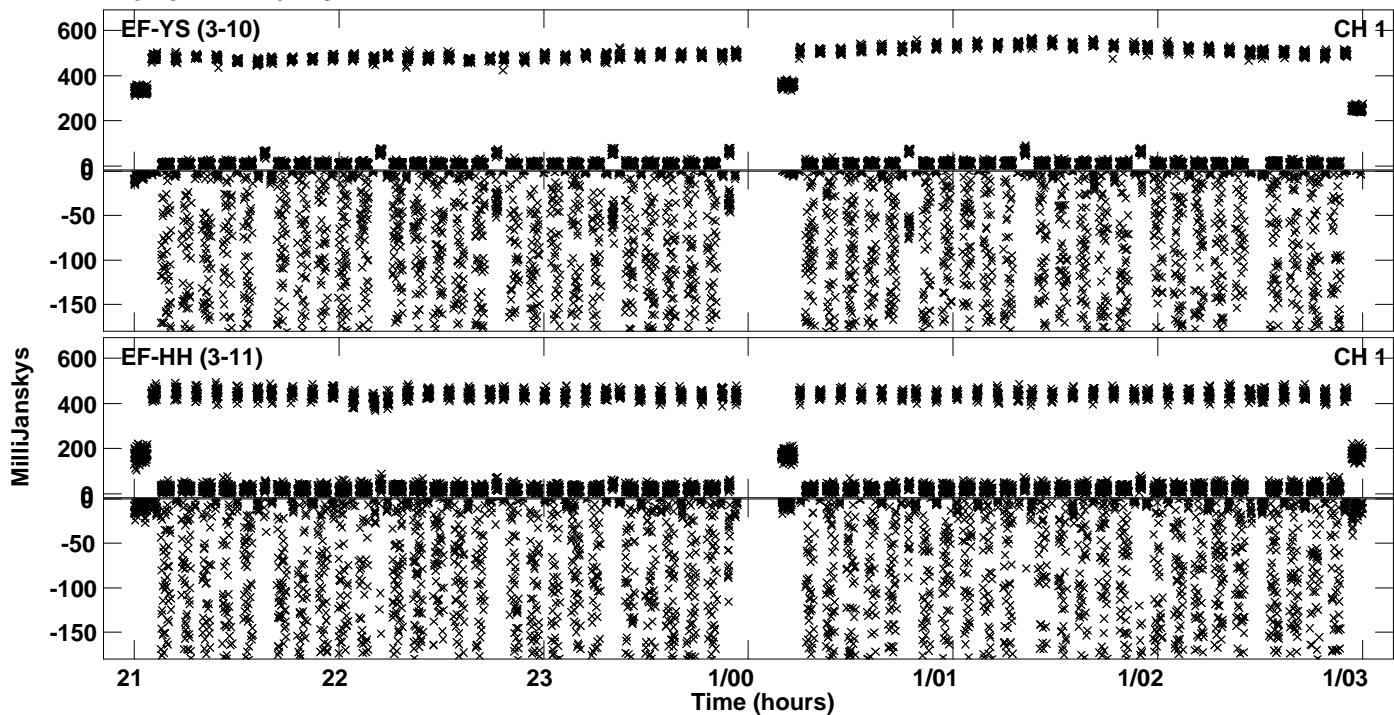
PLot file version 4 created 19-DEC-2022 17:57:06  
Amplitude andPhase vs Time for EC086D.UVDATA.1 Vect aver. CL # 4  
IF 2 CHAN 1 - 64 STK LL




Plot file version 5 created 19-DEC-2022 17:57:12  
Amplitude andPhase vs Time for EC086D.UVDATA.1 Vect aver. CL # 4  
IF 3 CHAN 1 - 64 STK LL



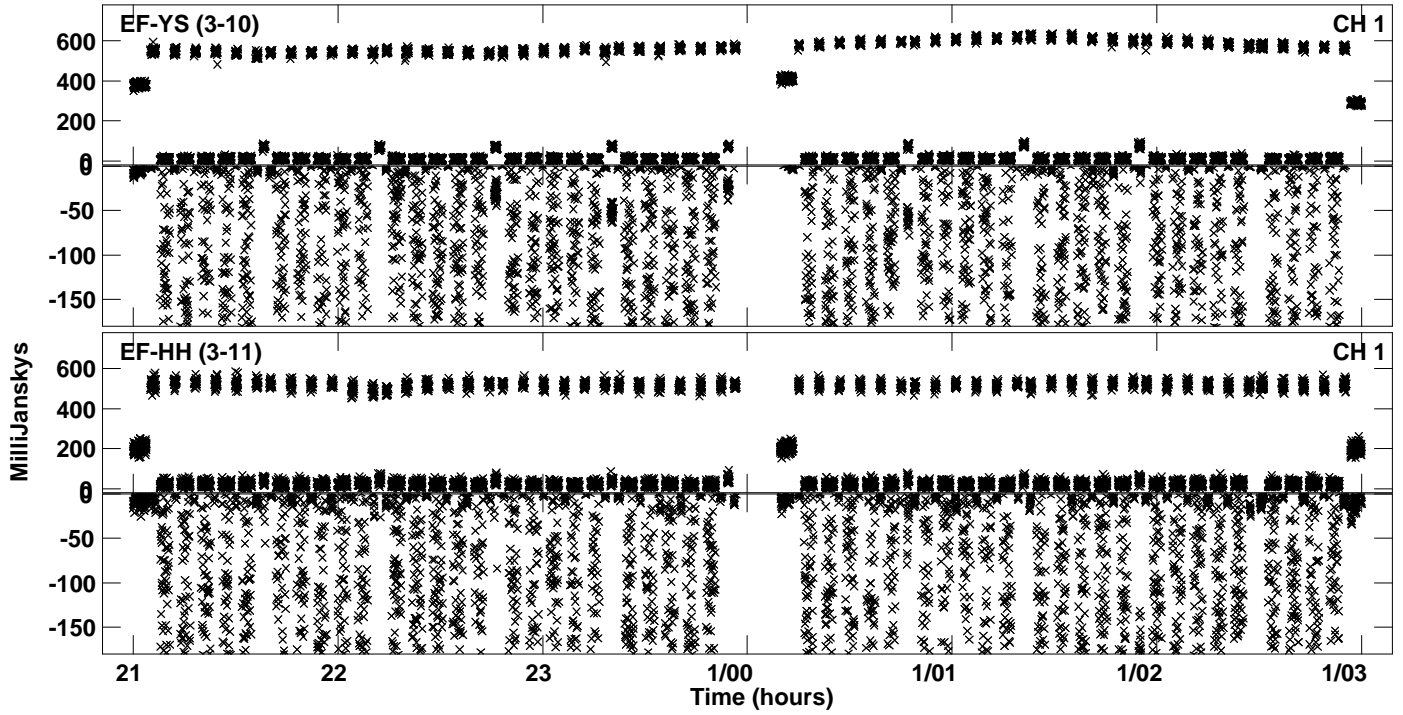
PLot file version 6 created 19-DEC-2022 17:57:12  
Amplitude andPhase vs Time for EC086D.UVDATA.1 Vect aver. CL # 4  
IF 3 CHAN 1 - 64 STK LL



Plot file version 7 created 19-DEC-2022 17:57:19  
Amplitude andPhase vs Time for EC086D.UVDATA.1 Vect aver. CL # 4  
IF 4 CHAN 1 - 64 STK LL




PLot file version 8 created 19-DEC-2022 17:57:19  
Amplitude andPhase vs Time for EC086D.UVDATA.1 Vect aver. CL # 4  
IF 4 CHAN 1 - 64 STK LL

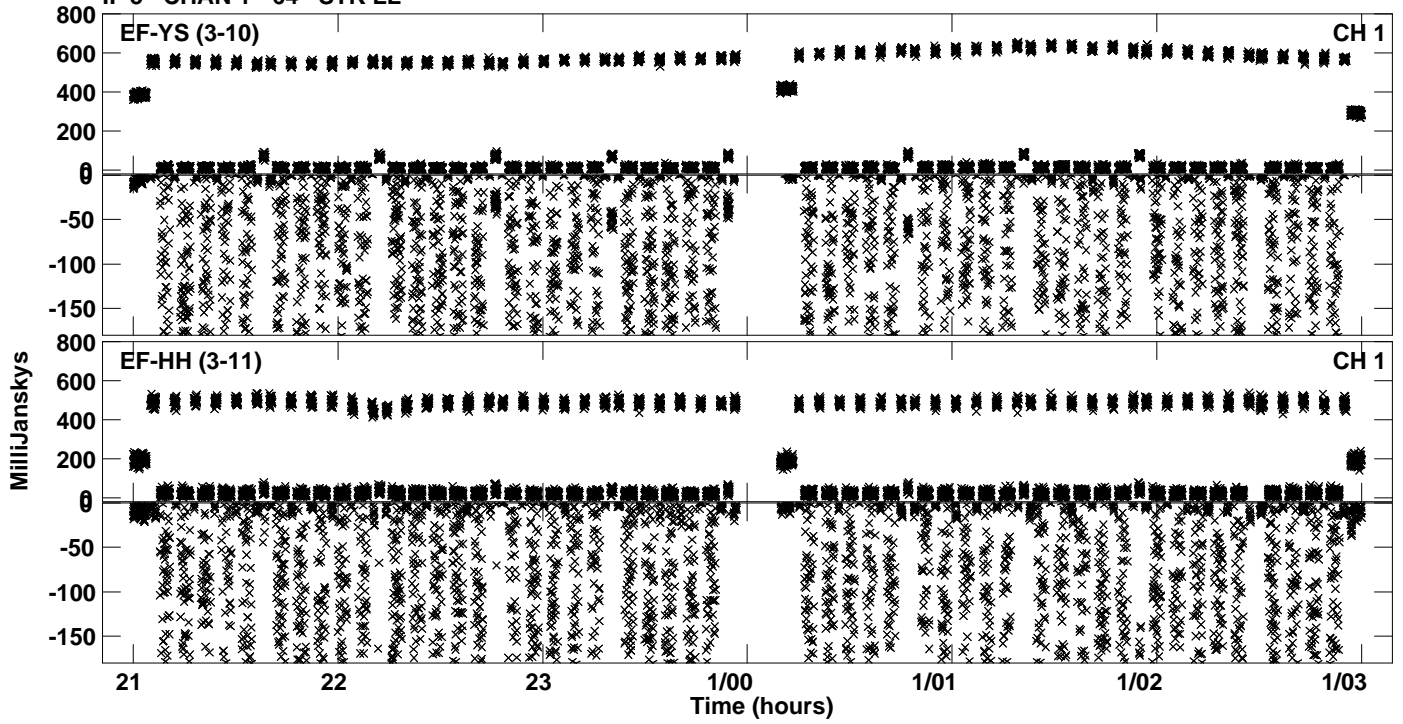





Plot file version 9 created 19-DEC-2022 17:57:25  
Amplitude andPhase vs Time for EC086D.UVDATA.1 Vect aver. CL # 4  
IF 5 CHAN 1 - 64 STK LL



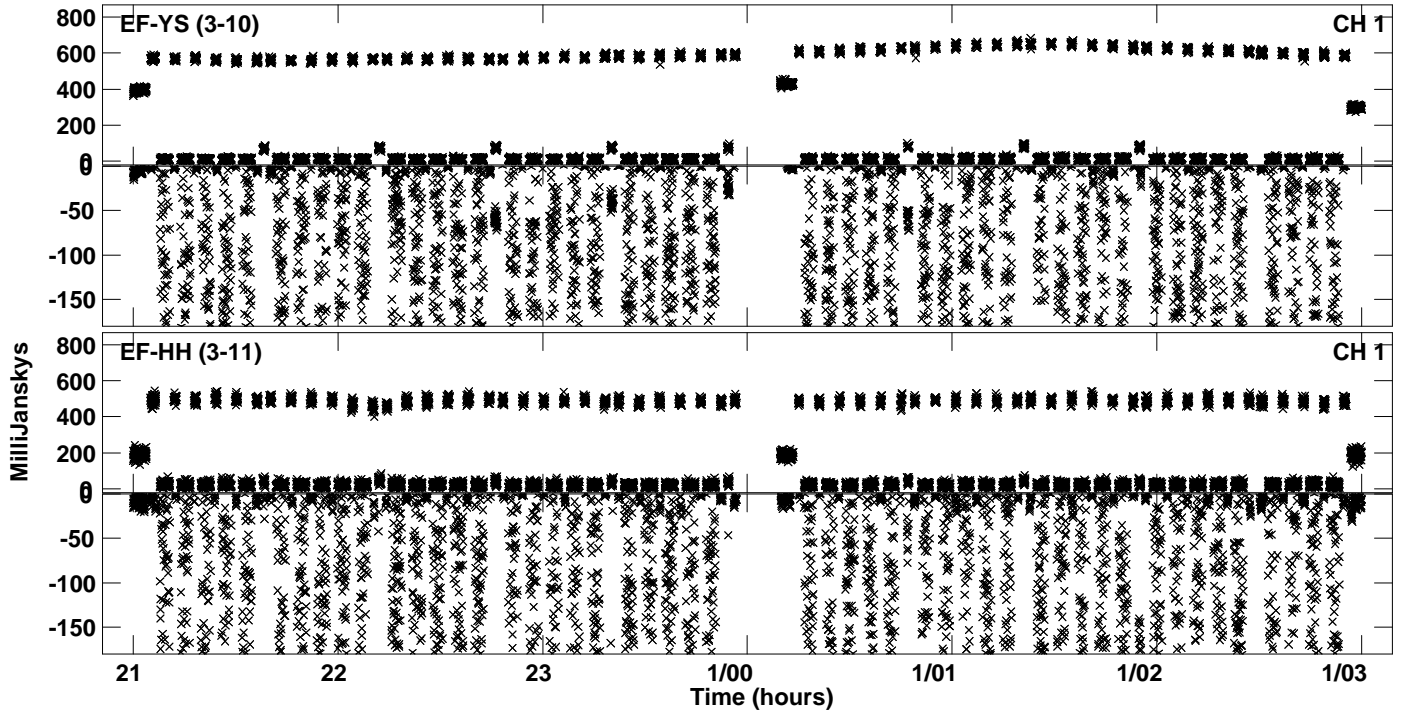
PLot file version 10 created 19-DEC-2022 17:57:25  
Amplitude andPhase vs Time for EC086D.UVDATA.1 Vect aver. CL # 4  
IF 5 CHAN 1 - 64 STK LL




Plot file version 11 created 19-DEC-2022 17:57:31  
Amplitude andPhase vs Time for EC086D.UVDATA.1 Vect aver. CL # 4  
IF 6 CHAN 1 - 64 STK LL




PLot file version 12 created 19-DEC-2022 17:57:31  
Amplitude andPhase vs Time for EC086D.UVDATA.1 Vect aver. CL # 4  
IF 6 CHAN 1 - 64 STK LL




PLot file version 13 created 19-DEC-2022 17:57:36  
Amplitude andPhase vs Time for EC086D.UVDATA.1 Vect aver. CL # 4  
IF 7 CHAN 1 - 64 STK LL




PLot file version 14 created 19-DEC-2022 17:57:36  
Amplitude andPhase vs Time for EC086D.UVDATA.1 Vect aver. CL # 4  
IF 7 CHAN 1 - 64 STK LL



Plot file version 15 created 19-DEC-2022 17:57:41  
Amplitude andPhase vs Time for EC086D.UVDATA.1 Vect aver. CL # 4  
IF 8 CHAN 1 - 64 STK LL




PLot file version 16 created 19-DEC-2022 17:57:42  
Amplitude andPhase vs Time for EC086D.UVDATA.1 Vect aver. CL # 4  
IF 8 CHAN 1 - 64 STK LL







Plot file version 17 created 19-DEC-2022 17:57:48  
Amplitude andPhase vs Time for EC086D.UVDATA.1 Vect aver. CL # 4  
IF 9 CHAN 1 - 64 STK LL




PLot file version 18 created 19-DEC-2022 17:57:48  
Amplitude andPhase vs Time for EC086D.UVDATA.1 Vect aver. CL # 4  
IF 9 CHAN 1 - 64 STK LL



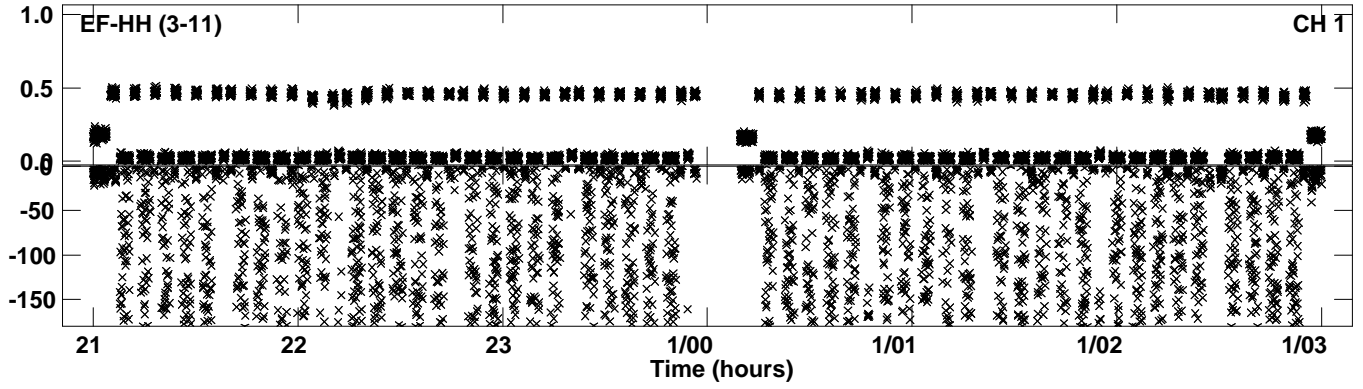
Plot file version 19 created 19-DEC-2022 17:57:54  
Amplitude andPhase vs Time for EC086D.UVDATA.1 Vect aver. CL # 4  
IF 10 CHAN 1 - 64 STK LL




Plot file version 20 created 19-DEC-2022 17:57:54  
Amplitude and Phase vs Time for EC086D.UVDATA.1 Vect aver. CL # 4  
IF 10 CHAN 1 - 64 STK LL




PLot file version 21 created 19-DEC-2022 17:57:54  
Amplitude and Phase vs Time for EC086D.UVDATA.1 Vect aver. CL # 4  
IF 10 CHAN 1 - 64 STK LL



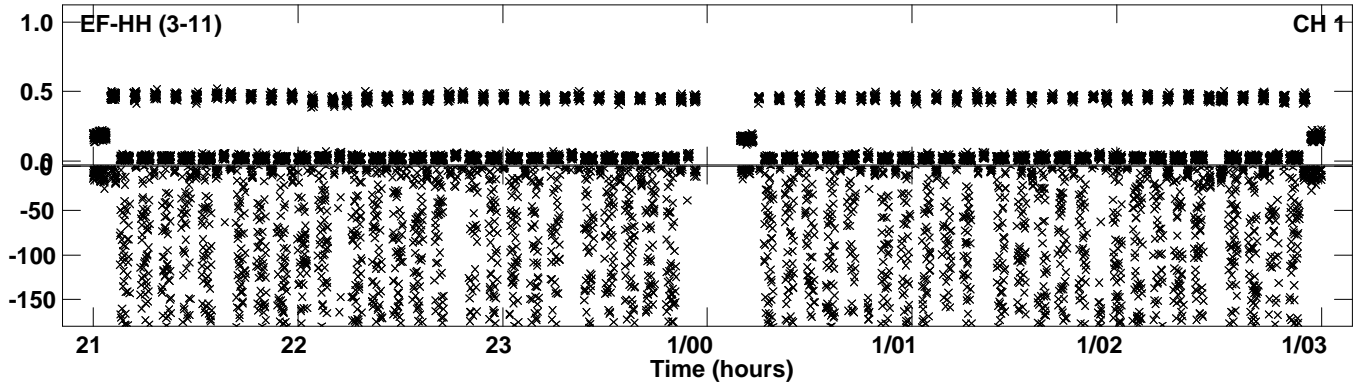
PLot file version 22 created 19-DEC-2022 17:58:00  
Amplitude andPhase vs Time for EC086D.UVDATA.1 Vect aver. CL # 4  
IF 11 CHAN 1 - 64 STK LL



Plot file version 23 created 19-DEC-2022 17:58:00  
Amplitude and Phase vs Time for EC086D.UVDATA.1 Vect aver. CL # 4  
IF 11 CHAN 1 - 64 STK LL




Plot file version 24 created 19-DEC-2022 17:58:00  
Amplitude and Phase vs Time for EC086D.UVDATA.1 Vect aver. CL # 4  
IF 11 CHAN 1 - 64 STK LL







Plot file version 25 created 19-DEC-2022 17:58:06  
Amplitude andPhase vs Time for EC086D.UVDATA.1 Vect aver. CL # 4  
IF 12 CHAN 1 - 64 STK LL




PLot file version 26 created 19-DEC-2022 17:58:06  
Amplitude andPhase vs Time for EC086D.UVDATA.1 Vect aver. CL # 4  
IF 12 CHAN 1 - 64 STK LL




Plot file version 27 created 19-DEC-2022 17:58:11  
Amplitude andPhase vs Time for EC086D.UVDATA.1 Vect aver. CL # 4  
IF 13 CHAN 1 - 64 STK LL



PLot file version 28 created 19-DEC-2022 17:58:11  
Amplitude andPhase vs Time for EC086D.UVDATA.1 Vect aver. CL # 4  
IF 13 CHAN 1 - 64 STK LL




Plot file version 29 created 19-DEC-2022 17:58:16  
Amplitude andPhase vs Time for EC086D.UVDATA.1 Vect aver. CL # 4  
IF 14 CHAN 1 - 64 STK LL



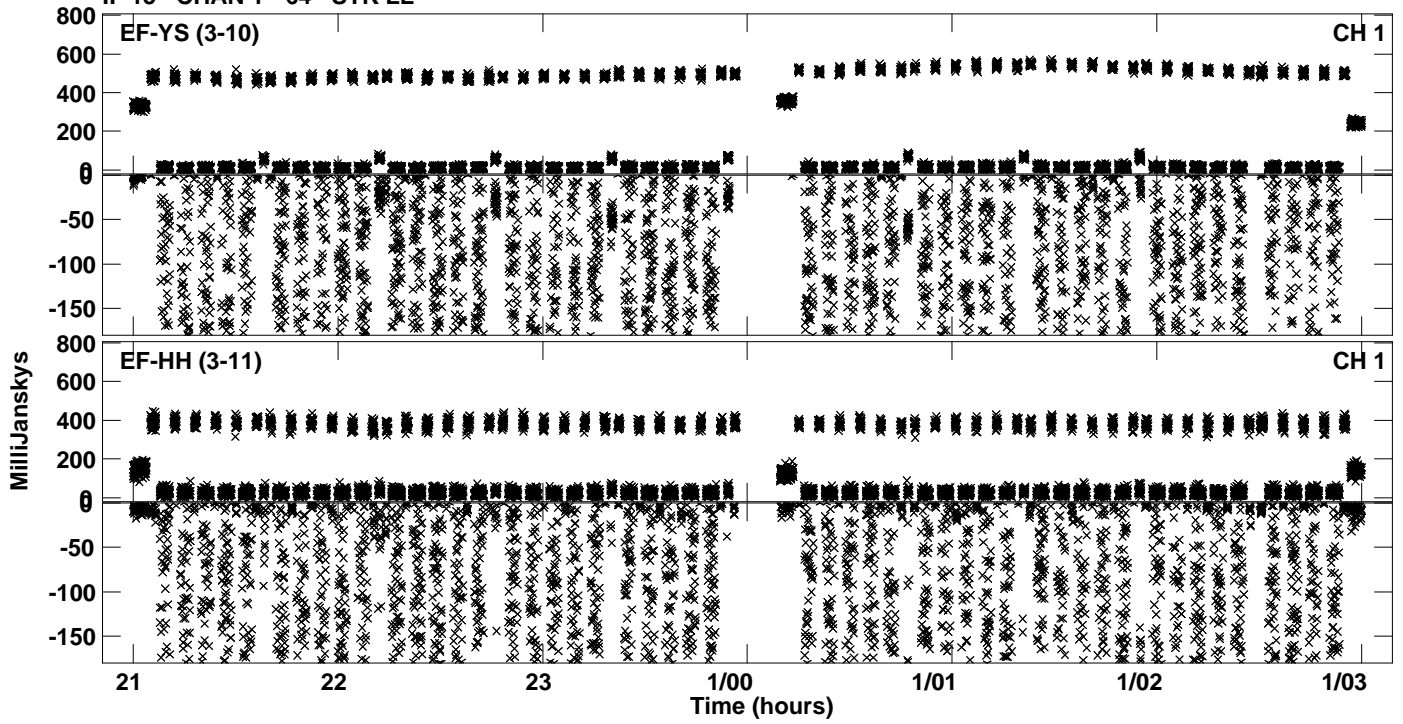
Plot file version 30 created 19-DEC-2022 17:58:16  
Amplitude andPhase vs Time for EC086D.UVDATA.1 Vect aver. CL # 4  
IF 14 CHAN 1 - 64 STK LL



Plot file version 31 created 19-DEC-2022 17:58:21  
Amplitude andPhase vs Time for EC086D.UVDATA.1 Vect aver. CL # 4  
IF 15 CHAN 1 - 64 STK LL

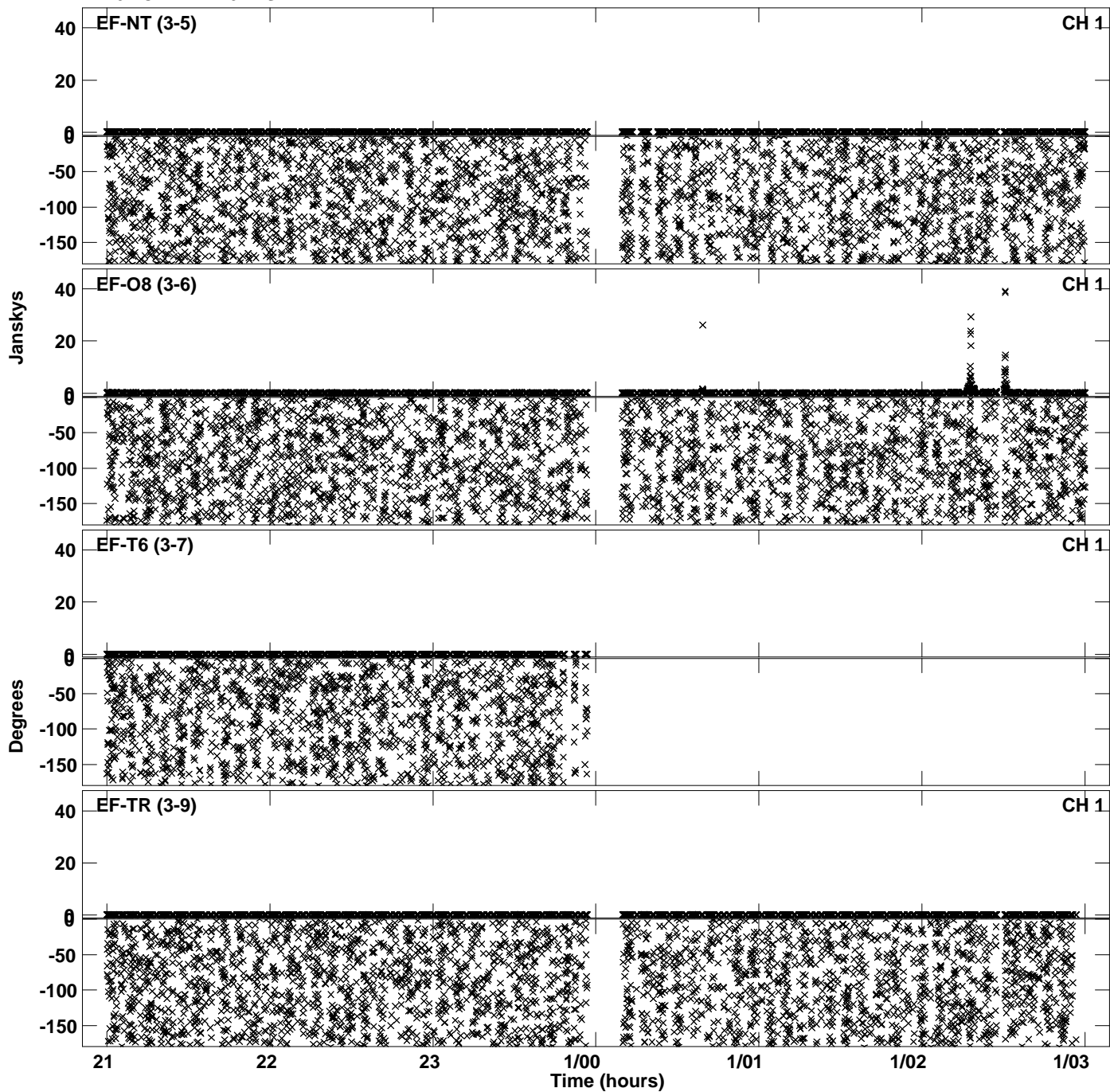


PLot file version 32 created 19-DEC-2022 17:58:21  
Amplitude andPhase vs Time for EC086D.UVDATA.1 Vect aver. CL # 4  
IF 15 CHAN 1 - 64 STK LL

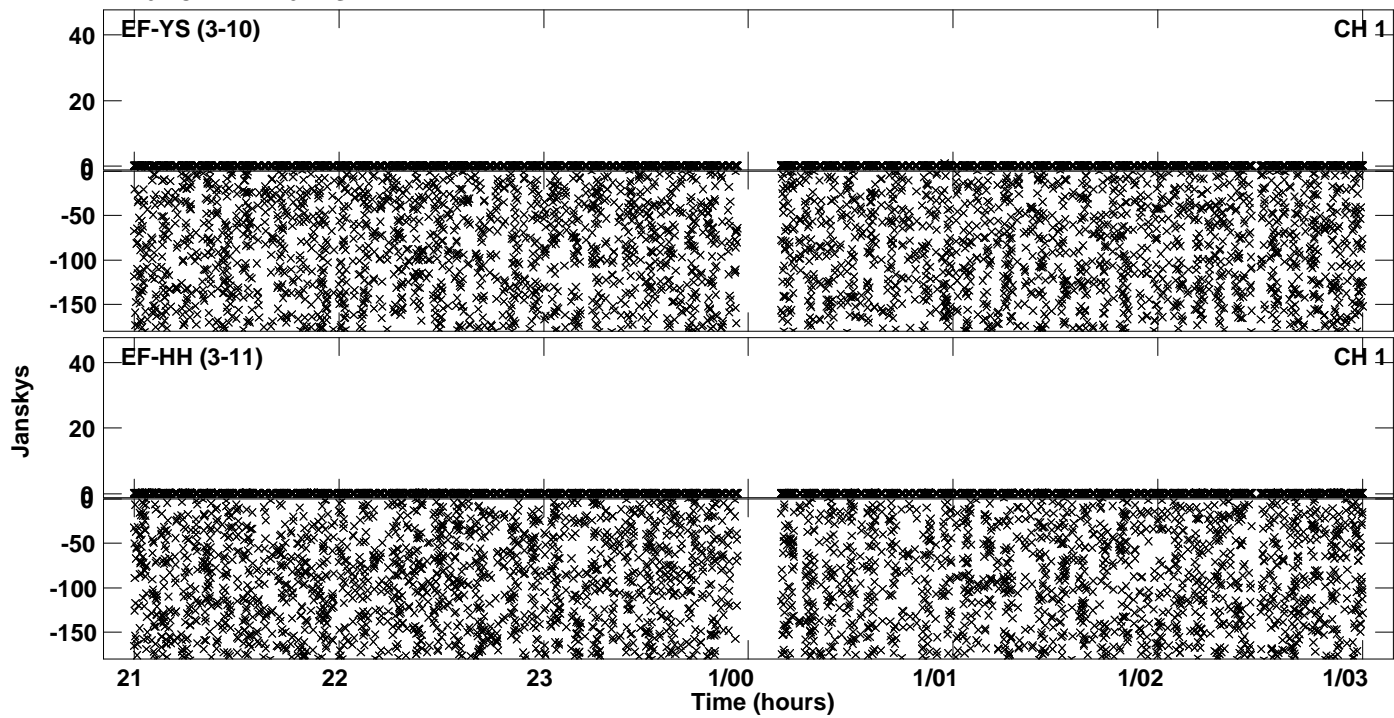




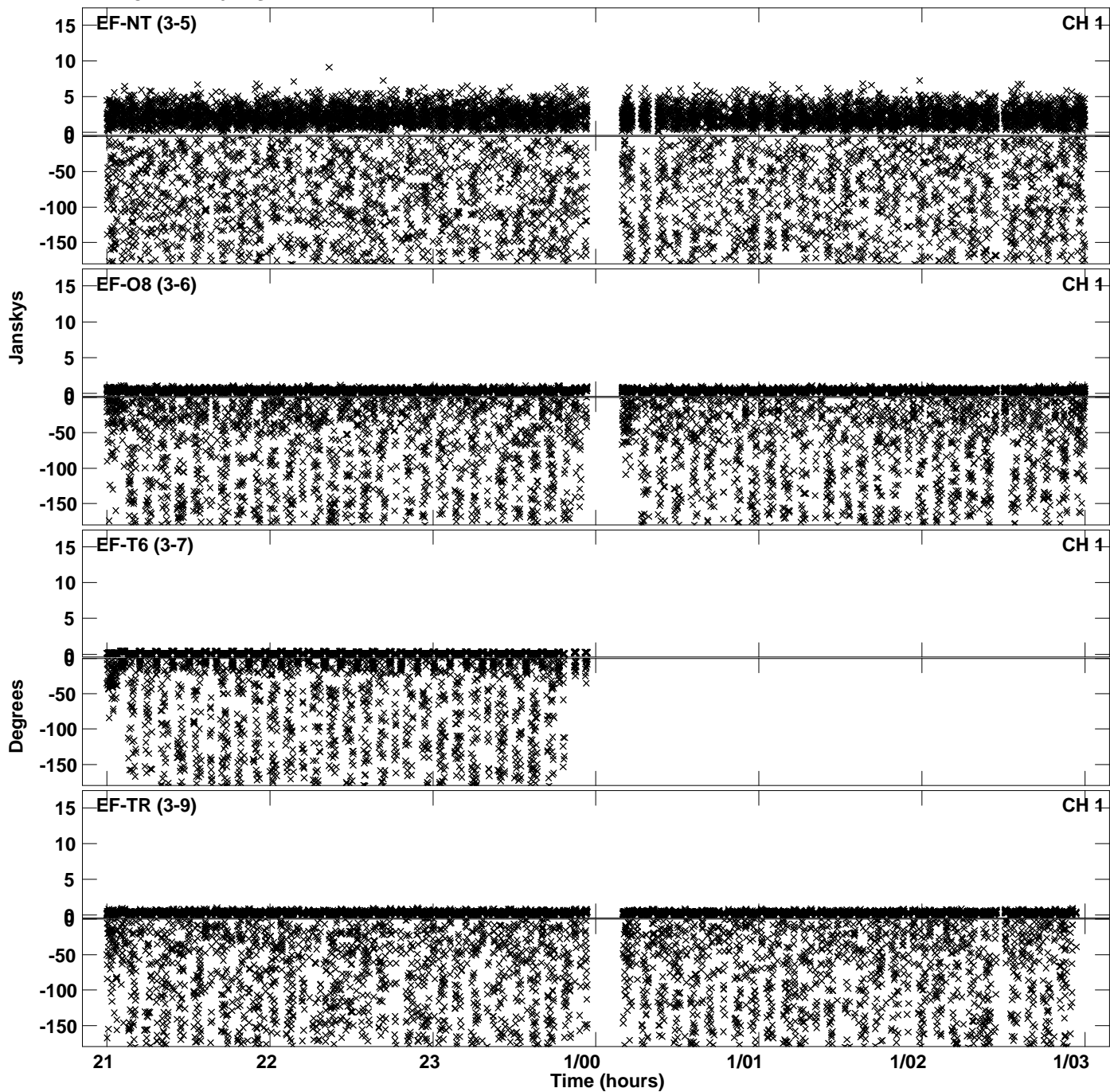
PLot file version 33 created 19-DEC-2022 17:58:25  
Amplitude and Phase vs Time for EC086D.UVDATA.1 Vect aver. CL # 4  
IF 16 CHAN 1 - 64 STK LL



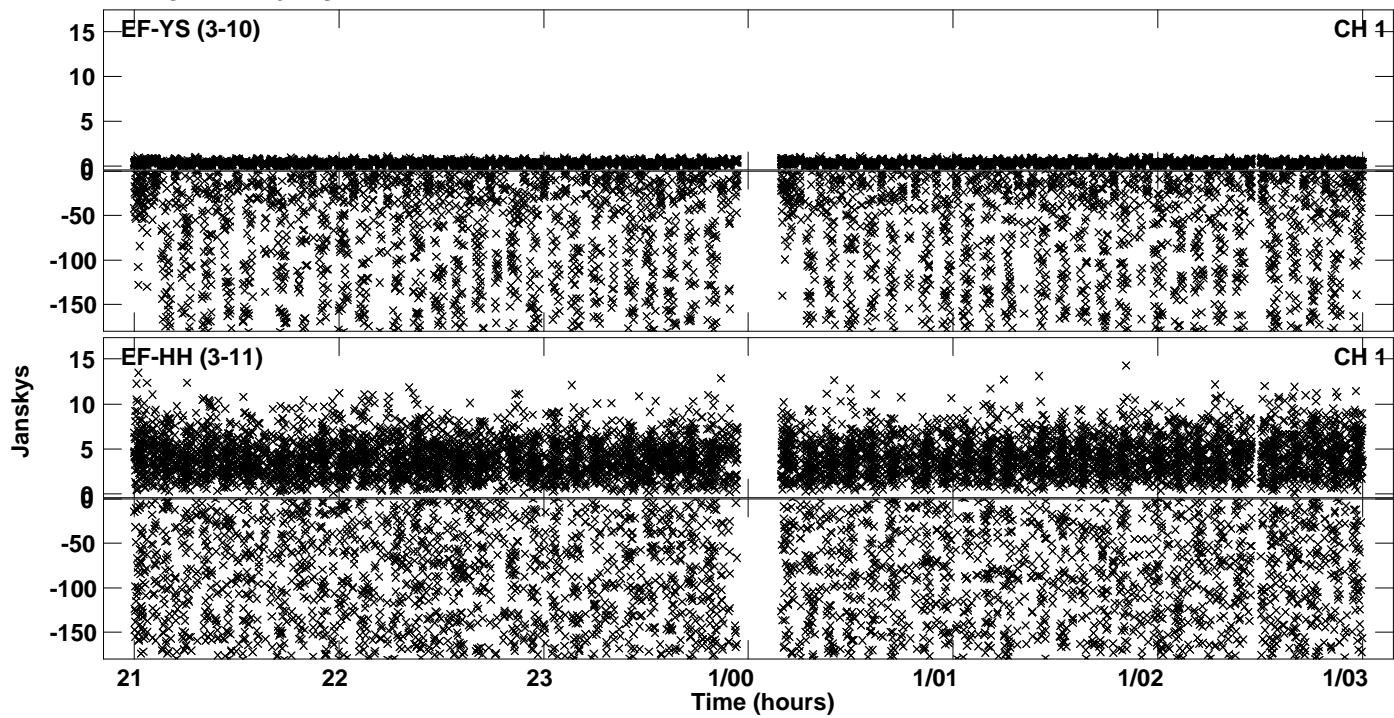
Plot file version 34 created 19-DEC-2022 17:58:25  
Amplitude and Phase vs Time for EC086D.UVDATA.1 Vect aver. CL # 4  
IF 16 CHAN 1 - 64 STK LL




Plot file version 35 created 19-DEC-2022 17:58:30  
Amplitude andPhase vs Time for EC086D.UVDATA.1 Vect aver. CL # 4  
IF 1 CHAN 1 - 64 STK RR



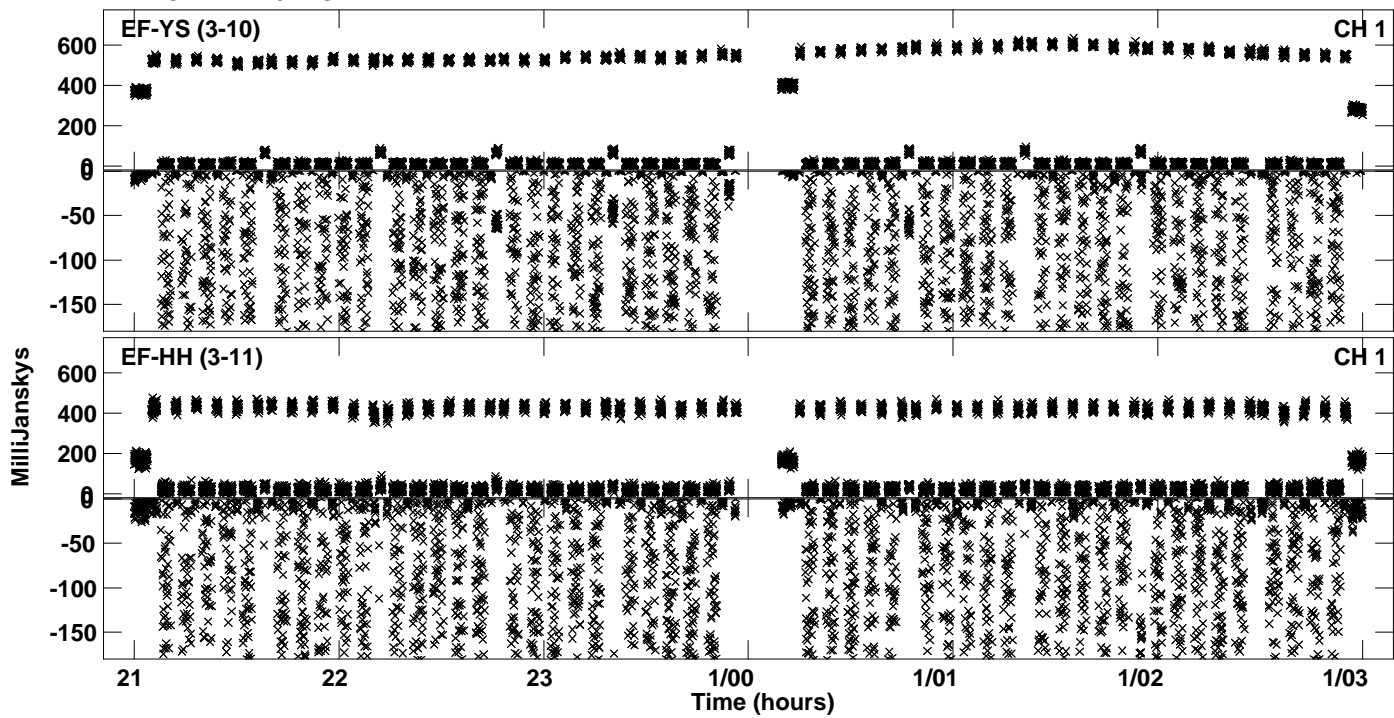
PLot file version 36 created 19-DEC-2022 17:58:30  
Amplitude and Phase vs Time for EC086D.UVDATA.1 Vect aver. CL # 4  
IF 1 CHAN 1 - 64 STK RR




Plot file version 37 created 19-DEC-2022 17:58:34  
Amplitude andPhase vs Time for EC086D.UVDATA.1 Vect aver. CL # 4  
IF 2 CHAN 1 - 64 STK RR




PLot file version 38 created 19-DEC-2022 17:58:34  
Amplitude andPhase vs Time for EC086D.UVDATA.1 Vect aver. CL # 4  
IF 2 CHAN 1 - 64 STK RR



PLot file version 39 created 19-DEC-2022 17:58:38  
Amplitude andPhase vs Time for EC086D.UVDATA.1 Vect aver. CL # 4  
IF 3 CHAN 1 - 64 STK RR




PLot file version 40 created 19-DEC-2022 17:58:38  
Amplitude andPhase vs Time for EC086D.UVDATA.1 Vect aver. CL # 4  
IF 3 CHAN 1 - 64 STK RR

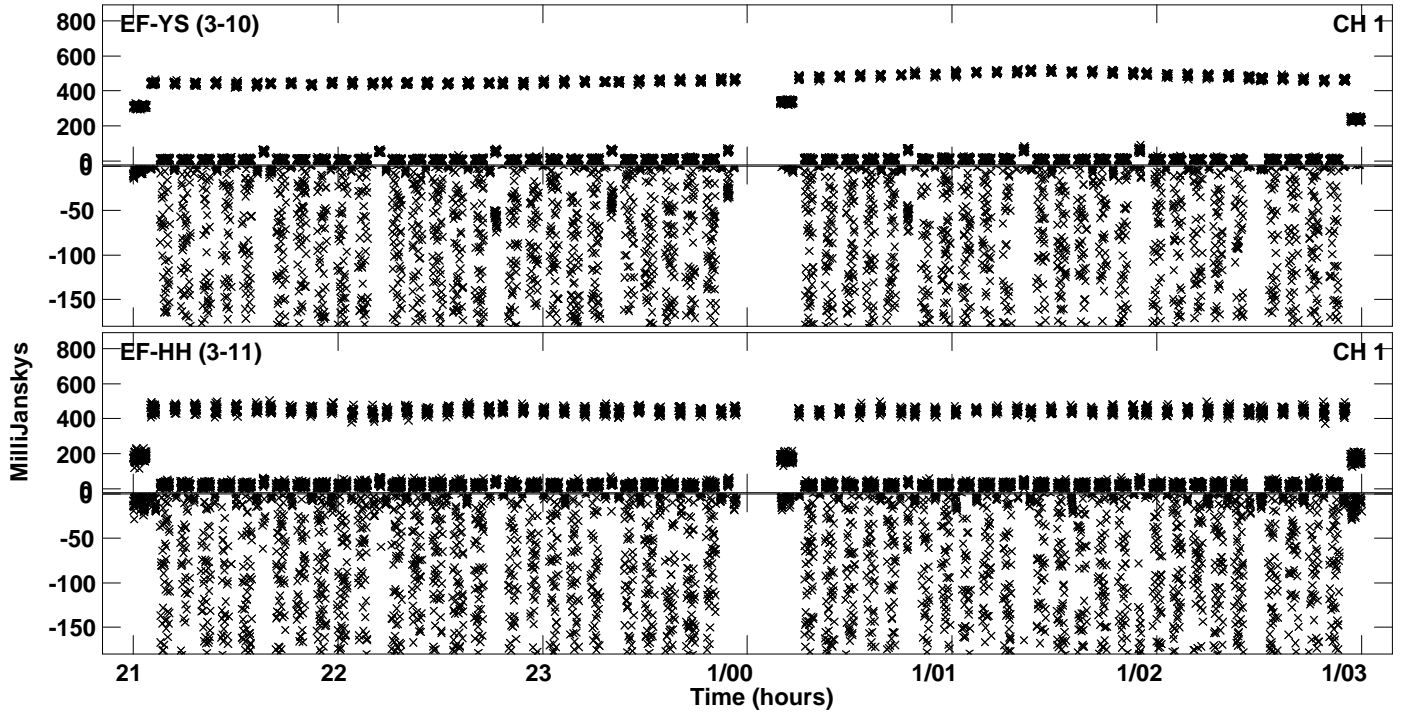





PLot file version 41 created 19-DEC-2022 17:58:43  
Amplitude andPhase vs Time for EC086D.UVDATA.1 Vect aver. CL # 4  
IF 4 CHAN 1 - 64 STK RR



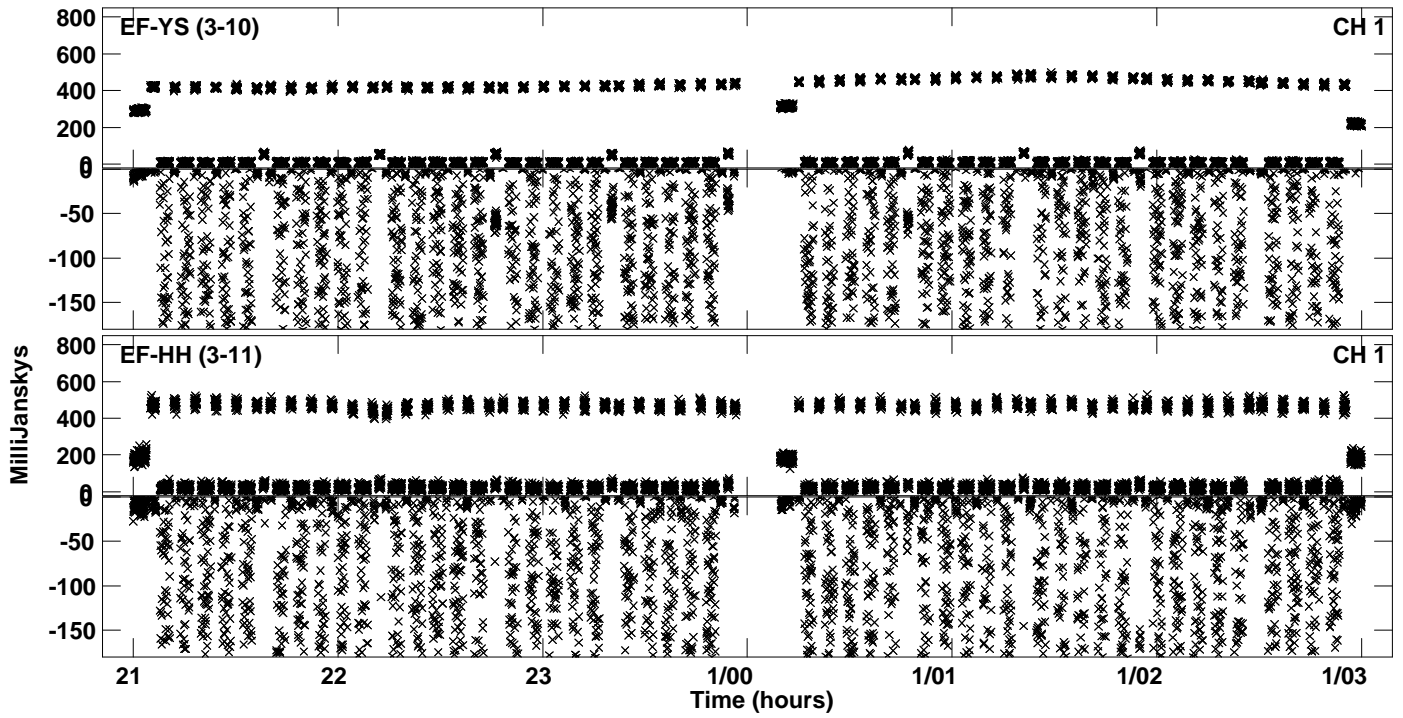
PLot file version 42 created 19-DEC-2022 17:58:43  
Amplitude andPhase vs Time for EC086D.UVDATA.1 Vect aver. CL # 4  
IF 4 CHAN 1 - 64 STK RR




Plot file version 43 created 19-DEC-2022 17:58:47  
Amplitude andPhase vs Time for EC086D.UVDATA.1 Vect aver. CL # 4  
IF 5 CHAN 1 - 64 STK RR



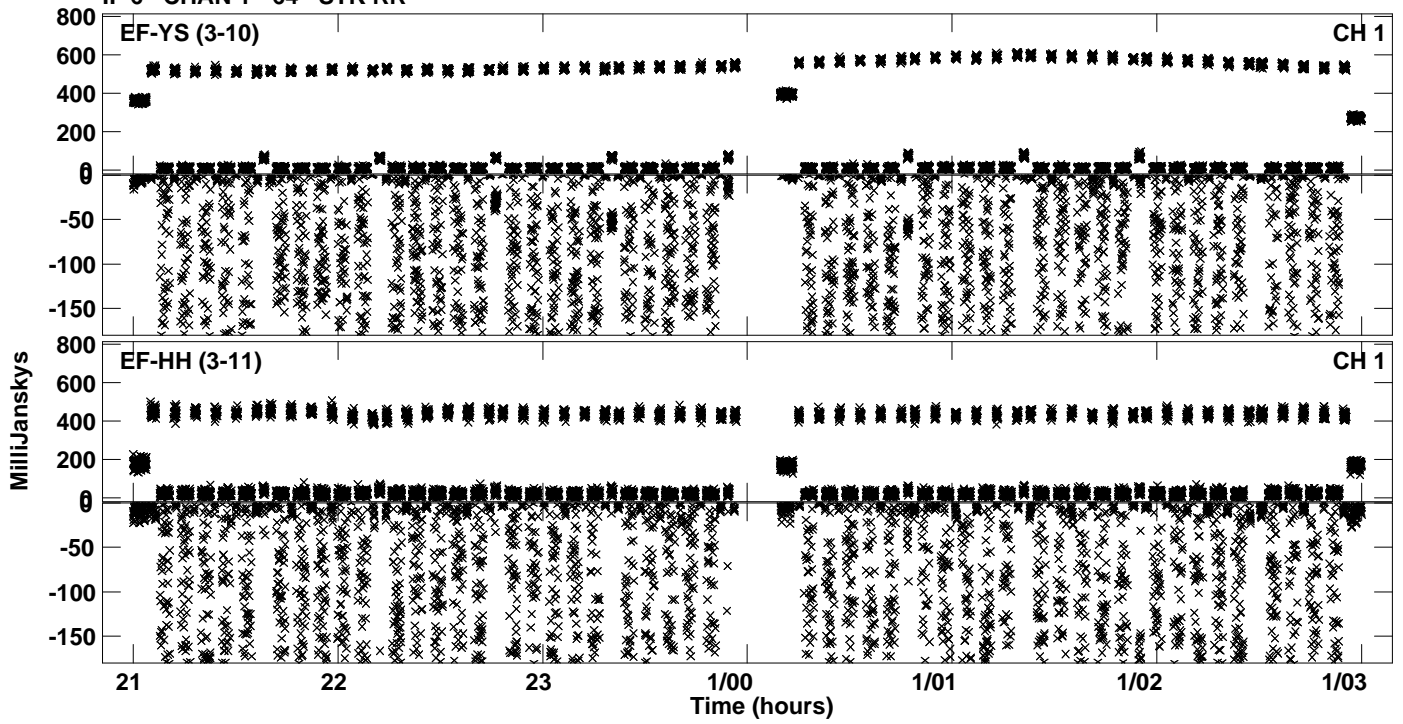
PLot file version 44 created 19-DEC-2022 17:58:47  
Amplitude andPhase vs Time for EC086D.UVDATA.1 Vect aver. CL # 4  
IF 5 CHAN 1 - 64 STK RR




Plot file version 45 created 19-DEC-2022 17:58:51  
Amplitude andPhase vs Time for EC086D.UVDATA.1 Vect aver. CL # 4  
IF 6 CHAN 1 - 64 STK RR




PLot file version 46 created 19-DEC-2022 17:58:51  
Amplitude andPhase vs Time for EC086D.UVDATA.1 Vect aver. CL # 4  
IF 6 CHAN 1 - 64 STK RR



Plot file version 47 created 19-DEC-2022 17:58:56  
Amplitude andPhase vs Time for EC086D.UVDATA.1 Vect aver. CL # 4  
IF 7 CHAN 1 - 64 STK RR




PLot file version 48 created 19-DEC-2022 17:58:56  
Amplitude andPhase vs Time for EC086D.UVDATA.1 Vect aver. CL # 4  
IF 7 CHAN 1 - 64 STK RR







Plot file version 49 created 19-DEC-2022 17:59:01  
Amplitude andPhase vs Time for EC086D.UVDATA.1 Vect aver. CL # 4  
IF 8 CHAN 1 - 64 STK RR




PLot file version 50 created 19-DEC-2022 17:59:01  
Amplitude andPhase vs Time for EC086D.UVDATA.1 Vect aver. CL # 4  
IF 8 CHAN 1 - 64 STK RR




Plot file version 51 created 19-DEC-2022 17:59:06  
Amplitude andPhase vs Time for EC086D.UVDATA.1 Vect aver. CL # 4  
IF 9 CHAN 1 - 64 STK RR




Plot file version 52 created 19-DEC-2022 17:59:06  
Amplitude andPhase vs Time for EC086D.UVDATA.1 Vect aver. CL # 4  
IF 9 CHAN 1 - 64 STK RR



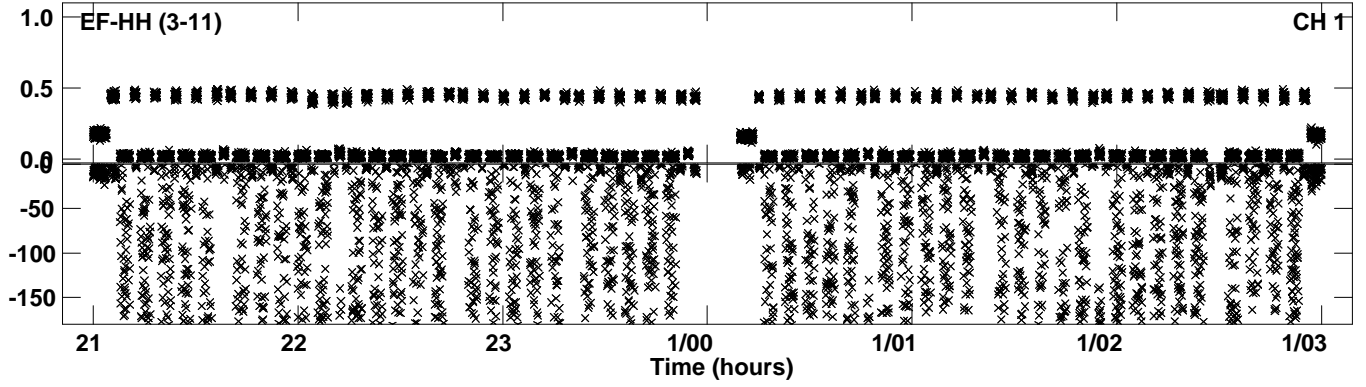
Plot file version 53 created 19-DEC-2022 17:59:12  
Amplitude and Phase vs Time for EC086D.UVDATA.1 Vect aver. CL # 4  
IF 10 CHAN 1 - 64 STK RR




Plot file version 54 created 19-DEC-2022 17:59:12  
Amplitude andPhase vs Time for EC086D.UVDATA.1 Vect aver. CL # 4  
IF 10 CHAN 1 - 64 STK RR



Plot file version 55 created 19-DEC-2022 17:59:12  
Amplitude and Phase vs Time for EC086D.UVDATA.1 Vect aver. CL # 4  
IF 10 CHAN 1 - 64 STK RR




PLot file version 56 created 19-DEC-2022 17:59:17  
Amplitude andPhase vs Time for EC086D.UVDATA.1 Vect aver. CL # 4  
IF 11 CHAN 1 - 64 STK RR

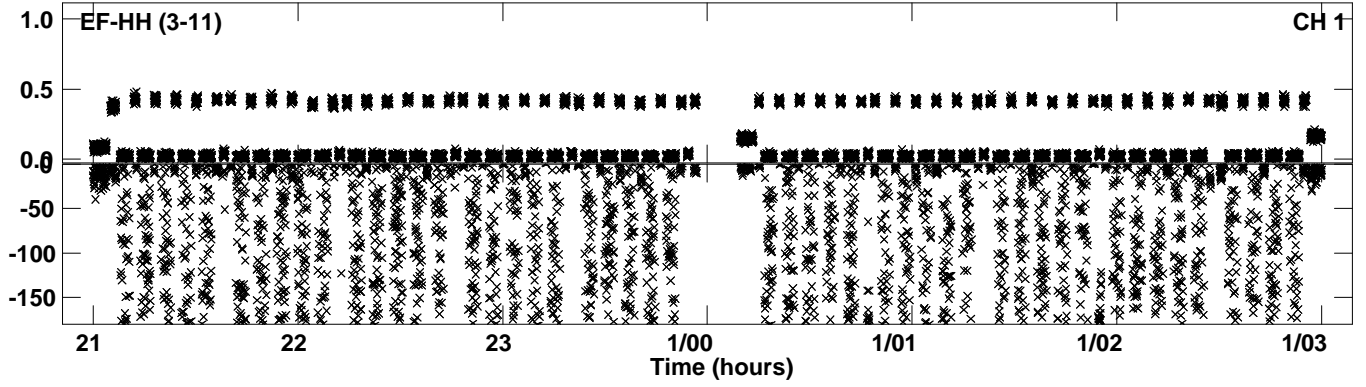





PLot file version 57 created 19-DEC-2022 17:59:17  
Amplitude andPhase vs Time for EC086D.UVDATA.1 Vect aver. CL # 4  
IF 11 CHAN 1 - 64 STK RR




PLot file version 58 created 19-DEC-2022 17:59:17  
Amplitude andPhase vs Time for EC086D.UVDATA.1 Vect aver. CL # 4  
IF 11 CHAN 1 - 64 STK RR




Plot file version 59 created 19-DEC-2022 17:59:22  
Amplitude andPhase vs Time for EC086D.UVDATA.1 Vect aver. CL # 4  
IF 12 CHAN 1 - 64 STK RR




Plot file version 60 created 19-DEC-2022 17:59:22  
Amplitude andPhase vs Time for EC086D.UVDATA.1 Vect aver. CL # 4  
IF 12 CHAN 1 - 64 STK RR




Plot file version 61 created 19-DEC-2022 17:59:27  
Amplitude andPhase vs Time for EC086D.UVDATA.1 Vect aver. CL # 4  
IF 13 CHAN 1 - 64 STK RR




PLot file version 62 created 19-DEC-2022 17:59:27  
Amplitude andPhase vs Time for EC086D.UVDATA.1 Vect aver. CL # 4  
IF 13 CHAN 1 - 64 STK RR



PLot file version 63 created 19-DEC-2022 17:59:32  
Amplitude andPhase vs Time for EC086D.UVDATA.1 Vect aver. CL # 4  
IF 14 CHAN 1 - 64 STK RR

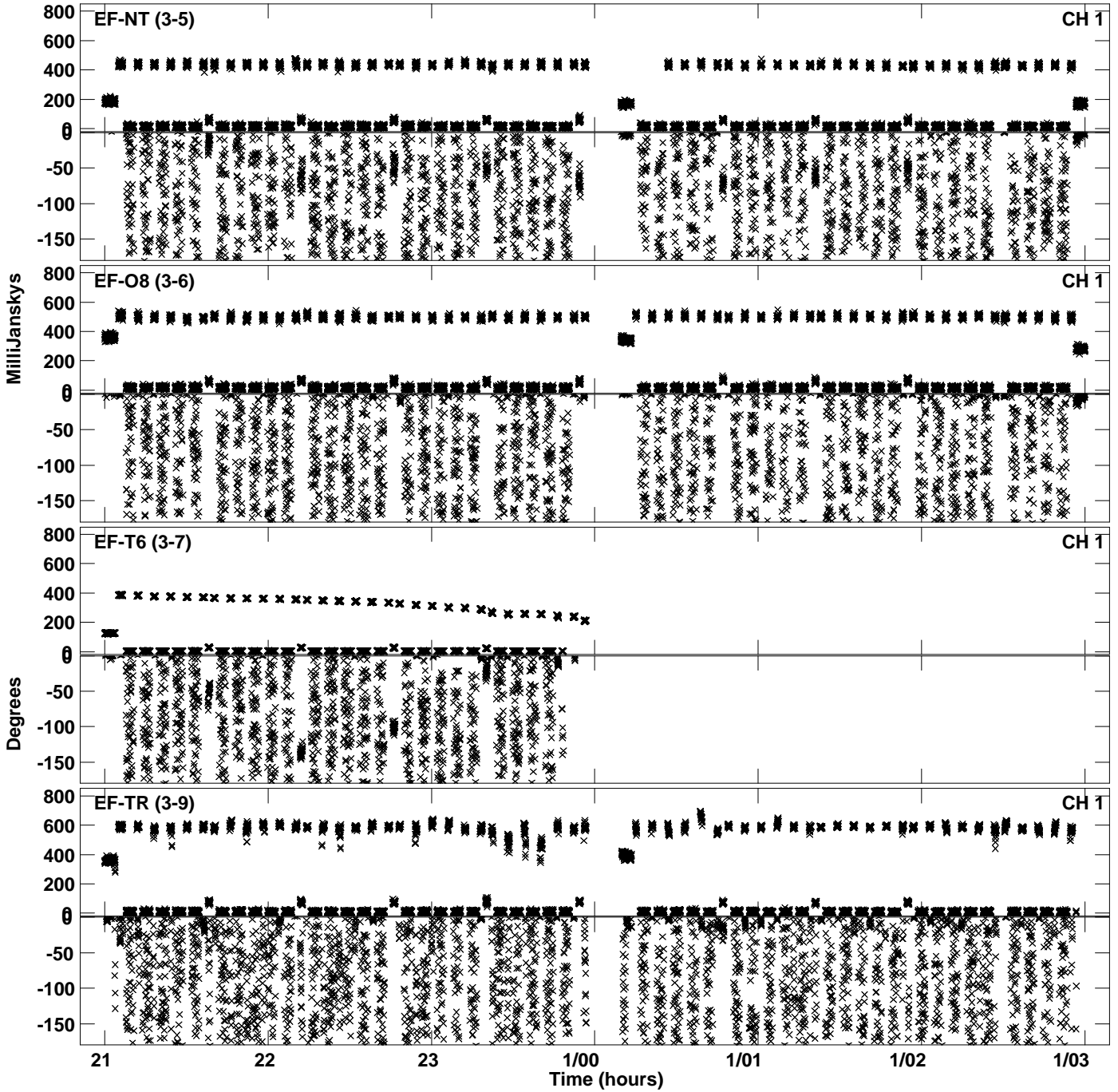


Plot file version 64 created 19-DEC-2022 17:59:32  
Amplitude andPhase vs Time for EC086D.UVDATA.1 Vect aver. CL # 4  
IF 14 CHAN 1 - 64 STK RR

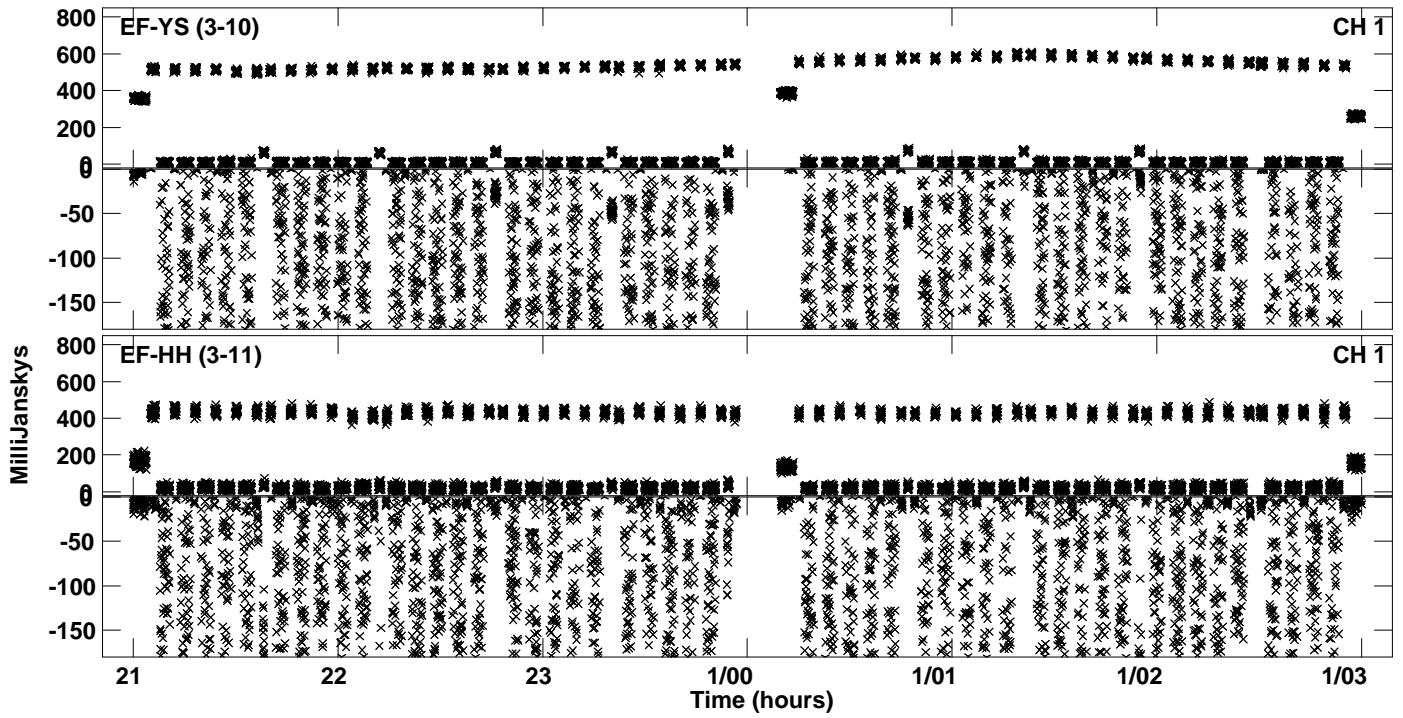




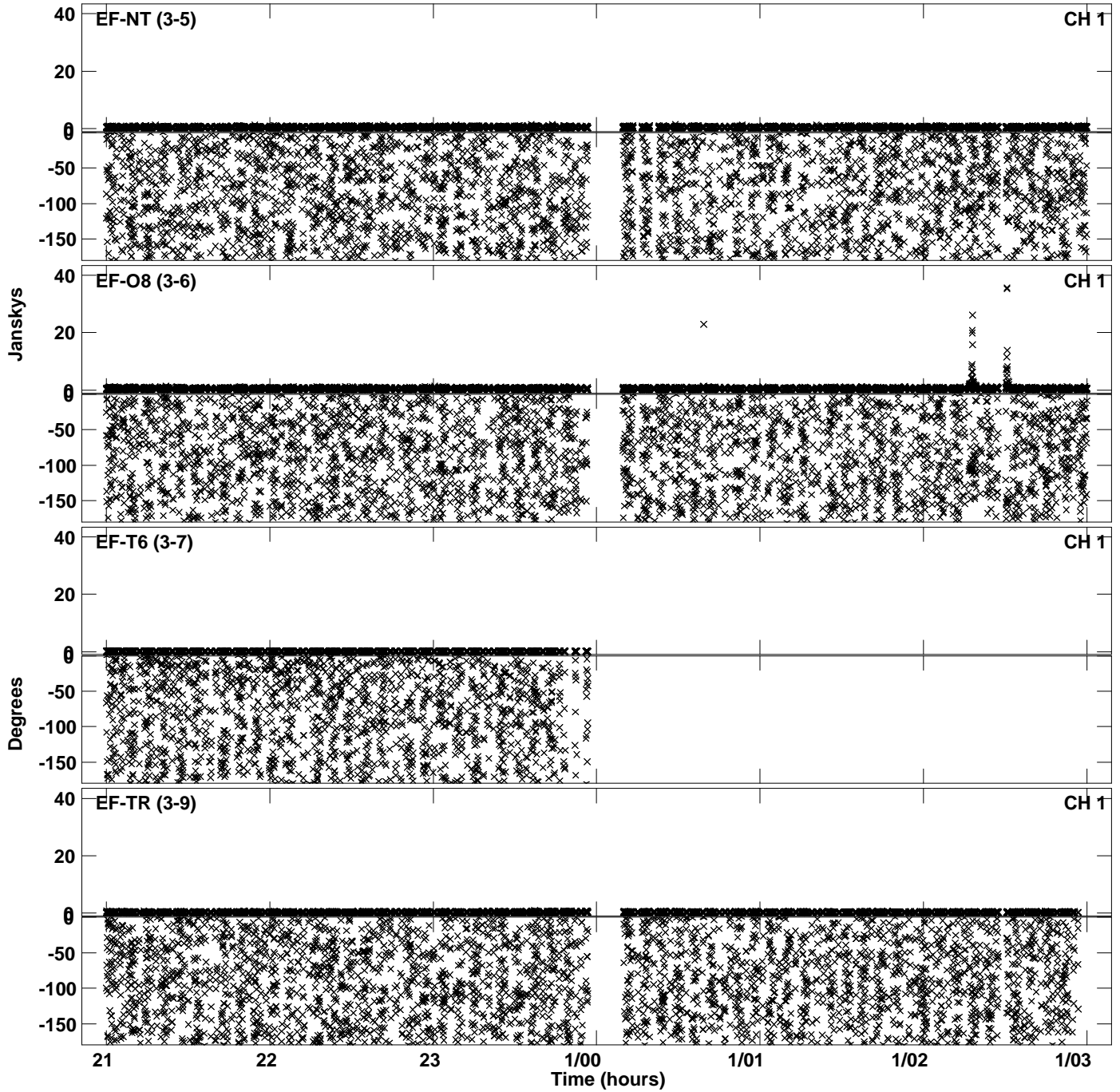
Plot file version 65 created 19-DEC-2022 17:59:36  
Amplitude andPhase vs Time for EC086D.UVDATA.1 Vect aver. CL # 4  
IF 15 CHAN 1 - 64 STK RR



PLot file version 66 created 19-DEC-2022 17:59:36  
Amplitude and Phase vs Time for EC086D.UVDATA.1 Vect aver. CL # 4  
IF 15 CHAN 1 - 64 STK RR



PLot file version 67 created 19-DEC-2022 17:59:41  
Amplitude and Phase vs Time for EC086D.UVDATA.1 Vect aver. CL # 4  
IF 16 CHAN 1 - 64 STK RR



Plot file version 68 created 19-DEC-2022 17:59:41  
Amplitude and Phase vs Time for EC086D.UVDATA.1 Vect aver. CL # 4  
IF 16 CHAN 1 - 64 STK RR

