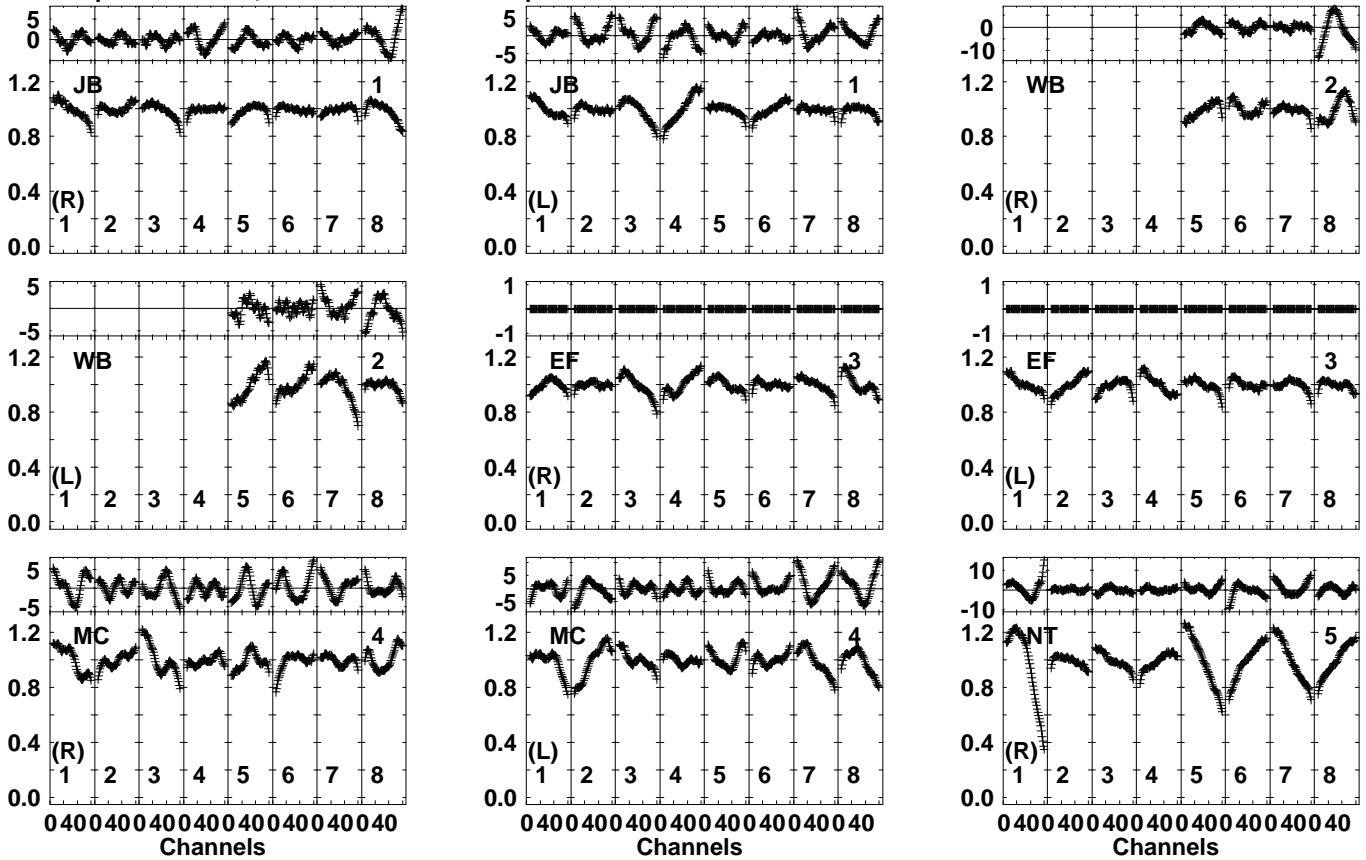
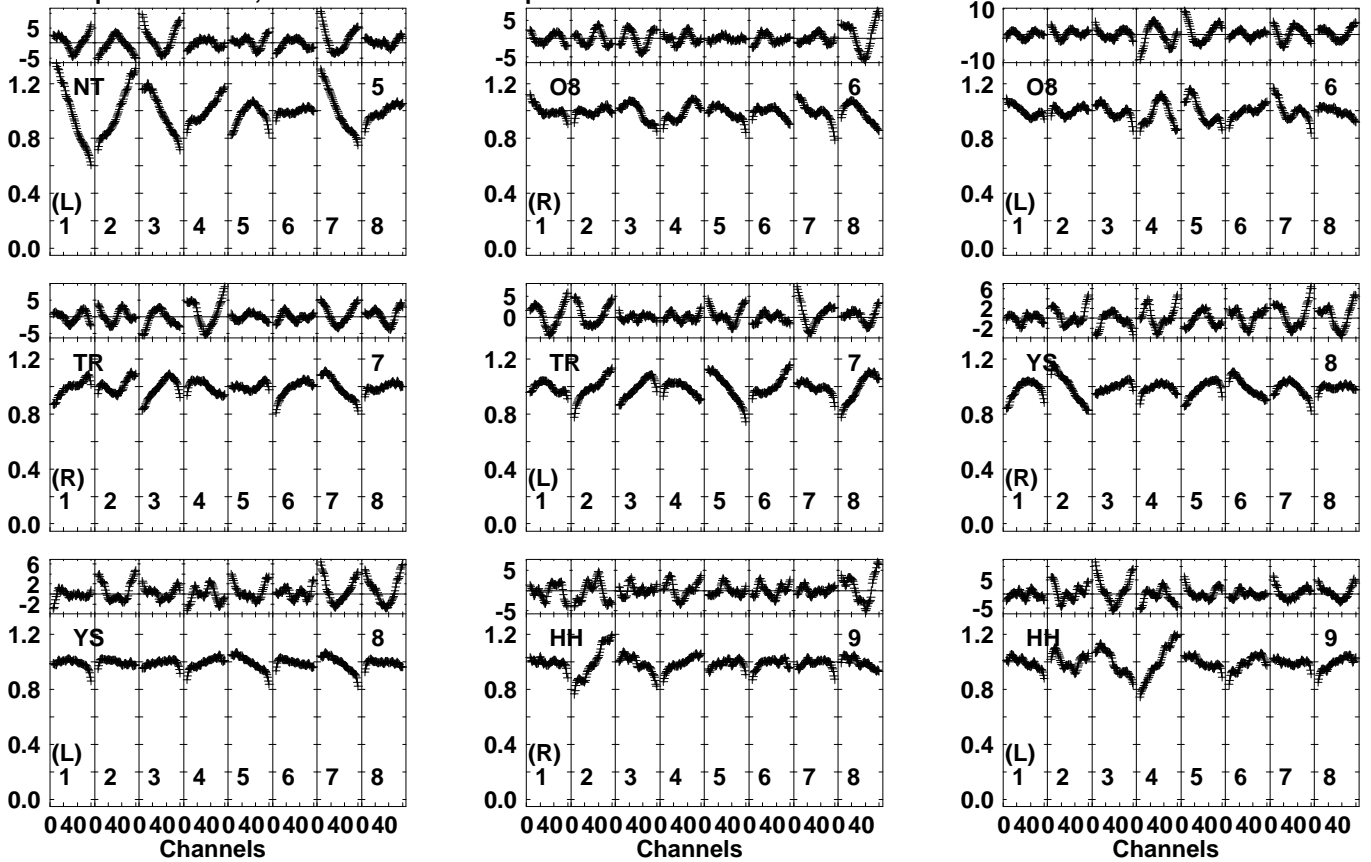


Plot file version 1 created 20-MAR-2023 17:00:03  
 EC089A 1.UVDATA.1  
 Freq = 4.7990 GHz, Bw = 32.000 MH Bandpass table # 1



Lower frame: BP ampl Top frame: BP phase  
 Bandpass table spectrum Antenna: \*  
 Timerange: 00/00:00:01 to 999/00:00:00

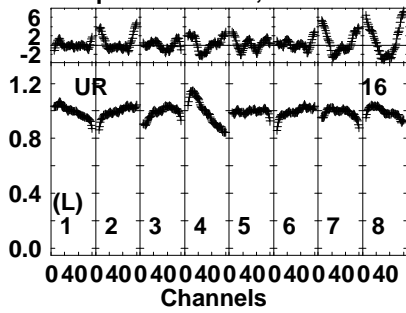
Plot file version 2 created 20-MAR-2023 17:00:03  
 EC089A 1.UVDATA.1  
 Freq = 4.7990 GHz, Bw = 32.000 MH Bandpass table # 1



Lower frame: BP ampl Top frame: BP phase  
 Bandpass table spectrum Antenna: \*  
 Timerange: 00/00:00:01 to 999/00:00:00



Plot file version 4 created 20-MAR-2023 17:00:03  
EC089A 1.UVDATA.1  
Freq = 4.7990 GHz, Bw = 32.000 MH Bandpass table # 1



Lower frame: BP ampl Top frame: BP phase  
Bandpass table spectrum Antenna: \*  
Timerange: 00/00:00:01 to 999/00:00:00