




Plot file version 1 created 20-MAR-2023 17:01:09
Amplitude andPhase vs Time for EC089A 1.UVDATA.1 Vect aver. CL # 4
IF 1 CHAN 1 - 64 STK LL




Plot file version 2 created 20-MAR-2023 17:01:09
Amplitude and Phase vs Time for EC089A 1.UVDATA.1 Vect aver. CL # 4
IF 1 CHAN 1 - 64 STK LL




Plot file version 3 created 20-MAR-2023 17:01:15
Amplitude andPhase vs Time for EC089A 1.UVDATA.1 Vect aver. CL # 4
IF 2 CHAN 1 - 64 STK LL




Plot file version 4 created 20-MAR-2023 17:01:15
Amplitude andPhase vs Time for EC089A 1.UVDATA.1 Vect aver. CL # 4
IF 2 CHAN 1 - 64 STK LL




Plot file version 5 created 20-MAR-2023 17:01:21
Amplitude andPhase vs Time for EC089A 1.UVDATA.1 Vect aver. CL # 4
IF 3 CHAN 1 - 64 STK LL




Plot file version 6 created 20-MAR-2023 17:01:21
Amplitude andPhase vs Time for EC089A 1.UVDATA.1 Vect aver. CL # 4
IF 3 CHAN 1 - 64 STK LL




Plot file version 7 created 20-MAR-2023 17:01:26
Amplitude andPhase vs Time for EC089A 1.UVDATA.1 Vect aver. CL # 4
IF 4 CHAN 1 - 64 STK LL




Plot file version 8 created 20-MAR-2023 17:01:26
Amplitude andPhase vs Time for EC089A 1.UVDATA.1 Vect aver. CL # 4
IF 4 CHAN 1 - 64 STK LL



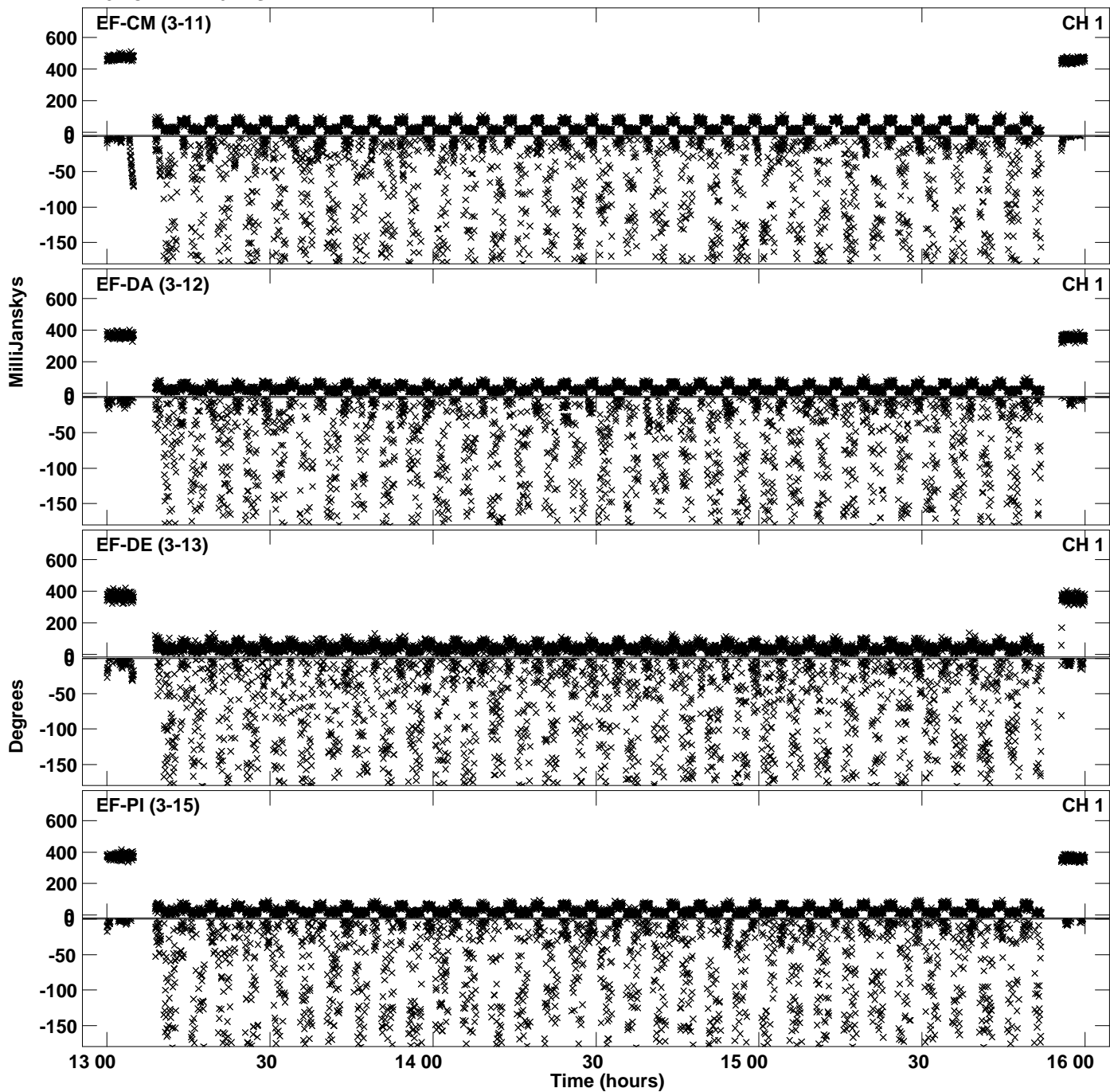
Plot file version 9 created 20-MAR-2023 17:01:34
Amplitude andPhase vs Time for EC089A 1.UVDATA.1 Vect aver. CL # 4
IF 5 CHAN 1 - 64 STK LL



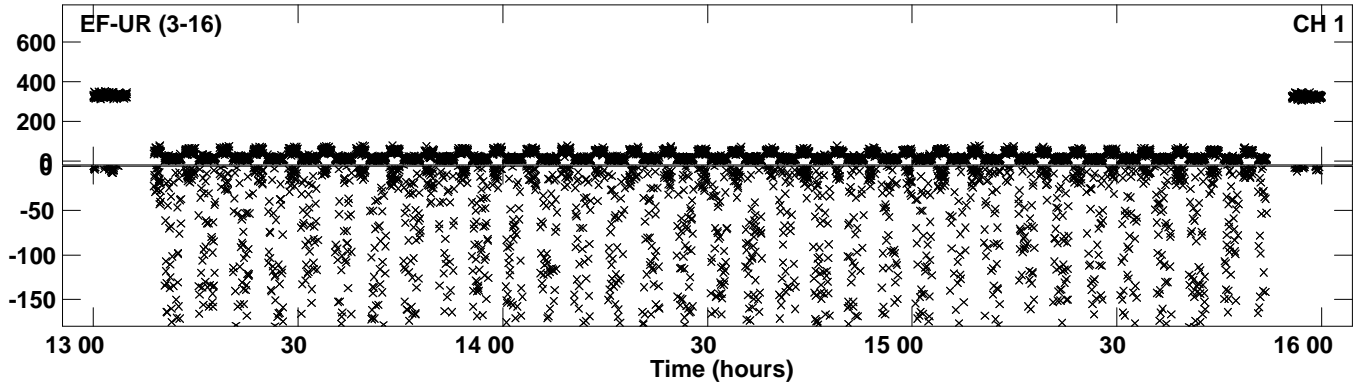
Plot file version 10 created 20-MAR-2023 17:01:34
Amplitude andPhase vs Time for EC089A 1.UVDATA.1 Vect aver. CL # 4
IF 5 CHAN 1 - 64 STK LL




Plot file version 11 created 20-MAR-2023 17:01:34
Amplitude andPhase vs Time for EC089A 1.UVDATA.1 Vect aver. CL # 4
IF 5 CHAN 1 - 64 STK LL




Plot file version 12 created 20-MAR-2023 17:01:34
Amplitude andPhase vs Time for EC089A 1.UVDATA.1 Vect aver. CL # 4
IF 5 CHAN 1 - 64 STK LL




Plot file version 13 created 20-MAR-2023 17:01:41
Amplitude andPhase vs Time for EC089A 1.UVDATA.1 Vect aver. CL # 4
IF 6 CHAN 1 - 64 STK LL



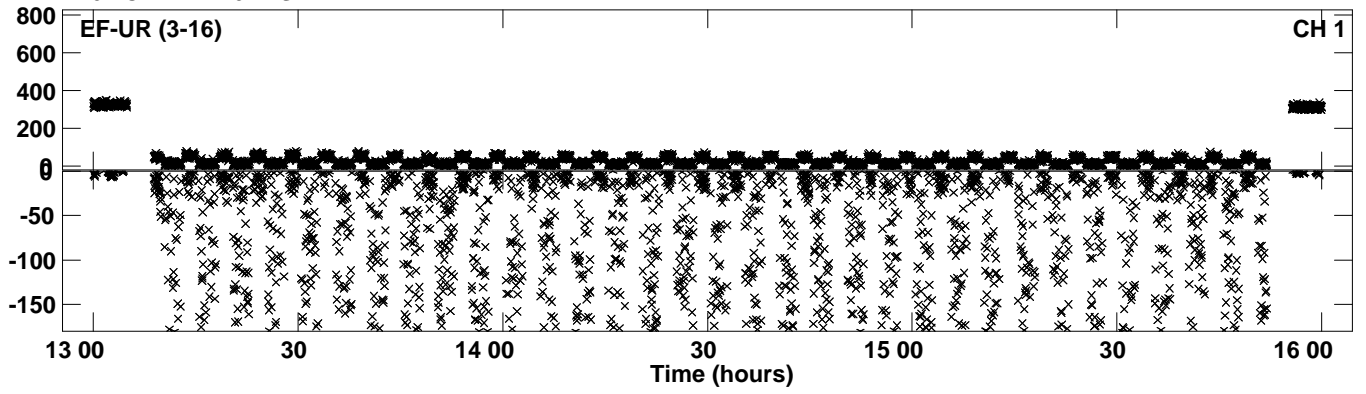
Plot file version 14 created 20-MAR-2023 17:01:41
Amplitude andPhase vs Time for EC089A 1.UVDATA.1 Vect aver. CL # 4
IF 6 CHAN 1 - 64 STK LL




Plot file version 15 created 20-MAR-2023 17:01:41
Amplitude andPhase vs Time for EC089A 1.UVDATA.1 Vect aver. CL # 4
IF 6 CHAN 1 - 64 STK LL




PLot file version 16 created 20-MAR-2023 17:01:41
Amplitude andPhase vs Time for EC089A 1.UVDATA.1 Vect aver. CL # 4
IF 6 CHAN 1 - 64 STK LL



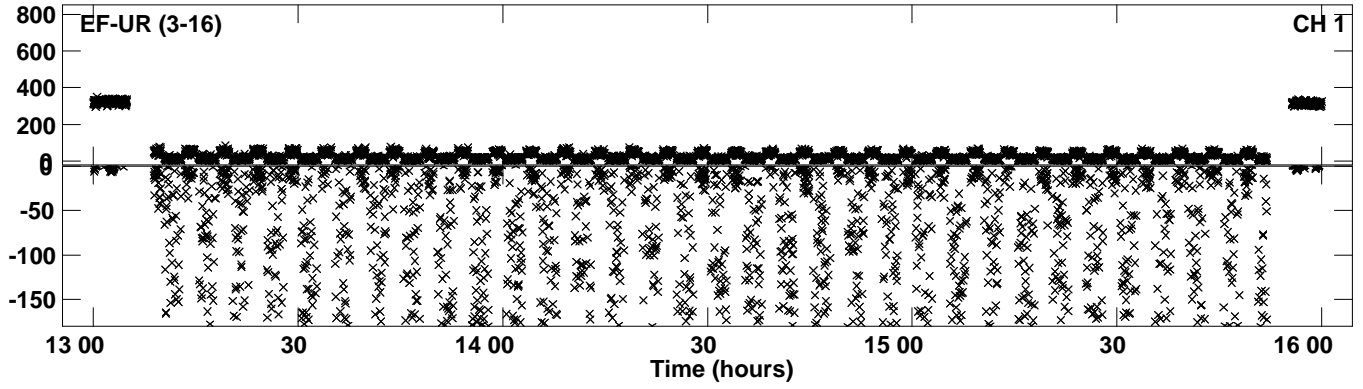
Plot file version 17 created 20-MAR-2023 17:01:47
Amplitude andPhase vs Time for EC089A 1.UVDATA.1 Vect aver. CL # 4
IF 7 CHAN 1 - 64 STK LL




Plot file version 18 created 20-MAR-2023 17:01:47
Amplitude andPhase vs Time for EC089A 1.UVDATA.1 Vect aver. CL # 4
IF 7 CHAN 1 - 64 STK LL




Plot file version 19 created 20-MAR-2023 17:01:47
Amplitude and Phase vs Time for EC089A 1.UVDATA.1 Vect aver. CL # 4
IF 7 CHAN 1 - 64 STK LL



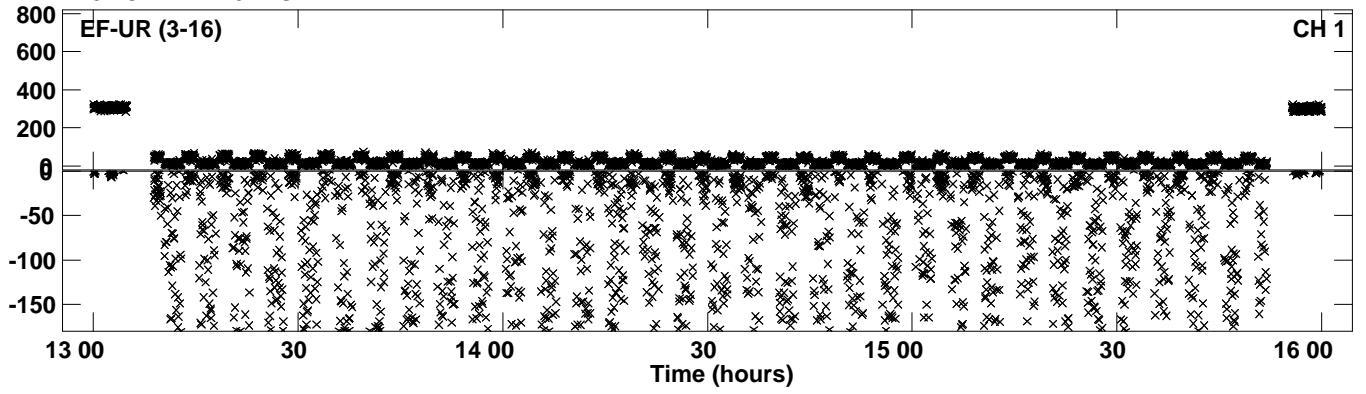
Plot file version 20 created 20-MAR-2023 17:01:53
Amplitude andPhase vs Time for EC089A 1.UVDATA.1 Vect aver. CL # 4
IF 8 CHAN 1 - 64 STK LL




Plot file version 21 created 20-MAR-2023 17:01:53
Amplitude andPhase vs Time for EC089A 1.UVDATA.1 Vect aver. CL # 4
IF 8 CHAN 1 - 64 STK LL




PLot file version 22 created 20-MAR-2023 17:01:53
Amplitude andPhase vs Time for EC089A 1.UVDATA.1 Vect aver. CL # 4
IF 8 CHAN 1 - 64 STK LL




Plot file version 23 created 20-MAR-2023 17:01:58
Amplitude andPhase vs Time for EC089A 1.UVDATA.1 Vect aver. CL # 4
IF 1 CHAN 1 - 64 STK RR




Plot file version 24 created 20-MAR-2023 17:01:59
Amplitude andPhase vs Time for EC089A 1.UVDATA.1 Vect aver. CL # 4
IF 1 CHAN 1 - 64 STK RR




Plot file version 25 created 20-MAR-2023 17:02:04
Amplitude andPhase vs Time for EC089A 1.UVDATA.1 Vect aver. CL # 4
IF 2 CHAN 1 - 64 STK RR



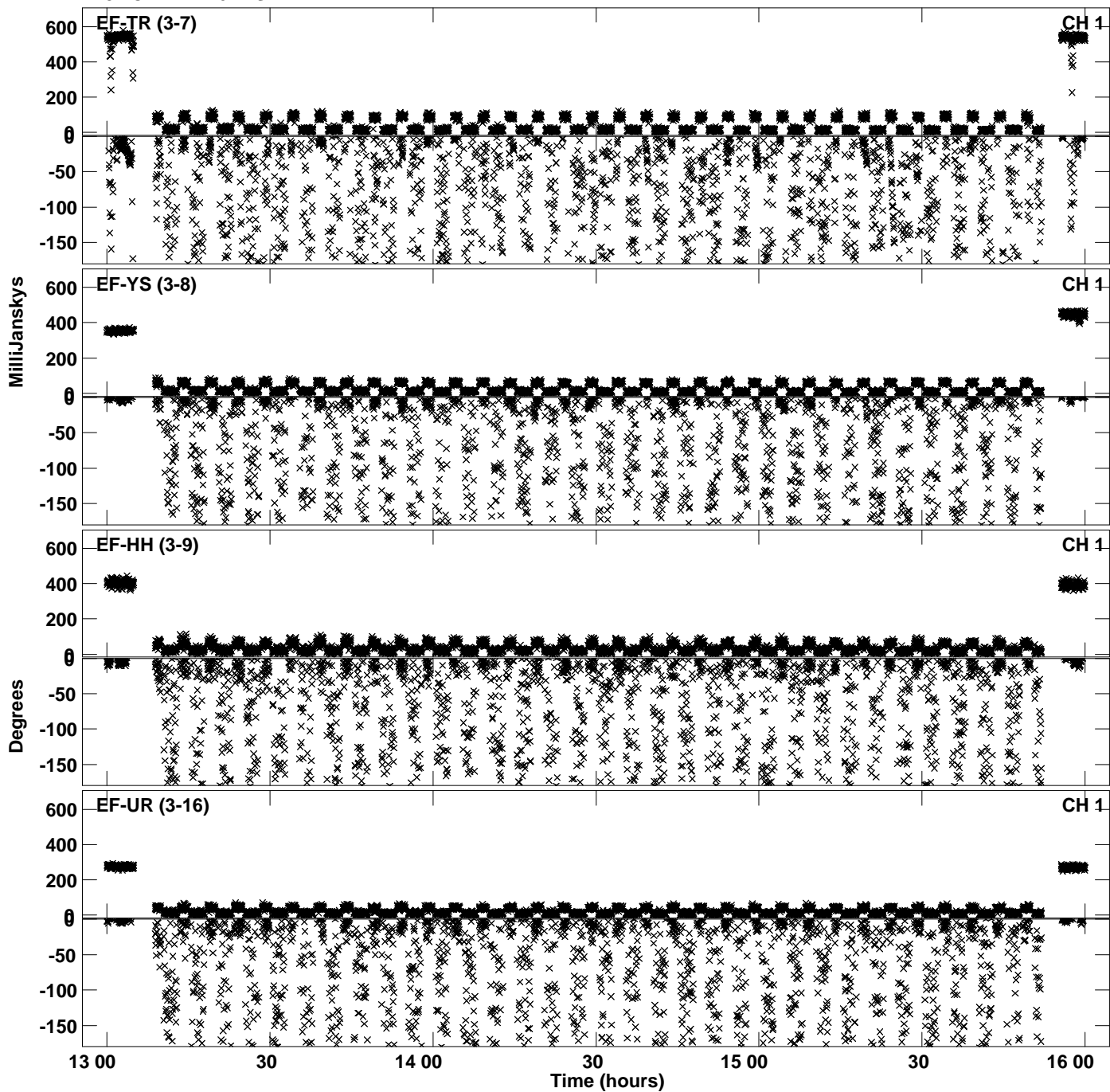
Plot file version 26 created 20-MAR-2023 17:02:04
Amplitude andPhase vs Time for EC089A 1.UVDATA.1 Vect aver. CL # 4
IF 2 CHAN 1 - 64 STK RR




Plot file version 27 created 20-MAR-2023 17:02:10
Amplitude andPhase vs Time for EC089A 1.UVDATA.1 Vect aver. CL # 4
IF 3 CHAN 1 - 64 STK RR




Plot file version 28 created 20-MAR-2023 17:02:10
Amplitude andPhase vs Time for EC089A 1.UVDATA.1 Vect aver. CL # 4
IF 3 CHAN 1 - 64 STK RR




Plot file version 29 created 20-MAR-2023 17:02:15
Amplitude andPhase vs Time for EC089A 1.UVDATA.1 Vect aver. CL # 4
IF 4 CHAN 1 - 64 STK RR




PLot file version 30 created 20-MAR-2023 17:02:15
Amplitude andPhase vs Time for EC089A 1.UVDATA.1 Vect aver. CL # 4
IF 4 CHAN 1 - 64 STK RR



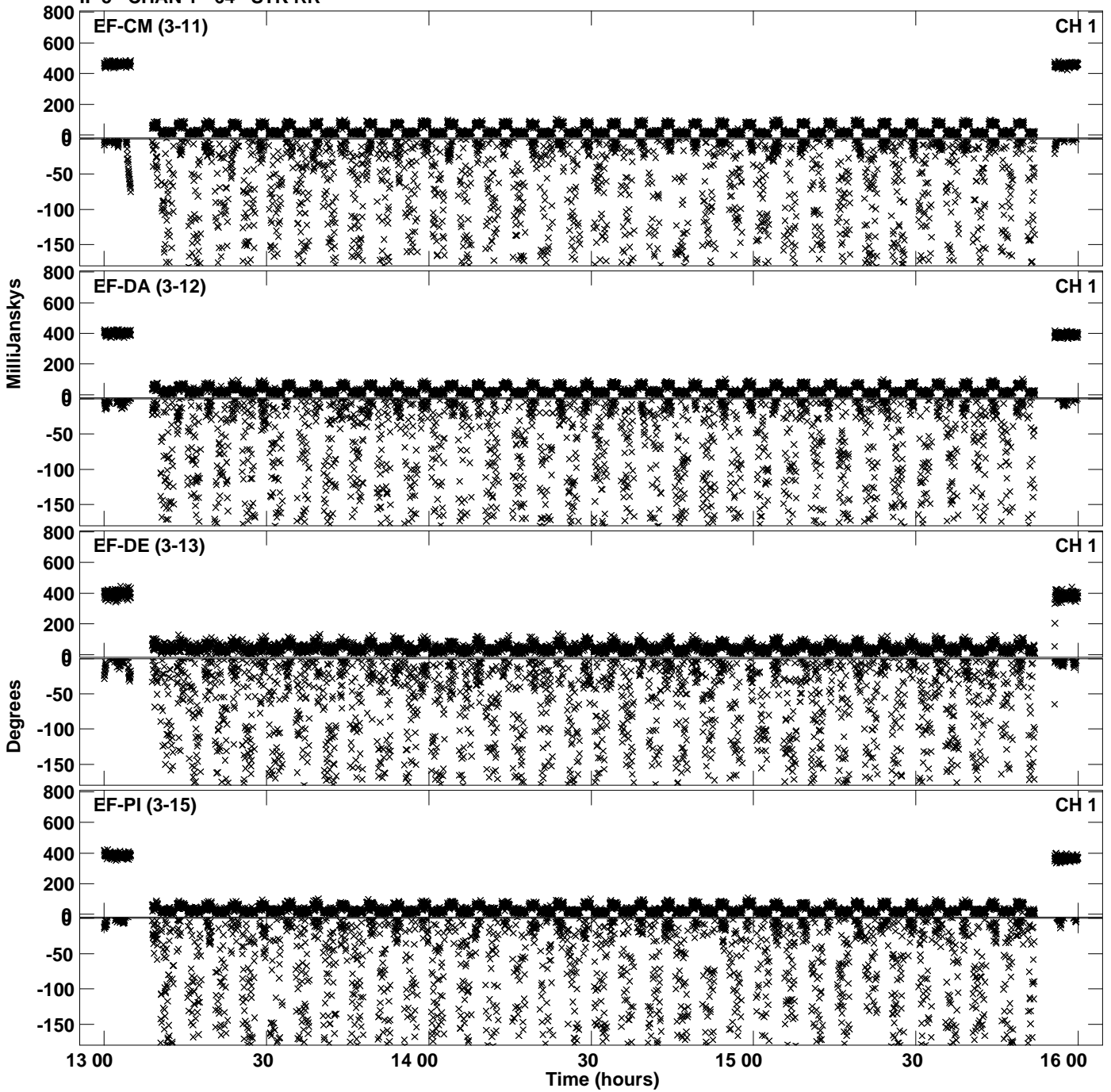
Plot file version 31 created 20-MAR-2023 17:02:22
Amplitude andPhase vs Time for EC089A 1.UVDATA.1 Vect aver. CL # 4
IF 5 CHAN 1 - 64 STK RR



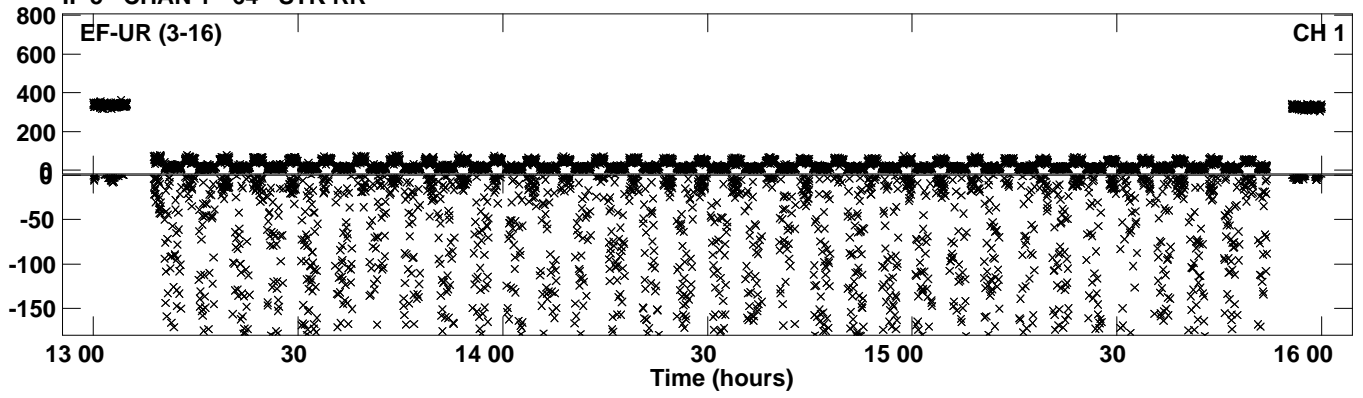
Plot file version 32 created 20-MAR-2023 17:02:22
Amplitude andPhase vs Time for EC089A 1.UVDATA.1 Vect aver. CL # 4
IF 5 CHAN 1 - 64 STK RR




Plot file version 33 created 20-MAR-2023 17:02:22
Amplitude andPhase vs Time for EC089A 1.UVDATA.1 Vect aver. CL # 4
IF 5 CHAN 1 - 64 STK RR




Plot file version 34 created 20-MAR-2023 17:02:22
Amplitude andPhase vs Time for EC089A 1.UVDATA.1 Vect aver. CL # 4
IF 5 CHAN 1 - 64 STK RR




Plot file version 35 created 20-MAR-2023 17:02:29
Amplitude andPhase vs Time for EC089A 1.UVDATA.1 Vect aver. CL # 4
IF 6 CHAN 1 - 64 STK RR



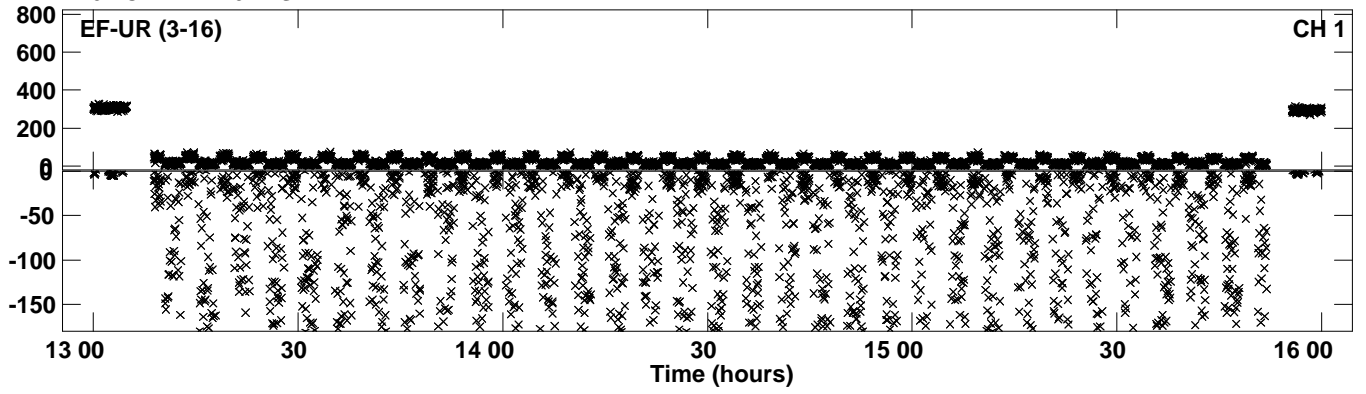
Plot file version 36 created 20-MAR-2023 17:02:29
Amplitude andPhase vs Time for EC089A 1.UVDATA.1 Vect aver. CL # 4
IF 6 CHAN 1 - 64 STK RR




Plot file version 37 created 20-MAR-2023 17:02:29
Amplitude andPhase vs Time for EC089A 1.UVDATA.1 Vect aver. CL # 4
IF 6 CHAN 1 - 64 STK RR




PLot file version 38 created 20-MAR-2023 17:02:29
Amplitude andPhase vs Time for EC089A 1.UVDATA.1 Vect aver. CL # 4
IF 6 CHAN 1 - 64 STK RR



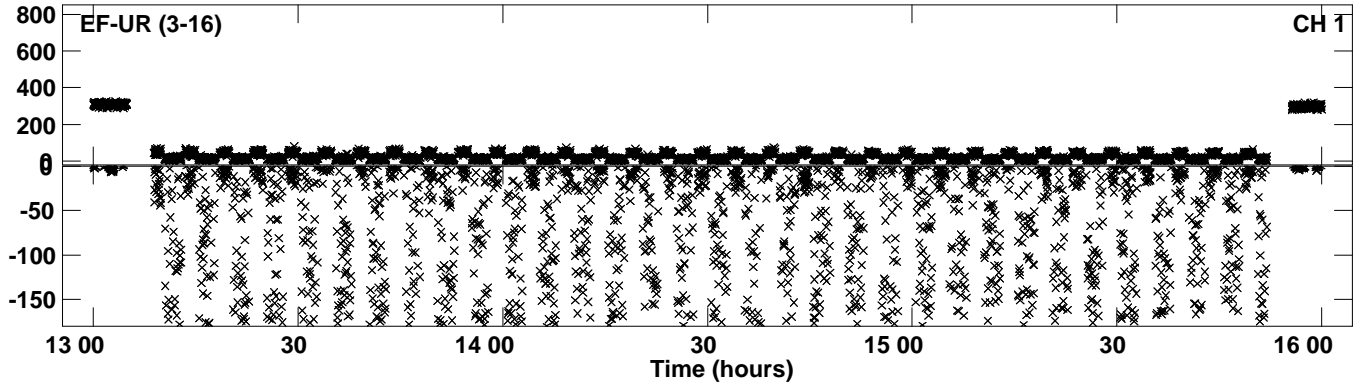
Plot file version 39 created 20-MAR-2023 17:02:35
Amplitude andPhase vs Time for EC089A 1.UVDATA.1 Vect aver. CL # 4
IF 7 CHAN 1 - 64 STK RR




Plot file version 40 created 20-MAR-2023 17:02:35
Amplitude andPhase vs Time for EC089A 1.UVDATA.1 Vect aver. CL # 4
IF 7 CHAN 1 - 64 STK RR




PLot file version 41 created 20-MAR-2023 17:02:35
Amplitude andPhase vs Time for EC089A 1.UVDATA.1 Vect aver. CL # 4
IF 7 CHAN 1 - 64 STK RR



Plot file version 42 created 20-MAR-2023 17:02:40
Amplitude andPhase vs Time for EC089A 1.UVDATA.1 Vect aver. CL # 4
IF 8 CHAN 1 - 64 STK RR



Plot file version 43 created 20-MAR-2023 17:02:40
Amplitude andPhase vs Time for EC089A 1.UVDATA.1 Vect aver. CL # 4
IF 8 CHAN 1 - 64 STK RR



Plot file version 44 created 20-MAR-2023 17:02:40
Amplitude andPhase vs Time for EC089A 1.UVDATA.1 Vect aver. CL # 4
IF 8 CHAN 1 - 64 STK RR

