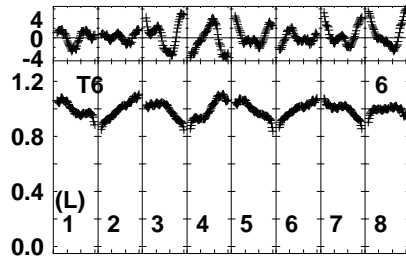
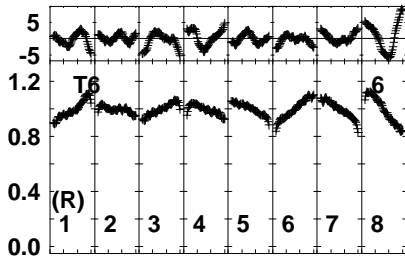
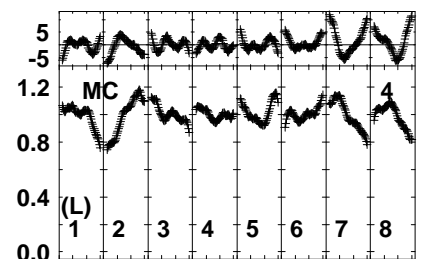
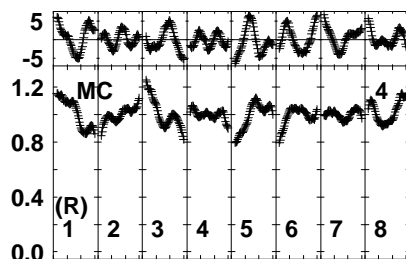
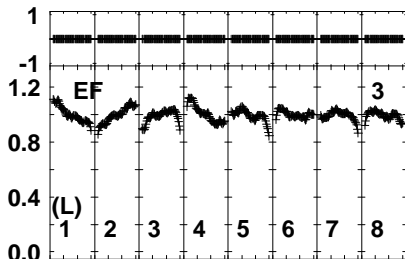
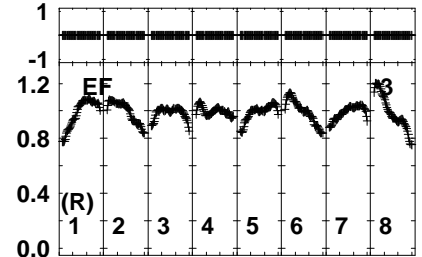
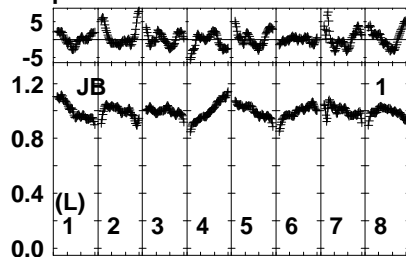
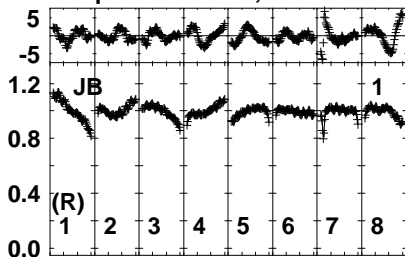


Plot file version 1 created 06-OCT-2023 16:15:55  
 EC095.UVDATA.1  
 Freq = 4.7990 GHz, Bw = 32.000 MH Bandpass table # 1



040040040040040040040040040  
 Channels

040040040040040040040040040  
 Channels

Lower frame: BP ampl Top frame: BP phase  
 Bandpass table spectrum Antenna: \*  
 Timerange: 00/00:00:01 to 999/00:00:00