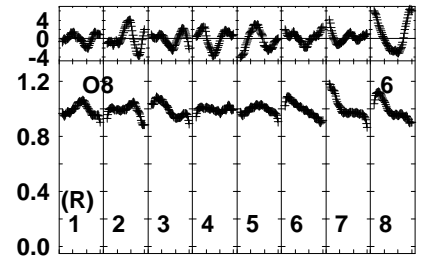
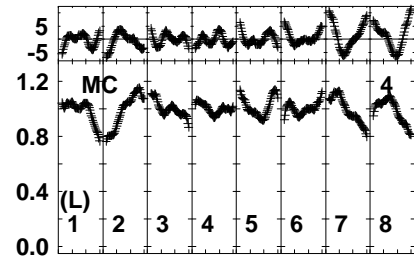
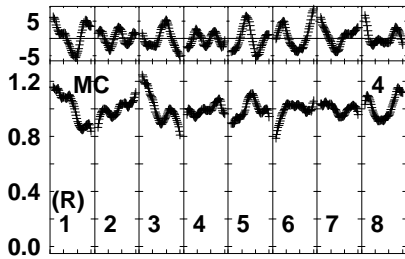
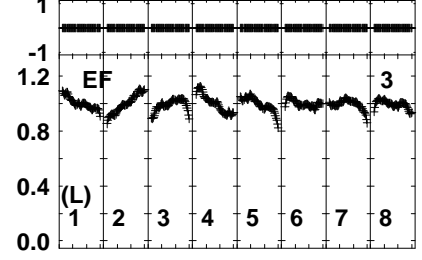
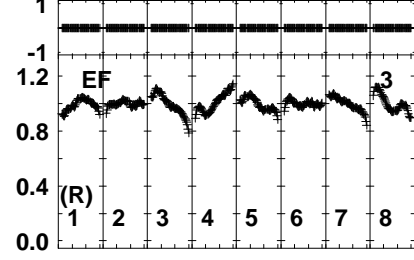
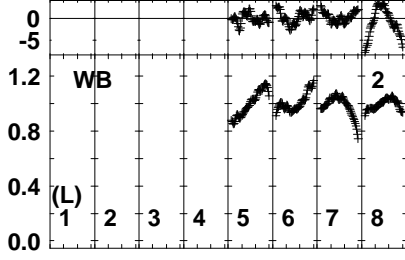
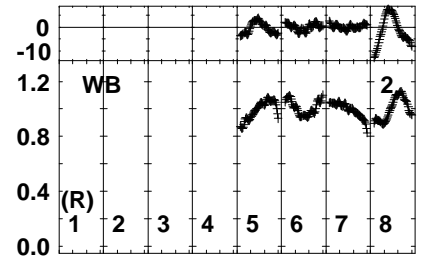
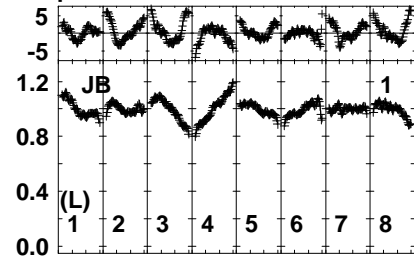
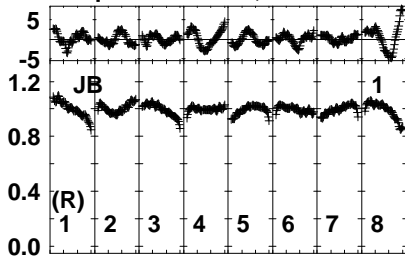


Plot file version 1 created 07-SEP-2022 13:03:39  
 ED050A.UVDATA.1  
 Freq = 4.7990 GHz, Bw = 32.000 MH Bandpass table # 1



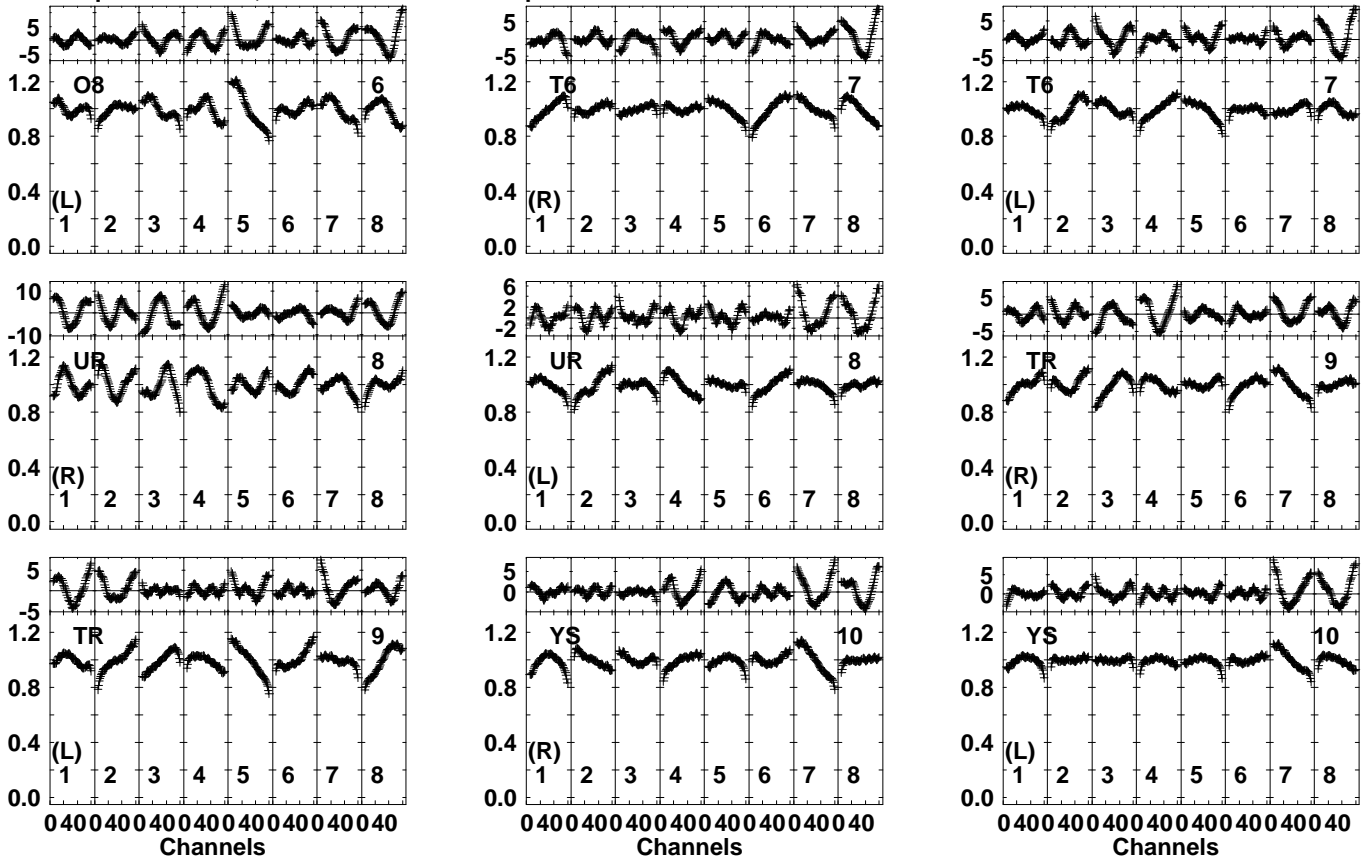
0 400 400 400 400 400 400 400 400 400  
 Channels

0 400 400 400 400 400 400 400 400 400  
 Channels

0 400 400 400 400 400 400 400 400 400  
 Channels

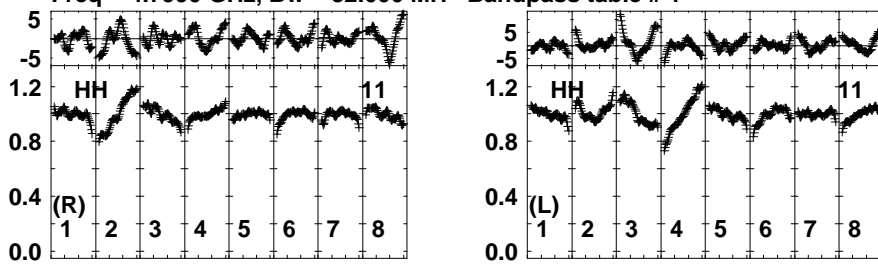
Lower frame: BP ampl Top frame: BP phase  
 Bandpass table spectrum Antenna: \*  
 Timerange: 00/00:00:01 to 999/00:00:00

Plot file version 2 created 07-SEP-2022 13:03:39  
 ED050A.UVDATA.1  
 Freq = 4.7990 GHz, Bw = 32.000 MH Bandpass table # 1



Lower frame: BP ampl Top frame: BP phase  
 Bandpass table spectrum Antenna: \*  
 Timerange: 00/00:00:01 to 999/00:00:00

Plot file version 3 created 07-SEP-2022 13:03:39  
ED050A.UVDATA.1  
Freq = 4.7990 GHz, Bw = 32.000 MH Bandpass table # 1



Lower frame: BP ampl Top frame: BP phase  
Bandpass table spectrum Antenna: \*  
Timerange: 00/00:00:01 to 999/00:00:00