
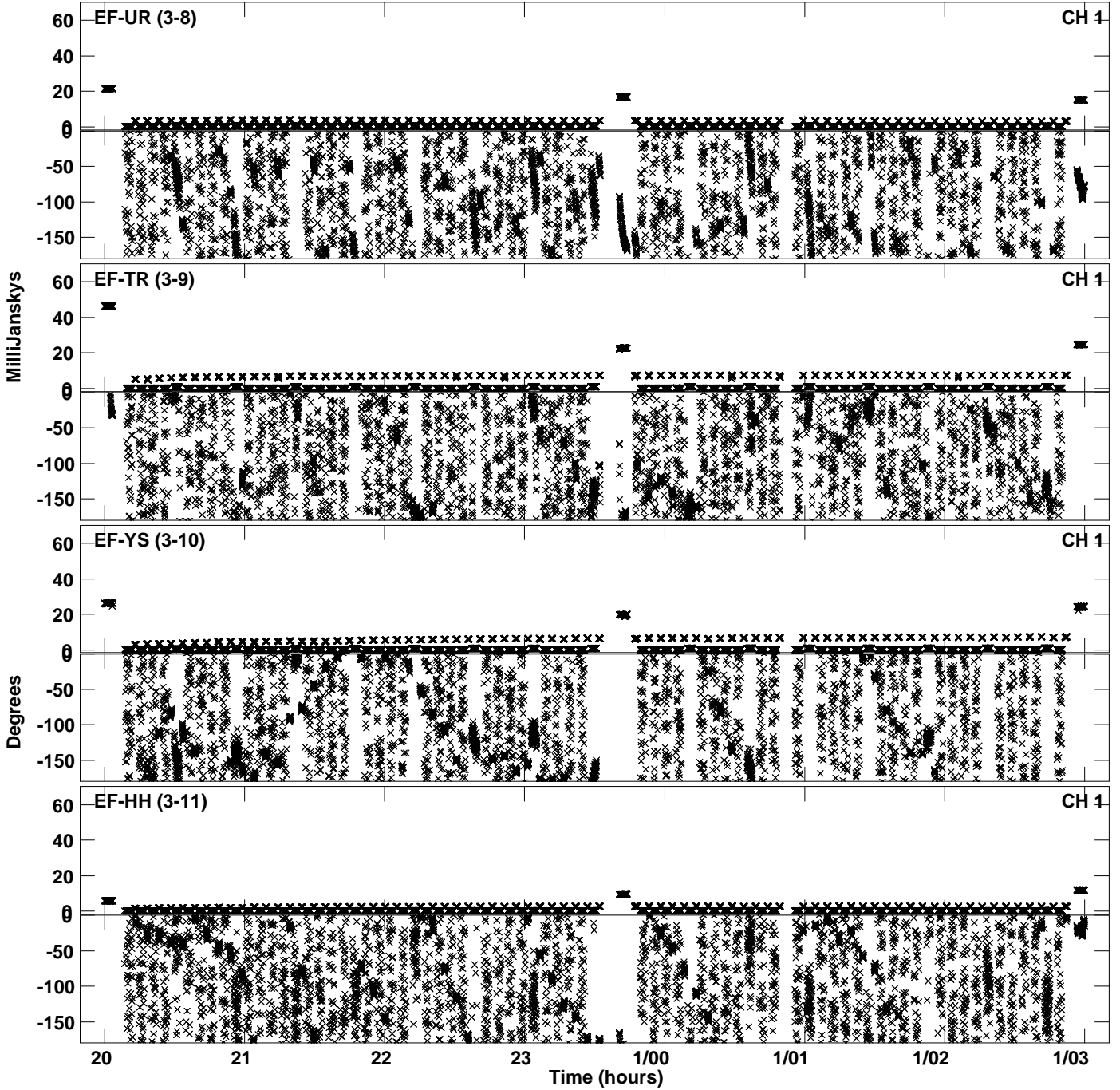


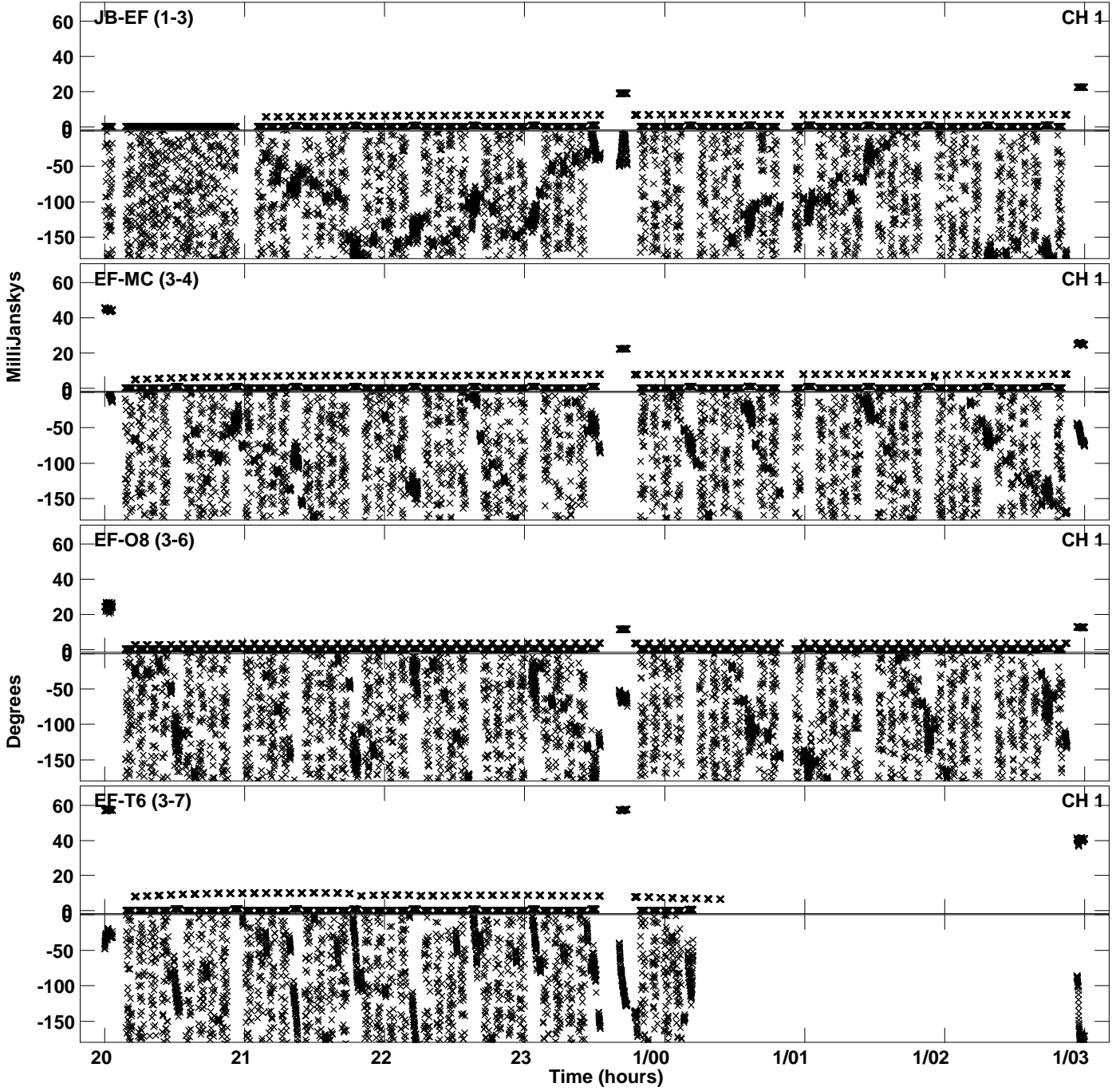
PLot file version 1 created 07-SEP-2022 11:02:00
Amplitude andPhase vs Time for ED050A.UVDATA.1 Vect aver.
IF 1 CHAN 1 - 64 STK LL




PLot file version 2 created 07-SEP-2022 11:02:00
Amplitude andPhase vs Time for ED050A.UVDATA.1 Vect aver.
IF 1 CHAN 1 - 64 STK LL




Plot file version 3 created 07-SEP-2022 11:02:07
Amplitude andPhase vs Time for ED050A.UVDATA.1 Vect aver.
IF 2 CHAN 1 - 64 STK LL




Plot file version 4 created 07-SEP-2022 11:02:07
Amplitude andPhase vs Time for ED050A.UVDATA.1 Vect aver.
IF 2 CHAN 1 - 64 STK LL




Plot file version 5 created 07-SEP-2022 11:02:14
Amplitude andPhase vs Time for ED050A.UVDATA.1 Vect aver.
IF 3 CHAN 1 - 64 STK LL



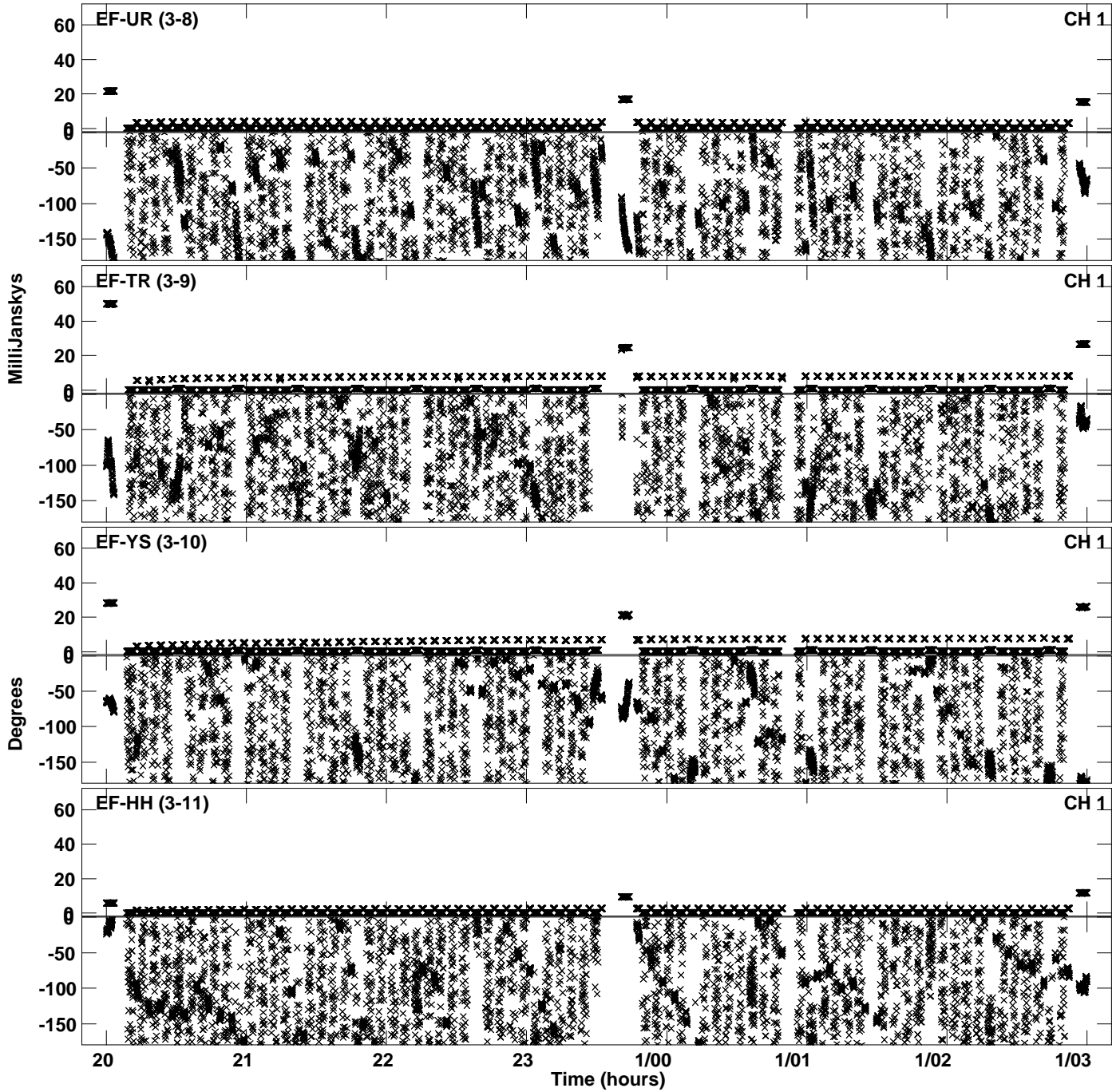
Plot file version 6 created 07-SEP-2022 11:02:14
Amplitude andPhase vs Time for ED050A.UVDATA.1 Vect aver.
IF 3 CHAN 1 - 64 STK LL



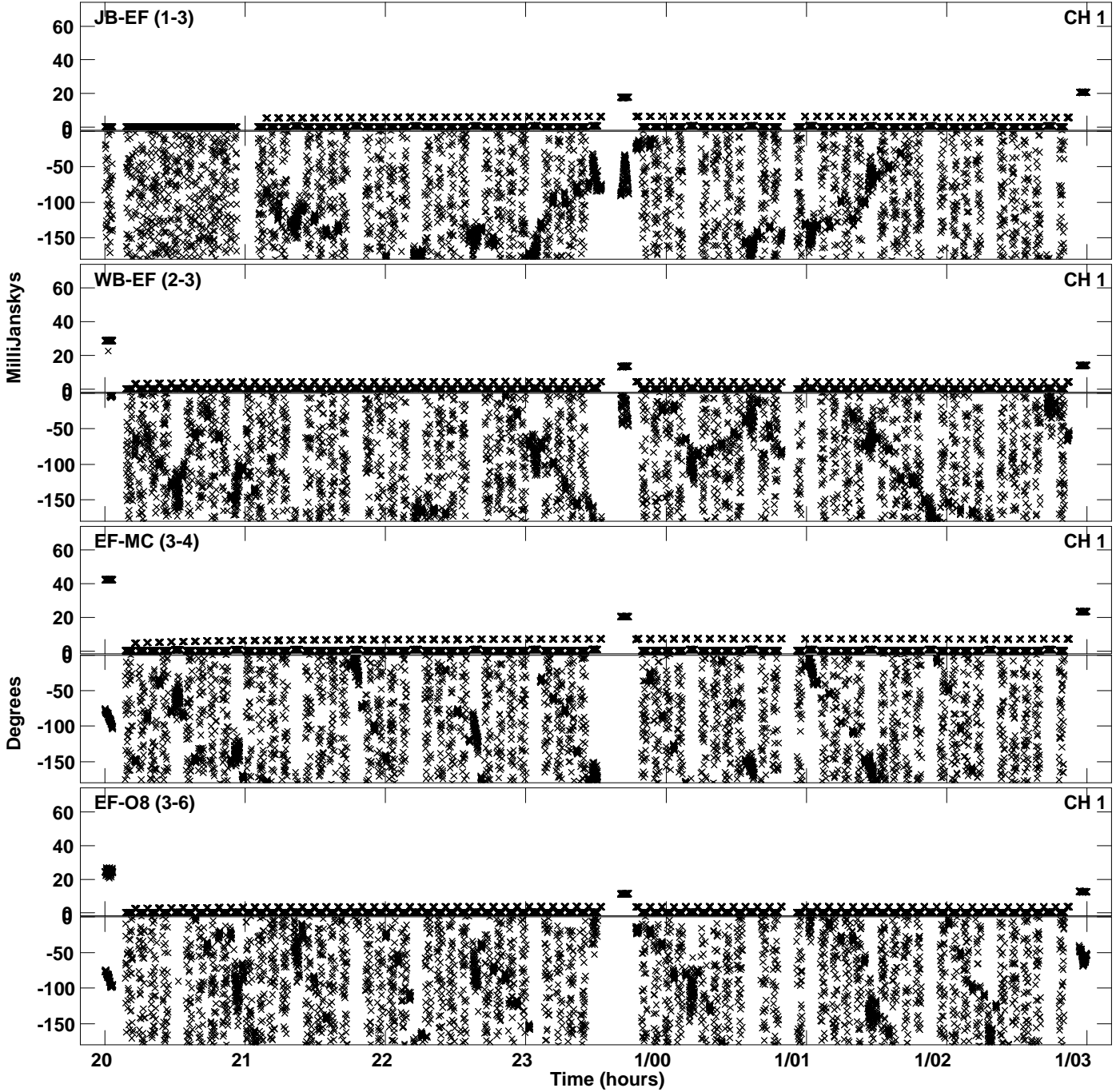
Plot file version 7 created 07-SEP-2022 11:02:21
Amplitude andPhase vs Time for ED050A.UVDATA.1 Vect aver.
IF 4 CHAN 1 - 64 STK LL




Plot file version 8 created 07-SEP-2022 11:02:21
Amplitude and Phase vs Time for ED050A.UVDATA.1 Vect aver.
IF 4 CHAN 1 - 64 STK LL



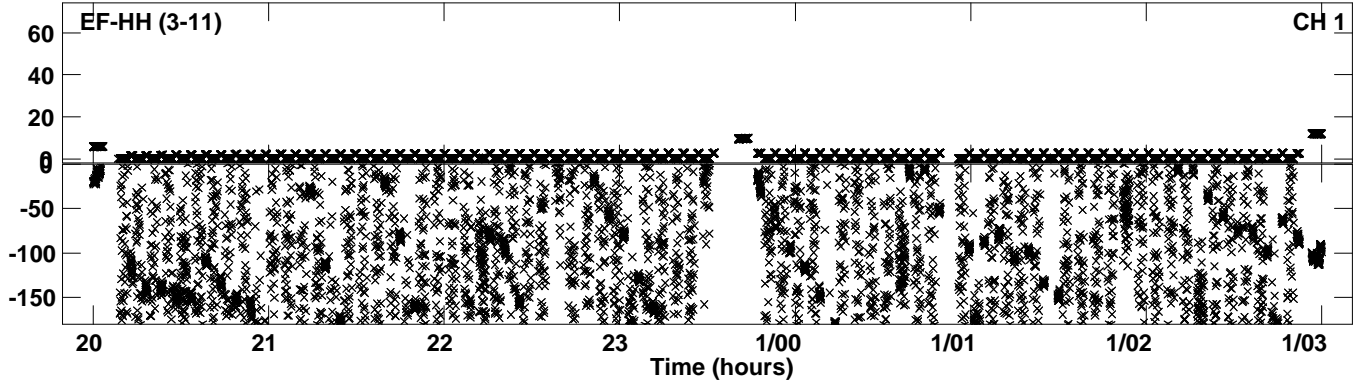
PLot file version 9 created 07-SEP-2022 11:02:29
Amplitude andPhase vs Time for ED050A.UVDATA.1 Vect aver.
IF 5 CHAN 1 - 64 STK LL




PLot file version 10 created 07-SEP-2022 11:02:29
Amplitude andPhase vs Time for ED050A.UVDATA.1 Vect aver.
IF 5 CHAN 1 - 64 STK LL




Plot file version 11 created 07-SEP-2022 11:02:29
Amplitude and Phase vs Time for ED050A.UVDATA.1 Vect aver.
IF 5 CHAN 1 - 64 STK LL



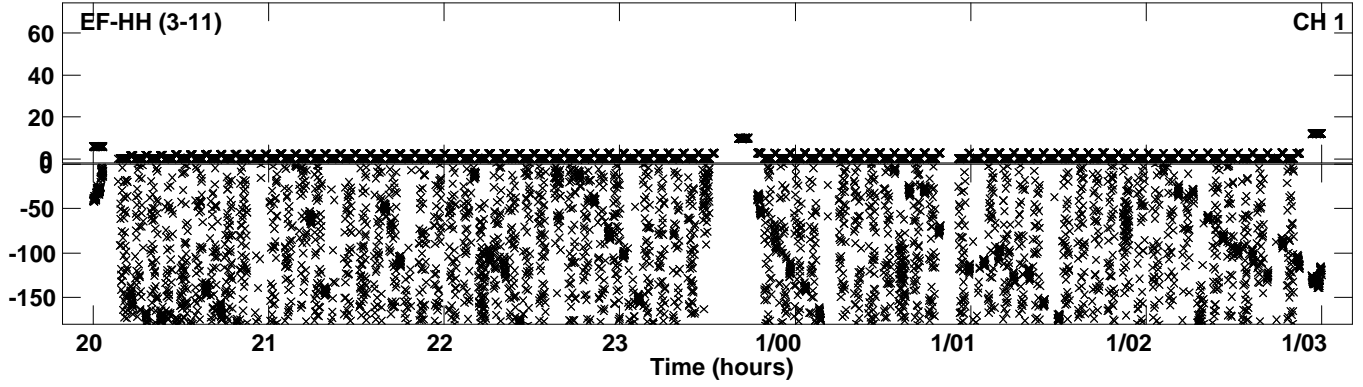
PLot file version 12 created 07-SEP-2022 11:02:36
Amplitude andPhase vs Time for ED050A.UVDATA.1 Vect aver.
IF 6 CHAN 1 - 64 STK LL




PLot file version 13 created 07-SEP-2022 11:02:36
Amplitude andPhase vs Time for ED050A.UVDATA.1 Vect aver.
IF 6 CHAN 1 - 64 STK LL




PLot file version 14 created 07-SEP-2022 11:02:36
Amplitude andPhase vs Time for ED050A.UVDATA.1 Vect aver.
IF 6 CHAN 1 - 64 STK LL



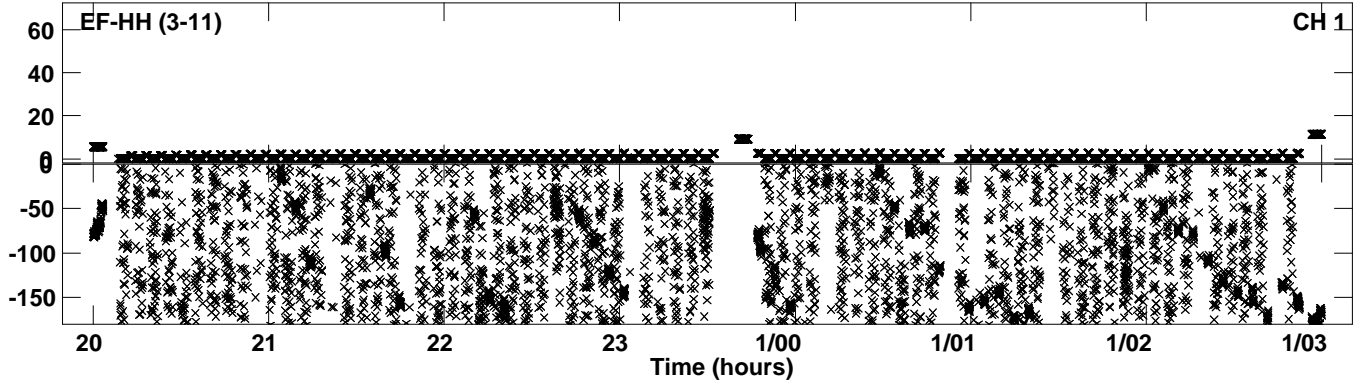
PLot file version 15 created 07-SEP-2022 11:02:43
Amplitude andPhase vs Time for ED050A.UVDATA.1 Vect aver.
IF 7 CHAN 1 - 64 STK LL




PLot file version 16 created 07-SEP-2022 11:02:43
Amplitude andPhase vs Time for ED050A.UVDATA.1 Vect aver.
IF 7 CHAN 1 - 64 STK LL




PLot file version 17 created 07-SEP-2022 11:02:43
Amplitude andPhase vs Time for ED050A.UVDATA.1 Vect aver.
IF 7 CHAN 1 - 64 STK LL



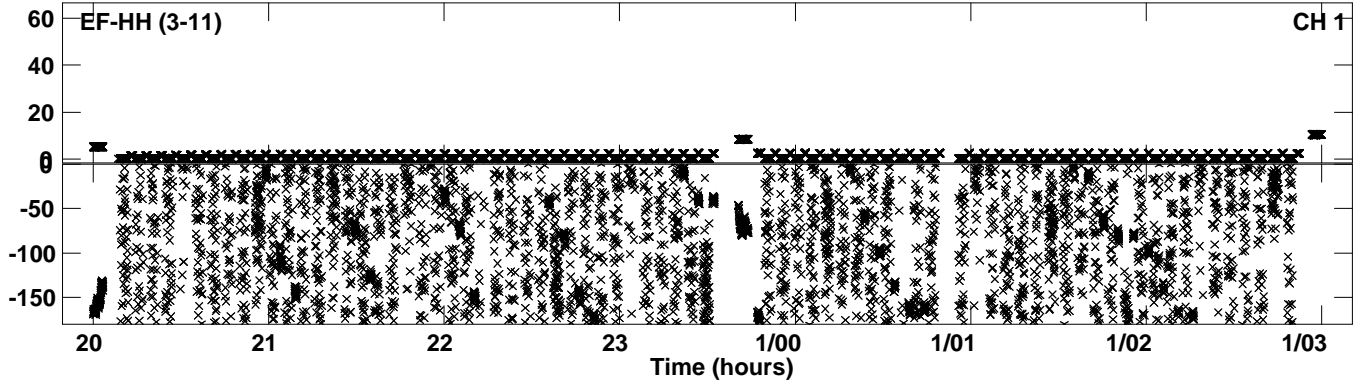
Plot file version 18 created 07-SEP-2022 11:02:51
Amplitude and Phase vs Time for ED050A.UVDATA.1 Vect aver.
IF 8 CHAN 1 - 64 STK LL




PLot file version 19 created 07-SEP-2022 11:02:51
Amplitude andPhase vs Time for ED050A.UVDATA.1 Vect aver.
IF 8 CHAN 1 - 64 STK LL




Plot file version 20 created 07-SEP-2022 11:02:51
Amplitude and Phase vs Time for ED050A.UVDATA.1 Vect aver.
IF 8 CHAN 1 - 64 STK LL




Plot file version 21 created 07-SEP-2022 11:02:58
Amplitude andPhase vs Time for ED050A.UVDATA.1 Vect aver.
IF 1 CHAN 1 - 64 STK RR




PLot file version 22 created 07-SEP-2022 11:02:58
Amplitude andPhase vs Time for ED050A.UVDATA.1 Vect aver.
IF 1 CHAN 1 - 64 STK RR




Plot file version 23 created 07-SEP-2022 11:03:05
Amplitude andPhase vs Time for ED050A.UVDATA.1 Vect aver.
IF 2 CHAN 1 - 64 STK RR




PLot file version 24 created 07-SEP-2022 11:03:05
Amplitude andPhase vs Time for ED050A.UVDATA.1 Vect aver.
IF 2 CHAN 1 - 64 STK RR




PLot file version 25 created 07-SEP-2022 11:03:12
Amplitude andPhase vs Time for ED050A.UVDATA.1 Vect aver.
IF 3 CHAN 1 - 64 STK RR




PLot file version 26 created 07-SEP-2022 11:03:12
Amplitude andPhase vs Time for ED050A.UVDATA.1 Vect aver.
IF 3 CHAN 1 - 64 STK RR




PLot file version 27 created 07-SEP-2022 11:03:19
Amplitude andPhase vs Time for ED050A.UVDATA.1 Vect aver.
IF 4 CHAN 1 - 64 STK RR



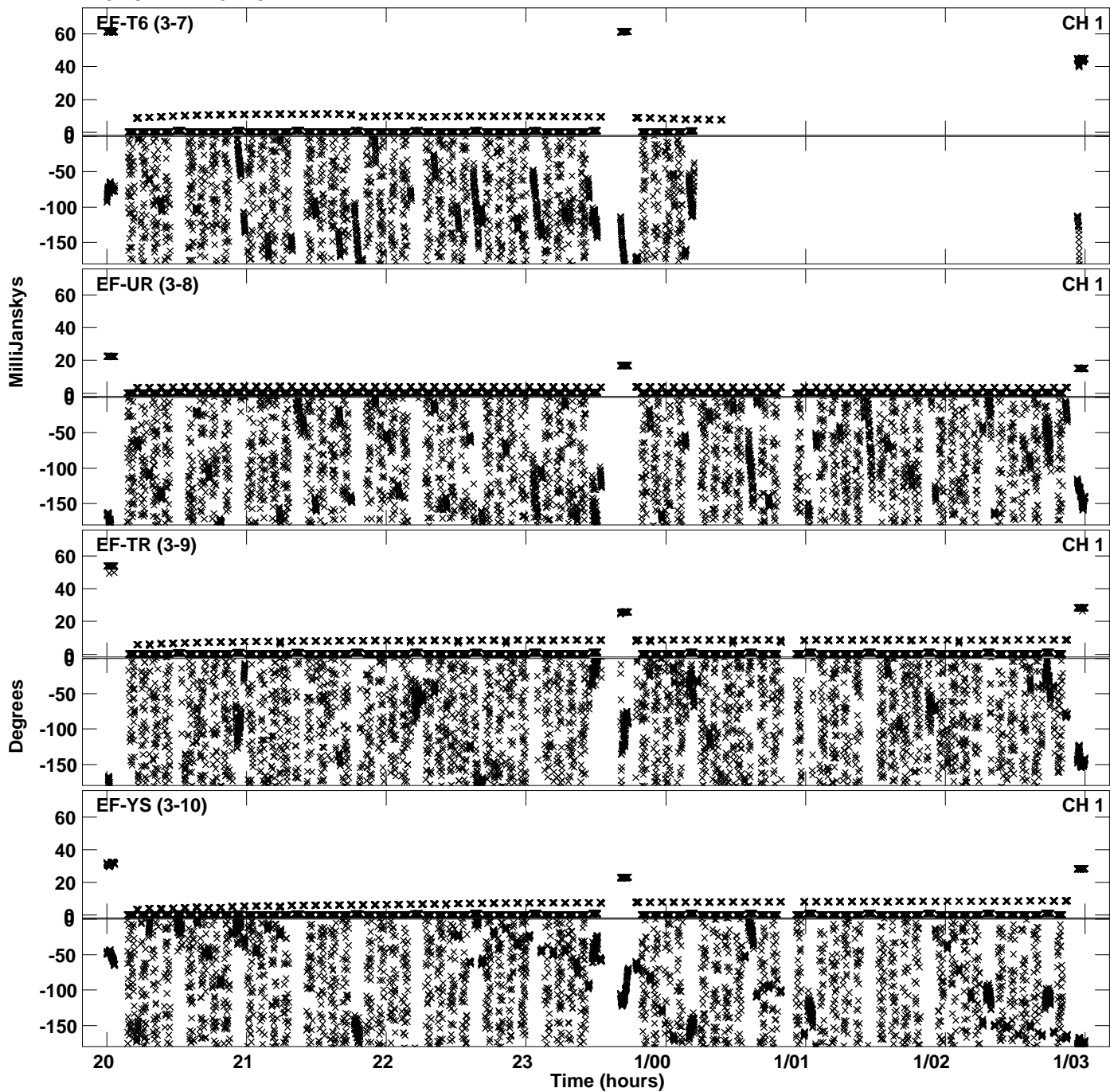
PLot file version 28 created 07-SEP-2022 11:03:19
Amplitude andPhase vs Time for ED050A.UVDATA.1 Vect aver.
IF 4 CHAN 1 - 64 STK RR



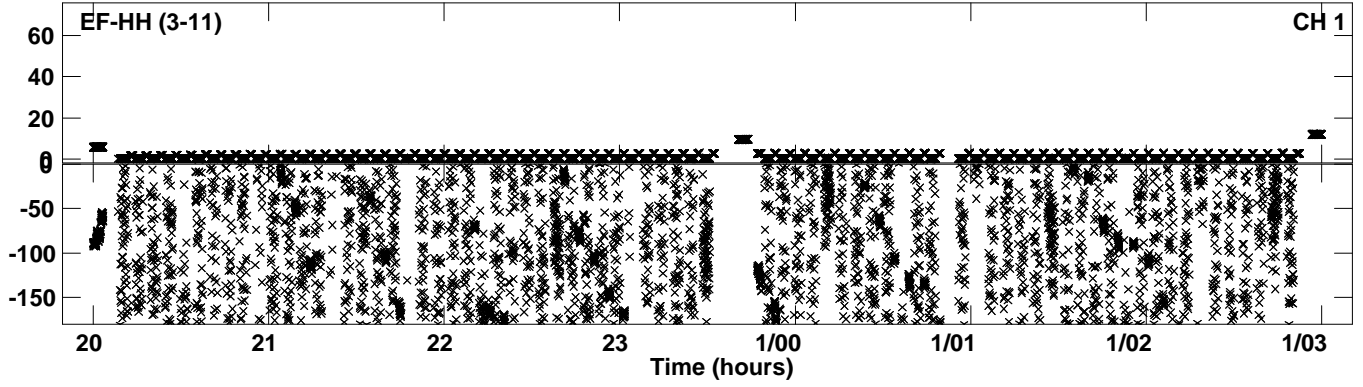
PLot file version 29 created 07-SEP-2022 11:03:26
Amplitude andPhase vs Time for ED050A.UVDATA.1 Vect aver.
IF 5 CHAN 1 - 64 STK RR




PLot file version 30 created 07-SEP-2022 11:03:26
Amplitude andPhase vs Time for ED050A.UVDATA.1 Vect aver.
IF 5 CHAN 1 - 64 STK RR




Plot file version 31 created 07-SEP-2022 11:03:26
Amplitude andPhase vs Time for ED050A.UVDATA.1 Vect aver.
IF 5 CHAN 1 - 64 STK RR



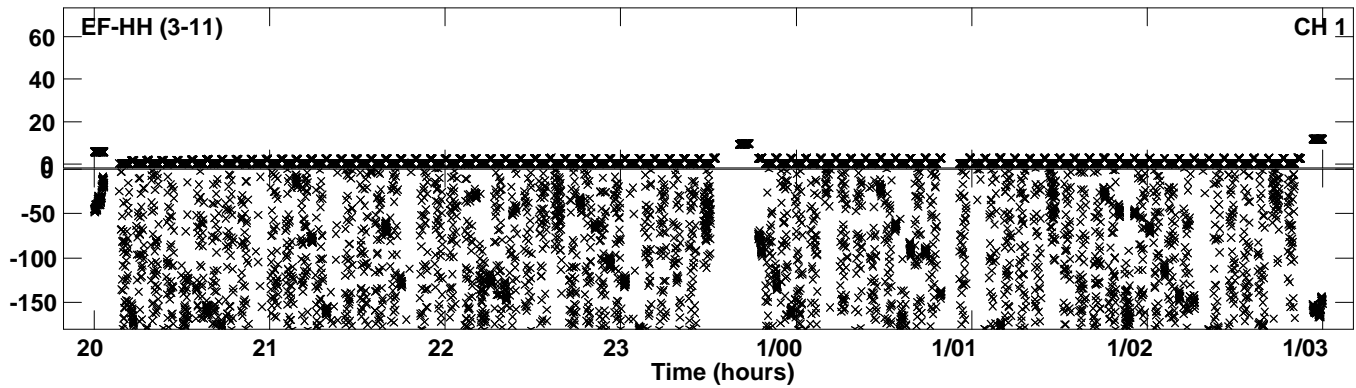
PLot file version 32 created 07-SEP-2022 11:03:33
Amplitude andPhase vs Time for ED050A.UVDATA.1 Vect aver.
IF 6 CHAN 1 - 64 STK RR




PLot file version 33 created 07-SEP-2022 11:03:33
Amplitude andPhase vs Time for ED050A.UVDATA.1 Vect aver.
IF 6 CHAN 1 - 64 STK RR



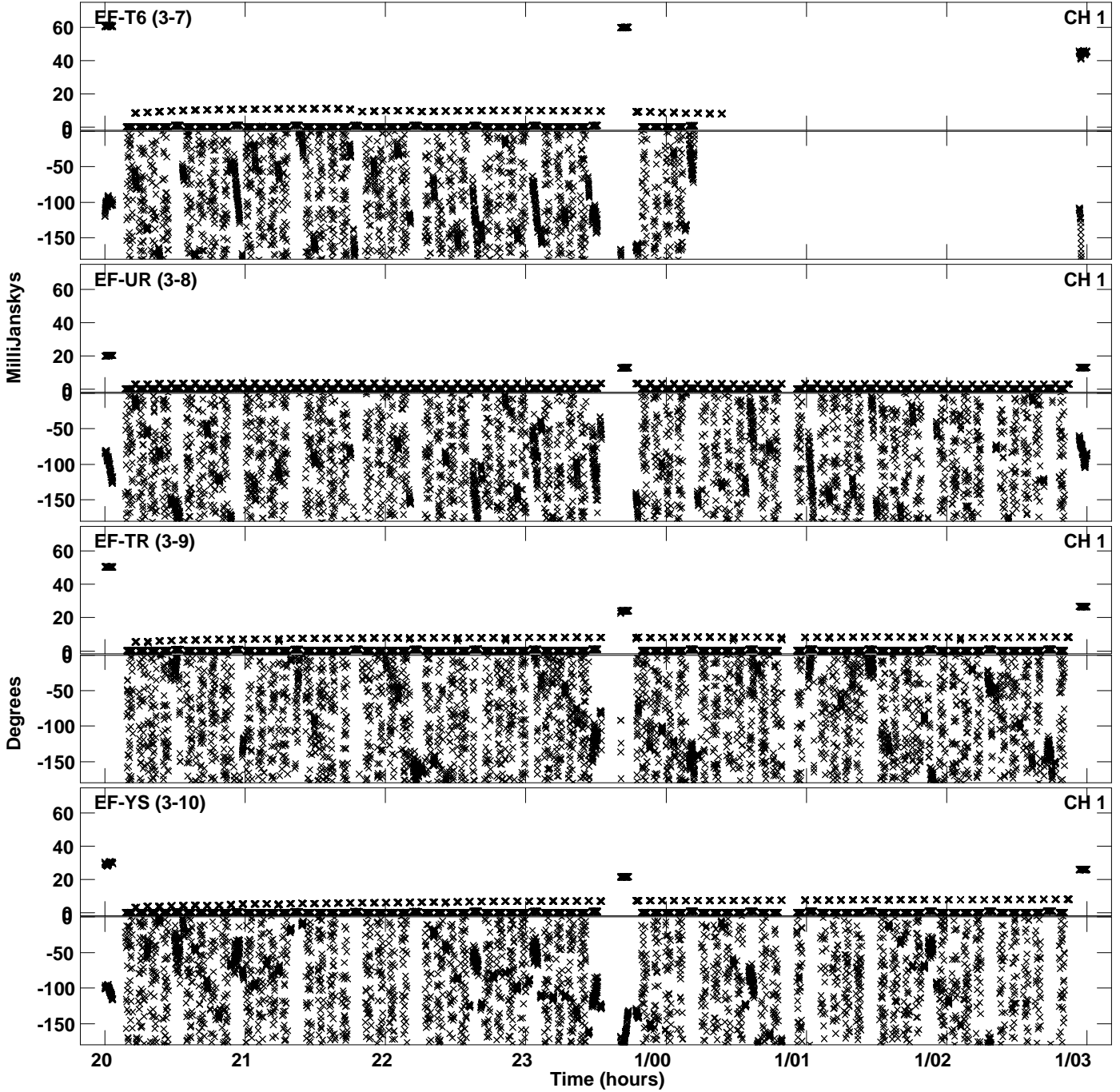
Plot file version 34 created 07-SEP-2022 11:03:33
Amplitude and Phase vs Time for ED050A.UVDATA.1 Vect aver.
IF 6 CHAN 1 - 64 STK RR



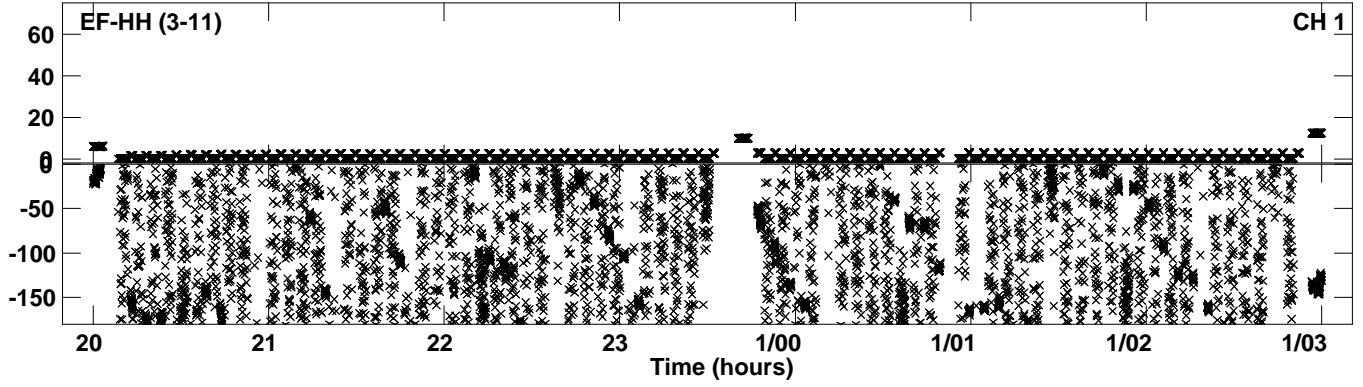
PLot file version 35 created 07-SEP-2022 11:03:40
Amplitude andPhase vs Time for ED050A.UVDATA.1 Vect aver.
IF 7 CHAN 1 - 64 STK RR




PLot file version 36 created 07-SEP-2022 11:03:40
Amplitude andPhase vs Time for ED050A.UVDATA.1 Vect aver.
IF 7 CHAN 1 - 64 STK RR



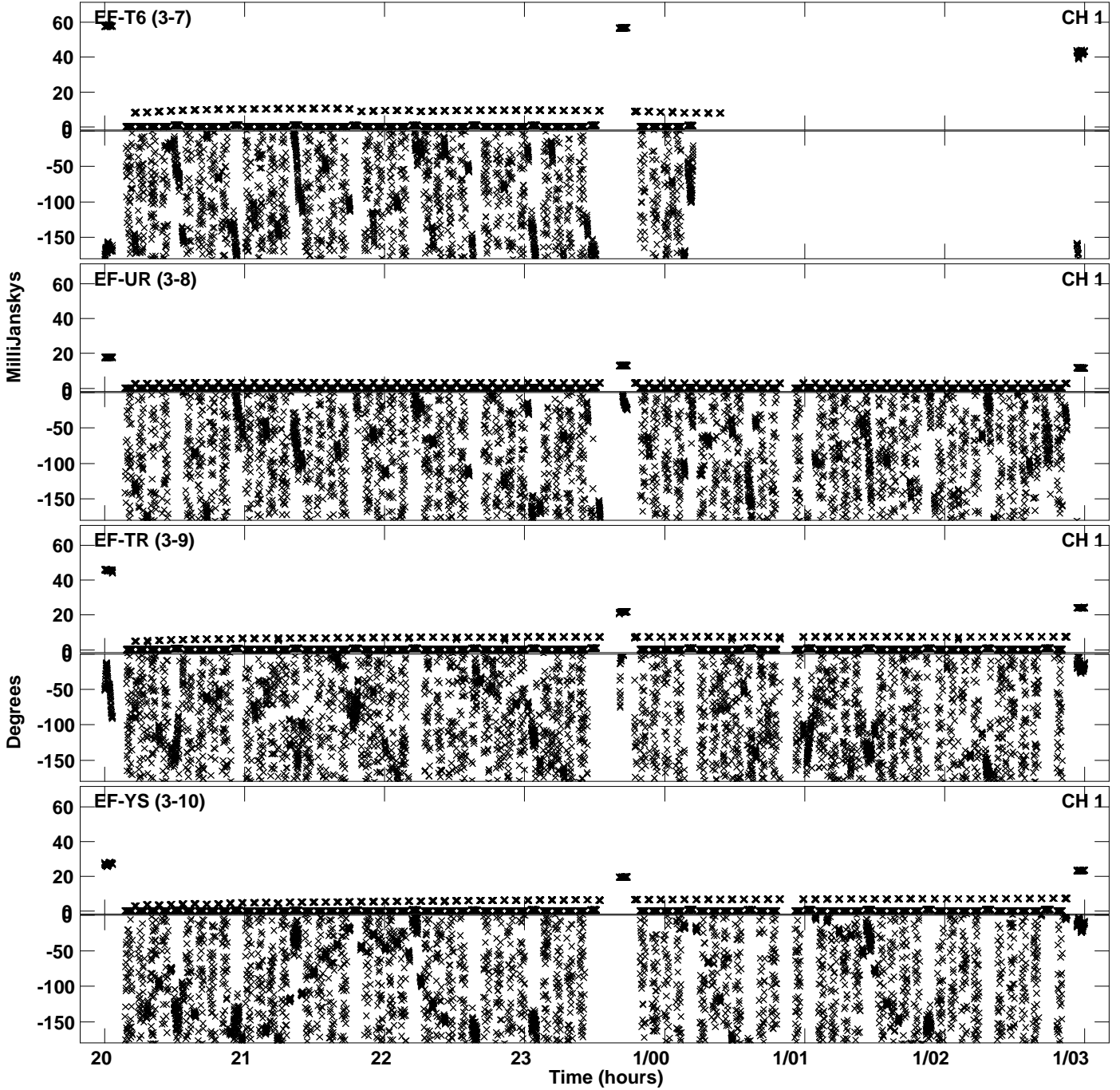
Plot file version 37 created 07-SEP-2022 11:03:40
Amplitude and Phase vs Time for ED050A.UVDATA.1 Vect aver.
IF 7 CHAN 1 - 64 STK RR



PLot file version 38 created 07-SEP-2022 11:03:47
Amplitude andPhase vs Time for ED050A.UVDATA.1 Vect aver.
IF 8 CHAN 1 - 64 STK RR



PLot file version 39 created 07-SEP-2022 11:03:47
Amplitude andPhase vs Time for ED050A.UVDATA.1 Vect aver.
IF 8 CHAN 1 - 64 STK RR



Plot file version 40 created 07-SEP-2022 11:03:47
Amplitude andPhase vs Time for ED050A.UVDATA.1 Vect aver.
IF 8 CHAN 1 - 64 STK RR

