
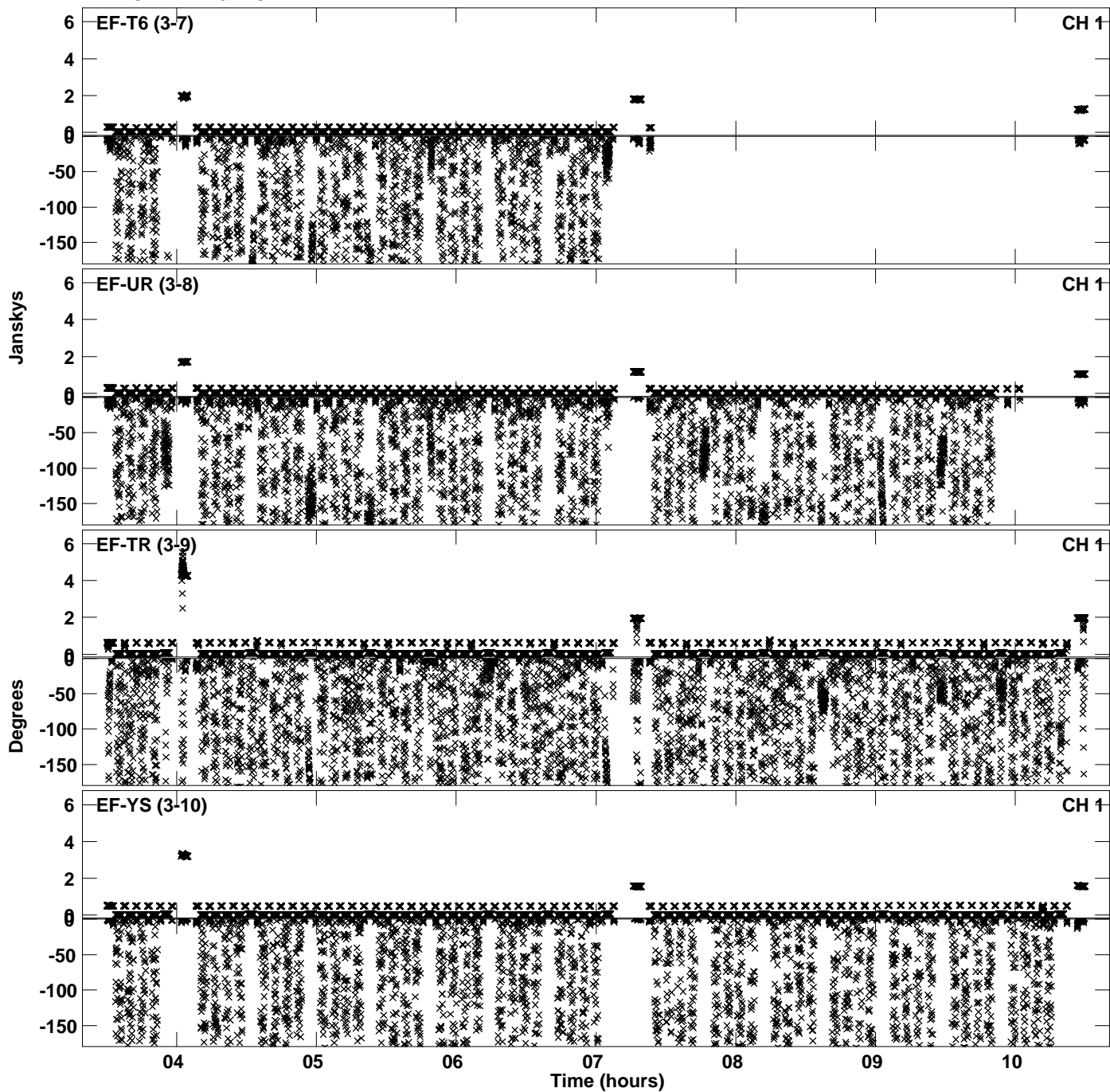


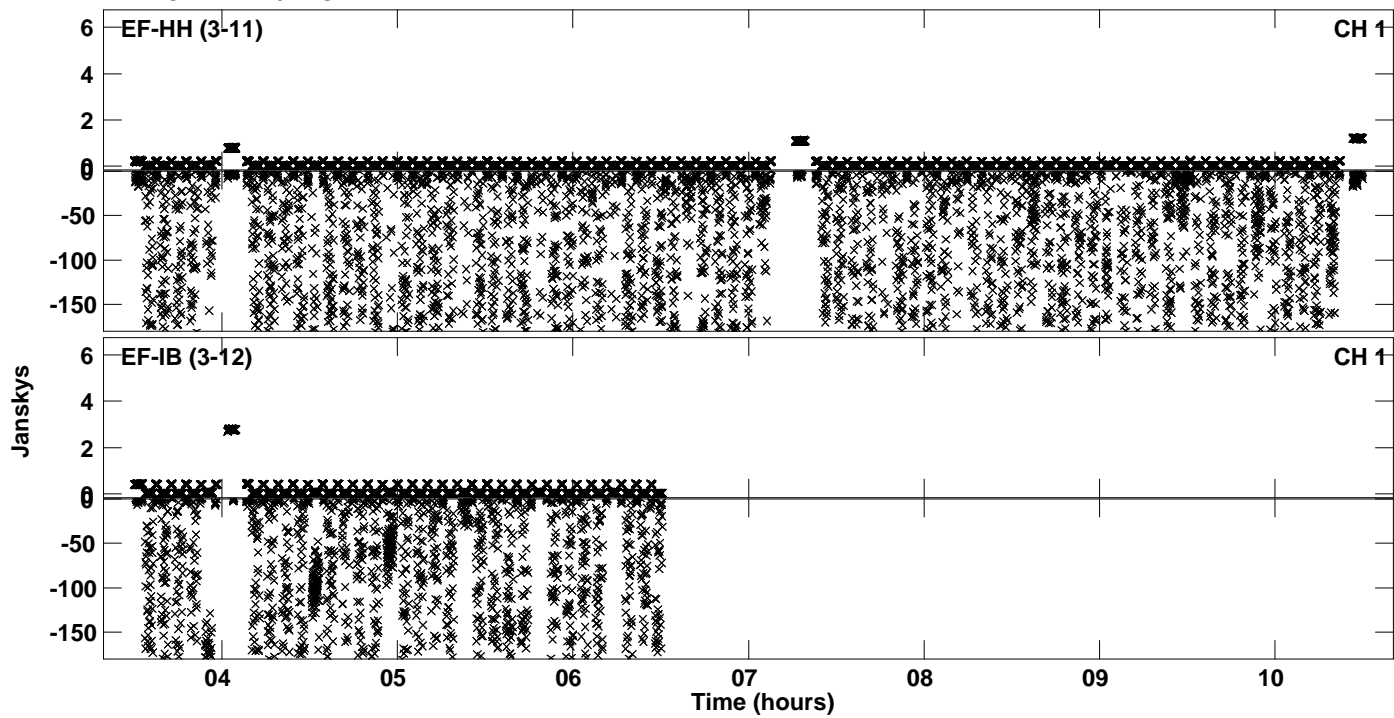
Plot file version 1 created 02-MAY-2023 14:05:35  
Amplitude andPhase vs Time for ED050B.UVDATA.1 Vect aver. CL # 4  
IF 1 CHAN 1 - 64 STK LL




Plot file version 2 created 02-MAY-2023 14:05:35  
Amplitude andPhase vs Time for ED050B.UVDATA.1 Vect aver. CL # 4  
IF 1 CHAN 1 - 64 STK LL



PLot file version 3 created 02-MAY-2023 14:05:35  
Amplitude andPhase vs Time for ED050B.UVDATA.1 Vect aver. CL # 4  
IF 1 CHAN 1 - 64 STK LL




Plot file version 4 created 02-MAY-2023 14:05:46  
Amplitude andPhase vs Time for ED050B.UVDATA.1 Vect aver. CL # 4  
IF 2 CHAN 1 - 64 STK LL

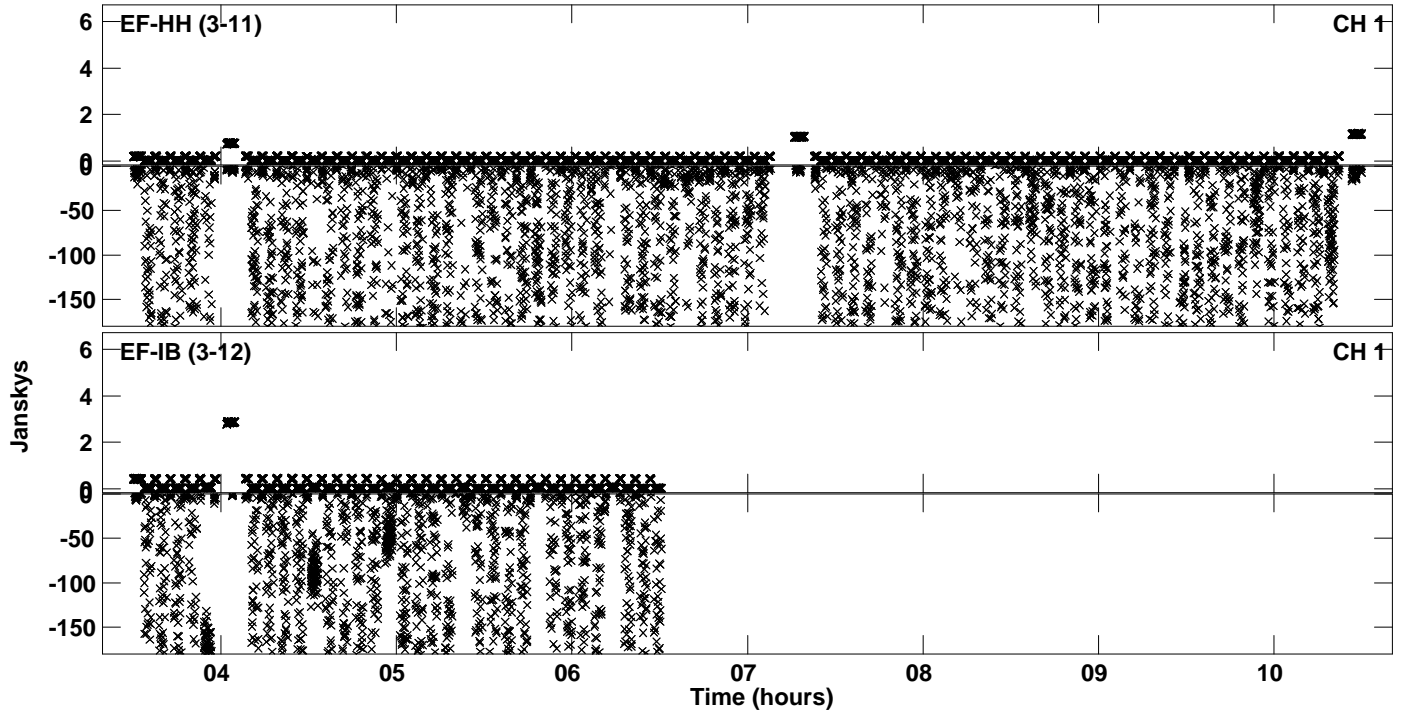





Plot file version 5 created 02-MAY-2023 14:05:46  
Amplitude andPhase vs Time for ED050B.UVDATA.1 Vect aver. CL # 4  
IF 2 CHAN 1 - 64 STK LL




PLot file version 6 created 02-MAY-2023 14:05:46  
Amplitude andPhase vs Time for ED050B.UVDATA.1 Vect aver. CL # 4  
IF 2 CHAN 1 - 64 STK LL



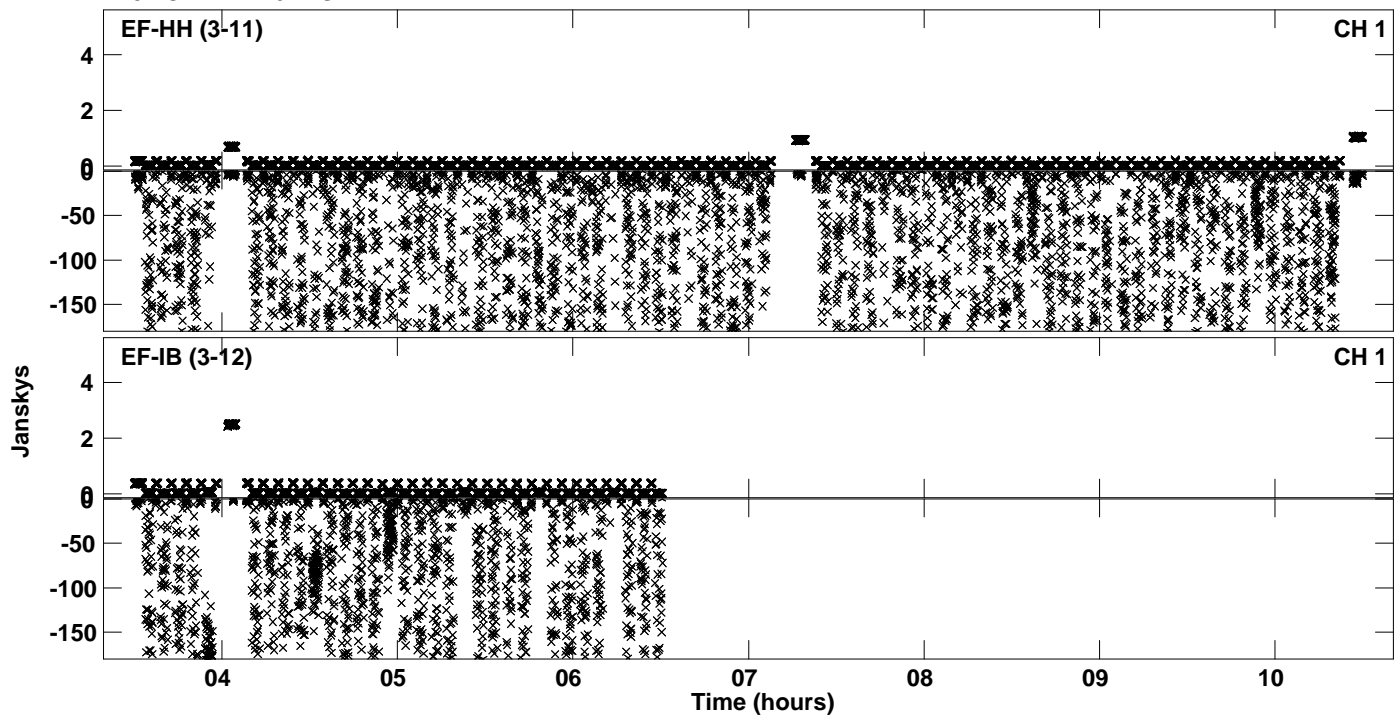
Plot file version 7 created 02-MAY-2023 14:05:59  
Amplitude andPhase vs Time for ED050B.UVDATA.1 Vect aver. CL # 4  
IF 3 CHAN 1 - 64 STK LL




Plot file version 8 created 02-MAY-2023 14:05:59  
Amplitude and Phase vs Time for ED050B.UVDATA.1 Vect aver. CL # 4  
IF 3 CHAN 1 - 64 STK LL




PLot file version 9 created 02-MAY-2023 14:05:59  
Amplitude andPhase vs Time for ED050B.UVDATA.1 Vect aver. CL # 4  
IF 3 CHAN 1 - 64 STK LL



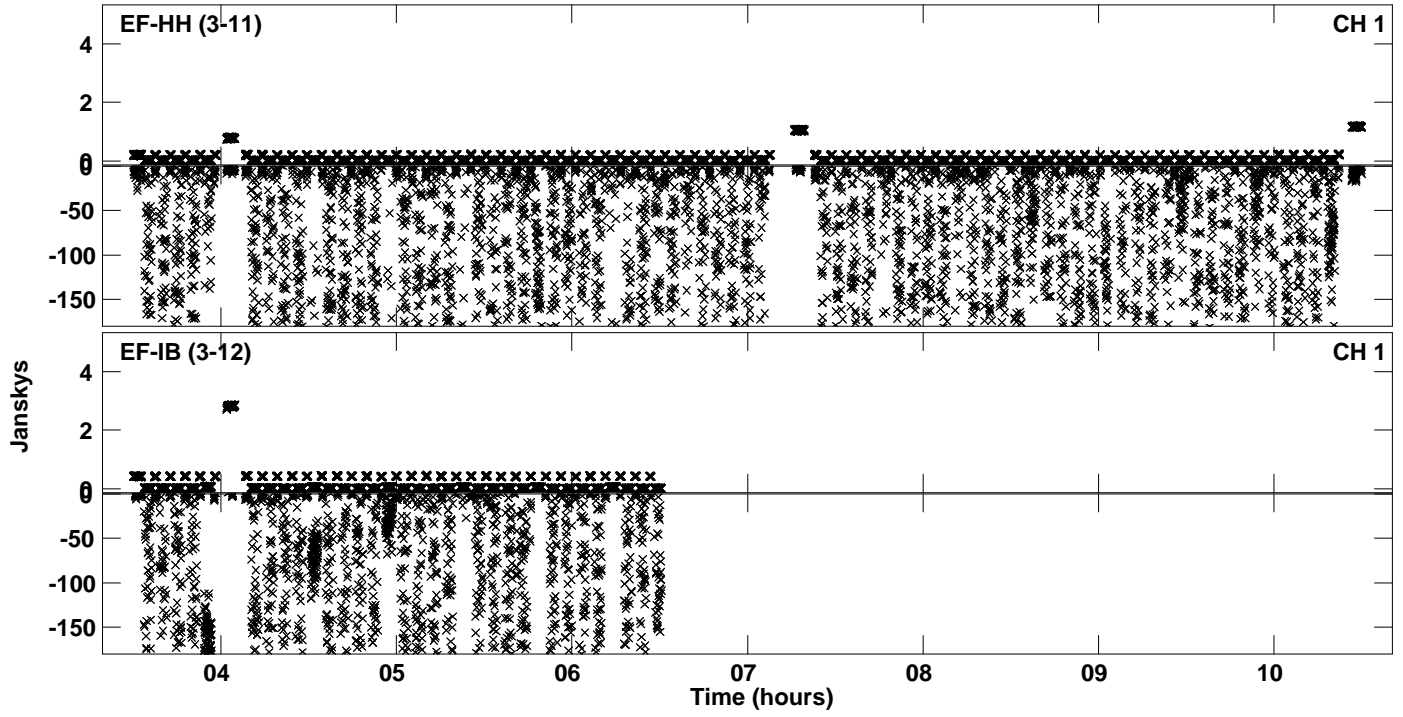
Plot file version 10 created 02-MAY-2023 14:06:12  
Amplitude andPhase vs Time for ED050B.UVDATA.1 Vect aver. CL # 4  
IF 4 CHAN 1 - 64 STK LL



Plot file version 11 created 02-MAY-2023 14:06:12  
Amplitude and Phase vs Time for ED050B.UVDATA.1 Vect aver. CL # 4  
IF 4 CHAN 1 - 64 STK LL




PLot file version 12 created 02-MAY-2023 14:06:12  
Amplitude andPhase vs Time for ED050B.UVDATA.1 Vect aver. CL # 4  
IF 4 CHAN 1 - 64 STK LL






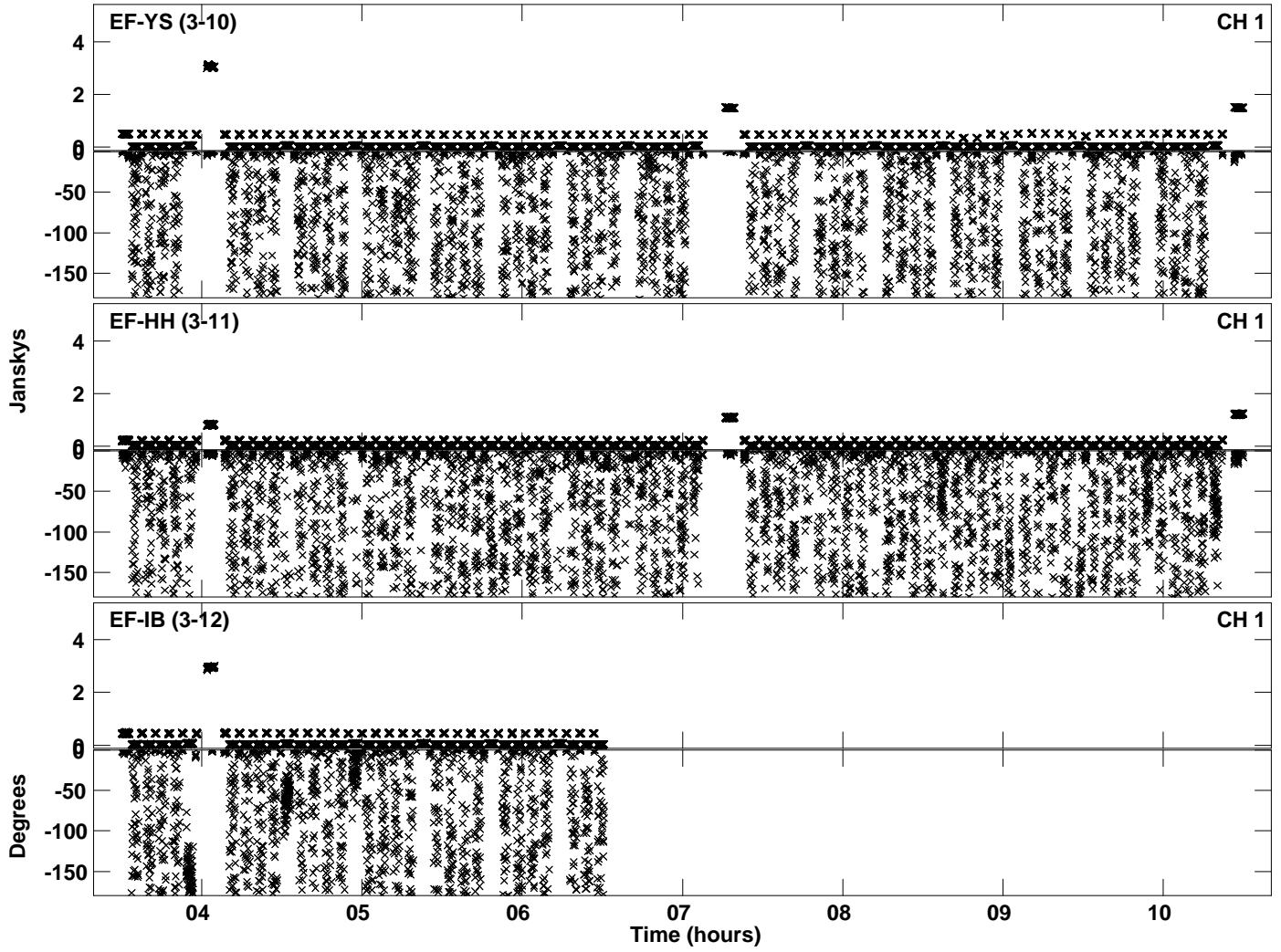
Plot file version 13 created 02-MAY-2023 14:06:26  
Amplitude and Phase vs Time for ED050B.UVDATA.1 Vect aver. CL # 4  
IF 5 CHAN 1 - 64 STK LL




Plot file version 14 created 02-MAY-2023 14:06:26  
Amplitude andPhase vs Time for ED050B.UVDATA.1 Vect aver. CL # 4  
IF 5 CHAN 1 - 64 STK LL




Plot file version 15 created 02-MAY-2023 14:06:26  
Amplitude andPhase vs Time for ED050B.UVDATA.1 Vect aver. CL # 4  
IF 5 CHAN 1 - 64 STK LL




PLot file version 16 created 02-MAY-2023 14:06:40  
Amplitude andPhase vs Time for ED050B.UVDATA.1 Vect aver. CL # 4  
IF 6 CHAN 1 - 64 STK LL




Plot file version 17 created 02-MAY-2023 14:06:40  
Amplitude andPhase vs Time for ED050B.UVDATA.1 Vect aver. CL # 4  
IF 6 CHAN 1 - 64 STK LL




PLot file version 18 created 02-MAY-2023 14:06:40  
Amplitude andPhase vs Time for ED050B.UVDATA.1 Vect aver. CL # 4  
IF 6 CHAN 1 - 64 STK LL



PLot file version 19 created 02-MAY-2023 14:06:53  
Amplitude andPhase vs Time for ED050B.UVDATA.1 Vect aver. CL # 4  
IF 7 CHAN 1 - 64 STK LL




PLot file version 20 created 02-MAY-2023 14:06:53  
Amplitude andPhase vs Time for ED050B.UVDATA.1 Vect aver. CL # 4  
IF 7 CHAN 1 - 64 STK LL







Plot file version 21 created 02-MAY-2023 14:06:53  
Amplitude andPhase vs Time for ED050B.UVDATA.1 Vect aver. CL # 4  
IF 7 CHAN 1 - 64 STK LL




PLot file version 22 created 02-MAY-2023 14:07:05  
Amplitude andPhase vs Time for ED050B.UVDATA.1 Vect aver. CL # 4  
IF 8 CHAN 1 - 64 STK LL




PLot file version 23 created 02-MAY-2023 14:07:05  
Amplitude andPhase vs Time for ED050B.UVDATA.1 Vect aver. CL # 4  
IF 8 CHAN 1 - 64 STK LL



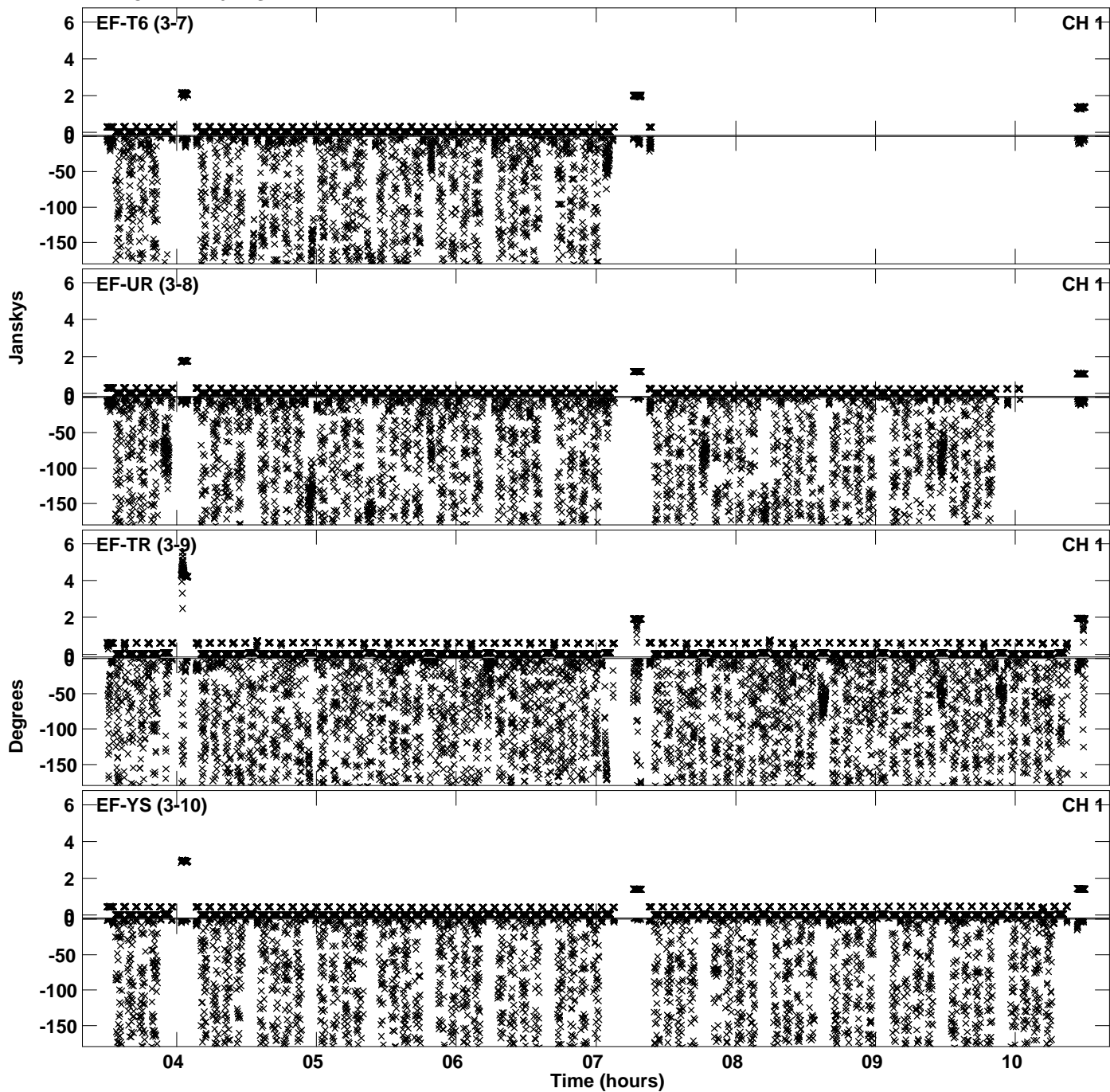
Plot file version 24 created 02-MAY-2023 14:07:05  
Amplitude andPhase vs Time for ED050B.UVDATA.1 Vect aver. CL # 4  
IF 8 CHAN 1 - 64 STK LL



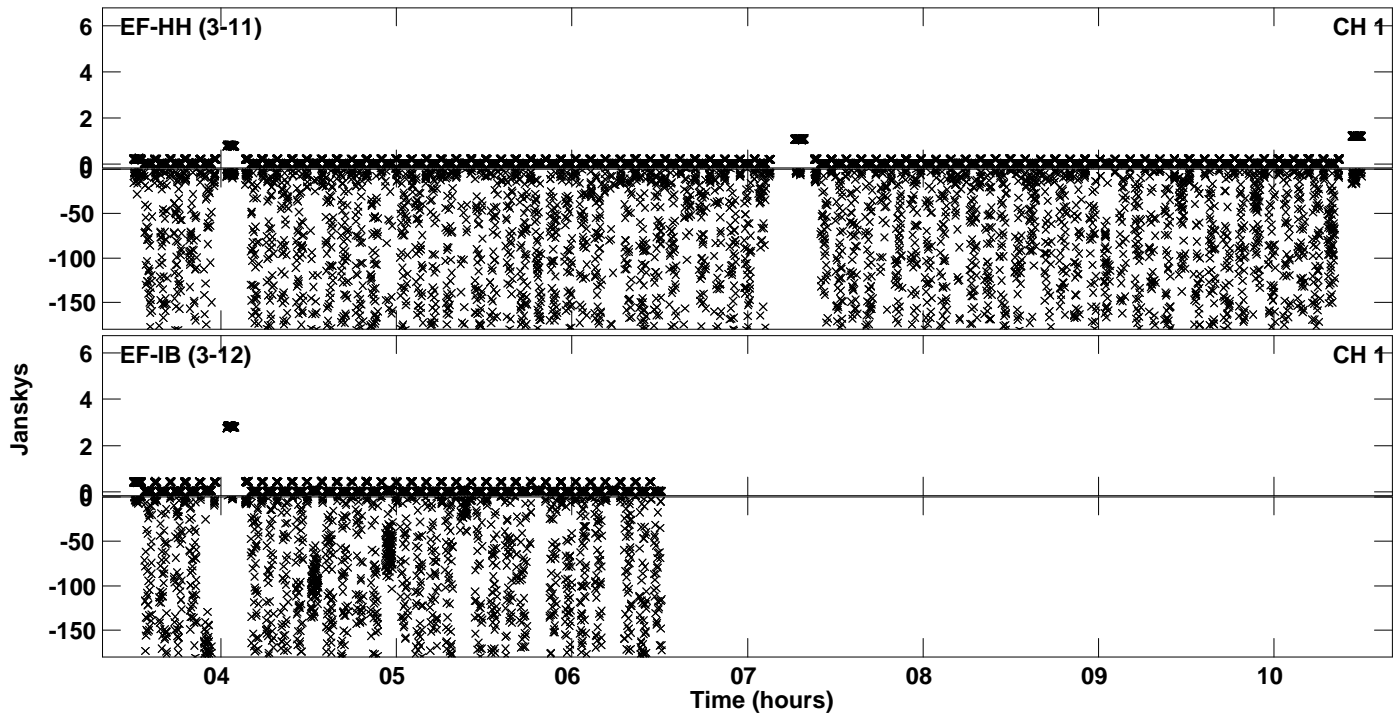
Plot file version 25 created 02-MAY-2023 14:07:16  
Amplitude andPhase vs Time for ED050B.UVDATA.1 Vect aver. CL # 4  
IF 1 CHAN 1 - 64 STK RR




Plot file version 26 created 02-MAY-2023 14:07:16  
Amplitude and Phase vs Time for ED050B.UVDATA.1 Vect aver. CL # 4  
IF 1 CHAN 1 - 64 STK RR



PLot file version 27 created 02-MAY-2023 14:07:16  
Amplitude andPhase vs Time for ED050B.UVDATA.1 Vect aver. CL # 4  
IF 1 CHAN 1 - 64 STK RR




Plot file version 28 created 02-MAY-2023 14:07:26  
Amplitude andPhase vs Time for ED050B.UVDATA.1 Vect aver. CL # 4  
IF 2 CHAN 1 - 64 STK RR

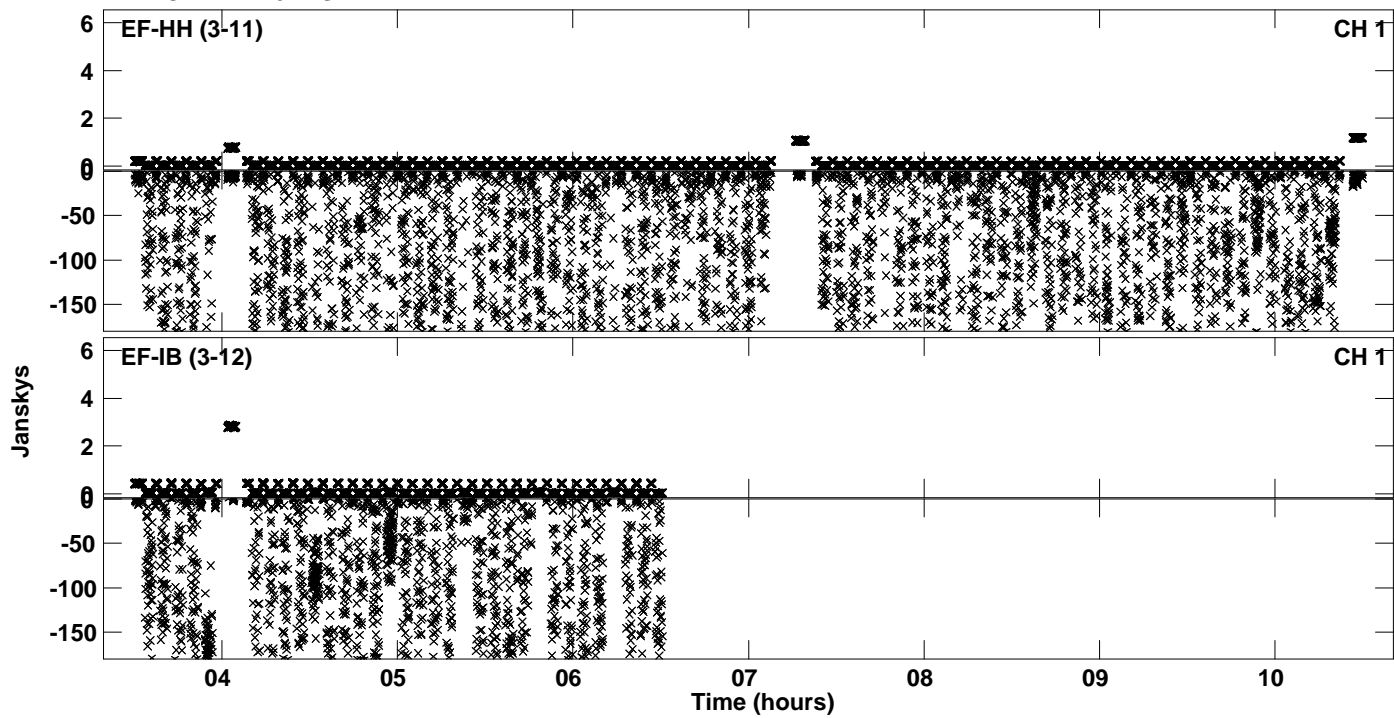




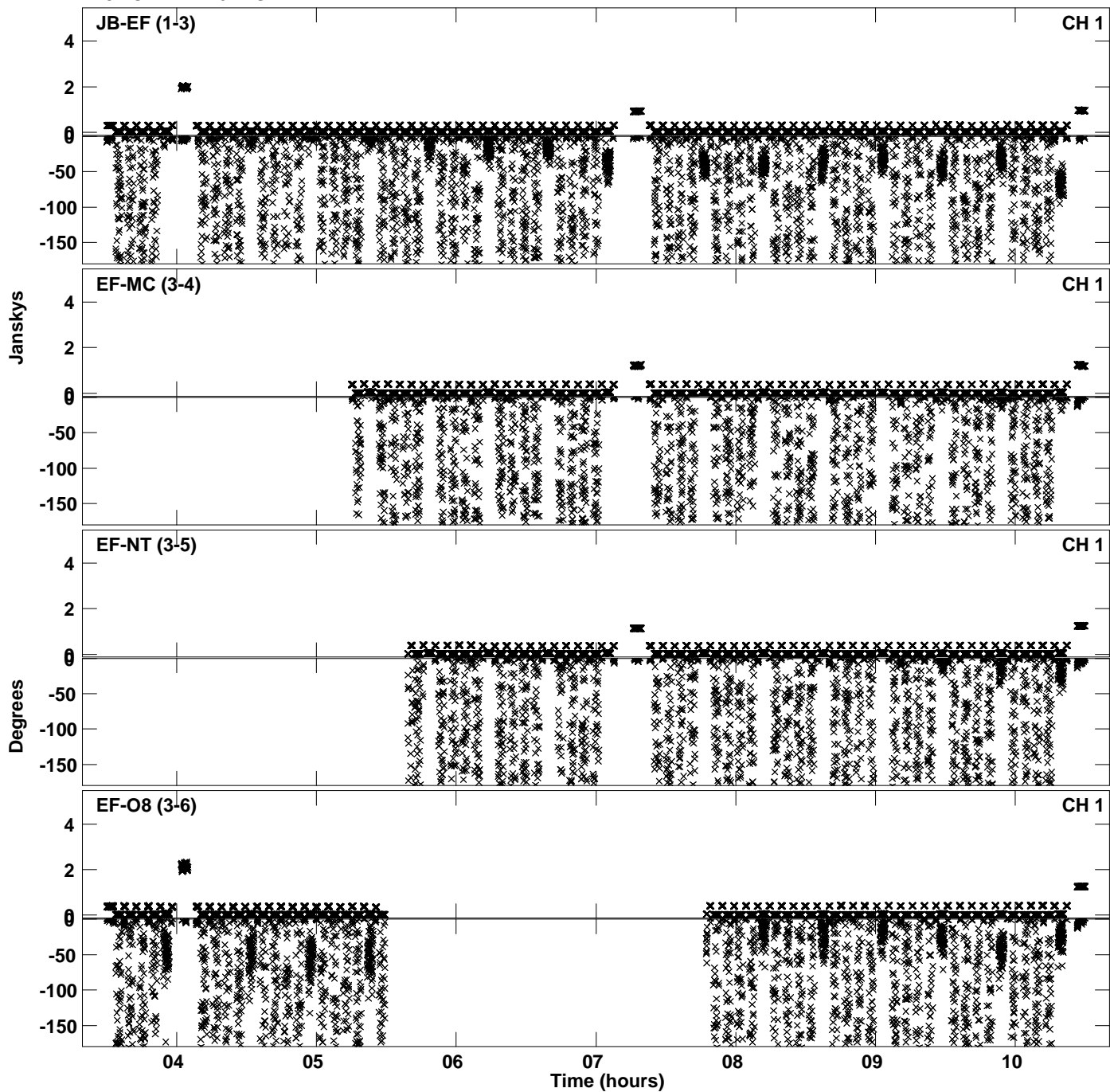
Plot file version 29 created 02-MAY-2023 14:07:26  
Amplitude andPhase vs Time for ED050B.UVDATA.1 Vect aver. CL # 4  
IF 2 CHAN 1 - 64 STK RR




PLot file version 30 created 02-MAY-2023 14:07:26  
Amplitude andPhase vs Time for ED050B.UVDATA.1 Vect aver. CL # 4  
IF 2 CHAN 1 - 64 STK RR



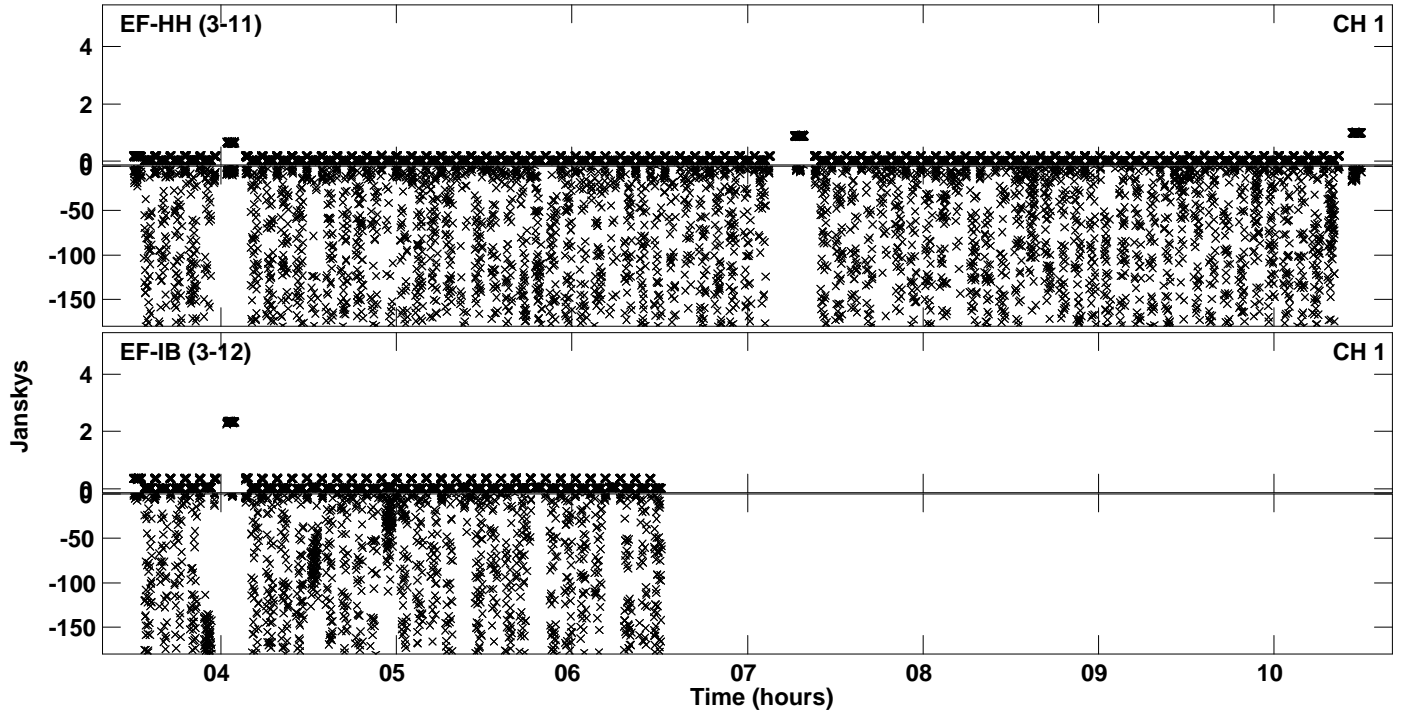
Plot file version 31 created 02-MAY-2023 14:07:37  
Amplitude andPhase vs Time for ED050B.UVDATA.1 Vect aver. CL # 4  
IF 3 CHAN 1 - 64 STK RR




Plot file version 32 created 02-MAY-2023 14:07:37  
Amplitude andPhase vs Time for ED050B.UVDATA.1 Vect aver. CL # 4  
IF 3 CHAN 1 - 64 STK RR




PLot file version 33 created 02-MAY-2023 14:07:37  
Amplitude andPhase vs Time for ED050B.UVDATA.1 Vect aver. CL # 4  
IF 3 CHAN 1 - 64 STK RR



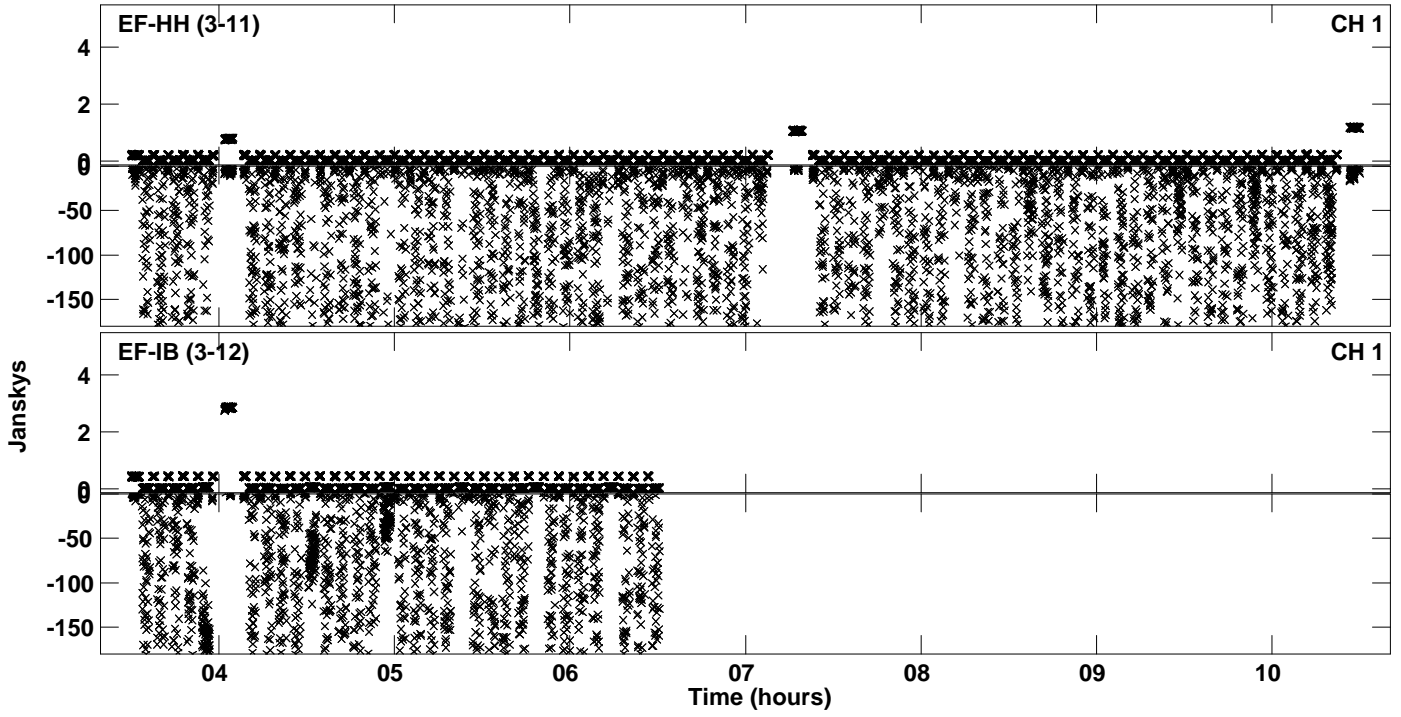
PLot file version 34 created 02-MAY-2023 14:07:47  
Amplitude andPhase vs Time for ED050B.UVDATA.1 Vect aver. CL # 4  
IF 4 CHAN 1 - 64 STK RR



Plot file version 35 created 02-MAY-2023 14:07:47  
Amplitude andPhase vs Time for ED050B.UVDATA.1 Vect aver. CL # 4  
IF 4 CHAN 1 - 64 STK RR

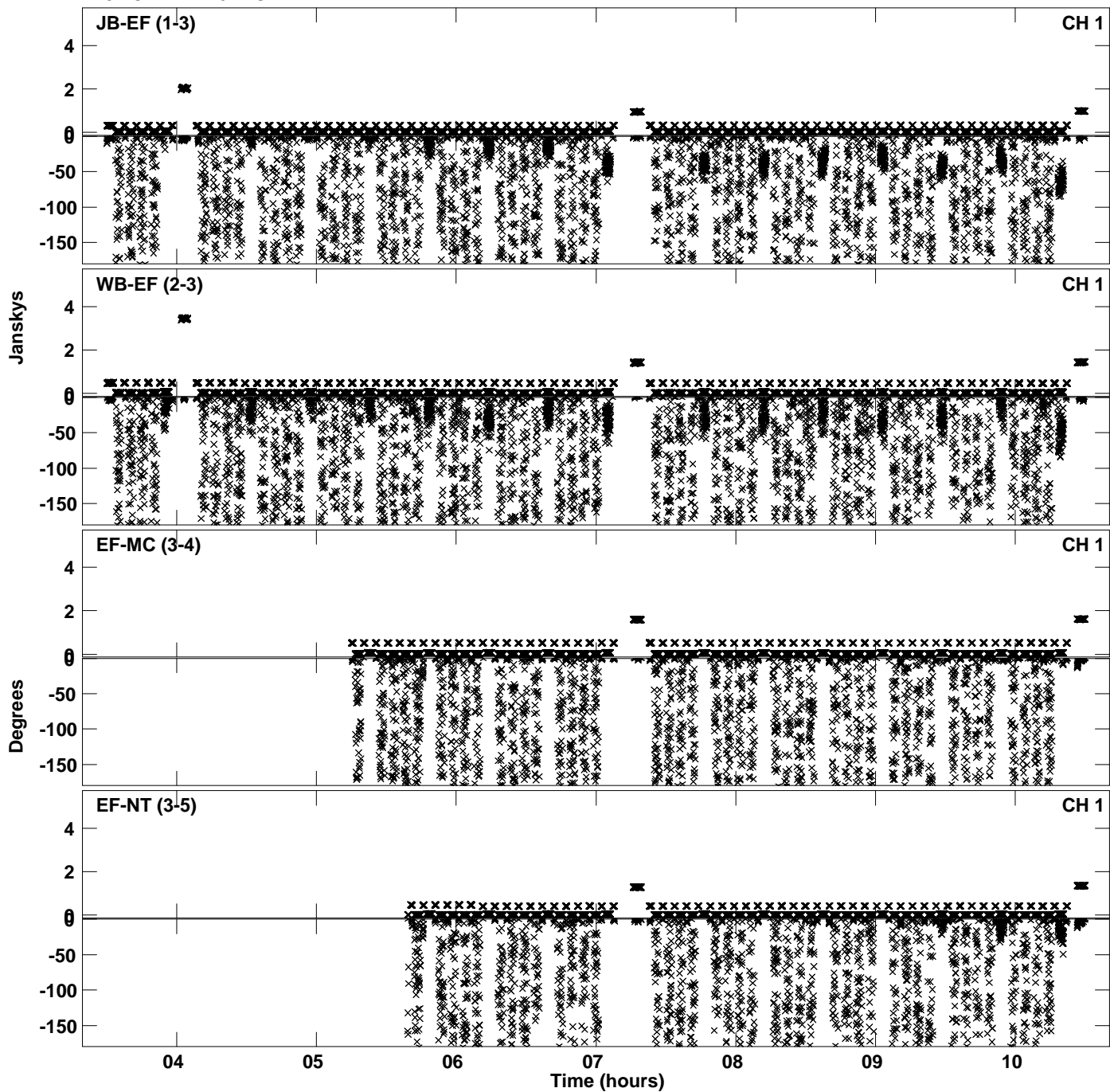


PLot file version 36 created 02-MAY-2023 14:07:47  
Amplitude andPhase vs Time for ED050B.UVDATA.1 Vect aver. CL # 4  
IF 4 CHAN 1 - 64 STK RR







PLot file version 37 created 02-MAY-2023 14:07:59  
Amplitude andPhase vs Time for ED050B.UVDATA.1 Vect aver. CL # 4  
IF 5 CHAN 1 - 64 STK RR



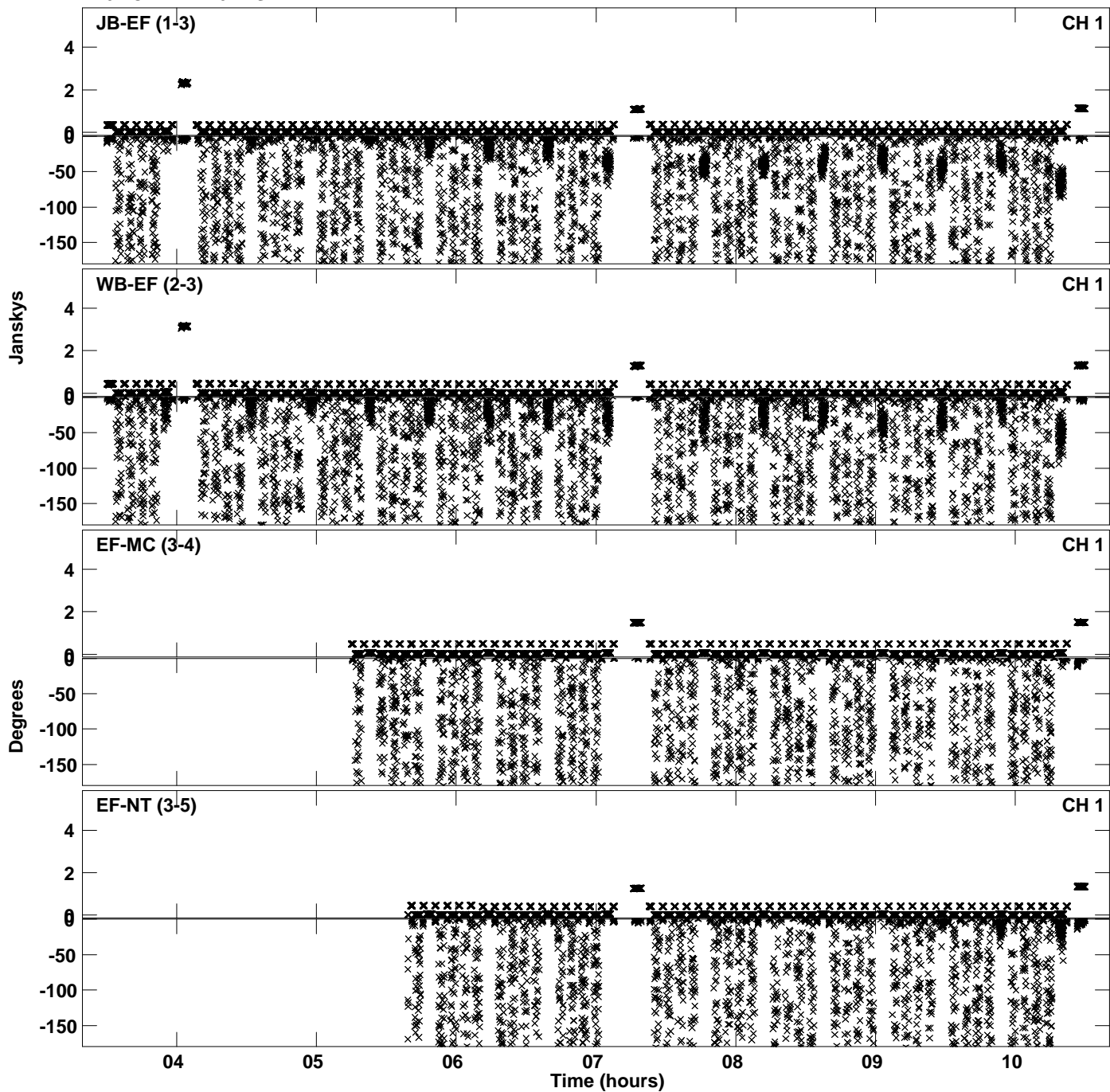
PLot file version 38 created 02-MAY-2023 14:07:59  
Amplitude andPhase vs Time for ED050B.UVDATA.1 Vect aver. CL # 4  
IF 5 CHAN 1 - 64 STK RR




Plot file version 39 created 02-MAY-2023 14:07:59  
Amplitude andPhase vs Time for ED050B.UVDATA.1 Vect aver. CL # 4  
IF 5 CHAN 1 - 64 STK RR




PLot file version 40 created 02-MAY-2023 14:08:12  
Amplitude andPhase vs Time for ED050B.UVDATA.1 Vect aver. CL # 4  
IF 6 CHAN 1 - 64 STK RR




PLot file version 41 created 02-MAY-2023 14:08:12  
Amplitude andPhase vs Time for ED050B.UVDATA.1 Vect aver. CL # 4  
IF 6 CHAN 1 - 64 STK RR




PLot file version 42 created 02-MAY-2023 14:08:12  
Amplitude andPhase vs Time for ED050B.UVDATA.1 Vect aver. CL # 4  
IF 6 CHAN 1 - 64 STK RR



Plot file version 43 created 02-MAY-2023 14:08:23  
Amplitude andPhase vs Time for ED050B.UVDATA.1 Vect aver. CL # 4  
IF 7 CHAN 1 - 64 STK RR

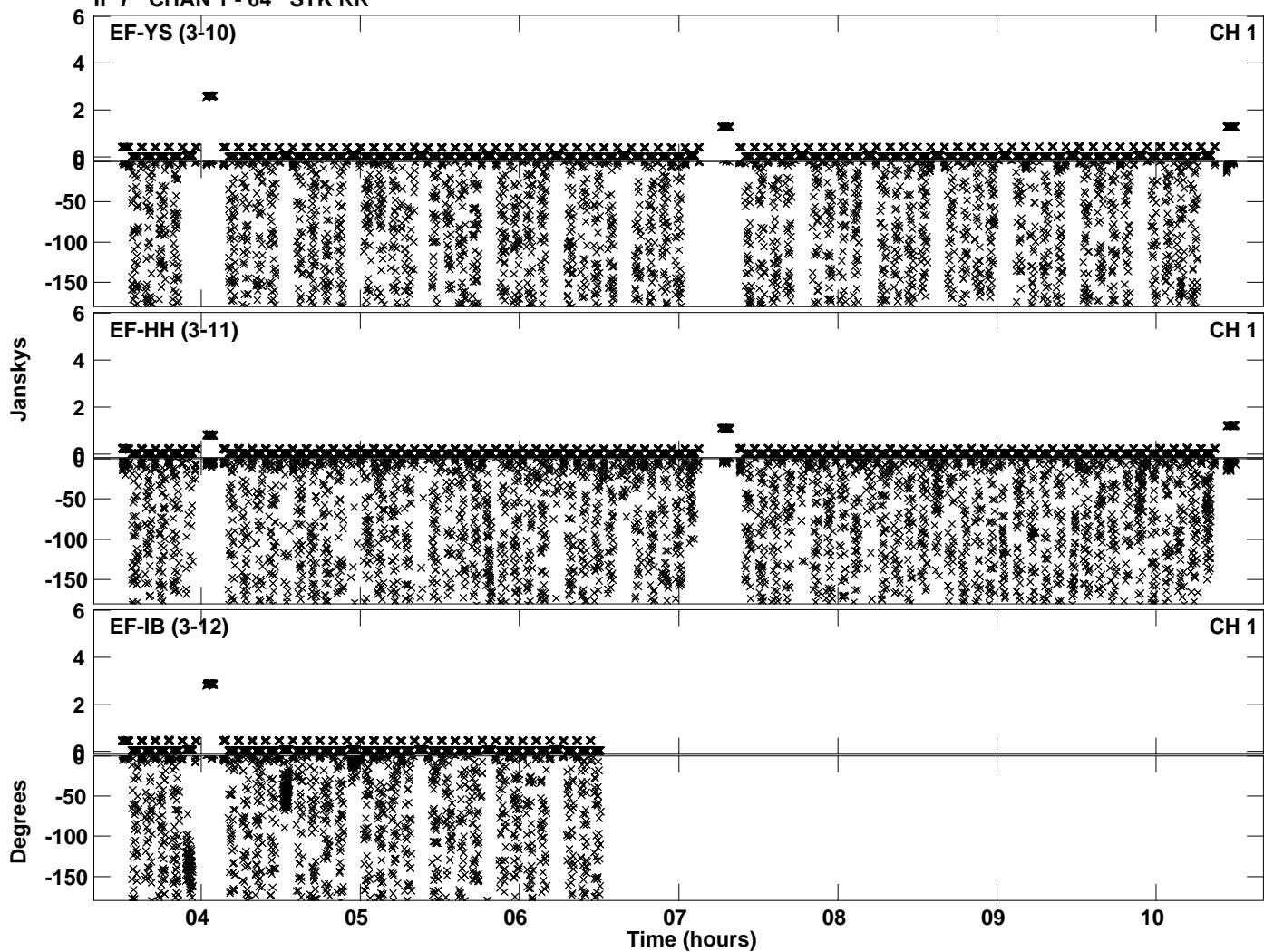


Plot file version 44 created 02-MAY-2023 14:08:23  
Amplitude andPhase vs Time for ED050B.UVDATA.1 Vect aver. CL # 4  
IF 7 CHAN 1 - 64 STK RR







Plot file version 45 created 02-MAY-2023 14:08:23  
Amplitude andPhase vs Time for ED050B.UVDATA.1 Vect aver. CL # 4  
IF 7 CHAN 1 - 64 STK RR



PLot file version 46 created 02-MAY-2023 14:08:34  
Amplitude andPhase vs Time for ED050B.UVDATA.1 Vect aver. CL # 4  
IF 8 CHAN 1 - 64 STK RR



PLot file version 47 created 02-MAY-2023 14:08:34  
Amplitude andPhase vs Time for ED050B.UVDATA.1 Vect aver. CL # 4  
IF 8 CHAN 1 - 64 STK RR



Plot file version 48 created 02-MAY-2023 14:08:34  
Amplitude andPhase vs Time for ED050B.UVDATA.1 Vect aver. CL # 4  
IF 8 CHAN 1 - 64 STK RR

