Plot file version 1 created 22-DEC-2011 14:42:59
3C84 EE008A 2.UVAVG.1
Calibrated with CL # 3 and BP # 1 (BP mode 1)

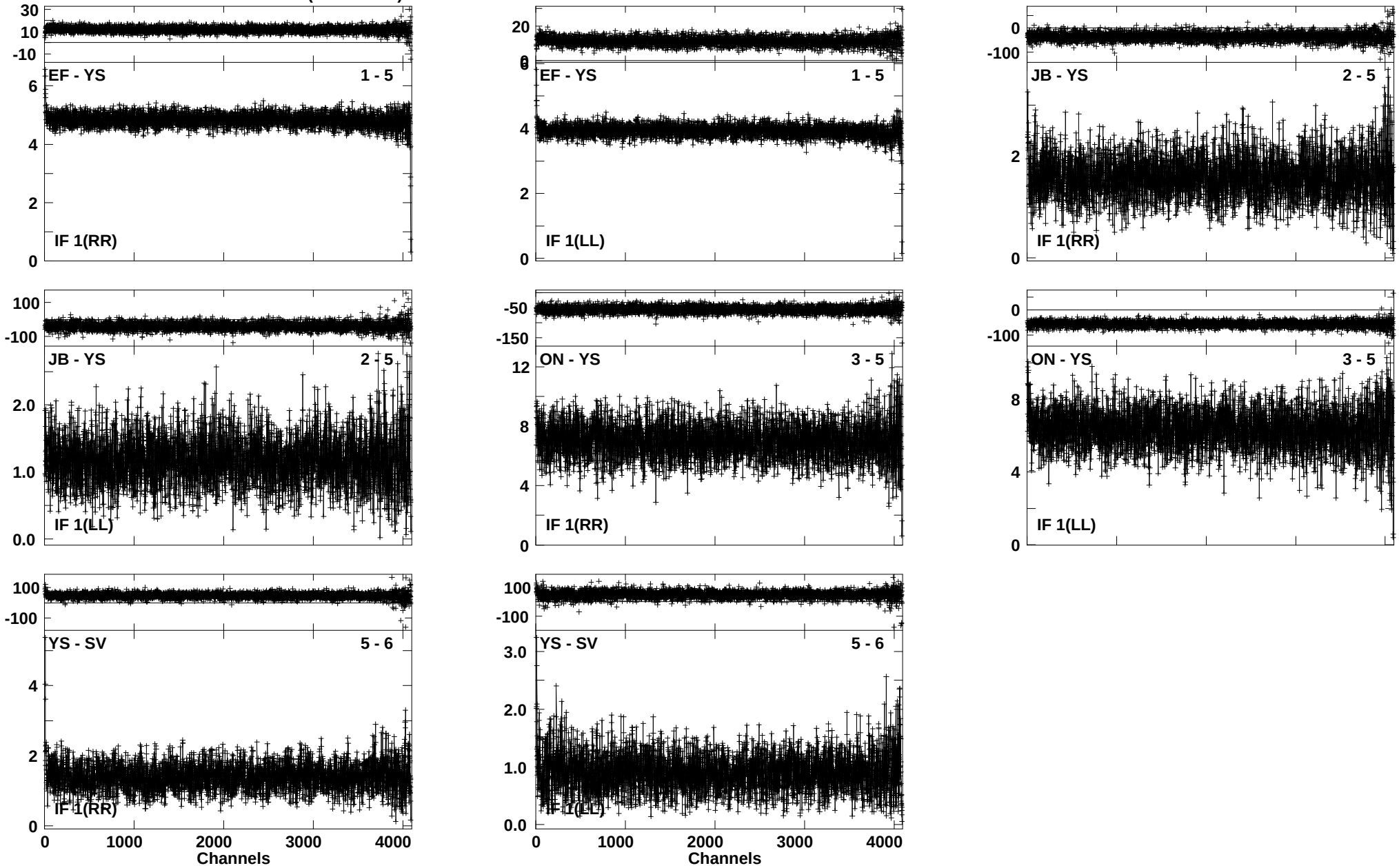

Lower frame: Ampl Jy Top frame: Phas deg
Vector averaged cross-power spectrum Several baselines displayed
Timerange: 00/02:00:02 to 00/02:09:59

Plot file version 2 created 22-DEC-2011 14:44:03
J0541-05 EE008A 2.UVAVG.1
Calibrated with CL # 3 and BP # 1 (BP mode 1)

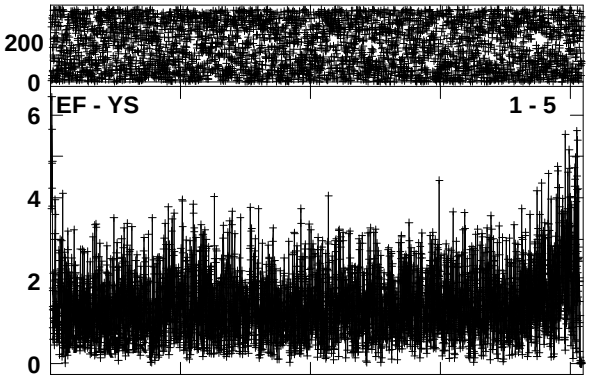

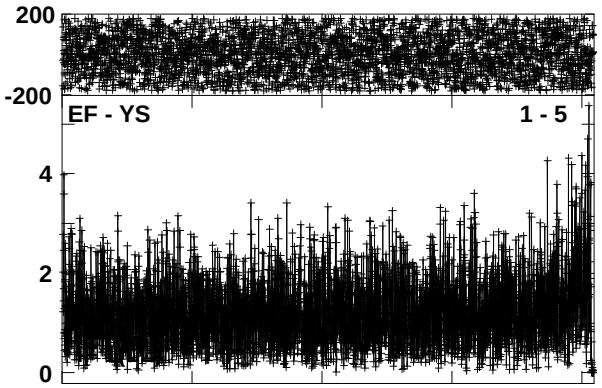

Lower frame: Ampl Jy Top frame: Phas deg
Vector averaged cross-power spectrum Several baselines displayed
Timerange: 00/02:14:31 to 00/02:15:29

Plot file version 3 created 22-DEC-2011 14:44:11
ORIKL1 EE008A 2.UVAVG.1
Calibrated with CL # 3 and BP # 1 (BP mode 1)

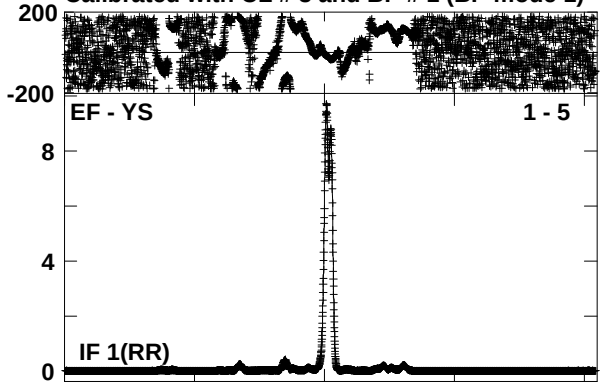

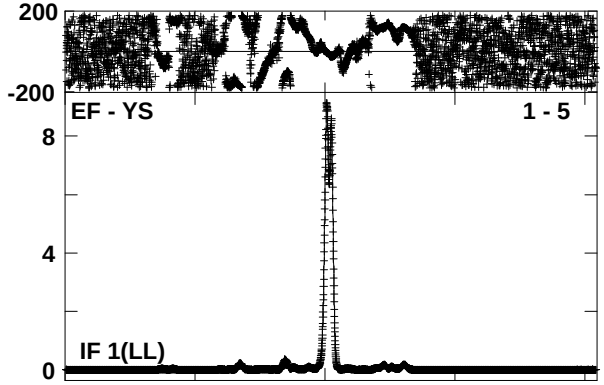

Lower frame: Kilo Ampl Jy Top frame: Phas deg
Vector averaged cross-power spectrum Several baselines displayed
Timerange: 00/02:15:46 to 00/02:16:29

Plot file version 4 created 22-DEC-2011 14:44:17
J0541-05 EE008A 2.UVAVG.1
Calibrated with CL # 3 and BP # 1 (BP mode 1)

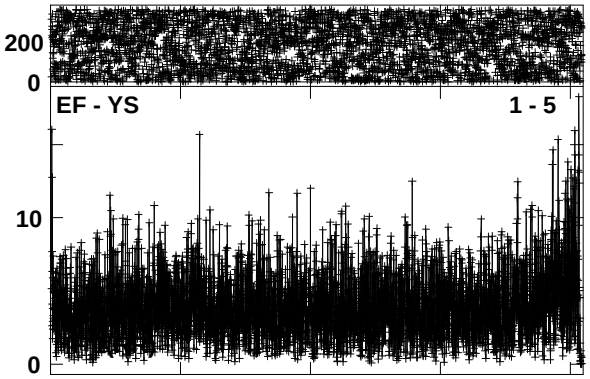

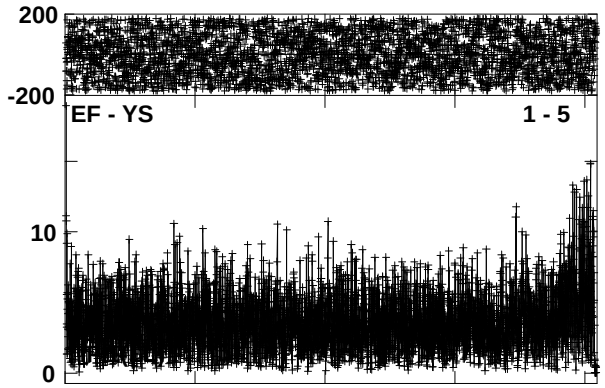

Lower frame: Ampl Jy Top frame: Phas deg
Vector averaged cross-power spectrum Several baselines displayed
Timerange: 00/02:16:46 to 00/02:17:29

Plot file version 5 created 22-DEC-2011 14:45:37
J0541-05 EE008A 2.UVAVG.1
Calibrated with CL # 3 and BP # 1 (BP mode 1)

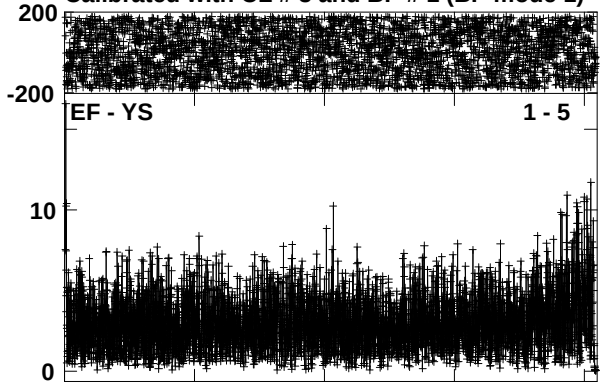

Lower frame: Ampl Jy Top frame: Phas deg
Vector averaged cross-power spectrum Several baselines displayed
Timerange: 00/02:30:46 to 00/02:31:29

Plot file version 6 created 22-DEC-2011 14:45:52
ORIKL1 EE008A 2.UVAVG.1
Calibrated with CL # 3 and BP # 1 (BP mode 1)

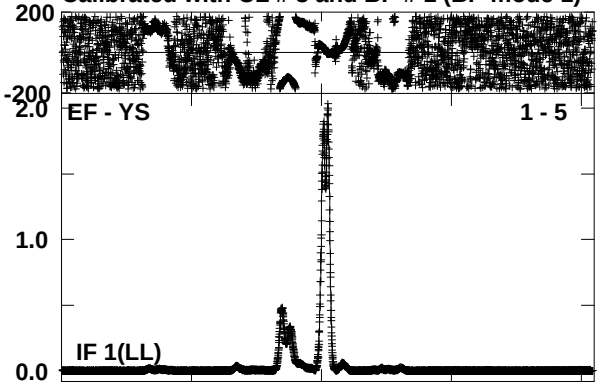

Lower frame: Kilo Ampl Jy Top frame: Phas deg
Vector averaged cross-power spectrum Several baselines displayed
Timerange: 00/02:33:45 to 00/02:34:29

Plot file version 7 created 22-DEC-2011 14:46:05
ORIKL1 EE008A 2.UVAVG.1
Calibrated with CL # 3 and BP # 1 (BP mode 1)

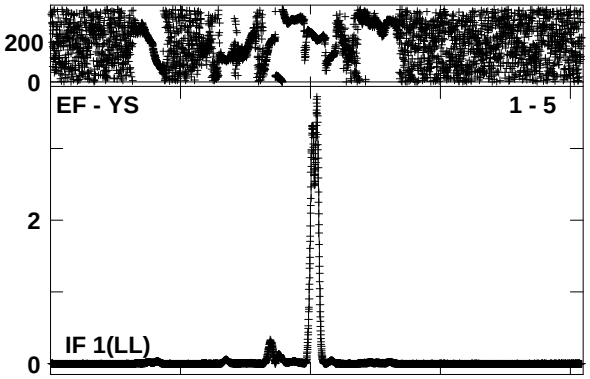

Lower frame: Kilo Ampl Jy Top frame: Phas deg
Vector averaged cross-power spectrum Several baselines displayed
Timerange: 00/02:35:45 to 00/02:36:29

Plot file version 8 created 22-DEC-2011 14:46:18
J0541-05 EE008A 2.UVAVG.1
Calibrated with CL # 3 and BP # 1 (BP mode 1)

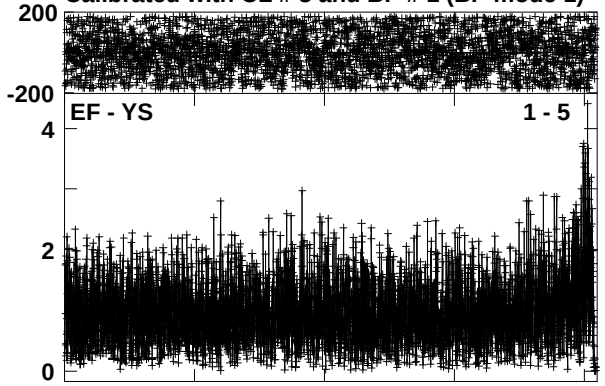

Lower frame: Ampl Jy Top frame: Phas deg
Vector averaged cross-power spectrum Several baselines displayed
Timerange: 00/02:38:31 to 00/02:39:29

Plot file version 9 created 22-DEC-2011 14:46:26
ORIKL1 EE008A 2.UVAVG.1
Calibrated with CL # 3 and BP # 1 (BP mode 1)

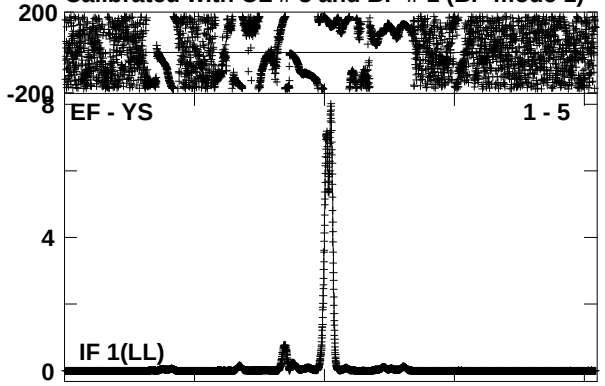

Lower frame: Kilo Ampl Jy Top frame: Phas deg
Vector averaged cross-power spectrum Several baselines displayed
Timerange: 00/02:39:46 to 00/02:40:29

Plot file version 10 created 22-DEC-2011 14:46:33
J0541-05 EE008A 2.UVAVG.1
Calibrated with CL # 3 and BP # 1 (BP mode 1)

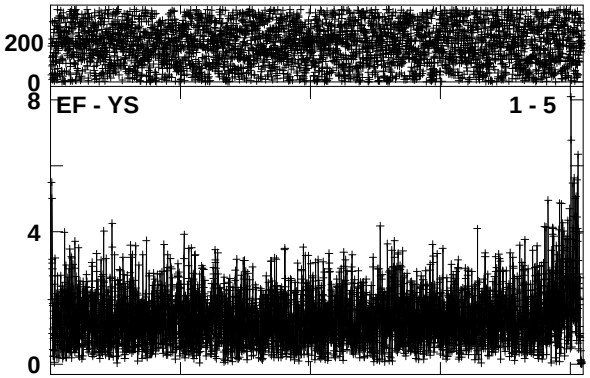

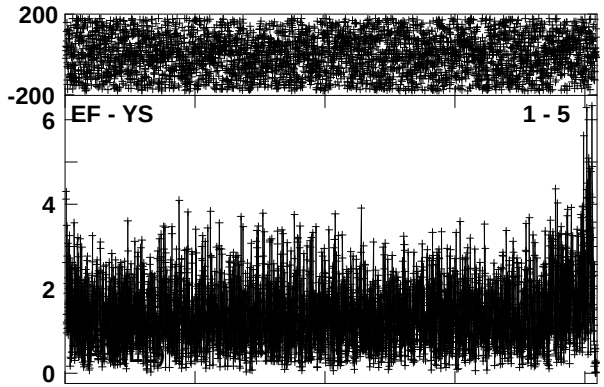

Lower frame: Ampl Jy Top frame: Phas deg
Vector averaged cross-power spectrum Several baselines displayed
Timerange: 00/02:40:46 to 00/02:41:29

Plot file version 11 created 22-DEC-2011 14:46:39
ORIKL1 EE008A 2.UVAVG.1
Calibrated with CL # 3 and BP # 1 (BP mode 1)

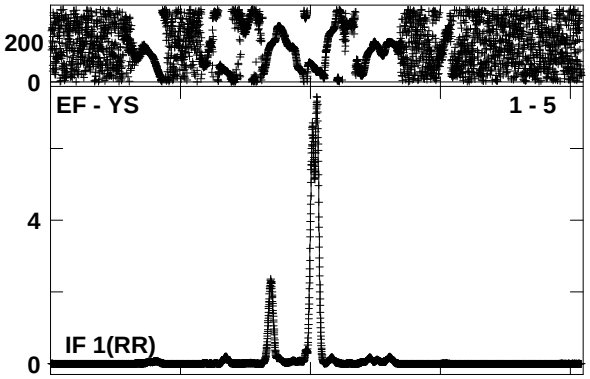

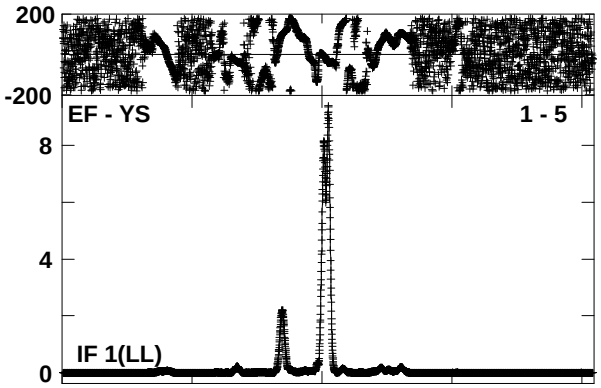

Lower frame: Kilo Ampl Jy Top frame: Phas deg
Vector averaged cross-power spectrum Several baselines displayed
Timerange: 00/02:41:46 to 00/02:42:29

Plot file version 12 created 22-DEC-2011 14:46:45
J0541-05 EE008A 2.UVAVG.1
Calibrated with CL # 3 and BP # 1 (BP mode 1)

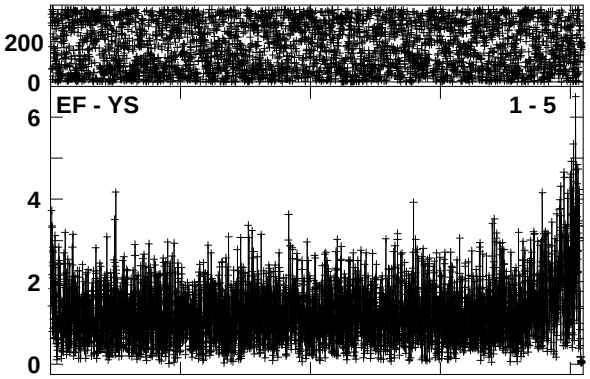

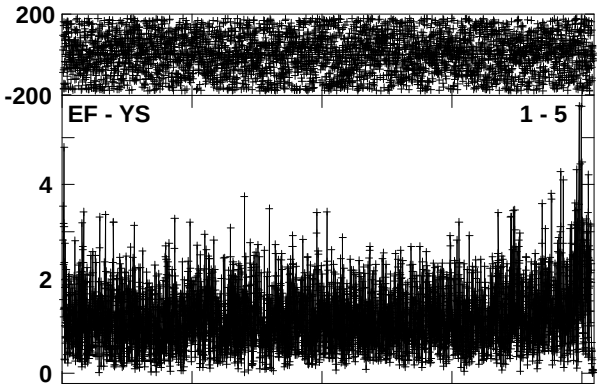

Lower frame: Ampl Jy Top frame: Phas deg
Vector averaged cross-power spectrum Several baselines displayed
Timerange: 00/02:42:47 to 00/02:43:29

Plot file version 13 created 22-DEC-2011 14:47:00
ORIKL1 EE008A 2.UVAVG.1
Calibrated with CL # 3 and BP # 1 (BP mode 1)

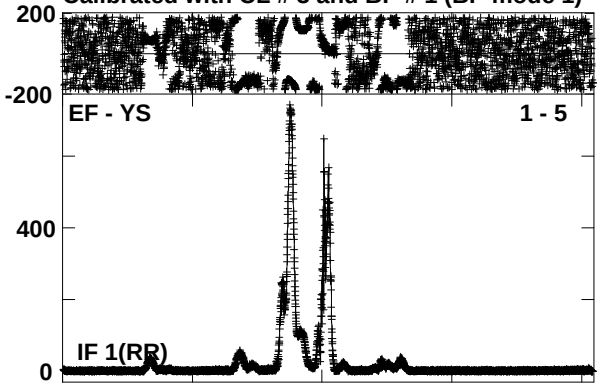

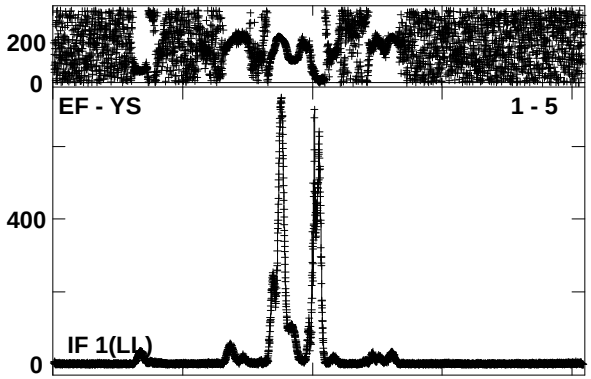

Lower frame: Ampl Jy Top frame: Phas deg
Vector averaged cross-power spectrum Several baselines displayed
Timerange: 00/02:45:45 to 00/02:46:29

Plot file version 14 created 22-DEC-2011 14:47:13
ORIKL1 EE008A 2.UVAVG.1
Calibrated with CL # 3 and BP # 1 (BP mode 1)

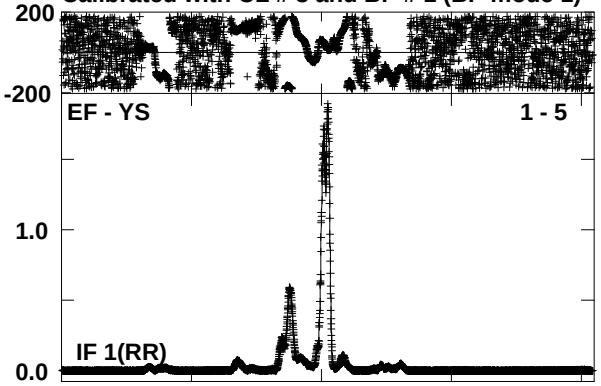

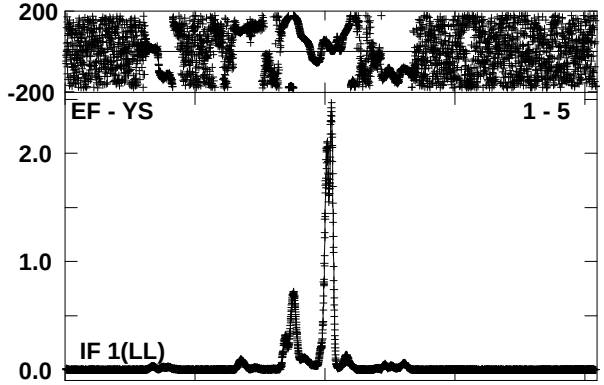

Lower frame: Kilo Ampl Jy Top frame: Phas deg
Vector averaged cross-power spectrum Several baselines displayed
Timerange: 00/02:47:45 to 00/02:48:30

Plot file version 15 created 22-DEC-2011 14:47:26
J0541-05 EE008A 2.UVAVG.1
Calibrated with CL # 3 and BP # 1 (BP mode 1)

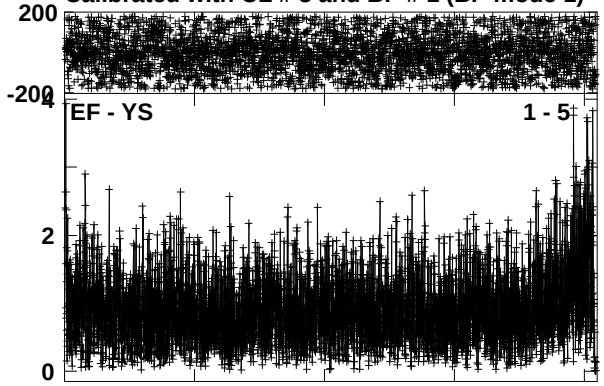

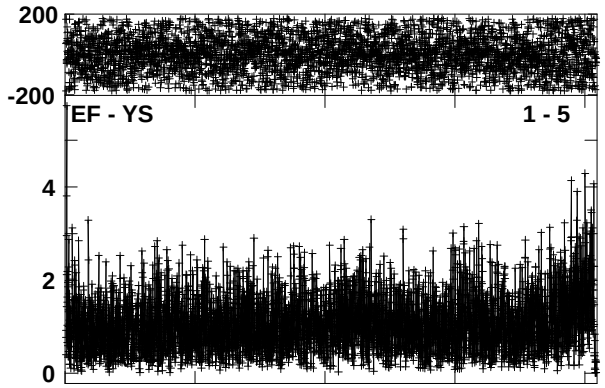

Lower frame: Ampl Jy Top frame: Phas deg
Vector averaged cross-power spectrum Several baselines displayed
Timerange: 00/02:50:31 to 00/02:51:29

Plot file version 16 created 22-DEC-2011 14:47:35
ORIKL1 EE008A 2.UVAVG.1
Calibrated with CL # 3 and BP # 1 (BP mode 1)

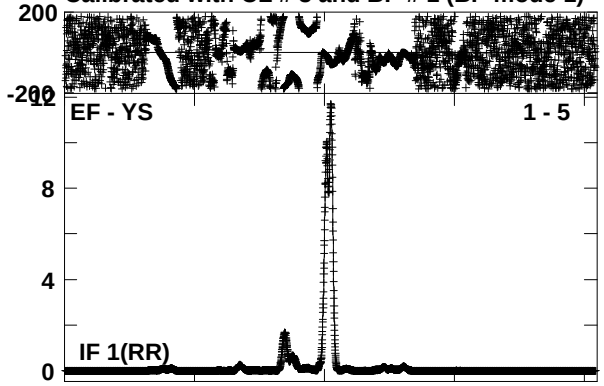

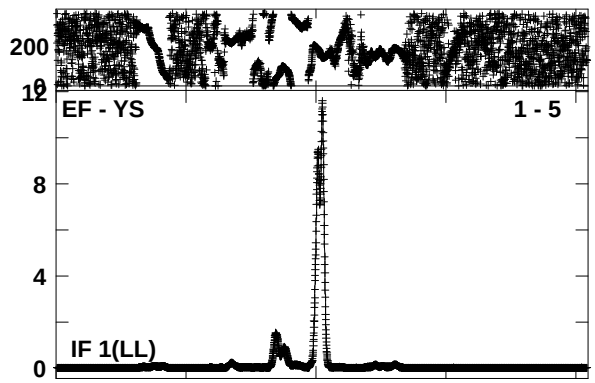

Lower frame: Kilo Ampl Jy Top frame: Phas deg
Vector averaged cross-power spectrum Several baselines displayed
Timerange: 00/02:51:46 to 00/02:52:29

Plot file version 17 created 22-DEC-2011 14:47:41
J0541-05 EE008A 2.UVAVG.1
Calibrated with CL # 3 and BP # 1 (BP mode 1)

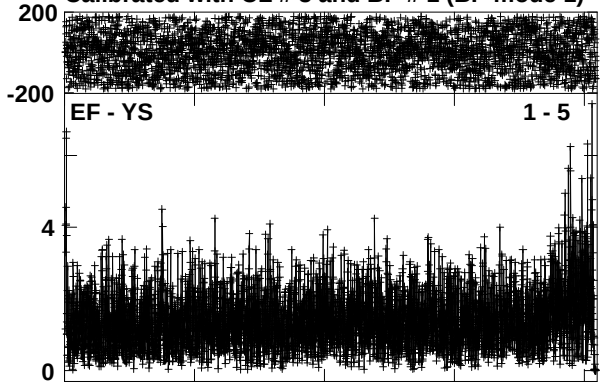

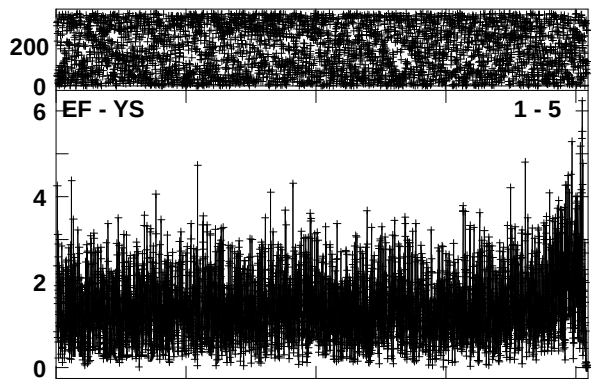

Lower frame: Ampl Jy Top frame: Phas deg
Vector averaged cross-power spectrum Several baselines displayed
Timerange: 00/02:52:46 to 00/02:53:29

Plot file version 18 created 22-DEC-2011 14:47:47
ORIKL1 EE008A 2.UVAVG.1
Calibrated with CL # 3 and BP # 1 (BP mode 1)

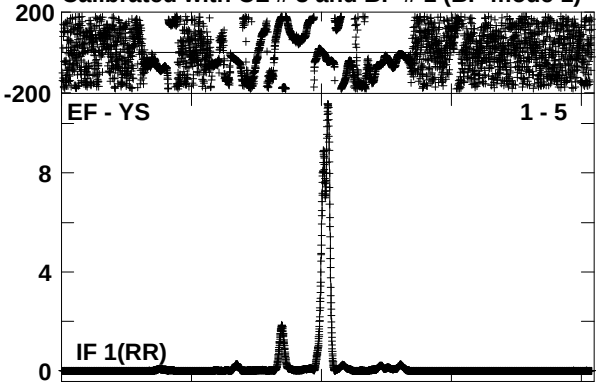

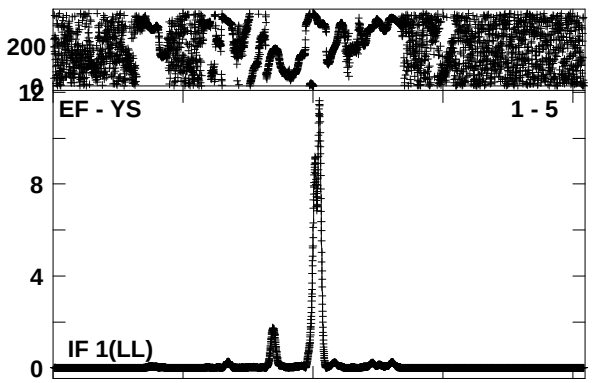

Lower frame: Kilo Ampl Jy Top frame: Phas deg
Vector averaged cross-power spectrum Several baselines displayed
Timerange: 00/02:53:46 to 00/02:54:29

Plot file version 19 created 22-DEC-2011 14:47:53
J0541-05 EE008A 2.UVAVG.1
Calibrated with CL # 3 and BP # 1 (BP mode 1)

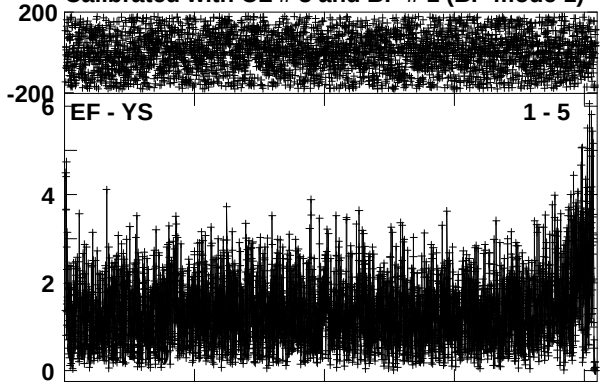

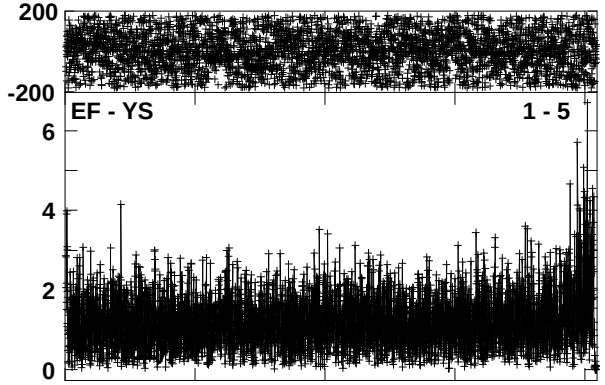

Lower frame: Ampl Jy Top frame: Phas deg
Vector averaged cross-power spectrum Several baselines displayed
Timerange: 00/02:54:46 to 00/02:55:29

Plot file version 20 created 22-DEC-2011 14:48:09
ORIKL1 EE008A 2.UVAVG.1
Calibrated with CL # 3 and BP # 1 (BP mode 1)

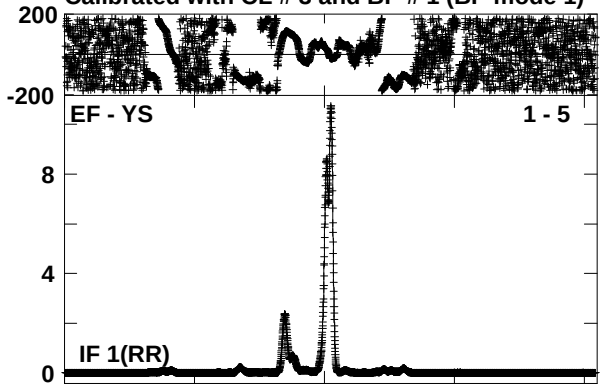

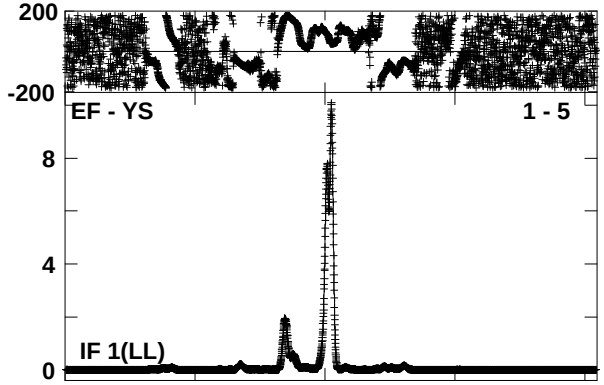

Lower frame: Kilo Ampl Jy Top frame: Phas deg
Vector averaged cross-power spectrum Several baselines displayed
Timerange: 00/02:57:45 to 00/02:58:30

Plot file version 21 created 22-DEC-2011 14:48:22
ORIKL1 EE008A 2.UVAVG.1
Calibrated with CL # 3 and BP # 1 (BP mode 1)

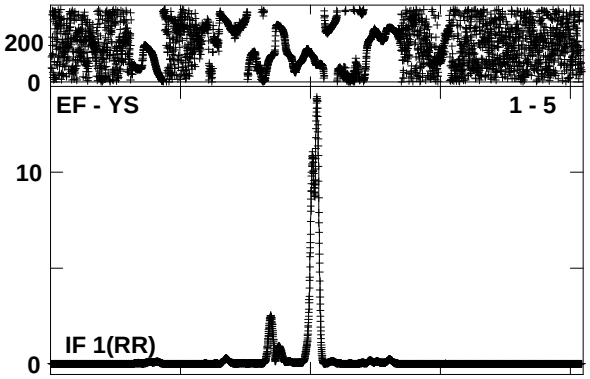

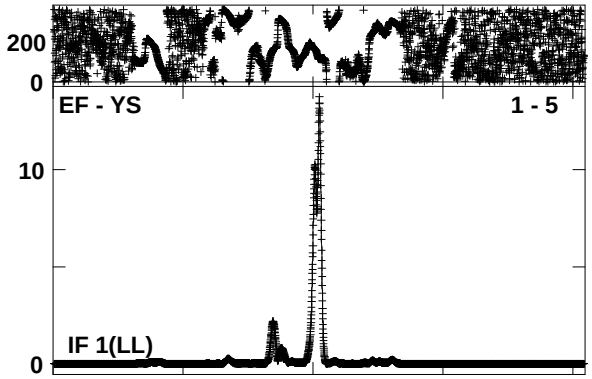

Lower frame: Kilo Ampl Jy Top frame: Phas deg
Vector averaged cross-power spectrum Several baselines displayed
Timerange: 00/02:59:45 to 00/03:00:30

Plot file version 22 created 22-DEC-2011 14:48:36
J0541-05 EE008A 2.UVAVG.1
Calibrated with CL # 3 and BP # 1 (BP mode 1)

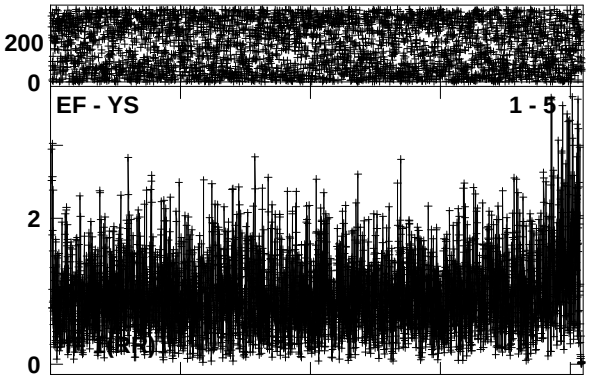

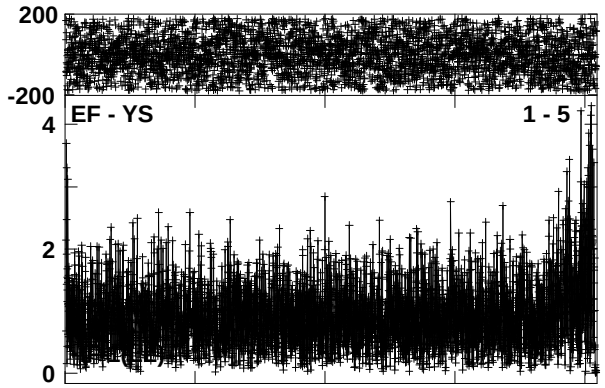

Lower frame: Ampl Jy Top frame: Phas deg
Vector averaged cross-power spectrum Several baselines displayed
Timerange: 00/03:02:31 to 00/03:03:29

Plot file version 23 created 22-DEC-2011 14:48:45
ORIKL1 EE008A 2.UVAVG.1
Calibrated with CL # 3 and BP # 1 (BP mode 1)

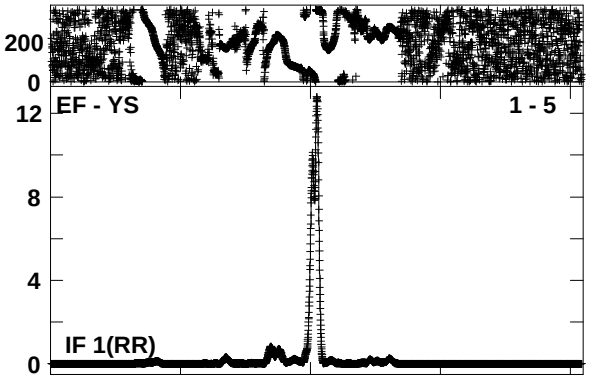

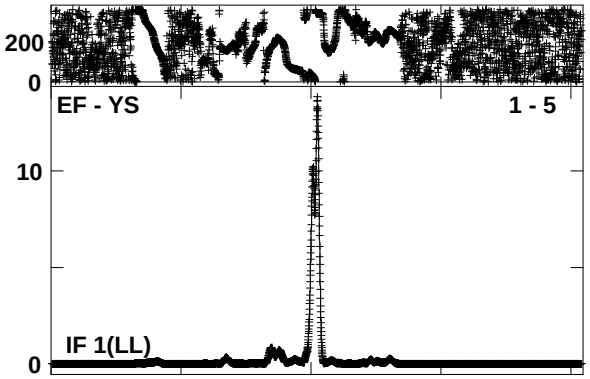

Lower frame: Kilo Ampl Jy Top frame: Phas deg
Vector averaged cross-power spectrum Several baselines displayed
Timerange: 00/03:03:46 to 00/03:04:29

Plot file version 24 created 22-DEC-2011 14:48:51
J0541-05 EE008A 2.UVAVG.1
Calibrated with CL # 3 and BP # 1 (BP mode 1)

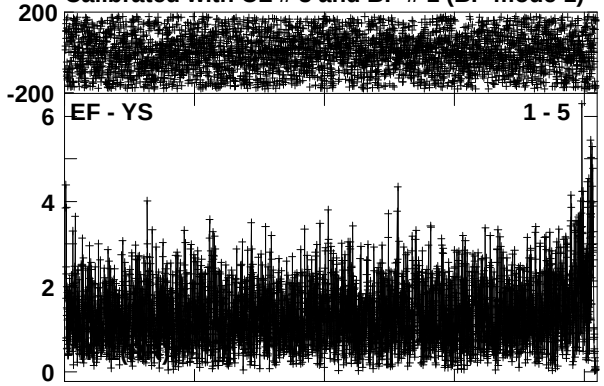

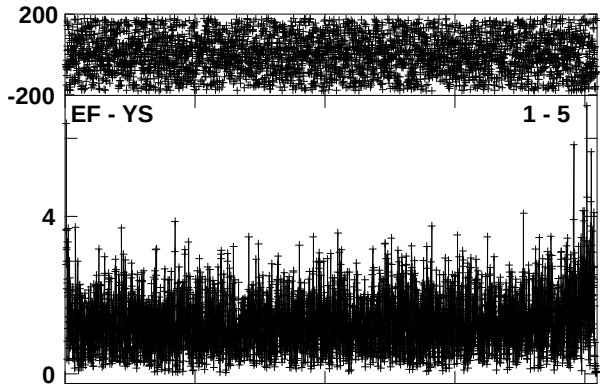

Lower frame: Ampl Jy Top frame: Phas deg
Vector averaged cross-power spectrum Several baselines displayed
Timerange: 00/03:04:46 to 00/03:05:30

Plot file version 25 created 22-DEC-2011 14:48:58
ORIKL1 EE008A 2.UVAVG.1
Calibrated with CL # 3 and BP # 1 (BP mode 1)

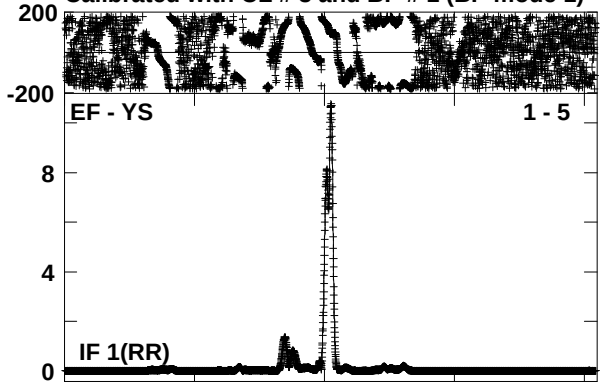

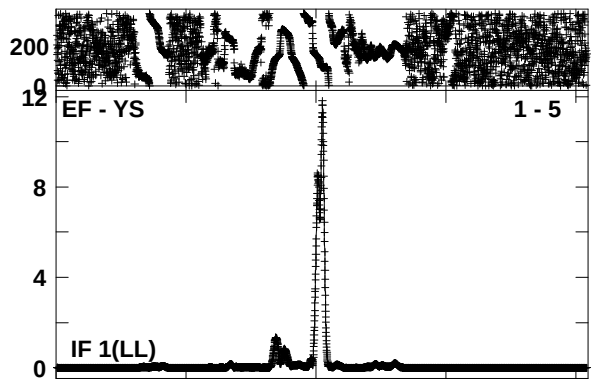

Lower frame: Kilo Ampl Jy Top frame: Phas deg
Vector averaged cross-power spectrum Several baselines displayed
Timerange: 00/03:05:47 to 00/03:06:29

Plot file version 26 created 22-DEC-2011 14:49:05
J0541-05 EE008A 2.UVAVG.1
Calibrated with CL # 3 and BP # 1 (BP mode 1)

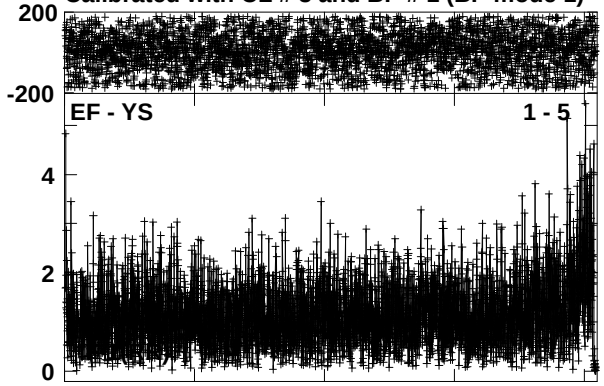

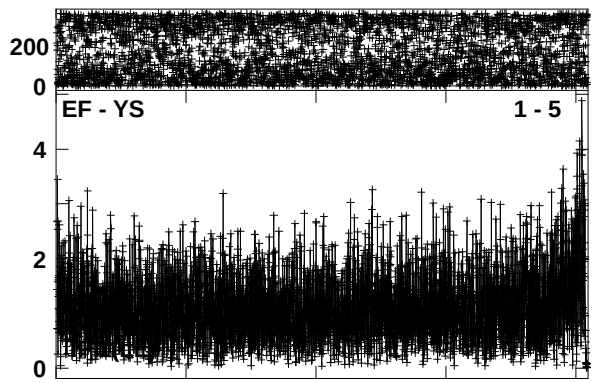

Lower frame: Ampl Jy Top frame: Phas deg
Vector averaged cross-power spectrum Several baselines displayed
Timerange: 00/03:06:46 to 00/03:07:29

Plot file version 27 created 22-DEC-2011 14:49:20
ORIKL1 EE008A 2.UVAVG.1
Calibrated with CL # 3 and BP # 1 (BP mode 1)

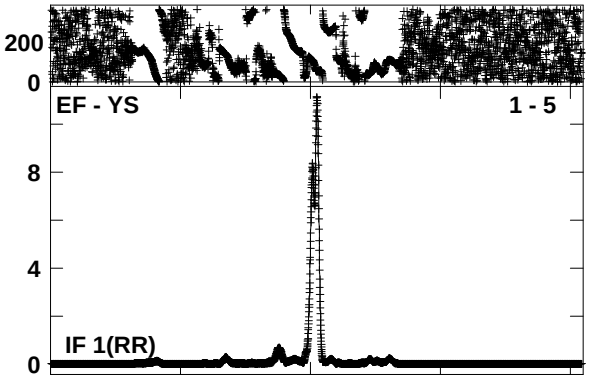

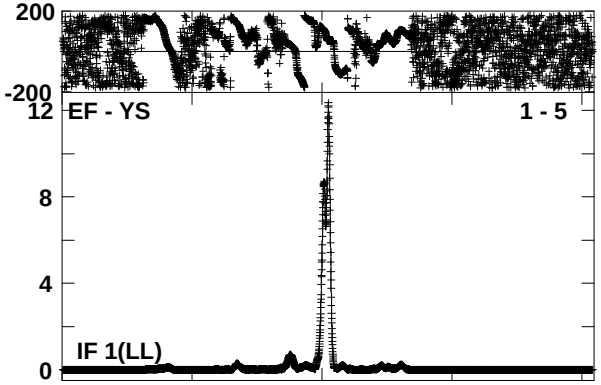

Lower frame: Kilo Ampl Jy Top frame: Phas deg
Vector averaged cross-power spectrum Several baselines displayed
Timerange: 00/03:09:45 to 00/03:10:29

Plot file version 28 created 22-DEC-2011 14:49:34
ORIKL1 EE008A 2.UVAVG.1
Calibrated with CL # 3 and BP # 1 (BP mode 1)

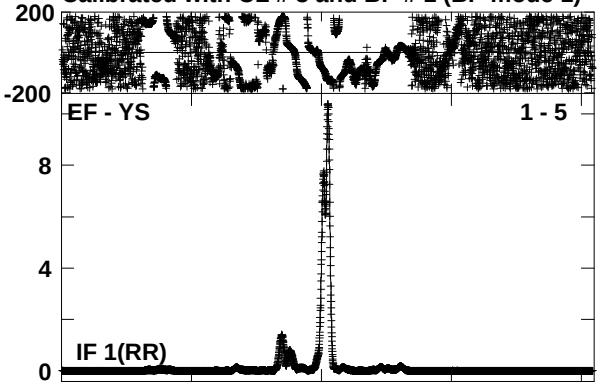

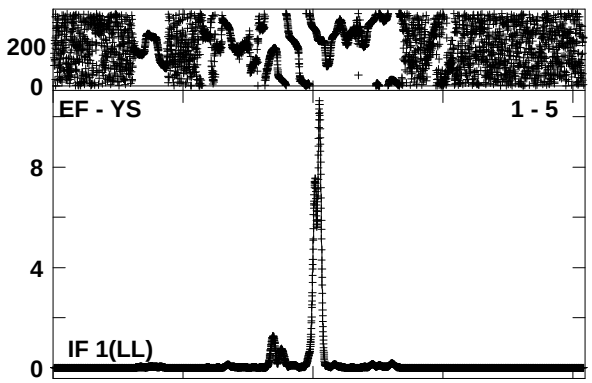

Lower frame: Kilo Ampl Jy Top frame: Phas deg
Vector averaged cross-power spectrum Several baselines displayed
Timerange: 00/03:11:45 to 00/03:12:29

Plot file version 29 created 22-DEC-2011 14:49:48
J0541-05 EE008A 2.UVAVG.1
Calibrated with CL # 3 and BP # 1 (BP mode 1)

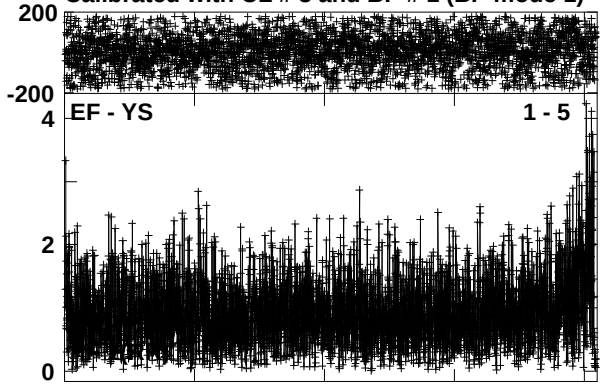

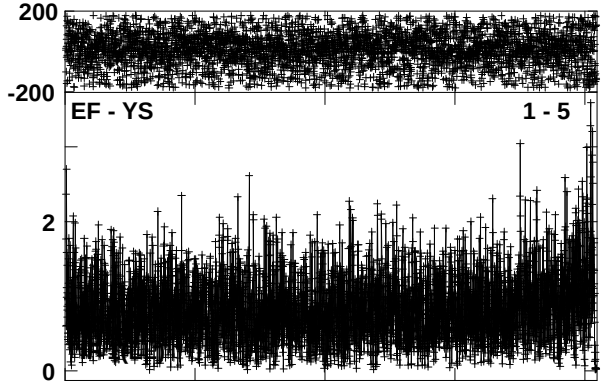

Lower frame: Ampl Jy Top frame: Phas deg
Vector averaged cross-power spectrum Several baselines displayed
Timerange: 00/03:14:31 to 00/03:15:29

Plot file version 30 created 22-DEC-2011 14:49:57
ORIKL1 EE008A 2.UVAVG.1
Calibrated with CL # 3 and BP # 1 (BP mode 1)

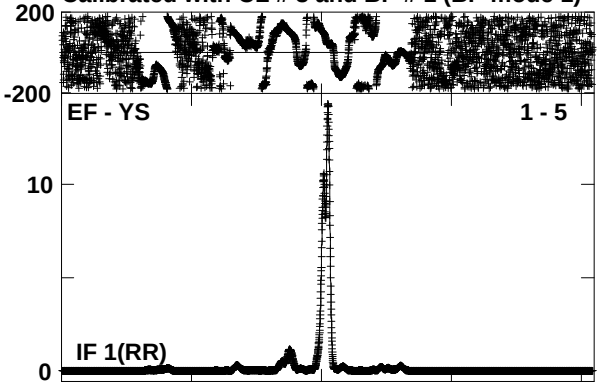

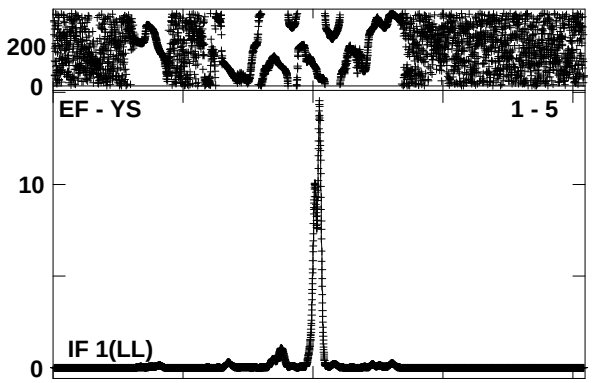

Lower frame: Kilo Ampl Jy Top frame: Phas deg
Vector averaged cross-power spectrum Several baselines displayed
Timerange: 00/03:15:47 to 00/03:16:29

Plot file version 31 created 22-DEC-2011 14:50:03
J0541-05 EE008A 2.UVAVG.1
Calibrated with CL # 3 and BP # 1 (BP mode 1)

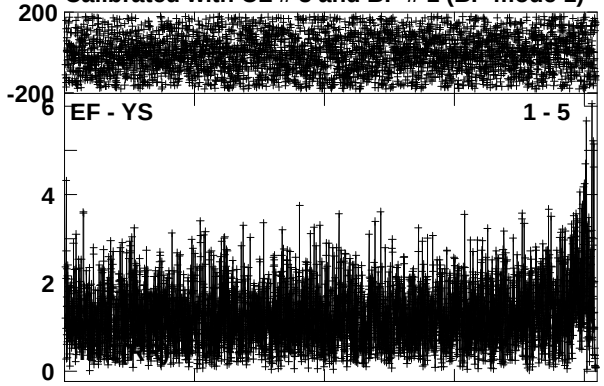

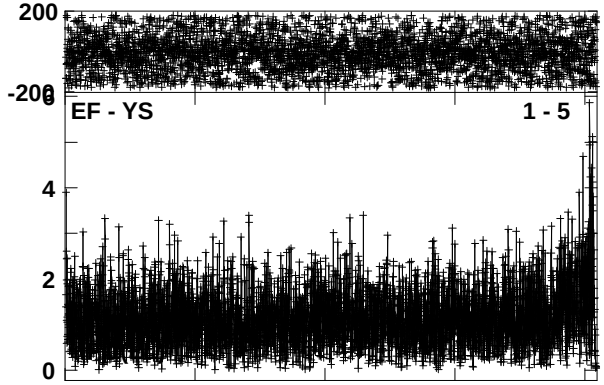

Lower frame: Ampl Jy Top frame: Phas deg
Vector averaged cross-power spectrum Several baselines displayed
Timerange: 00/03:16:46 to 00/03:17:30

Plot file version 32 created 22-DEC-2011 14:50:10
ORIKL1 EE008A 2.UVAVG.1
Calibrated with CL # 3 and BP # 1 (BP mode 1)

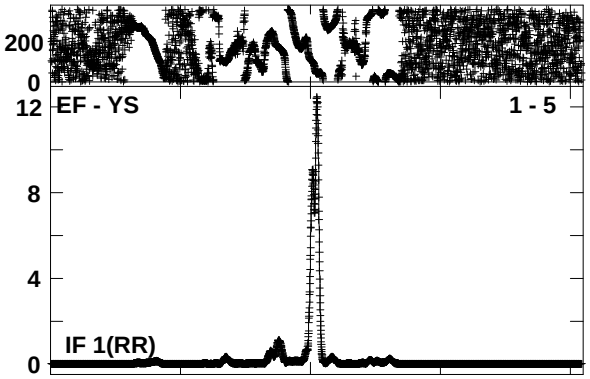

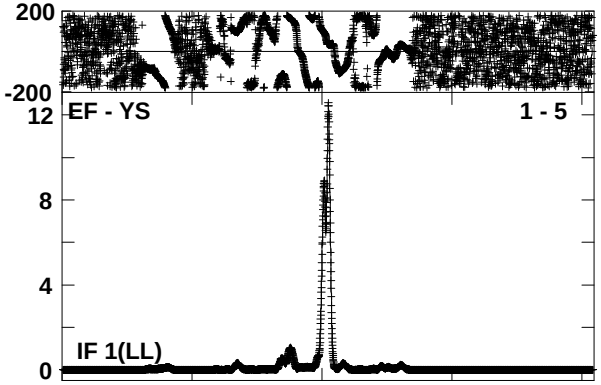

Lower frame: Kilo Ampl Jy Top frame: Phas deg
Vector averaged cross-power spectrum Several baselines displayed
Timerange: 00/03:17:47 to 00/03:18:29

Plot file version 33 created 22-DEC-2011 14:50:17
J0541-05 EE008A 2.UVAVG.1
Calibrated with CL # 3 and BP # 1 (BP mode 1)

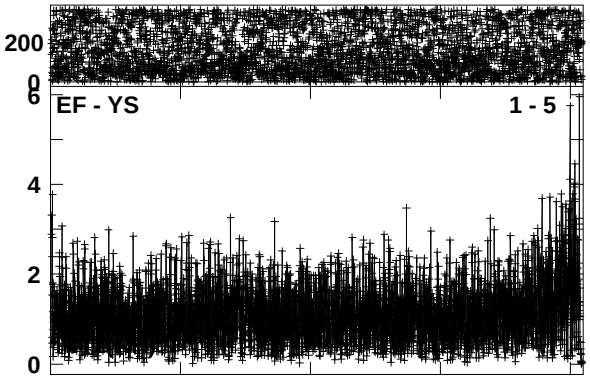

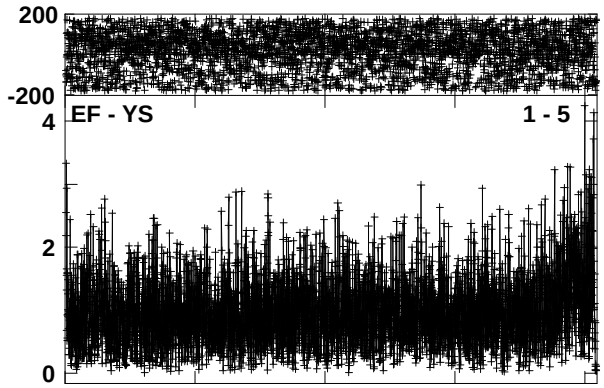

Lower frame: Ampl Jy Top frame: Phas deg
Vector averaged cross-power spectrum Several baselines displayed
Timerange: 00/03:18:46 to 00/03:19:30

Plot file version 34 created 22-DEC-2011 14:50:33
ORIKL1 EE008A 2.UVAVG.1
Calibrated with CL # 3 and BP # 1 (BP mode 1)

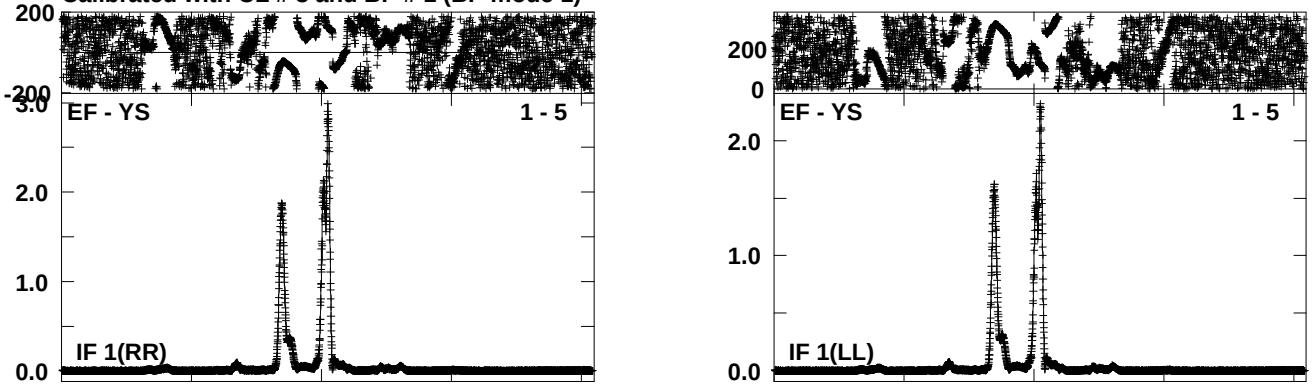

Lower frame: Kilo Ampl Jy Top frame: Phas deg
Vector averaged cross-power spectrum Several baselines displayed
Timerange: 00/03:21:45 to 00/03:22:30

Plot file version 35 created 22-DEC-2011 14:50:40
J0529-05 EE008A 2.UVAVG.1
Calibrated with CL # 3 and BP # 1 (BP mode 1)

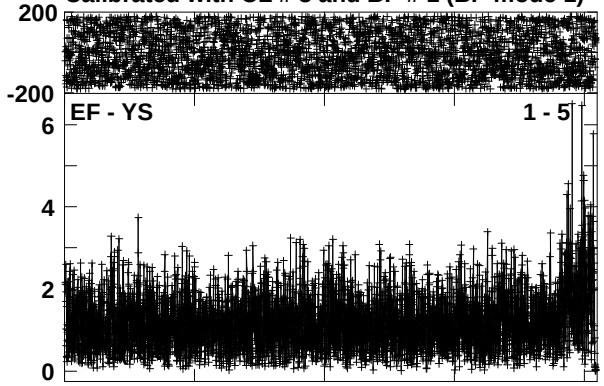

Lower frame: Ampl Jy Top frame: Phas deg
Vector averaged cross-power spectrum Several baselines displayed
Timerange: 00/03:22:46 to 00/03:23:29

Plot file version 36 created 22-DEC-2011 14:50:46
ORIKL1 EE008A 2.UVAVG.1
Calibrated with CL # 3 and BP # 1 (BP mode 1)

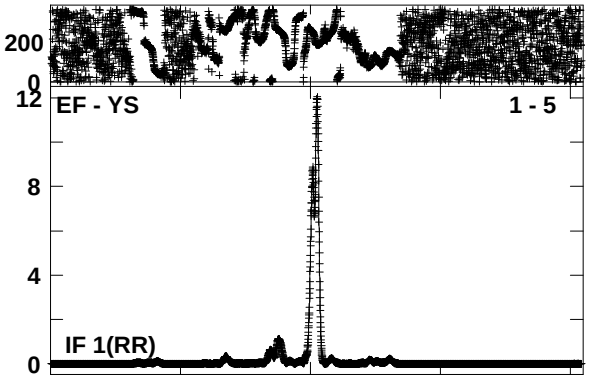

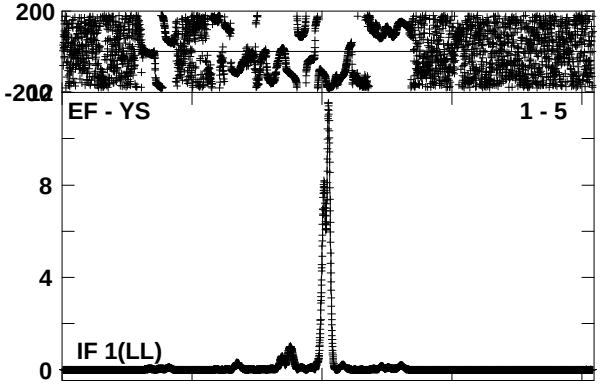

Lower frame: Kilo Ampl Jy Top frame: Phas deg
Vector averaged cross-power spectrum Several baselines displayed
Timerange: 00/03:23:45 to 00/03:24:29

Plot file version 37 created 22-DEC-2011 14:50:53
J0529-05 EE008A 2.UVAVG.1
Calibrated with CL # 3 and BP # 1 (BP mode 1)

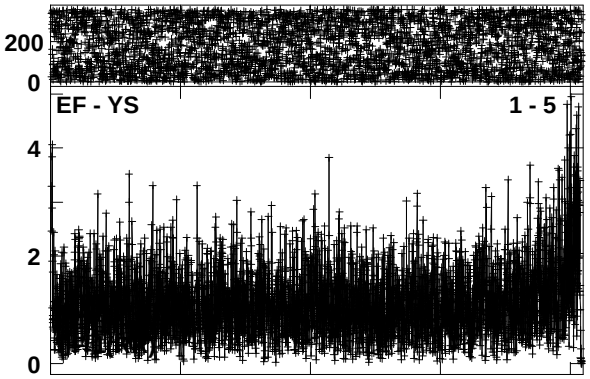

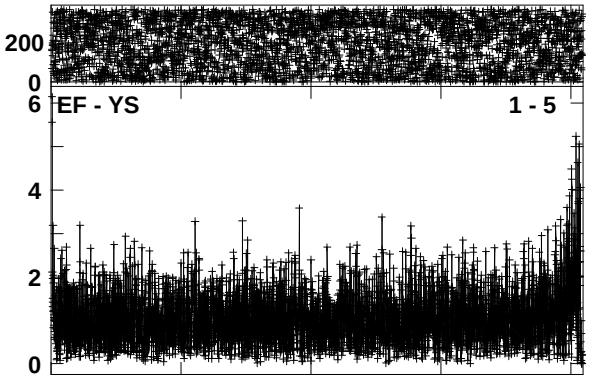

Lower frame: Ampl Jy Top frame: Phas deg
Vector averaged cross-power spectrum Several baselines displayed
Timerange: 00/03:24:46 to 00/03:25:29

Plot file version 38 created 22-DEC-2011 14:51:00
J0541-05 EE008A 2.UVAVG.1
Calibrated with CL # 3 and BP # 1 (BP mode 1)

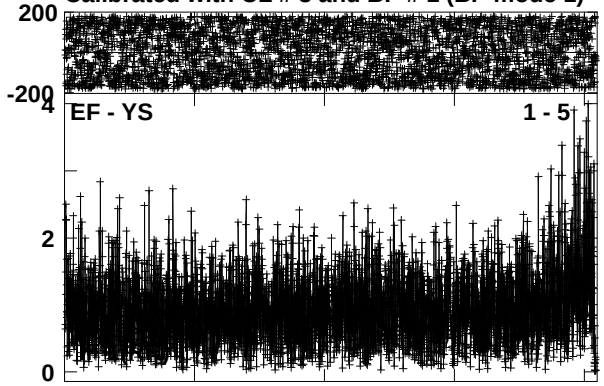

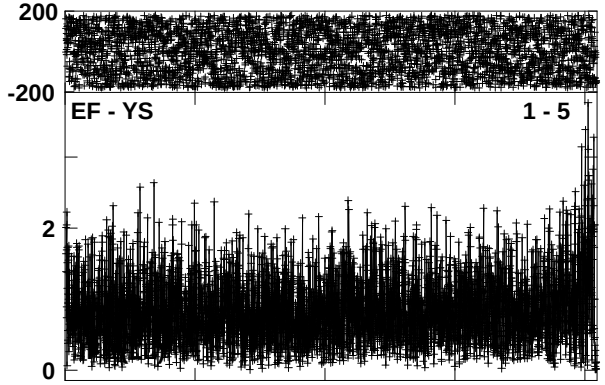

Lower frame: Ampl Jy Top frame: Phas deg
Vector averaged cross-power spectrum Several baselines displayed
Timerange: 00/03:26:31 to 00/03:27:30

Plot file version 39 created 22-DEC-2011 14:51:09
ORIKL1 EE008A 2.UVAVG.1
Calibrated with CL # 3 and BP # 1 (BP mode 1)

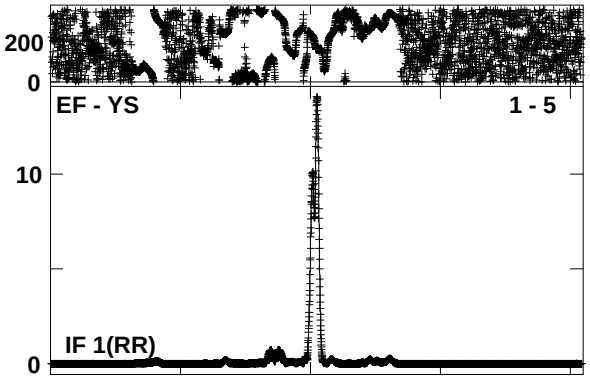

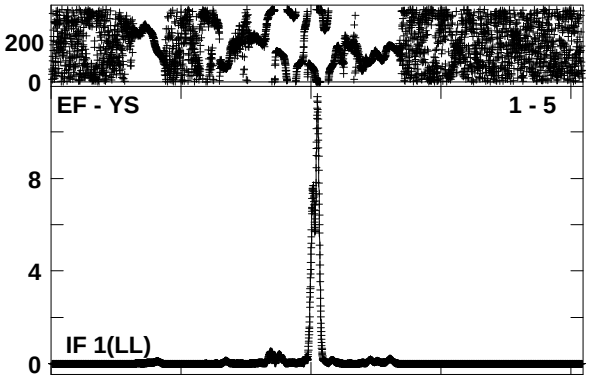

Lower frame: Kilo Ampl Jy Top frame: Phas deg
Vector averaged cross-power spectrum Several baselines displayed
Timerange: 00/03:27:47 to 00/03:28:29

Plot file version 40 created 22-DEC-2011 14:51:15
J0541-05 EE008A 2.UVAVG.1
Calibrated with CL # 3 and BP # 1 (BP mode 1)

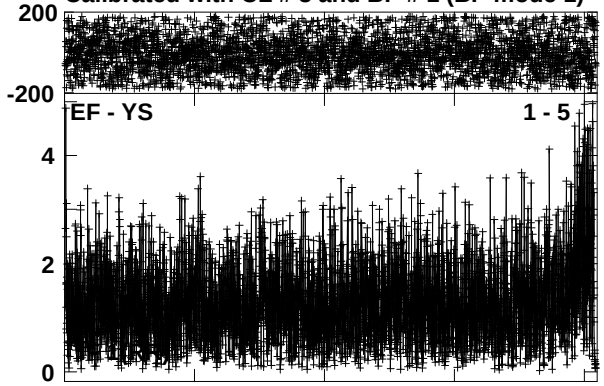

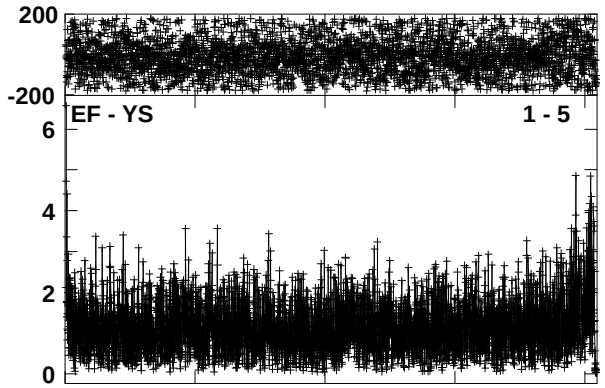

Lower frame: Ampl Jy Top frame: Phas deg
Vector averaged cross-power spectrum Several baselines displayed
Timerange: 00/03:28:46 to 00/03:29:30

Plot file version 41 created 22-DEC-2011 14:51:22
ORIKL1 EE008A 2.UVAVG.1
Calibrated with CL # 3 and BP # 1 (BP mode 1)

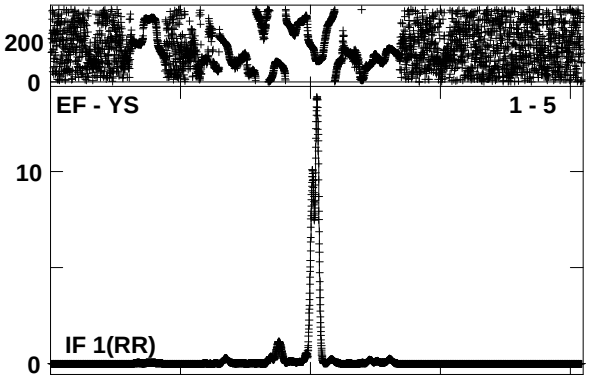

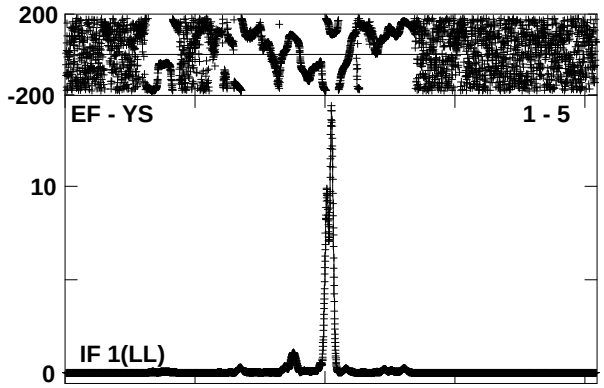

Lower frame: Kilo Ampl Jy Top frame: Phas deg
Vector averaged cross-power spectrum Several baselines displayed
Timerange: 00/03:29:47 to 00/03:30:29

Plot file version 42 created 22-DEC-2011 14:51:28
J0541-05 EE008A 2.UVAVG.1
Calibrated with CL # 3 and BP # 1 (BP mode 1)

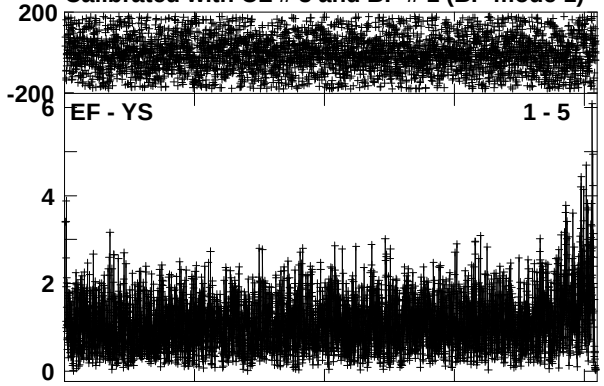

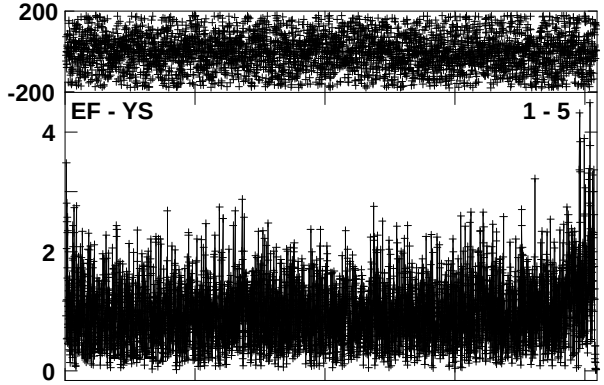

Lower frame: Ampl Jy Top frame: Phas deg
Vector averaged cross-power spectrum Several baselines displayed
Timerange: 00/03:30:46 to 00/03:31:29

Plot file version 43 created 22-DEC-2011 14:51:35
J0529-05 EE008A 2.UVAVG.1
Calibrated with CL # 3 and BP # 1 (BP mode 1)

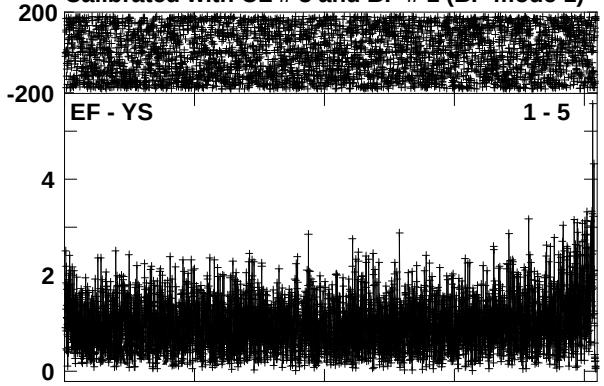

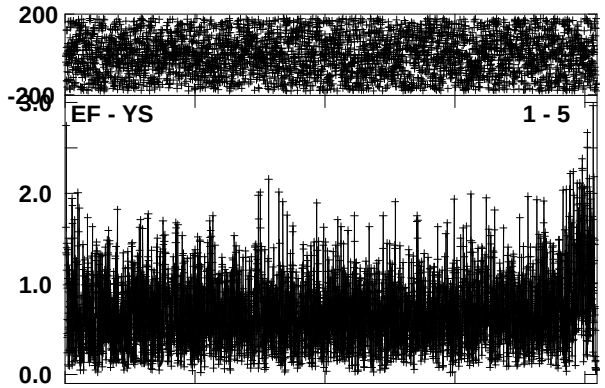

Lower frame: Ampl Jy Top frame: Phas deg
Vector averaged cross-power spectrum Several baselines displayed
Timerange: 00/03:32:31 to 00/03:33:30

Plot file version 44 created 22-DEC-2011 14:51:44
ORIKL1 EE008A 2.UVAVG.1
Calibrated with CL # 3 and BP # 1 (BP mode 1)

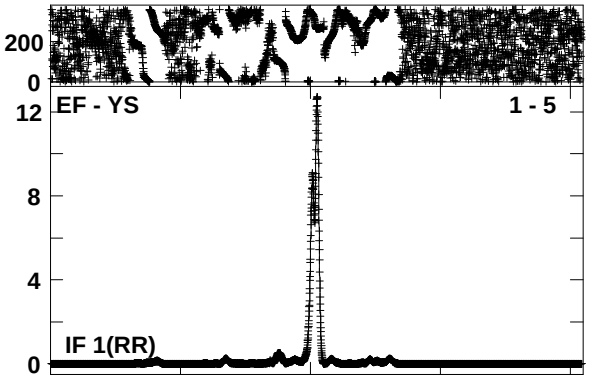

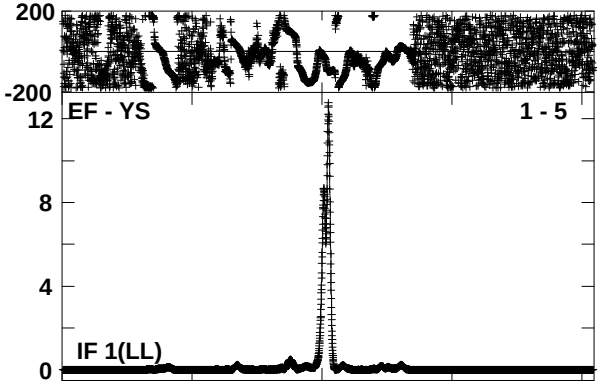

Lower frame: Kilo Ampl Jy Top frame: Phas deg
Vector averaged cross-power spectrum Several baselines displayed
Timerange: 00/03:33:46 to 00/03:34:30

Plot file version 45 created 22-DEC-2011 14:51:57
ORIKL1 EE008A 2.UVAVG.1
Calibrated with CL # 3 and BP # 1 (BP mode 1)

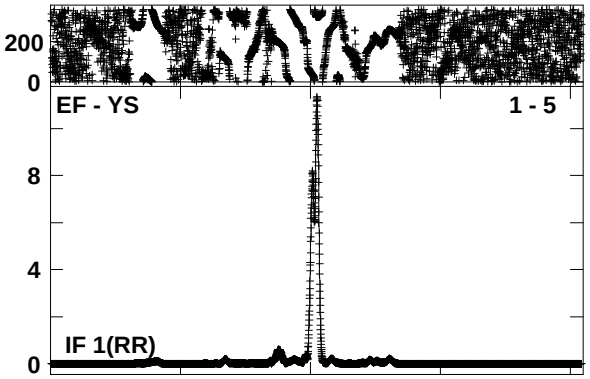

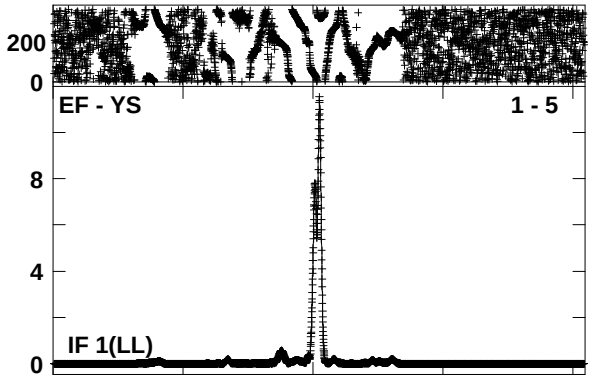

Lower frame: Kilo Ampl Jy Top frame: Phas deg
Vector averaged cross-power spectrum Several baselines displayed
Timerange: 00/03:35:46 to 00/03:36:29

Plot file version 46 created 22-DEC-2011 14:52:04
J0529-05 EE008A 2.UVAVG.1
Calibrated with CL # 3 and BP # 1 (BP mode 1)

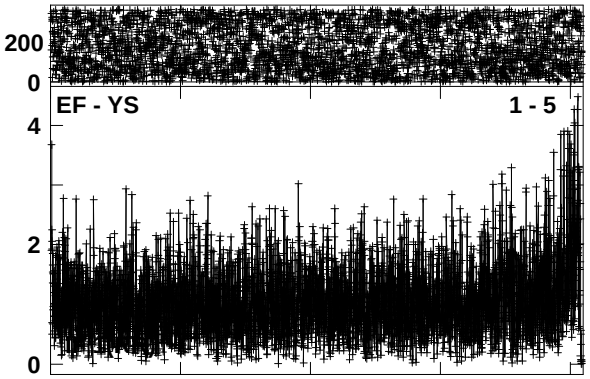

Lower frame: Ampl Jy Top frame: Phas deg
Vector averaged cross-power spectrum Several baselines displayed
Timerange: 00/03:36:46 to 00/03:37:30

Plot file version 47 created 22-DEC-2011 14:52:11
J0541-05 EE008A 2.UVAVG.1
Calibrated with CL # 3 and BP # 1 (BP mode 1)

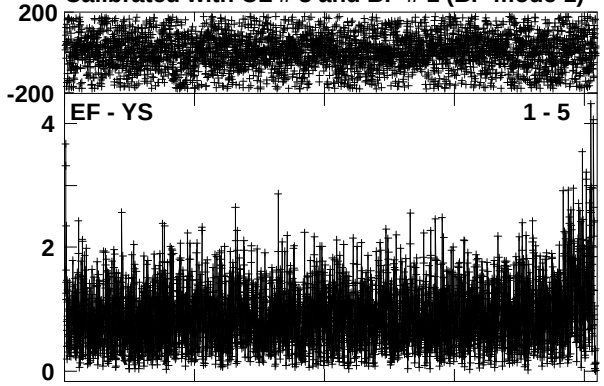

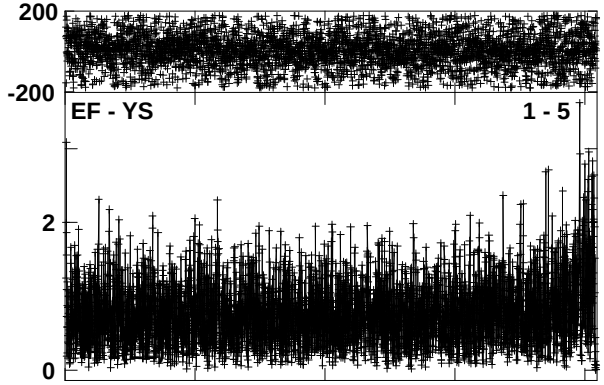

Lower frame: Ampl Jy Top frame: Phas deg
Vector averaged cross-power spectrum Several baselines displayed
Timerange: 00/03:38:31 to 00/03:39:29

Plot file version 48 created 22-DEC-2011 14:52:20
ORIKL1 EE008A 2.UVAVG.1
Calibrated with CL # 3 and BP # 1 (BP mode 1)

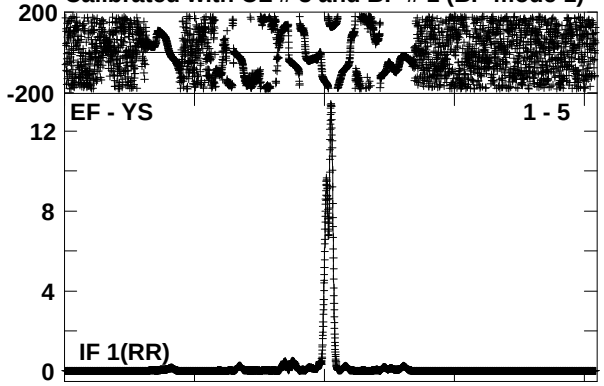

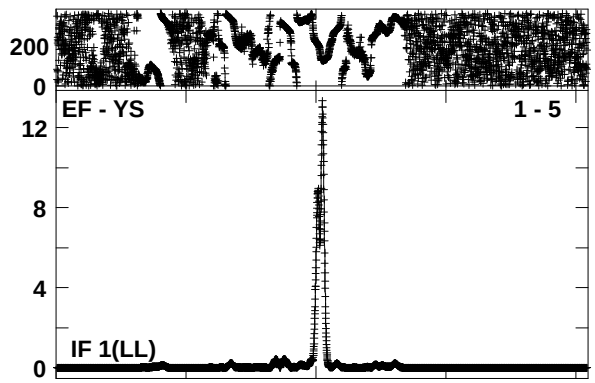

Lower frame: Kilo Ampl Jy Top frame: Phas deg
Vector averaged cross-power spectrum Several baselines displayed
Timerange: 00/03:39:47 to 00/03:40:29

Plot file version 49 created 22-DEC-2011 14:52:26
J0541-05 EE008A 2.UVAVG.1
Calibrated with CL # 3 and BP # 1 (BP mode 1)

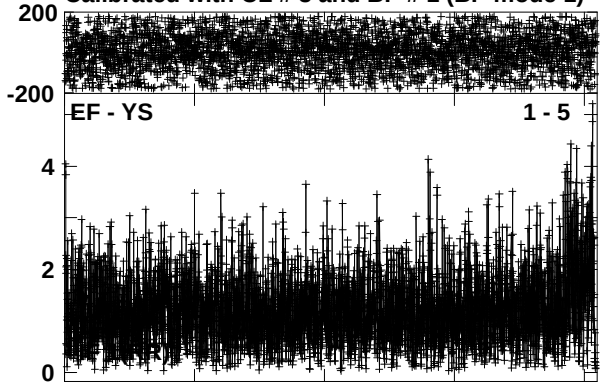

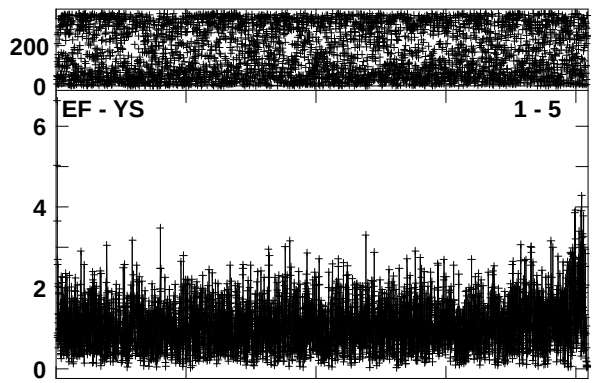

Lower frame: Ampl Jy Top frame: Phas deg
Vector averaged cross-power spectrum Several baselines displayed
Timerange: 00/03:40:46 to 00/03:41:29

Plot file version 50 created 22-DEC-2011 14:52:33
ORIKL1 EE008A 2.UVAVG.1
Calibrated with CL # 3 and BP # 1 (BP mode 1)

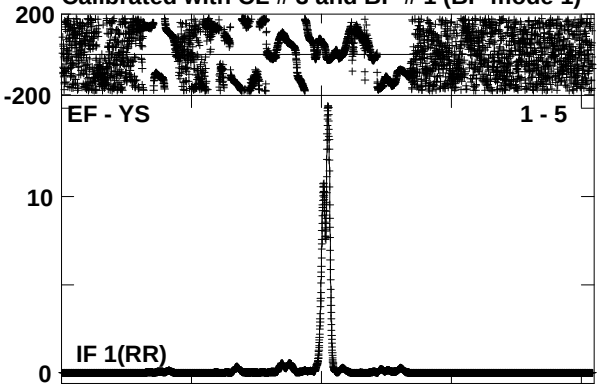

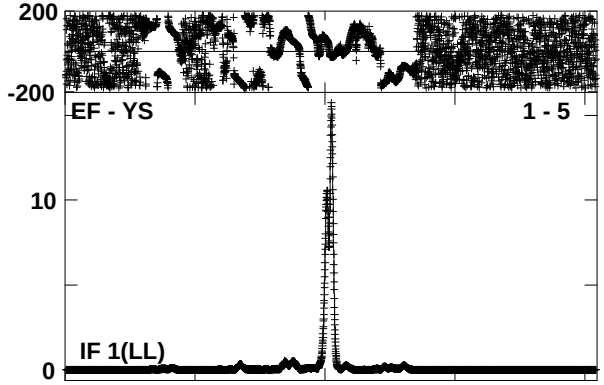

Lower frame: Kilo Ampl Jy Top frame: Phas deg
Vector averaged cross-power spectrum Several baselines displayed
Timerange: 00/03:41:47 to 00/03:42:29

Plot file version 51 created 22-DEC-2011 14:52:39
J0541-05 EE008A 2.UVAVG.1
Calibrated with CL # 3 and BP # 1 (BP mode 1)

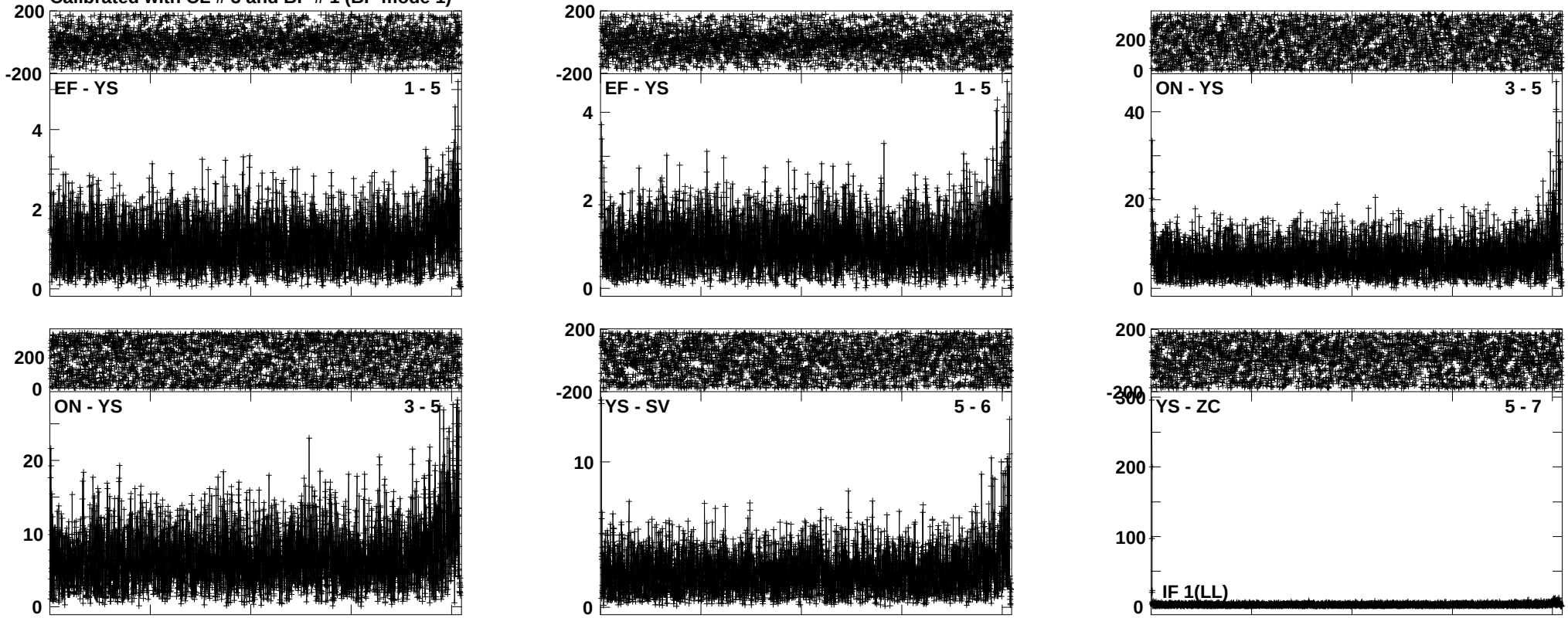

Lower frame: Ampl Jy Top frame: Phas deg
Vector averaged cross-power spectrum Several baselines displayed
Timerange: 00/03:42:46 to 00/03:43:30

Plot file version 52 created 22-DEC-2011 14:52:47
J0529-05 EE008A 2.UVAVG.1
Calibrated with CL # 3 and BP # 1 (BP mode 1)

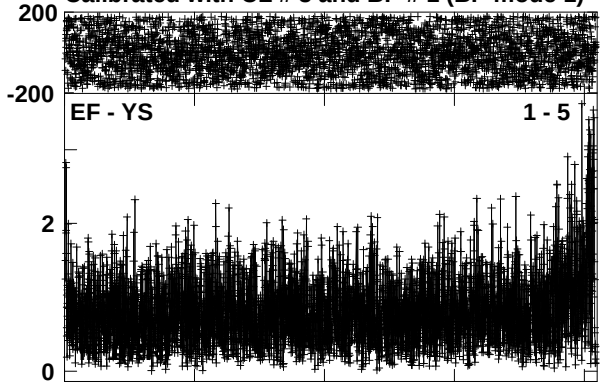

Lower frame: Ampl Jy Top frame: Phas deg
Vector averaged cross-power spectrum Several baselines displayed
Timerange: 00/03:44:31 to 00/03:45:29

Plot file version 53 created 22-DEC-2011 14:52:56
ORIKL1 EE008A 2.UVAVG.1
Calibrated with CL # 3 and BP # 1 (BP mode 1)

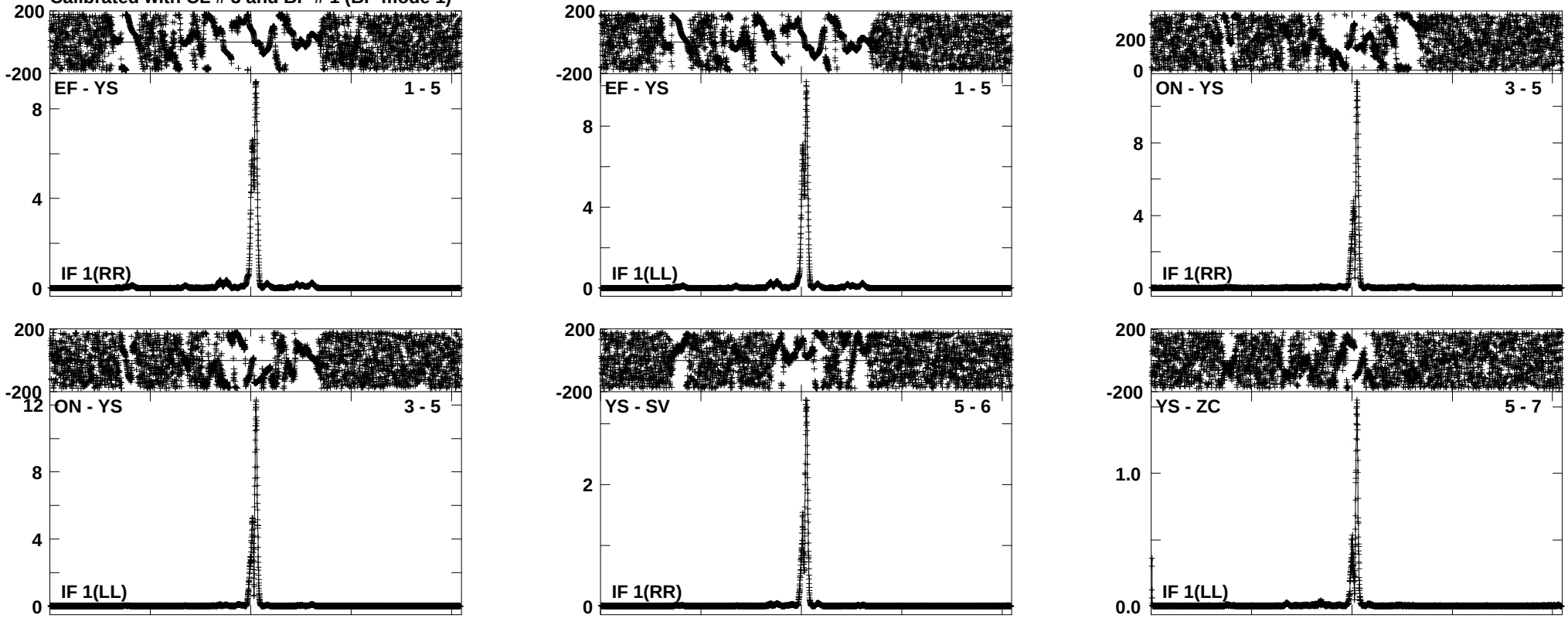

Lower frame: Kilo Ampl Jy Top frame: Phas deg
Vector averaged cross-power spectrum Several baselines displayed
Timerange: 00/03:45:46 to 00/03:46:30

Plot file version 54 created 22-DEC-2011 14:53:03
J0529-05 EE008A 2.UVAVG.1
Calibrated with CL # 3 and BP # 1 (BP mode 1)

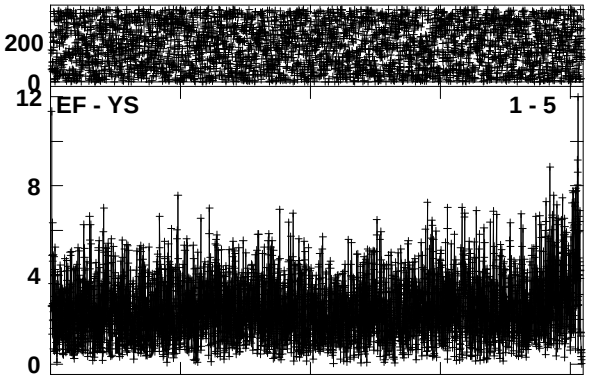

Lower frame: Ampl Jy Top frame: Phas deg
Vector averaged cross-power spectrum Several baselines displayed
Timerange: 00/03:46:46 to 00/03:47:29

Plot file version 55 created 22-DEC-2011 14:53:10
ORIKL1 EE008A 2.UVAVG.1
Calibrated with CL # 3 and BP # 1 (BP mode 1)

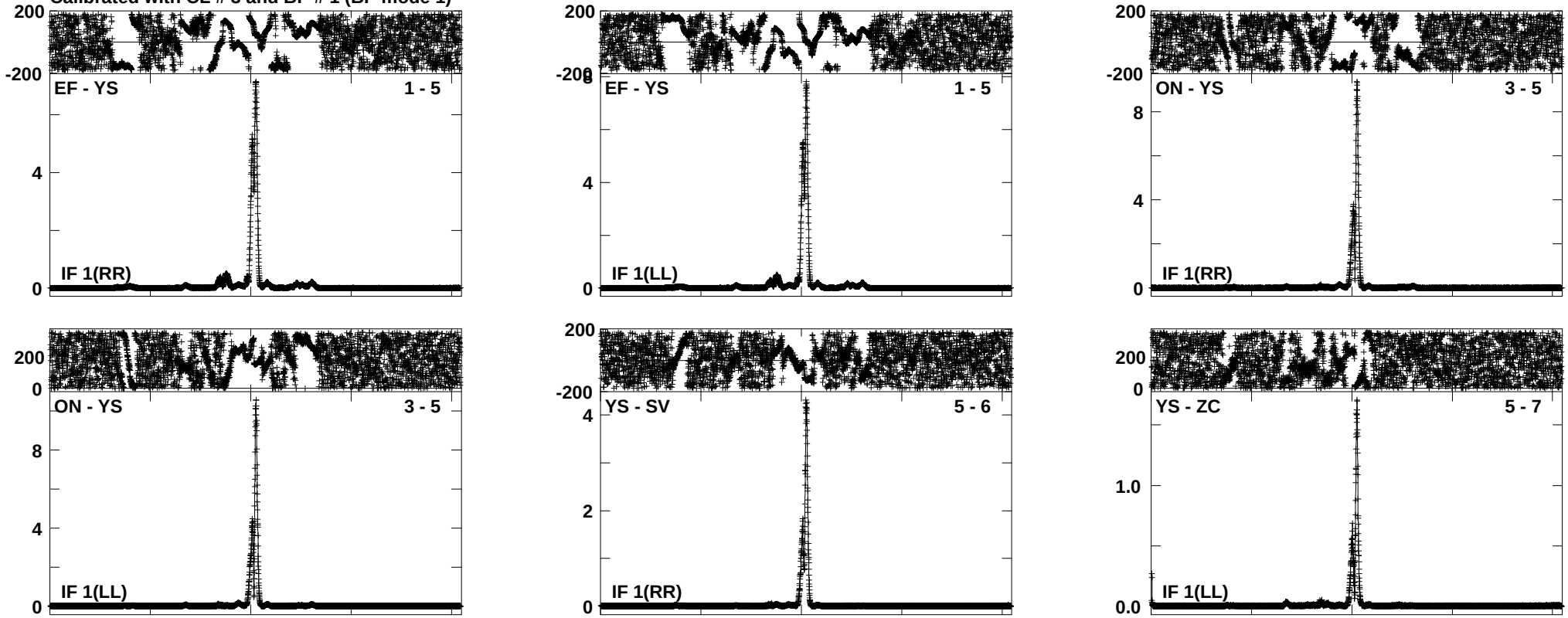

Lower frame: Kilo Ampl Jy Top frame: Phas deg
Vector averaged cross-power spectrum Several baselines displayed
Timerange: 00/03:47:46 to 00/03:48:30

Plot file version 56 created 22-DEC-2011 14:53:26
J0529-05 EE008A 2.UVAVG.1
Calibrated with CL # 3 and BP # 1 (BP mode 1)

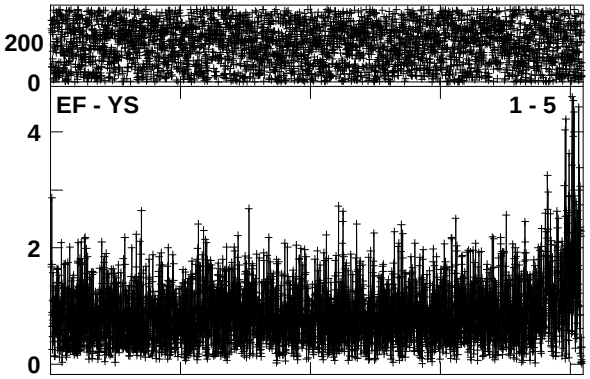

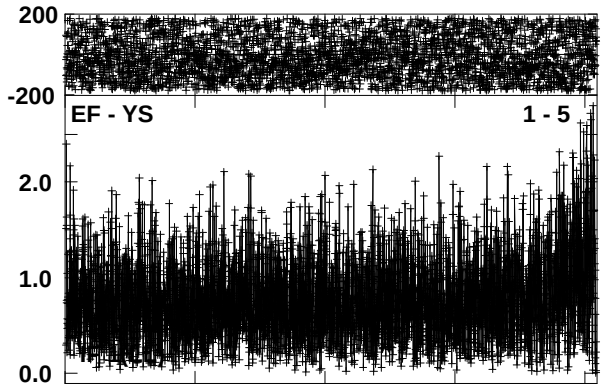

Lower frame: Ampl Jy Top frame: Phas deg
Vector averaged cross-power spectrum Several baselines displayed
Timerange: 00/03:48:46 to 00/03:49:29

Plot file version 57 created 22-DEC-2011 14:53:53
J0423-01 EE008A 2.UVAVG.1
Calibrated with CL # 3 and BP # 1 (BP mode 1)

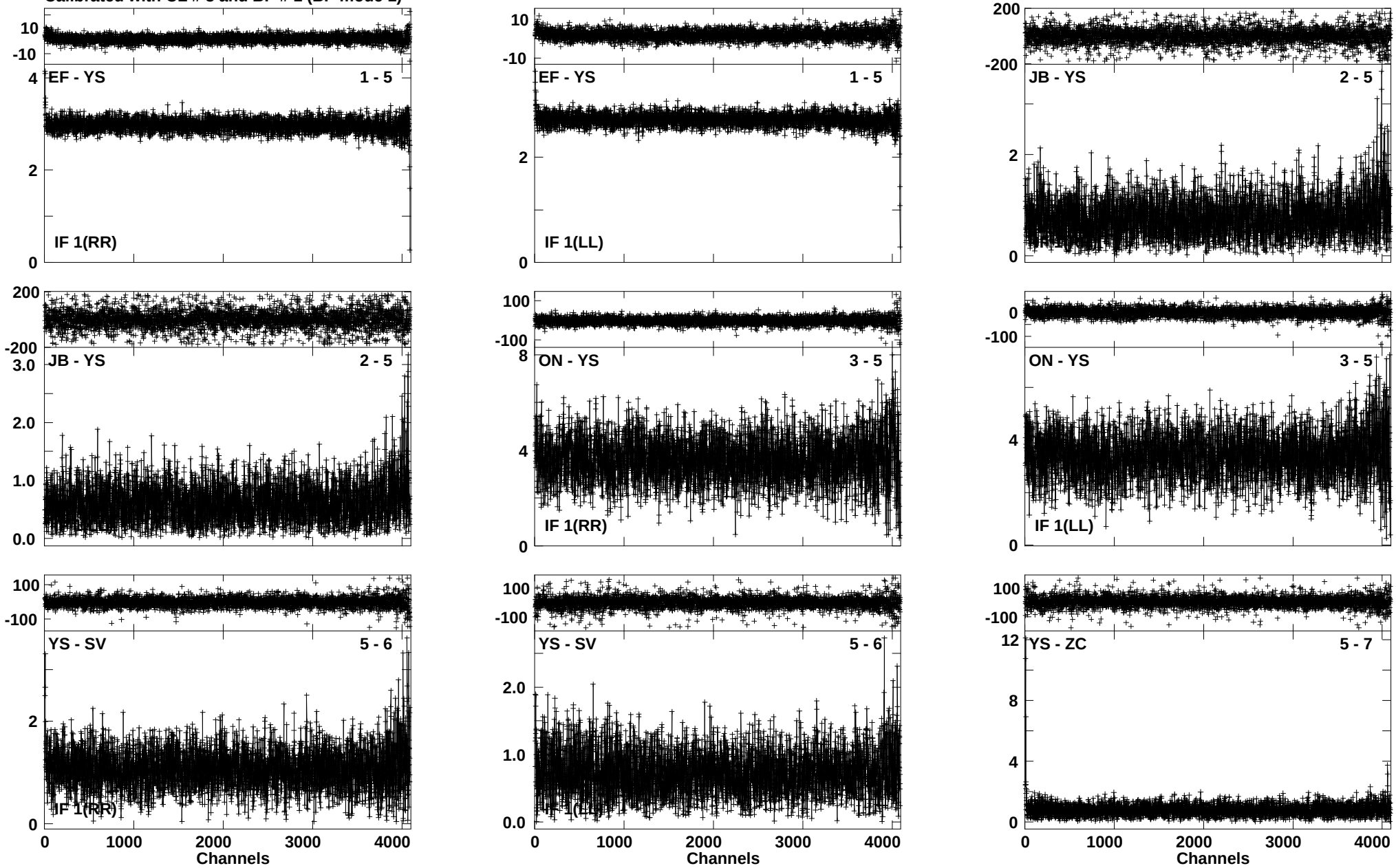

Lower frame: Ampl Jy Top frame: Phas deg
Vector averaged cross-power spectrum Several baselines displayed
Timerange: 00/03:53:31 to 00/04:03:30

Plot file version 58 created 22-DEC-2011 14:55:16
J0423-01 EE008A 2.UVAVG.1
Calibrated with CL # 3 and BP # 1 (BP mode 1)

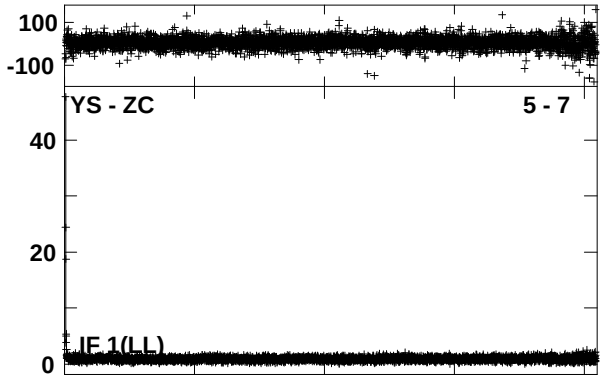

Lower frame: Ampl Jy Top frame: Phas deg
Vector averaged cross-power spectrum Several baselines displayed
Timerange: 00/03:53:31 to 00/04:03:30

Plot file version 59 created 22-DEC-2011 14:55:50
3C84 EE008A 2.UVAVG.1
Calibrated with CL # 3 and BP # 1 (BP mode 1)

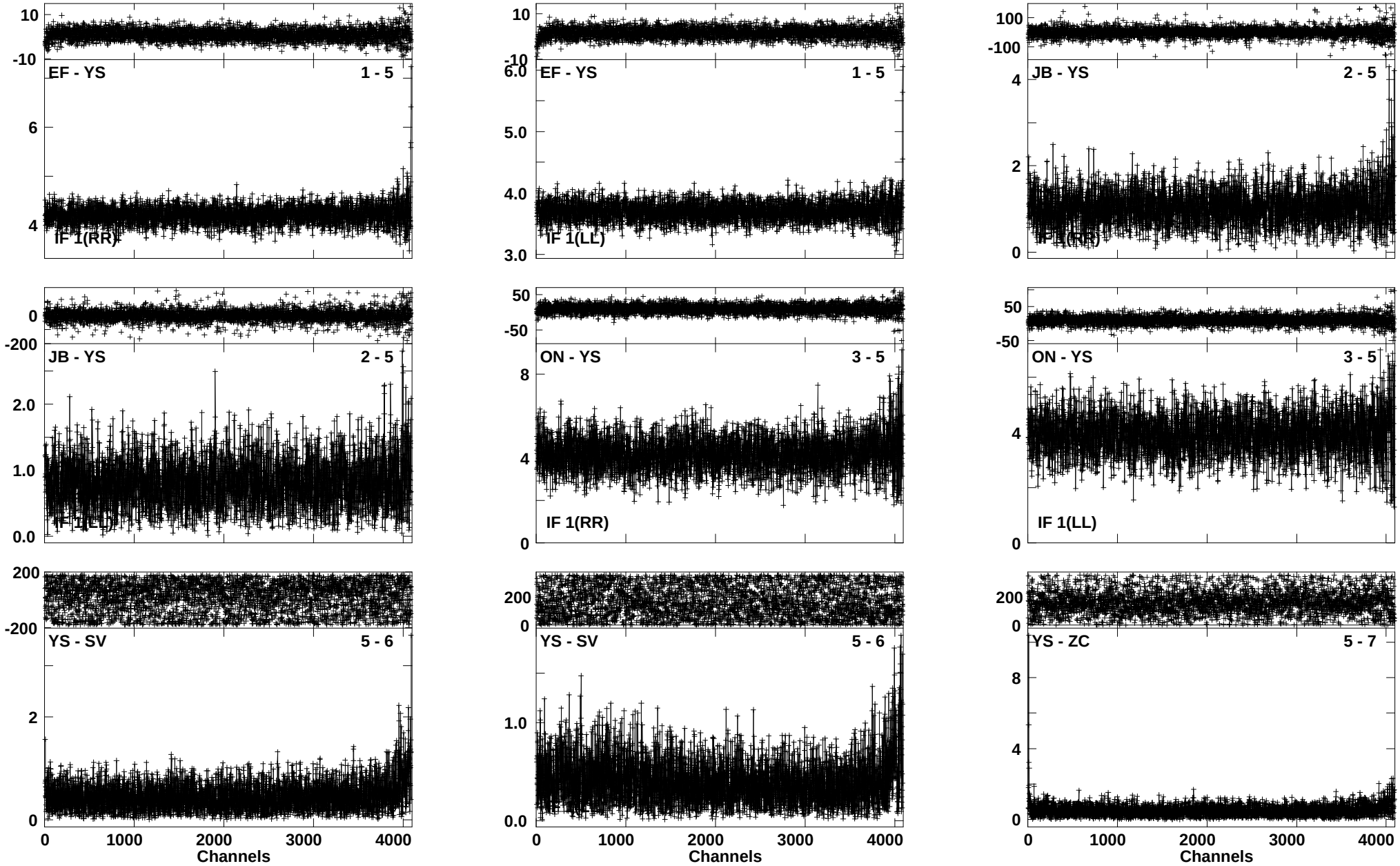

Lower frame: Ampl Jy Top frame: Phas deg
Vector averaged cross-power spectrum Several baselines displayed
Timerange: 00/04:07:31 to 00/04:17:29

Plot file version 60 created 22-DEC-2011 14:57:11
3C84 EE008A 2.UVAVG.1
Calibrated with CL # 3 and BP # 1 (BP mode 1)



Lower frame: Ampl Jy Top frame: Phas deg
Vector averaged cross-power spectrum Several baselines displayed
Timerange: 00/04:07:31 to 00/04:17:29

Plot file version 61 created 22-DEC-2011 14:57:29
J0541-05 EE008A 2.UVAVG.1
Calibrated with CL # 3 and BP # 1 (BP mode 1)

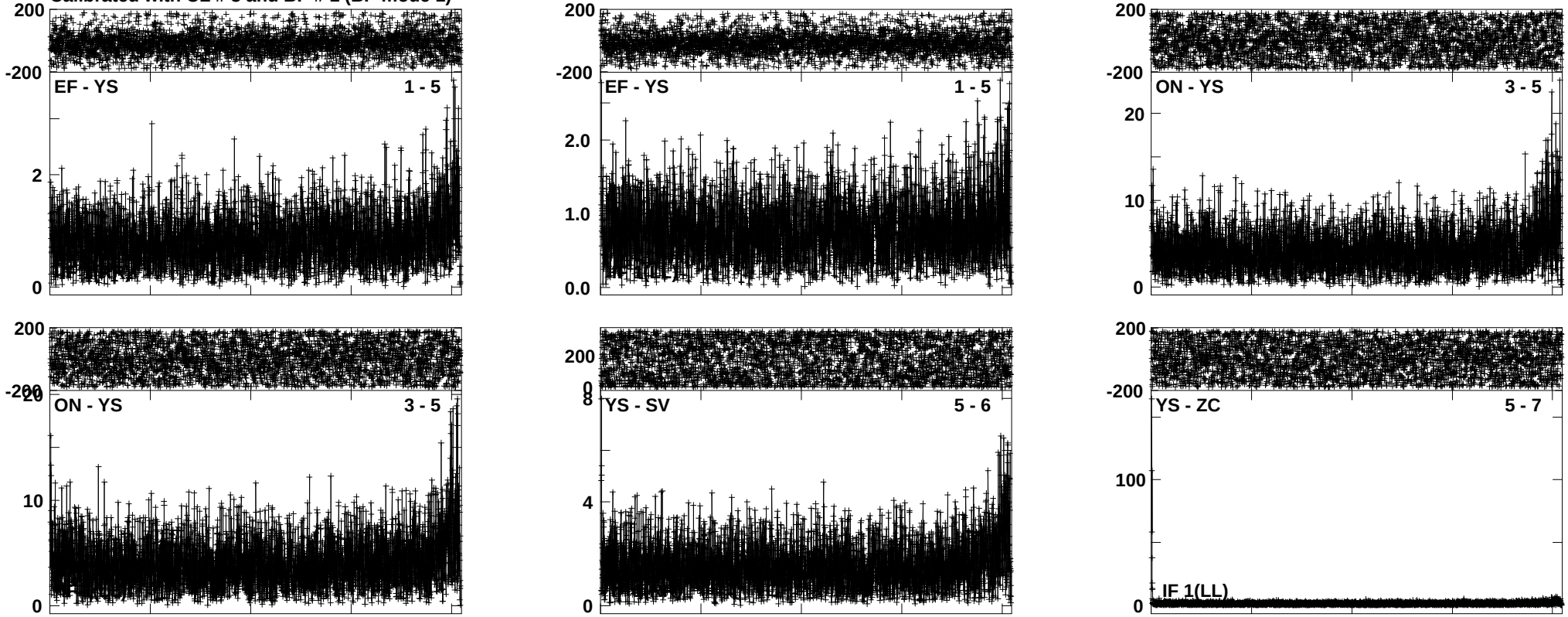

Lower frame: Ampl Jy Top frame: Phas deg
Vector averaged cross-power spectrum Several baselines displayed
Timerange: 00/04:22:01 to 00/04:22:59

Plot file version 62 created 22-DEC-2011 14:57:40
ORIKL1 EE008A 2.UVAVG.1
Calibrated with CL # 3 and BP # 1 (BP mode 1)

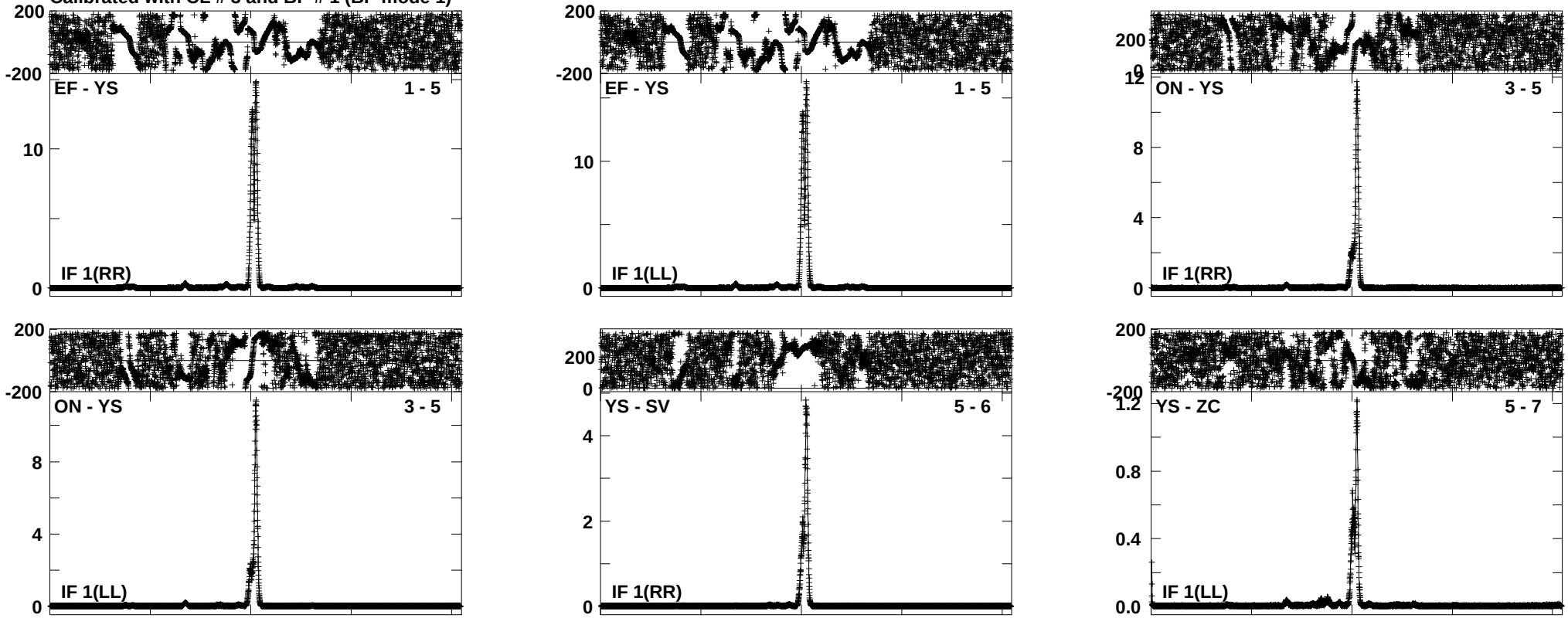

Lower frame: Kilo Ampl Jy Top frame: Phas deg
Vector averaged cross-power spectrum Several baselines displayed
Timerange: 00/04:23:17 to 00/04:23:59

Plot file version 63 created 22-DEC-2011 14:57:47
J0541-05 EE008A 2.UVAVG.1
Calibrated with CL # 3 and BP # 1 (BP mode 1)

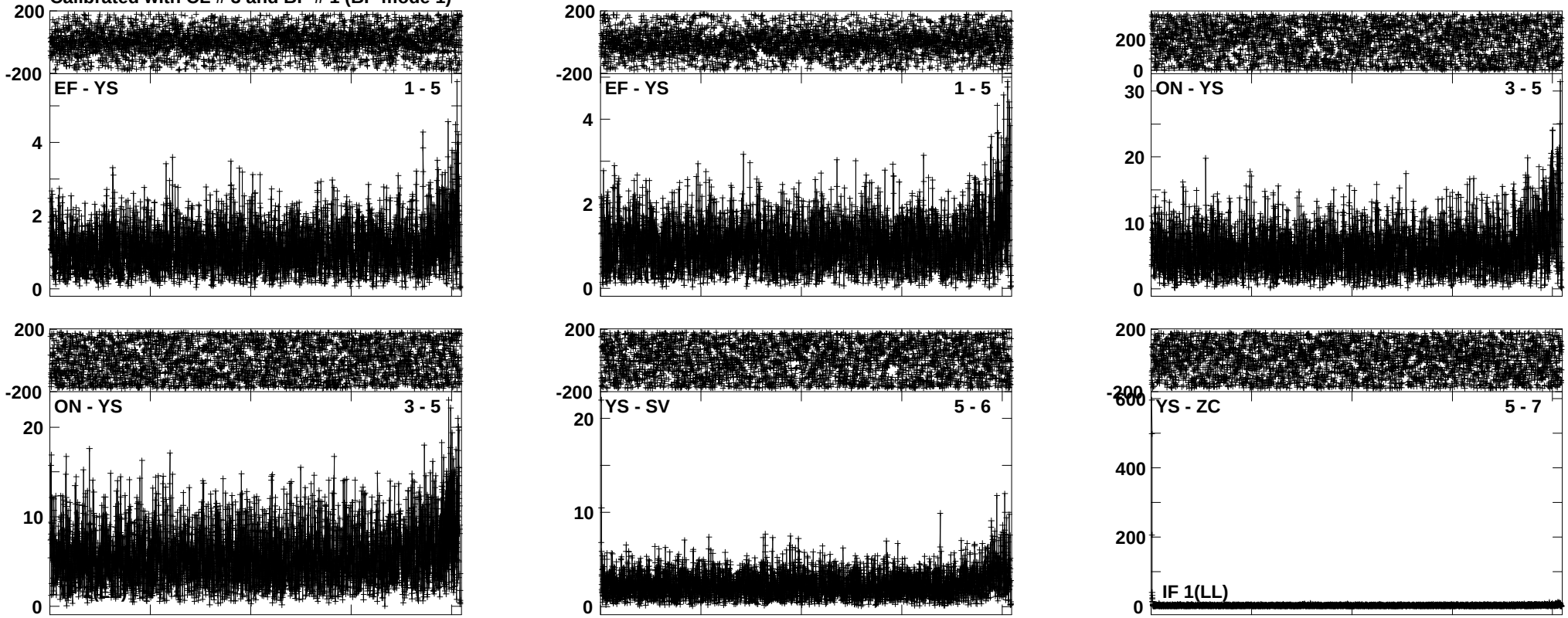

Lower frame: Ampl Jy Top frame: Phas deg
Vector averaged cross-power spectrum Several baselines displayed
Timerange: 00/04:24:17 to 00/04:24:59

Plot file version 64 created 22-DEC-2011 14:57:54
ORIKL1 EE008A 2.UVAVG.1
Calibrated with CL # 3 and BP # 1 (BP mode 1)

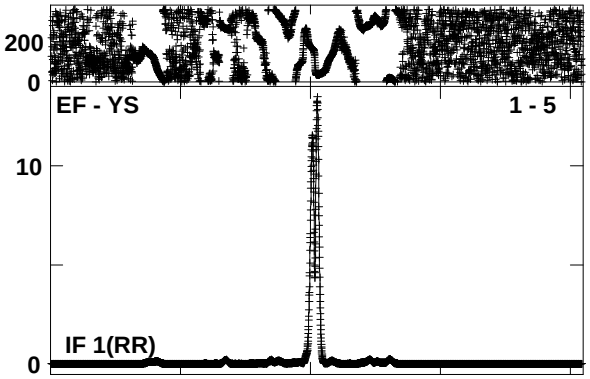

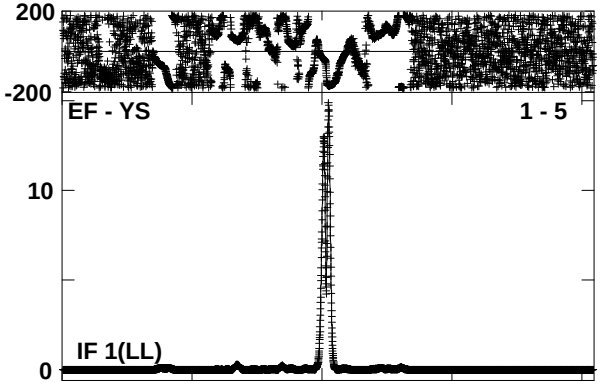

Lower frame: Kilo Ampl Jy Top frame: Phas deg
Vector averaged cross-power spectrum Several baselines displayed
Timerange: 00/04:25:17 to 00/04:25:59

Plot file version 65 created 22-DEC-2011 14:58:01
J0541-05 EE008A 2.UVAVG.1
Calibrated with CL # 3 and BP # 1 (BP mode 1)

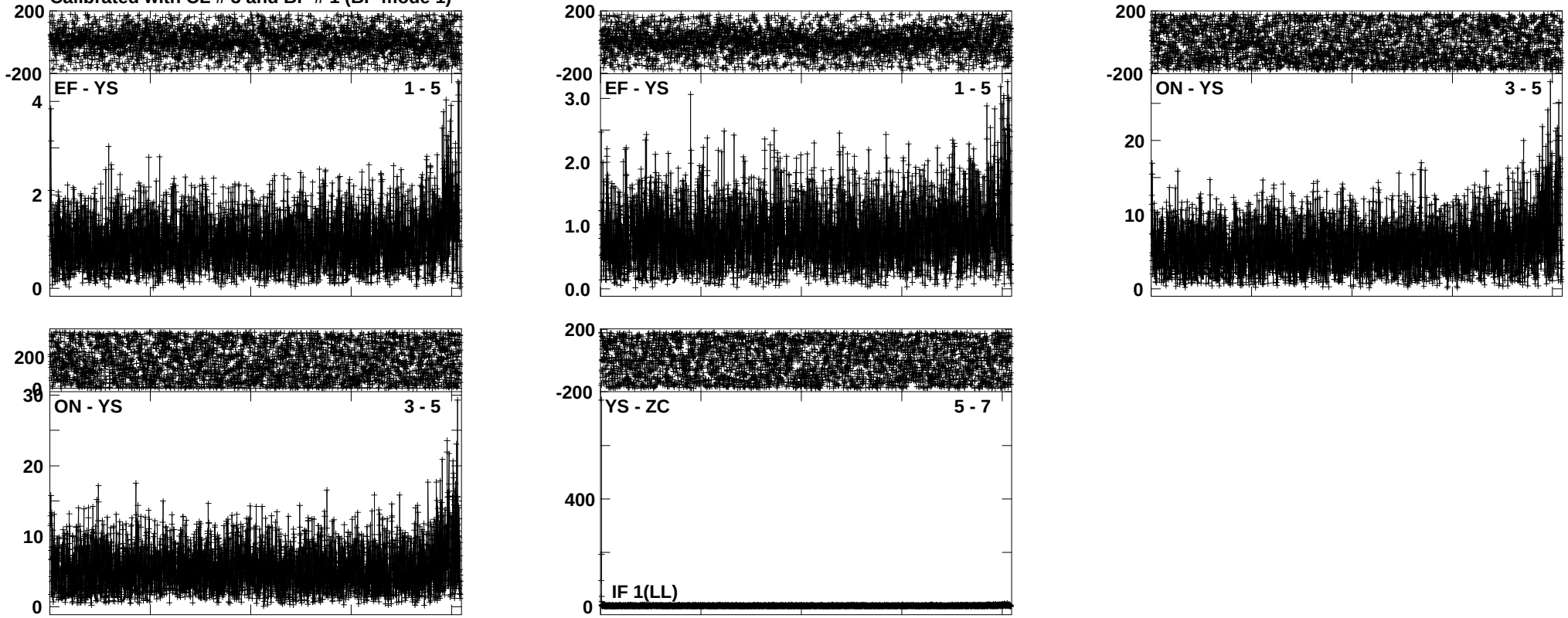

Lower frame: Ampl Jy Top frame: Phas deg
Vector averaged cross-power spectrum Several baselines displayed
Timerange: 00/04:26:17 to 00/04:26:59

Plot file version 66 created 22-DEC-2011 14:58:08
J0529-05 EE008A 2.UVAVG.1
Calibrated with CL # 3 and BP # 1 (BP mode 1)

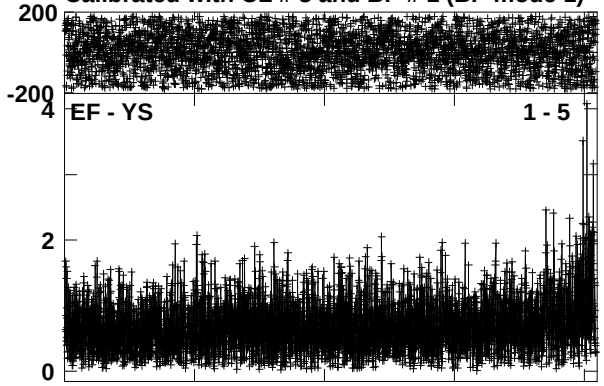

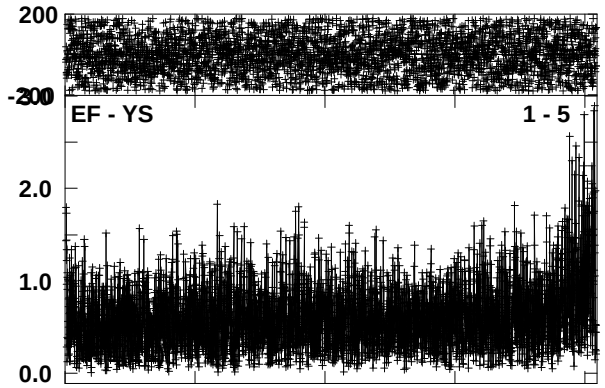

Lower frame: Ampl Jy Top frame: Phas deg
Vector averaged cross-power spectrum Several baselines displayed
Timerange: 00/04:28:01 to 00/04:28:59

Plot file version 67 created 22-DEC-2011 14:58:17
ORIKL1 EE008A 2.UVAVG.1
Calibrated with CL # 3 and BP # 1 (BP mode 1)

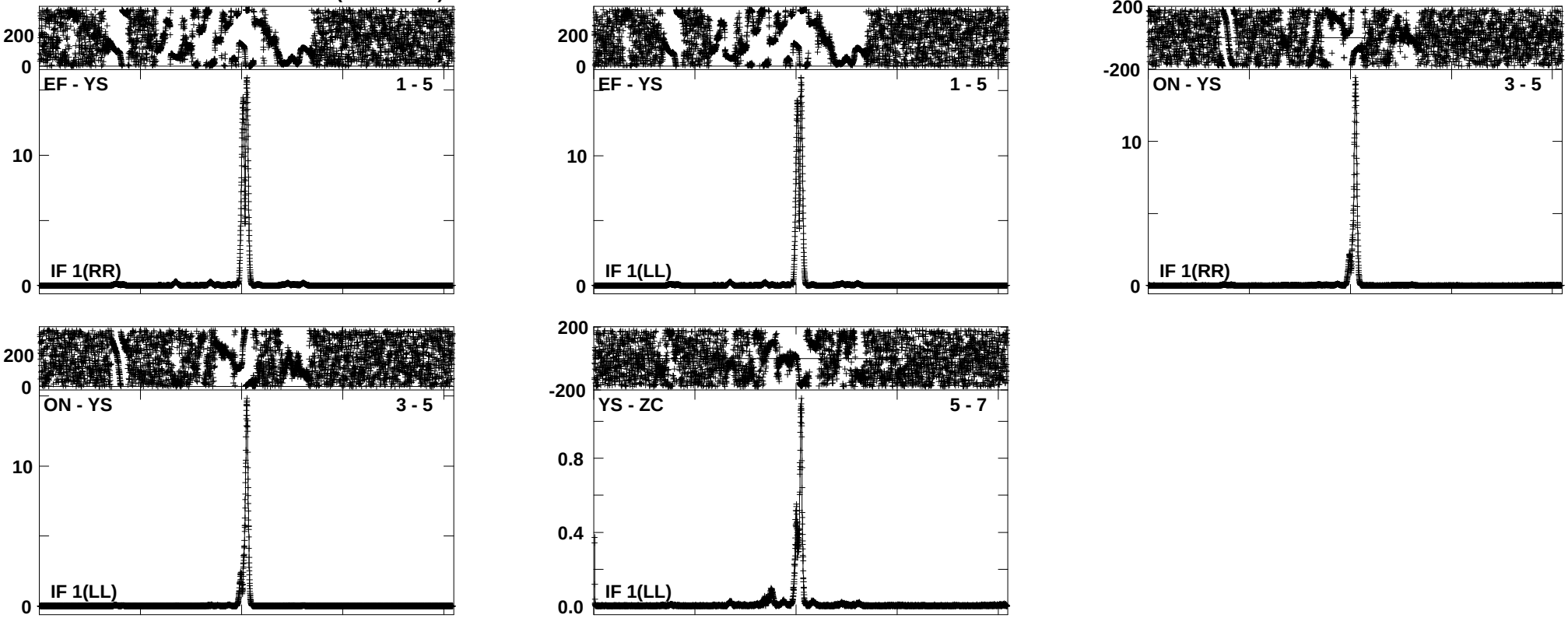

Lower frame: Kilo Ampl Jy Top frame: Phas deg
Vector averaged cross-power spectrum Several baselines displayed
Timerange: 00/04:29:16 to 00/04:30:00

Plot file version 68 created 22-DEC-2011 14:58:25
J0529-05 EE008A 2.UVAVG.1
Calibrated with CL # 3 and BP # 1 (BP mode 1)

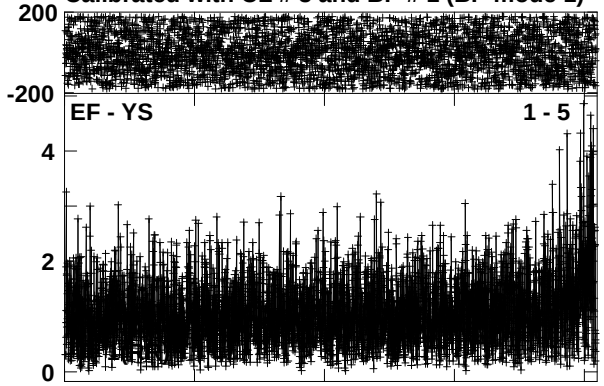

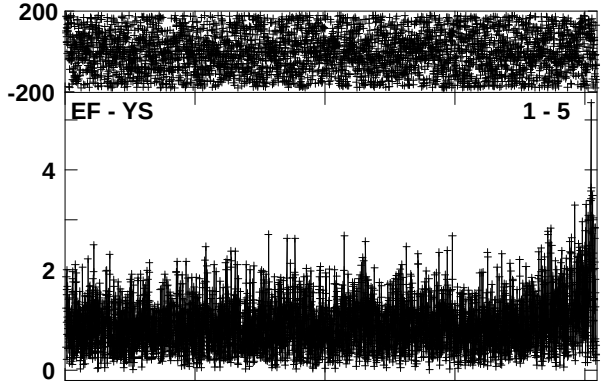

Lower frame: Ampl Jy Top frame: Phas deg
Vector averaged cross-power spectrum Several baselines displayed
Timerange: 00/04:30:16 to 00/04:30:59

Plot file version 69 created 22-DEC-2011 14:58:31
ORIKL1 EE008A 2.UVAVG.1
Calibrated with CL # 3 and BP # 1 (BP mode 1)

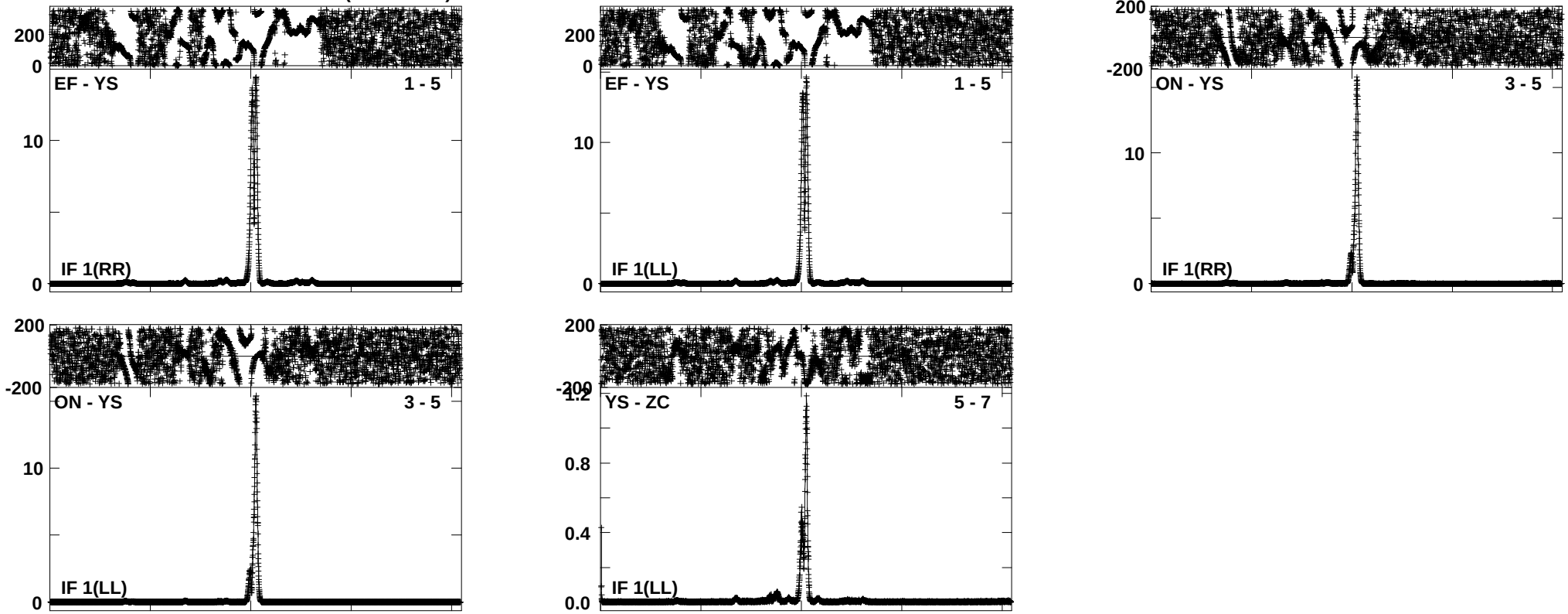

Lower frame: Kilo Ampl Jy Top frame: Phas deg
Vector averaged cross-power spectrum Several baselines displayed
Timerange: 00/04:31:16 to 00/04:32:00

Plot file version 70 created 22-DEC-2011 14:58:38
J0529-05 EE008A 2.UVAVG.1
Calibrated with CL # 3 and BP # 1 (BP mode 1)

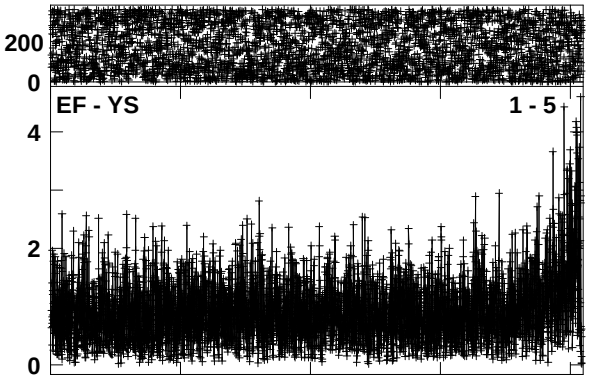

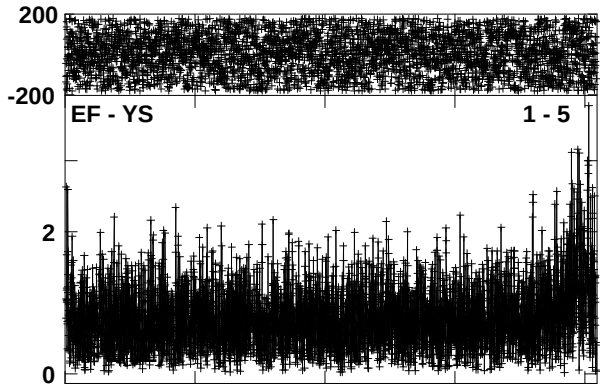

Lower frame: Ampl Jy Top frame: Phas deg
Vector averaged cross-power spectrum Several baselines displayed
Timerange: 00/04:32:16 to 00/04:32:59

Plot file version 71 created 22-DEC-2011 14:58:45
J0541-05 EE008A 2.UVAVG.1
Calibrated with CL # 3 and BP # 1 (BP mode 1)

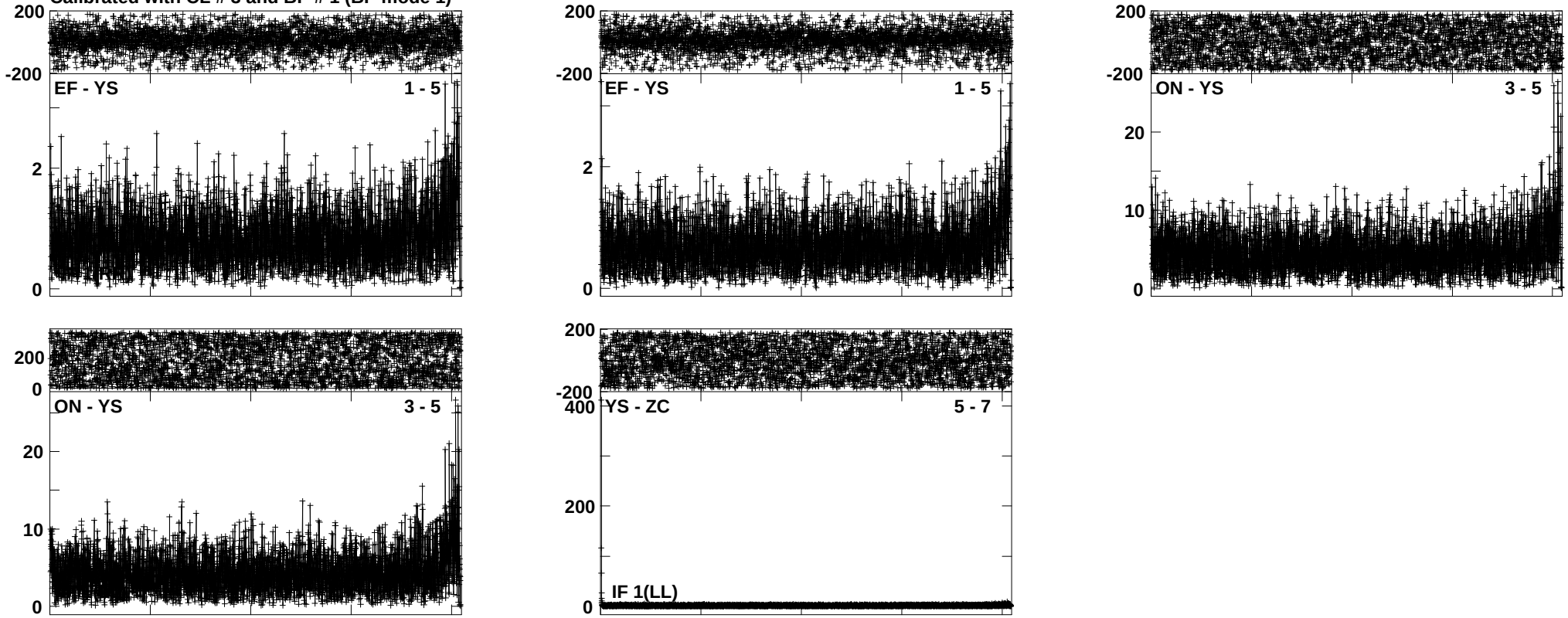

Lower frame: Ampl Jy Top frame: Phas deg
Vector averaged cross-power spectrum Several baselines displayed
Timerange: 00/04:34:01 to 00/04:34:59

Plot file version 72 created 22-DEC-2011 14:58:54
ORIKL1 EE008A 2.UVAVG.1
Calibrated with CL # 3 and BP # 1 (BP mode 1)

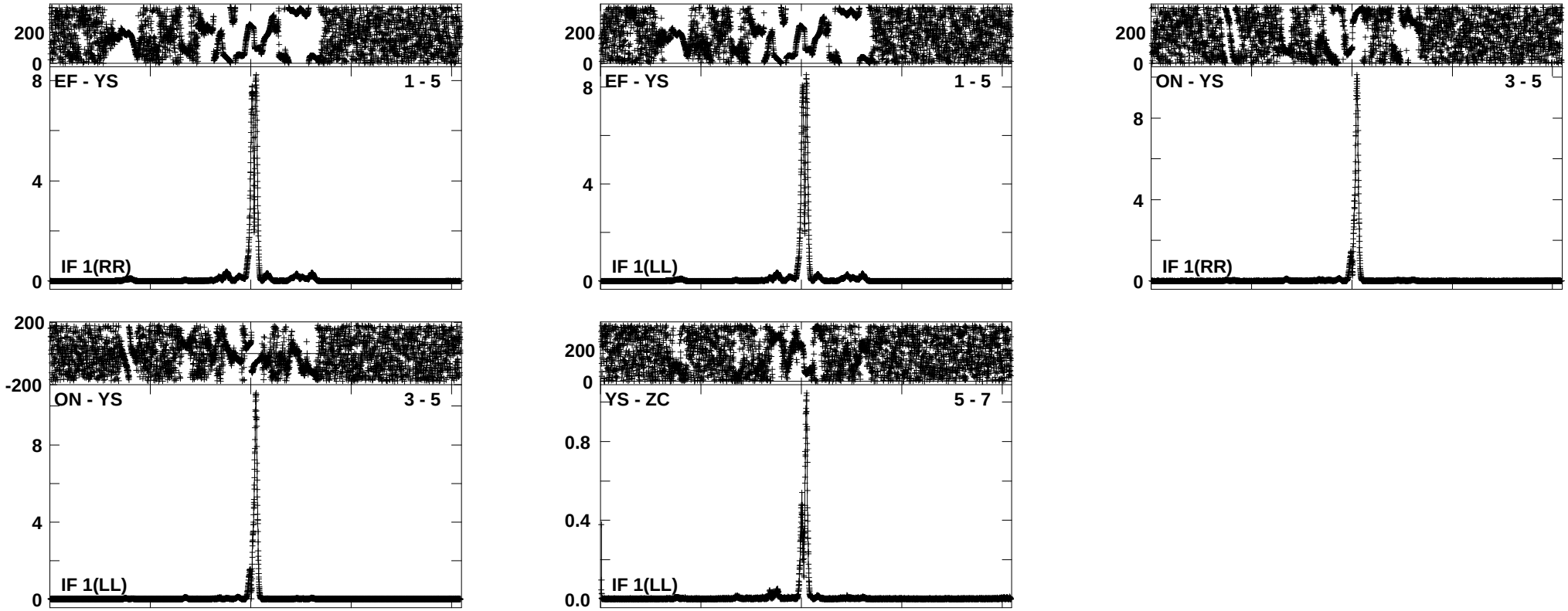

Lower frame: Kilo Ampl Jy Top frame: Phas deg
Vector averaged cross-power spectrum Several baselines displayed
Timerange: 00/04:35:17 to 00/04:35:59

Plot file version 73 created 22-DEC-2011 14:59:01
J0541-05 EE008A 2.UVAVG.1
Calibrated with CL # 3 and BP # 1 (BP mode 1)

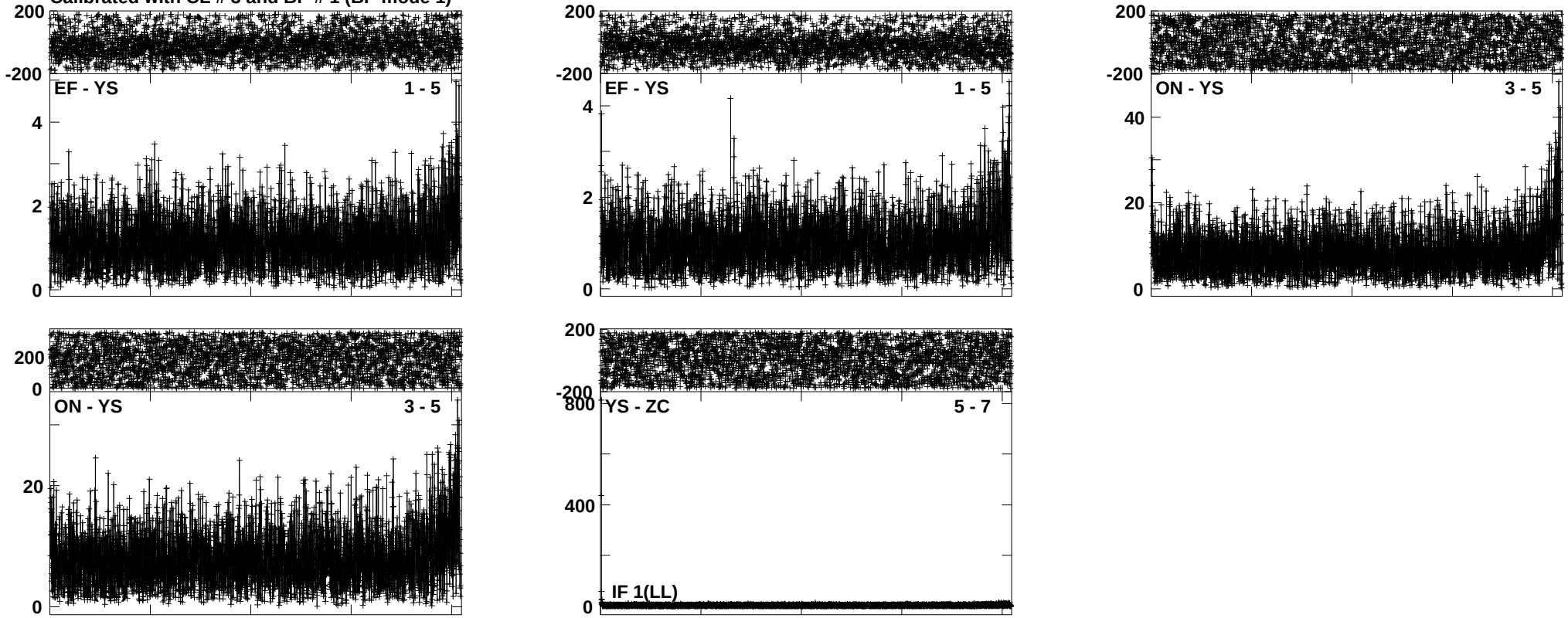

Lower frame: Ampl Jy Top frame: Phas deg
Vector averaged cross-power spectrum Several baselines displayed
Timerange: 00/04:36:17 to 00/04:36:59

Plot file version 74 created 22-DEC-2011 14:59:08
ORIKL1 EE008A 2.UVAVG.1
Calibrated with CL # 3 and BP # 1 (BP mode 1)

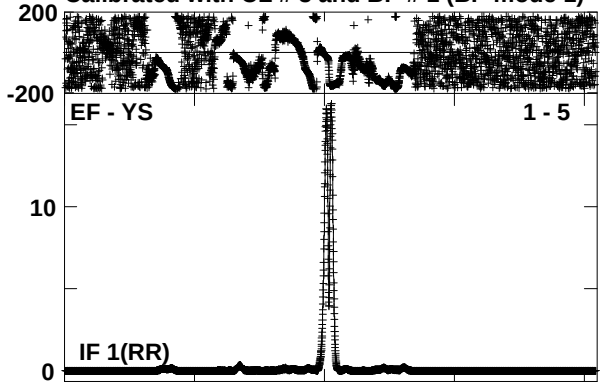

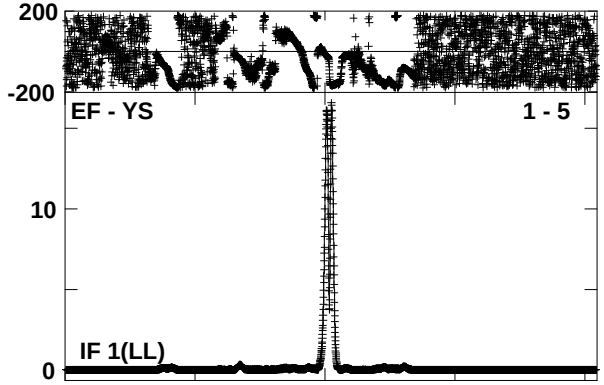

Lower frame: Kilo Ampl Jy Top frame: Phas deg
Vector averaged cross-power spectrum Several baselines displayed
Timerange: 00/04:37:17 to 00/04:37:59

Plot file version 75 created 22-DEC-2011 14:59:15
J0541-05 EE008A 2.UVAVG.1
Calibrated with CL # 3 and BP # 1 (BP mode 1)

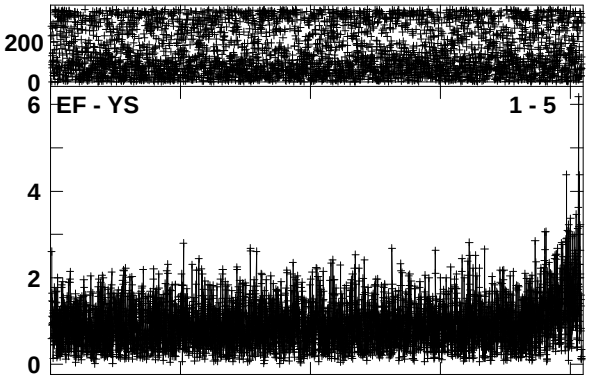

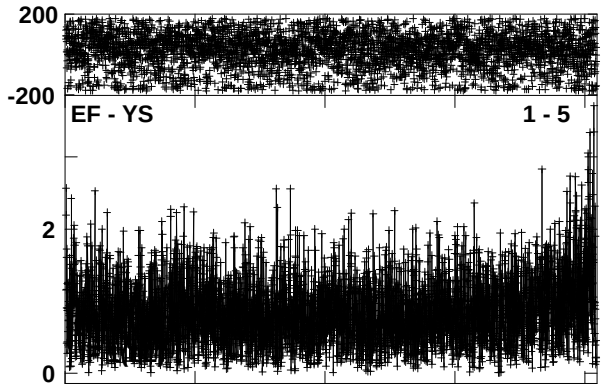

Lower frame: Ampl Jy Top frame: Phas deg
Vector averaged cross-power spectrum Several baselines displayed
Timerange: 00/04:38:17 to 00/04:38:59

Plot file version 76 created 22-DEC-2011 14:59:22
J0529-05 EE008A 2.UVAVG.1
Calibrated with CL # 3 and BP # 1 (BP mode 1)

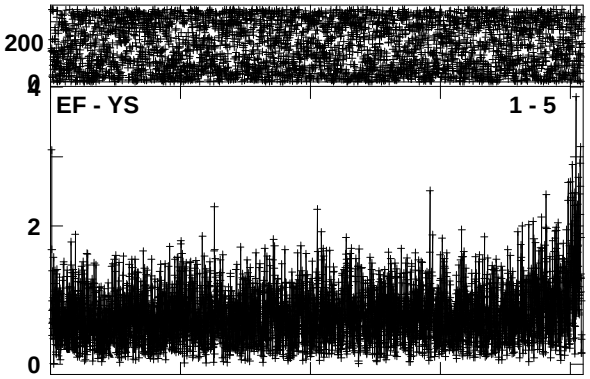

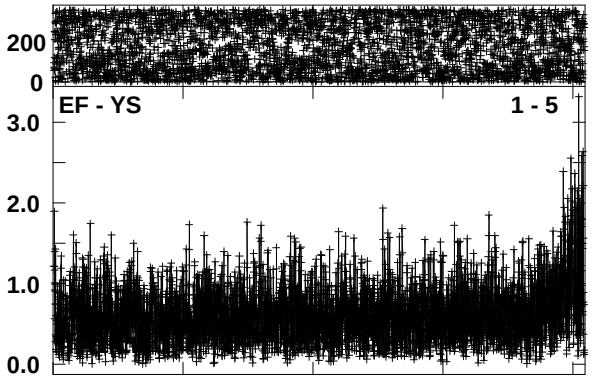

Lower frame: Ampl Jy Top frame: Phas deg
Vector averaged cross-power spectrum Several baselines displayed
Timerange: 00/04:40:01 to 00/04:41:00

Plot file version 77 created 22-DEC-2011 14:59:31
ORIKL1 EE008A 2.UVAVG.1
Calibrated with CL # 3 and BP # 1 (BP mode 1)

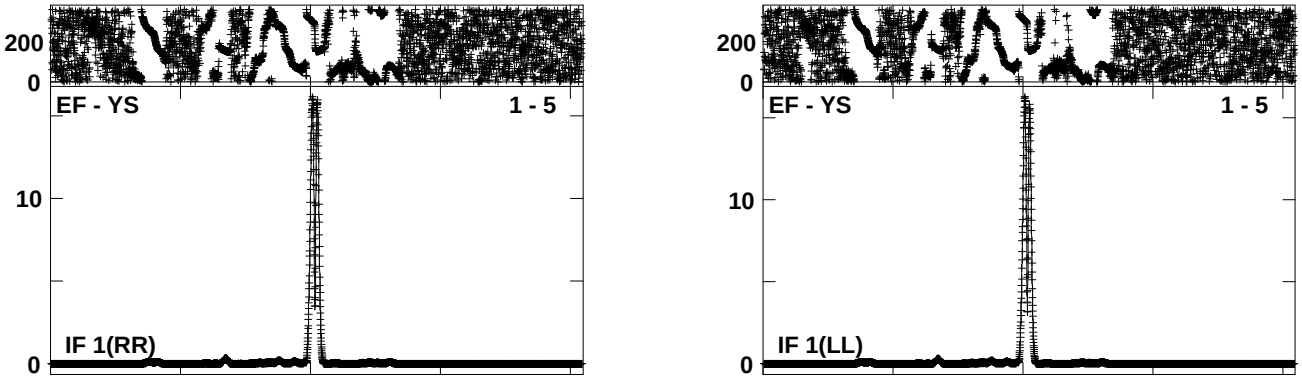

Lower frame: Kilo Ampl Jy Top frame: Phas deg
Vector averaged cross-power spectrum Several baselines displayed
Timerange: 00/04:41:16 to 00/04:42:00

Plot file version 78 created 22-DEC-2011 14:59:38
J0529-05 EE008A 2.UVAVG.1
Calibrated with CL # 3 and BP # 1 (BP mode 1)

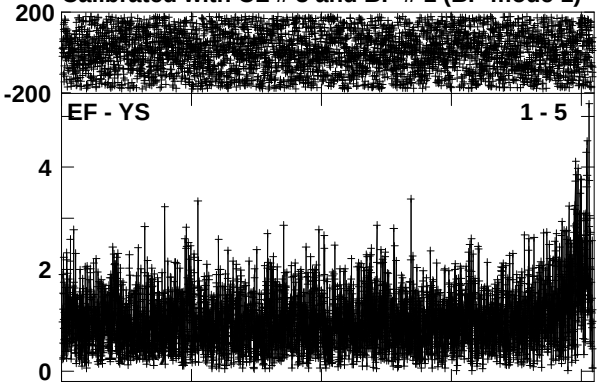

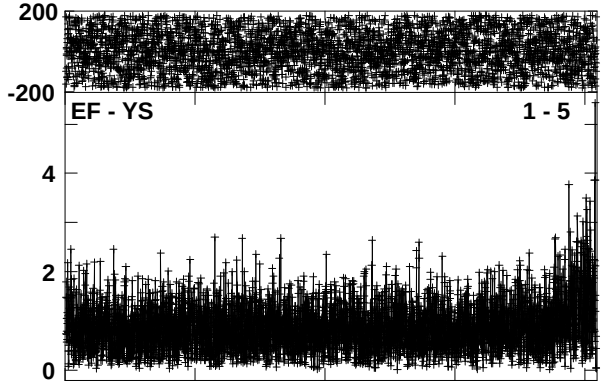

Lower frame: Ampl Jy Top frame: Phas deg
Vector averaged cross-power spectrum Several baselines displayed
Timerange: 00/04:42:16 to 00/04:43:00

Plot file version 79 created 22-DEC-2011 14:59:45
ORIKL1 EE008A 2.UVAVG.1
Calibrated with CL # 3 and BP # 1 (BP mode 1)

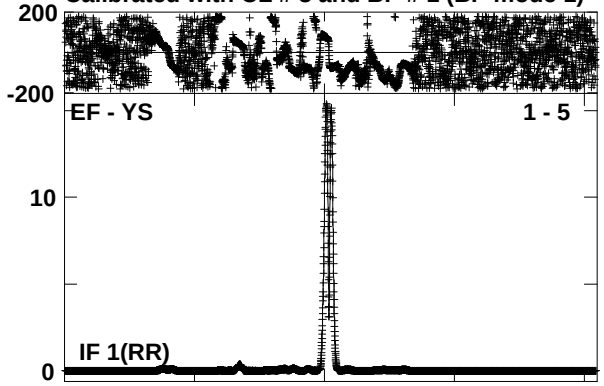

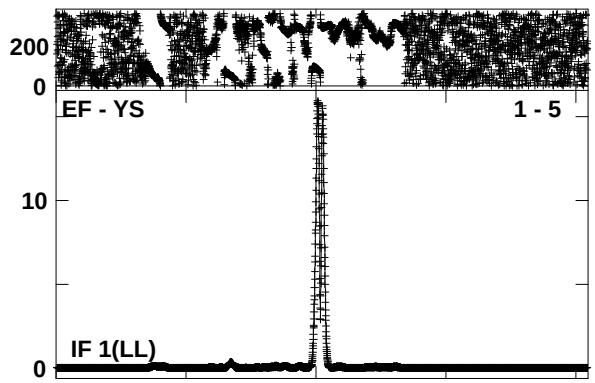

Lower frame: Kilo Ampl Jy Top frame: Phas deg
Vector averaged cross-power spectrum Several baselines displayed
Timerange: 00/04:43:16 to 00/04:43:59

Plot file version 80 created 22-DEC-2011 14:59:51
J0529-05 EE008A 2.UVAVG.1
Calibrated with CL # 3 and BP # 1 (BP mode 1)

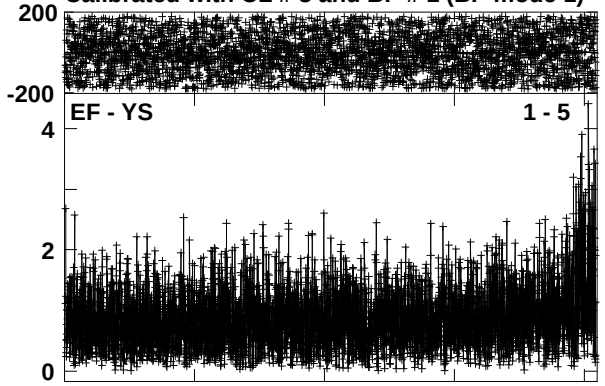

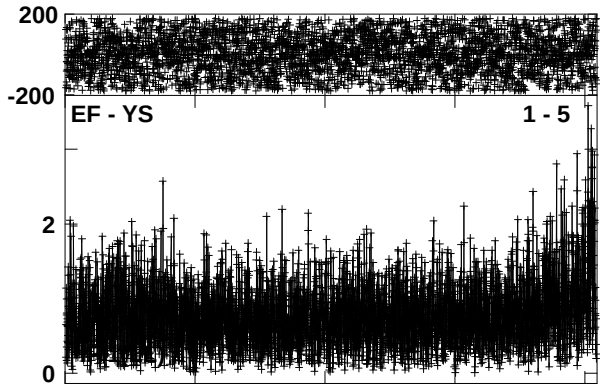

Lower frame: Ampl Jy Top frame: Phas deg
Vector averaged cross-power spectrum Several baselines displayed
Timerange: 00/04:44:16 to 00/04:45:00

Plot file version 81 created 22-DEC-2011 14:59:59
J0541-05 EE008A 2.UVAVG.1
Calibrated with CL # 3 and BP # 1 (BP mode 1)

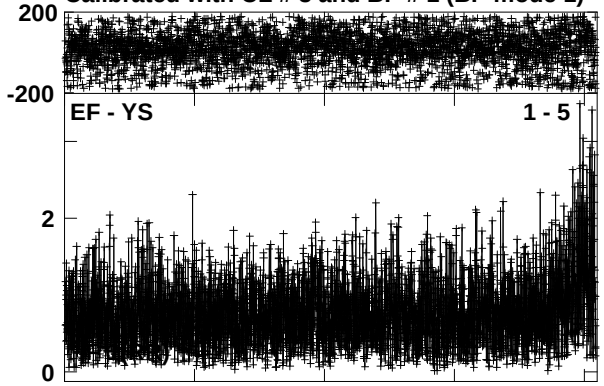

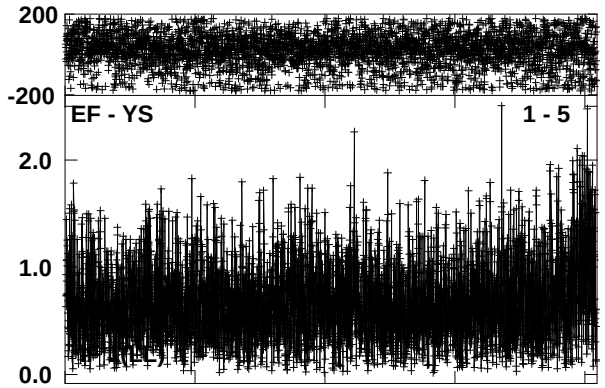

Lower frame: Ampl Jy Top frame: Phas deg
Vector averaged cross-power spectrum Several baselines displayed
Timerange: 00/04:46:01 to 00/04:46:59

Plot file version 82 created 22-DEC-2011 15:00:08
ORIKL1 EE008A 2.UVAVG.1
Calibrated with CL # 3 and BP # 1 (BP mode 1)

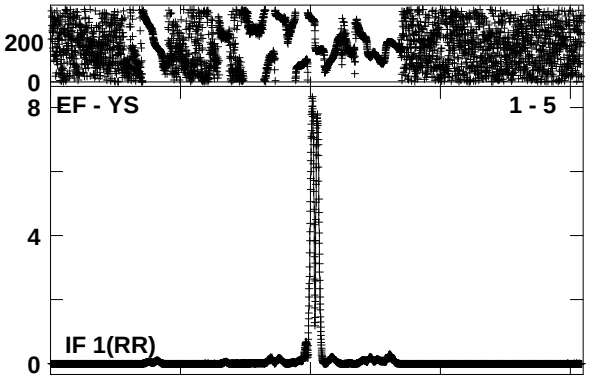

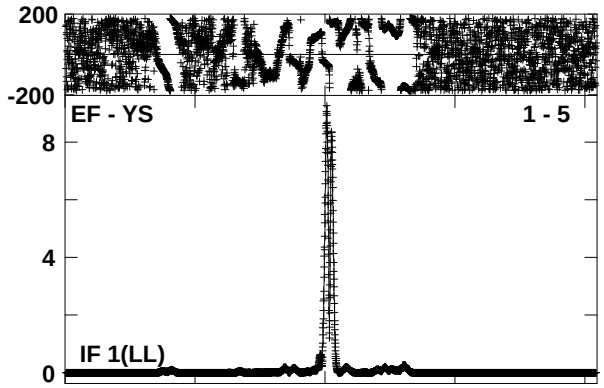

Lower frame: Kilo Ampl Jy Top frame: Phas deg
Vector averaged cross-power spectrum Several baselines displayed
Timerange: 00/04:47:17 to 00/04:47:59

Plot file version 83 created 22-DEC-2011 15:00:14
J0541-05 EE008A 2.UVAVG.1
Calibrated with CL # 3 and BP # 1 (BP mode 1)

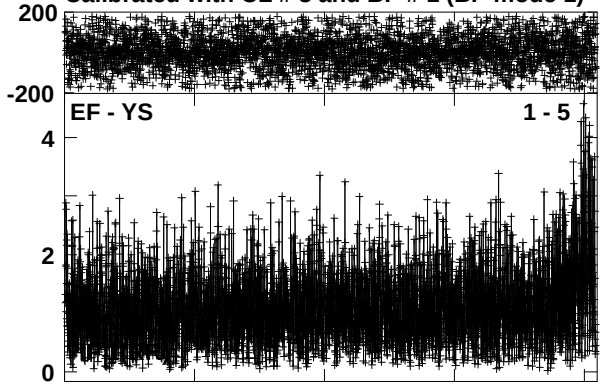

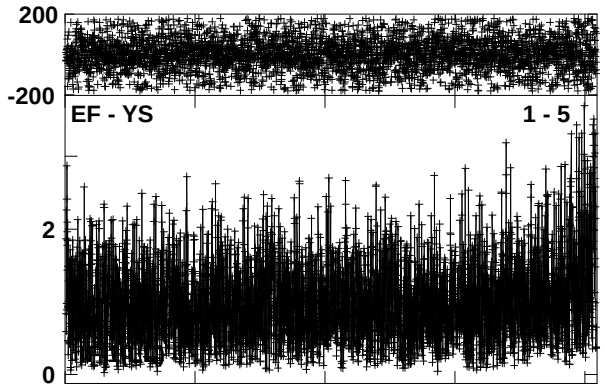

Lower frame: Ampl Jy Top frame: Phas deg
Vector averaged cross-power spectrum Several baselines displayed
Timerange: 00/04:48:17 to 00/04:48:59

Plot file version 84 created 22-DEC-2011 15:00:20
ORIKL1 EE008A 2.UVAVG.1
Calibrated with CL # 3 and BP # 1 (BP mode 1)

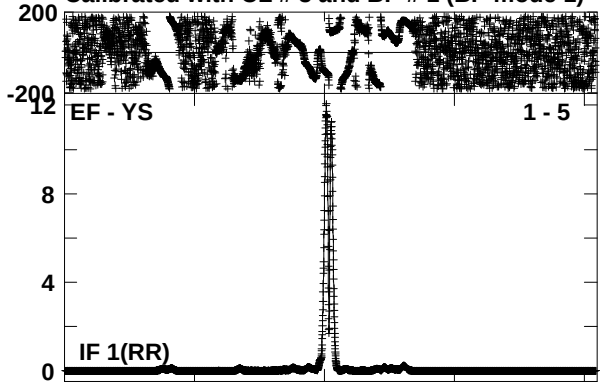

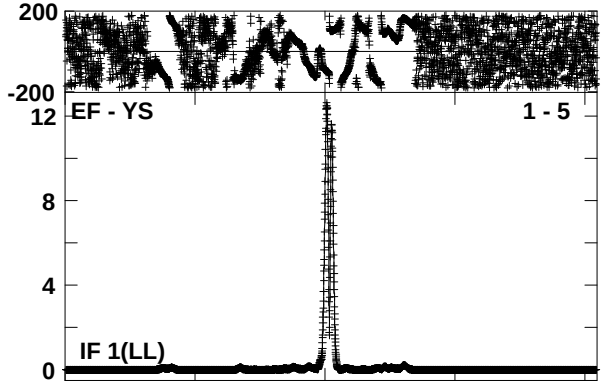

Lower frame: Kilo Ampl Jy Top frame: Phas deg
Vector averaged cross-power spectrum Several baselines displayed
Timerange: 00/04:49:17 to 00/04:49:59

Plot file version 85 created 22-DEC-2011 15:00:27
J0541-05 EE008A 2.UVAVG.1
Calibrated with CL # 3 and BP # 1 (BP mode 1)

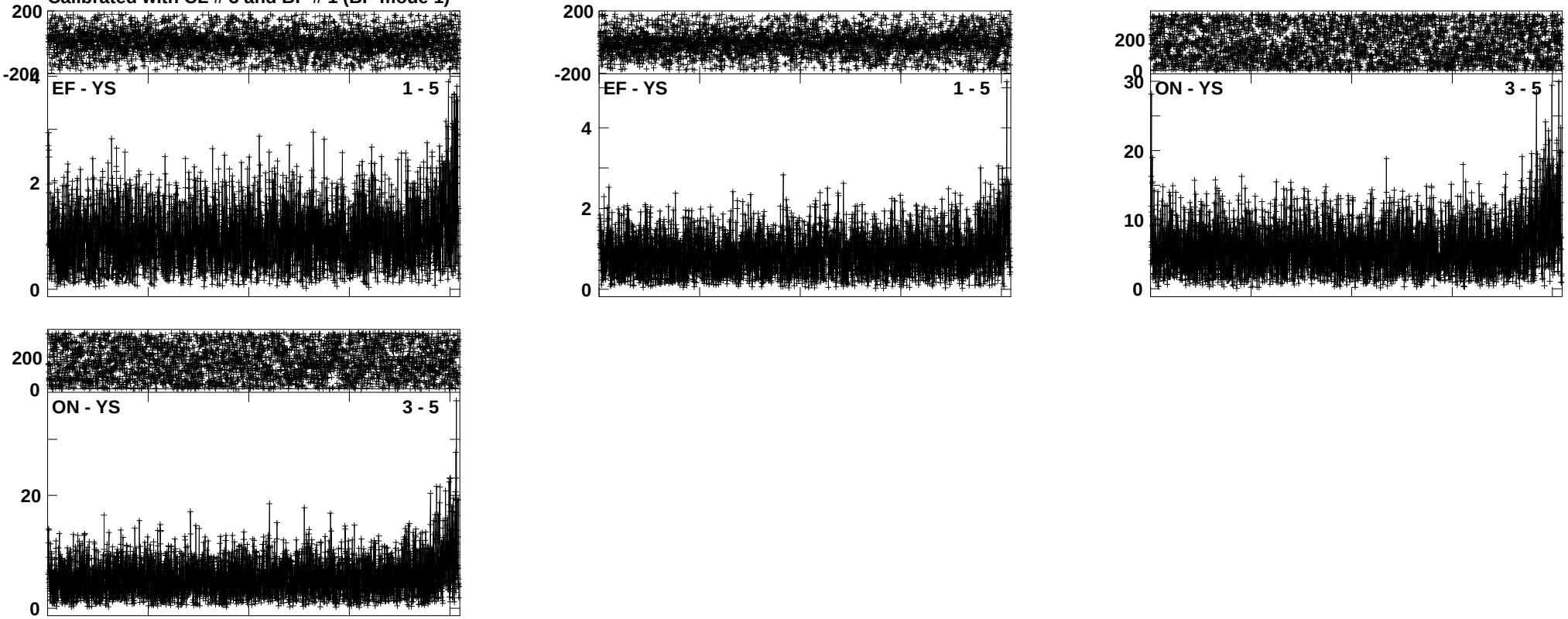

Lower frame: Ampl Jy Top frame: Phas deg
Vector averaged cross-power spectrum Several baselines displayed
Timerange: 00/04:50:17 to 00/04:50:59

Plot file version 86 created 22-DEC-2011 15:00:34
J0529-05 EE008A 2.UVAVG.1
Calibrated with CL # 3 and BP # 1 (BP mode 1)

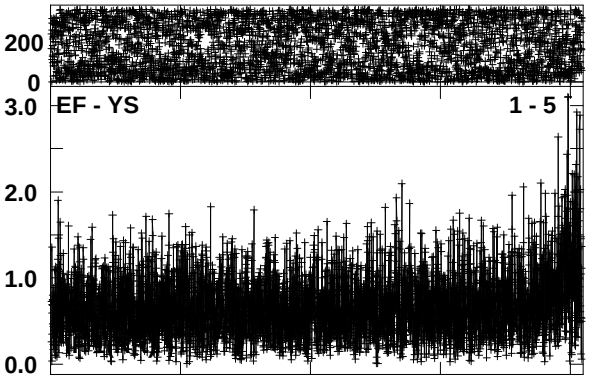

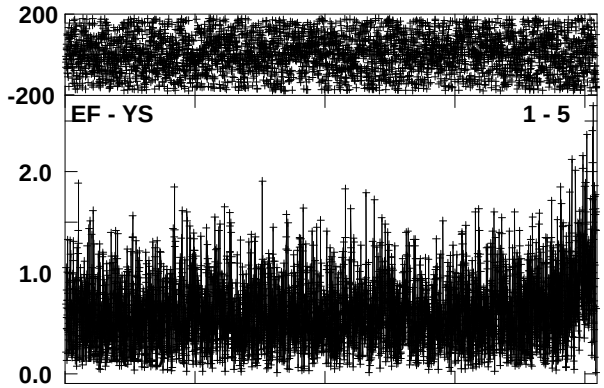

Lower frame: Ampl Jy Top frame: Phas deg
Vector averaged cross-power spectrum Several baselines displayed
Timerange: 00/04:52:01 to 00/04:52:59

Plot file version 87 created 22-DEC-2011 15:00:43
ORIKL1 EE008A 2.UVAVG.1
Calibrated with CL # 3 and BP # 1 (BP mode 1)

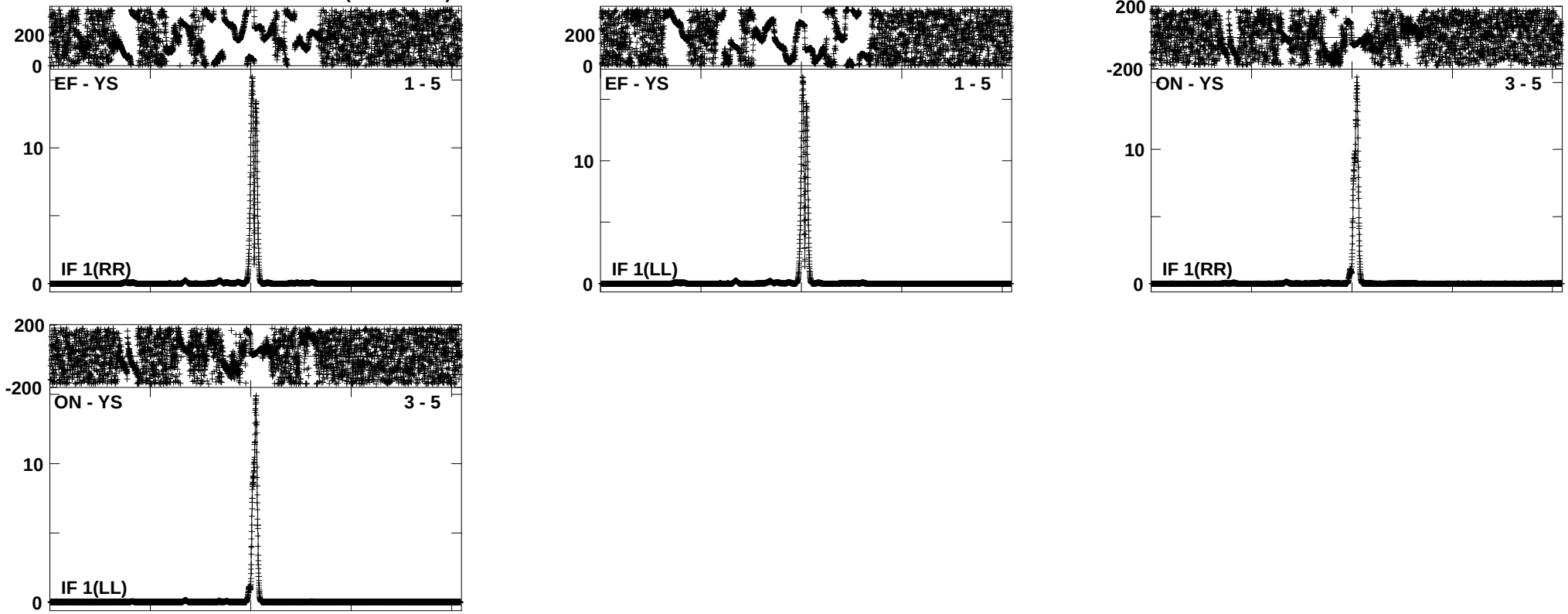

Lower frame: Kilo Ampl Jy Top frame: Phas deg
Vector averaged cross-power spectrum Several baselines displayed
Timerange: 00/04:53:16 to 00/04:54:00

Plot file version 88 created 22-DEC-2011 15:00:51
J0529-05 EE008A 2.UVAVG.1
Calibrated with CL # 3 and BP # 1 (BP mode 1)

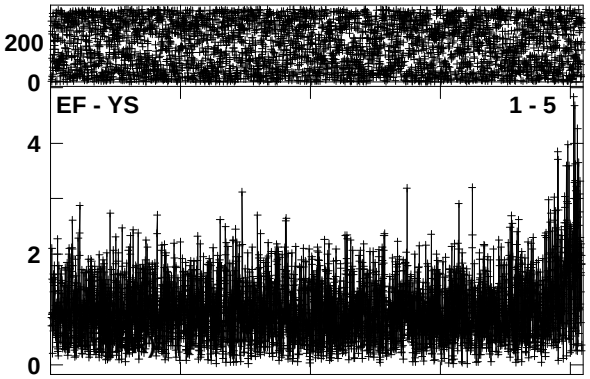

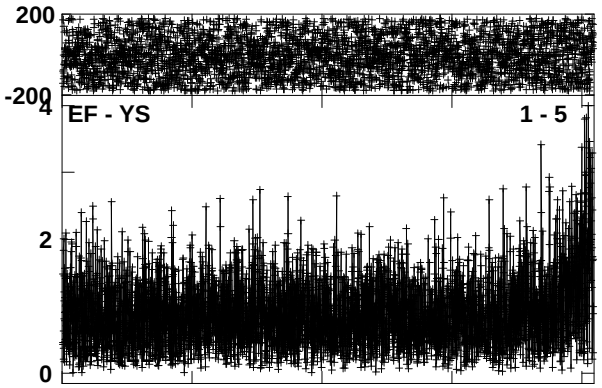

Lower frame: Ampl Jy Top frame: Phas deg
Vector averaged cross-power spectrum Several baselines displayed
Timerange: 00/04:54:16 to 00/04:54:59

Plot file version 89 created 22-DEC-2011 15:00:57
ORIKL1 EE008A 2.UVAVG.1
Calibrated with CL # 3 and BP # 1 (BP mode 1)

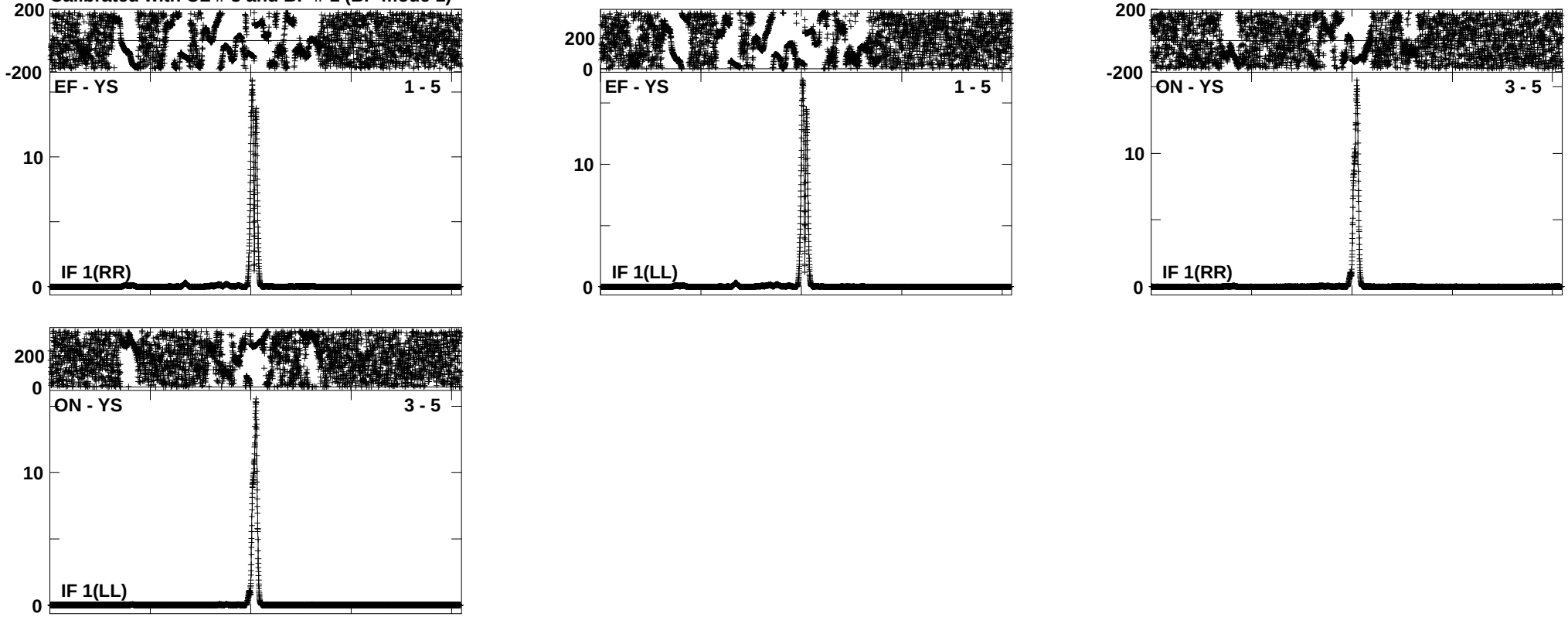

Lower frame: Kilo Ampl Jy Top frame: Phas deg
Vector averaged cross-power spectrum Several baselines displayed
Timerange: 00/04:55:16 to 00/04:56:00

Plot file version 90 created 22-DEC-2011 15:01:05
J0529-05 EE008A 2.UVAVG.1
Calibrated with CL # 3 and BP # 1 (BP mode 1)

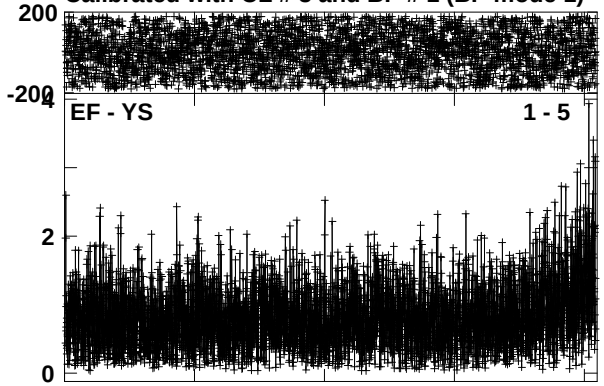

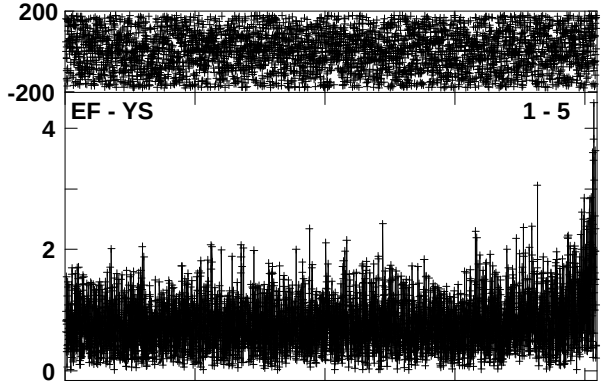

Lower frame: Ampl Jy Top frame: Phas deg
Vector averaged cross-power spectrum Several baselines displayed
Timerange: 00/04:56:16 to 00/04:56:59

Plot file version 91 created 22-DEC-2011 15:01:12
J0541-05 EE008A 2.UVAVG.1
Calibrated with CL # 3 and BP # 1 (BP mode 1)

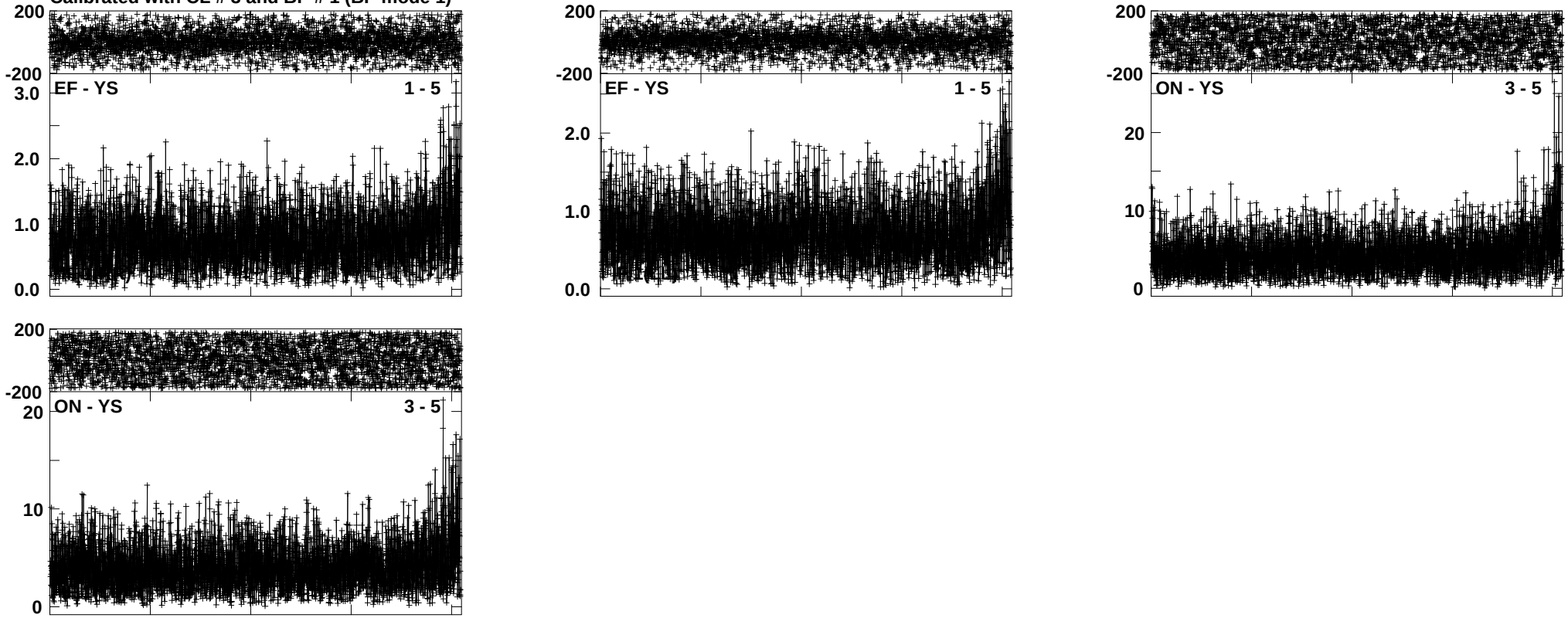

Lower frame: Ampl Jy Top frame: Phas deg
Vector averaged cross-power spectrum Several baselines displayed
Timerange: 00/04:58:01 to 00/04:59:00

Plot file version 92 created 22-DEC-2011 15:01:21
ORIKL1 EE008A 2.UVAVG.1
Calibrated with CL # 3 and BP # 1 (BP mode 1)

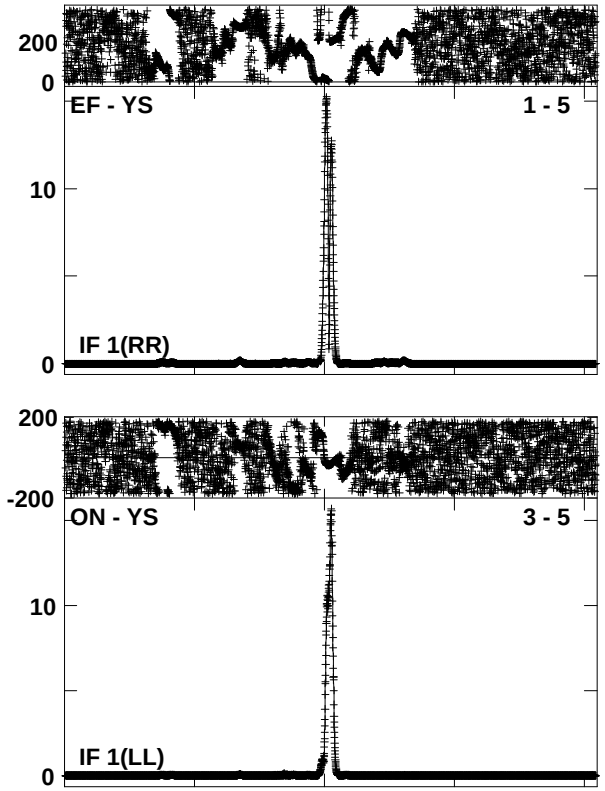

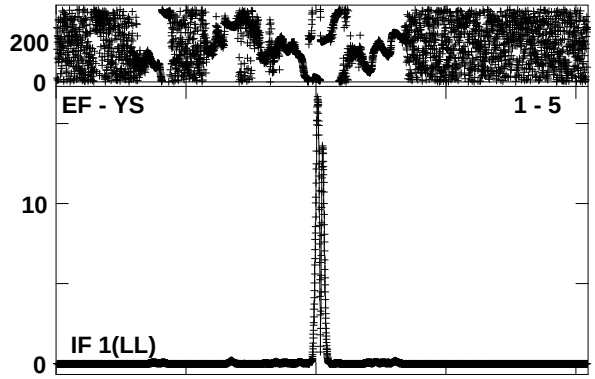

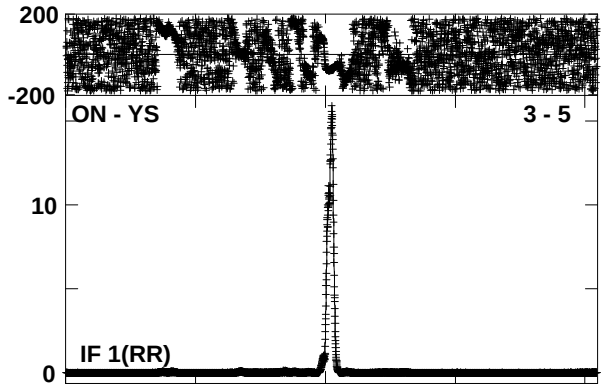

Lower frame: Kilo Ampl Jy Top frame: Phas deg
Vector averaged cross-power spectrum Several baselines displayed
Timerange: 00/04:59:17 to 00/04:59:59

Plot file version 93 created 22-DEC-2011 15:01:28
J0541-05 EE008A 2.UVAVG.1
Calibrated with CL # 3 and BP # 1 (BP mode 1)

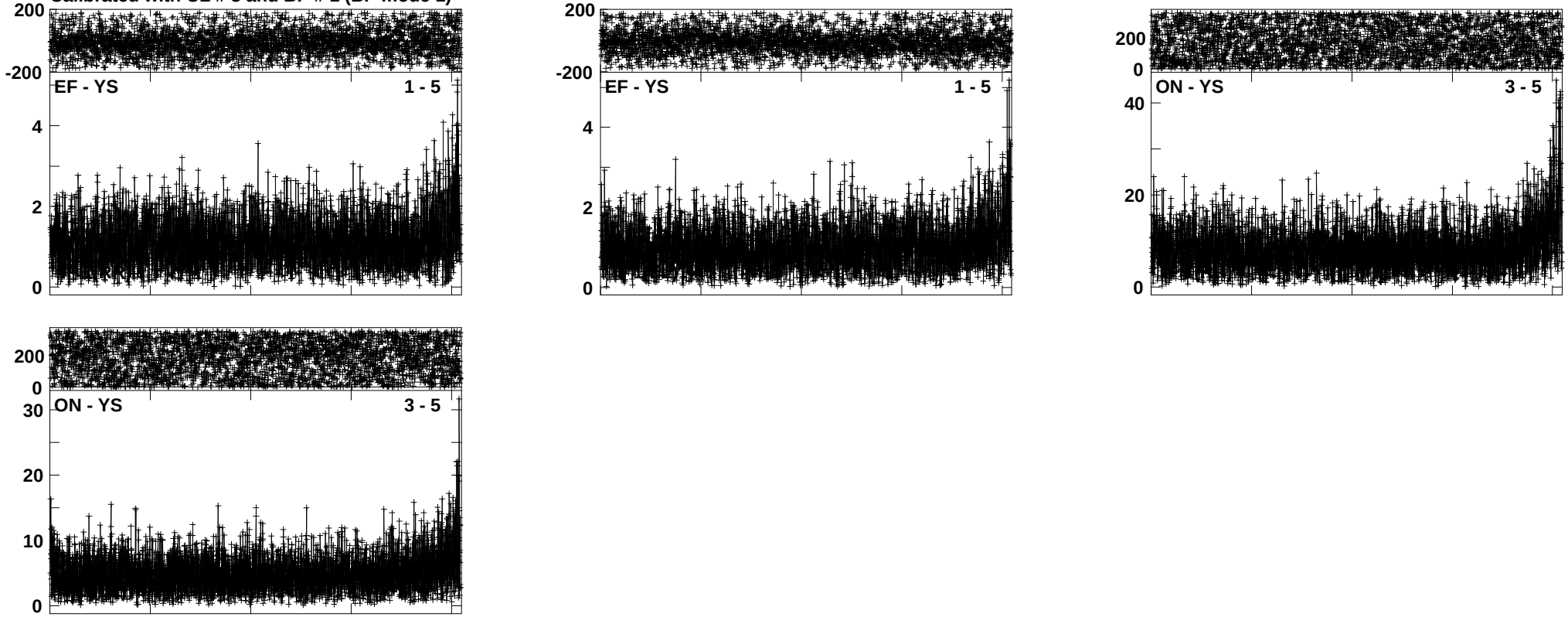

Lower frame: Ampl Jy Top frame: Phas deg
Vector averaged cross-power spectrum Several baselines displayed
Timerange: 00/05:00:17 to 00/05:00:59

Plot file version 94 created 22-DEC-2011 15:01:34
ORIKL1 EE008A 2.UVAVG.1
Calibrated with CL # 3 and BP # 1 (BP mode 1)

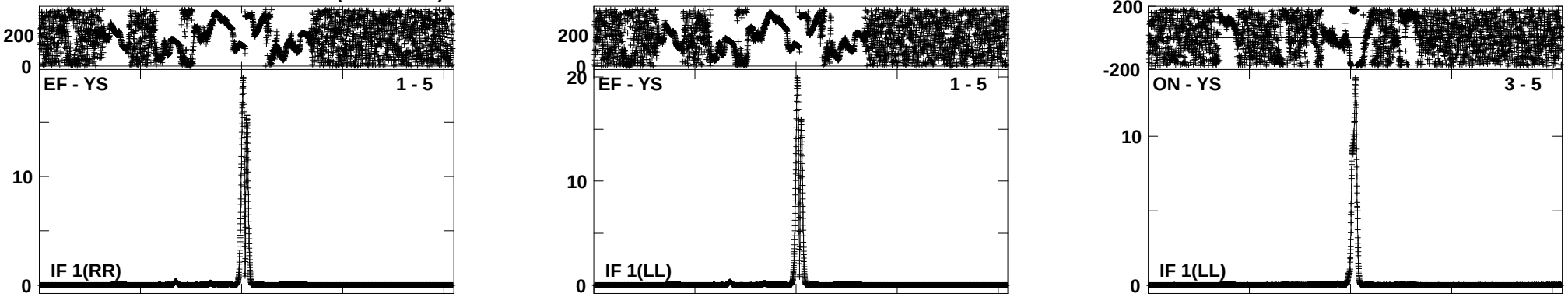

Lower frame: Kilo Ampl Jy Top frame: Phas deg
Vector averaged cross-power spectrum Several baselines displayed
Timerange: 00/05:01:17 to 00/05:01:59

Plot file version 95 created 22-DEC-2011 15:01:41
J0541-05 EE008A 2.UVAVG.1
Calibrated with CL # 3 and BP # 1 (BP mode 1)

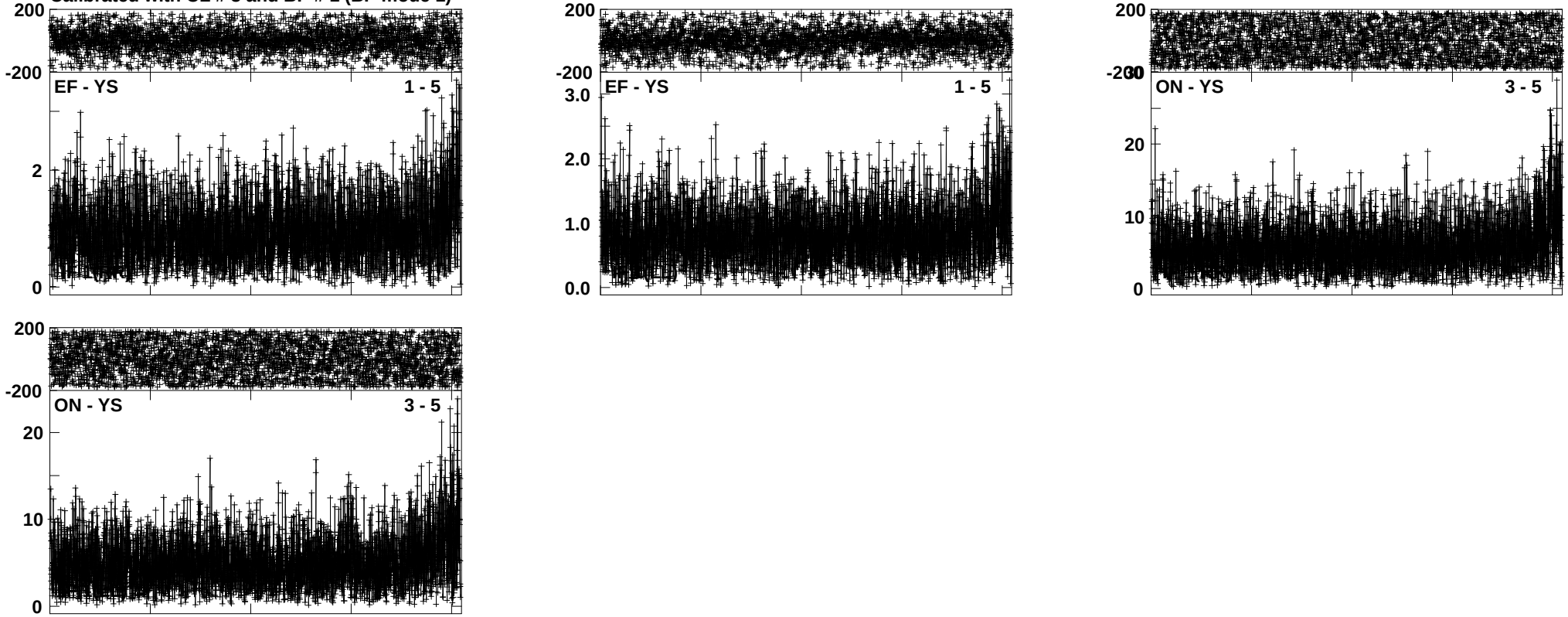

Lower frame: Ampl Jy Top frame: Phas deg
Vector averaged cross-power spectrum Several baselines displayed
Timerange: 00/05:02:17 to 00/05:02:59

Plot file version 96 created 22-DEC-2011 15:01:49
J0529-05 EE008A 2.UVAVG.1
Calibrated with CL # 3 and BP # 1 (BP mode 1)

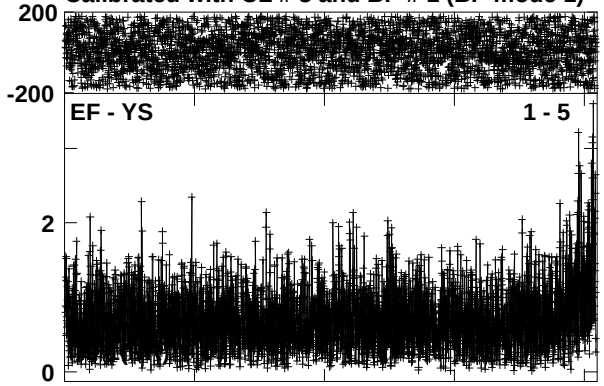

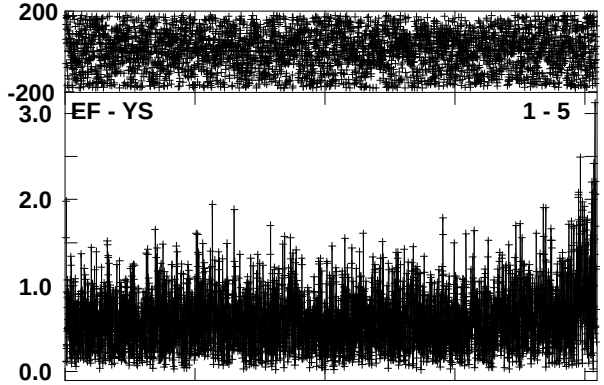

Lower frame: Ampl Jy Top frame: Phas deg
Vector averaged cross-power spectrum Several baselines displayed
Timerange: 00/05:04:01 to 00/05:05:00

Plot file version 97 created 22-DEC-2011 15:01:58
ORIKL1 EE008A 2.UVAVG.1
Calibrated with CL # 3 and BP # 1 (BP mode 1)

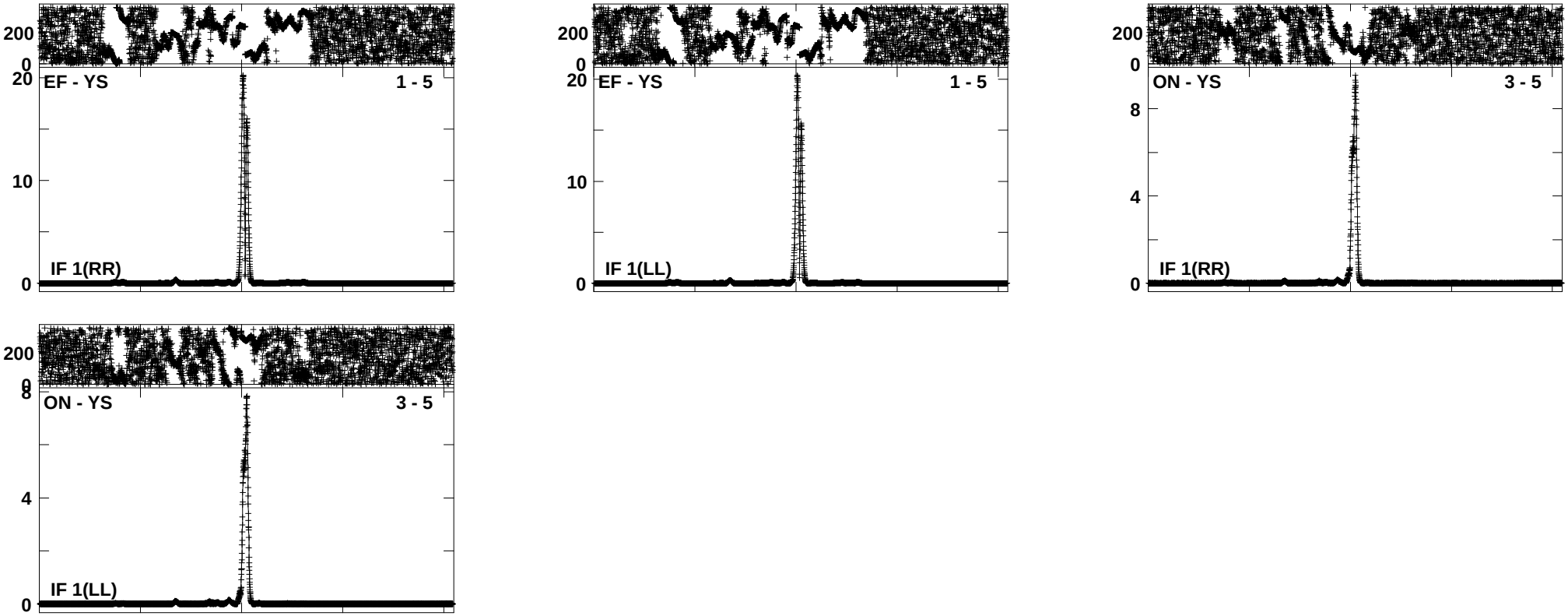

Lower frame: Kilo Ampl Jy Top frame: Phas deg
Vector averaged cross-power spectrum Several baselines displayed
Timerange: 00/05:05:16 to 00/05:06:00

Plot file version 98 created 22-DEC-2011 15:02:05
J0529-05 EE008A 2.UVAVG.1
Calibrated with CL # 3 and BP # 1 (BP mode 1)

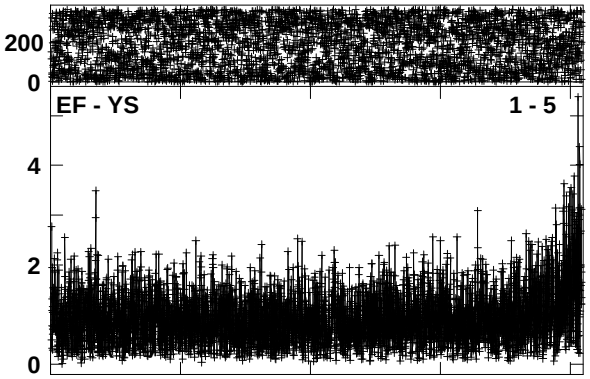

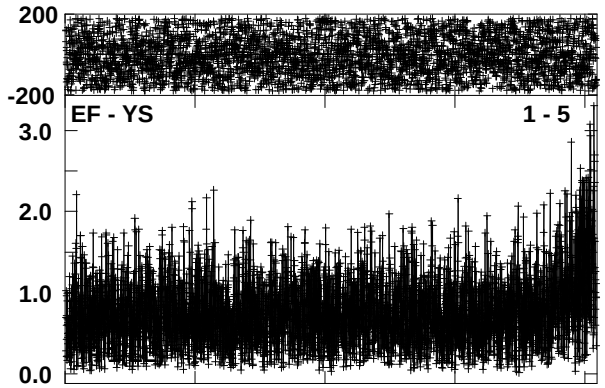

Lower frame: Ampl Jy Top frame: Phas deg
Vector averaged cross-power spectrum Several baselines displayed
Timerange: 00/05:06:16 to 00/05:07:00

Plot file version 99 created 22-DEC-2011 15:02:12
ORIKL1 EE008A 2.UVAVG.1
Calibrated with CL # 3 and BP # 1 (BP mode 1)

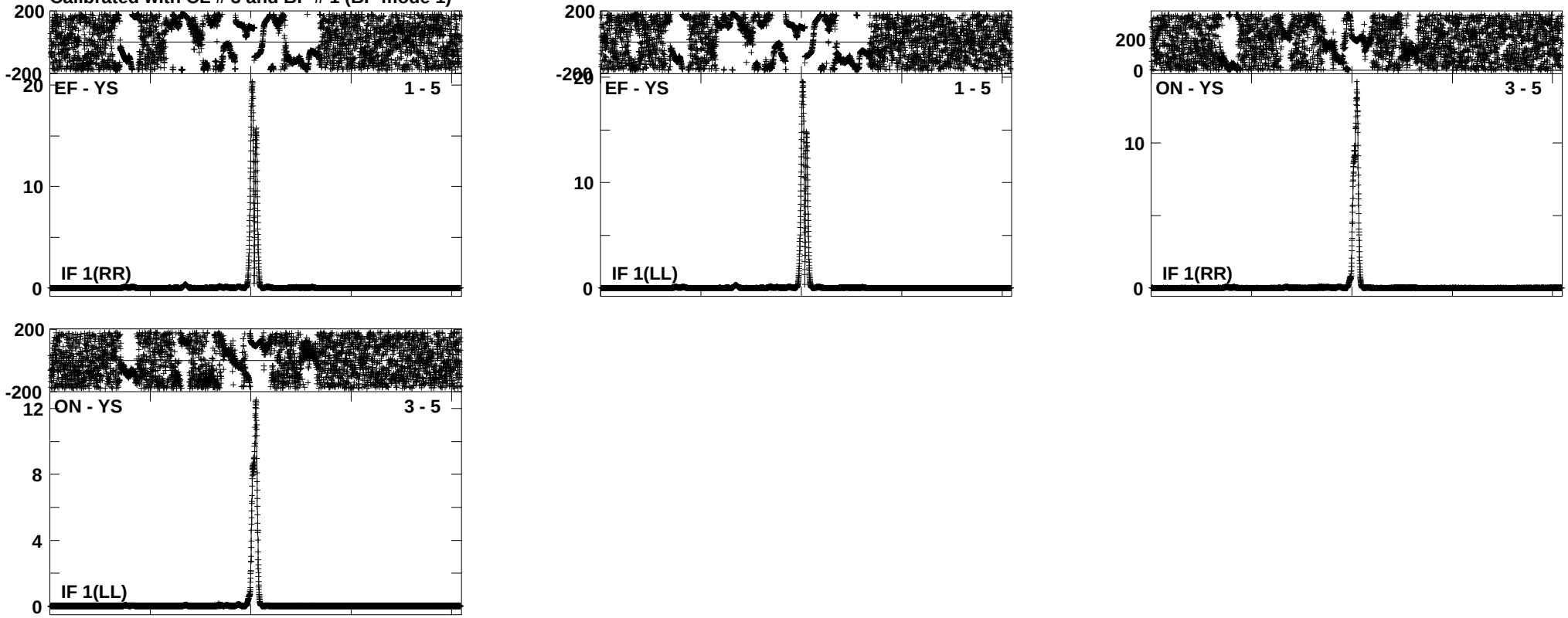

Lower frame: Kilo Ampl Jy Top frame: Phas deg
Vector averaged cross-power spectrum Several baselines displayed
Timerange: 00/05:07:16 to 00/05:07:59

Plot file version 100 created 22-DEC-2011 15:02:19
J0529-05 EE008A 2.UVAVG.1
Calibrated with CL # 3 and BP # 1 (BP mode 1)

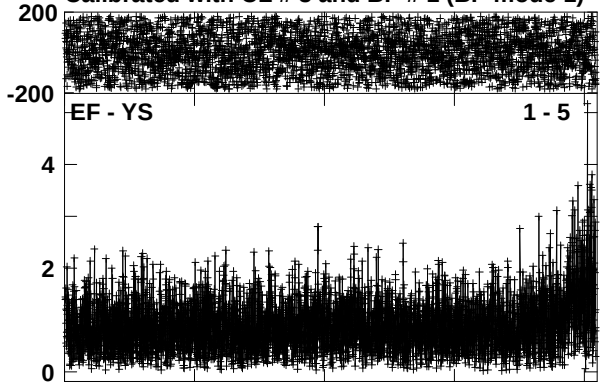

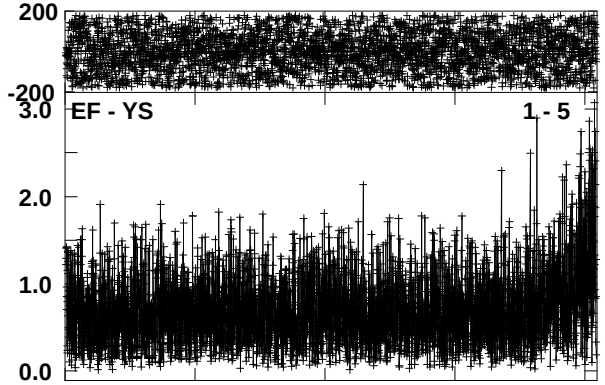

Lower frame: Ampl Jy Top frame: Phas deg
Vector averaged cross-power spectrum Several baselines displayed
Timerange: 00/05:08:16 to 00/05:09:00

Plot file version 101 created 22-DEC-2011 15:02:26
J0541-05 EE008A 2.UVAVG.1
Calibrated with CL # 3 and BP # 1 (BP mode 1)

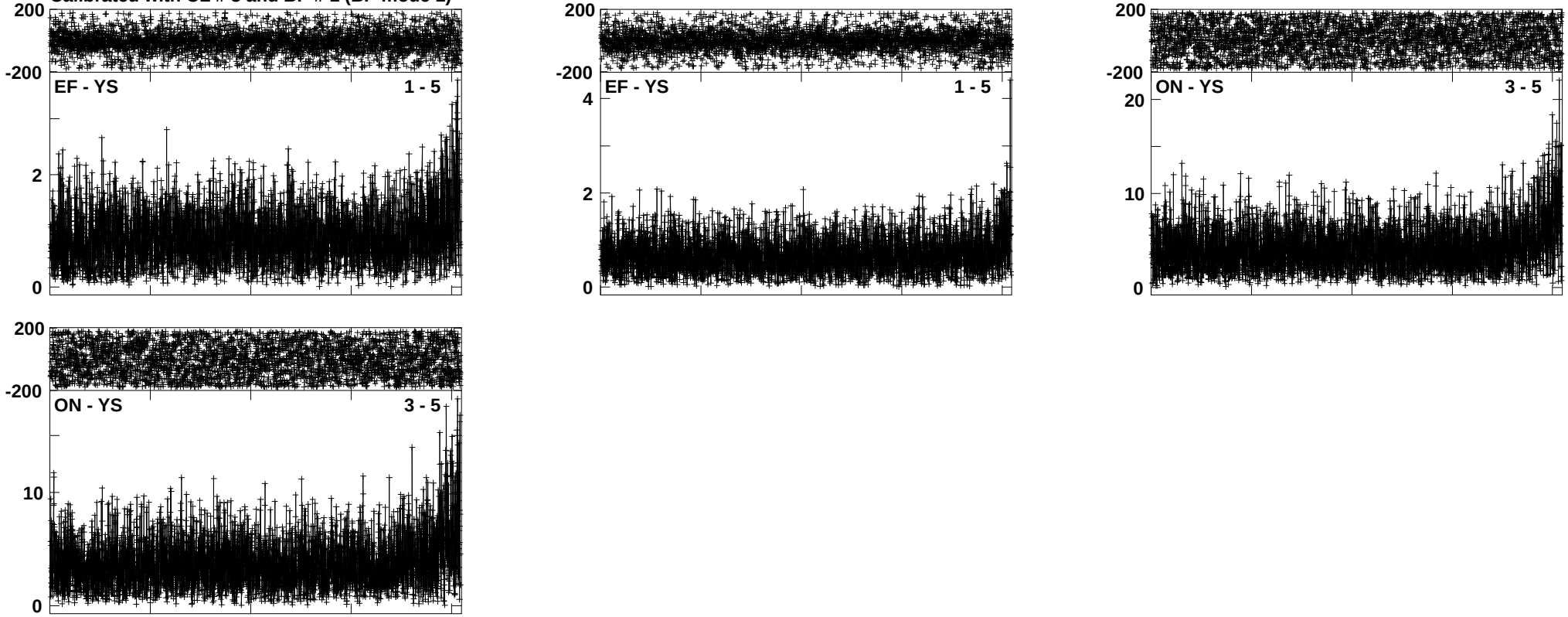

Lower frame: Ampl Jy Top frame: Phas deg
Vector averaged cross-power spectrum Several baselines displayed
Timerange: 00/05:10:01 to 00/05:10:59

Plot file version 102 created 22-DEC-2011 15:02:35
ORIKL1 EE008A 2.UVAVG.1
Calibrated with CL # 3 and BP # 1 (BP mode 1)

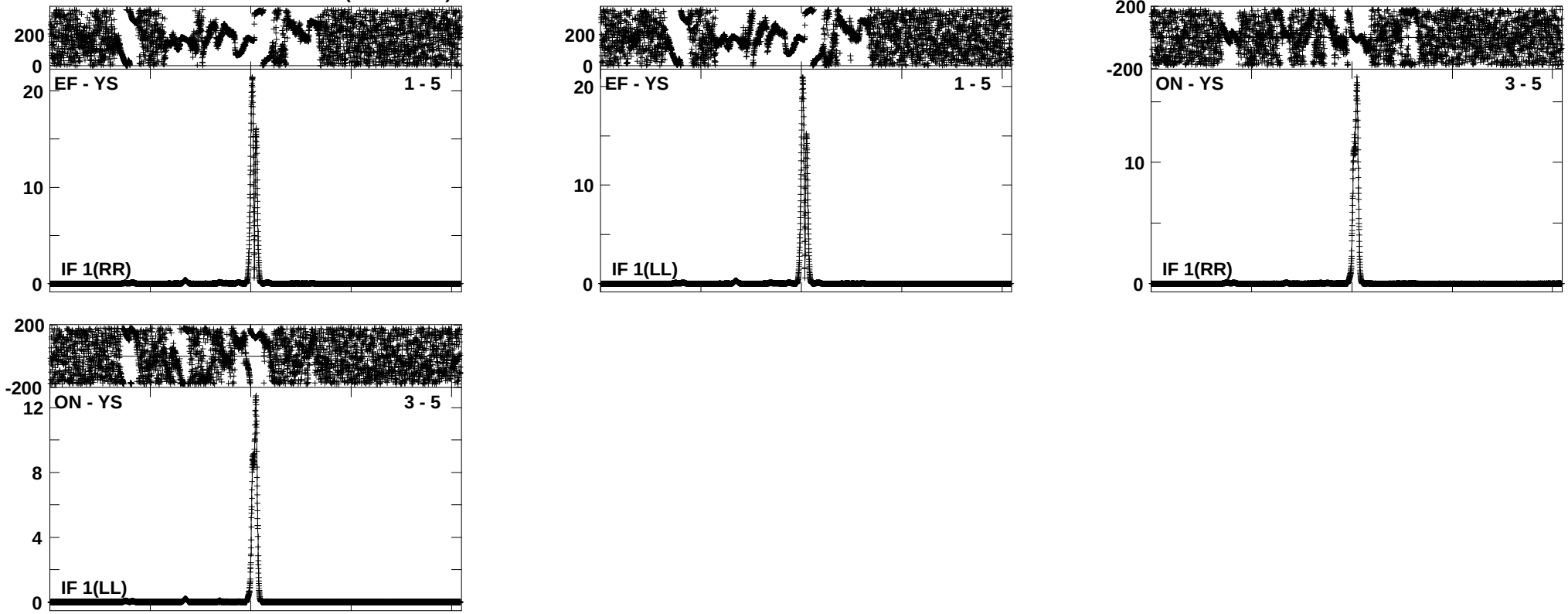

Lower frame: Kilo Ampl Jy Top frame: Phas deg
Vector averaged cross-power spectrum Several baselines displayed
Timerange: 00/05:11:17 to 00/05:11:59

Plot file version 103 created 22-DEC-2011 15:02:42
J0541-05 EE008A 2.UVAVG.1
Calibrated with CL # 3 and BP # 1 (BP mode 1)

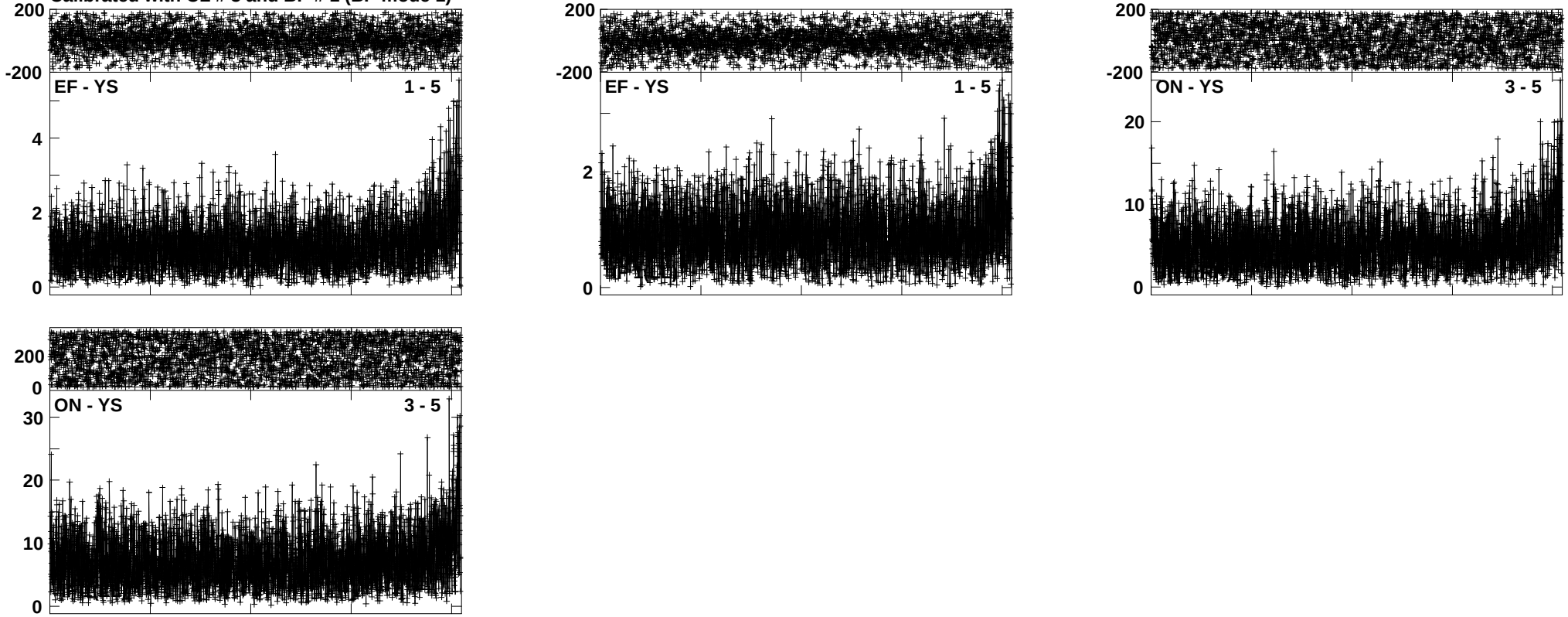

Lower frame: Ampl Jy Top frame: Phas deg
Vector averaged cross-power spectrum Several baselines displayed
Timerange: 00/05:12:17 to 00/05:12:59

Plot file version 104 created 22-DEC-2011 15:02:49
ORIKL1 EE008A 2.UVAVG.1
Calibrated with CL # 3 and BP # 1 (BP mode 1)

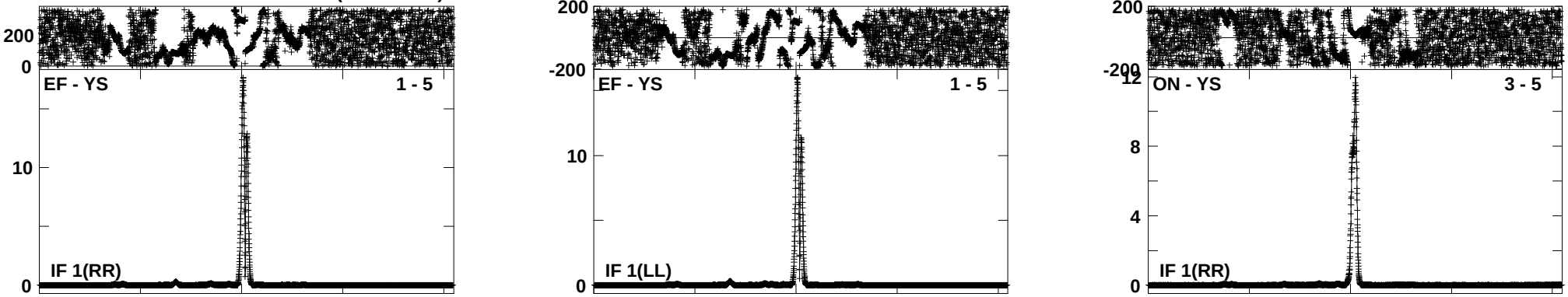

Lower frame: Kilo Ampl Jy Top frame: Phas deg
Vector averaged cross-power spectrum Several baselines displayed
Timerange: 00/05:13:17 to 00/05:13:59

Plot file version 105 created 22-DEC-2011 15:02:56
J0541-05 EE008A 2.UVAVG.1
Calibrated with CL # 3 and BP # 1 (BP mode 1)

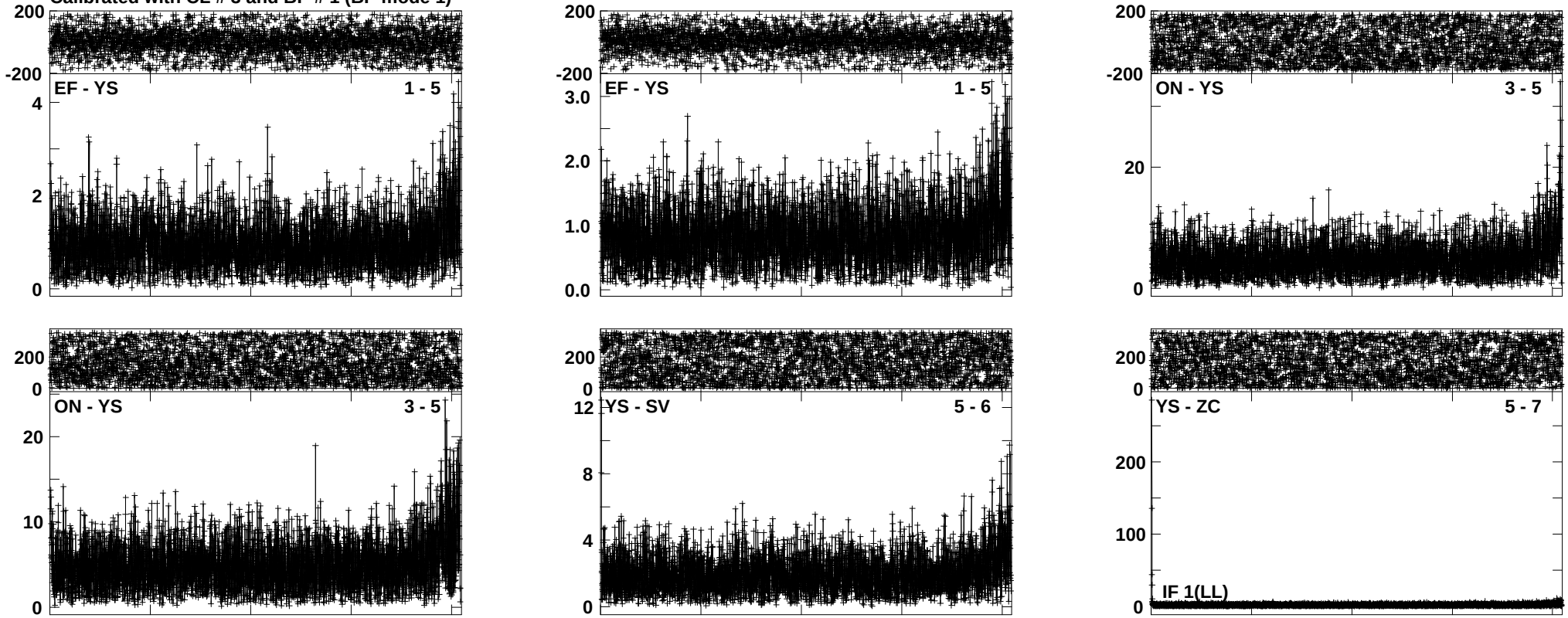

Lower frame: Ampl Jy Top frame: Phas deg
Vector averaged cross-power spectrum Several baselines displayed
Timerange: 00/05:14:17 to 00/05:14:59

Plot file version 106 created 22-DEC-2011 15:03:04
J0529-05 EE008A 2.UVAVG.1
Calibrated with CL # 3 and BP # 1 (BP mode 1)

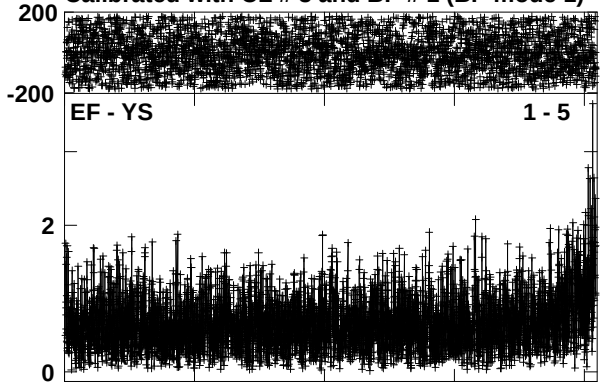

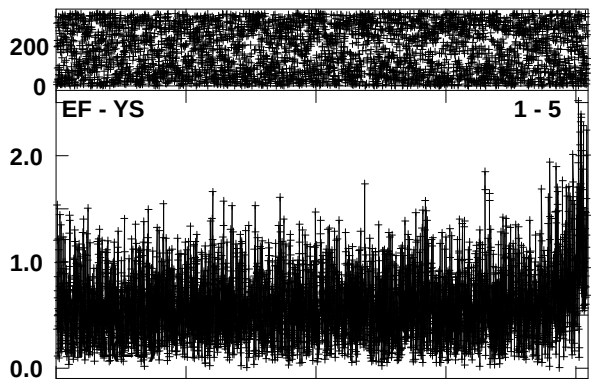

Lower frame: Ampl Jy Top frame: Phas deg
Vector averaged cross-power spectrum Several baselines displayed
Timerange: 00/05:16:01 to 00/05:16:59

Plot file version 107 created 22-DEC-2011 15:03:13
ORIKL1 EE008A 2.UVAVG.1
Calibrated with CL # 3 and BP # 1 (BP mode 1)

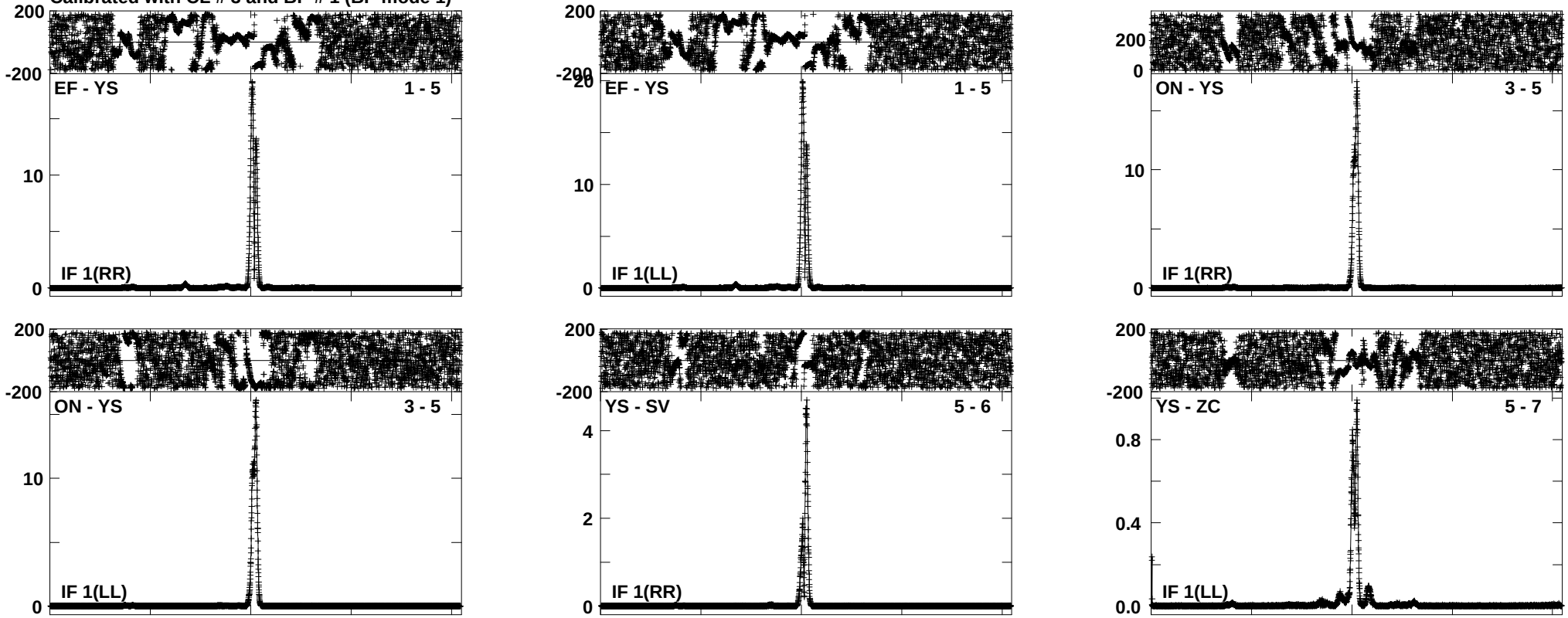

Lower frame: Kilo Ampl Jy Top frame: Phas deg
Vector averaged cross-power spectrum Several baselines displayed
Timerange: 00/05:17:16 to 00/05:17:59

Plot file version 108 created 22-DEC-2011 15:03:20
J0529-05 EE008A 2.UVAVG.1
Calibrated with CL # 3 and BP # 1 (BP mode 1)

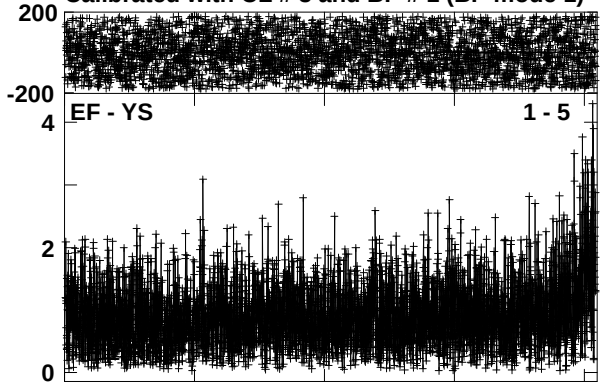

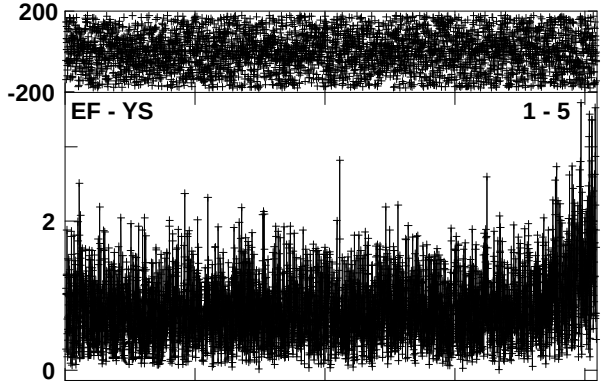

Lower frame: Ampl Jy Top frame: Phas deg
Vector averaged cross-power spectrum Several baselines displayed
Timerange: 00/05:18:16 to 00/05:19:00

Plot file version 109 created 22-DEC-2011 15:03:27
ORIKL1 EE008A 2.UVAVG.1
Calibrated with CL # 3 and BP # 1 (BP mode 1)

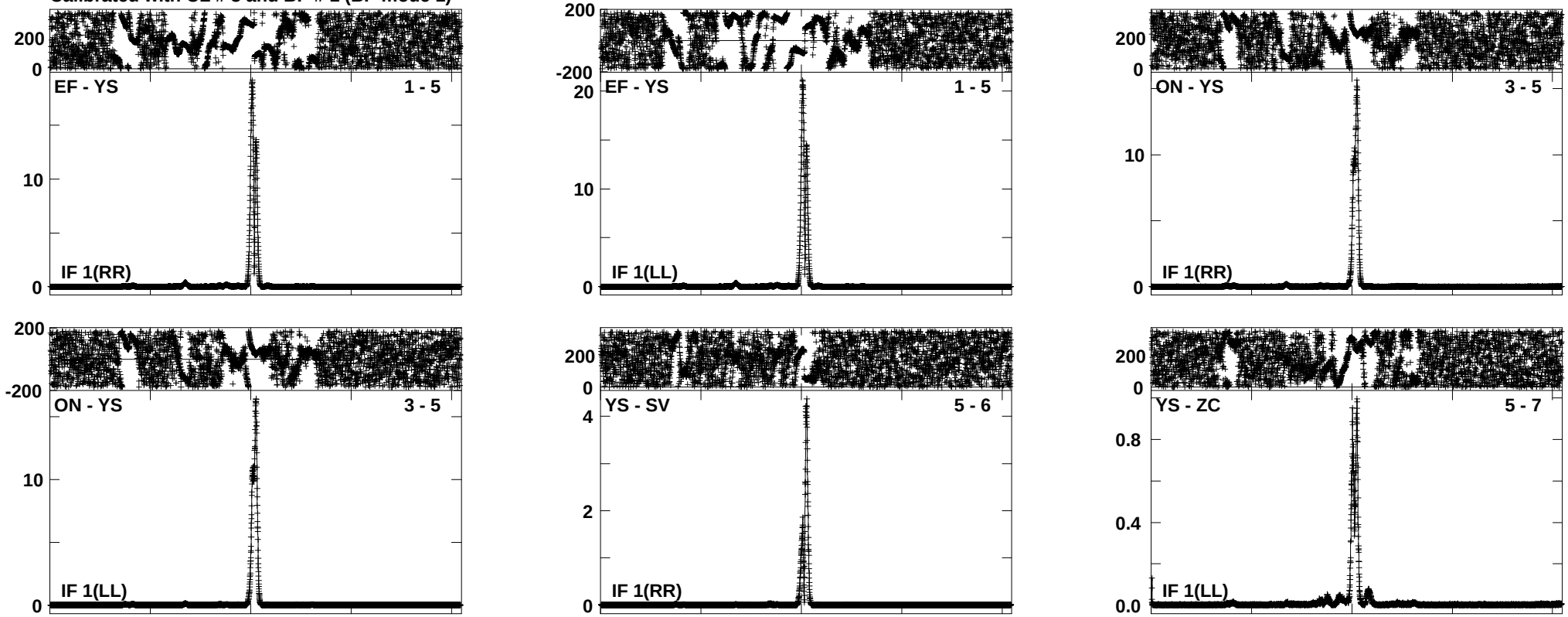

Lower frame: Kilo Ampl Jy Top frame: Phas deg
Vector averaged cross-power spectrum Several baselines displayed
Timerange: 00/05:19:16 to 00/05:20:00

Plot file version 110 created 22-DEC-2011 15:03:35
J0529-05 EE008A 2.UVAVG.1
Calibrated with CL # 3 and BP # 1 (BP mode 1)

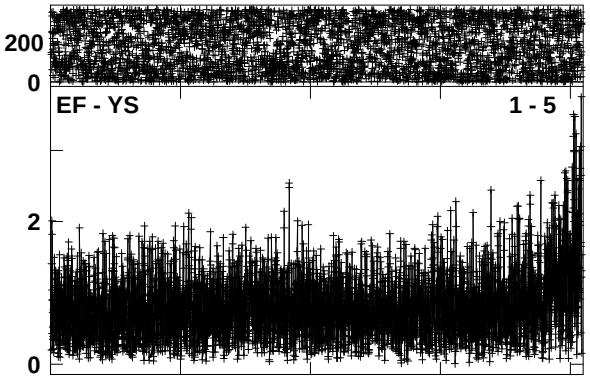

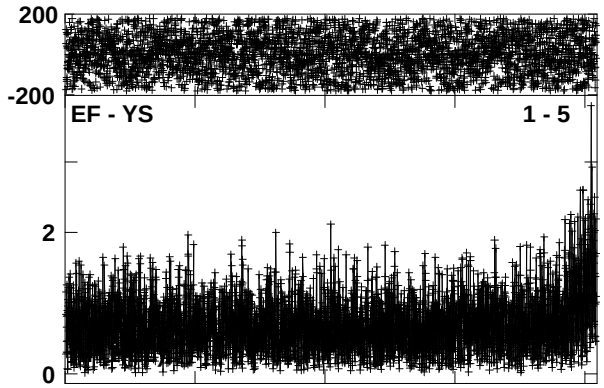

Lower frame: Ampl Jy Top frame: Phas deg
Vector averaged cross-power spectrum Several baselines displayed
Timerange: 00/05:20:16 to 00/05:20:59

Plot file version 111 created 22-DEC-2011 15:03:42
J0541-05 EE008A 2.UVAVG.1
Calibrated with CL # 3 and BP # 1 (BP mode 1)

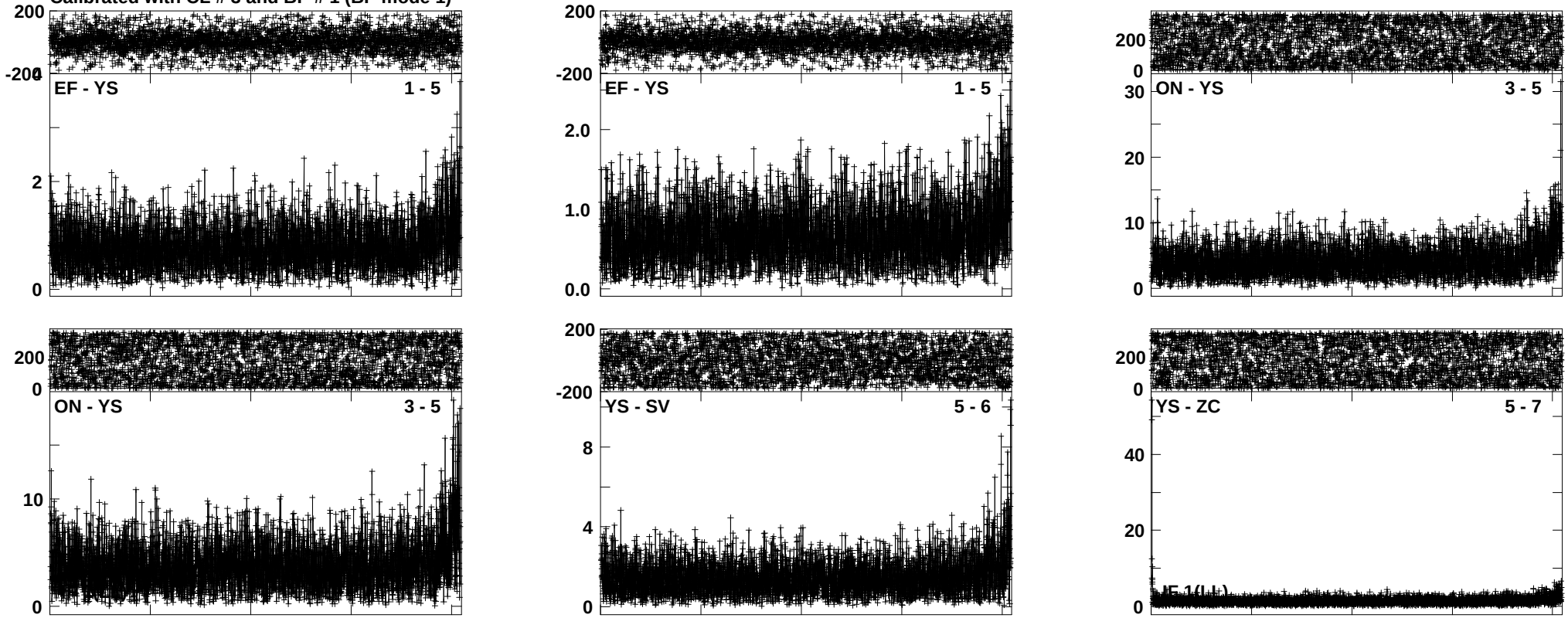

Lower frame: Ampl Jy Top frame: Phas deg
Vector averaged cross-power spectrum Several baselines displayed
Timerange: 00/05:22:01 to 00/05:23:00

Plot file version 112 created 22-DEC-2011 15:03:52
ORIKL1 EE008A 2.UVAVG.1
Calibrated with CL # 3 and BP # 1 (BP mode 1)

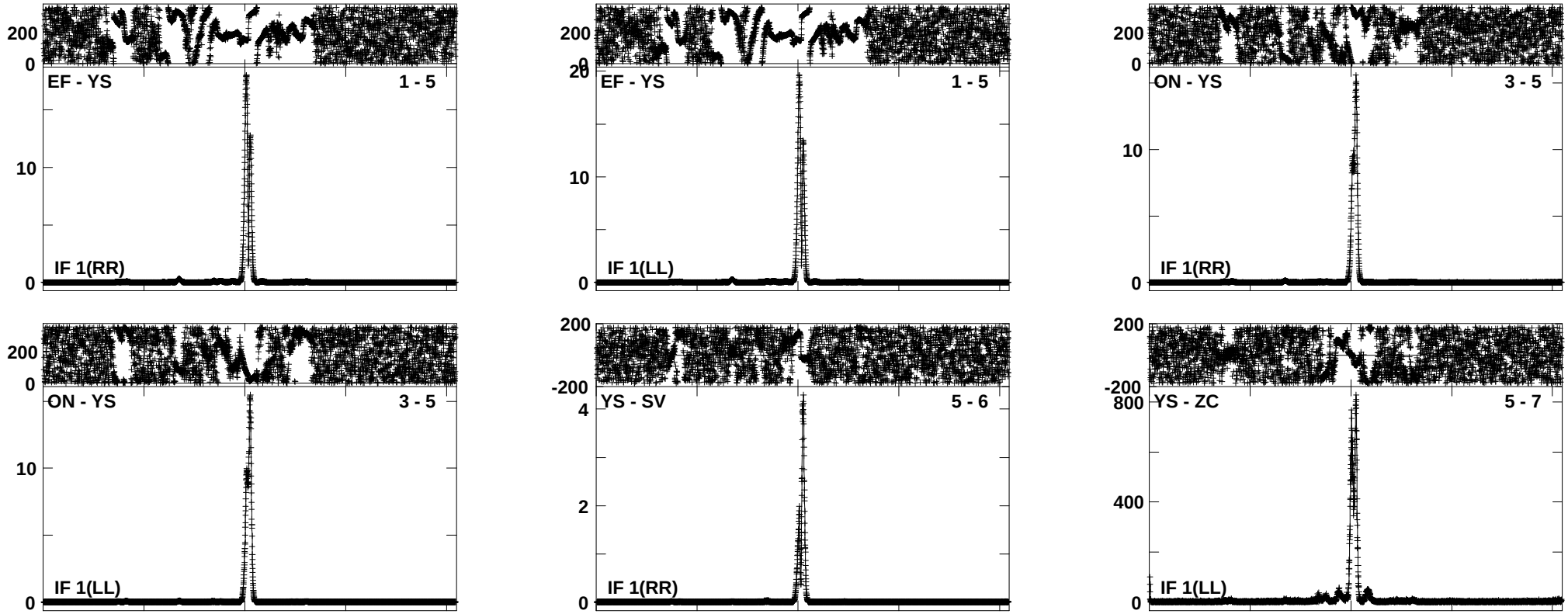

Lower frame: Kilo Ampl Jy Top frame: Phas deg
Vector averaged cross-power spectrum Several baselines displayed
Timerange: 00/05:23:17 to 00/05:23:59

Plot file version 113 created 22-DEC-2011 15:03:59
J0541-05 EE008A 2.UVAVG.1
Calibrated with CL # 3 and BP # 1 (BP mode 1)

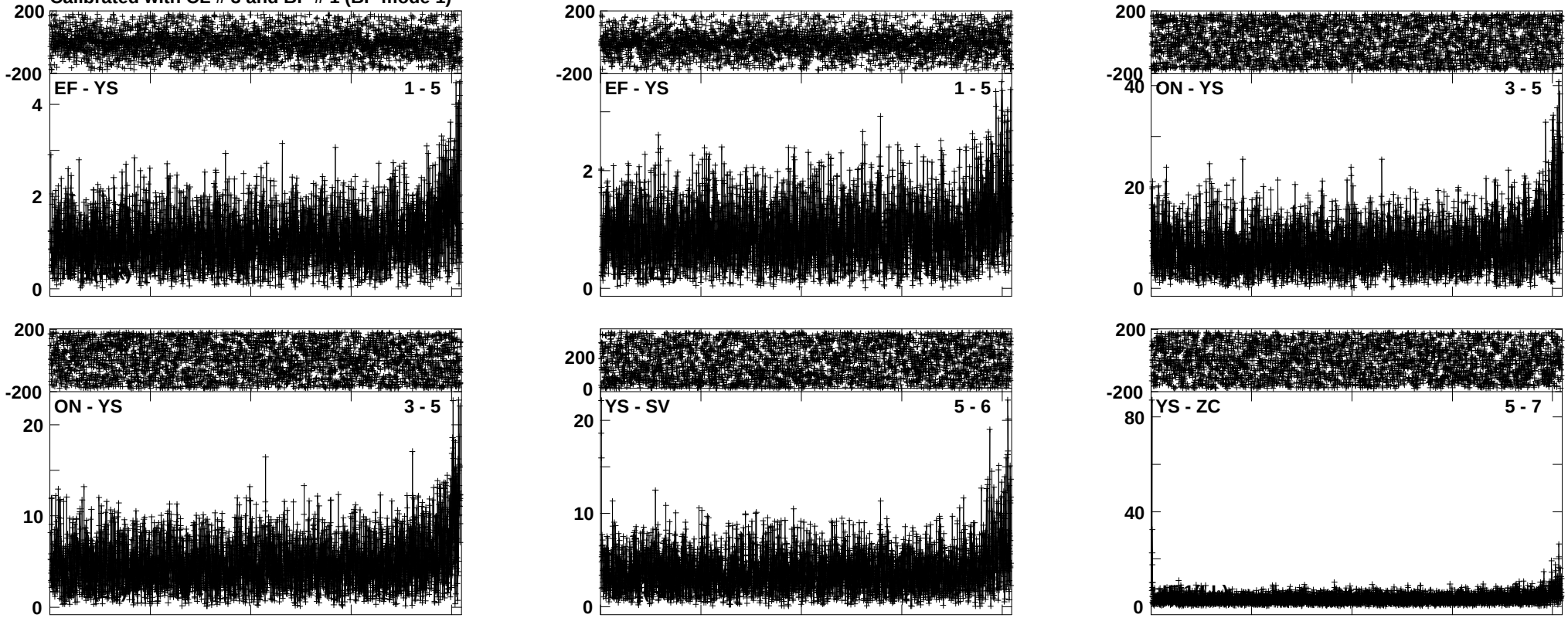

Lower frame: Ampl Jy Top frame: Phas deg
Vector averaged cross-power spectrum Several baselines displayed
Timerange: 00/05:24:17 to 00/05:24:59

Plot file version 114 created 22-DEC-2011 15:04:06
ORIKL1 EE008A 2.UVAVG.1
Calibrated with CL # 3 and BP # 1 (BP mode 1)

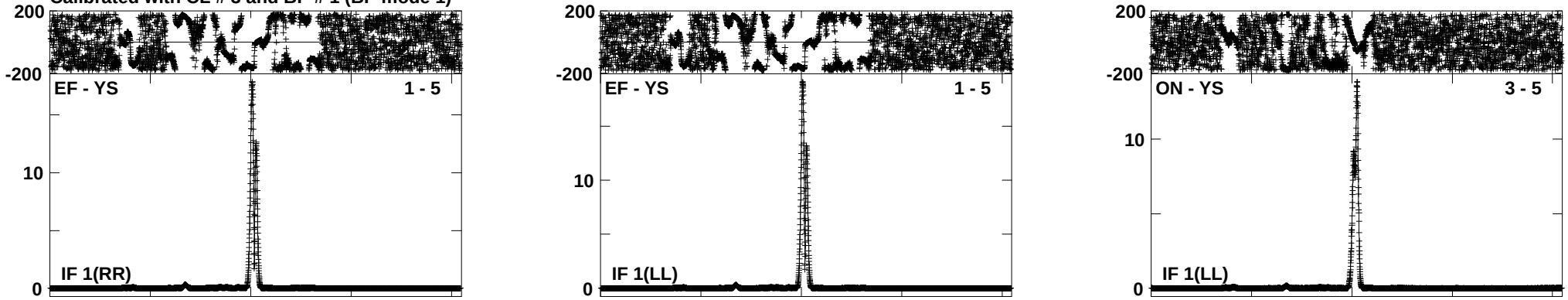

Lower frame: Kilo Ampl Jy Top frame: Phas deg
Vector averaged cross-power spectrum Several baselines displayed
Timerange: 00/05:25:17 to 00/05:25:59

Plot file version 115 created 22-DEC-2011 15:04:13
J0541-05 EE008A 2.UVAVG.1
Calibrated with CL # 3 and BP # 1 (BP mode 1)

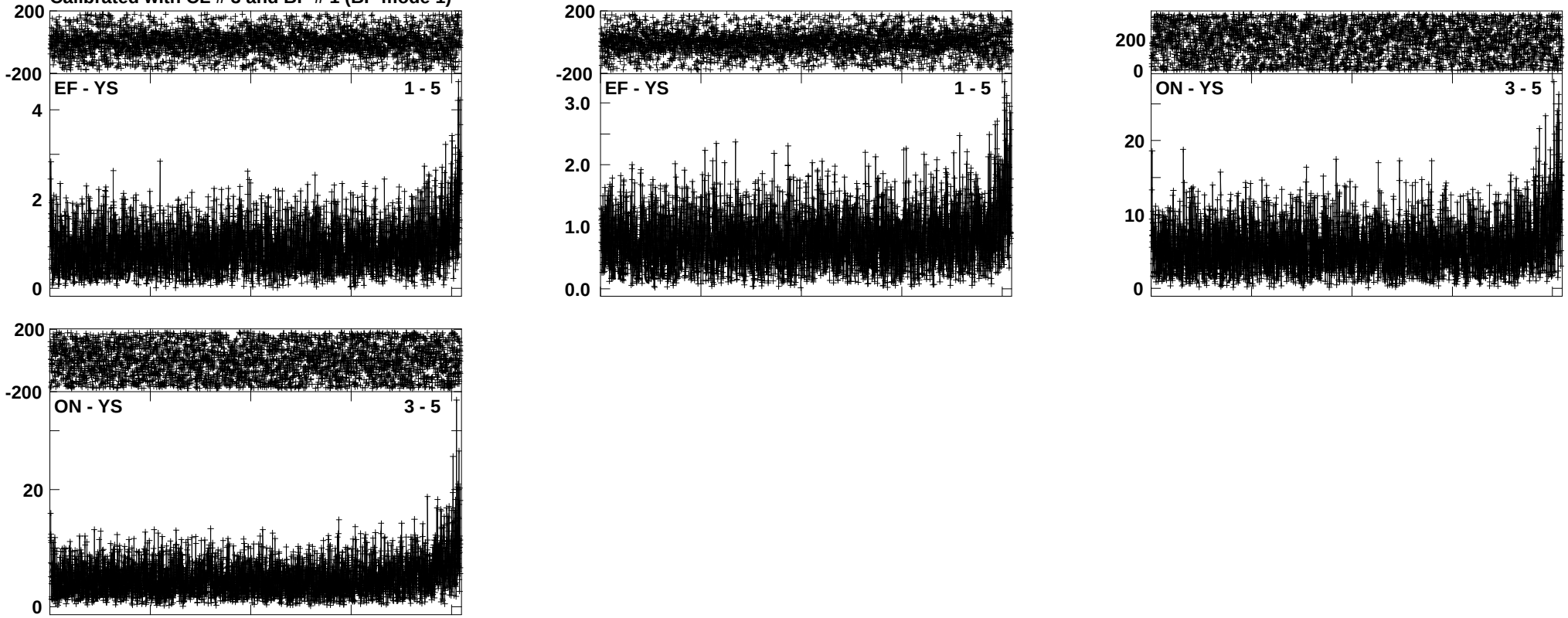

Lower frame: Ampl Jy Top frame: Phas deg
Vector averaged cross-power spectrum Several baselines displayed
Timerange: 00/05:26:17 to 00/05:26:59

Plot file version 116 created 22-DEC-2011 15:04:20
J0529-05 EE008A 2.UVAVG.1
Calibrated with CL # 3 and BP # 1 (BP mode 1)

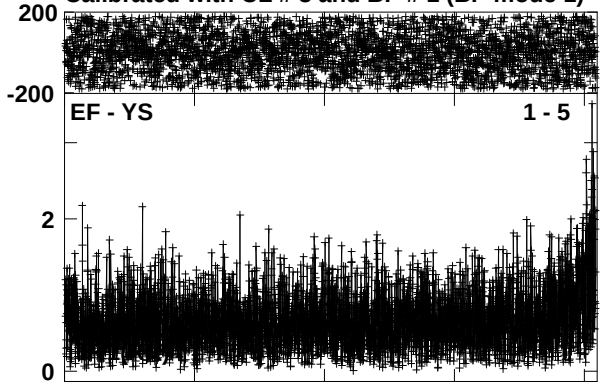

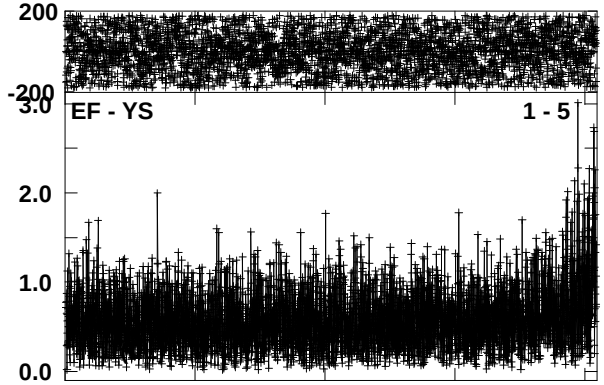

Lower frame: Ampl Jy Top frame: Phas deg
Vector averaged cross-power spectrum Several baselines displayed
Timerange: 00/05:28:01 to 00/05:28:59

Plot file version 117 created 22-DEC-2011 15:04:29
ORIKL1 EE008A 2.UVAVG.1
Calibrated with CL # 3 and BP # 1 (BP mode 1)

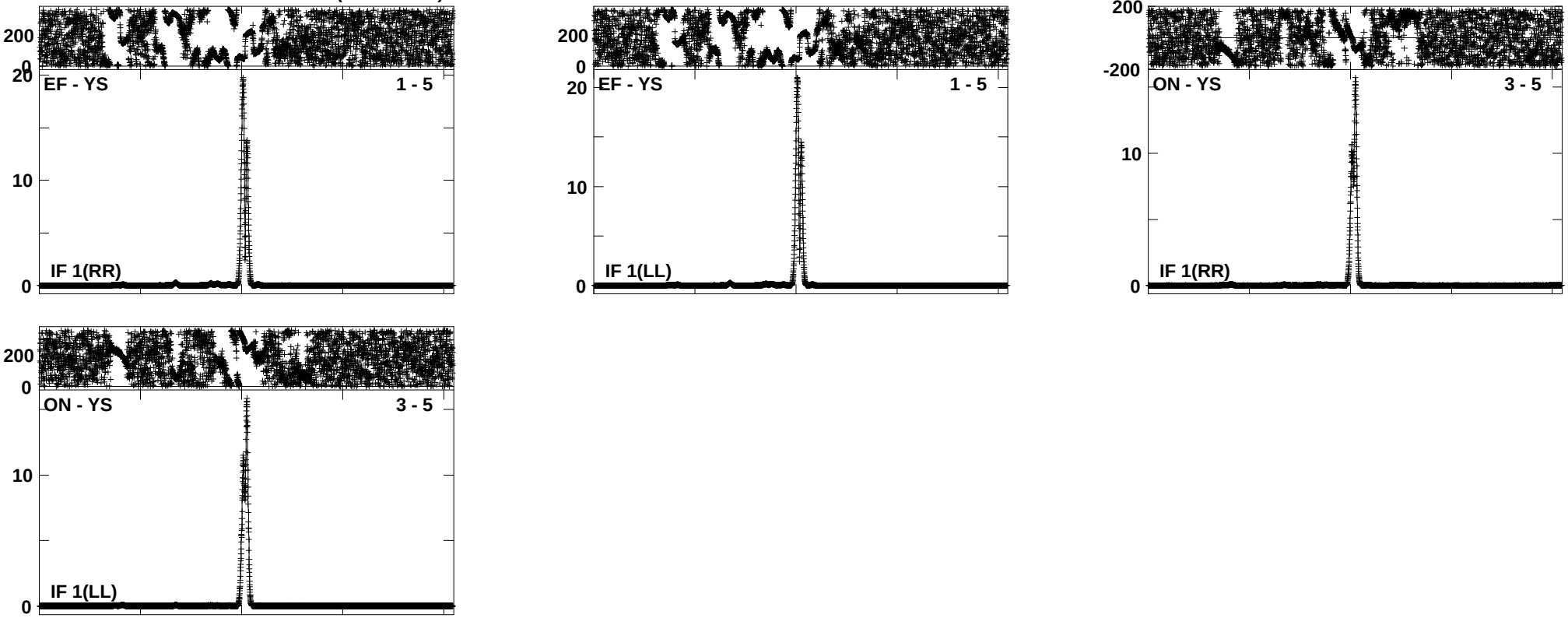

Lower frame: Kilo Ampl Jy Top frame: Phas deg
Vector averaged cross-power spectrum Several baselines displayed
Timerange: 00/05:29:16 to 00/05:30:00

Plot file version 118 created 22-DEC-2011 15:04:36
J0529-05 EE008A 2.UVAVG.1
Calibrated with CL # 3 and BP # 1 (BP mode 1)

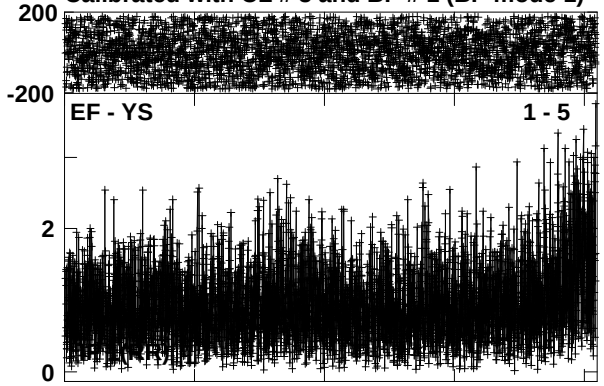

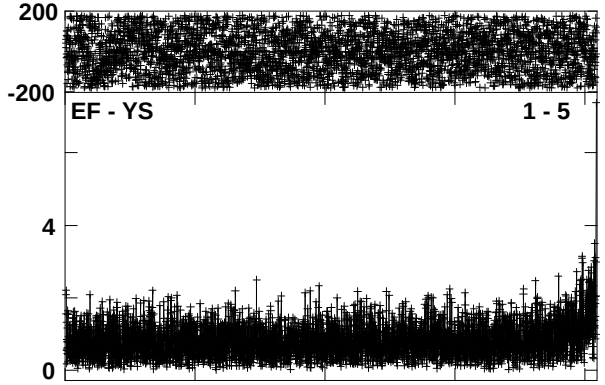

Lower frame: Ampl Jy Top frame: Phas deg
Vector averaged cross-power spectrum Several baselines displayed
Timerange: 00/05:30:17 to 00/05:30:59

Plot file version 119 created 22-DEC-2011 15:04:43
ORIKL1 EE008A 2.UVAVG.1
Calibrated with CL # 3 and BP # 1 (BP mode 1)

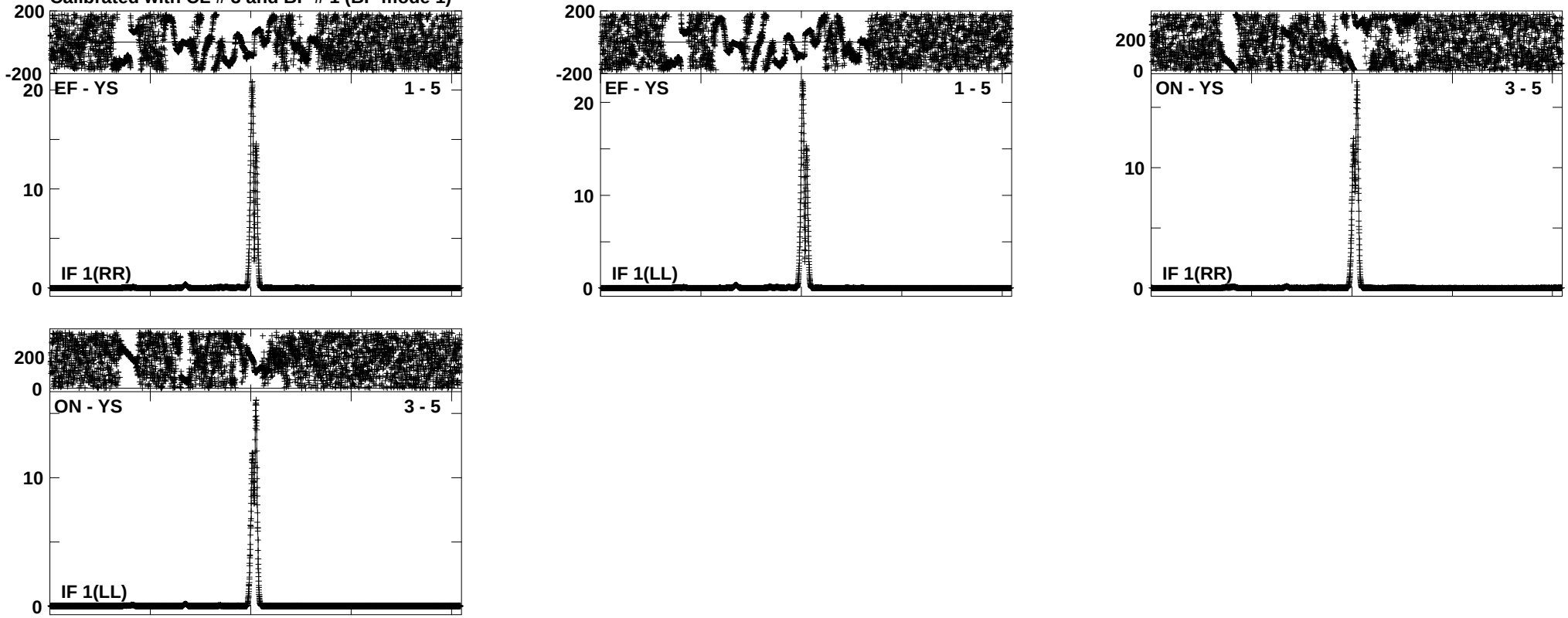

Lower frame: Kilo Ampl Jy Top frame: Phas deg
Vector averaged cross-power spectrum Several baselines displayed
Timerange: 00/05:31:16 to 00/05:31:59

Plot file version 120 created 22-DEC-2011 15:04:50
J0529-05 EE008A 2.UVAVG.1
Calibrated with CL # 3 and BP # 1 (BP mode 1)

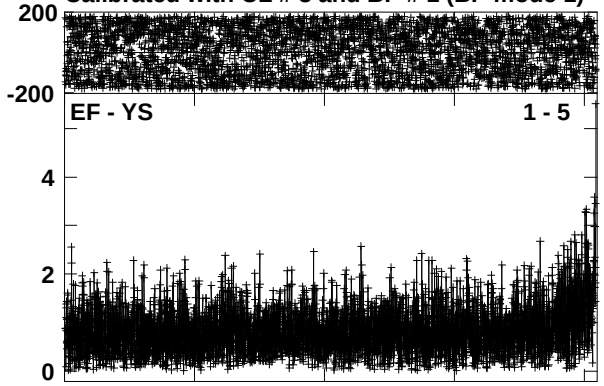

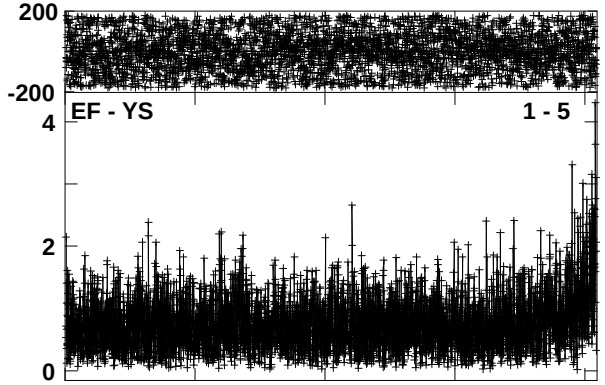

Lower frame: Ampl Jy Top frame: Phas deg
Vector averaged cross-power spectrum Several baselines displayed
Timerange: 00/05:32:17 to 00/05:32:59

Plot file version 121 created 22-DEC-2011 15:04:57
J0541-05 EE008A 2.UVAVG.1
Calibrated with CL # 3 and BP # 1 (BP mode 1)

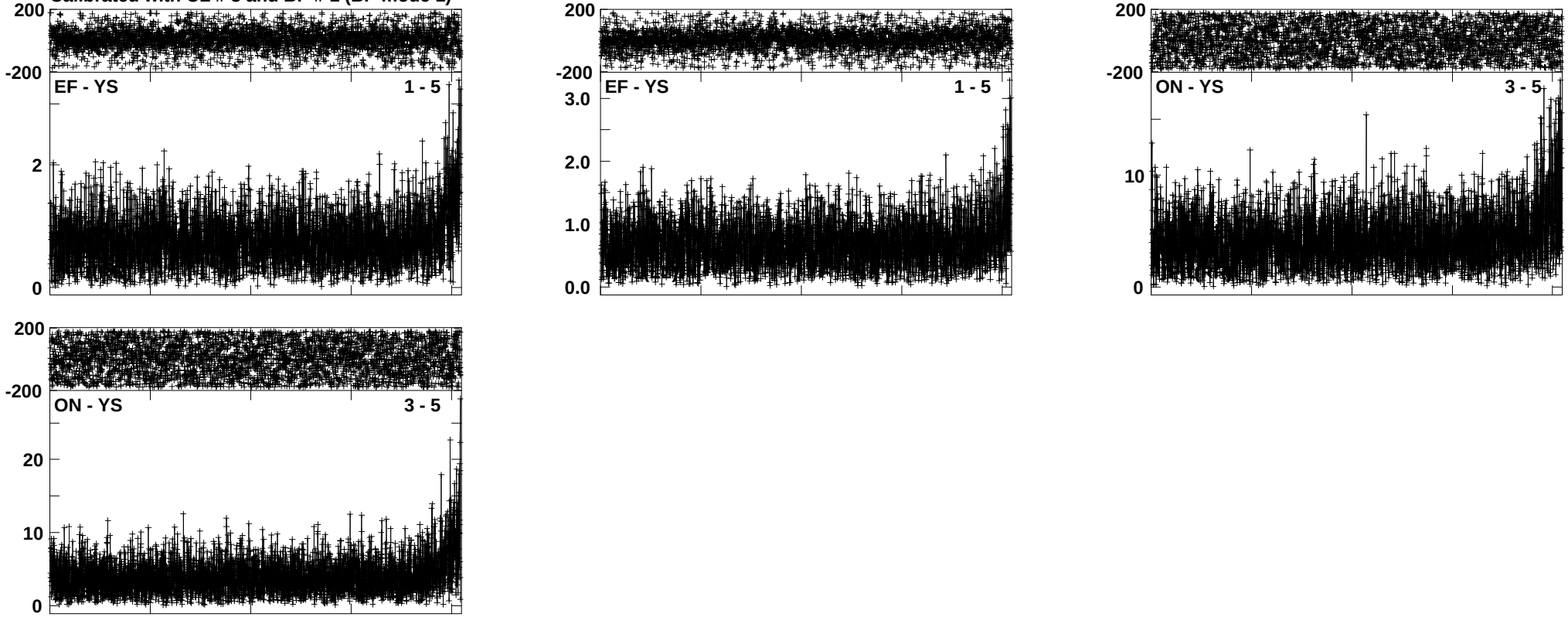

Lower frame: Ampl Jy Top frame: Phas deg
Vector averaged cross-power spectrum Several baselines displayed
Timerange: 00/05:34:01 to 00/05:34:59

Plot file version 122 created 22-DEC-2011 15:05:06
ORIKL1 EE008A 2.UVAVG.1
Calibrated with CL # 3 and BP # 1 (BP mode 1)

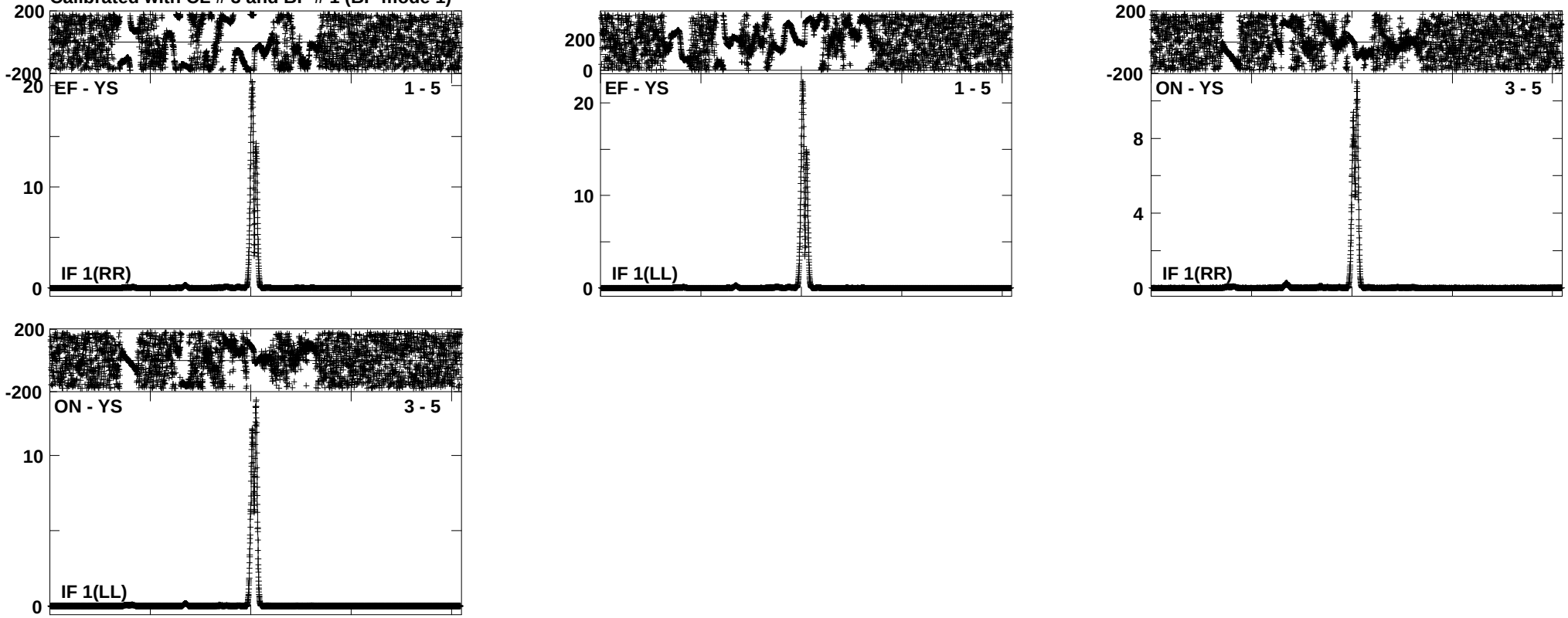

Lower frame: Kilo Ampl Jy Top frame: Phas deg
Vector averaged cross-power spectrum Several baselines displayed
Timerange: 00/05:35:17 to 00/05:35:59

Plot file version 123 created 22-DEC-2011 15:05:13
J0541-05 EE008A 2.UVAVG.1
Calibrated with CL # 3 and BP # 1 (BP mode 1)

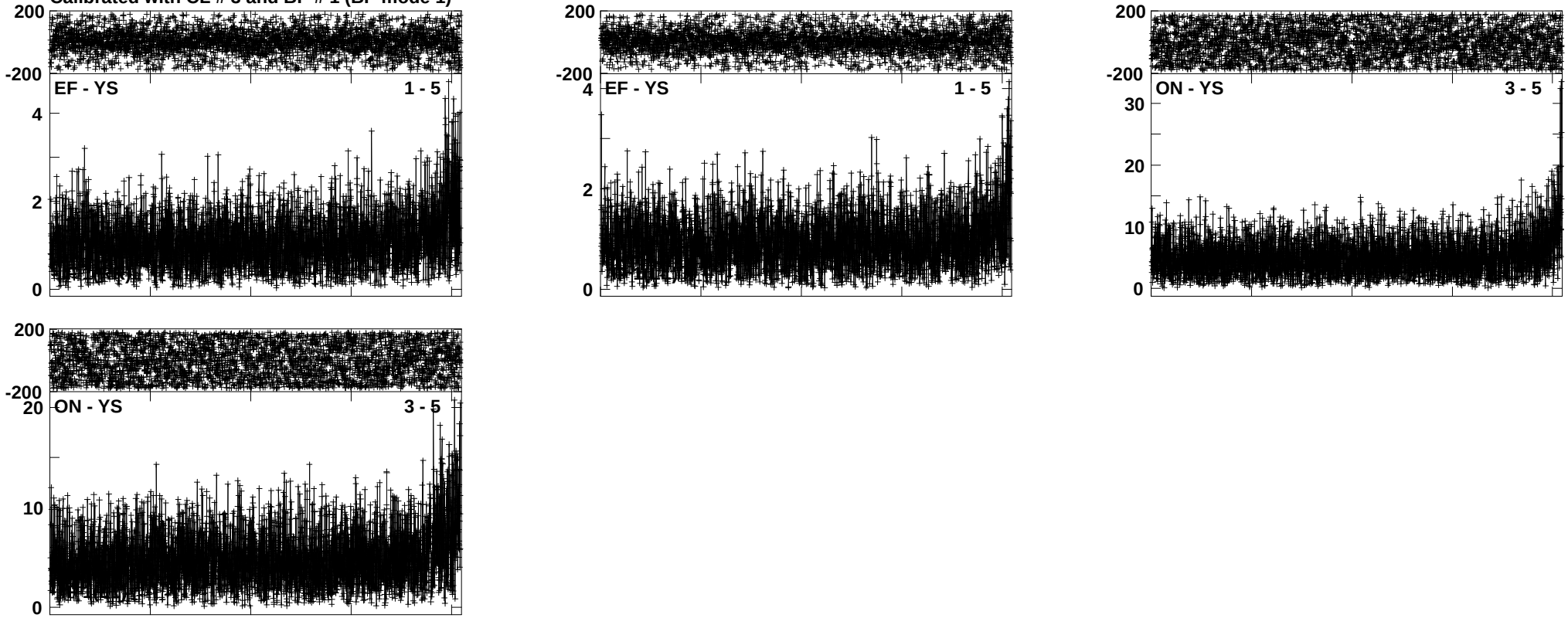

Lower frame: Ampl Jy Top frame: Phas deg
Vector averaged cross-power spectrum Several baselines displayed
Timerange: 00/05:36:17 to 00/05:36:59

Plot file version 124 created 22-DEC-2011 15:05:19
ORIKL1 EE008A 2.UVAVG.1
Calibrated with CL # 3 and BP # 1 (BP mode 1)

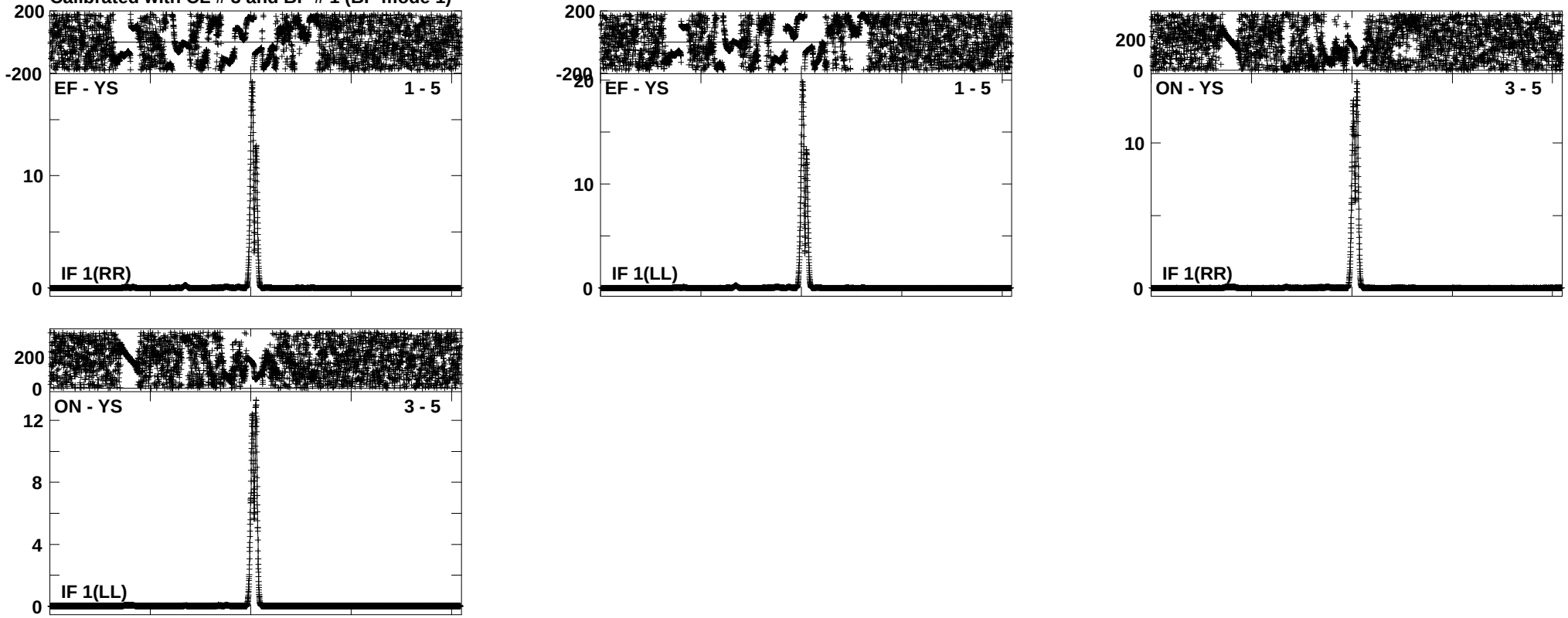

Lower frame: Kilo Ampl Jy Top frame: Phas deg
Vector averaged cross-power spectrum Several baselines displayed
Timerange: 00/05:37:17 to 00/05:37:59

Plot file version 125 created 22-DEC-2011 15:05:26
J0541-05 EE008A 2.UVAVG.1
Calibrated with CL # 3 and BP # 1 (BP mode 1)

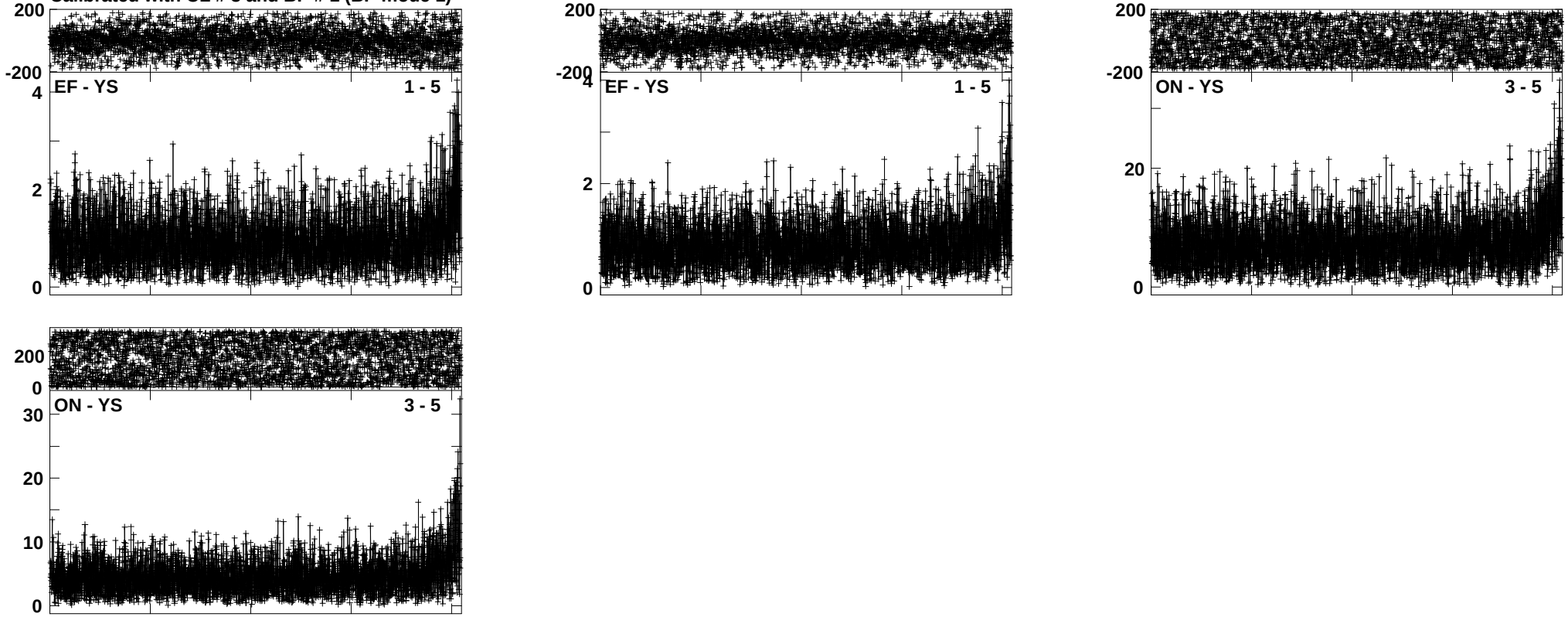

Lower frame: Ampl Jy Top frame: Phas deg
Vector averaged cross-power spectrum Several baselines displayed
Timerange: 00/05:38:17 to 00/05:38:59

Plot file version 126 created 22-DEC-2011 15:05:34
J0529-05 EE008A 2.UVAVG.1
Calibrated with CL # 3 and BP # 1 (BP mode 1)

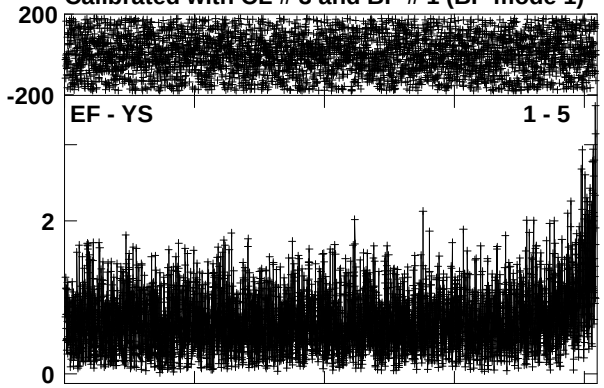

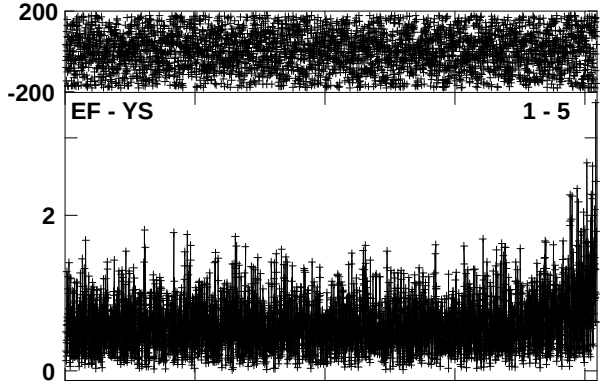

Lower frame: Ampl Jy Top frame: Phas deg
Vector averaged cross-power spectrum Several baselines displayed
Timerange: 00/05:40:01 to 00/05:40:59

Plot file version 127 created 22-DEC-2011 15:05:43
ORIKL1 EE008A 2.UVAVG.1
Calibrated with CL # 3 and BP # 1 (BP mode 1)

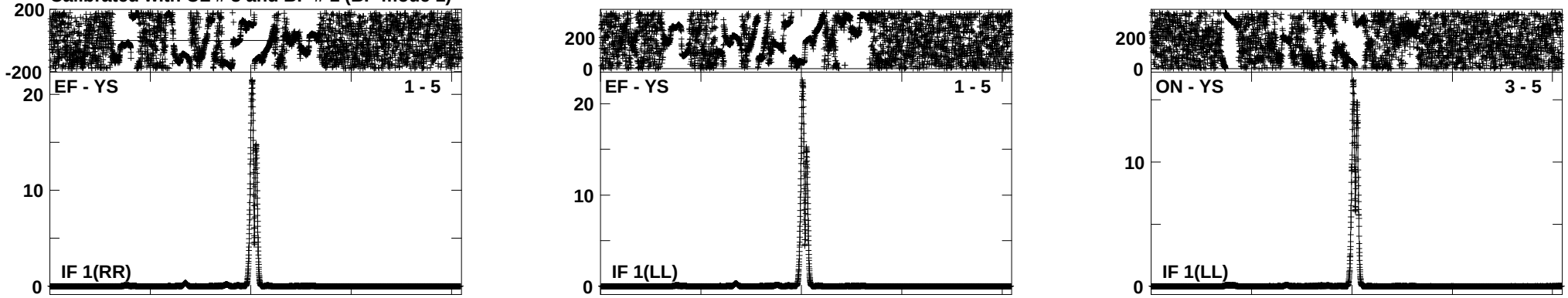

Lower frame: Kilo Ampl Jy Top frame: Phas deg
Vector averaged cross-power spectrum Several baselines displayed
Timerange: 00/05:41:16 to 00/05:41:59

Plot file version 128 created 22-DEC-2011 15:05:49
J0529-05 EE008A 2.UVAVG.1
Calibrated with CL # 3 and BP # 1 (BP mode 1)



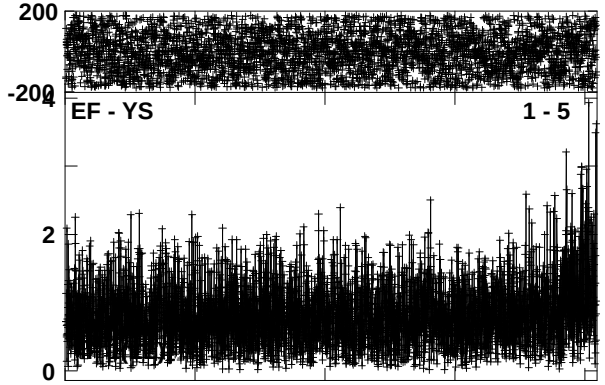

Lower frame: Ampl Jy Top frame: Phas deg
Vector averaged cross-power spectrum Several baselines displayed
Timerange: 00/05:42:16 to 00/05:43:00

Plot file version 129 created 22-DEC-2011 15:05:56
ORIKL1 EE008A 2.UVAVG.1
Calibrated with CL # 3 and BP # 1 (BP mode 1)

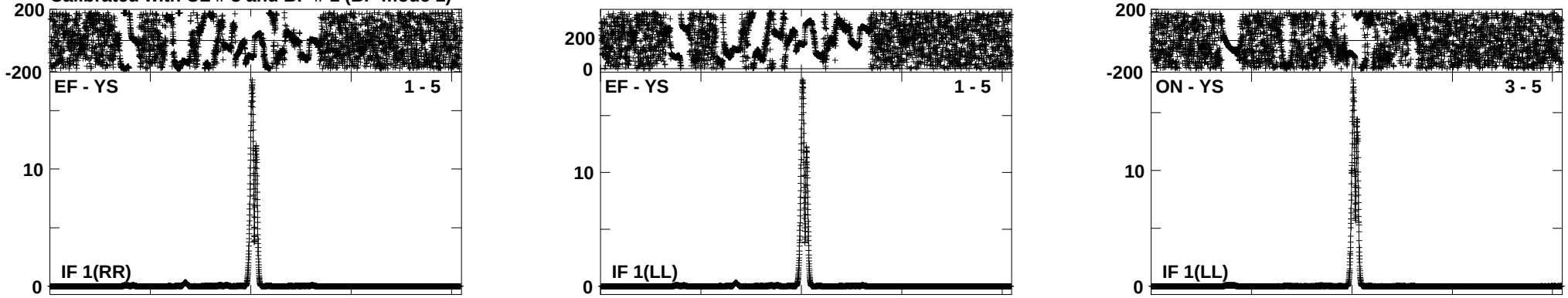

Lower frame: Kilo Ampl Jy Top frame: Phas deg
Vector averaged cross-power spectrum Several baselines displayed
Timerange: 00/05:43:16 to 00/05:44:00

Plot file version 130 created 22-DEC-2011 15:06:10
J0529-05 EE008A 2.UVAVG.1
Calibrated with CL # 3 and BP # 1 (BP mode 1)

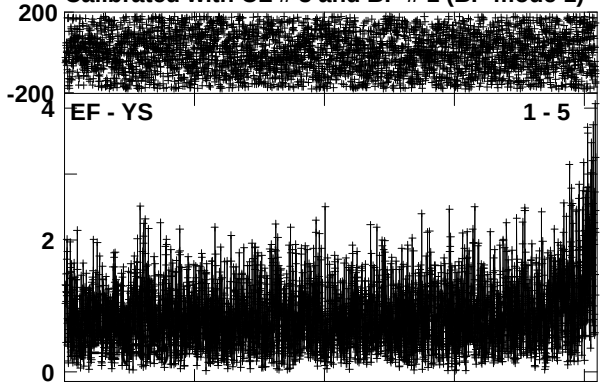

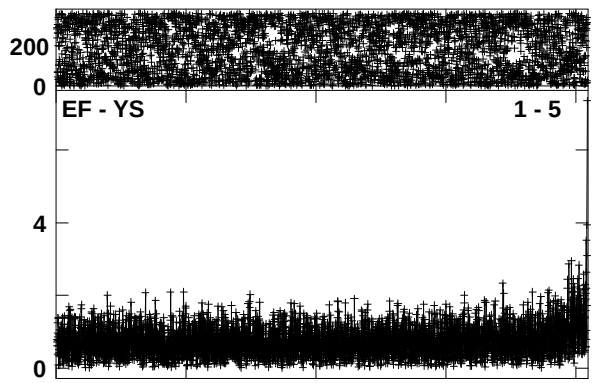

Lower frame: Ampl Jy Top frame: Phas deg
Vector averaged cross-power spectrum Several baselines displayed
Timerange: 00/05:44:16 to 00/05:44:59

Plot file version 131 created 22-DEC-2011 15:06:36
J0423-01 EE008A 2.UVAVG.1
Calibrated with CL # 3 and BP # 1 (BP mode 1)

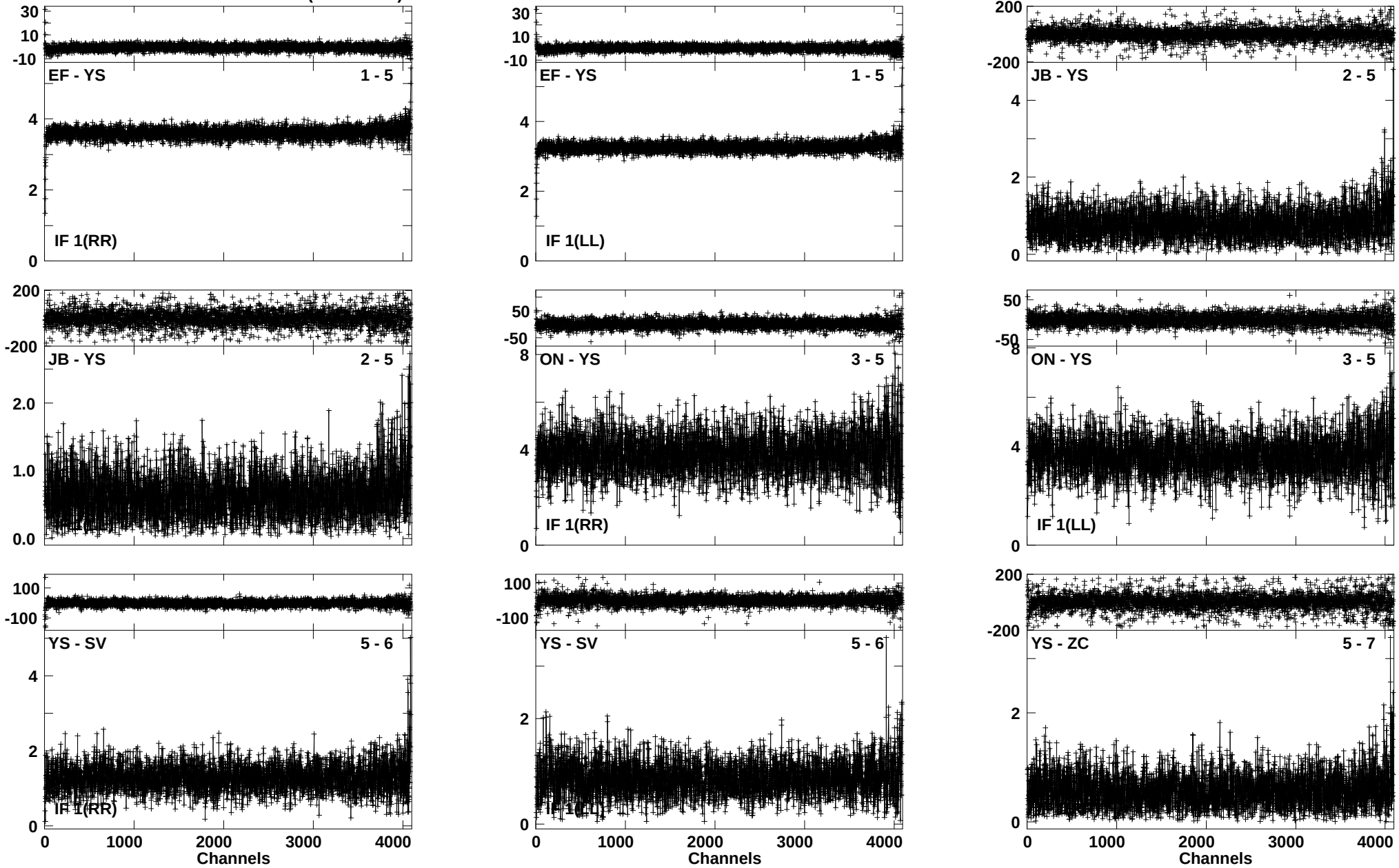

Lower frame: Ampl Jy Top frame: Phas deg
Vector averaged cross-power spectrum Several baselines displayed
Timerange: 00/05:49:01 to 00/05:59:00

Plot file version 132 created 22-DEC-2011 15:08:00
J0423-01 EE008A 2.UVAVG.1
Calibrated with CL # 3 and BP # 1 (BP mode 1)

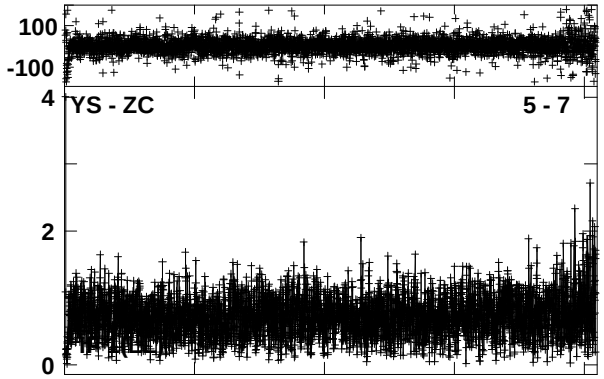

Lower frame: Ampl Jy Top frame: Phas deg
Vector averaged cross-power spectrum Several baselines displayed
Timerange: 00/05:49:01 to 00/05:59:00

Plot file version 133 created 22-DEC-2011 15:08:29
4C39.25 EE008A 2.UVAVG.1
Calibrated with CL # 3 and BP # 1 (BP mode 1)

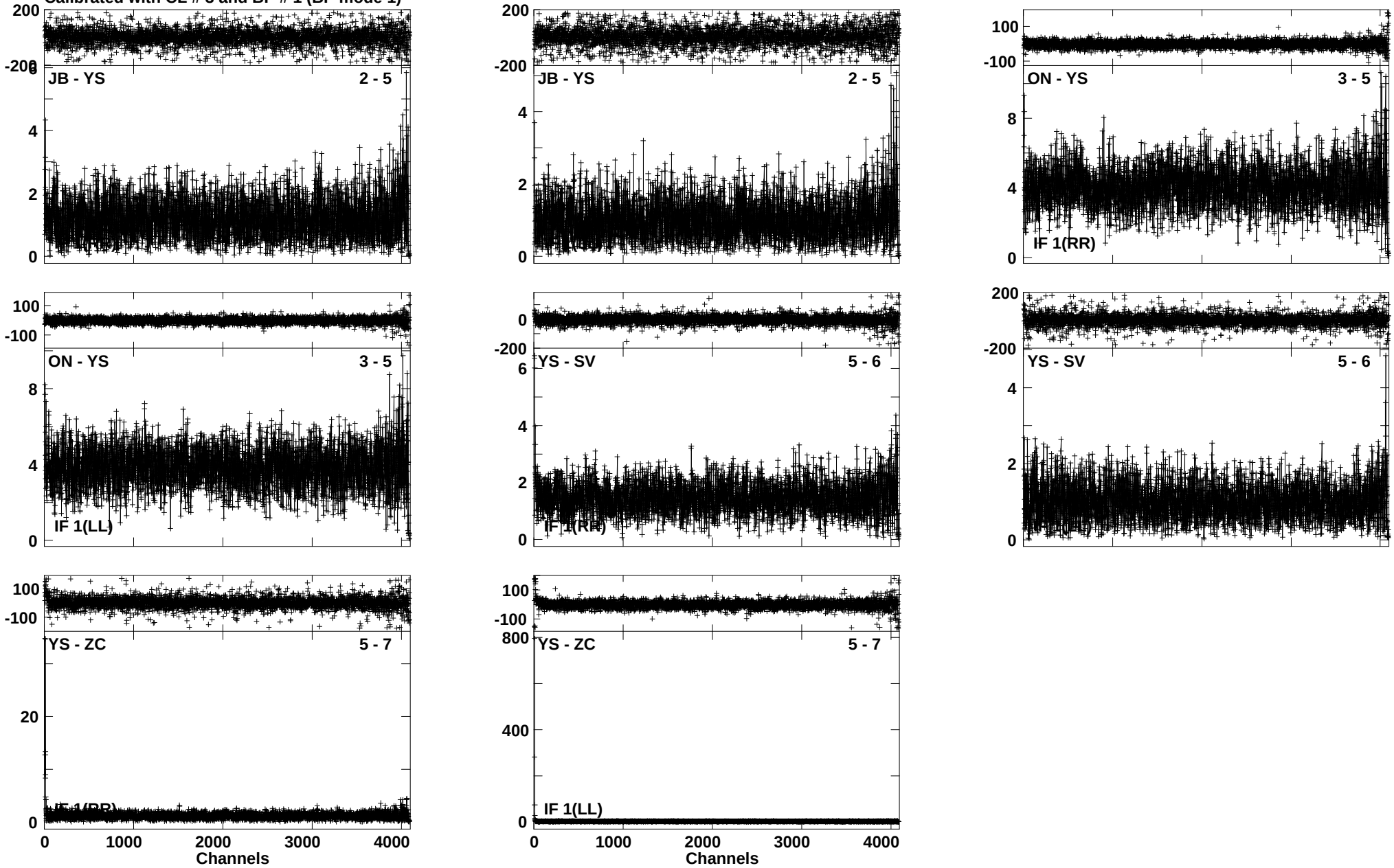

Lower frame: Ampl Jy Top frame: Phas deg
Vector averaged cross-power spectrum Several baselines displayed
Timerange: 00/06:04:02 to 00/06:08:26

Plot file version 134 created 22-DEC-2011 15:09:02
J0541-05 EE008A 2.UVAVG.1
Calibrated with CL # 3 and BP # 1 (BP mode 1)

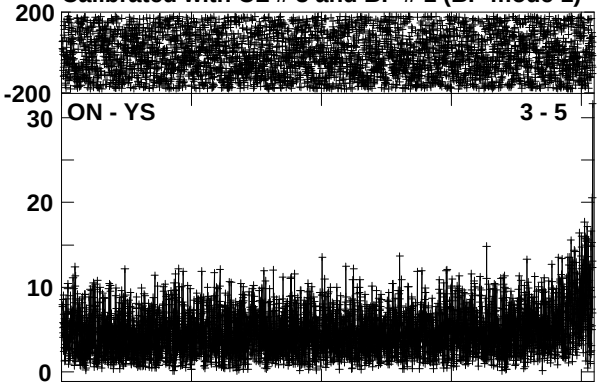

Lower frame: Ampl Jy Top frame: Phas deg
Vector averaged cross-power spectrum Several baselines displayed
Timerange: 00/06:18:32 to 00/06:19:29

Plot file version 135 created 22-DEC-2011 15:09:31
J0529-05 EE008A 2.UVAVG.1
Calibrated with CL # 3 and BP # 1 (BP mode 1)

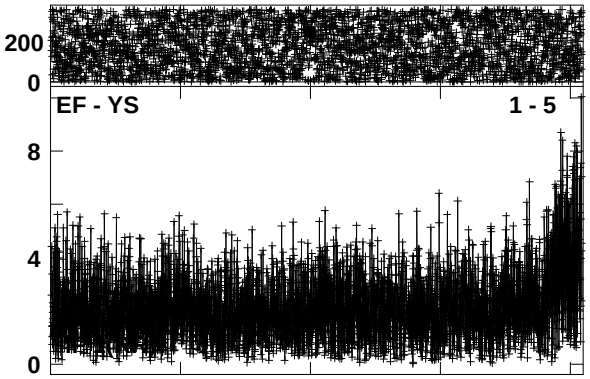

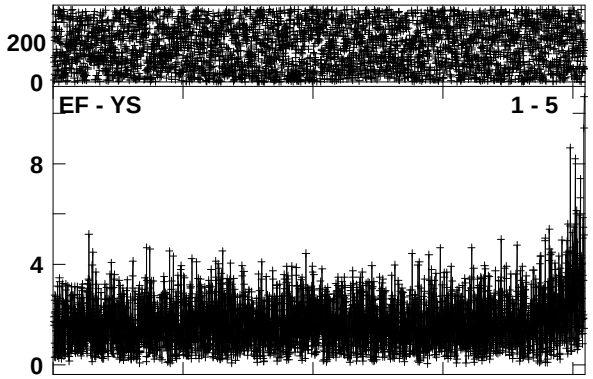

Lower frame: Ampl Jy Top frame: Phas deg
Vector averaged cross-power spectrum Several baselines displayed
Timerange: 00/06:24:31 to 00/06:25:29

Plot file version 136 created 22-DEC-2011 15:15:24
J0423-01 EE008A 2.UVAVG.1
Calibrated with CL # 3 and BP # 1 (BP mode 1)

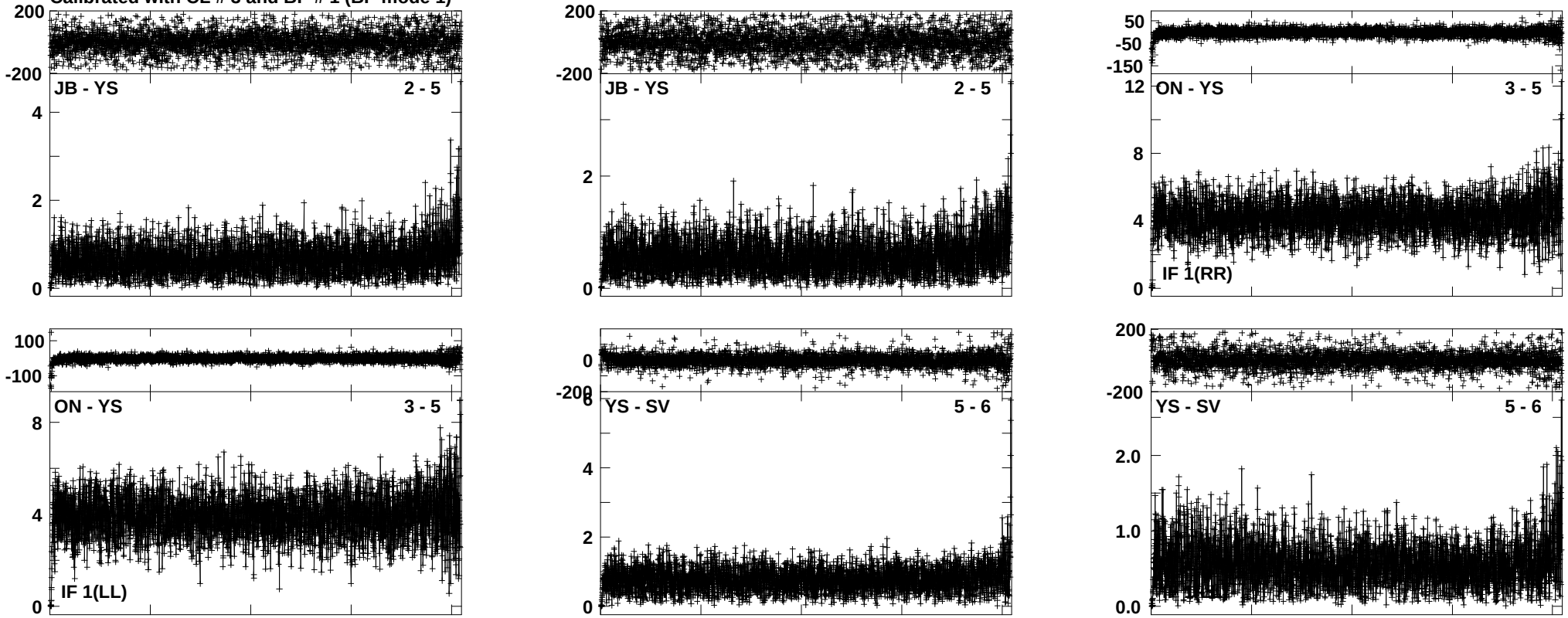

Lower frame: Ampl Jy Top frame: Phas deg
Vector averaged cross-power spectrum Several baselines displayed
Timerange: 00/07:33:31 to 00/07:43:29

Plot file version 137 created 22-DEC-2011 15:16:09
4C39.25 EE008A 2.UVAVG.1
Calibrated with CL # 3 and BP # 1 (BP mode 1)

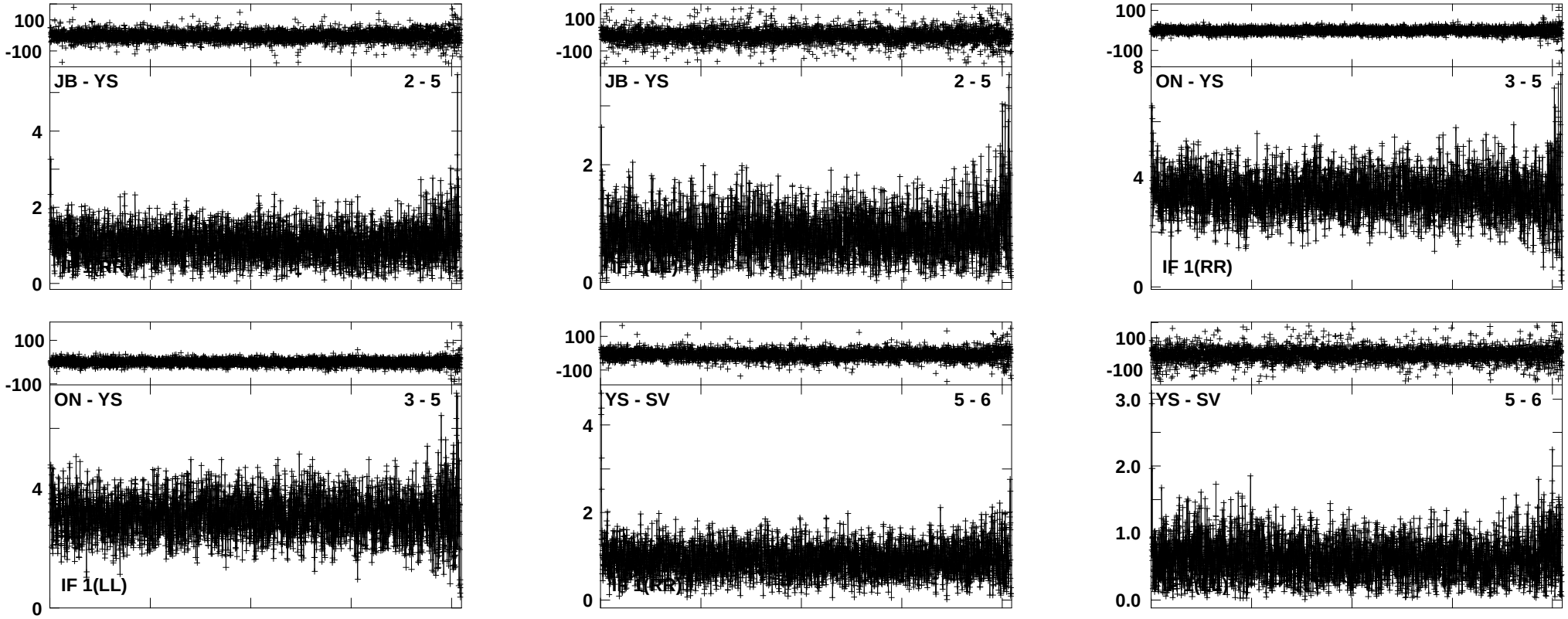

Lower frame: Ampl Jy Top frame: Phas deg
Vector averaged cross-power spectrum Several baselines displayed
Timerange: 00/07:48:32 to 00/07:58:29

Plot file version 138 created 22-DEC-2011 15:20:03
4C39.25 EE008A 2.UVAVG.1
Calibrated with CL # 3 and BP # 1 (BP mode 1)

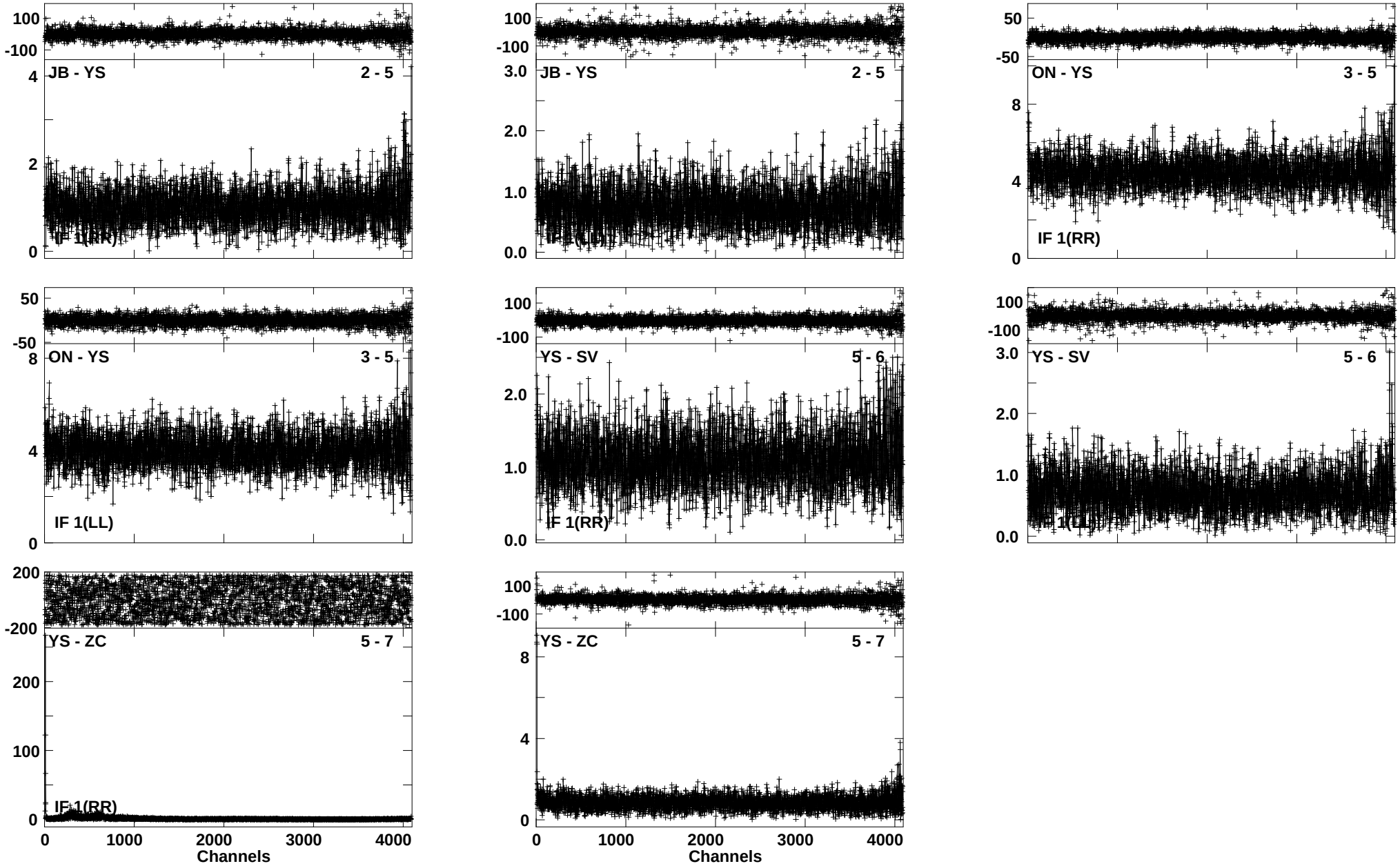

Lower frame: Ampl Jy Top frame: Phas deg
Vector averaged cross-power spectrum Several baselines displayed
Timerange: 00/09:35:01 to 00/09:44:59