Plot file version 1 created 04-JUL-2012 06:16:48
3C84 EE008C 2.UVDATA.1
Freq = 22.2273 GHz, Bw = 8.000 MH Calibrated with CL # 3 and BP # 1 (BP mode 1)

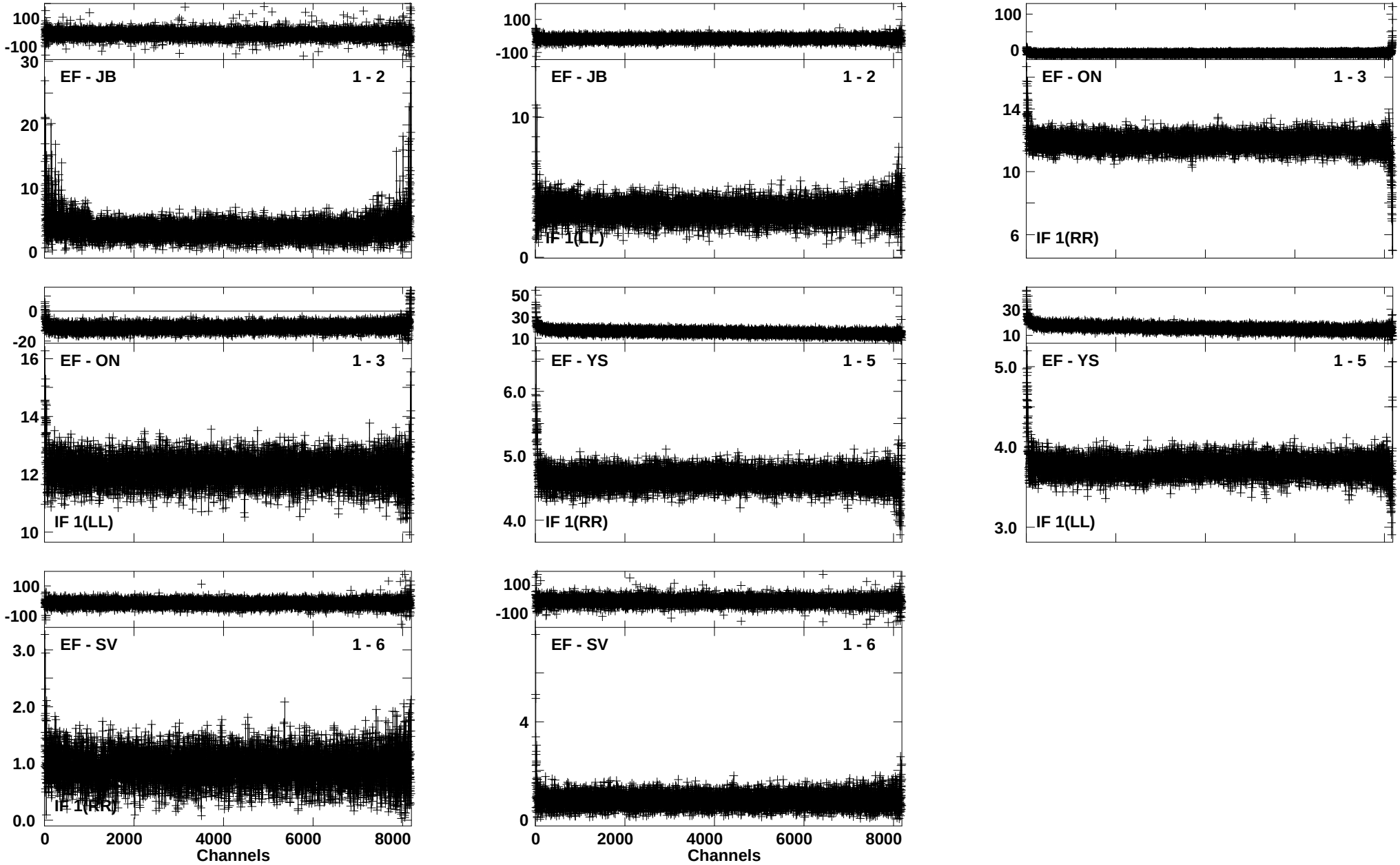

Lower frame: Ampl Jy Top frame: Phas deg
Vector averaged cross-power spectrum Several baselines displayed
Timerange: 00/14:30:01 to 00/14:40:00

Plot file version 2 created 04-JUL-2012 06:36:43
J0541-0541 EE008C 2.UVDATA.1
Freq = 22.2273 GHz, Bw = 8.000 MH Calibrated with CL # 3 and BP # 1 (BP mode 1)

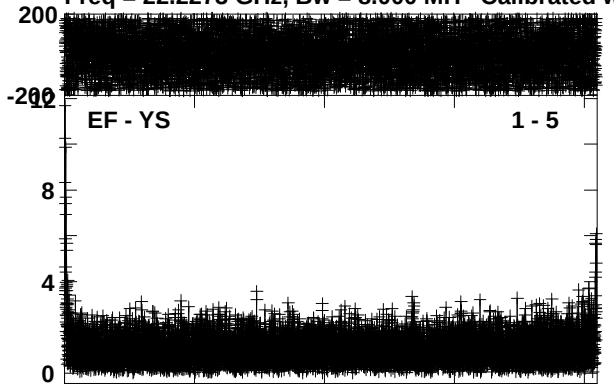





Lower frame: Ampl Jy Top frame: Phas deg
Vector averaged cross-power spectrum Several baselines displayed
Timerange: 00/14:44:21 to 00/14:45:20

Plot file version 3 created 04-JUL-2012 06:38:36
ORIKL1 EE008C 2.UVDATA.1
Freq = 22.2273 GHz, Bw = 8.000 MH Calibrated with CL # 3 and BP # 1 (BP mode 1)

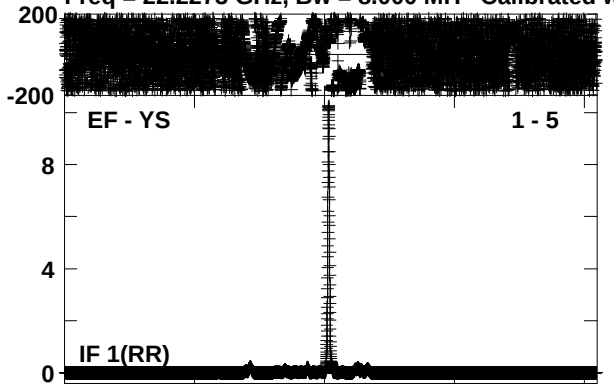

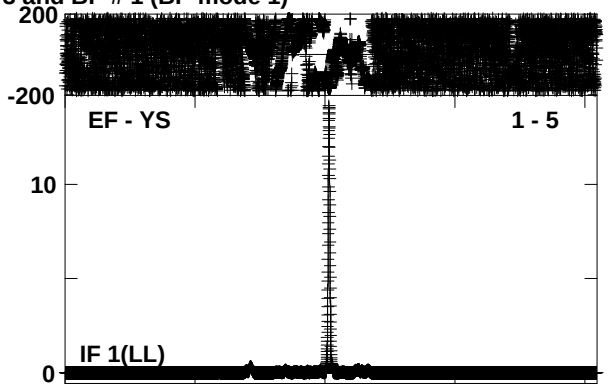

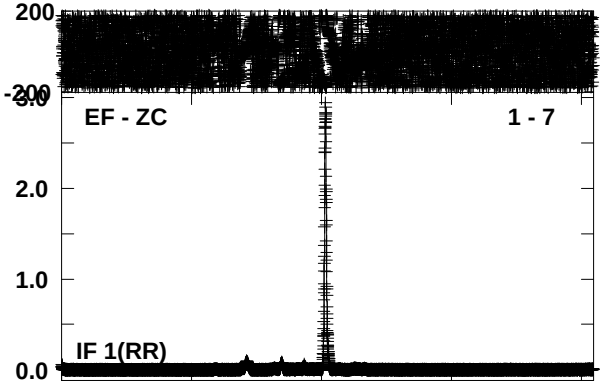

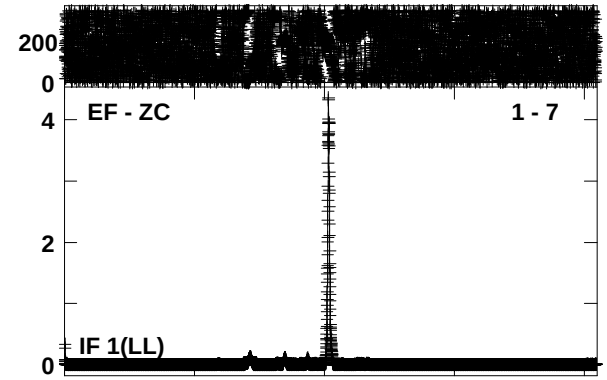

Lower frame: Kilo Ampl Jy Top frame: Phas deg
Vector averaged cross-power spectrum Several baselines displayed
Timerange: 00/14:45:25 to 00/14:46:20

Plot file version 4 created 04-JUL-2012 06:40:18
J0541-0541 EE008C 2.UVDATA.1
Freq = 22.2273 GHz, Bw = 8.000 MH Calibrated with CL # 3 and BP # 1 (BP mode 1)



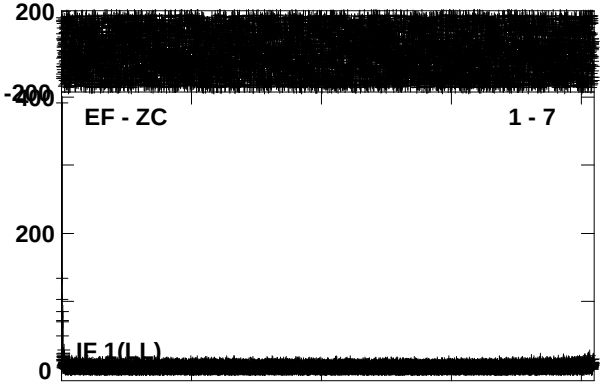

Lower frame: Ampl Jy Top frame: Phas deg
Vector averaged cross-power spectrum Several baselines displayed
Timerange: 00/14:46:25 to 00/14:47:20

Plot file version 5 created 04-JUL-2012 06:41:59
ORIKL1 EE008C 2.UVDATA.1
Freq = 22.2273 GHz, Bw = 8.000 MH Calibrated with CL # 3 and BP # 1 (BP mode 1)

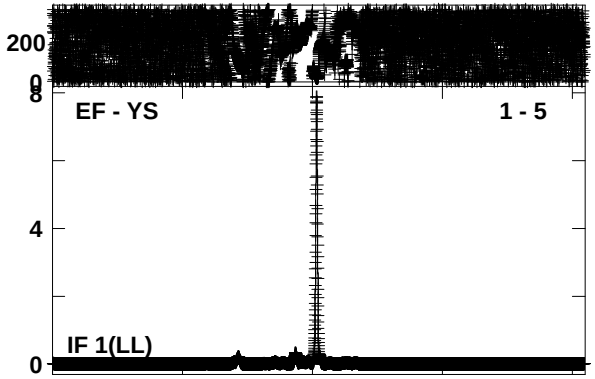

Lower frame: Kilo Ampl Jy Top frame: Phas deg
Vector averaged cross-power spectrum Several baselines displayed
Timerange: 00/14:47:25 to 00/14:48:20

Plot file version 6 created 04-JUL-2012 06:43:42
J0541-0541 EE008C 2.UVDATA.1
Freq = 22.2273 GHz, Bw = 8.000 MH Calibrated with CL # 3 and BP # 1 (BP mode 1)

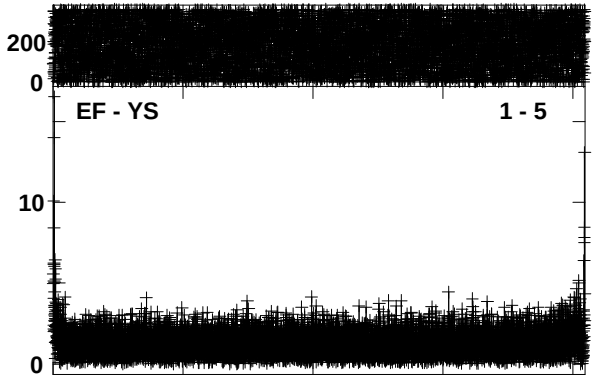



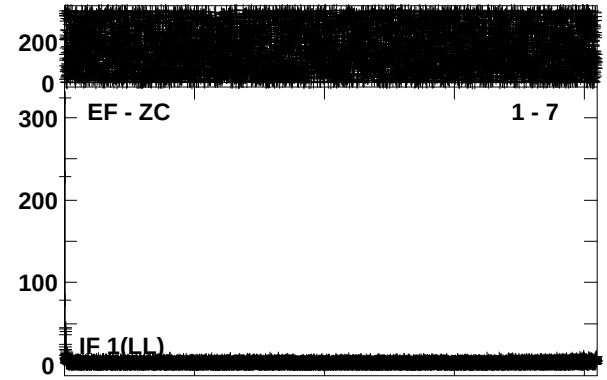

Lower frame: Ampl Jy Top frame: Phas deg
Vector averaged cross-power spectrum Several baselines displayed
Timerange: 00/14:48:25 to 00/14:49:20

Plot file version 7 created 04-JUL-2012 06:47:49
ORIKL1 EE008C 2.UVDATA.1
Freq = 22.2273 GHz, Bw = 8.000 MH Calibrated with CL # 3 and BP # 1 (BP mode 1)

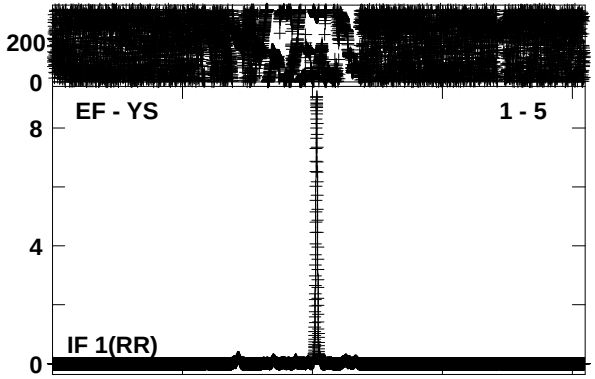

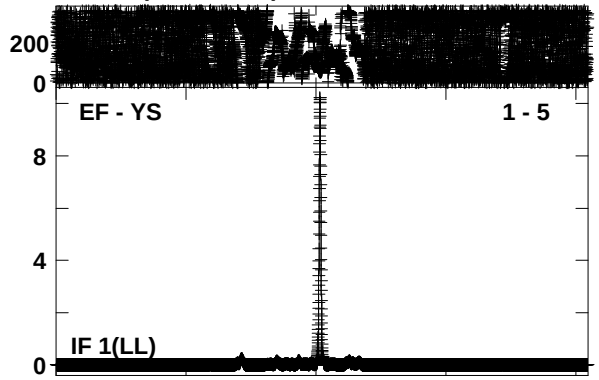

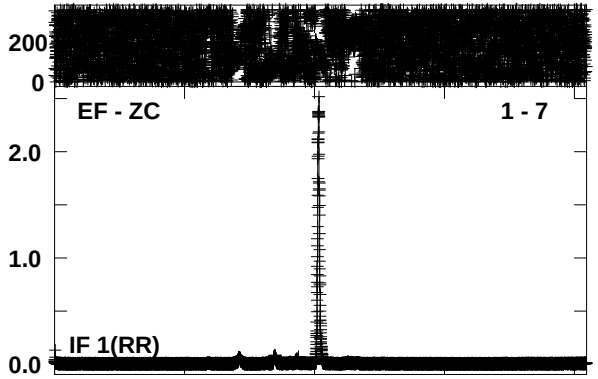

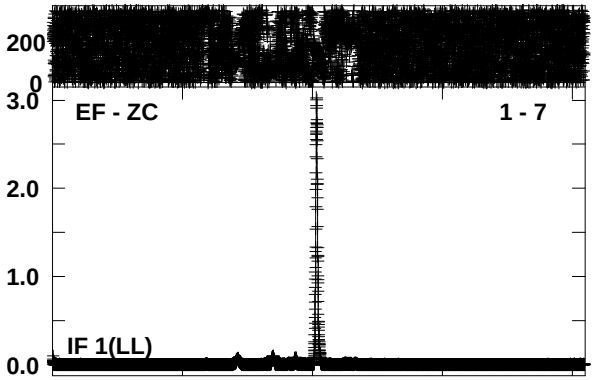

Lower frame: Kilo Ampl Jy Top frame: Phas deg
Vector averaged cross-power spectrum Several baselines displayed
Timerange: 00/14:51:10 to 00/14:52:05

Plot file version 8 created 04-JUL-2012 06:51:14
ORIKL1 EE008C 2.UVDATA.1
Freq = 22.2273 GHz, Bw = 8.000 MH Calibrated with CL # 3 and BP # 1 (BP mode 1)

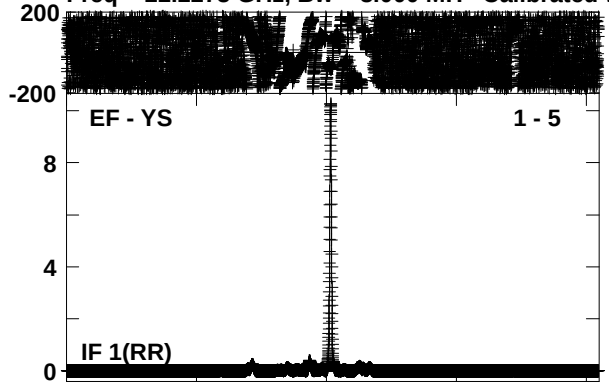

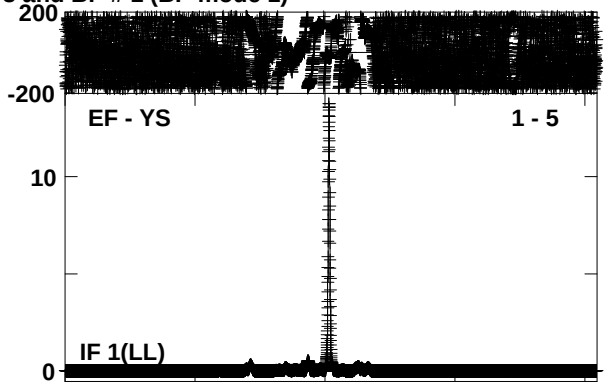

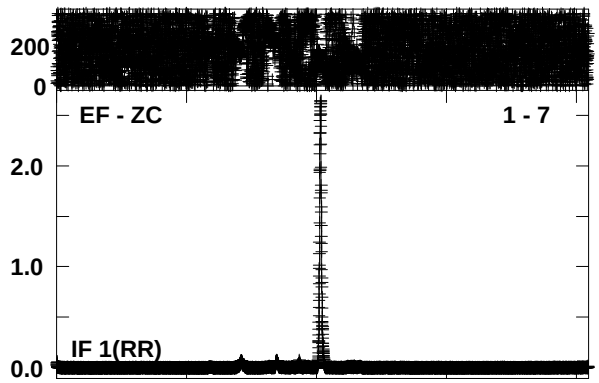

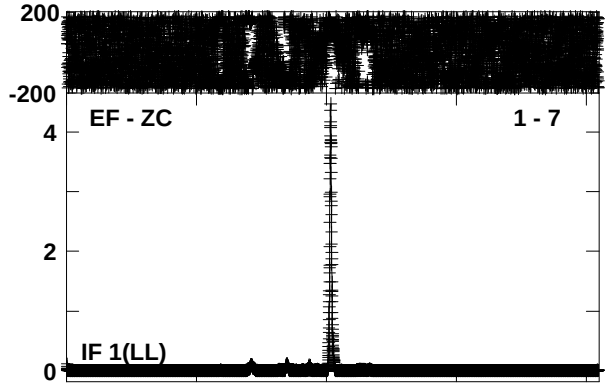

Lower frame: Kilo Ampl Jy Top frame: Phas deg
Vector averaged cross-power spectrum Several baselines displayed
Timerange: 00/14:53:10 to 00/14:54:05

Plot file version 9 created 04-JUL-2012 06:54:55
J0541-0541 EE008C 2.UVDATA.1
Freq = 22.2273 GHz, Bw = 8.000 MH Calibrated with CL # 3 and BP # 1 (BP mode 1)

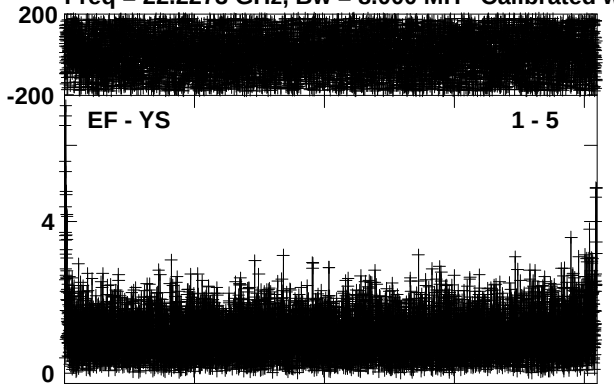



Lower frame: Ampl Jy Top frame: Phas deg
Vector averaged cross-power spectrum Several baselines displayed
Timerange: 00/14:55:51 to 00/14:56:50

Plot file version 10 created 04-JUL-2012 06:57:05
ORIKL1 EE008C 2.UVDATA.1
Freq = 22.2273 GHz, Bw = 8.000 MH Calibrated with CL # 3 and BP # 1 (BP mode 1)

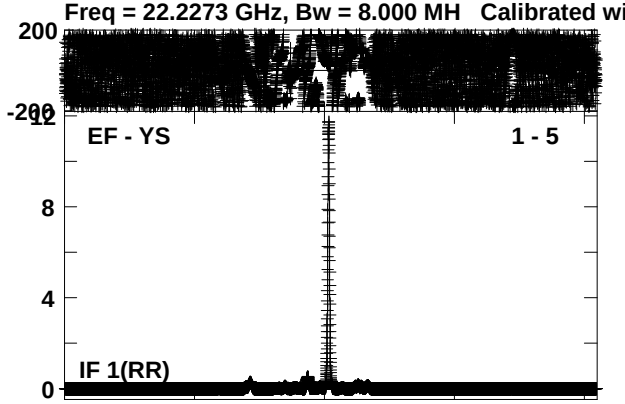

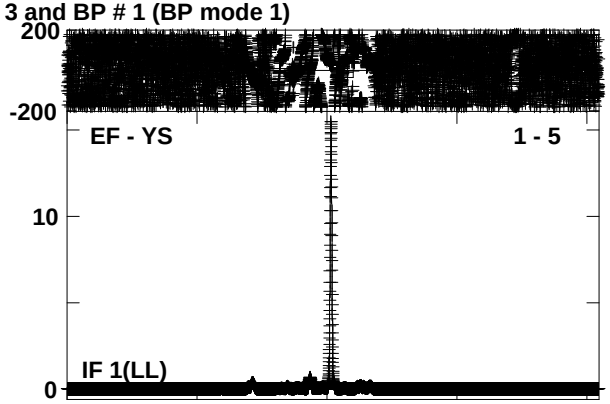

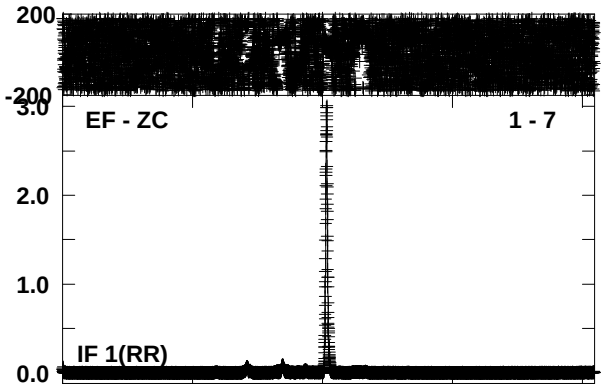

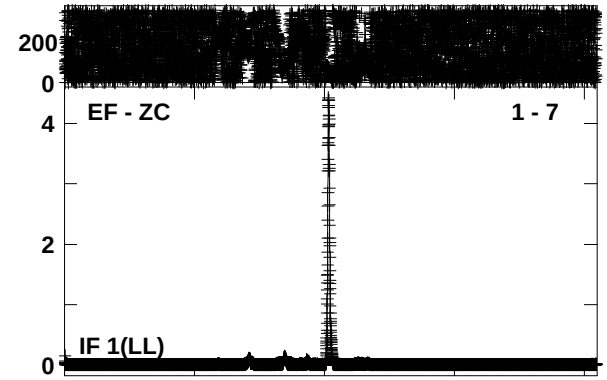

Lower frame: Kilo Ampl Jy Top frame: Phas deg
Vector averaged cross-power spectrum Several baselines displayed
Timerange: 00/14:56:55 to 00/14:57:50

Plot file version 11 created 04-JUL-2012 06:58:47
J0541-0541 EE008C 2.UVDATA.1
Freq = 22.2273 GHz, Bw = 8.000 MH Calibrated with CL # 3 and BP # 1 (BP mode 1)

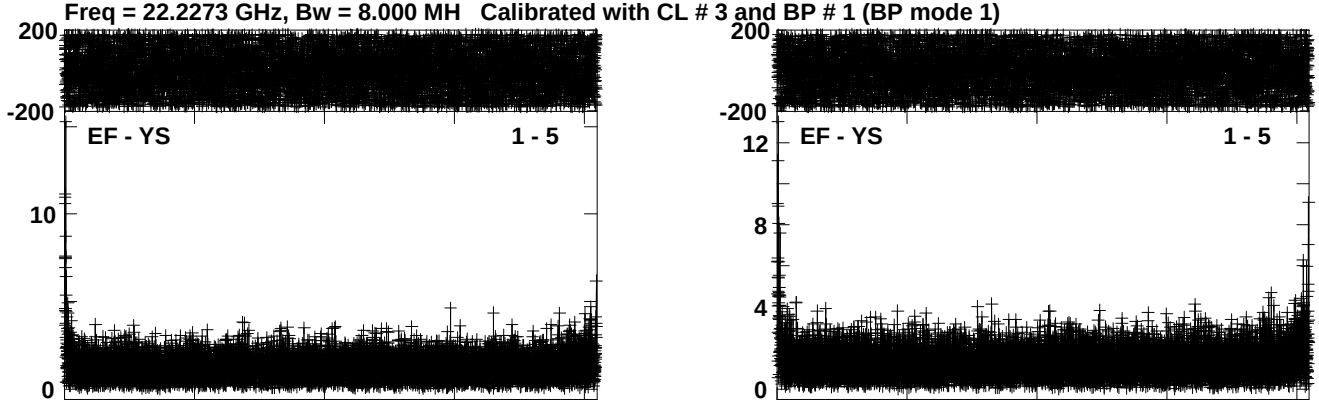

Lower frame: Ampl Jy Top frame: Phas deg
Vector averaged cross-power spectrum Several baselines displayed
Timerange: 00/14:57:55 to 00/14:58:50

Plot file version 12 created 04-JUL-2012 07:00:28
ORIKL1 EE008C 2.UVDATA.1
Freq = 22.2273 GHz, Bw = 8.000 MH Calibrated with CL # 3 and BP # 1 (BP mode 1)



Lower frame: Kilo Ampl Jy Top frame: Phas deg
Vector averaged cross-power spectrum Several baselines displayed
Timerange: 00/14:58:56 to 00/14:59:50

Plot file version 13 created 04-JUL-2012 07:02:11
J0541-0541 EE008C 2.UVDATA.1
Freq = 22.2273 GHz, Bw = 8.000 MH Calibrated with CL # 3 and BP # 1 (BP mode 1)

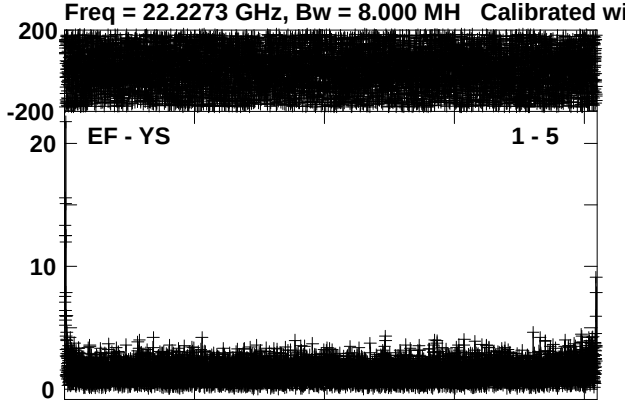



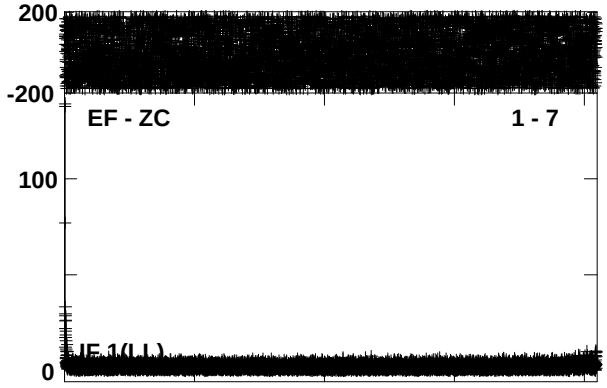

Lower frame: Ampl Jy Top frame: Phas deg
Vector averaged cross-power spectrum Several baselines displayed
Timerange: 00/14:59:56 to 00/15:00:50

Plot file version 14 created 04-JUL-2012 07:06:21
ORIKL1 EE008C 2.UVDATA.1
Freq = 22.2273 GHz, Bw = 8.000 MH Calibrated with CL # 3 and BP # 1 (BP mode 1)

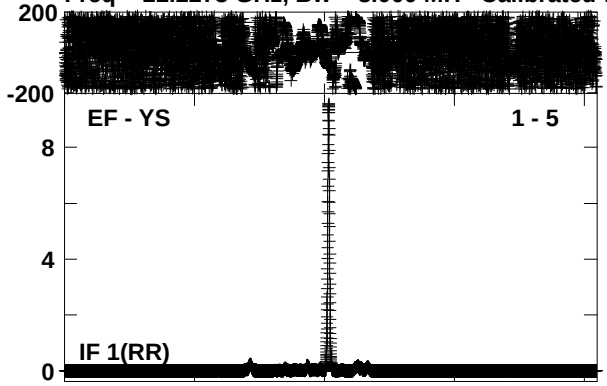

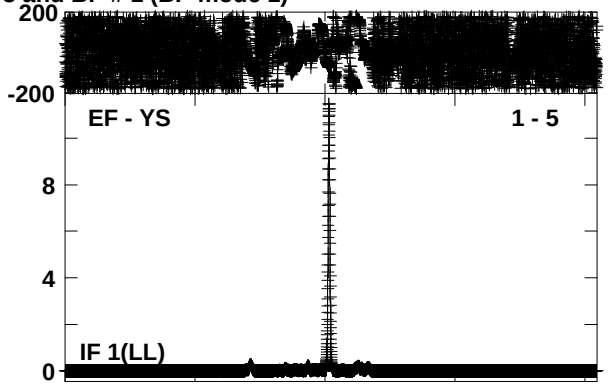

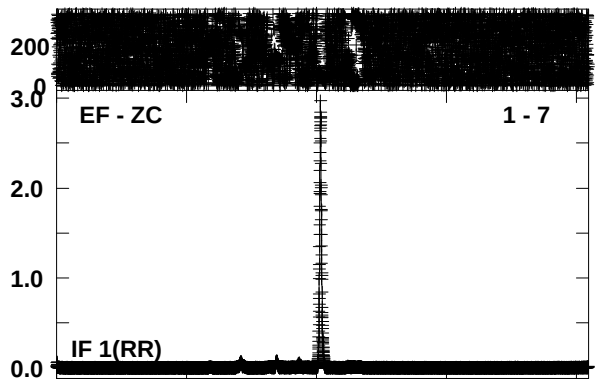

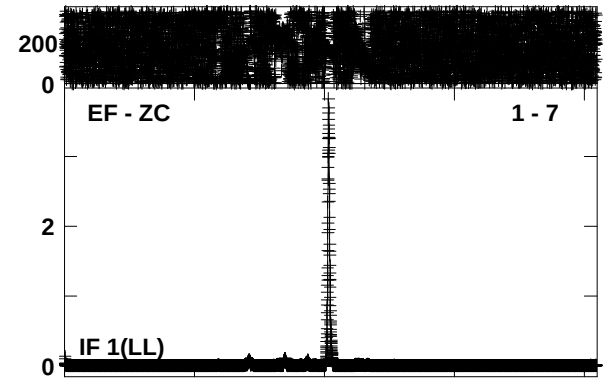

Lower frame: Kilo Ampl Jy Top frame: Phas deg
Vector averaged cross-power spectrum Several baselines displayed
Timerange: 00/15:02:39 to 00/15:03:35

Plot file version 15 created 04-JUL-2012 07:09:44
ORIKL1 EE008C 2.UVDATA.1
Freq = 22.2273 GHz, Bw = 8.000 MH Calibrated with CL # 3 and BP # 1 (BP mode 1)

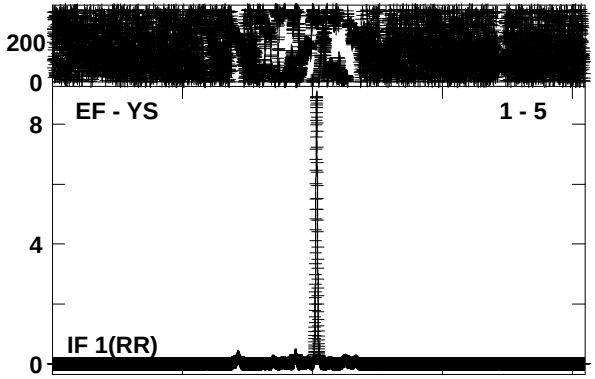

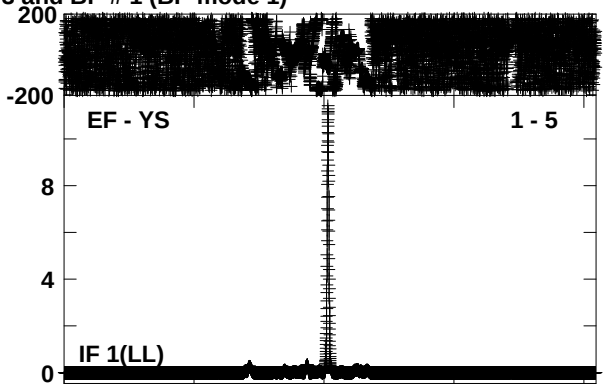

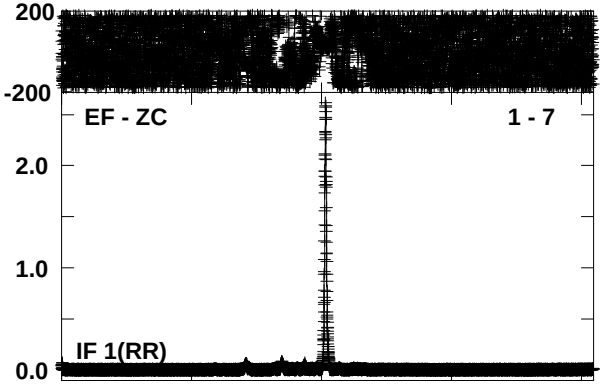

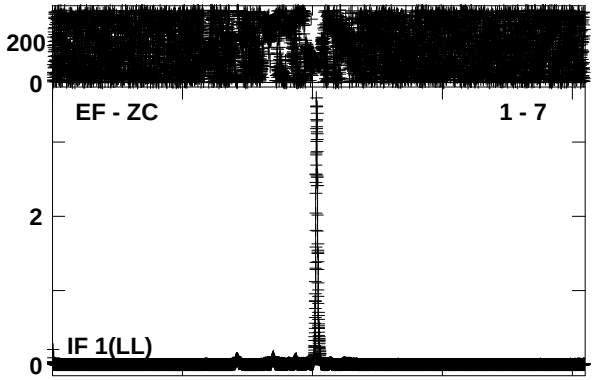

Lower frame: Kilo Ampl Jy Top frame: Phas deg
Vector averaged cross-power spectrum Several baselines displayed
Timerange: 00/15:04:40 to 00/15:05:35

Plot file version 16 created 04-JUL-2012 07:11:19
J0529-0519 EE008C 2.UVDATA.1
Freq = 22.2273 GHz, Bw = 8.000 MH Calibrated with CL # 3 and BP # 1 (BP mode 1)

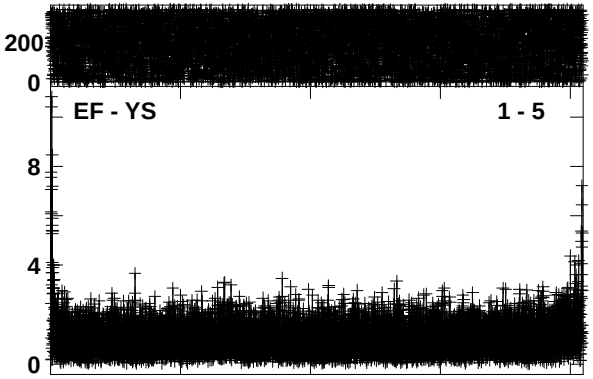

Lower frame: Ampl Jy Top frame: Phas deg
Vector averaged cross-power spectrum Several baselines displayed
Timerange: 00/15:05:40 to 00/15:06:35

Plot file version 17 created 04-JUL-2012 07:12:56
J0541-0541 EE008C 2.UVDATA.1
Freq = 22.2273 GHz, Bw = 8.000 MH Calibrated with CL # 3 and BP # 1 (BP mode 1)

Lower frame: Ampl Jy Top frame: Phas deg
Vector averaged cross-power spectrum Several baselines displayed
Timerange: 00/15:07:21 to 00/15:08:20

Plot file version 18 created 04-JUL-2012 07:14:40
ORIKL1 EE008C 2.UVDATA.1
Freq = 22.2273 GHz, Bw = 8.000 MH Calibrated with CL # 3 and BP # 1 (BP mode 1)



Lower frame: Kilo Ampl Jy Top frame: Phas deg
Vector averaged cross-power spectrum Several baselines displayed
Timerange: 00/15:08:25 to 00/15:09:20

Plot file version 19 created 04-JUL-2012 07:16:02
J0541-0541 EE008C 2.UVDATA.1
Freq = 22.2273 GHz, Bw = 8.000 MH Calibrated with CL # 3 and BP # 1 (BP mode 1)

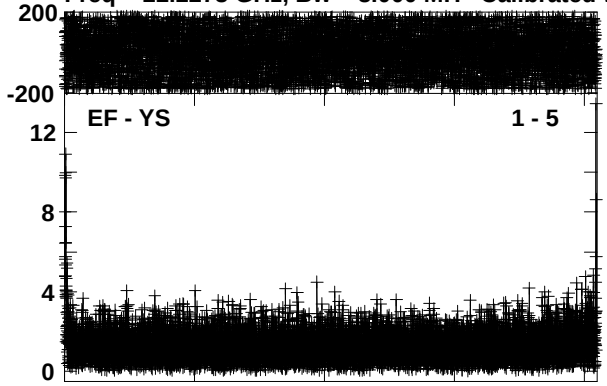

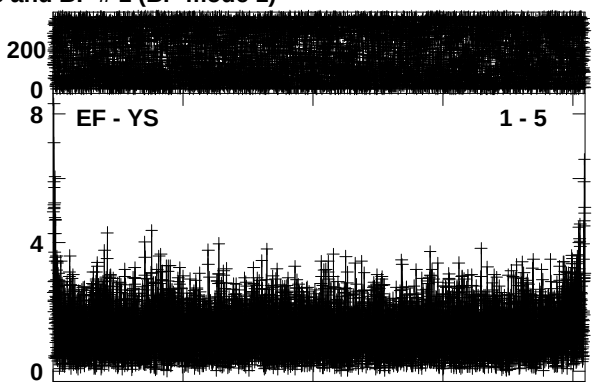

Lower frame: Ampl Jy Top frame: Phas deg
Vector averaged cross-power spectrum Several baselines displayed
Timerange: 00/15:09:26 to 00/15:10:20

Plot file version 20 created 04-JUL-2012 07:17:23
ORIKL1 EE008C 2.UVDATA.1
Freq = 22.2273 GHz, Bw = 8.000 MH Calibrated with CL # 3 and BP # 1 (BP mode 1)



Lower frame: Kilo Ampl Jy Top frame: Phas deg
Vector averaged cross-power spectrum Several baselines displayed
Timerange: 00/15:10:26 to 00/15:11:20

Plot file version 21 created 04-JUL-2012 07:18:45
J0541-0541 EE008C 2.UVDATA.1
Freq = 22.2273 GHz, Bw = 8.000 MH Calibrated with CL # 3 and BP # 1 (BP mode 1)

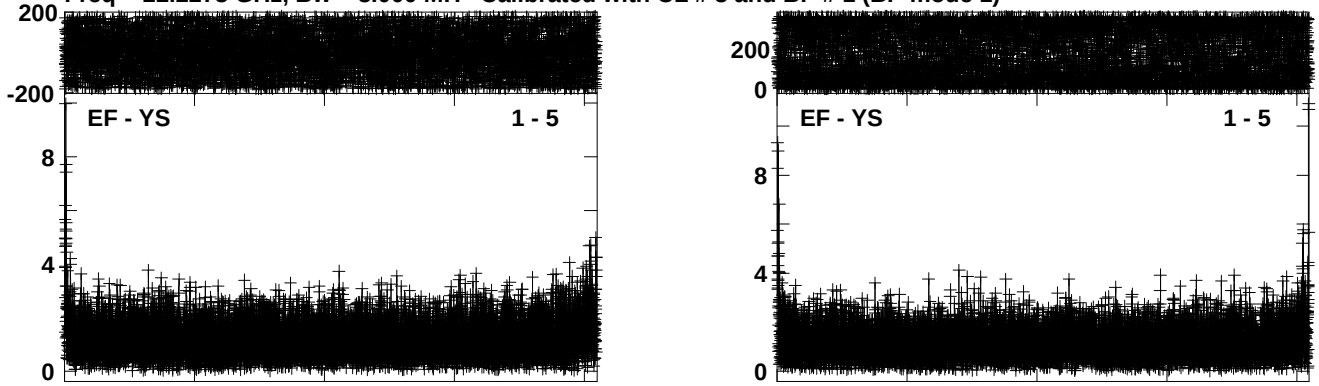

Lower frame: Ampl Jy Top frame: Phas deg
Vector averaged cross-power spectrum Several baselines displayed
Timerange: 00/15:11:26 to 00/15:12:20

Plot file version 22 created 04-JUL-2012 07:20:23
J0529-0519 EE008C 2.UVDATA.1
Freq = 22.2273 GHz, Bw = 8.000 MH Calibrated with CL # 3 and BP # 1 (BP mode 1)



Lower frame: Ampl Jy Top frame: Phas deg
Vector averaged cross-power spectrum Several baselines displayed
Timerange: 00/15:13:06 to 00/15:14:05

Plot file version 23 created 04-JUL-2012 07:22:05
ORIKL1 EE008C 2.UVDATA.1
Freq = 22.2273 GHz, Bw = 8.000 MH Calibrated with CL # 3 and BP # 1 (BP mode 1)

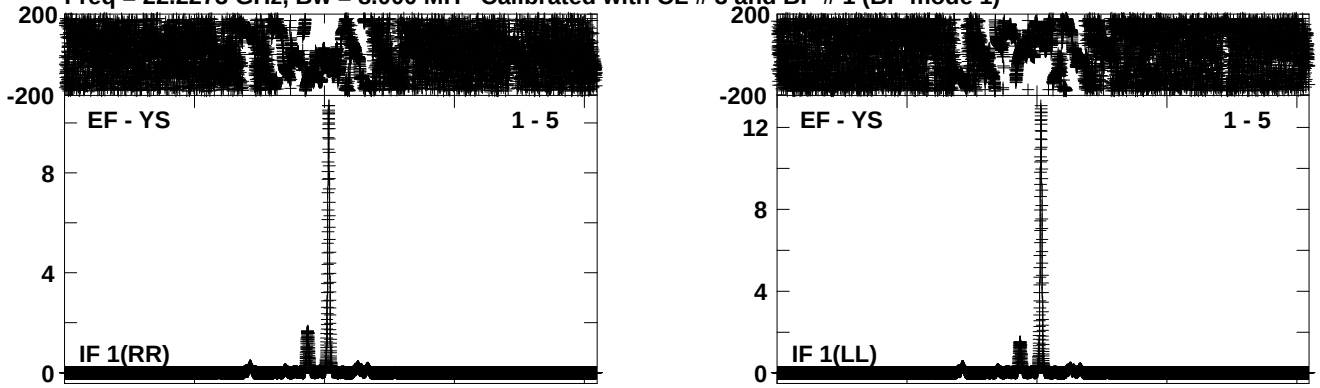

Lower frame: Kilo Ampl Jy Top frame: Phas deg
Vector averaged cross-power spectrum Several baselines displayed
Timerange: 00/15:14:09 to 00/15:15:05

Plot file version 24 created 04-JUL-2012 07:23:27
J0529-0519 EE008C 2.UVDATA.1
Freq = 22.2273 GHz, Bw = 8.000 MH Calibrated with CL # 3 and BP # 1 (BP mode 1)

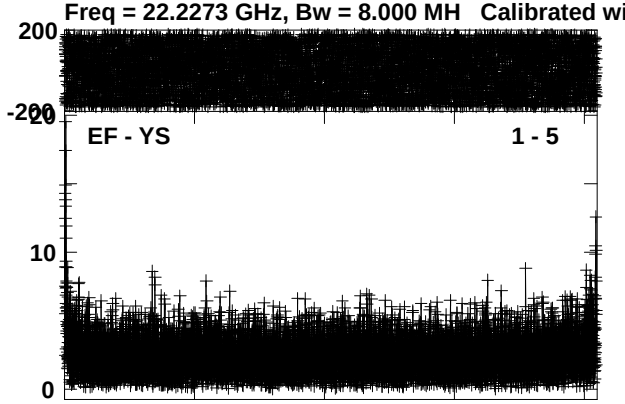

Lower frame: Ampl Jy Top frame: Phas deg
Vector averaged cross-power spectrum Several baselines displayed
Timerange: 00/15:15:10 to 00/15:16:05

Plot file version 25 created 04-JUL-2012 07:24:49
ORIKL1 EE008C 2.UVDATA.1
Freq = 22.2273 GHz, Bw = 8.000 MH Calibrated with CL # 3 and BP # 1 (BP mode 1)

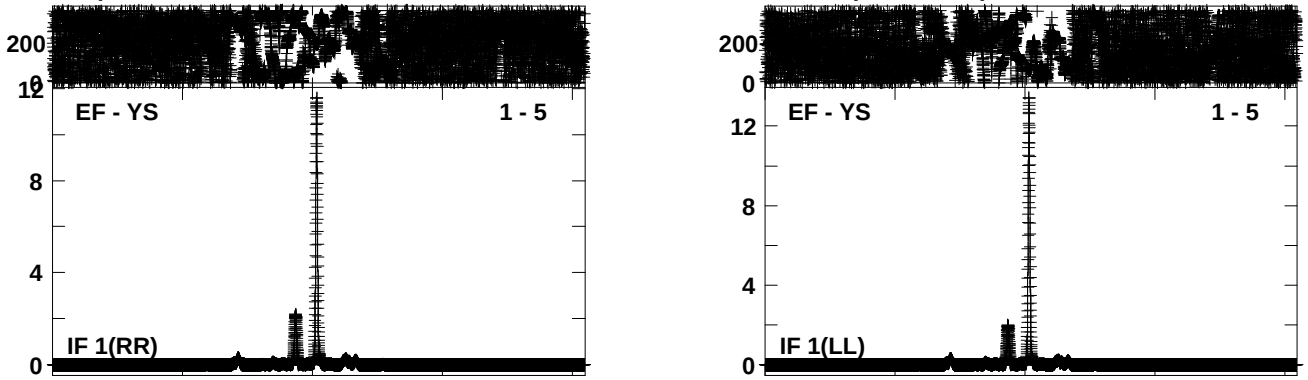

Lower frame: Kilo Ampl Jy Top frame: Phas deg
Vector averaged cross-power spectrum Several baselines displayed
Timerange: 00/15:16:10 to 00/15:17:05

Plot file version 26 created 04-JUL-2012 07:26:12
J0529-0519 EE008C 2.UVDATA.1
Freq = 22.2273 GHz, Bw = 8.000 MH Calibrated with CL # 3 and BP # 1 (BP mode 1)

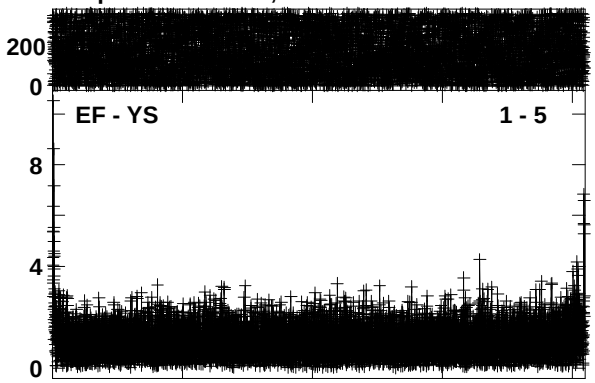



Lower frame: Ampl Jy Top frame: Phas deg
Vector averaged cross-power spectrum Several baselines displayed
Timerange: 00/15:17:10 to 00/15:18:05

Plot file version 27 created 04-JUL-2012 07:27:48
J0541-0541 EE008C 2.UVDATA.1
Freq = 22.2273 GHz, Bw = 8.000 MH Calibrated with CL # 3 and BP # 1 (BP mode 1)

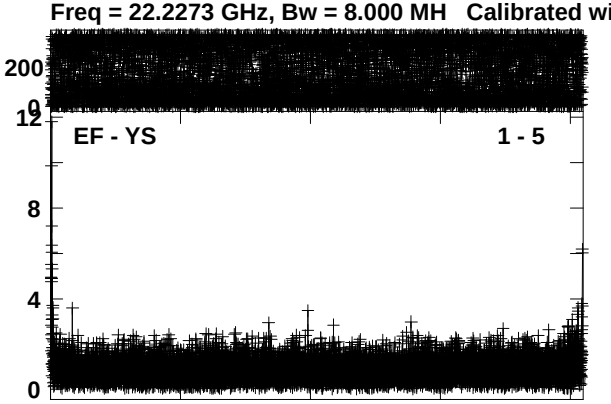

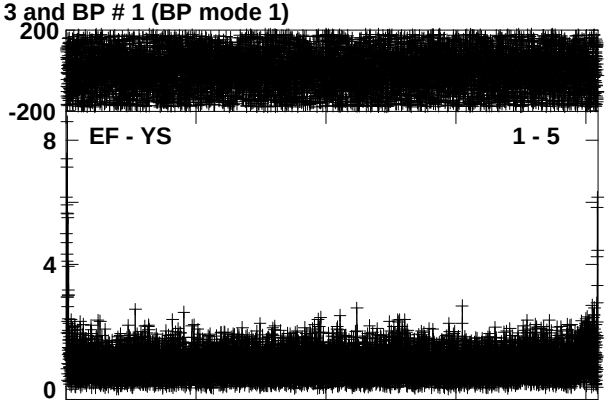

Lower frame: Ampl Jy Top frame: Phas deg
Vector averaged cross-power spectrum Several baselines displayed
Timerange: 00/15:18:51 to 00/15:19:50

Plot file version 28 created 04-JUL-2012 07:29:29
ORIKL1 EE008C 2.UVDATA.1
Freq = 22.2273 GHz, Bw = 8.000 MH Calibrated with CL # 3 and BP # 1 (BP mode 1)

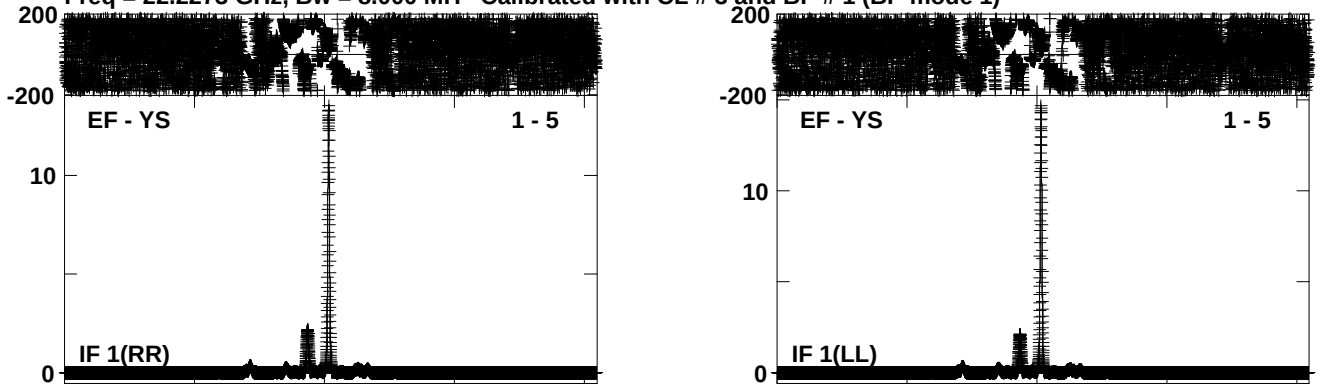

Lower frame: Kilo Ampl Jy Top frame: Phas deg
Vector averaged cross-power spectrum Several baselines displayed
Timerange: 00/15:19:56 to 00/15:20:50

Plot file version 29 created 04-JUL-2012 07:30:50
J0541-0541 EE008C 2.UVDATA.1
Freq = 22.2273 GHz, Bw = 8.000 MH Calibrated with CL # 3 and BP # 1 (BP mode 1)

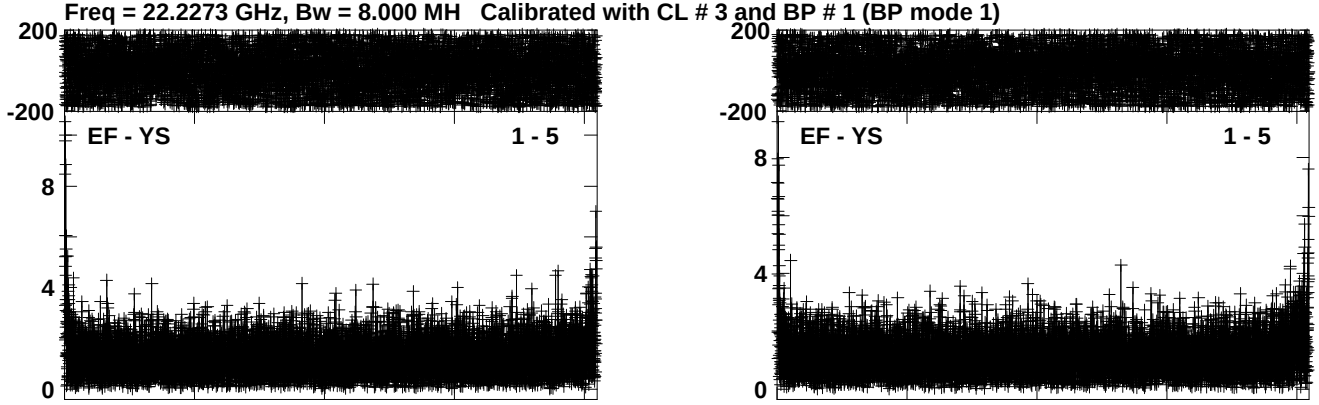

Lower frame: Ampl Jy Top frame: Phas deg
Vector averaged cross-power spectrum Several baselines displayed
Timerange: 00/15:20:56 to 00/15:21:50

Plot file version 30 created 04-JUL-2012 07:32:12
ORIKL1 EE008C 2.UVDATA.1
Freq = 22.2273 GHz, Bw = 8.000 MH Calibrated with CL # 3 and BP # 1 (BP mode 1)

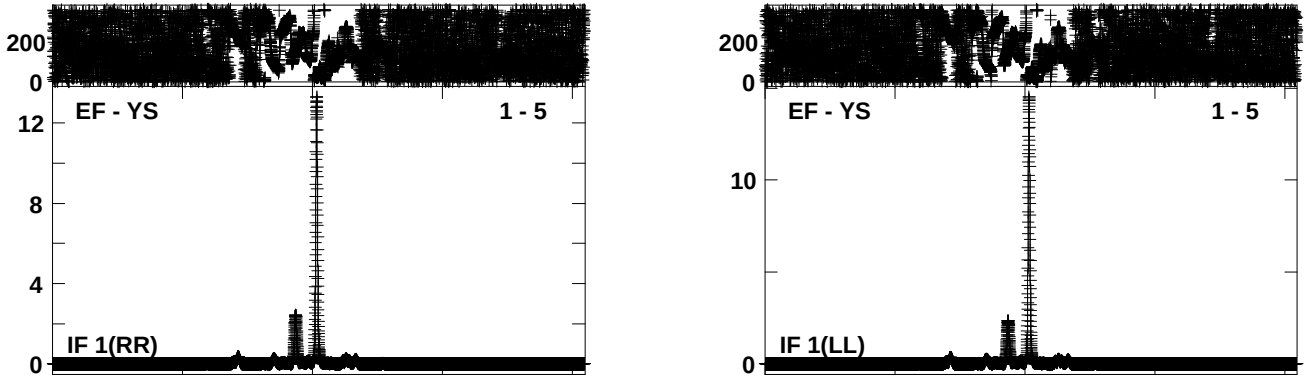

Lower frame: Kilo Ampl Jy Top frame: Phas deg
Vector averaged cross-power spectrum Several baselines displayed
Timerange: 00/15:21:56 to 00/15:22:50

Plot file version 31 created 04-JUL-2012 07:33:35
J0541-0541 EE008C 2.UVDATA.1
Freq = 22.2273 GHz, Bw = 8.000 MH Calibrated with CL # 3 and BP # 1 (BP mode 1)



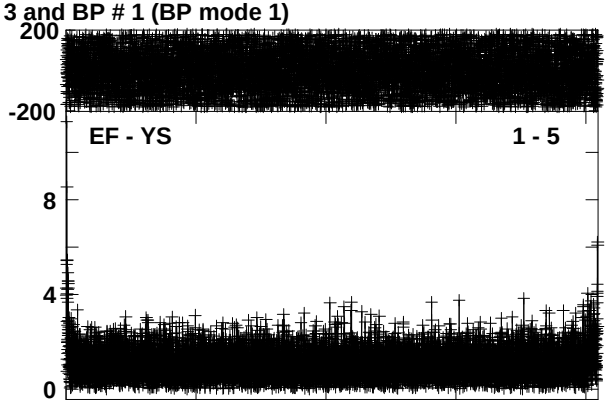

Lower frame: Ampl Jy Top frame: Phas deg
Vector averaged cross-power spectrum Several baselines displayed
Timerange: 00/15:22:56 to 00/15:23:50

Plot file version 32 created 04-JUL-2012 07:35:10
J0529-0519 EE008C 2.UVDATA.1
Freq = 22.2273 GHz, Bw = 8.000 MH Calibrated with CL # 3 and BP # 1 (BP mode 1)

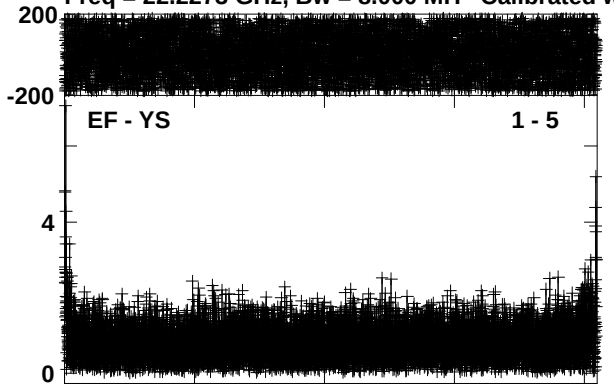

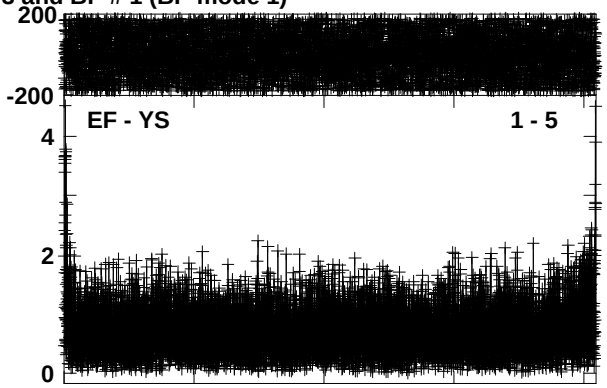

Lower frame: Ampl Jy Top frame: Phas deg
Vector averaged cross-power spectrum Several baselines displayed
Timerange: 00/15:24:36 to 00/15:25:35

Plot file version 33 created 04-JUL-2012 07:36:52
ORIKL1 EE008C 2.UVDATA.1
Freq = 22.2273 GHz, Bw = 8.000 MH Calibrated with CL # 3 and BP # 1 (BP mode 1)

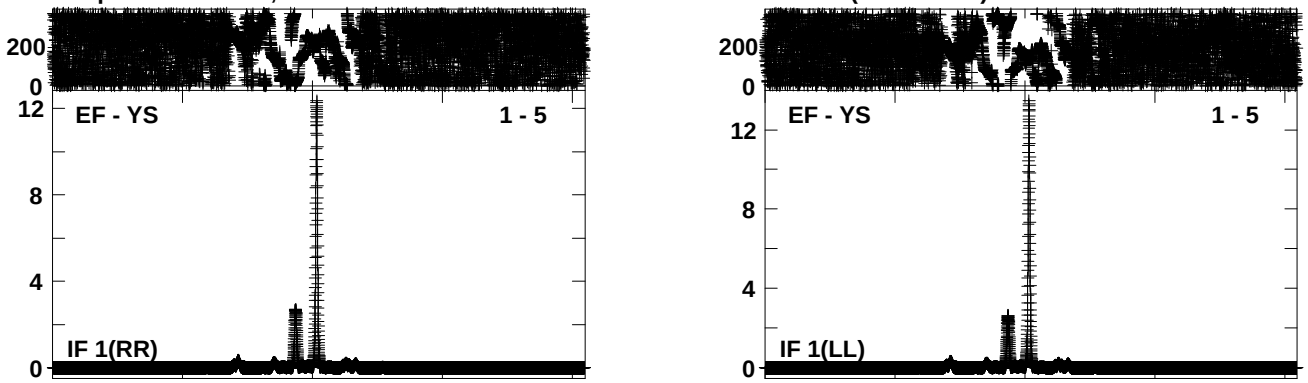

Lower frame: Kilo Ampl Jy Top frame: Phas deg
Vector averaged cross-power spectrum Several baselines displayed
Timerange: 00/15:25:39 to 00/15:26:35

Plot file version 34 created 04-JUL-2012 07:38:12
J0529-0519 EE008C 2.UVDATA.1
Freq = 22.2273 GHz, Bw = 8.000 MH Calibrated with CL # 3 and BP # 1 (BP mode 1)

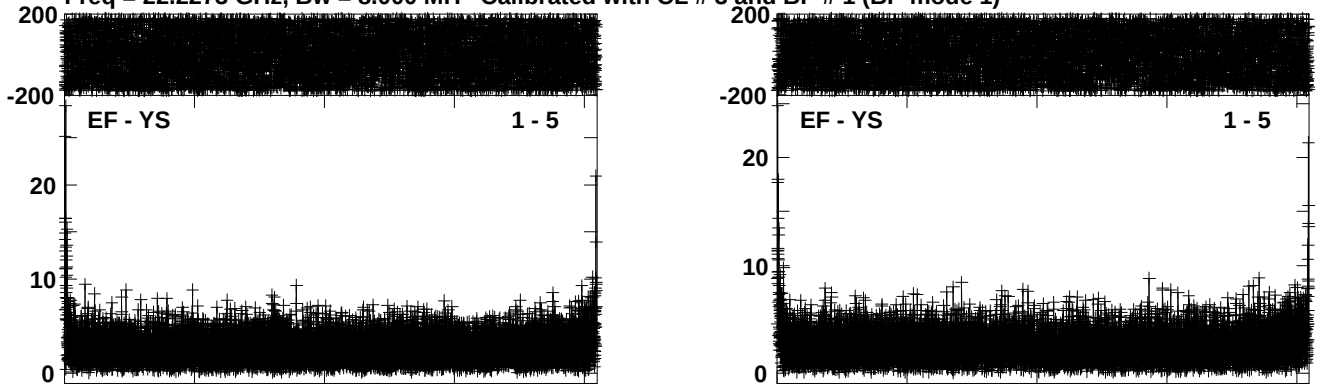

Lower frame: Ampl Jy Top frame: Phas deg
Vector averaged cross-power spectrum Several baselines displayed
Timerange: 00/15:26:39 to 00/15:27:35

Plot file version 35 created 04-JUL-2012 07:40:54
J0529-0519 EE008C 2.UVDATA.1
Freq = 22.2273 GHz, Bw = 8.000 MH Calibrated with CL # 3 and BP # 1 (BP mode 1)

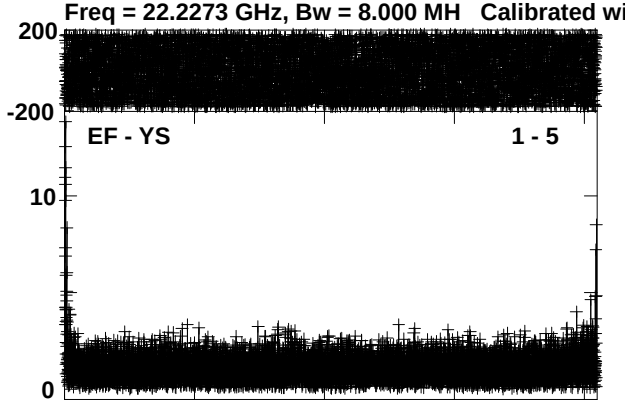

Lower frame: Ampl Jy Top frame: Phas deg
Vector averaged cross-power spectrum Several baselines displayed
Timerange: 00/15:28:40 to 00/15:29:35

Plot file version 36 created 04-JUL-2012 07:49:49
J0529-0519 EE008C 2.UVDATA.1
Freq = 22.2273 GHz, Bw = 8.000 MH Calibrated with CL # 3 and BP # 1 (BP mode 1)



Lower frame: Ampl Jy Top frame: Phas deg
Vector averaged cross-power spectrum Several baselines displayed
Timerange: 00/15:36:06 to 00/15:37:05

Plot file version 37 created 04-JUL-2012 07:51:18
ORIKL1 EE008C 2.UVDATA.1
Freq = 22.2273 GHz, Bw = 8.000 MH Calibrated with CL # 3 and BP # 1 (BP mode 1)

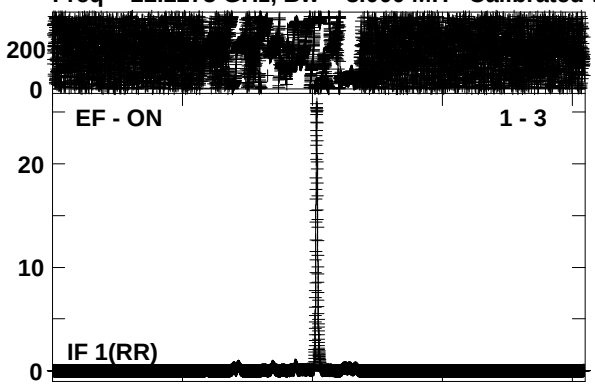

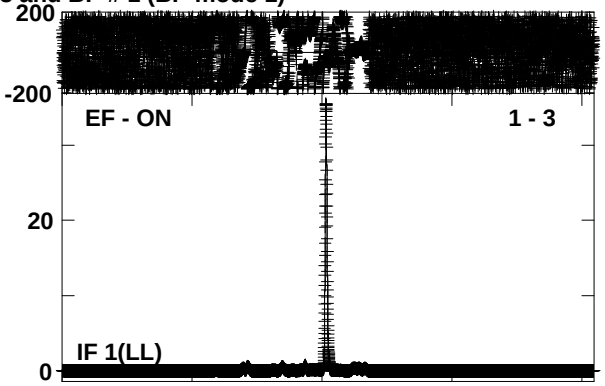

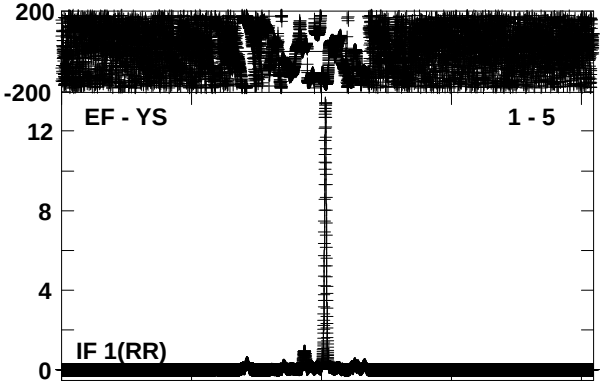

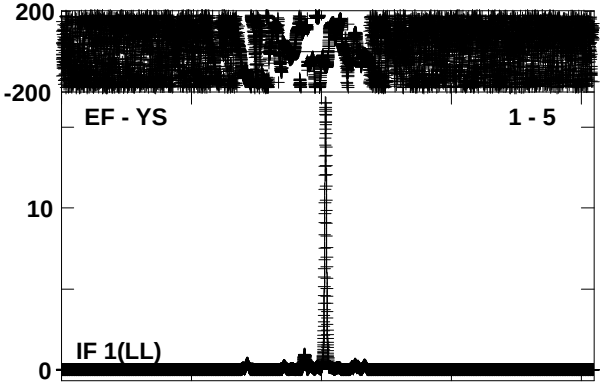

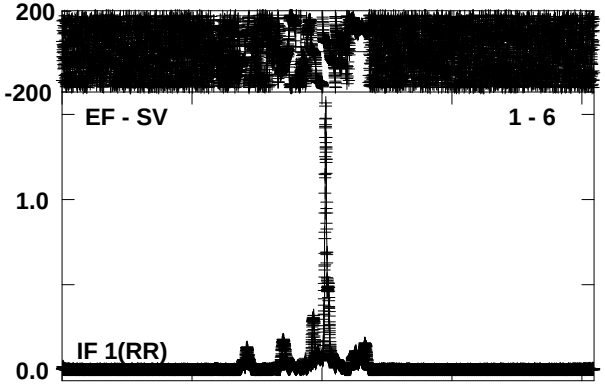

Lower frame: Kilo Ampl Jy Top frame: Phas deg
Vector averaged cross-power spectrum Several baselines displayed
Timerange: 00/15:37:09 to 00/15:38:05

Plot file version 38 created 04-JUL-2012 07:52:58
J0529-0519 EE008C 2.UVDATA.1
Freq = 22.2273 GHz, Bw = 8.000 MH Calibrated with CL # 3 and BP # 1 (BP mode 1)

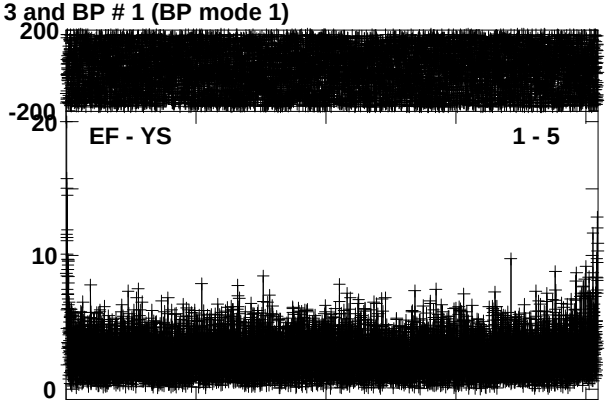

Lower frame: Ampl Jy Top frame: Phas deg
Vector averaged cross-power spectrum Several baselines displayed
Timerange: 00/15:38:10 to 00/15:39:05

Plot file version 39 created 04-JUL-2012 07:54:04
ORIKL1 EE008C 2.UVDATA.1
Freq = 22.2273 GHz, Bw = 8.000 MH Calibrated with CL # 3 and BP # 1 (BP mode 1)

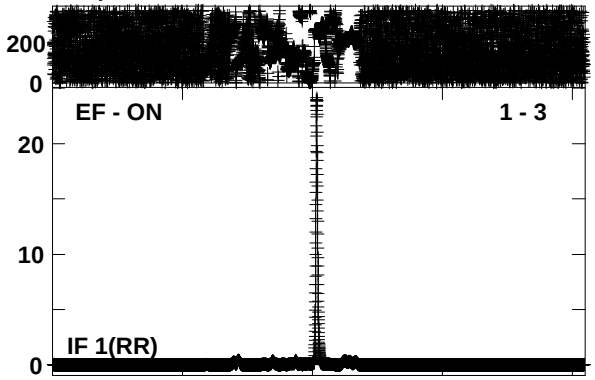

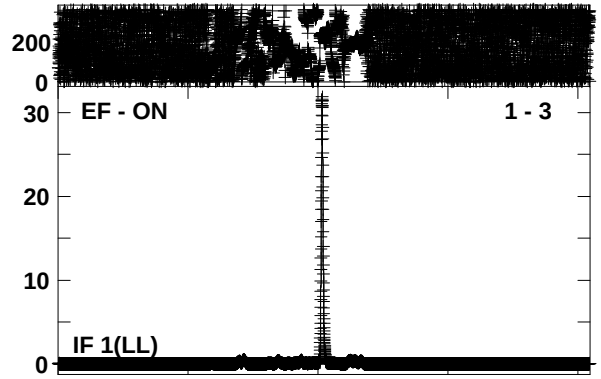

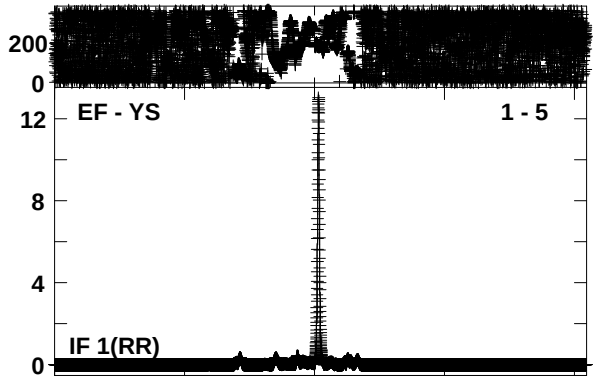

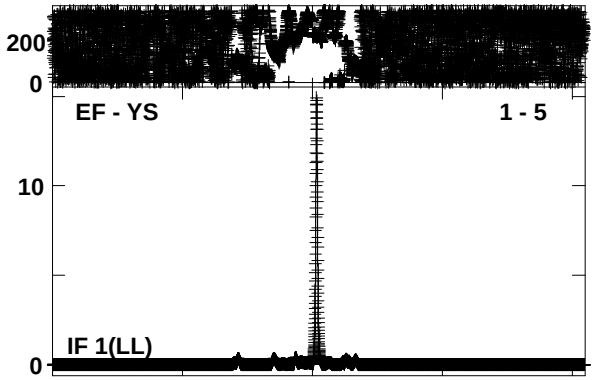

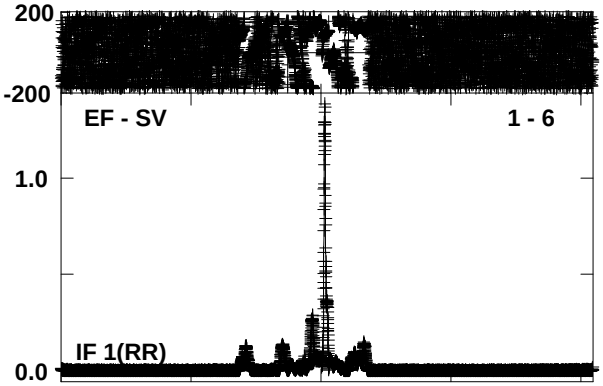

Lower frame: Kilo Ampl Jy Top frame: Phas deg
Vector averaged cross-power spectrum Several baselines displayed
Timerange: 00/15:39:10 to 00/15:40:05

Plot file version 40 created 04-JUL-2012 07:55:45
J0529-0519 EE008C 2.UVDATA.1
Freq = 22.2273 GHz, Bw = 8.000 MH Calibrated with CL # 3 and BP # 1 (BP mode 1)

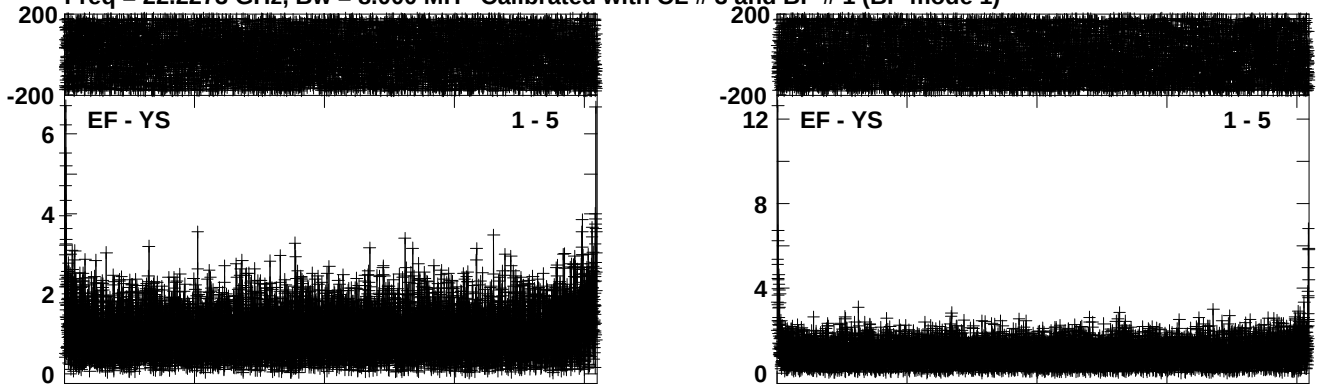

Lower frame: Ampl Jy Top frame: Phas deg
Vector averaged cross-power spectrum Several baselines displayed
Timerange: 00/15:40:10 to 00/15:41:05

Plot file version 41 created 04-JUL-2012 07:56:59
J0541-0541 EE008C 2.UVDATA.1
Freq = 22.2273 GHz, Bw = 8.000 MH Calibrated with CL # 3 and BP # 1 (BP mode 1)







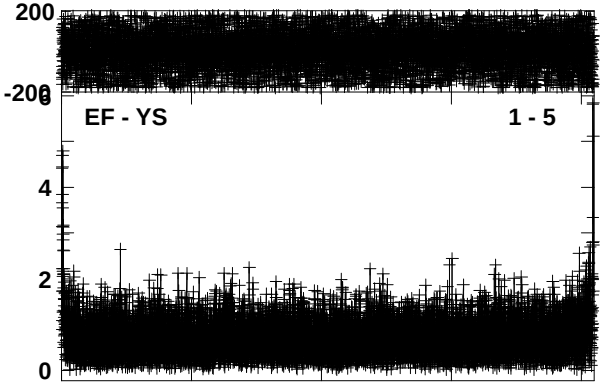



Lower frame: Ampl Jy Top frame: Phas deg
Vector averaged cross-power spectrum Several baselines displayed
Timerange: 00/15:41:51 to 00/15:42:50

Plot file version 42 created 04-JUL-2012 07:58:55
ORIKL1 EE008C 2.UVDATA.1
Freq = 22.2273 GHz, Bw = 8.000 MH Calibrated with CL # 3 and BP # 1 (BP mode 1)

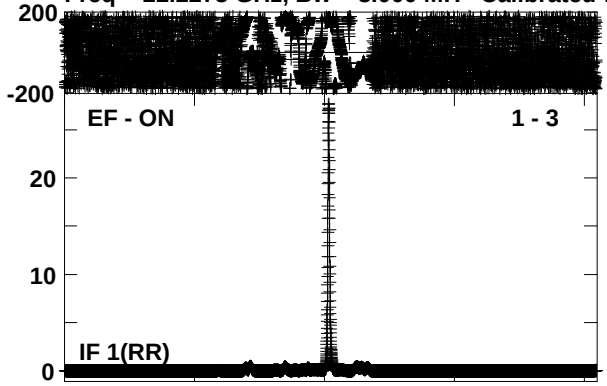

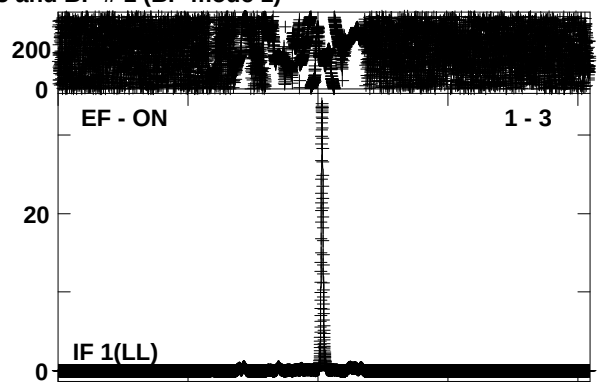

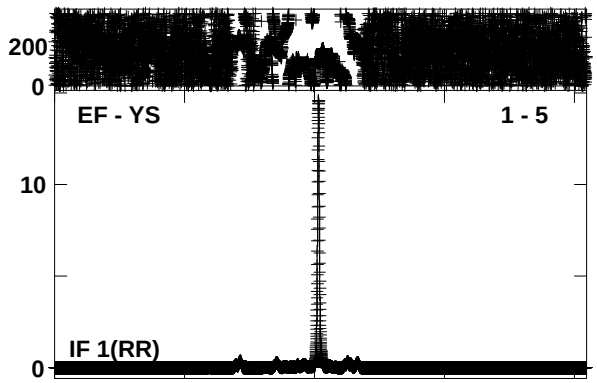

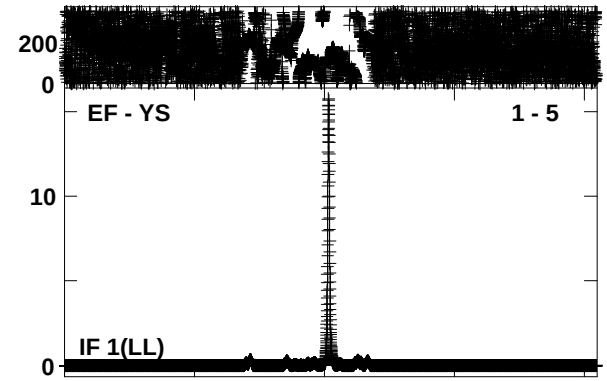

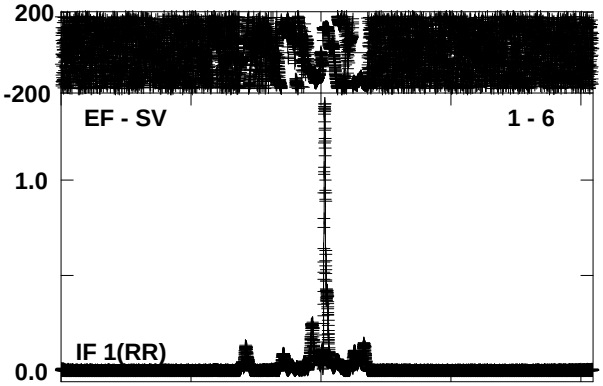

Lower frame: Kilo Ampl Jy Top frame: Phas deg
Vector averaged cross-power spectrum Several baselines displayed
Timerange: 00/15:42:55 to 00/15:43:50

Plot file version 43 created 04-JUL-2012 08:00:19
J0541-0541 EE008C 2.UVDATA.1
Freq = 22.2273 GHz, Bw = 8.000 MH Calibrated with CL # 3 and BP # 1 (BP mode 1)

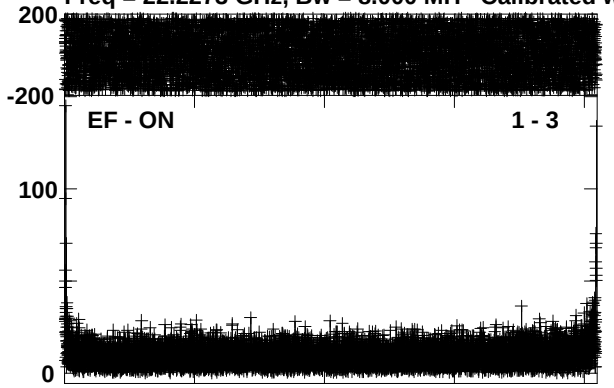



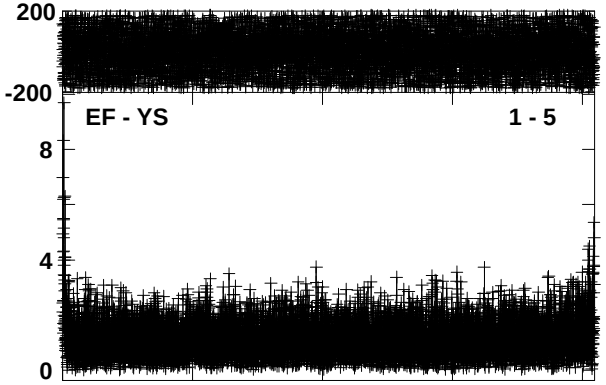

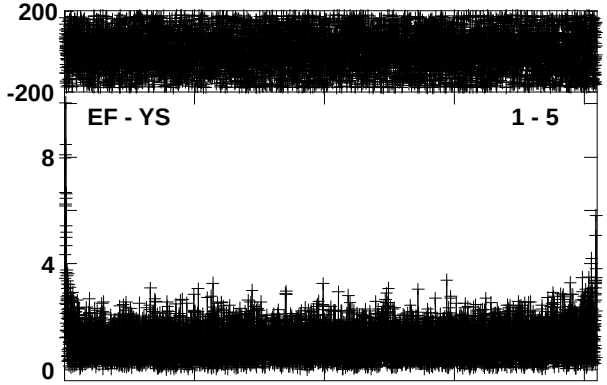



Lower frame: Ampl Jy Top frame: Phas deg
Vector averaged cross-power spectrum Several baselines displayed
Timerange: 00/15:43:56 to 00/15:44:50

Plot file version 44 created 04-JUL-2012 08:01:57
ORIKL1 EE008C 2.UVDATA.1
Freq = 22.2273 GHz, Bw = 8.000 MH Calibrated with CL # 3 and BP # 1 (BP mode 1)



Lower frame: Kilo Ampl Jy Top frame: Phas deg
Vector averaged cross-power spectrum Several baselines displayed
Timerange: 00/15:44:56 to 00/15:45:50

Plot file version 45 created 04-JUL-2012 08:03:02
J0541-0541 EE008C 2.UVDATA.1
Freq = 22.2273 GHz, Bw = 8.000 MH Calibrated with CL # 3 and BP # 1 (BP mode 1)

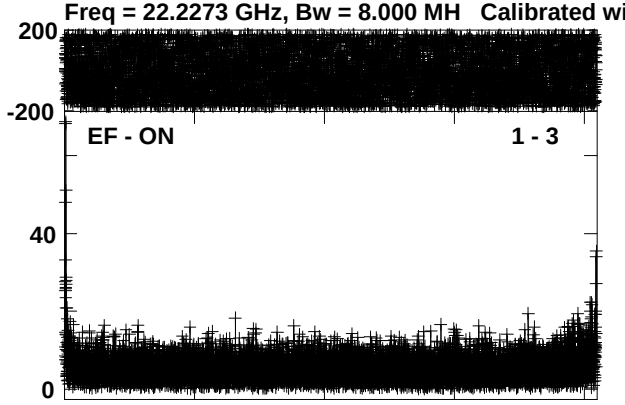





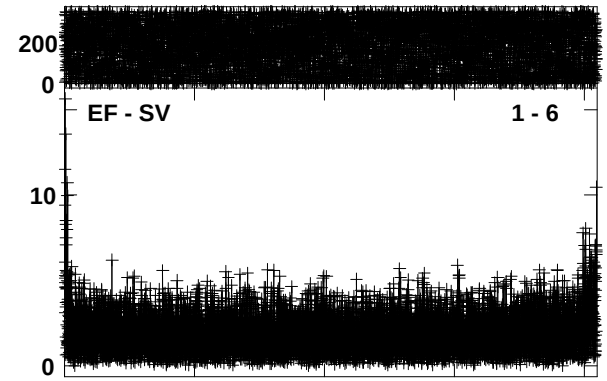

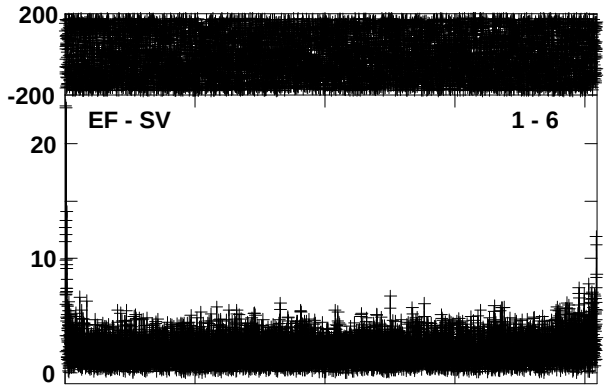

Lower frame: Ampl Jy Top frame: Phas deg
Vector averaged cross-power spectrum Several baselines displayed
Timerange: 00/15:45:56 to 00/15:46:50

Plot file version 46 created 04-JUL-2012 08:04:54
J0529-0519 EE008C 2.UVDATA.1
Freq = 22.2273 GHz, Bw = 8.000 MH Calibrated with CL # 3 and BP # 1 (BP mode 1)



Lower frame: Ampl Jy Top frame: Phas deg
Vector averaged cross-power spectrum Several baselines displayed
Timerange: 00/15:47:36 to 00/15:48:35

Plot file version 47 created 04-JUL-2012 08:06:21
ORIKL1 EE008C 2.UVDATA.1
Freq = 22.2273 GHz, Bw = 8.000 MH Calibrated with CL # 3 and BP # 1 (BP mode 1)

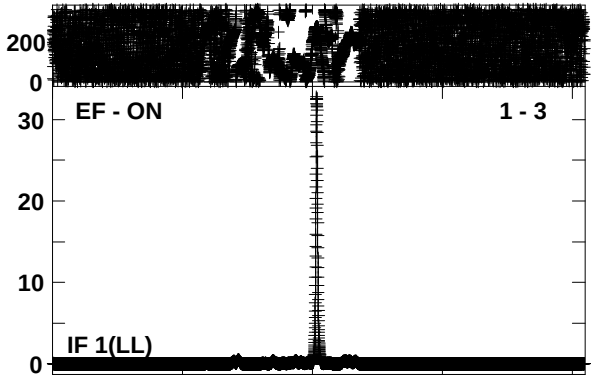

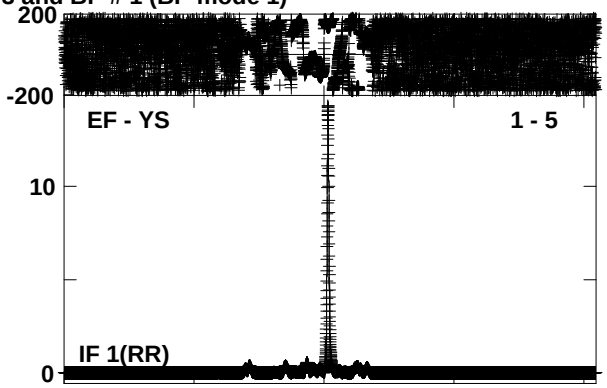

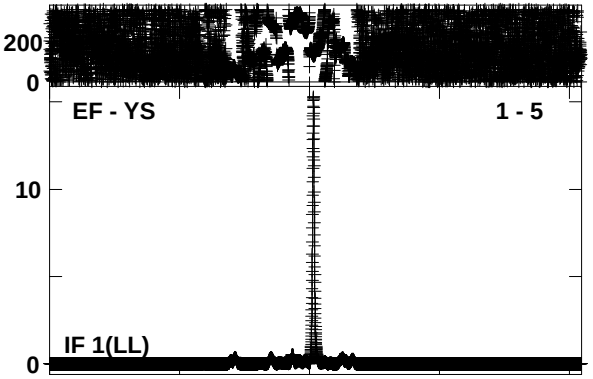

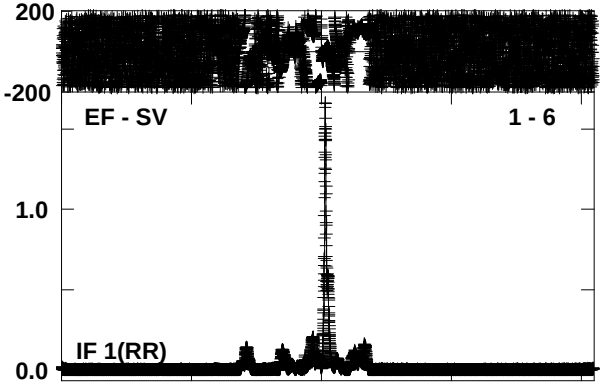

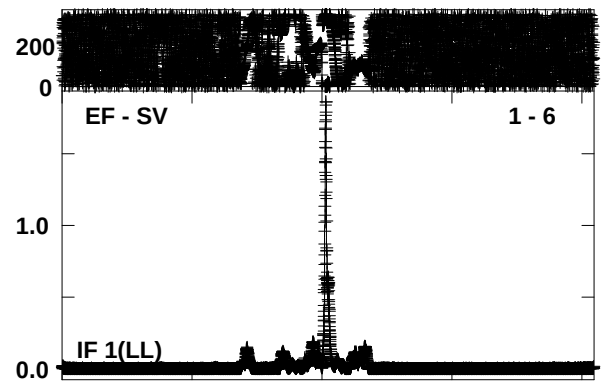

Lower frame: Kilo Ampl Jy Top frame: Phas deg
Vector averaged cross-power spectrum Several baselines displayed
Timerange: 00/15:48:39 to 00/15:49:35

Plot file version 48 created 04-JUL-2012 08:08:01
J0529-0519 EE008C 2.UVDATA.1
Freq = 22.2273 GHz, Bw = 8.000 MH Calibrated with CL # 3 and BP # 1 (BP mode 1)





Lower frame: Ampl Jy Top frame: Phas deg
Vector averaged cross-power spectrum Several baselines displayed
Timerange: 00/15:49:39 to 00/15:50:35

Plot file version 49 created 04-JUL-2012 08:09:07
ORIKL1 EE008C 2.UVDATA.1
Freq = 22.2273 GHz, Bw = 8.000 MH Calibrated with CL # 3 and BP # 1 (BP mode 1)

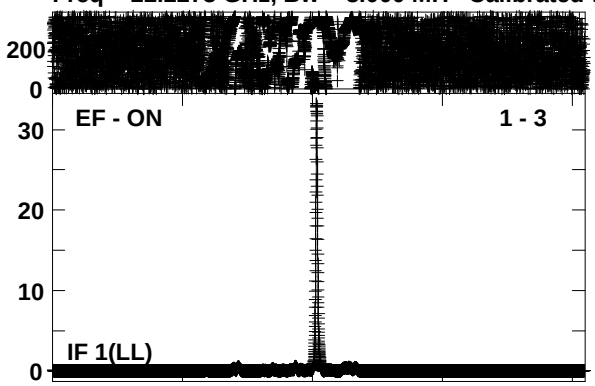

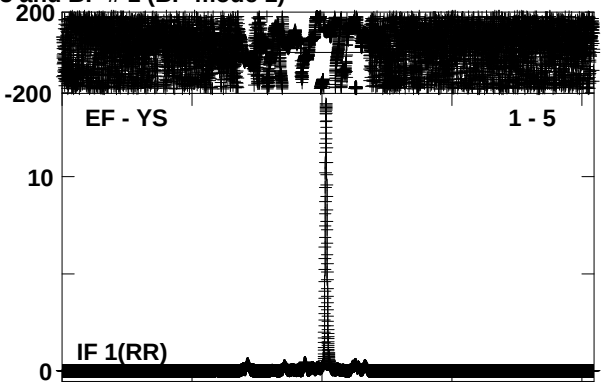

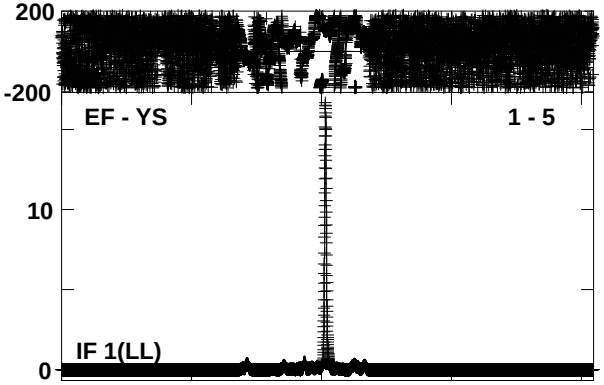

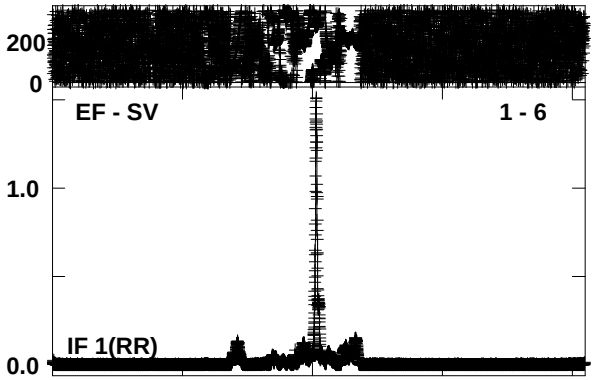

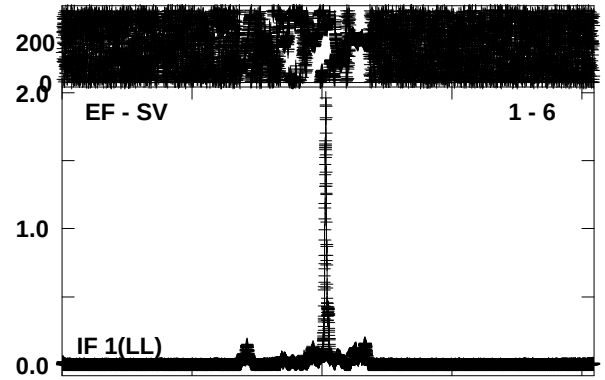

Lower frame: Kilo Ampl Jy Top frame: Phas deg
Vector averaged cross-power spectrum Several baselines displayed
Timerange: 00/15:50:40 to 00/15:51:35

Plot file version 50 created 04-JUL-2012 08:10:48
J0529-0519 EE008C 2.UVDATA.1
Freq = 22.2273 GHz, Bw = 8.000 MH Calibrated with CL # 3 and BP # 1 (BP mode 1)

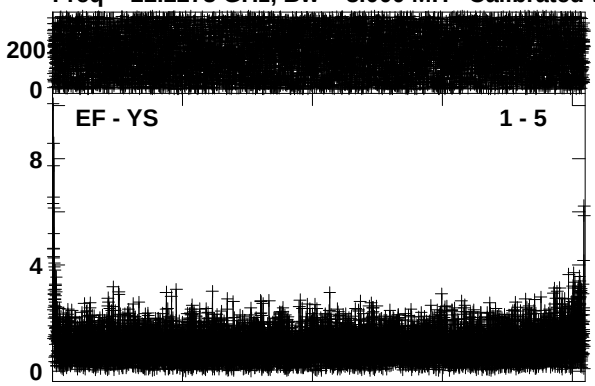

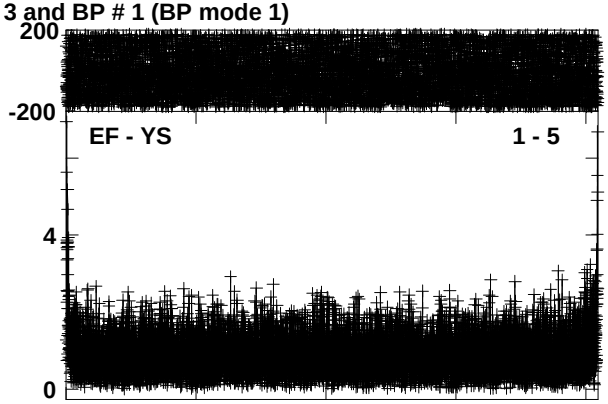

Lower frame: Ampl Jy Top frame: Phas deg
Vector averaged cross-power spectrum Several baselines displayed
Timerange: 00/15:51:40 to 00/15:52:35

Plot file version 51 created 04-JUL-2012 08:12:08
J0541-0541 EE008C 2.UVDATA.1
Freq = 22.2273 GHz, Bw = 8.000 MH Calibrated with CL # 3 and BP # 1 (BP mode 1)

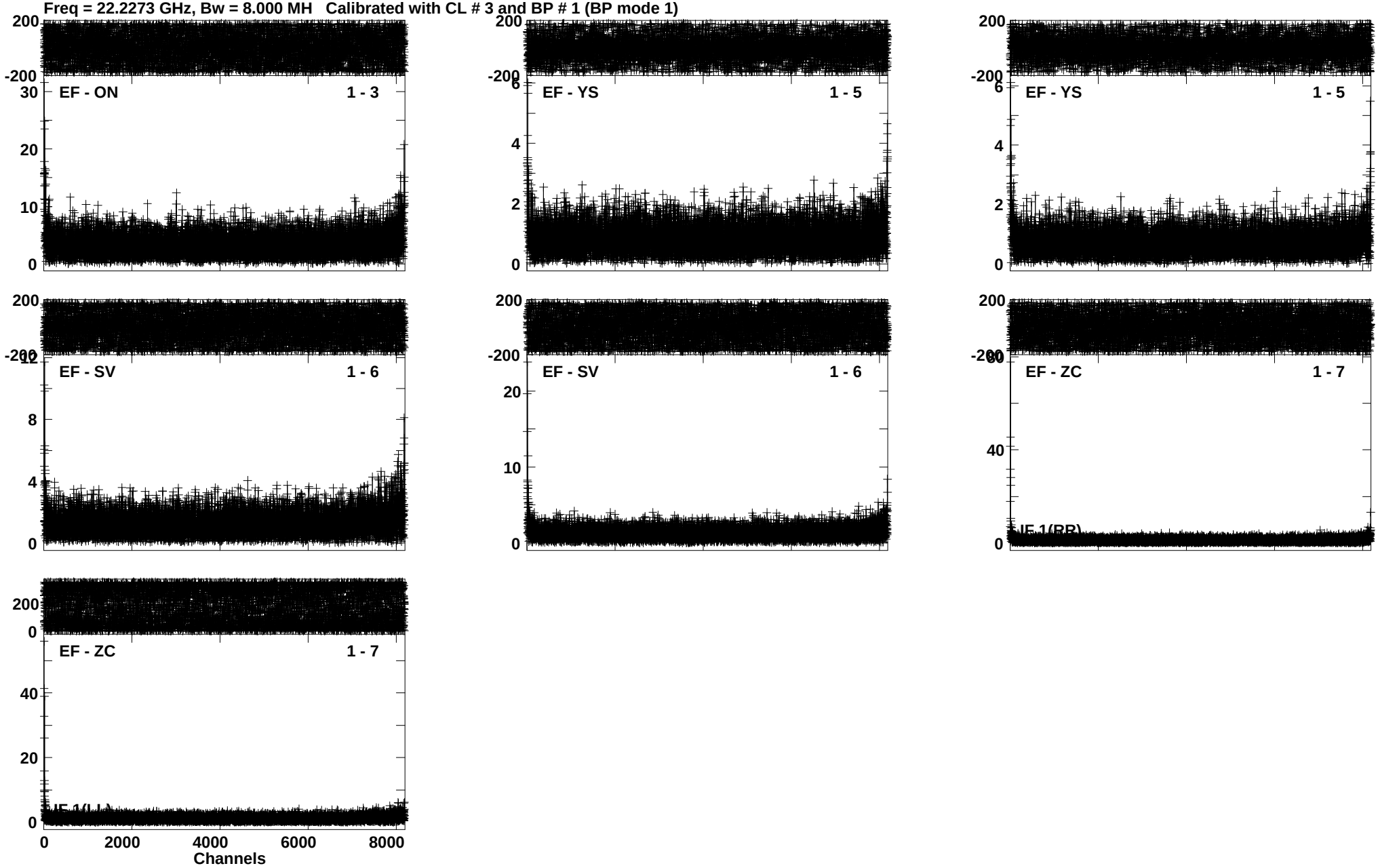

Lower frame: Ampl Jy Top frame: Phas deg
Vector averaged cross-power spectrum Several baselines displayed
Timerange: 00/15:53:21 to 00/15:54:20

Plot file version 52 created 04-JUL-2012 08:14:32
ORIKL1 EE008C 2.UVDATA.1
Freq = 22.2273 GHz, Bw = 8.000 MH Calibrated with CL # 3 and BP # 1 (BP mode 1)

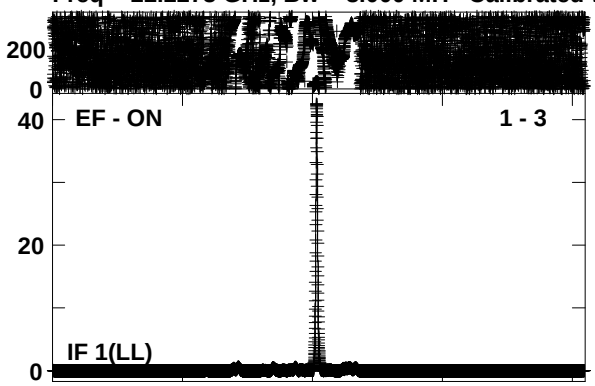

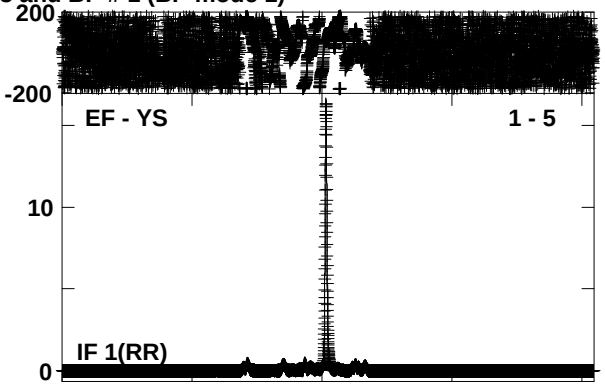

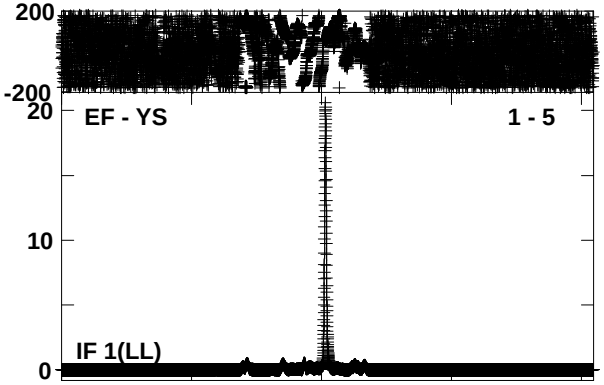

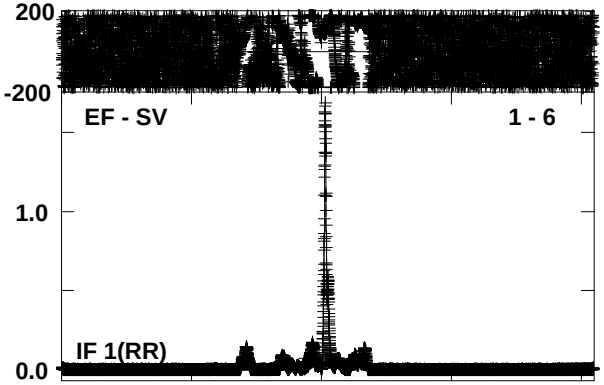

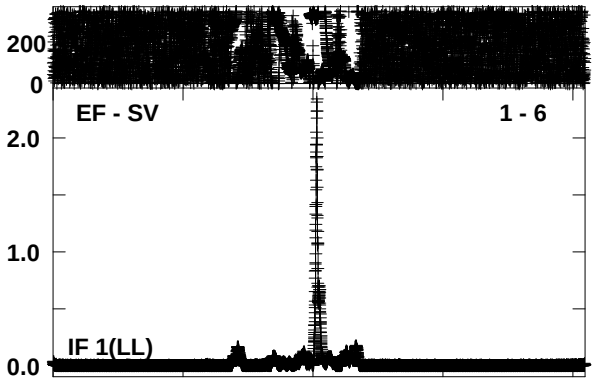

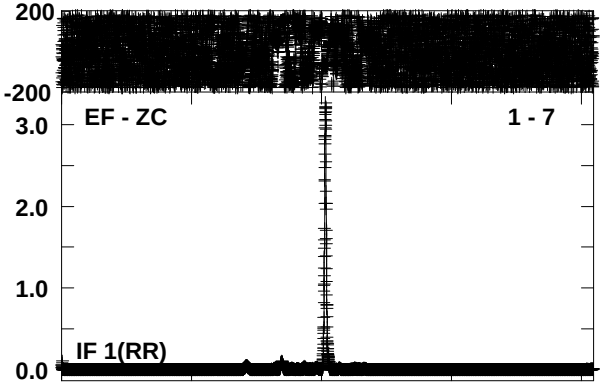

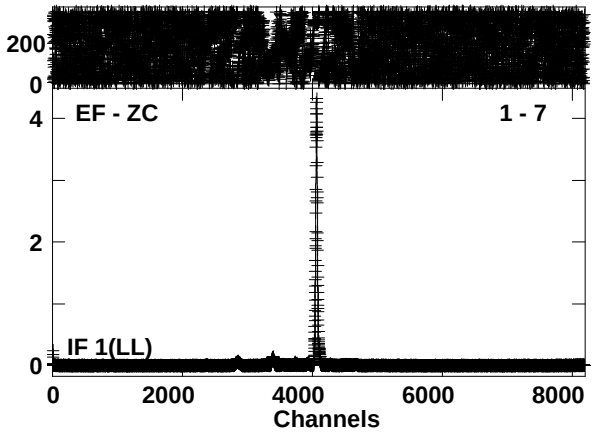

Lower frame: Kilo Ampl Jy Top frame: Phas deg
Vector averaged cross-power spectrum Several baselines displayed
Timerange: 00/15:54:25 to 00/15:55:20

Plot file version 53 created 04-JUL-2012 08:16:17
J0541-0541 EE008C 2.UVDATA.1
Freq = 22.2273 GHz, Bw = 8.000 MH Calibrated with CL # 3 and BP # 1 (BP mode 1)

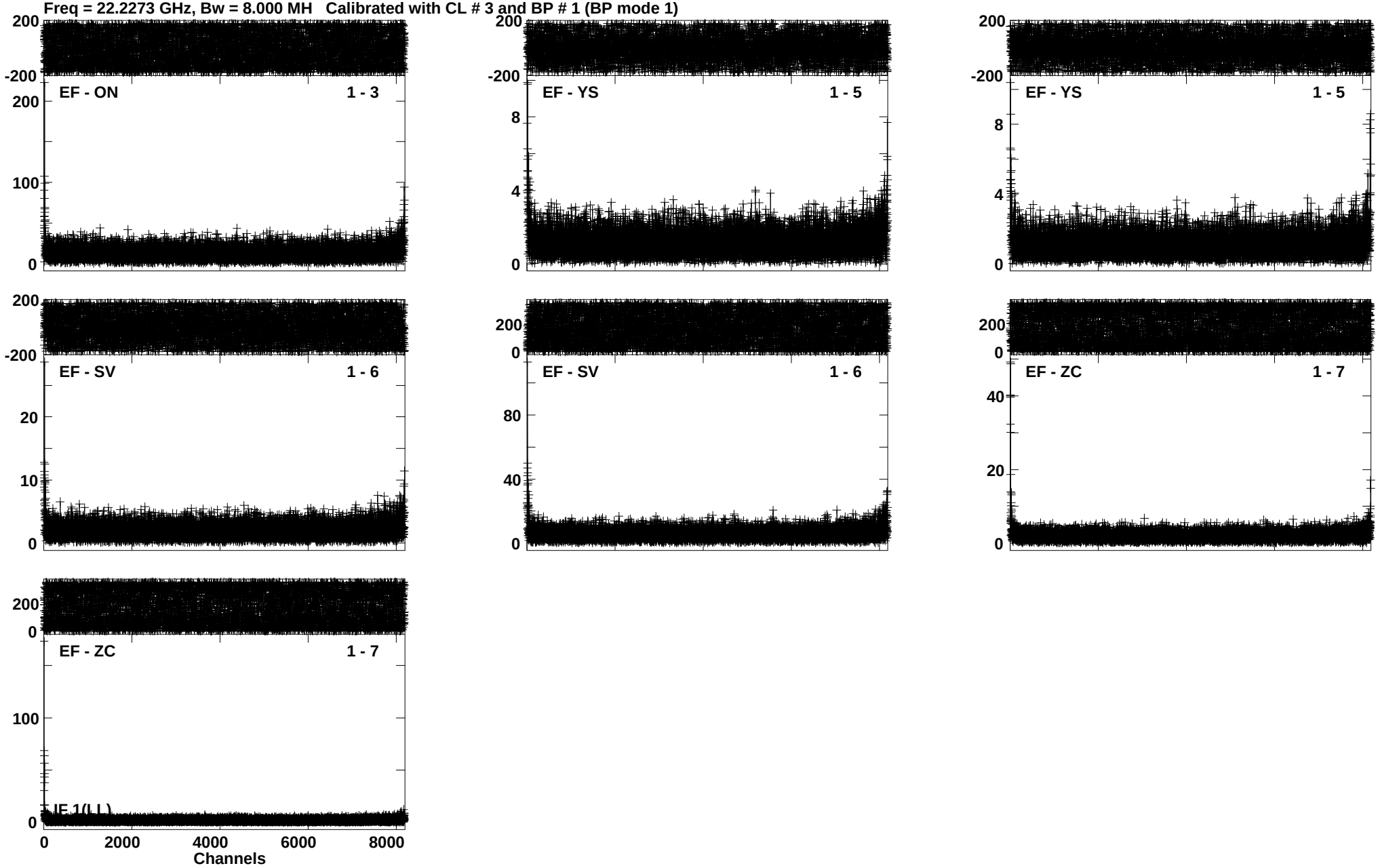

Lower frame: Ampl Jy Top frame: Phas deg
Vector averaged cross-power spectrum Several baselines displayed
Timerange: 00/15:55:26 to 00/15:56:20

Plot file version 54 created 04-JUL-2012 08:18:21
ORIKL1 EE008C 2.UVDATA.1
Freq = 22.2273 GHz, Bw = 8.000 MH Calibrated with CL # 3 and BP # 1 (BP mode 1)

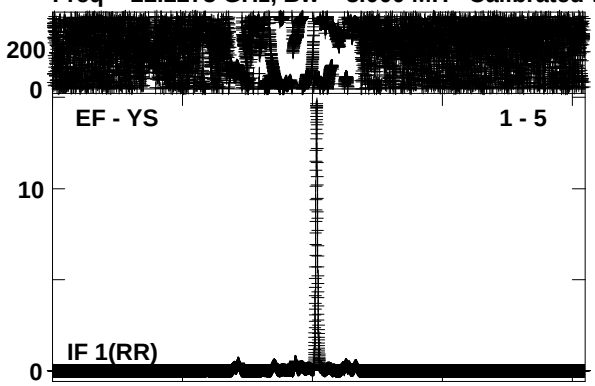

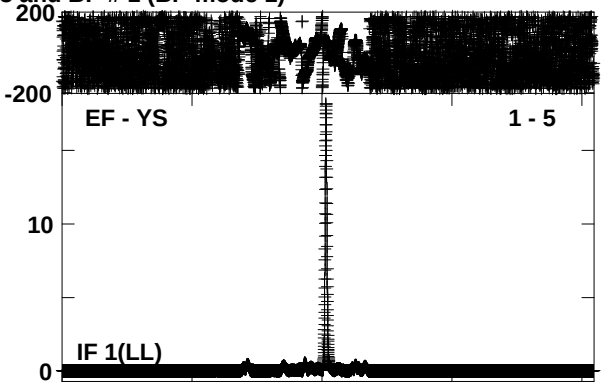

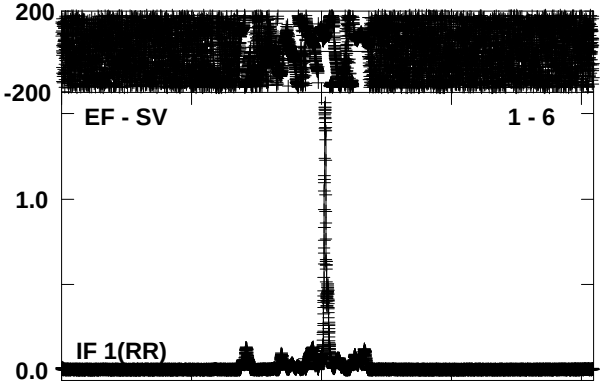

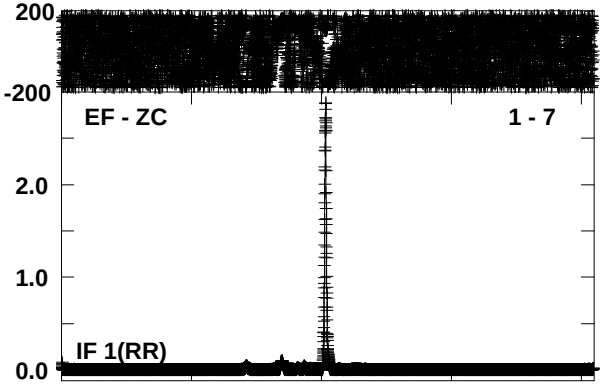

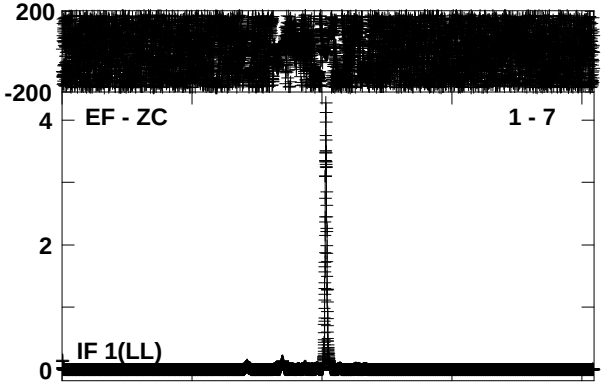

Lower frame: Kilo Ampl Jy Top frame: Phas deg
Vector averaged cross-power spectrum Several baselines displayed
Timerange: 00/15:56:26 to 00/15:57:20

Plot file version 55 created 04-JUL-2012 08:19:45
J0541-0541 EE008C 2.UVDATA.1
Freq = 22.2273 GHz, Bw = 8.000 MH Calibrated with CL # 3 and BP # 1 (BP mode 1)

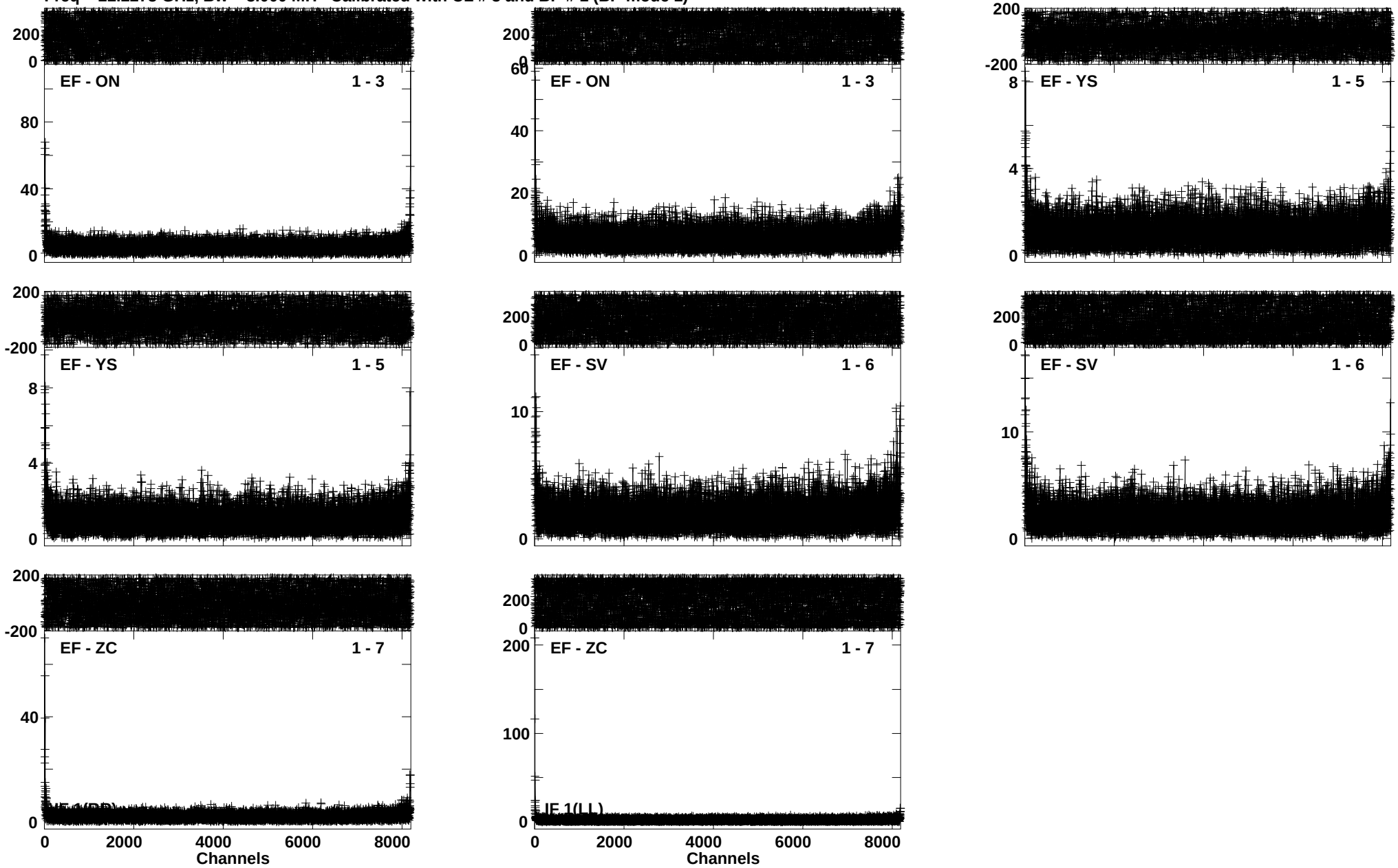

Lower frame: Ampl Jy Top frame: Phas deg
Vector averaged cross-power spectrum Several baselines displayed
Timerange: 00/15:57:26 to 00/15:58:20

Plot file version 56 created 04-JUL-2012 08:22:05
J0529-0519 EE008C 2.UVDATA.1
Freq = 22.2273 GHz, Bw = 8.000 MH Calibrated with CL # 3 and BP # 1 (BP mode 1)

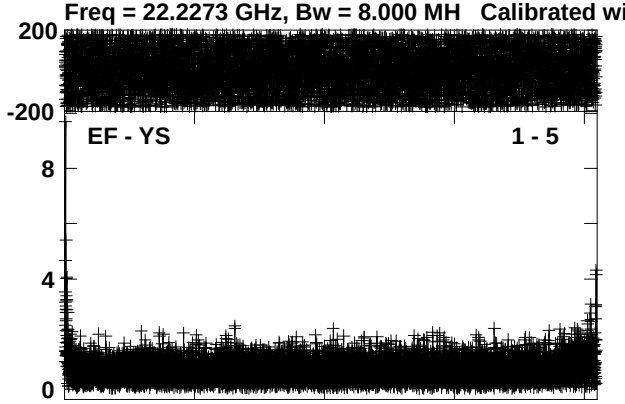



Lower frame: Ampl Jy Top frame: Phas deg
Vector averaged cross-power spectrum Several baselines displayed
Timerange: 00/15:59:06 to 00/16:00:05

Plot file version 57 created 04-JUL-2012 08:23:55
ORIKL1 EE008C 2.UVDATA.1
Freq = 22.2273 GHz, Bw = 8.000 MH Calibrated with CL # 3 and BP # 1 (BP mode 1)

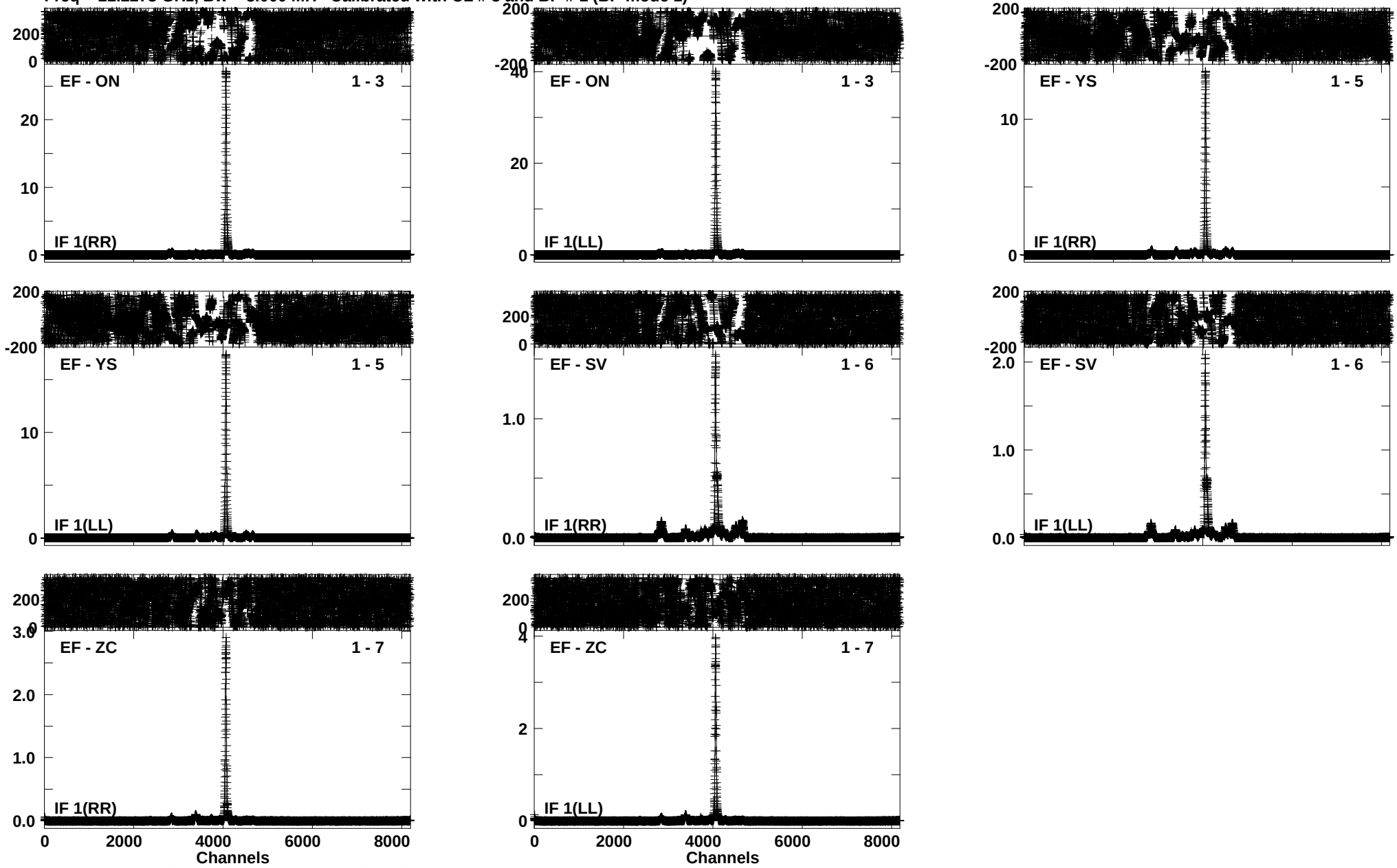

Lower frame: Kilo Ampl Jy Top frame: Phas deg
Vector averaged cross-power spectrum Several baselines displayed
Timerange: 00/16:00:09 to 00/16:01:05

Plot file version 58 created 04-JUL-2012 08:26:00
J0529-0519 EE008C 2.UVDATA.1
Freq = 22.2273 GHz, Bw = 8.000 MH Calibrated with CL # 3 and BP # 1 (BP mode 1)

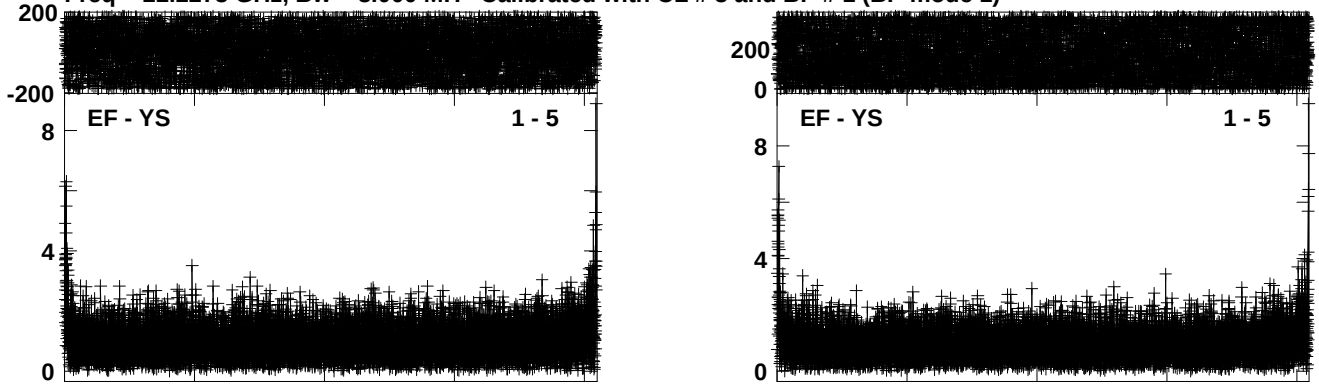

Lower frame: Ampl Jy Top frame: Phas deg
Vector averaged cross-power spectrum Several baselines displayed
Timerange: 00/16:01:10 to 00/16:02:05

Plot file version 59 created 04-JUL-2012 08:27:23
ORIKL1 EE008C 2.UVDATA.1
Freq = 22.2273 GHz, Bw = 8.000 MH Calibrated with CL # 3 and BP # 1 (BP mode 1)

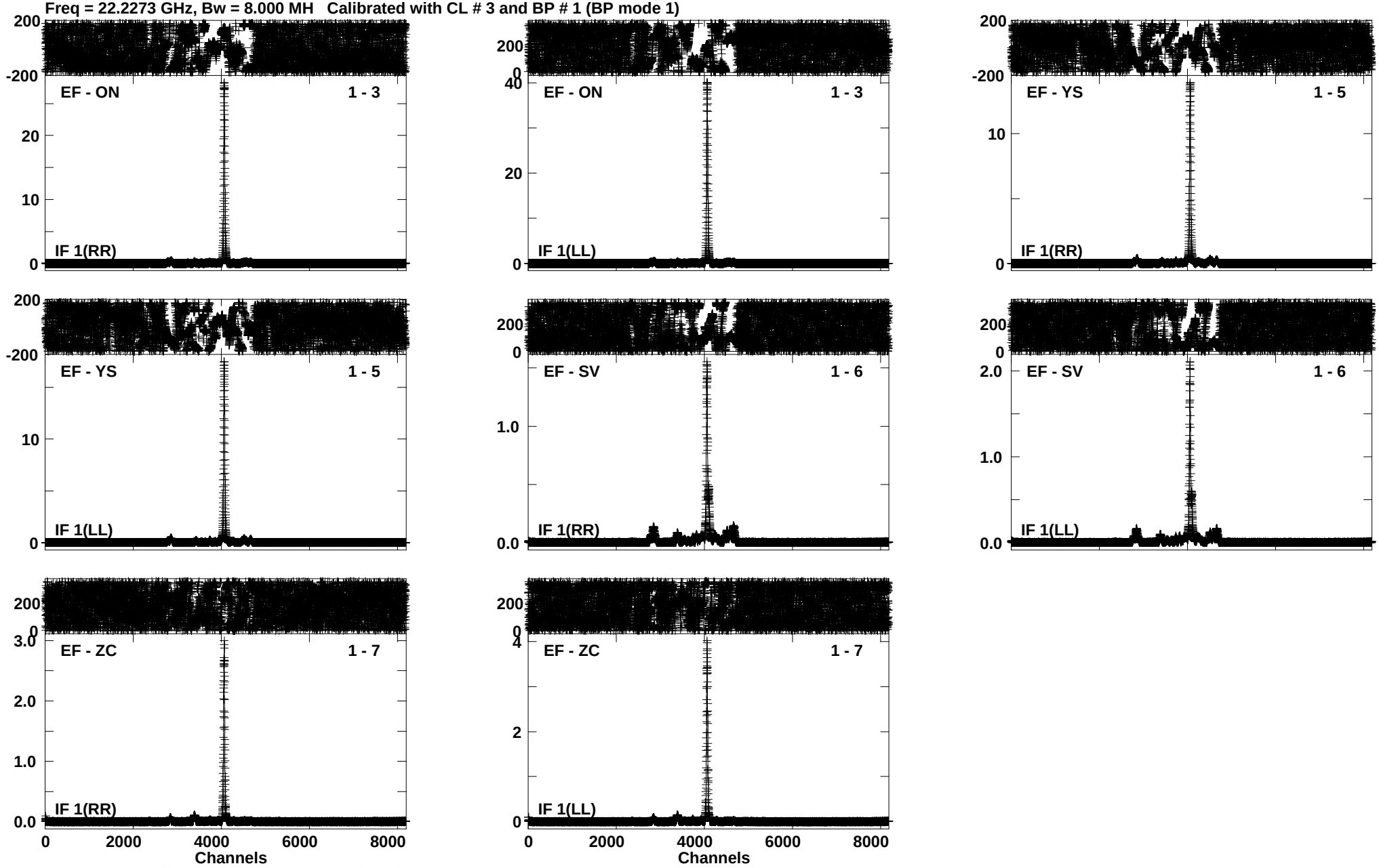

Lower frame: Kilo Ampl Jy Top frame: Phas deg
Vector averaged cross-power spectrum Several baselines displayed
Timerange: 00/16:02:10 to 00/16:03:05

Plot file version 60 created 04-JUL-2012 08:29:29
J0529-0519 EE008C 2.UVDATA.1
Freq = 22.2273 GHz, Bw = 8.000 MH Calibrated with CL # 3 and BP # 1 (BP mode 1)

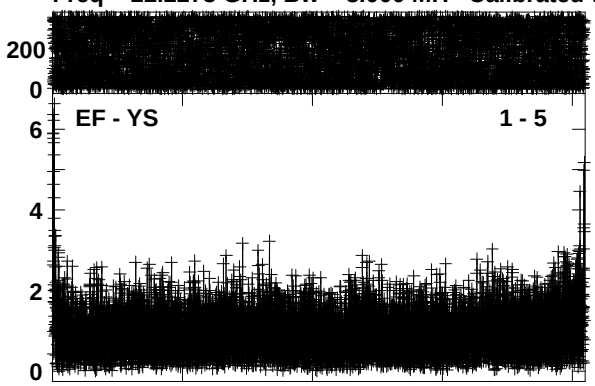

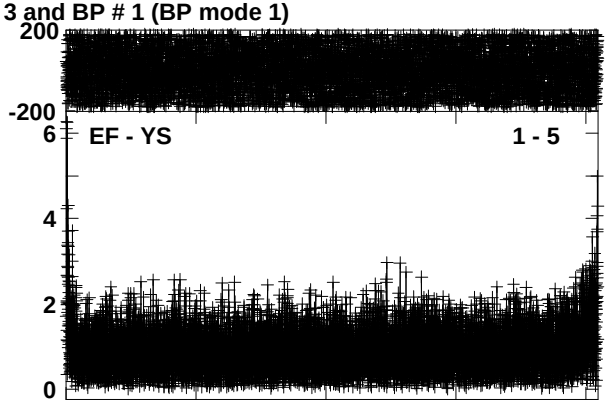

Lower frame: Ampl Jy Top frame: Phas deg
Vector averaged cross-power spectrum Several baselines displayed
Timerange: 00/16:03:10 to 00/16:04:05

Plot file version 61 created 04-JUL-2012 08:31:03
J0541-0541 EE008C 2.UVDATA.1
Freq = 22.2273 GHz, Bw = 8.000 MH Calibrated with CL # 3 and BP # 1 (BP mode 1)

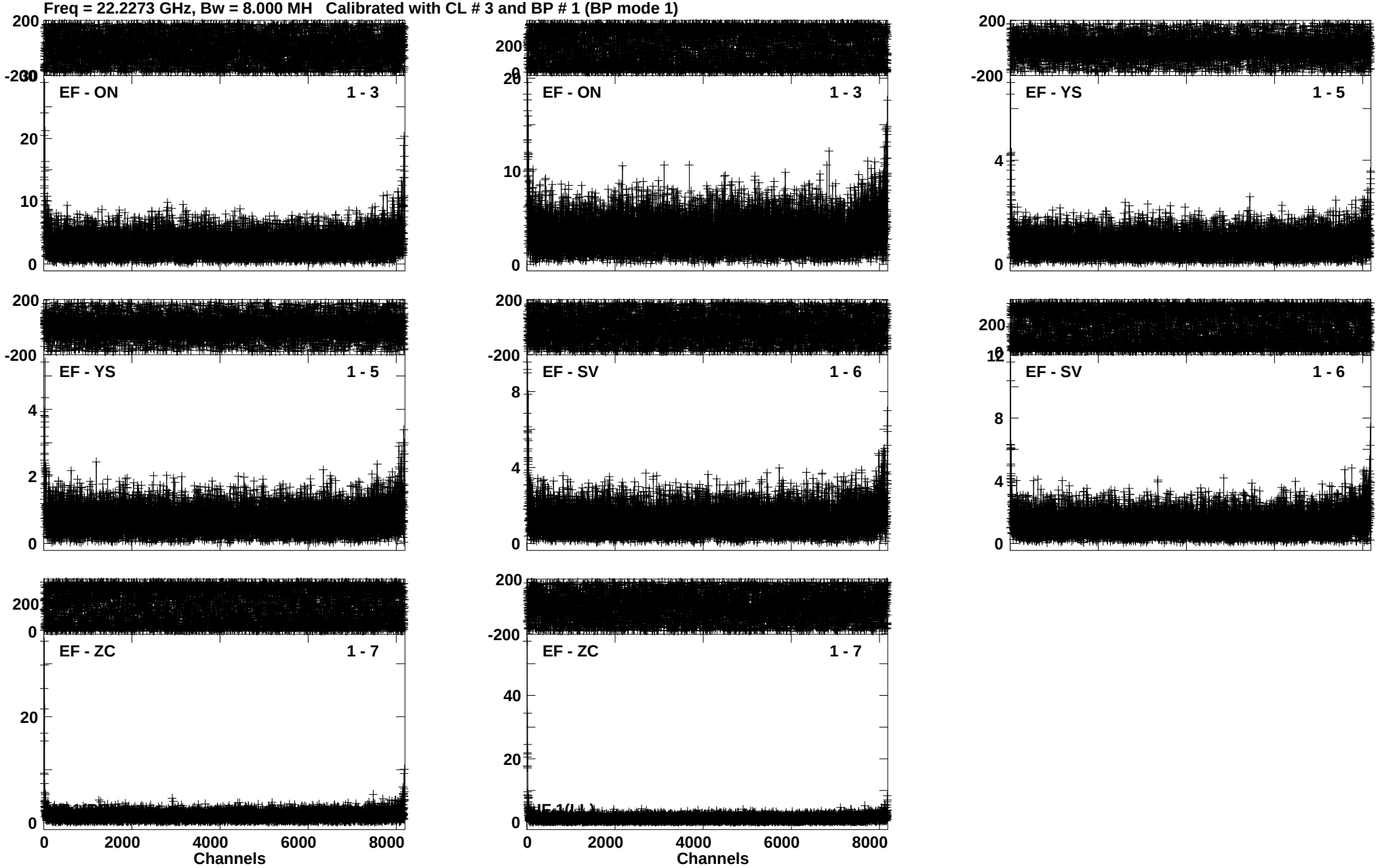

Lower frame: Ampl Jy Top frame: Phas deg
Vector averaged cross-power spectrum Several baselines displayed
Timerange: 00/16:04:51 to 00/16:05:50

Plot file version 62 created 04-JUL-2012 08:33:29
ORIKL1 EE008C 2.UVDATA.1
Freq = 22.2273 GHz, Bw = 8.000 MH Calibrated with CL # 3 and BP # 1 (BP mode 1)

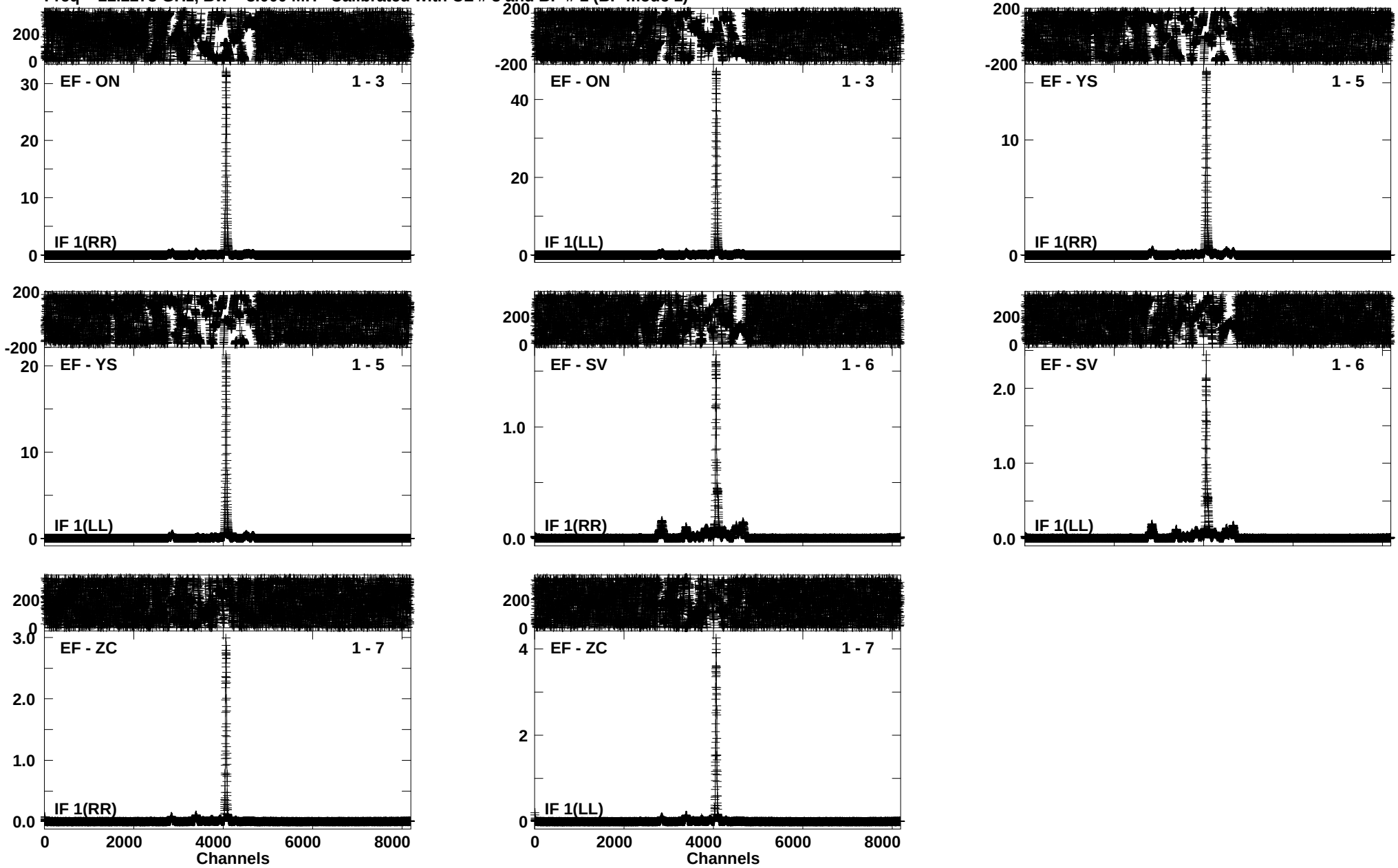

Lower frame: Kilo Ampl Jy Top frame: Phas deg
Vector averaged cross-power spectrum Several baselines displayed
Timerange: 00/16:05:55 to 00/16:06:50

Plot file version 63 created 04-JUL-2012 08:35:14
J0541-0541 EE008C 2.UVDATA.1
Freq = 22.2273 GHz, Bw = 8.000 MH Calibrated with CL # 3 and BP # 1 (BP mode 1)

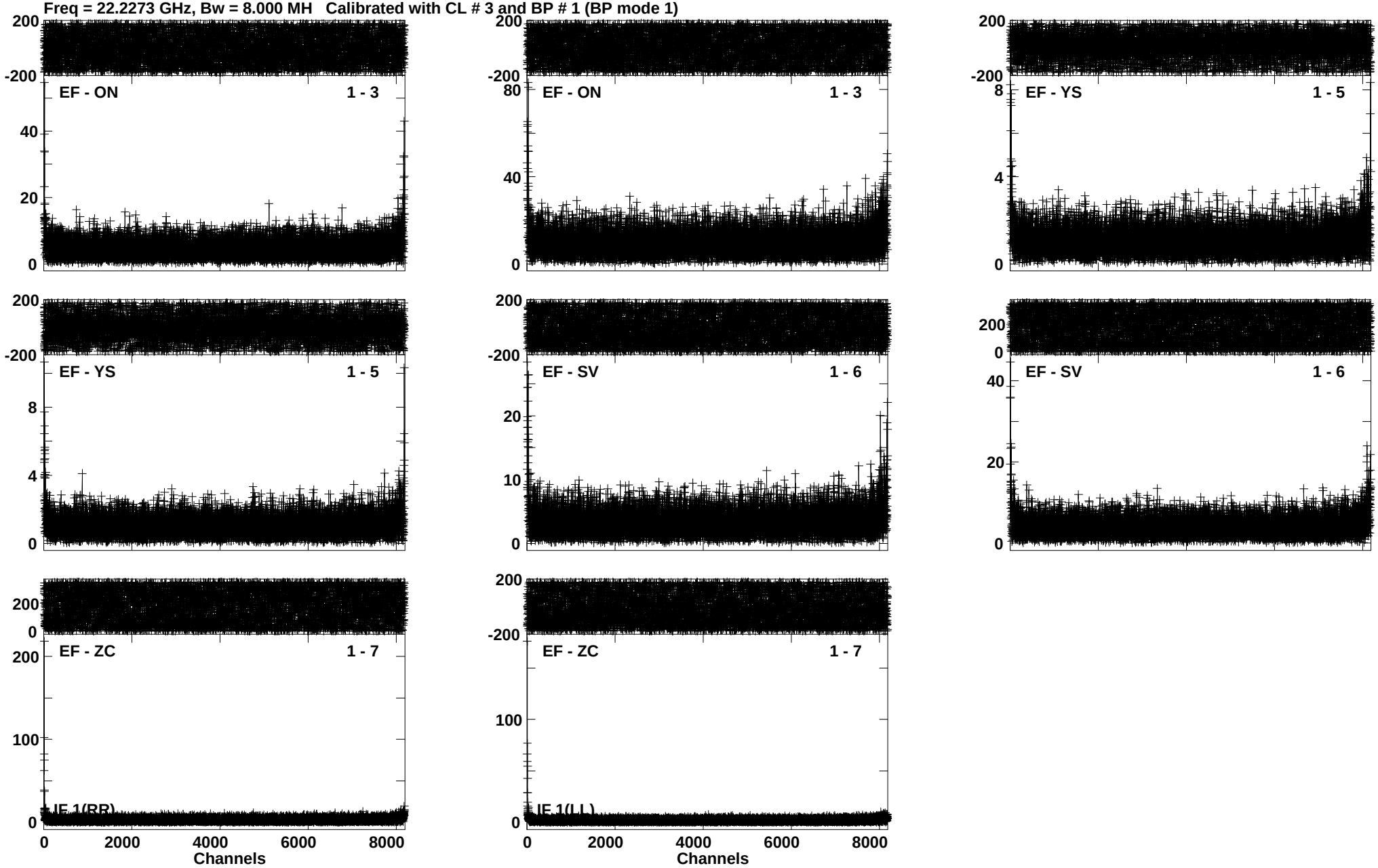

Lower frame: Ampl Jy Top frame: Phas deg
Vector averaged cross-power spectrum Several baselines displayed
Timerange: 00/16:06:55 to 00/16:07:50

Plot file version 64 created 04-JUL-2012 08:36:57
ORIKL1 EE008C 2.UVDATA.1
Freq = 22.2273 GHz, Bw = 8.000 MH Calibrated with CL # 3 and BP # 1 (BP mode 1)

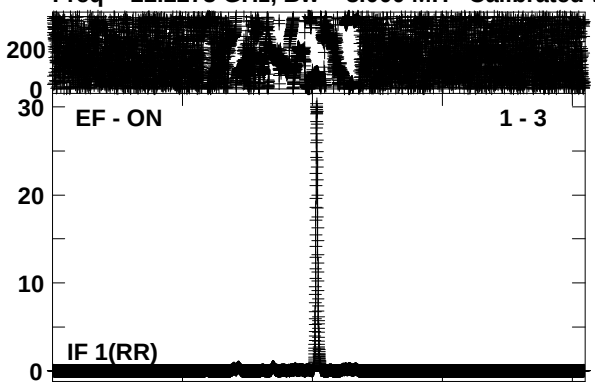

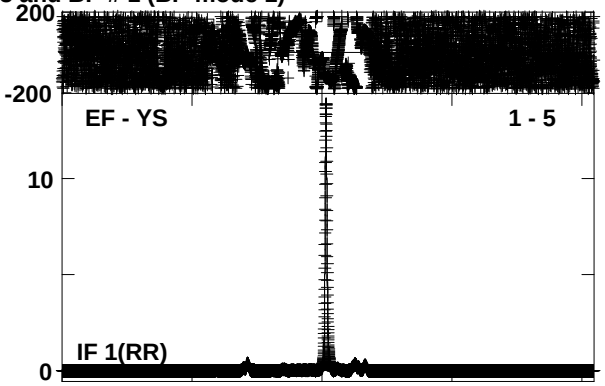

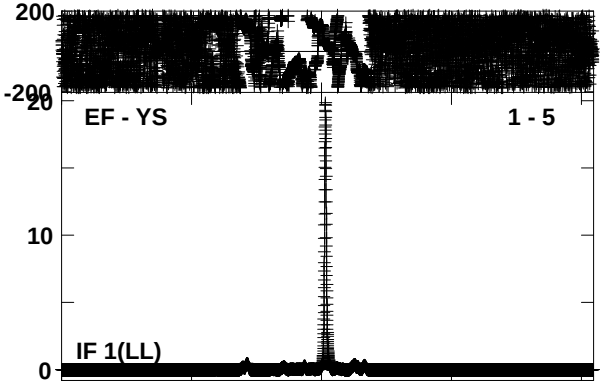

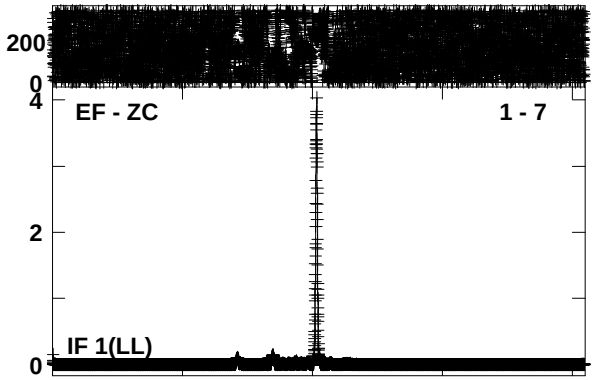

Lower frame: Kilo Ampl Jy Top frame: Phas deg
Vector averaged cross-power spectrum Several baselines displayed
Timerange: 00/16:07:55 to 00/16:08:50

Plot file version 65 created 04-JUL-2012 08:38:41
J0541-0541 EE008C 2.UVDATA.1
Freq = 22.2273 GHz, Bw = 8.000 MH Calibrated with CL # 3 and BP # 1 (BP mode 1)

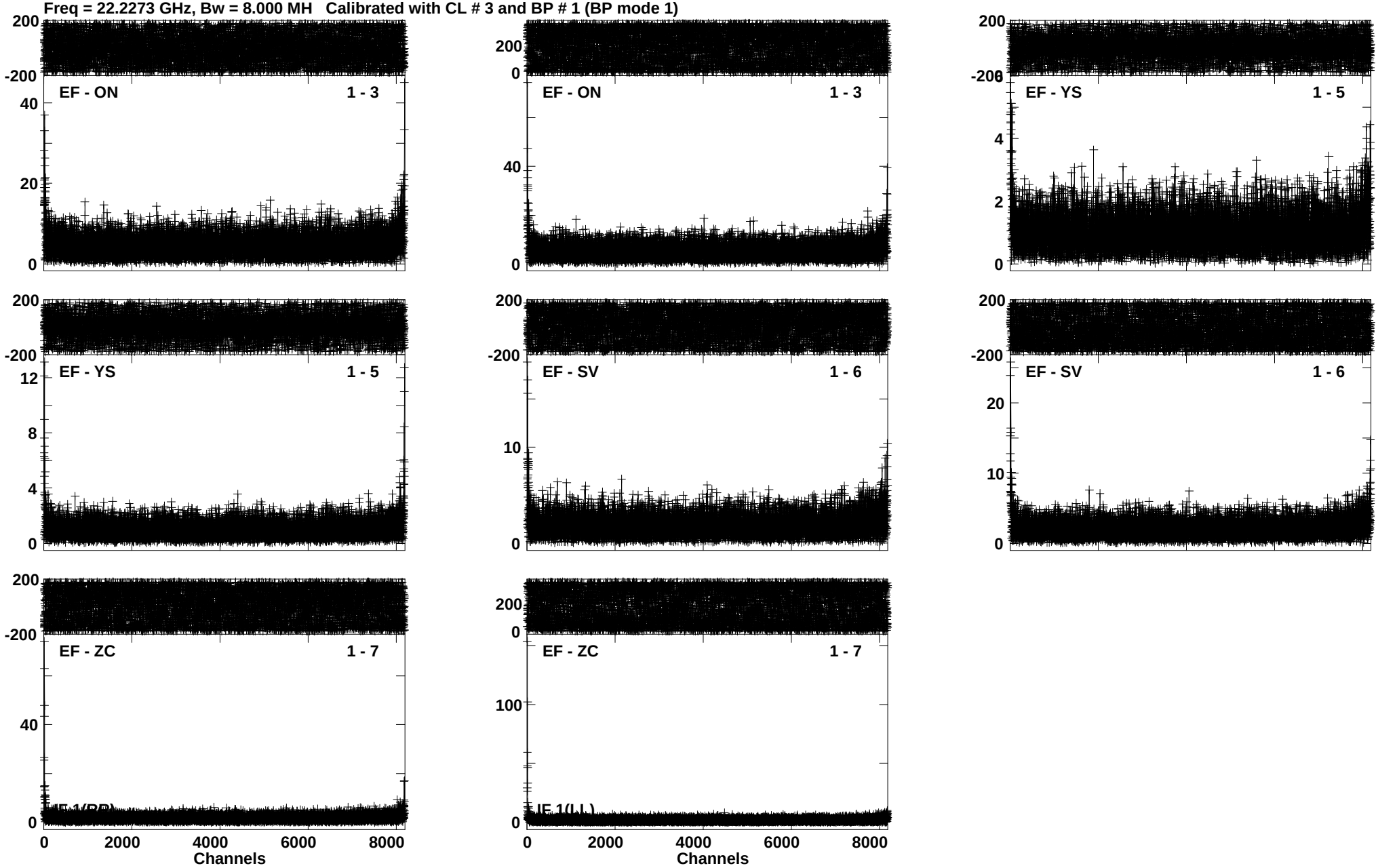

Lower frame: Ampl Jy Top frame: Phas deg
Vector averaged cross-power spectrum Several baselines displayed
Timerange: 00/16:08:56 to 00/16:09:50

Plot file version 66 created 04-JUL-2012 08:41:04
J0529-0519 EE008C 2.UVDATA.1
Freq = 22.2273 GHz, Bw = 8.000 MH Calibrated with CL # 3 and BP # 1 (BP mode 1)

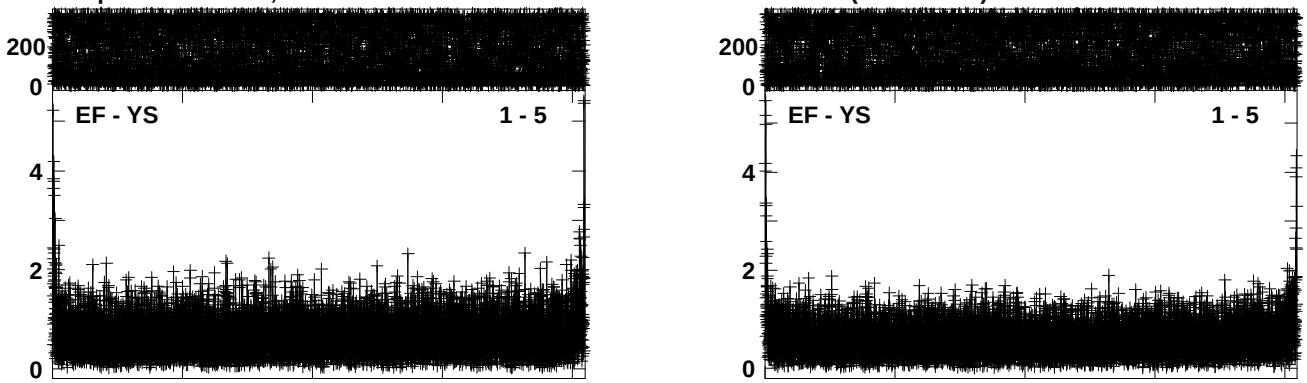

Lower frame: Ampl Jy Top frame: Phas deg
Vector averaged cross-power spectrum Several baselines displayed
Timerange: 00/16:10:37 to 00/16:11:36

Plot file version 67 created 04-JUL-2012 08:42:52
ORIKL1 EE008C 2.UVDATA.1
Freq = 22.2273 GHz, Bw = 8.000 MH Calibrated with CL # 3 and BP # 1 (BP mode 1)

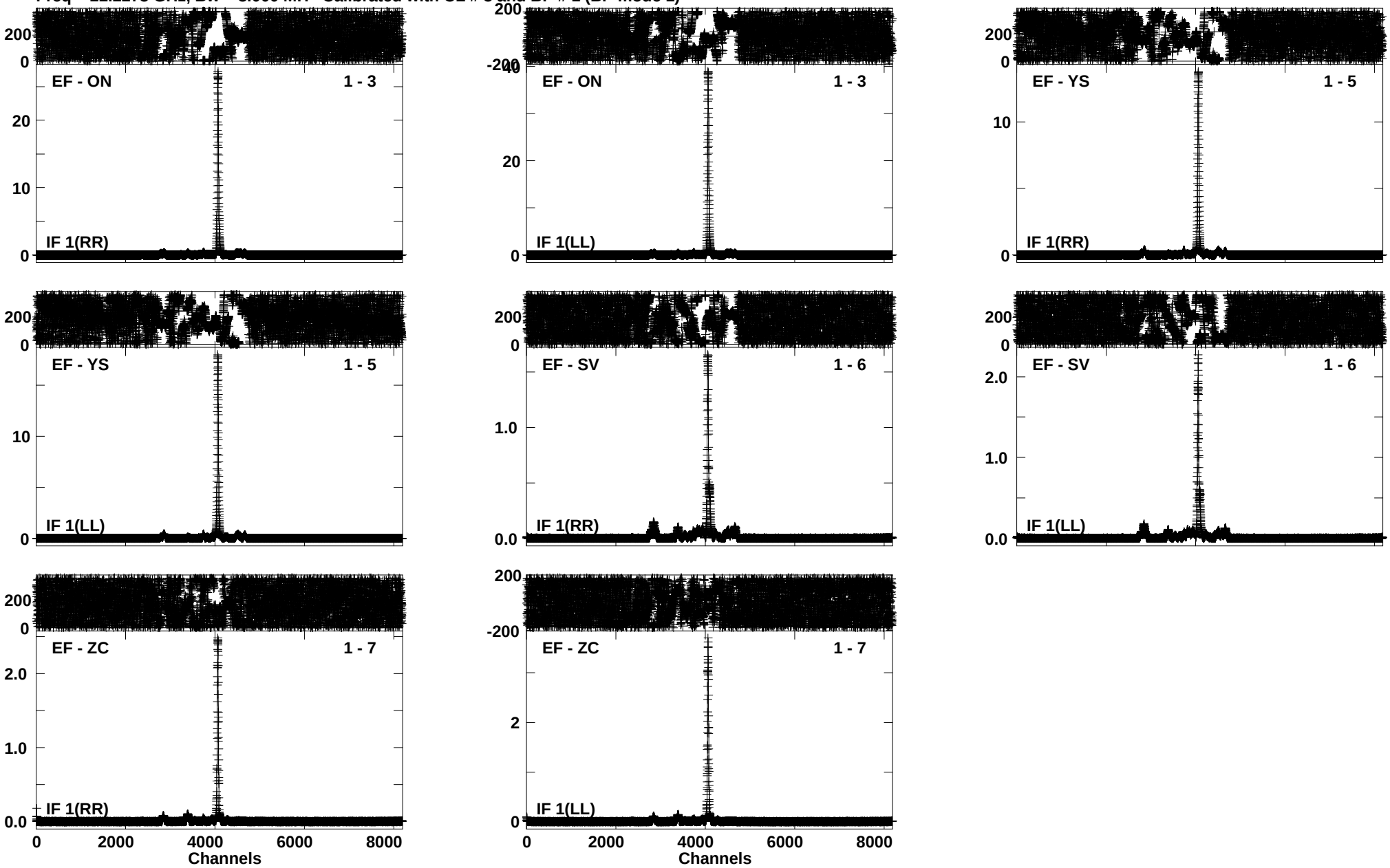

Lower frame: Kilo Ampl Jy Top frame: Phas deg
Vector averaged cross-power spectrum Several baselines displayed
Timerange: 00/16:11:40 to 00/16:12:36

Plot file version 68 created 04-JUL-2012 08:44:56
J0529-0519 EE008C 2.UVDATA.1
Freq = 22.2273 GHz, Bw = 8.000 MH Calibrated with CL # 3 and BP # 1 (BP mode 1)

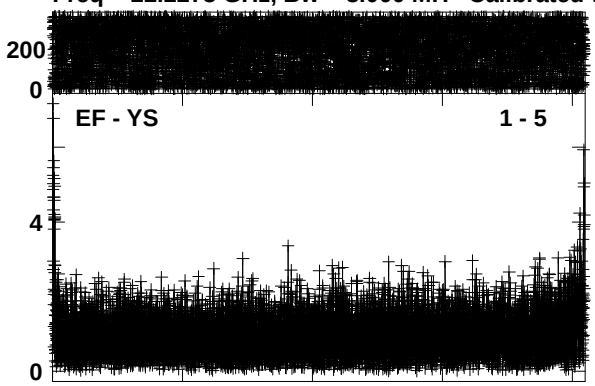

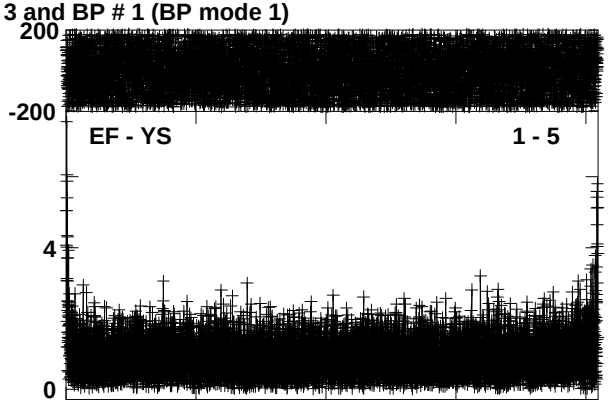

Lower frame: Ampl Jy Top frame: Phas deg
Vector averaged cross-power spectrum Several baselines displayed
Timerange: 00/16:12:40 to 00/16:13:36

Plot file version 69 created 04-JUL-2012 08:46:18
ORIKL1 EE008C 2.UVDATA.1
Freq = 22.2273 GHz, Bw = 8.000 MH Calibrated with CL # 3 and BP # 1 (BP mode 1)

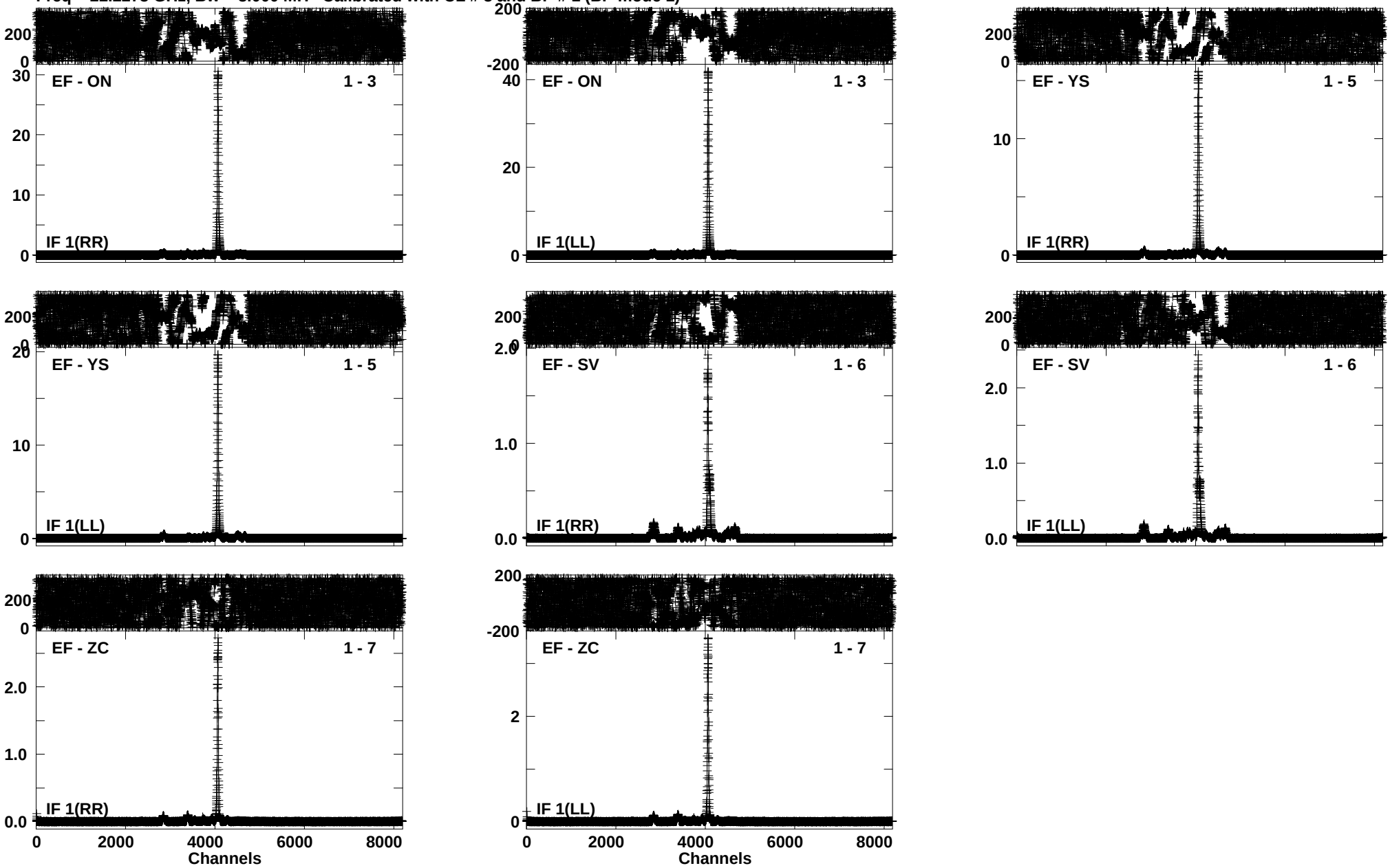

Lower frame: Kilo Ampl Jy Top frame: Phas deg
Vector averaged cross-power spectrum Several baselines displayed
Timerange: 00/16:13:41 to 00/16:14:36

Plot file version 70 created 04-JUL-2012 08:48:43
J0529-0519 EE008C 2.UVDATA.1
Freq = 22.2273 GHz, Bw = 8.000 MH Calibrated with CL # 3 and BP # 1 (BP mode 1)

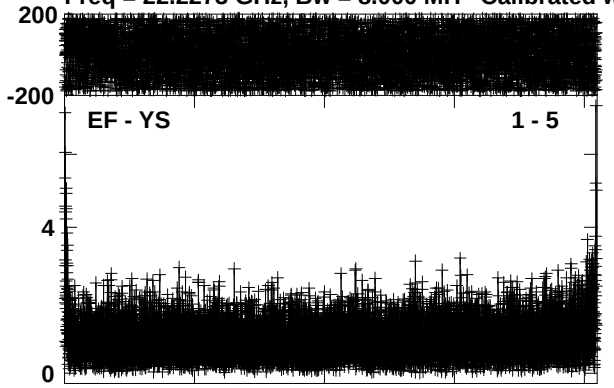

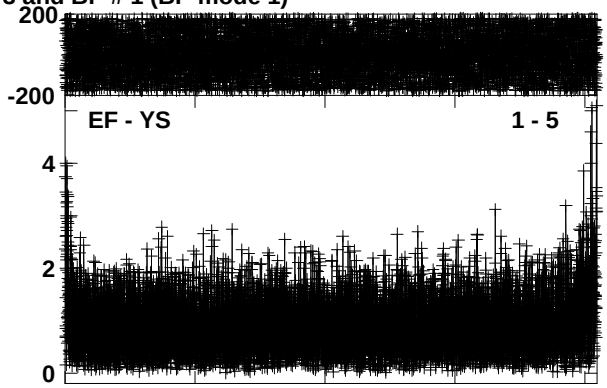

Lower frame: Ampl Jy Top frame: Phas deg
Vector averaged cross-power spectrum Several baselines displayed
Timerange: 00/16:14:41 to 00/16:15:36

Plot file version 71 created 04-JUL-2012 08:52:21
J0423-0120 EE008C 2.UVDATA.1
Freq = 22.2273 GHz, Bw = 8.000 MH Calibrated with CL # 3 and BP # 1 (BP mode 1)

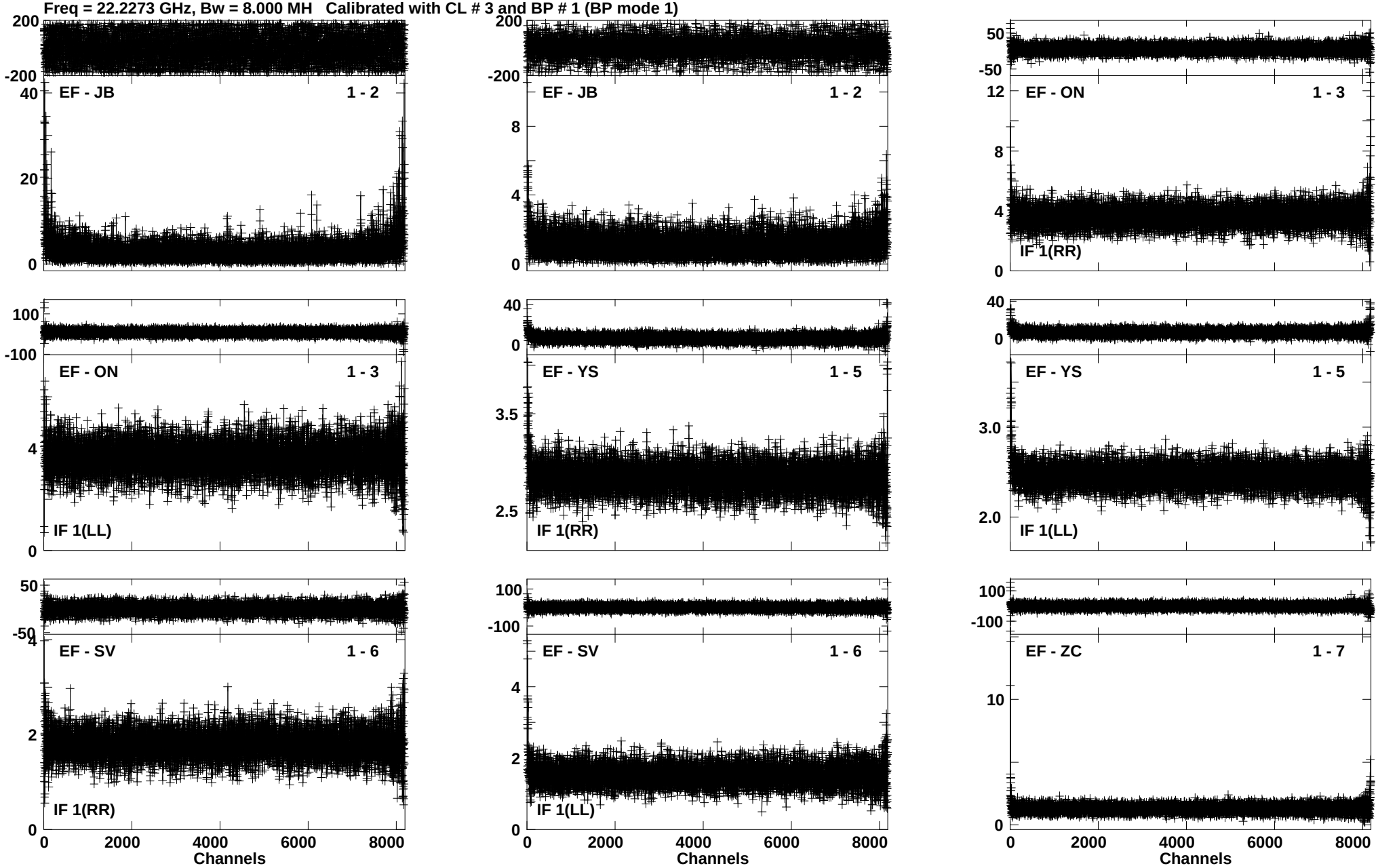

Lower frame: Ampl Jy Top frame: Phas deg
Vector averaged cross-power spectrum Several baselines displayed
Timerange: 00/16:17:02 to 00/16:27:01

Plot file version 72 created 04-JUL-2012 09:03:45
J0423-0120 EE008C 2.UVDATA.1
Freq = 22.2273 GHz, Bw = 8.000 MH Calibrated with CL # 3 and BP # 1 (BP mode 1)

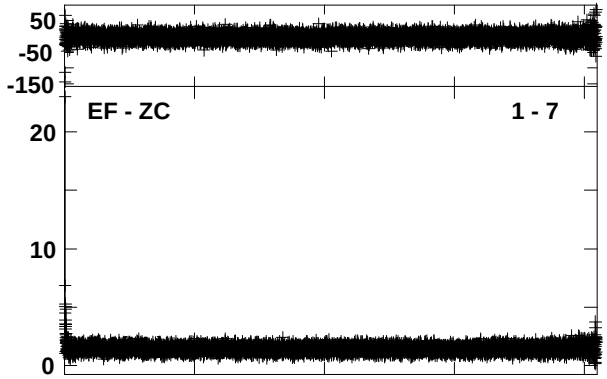

Lower frame: Ampl Jy Top frame: Phas deg
Vector averaged cross-power spectrum Several baselines displayed
Timerange: 00/16:17:02 to 00/16:27:01

Plot file version 73 created 04-JUL-2012 09:15:04
3C84 EE008C 2.UVDATA.1
Freq = 22.2273 GHz, Bw = 8.000 MH Calibrated with CL # 3 and BP # 1 (BP mode 1)

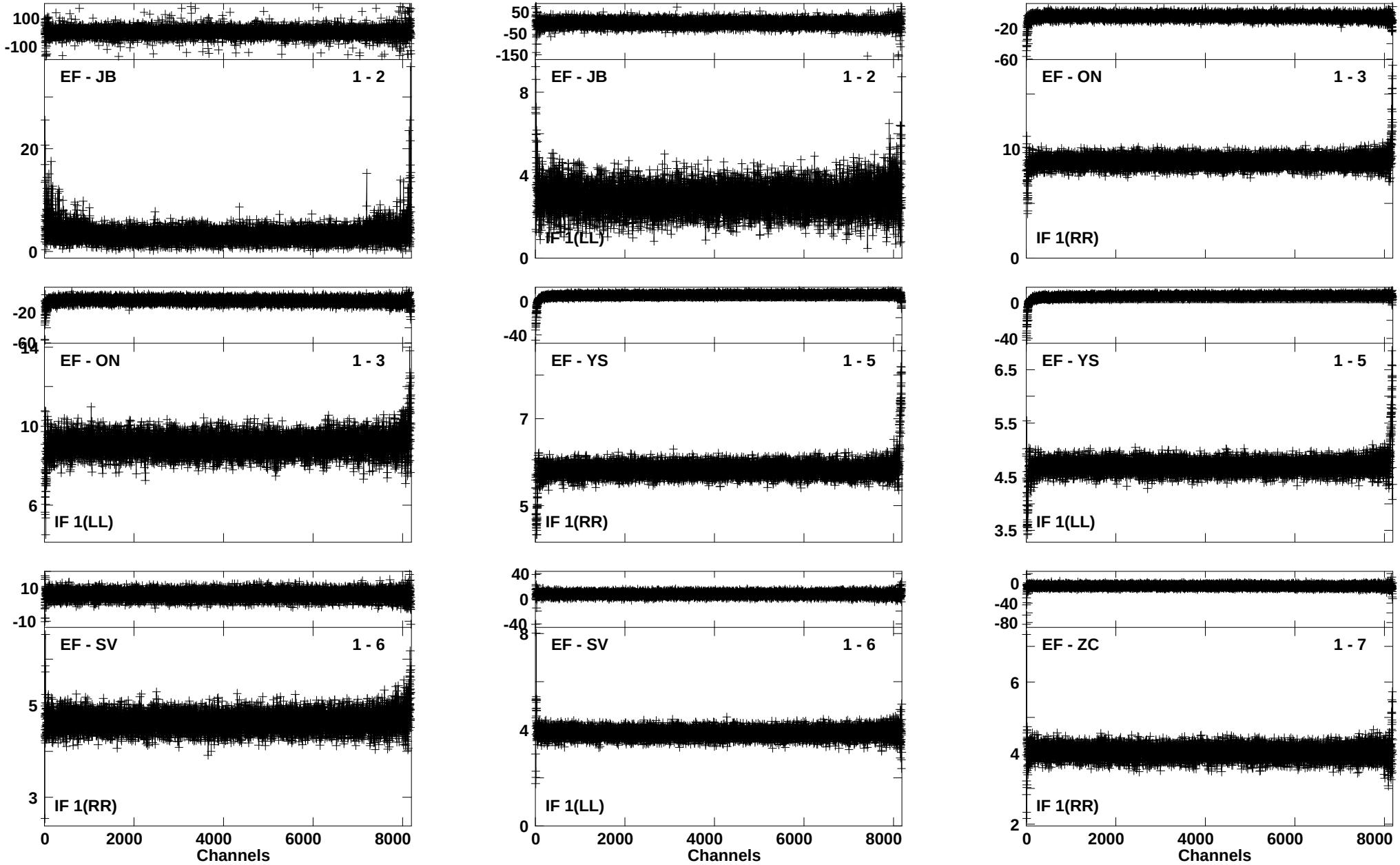

Lower frame: Ampl Jy Top frame: Phas deg
Vector averaged cross-power spectrum Several baselines displayed
Timerange: 00/16:30:37 to 00/16:40:36

Plot file version 74 created 04-JUL-2012 09:26:03
3C84 EE008C 2.UVDATA.1
Freq = 22.2273 GHz, Bw = 8.000 MH Calibrated with CL # 3 and BP # 1 (BP mode 1)

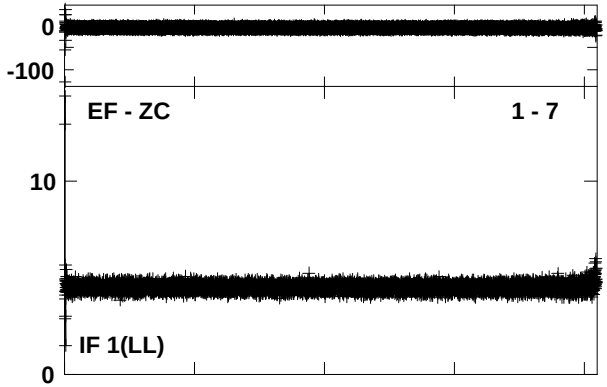

Lower frame: Ampl Jy Top frame: Phas deg
Vector averaged cross-power spectrum Several baselines displayed
Timerange: 00/16:30:37 to 00/16:40:36

Plot file version 75 created 04-JUL-2012 09:35:16
J0541-0541 EE008C 2.UVDATA.1
Freq = 22.2273 GHz, Bw = 8.000 MH Calibrated with CL # 3 and BP # 1 (BP mode 1)

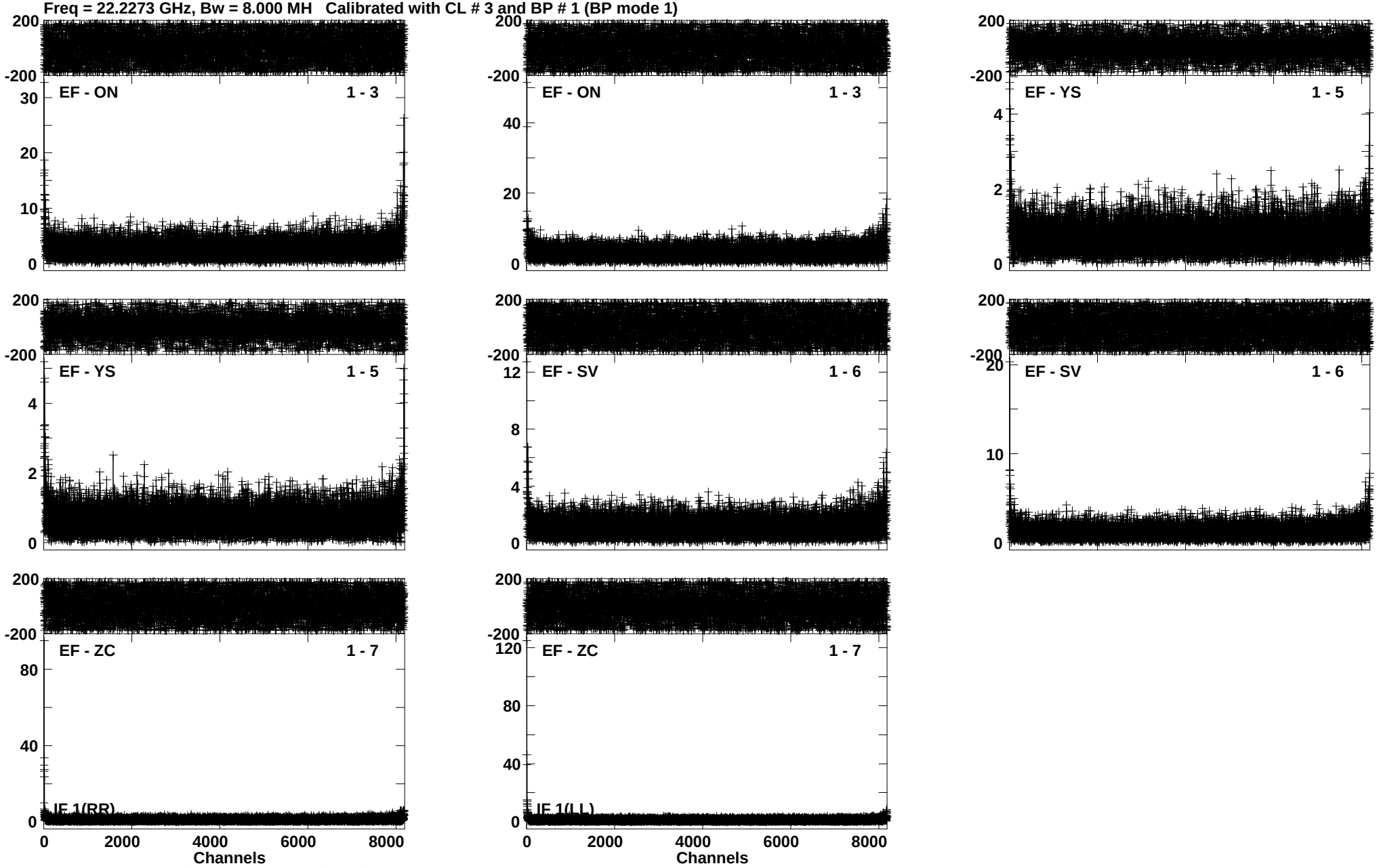

Lower frame: Ampl Jy Top frame: Phas deg
Vector averaged cross-power spectrum Several baselines displayed
Timerange: 00/16:44:47 to 00/16:45:46

Plot file version 76 created 04-JUL-2012 09:37:13
ORIKL1 EE008C 2.UVDATA.1
Freq = 22.2273 GHz, Bw = 8.000 MH Calibrated with CL # 3 and BP # 1 (BP mode 1)

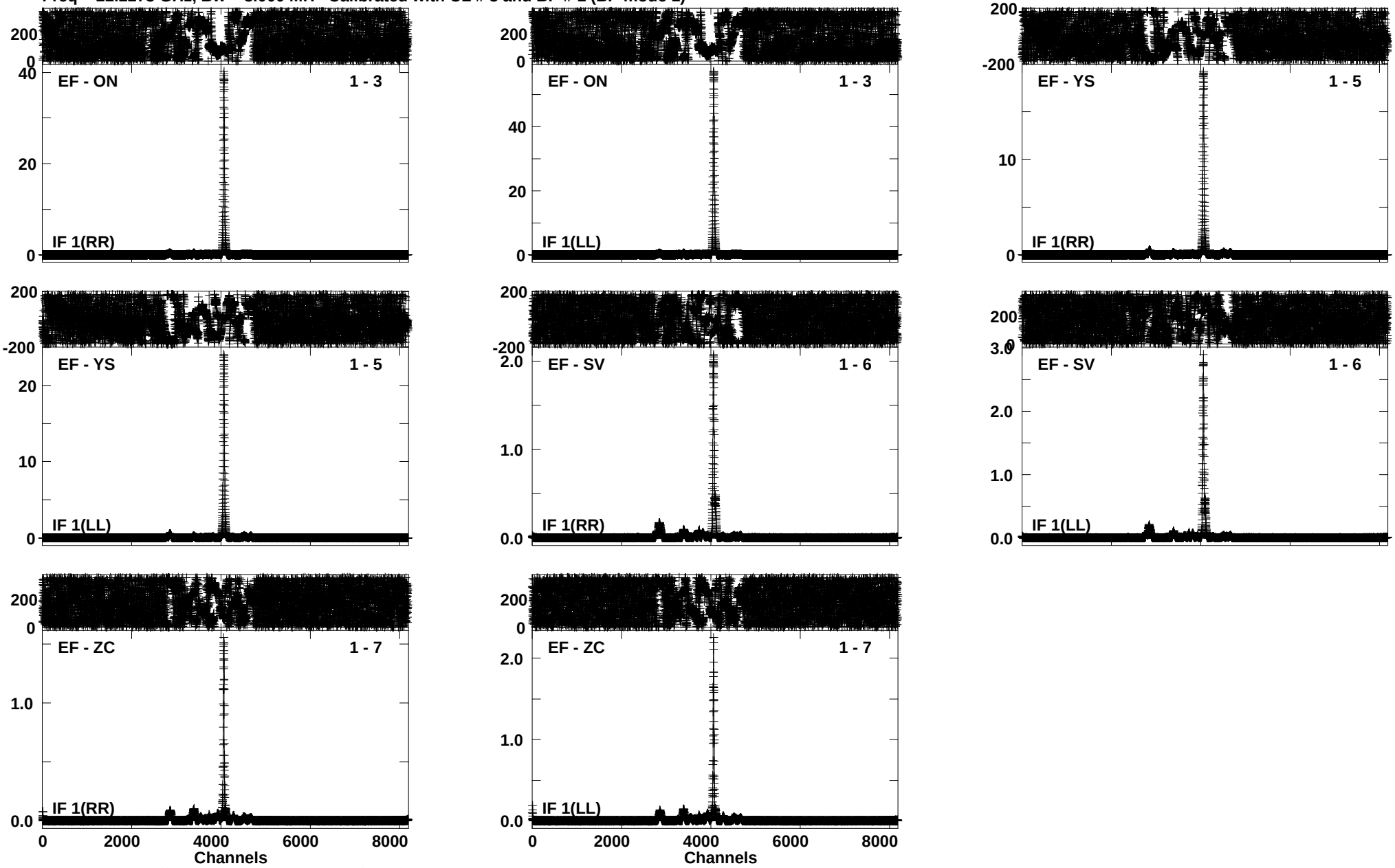

Lower frame: Kilo Ampl Jy Top frame: Phas deg
Vector averaged cross-power spectrum Several baselines displayed
Timerange: 00/16:45:51 to 00/16:46:46

Plot file version 77 created 04-JUL-2012 09:38:35
J0541-0541 EE008C 2.UVDATA.1
Freq = 22.2273 GHz, Bw = 8.000 MH Calibrated with CL # 3 and BP # 1 (BP mode 1)

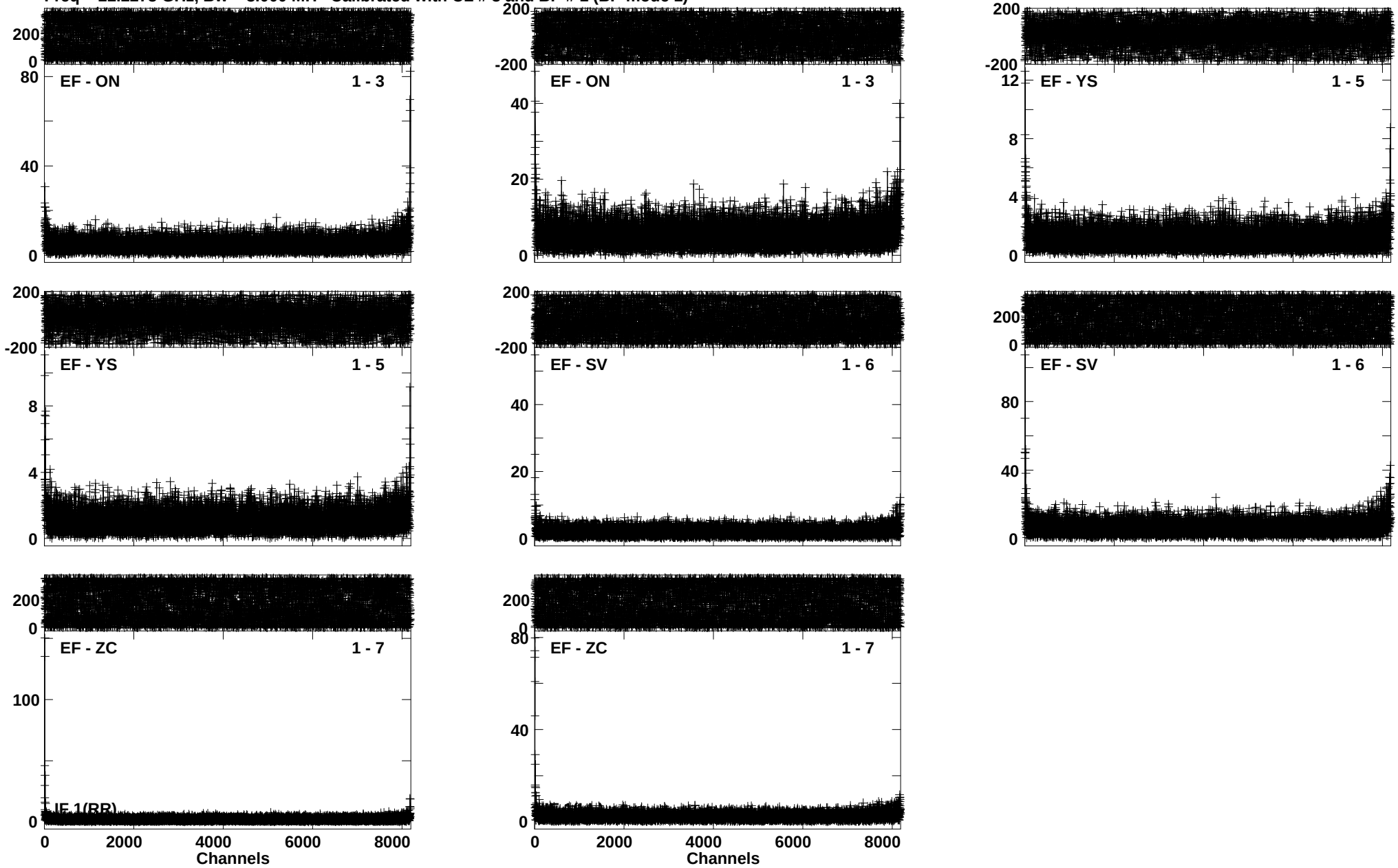

Lower frame: Ampl Jy Top frame: Phas deg
Vector averaged cross-power spectrum Several baselines displayed
Timerange: 00/16:46:51 to 00/16:47:46

Plot file version 78 created 04-JUL-2012 09:39:58
ORIKL1 EE008C 2.UVDATA.1
Freq = 22.2273 GHz, Bw = 8.000 MH Calibrated with CL # 3 and BP # 1 (BP mode 1)

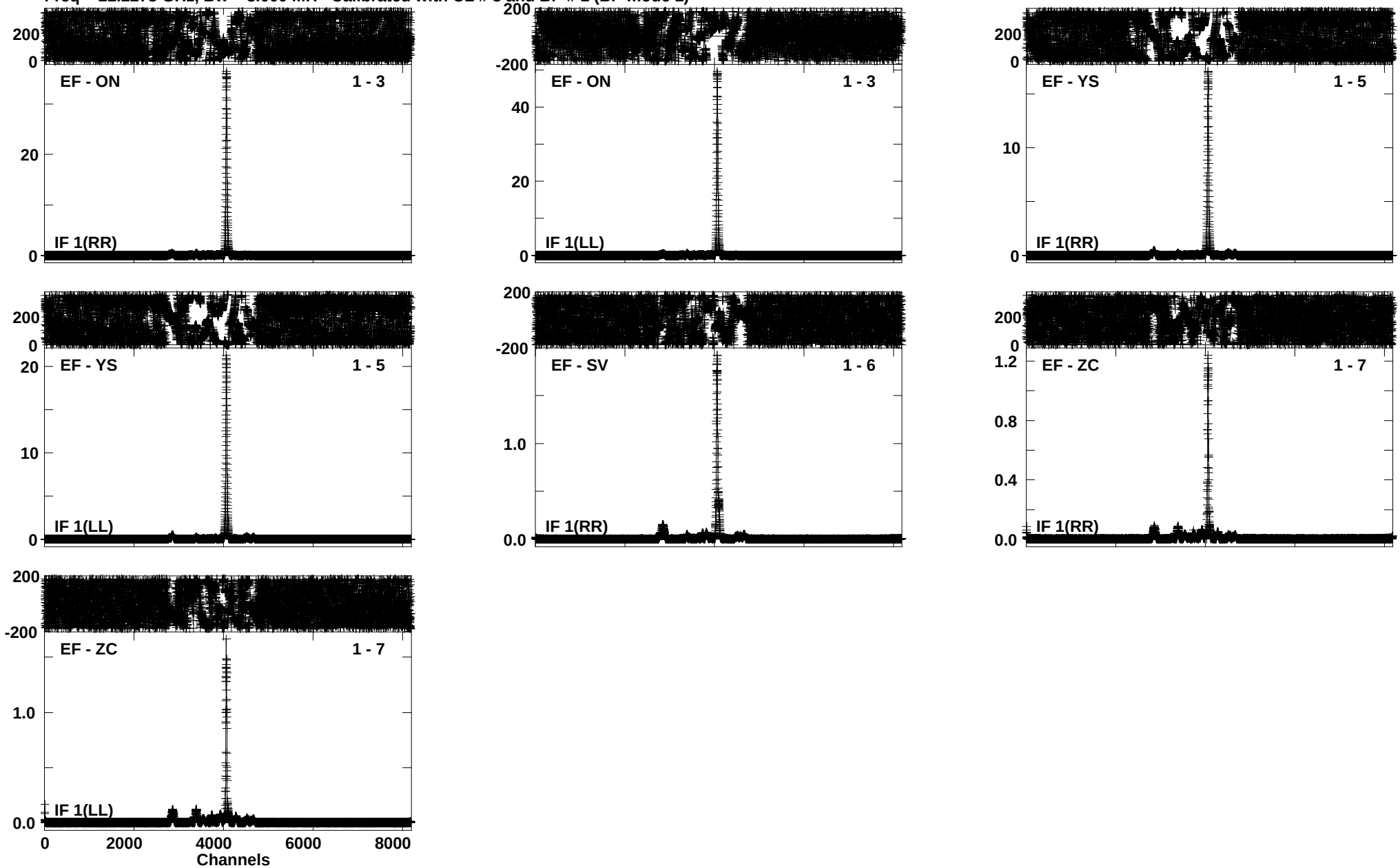

Lower frame: Kilo Ampl Jy Top frame: Phas deg
Vector averaged cross-power spectrum Several baselines displayed
Timerange: 00/16:47:51 to 00/16:48:46

Plot file version 79 created 04-JUL-2012 09:41:20
J0541-0541 EE008C 2.UVDATA.1
Freq = 22.2273 GHz, Bw = 8.000 MH Calibrated with CL # 3 and BP # 1 (BP mode 1)

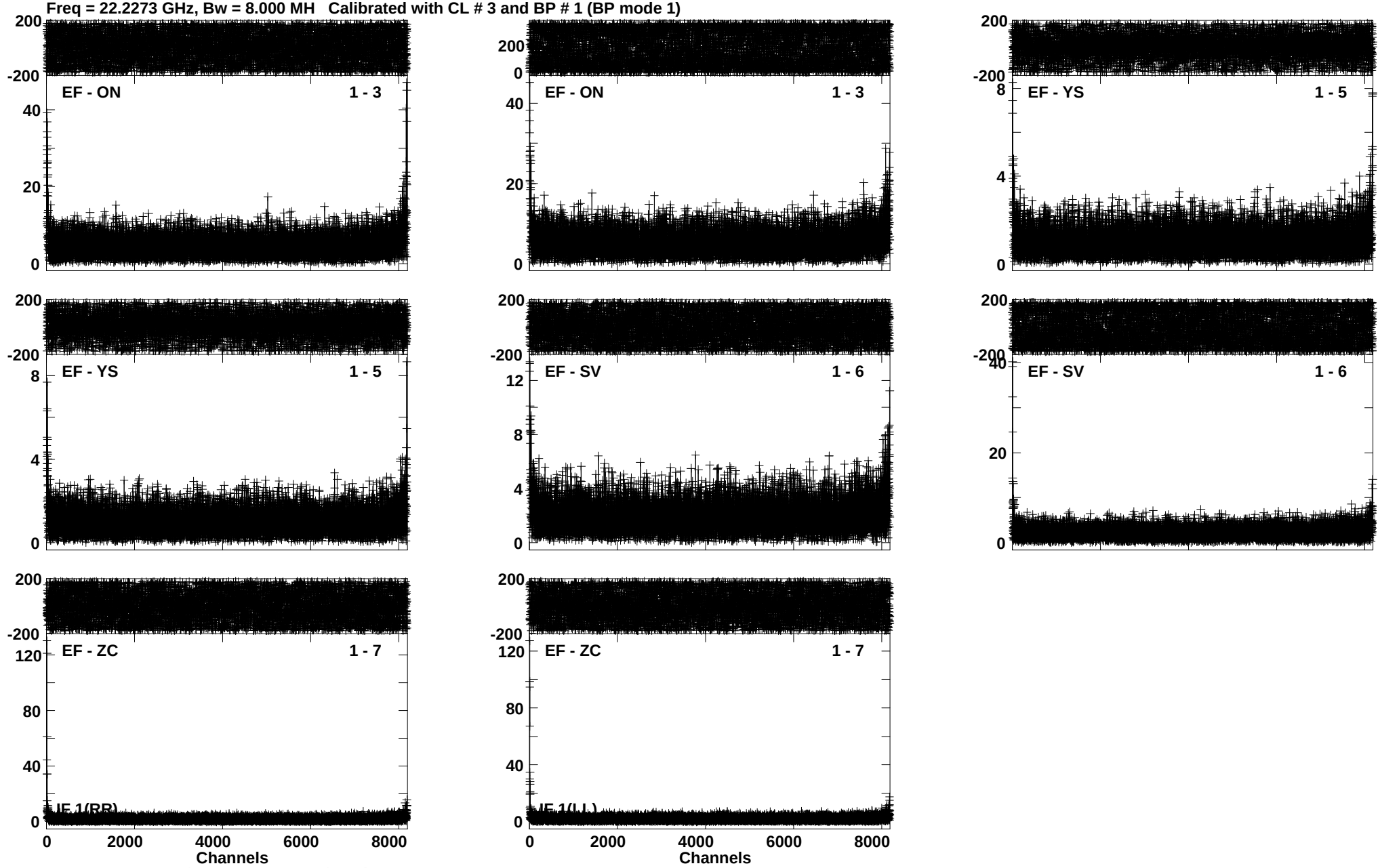

Lower frame: Ampl Jy Top frame: Phas deg
Vector averaged cross-power spectrum Several baselines displayed
Timerange: 00/16:48:51 to 00/16:49:46

Plot file version 80 created 04-JUL-2012 09:43:13
J0529-0519 EE008C 2.UVDATA.1
Freq = 22.2273 GHz, Bw = 8.000 MH Calibrated with CL # 3 and BP # 1 (BP mode 1)

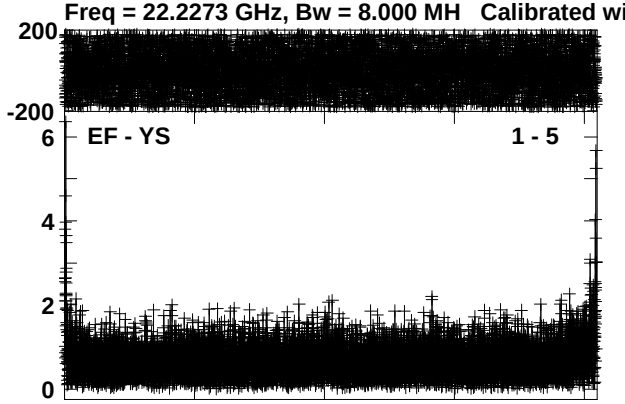

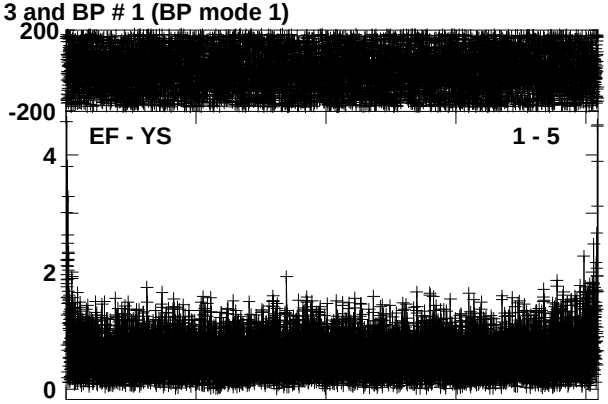

Lower frame: Ampl Jy Top frame: Phas deg
Vector averaged cross-power spectrum Several baselines displayed
Timerange: 00/16:50:32 to 00/16:51:31

Plot file version 81 created 04-JUL-2012 09:44:40
ORIKL1 EE008C 2.UVDATA.1
Freq = 22.2273 GHz, Bw = 8.000 MH Calibrated with CL # 3 and BP # 1 (BP mode 1)

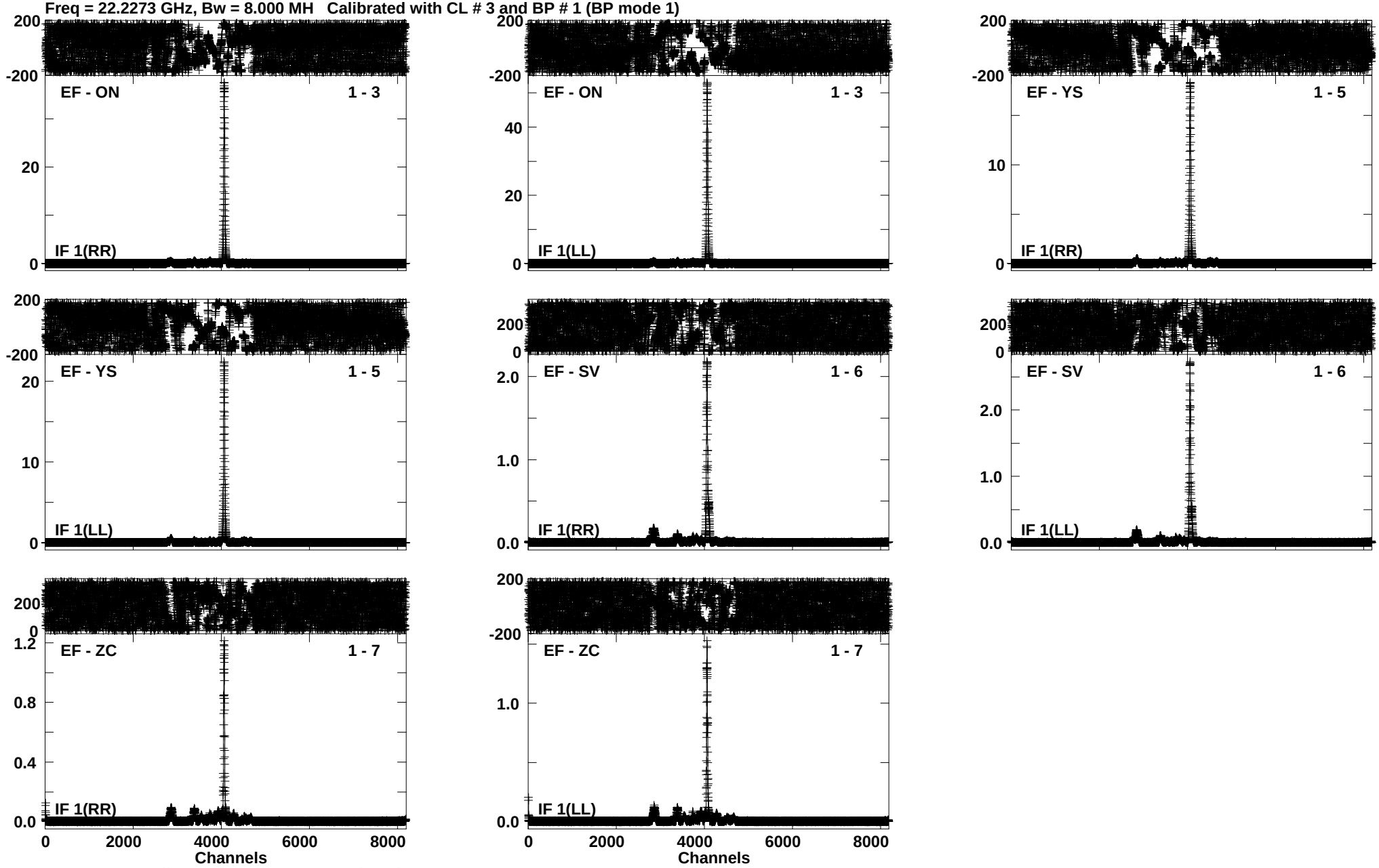

Lower frame: Kilo Ampl Jy Top frame: Phas deg
Vector averaged cross-power spectrum Several baselines displayed
Timerange: 00/16:51:35 to 00/16:52:31

Plot file version 82 created 04-JUL-2012 09:46:19
J0529-0519 EE008C 2.UVDATA.1
Freq = 22.2273 GHz, Bw = 8.000 MH Calibrated with CL # 3 and BP # 1 (BP mode 1)

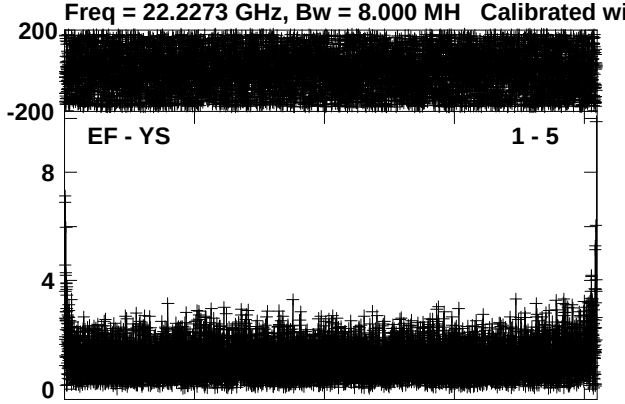

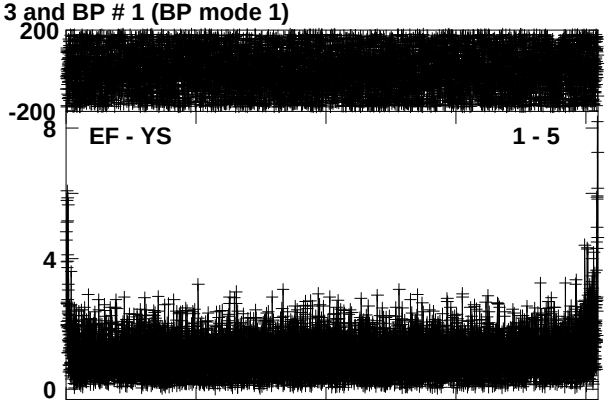

Lower frame: Ampl Jy Top frame: Phas deg
Vector averaged cross-power spectrum Several baselines displayed
Timerange: 00/16:52:35 to 00/16:53:31

Plot file version 83 created 04-JUL-2012 09:47:23
ORIKL1 EE008C 2.UVDATA.1
Freq = 22.2273 GHz, Bw = 8.000 MH Calibrated with CL # 3 and BP # 1 (BP mode 1)

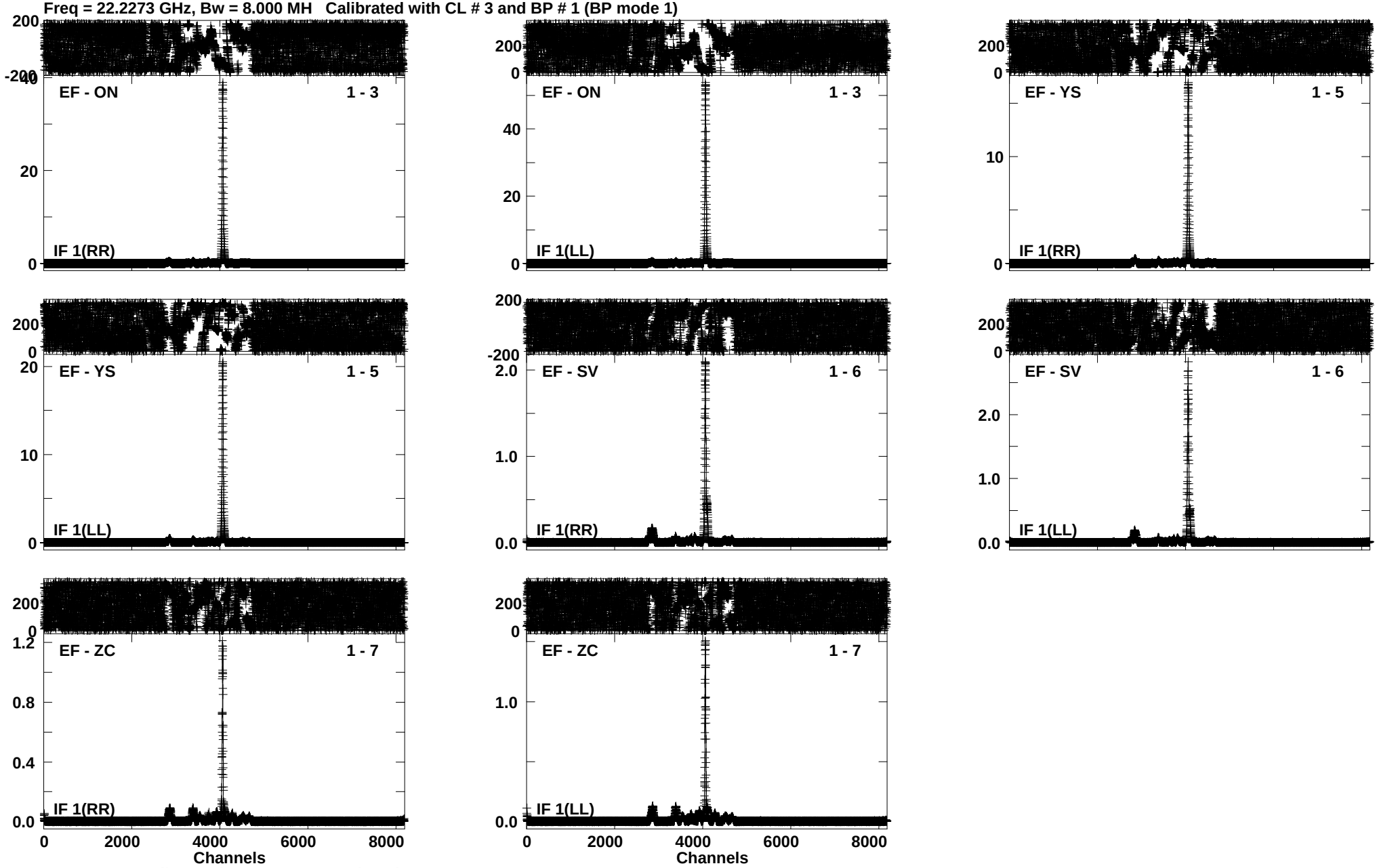

Lower frame: Kilo Ampl Jy Top frame: Phas deg
Vector averaged cross-power spectrum Several baselines displayed
Timerange: 00/16:53:36 to 00/16:54:31

Plot file version 84 created 04-JUL-2012 09:49:03
J0529-0519 EE008C 2.UVDATA.1
Freq = 22.2273 GHz, Bw = 8.000 MH Calibrated with CL # 3 and BP # 1 (BP mode 1)

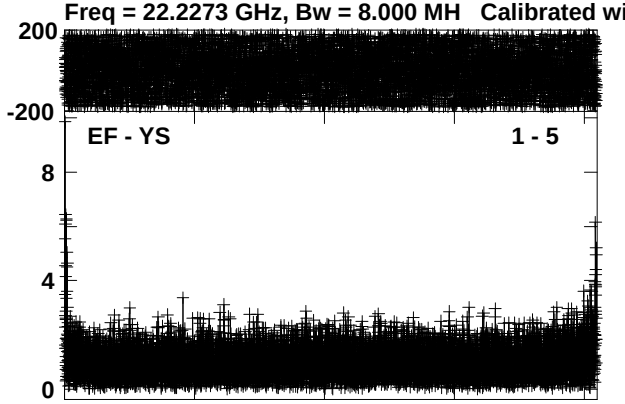

Lower frame: Ampl Jy Top frame: Phas deg
Vector averaged cross-power spectrum Several baselines displayed
Timerange: 00/16:54:36 to 00/16:55:31

Plot file version 85 created 04-JUL-2012 09:50:15
J0541-0541 EE008C 2.UVDATA.1
Freq = 22.2273 GHz, Bw = 8.000 MH Calibrated with CL # 3 and BP # 1 (BP mode 1)

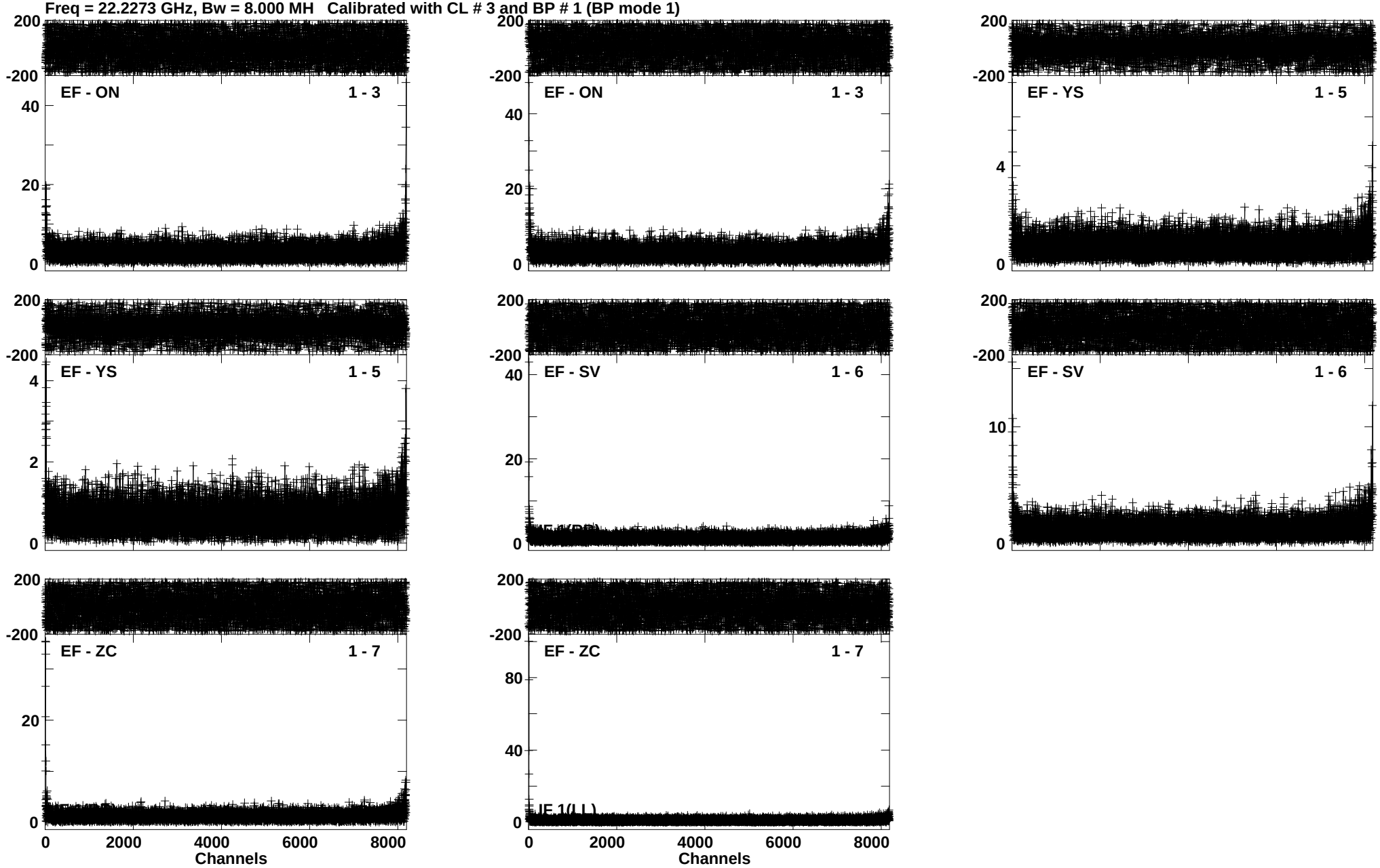

Lower frame: Ampl Jy Top frame: Phas deg
Vector averaged cross-power spectrum Several baselines displayed
Timerange: 00/16:56:17 to 00/16:57:16

Plot file version 86 created 04-JUL-2012 09:52:12
ORIKL1 EE008C 2.UVDATA.1
Freq = 22.2273 GHz, Bw = 8.000 MH Calibrated with CL # 3 and BP # 1 (BP mode 1)

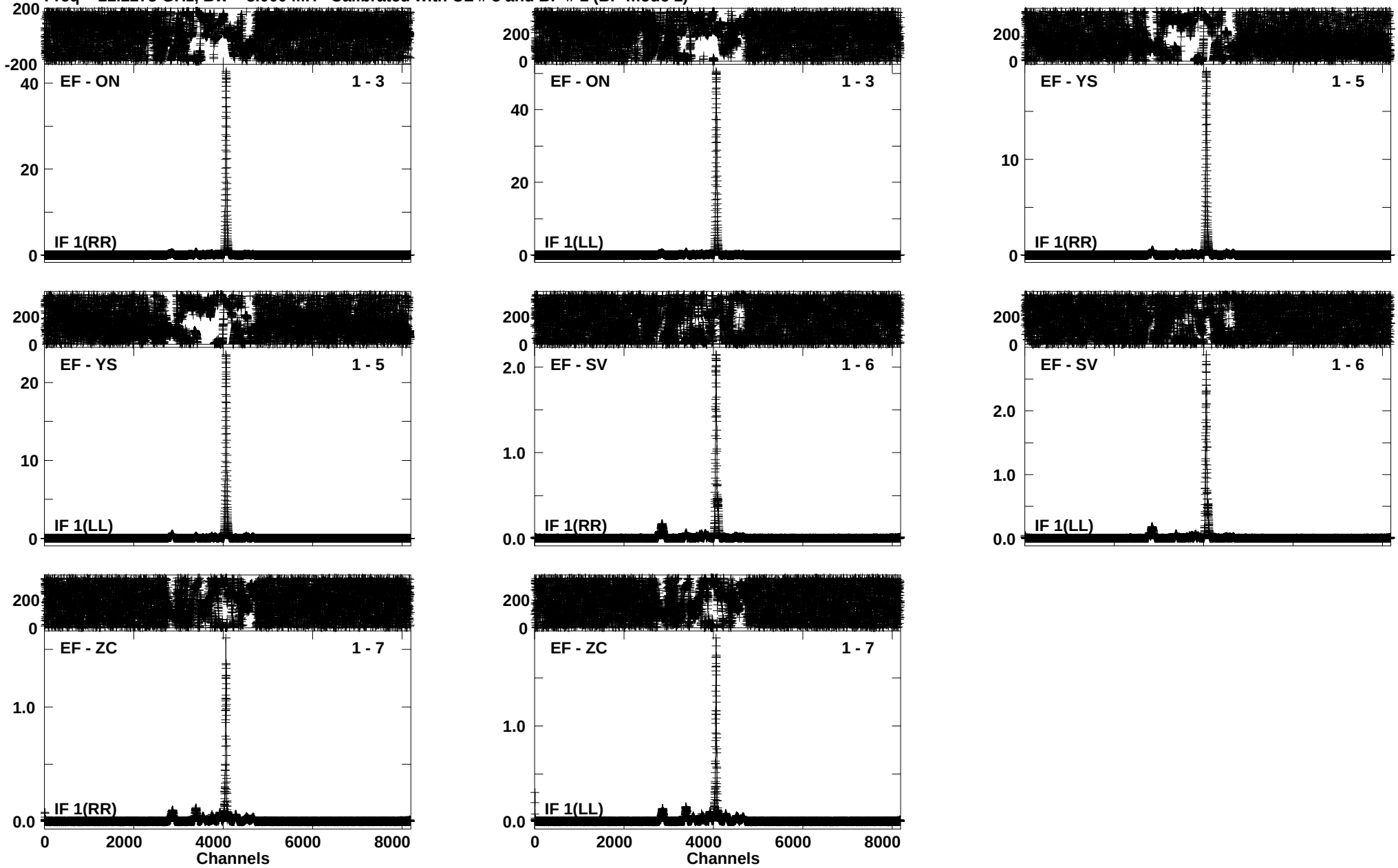

Lower frame: Kilo Ampl Jy Top frame: Phas deg
Vector averaged cross-power spectrum Several baselines displayed
Timerange: 00/16:57:21 to 00/16:58:16

Plot file version 87 created 04-JUL-2012 09:53:35
J0541-0541 EE008C 2.UVDATA.1
Freq = 22.2273 GHz, Bw = 8.000 MH Calibrated with CL # 3 and BP # 1 (BP mode 1)

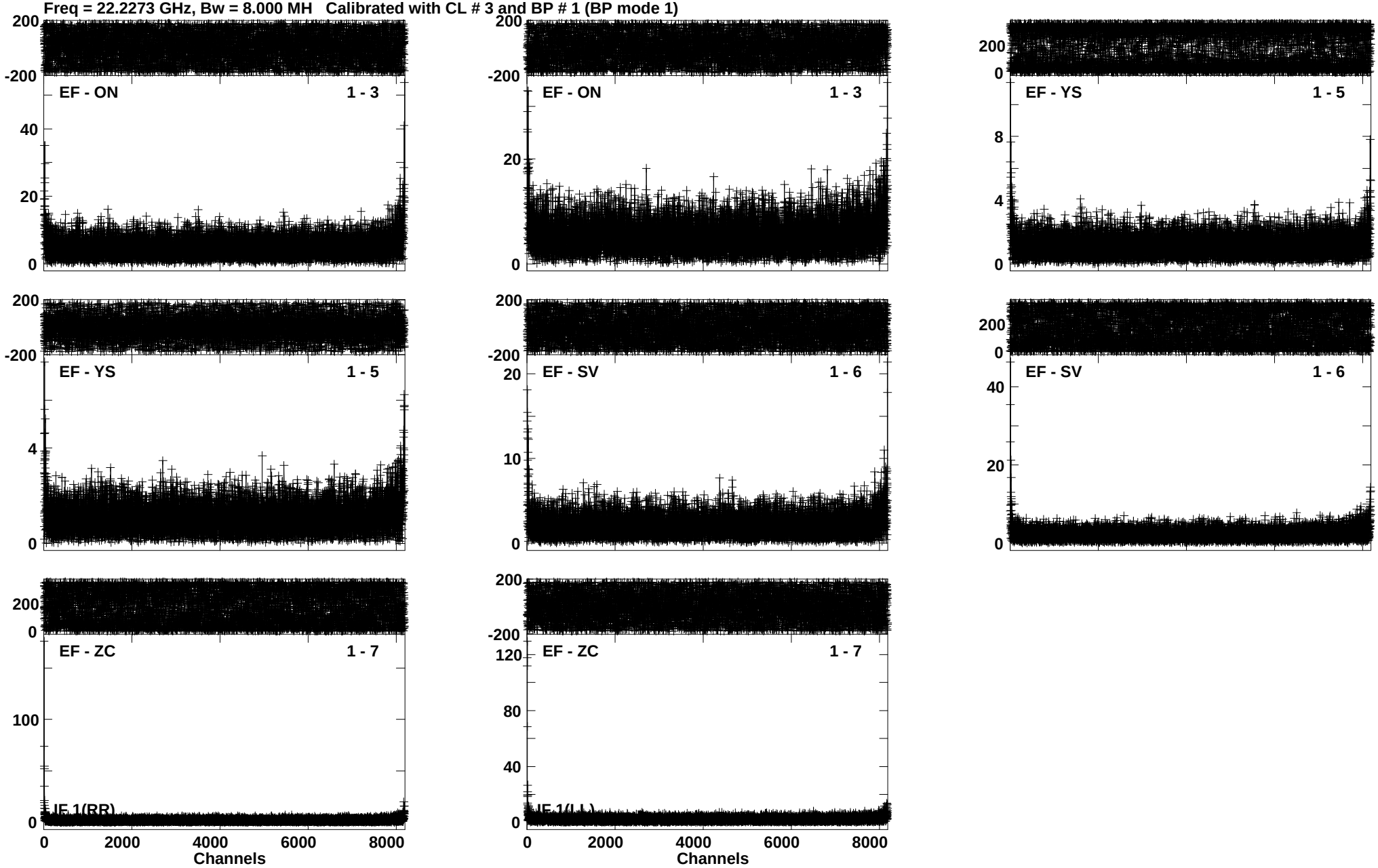

Lower frame: Ampl Jy Top frame: Phas deg
Vector averaged cross-power spectrum Several baselines displayed
Timerange: 00/16:58:21 to 00/16:59:16

Plot file version 88 created 04-JUL-2012 09:54:58
ORIKL1 EE008C 2.UVDATA.1
Freq = 22.2273 GHz, Bw = 8.000 MH Calibrated with CL # 3 and BP # 1 (BP mode 1)

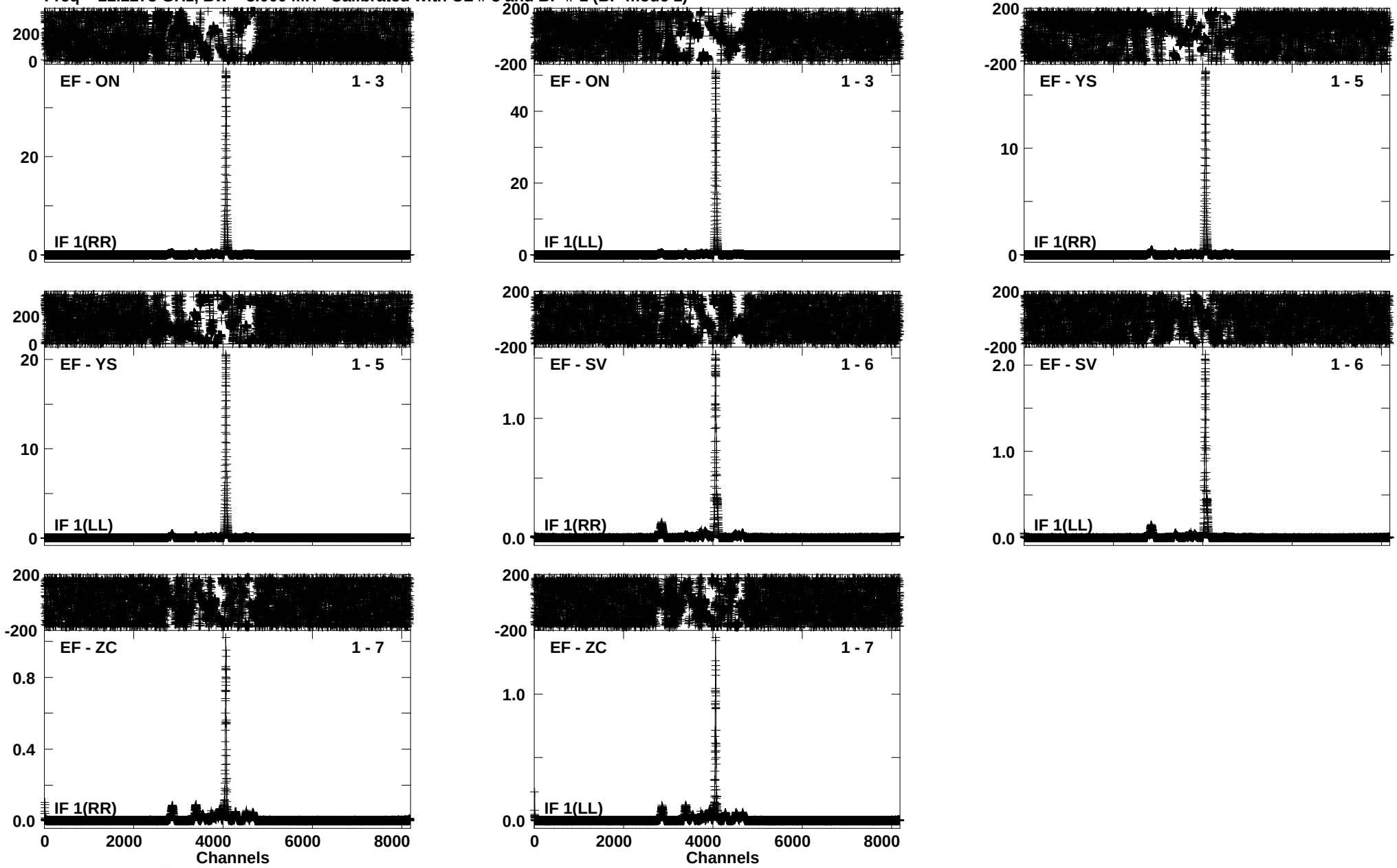

Lower frame: Kilo Ampl Jy Top frame: Phas deg
Vector averaged cross-power spectrum Several baselines displayed
Timerange: 00/16:59:21 to 00/17:00:16

Plot file version 89 created 04-JUL-2012 09:56:21
J0541-0541 EE008C 2.UVDATA.1
Freq = 22.2273 GHz, Bw = 8.000 MH Calibrated with CL # 3 and BP # 1 (BP mode 1)

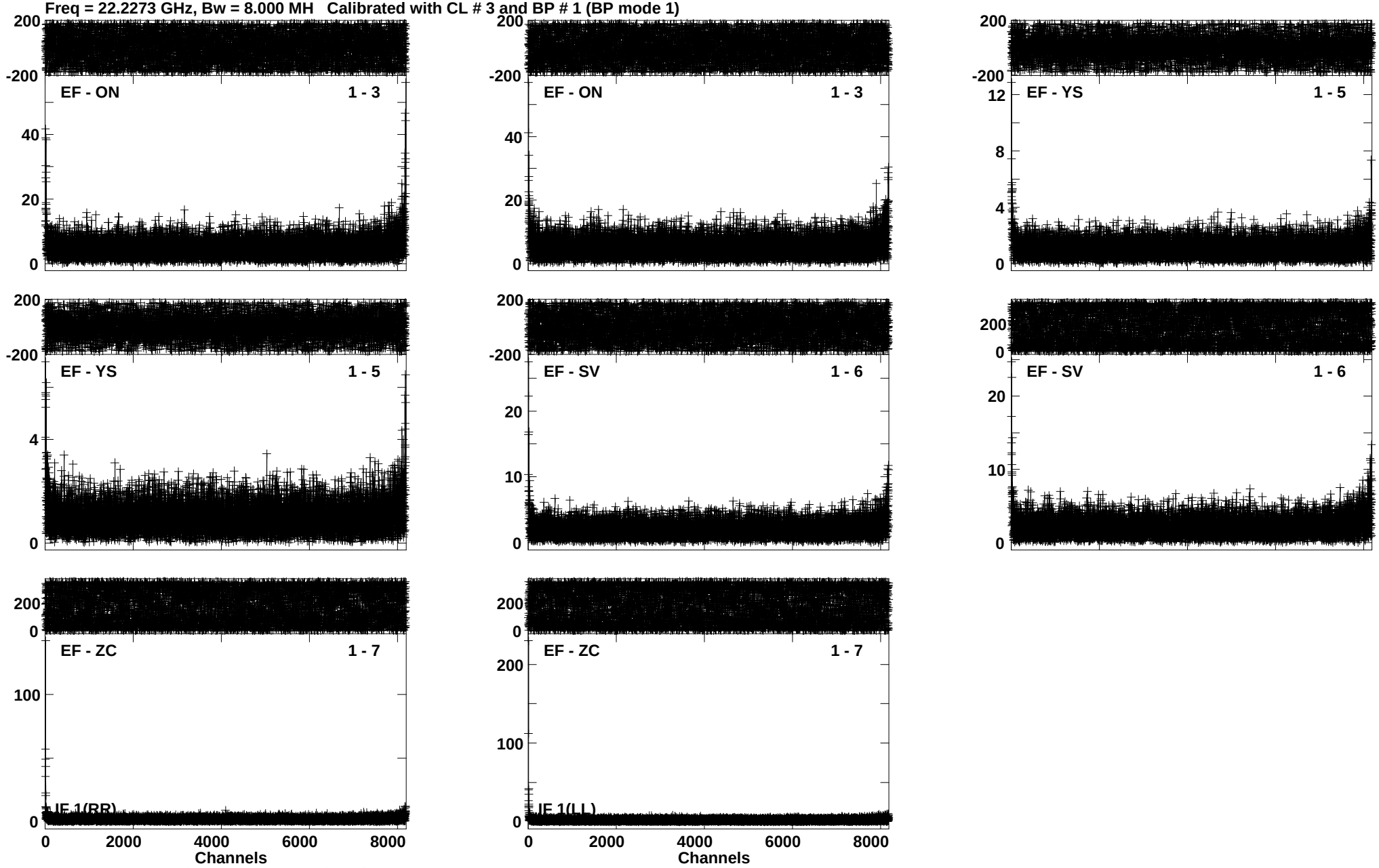

Lower frame: Ampl Jy Top frame: Phas deg
Vector averaged cross-power spectrum Several baselines displayed
Timerange: 00/17:00:21 to 00/17:01:16

Plot file version 90 created 04-JUL-2012 09:58:14
J0529-0519 EE008C 2.UVDATA.1
Freq = 22.2273 GHz, Bw = 8.000 MH Calibrated with CL # 3 and BP # 1 (BP mode 1)

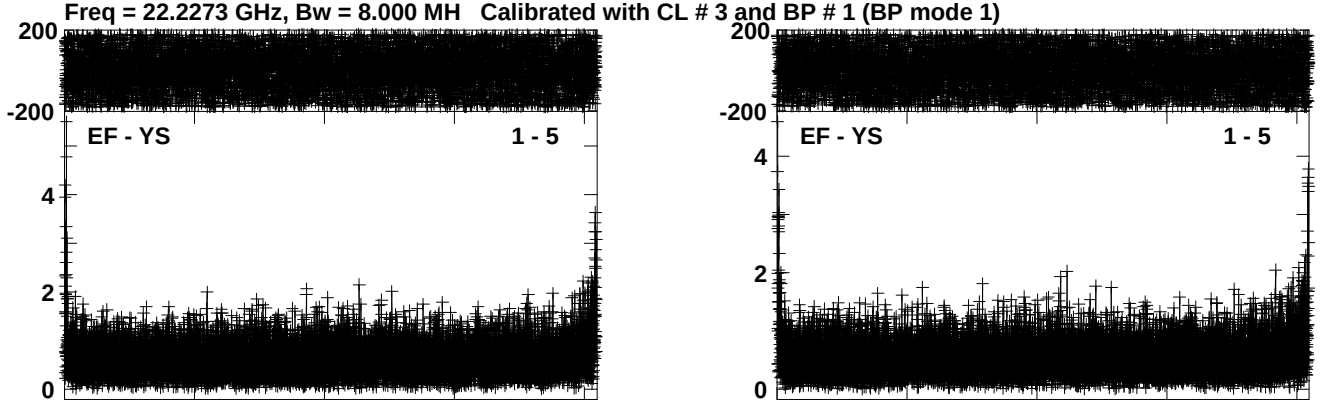

Lower frame: Ampl Jy Top frame: Phas deg
Vector averaged cross-power spectrum Several baselines displayed
Timerange: 00/17:02:02 to 00/17:03:01

Plot file version 91 created 04-JUL-2012 09:59:42
ORIKL1 EE008C 2.UVDATA.1
Freq = 22.2273 GHz, Bw = 8.000 MH Calibrated with CL # 3 and BP # 1 (BP mode 1)

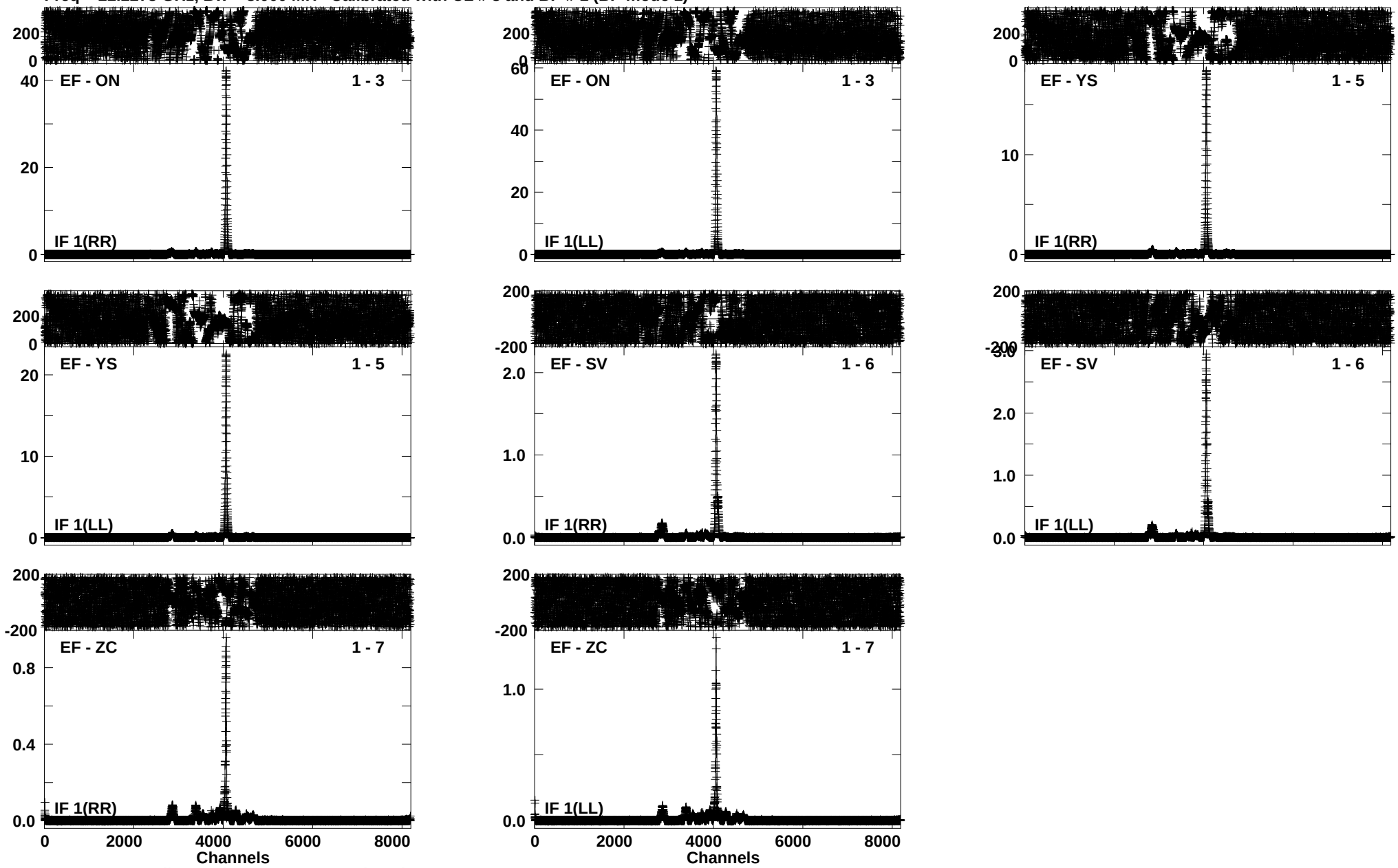

Lower frame: Kilo Ampl Jy Top frame: Phas deg
Vector averaged cross-power spectrum Several baselines displayed
Timerange: 00/17:03:05 to 00/17:04:01

Plot file version 92 created 04-JUL-2012 10:01:19
J0529-0519 EE008C 2.UVDATA.1
Freq = 22.2273 GHz, Bw = 8.000 MH Calibrated with CL # 3 and BP # 1 (BP mode 1)

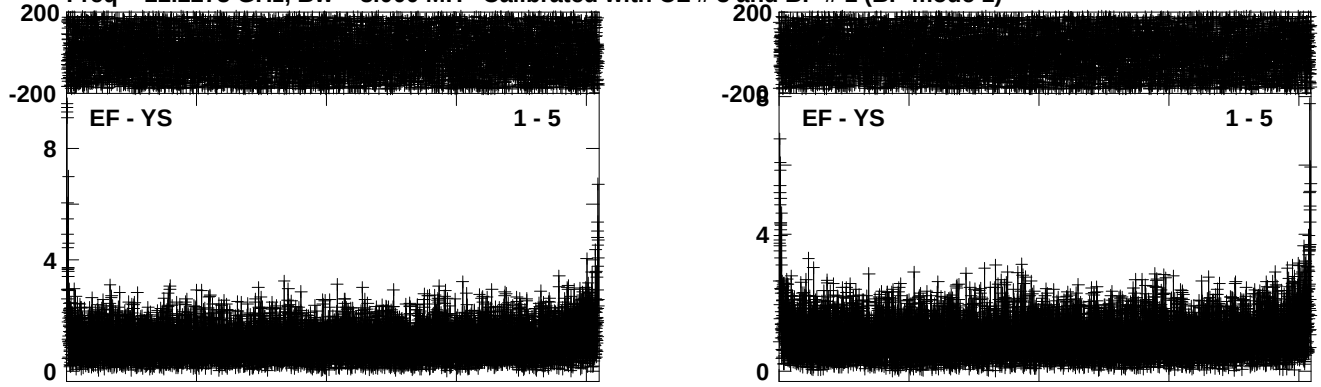

Lower frame: Ampl Jy Top frame: Phas deg
Vector averaged cross-power spectrum Several baselines displayed
Timerange: 00/17:04:05 to 00/17:05:01

Plot file version 93 created 04-JUL-2012 10:02:23
ORIKL1 EE008C 2.UVDATA.1
Freq = 22.2273 GHz, Bw = 8.000 MH Calibrated with CL # 3 and BP # 1 (BP mode 1)

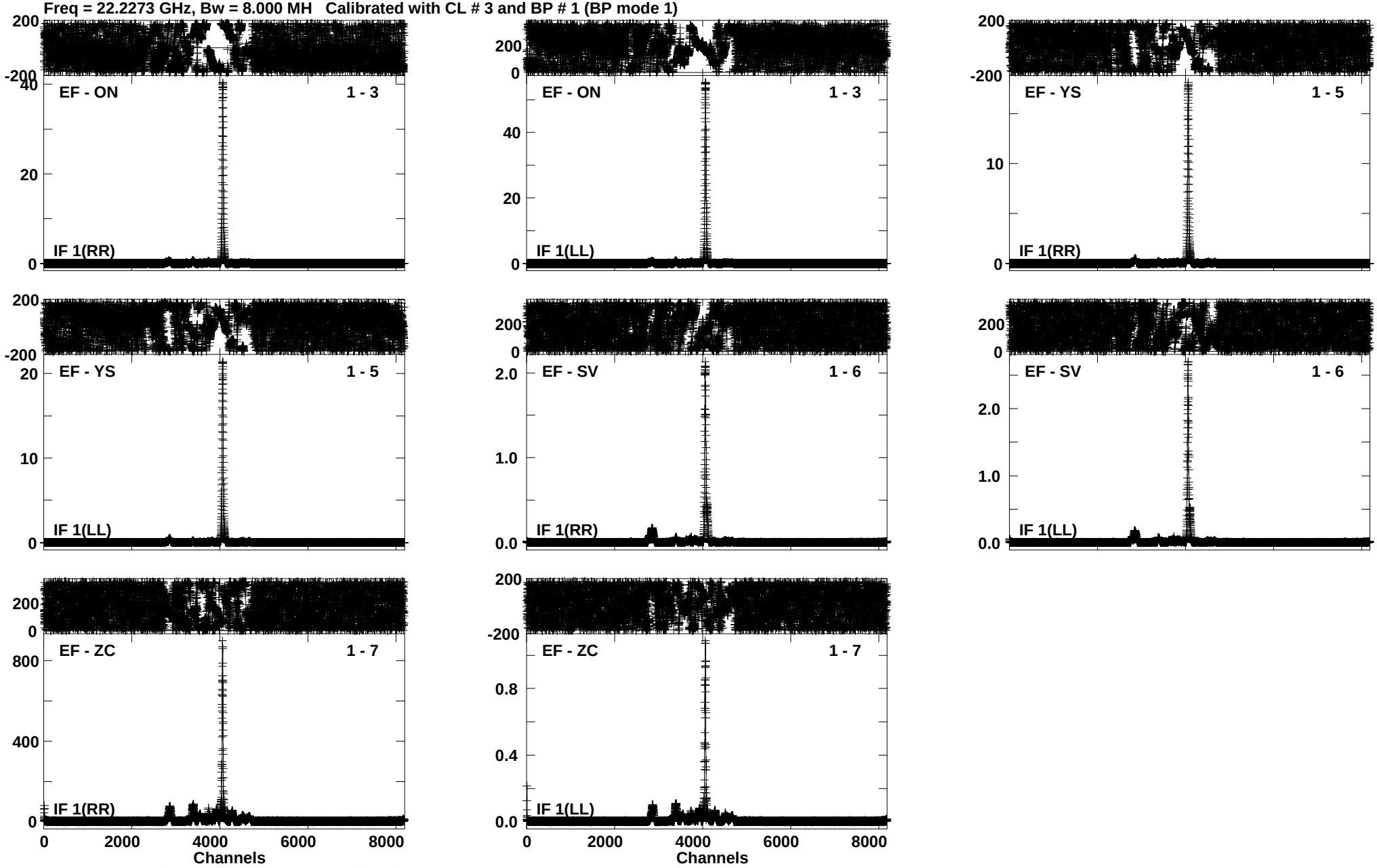

Lower frame: Kilo Ampl Jy Top frame: Phas deg
Vector averaged cross-power spectrum Several baselines displayed
Timerange: 00/17:05:05 to 00/17:06:01

Plot file version 94 created 04-JUL-2012 10:04:03
J0529-0519 EE008C 2.UVDATA.1
Freq = 22.2273 GHz, Bw = 8.000 MH Calibrated with CL # 3 and BP # 1 (BP mode 1)

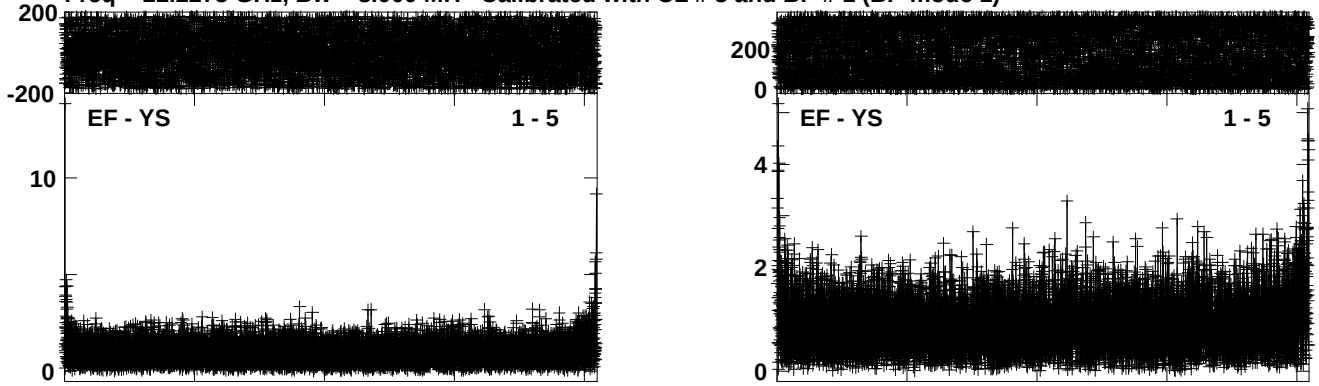

Lower frame: Ampl Jy Top frame: Phas deg
Vector averaged cross-power spectrum Several baselines displayed
Timerange: 00/17:06:06 to 00/17:07:01

Plot file version 95 created 04-JUL-2012 10:05:16
J0541-0541 EE008C 2.UVDATA.1
Freq = 22.2273 GHz, Bw = 8.000 MH Calibrated with CL # 3 and BP # 1 (BP mode 1)

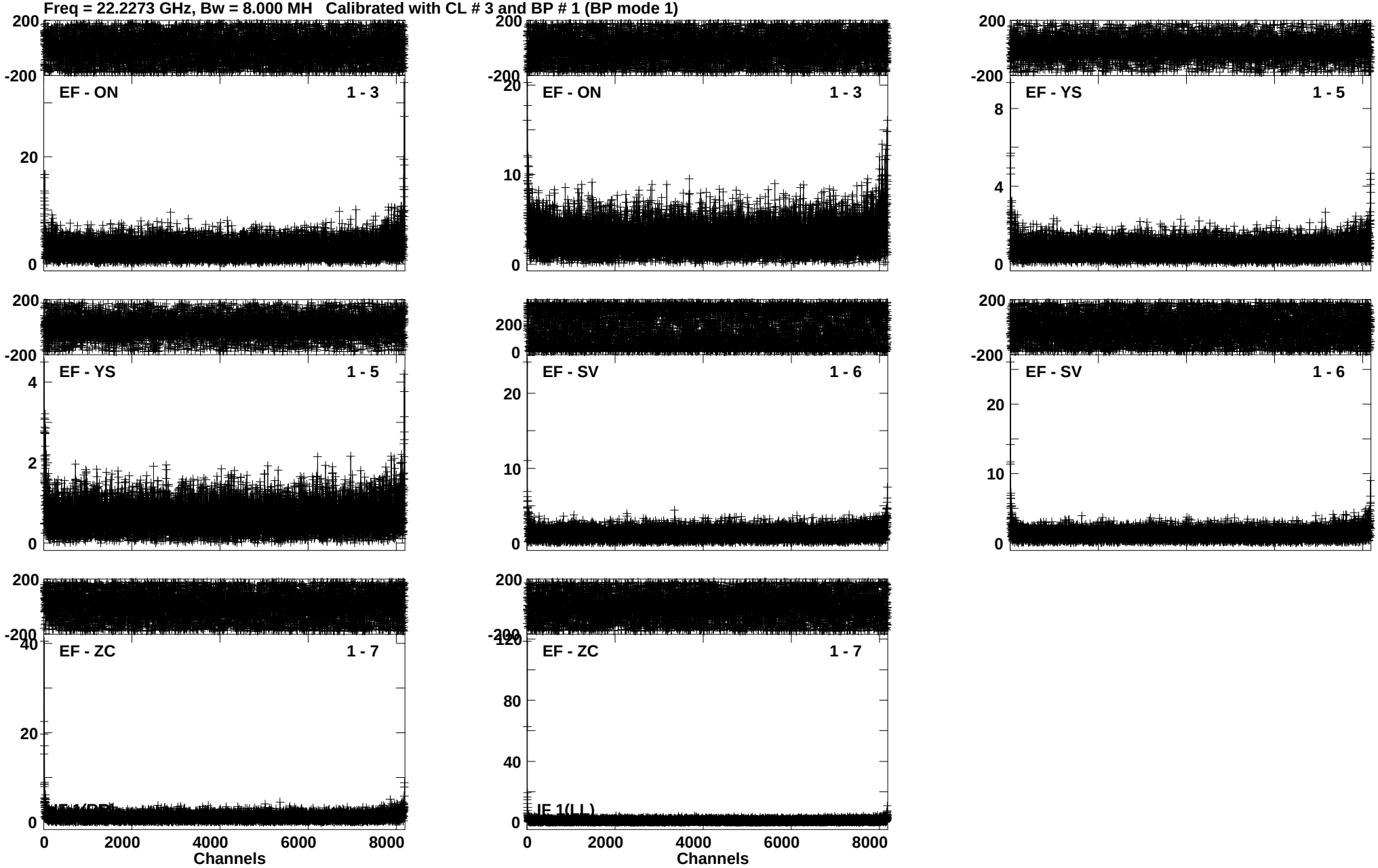

Lower frame: Ampl Jy Top frame: Phas deg
Vector averaged cross-power spectrum Several baselines displayed
Timerange: 00/17:07:47 to 00/17:08:46

Plot file version 96 created 04-JUL-2012 10:07:12
ORIKL1 EE008C 2.UVDATA.1
Freq = 22.2273 GHz, Bw = 8.000 MH Calibrated with CL # 3 and BP # 1 (BP mode 1)

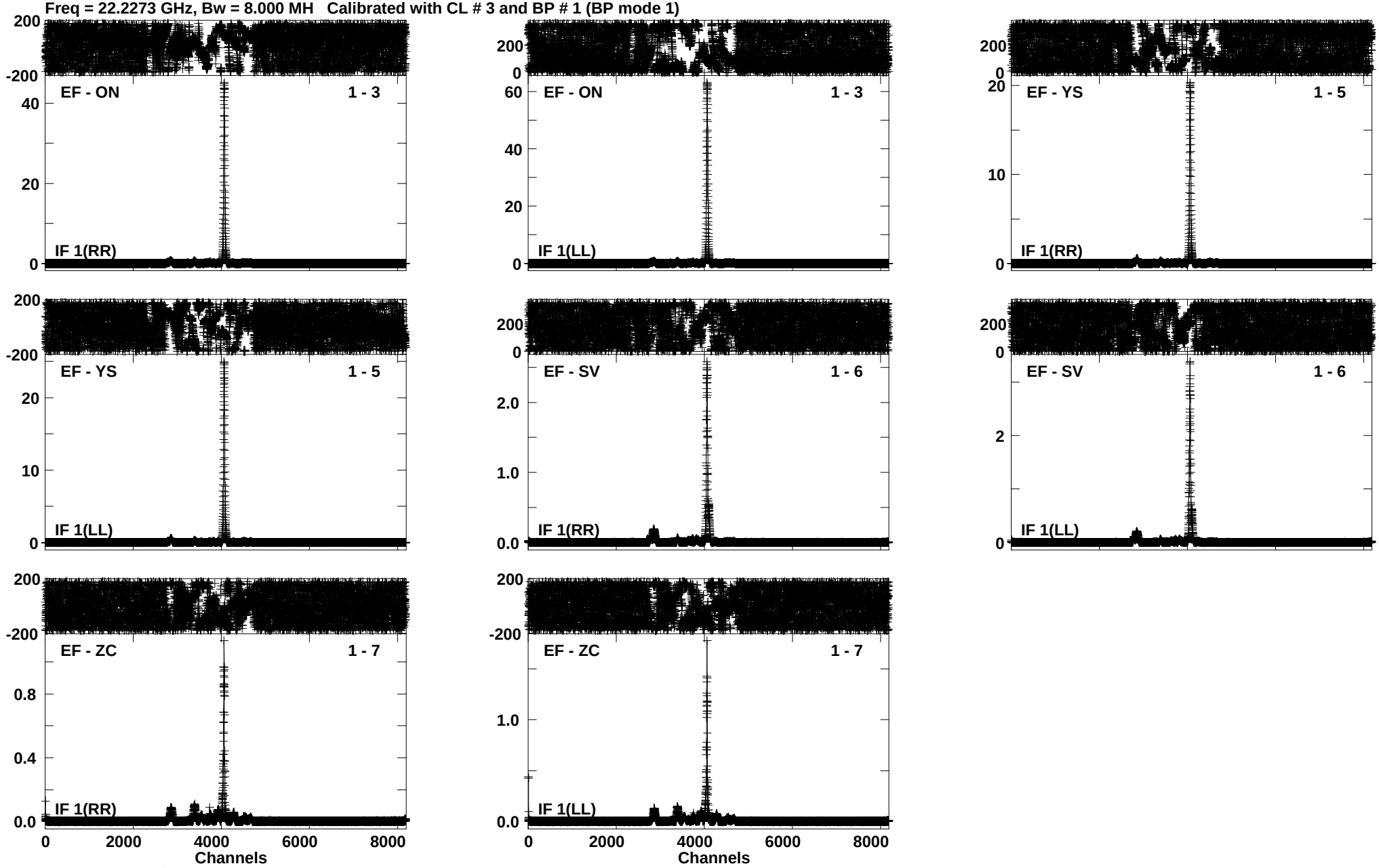

Lower frame: Kilo Ampl Jy Top frame: Phas deg
Vector averaged cross-power spectrum Several baselines displayed
Timerange: 00/17:08:50 to 00/17:09:46

Plot file version 97 created 04-JUL-2012 10:08:33
J0541-0541 EE008C 2.UVDATA.1
Freq = 22.2273 GHz, Bw = 8.000 MH Calibrated with CL # 3 and BP # 1 (BP mode 1)

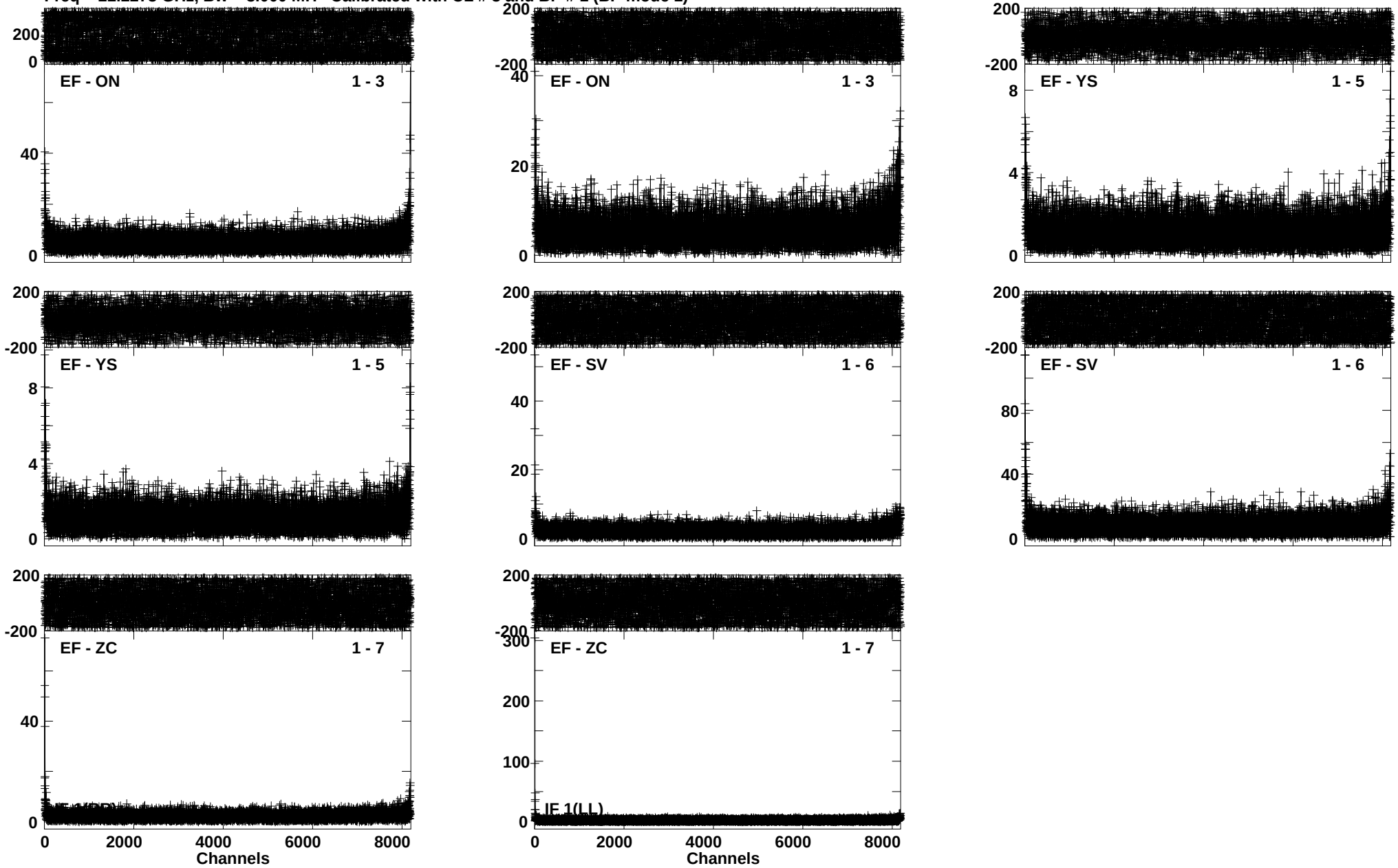

Lower frame: Ampl Jy Top frame: Phas deg
Vector averaged cross-power spectrum Several baselines displayed
Timerange: 00/17:09:50 to 00/17:10:46

Plot file version 98 created 04-JUL-2012 10:09:55
ORIKL1 EE008C 2.UVDATA.1
Freq = 22.2273 GHz, Bw = 8.000 MH Calibrated with CL # 3 and BP # 1 (BP mode 1)

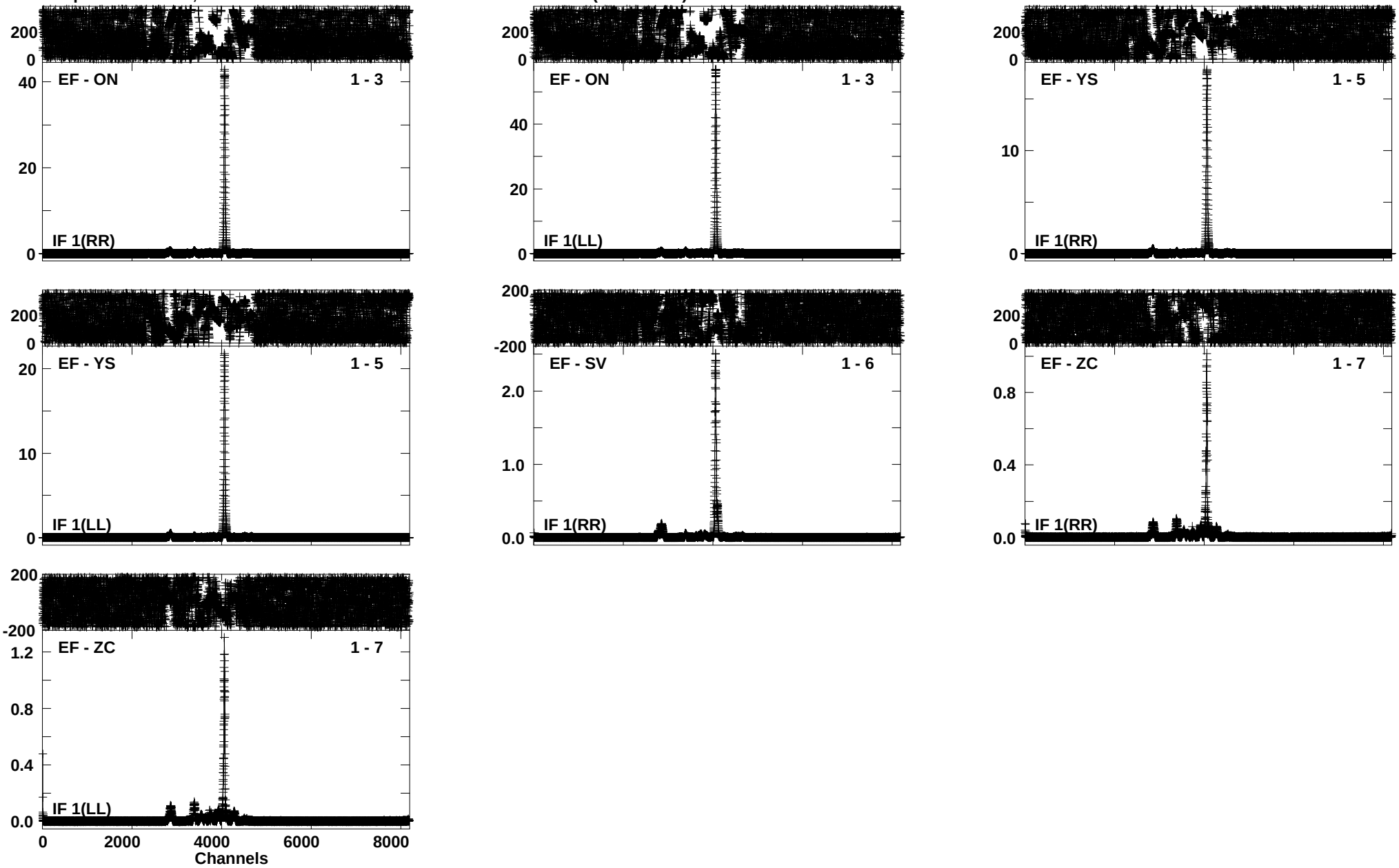

Lower frame: Kilo Ampl Jy Top frame: Phas deg
Vector averaged cross-power spectrum Several baselines displayed
Timerange: 00/17:10:50 to 00/17:11:46

Plot file version 99 created 04-JUL-2012 10:11:15
J0541-0541 EE008C 2.UVDATA.1
Freq = 22.2273 GHz, Bw = 8.000 MH Calibrated with CL # 3 and BP # 1 (BP mode 1)

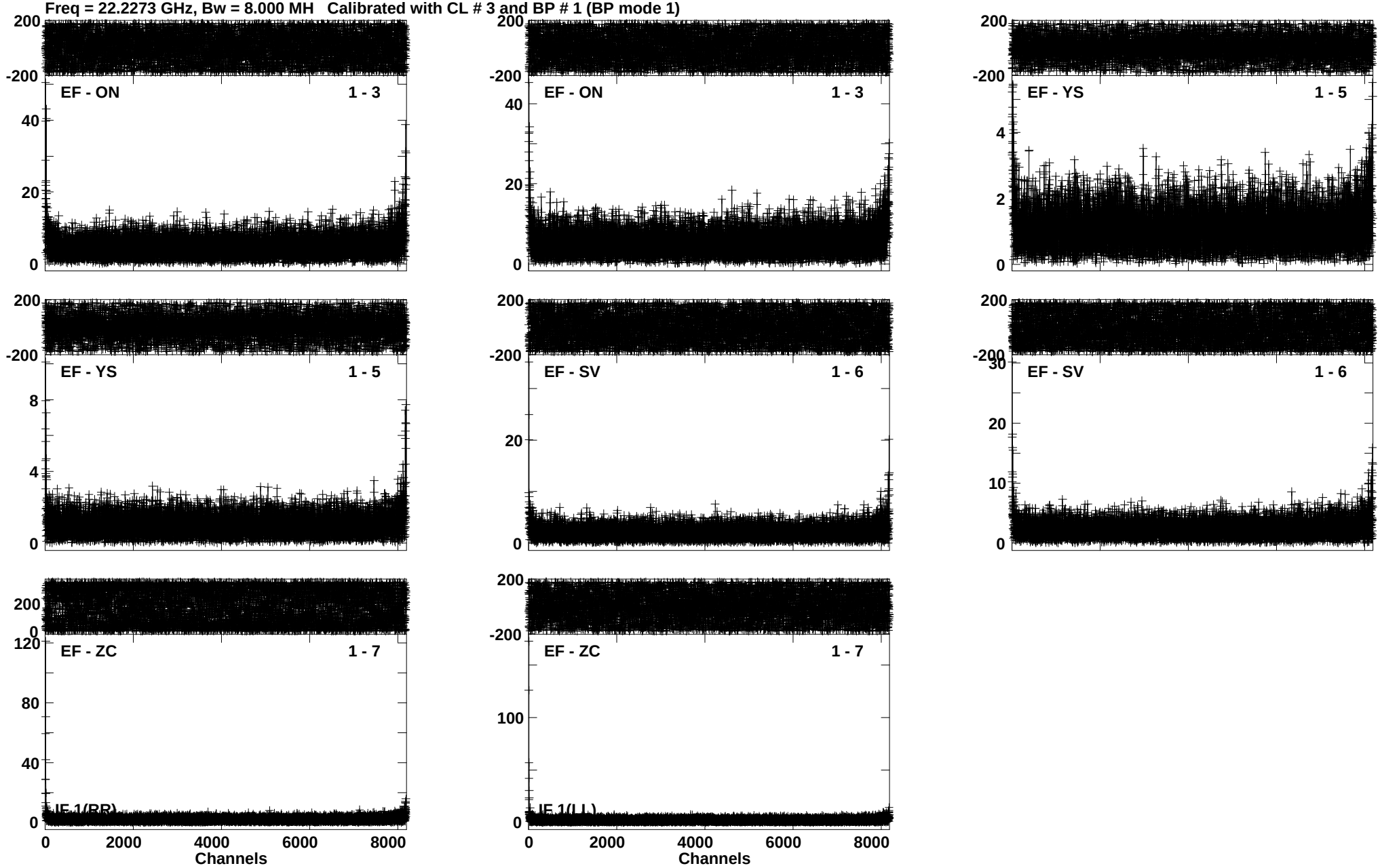

Lower frame: Ampl Jy Top frame: Phas deg
Vector averaged cross-power spectrum Several baselines displayed
Timerange: 00/17:11:50 to 00/17:12:46

Plot file version 100 created 04-JUL-2012 10:13:07
J0529-0519 EE008C 2.UVDATA.1
Freq = 22.2273 GHz, Bw = 8.000 MH Calibrated with CL # 3 and BP # 1 (BP mode 1)

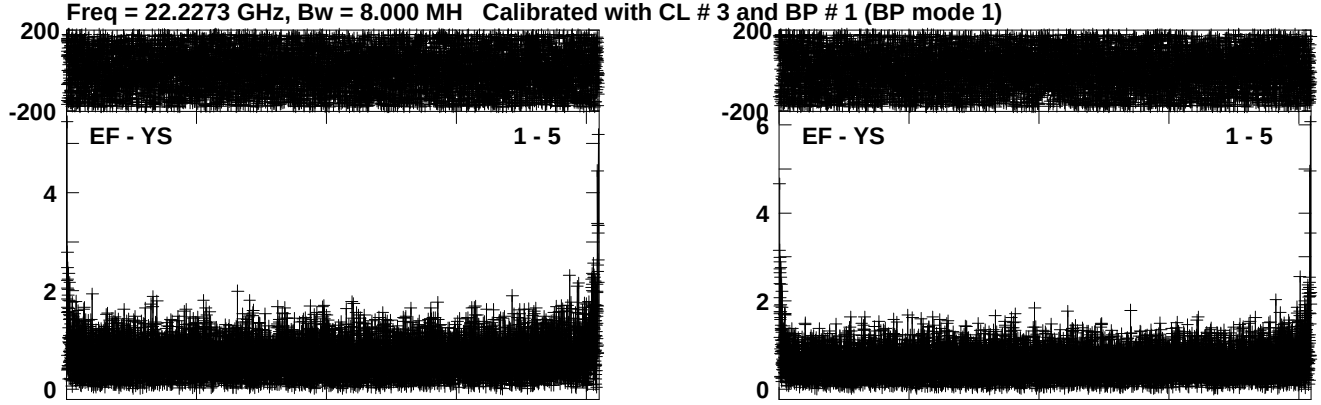

Lower frame: Ampl Jy Top frame: Phas deg
Vector averaged cross-power spectrum Several baselines displayed
Timerange: 00/17:13:32 to 00/17:14:31

Plot file version 101 created 04-JUL-2012 10:14:34
ORIKL1 EE008C 2.UVDATA.1
Freq = 22.2273 GHz, Bw = 8.000 MH Calibrated with CL # 3 and BP # 1 (BP mode 1)

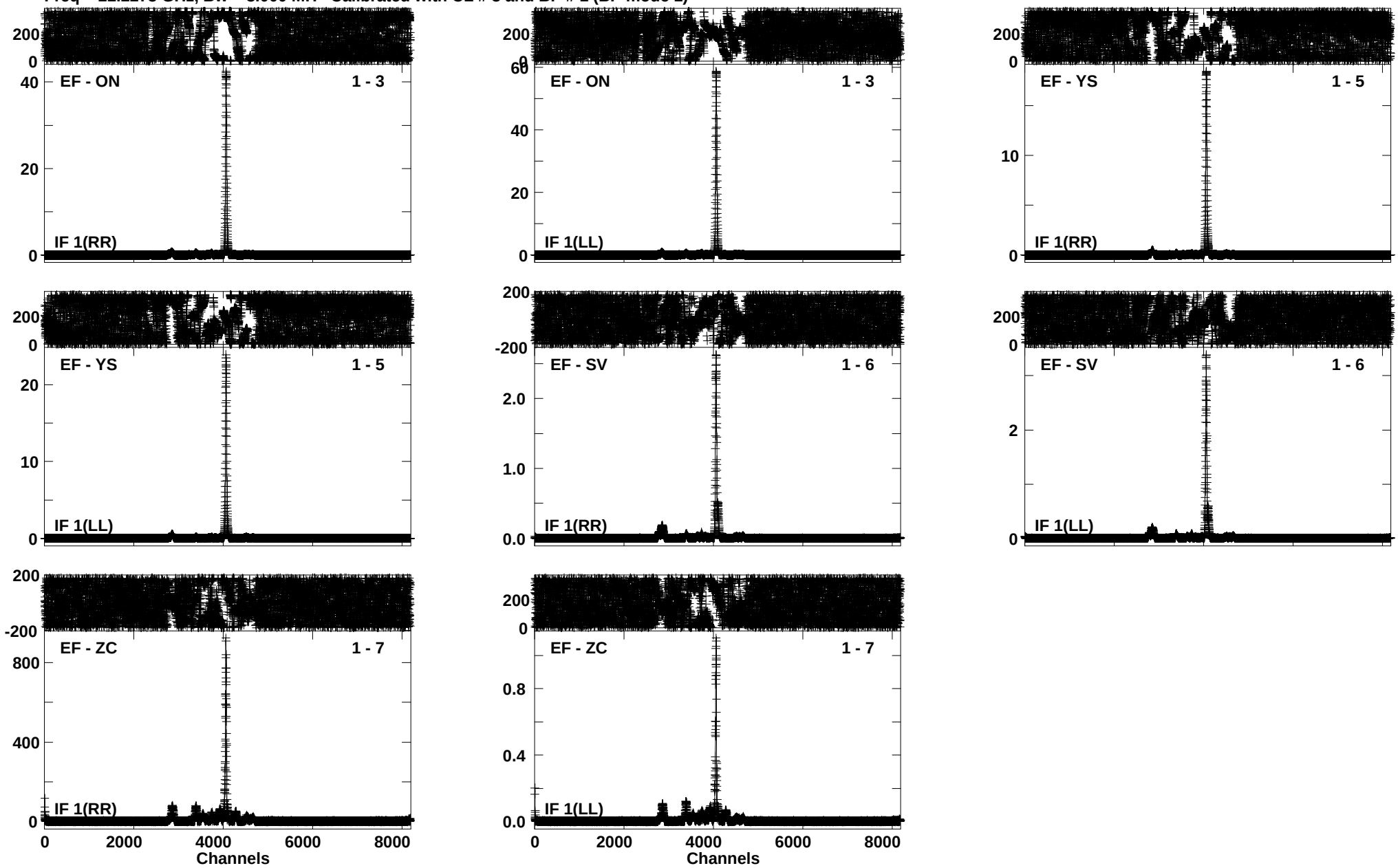

Lower frame: Kilo Ampl Jy Top frame: Phas deg
Vector averaged cross-power spectrum Several baselines displayed
Timerange: 00/17:14:35 to 00/17:15:31

Plot file version 102 created 04-JUL-2012 10:16:10
J0529-0519 EE008C 2.UVDATA.1
Freq = 22.2273 GHz, Bw = 8.000 MH Calibrated with CL # 3 and BP # 1 (BP mode 1)

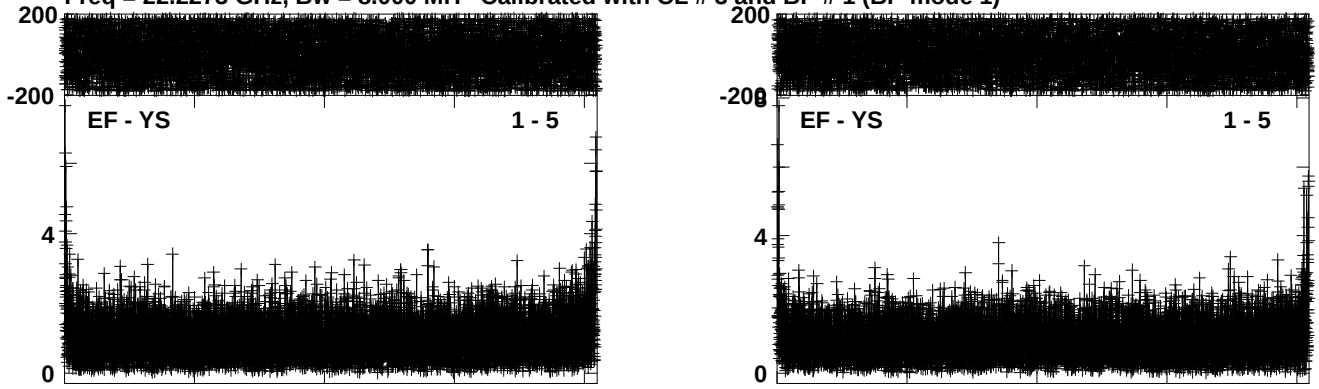

Lower frame: Ampl Jy Top frame: Phas deg
Vector averaged cross-power spectrum Several baselines displayed
Timerange: 00/17:15:35 to 00/17:16:31

Plot file version 103 created 04-JUL-2012 10:17:13
ORIKL1 EE008C 2.UVDATA.1
Freq = 22.2273 GHz, Bw = 8.000 MH Calibrated with CL # 3 and BP # 1 (BP mode 1)

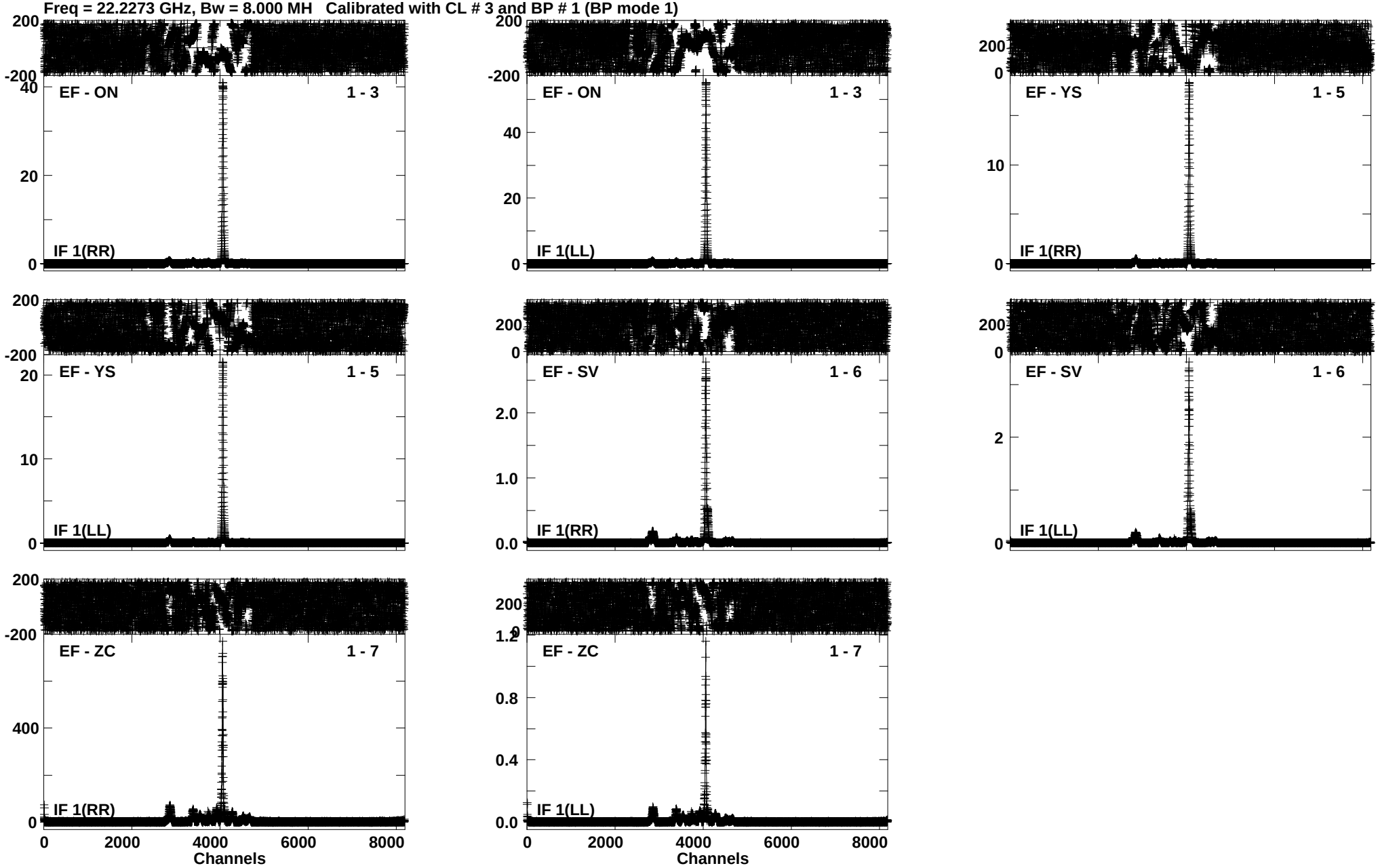

Lower frame: Kilo Ampl Jy Top frame: Phas deg
Vector averaged cross-power spectrum Several baselines displayed
Timerange: 00/17:16:35 to 00/17:17:31

Plot file version 104 created 04-JUL-2012 10:18:51
J0529-0519 EE008C 2.UVDATA.1
Freq = 22.2273 GHz, Bw = 8.000 MH Calibrated with CL # 3 and BP # 1 (BP mode 1)

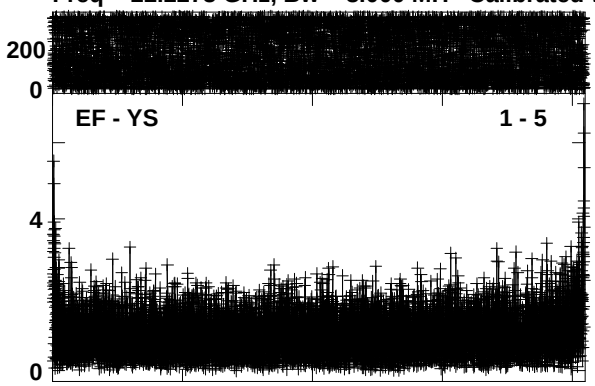

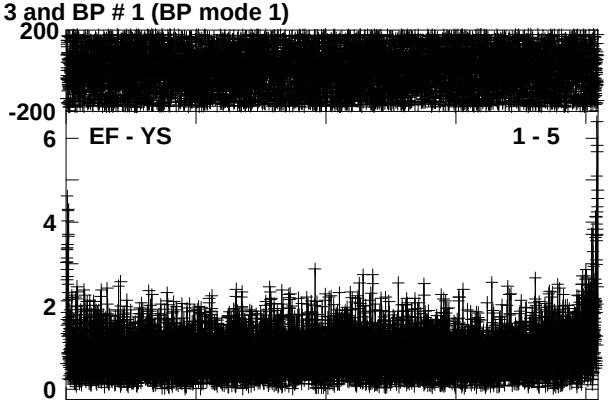

Lower frame: Ampl Jy Top frame: Phas deg
Vector averaged cross-power spectrum Several baselines displayed
Timerange: 00/17:17:36 to 00/17:18:31

Plot file version 105 created 04-JUL-2012 10:20:02
J0541-0541 EE008C 2.UVDATA.1
Freq = 22.2273 GHz, Bw = 8.000 MH Calibrated with CL # 3 and BP # 1 (BP mode 1)

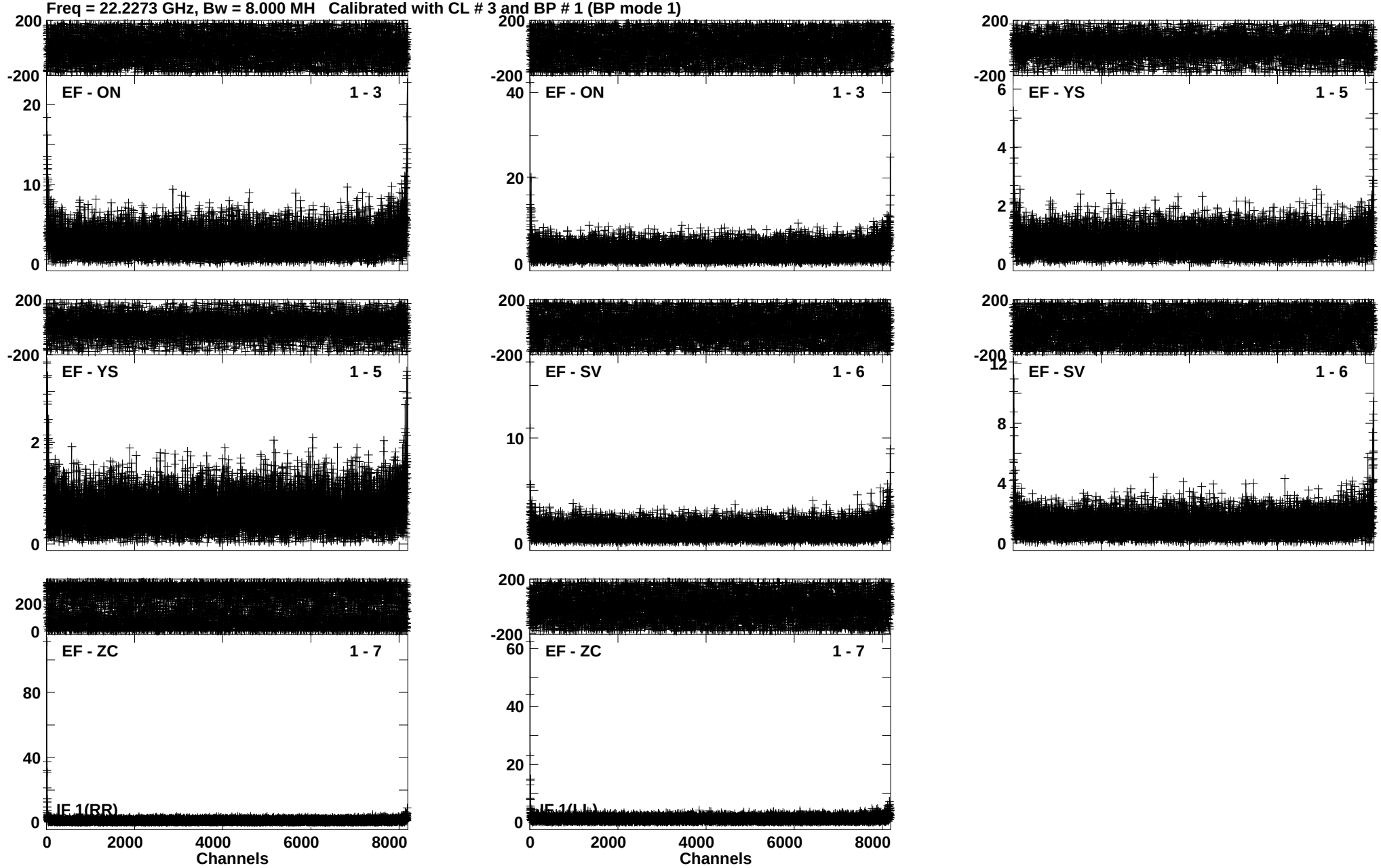

Lower frame: Ampl Jy Top frame: Phas deg
Vector averaged cross-power spectrum Several baselines displayed
Timerange: 00/17:19:17 to 00/17:20:16

Plot file version 106 created 04-JUL-2012 10:21:57
ORIKL1 EE008C 2.UVDATA.1
Freq = 22.2273 GHz, Bw = 8.000 MH Calibrated with CL # 3 and BP # 1 (BP mode 1)

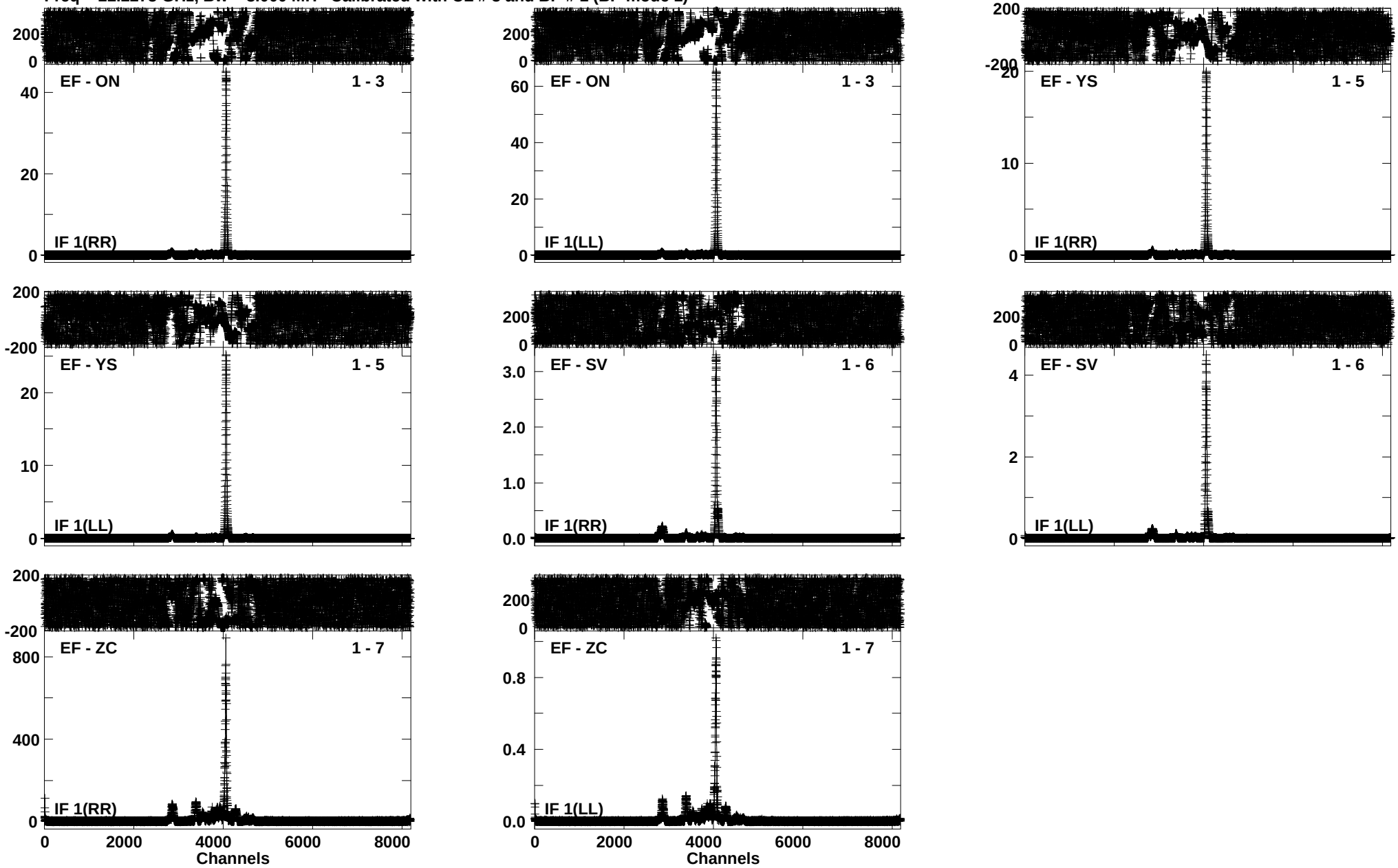

Lower frame: Kilo Ampl Jy Top frame: Phas deg
Vector averaged cross-power spectrum Several baselines displayed
Timerange: 00/17:20:20 to 00/17:21:16

Plot file version 107 created 04-JUL-2012 10:23:17
J0541-0541 EE008C 2.UVDATA.1
Freq = 22.2273 GHz, Bw = 8.000 MH Calibrated with CL # 3 and BP # 1 (BP mode 1)

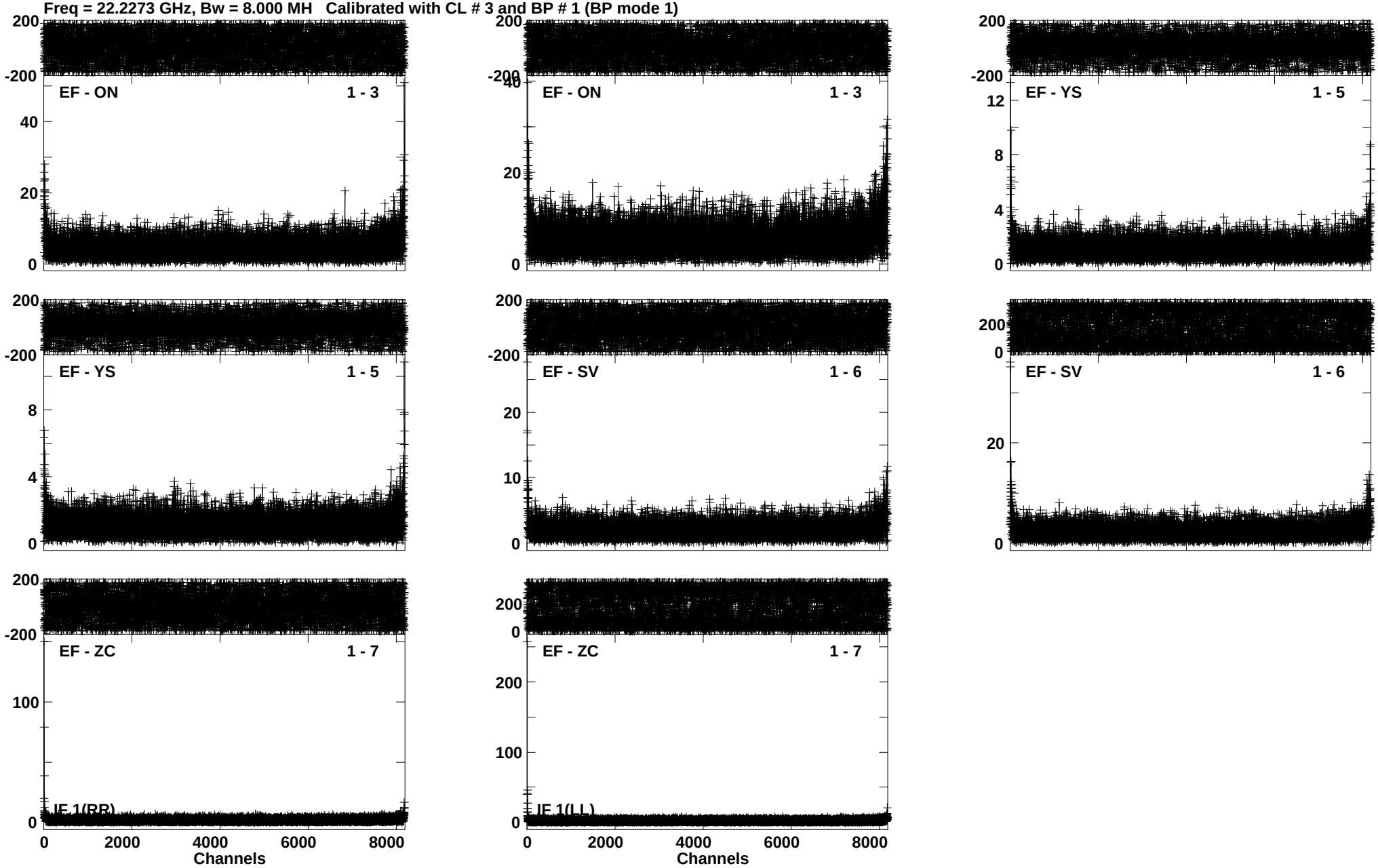

Lower frame: Ampl Jy Top frame: Phas deg
Vector averaged cross-power spectrum Several baselines displayed
Timerange: 00/17:21:20 to 00/17:22:16

Plot file version 108 created 04-JUL-2012 10:24:38
ORIKL1 EE008C 2.UVDATA.1
Freq = 22.2273 GHz, Bw = 8.000 MH Calibrated with CL # 3 and BP # 1 (BP mode 1)

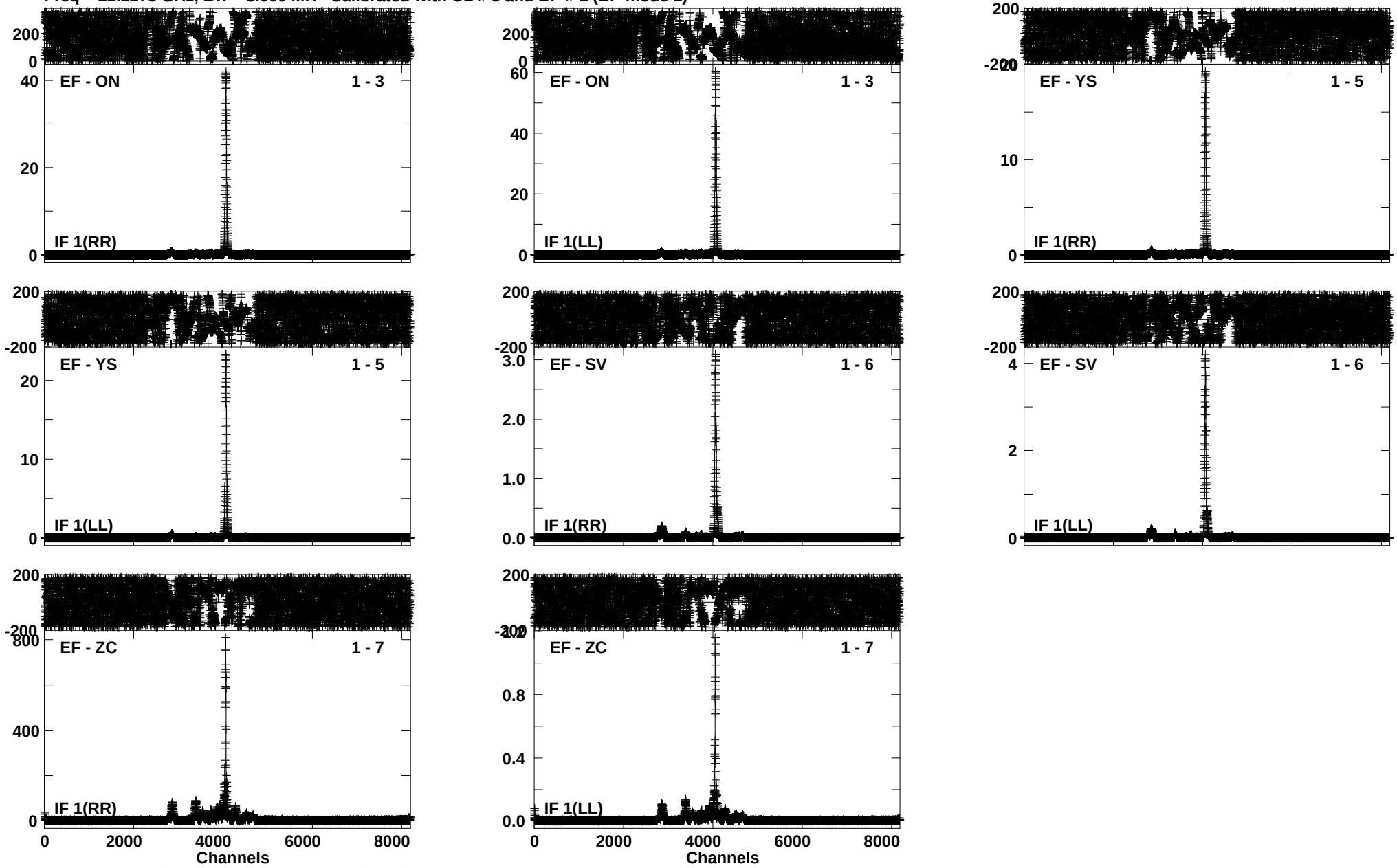

Lower frame: Kilo Ampl Jy Top frame: Phas deg
Vector averaged cross-power spectrum Several baselines displayed
Timerange: 00/17:22:21 to 00/17:23:16

Plot file version 109 created 04-JUL-2012 10:26:00
J0541-0541 EE008C 2.UVDATA.1
Freq = 22.2273 GHz, Bw = 8.000 MH Calibrated with CL # 3 and BP # 1 (BP mode 1)

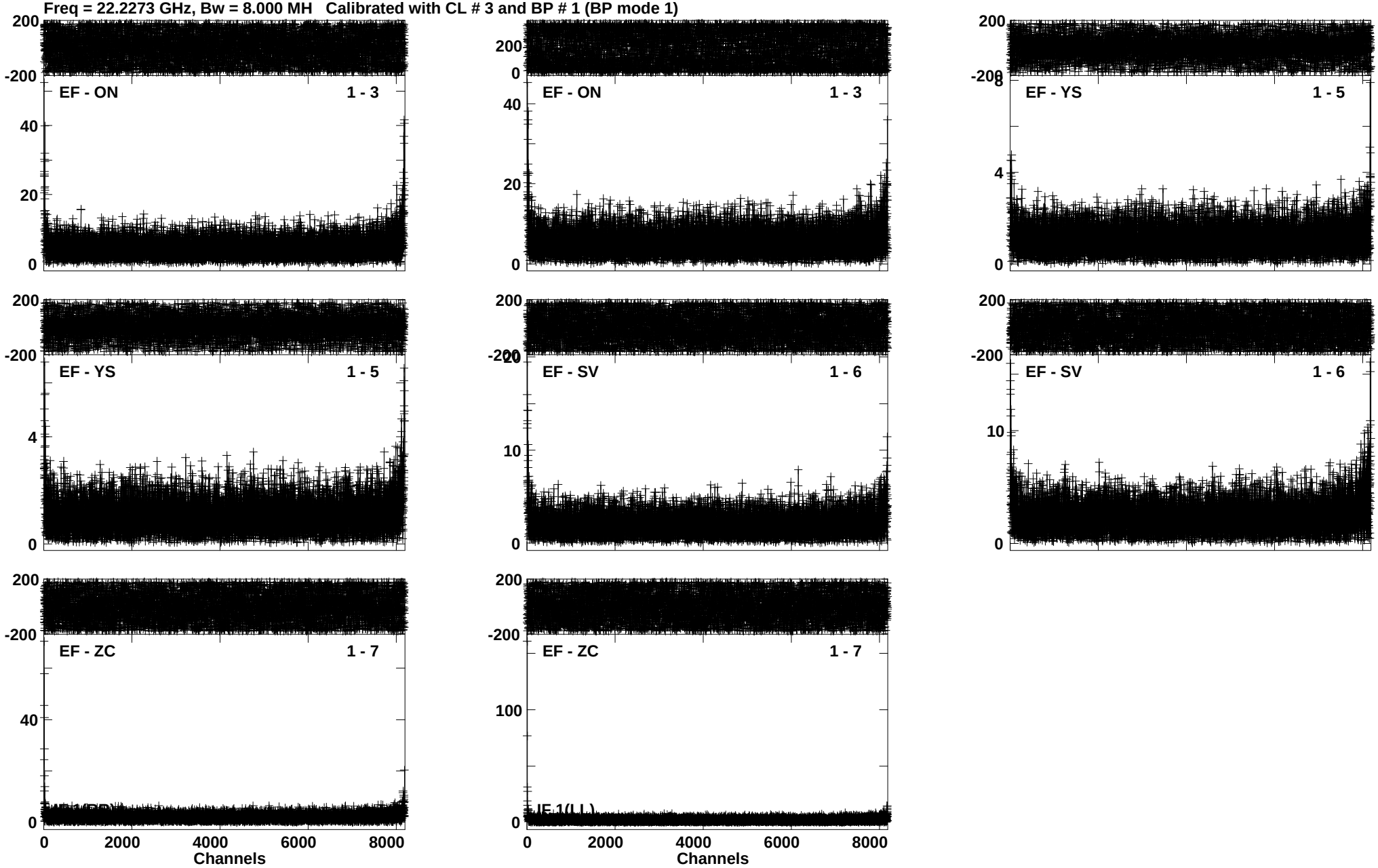

Lower frame: Ampl Jy Top frame: Phas deg
Vector averaged cross-power spectrum Several baselines displayed
Timerange: 00/17:23:21 to 00/17:24:16

Plot file version 110 created 04-JUL-2012 10:27:51
J0529-0519 EE008C 2.UVDATA.1
Freq = 22.2273 GHz, Bw = 8.000 MH Calibrated with CL # 3 and BP # 1 (BP mode 1)

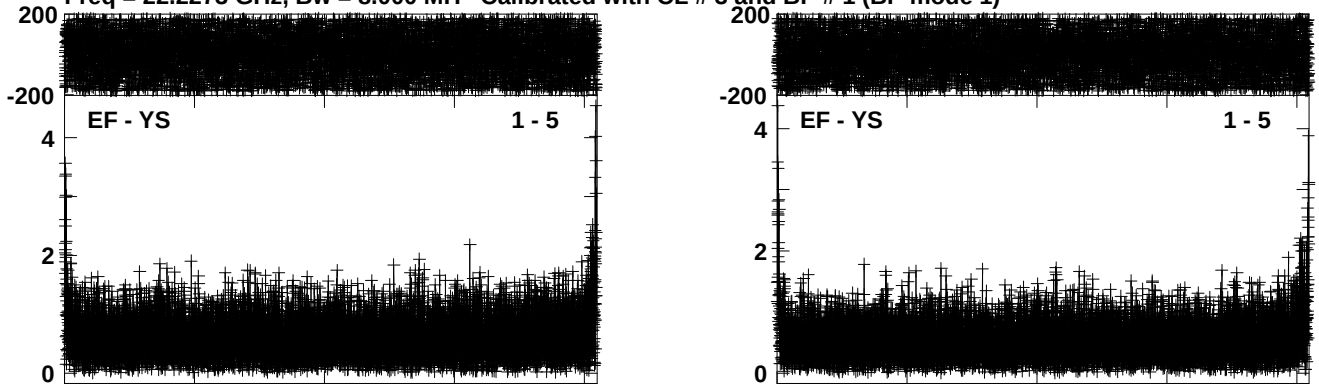

Lower frame: Ampl Jy Top frame: Phas deg
Vector averaged cross-power spectrum Several baselines displayed
Timerange: 00/17:25:02 to 00/17:26:01

Plot file version 111 created 04-JUL-2012 10:29:18
ORIKL1 EE008C 2.UVDATA.1
Freq = 22.2273 GHz, Bw = 8.000 MH Calibrated with CL # 3 and BP # 1 (BP mode 1)

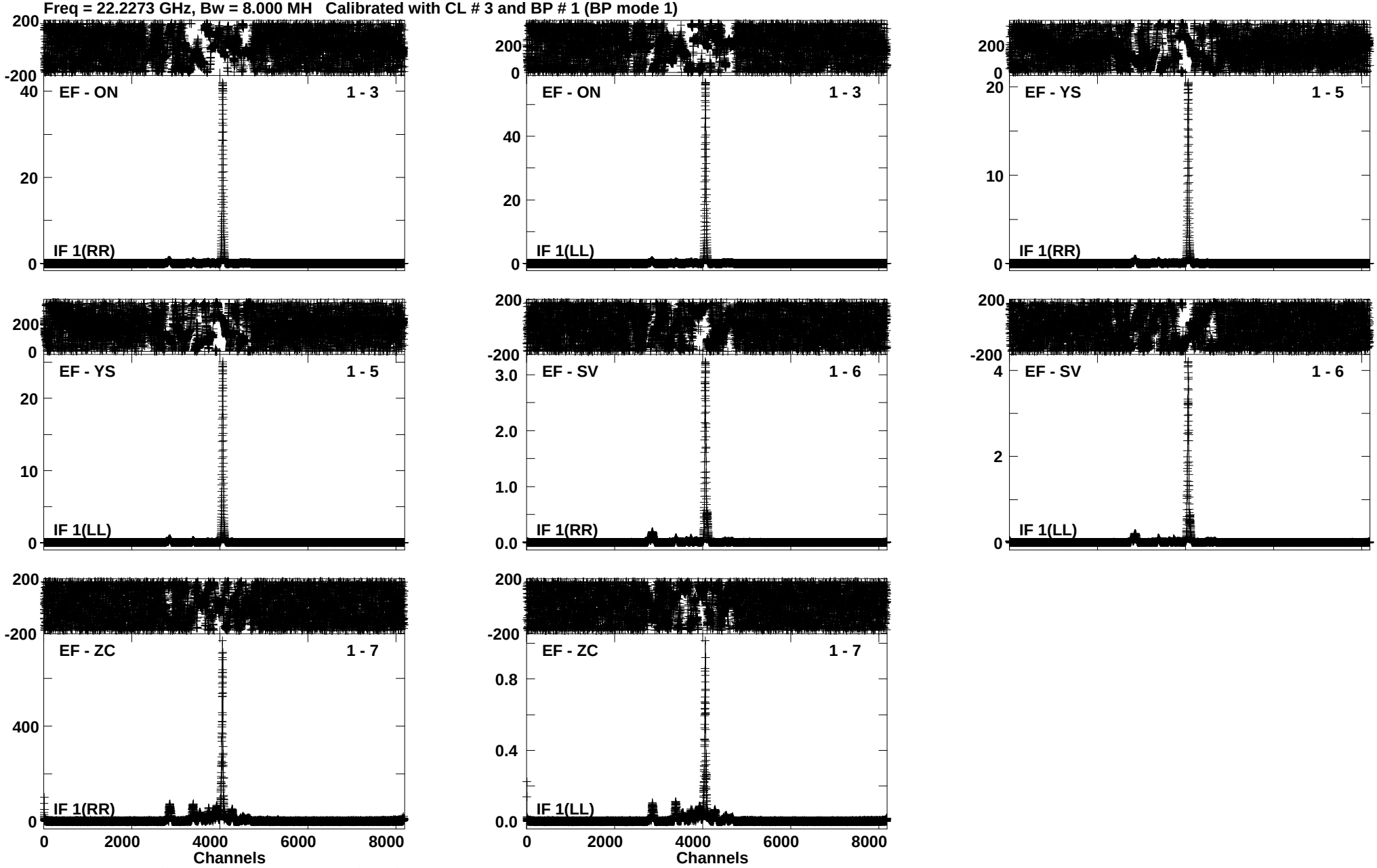

Lower frame: Kilo Ampl Jy Top frame: Phas deg
Vector averaged cross-power spectrum Several baselines displayed
Timerange: 00/17:26:05 to 00/17:27:01

Plot file version 112 created 04-JUL-2012 10:30:55
J0529-0519 EE008C 2.UVDATA.1
Freq = 22.2273 GHz, Bw = 8.000 MH Calibrated with CL # 3 and BP # 1 (BP mode 1)

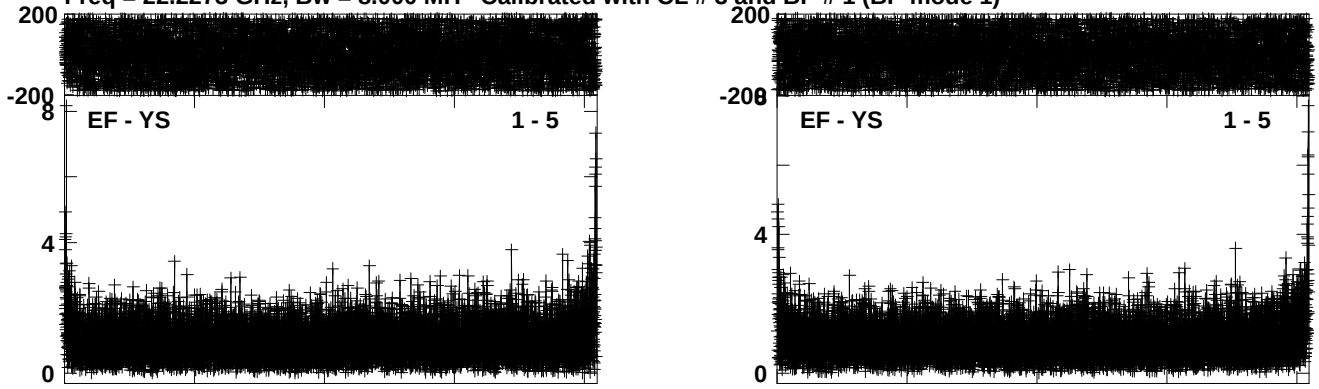

Lower frame: Ampl Jy Top frame: Phas deg
Vector averaged cross-power spectrum Several baselines displayed
Timerange: 00/17:27:05 to 00/17:28:01

Plot file version 113 created 04-JUL-2012 10:31:56
ORIKL1 EE008C 2.UVDATA.1
Freq = 22.2273 GHz, Bw = 8.000 MH Calibrated with CL # 3 and BP # 1 (BP mode 1)

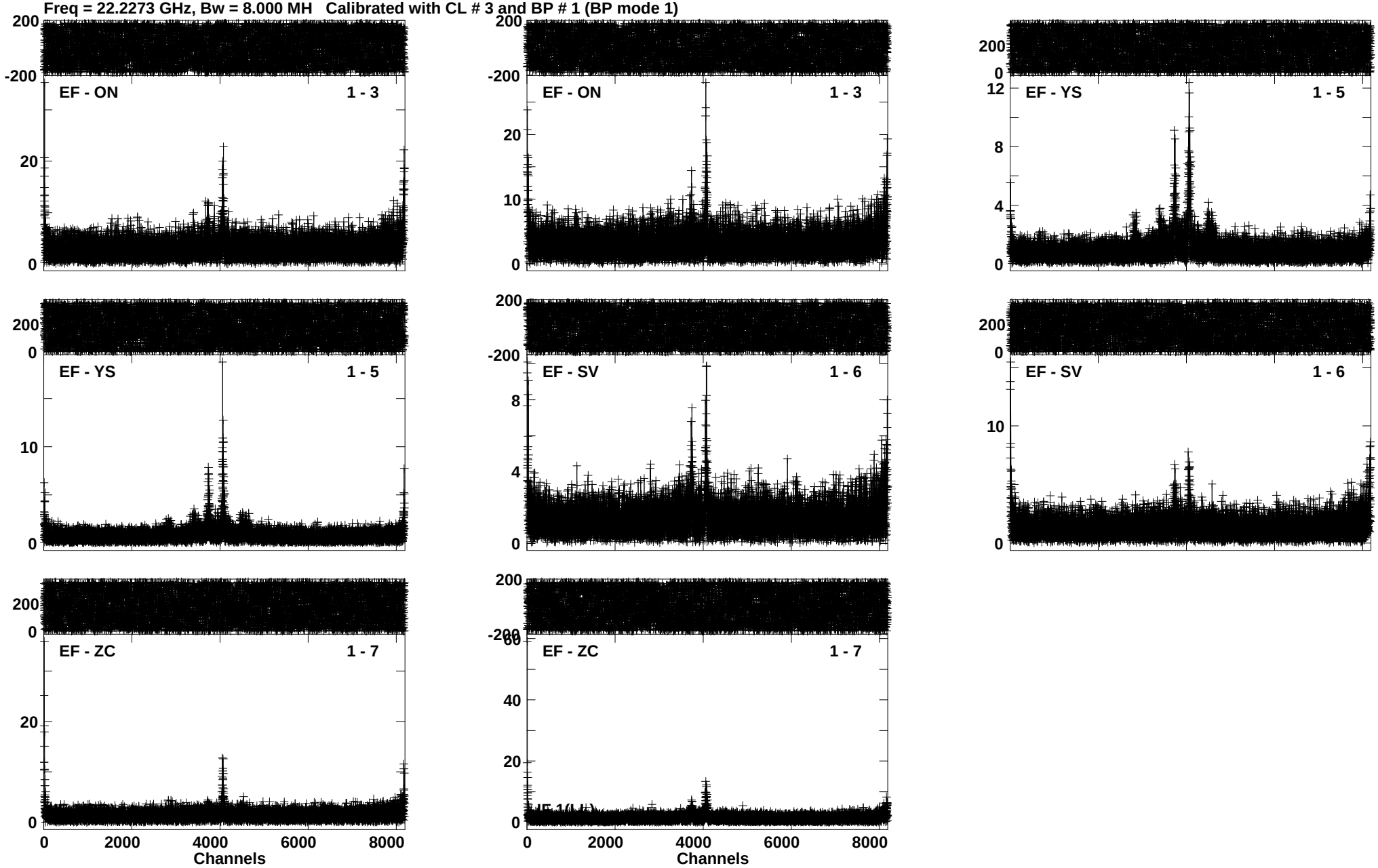

Lower frame: Ampl Jy Top frame: Phas deg
Vector averaged cross-power spectrum Several baselines displayed
Timerange: 00/17:28:05 to 00/17:29:01

Plot file version 114 created 04-JUL-2012 10:33:34
J0529-0519 EE008C 2.UVDATA.1
Freq = 22.2273 GHz, Bw = 8.000 MH Calibrated with CL # 3 and BP # 1 (BP mode 1)

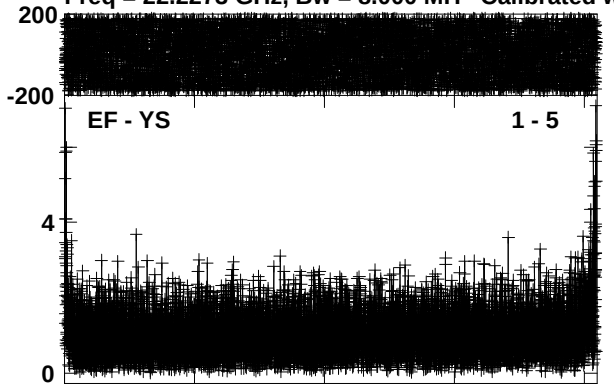

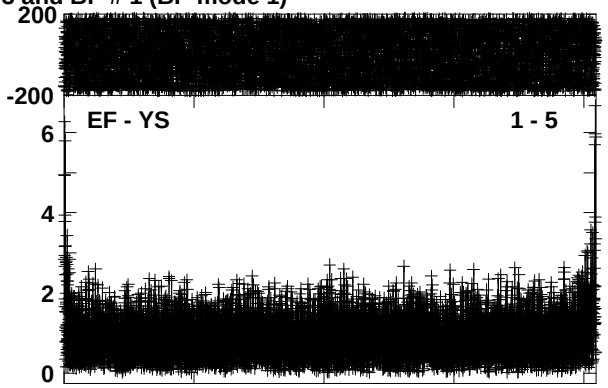

Lower frame: Ampl Jy Top frame: Phas deg
Vector averaged cross-power spectrum Several baselines displayed
Timerange: 00/17:29:06 to 00/17:30:01

Plot file version 115 created 04-JUL-2012 10:34:47
J0541-0541 EE008C 2.UVDATA.1
Freq = 22.2273 GHz, Bw = 8.000 MH Calibrated with CL # 3 and BP # 1 (BP mode 1)

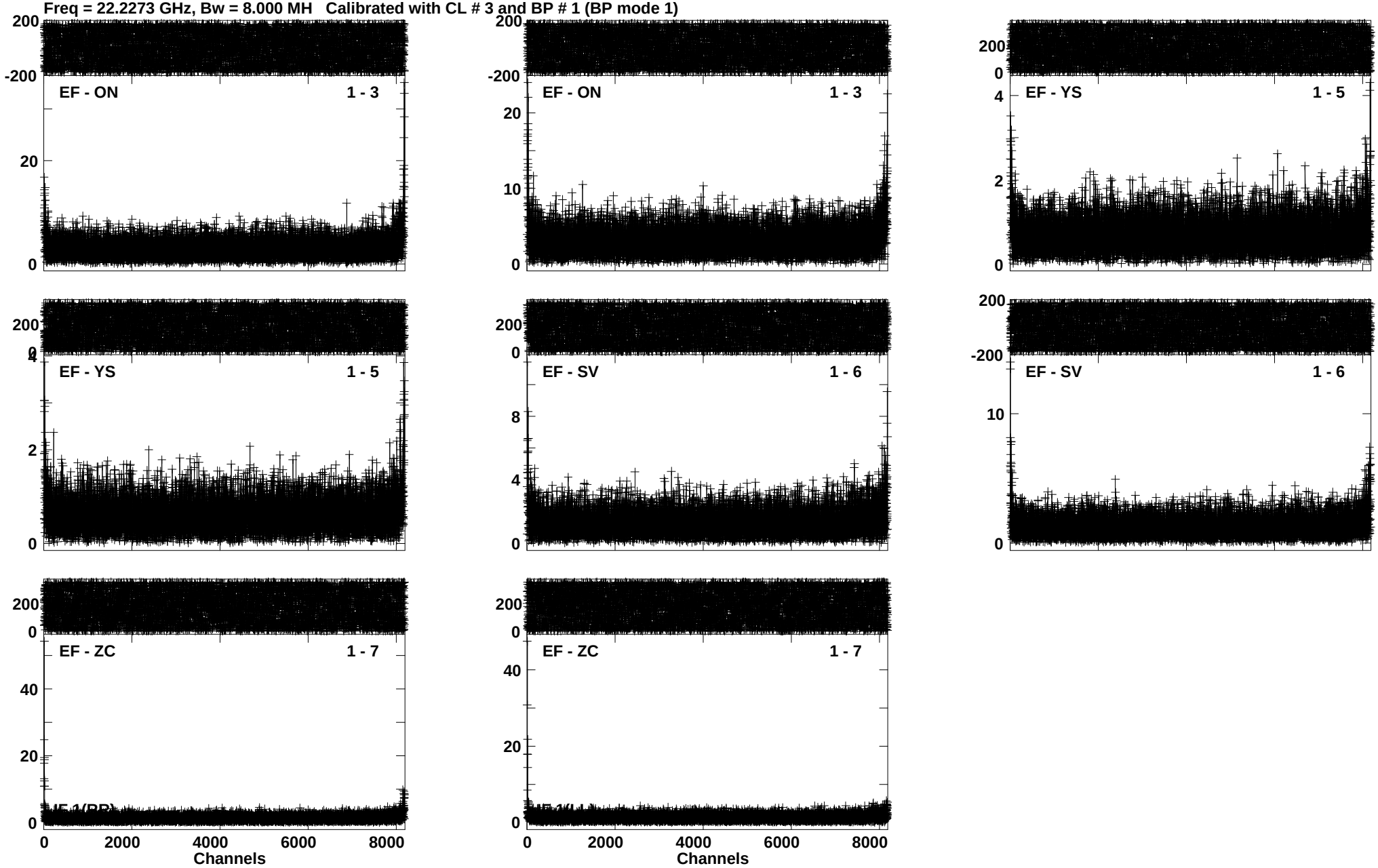

Lower frame: Ampl Jy Top frame: Phas deg
Vector averaged cross-power spectrum Several baselines displayed
Timerange: 00/17:30:47 to 00/17:31:46

Plot file version 116 created 04-JUL-2012 11:33:52
J0423-0120 EE008C 2.UVDATA.1
Freq = 22.2273 GHz, Bw = 8.000 MH Calibrated with CL # 3 and BP # 1 (BP mode 1)

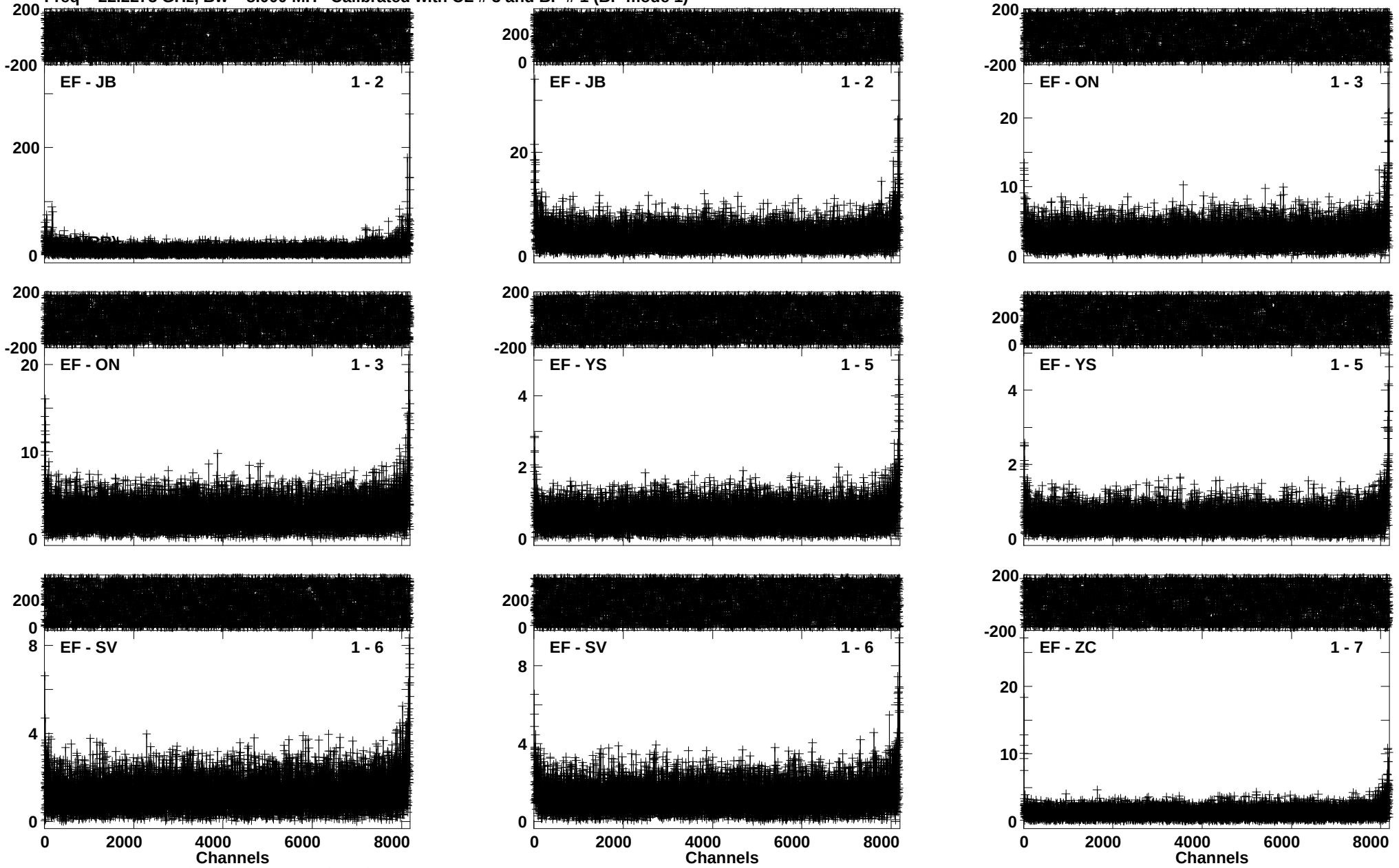

Lower frame: Ampl Jy Top frame: Phas deg
Vector averaged cross-power spectrum Several baselines displayed
Timerange: 00/18:17:28 to 00/18:27:27

Plot file version 117 created 04-JUL-2012 11:42:48
J0423-0120 EE008C 2.UVDATA.1
Freq = 22.2273 GHz, Bw = 8.000 MH Calibrated with CL # 3 and BP # 1 (BP mode 1)

Lower frame: Ampl Jy Top frame: Phas deg
Vector averaged cross-power spectrum Several baselines displayed
Timerange: 00/18:17:28 to 00/18:27:27

Plot file version 118 created 04-JUL-2012 11:52:31
4C39.25 EE008C 2.UVDATA.1
Freq = 22.2273 GHz, Bw = 8.000 MH Calibrated with CL # 3 and BP # 1 (BP mode 1)

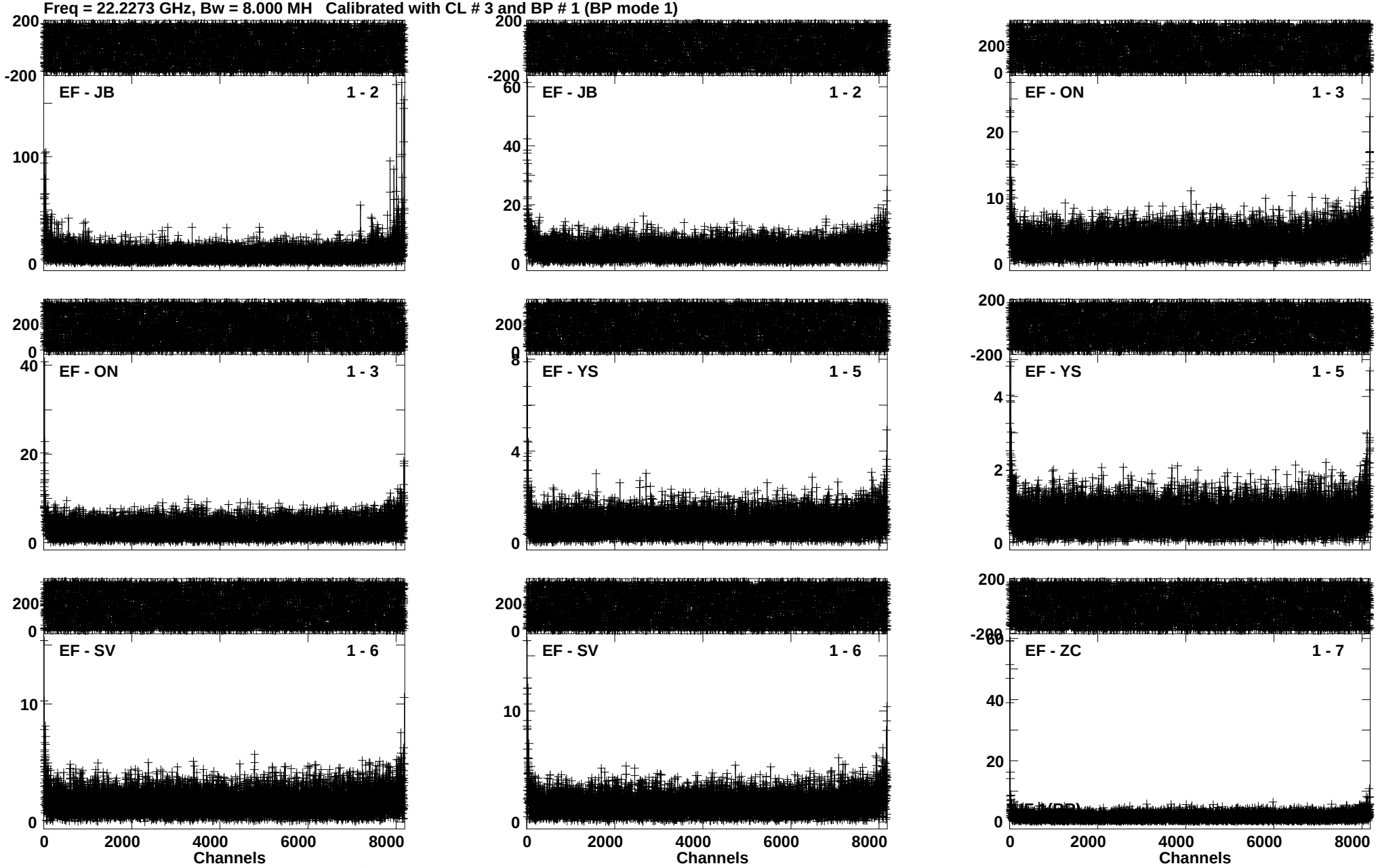

Lower frame: Ampl Jy Top frame: Phas deg
Vector averaged cross-power spectrum Several baselines displayed
Timerange: 00/18:32:44 to 00/18:42:43

Plot file version 119 created 04-JUL-2012 12:05:28
4C39.25 EE008C 2.UVDATA.1
Freq = 22.2273 GHz, Bw = 8.000 MH Calibrated with CL # 3 and BP # 1 (BP mode 1)

Lower frame: Ampl Jy Top frame: Phas deg
Vector averaged cross-power spectrum Several baselines displayed
Timerange: 00/18:32:44 to 00/18:42:43

Plot file version 120 created 04-JUL-2012 12:31:35
J0541-0541 EE008C 2.UVDATA.1
Freq = 22.2273 GHz, Bw = 8.000 MH Calibrated with CL # 3 and BP # 1 (BP mode 1)

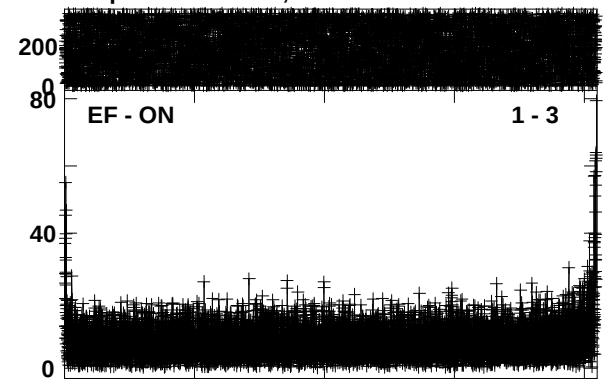



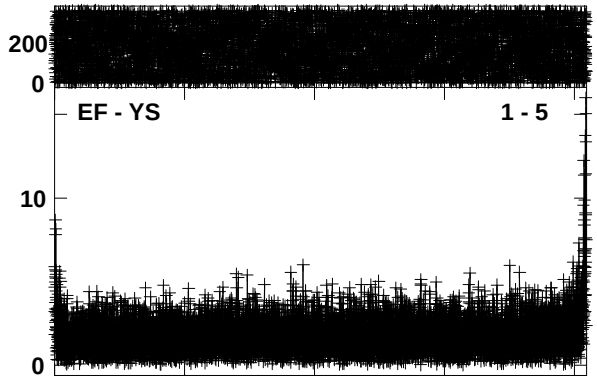

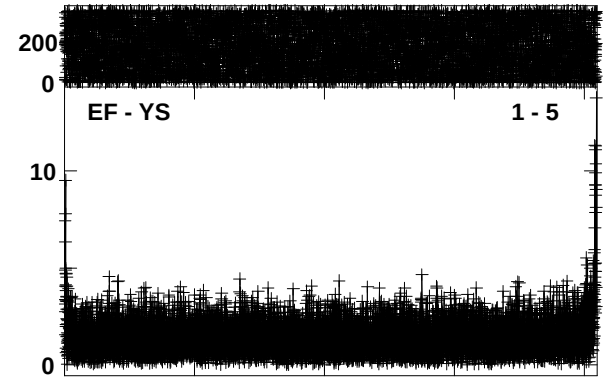

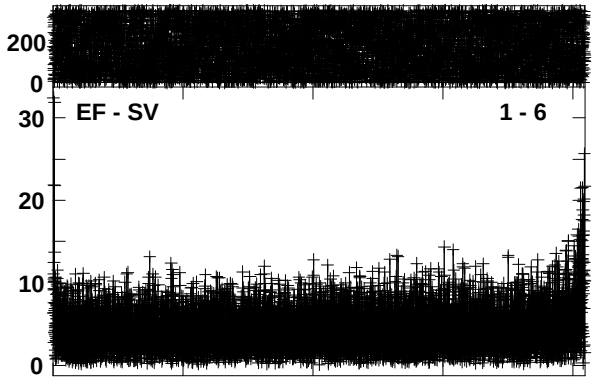

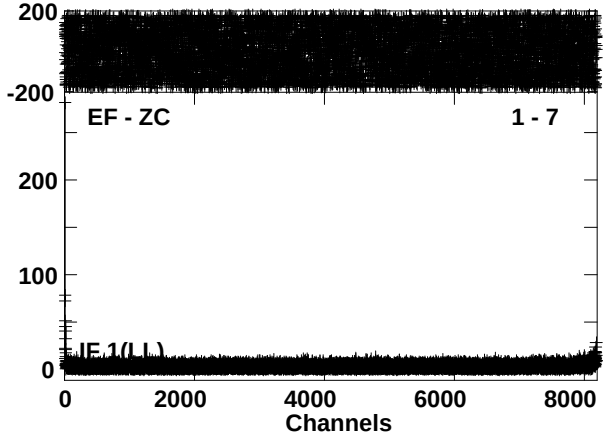

Lower frame: Ampl Jy Top frame: Phas deg
Vector averaged cross-power spectrum Several baselines displayed
Timerange: 00/19:02:51 to 00/19:03:44

Plot file version 121 created 04-JUL-2012 12:36:05
ORIKL1 EE008C 2.UVDATA.1
Freq = 22.2273 GHz, Bw = 8.000 MH Calibrated with CL # 3 and BP # 1 (BP mode 1)

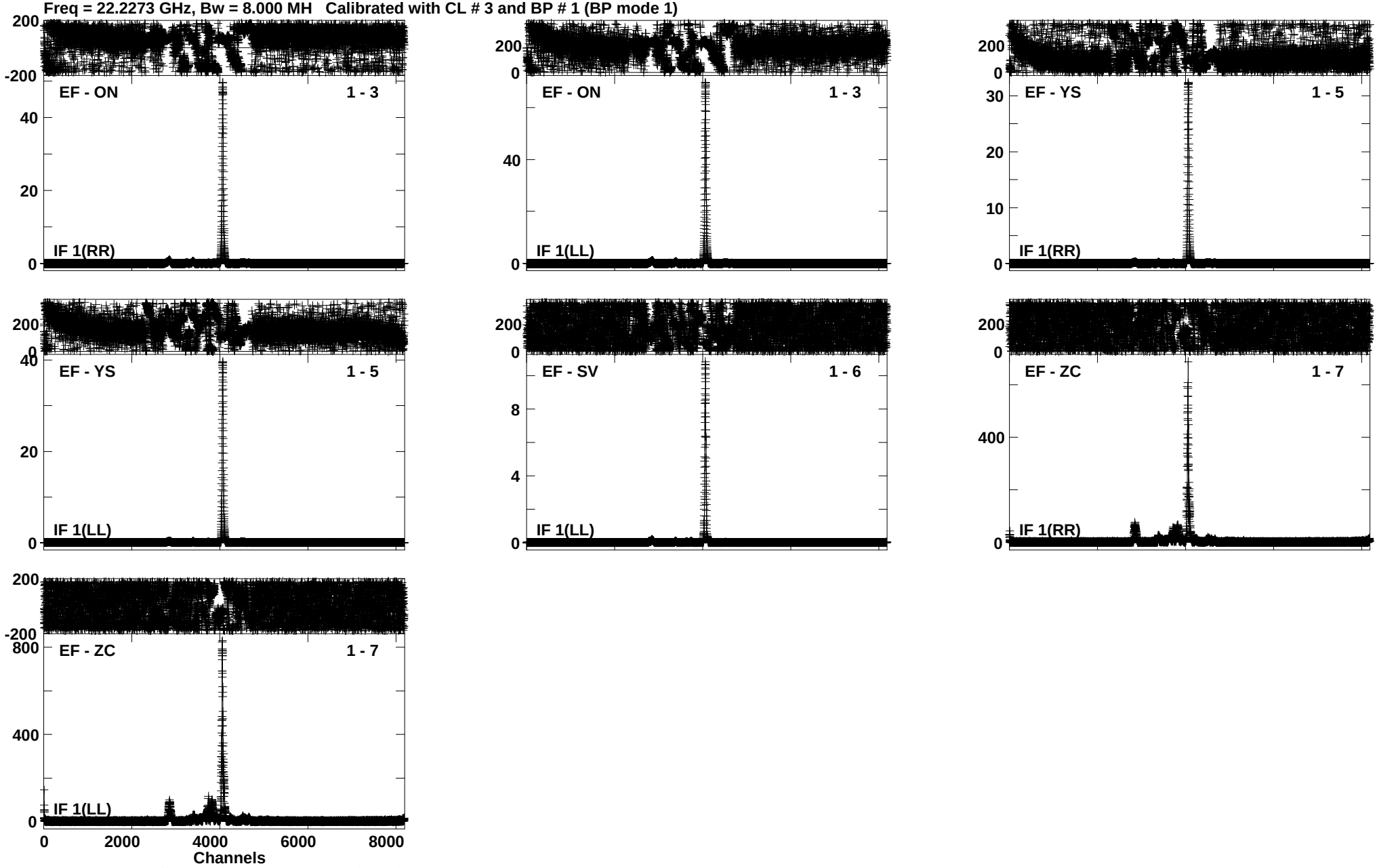

Lower frame: Kilo Ampl Jy Top frame: Phas deg
Vector averaged cross-power spectrum Several baselines displayed
Timerange: 00/19:07:37 to 00/19:08:30

Plot file version 122 created 04-JUL-2012 12:37:20
J0529-0519 EE008C 2.UVDATA.1
Freq = 22.2273 GHz, Bw = 8.000 MH Calibrated with CL # 3 and BP # 1 (BP mode 1)

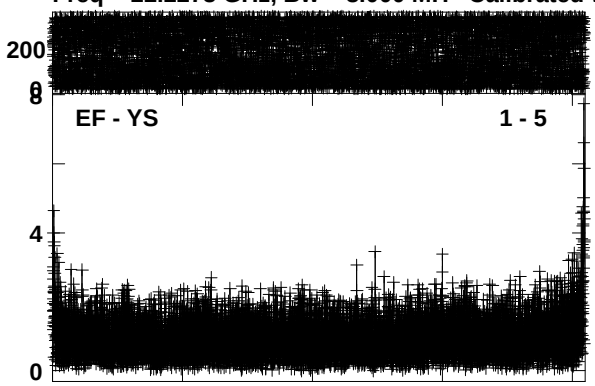

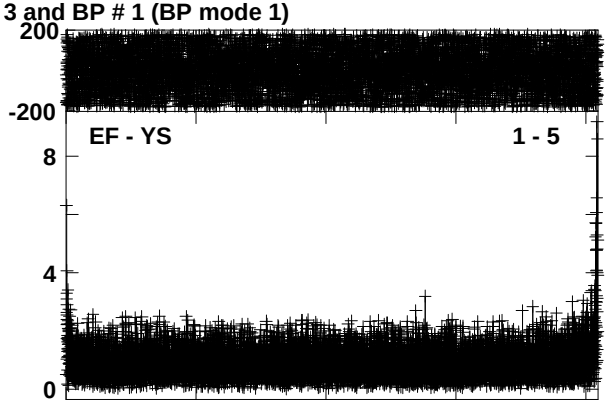

Lower frame: Ampl Jy Top frame: Phas deg
Vector averaged cross-power spectrum Several baselines displayed
Timerange: 00/19:08:37 to 00/19:09:30

Plot file version 123 created 04-JUL-2012 12:39:42
ORIKL1 EE008C 2.UVDATA.1
Freq = 22.2273 GHz, Bw = 8.000 MH Calibrated with CL # 3 and BP # 1 (BP mode 1)

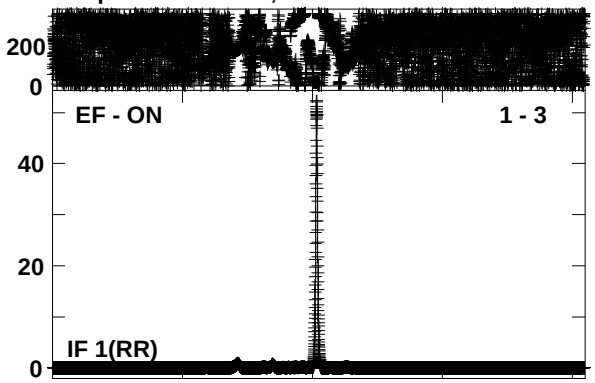

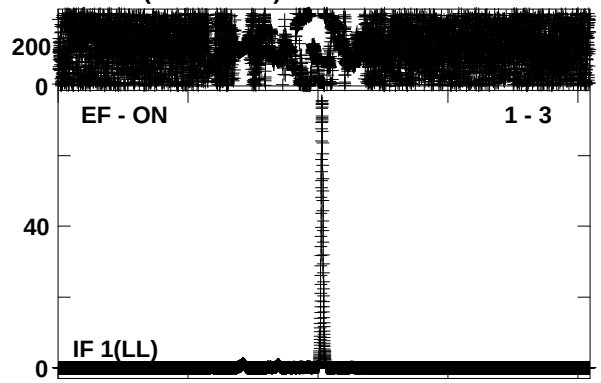

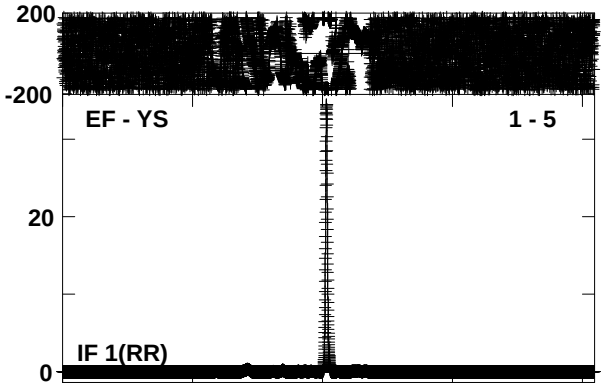

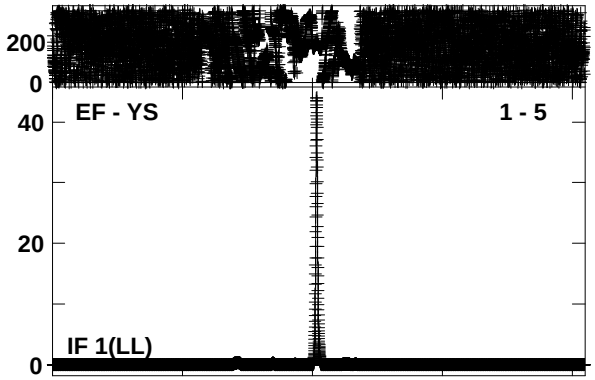

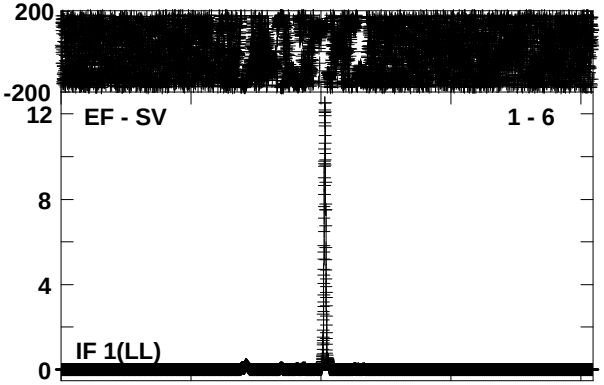

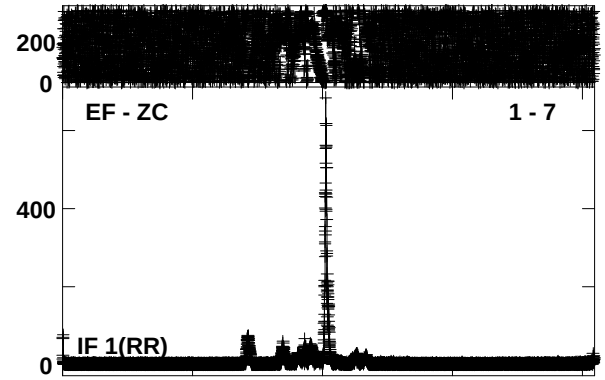

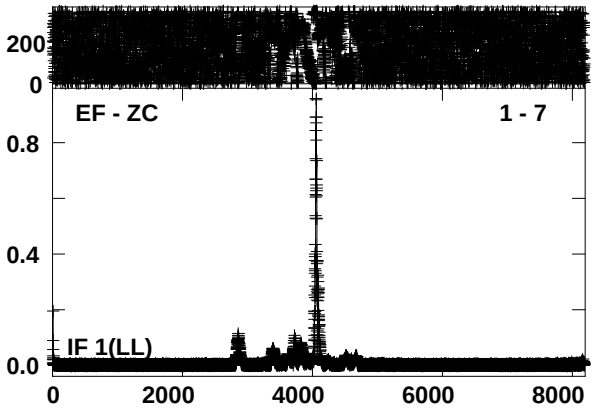

Lower frame: Kilo Ampl Jy Top frame: Phas deg
Vector averaged cross-power spectrum Several baselines displayed
Timerange: 00/19:11:21 to 00/19:12:15

Plot file version 124 created 04-JUL-2012 12:40:44
J0541-0541 EE008C 2.UVDATA.1
Freq = 22.2273 GHz, Bw = 8.000 MH Calibrated with CL # 3 and BP # 1 (BP mode 1)

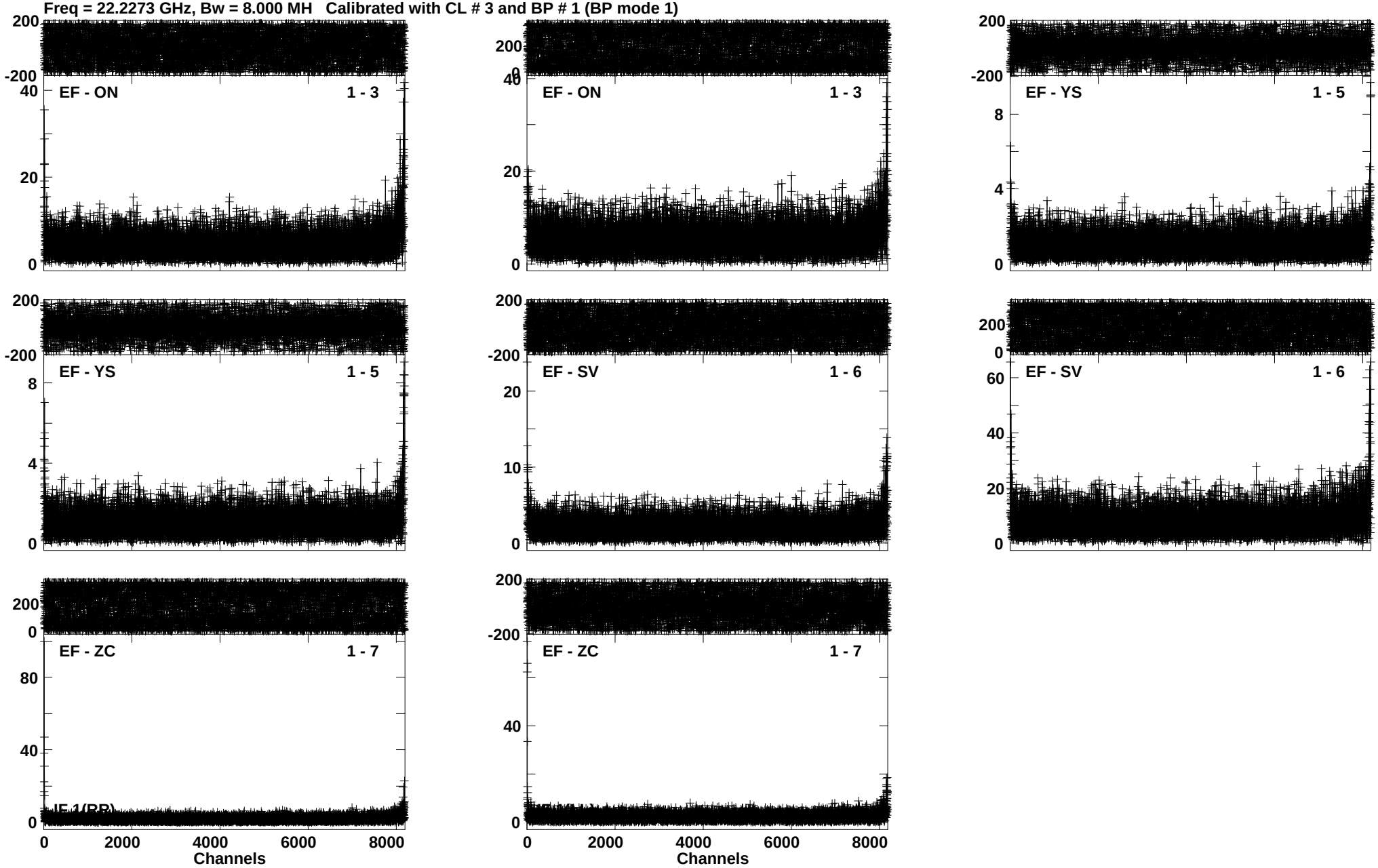

Lower frame: Ampl Jy Top frame: Phas deg
Vector averaged cross-power spectrum Several baselines displayed
Timerange: 00/19:12:22 to 00/19:13:15

Plot file version 125 created 04-JUL-2012 12:41:46
ORIKL1 EE008C 2.UVDATA.1
Freq = 22.2273 GHz, Bw = 8.000 MH Calibrated with CL # 3 and BP # 1 (BP mode 1)

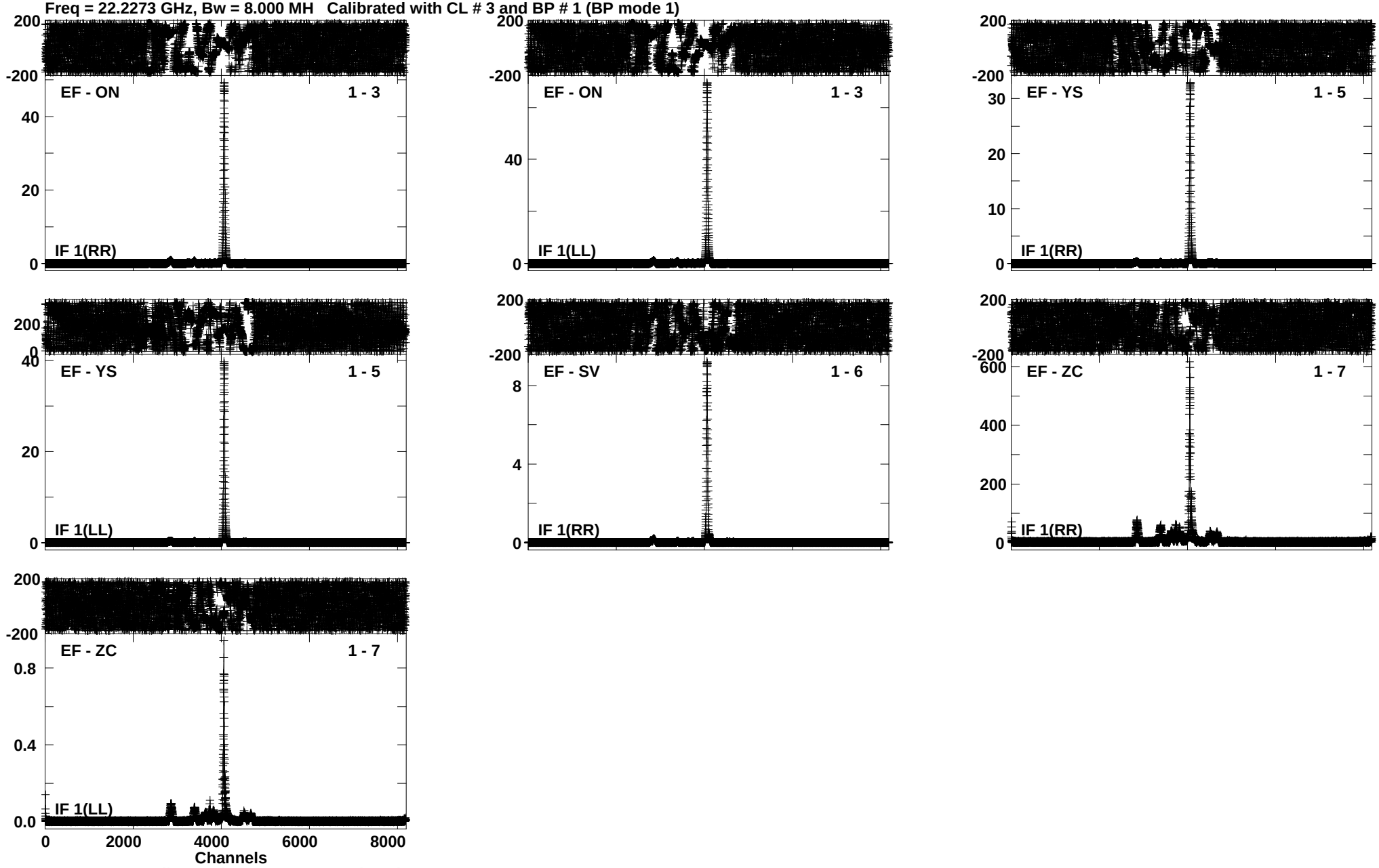

Lower frame: Kilo Ampl Jy Top frame: Phas deg
Vector averaged cross-power spectrum Several baselines displayed
Timerange: 00/19:13:22 to 00/19:14:15

Plot file version 126 created 04-JUL-2012 12:42:48
J0541-0541 EE008C 2.UVDATA.1
Freq = 22.2273 GHz, Bw = 8.000 MH Calibrated with CL # 3 and BP # 1 (BP mode 1)

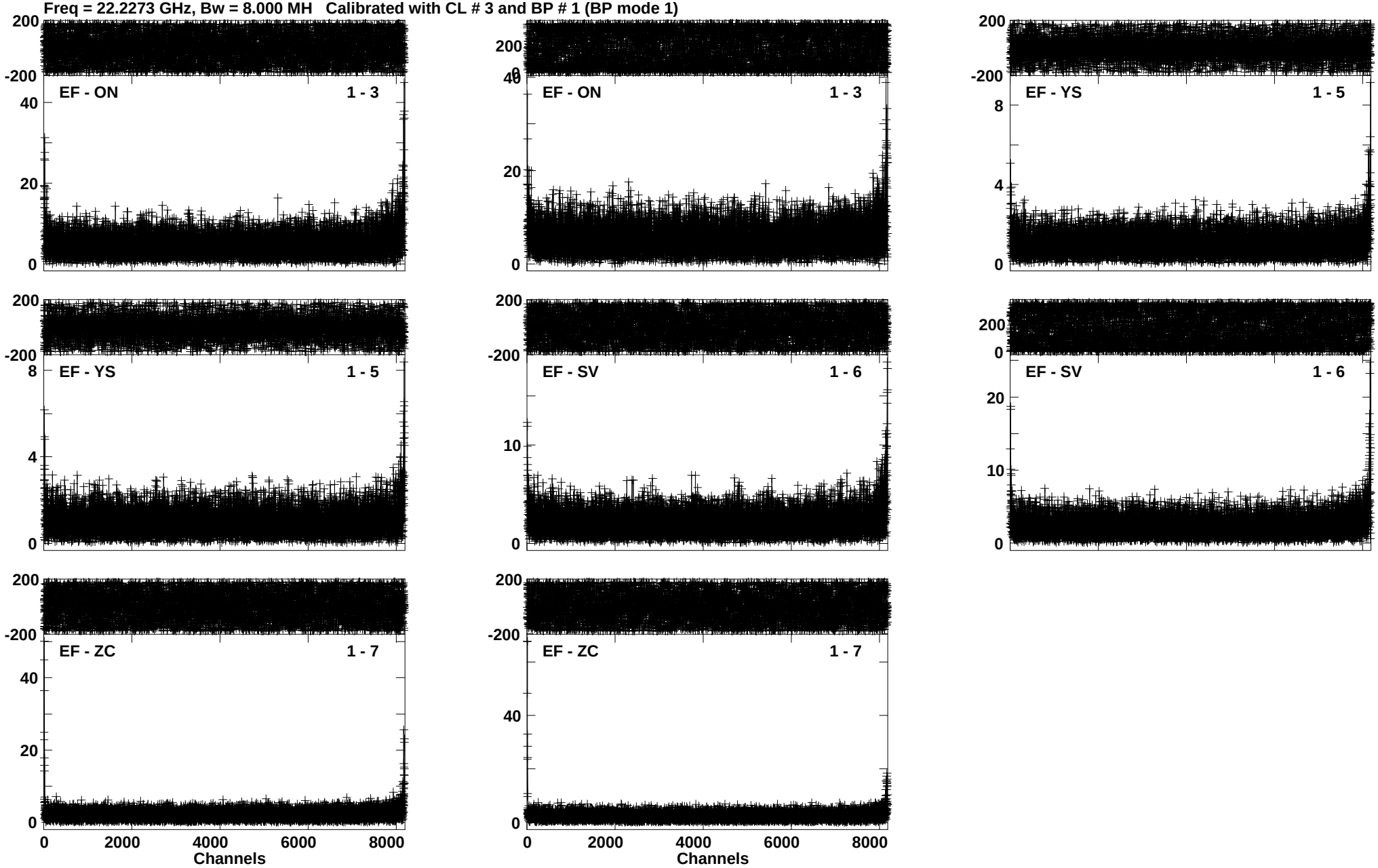

Lower frame: Ampl Jy Top frame: Phas deg
Vector averaged cross-power spectrum Several baselines displayed
Timerange: 00/19:14:22 to 00/19:15:15

Plot file version 127 created 04-JUL-2012 12:44:14
J0529-0519 EE008C 2.UVDATA.1
Freq = 22.2273 GHz, Bw = 8.000 MH Calibrated with CL # 3 and BP # 1 (BP mode 1)



Lower frame: Ampl Jy Top frame: Phas deg
Vector averaged cross-power spectrum Several baselines displayed
Timerange: 00/19:16:02 to 00/19:17:01

Plot file version 128 created 04-JUL-2012 12:45:22
ORIKL1 EE008C 2.UVDATA.1
Freq = 22.2273 GHz, Bw = 8.000 MH Calibrated with CL # 3 and BP # 1 (BP mode 1)

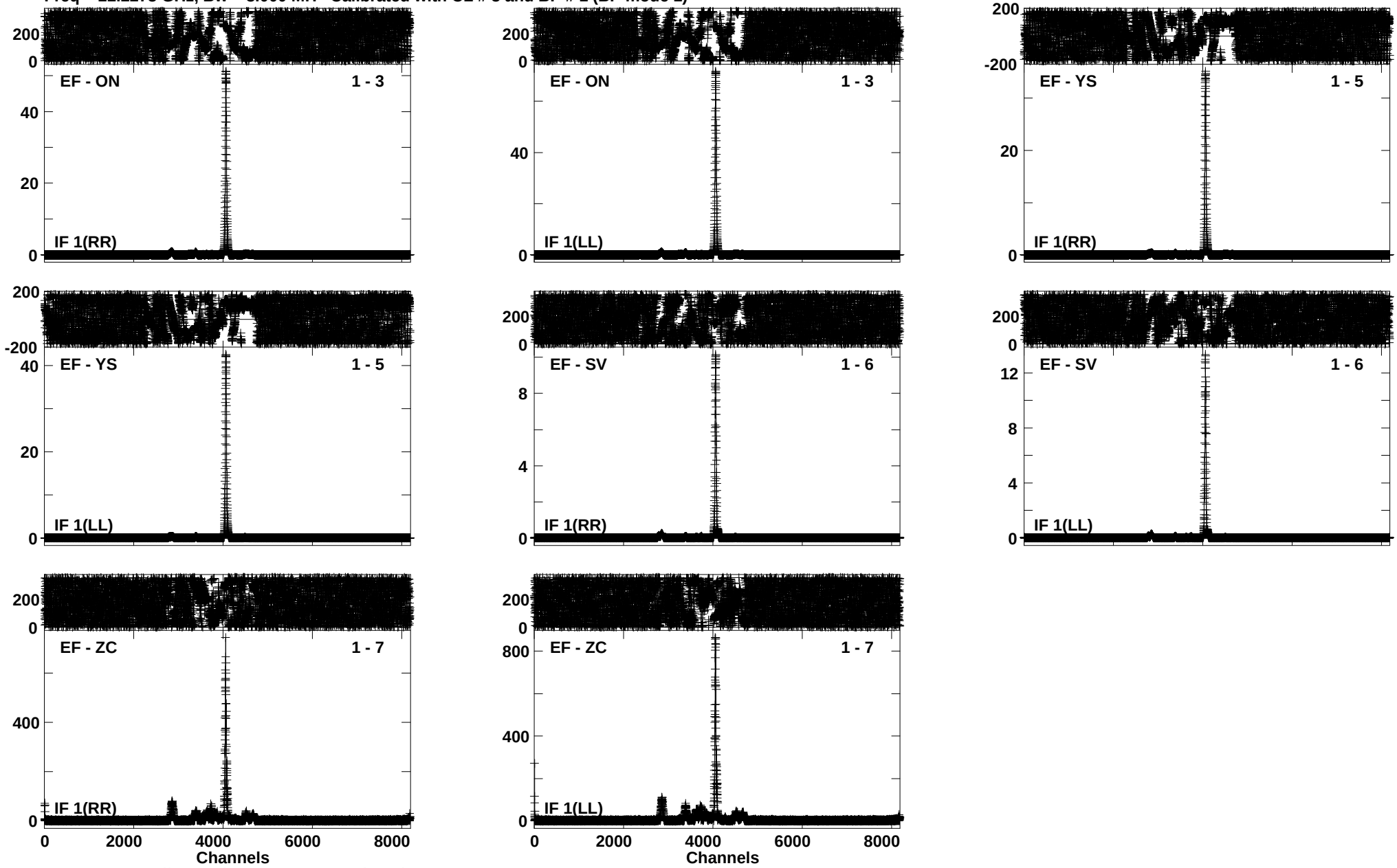

Lower frame: Kilo Ampl Jy Top frame: Phas deg
Vector averaged cross-power spectrum Several baselines displayed
Timerange: 00/19:17:07 to 00/19:18:01

Plot file version 129 created 04-JUL-2012 12:46:38
J0529-0519 EE008C 2.UVDATA.1
Freq = 22.2273 GHz, Bw = 8.000 MH Calibrated with CL # 3 and BP # 1 (BP mode 1)

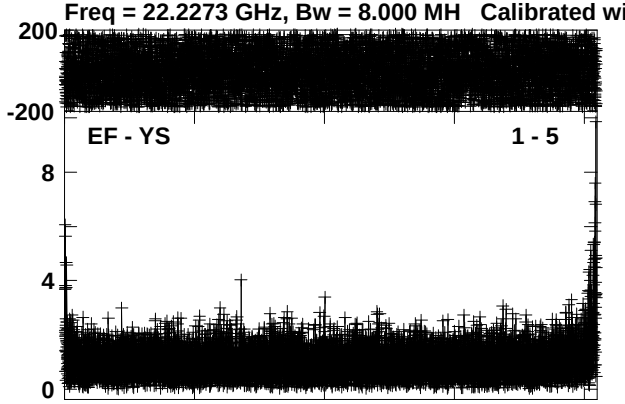

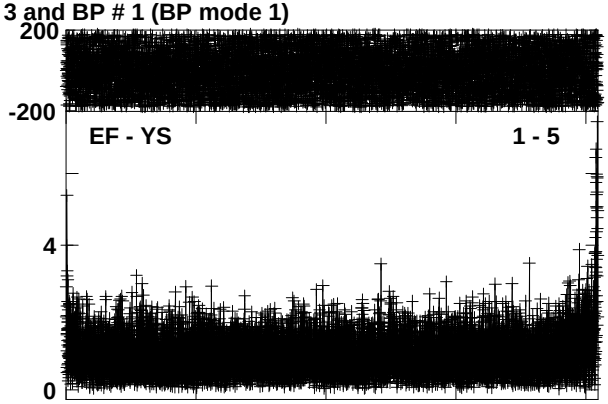

Lower frame: Ampl Jy Top frame: Phas deg
Vector averaged cross-power spectrum Several baselines displayed
Timerange: 00/19:18:08 to 00/19:19:01

Plot file version 130 created 04-JUL-2012 12:47:27
ORIKL1 EE008C 2.UVDATA.1
Freq = 22.2273 GHz, Bw = 8.000 MH Calibrated with CL # 3 and BP # 1 (BP mode 1)

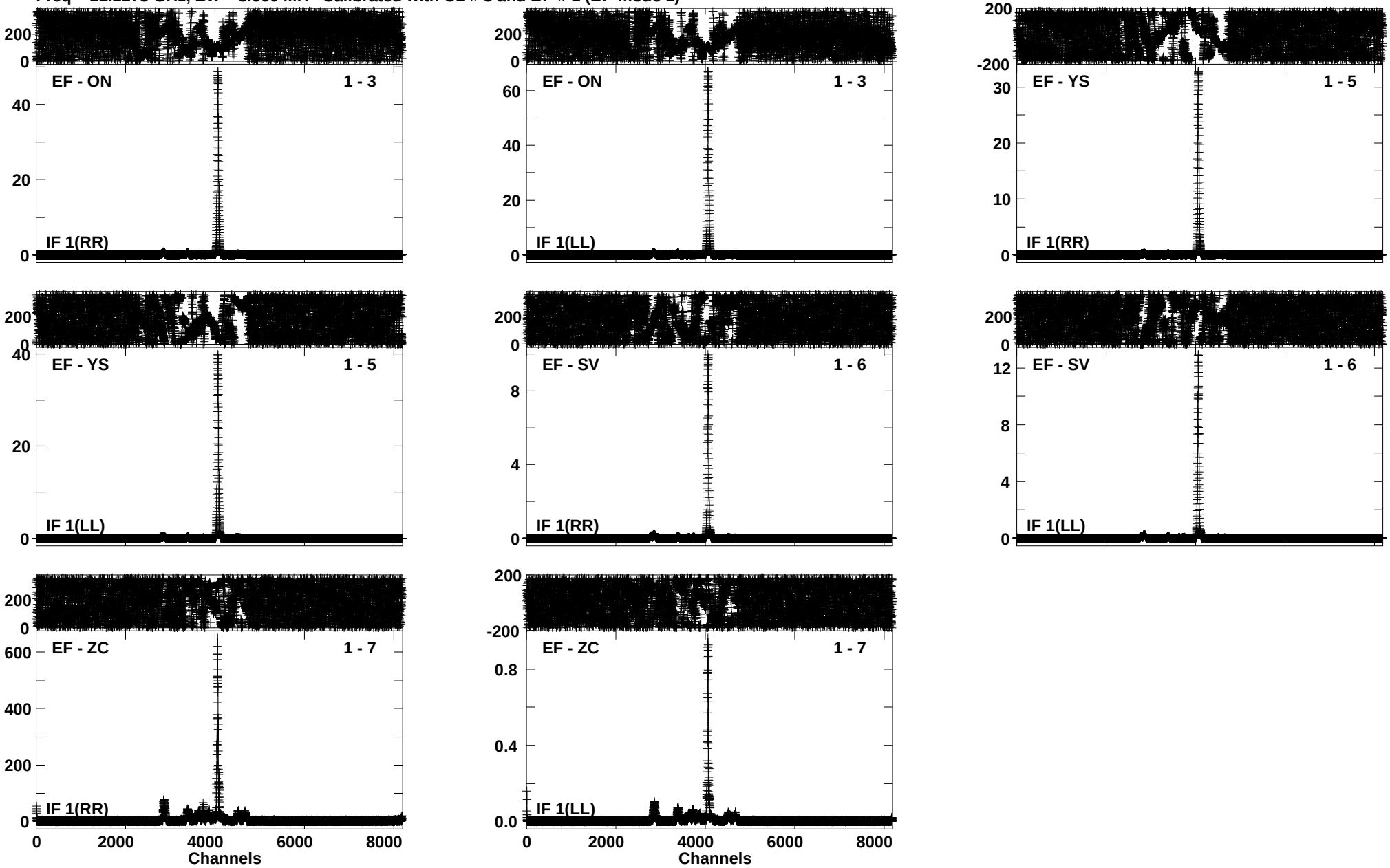

Lower frame: Kilo Ampl Jy Top frame: Phas deg
Vector averaged cross-power spectrum Several baselines displayed
Timerange: 00/19:19:08 to 00/19:20:01

Plot file version 131 created 04-JUL-2012 12:48:43
J0529-0519 EE008C 2.UVDATA.1
Freq = 22.2273 GHz, Bw = 8.000 MH Calibrated with CL # 3 and BP # 1 (BP mode 1)

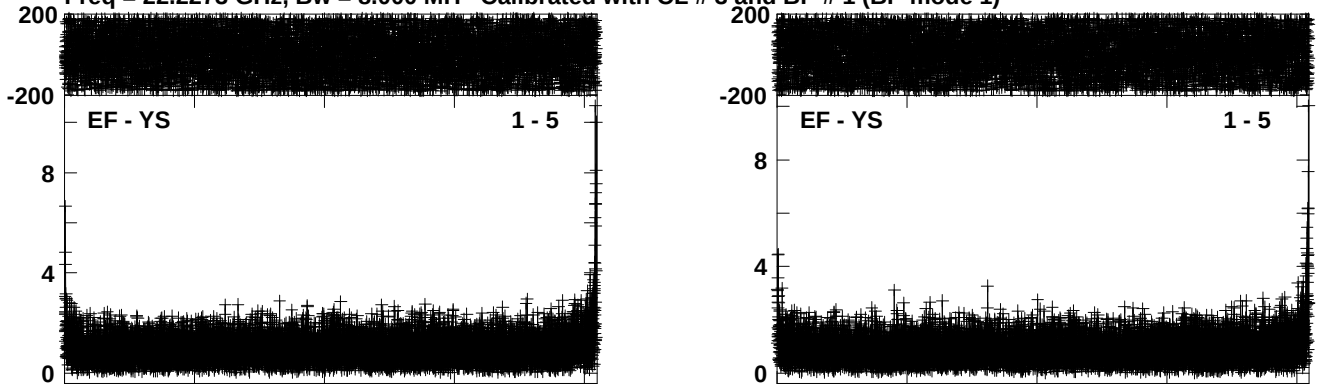

Lower frame: Ampl Jy Top frame: Phas deg
Vector averaged cross-power spectrum Several baselines displayed
Timerange: 00/19:20:08 to 00/19:21:01

Plot file version 132 created 04-JUL-2012 12:49:38
J0541-0541 EE008C 2.UVDATA.1
Freq = 22.2273 GHz, Bw = 8.000 MH Calibrated with CL # 3 and BP # 1 (BP mode 1)

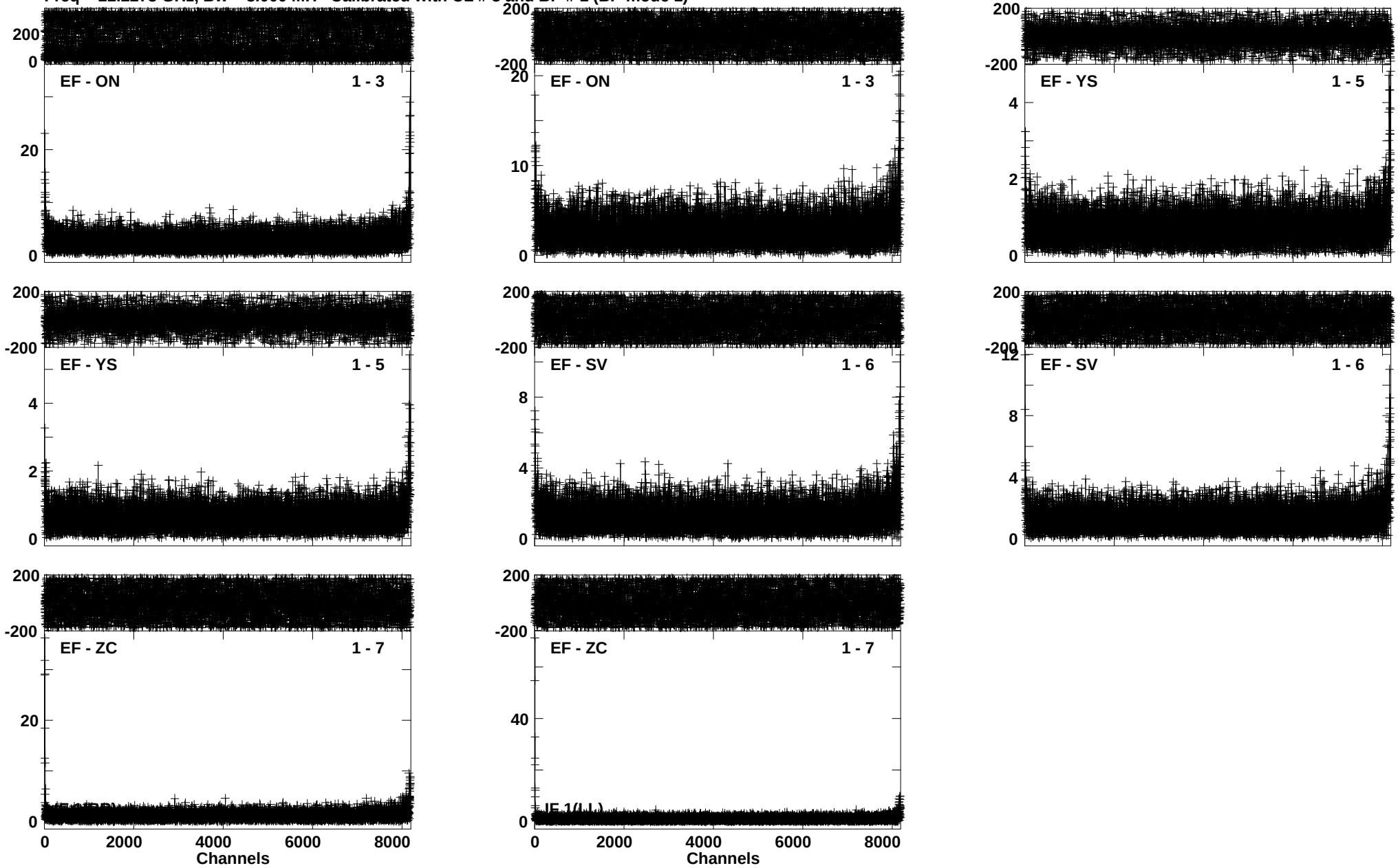

Lower frame: Ampl Jy Top frame: Phas deg
Vector averaged cross-power spectrum Several baselines displayed
Timerange: 00/19:21:47 to 00/19:22:46

Plot file version 133 created 04-JUL-2012 12:51:10
ORIKL1 EE008C 2.UVDATA.1
Freq = 22.2273 GHz, Bw = 8.000 MH Calibrated with CL # 3 and BP # 1 (BP mode 1)

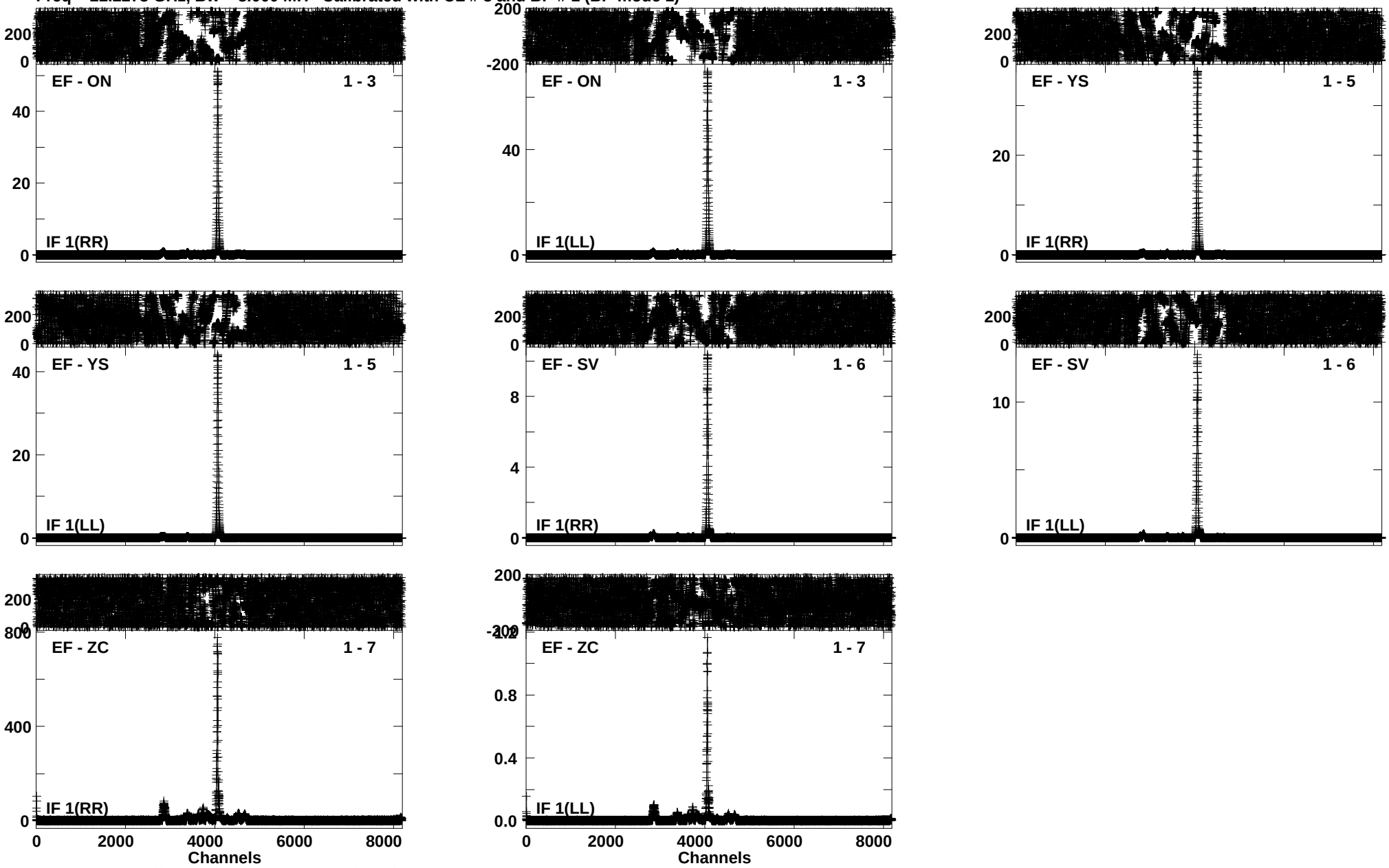

Lower frame: Kilo Ampl Jy Top frame: Phas deg
Vector averaged cross-power spectrum Several baselines displayed
Timerange: 00/19:22:52 to 00/19:23:46

Plot file version 134 created 04-JUL-2012 12:52:12
J0541-0541 EE008C 2.UVDATA.1
Freq = 22.2273 GHz, Bw = 8.000 MH Calibrated with CL # 3 and BP # 1 (BP mode 1)

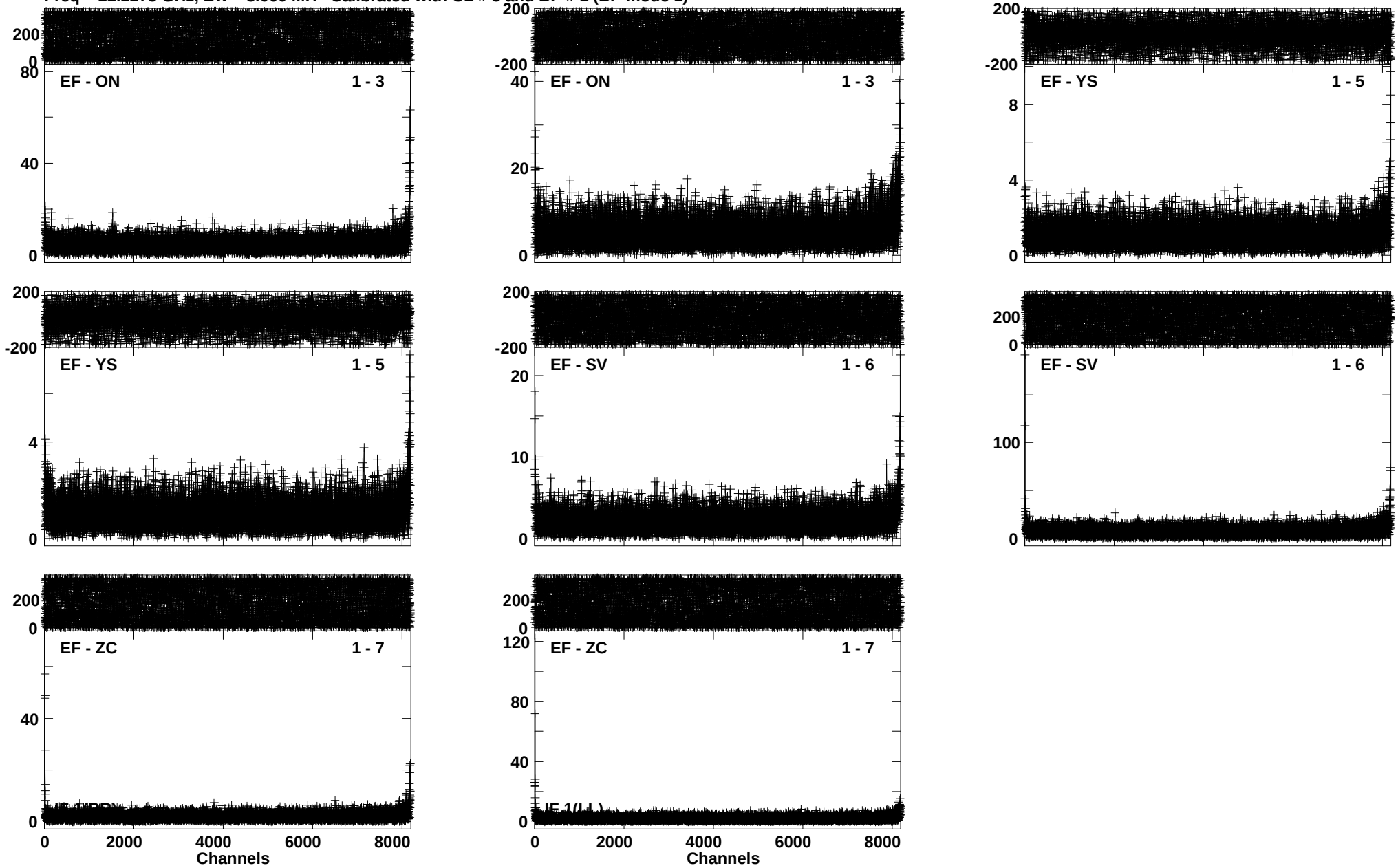

Lower frame: Ampl Jy Top frame: Phas deg
Vector averaged cross-power spectrum Several baselines displayed
Timerange: 00/19:23:53 to 00/19:24:46

Plot file version 135 created 04-JUL-2012 12:53:15
ORIKL1 EE008C 2.UVDATA.1
Freq = 22.2273 GHz, Bw = 8.000 MH Calibrated with CL # 3 and BP # 1 (BP mode 1)

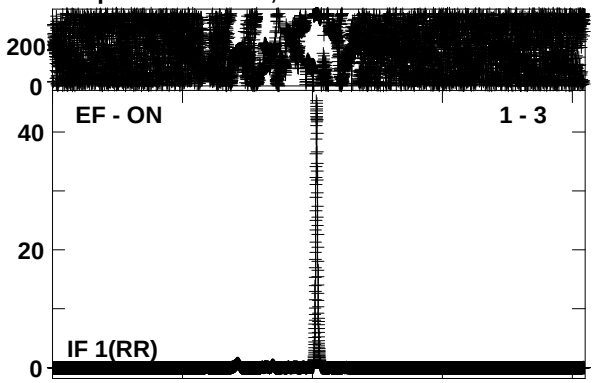

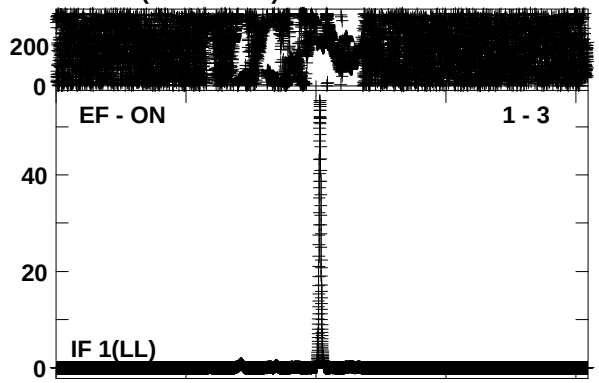

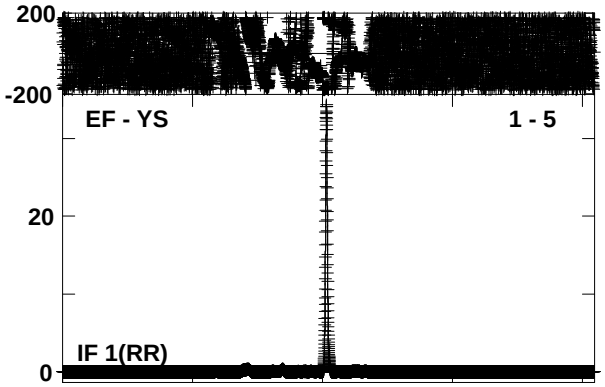

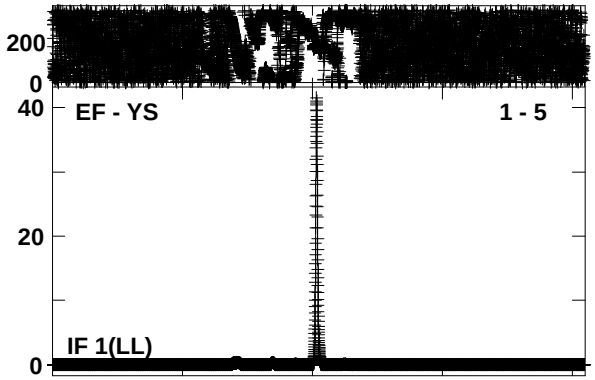

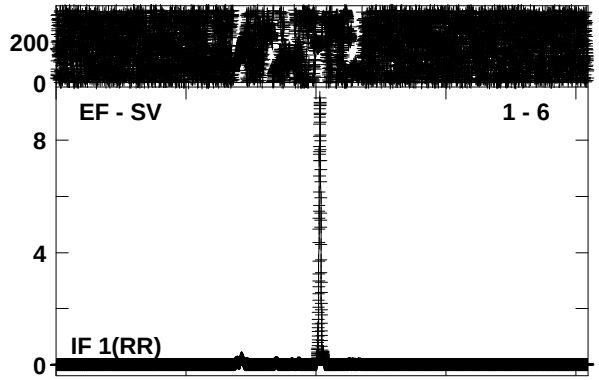

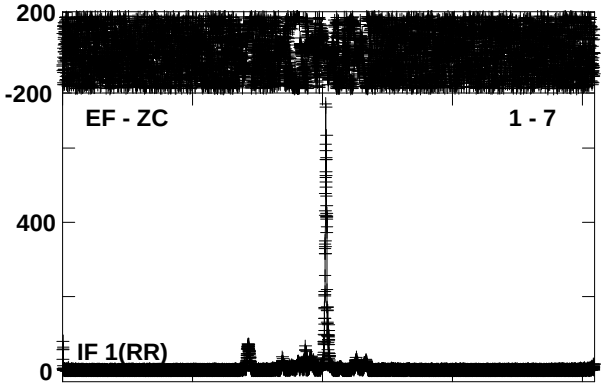

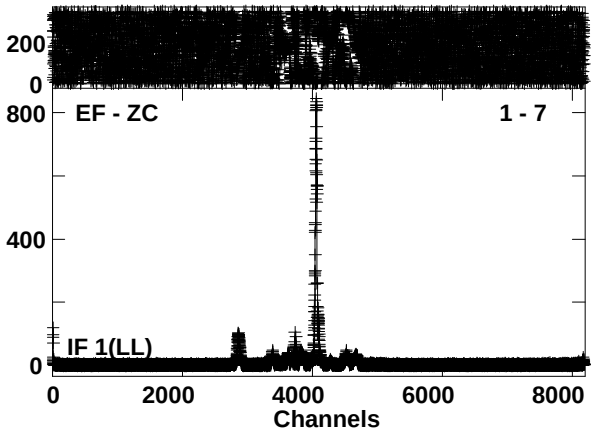

Lower frame: Kilo Ampl Jy Top frame: Phas deg
Vector averaged cross-power spectrum Several baselines displayed
Timerange: 00/19:24:53 to 00/19:25:46

Plot file version 136 created 04-JUL-2012 12:54:18
J0541-0541 EE008C 2.UVDATA.1
Freq = 22.2273 GHz, Bw = 8.000 MH Calibrated with CL # 3 and BP # 1 (BP mode 1)

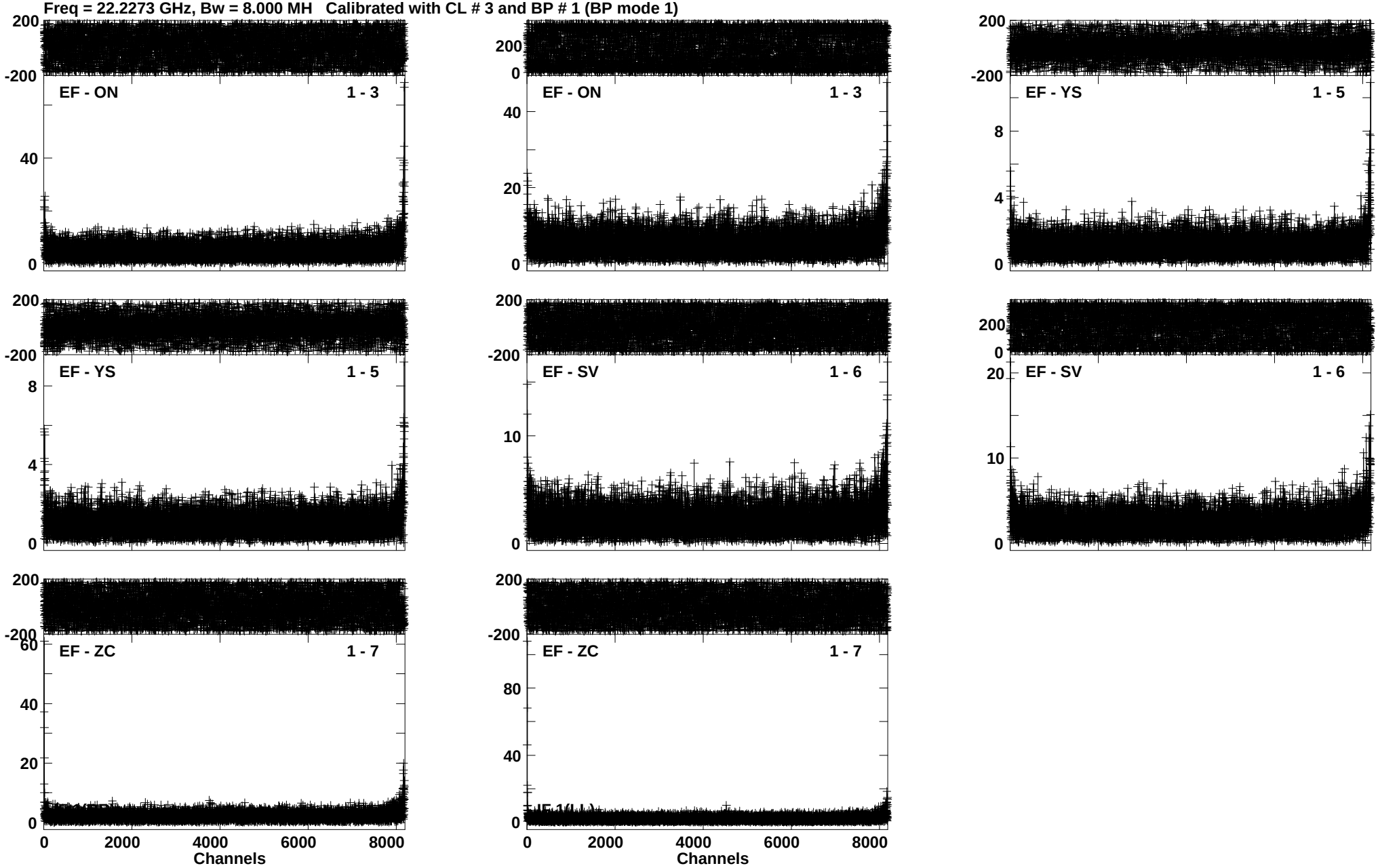

Lower frame: Ampl Jy Top frame: Phas deg
Vector averaged cross-power spectrum Several baselines displayed
Timerange: 00/19:25:53 to 00/19:26:46

Plot file version 137 created 04-JUL-2012 12:55:44
J0529-0519 EE008C 2.UVDATA.1
Freq = 22.2273 GHz, Bw = 8.000 MH Calibrated with CL # 3 and BP # 1 (BP mode 1)





Lower frame: Ampl Jy Top frame: Phas deg
Vector averaged cross-power spectrum Several baselines displayed
Timerange: 00/19:27:33 to 00/19:28:32

Plot file version 138 created 04-JUL-2012 12:56:50
ORIKL1 EE008C 2.UVDATA.1
Freq = 22.2273 GHz, Bw = 8.000 MH Calibrated with CL # 3 and BP # 1 (BP mode 1)

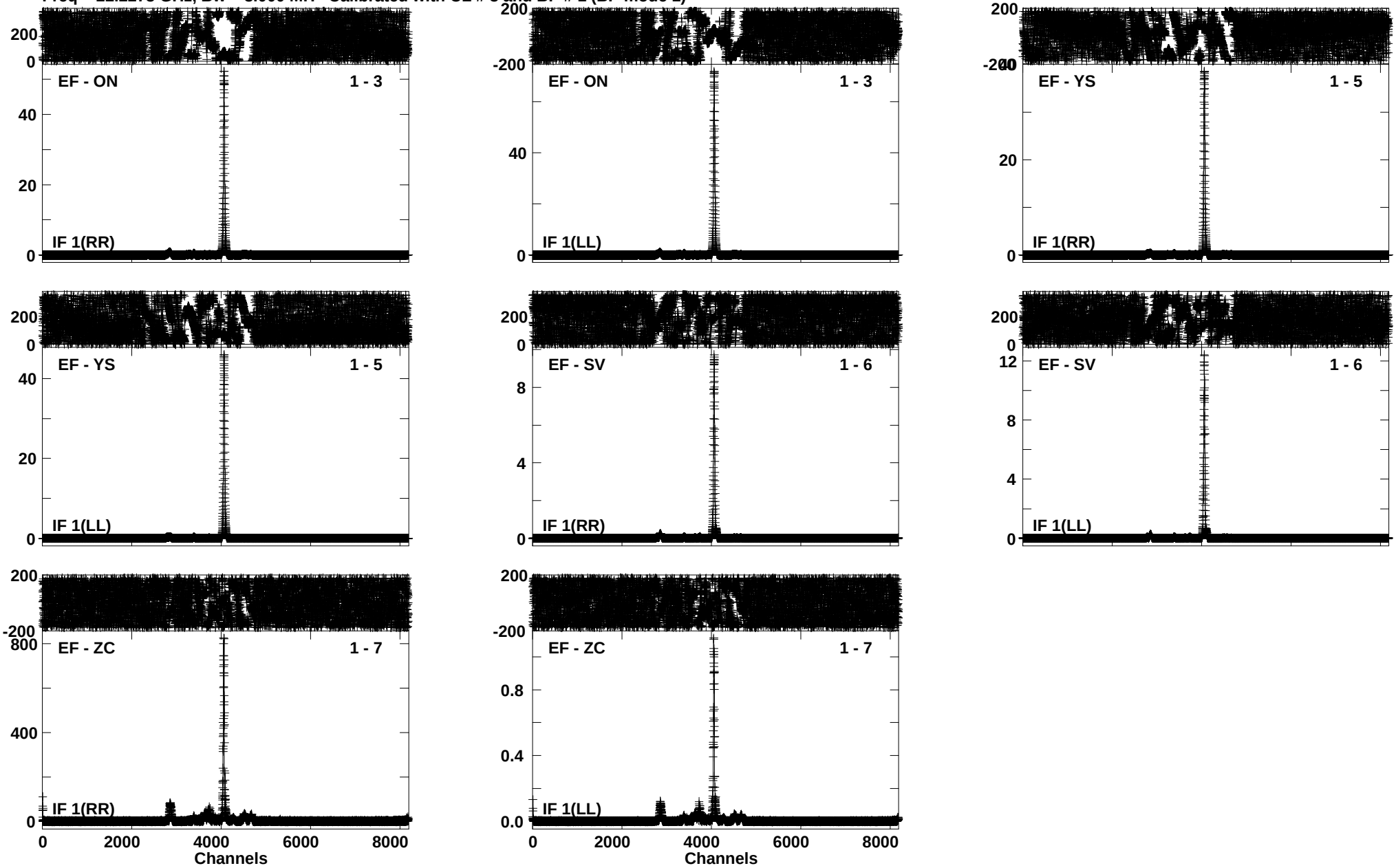

Lower frame: Kilo Ampl Jy Top frame: Phas deg
Vector averaged cross-power spectrum Several baselines displayed
Timerange: 00/19:28:38 to 00/19:29:32

Plot file version 139 created 04-JUL-2012 12:57:52
J0529-0519 EE008C 2.UVDATA.1
Freq = 22.2273 GHz, Bw = 8.000 MH Calibrated with CL # 3 and BP # 1 (BP mode 1)

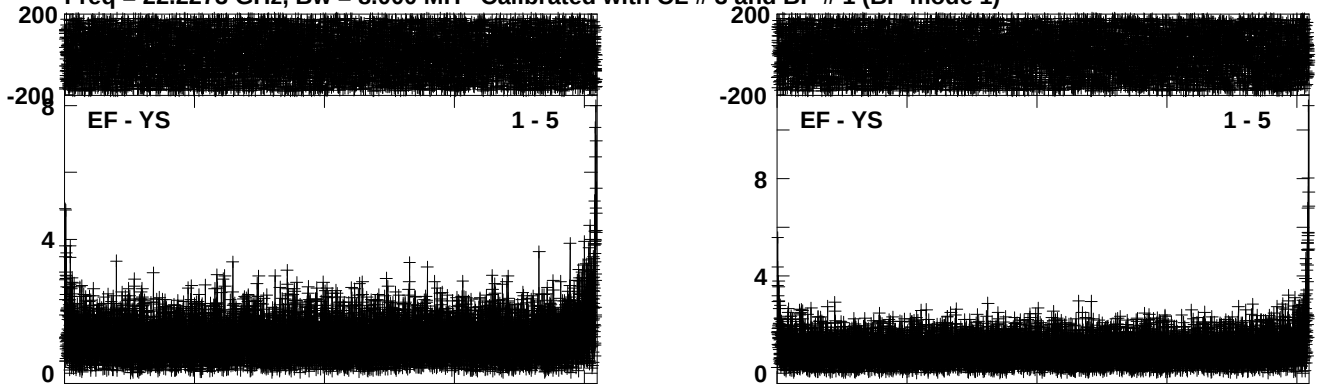

Lower frame: Ampl Jy Top frame: Phas deg
Vector averaged cross-power spectrum Several baselines displayed
Timerange: 00/19:29:39 to 00/19:30:32

Plot file version 140 created 04-JUL-2012 12:58:32
ORIKL1 EE008C 2.UVDATA.1
Freq = 22.2273 GHz, Bw = 8.000 MH Calibrated with CL # 3 and BP # 1 (BP mode 1)

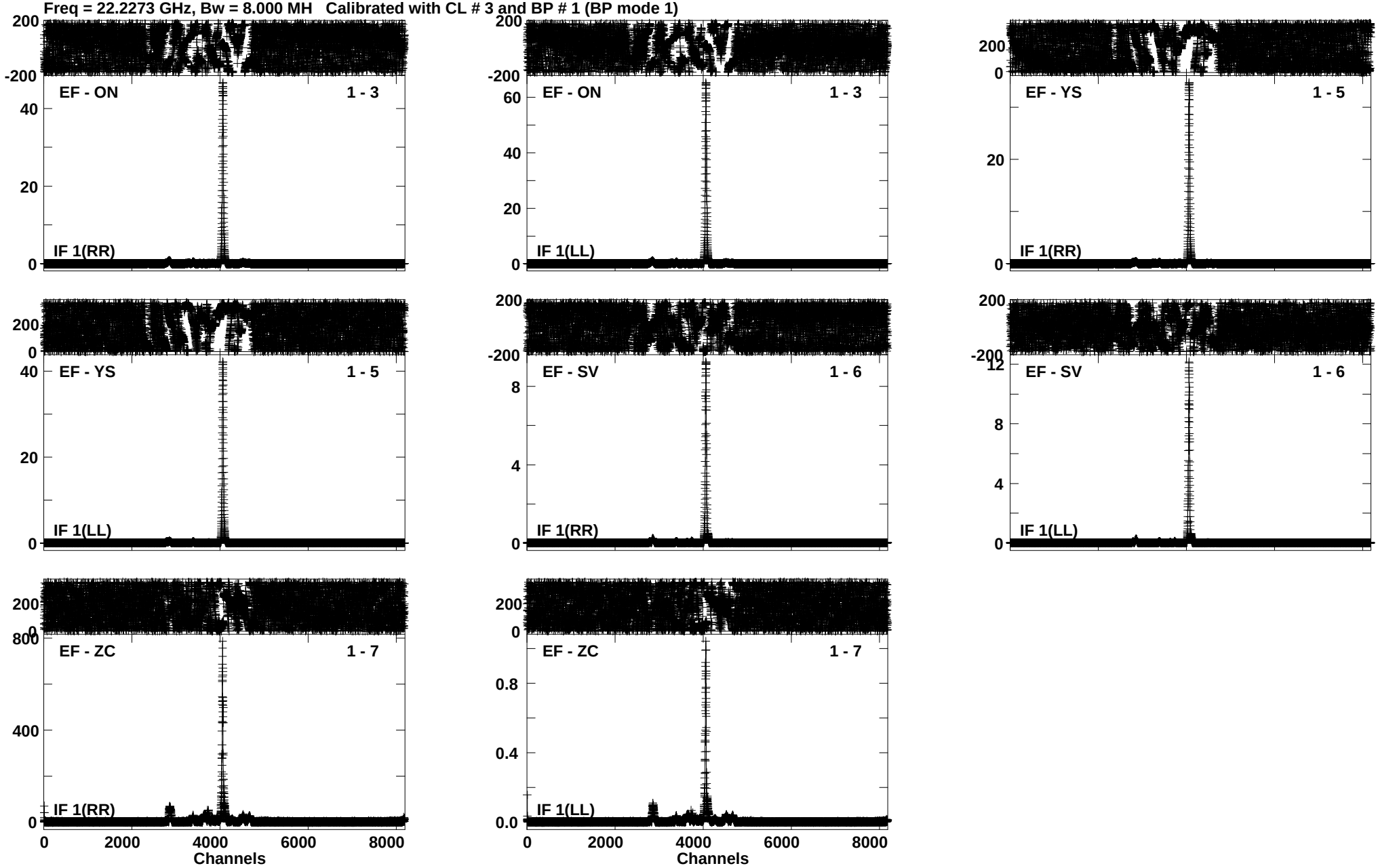

Lower frame: Kilo Ampl Jy Top frame: Phas deg
Vector averaged cross-power spectrum Several baselines displayed
Timerange: 00/19:30:39 to 00/19:31:32

Plot file version 141 created 04-JUL-2012 12:59:34
J0529-0519 EE008C 2.UVDATA.1
Freq = 22.2273 GHz, Bw = 8.000 MH Calibrated with CL # 3 and BP # 1 (BP mode 1)



Lower frame: Ampl Jy Top frame: Phas deg
Vector averaged cross-power spectrum Several baselines displayed
Timerange: 00/19:31:39 to 00/19:32:32

Plot file version 142 created 04-JUL-2012 13:00:21
J0541-0541 EE008C 2.UVDATA.1
Freq = 22.2273 GHz, Bw = 8.000 MH Calibrated with CL # 3 and BP # 1 (BP mode 1)

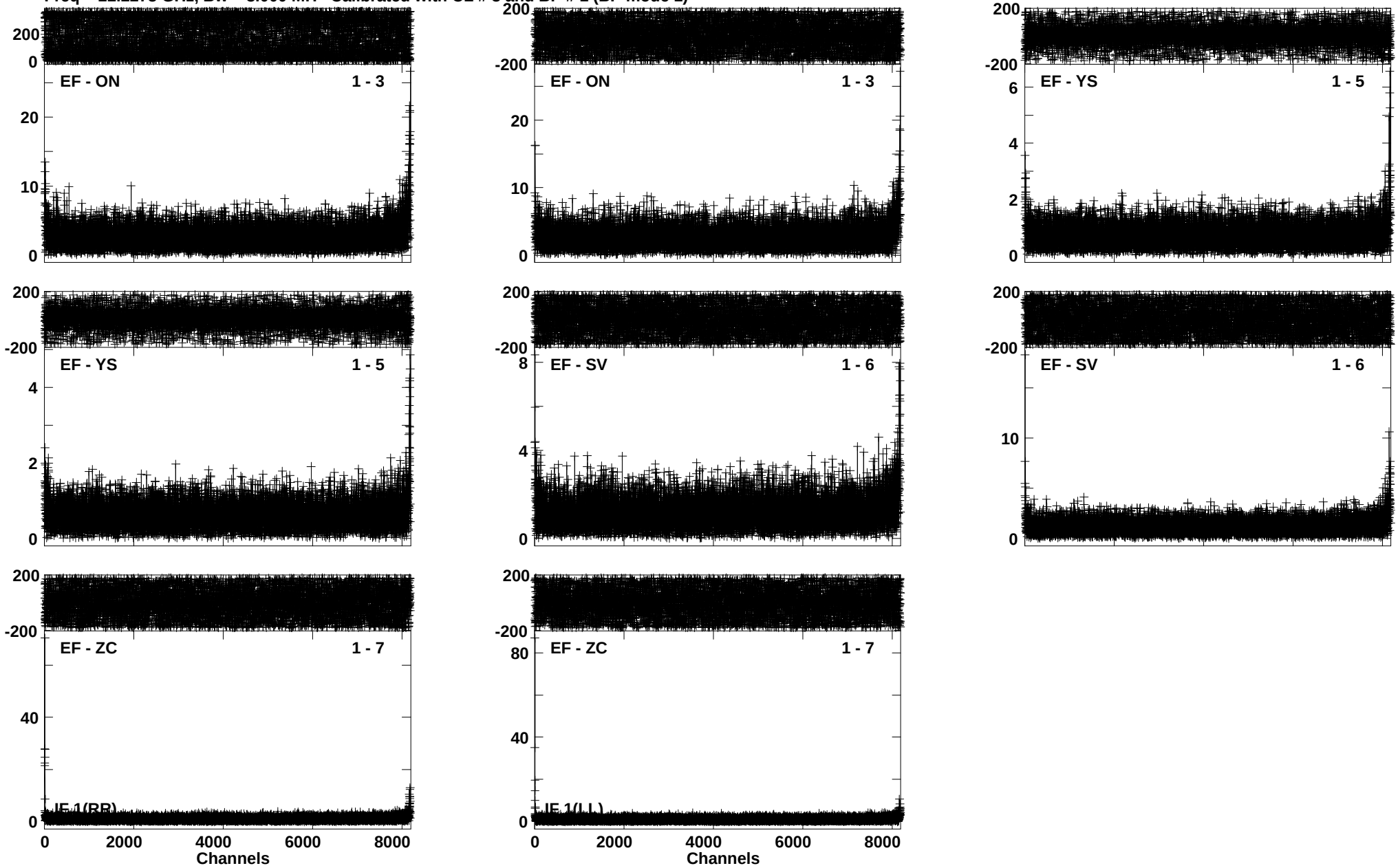

Lower frame: Ampl Jy Top frame: Phas deg
Vector averaged cross-power spectrum Several baselines displayed
Timerange: 00/19:33:18 to 00/19:34:17

Plot file version 143 created 04-JUL-2012 13:01:42
ORIKL1 EE008C 2.UVDATA.1
Freq = 22.2273 GHz, Bw = 8.000 MH Calibrated with CL # 3 and BP # 1 (BP mode 1)

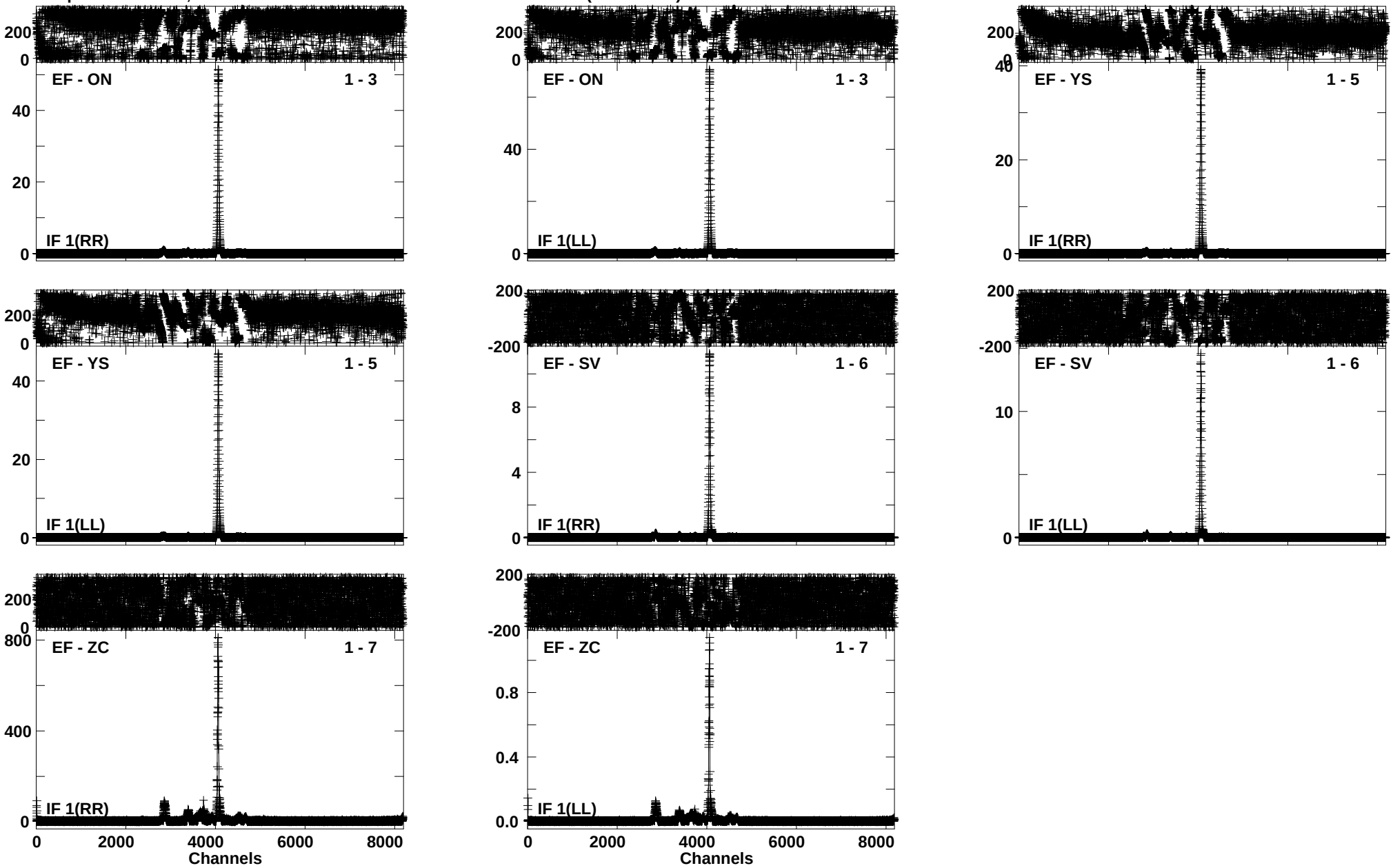

Lower frame: Kilo Ampl Jy Top frame: Phas deg
Vector averaged cross-power spectrum Several baselines displayed
Timerange: 00/19:34:23 to 00/19:35:17

Plot file version 144 created 04-JUL-2012 13:02:44
J0541-0541 EE008C 2.UVDATA.1
Freq = 22.2273 GHz, Bw = 8.000 MH Calibrated with CL # 3 and BP # 1 (BP mode 1)

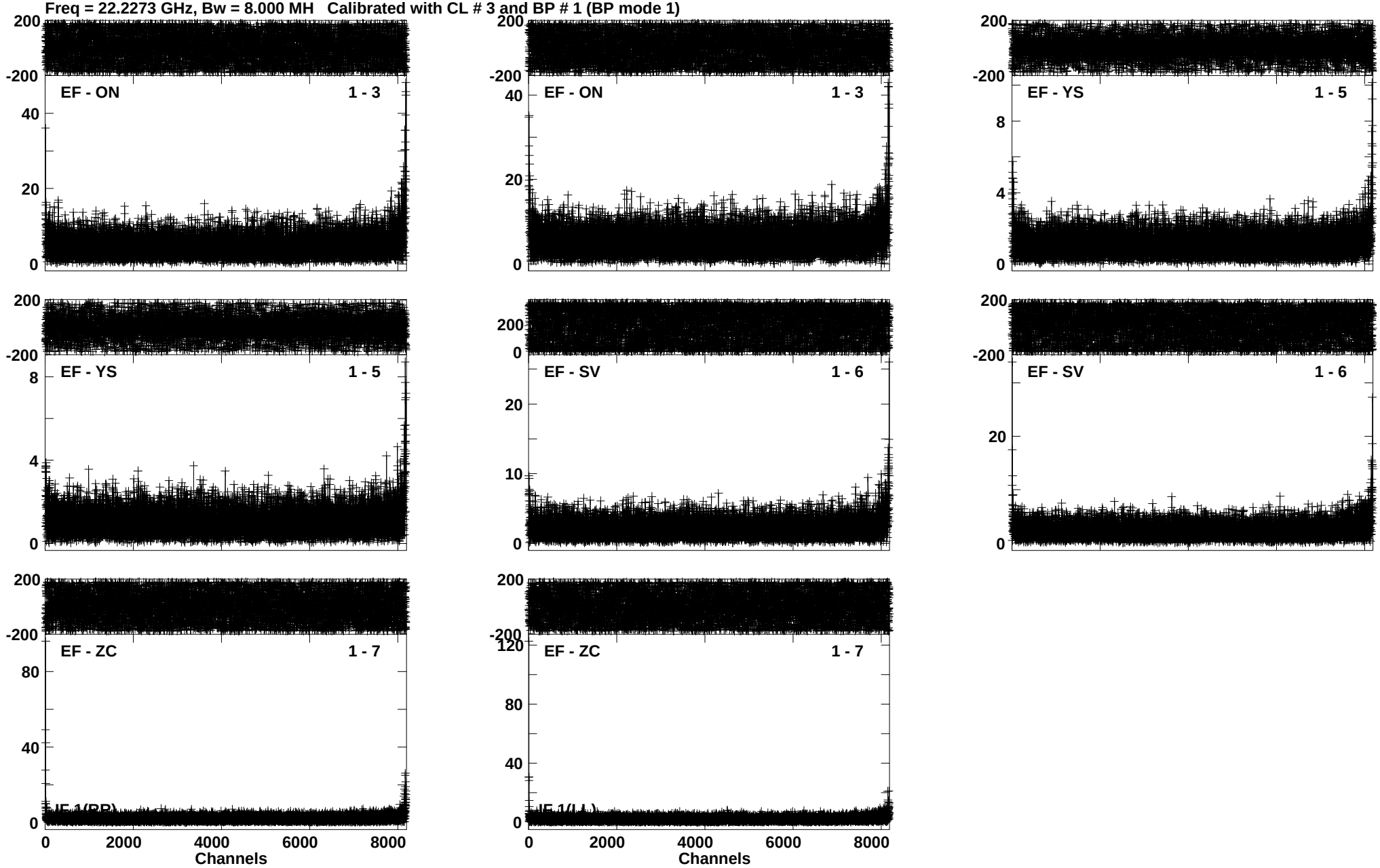

Lower frame: Ampl Jy Top frame: Phas deg
Vector averaged cross-power spectrum Several baselines displayed
Timerange: 00/19:35:24 to 00/19:36:17

Plot file version 145 created 04-JUL-2012 13:03:46
ORIKL1 EE008C 2.UVDATA.1
Freq = 22.2273 GHz, Bw = 8.000 MH Calibrated with CL # 3 and BP # 1 (BP mode 1)

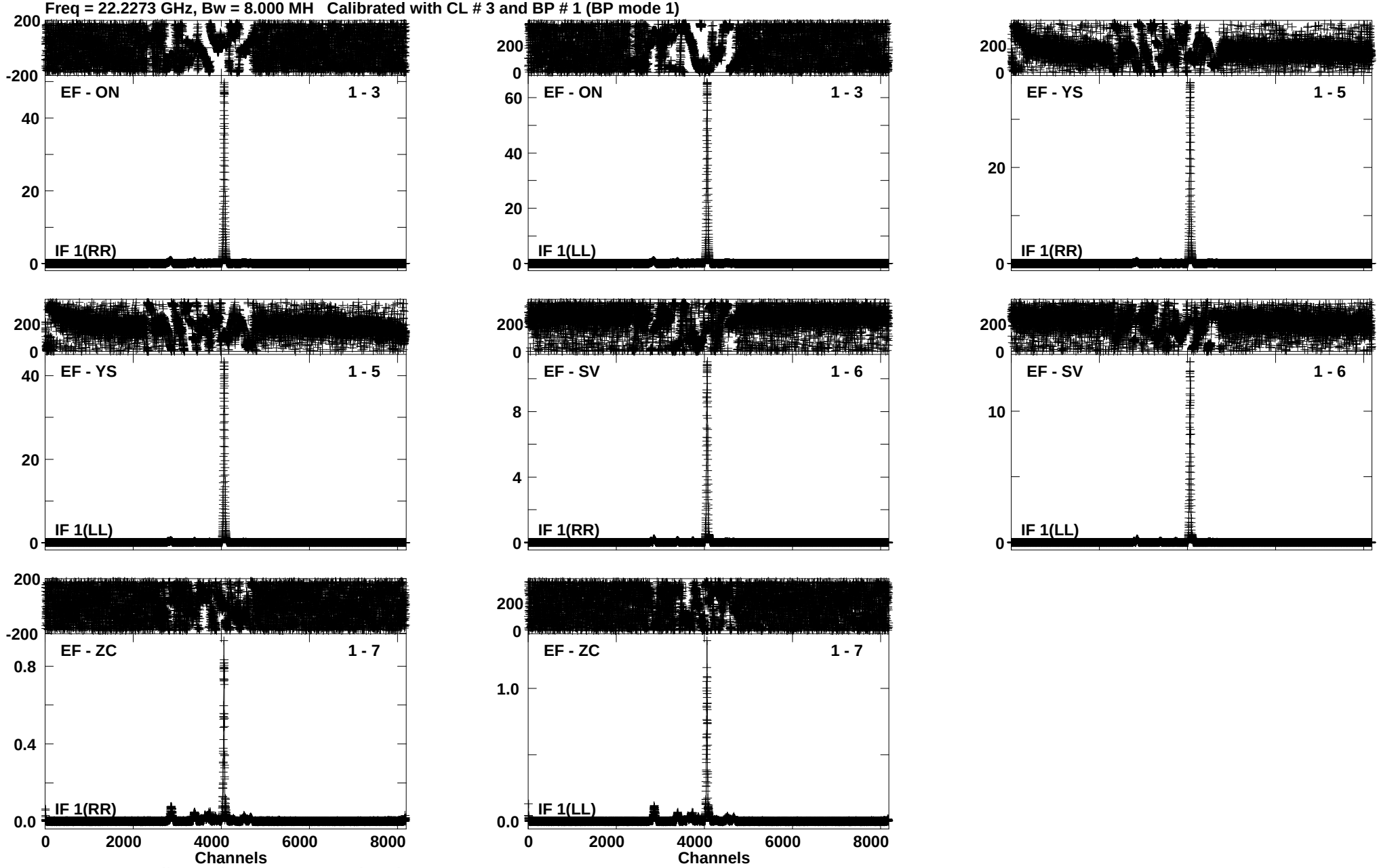

Lower frame: Kilo Ampl Jy Top frame: Phas deg
Vector averaged cross-power spectrum Several baselines displayed
Timerange: 00/19:36:24 to 00/19:37:17

Plot file version 146 created 04-JUL-2012 13:04:50
J0541-0541 EE008C 2.UVDATA.1
Freq = 22.2273 GHz, Bw = 8.000 MH Calibrated with CL # 3 and BP # 1 (BP mode 1)

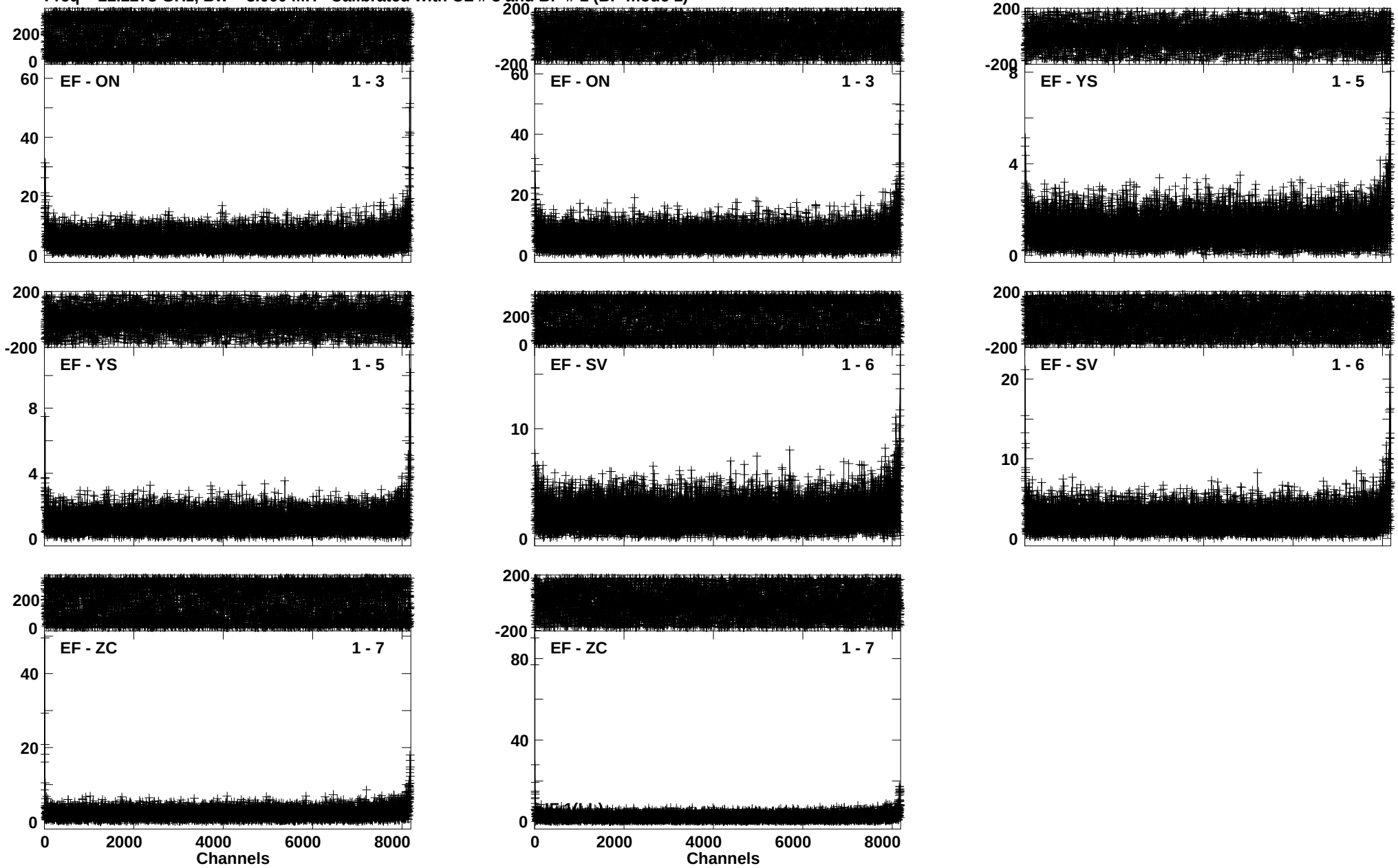

Lower frame: Ampl Jy Top frame: Phas deg
Vector averaged cross-power spectrum Several baselines displayed
Timerange: 00/19:37:24 to 00/19:38:17

Plot file version 147 created 04-JUL-2012 13:06:17
J0529-0519 EE008C 2.UVDATA.1
Freq = 22.2273 GHz, Bw = 8.000 MH Calibrated with CL # 3 and BP # 1 (BP mode 1)

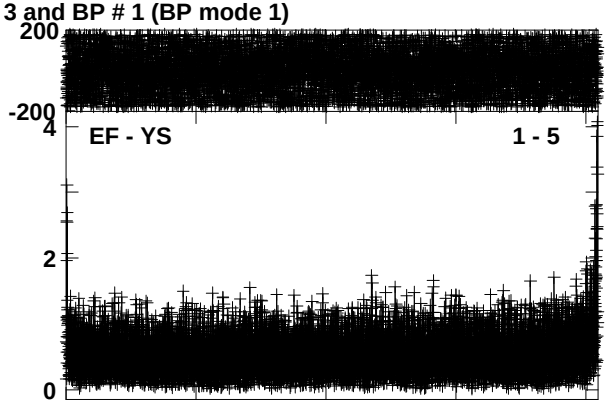

Lower frame: Ampl Jy Top frame: Phas deg
Vector averaged cross-power spectrum Several baselines displayed
Timerange: 00/19:39:04 to 00/19:40:03

Plot file version 148 created 04-JUL-2012 13:07:26
ORIKL1 EE008C 2.UVDATA.1
Freq = 22.2273 GHz, Bw = 8.000 MH Calibrated with CL # 3 and BP # 1 (BP mode 1)

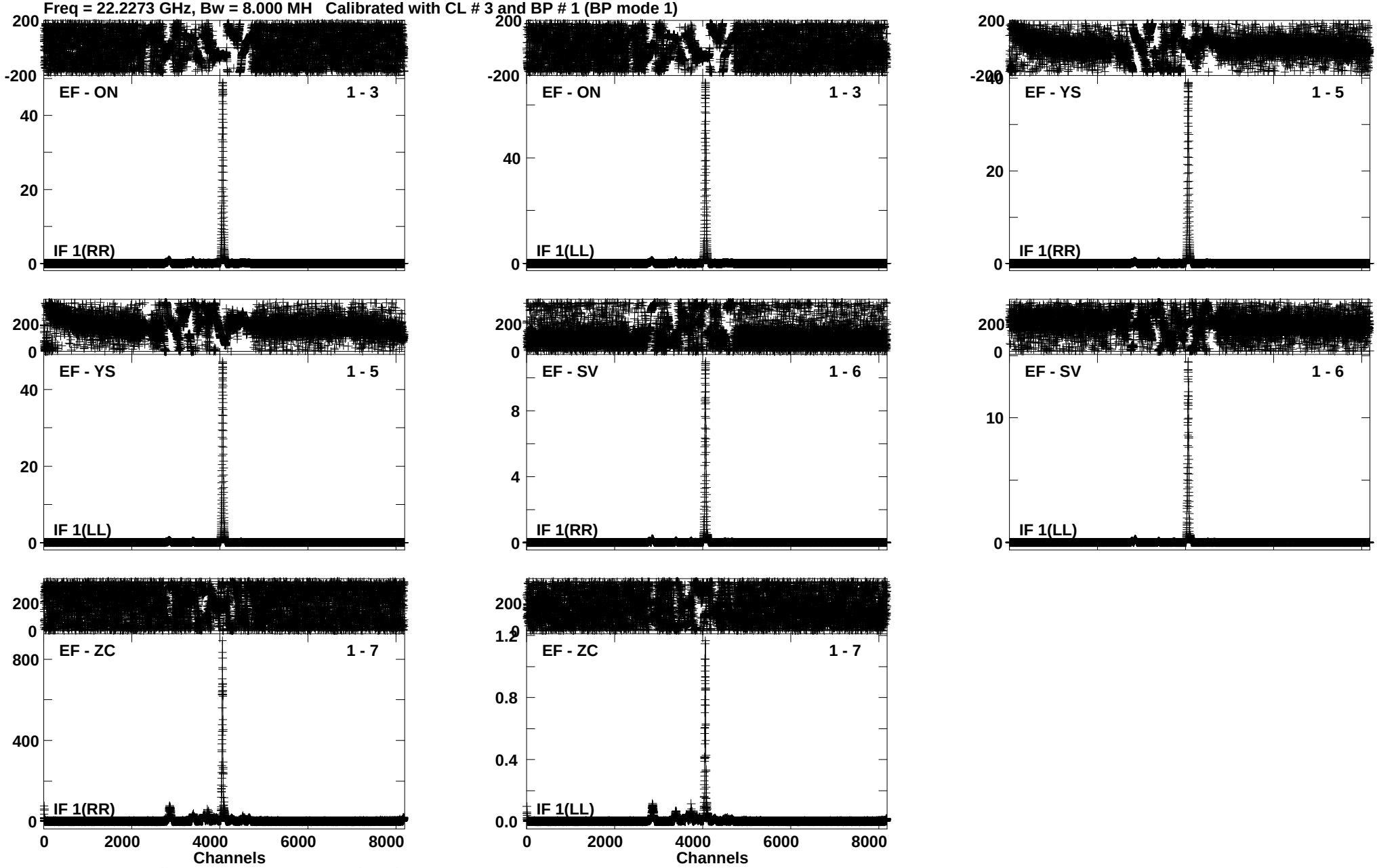

Lower frame: Kilo Ampl Jy Top frame: Phas deg
Vector averaged cross-power spectrum Several baselines displayed
Timerange: 00/19:40:09 to 00/19:41:03

Plot file version 149 created 04-JUL-2012 13:08:41
J0529-0519 EE008C 2.UVDATA.1
Freq = 22.2273 GHz, Bw = 8.000 MH Calibrated with CL # 3 and BP # 1 (BP mode 1)



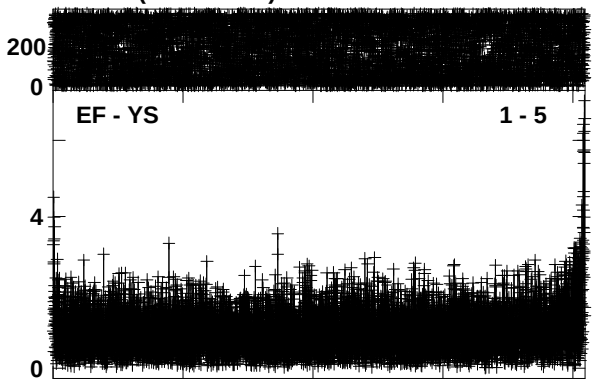

Lower frame: Ampl Jy Top frame: Phas deg
Vector averaged cross-power spectrum Several baselines displayed
Timerange: 00/19:41:10 to 00/19:42:03

Plot file version 150 created 04-JUL-2012 13:09:30
ORIKL1 EE008C 2.UVDATA.1
Freq = 22.2273 GHz, Bw = 8.000 MH Calibrated with CL # 3 and BP # 1 (BP mode 1)

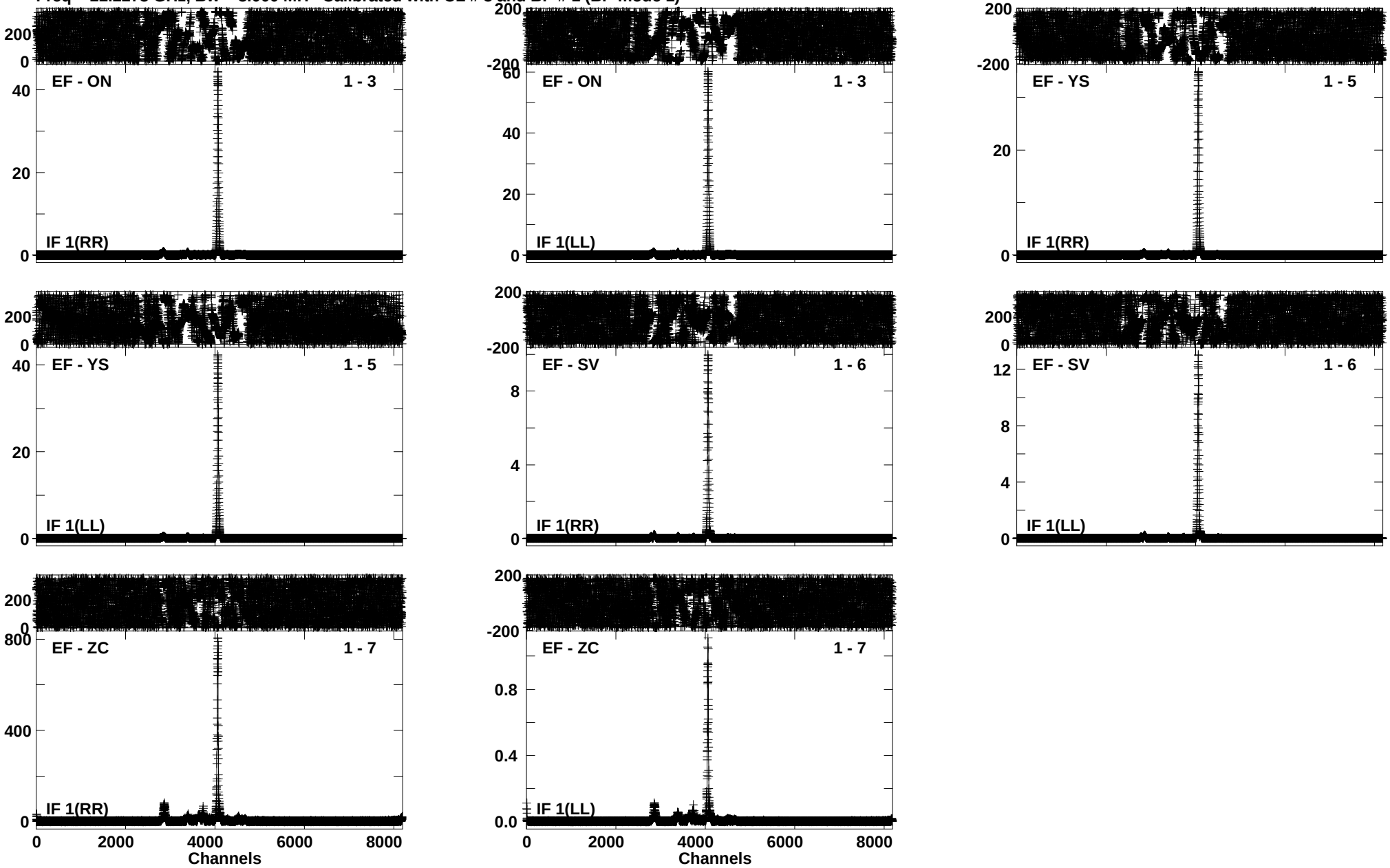

Lower frame: Kilo Ampl Jy Top frame: Phas deg
Vector averaged cross-power spectrum Several baselines displayed
Timerange: 00/19:42:10 to 00/19:43:03

Plot file version 151 created 04-JUL-2012 13:10:45
J0529-0519 EE008C 2.UVDATA.1
Freq = 22.2273 GHz, Bw = 8.000 MH Calibrated with CL # 3 and BP # 1 (BP mode 1)

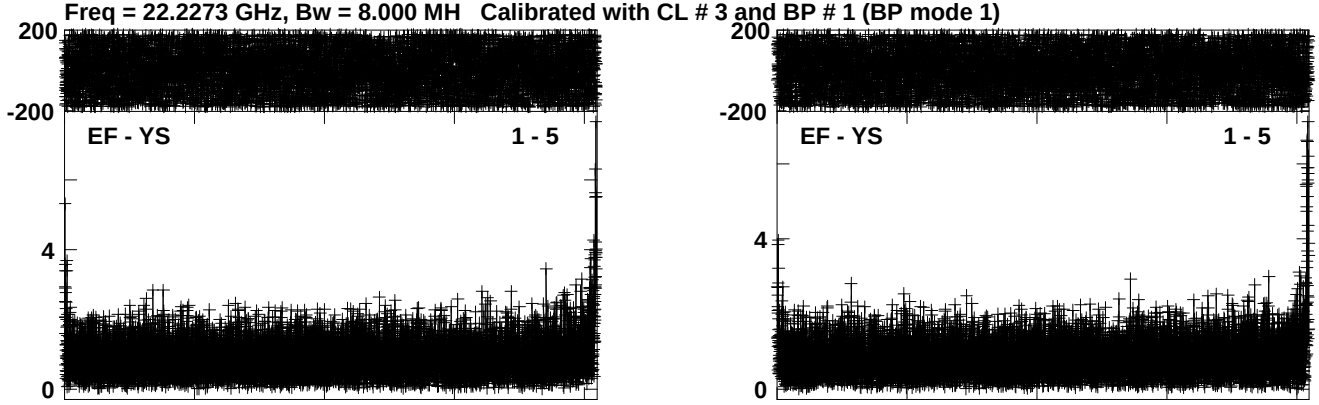

Lower frame: Ampl Jy Top frame: Phas deg
Vector averaged cross-power spectrum Several baselines displayed
Timerange: 00/19:43:10 to 00/19:44:03

Plot file version 152 created 04-JUL-2012 13:11:41
J0541-0541 EE008C 2.UVDATA.1
Freq = 22.2273 GHz, Bw = 8.000 MH Calibrated with CL # 3 and BP # 1 (BP mode 1)

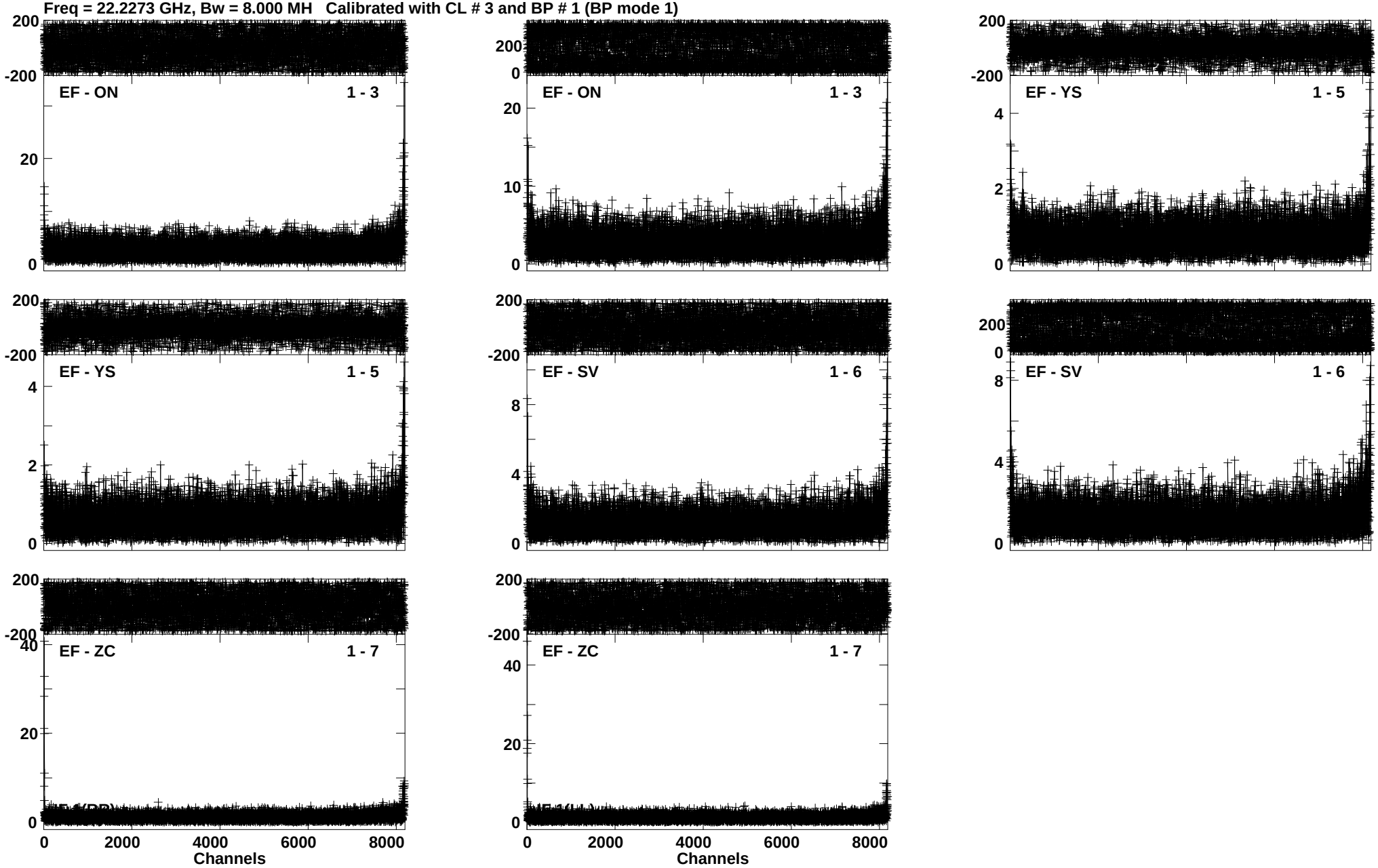

Lower frame: Ampl Jy Top frame: Phas deg
Vector averaged cross-power spectrum Several baselines displayed
Timerange: 00/19:44:49 to 00/19:45:48

Plot file version 153 created 04-JUL-2012 13:13:13
ORIKL1 EE008C 2.UVDATA.1
Freq = 22.2273 GHz, Bw = 8.000 MH Calibrated with CL # 3 and BP # 1 (BP mode 1)

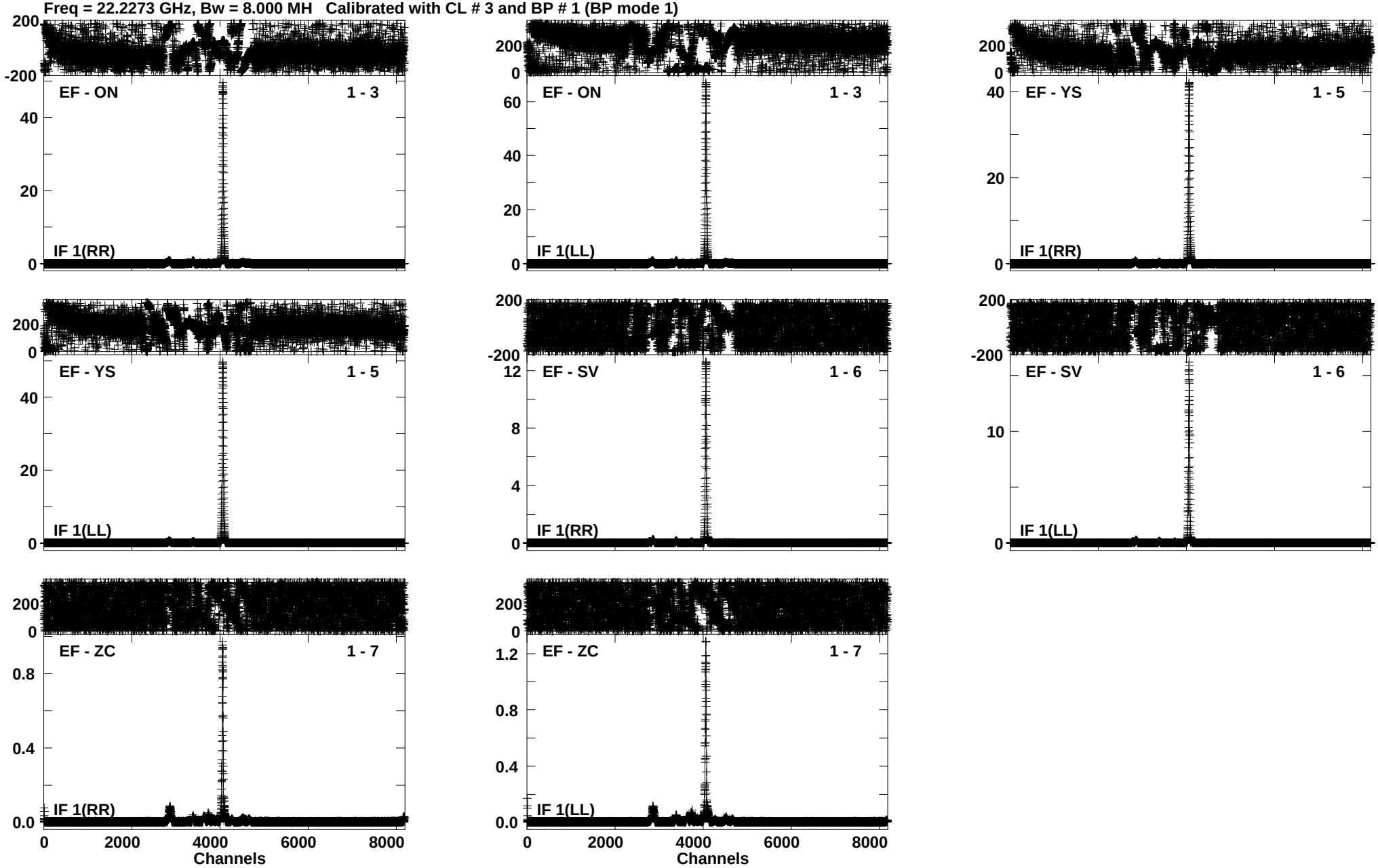

Lower frame: Kilo Ampl Jy Top frame: Phas deg
Vector averaged cross-power spectrum Several baselines displayed
Timerange: 00/19:45:54 to 00/19:46:48

Plot file version 154 created 04-JUL-2012 13:14:15
J0541-0541 EE008C 2.UVDATA.1
Freq = 22.2273 GHz, Bw = 8.000 MH Calibrated with CL # 3 and BP # 1 (BP mode 1)

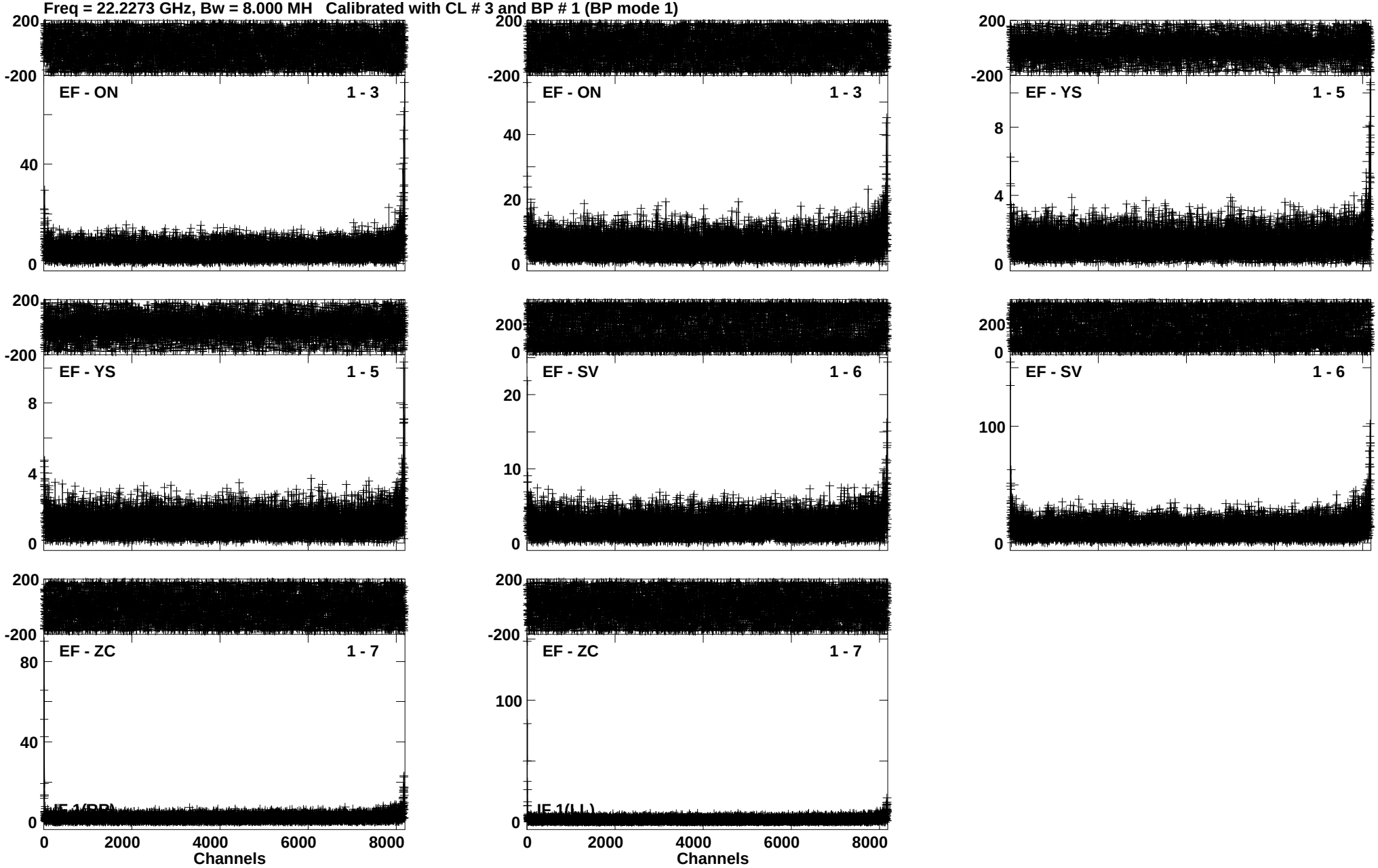

Lower frame: Ampl Jy Top frame: Phas deg
Vector averaged cross-power spectrum Several baselines displayed
Timerange: 00/19:46:55 to 00/19:47:48

Plot file version 155 created 04-JUL-2012 13:15:17
ORIKL1 EE008C 2.UVDATA.1
Freq = 22.2273 GHz, Bw = 8.000 MH Calibrated with CL # 3 and BP # 1 (BP mode 1)

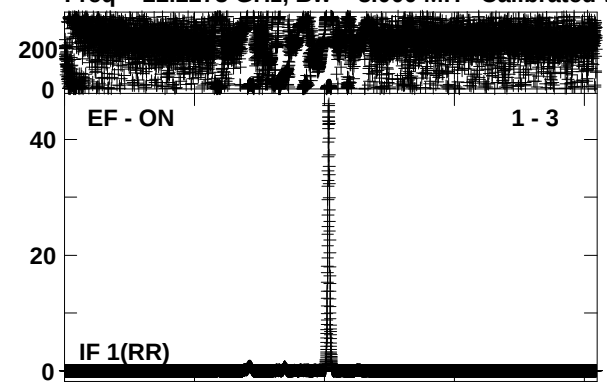

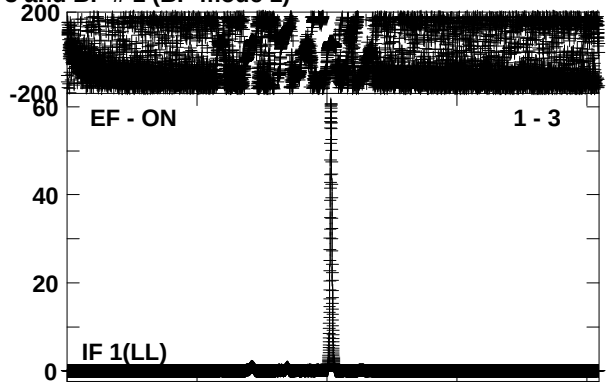

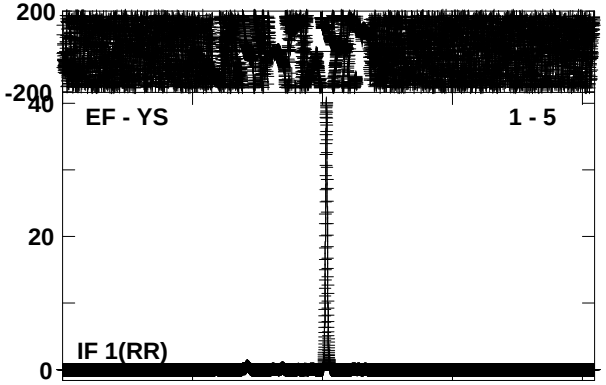

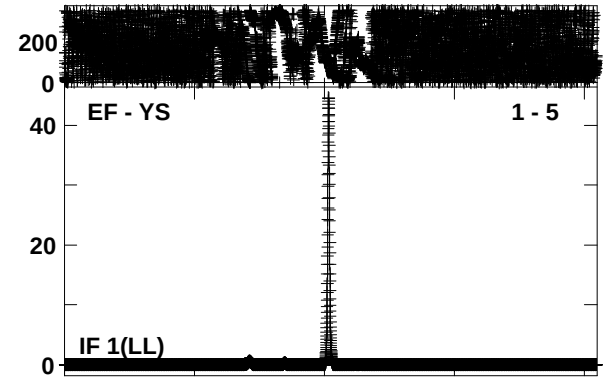

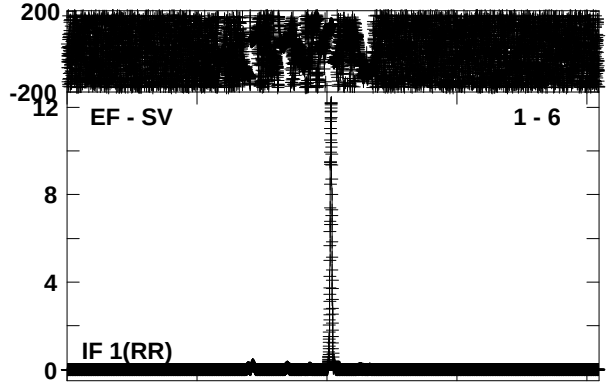

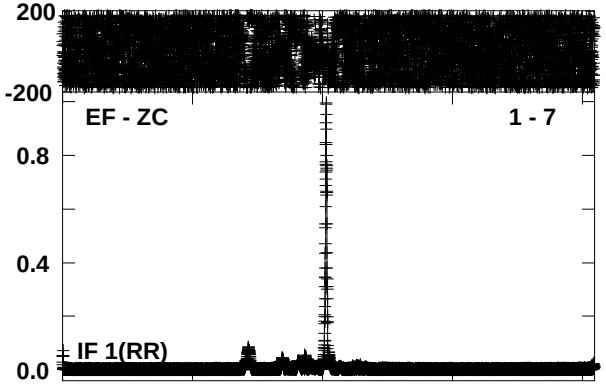

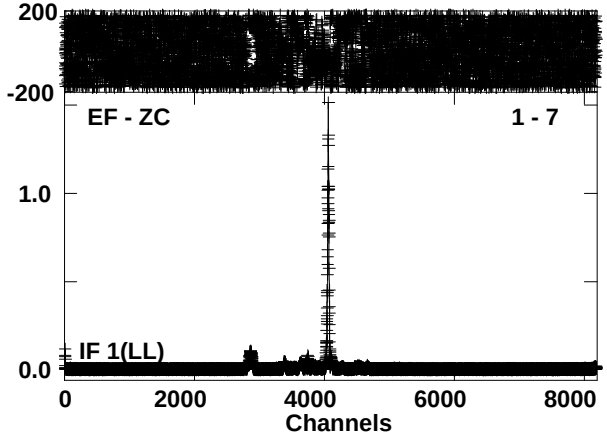

Lower frame: Kilo Ampl Jy Top frame: Phas deg
Vector averaged cross-power spectrum Several baselines displayed
Timerange: 00/19:47:55 to 00/19:48:48

Plot file version 156 created 04-JUL-2012 13:16:20
J0541-0541 EE008C 2.UVDATA.1
Freq = 22.2273 GHz, Bw = 8.000 MH Calibrated with CL # 3 and BP # 1 (BP mode 1)

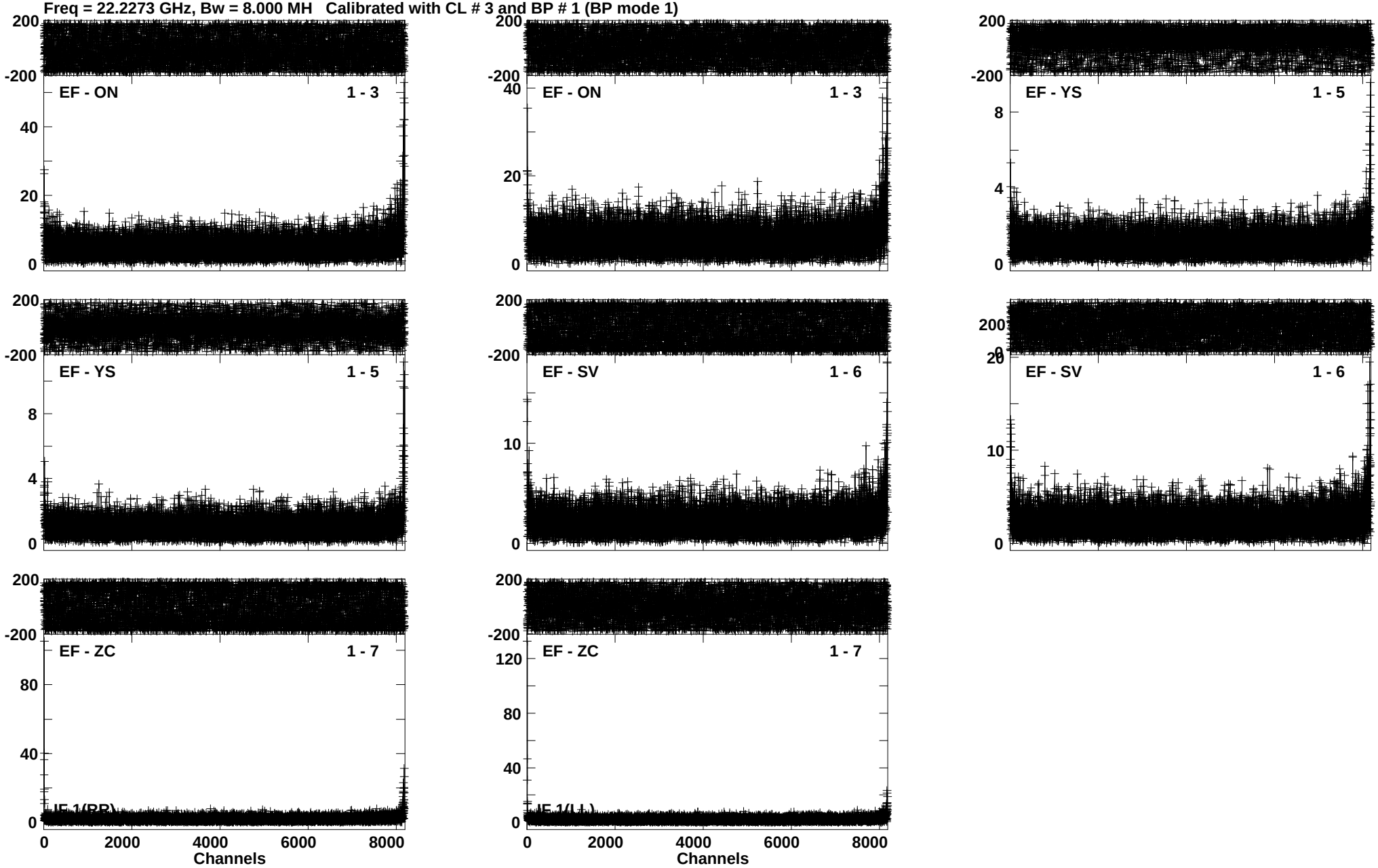

Lower frame: Ampl Jy Top frame: Phas deg
Vector averaged cross-power spectrum Several baselines displayed
Timerange: 00/19:48:55 to 00/19:49:48

Plot file version 157 created 04-JUL-2012 13:17:46
J0529-0519 EE008C 2.UVDATA.1
Freq = 22.2273 GHz, Bw = 8.000 MH Calibrated with CL # 3 and BP # 1 (BP mode 1)

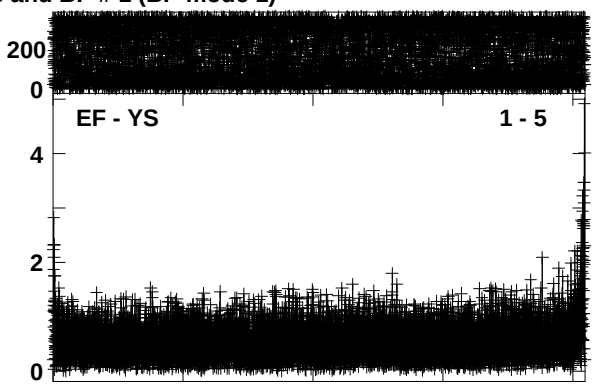

Lower frame: Ampl Jy Top frame: Phas deg
Vector averaged cross-power spectrum Several baselines displayed
Timerange: 00/19:50:35 to 00/19:51:34

Plot file version 158 created 04-JUL-2012 13:18:55
ORIKL1 EE008C 2.UVDATA.1
Freq = 22.2273 GHz, Bw = 8.000 MH Calibrated with CL # 3 and BP # 1 (BP mode 1)

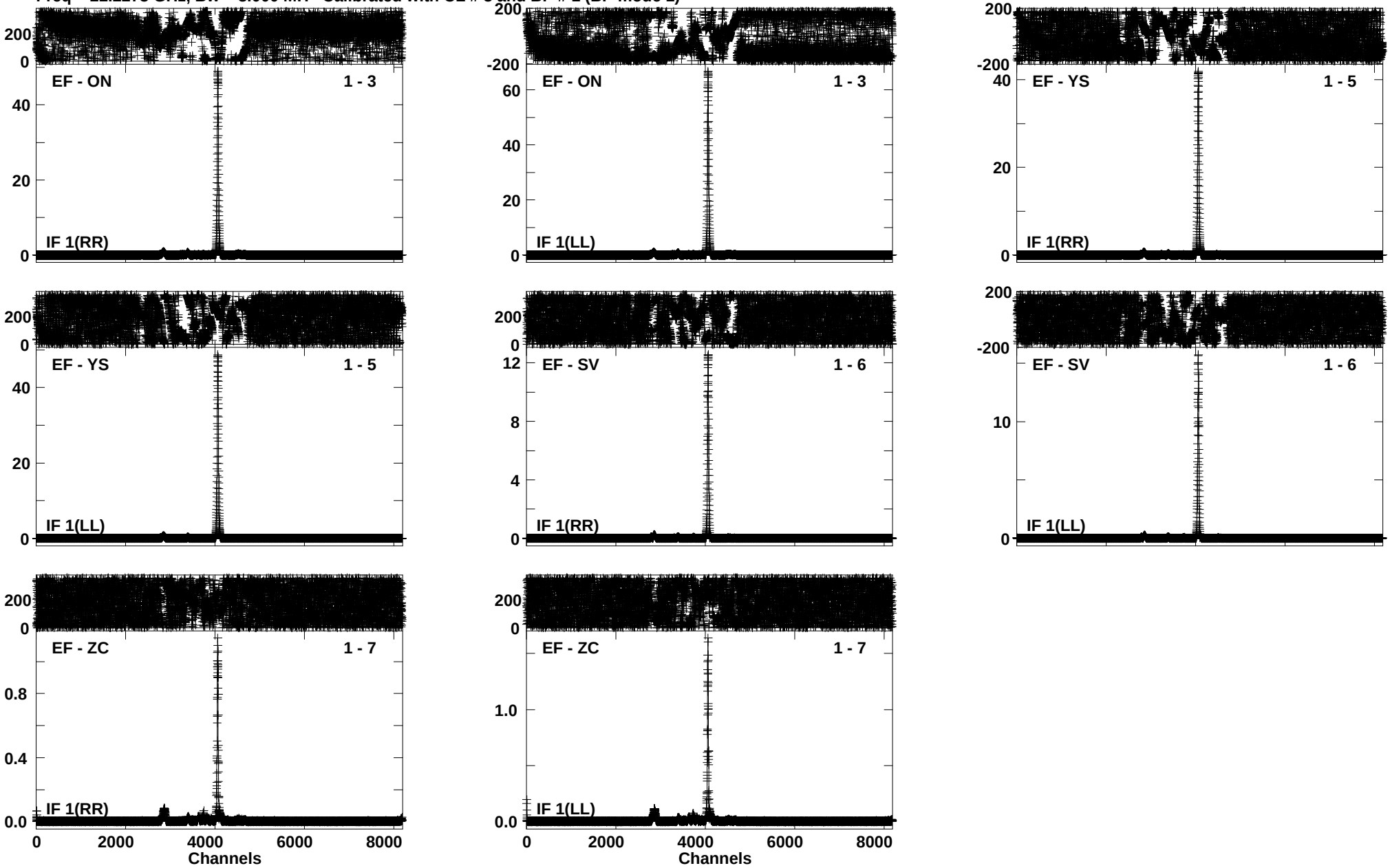

Lower frame: Kilo Ampl Jy Top frame: Phas deg
Vector averaged cross-power spectrum Several baselines displayed
Timerange: 00/19:51:40 to 00/19:52:34

Plot file version 159 created 04-JUL-2012 13:20:11
J0529-0519 EE008C 2.UVDATA.1
Freq = 22.2273 GHz, Bw = 8.000 MH Calibrated with CL # 3 and BP # 1 (BP mode 1)

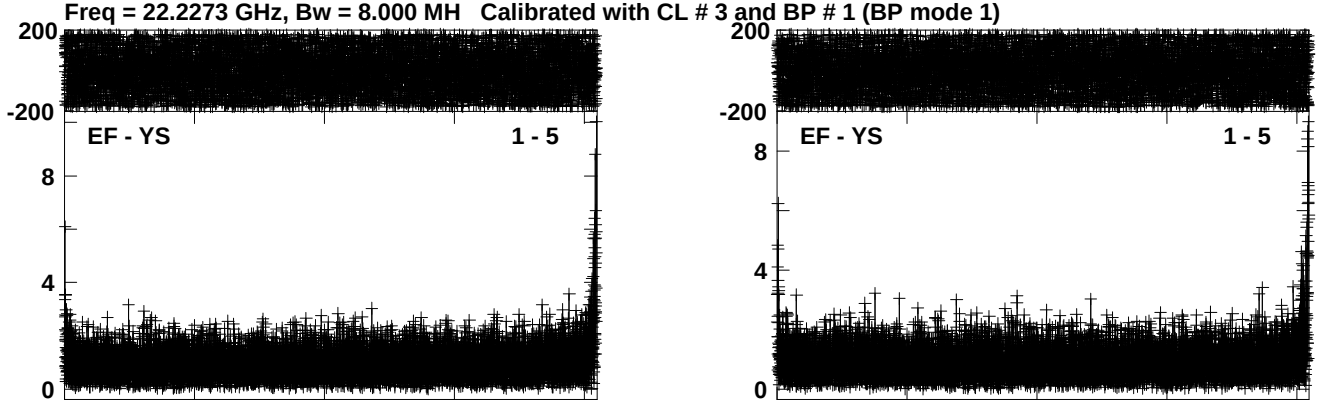

Lower frame: Ampl Jy Top frame: Phas deg
Vector averaged cross-power spectrum Several baselines displayed
Timerange: 00/19:52:41 to 00/19:53:34

Plot file version 160 created 04-JUL-2012 13:21:00
ORIKL1 EE008C 2.UVDATA.1
Freq = 22.2273 GHz, Bw = 8.000 MH Calibrated with CL # 3 and BP # 1 (BP mode 1)

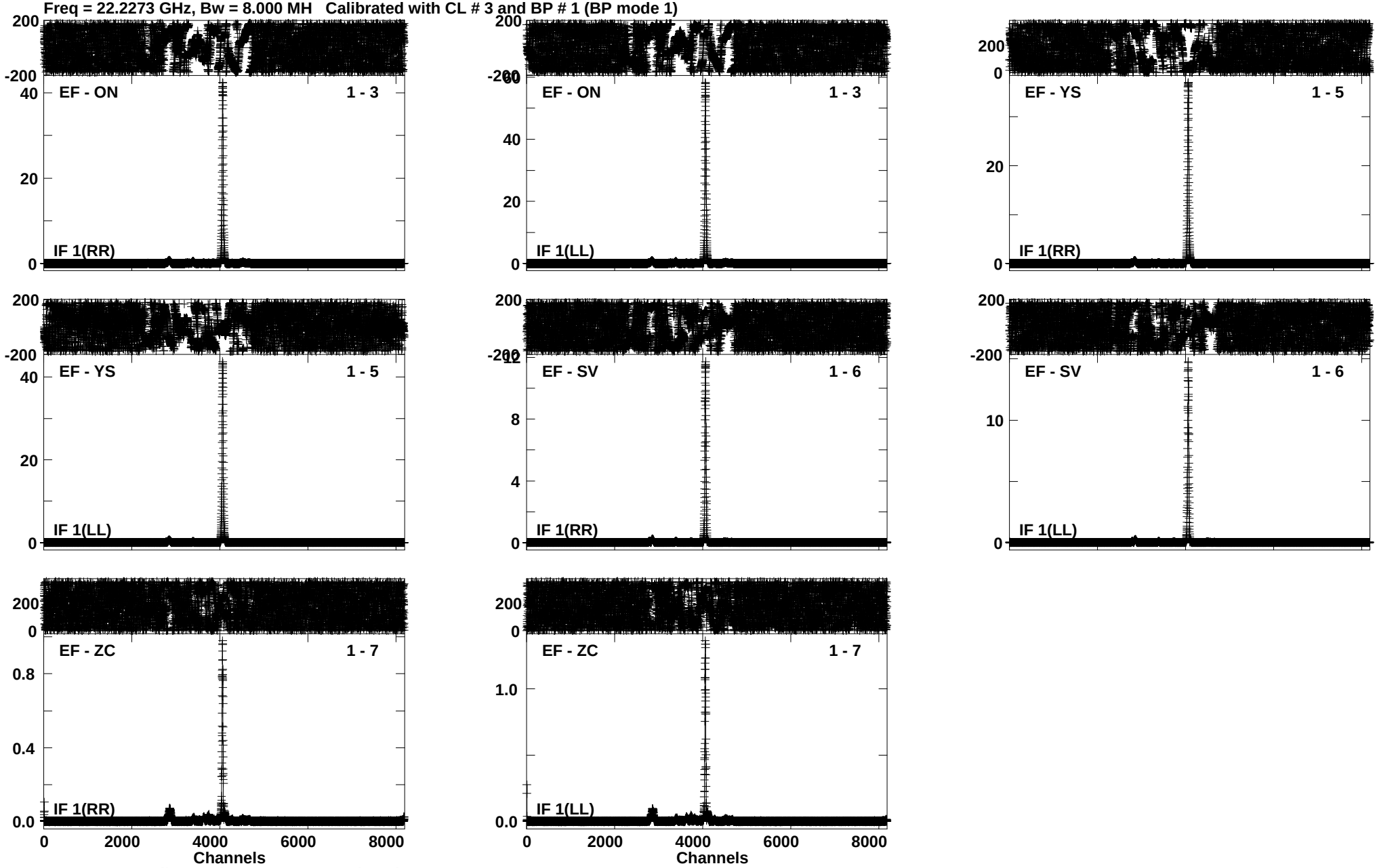

Lower frame: Kilo Ampl Jy Top frame: Phas deg
Vector averaged cross-power spectrum Several baselines displayed
Timerange: 00/19:53:41 to 00/19:54:34

Plot file version 161 created 04-JUL-2012 13:22:16
J0529-0519 EE008C 2.UVDATA.1
Freq = 22.2273 GHz, Bw = 8.000 MH Calibrated with CL # 3 and BP # 1 (BP mode 1)

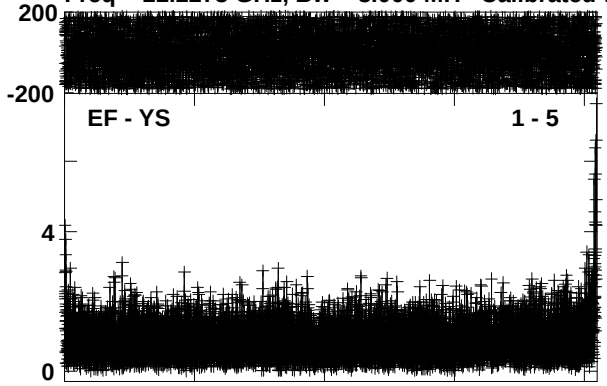



Lower frame: Ampl Jy Top frame: Phas deg
Vector averaged cross-power spectrum Several baselines displayed
Timerange: 00/19:54:41 to 00/19:55:34

Plot file version 162 created 04-JUL-2012 13:23:12
J0541-0541 EE008C 2.UVDATA.1
Freq = 22.2273 GHz, Bw = 8.000 MH Calibrated with CL # 3 and BP # 1 (BP mode 1)

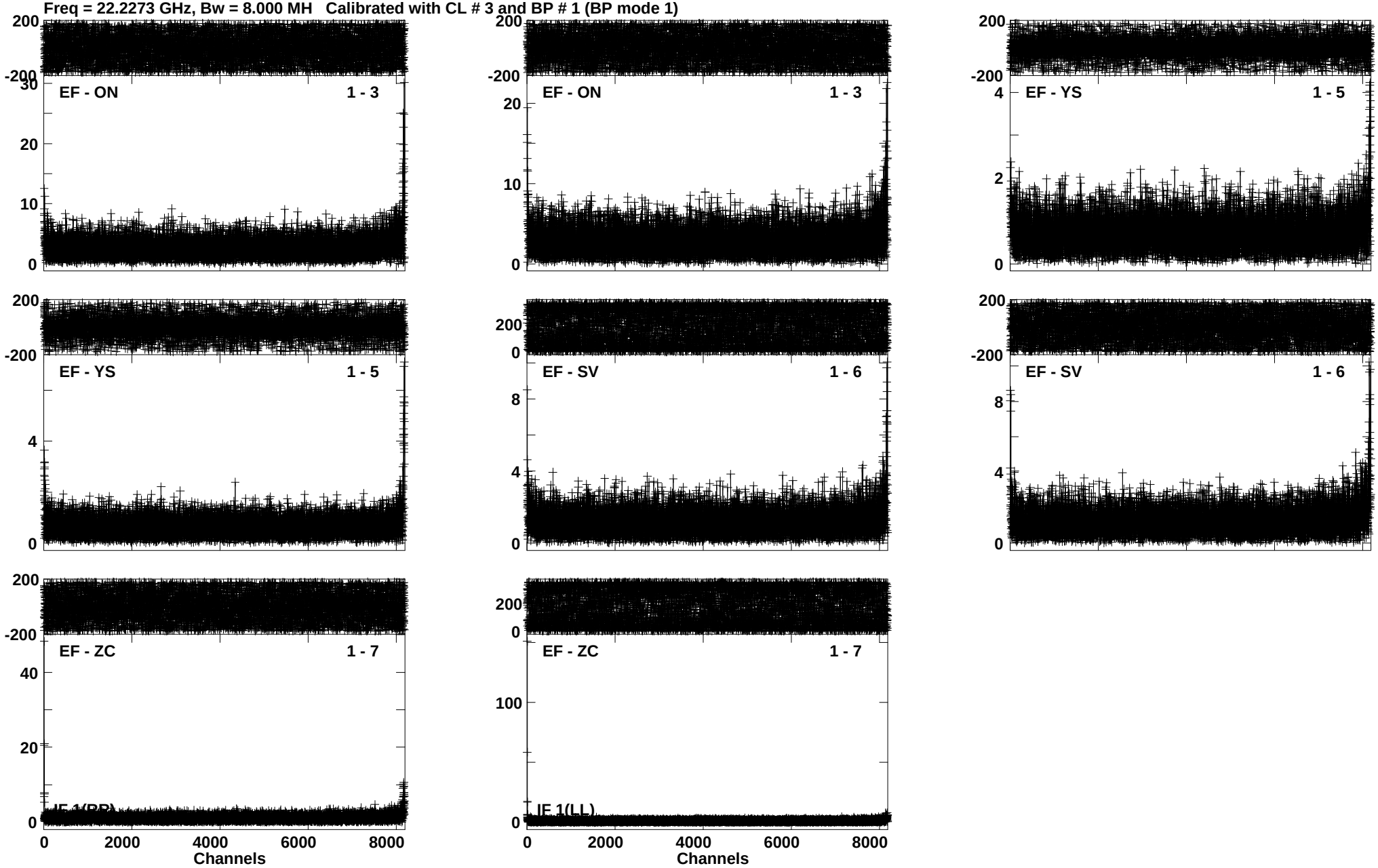

Lower frame: Ampl Jy Top frame: Phas deg
Vector averaged cross-power spectrum Several baselines displayed
Timerange: 00/19:56:20 to 00/19:57:19

Plot file version 163 created 04-JUL-2012 13:24:43
ORIKL1 EE008C 2.UVDATA.1
Freq = 22.2273 GHz, Bw = 8.000 MH Calibrated with CL # 3 and BP # 1 (BP mode 1)

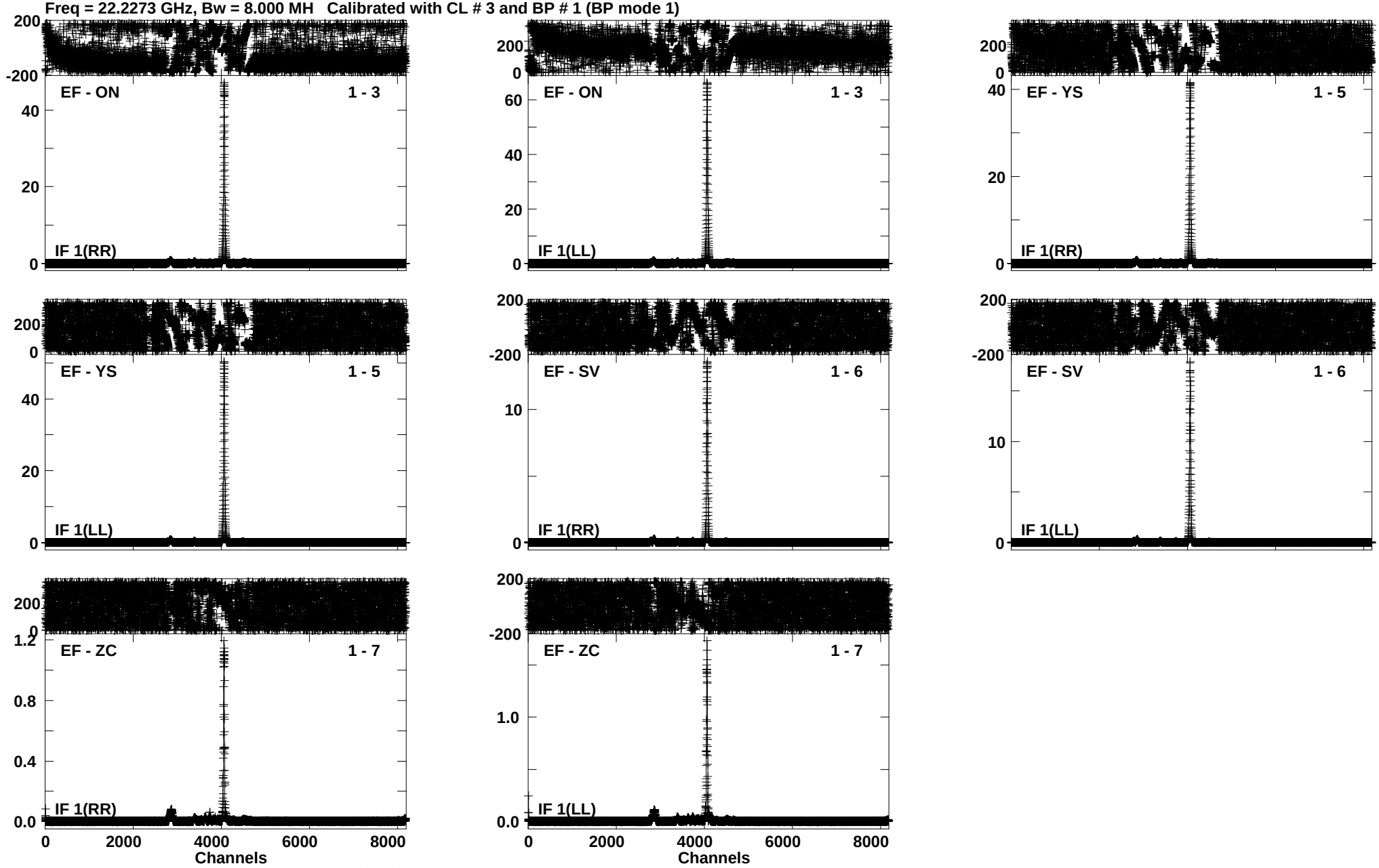

Lower frame: Kilo Ampl Jy Top frame: Phas deg
Vector averaged cross-power spectrum Several baselines displayed
Timerange: 00/19:57:25 to 00/19:58:19

Plot file version 164 created 04-JUL-2012 13:25:45
J0541-0541 EE008C 2.UVDATA.1
Freq = 22.2273 GHz, Bw = 8.000 MH Calibrated with CL # 3 and BP # 1 (BP mode 1)

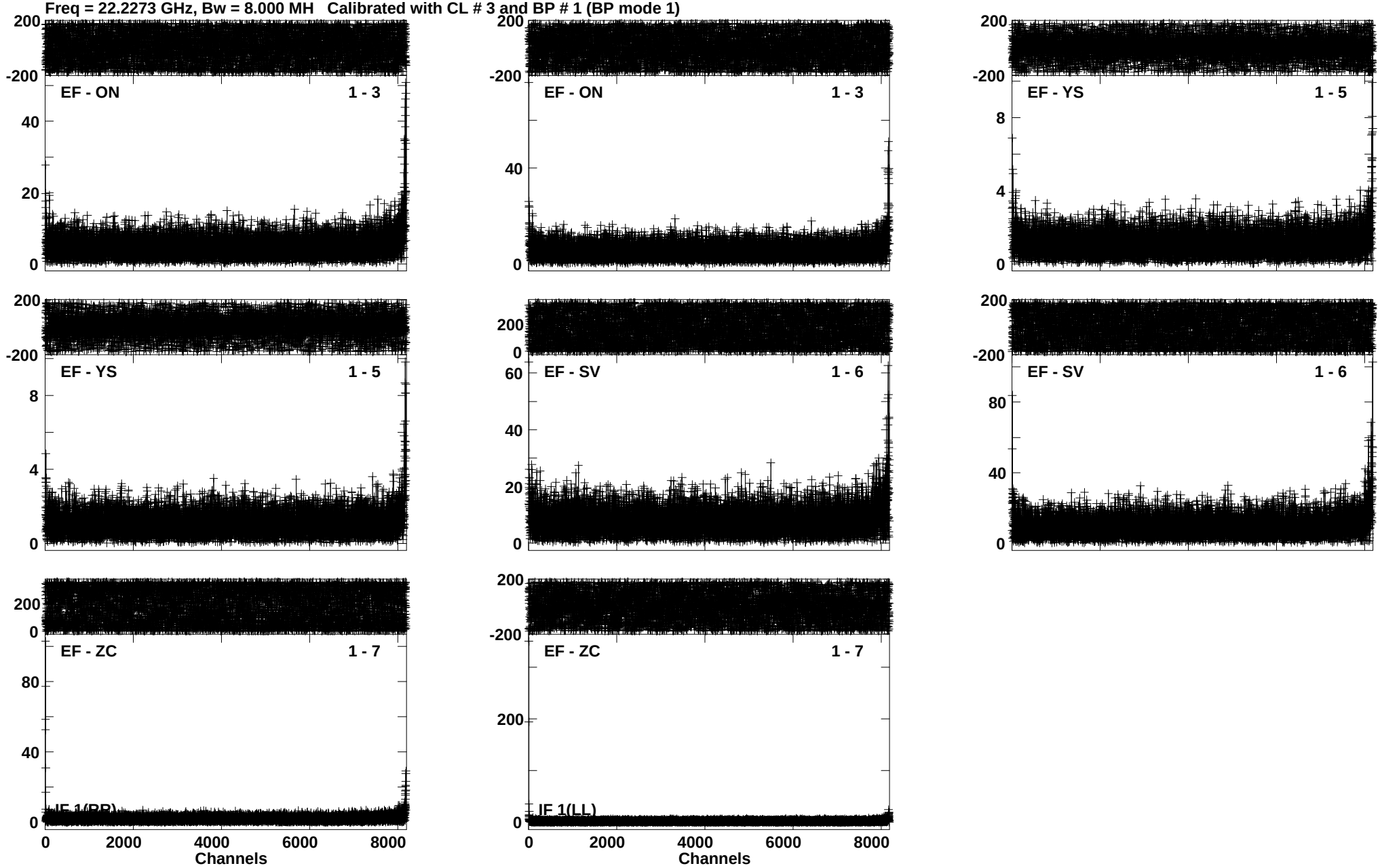

Lower frame: Ampl Jy Top frame: Phas deg
Vector averaged cross-power spectrum Several baselines displayed
Timerange: 00/19:58:26 to 00/19:59:19

Plot file version 165 created 04-JUL-2012 13:26:46
ORIKL1 EE008C 2.UVDATA.1
Freq = 22.2273 GHz, Bw = 8.000 MH Calibrated with CL # 3 and BP # 1 (BP mode 1)

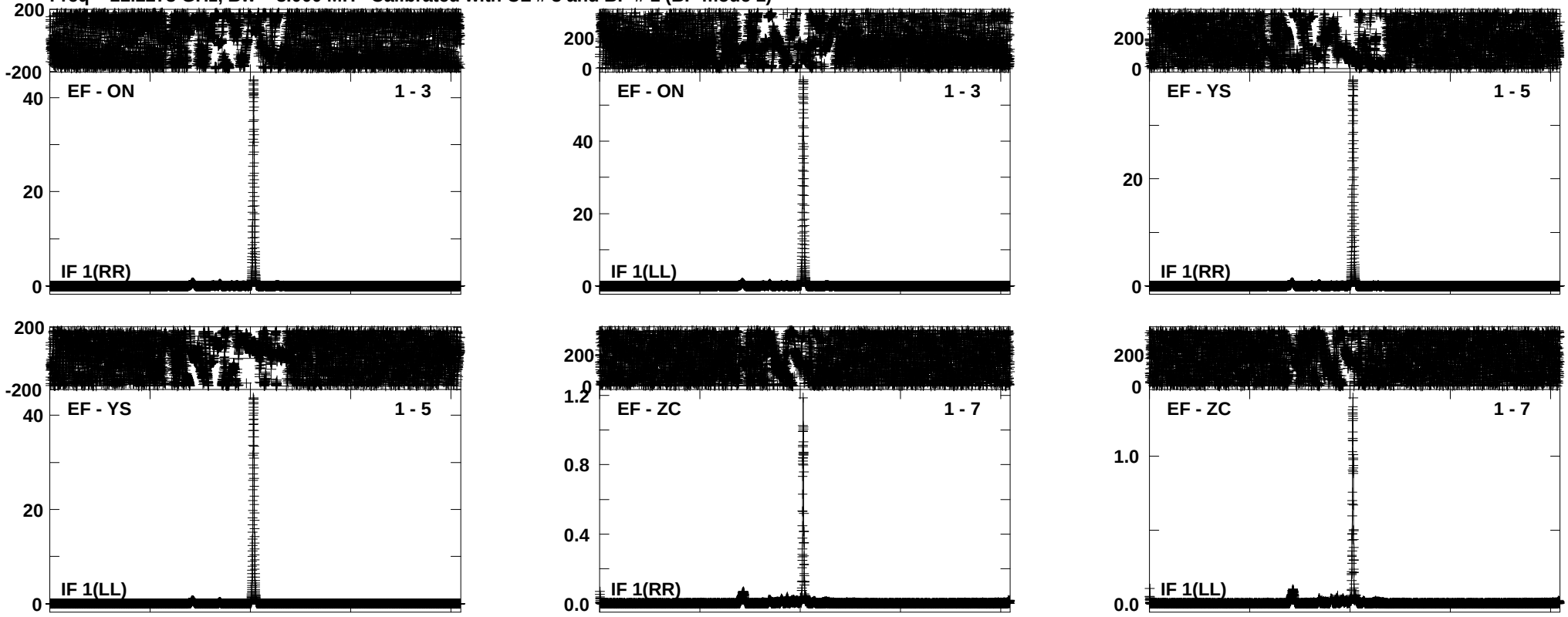

Lower frame: Kilo Ampl Jy Top frame: Phas deg
Vector averaged cross-power spectrum Several baselines displayed
Timerange: 00/19:59:26 to 00/20:00:19

Plot file version 166 created 04-JUL-2012 13:27:48
J0541-0541 EE008C 2.UVDATA.1
Freq = 22.2273 GHz, Bw = 8.000 MH Calibrated with CL # 3 and BP # 1 (BP mode 1)

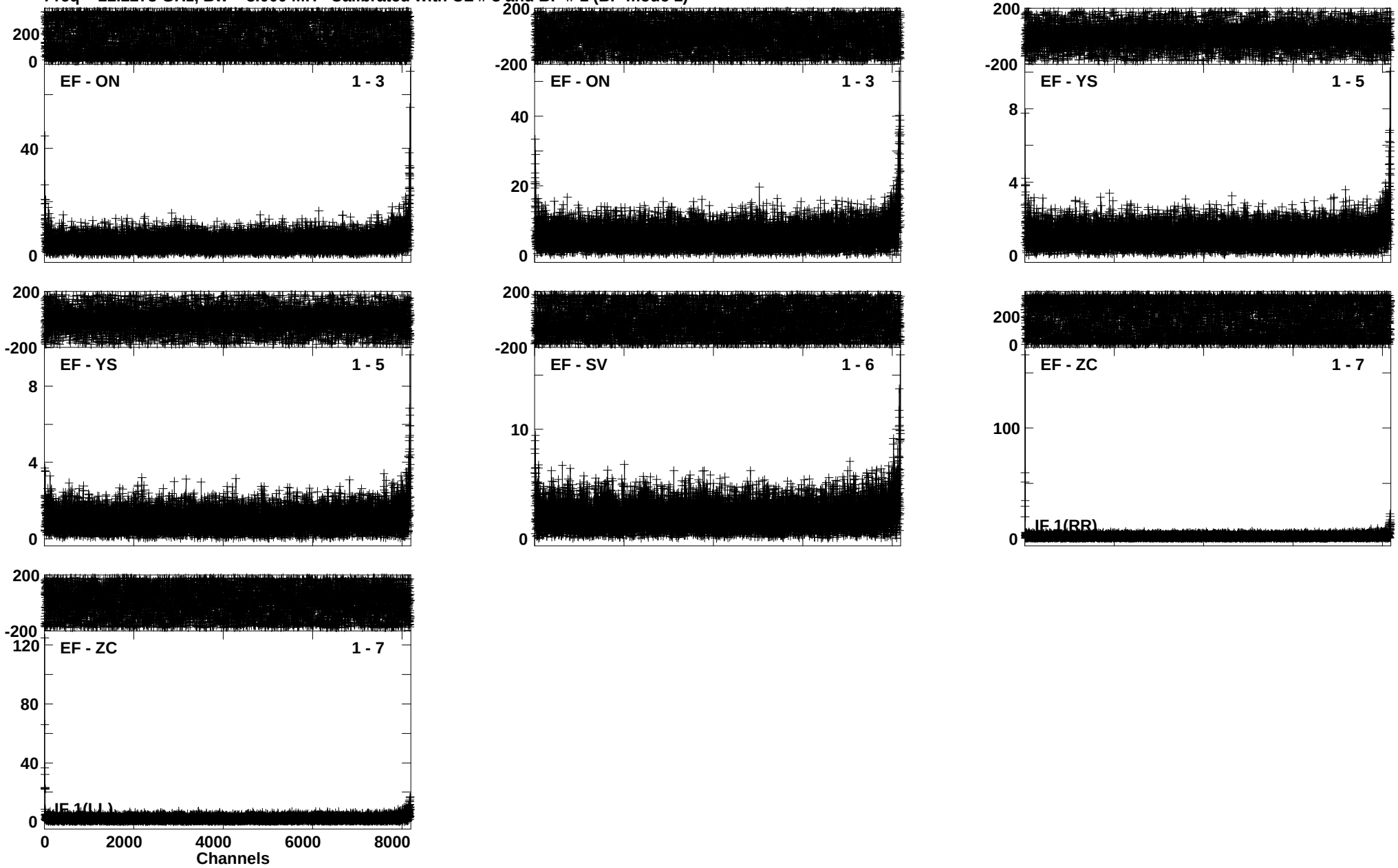

Lower frame: Ampl Jy Top frame: Phas deg
Vector averaged cross-power spectrum Several baselines displayed
Timerange: 00/20:00:26 to 00/20:01:19

Plot file version 167 created 04-JUL-2012 13:29:16
J0529-0519 EE008C 2.UVDATA.1
Freq = 22.2273 GHz, Bw = 8.000 MH Calibrated with CL # 3 and BP # 1 (BP mode 1)

Lower frame: Ampl Jy Top frame: Phas deg
Vector averaged cross-power spectrum Several baselines displayed
Timerange: 00/20:02:06 to 00/20:03:05

Plot file version 168 created 04-JUL-2012 13:30:24
ORIKL1 EE008C 2.UVDATA.1
Freq = 22.2273 GHz, Bw = 8.000 MH Calibrated with CL # 3 and BP # 1 (BP mode 1)

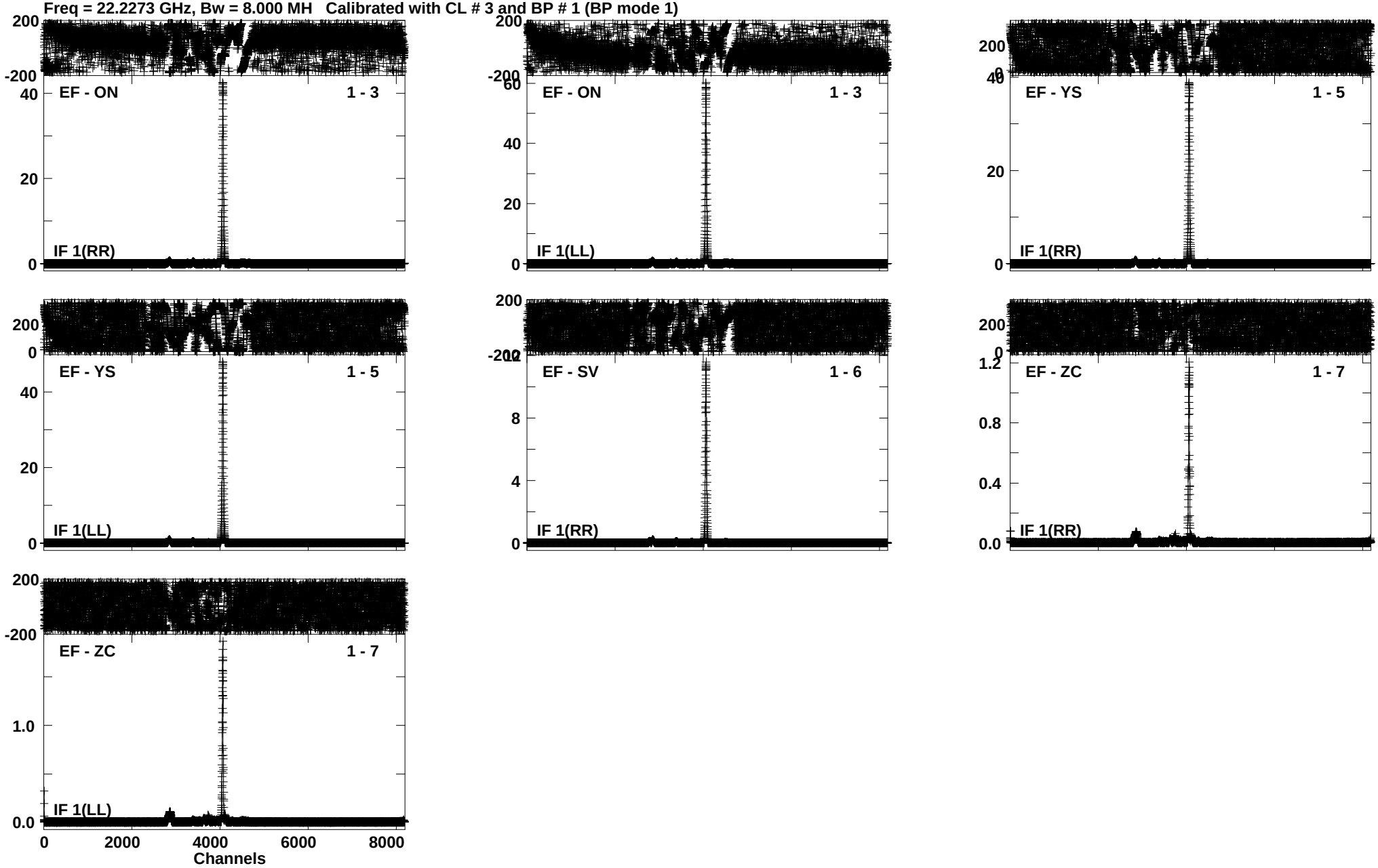

Lower frame: Kilo Ampl Jy Top frame: Phas deg
Vector averaged cross-power spectrum Several baselines displayed
Timerange: 00/20:03:11 to 00/20:04:05

Plot file version 169 created 04-JUL-2012 13:31:38
J0529-0519 EE008C 2.UVDATA.1
Freq = 22.2273 GHz, Bw = 8.000 MH Calibrated with CL # 3 and BP # 1 (BP mode 1)





Lower frame: Ampl Jy Top frame: Phas deg
Vector averaged cross-power spectrum Several baselines displayed
Timerange: 00/20:04:12 to 00/20:05:05

Plot file version 170 created 04-JUL-2012 13:32:27
ORIKL1 EE008C 2.UVDATA.1
Freq = 22.2273 GHz, Bw = 8.000 MH Calibrated with CL # 3 and BP # 1 (BP mode 1)

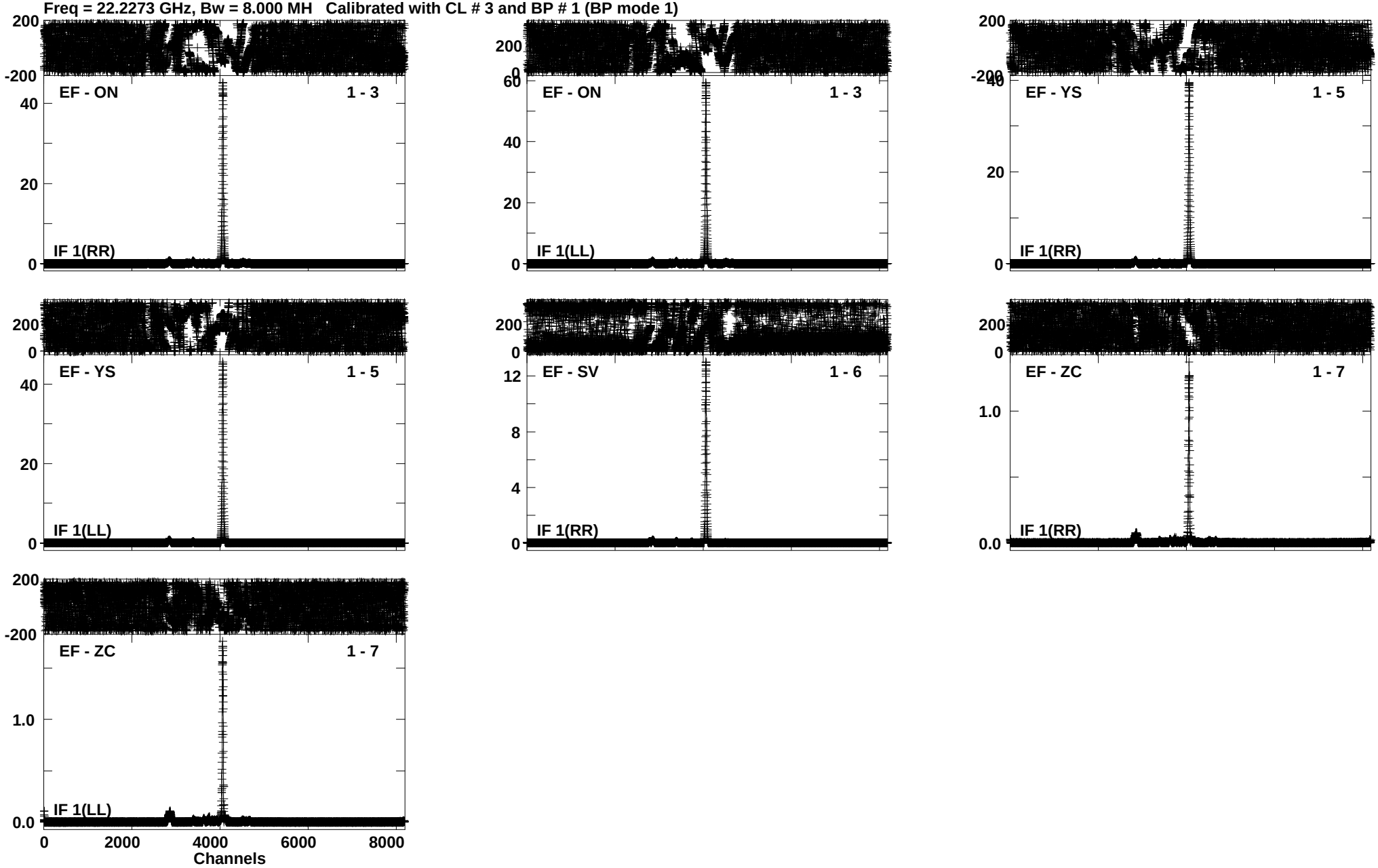

Lower frame: Kilo Ampl Jy Top frame: Phas deg
Vector averaged cross-power spectrum Several baselines displayed
Timerange: 00/20:05:12 to 00/20:06:05

Plot file version 171 created 04-JUL-2012 13:33:55
J0529-0519 EE008C 2.UVDATA.1
Freq = 22.2273 GHz, Bw = 8.000 MH Calibrated with CL # 3 and BP # 1 (BP mode 1)

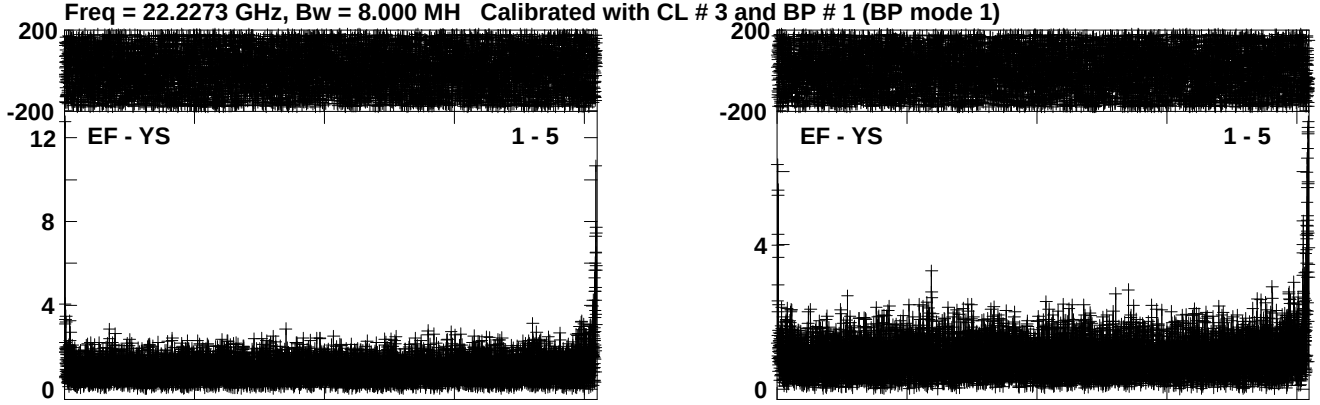

Lower frame: Ampl Jy Top frame: Phas deg
Vector averaged cross-power spectrum Several baselines displayed
Timerange: 00/20:06:12 to 00/20:07:05

Plot file version 172 created 04-JUL-2012 13:36:11
J0423-0120 EE008C 2.UVDATA.1
Freq = 22.2273 GHz, Bw = 8.000 MH Calibrated with CL # 3 and BP # 1 (BP mode 1)

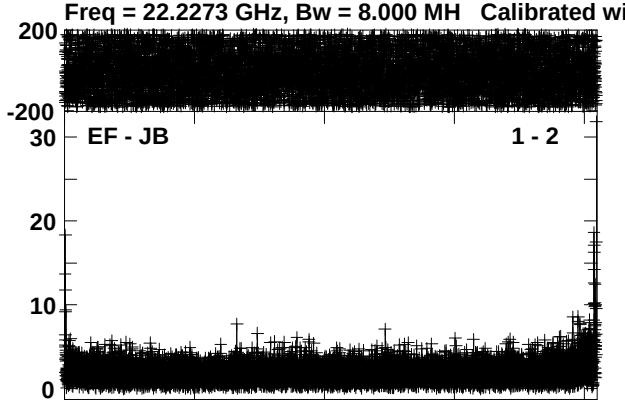

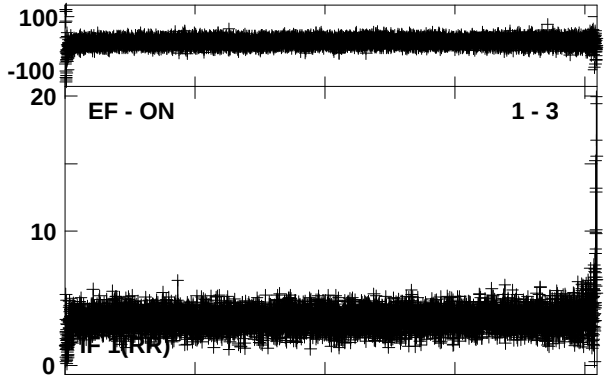

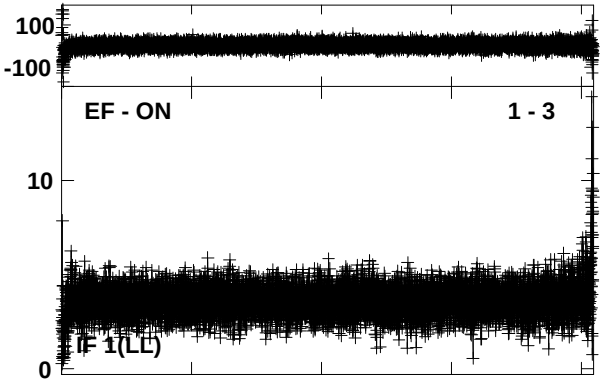

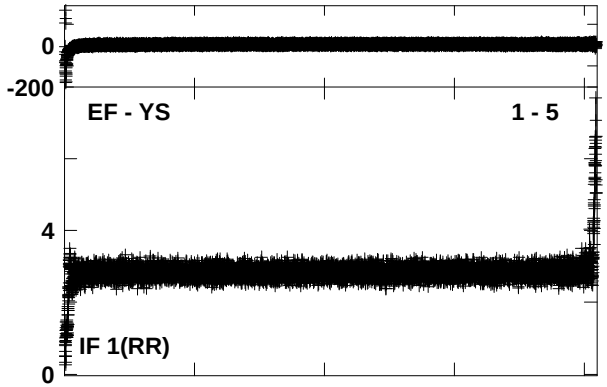

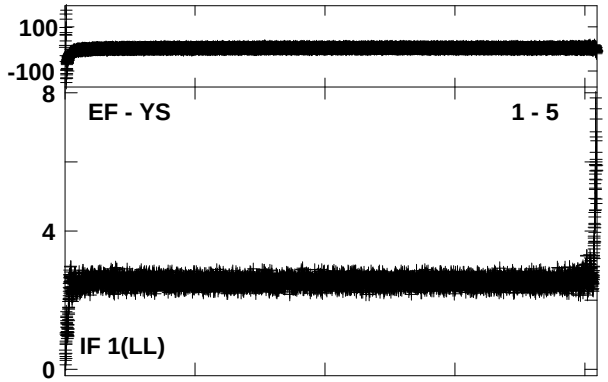

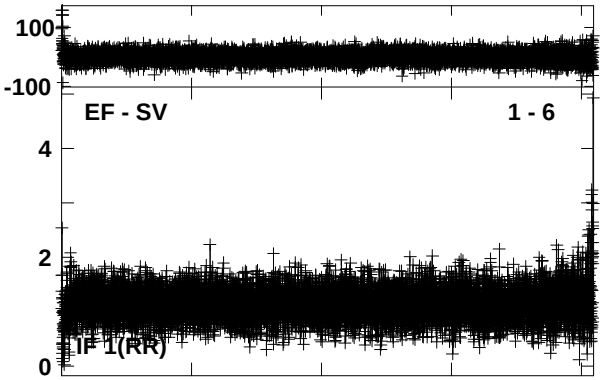

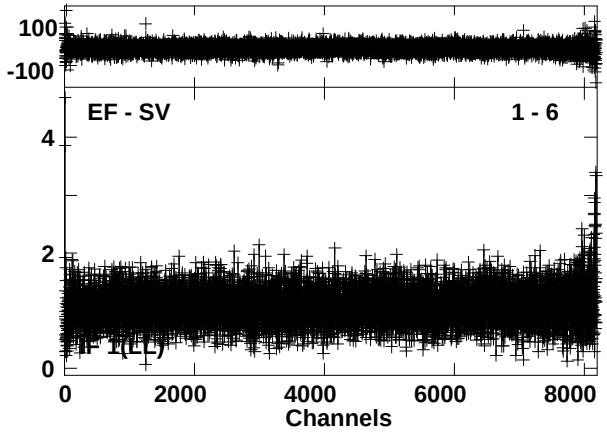

Lower frame: Ampl Jy Top frame: Phas deg
Vector averaged cross-power spectrum Several baselines displayed
Timerange: 00/20:08:31 to 00/20:18:30

Plot file version 173 created 04-JUL-2012 13:50:26
4C39.25 EE008C 2.UVDATA.1
Freq = 22.2273 GHz, Bw = 8.000 MH Calibrated with CL # 3 and BP # 1 (BP mode 1)

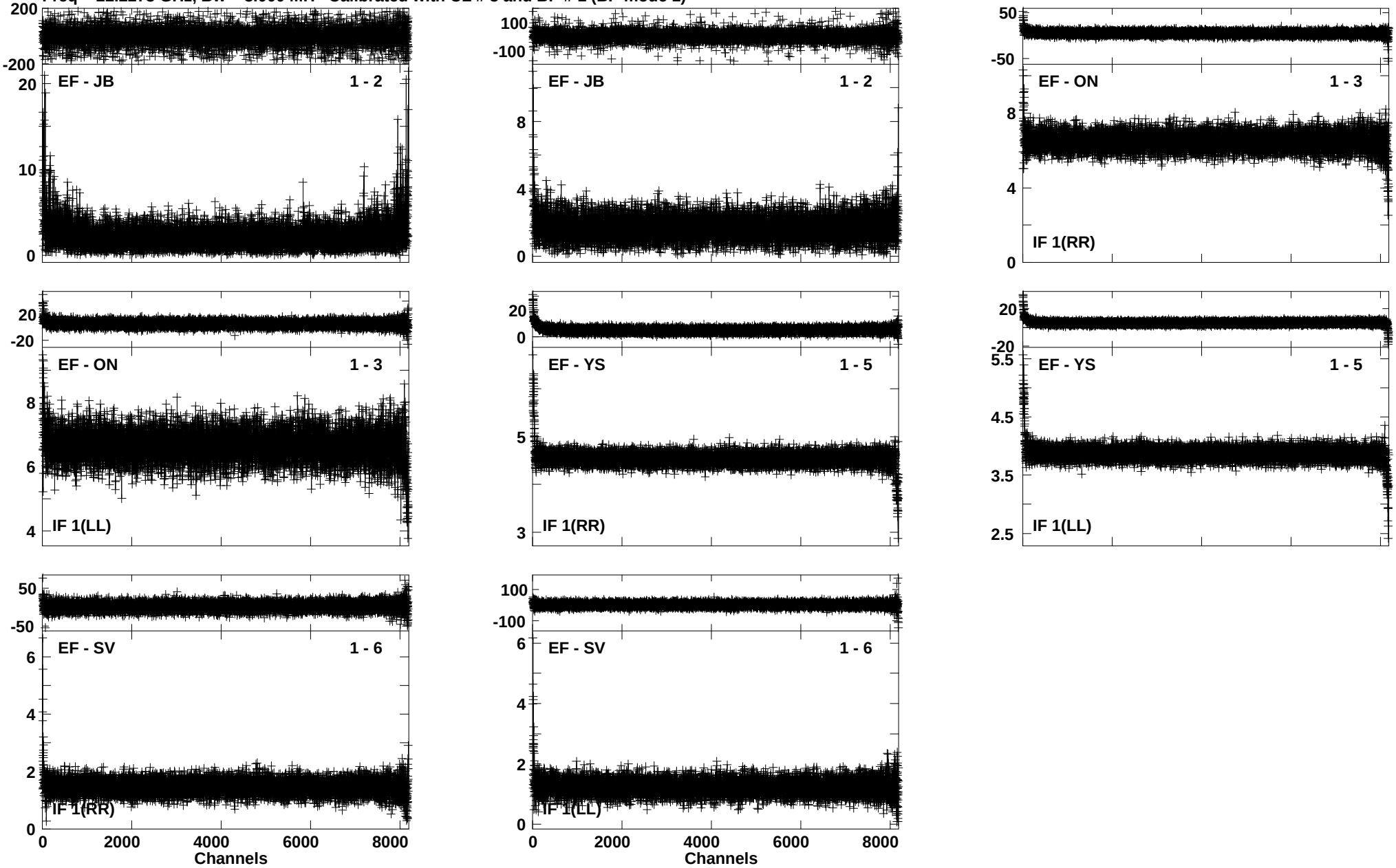

Lower frame: Ampl Jy Top frame: Phas deg
Vector averaged cross-power spectrum Several baselines displayed
Timerange: 00/20:23:31 to 00/20:34:54

Plot file version 174 created 04-JUL-2012 14:11:35
J0541-0541 EE008C 2.UVDATA.1
Freq = 22.2273 GHz, Bw = 8.000 MH Calibrated with CL # 3 and BP # 1 (BP mode 1)

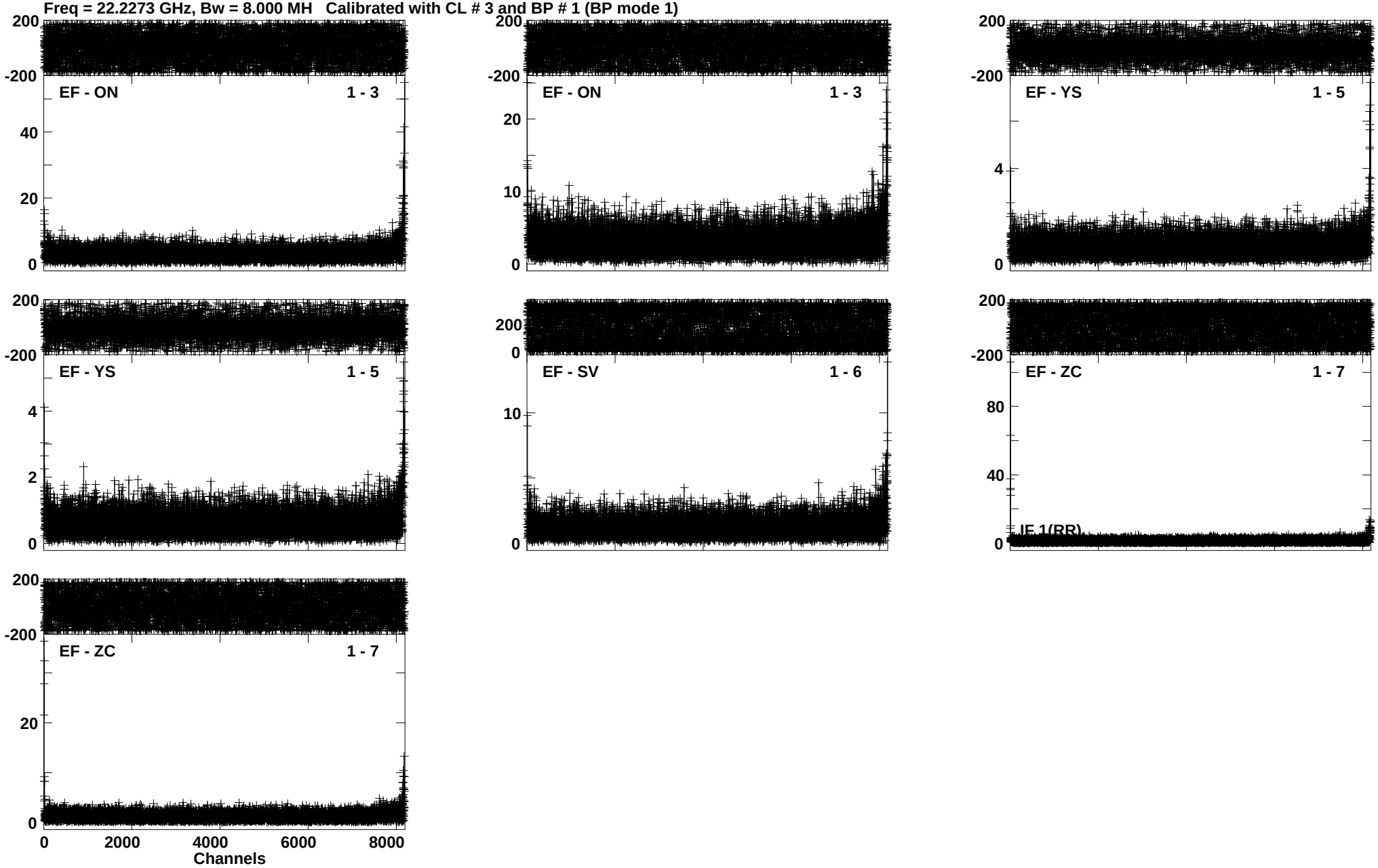

Lower frame: Ampl Jy Top frame: Phas deg
Vector averaged cross-power spectrum Several baselines displayed
Timerange: 00/20:39:25 to 00/20:40:24

Plot file version 175 created 04-JUL-2012 14:12:50
ORIKL1 EE008C 2.UVDATA.1
Freq = 22.2273 GHz, Bw = 8.000 MH Calibrated with CL # 3 and BP # 1 (BP mode 1)

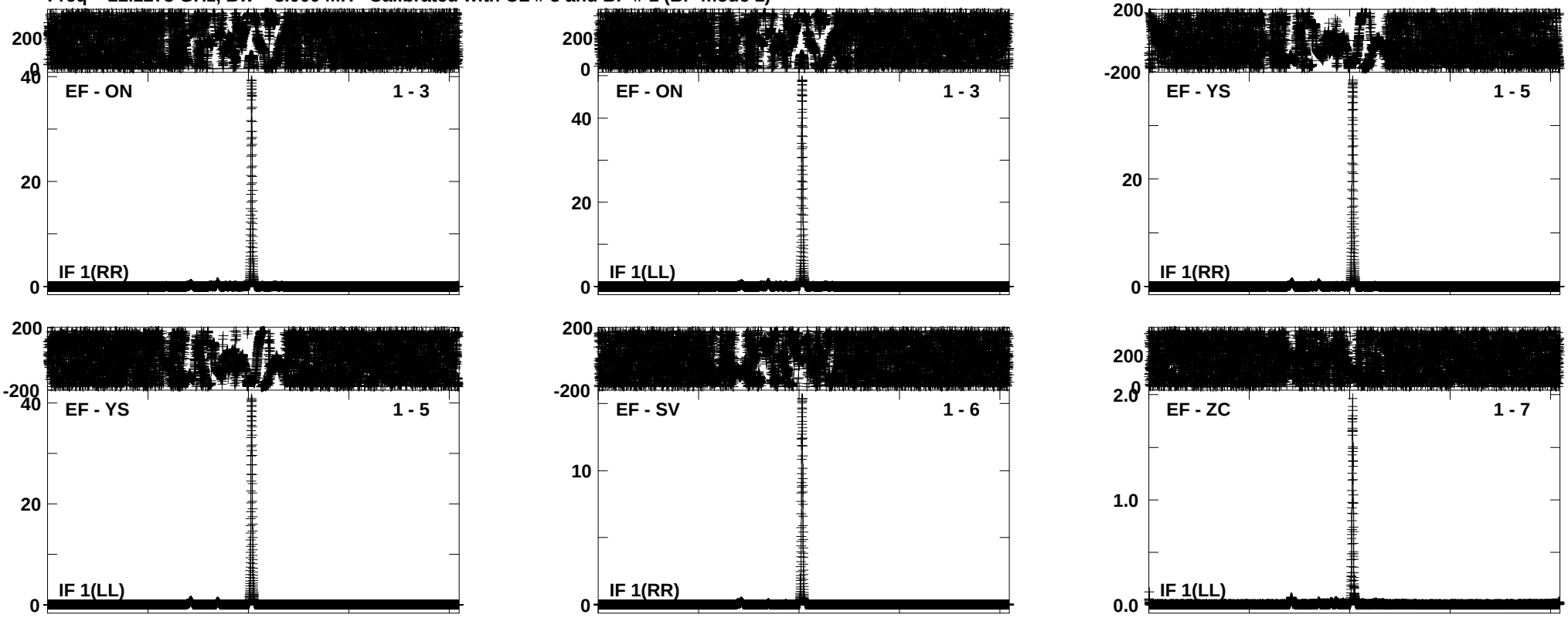

Lower frame: Kilo Ampl Jy Top frame: Phas deg
Vector averaged cross-power spectrum Several baselines displayed
Timerange: 00/20:40:30 to 00/20:41:24

Plot file version 176 created 04-JUL-2012 14:13:52
J0541-0541 EE008C 2.UVDATA.1
Freq = 22.2273 GHz, Bw = 8.000 MH Calibrated with CL # 3 and BP # 1 (BP mode 1)

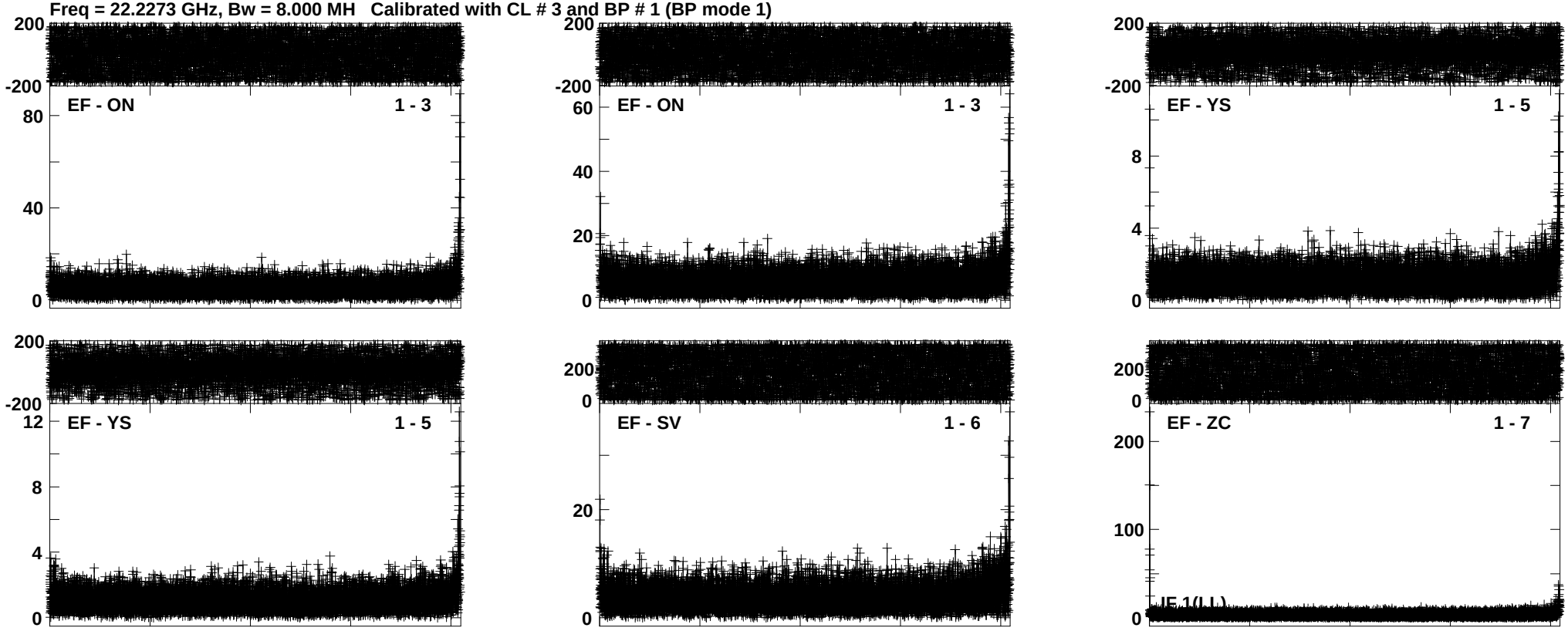

Lower frame: Ampl Jy Top frame: Phas deg
Vector averaged cross-power spectrum Several baselines displayed
Timerange: 00/20:41:31 to 00/20:42:24

Plot file version 177 created 04-JUL-2012 14:14:54
ORIKL1 EE008C 2.UVDATA.1
Freq = 22.2273 GHz, Bw = 8.000 MH Calibrated with CL # 3 and BP # 1 (BP mode 1)

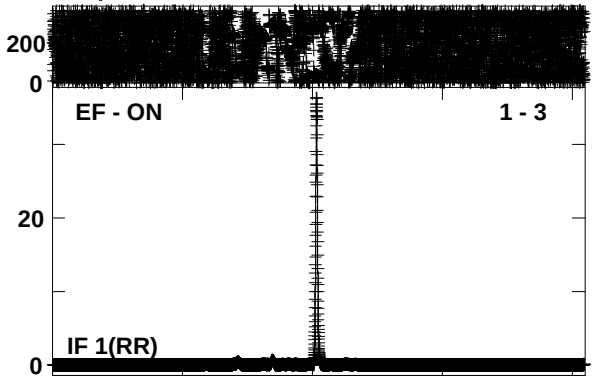

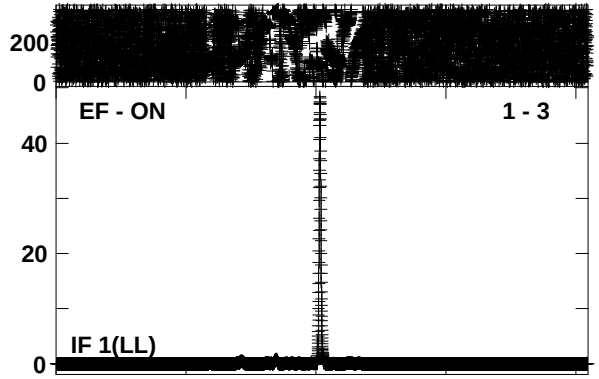

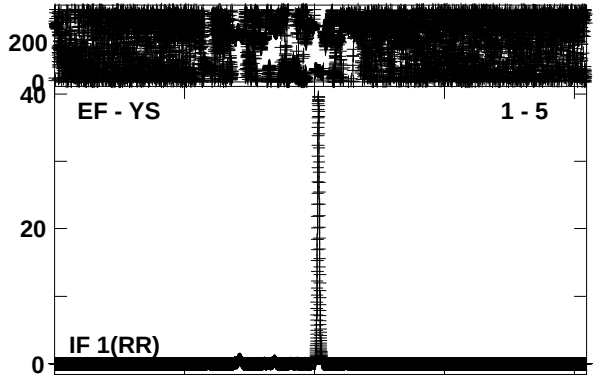

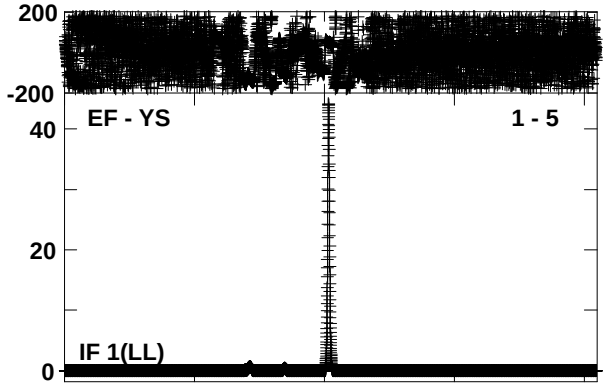

Lower frame: Kilo Ampl Jy Top frame: Phas deg
Vector averaged cross-power spectrum Several baselines displayed
Timerange: 00/20:42:31 to 00/20:43:24

Plot file version 178 created 04-JUL-2012 14:15:55
J0541-0541 EE008C 2.UVDATA.1
Freq = 22.2273 GHz, Bw = 8.000 MH Calibrated with CL # 3 and BP # 1 (BP mode 1)





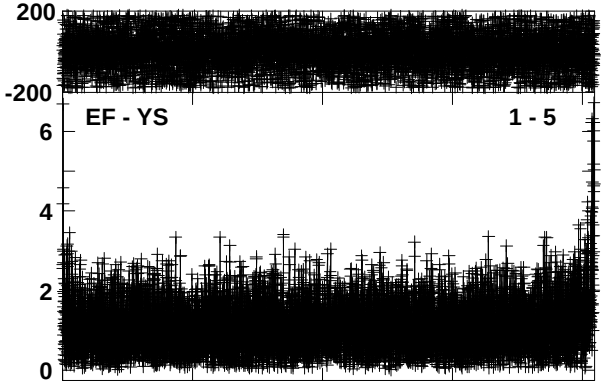



Lower frame: Ampl Jy Top frame: Phas deg
Vector averaged cross-power spectrum Several baselines displayed
Timerange: 00/20:43:31 to 00/20:44:24

Plot file version 179 created 04-JUL-2012 14:17:21
J0529-0519 EE008C 2.UVDATA.1
Freq = 22.2273 GHz, Bw = 8.000 MH Calibrated with CL # 3 and BP # 1 (BP mode 1)

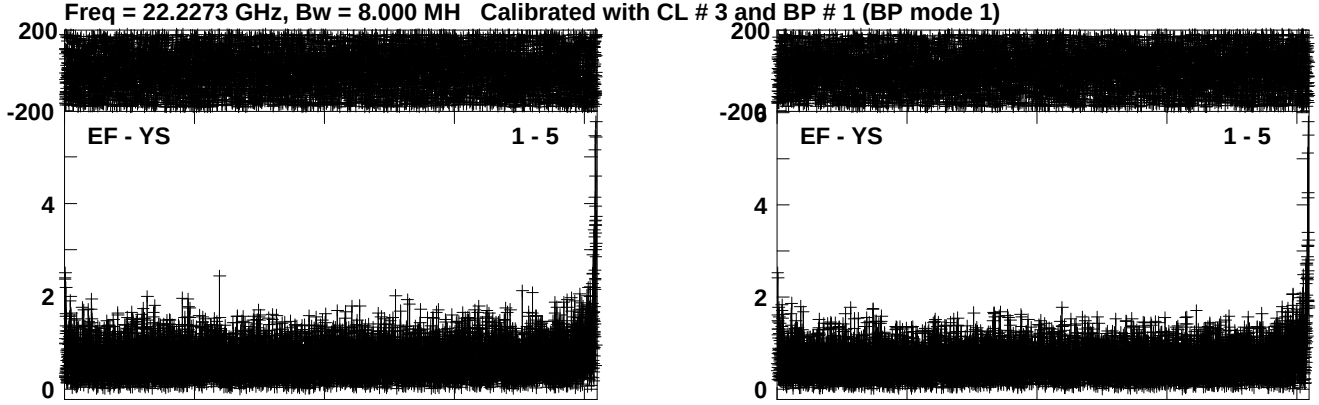

Lower frame: Ampl Jy Top frame: Phas deg
Vector averaged cross-power spectrum Several baselines displayed
Timerange: 00/20:45:11 to 00/20:46:10

Plot file version 180 created 04-JUL-2012 14:18:29
ORIKL1 EE008C 2.UVDATA.1
Freq = 22.2273 GHz, Bw = 8.000 MH Calibrated with CL # 3 and BP # 1 (BP mode 1)

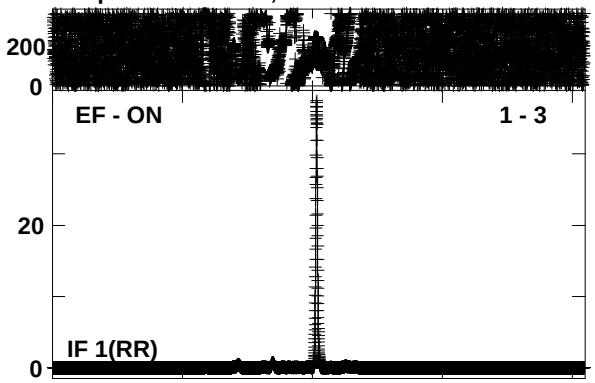

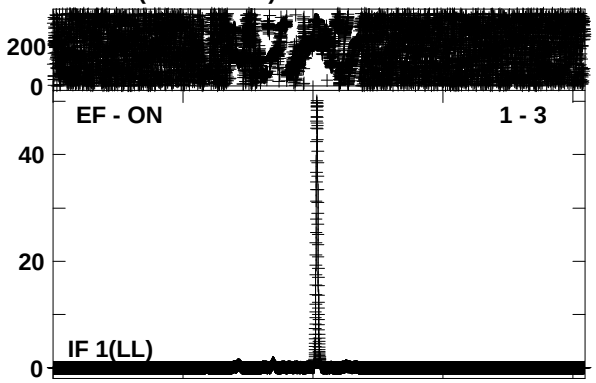

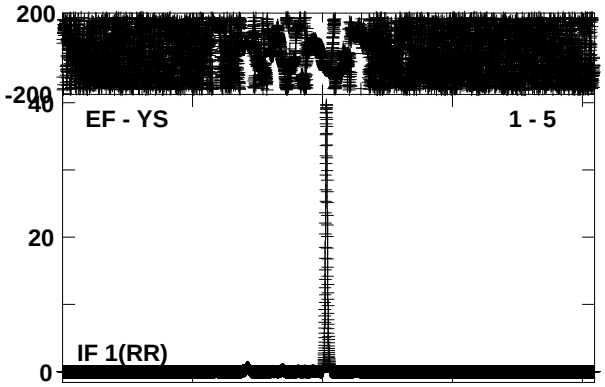

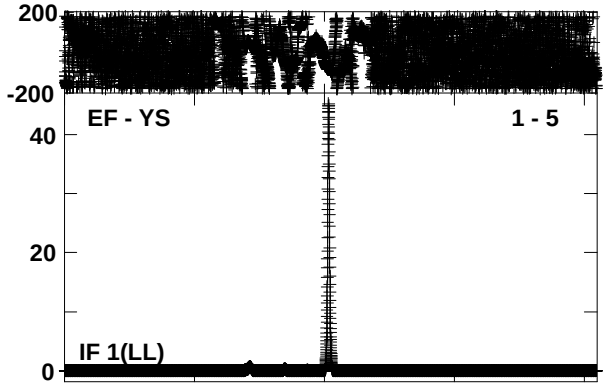

Lower frame: Kilo Ampl Jy Top frame: Phas deg
Vector averaged cross-power spectrum Several baselines displayed
Timerange: 00/20:46:16 to 00/20:47:10

Plot file version 181 created 04-JUL-2012 14:19:43
J0529-0519 EE008C 2.UVDATA.1
Freq = 22.2273 GHz, Bw = 8.000 MH Calibrated with CL # 3 and BP # 1 (BP mode 1)

Lower frame: Ampl Jy Top frame: Phas deg
Vector averaged cross-power spectrum Several baselines displayed
Timerange: 00/20:47:17 to 00/20:48:10

Plot file version 182 created 04-JUL-2012 14:20:32
ORIKL1 EE008C 2.UVDATA.1
Freq = 22.2273 GHz, Bw = 8.000 MH Calibrated with CL # 3 and BP # 1 (BP mode 1)

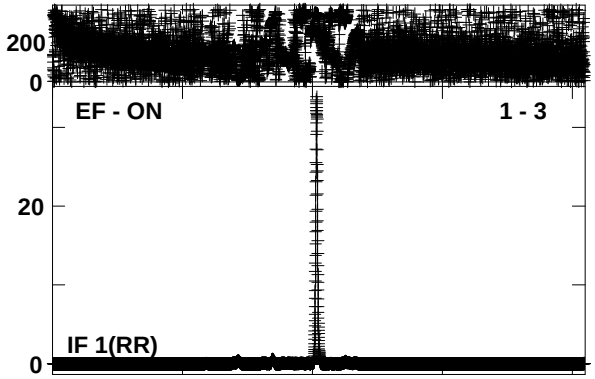

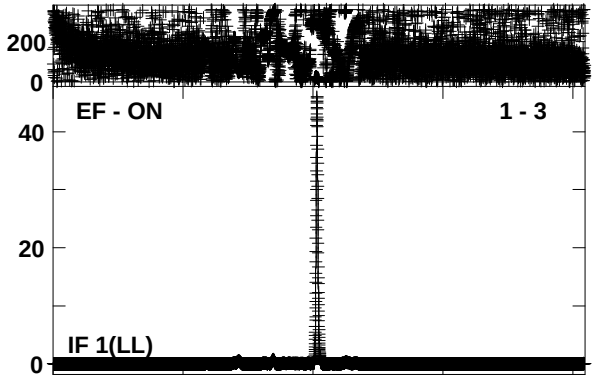

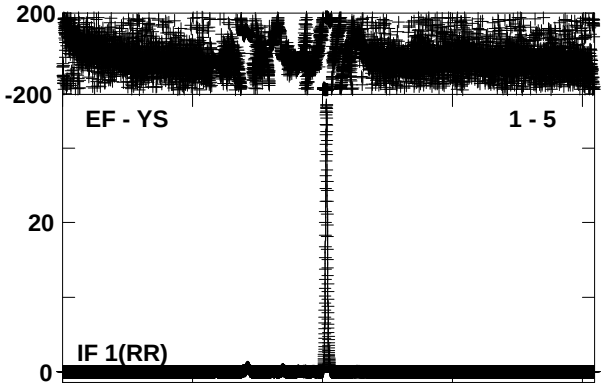

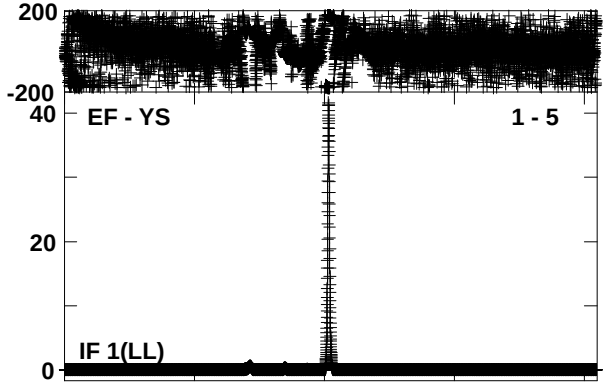

Lower frame: Kilo Ampl Jy Top frame: Phas deg
Vector averaged cross-power spectrum Several baselines displayed
Timerange: 00/20:48:17 to 00/20:49:10

Plot file version 183 created 04-JUL-2012 14:21:46
J0529-0519 EE008C 2.UVDATA.1
Freq = 22.2273 GHz, Bw = 8.000 MH Calibrated with CL # 3 and BP # 1 (BP mode 1)



Lower frame: Ampl Jy Top frame: Phas deg
Vector averaged cross-power spectrum Several baselines displayed
Timerange: 00/20:49:17 to 00/20:50:10

Plot file version 184 created 04-JUL-2012 14:22:42
J0541-0541 EE008C 2.UVDATA.1
Freq = 22.2273 GHz, Bw = 8.000 MH Calibrated with CL # 3 and BP # 1 (BP mode 1)



Lower frame: Ampl Jy Top frame: Phas deg
Vector averaged cross-power spectrum Several baselines displayed
Timerange: 00/20:50:56 to 00/20:51:55

Plot file version 185 created 04-JUL-2012 14:24:08
ORIKL1 EE008C 2.UVDATA.1
Freq = 22.2273 GHz, Bw = 8.000 MH Calibrated with CL # 3 and BP # 1 (BP mode 1)

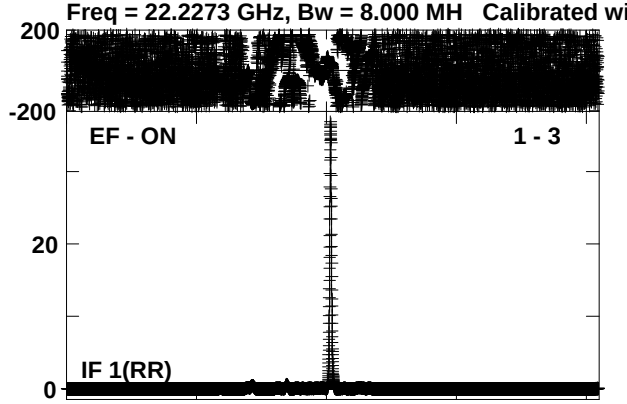

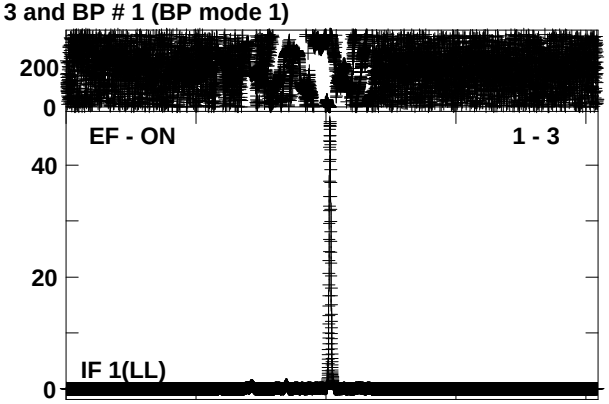

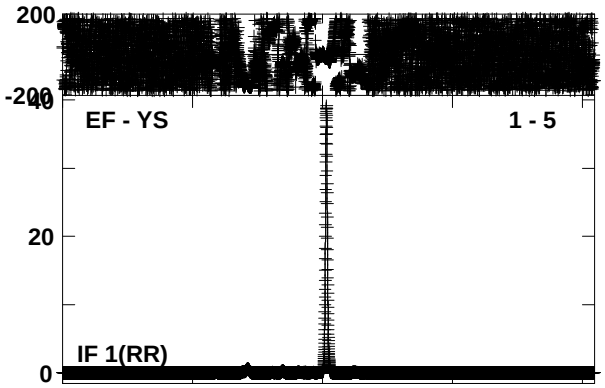

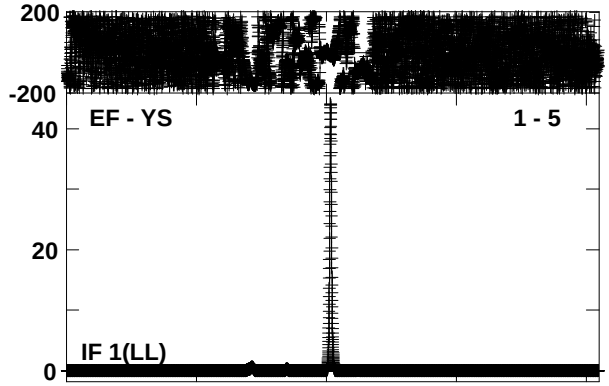

Lower frame: Kilo Ampl Jy Top frame: Phas deg
Vector averaged cross-power spectrum Several baselines displayed
Timerange: 00/20:52:01 to 00/20:52:55

Plot file version 186 created 04-JUL-2012 14:25:08
J0541-0541 EE008C 2.UVDATA.1
Freq = 22.2273 GHz, Bw = 8.000 MH Calibrated with CL # 3 and BP # 1 (BP mode 1)







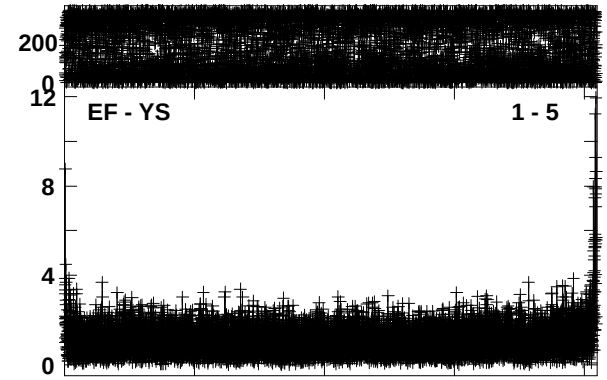

Lower frame: Ampl Jy Top frame: Phas deg
Vector averaged cross-power spectrum Several baselines displayed
Timerange: 00/20:53:02 to 00/20:53:55

Plot file version 187 created 04-JUL-2012 14:26:08
ORIKL1 EE008C 2.UVDATA.1
Freq = 22.2273 GHz, Bw = 8.000 MH Calibrated with CL # 3 and BP # 1 (BP mode 1)

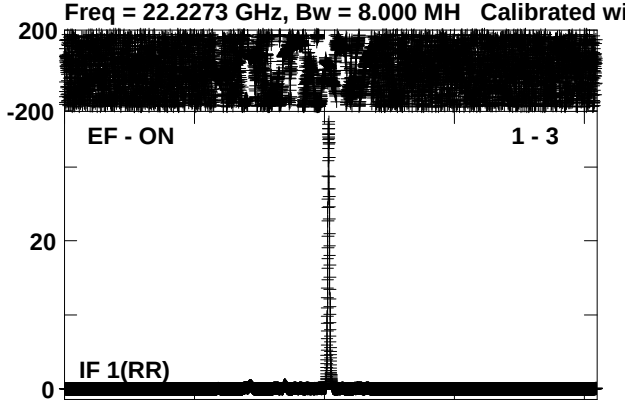

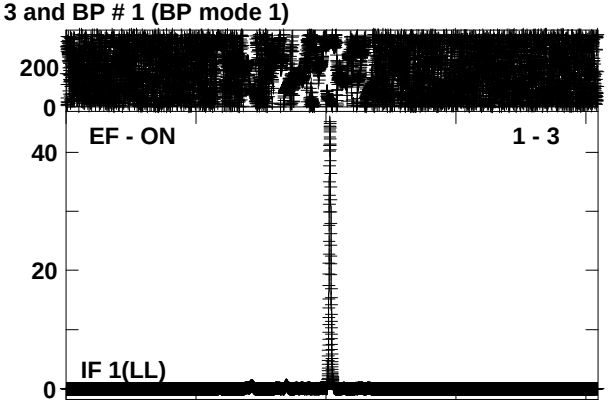

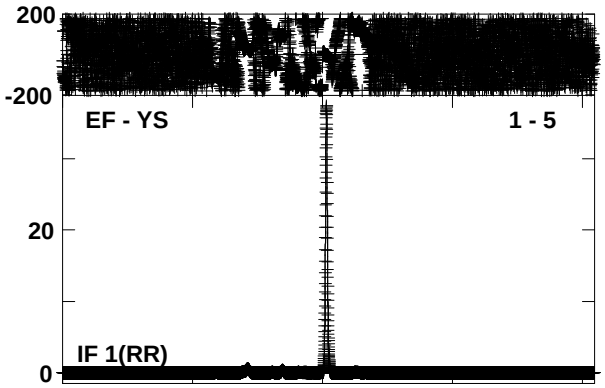

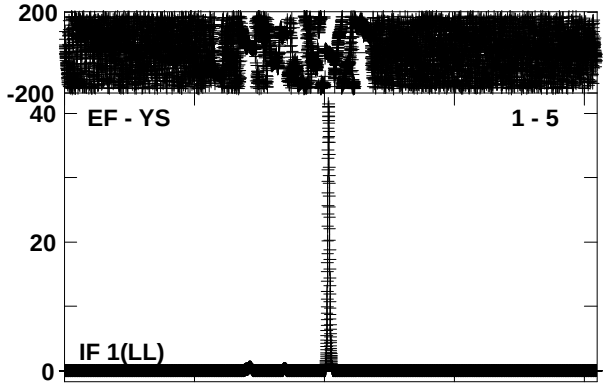

Lower frame: Kilo Ampl Jy Top frame: Phas deg
Vector averaged cross-power spectrum Several baselines displayed
Timerange: 00/20:54:02 to 00/20:54:55

Plot file version 188 created 04-JUL-2012 14:27:08
J0541-0541 EE008C 2.UVDATA.1
Freq = 22.2273 GHz, Bw = 8.000 MH Calibrated with CL # 3 and BP # 1 (BP mode 1)





Lower frame: Ampl Jy Top frame: Phas deg
Vector averaged cross-power spectrum Several baselines displayed
Timerange: 00/20:55:02 to 00/20:55:55

Plot file version 189 created 04-JUL-2012 14:28:17
J0529-0519 EE008C 2.UVDATA.1
Freq = 22.2273 GHz, Bw = 8.000 MH Calibrated with CL # 3 and BP # 1 (BP mode 1)

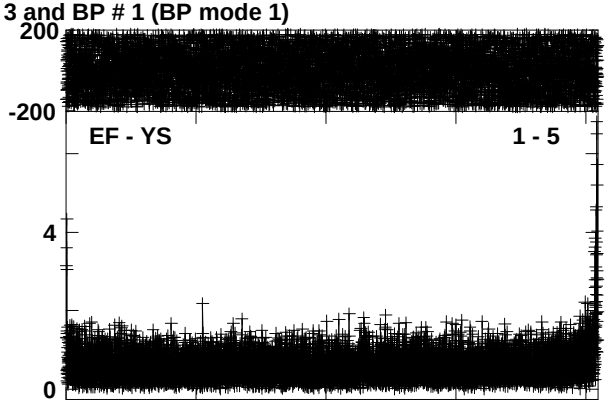

Lower frame: Ampl Jy Top frame: Phas deg
Vector averaged cross-power spectrum Several baselines displayed
Timerange: 00/20:56:42 to 00/20:57:41

Plot file version 190 created 04-JUL-2012 14:29:01
ORIKL1 EE008C 2.UVDATA.1
Freq = 22.2273 GHz, Bw = 8.000 MH Calibrated with CL # 3 and BP # 1 (BP mode 1)

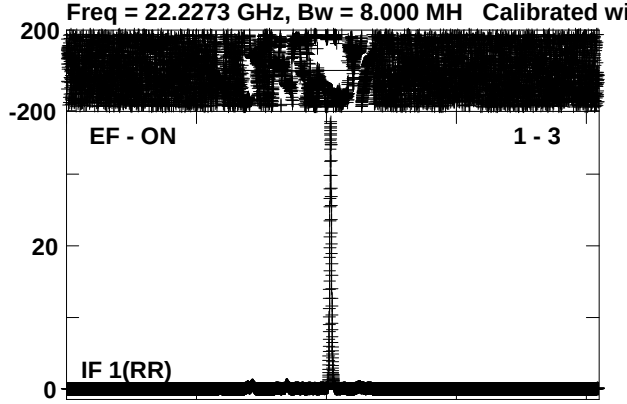

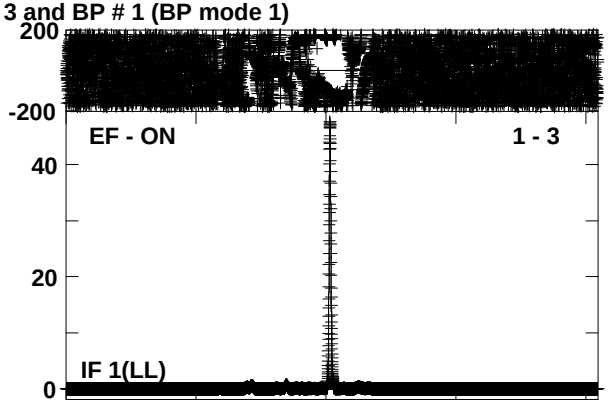

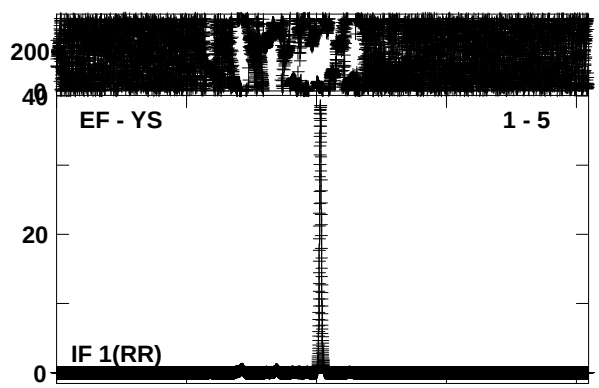

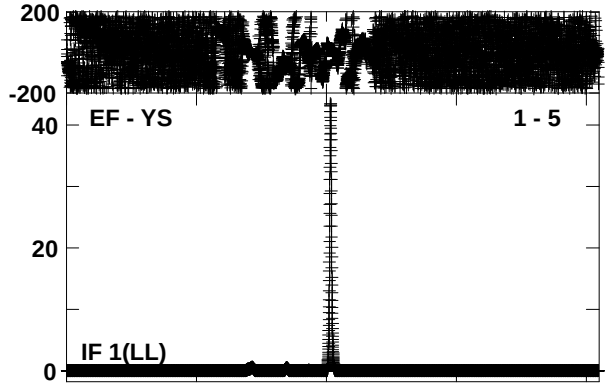

Lower frame: Kilo Ampl Jy Top frame: Phas deg
Vector averaged cross-power spectrum Several baselines displayed
Timerange: 00/20:57:42 to 00/20:58:41

Plot file version 191 created 04-JUL-2012 14:30:05
J0529-0519 EE008C 2.UVDATA.1
Freq = 22.2273 GHz, Bw = 8.000 MH Calibrated with CL # 3 and BP # 1 (BP mode 1)

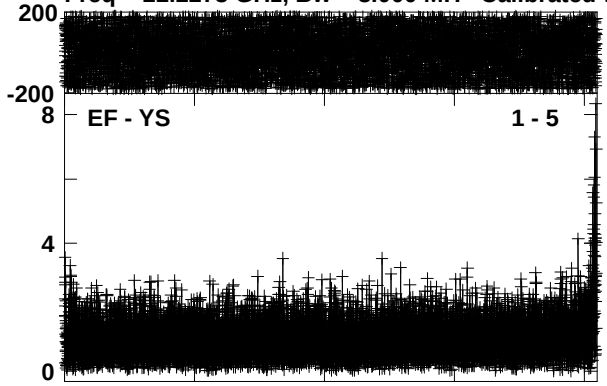

Lower frame: Ampl Jy Top frame: Phas deg
Vector averaged cross-power spectrum Several baselines displayed
Timerange: 00/20:58:47 to 00/20:59:41

Plot file version 192 created 04-JUL-2012 14:30:33
ORIKL1 EE008C 2.UVDATA.1
Freq = 22.2273 GHz, Bw = 8.000 MH Calibrated with CL # 3 and BP # 1 (BP mode 1)

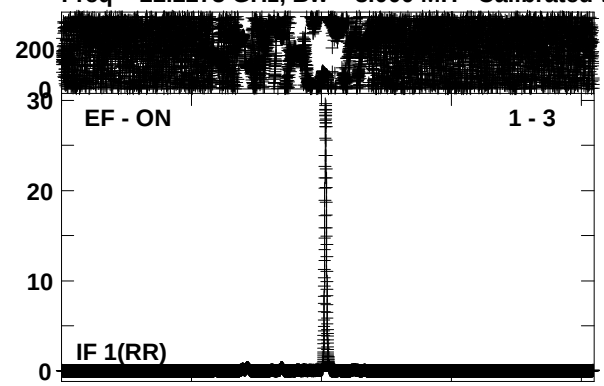

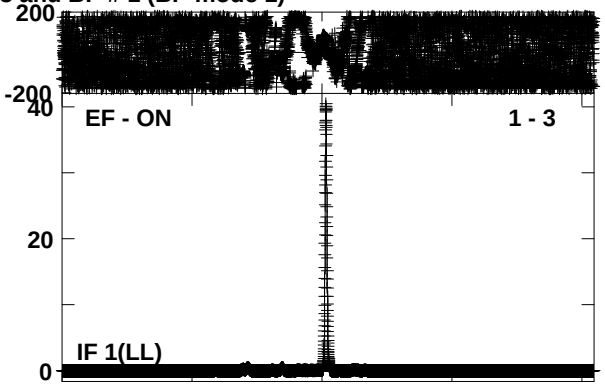

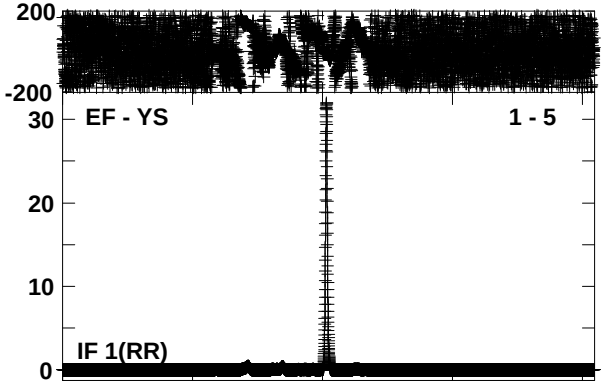

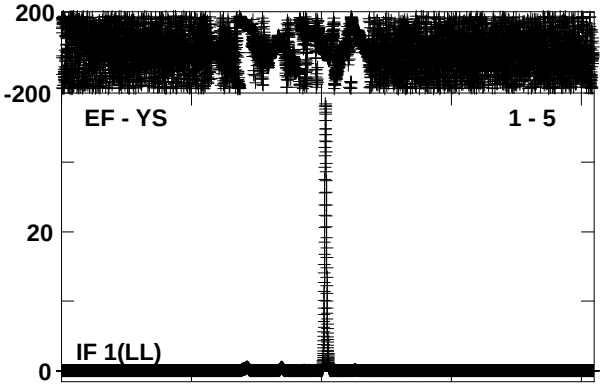

Lower frame: Kilo Ampl Jy Top frame: Phas deg
Vector averaged cross-power spectrum Several baselines displayed
Timerange: 00/20:59:42 to 00/21:00:41

Plot file version 193 created 04-JUL-2012 14:31:24
J0529-0519 EE008C 2.UVDATA.1
Freq = 22.2273 GHz, Bw = 8.000 MH Calibrated with CL # 3 and BP # 1 (BP mode 1)

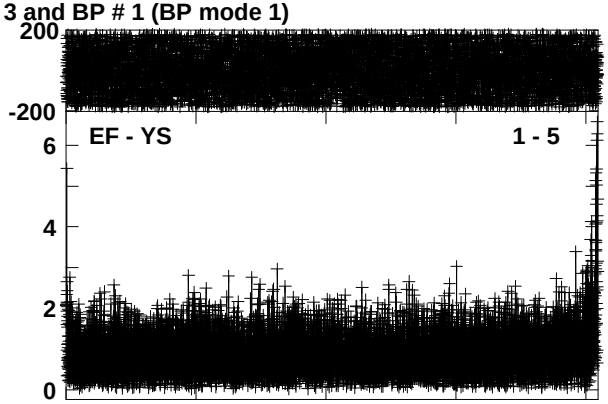

Lower frame: Ampl Jy Top frame: Phas deg
Vector averaged cross-power spectrum Several baselines displayed
Timerange: 00/21:00:47 to 00/21:01:41

Plot file version 194 created 04-JUL-2012 14:31:57
J0541-0541 EE008C 2.UVDATA.1
Freq = 22.2273 GHz, Bw = 8.000 MH Calibrated with CL # 3 and BP # 1 (BP mode 1)





Lower frame: Ampl Jy Top frame: Phas deg
Vector averaged cross-power spectrum Several baselines displayed
Timerange: 00/21:02:27 to 00/21:03:26

Plot file version 195 created 04-JUL-2012 14:33:01
ORIKL1 EE008C 2.UVDATA.1
Freq = 22.2273 GHz, Bw = 8.000 MH Calibrated with CL # 3 and BP # 1 (BP mode 1)

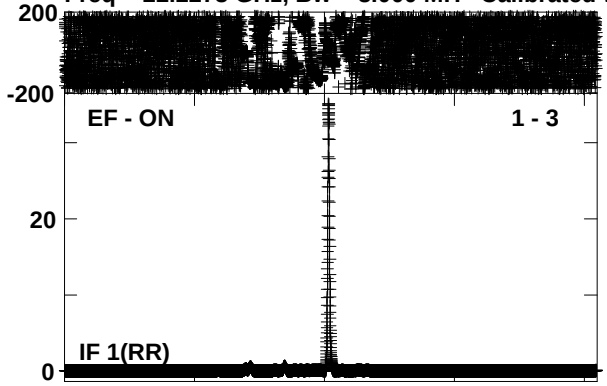

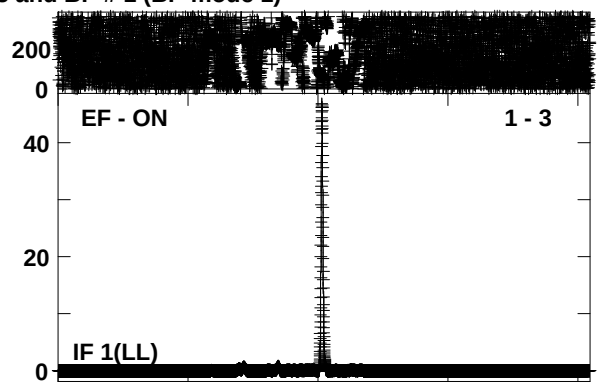

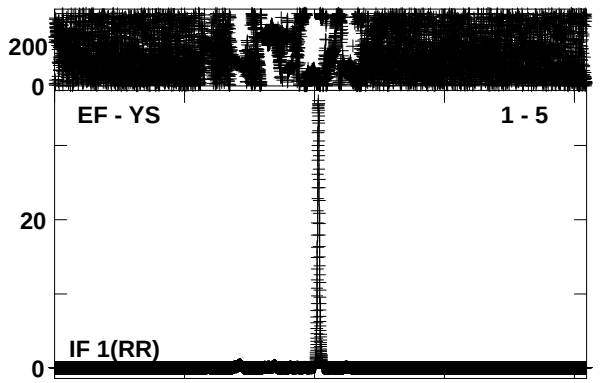

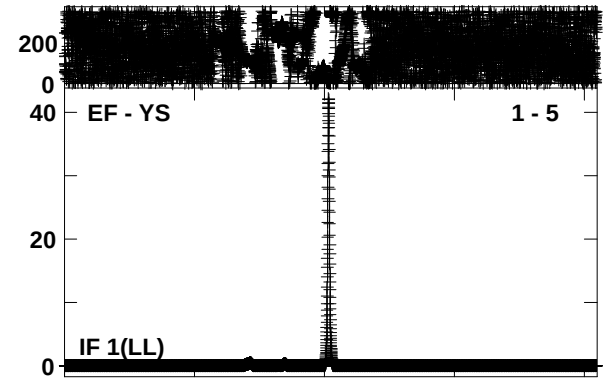

Lower frame: Kilo Ampl Jy Top frame: Phas deg
Vector averaged cross-power spectrum Several baselines displayed
Timerange: 00/21:03:32 to 00/21:04:26

Plot file version 196 created 04-JUL-2012 14:33:36
J0541-0541 EE008C 2.UVDATA.1
Freq = 22.2273 GHz, Bw = 8.000 MH Calibrated with CL # 3 and BP # 1 (BP mode 1)

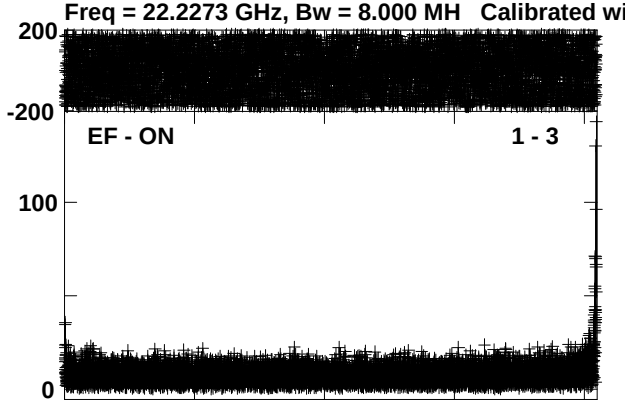

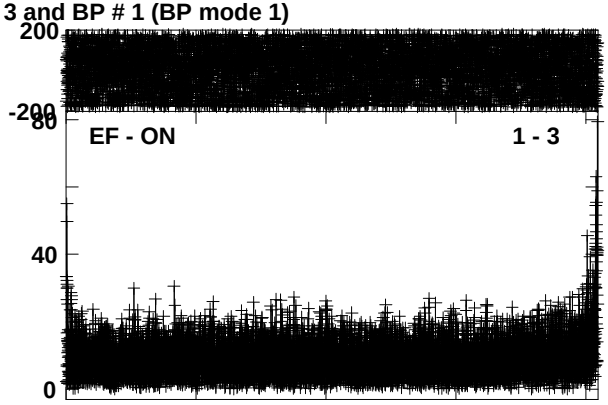

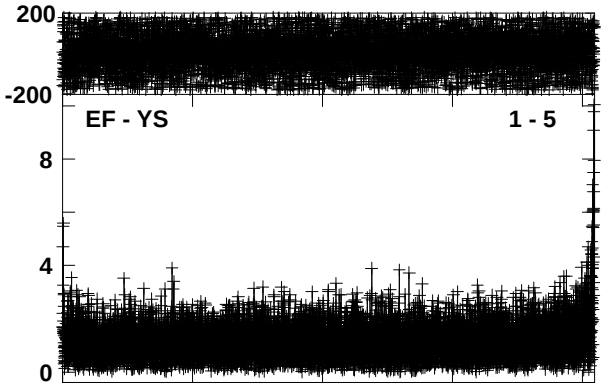

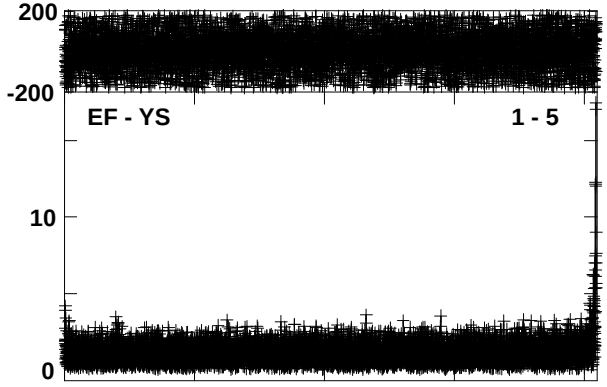

Lower frame: Ampl Jy Top frame: Phas deg
Vector averaged cross-power spectrum Several baselines displayed
Timerange: 00/21:04:27 to 00/21:05:26

Plot file version 197 created 04-JUL-2012 14:34:25
ORIKL1 EE008C 2.UVDATA.1
Freq = 22.2273 GHz, Bw = 8.000 MH Calibrated with CL # 3 and BP # 1 (BP mode 1)

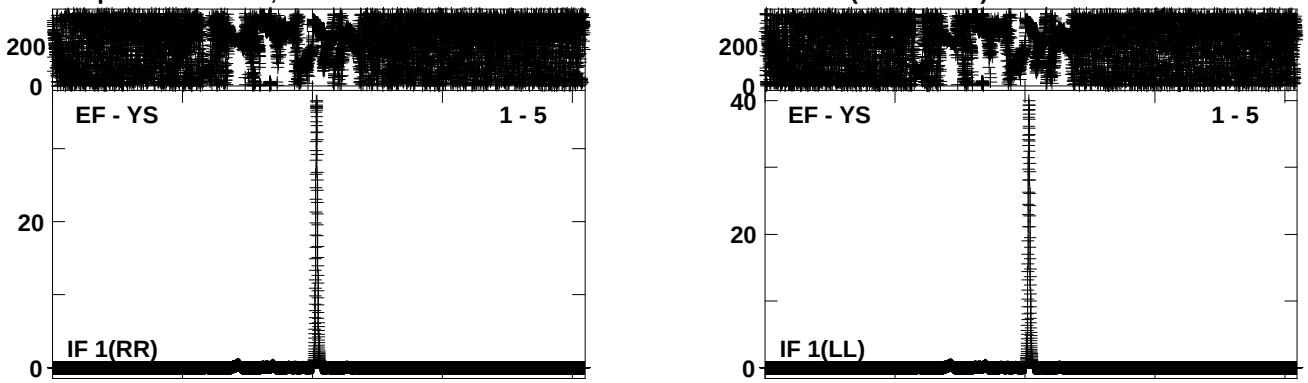

Lower frame: Kilo Ampl Jy Top frame: Phas deg
Vector averaged cross-power spectrum Several baselines displayed
Timerange: 00/21:05:33 to 00/21:06:26

Plot file version 198 created 04-JUL-2012 14:34:56
J0541-0541 EE008C 2.UVDATA.1
Freq = 22.2273 GHz, Bw = 8.000 MH Calibrated with CL # 3 and BP # 1 (BP mode 1)

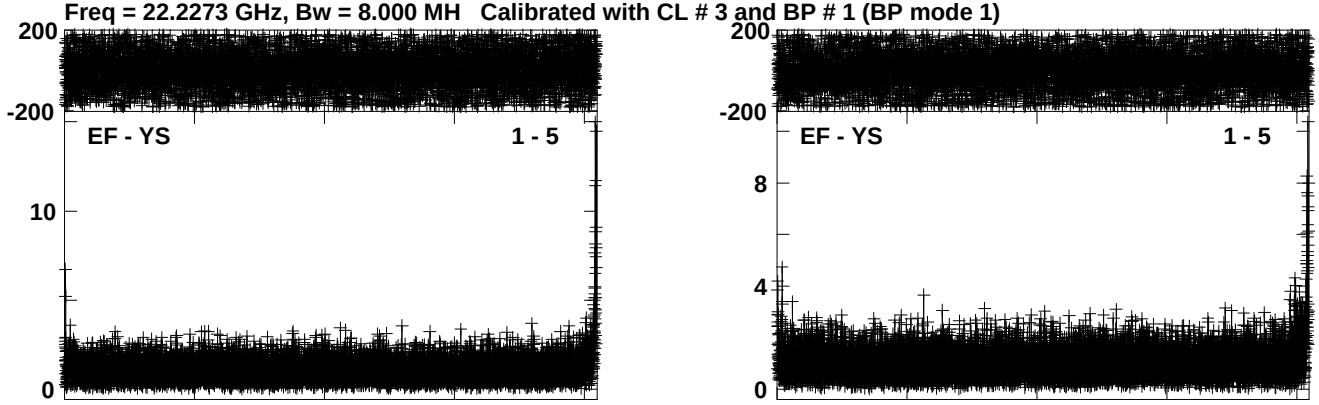

Lower frame: Ampl Jy Top frame: Phas deg
Vector averaged cross-power spectrum Several baselines displayed
Timerange: 00/21:06:33 to 00/21:07:26

Plot file version 199 created 04-JUL-2012 14:35:35
J0529-0519 EE008C 2.UVDATA.1
Freq = 22.2273 GHz, Bw = 8.000 MH Calibrated with CL # 3 and BP # 1 (BP mode 1)

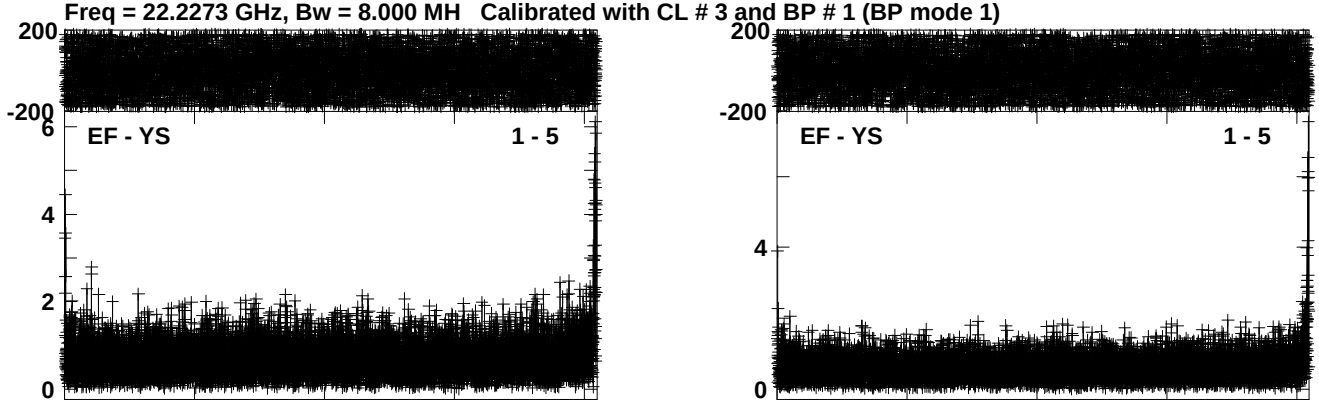

Lower frame: Ampl Jy Top frame: Phas deg
Vector averaged cross-power spectrum Several baselines displayed
Timerange: 00/21:08:13 to 00/21:09:12

Plot file version 200 created 04-JUL-2012 14:36:18
ORIKL1 EE008C 2.UVDATA.1
Freq = 22.2273 GHz, Bw = 8.000 MH Calibrated with CL # 3 and BP # 1 (BP mode 1)



Lower frame: Kilo Ampl Jy Top frame: Phas deg
Vector averaged cross-power spectrum Several baselines displayed
Timerange: 00/21:09:17 to 00/21:10:12

Plot file version 201 created 04-JUL-2012 14:36:50
J0529-0519 EE008C 2.UVDATA.1
Freq = 22.2273 GHz, Bw = 8.000 MH Calibrated with CL # 3 and BP # 1 (BP mode 1)



Lower frame: Ampl Jy Top frame: Phas deg
Vector averaged cross-power spectrum Several baselines displayed
Timerange: 00/21:10:18 to 00/21:11:12

Plot file version 202 created 04-JUL-2012 14:37:22
ORIKL1 EE008C 2.UVDATA.1
Freq = 22.2273 GHz, Bw = 8.000 MH Calibrated with CL # 3 and BP # 1 (BP mode 1)

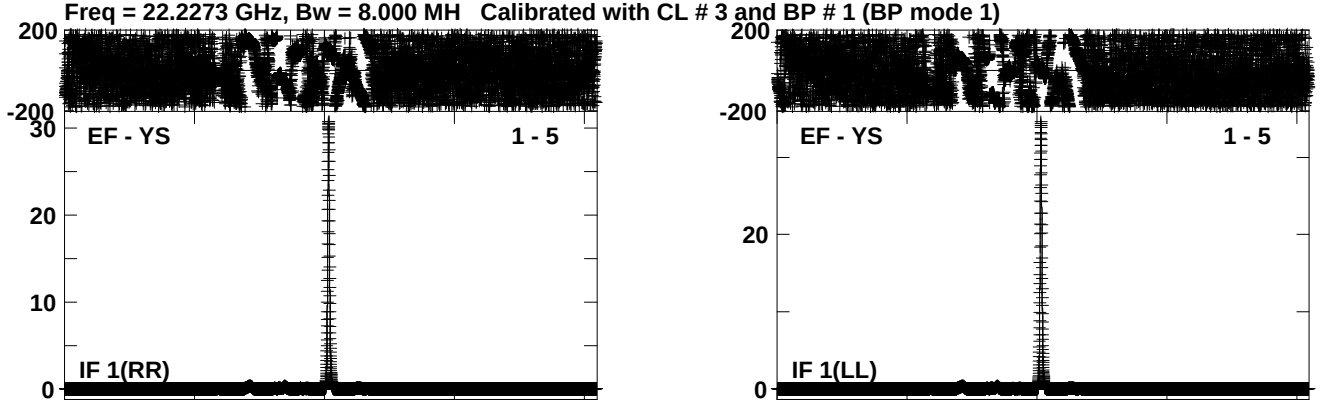

Lower frame: Kilo Ampl Jy Top frame: Phas deg
Vector averaged cross-power spectrum Several baselines displayed
Timerange: 00/21:11:18 to 00/21:12:12

Plot file version 203 created 04-JUL-2012 14:37:54
J0529-0519 EE008C 2.UVDATA.1
Freq = 22.2273 GHz, Bw = 8.000 MH Calibrated with CL # 3 and BP # 1 (BP mode 1)



Lower frame: Ampl Jy Top frame: Phas deg
Vector averaged cross-power spectrum Several baselines displayed
Timerange: 00/21:12:18 to 00/21:13:12

Plot file version 204 created 04-JUL-2012 14:38:32
J0541-0541 EE008C 2.UVDATA.1
Freq = 22.2273 GHz, Bw = 8.000 MH Calibrated with CL # 3 and BP # 1 (BP mode 1)

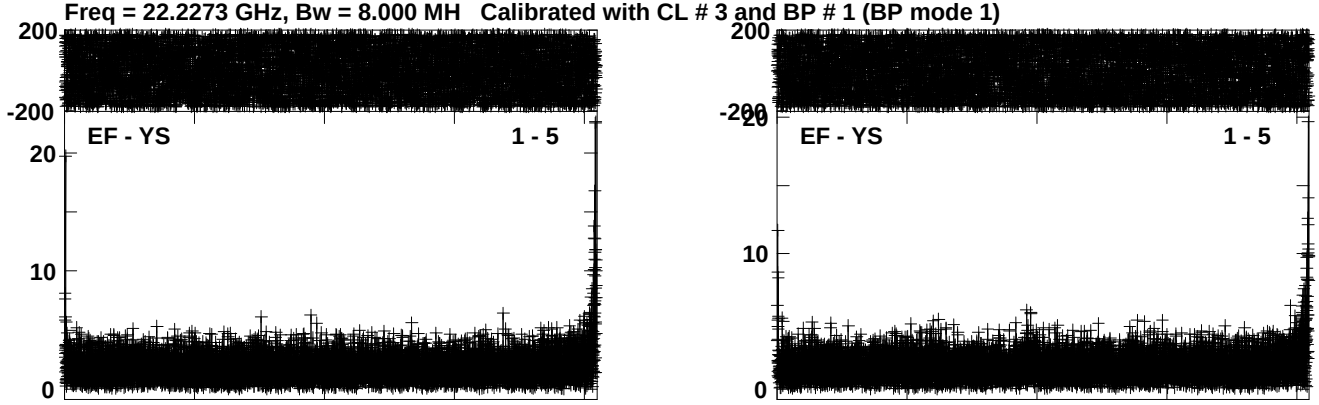

Lower frame: Ampl Jy Top frame: Phas deg
Vector averaged cross-power spectrum Several baselines displayed
Timerange: 00/21:13:58 to 00/21:14:57

Plot file version 205 created 04-JUL-2012 14:40:38
J0541-0541 EE008C 2.UVDATA.1
Freq = 22.2273 GHz, Bw = 8.000 MH Calibrated with CL # 3 and BP # 1 (BP mode 1)

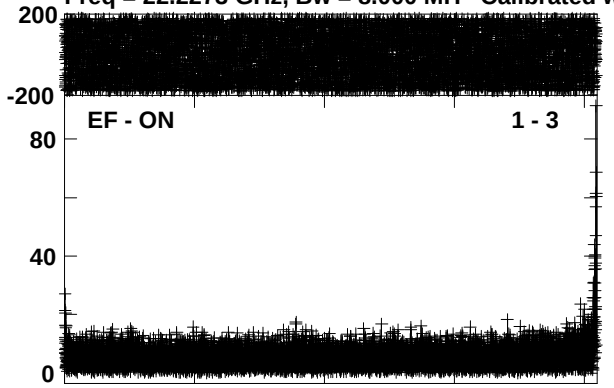



Lower frame: Ampl Jy Top frame: Phas deg
Vector averaged cross-power spectrum Several baselines displayed
Timerange: 00/21:18:04 to 00/21:18:57

Plot file version 206 created 04-JUL-2012 14:42:35
J0529-0519 EE008C 2.UVDATA.1
Freq = 22.2273 GHz, Bw = 8.000 MH Calibrated with CL # 3 and BP # 1 (BP mode 1)

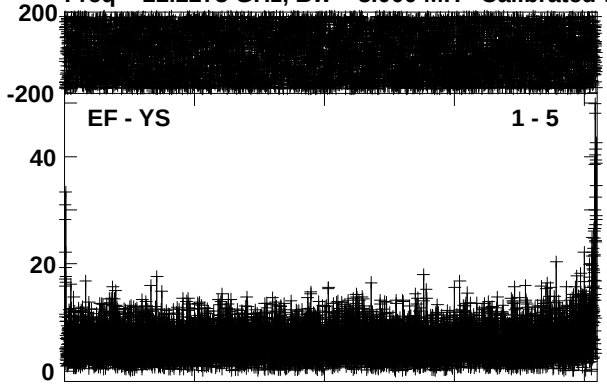

Lower frame: Ampl Jy Top frame: Phas deg
Vector averaged cross-power spectrum Several baselines displayed
Timerange: 00/21:21:49 to 00/21:22:43

Plot file version 207 created 04-JUL-2012 14:43:01
ORIKL1 EE008C 2.UVDATA.1
Freq = 22.2273 GHz, Bw = 8.000 MH Calibrated with CL # 3 and BP # 1 (BP mode 1)

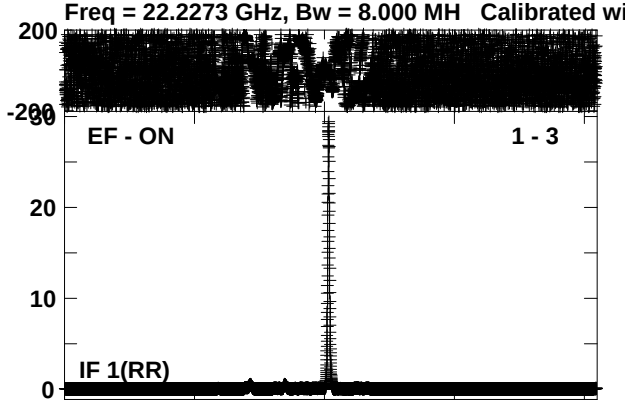

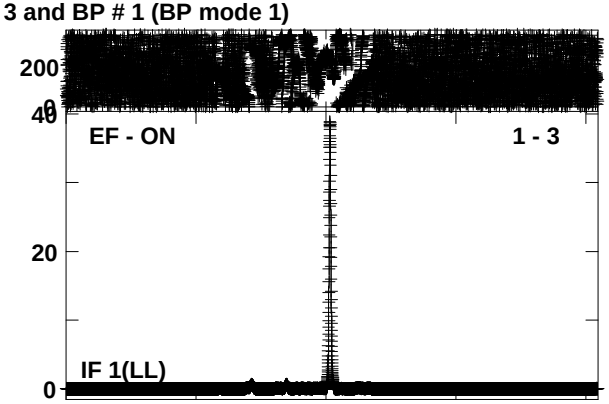

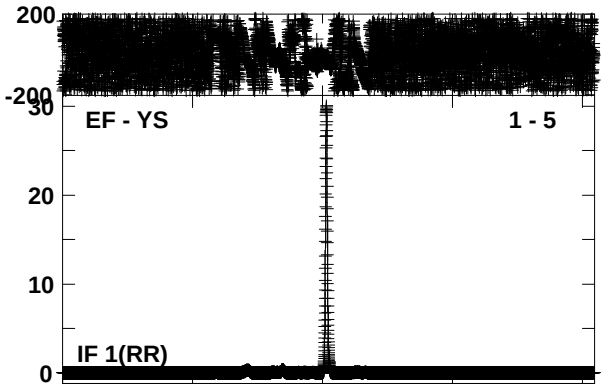

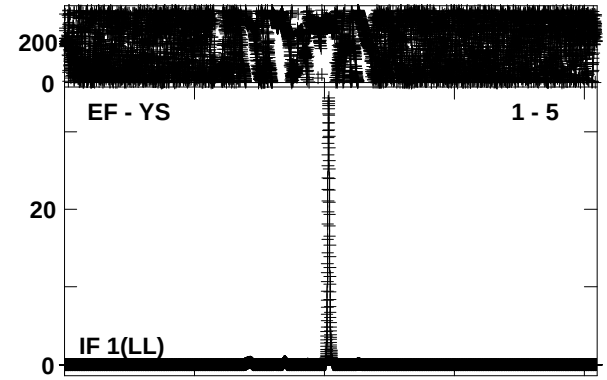

Lower frame: Kilo Ampl Jy Top frame: Phas deg
Vector averaged cross-power spectrum Several baselines displayed
Timerange: 00/21:22:49 to 00/21:23:43

Plot file version 208 created 04-JUL-2012 14:43:39
J0529-0519 EE008C 2.UVDATA.1
Freq = 22.2273 GHz, Bw = 8.000 MH Calibrated with CL # 3 and BP # 1 (BP mode 1)

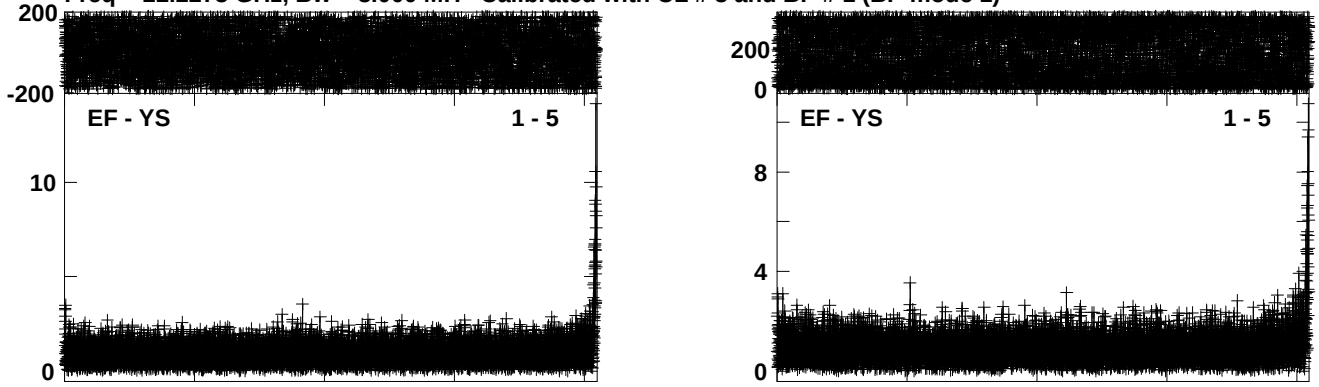

Lower frame: Ampl Jy Top frame: Phas deg
Vector averaged cross-power spectrum Several baselines displayed
Timerange: 00/21:23:49 to 00/21:24:43

Plot file version 209 created 04-JUL-2012 14:44:09
J0541-0541 EE008C 2.UVDATA.1
Freq = 22.2273 GHz, Bw = 8.000 MH Calibrated with CL # 3 and BP # 1 (BP mode 1)

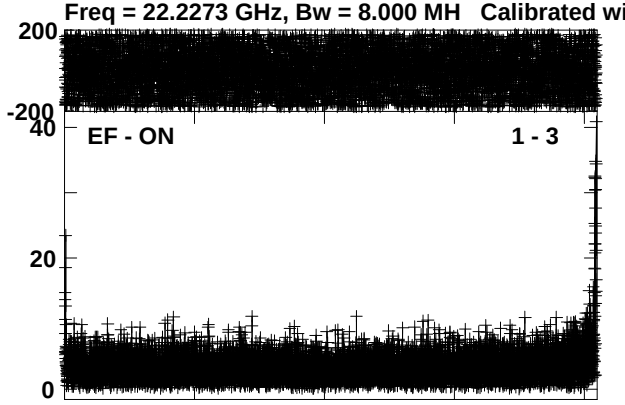







Lower frame: Ampl Jy Top frame: Phas deg
Vector averaged cross-power spectrum Several baselines displayed
Timerange: 00/21:25:29 to 00/21:26:28

Plot file version 210 created 04-JUL-2012 14:44:57
ORIKL1 EE008C 2.UVDATA.1
Freq = 22.2273 GHz, Bw = 8.000 MH Calibrated with CL # 3 and BP # 1 (BP mode 1)

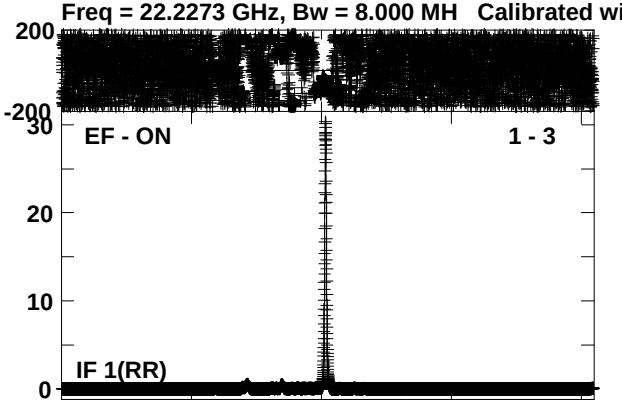

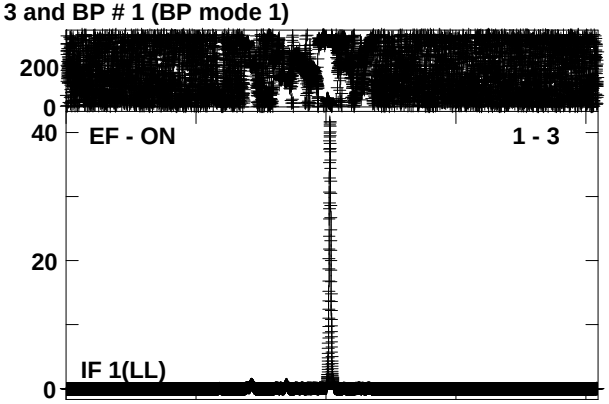

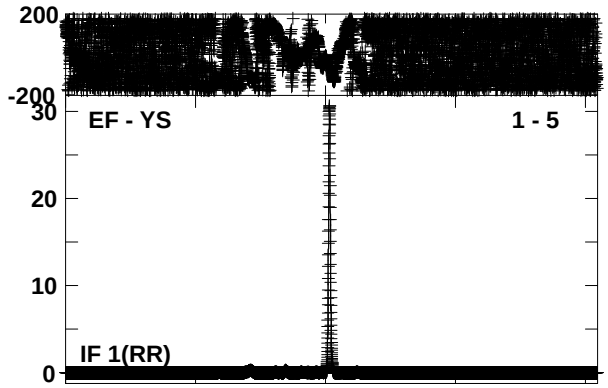

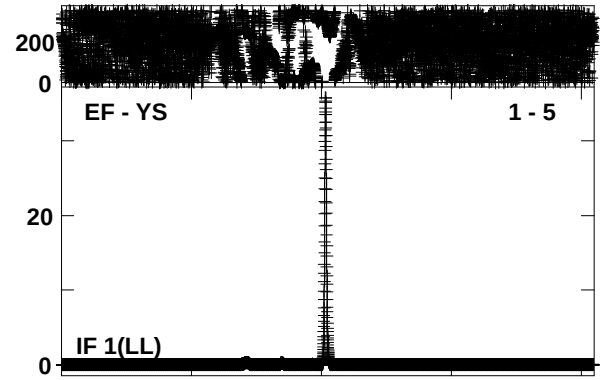

Lower frame: Kilo Ampl Jy Top frame: Phas deg
Vector averaged cross-power spectrum Several baselines displayed
Timerange: 00/21:26:34 to 00/21:27:28

Plot file version 211 created 04-JUL-2012 14:45:29
J0541-0541 EE008C 2.UVDATA.1
Freq = 22.2273 GHz, Bw = 8.000 MH Calibrated with CL # 3 and BP # 1 (BP mode 1)

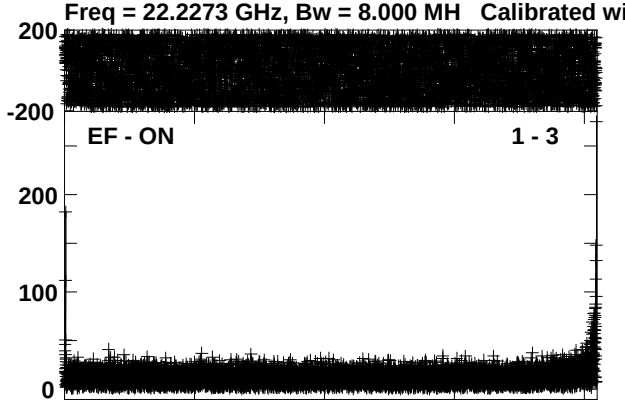





Lower frame: Ampl Jy Top frame: Phas deg
Vector averaged cross-power spectrum Several baselines displayed
Timerange: 00/21:27:35 to 00/21:28:28

Plot file version 212 created 04-JUL-2012 14:46:07
ORIKL1 EE008C 2.UVDATA.1
Freq = 22.2273 GHz, Bw = 8.000 MH Calibrated with CL # 3 and BP # 1 (BP mode 1)

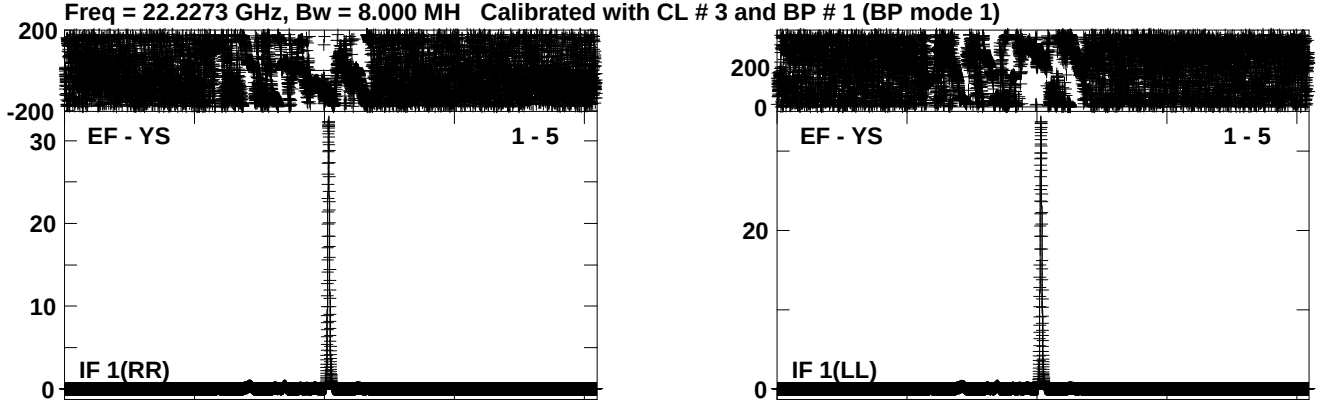

Lower frame: Kilo Ampl Jy Top frame: Phas deg
Vector averaged cross-power spectrum Several baselines displayed
Timerange: 00/21:28:35 to 00/21:29:28

Plot file version 213 created 04-JUL-2012 14:46:33
J0541-0541 EE008C 2.UVDATA.1
Freq = 22.2273 GHz, Bw = 8.000 MH Calibrated with CL # 3 and BP # 1 (BP mode 1)





Lower frame: Ampl Jy Top frame: Phas deg
Vector averaged cross-power spectrum Several baselines displayed
Timerange: 00/21:29:35 to 00/21:30:28

Plot file version 214 created 04-JUL-2012 14:47:18
J0529-0519 EE008C 2.UVDATA.1
Freq = 22.2273 GHz, Bw = 8.000 MH Calibrated with CL # 3 and BP # 1 (BP mode 1)

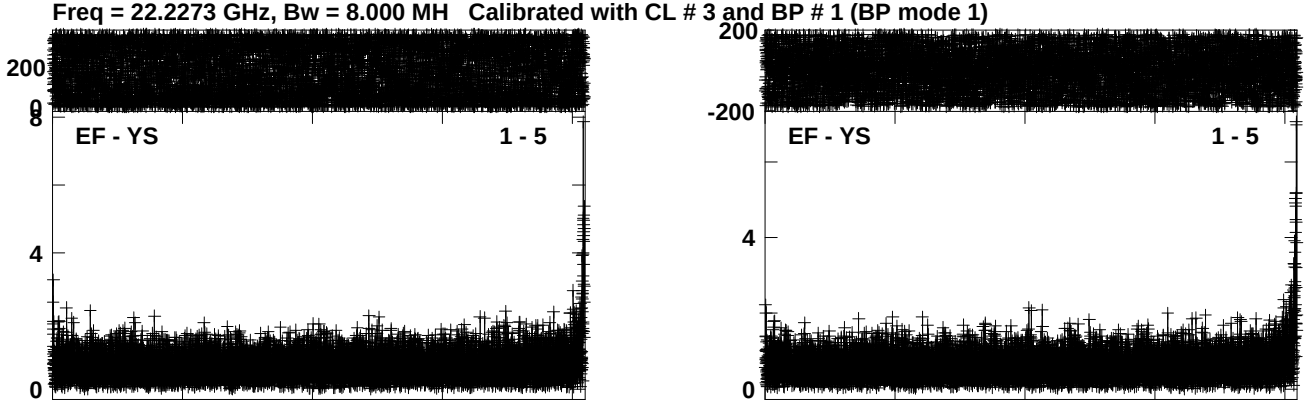

Lower frame: Ampl Jy Top frame: Phas deg
Vector averaged cross-power spectrum Several baselines displayed
Timerange: 00/21:31:15 to 00/21:32:14

Plot file version 215 created 04-JUL-2012 14:47:55
ORIKL1 EE008C 2.UVDATA.1
Freq = 22.2273 GHz, Bw = 8.000 MH Calibrated with CL # 3 and BP # 1 (BP mode 1)

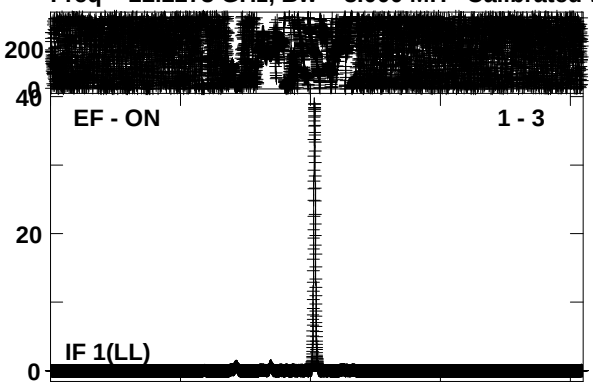

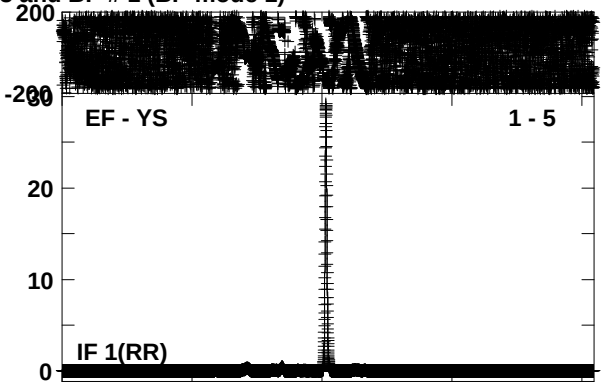

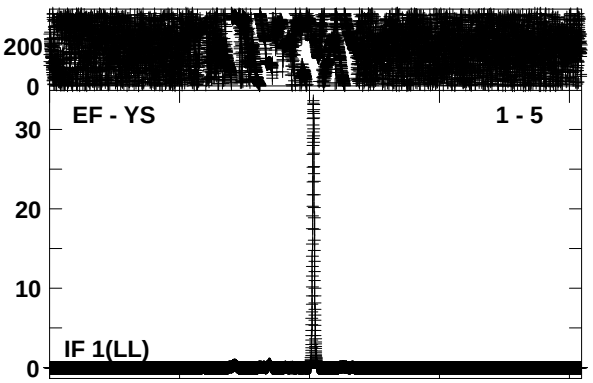

Lower frame: Kilo Ampl Jy Top frame: Phas deg
Vector averaged cross-power spectrum Several baselines displayed
Timerange: 00/21:32:19 to 00/21:33:14

Plot file version 216 created 04-JUL-2012 14:48:35
J0529-0519 EE008C 2.UVDATA.1
Freq = 22.2273 GHz, Bw = 8.000 MH Calibrated with CL # 3 and BP # 1 (BP mode 1)

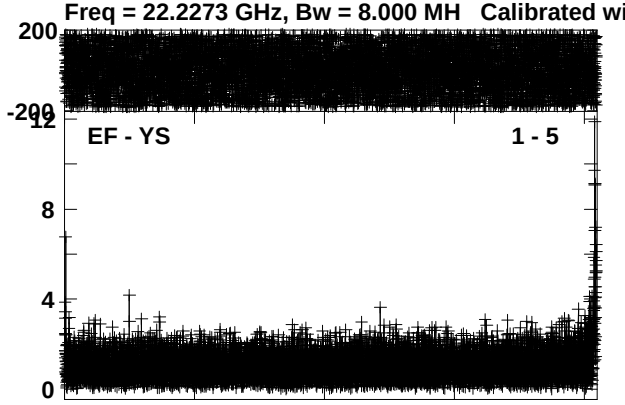

Lower frame: Ampl Jy Top frame: Phas deg
Vector averaged cross-power spectrum Several baselines displayed
Timerange: 00/21:33:20 to 00/21:34:14

Plot file version 217 created 04-JUL-2012 14:49:01
ORIKL1 EE008C 2.UVDATA.1
Freq = 22.2273 GHz, Bw = 8.000 MH Calibrated with CL # 3 and BP # 1 (BP mode 1)

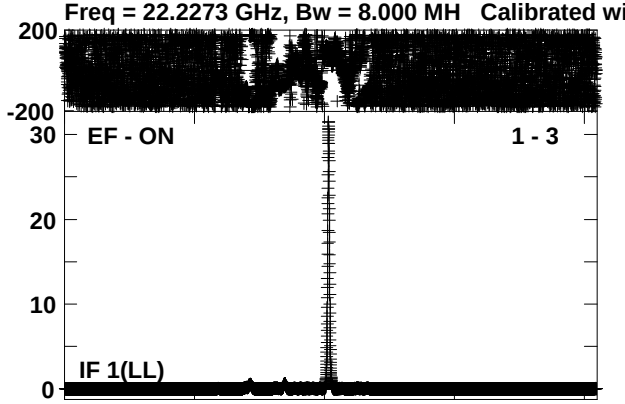

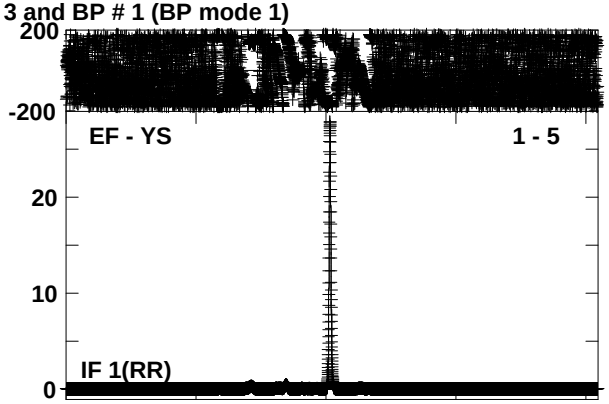

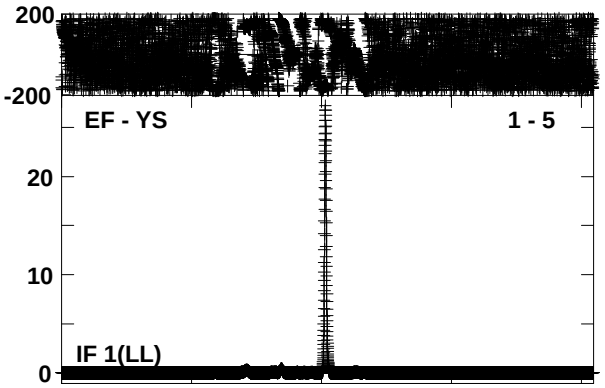

Lower frame: Kilo Ampl Jy Top frame: Phas deg
Vector averaged cross-power spectrum Several baselines displayed
Timerange: 00/21:34:20 to 00/21:35:14

Plot file version 218 created 04-JUL-2012 14:49:41
J0529-0519 EE008C 2.UVDATA.1
Freq = 22.2273 GHz, Bw = 8.000 MH Calibrated with CL # 3 and BP # 1 (BP mode 1)

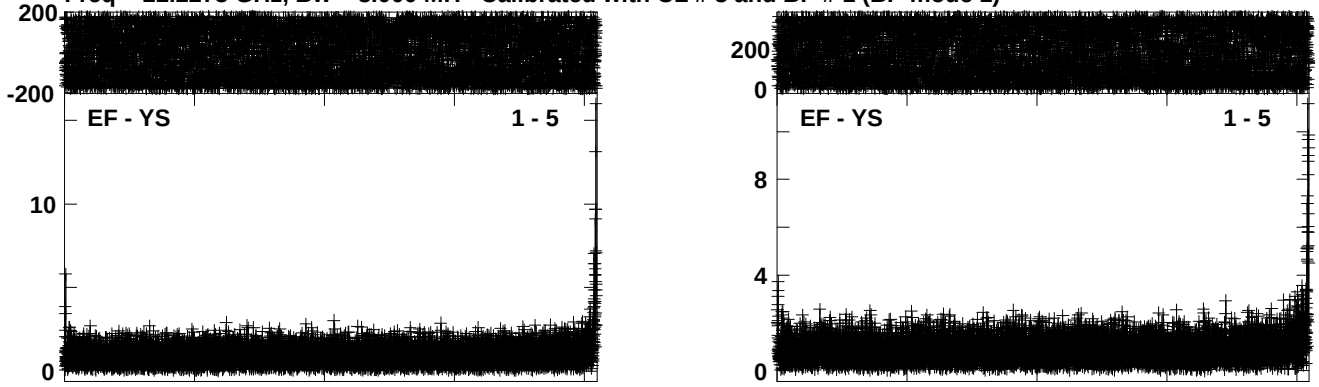

Lower frame: Ampl Jy Top frame: Phas deg
Vector averaged cross-power spectrum Several baselines displayed
Timerange: 00/21:35:20 to 00/21:36:14

Plot file version 219 created 04-JUL-2012 14:50:11
J0541-0541 EE008C 2.UVDATA.1
Freq = 22.2273 GHz, Bw = 8.000 MH Calibrated with CL # 3 and BP # 1 (BP mode 1)





Lower frame: Ampl Jy Top frame: Phas deg
Vector averaged cross-power spectrum Several baselines displayed
Timerange: 00/21:37:00 to 00/21:37:59

Plot file version 220 created 04-JUL-2012 14:50:59
ORIKL1 EE008C 2.UVDATA.1
Freq = 22.2273 GHz, Bw = 8.000 MH Calibrated with CL # 3 and BP # 1 (BP mode 1)



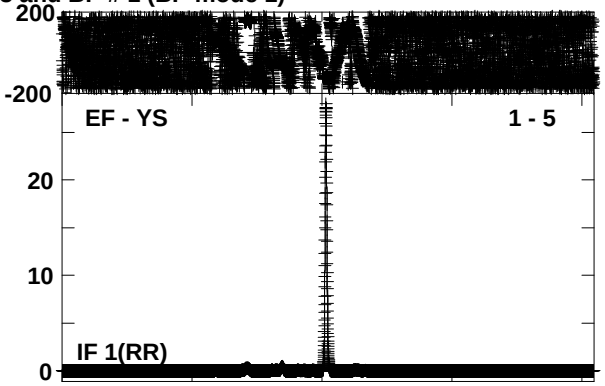

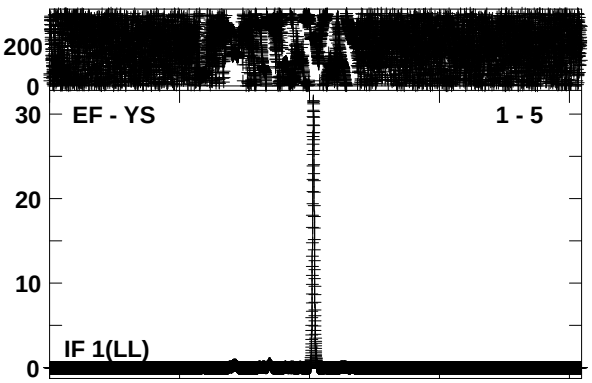

Lower frame: Kilo Ampl Jy Top frame: Phas deg
Vector averaged cross-power spectrum Several baselines displayed
Timerange: 00/21:38:05 to 00/21:38:59

Plot file version 221 created 04-JUL-2012 14:51:32
J0541-0541 EE008C 2.UVDATA.1
Freq = 22.2273 GHz, Bw = 8.000 MH Calibrated with CL # 3 and BP # 1 (BP mode 1)

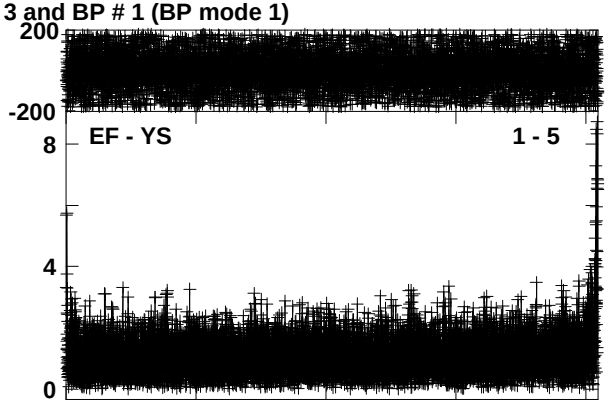



Lower frame: Ampl Jy Top frame: Phas deg
Vector averaged cross-power spectrum Several baselines displayed
Timerange: 00/21:39:06 to 00/21:39:59

Plot file version 222 created 04-JUL-2012 14:52:10
ORIKL1 EE008C 2.UVDATA.1
Freq = 22.2273 GHz, Bw = 8.000 MH Calibrated with CL # 3 and BP # 1 (BP mode 1)

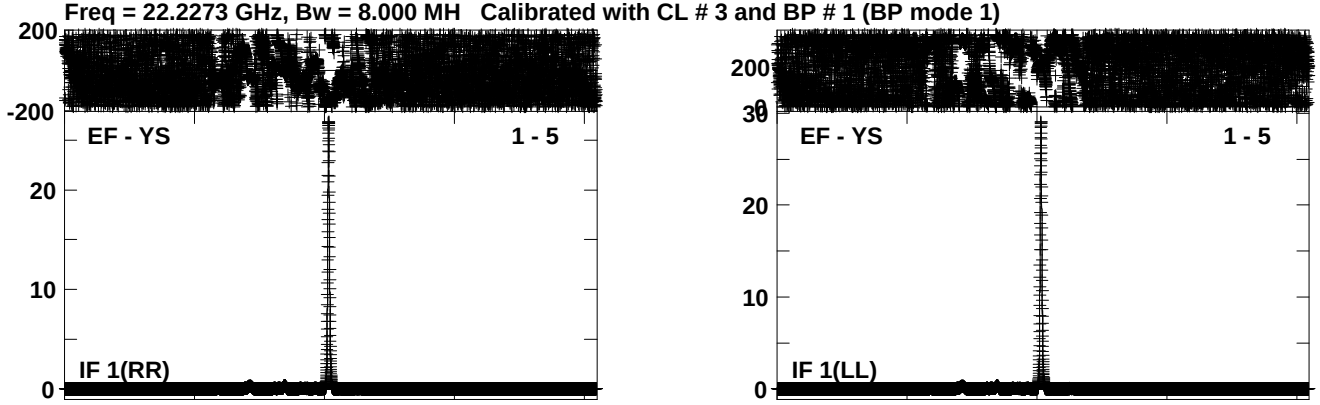

Lower frame: Kilo Ampl Jy Top frame: Phas deg
Vector averaged cross-power spectrum Several baselines displayed
Timerange: 00/21:40:06 to 00/21:40:59

Plot file version 223 created 04-JUL-2012 14:52:36
J0541-0541 EE008C 2.UVDATA.1
Freq = 22.2273 GHz, Bw = 8.000 MH Calibrated with CL # 3 and BP # 1 (BP mode 1)

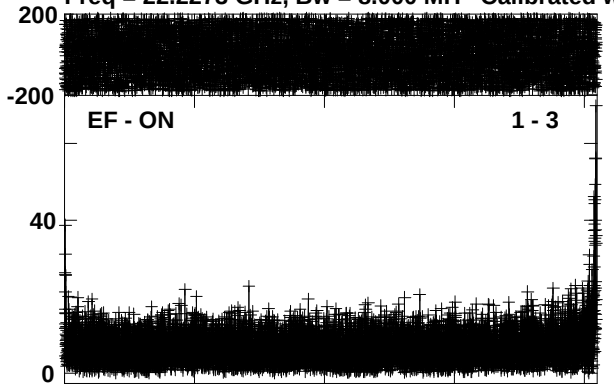





Lower frame: Ampl Jy Top frame: Phas deg
Vector averaged cross-power spectrum Several baselines displayed
Timerange: 00/21:41:06 to 00/21:41:59

Plot file version 224 created 04-JUL-2012 14:53:22
J0529-0519 EE008C 2.UVDATA.1
Freq = 22.2273 GHz, Bw = 8.000 MH Calibrated with CL # 3 and BP # 1 (BP mode 1)





Lower frame: Ampl Jy Top frame: Phas deg
Vector averaged cross-power spectrum Several baselines displayed
Timerange: 00/21:42:46 to 00/21:43:45

Plot file version 225 created 04-JUL-2012 14:53:59
ORIKL1 EE008C 2.UVDATA.1
Freq = 22.2273 GHz, Bw = 8.000 MH Calibrated with CL # 3 and BP # 1 (BP mode 1)

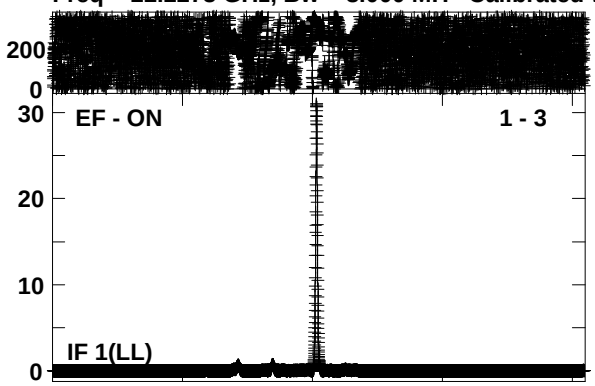

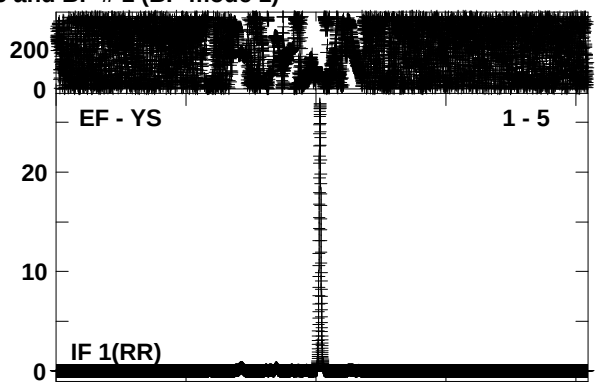

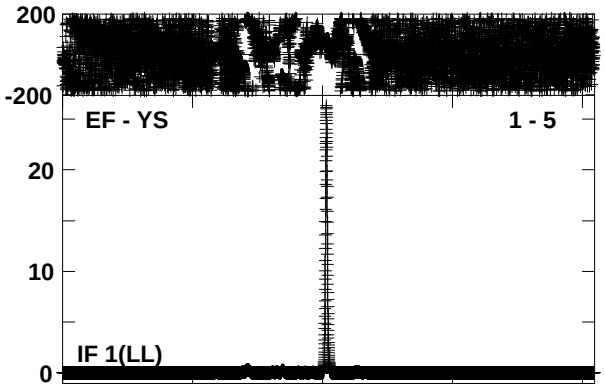

Lower frame: Kilo Ampl Jy Top frame: Phas deg
Vector averaged cross-power spectrum Several baselines displayed
Timerange: 00/21:43:50 to 00/21:44:45

Plot file version 226 created 04-JUL-2012 14:54:38
J0529-0519 EE008C 2.UVDATA.1
Freq = 22.2273 GHz, Bw = 8.000 MH Calibrated with CL # 3 and BP # 1 (BP mode 1)

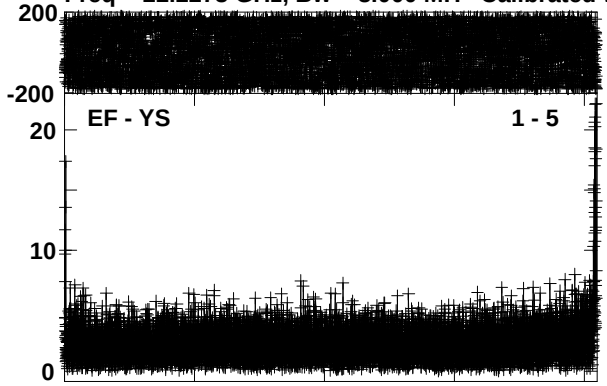



Lower frame: Ampl Jy Top frame: Phas deg
Vector averaged cross-power spectrum Several baselines displayed
Timerange: 00/21:44:51 to 00/21:45:45

Plot file version 227 created 04-JUL-2012 14:55:05
ORIKL1 EE008C 2.UVDATA.1
Freq = 22.2273 GHz, Bw = 8.000 MH Calibrated with CL # 3 and BP # 1 (BP mode 1)

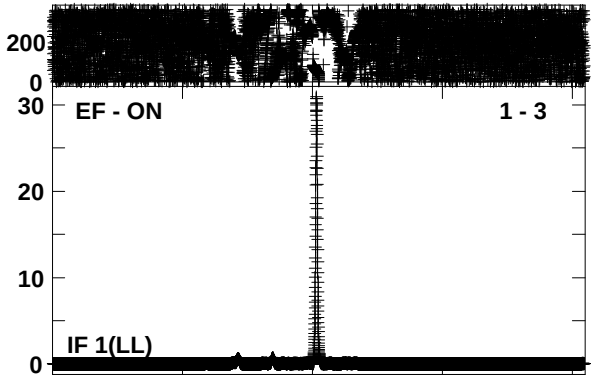

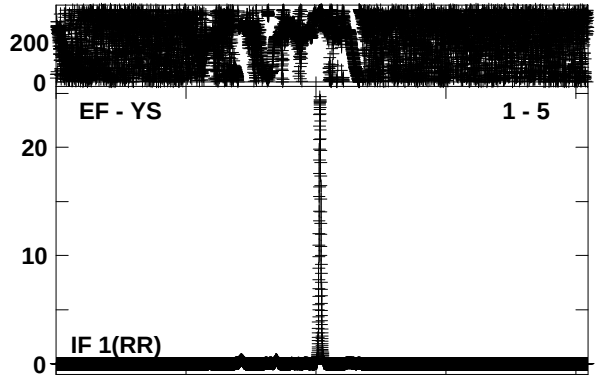

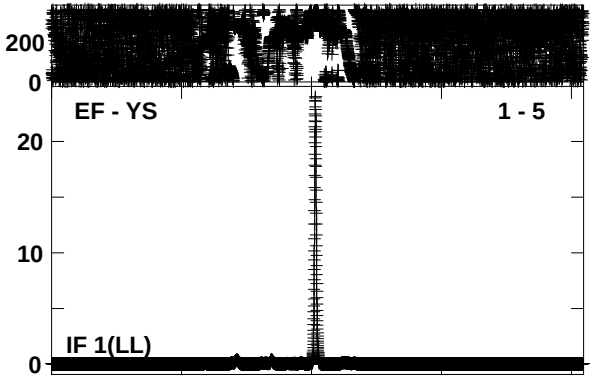

Lower frame: Kilo Ampl Jy Top frame: Phas deg
Vector averaged cross-power spectrum Several baselines displayed
Timerange: 00/21:45:51 to 00/21:46:45

Plot file version 228 created 04-JUL-2012 14:55:44
J0529-0519 EE008C 2.UVDATA.1
Freq = 22.2273 GHz, Bw = 8.000 MH Calibrated with CL # 3 and BP # 1 (BP mode 1)

Lower frame: Ampl Jy Top frame: Phas deg
Vector averaged cross-power spectrum Several baselines displayed
Timerange: 00/21:46:51 to 00/21:47:45

Plot file version 229 created 04-JUL-2012 14:56:13
J0541-0541 EE008C 2.UVDATA.1
Freq = 22.2273 GHz, Bw = 8.000 MH Calibrated with CL # 3 and BP # 1 (BP mode 1)





Lower frame: Ampl Jy Top frame: Phas deg
Vector averaged cross-power spectrum Several baselines displayed
Timerange: 00/21:48:31 to 00/21:49:30

Plot file version 230 created 04-JUL-2012 14:57:01
ORIKL1 EE008C 2.UVDATA.1
Freq = 22.2273 GHz, Bw = 8.000 MH Calibrated with CL # 3 and BP # 1 (BP mode 1)

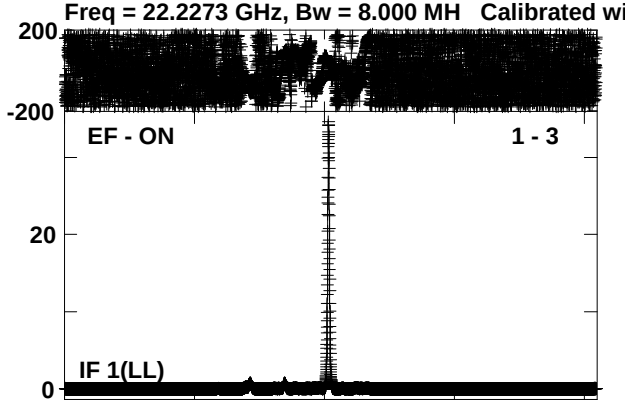

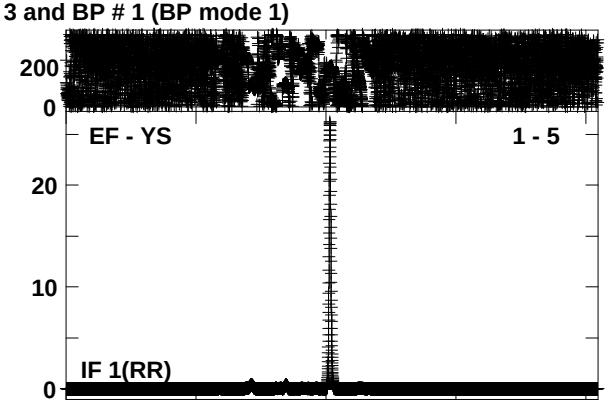

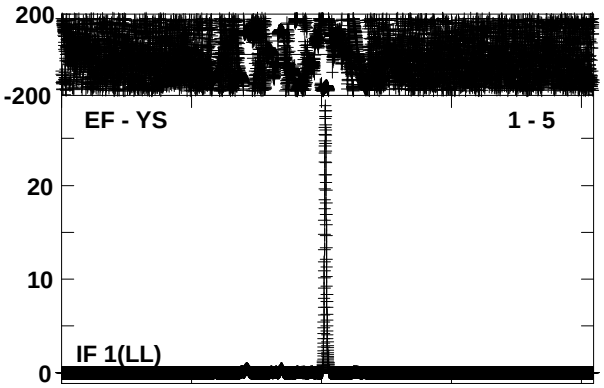

Lower frame: Kilo Ampl Jy Top frame: Phas deg
Vector averaged cross-power spectrum Several baselines displayed
Timerange: 00/21:49:36 to 00/21:50:30

Plot file version 231 created 04-JUL-2012 14:57:33
J0541-0541 EE008C 2.UVDATA.1
Freq = 22.2273 GHz, Bw = 8.000 MH Calibrated with CL # 3 and BP # 1 (BP mode 1)





Lower frame: Ampl Jy Top frame: Phas deg
Vector averaged cross-power spectrum Several baselines displayed
Timerange: 00/21:50:37 to 00/21:51:30

Plot file version 232 created 04-JUL-2012 14:58:11
ORIKL1 EE008C 2.UVDATA.1
Freq = 22.2273 GHz, Bw = 8.000 MH Calibrated with CL # 3 and BP # 1 (BP mode 1)

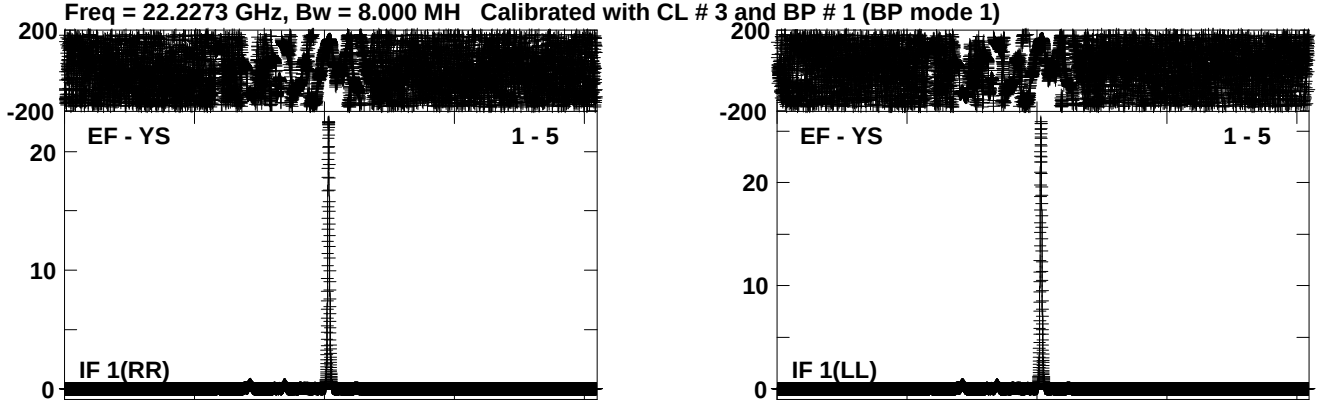

Lower frame: Kilo Ampl Jy Top frame: Phas deg
Vector averaged cross-power spectrum Several baselines displayed
Timerange: 00/21:51:37 to 00/21:52:30

Plot file version 233 created 04-JUL-2012 14:58:42
J0541-0541 EE008C 2.UVDATA.1
Freq = 22.2273 GHz, Bw = 8.000 MH Calibrated with CL # 3 and BP # 1 (BP mode 1)



Lower frame: Ampl Jy Top frame: Phas deg
Vector averaged cross-power spectrum Several baselines displayed
Timerange: 00/21:52:37 to 00/21:53:30

Plot file version 234 created 04-JUL-2012 14:59:21
J0529-0519 EE008C 2.UVDATA.1
Freq = 22.2273 GHz, Bw = 8.000 MH Calibrated with CL # 3 and BP # 1 (BP mode 1)

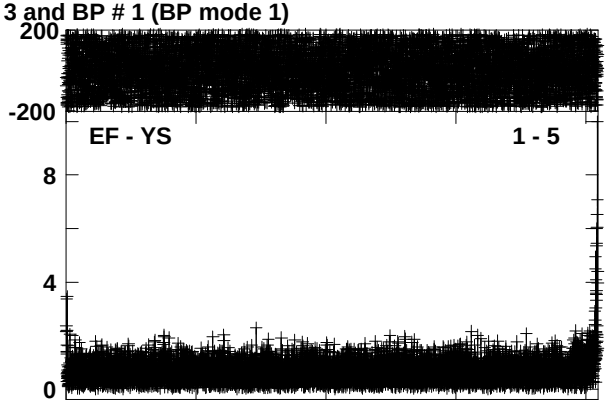

Lower frame: Ampl Jy Top frame: Phas deg
Vector averaged cross-power spectrum Several baselines displayed
Timerange: 00/21:54:17 to 00/21:55:16

Plot file version 235 created 04-JUL-2012 15:00:03
ORIKL1 EE008C 2.UVDATA.1
Freq = 22.2273 GHz, Bw = 8.000 MH Calibrated with CL # 3 and BP # 1 (BP mode 1)

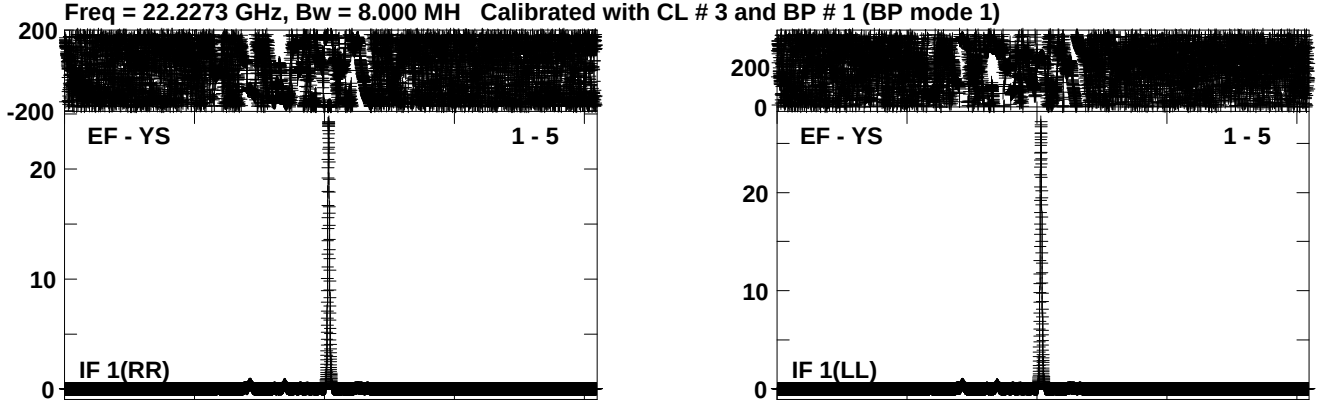

Lower frame: Kilo Ampl Jy Top frame: Phas deg
Vector averaged cross-power spectrum Several baselines displayed
Timerange: 00/21:55:21 to 00/21:56:16

Plot file version 236 created 04-JUL-2012 15:00:36
J0529-0519 EE008C 2.UVDATA.1
Freq = 22.2273 GHz, Bw = 8.000 MH Calibrated with CL # 3 and BP # 1 (BP mode 1)

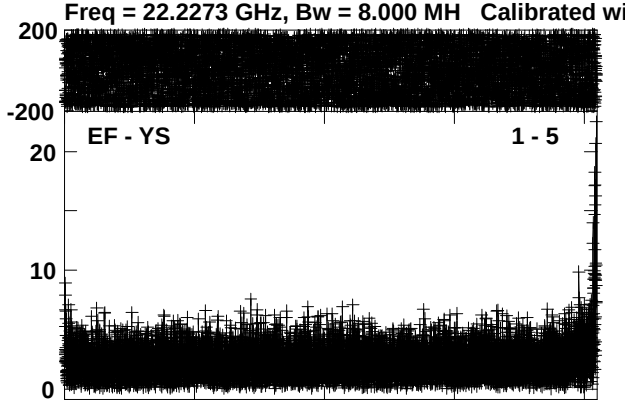



Lower frame: Ampl Jy Top frame: Phas deg
Vector averaged cross-power spectrum Several baselines displayed
Timerange: 00/21:56:22 to 00/21:57:16

Plot file version 237 created 04-JUL-2012 15:01:08
ORIKL1 EE008C 2.UVDATA.1
Freq = 22.2273 GHz, Bw = 8.000 MH Calibrated with CL # 3 and BP # 1 (BP mode 1)

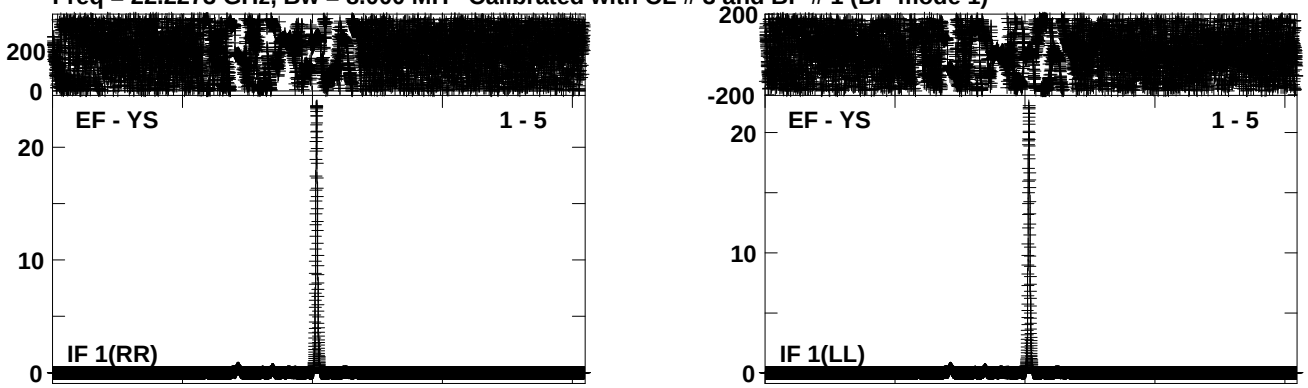

Lower frame: Kilo Ampl Jy Top frame: Phas deg
Vector averaged cross-power spectrum Several baselines displayed
Timerange: 00/21:57:22 to 00/21:58:16

Plot file version 238 created 04-JUL-2012 15:02:04
J0529-0519 EE008C 2.UVDATA.1
Freq = 22.2273 GHz, Bw = 8.000 MH Calibrated with CL # 3 and BP # 1 (BP mode 1)



Lower frame: Ampl Jy Top frame: Phas deg
Vector averaged cross-power spectrum Several baselines displayed
Timerange: 00/21:58:22 to 00/21:59:16

Plot file version 239 created 04-JUL-2012 15:06:00
4C39.25 EE008C 2.UVDATA.1
Freq = 22.2273 GHz, Bw = 8.000 MH Calibrated with CL # 3 and BP # 1 (BP mode 1)

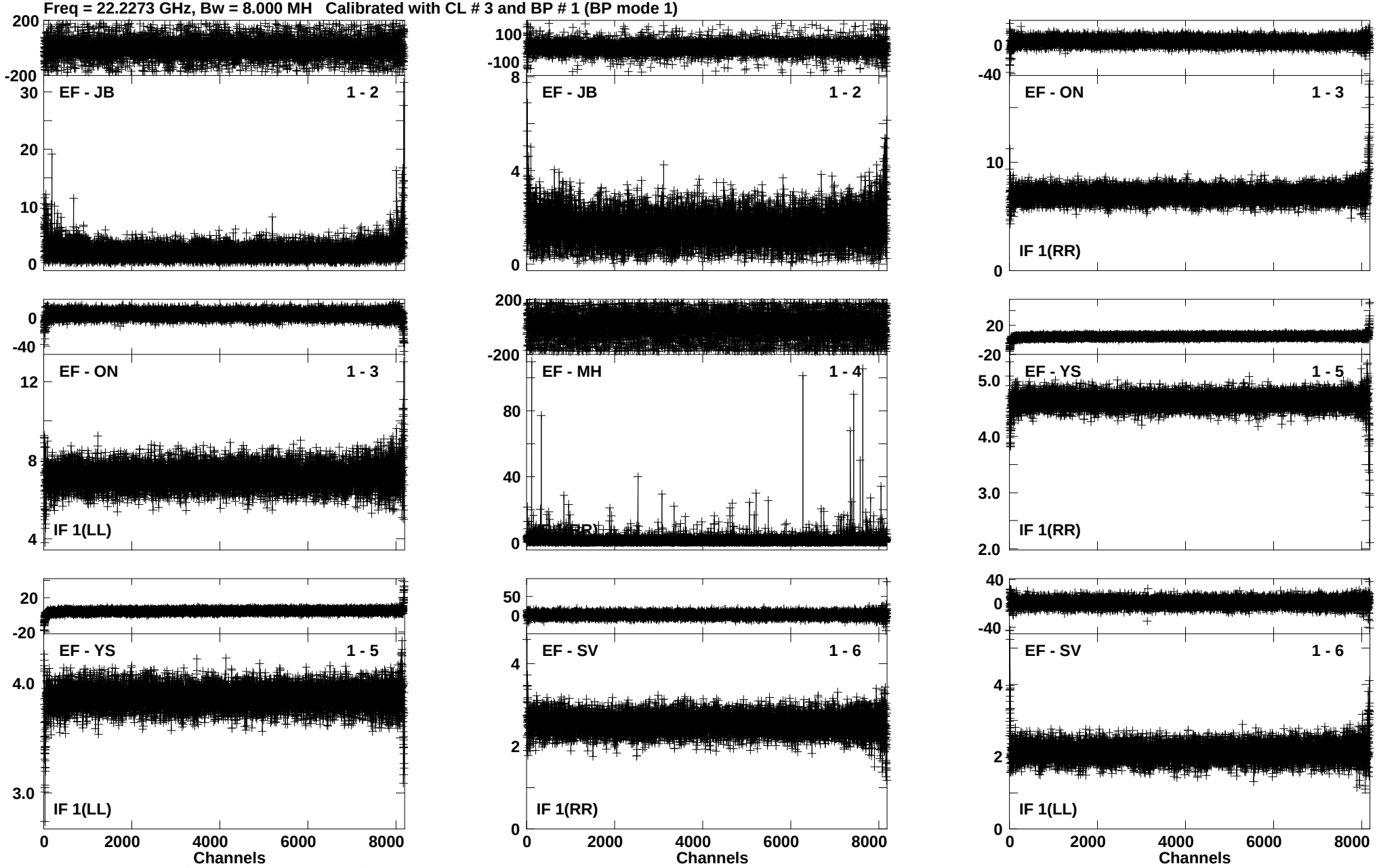

Lower frame: Ampl Jy Top frame: Phas deg
Vector averaged cross-power spectrum Several baselines displayed
Timerange: 00/22:03:37 to 00/22:15:00

Plot file version 240 created 04-JUL-2012 15:21:29
4C39.25 EE008C 2.UVDATA.1
Freq = 22.2273 GHz, Bw = 8.000 MH Calibrated with CL # 3 and BP # 1 (BP mode 1)

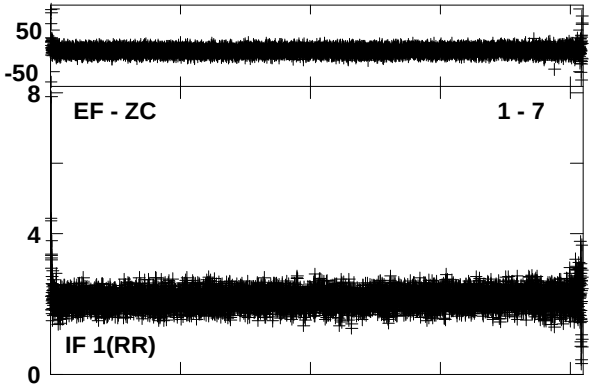

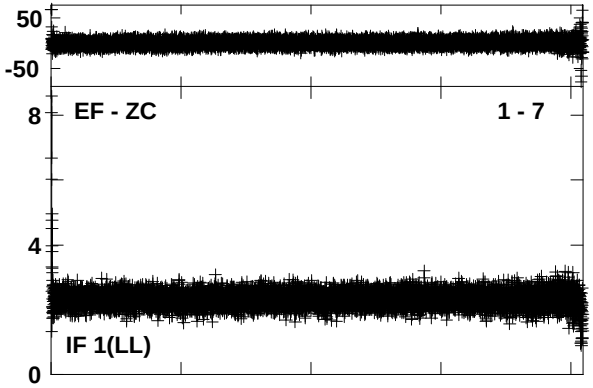

Lower frame: Ampl Jy Top frame: Phas deg
Vector averaged cross-power spectrum Several baselines displayed
Timerange: 00/22:03:37 to 00/22:15:00