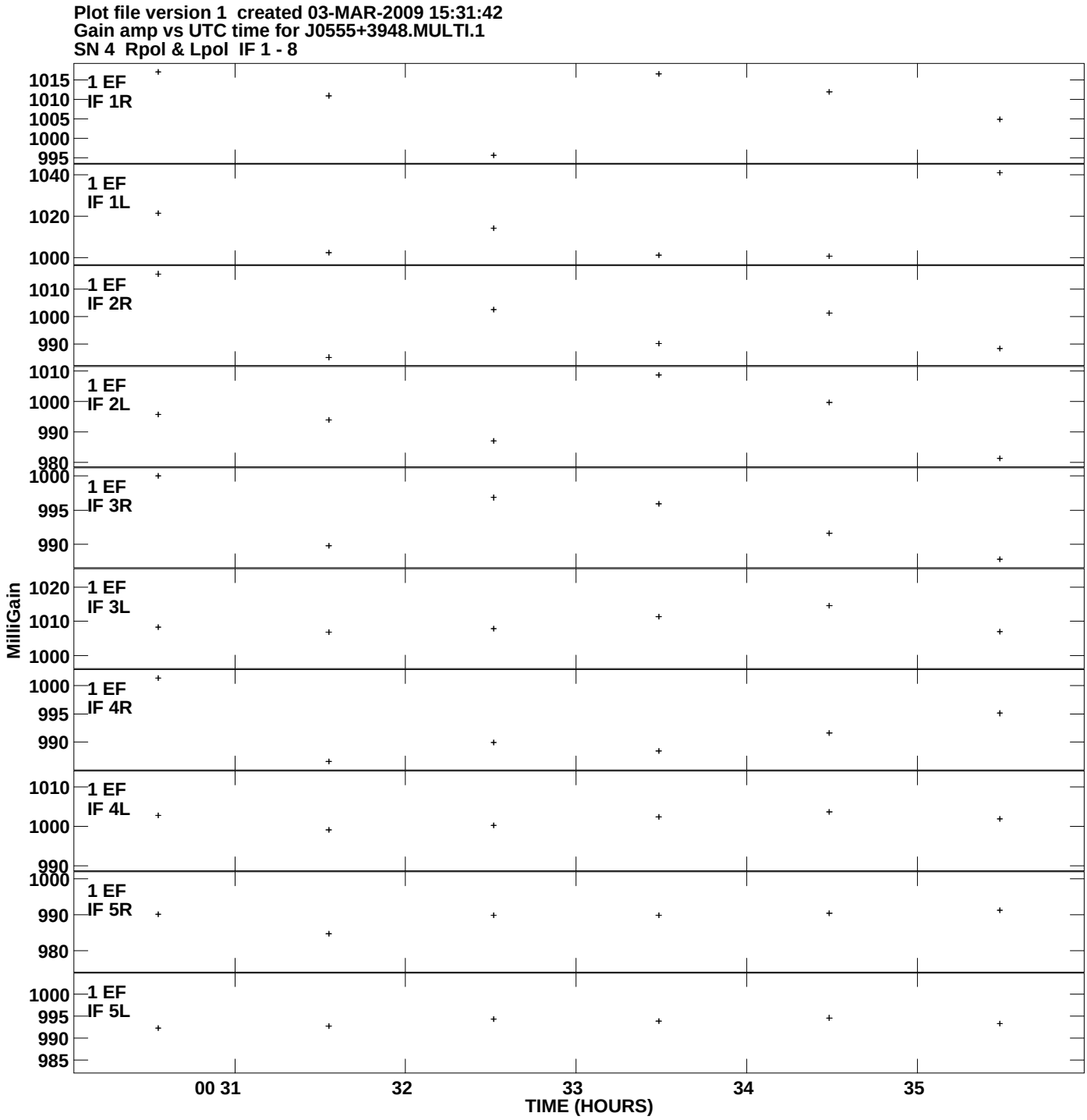
Plot file version 1 created 03-MAR-2009 15:31:42
Gain amp vs UTC time for J0555+3948.MULTI.1
SN 4 Rpol & Lpol IF 1 - 8
1 EF
IF 1R
1 EF
IF 1L
1 EF
IF 2R
1 EF
IF 2L
1 EF
IF 3R
1 EF
IF 3L
1 EF
IF 4R
1 EF
IF 4L
1 EF
IF 5R
1 EF
IF 5L
MilliGain
00 31
32
33
34
35
TIME (HOURS)

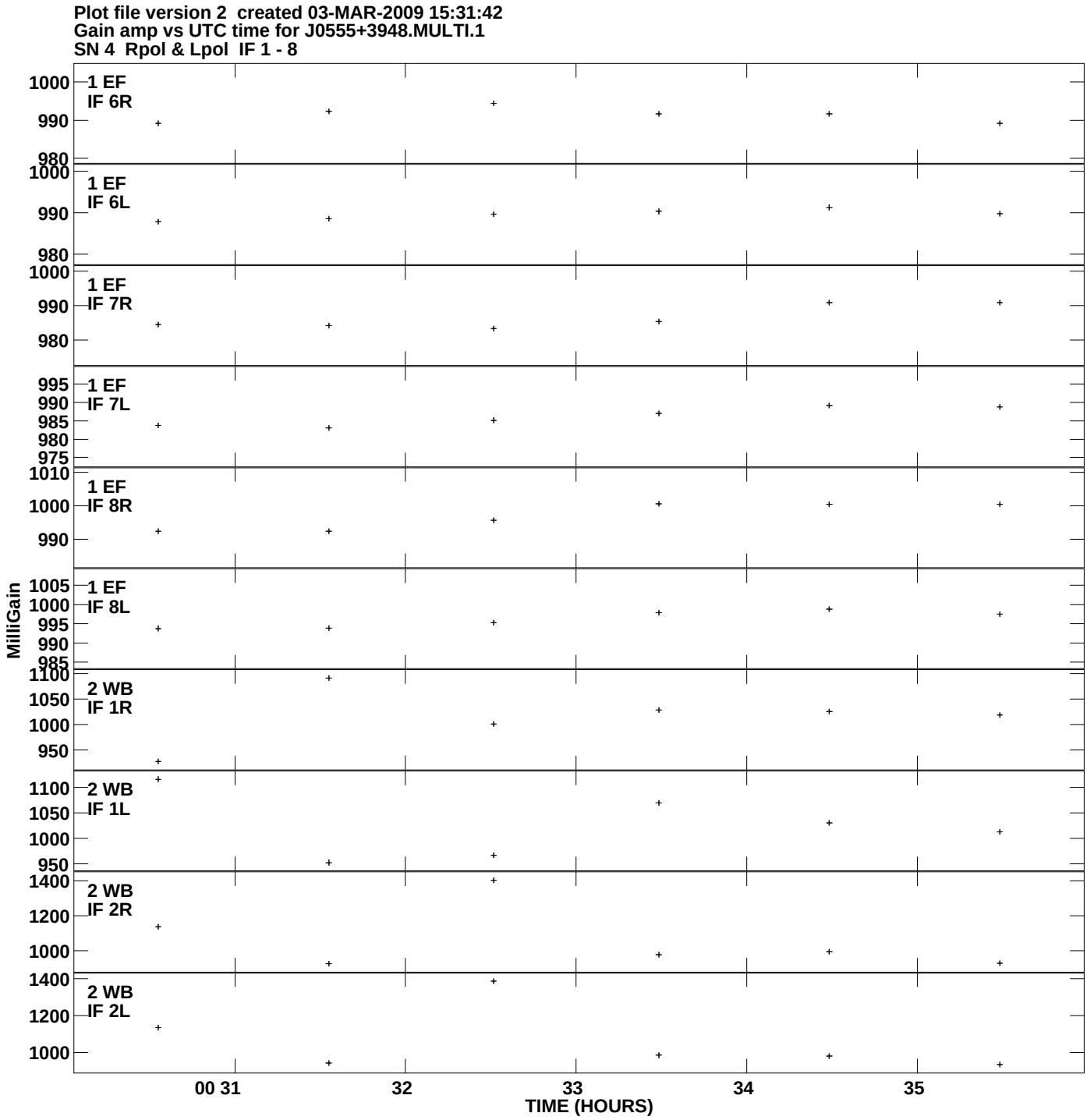
Plot file version 2 created 03-MAR-2009 15:31:42
Gain amp vs UTC time for J0555+3948.MULTI.1
SN 4 Rpol & Lpol IF 1 - 8
1 EF IF 6R
1 EF IF 6L
1 EF IF 7R
1 EF IF 7L
1 EF IF 8R
1 EF IF 8L
2 WB IF 1R
2 WB IF 1L
2 WB IF 2R
2 WB IF 2L
MilliGain
00 31
32
33
34
35
TIME (HOURS)

Plot file version 3 created 03-MAR-2009 15:31:42
Gain amp vs UTC time for J0555+3948.MULTI.1
SN 4 Rpol & Lpol IF 1 - 8

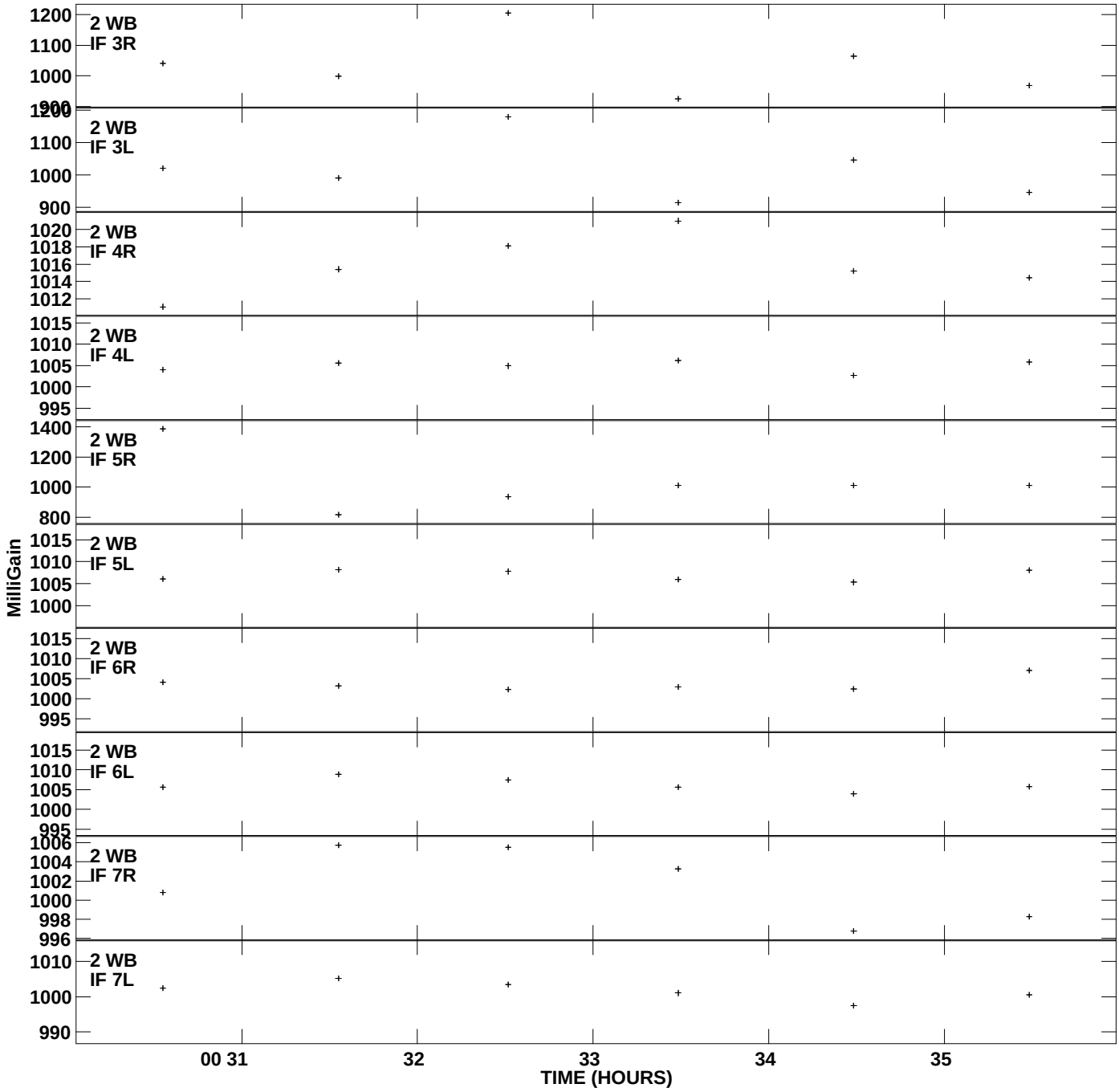

Plot file version 4 created 03-MAR-2009 15:31:42
Gain amp vs UTC time for J0555+3948.MULTI.1
SN 4 Rpol & Lpol IF 1 - 8

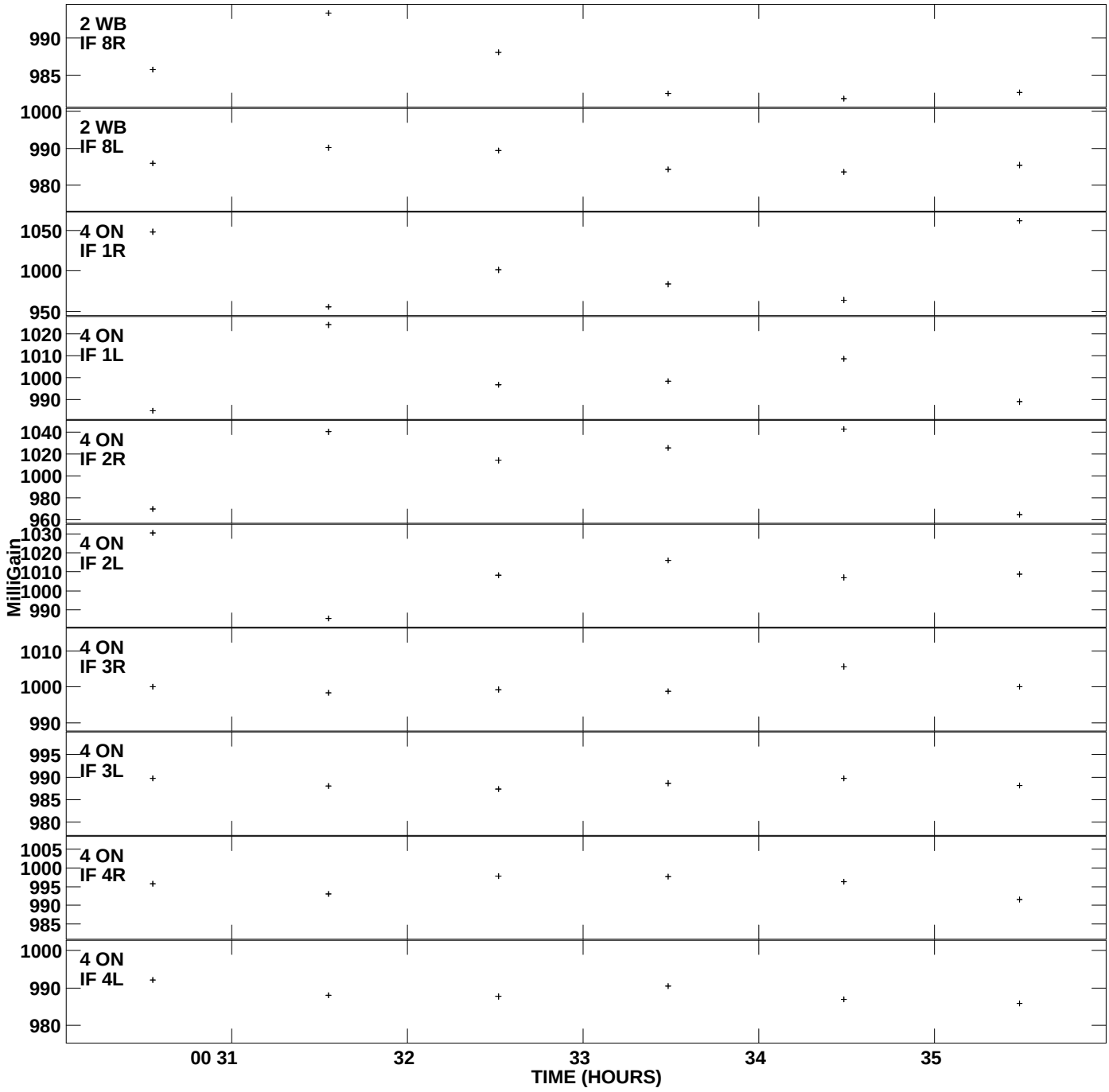

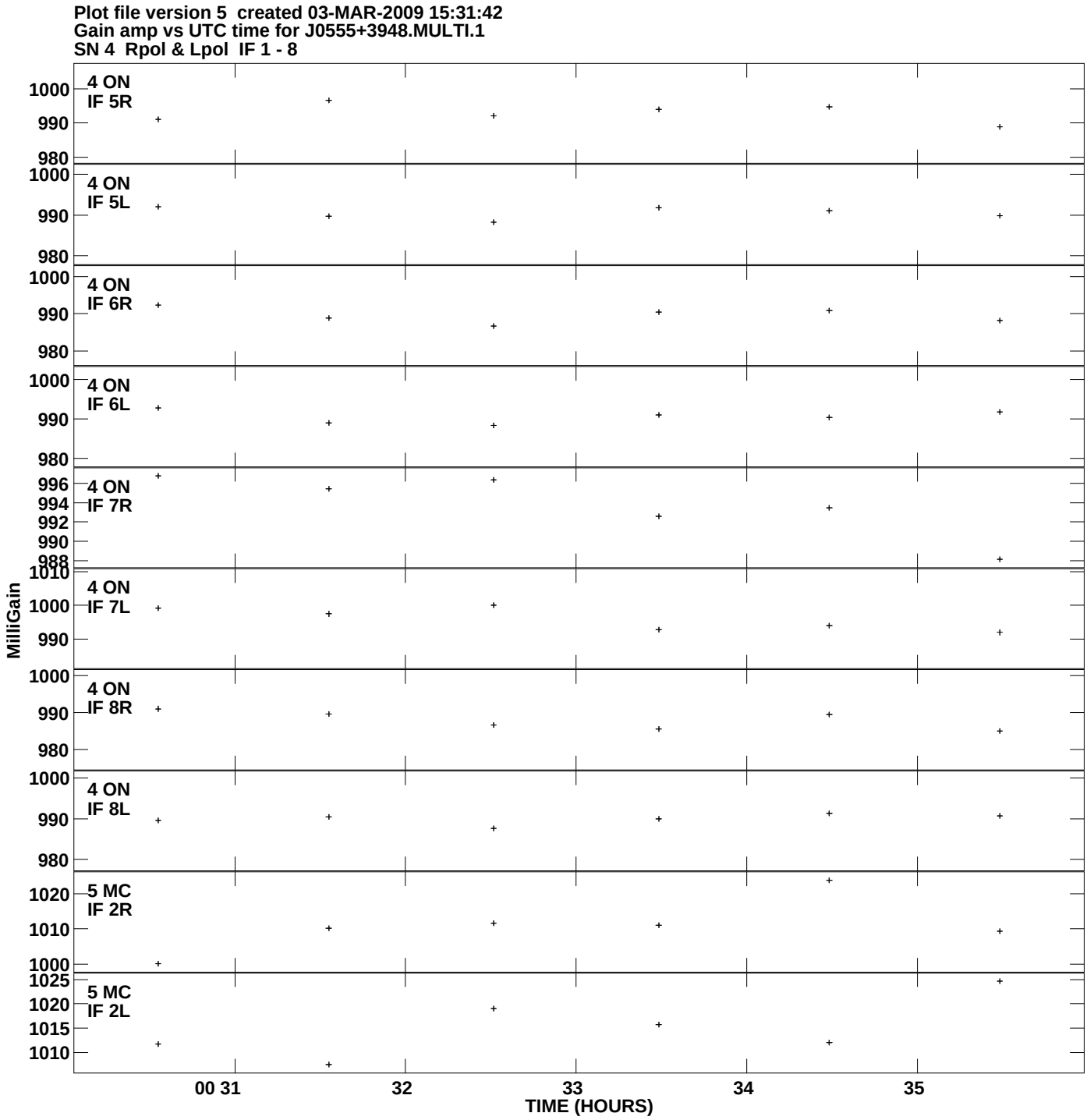
Plot file version 5 created 03-MAR-2009 15:31:42
Gain amp vs UTC time for J0555+3948.MULTI.1
SN 4 Rpol & Lpol IF 1 - 8
4 ON
IF 5R
4 ON
IF 5L
4 ON
IF 6R
4 ON
IF 6L
4 ON
IF 7R
4 ON
IF 7L
4 ON
IF 8R
4 ON
IF 8L
5 MC
IF 2R
5 MC
IF 2L
MilliGain
00 31
32
33
34
35
TIME (HOURS)

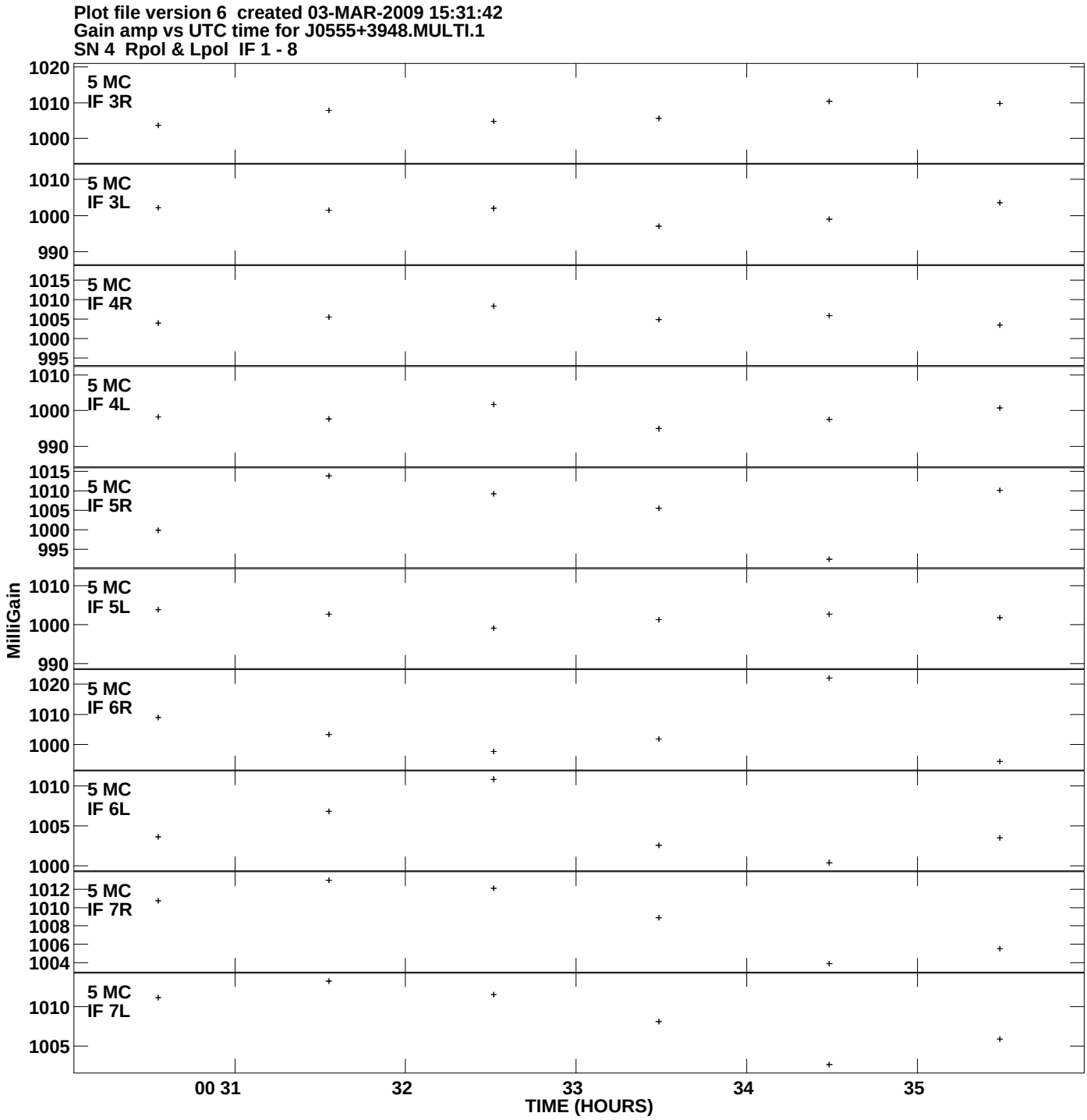
Plot file version 6 created 03-MAR-2009 15:31:42
Gain amp vs UTC time for J0555+3948.MULTI.1
SN 4 Rpol & Lpol IF 1 - 8
5 MC
IF 3R
5 MC
IF 3L
5 MC
IF 4R
5 MC
IF 4L
5 MC
IF 5R
5 MC
IF 5L
5 MC
IF 6R
5 MC
IF 6L
5 MC
IF 7R
5 MC
IF 7L
MilliGain
00 31
32
33
34
35
TIME (HOURS)

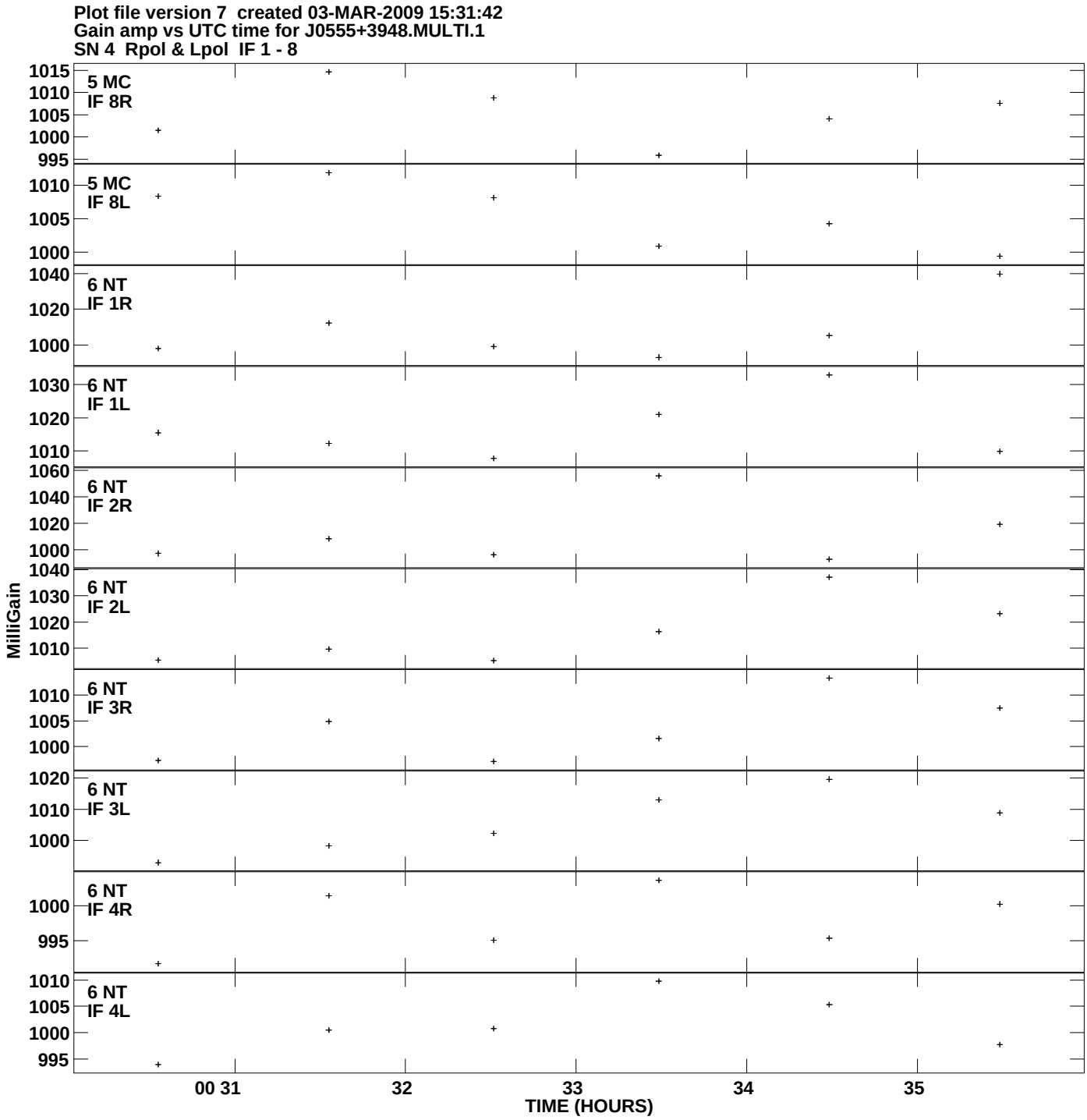
Plot file version 7 created 03-MAR-2009 15:31:42
Gain amp vs UTC time for J0555+3948.MULTI.1
SN 4 Rpol & Lpol IF 1 - 8
5 MC IF 8R
5 MC IF 8L
6 NT IF 1R
6 NT IF 1L
6 NT IF 2R
6 NT IF 2L
6 NT IF 3R
6 NT IF 3L
6 NT IF 4R
6 NT IF 4L
MilliGain
TIME (HOURS)
00 31
32
33
34
35

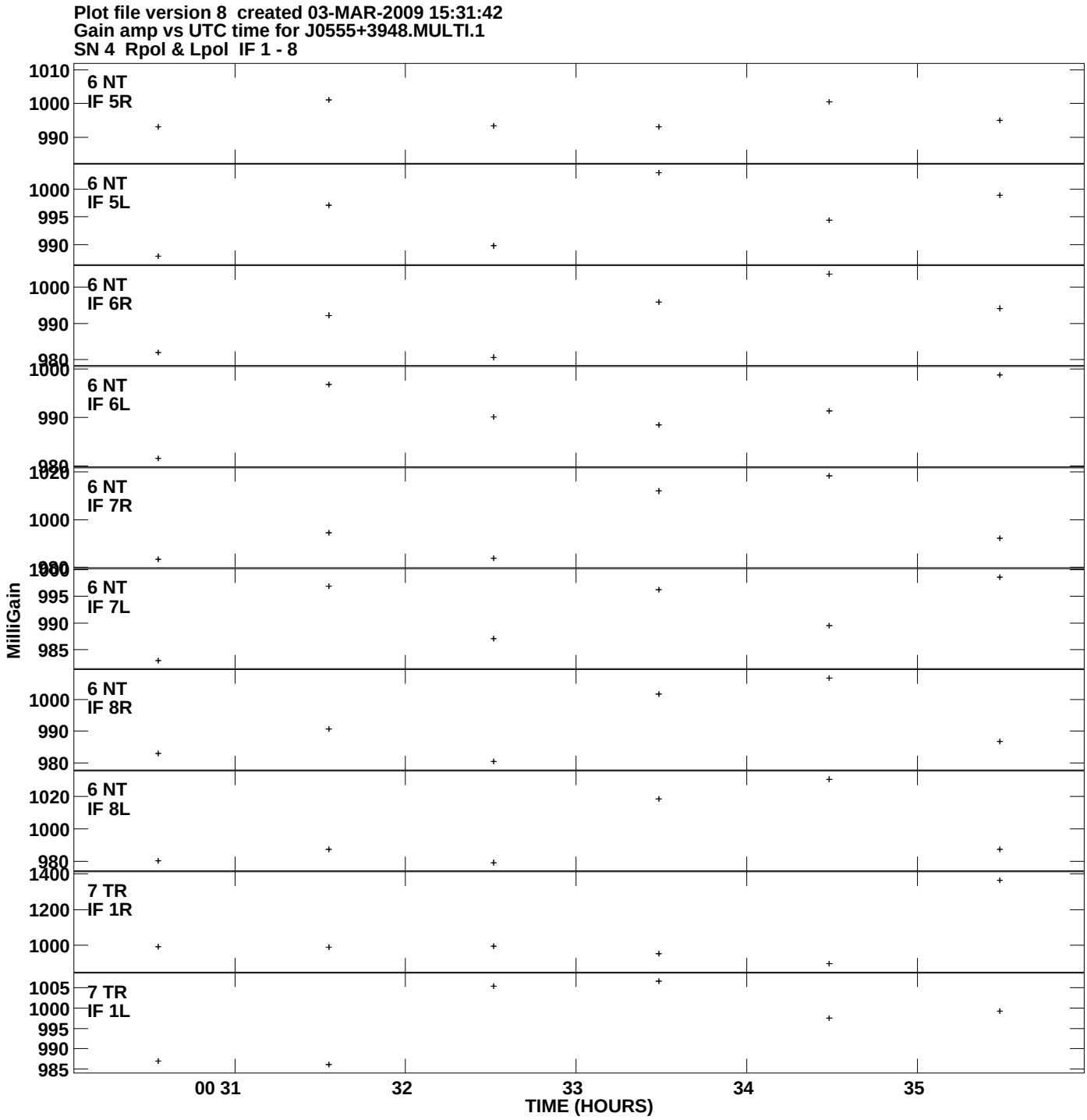
Plot file version 8 created 03-MAR-2009 15:31:42
Gain amp vs UTC time for J0555+3948.MULTI.1
SN 4 Rpol & Lpol IF 1 - 8
6 NT
IF 5R
6 NT
IF 5L
6 NT
IF 6R
6 NT
IF 6L
6 NT
IF 7R
6 NT
IF 7L
6 NT
IF 8R
6 NT
IF 8L
7 TR
IF 1R
7 TR
IF 1L
MilliGain
00 31
32
33
34
35
TIME (HOURS)

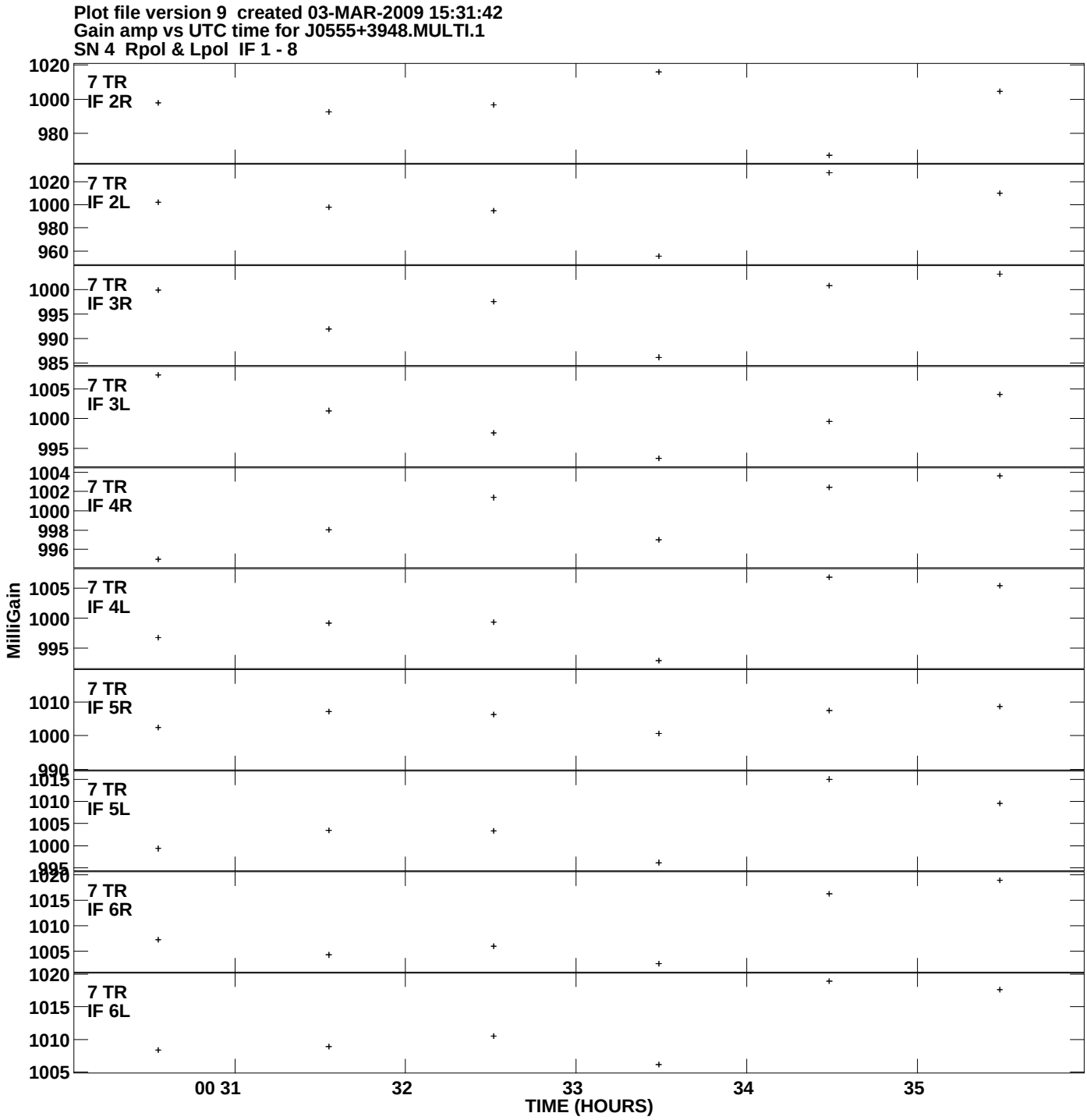
Plot file version 9 created 03-MAR-2009 15:31:42
Gain amp vs UTC time for J0555+3948.MULTI.1
SN 4 Rpol & Lpol IF 1 - 8
7 TR
IF 2R
7 TR
IF 2L
7 TR
IF 3R
7 TR
IF 3L
7 TR
IF 4R
7 TR
IF 4L
7 TR
IF 5R
7 TR
IF 5L
7 TR
IF 6R
7 TR
IF 6L
MilliGain
00 31
32
33
34
35
TIME (HOURS)

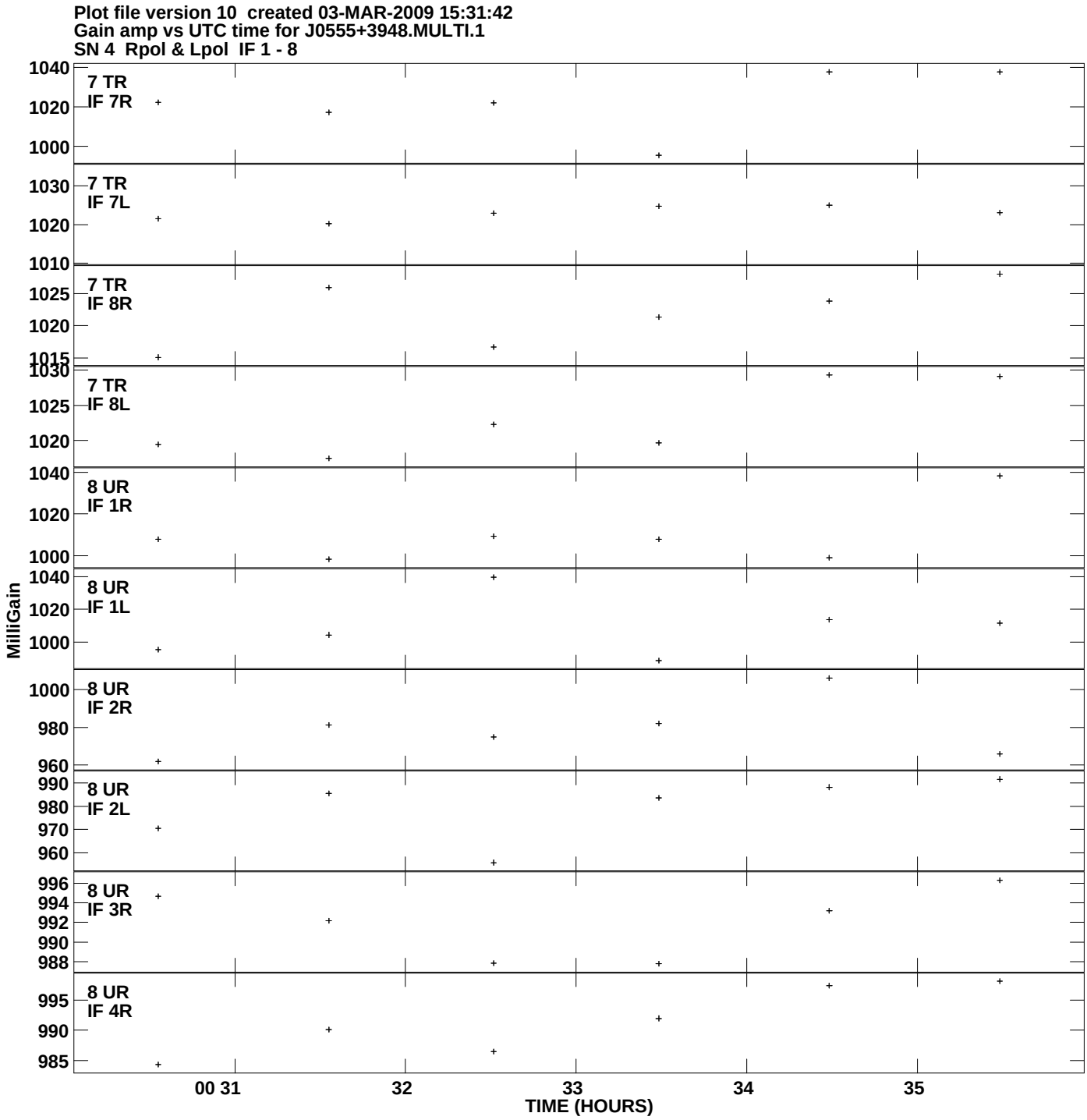
Plot file version 10 created 03-MAR-2009 15:31:42
Gain amp vs UTC time for J0555+3948.MULTI.1
SN 4 Rpol & Lpol IF 1 - 8
7 TR
IF 7R
7 TR
IF 7L
7 TR
IF 8R
7 TR
IF 8L
8 UR
IF 1R
8 UR
IF 1L
8 UR
IF 2R
8 UR
IF 2L
8 UR
IF 3R
8 UR
IF 4R
MilliGain
00 31
32
33
34
35
TIME (HOURS)

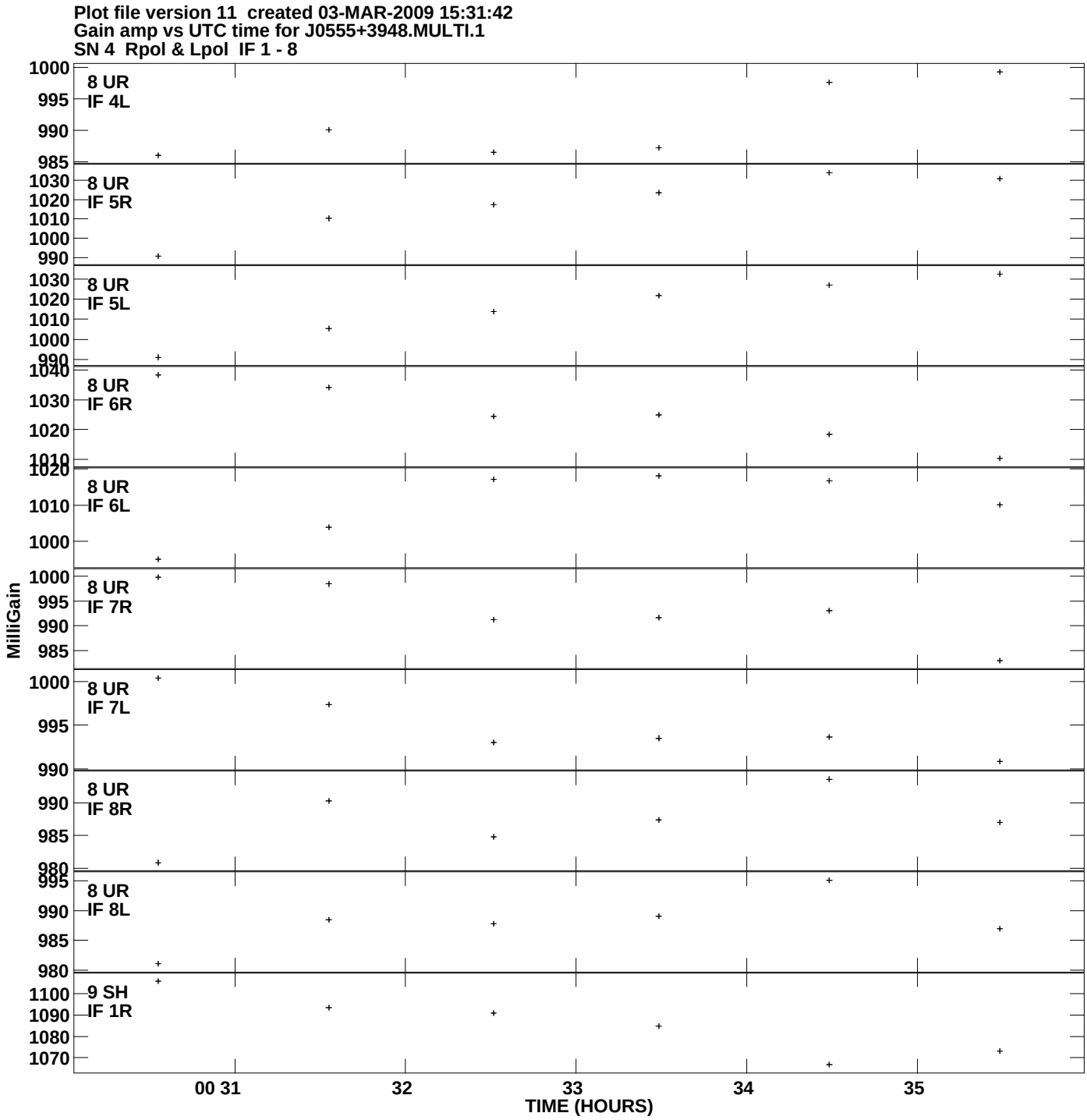
Plot file version 11 created 03-MAR-2009 15:31:42
Gain amp vs UTC time for J0555+3948.MULTI.1
SN 4 Rpol & Lpol IF 1 - 8
8 UR
IF 4L
8 UR
IF 5R
8 UR
IF 5L
8 UR
IF 6R
8 UR
IF 6L
8 UR
IF 7R
8 UR
IF 7L
8 UR
IF 8R
8 UR
IF 8L
9 SH
IF 1R
MilliGain
00 31
32
33
34
35
TIME (HOURS)

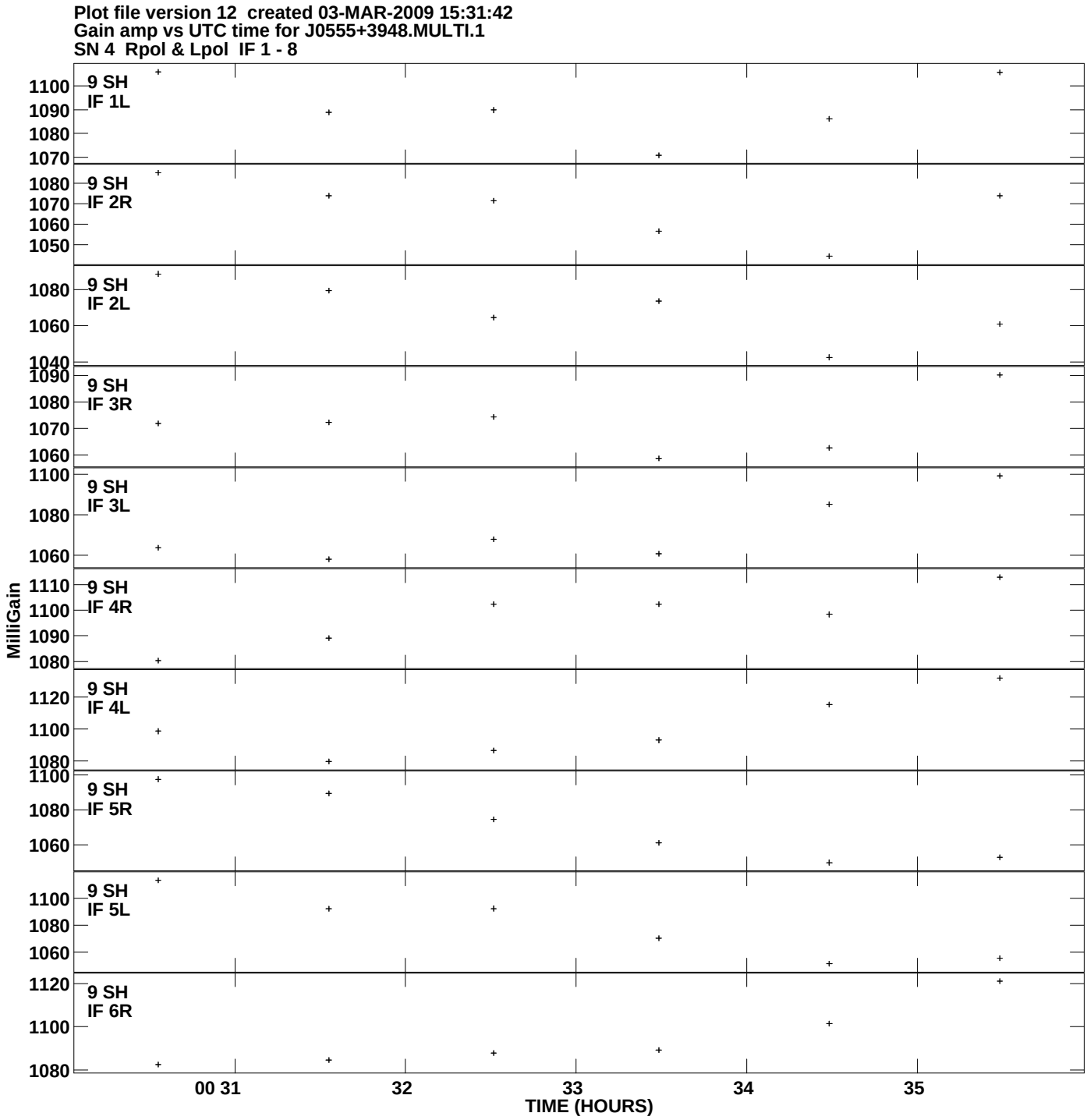
Plot file version 12 created 03-MAR-2009 15:31:42
Gain amp vs UTC time for J0555+3948.MULTI.1
SN 4 Rpol & Lpol IF 1 - 8
9 SH
IF 1L
9 SH
IF 2R
9 SH
IF 2L
9 SH
IF 3R
9 SH
IF 3L
9 SH
IF 4R
9 SH
IF 4L
9 SH
IF 5R
9 SH
IF 5L
9 SH
IF 6R
MilliGain
00 31
32
33
34
35
TIME (HOURS)

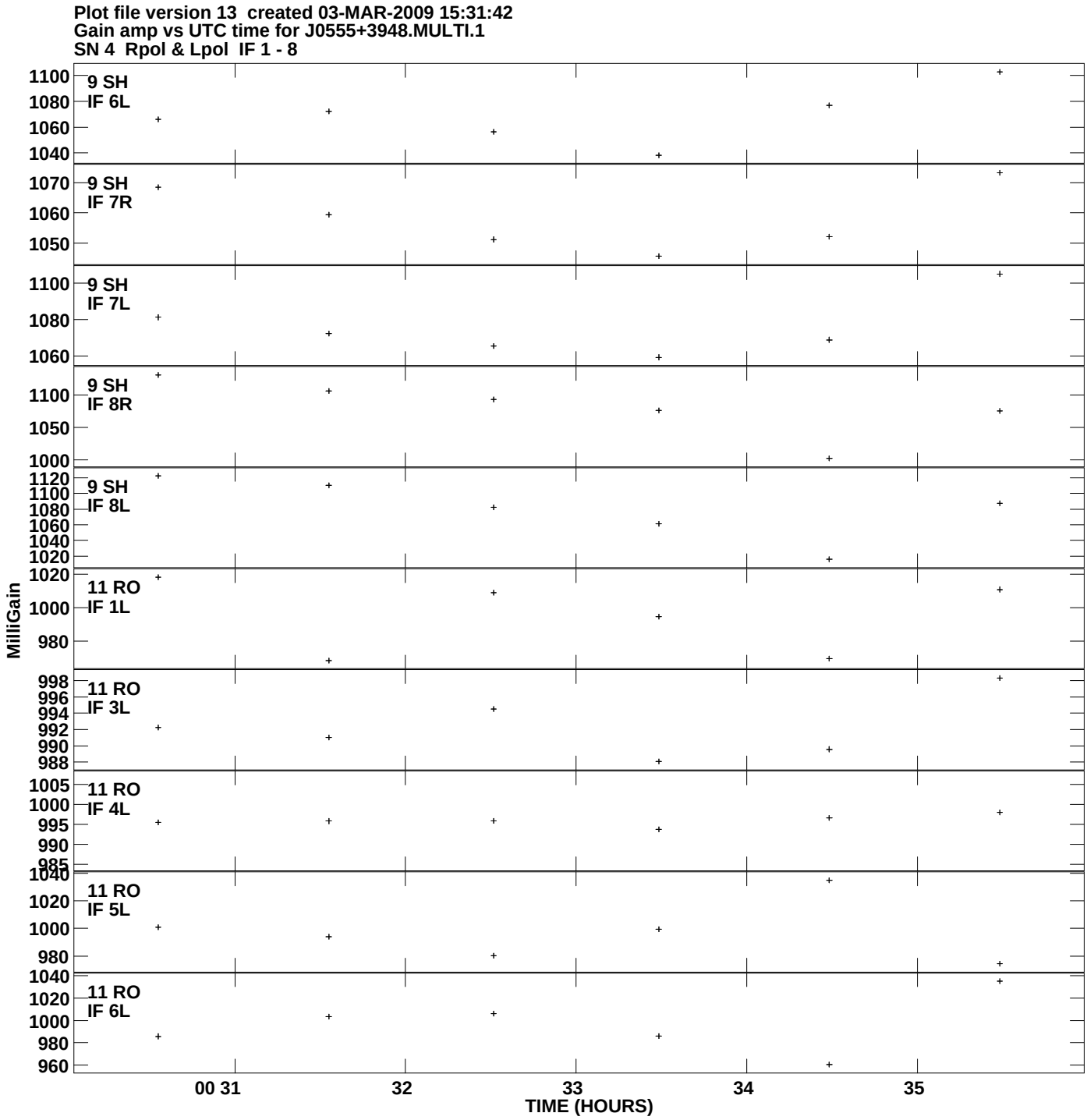
Plot file version 13 created 03-MAR-2009 15:31:42
Gain amp vs UTC time for J0555+3948.MULTI.1
SN 4 Rpol & Lpol IF 1 - 8
9 SH
IF 6L
9 SH
IF 7R
9 SH
IF 7L
9 SH
IF 8R
9 SH
IF 8L
11 RO
IF 1L
11 RO
IF 3L
11 RO
IF 4L
11 RO
IF 5L
11 RO
IF 6L
MilliGain
00 31
32
33
34
35
TIME (HOURS)

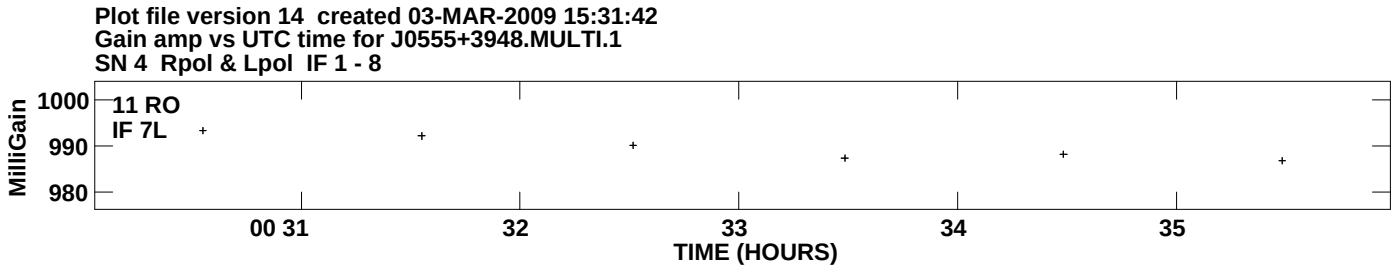
Plot file version 14 created 03-MAR-2009 15:31:42
Gain amp vs UTC time for J0555+3948.MULTI.1
SN 4 Rpol & Lpol IF 1 - 8
11 RO
IF 7L
MilliGain
1000
990
980
00 31
32
33
34
35
TIME (HOURS)