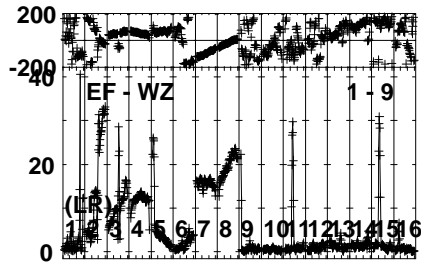
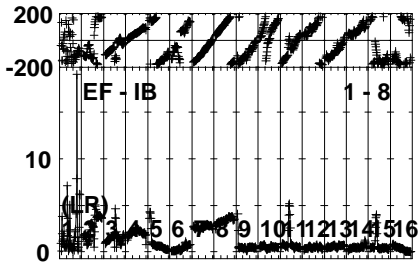

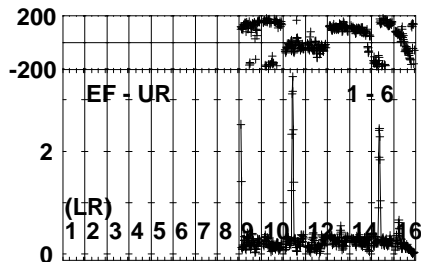
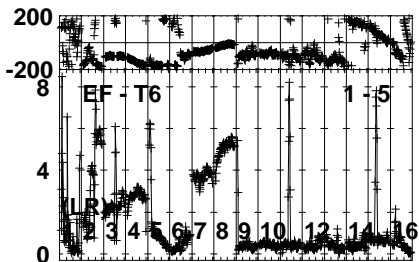
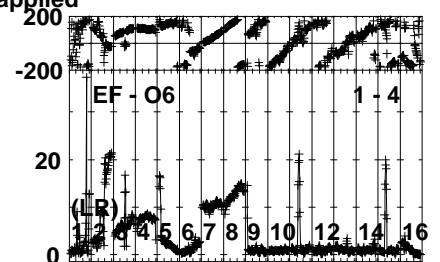
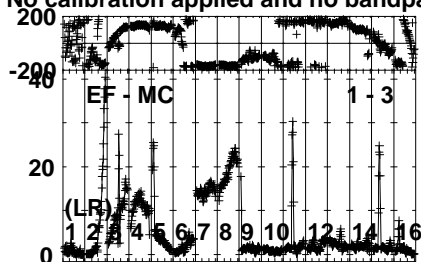
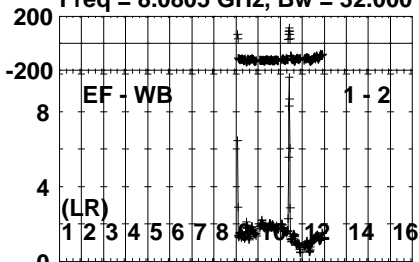


Plot file version 1 created 13-MAR-2024 11:29:20

OJ287 EF030A.UVDATA.1

Freq = 8.0805 GHz, Bw = 32.000 MH No calibration applied and no bandpass applied

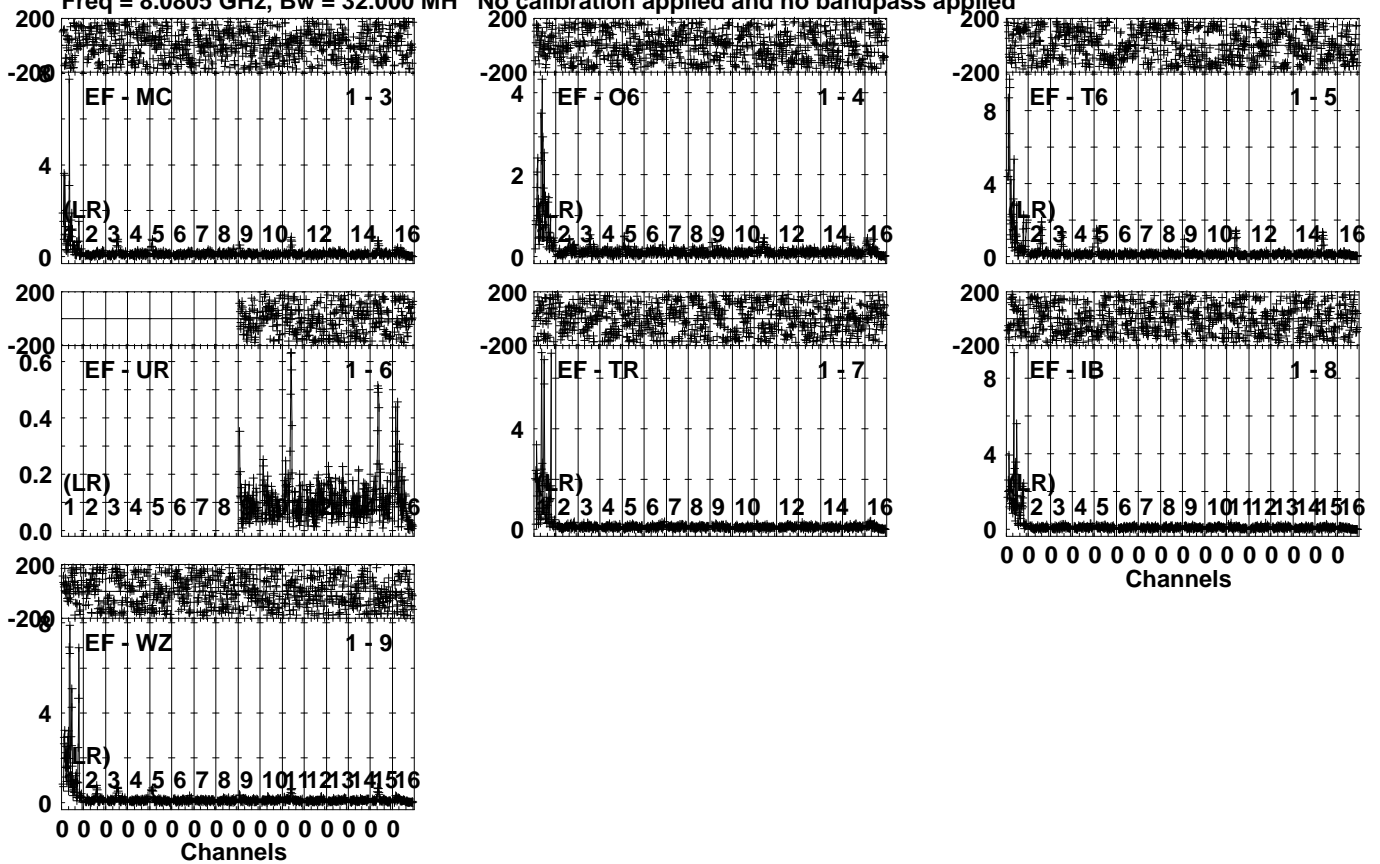


Lower frame: Milli Ampl Jy Top frame: Phas deg  
Vector averaged cross-power spectrum Several baselines displayed  
Timerange: 00/01:00:03 to 00/01:04:59

Plot file version 2 created 13-MAR-2024 11:29:21

M81 EF030A.UVDATA.1

Freq = 8.0805 GHz, Bw = 32.000 MH No calibration applied and no bandpass applied

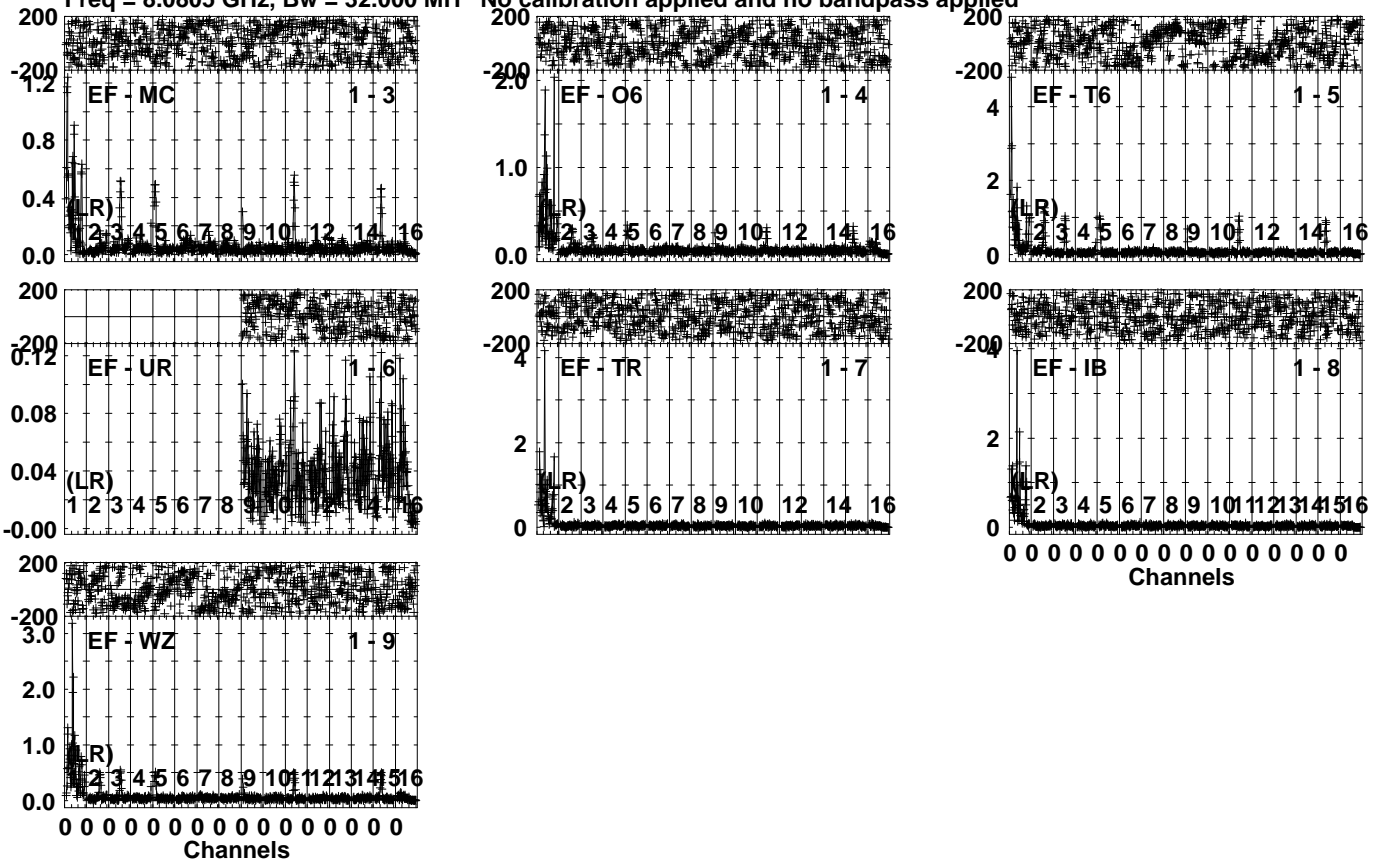


Lower frame: Milli Ampl Jy Top frame: Phas deg  
Vector averaged cross-power spectrum Several baselines displayed  
Timerange: 00/01:10:03 to 00/01:19:59

Plot file version 3 created 13-MAR-2024 11:29:22

M81 EF030A.UVDATA.1

Freq = 8.0805 GHz, Bw = 32.000 MH No calibration applied and no bandpass applied

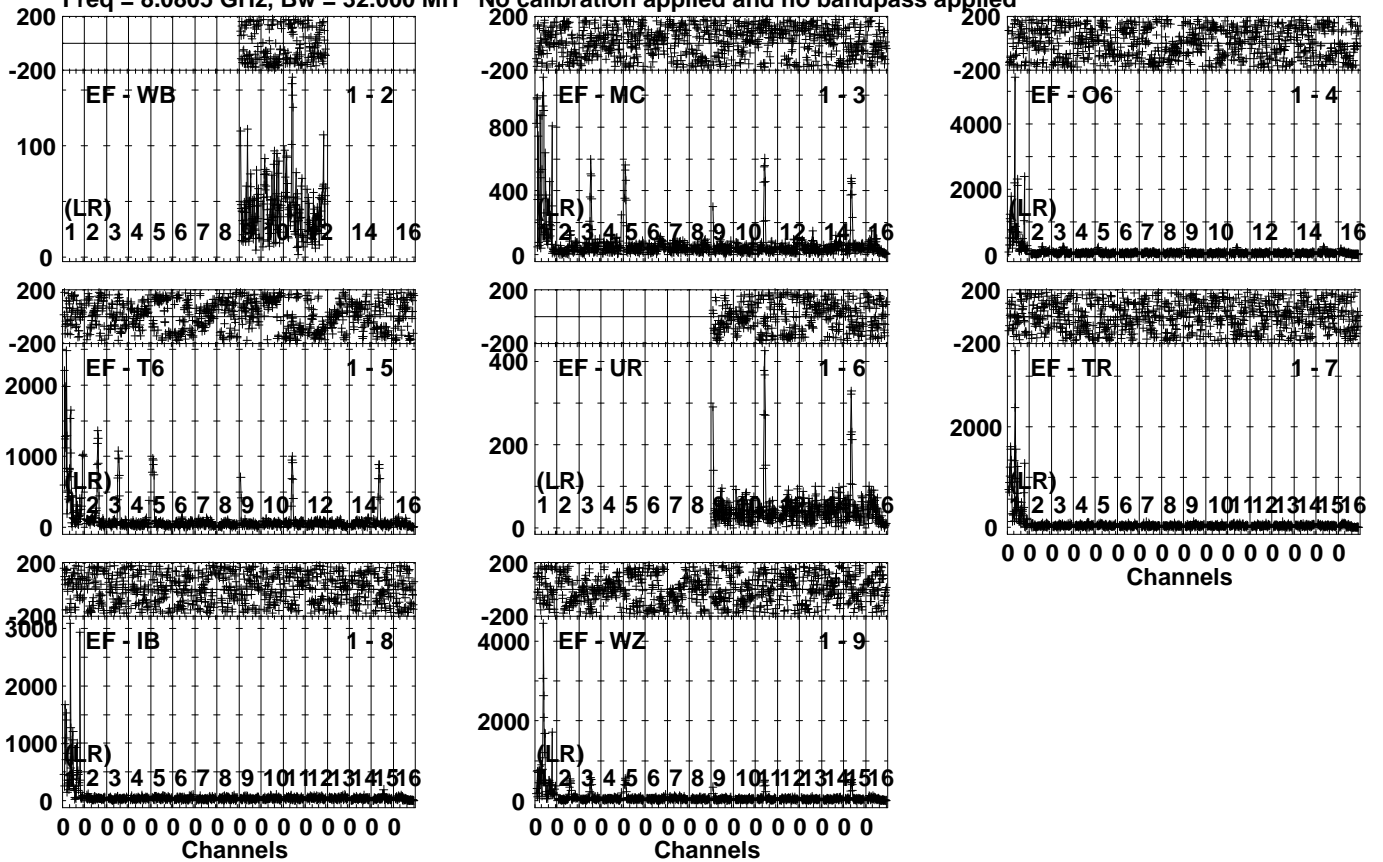


Lower frame: Milli Ampl Jy Top frame: Phas deg  
Vector averaged cross-power spectrum Several baselines displayed  
Timerange: 00/01:20:23 to 00/01:34:59

Plot file version 4 created 13-MAR-2024 11:29:24

M81 EF030A.UVDATA.1

Freq = 8.0805 GHz, Bw = 32.000 MH No calibration applied and no bandpass applied

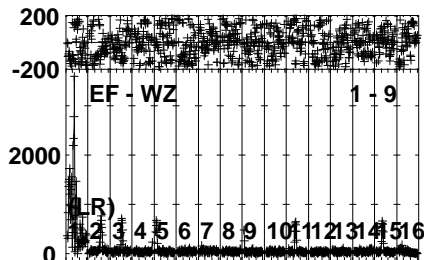
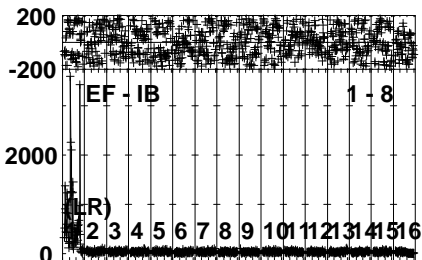
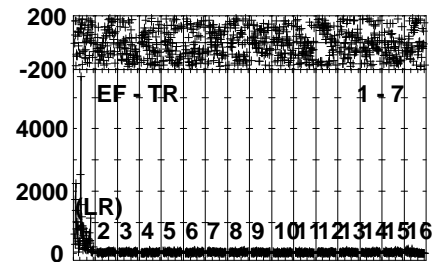
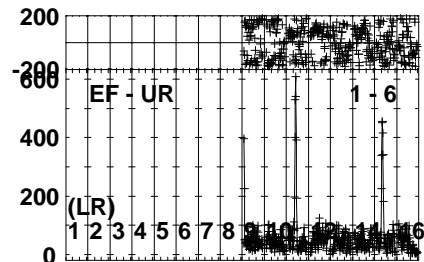
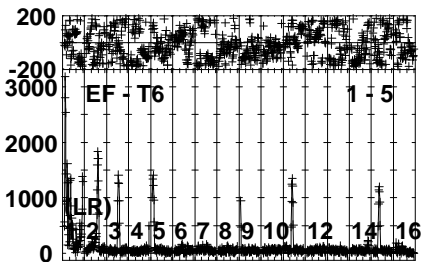
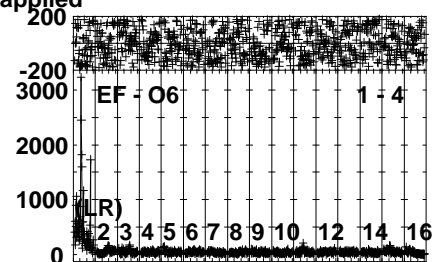
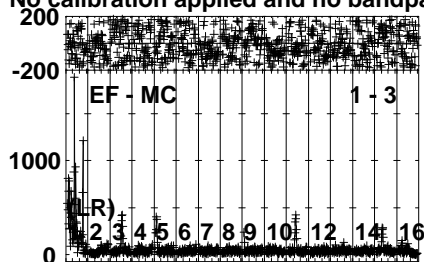
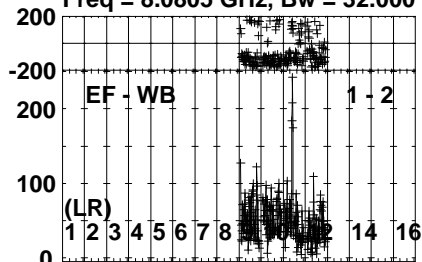


Lower frame: Micro Ampl Jy Top frame: Phas deg  
Vector averaged cross-power spectrum Several baselines displayed  
Timerange: 00/01:35:23 to 00/01:49:59

Plot file version 5 created 13-MAR-2024 11:29:26

M81 EF030A.UVDATA.1

Freq = 8.0805 GHz, Bw = 32.000 MH No calibration applied and no bandpass applied



0 0 0 0 0 0 0 0 0 0 0 0 0 0 0 0  
Channels

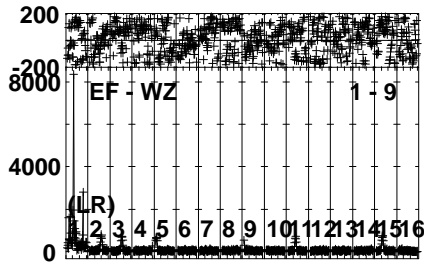

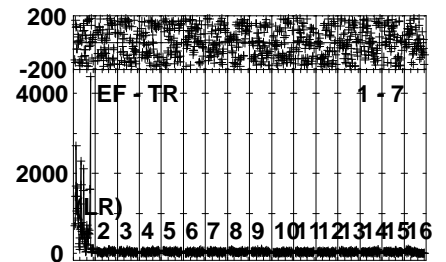
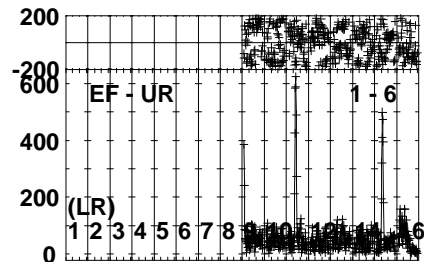
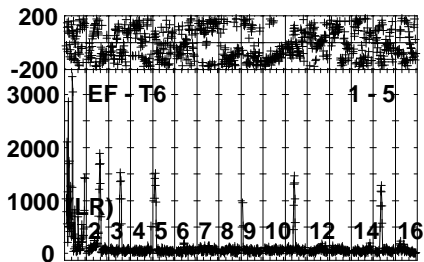
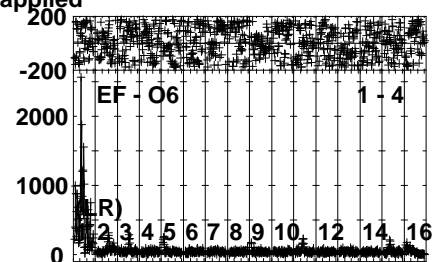
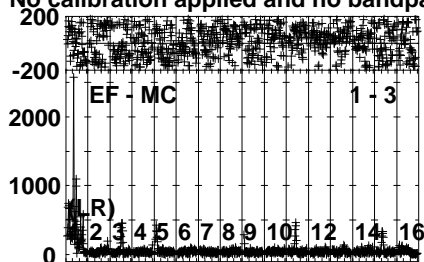
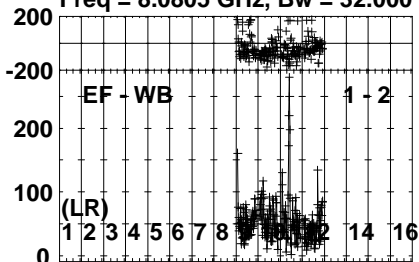
0 0 0 0 0 0 0 0 0 0 0 0 0 0 0 0  
Channels

Lower frame: Micro Ampl Jy Top frame: Phas deg  
Vector averaged cross-power spectrum Several baselines displayed  
Timerange: 00/01:50:23 to 00/02:04:59

Plot file version 6 created 13-MAR-2024 11:29:28

M81 EF030A.UVDATA.1

Freq = 8.0805 GHz, Bw = 32.000 MH No calibration applied and no bandpass applied



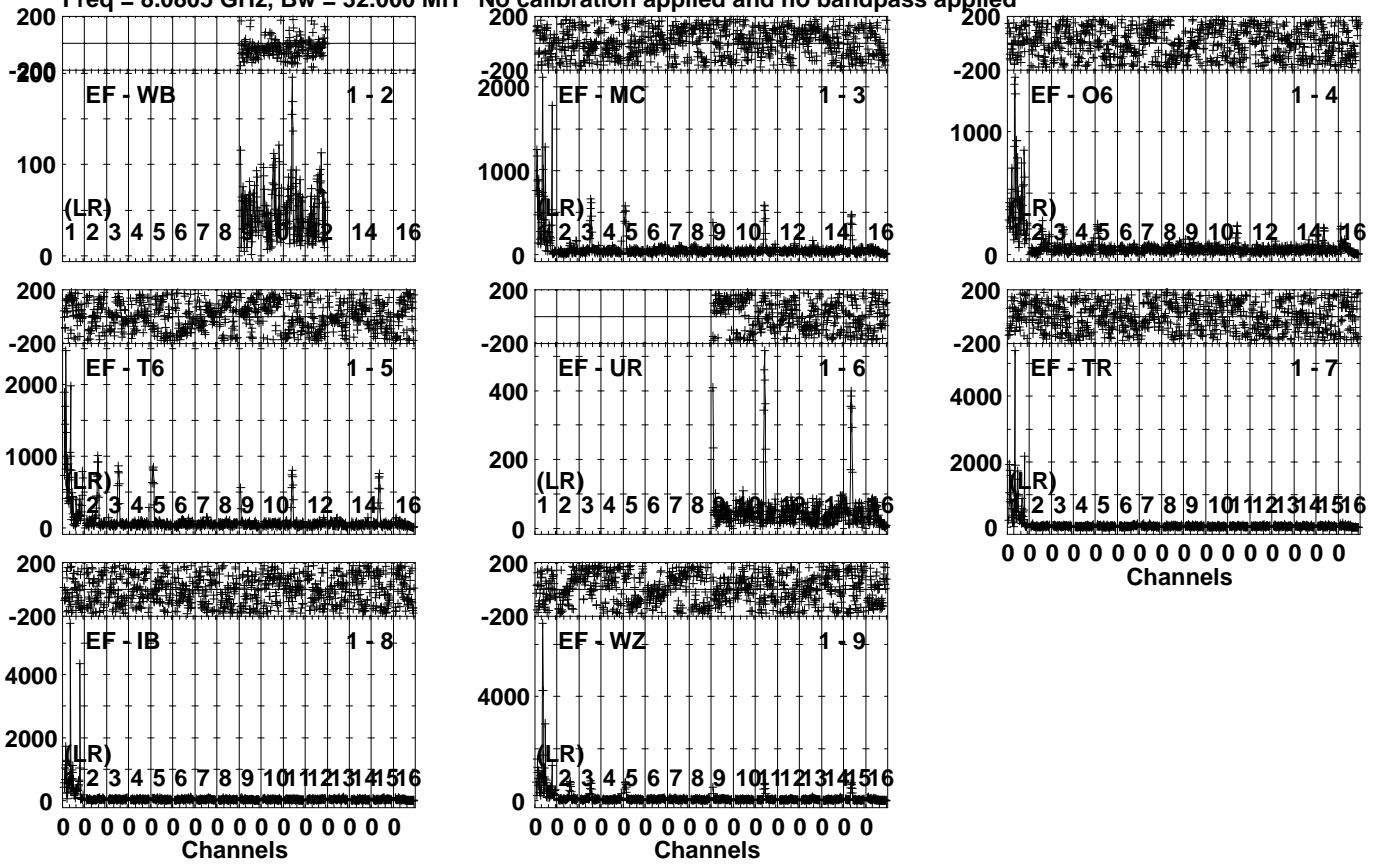
0 0 0 0 0 0 0 0 0 0 0 0 0 0 0 0  
Channels

Lower frame: Micro Ampl Jy Top frame: Phas deg  
Vector averaged cross-power spectrum Several baselines displayed  
Timerange: 00/02:05:23 to 00/02:19:59

Plot file version 7 created 13-MAR-2024 11:29:30

M81 EF030A.UVDATA.1

Freq = 8.0805 GHz, Bw = 32.000 MH No calibration applied and no bandpass applied


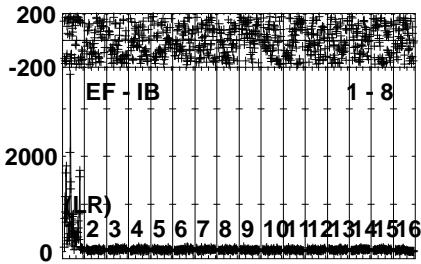
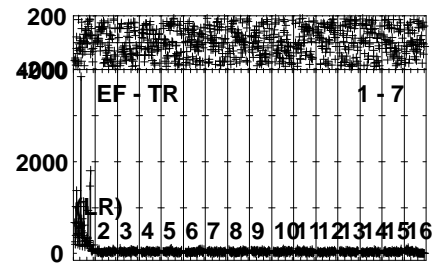
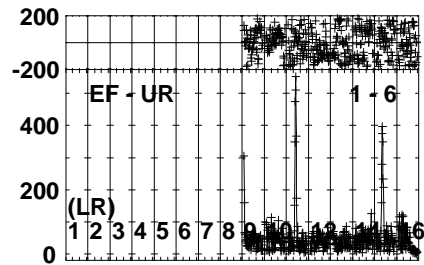
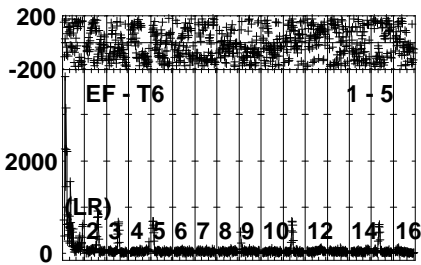
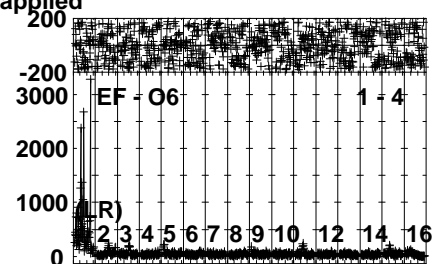

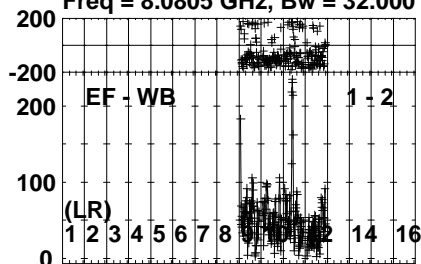


Lower frame: Micro Ampl Jy Top frame: Phas deg  
Vector averaged cross-power spectrum Several baselines displayed  
Timerange: 00/02:20:23 to 00/02:34:59

Plot file version 8 created 13-MAR-2024 11:29:32

M81 EF030A.UVDATA.1

Freq = 8.0805 GHz, Bw = 32.000 MH No calibration applied and no bandpass applied



0 0 0 0 0 0 0 0 0 0 0 0 0 0 0 0  
Channels

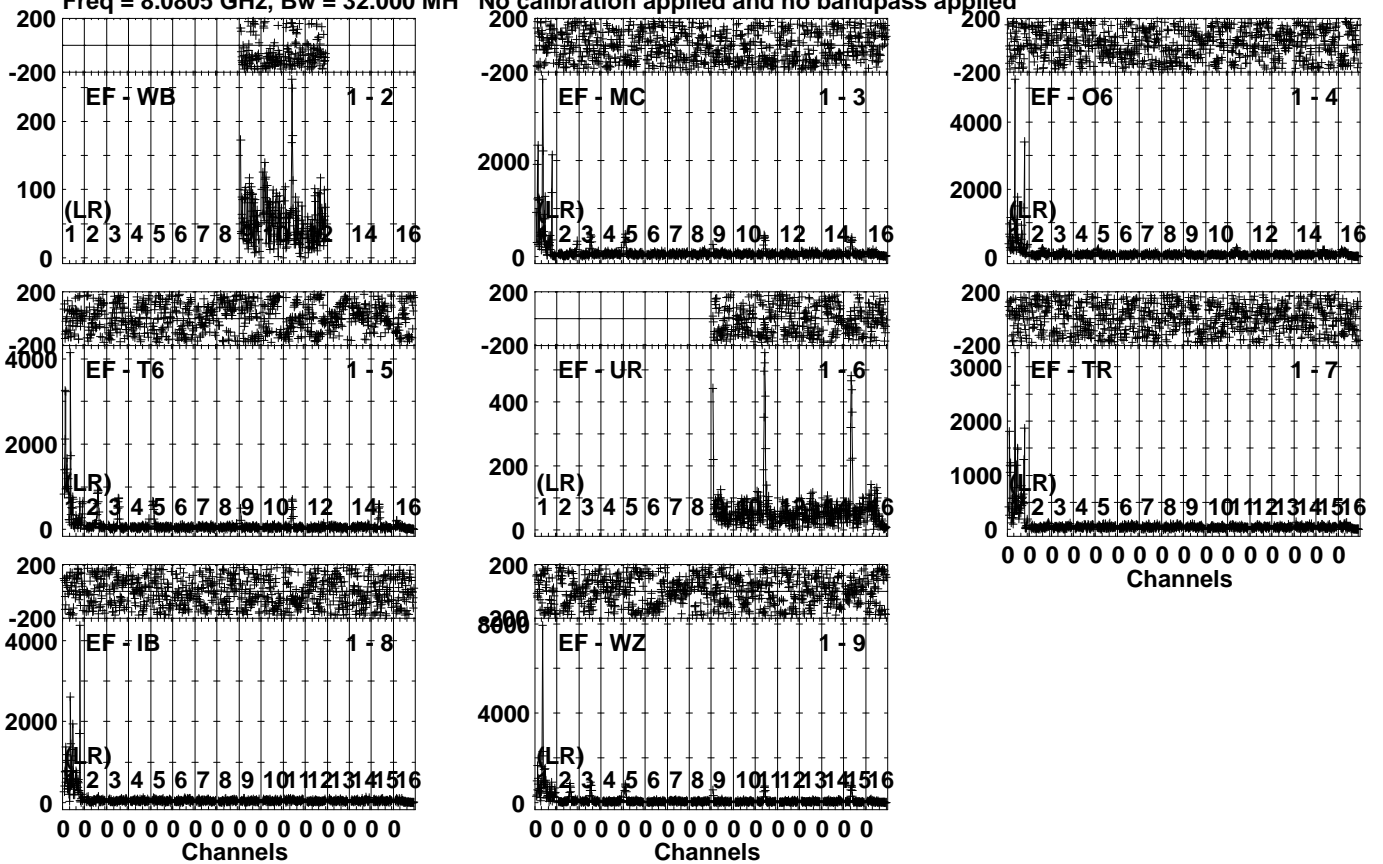
Lower frame: Micro Ampl Jy Top frame: Phas deg  
Vector averaged cross-power spectrum Several baselines displayed  
Timerange: 00/02:35:23 to 00/02:49:59



Plot file version 9 created 13-MAR-2024 11:29:34

M81 EF030A.UVDATA.1

Freq = 8.0805 GHz, Bw = 32.000 MH No calibration applied and no bandpass applied

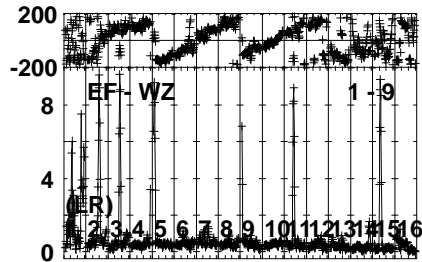


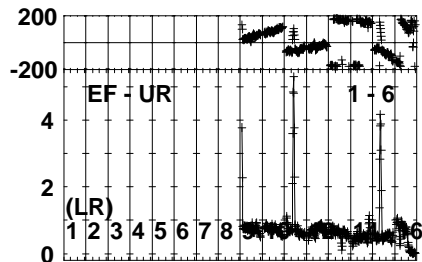
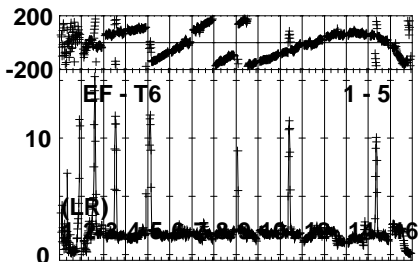
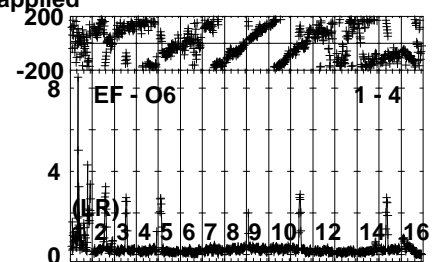
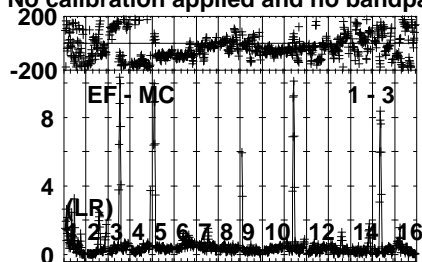
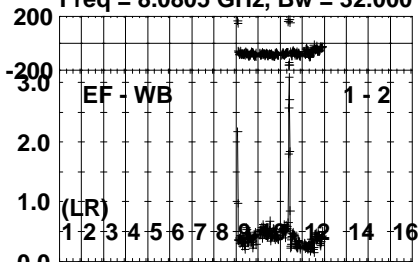


Lower frame: Micro Ampl Jy Top frame: Phas deg  
Vector averaged cross-power spectrum Several baselines displayed  
Timerange: 00/02:50:23 to 00/02:59:59

Plot file version 10 created 13-MAR-2024 11:29:35

0954+658 EF030A.UVDATA.1

Freq = 8.0805 GHz, Bw = 32.000 MH No calibration applied and no bandpass applied



0 0 0 0 0 0 0 0 0 0 0 0 0 0 0 0  
Channels

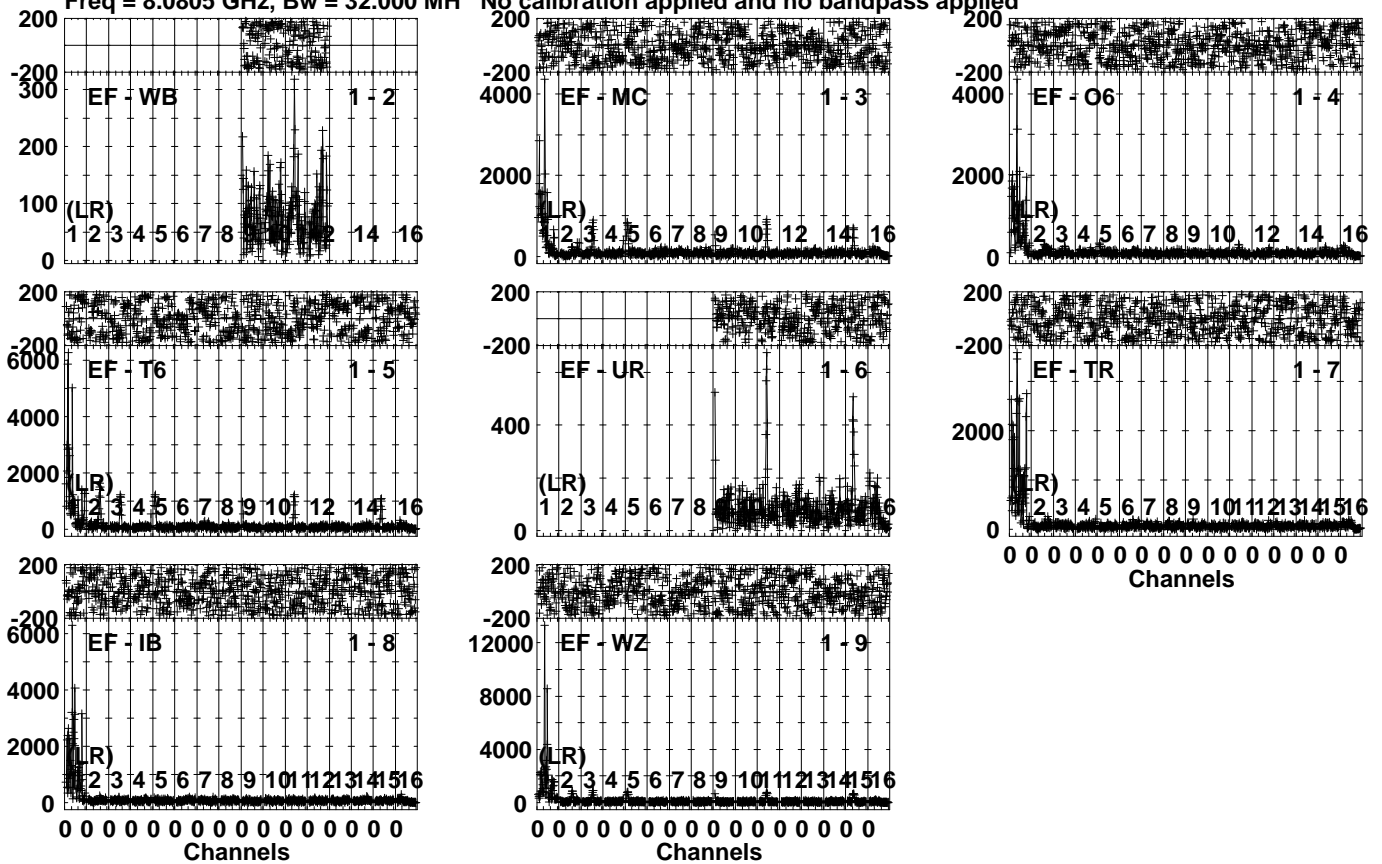
0 0 0 0 0 0 0 0 0 0 0 0 0 0 0 0  
Channels

Lower frame: Milli Ampl Jy Top frame: Phas deg  
Vector averaged cross-power spectrum Several baselines displayed  
Timerange: 00/03:00:33 to 00/03:04:59

Plot file version 11 created 13-MAR-2024 11:29:36

M81 EF030A.UVDATA.1

Freq = 8.0805 GHz, Bw = 32.000 MH No calibration applied and no bandpass applied

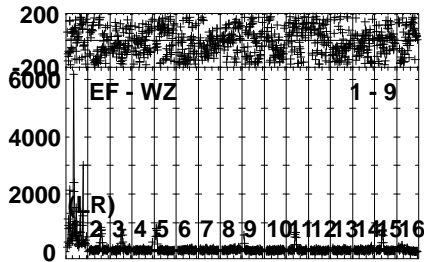
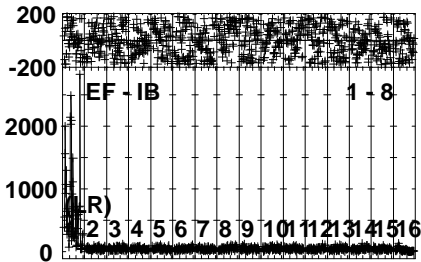
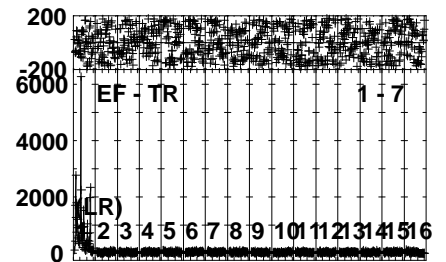
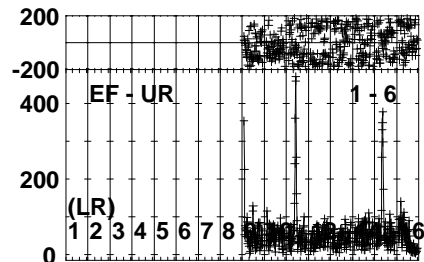


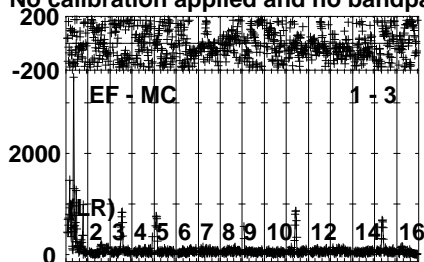
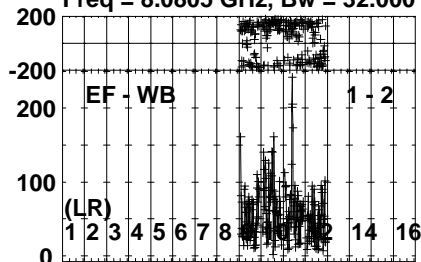


Lower frame: Micro Ampl Jy Top frame: Phas deg  
Vector averaged cross-power spectrum Several baselines displayed  
Timerange: 00/03:05:01 to 00/03:09:59

Plot file version 12 created 13-MAR-2024 11:29:37

M81 EF030A.UVDATA.1

Freq = 8.0805 GHz, Bw = 32.000 MH No calibration applied and no bandpass applied





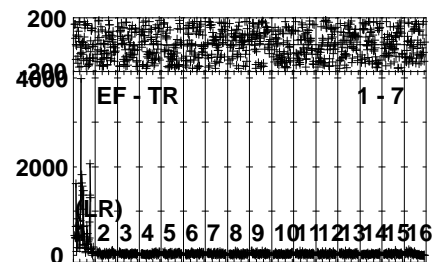
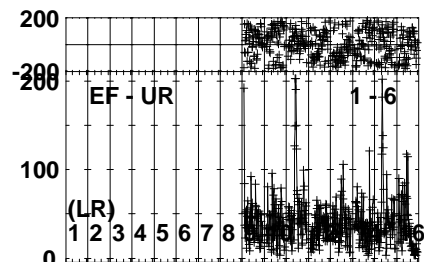
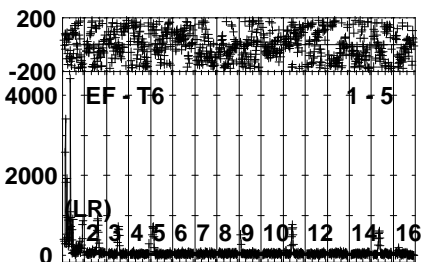
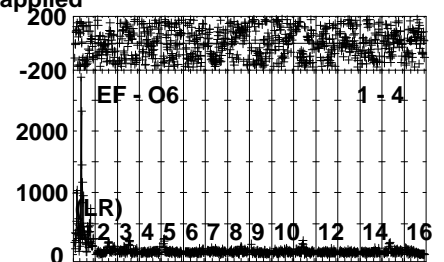
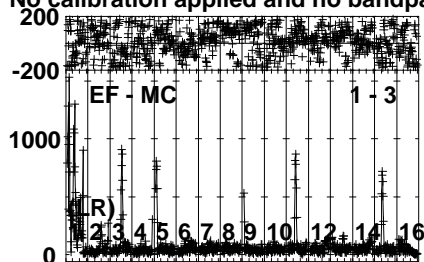
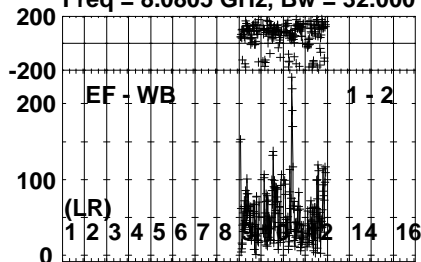
Lower frame: Micro Ampl Jy Top frame: Phas deg  
Vector averaged cross-power spectrum Several baselines displayed  
Timerange: 00/03:10:23 to 00/03:19:59

Plot file version 13 created 13-MAR-2024 11:29:38

M81 EF030A.UVDATA.1

Freq = 8.0805 GHz, Bw = 32.000 MH

No calibration applied and no bandpass applied

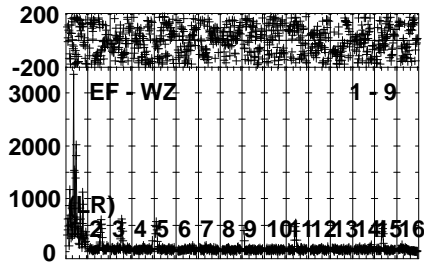
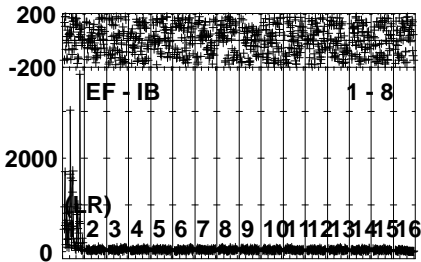

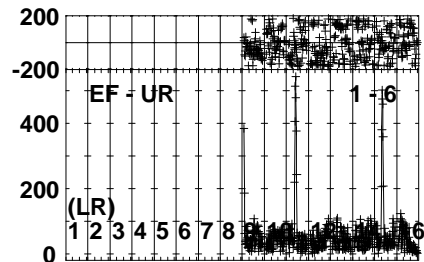
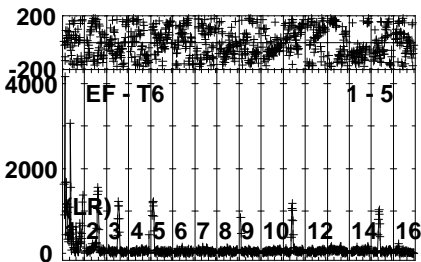
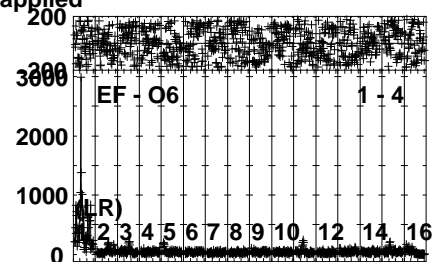
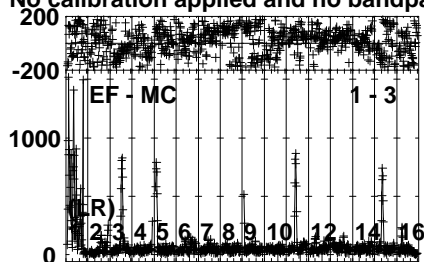
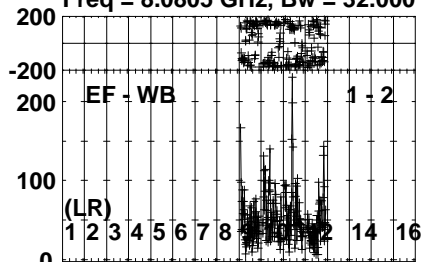


Lower frame: Micro Ampl Jy Top frame: Phas deg  
Vector averaged cross-power spectrum Several baselines displayed  
Timerange: 00/03:20:23 to 00/03:34:59

Plot file version 14 created 13-MAR-2024 11:29:41

M81 EF030A.UVDATA.1

Freq = 8.0805 GHz, Bw = 32.000 MH No calibration applied and no bandpass applied



0 0 0 0 0 0 0 0 0 0 0 0 0 0 0 0  
Channels

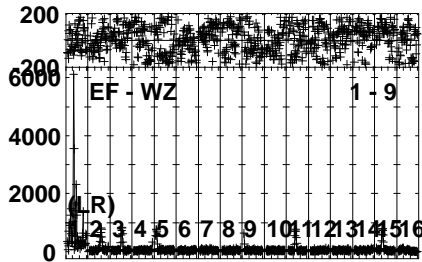
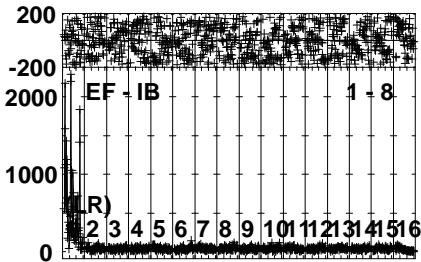

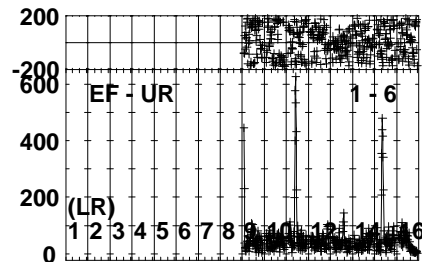
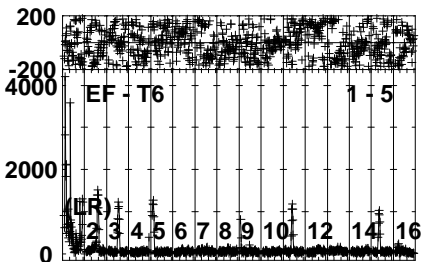
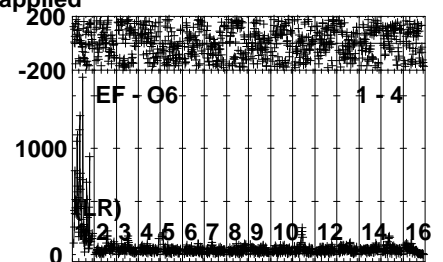

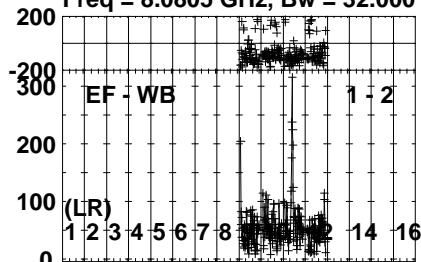
0 0 0 0 0 0 0 0 0 0 0 0 0 0 0 0  
Channels

Lower frame: Micro Ampl Jy Top frame: Phas deg  
Vector averaged cross-power spectrum Several baselines displayed  
Timerange: 00/03:35:23 to 00/03:49:59

Plot file version 15 created 13-MAR-2024 11:29:43

M81 EF030A.UVDATA.1

Freq = 8.0805 GHz, Bw = 32.000 MH No calibration applied and no bandpass applied



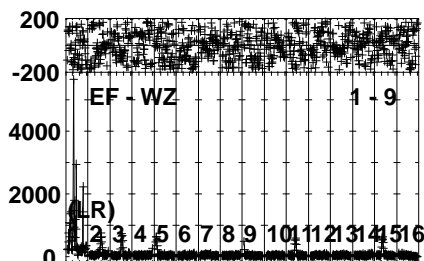
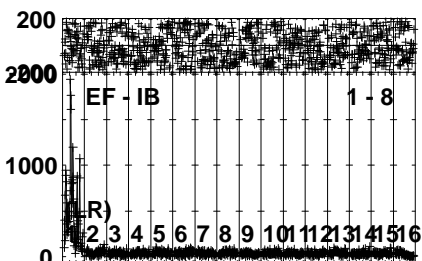

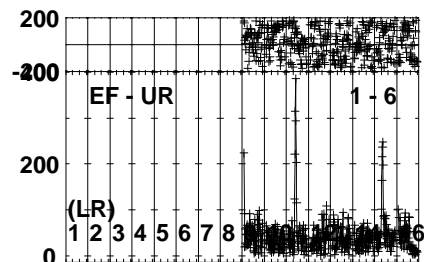
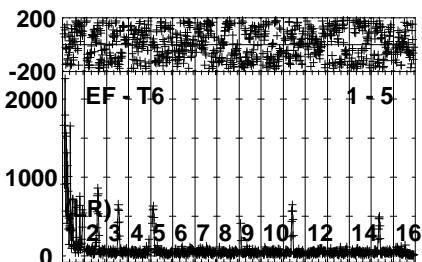
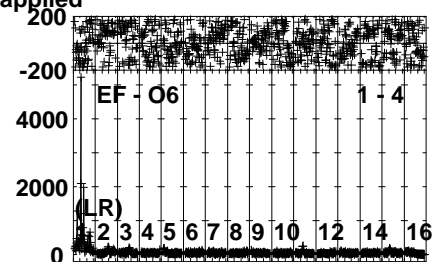
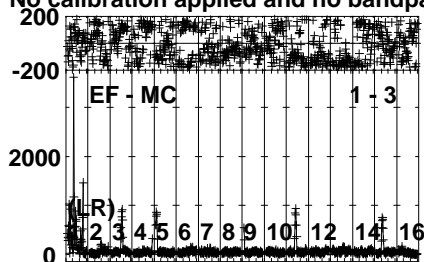
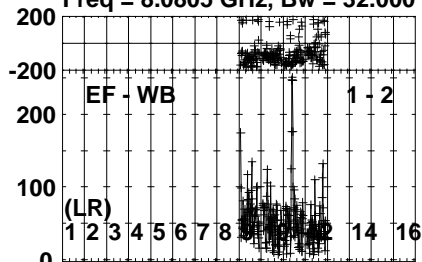
0 0 0 0 0 0 0 0 0 0 0 0 0 0 0 0  
Channels

Lower frame: Micro Ampl Jy Top frame: Phas deg  
Vector averaged cross-power spectrum Several baselines displayed  
Timerange: 00/03:50:23 to 00/04:04:59

Plot file version 16 created 13-MAR-2024 11:29:45

M81 EF030A.UVDATA.1

Freq = 8.0805 GHz, Bw = 32.000 MH No calibration applied and no bandpass applied



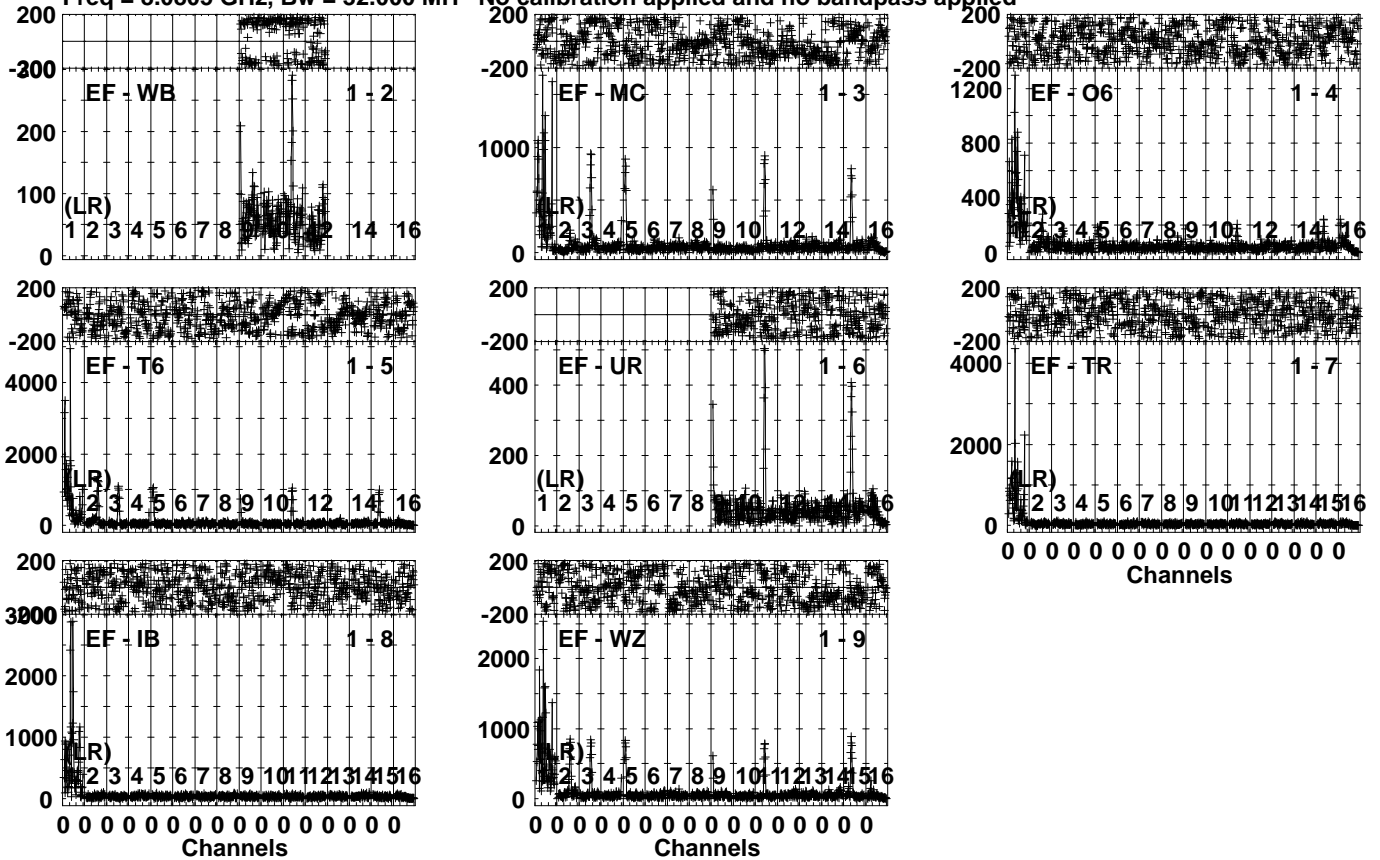
Lower frame: Micro Ampl Jy Top frame: Phas deg  
Vector averaged cross-power spectrum Several baselines displayed  
Timerange: 00/04:05:23 to 00/04:19:59



Plot file version 17 created 13-MAR-2024 11:29:47

M81 EF030A.UVDATA.1

Freq = 8.0805 GHz, Bw = 32.000 MH No calibration applied and no bandpass applied

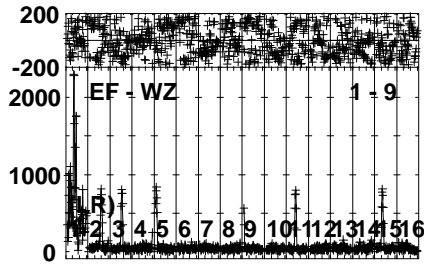
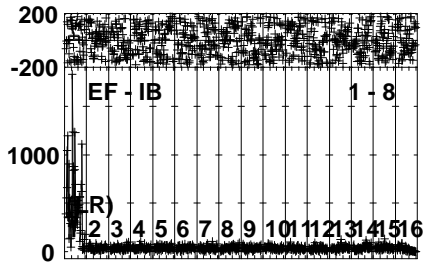
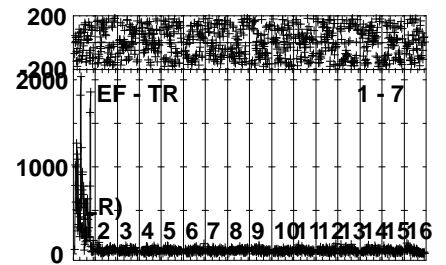
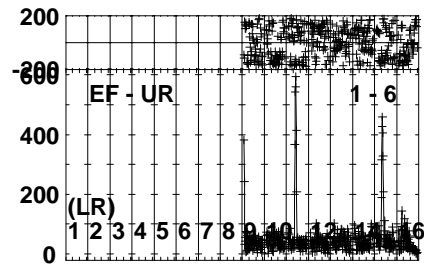
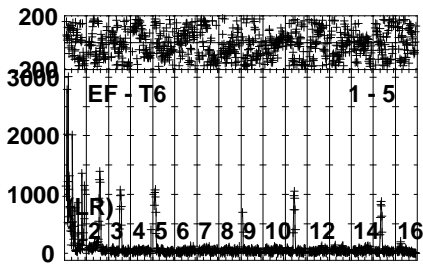
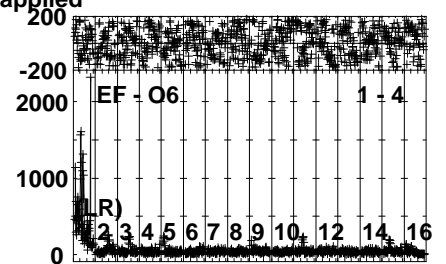
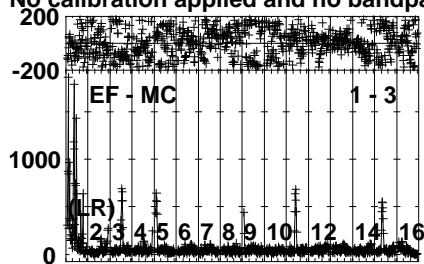
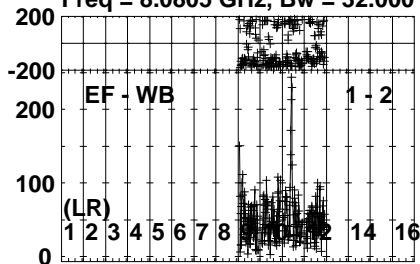


Lower frame: Micro Ampl Jy Top frame: Phas deg  
Vector averaged cross-power spectrum Several baselines displayed  
Timerange: 00/04:20:23 to 00/04:34:59

Plot file version 18 created 13-MAR-2024 11:29:49

M81 EF030A.UVDATA.1

Freq = 8.0805 GHz, Bw = 32.000 MH No calibration applied and no bandpass applied


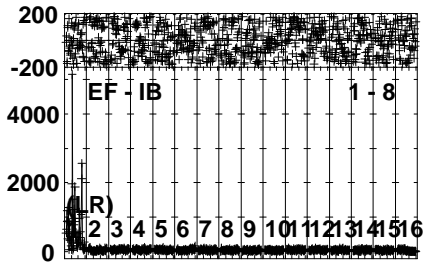
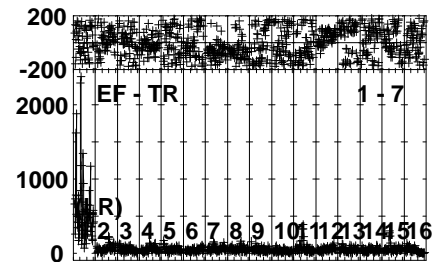
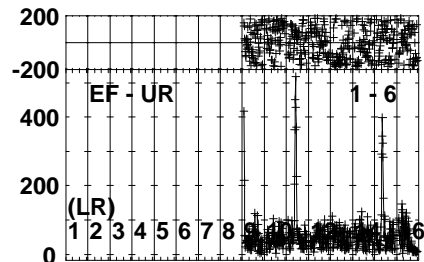
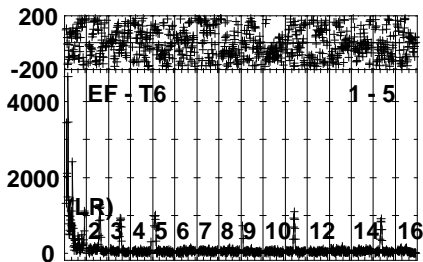
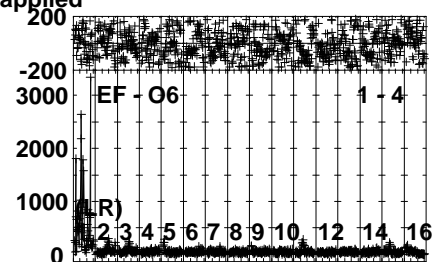
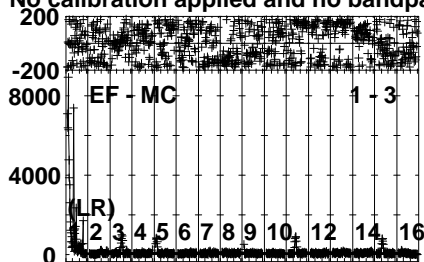
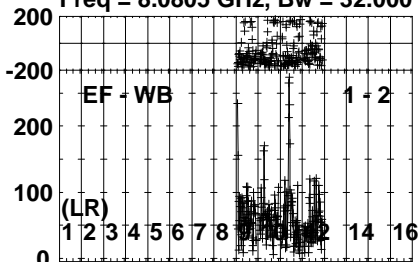


Lower frame: Micro Ampl Jy Top frame: Phas deg  
Vector averaged cross-power spectrum Several baselines displayed  
Timerange: 00/04:35:23 to 00/04:49:59

Plot file version 19 created 13-MAR-2024 11:29:51

M81 EF030A.UVDATA.1

Freq = 8.0805 GHz, Bw = 32.000 MH No calibration applied and no bandpass applied



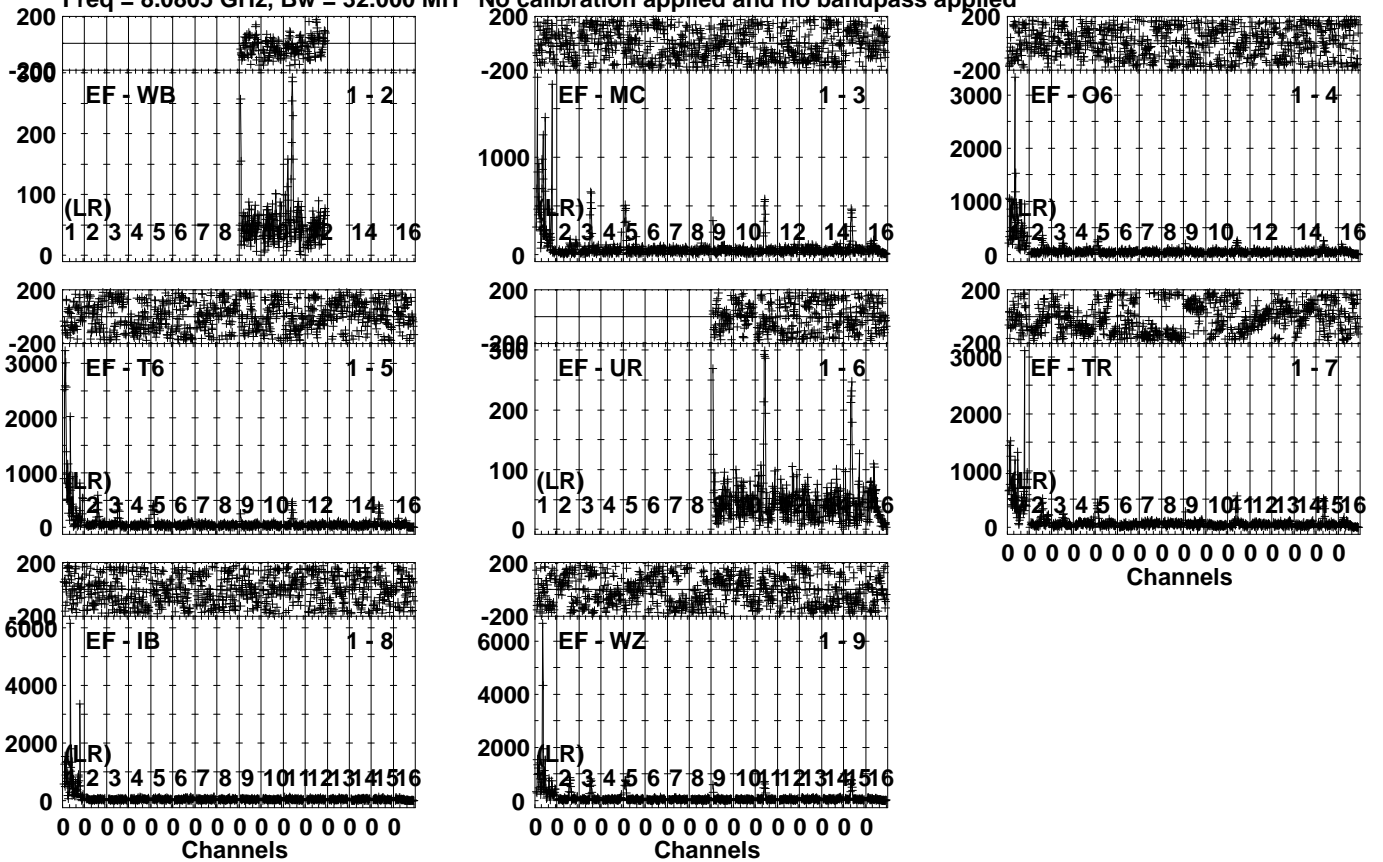
0 0 0 0 0 0 0 0 0 0 0 0 0 0 0 0  
Channels

Lower frame: Micro Ampl Jy Top frame: Phas deg  
Vector averaged cross-power spectrum Several baselines displayed  
Timerange: 00/04:50:23 to 00/04:59:59

Plot file version 20 created 13-MAR-2024 11:29:53

M81 EF030A.UVDATA.1

Freq = 8.0805 GHz, Bw = 32.000 MH No calibration applied and no bandpass applied

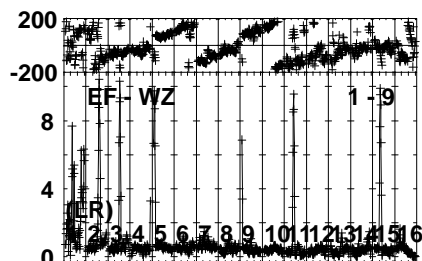
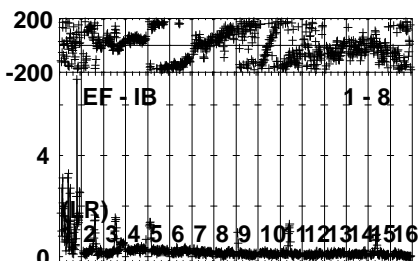
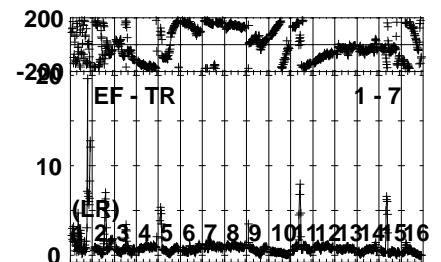
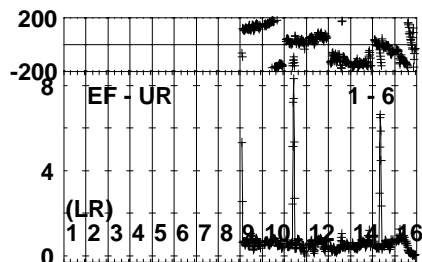
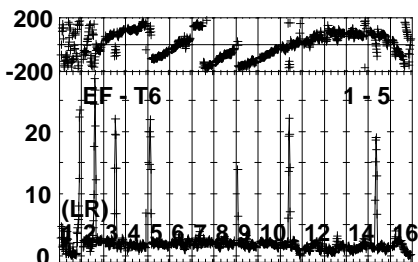
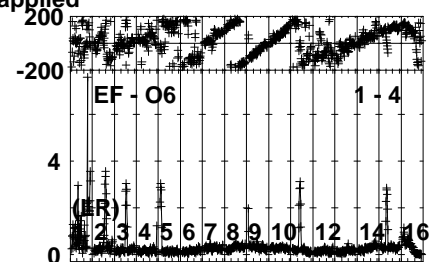

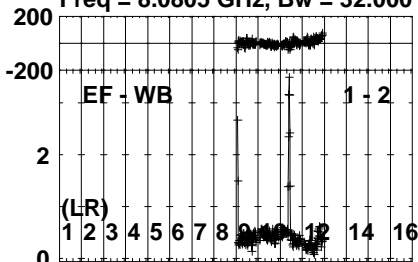


Lower frame: Micro Ampl Jy Top frame: Phas deg  
Vector averaged cross-power spectrum Several baselines displayed  
Timerange: 00/05:08:23 to 00/05:20:59

Plot file version 21 created 13-MAR-2024 11:29:54

0954+658 EF030A.UVDATA.1

Freq = 8.0805 GHz, Bw = 32.000 MH No calibration applied and no bandpass applied



0 0 0 0 0 0 0 0 0 0 0 0 0 0 0 0  
Channels

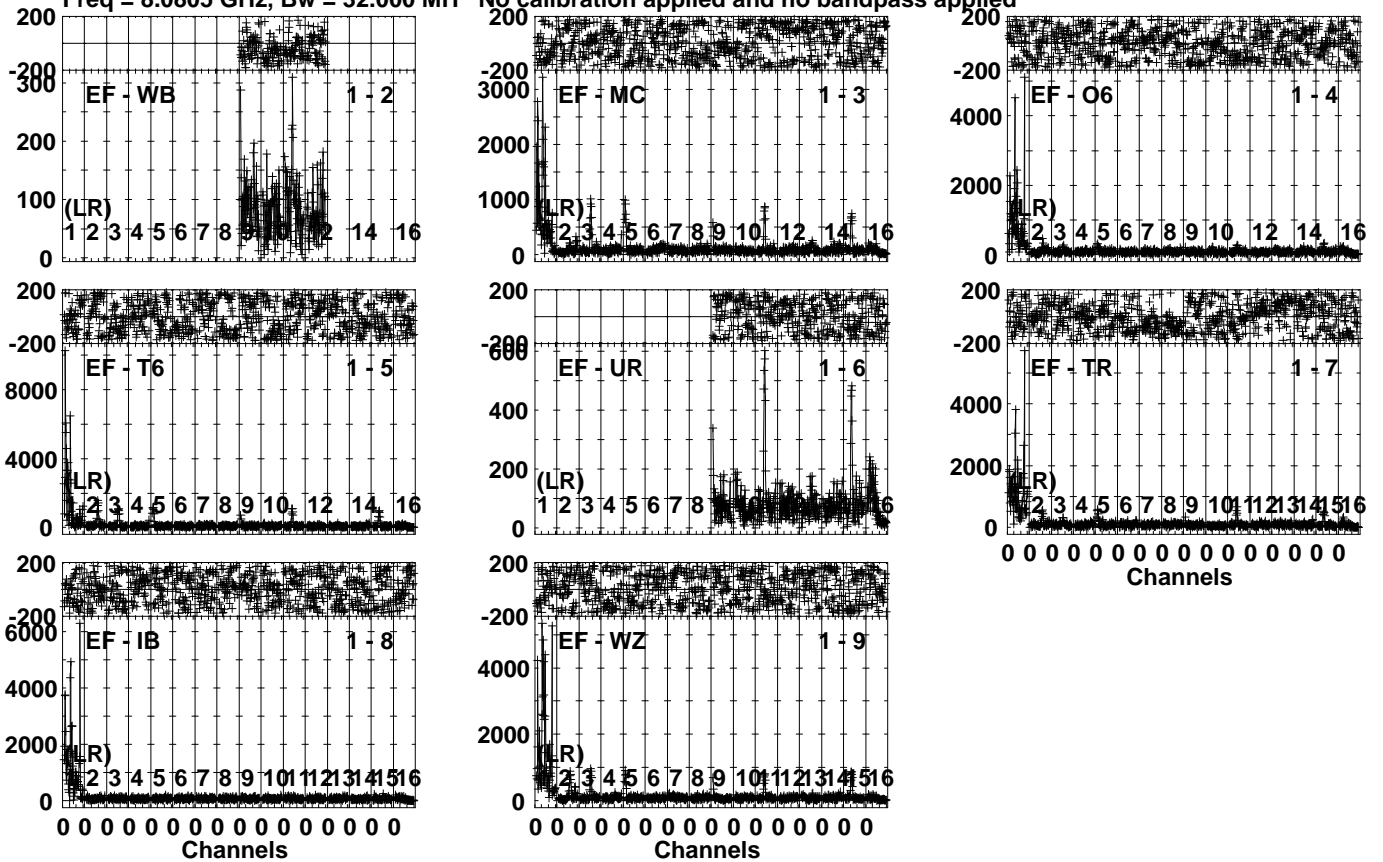
0 0 0 0 0 0 0 0 0 0 0 0 0 0 0 0  
Channels

Lower frame: Milli Ampl Jy Top frame: Phas deg  
Vector averaged cross-power spectrum Several baselines displayed  
Timerange: 00/05:21:33 to 00/05:25:59

Plot file version 22 created 13-MAR-2024 11:29:55

M81 EF030A.UVDATA.1

Freq = 8.0805 GHz, Bw = 32.000 MH No calibration applied and no bandpass applied

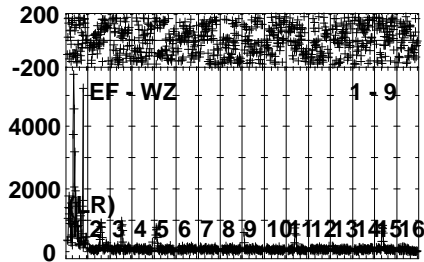
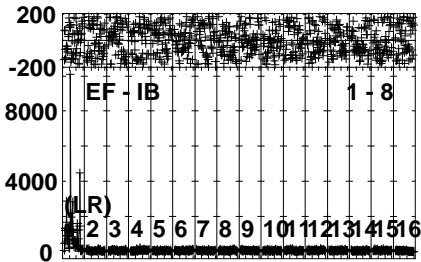
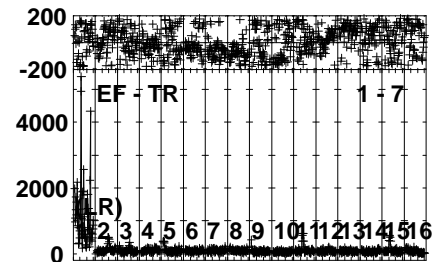
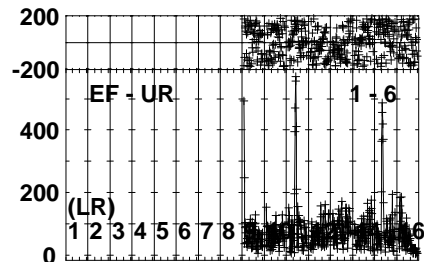
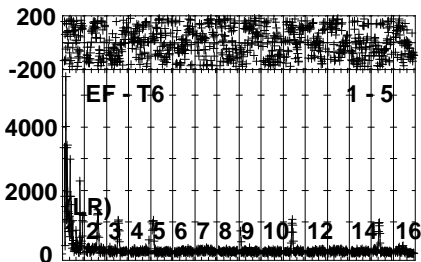
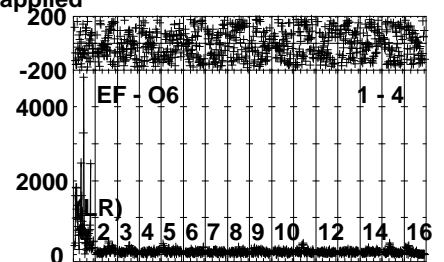
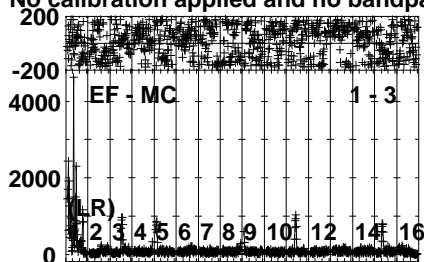
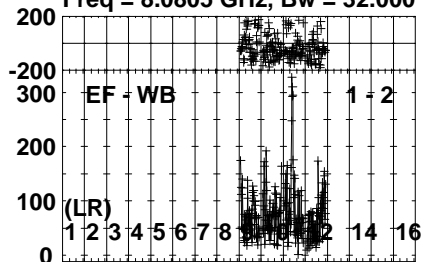


Lower frame: Micro Ampl Jy Top frame: Phas deg  
Vector averaged cross-power spectrum Several baselines displayed  
Timerange: 00/05:26:01 to 00/05:30:59

Plot file version 23 created 13-MAR-2024 11:29:56

M81 EF030A.UVDATA.1

Freq = 8.0805 GHz, Bw = 32.000 MH No calibration applied and no bandpass applied



0 0 0 0 0 0 0 0 0 0 0 0 0 0 0 0  
Channels

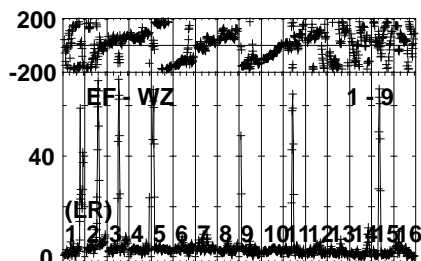
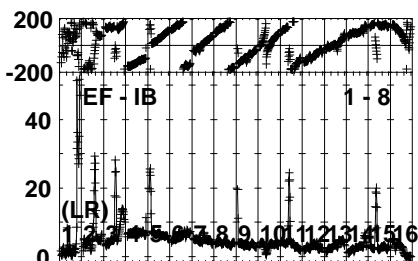
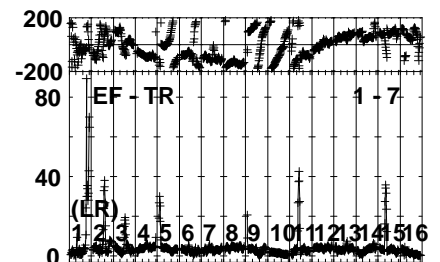
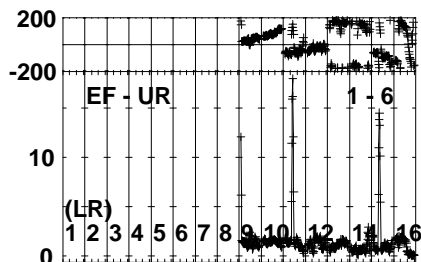
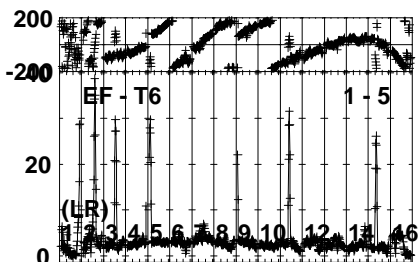
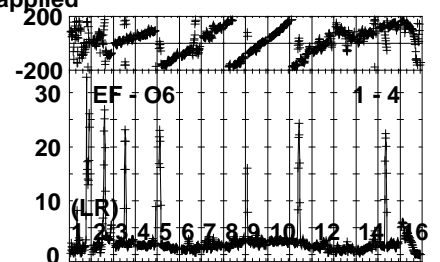
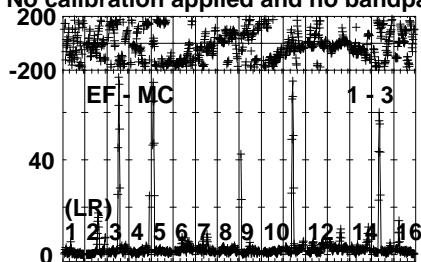
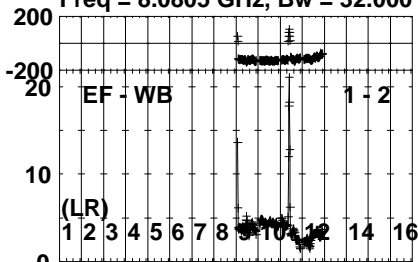
0 0 0 0 0 0 0 0 0 0 0 0 0 0 0 0  
Channels

Lower frame: Micro Ampl Jy Top frame: Phas deg  
Vector averaged cross-power spectrum Several baselines displayed  
Timerange: 00/05:31:23 to 00/05:35:59

Plot file version 24 created 13-MAR-2024 11:29:57

4C39.25 EF030A.UVDATA.1

Freq = 8.0805 GHz, Bw = 32.000 MH No calibration applied and no bandpass applied



0 0 0 0 0 0 0 0 0 0 0 0 0 0 0 0  
Channels

0 0 0 0 0 0 0 0 0 0 0 0 0 0 0 0  
Channels

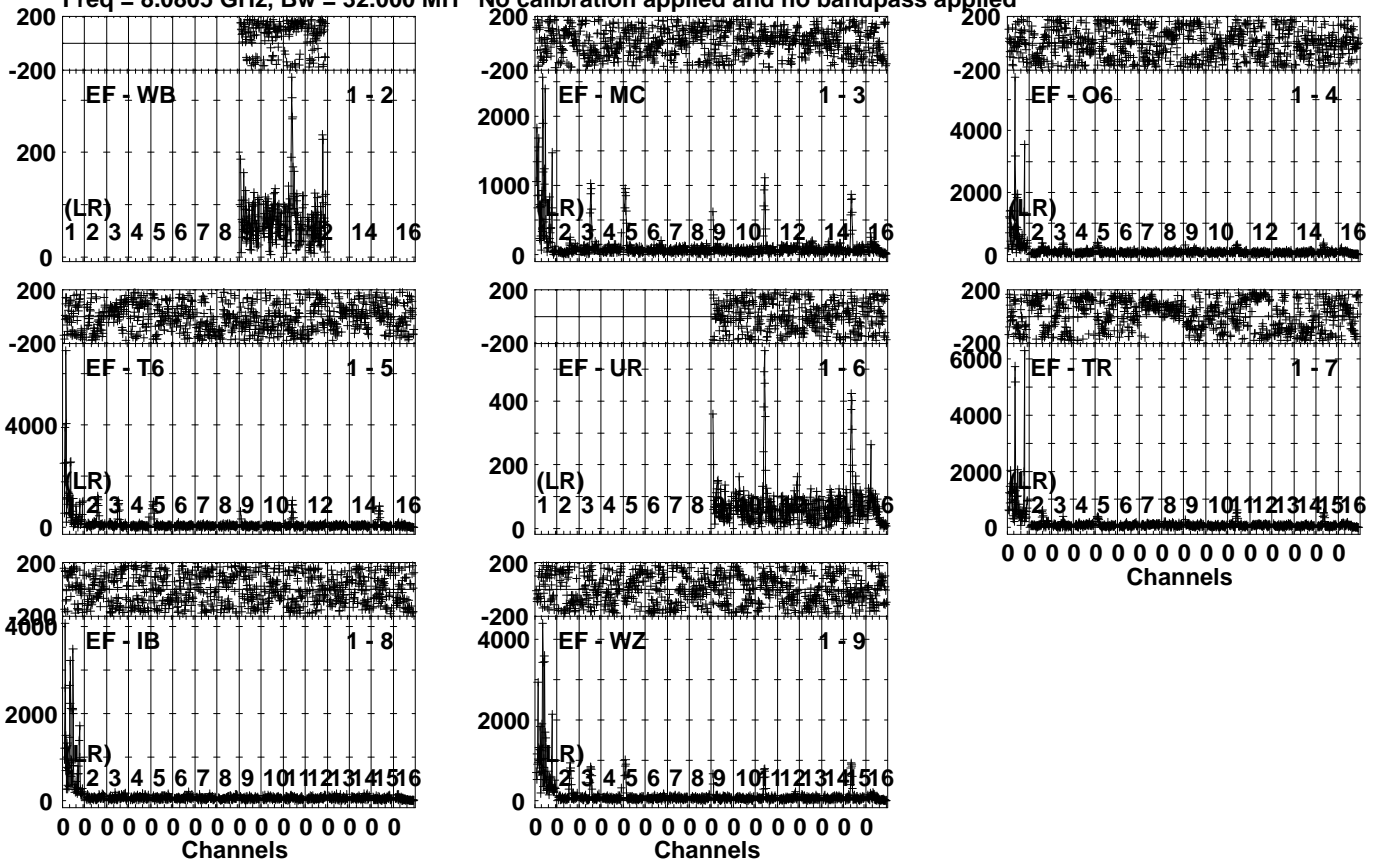
Lower frame: Milli Ampl Jy Top frame: Phas deg  
Vector averaged cross-power spectrum Several baselines displayed  
Timerange: 00/05:41:03 to 00/05:50:59



Plot file version 25 created 13-MAR-2024 11:29:58

M81 EF030A.UVDATA.1

Freq = 8.0805 GHz, Bw = 32.000 MH No calibration applied and no bandpass applied

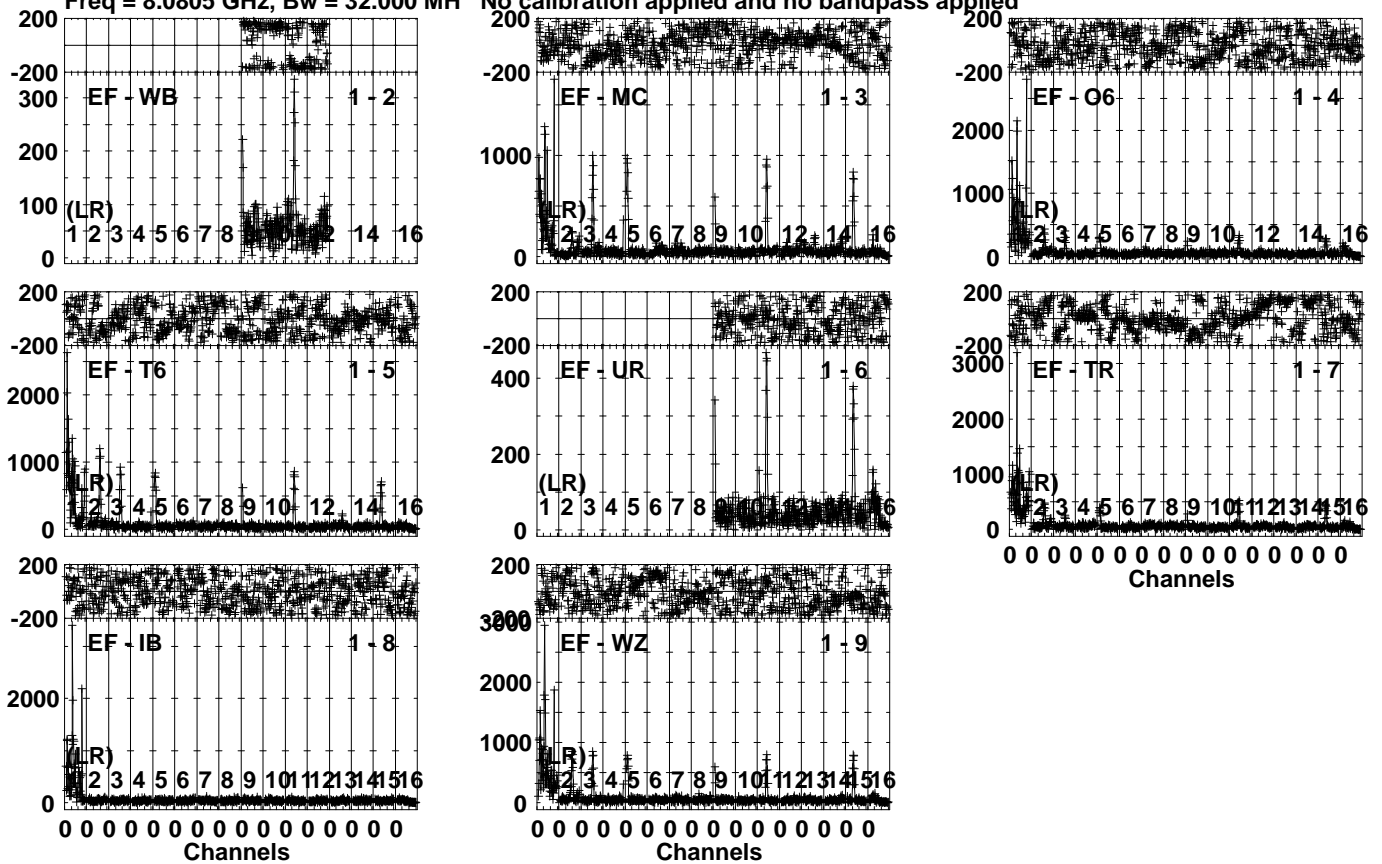


Lower frame: Micro Ampl Jy Top frame: Phas deg  
Vector averaged cross-power spectrum Several baselines displayed  
Timerange: 00/05:56:03 to 00/06:07:59

Plot file version 26 created 13-MAR-2024 11:29:59

M81 EF030A.UVDATA.1

Freq = 8.0805 GHz, Bw = 32.000 MH No calibration applied and no bandpass applied



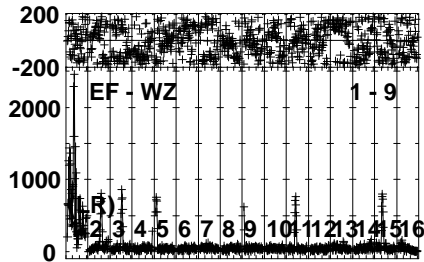
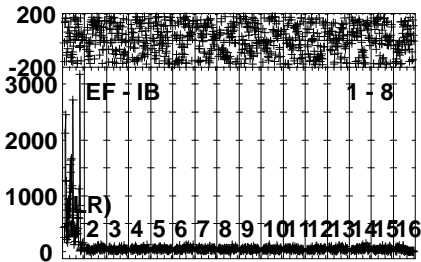
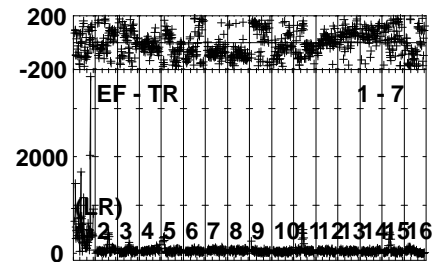
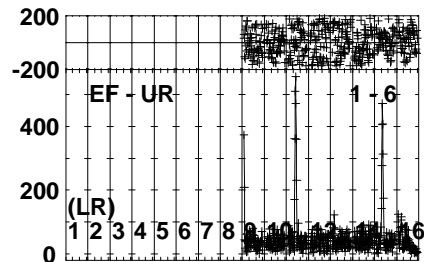
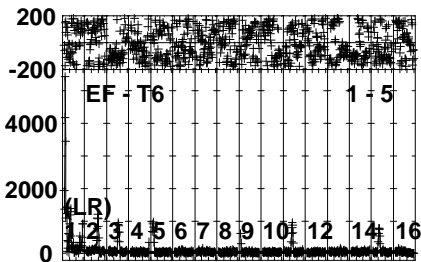
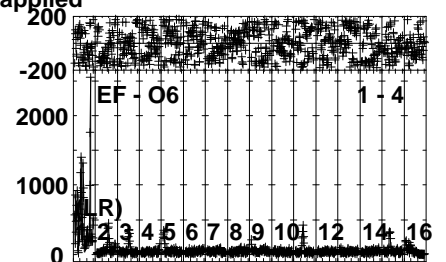
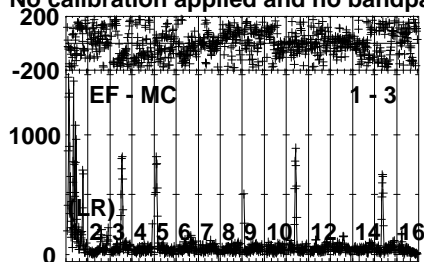
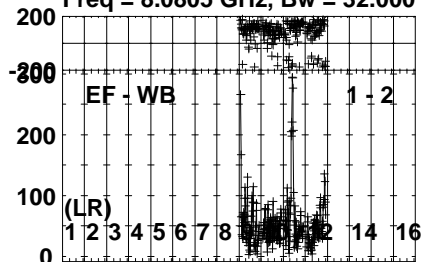
Lower frame: Micro Ampl Jy Top frame: Phas deg  
Vector averaged cross-power spectrum Several baselines displayed  
Timerange: 00/06:08:23 to 00/06:22:59

Plot file version 27 created 13-MAR-2024 11:30:01

M81 EF030A.UVDATA.1

Freq = 8.0805 GHz, Bw = 32.000 MH

No calibration applied and no bandpass applied



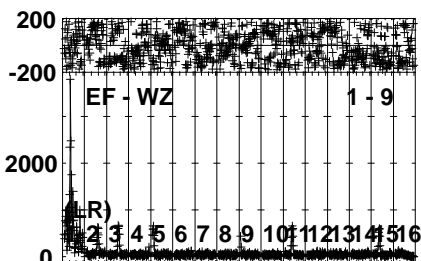
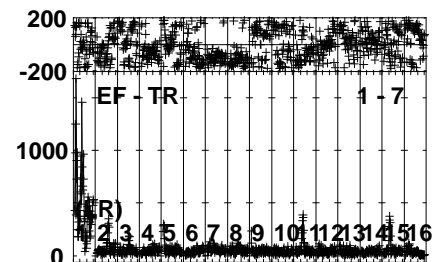
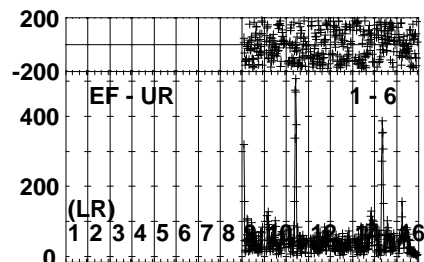
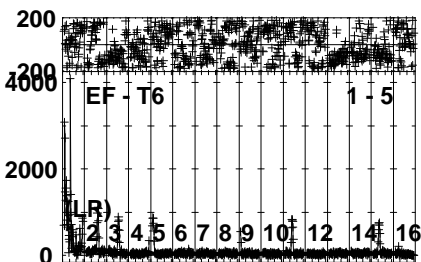
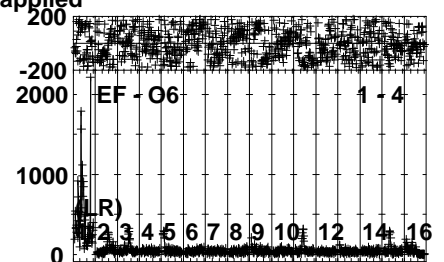

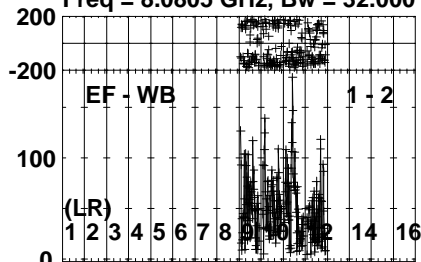
0 0 0 0 0 0 0 0 0 0 0 0 0 0 0 0  
Channels

Lower frame: Micro Ampl Jy Top frame: Phas deg  
Vector averaged cross-power spectrum Several baselines displayed  
Timerange: 00/06:23:23 to 00/06:37:59

Plot file version 28 created 13-MAR-2024 11:30:03

M81 EF030A.UVDATA.1

Freq = 8.0805 GHz, Bw = 32.000 MH No calibration applied and no bandpass applied



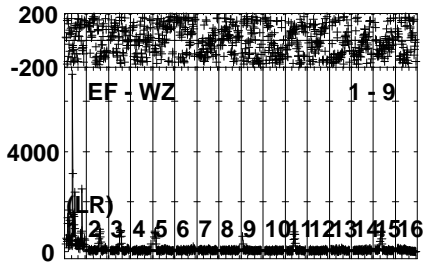
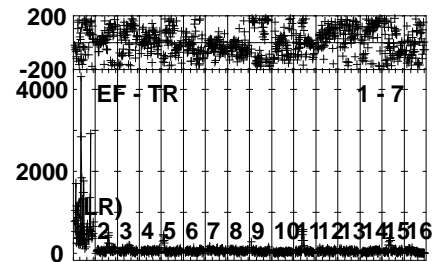
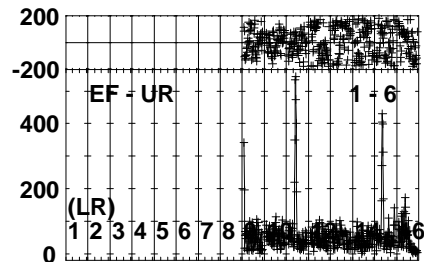
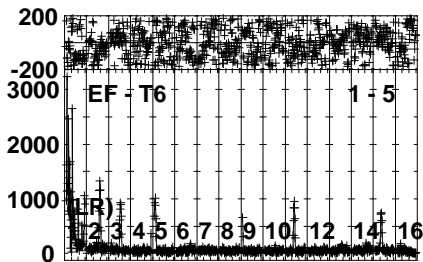
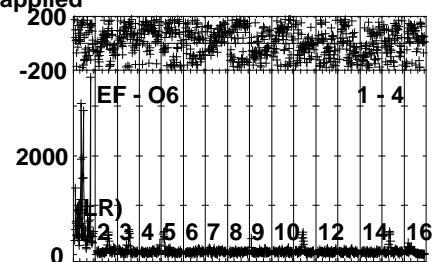
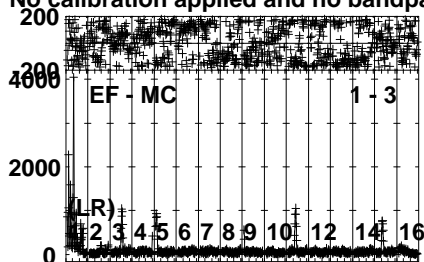
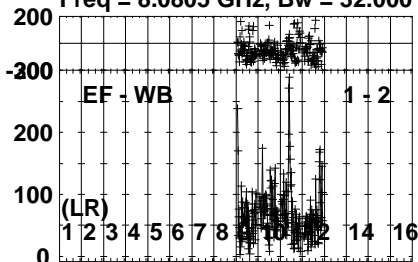
0 0 0 0 0 0 0 0 0 0 0 0 0 0 0 0  
Channels

Lower frame: Micro Ampl Jy Top frame: Phas deg  
Vector averaged cross-power spectrum Several baselines displayed  
Timerange: 00/06:38:23 to 00/06:52:59

Plot file version 29 created 13-MAR-2024 11:30:05

M81 EF030A.UVDATA.1

Freq = 8.0805 GHz, Bw = 32.000 MH No calibration applied and no bandpass applied



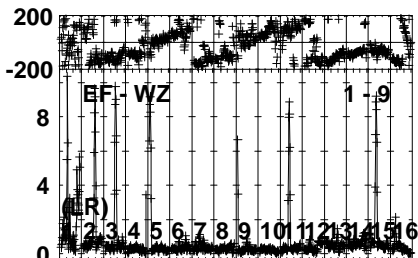
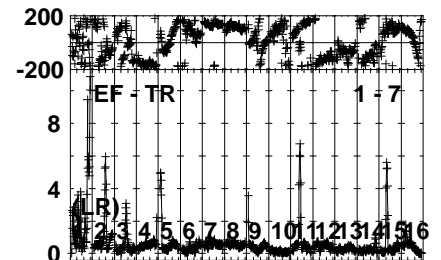
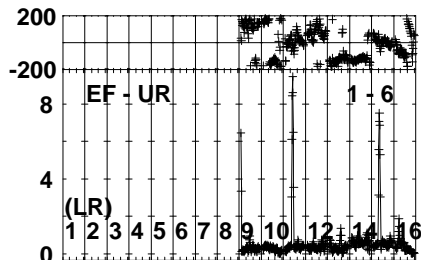
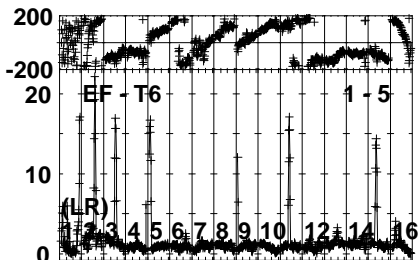
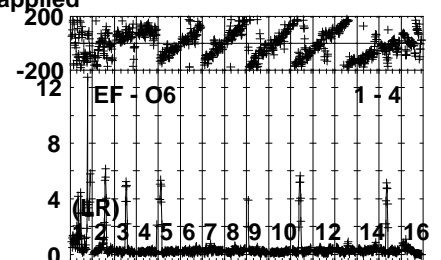
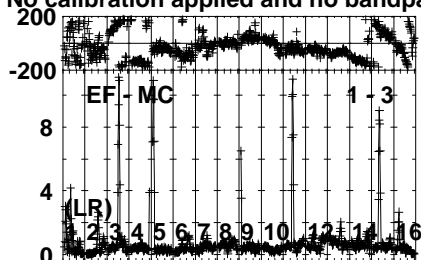
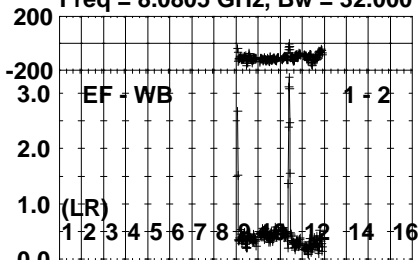
0 0 0 0 0 0 0 0 0 0 0 0 0 0 0 0  
Channels

Lower frame: Micro Ampl Jy Top frame: Phas deg  
Vector averaged cross-power spectrum Several baselines displayed  
Timerange: 00/06:53:23 to 00/07:02:59

Plot file version 30 created 13-MAR-2024 11:30:05

0954+658 EF030A.UVDATA.1

Freq = 8.0805 GHz, Bw = 32.000 MH No calibration applied and no bandpass applied



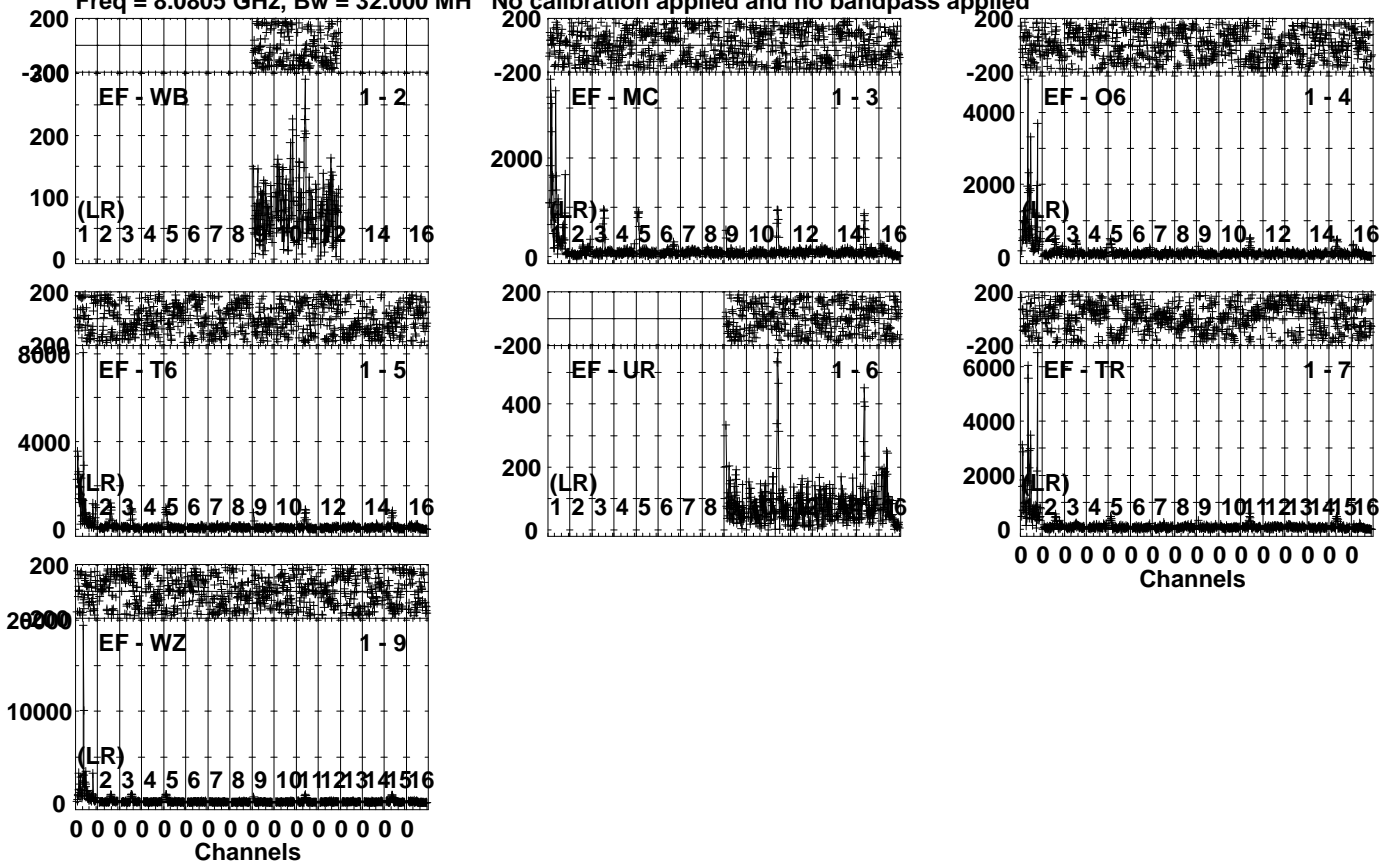
0 0 0 0 0 0 0 0 0 0 0 0 0 0 0 0  
Channels

Lower frame: Milli Ampl Jy Top frame: Phas deg  
Vector averaged cross-power spectrum Several baselines displayed  
Timerange: 00/07:03:33 to 00/07:07:59

Plot file version 31 created 13-MAR-2024 11:30:06

M81 EF030A.UVDATA.1

Freq = 8.0805 GHz, Bw = 32.000 MH No calibration applied and no bandpass applied

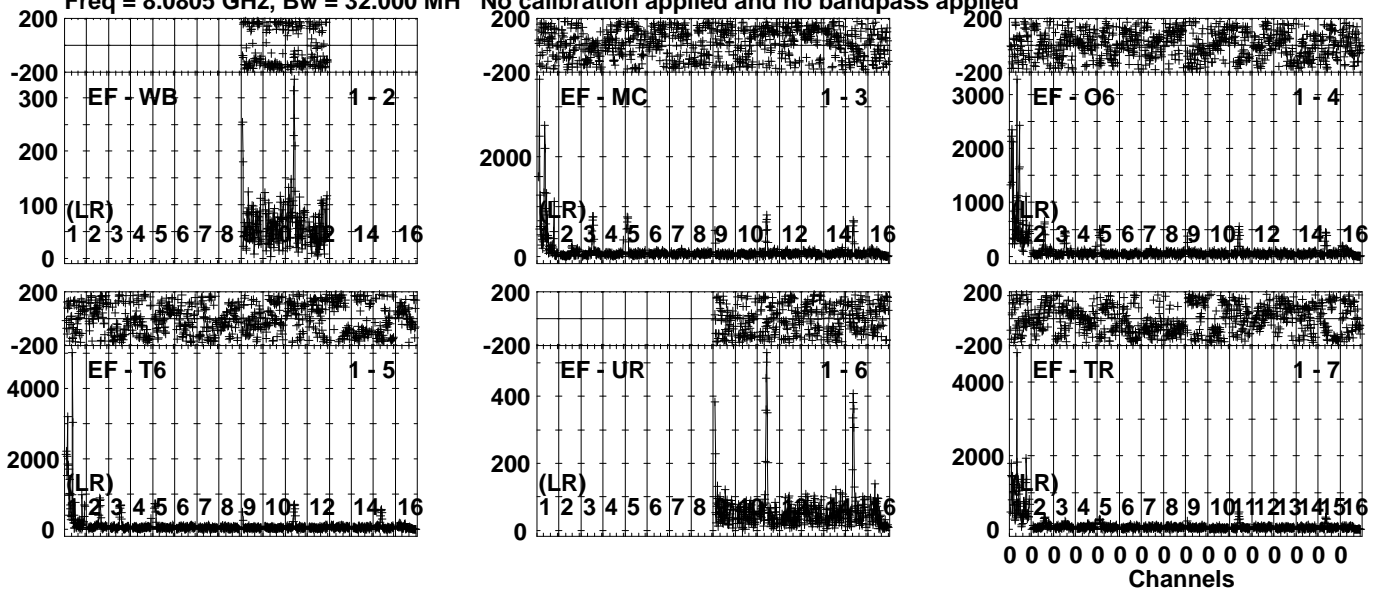


Lower frame: Micro Ampl Jy Top frame: Phas deg  
Vector averaged cross-power spectrum Several baselines displayed  
Timerange: 00/07:08:01 to 00/07:12:59

Plot file version 32 created 13-MAR-2024 11:30:07

M81 EF030A.UVDATA.1

Freq = 8.0805 GHz, Bw = 32.000 MH No calibration applied and no bandpass applied



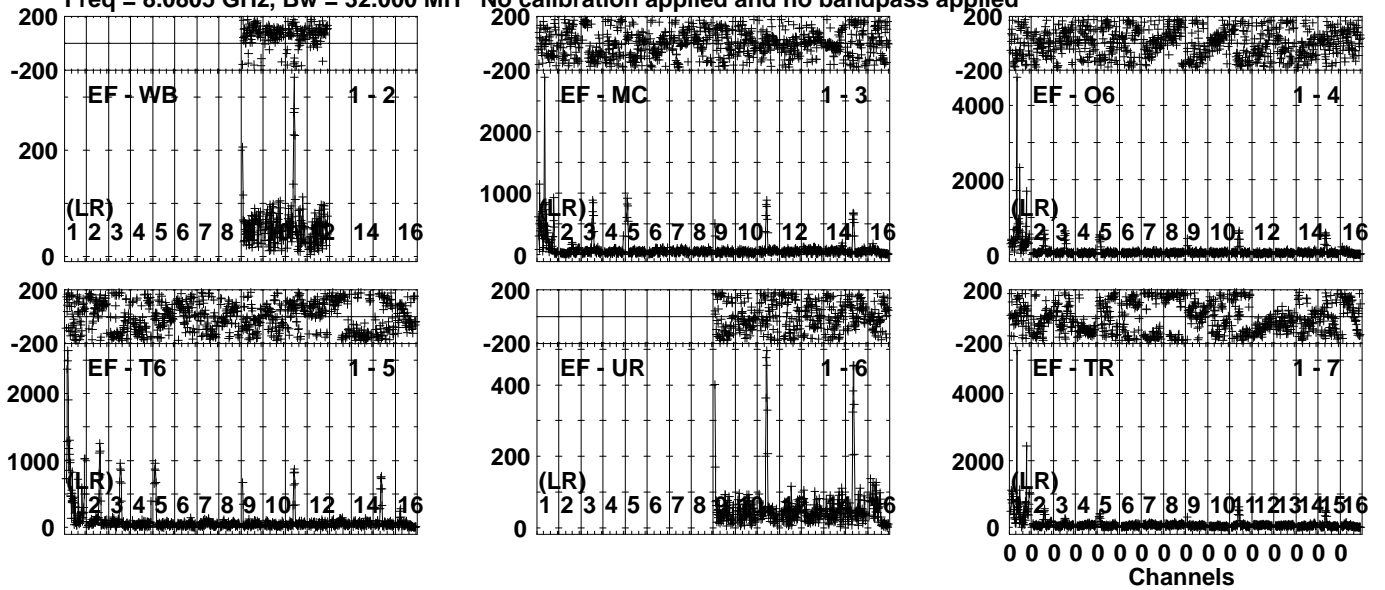
Lower frame: Micro Ampl Jy Top frame: Phas deg  
Vector averaged cross-power spectrum Several baselines displayed  
Timerange: 00/07:13:23 to 00/07:22:59



Plot file version 33 created 13-MAR-2024 11:30:08

M81 EF030A.UVDATA.1

Freq = 8.0805 GHz, Bw = 32.000 MH No calibration applied and no bandpass applied

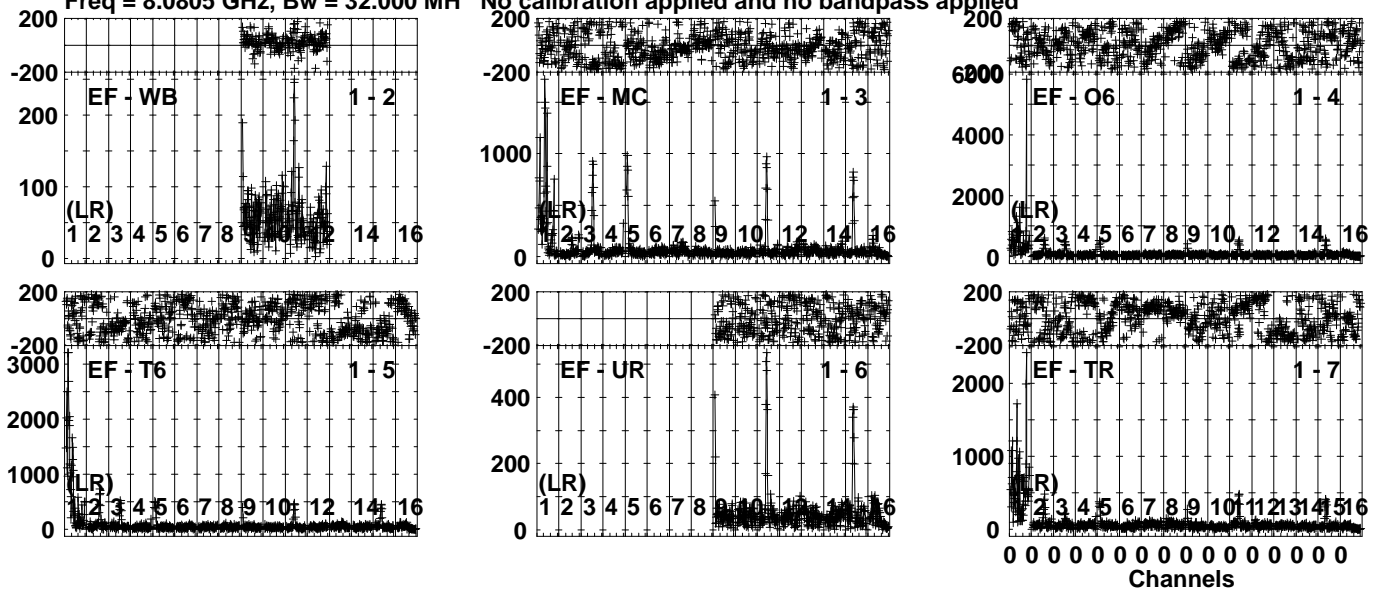


Lower frame: Micro Ampl Jy Top frame: Phas deg  
Vector averaged cross-power spectrum Several baselines displayed  
Timerange: 00/07:23:23 to 00/07:37:59

Plot file version 34 created 13-MAR-2024 11:30:09

M81 EF030A.UVDATA.1

Freq = 8.0805 GHz, Bw = 32.000 MH No calibration applied and no bandpass applied

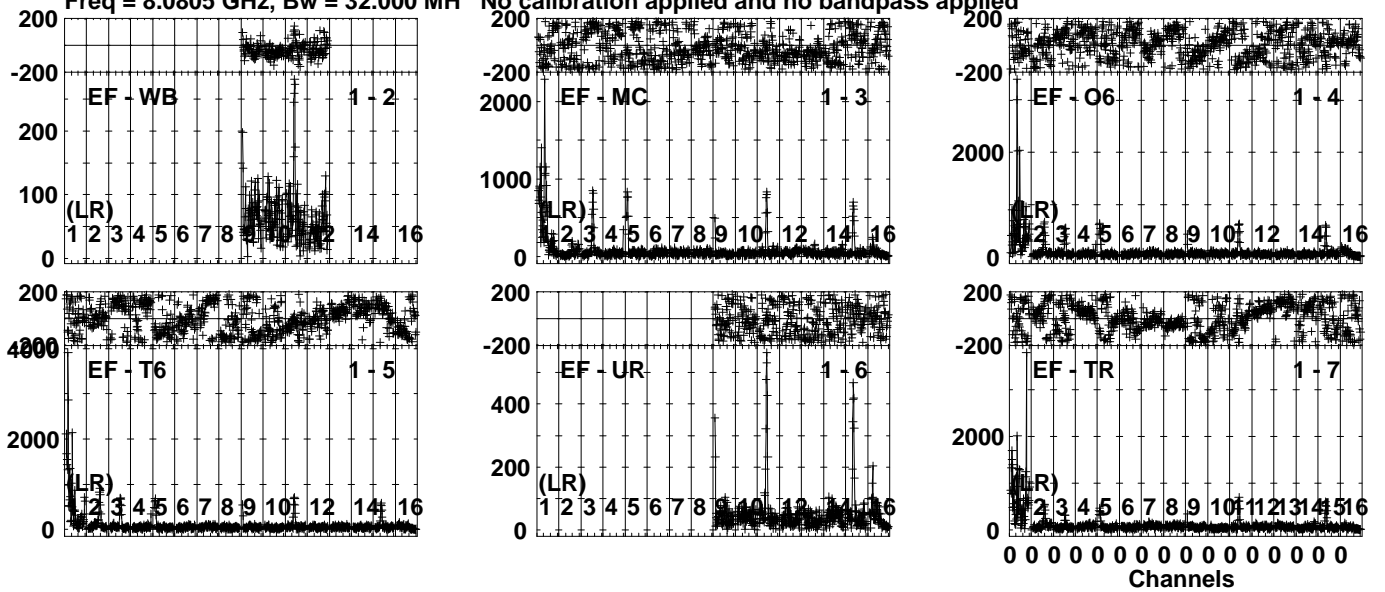


Lower frame: Micro Ampl Jy Top frame: Phas deg  
Vector averaged cross-power spectrum Several baselines displayed  
Timerange: 00/07:38:23 to 00/07:52:59

Plot file version 35 created 13-MAR-2024 11:30:11

M81 EF030A.UVDATA.1

Freq = 8.0805 GHz, Bw = 32.000 MH No calibration applied and no bandpass applied

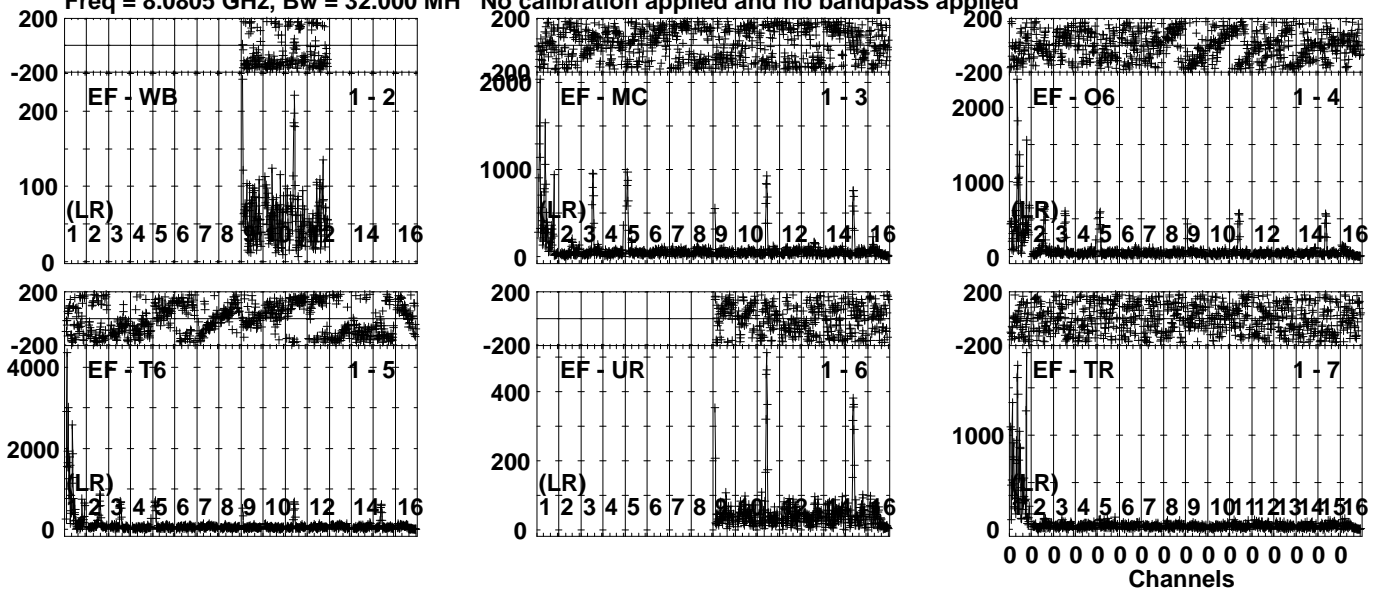


Lower frame: Micro Ampl Jy Top frame: Phas deg  
Vector averaged cross-power spectrum Several baselines displayed  
Timerange: 00/07:53:23 to 00/08:07:59

Plot file version 36 created 13-MAR-2024 11:30:12

M81 EF030A.UVDATA.1

Freq = 8.0805 GHz, Bw = 32.000 MH No calibration applied and no bandpass applied

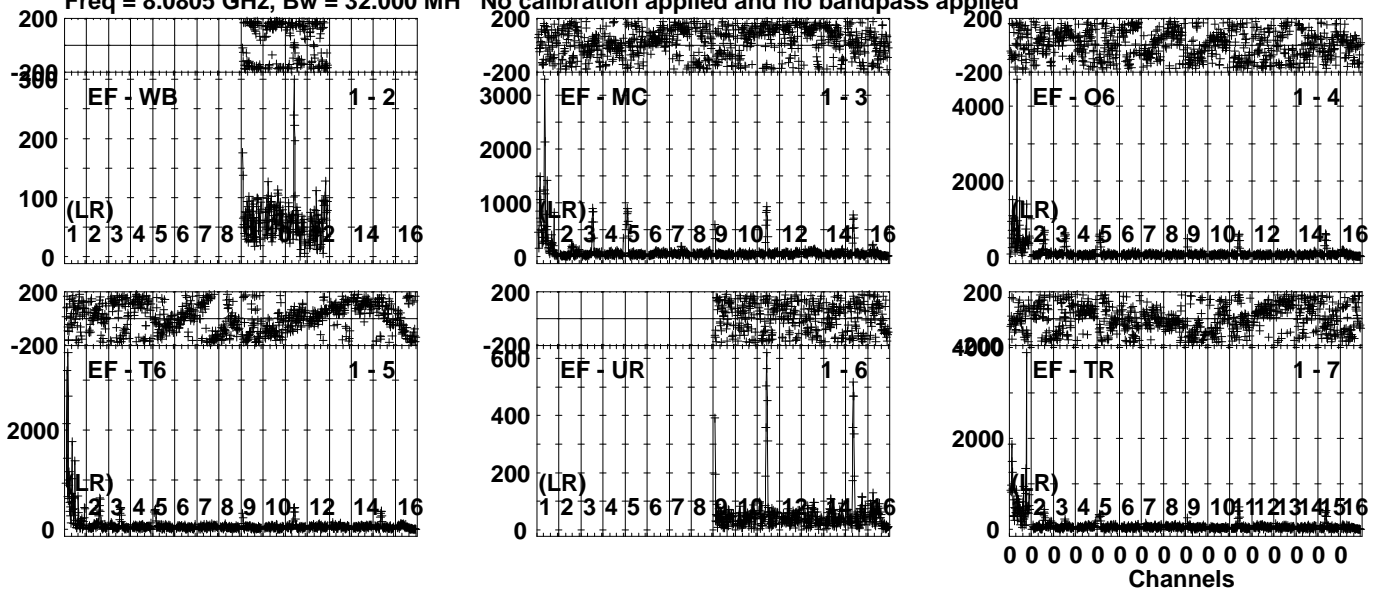


Lower frame: Micro Ampl Jy Top frame: Phas deg  
Vector averaged cross-power spectrum Several baselines displayed  
Timerange: 00/08:08:23 to 00/08:22:59

Plot file version 37 created 13-MAR-2024 11:30:13

M81 EF030A.UVDATA.1

Freq = 8.0805 GHz, Bw = 32.000 MH No calibration applied and no bandpass applied

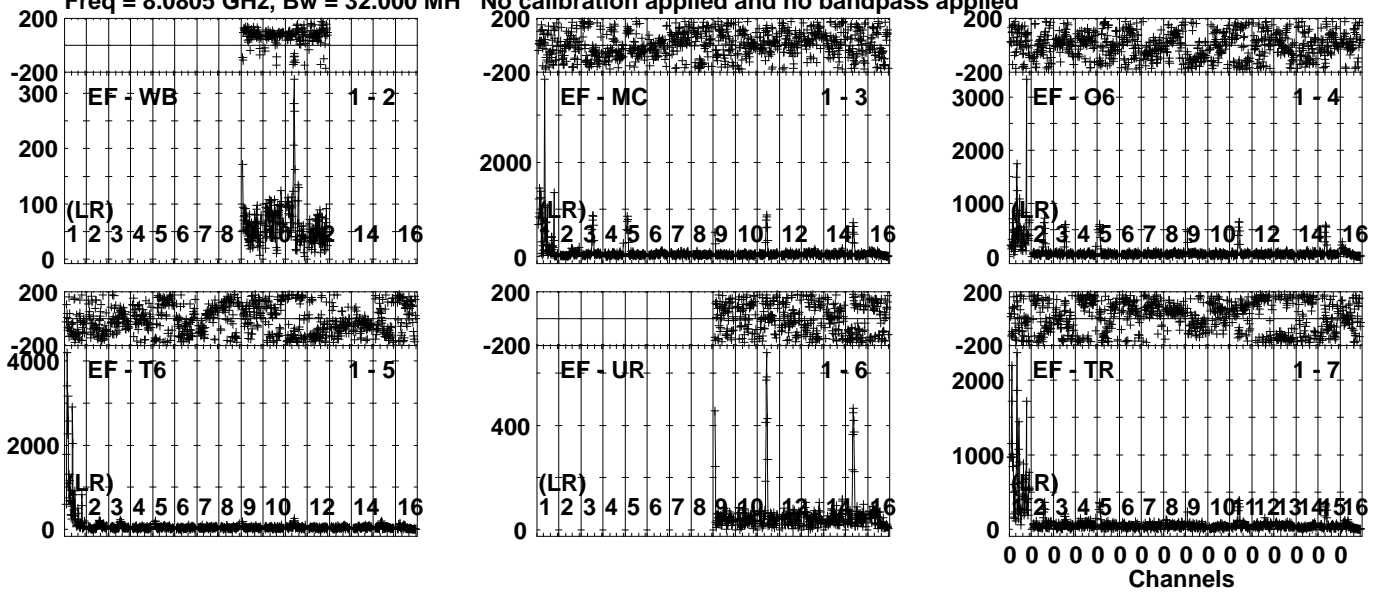


Lower frame: Micro Ampl Jy Top frame: Phas deg  
Vector averaged cross-power spectrum Several baselines displayed  
Timerange: 00/08:23:23 to 00/08:37:59

Plot file version 38 created 13-MAR-2024 11:30:15

M81 EF030A.UVDATA.1

Freq = 8.0805 GHz, Bw = 32.000 MH No calibration applied and no bandpass applied

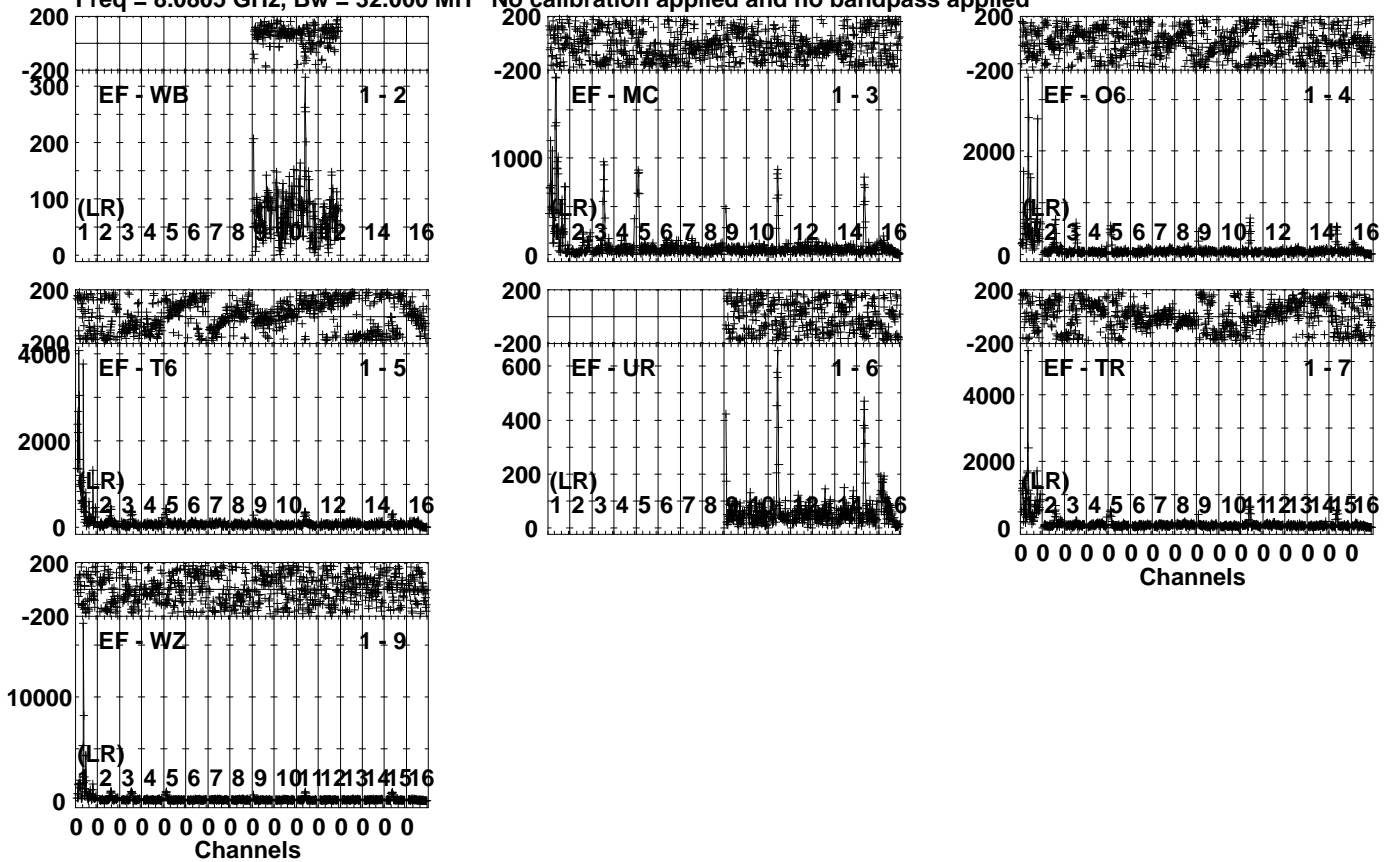


Lower frame: Micro Ampl Jy Top frame: Phas deg  
Vector averaged cross-power spectrum Several baselines displayed  
Timerange: 00/08:38:23 to 00/08:52:59

Plot file version 39 created 13-MAR-2024 11:30:16

M81 EF030A.UVDATA.1

Freq = 8.0805 GHz, Bw = 32.000 MH No calibration applied and no bandpass applied

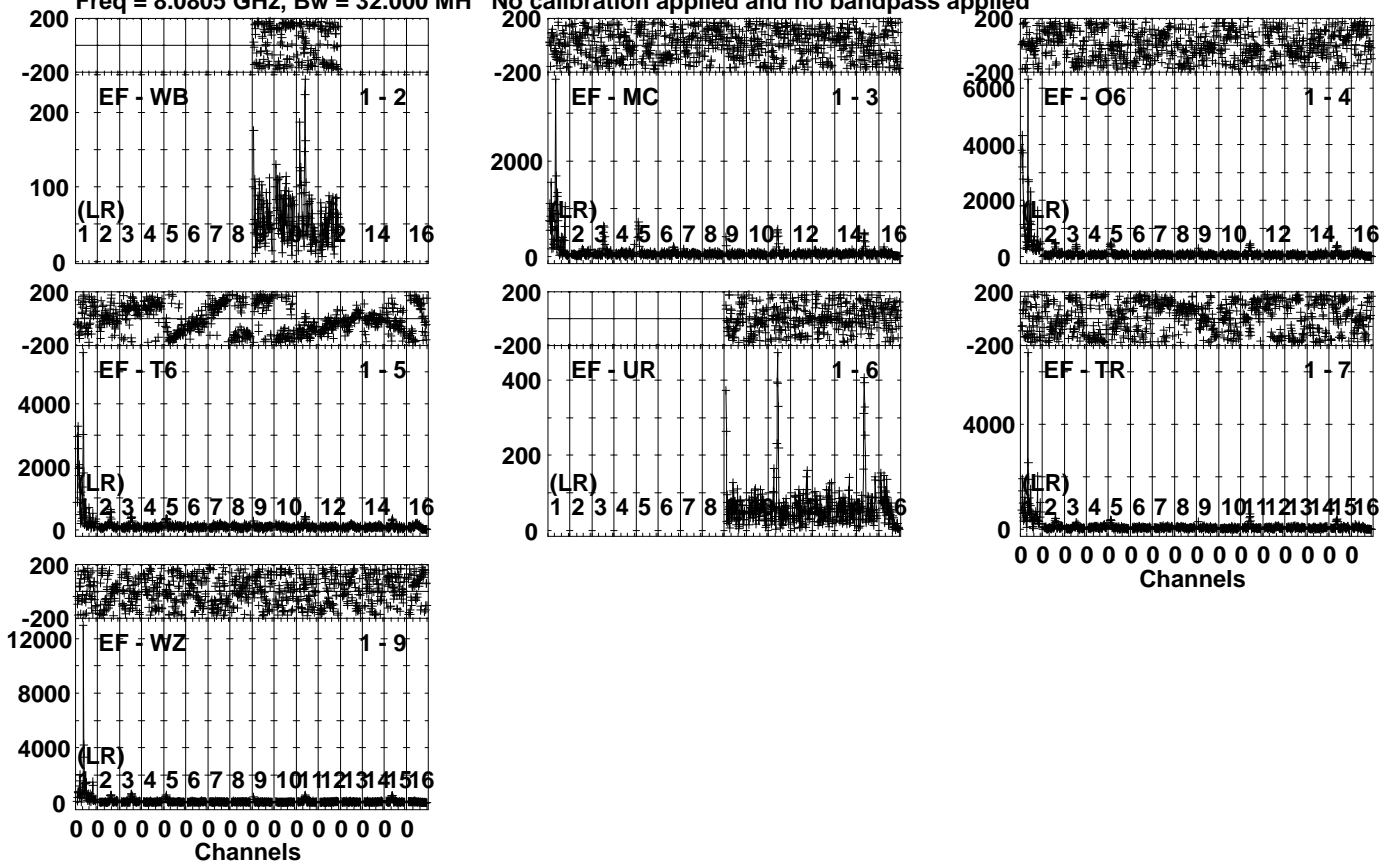


Lower frame: Micro Ampl Jy Top frame: Phas deg  
Vector averaged cross-power spectrum Several baselines displayed  
Timerange: 00/08:53:23 to 00/09:02:59

Plot file version 40 created 13-MAR-2024 11:30:17

M81 EF030A.UVDATA.1

Freq = 8.0805 GHz, Bw = 32.000 MH No calibration applied and no bandpass applied



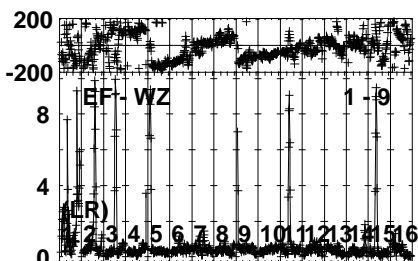
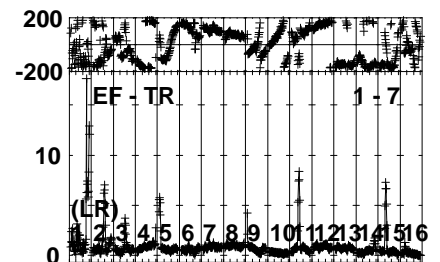
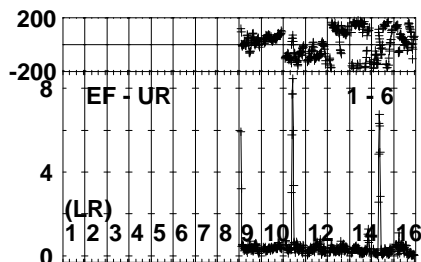
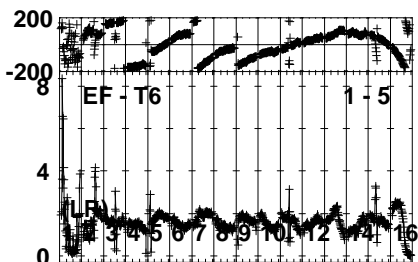
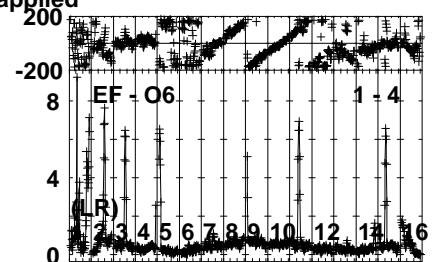
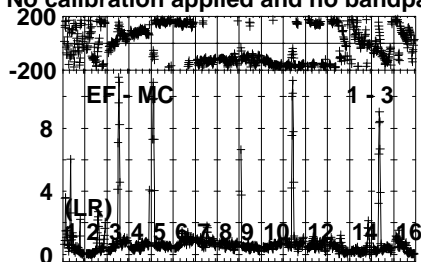
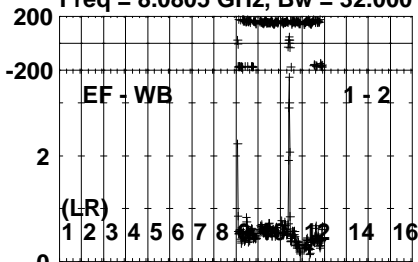
Lower frame: Micro Ampl Jy Top frame: Phas deg  
Vector averaged cross-power spectrum Several baselines displayed  
Timerange: 00/09:11:23 to 00/09:23:59



Plot file version 41 created 13-MAR-2024 11:30:19

0954+658 EF030A.UVDATA.1

Freq = 8.0805 GHz, Bw = 32.000 MH No calibration applied and no bandpass applied



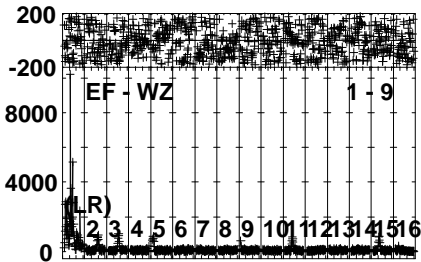
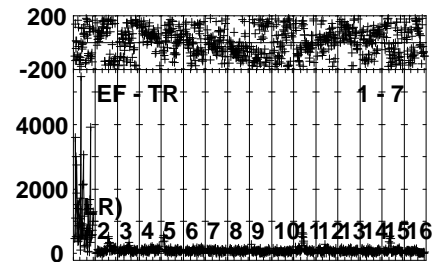
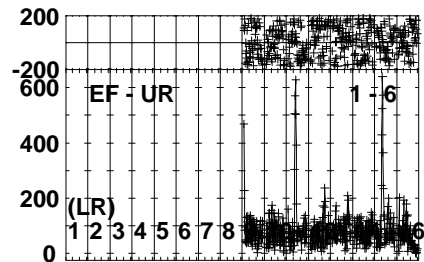
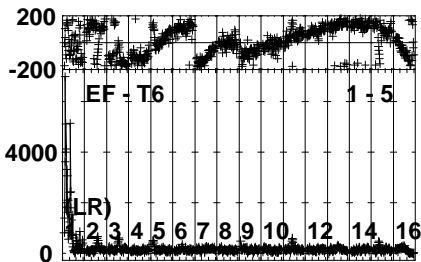
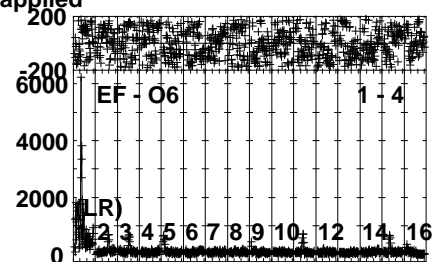
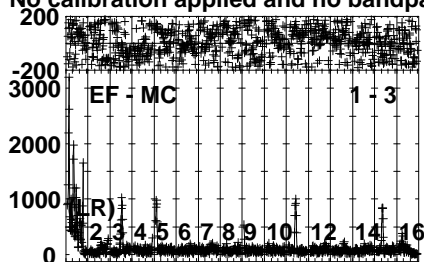
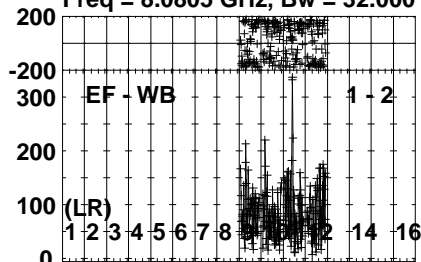
0 0 0 0 0 0 0 0 0 0 0 0 0 0 0 0  
Channels

Lower frame: Milli Ampl Jy Top frame: Phas deg  
Vector averaged cross-power spectrum Several baselines displayed  
Timerange: 00/09:24:33 to 00/09:28:59

Plot file version 42 created 13-MAR-2024 11:30:19

M81 EF030A.UVDATA.1

Freq = 8.0805 GHz, Bw = 32.000 MH No calibration applied and no bandpass applied




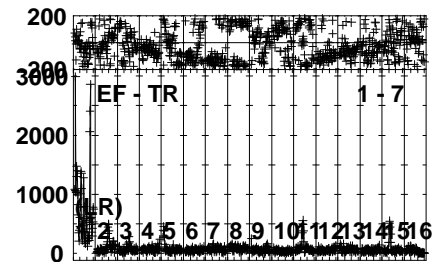
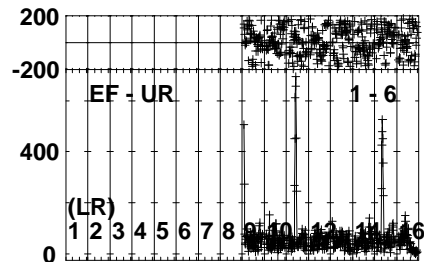
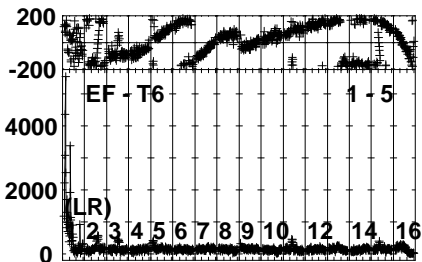
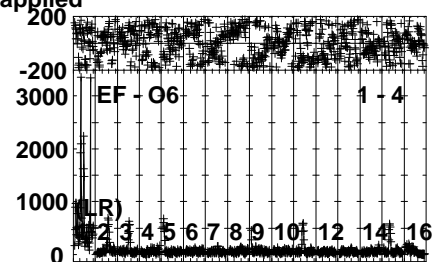
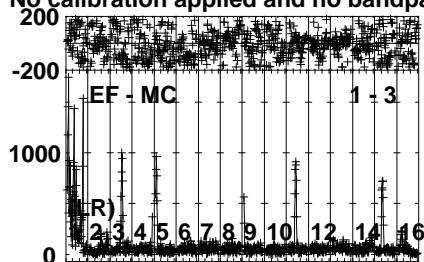
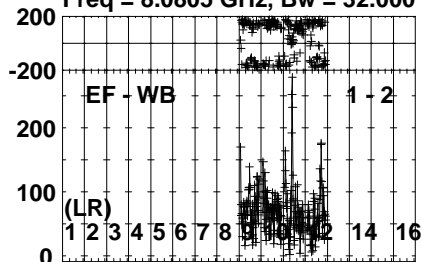
0 0 0 0 0 0 0 0 0 0 0 0 0 0 0 0  
Channels

Lower frame: Micro Ampl Jy Top frame: Phas deg  
Vector averaged cross-power spectrum Several baselines displayed  
Timerange: 00/09:29:01 to 00/09:33:59

Plot file version 43 created 13-MAR-2024 11:30:20

M81 EF030A.UVDATA.1

Freq = 8.0805 GHz, Bw = 32.000 MH No calibration applied and no bandpass applied



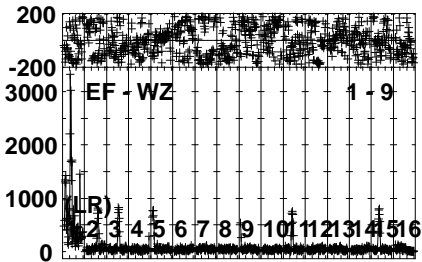
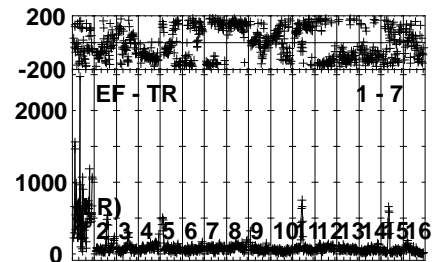
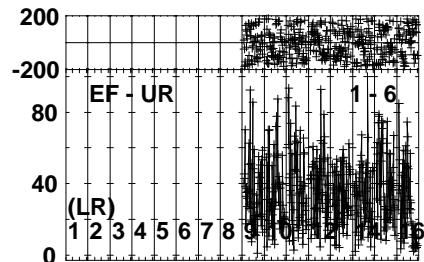
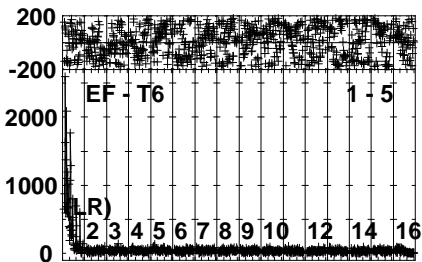
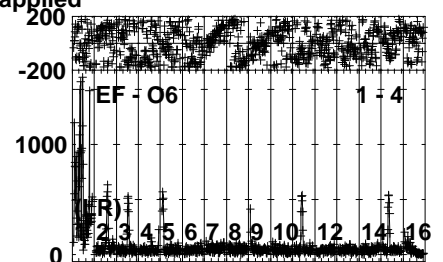
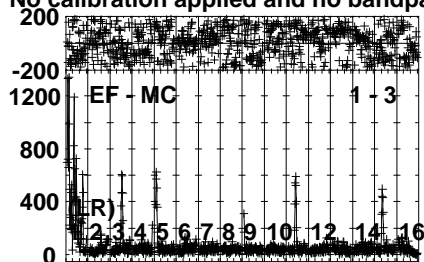
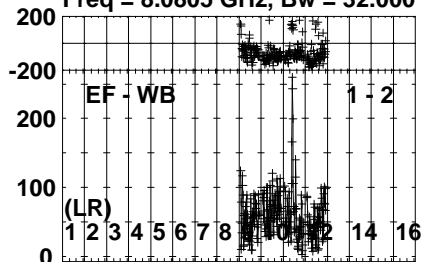
0 0 0 0 0 0 0 0 0 0 0 0 0 0 0 0  
Channels

Lower frame: Micro Ampl Jy Top frame: Phas deg  
Vector averaged cross-power spectrum Several baselines displayed  
Timerange: 00/09:34:23 to 00/09:43:59

Plot file version 44 created 13-MAR-2024 11:30:22

M81 EF030A.UVDATA.1

Freq = 8.0805 GHz, Bw = 32.000 MH No calibration applied and no bandpass applied



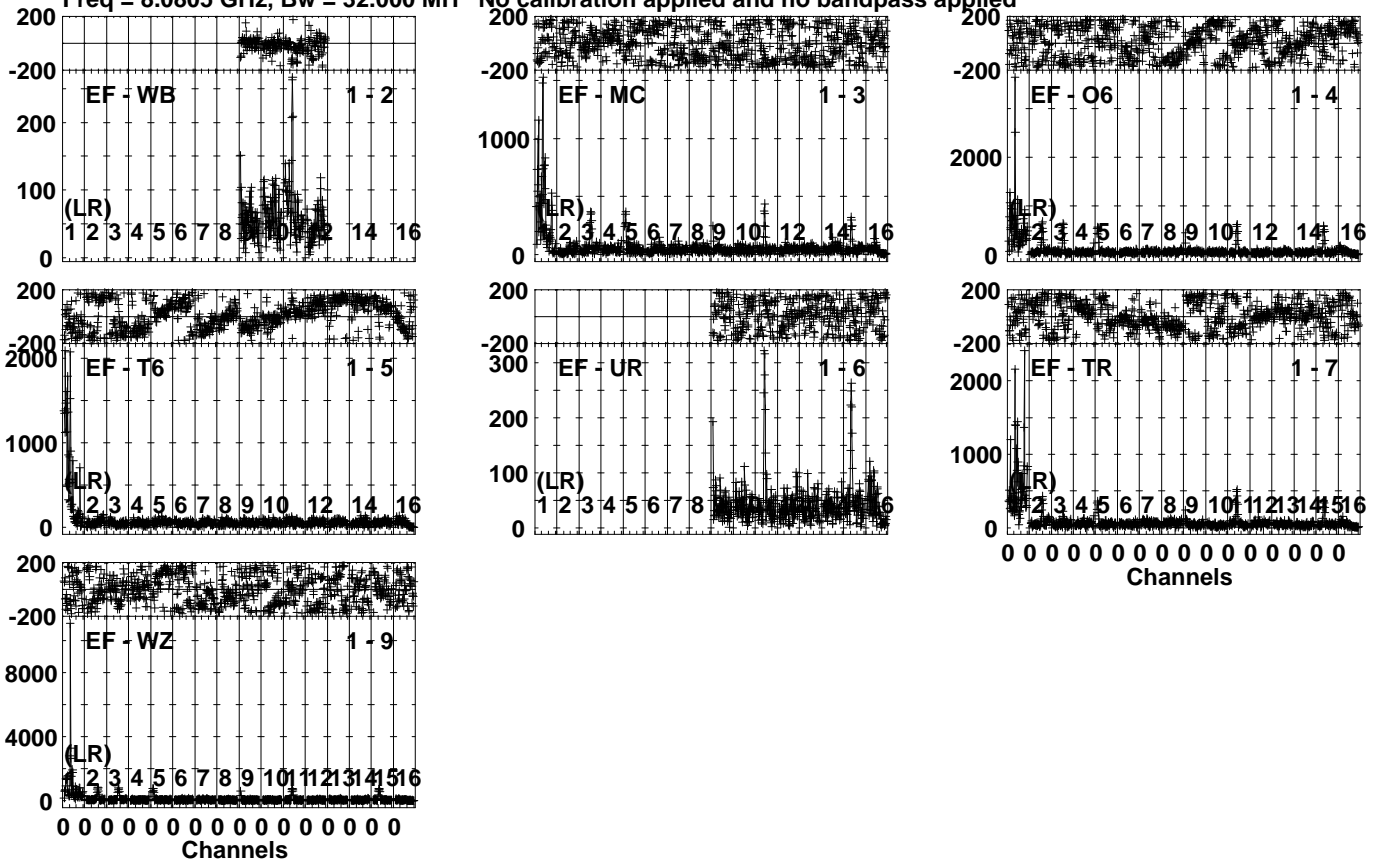
0 0 0 0 0 0 0 0 0 0 0 0 0 0 0 0  
Channels

Lower frame: Micro Ampl Jy Top frame: Phas deg  
Vector averaged cross-power spectrum Several baselines displayed  
Timerange: 00/09:44:23 to 00/09:58:59

Plot file version 45 created 13-MAR-2024 11:30:23

M81 EF030A.UVDATA.1

Freq = 8.0805 GHz, Bw = 32.000 MH No calibration applied and no bandpass applied

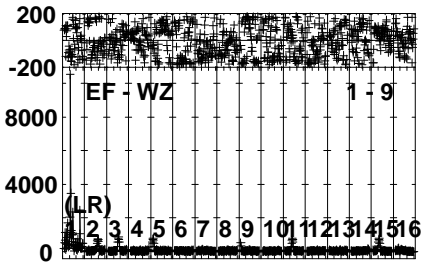

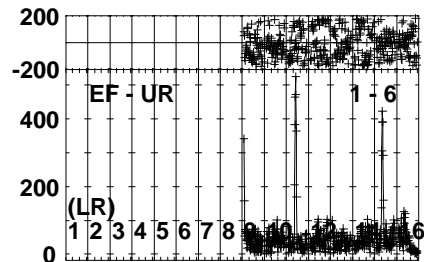
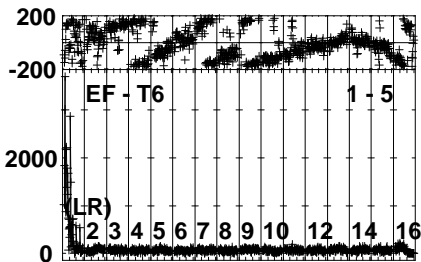

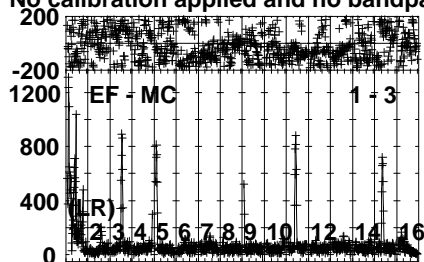
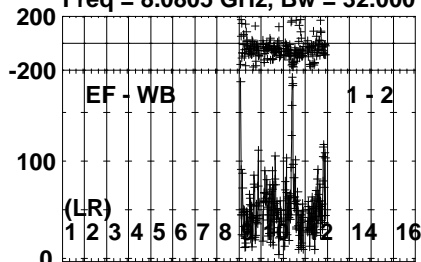


Lower frame: Micro Ampl Jy Top frame: Phas deg  
Vector averaged cross-power spectrum Several baselines displayed  
Timerange: 00/09:59:23 to 00/10:13:59

Plot file version 46 created 13-MAR-2024 11:30:25

M81 EF030A.UVDATA.1

Freq = 8.0805 GHz, Bw = 32.000 MH No calibration applied and no bandpass applied



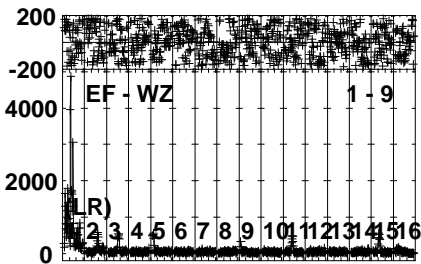
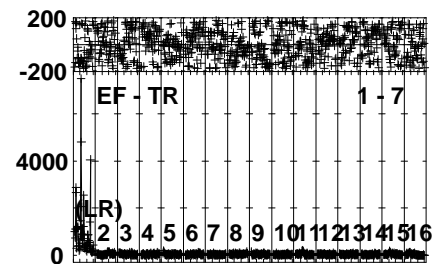
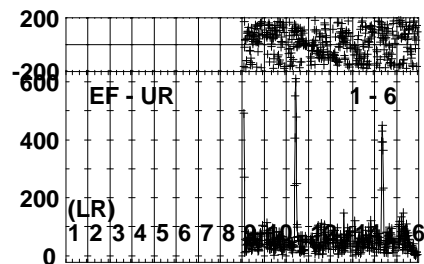
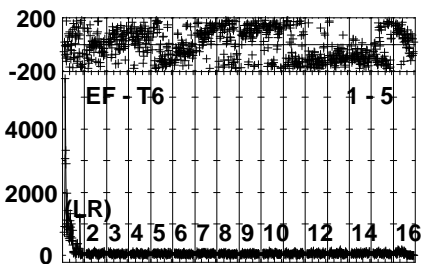
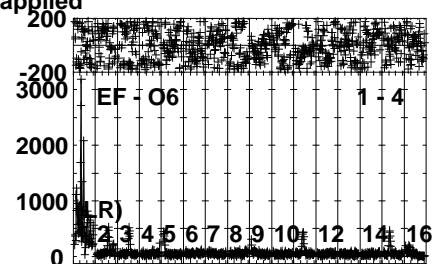
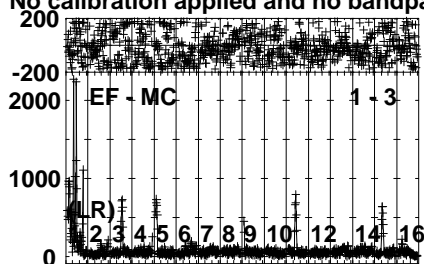
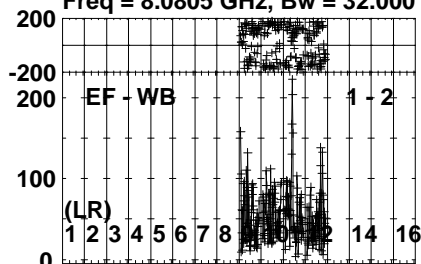
0 0 0 0 0 0 0 0 0 0 0 0 0 0 0 0  
Channels

Lower frame: Micro Ampl Jy Top frame: Phas deg  
Vector averaged cross-power spectrum Several baselines displayed  
Timerange: 00/10:14:23 to 00/10:28:59

Plot file version 47 created 13-MAR-2024 11:30:27

M81 EF030A.UVDATA.1

Freq = 8.0805 GHz, Bw = 32.000 MH No calibration applied and no bandpass applied



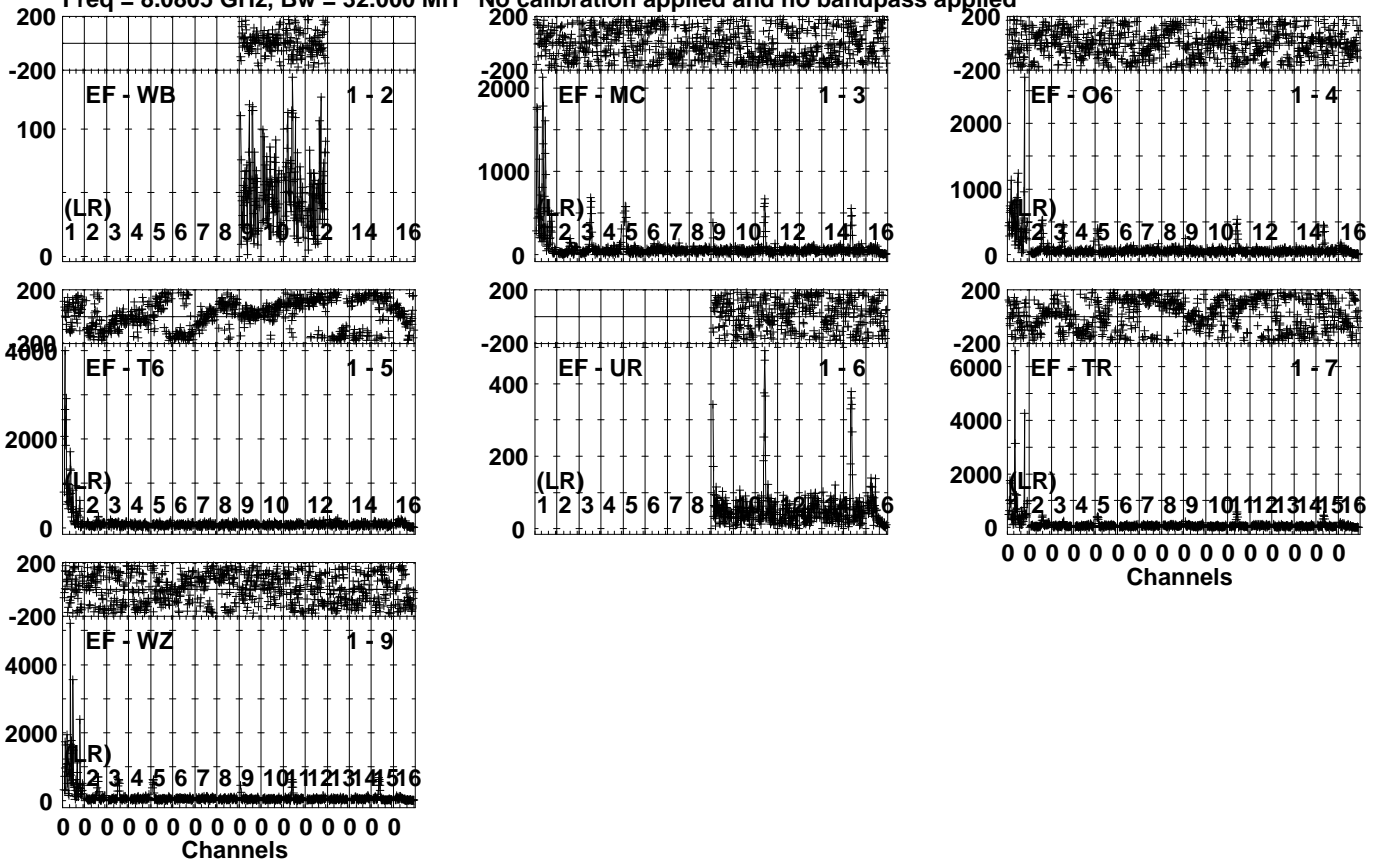
0 0 0 0 0 0 0 0 0 0 0 0 0 0 0 0  
Channels

Lower frame: Micro Ampl Jy Top frame: Phas deg  
Vector averaged cross-power spectrum Several baselines displayed  
Timerange: 00/10:29:23 to 00/10:38:59

Plot file version 48 created 13-MAR-2024 11:30:28

M81 EF030A.UVDATA.1

Freq = 8.0805 GHz, Bw = 32.000 MH No calibration applied and no bandpass applied



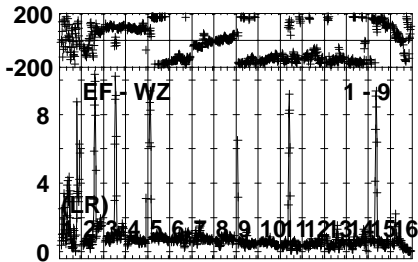
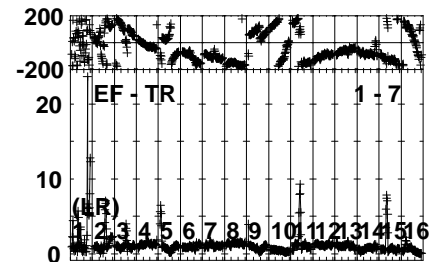
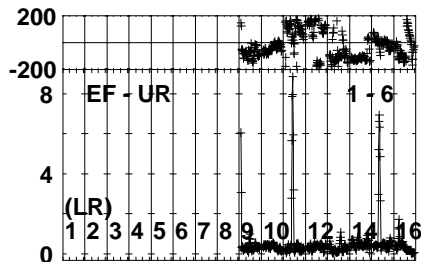
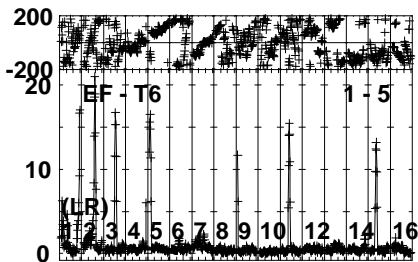
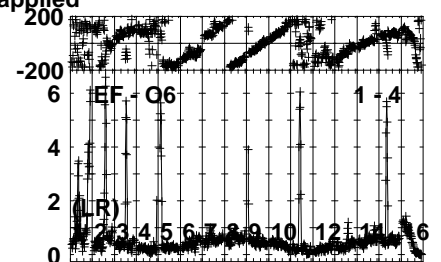
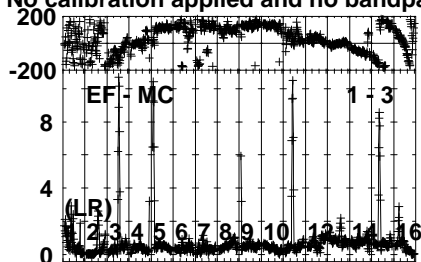
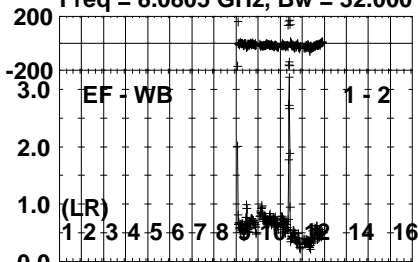
Lower frame: Micro Ampl Jy Top frame: Phas deg  
Vector averaged cross-power spectrum Several baselines displayed  
Timerange: 00/10:39:23 to 00/10:49:59



Plot file version 49 created 13-MAR-2024 11:30:29

1749+096 EF030A.UVDATA.1

Freq = 8.0805 GHz, Bw = 32.000 MH No calibration applied and no bandpass applied



0 0 0 0 0 0 0 0 0 0 0 0 0 0 0 0  
Channels

Lower frame: Milli Ampl Jy Top frame: Phas deg  
Vector averaged cross-power spectrum Several baselines displayed  
Timerange: 00/10:55:03 to 00/10:59:59