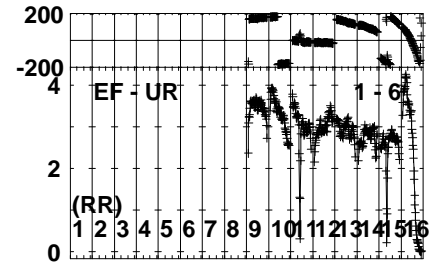
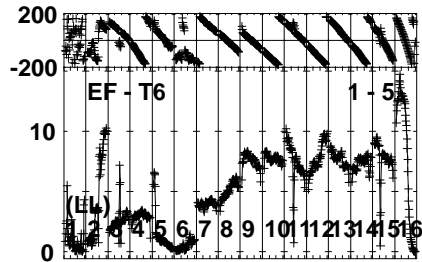
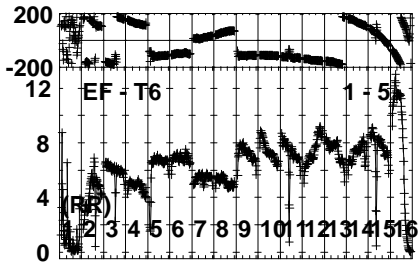
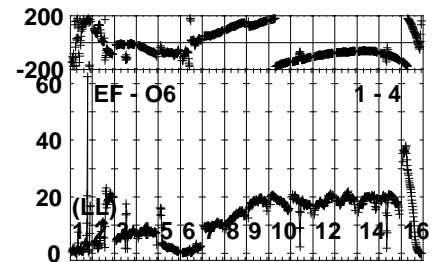
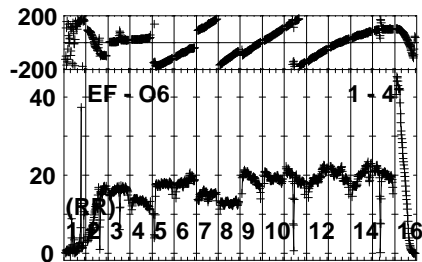
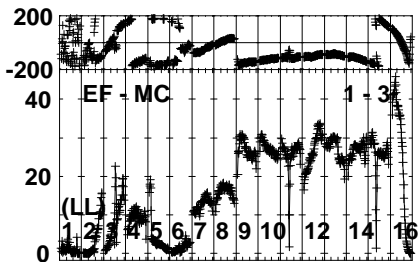
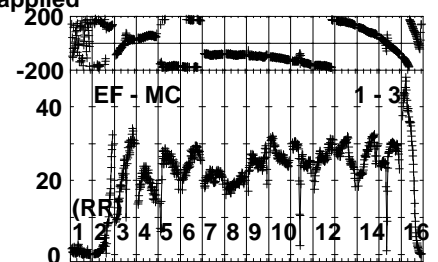
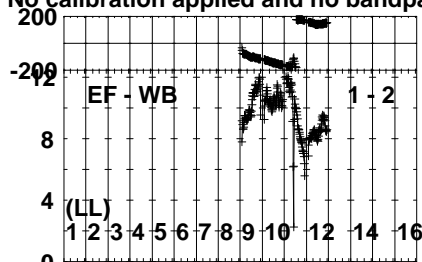
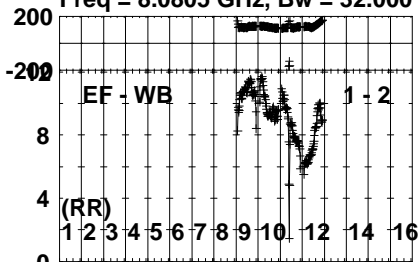


Plot file version 1 created 13-MAR-2024 11:27:52

OJ287 EF030A.UVDATA.1

Freq = 8.0805 GHz, Bw = 32.000 MH No calibration applied and no bandpass applied

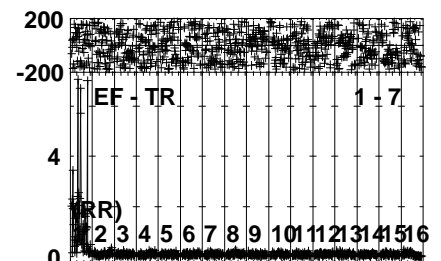
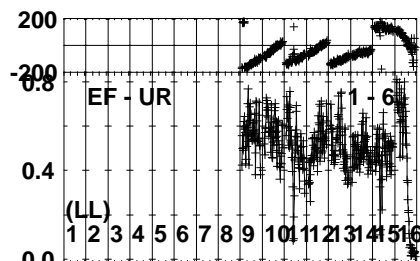
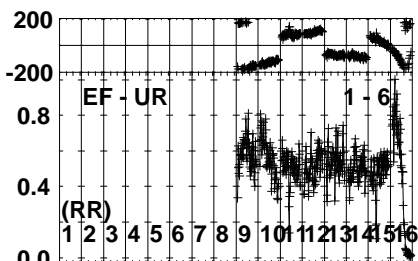
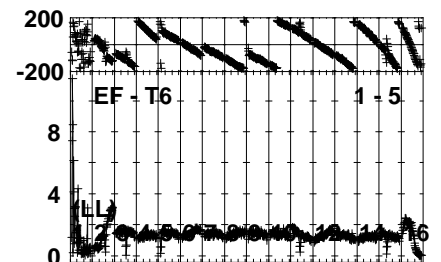
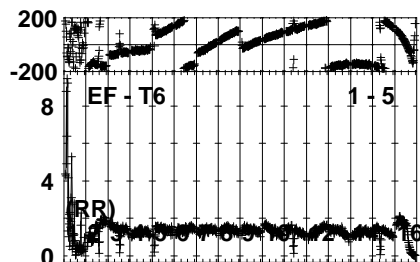
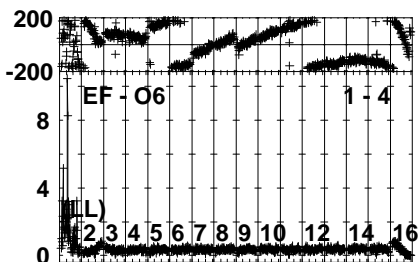
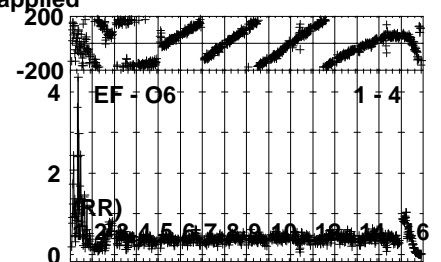
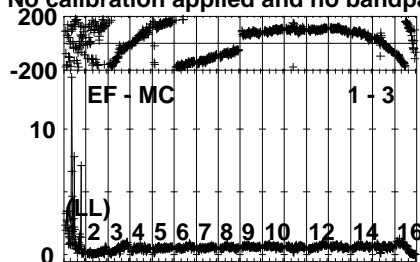
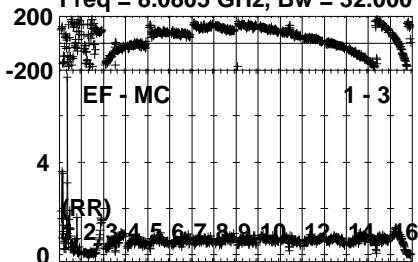


Lower frame: Milli Ampl Jy Top frame: Phas deg
Vector averaged cross-power spectrum Several baselines displayed
Timerange: 00/01:00:03 to 00/01:04:59

Plot file version 3 created 13-MAR-2024 11:27:54

M81 EF030A.UVDATA.1

Freq = 8.0805 GHz, Bw = 32.000 MH No calibration applied and no bandpass applied

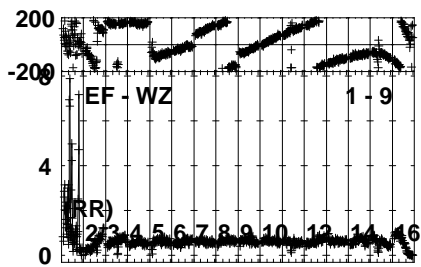
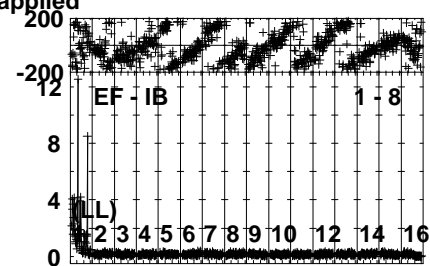
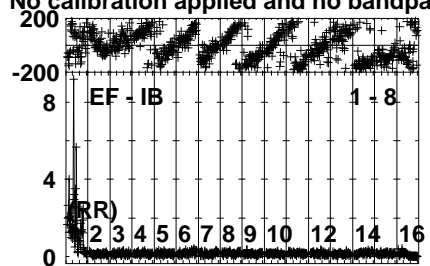
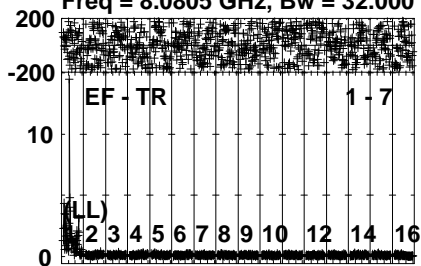


Lower frame: Milli Ampl Jy Top frame: Phas deg
Vector averaged cross-power spectrum Several baselines displayed
Timerange: 00/01:10:03 to 00/01:19:59

Plot file version 4 created 13-MAR-2024 11:27:54

M81 EF030A.UVDATA.1

Freq = 8.0805 GHz, Bw = 32.000 MH No calibration applied and no bandpass applied

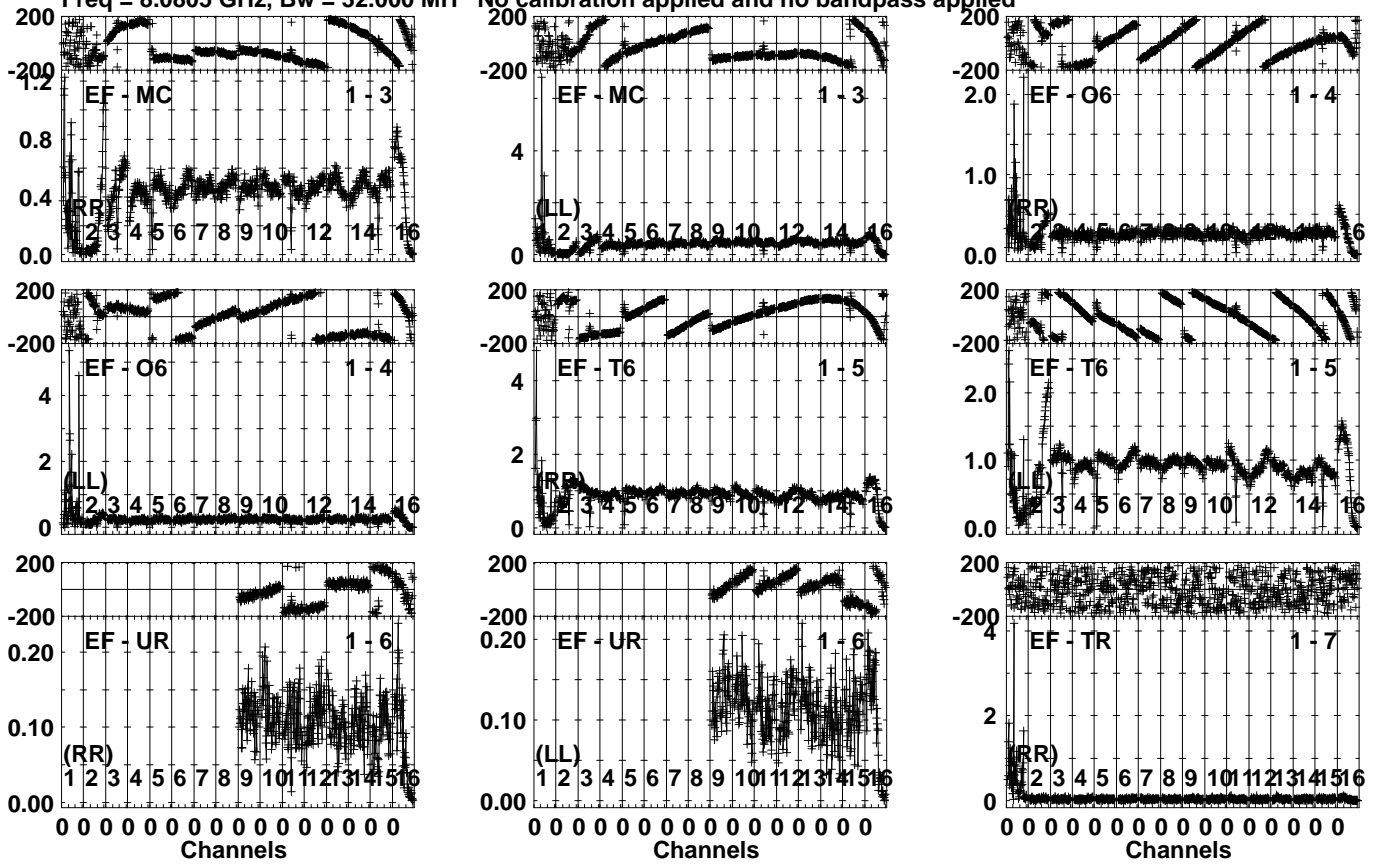


Lower frame: Milli Ampl Jy Top frame: Phas deg
Vector averaged cross-power spectrum Several baselines displayed
Timerange: 00/01:10:03 to 00/01:19:59

Plot file version 5 created 13-MAR-2024 11:27:55

M81 EF030A.UVDATA.1

Freq = 8.0805 GHz, Bw = 32.000 MH No calibration applied and no bandpass applied

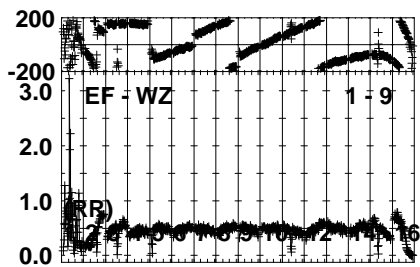
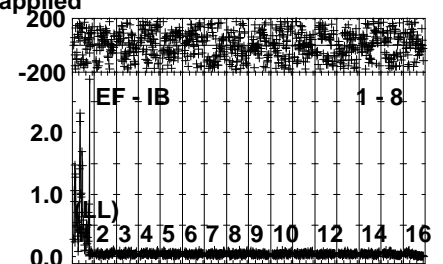
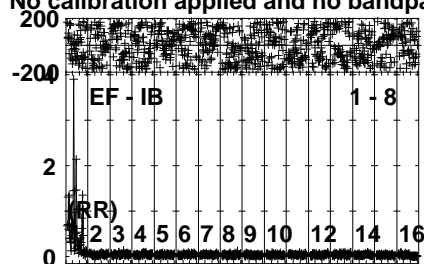
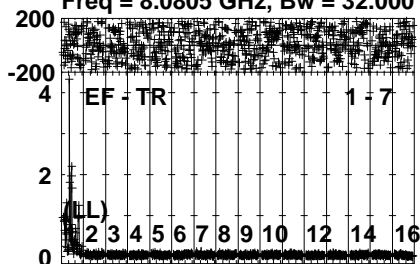


Lower frame: Milli Ampl Jy Top frame: Phas deg
Vector averaged cross-power spectrum Several baselines displayed
Timerange: 00/01:20:23 to 00/01:34:59

Plot file version 6 created 13-MAR-2024 11:27:56

M81 EF030A.UVDATA.1

Freq = 8.0805 GHz, Bw = 32.000 MH No calibration applied and no bandpass applied

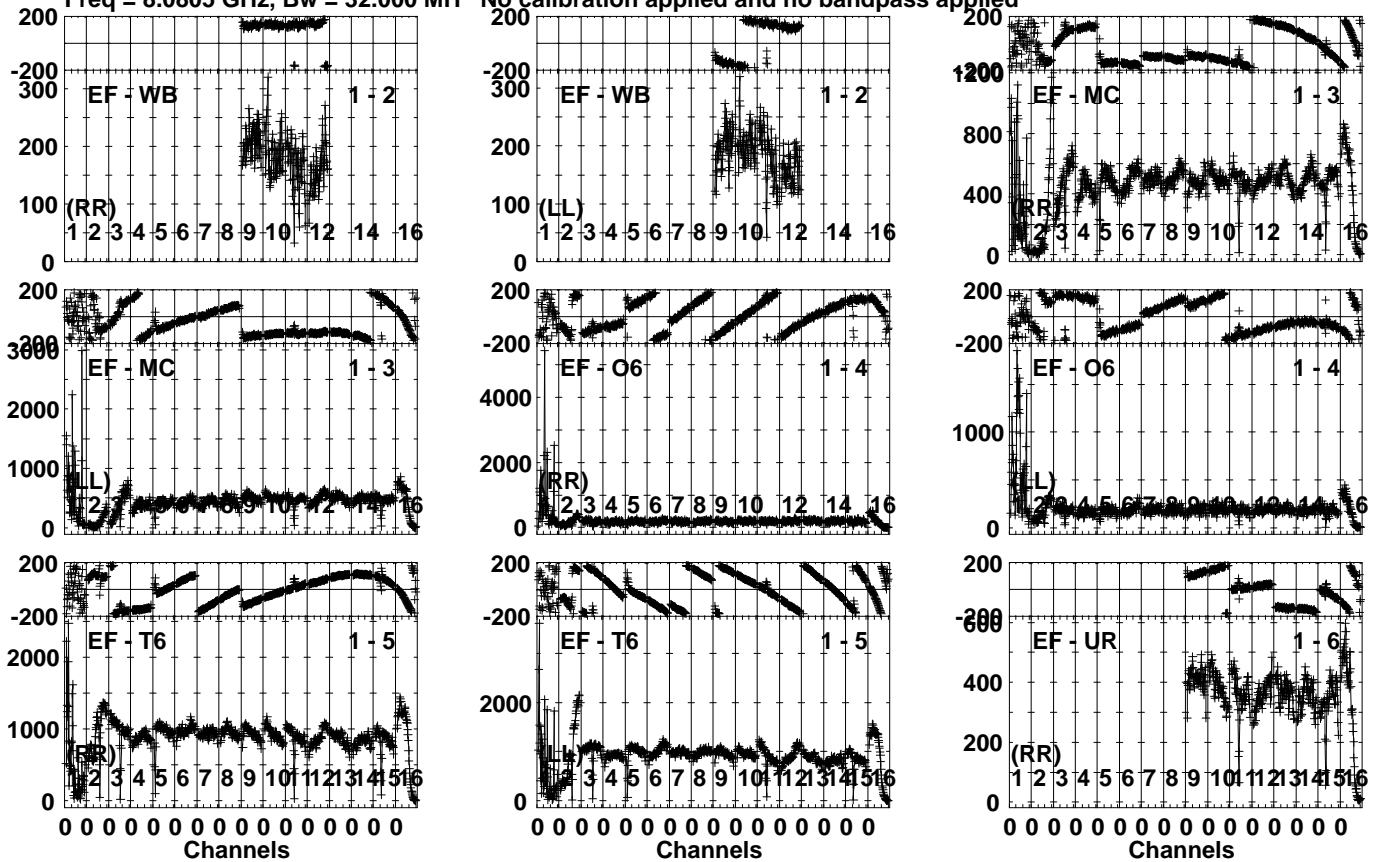


Lower frame: Milli Ampl Jy Top frame: Phas deg
Vector averaged cross-power spectrum Several baselines displayed
Timerange: 00/01:20:23 to 00/01:34:59

Plot file version 7 created 13-MAR-2024 11:27:57

M81 EF030A.UVDATA.1

Freq = 8.0805 GHz, Bw = 32.000 MH No calibration applied and no bandpass applied

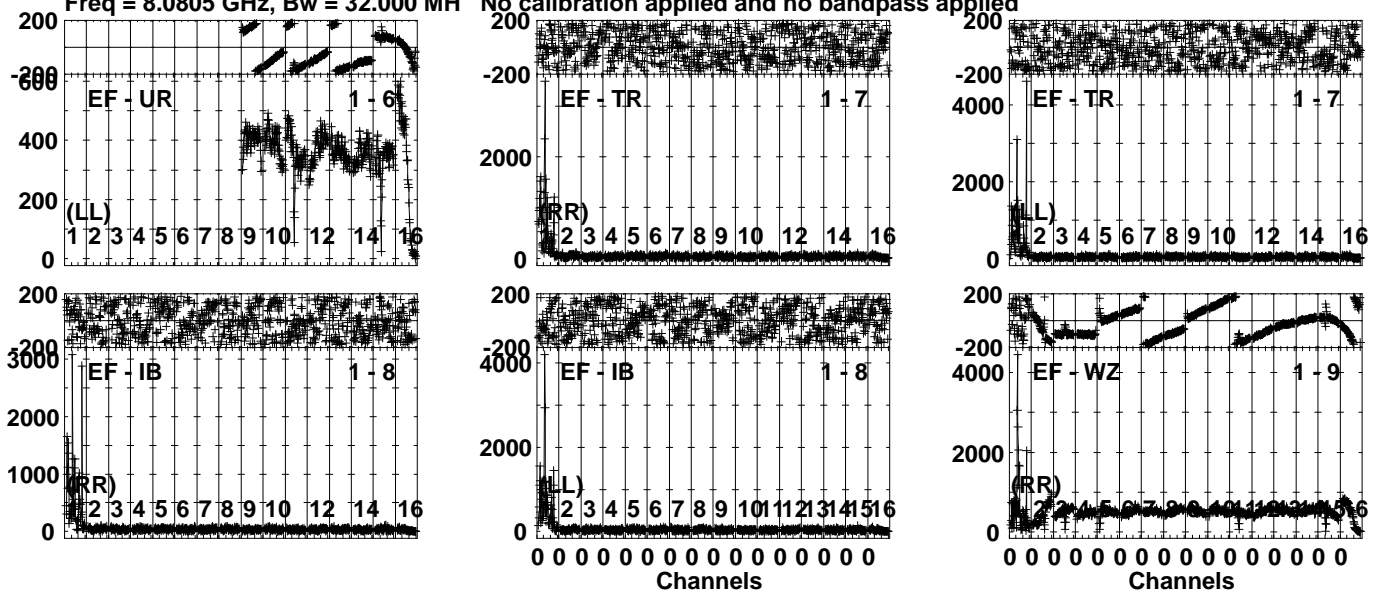


Lower frame: Micro Ampl Jy Top frame: Phas deg
Vector averaged cross-power spectrum Several baselines displayed
Timerange: 00/01:35:23 to 00/01:49:59

Plot file version 8 created 13-MAR-2024 11:27:58

M81 EF030A.UVDATA.1

Freq = 8.0805 GHz, Bw = 32.000 MH No calibration applied and no bandpass applied

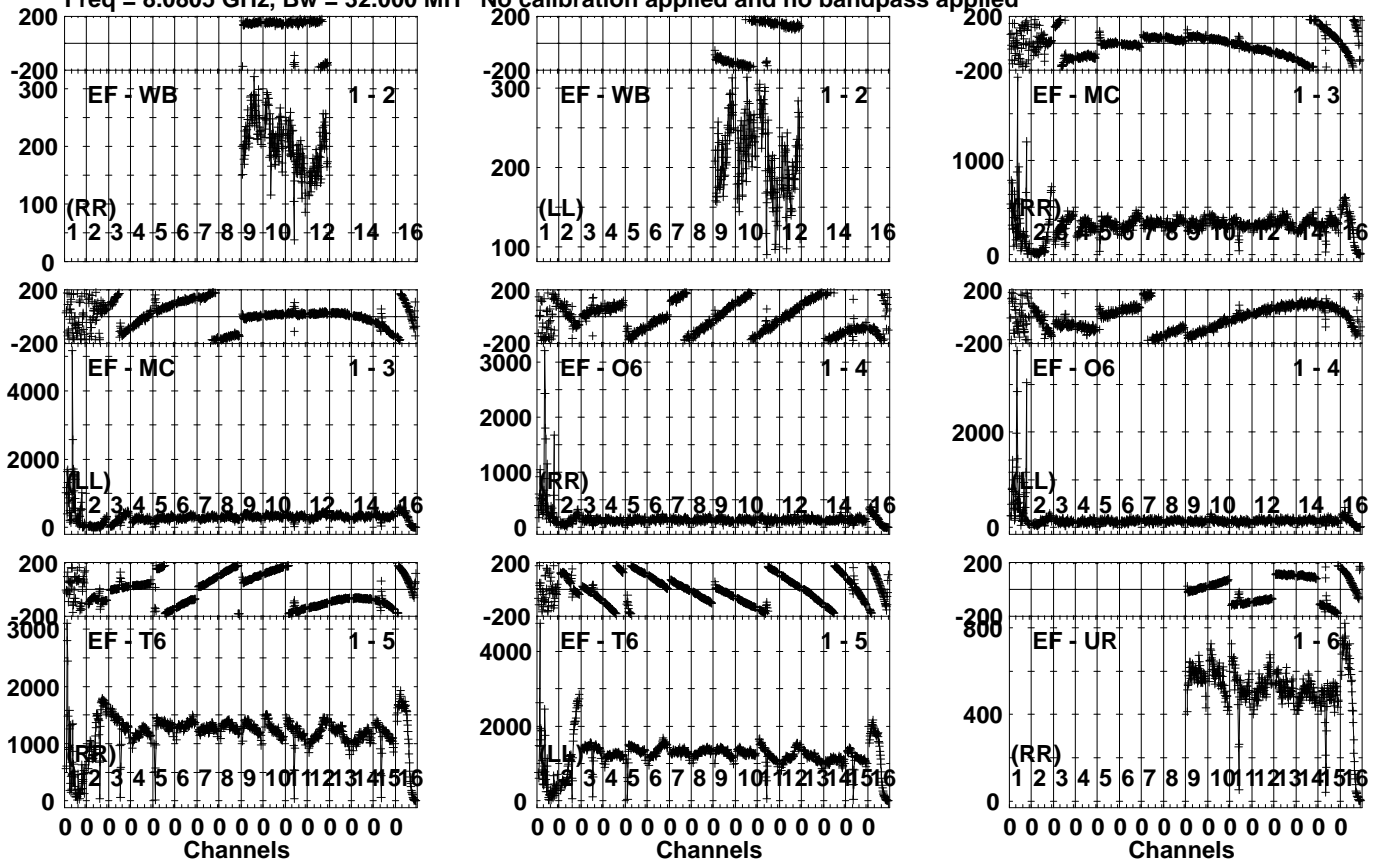


Lower frame: Micro Ampl Jy Top frame: Phas deg
Vector averaged cross-power spectrum Several baselines displayed
Timerange: 00/01:35:23 to 00/01:49:59

Plot file version 9 created 13-MAR-2024 11:27:59

M81 EF030A.UVDATA.1

Freq = 8.0805 GHz, Bw = 32.000 MH No calibration applied and no bandpass applied

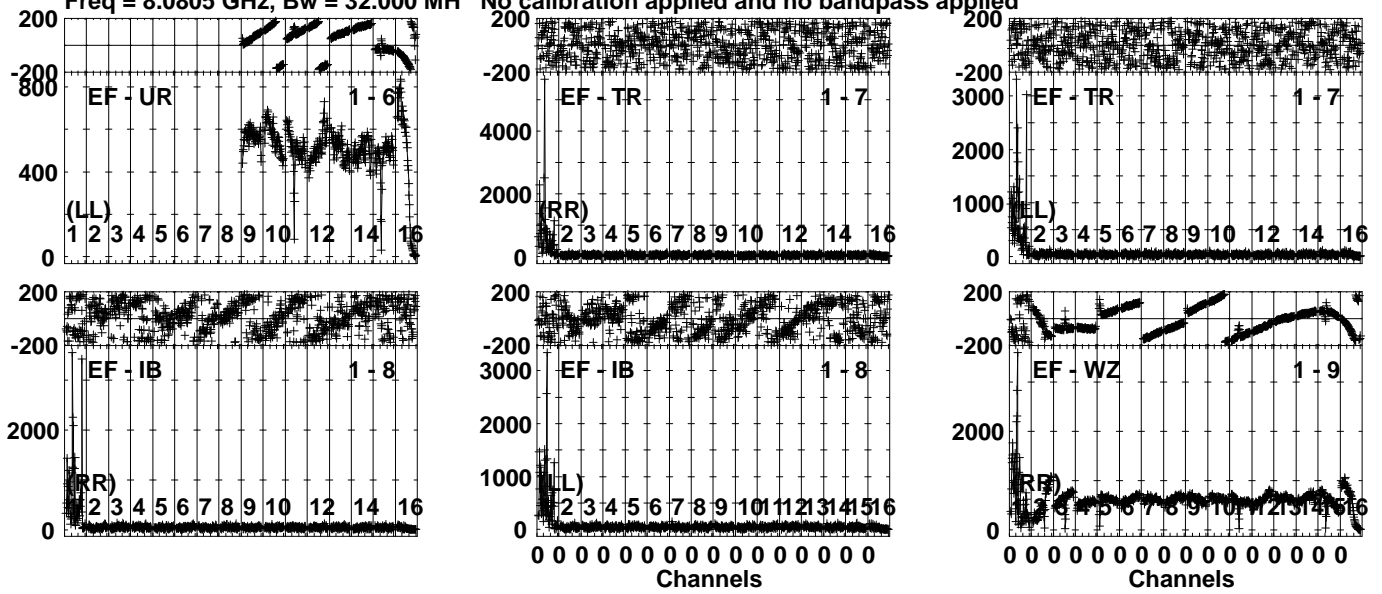


Lower frame: Micro Ampl Jy Top frame: Phas deg
Vector averaged cross-power spectrum Several baselines displayed
Timerange: 00/01:50:23 to 00/02:04:59

Plot file version 10 created 13-MAR-2024 11:28:00

M81 EF030A.UVDATA.1

Freq = 8.0805 GHz, Bw = 32.000 MH No calibration applied and no bandpass applied

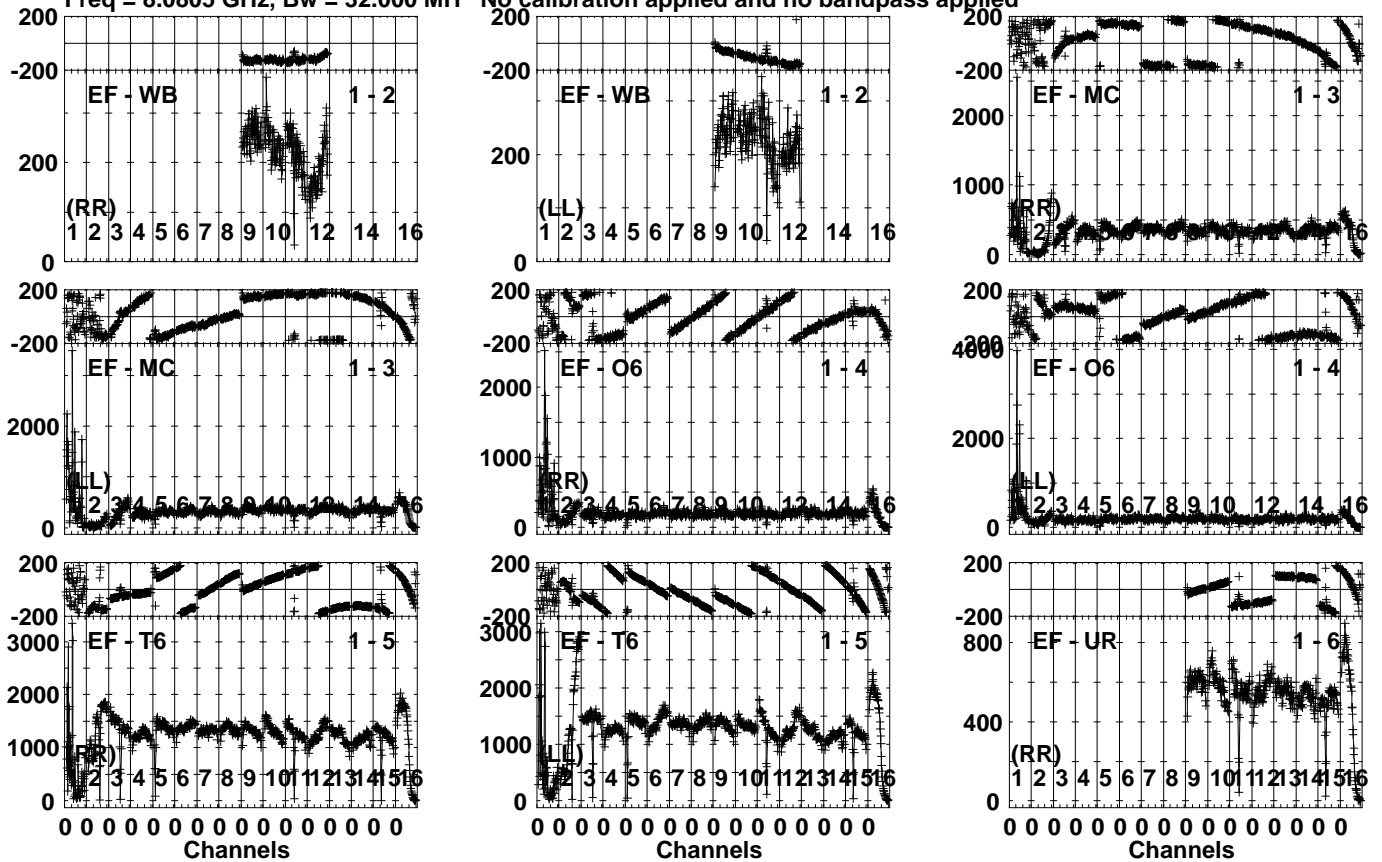


Lower frame: Micro Ampl Jy Top frame: Phas deg
Vector averaged cross-power spectrum Several baselines displayed
Timerange: 00/01:50:23 to 00/02:04:59

Plot file version 11 created 13-MAR-2024 11:28:02

M81 EF030A.UVDATA.1

Freq = 8.0805 GHz, Bw = 32.000 MH No calibration applied and no bandpass applied

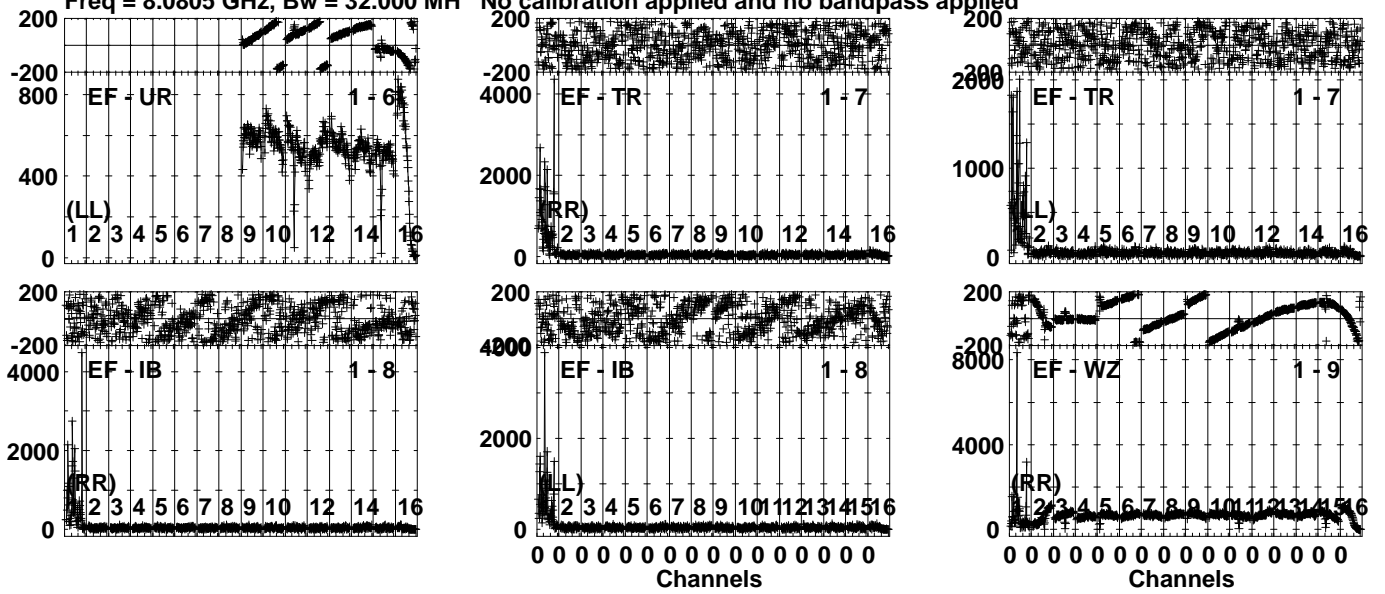


Lower frame: Micro Ampl Jy Top frame: Phas deg
Vector averaged cross-power spectrum Several baselines displayed
Timerange: 00/02:05:23 to 00/02:19:59

Plot file version 12 created 13-MAR-2024 11:28:03

M81 EF030A.UVDATA.1

Freq = 8.0805 GHz, Bw = 32.000 MH No calibration applied and no bandpass applied

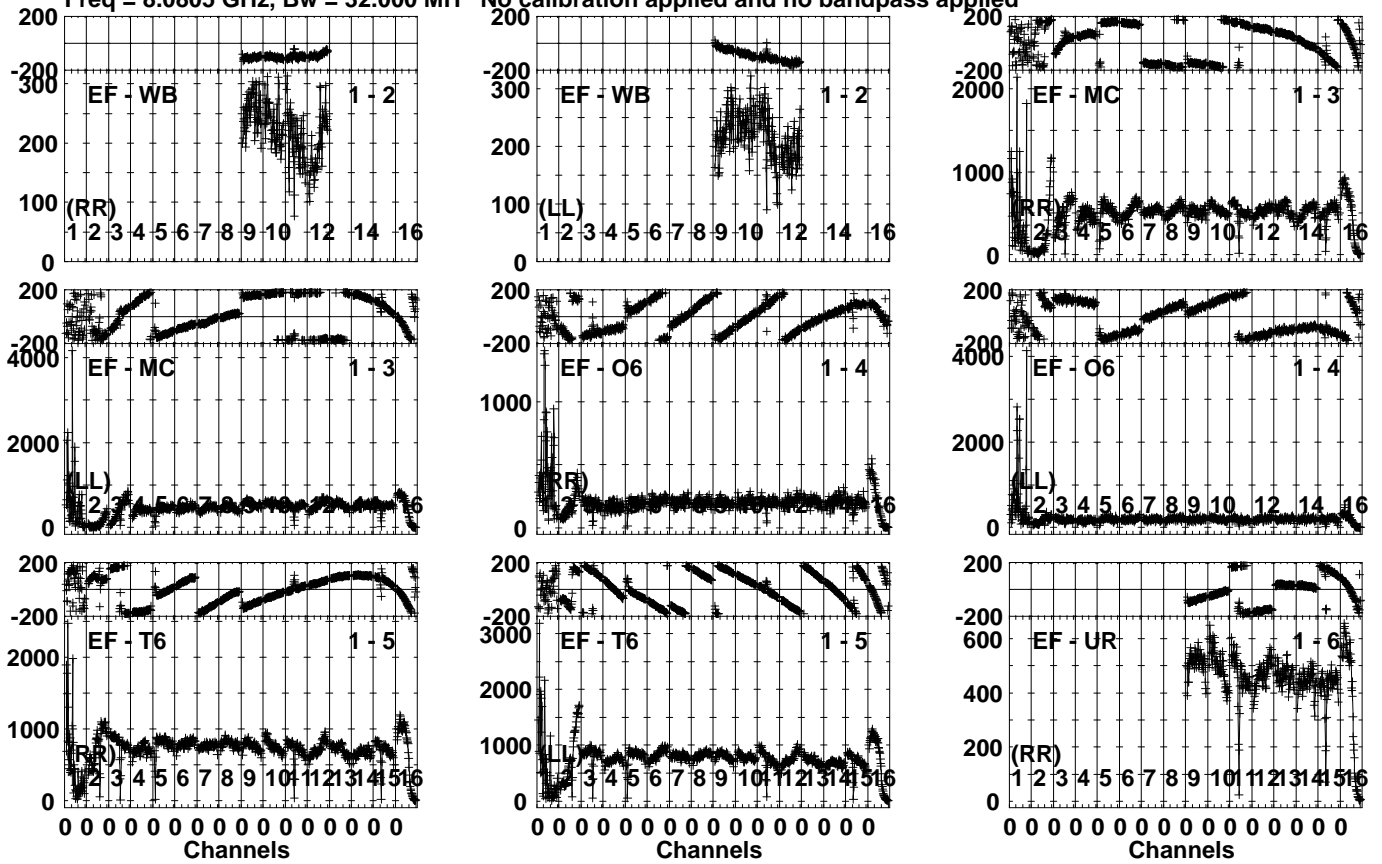


Lower frame: Micro Ampl Jy Top frame: Phas deg
Vector averaged cross-power spectrum Several baselines displayed
Timerange: 00/02:05:23 to 00/02:19:59

Plot file version 13 created 13-MAR-2024 11:28:04

M81 EF030A.UVDATA.1

Freq = 8.0805 GHz, Bw = 32.000 MH No calibration applied and no bandpass applied

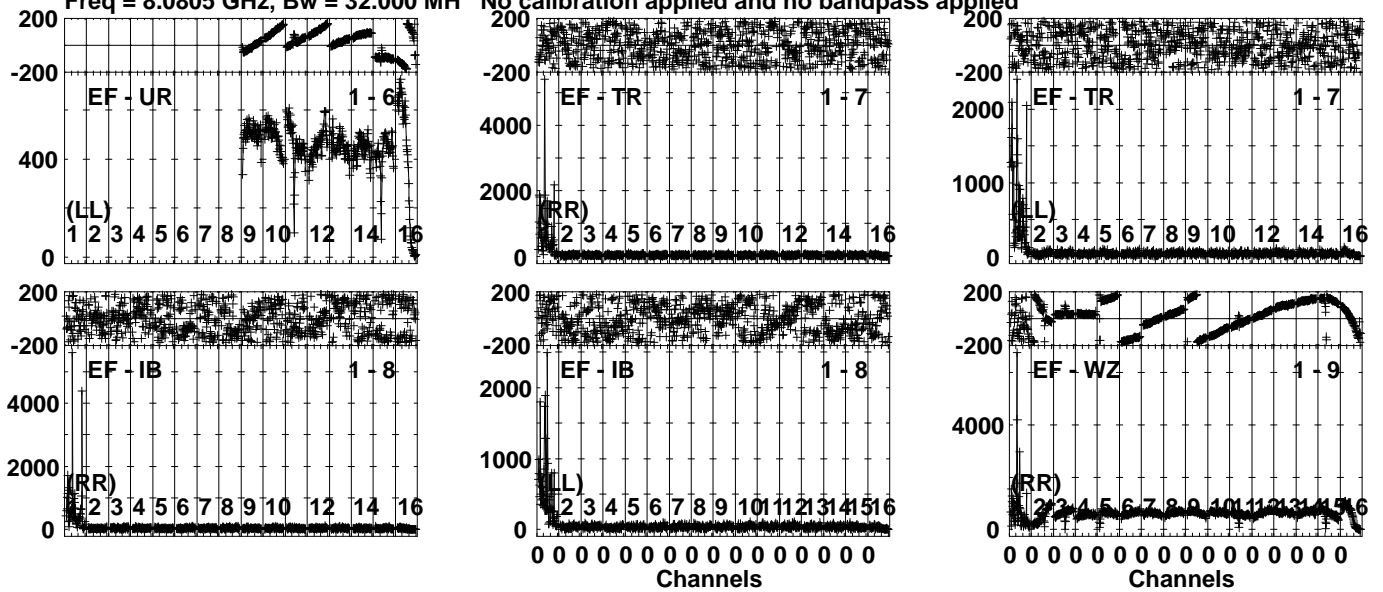


Lower frame: Micro Ampl Jy Top frame: Phas deg
Vector averaged cross-power spectrum Several baselines displayed
Timerange: 00/02:20:23 to 00/02:34:59

Plot file version 14 created 13-MAR-2024 11:28:05

M81 EF030A.UVDATA.1

Freq = 8.0805 GHz, Bw = 32.000 MH No calibration applied and no bandpass applied

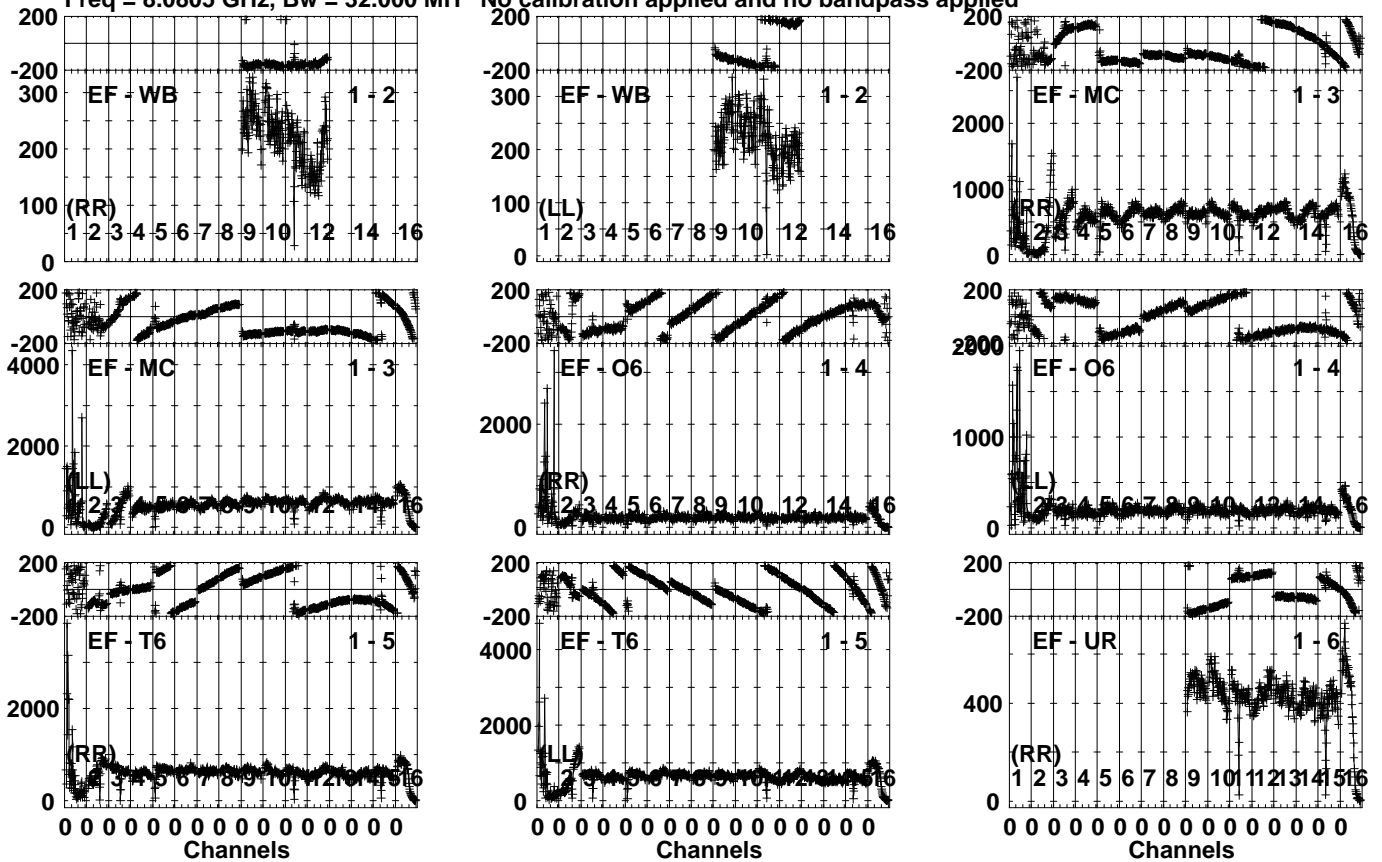


Lower frame: Micro Ampl Jy Top frame: Phas deg
Vector averaged cross-power spectrum Several baselines displayed
Timerange: 00/02:20:23 to 00/02:34:59

Plot file version 15 created 13-MAR-2024 11:28:06

M81 EF030A.UVDATA.1

Freq = 8.0805 GHz, Bw = 32.000 MH No calibration applied and no bandpass applied

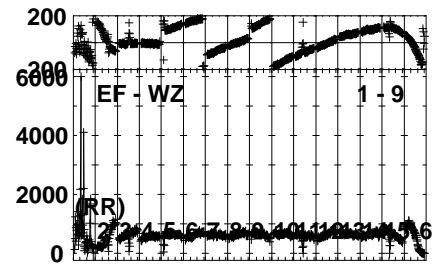
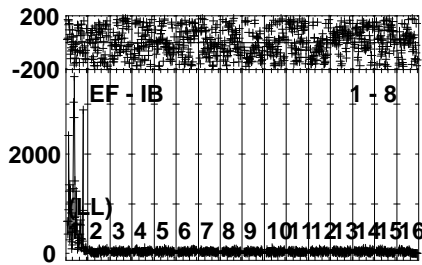
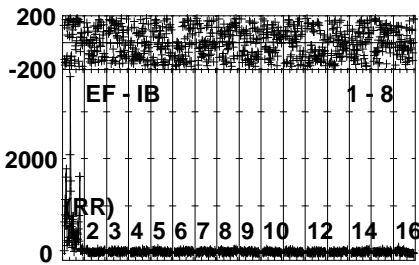
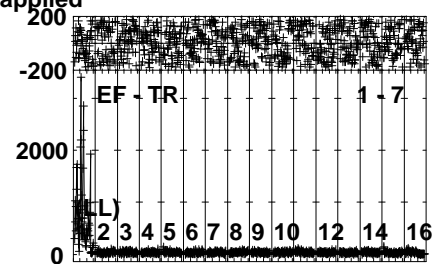
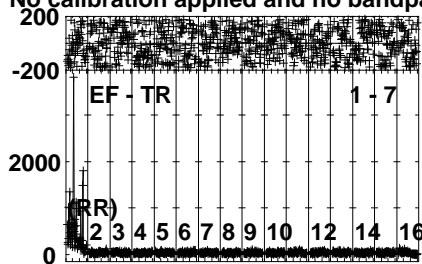
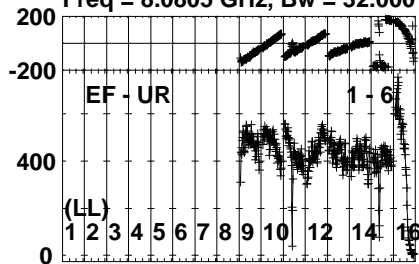


Lower frame: Micro Ampl Jy Top frame: Phas deg
Vector averaged cross-power spectrum Several baselines displayed
Timerange: 00/02:35:23 to 00/02:49:59

Plot file version 16 created 13-MAR-2024 11:28:07

M81 EF030A.UVDATA.1

Freq = 8.0805 GHz, Bw = 32.000 MH No calibration applied and no bandpass applied



0 0 0 0 0 0 0 0 0 0 0 0 0 0 0 0
Channels

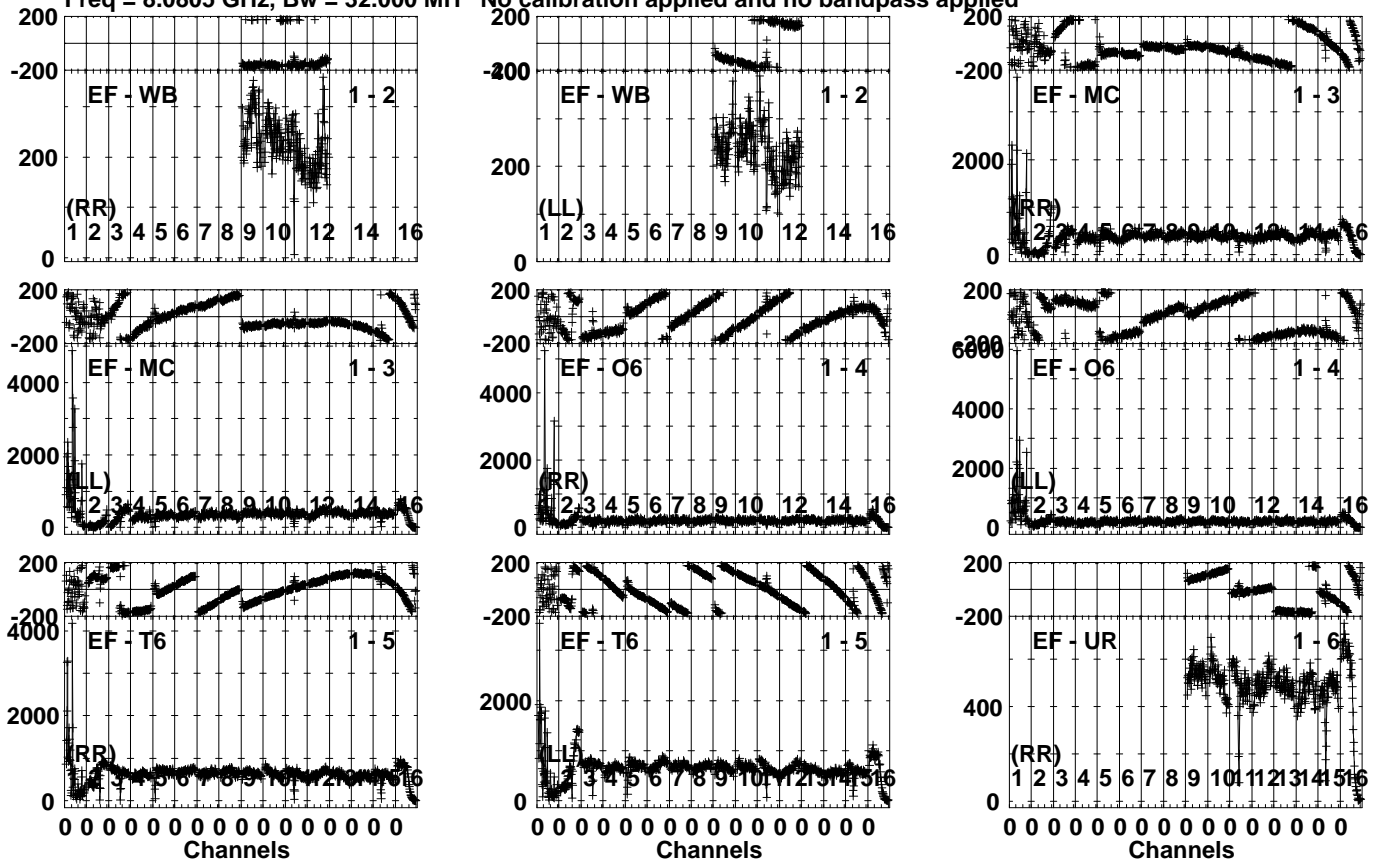
0 0 0 0 0 0 0 0 0 0 0 0 0 0 0 0
Channels

Lower frame: Micro Ampl Jy Top frame: Phas deg
Vector averaged cross-power spectrum Several baselines displayed
Timerange: 00/02:35:23 to 00/02:49:59

Plot file version 17 created 13-MAR-2024 11:28:08

M81 EF030A.UVDATA.1

Freq = 8.0805 GHz, Bw = 32.000 MH No calibration applied and no bandpass applied

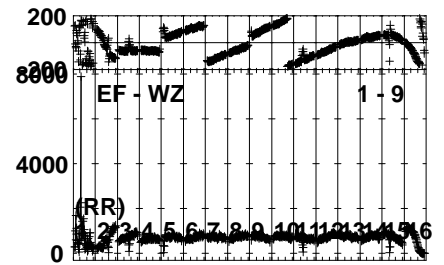
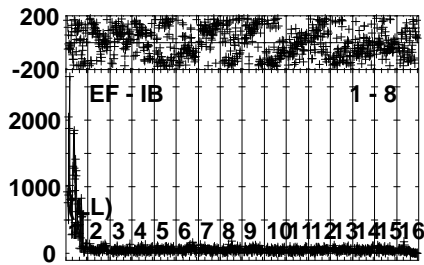
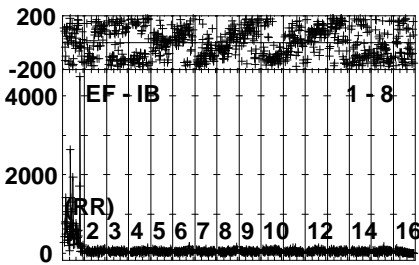
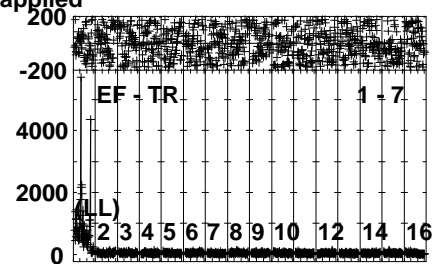
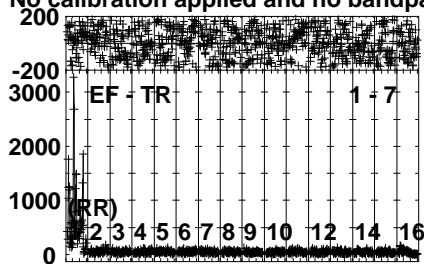
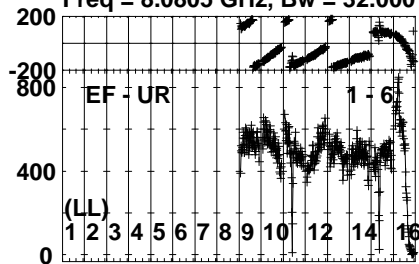


Lower frame: Micro Ampl Jy Top frame: Phas deg
Vector averaged cross-power spectrum Several baselines displayed
Timerange: 00/02:50:23 to 00/02:59:59

Plot file version 18 created 13-MAR-2024 11:28:09

M81 EF030A.UVDATA.1

Freq = 8.0805 GHz, Bw = 32.000 MH No calibration applied and no bandpass applied



0 0 0 0 0 0 0 0 0 0 0 0 0 0 0 0
Channels

0 0 0 0 0 0 0 0 0 0 0 0 0 0 0 0
Channels

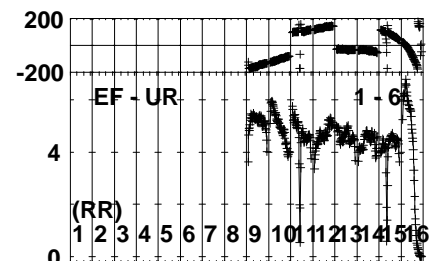
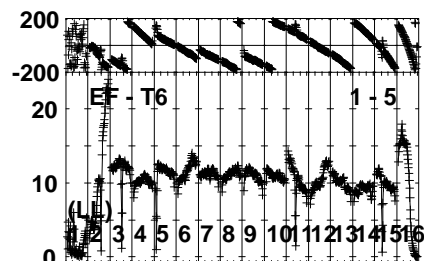
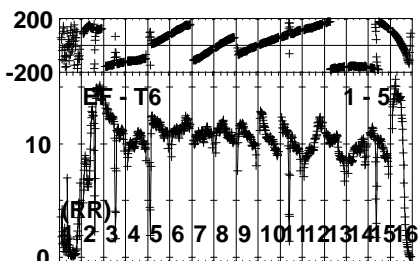
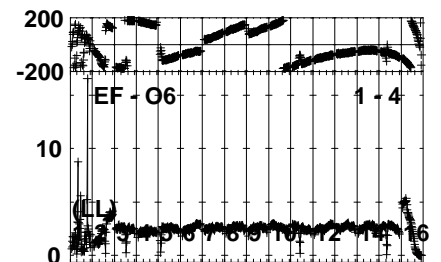
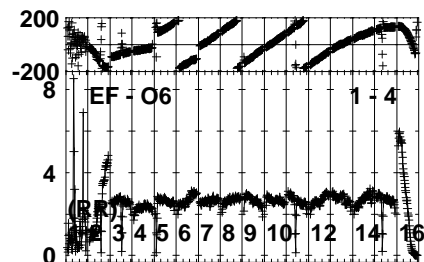
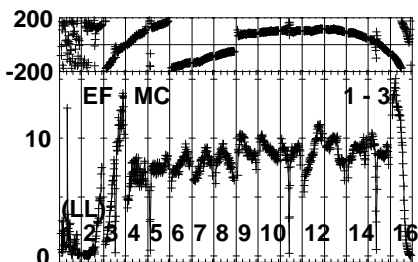
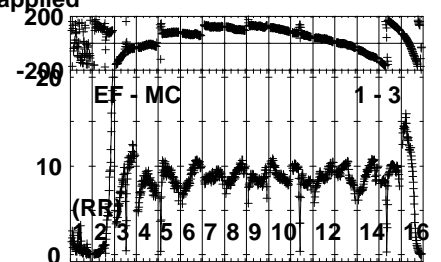
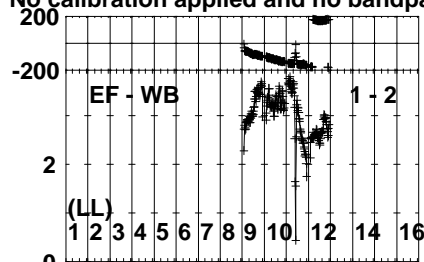
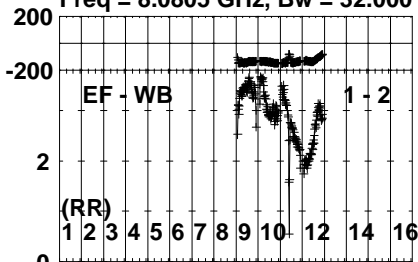
Lower frame: Micro Ampl Jy Top frame: Phas deg
Vector averaged cross-power spectrum Several baselines displayed
Timerange: 00/02:50:23 to 00/02:59:59

Plot file version 19 created 13-MAR-2024 11:28:09

0954+658 EF030A.UVDATA.1

Freq = 8.0805 GHz, Bw = 32.000 MH

No calibration applied and no bandpass applied

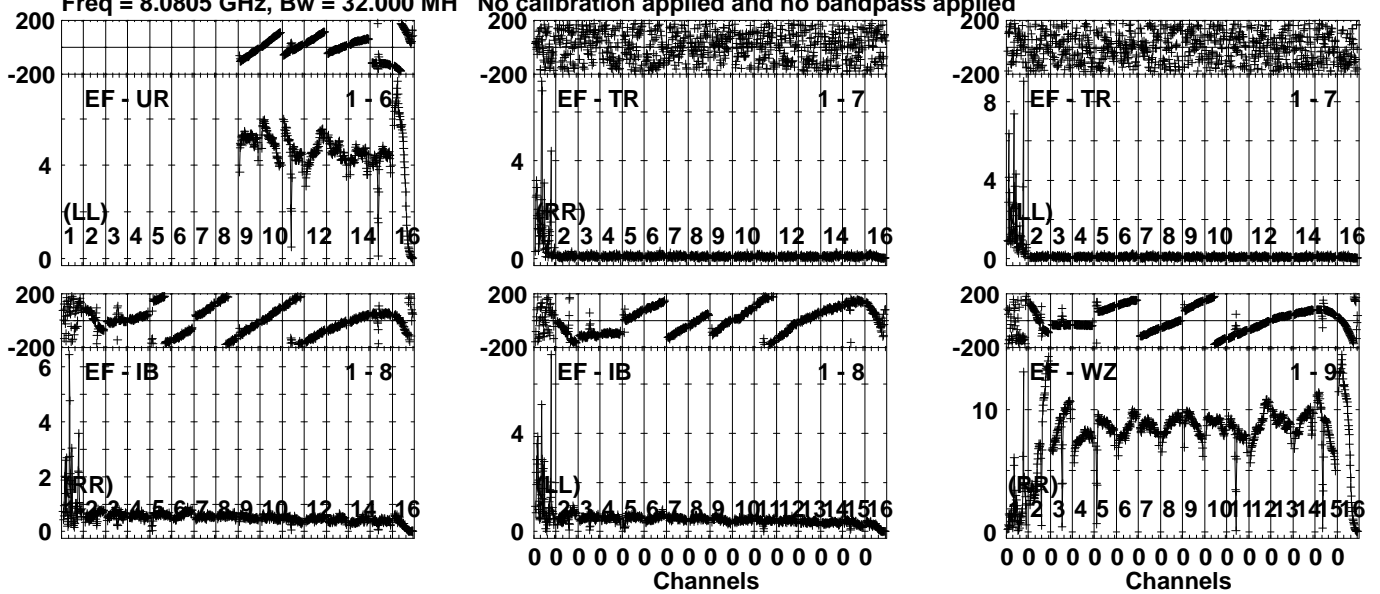


Lower frame: Milli Ampl Jy Top frame: Phas deg
Vector averaged cross-power spectrum Several baselines displayed
Timerange: 00/03:00:33 to 00/03:04:59

Plot file version 20 created 13-MAR-2024 11:28:10

0954+658 EF030A.UVDATA.1

Freq = 8.0805 GHz, Bw = 32.000 MH No calibration applied and no bandpass applied

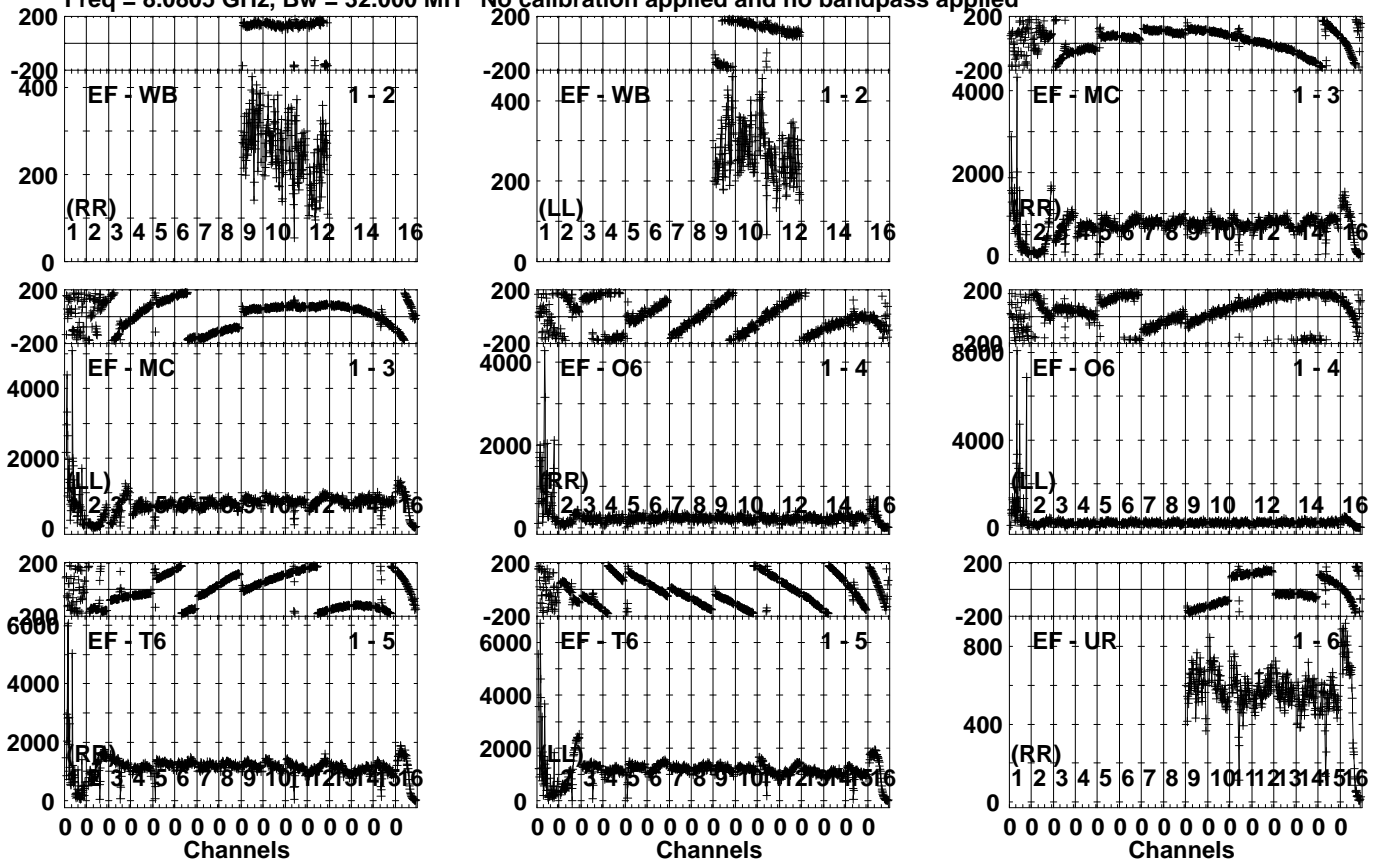


Lower frame: Milli Ampl Jy Top frame: Phas deg
Vector averaged cross-power spectrum Several baselines displayed
Timerange: 00/03:00:33 to 00/03:04:59

Plot file version 21 created 13-MAR-2024 11:28:10

M81 EF030A.UVDATA.1

Freq = 8.0805 GHz, Bw = 32.000 MH No calibration applied and no bandpass applied

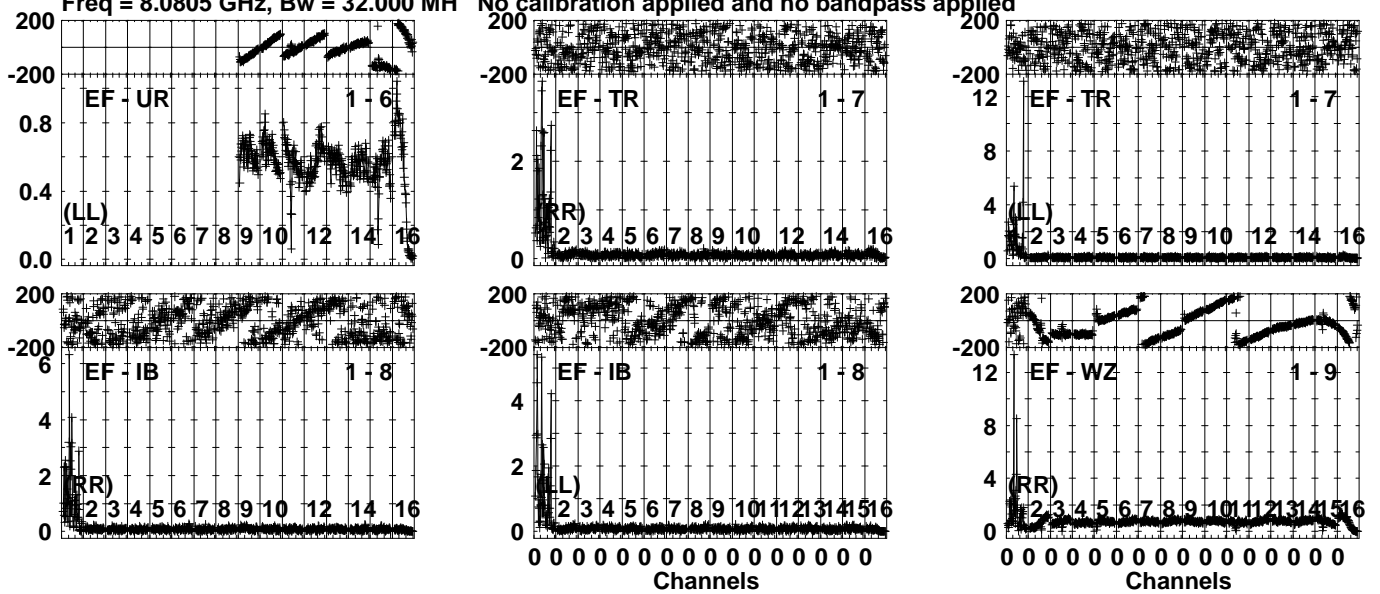


Lower frame: Micro Ampl Jy Top frame: Phas deg
Vector averaged cross-power spectrum Several baselines displayed
Timerange: 00/03:05:01 to 00/03:09:59

Plot file version 22 created 13-MAR-2024 11:28:11

M81 EF030A.UVDATA.1

Freq = 8.0805 GHz, Bw = 32.000 MH No calibration applied and no bandpass applied

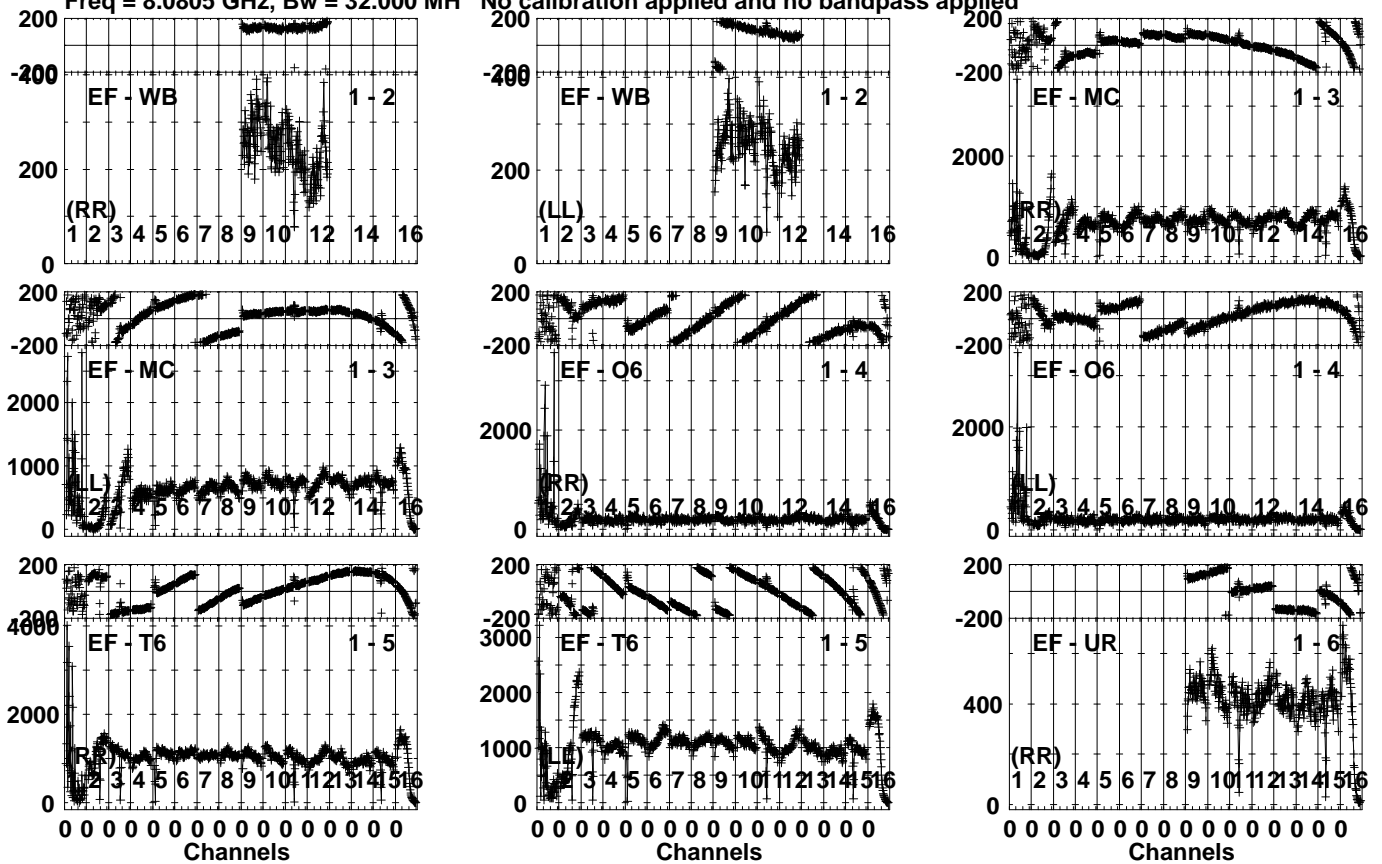


Lower frame: Milli Ampl Jy Top frame: Phas deg
Vector averaged cross-power spectrum Several baselines displayed
Timerange: 00/03:05:01 to 00/03:09:59

Plot file version 23 created 13-MAR-2024 11:28:11

M81 EF030A.UVDATA.1

Freq = 8.0805 GHz, Bw = 32.000 MH No calibration applied and no bandpass applied

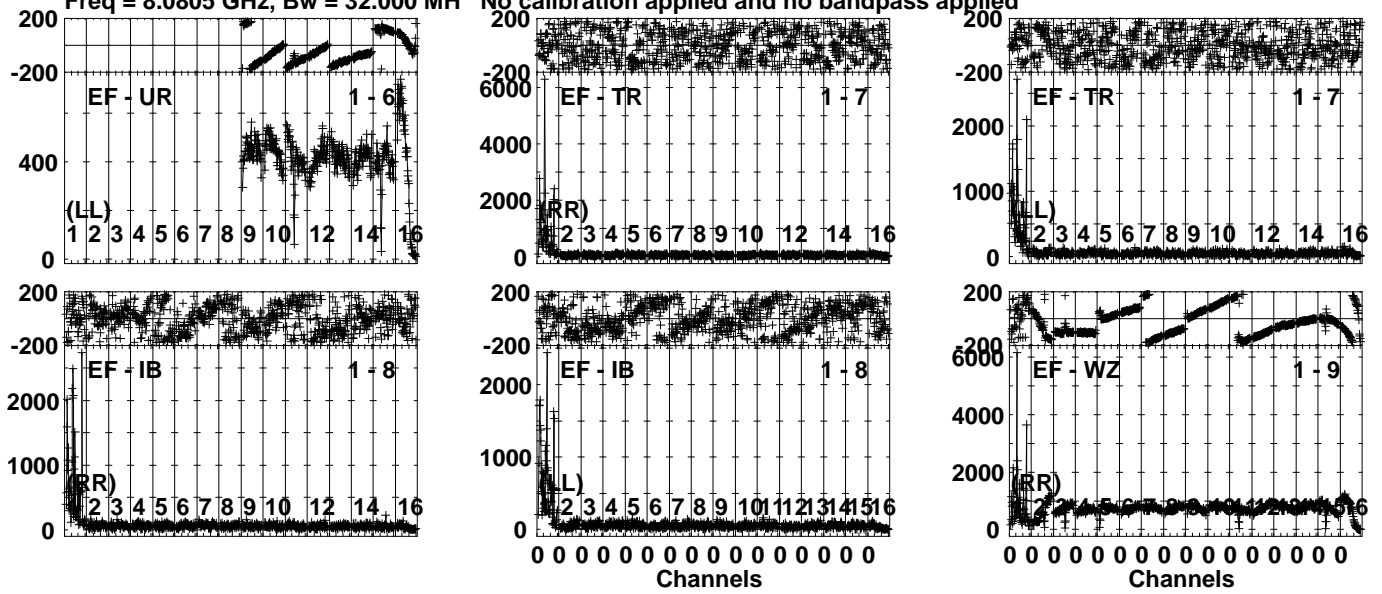


Lower frame: Micro Ampl Jy Top frame: Phas deg
Vector averaged cross-power spectrum Several baselines displayed
Timerange: 00/03:10:23 to 00/03:19:59

Plot file version 24 created 13-MAR-2024 11:28:12

M81 EF030A.UVDATA.1

Freq = 8.0805 GHz, Bw = 32.000 MH No calibration applied and no bandpass applied

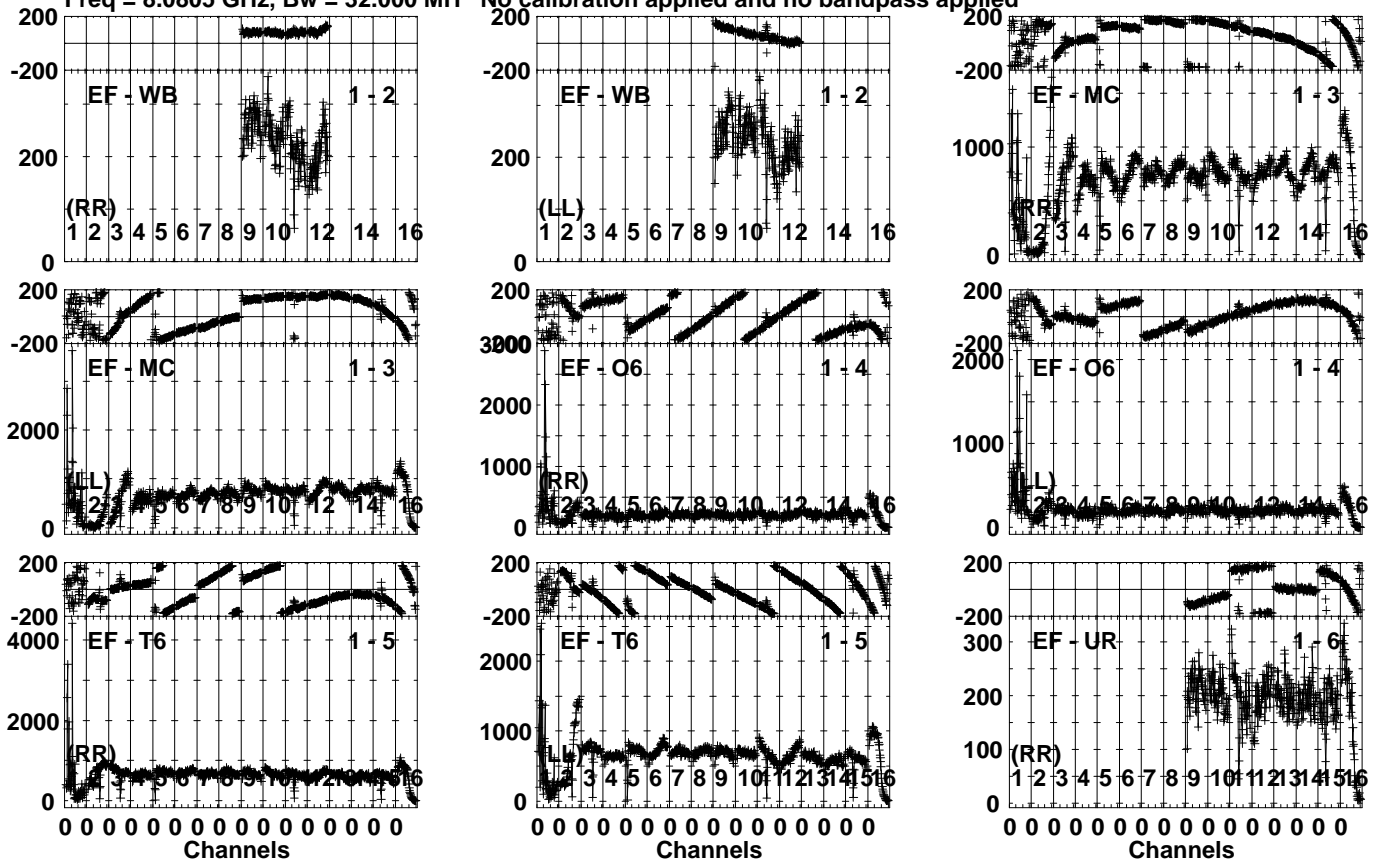


Lower frame: Micro Ampl Jy Top frame: Phas deg
Vector averaged cross-power spectrum Several baselines displayed
Timerange: 00/03:10:23 to 00/03:19:59

Plot file version 25 created 13-MAR-2024 11:28:13

M81 EF030A.UVDATA.1

Freq = 8.0805 GHz, Bw = 32.000 MH No calibration applied and no bandpass applied



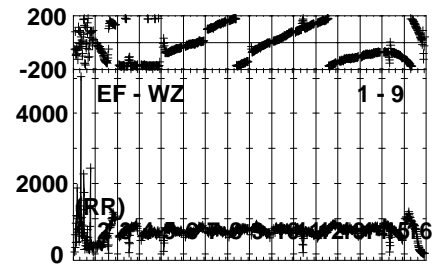
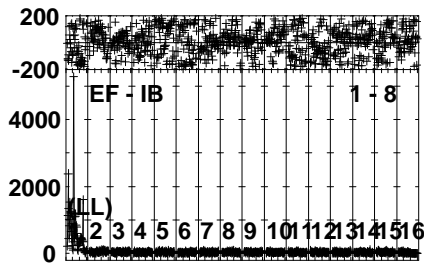
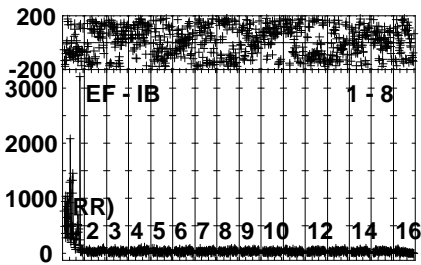
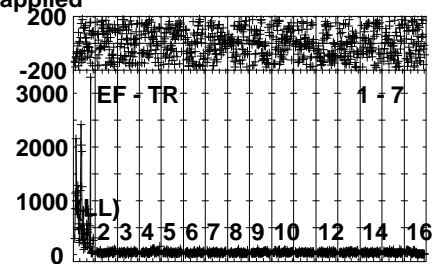
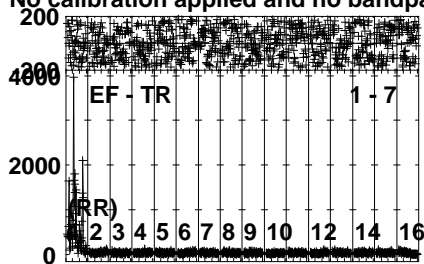
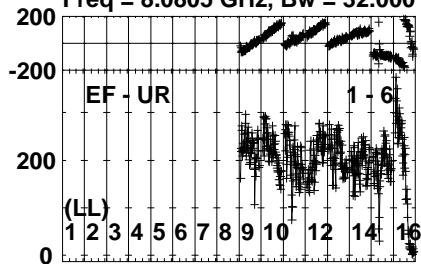
Lower frame: Micro Ampl Jy Top frame: Phas deg
Vector averaged cross-power spectrum Several baselines displayed
Timerange: 00/03:20:23 to 00/03:34:59

Plot file version 26 created 13-MAR-2024 11:28:14

M81 EF030A.UVDATA.1

Freq = 8.0805 GHz, Bw = 32.000 MH

No calibration applied and no bandpass applied



0 0 0 0 0 0 0 0 0 0 0 0 0 0 0 0
Channels

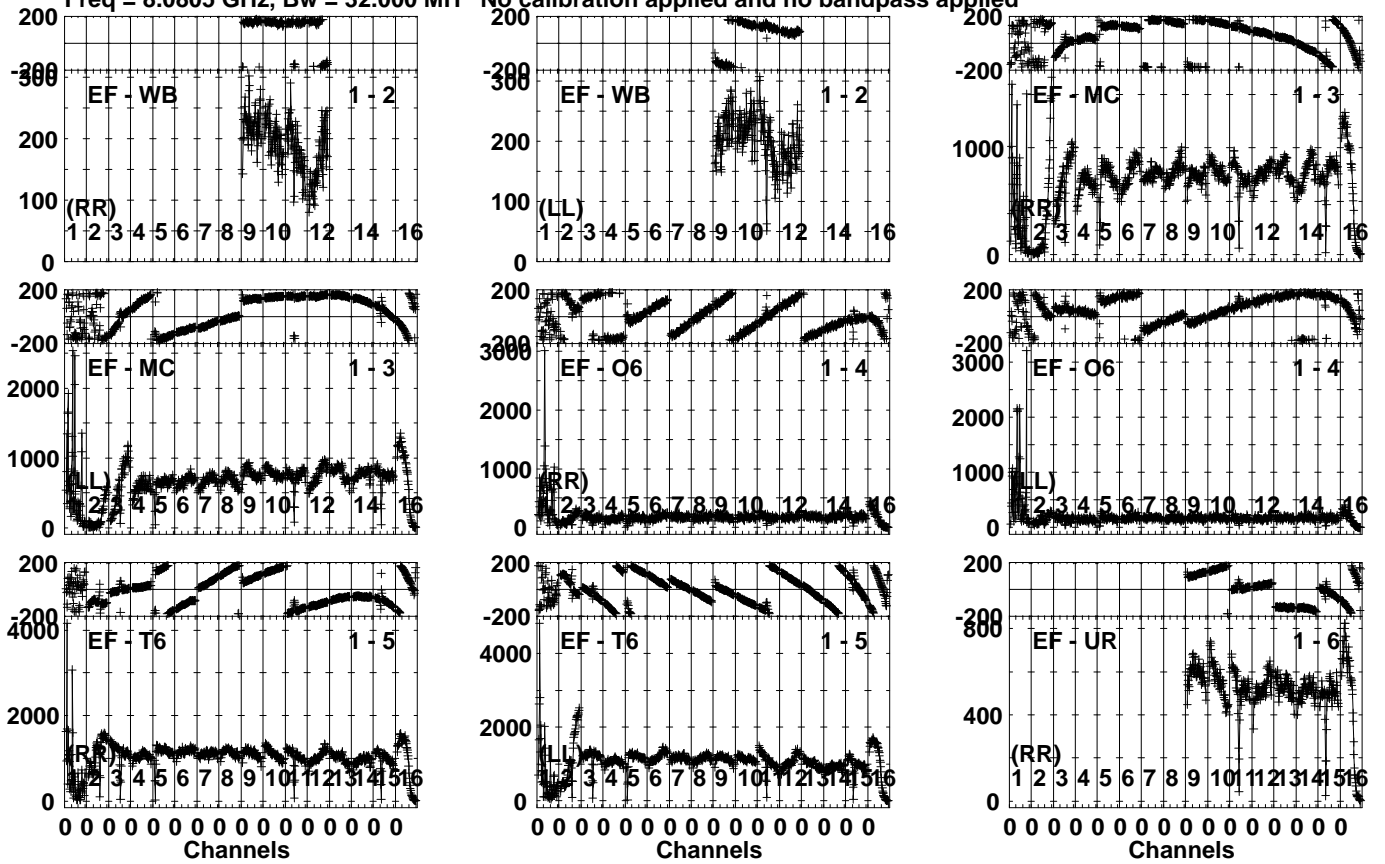
0 0 0 0 0 0 0 0 0 0 0 0 0 0 0 0
Channels

Lower frame: Micro Ampl Jy Top frame: Phas deg
Vector averaged cross-power spectrum Several baselines displayed
Timerange: 00/03:20:23 to 00/03:34:59

Plot file version 27 created 13-MAR-2024 11:28:15

M81 EF030A.UVDATA.1

Freq = 8.0805 GHz, Bw = 32.000 MH No calibration applied and no bandpass applied

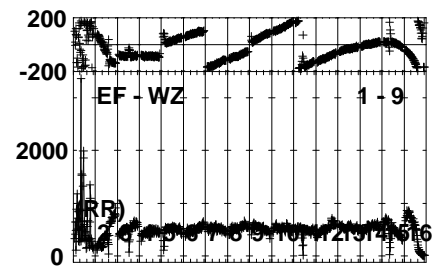
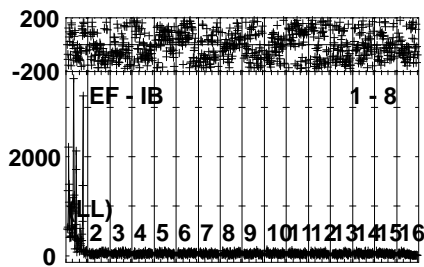
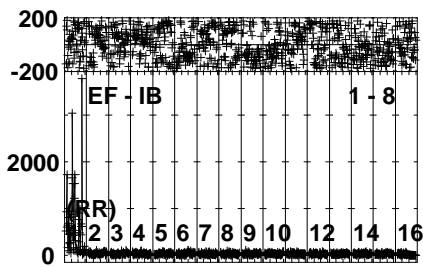
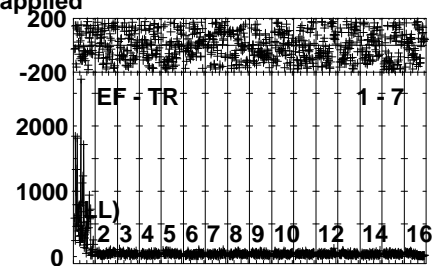
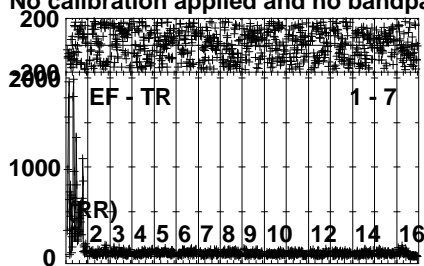
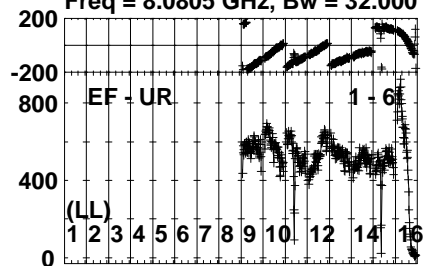


Lower frame: Micro Ampl Jy Top frame: Phas deg
Vector averaged cross-power spectrum Several baselines displayed
Timerange: 00/03:35:23 to 00/03:49:59

Plot file version 28 created 13-MAR-2024 11:28:17

M81 EF030A.UVDATA.1

Freq = 8.0805 GHz, Bw = 32.000 MH No calibration applied and no bandpass applied



0 0 0 0 0 0 0 0 0 0 0 0 0 0 0 0
Channels

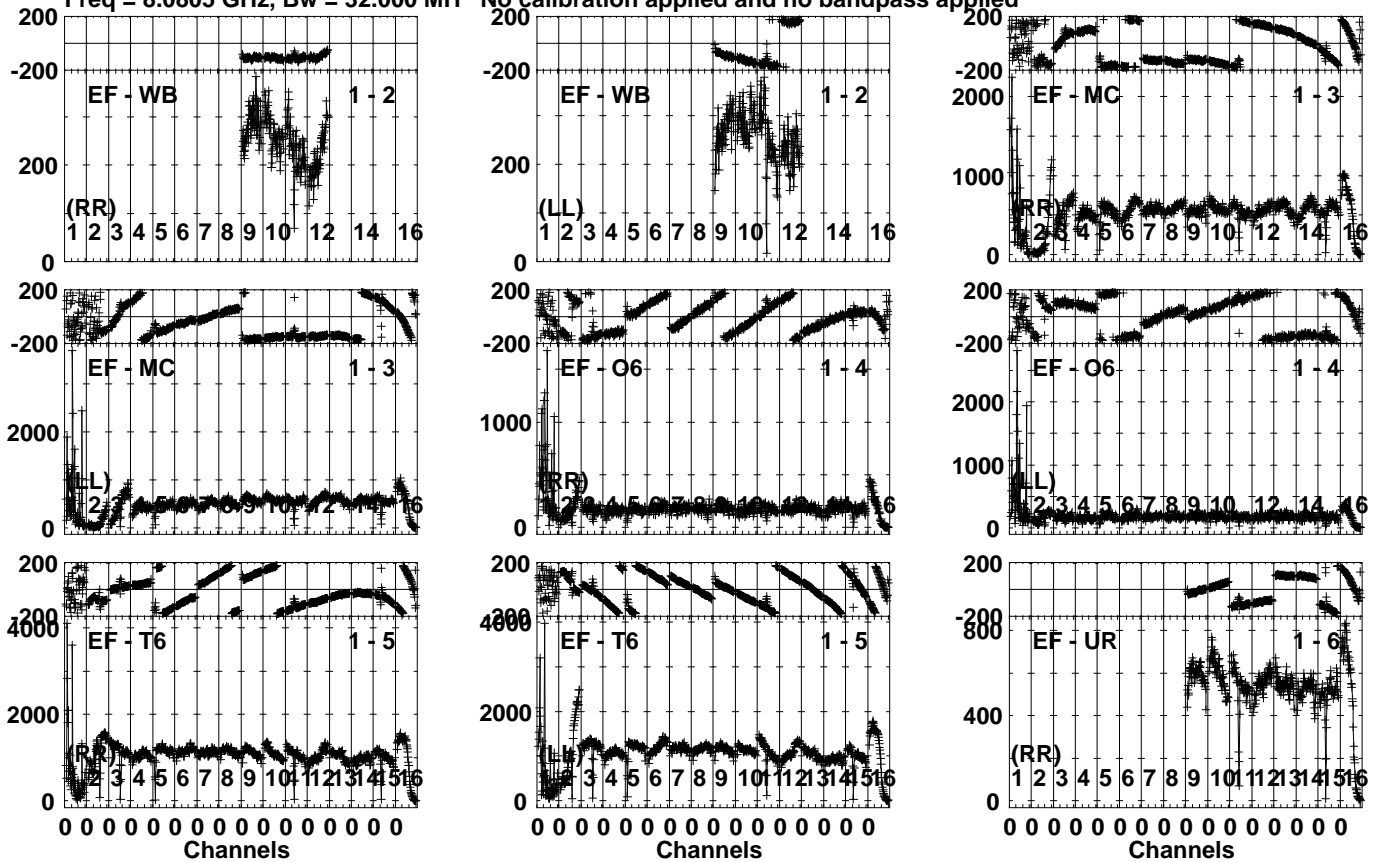
0 0 0 0 0 0 0 0 0 0 0 0 0 0 0 0
Channels

Lower frame: Micro Ampl Jy Top frame: Phas deg
Vector averaged cross-power spectrum Several baselines displayed
Timerange: 00/03:35:23 to 00/03:49:59

Plot file version 29 created 13-MAR-2024 11:28:18

M81 EF030A.UVDATA.1

Freq = 8.0805 GHz, Bw = 32.000 MH No calibration applied and no bandpass applied

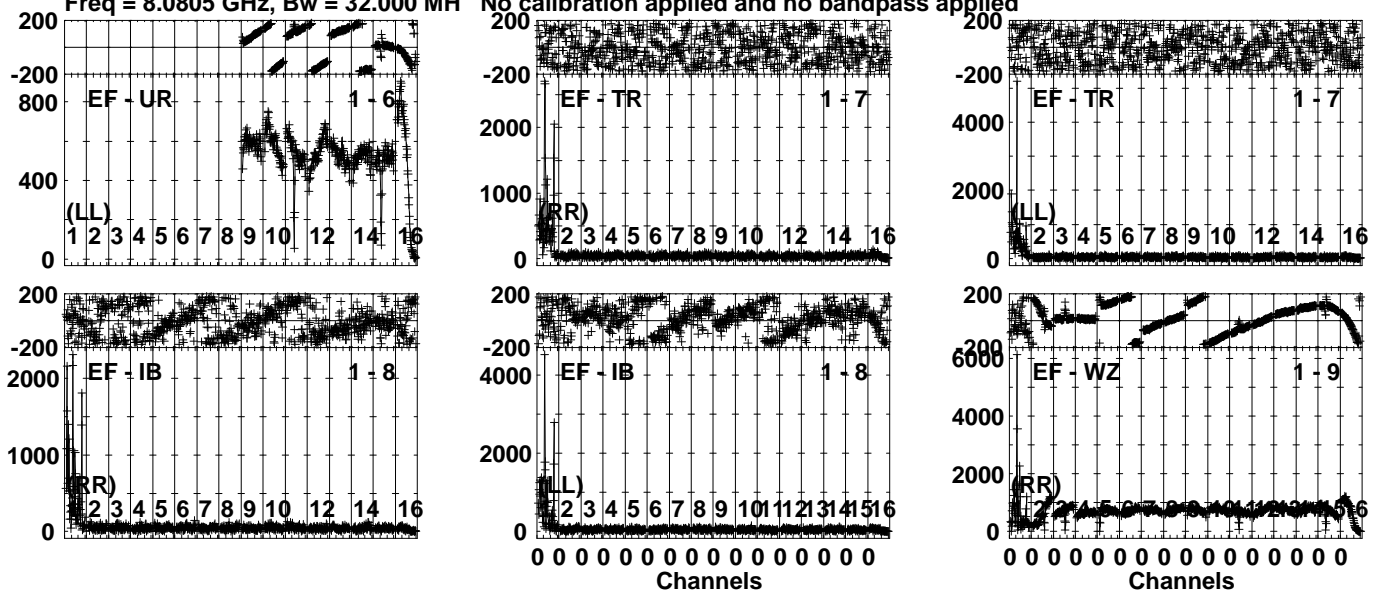


Lower frame: Micro Ampl Jy Top frame: Phas deg
Vector averaged cross-power spectrum Several baselines displayed
Timerange: 00/03:50:23 to 00/04:04:59

Plot file version 30 created 13-MAR-2024 11:28:19

M81 EF030A.UVDATA.1

Freq = 8.0805 GHz, Bw = 32.000 MH No calibration applied and no bandpass applied

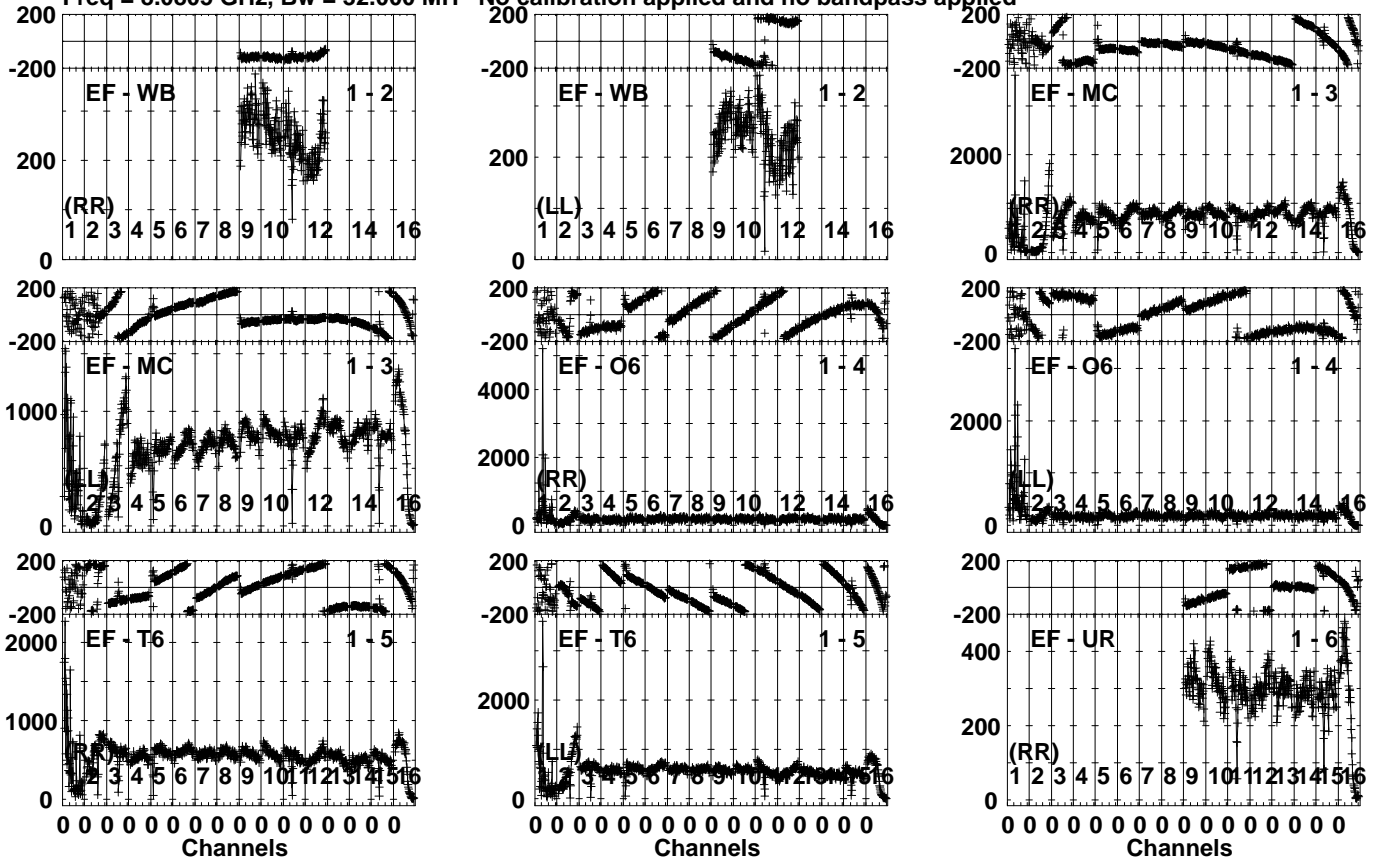


Lower frame: Micro Ampl Jy Top frame: Phas deg
Vector averaged cross-power spectrum Several baselines displayed
Timerange: 00/03:50:23 to 00/04:04:59

Plot file version 31 created 13-MAR-2024 11:28:20

M81 EF030A.UVDATA.1

Freq = 8.0805 GHz, Bw = 32.000 MH No calibration applied and no bandpass applied

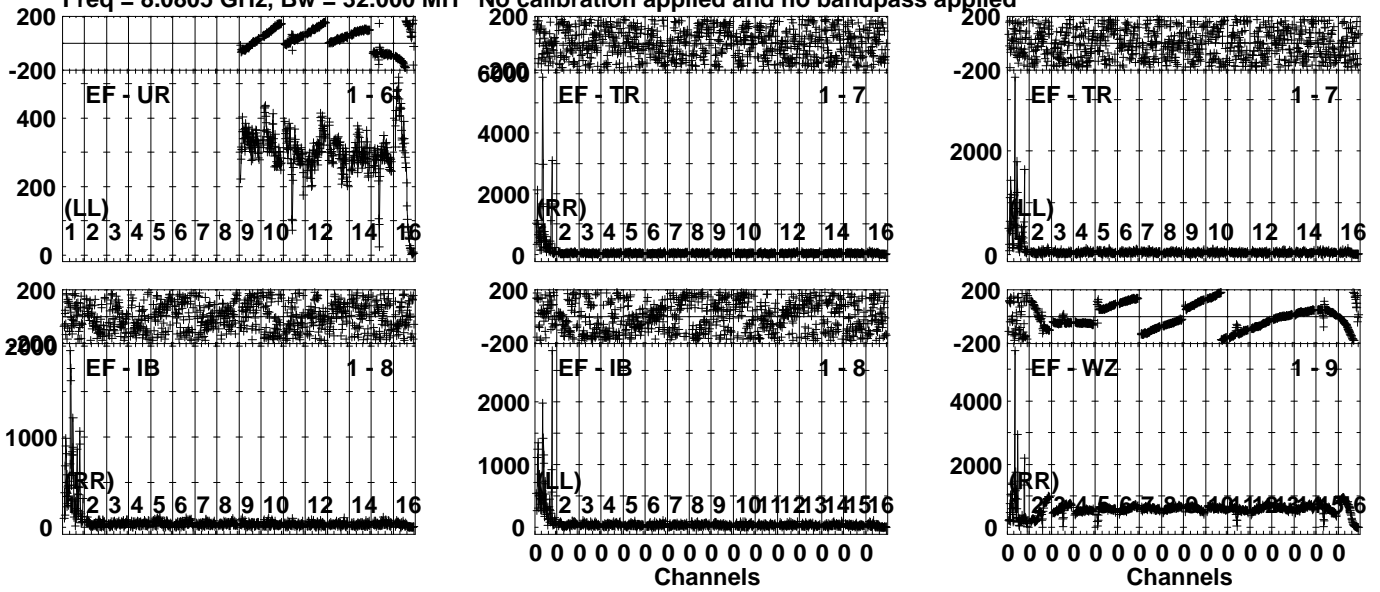


Lower frame: Micro Ampl Jy Top frame: Phas deg
Vector averaged cross-power spectrum Several baselines displayed
Timerange: 00/04:05:23 to 00/04:19:59

Plot file version 32 created 13-MAR-2024 11:28:21

M81 EF030A.UVDATA.1

Freq = 8.0805 GHz, Bw = 32.000 MH No calibration applied and no bandpass applied

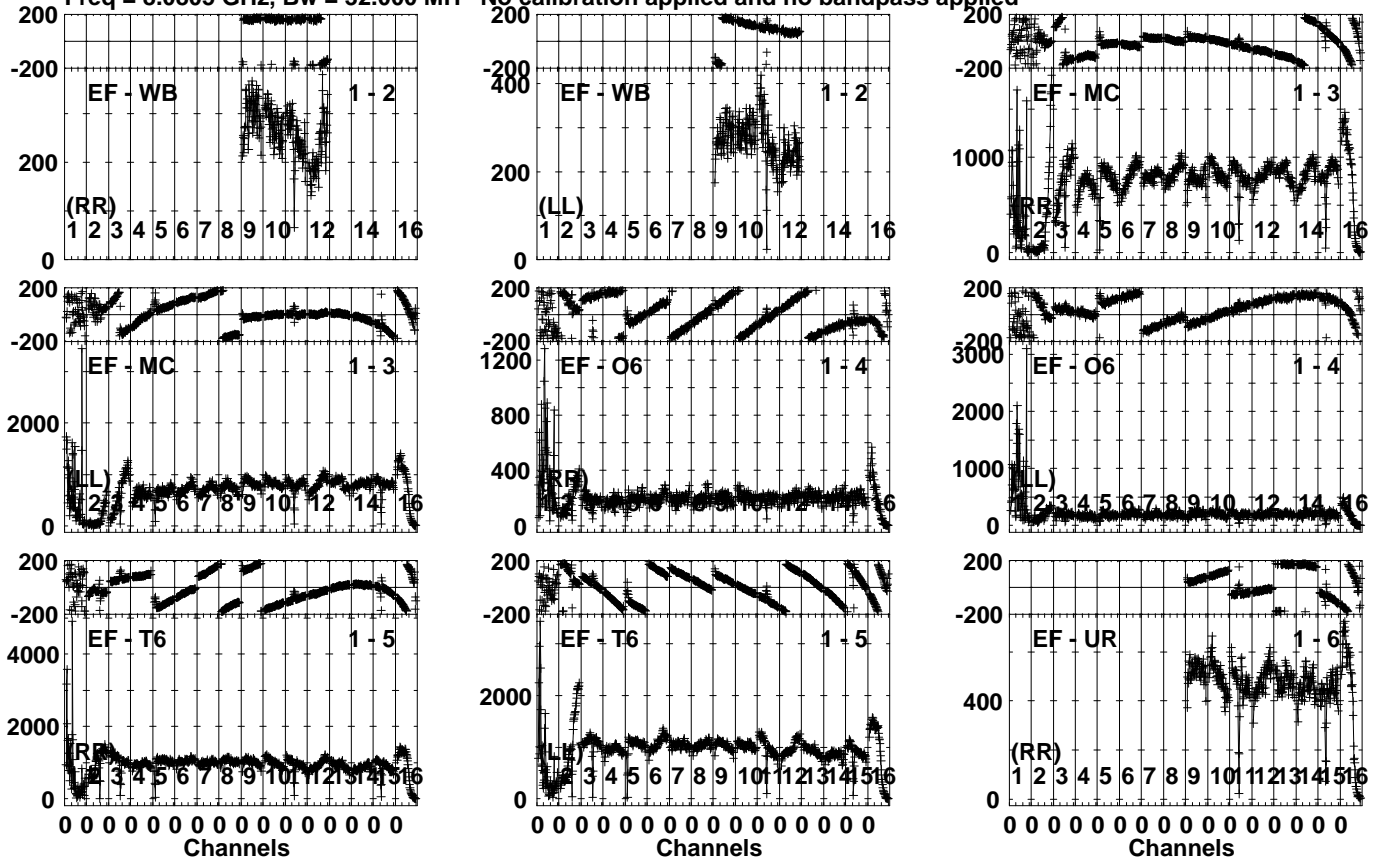


Lower frame: Micro Ampl Jy Top frame: Phas deg
 Vector averaged cross-power spectrum Several baselines displayed
 Timerange: 00/04:05:23 to 00/04:19:59

Plot file version 33 created 13-MAR-2024 11:28:22

M81 EF030A.UVDATA.1

Freq = 8.0805 GHz, Bw = 32.000 MH No calibration applied and no bandpass applied

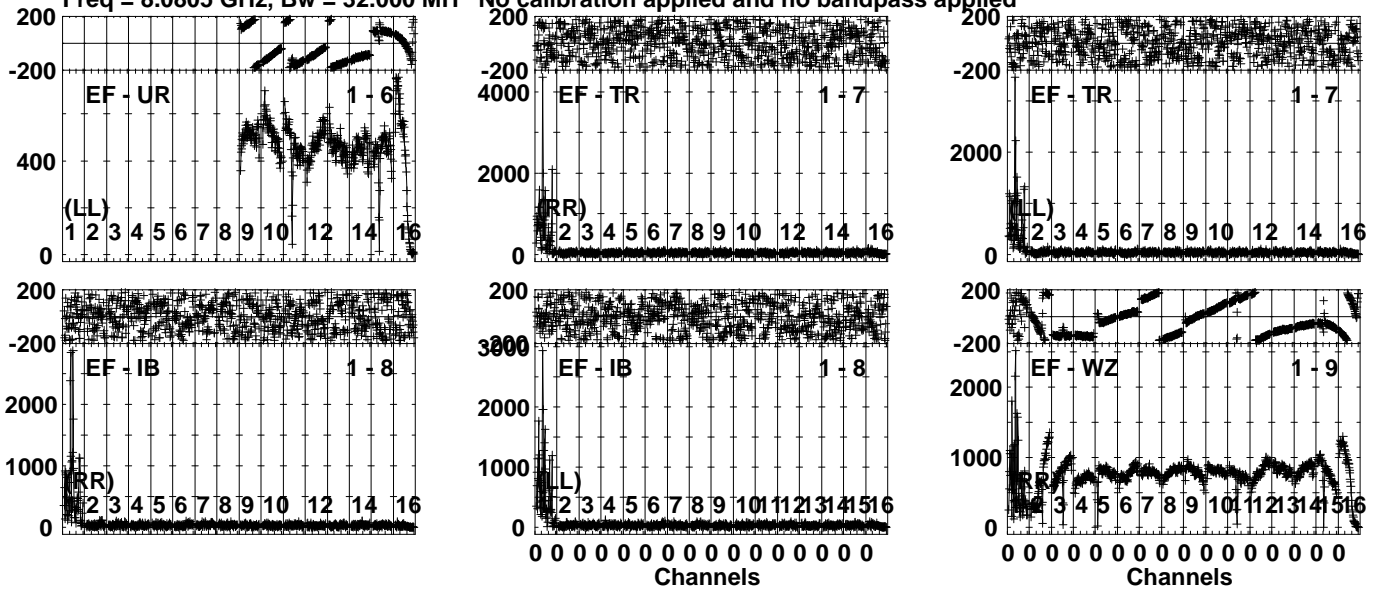


Lower frame: Micro Ampl Jy Top frame: Phas deg
Vector averaged cross-power spectrum Several baselines displayed
Timerange: 00/04:20:23 to 00/04:34:59

Plot file version 34 created 13-MAR-2024 11:28:24

M81 EF030A.UVDATA.1

Freq = 8.0805 GHz, Bw = 32.000 MH No calibration applied and no bandpass applied



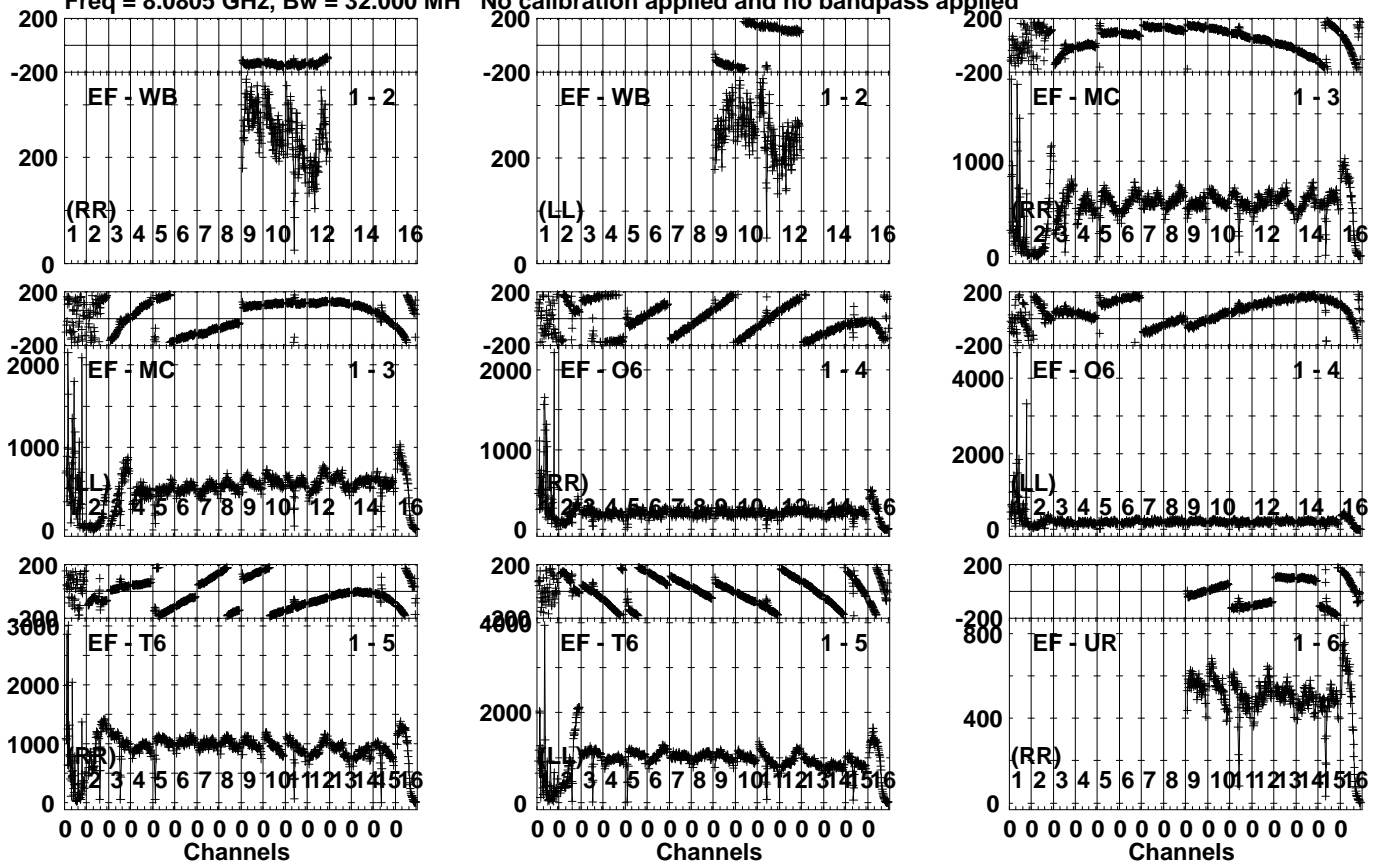
Lower frame: Micro Ampl Jy Top frame: Phas deg
Vector averaged cross-power spectrum Several baselines displayed
Timerange: 00/04:20:23 to 00/04:34:59

Plot file version 35 created 13-MAR-2024 11:28:25

M81 EF030A.UVDATA.1

Freq = 8.0805 GHz, Bw = 32.000 MH

No calibration applied and no bandpass applied

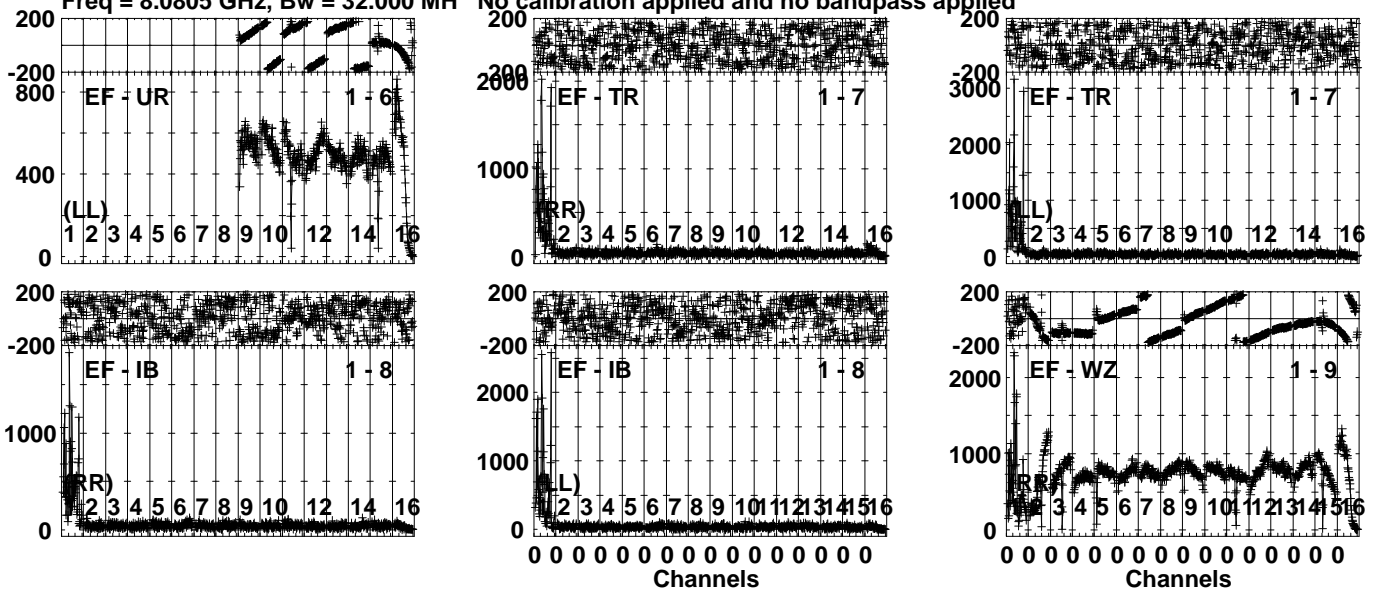


Lower frame: Micro Ampl Jy Top frame: Phas deg
Vector averaged cross-power spectrum Several baselines displayed
Timerange: 00/04:35:23 to 00/04:49:59

Plot file version 36 created 13-MAR-2024 11:28:26

M81 EF030A.UVDATA.1

Freq = 8.0805 GHz, Bw = 32.000 MH No calibration applied and no bandpass applied

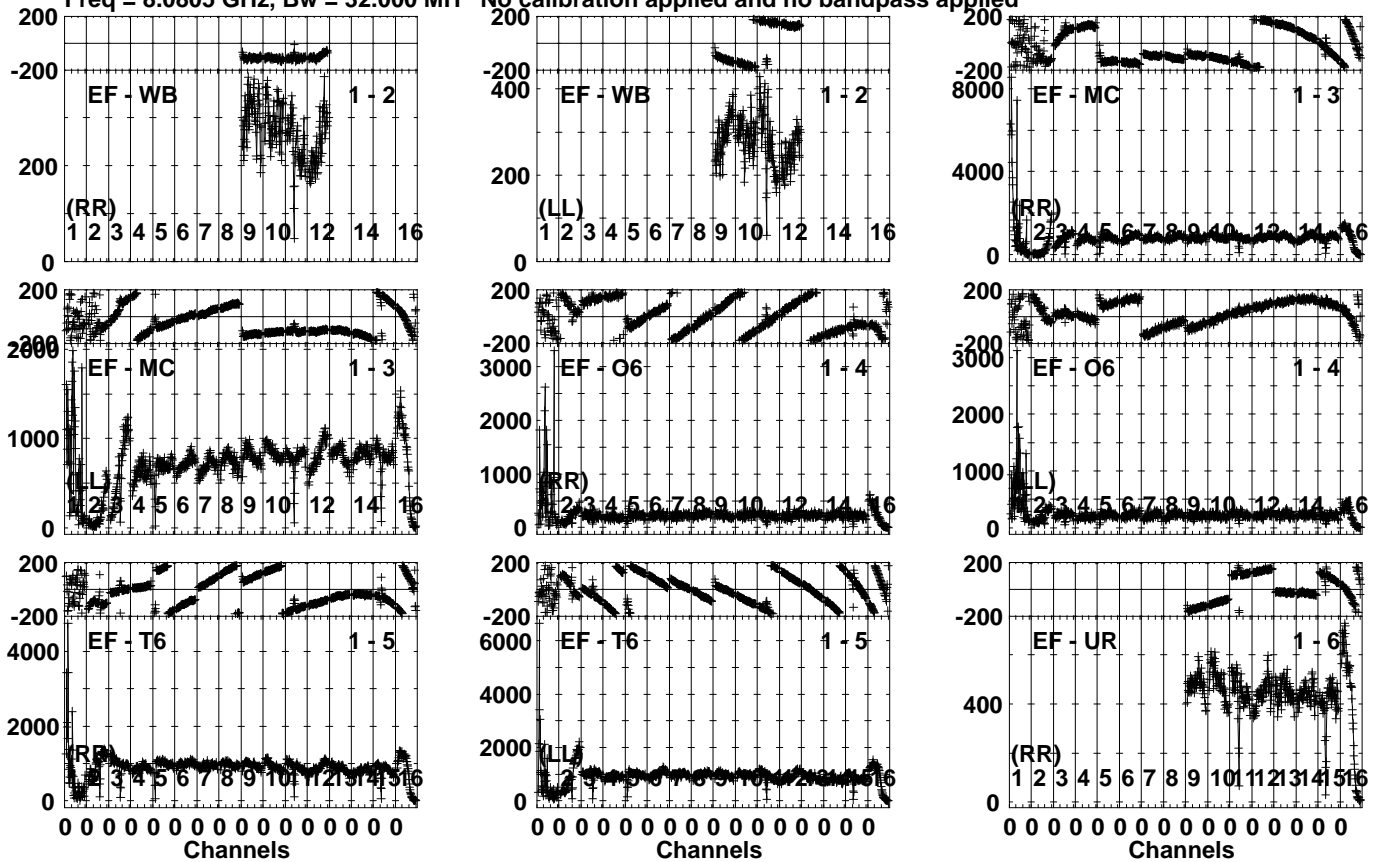


Lower frame: Micro Ampl Jy Top frame: Phas deg
Vector averaged cross-power spectrum Several baselines displayed
Timerange: 00/04:35:23 to 00/04:49:59

Plot file version 37 created 13-MAR-2024 11:28:27

M81 EF030A.UVDATA.1

Freq = 8.0805 GHz, Bw = 32.000 MH No calibration applied and no bandpass applied



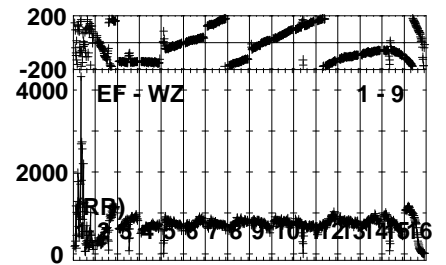
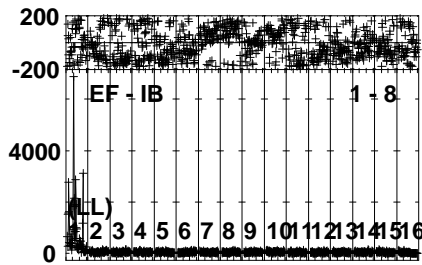
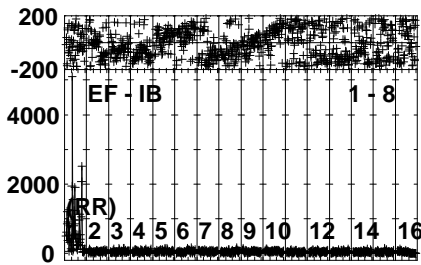
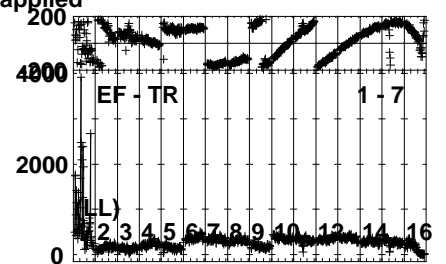
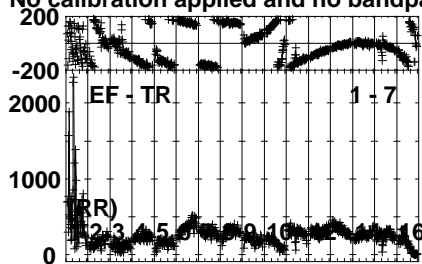
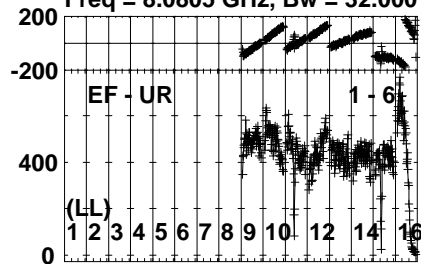
Lower frame: Micro Ampl Jy Top frame: Phas deg
Vector averaged cross-power spectrum Several baselines displayed
Timerange: 00/04:50:23 to 00/04:59:59

Plot file version 38 created 13-MAR-2024 11:28:27

M81 EF030A.UVDATA.1

Freq = 8.0805 GHz, Bw = 32.000 MH

No calibration applied and no bandpass applied



Channels

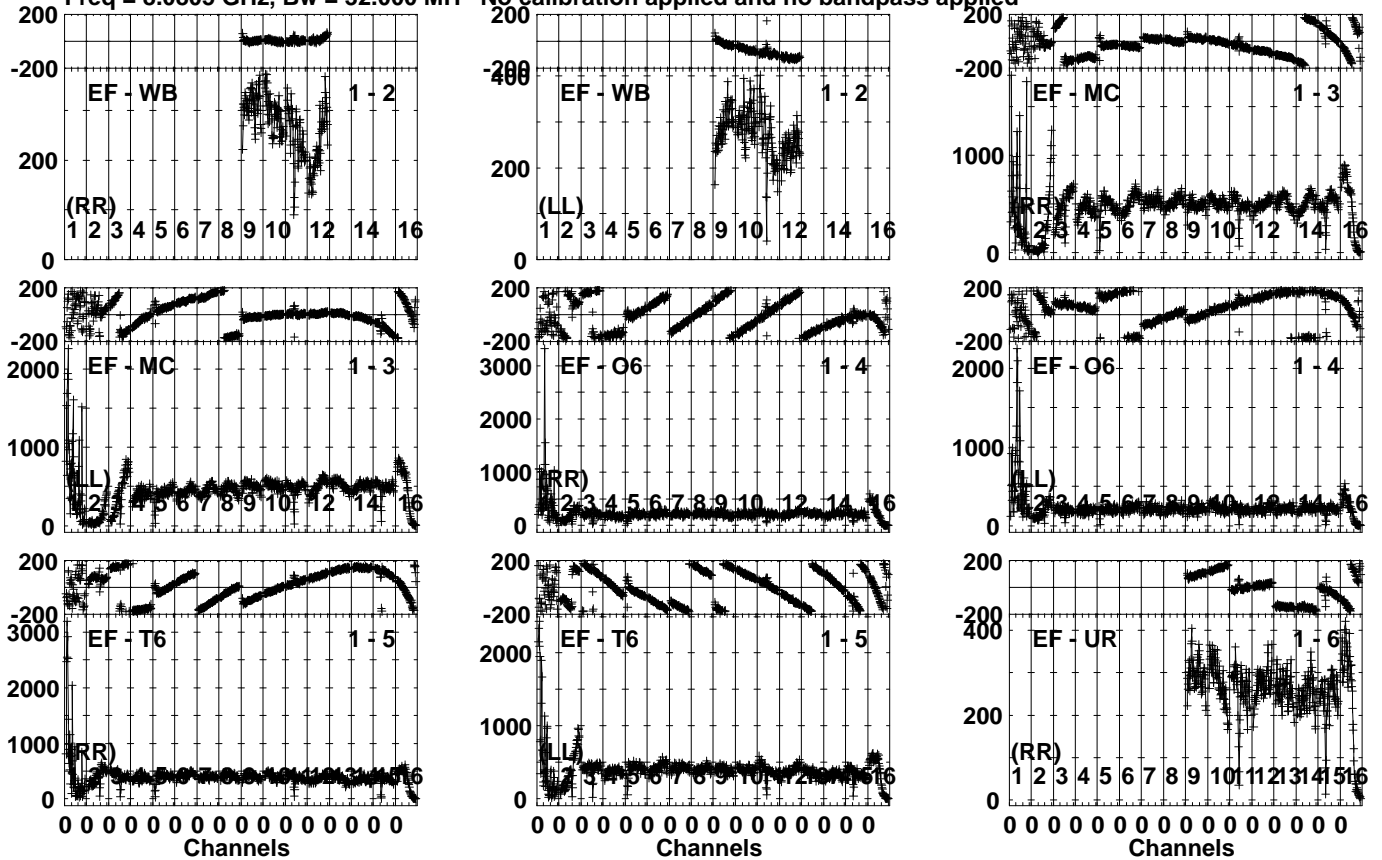
Channels

Lower frame: Micro Ampl Jy Top frame: Phas deg
Vector averaged cross-power spectrum Several baselines displayed
Timerange: 00/04:50:23 to 00/04:59:59

Plot file version 39 created 13-MAR-2024 11:28:29

M81 EF030A.UVDATA.1

Freq = 8.0805 GHz, Bw = 32.000 MH No calibration applied and no bandpass applied



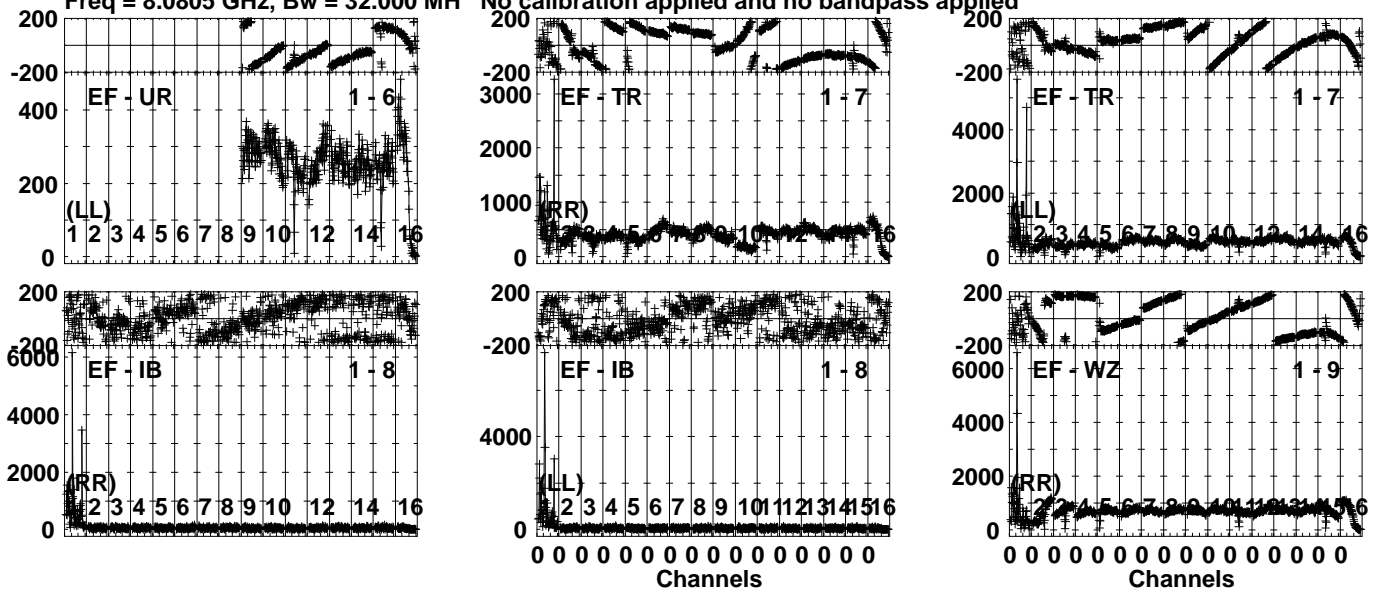
Lower frame: Micro Ampl Jy Top frame: Phas deg
Vector averaged cross-power spectrum Several baselines displayed
Timerange: 00/05:08:23 to 00/05:20:59

Plot file version 40 created 13-MAR-2024 11:28:30

M81 EF030A.UVDATA.1

Freq = 8.0805 GHz, Bw = 32.000 MH

No calibration applied and no bandpass applied

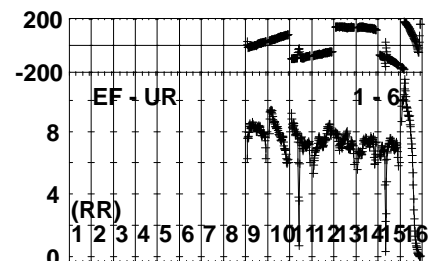
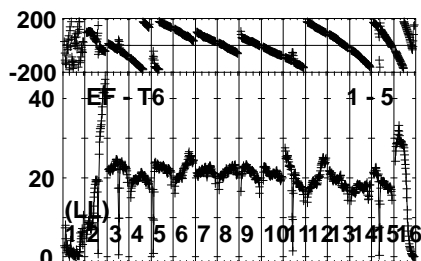
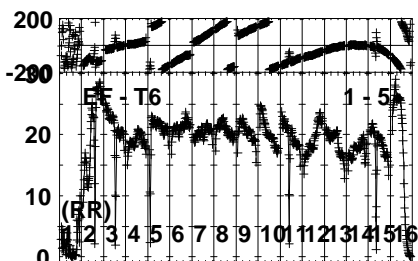
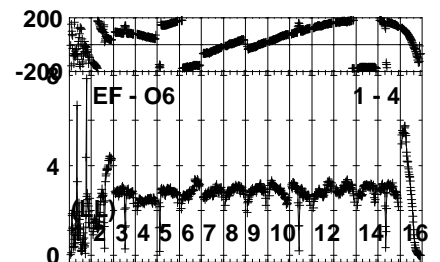
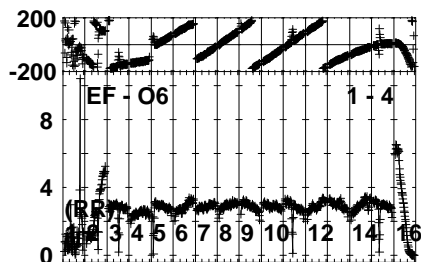
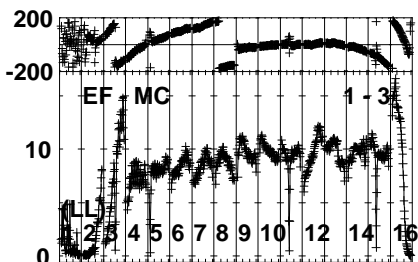
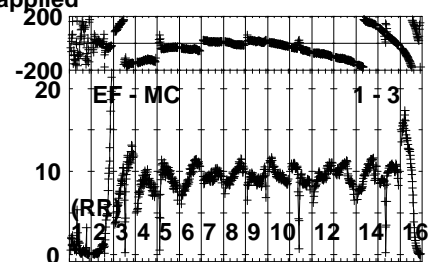
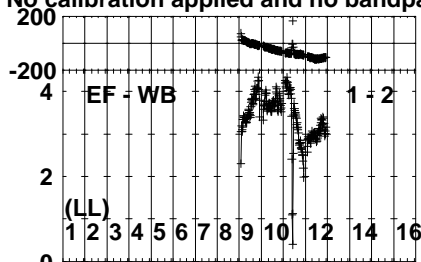
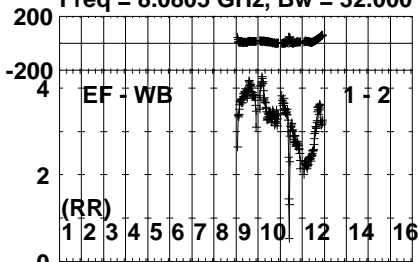


Lower frame: Micro Ampl Jy Top frame: Phas deg
Vector averaged cross-power spectrum Several baselines displayed
Timerange: 00/05:08:23 to 00/05:20:59

Plot file version 41 created 13-MAR-2024 11:28:31

0954+658 EF030A.UVDATA.1

Freq = 8.0805 GHz, Bw = 32.000 MH No calibration applied and no bandpass applied

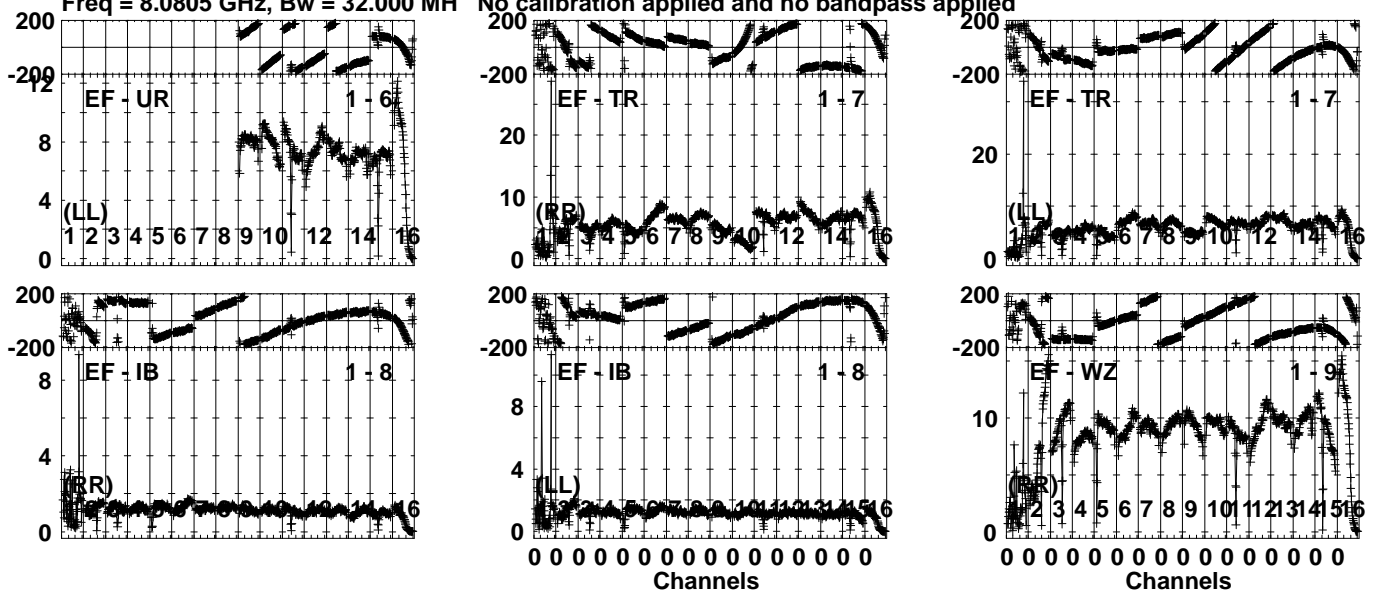


Lower frame: Milli Ampl Jy Top frame: Phas deg
Vector averaged cross-power spectrum Several baselines displayed
Timerange: 00/05:21:33 to 00/05:25:59

Plot file version 42 created 13-MAR-2024 11:28:31

0954+658 EF030A.UVDATA.1

Freq = 8.0805 GHz, Bw = 32.000 MH No calibration applied and no bandpass applied

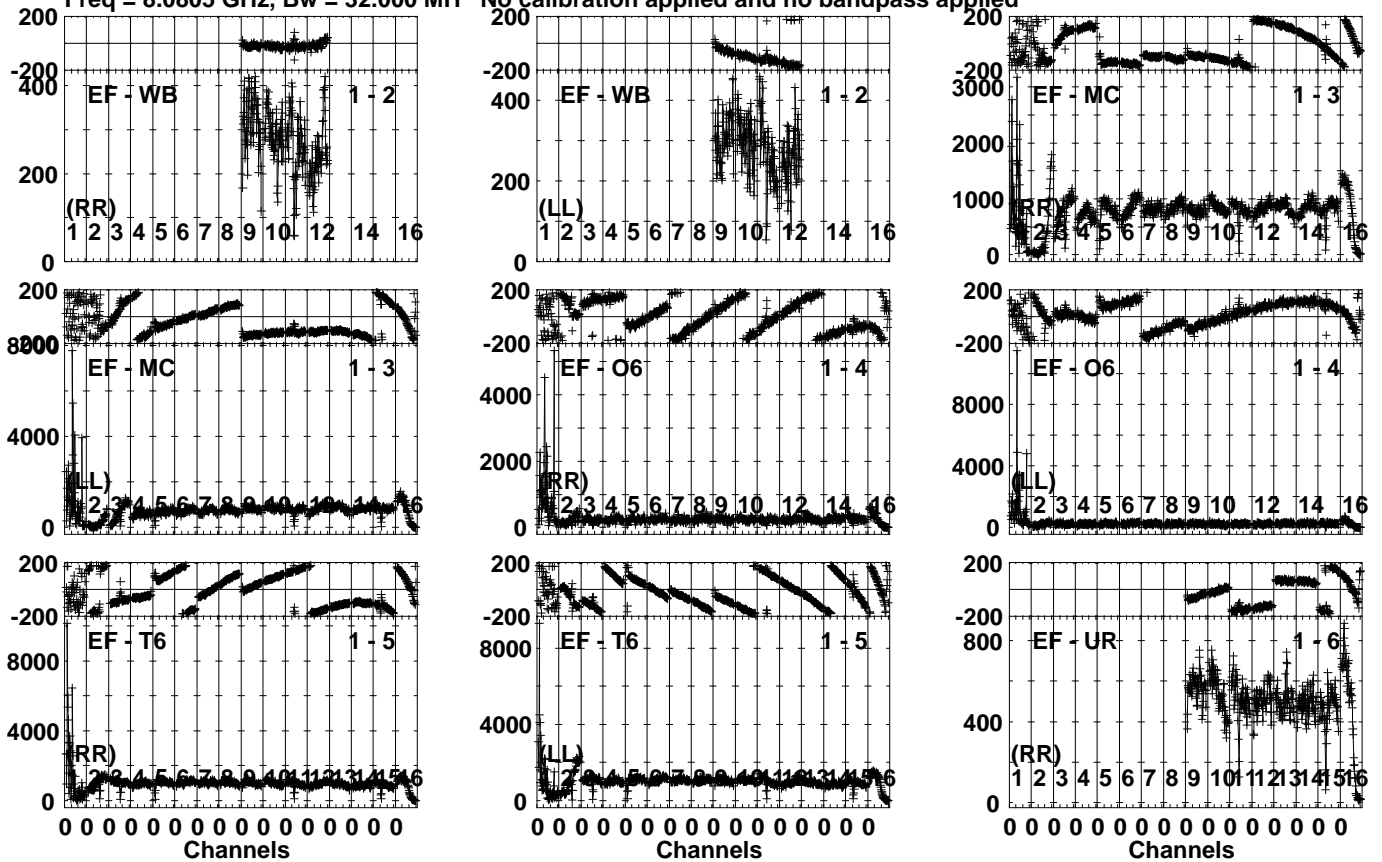


Lower frame: Milli Ampl Jy Top frame: Phas deg
Vector averaged cross-power spectrum Several baselines displayed
Timerange: 00/05:21:33 to 00/05:25:59

Plot file version 43 created 13-MAR-2024 11:28:31

M81 EF030A.UVDATA.1

Freq = 8.0805 GHz, Bw = 32.000 MH No calibration applied and no bandpass applied



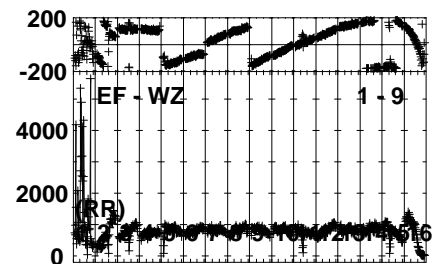
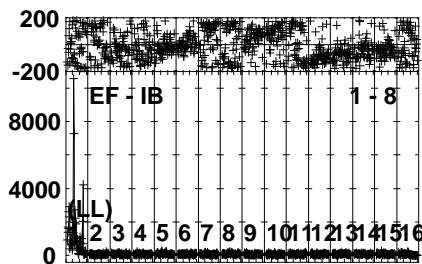
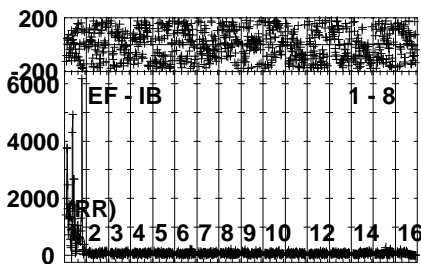
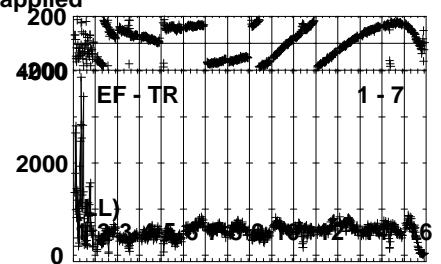
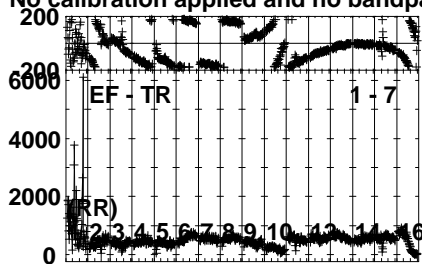
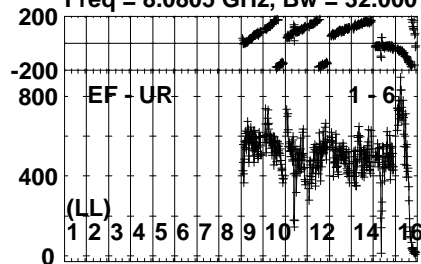
Lower frame: Micro Ampl Jy Top frame: Phas deg
Vector averaged cross-power spectrum Several baselines displayed
Timerange: 00/05:26:01 to 00/05:30:59

Plot file version 44 created 13-MAR-2024 11:28:32

M81 EF030A.UVDATA.1

Freq = 8.0805 GHz, Bw = 32.000 MH

No calibration applied and no bandpass applied



0 0 0 0 0 0 0 0 0 0 0 0 0 0 0 0
Channels

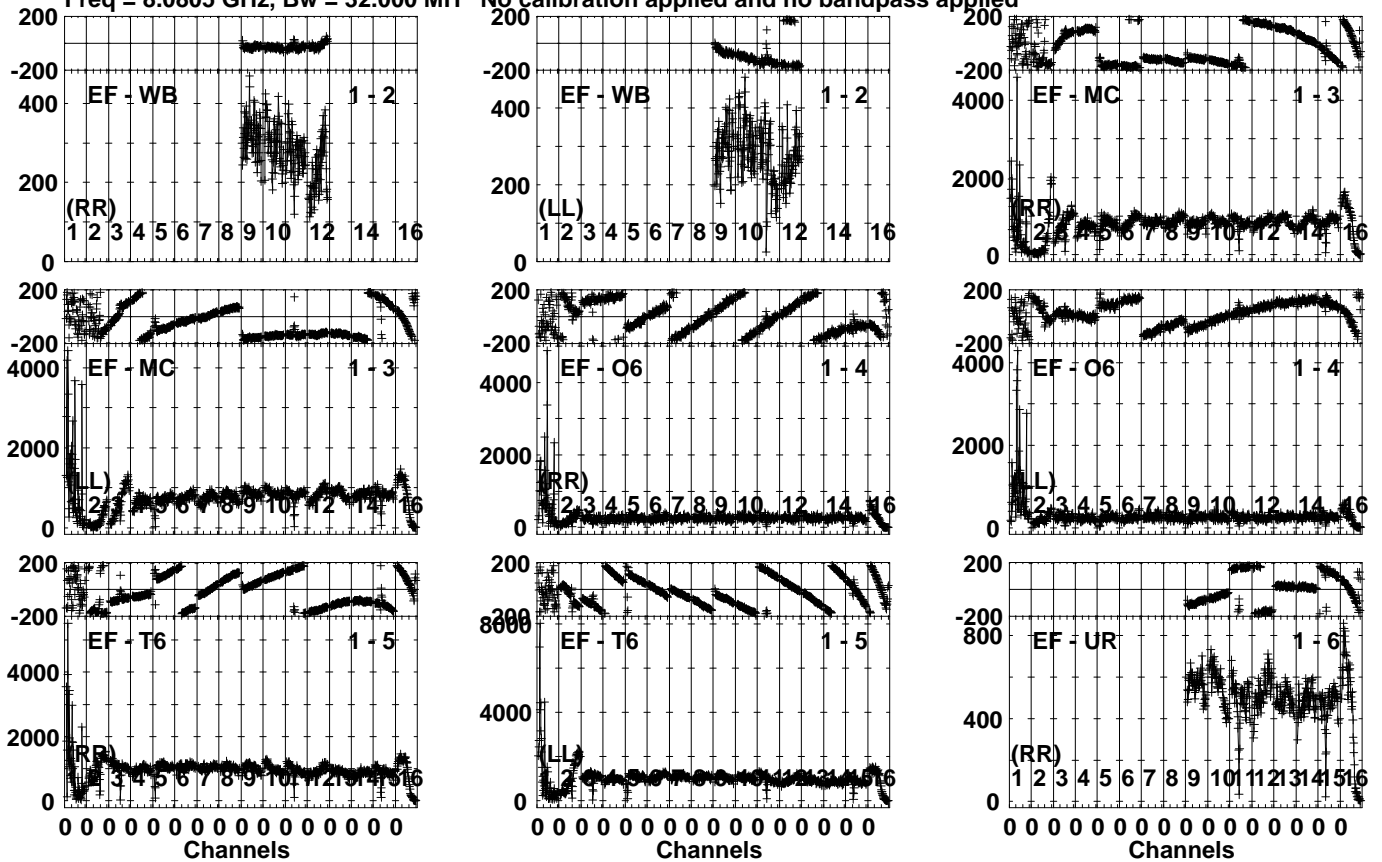
0 0 0 0 0 0 0 0 0 0 0 0 0 0 0 0
Channels

Lower frame: Micro Ampl Jy Top frame: Phas deg
Vector averaged cross-power spectrum Several baselines displayed
Timerange: 00/05:26:01 to 00/05:30:59

Plot file version 45 created 13-MAR-2024 11:28:32

M81 EF030A.UVDATA.1

Freq = 8.0805 GHz, Bw = 32.000 MH No calibration applied and no bandpass applied



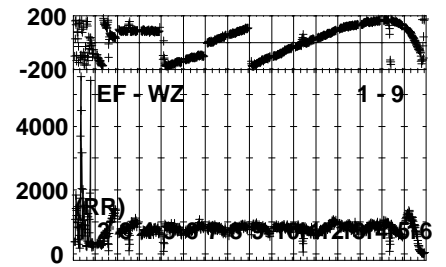
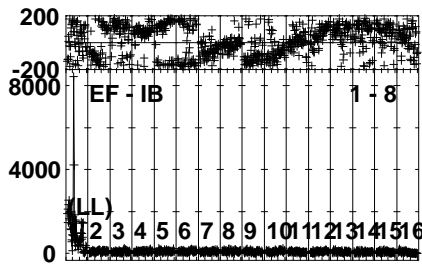
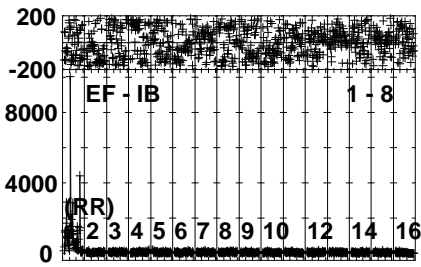
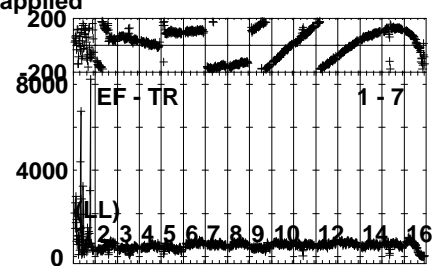
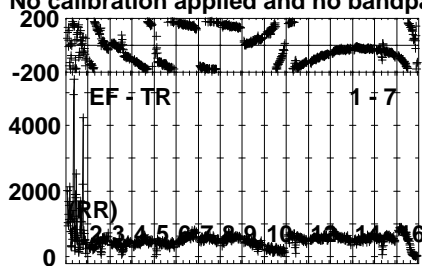
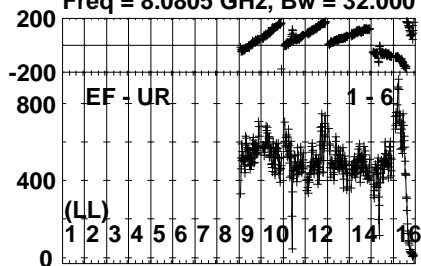
Lower frame: Micro Ampl Jy Top frame: Phas deg
Vector averaged cross-power spectrum Several baselines displayed
Timerange: 00/05:31:23 to 00/05:35:59

Plot file version 46 created 13-MAR-2024 11:28:33

M81 EF030A.UVDATA.1

Freq = 8.0805 GHz, Bw = 32.000 MH

No calibration applied and no bandpass applied



0 0 0 0 0 0 0 0 0 0 0 0 0 0 0 0
Channels

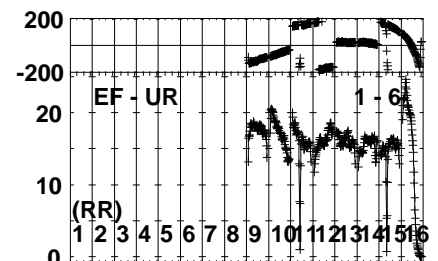
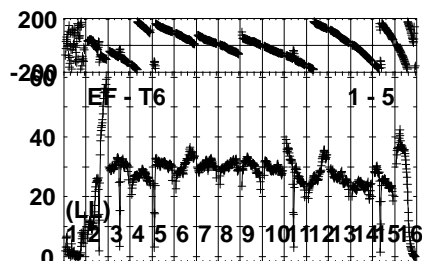
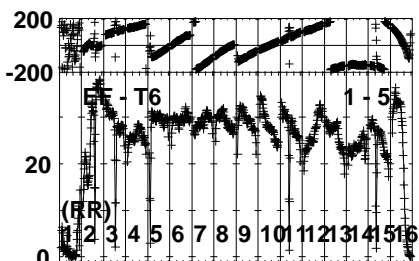
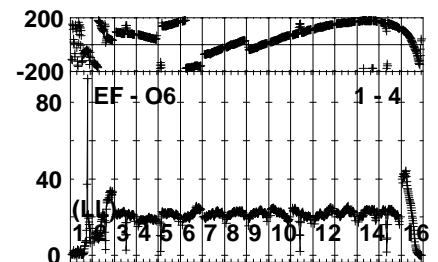
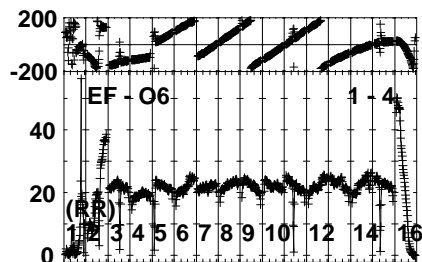
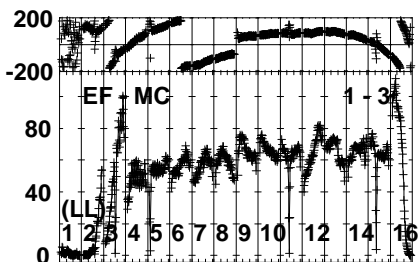
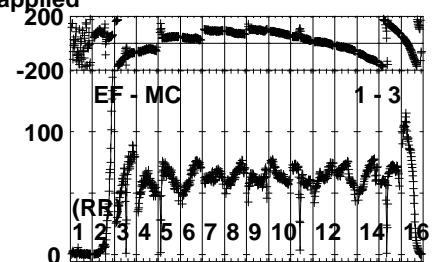
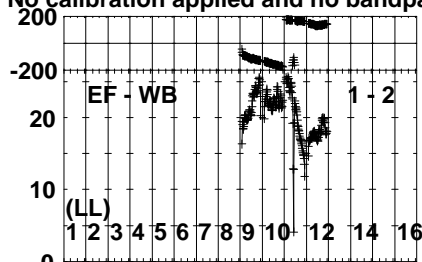
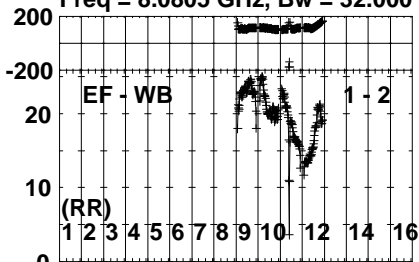
0 0 0 0 0 0 0 0 0 0 0 0 0 0 0 0
Channels

Lower frame: Micro Ampl Jy Top frame: Phas deg
Vector averaged cross-power spectrum Several baselines displayed
Timerange: 00/05:31:23 to 00/05:35:59

Plot file version 47 created 13-MAR-2024 11:28:33

4C39.25 EF030A.UVDATA.1

Freq = 8.0805 GHz, Bw = 32.000 MH No calibration applied and no bandpass applied

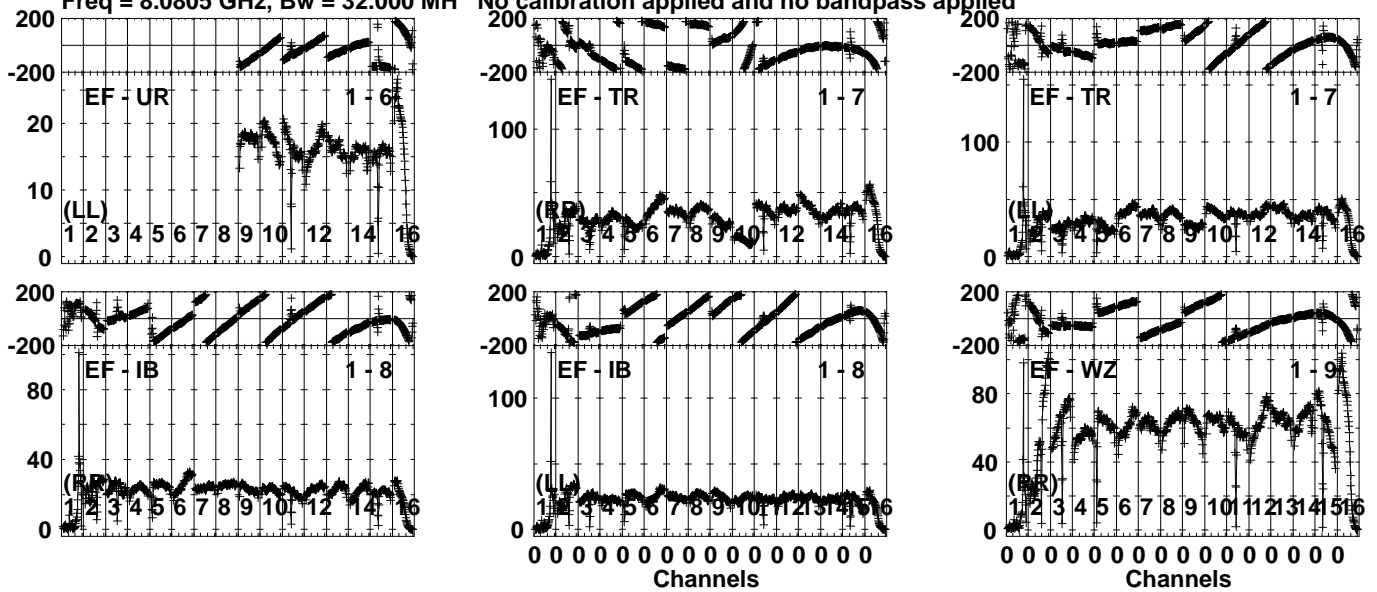


Lower frame: Milli Ampl Jy Top frame: Phas deg
Vector averaged cross-power spectrum Several baselines displayed
Timerange: 00/05:41:03 to 00/05:50:59

Plot file version 48 created 13-MAR-2024 11:28:34

4C39.25 EF030A.UVDATA.1

Freq = 8.0805 GHz, Bw = 32.000 MH No calibration applied and no bandpass applied

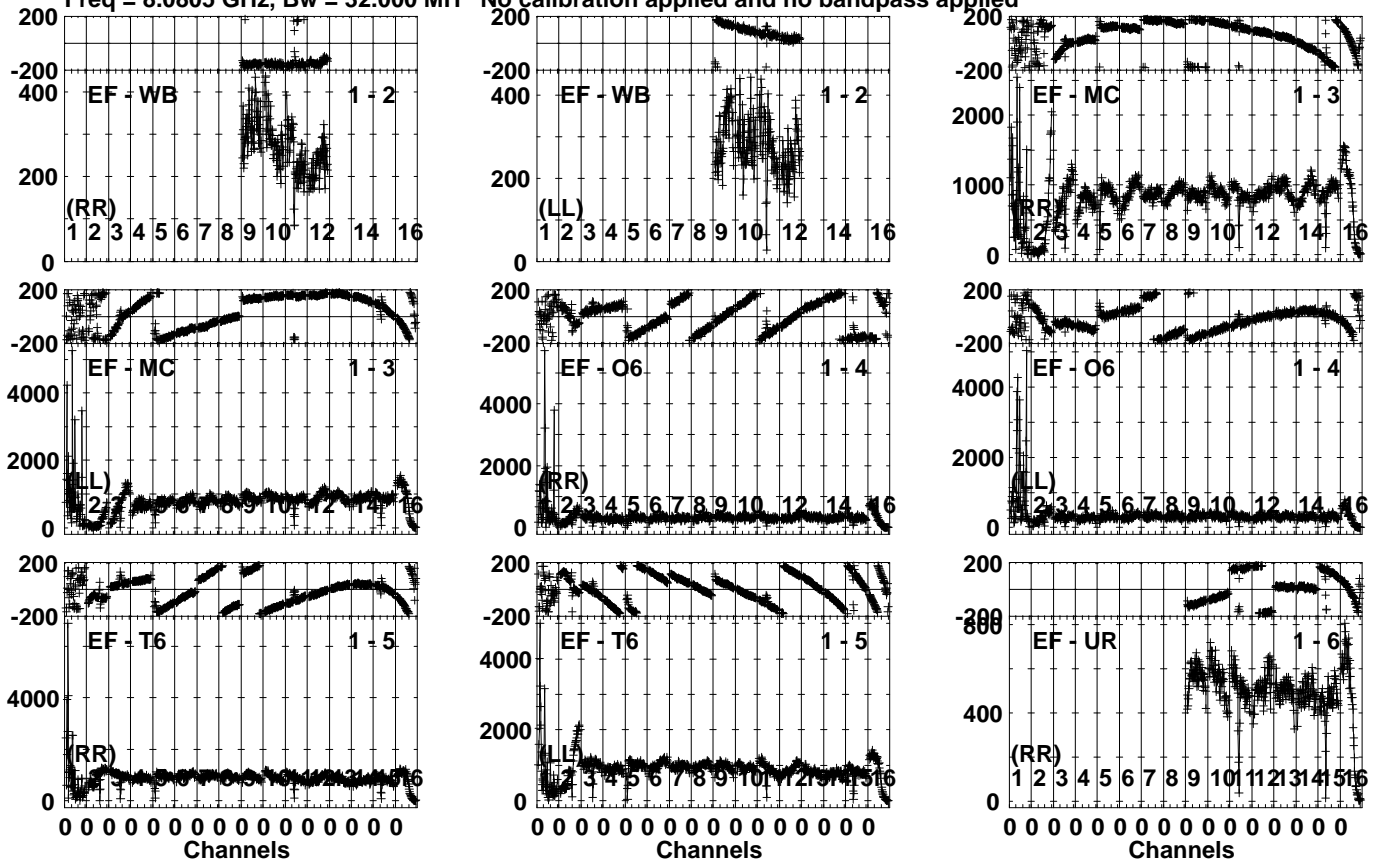


Lower frame: Milli Ampl Jy Top frame: Phas deg
Vector averaged cross-power spectrum Several baselines displayed
Timerange: 00/05:41:03 to 00/05:50:59

Plot file version 49 created 13-MAR-2024 11:28:35

M81 EF030A.UVDATA.1

Freq = 8.0805 GHz, Bw = 32.000 MH No calibration applied and no bandpass applied



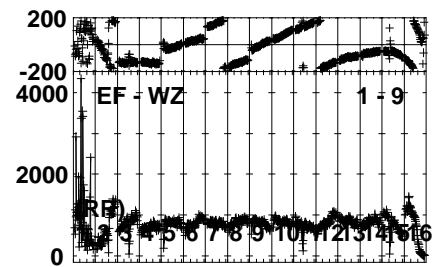
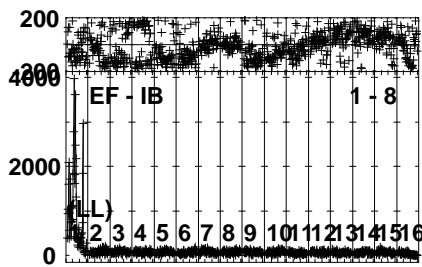
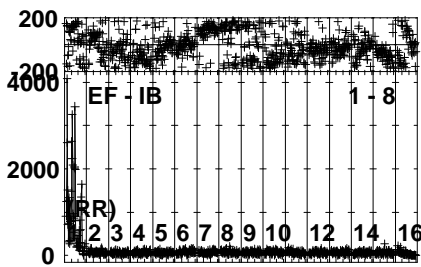
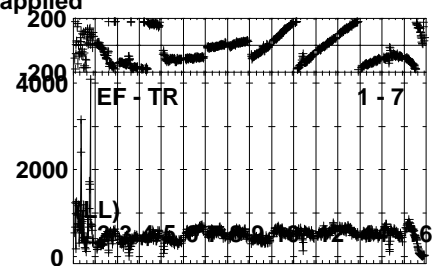
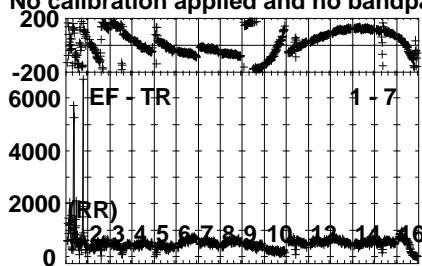
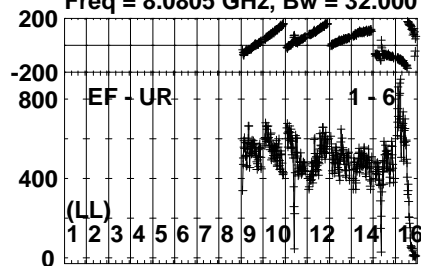
Lower frame: Micro Ampl Jy Top frame: Phas deg
Vector averaged cross-power spectrum Several baselines displayed
Timerange: 00/05:56:03 to 00/06:07:59

Plot file version 50 created 13-MAR-2024 11:28:35

M81 EF030A.UVDATA.1

Freq = 8.0805 GHz, Bw = 32.000 MH

No calibration applied and no bandpass applied



0 0 0 0 0 0 0 0 0 0 0 0 0 0 0 0
Channels

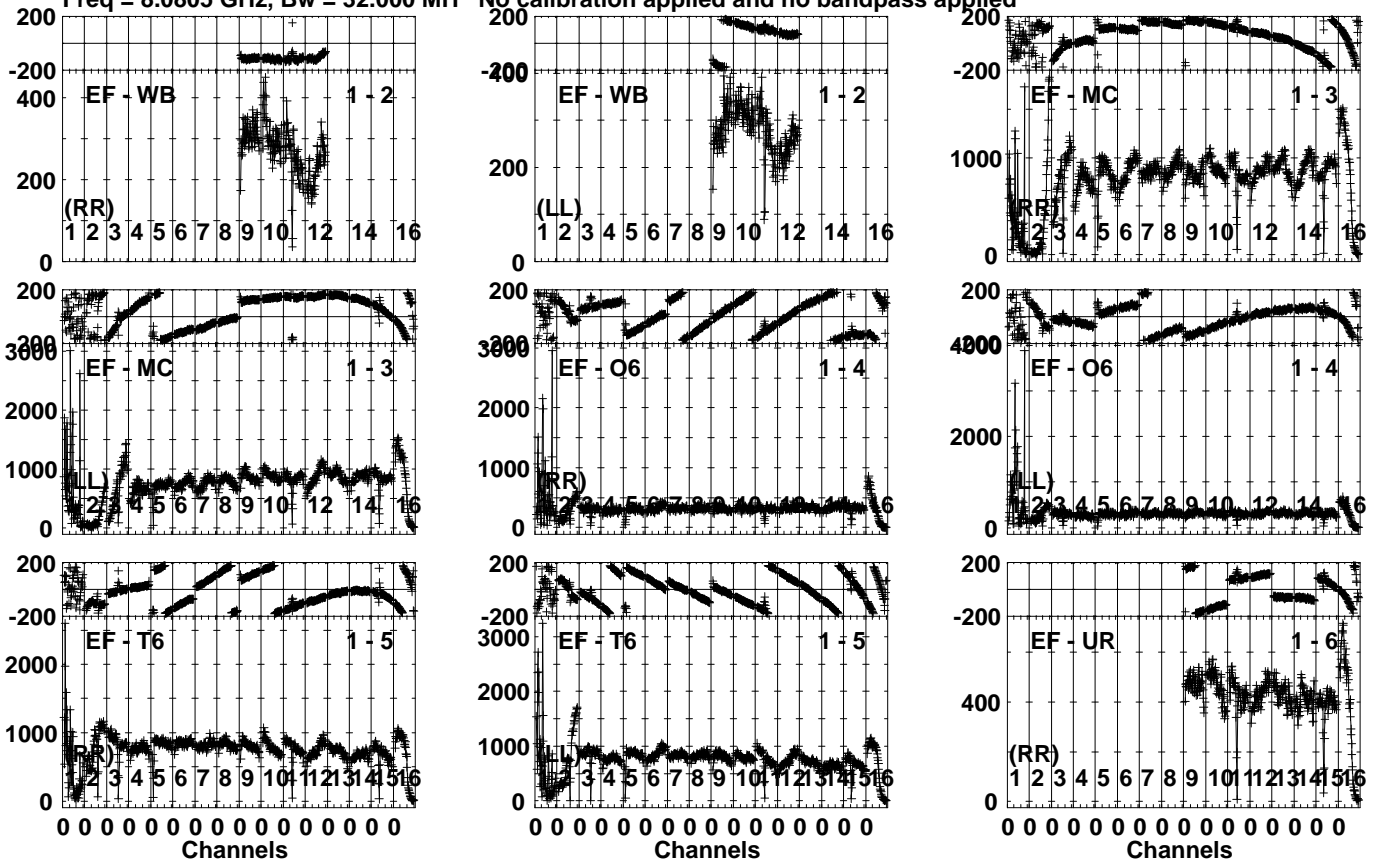
0 0 0 0 0 0 0 0 0 0 0 0 0 0 0 0
Channels

Lower frame: Micro Ampl Jy Top frame: Phas deg
Vector averaged cross-power spectrum Several baselines displayed
Timerange: 00/05:56:03 to 00/06:07:59

Plot file version 51 created 13-MAR-2024 11:28:36

M81 EF030A.UVDATA.1

Freq = 8.0805 GHz, Bw = 32.000 MH No calibration applied and no bandpass applied



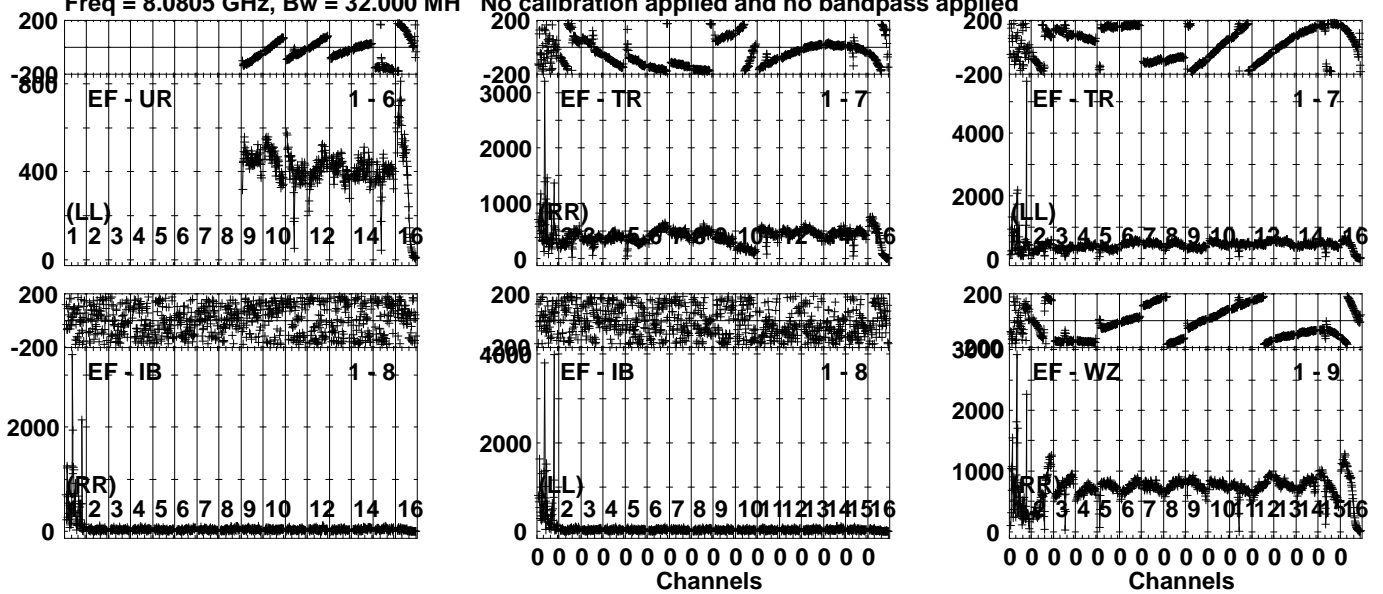
Lower frame: Micro Ampl Jy Top frame: Phas deg
Vector averaged cross-power spectrum Several baselines displayed
Timerange: 00/06:08:23 to 00/06:22:59

Plot file version 52 created 13-MAR-2024 11:28:38

M81 EF030A.UVDATA.1

Freq = 8.0805 GHz, Bw = 32.000 MH

No calibration applied and no bandpass applied

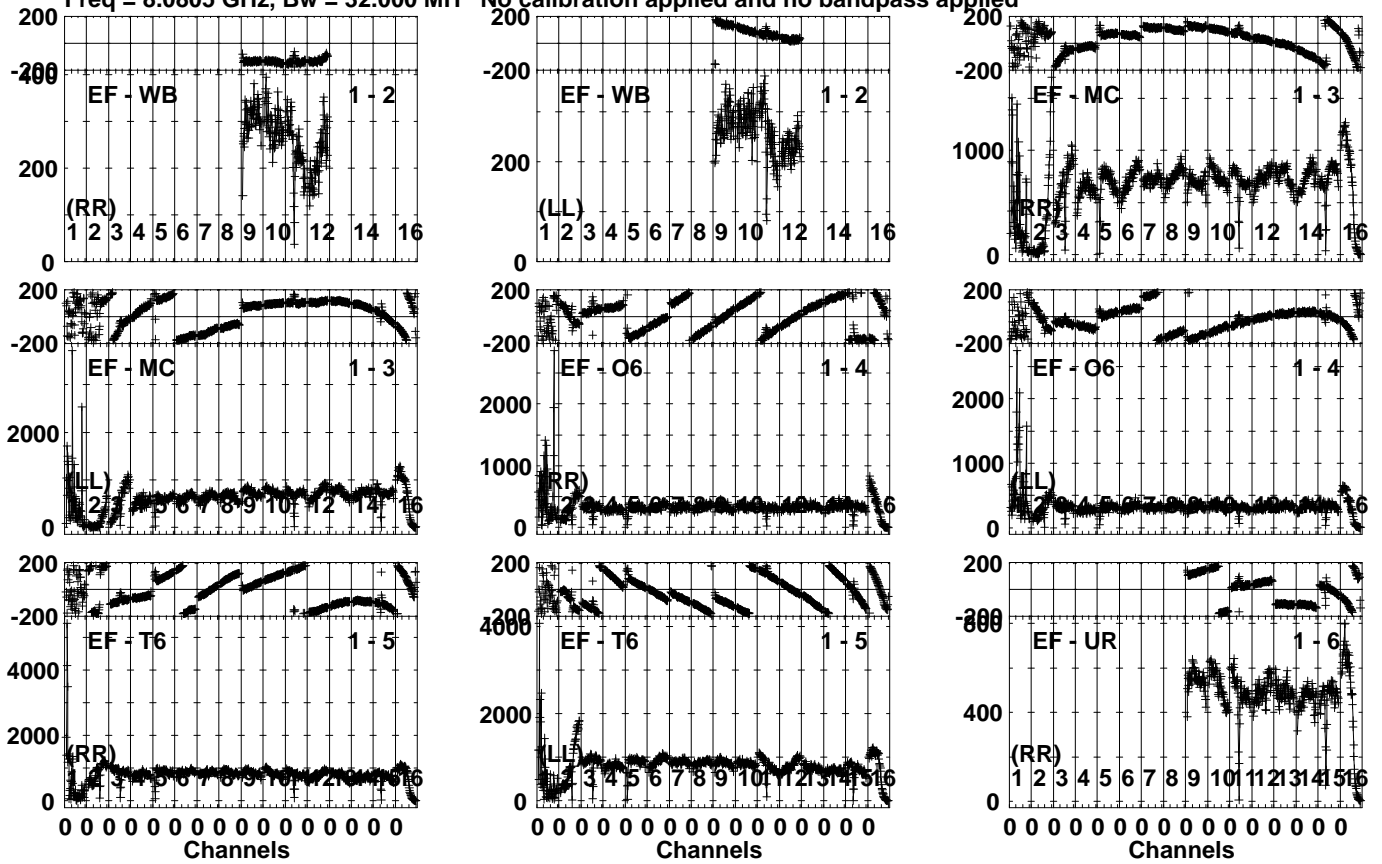


Lower frame: Micro Ampl Jy Top frame: Phas deg
Vector averaged cross-power spectrum Several baselines displayed
Timerange: 00/06:08:23 to 00/06:22:59

Plot file version 53 created 13-MAR-2024 11:28:39

M81 EF030A.UVDATA.1

Freq = 8.0805 GHz, Bw = 32.000 MH No calibration applied and no bandpass applied

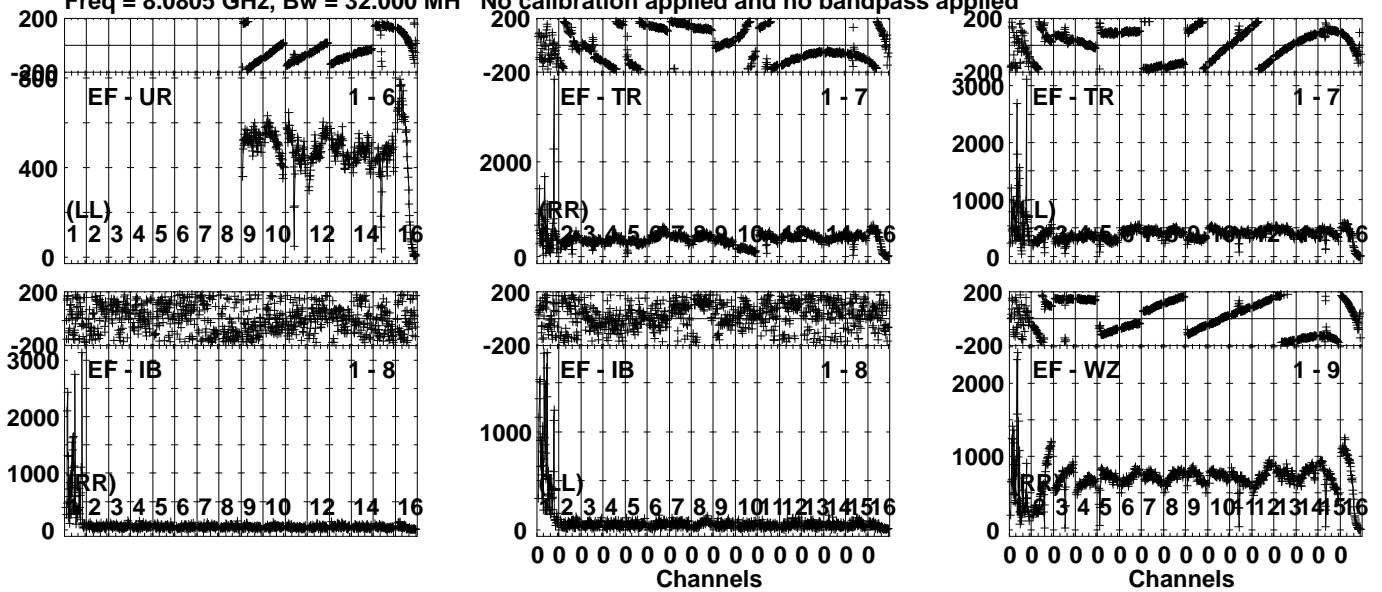


Lower frame: Micro Ampl Jy Top frame: Phas deg
Vector averaged cross-power spectrum Several baselines displayed
Timerange: 00/06:23:23 to 00/06:37:59

Plot file version 54 created 13-MAR-2024 11:28:40

M81 EF030A.UVDATA.1

Freq = 8.0805 GHz, Bw = 32.000 MH No calibration applied and no bandpass applied

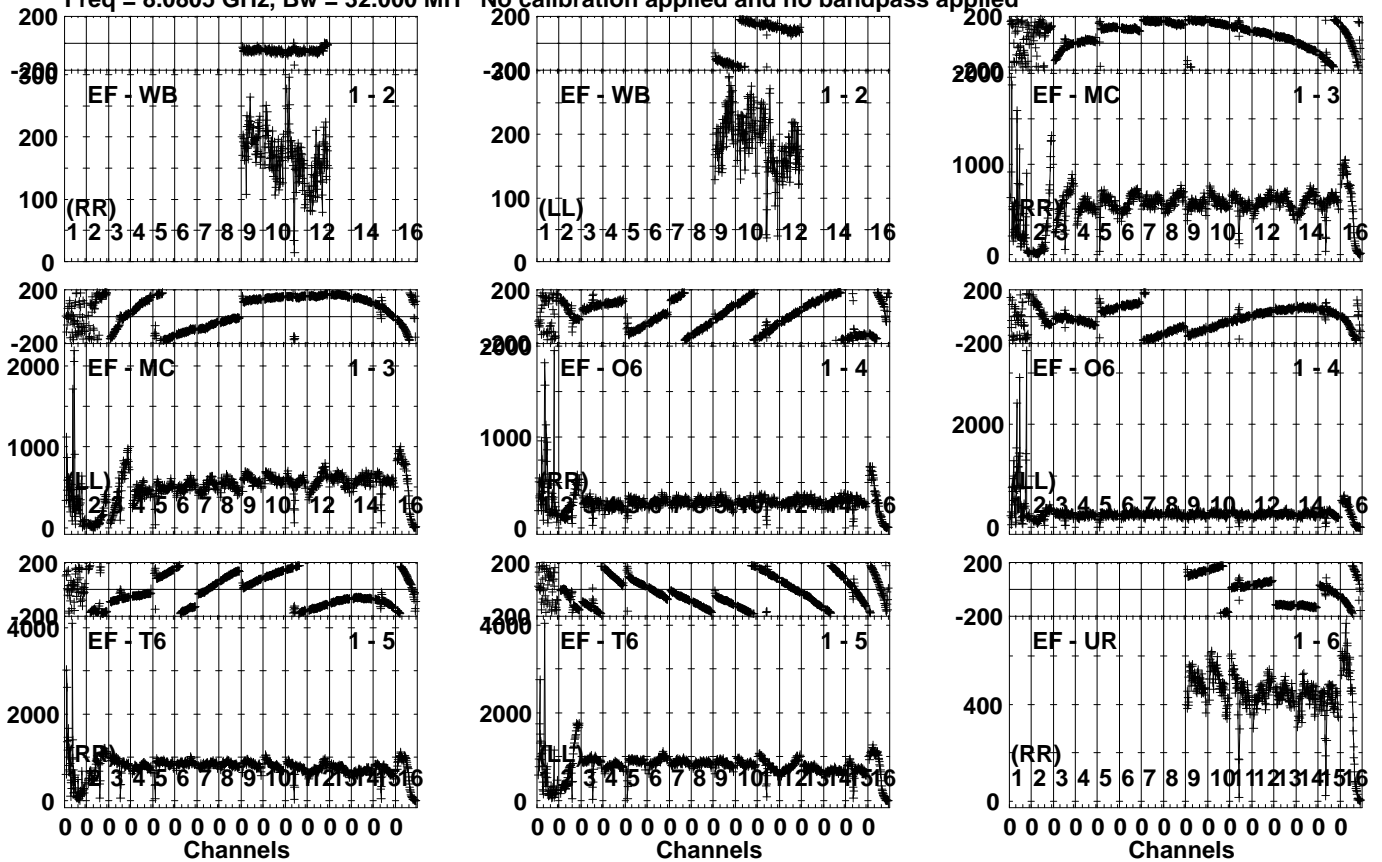


Lower frame: Micro Ampl Jy Top frame: Phas deg
Vector averaged cross-power spectrum Several baselines displayed
Timerange: 00/06:23:23 to 00/06:37:59

Plot file version 55 created 13-MAR-2024 11:28:41

M81 EF030A.UVDATA.1

Freq = 8.0805 GHz, Bw = 32.000 MH No calibration applied and no bandpass applied



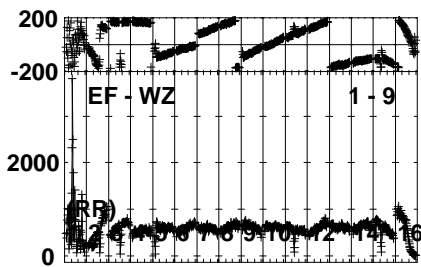
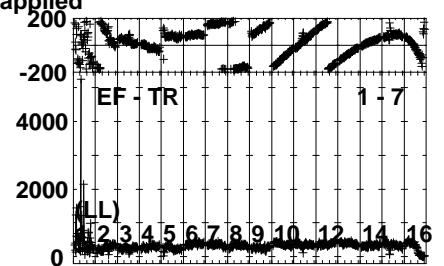
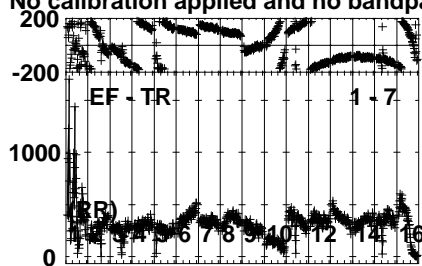
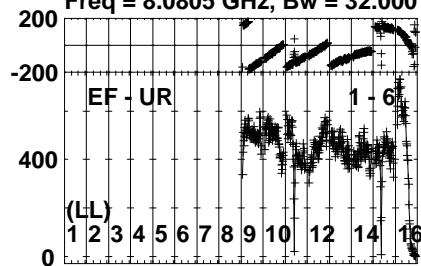
Lower frame: Micro Ampl Jy Top frame: Phas deg
Vector averaged cross-power spectrum Several baselines displayed
Timerange: 00/06:38:23 to 00/06:52:59

Plot file version 56 created 13-MAR-2024 11:28:42

M81 EF030A.UVDATA.1

Freq = 8.0805 GHz, Bw = 32.000 MH

No calibration applied and no bandpass applied

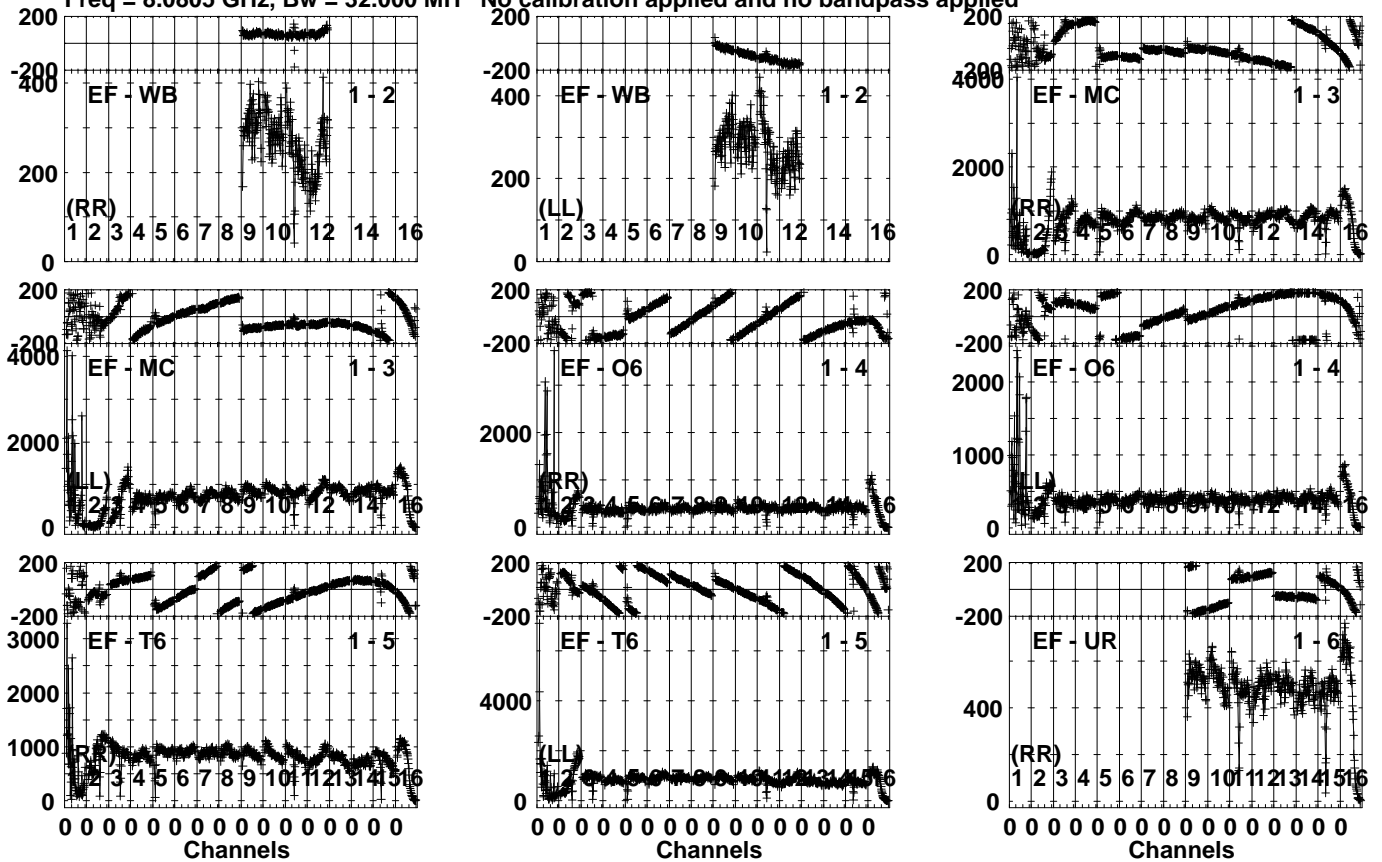


Lower frame: Micro Ampl Jy Top frame: Phas deg
Vector averaged cross-power spectrum Several baselines displayed
Timerange: 00/06:38:23 to 00/06:52:59

Plot file version 57 created 13-MAR-2024 11:28:42

M81 EF030A.UVDATA.1

Freq = 8.0805 GHz, Bw = 32.000 MH No calibration applied and no bandpass applied

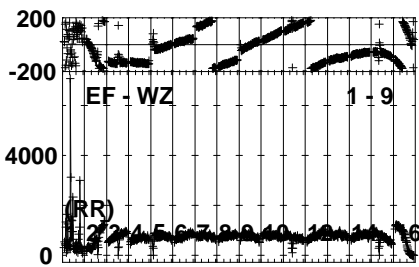
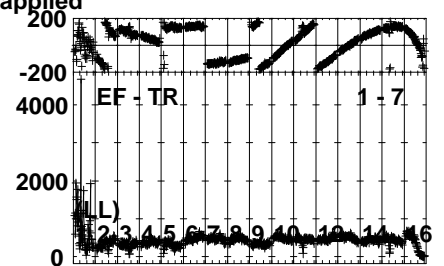
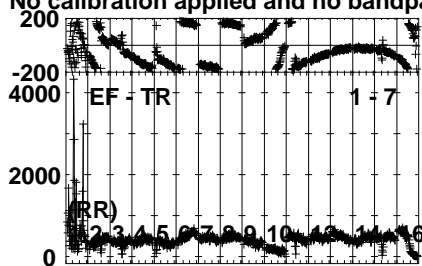
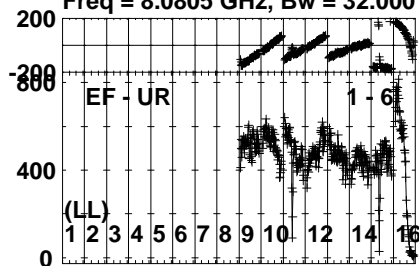


Lower frame: Micro Ampl Jy Top frame: Phas deg
Vector averaged cross-power spectrum Several baselines displayed
Timerange: 00/06:53:23 to 00/07:02:59

Plot file version 58 created 13-MAR-2024 11:28:43

M81 EF030A.UVDATA.1

Freq = 8.0805 GHz, Bw = 32.000 MH No calibration applied and no bandpass applied

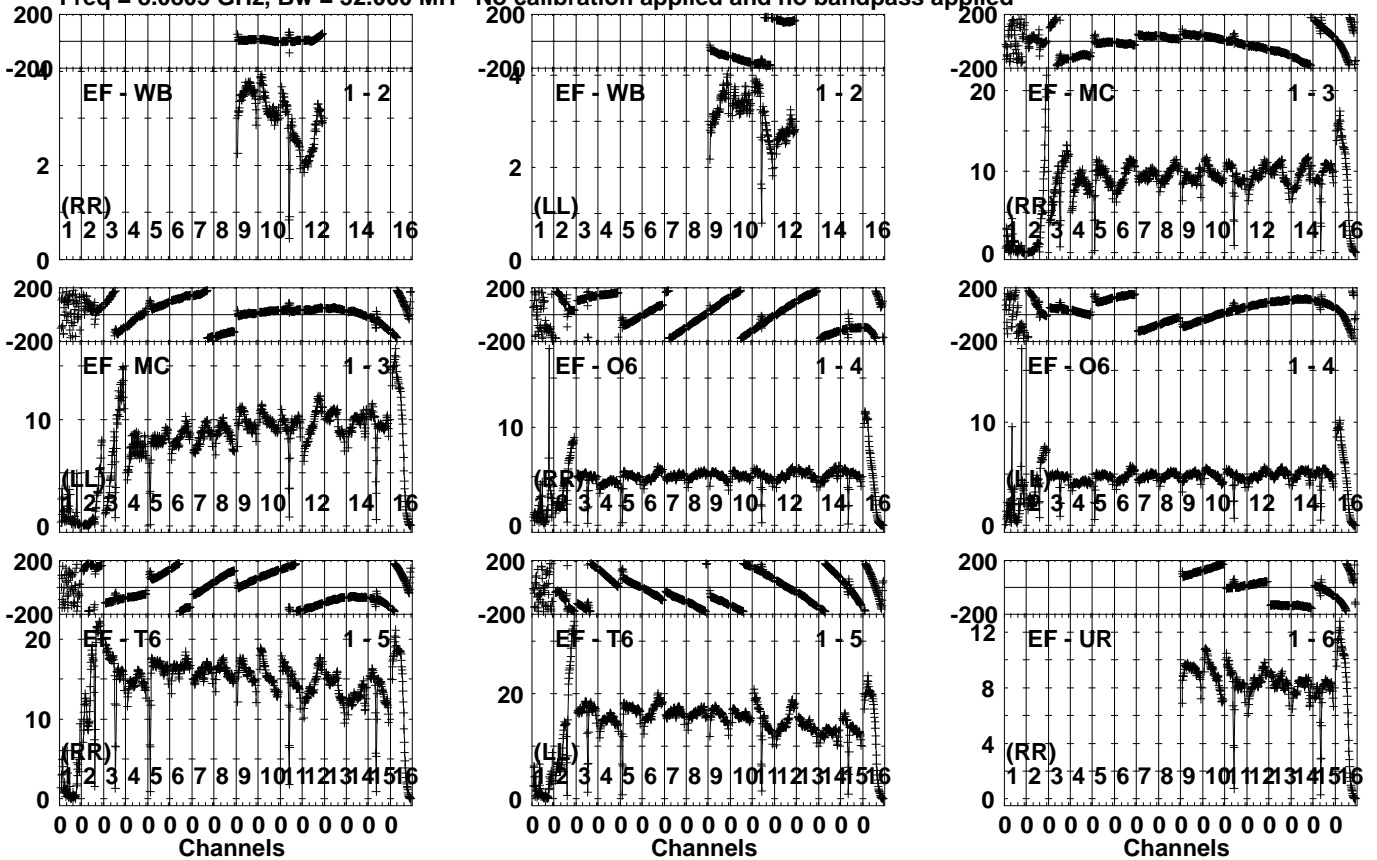


Lower frame: Micro Ampl Jy Top frame: Phas deg
Vector averaged cross-power spectrum Several baselines displayed
Timerange: 00/06:53:23 to 00/07:02:59

Plot file version 59 created 13-MAR-2024 11:28:43

0954+658 EF030A.UVDATA.1

Freq = 8.0805 GHz, Bw = 32.000 MH No calibration applied and no bandpass applied



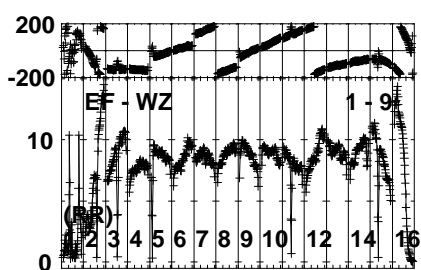
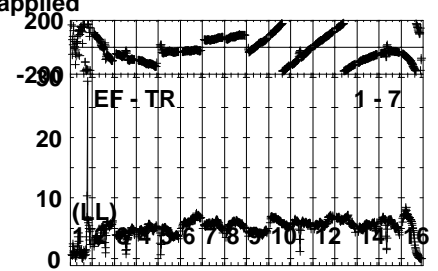
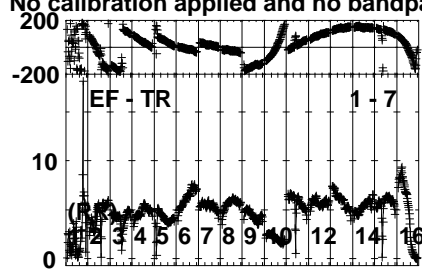
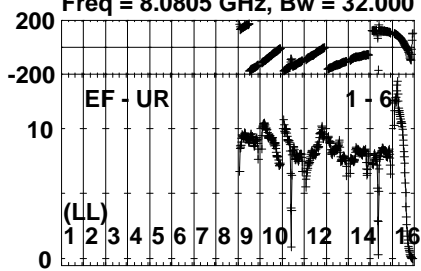
Lower frame: Milli Ampl Jy Top frame: Phas deg
Vector averaged cross-power spectrum Several baselines displayed
Timerange: 00/07:03:33 to 00/07:07:59

Plot file version 60 created 13-MAR-2024 11:28:44

0954+658 EF030A.UVDATA.1

Freq = 8.0805 GHz, Bw = 32.000 MH

No calibration applied and no bandpass applied

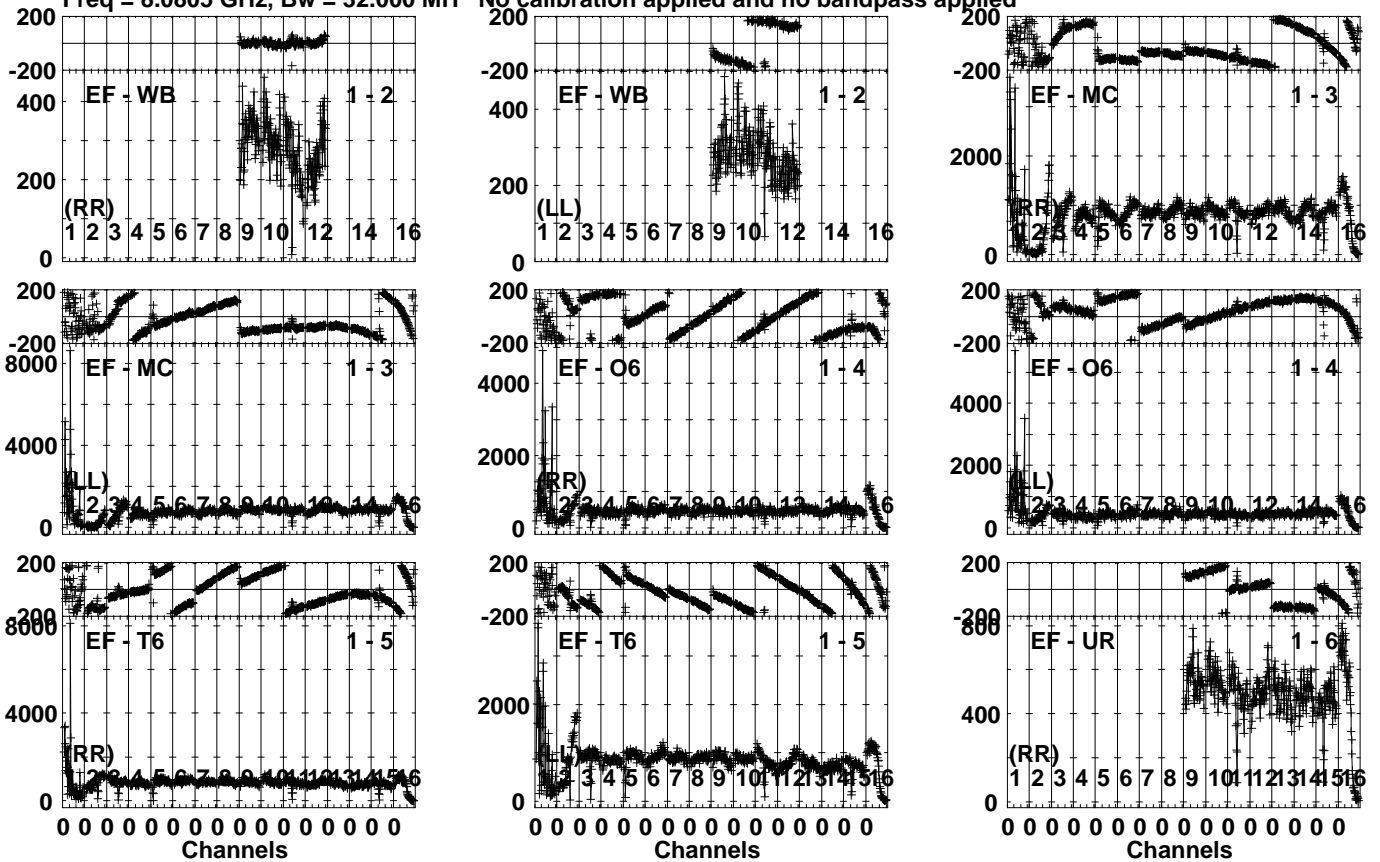


Lower frame: Milli Ampl Jy Top frame: Phas deg
Vector averaged cross-power spectrum Several baselines displayed
Timerange: 00/07:03:33 to 00/07:07:59

Plot file version 61 created 13-MAR-2024 11:28:44

M81 EF030A.UVDATA.1

Freq = 8.0805 GHz, Bw = 32.000 MH No calibration applied and no bandpass applied



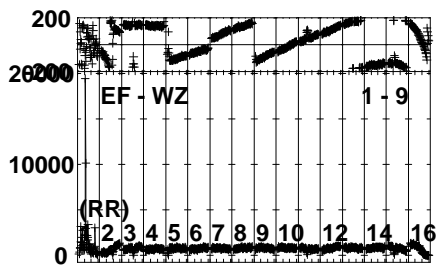
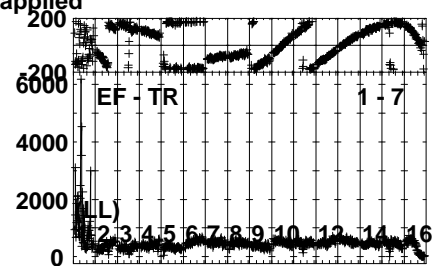
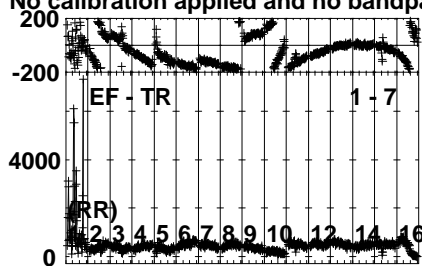
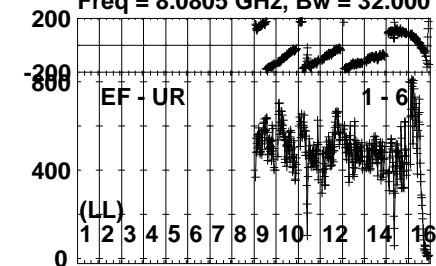
Lower frame: Micro Ampl Jy Top frame: Phas deg
Vector averaged cross-power spectrum Several baselines displayed
Timerange: 00/07:08:01 to 00/07:12:59

Plot file version 62 created 13-MAR-2024 11:28:44

M81 EF030A.UVDATA.1

Freq = 8.0805 GHz, Bw = 32.000 MH

No calibration applied and no bandpass applied

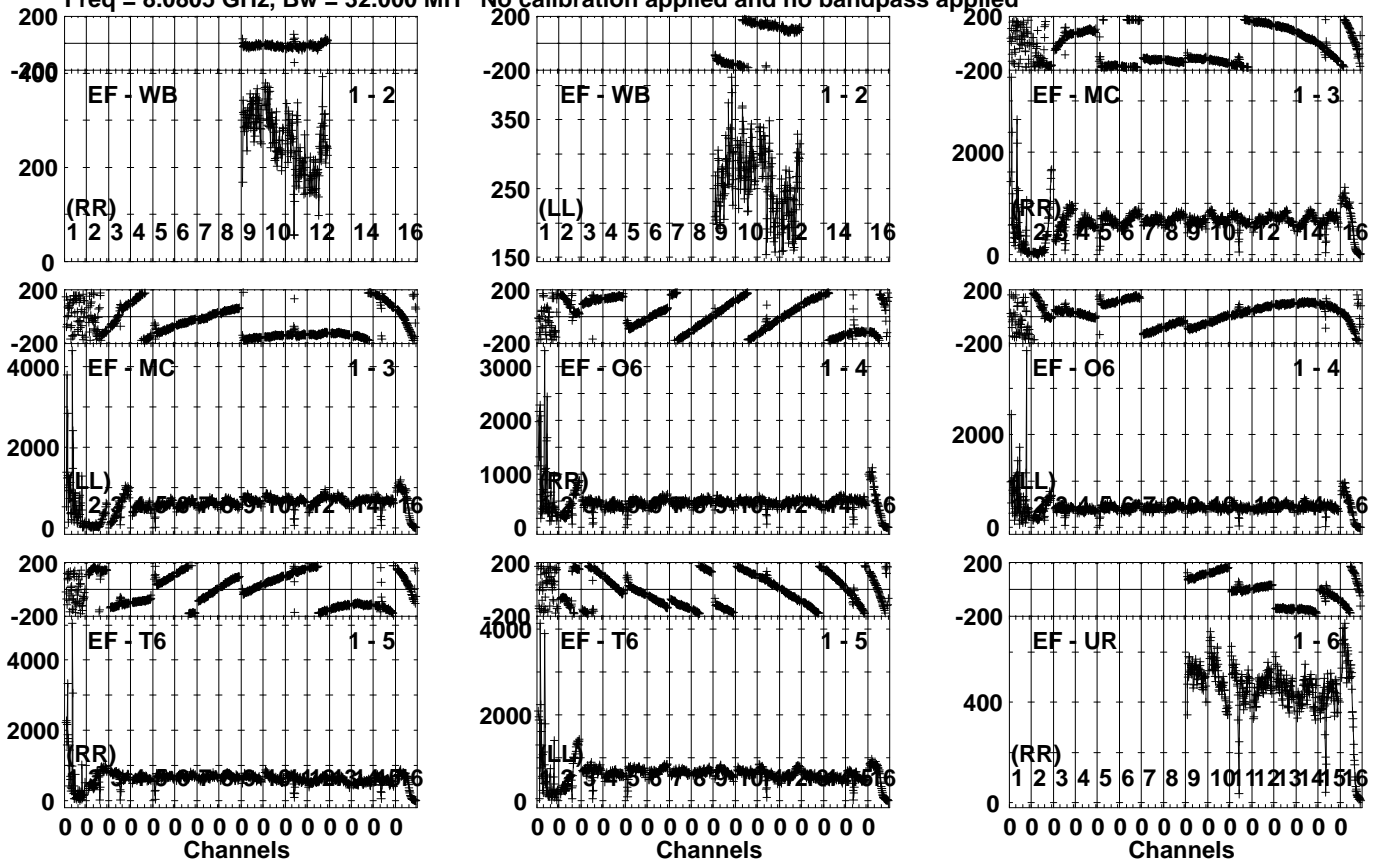


Lower frame: Micro Ampl Jy Top frame: Phas deg
Vector averaged cross-power spectrum Several baselines displayed
Timerange: 00/07:08:01 to 00/07:12:59

Plot file version 63 created 13-MAR-2024 11:28:45

M81 EF030A.UVDATA.1

Freq = 8.0805 GHz, Bw = 32.000 MH No calibration applied and no bandpass applied

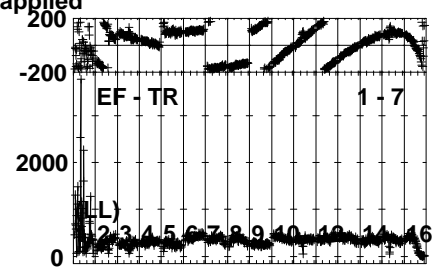
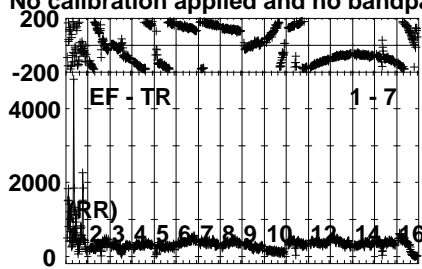
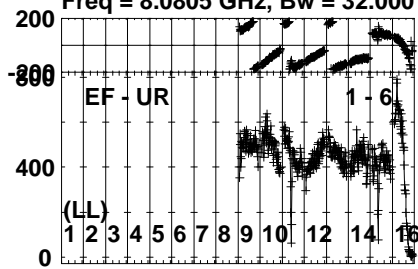


Lower frame: Micro Ampl Jy Top frame: Phas deg
Vector averaged cross-power spectrum Several baselines displayed
Timerange: 00/07:13:23 to 00/07:22:59

Plot file version 64 created 13-MAR-2024 11:28:45

M81 EF030A.UVDATA.1

Freq = 8.0805 GHz, Bw = 32.000 MH No calibration applied and no bandpass applied

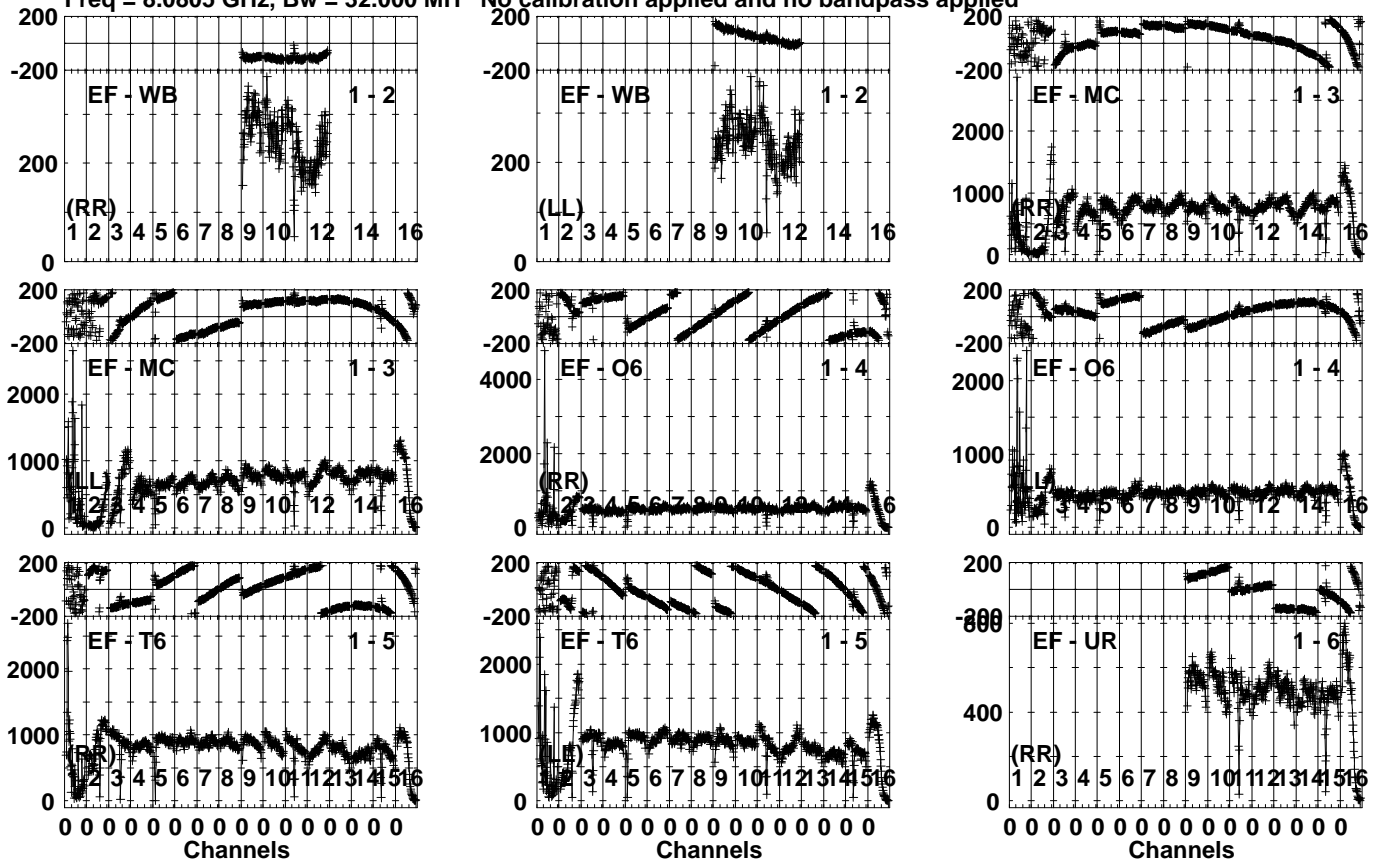


Lower frame: Micro Ampl Jy Top frame: Phas deg
Vector averaged cross-power spectrum Several baselines displayed
Timerange: 00/07:13:23 to 00/07:22:59

Plot file version 65 created 13-MAR-2024 11:28:46

M81 EF030A.UVDATA.1

Freq = 8.0805 GHz, Bw = 32.000 MH No calibration applied and no bandpass applied

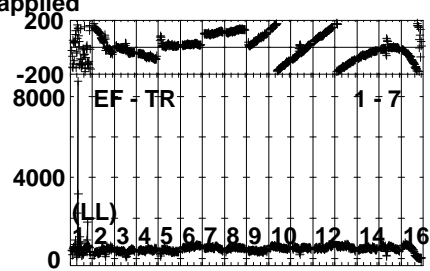
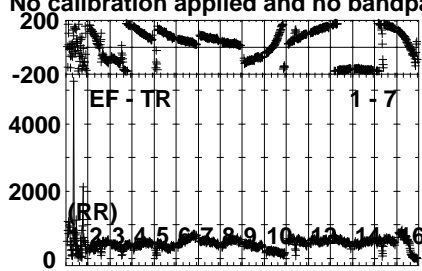
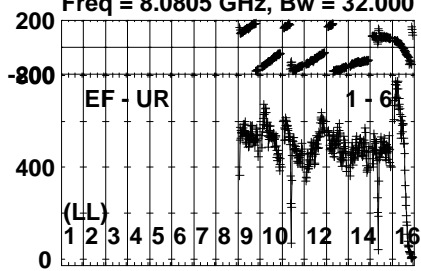


Lower frame: Micro Ampl Jy Top frame: Phas deg
Vector averaged cross-power spectrum Several baselines displayed
Timerange: 00/07:23:23 to 00/07:37:59

Plot file version 66 created 13-MAR-2024 11:28:47

M81 EF030A.UVDATA.1

Freq = 8.0805 GHz, Bw = 32.000 MH No calibration applied and no bandpass applied

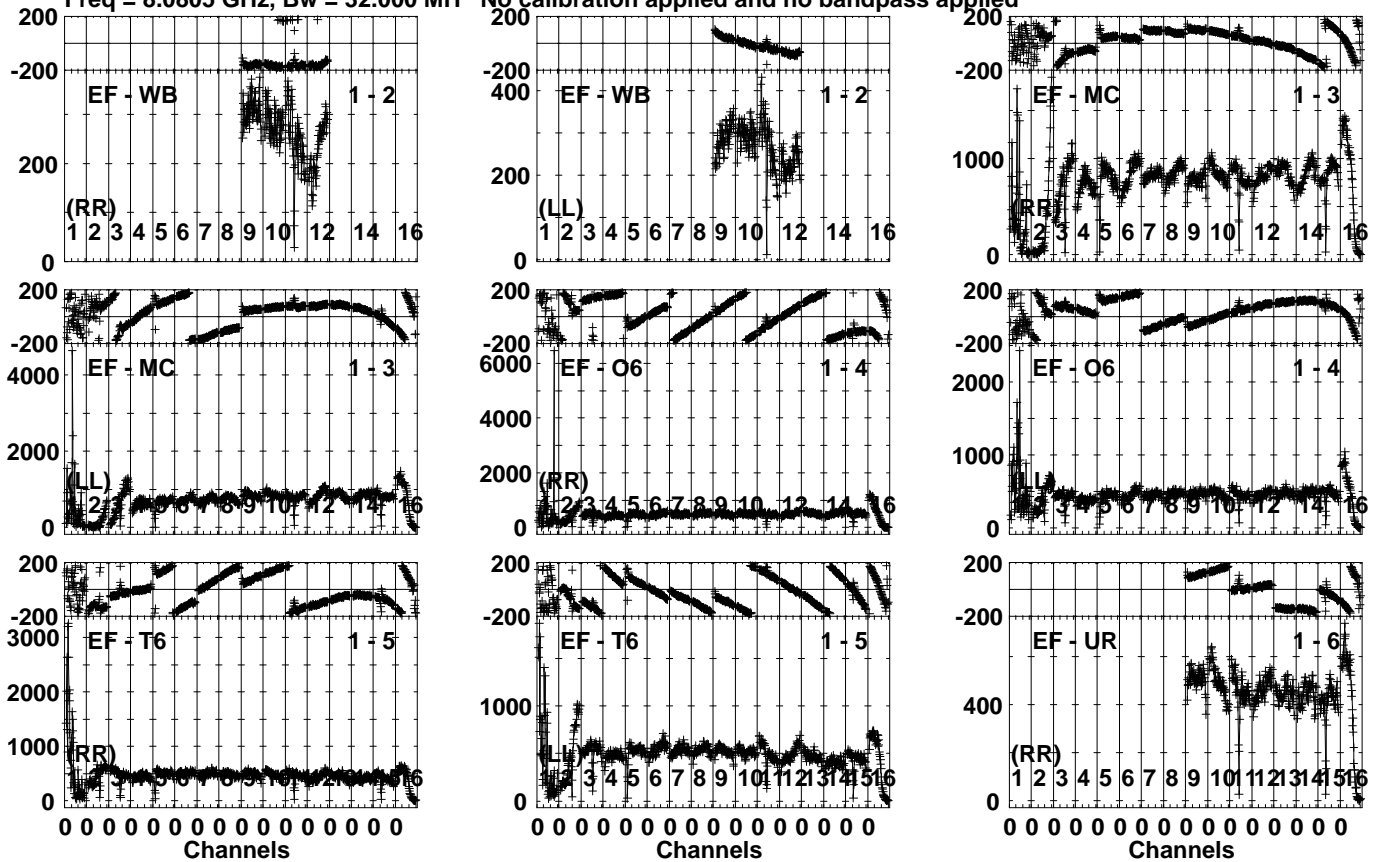


Lower frame: Micro Ampl Jy Top frame: Phas deg
Vector averaged cross-power spectrum Several baselines displayed
Timerange: 00/07:23:23 to 00/07:37:59

Plot file version 67 created 13-MAR-2024 11:28:47

M81 EF030A.UVDATA.1

Freq = 8.0805 GHz, Bw = 32.000 MH No calibration applied and no bandpass applied



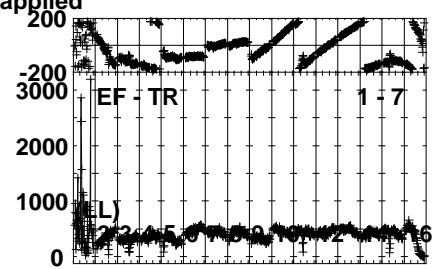
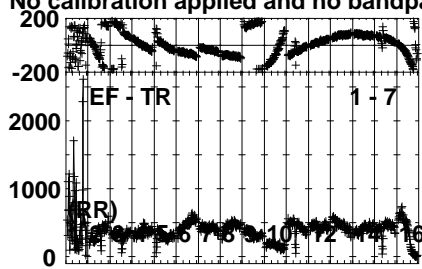
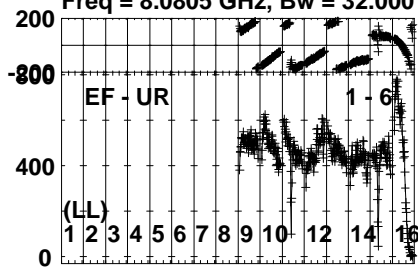
Lower frame: Micro Ampl Jy Top frame: Phas deg
Vector averaged cross-power spectrum Several baselines displayed
Timerange: 00/07:38:23 to 00/07:52:59

Plot file version 68 created 13-MAR-2024 11:28:48

M81 EF030A.UVDATA.1

Freq = 8.0805 GHz, Bw = 32.000 MH

No calibration applied and no bandpass applied

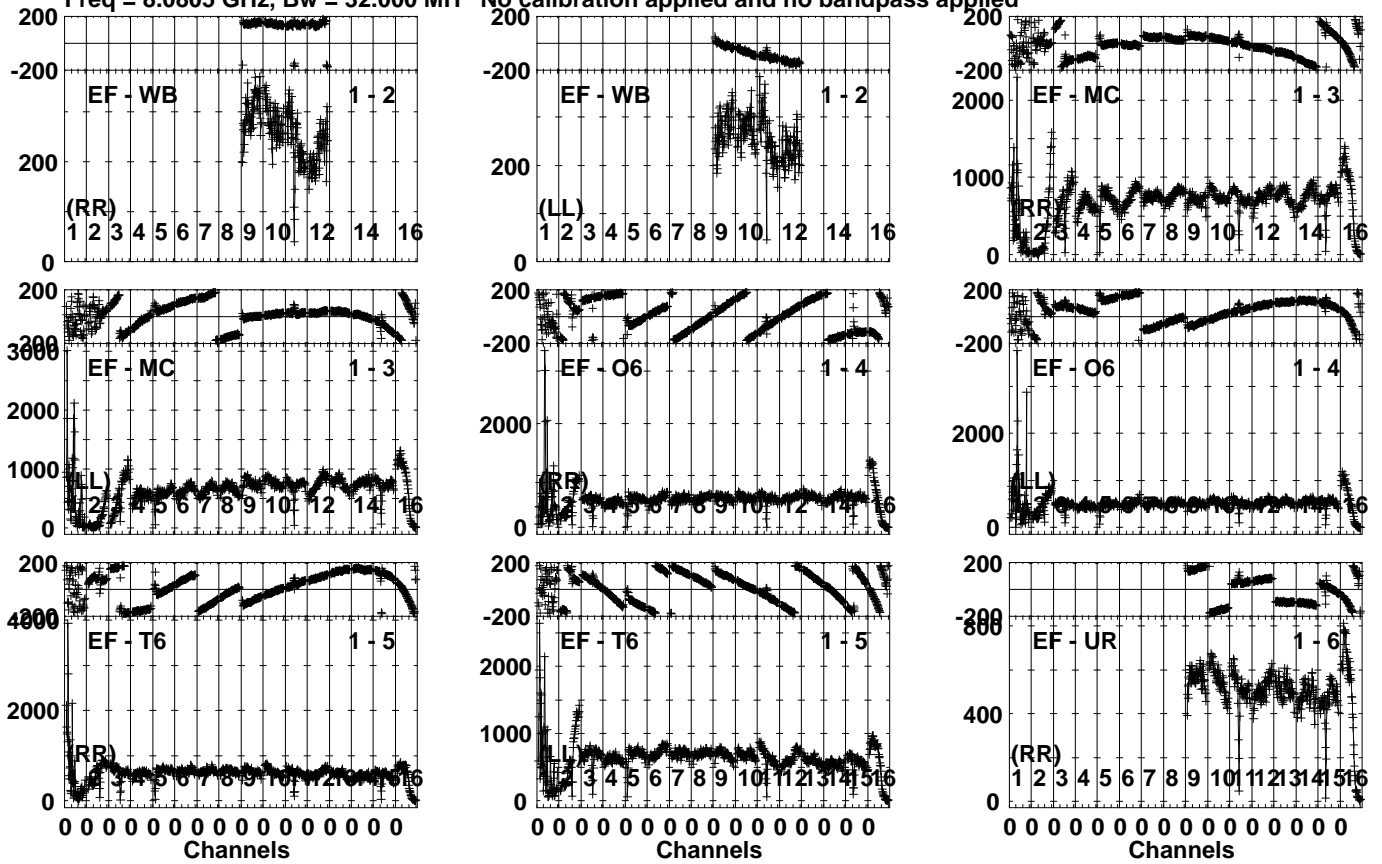


Lower frame: Micro Ampl Jy Top frame: Phas deg
Vector averaged cross-power spectrum Several baselines displayed
Timerange: 00/07:38:23 to 00/07:52:59

Plot file version 69 created 13-MAR-2024 11:28:49

M81 EF030A.UVDATA.1

Freq = 8.0805 GHz, Bw = 32.000 MH No calibration applied and no bandpass applied

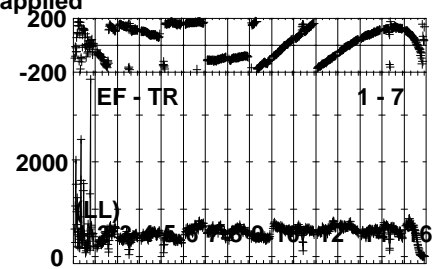
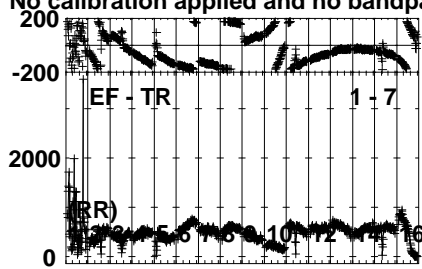
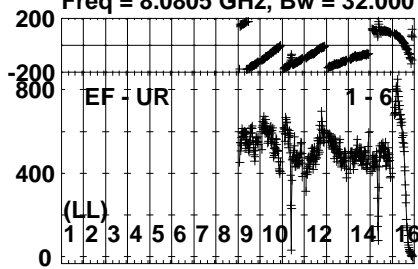


Lower frame: Micro Ampl Jy Top frame: Phas deg
Vector averaged cross-power spectrum Several baselines displayed
Timerange: 00/07:53:23 to 00/08:07:59

Plot file version 70 created 13-MAR-2024 11:28:50

M81 EF030A.UVDATA.1

Freq = 8.0805 GHz, Bw = 32.000 MH No calibration applied and no bandpass applied

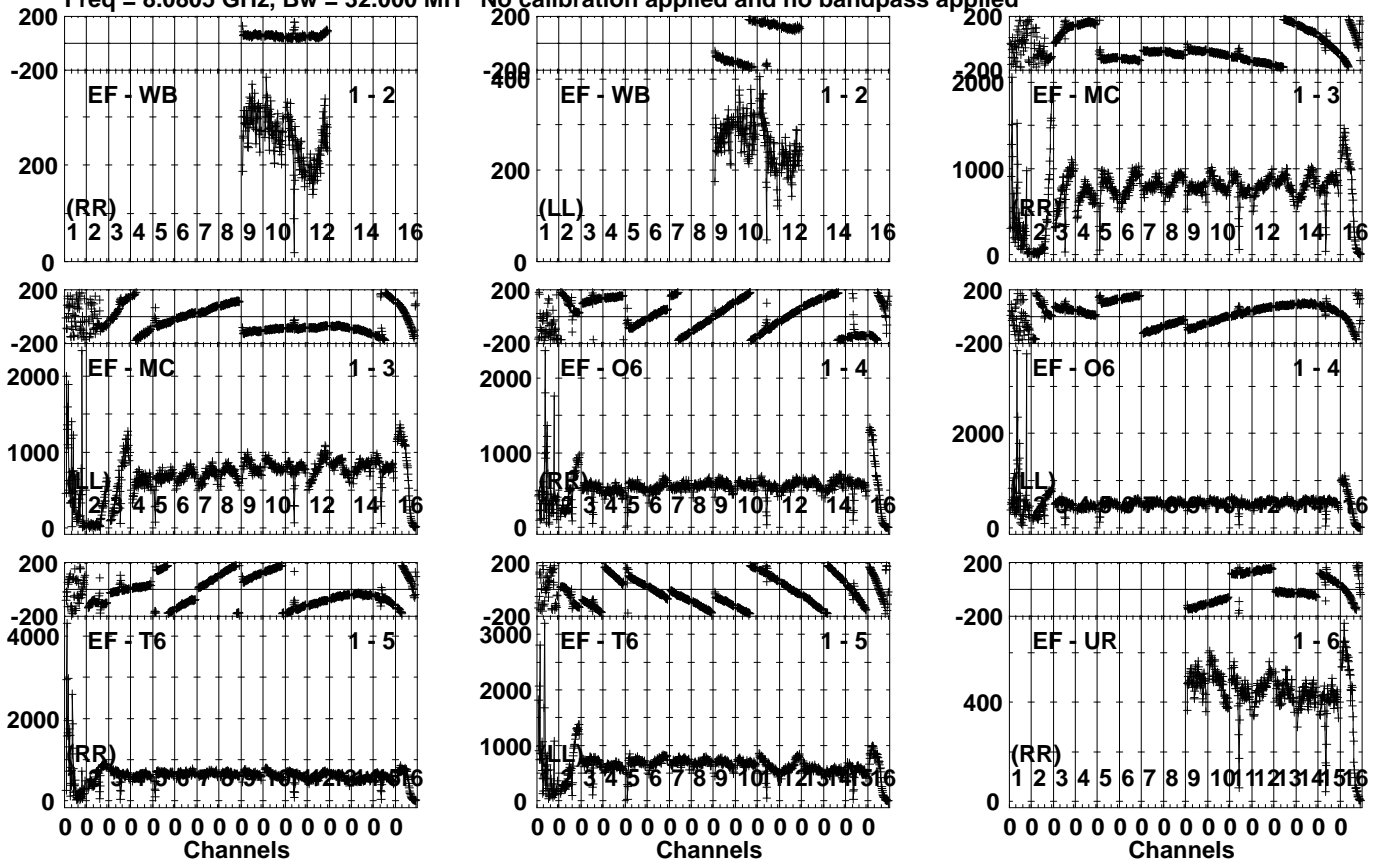


Lower frame: Micro Ampl Jy Top frame: Phas deg
Vector averaged cross-power spectrum Several baselines displayed
Timerange: 00/07:53:23 to 00/08:07:59

Plot file version 71 created 13-MAR-2024 11:28:50

M81 EF030A.UVDATA.1

Freq = 8.0805 GHz, Bw = 32.000 MH No calibration applied and no bandpass applied

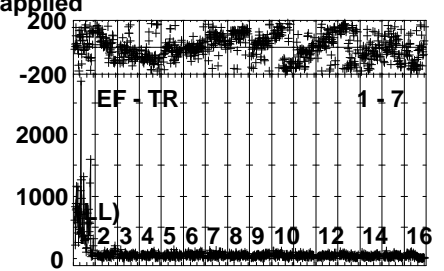
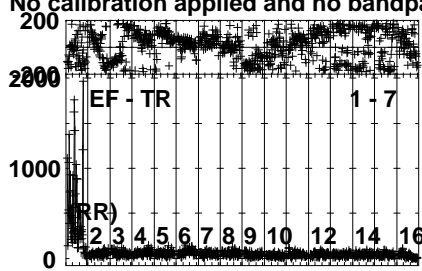
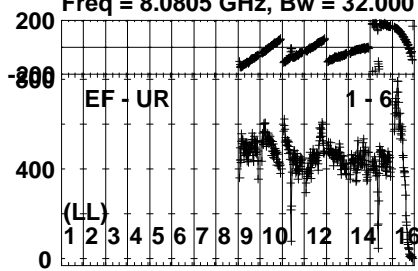


Lower frame: Micro Ampl Jy Top frame: Phas deg
Vector averaged cross-power spectrum Several baselines displayed
Timerange: 00/08:08:23 to 00/08:22:59

Plot file version 72 created 13-MAR-2024 11:28:51

M81 EF030A.UVDATA.1

Freq = 8.0805 GHz, Bw = 32.000 MH No calibration applied and no bandpass applied



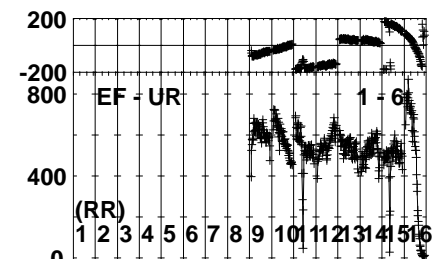
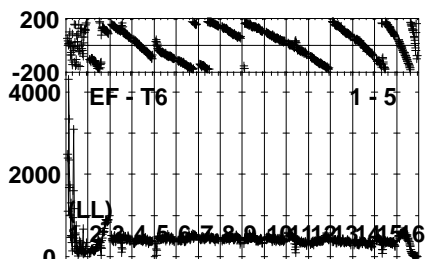
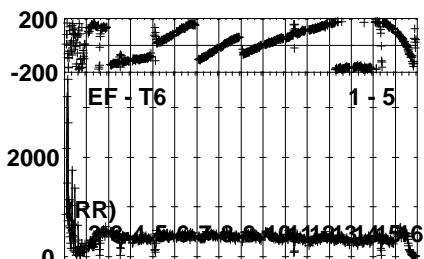
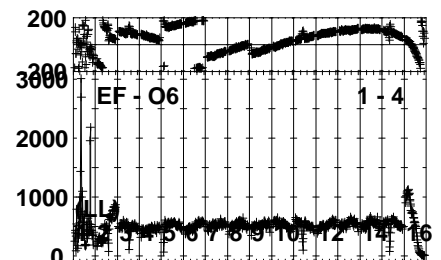
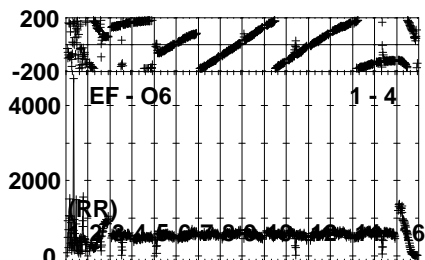
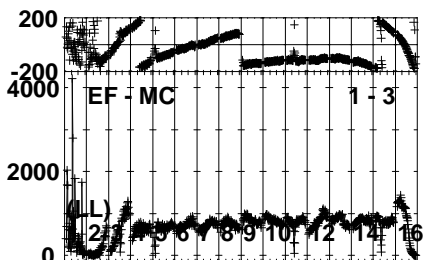
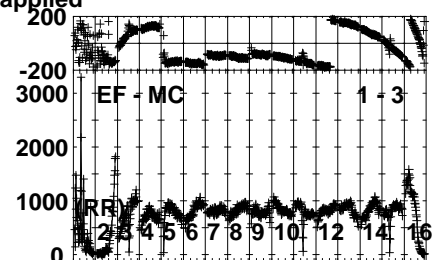
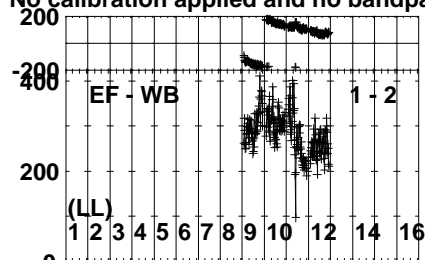
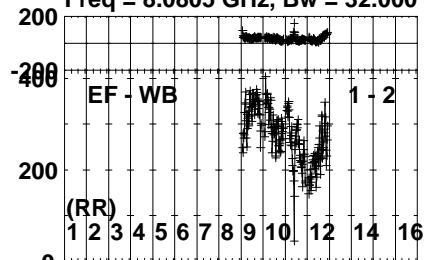
Lower frame: Micro Ampl Jy Top frame: Phas deg
Vector averaged cross-power spectrum Several baselines displayed
Timerange: 00/08:08:23 to 00/08:22:59

Plot file version 73 created 13-MAR-2024 11:28:52

M81 EF030A.UVDATA.1

Freq = 8.0805 GHz, Bw = 32.000 MH

No calibration applied and no bandpass applied

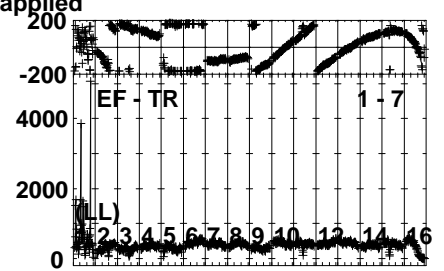
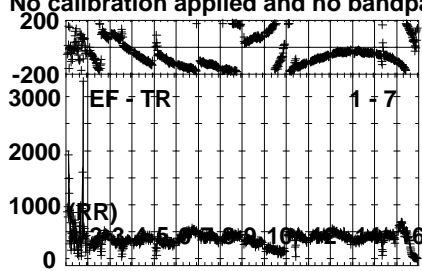
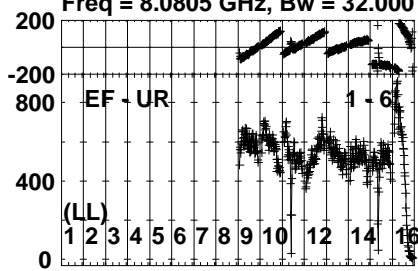


Lower frame: Micro Ampl Jy Top frame: Phas deg
Vector averaged cross-power spectrum Several baselines displayed
Timerange: 00/08:23:23 to 00/08:37:59

Plot file version 74 created 13-MAR-2024 11:28:53

M81 EF030A.UVDATA.1

Freq = 8.0805 GHz, Bw = 32.000 MH No calibration applied and no bandpass applied

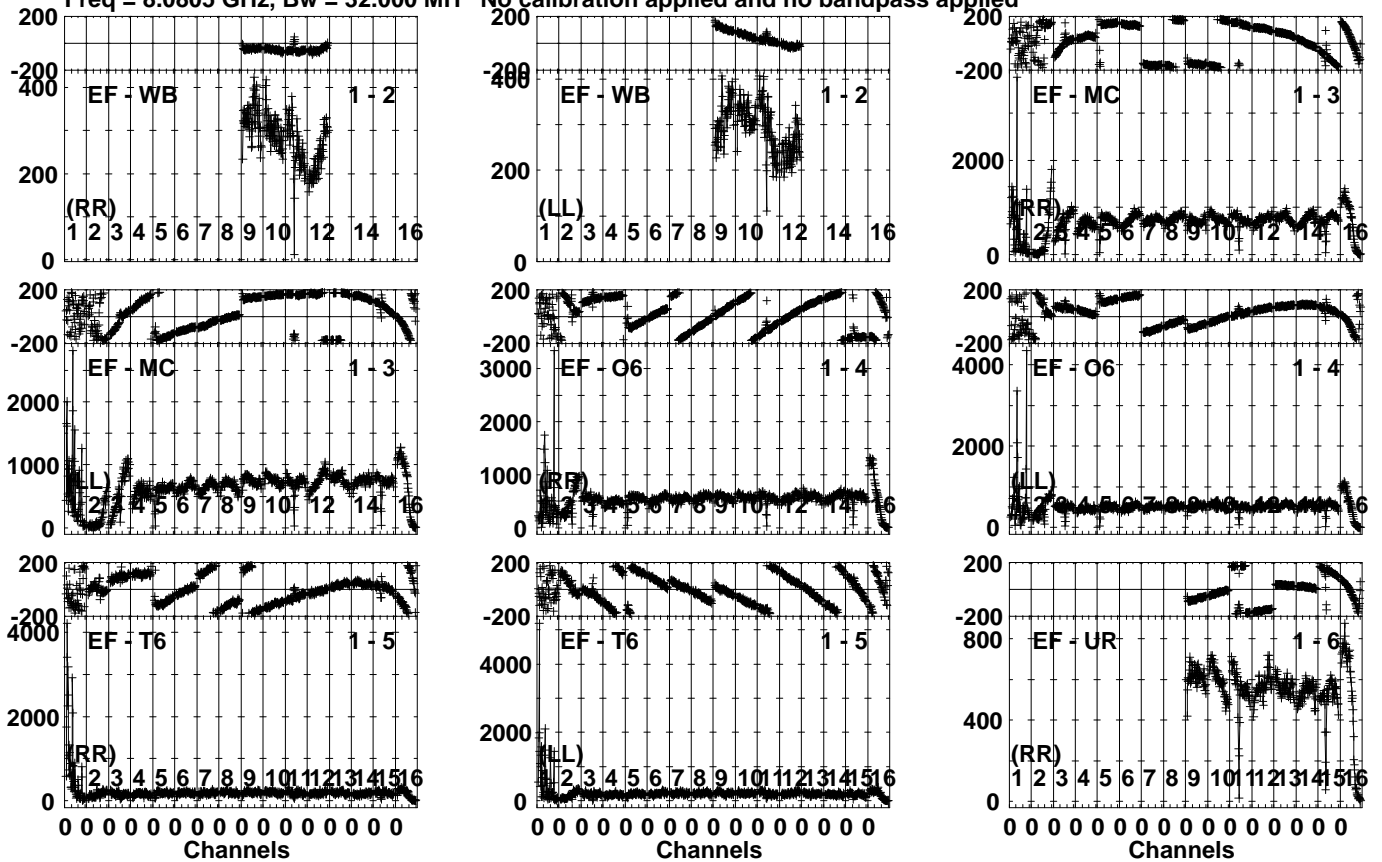


Lower frame: Micro Ampl Jy Top frame: Phas deg
Vector averaged cross-power spectrum Several baselines displayed
Timerange: 00/08:23:23 to 00/08:37:59

Plot file version 75 created 13-MAR-2024 11:28:54

M81 EF030A.UVDATA.1

Freq = 8.0805 GHz, Bw = 32.000 MH No calibration applied and no bandpass applied

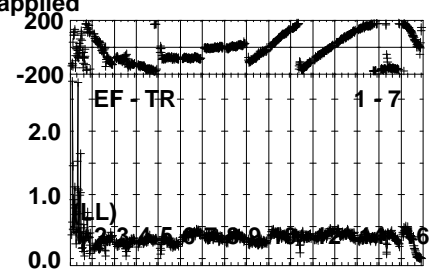
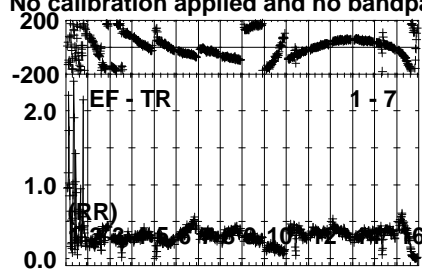
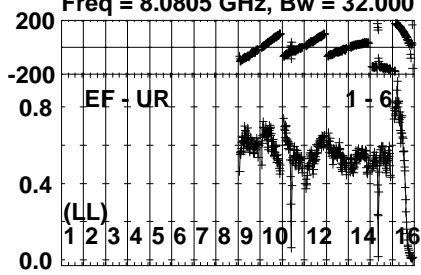


Lower frame: Micro Ampl Jy Top frame: Phas deg
Vector averaged cross-power spectrum Several baselines displayed
Timerange: 00/08:38:23 to 00/08:52:59

Plot file version 76 created 13-MAR-2024 11:28:54

M81 EF030A.UVDATA.1

Freq = 8.0805 GHz, Bw = 32.000 MH No calibration applied and no bandpass applied

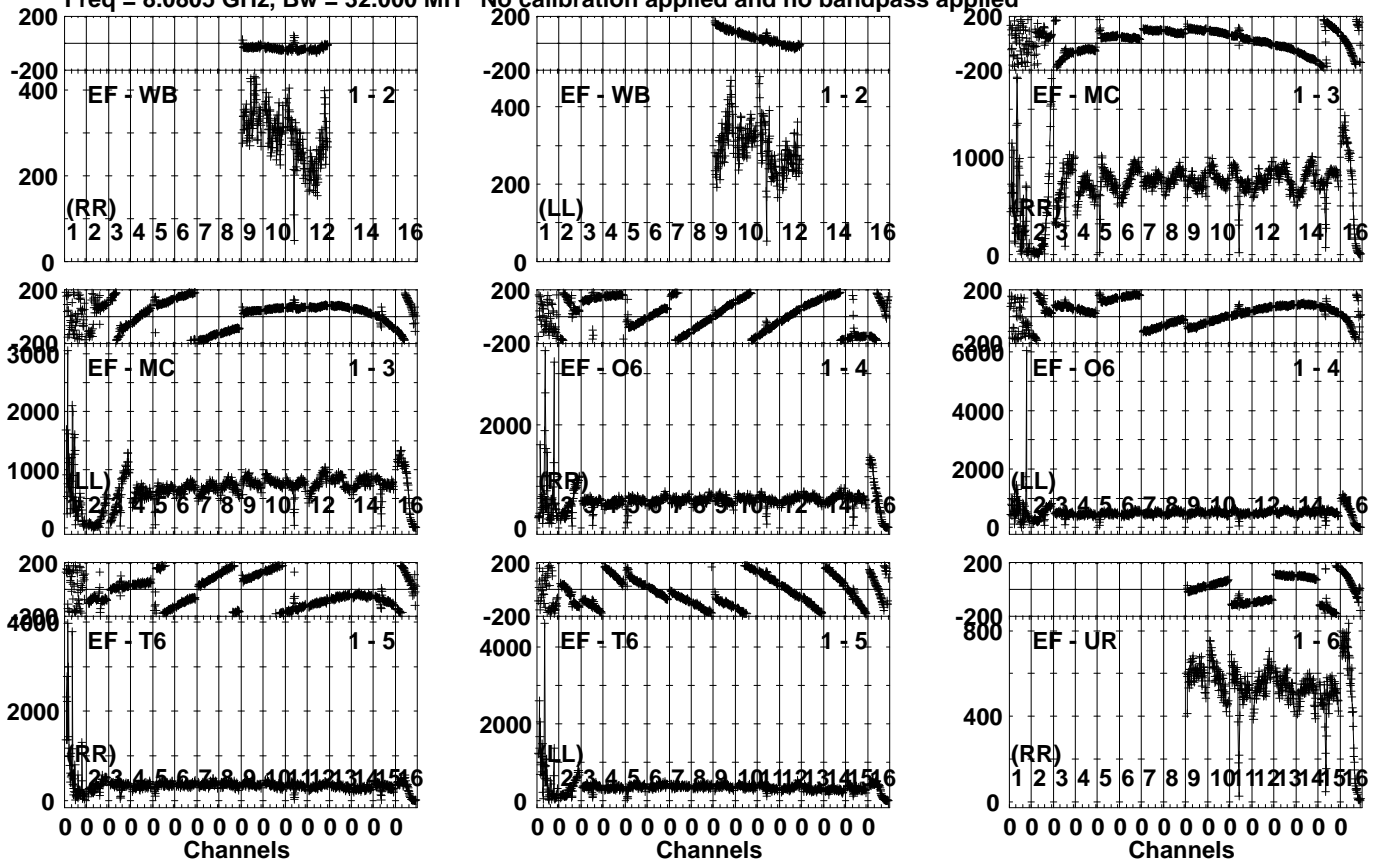


Lower frame: Milli Ampl Jy Top frame: Phas deg
Vector averaged cross-power spectrum Several baselines displayed
Timerange: 00/08:38:23 to 00/08:52:59

Plot file version 77 created 13-MAR-2024 11:28:55

M81 EF030A.UVDATA.1

Freq = 8.0805 GHz, Bw = 32.000 MH No calibration applied and no bandpass applied

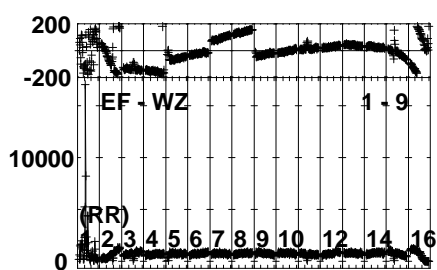
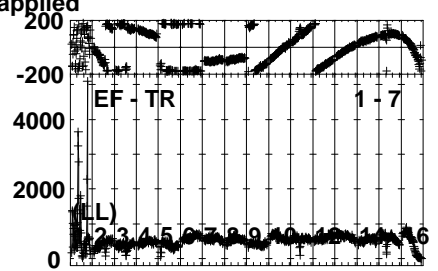
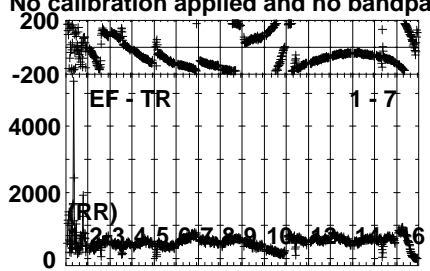
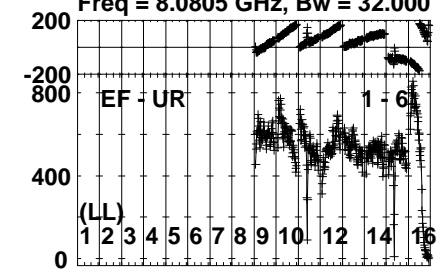


Lower frame: Micro Ampl Jy Top frame: Phas deg
Vector averaged cross-power spectrum Several baselines displayed
Timerange: 00/08:53:23 to 00/09:02:59

Plot file version 78 created 13-MAR-2024 11:28:56

M81 EF030A.UVDATA.1

Freq = 8.0805 GHz, Bw = 32.000 MH No calibration applied and no bandpass applied

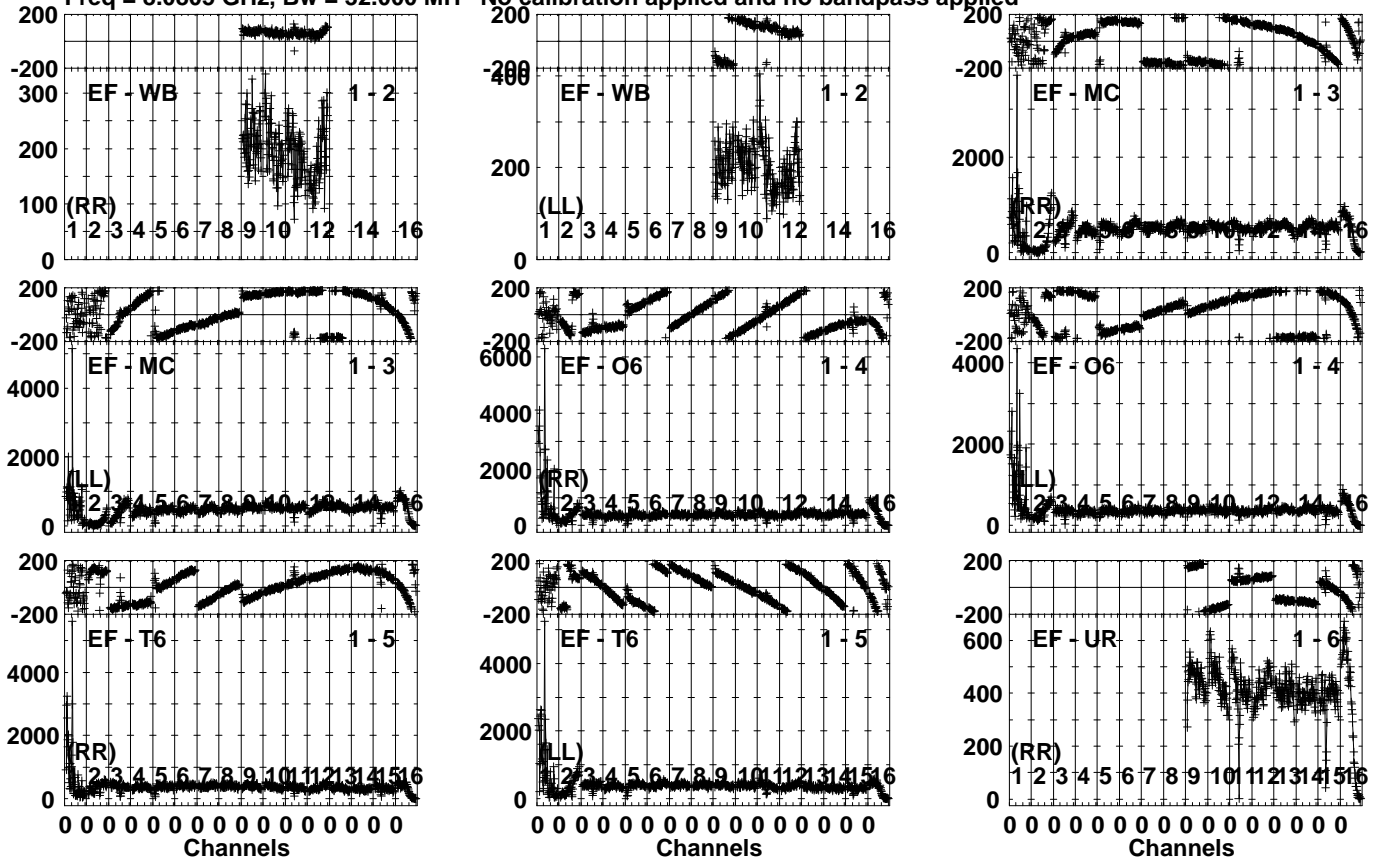


Lower frame: Micro Ampl Jy Top frame: Phas deg
Vector averaged cross-power spectrum Several baselines displayed
Timerange: 00/08:53:23 to 00/09:02:59

Plot file version 79 created 13-MAR-2024 11:28:57

M81 EF030A.UVDATA.1

Freq = 8.0805 GHz, Bw = 32.000 MH No calibration applied and no bandpass applied



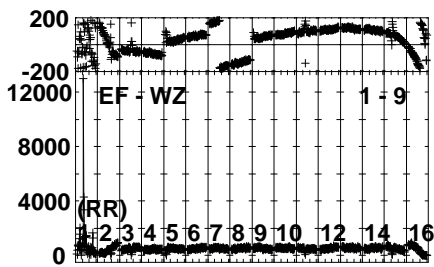
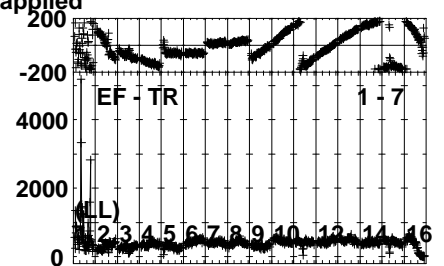
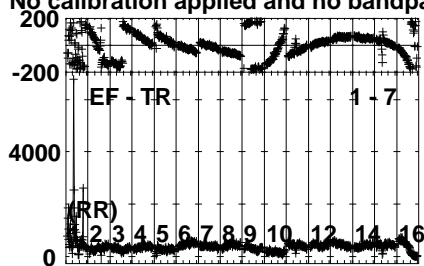
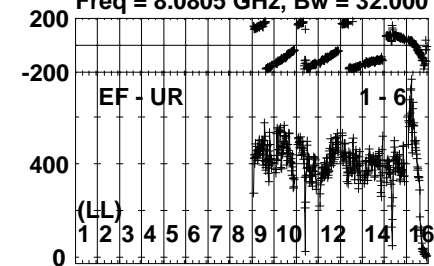
Lower frame: Micro Ampl Jy Top frame: Phas deg
Vector averaged cross-power spectrum Several baselines displayed
Timerange: 00/09:11:23 to 00/09:23:59

Plot file version 80 created 13-MAR-2024 11:28:57

M81 EF030A.UVDATA.1

Freq = 8.0805 GHz, Bw = 32.000 MH

No calibration applied and no bandpass applied

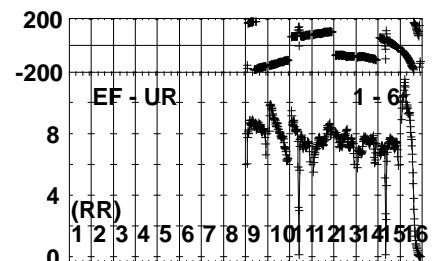
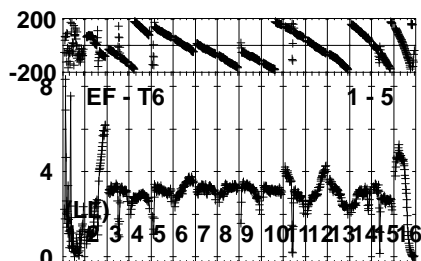
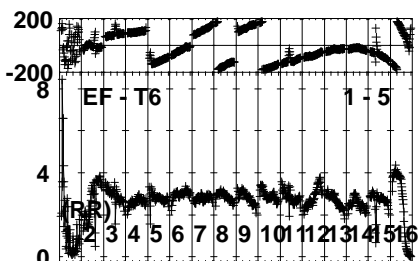
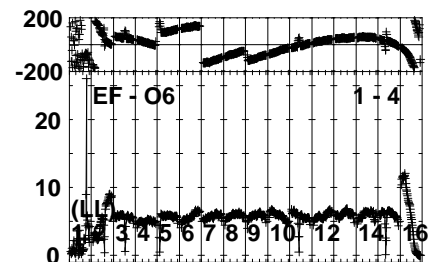
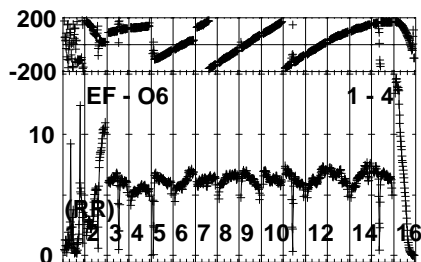
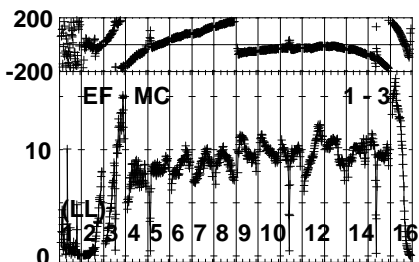
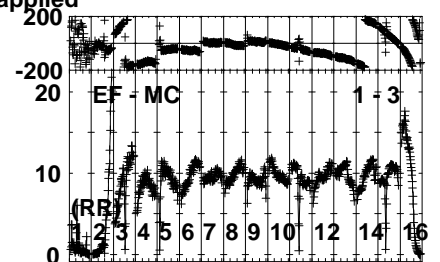
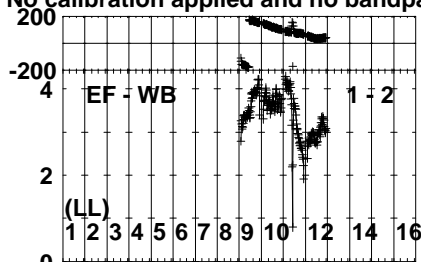
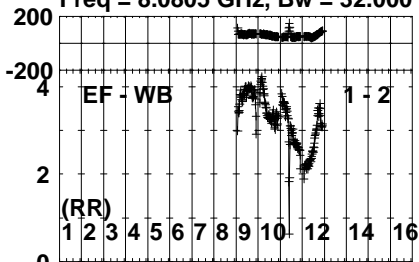


Lower frame: Micro Ampl Jy Top frame: Phas deg
Vector averaged cross-power spectrum Several baselines displayed
Timerange: 00/09:11:23 to 00/09:23:59

Plot file version 81 created 13-MAR-2024 11:28:58

0954+658 EF030A.UVDATA.1

Freq = 8.0805 GHz, Bw = 32.000 MH No calibration applied and no bandpass applied



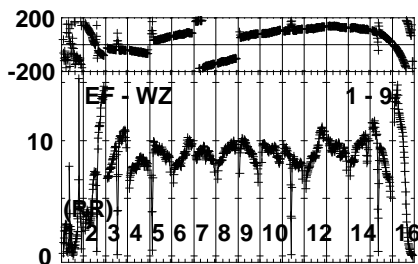
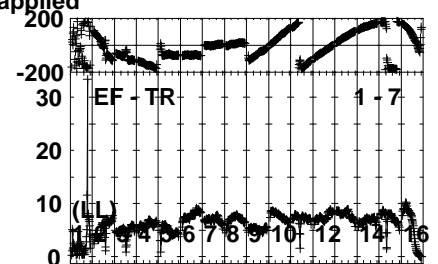
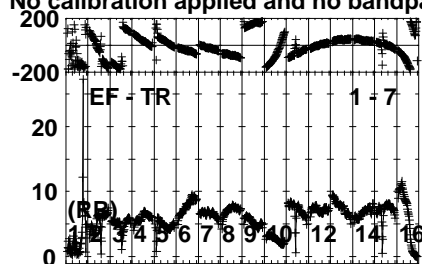
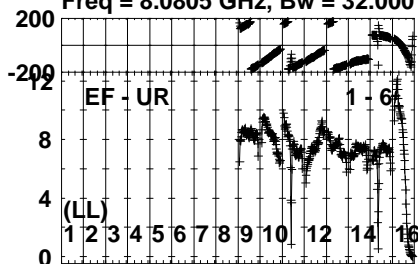
Lower frame: Milli Ampl Jy Top frame: Phas deg
Vector averaged cross-power spectrum Several baselines displayed
Timerange: 00/09:24:33 to 00/09:28:59

Plot file version 82 created 13-MAR-2024 11:28:58

0954+658 EF030A.UVDATA.1

Freq = 8.0805 GHz, Bw = 32.000 MH

No calibration applied and no bandpass applied

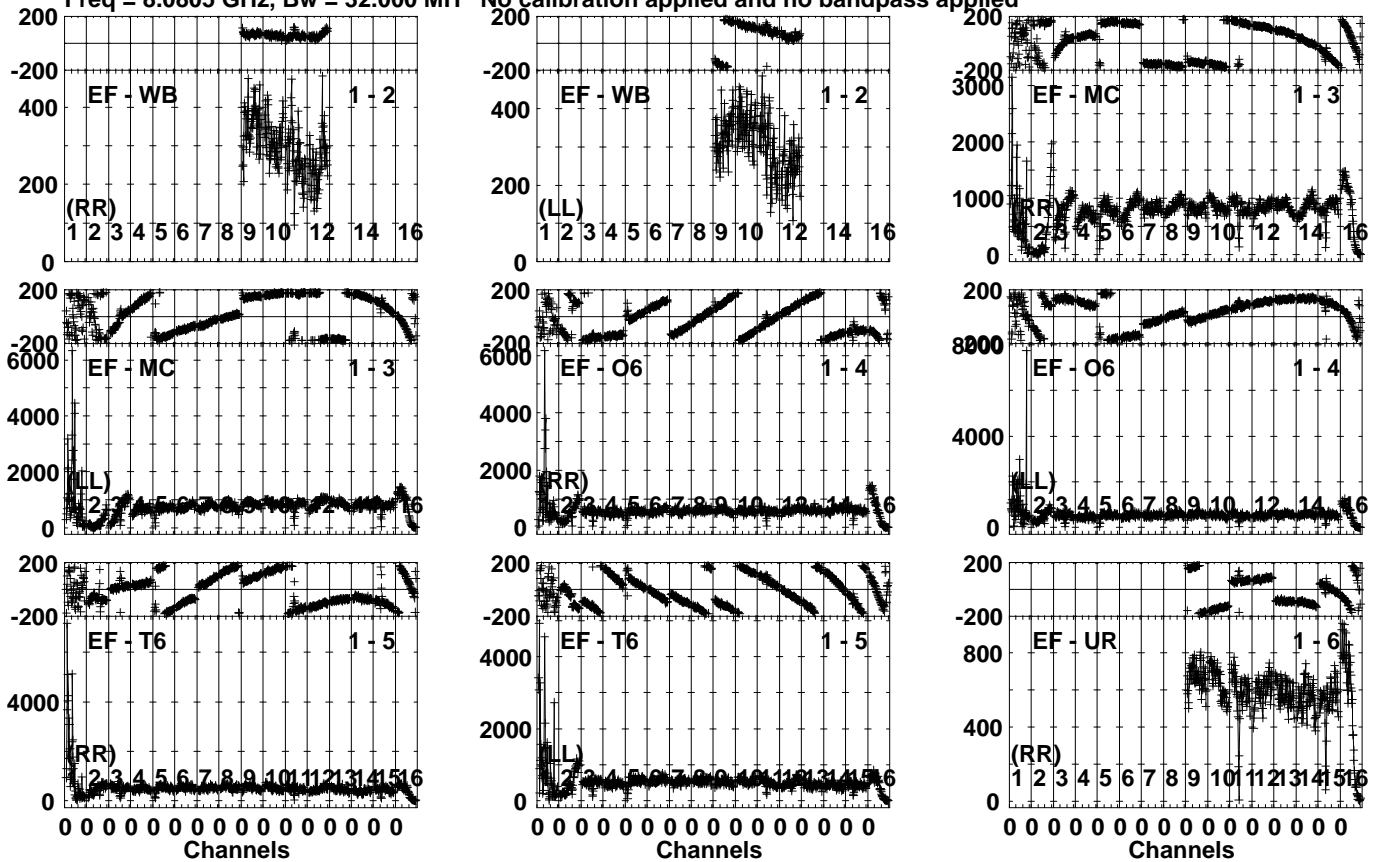


Lower frame: Milli Ampl Jy Top frame: Phas deg
Vector averaged cross-power spectrum Several baselines displayed
Timerange: 00/09:24:33 to 00/09:28:59

Plot file version 83 created 13-MAR-2024 11:28:59

M81 EF030A.UVDATA.1

Freq = 8.0805 GHz, Bw = 32.000 MH No calibration applied and no bandpass applied

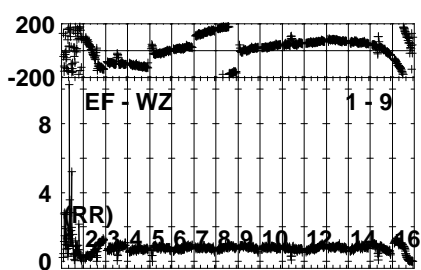
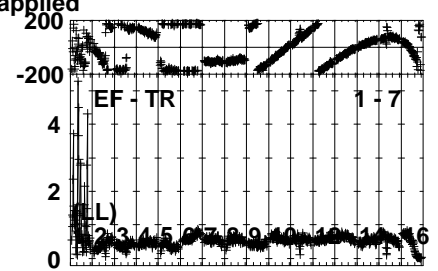
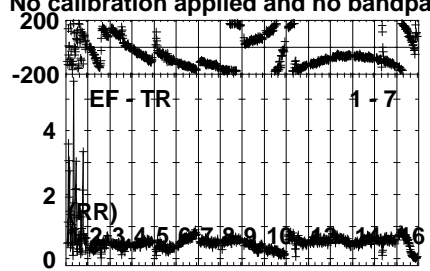
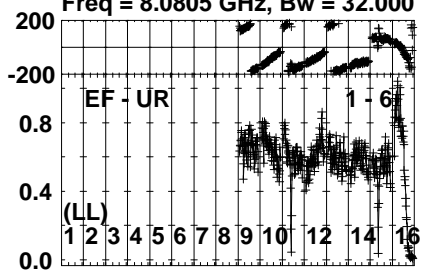


Lower frame: Micro Ampl Jy Top frame: Phas deg
Vector averaged cross-power spectrum Several baselines displayed
Timerange: 00/09:29:01 to 00/09:33:59

Plot file version 84 created 13-MAR-2024 11:28:59

M81 EF030A.UVDATA.1

Freq = 8.0805 GHz, Bw = 32.000 MH No calibration applied and no bandpass applied

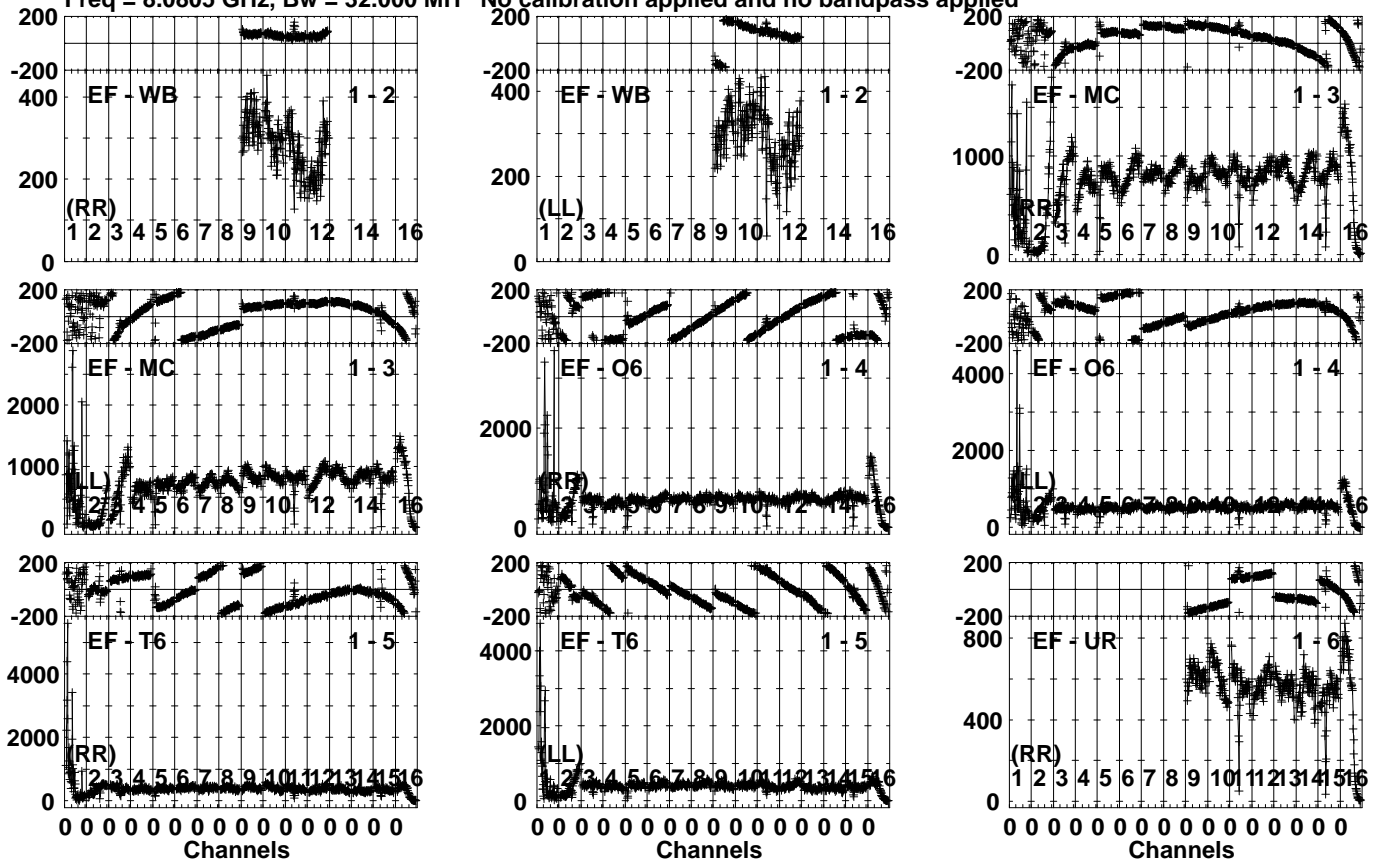


Lower frame: Milli Ampl Jy Top frame: Phas deg
Vector averaged cross-power spectrum Several baselines displayed
Timerange: 00/09:29:01 to 00/09:33:59

Plot file version 85 created 13-MAR-2024 11:29:00

M81 EF030A.UVDATA.1

Freq = 8.0805 GHz, Bw = 32.000 MH No calibration applied and no bandpass applied

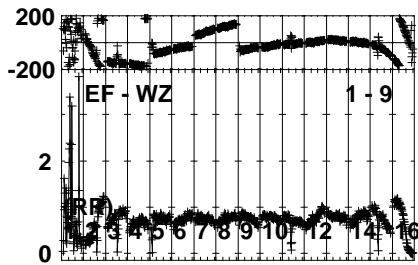
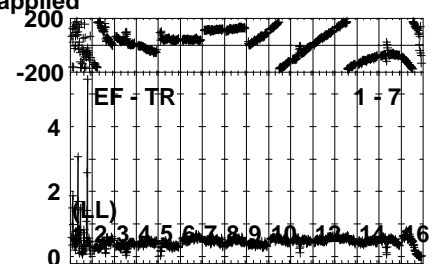
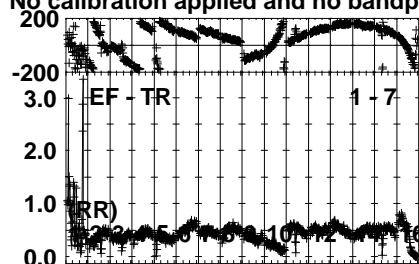
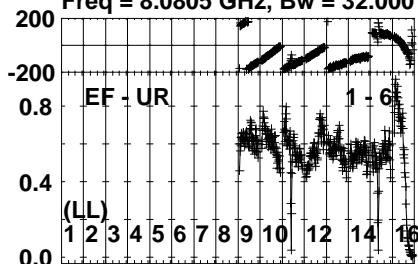


Lower frame: Micro Ampl Jy Top frame: Phas deg
Vector averaged cross-power spectrum Several baselines displayed
Timerange: 00/09:34:23 to 00/09:43:59

Plot file version 86 created 13-MAR-2024 11:29:00

M81 EF030A.UVDATA.1

Freq = 8.0805 GHz, Bw = 32.000 MH No calibration applied and no bandpass applied

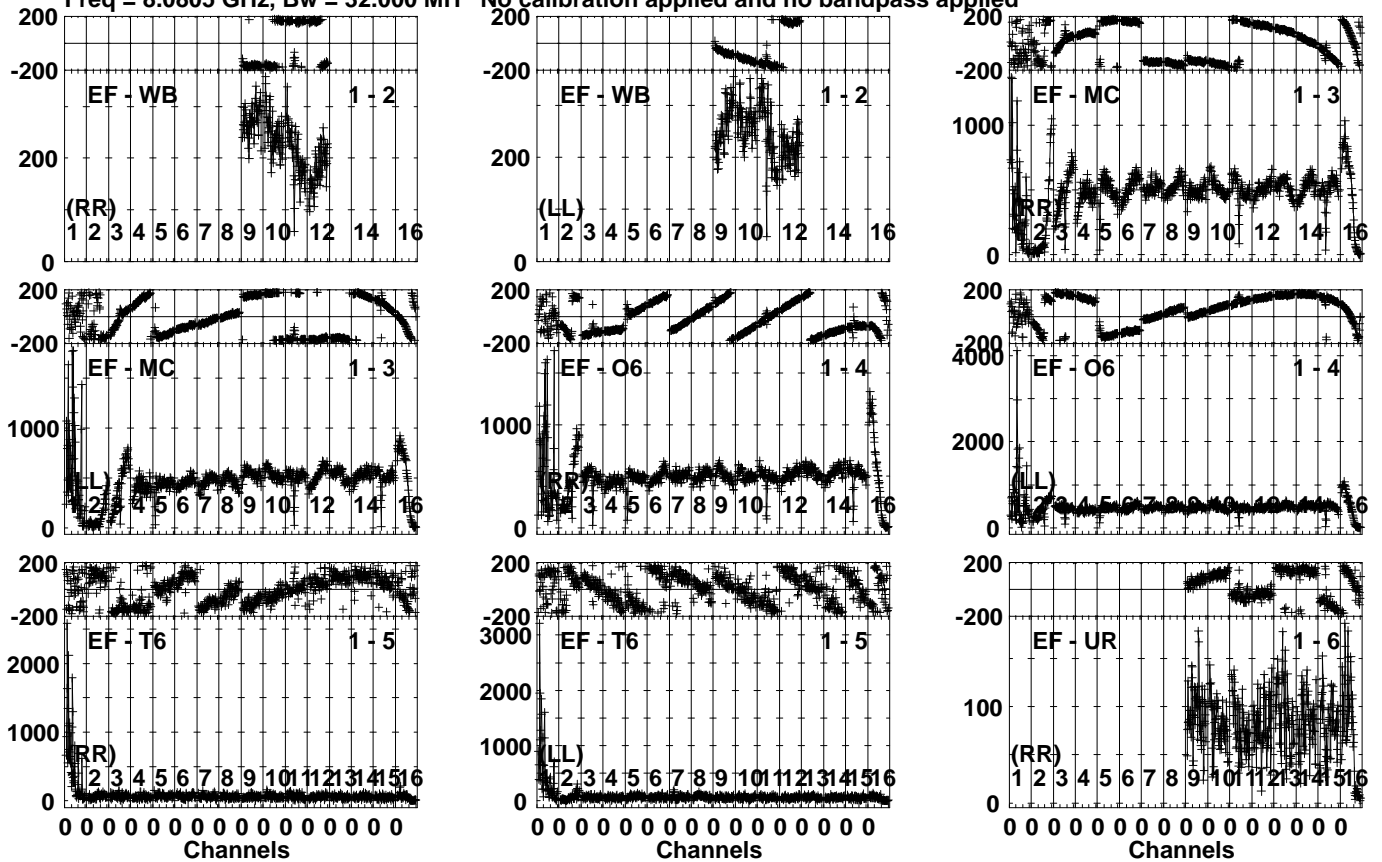


Lower frame: Milli Ampl Jy Top frame: Phas deg
Vector averaged cross-power spectrum Several baselines displayed
Timerange: 00/09:34:23 to 00/09:43:59

Plot file version 87 created 13-MAR-2024 11:29:01

M81 EF030A.UVDATA.1

Freq = 8.0805 GHz, Bw = 32.000 MH No calibration applied and no bandpass applied

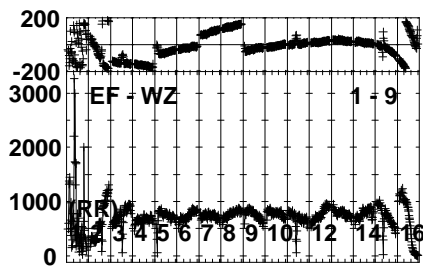
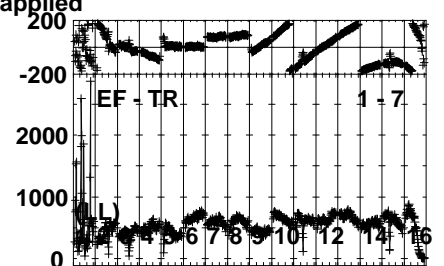
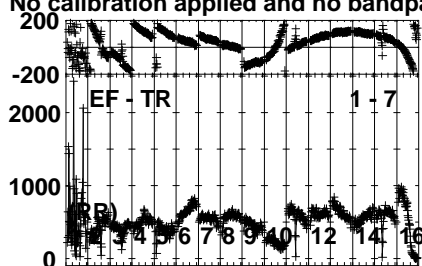
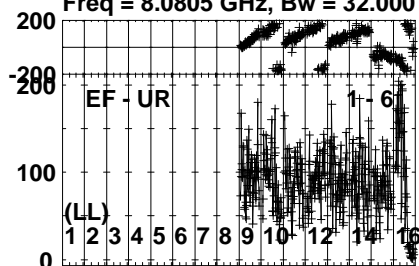


Lower frame: Micro Ampl Jy Top frame: Phas deg
Vector averaged cross-power spectrum Several baselines displayed
Timerange: 00/09:44:23 to 00/09:58:59

Plot file version 88 created 13-MAR-2024 11:29:02

M81 EF030A.UVDATA.1

Freq = 8.0805 GHz, Bw = 32.000 MH No calibration applied and no bandpass applied

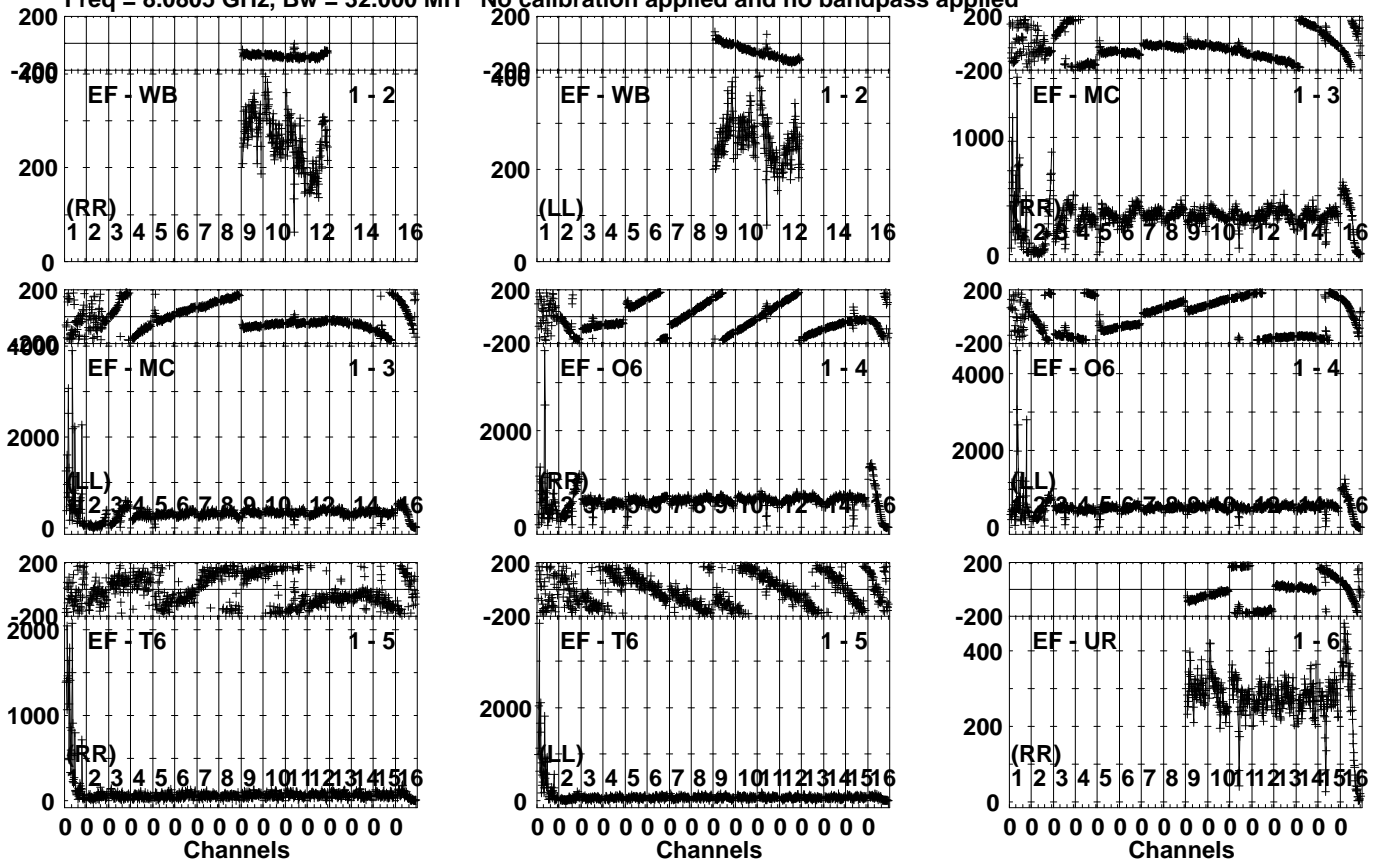


Lower frame: Micro Ampl Jy Top frame: Phas deg
Vector averaged cross-power spectrum Several baselines displayed
Timerange: 00/09:44:23 to 00/09:58:59

Plot file version 89 created 13-MAR-2024 11:29:03

M81 EF030A.UVDATA.1

Freq = 8.0805 GHz, Bw = 32.000 MH No calibration applied and no bandpass applied



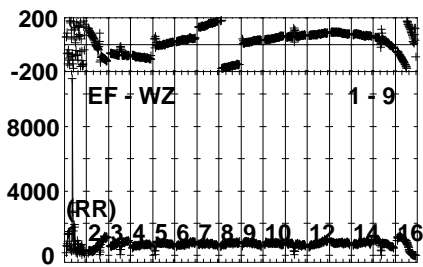
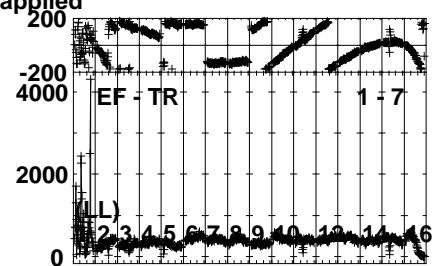
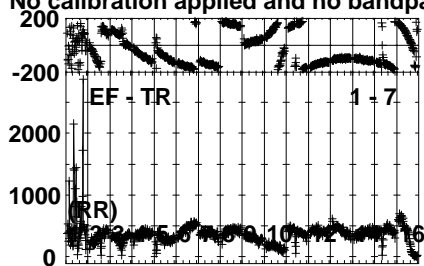
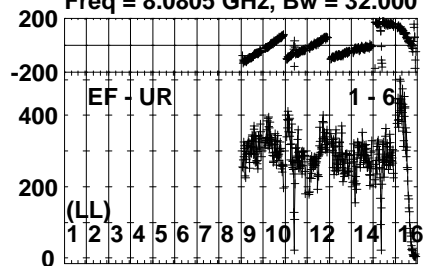
Lower frame: Micro Ampl Jy Top frame: Phas deg
Vector averaged cross-power spectrum Several baselines displayed
Timerange: 00/09:59:23 to 00/10:13:59

Plot file version 90 created 13-MAR-2024 11:29:04

M81 EF030A.UVDATA.1

Freq = 8.0805 GHz, Bw = 32.000 MH

No calibration applied and no bandpass applied

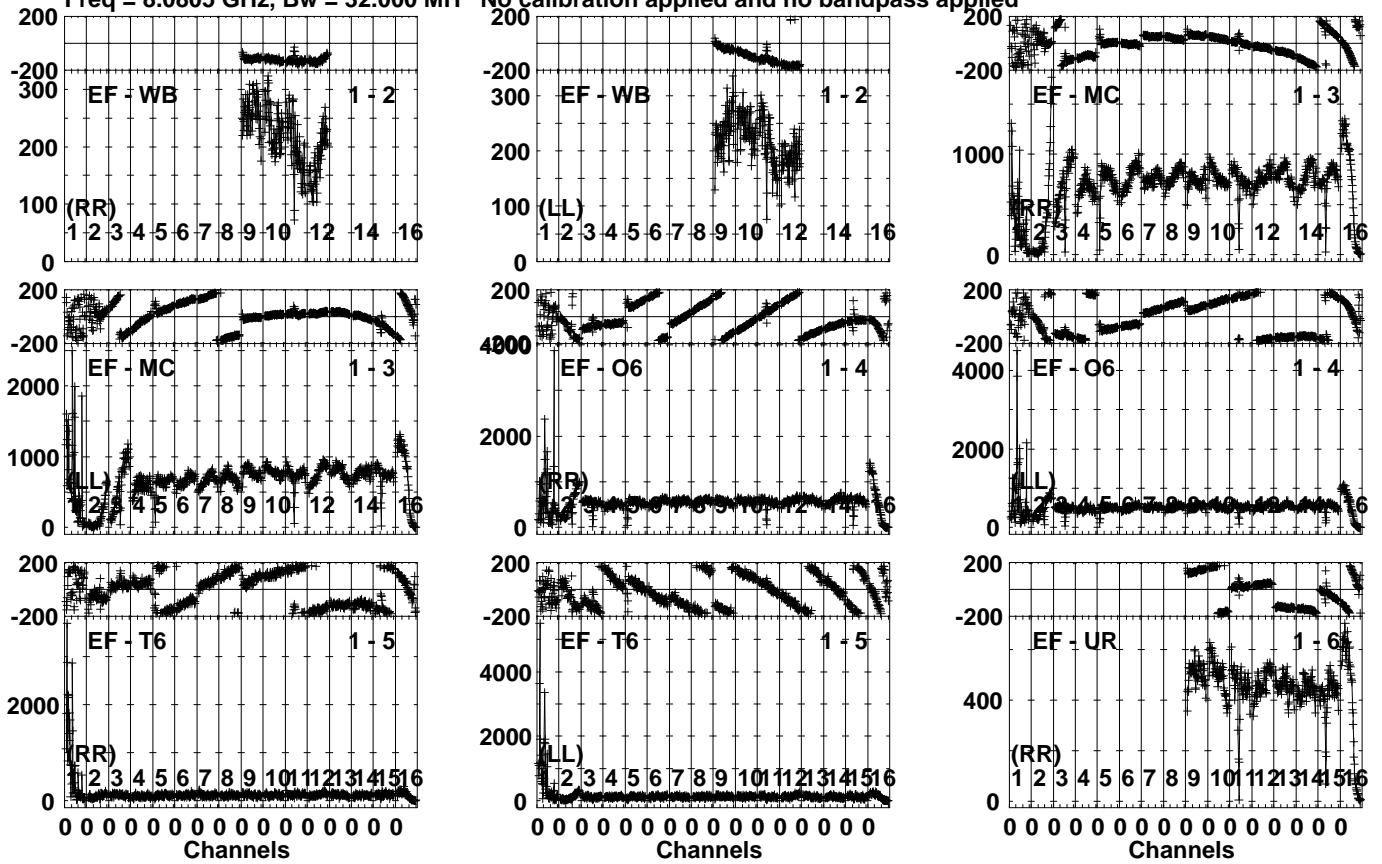


Lower frame: Micro Ampl Jy Top frame: Phas deg
Vector averaged cross-power spectrum Several baselines displayed
Timerange: 00/09:59:23 to 00/10:13:59

Plot file version 91 created 13-MAR-2024 11:29:05

M81 EF030A.UVDATA.1

Freq = 8.0805 GHz, Bw = 32.000 MH No calibration applied and no bandpass applied

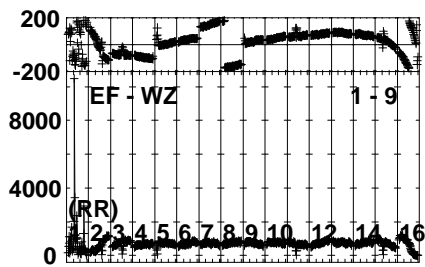
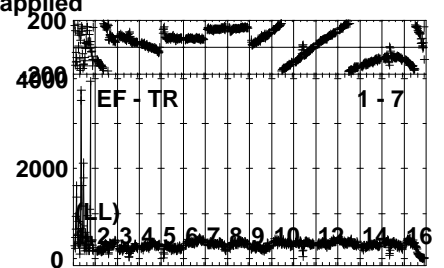
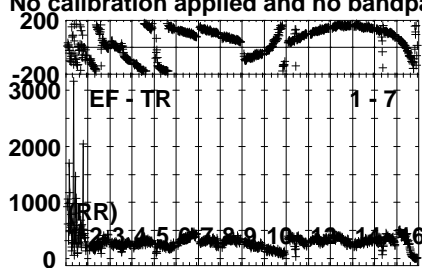
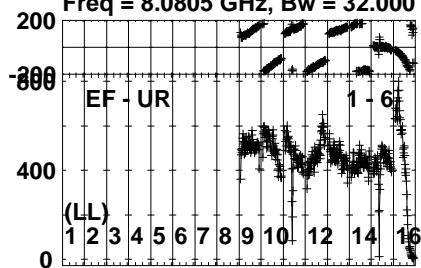


Lower frame: Micro Ampl Jy Top frame: Phas deg
Vector averaged cross-power spectrum Several baselines displayed
Timerange: 00/10:14:23 to 00/10:28:59

Plot file version 92 created 13-MAR-2024 11:29:06

M81 EF030A.UVDATA.1

Freq = 8.0805 GHz, Bw = 32.000 MH No calibration applied and no bandpass applied

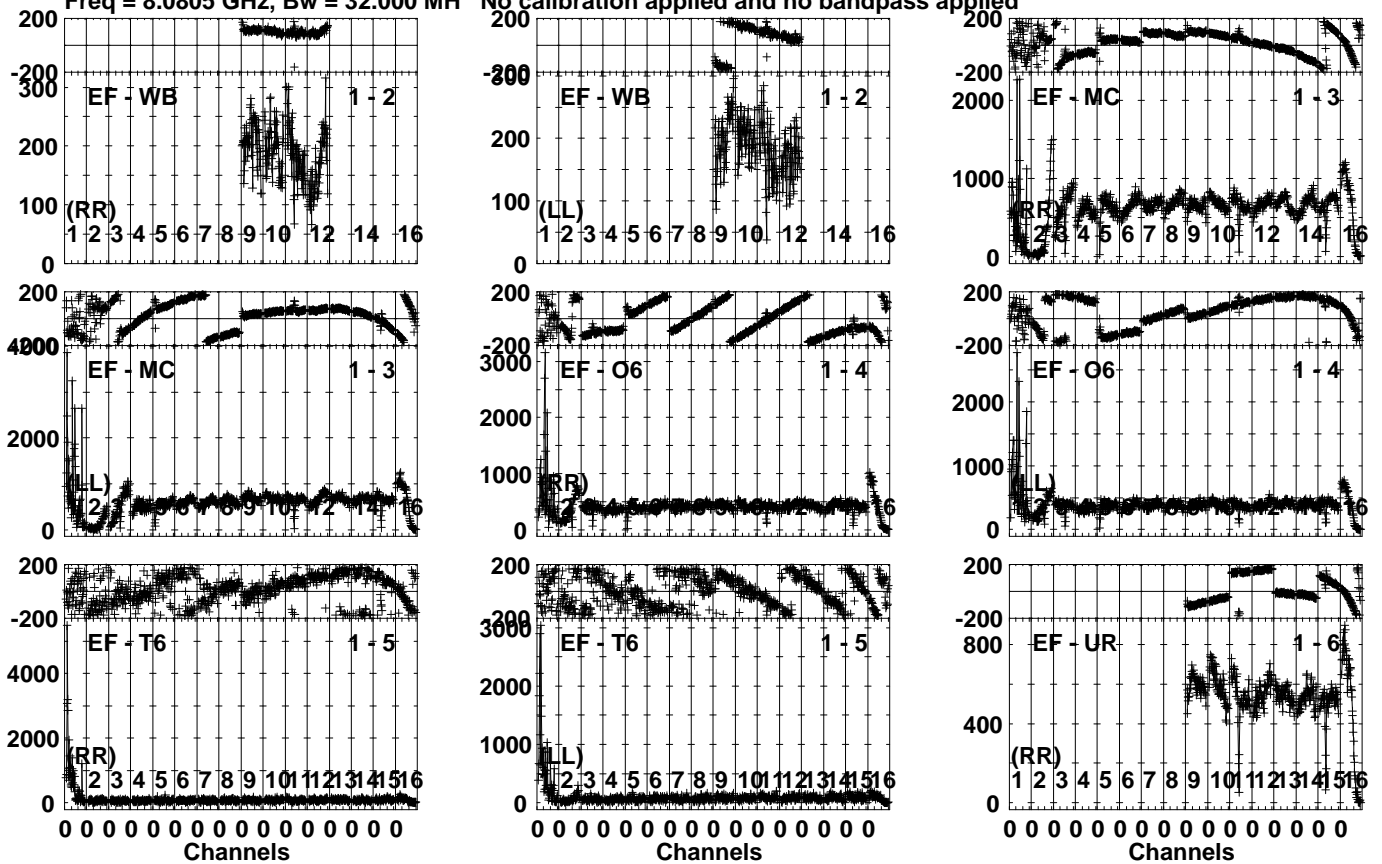


Lower frame: Micro Ampl Jy Top frame: Phas deg
Vector averaged cross-power spectrum Several baselines displayed
Timerange: 00/10:14:23 to 00/10:28:59

Plot file version 93 created 13-MAR-2024 11:29:06

M81 EF030A.UVDATA.1

Freq = 8.0805 GHz, Bw = 32.000 MH No calibration applied and no bandpass applied



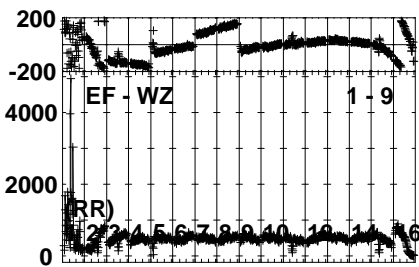
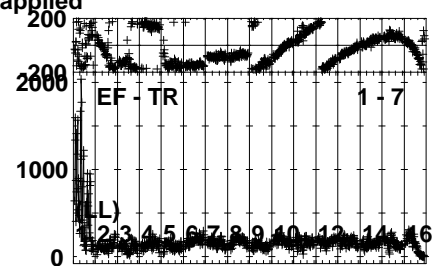
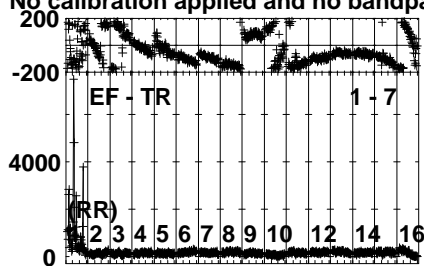
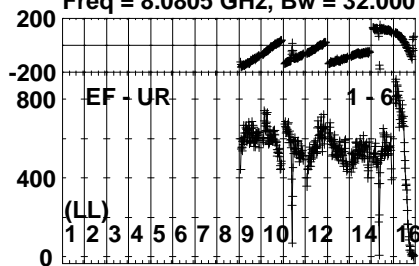
Lower frame: Micro Ampl Jy Top frame: Phas deg
Vector averaged cross-power spectrum Several baselines displayed
Timerange: 00/10:29:23 to 00/10:38:59

Plot file version 94 created 13-MAR-2024 11:29:07

M81 EF030A.UVDATA.1

Freq = 8.0805 GHz, Bw = 32.000 MH

No calibration applied and no bandpass applied



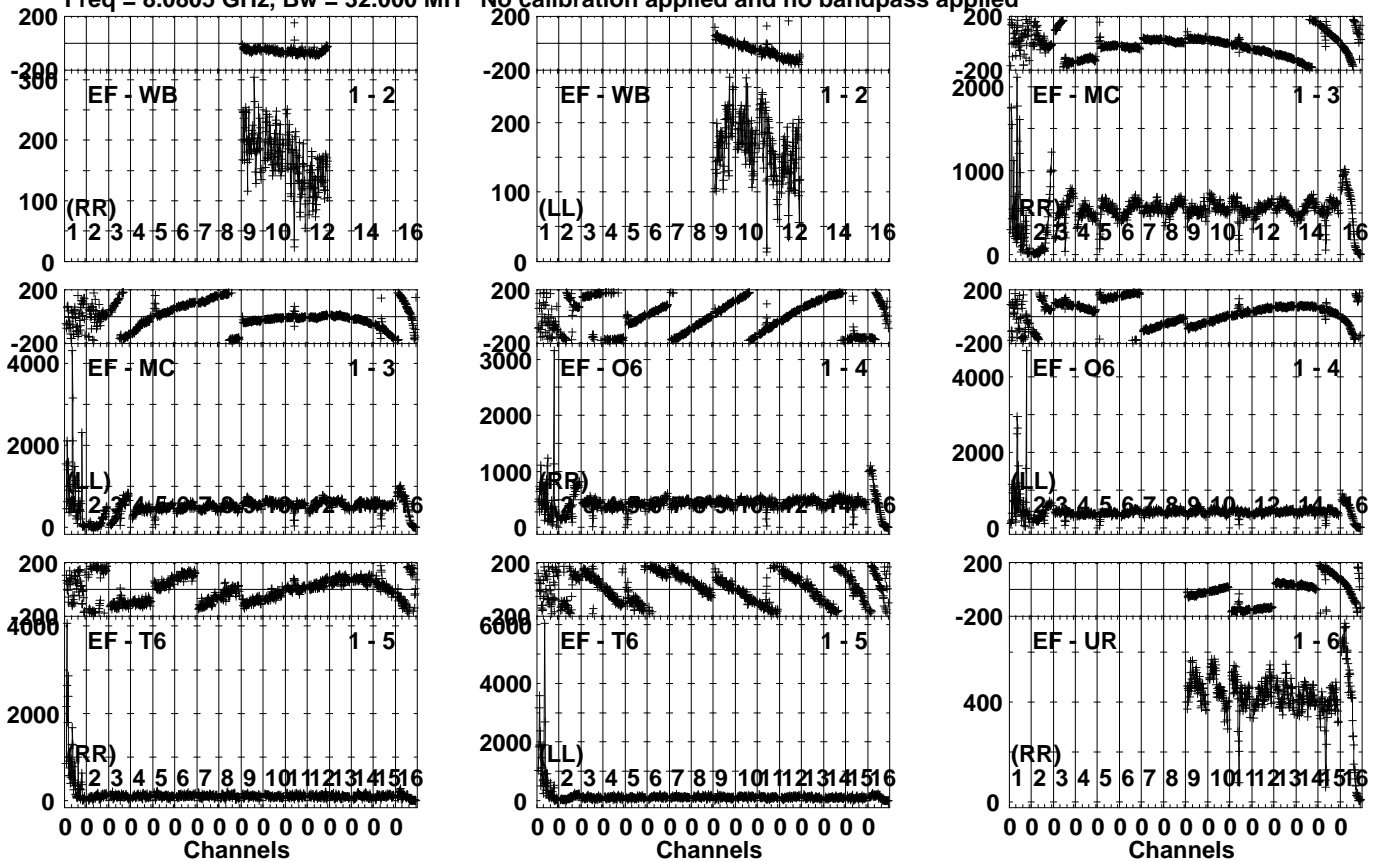
Lower frame: Micro Ampl Jy Top frame: Phas deg
Vector averaged cross-power spectrum Several baselines displayed
Timerange: 00/10:29:23 to 00/10:38:59

Plot file version 95 created 13-MAR-2024 11:29:08

M81 EF030A.UVDATA.1

Freq = 8.0805 GHz, Bw = 32.000 MH

No calibration applied and no bandpass applied

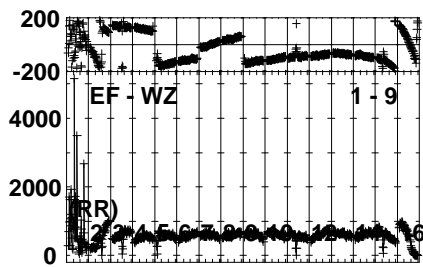
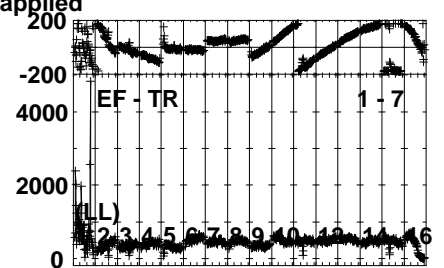
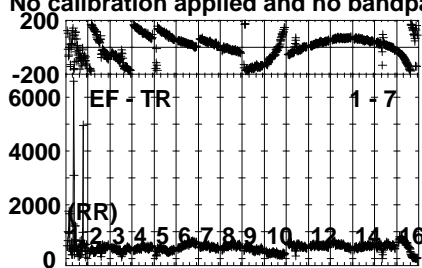
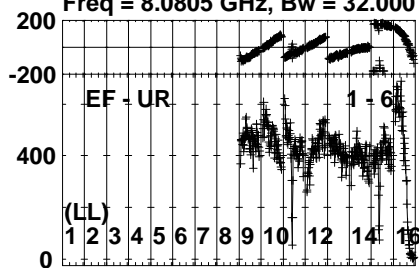


Lower frame: Micro Ampl Jy Top frame: Phas deg
Vector averaged cross-power spectrum Several baselines displayed
Timerange: 00/10:39:23 to 00/10:49:59

Plot file version 96 created 13-MAR-2024 11:29:08

M81 EF030A.UVDATA.1

Freq = 8.0805 GHz, Bw = 32.000 MH No calibration applied and no bandpass applied

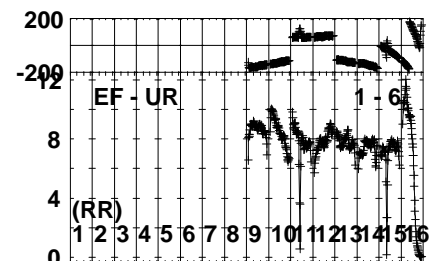
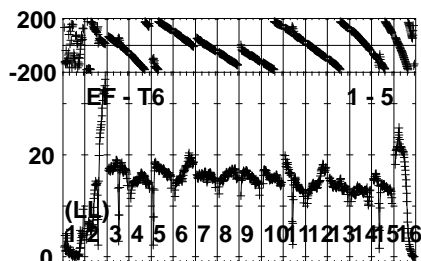
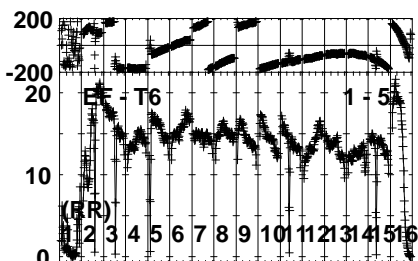
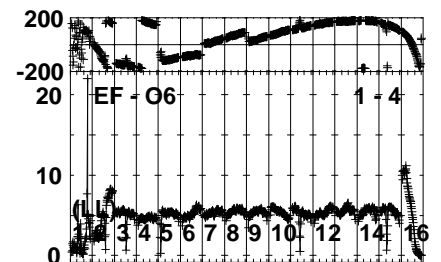
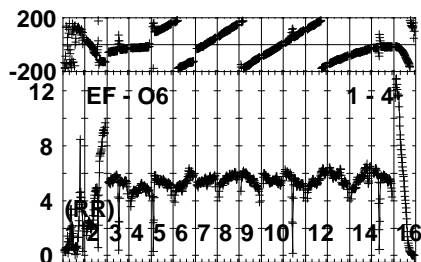
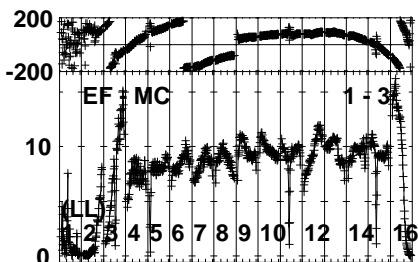
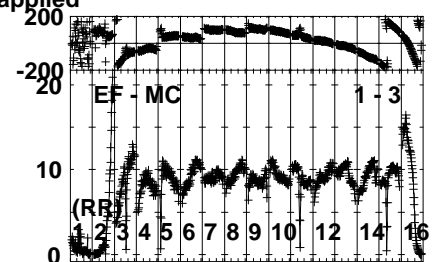
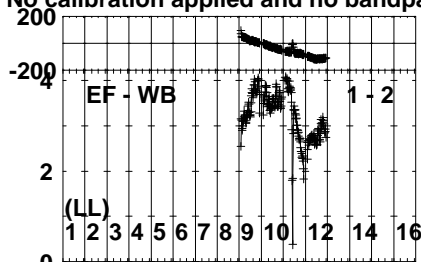
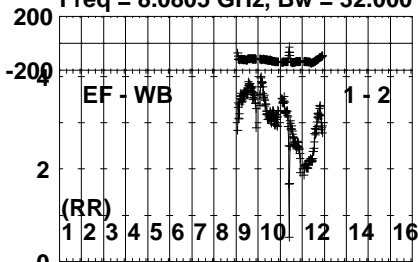


Lower frame: Micro Ampl Jy Top frame: Phas deg
Vector averaged cross-power spectrum Several baselines displayed
Timerange: 00/10:39:23 to 00/10:49:59

Plot file version 97 created 13-MAR-2024 11:29:09

1749+096 EF030A.UVDATA.1

Freq = 8.0805 GHz, Bw = 32.000 MH No calibration applied and no bandpass applied



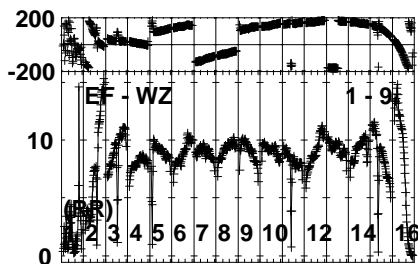
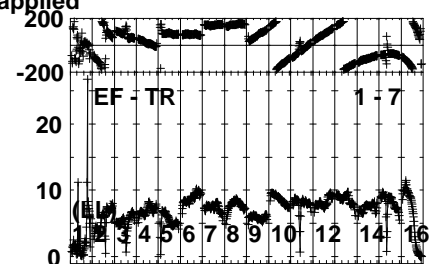
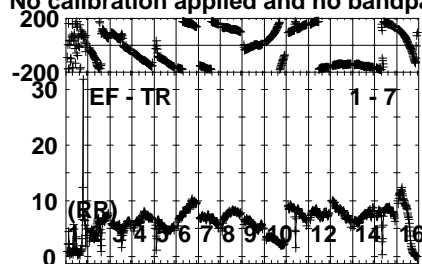
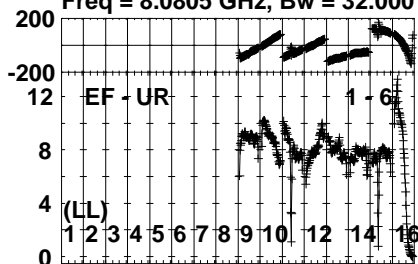
Lower frame: Milli Ampl Jy Top frame: Phas deg
Vector averaged cross-power spectrum Several baselines displayed
Timerange: 00/10:55:03 to 00/10:59:59

Plot file version 98 created 13-MAR-2024 11:29:09

1749+096 EF030A.UVDATA.1

Freq = 8.0805 GHz, Bw = 32.000 MH

No calibration applied and no bandpass applied



Lower frame: Milli Ampl Jy Top frame: Phas deg
Vector averaged cross-power spectrum Several baselines displayed
Timerange: 00/10:55:03 to 00/10:59:59