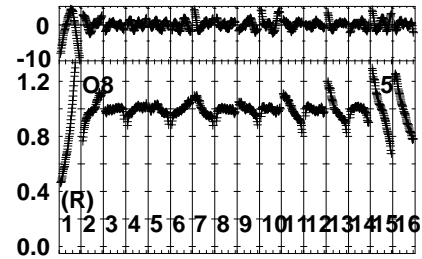
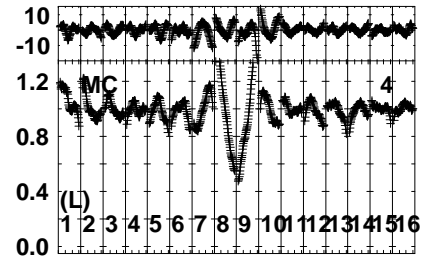
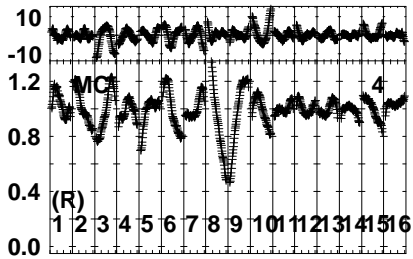
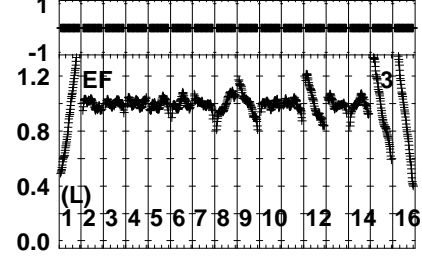
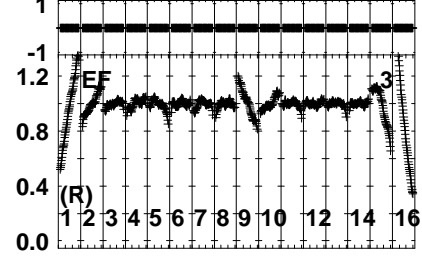
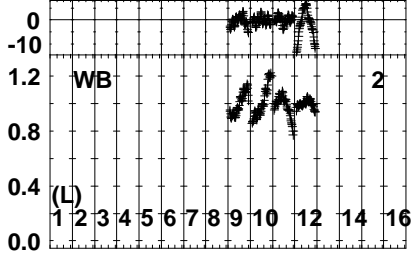
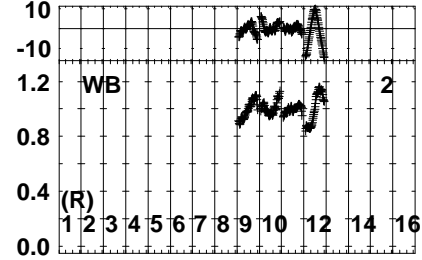
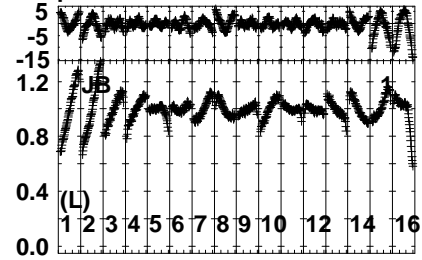
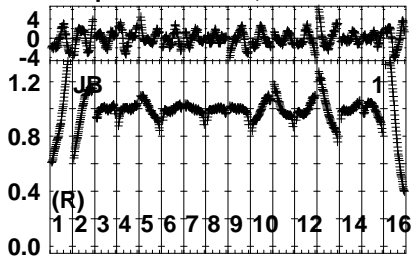
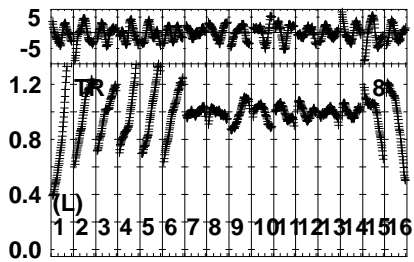
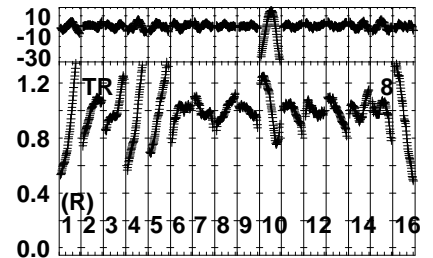
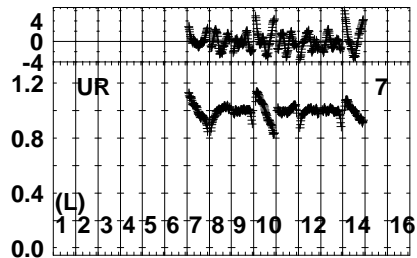
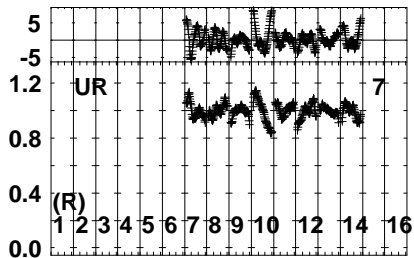
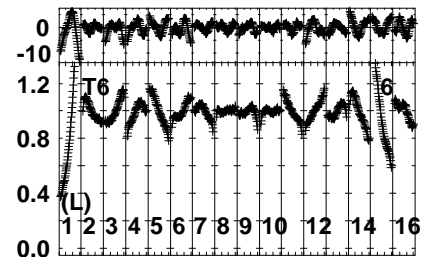
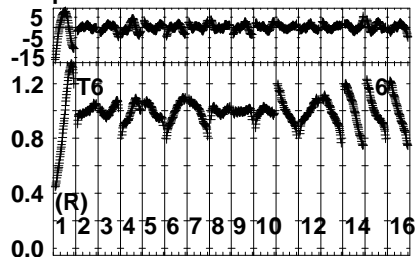
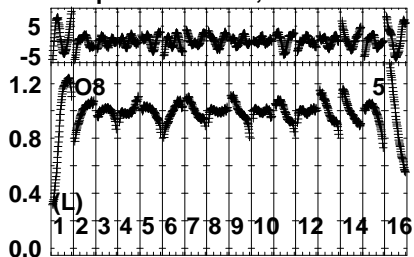


Plot file version 1 created 18-MAR-2024 13:09:48  
 EF030C.UVDATA.1  
 Freq = 4.6005 GHz, Bw = 32.000 MH Bandpass table # 1



Lower frame: BP ampl Top frame: BP phase  
 Bandpass table spectrum Antenna: \*  
 Timerange: 00/00:00:01 to 999/00:00:00

Plot file version 2 created 18-MAR-2024 13:09:48  
 EF030C.UVDATA.1  
 Freq = 4.6005 GHz, Bw = 32.000 MH Bandpass table # 1



0 0 0 0 0 0 0 0 0 0 0 0 0 0 0 0  
 Channels

Lower frame: BP ampl Top frame: BP phase  
 Bandpass table spectrum Antenna: \*  
 Timerange: 00/00:00:01 to 999/00:00:00