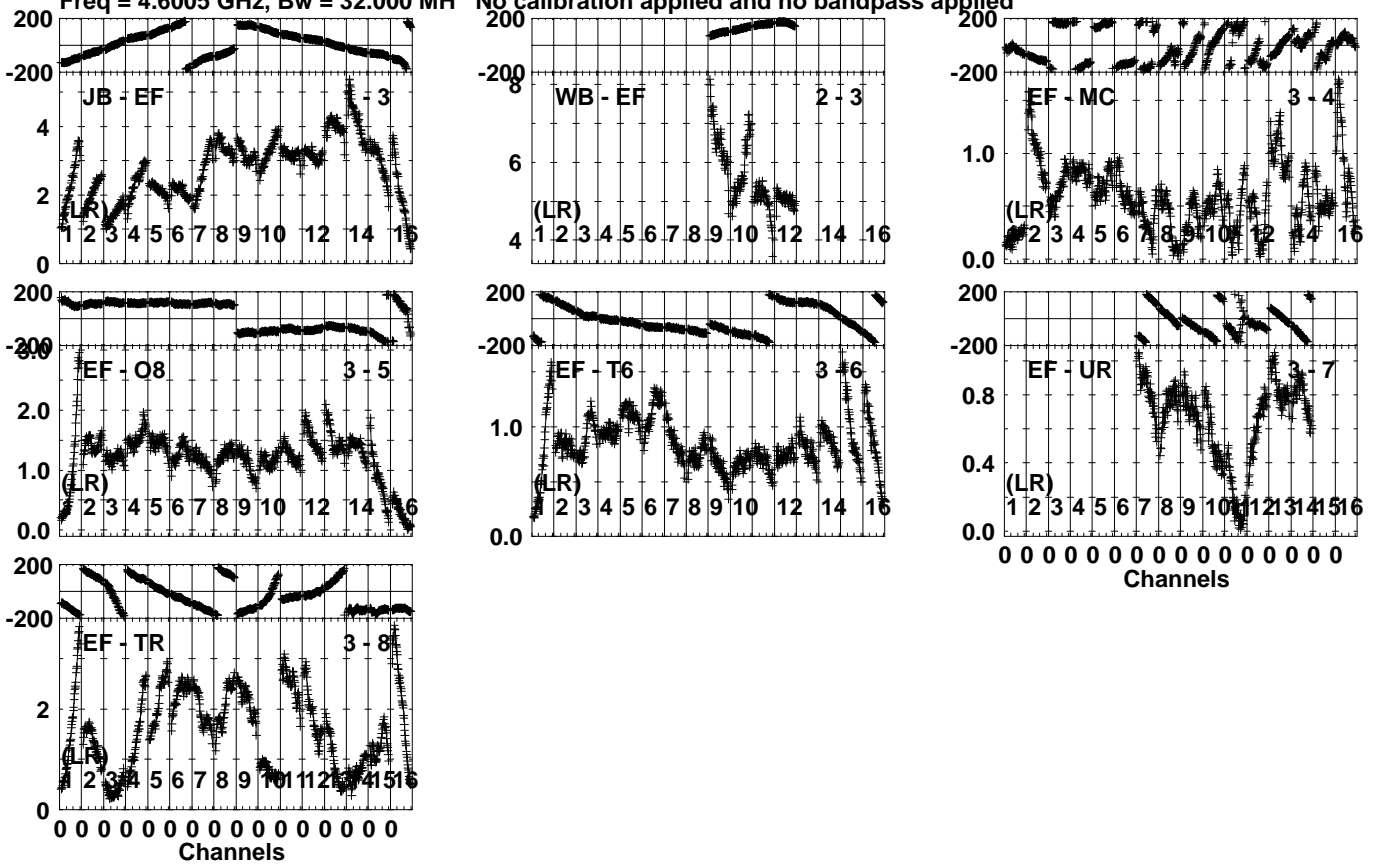


Plot file version 1 created 11-MAR-2024 15:59:26

OJ287 EF030C.UVDATA.1

Freq = 4.6005 GHz, Bw = 32.000 MH No calibration applied and no bandpass applied

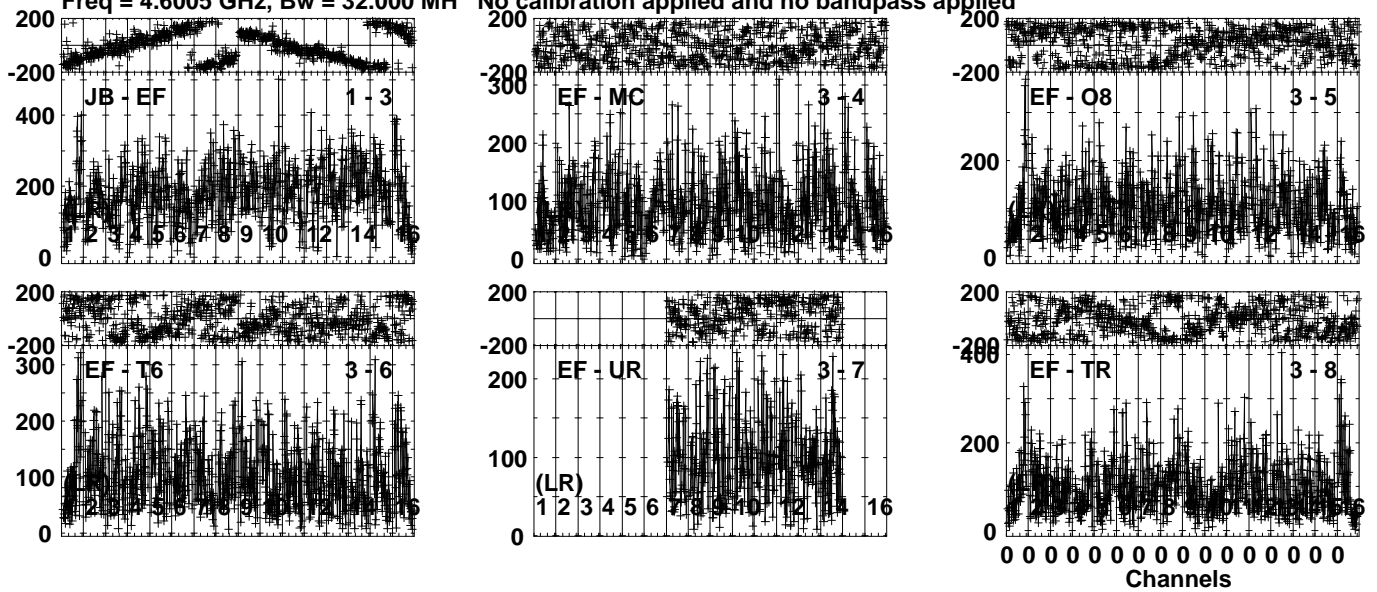


Lower frame: Milli Ampl Jy Top frame: Phas deg
Vector averaged cross-power spectrum Several baselines displayed
Timerange: 00/00:30:03 to 00/00:34:59

Plot file version 2 created 11-MAR-2024 15:59:26

M81 EF030C.UVDATA.1

Freq = 4.6005 GHz, Bw = 32.000 MH No calibration applied and no bandpass applied

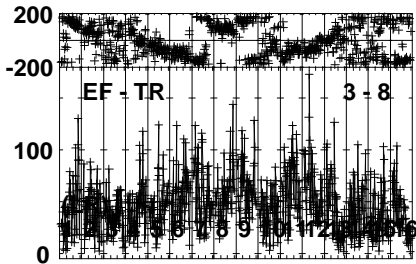
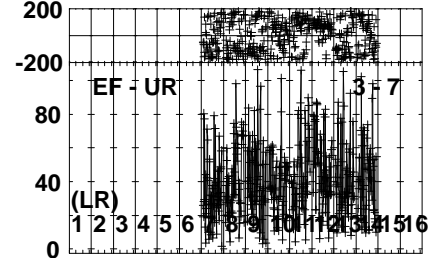
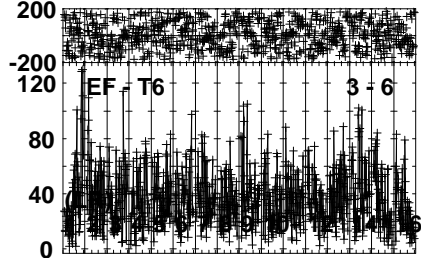
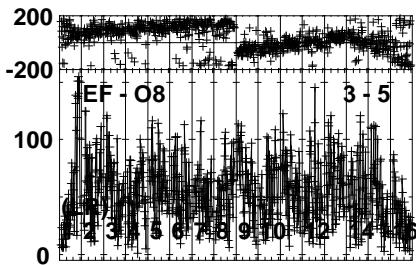
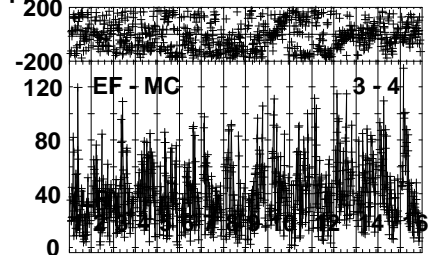
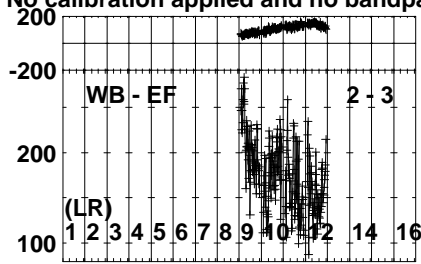
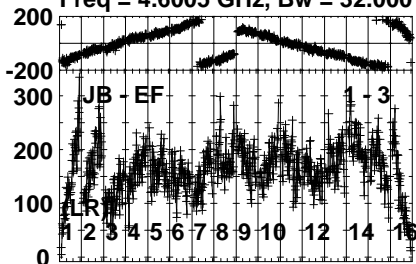


Lower frame: Micro Ampl Jy Top frame: Phas deg
Vector averaged cross-power spectrum Several baselines displayed
Timerange: 00/00:40:03 to 00/00:49:59

Plot file version 3 created 11-MAR-2024 15:59:27

M81 EF030C.UVDATA.1

Freq = 4.6005 GHz, Bw = 32.000 MH No calibration applied and no bandpass applied



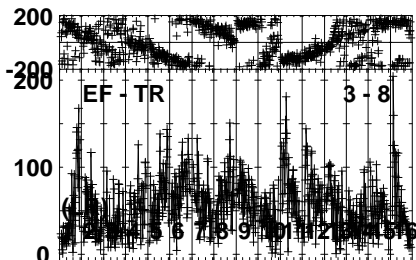
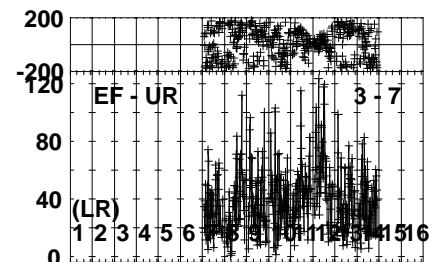
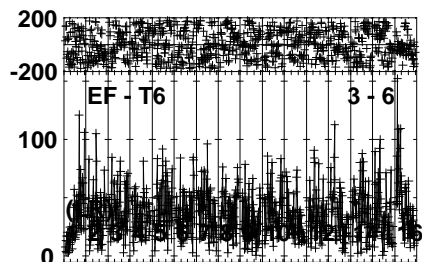
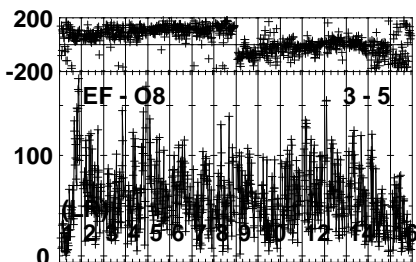
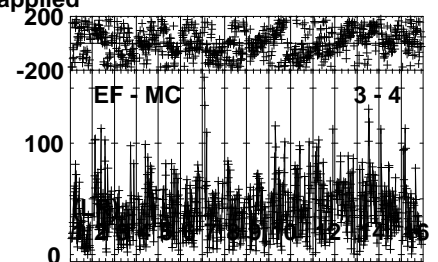
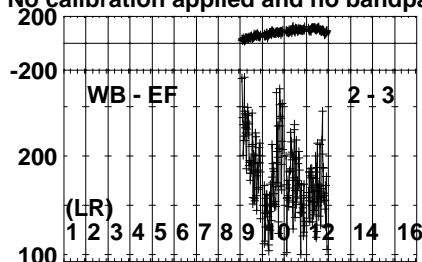
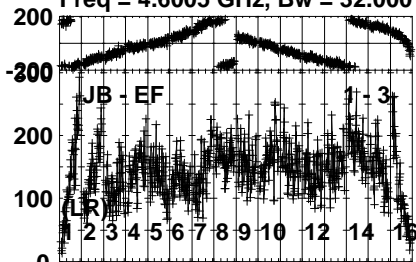
0 0 0 0 0 0 0 0 0 0 0 0 0 0 0 0
Channels

Lower frame: Micro Ampl Jy Top frame: Phas deg
Vector averaged cross-power spectrum Several baselines displayed
Timerange: 00/00:50:23 to 00/01:04:59

Plot file version 4 created 11-MAR-2024 15:59:29

M81 EF030C.UVDATA.1

Freq = 4.6005 GHz, Bw = 32.000 MH No calibration applied and no bandpass applied



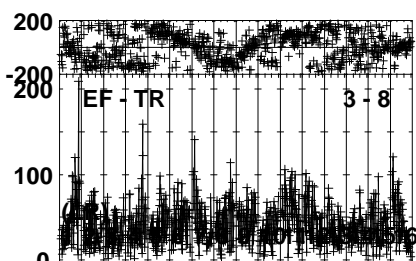
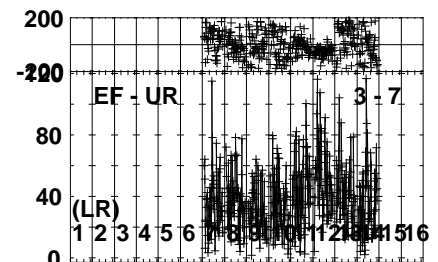
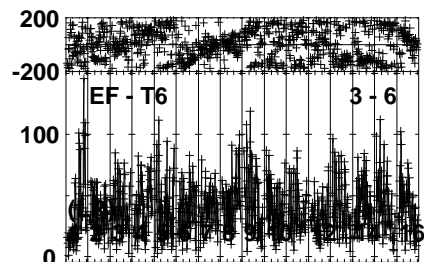
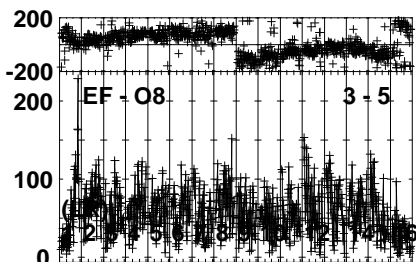
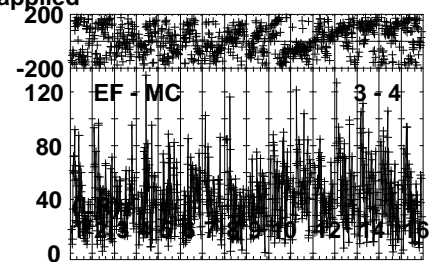
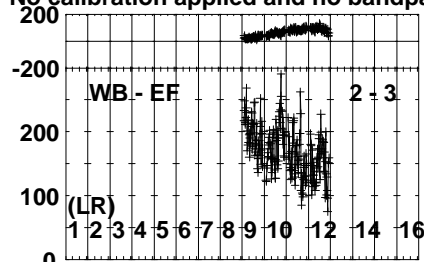
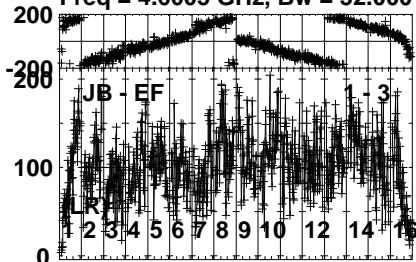
0 0 0 0 0 0 0 0 0 0 0 0 0 0 0 0
Channels

Lower frame: Micro Ampl Jy Top frame: Phas deg
Vector averaged cross-power spectrum Several baselines displayed
Timerange: 00/01:05:23 to 00/01:19:59

Plot file version 5 created 11-MAR-2024 15:59:31

M81 EF030C.UVDATA.1

Freq = 4.6005 GHz, Bw = 32.000 MH No calibration applied and no bandpass applied



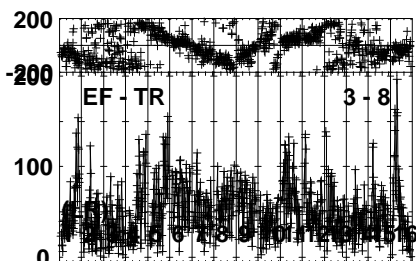
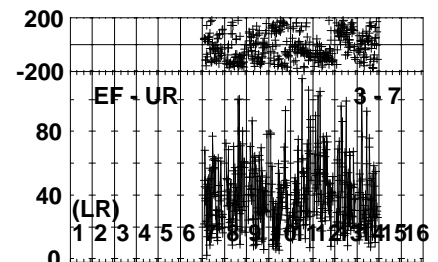
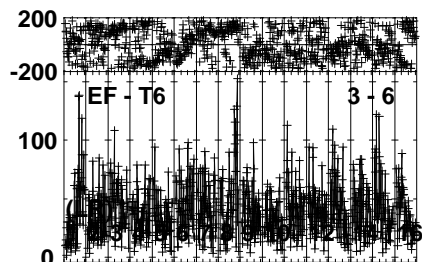
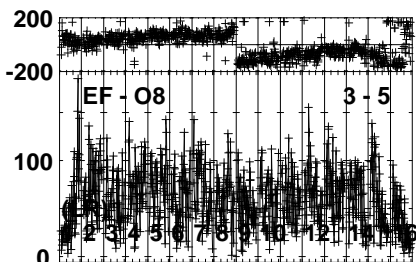
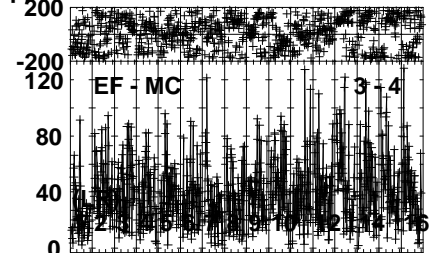
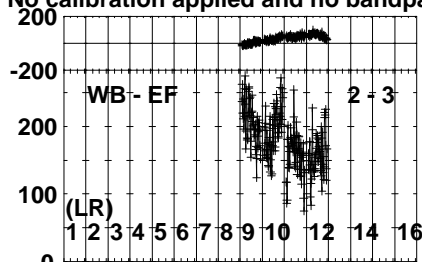
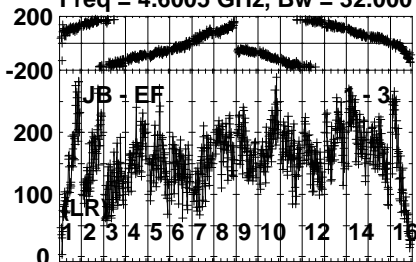
0 0 0 0 0 0 0 0 0 0 0 0 0 0 0 0
Channels

Lower frame: Micro Ampl Jy Top frame: Phas deg
Vector averaged cross-power spectrum Several baselines displayed
Timerange: 00/01:20:23 to 00/01:34:59

Plot file version 6 created 11-MAR-2024 15:59:33

M81 EF030C.UVDATA.1

Freq = 4.6005 GHz, Bw = 32.000 MH No calibration applied and no bandpass applied



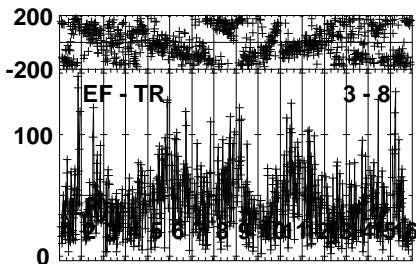
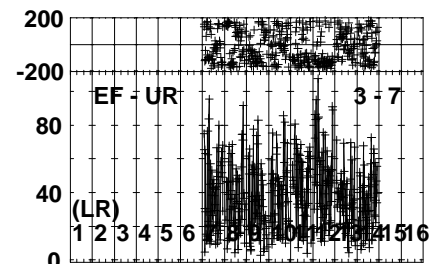
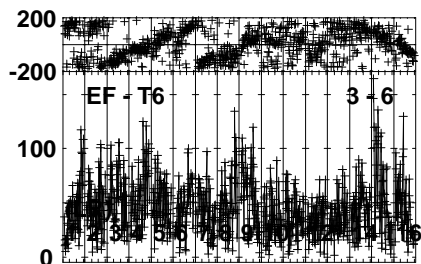
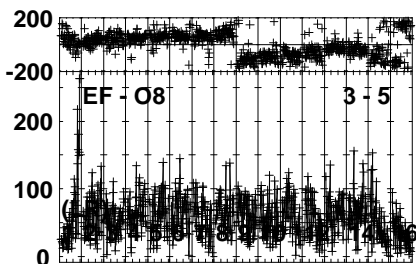
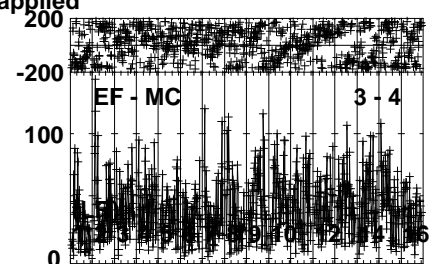
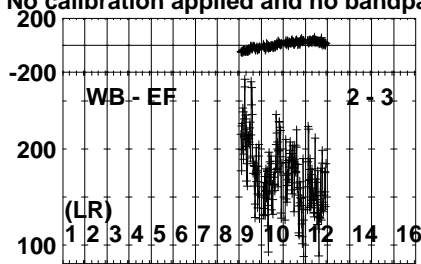
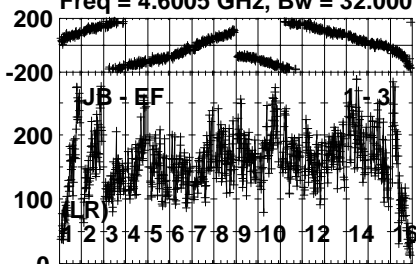
0 0 0 0 0 0 0 0 0 0 0 0 0 0 0 0
Channels

Lower frame: Micro Ampl Jy Top frame: Phas deg
Vector averaged cross-power spectrum Several baselines displayed
Timerange: 00/01:35:23 to 00/01:49:59

Plot file version 7 created 11-MAR-2024 15:59:35

M81 EF030C.UVDATA.1

Freq = 4.6005 GHz, Bw = 32.000 MH No calibration applied and no bandpass applied



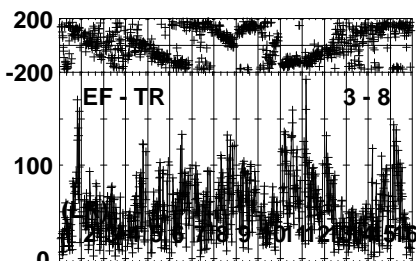
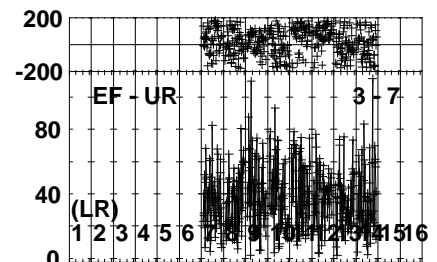
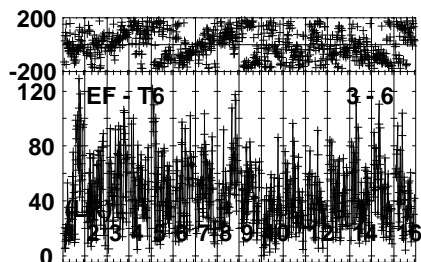
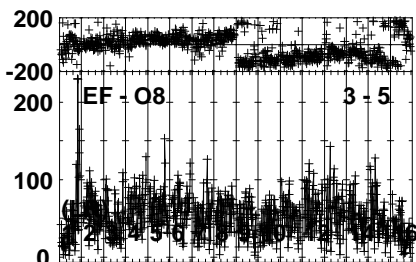
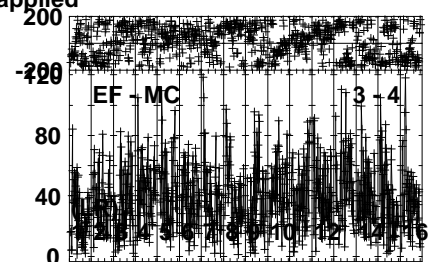
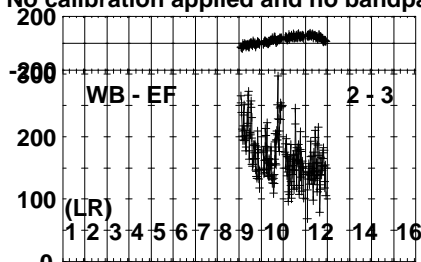
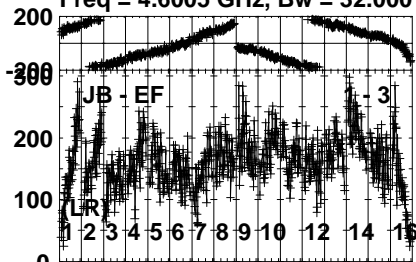
0 0 0 0 0 0 0 0 0 0 0 0 0 0 0 0
Channels

Lower frame: Micro Ampl Jy Top frame: Phas deg
Vector averaged cross-power spectrum Several baselines displayed
Timerange: 00/01:50:23 to 00/02:04:59

Plot file version 8 created 11-MAR-2024 15:59:37

M81 EF030C.UVDATA.1

Freq = 4.6005 GHz, Bw = 32.000 MH No calibration applied and no bandpass applied



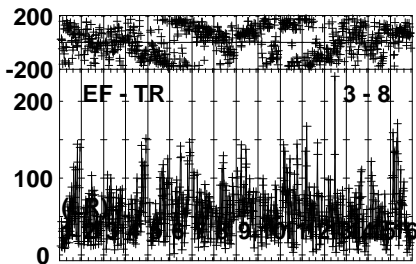
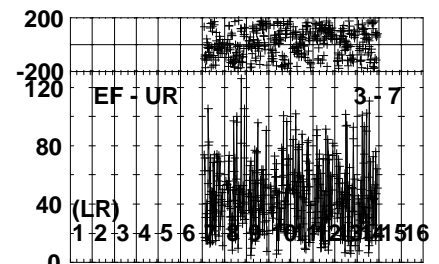
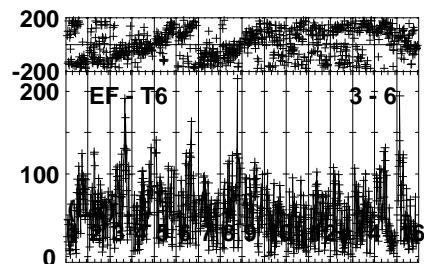
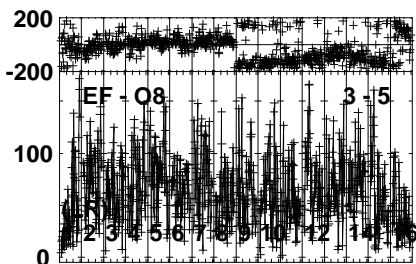
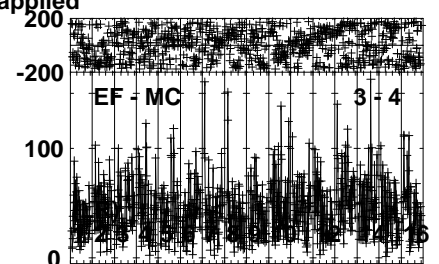
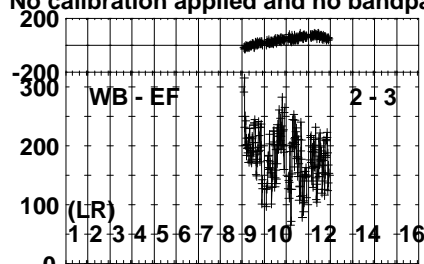
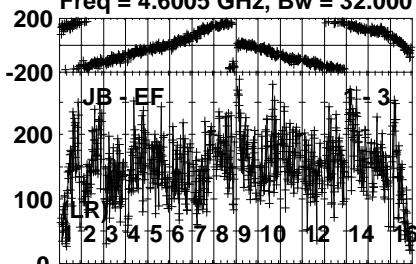
0 0 0 0 0 0 0 0 0 0 0 0 0 0 0 0
Channels

Lower frame: Micro Ampl Jy Top frame: Phas deg
Vector averaged cross-power spectrum Several baselines displayed
Timerange: 00/02:05:23 to 00/02:19:59

Plot file version 9 created 11-MAR-2024 15:59:39

M81 EF030C.UVDATA.1

Freq = 4.6005 GHz, Bw = 32.000 MH No calibration applied and no bandpass applied



0 0 0 0 0 0 0 0 0 0 0 0 0 0 0
Channels

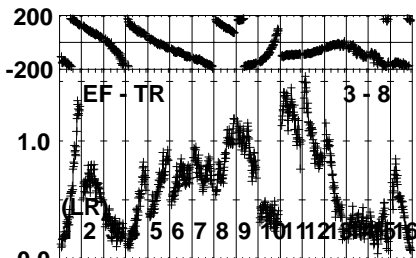
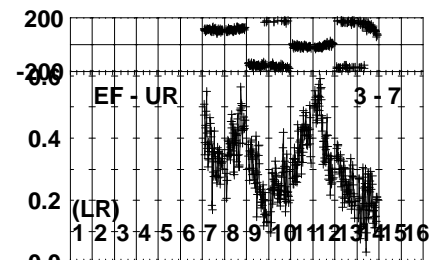
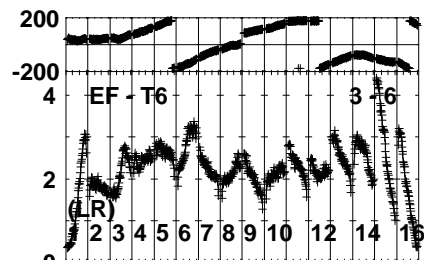
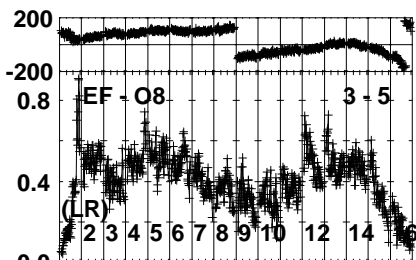
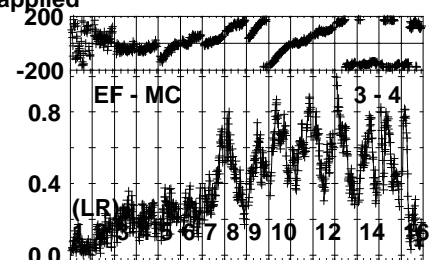
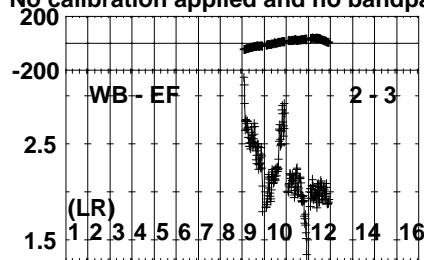
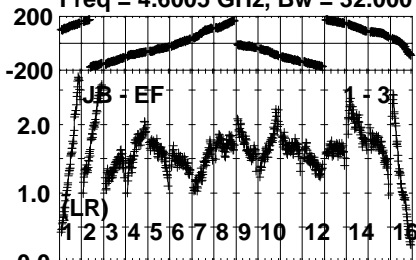
Lower frame: Micro Ampl Jy Top frame: Phas deg
Vector averaged cross-power spectrum Several baselines displayed
Timerange: 00/02:20:23 to 00/02:29:59

Plot file version 10 created 11-MAR-2024 15:59:40

0954+658 EF030C.UVDATA.1

Freq = 4.6005 GHz, Bw = 32.000 MH

No calibration applied and no bandpass applied



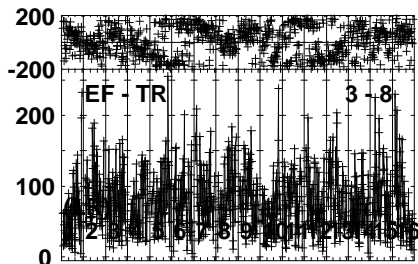
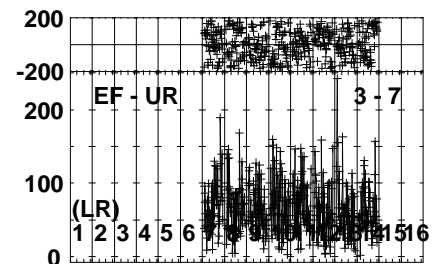
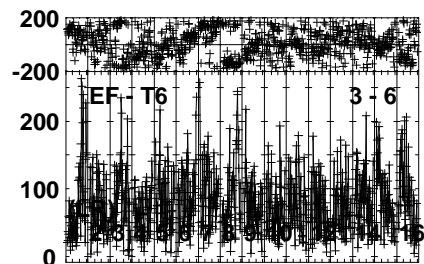
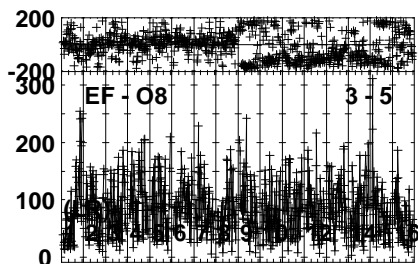
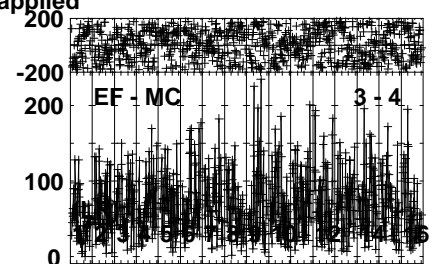
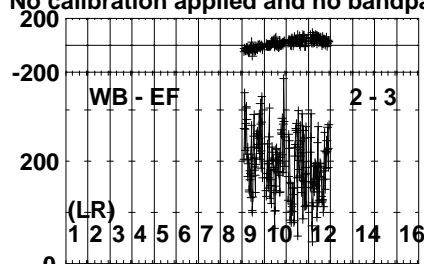
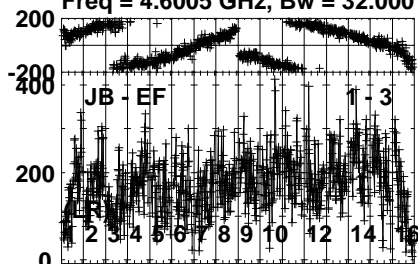
0 0 0 0 0 0 0 0 0 0 0 0 0 0 0 0
Channels

Lower frame: Milli Ampl Jy Top frame: Phas deg
Vector averaged cross-power spectrum Several baselines displayed
Timerange: 00/02:30:33 to 00/02:34:59

Plot file version 11 created 11-MAR-2024 15:59:40

M81 EF030C.UVDATA.1

Freq = 4.6005 GHz, Bw = 32.000 MH No calibration applied and no bandpass applied



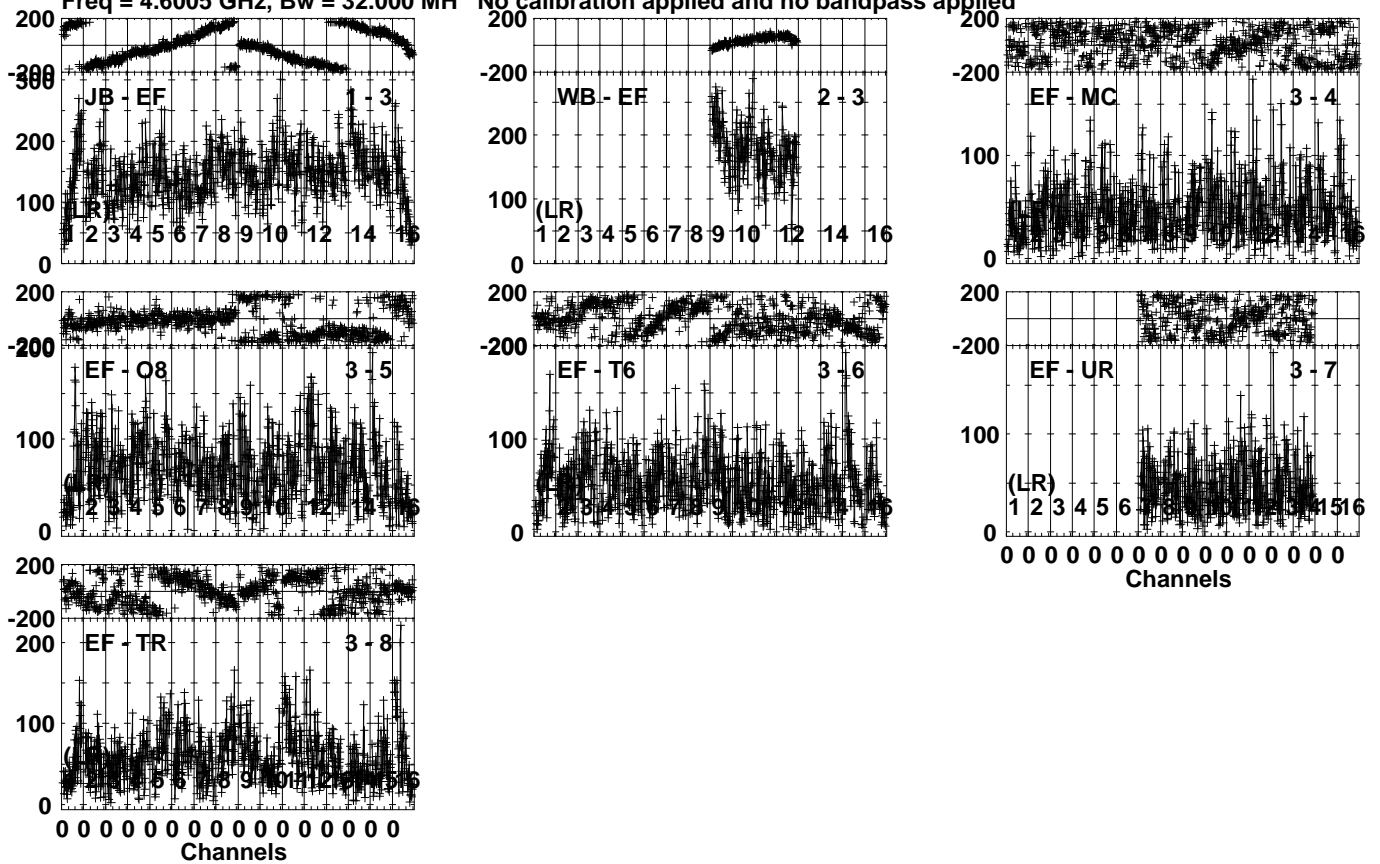
0 0 0 0 0 0 0 0 0 0 0 0 0 0 0 0
Channels

Lower frame: Micro Ampl Jy Top frame: Phas deg
Vector averaged cross-power spectrum Several baselines displayed
Timerange: 00/02:35:01 to 00/02:39:59

Plot file version 12 created 11-MAR-2024 15:59:41

M81 EF030C.UVDATA.1

Freq = 4.6005 GHz, Bw = 32.000 MH No calibration applied and no bandpass applied

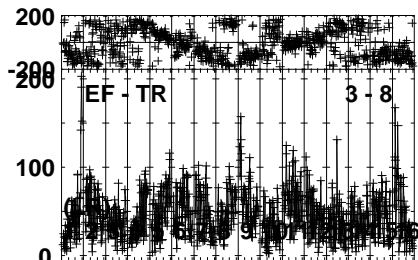
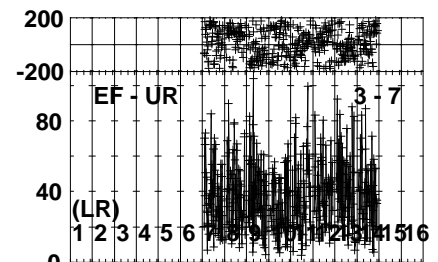
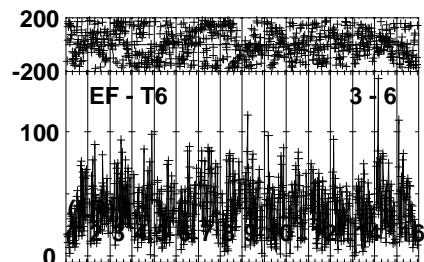
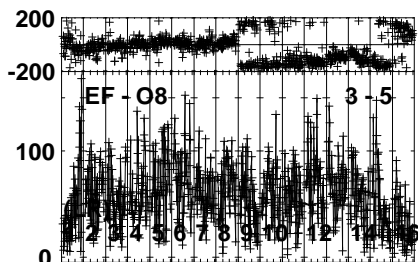
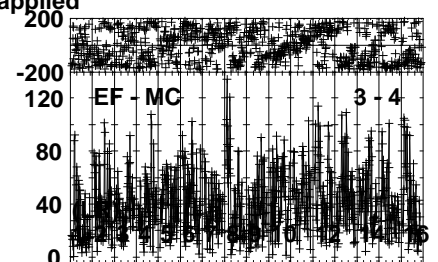
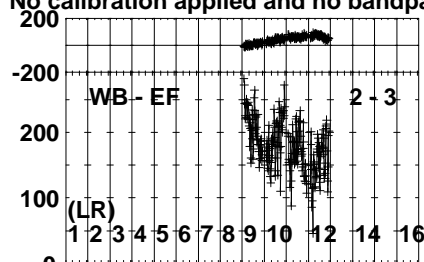
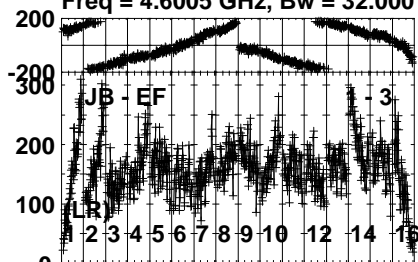


Lower frame: Micro Ampl Jy Top frame: Phas deg
Vector averaged cross-power spectrum Several baselines displayed
Timerange: 00/02:40:23 to 00/02:49:59

Plot file version 13 created 11-MAR-2024 15:59:43

M81 EF030C.UVDATA.1

Freq = 4.6005 GHz, Bw = 32.000 MH No calibration applied and no bandpass applied



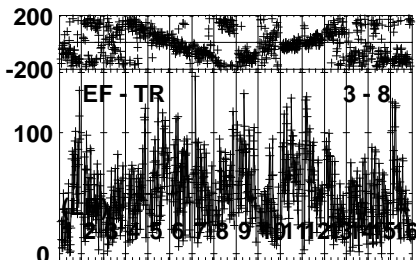
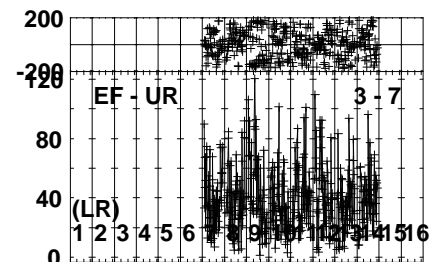
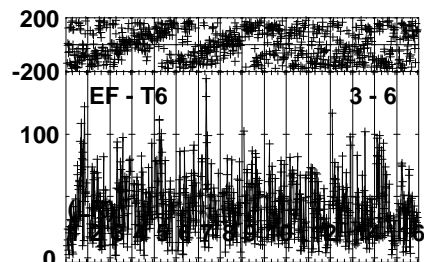
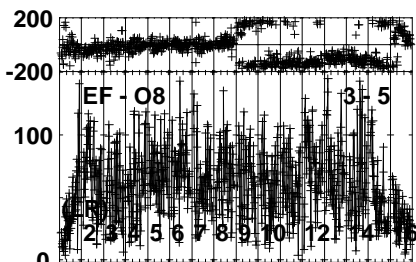
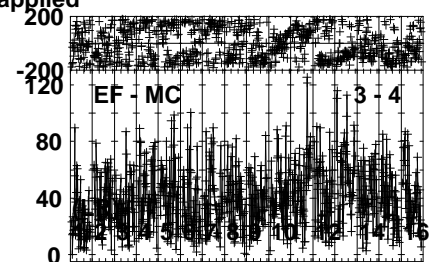
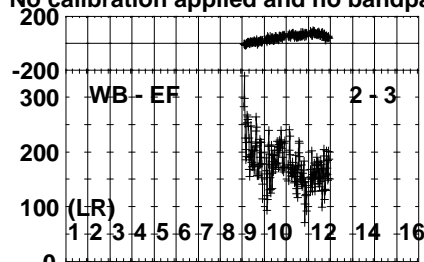
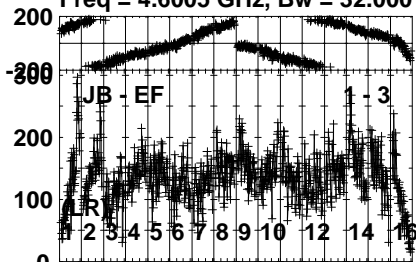
0 0 0 0 0 0 0 0 0 0 0 0 0 0 0 0
Channels

Lower frame: Micro Ampl Jy Top frame: Phas deg
Vector averaged cross-power spectrum Several baselines displayed
Timerange: 00/02:50:23 to 00/03:04:59

Plot file version 14 created 11-MAR-2024 15:59:45

M81 EF030C.UVDATA.1

Freq = 4.6005 GHz, Bw = 32.000 MH No calibration applied and no bandpass applied



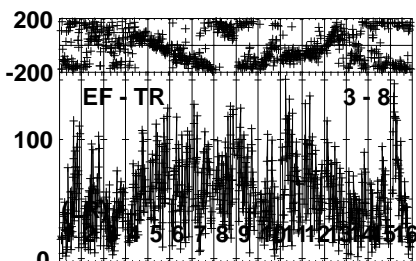
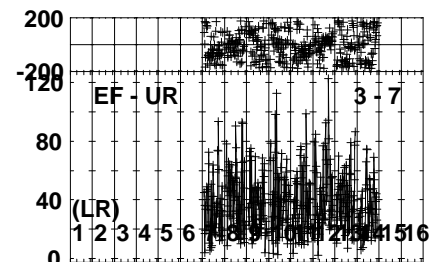
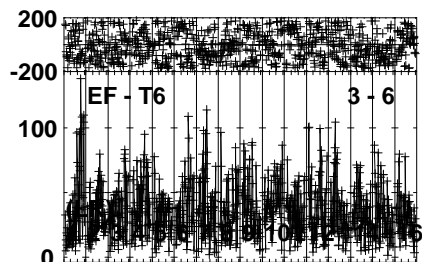
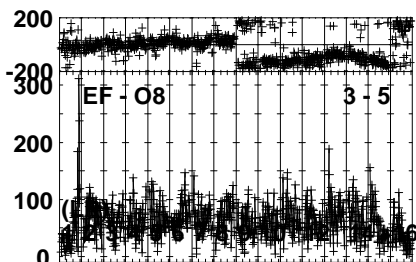
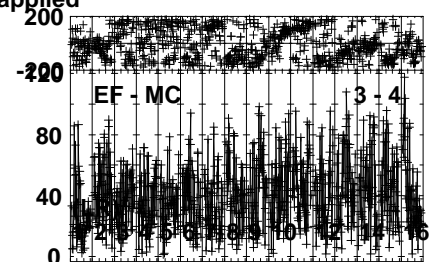
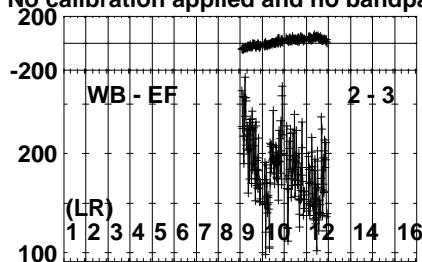
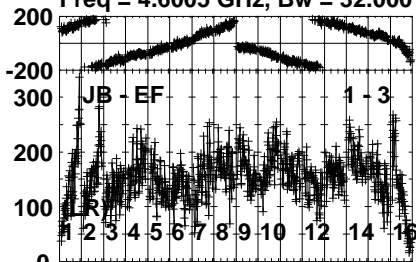
0 0 0 0 0 0 0 0 0 0 0 0 0 0 0 0
Channels

Lower frame: Micro Ampl Jy Top frame: Phas deg
Vector averaged cross-power spectrum Several baselines displayed
Timerange: 00/03:05:23 to 00/03:19:59

Plot file version 15 created 11-MAR-2024 15:59:47

M81 EF030C.UVDATA.1

Freq = 4.6005 GHz, Bw = 32.000 MH No calibration applied and no bandpass applied



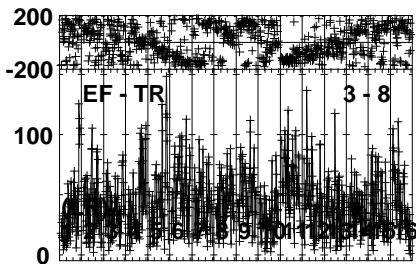
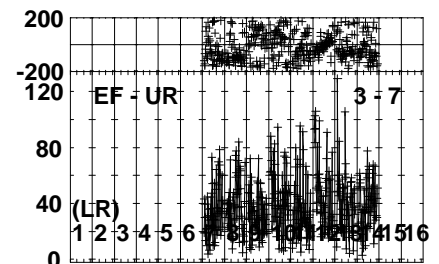
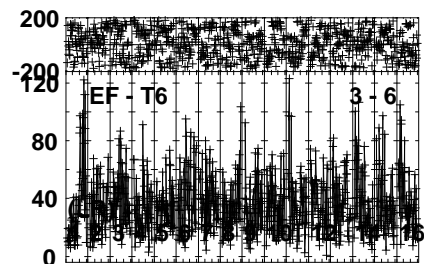
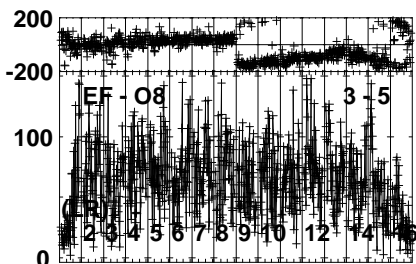
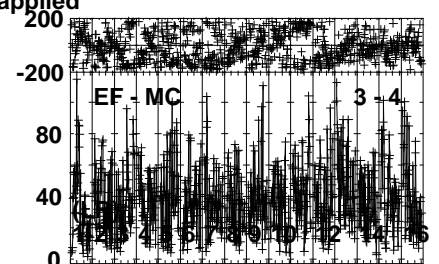
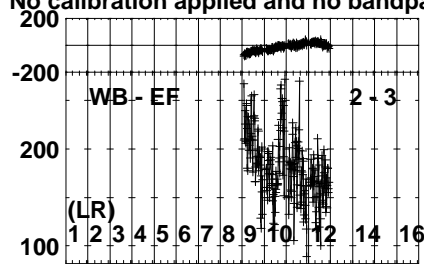
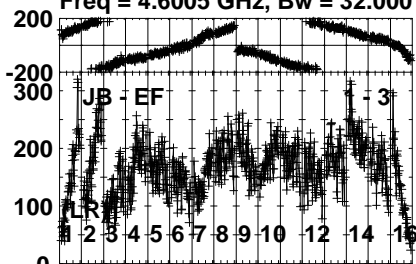
0 0 0 0 0 0 0 0 0 0 0 0 0 0 0 0
Channels

Lower frame: Micro Ampl Jy Top frame: Phas deg
Vector averaged cross-power spectrum Several baselines displayed
Timerange: 00/03:20:23 to 00/03:34:59

Plot file version 16 created 11-MAR-2024 15:59:49

M81 EF030C.UVDATA.1

Freq = 4.6005 GHz, Bw = 32.000 MH No calibration applied and no bandpass applied



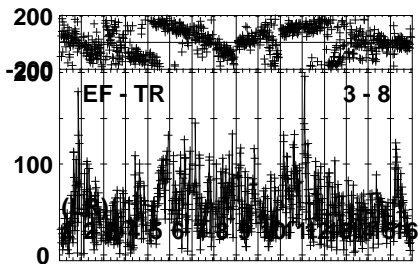
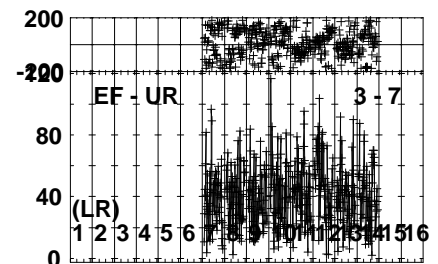
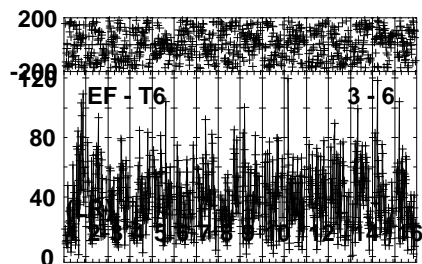
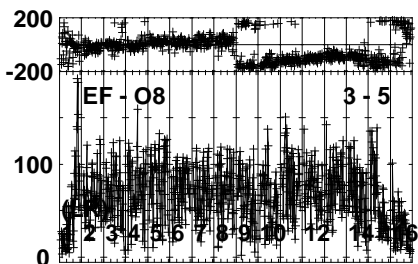
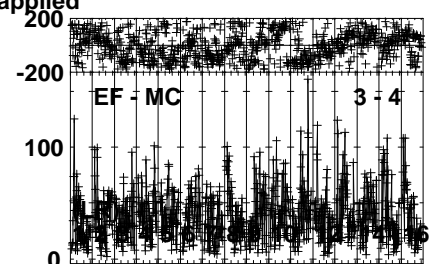
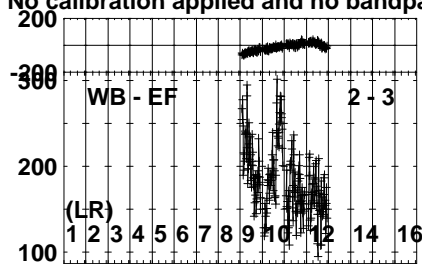
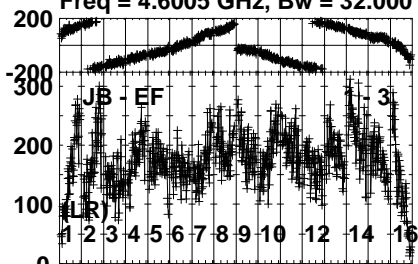
0 0 0 0 0 0 0 0 0 0 0 0 0 0 0 0
Channels

Lower frame: Micro Ampl Jy Top frame: Phas deg
Vector averaged cross-power spectrum Several baselines displayed
Timerange: 00/03:35:23 to 00/03:49:59

Plot file version 17 created 11-MAR-2024 15:59:52

M81 EF030C.UVDATA.1

Freq = 4.6005 GHz, Bw = 32.000 MH No calibration applied and no bandpass applied



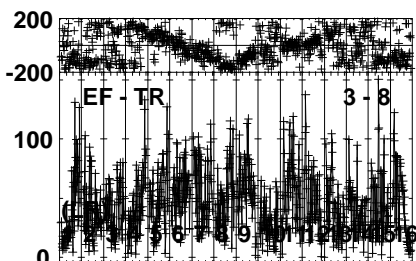
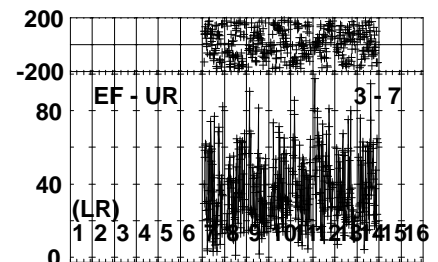
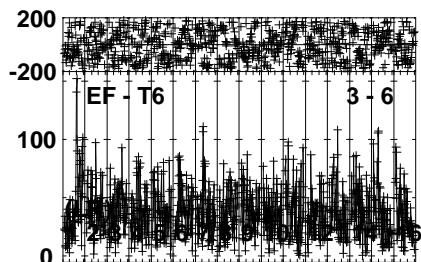
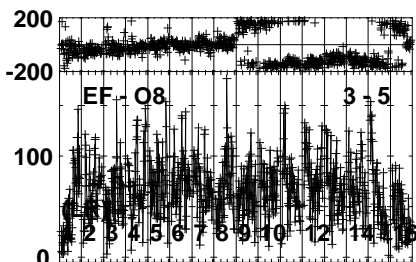
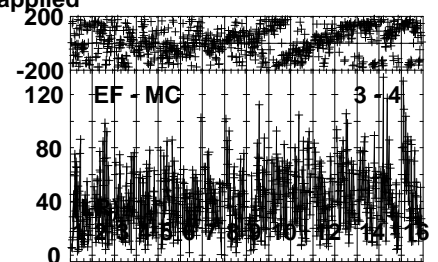
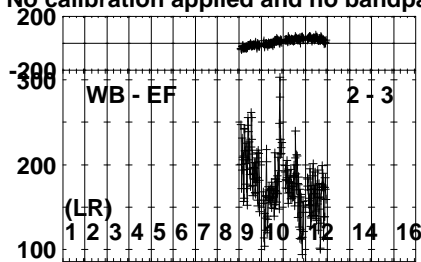
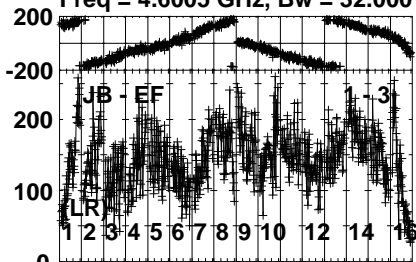
0 0 0 0 0 0 0 0 0 0 0 0 0 0 0 0
Channels

Lower frame: Micro Ampl Jy Top frame: Phas deg
Vector averaged cross-power spectrum Several baselines displayed
Timerange: 00/03:50:23 to 00/04:04:59

Plot file version 18 created 11-MAR-2024 15:59:54

M81 EF030C.UVDATA.1

Freq = 4.6005 GHz, Bw = 32.000 MH No calibration applied and no bandpass applied



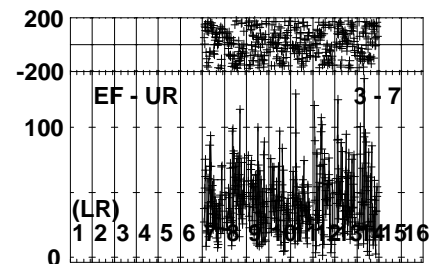
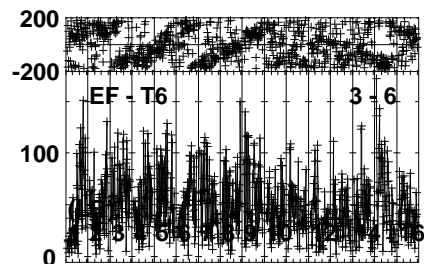
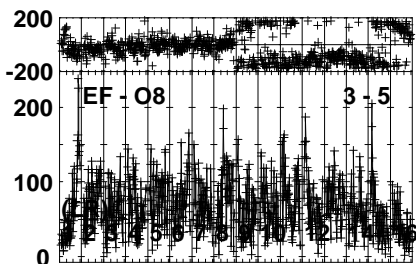
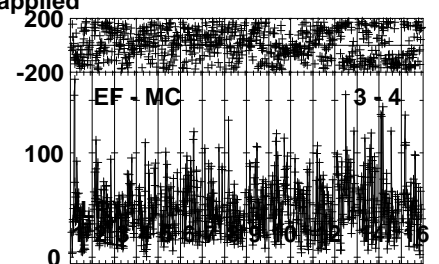
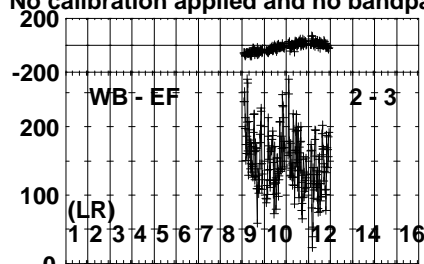
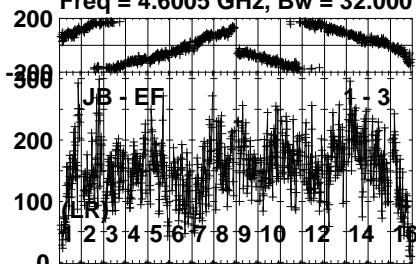
0 0 0 0 0 0 0 0 0 0 0 0 0 0 0 0
Channels

Lower frame: Micro Ampl Jy Top frame: Phas deg
Vector averaged cross-power spectrum Several baselines displayed
Timerange: 00/04:05:23 to 00/04:19:59

Plot file version 19 created 11-MAR-2024 15:59:56

M81 EF030C.UVDATA.1

Freq = 4.6005 GHz, Bw = 32.000 MH No calibration applied and no bandpass applied



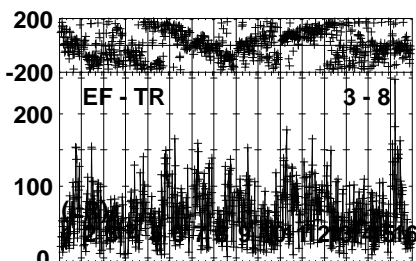
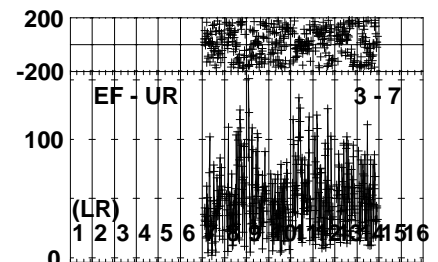
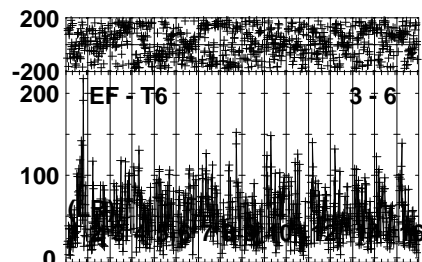
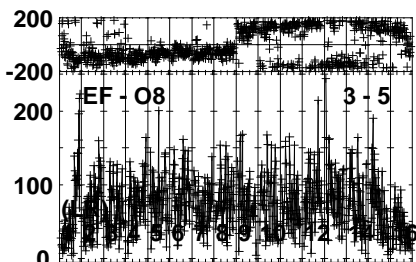
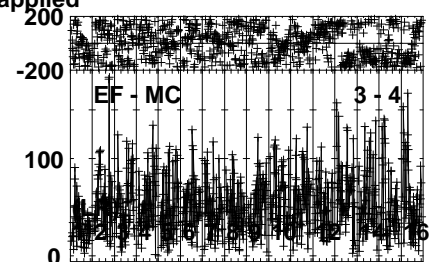
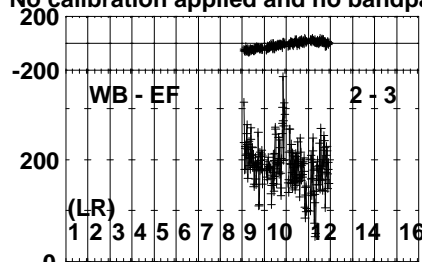
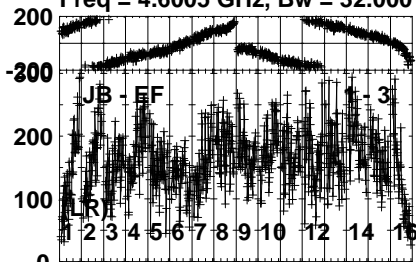
0 0 0 0 0 0 0 0 0 0 0 0 0 0 0 0
Channels

Lower frame: Micro Ampl Jy Top frame: Phas deg
Vector averaged cross-power spectrum Several baselines displayed
Timerange: 00/04:20:23 to 00/04:37:59

Plot file version 20 created 11-MAR-2024 15:59:57

M81 EF030C.UVDATA.1

Freq = 4.6005 GHz, Bw = 32.000 MH No calibration applied and no bandpass applied



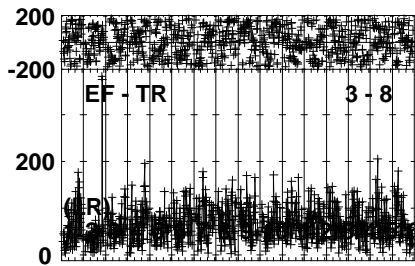
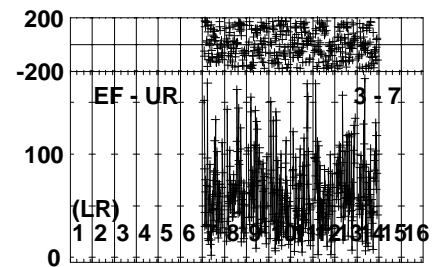
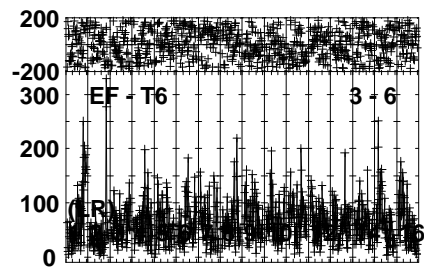
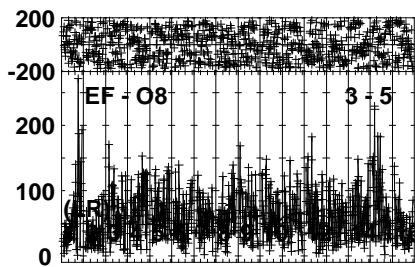
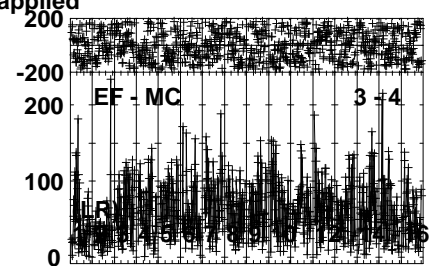
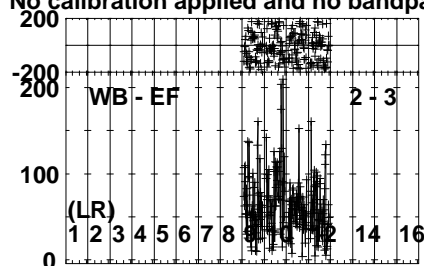
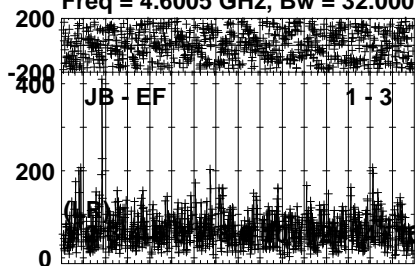
0 0 0 0 0 0 0 0 0 0 0 0 0 0 0 0
Channels

Lower frame: Micro Ampl Jy Top frame: Phas deg
Vector averaged cross-power spectrum Several baselines displayed
Timerange: 00/04:38:23 to 00/04:50:59

Plot file version 21 created 11-MAR-2024 15:59:59

M81 EF030C.UVDATA.1

Freq = 4.6005 GHz, Bw = 32.000 MH No calibration applied and no bandpass applied



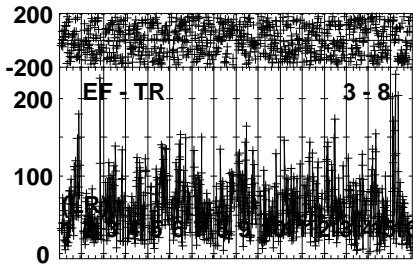
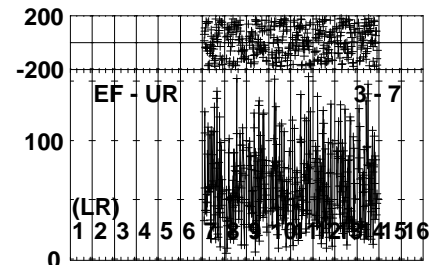
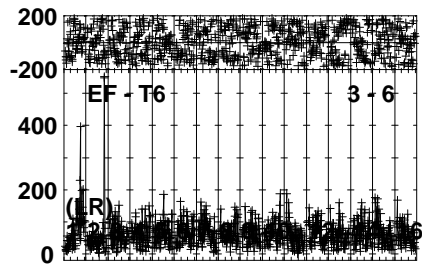
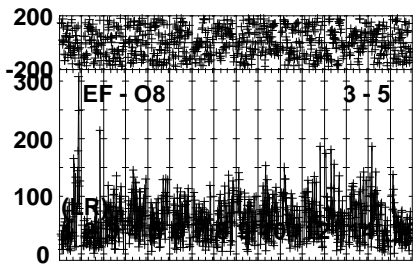
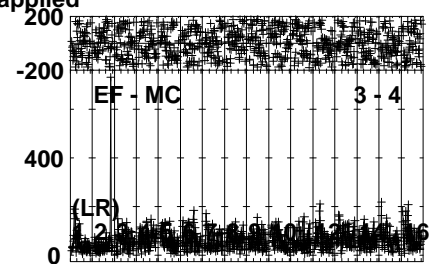
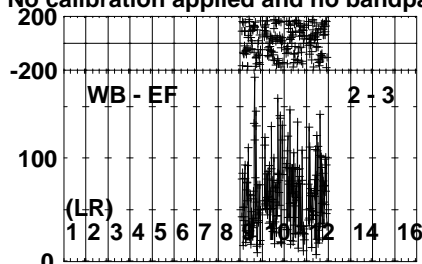
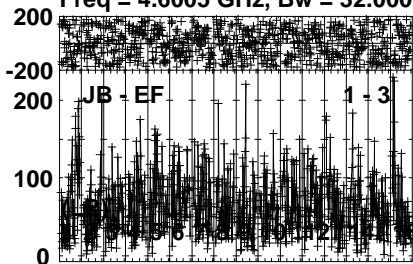
0 0 0 0 0 0 0 0 0 0 0 0 0 0 0 0
Channels

Lower frame: Micro Ampl Jy Top frame: Phas deg
Vector averaged cross-power spectrum Several baselines displayed
Timerange: 00/04:56:01 to 00/05:00:59

Plot file version 22 created 11-MAR-2024 16:00:00

M81 EF030C.UVDATA.1

Freq = 4.6005 GHz, Bw = 32.000 MH No calibration applied and no bandpass applied



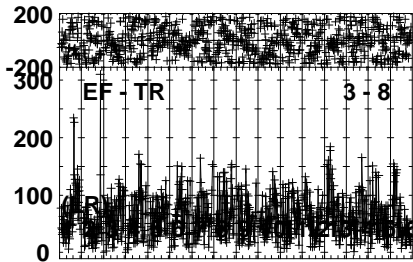
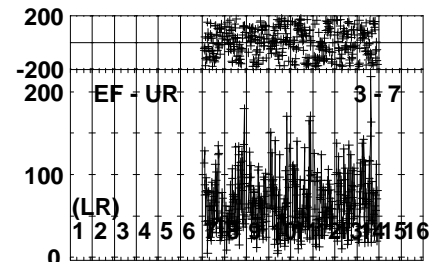
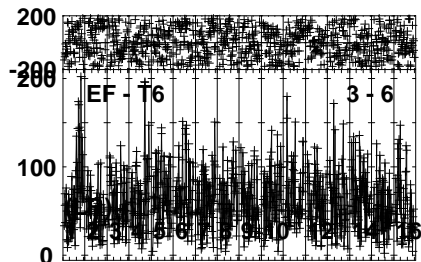
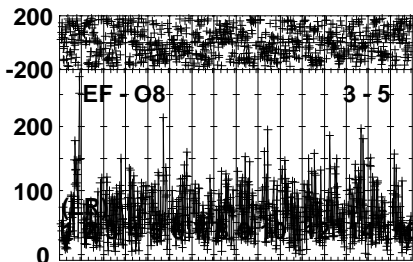
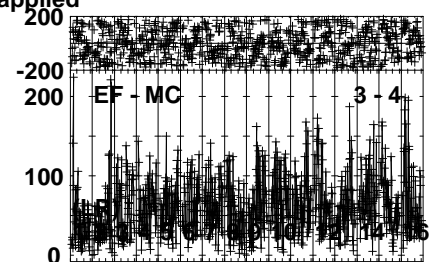
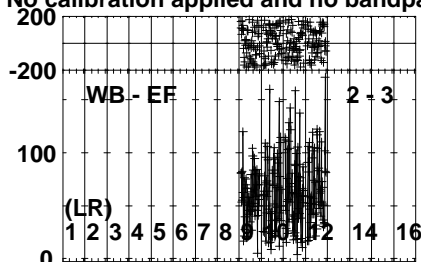
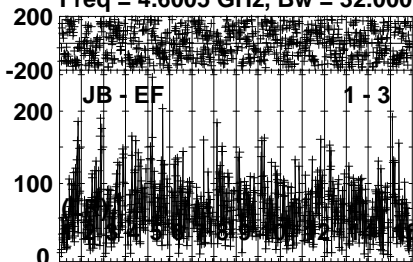
0 0 0 0 0 0 0 0 0 0 0 0 0 0 0 0
Channels

Lower frame: Micro Ampl Jy Top frame: Phas deg
Vector averaged cross-power spectrum Several baselines displayed
Timerange: 00/05:01:23 to 00/05:05:59

Plot file version 23 created 11-MAR-2024 16:00:01

4C39.25 EF030C.UVDATA.1

Freq = 4.6005 GHz, Bw = 32.000 MH No calibration applied and no bandpass applied



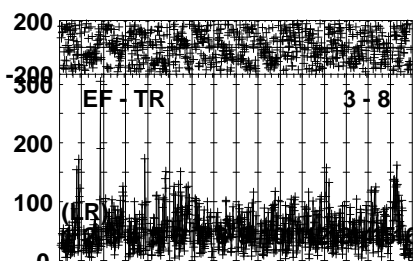
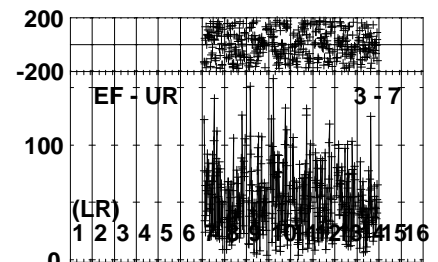
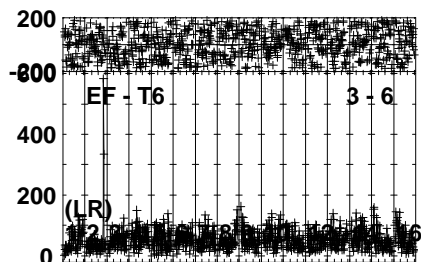
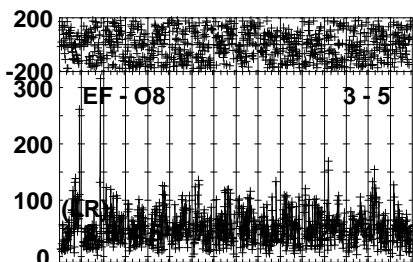
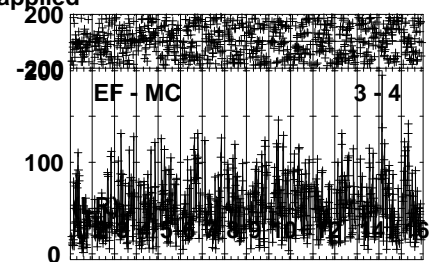
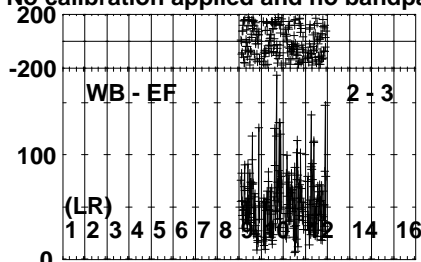
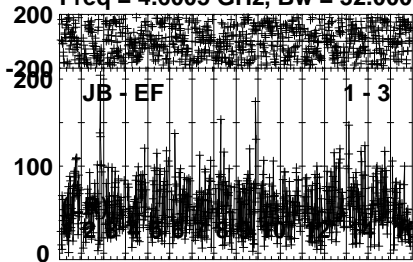
0 0 0 0 0 0 0 0 0 0 0 0 0 0 0 0
Channels

Lower frame: Micro Ampl Jy Top frame: Phas deg
Vector averaged cross-power spectrum Several baselines displayed
Timerange: 00/05:11:03 to 00/05:20:59

Plot file version 24 created 11-MAR-2024 16:00:02

M81 EF030C.UVDATA.1

Freq = 4.6005 GHz, Bw = 32.000 MH No calibration applied and no bandpass applied



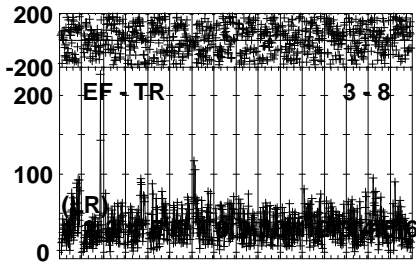
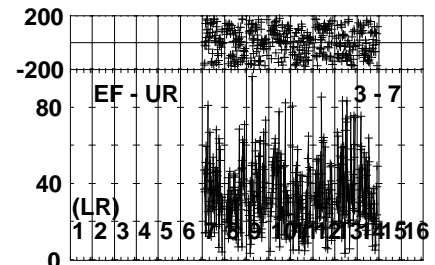
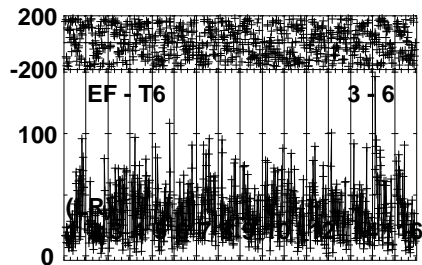
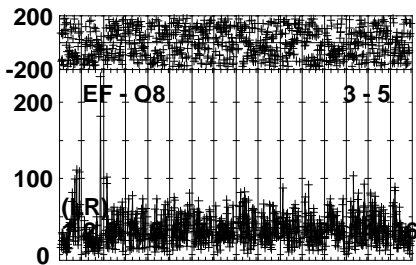
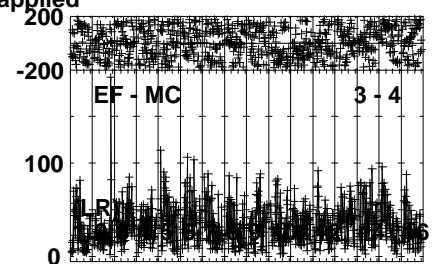
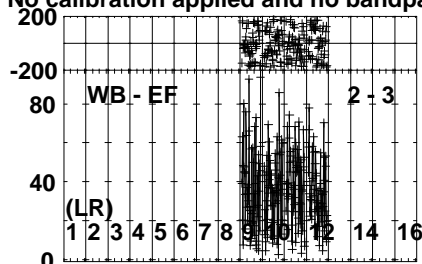
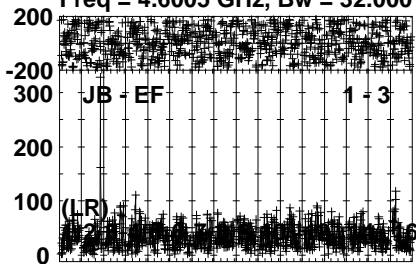
0 0 0 0 0 0 0 0 0 0 0 0 0 0 0 0
Channels

Lower frame: Micro Ampl Jy Top frame: Phas deg
Vector averaged cross-power spectrum Several baselines displayed
Timerange: 00/05:26:03 to 00/05:37:59

Plot file version 25 created 11-MAR-2024 16:00:03

M81 EF030C.UVDATA.1

Freq = 4.6005 GHz, Bw = 32.000 MH No calibration applied and no bandpass applied



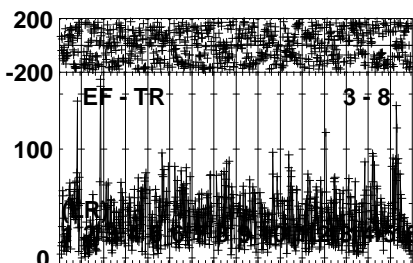
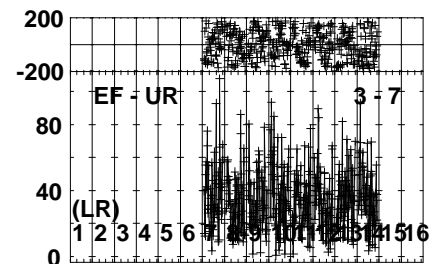
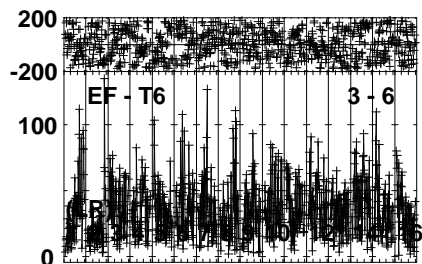
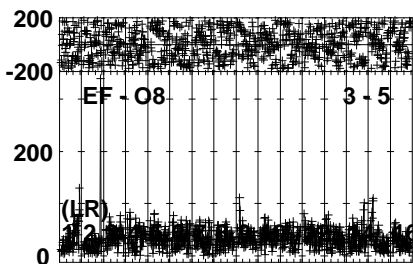
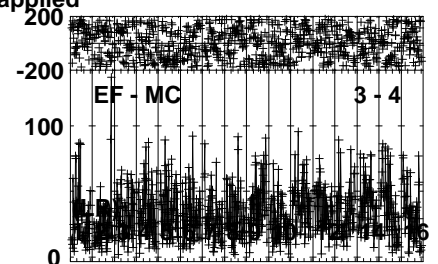
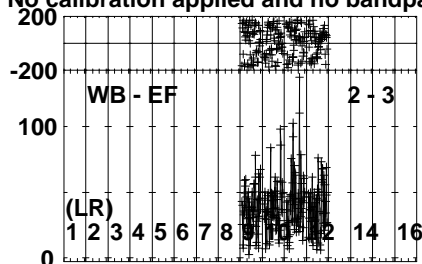
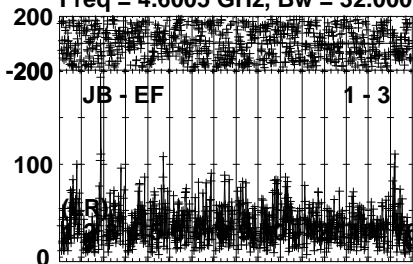
0 0 0 0 0 0 0 0 0 0 0 0 0 0 0 0
Channels

Lower frame: Micro Ampl Jy Top frame: Phas deg
Vector averaged cross-power spectrum Several baselines displayed
Timerange: 00/05:38:23 to 00/05:52:59

Plot file version 26 created 11-MAR-2024 16:00:05

M81 EF030C.UVDATA.1

Freq = 4.6005 GHz, Bw = 32.000 MH No calibration applied and no bandpass applied



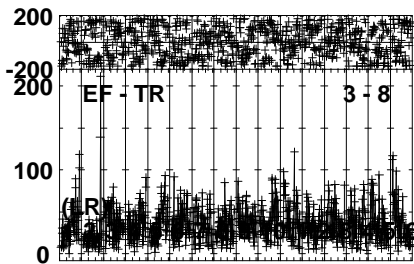
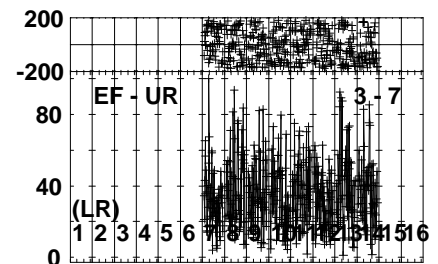
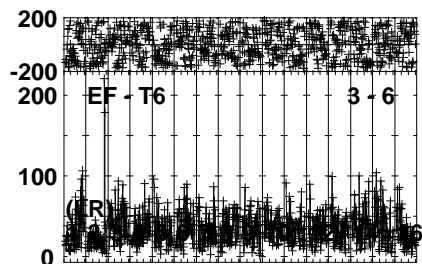
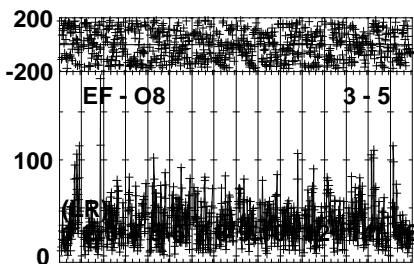
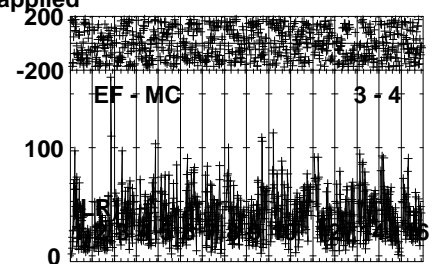
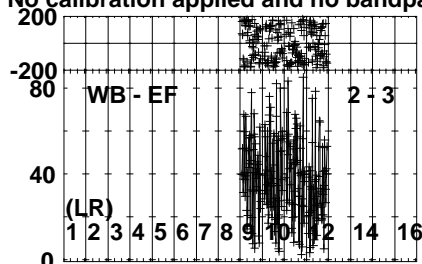
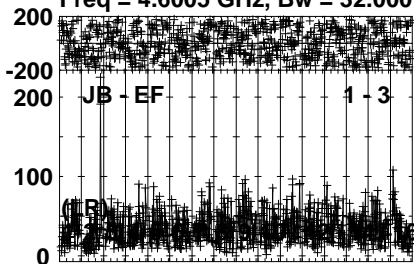
0 0 0 0 0 0 0 0 0 0 0 0 0 0 0 0
Channels

Lower frame: Micro Ampl Jy Top frame: Phas deg
Vector averaged cross-power spectrum Several baselines displayed
Timerange: 00/05:53:23 to 00/06:07:59

Plot file version 27 created 11-MAR-2024 16:00:06

M81 EF030C.UVDATA.1

Freq = 4.6005 GHz, Bw = 32.000 MH No calibration applied and no bandpass applied



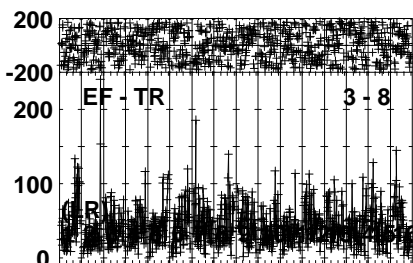
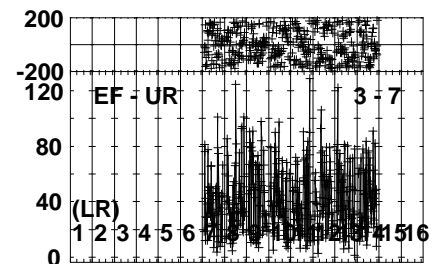
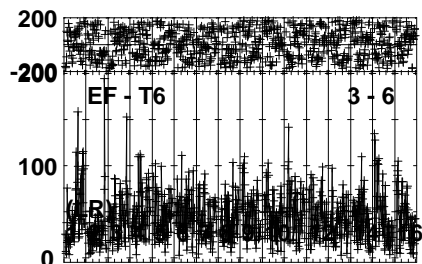
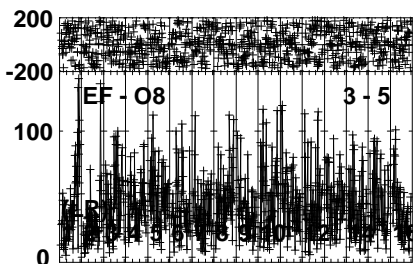
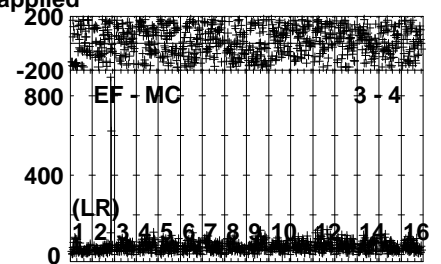
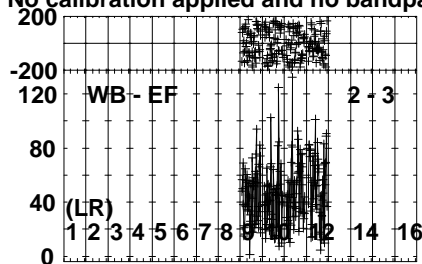
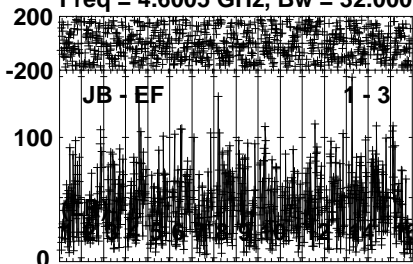
0 0 0 0 0 0 0 0 0 0 0 0 0 0 0 0
Channels

Lower frame: Micro Ampl Jy Top frame: Phas deg
Vector averaged cross-power spectrum Several baselines displayed
Timerange: 00/06:08:23 to 00/06:22:59

Plot file version 28 created 11-MAR-2024 16:00:08

M81 EF030C.UVDATA.1

Freq = 4.6005 GHz, Bw = 32.000 MH No calibration applied and no bandpass applied



0 0 0 0 0 0 0 0 0 0 0 0 0 0 0 0
Channels

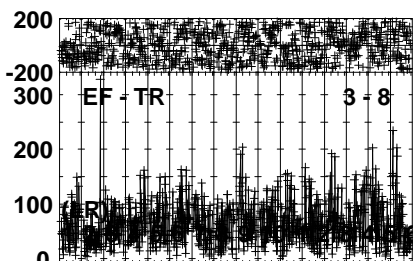
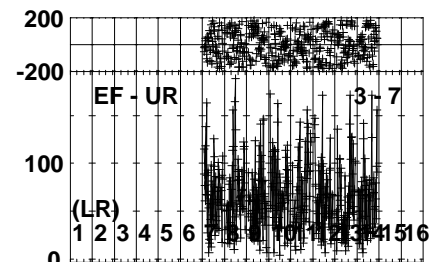
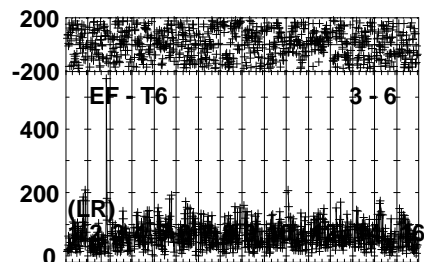
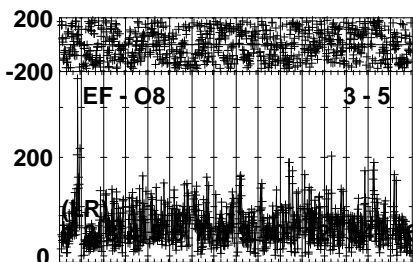
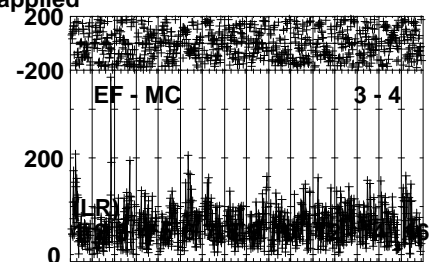
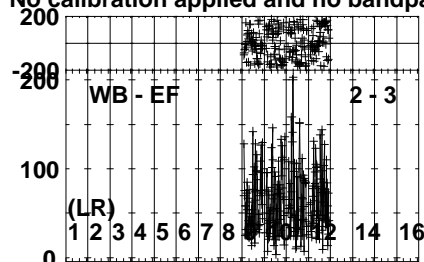
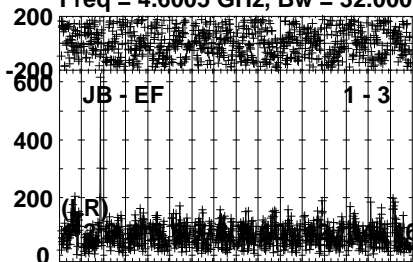
Lower frame: Micro Ampl Jy Top frame: Phas deg
Vector averaged cross-power spectrum Several baselines displayed
Timerange: 00/06:23:23 to 00/06:32:59

Plot file version 29 created 11-MAR-2024 16:00:08

0954+658 EF030C.UVDATA.1

Freq = 4.6005 GHz, Bw = 32.000 MH

No calibration applied and no bandpass applied



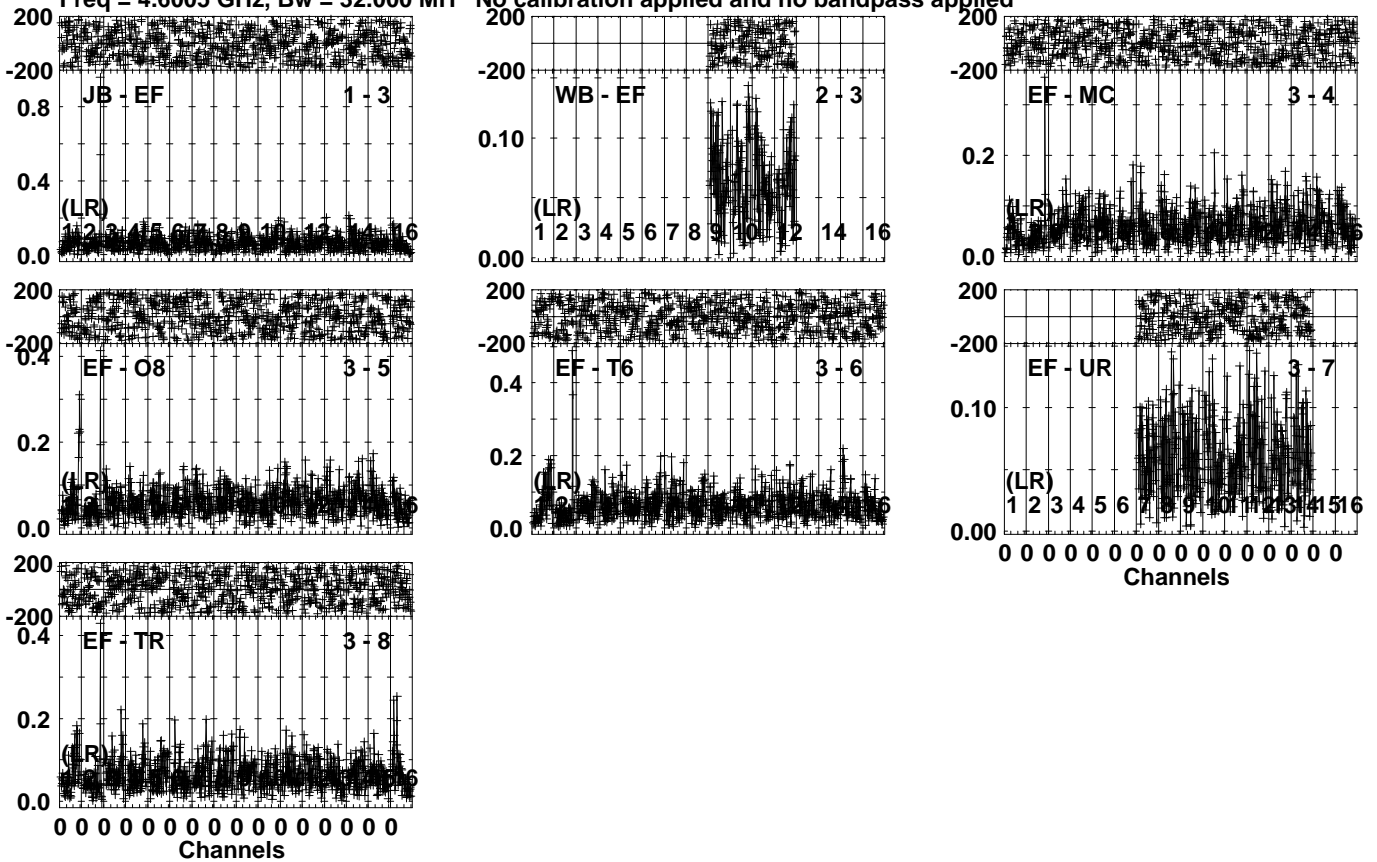
0 0 0 0 0 0 0 0 0 0 0 0 0 0 0 0

Channels
Lower frame: Micro Ampl Jy Top frame: Phas deg
Vector averaged cross-power spectrum Several baselines displayed
Timerange: 00/06:33:33 to 00/06:37:59

Plot file version 30 created 11-MAR-2024 16:00:09

M81 EF030C.UVDATA.1

Freq = 4.6005 GHz, Bw = 32.000 MH No calibration applied and no bandpass applied

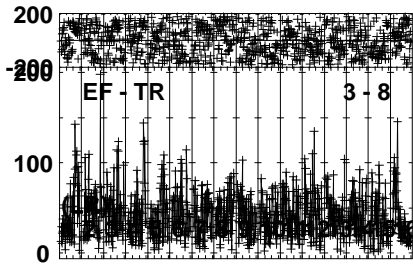
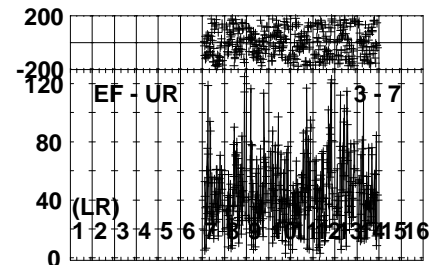
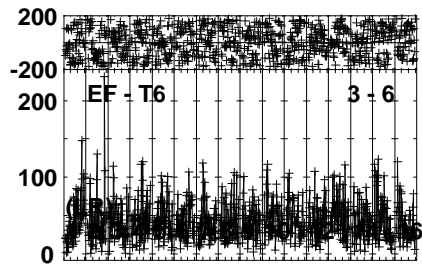
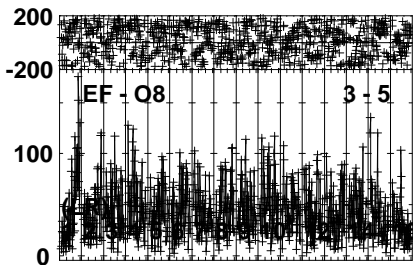
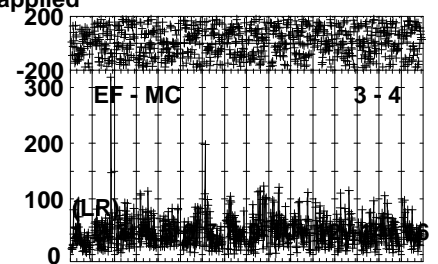
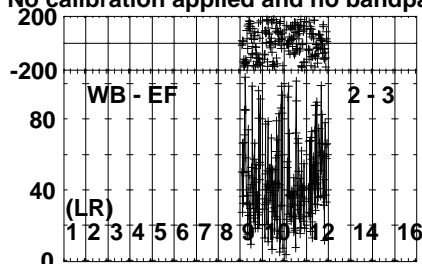
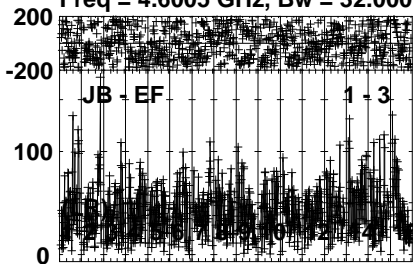


Lower frame: Milli Ampl Jy Top frame: Phas deg
Vector averaged cross-power spectrum Several baselines displayed
Timerange: 00/06:38:01 to 00/06:42:59

Plot file version 31 created 11-MAR-2024 16:00:10

M81 EF030C.UVDATA.1

Freq = 4.6005 GHz, Bw = 32.000 MH No calibration applied and no bandpass applied



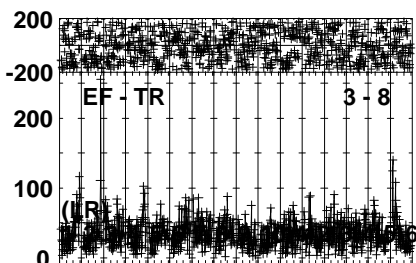
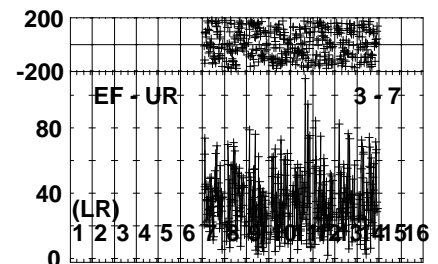
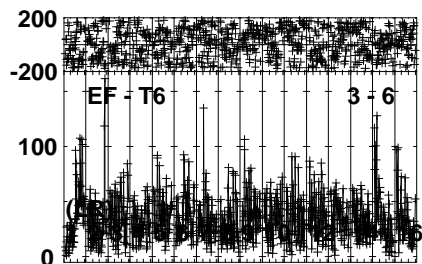
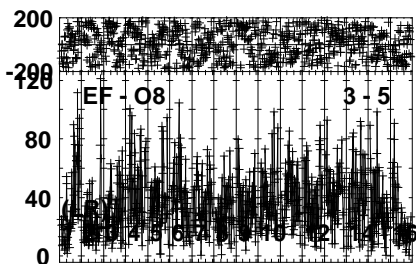
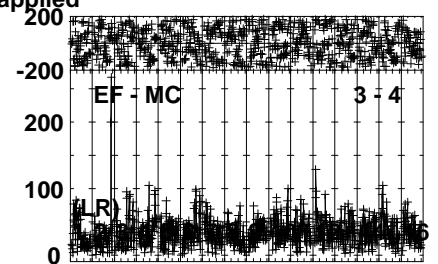
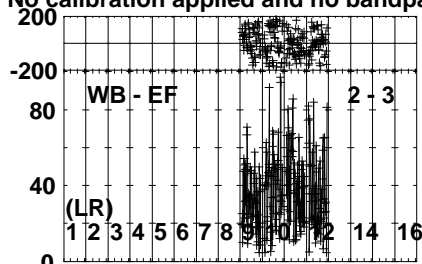
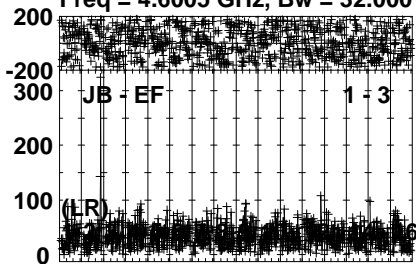
0 0 0 0 0 0 0 0 0 0 0 0 0 0 0 0
Channels

Lower frame: Micro Ampl Jy Top frame: Phas deg
Vector averaged cross-power spectrum Several baselines displayed
Timerange: 00/06:43:23 to 00/06:52:59

Plot file version 32 created 11-MAR-2024 16:00:11

M81 EF030C.UVDATA.1

Freq = 4.6005 GHz, Bw = 32.000 MH No calibration applied and no bandpass applied



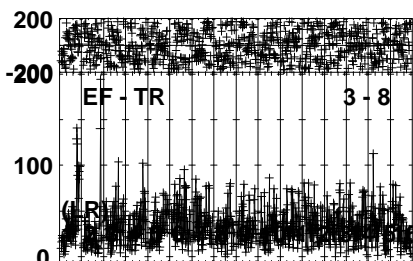
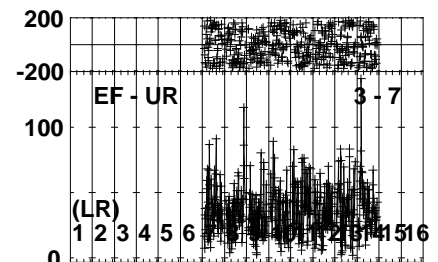
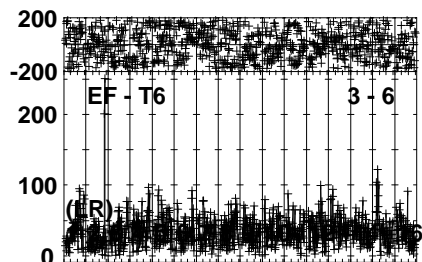
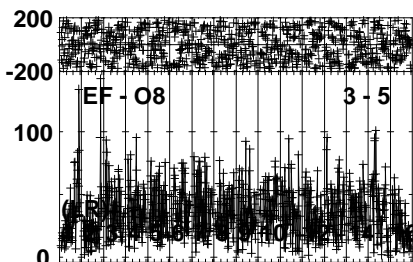
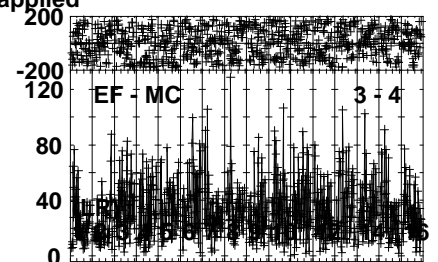
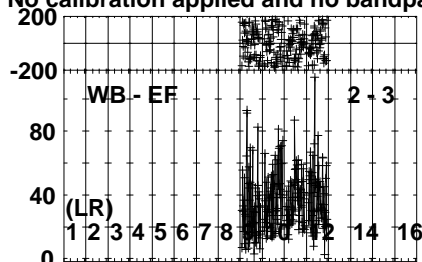
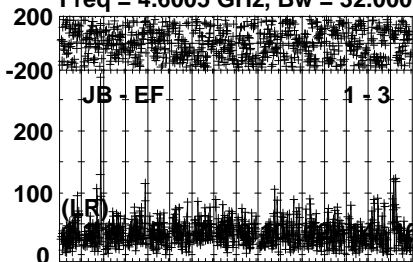
0 0 0 0 0 0 0 0 0 0 0 0 0 0 0 0
Channels

Lower frame: Micro Ampl Jy Top frame: Phas deg
Vector averaged cross-power spectrum Several baselines displayed
Timerange: 00/06:53:23 to 00/07:07:59

Plot file version 33 created 11-MAR-2024 16:00:13

M81 EF030C.UVDATA.1

Freq = 4.6005 GHz, Bw = 32.000 MH No calibration applied and no bandpass applied



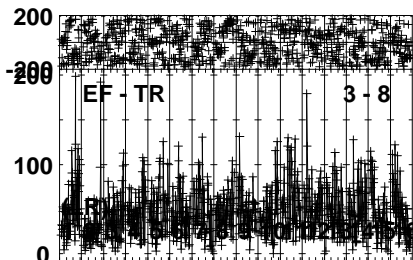
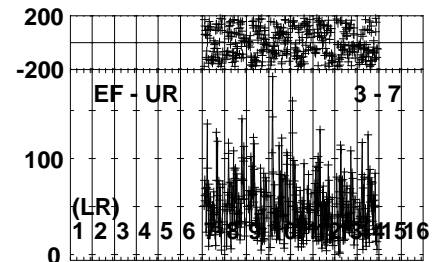
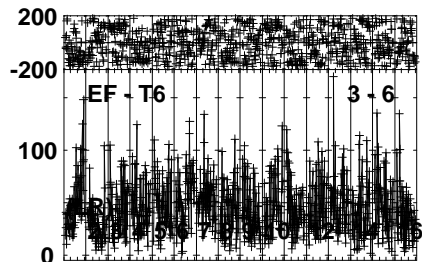
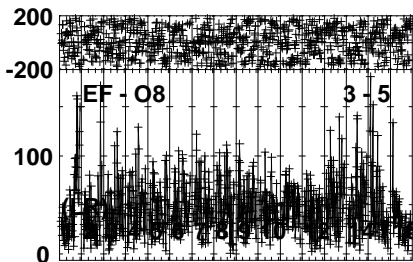
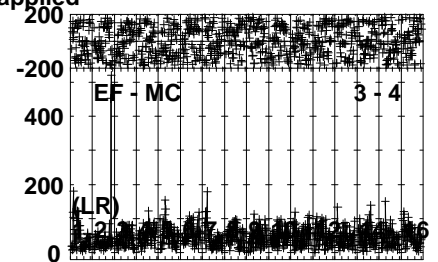
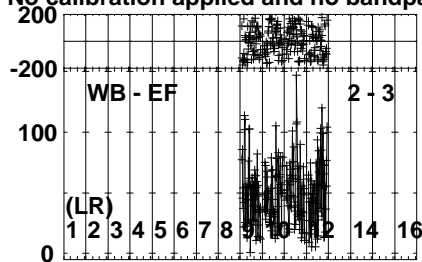
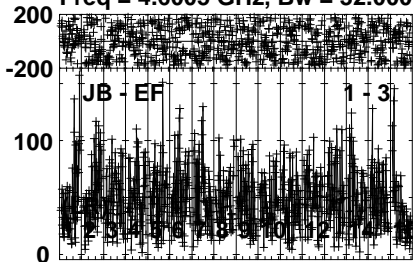
0 0 0 0 0 0 0 0 0 0 0 0 0 0 0 0
Channels

Lower frame: Micro Ampl Jy Top frame: Phas deg
Vector averaged cross-power spectrum Several baselines displayed
Timerange: 00/07:08:23 to 00/07:22:59

Plot file version 34 created 11-MAR-2024 16:00:14

M81 EF030C.UVDATA.1

Freq = 4.6005 GHz, Bw = 32.000 MH No calibration applied and no bandpass applied



0 0 0 0 0 0 0 0 0 0 0 0 0 0 0 0
Channels

Lower frame: Micro Ampl Jy Top frame: Phas deg
Vector averaged cross-power spectrum Several baselines displayed
Timerange: 00/07:23:23 to 00/07:37:59