



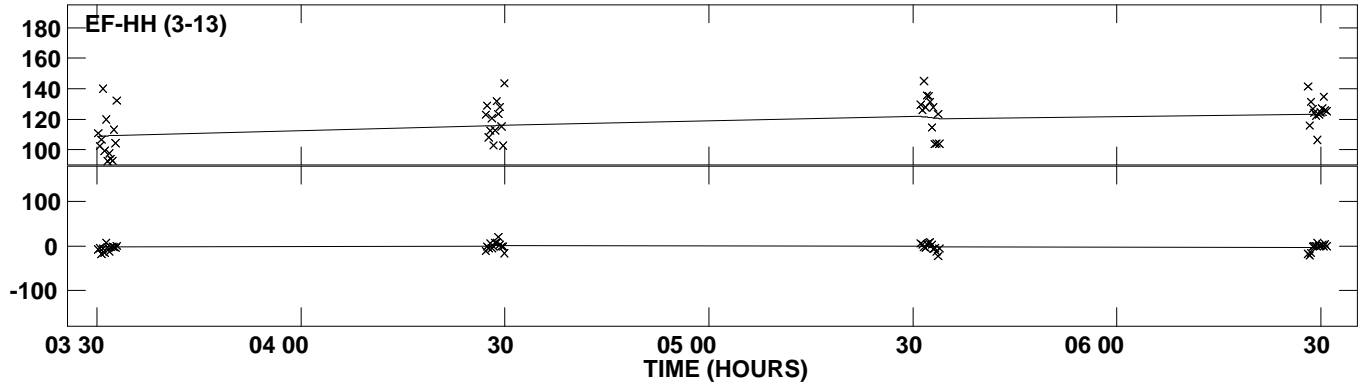
PLot file version 1 created 20-NOV-2012 13:19:28  
Amplitude andPhase vs Time for 0239+175.MULTI.1 Vect aver. CL # 3  
IF 1 CHAN 1 STK LL of 0239+175.ICL001.3




Plot file version 2 created 20-NOV-2012 13:19:28  
Amplitude andPhase vs Time for 0239+175.MULTI.1 Vect aver. CL # 3  
IF 1 CHAN 1 STK LL of 0239+175.ICL001.3




Plot file version 3 created 20-NOV-2012 13:19:28  
Amplitude andPhase vs Time for 0239+175.MULTI.1 Vect aver. CL # 3  
IF 1 CHAN 1 STK LL of 0239+175.ICL001.3



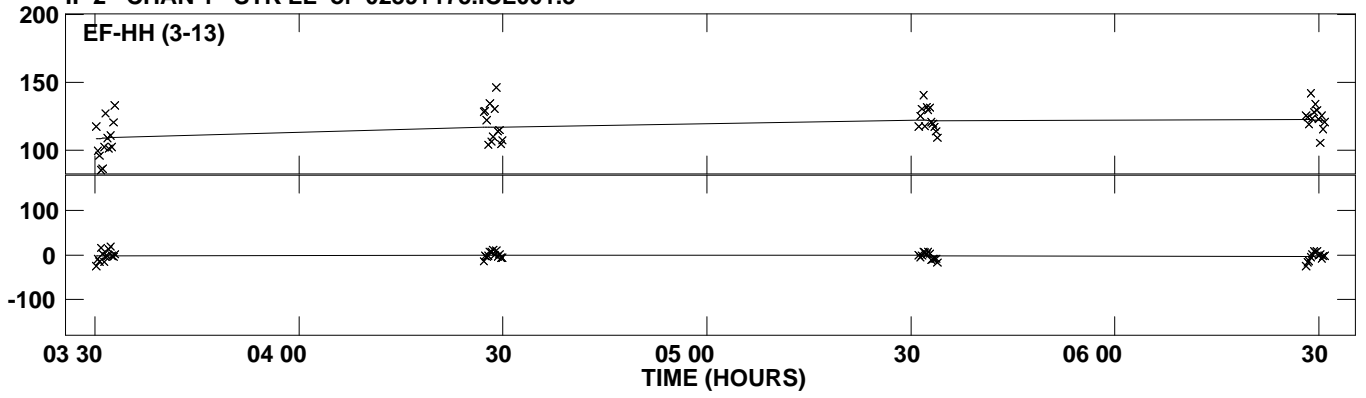
PLot file version 4 created 20-NOV-2012 13:19:29  
Amplitude andPhase vs Time for 0239+175.MULTI.1 Vect aver. CL # 3  
IF 2 CHAN 1 STK LL of 0239+175.ICL001.3




Plot file version 5 created 20-NOV-2012 13:19:29  
Amplitude and Phase vs Time for 0239+175.MULTI.1 Vect aver. CL # 3  
IF 2 CHAN 1 STK LL of 0239+175.ICL001.3




PLot file version 6 created 20-NOV-2012 13:19:29  
Amplitude andPhase vs Time for 0239+175.MULTI.1 Vect aver. CL # 3  
IF 2 CHAN 1 STK LL of 0239+175.ICL001.3



PLOT file version 7 created 20-NOV-2012 13:19:29  
 Amplitude and Phase vs Time for 0239+175.MULTI.1 Vect aver. CL # 3  
 IF 3 CHAN 1 STK LL of 0239+175.ICL001.3

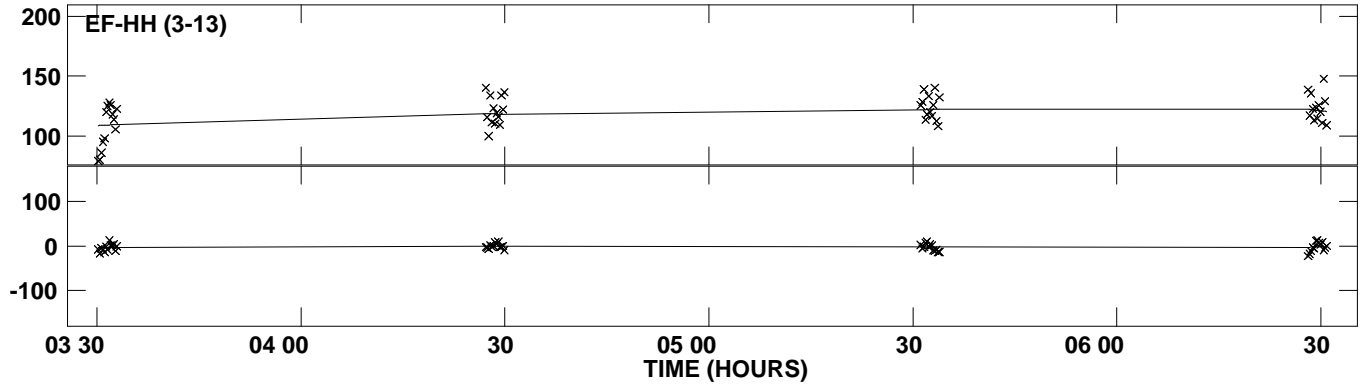


Plot file version 8 created 20-NOV-2012 13:19:29  
 Amplitude andPhase vs Time for 0239+175.MULTI.1 Vect aver. CL # 3  
 IF 3 CHAN 1 STK LL of 0239+175.ICL001.3







PLot file version 9 created 20-NOV-2012 13:19:29  
Amplitude andPhase vs Time for 0239+175.MULTI.1 Vect aver. CL # 3  
IF 3 CHAN 1 STK LL of 0239+175.ICL001.3



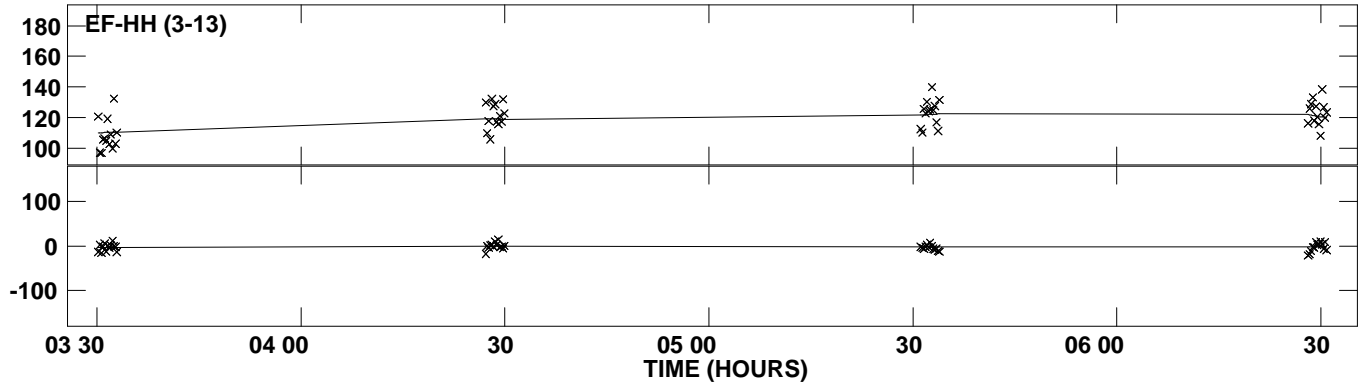
PLot file version 10 created 20-NOV-2012 13:19:29  
Amplitude andPhase vs Time for 0239+175.MULTI.1 Vect aver. CL # 3  
IF 4 CHAN 1 STK LL of 0239+175.ICL001.3




Plot file version 11 created 20-NOV-2012 13:19:29  
Amplitude andPhase vs Time for 0239+175.MULTI.1 Vect aver. CL # 3  
IF 4 CHAN 1 STK LL of 0239+175.ICL001.3




Plot file version 12 created 20-NOV-2012 13:19:29  
Amplitude and Phase vs Time for 0239+175.MULTI.1 Vect aver. CL # 3  
IF 4 CHAN 1 STK LL of 0239+175.ICL001.3



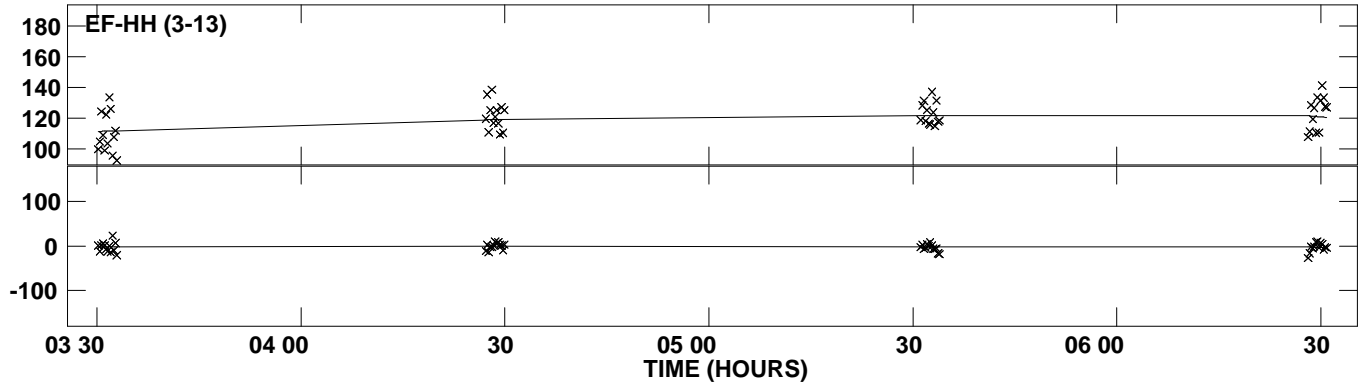
Plot file version 13 created 20-NOV-2012 13:19:29  
 Amplitude andPhase vs Time for 0239+175.MULTI.1 Vect aver. CL # 3  
 IF 5 CHAN 1 STK LL of 0239+175.ICL001.3




Plot file version 14 created 20-NOV-2012 13:19:29  
Amplitude andPhase vs Time for 0239+175.MULTI.1 Vect aver. CL # 3  
IF 5 CHAN 1 STK LL of 0239+175.ICL001.3



Plot file version 15 created 20-NOV-2012 13:19:29  
Amplitude and Phase vs Time for 0239+175.MULTI.1 Vect aver. CL # 3  
IF 5 CHAN 1 STK LL of 0239+175.ICL001.3




PLot file version 16 created 20-NOV-2012 13:19:29  
Amplitude andPhase vs Time for 0239+175.MULTI.1 Vect aver. CL # 3  
IF 6 CHAN 1 STK LL of 0239+175.ICL001.3

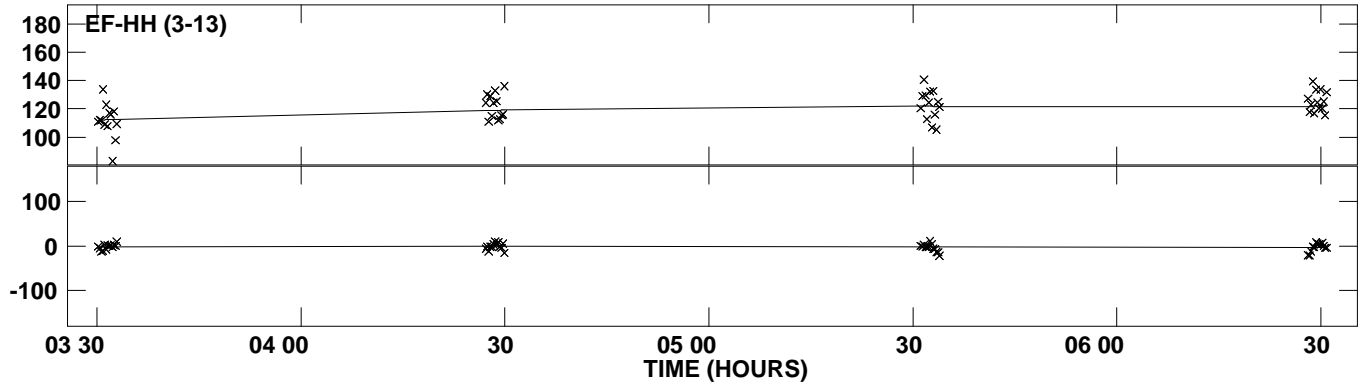





Plot file version 17 created 20-NOV-2012 13:19:29  
Amplitude and Phase vs Time for 0239+175.MULTI.1 Vect aver. CL # 3  
IF 6 CHAN 1 STK LL of 0239+175.ICL001.3




PLot file version 18 created 20-NOV-2012 13:19:29  
Amplitude andPhase vs Time for 0239+175.MULTI.1 Vect aver. CL # 3  
IF 6 CHAN 1 STK LL of 0239+175.ICL001.3



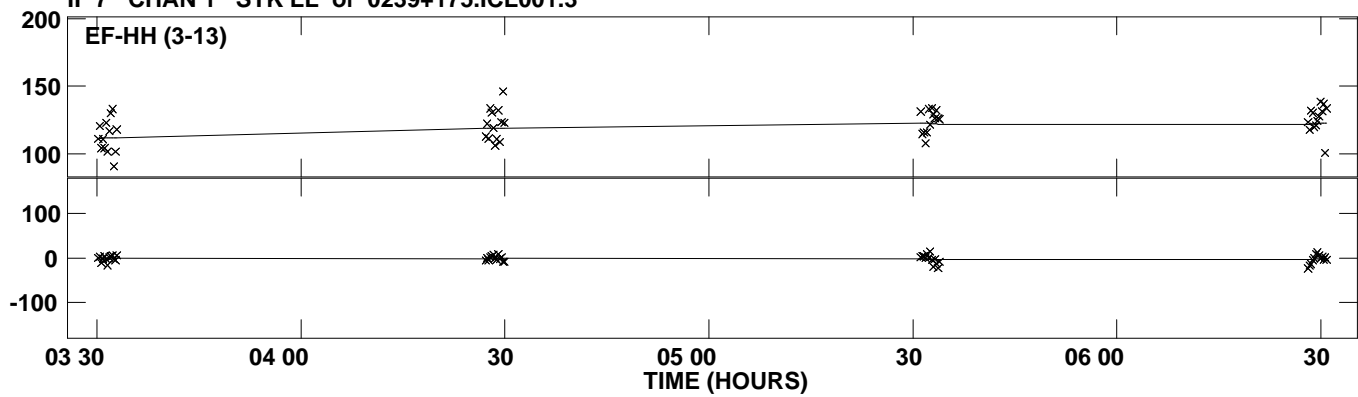
PLot file version 19 created 20-NOV-2012 13:19:29  
Amplitude andPhase vs Time for 0239+175.MULTI.1 Vect aver. CL # 3  
IF 7 CHAN 1 STK LL of 0239+175.ICL001.3




Plot file version 20 created 20-NOV-2012 13:19:29  
Amplitude andPhase vs Time for 0239+175.MULTI.1 Vect aver. CL # 3  
IF 7 CHAN 1 STK LL of 0239+175.ICL001.3




PLot file version 21 created 20-NOV-2012 13:19:29  
Amplitude andPhase vs Time for 0239+175.MULTI.1 Vect aver. CL # 3  
IF 7 CHAN 1 STK LL of 0239+175.ICL001.3



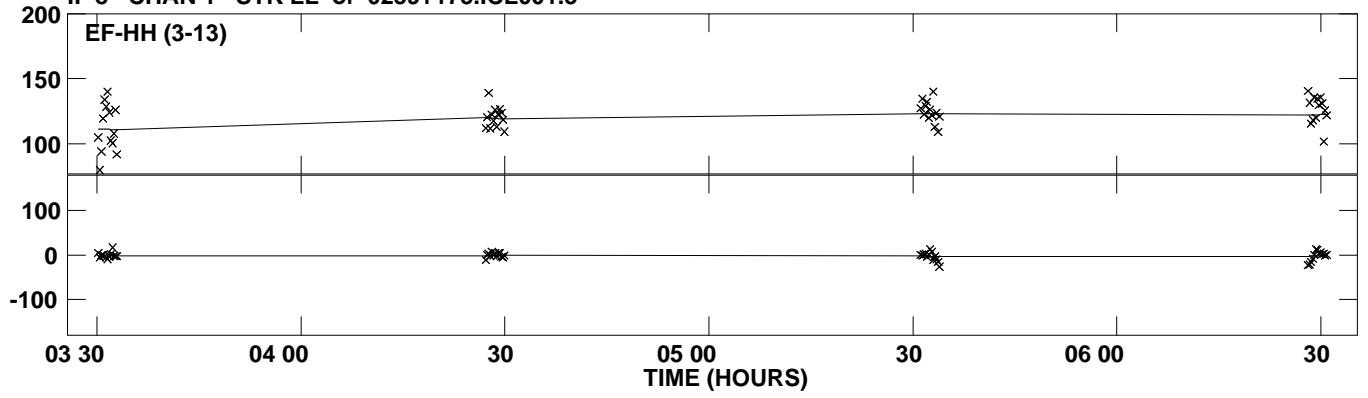
PLot file version 22 created 20-NOV-2012 13:19:29  
Amplitude andPhase vs Time for 0239+175.MULTI.1 Vect aver. CL # 3  
IF 8 CHAN 1 STK LL of 0239+175.ICL001.3



Plot file version 23 created 20-NOV-2012 13:19:29  
Amplitude andPhase vs Time for 0239+175.MULTI.1 Vect aver. CL # 3  
IF 8 CHAN 1 STK LL of 0239+175.ICL001.3




Plot file version 24 created 20-NOV-2012 13:19:29  
Amplitude and Phase vs Time for 0239+175.MULTI.1 Vect aver. CL # 3  
IF 8 CHAN 1 STK LL of 0239+175.ICL001.3

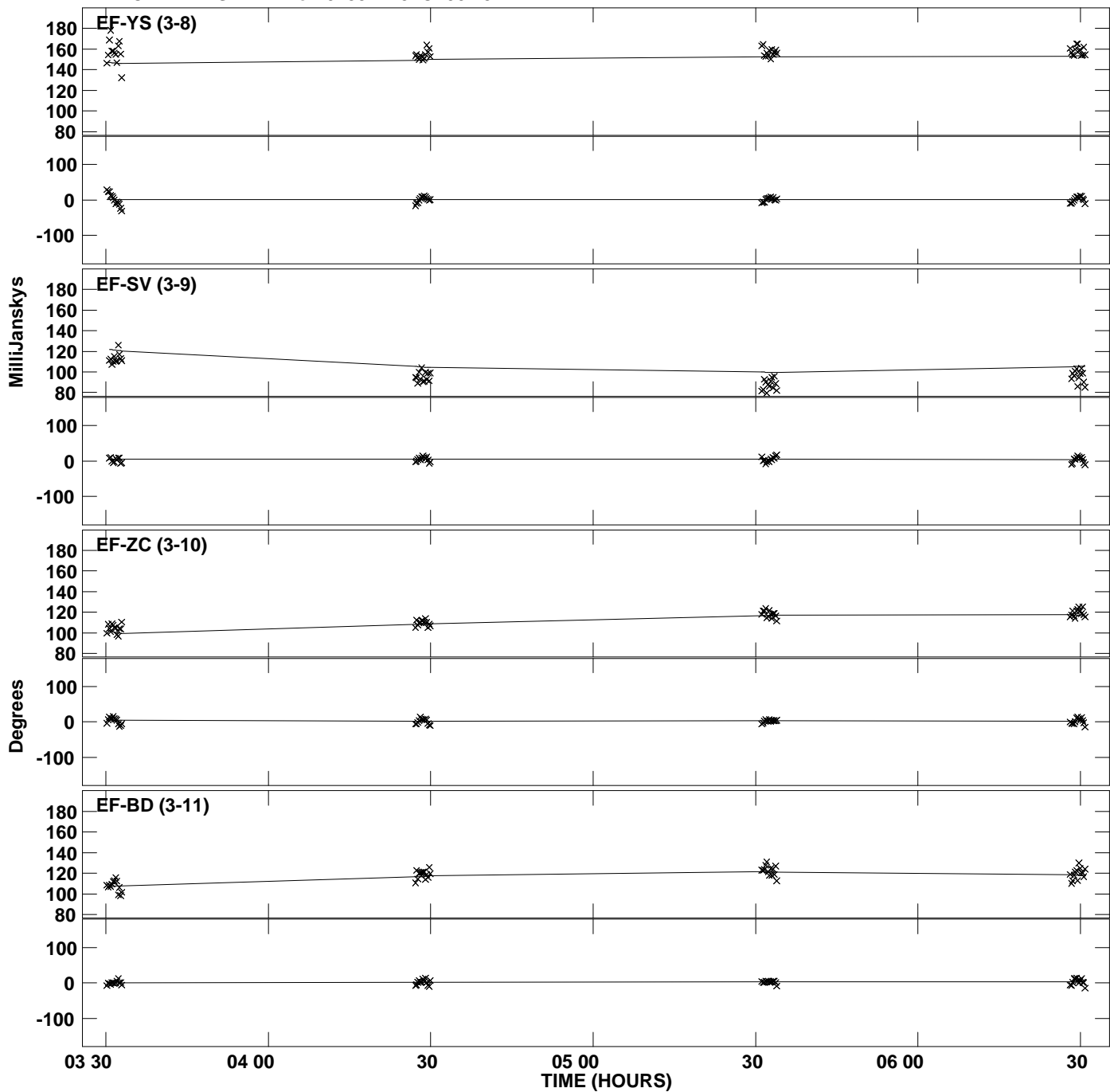




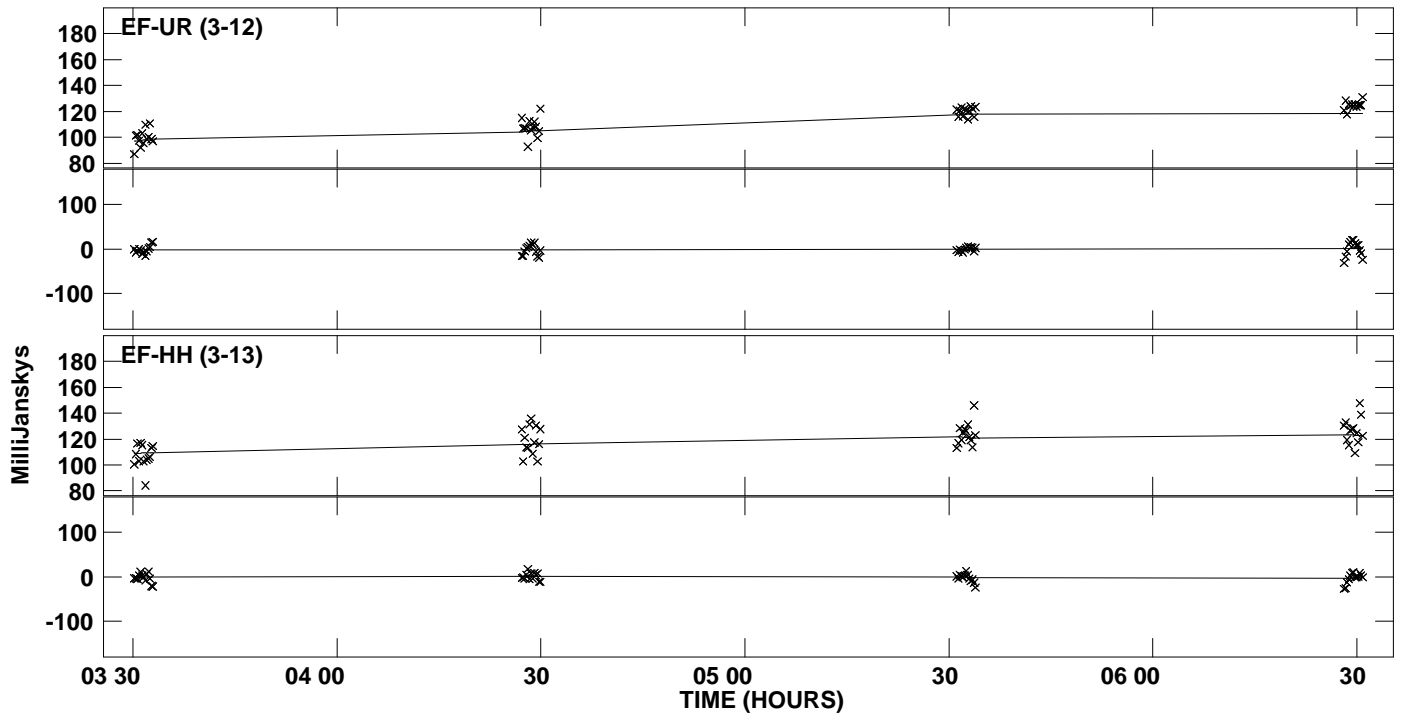
PLOt file version 25 created 20-NOV-2012 13:19:29  
 Amplitude andPhase vs Time for 0239+175.MULTI.1 Vect aver. CL # 3  
 IF 1 CHAN 1 STK RR of 0239+175.ICL001.3




PLOT file version 26 created 20-NOV-2012 13:19:29  
 Amplitude andPhase vs Time for 0239+175.MULTI.1 Vect aver. CL # 3  
 IF 1 CHAN 1 STK RR of 0239+175.ICL001.3




Plot file version 27 created 20-NOV-2012 13:19:29  
Amplitude andPhase vs Time for 0239+175.MULTI.1 Vect aver. CL # 3  
IF 1 CHAN 1 STK RR of 0239+175.ICL001.3



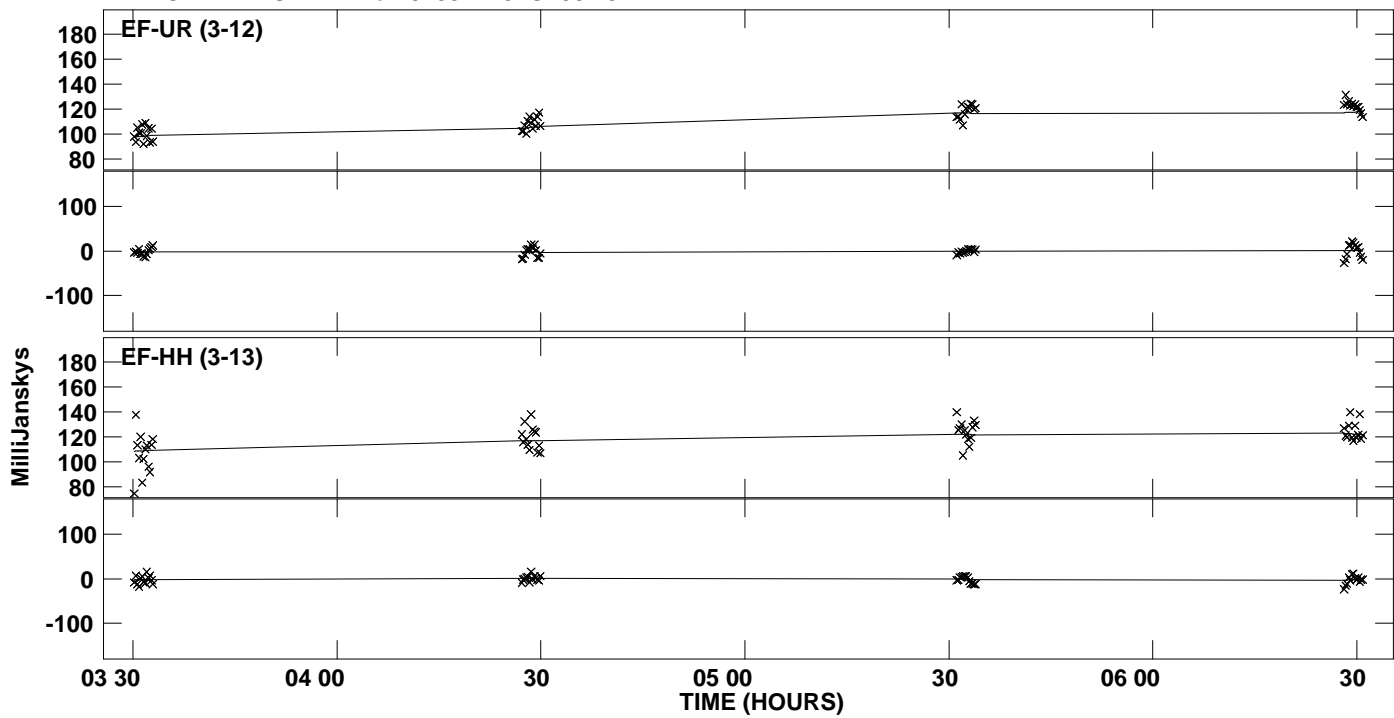
PLOT file version 28 created 20-NOV-2012 13:19:29  
 Amplitude andPhase vs Time for 0239+175.MULTI.1 Vect aver. CL # 3  
 IF 2 CHAN 1 STK RR of 0239+175.ICL001.3




PLOT file version 29 created 20-NOV-2012 13:19:29  
 Amplitude andPhase vs Time for 0239+175.MULTI.1 Vect aver. CL # 3  
 IF 2 CHAN 1 STK RR of 0239+175.ICL001.3




Plot file version 30 created 20-NOV-2012 13:19:29  
Amplitude andPhase vs Time for 0239+175.MULTI.1 Vect aver. CL # 3  
IF 2 CHAN 1 STK RR of 0239+175.ICL001.3



PLot file version 31 created 20-NOV-2012 13:19:29  
Amplitude andPhase vs Time for 0239+175.MULTI.1 Vect aver. CL # 3  
IF 3 CHAN 1 STK RR of 0239+175.ICL001.3

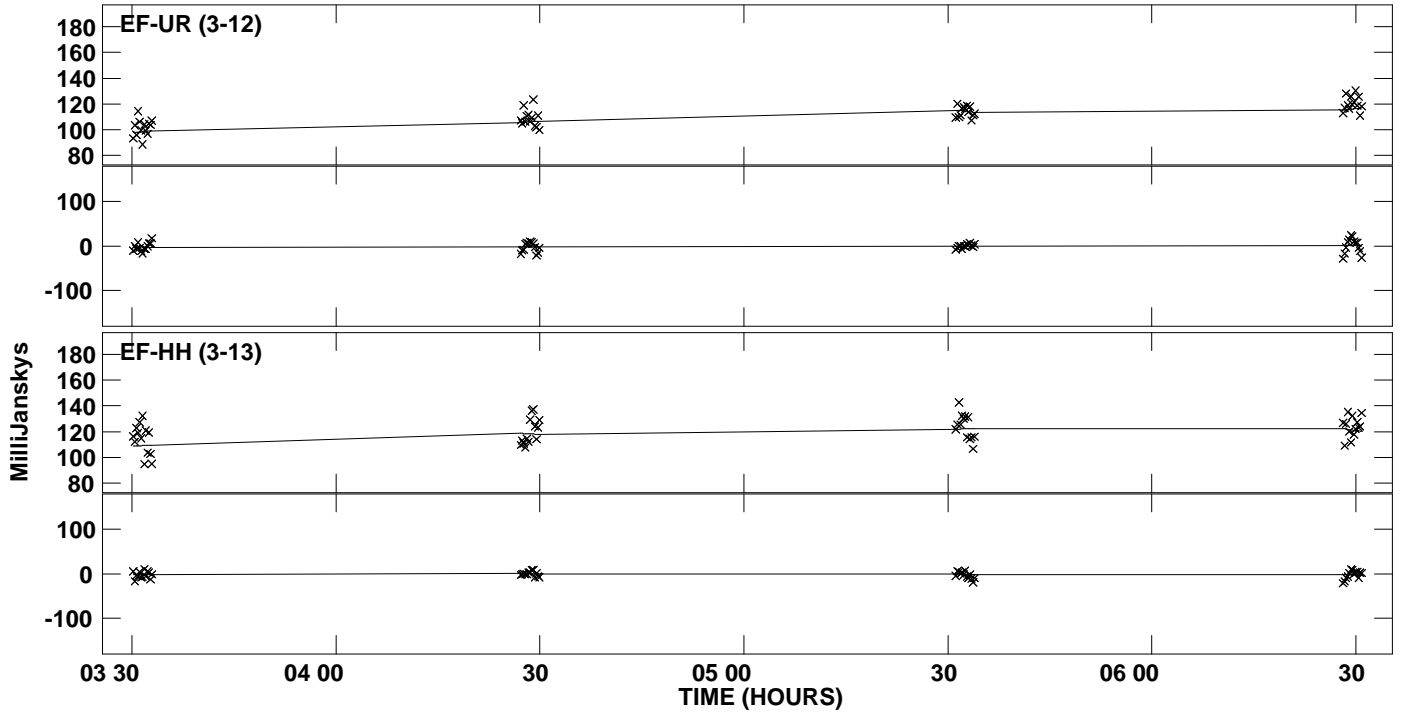


PLot file version 32 created 20-NOV-2012 13:19:29  
Amplitude andPhase vs Time for 0239+175.MULTI.1 Vect aver. CL # 3  
IF 3 CHAN 1 STK RR of 0239+175.ICL001.3

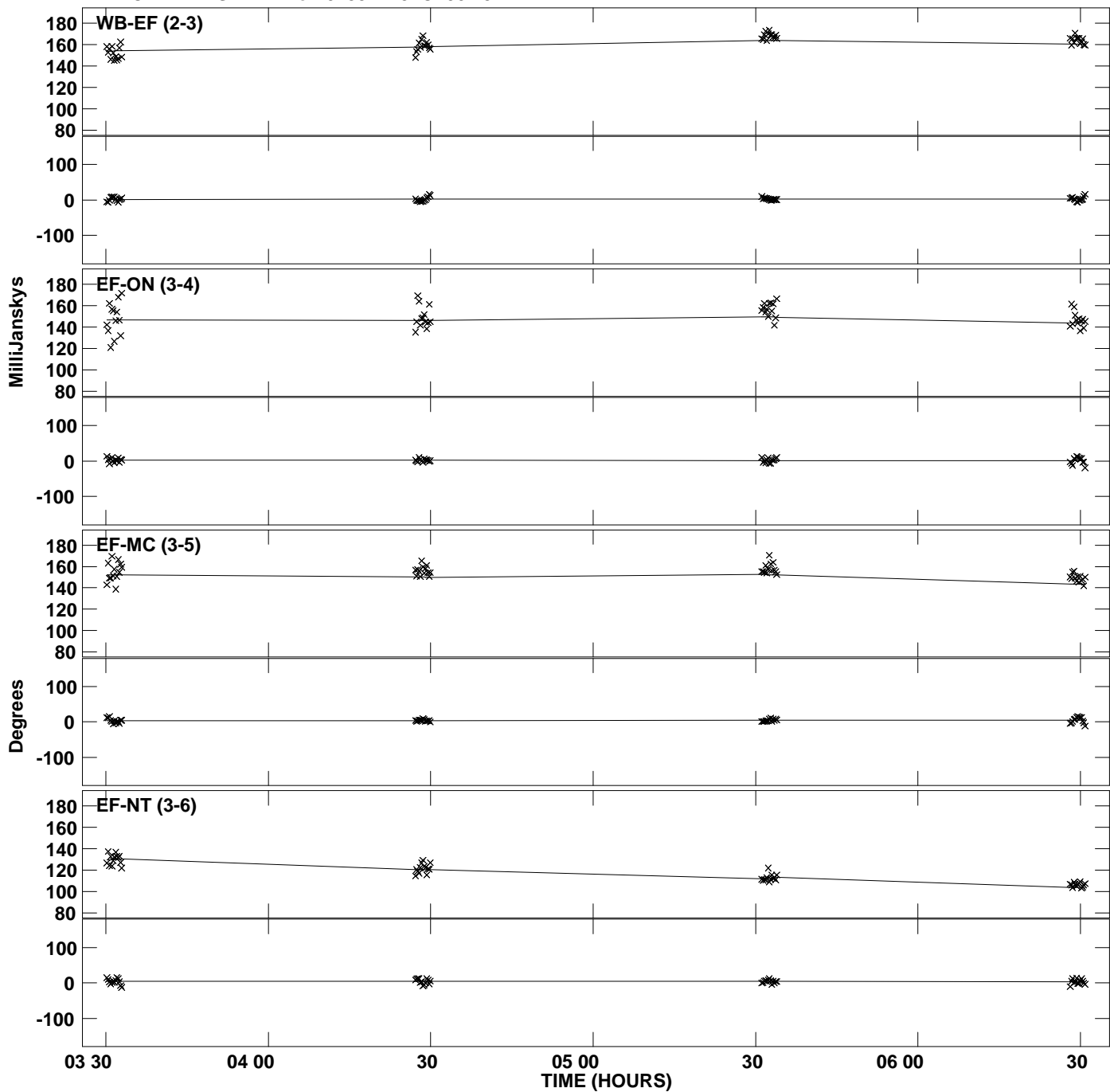




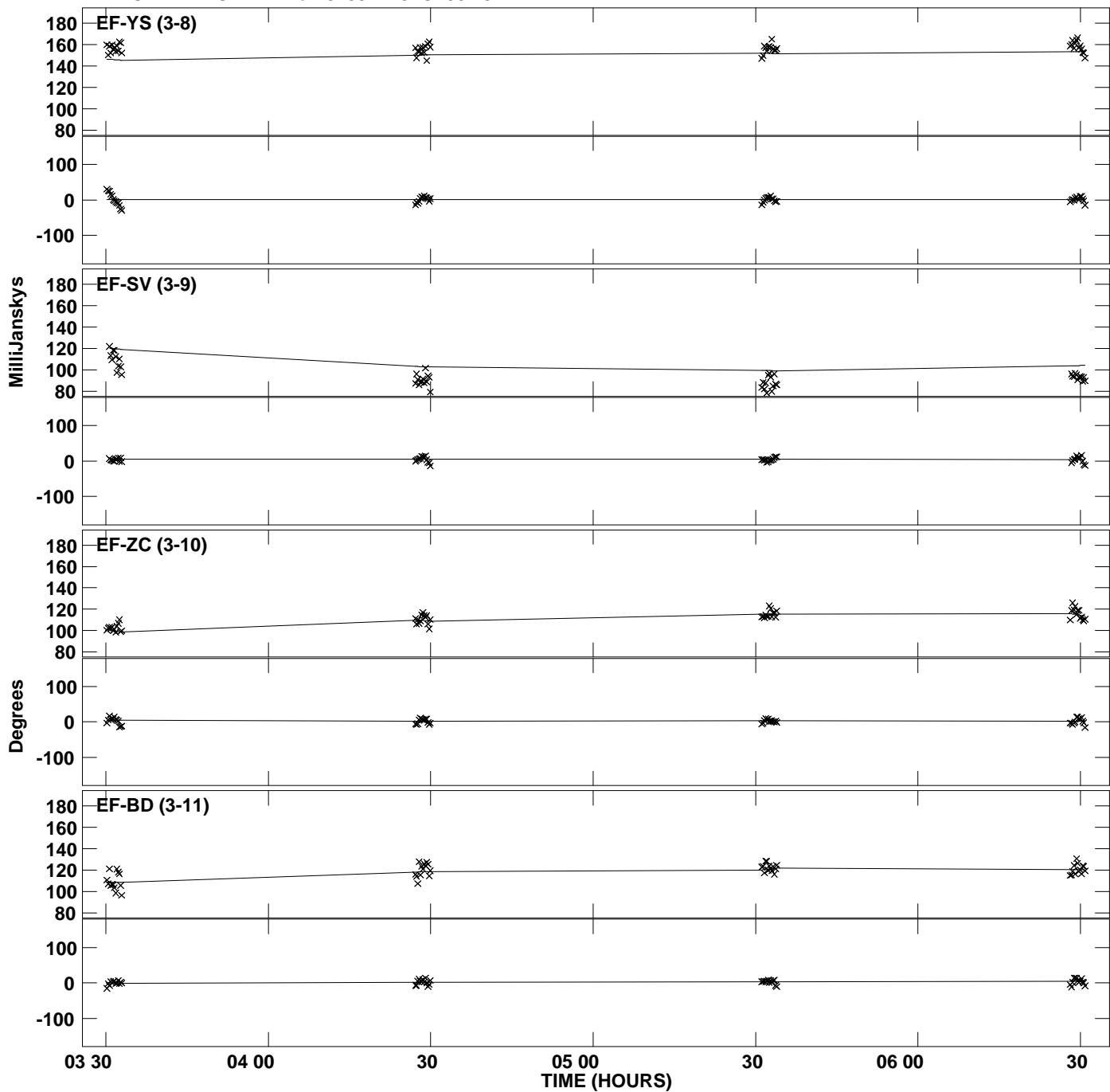
Plot file version 33 created 20-NOV-2012 13:19:29  
Amplitude andPhase vs Time for 0239+175.MULTI.1 Vect aver. CL # 3  
IF 3 CHAN 1 STK RR of 0239+175.ICL001.3



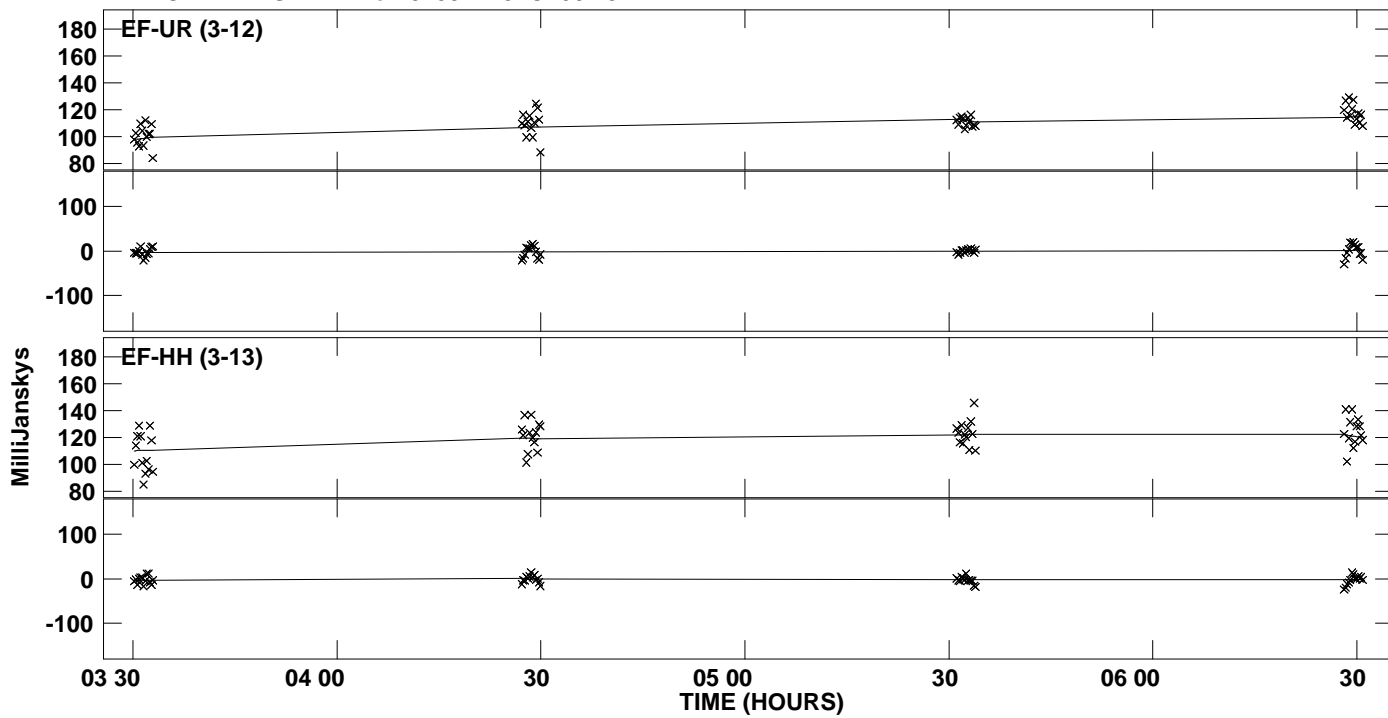
PLOT file version 34 created 20-NOV-2012 13:19:29  
 Amplitude andPhase vs Time for 0239+175.MULTI.1 Vect aver. CL # 3  
 IF 4 CHAN 1 STK RR of 0239+175.ICL001.3



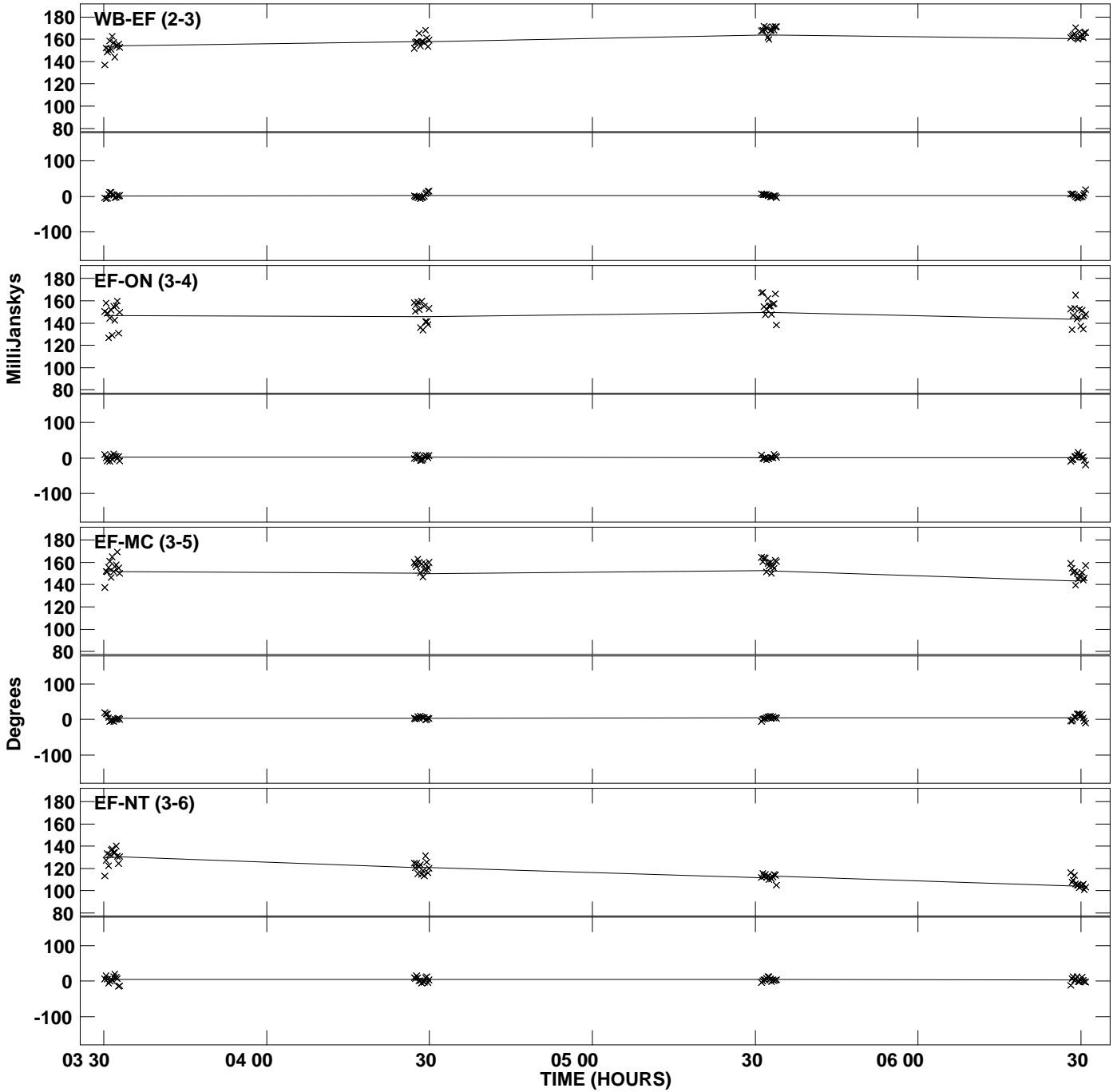
PLOT file version 35 created 20-NOV-2012 13:19:29  
 Amplitude andPhase vs Time for 0239+175.MULTI.1 Vect aver. CL # 3  
 IF 4 CHAN 1 STK RR of 0239+175.ICL001.3



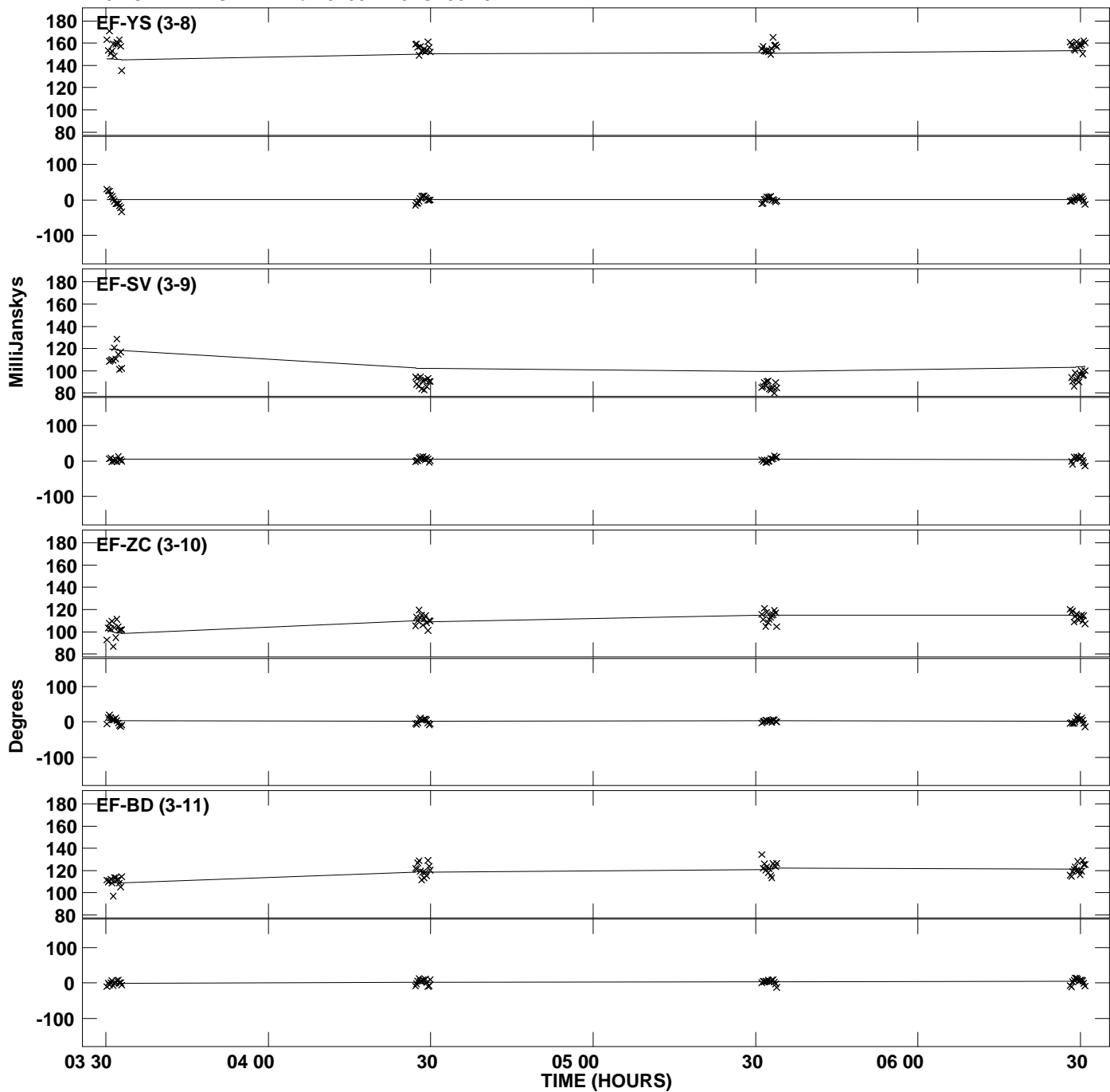
Plot file version 36 created 20-NOV-2012 13:19:29  
Amplitude and Phase vs Time for 0239+175.MULTI.1 Vect aver. CL # 3  
IF 4 CHAN 1 STK RR of 0239+175.ICL001.3



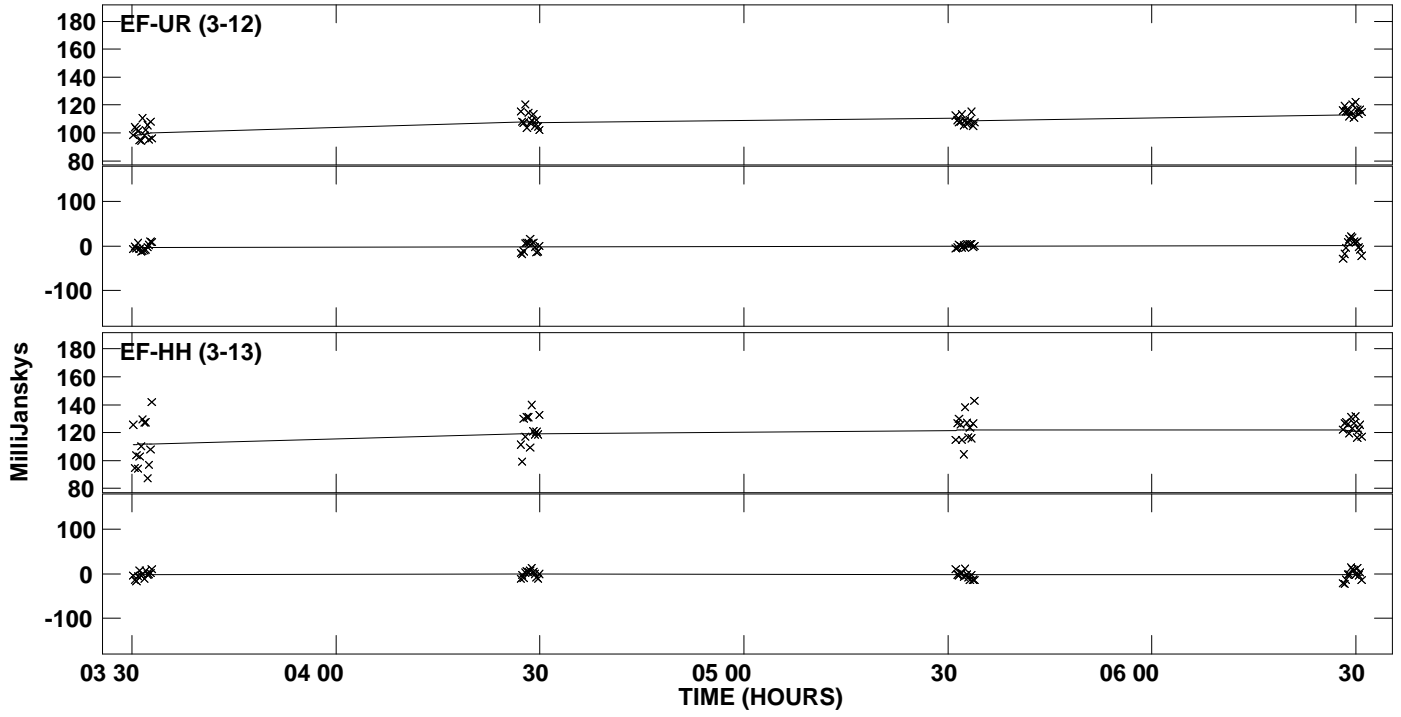
PLOT file version 37 created 20-NOV-2012 13:19:29  
 Amplitude and Phase vs Time for 0239+175.MULTI.1 Vect aver. CL # 3  
 IF 5 CHAN 1 STK RR of 0239+175.ICL001.3




PLOt file version 38 created 20-NOV-2012 13:19:29  
 Amplitude andPhase vs Time for 0239+175.MULTI.1 Vect aver. CL # 3  
 IF 5 CHAN 1 STK RR of 0239+175.ICL001.3



Plot file version 39 created 20-NOV-2012 13:19:29  
Amplitude and Phase vs Time for 0239+175.MULTI.1 Vect aver. CL # 3  
IF 5 CHAN 1 STK RR of 0239+175.ICL001.3

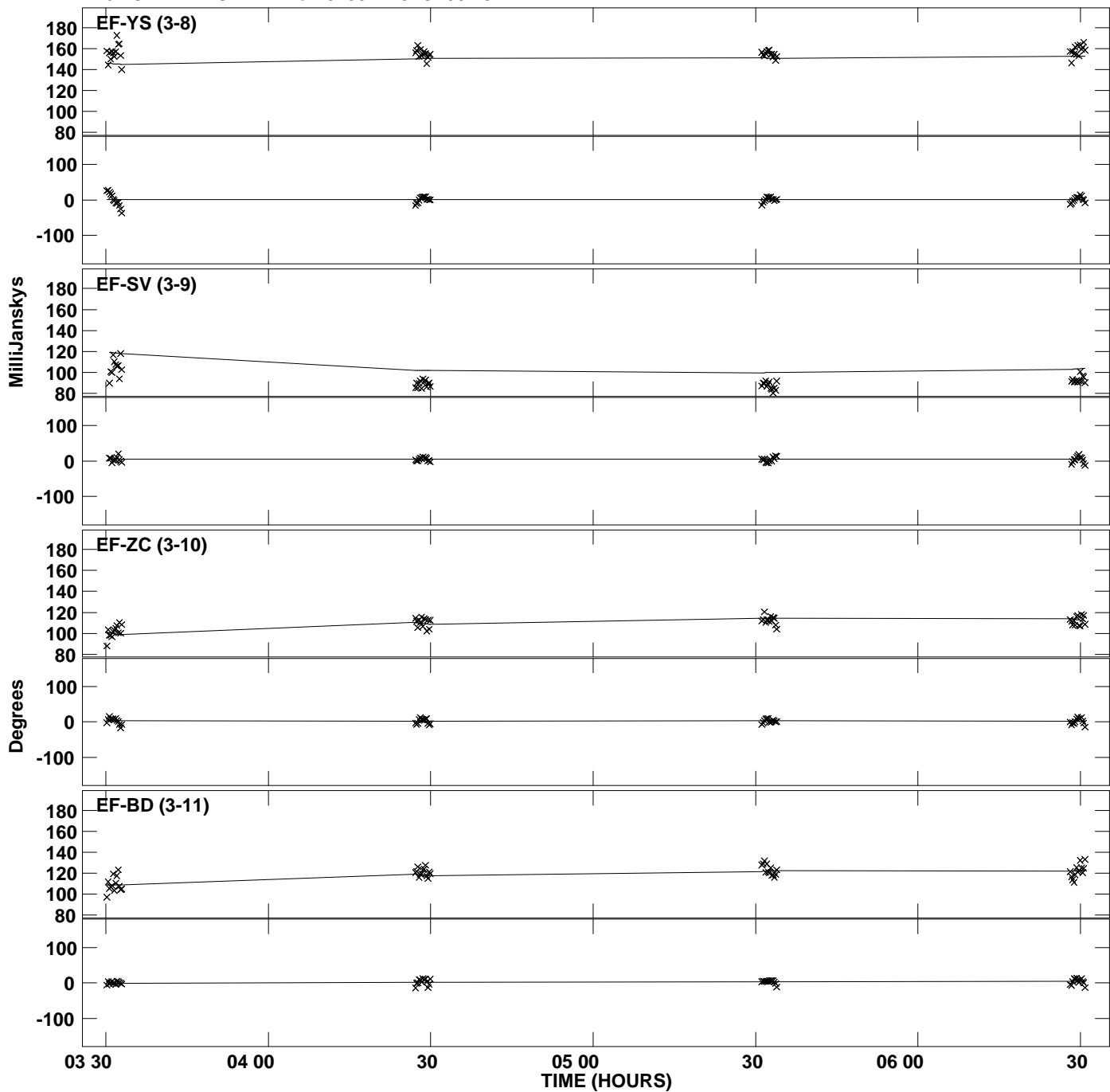


PLot file version 40 created 20-NOV-2012 13:19:29  
Amplitude andPhase vs Time for 0239+175.MULTI.1 Vect aver. CL # 3  
IF 6 CHAN 1 STK RR of 0239+175.ICL001.3

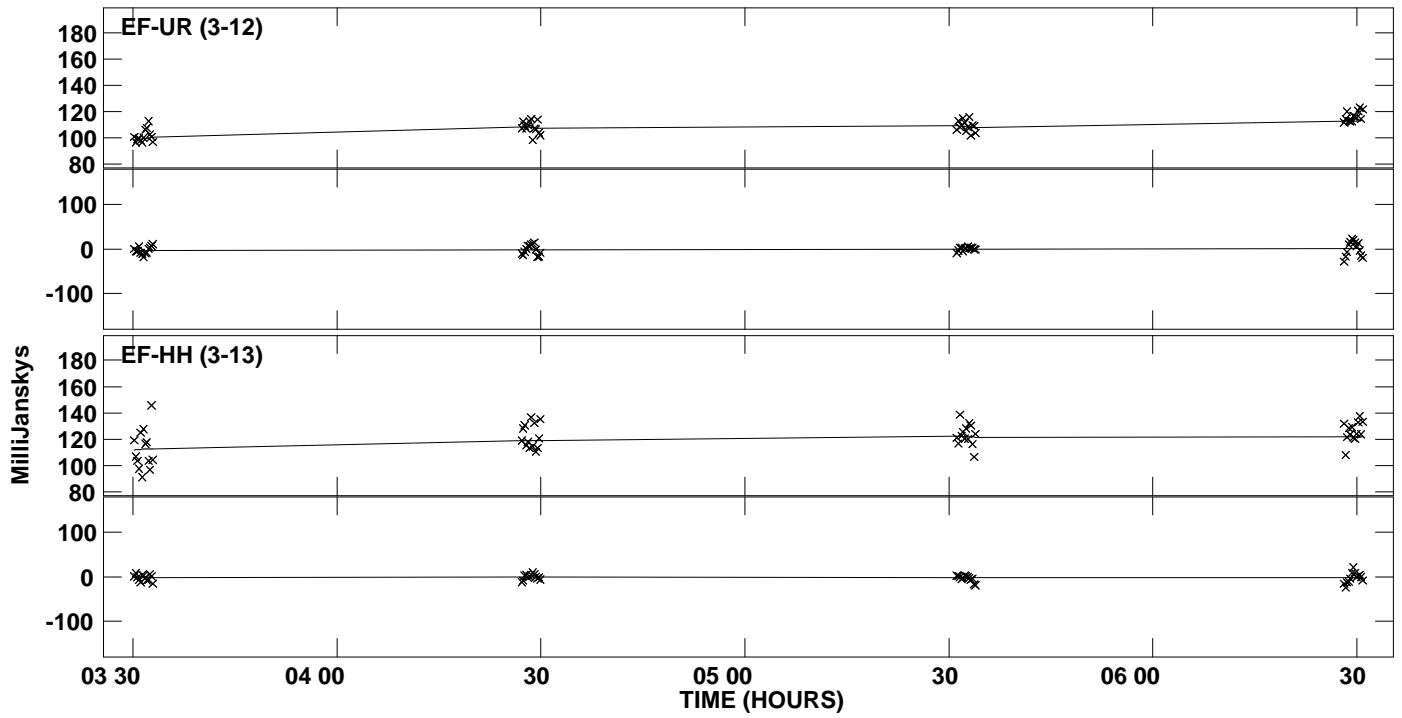





Plot file version 41 created 20-NOV-2012 13:19:29  
Amplitude andPhase vs Time for 0239+175.MULTI.1 Vect aver. CL # 3  
IF 6 CHAN 1 STK RR of 0239+175.ICL001.3




Plot file version 42 created 20-NOV-2012 13:19:29  
Amplitude and Phase vs Time for 0239+175.MULTI.1 Vect aver. CL # 3  
IF 6 CHAN 1 STK RR of 0239+175.ICL001.3



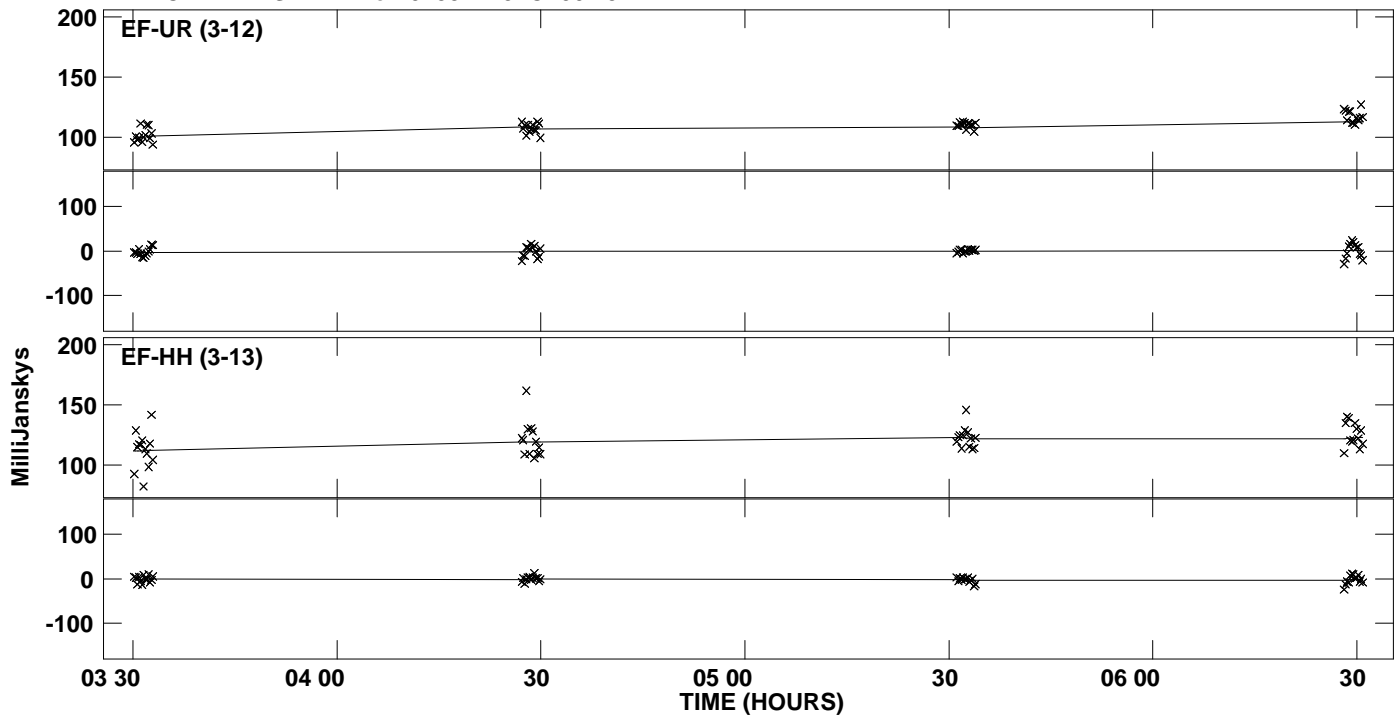
PLot file version 43 created 20-NOV-2012 13:19:29  
Amplitude andPhase vs Time for 0239+175.MULTI.1 Vect aver. CL # 3  
IF 7 CHAN 1 STK RR of 0239+175.ICL001.3




PLOT file version 44 created 20-NOV-2012 13:19:29  
 Amplitude andPhase vs Time for 0239+175.MULTI.1 Vect aver. CL # 3  
 IF 7 CHAN 1 STK RR of 0239+175.ICL001.3




Plot file version 45 created 20-NOV-2012 13:19:29  
Amplitude andPhase vs Time for 0239+175.MULTI.1 Vect aver. CL # 3  
IF 7 CHAN 1 STK RR of 0239+175.ICL001.3



PLot file version 46 created 20-NOV-2012 13:19:30  
Amplitude andPhase vs Time for 0239+175.MULTI.1 Vect aver. CL # 3  
IF 8 CHAN 1 STK RR of 0239+175.ICL001.3



PLOT file version 47 created 20-NOV-2012 13:19:30  
 Amplitude andPhase vs Time for 0239+175.MULTI.1 Vect aver. CL # 3  
 IF 8 CHAN 1 STK RR of 0239+175.ICL001.3



Plot file version 48 created 20-NOV-2012 13:19:30  
Amplitude andPhase vs Time for 0239+175.MULTI.1 Vect aver. CL # 3  
IF 8 CHAN 1 STK RR of 0239+175.ICL001.3

