Plot file version 1 created 22-MAR-2012 18:44:10
Delay vs UTC time for EG058D.UVDATA.1
SN 2 Rpol & Lpol IF 1 - 8

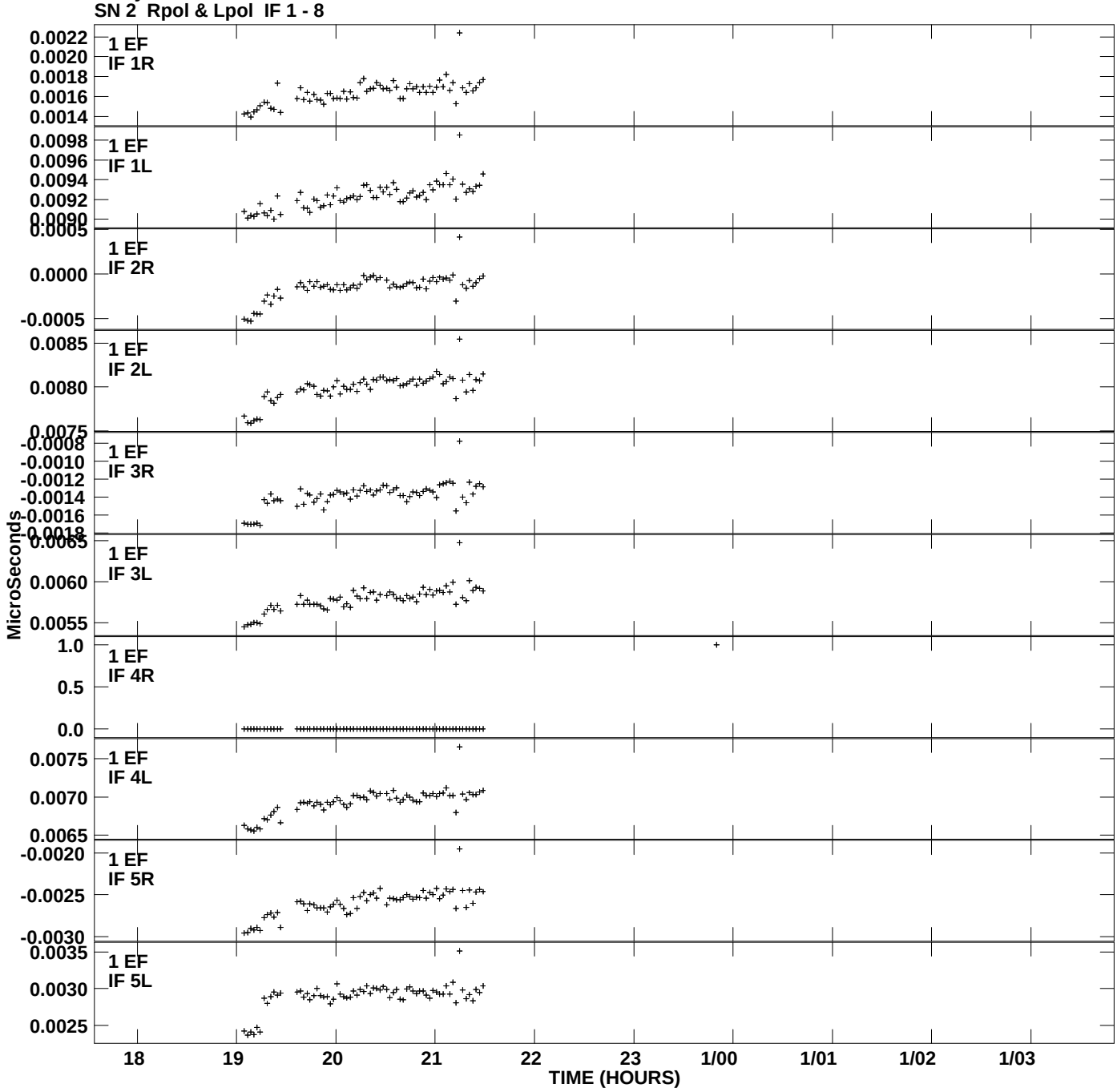

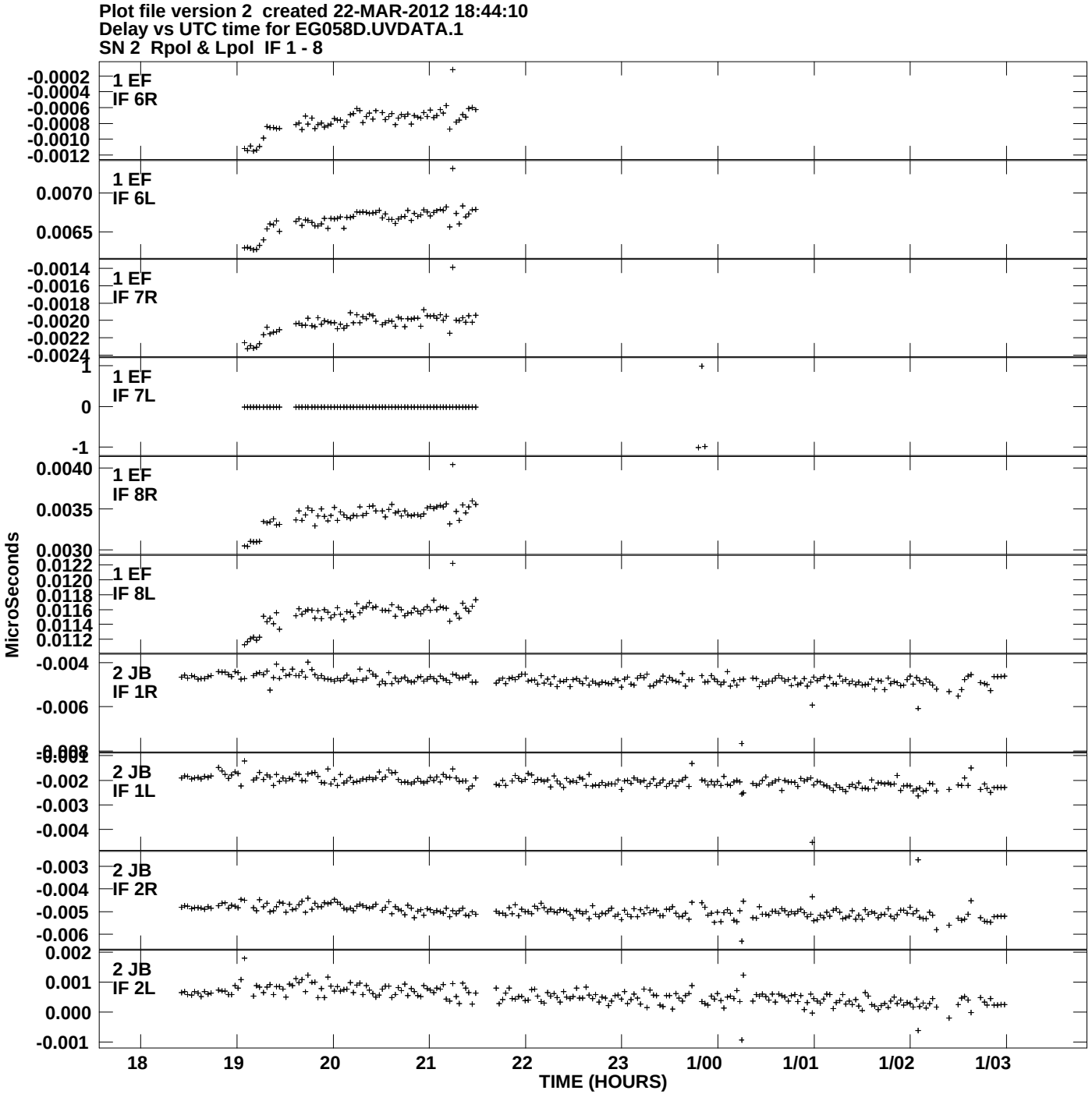
Plot file version 2 created 22-MAR-2012 18:44:10
Delay vs UTC time for EG058D.UVDATA.1
SN 2 Rpol & Lpol IF 1 - 8
1 EF IF 6R
1 EF IF 6L
1 EF IF 7R
1 EF IF 7L
1 EF IF 8R
1 EF IF 8L
2 JB IF 1R
2 JB IF 1L
2 JB IF 2R
2 JB IF 2L
MicroSeconds
TIME (HOURS)
18
19
20
21
22
23
1/00
1/01
1/02
1/03

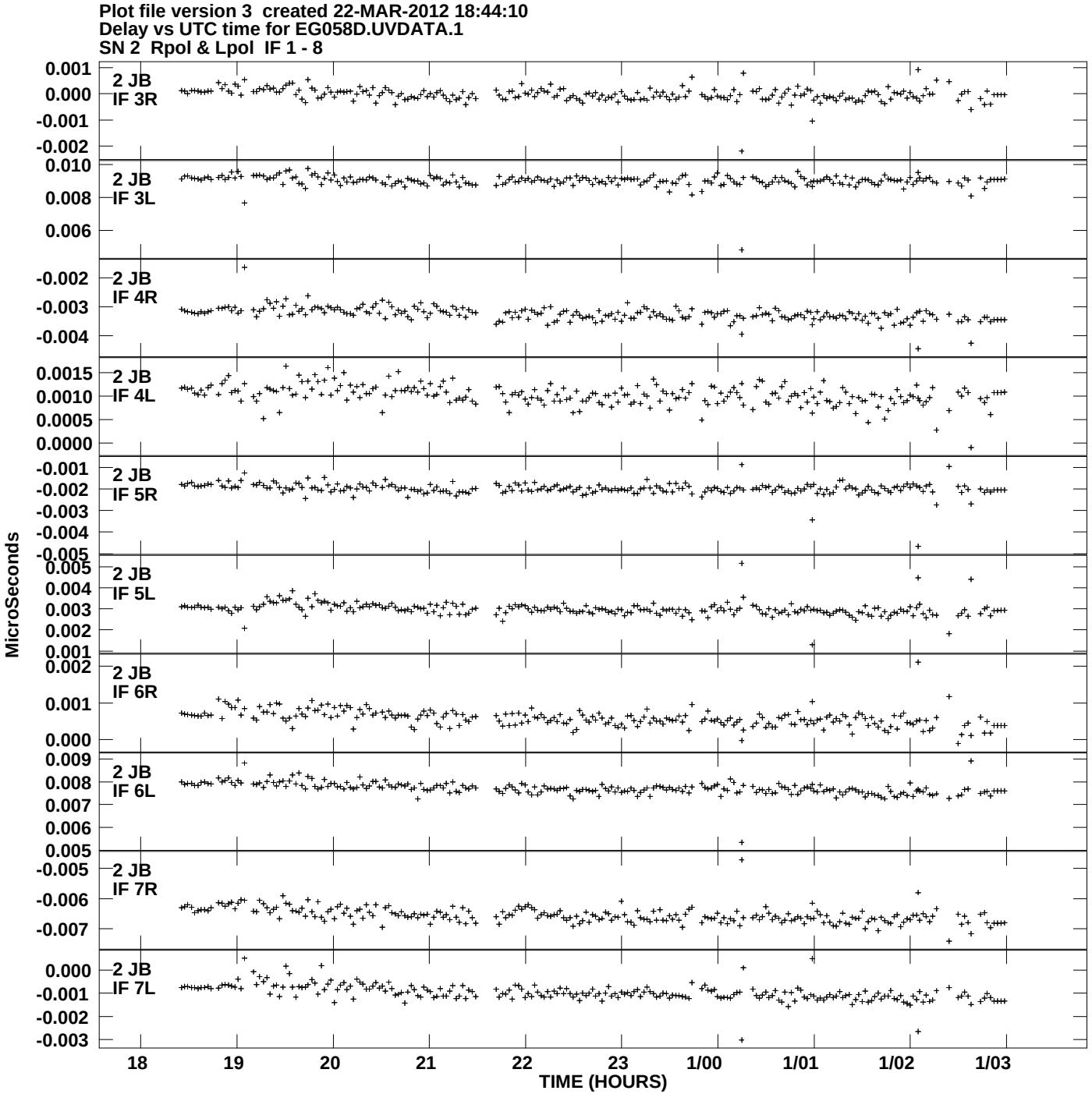
Plot file version 3 created 22-MAR-2012 18:44:10
Delay vs UTC time for EG058D.UVDATA.1
SN 2 Rpol & Lpol IF 1 - 8
2 JB IF 3R
2 JB IF 3L
2 JB IF 4R
2 JB IF 4L
2 JB IF 5R
2 JB IF 5L
2 JB IF 6R
2 JB IF 6L
2 JB IF 7R
2 JB IF 7L
MicroSeconds
TIME (HOURS)
18
19
20
21
22
23
1/00
1/01
1/02
1/03

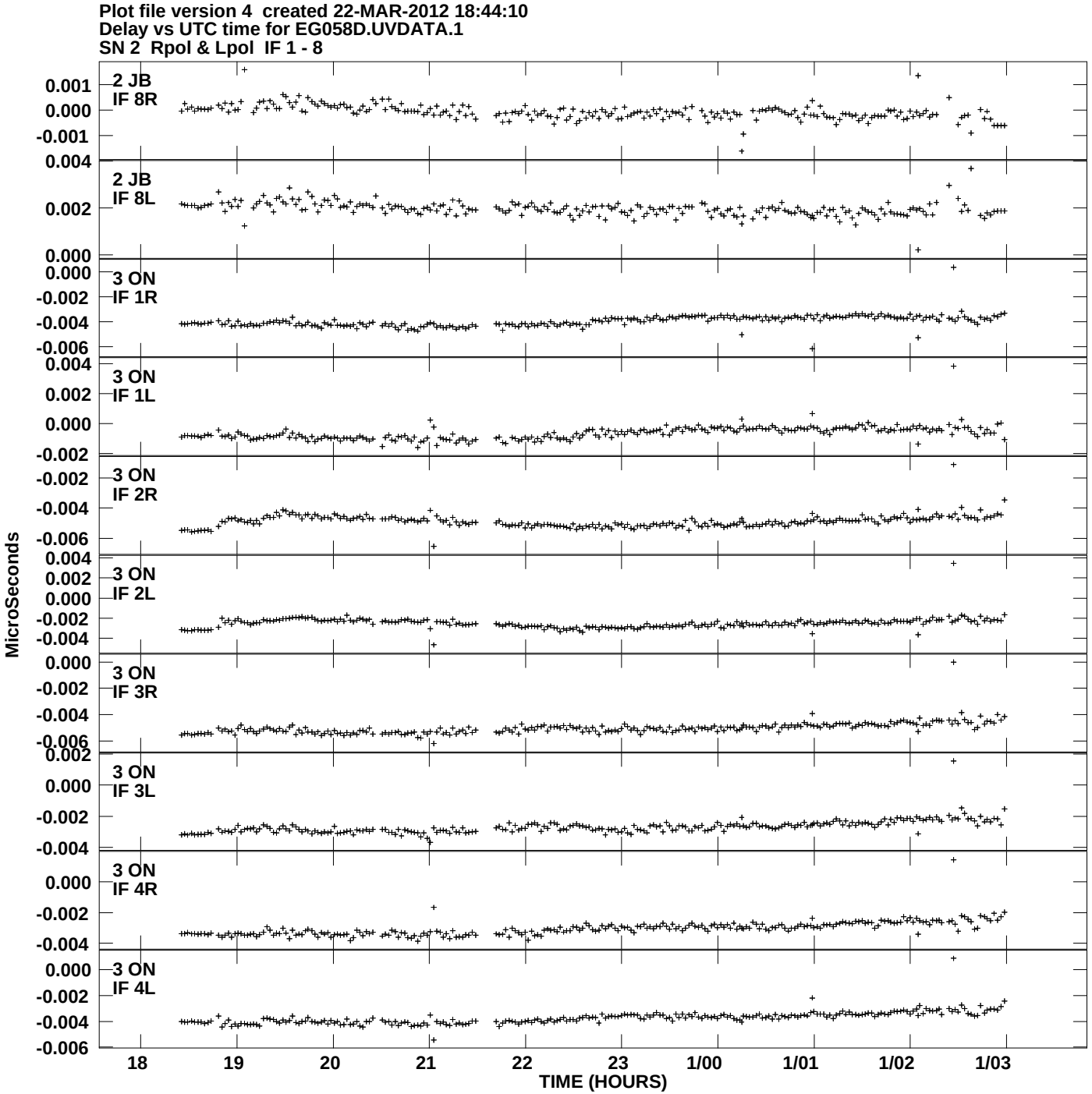
Plot file version 4 created 22-MAR-2012 18:44:10
Delay vs UTC time for EG058D.UVDATA.1
SN 2 Rpol & Lpol IF 1 - 8
2 JB IF 8R
2 JB IF 8L
3 ON IF 1R
3 ON IF 1L
3 ON IF 2R
3 ON IF 2L
3 ON IF 3R
3 ON IF 3L
3 ON IF 4R
3 ON IF 4L
MicroSeconds
TIME (HOURS)
18
19
20
21
22
23
1/00
1/01
1/02
1/03

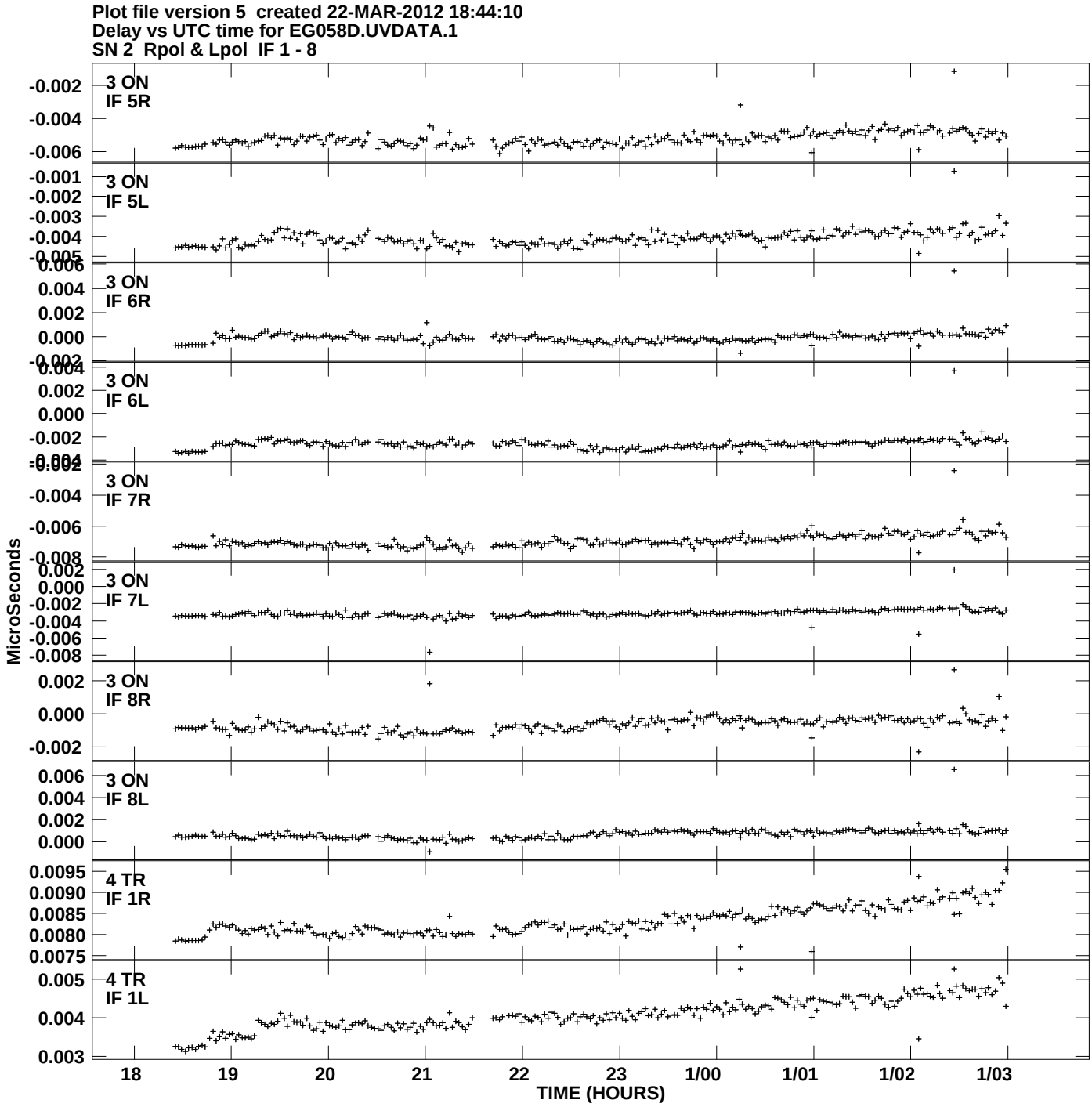
Plot file version 5 created 22-MAR-2012 18:44:10
Delay vs UTC time for EG058D.UVDATA.1
SN 2 Rpol & Lpol IF 1 - 8
3 ON
IF 5R
3 ON
IF 5L
3 ON
IF 6R
3 ON
IF 6L
3 ON
IF 7R
3 ON
IF 7L
3 ON
IF 8R
3 ON
IF 8L
4 TR
IF 1R
4 TR
IF 1L
MicroSeconds
18
19
20
21
22
23
1/00
1/01
1/02
1/03
TIME (HOURS)

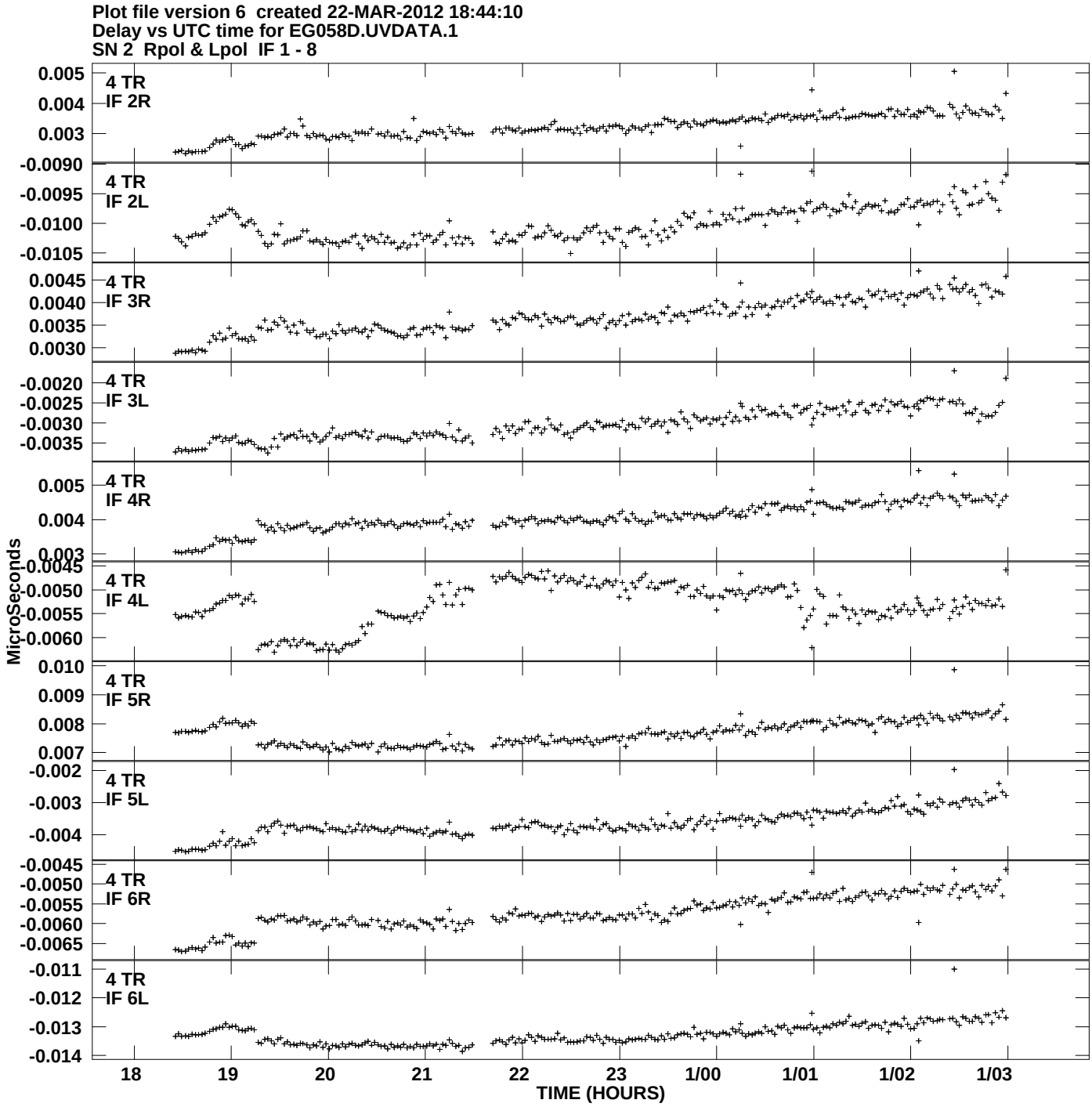
Plot file version 6 created 22-MAR-2012 18:44:10
Delay vs UTC time for EG058D.UVDATA.1
SN 2 Rpol & Lpol IF 1 - 8
4 TR IF 2R
4 TR IF 2L
4 TR IF 3R
4 TR IF 3L
4 TR IF 4R
4 TR IF 4L
4 TR IF 5R
4 TR IF 5L
4 TR IF 6R
4 TR IF 6L
MicroSeconds
18
19
20
21
22
23
1/00
1/01
1/02
1/03
TIME (HOURS)

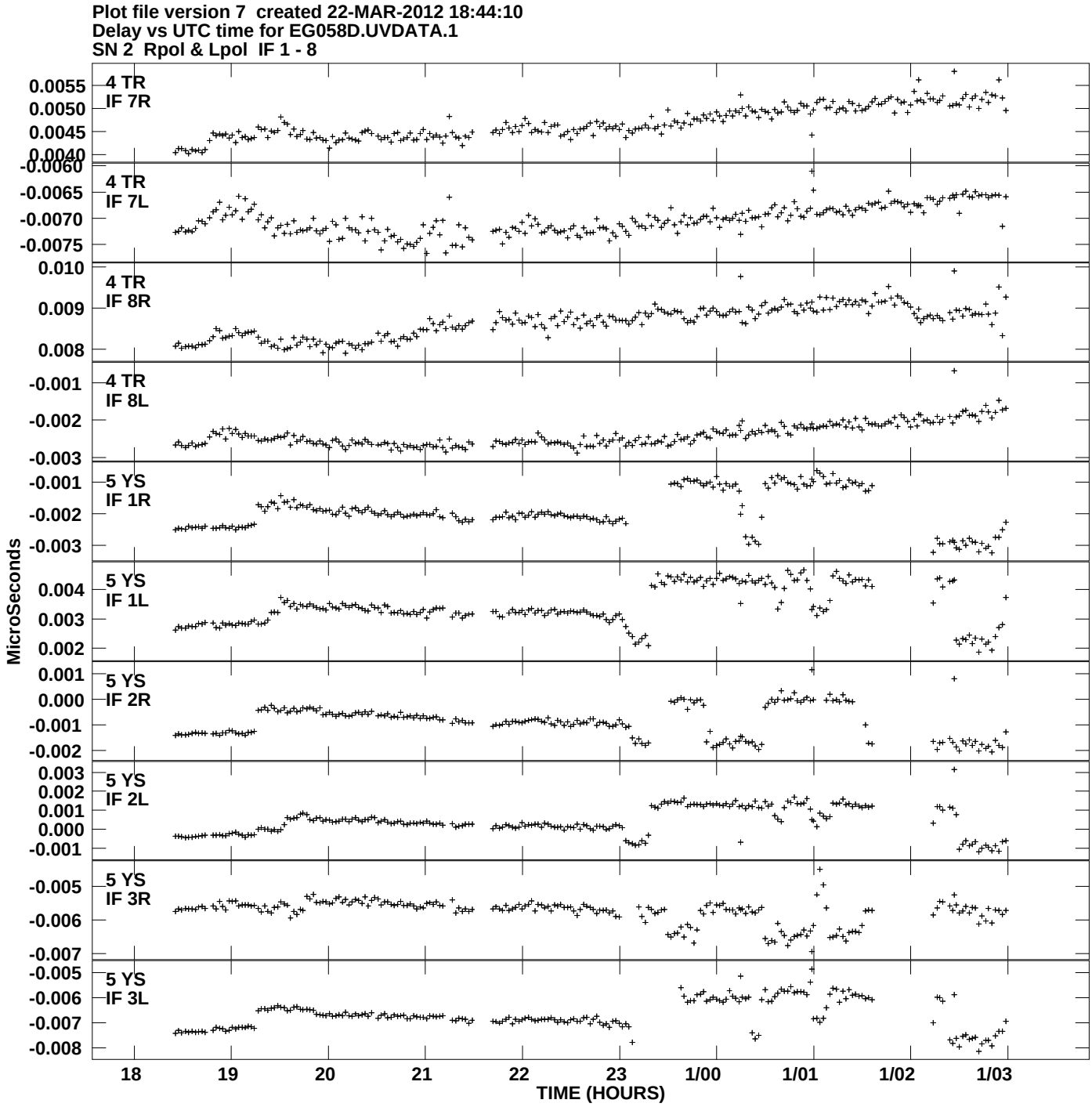
Plot file version 7 created 22-MAR-2012 18:44:10
Delay vs UTC time for EG058D.UVDATA.1
SN 2 Rpol & Lpol IF 1 - 8
4 TR
IF 7R
4 TR
IF 7L
4 TR
IF 8R
4 TR
IF 8L
5 YS
IF 1R
5 YS
IF 1L
5 YS
IF 2R
5 YS
IF 2L
5 YS
IF 3R
5 YS
IF 3L
MicroSeconds
TIME (HOURS)
18
19
20
21
22
23
1/00
1/01
1/02
1/03

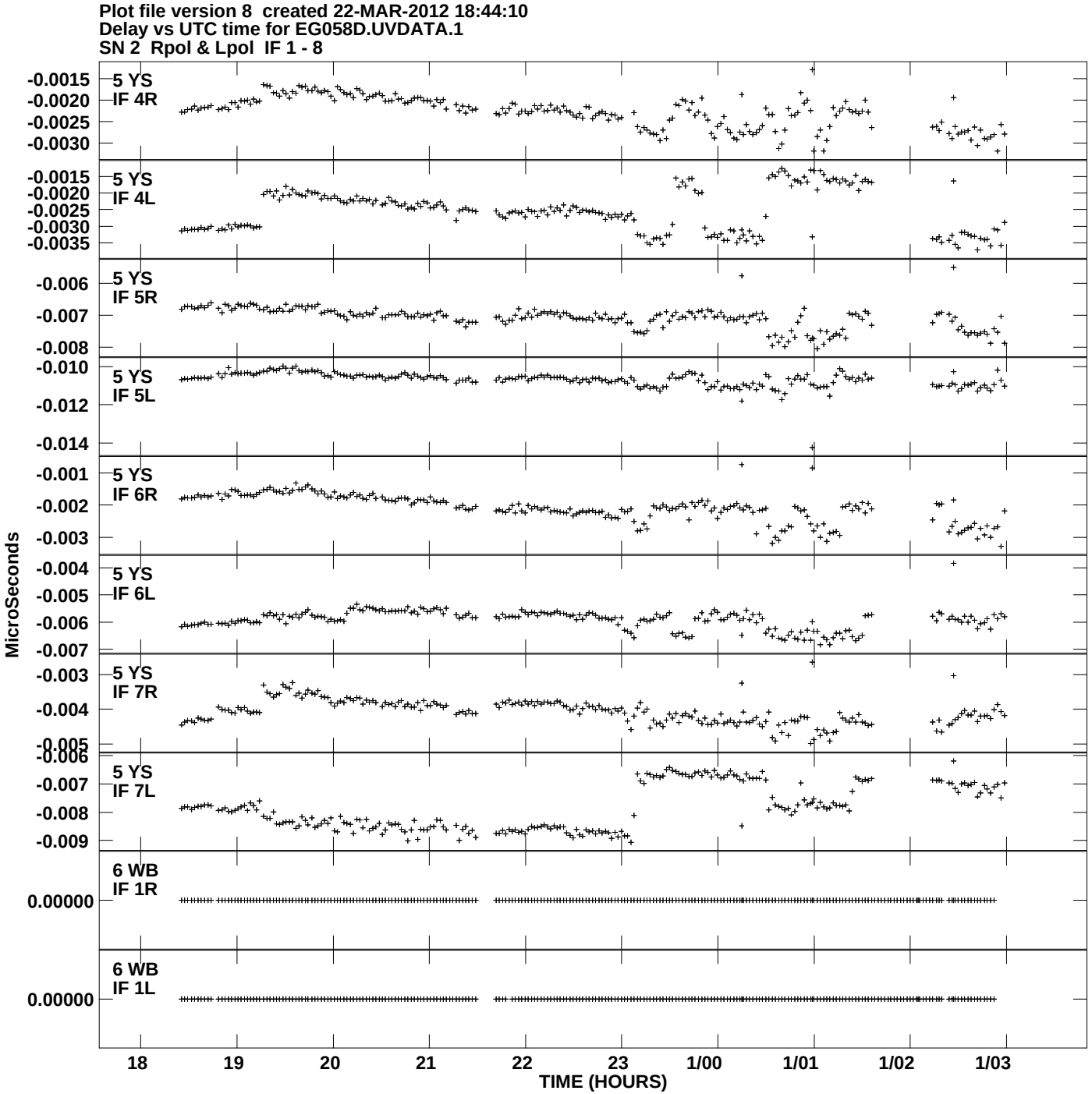
Plot file version 8 created 22-MAR-2012 18:44:10
Delay vs UTC time for EG058D.UVDATA.1
SN 2 Rpol & Lpol IF 1 - 8
5 YS
IF 4R
5 YS
IF 4L
5 YS
IF 5R
5 YS
IF 5L
5 YS
IF 6R
5 YS
IF 6L
5 YS
IF 7R
5 YS
IF 7L
6 WB
IF 1R
6 WB
IF 1L
MicroSeconds
TIME (HOURS)
18
19
20
21
22
23
1/00
1/01
1/02
1/03

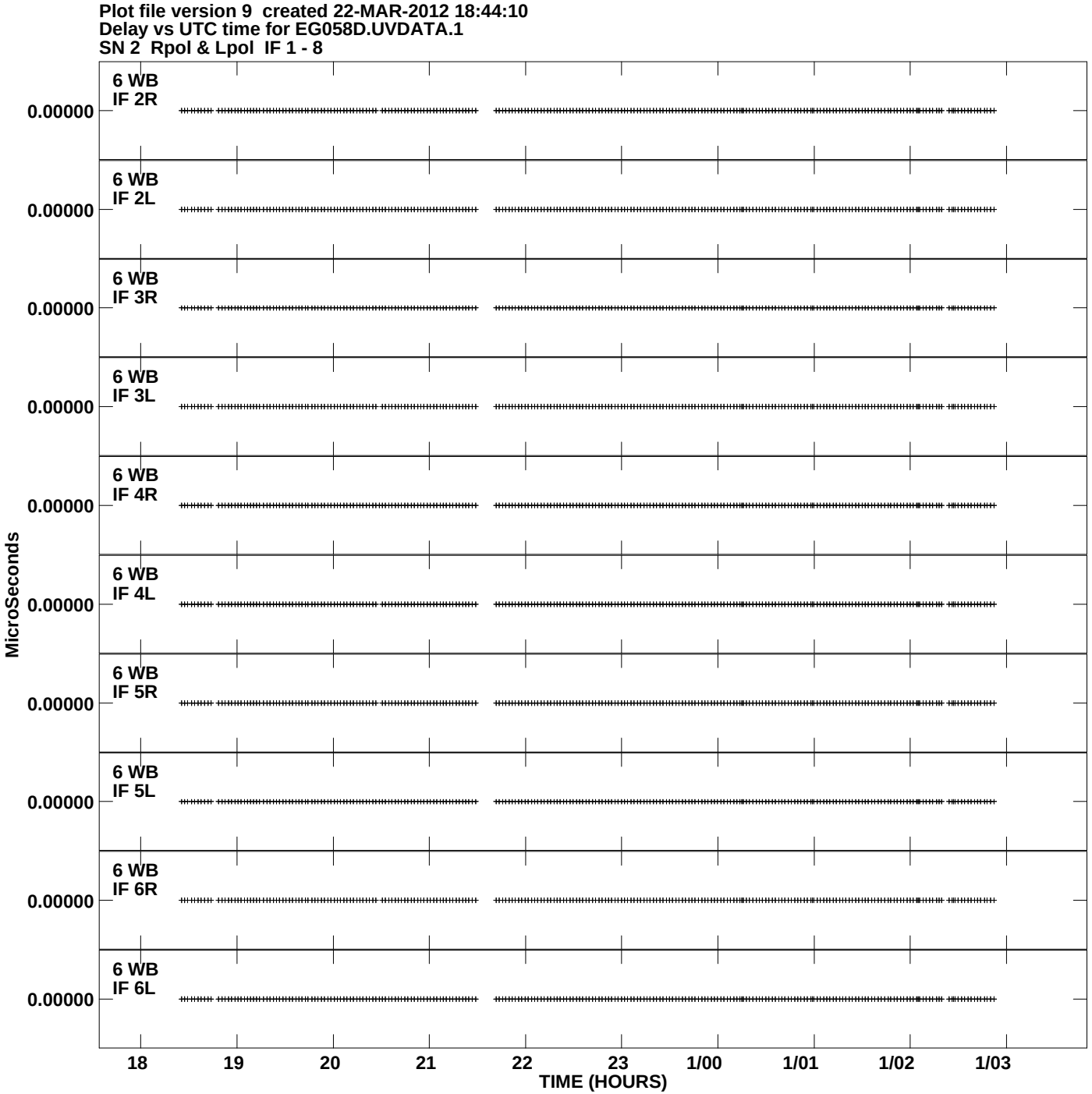
Plot file version 9 created 22-MAR-2012 18:44:10
Delay vs UTC time for EG058D.UVDATA.1
SN 2 Rpol & Lpol IF 1 - 8
6 WB IF 2R
6 WB IF 2L
6 WB IF 3R
6 WB IF 3L
6 WB IF 4R
6 WB IF 4L
6 WB IF 5R
6 WB IF 5L
6 WB IF 6R
6 WB IF 6L
0.00000
MicroSeconds
18
19
20
21
22
23
1/00
1/01
1/02
1/03
TIME (HOURS)

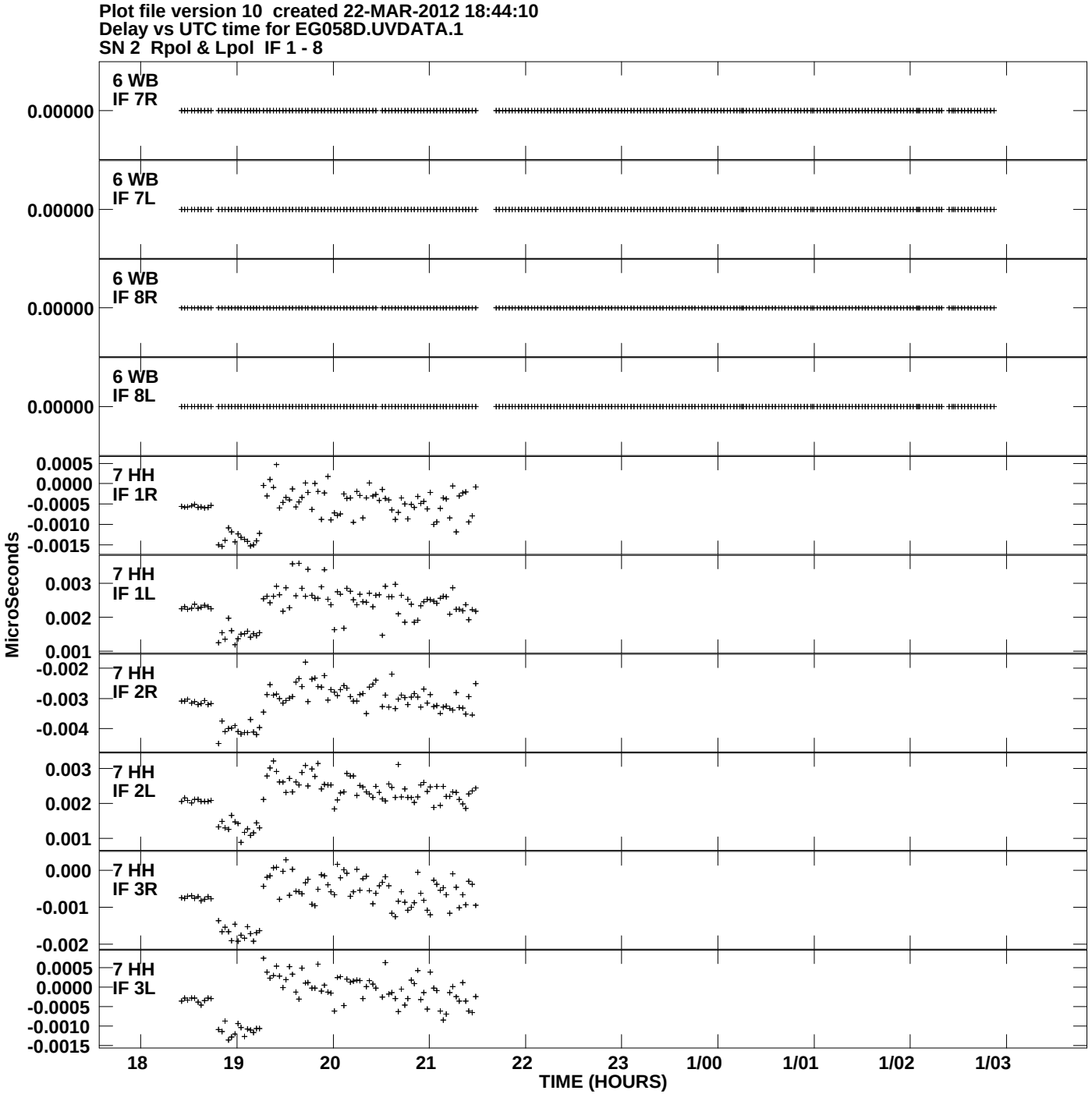
Plot file version 10 created 22-MAR-2012 18:44:10
Delay vs UTC time for EG058D.UVDATA.1
SN 2 Rpol & Lpol IF 1 - 8
6 WB
IF 7R
6 WB
IF 7L
6 WB
IF 8R
6 WB
IF 8L
7 HH
IF 1R
7 HH
IF 1L
7 HH
IF 2R
7 HH
IF 2L
7 HH
IF 3R
7 HH
IF 3L
0.00000
0.0005
0.0000
-0.0005
-0.0010
-0.0015
0.003
0.002
0.001
-0.002
-0.003
-0.004
0.000
-0.001
-0.002
MicroSeconds
18
19
20
21
22
23
1/00
1/01
1/02
1/03
TIME (HOURS)

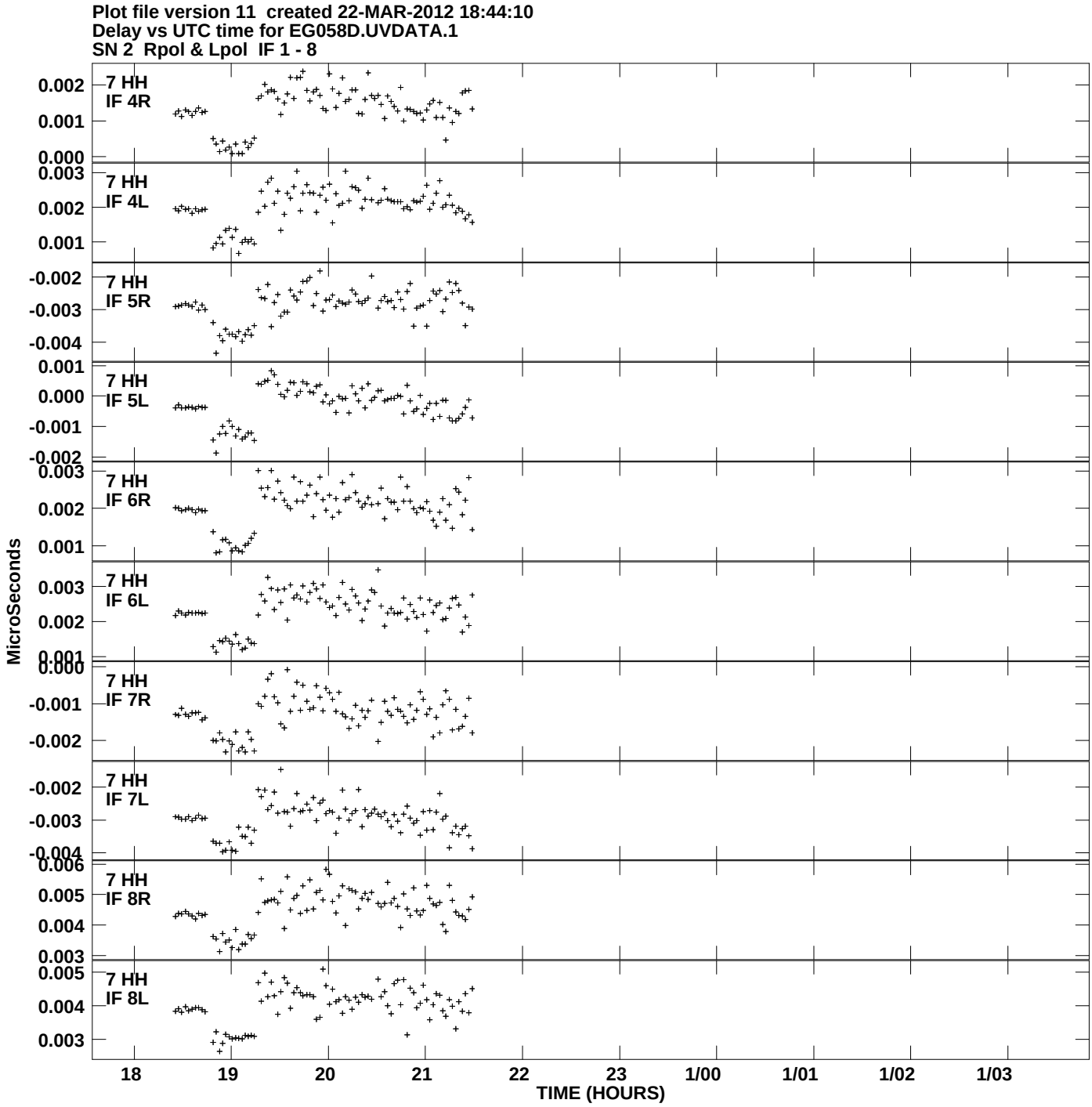
Plot file version 11 created 22-MAR-2012 18:44:10
Delay vs UTC time for EG058D.UVDATA.1
SN 2 Rpol & Lpol IF 1 - 8
7 HH IF 4R
7 HH IF 4L
7 HH IF 5R
7 HH IF 5L
7 HH IF 6R
7 HH IF 6L
7 HH IF 7R
7 HH IF 7L
7 HH IF 8R
7 HH IF 8L
MicroSeconds
TIME (HOURS)
18
19
20
21
22
23
1/00
1/01
1/02
1/03

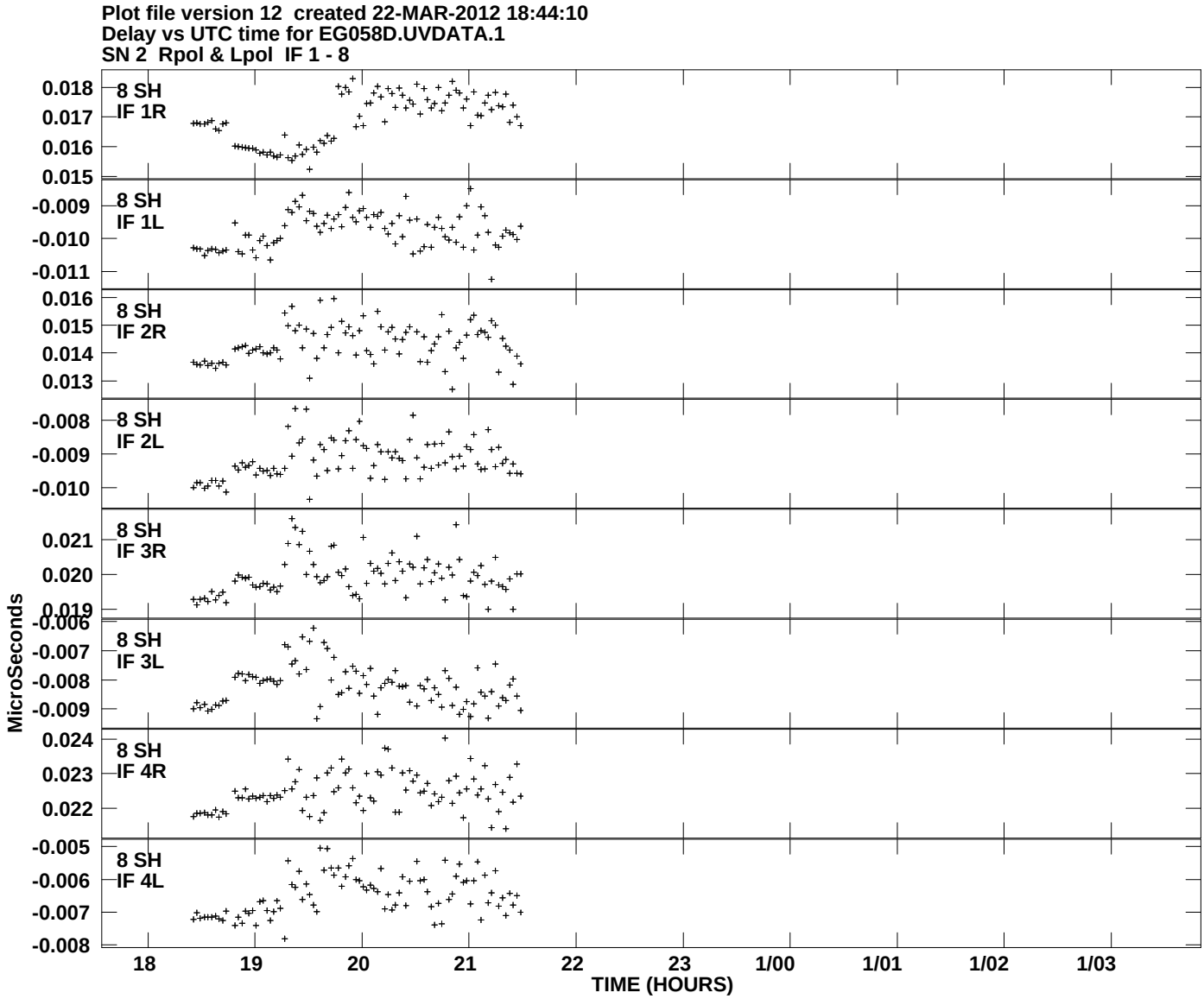
Plot file version 12 created 22-MAR-2012 18:44:10
Delay vs UTC time for EG058D.UVDATA.1
SN 2 Rpol & Lpol IF 1 - 8
8 SH
IF 1R
8 SH
IF 1L
8 SH
IF 2R
8 SH
IF 2L
8 SH
IF 3R
8 SH
IF 3L
8 SH
IF 4R
8 SH
IF 4L
MicroSeconds
TIME (HOURS)
18
19
20
21
22
23
1/00
1/01
1/02
1/03