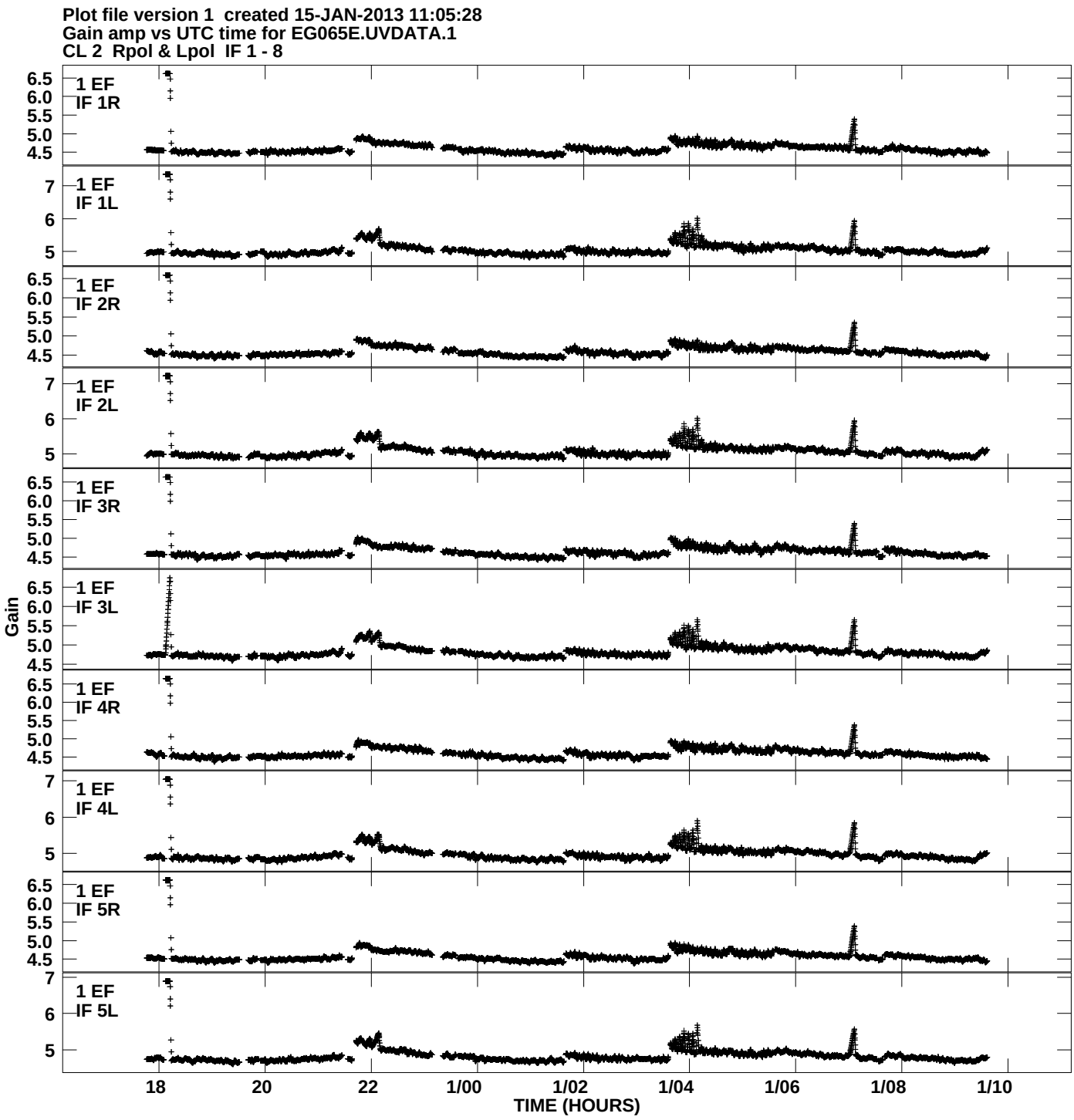
Plot file version 1 created 15-JAN-2013 11:05:28
Gain amp vs UTC time for EG065E.UVDATA.1
CL 2 Rpol & Lpol IF 1 - 8
1 EF
IF 1R
1 EF
IF 1L
1 EF
IF 2R
1 EF
IF 2L
1 EF
IF 3R
1 EF
IF 3L
1 EF
IF 4R
1 EF
IF 4L
1 EF
IF 5R
1 EF
IF 5L
Gain
18
20
22
1/00
1/02
1/04
1/06
1/08
1/10
TIME (HOURS)

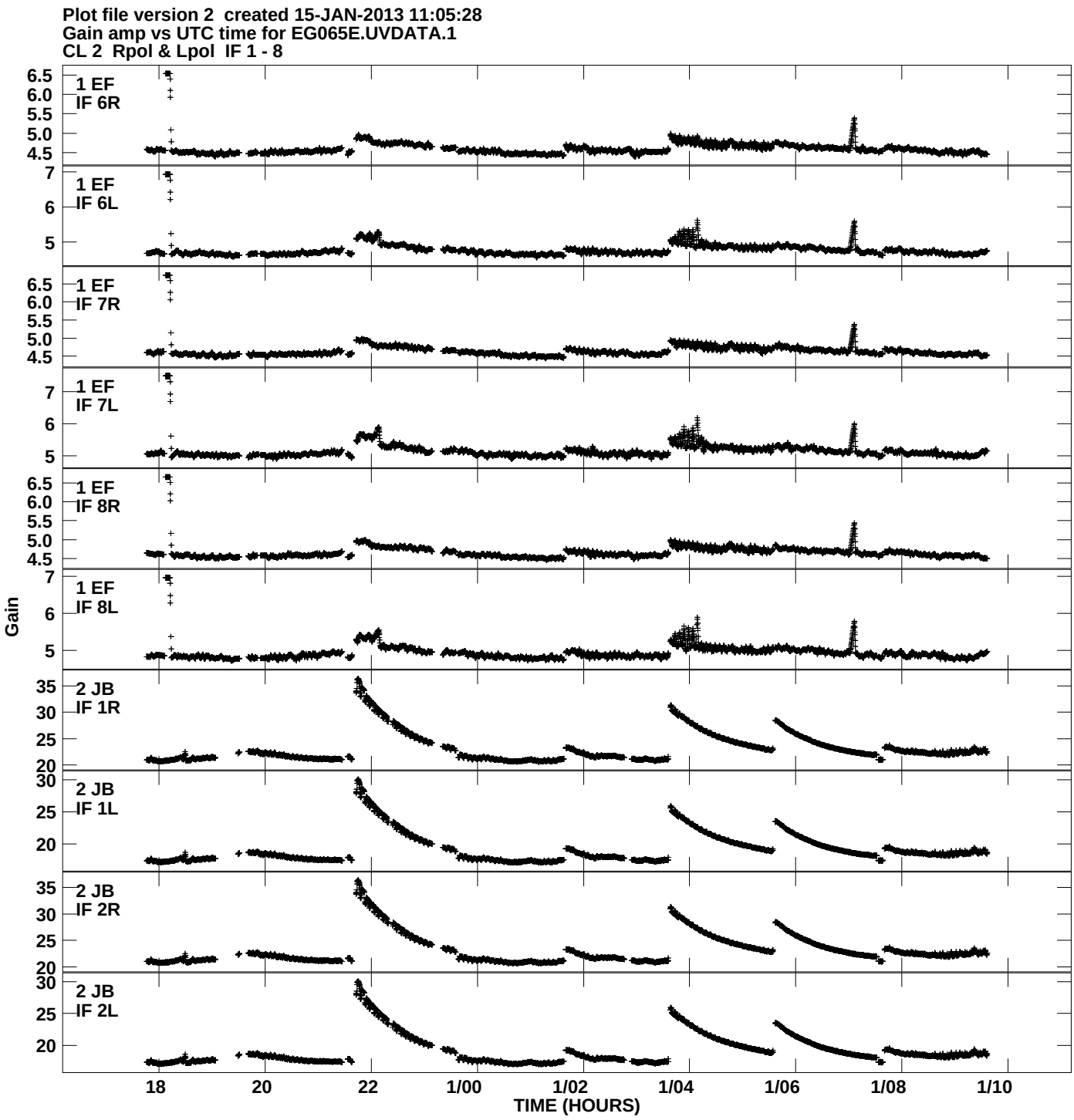
Plot file version 2 created 15-JAN-2013 11:05:28
Gain amp vs UTC time for EG065E.UVDATA.1
CL 2 Rpol & Lpol IF 1 - 8
1 EF IF 6R
1 EF IF 6L
1 EF IF 7R
1 EF IF 7L
1 EF IF 8R
1 EF IF 8L
2 JB IF 1R
2 JB IF 1L
2 JB IF 2R
2 JB IF 2L
Gain
18
20
22
1/00
1/02
1/04
1/06
1/08
1/10
TIME (HOURS)

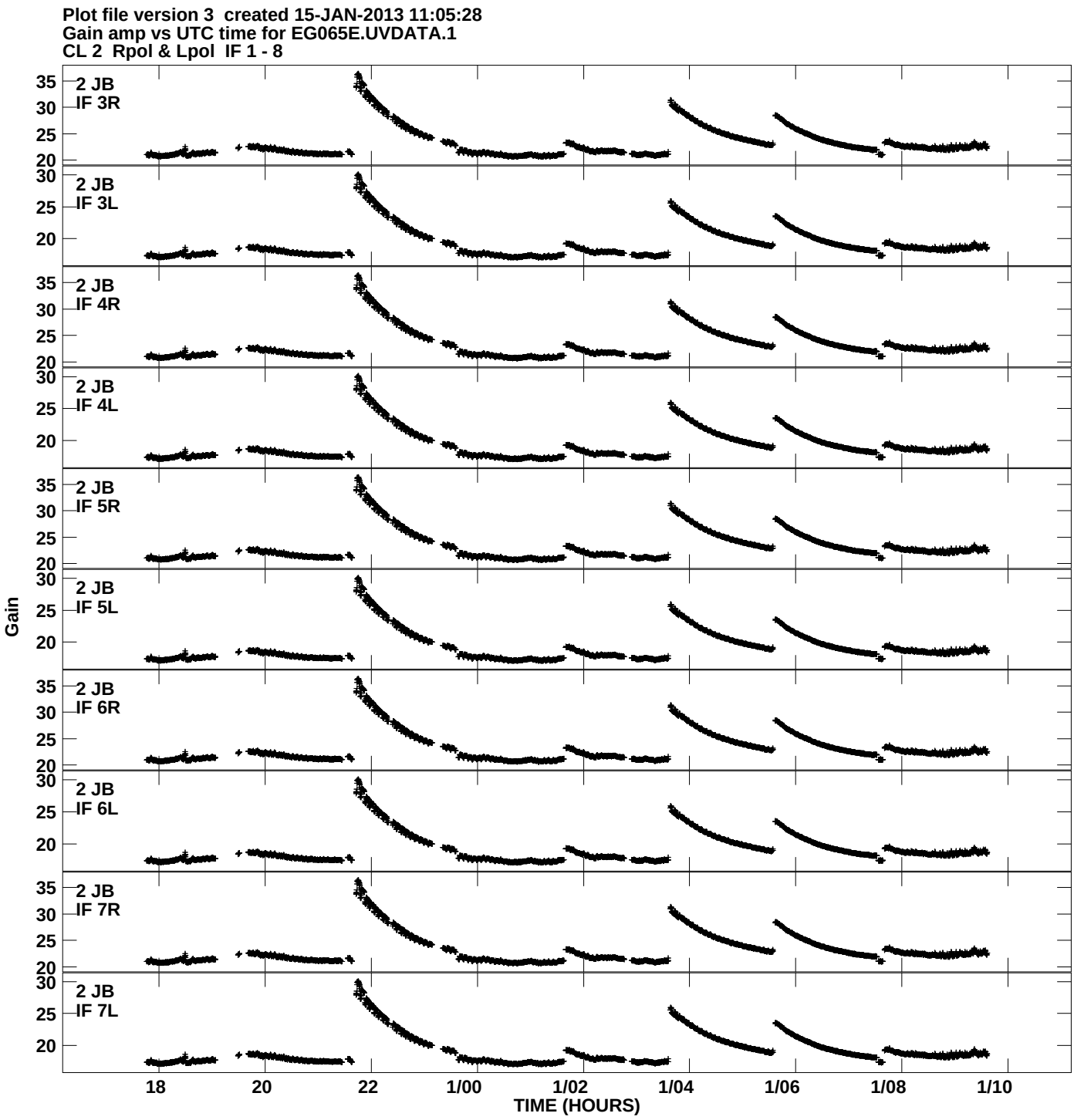
Plot file version 3 created 15-JAN-2013 11:05:28
Gain amp vs UTC time for EG065E.UVDATA.1
CL 2 Rpol & Lpol IF 1 - 8
2 JB
IF 3R
2 JB
IF 3L
2 JB
IF 4R
2 JB
IF 4L
2 JB
IF 5R
2 JB
IF 5L
2 JB
IF 6R
2 JB
IF 6L
2 JB
IF 7R
2 JB
IF 7L
Gain
TIME (HOURS)
18
20
22
1/00
1/02
1/04
1/06
1/08
1/10

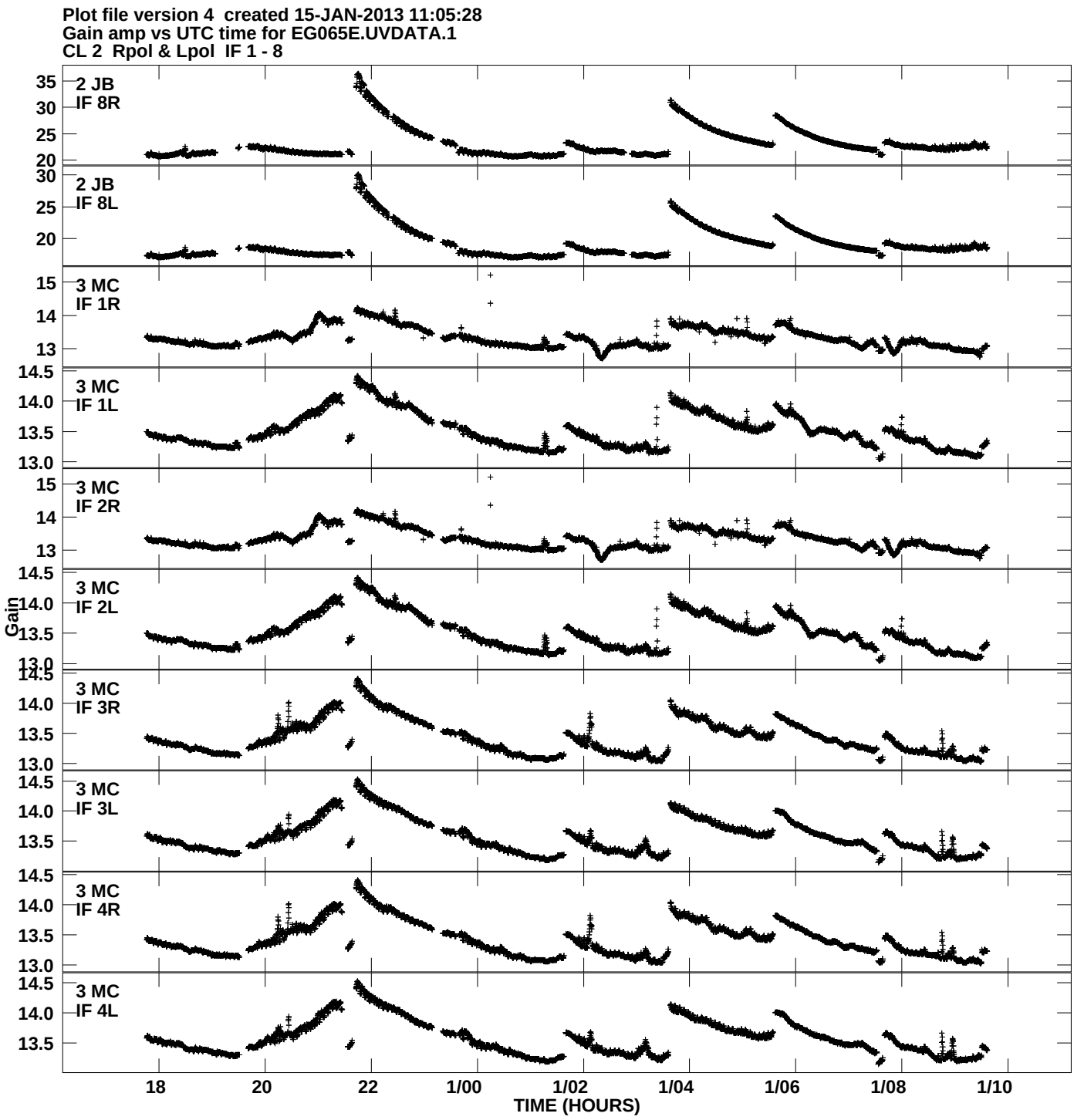
Plot file version 4 created 15-JAN-2013 11:05:28
Gain amp vs UTC time for EG065E.UVDATA.1
CL 2 Rpol & Lpol IF 1 - 8
2 JB
IF 8R
2 JB
IF 8L
3 MC
IF 1R
3 MC
IF 1L
3 MC
IF 2R
3 MC
IF 2L
3 MC
IF 3R
3 MC
IF 3L
3 MC
IF 4R
3 MC
IF 4L
Gain
18
20
22
1/00
1/02
1/04
1/06
1/08
1/10
TIME (HOURS)

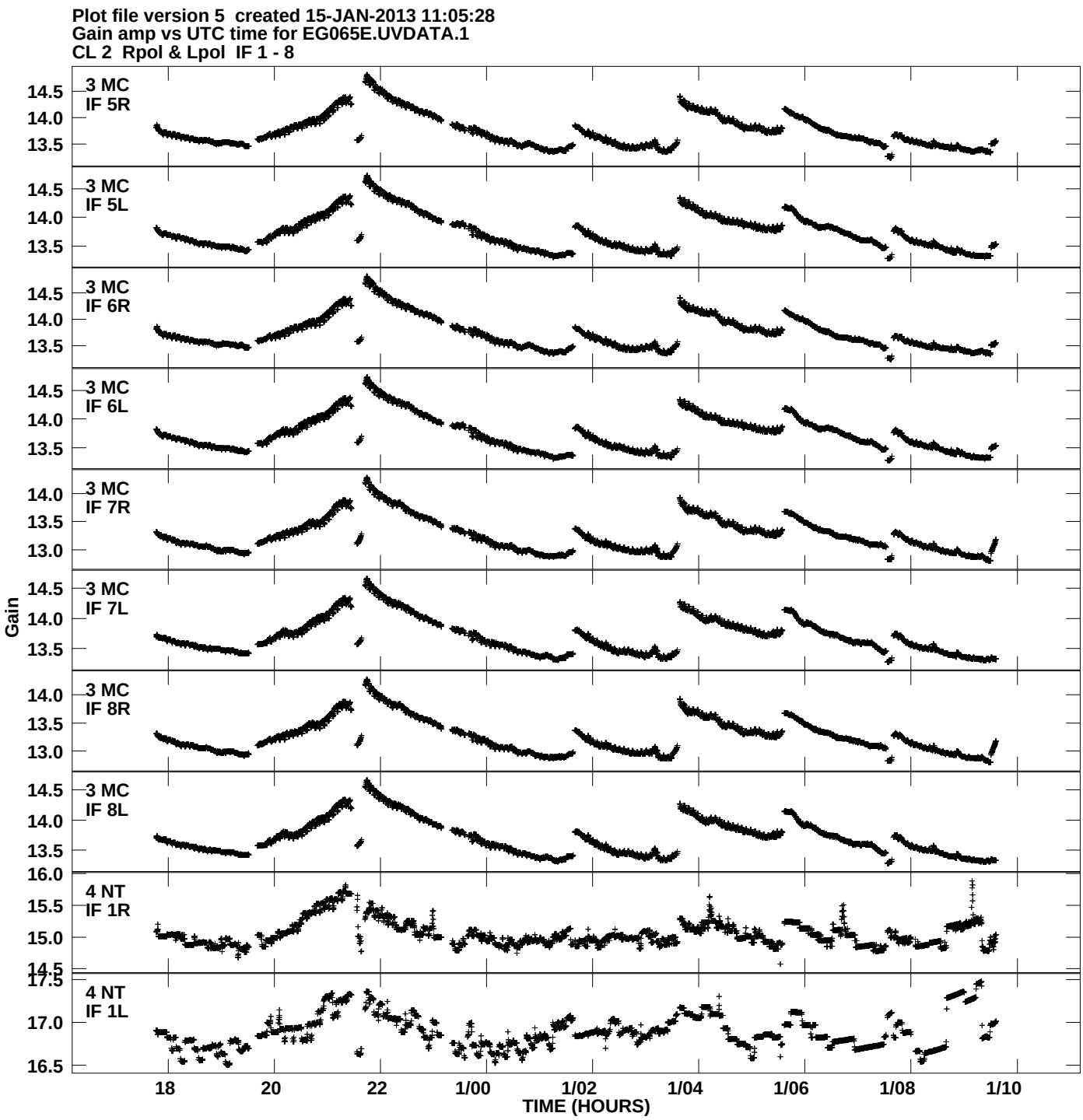
Plot file version 5 created 15-JAN-2013 11:05:28
Gain amp vs UTC time for EG065E.UVDATA.1
CL 2 Rpol & Lpol IF 1 - 8
3 MC IF 5R
3 MC IF 5L
3 MC IF 6R
3 MC IF 6L
3 MC IF 7R
3 MC IF 7L
3 MC IF 8R
3 MC IF 8L
4 NT IF 1R
4 NT IF 1L
Gain
TIME (HOURS)
18
20
22
1/00
1/02
1/04
1/06
1/08
1/10

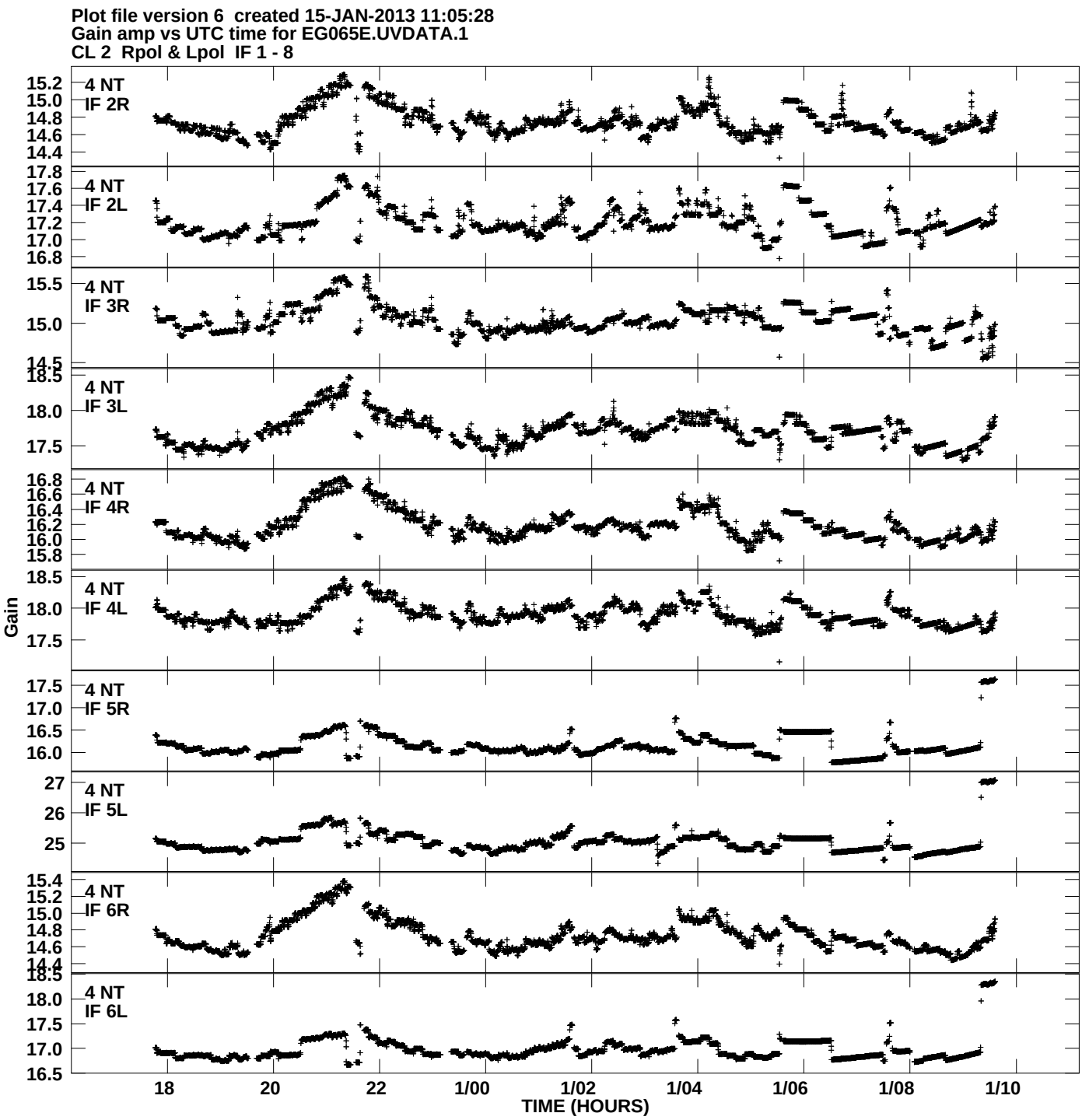
Plot file version 6 created 15-JAN-2013 11:05:28
Gain amp vs UTC time for EG065E.UVDATA.1
CL 2 Rpol & Lpol IF 1 - 8
4 NT
IF 2R
4 NT
IF 2L
4 NT
IF 3R
4 NT
IF 3L
4 NT
IF 4R
4 NT
IF 4L
4 NT
IF 5R
4 NT
IF 5L
4 NT
IF 6R
4 NT
IF 6L
Gain
18
20
22
1/00
1/02
1/04
1/06
1/08
1/10
TIME (HOURS)

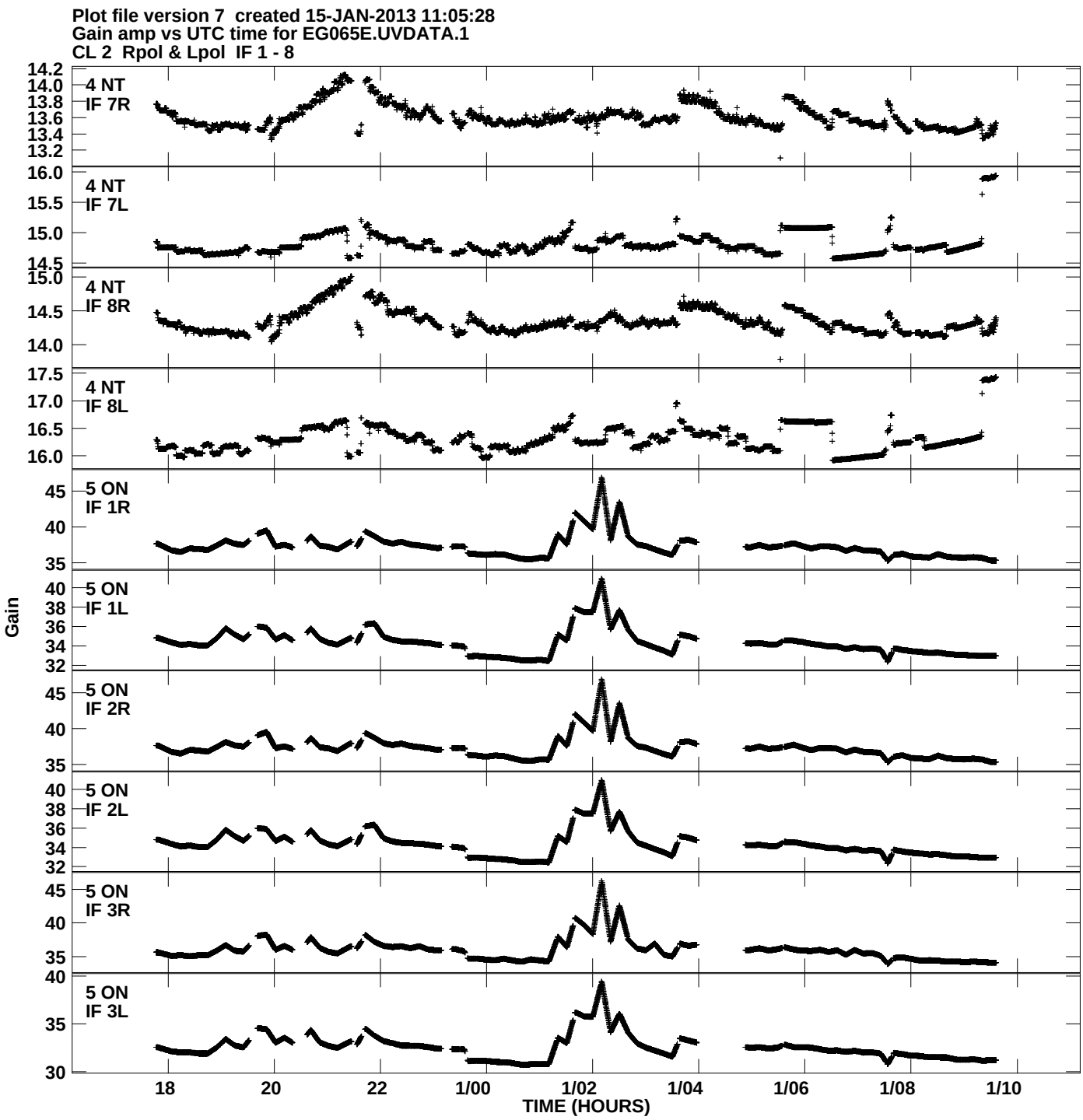
Plot file version 7 created 15-JAN-2013 11:05:28
Gain amp vs UTC time for EG065E.UVDATA.1
CL 2 Rpol & Lpol IF 1 - 8
4 NT
IF 7R
4 NT
IF 7L
4 NT
IF 8R
4 NT
IF 8L
5 ON
IF 1R
5 ON
IF 1L
5 ON
IF 2R
5 ON
IF 2L
5 ON
IF 3R
5 ON
IF 3L
Gain
18
20
22
1/00
1/02
1/04
1/06
1/08
1/10
TIME (HOURS)

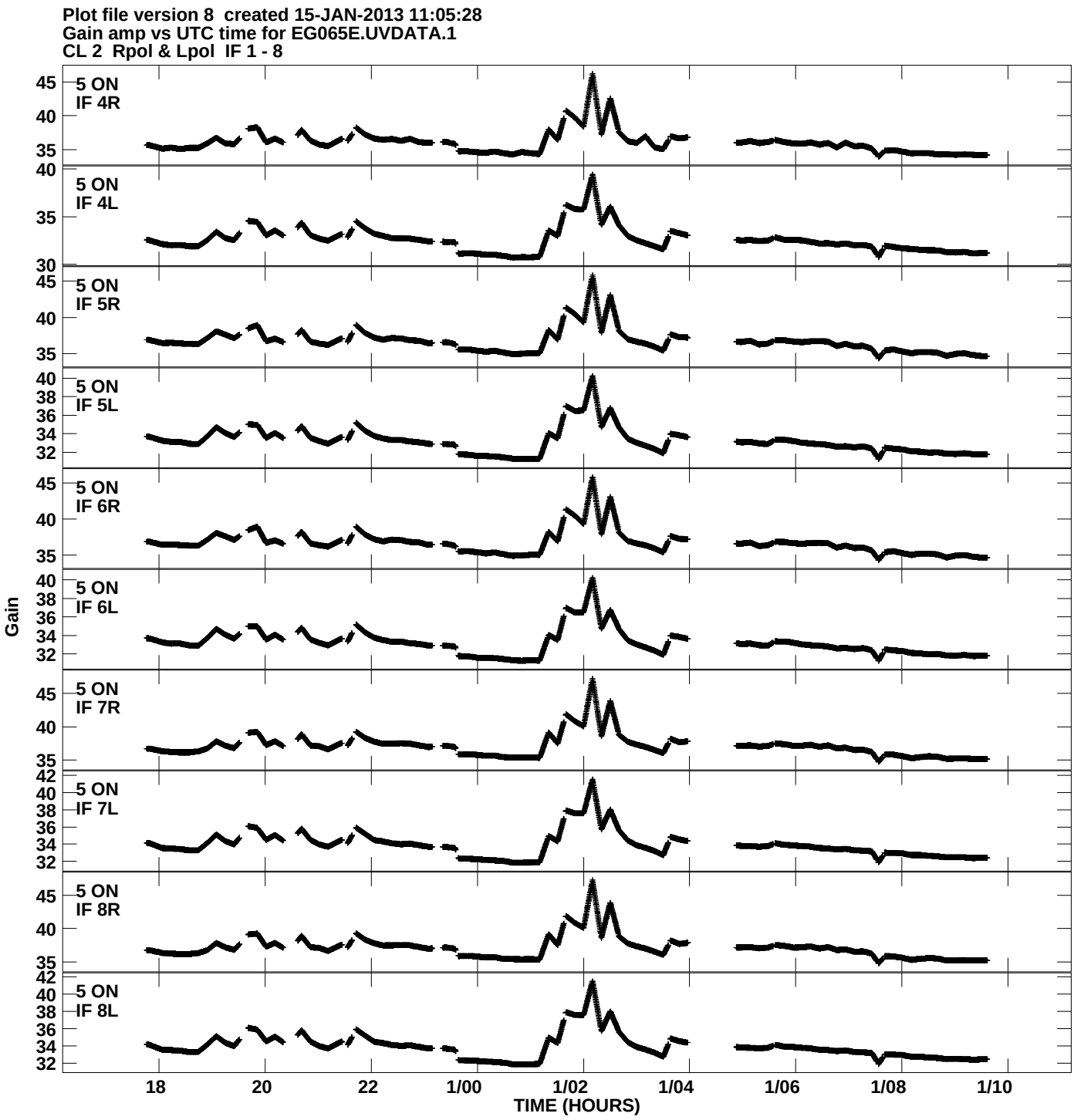
Plot file version 8 created 15-JAN-2013 11:05:28
Gain amp vs UTC time for EG065E.UVDATA.1
CL 2 Rpol & Lpol IF 1 - 8
5 ON
IF 4R
5 ON
IF 4L
5 ON
IF 5R
5 ON
IF 5L
5 ON
IF 6R
5 ON
IF 6L
5 ON
IF 7R
5 ON
IF 7L
5 ON
IF 8R
5 ON
IF 8L
Gain
18
20
22
1/00
1/02
1/04
1/06
1/08
1/10
TIME (HOURS)

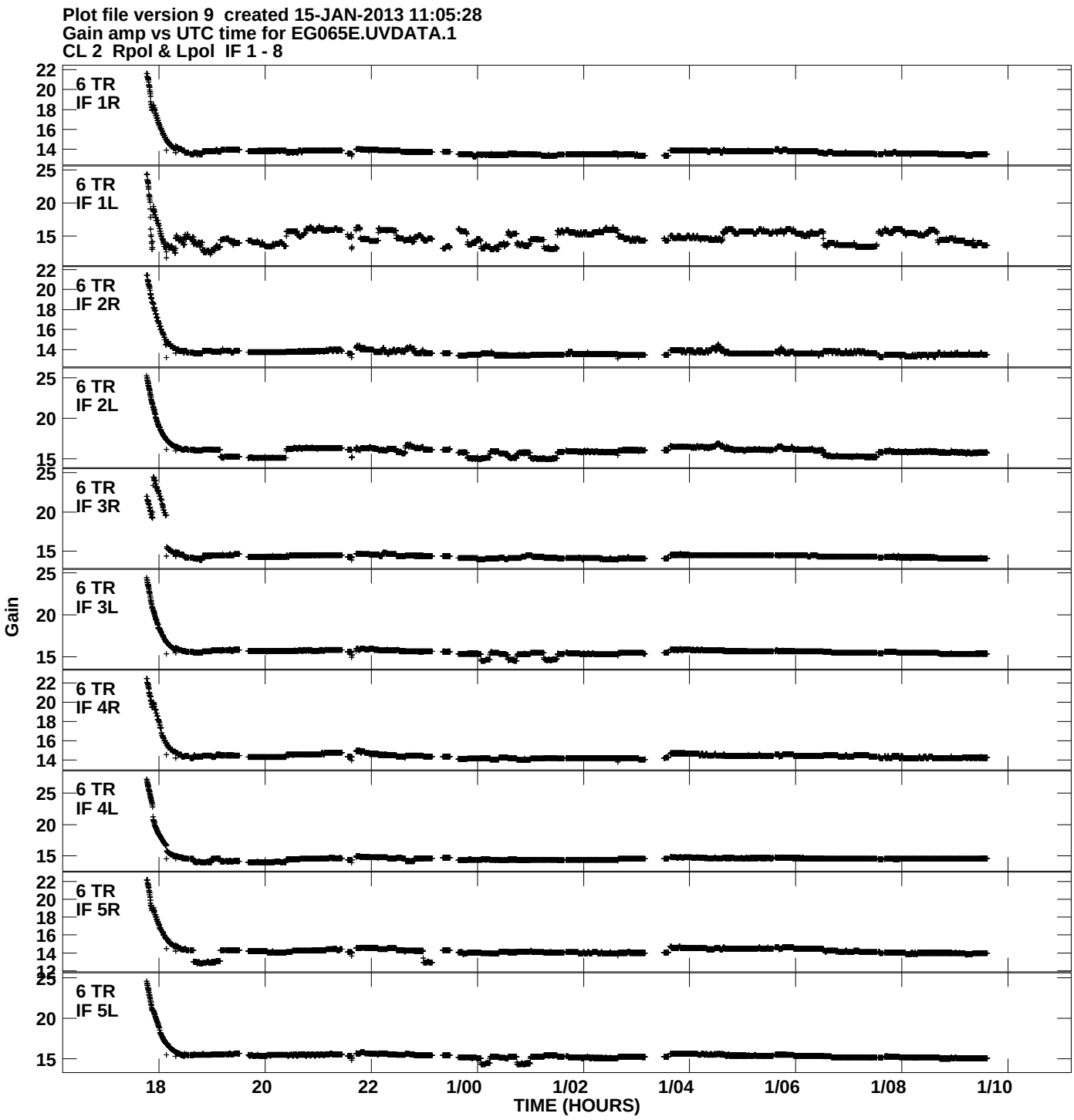
Plot file version 9 created 15-JAN-2013 11:05:28
Gain amp vs UTC time for EG065E.UVDATA.1
CL 2 Rpol & Lpol IF 1 - 8
6 TR IF 1R
6 TR IF 1L
6 TR IF 2R
6 TR IF 2L
6 TR IF 3R
6 TR IF 3L
6 TR IF 4R
6 TR IF 4L
6 TR IF 5R
6 TR IF 5L
Gain
18
20
22
1/00
1/02
1/04
1/06
1/08
1/10
TIME (HOURS)

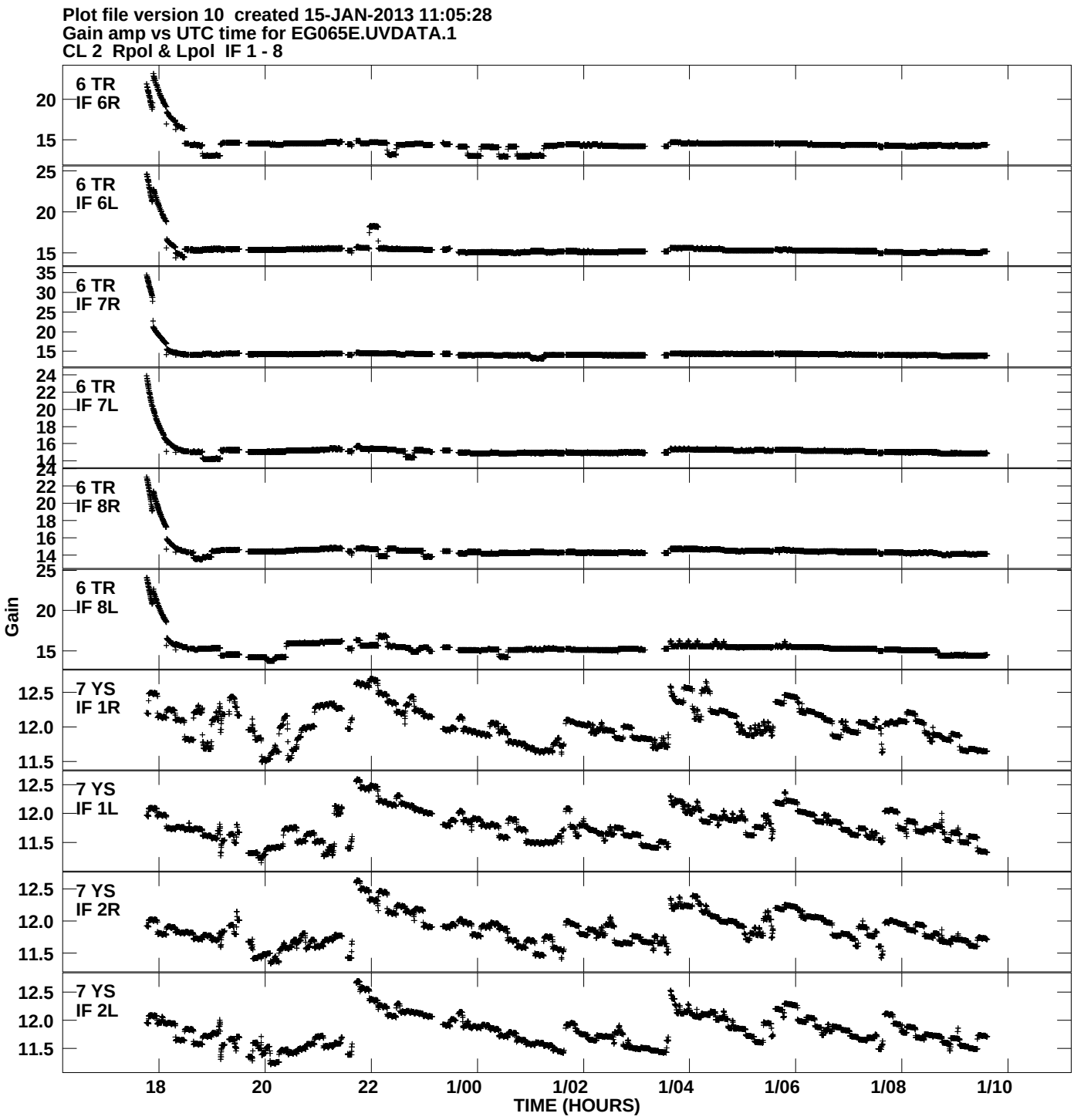
Plot file version 10 created 15-JAN-2013 11:05:28
Gain amp vs UTC time for EG065E.UVDATA.1
CL 2 Rpol & Lpol IF 1 - 8
6 TR IF 6R
6 TR IF 6L
6 TR IF 7R
6 TR IF 7L
6 TR IF 8R
6 TR IF 8L
7 YS IF 1R
7 YS IF 1L
7 YS IF 2R
7 YS IF 2L
Gain
18
20
22
1/00
1/02
1/04
1/06
1/08
1/10
TIME (HOURS)

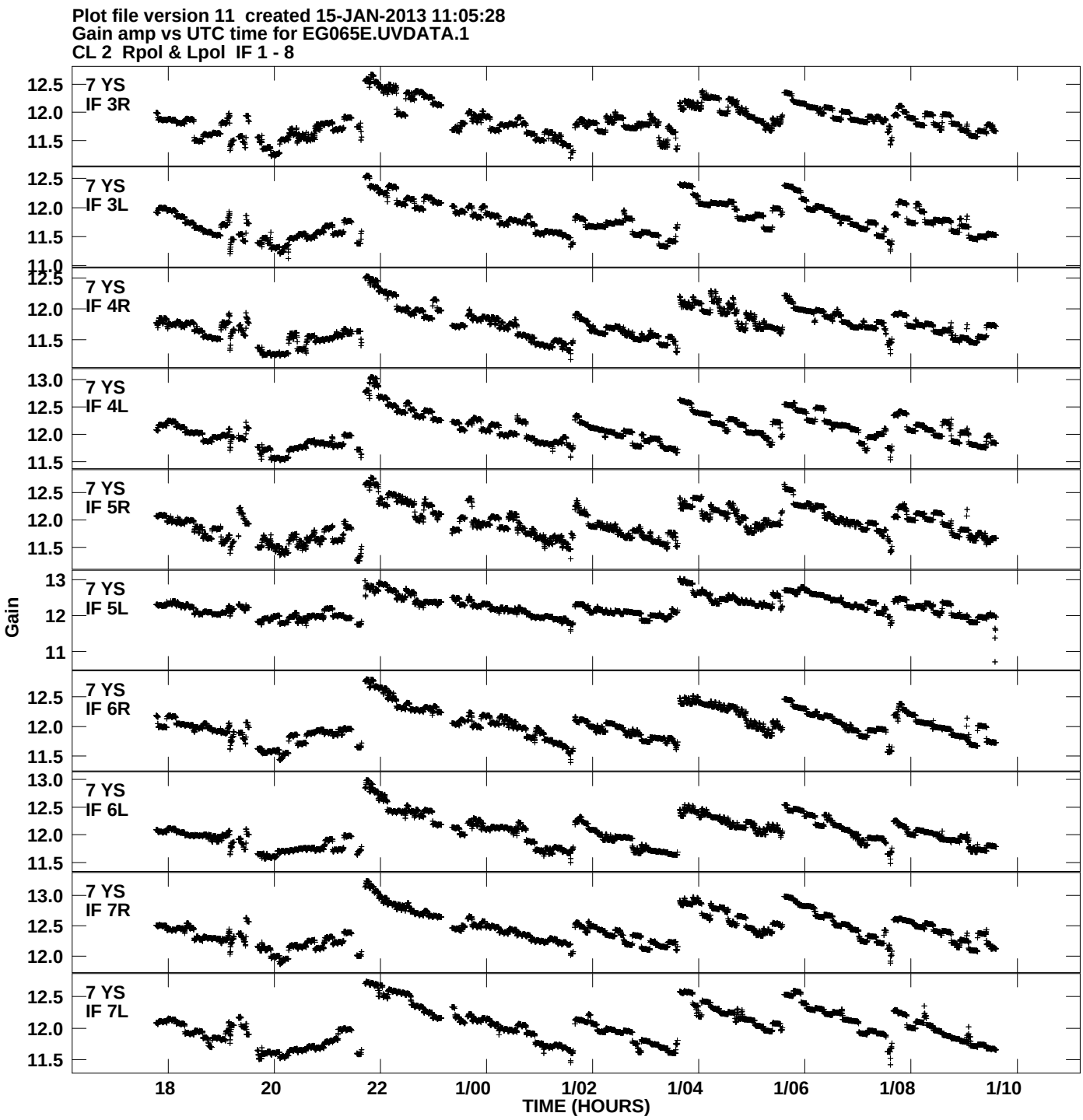
Plot file version 11 created 15-JAN-2013 11:05:28
Gain amp vs UTC time for EG065E.UVDATA.1
CL 2 Rpol & Lpol IF 1 - 8
7 YS
IF 3R
7 YS
IF 3L
7 YS
IF 4R
7 YS
IF 4L
7 YS
IF 5R
7 YS
IF 5L
7 YS
IF 6R
7 YS
IF 6L
7 YS
IF 7R
7 YS
IF 7L
Gain
18
20
22
1/00
1/02
1/04
1/06
1/08
1/10
TIME (HOURS)

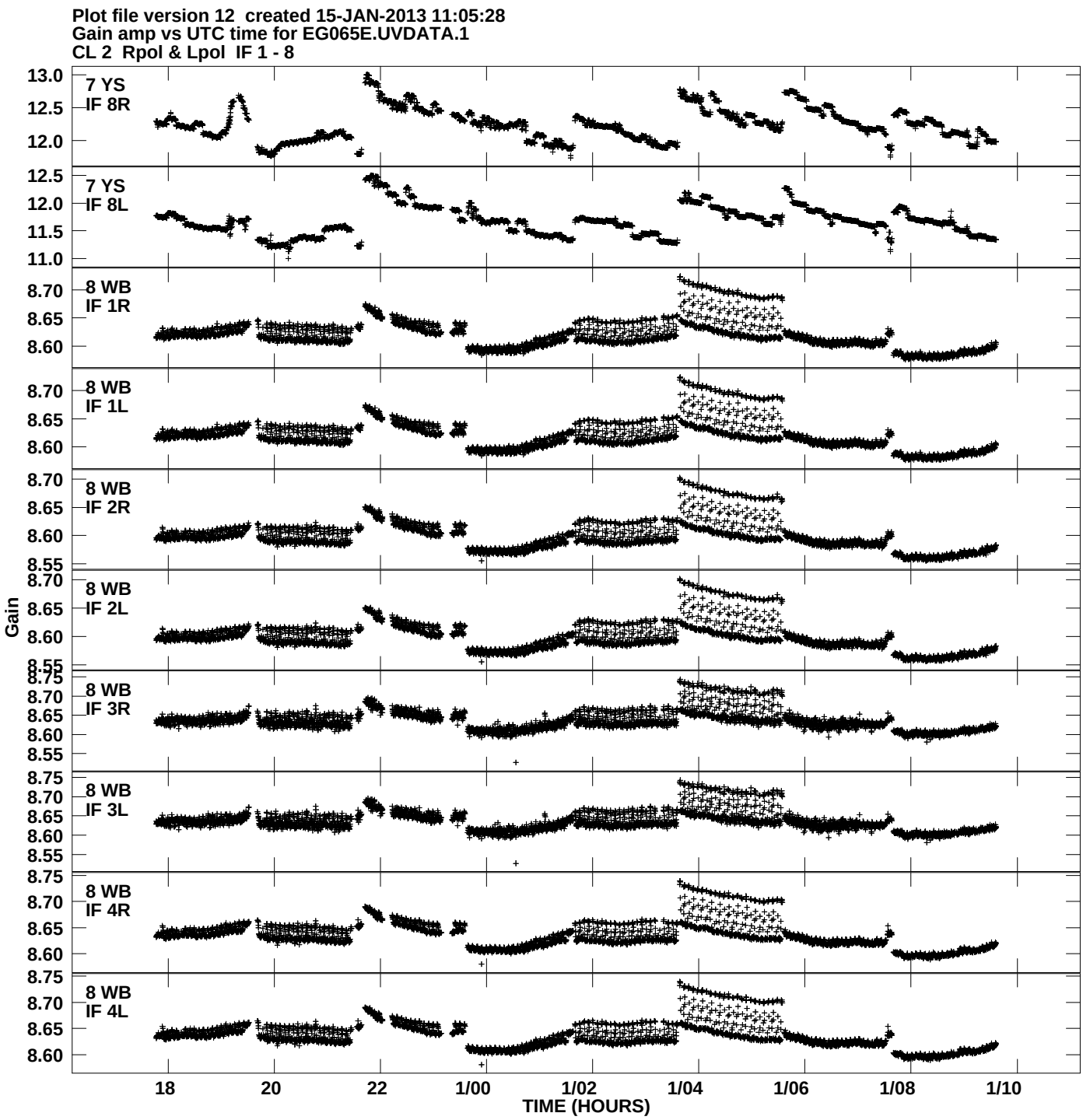
Plot file version 12 created 15-JAN-2013 11:05:28
Gain amp vs UTC time for EG065E.UVDATA.1
CL 2 Rpol & Lpol IF 1 - 8
7 YS
IF 8R
7 YS
IF 8L
8 WB
IF 1R
8 WB
IF 1L
8 WB
IF 2R
8 WB
IF 2L
8 WB
IF 3R
8 WB
IF 3L
8 WB
IF 4R
8 WB
IF 4L
Gain
TIME (HOURS)
18
20
22
1/00
1/02
1/04
1/06
1/08
1/10

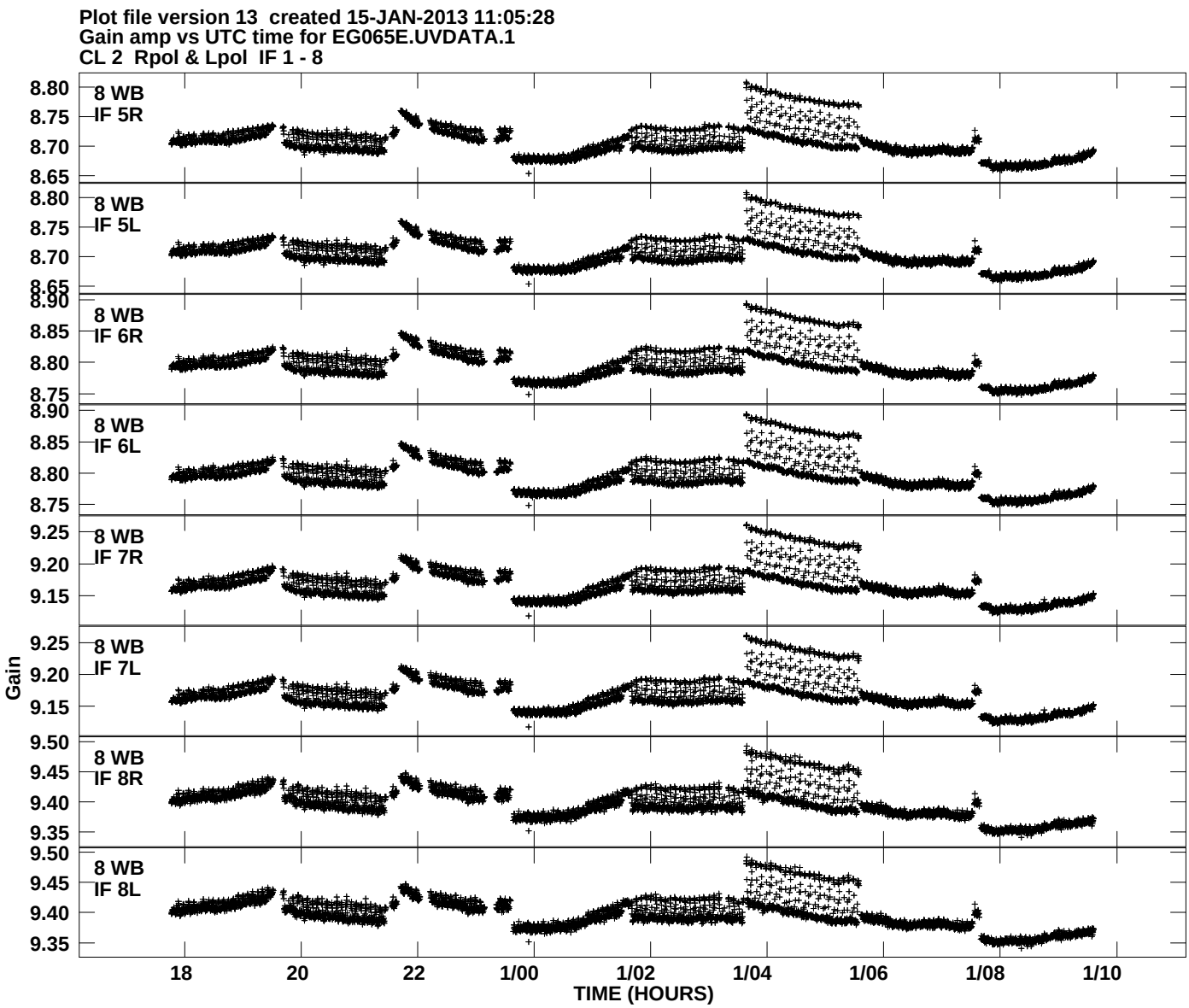
Plot file version 13 created 15-JAN-2013 11:05:28
Gain amp vs UTC time for EG065E.UVDATA.1
CL 2 Rpol & Lpol IF 1 - 8
8 WB IF 5R
8 WB IF 5L
8 WB IF 6R
8 WB IF 6L
8 WB IF 7R
8 WB IF 7L
8 WB IF 8R
8 WB IF 8L
Gain
TIME (HOURS)
18
20
22
1/00
1/02
1/04
1/06
1/08
1/10