Plot file version 1 created 03-JUL-2013 16:05:23
M84 EG066G.UVDATA.1
Freq = 4.9270 GHz, Bw = 16.000 MH Calibrated with CL # 3 and BP # 1 (BP mode 1)

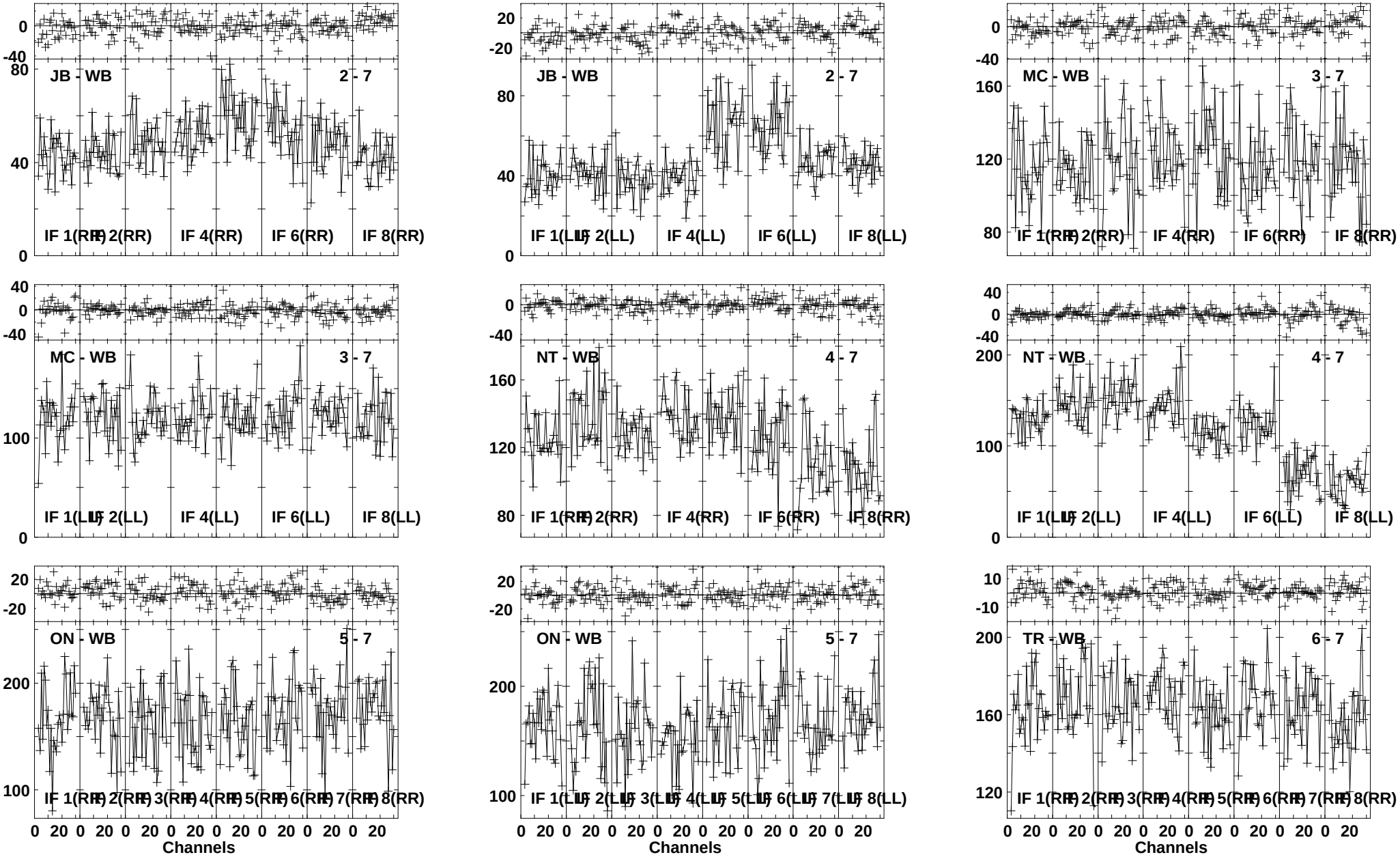

Lower frame: Milli Ampl Jy Top frame: Phas deg
Vector averaged cross-power spectrum Several baselines displayed
Timerange: 00/04:45:03 to 00/04:47:59

Plot file version 2 created 03-JUL-2013 16:05:24
M84 EG066G.UVDATA.1
Freq = 4.9270 GHz, Bw = 16.000 MH Calibrated with CL # 3 and BP # 1 (BP mode 1)

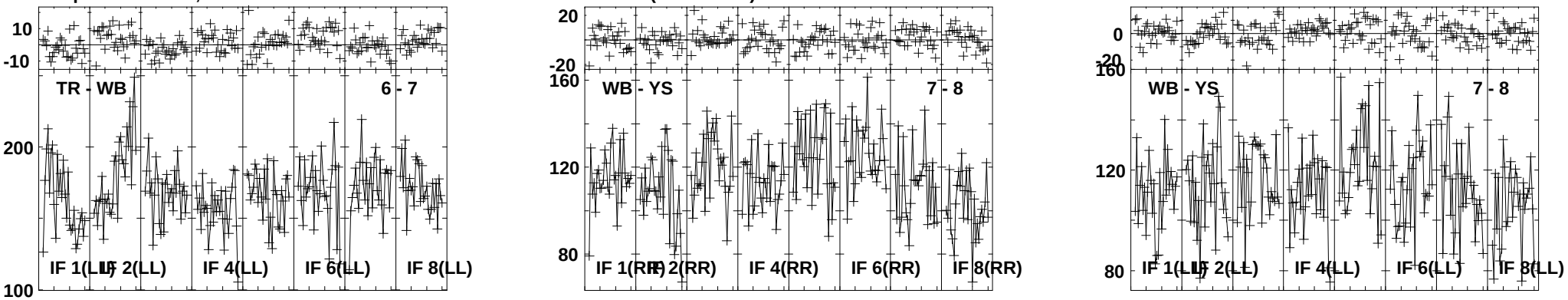

Lower frame: Milli Ampl Jy Top frame: Phas deg
Vector averaged cross-power spectrum Several baselines displayed
Timerange: 00/04:45:03 to 00/04:47:59

Plot file version 3 created 03-JUL-2013 16:05:25
NGC4388 EG066G.UVDATA.1
Freq = 4.9270 GHz, Bw = 16.000 MH Calibrated with CL # 3 and BP # 1 (BP mode 1)

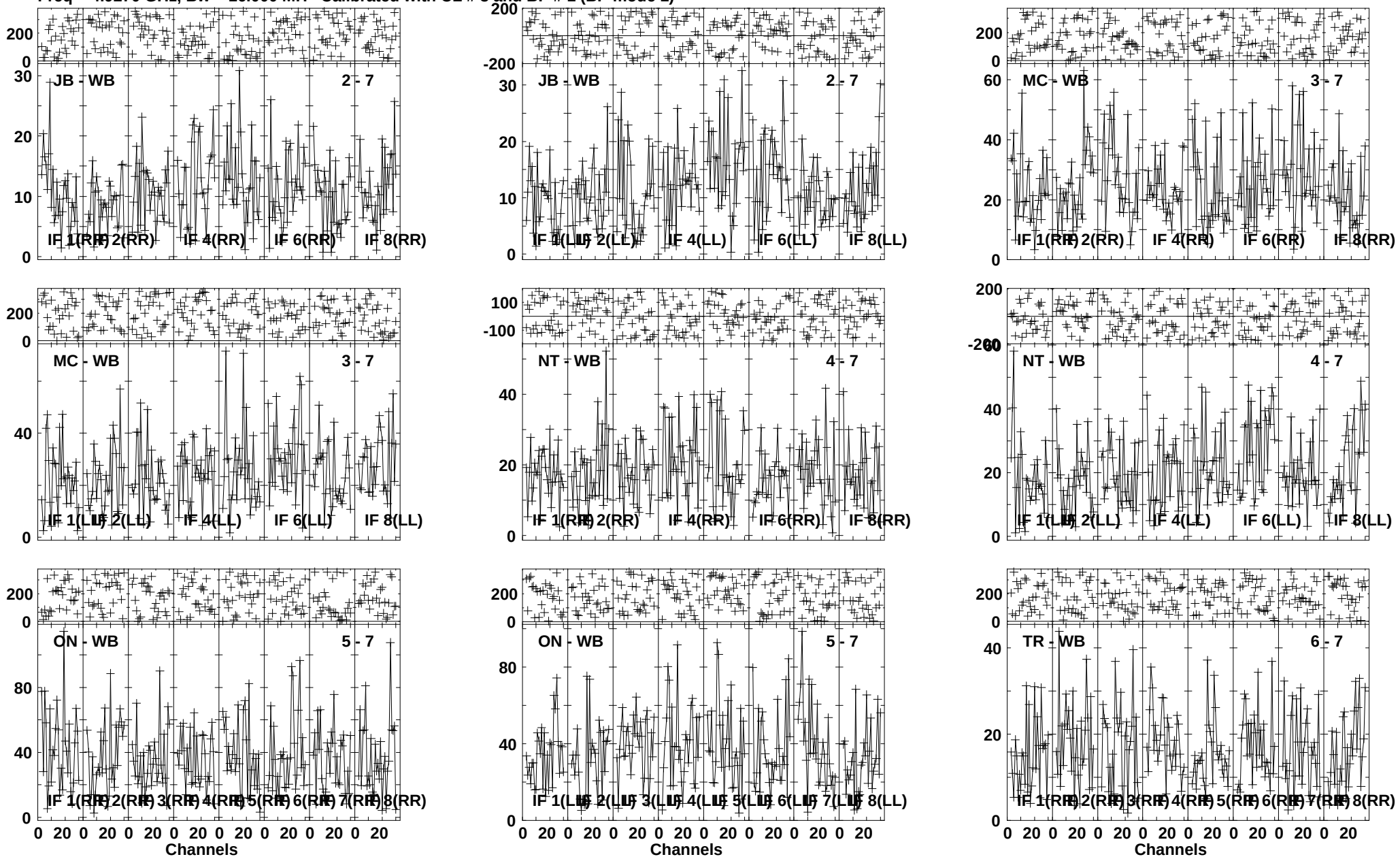

Lower frame: Milli Ampl Jy Top frame: Phas deg
Vector averaged cross-power spectrum Several baselines displayed
Timerange: 00/04:48:33 to 00/04:51:59

Plot file version 4 created 03-JUL-2013 16:05:26
NGC4388 EG066G.UVDATA.1
Freq = 4.9270 GHz, Bw = 16.000 MH Calibrated with CL # 3 and BP # 1 (BP mode 1)

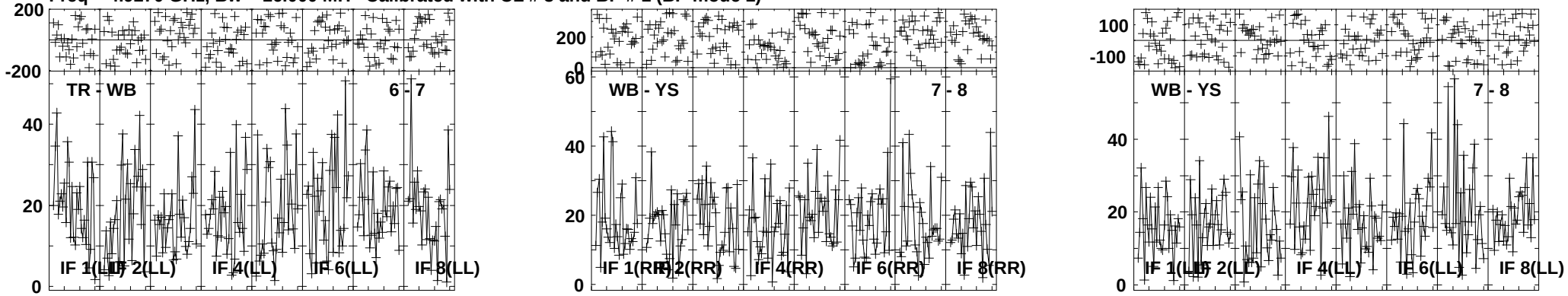

Lower frame: Milli Ampl Jy Top frame: Phas deg
Vector averaged cross-power spectrum Several baselines displayed
Timerange: 00/04:48:33 to 00/04:51:59

Plot file version 5 created 03-JUL-2013 16:05:27
M84 EG066G.UVDATA.1
Freq = 4.9270 GHz, Bw = 16.000 MH Calibrated with CL # 3 and BP # 1 (BP mode 1)

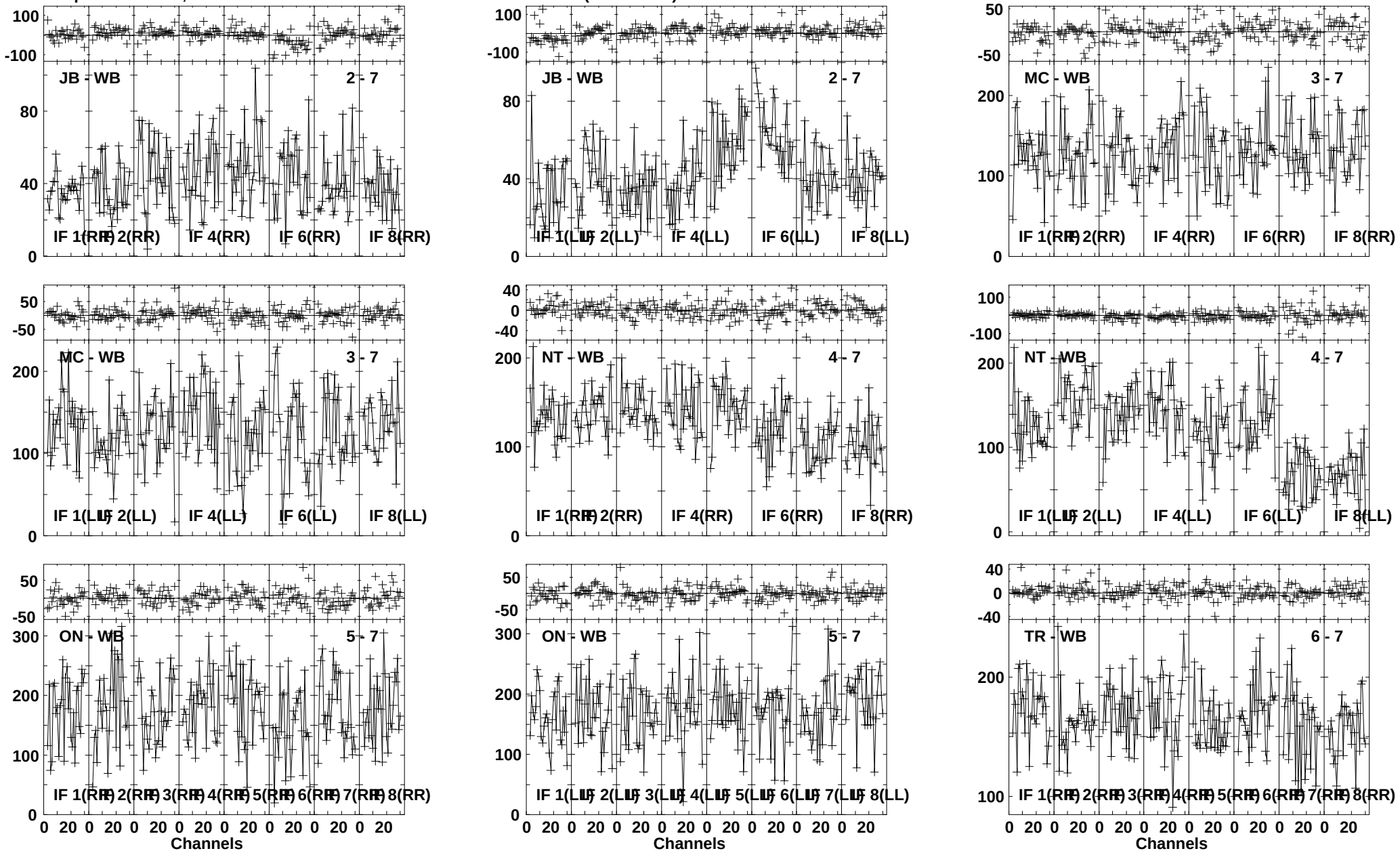

Lower frame: Milli Ampl Jy Top frame: Phas deg
Vector averaged cross-power spectrum Several baselines displayed
Timerange: 00/04:52:33 to 00/04:53:29

Plot file version 6 created 03-JUL-2013 16:05:27
M84 EG066G.UVDATA.1
Freq = 4.9270 GHz, Bw = 16.000 MH Calibrated with CL # 3 and BP # 1 (BP mode 1)

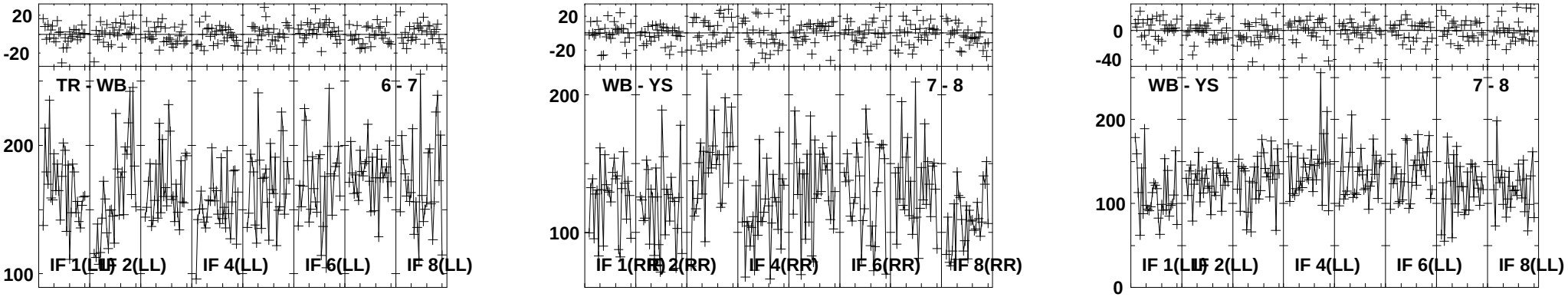

Lower frame: Milli Ampl Jy Top frame: Phas deg
Vector averaged cross-power spectrum Several baselines displayed
Timerange: 00/04:52:33 to 00/04:53:29

Plot file version 7 created 03-JUL-2013 16:05:28
NGC4388 EG066G.UVDATA.1
Freq = 4.9270 GHz, Bw = 16.000 MH Calibrated with CL # 3 and BP # 1 (BP mode 1)

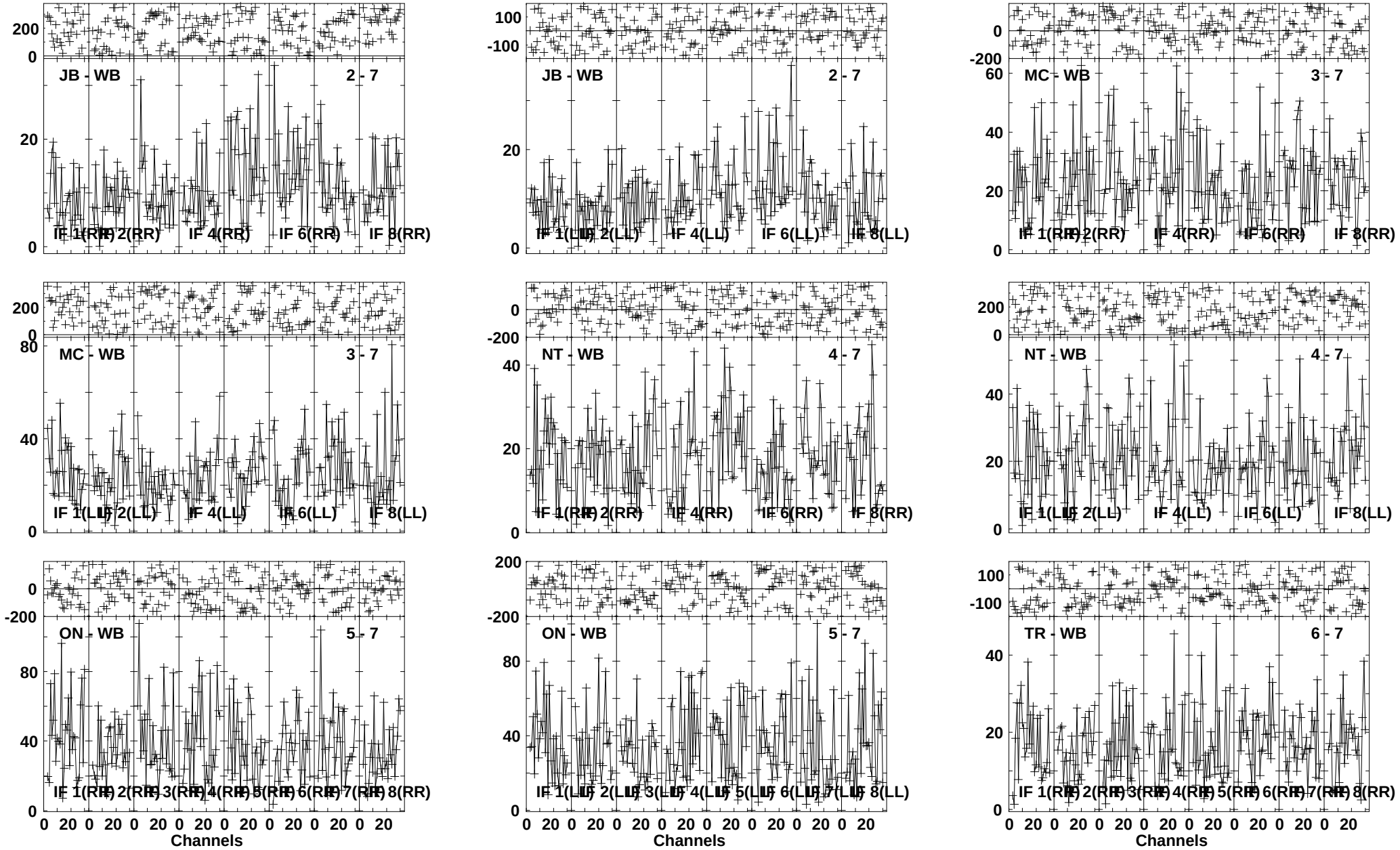

Lower frame: Milli Ampl Jy Top frame: Phas deg
Vector averaged cross-power spectrum Several baselines displayed
Timerange: 00/04:54:03 to 00/04:57:59

Plot file version 8 created 03-JUL-2013 16:05:29
NGC4388 EG066G.UVDATA.1
Freq = 4.9270 GHz, Bw = 16.000 MH Calibrated with CL # 3 and BP # 1 (BP mode 1)

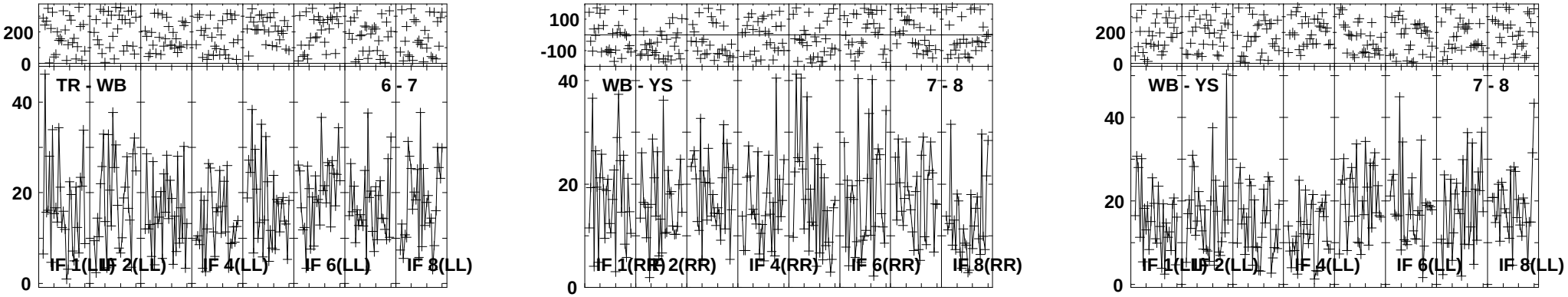

Lower frame: Milli Ampl Jy Top frame: Phas deg
Vector averaged cross-power spectrum Several baselines displayed
Timerange: 00/04:54:03 to 00/04:57:59

Plot file version 9 created 03-JUL-2013 16:05:30
M84 EG066G.UVDATA.1
Freq = 4.9270 GHz, Bw = 16.000 MH Calibrated with CL # 3 and BP # 1 (BP mode 1)

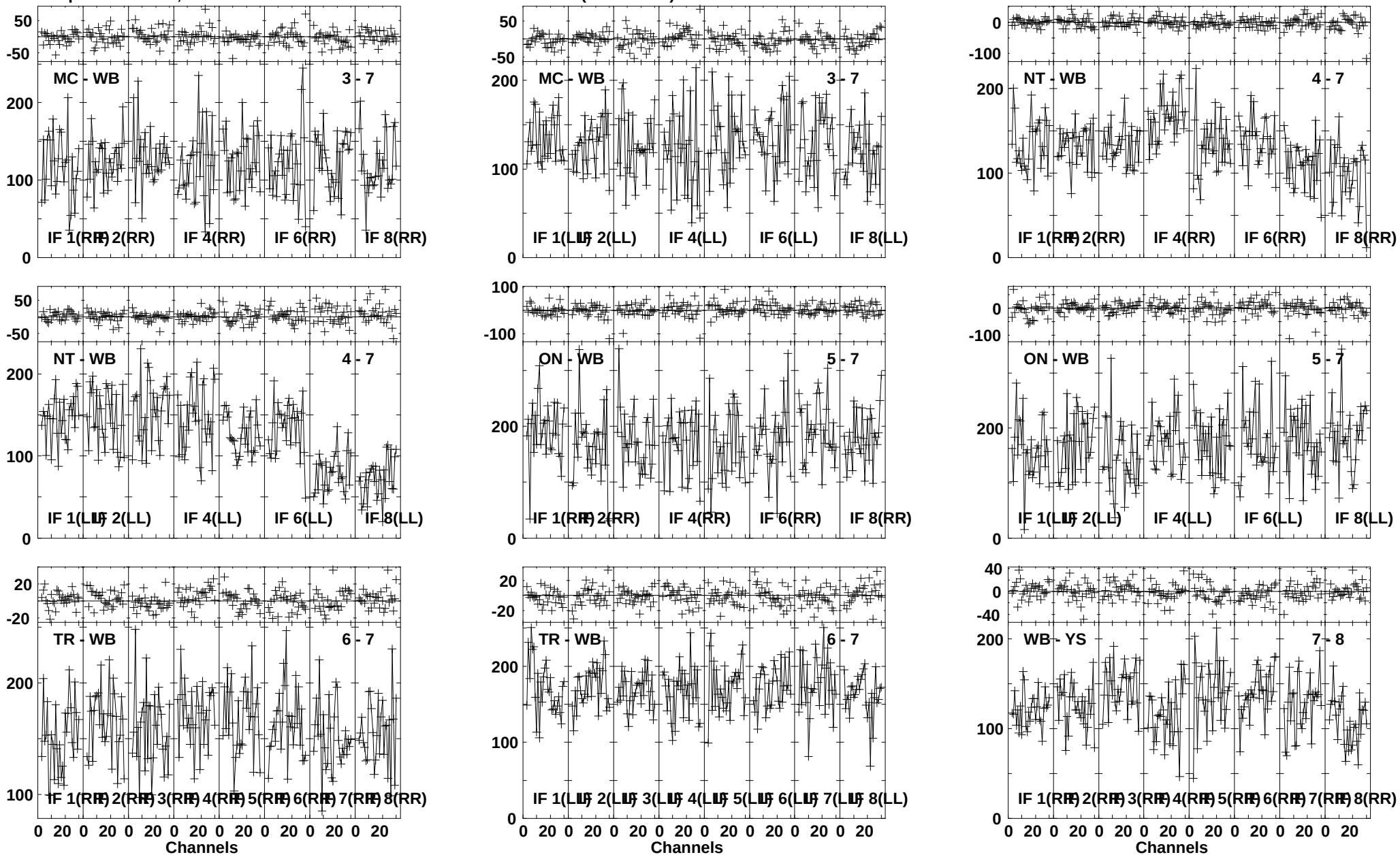

Lower frame: Milli Ampl Jy Top frame: Phas deg
Vector averaged cross-power spectrum Several baselines displayed
Timerange: 00/04:58:33 to 00/04:59:29

Plot file version 10 created 03-JUL-2013 16:05:30
M84 EG066G.UVDATA.1
Freq = 4.9270 GHz, Bw = 16.000 MH Calibrated with CL # 3 and BP # 1 (BP mode 1)

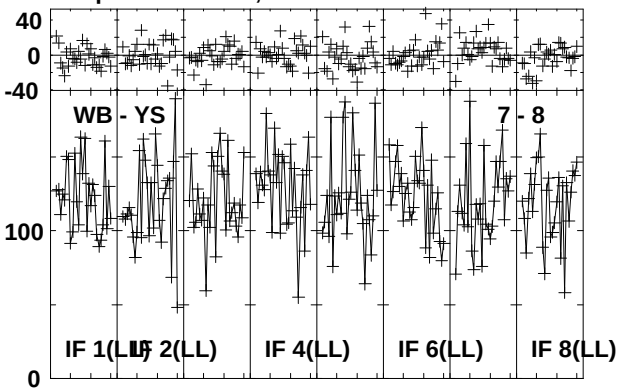

Lower frame: Milli Ampl Jy Top frame: Phas deg
Vector averaged cross-power spectrum Several baselines displayed
Timerange: 00/04:58:33 to 00/04:59:29

Plot file version 11 created 03-JUL-2013 16:05:31
NGC4388 EG066G.UVDATA.1
Freq = 4.9270 GHz, Bw = 16.000 MH Calibrated with CL # 3 and BP # 1 (BP mode 1)

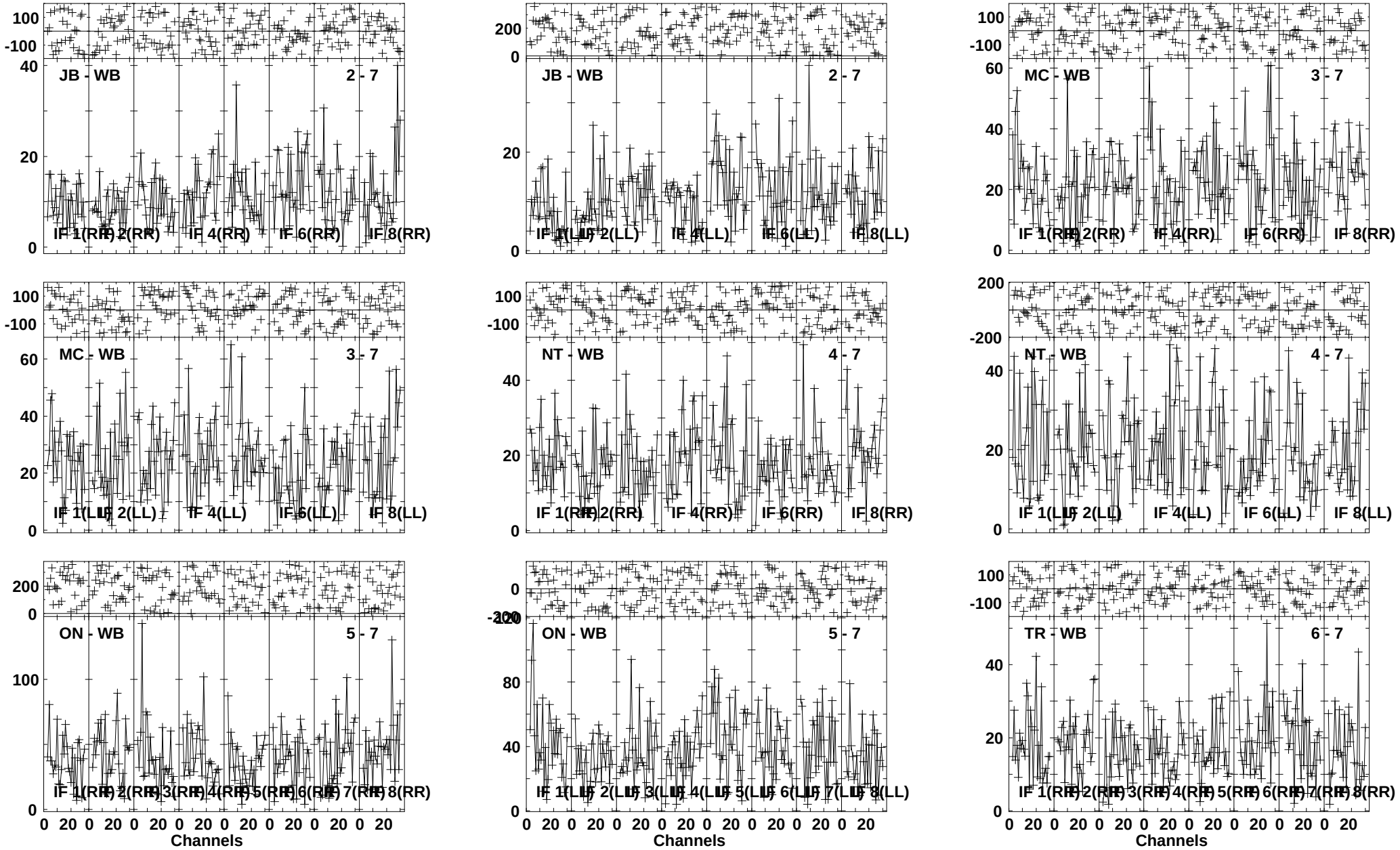

Lower frame: Milli Ampl Jy Top frame: Phas deg
Vector averaged cross-power spectrum Several baselines displayed
Timerange: 00/05:00:03 to 00/05:03:29

Plot file version 12 created 03-JUL-2013 16:05:32
NGC4388 EG066G.UVDATA.1
Freq = 4.9270 GHz, Bw = 16.000 MH Calibrated with CL # 3 and BP # 1 (BP mode 1)

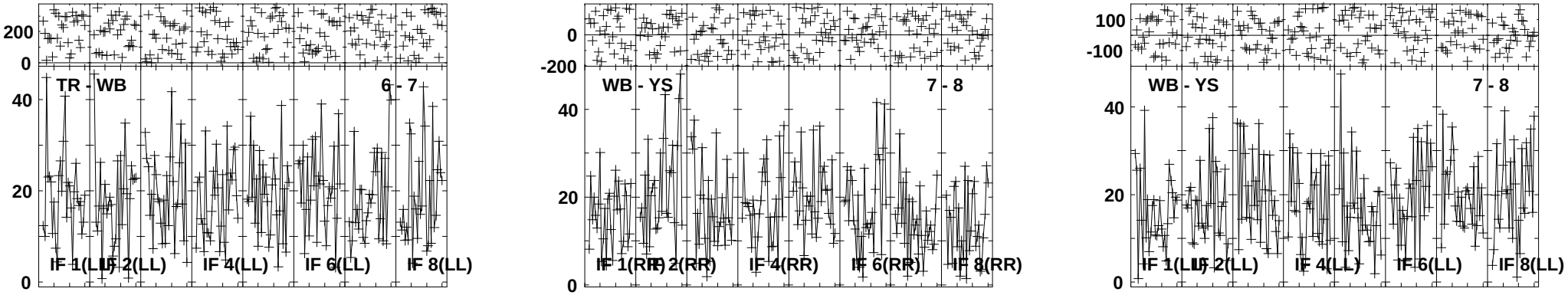

Lower frame: Milli Ampl Jy Top frame: Phas deg
Vector averaged cross-power spectrum Several baselines displayed
Timerange: 00/05:00:03 to 00/05:03:29

Plot file version 13 created 03-JUL-2013 16:05:32
M84 EG066G.UVDATA.1
Freq = 4.9270 GHz, Bw = 16.000 MH Calibrated with CL # 3 and BP # 1 (BP mode 1)

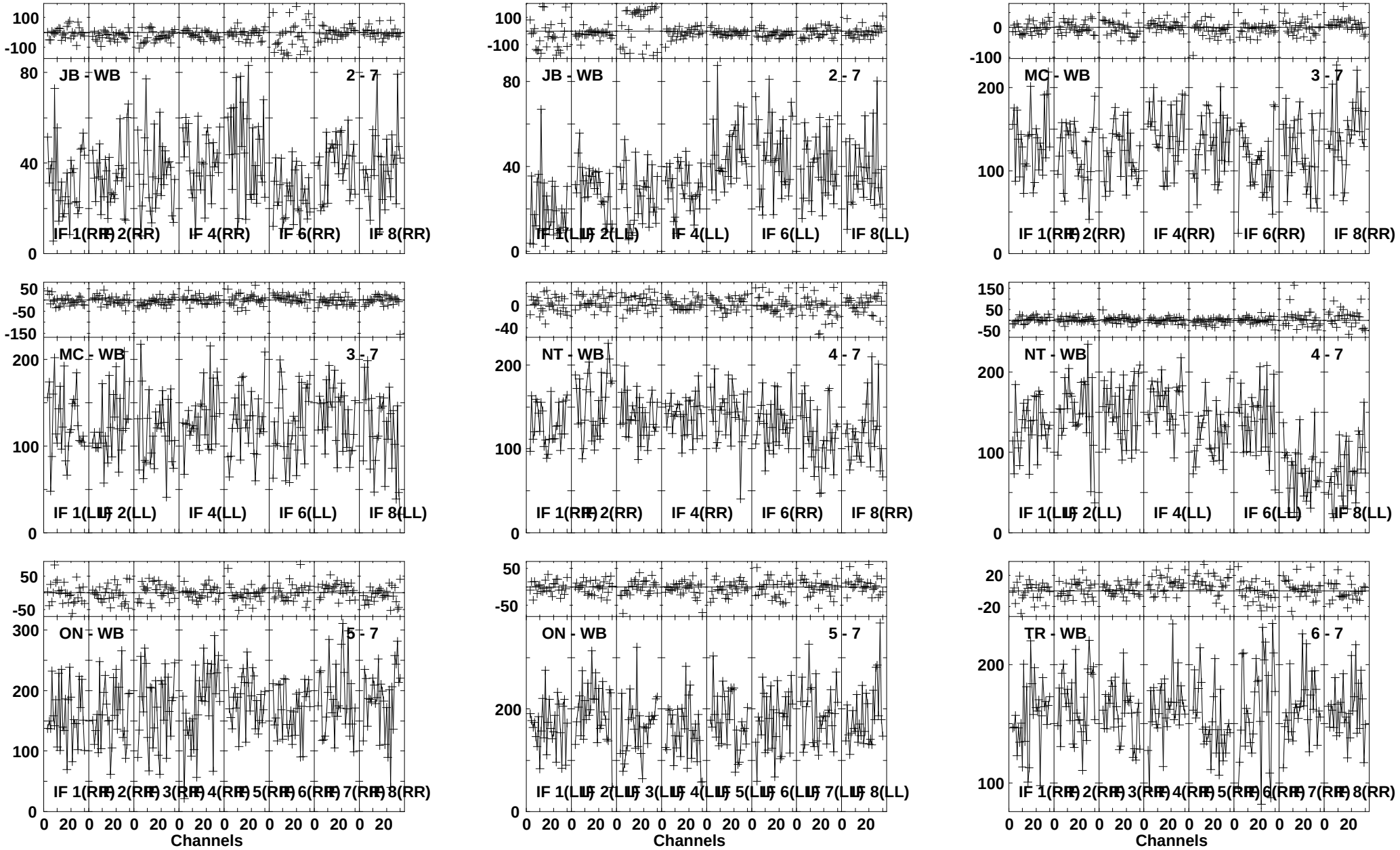

Lower frame: Milli Ampl Jy Top frame: Phas deg
Vector averaged cross-power spectrum Several baselines displayed
Timerange: 00/05:04:03 to 00/05:04:59

Plot file version 14 created 03-JUL-2013 16:05:33
M84 EG066G.UVDATA.1
Freq = 4.9270 GHz, Bw = 16.000 MH Calibrated with CL # 3 and BP # 1 (BP mode 1)

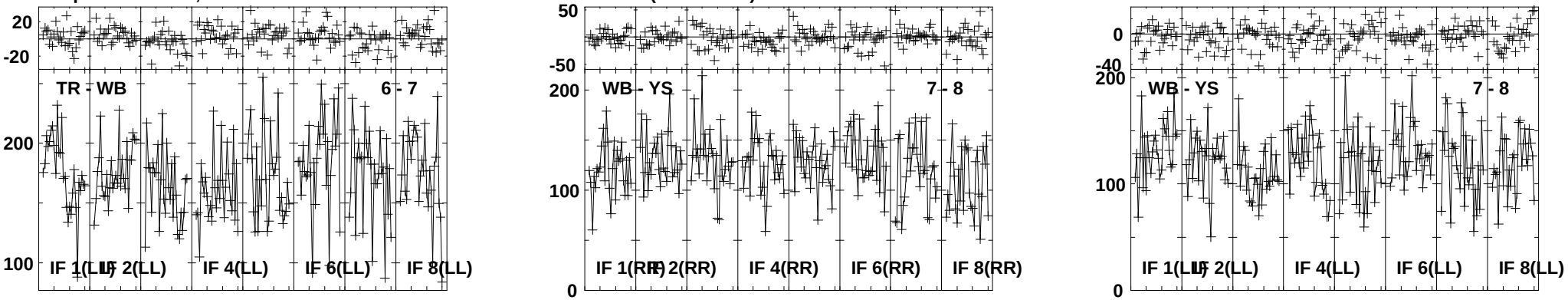

Lower frame: Milli Ampl Jy Top frame: Phas deg
Vector averaged cross-power spectrum Several baselines displayed
Timerange: 00/05:04:03 to 00/05:04:59

Plot file version 15 created 03-JUL-2013 16:05:33
NGC4388 EG066G.UVDATA.1
Freq = 4.9270 GHz, Bw = 16.000 MH Calibrated with CL # 3 and BP # 1 (BP mode 1)

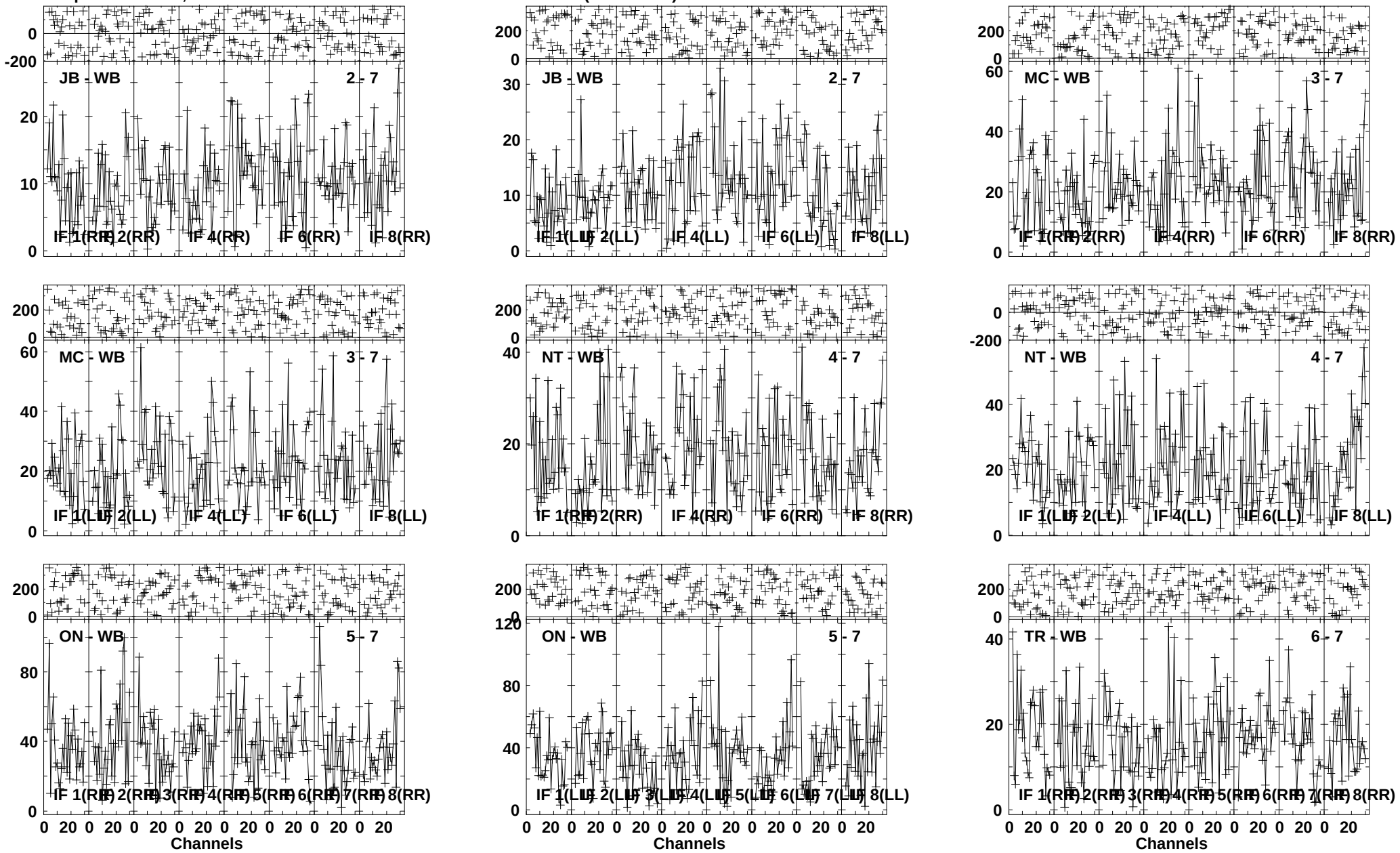

Lower frame: Milli Ampl Jy Top frame: Phas deg
Vector averaged cross-power spectrum Several baselines displayed
Timerange: 00/05:05:33 to 00/05:09:29

Plot file version 16 created 03-JUL-2013 16:05:35
NGC4388 EG066G.UVDATA.1
Freq = 4.9270 GHz, Bw = 16.000 MH Calibrated with CL # 3 and BP # 1 (BP mode 1)

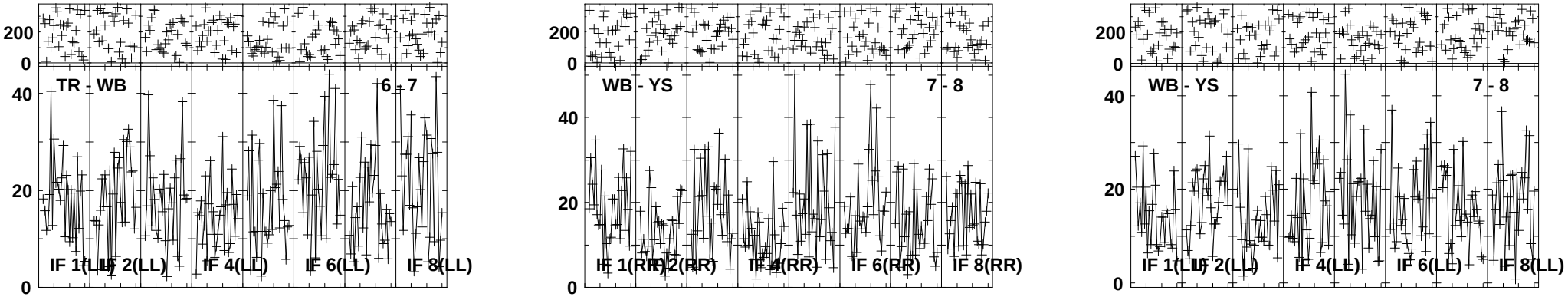

Lower frame: Milli Ampl Jy Top frame: Phas deg
Vector averaged cross-power spectrum Several baselines displayed
Timerange: 00/05:05:33 to 00/05:09:29

Plot file version 17 created 03-JUL-2013 16:05:35
M84 EG066G.UVDATA.1
Freq = 4.9270 GHz, Bw = 16.000 MH Calibrated with CL # 3 and BP # 1 (BP mode 1)

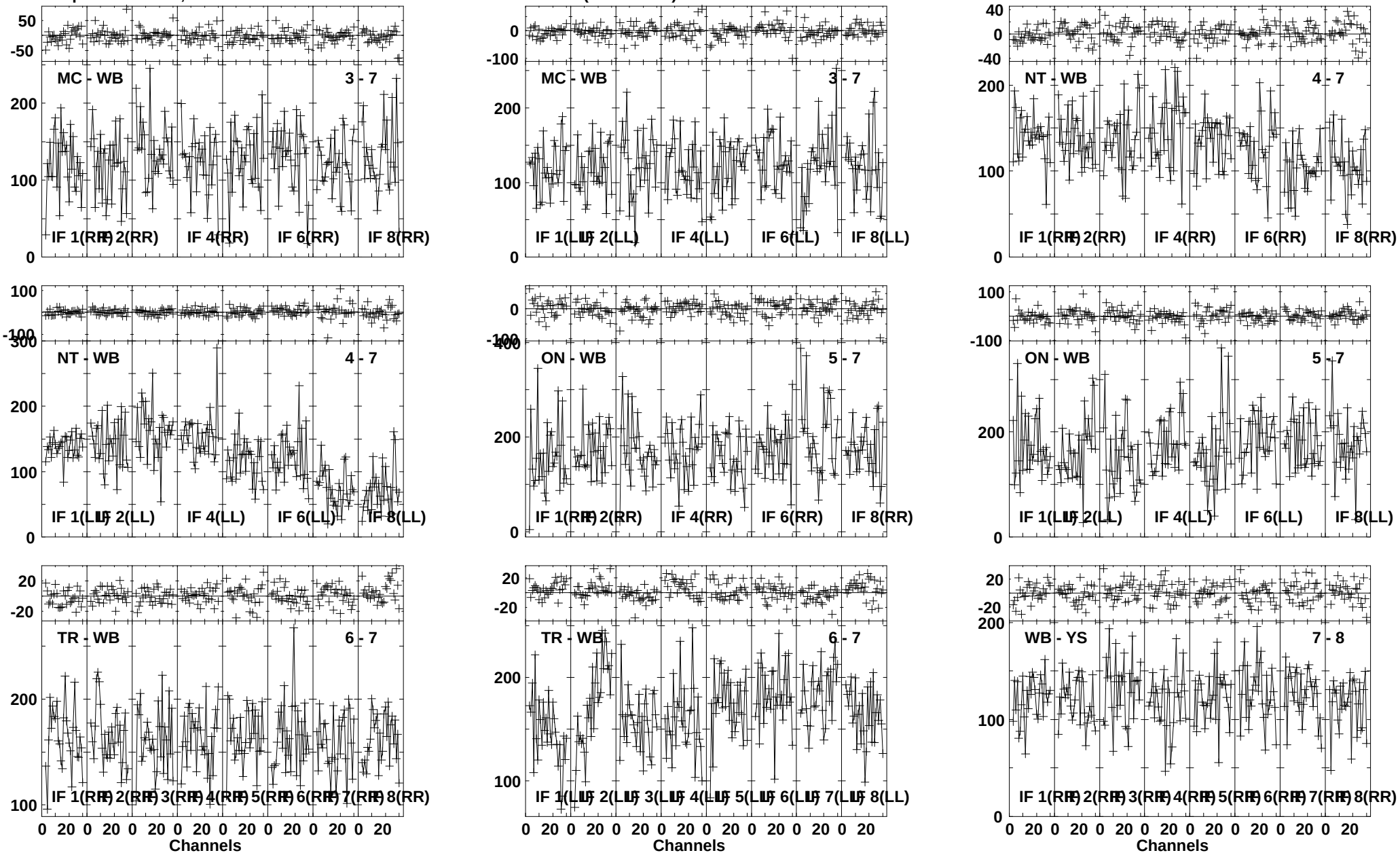

Lower frame: Milli Ampl Jy Top frame: Phas deg
Vector averaged cross-power spectrum Several baselines displayed
Timerange: 00/05:10:03 to 00/05:10:59

Plot file version 18 created 03-JUL-2013 16:05:36
M84 EG066G.UVDATA.1
Freq = 4.9270 GHz, Bw = 16.000 MH Calibrated with CL # 3 and BP # 1 (BP mode 1)

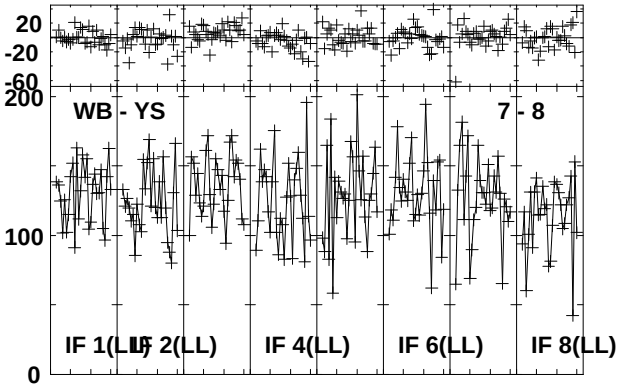

Lower frame: Milli Ampl Jy Top frame: Phas deg
Vector averaged cross-power spectrum Several baselines displayed
Timerange: 00/05:10:03 to 00/05:10:59

Plot file version 19 created 03-JUL-2013 16:05:36
NGC4388 EG066G.UVDATA.1
Freq = 4.9270 GHz, Bw = 16.000 MH Calibrated with CL # 3 and BP # 1 (BP mode 1)

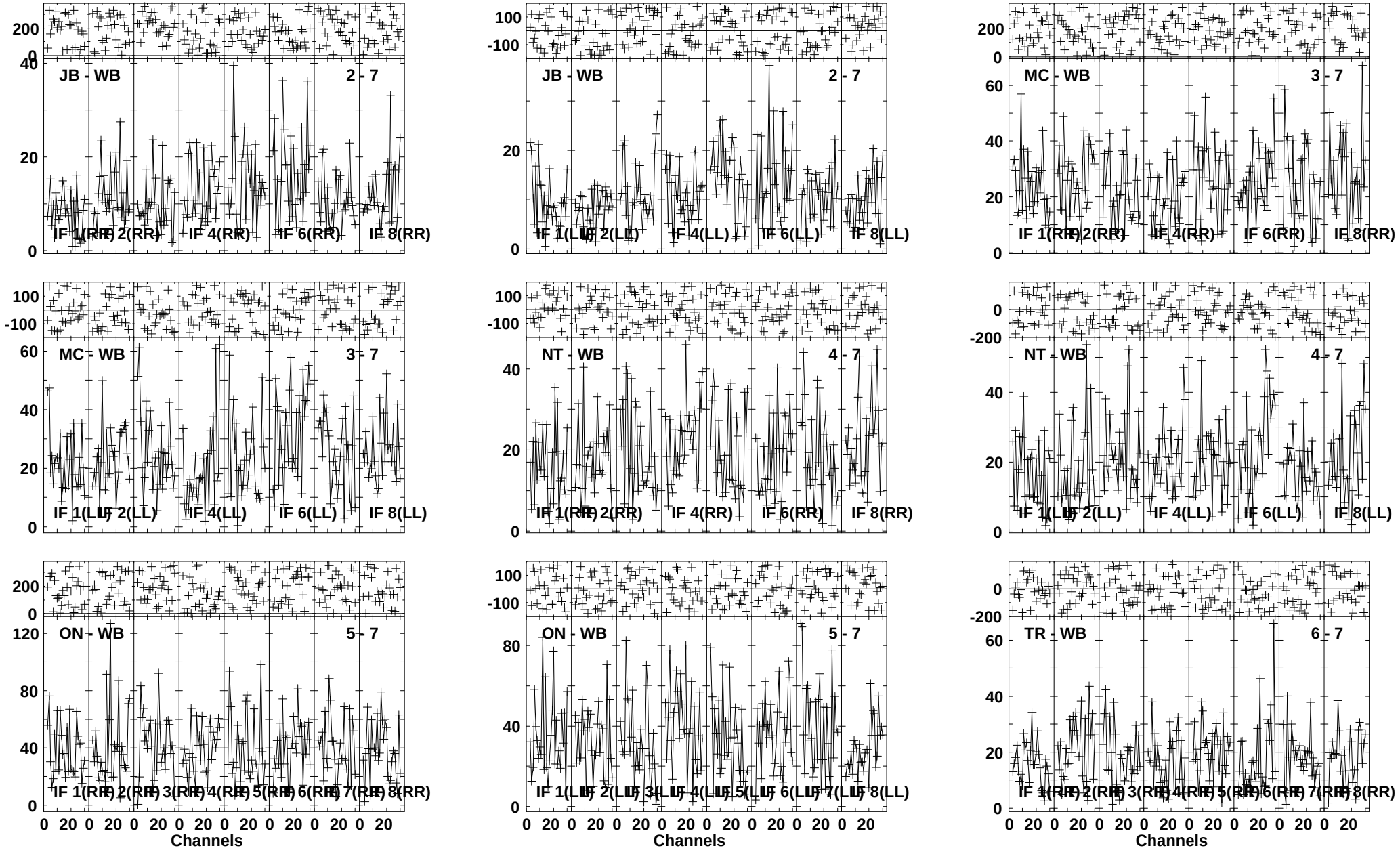

Lower frame: Milli Ampl Jy Top frame: Phas deg
Vector averaged cross-power spectrum Several baselines displayed
Timerange: 00/05:11:33 to 00/05:14:59

Plot file version 20 created 03-JUL-2013 16:05:37
NGC4388 EG066G.UVDATA.1
Freq = 4.9270 GHz, Bw = 16.000 MH Calibrated with CL # 3 and BP # 1 (BP mode 1)

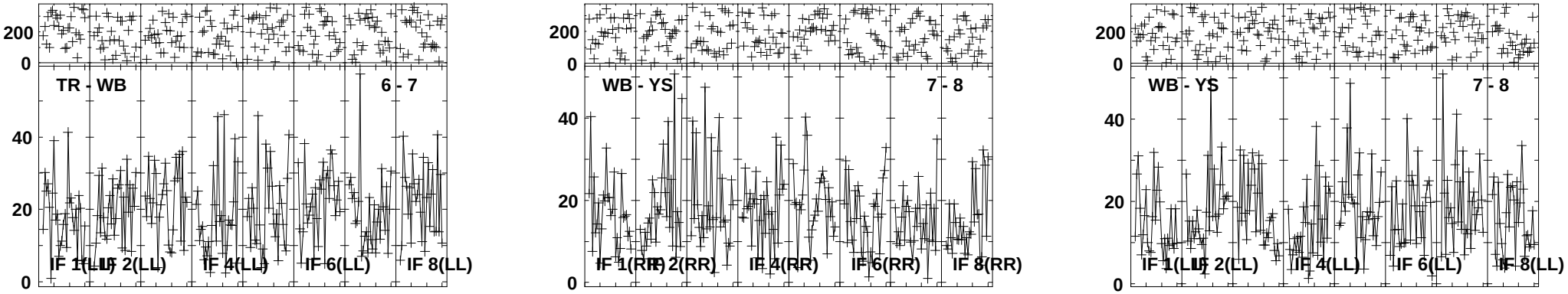

Lower frame: Milli Ampl Jy Top frame: Phas deg
Vector averaged cross-power spectrum Several baselines displayed
Timerange: 00/05:11:33 to 00/05:14:59

Plot file version 21 created 03-JUL-2013 16:05:38
M84 EG066G.UVDATA.1
Freq = 4.9270 GHz, Bw = 16.000 MH Calibrated with CL # 3 and BP # 1 (BP mode 1)

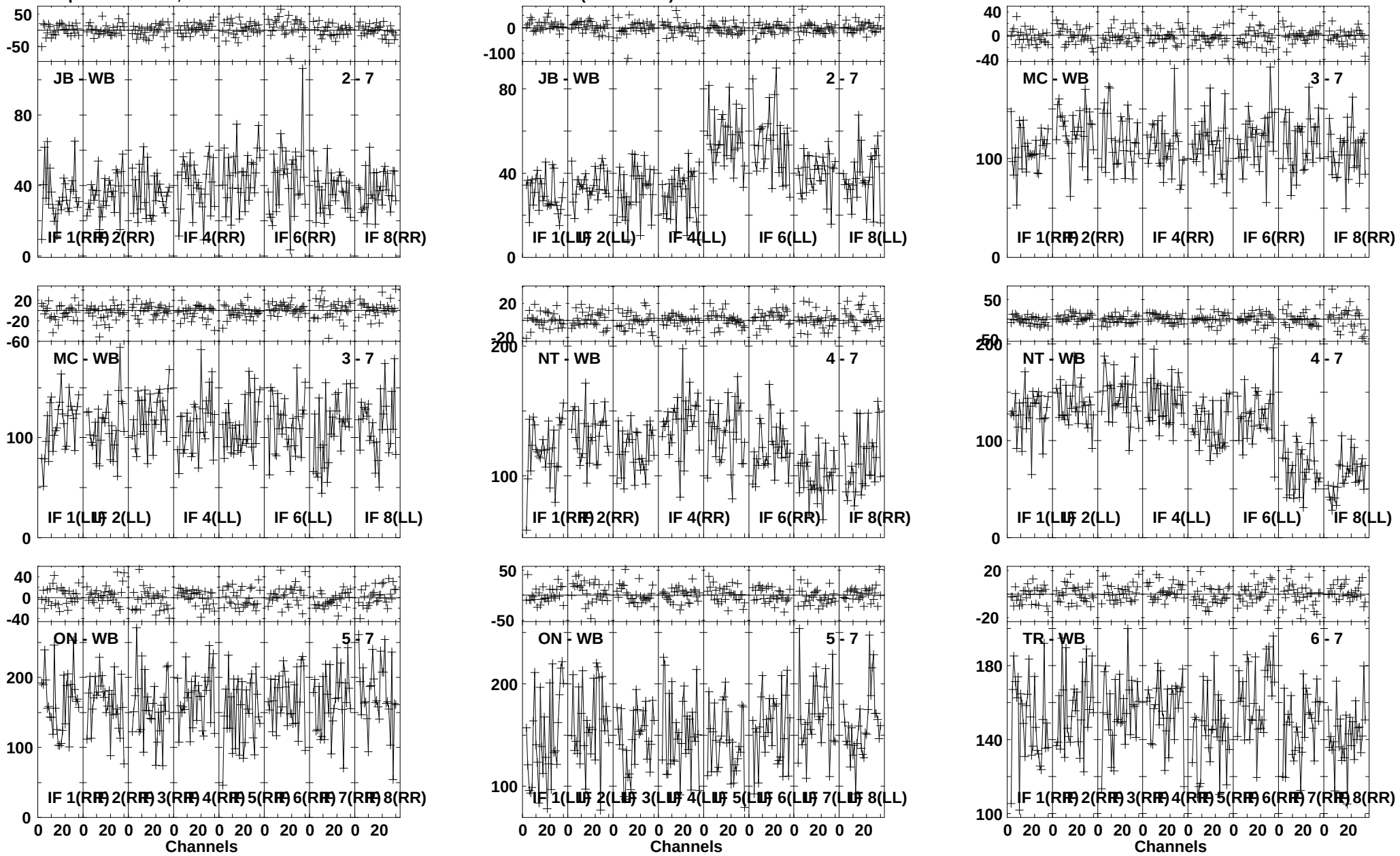

Lower frame: Milli Ampl Jy Top frame: Phas deg
Vector averaged cross-power spectrum Several baselines displayed
Timerange: 00/05:15:33 to 00/05:17:29

Plot file version 22 created 03-JUL-2013 16:05:39
M84 EG066G.UVDATA.1
Freq = 4.9270 GHz, Bw = 16.000 MH Calibrated with CL # 3 and BP # 1 (BP mode 1)

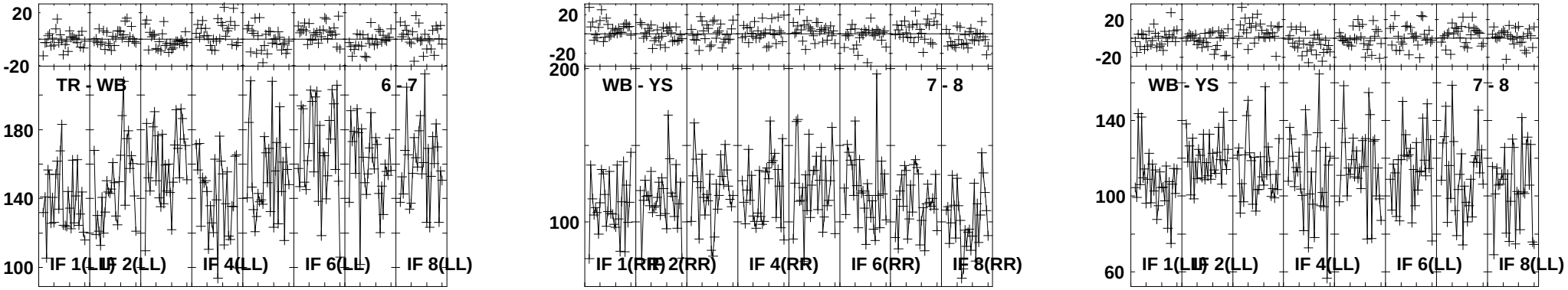

Lower frame: Milli Ampl Jy Top frame: Phas deg
Vector averaged cross-power spectrum Several baselines displayed
Timerange: 00/05:15:33 to 00/05:17:29

Plot file version 23 created 03-JUL-2013 16:05:40
NGC4388 EG066G.UVDATA.1
Freq = 4.9270 GHz, Bw = 16.000 MH Calibrated with CL # 3 and BP # 1 (BP mode 1)

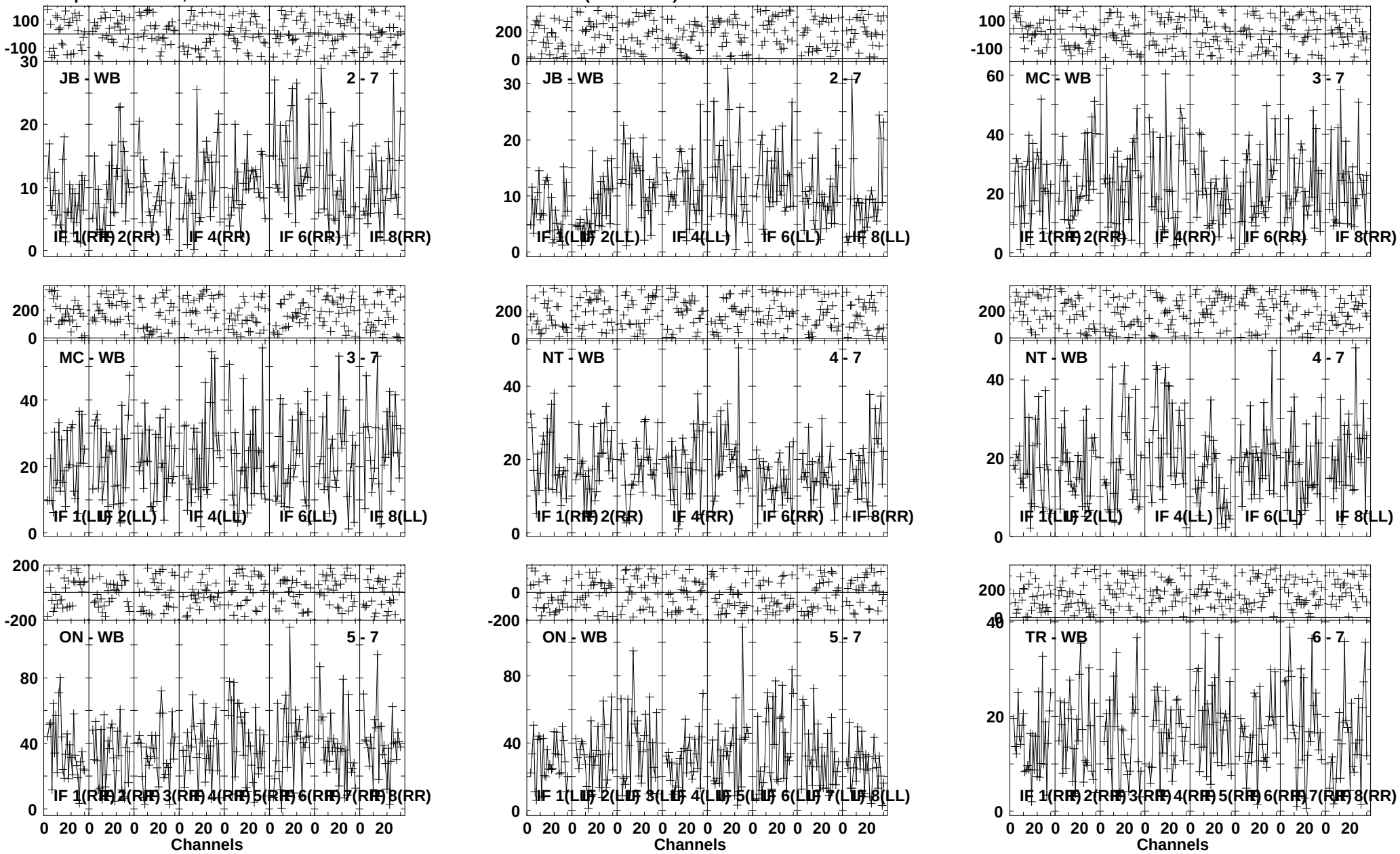

Lower frame: Milli Ampl Jy Top frame: Phas deg
Vector averaged cross-power spectrum Several baselines displayed
Timerange: 00/05:18:03 to 00/05:21:59

Plot file version 24 created 03-JUL-2013 16:05:41
NGC4388 EG066G.UVDATA.1
Freq = 4.9270 GHz, Bw = 16.000 MH Calibrated with CL # 3 and BP # 1 (BP mode 1)

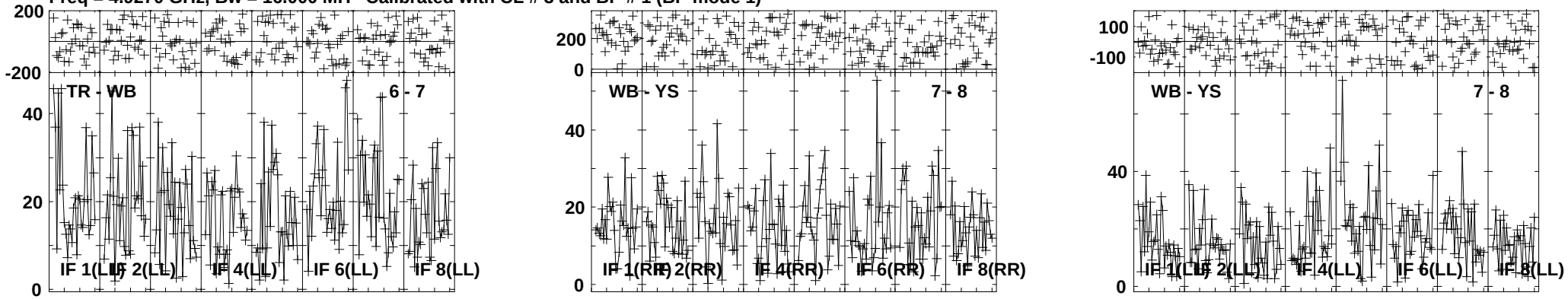

Lower frame: Milli Ampl Jy Top frame: Phas deg
Vector averaged cross-power spectrum Several baselines displayed
Timerange: 00/05:18:03 to 00/05:21:59

Plot file version 25 created 03-JUL-2013 16:05:42
M84 EG066G.UVDATA.1
Freq = 4.9270 GHz, Bw = 16.000 MH Calibrated with CL # 3 and BP # 1 (BP mode 1)

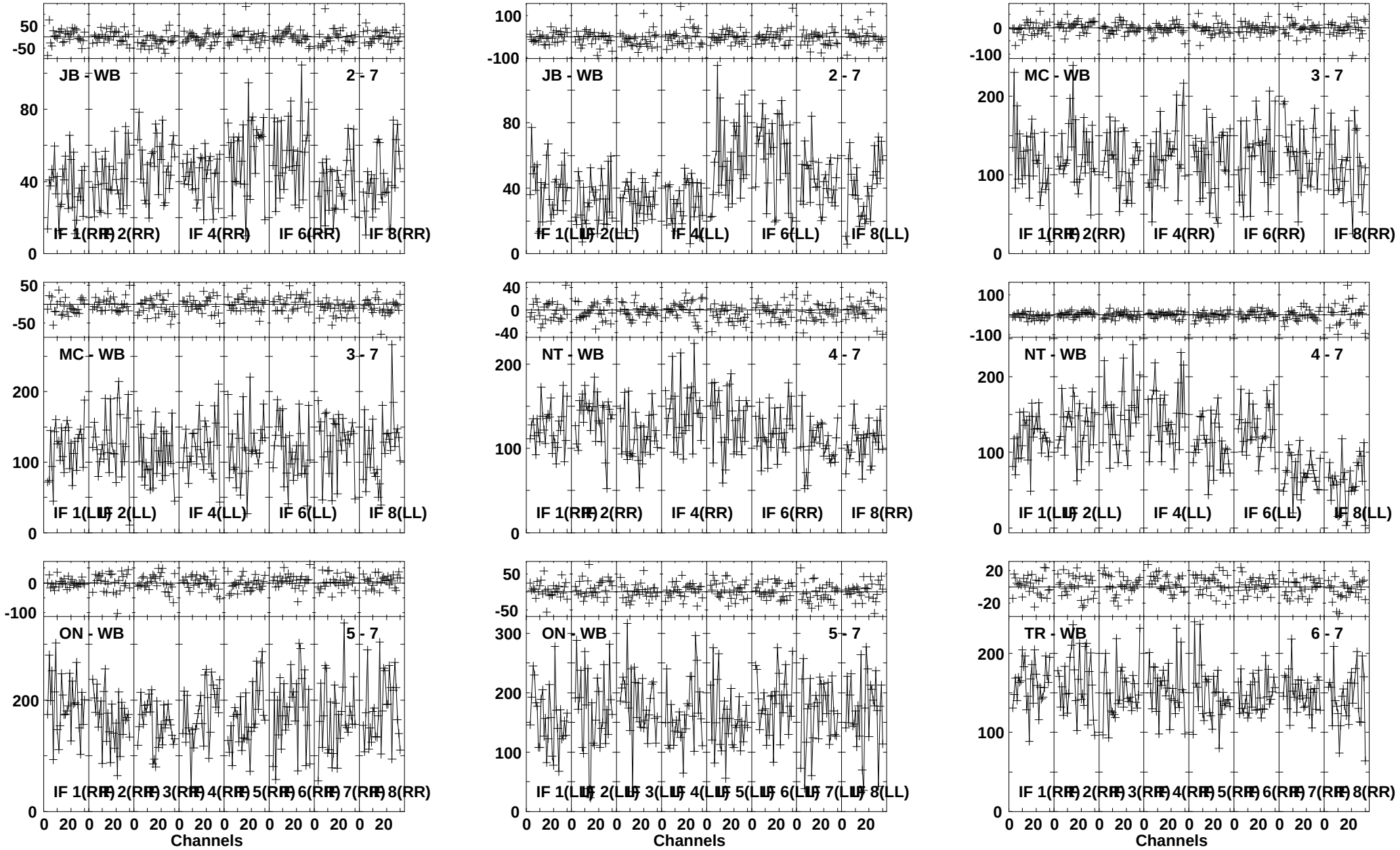

Lower frame: Milli Ampl Jy Top frame: Phas deg
Vector averaged cross-power spectrum Several baselines displayed
Timerange: 00/05:22:33 to 00/05:23:29

Plot file version 26 created 03-JUL-2013 16:05:42
M84 EG066G.UVDATA.1
Freq = 4.9270 GHz, Bw = 16.000 MH Calibrated with CL # 3 and BP # 1 (BP mode 1)

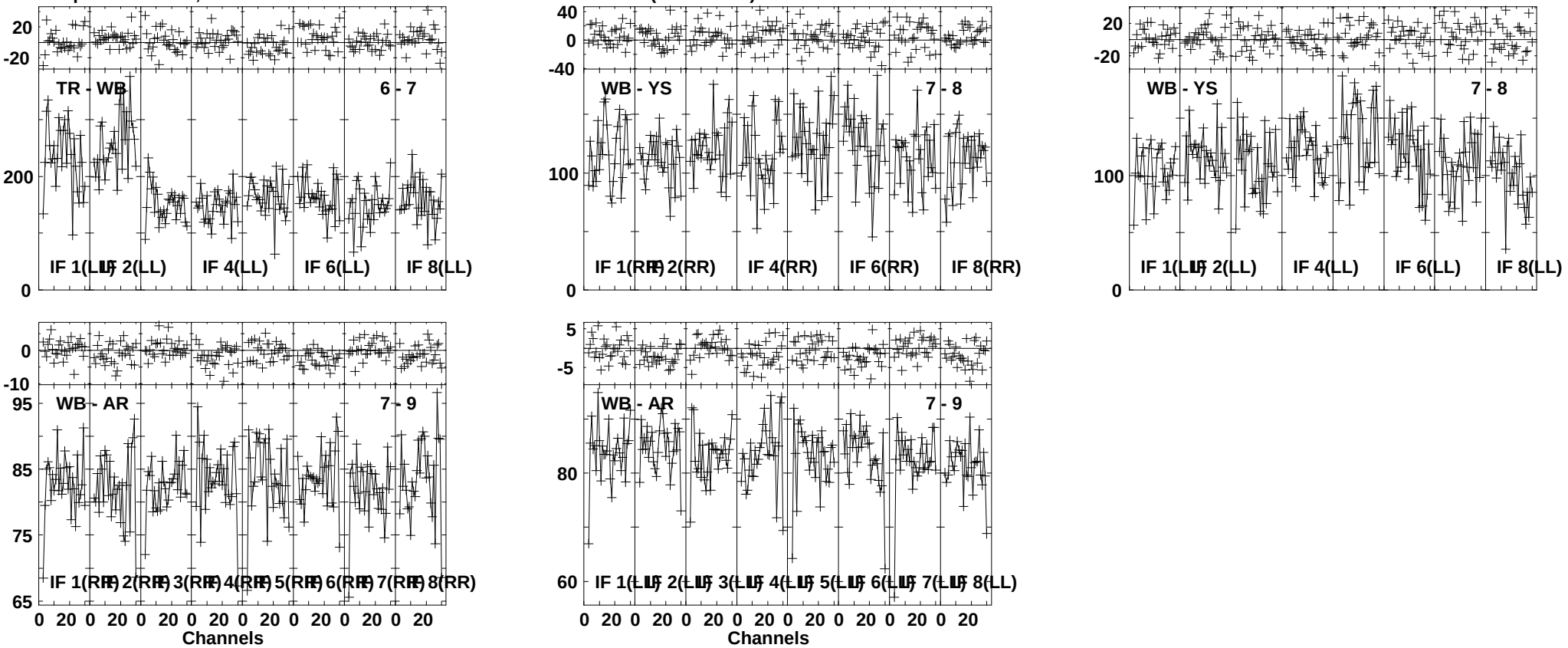

Lower frame: Milli Ampl Jy Top frame: Phas deg
Vector averaged cross-power spectrum Several baselines displayed
Timerange: 00/05:22:33 to 00/05:23:29

Plot file version 27 created 03-JUL-2013 16:05:43
NGC4388 EG066G.UVDATA.1
Freq = 4.9270 GHz, Bw = 16.000 MH Calibrated with CL # 3 and BP # 1 (BP mode 1)

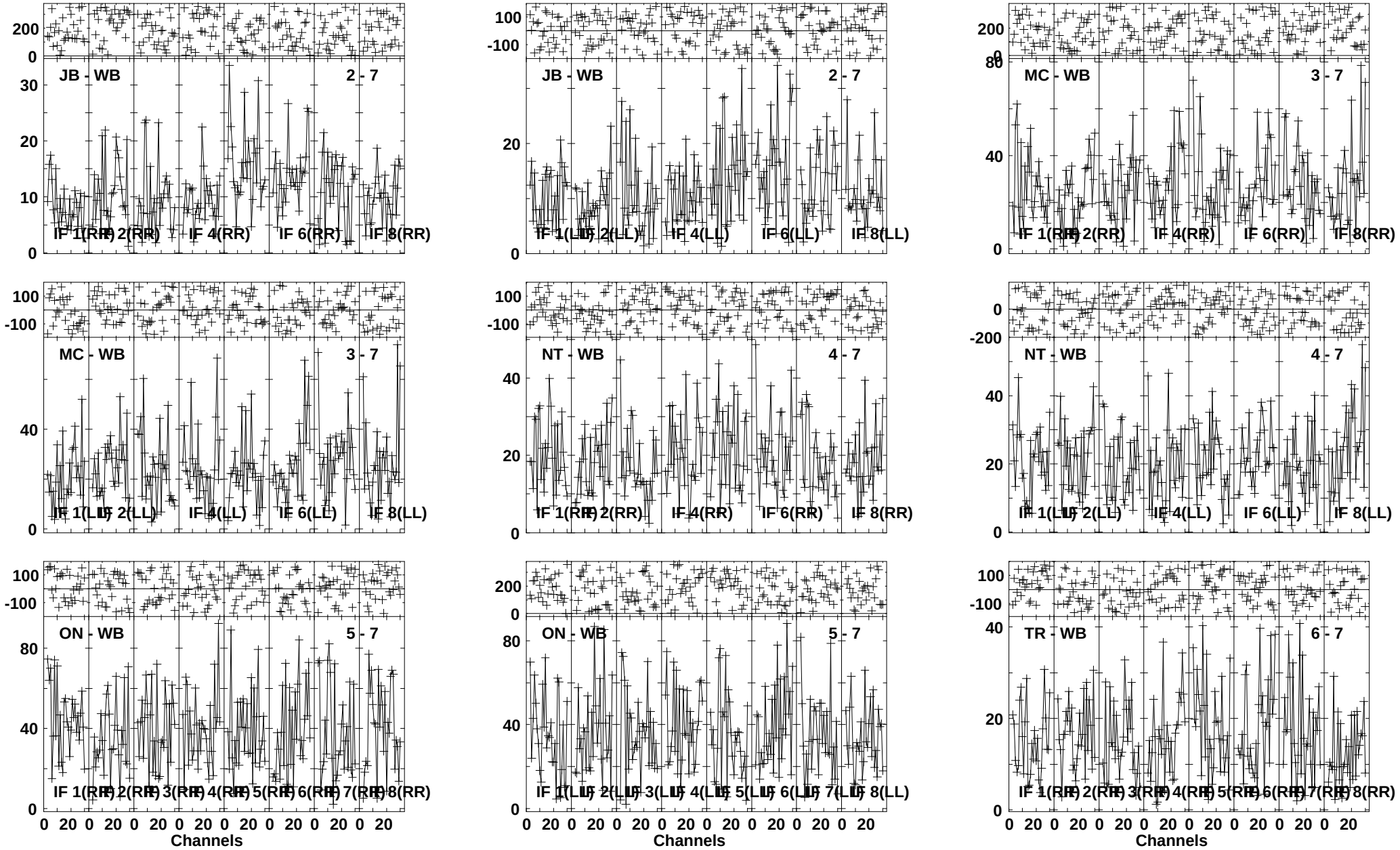

Lower frame: Milli Ampl Jy Top frame: Phas deg
Vector averaged cross-power spectrum Several baselines displayed
Timerange: 00/05:24:03 to 00/05:27:29

Plot file version 28 created 03-JUL-2013 16:05:44
NGC4388 EG066G.UVDATA.1
Freq = 4.9270 GHz, Bw = 16.000 MH Calibrated with CL # 3 and BP # 1 (BP mode 1)

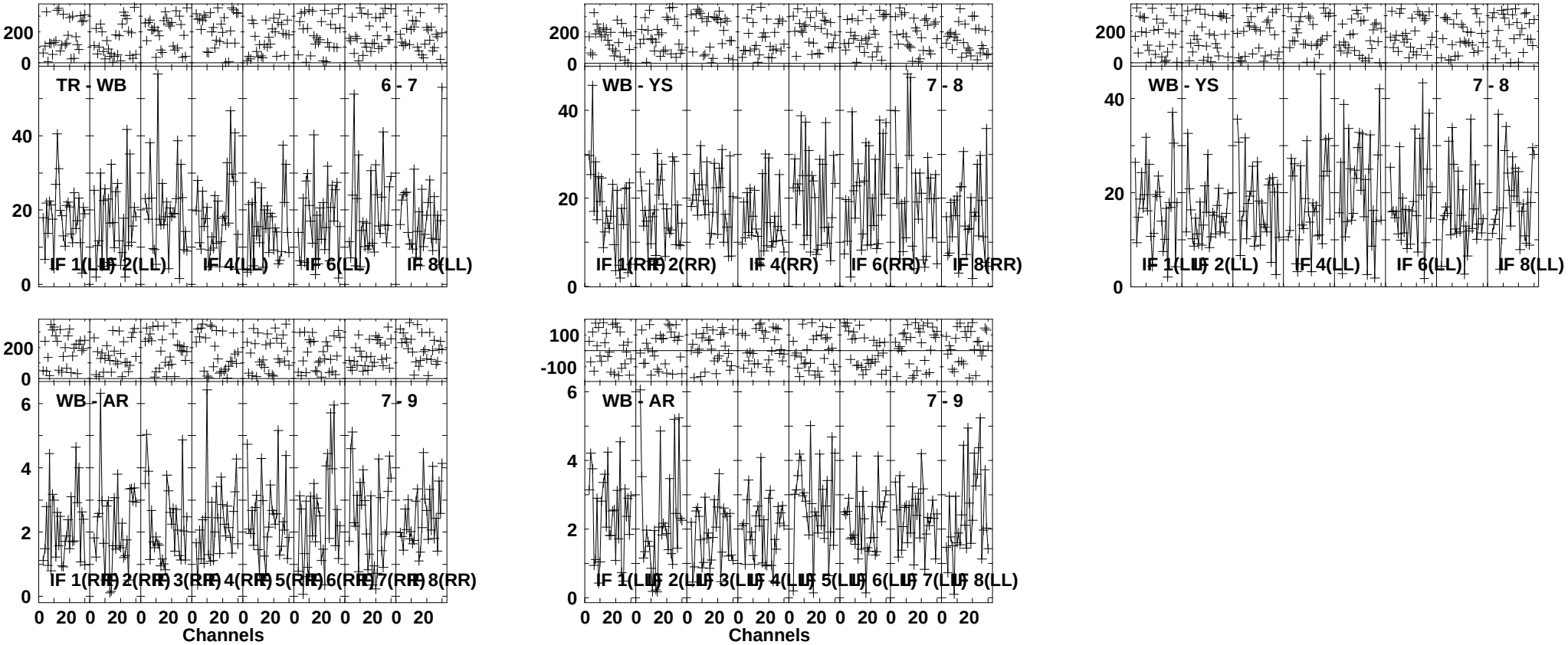

Lower frame: Milli Ampl Jy Top frame: Phas deg
Vector averaged cross-power spectrum Several baselines displayed
Timerange: 00/05:24:03 to 00/05:27:29

Plot file version 29 created 03-JUL-2013 16:05:45
M84 EG066G.UVDATA.1
Freq = 4.9270 GHz, Bw = 16.000 MH Calibrated with CL # 3 and BP # 1 (BP mode 1)

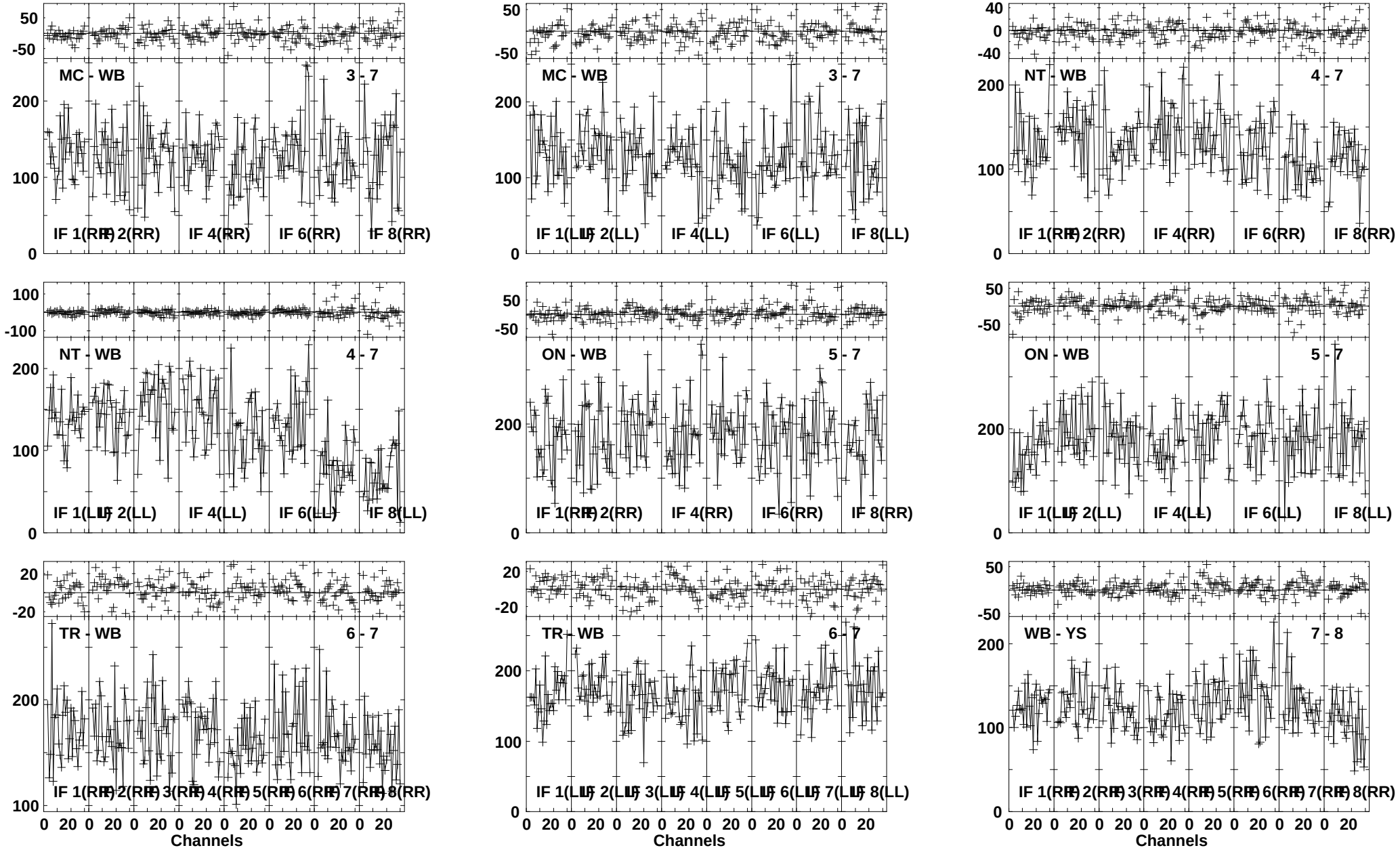

Lower frame: Milli Ampl Jy Top frame: Phas deg
Vector averaged cross-power spectrum Several baselines displayed
Timerange: 00/05:28:03 to 00/05:28:59

Plot file version 30 created 03-JUL-2013 16:05:45
M84 EG066G.UVDATA.1
Freq = 4.9270 GHz, Bw = 16.000 MH Calibrated with CL # 3 and BP # 1 (BP mode 1)

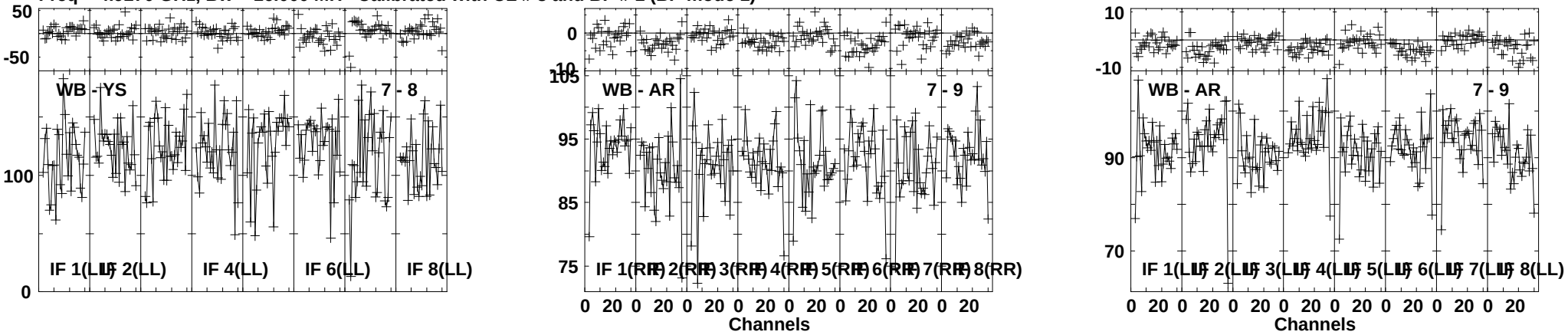

Lower frame: Milli Ampl Jy Top frame: Phas deg
Vector averaged cross-power spectrum Several baselines displayed
Timerange: 00/05:28:03 to 00/05:28:59

Plot file version 31 created 03-JUL-2013 16:05:46
NGC4388 EG066G.UVDATA.1
Freq = 4.9270 GHz, Bw = 16.000 MH Calibrated with CL # 3 and BP # 1 (BP mode 1)

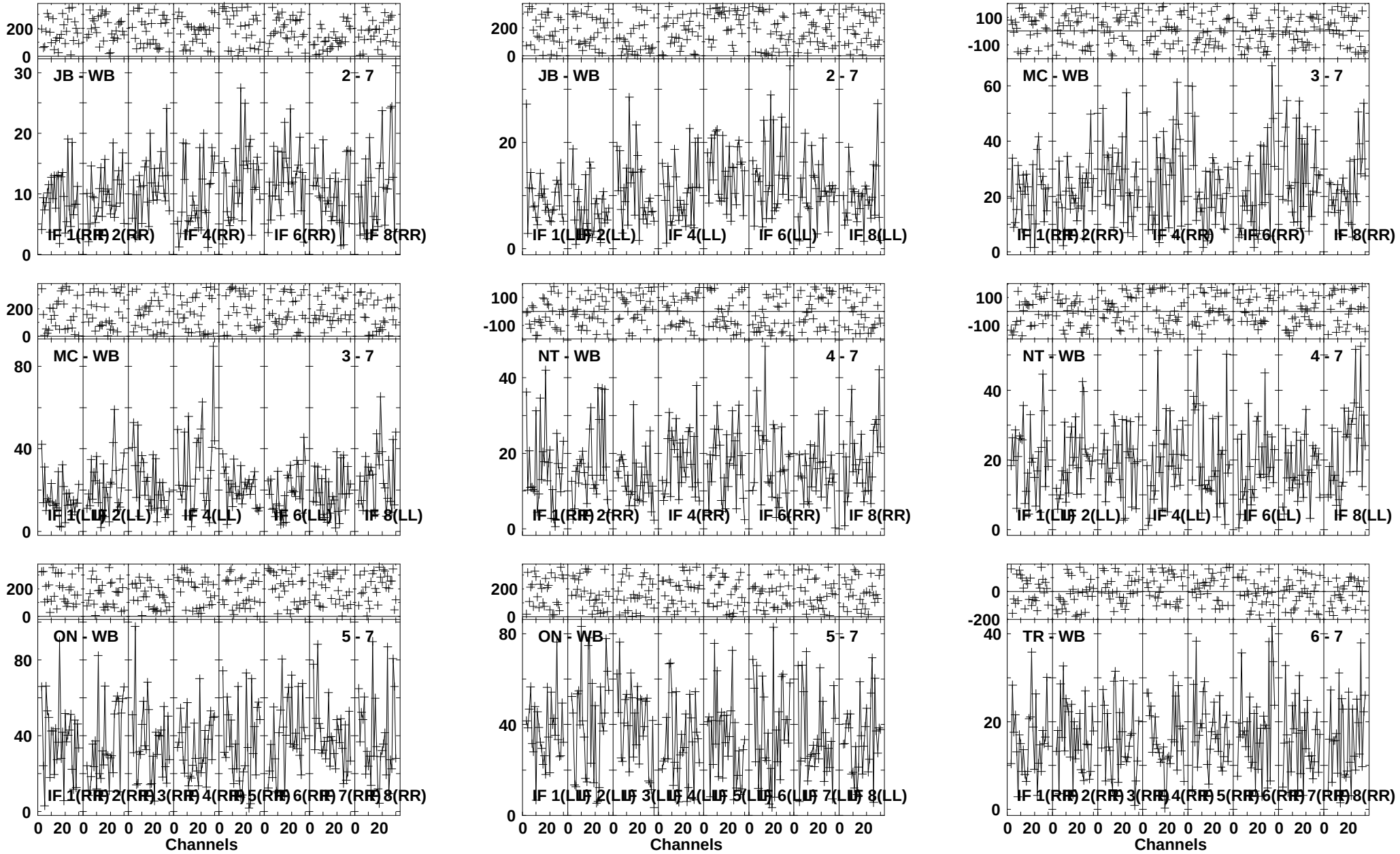

Lower frame: Milli Ampl Jy Top frame: Phas deg
Vector averaged cross-power spectrum Several baselines displayed
Timerange: 00/05:29:33 to 00/05:33:29

Plot file version 32 created 03-JUL-2013 16:05:47
NGC4388 EG066G.UVDATA.1
Freq = 4.9270 GHz, Bw = 16.000 MH Calibrated with CL # 3 and BP # 1 (BP mode 1)

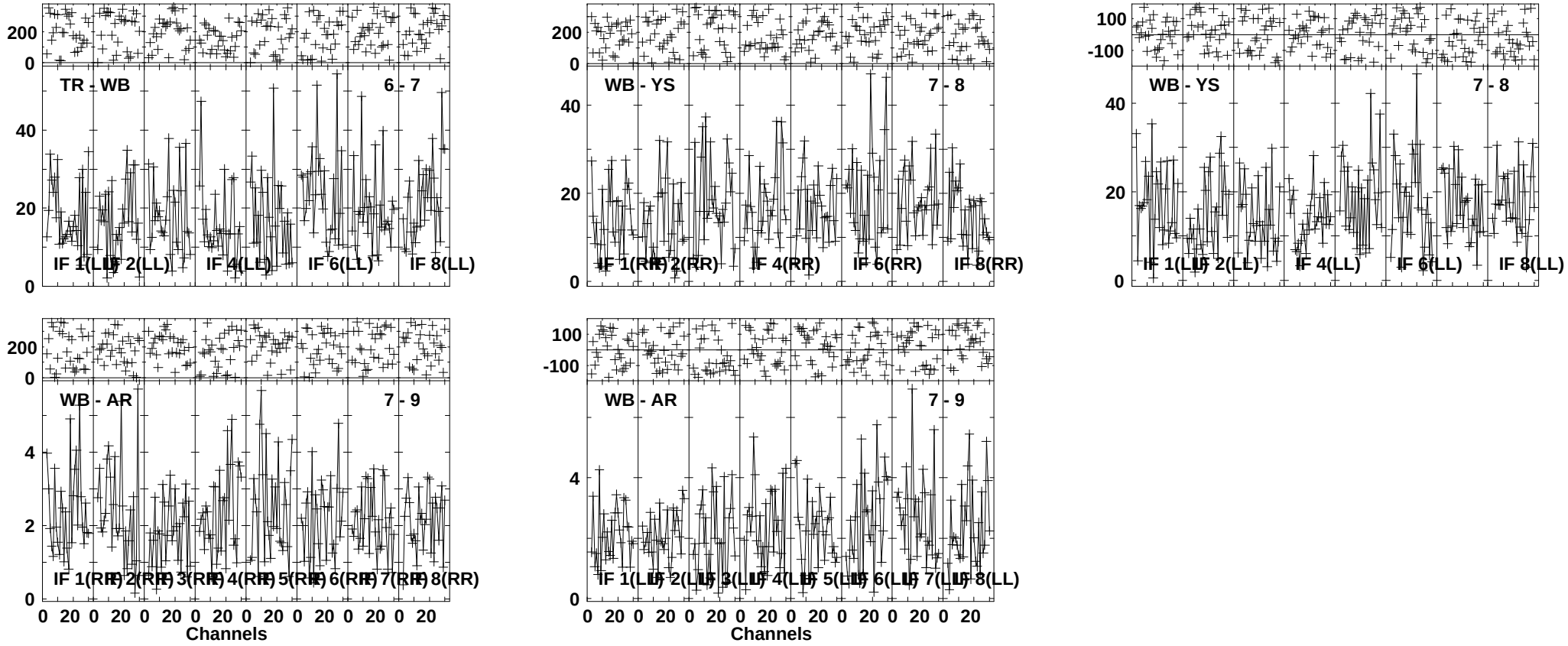

Lower frame: Milli Ampl Jy Top frame: Phas deg
Vector averaged cross-power spectrum Several baselines displayed
Timerange: 00/05:29:33 to 00/05:33:29

Plot file version 33 created 03-JUL-2013 16:05:49
M84 EG066G.UVDATA.1
Freq = 4.9270 GHz, Bw = 16.000 MH Calibrated with CL # 3 and BP # 1 (BP mode 1)

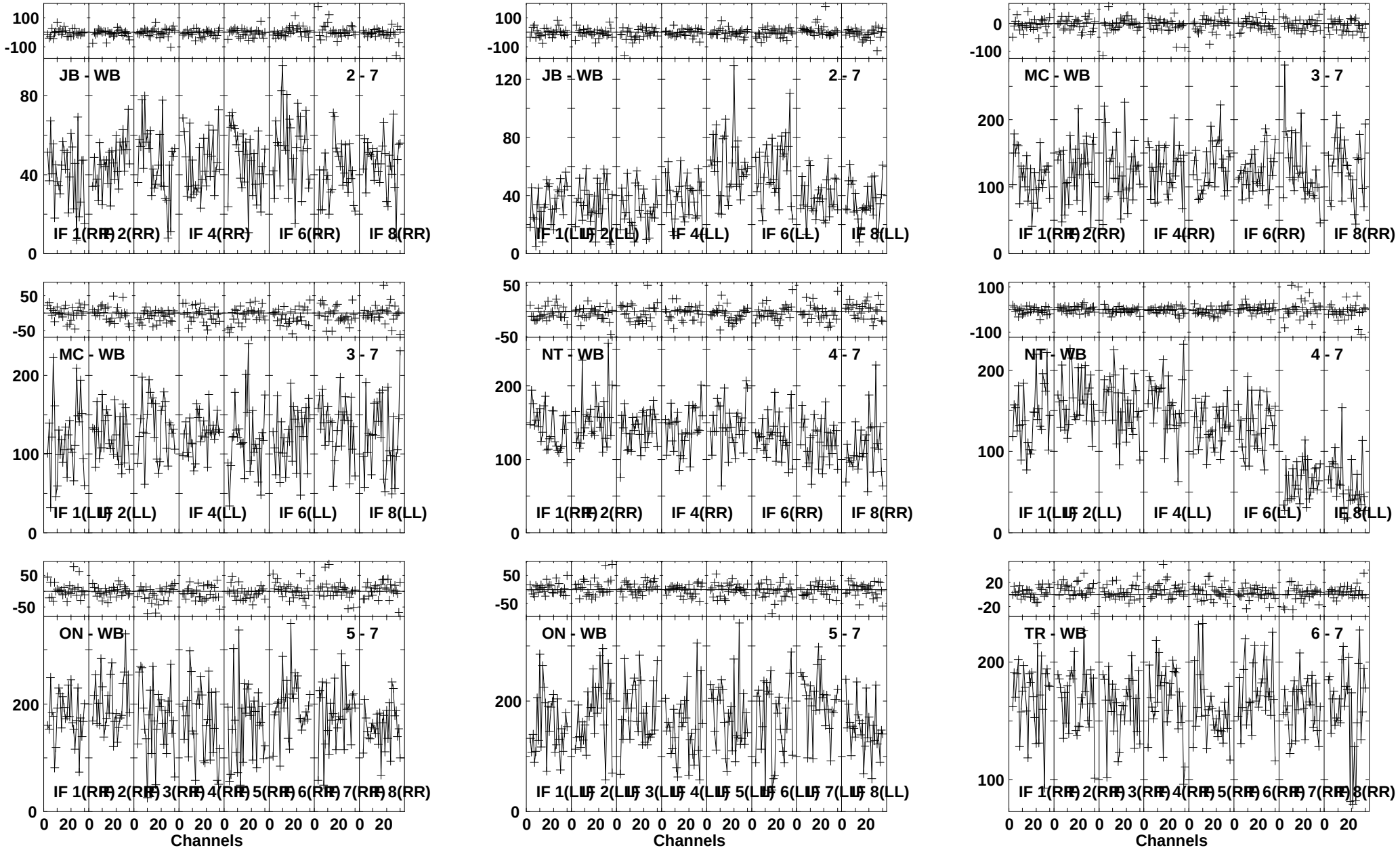

Lower frame: Milli Ampl Jy Top frame: Phas deg
Vector averaged cross-power spectrum Several baselines displayed
Timerange: 00/05:34:03 to 00/05:34:59

Plot file version 34 created 03-JUL-2013 16:05:49
M84 EG066G.UVDATA.1
Freq = 4.9270 GHz, Bw = 16.000 MH Calibrated with CL # 3 and BP # 1 (BP mode 1)

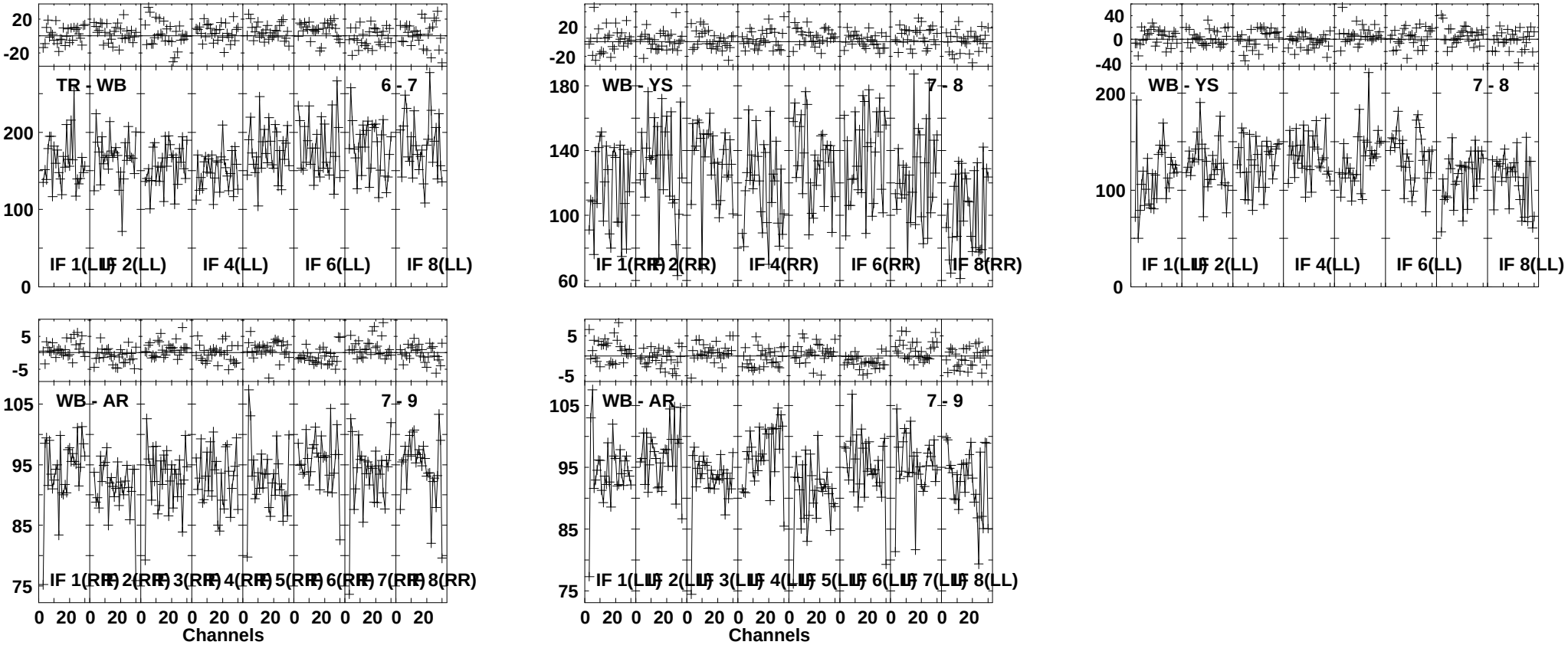

Lower frame: Milli Ampl Jy Top frame: Phas deg
Vector averaged cross-power spectrum Several baselines displayed
Timerange: 00/05:34:03 to 00/05:34:59

Plot file version 35 created 03-JUL-2013 16:05:50
NGC4388 EG066G.UVDATA.1
Freq = 4.9270 GHz, Bw = 16.000 MH Calibrated with CL # 3 and BP # 1 (BP mode 1)

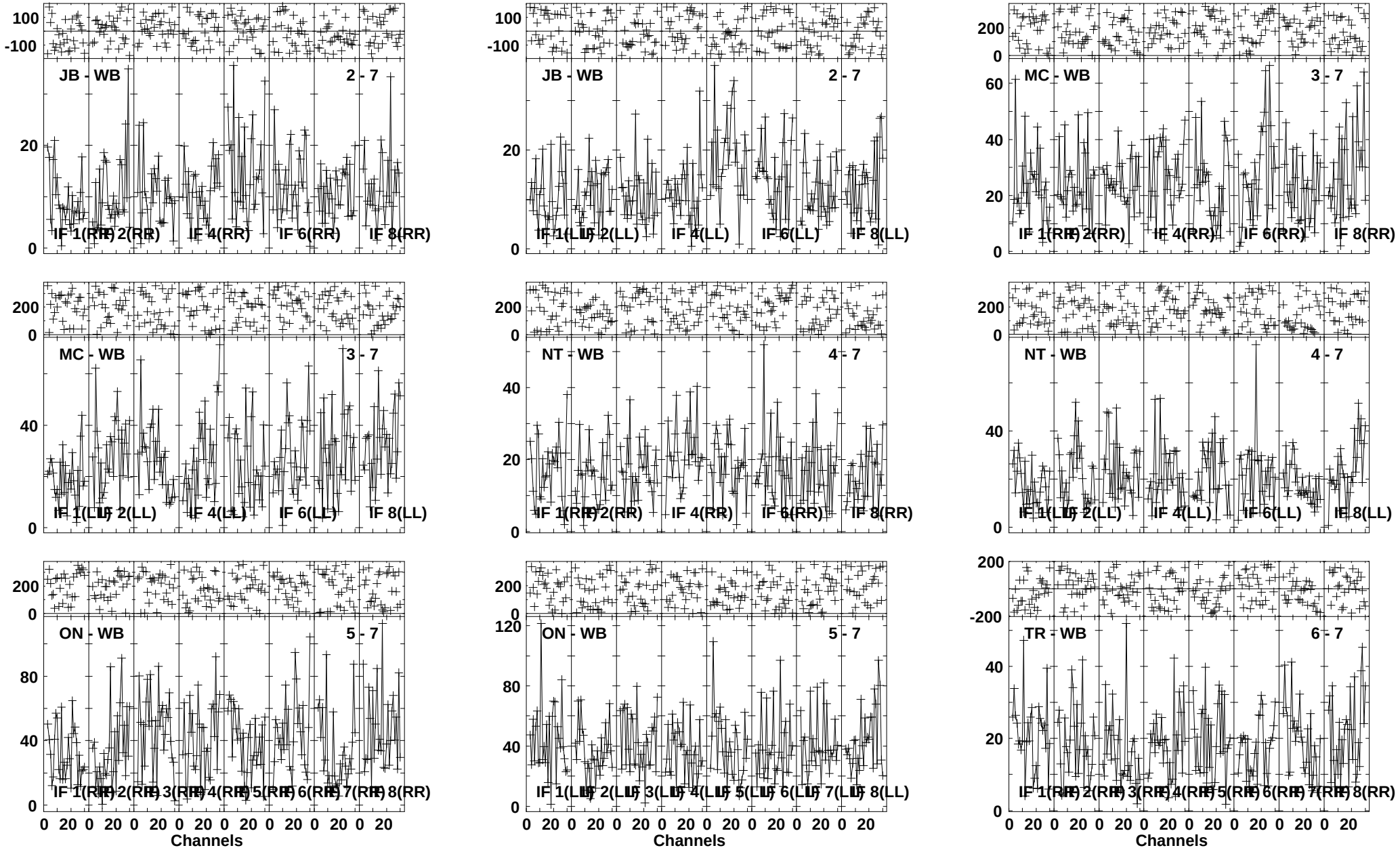

Lower frame: Milli Ampl Jy Top frame: Phas deg
Vector averaged cross-power spectrum Several baselines displayed
Timerange: 00/05:35:33 to 00/05:38:59

Plot file version 36 created 03-JUL-2013 16:05:51
NGC4388 EG066G.UVDATA.1
Freq = 4.9270 GHz, Bw = 16.000 MH Calibrated with CL # 3 and BP # 1 (BP mode 1)

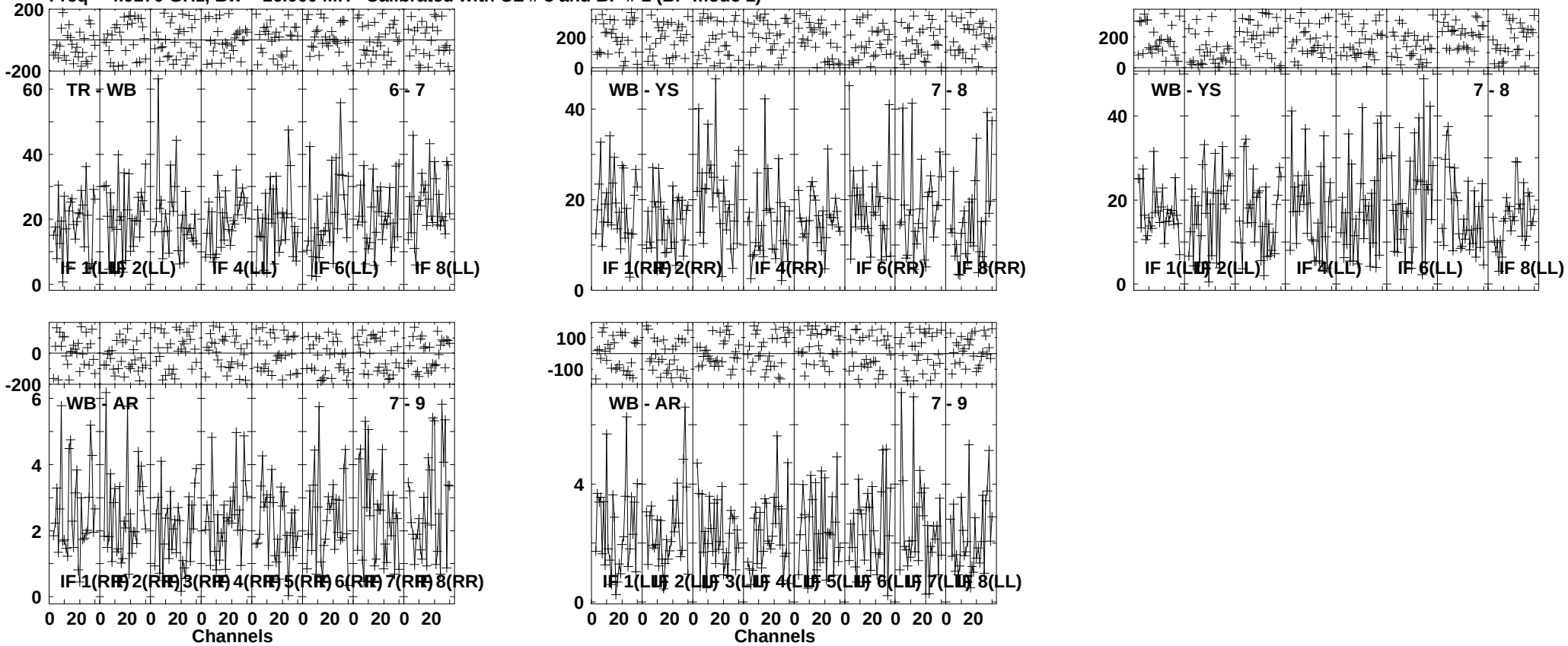

Lower frame: Milli Ampl Jy Top frame: Phas deg
Vector averaged cross-power spectrum Several baselines displayed
Timerange: 00/05:35:33 to 00/05:38:59

Plot file version 37 created 03-JUL-2013 16:05:52
M84 EG066G.UVDATA.1
Freq = 4.9270 GHz, Bw = 16.000 MH Calibrated with CL # 3 and BP # 1 (BP mode 1)

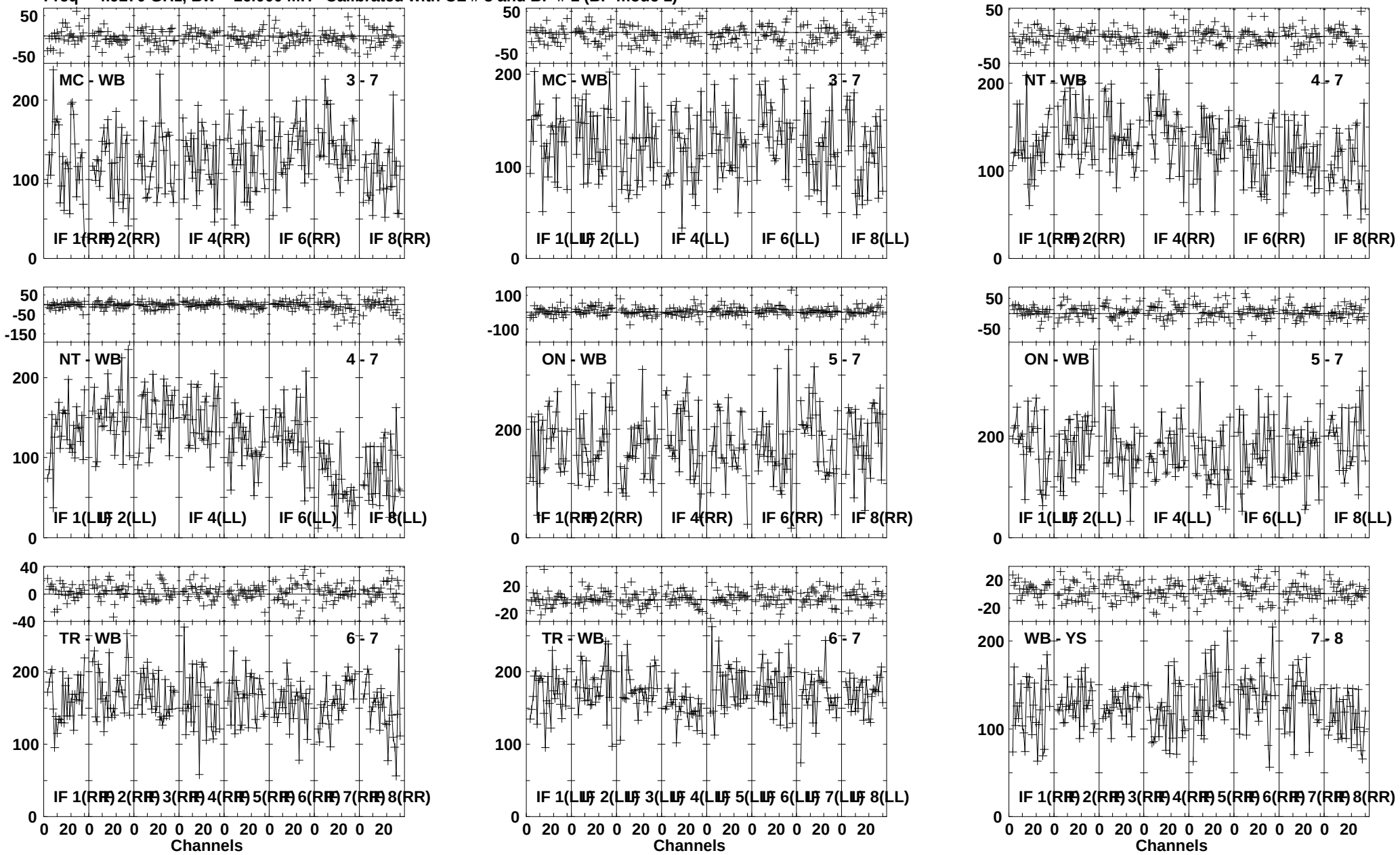

Lower frame: Milli Ampl Jy Top frame: Phas deg
Vector averaged cross-power spectrum Several baselines displayed
Timerange: 00/05:39:33 to 00/05:40:29

Plot file version 38 created 03-JUL-2013 16:05:52
M84 EG066G.UVDATA.1
Freq = 4.9270 GHz, Bw = 16.000 MH Calibrated with CL # 3 and BP # 1 (BP mode 1)

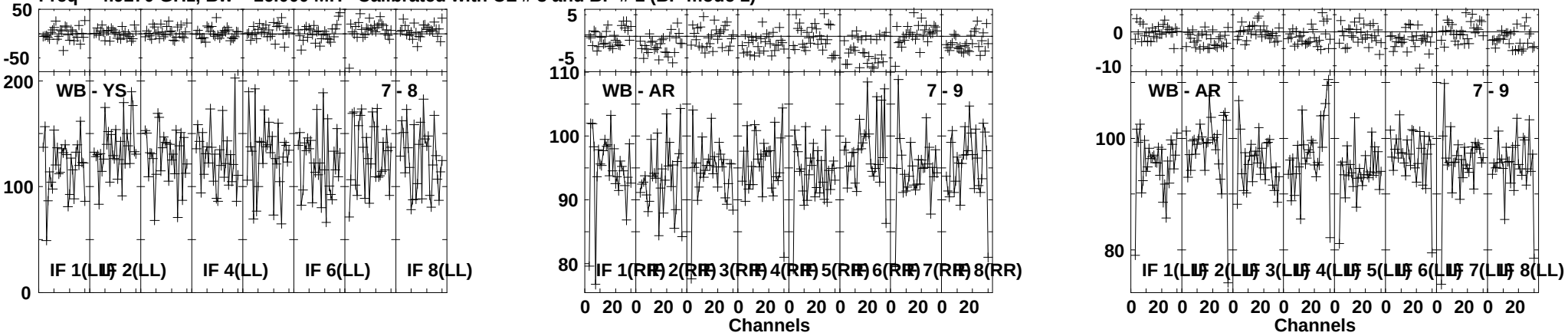

Lower frame: Milli Ampl Jy Top frame: Phas deg
Vector averaged cross-power spectrum Several baselines displayed
Timerange: 00/05:39:33 to 00/05:40:29

Plot file version 39 created 03-JUL-2013 16:05:53
NGC4388 EG066G.UVDATA.1
Freq = 4.9270 GHz, Bw = 16.000 MH Calibrated with CL # 3 and BP # 1 (BP mode 1)

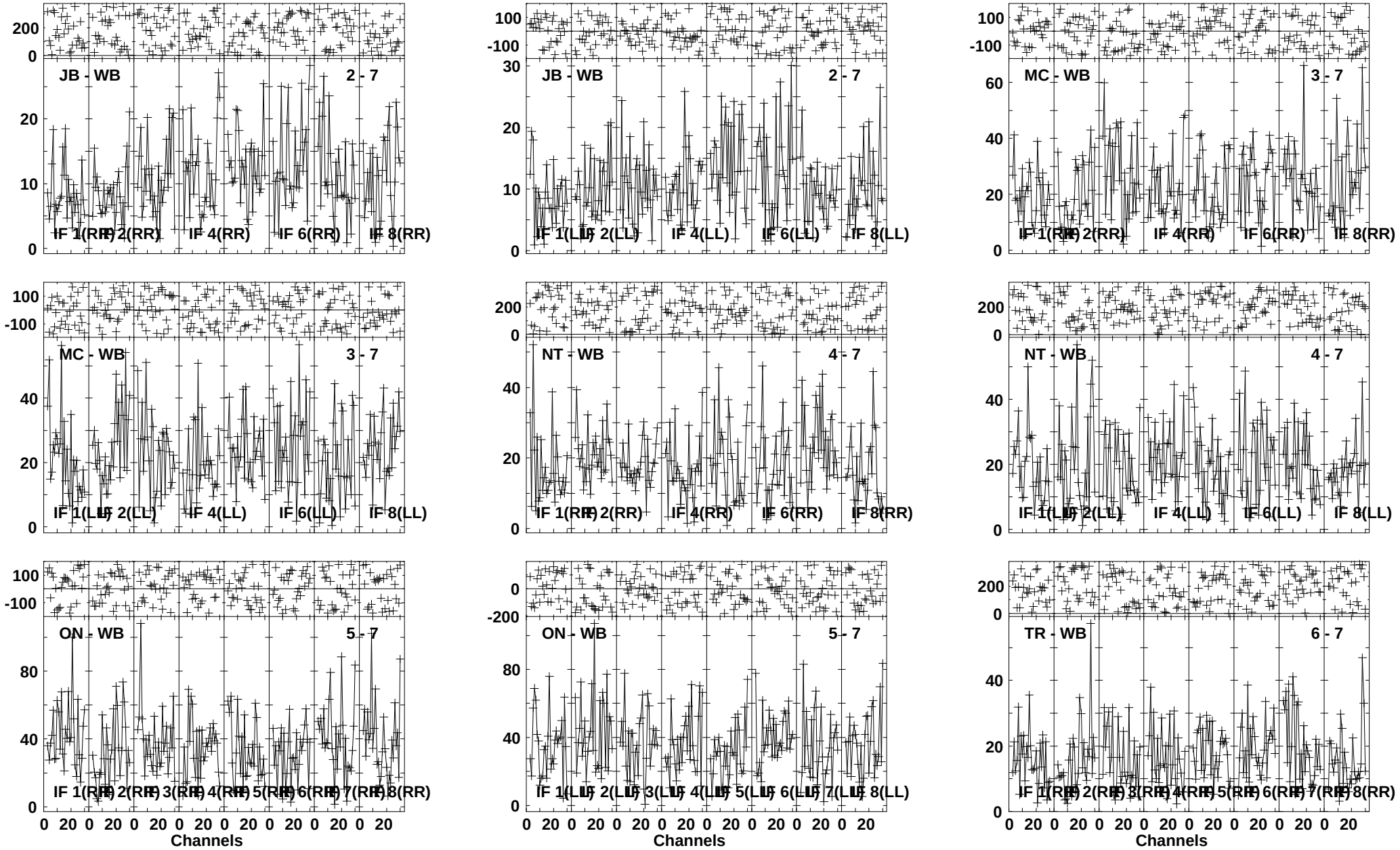

Lower frame: Milli Ampl Jy Top frame: Phas deg
Vector averaged cross-power spectrum Several baselines displayed
Timerange: 00/05:41:03 to 00/05:44:59

Plot file version 40 created 03-JUL-2013 16:05:55
NGC4388 EG066G.UVDATA.1
Freq = 4.9270 GHz, Bw = 16.000 MH Calibrated with CL # 3 and BP # 1 (BP mode 1)

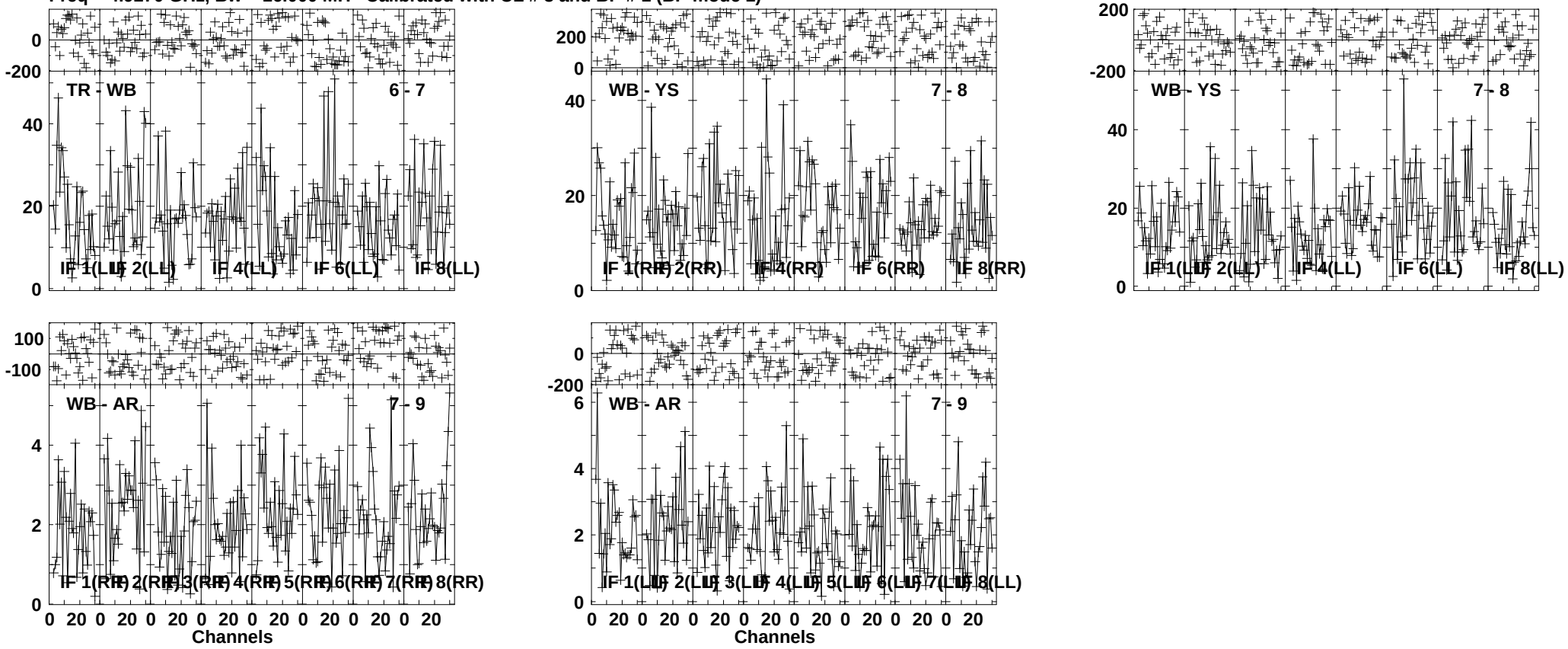

Lower frame: Milli Ampl Jy Top frame: Phas deg
Vector averaged cross-power spectrum Several baselines displayed
Timerange: 00/05:41:03 to 00/05:44:59

Plot file version 41 created 03-JUL-2013 16:05:55
M84 EG066G.UVDATA.1
Freq = 4.9270 GHz, Bw = 16.000 MH Calibrated with CL # 3 and BP # 1 (BP mode 1)

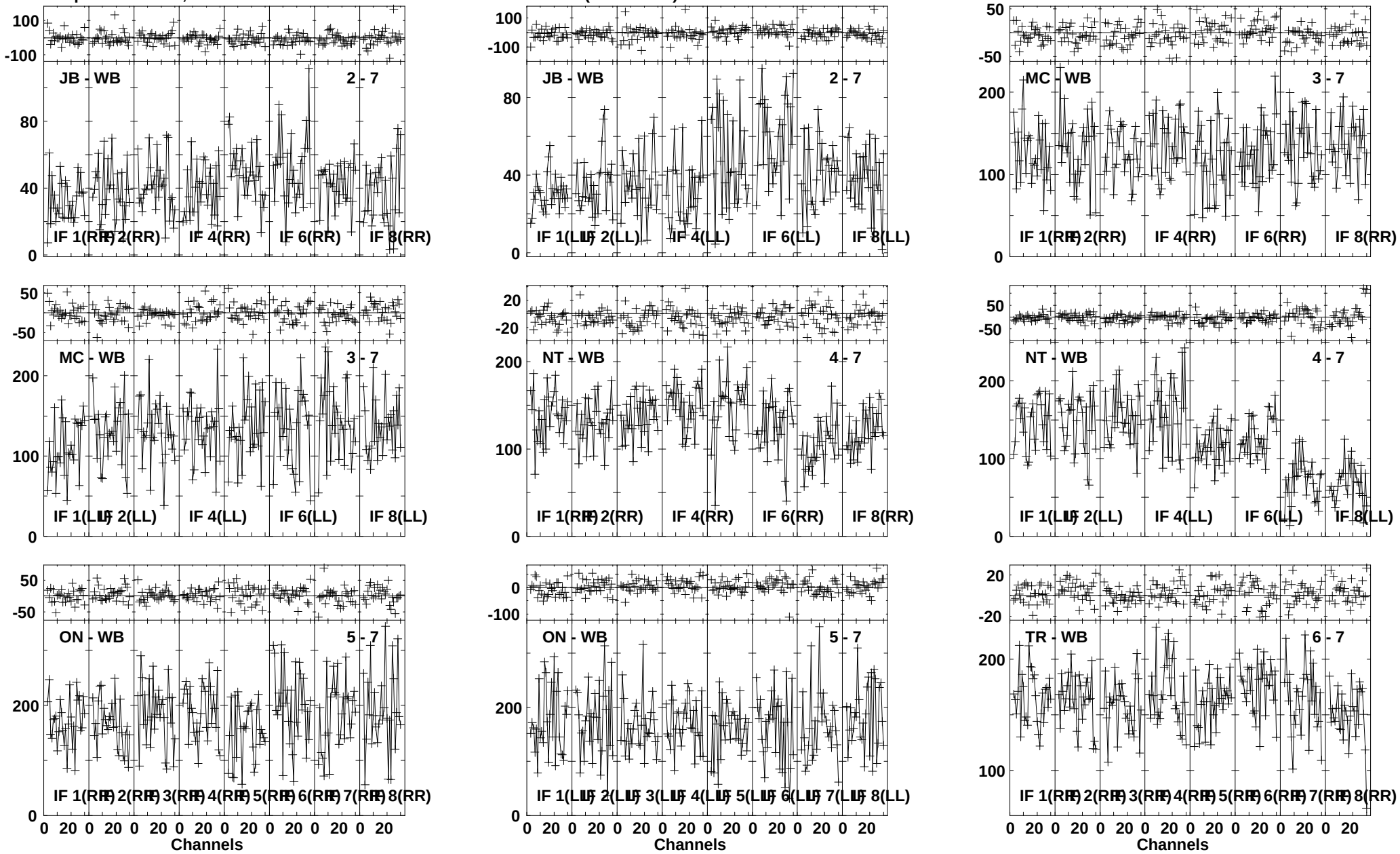

Lower frame: Milli Ampl Jy Top frame: Phas deg
Vector averaged cross-power spectrum Several baselines displayed
Timerange: 00/05:45:33 to 00/05:46:29

Plot file version 42 created 03-JUL-2013 16:05:56
M84 EG066G.UVDATA.1
Freq = 4.9270 GHz, Bw = 16.000 MH Calibrated with CL # 3 and BP # 1 (BP mode 1)

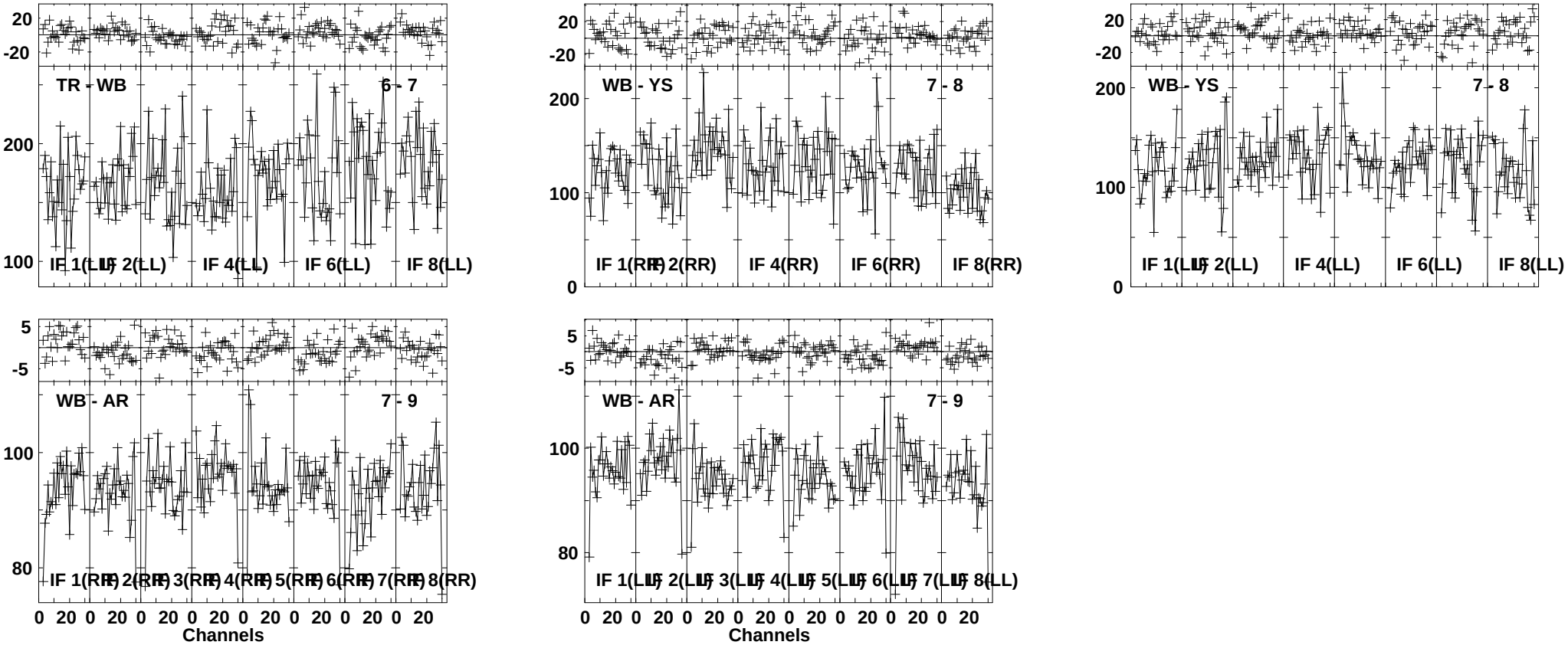

Lower frame: Milli Ampl Jy Top frame: Phas deg
Vector averaged cross-power spectrum Several baselines displayed
Timerange: 00/05:45:33 to 00/05:46:29

Plot file version 43 created 03-JUL-2013 16:05:57
NGC4388 EG066G.UVDATA.1
Freq = 4.9270 GHz, Bw = 16.000 MH Calibrated with CL # 3 and BP # 1 (BP mode 1)

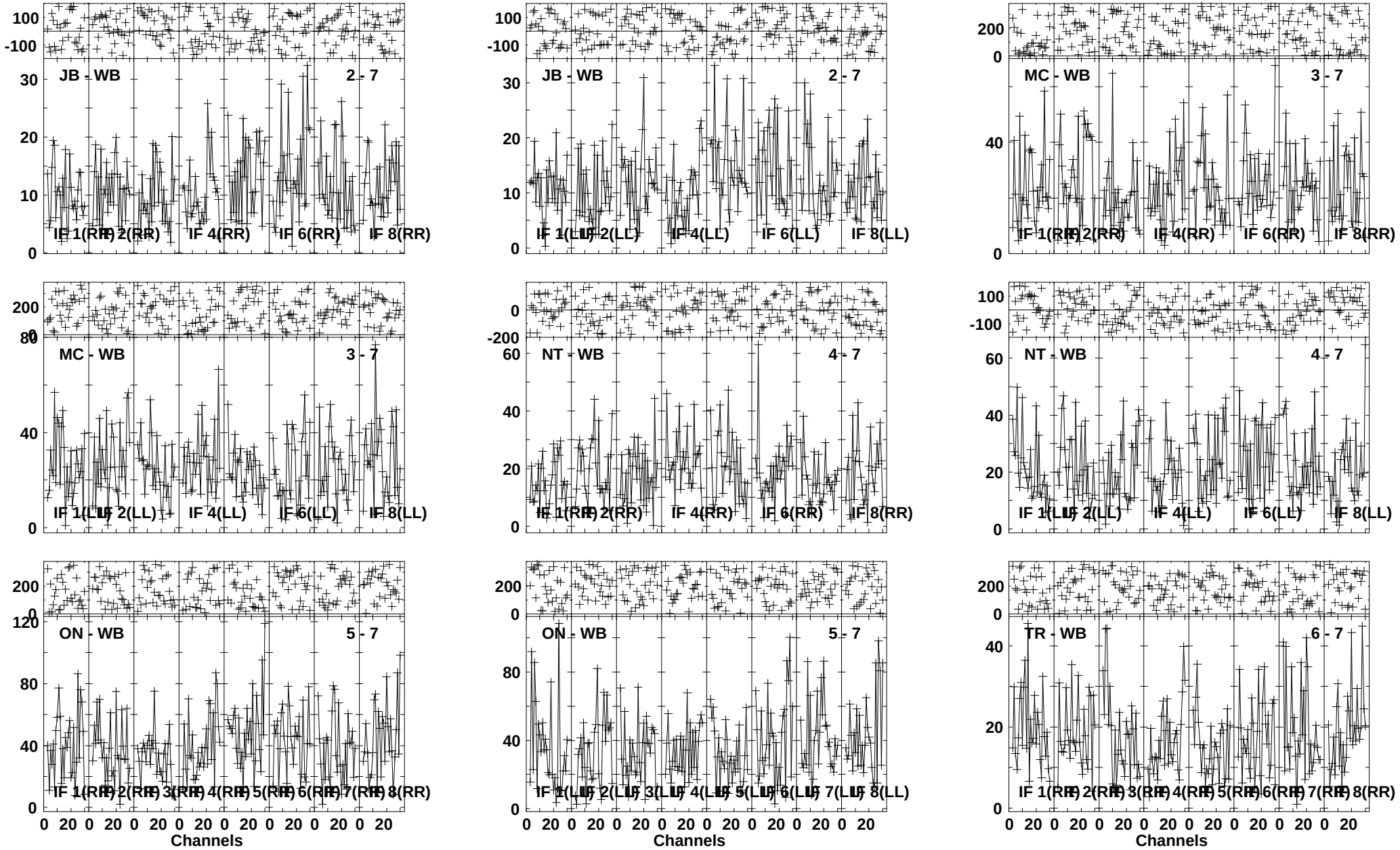

Lower frame: Milli Ampl Jy Top frame: Phas deg
Vector averaged cross-power spectrum Several baselines displayed
Timerange: 00/05:47:03 to 00/05:50:29

Plot file version 44 created 03-JUL-2013 16:05:58
NGC4388 EG066G.UVDATA.1
Freq = 4.9270 GHz, Bw = 16.000 MH Calibrated with CL # 3 and BP # 1 (BP mode 1)

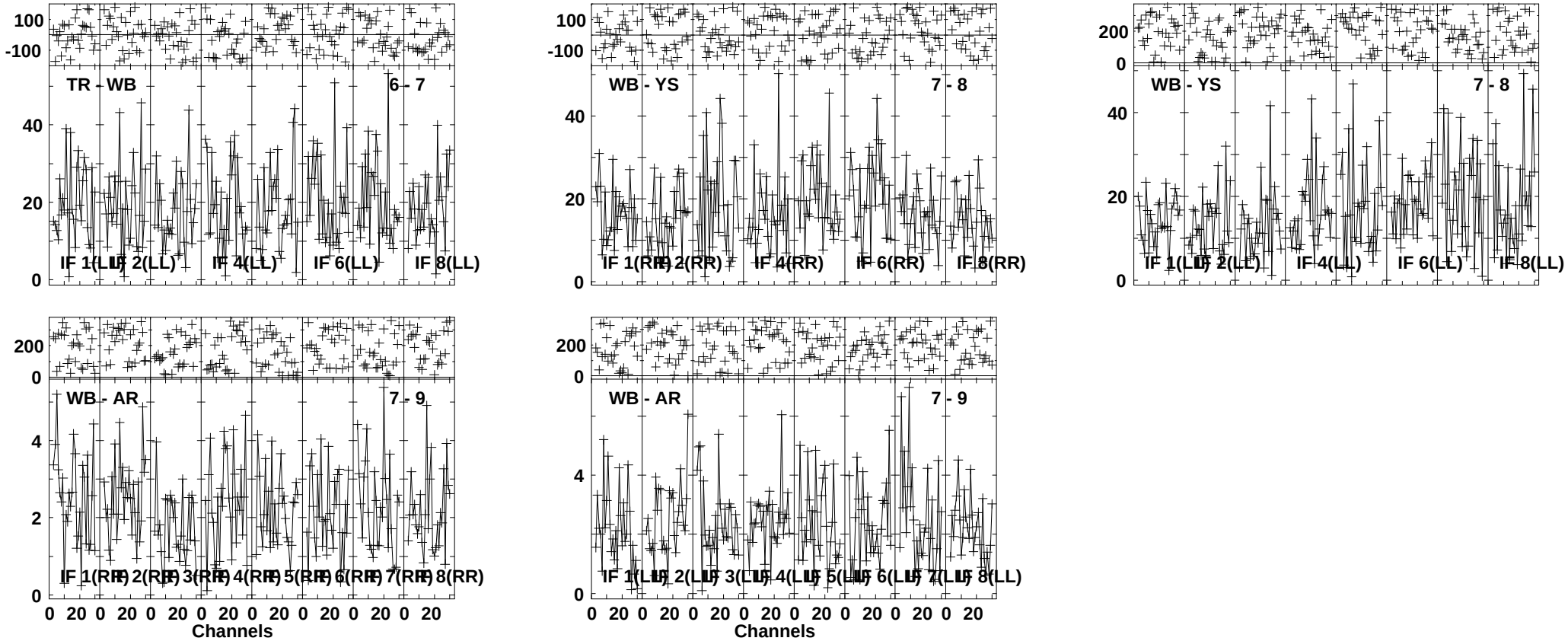

Lower frame: Milli Ampl Jy Top frame: Phas deg
Vector averaged cross-power spectrum Several baselines displayed
Timerange: 00/05:47:03 to 00/05:50:29

Plot file version 45 created 03-JUL-2013 16:05:59
M84 EG066G.UVDATA.1
Freq = 4.9270 GHz, Bw = 16.000 MH Calibrated with CL # 3 and BP # 1 (BP mode 1)

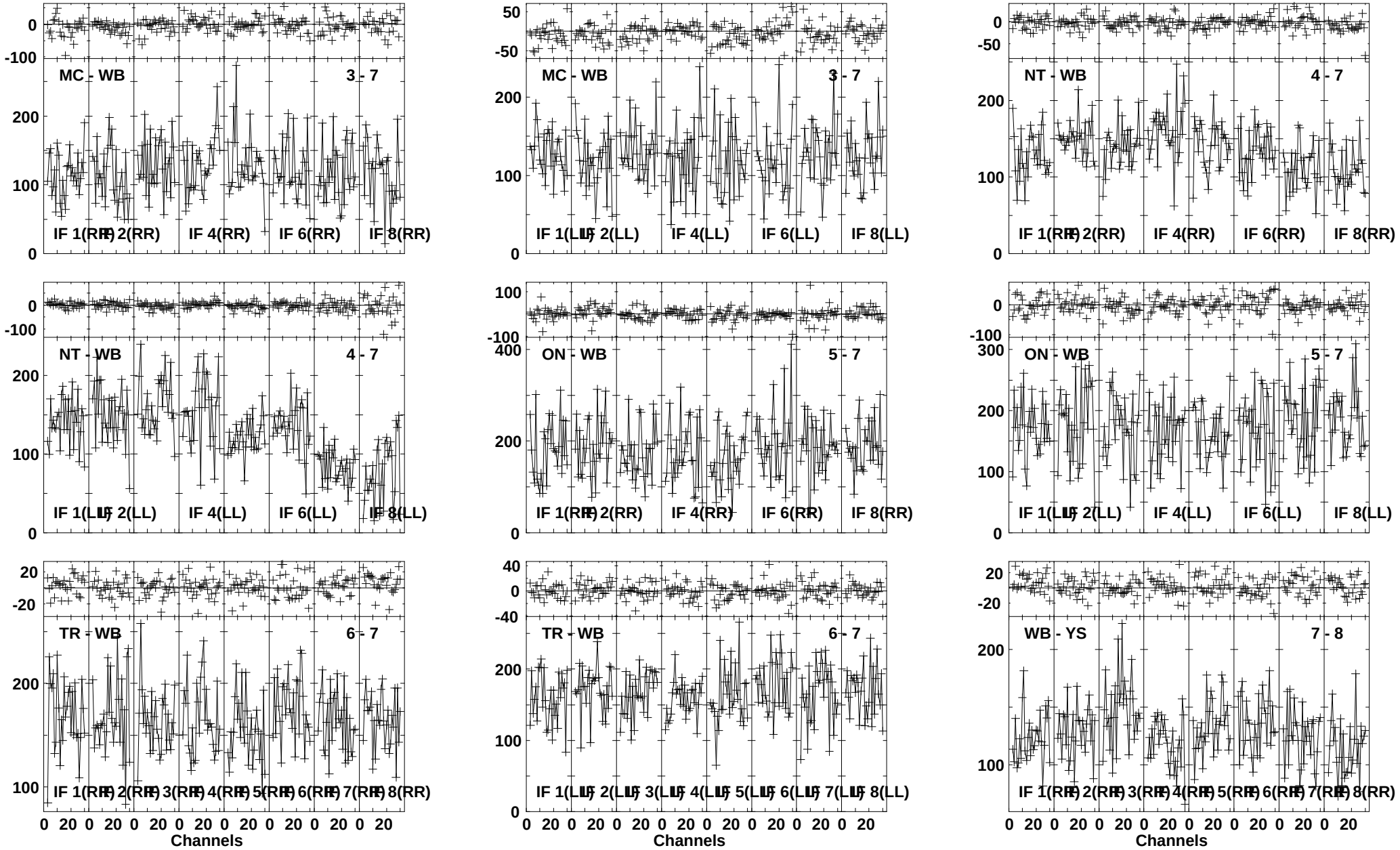

Lower frame: Milli Ampl Jy Top frame: Phas deg
Vector averaged cross-power spectrum Several baselines displayed
Timerange: 00/05:51:03 to 00/05:51:59

Plot file version 46 created 03-JUL-2013 16:05:59
M84 EG066G.UVDATA.1
Freq = 4.9270 GHz, Bw = 16.000 MH Calibrated with CL # 3 and BP # 1 (BP mode 1)

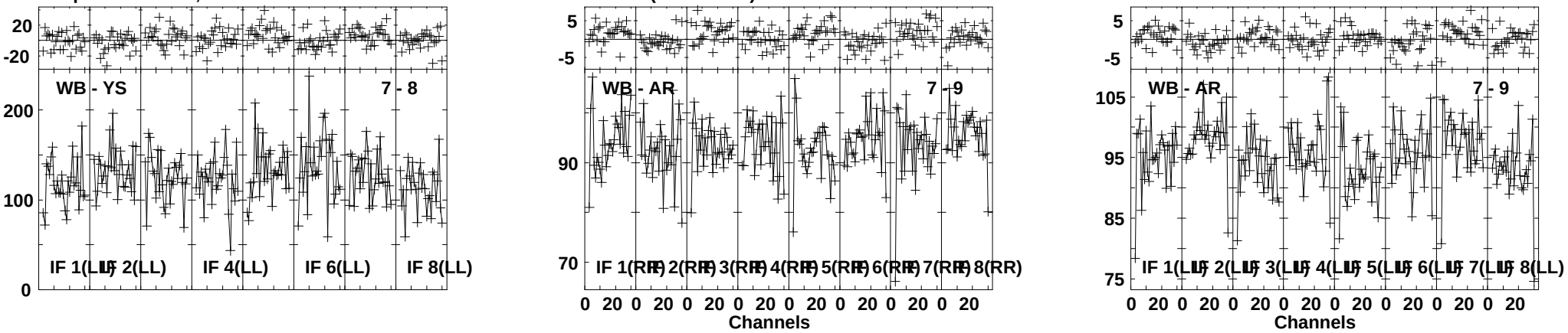

Lower frame: Milli Ampl Jy Top frame: Phas deg
Vector averaged cross-power spectrum Several baselines displayed
Timerange: 00/05:51:03 to 00/05:51:59

Plot file version 47 created 03-JUL-2013 16:06:00
NGC4388 EG066G.UVDATA.1
Freq = 4.9270 GHz, Bw = 16.000 MH Calibrated with CL # 3 and BP # 1 (BP mode 1)

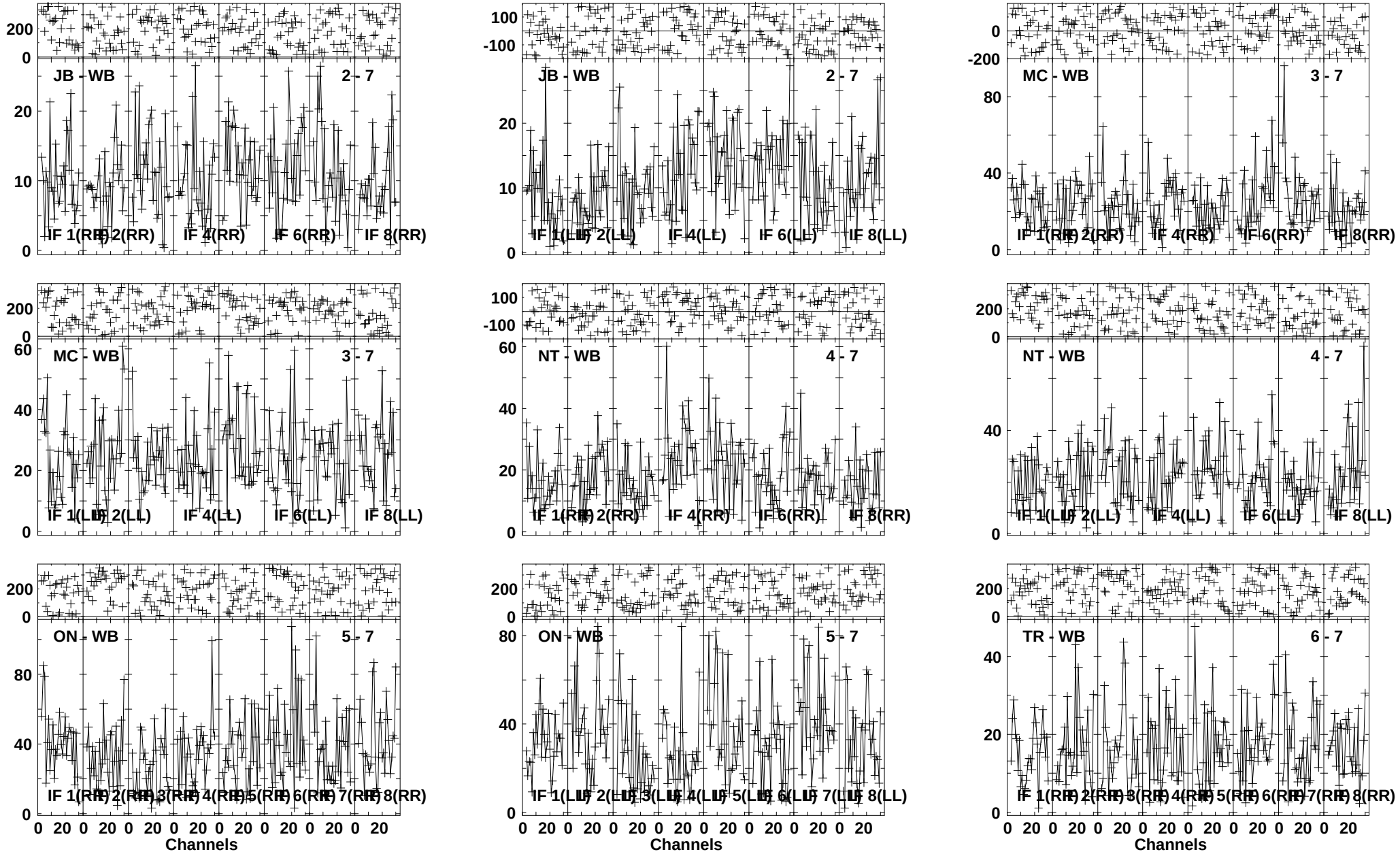

Lower frame: Milli Ampl Jy Top frame: Phas deg
Vector averaged cross-power spectrum Several baselines displayed
Timerange: 00/05:52:33 to 00/05:56:29

Plot file version 48 created 03-JUL-2013 16:06:02
NGC4388 EG066G.UVDATA.1
Freq = 4.9270 GHz, Bw = 16.000 MH Calibrated with CL # 3 and BP # 1 (BP mode 1)

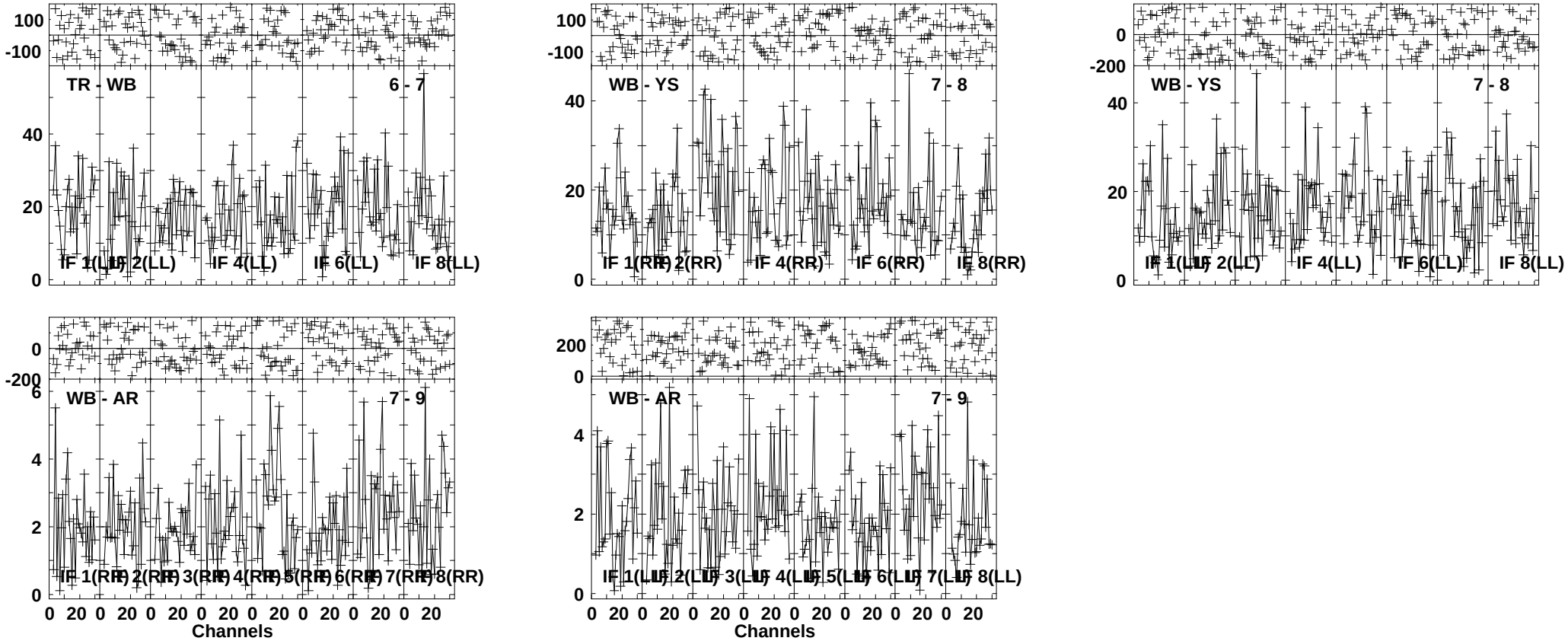

Lower frame: Milli Ampl Jy Top frame: Phas deg
Vector averaged cross-power spectrum Several baselines displayed
Timerange: 00/05:52:33 to 00/05:56:29

Plot file version 49 created 03-JUL-2013 16:06:03
M84 EG066G.UVDATA.1
Freq = 4.9270 GHz, Bw = 16.000 MH Calibrated with CL # 3 and BP # 1 (BP mode 1)

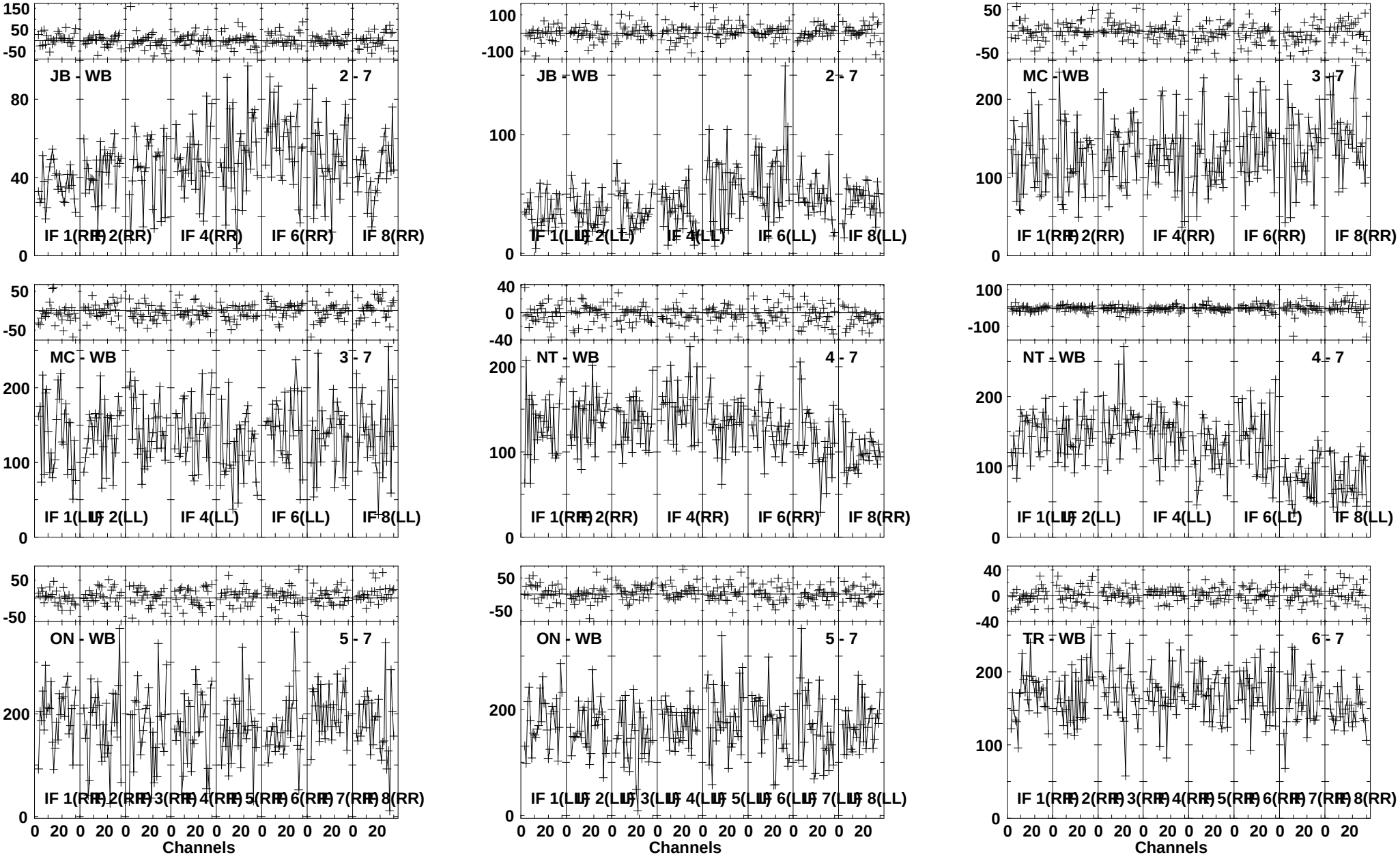

Lower frame: Milli Ampl Jy Top frame: Phas deg
Vector averaged cross-power spectrum Several baselines displayed
Timerange: 00/05:57:03 to 00/05:57:59

Plot file version 50 created 03-JUL-2013 16:06:03
M84 EG066G.UVDATA.1
Freq = 4.9270 GHz, Bw = 16.000 MH Calibrated with CL # 3 and BP # 1 (BP mode 1)

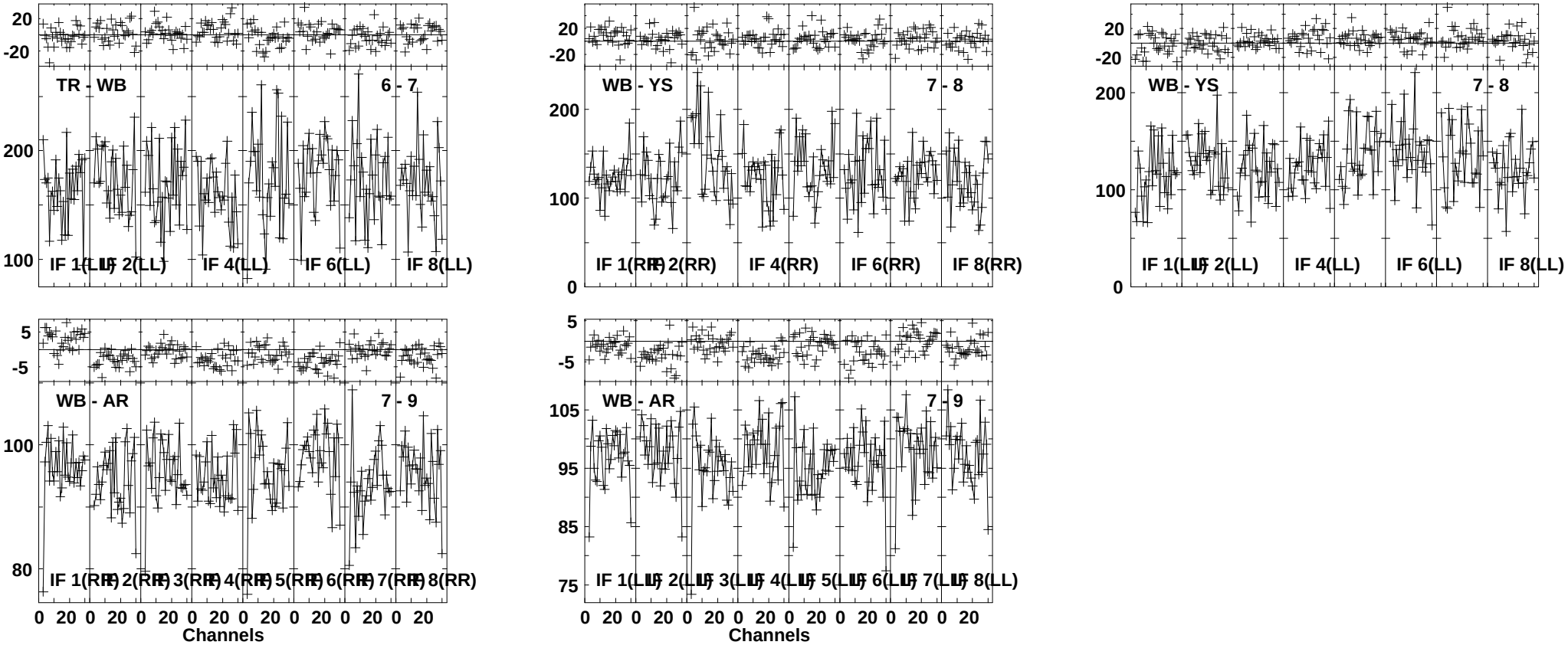

Lower frame: Milli Ampl Jy Top frame: Phas deg
Vector averaged cross-power spectrum Several baselines displayed
Timerange: 00/05:57:03 to 00/05:57:59

Plot file version 51 created 03-JUL-2013 16:06:05
3C274 EG066G.UVDATA.1
Freq = 4.9270 GHz, Bw = 16.000 MH Calibrated with CL # 3 and BP # 1 (BP mode 1)



Lower frame: Milli Ampl Jy Top frame: Phas deg
Vector averaged cross-power spectrum Several baselines displayed
Timerange: 00/05:58:48 to 00/06:07:58

Plot file version 52 created 03-JUL-2013 16:06:08
3C274 EG066G.UVDATA.1
Freq = 4.9270 GHz, Bw = 16.000 MH Calibrated with CL # 3 and BP # 1 (BP mode 1)

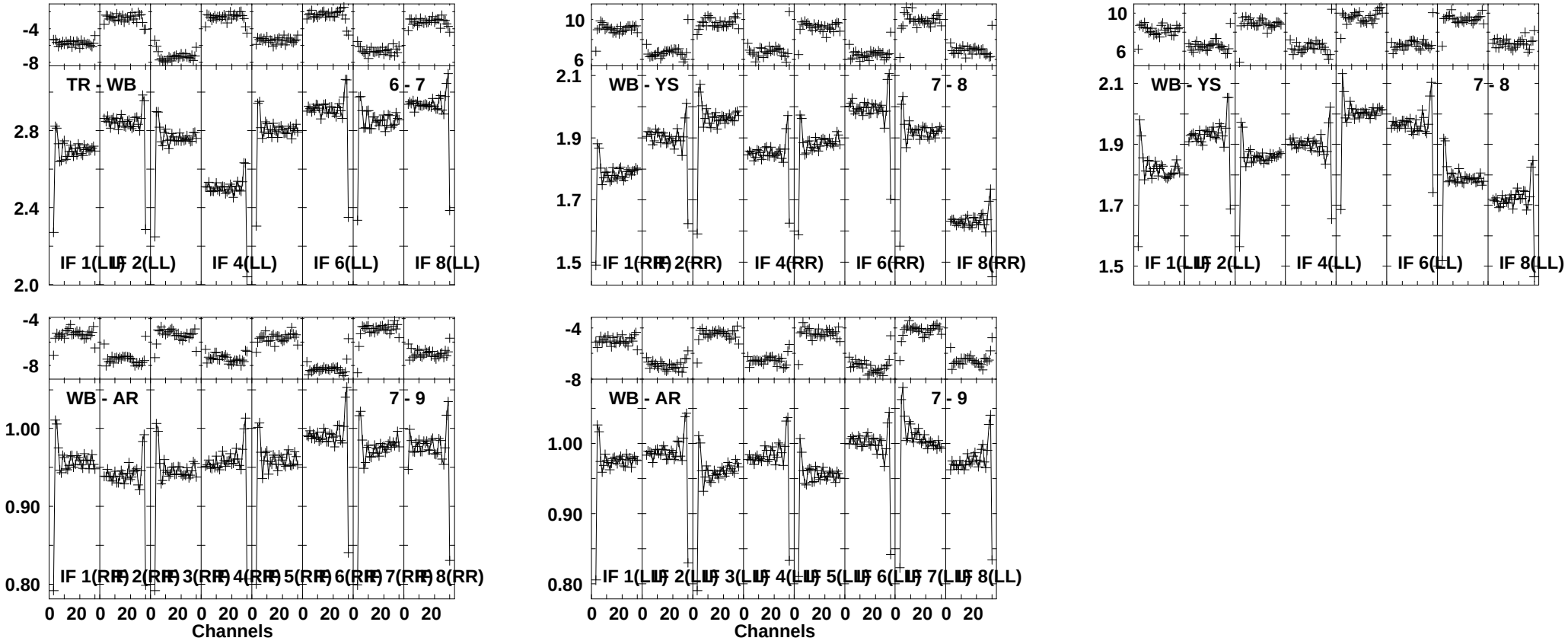

Lower frame: Ampl Jy Top frame: Phas deg
Vector averaged cross-power spectrum Several baselines displayed
Timerange: 00/05:58:48 to 00/06:07:58

Plot file version 53 created 03-JUL-2013 16:06:10
M84 EG066G.UVDATA.1
Freq = 4.9270 GHz, Bw = 16.000 MH Calibrated with CL # 3 and BP # 1 (BP mode 1)

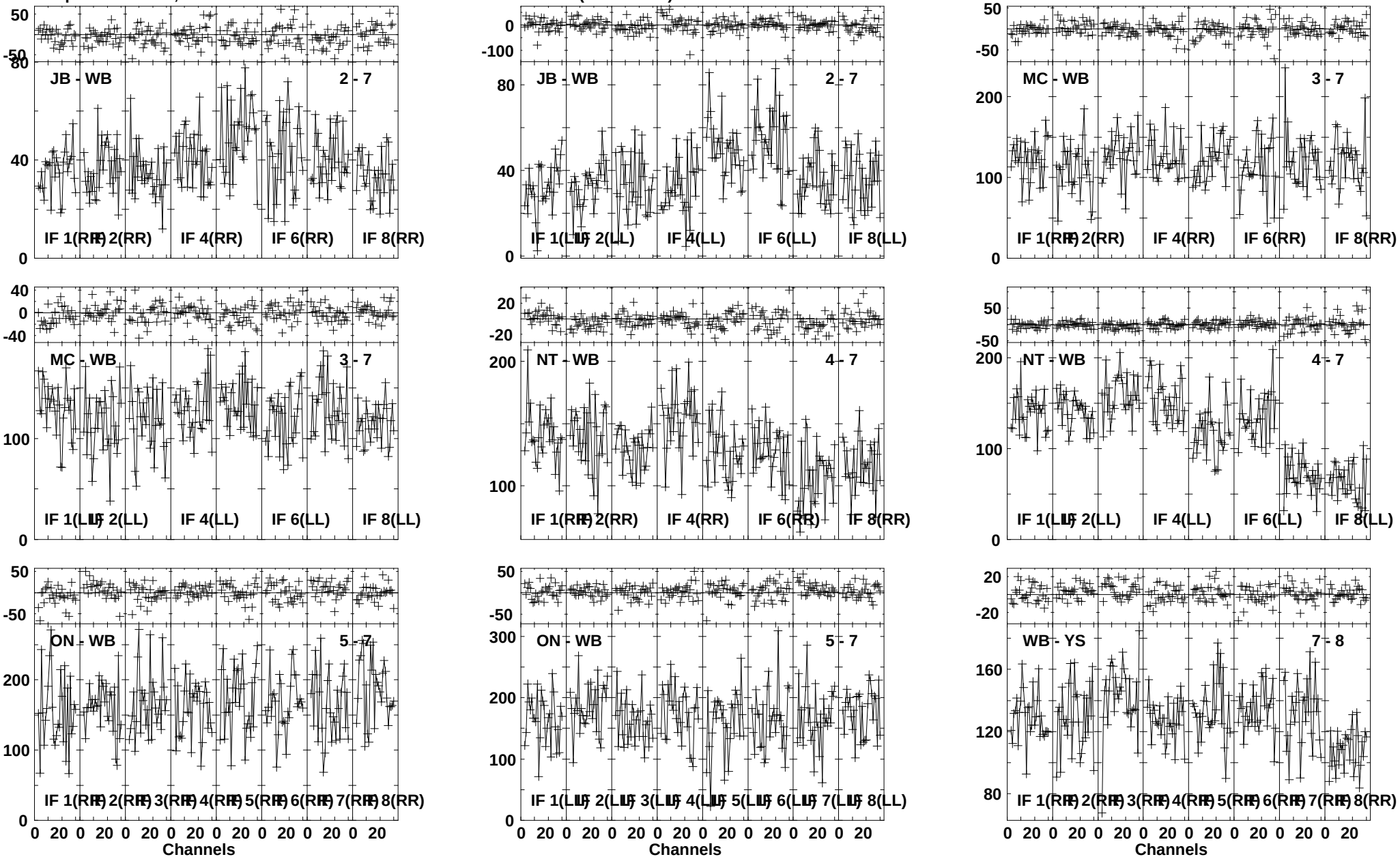

Lower frame: Milli Ampl Jy Top frame: Phas deg
Vector averaged cross-power spectrum Several baselines displayed
Timerange: 00/06:08:33 to 00/06:10:29

Plot file version 54 created 03-JUL-2013 16:06:11
M84 EG066G.UVDATA.1
Freq = 4.9270 GHz, Bw = 16.000 MH Calibrated with CL # 3 and BP # 1 (BP mode 1)

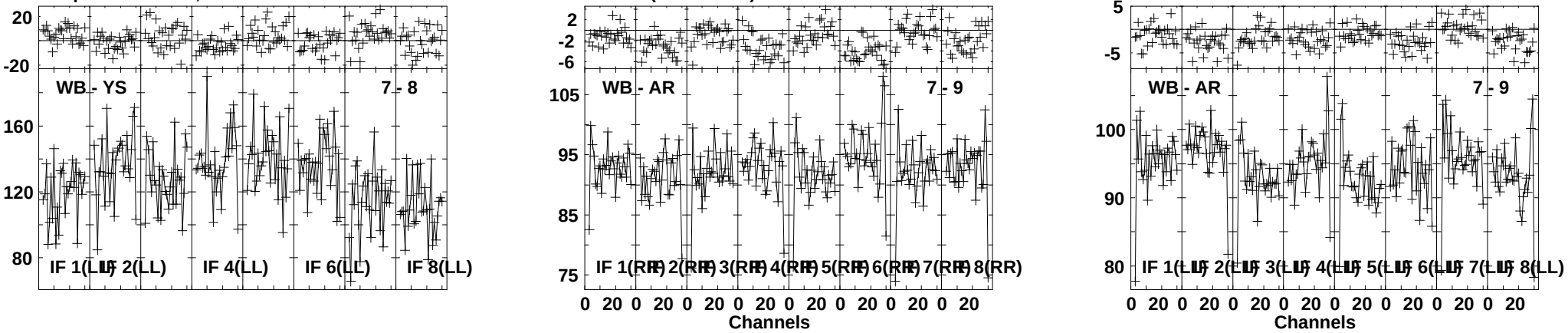

Lower frame: Milli Ampl Jy Top frame: Phas deg
Vector averaged cross-power spectrum Several baselines displayed
Timerange: 00/06:08:33 to 00/06:10:29

Plot file version 55 created 03-JUL-2013 16:06:12
NGC4388 EG066G.UVDATA.1
Freq = 4.9270 GHz, Bw = 16.000 MH Calibrated with CL # 3 and BP # 1 (BP mode 1)

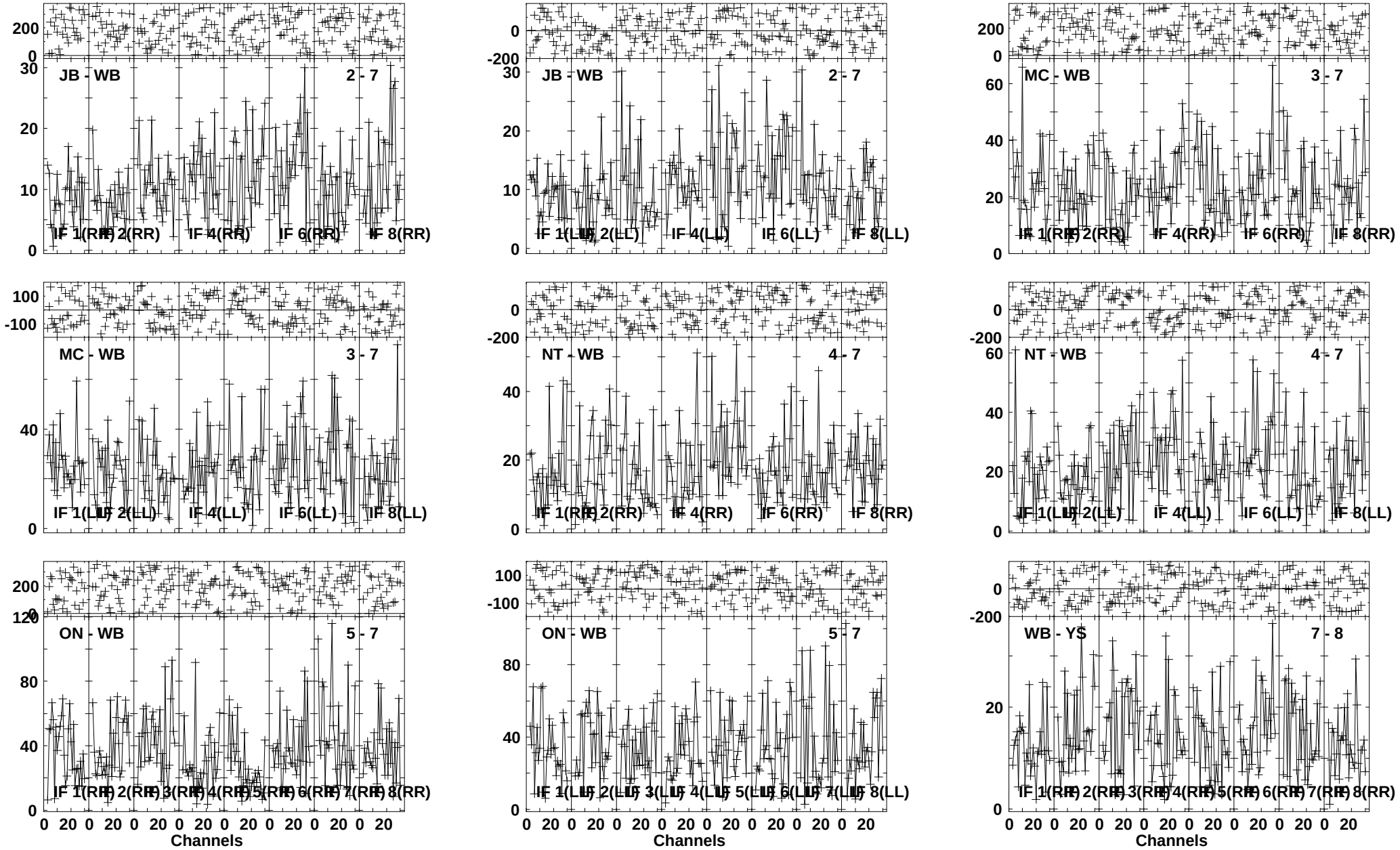

Lower frame: Milli Ampl Jy Top frame: Phas deg
Vector averaged cross-power spectrum Several baselines displayed
Timerange: 00/06:11:03 to 00/06:14:59

Plot file version 56 created 03-JUL-2013 16:06:13
NGC4388 EG066G.UVDATA.1
Freq = 4.9270 GHz, Bw = 16.000 MH Calibrated with CL # 3 and BP # 1 (BP mode 1)

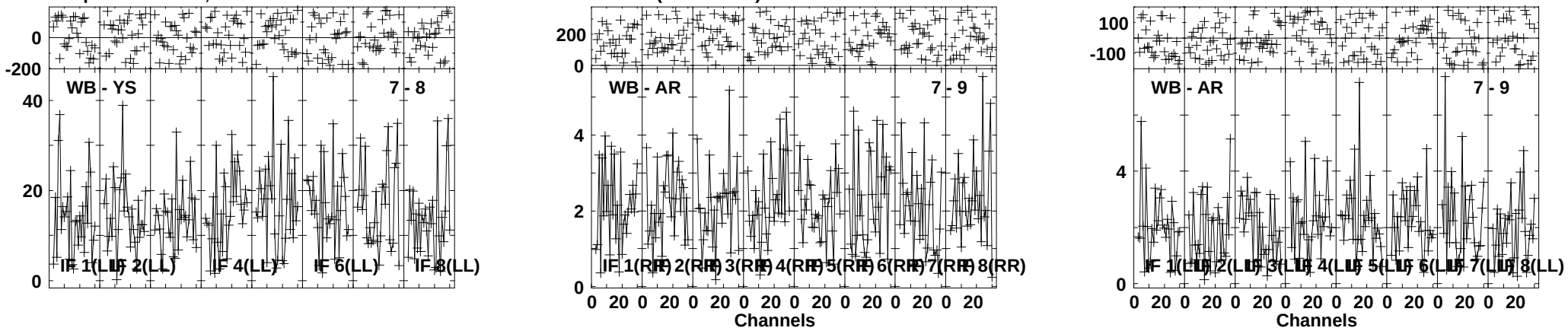

Lower frame: Milli Ampl Jy Top frame: Phas deg
Vector averaged cross-power spectrum Several baselines displayed
Timerange: 00/06:11:03 to 00/06:14:59

Plot file version 57 created 03-JUL-2013 16:06:13
M84 EG066G.UVDATA.1
Freq = 4.9270 GHz, Bw = 16.000 MH Calibrated with CL # 3 and BP # 1 (BP mode 1)

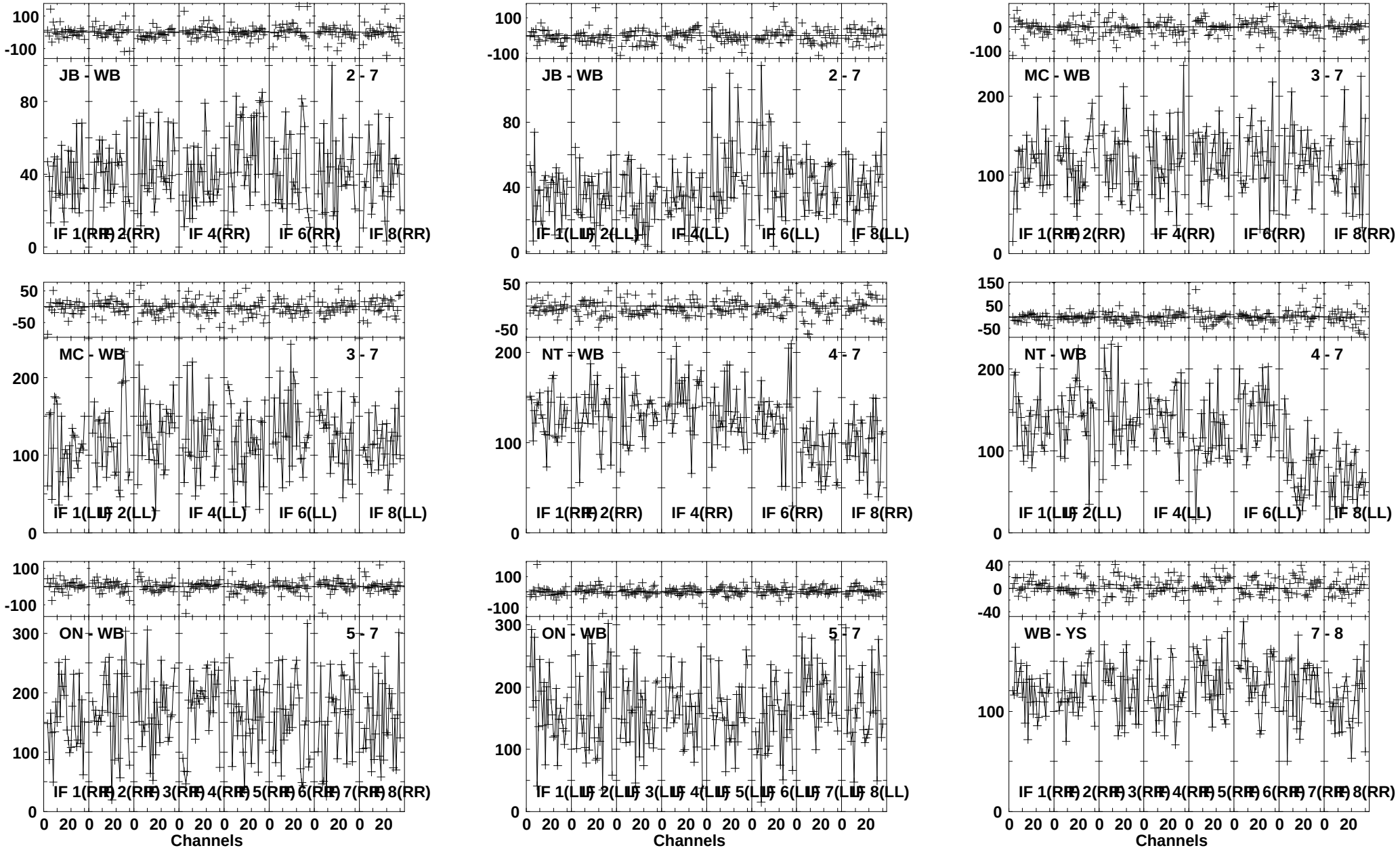

Lower frame: Milli Ampl Jy Top frame: Phas deg
Vector averaged cross-power spectrum Several baselines displayed
Timerange: 00/06:15:33 to 00/06:16:29

Plot file version 58 created 03-JUL-2013 16:06:14
M84 EG066G.UVDATA.1
Freq = 4.9270 GHz, Bw = 16.000 MH Calibrated with CL # 3 and BP # 1 (BP mode 1)

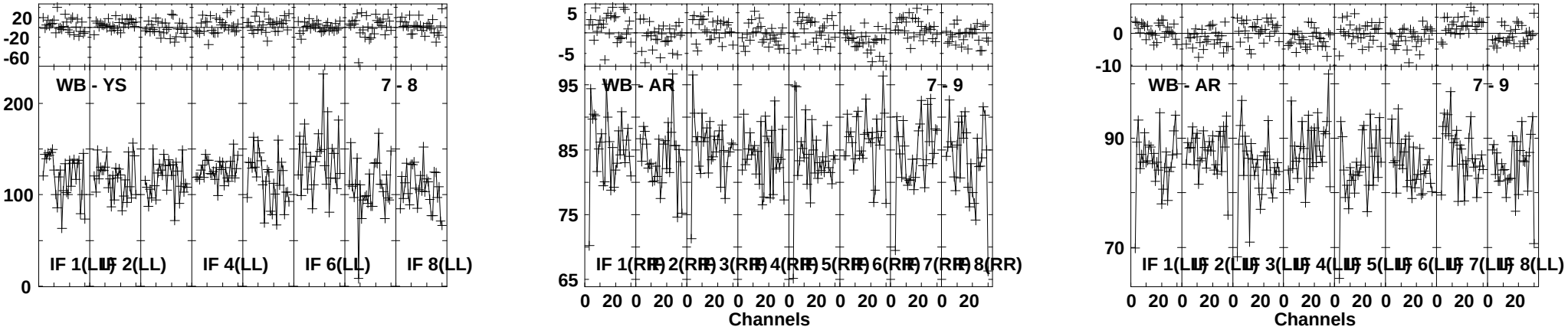

Lower frame: Milli Ampl Jy Top frame: Phas deg
Vector averaged cross-power spectrum Several baselines displayed
Timerange: 00/06:15:33 to 00/06:16:29

Plot file version 59 created 03-JUL-2013 16:06:14
NGC4388 EG066G.UVDATA.1
Freq = 4.9270 GHz, Bw = 16.000 MH Calibrated with CL # 3 and BP # 1 (BP mode 1)

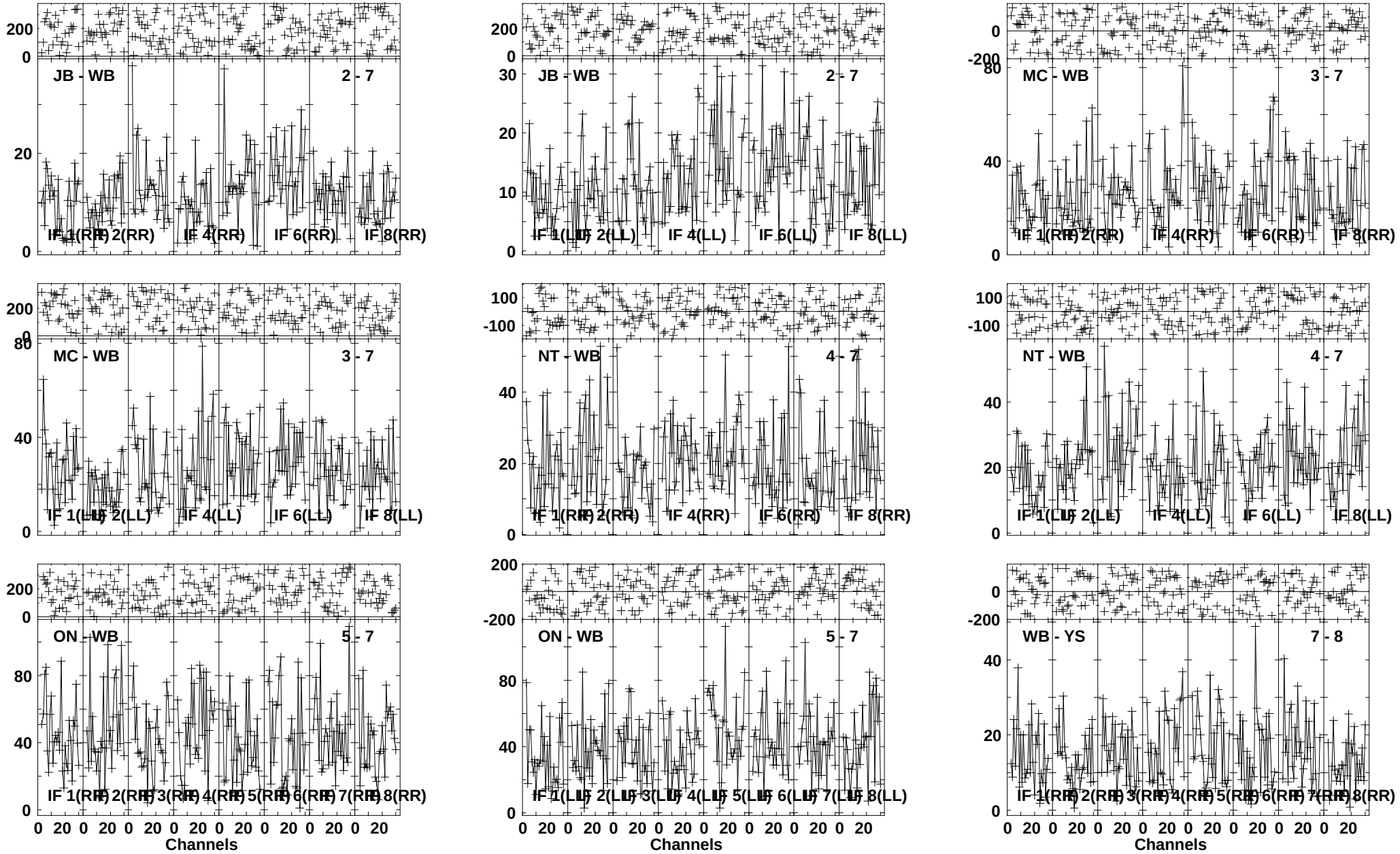

Lower frame: Milli Ampl Jy Top frame: Phas deg
Vector averaged cross-power spectrum Several baselines displayed
Timerange: 00/06:17:03 to 00/06:20:29

Plot file version 60 created 03-JUL-2013 16:06:16
NGC4388 EG066G.UVDATA.1
Freq = 4.9270 GHz, Bw = 16.000 MH Calibrated with CL # 3 and BP # 1 (BP mode 1)

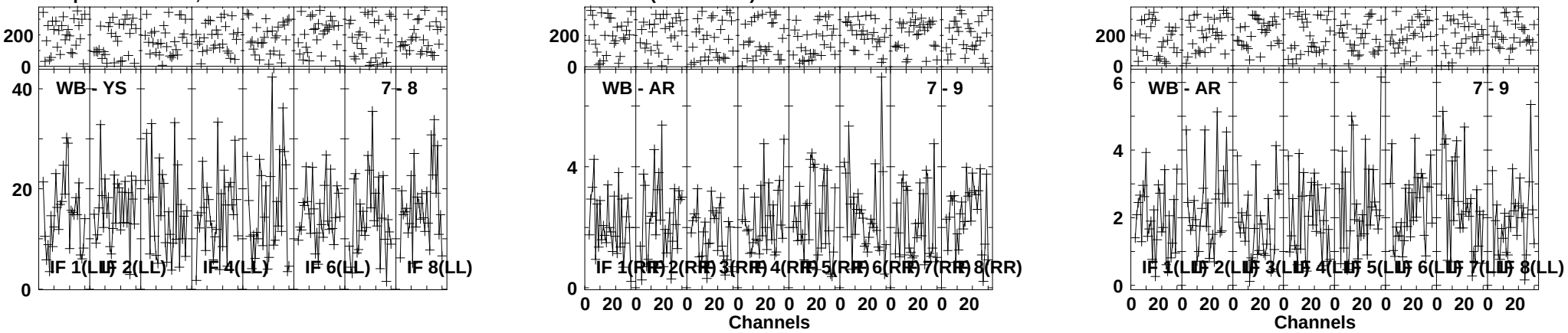

Lower frame: Milli Ampl Jy Top frame: Phas deg
Vector averaged cross-power spectrum Several baselines displayed
Timerange: 00/06:17:03 to 00/06:20:29

Plot file version 61 created 03-JUL-2013 16:06:16
M84 EG066G.UVDATA.1
Freq = 4.9270 GHz, Bw = 16.000 MH Calibrated with CL # 3 and BP # 1 (BP mode 1)

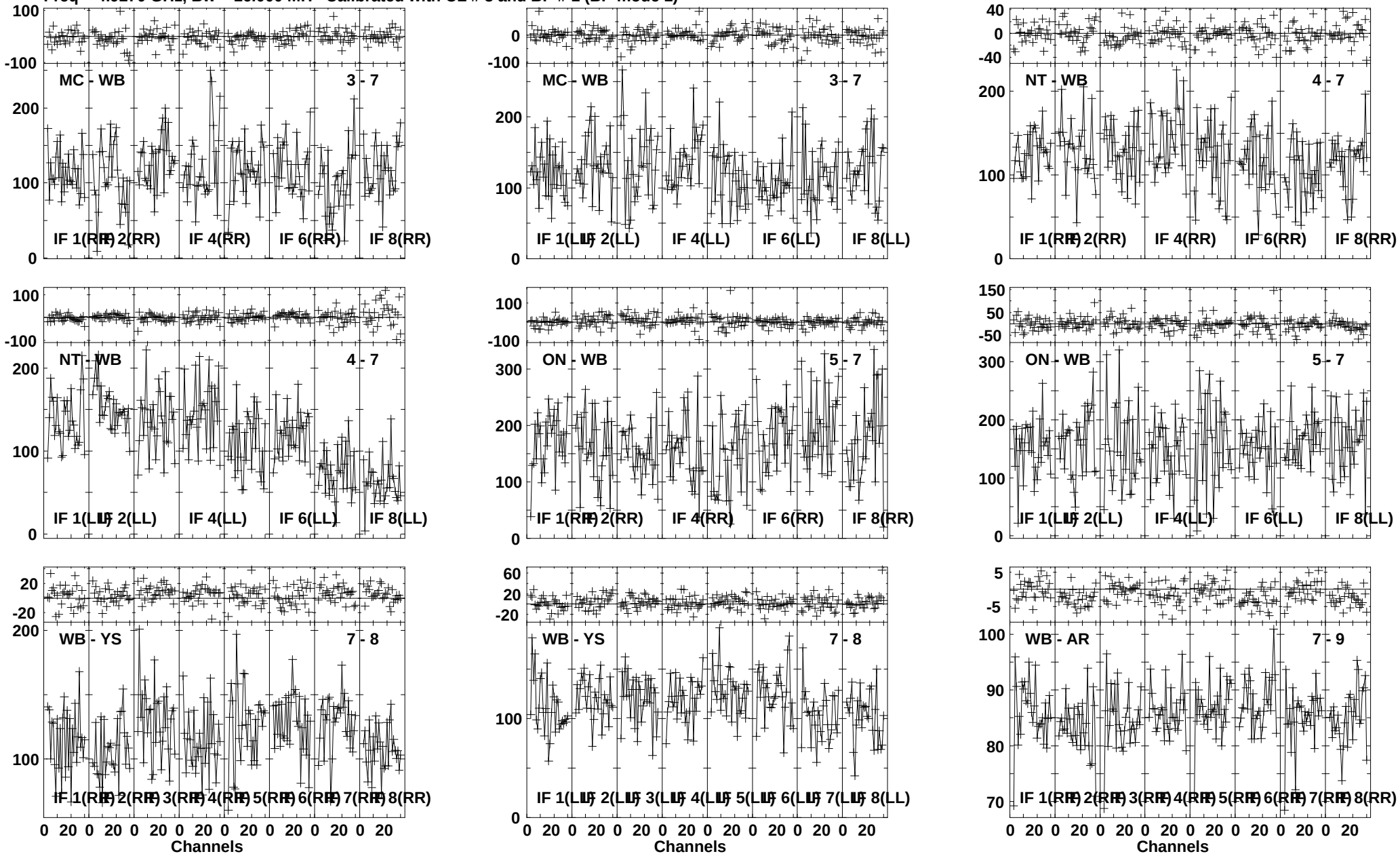

Lower frame: Milli Ampl Jy Top frame: Phas deg
Vector averaged cross-power spectrum Several baselines displayed
Timerange: 00/06:21:03 to 00/06:21:59

Plot file version 62 created 03-JUL-2013 16:06:16
M84 EG066G.UVDATA.1
Freq = 4.9270 GHz, Bw = 16.000 MH Calibrated with CL # 3 and BP # 1 (BP mode 1)

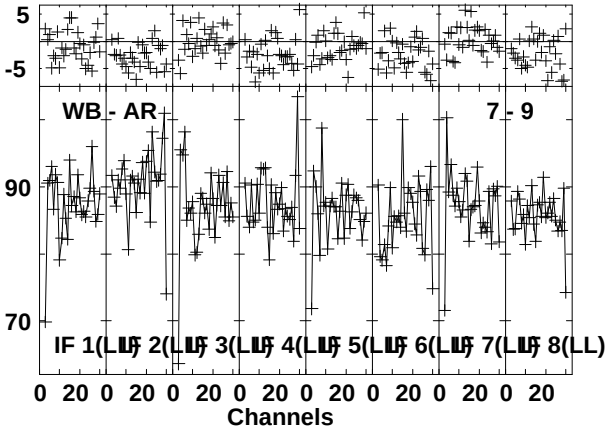

Lower frame: Milli Ampl Jy Top frame: Phas deg
Vector averaged cross-power spectrum Several baselines displayed
Timerange: 00/06:21:03 to 00/06:21:59

Plot file version 63 created 03-JUL-2013 16:06:17
NGC4388 EG066G.UVDATA.1
Freq = 4.9270 GHz, Bw = 16.000 MH Calibrated with CL # 3 and BP # 1 (BP mode 1)

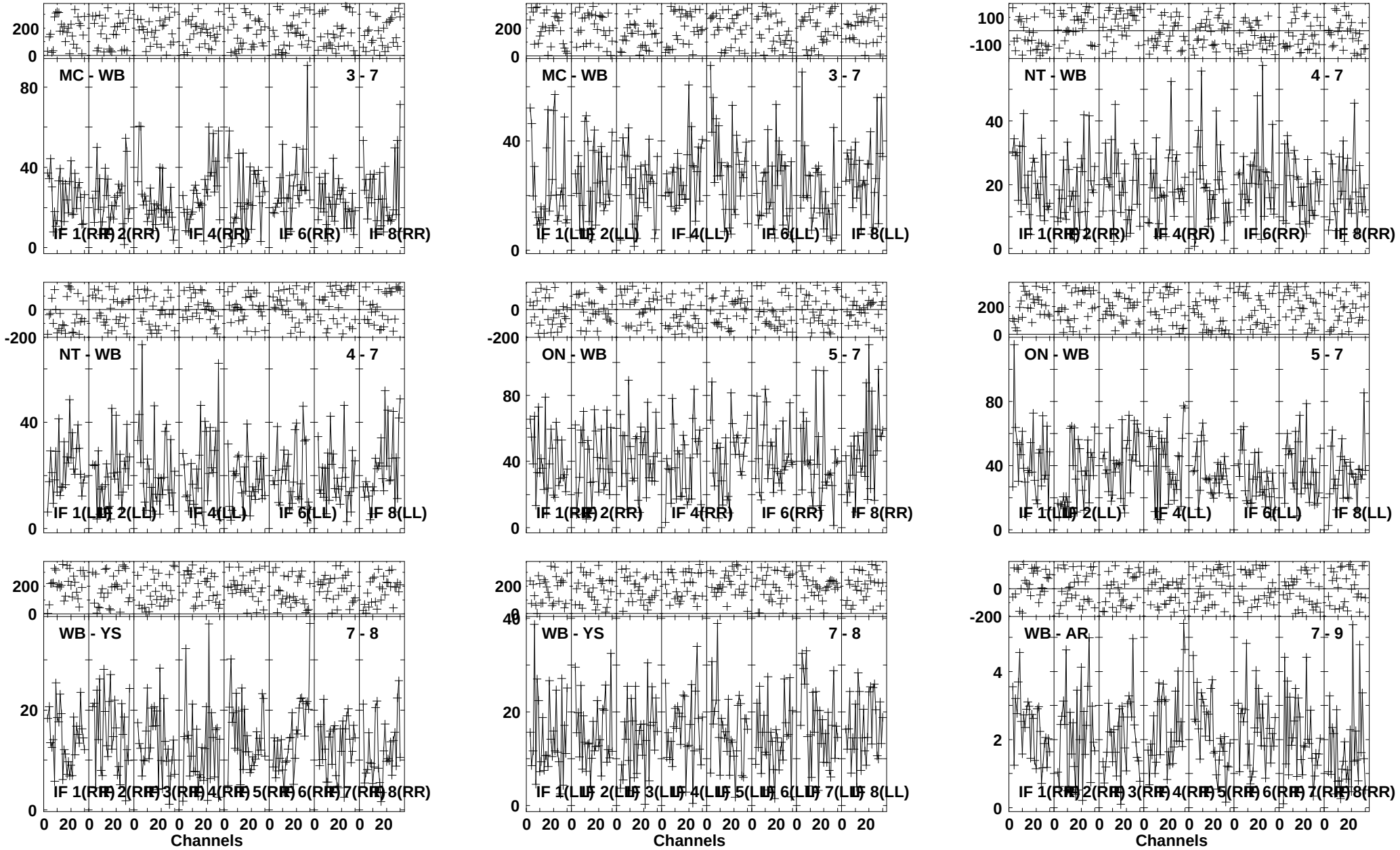

Lower frame: Milli Ampl Jy Top frame: Phas deg
Vector averaged cross-power spectrum Several baselines displayed
Timerange: 00/06:22:33 to 00/06:26:29

Plot file version 64 created 03-JUL-2013 16:06:18
NGC4388 EG066G.UVDATA.1
Freq = 4.9270 GHz, Bw = 16.000 MH Calibrated with CL # 3 and BP # 1 (BP mode 1)

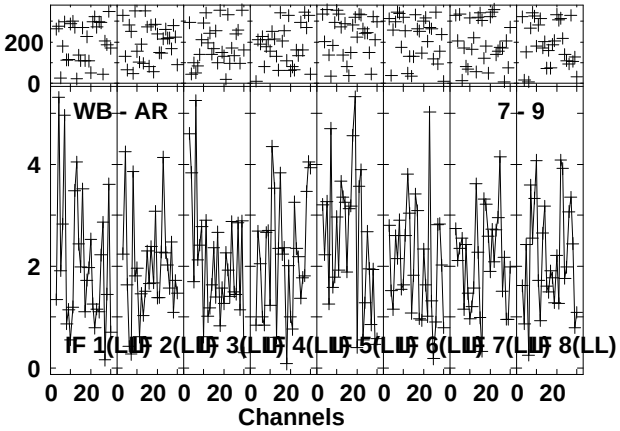

Lower frame: Milli Ampl Jy Top frame: Phas deg
Vector averaged cross-power spectrum Several baselines displayed
Timerange: 00/06:22:33 to 00/06:26:29

Plot file version 65 created 03-JUL-2013 16:06:18
M84 EG066G.UVDATA.1
Freq = 4.9270 GHz, Bw = 16.000 MH Calibrated with CL # 3 and BP # 1 (BP mode 1)

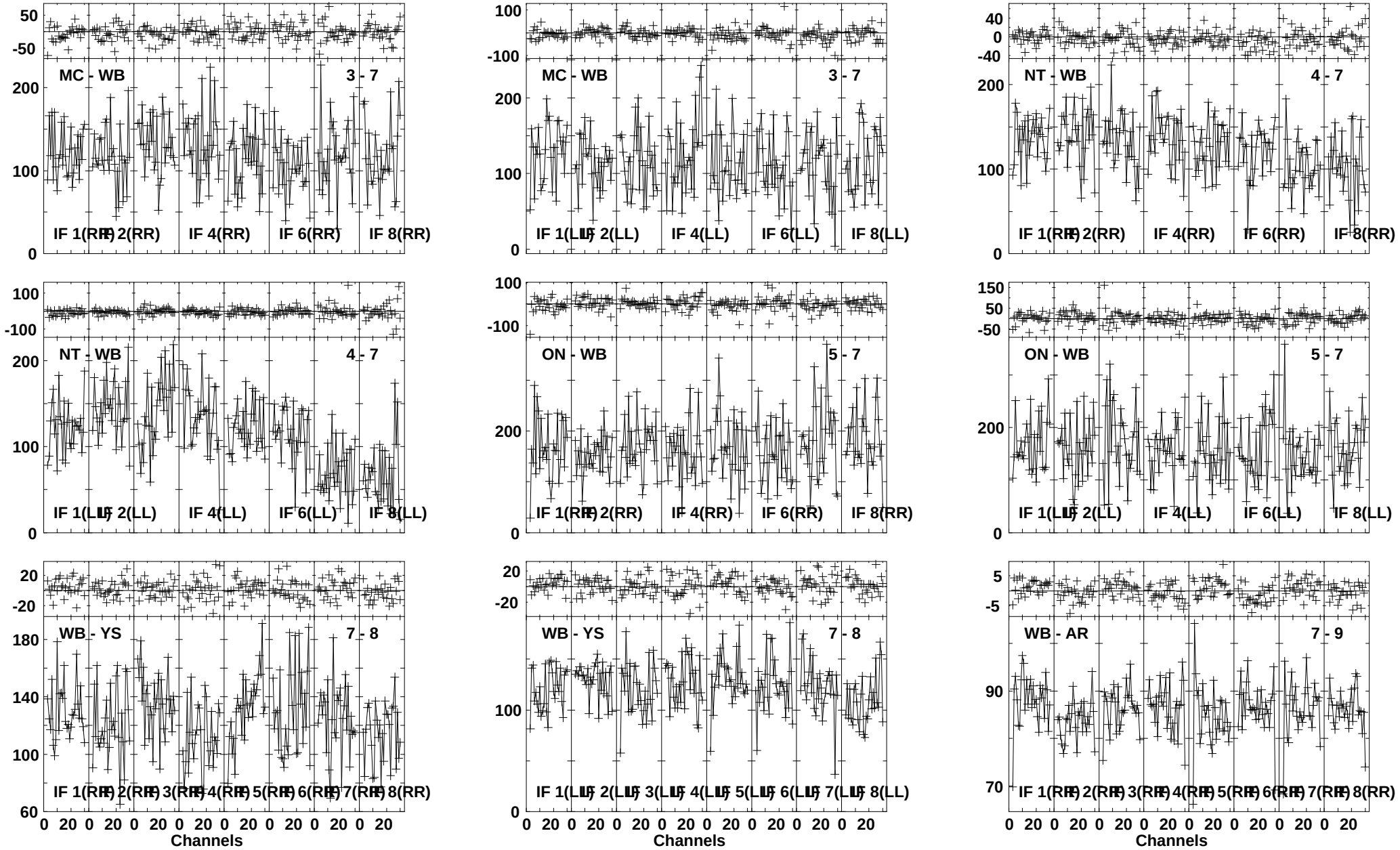

Lower frame: Milli Ampl Jy Top frame: Phas deg
Vector averaged cross-power spectrum Several baselines displayed
Timerange: 00/06:27:03 to 00/06:27:59

Plot file version 66 created 03-JUL-2013 16:06:19
M84 EG066G.UVDATA.1
Freq = 4.9270 GHz, Bw = 16.000 MH Calibrated with CL # 3 and BP # 1 (BP mode 1)

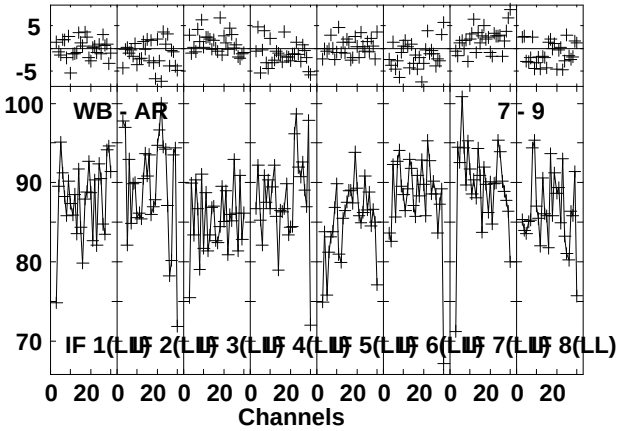

Lower frame: Milli Ampl Jy Top frame: Phas deg
Vector averaged cross-power spectrum Several baselines displayed
Timerange: 00/06:27:03 to 00/06:27:59

Plot file version 67 created 03-JUL-2013 16:06:19
NGC4388 EG066G.UVDATA.1
Freq = 4.9270 GHz, Bw = 16.000 MH Calibrated with CL # 3 and BP # 1 (BP mode 1)

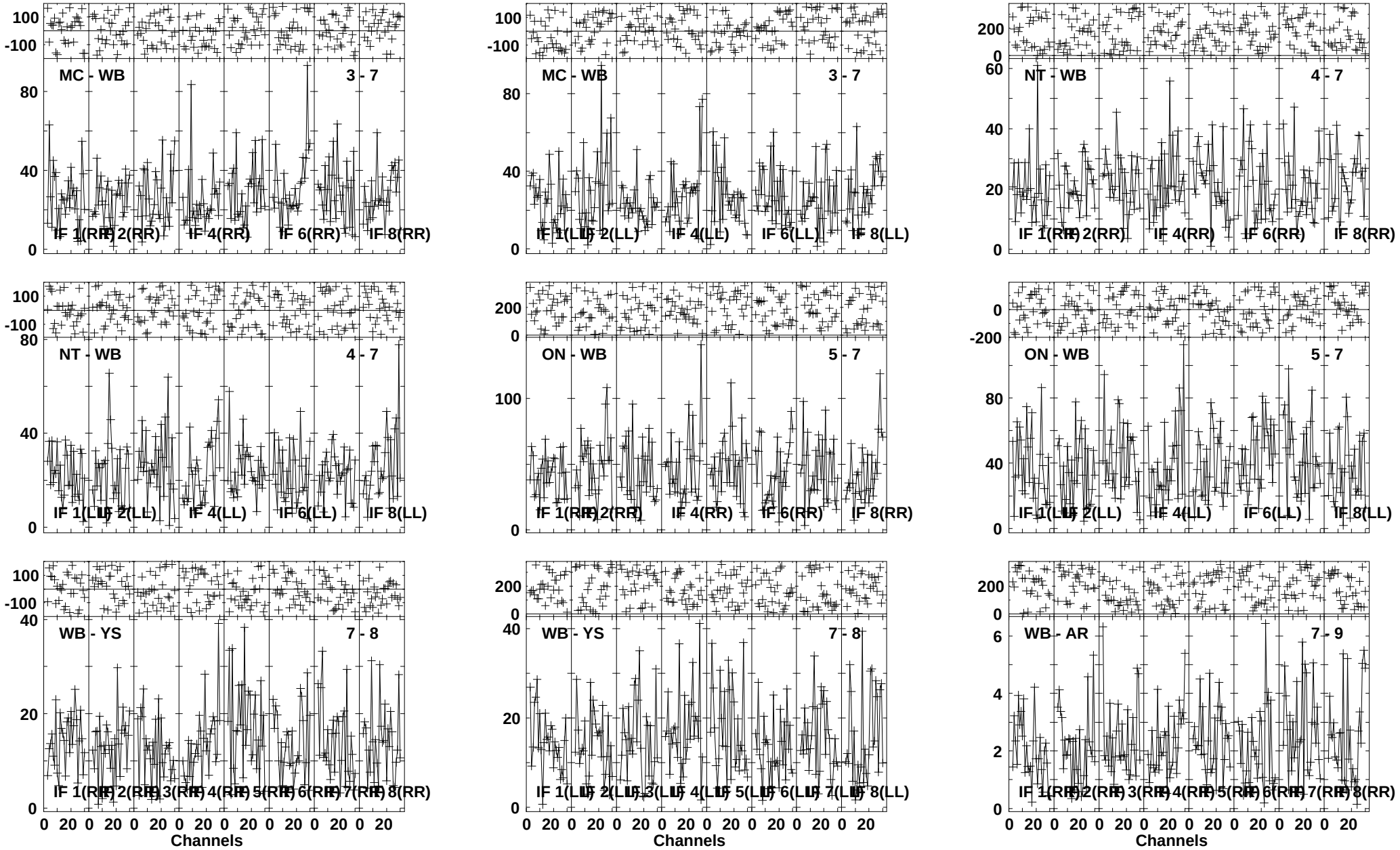

Lower frame: Milli Ampl Jy Top frame: Phas deg
Vector averaged cross-power spectrum Several baselines displayed
Timerange: 00/06:28:33 to 00/06:31:59

Plot file version 68 created 03-JUL-2013 16:06:20
NGC4388 EG066G.UVDATA.1
Freq = 4.9270 GHz, Bw = 16.000 MH Calibrated with CL # 3 and BP # 1 (BP mode 1)

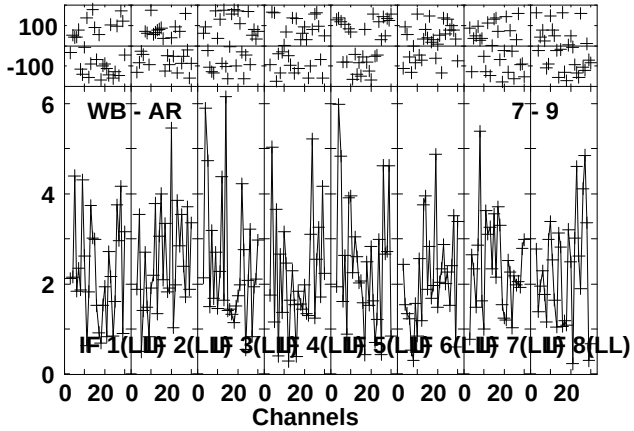

Lower frame: Milli Ampl Jy Top frame: Phas deg
Vector averaged cross-power spectrum Several baselines displayed
Timerange: 00/06:28:33 to 00/06:31:59

Plot file version 69 created 03-JUL-2013 16:06:20
M84 EG066G.UVDATA.1
Freq = 4.9270 GHz, Bw = 16.000 MH Calibrated with CL # 3 and BP # 1 (BP mode 1)

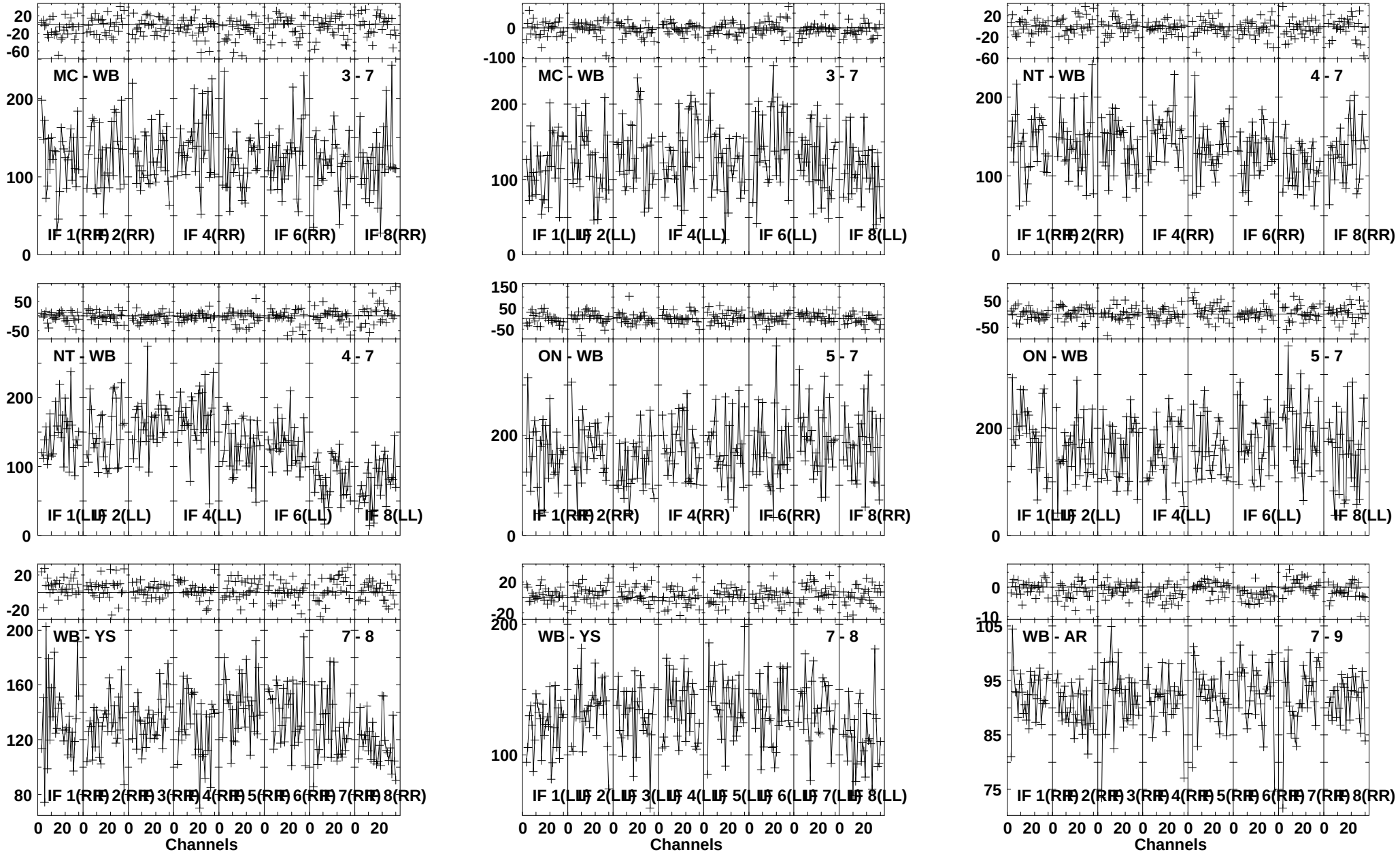

Lower frame: Milli Ampl Jy Top frame: Phas deg
Vector averaged cross-power spectrum Several baselines displayed
Timerange: 00/06:32:33 to 00/06:33:29

Plot file version 70 created 03-JUL-2013 16:06:21
M84 EG066G.UVDATA.1
Freq = 4.9270 GHz, Bw = 16.000 MH Calibrated with CL # 3 and BP # 1 (BP mode 1)

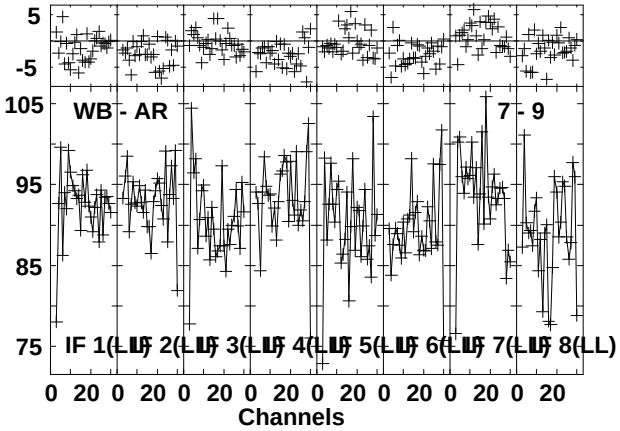

Lower frame: Milli Ampl Jy Top frame: Phas deg
Vector averaged cross-power spectrum Several baselines displayed
Timerange: 00/06:32:33 to 00/06:33:29

Plot file version 71 created 03-JUL-2013 16:06:21
NGC4388 EG066G.UVDATA.1
Freq = 4.9270 GHz, Bw = 16.000 MH Calibrated with CL # 3 and BP # 1 (BP mode 1)

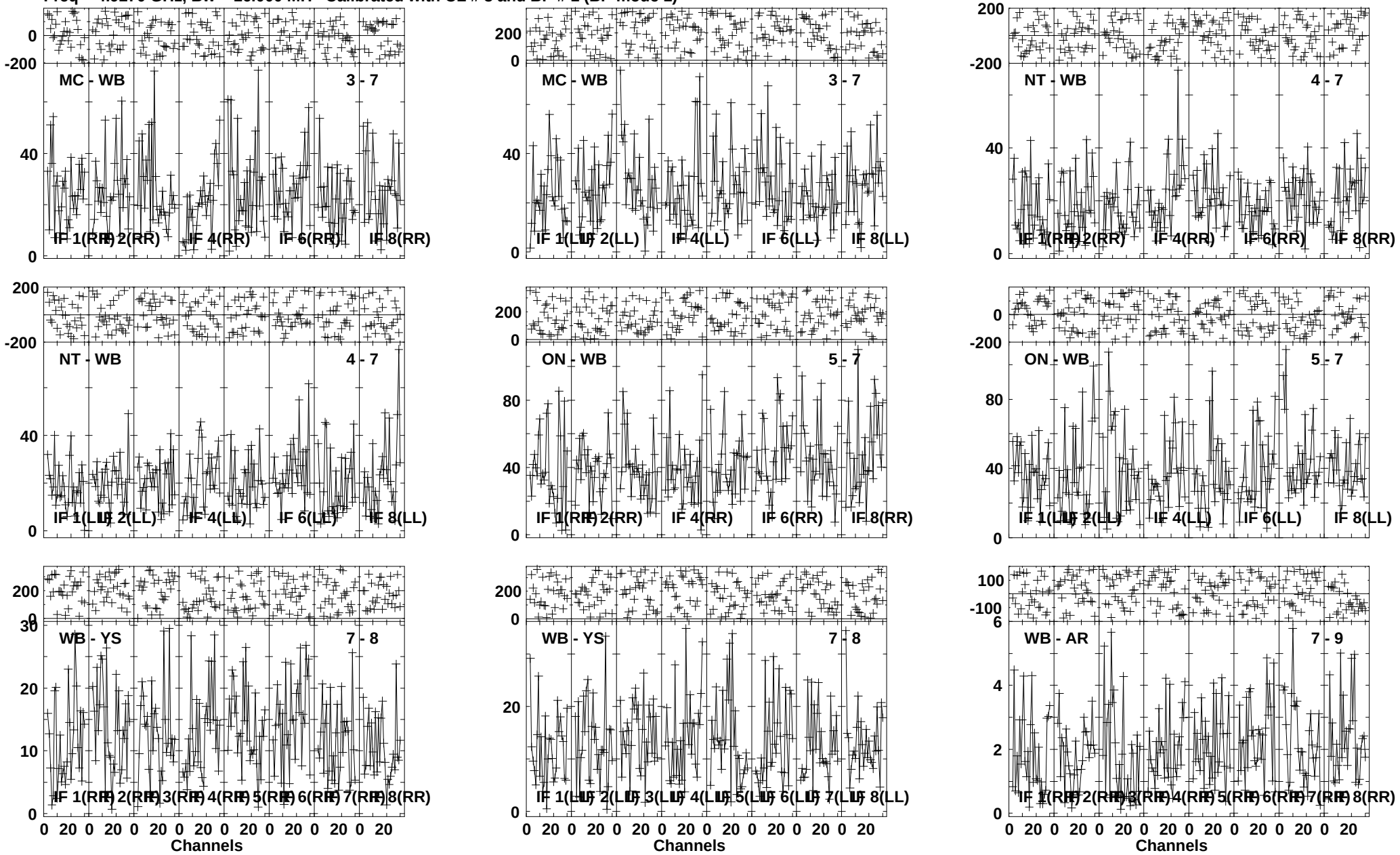

Lower frame: Milli Ampl Jy Top frame: Phas deg
Vector averaged cross-power spectrum Several baselines displayed
Timerange: 00/06:34:03 to 00/06:37:59

Plot file version 72 created 03-JUL-2013 16:06:23
NGC4388 EG066G.UVDATA.1
Freq = 4.9270 GHz, Bw = 16.000 MH Calibrated with CL # 3 and BP # 1 (BP mode 1)

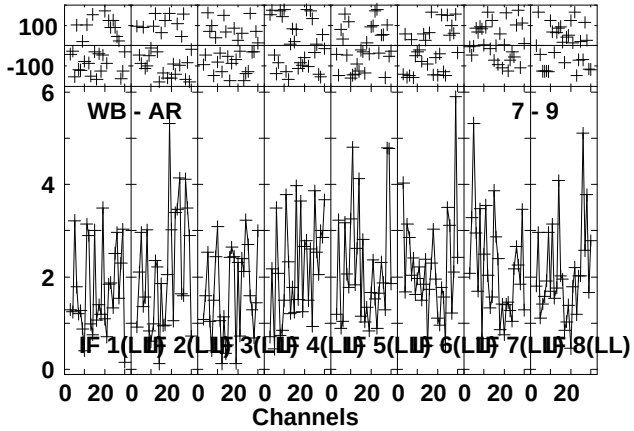

Lower frame: Milli Ampl Jy Top frame: Phas deg
Vector averaged cross-power spectrum Several baselines displayed
Timerange: 00/06:34:03 to 00/06:37:59

Plot file version 73 created 03-JUL-2013 16:06:23
M84 EG066G.UVDATA.1
Freq = 4.9270 GHz, Bw = 16.000 MH Calibrated with CL # 3 and BP # 1 (BP mode 1)

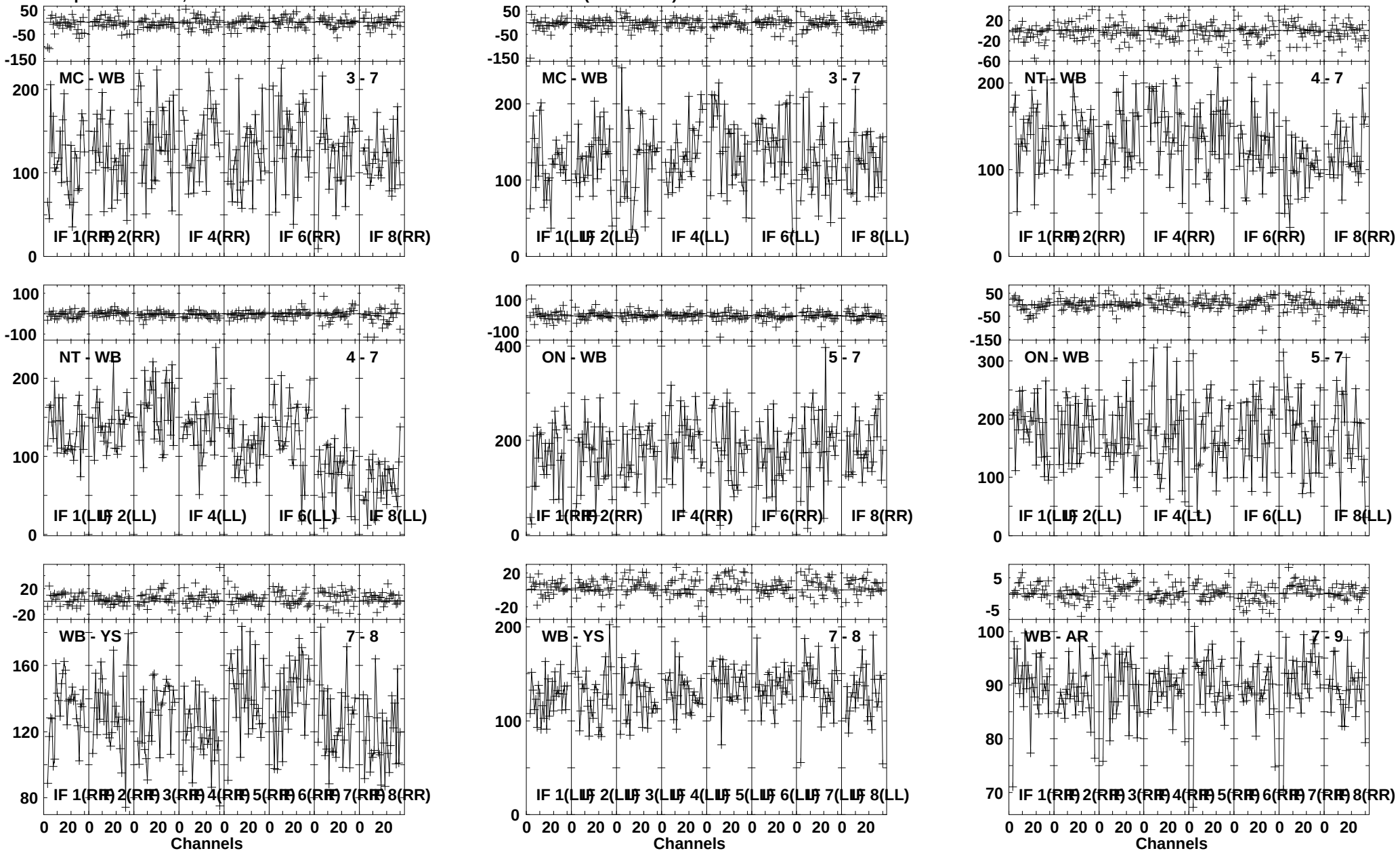

Lower frame: Milli Ampl Jy Top frame: Phas deg
Vector averaged cross-power spectrum Several baselines displayed
Timerange: 00/06:38:33 to 00/06:39:29

Plot file version 74 created 03-JUL-2013 16:06:23
M84 EG066G.UVDATA.1
Freq = 4.9270 GHz, Bw = 16.000 MH Calibrated with CL # 3 and BP # 1 (BP mode 1)

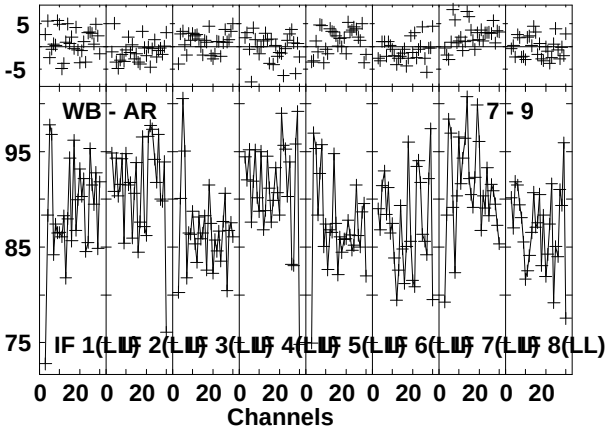

Lower frame: Milli Ampl Jy Top frame: Phas deg
Vector averaged cross-power spectrum Several baselines displayed
Timerange: 00/06:38:33 to 00/06:39:29

Plot file version 75 created 03-JUL-2013 16:06:24
NGC4388 EG066G.UVDATA.1
Freq = 4.9270 GHz, Bw = 16.000 MH Calibrated with CL # 3 and BP # 1 (BP mode 1)

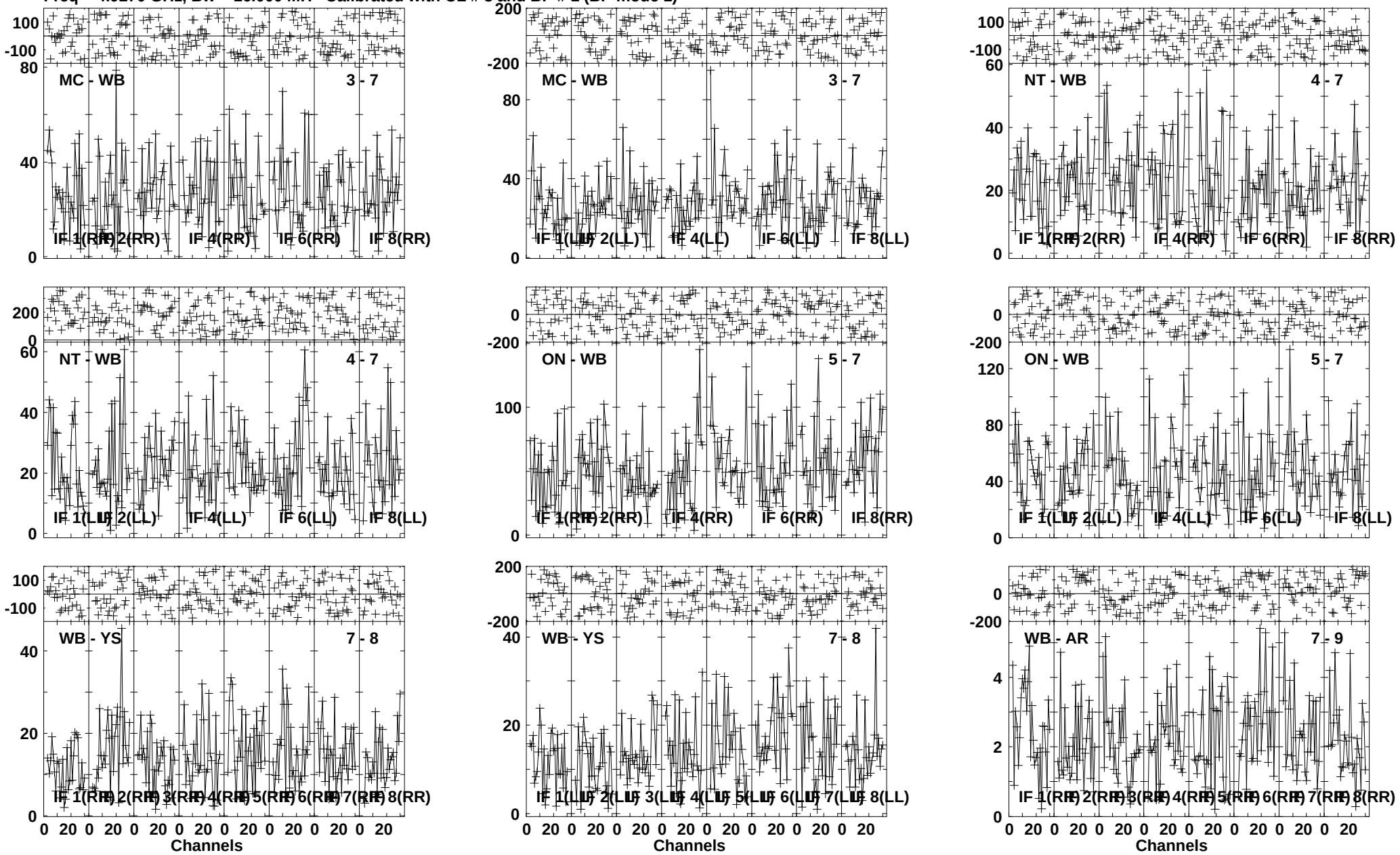

Lower frame: Milli Ampl Jy Top frame: Phas deg
Vector averaged cross-power spectrum Several baselines displayed
Timerange: 00/06:40:03 to 00/06:43:29

Plot file version 76 created 03-JUL-2013 16:06:24
NGC4388 EG066G.UVDATA.1
Freq = 4.9270 GHz, Bw = 16.000 MH Calibrated with CL # 3 and BP # 1 (BP mode 1)

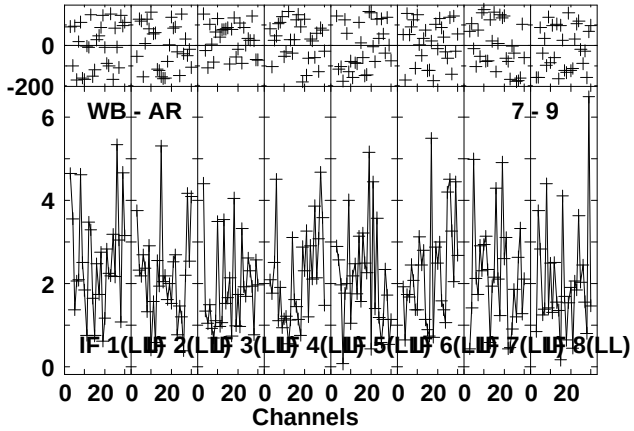

Lower frame: Milli Ampl Jy Top frame: Phas deg
Vector averaged cross-power spectrum Several baselines displayed
Timerange: 00/06:40:03 to 00/06:43:29

Plot file version 77 created 03-JUL-2013 16:06:25
M84 EG066G.UVDATA.1
Freq = 4.9270 GHz, Bw = 16.000 MH Calibrated with CL # 3 and BP # 1 (BP mode 1)

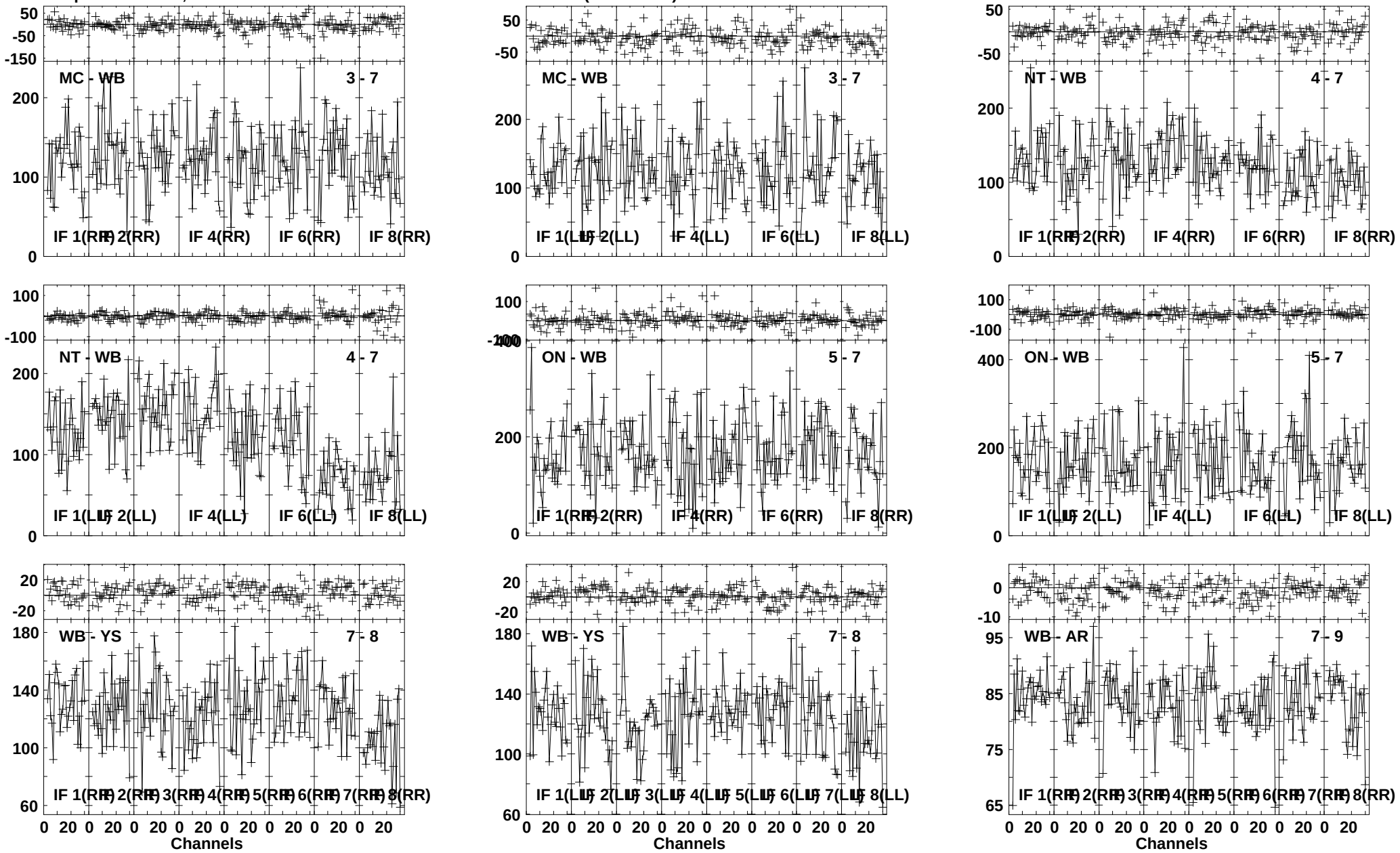

Lower frame: Milli Ampl Jy Top frame: Phas deg
Vector averaged cross-power spectrum Several baselines displayed
Timerange: 00/06:44:03 to 00/06:44:59

Plot file version 78 created 03-JUL-2013 16:06:25
M84 EG066G.UVDATA.1
Freq = 4.9270 GHz, Bw = 16.000 MH Calibrated with CL # 3 and BP # 1 (BP mode 1)

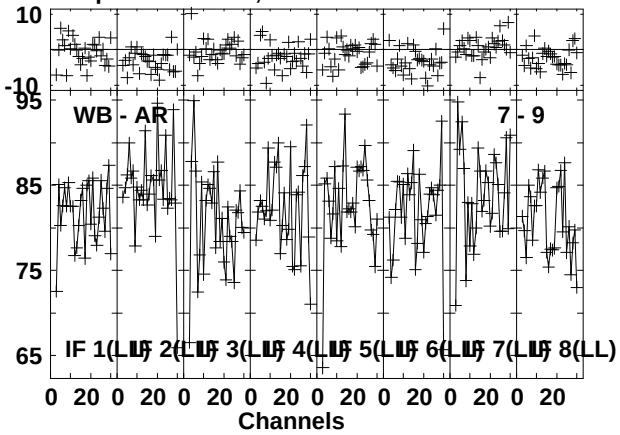

Lower frame: Milli Ampl Jy Top frame: Phas deg
Vector averaged cross-power spectrum Several baselines displayed
Timerange: 00/06:44:03 to 00/06:44:59

Plot file version 79 created 03-JUL-2013 16:06:25
NGC4388 EG066G.UVDATA.1
Freq = 4.9270 GHz, Bw = 16.000 MH Calibrated with CL # 3 and BP # 1 (BP mode 1)

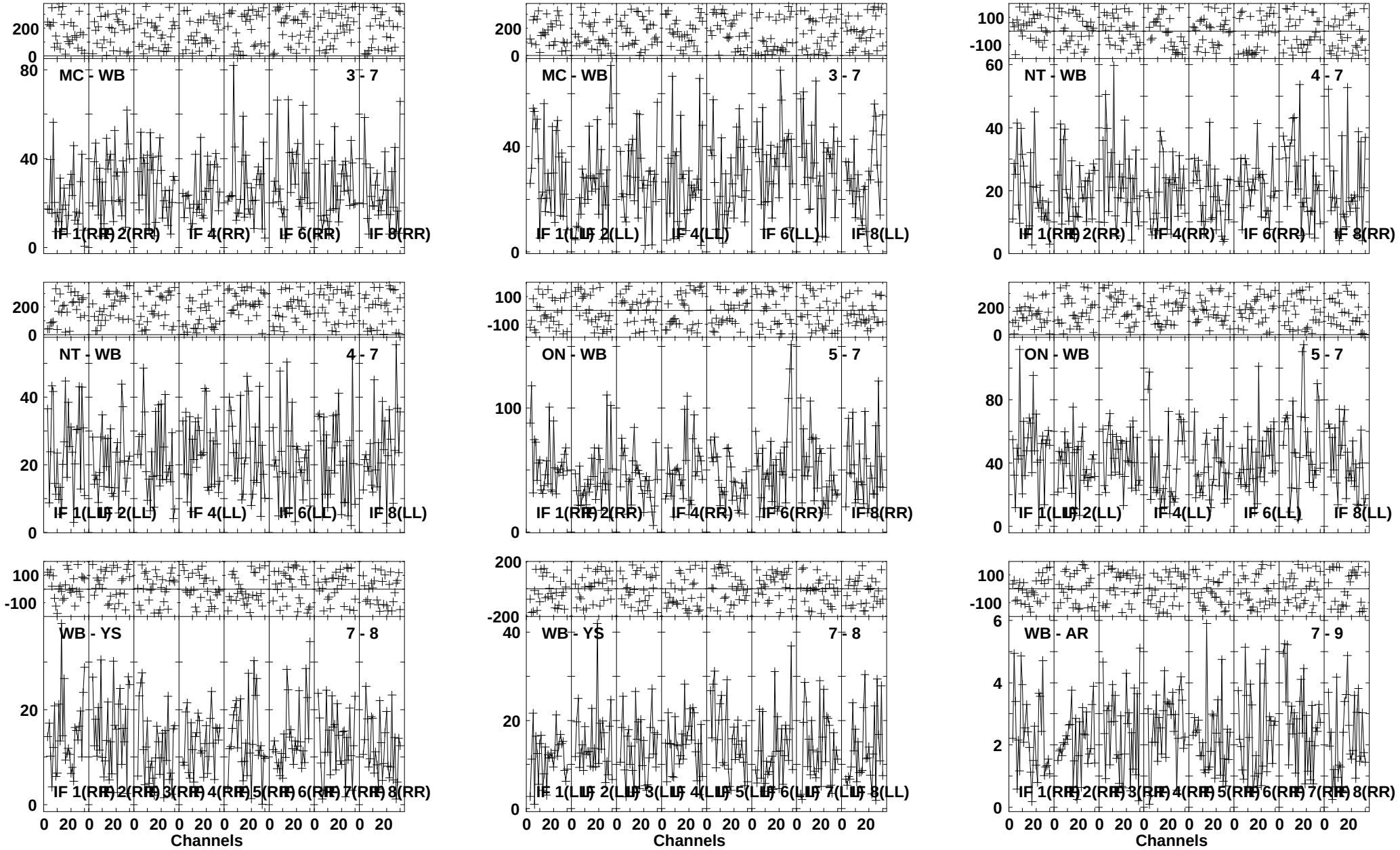

Lower frame: Milli Ampl Jy Top frame: Phas deg
Vector averaged cross-power spectrum Several baselines displayed
Timerange: 00/06:45:33 to 00/06:48:59

Plot file version 80 created 03-JUL-2013 16:06:26
NGC4388 EG066G.UVDATA.1
Freq = 4.9270 GHz, Bw = 16.000 MH Calibrated with CL # 3 and BP # 1 (BP mode 1)

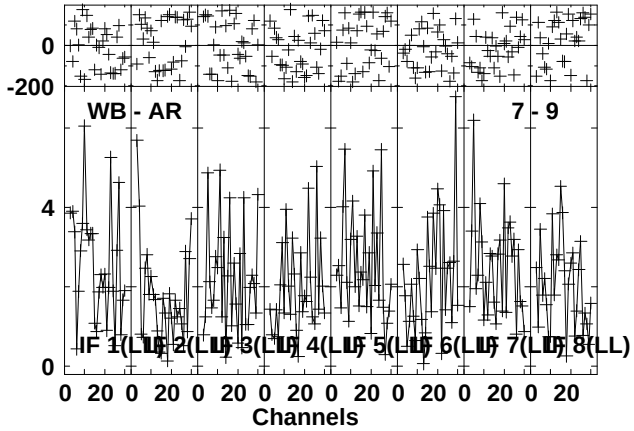

Lower frame: Milli Ampl Jy Top frame: Phas deg
Vector averaged cross-power spectrum Several baselines displayed
Timerange: 00/06:45:33 to 00/06:48:59

Plot file version 81 created 03-JUL-2013 16:06:27
M84 EG066G.UVDATA.1
Freq = 4.9270 GHz, Bw = 16.000 MH Calibrated with CL # 3 and BP # 1 (BP mode 1)

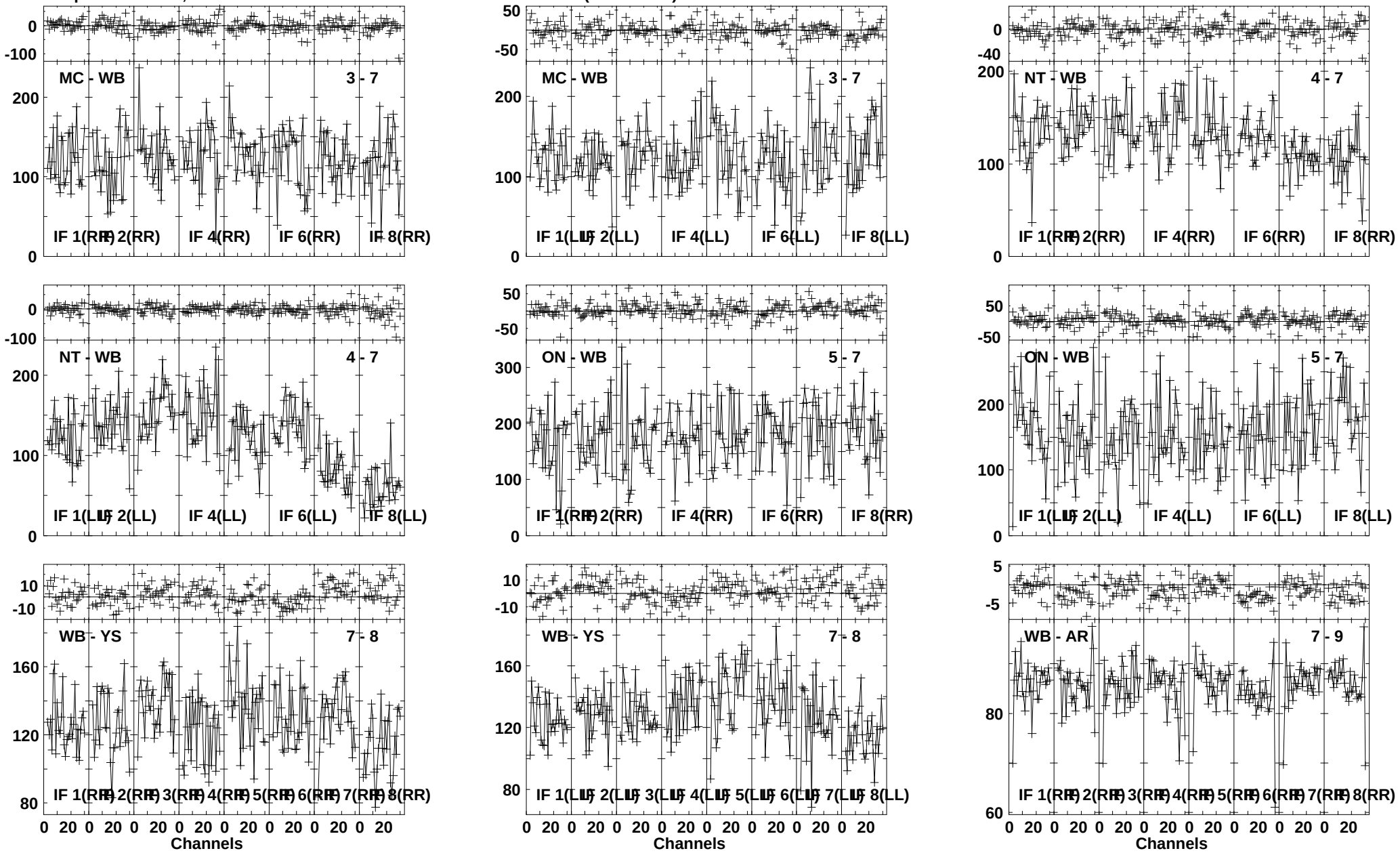

Lower frame: Milli Ampl Jy Top frame: Phas deg
Vector averaged cross-power spectrum Several baselines displayed
Timerange: 00/06:49:33 to 00/06:50:59

Plot file version 82 created 03-JUL-2013 16:06:27
M84 EG066G.UVDATA.1
Freq = 4.9270 GHz, Bw = 16.000 MH Calibrated with CL # 3 and BP # 1 (BP mode 1)

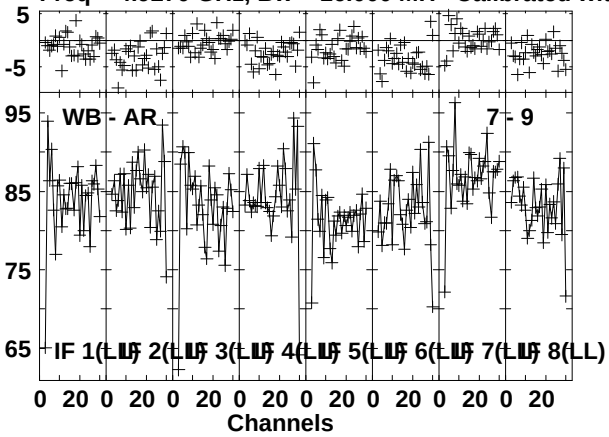

Lower frame: Milli Ampl Jy Top frame: Phas deg
Vector averaged cross-power spectrum Several baselines displayed
Timerange: 00/06:49:33 to 00/06:50:59

Plot file version 83 created 03-JUL-2013 16:06:29
3C274 EG066G.UVDATA.1
Freq = 4.9270 GHz, Bw = 16.000 MH Calibrated with CL # 3 and BP # 1 (BP mode 1)

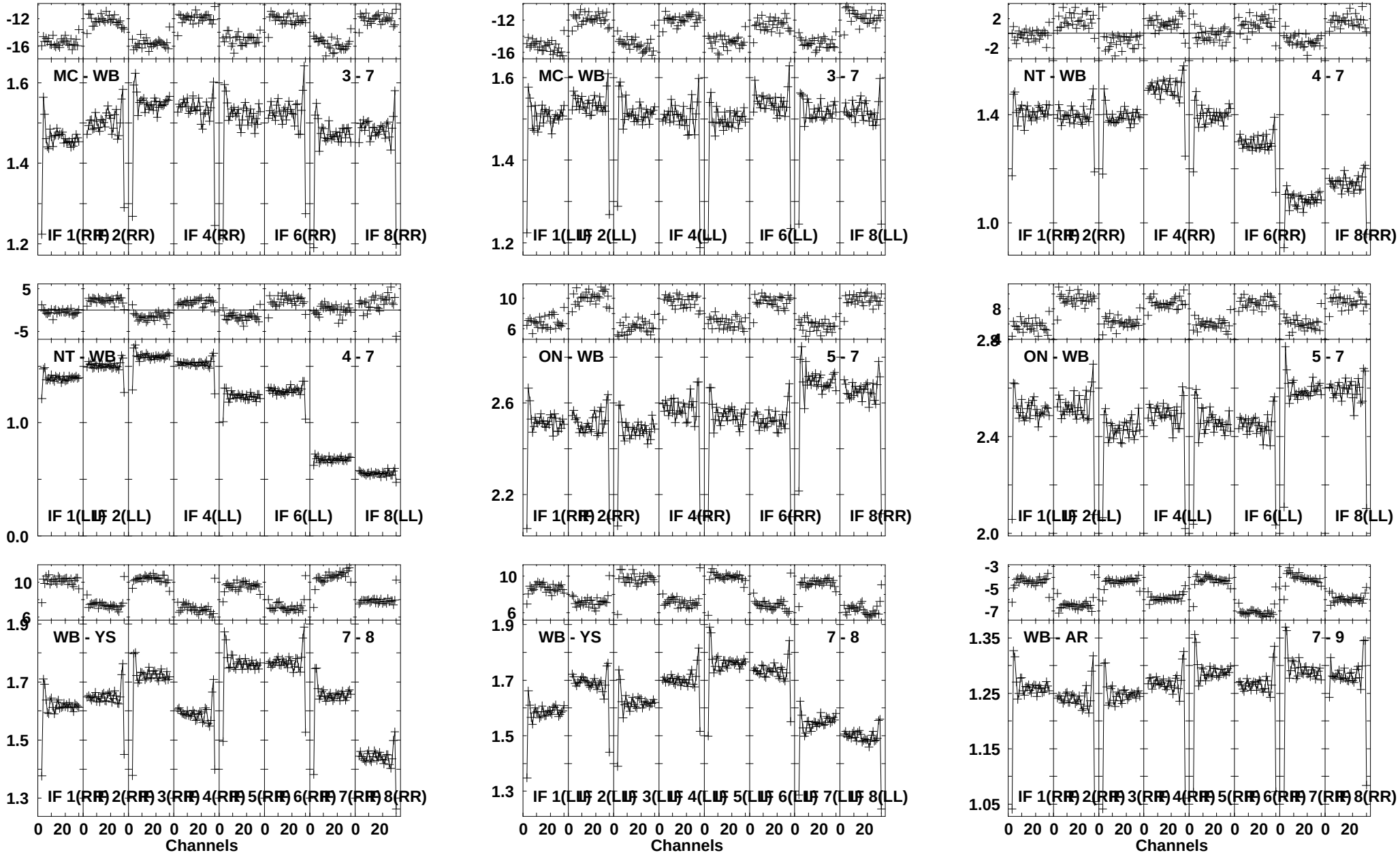

Lower frame: Ampl Jy Top frame: Phas deg
Vector averaged cross-power spectrum Several baselines displayed
Timerange: 00/06:51:48 to 00/07:00:58

Plot file version 84 created 03-JUL-2013 16:06:32
3C274 EG066G.UVDATA.1
Freq = 4.9270 GHz, Bw = 16.000 MH Calibrated with CL # 3 and BP # 1 (BP mode 1)

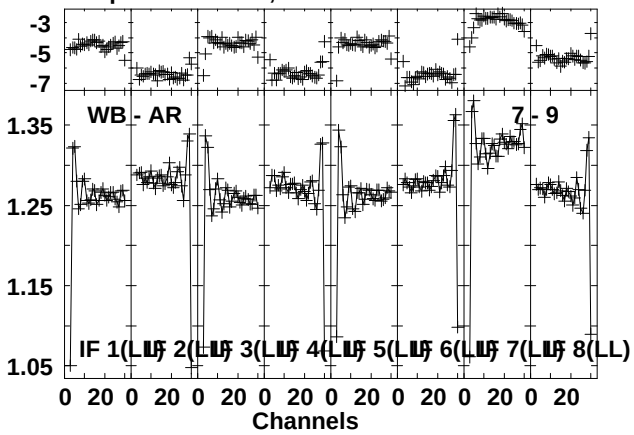

Lower frame: Ampl Jy Top frame: Phas deg
Vector averaged cross-power spectrum Several baselines displayed
Timerange: 00/06:51:48 to 00/07:00:58

Plot file version 85 created 03-JUL-2013 16:06:32
M84 EG066G.UVDATA.1
Freq = 4.9270 GHz, Bw = 16.000 MH Calibrated with CL # 3 and BP # 1 (BP mode 1)

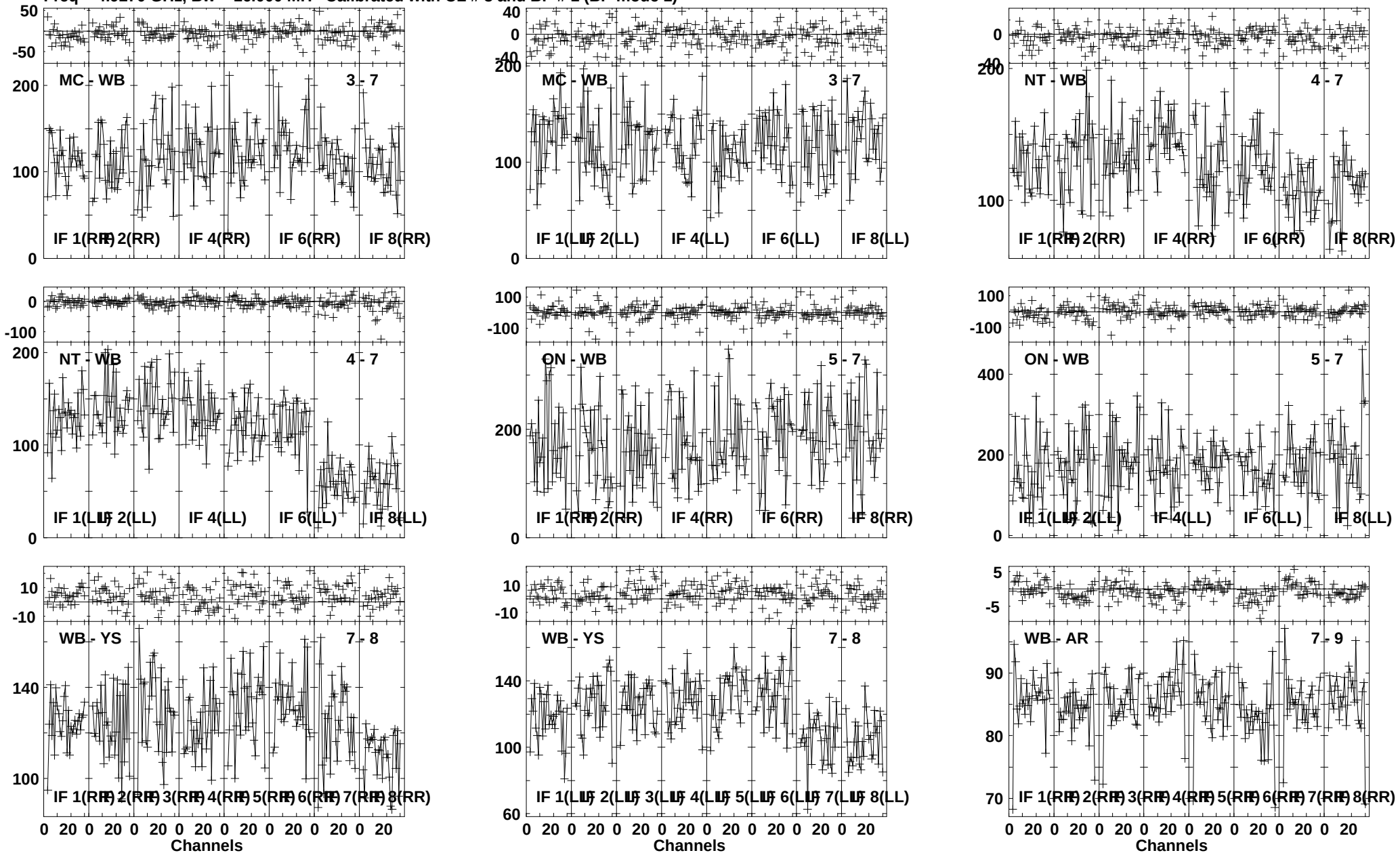

Lower frame: Milli Ampl Jy Top frame: Phas deg
Vector averaged cross-power spectrum Several baselines displayed
Timerange: 00/07:01:33 to 00/07:03:29

Plot file version 86 created 03-JUL-2013 16:06:32
M84 EG066G.UVDATA.1
Freq = 4.9270 GHz, Bw = 16.000 MH Calibrated with CL # 3 and BP # 1 (BP mode 1)

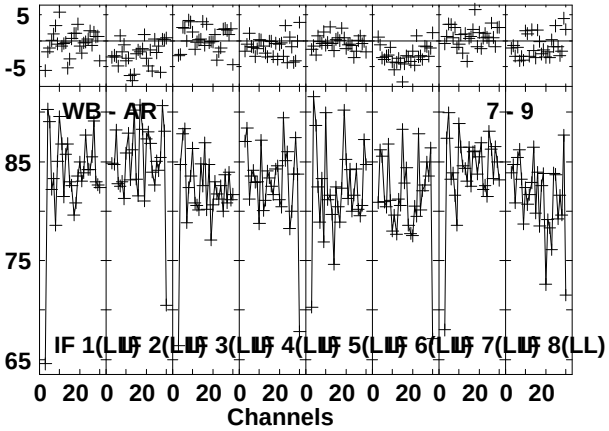

Lower frame: Milli Ampl Jy Top frame: Phas deg
Vector averaged cross-power spectrum Several baselines displayed
Timerange: 00/07:01:33 to 00/07:03:29

Plot file version 87 created 03-JUL-2013 16:06:33
NGC4388 EG066G.UVDATA.1
Freq = 4.9270 GHz, Bw = 16.000 MH Calibrated with CL # 3 and BP # 1 (BP mode 1)

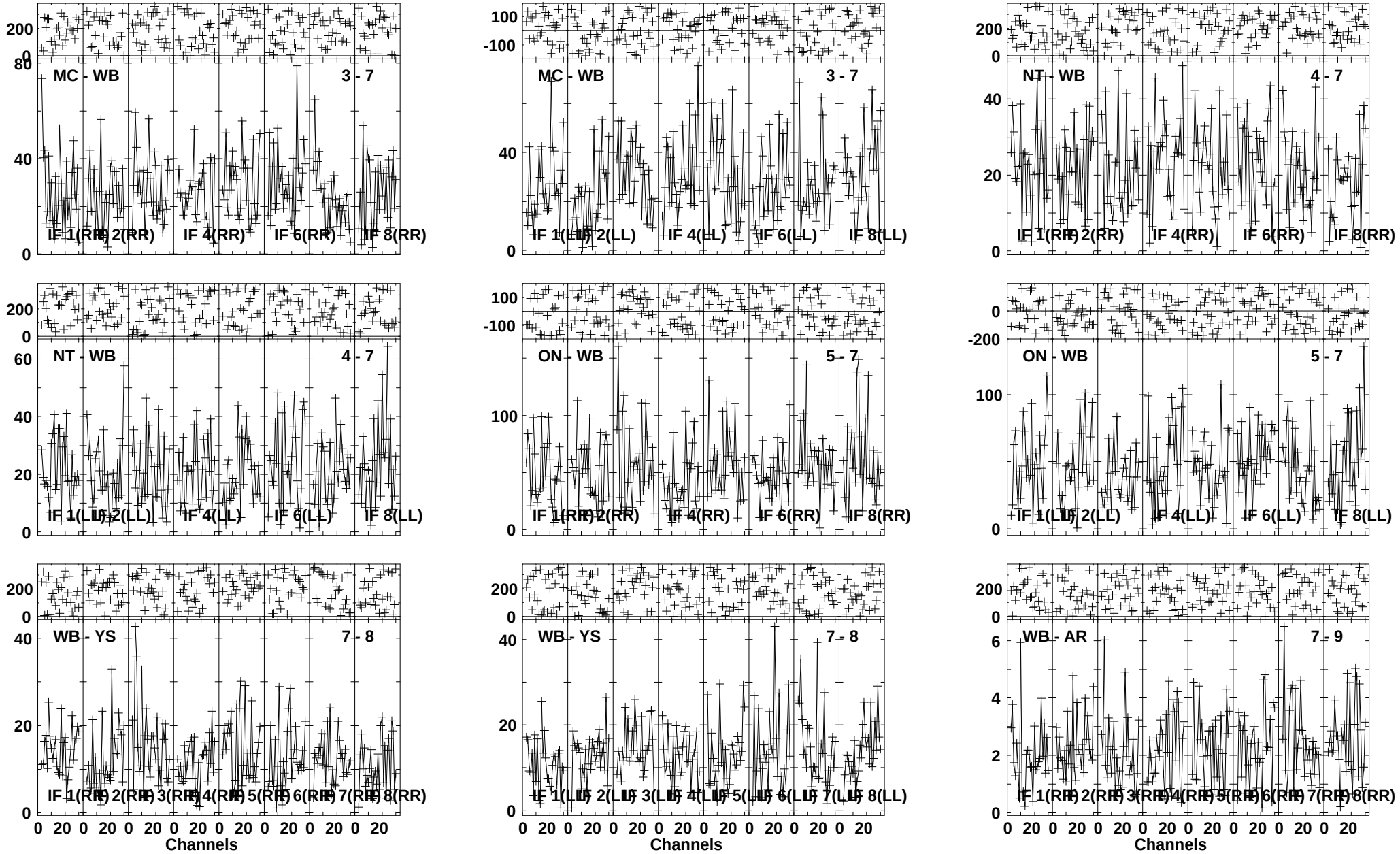

Lower frame: Milli Ampl Jy Top frame: Phas deg
Vector averaged cross-power spectrum Several baselines displayed
Timerange: 00/07:04:03 to 00/07:07:59

Plot file version 88 created 03-JUL-2013 16:06:34
NGC4388 EG066G.UVDATA.1
Freq = 4.9270 GHz, Bw = 16.000 MH Calibrated with CL # 3 and BP # 1 (BP mode 1)

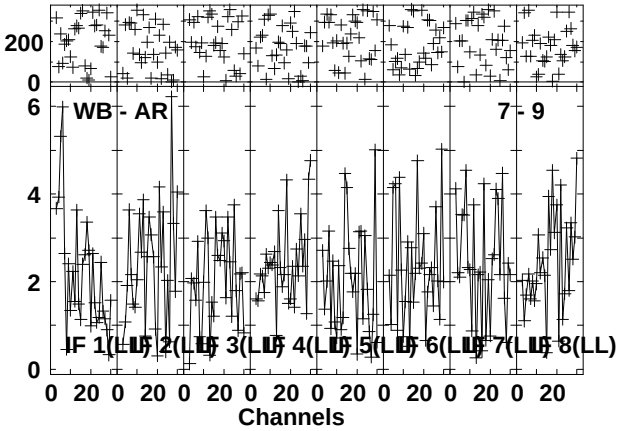

Lower frame: Milli Ampl Jy Top frame: Phas deg
Vector averaged cross-power spectrum Several baselines displayed
Timerange: 00/07:04:03 to 00/07:07:59

Plot file version 89 created 03-JUL-2013 16:06:35
M84 EG066G.UVDATA.1
Freq = 4.9270 GHz, Bw = 16.000 MH Calibrated with CL # 3 and BP # 1 (BP mode 1)

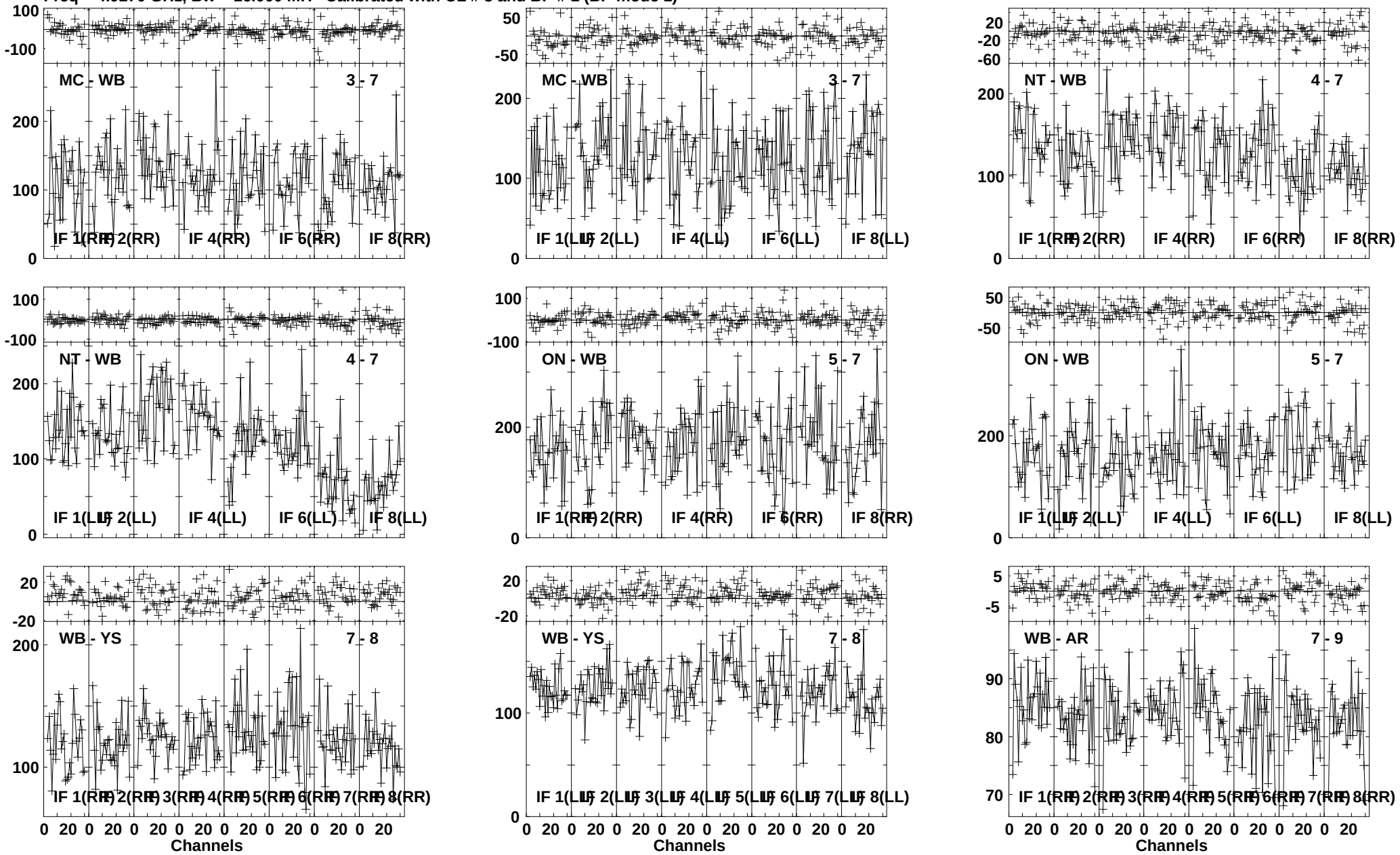

Lower frame: Milli Ampl Jy Top frame: Phas deg
Vector averaged cross-power spectrum Several baselines displayed
Timerange: 00/07:08:33 to 00/07:09:29

Plot file version 90 created 03-JUL-2013 16:06:35
M84 EG066G.UVDATA.1
Freq = 4.9270 GHz, Bw = 16.000 MH Calibrated with CL # 3 and BP # 1 (BP mode 1)

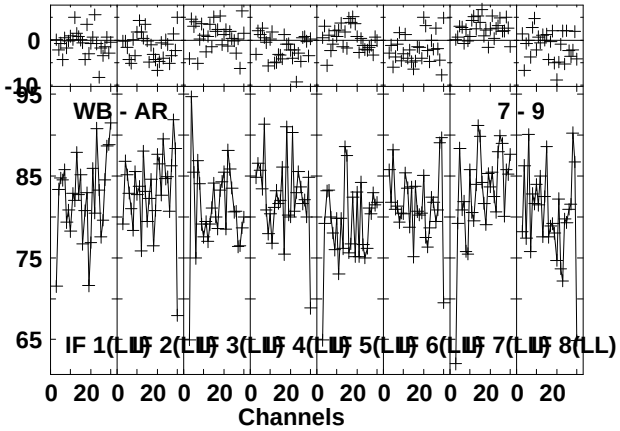

Lower frame: Milli Ampl Jy Top frame: Phas deg
Vector averaged cross-power spectrum Several baselines displayed
Timerange: 00/07:08:33 to 00/07:09:29

Plot file version 91 created 03-JUL-2013 16:06:36
NGC4388 EG066G.UVDATA.1
Freq = 4.9270 GHz, Bw = 16.000 MH Calibrated with CL # 3 and BP # 1 (BP mode 1)

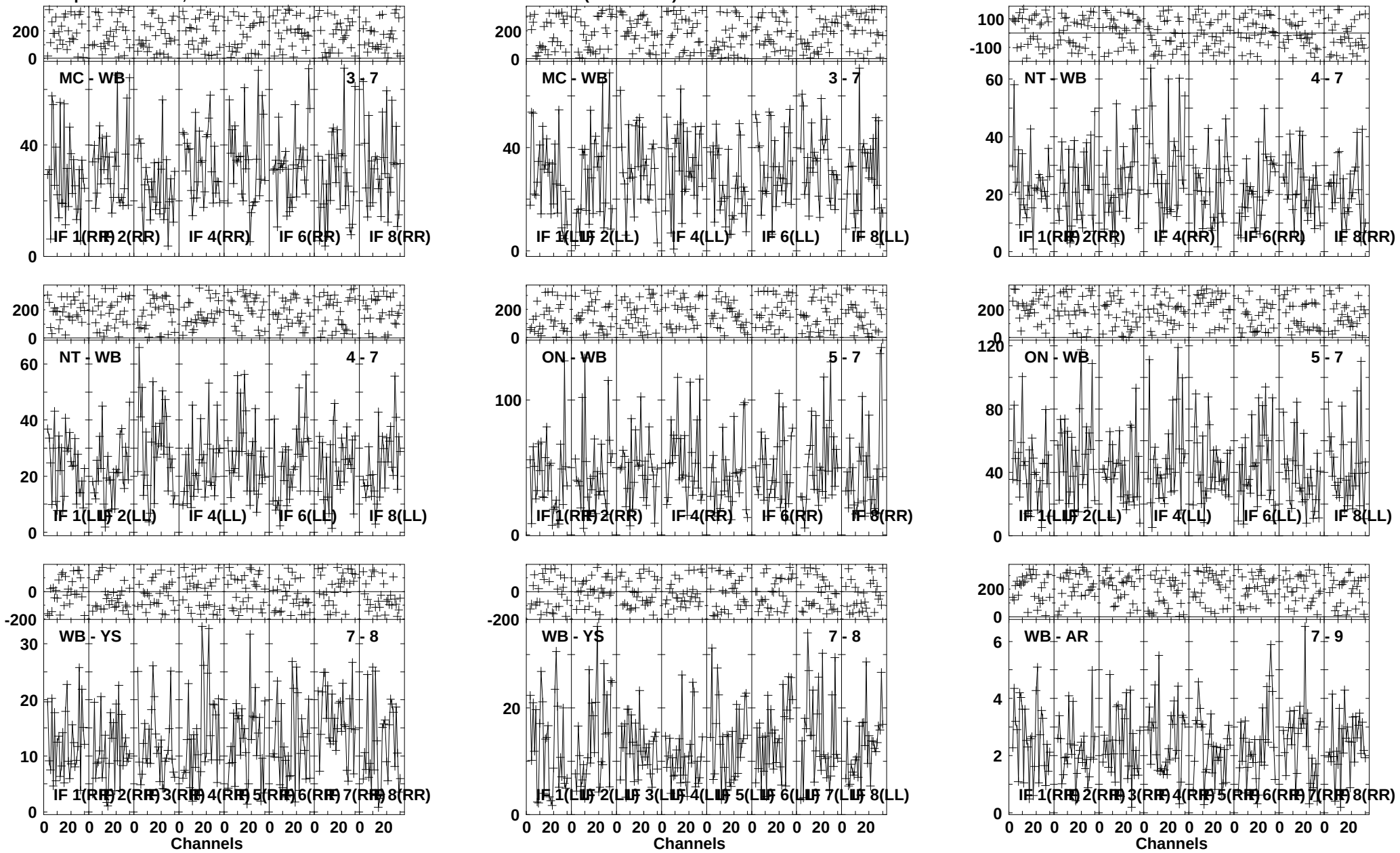

Lower frame: Milli Ampl Jy Top frame: Phas deg
Vector averaged cross-power spectrum Several baselines displayed
Timerange: 00/07:10:03 to 00/07:13:29

Plot file version 92 created 03-JUL-2013 16:06:37
NGC4388 EG066G.UVDATA.1
Freq = 4.9270 GHz, Bw = 16.000 MH Calibrated with CL # 3 and BP # 1 (BP mode 1)

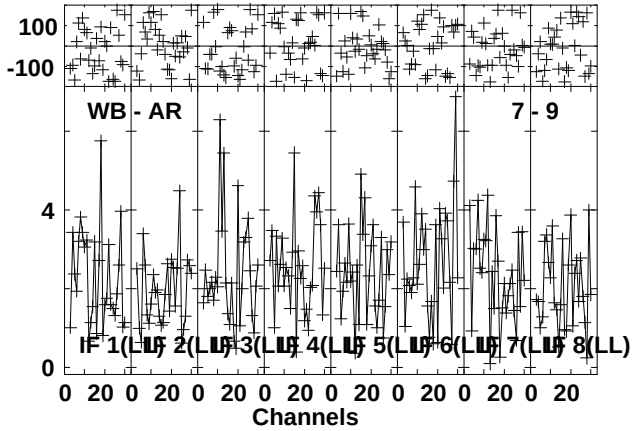

Lower frame: Milli Ampl Jy Top frame: Phas deg
Vector averaged cross-power spectrum Several baselines displayed
Timerange: 00/07:10:03 to 00/07:13:29

Plot file version 93 created 03-JUL-2013 16:06:37
M84 EG066G.UVDATA.1
Freq = 4.9270 GHz, Bw = 16.000 MH Calibrated with CL # 3 and BP # 1 (BP mode 1)

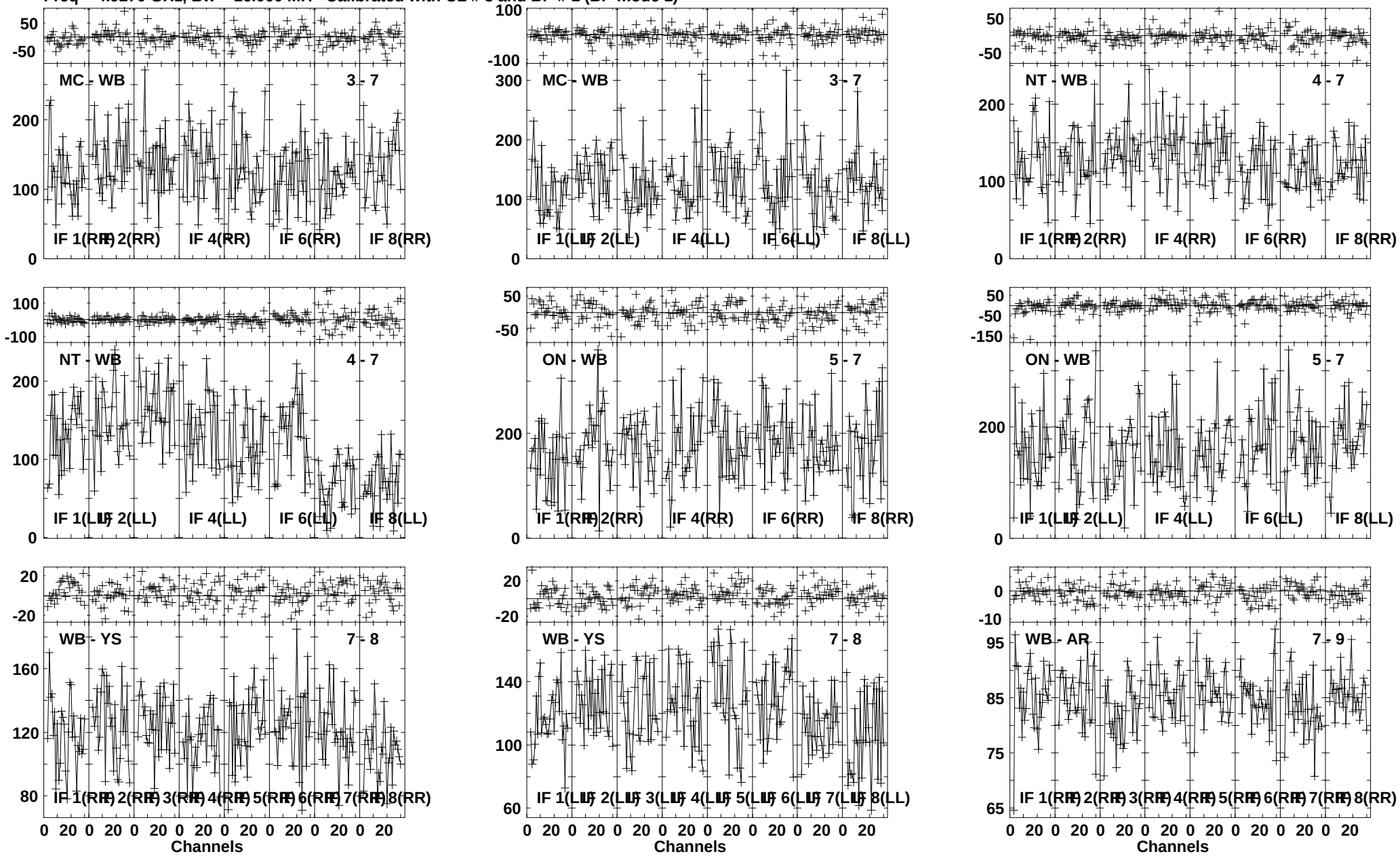

Lower frame: Milli Ampl Jy Top frame: Phas deg
Vector averaged cross-power spectrum Several baselines displayed
Timerange: 00/07:14:03 to 00/07:14:59

Plot file version 94 created 03-JUL-2013 16:06:37
M84 EG066G.UVDATA.1
Freq = 4.9270 GHz, Bw = 16.000 MH Calibrated with CL # 3 and BP # 1 (BP mode 1)

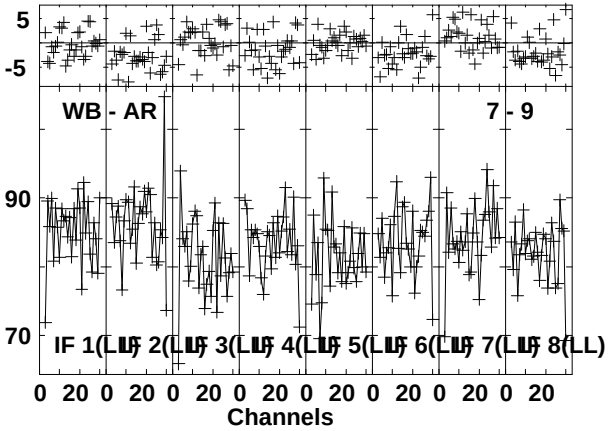

Lower frame: Milli Ampl Jy Top frame: Phas deg
Vector averaged cross-power spectrum Several baselines displayed
Timerange: 00/07:14:03 to 00/07:14:59

Plot file version 95 created 03-JUL-2013 16:06:38
NGC4388 EG066G.UVDATA.1
Freq = 4.9270 GHz, Bw = 16.000 MH Calibrated with CL # 3 and BP # 1 (BP mode 1)



Lower frame: Milli Ampl Jy Top frame: Phas deg
Vector averaged cross-power spectrum Several baselines displayed
Timerange: 00/07:15:33 to 00/07:19:29

Plot file version 96 created 03-JUL-2013 16:06:39
NGC4388 EG066G.UVDATA.1
Freq = 4.9270 GHz, Bw = 16.000 MH Calibrated with CL # 3 and BP # 1 (BP mode 1)

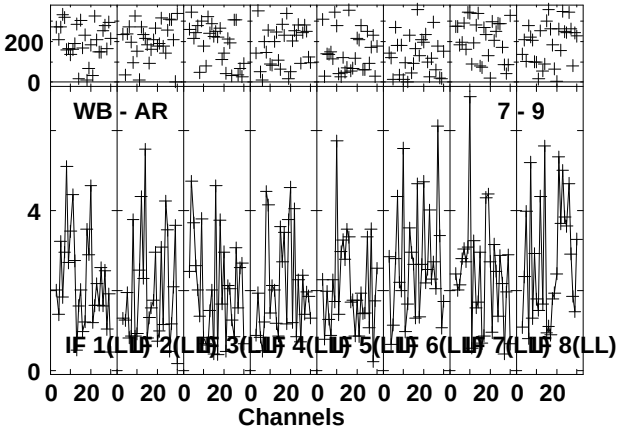

Lower frame: Milli Ampl Jy Top frame: Phas deg
Vector averaged cross-power spectrum Several baselines displayed
Timerange: 00/07:15:33 to 00/07:19:29

Plot file version 97 created 03-JUL-2013 16:06:39
M84 EG066G.UVDATA.1
Freq = 4.9270 GHz, Bw = 16.000 MH Calibrated with CL # 3 and BP # 1 (BP mode 1)

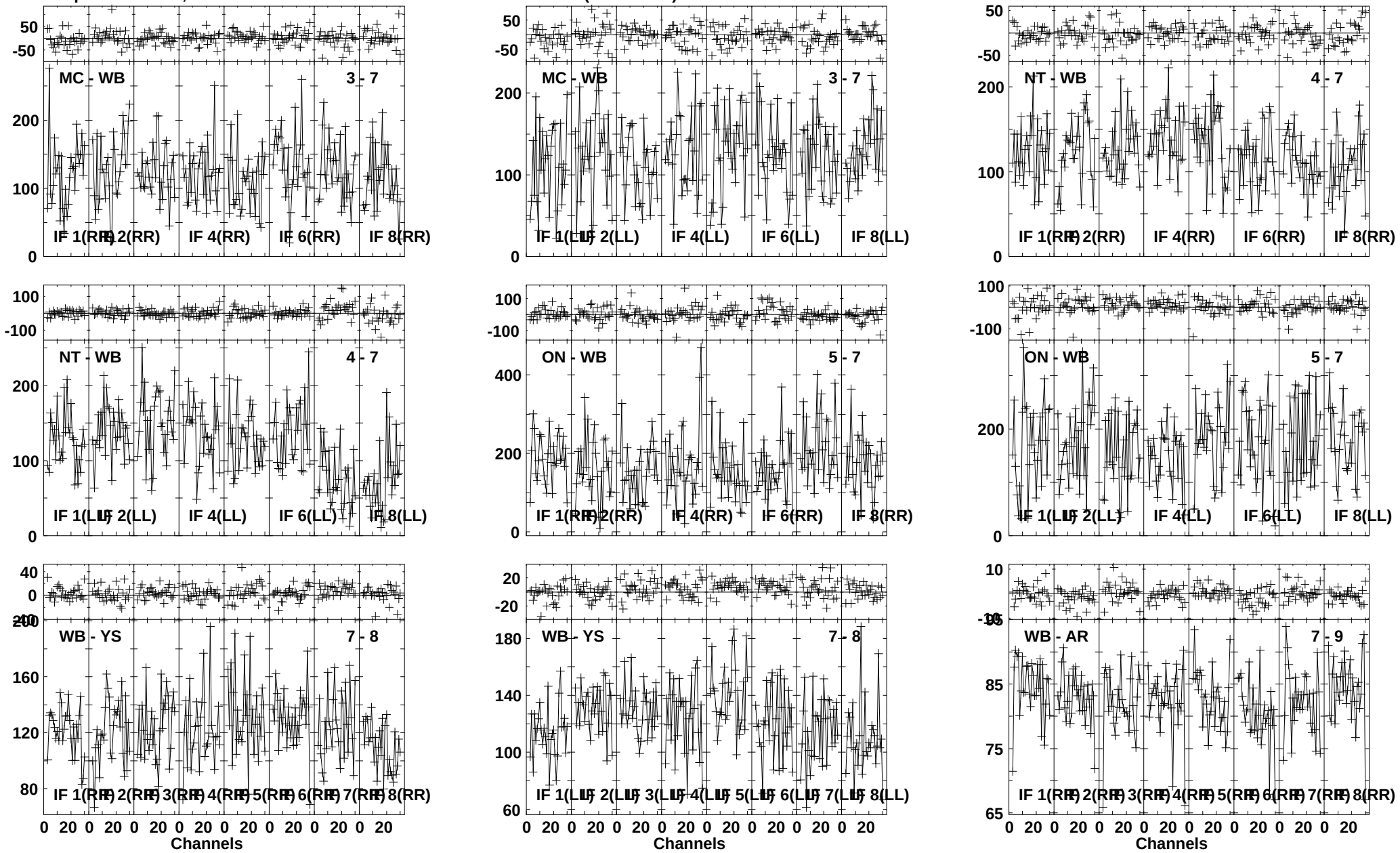

Lower frame: Milli Ampl Jy Top frame: Phas deg
Vector averaged cross-power spectrum Several baselines displayed
Timerange: 00/07:20:03 to 00/07:20:59

Plot file version 98 created 03-JUL-2013 16:06:39
M84 EG066G.UVDATA.1
Freq = 4.9270 GHz, Bw = 16.000 MH Calibrated with CL # 3 and BP # 1 (BP mode 1)

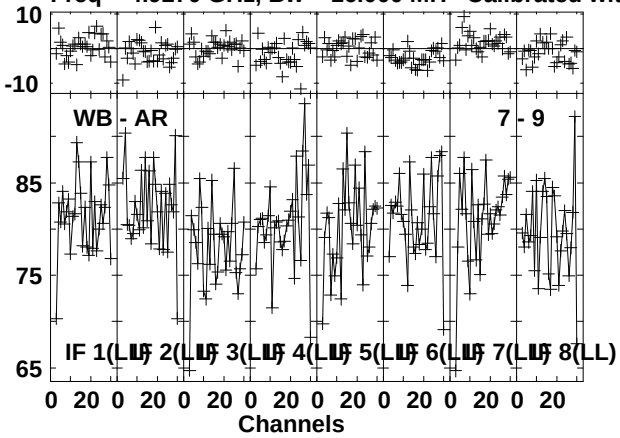

Lower frame: Milli Ampl Jy Top frame: Phas deg
Vector averaged cross-power spectrum Several baselines displayed
Timerange: 00/07:20:03 to 00/07:20:59

Plot file version 99 created 03-JUL-2013 16:06:40
NGC4388 EG066G.UVDATA.1
Freq = 4.9270 GHz, Bw = 16.000 MH Calibrated with CL # 3 and BP # 1 (BP mode 1)



Lower frame: Milli Ampl Jy Top frame: Phas deg
Vector averaged cross-power spectrum Several baselines displayed
Timerange: 00/07:21:33 to 00/07:24:59

Plot file version 100 created 03-JUL-2013 16:06:41
NGC4388 EG066G.UVDATA.1
Freq = 4.9270 GHz, Bw = 16.000 MH Calibrated with CL # 3 and BP # 1 (BP mode 1)

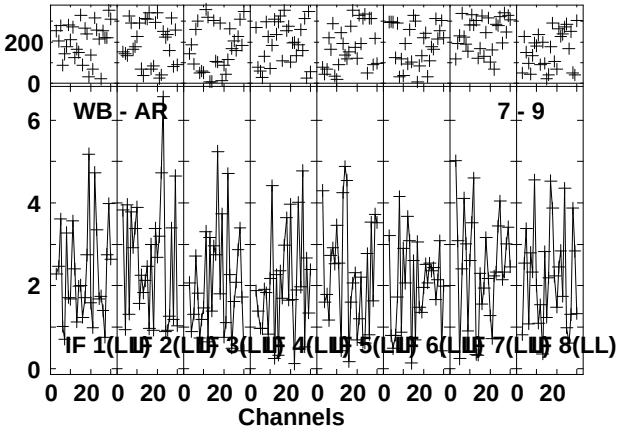

Lower frame: Milli Ampl Jy Top frame: Phas deg
Vector averaged cross-power spectrum Several baselines displayed
Timerange: 00/07:21:33 to 00/07:24:59

Plot file version 101 created 03-JUL-2013 16:06:41
M84 EG066G.UVDATA.1
Freq = 4.9270 GHz, Bw = 16.000 MH Calibrated with CL # 3 and BP # 1 (BP mode 1)

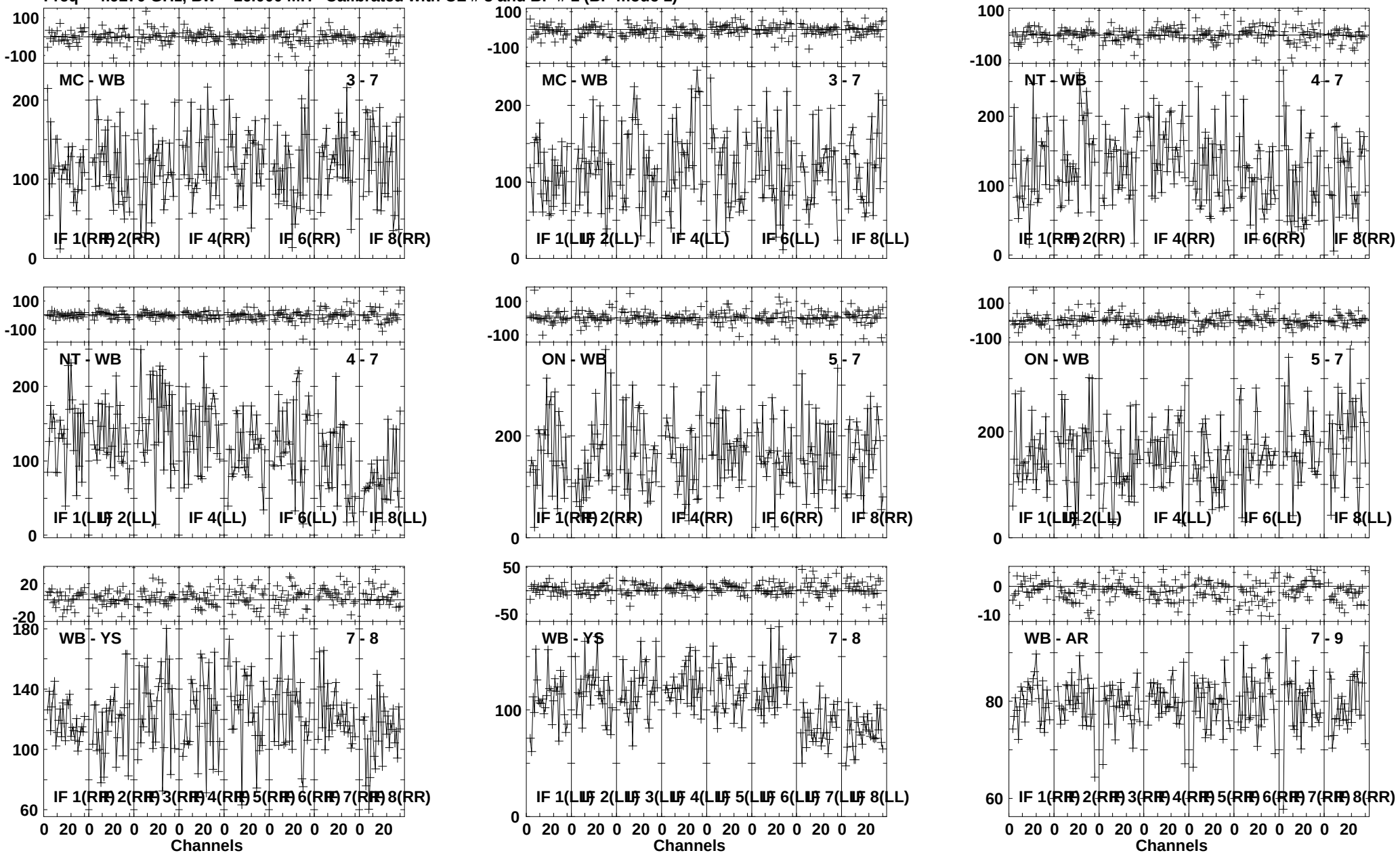

Lower frame: Milli Ampl Jy Top frame: Phas deg
Vector averaged cross-power spectrum Several baselines displayed
Timerange: 00/07:25:33 to 00/07:26:29

Plot file version 102 created 03-JUL-2013 16:06:42
M84 EG066G.UVDATA.1
Freq = 4.9270 GHz, Bw = 16.000 MH Calibrated with CL # 3 and BP # 1 (BP mode 1)

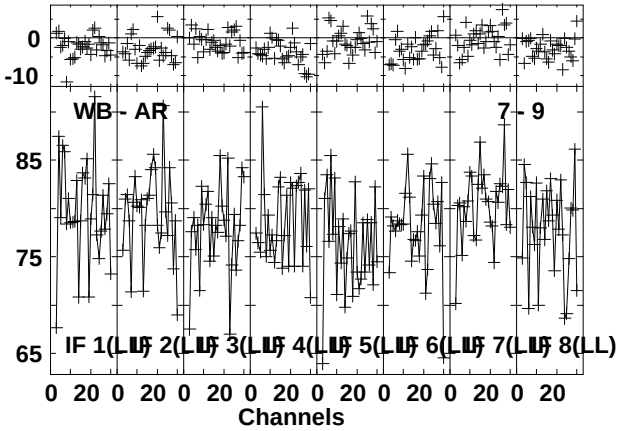

Lower frame: Milli Ampl Jy Top frame: Phas deg
Vector averaged cross-power spectrum Several baselines displayed
Timerange: 00/07:25:33 to 00/07:26:29

Plot file version 103 created 03-JUL-2013 16:06:42
NGC4388 EG066G.UVDATA.1
Freq = 4.9270 GHz, Bw = 16.000 MH Calibrated with CL # 3 and BP # 1 (BP mode 1)

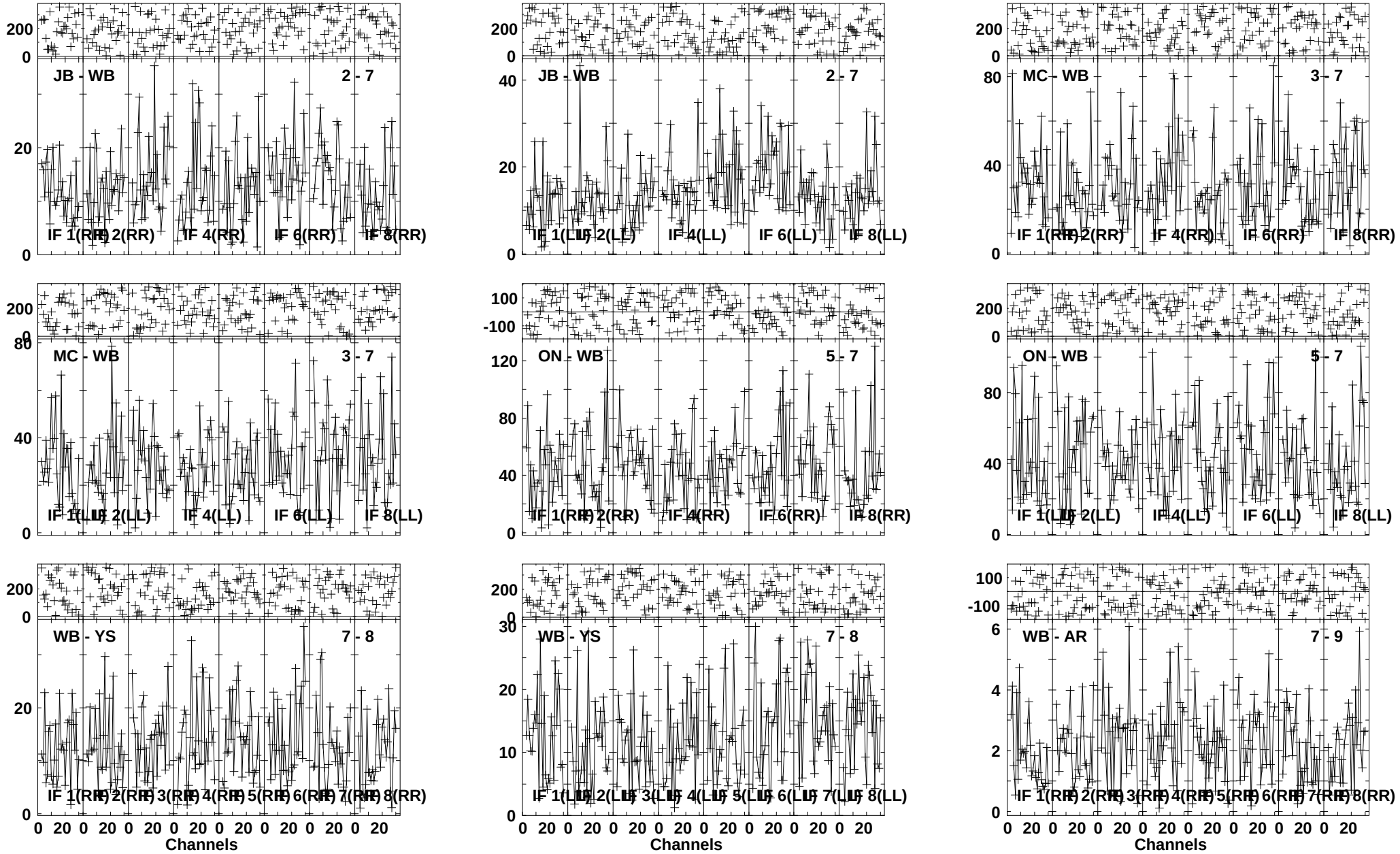

Lower frame: Milli Ampl Jy Top frame: Phas deg
Vector averaged cross-power spectrum Several baselines displayed
Timerange: 00/07:27:03 to 00/07:30:59

Plot file version 104 created 03-JUL-2013 16:06:43
NGC4388 EG066G.UVDATA.1
Freq = 4.9270 GHz, Bw = 16.000 MH Calibrated with CL # 3 and BP # 1 (BP mode 1)

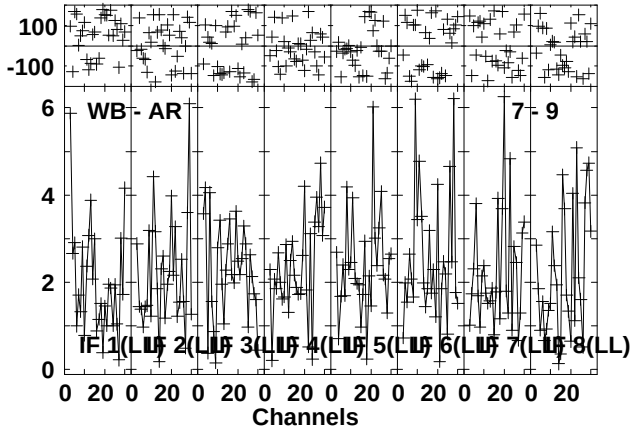

Lower frame: Milli Ampl Jy Top frame: Phas deg
Vector averaged cross-power spectrum Several baselines displayed
Timerange: 00/07:27:03 to 00/07:30:59

Plot file version 105 created 03-JUL-2013 16:06:44
M84 EG066G.UVDATA.1
Freq = 4.9270 GHz, Bw = 16.000 MH Calibrated with CL # 3 and BP # 1 (BP mode 1)

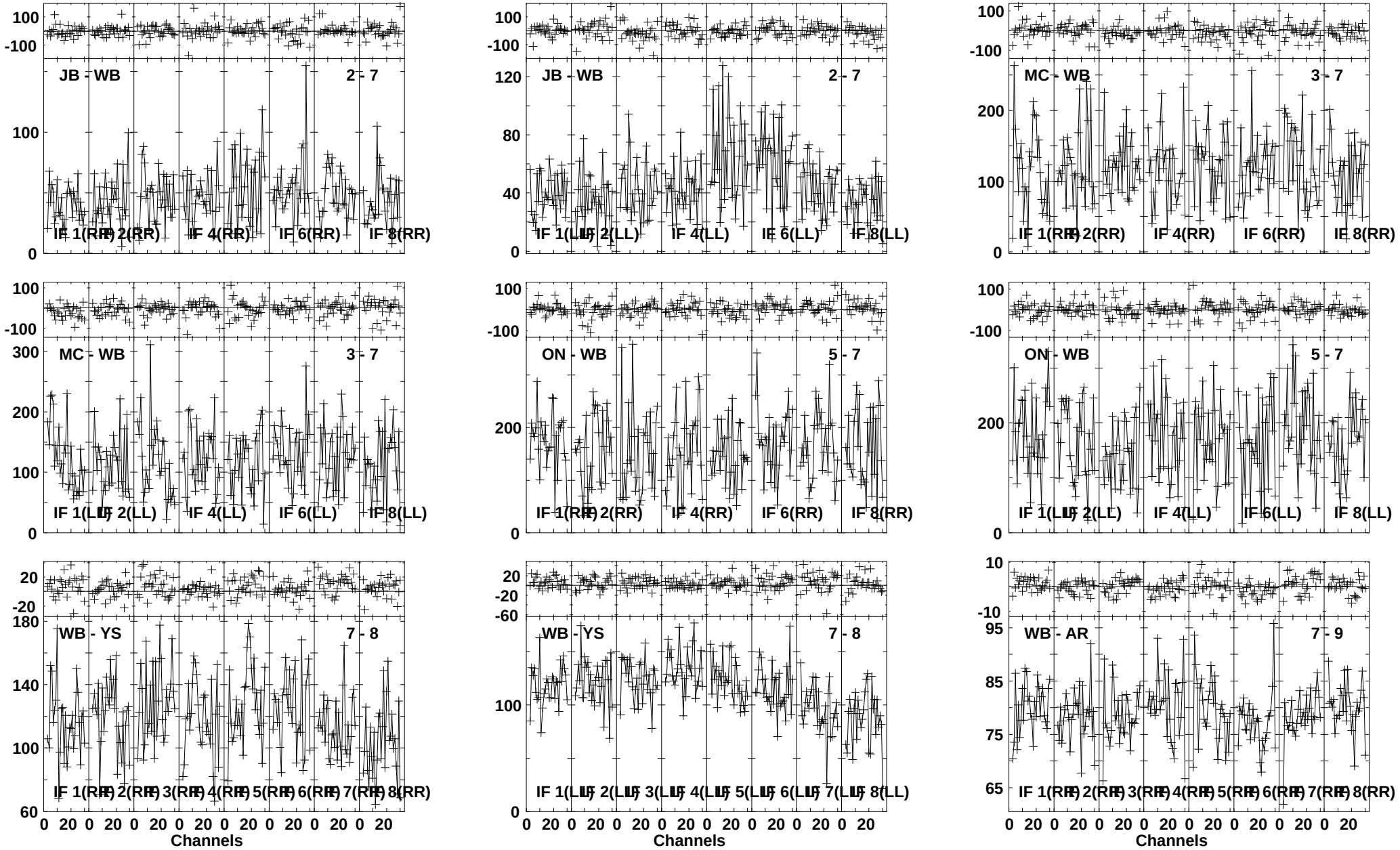

Lower frame: Milli Ampl Jy Top frame: Phas deg
Vector averaged cross-power spectrum Several baselines displayed
Timerange: 00/07:31:33 to 00/07:32:29

Plot file version 106 created 03-JUL-2013 16:06:44
M84 EG066G.UVDATA.1
Freq = 4.9270 GHz, Bw = 16.000 MH Calibrated with CL # 3 and BP # 1 (BP mode 1)

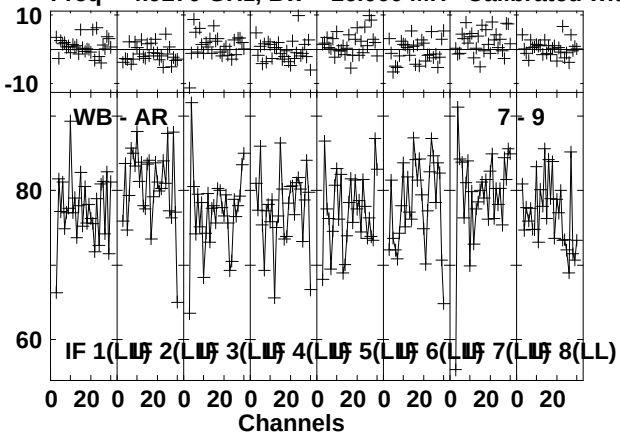

Lower frame: Milli Ampl Jy Top frame: Phas deg
Vector averaged cross-power spectrum Several baselines displayed
Timerange: 00/07:31:33 to 00/07:32:29

Plot file version 107 created 03-JUL-2013 16:06:44
NGC4388 EG066G.UVDATA.1
Freq = 4.9270 GHz, Bw = 16.000 MH Calibrated with CL # 3 and BP # 1 (BP mode 1)

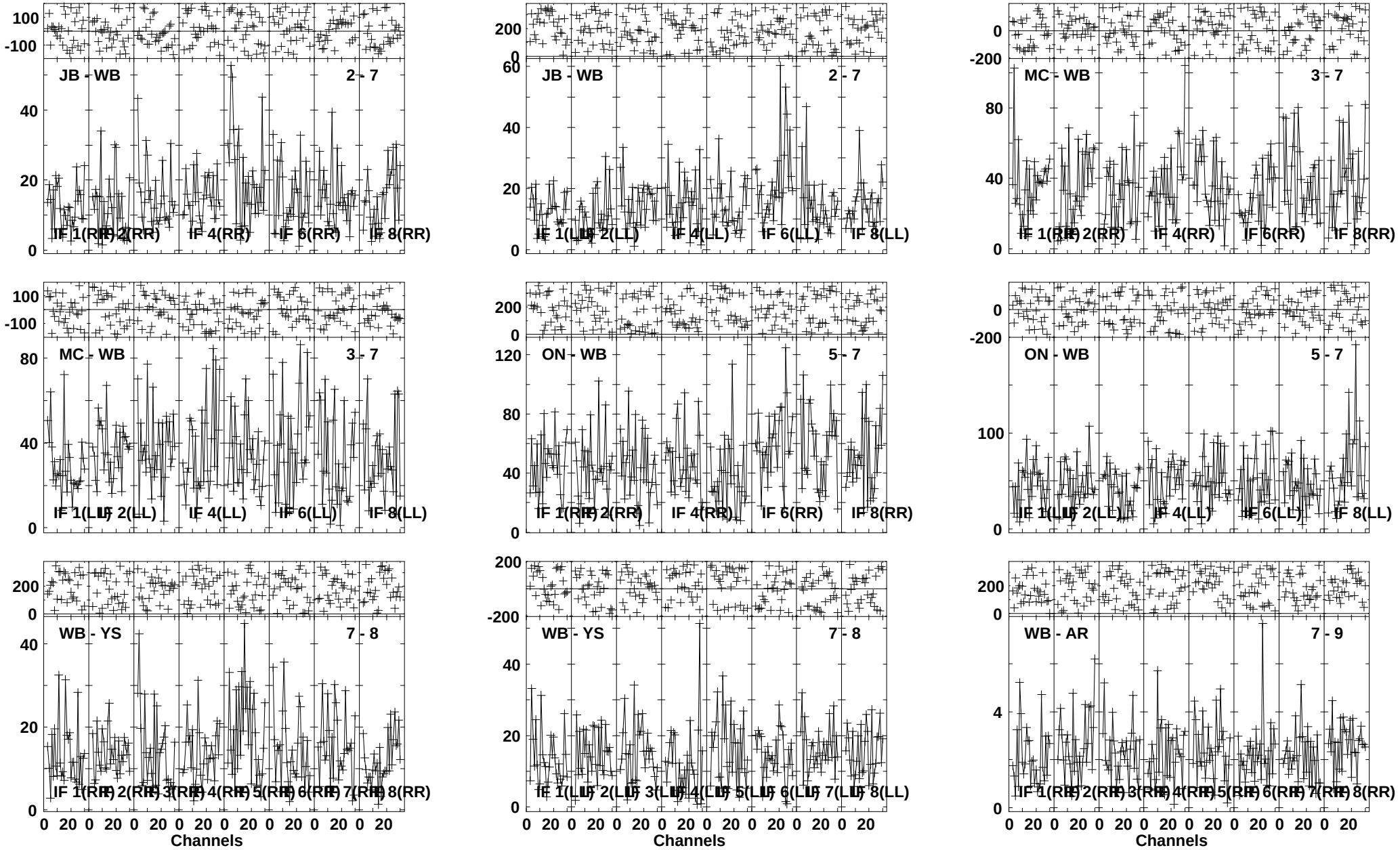

Lower frame: Milli Ampl Jy Top frame: Phas deg
Vector averaged cross-power spectrum Several baselines displayed
Timerange: 00/07:33:03 to 00/07:36:29

Plot file version 108 created 03-JUL-2013 16:06:46
NGC4388 EG066G.UVDATA.1
Freq = 4.9270 GHz, Bw = 16.000 MH Calibrated with CL # 3 and BP # 1 (BP mode 1)

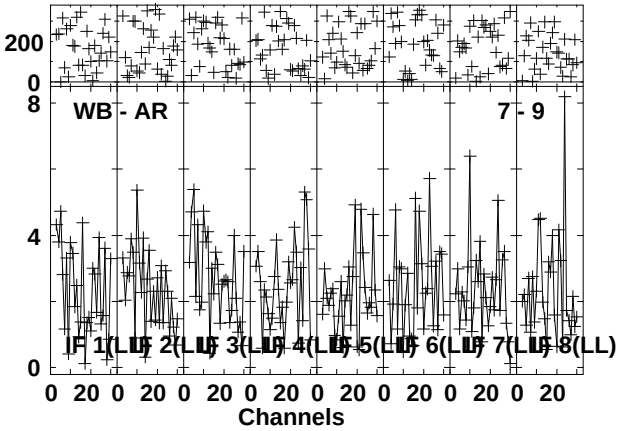

Lower frame: Milli Ampl Jy Top frame: Phas deg
Vector averaged cross-power spectrum Several baselines displayed
Timerange: 00/07:33:03 to 00/07:36:29

Plot file version 109 created 03-JUL-2013 16:06:46
M84 EG066G.UVDATA.1
Freq = 4.9270 GHz, Bw = 16.000 MH Calibrated with CL # 3 and BP # 1 (BP mode 1)

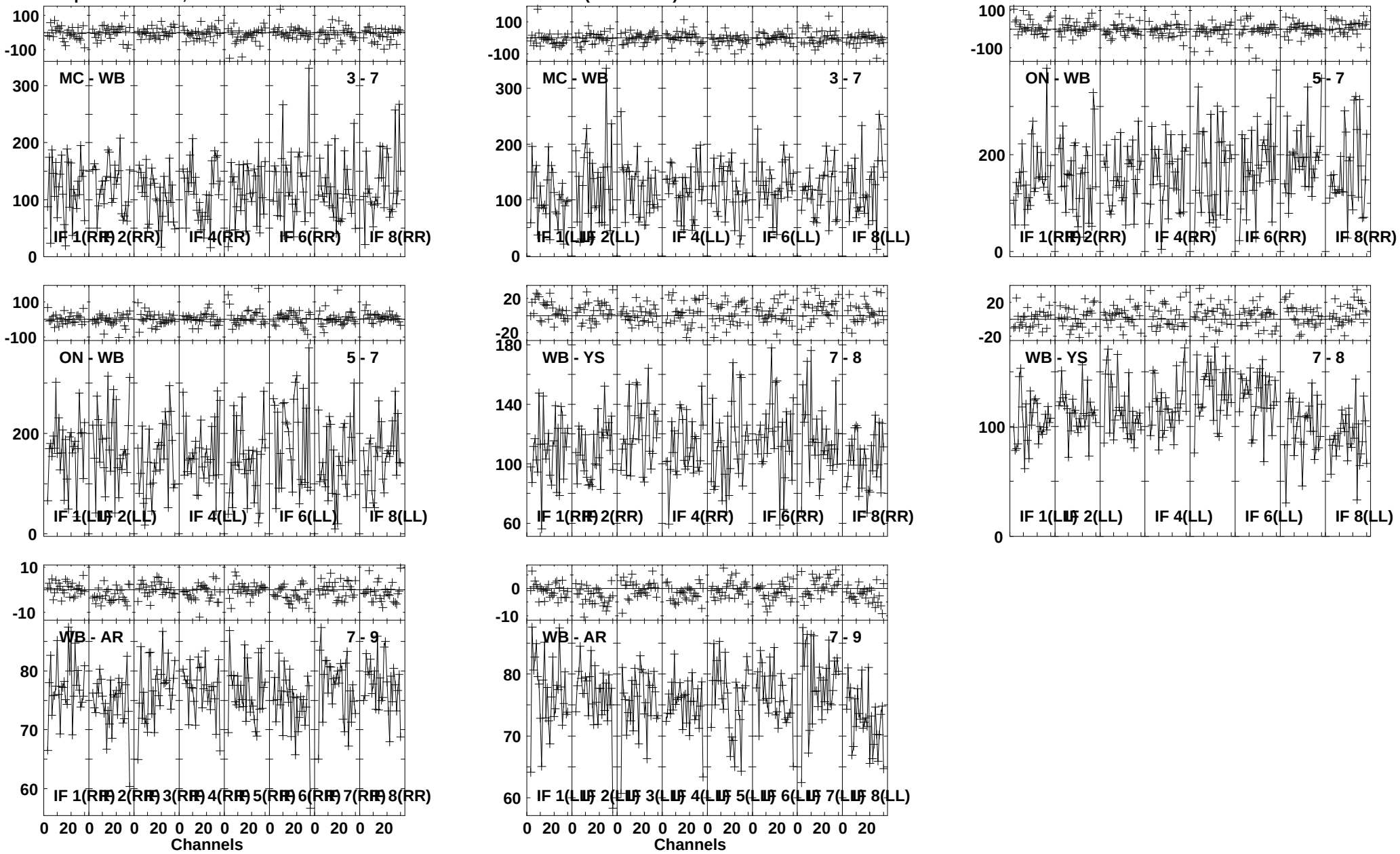

Lower frame: Milli Ampl Jy Top frame: Phas deg
Vector averaged cross-power spectrum Several baselines displayed
Timerange: 00/07:37:03 to 00/07:37:59

Plot file version 110 created 03-JUL-2013 16:06:47
NGC4388 EG066G.UVDATA.1
Freq = 4.9270 GHz, Bw = 16.000 MH Calibrated with CL # 3 and BP # 1 (BP mode 1)

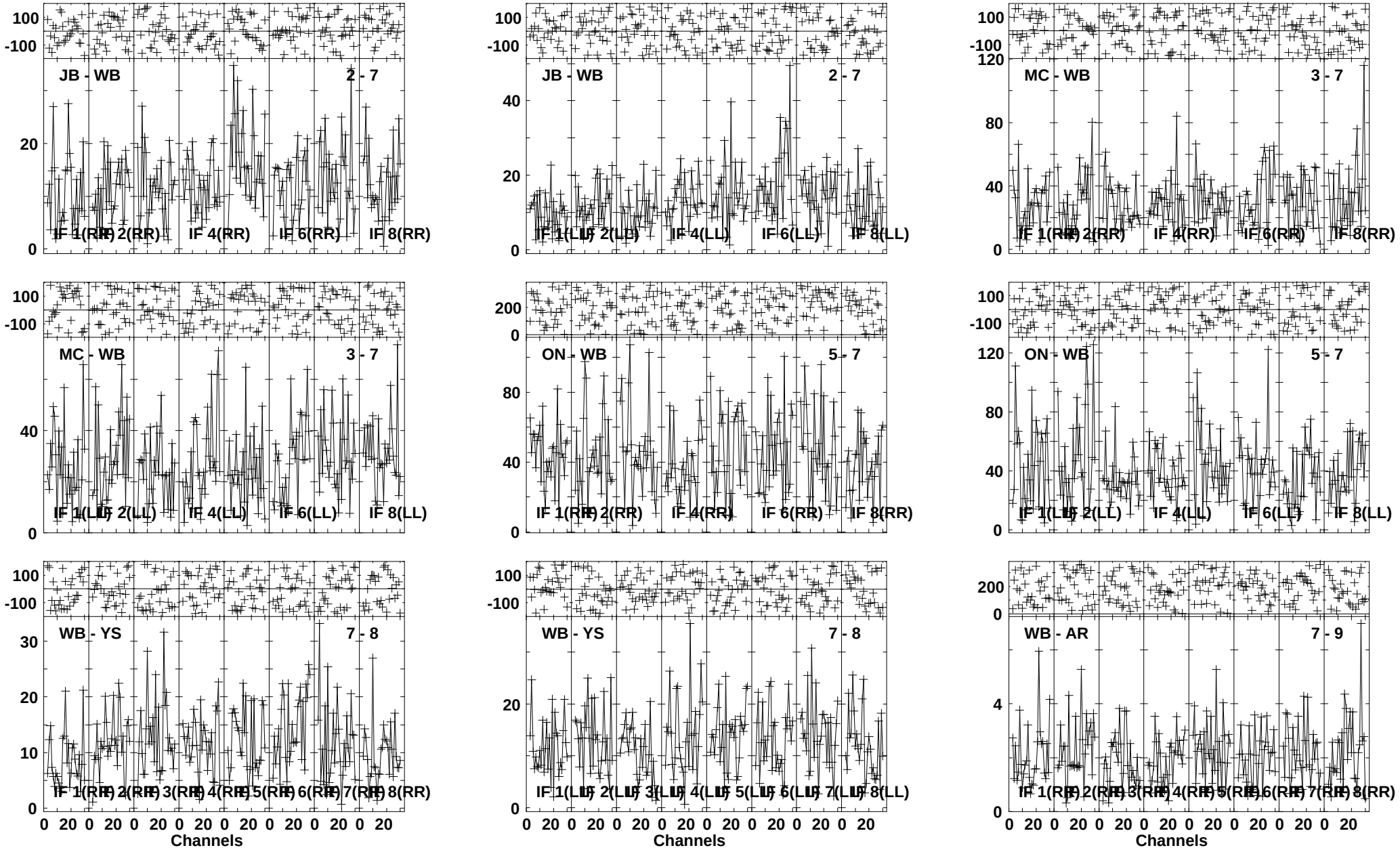

Lower frame: Milli Ampl Jy Top frame: Phas deg
Vector averaged cross-power spectrum Several baselines displayed
Timerange: 00/07:38:33 to 00/07:43:29

Plot file version 111 created 03-JUL-2013 16:06:48
NGC4388 EG066G.UVDATA.1
Freq = 4.9270 GHz, Bw = 16.000 MH Calibrated with CL # 3 and BP # 1 (BP mode 1)

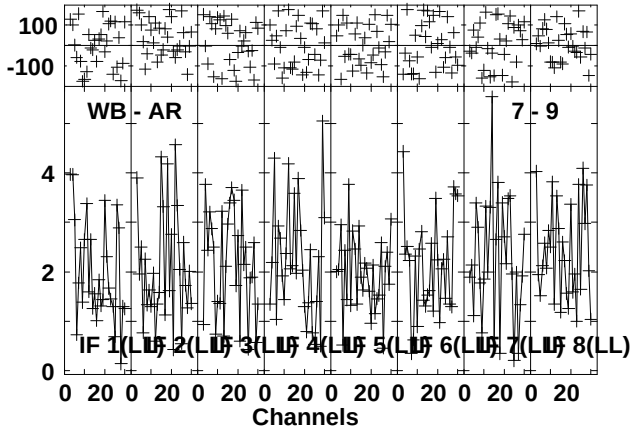

Lower frame: Milli Ampl Jy Top frame: Phas deg
Vector averaged cross-power spectrum Several baselines displayed
Timerange: 00/07:38:33 to 00/07:43:29

Plot file version 112 created 03-JUL-2013 16:06:48
M84 EG066G.UVDATA.1
Freq = 4.9270 GHz, Bw = 16.000 MH Calibrated with CL # 3 and BP # 1 (BP mode 1)

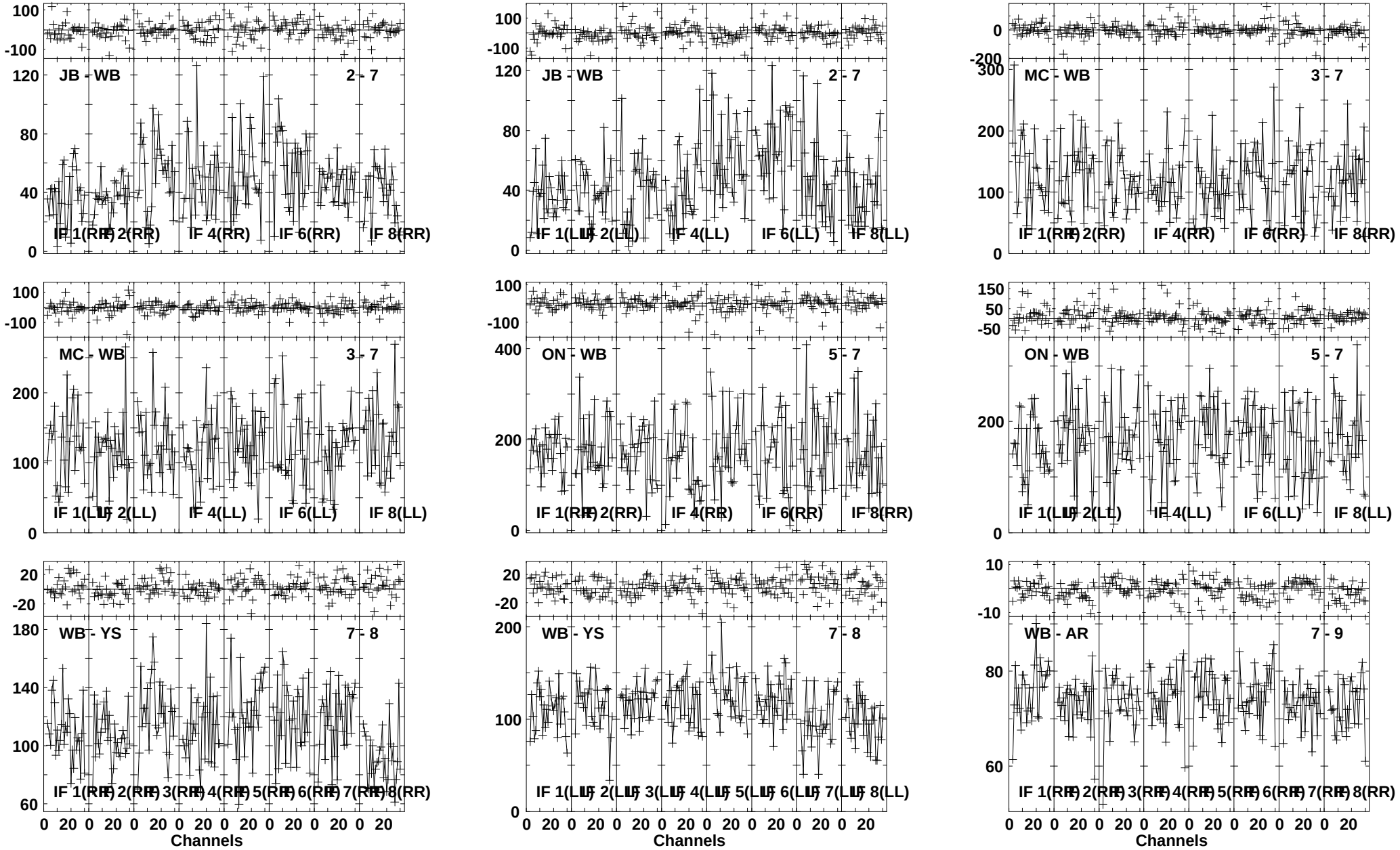

Lower frame: Milli Ampl Jy Top frame: Phas deg
Vector averaged cross-power spectrum Several baselines displayed
Timerange: 00/07:44:03 to 00/07:44:59

Plot file version 113 created 03-JUL-2013 16:06:49
M84 EG066G.UVDATA.1
Freq = 4.9270 GHz, Bw = 16.000 MH Calibrated with CL # 3 and BP # 1 (BP mode 1)

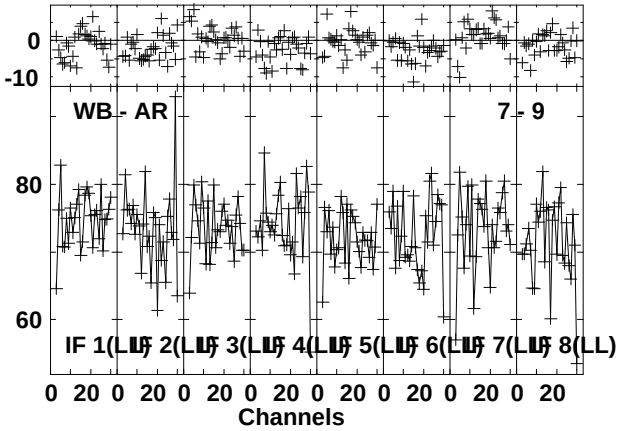

Lower frame: Milli Ampl Jy Top frame: Phas deg
Vector averaged cross-power spectrum Several baselines displayed
Timerange: 00/07:44:03 to 00/07:44:59