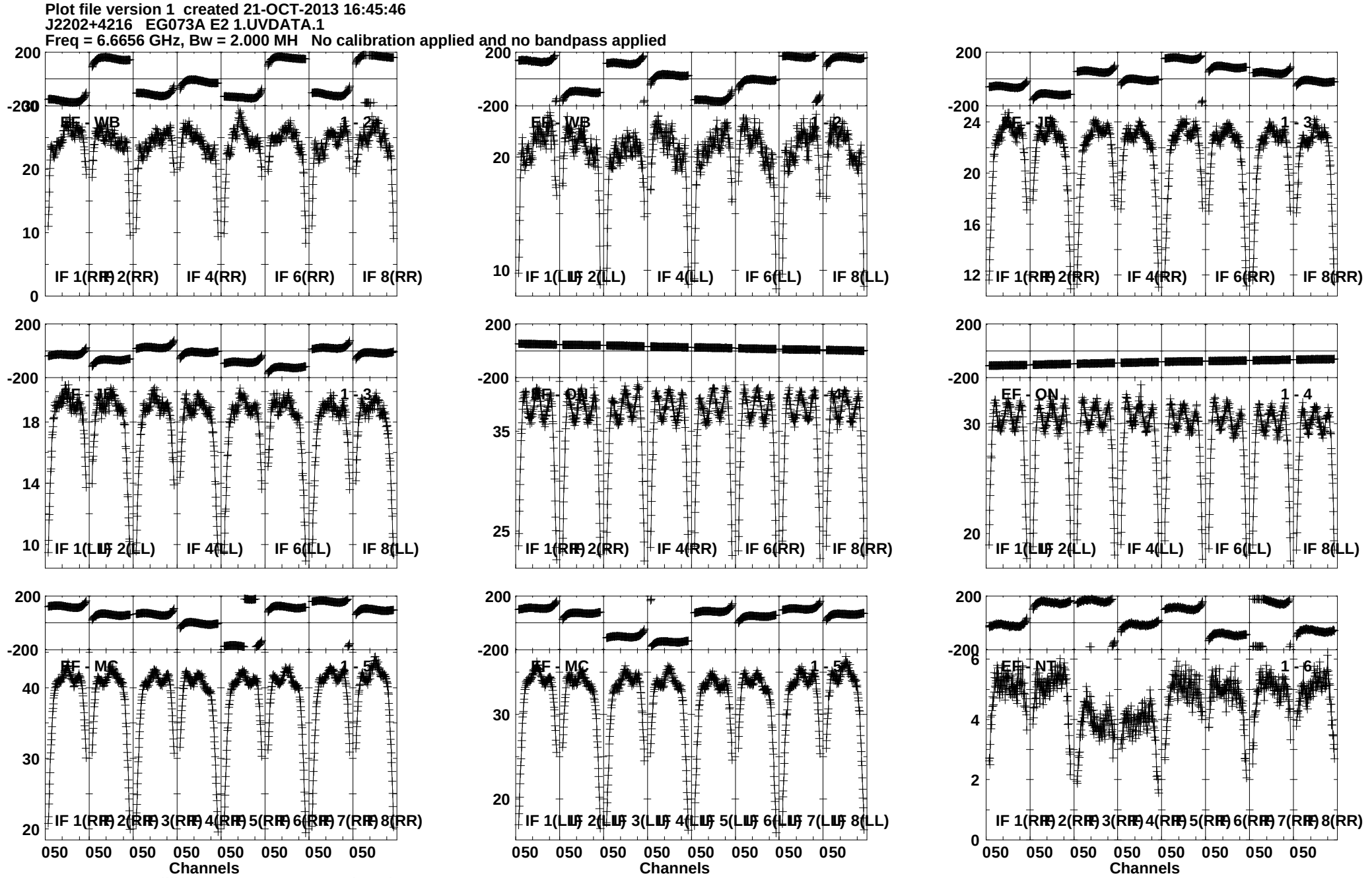
Plot file version 1 created 21-OCT-2013 16:45:46
J2202+4216 EG073A E2 1.UVDATA.1
Freq = 6.6656 GHz, Bw = 2.000 MH No calibration applied and no bandpass applied
EF - WB 1 - 2
EF - WB 1 - 2
EF - JB 1 - 3
EF - JB 1 - 3
EF - ON 1 - 4
EF - ON 1 - 4
EF - MC 1 - 5
EF - MC 1 - 5
EF - NT 1 - 6
IF 1(RR) IF 2(RR) IF 4(RR) IF 6(RR) IF 8(RR)
IF 1(LL) IF 2(LL) IF 4(LL) IF 6(LL) IF 8(LL)
IF 1(RR) IF 2(RR) IF 3(RR) IF 4(RR) IF 5(RR) IF 6(RR) IF 7(RR) IF 8(RR)
IF 1(LL) IF 2(LL) IF 3(LL) IF 4(LL) IF 5(LL) IF 6(LL) IF 7(LL) IF 8(LL)
Channels
Lower frame: Milli Ampl Jy Top frame: Phas deg
Vector averaged cross-power spectrum Several baselines displayed
Timerange: 00/23:00:01 to 00/23:07:59

Plot file version 2 created 21-OCT-2013 16:45:55
J2202+4216 EG073A E2 1.UVDATA.1
Freq = 6.6656 GHz, Bw = 2.000 MH No calibration applied and no bandpass applied

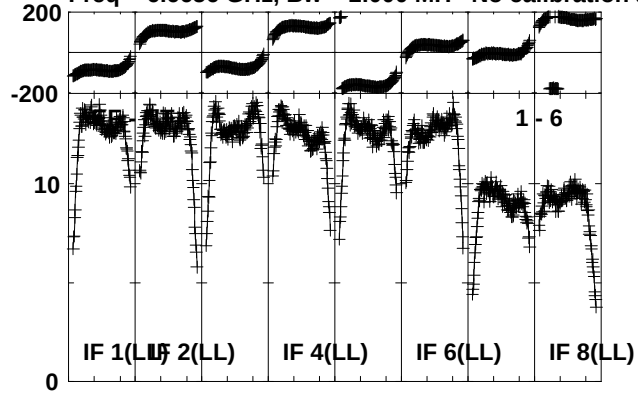

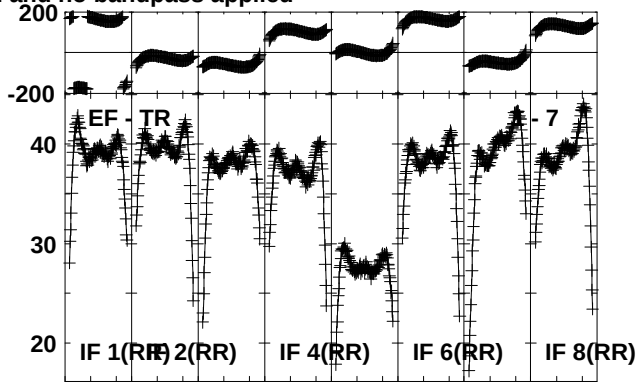

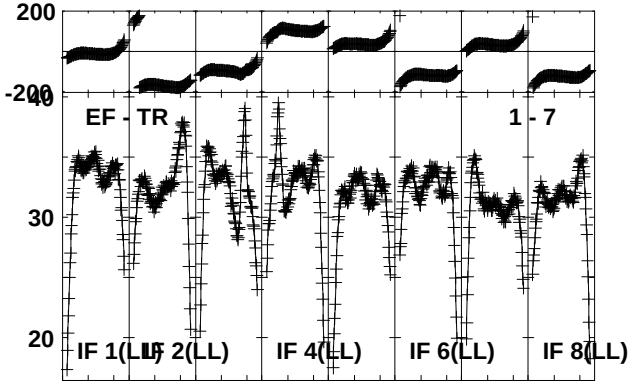

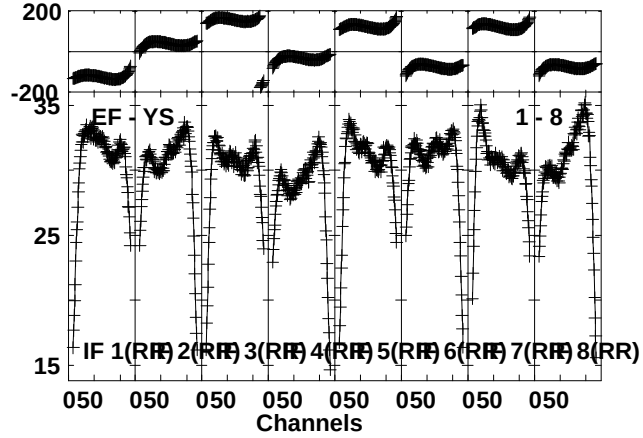

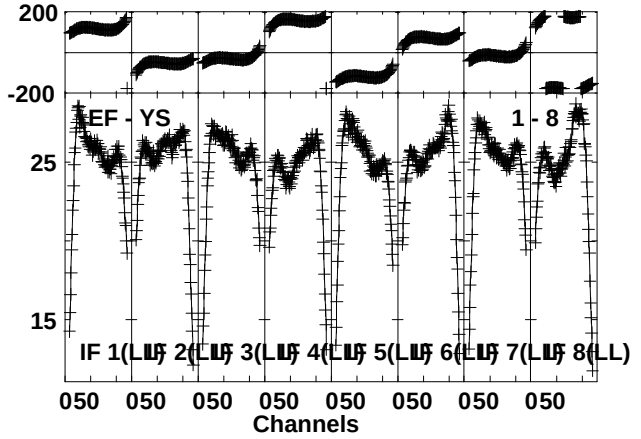

Lower frame: Milli Ampl Jy Top frame: Phas deg
Vector averaged cross-power spectrum Several baselines displayed
Timerange: 00/23:00:01 to 00/23:07:59

Plot file version 3 created 21-OCT-2013 16:46:02
J1331+3030 EG073A E2 1.UVDATA.1
Freq = 6.6656 GHz, Bw = 2.000 MH No calibration applied and no bandpass applied

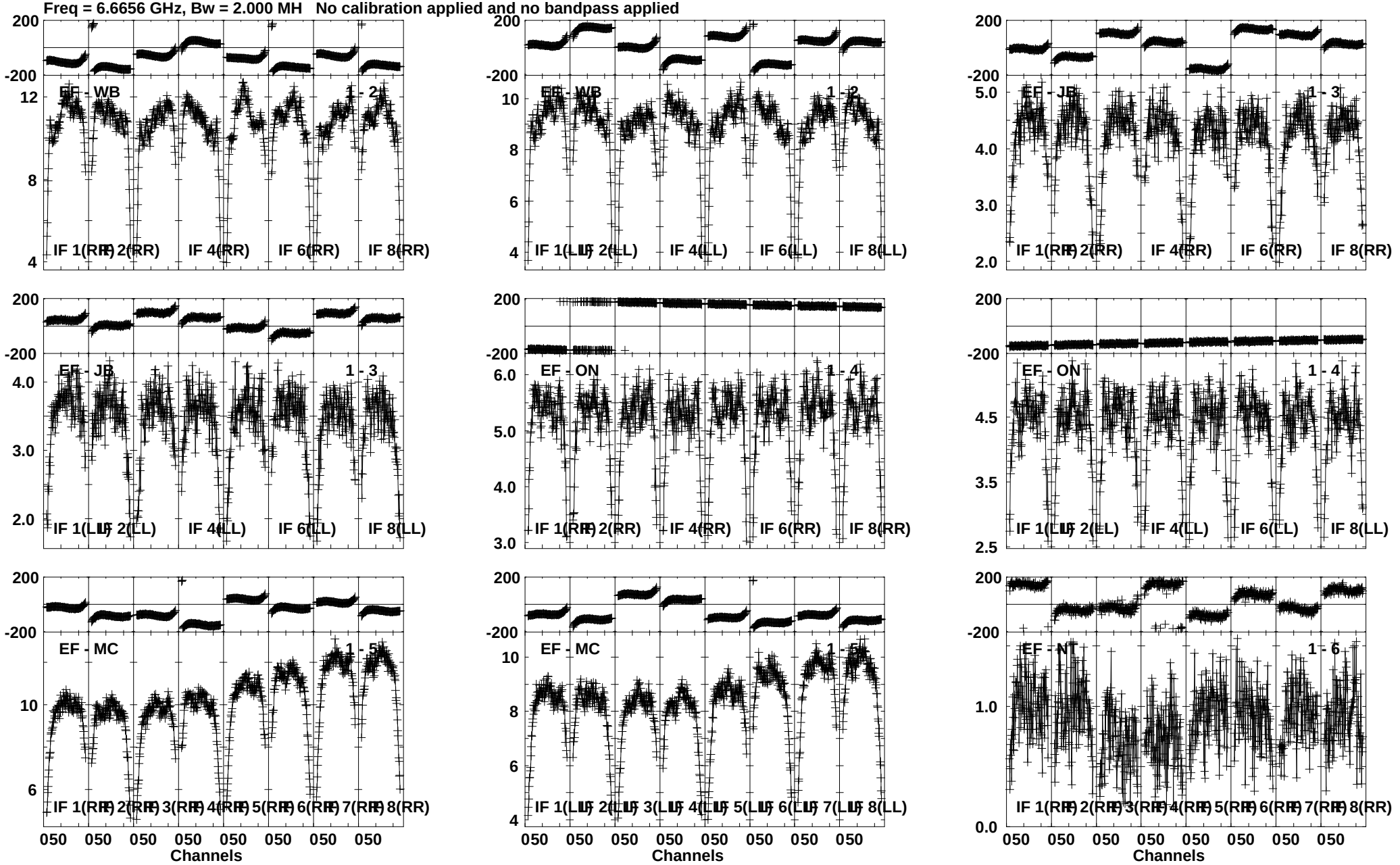

Lower frame: Milli Ampl Jy Top frame: Phas deg
Vector averaged cross-power spectrum Several baselines displayed
Timerange: 00/23:17:31 to 00/23:28:29

Plot file version 4 created 21-OCT-2013 16:46:15
J1331+3030 EG073A E2 1.UVDATA.1
Freq = 6.6656 GHz, Bw = 2.000 MH No calibration applied and no bandpass applied

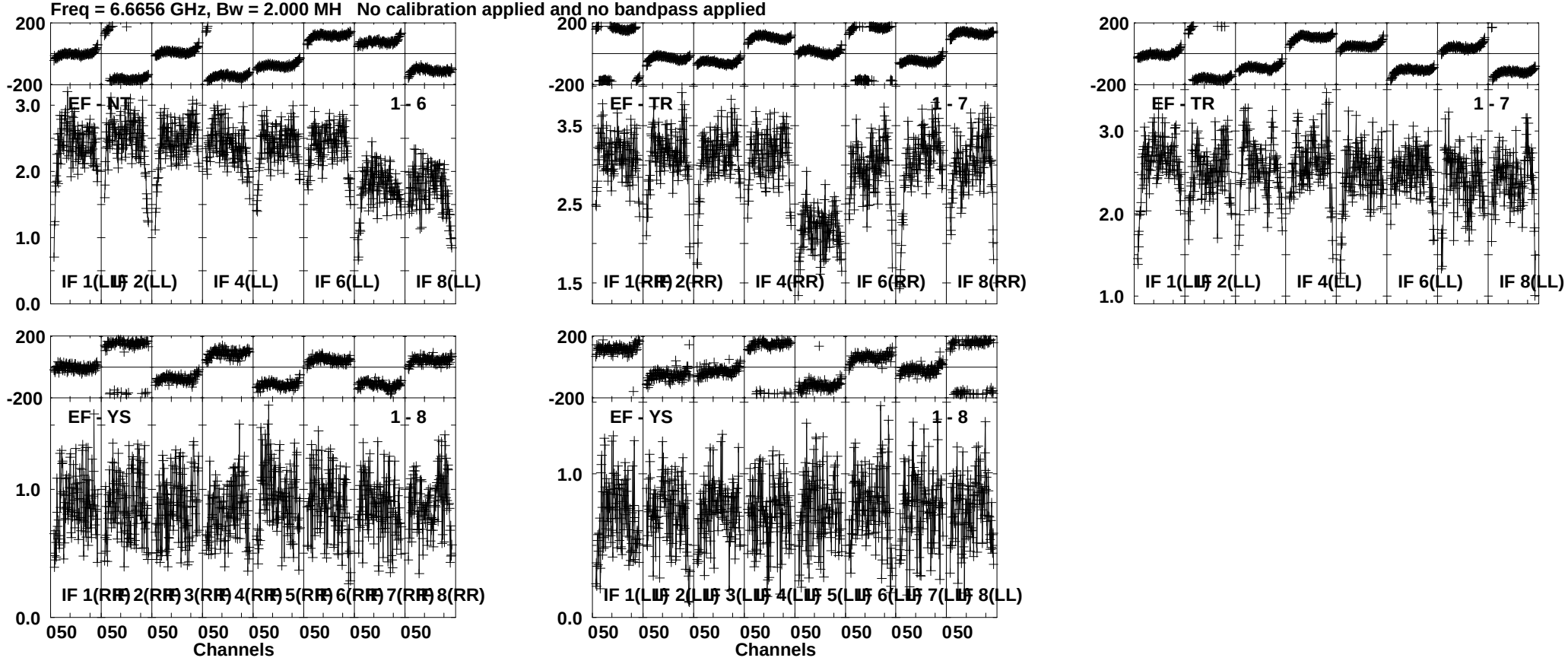

Lower frame: Milli Ampl Jy Top frame: Phas deg
Vector averaged cross-power spectrum Several baselines displayed
Timerange: 00/23:17:31 to 00/23:28:29

Plot file version 5 created 21-OCT-2013 16:46:23
W51E2 EG073A E2 1.UVDATA.1
Freq = 6.6656 GHz, Bw = 2.000 MH No calibration applied and no bandpass applied

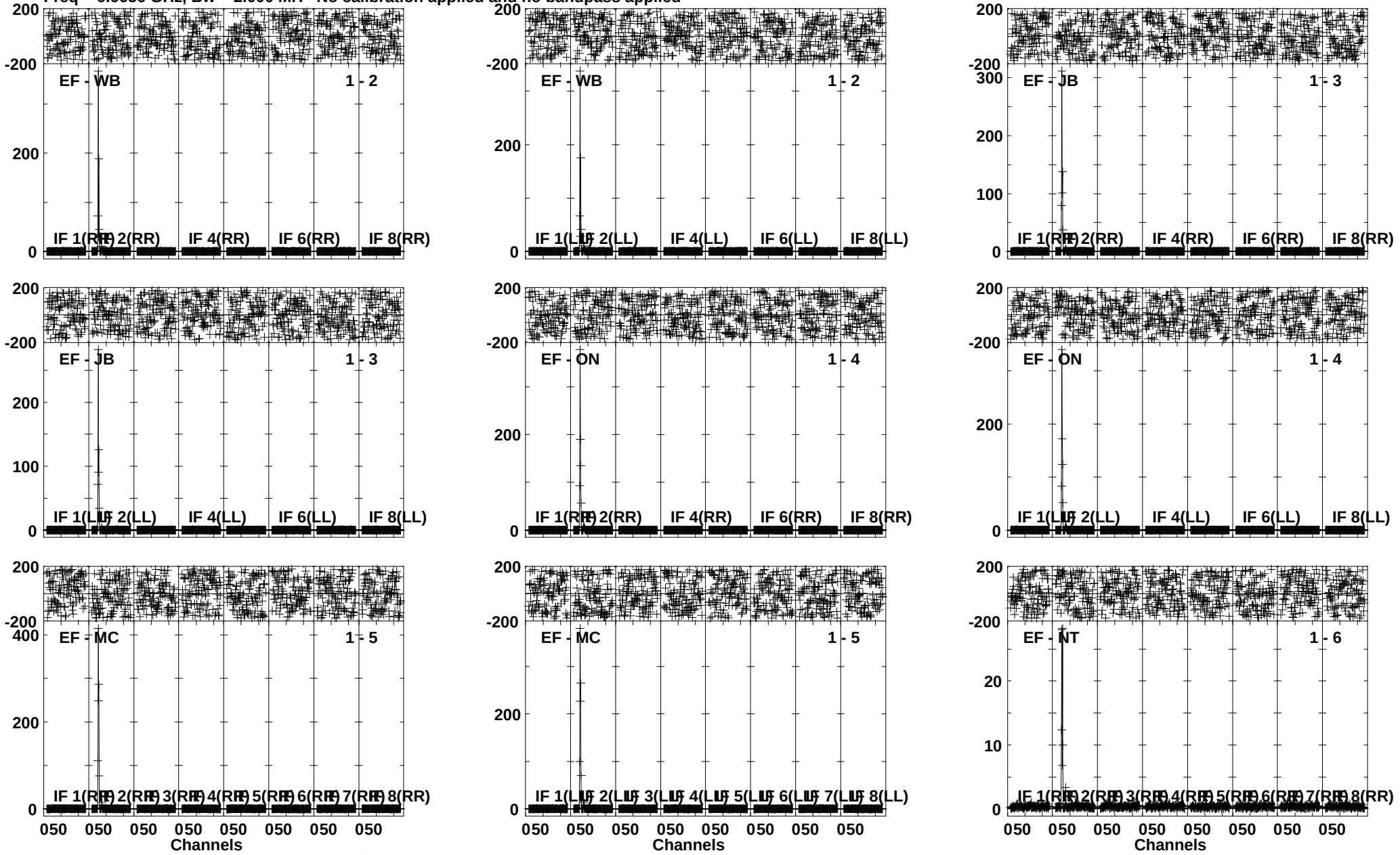

Lower frame: Milli Ampl Jy Top frame: Phas deg
Vector averaged cross-power spectrum Several baselines displayed
Timerange: 00/23:38:01 to 00/23:44:59

Plot file version 6 created 21-OCT-2013 16:46:32
W51E2 EG073A E2 1.UVDATA.1
Freq = 6.6656 GHz, Bw = 2.000 MH No calibration applied and no bandpass applied

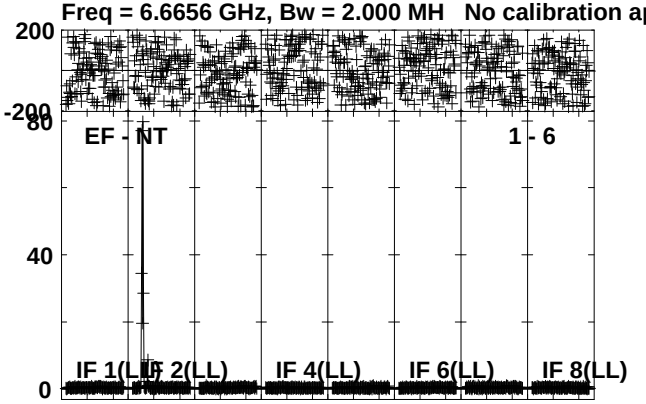

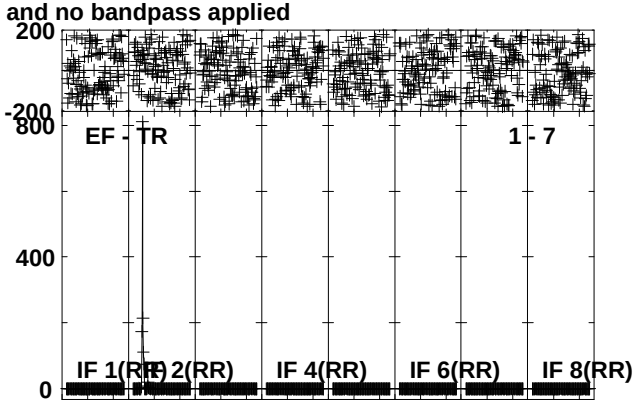

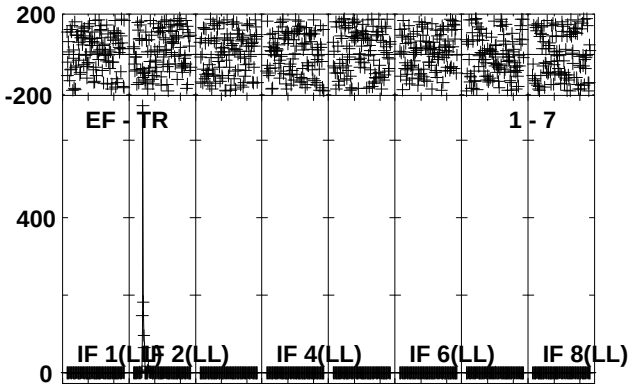

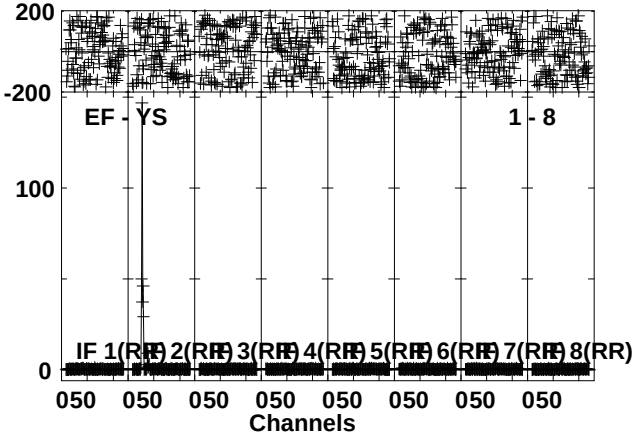

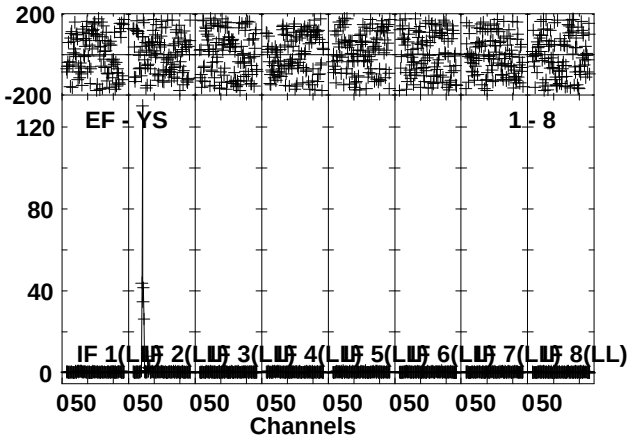

Lower frame: Milli Ampl Jy Top frame: Phas deg
Vector averaged cross-power spectrum Several baselines displayed
Timerange: 00/23:38:01 to 00/23:44:59

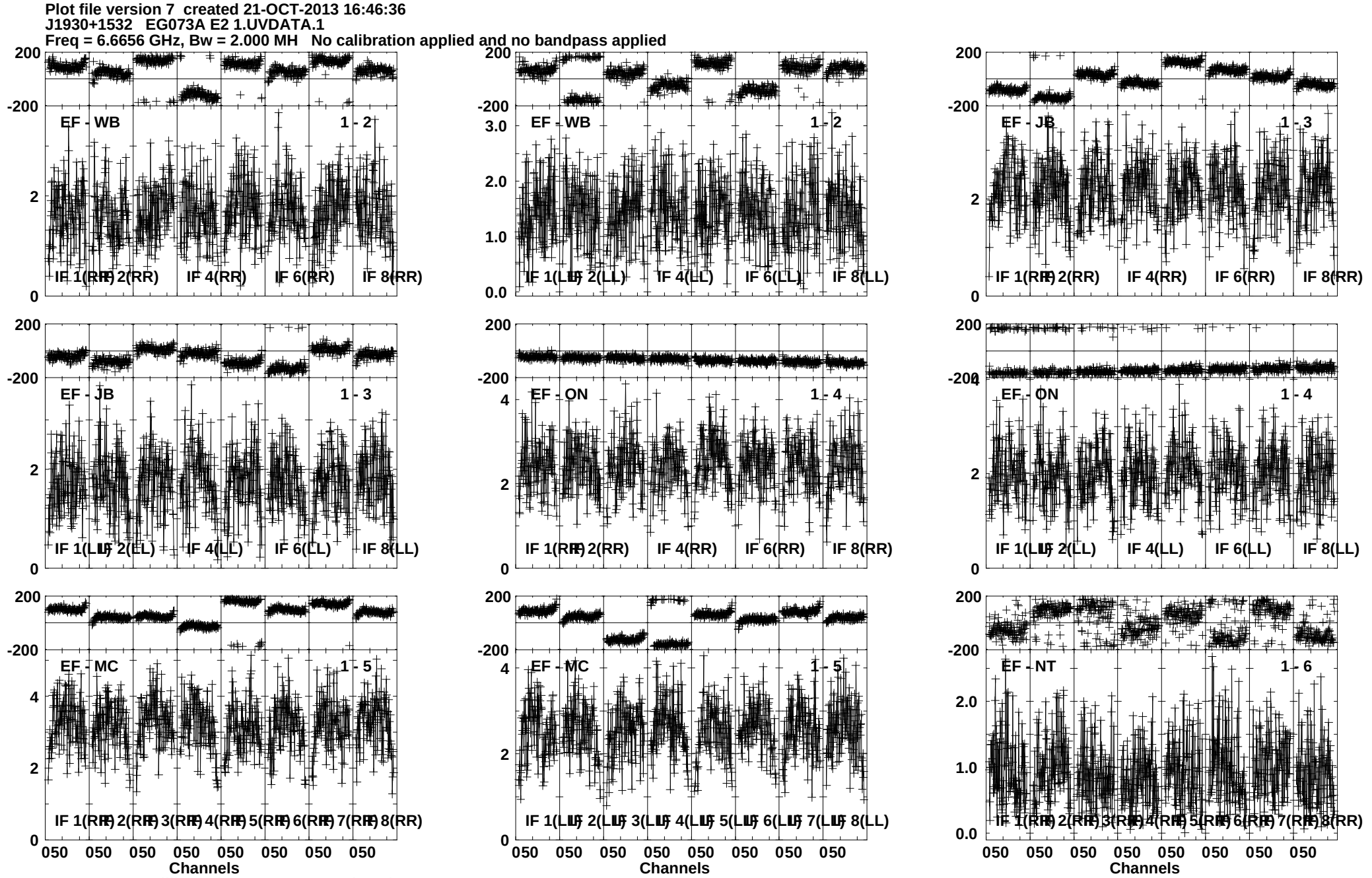
Plot file version 7 created 21-OCT-2013 16:46:36
J1930+1532 EG073A E2 1.UVDATA.1
Freq = 6.6656 GHz, Bw = 2.000 MH No calibration applied and no bandpass applied
EF - WB 1 - 2
EF - WB 1 - 2
EF - JB 1 - 3
EF - JB 1 - 3
EF - ON 1 - 4
EF - ON 1 - 4
EF - MC 1 - 5
EF - MC 1 - 5
EF - NT 1 - 6
IF 1(RR) 2(RR) IF 4(RR) IF 6(RR) IF 8(RR)
IF 1(LL) 2(LL) IF 4(LL) IF 6(LL) IF 8(LL)
IF 1(RR) 2(RR) 3(RR) 4(RR) 5(RR) 6(RR) 7(RR) 8(RR)
IF 1(LL) 2(LL) 3(LL) 4(LL) 5(LL) 6(LL) 7(LL) 8(LL)
Channels
Lower frame: Milli Ampl Jy Top frame: Phas deg
Vector averaged cross-power spectrum Several baselines displayed
Timerange: 00/23:45:41 to 00/23:47:39

Plot file version 8 created 21-OCT-2013 16:46:38
J1930+1532 EG073A E2 1.UVDATA.1
Freq = 6.6656 GHz, Bw = 2.000 MH No calibration applied and no bandpass applied

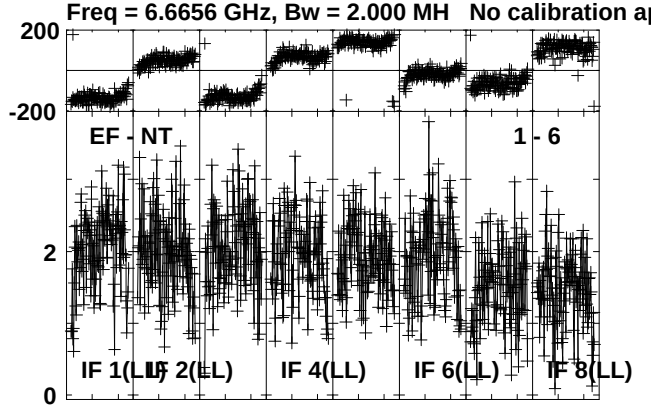

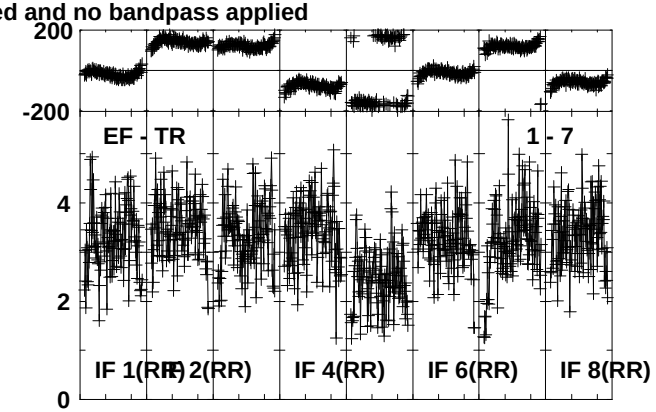

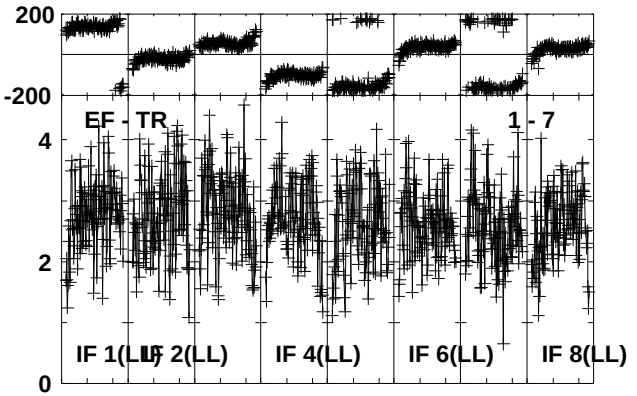

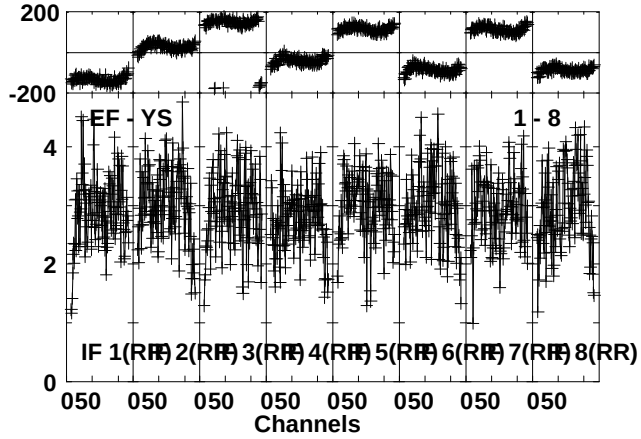

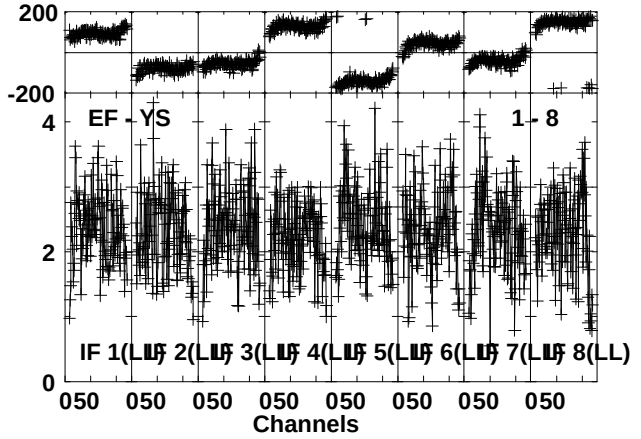

Lower frame: Milli Ampl Jy Top frame: Phas deg
Vector averaged cross-power spectrum Several baselines displayed
Timerange: 00/23:45:41 to 00/23:47:39

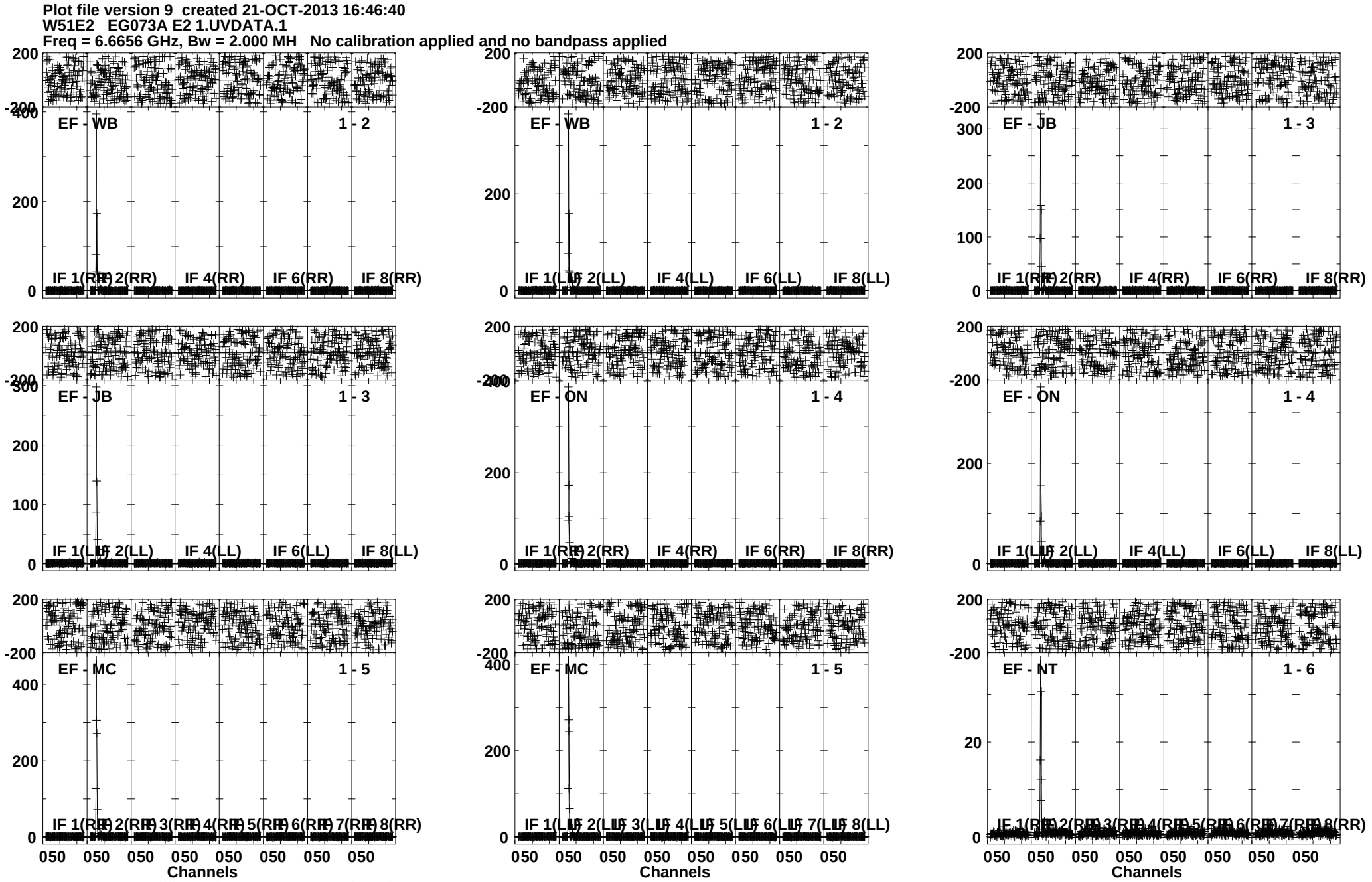
Plot file version 9 created 21-OCT-2013 16:46:40
W51E2 EG073A E2 1.UVDATA.1
Freq = 6.6656 GHz, Bw = 2.000 MH No calibration applied and no bandpass applied
EF - WB 1 - 2
IF 1(RR) IF 2(RR) IF 4(RR) IF 6(RR) IF 8(RR)
EF - WB 1 - 2
IF 1(LL) IF 2(LL) IF 4(LL) IF 6(LL) IF 8(LL)
EF - JB 1 - 3
IF 1(RR) IF 2(RR) IF 4(RR) IF 6(RR) IF 8(RR)
EF - JB 1 - 3
IF 1(LL) IF 2(LL) IF 4(LL) IF 6(LL) IF 8(LL)
EF - ON 1 - 4
IF 1(RR) IF 2(RR) IF 4(RR) IF 6(RR) IF 8(RR)
EF - ON 1 - 4
IF 1(LL) IF 2(LL) IF 4(LL) IF 6(LL) IF 8(LL)
EF - MC 1 - 5
IF 1(RR) IF 2(RR) IF 3(RR) IF 4(RR) IF 5(RR) IF 6(RR) IF 7(RR) IF 8(RR)
EF - MC 1 - 5
IF 1(LL) IF 2(LL) IF 3(LL) IF 4(LL) IF 5(LL) IF 6(LL) IF 7(LL) IF 8(LL)
EF - NT 1 - 6
IF 1(RR) IF 2(RR) IF 3(RR) IF 4(RR) IF 5(RR) IF 6(RR) IF 7(RR) IF 8(RR)
050 050 050 050 050 050 050 050
Channels
Lower frame: Milli Ampl Jy Top frame: Phas deg
Vector averaged cross-power spectrum Several baselines displayed
Timerange: 00/23:47:47 to 00/23:49:39

Plot file version 10 created 21-OCT-2013 16:46:42
W51E2 EG073A E2 1.UVDATA.1
Freq = 6.6656 GHz, Bw = 2.000 MH No calibration applied and no bandpass applied

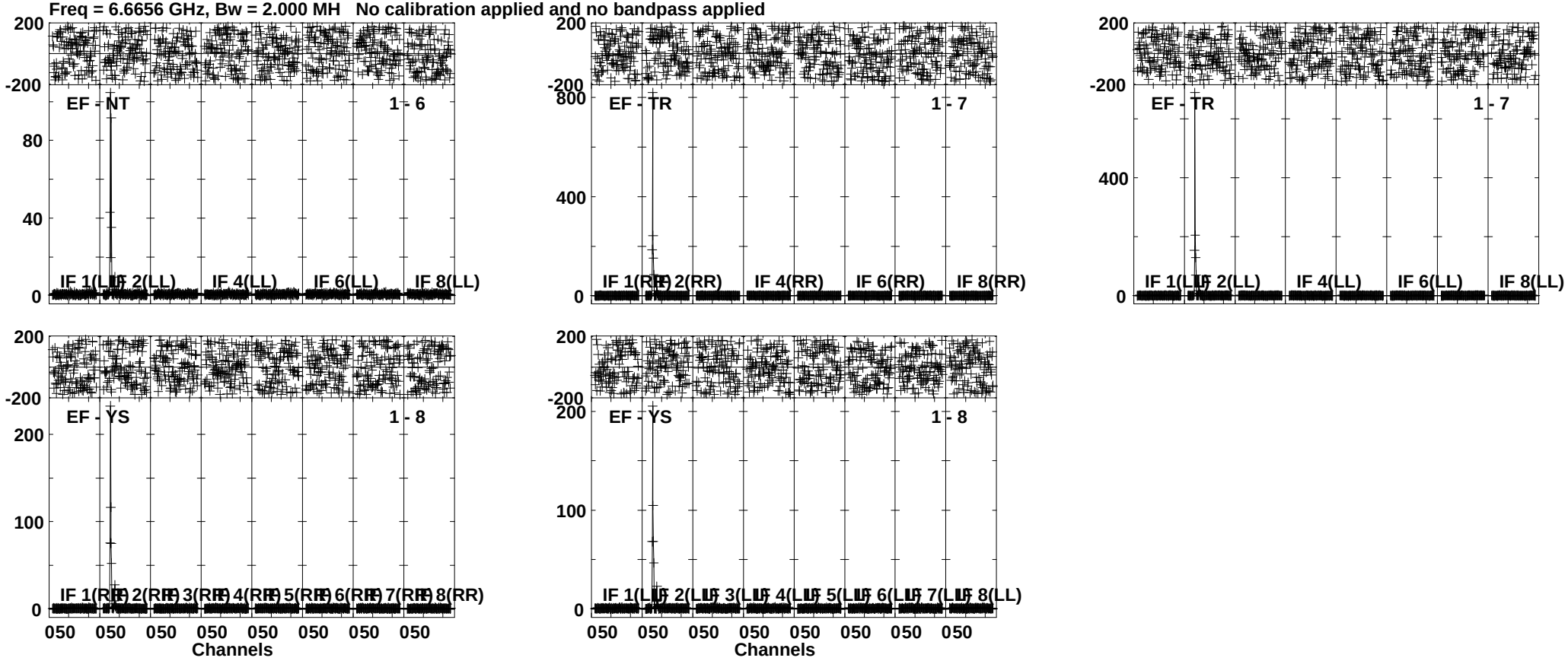

Lower frame: Milli Ampl Jy Top frame: Phas deg
Vector averaged cross-power spectrum Several baselines displayed
Timerange: 00/23:47:47 to 00/23:49:39

Plot file version 11 created 21-OCT-2013 16:46:43
J1930+1532 EG073A E2 1.UVDATA.1
Freq = 6.6656 GHz, Bw = 2.000 MH No calibration applied and no bandpass applied

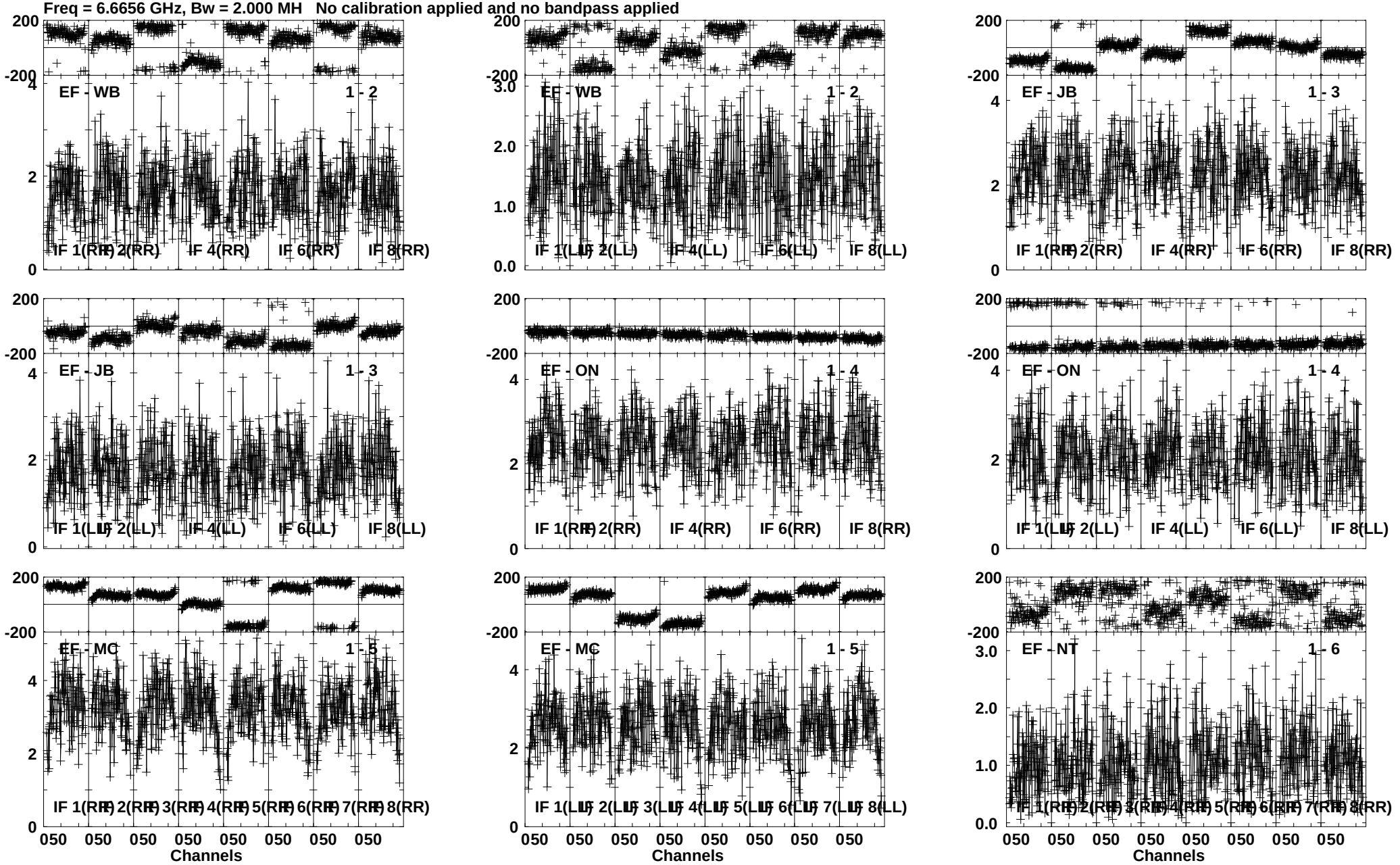

Lower frame: Milli Ampl Jy Top frame: Phas deg
Vector averaged cross-power spectrum Several baselines displayed
Timerange: 00/23:49:47 to 00/23:51:39

Plot file version 12 created 21-OCT-2013 16:46:45
J1930+1532 EG073A E2 1.UVDATA.1
Freq = 6.6656 GHz, Bw = 2.000 MH No calibration applied and no bandpass applied

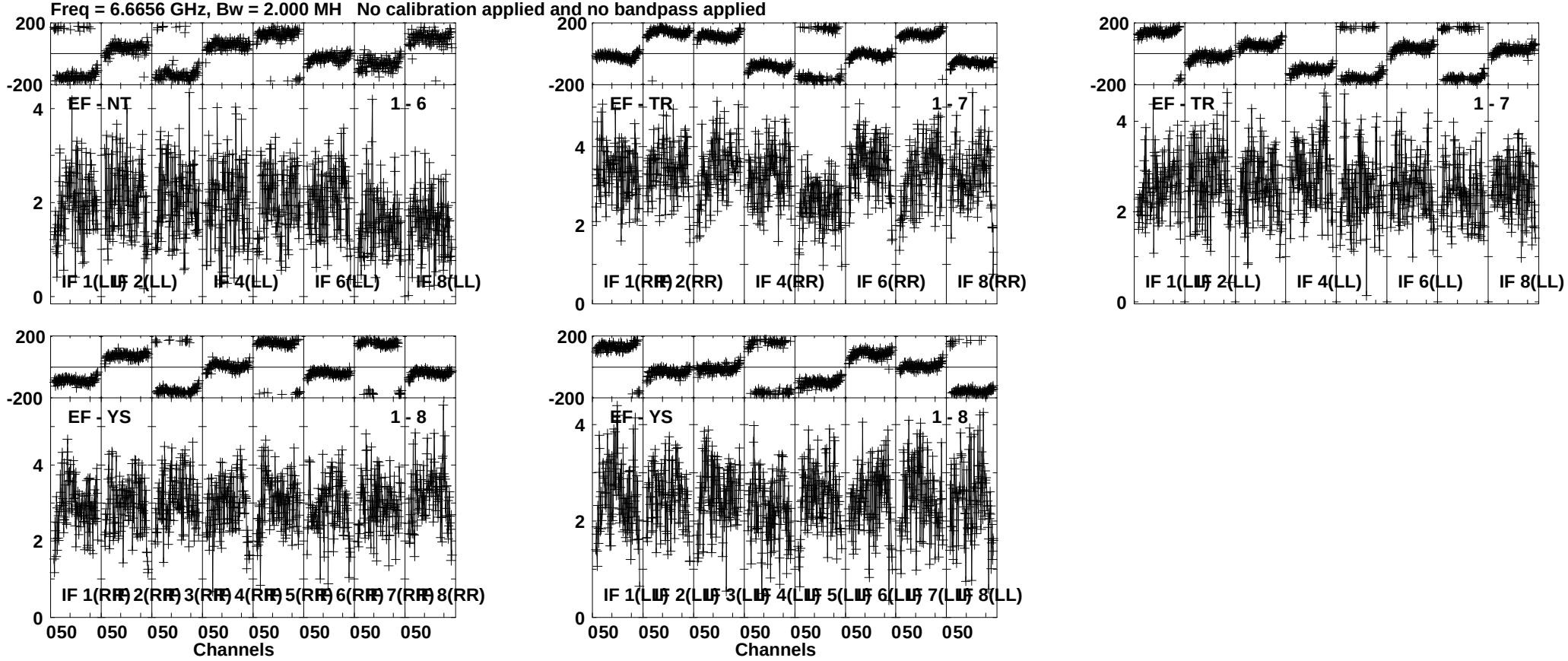

Lower frame: Milli Ampl Jy Top frame: Phas deg
Vector averaged cross-power spectrum Several baselines displayed
Timerange: 00/23:49:47 to 00/23:51:39

Plot file version 13 created 21-OCT-2013 16:46:46
W51E2 EG073A E2 1.UVDATA.1
Freq = 6.6656 GHz, Bw = 2.000 MH No calibration applied and no bandpass applied

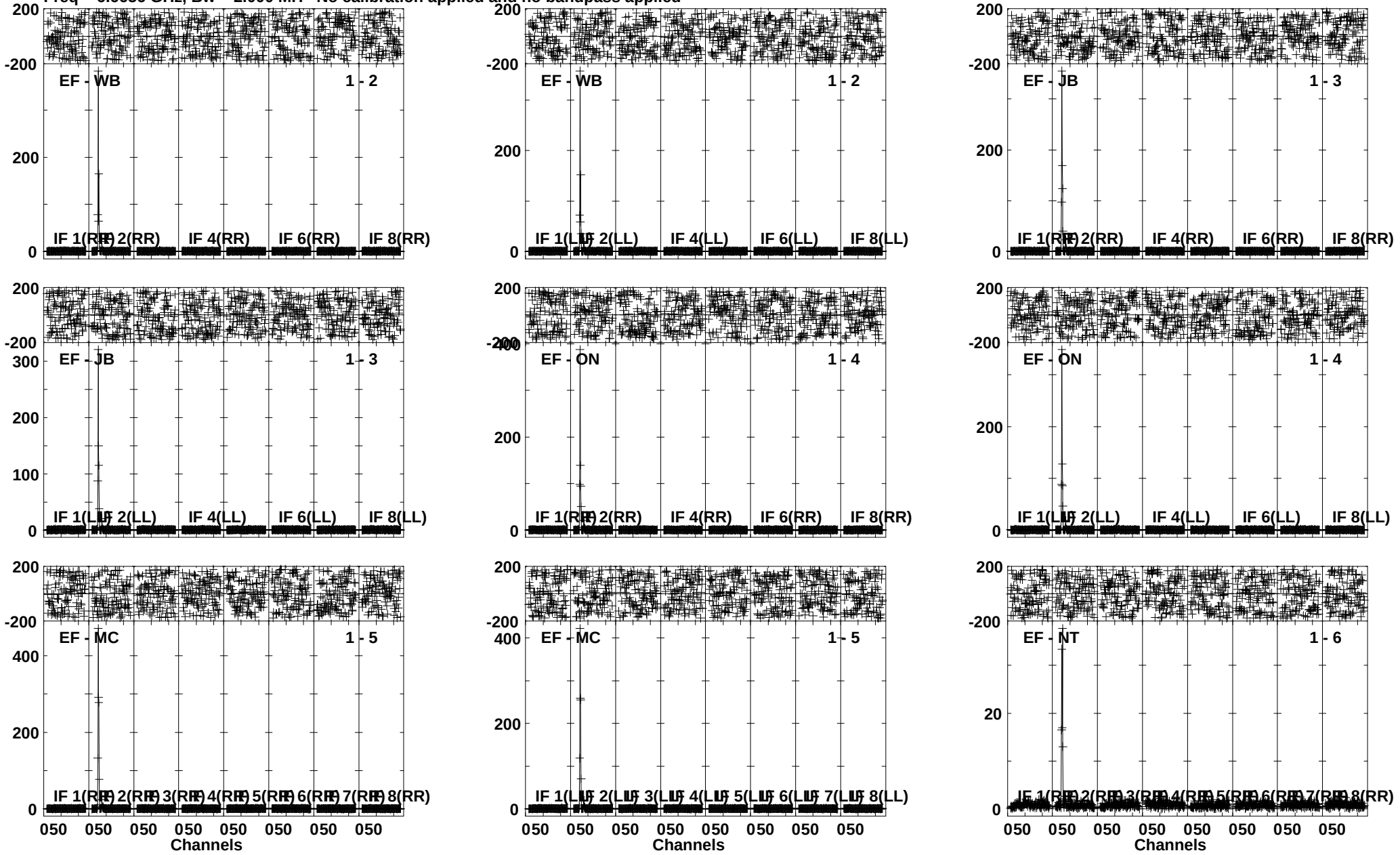

Lower frame: Milli Ampl Jy Top frame: Phas deg
Vector averaged cross-power spectrum Several baselines displayed
Timerange: 00/23:51:47 to 00/23:53:39

Plot file version 14 created 21-OCT-2013 16:46:48
W51E2 EG073A E2 1.UVDATA.1
Freq = 6.6656 GHz, Bw = 2.000 MH No calibration applied and no bandpass applied

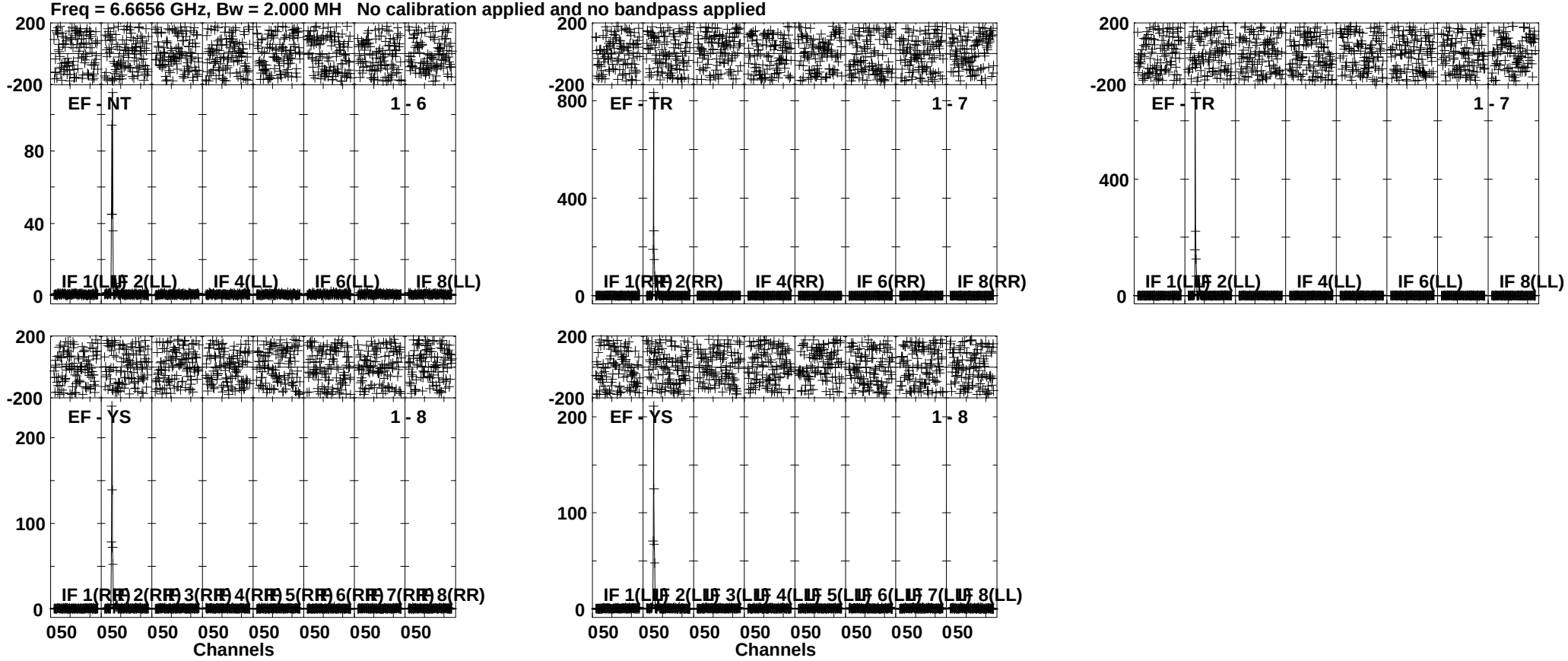

Lower frame: Milli Ampl Jy Top frame: Phas deg
Vector averaged cross-power spectrum Several baselines displayed
Timerange: 00/23:51:47 to 00/23:53:39

Plot file version 15 created 21-OCT-2013 16:46:49
J1930+1532 EG073A E2 1.UVDATA.1
Freq = 6.6656 GHz, Bw = 2.000 MH No calibration applied and no bandpass applied

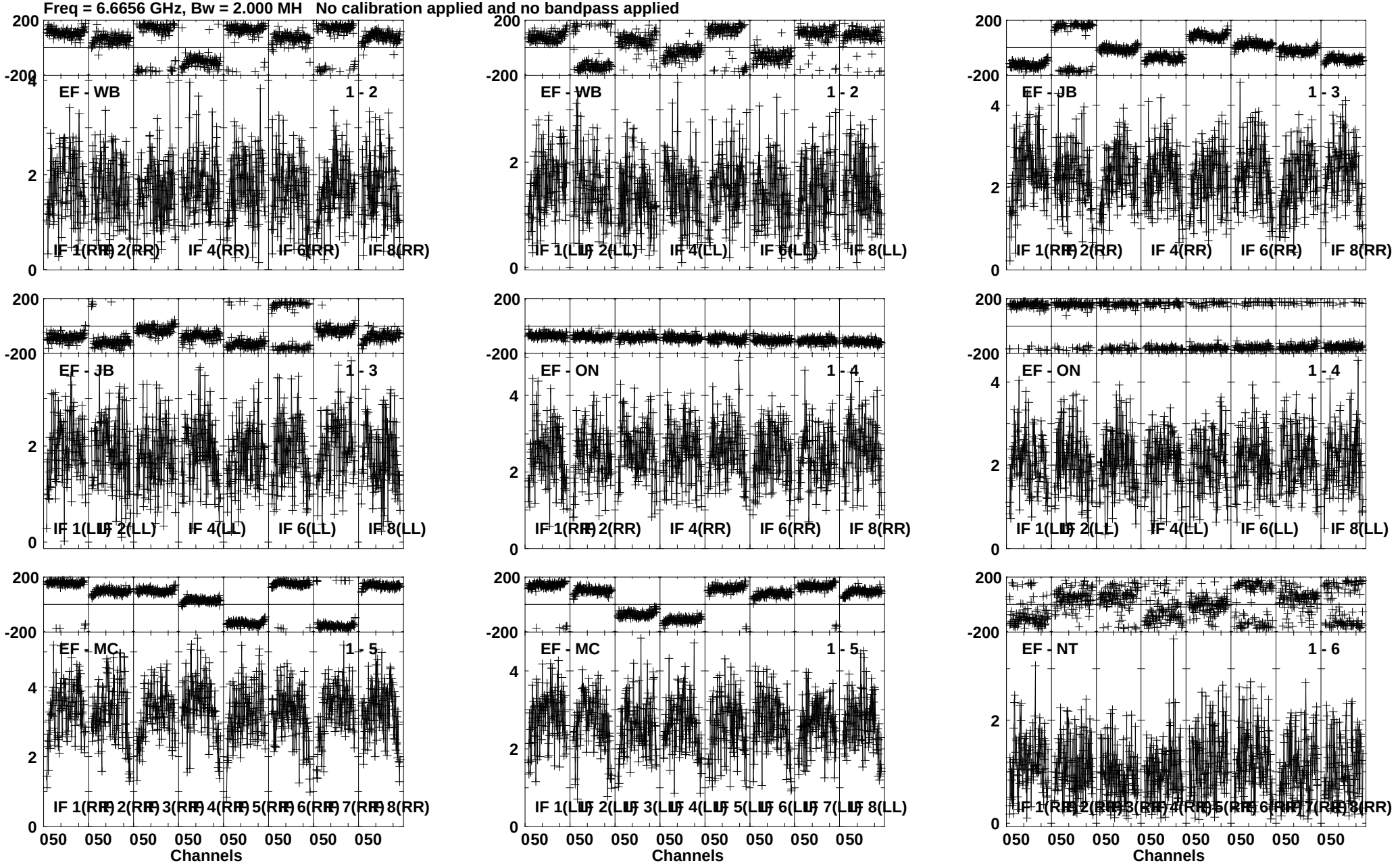

Lower frame: Milli Ampl Jy Top frame: Phas deg
Vector averaged cross-power spectrum Several baselines displayed
Timerange: 00/23:53:47 to 00/23:55:39

Plot file version 16 created 21-OCT-2013 16:46:51
J1930+1532 EG073A E2 1.UVDATA.1
Freq = 6.6656 GHz, Bw = 2.000 MH No calibration applied and no bandpass applied

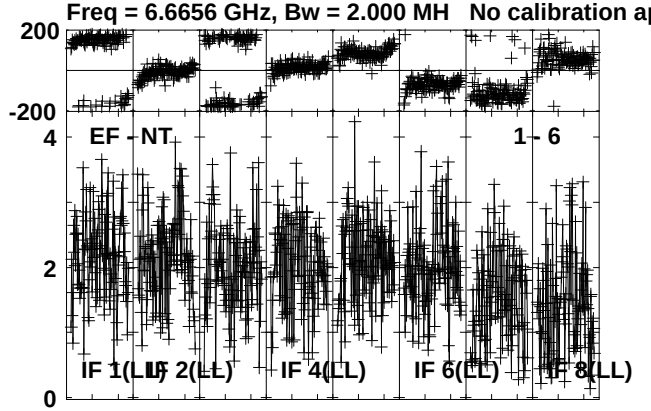

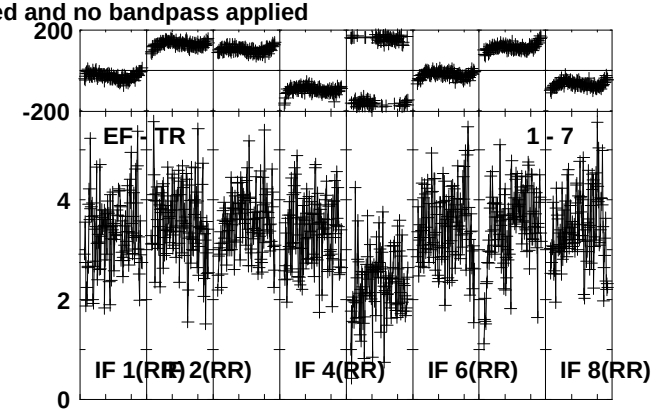

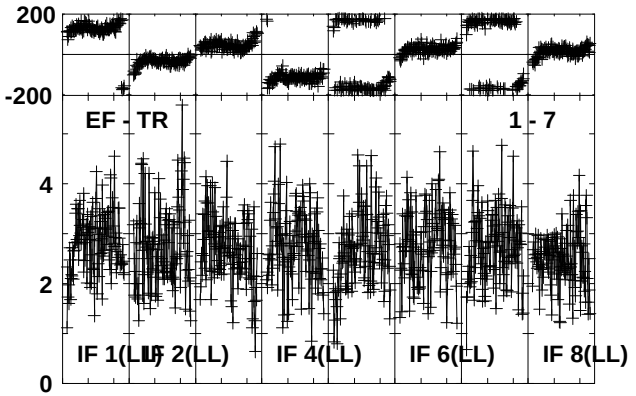

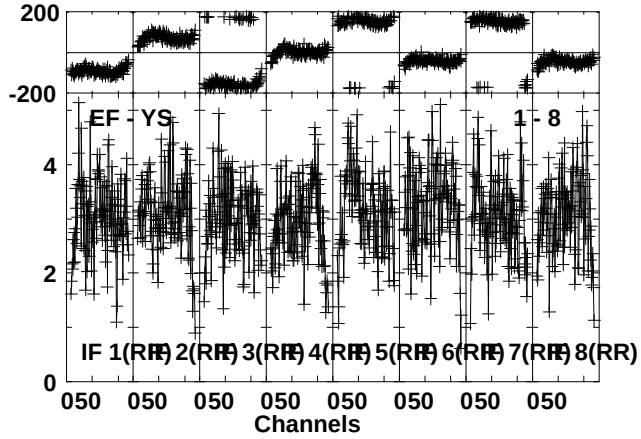

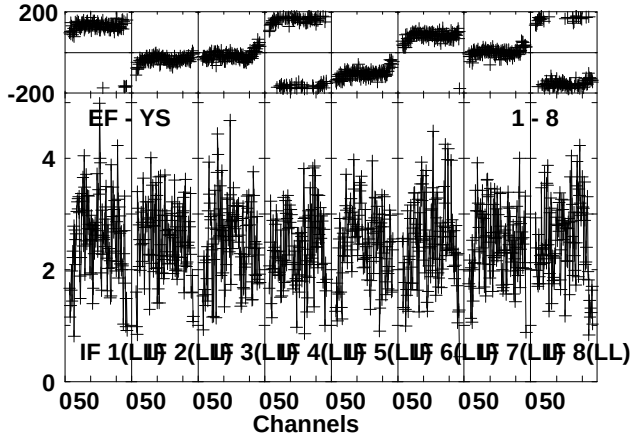

Lower frame: Milli Ampl Jy Top frame: Phas deg
Vector averaged cross-power spectrum Several baselines displayed
Timerange: 00/23:53:47 to 00/23:55:39

Plot file version 17 created 21-OCT-2013 16:46:53
W51E2 EG073A E2 1.UVDATA.1
Freq = 6.6656 GHz, Bw = 2.000 MH No calibration applied and no bandpass applied

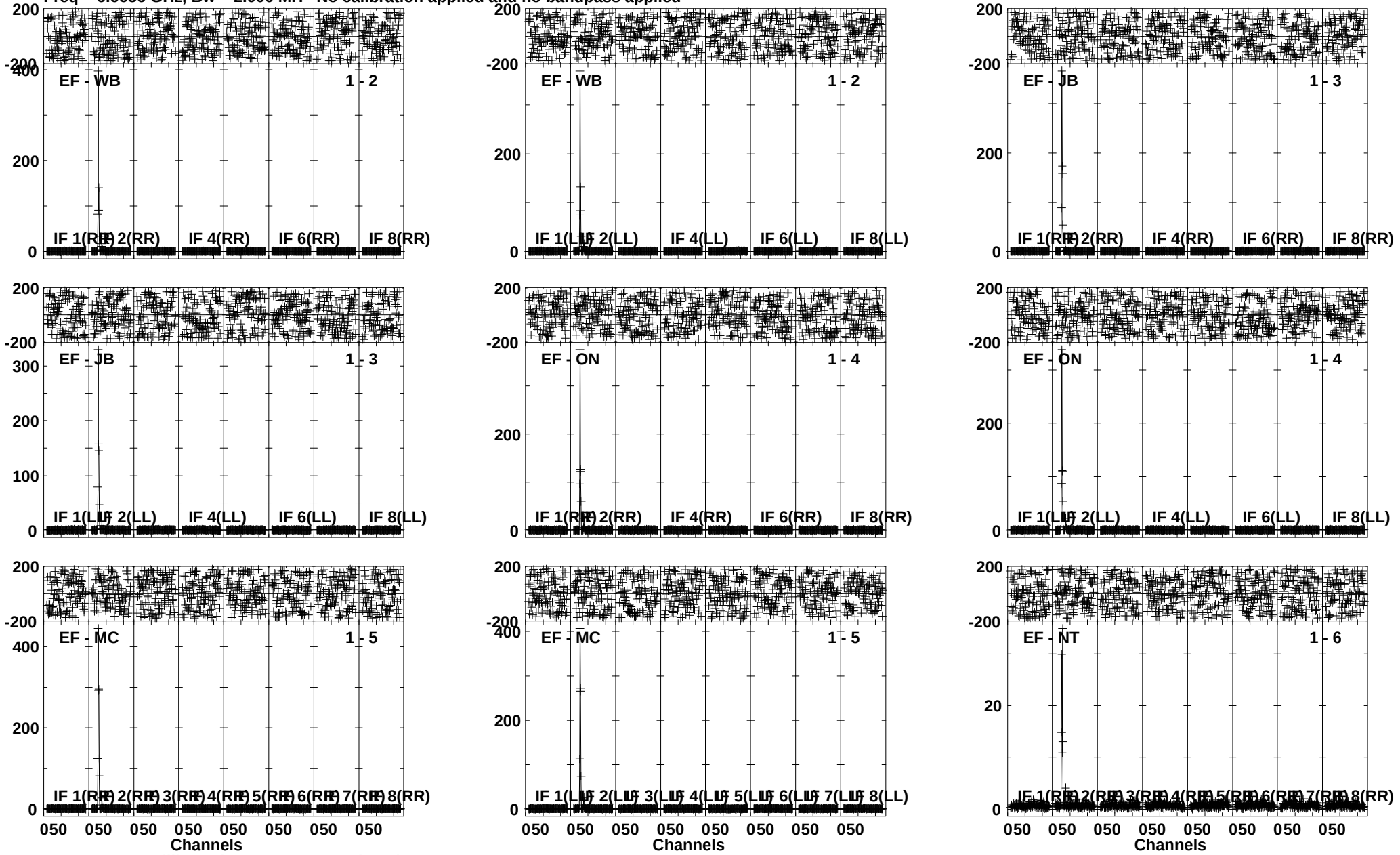

Lower frame: Milli Ampl Jy Top frame: Phas deg
Vector averaged cross-power spectrum Several baselines displayed
Timerange: 00/23:56:21 to 00/23:58:19

Plot file version 18 created 21-OCT-2013 16:46:55
W51E2 EG073A E2 1.UVDATA.1
Freq = 6.6656 GHz, Bw = 2.000 MH No calibration applied and no bandpass applied

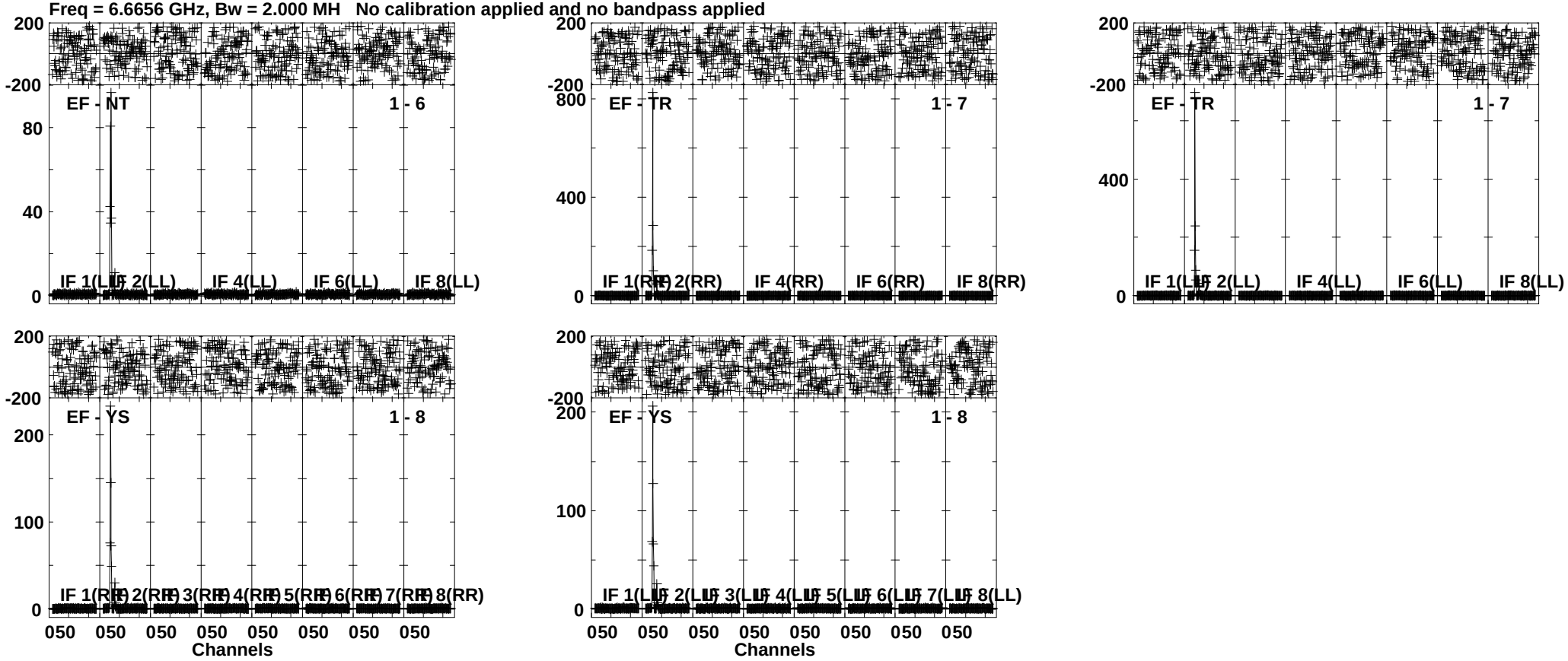

Lower frame: Milli Ampl Jy Top frame: Phas deg
Vector averaged cross-power spectrum Several baselines displayed
Timerange: 00/23:56:21 to 00/23:58:19

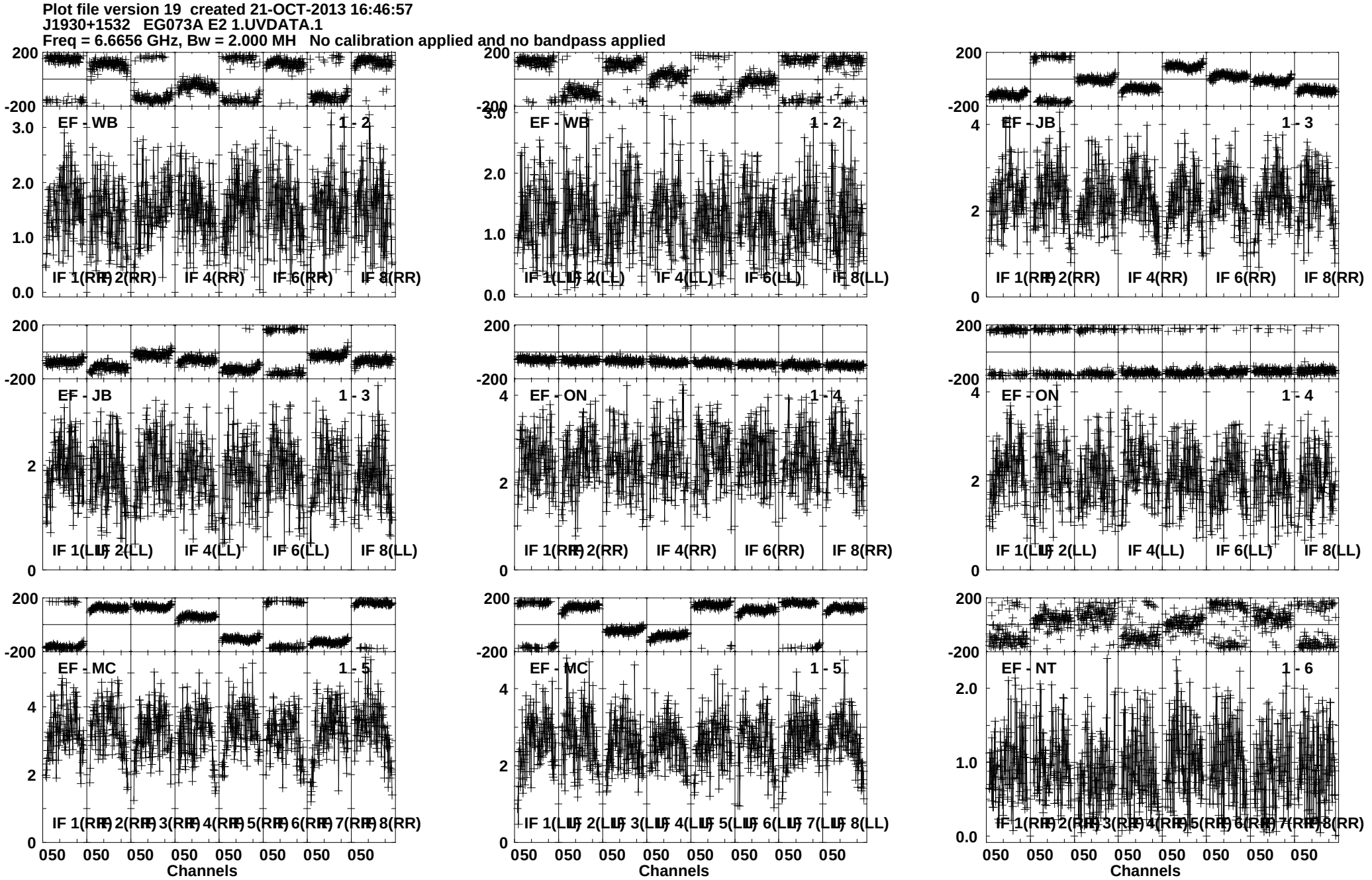
Plot file version 19 created 21-OCT-2013 16:46:57
J1930+1532 EG073A E2 1.UVDATA.1
Freq = 6.6656 GHz, Bw = 2.000 MH No calibration applied and no bandpass applied
EF - WB 1 - 2
EF - WB 1 - 2
EF - JB 1 - 3
EF - JB 1 - 3
EF - ON 1 - 4
EF - ON 1 - 4
EF - MC 1 - 5
EF - MC 1 - 5
EF - NT 1 - 6
IF 1(RR) 2(RR) IF 4(RR) IF 6(RR) IF 8(RR)
IF 1(LL) 2(LL) IF 4(LL) IF 6(LL) IF 8(LL)
IF 1(RR) 2(RR) 3(RR) 4(RR) 5(RR) 6(RR) 7(RR) 8(RR)
IF 1(LL) 2(LL) 3(LL) 4(LL) 5(LL) 6(LL) 7(LL) 8(LL)
Channels
Lower frame: Milli Ampl Jy Top frame: Phas deg
Vector averaged cross-power spectrum Several baselines displayed
Timerange: 00/23:59:01 to 01/00:00:59

Plot file version 20 created 21-OCT-2013 16:46:59
J1930+1532 EG073A E2 1.UVDATA.1
Freq = 6.6656 GHz, Bw = 2.000 MH No calibration applied and no bandpass applied

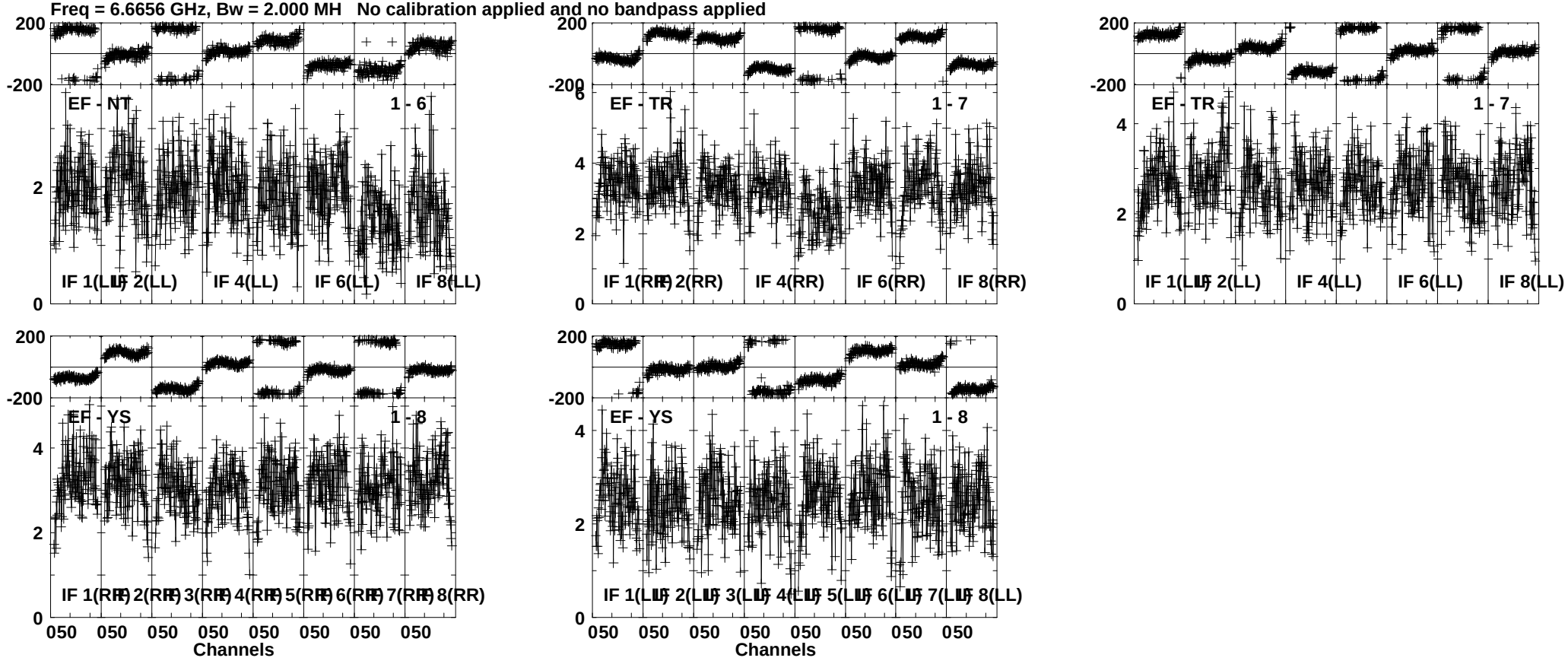

Lower frame: Milli Ampl Jy Top frame: Phas deg
Vector averaged cross-power spectrum Several baselines displayed
Timerange: 00/23:59:01 to 01/00:00:59

Plot file version 21 created 21-OCT-2013 16:47:00
W51E2 EG073A E2 1.UVDATA.1
Freq = 6.6656 GHz, Bw = 2.000 MH No calibration applied and no bandpass applied

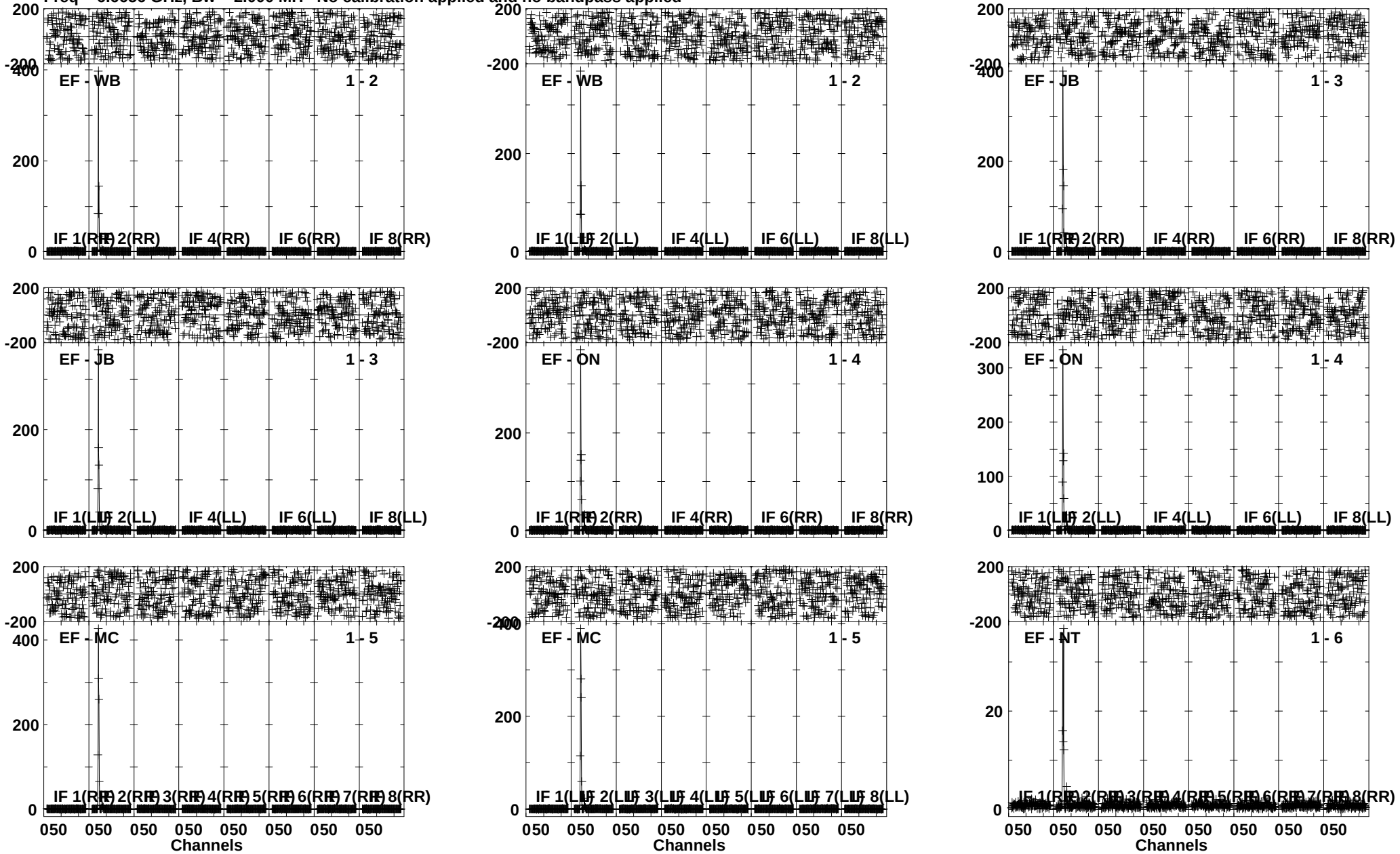

Lower frame: Milli Ampl Jy Top frame: Phas deg
Vector averaged cross-power spectrum Several baselines displayed
Timerange: 01/00:01:07 to 01/00:02:59

Plot file version 22 created 21-OCT-2013 16:47:02
W51E2 EG073A E2 1.UVDATA.1
Freq = 6.6656 GHz, Bw = 2.000 MH No calibration applied and no bandpass applied

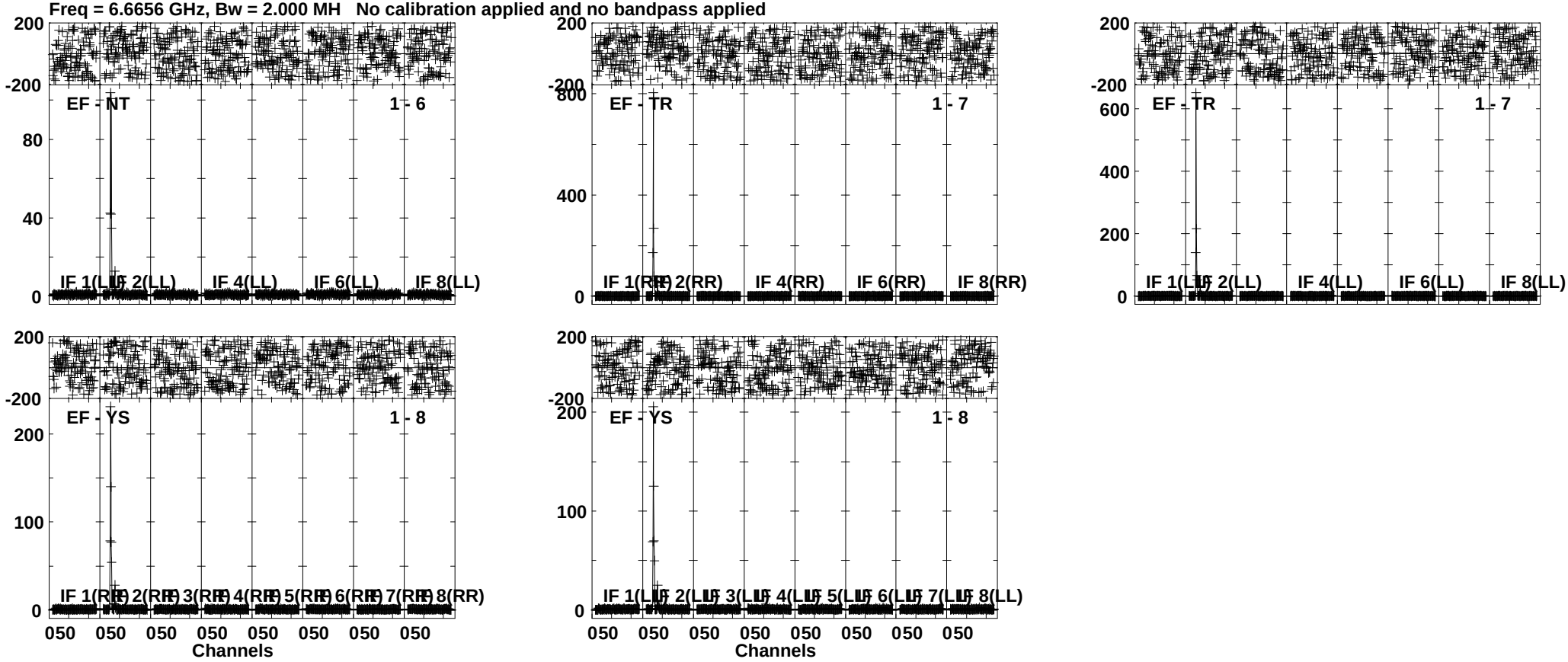

Lower frame: Milli Ampl Jy Top frame: Phas deg
Vector averaged cross-power spectrum Several baselines displayed
Timerange: 01/00:01:07 to 01/00:02:59

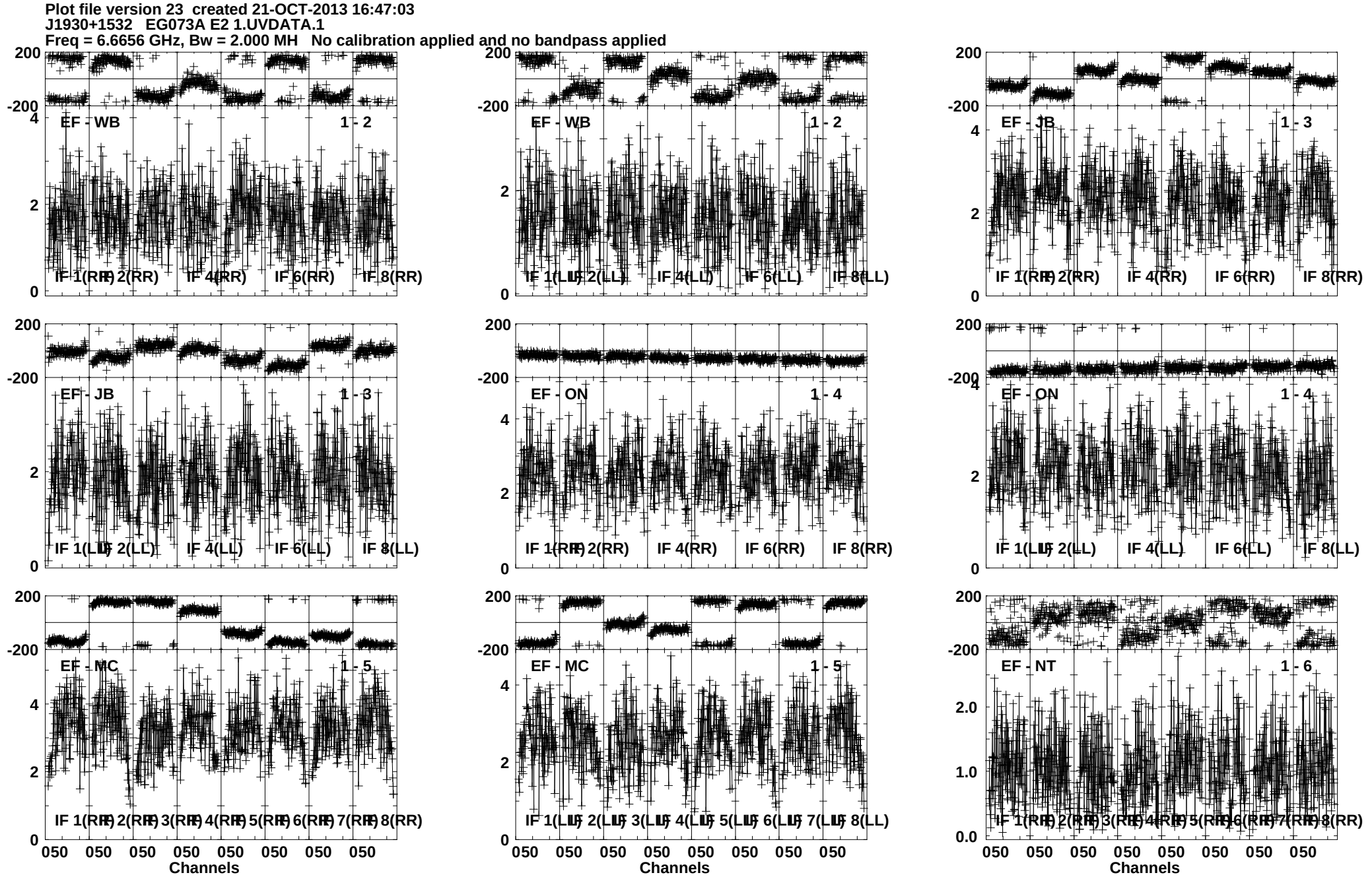
Plot file version 23 created 21-OCT-2013 16:47:03
J1930+1532 EG073A E2 1.UVDATA.1
Freq = 6.6656 GHz, Bw = 2.000 MH No calibration applied and no bandpass applied
EF - WB 1 - 2
EF - WB 1 - 2
EF - JB 1 - 3
EF - JB 1 - 3
EF - ON 1 - 4
EF - ON 1 - 4
EF - MC 1 - 5
EF - MC 1 - 5
EF - NT 1 - 6
Channels
Lower frame: Milli Ampl Jy Top frame: Phas deg
Vector averaged cross-power spectrum Several baselines displayed
Timerange: 01/00:03:07 to 01/00:04:59

Plot file version 24 created 21-OCT-2013 16:47:07
J1930+1532 EG073A E2 1.UVDATA.1
Freq = 6.6656 GHz, Bw = 2.000 MH No calibration applied and no bandpass applied

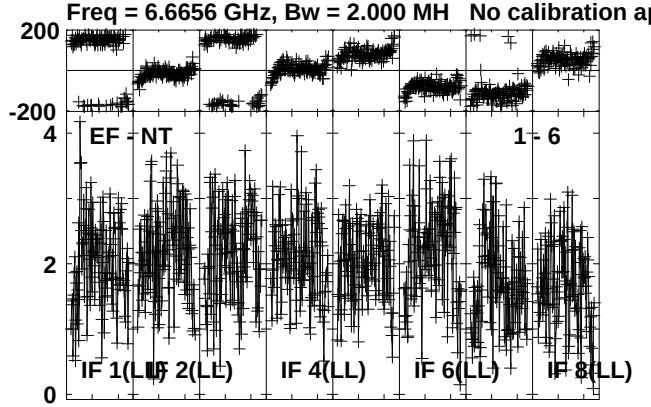

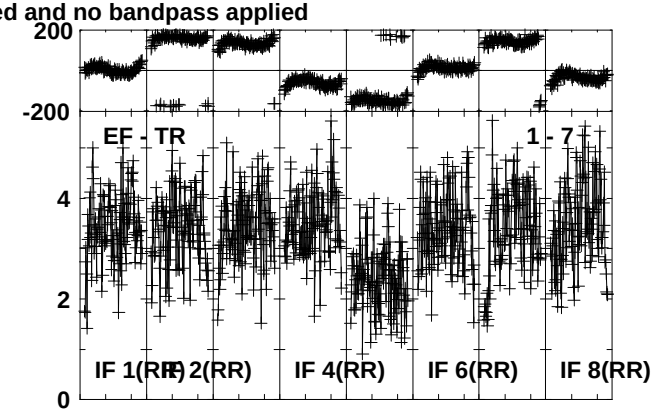

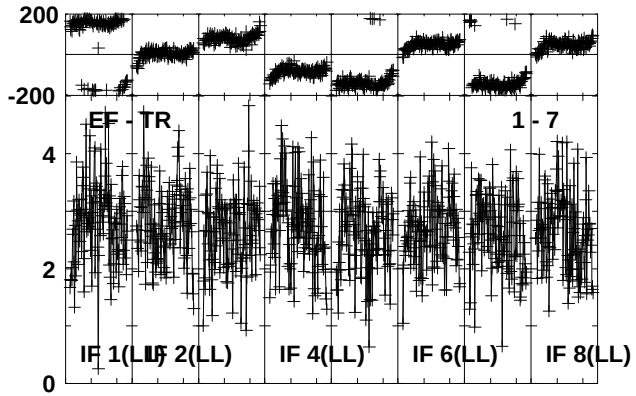

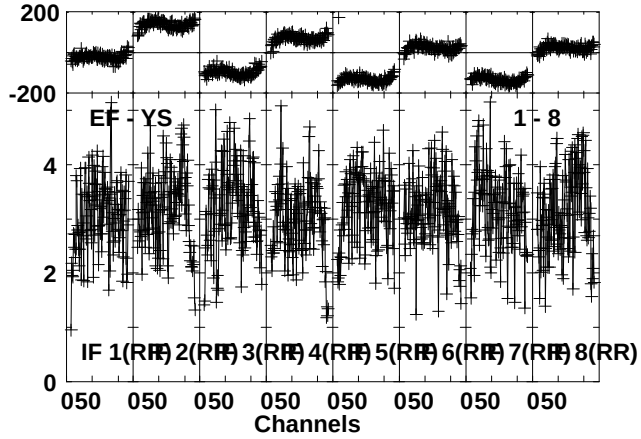

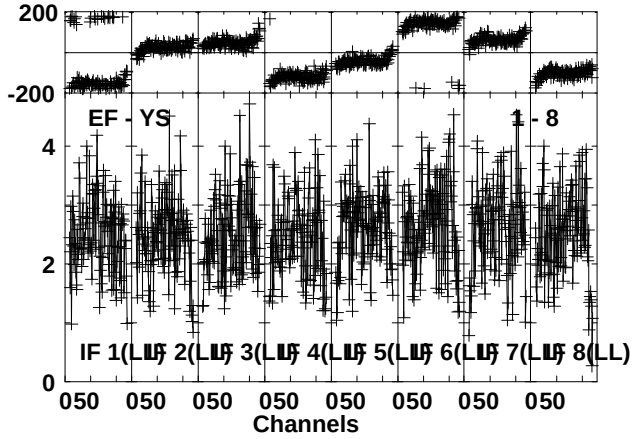

Lower frame: Milli Ampl Jy Top frame: Phas deg
Vector averaged cross-power spectrum Several baselines displayed
Timerange: 01/00:03:07 to 01/00:04:59

Plot file version 25 created 21-OCT-2013 16:47:08
W51E2 EG073A E2 1.UVDATA.1
Freq = 6.6656 GHz, Bw = 2.000 MH No calibration applied and no bandpass applied

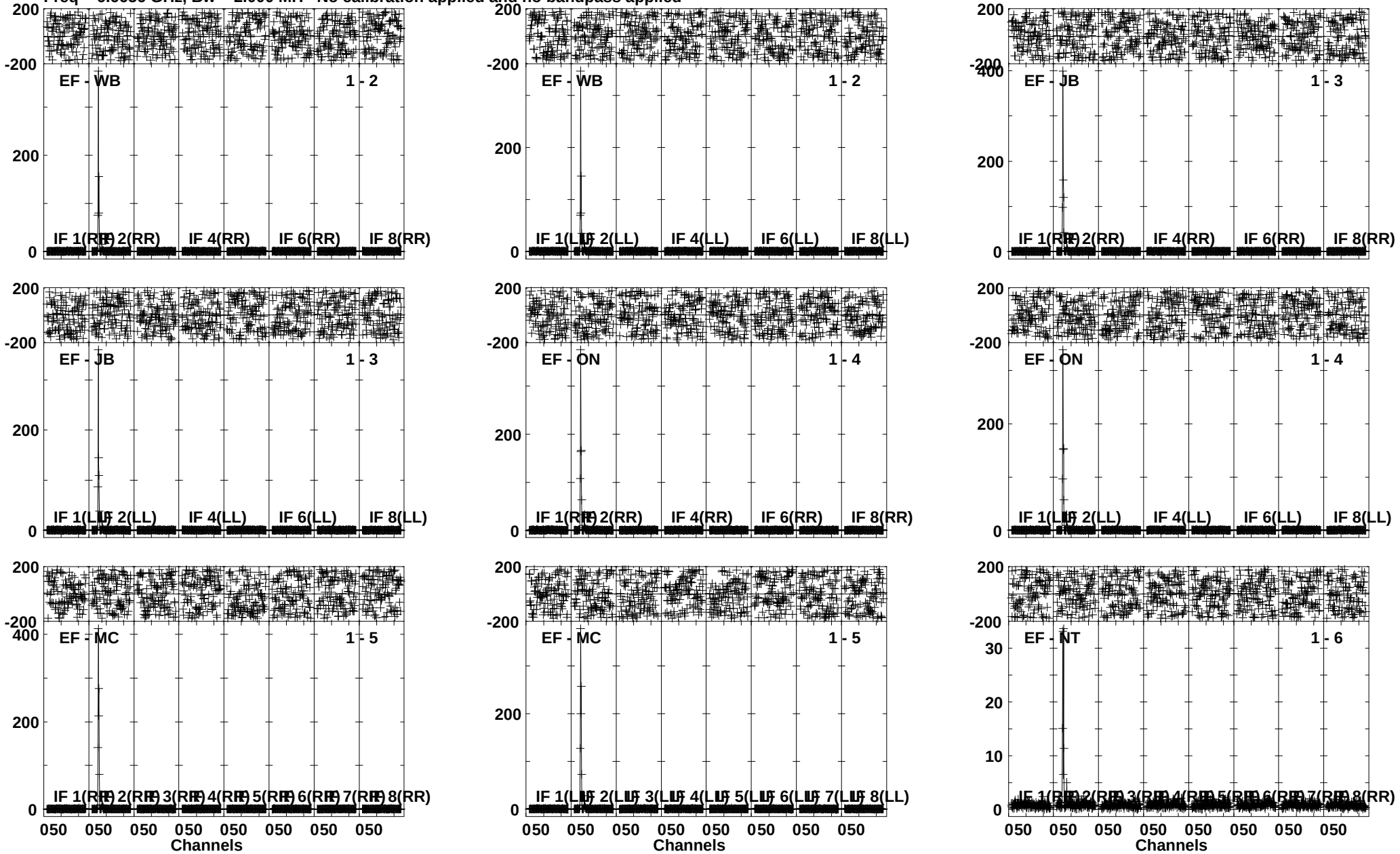

Lower frame: Milli Ampl Jy Top frame: Phas deg
Vector averaged cross-power spectrum Several baselines displayed
Timerange: 01/00:05:07 to 01/00:06:59

Plot file version 26 created 21-OCT-2013 16:47:10
W51E2 EG073A E2 1.UVDATA.1
Freq = 6.6656 GHz, Bw = 2.000 MH No calibration applied and no bandpass applied

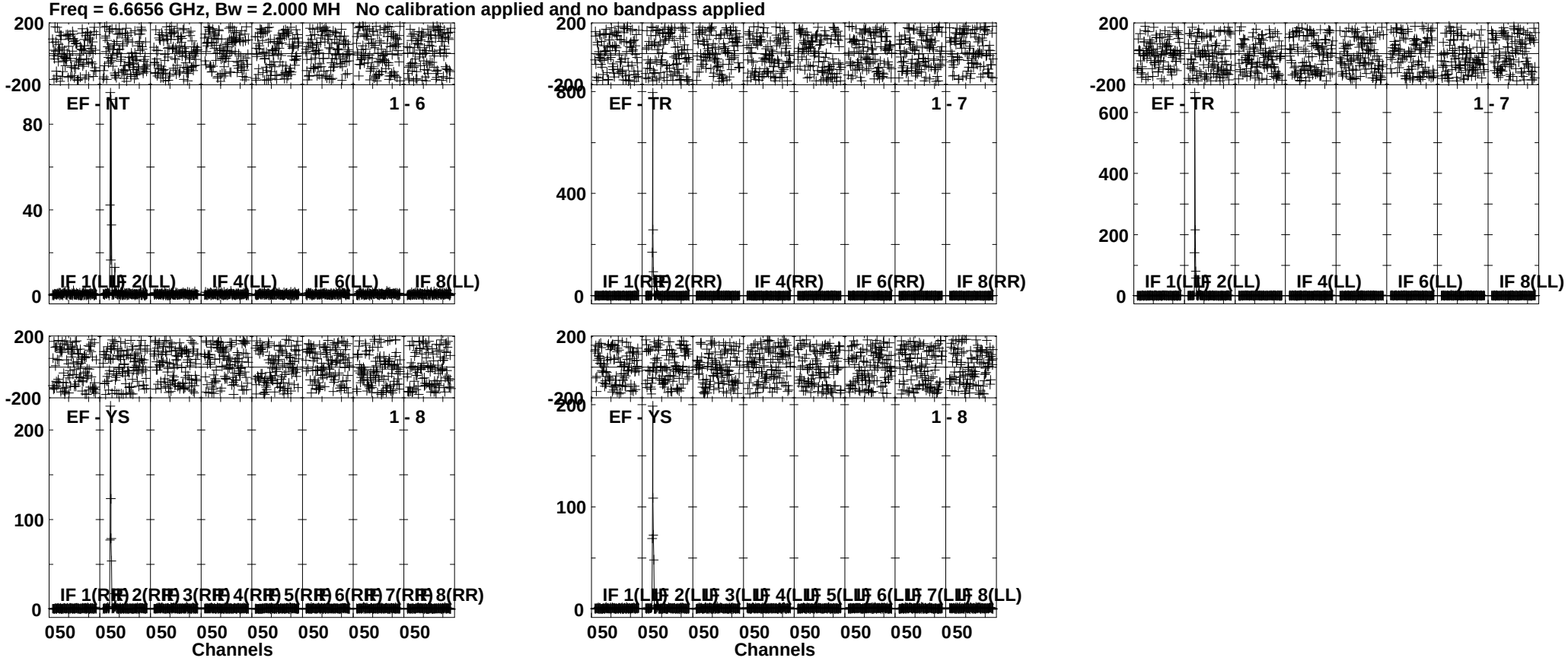

Lower frame: Milli Ampl Jy Top frame: Phas deg
Vector averaged cross-power spectrum Several baselines displayed
Timerange: 01/00:05:07 to 01/00:06:59

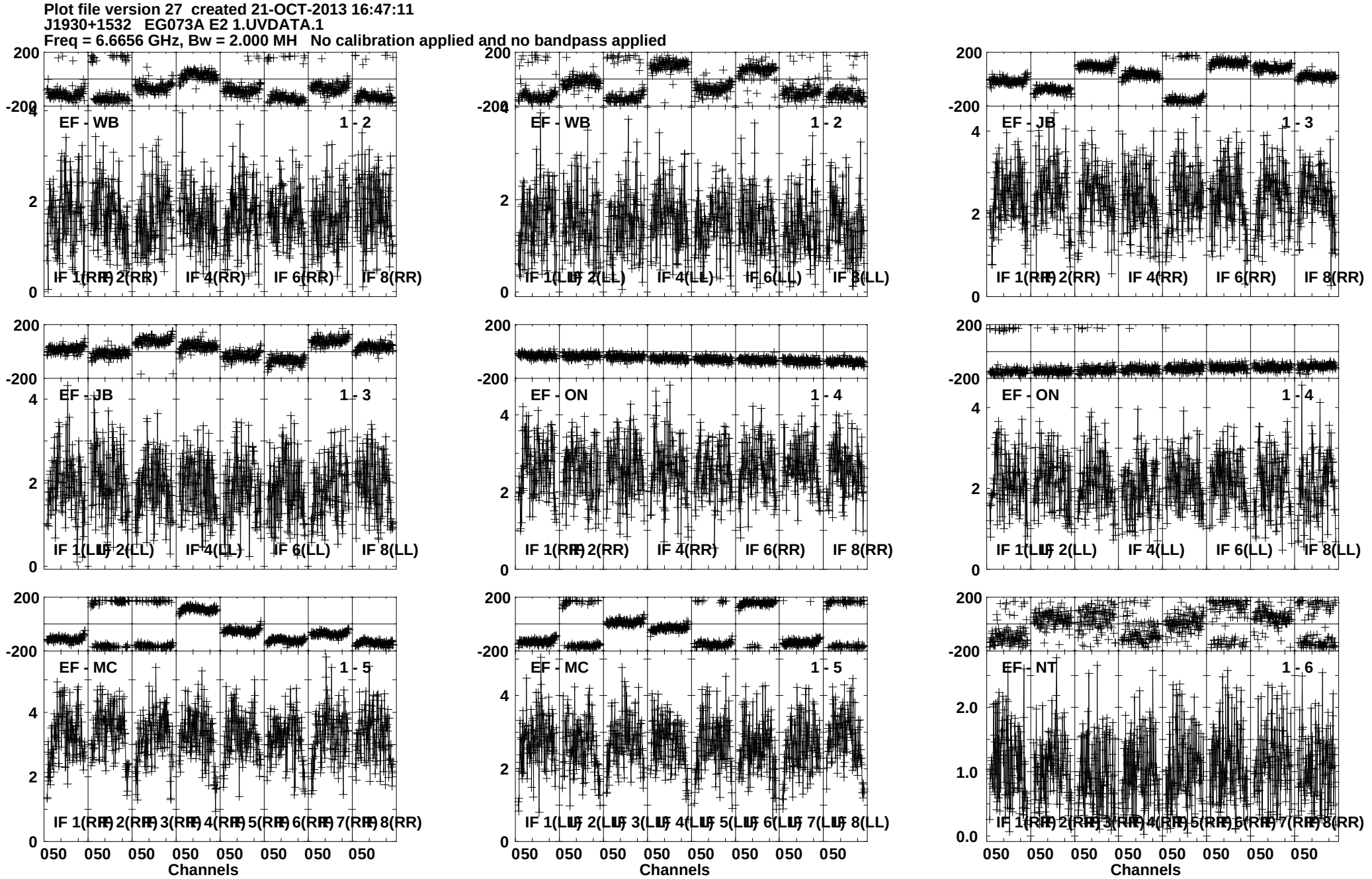
Plot file version 27 created 21-OCT-2013 16:47:11
J1930+1532 EG073A E2 1.UVDATA.1
Freq = 6.6656 GHz, Bw = 2.000 MH No calibration applied and no bandpass applied
EF - WB 1 - 2
IF 1(RR) IF 2(RR) IF 4(RR) IF 6(RR) IF 8(RR)
EF - WB 1 - 2
IF 1(LL) IF 2(LL) IF 4(LL) IF 6(LL) IF 8(LL)
EF - JB 1 - 3
IF 1(RR) IF 2(RR) IF 4(RR) IF 6(RR) IF 8(RR)
EF - JB 1 - 3
IF 1(LL) IF 2(LL) IF 4(LL) IF 6(LL) IF 8(LL)
EF - ON 1 - 4
IF 1(RR) IF 2(RR) IF 4(RR) IF 6(RR) IF 8(RR)
EF - ON 1 - 4
IF 1(LL) IF 2(LL) IF 4(LL) IF 6(LL) IF 8(LL)
EF - MC 1 - 5
IF 1(RR) IF 2(RR) IF 3(RR) IF 4(RR) IF 5(RR) IF 6(RR) IF 7(RR) IF 8(RR)
EF - MC 1 - 5
IF 1(LL) IF 2(LL) IF 3(LL) IF 4(LL) IF 5(LL) IF 6(LL) IF 7(LL) IF 8(LL)
EF - NT 1 - 6
IF 1(RR) IF 2(RR) IF 3(RR) IF 4(RR) IF 5(RR) IF 6(RR) IF 7(RR) IF 8(RR)
Channels
Channels
Channels
Lower frame: Milli Ampl Jy Top frame: Phas deg
Vector averaged cross-power spectrum Several baselines displayed
Timerange: 01/00:07:07 to 01/00:08:59

Plot file version 28 created 21-OCT-2013 16:47:13
J1930+1532 EG073A E2 1.UVDATA.1
Freq = 6.6656 GHz, Bw = 2.000 MH No calibration applied and no bandpass applied

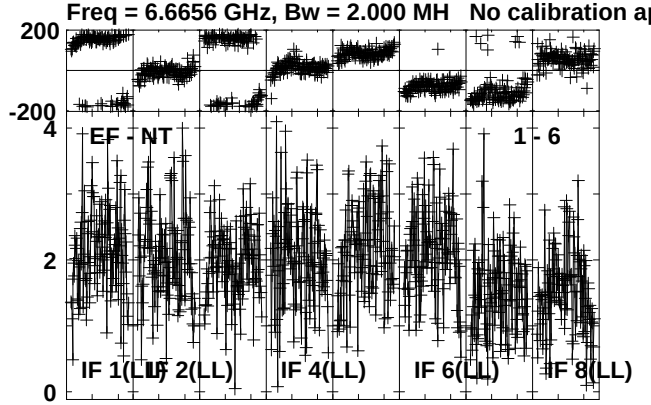

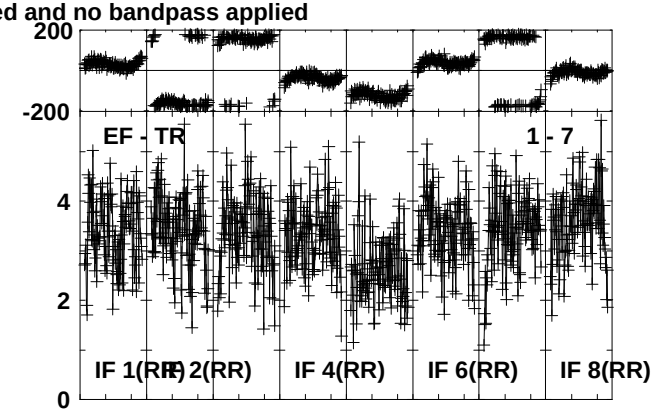

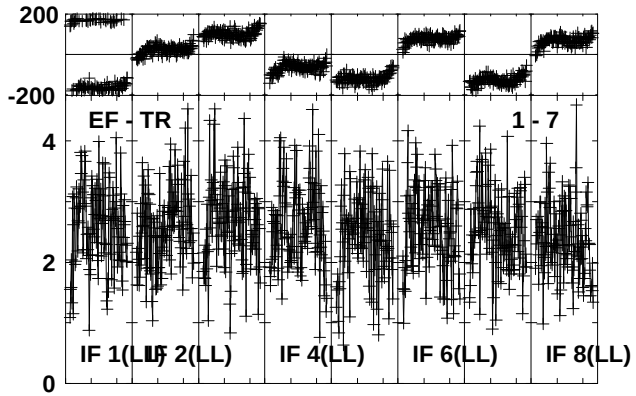

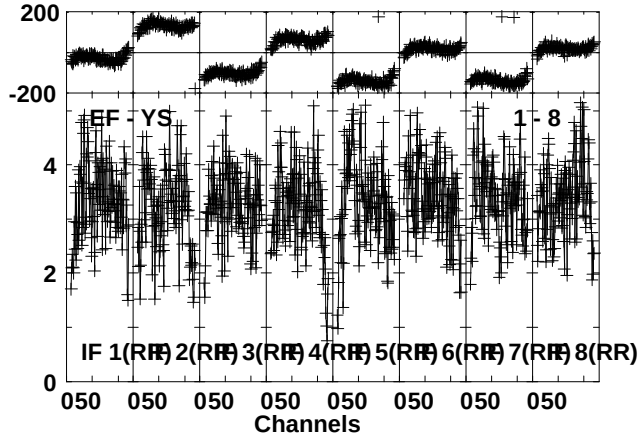

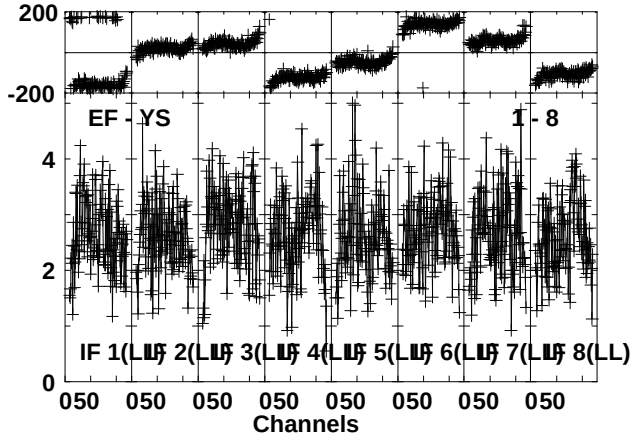

Lower frame: Milli Ampl Jy Top frame: Phas deg
Vector averaged cross-power spectrum Several baselines displayed
Timerange: 01/00:07:07 to 01/00:08:59

Plot file version 29 created 21-OCT-2013 16:47:15
W51E2 EG073A E2 1.UVDATA.1
Freq = 6.6656 GHz, Bw = 2.000 MH No calibration applied and no bandpass applied

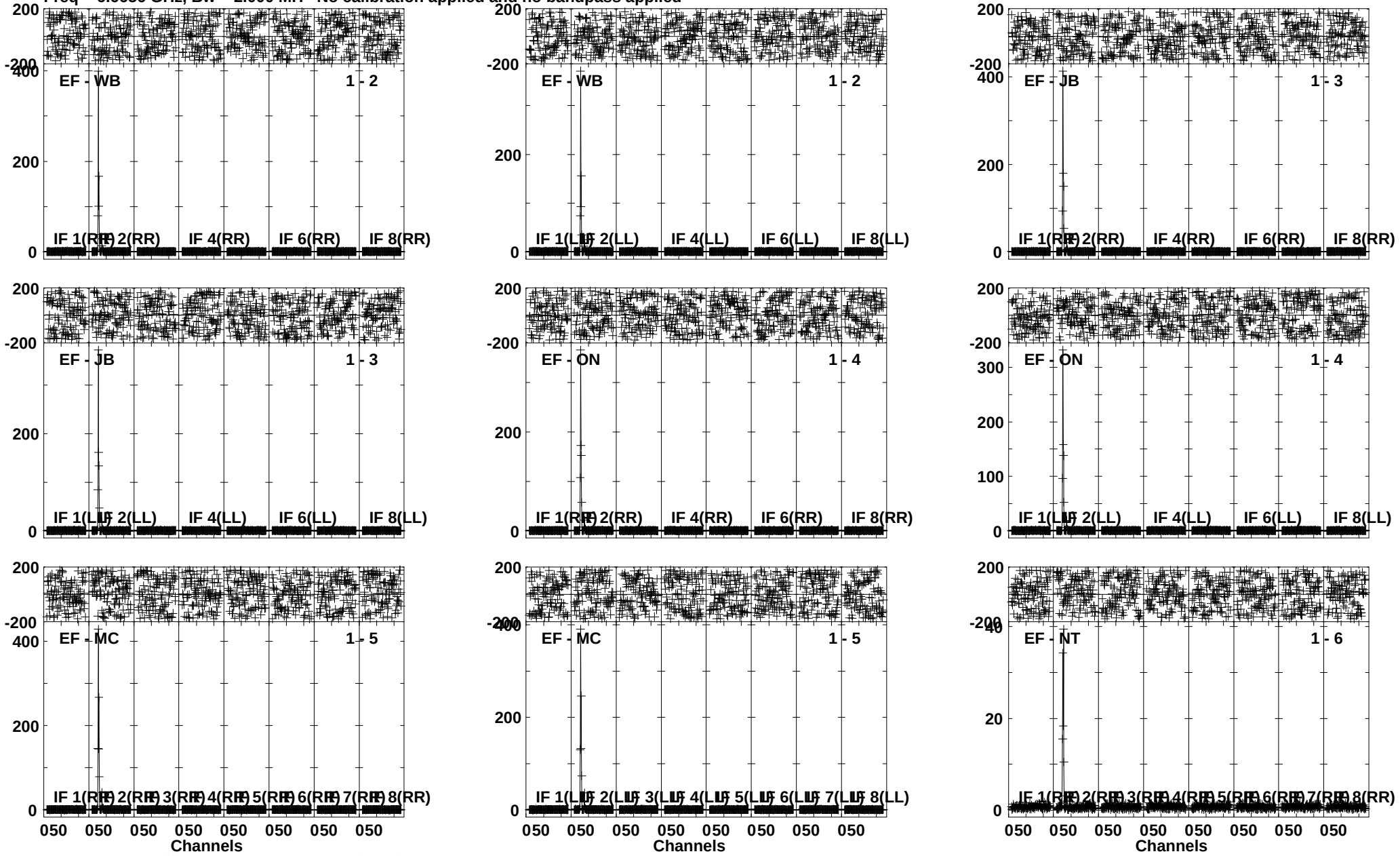

Lower frame: Milli Ampl Jy Top frame: Phas deg
Vector averaged cross-power spectrum Several baselines displayed
Timerange: 01/00:09:41 to 01/00:11:39

Plot file version 30 created 21-OCT-2013 16:47:17
W51E2 EG073A E2 1.UVDATA.1
Freq = 6.6656 GHz, Bw = 2.000 MH No calibration applied and no bandpass applied

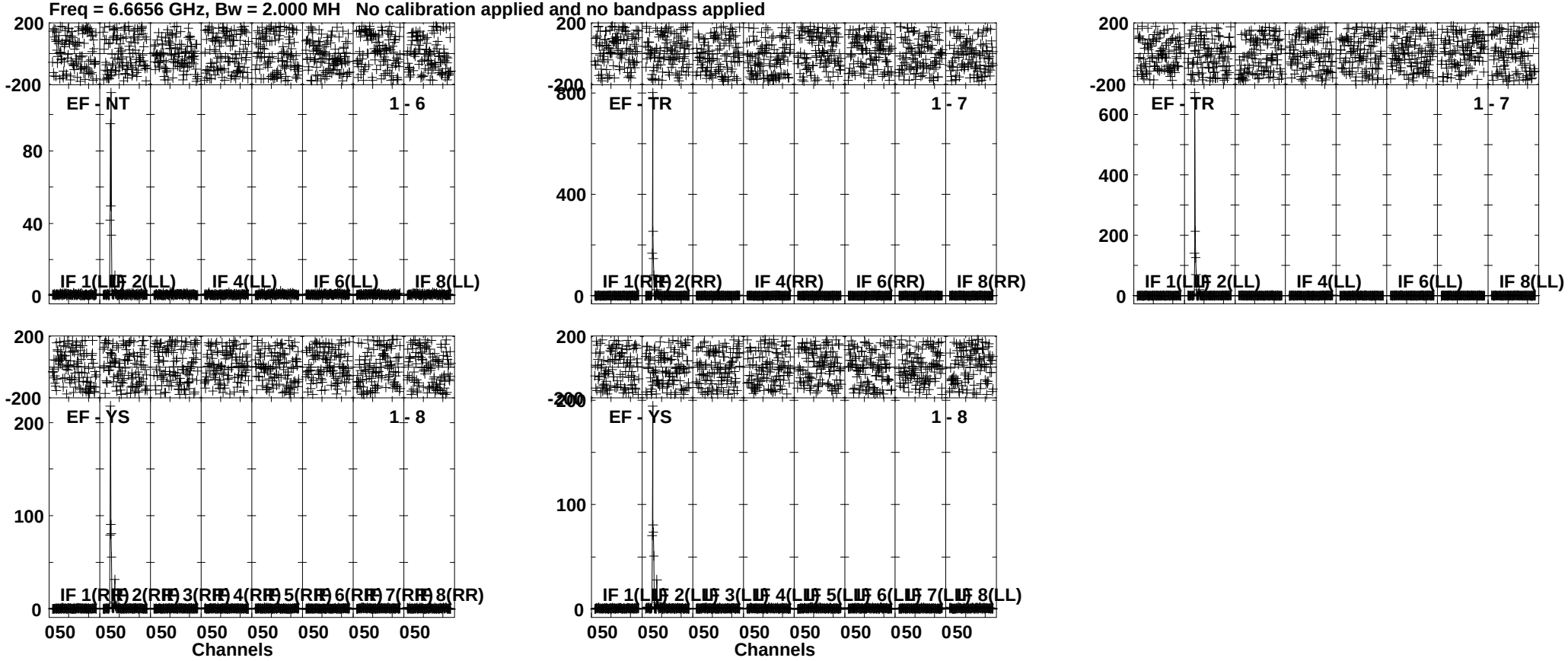

Lower frame: Milli Ampl Jy Top frame: Phas deg
Vector averaged cross-power spectrum Several baselines displayed
Timerange: 01/00:09:41 to 01/00:11:39

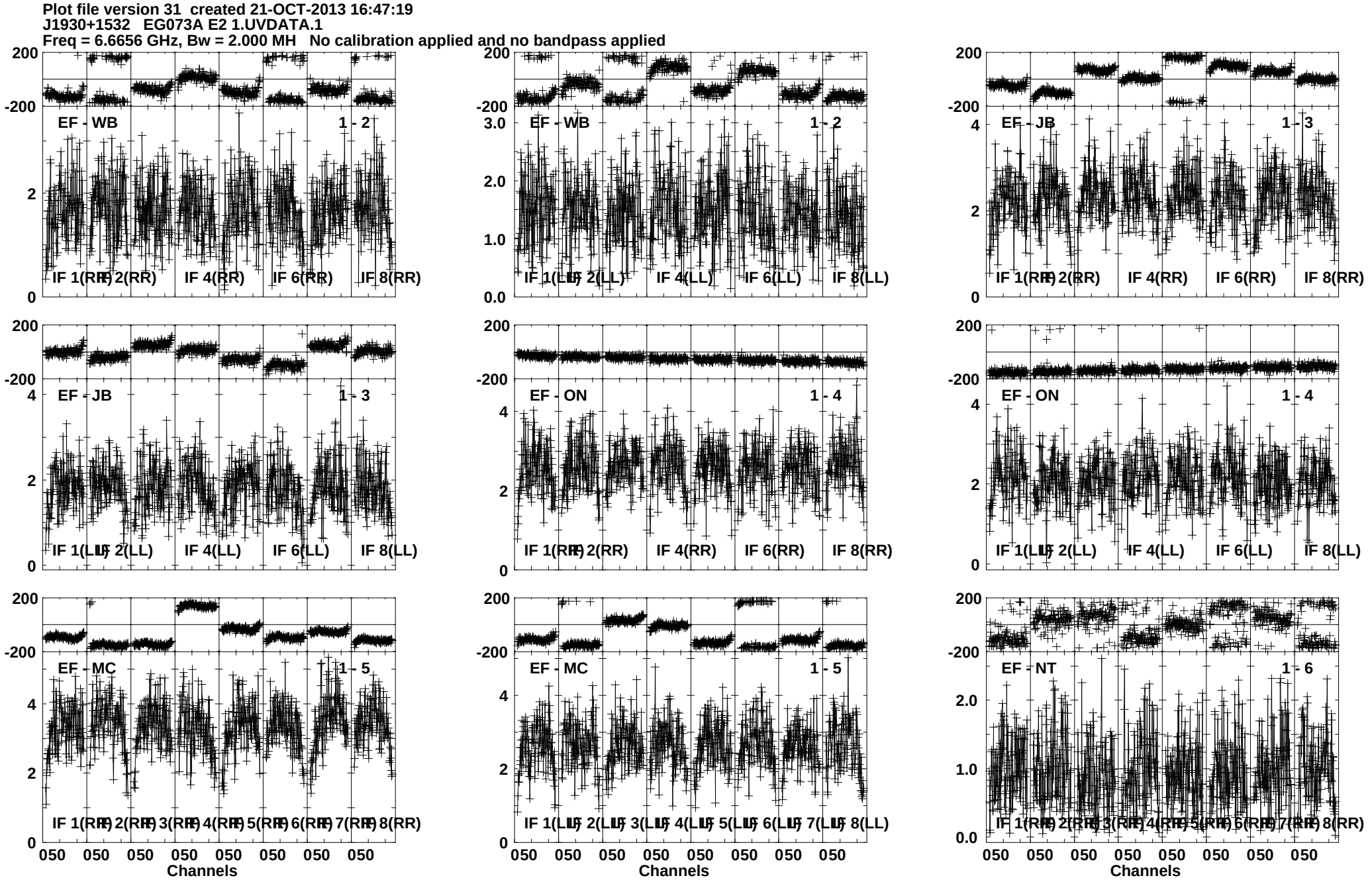
Plot file version 31 created 21-OCT-2013 16:47:19
J1930+1532 EG073A E2 1.UVDATA.1
Freq = 6.6656 GHz, Bw = 2.000 MH No calibration applied and no bandpass applied
EF - WB 1 - 2
IF 1(RR) IF 2(RR) IF 4(RR) IF 6(RR) IF 8(RR)
EF - WB 1 - 2
IF 1(LL) IF 2(LL) IF 4(LL) IF 6(LL) IF 8(LL)
EF - JB 1 - 3
IF 1(RR) IF 2(RR) IF 4(RR) IF 6(RR) IF 8(RR)
EF - JB 1 - 3
IF 1(LL) IF 2(LL) IF 4(LL) IF 6(LL) IF 8(LL)
EF - ON 1 - 4
IF 1(RR) IF 2(RR) IF 4(RR) IF 6(RR) IF 8(RR)
EF - ON 1 - 4
IF 1(LL) IF 2(LL) IF 4(LL) IF 6(LL) IF 8(LL)
EF - MC 1 - 5
IF 1(RR) IF 2(RR) IF 3(RR) IF 4(RR) IF 5(RR) IF 6(RR) IF 7(RR) IF 8(RR)
EF - MC 1 - 5
IF 1(LL) IF 2(LL) IF 3(LL) IF 4(LL) IF 5(LL) IF 6(LL) IF 7(LL) IF 8(LL)
EF - NT 1 - 6
IF 1(RR) IF 2(RR) IF 3(RR) IF 4(RR) IF 5(RR) IF 6(RR) IF 7(RR) IF 8(RR)
Channels
Channels
Channels
Lower frame: Milli Ampl Jy Top frame: Phas deg
Vector averaged cross-power spectrum Several baselines displayed
Timerange: 01/00:12:21 to 01/00:14:19

Plot file version 32 created 21-OCT-2013 16:47:21
J1930+1532 EG073A E2 1.UVDATA.1
Freq = 6.6656 GHz, Bw = 2.000 MH No calibration applied and no bandpass applied

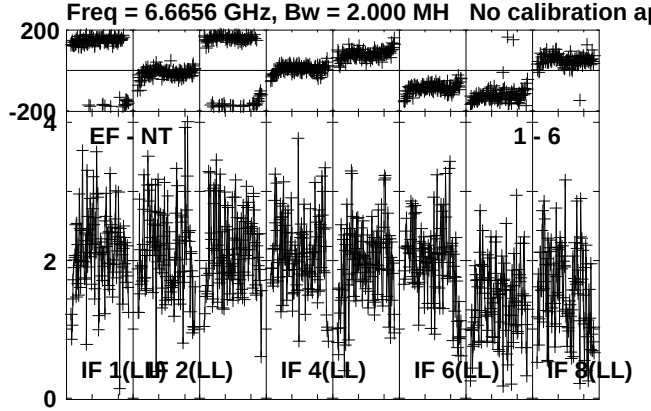

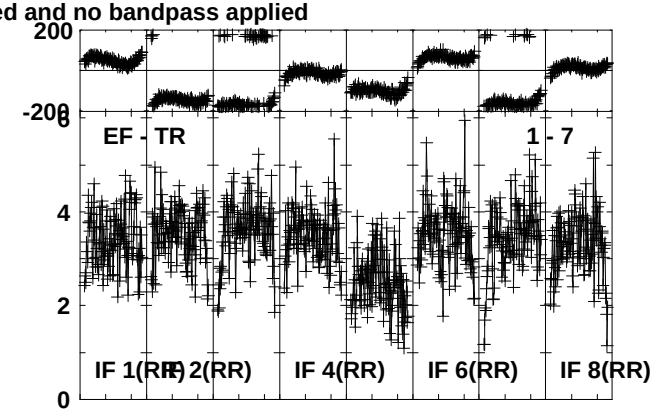

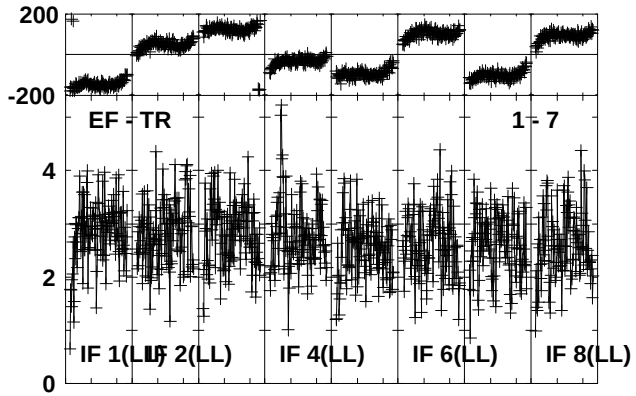

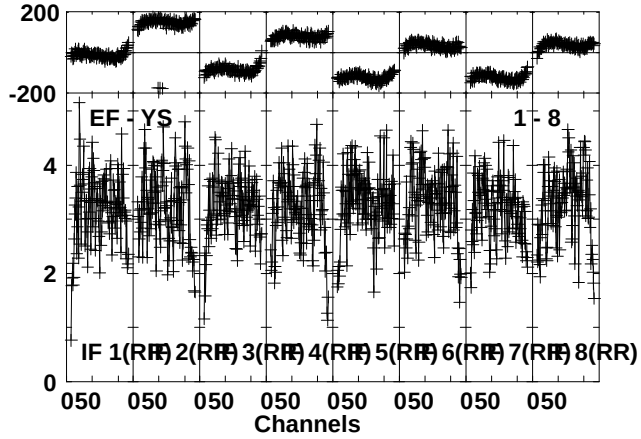

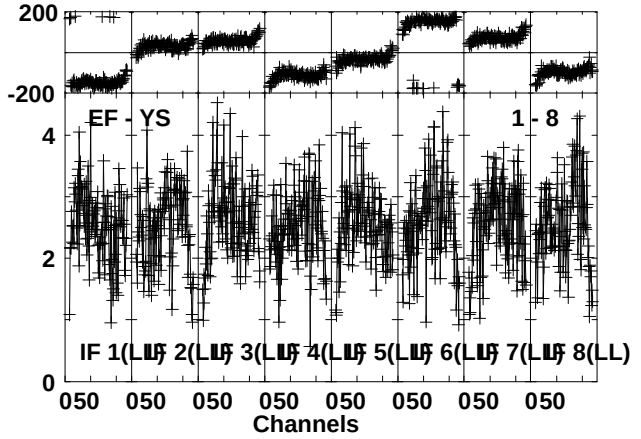

Lower frame: Milli Ampl Jy Top frame: Phas deg
Vector averaged cross-power spectrum Several baselines displayed
Timerange: 01/00:12:21 to 01/00:14:19

Plot file version 33 created 21-OCT-2013 16:47:23
W51E2 EG073A E2 1.UVDATA.1
Freq = 6.6656 GHz, Bw = 2.000 MH No calibration applied and no bandpass applied

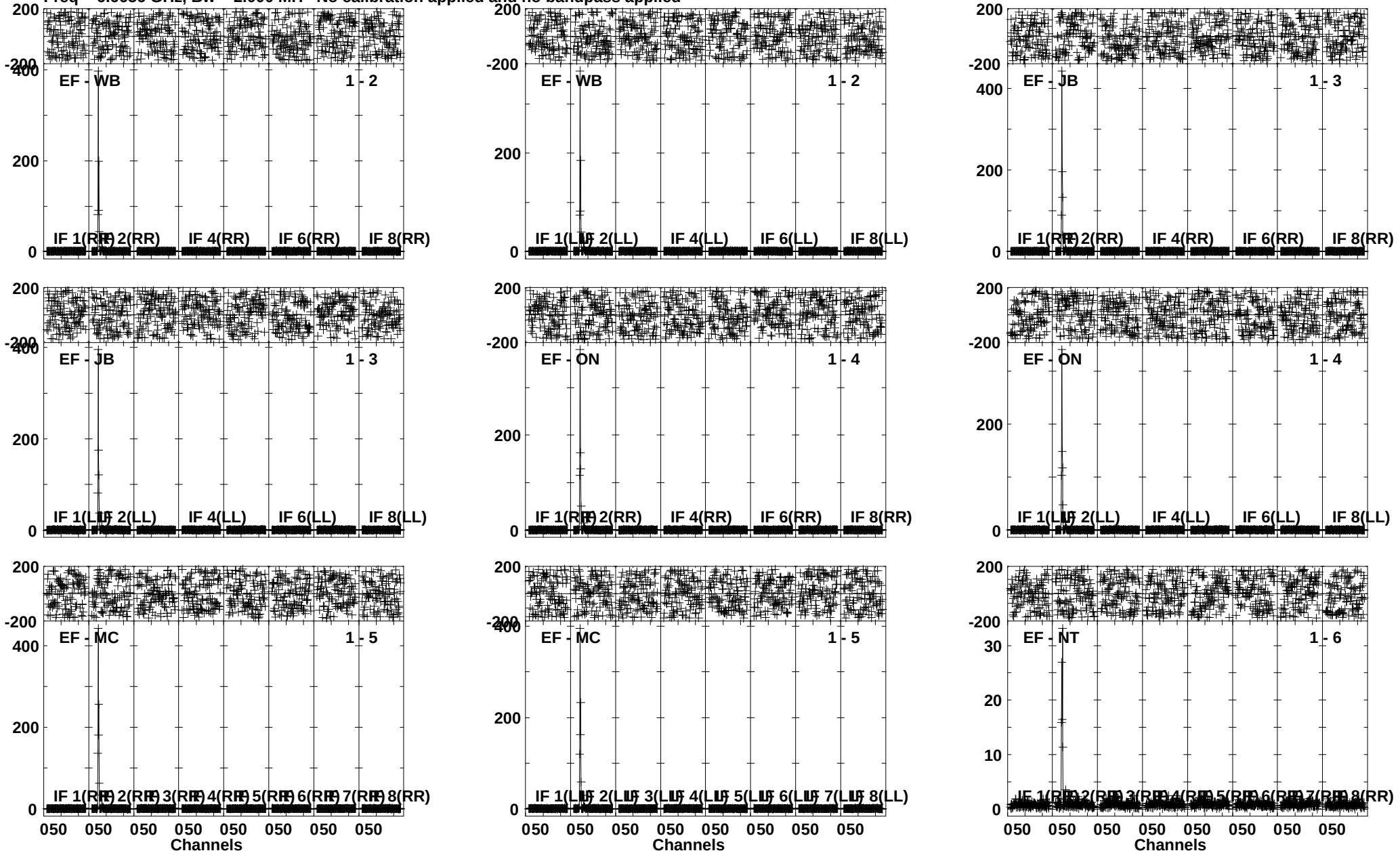

Lower frame: Milli Ampl Jy Top frame: Phas deg
Vector averaged cross-power spectrum Several baselines displayed
Timerange: 01/00:14:27 to 01/00:16:19

Plot file version 34 created 21-OCT-2013 16:47:25
W51E2 EG073A E2 1.UVDATA.1
Freq = 6.6656 GHz, Bw = 2.000 MH No calibration applied and no bandpass applied

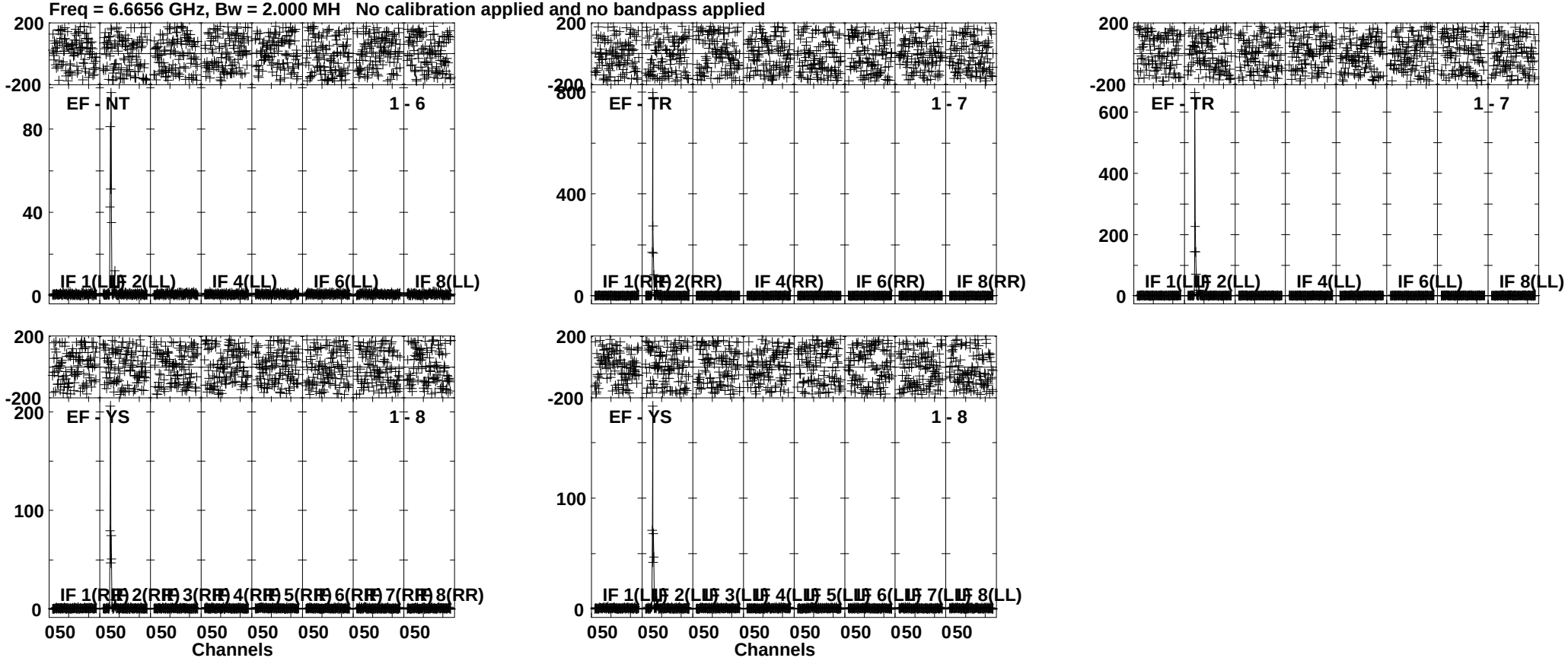

Lower frame: Milli Ampl Jy Top frame: Phas deg
Vector averaged cross-power spectrum Several baselines displayed
Timerange: 01/00:14:27 to 01/00:16:19

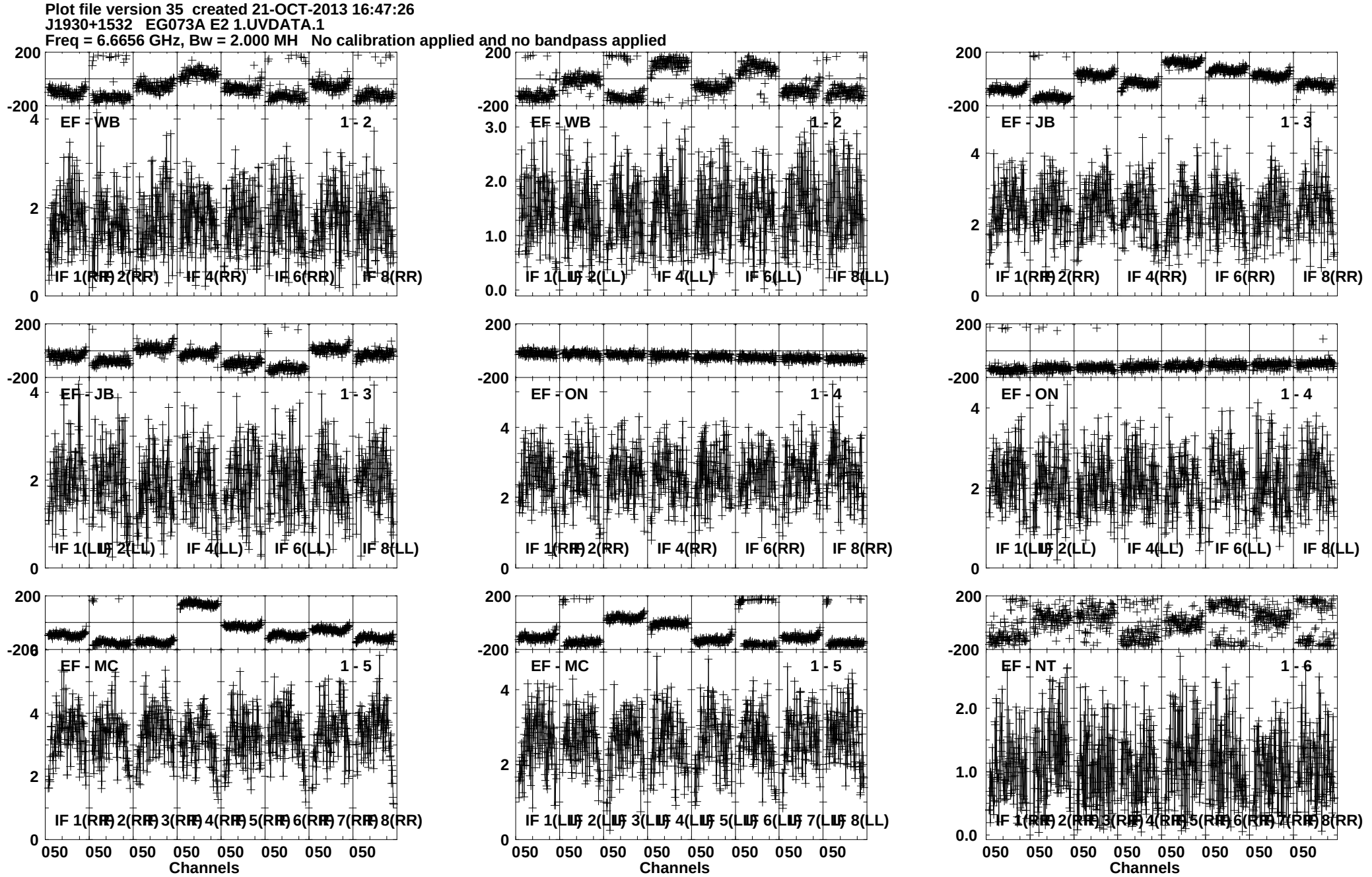
Plot file version 35 created 21-OCT-2013 16:47:26
J1930+1532 EG073A E2 1.UVDATA.1
Freq = 6.6656 GHz, Bw = 2.000 MH No calibration applied and no bandpass applied
EF - WB 1 - 2
EF - WB 1 - 2
EF - JB 1 - 3
EF - JB 1 - 3
EF - ON 1 - 4
EF - ON 1 - 4
EF - MC 1 - 5
EF - MC 1 - 5
EF - NT 1 - 6
Channels
Channels
Channels
Lower frame: Milli Ampl Jy Top frame: Phas deg
Vector averaged cross-power spectrum Several baselines displayed
Timerange: 01/00:16:27 to 01/00:18:19

Plot file version 36 created 21-OCT-2013 16:47:28
J1930+1532 EG073A E2 1.UVDATA.1
Freq = 6.6656 GHz, Bw = 2.000 MH No calibration applied and no bandpass applied

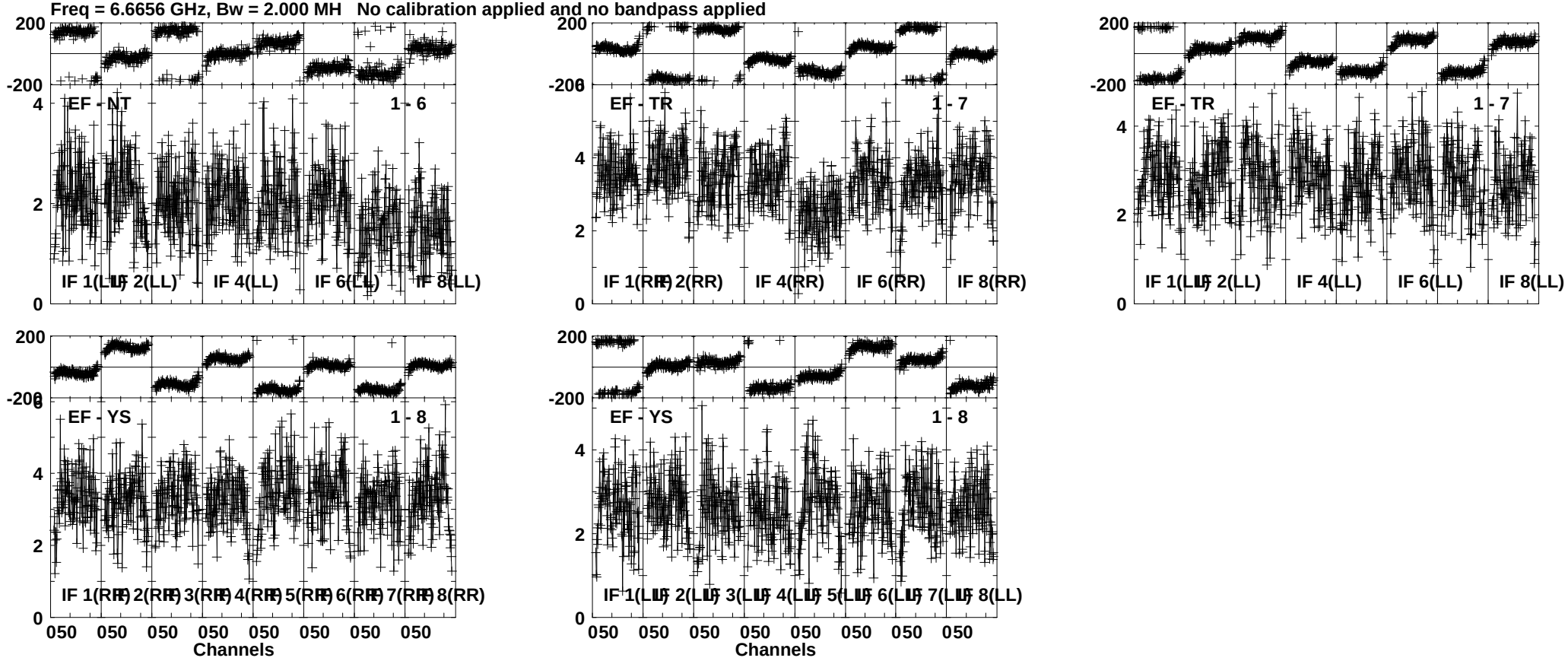

Lower frame: Milli Ampl Jy Top frame: Phas deg
Vector averaged cross-power spectrum Several baselines displayed
Timerange: 01/00:16:27 to 01/00:18:19

Plot file version 37 created 21-OCT-2013 16:47:29
W51E2 EG073A E2 1.UVDATA.1
Freq = 6.6656 GHz, Bw = 2.000 MH No calibration applied and no bandpass applied

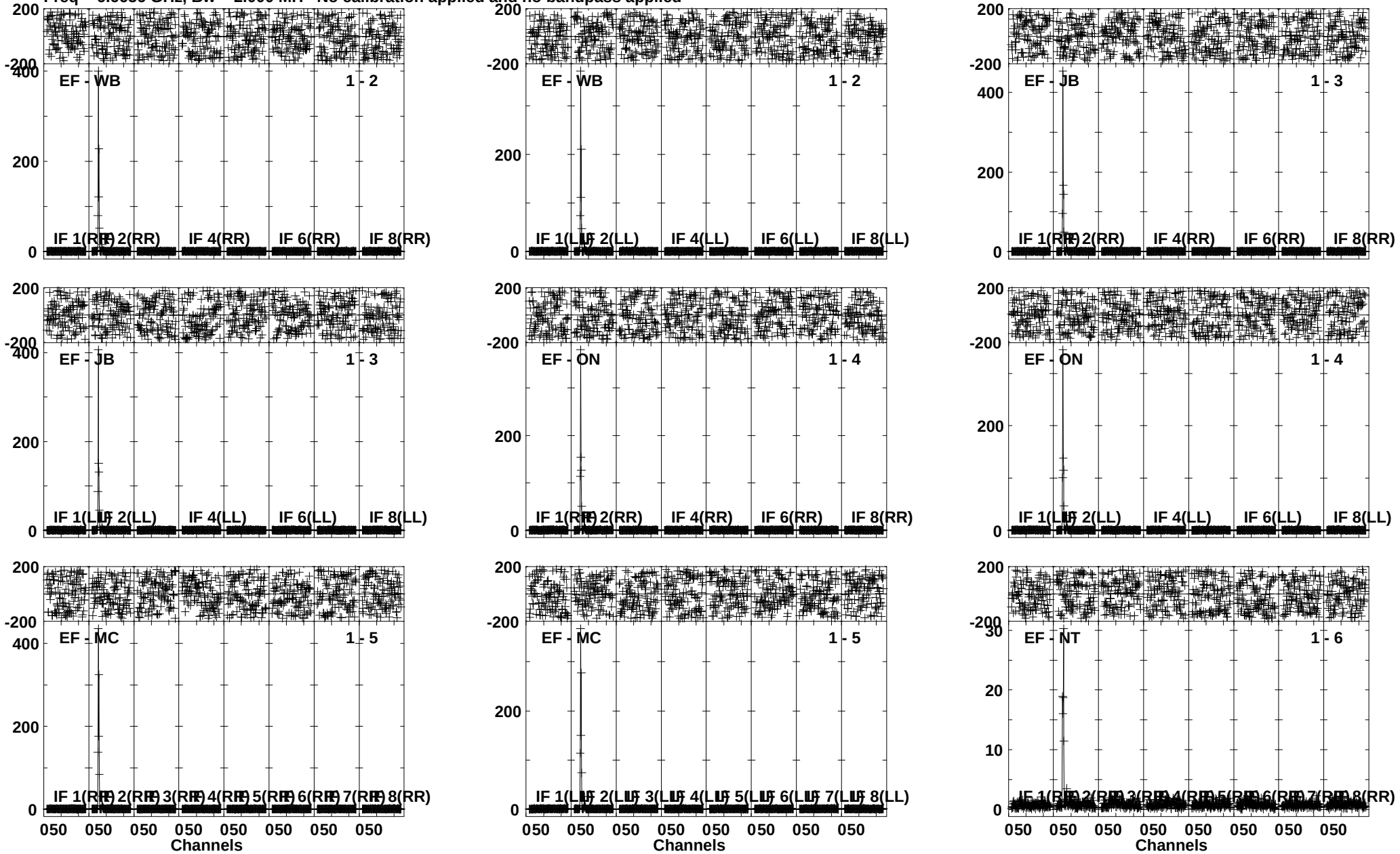

Lower frame: Milli Ampl Jy Top frame: Phas deg
Vector averaged cross-power spectrum Several baselines displayed
Timerange: 01/00:18:27 to 01/00:20:19

Plot file version 38 created 21-OCT-2013 16:47:31
W51E2 EG073A E2 1.UVDATA.1
Freq = 6.6656 GHz, Bw = 2.000 MH No calibration applied and no bandpass applied

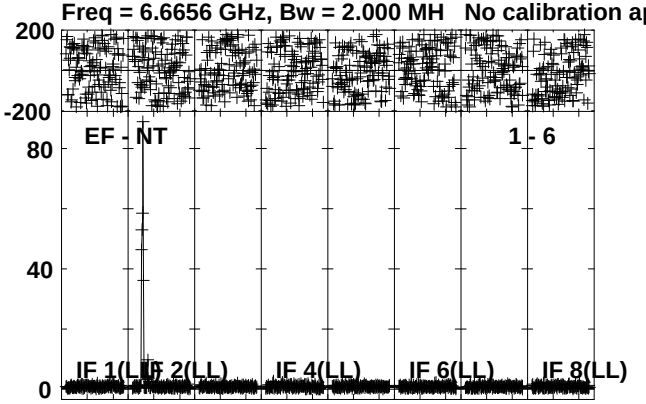

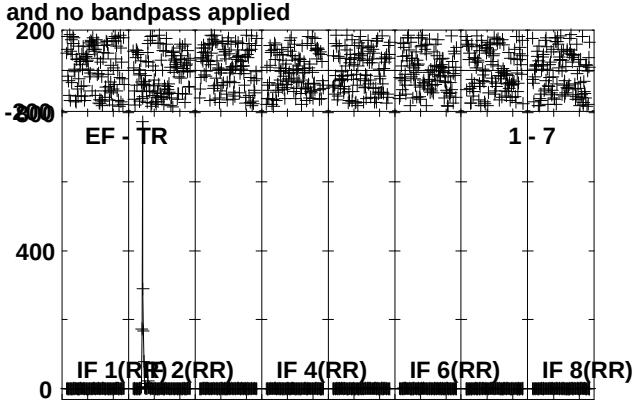

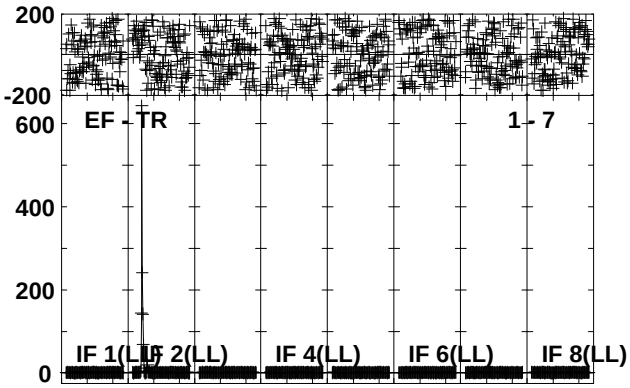

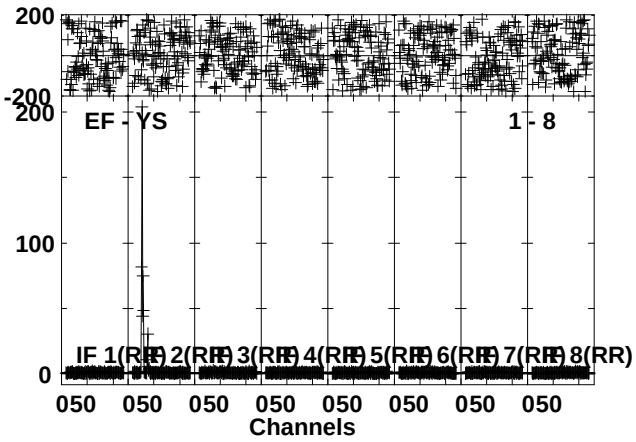

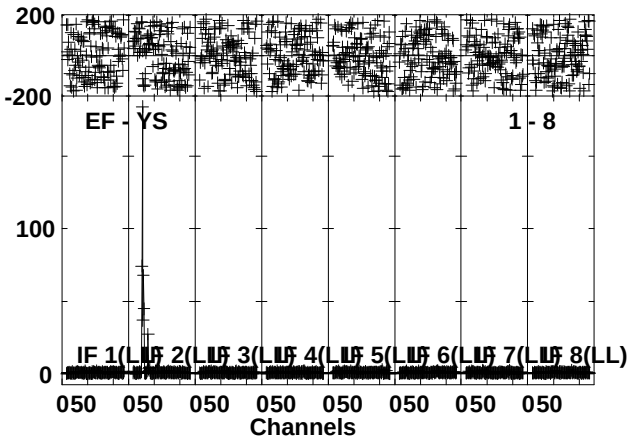

Lower frame: Milli Ampl Jy Top frame: Phas deg
Vector averaged cross-power spectrum Several baselines displayed
Timerange: 01/00:18:27 to 01/00:20:19

Plot file version 39 created 21-OCT-2013 16:47:33
J1930+1532 EG073A E2 1.UVDATA.1
Freq = 6.6656 GHz, Bw = 2.000 MH No calibration applied and no bandpass applied

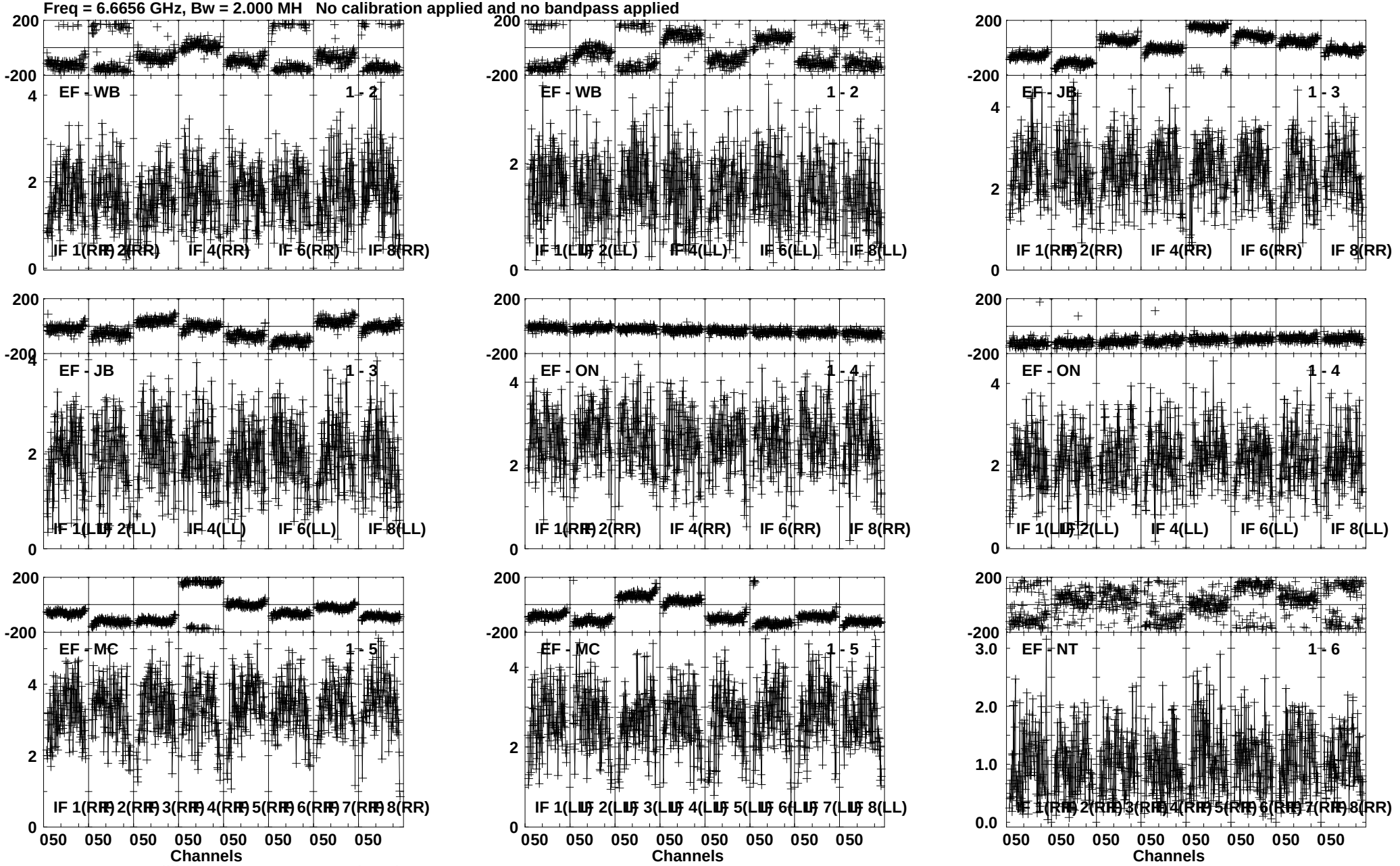

Lower frame: Milli Ampl Jy Top frame: Phas deg
Vector averaged cross-power spectrum Several baselines displayed
Timerange: 01/00:20:27 to 01/00:22:19

Plot file version 40 created 21-OCT-2013 16:47:34
J1930+1532 EG073A E2 1.UVDATA.1
Freq = 6.6656 GHz, Bw = 2.000 MH No calibration applied and no bandpass applied

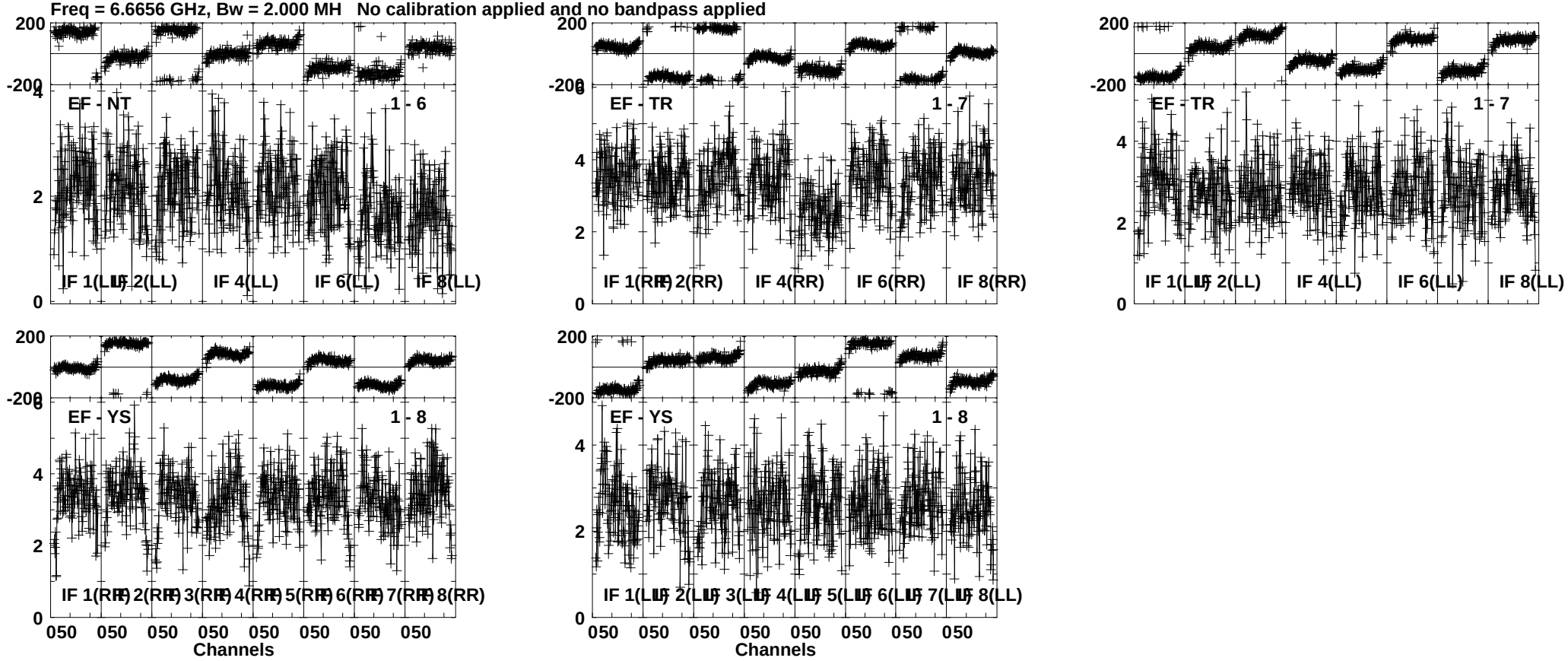

Lower frame: Milli Ampl Jy Top frame: Phas deg
Vector averaged cross-power spectrum Several baselines displayed
Timerange: 01/00:20:27 to 01/00:22:19

Plot file version 41 created 21-OCT-2013 16:47:36
W51E2 EG073A E2 1.UVDATA.1
Freq = 6.6656 GHz, Bw = 2.000 MH No calibration applied and no bandpass applied



Lower frame: Milli Ampl Jy Top frame: Phas deg
Vector averaged cross-power spectrum Several baselines displayed
Timerange: 01/00:23:01 to 01/00:24:59

Plot file version 42 created 21-OCT-2013 16:47:38
W51E2 EG073A E2 1.UVDATA.1
Freq = 6.6656 GHz, Bw = 2.000 MH No calibration applied and no bandpass applied

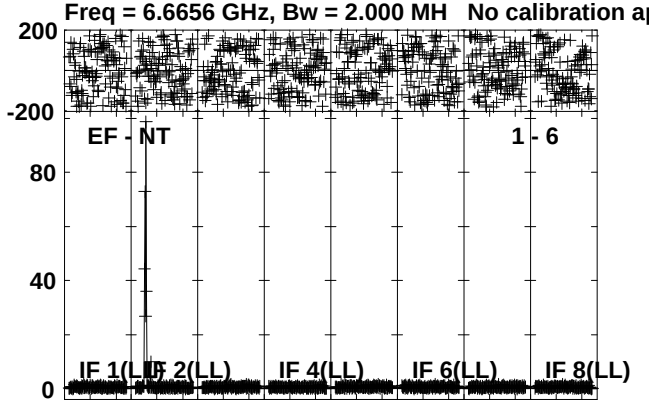

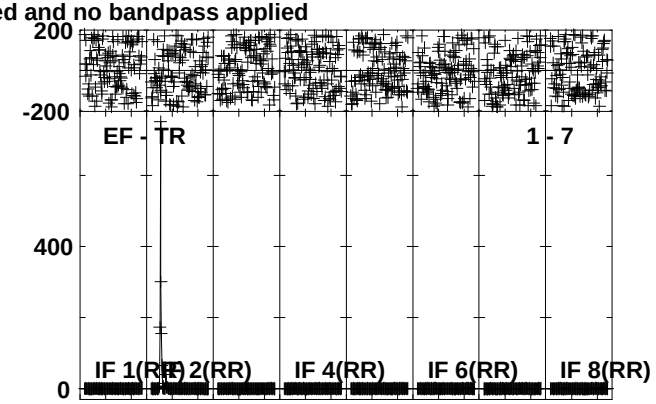

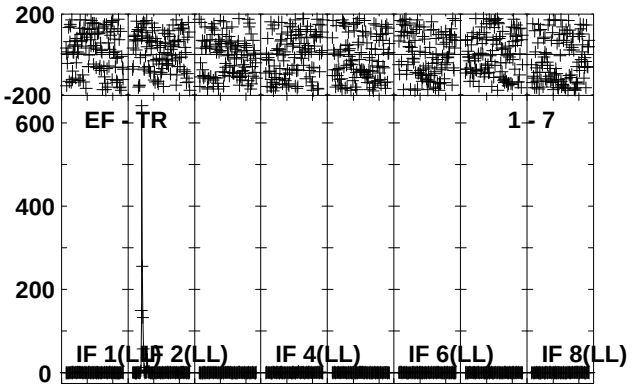

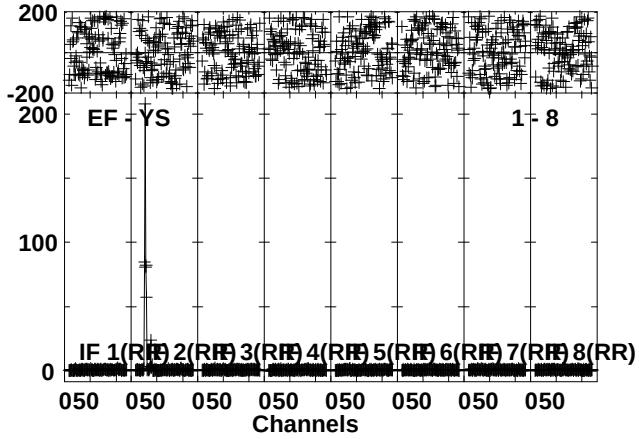

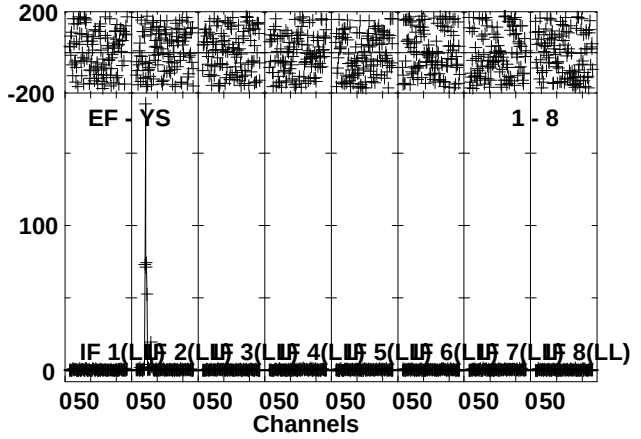

Lower frame: Milli Ampl Jy Top frame: Phas deg
Vector averaged cross-power spectrum Several baselines displayed
Timerange: 01/00:23:01 to 01/00:24:59

Plot file version 43 created 21-OCT-2013 16:47:40
J1930+1532 EG073A E2 1.UVDATA.1
Freq = 6.6656 GHz, Bw = 2.000 MH No calibration applied and no bandpass applied

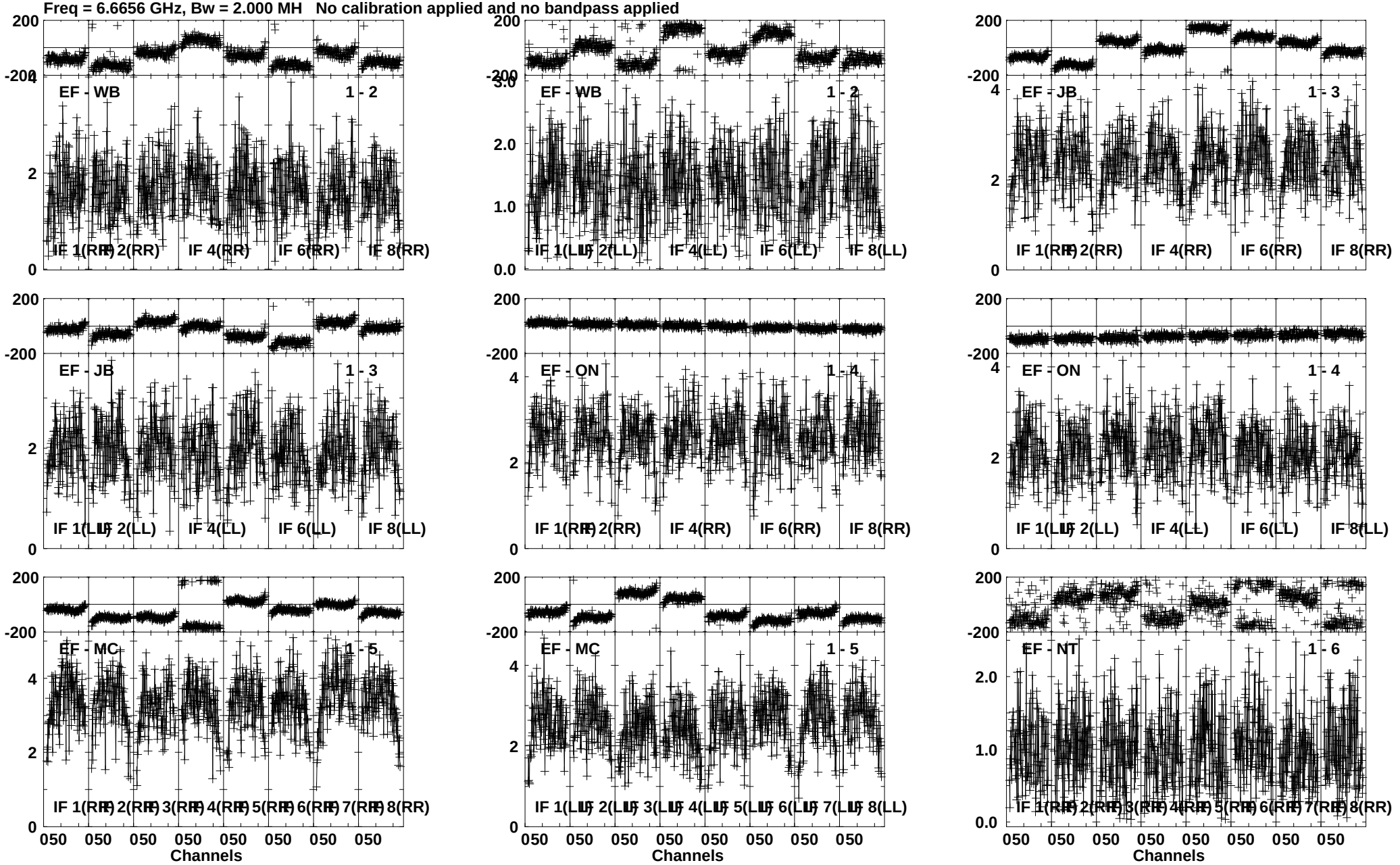

Lower frame: Milli Ampl Jy Top frame: Phas deg
Vector averaged cross-power spectrum Several baselines displayed
Timerange: 01/00:25:41 to 01/00:27:39

Plot file version 44 created 21-OCT-2013 16:47:42
J1930+1532 EG073A E2 1.UVDATA.1
Freq = 6.6656 GHz, Bw = 2.000 MH No calibration applied and no bandpass applied

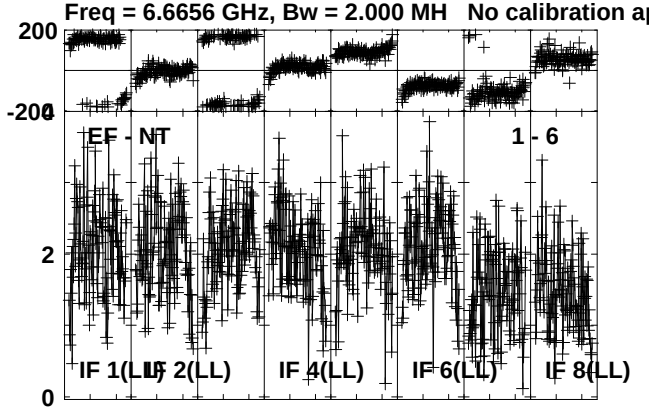

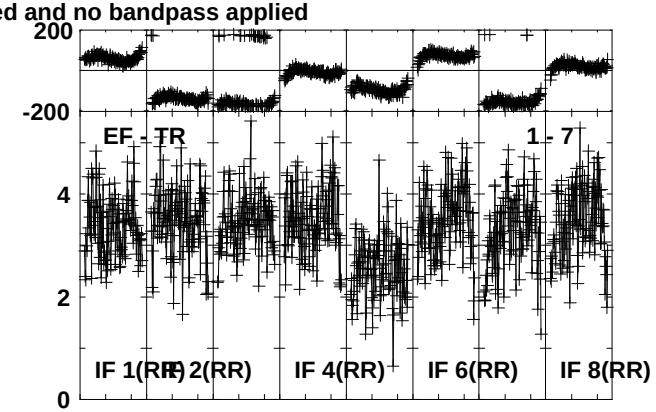

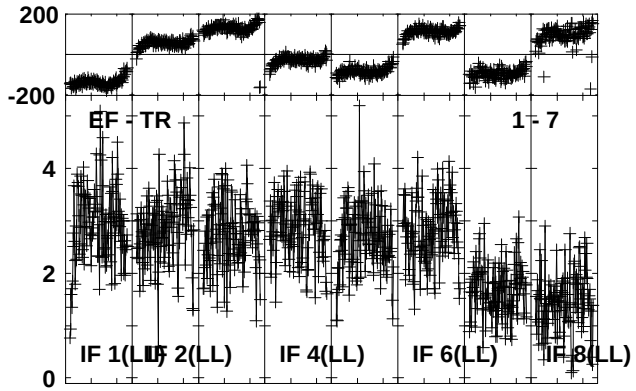

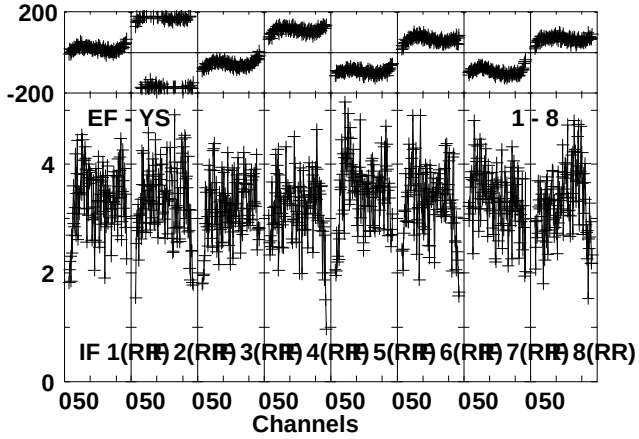

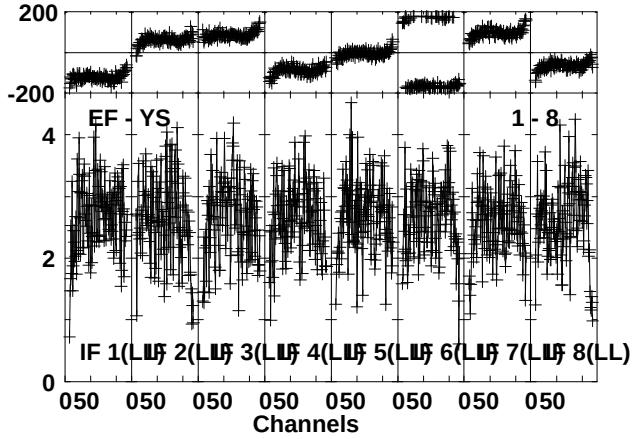

Lower frame: Milli Ampl Jy Top frame: Phas deg
Vector averaged cross-power spectrum Several baselines displayed
Timerange: 01/00:25:41 to 01/00:27:39

Plot file version 45 created 21-OCT-2013 16:47:45
J2202+4216 EG073A E2 1.UVDATA.1
Freq = 6.6656 GHz, Bw = 2.000 MH No calibration applied and no bandpass applied

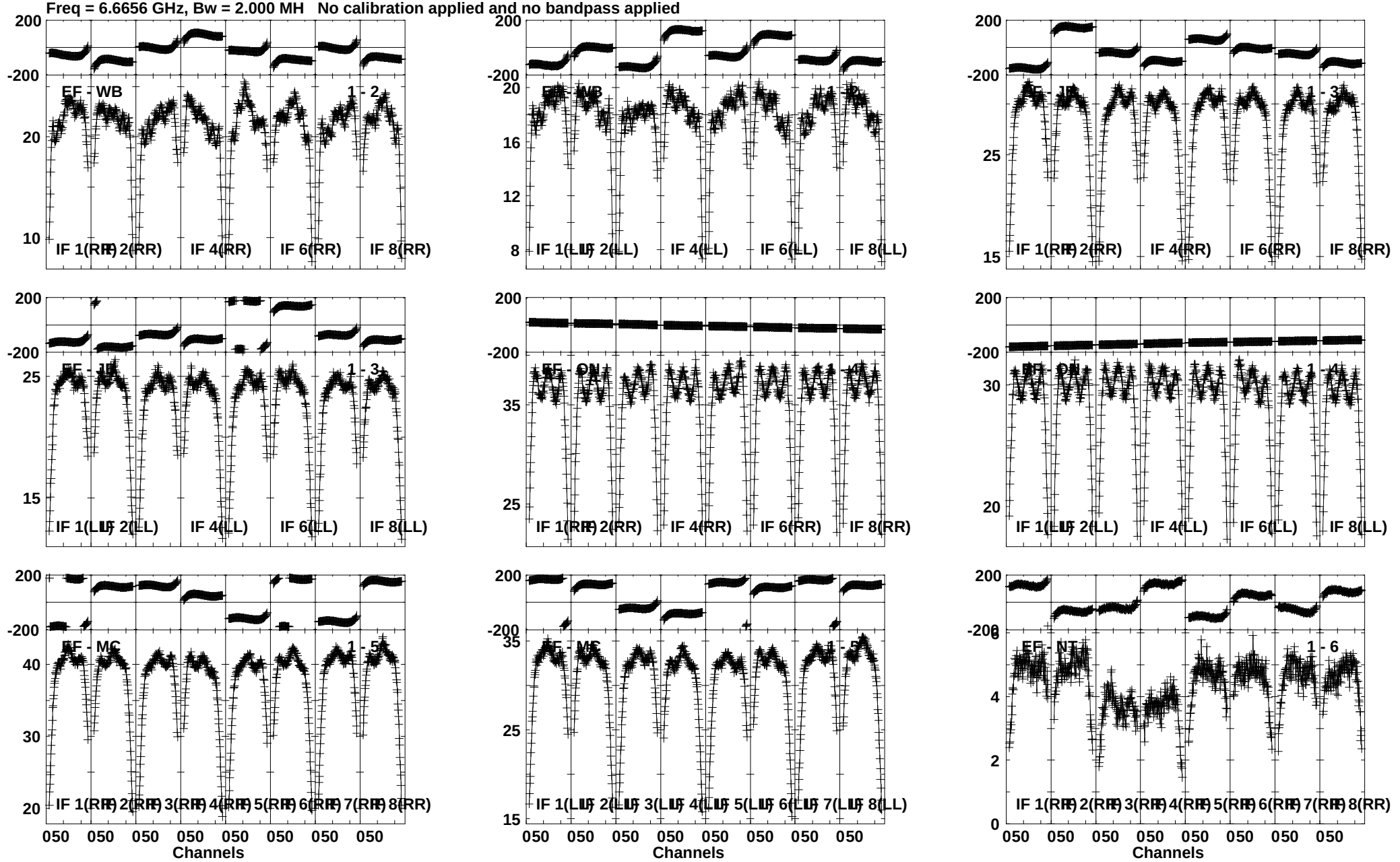

Lower frame: Milli Ampl Jy Top frame: Phas deg
Vector averaged cross-power spectrum Several baselines displayed
Timerange: 01/00:30:49 to 01/00:38:47

Plot file version 46 created 21-OCT-2013 16:47:53
J2202+4216 EG073A E2 1.UVDATA.1
Freq = 6.6656 GHz, Bw = 2.000 MH No calibration applied and no bandpass applied

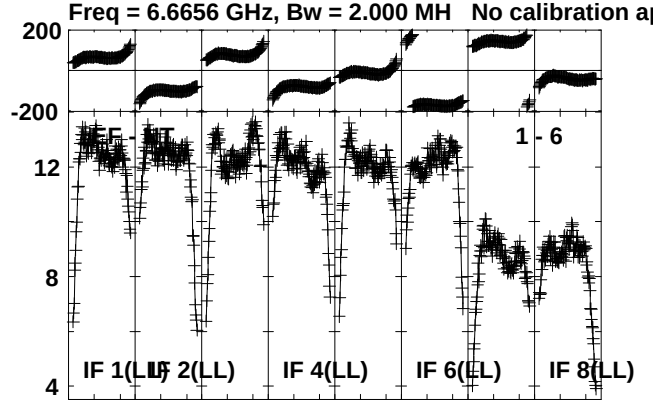

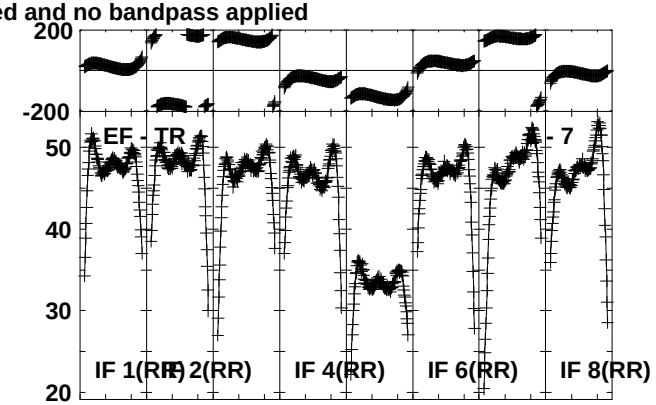

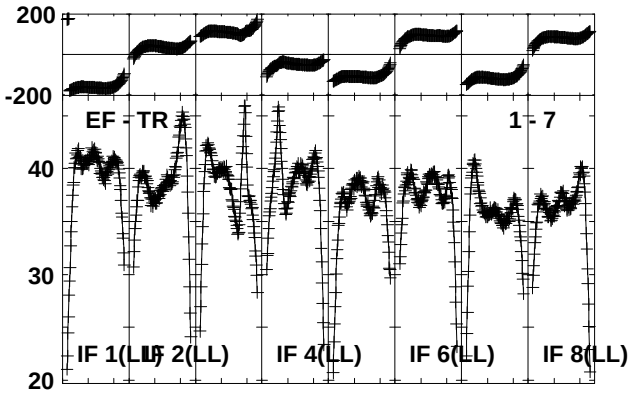

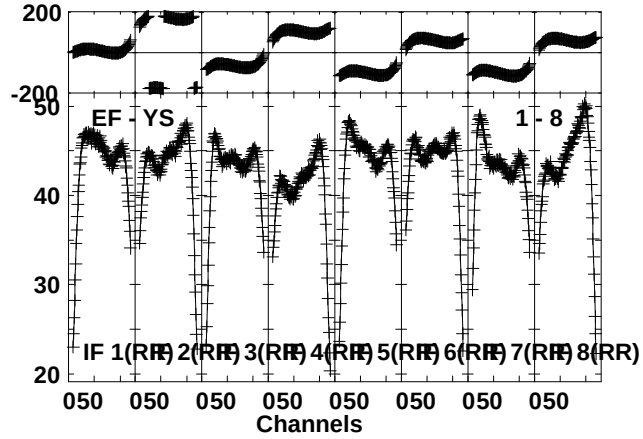

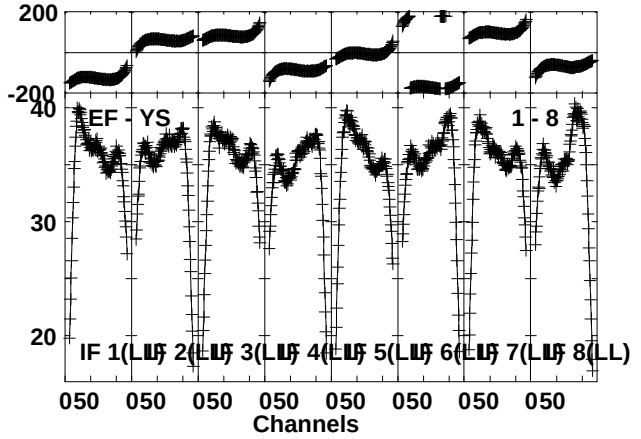

Lower frame: Milli Ampl Jy Top frame: Phas deg
Vector averaged cross-power spectrum Several baselines displayed
Timerange: 01/00:30:49 to 01/00:38:47

Plot file version 47 created 21-OCT-2013 16:47:59
W51E2 EG073A E2 1.UVDATA.1
Freq = 6.6656 GHz, Bw = 2.000 MH No calibration applied and no bandpass applied

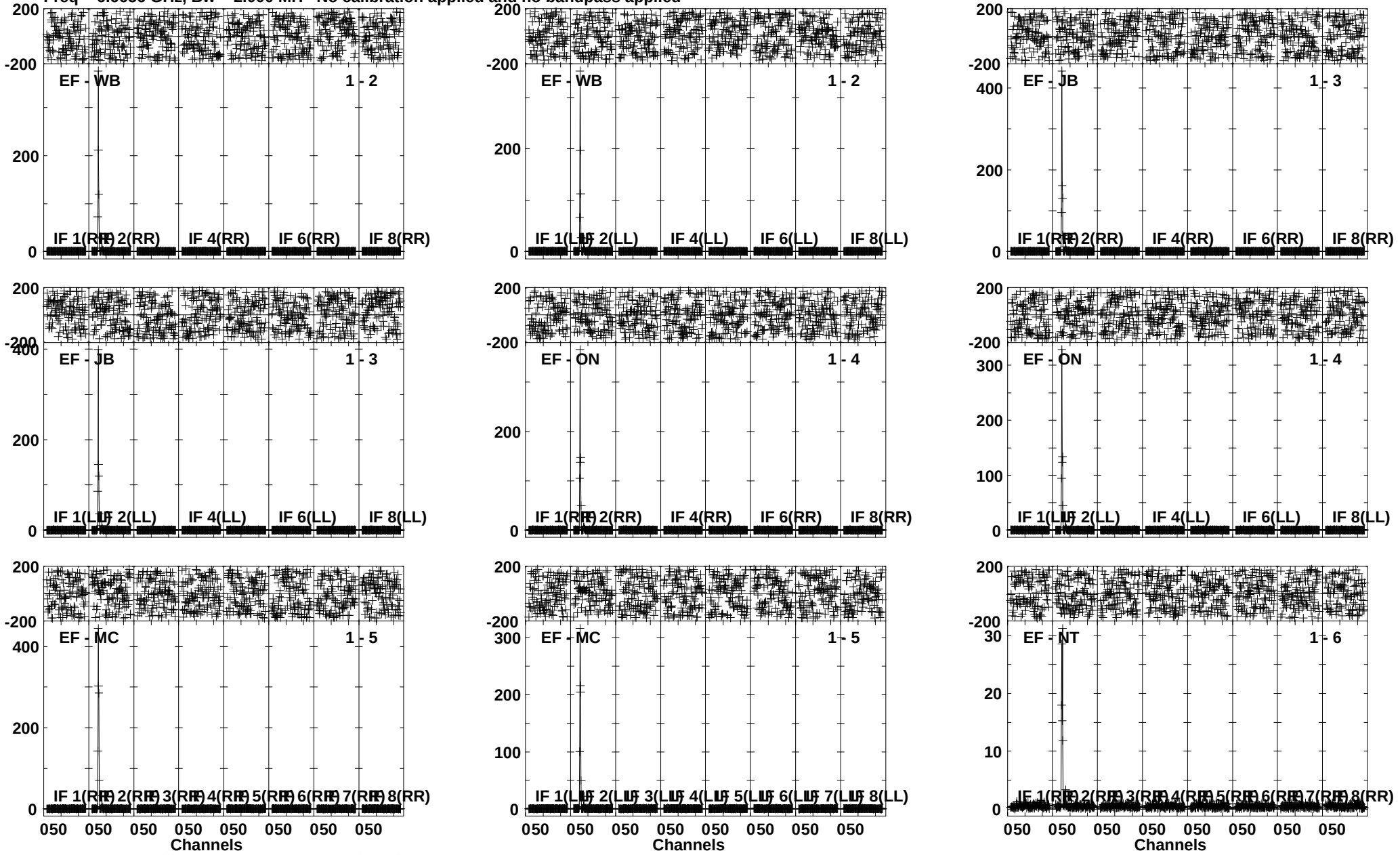

Lower frame: Milli Ampl Jy Top frame: Phas deg
Vector averaged cross-power spectrum Several baselines displayed
Timerange: 01/00:42:14 to 01/00:46:12

Plot file version 48 created 21-OCT-2013 16:48:03
W51E2 EG073A E2 1.UVDATA.1
Freq = 6.6656 GHz, Bw = 2.000 MH No calibration applied and no bandpass applied

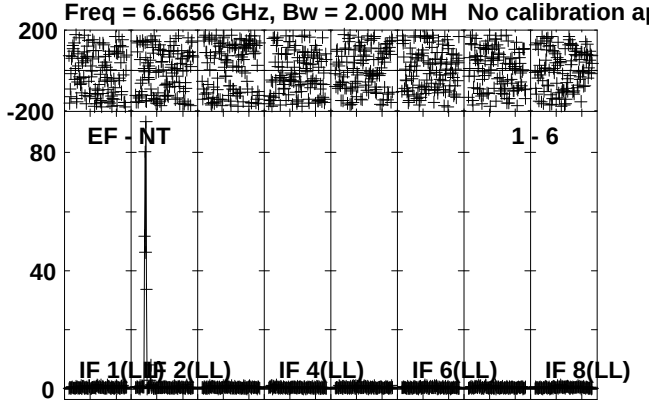



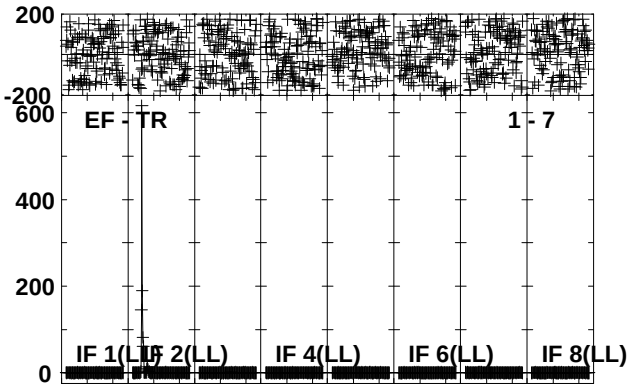

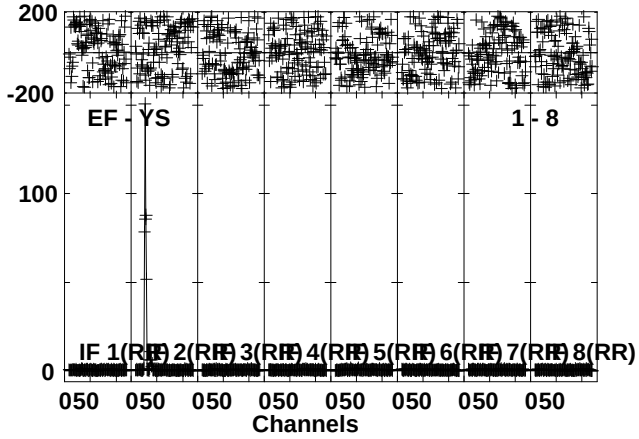

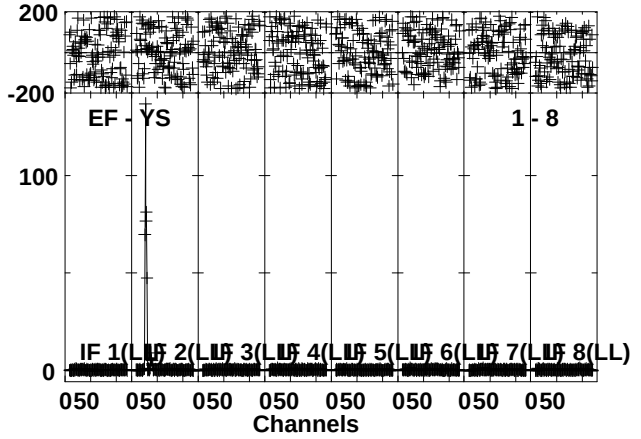

Lower frame: Milli Ampl Jy Top frame: Phas deg
Vector averaged cross-power spectrum Several baselines displayed
Timerange: 01/00:42:14 to 01/00:46:12

Plot file version 49 created 21-OCT-2013 16:48:06
J1930+1532 EG073A E2 1.UVDATA.1
Freq = 6.6656 GHz, Bw = 2.000 MH No calibration applied and no bandpass applied

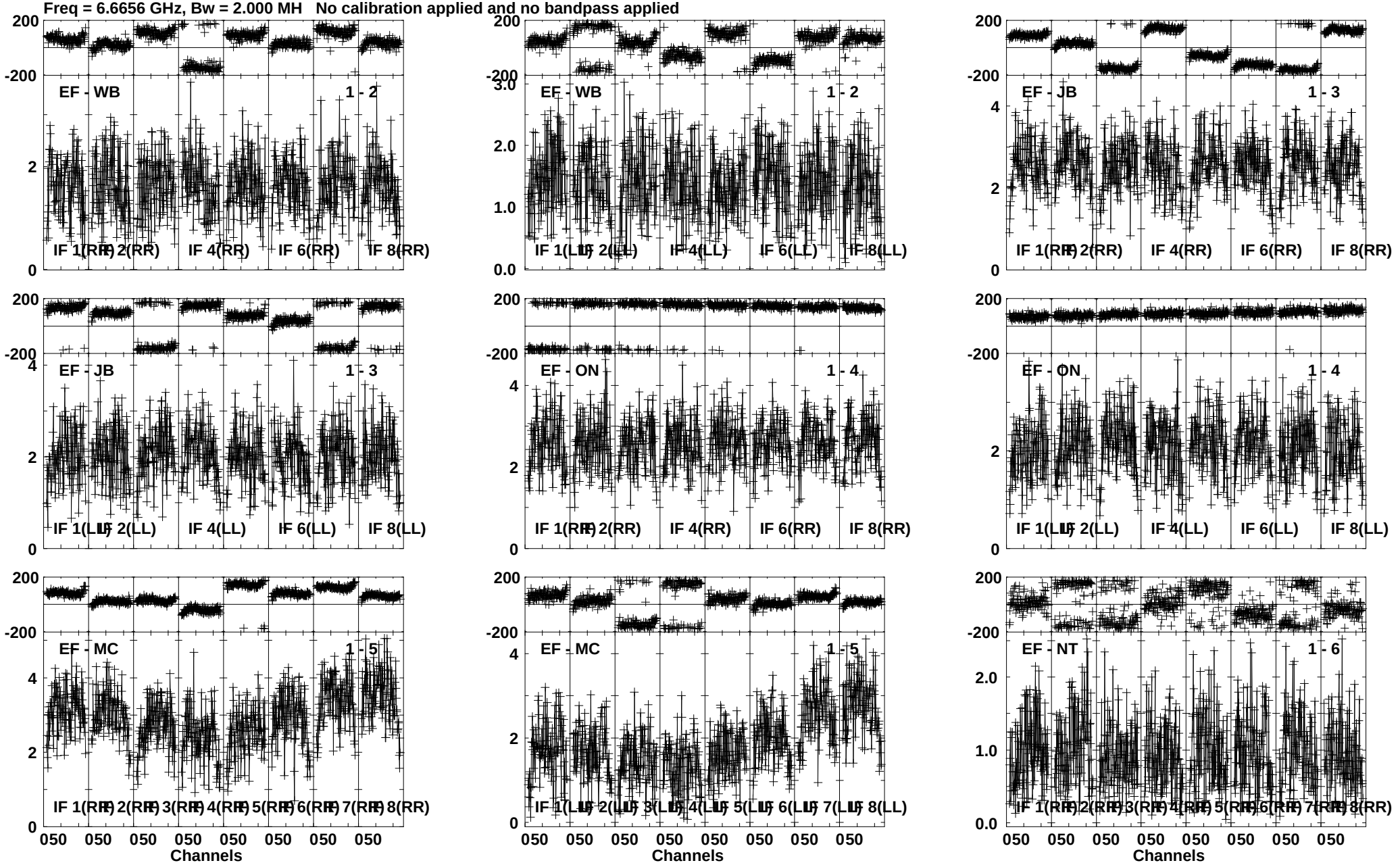

Lower frame: Milli Ampl Jy Top frame: Phas deg
Vector averaged cross-power spectrum Several baselines displayed
Timerange: 01/00:46:54 to 01/00:48:52

Plot file version 50 created 21-OCT-2013 16:48:08
J1930+1532 EG073A E2 1.UVDATA.1
Freq = 6.6656 GHz, Bw = 2.000 MH No calibration applied and no bandpass applied

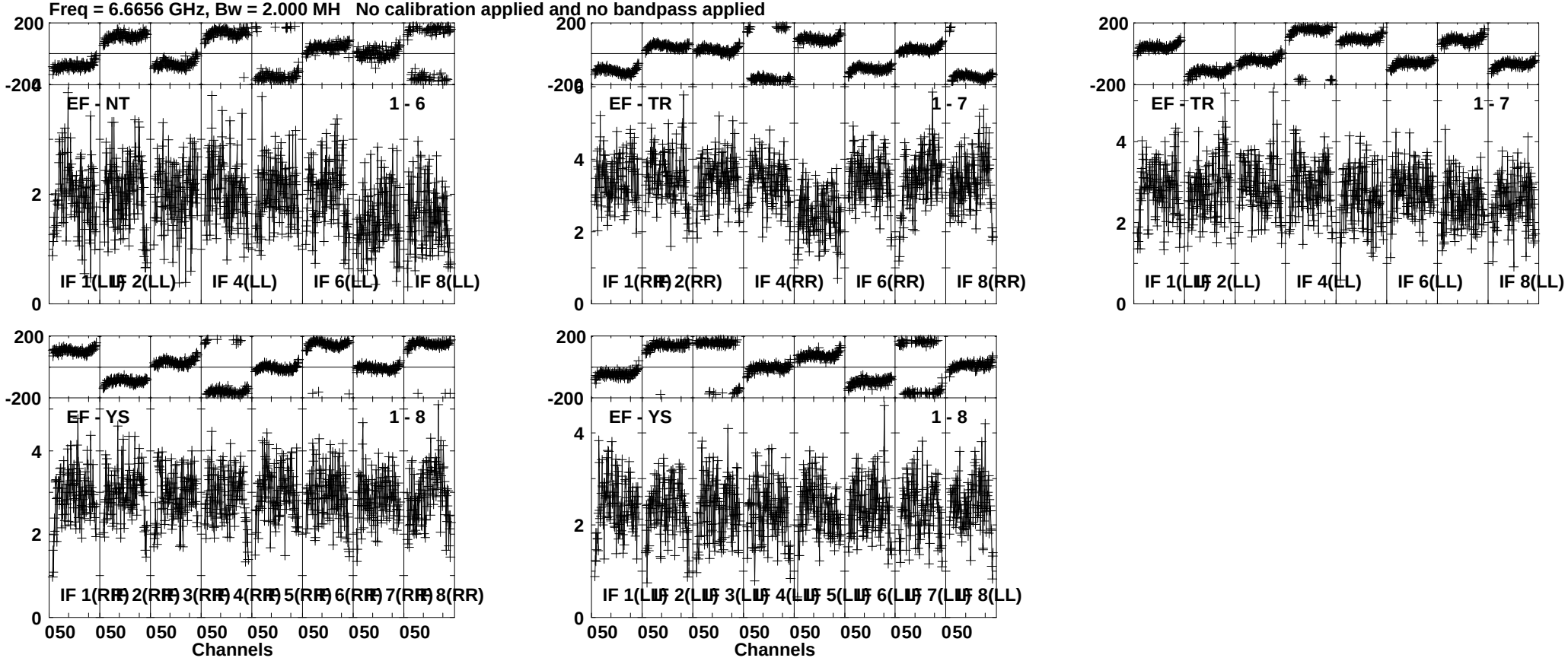

Lower frame: Milli Ampl Jy Top frame: Phas deg
Vector averaged cross-power spectrum Several baselines displayed
Timerange: 01/00:46:54 to 01/00:48:52

Plot file version 51 created 21-OCT-2013 16:48:09
W51E2 EG073A E2 1.UVDATA.1
Freq = 6.6656 GHz, Bw = 2.000 MH No calibration applied and no bandpass applied

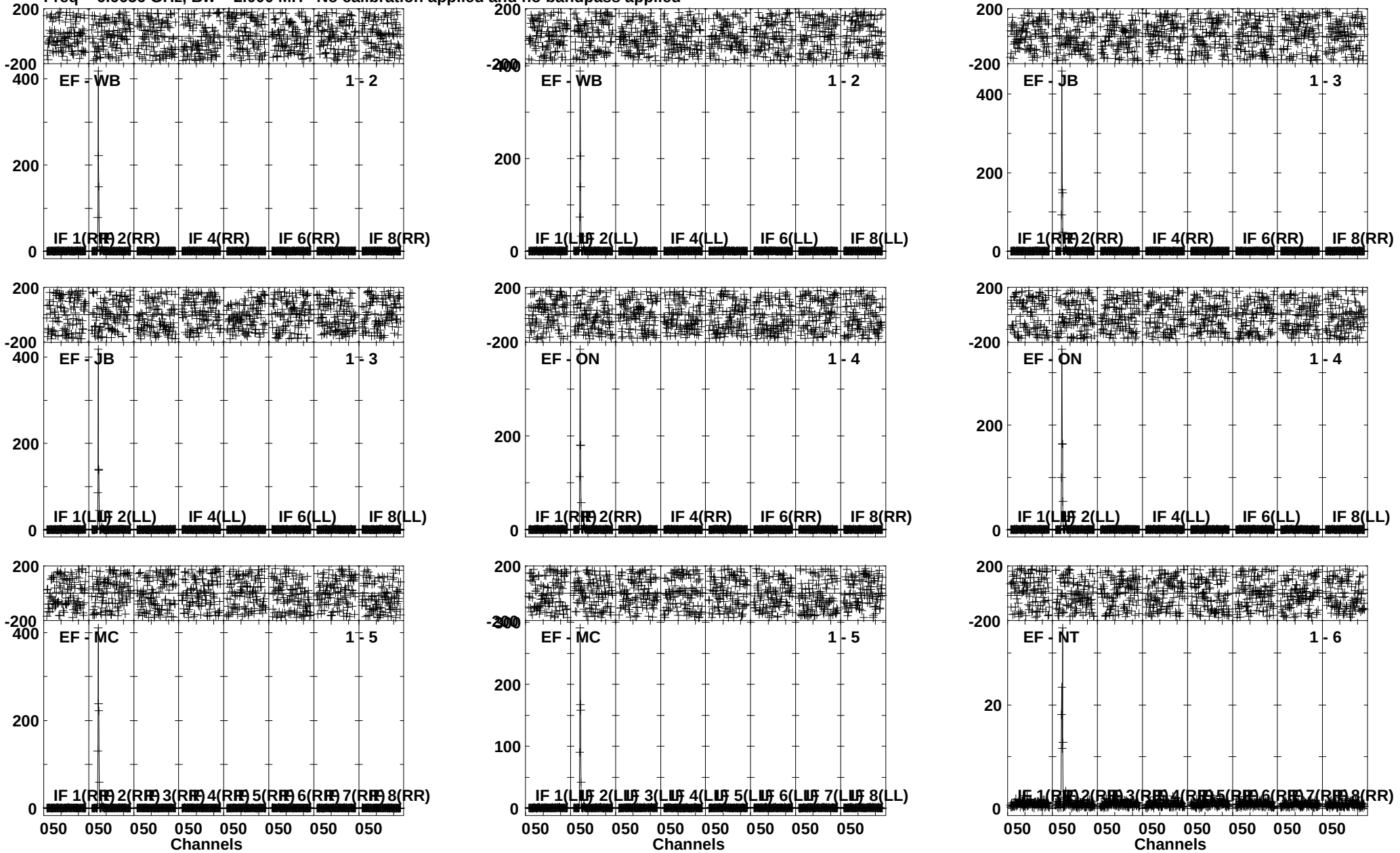

Lower frame: Milli Ampl Jy Top frame: Phas deg
Vector averaged cross-power spectrum Several baselines displayed
Timerange: 01/00:49:02 to 01/00:50:52

Plot file version 52 created 21-OCT-2013 16:48:13
W51E2 EG073A E2 1.UVDATA.1
Freq = 6.6656 GHz, Bw = 2.000 MH No calibration applied and no bandpass applied

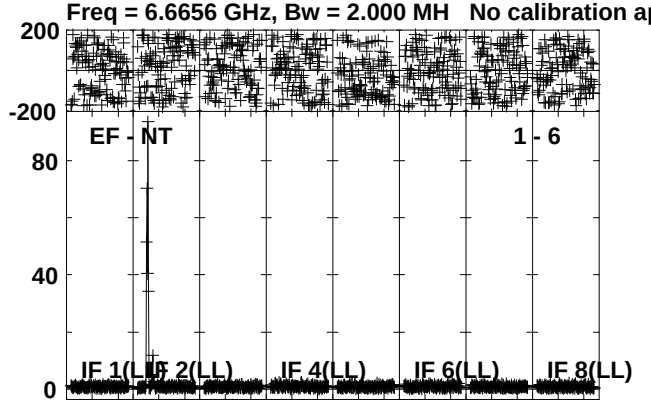



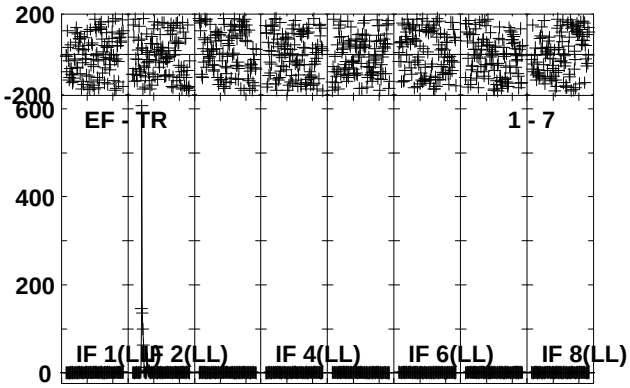

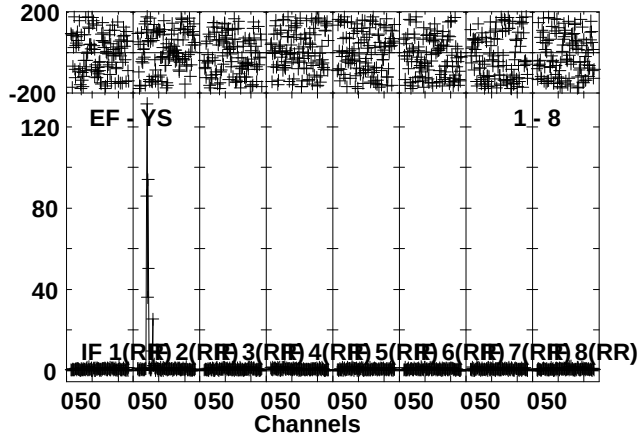

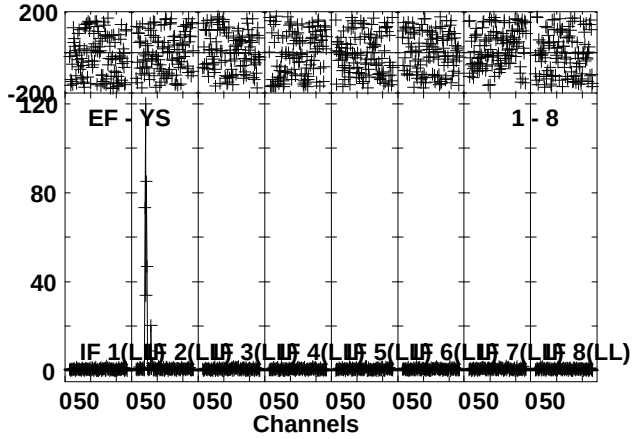

Lower frame: Milli Ampl Jy Top frame: Phas deg
Vector averaged cross-power spectrum Several baselines displayed
Timerange: 01/00:49:02 to 01/00:50:52

Plot file version 53 created 21-OCT-2013 16:48:14
J1930+1532 EG073A E2 1.UVDATA.1
Freq = 6.6656 GHz, Bw = 2.000 MH No calibration applied and no bandpass applied

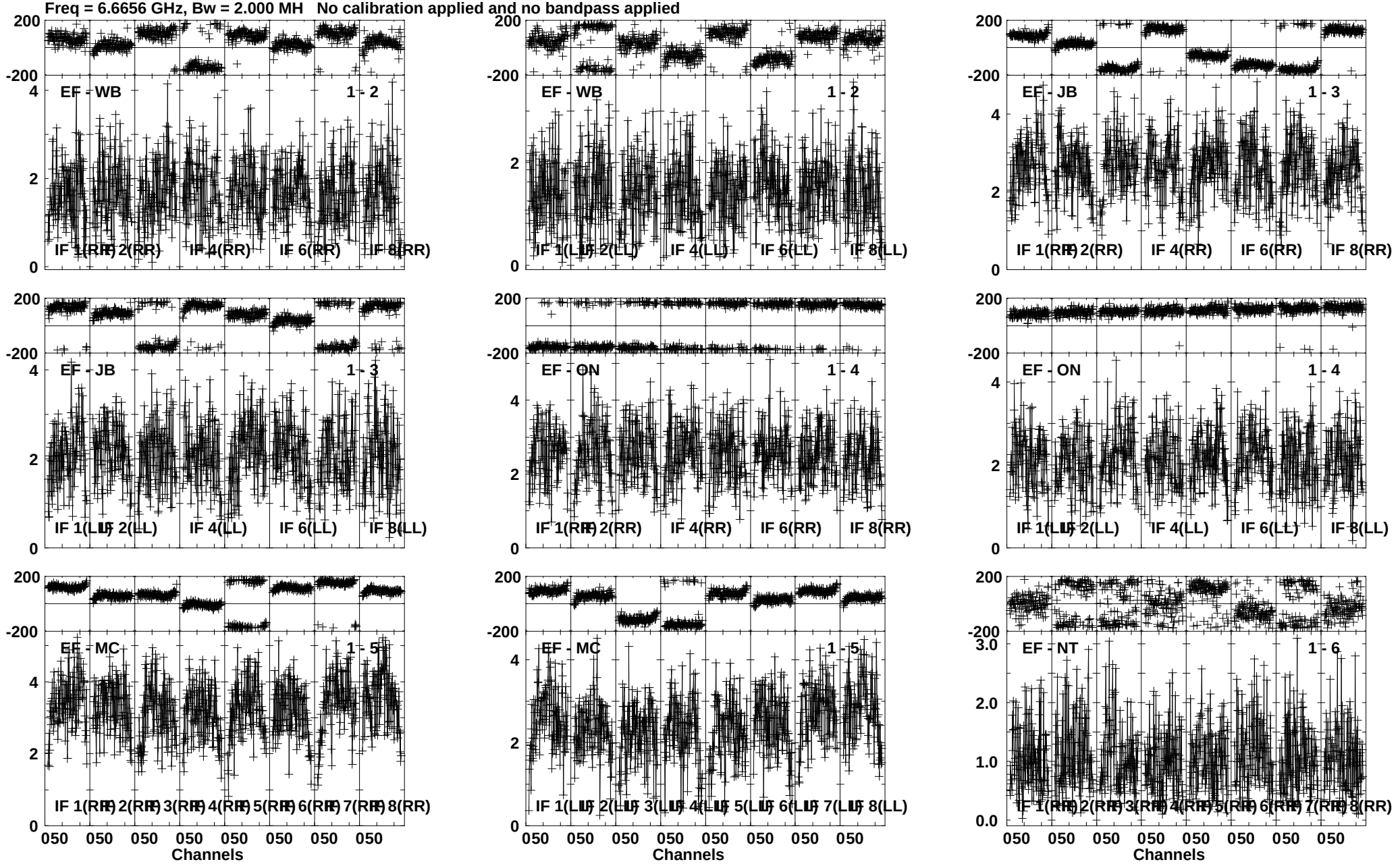

Lower frame: Milli Ampl Jy Top frame: Phas deg
Vector averaged cross-power spectrum Several baselines displayed
Timerange: 01/00:51:02 to 01/00:52:52

Plot file version 54 created 21-OCT-2013 16:48:16
J1930+1532 EG073A E2 1.UVDATA.1
Freq = 6.6656 GHz, Bw = 2.000 MH No calibration applied and no bandpass applied

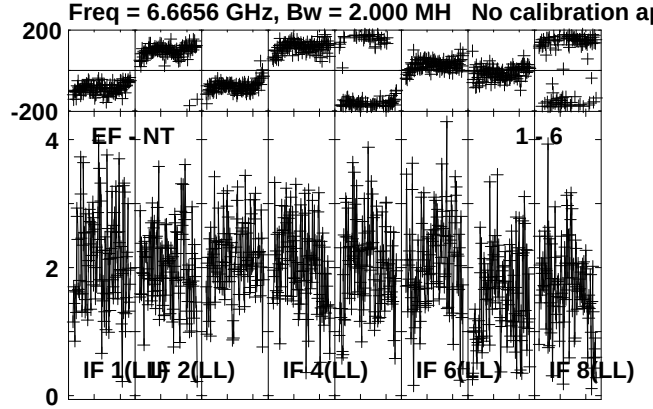

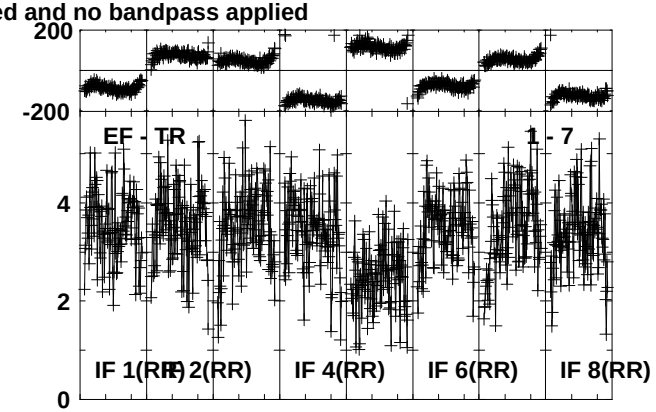

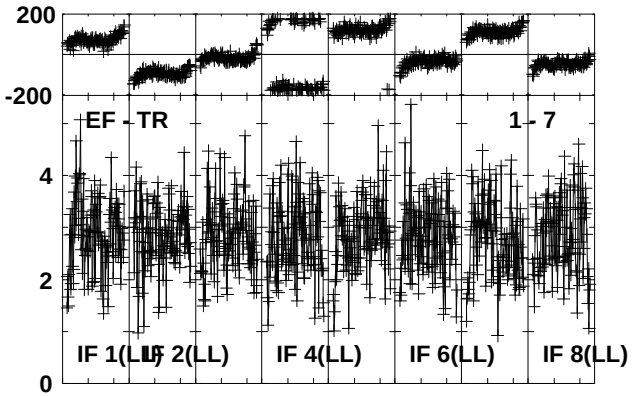

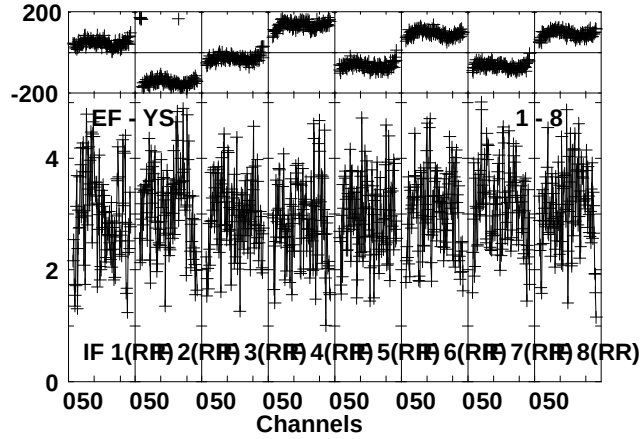

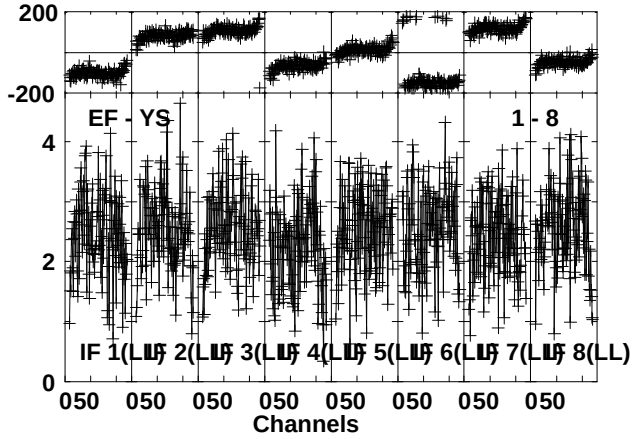

Lower frame: Milli Ampl Jy Top frame: Phas deg
Vector averaged cross-power spectrum Several baselines displayed
Timerange: 01/00:51:02 to 01/00:52:52

Plot file version 55 created 21-OCT-2013 16:48:17
W51E2 EG073A E2 1.UVDATA.1
Freq = 6.6656 GHz, Bw = 2.000 MH No calibration applied and no bandpass applied

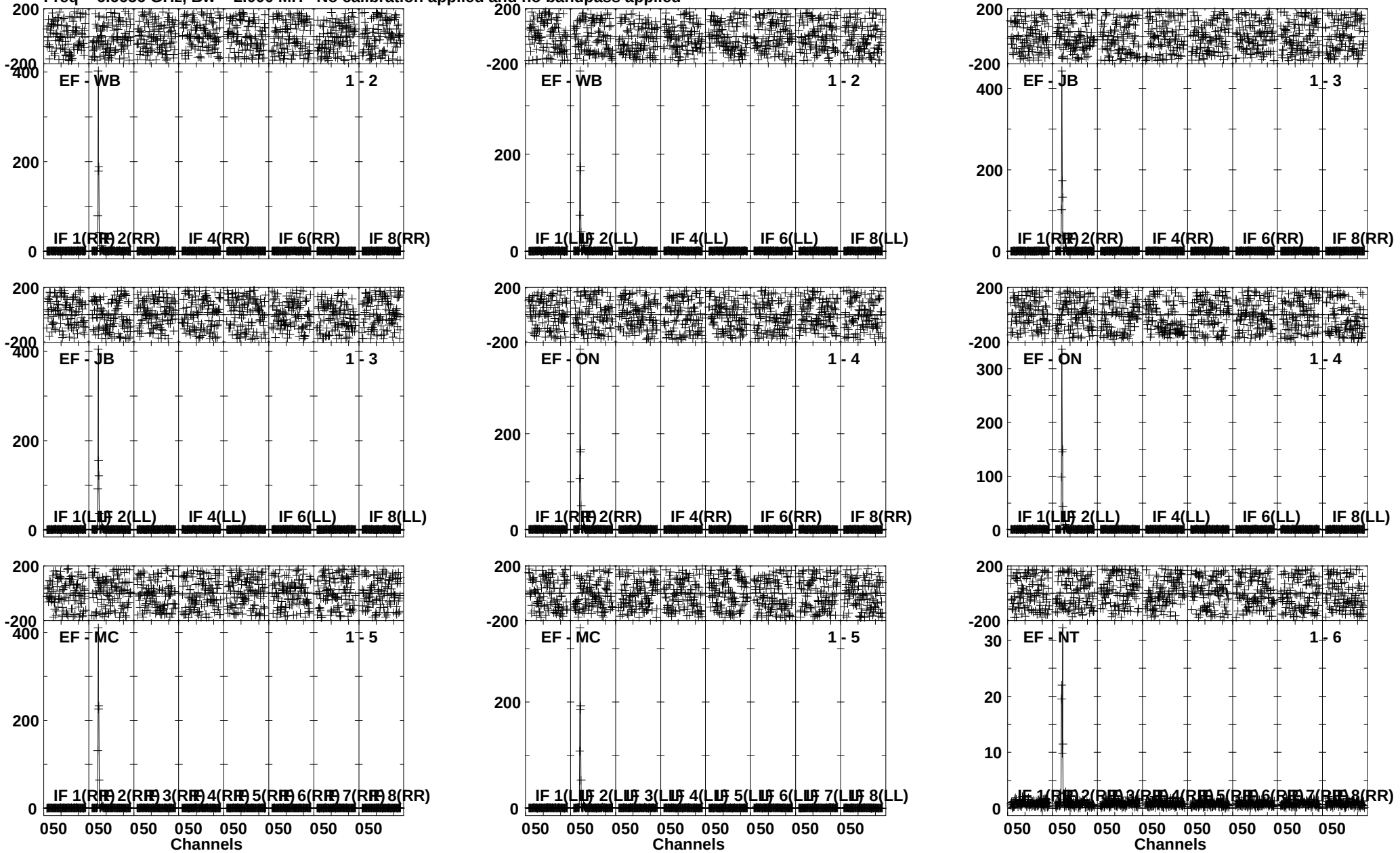

Lower frame: Milli Ampl Jy Top frame: Phas deg
Vector averaged cross-power spectrum Several baselines displayed
Timerange: 01/00:53:02 to 01/00:54:52

Plot file version 56 created 21-OCT-2013 16:48:19
W51E2 EG073A E2 1.UVDATA.1
Freq = 6.6656 GHz, Bw = 2.000 MH No calibration applied and no bandpass applied

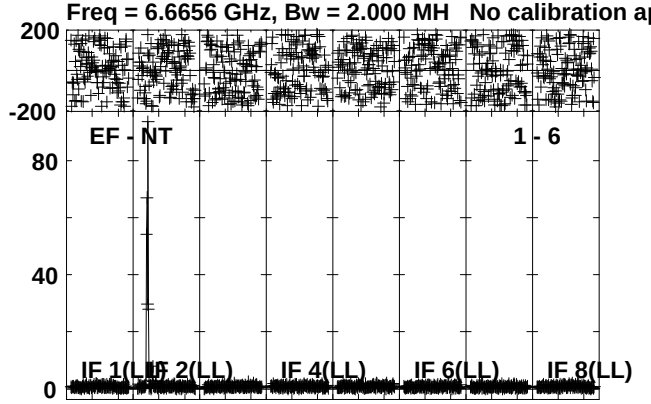



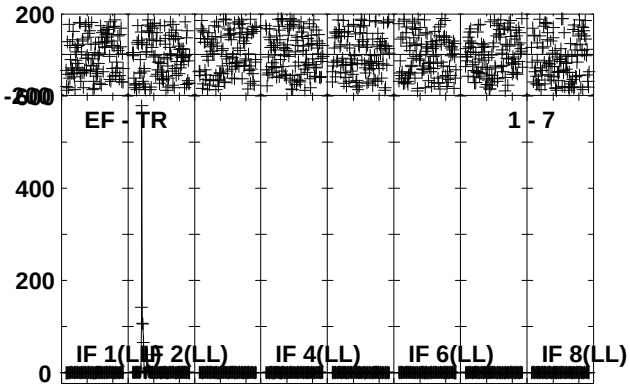

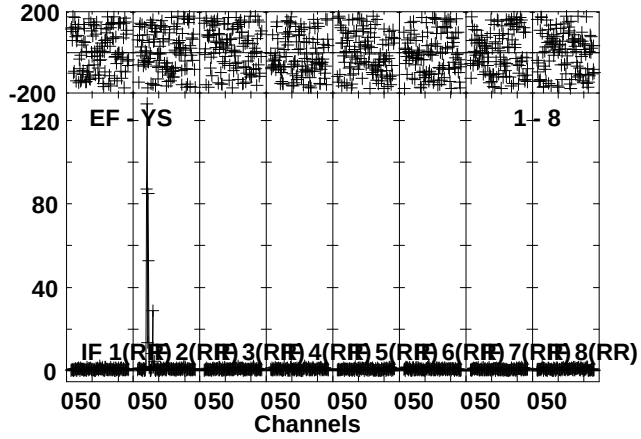

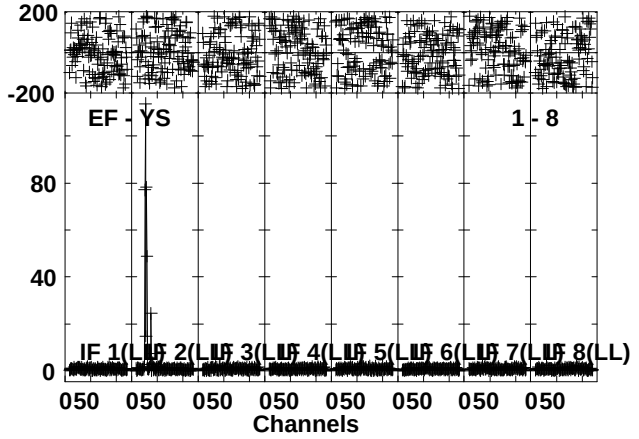

Lower frame: Milli Ampl Jy Top frame: Phas deg
Vector averaged cross-power spectrum Several baselines displayed
Timerange: 01/00:53:02 to 01/00:54:52

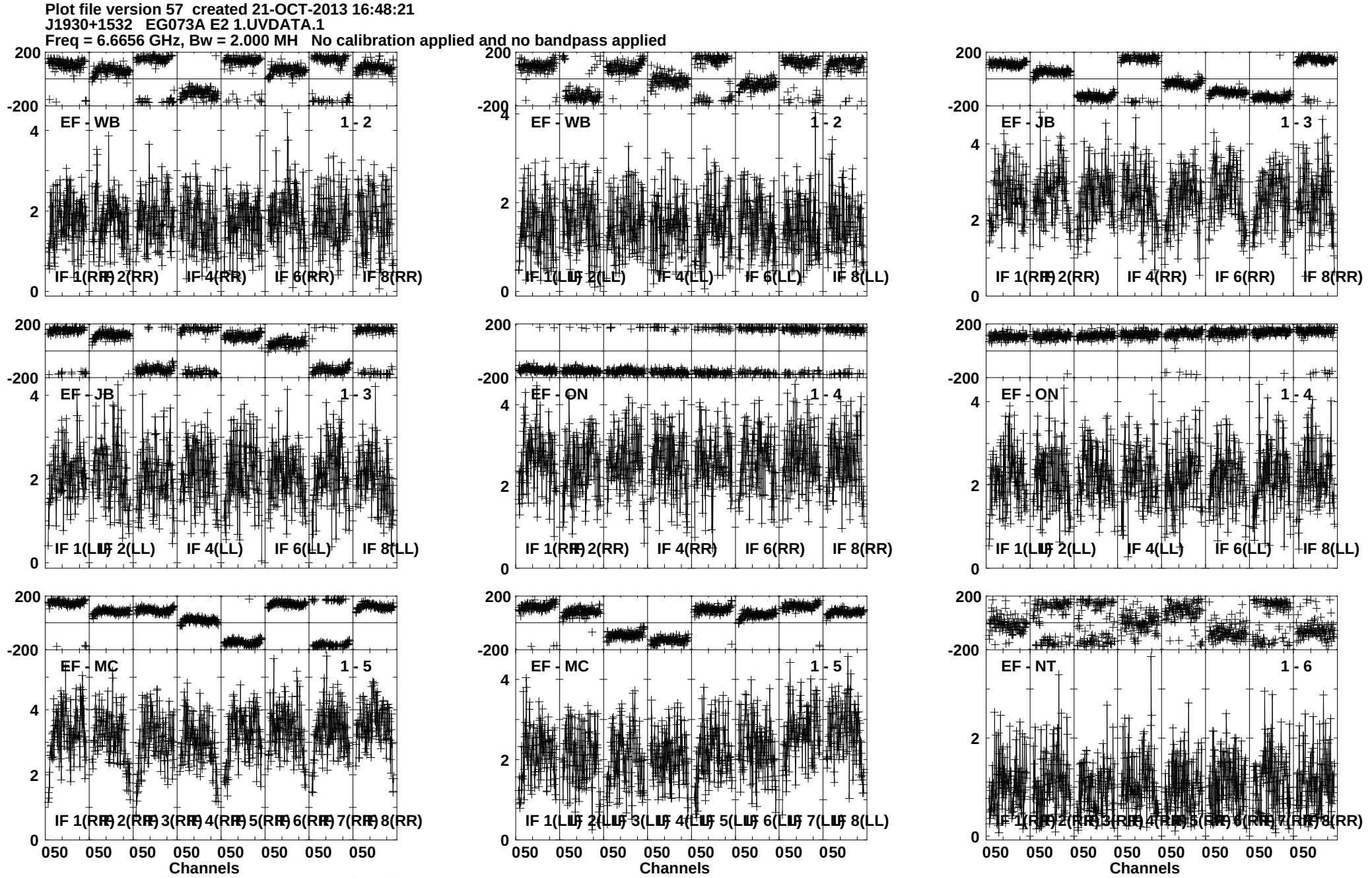
Plot file version 57 created 21-OCT-2013 16:48:21
J1930+1532 EG073A E2 1.UVDATA.1
Freq = 6.6656 GHz, Bw = 2.000 MH No calibration applied and no bandpass applied
EF - WB 1 - 2
IF 1(RR) 2(RR) IF 4(RR) IF 6(RR) IF 8(RR)
EF - WB 1 - 2
IF 1(LL) 2(LL) IF 4(LL) IF 6(LL) IF 8(LL)
EF - JB 1 - 3
IF 1(RR) 2(RR) IF 4(RR) IF 6(RR) IF 8(RR)
EF - JB 1 - 3
IF 1(LL) 2(LL) IF 4(LL) IF 6(LL) IF 8(LL)
EF - ON 1 - 4
IF 1(RR) 2(RR) IF 4(RR) IF 6(RR) IF 8(RR)
EF - ON 1 - 4
IF 1(LL) 2(LL) IF 4(LL) IF 6(LL) IF 8(LL)
EF - MC 1 - 5
IF 1(RR) 2(RR) 3(RR) 4(RR) 5(RR) 6(RR) 7(RR) 8(RR)
EF - MC 1 - 5
IF 1(LL) 2(LL) 3(LL) 4(LL) 5(LL) 6(LL) 7(LL) 8(LL)
EF - NT 1 - 6
IF 1(RR) 2(RR) 3(RR) 4(RR) 5(RR) 6(RR) 7(RR) 8(RR)
200
-200
4
2
0
050 050 050 050 050 050 050 050
Channels
Lower frame: Milli Ampl Jy Top frame: Phas deg
Vector averaged cross-power spectrum Several baselines displayed
Timerange: 01/00:55:02 to 01/00:56:52

Plot file version 58 created 21-OCT-2013 16:48:22
J1930+1532 EG073A E2 1.UVDATA.1
Freq = 6.6656 GHz, Bw = 2.000 MH No calibration applied and no bandpass applied

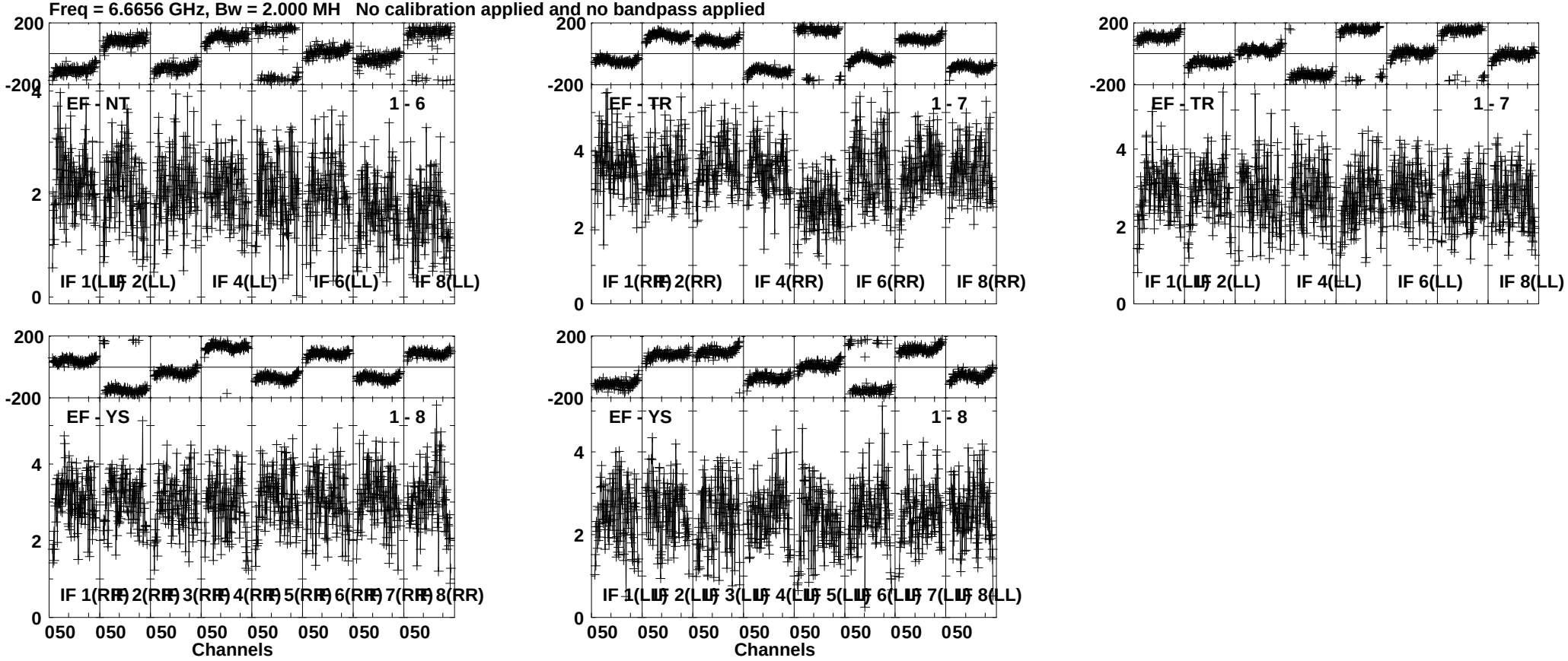

Lower frame: Milli Ampl Jy Top frame: Phas deg
Vector averaged cross-power spectrum Several baselines displayed
Timerange: 01/00:55:02 to 01/00:56:52

Plot file version 59 created 21-OCT-2013 16:48:24
W51E2 EG073A E2 1.UVDATA.1
Freq = 6.6656 GHz, Bw = 2.000 MH No calibration applied and no bandpass applied

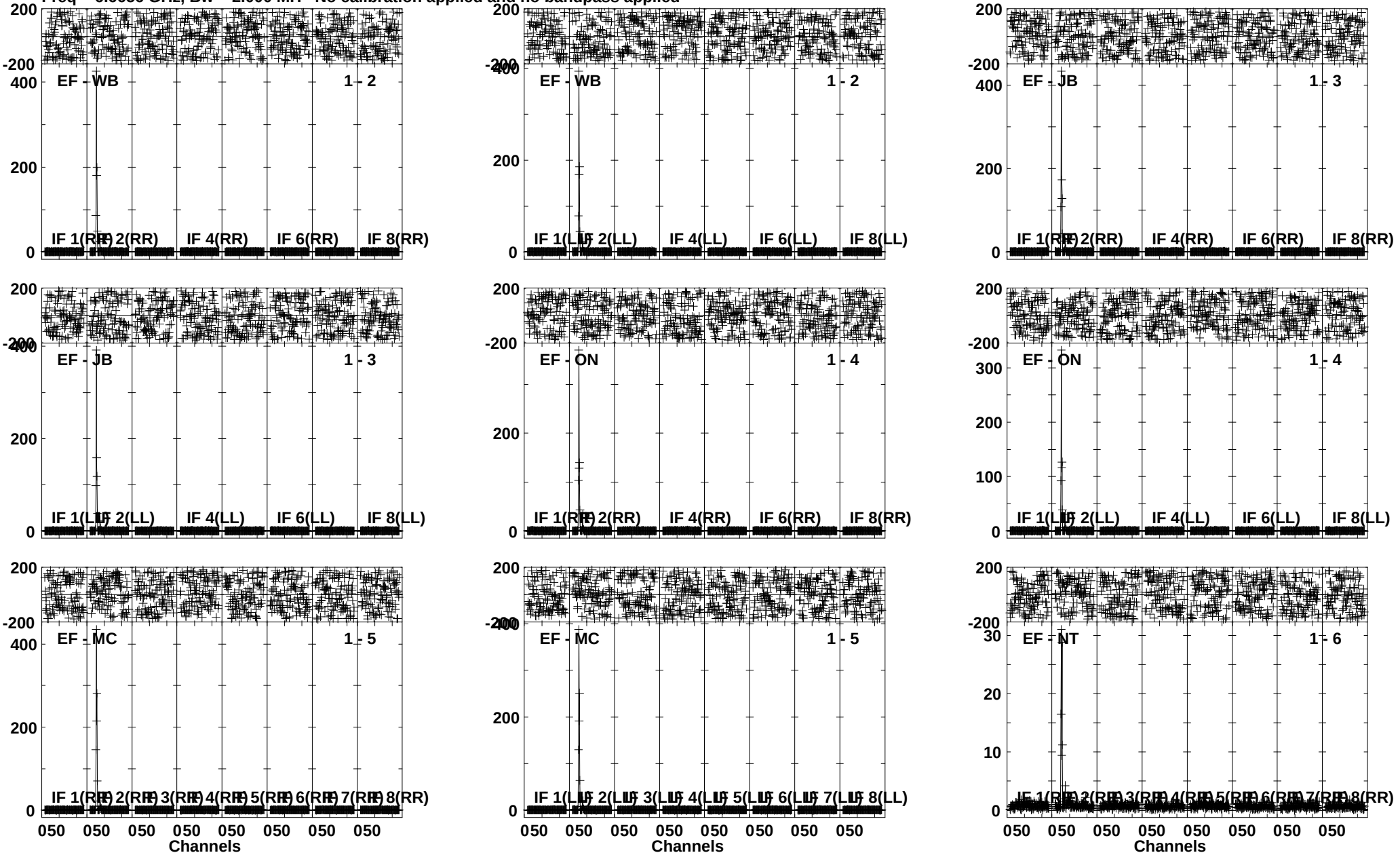

Lower frame: Milli Ampl Jy Top frame: Phas deg
Vector averaged cross-power spectrum Several baselines displayed
Timerange: 01/00:57:34 to 01/00:59:32

Plot file version 60 created 21-OCT-2013 16:48:26
W51E2 EG073A E2 1.UVDATA.1
Freq = 6.6656 GHz, Bw = 2.000 MH No calibration applied and no bandpass applied

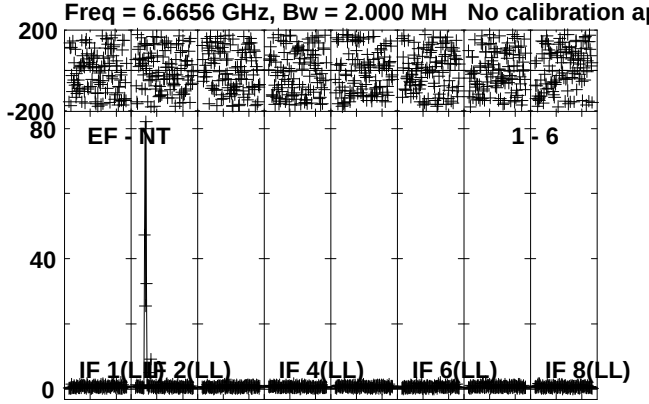

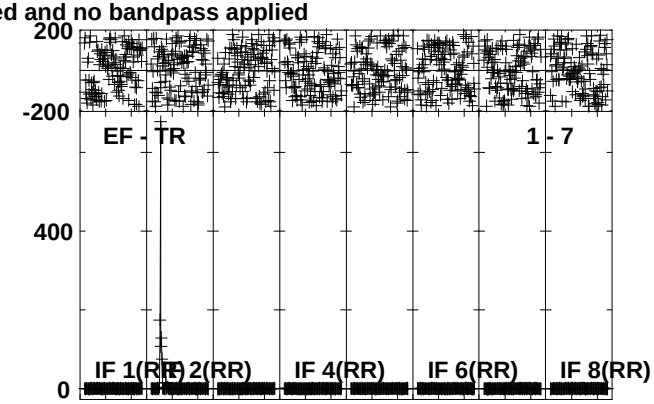

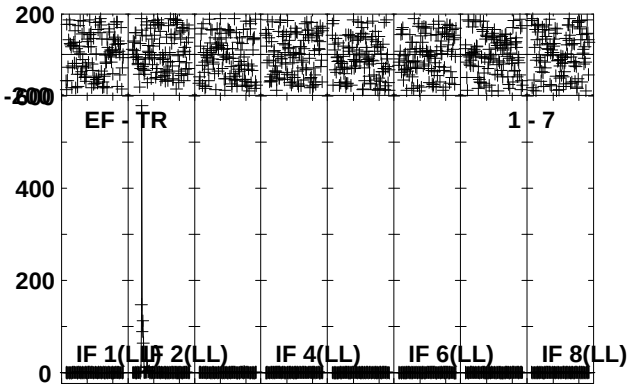

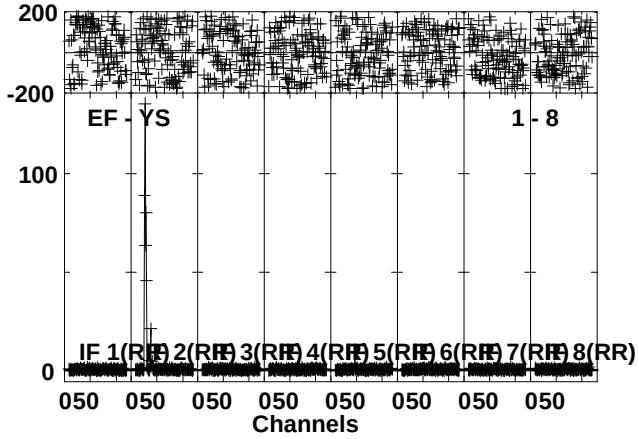

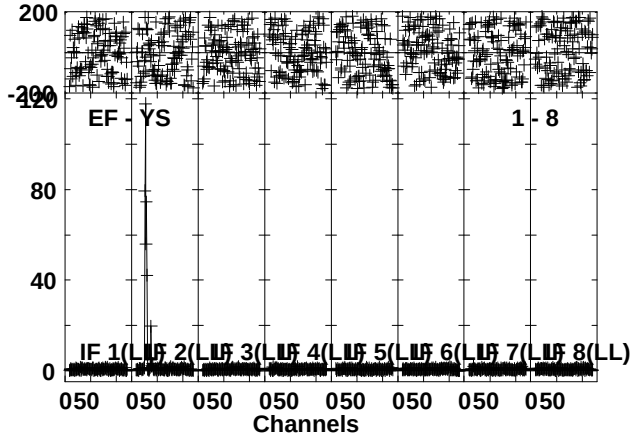

Lower frame: Milli Ampl Jy Top frame: Phas deg
Vector averaged cross-power spectrum Several baselines displayed
Timerange: 01/00:57:34 to 01/00:59:32

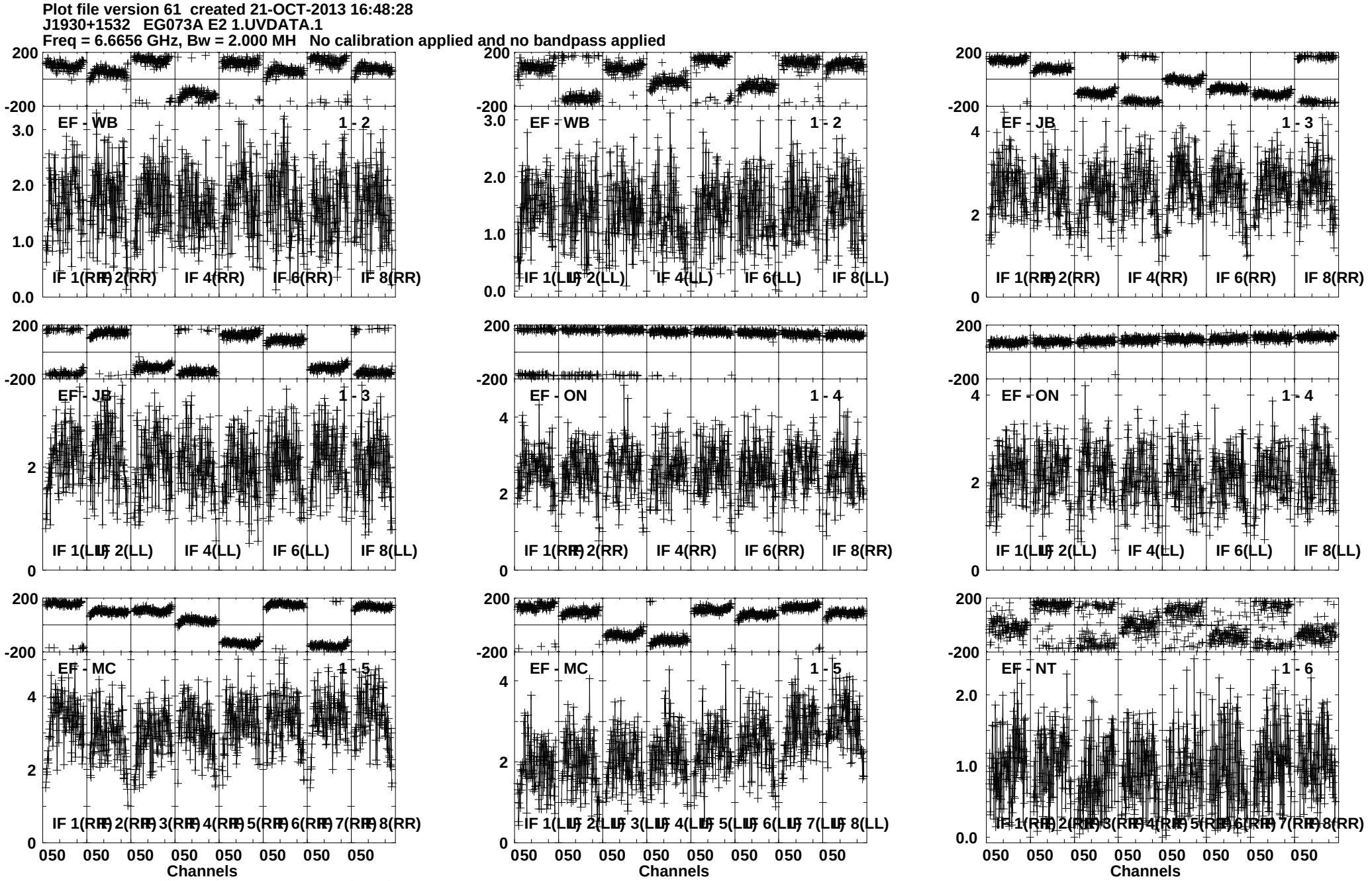
Plot file version 61 created 21-OCT-2013 16:48:28
J1930+1532 EG073A E2 1.UVDATA.1
Freq = 6.6656 GHz, Bw = 2.000 MH No calibration applied and no bandpass applied
EF - WB 1 - 2
EF - WB 1 - 2
EF - JB 1 - 3
EF - JB 1 - 3
EF - ON 1 - 4
EF - ON 1 - 4
EF - MC 1 - 5
EF - MC 1 - 5
EF - NT 1 - 6
IF 1(RR) 2(RR) IF 4(RR) IF 6(RR) IF 8(RR)
IF 1(LL) 2(LL) IF 4(LL) IF 6(LL) IF 8(LL)
IF 1(RR) 2(RR) IF 3(RR) 4(RR) 5(RR) 6(RR) 7(RR) 8(RR)
IF 1(LL) 2(LL) IF 3(LL) 4(LL) 5(LL) 6(LL) 7(LL) 8(LL)
050 050 050 050 050 050 050 050
Channels
Lower frame: Milli Ampl Jy Top frame: Phas deg
Vector averaged cross-power spectrum Several baselines displayed
Timerange: 01/01:00:14 to 01/01:02:12

Plot file version 62 created 21-OCT-2013 16:48:30
J1930+1532 EG073A E2 1.UVDATA.1
Freq = 6.6656 GHz, Bw = 2.000 MH No calibration applied and no bandpass applied

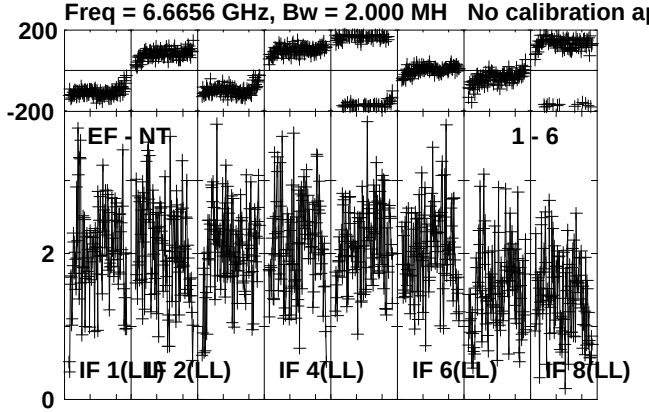

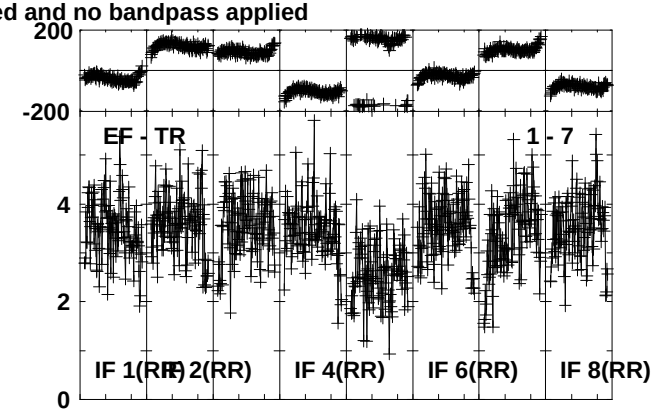

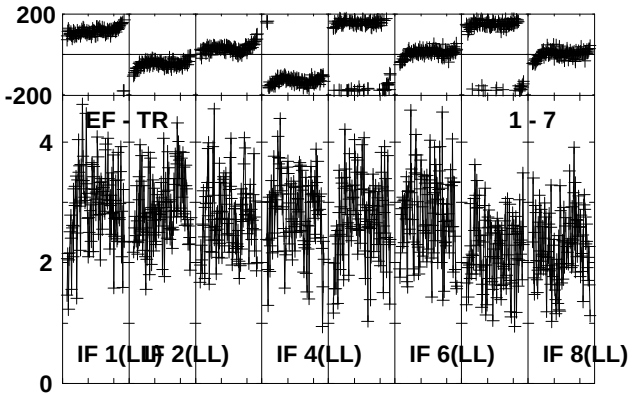

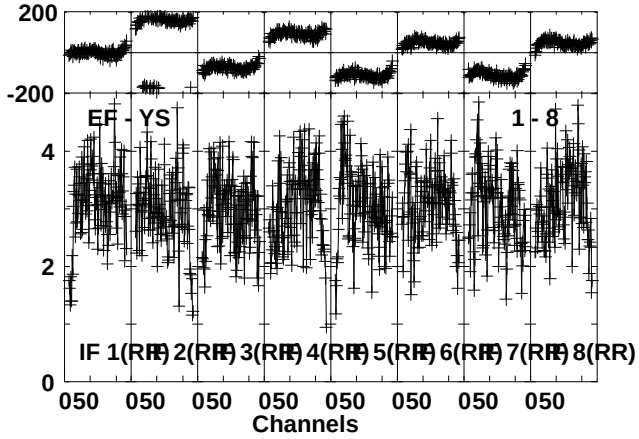

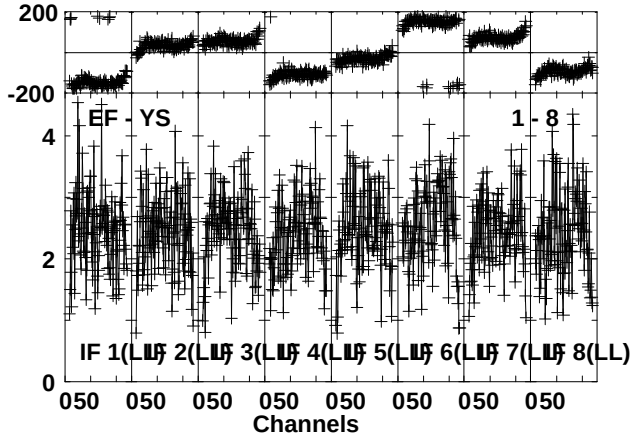

Lower frame: Milli Ampl Jy Top frame: Phas deg
Vector averaged cross-power spectrum Several baselines displayed
Timerange: 01/01:00:14 to 01/01:02:12

Plot file version 63 created 21-OCT-2013 16:48:31
W51E2 EG073A E2 1.UVDATA.1
Freq = 6.6656 GHz, Bw = 2.000 MH No calibration applied and no bandpass applied

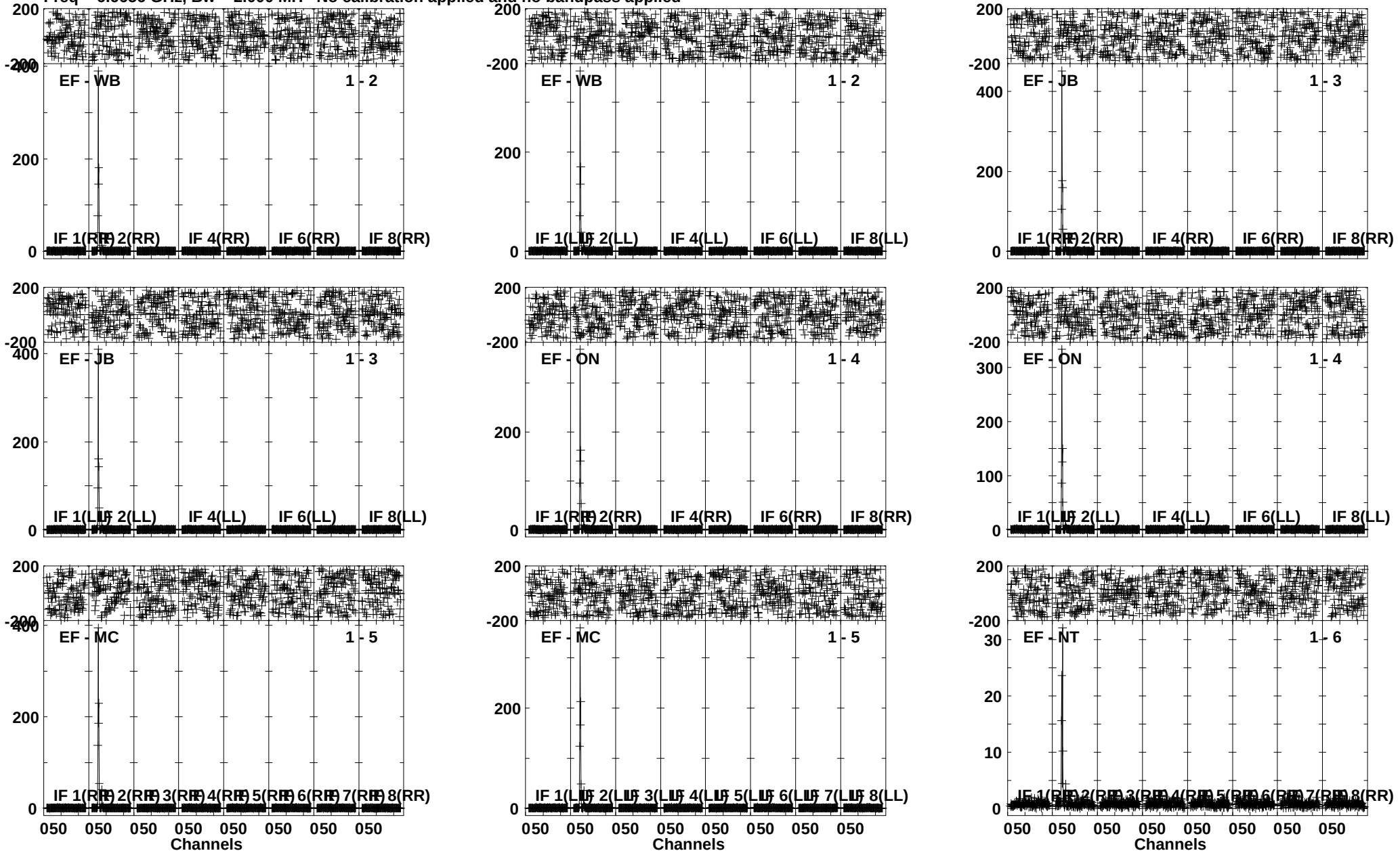

Lower frame: Milli Ampl Jy Top frame: Phas deg
Vector averaged cross-power spectrum Several baselines displayed
Timerange: 01/01:02:22 to 01/01:04:12

Plot file version 64 created 21-OCT-2013 16:48:33
W51E2 EG073A E2 1.UVDATA.1
Freq = 6.6656 GHz, Bw = 2.000 MH No calibration applied and no bandpass applied

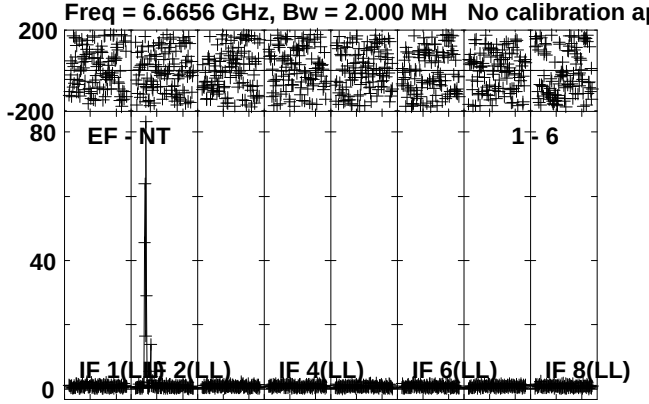

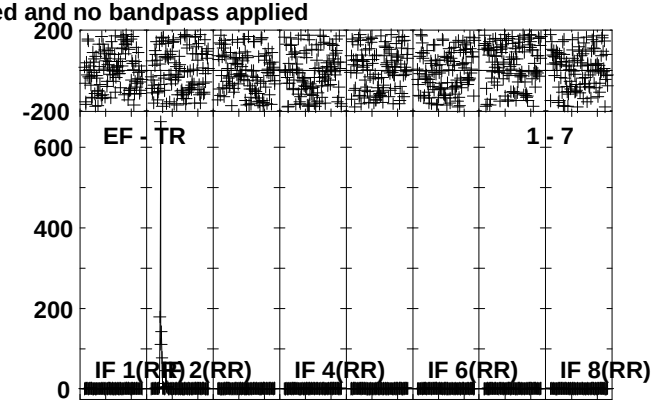

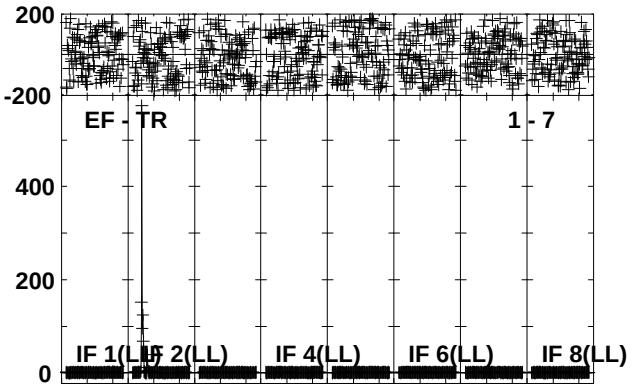

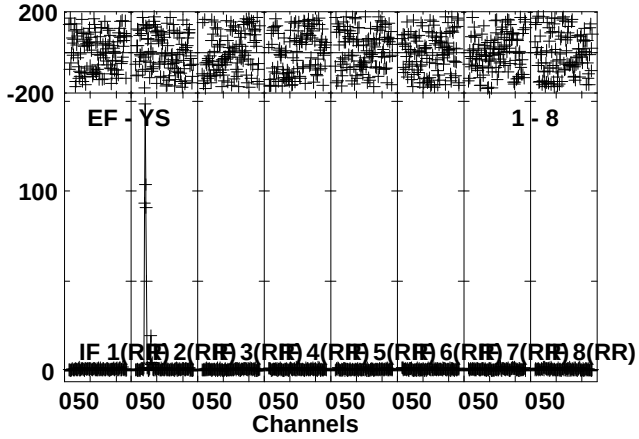

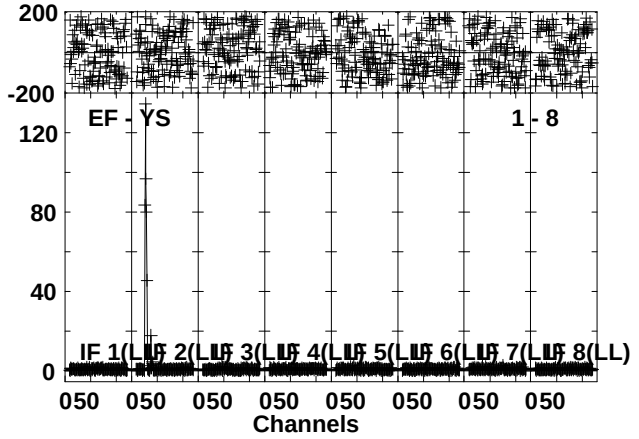

Lower frame: Milli Ampl Jy Top frame: Phas deg
Vector averaged cross-power spectrum Several baselines displayed
Timerange: 01/01:02:22 to 01/01:04:12

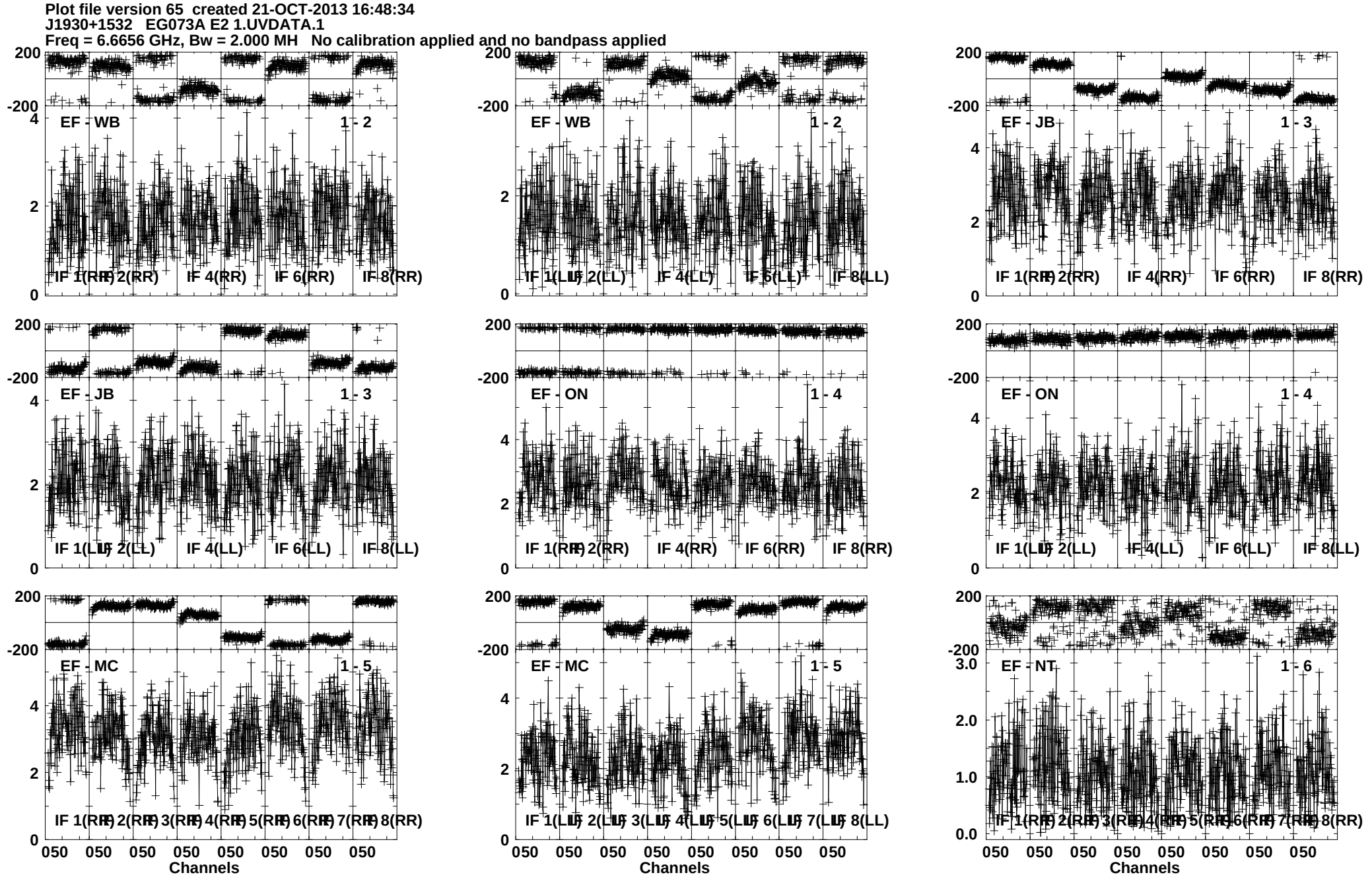
Plot file version 65 created 21-OCT-2013 16:48:34
J1930+1532 EG073A E2 1.UVDATA.1
Freq = 6.6656 GHz, Bw = 2.000 MH No calibration applied and no bandpass applied
EF - WB 1 - 2
IF 1(RR) IF 2(RR) IF 4(RR) IF 6(RR) IF 8(RR)
EF - WB 1 - 2
IF 1(LL) IF 2(LL) IF 4(LL) IF 6(LL) IF 8(LL)
EF - JB 1 - 3
IF 1(RR) IF 2(RR) IF 4(RR) IF 6(RR) IF 8(RR)
EF - JB 1 - 3
IF 1(LL) IF 2(LL) IF 4(LL) IF 6(LL) IF 8(LL)
EF - ON 1 - 4
IF 1(RR) IF 2(RR) IF 4(RR) IF 6(RR) IF 8(RR)
EF - ON 1 - 4
IF 1(LL) IF 2(LL) IF 4(LL) IF 6(LL) IF 8(LL)
EF - MC 1 - 5
IF 1(RR) IF 2(RR) IF 3(RR) IF 4(RR) IF 5(RR) IF 6(RR) IF 7(RR) IF 8(RR)
EF - MC 1 - 5
IF 1(LL) IF 2(LL) IF 3(LL) IF 4(LL) IF 5(LL) IF 6(LL) IF 7(LL) IF 8(LL)
EF - NT 1 - 6
IF 1(RR) IF 2(RR) IF 3(RR) IF 4(RR) IF 5(RR) IF 6(RR) IF 7(RR) IF 8(RR)
Channels
Channels
Channels
Lower frame: Milli Ampl Jy Top frame: Phas deg
Vector averaged cross-power spectrum Several baselines displayed
Timerange: 01/01:04:22 to 01/01:06:12

Plot file version 66 created 21-OCT-2013 16:48:36
J1930+1532 EG073A E2 1.UVDATA.1
Freq = 6.6656 GHz, Bw = 2.000 MH No calibration applied and no bandpass applied

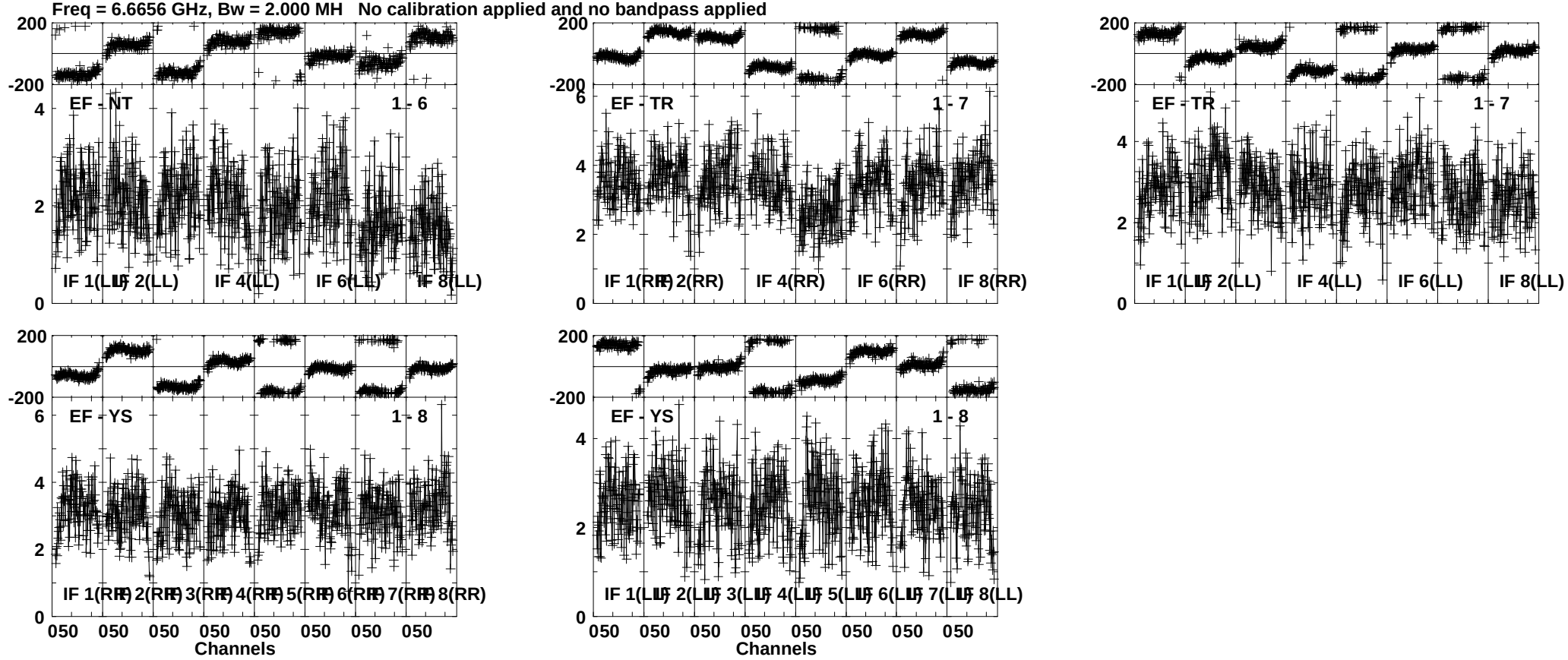

Lower frame: Milli Ampl Jy Top frame: Phas deg
Vector averaged cross-power spectrum Several baselines displayed
Timerange: 01/01:04:22 to 01/01:06:12

Plot file version 67 created 21-OCT-2013 16:48:37
W51E2 EG073A E2 1.UVDATA.1
Freq = 6.6656 GHz, Bw = 2.000 MH No calibration applied and no bandpass applied

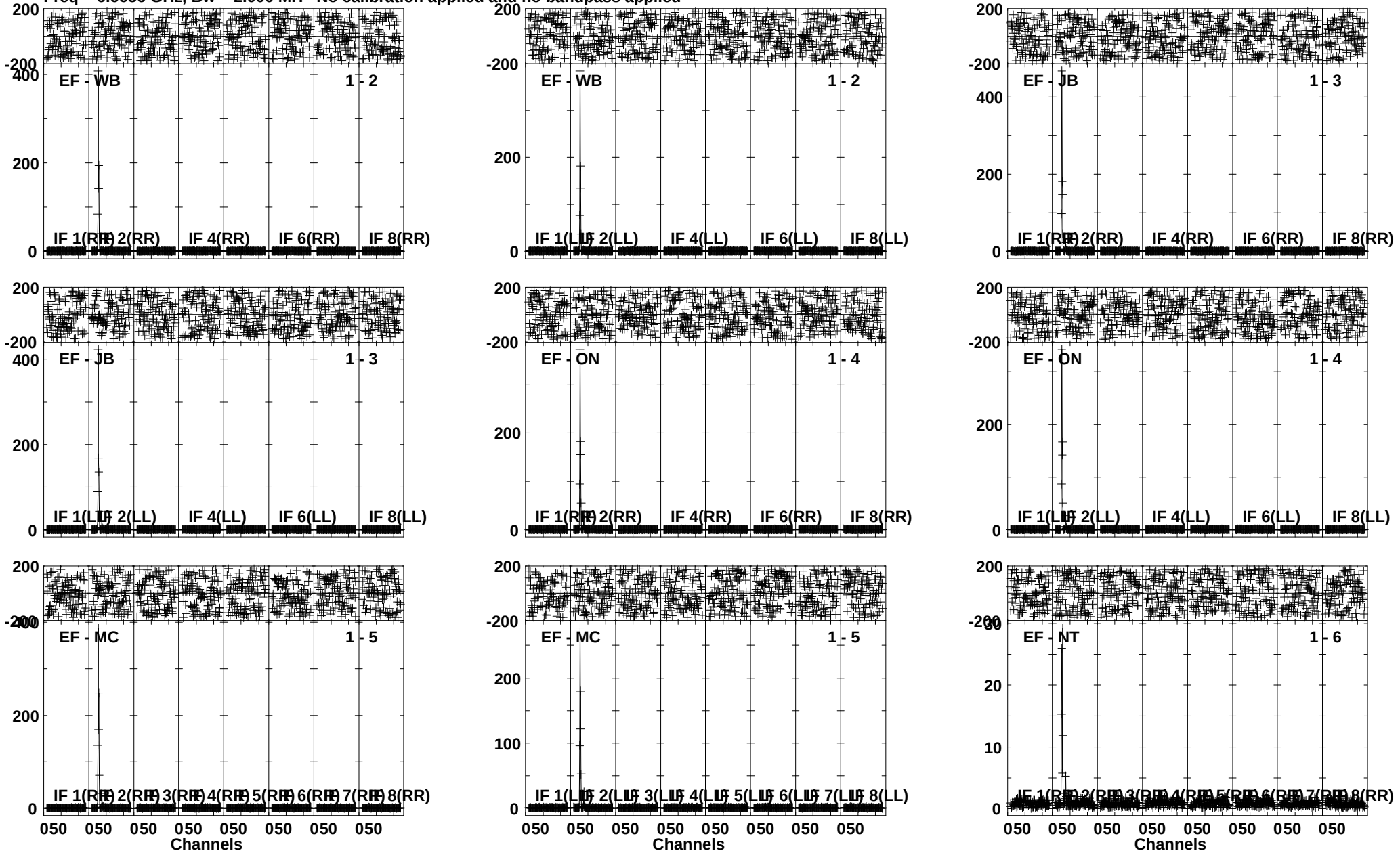

Lower frame: Milli Ampl Jy Top frame: Phas deg
Vector averaged cross-power spectrum Several baselines displayed
Timerange: 01/01:06:22 to 01/01:08:12

Plot file version 68 created 21-OCT-2013 16:48:39
W51E2 EG073A E2 1.UVDATA.1
Freq = 6.6656 GHz, Bw = 2.000 MH No calibration applied and no bandpass applied

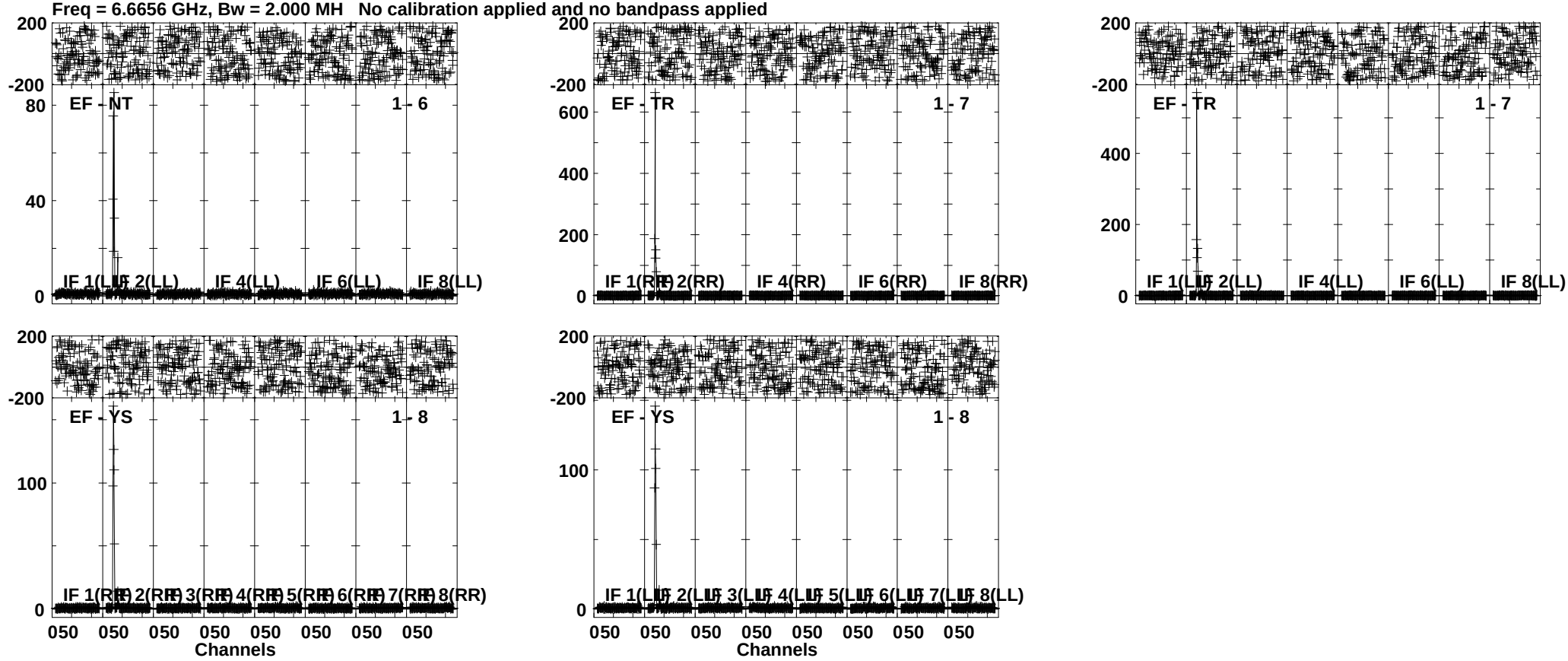

Lower frame: Milli Ampl Jy Top frame: Phas deg
Vector averaged cross-power spectrum Several baselines displayed
Timerange: 01/01:06:22 to 01/01:08:12

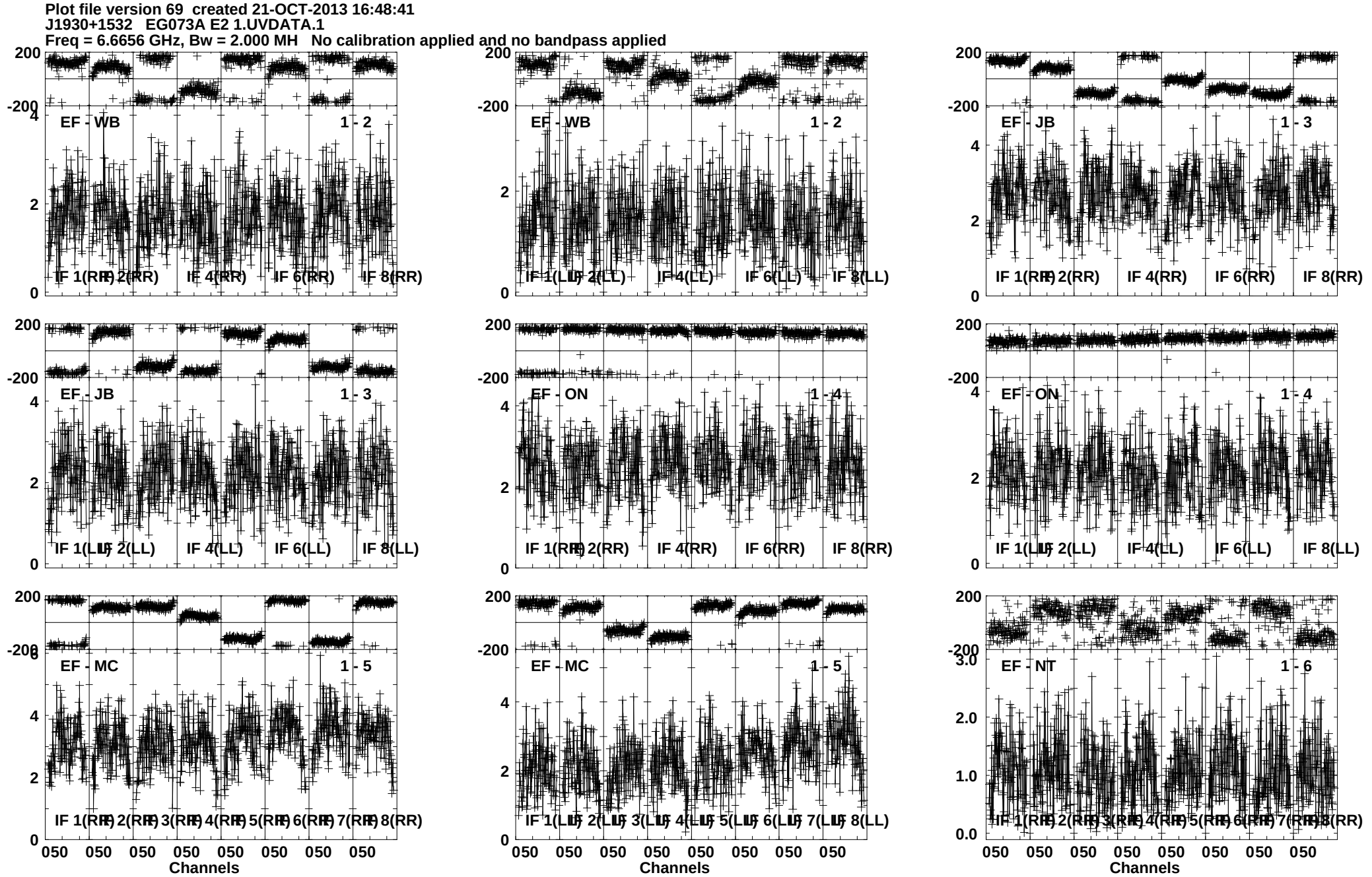
Plot file version 69 created 21-OCT-2013 16:48:41
J1930+1532 EG073A E2 1.UVDATA.1
Freq = 6.6656 GHz, Bw = 2.000 MH No calibration applied and no bandpass applied
EF - WB 1 - 2
EF - WB 1 - 2
EF - JB 1 - 3
EF - JB 1 - 3
EF - ON 1 - 4
EF - ON 1 - 4
EF - MC 1 - 5
EF - MC 1 - 5
EF - NT 1 - 6
IF 1(RR) 2(RR) IF 4(RR) IF 6(RR) IF 8(RR)
IF 1(LL) 2(LL) IF 4(LL) IF 6(LL) IF 8(LL)
IF 1(RR) 2(RR) IF 3(RR) IF 4(RR) IF 5(RR) IF 6(RR) IF 7(RR) IF 8(RR)
IF 1(LL) 2(LL) IF 3(LL) IF 4(LL) IF 5(LL) IF 6(LL) IF 7(LL) IF 8(LL)
Channels
Lower frame: Milli Ampl Jy Top frame: Phas deg
Vector averaged cross-power spectrum Several baselines displayed
Timerange: 01/01:08:22 to 01/01:10:12

Plot file version 70 created 21-OCT-2013 16:48:42
J1930+1532 EG073A E2 1.UVDATA.1
Freq = 6.6656 GHz, Bw = 2.000 MH No calibration applied and no bandpass applied

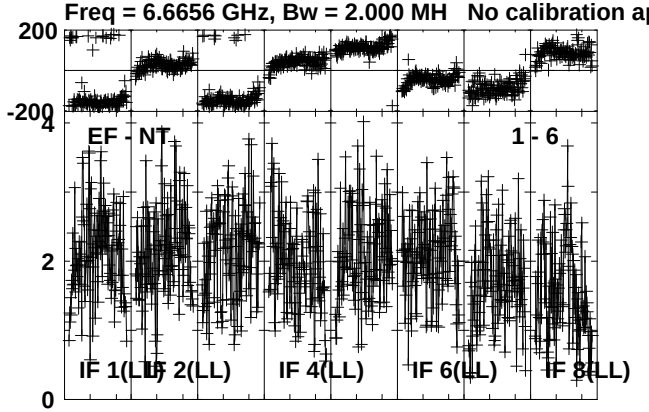

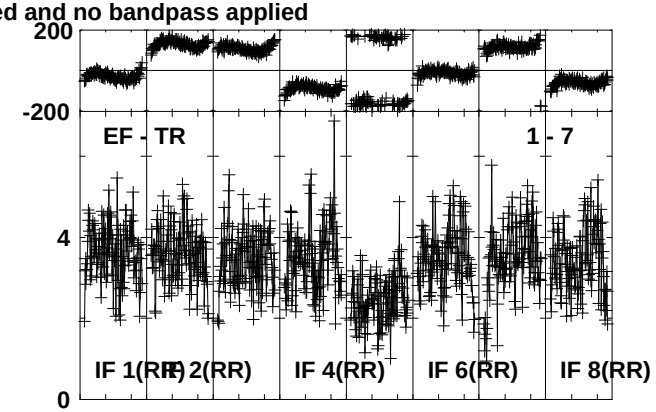

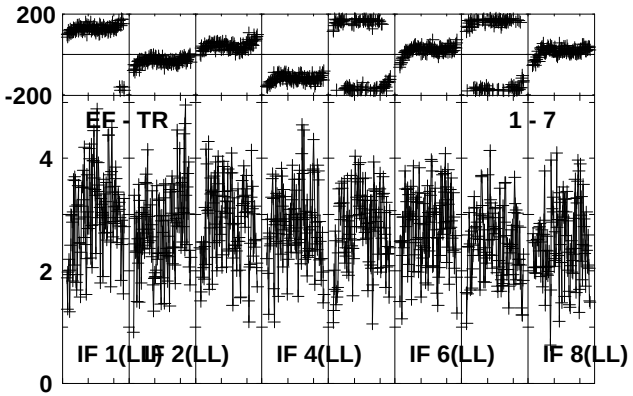

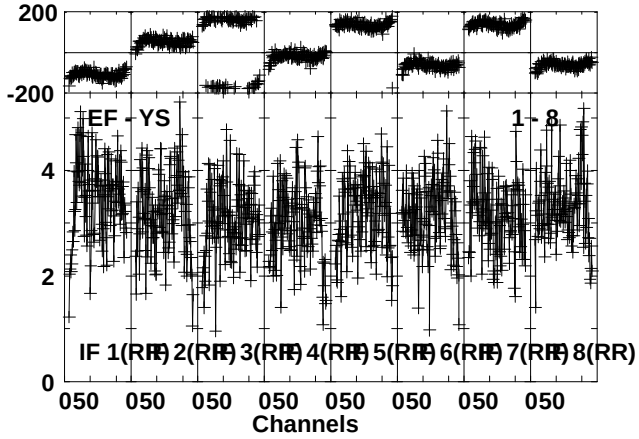

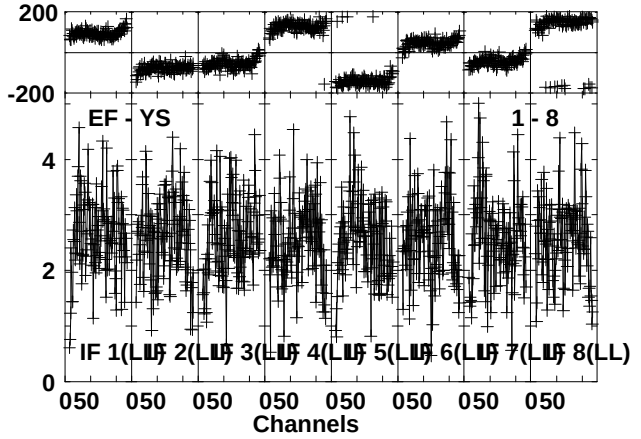

Lower frame: Milli Ampl Jy Top frame: Phas deg
Vector averaged cross-power spectrum Several baselines displayed
Timerange: 01/01:08:22 to 01/01:10:12

Plot file version 71 created 21-OCT-2013 16:48:44
W51E2 EG073A E2 1.UVDATA.1
Freq = 6.6656 GHz, Bw = 2.000 MH No calibration applied and no bandpass applied

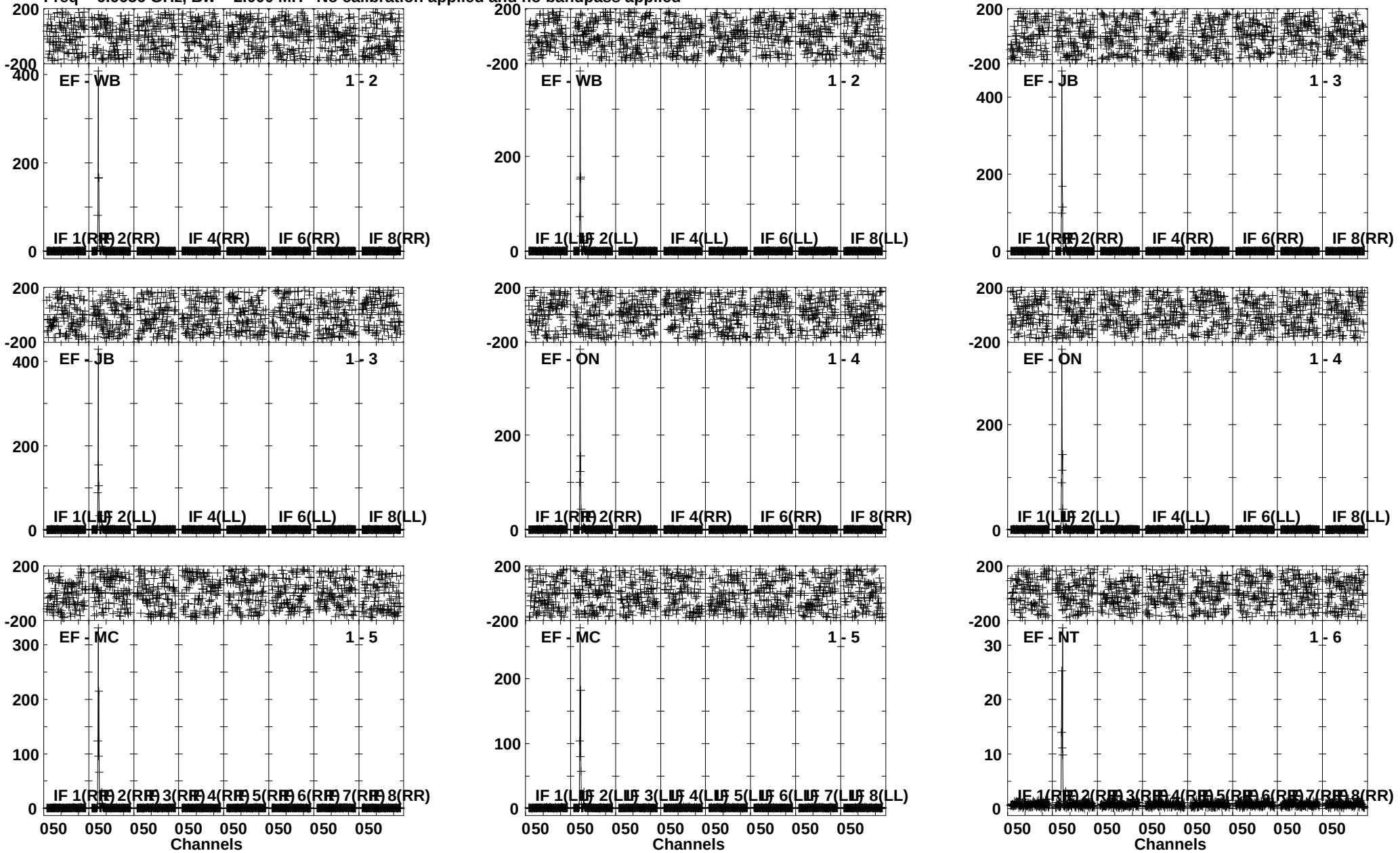

Lower frame: Milli Ampl Jy Top frame: Phas deg
Vector averaged cross-power spectrum Several baselines displayed
Timerange: 01/01:10:54 to 01/01:12:52

Plot file version 72 created 21-OCT-2013 16:48:46
W51E2 EG073A E2 1.UVDATA.1
Freq = 6.6656 GHz, Bw = 2.000 MH No calibration applied and no bandpass applied

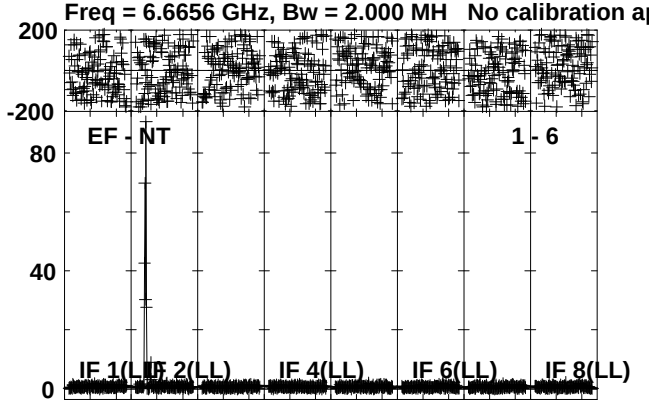

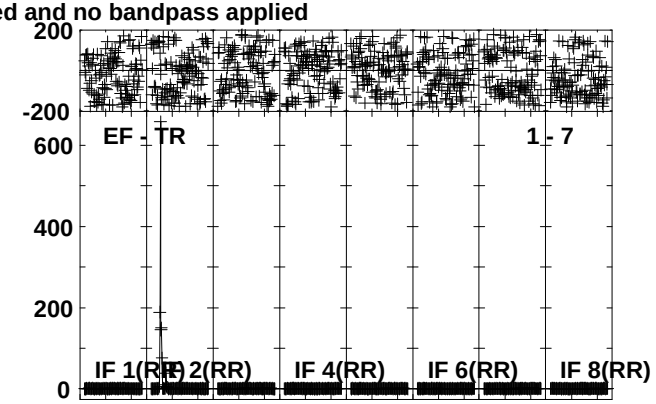

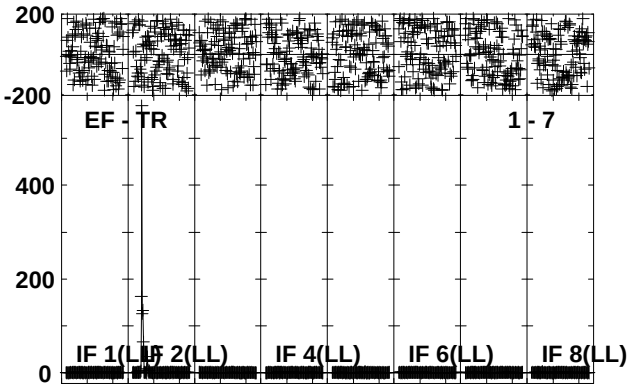

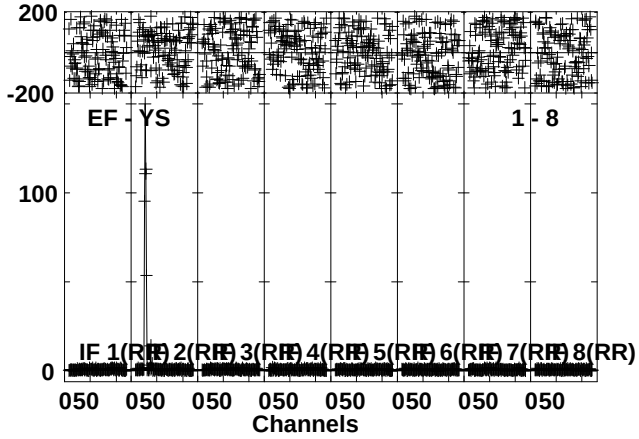

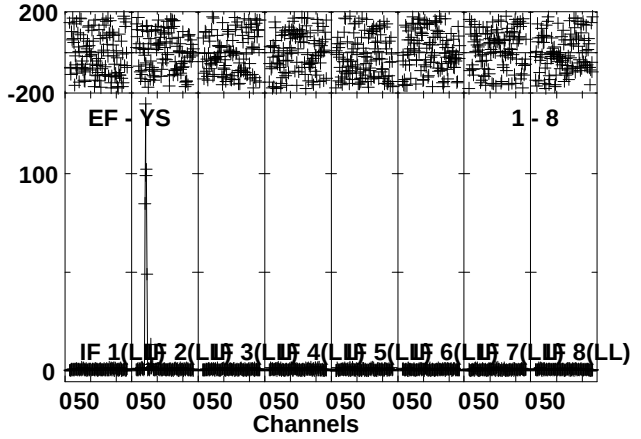

Lower frame: Milli Ampl Jy Top frame: Phas deg
Vector averaged cross-power spectrum Several baselines displayed
Timerange: 01/01:10:54 to 01/01:12:52

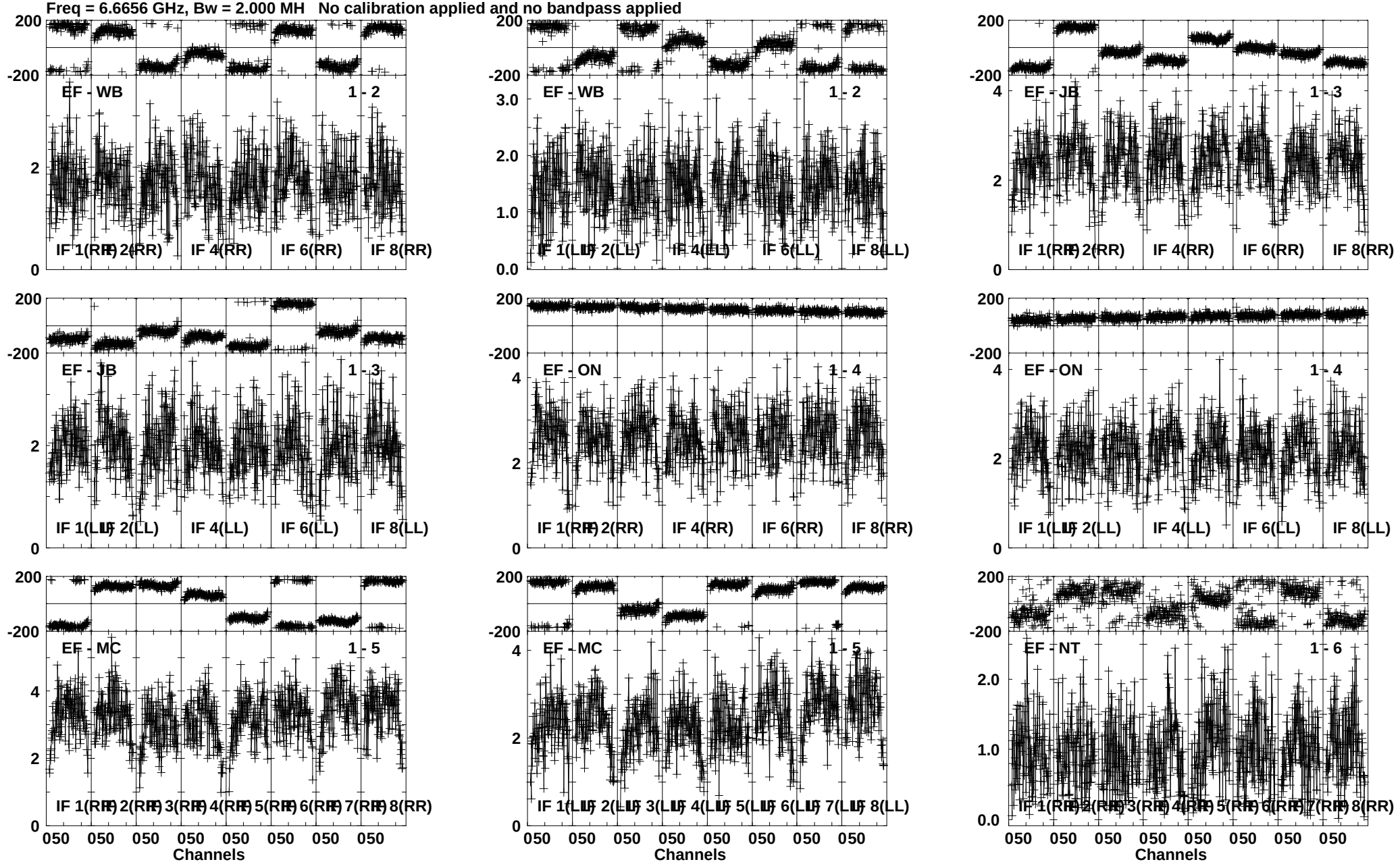
Plot file version 73 created 21-OCT-2013 16:48:48
J1930+1532 EG073A E2 1.UVDATA.1
Freq = 6.6656 GHz, Bw = 2.000 MH No calibration applied and no bandpass applied
EF - WB 1 - 2
IF 1(RR) IF 2(RR) IF 4(RR) IF 6(RR) IF 8(RR)
EF - WB 1 - 2
IF 1(LL) IF 2(LL) IF 4(LL) IF 6(LL) IF 8(LL)
EF - JB 1 - 3
IF 1(RR) IF 2(RR) IF 4(RR) IF 6(RR) IF 8(RR)
EF - JB 1 - 3
IF 1(LL) IF 2(LL) IF 4(LL) IF 6(LL) IF 8(LL)
EF - ON 1 - 4
IF 1(RR) IF 2(RR) IF 4(RR) IF 6(RR) IF 8(RR)
EF - ON 1 - 4
IF 1(LL) IF 2(LL) IF 4(LL) IF 6(LL) IF 8(LL)
EF - MC 1 - 5
IF 1(RR) IF 2(RR) IF 3(RR) IF 4(RR) IF 5(RR) IF 6(RR) IF 7(RR) IF 8(RR)
EF - MC 1 - 5
IF 1(LL) IF 2(LL) IF 3(LL) IF 4(LL) IF 5(LL) IF 6(LL) IF 7(LL) IF 8(LL)
EF - NT 1 - 6
IF 1(RR) IF 2(RR) IF 3(RR) IF 4(RR) IF 5(RR) IF 6(RR) IF 7(RR) IF 8(RR)
Channels
Channels
Channels
Lower frame: Milli Ampl Jy Top frame: Phas deg
Vector averaged cross-power spectrum Several baselines displayed
Timerange: 01/01:13:34 to 01/01:15:32

Plot file version 74 created 21-OCT-2013 16:48:50
J1930+1532 EG073A E2 1.UVDATA.1
Freq = 6.6656 GHz, Bw = 2.000 MH No calibration applied and no bandpass applied

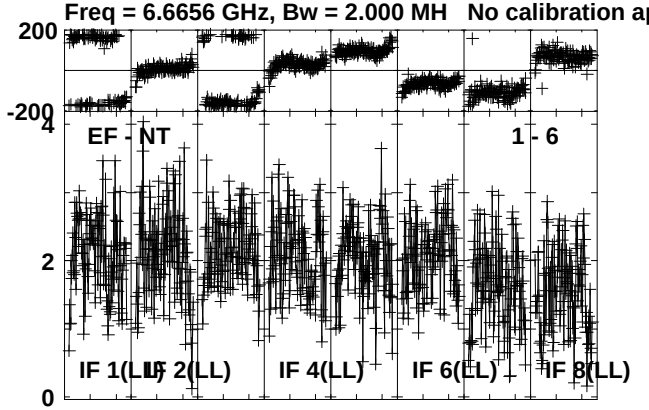

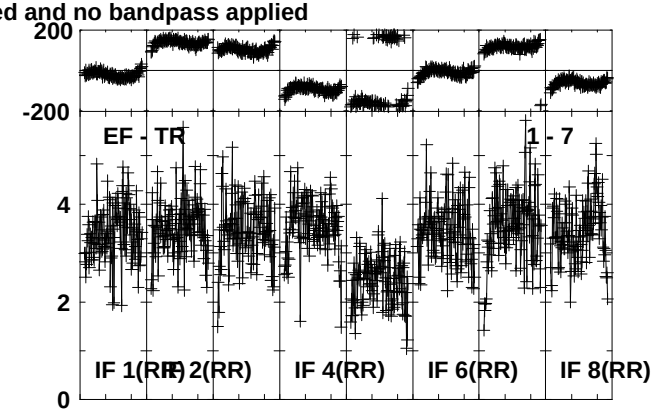

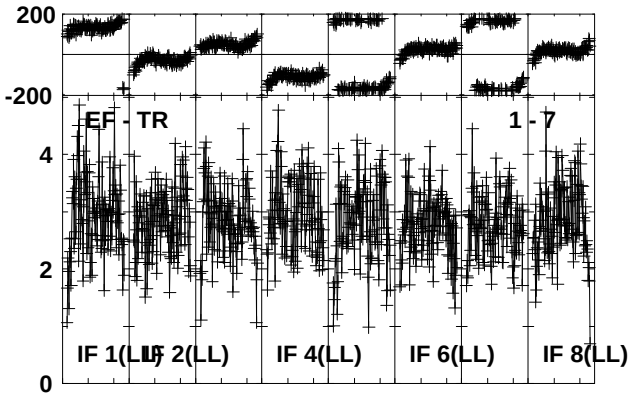

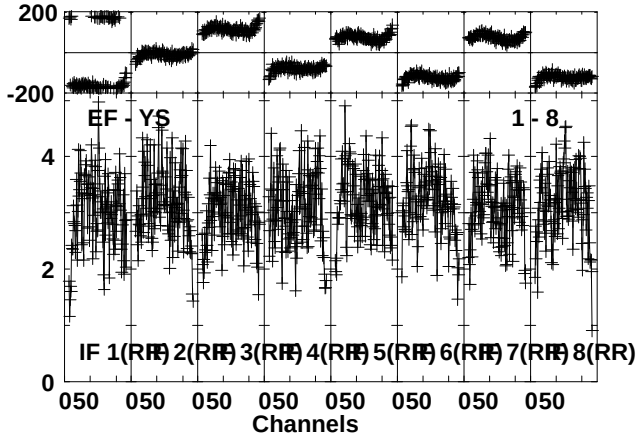

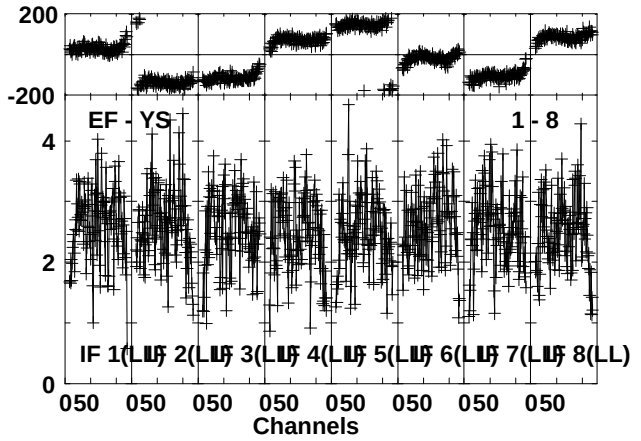

Lower frame: Milli Ampl Jy Top frame: Phas deg
Vector averaged cross-power spectrum Several baselines displayed
Timerange: 01/01:13:34 to 01/01:15:32

Plot file version 75 created 21-OCT-2013 16:48:51
W51E2 EG073A E2 1.UVDATA.1
Freq = 6.6656 GHz, Bw = 2.000 MH No calibration applied and no bandpass applied

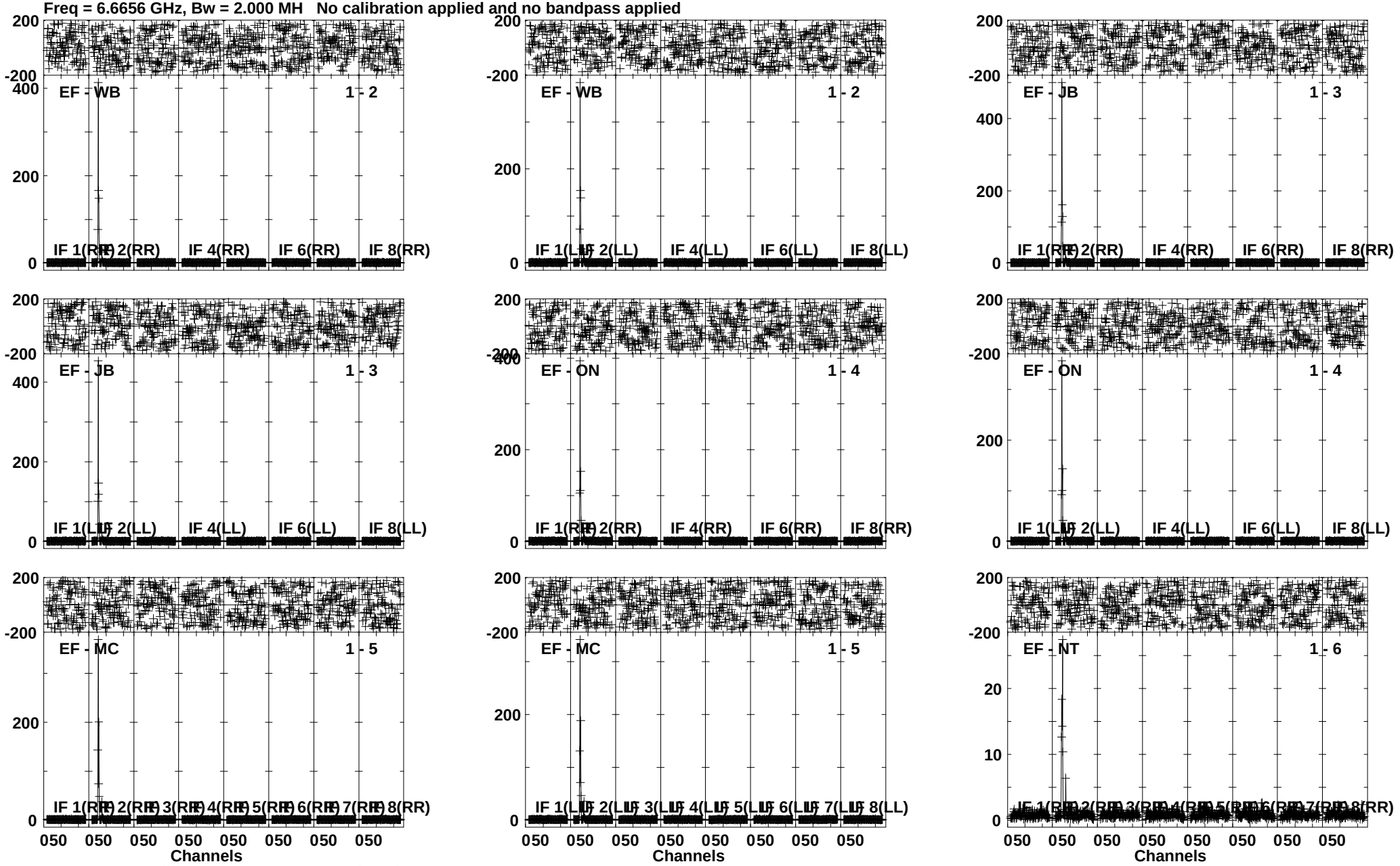

Lower frame: Milli Ampl Jy Top frame: Phas deg
Vector averaged cross-power spectrum Several baselines displayed
Timerange: 01/01:15:42 to 01/01:17:32

Plot file version 76 created 21-OCT-2013 16:48:53
W51E2 EG073A E2 1.UVDATA.1
Freq = 6.6656 GHz, Bw = 2.000 MH No calibration applied and no bandpass applied

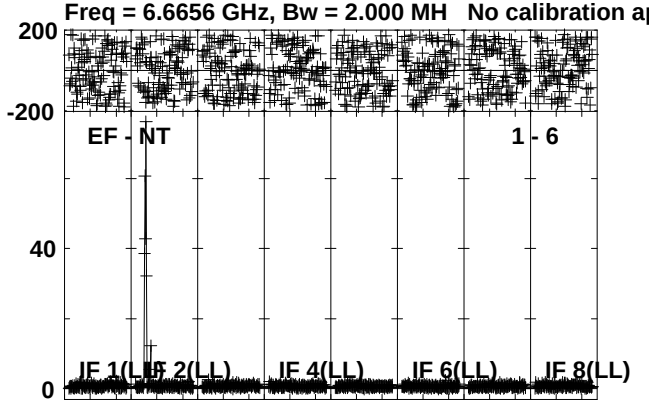

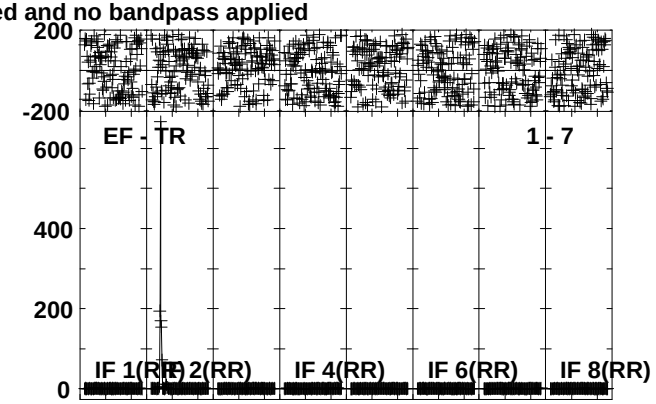

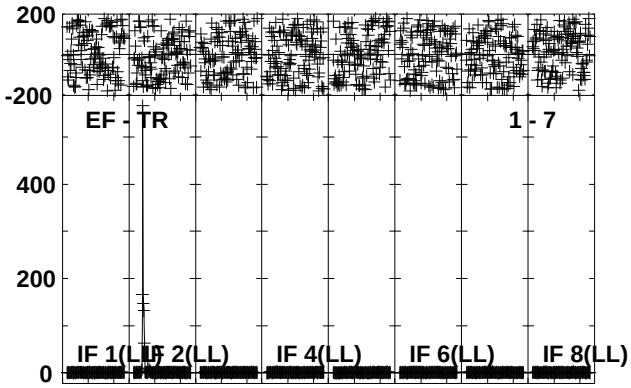

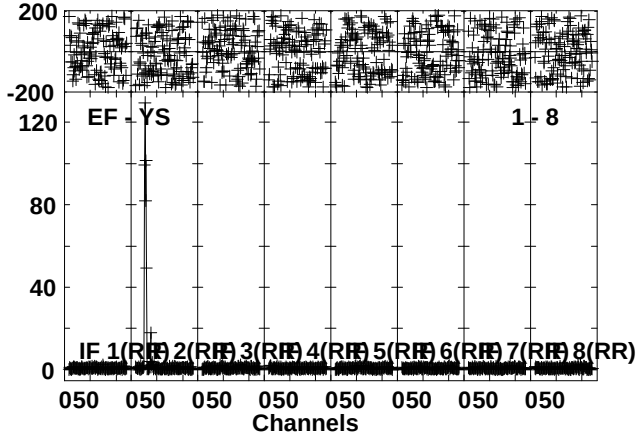

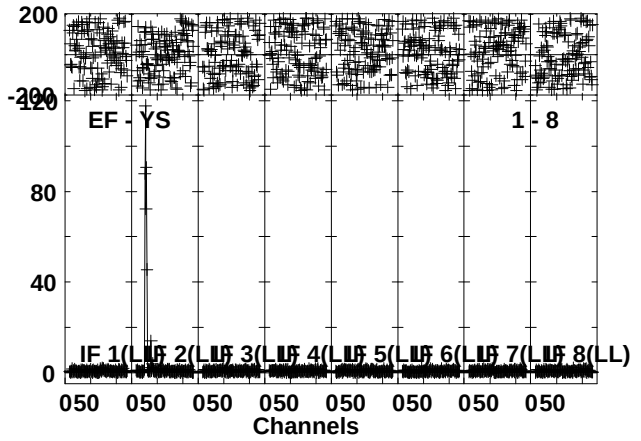

Lower frame: Milli Ampl Jy Top frame: Phas deg
Vector averaged cross-power spectrum Several baselines displayed
Timerange: 01/01:15:42 to 01/01:17:32

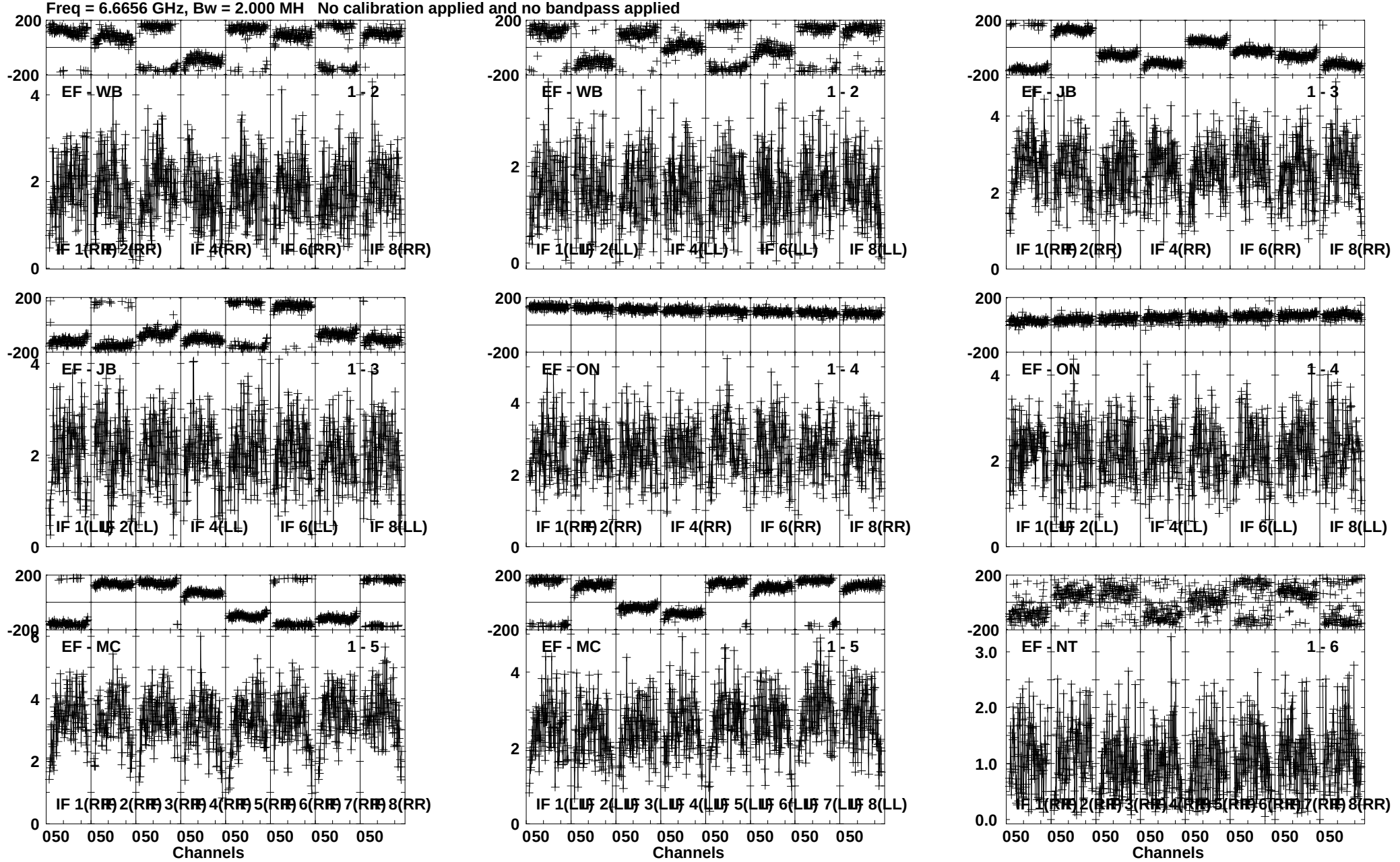
Plot file version 77 created 21-OCT-2013 16:48:55
J1930+1532 EG073A E2 1.UVDATA.1
Freq = 6.6656 GHz, Bw = 2.000 MH No calibration applied and no bandpass applied
EF - WB 1 - 2
IF 1(RR) 2(RR) IF 4(RR) IF 6(RR) IF 8(RR)
EF - WB 1 - 2
IF 1(LL) 2(LL) IF 4(LL) IF 6(LL) IF 8(LL)
EF - JB 1 - 3
IF 1(RR) 2(RR) IF 4(RR) IF 6(RR) IF 8(RR)
EF - JB 1 - 3
IF 1(LL) 2(LL) IF 4(LL) IF 6(LL) IF 8(LL)
EF - ON 1 - 4
IF 1(RR) 2(RR) IF 4(RR) IF 6(RR) IF 8(RR)
EF - ON 1 - 4
IF 1(LL) 2(LL) IF 4(LL) IF 6(LL) IF 8(LL)
EF - MC 1 - 5
IF 1(RR) 2(RR) 3(RR) 4(RR) 5(RR) 6(RR) 7(RR) 8(RR)
EF - MC 1 - 5
IF 1(LL) 2(LL) 3(LL) 4(LL) 5(LL) 6(LL) 7(LL) 8(LL)
EF - NT 1 - 6
IF 1(RR) 2(RR) 3(RR) 4(RR) 5(RR) 6(RR) 7(RR) 8(RR)
050 050 050 050 050 050 050 050
Channels
Lower frame: Milli Ampl Jy Top frame: Phas deg
Vector averaged cross-power spectrum Several baselines displayed
Timerange: 01/01:17:42 to 01/01:19:32

Plot file version 78 created 21-OCT-2013 16:48:56
J1930+1532 EG073A E2 1.UVDATA.1
Freq = 6.6656 GHz, Bw = 2.000 MH No calibration applied and no bandpass applied

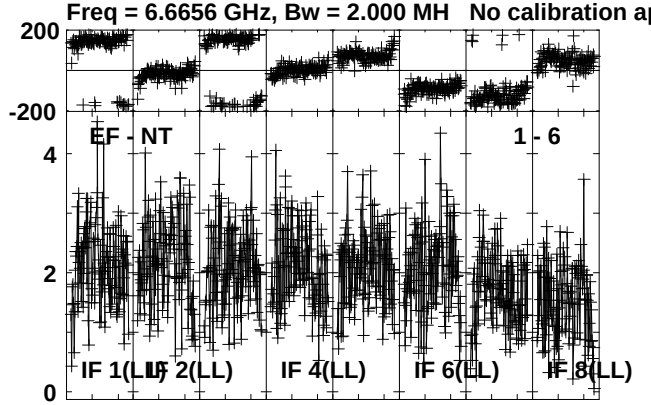

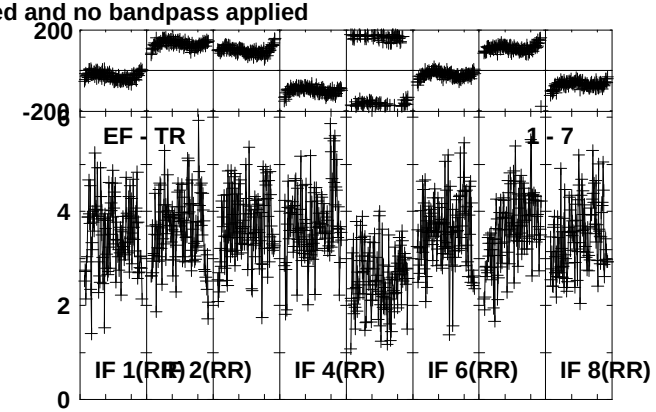

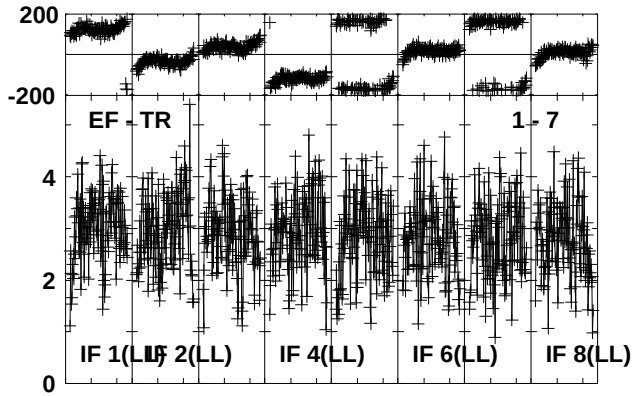

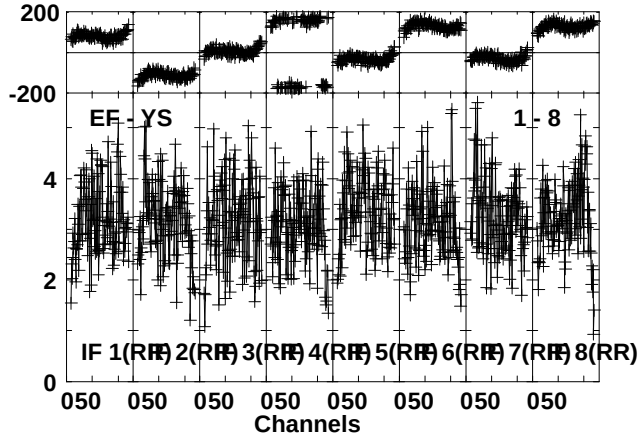

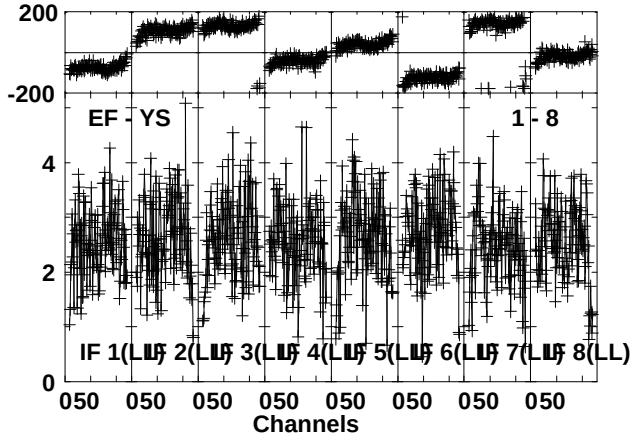

Lower frame: Milli Ampl Jy Top frame: Phas deg
Vector averaged cross-power spectrum Several baselines displayed
Timerange: 01/01:17:42 to 01/01:19:32

Plot file version 79 created 21-OCT-2013 16:48:58
W51E2 EG073A E2 1.UVDATA.1
Freq = 6.6656 GHz, Bw = 2.000 MH No calibration applied and no bandpass applied

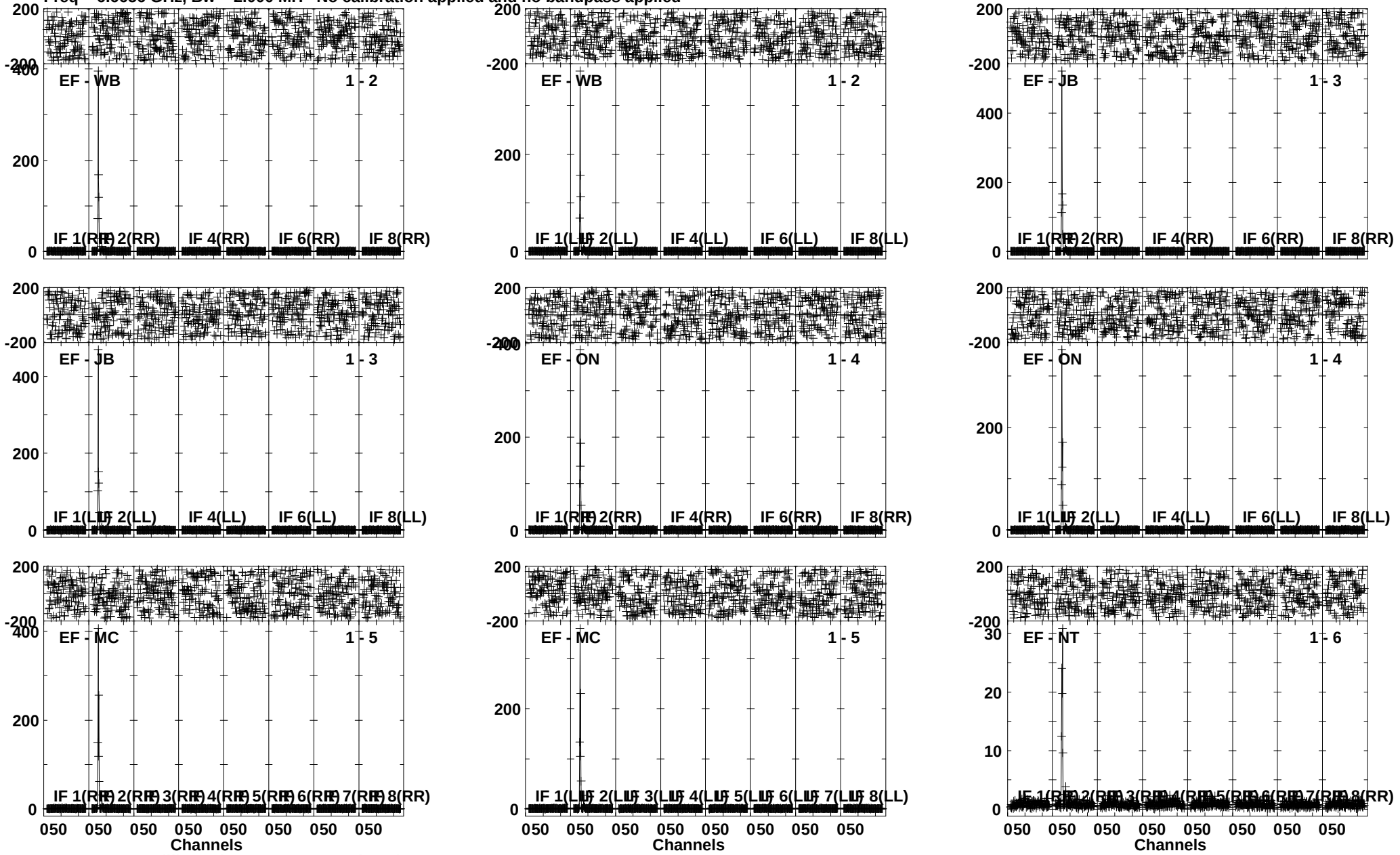

Lower frame: Milli Ampl Jy Top frame: Phas deg
Vector averaged cross-power spectrum Several baselines displayed
Timerange: 01/01:19:42 to 01/01:21:32

Plot file version 80 created 21-OCT-2013 16:48:59
W51E2 EG073A E2 1.UVDATA.1
Freq = 6.6656 GHz, Bw = 2.000 MH No calibration applied and no bandpass applied

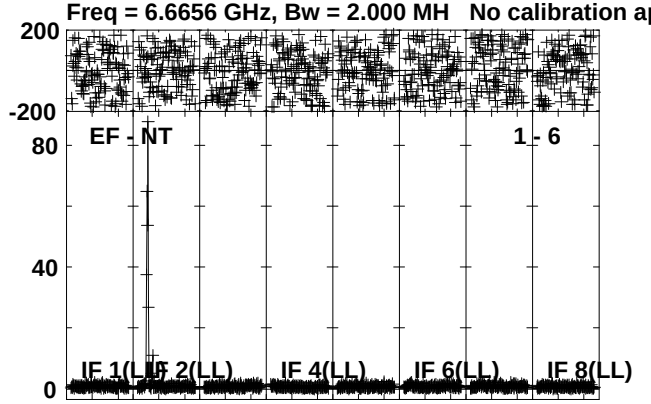

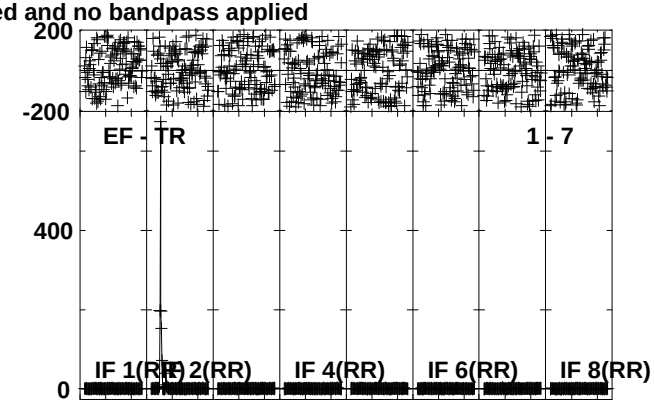

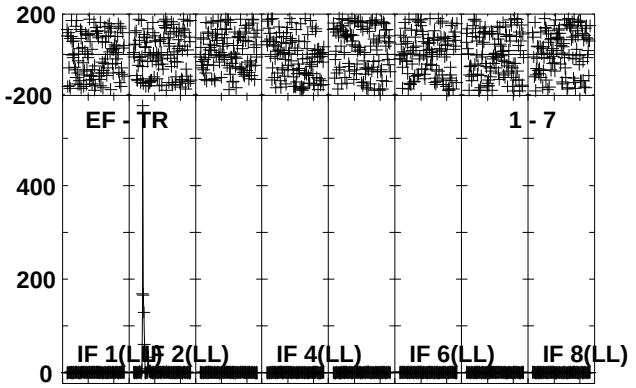

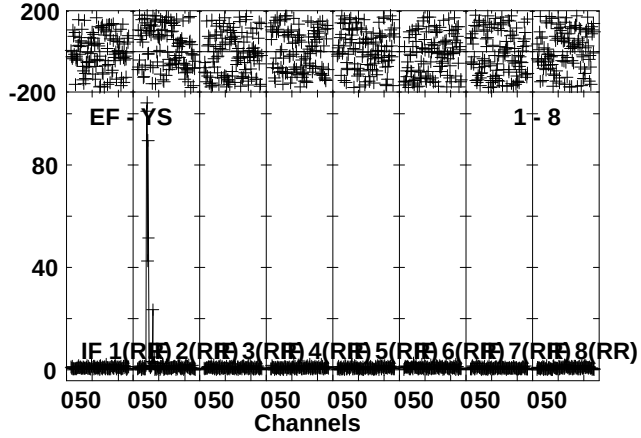

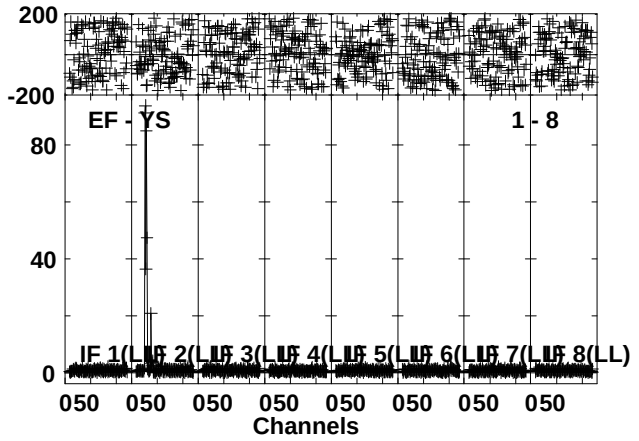

Lower frame: Milli Ampl Jy Top frame: Phas deg
Vector averaged cross-power spectrum Several baselines displayed
Timerange: 01/01:19:42 to 01/01:21:32

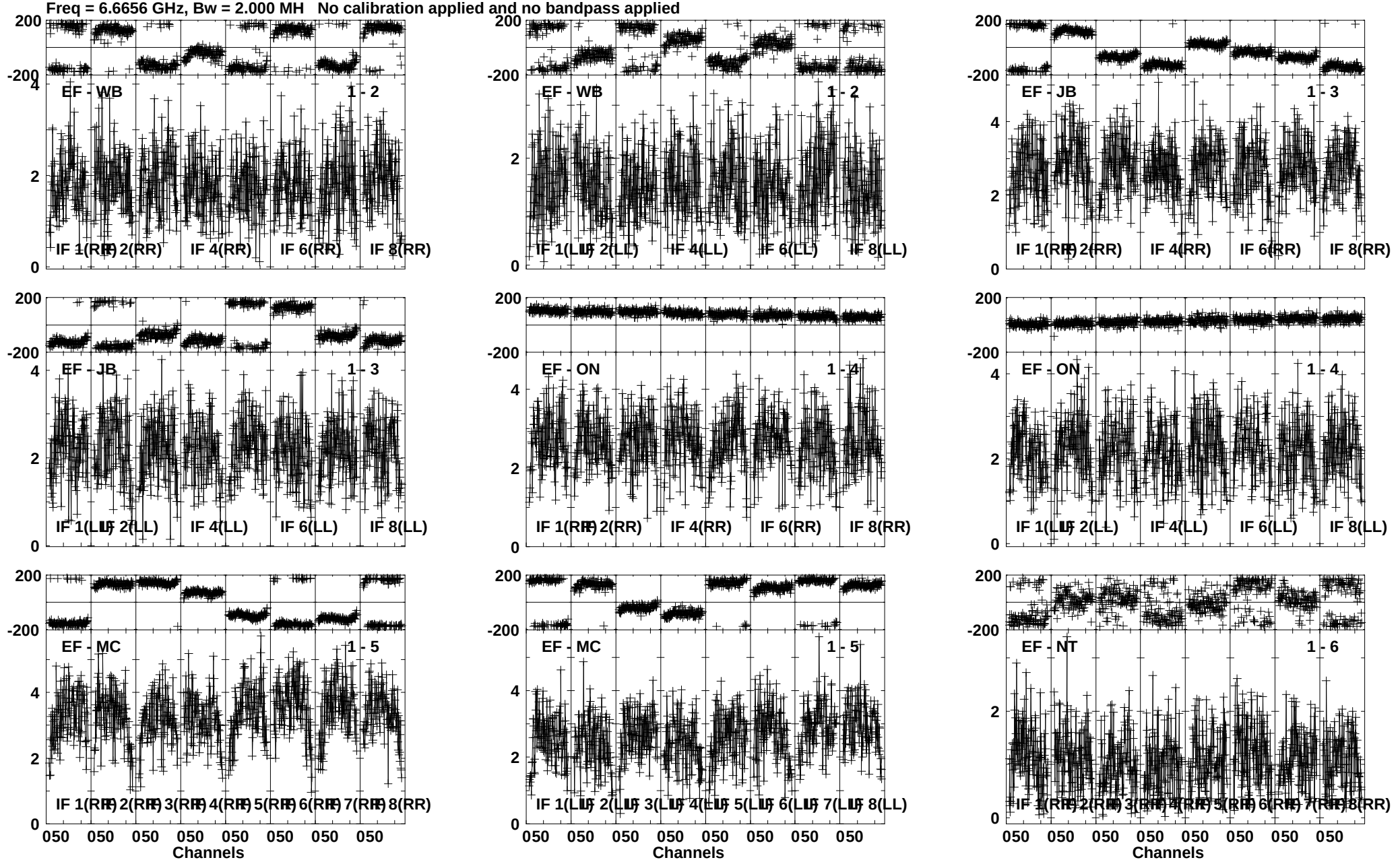
Plot file version 81 created 21-OCT-2013 16:49:01
J1930+1532 EG073A E2 1.UVDATA.1
Freq = 6.6656 GHz, Bw = 2.000 MH No calibration applied and no bandpass applied
EF - WB 1 - 2
IF 1(RR) IF 2(RR) IF 4(RR) IF 6(RR) IF 8(RR)
EF - WB 1 - 2
IF 1(LL) IF 2(LL) IF 4(LL) IF 6(LL) IF 8(LL)
EF - JB 1 - 3
IF 1(RR) IF 2(RR) IF 4(RR) IF 6(RR) IF 8(RR)
EF - JB 1 - 3
IF 1(LL) IF 2(LL) IF 4(LL) IF 6(LL) IF 8(LL)
EF - ON 1 - 4
IF 1(RR) IF 2(RR) IF 4(RR) IF 6(RR) IF 8(RR)
EF - ON 1 - 4
IF 1(LL) IF 2(LL) IF 4(LL) IF 6(LL) IF 8(LL)
EF - MC 1 - 5
IF 1(RR) IF 2(RR) IF 3(RR) IF 4(RR) IF 5(RR) IF 6(RR) IF 7(RR) IF 8(RR)
EF - MC 1 - 5
IF 1(LL) IF 2(LL) IF 3(LL) IF 4(LL) IF 5(LL) IF 6(LL) IF 7(LL) IF 8(LL)
EF - NT 1 - 6
IF 1(RR) IF 2(RR) IF 3(RR) IF 4(RR) IF 5(RR) IF 6(RR) IF 7(RR) IF 8(RR)
200
-200
4
2
0
050 050 050 050 050 050 050 050
Channels
Lower frame: Milli Ampl Jy Top frame: Phas deg
Vector averaged cross-power spectrum Several baselines displayed
Timerange: 01/01:21:42 to 01/01:23:32

Plot file version 82 created 21-OCT-2013 16:49:03
J1930+1532 EG073A E2 1.UVDATA.1
Freq = 6.6656 GHz, Bw = 2.000 MH No calibration applied and no bandpass applied

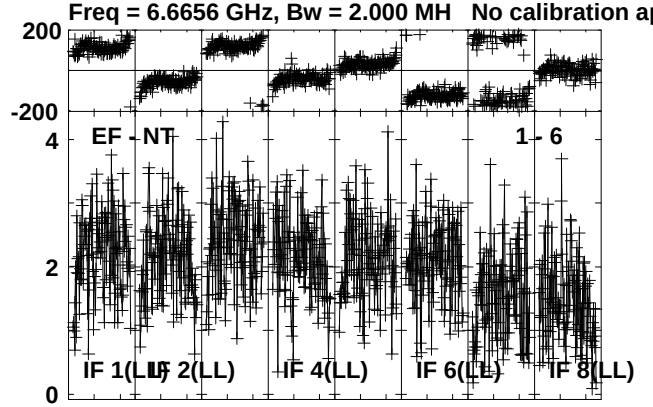

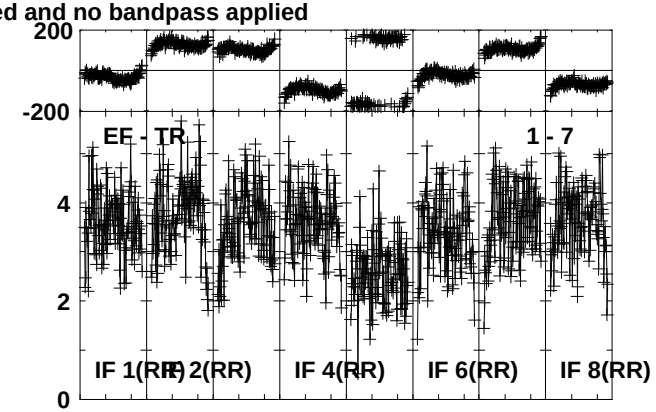

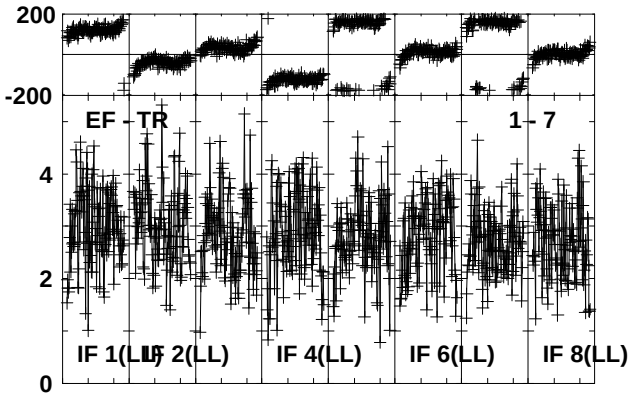

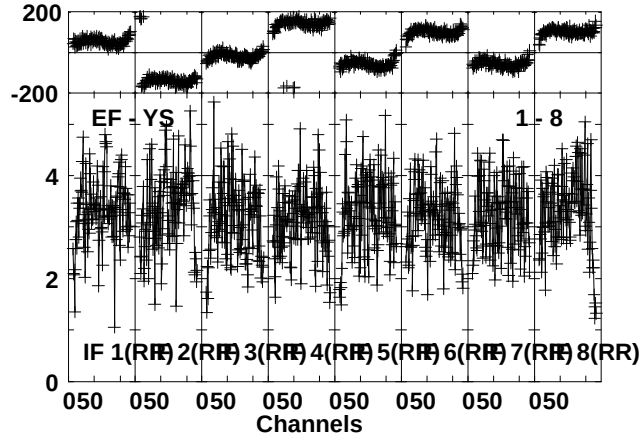

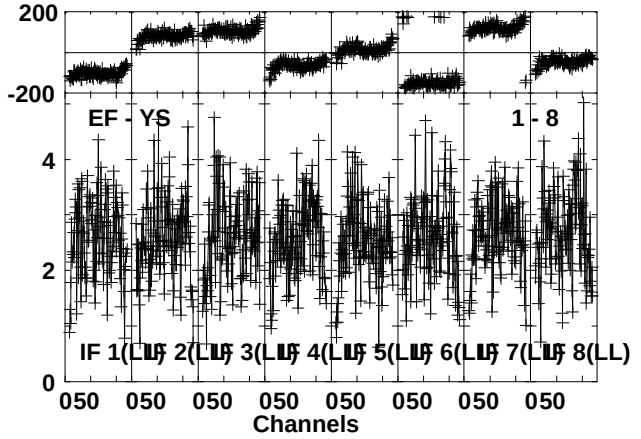

Lower frame: Milli Ampl Jy Top frame: Phas deg
Vector averaged cross-power spectrum Several baselines displayed
Timerange: 01/01:21:42 to 01/01:23:32

Plot file version 83 created 21-OCT-2013 16:49:04
W51E2 EG073A E2 1.UVDATA.1
Freq = 6.6656 GHz, Bw = 2.000 MH No calibration applied and no bandpass applied

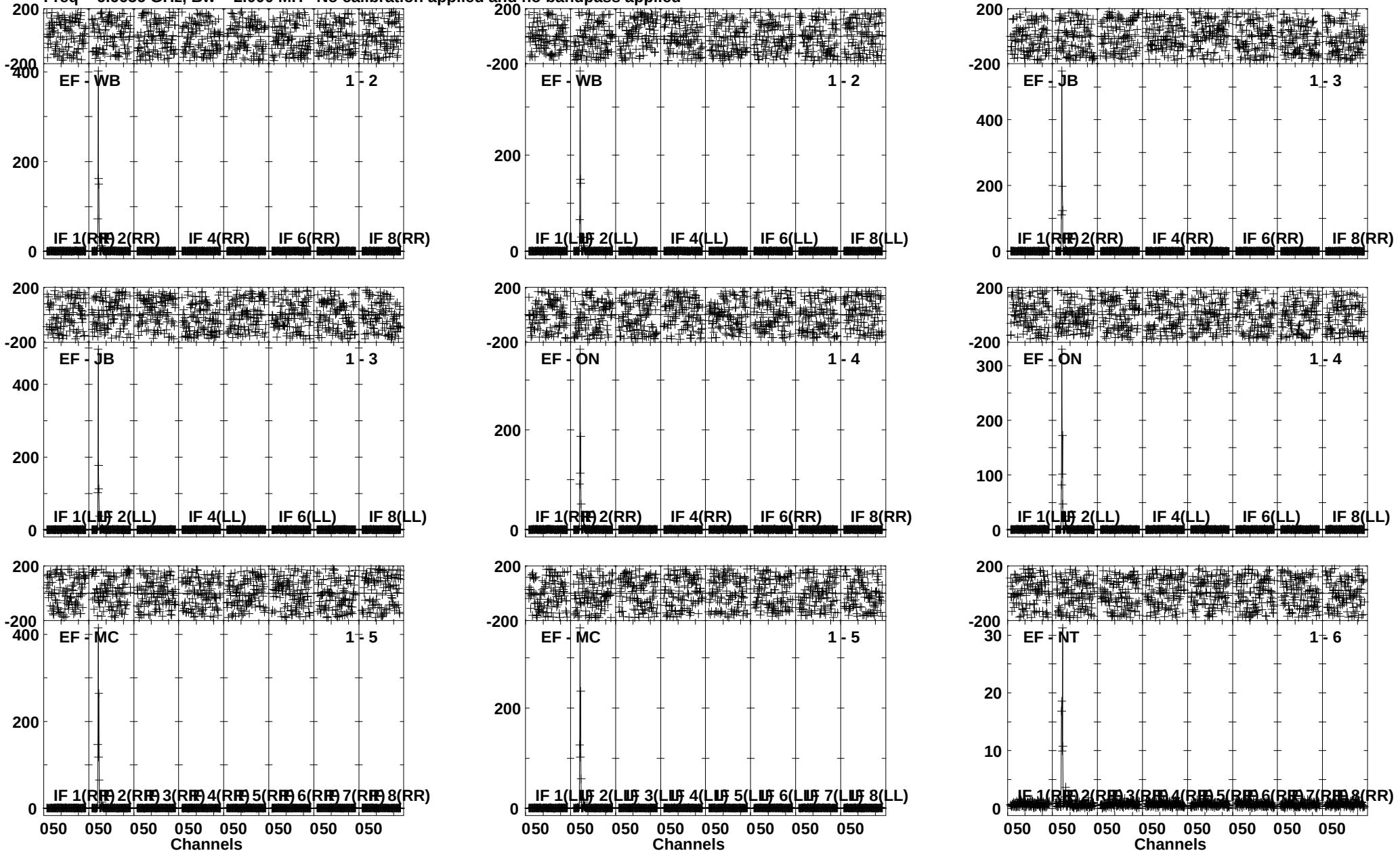

Lower frame: Milli Ampl Jy Top frame: Phas deg
Vector averaged cross-power spectrum Several baselines displayed
Timerange: 01/01:24:14 to 01/01:26:12

Plot file version 84 created 21-OCT-2013 16:49:06
W51E2 EG073A E2 1.UVDATA.1
Freq = 6.6656 GHz, Bw = 2.000 MH No calibration applied and no bandpass applied

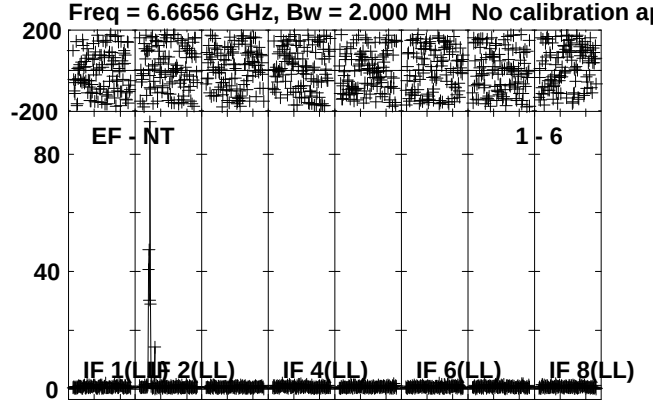

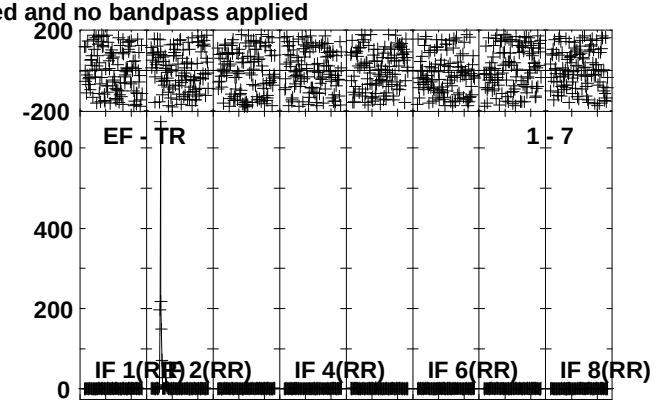

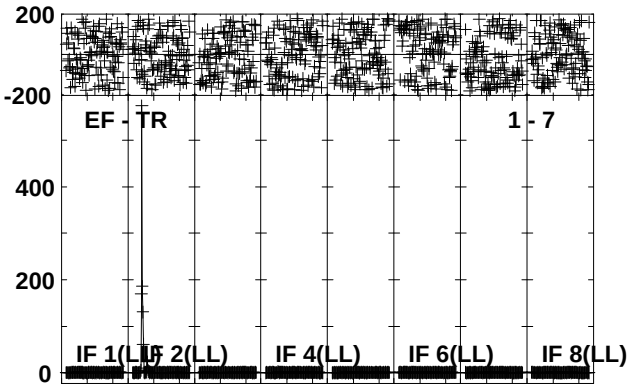

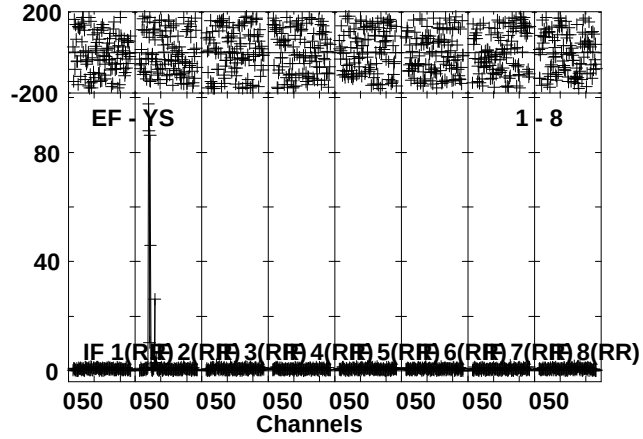

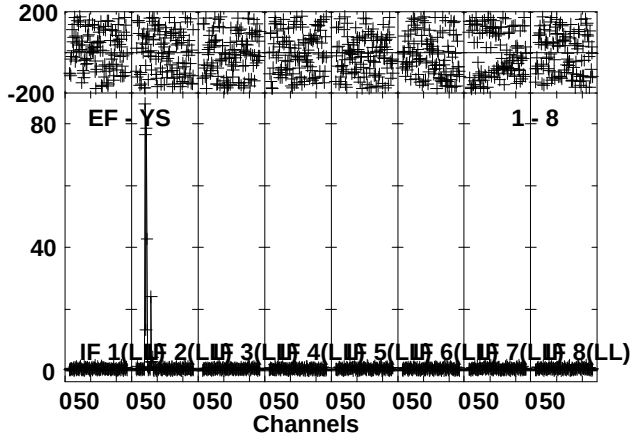

Lower frame: Milli Ampl Jy Top frame: Phas deg
Vector averaged cross-power spectrum Several baselines displayed
Timerange: 01/01:24:14 to 01/01:26:12

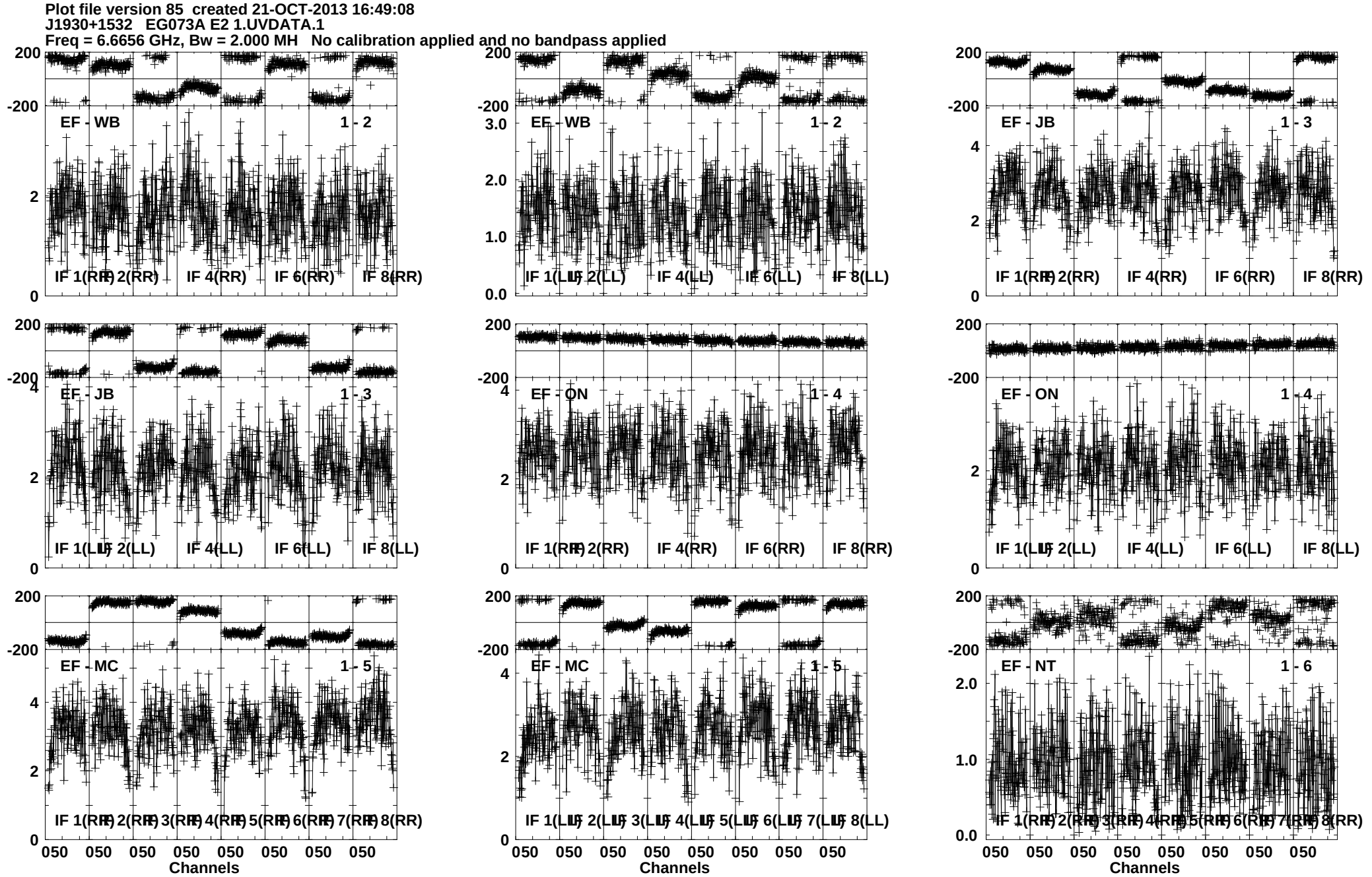
Plot file version 85 created 21-OCT-2013 16:49:08
J1930+1532 EG073A E2 1.UVDATA.1
Freq = 6.6656 GHz, Bw = 2.000 MH No calibration applied and no bandpass applied
EF - WB 1 - 2
IF 1(RR) IF 2(RR) IF 4(RR) IF 6(RR) IF 8(RR)
EF - WB 1 - 2
IF 1(LL) IF 2(LL) IF 4(LL) IF 6(LL) IF 8(LL)
EF - JB 1 - 3
IF 1(RR) IF 2(RR) IF 4(RR) IF 6(RR) IF 8(RR)
EF - JB 1 - 3
IF 1(LL) IF 2(LL) IF 4(LL) IF 6(LL) IF 8(LL)
EF - ON 1 - 4
IF 1(RR) IF 2(RR) IF 4(RR) IF 6(RR) IF 8(RR)
EF - ON 1 - 4
IF 1(LL) IF 2(LL) IF 4(LL) IF 6(LL) IF 8(LL)
EF - MC 1 - 5
IF 1(RR) IF 2(RR) IF 3(RR) IF 4(RR) IF 5(RR) IF 6(RR) IF 7(RR) IF 8(RR)
EF - MC 1 - 5
IF 1(LL) IF 2(LL) IF 3(LL) IF 4(LL) IF 5(LL) IF 6(LL) IF 7(LL) IF 8(LL)
EF - NT 1 - 6
IF 1(RR) IF 2(RR) IF 3(RR) IF 4(RR) IF 5(RR) IF 6(RR) IF 7(RR) IF 8(RR)
Channels
Channels
Channels
Lower frame: Milli Ampl Jy Top frame: Phas deg
Vector averaged cross-power spectrum Several baselines displayed
Timerange: 01/01:26:54 to 01/01:28:52

Plot file version 86 created 21-OCT-2013 16:49:10
J1930+1532 EG073A E2 1.UVDATA.1
Freq = 6.6656 GHz, Bw = 2.000 MH No calibration applied and no bandpass applied

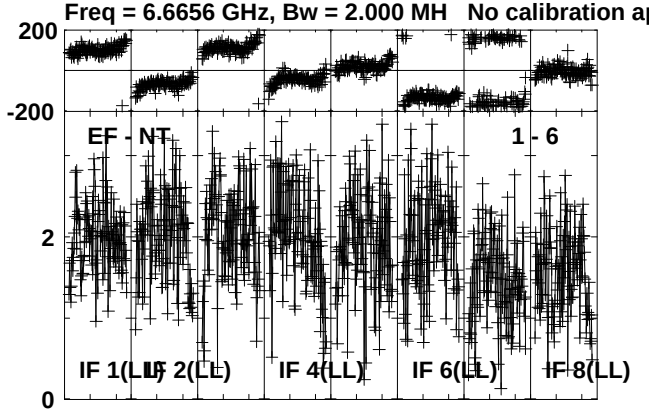

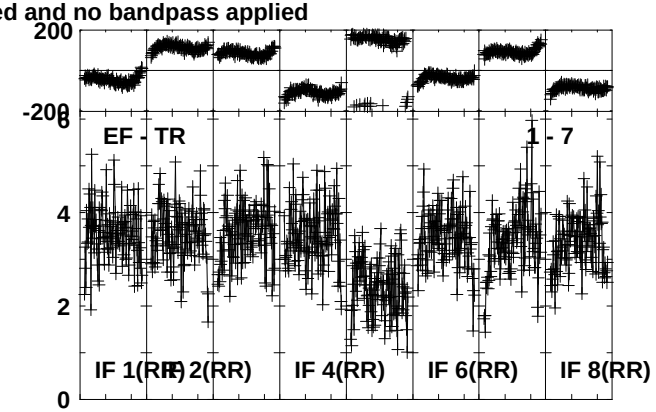

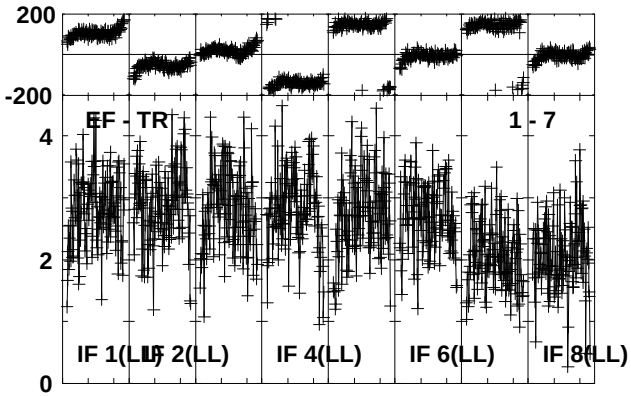

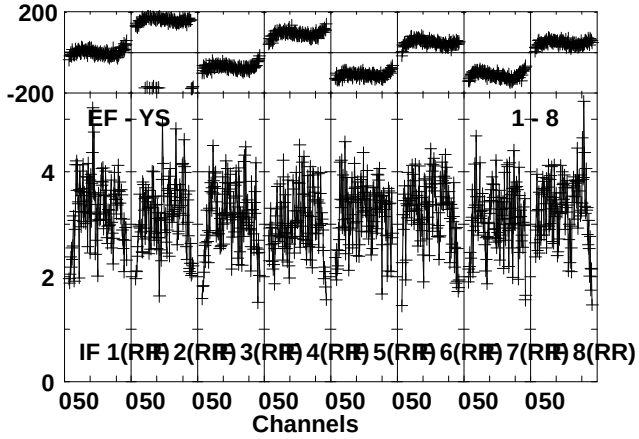

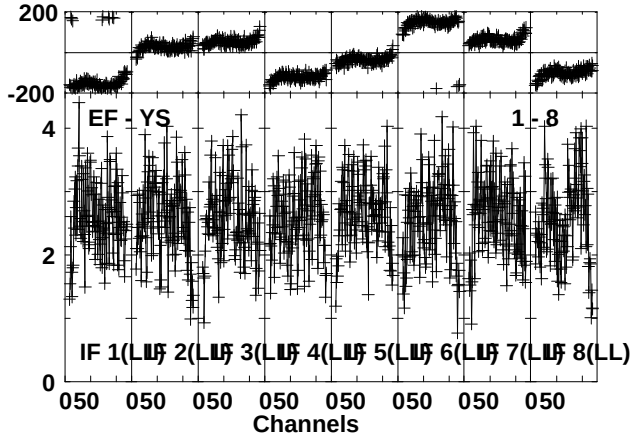

Lower frame: Milli Ampl Jy Top frame: Phas deg
Vector averaged cross-power spectrum Several baselines displayed
Timerange: 01/01:26:54 to 01/01:28:52

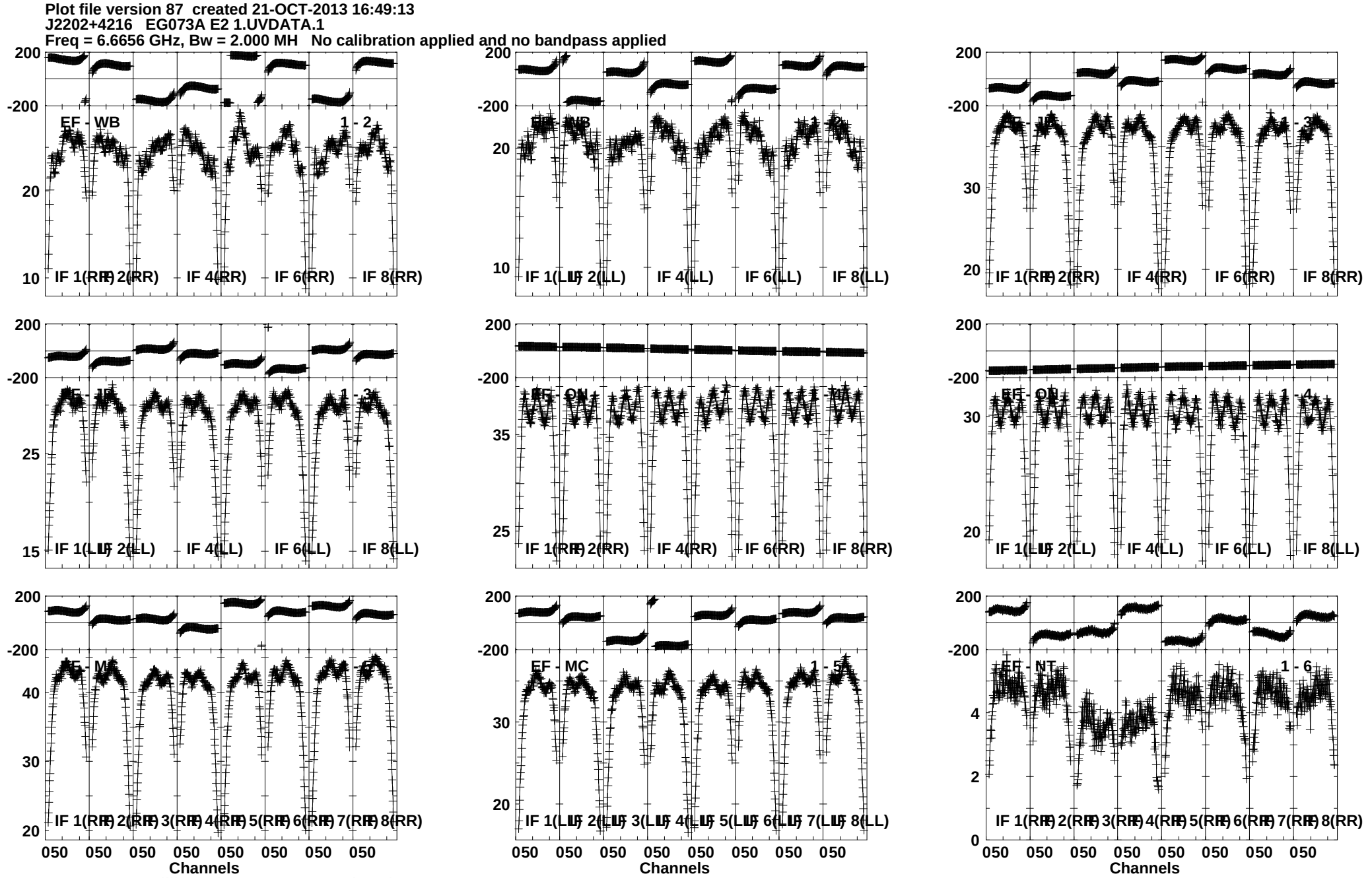
Plot file version 87 created 21-OCT-2013 16:49:13
J2202+4216 EG073A E2 1.UVDATA.1
Freq = 6.6656 GHz, Bw = 2.000 MH No calibration applied and no bandpass applied
EF - WB 1 - 2
EF - WB 1 - 3
EF - JB 1 - 4
EF - JB 1 - 3
EF - ON 1 - 7
EF - ON 1 - 4
EF - MC 1 - 6
EF - MC 1 - 5
EF - NT 1 - 6
IF 1(RR) 2(RR) IF 4(RR) IF 6(RR) IF 8(RR)
IF 1(LL) 2(LL) IF 4(LL) IF 6(LL) IF 8(LL)
IF 1(RR) 2(RR) 3(RR) 4(RR) 5(RR) 6(RR) 7(RR) 8(RR)
IF 1(LL) 2(LL) 3(LL) 4(LL) 5(LL) 6(LL) 7(LL) 8(LL)
Channels
Lower frame: Milli Ampl Jy Top frame: Phas deg
Vector averaged cross-power spectrum Several baselines displayed
Timerange: 01/01:32:28 to 01/01:40:26

Plot file version 88 created 21-OCT-2013 16:49:23
J2202+4216 EG073A E2 1.UVDATA.1
Freq = 6.6656 GHz, Bw = 2.000 MH No calibration applied and no bandpass applied

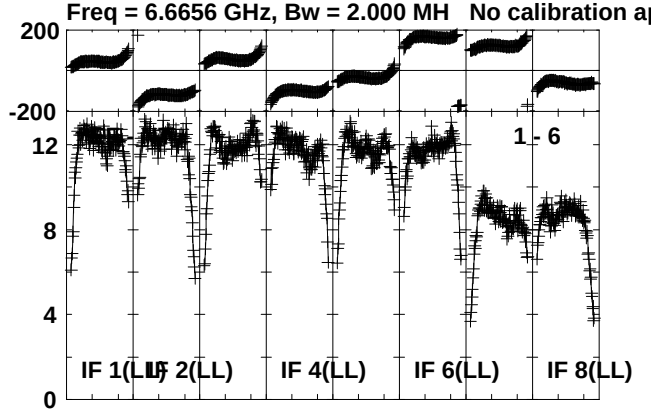

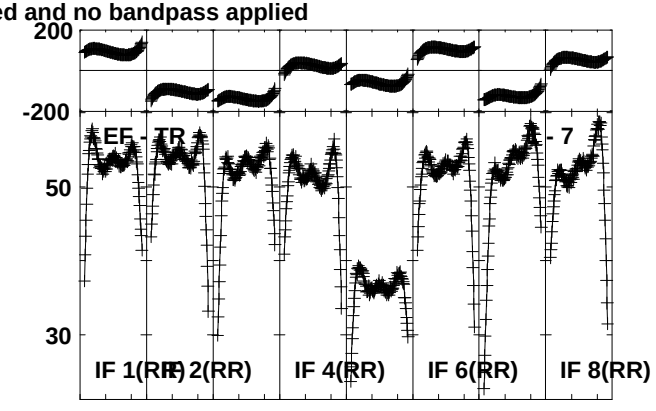

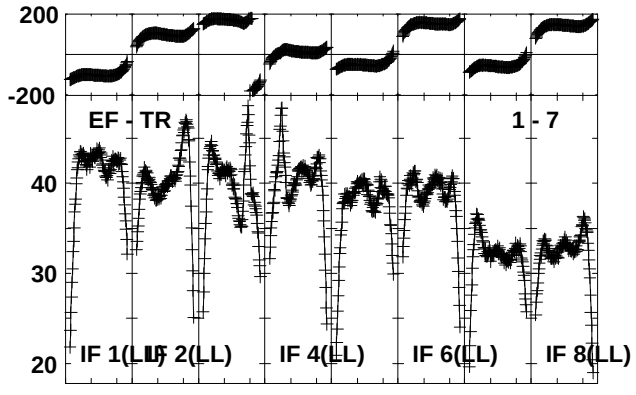

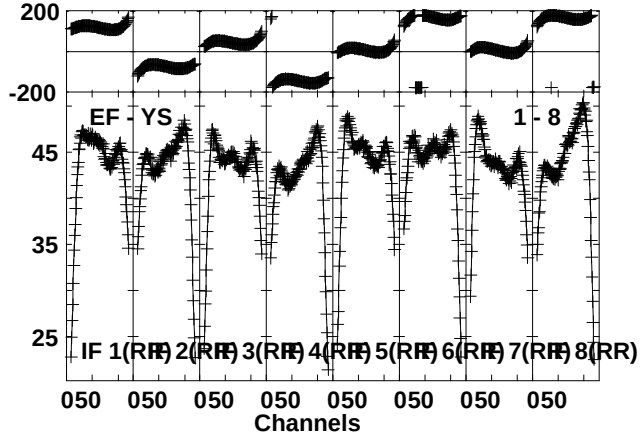

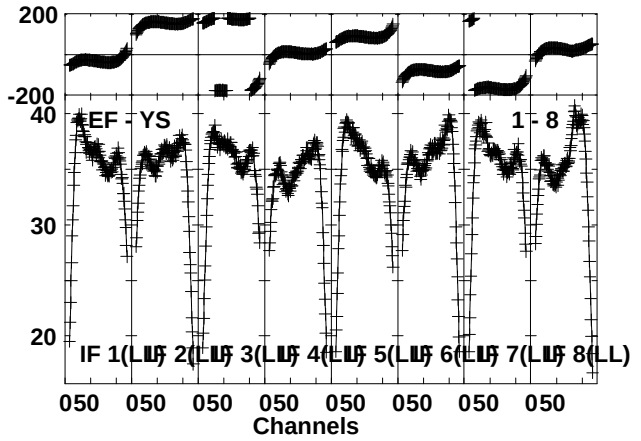

Lower frame: Milli Ampl Jy Top frame: Phas deg
Vector averaged cross-power spectrum Several baselines displayed
Timerange: 01/01:32:28 to 01/01:40:26

Plot file version 89 created 21-OCT-2013 16:49:28
W51E2 EG073A E2 1.UVDATA.1
Freq = 6.6656 GHz, Bw = 2.000 MH No calibration applied and no bandpass applied

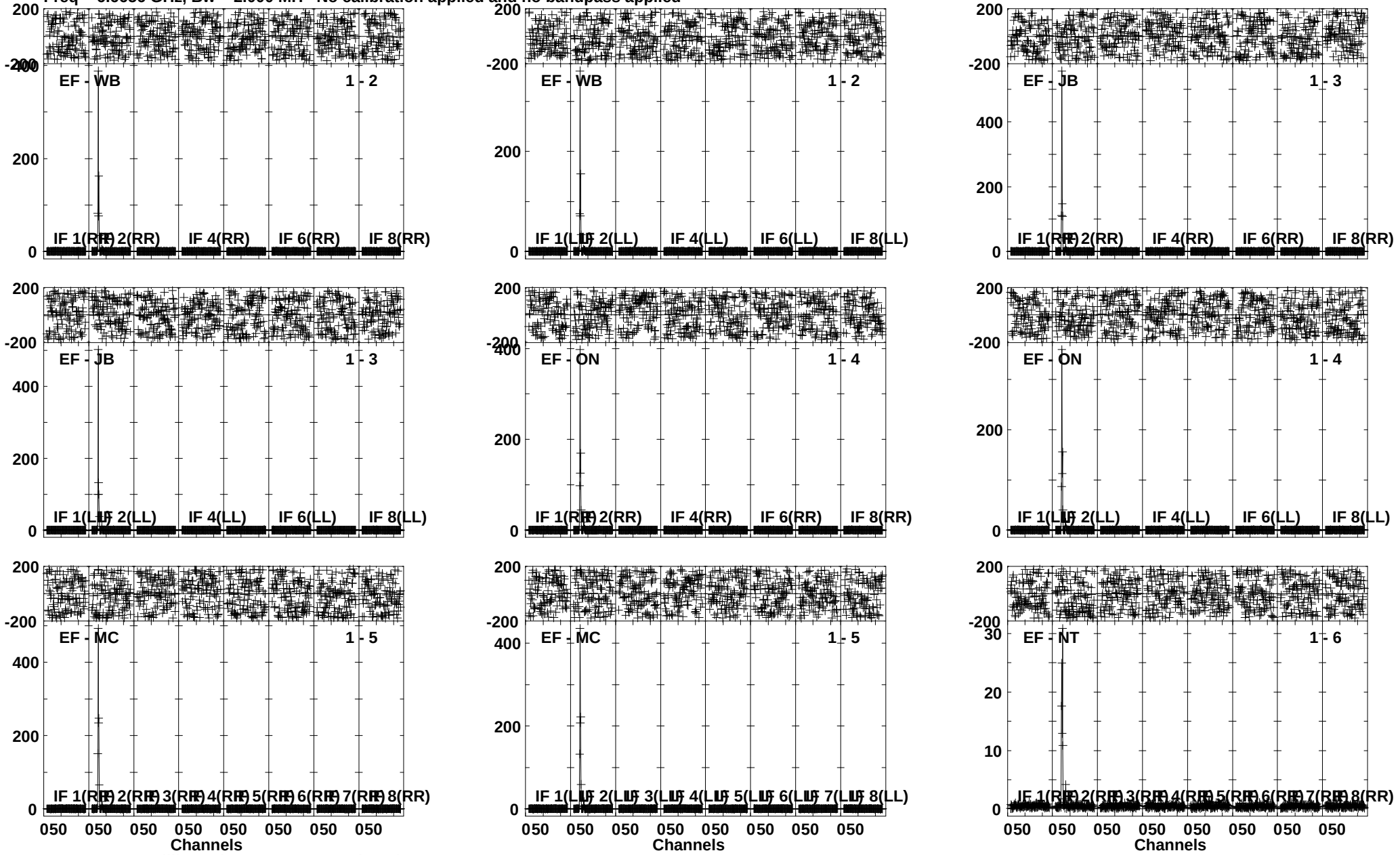

Lower frame: Milli Ampl Jy Top frame: Phas deg
Vector averaged cross-power spectrum Several baselines displayed
Timerange: 01/01:44:22 to 01/01:48:20

Plot file version 90 created 21-OCT-2013 16:49:32
W51E2 EG073A E2 1.UVDATA.1
Freq = 6.6656 GHz, Bw = 2.000 MH No calibration applied and no bandpass applied

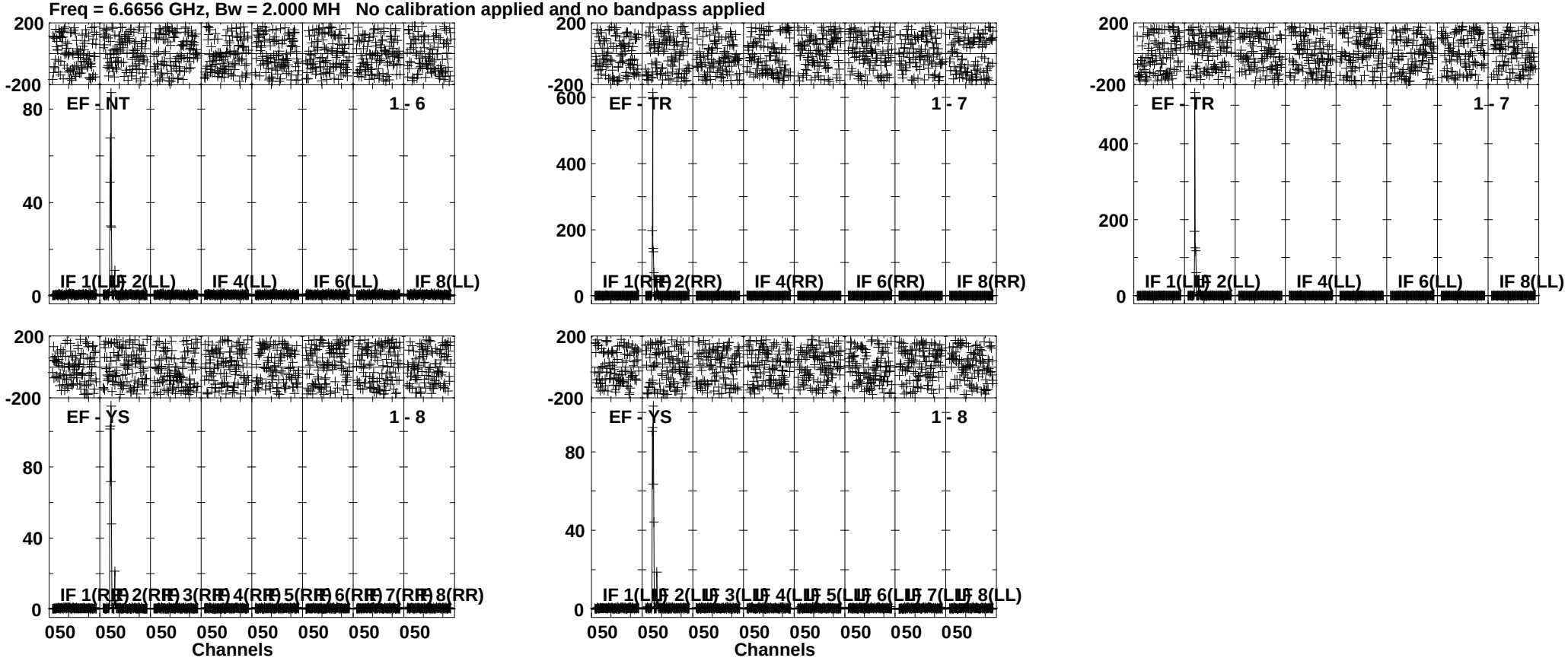

Lower frame: Milli Ampl Jy Top frame: Phas deg
Vector averaged cross-power spectrum Several baselines displayed
Timerange: 01/01:44:22 to 01/01:48:20

Plot file version 91 created 21-OCT-2013 16:49:35
J1930+1532 EG073A E2 1.UVDATA.1
Freq = 6.6656 GHz, Bw = 2.000 MH No calibration applied and no bandpass applied

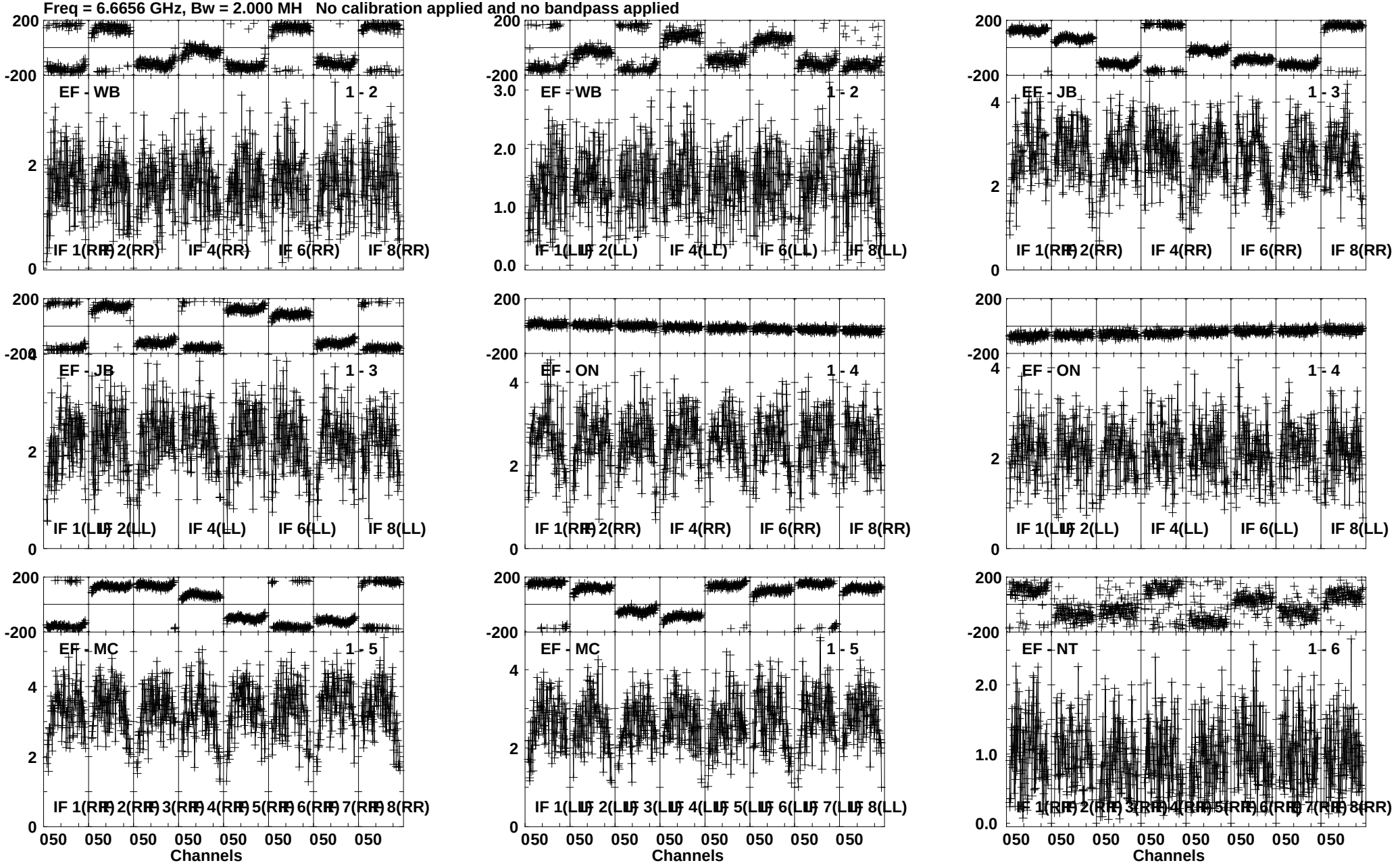

Lower frame: Milli Ampl Jy Top frame: Phas deg
Vector averaged cross-power spectrum Several baselines displayed
Timerange: 01/01:49:02 to 01/01:51:00

Plot file version 92 created 21-OCT-2013 16:49:37
J1930+1532 EG073A E2 1.UVDATA.1
Freq = 6.6656 GHz, Bw = 2.000 MH No calibration applied and no bandpass applied

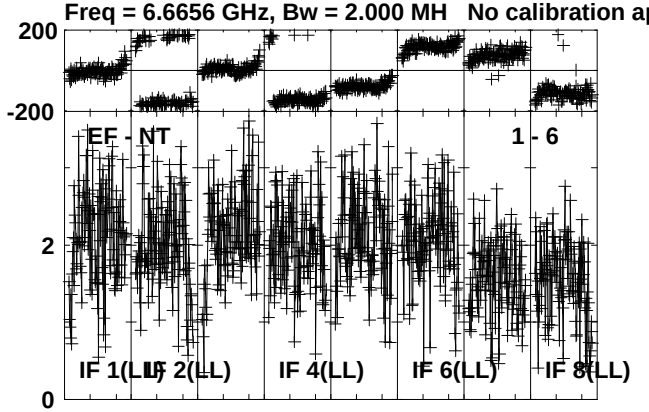

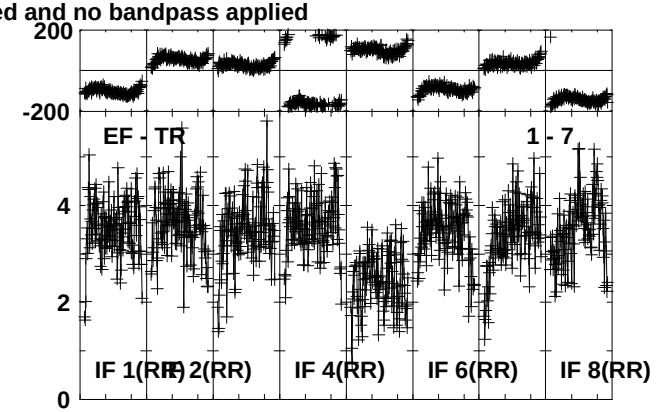

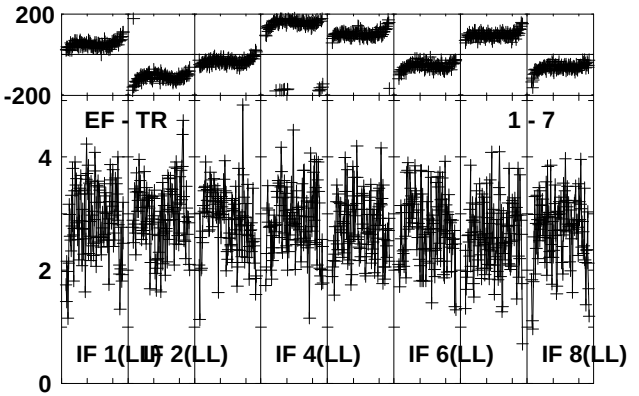

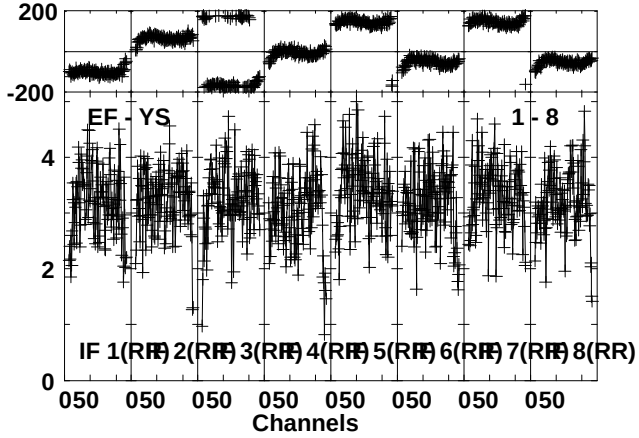

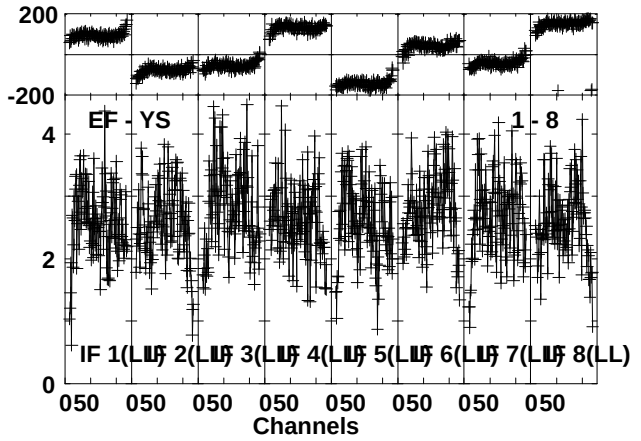

Lower frame: Milli Ampl Jy Top frame: Phas deg
Vector averaged cross-power spectrum Several baselines displayed
Timerange: 01/01:49:02 to 01/01:51:00

Plot file version 93 created 21-OCT-2013 16:49:39
W51E2 EG073A E2 1.UVDATA.1
Freq = 6.6656 GHz, Bw = 2.000 MH No calibration applied and no bandpass applied

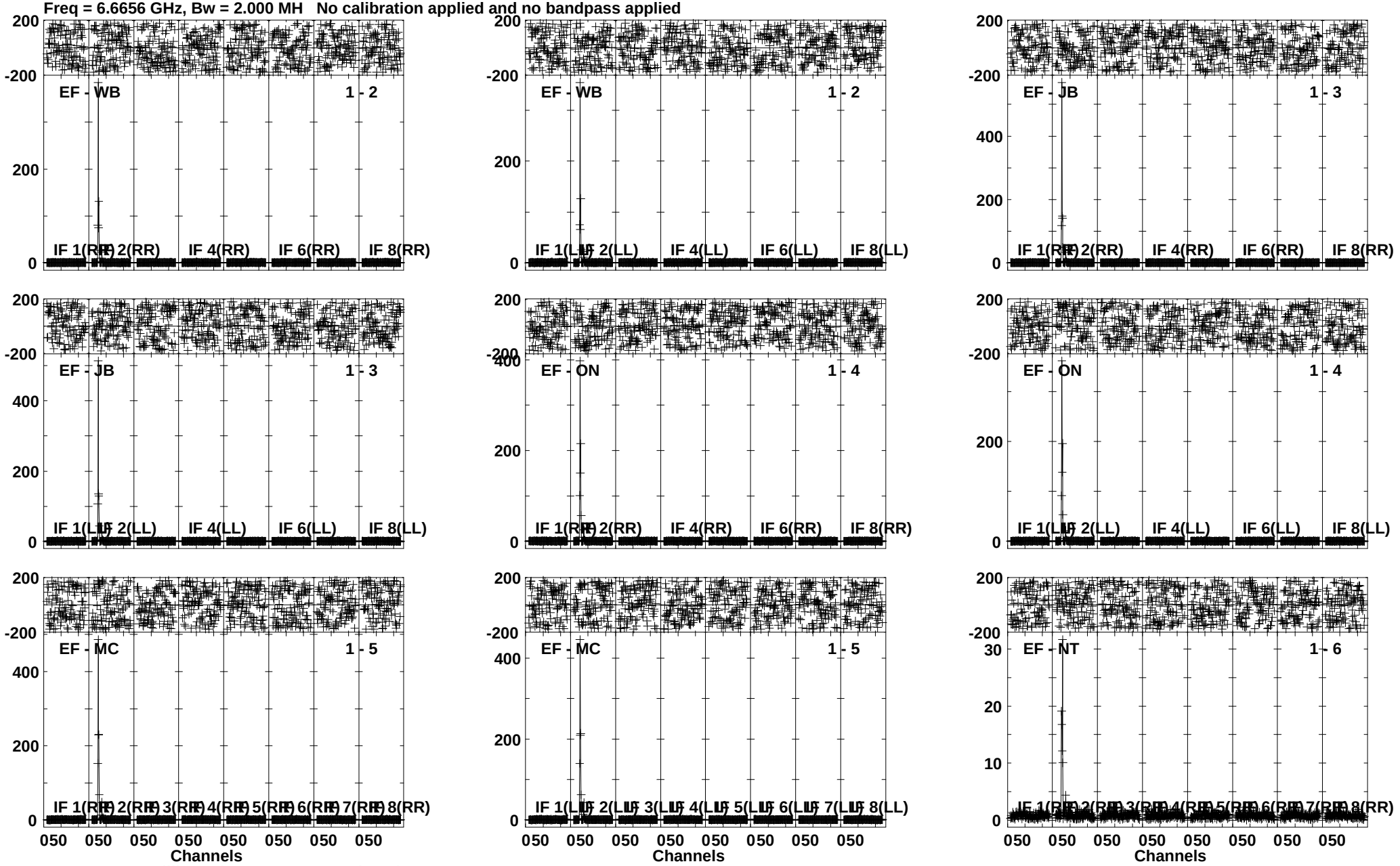

Lower frame: Milli Ampl Jy Top frame: Phas deg
Vector averaged cross-power spectrum Several baselines displayed
Timerange: 01/01:51:10 to 01/01:53:00

Plot file version 94 created 21-OCT-2013 16:49:41
W51E2 EG073A E2 1.UVDATA.1
Freq = 6.6656 GHz, Bw = 2.000 MH No calibration applied and no bandpass applied

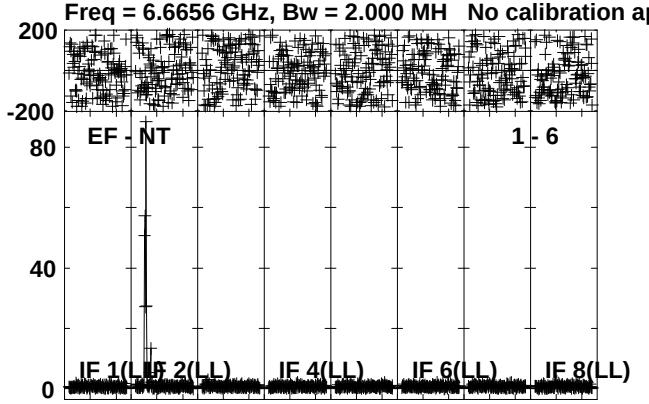

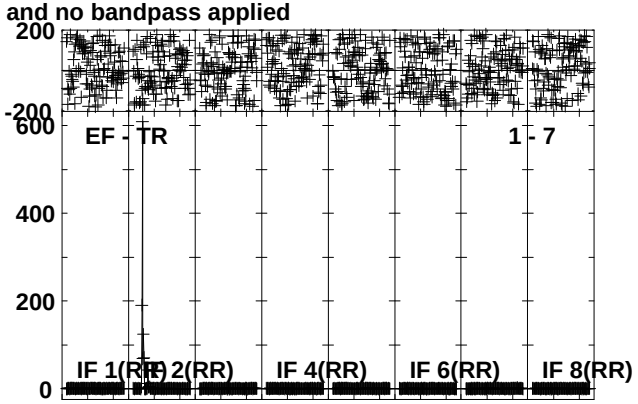

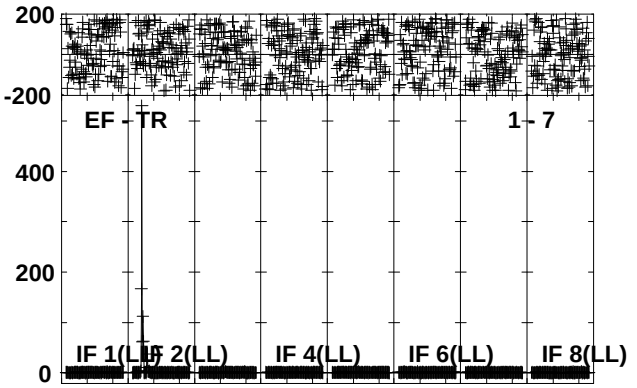

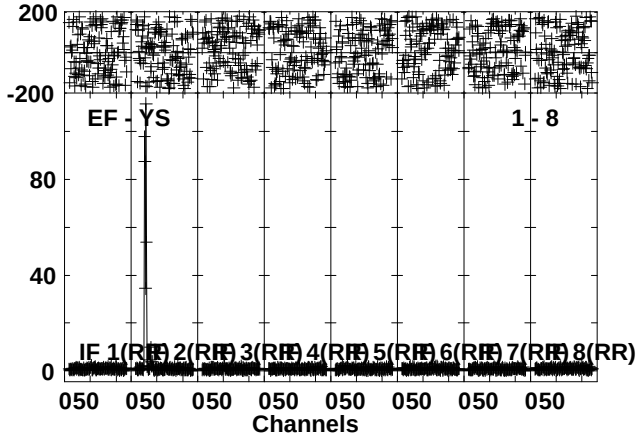

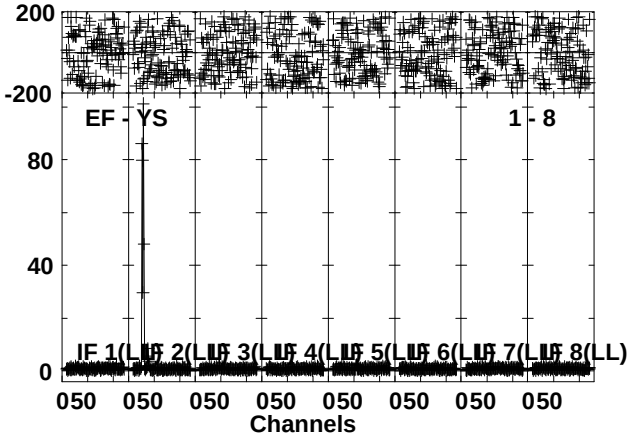

Lower frame: Milli Ampl Jy Top frame: Phas deg
Vector averaged cross-power spectrum Several baselines displayed
Timerange: 01/01:51:10 to 01/01:53:00

Plot file version 95 created 21-OCT-2013 16:49:42
J1930+1532 EG073A E2 1.UVDATA.1
Freq = 6.6656 GHz, Bw = 2.000 MH No calibration applied and no bandpass applied

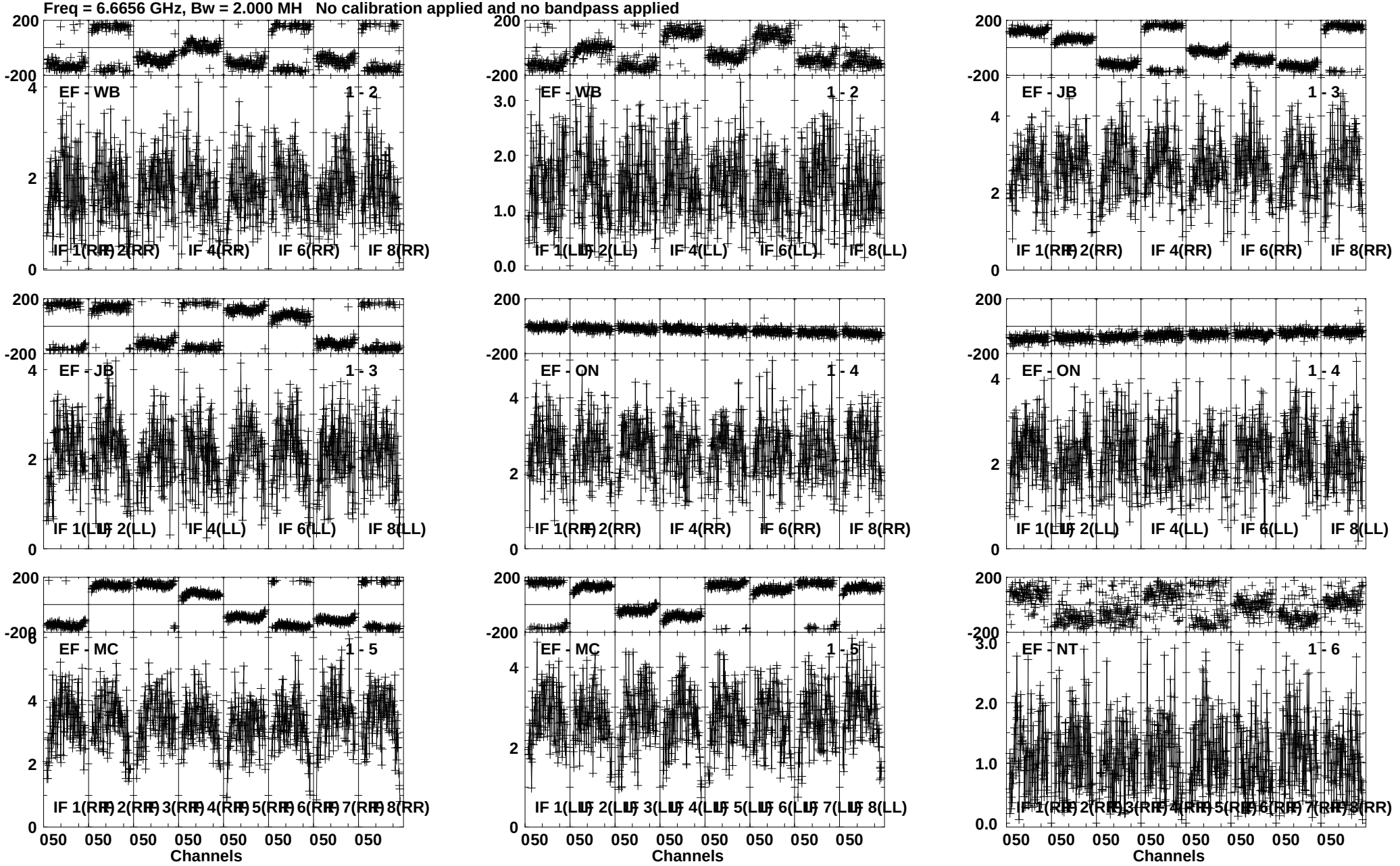

Lower frame: Milli Ampl Jy Top frame: Phas deg
Vector averaged cross-power spectrum Several baselines displayed
Timerange: 01/01:53:10 to 01/01:55:00

Plot file version 96 created 21-OCT-2013 16:49:44
J1930+1532 EG073A E2 1.UVDATA.1
Freq = 6.6656 GHz, Bw = 2.000 MH No calibration applied and no bandpass applied

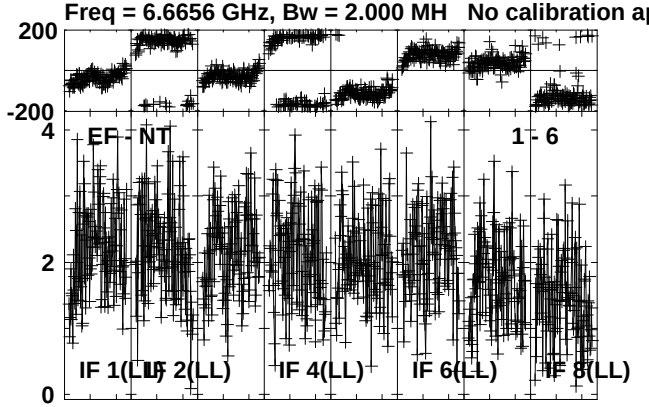

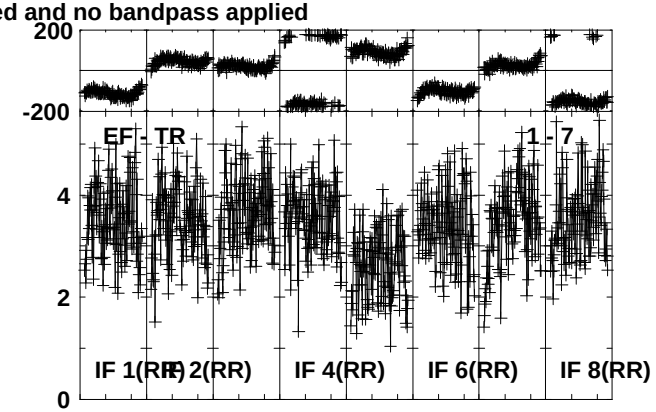

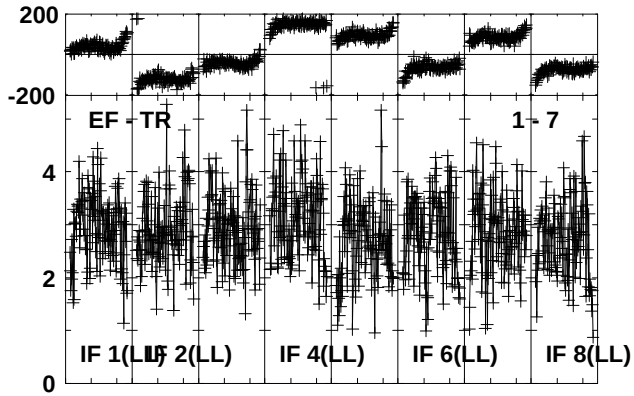

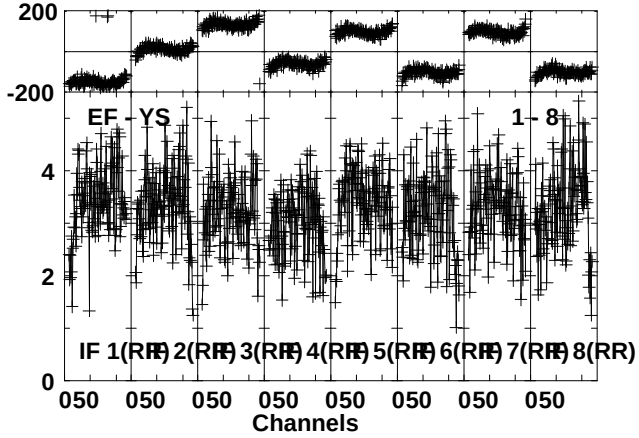

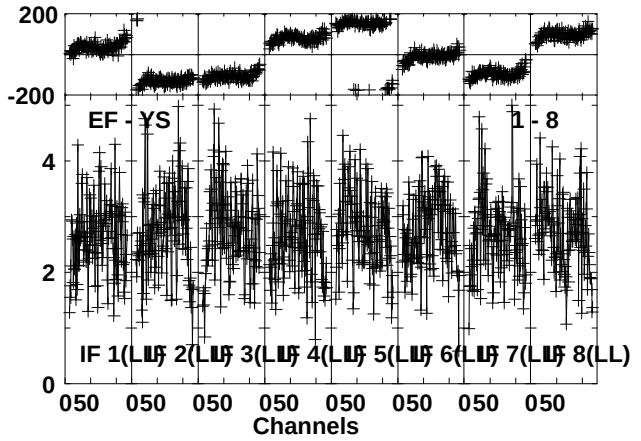

Lower frame: Milli Ampl Jy Top frame: Phas deg
Vector averaged cross-power spectrum Several baselines displayed
Timerange: 01/01:53:10 to 01/01:55:00

Plot file version 97 created 21-OCT-2013 16:49:45
W51E2 EG073A E2 1.UVDATA.1
Freq = 6.6656 GHz, Bw = 2.000 MH No calibration applied and no bandpass applied

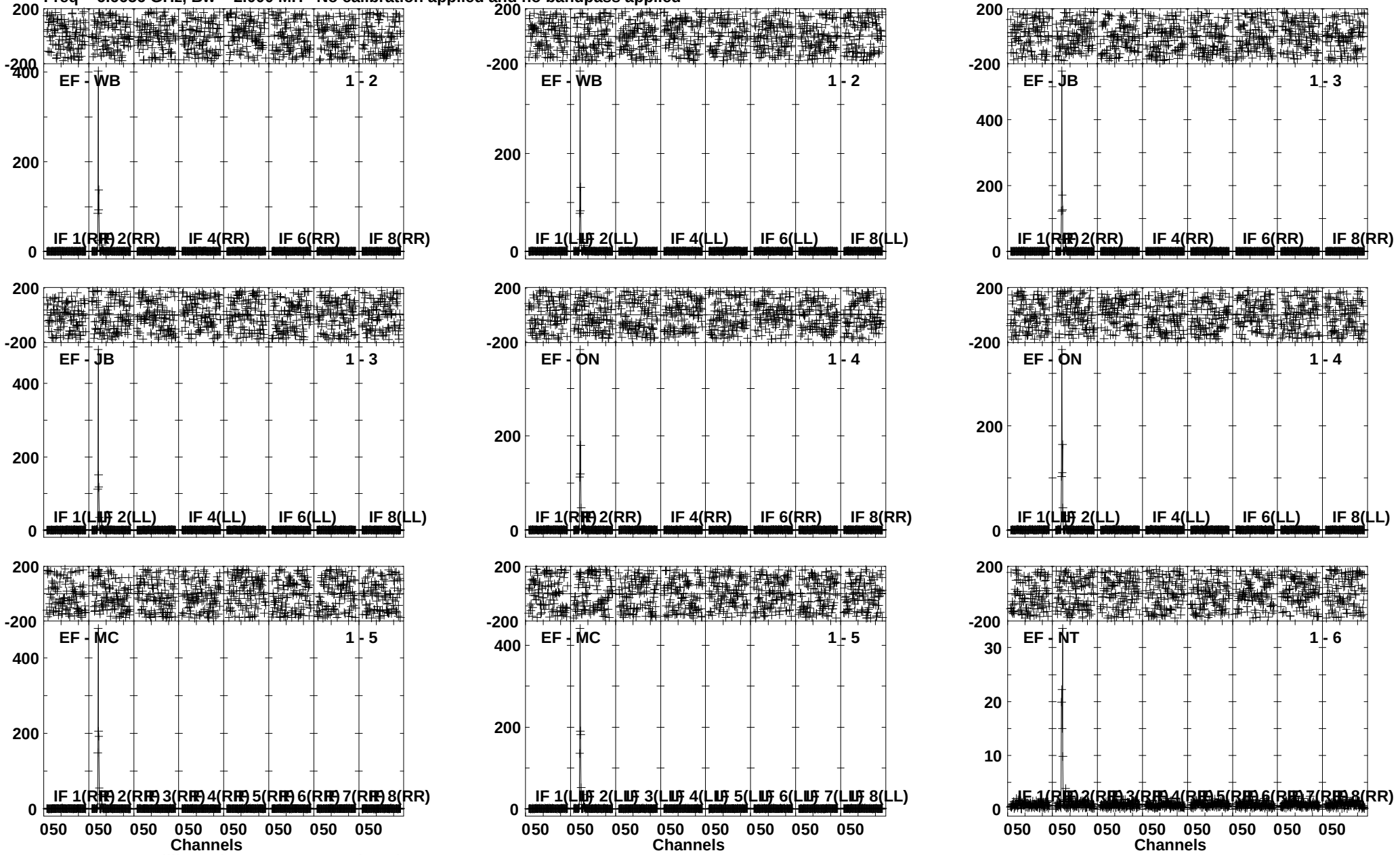

Lower frame: Milli Ampl Jy Top frame: Phas deg
Vector averaged cross-power spectrum Several baselines displayed
Timerange: 01/01:55:10 to 01/01:57:00

Plot file version 98 created 21-OCT-2013 16:49:47
W51E2 EG073A E2 1.UVDATA.1
Freq = 6.6656 GHz, Bw = 2.000 MH No calibration applied and no bandpass applied

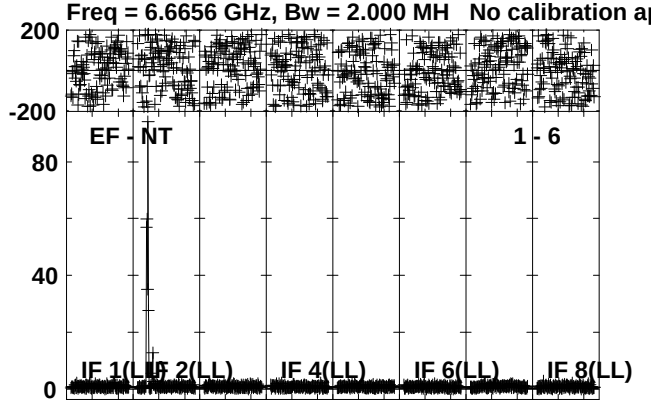

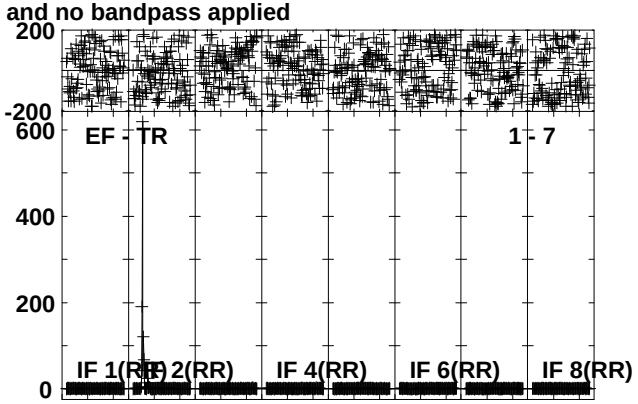

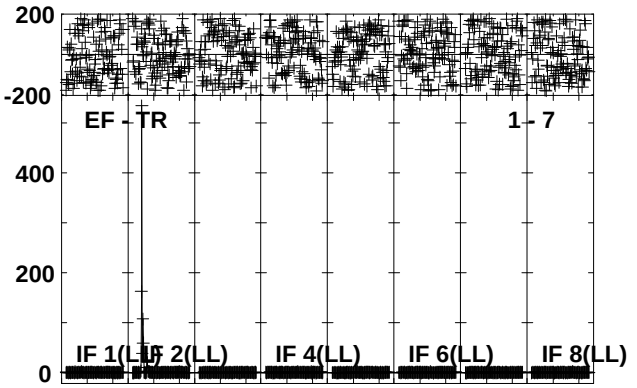

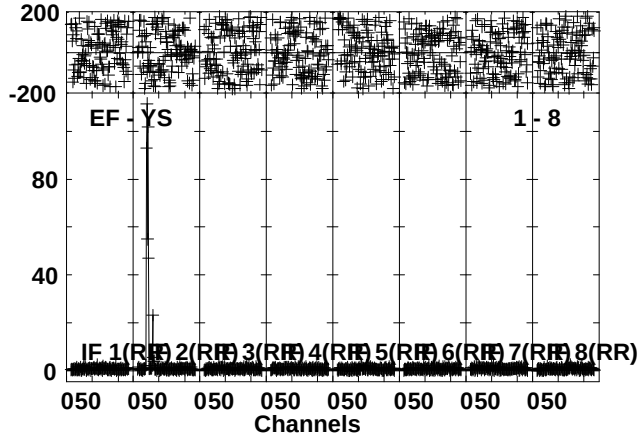

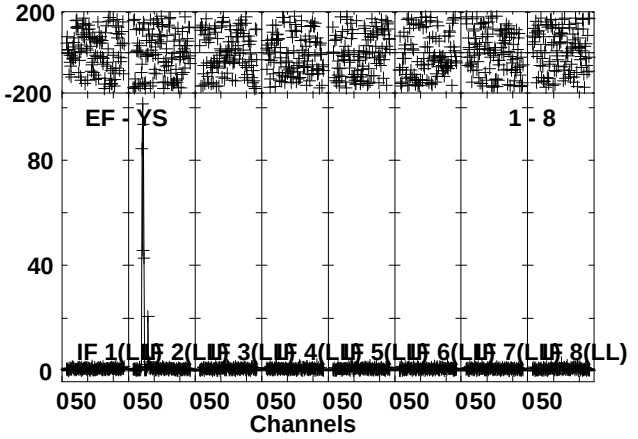

Lower frame: Milli Ampl Jy Top frame: Phas deg
Vector averaged cross-power spectrum Several baselines displayed
Timerange: 01/01:55:10 to 01/01:57:00

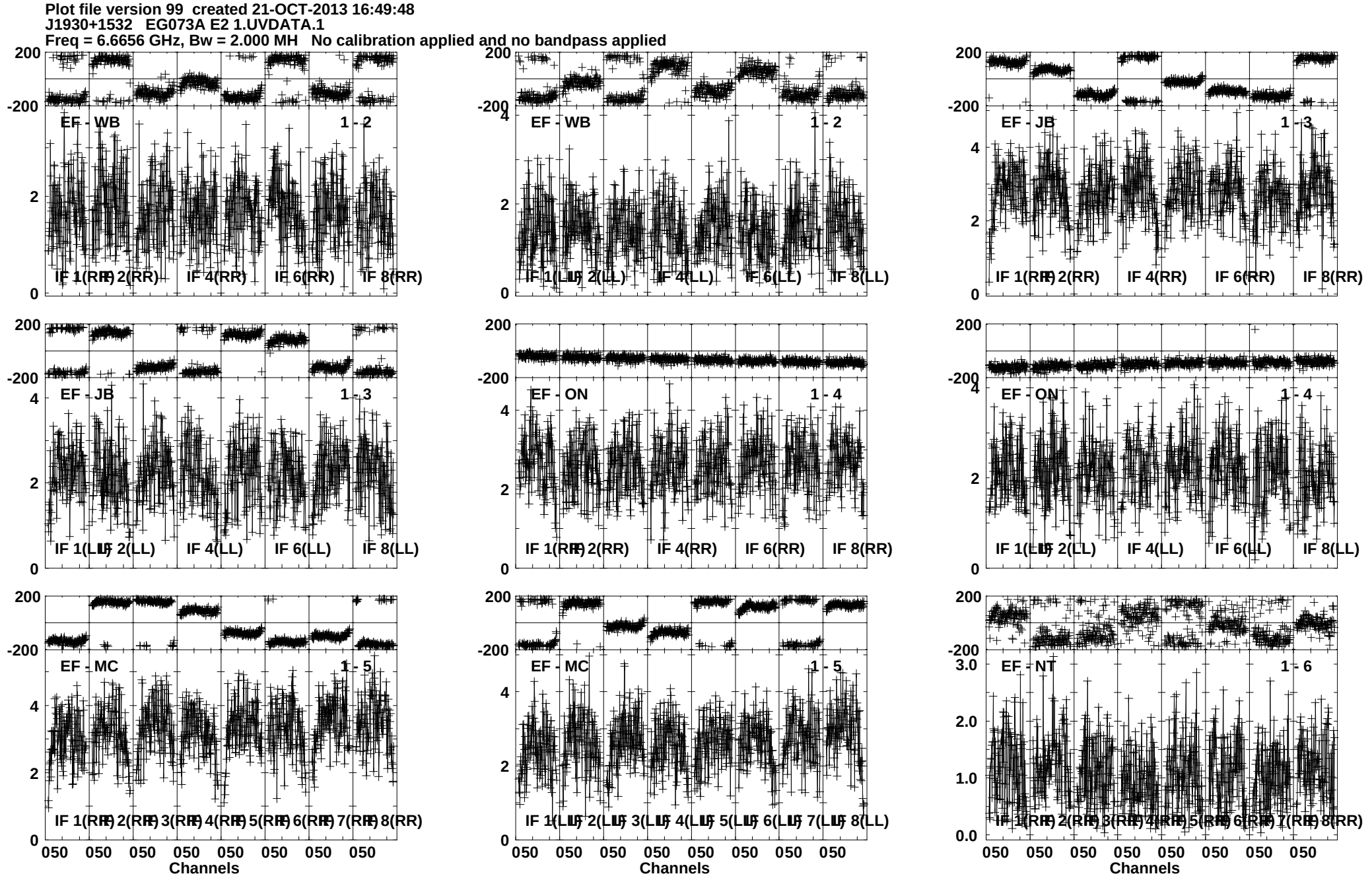
Plot file version 99 created 21-OCT-2013 16:49:48
J1930+1532 EG073A E2 1.UVDATA.1
Freq = 6.6656 GHz, Bw = 2.000 MH No calibration applied and no bandpass applied
EF - WB 1 - 2
IF 1(RR) IF 2(RR) IF 4(RR) IF 6(RR) IF 8(RR)
EF - WB 1 - 2
IF 1(LL) IF 2(LL) IF 4(LL) IF 6(LL) IF 8(LL)
EF - JB 1 - 3
IF 1(RR) IF 2(RR) IF 4(RR) IF 6(RR) IF 8(RR)
EF - JB 1 - 3
IF 1(LL) IF 2(LL) IF 4(LL) IF 6(LL) IF 8(LL)
EF - ON 1 - 4
IF 1(RR) IF 2(RR) IF 4(RR) IF 6(RR) IF 8(RR)
EF - ON 1 - 4
IF 1(LL) IF 2(LL) IF 4(LL) IF 6(LL) IF 8(LL)
EF - MC 1 - 5
IF 1(RR) IF 2(RR) IF 3(RR) IF 4(RR) IF 5(RR) IF 6(RR) IF 7(RR) IF 8(RR)
EF - MC 1 - 5
IF 1(LL) IF 2(LL) IF 3(LL) IF 4(LL) IF 5(LL) IF 6(LL) IF 7(LL) IF 8(LL)
EF - NT 1 - 6
IF 1(RR) IF 2(RR) IF 3(RR) IF 4(RR) IF 5(RR) IF 6(RR) IF 7(RR) IF 8(RR)
Channels
Channels
Channels
Lower frame: Milli Ampl Jy Top frame: Phas deg
Vector averaged cross-power spectrum Several baselines displayed
Timerange: 01/01:57:10 to 01/01:59:00

Plot file version 100 created 21-OCT-2013 16:49:50
J1930+1532 EG073A E2 1.UVDATA.1
Freq = 6.6656 GHz, Bw = 2.000 MH No calibration applied and no bandpass applied

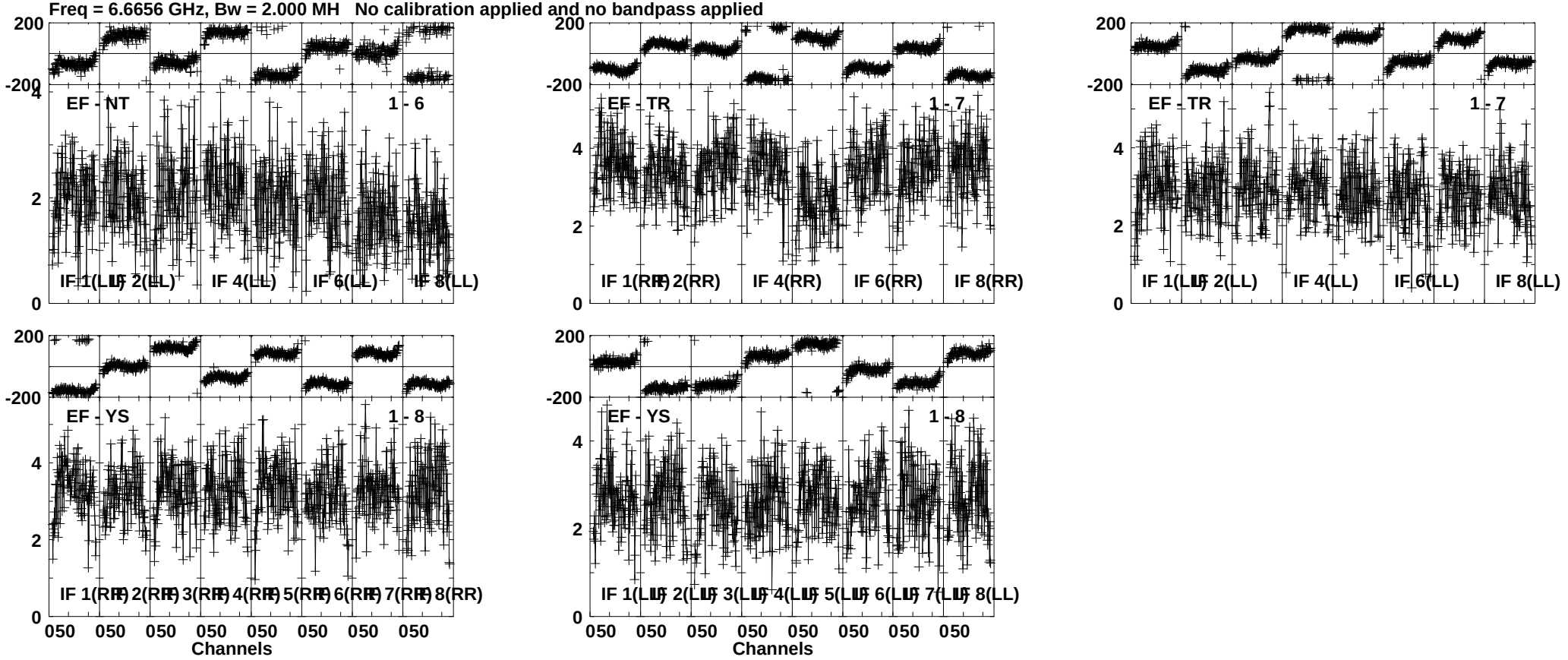

Lower frame: Milli Ampl Jy Top frame: Phas deg
Vector averaged cross-power spectrum Several baselines displayed
Timerange: 01/01:57:10 to 01/01:59:00

Plot file version 101 created 21-OCT-2013 16:49:52
W51E2 EG073A E2 1.UVDATA.1
Freq = 6.6656 GHz, Bw = 2.000 MH No calibration applied and no bandpass applied

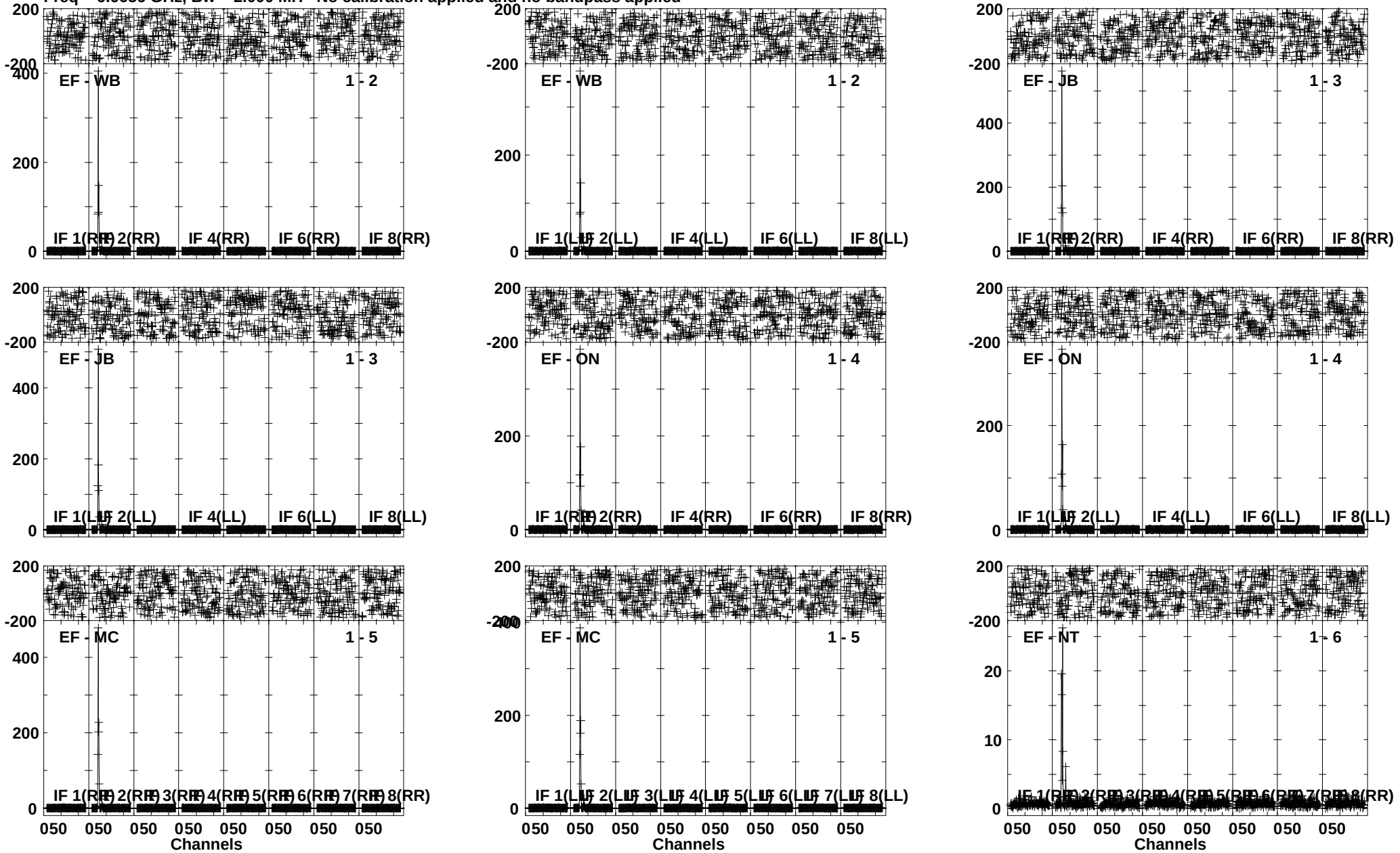

Lower frame: Milli Ampl Jy Top frame: Phas deg
Vector averaged cross-power spectrum Several baselines displayed
Timerange: 01/01:59:42 to 01/02:01:40

Plot file version 102 created 21-OCT-2013 16:49:54
W51E2 EG073A E2 1.UVDATA.1
Freq = 6.6656 GHz, Bw = 2.000 MH No calibration applied and no bandpass applied

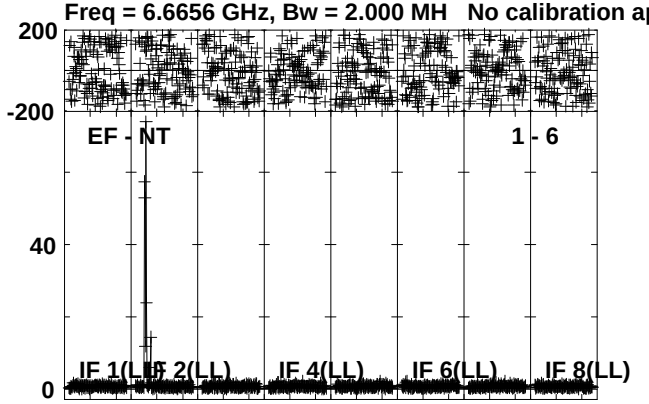

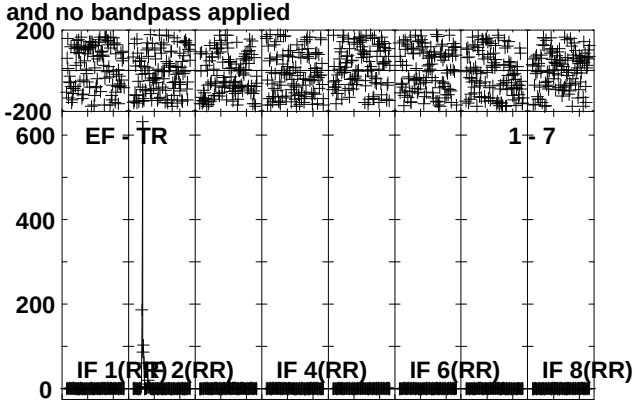

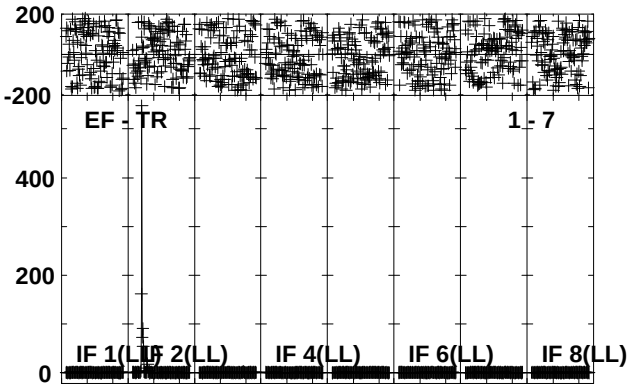

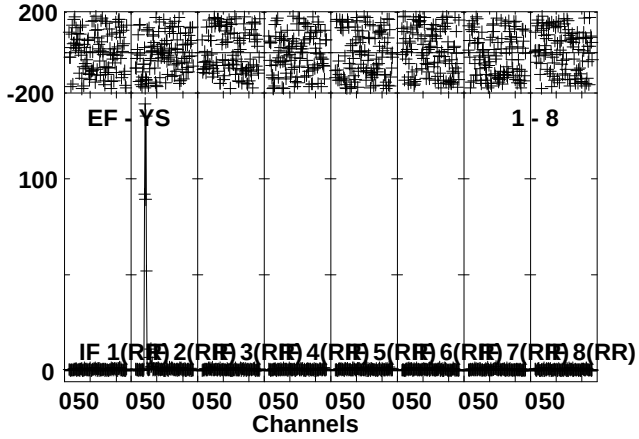

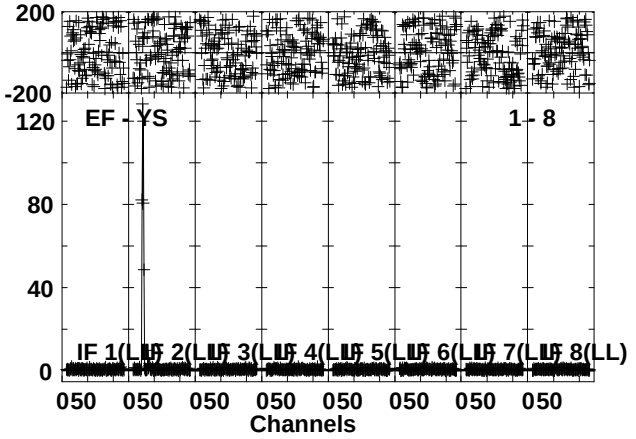

Lower frame: Milli Ampl Jy Top frame: Phas deg
Vector averaged cross-power spectrum Several baselines displayed
Timerange: 01/01:59:42 to 01/02:01:40

Plot file version 103 created 21-OCT-2013 16:49:55
J1930+1532 EG073A E2 1.UVDATA.1
Freq = 6.6656 GHz, Bw = 2.000 MH No calibration applied and no bandpass applied

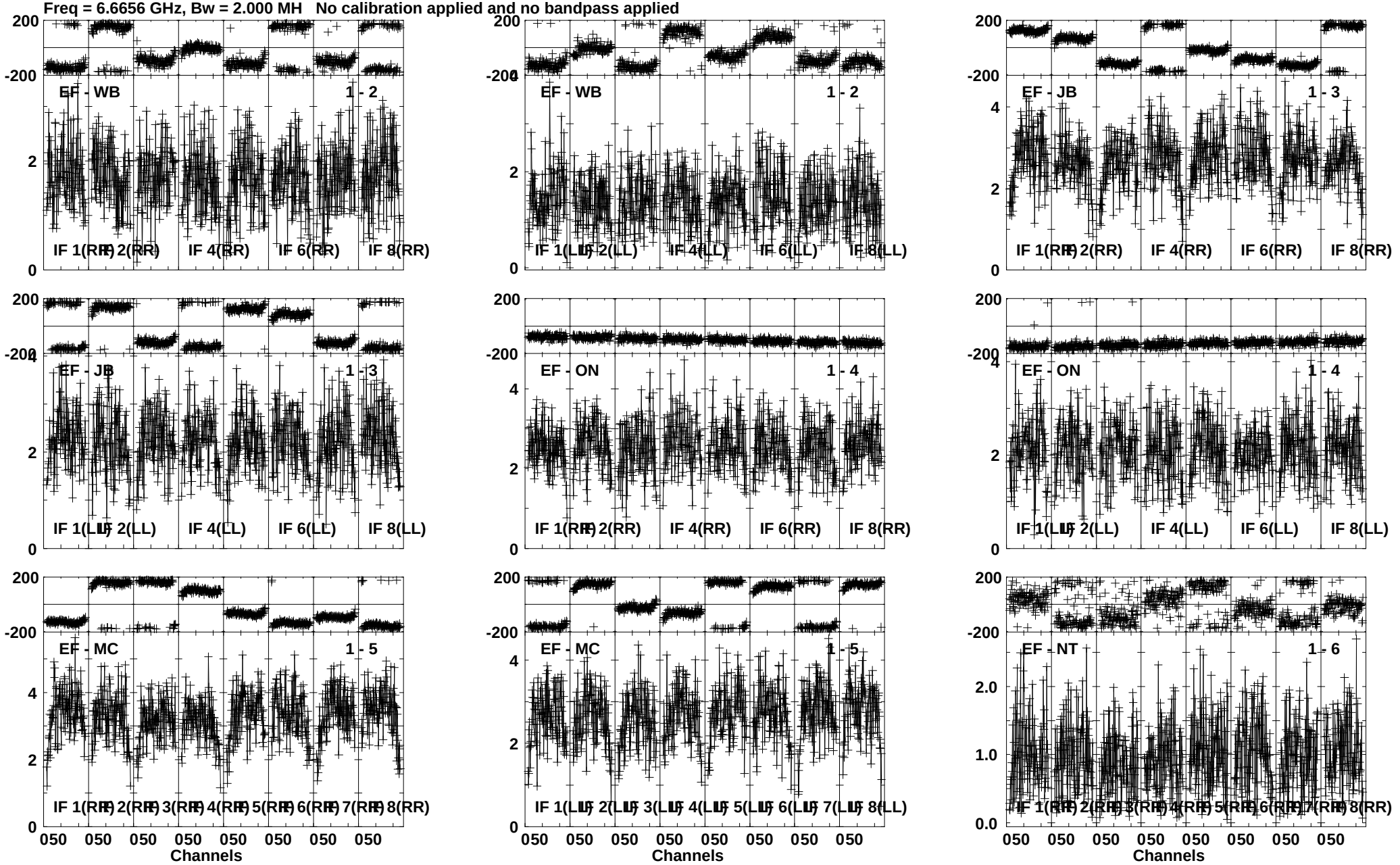

Lower frame: Milli Ampl Jy Top frame: Phas deg
Vector averaged cross-power spectrum Several baselines displayed
Timerange: 01/02:02:22 to 01/02:04:20

Plot file version 104 created 21-OCT-2013 16:49:58
J1930+1532 EG073A E2 1.UVDATA.1
Freq = 6.6656 GHz, Bw = 2.000 MH No calibration applied and no bandpass applied

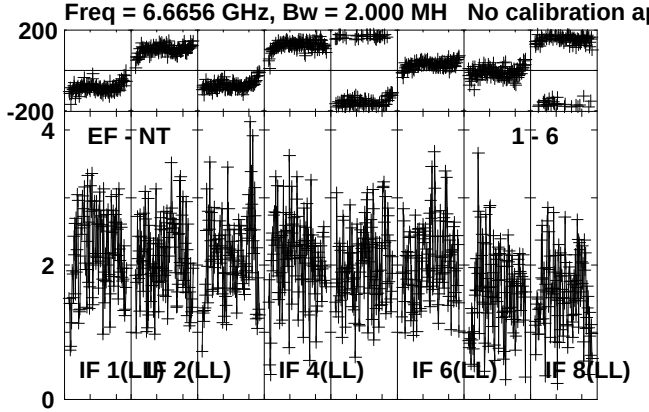

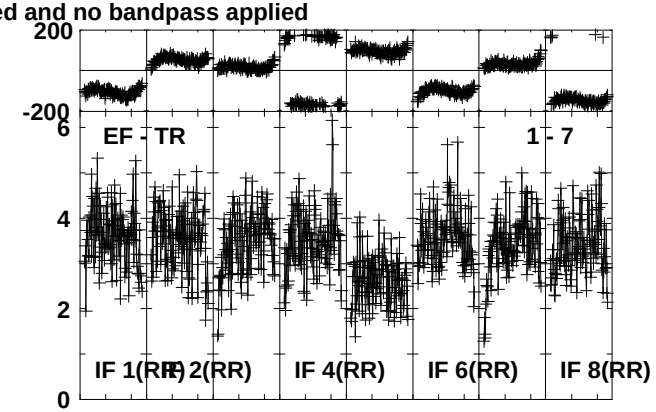

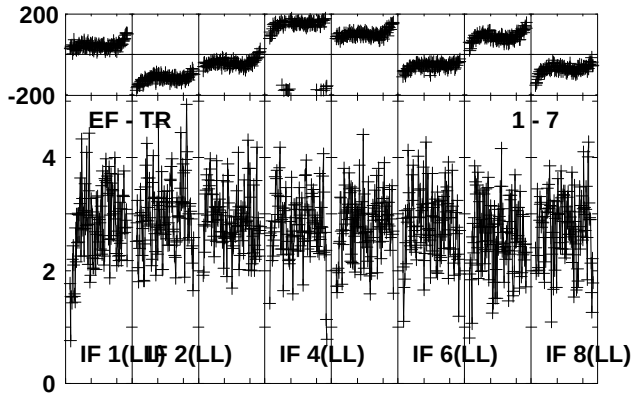

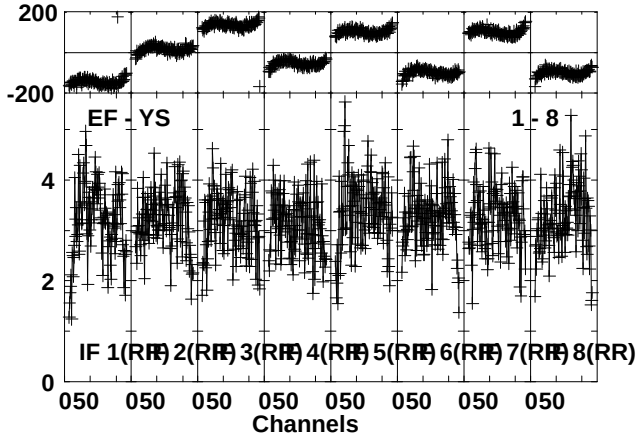

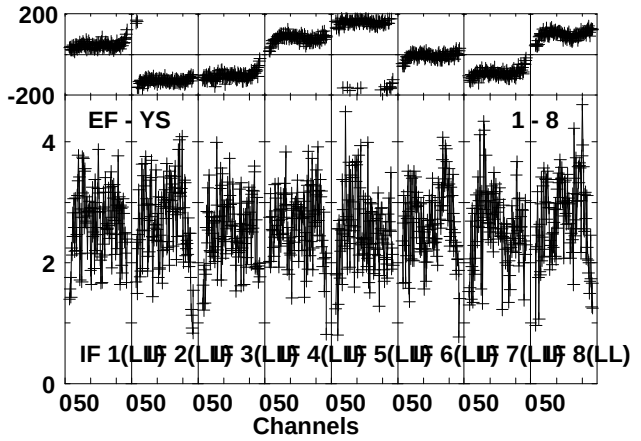

Lower frame: Milli Ampl Jy Top frame: Phas deg
Vector averaged cross-power spectrum Several baselines displayed
Timerange: 01/02:02:22 to 01/02:04:20

Plot file version 105 created 21-OCT-2013 16:49:59
W51E2 EG073A E2 1.UVDATA.1
Freq = 6.6656 GHz, Bw = 2.000 MH No calibration applied and no bandpass applied

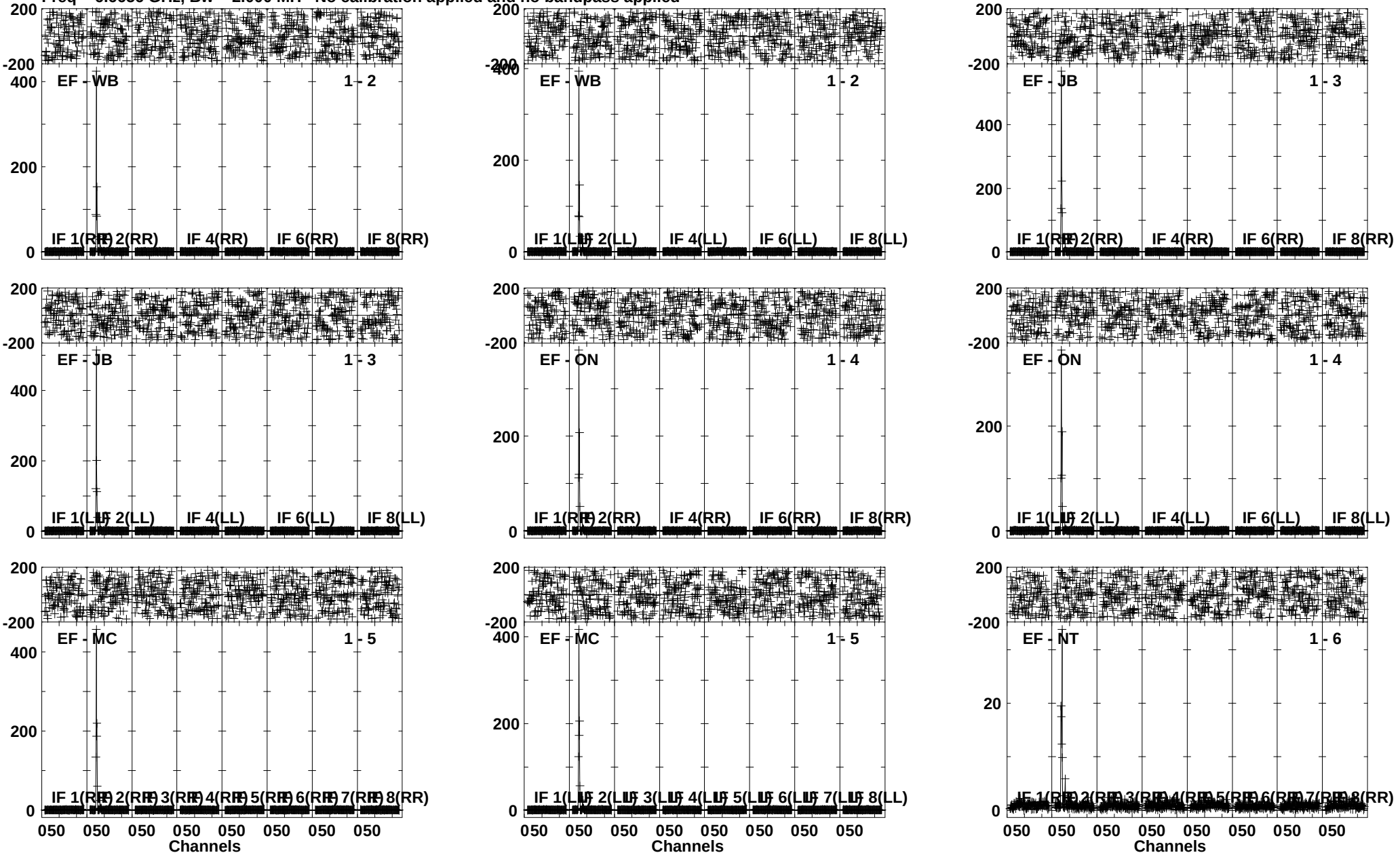

Lower frame: Milli Ampl Jy Top frame: Phas deg
Vector averaged cross-power spectrum Several baselines displayed
Timerange: 01/02:04:30 to 01/02:06:20

Plot file version 106 created 21-OCT-2013 16:50:01
W51E2 EG073A E2 1.UVDATA.1
Freq = 6.6656 GHz, Bw = 2.000 MH No calibration applied and no bandpass applied

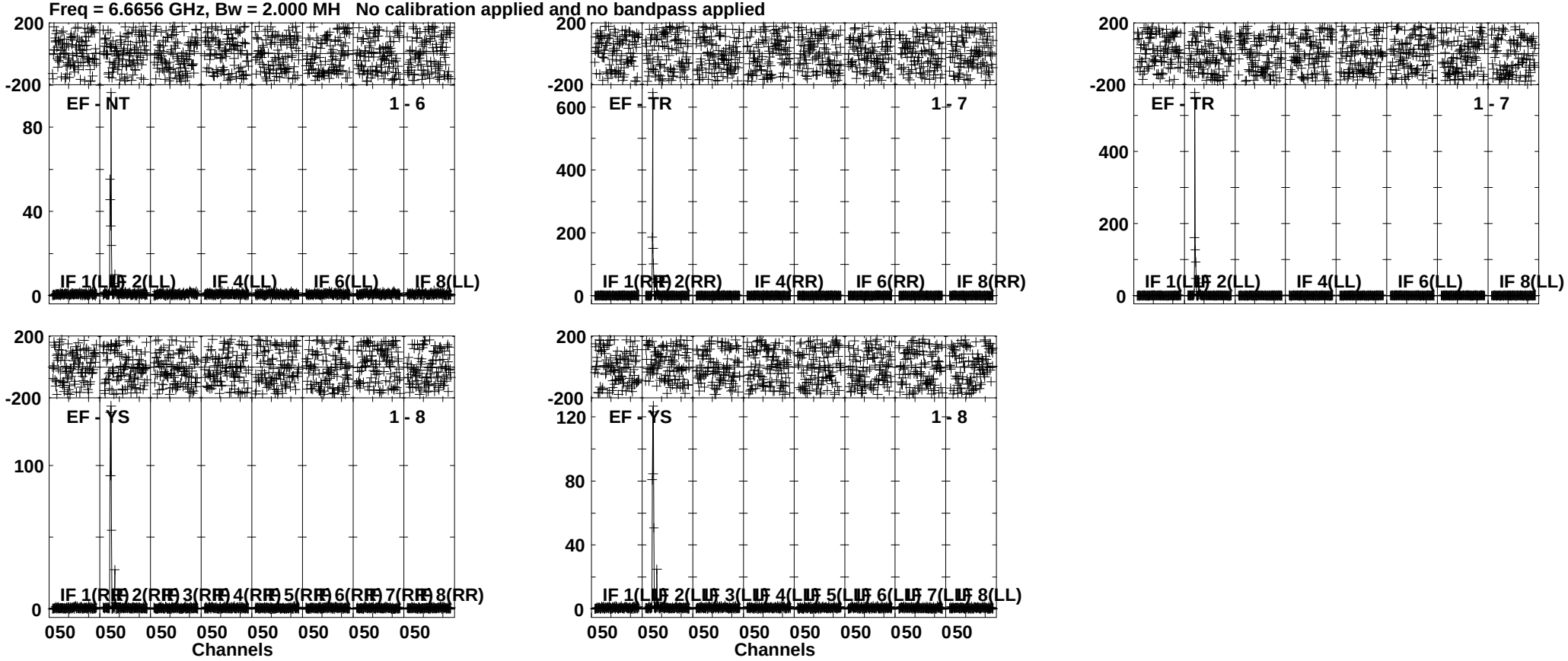

Lower frame: Milli Ampl Jy Top frame: Phas deg
Vector averaged cross-power spectrum Several baselines displayed
Timerange: 01/02:04:30 to 01/02:06:20

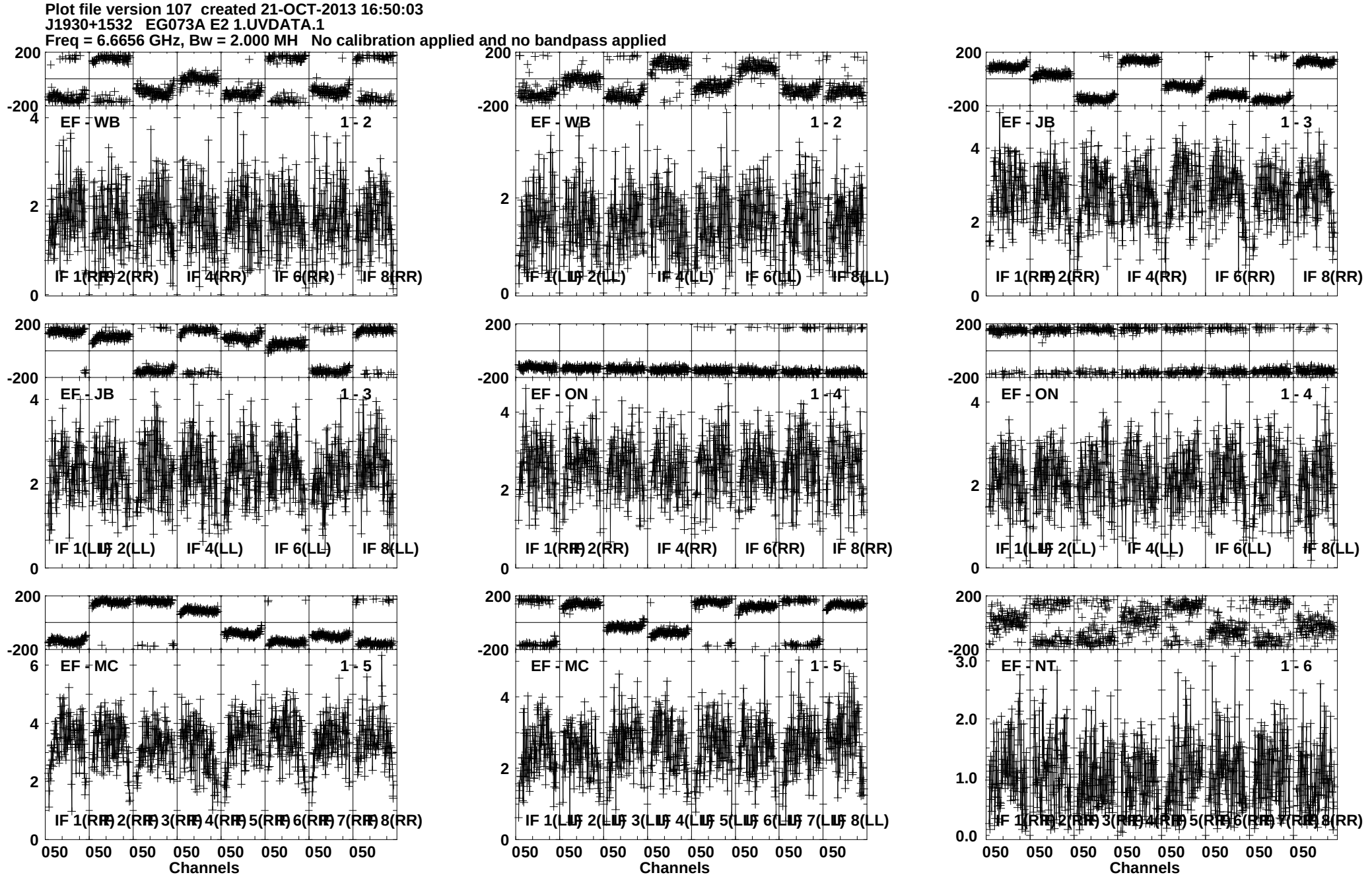
Plot file version 107 created 21-OCT-2013 16:50:03
J1930+1532 EG073A E2 1.UVDATA.1
Freq = 6.6656 GHz, Bw = 2.000 MH No calibration applied and no bandpass applied
EF - WB 1 - 2
EF - WB 1 - 2
EF - JB 1 - 3
EF - JB 1 - 3
EF - ON 1 - 4
EF - ON 1 - 4
EF - MC 1 - 5
EF - MC 1 - 5
EF - NT 1 - 6
IF 1(RR) 2(RR) IF 4(RR) IF 6(RR) IF 8(RR)
IF 1(LL) 2(LL) IF 4(LL) IF 6(LL) IF 8(LL)
IF 1(RR) 2(RR) IF 3(RR) 4(RR) IF 5(RR) 6(RR) IF 7(RR) 8(RR)
IF 1(LL) 2(LL) IF 3(LL) 4(LL) IF 5(LL) 6(LL) IF 7(LL) 8(LL)
Channels
Lower frame: Milli Ampl Jy Top frame: Phas deg
Vector averaged cross-power spectrum Several baselines displayed
Timerange: 01/02:06:30 to 01/02:08:20

Plot file version 108 created 21-OCT-2013 16:50:04
J1930+1532 EG073A E2 1.UVDATA.1
Freq = 6.6656 GHz, Bw = 2.000 MH No calibration applied and no bandpass applied

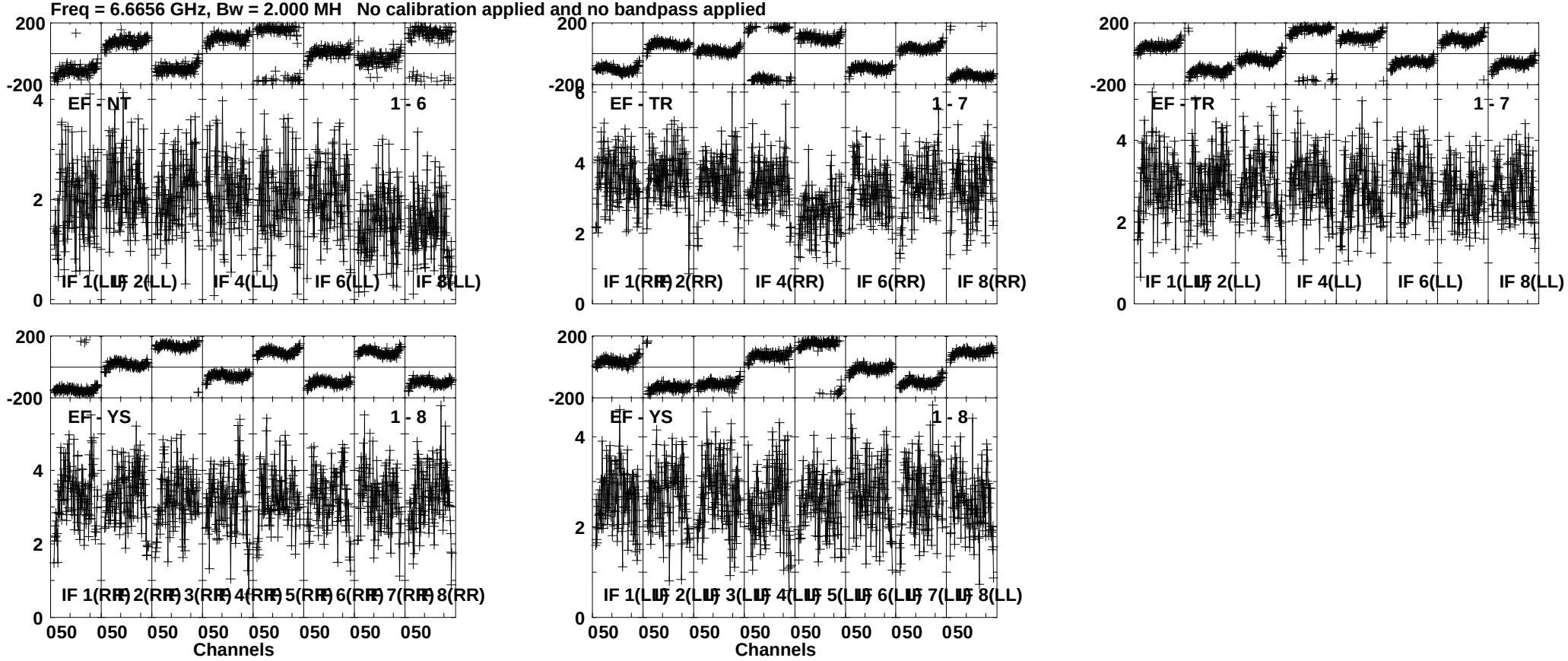

Lower frame: Milli Ampl Jy Top frame: Phas deg
Vector averaged cross-power spectrum Several baselines displayed
Timerange: 01/02:06:30 to 01/02:08:20

Plot file version 109 created 21-OCT-2013 16:50:06
W51E2 EG073A E2 1.UVDATA.1
Freq = 6.6656 GHz, Bw = 2.000 MH No calibration applied and no bandpass applied

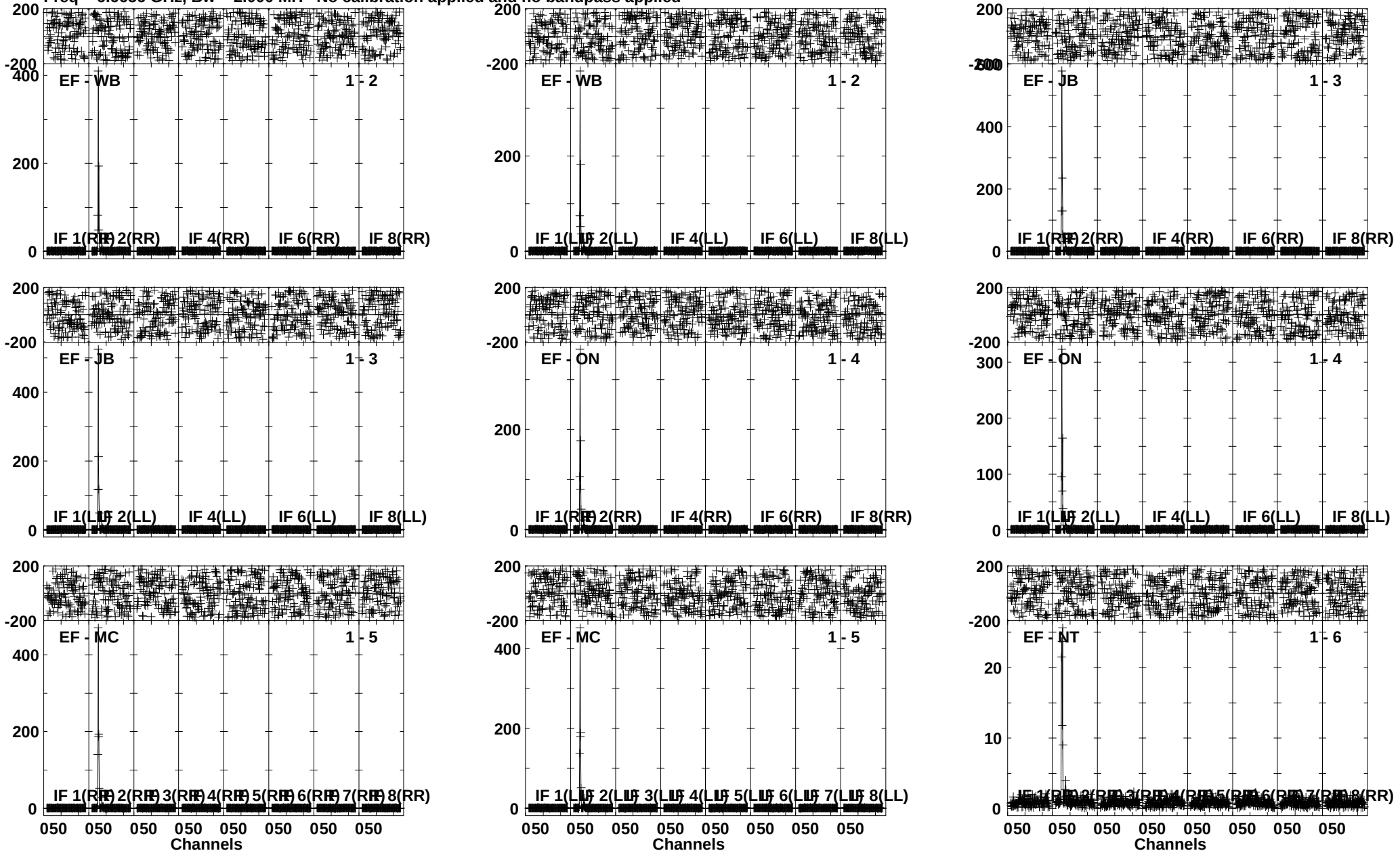

Lower frame: Milli Ampl Jy Top frame: Phas deg
Vector averaged cross-power spectrum Several baselines displayed
Timerange: 01/02:08:30 to 01/02:10:20

Plot file version 110 created 21-OCT-2013 16:50:08
W51E2 EG073A E2 1.UVDATA.1
Freq = 6.6656 GHz, Bw = 2.000 MH No calibration applied and no bandpass applied

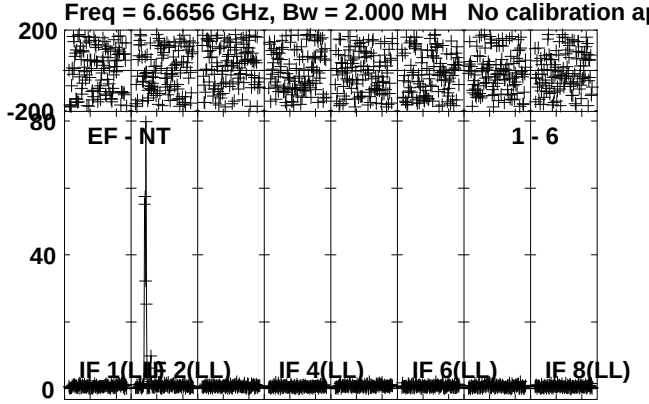

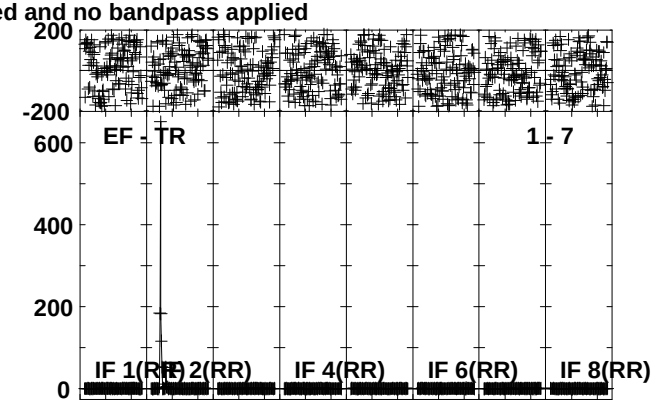

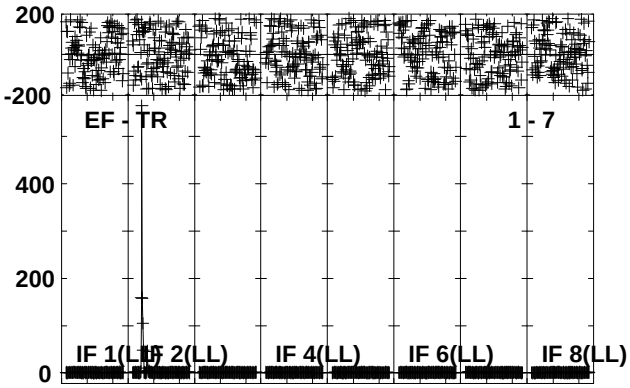

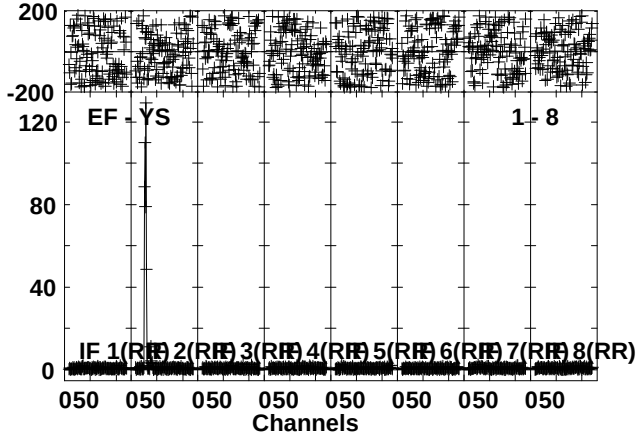

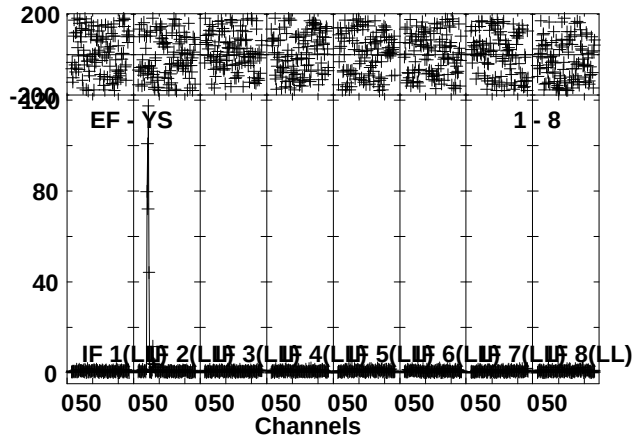

Lower frame: Milli Ampl Jy Top frame: Phas deg
Vector averaged cross-power spectrum Several baselines displayed
Timerange: 01/02:08:30 to 01/02:10:20

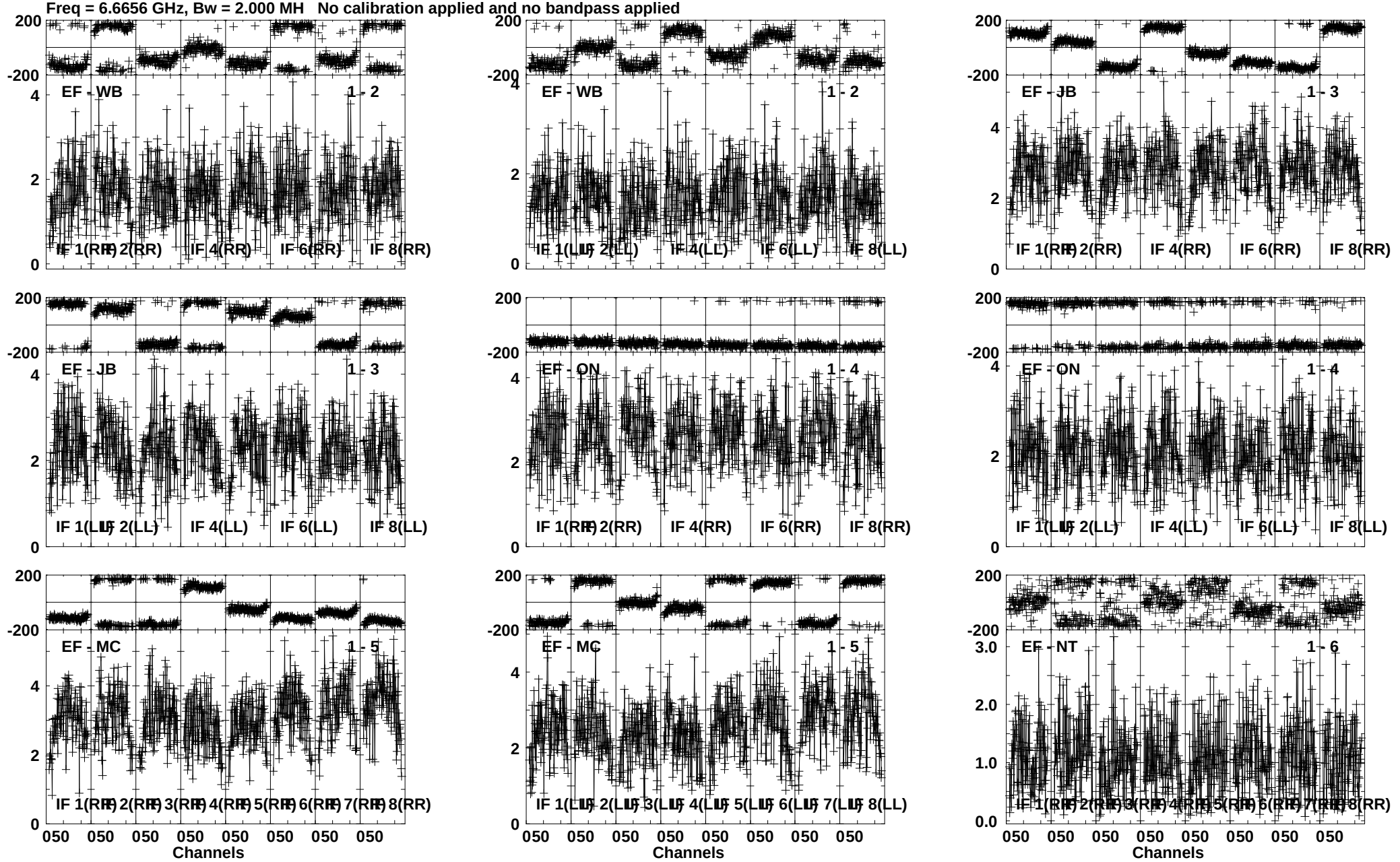
Plot file version 111 created 21-OCT-2013 16:50:09
J1930+1532 EG073A E2 1.UVDATA.1
Freq = 6.6656 GHz, Bw = 2.000 MH No calibration applied and no bandpass applied
EF - WB 1 - 2
EF - WB 1 - 2
EF - JB 1 - 3
EF - JB 1 - 3
EF - ON 1 - 4
EF - ON 1 - 4
EF - MC 1 - 5
EF - MC 1 - 5
EF - NT 1 - 6
IF 1(RR) 2(RR) IF 4(RR) IF 6(RR) IF 8(RR)
IF 1(LL) 2(LL) IF 4(LL) IF 6(LL) IF 8(LL)
IF 1(RR) 2(RR) IF 4(RR) IF 6(RR) IF 8(RR)
IF 1(LL) 2(LL) IF 4(LL) IF 6(LL) IF 8(LL)
IF 1(RR) 2(RR) IF 4(RR) IF 6(RR) IF 8(RR)
IF 1(LL) 2(LL) IF 4(LL) IF 6(LL) IF 8(LL)
IF 1(RR) 2(RR) 3(RR) 4(RR) 5(RR) 6(RR) 7(RR) 8(RR)
IF 1(LL) 2(LL) 3(LL) 4(LL) 5(LL) 6(LL) 7(LL) 8(LL)
IF 1(RR) 2(RR) 3(RR) 4(RR) 5(RR) 6(RR) 7(RR) 8(RR)
Channels
Channels
Channels
Lower frame: Milli Ampl Jy Top frame: Phas deg
Vector averaged cross-power spectrum Several baselines displayed
Timerange: 01/02:10:30 to 01/02:12:20

Plot file version 112 created 21-OCT-2013 16:50:11
J1930+1532 EG073A E2 1.UVDATA.1
Freq = 6.6656 GHz, Bw = 2.000 MH No calibration applied and no bandpass applied

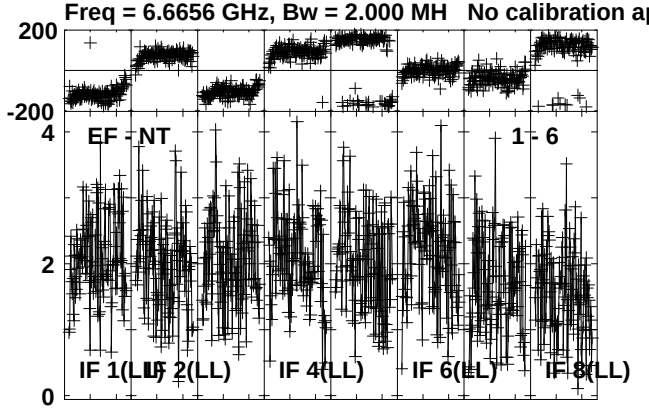

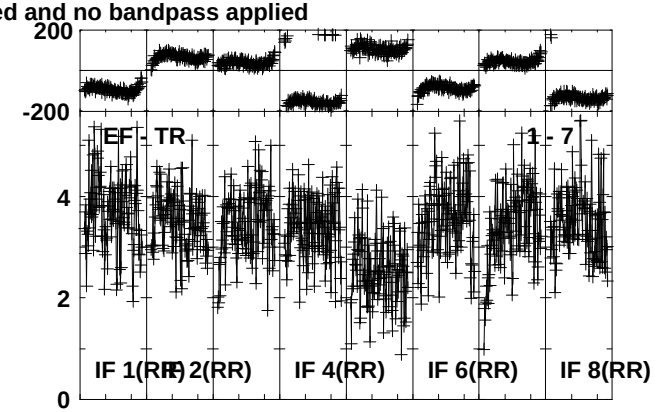

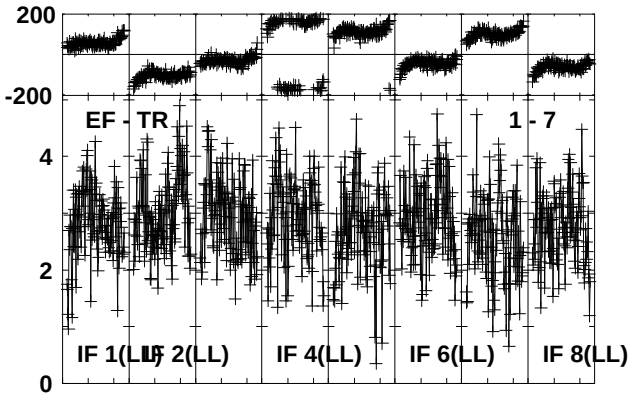

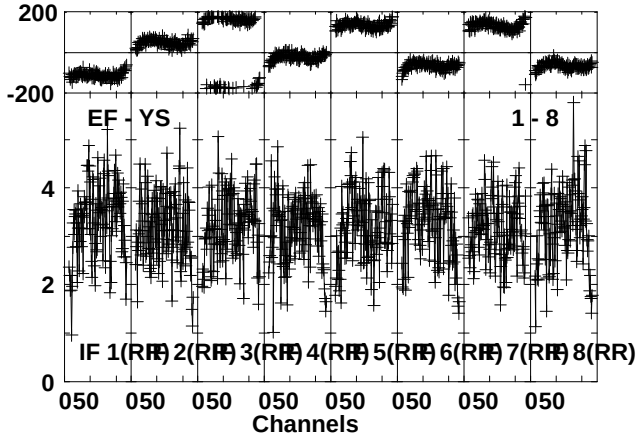

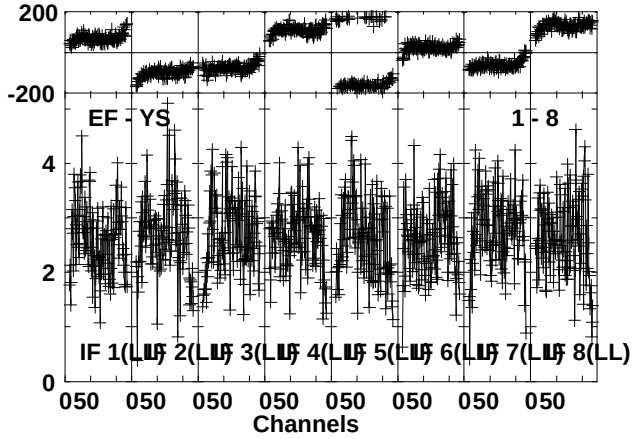

Lower frame: Milli Ampl Jy Top frame: Phas deg
Vector averaged cross-power spectrum Several baselines displayed
Timerange: 01/02:10:30 to 01/02:12:20

Plot file version 113 created 21-OCT-2013 16:50:13
W51E2 EG073A E2 1.UVDATA.1
Freq = 6.6656 GHz, Bw = 2.000 MH No calibration applied and no bandpass applied

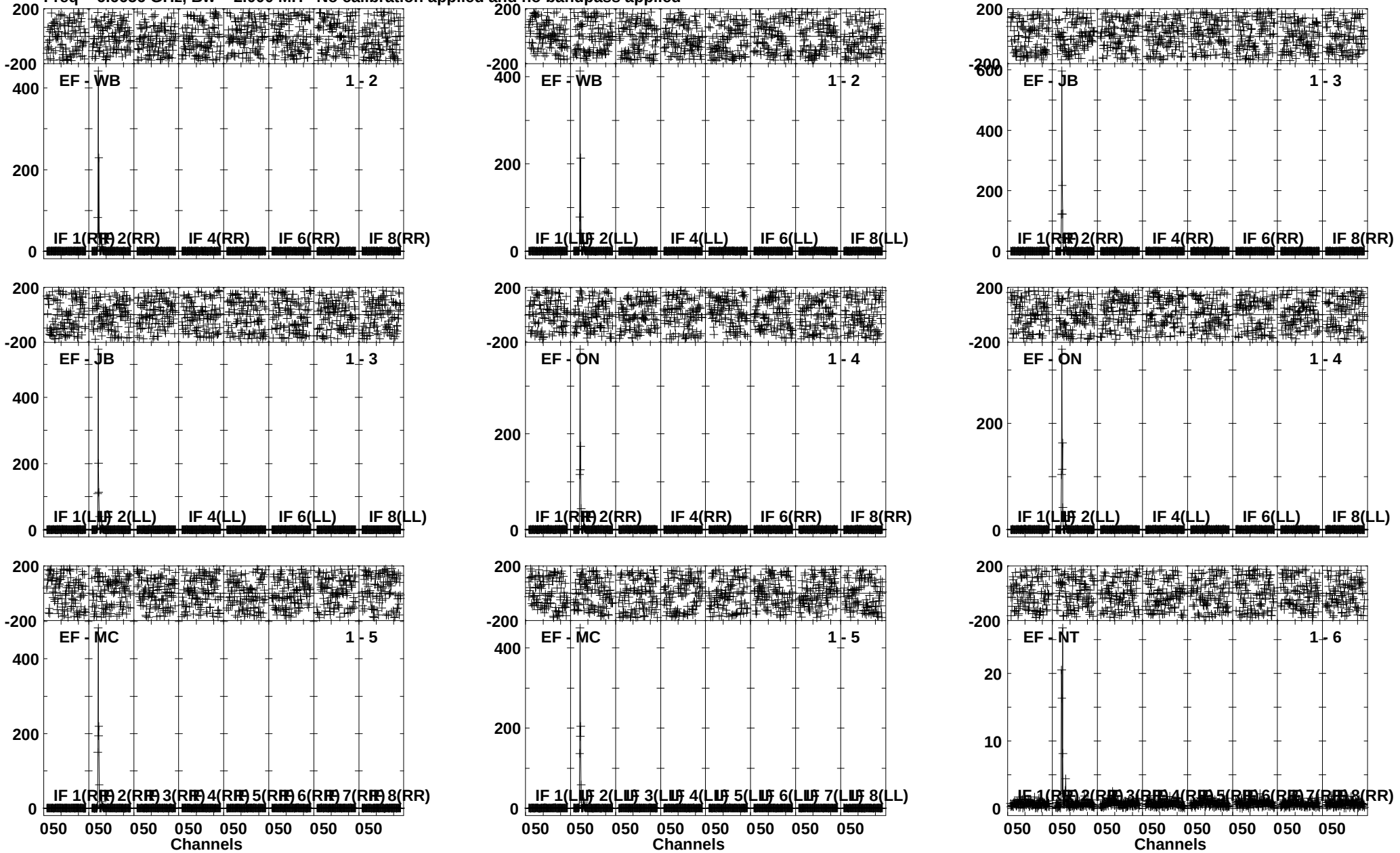

Lower frame: Milli Ampl Jy Top frame: Phas deg
Vector averaged cross-power spectrum Several baselines displayed
Timerange: 01/02:13:02 to 01/02:15:00

Plot file version 114 created 21-OCT-2013 16:50:15
W51E2 EG073A E2 1.UVDATA.1
Freq = 6.6656 GHz, Bw = 2.000 MH No calibration applied and no bandpass applied

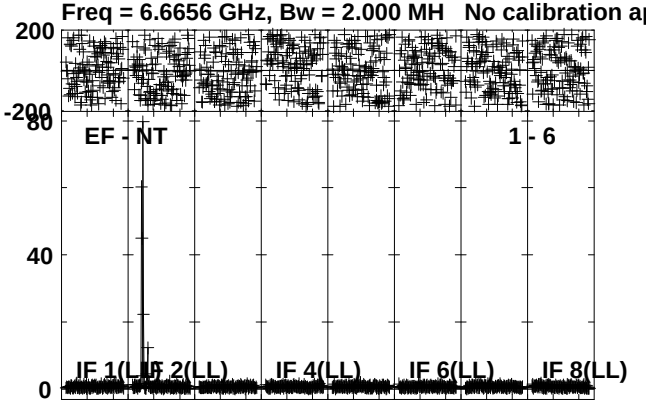

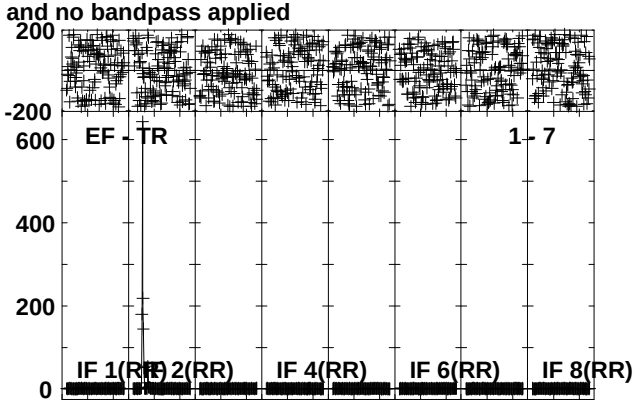

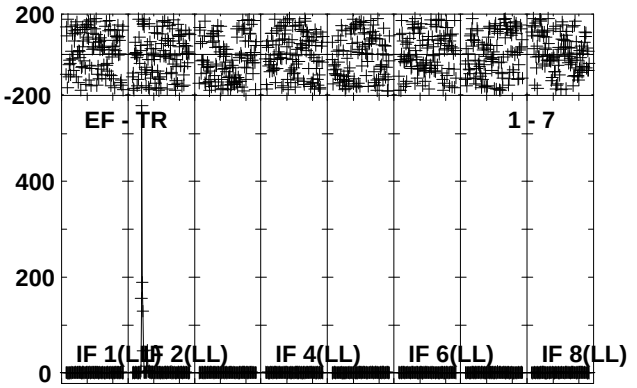

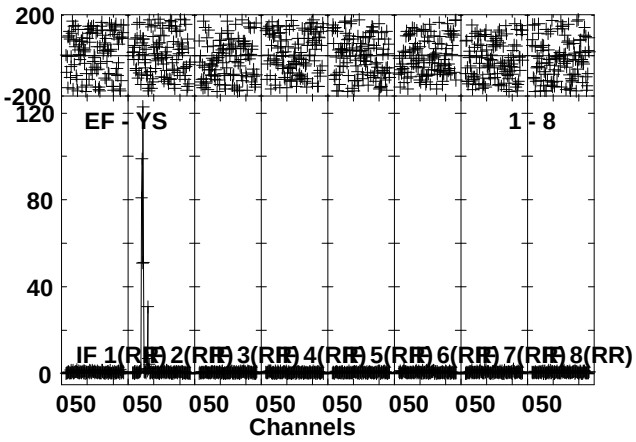

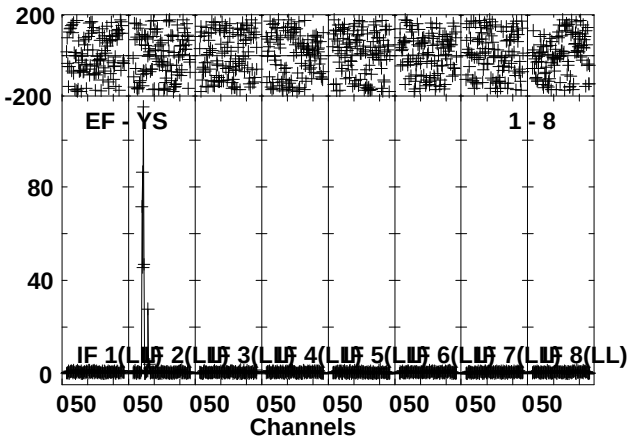

Lower frame: Milli Ampl Jy Top frame: Phas deg
Vector averaged cross-power spectrum Several baselines displayed
Timerange: 01/02:13:02 to 01/02:15:00

Plot file version 115 created 21-OCT-2013 16:50:16
J1930+1532 EG073A E2 1.UVDATA.1
Freq = 6.6656 GHz, Bw = 2.000 MH No calibration applied and no bandpass applied

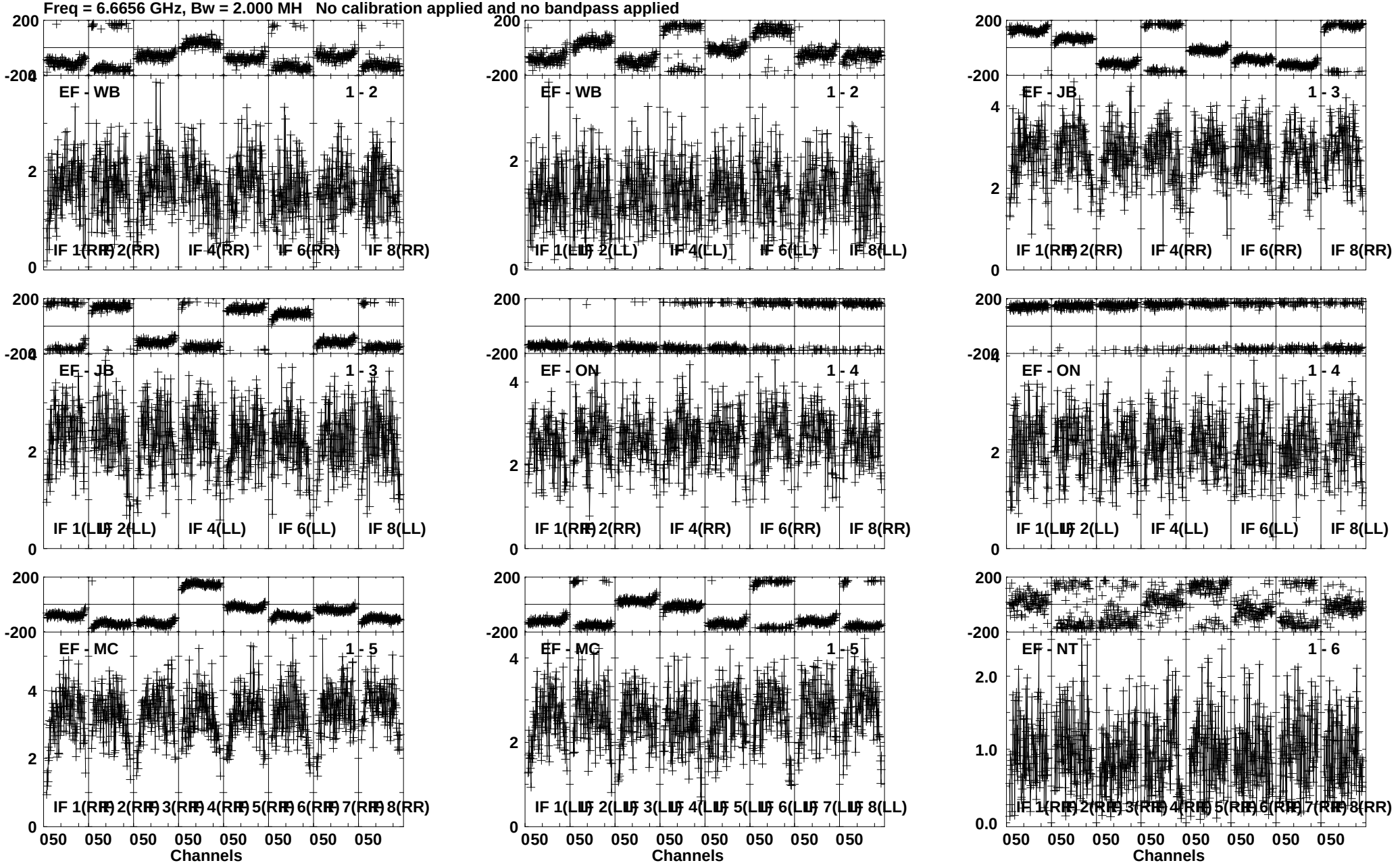

Lower frame: Milli Ampl Jy Top frame: Phas deg
Vector averaged cross-power spectrum Several baselines displayed
Timerange: 01/02:15:42 to 01/02:17:40

Plot file version 116 created 21-OCT-2013 16:50:18
J1930+1532 EG073A E2 1.UVDATA.1
Freq = 6.6656 GHz, Bw = 2.000 MH No calibration applied and no bandpass applied

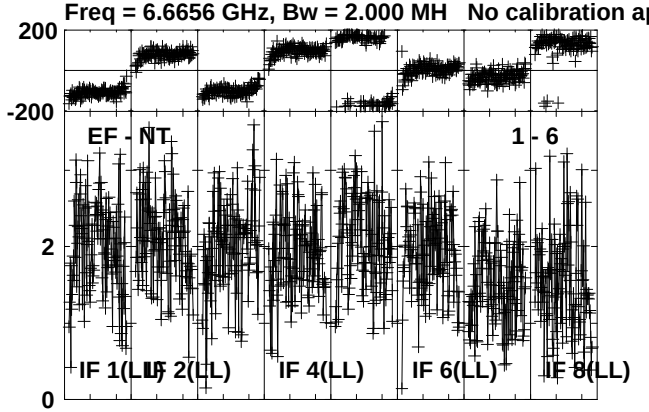

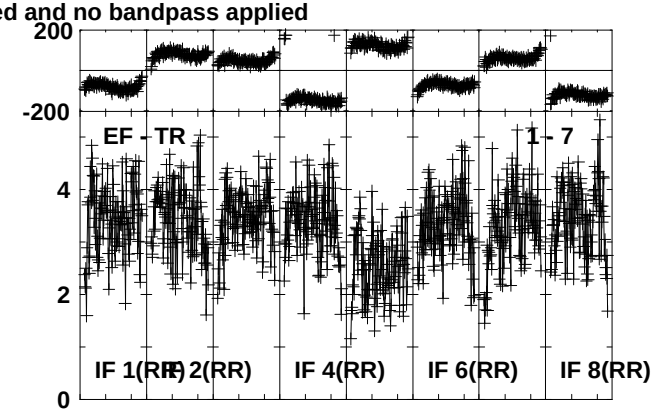

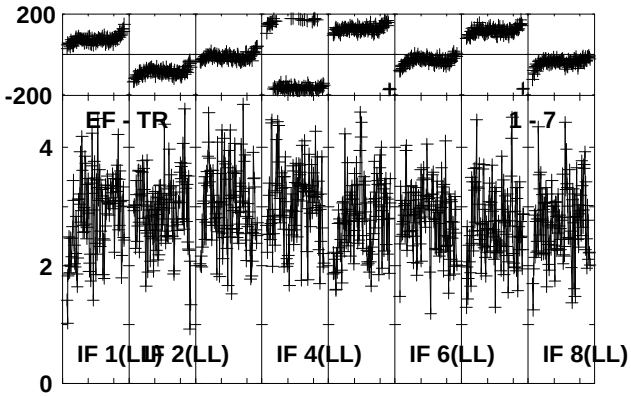

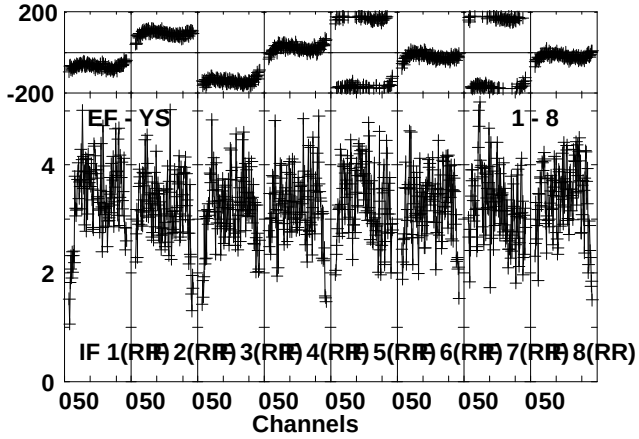

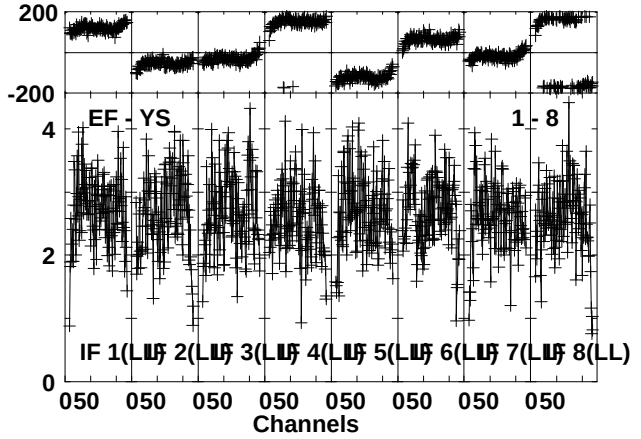

Lower frame: Milli Ampl Jy Top frame: Phas deg
Vector averaged cross-power spectrum Several baselines displayed
Timerange: 01/02:15:42 to 01/02:17:40

Plot file version 117 created 21-OCT-2013 16:50:20
W51E2 EG073A E2 1.UVDATA.1
Freq = 6.6656 GHz, Bw = 2.000 MH No calibration applied and no bandpass applied

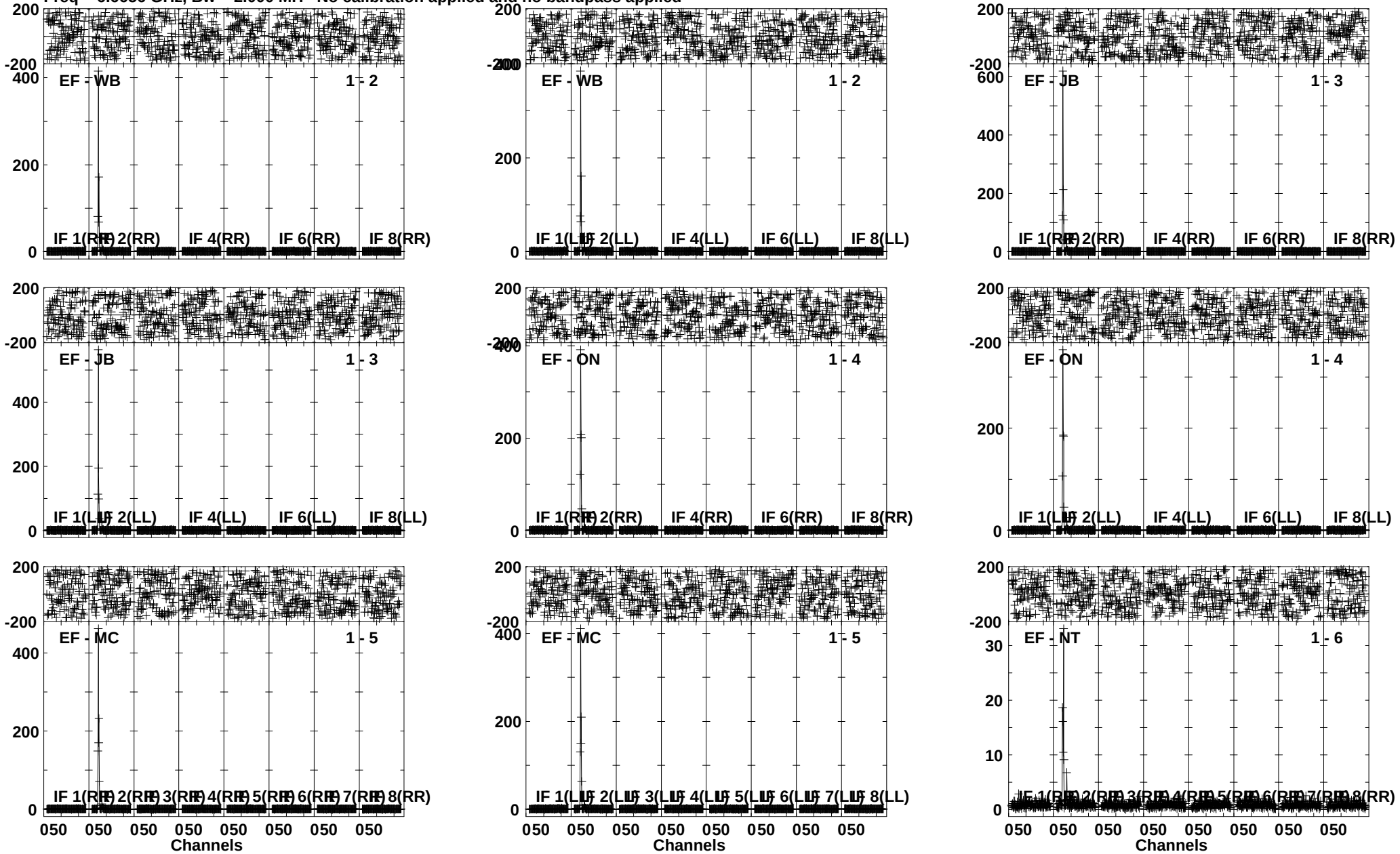

Lower frame: Milli Ampl Jy Top frame: Phas deg
Vector averaged cross-power spectrum Several baselines displayed
Timerange: 01/02:17:50 to 01/02:19:40

Plot file version 118 created 21-OCT-2013 16:50:22
W51E2 EG073A E2 1.UVDATA.1
Freq = 6.6656 GHz, Bw = 2.000 MH No calibration applied and no bandpass applied

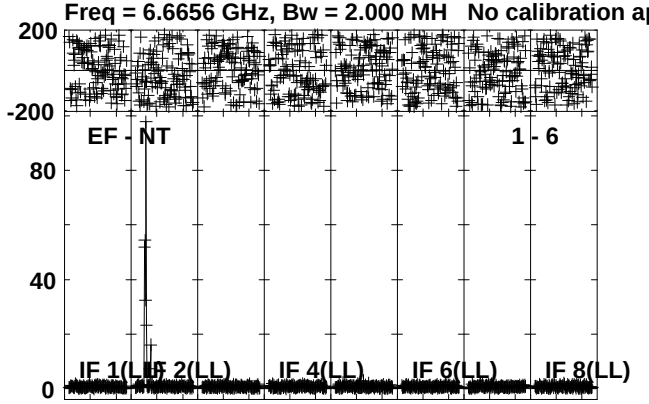

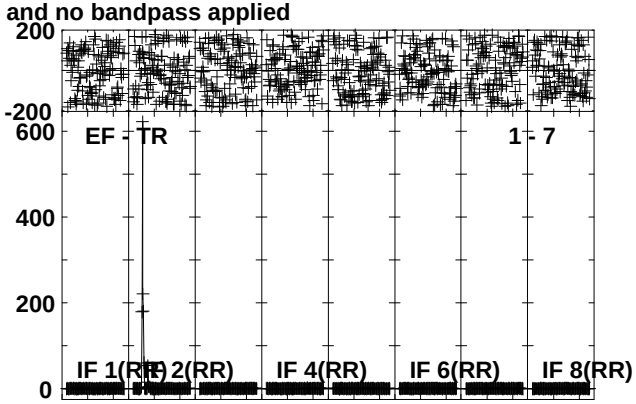

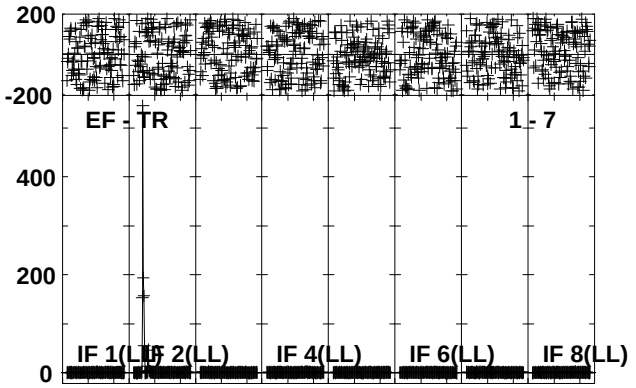

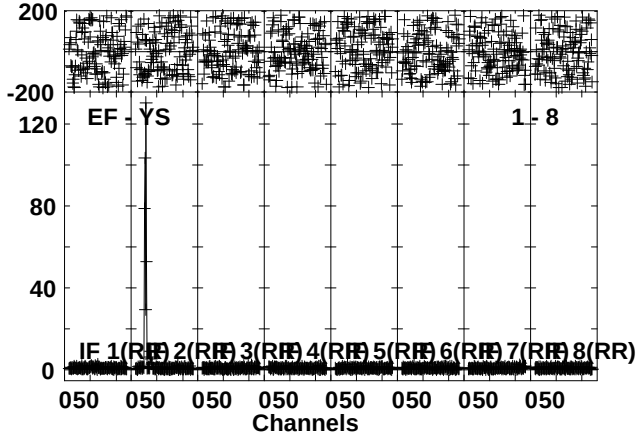

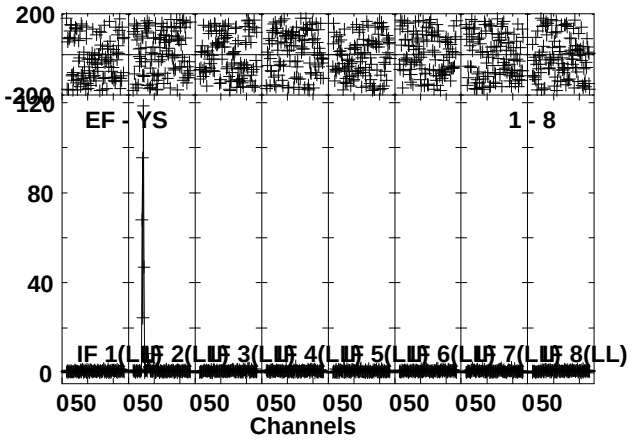

Lower frame: Milli Ampl Jy Top frame: Phas deg
Vector averaged cross-power spectrum Several baselines displayed
Timerange: 01/02:17:50 to 01/02:19:40

Plot file version 119 created 21-OCT-2013 16:50:23
J1930+1532 EG073A E2 1.UVDATA.1
Freq = 6.6656 GHz, Bw = 2.000 MH No calibration applied and no bandpass applied

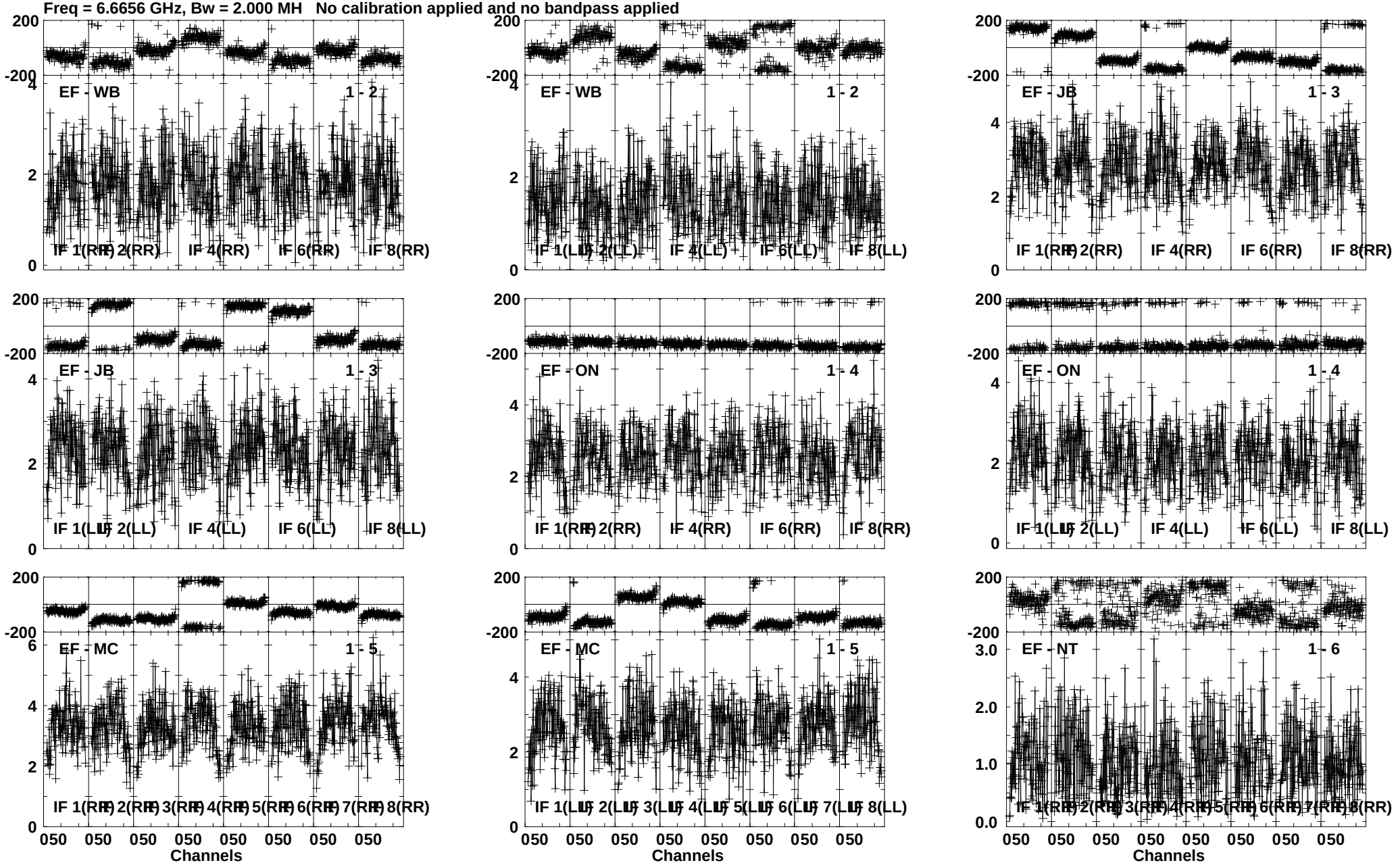

Lower frame: Milli Ampl Jy Top frame: Phas deg
Vector averaged cross-power spectrum Several baselines displayed
Timerange: 01/02:19:48 to 01/02:21:40

Plot file version 120 created 21-OCT-2013 16:50:25
J1930+1532 EG073A E2 1.UVDATA.1
Freq = 6.6656 GHz, Bw = 2.000 MH No calibration applied and no bandpass applied

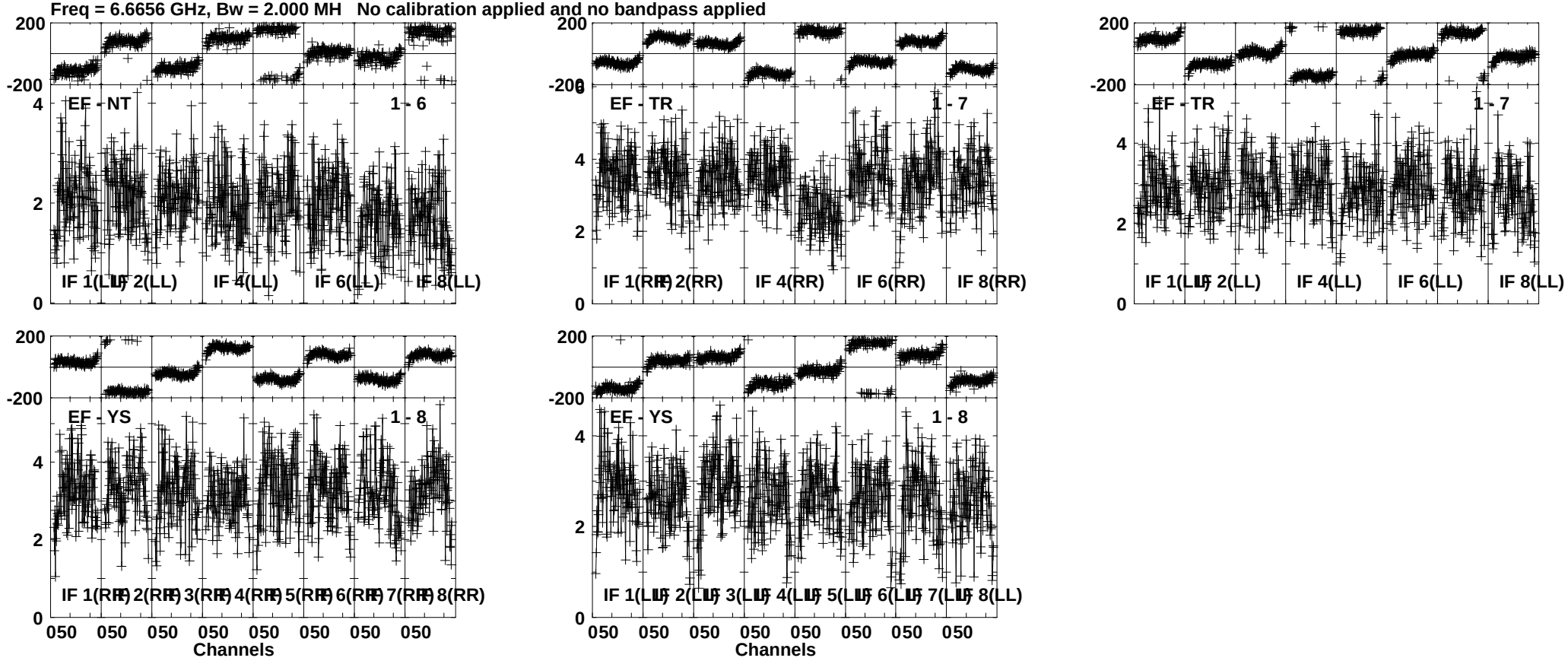

Lower frame: Milli Ampl Jy Top frame: Phas deg
Vector averaged cross-power spectrum Several baselines displayed
Timerange: 01/02:19:48 to 01/02:21:40

Plot file version 121 created 21-OCT-2013 16:50:26
W51E2 EG073A E2 1.UVDATA.1
Freq = 6.6656 GHz, Bw = 2.000 MH No calibration applied and no bandpass applied

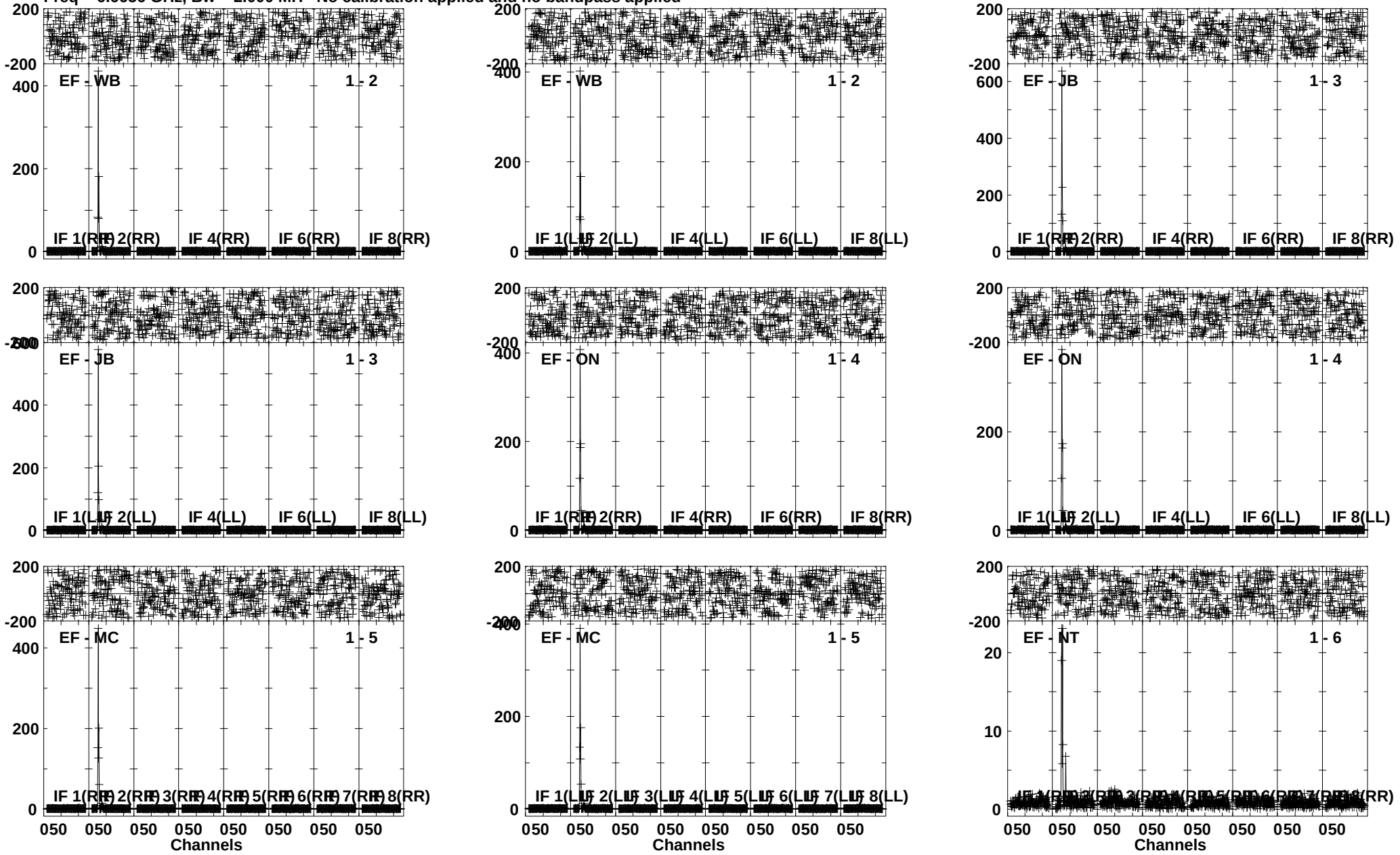

Lower frame: Milli Ampl Jy Top frame: Phas deg
Vector averaged cross-power spectrum Several baselines displayed
Timerange: 01/02:21:48 to 01/02:23:40

Plot file version 122 created 21-OCT-2013 16:50:28
W51E2 EG073A E2 1.UVDATA.1
Freq = 6.6656 GHz, Bw = 2.000 MH No calibration applied and no bandpass applied

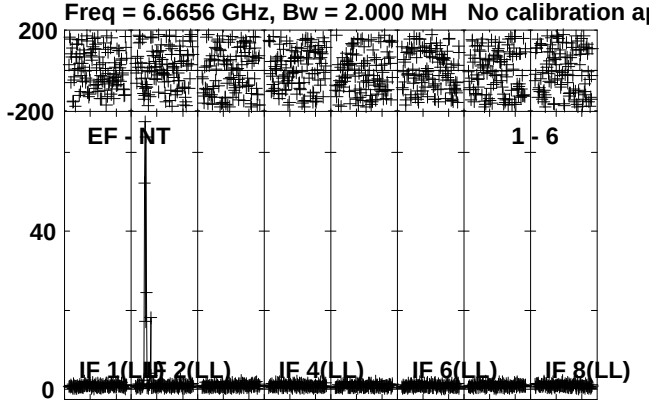

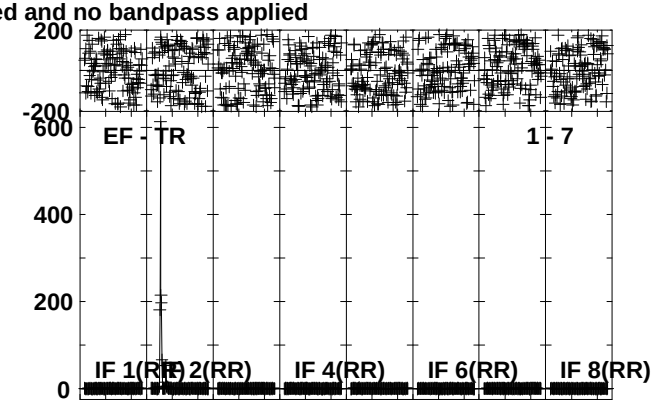

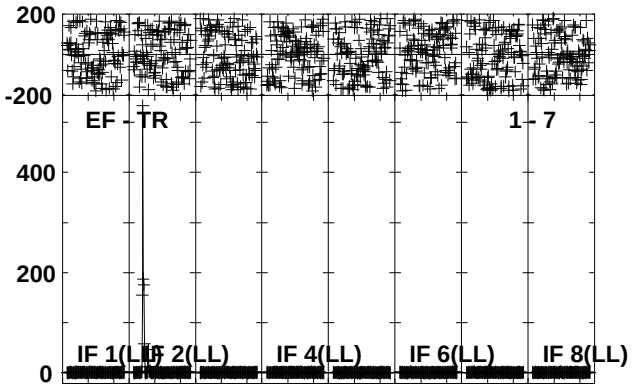

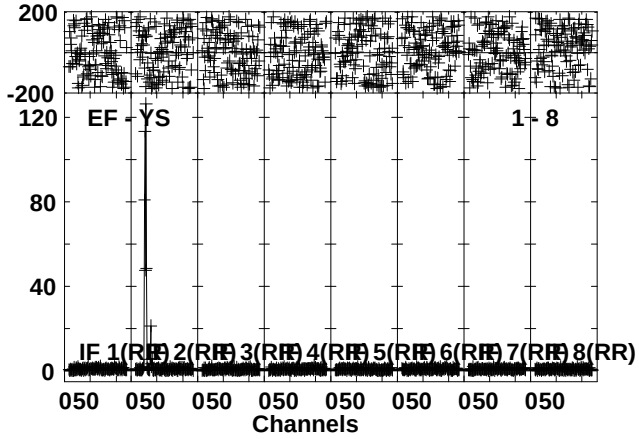

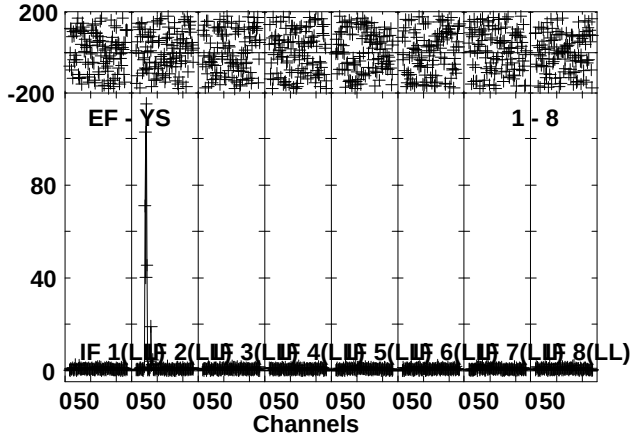

Lower frame: Milli Ampl Jy Top frame: Phas deg
Vector averaged cross-power spectrum Several baselines displayed
Timerange: 01/02:21:48 to 01/02:23:40

Plot file version 123 created 21-OCT-2013 16:50:30
J1930+1532 EG073A E2 1.UVDATA.1
Freq = 6.6656 GHz, Bw = 2.000 MH No calibration applied and no bandpass applied

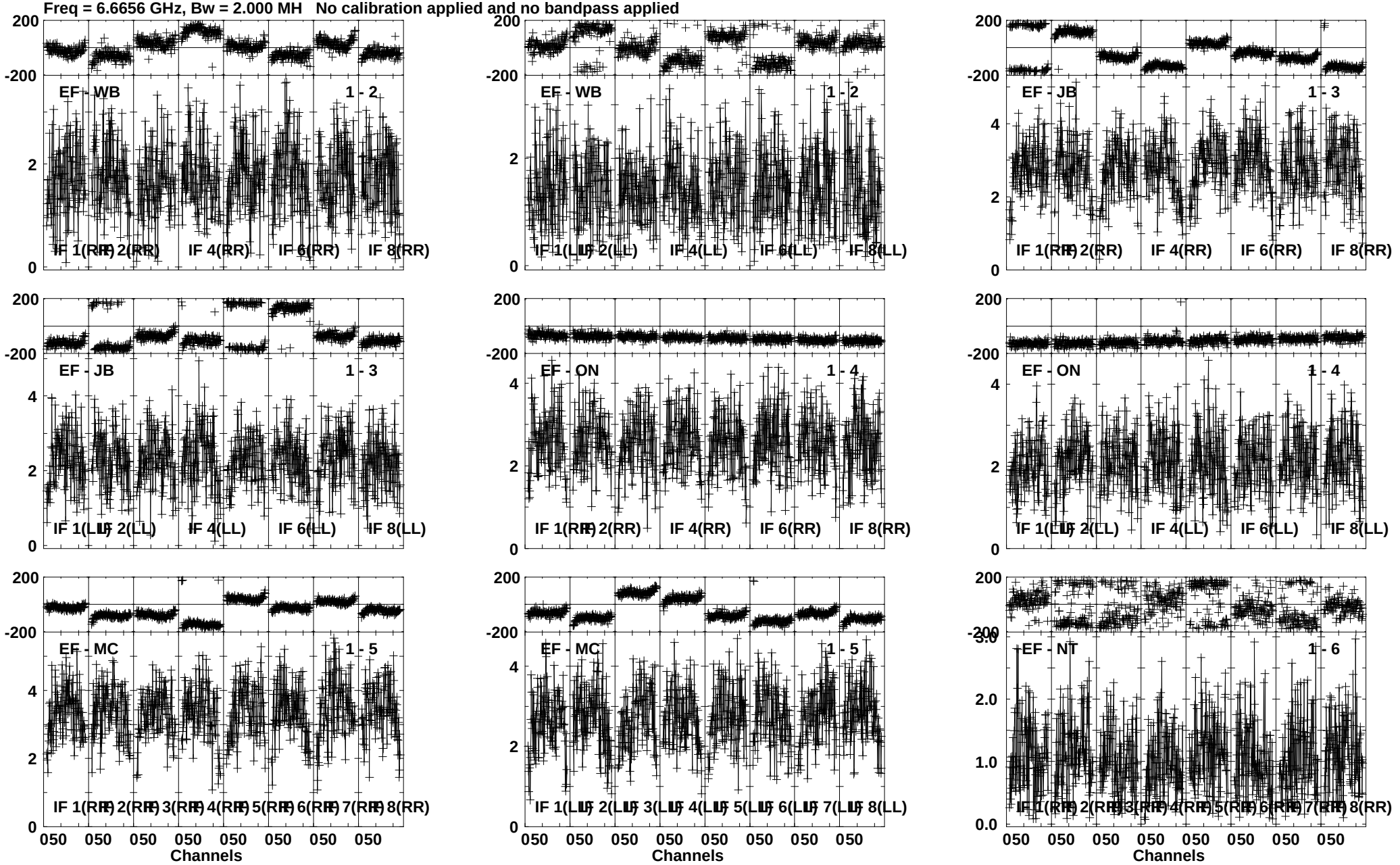

Lower frame: Milli Ampl Jy Top frame: Phas deg
Vector averaged cross-power spectrum Several baselines displayed
Timerange: 01/02:23:48 to 01/02:25:40

Plot file version 124 created 21-OCT-2013 16:50:31
J1930+1532 EG073A E2 1.UVDATA.1
Freq = 6.6656 GHz, Bw = 2.000 MH No calibration applied and no bandpass applied

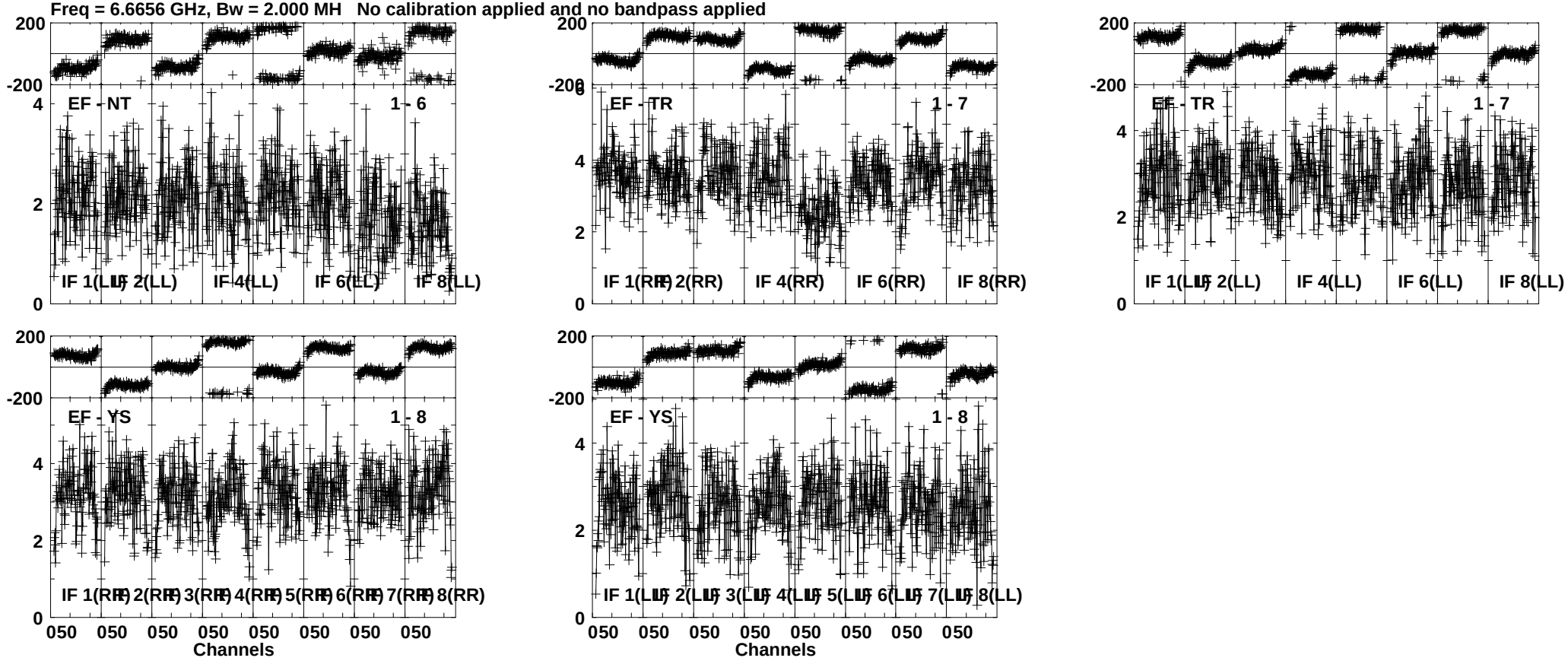

Lower frame: Milli Ampl Jy Top frame: Phas deg
Vector averaged cross-power spectrum Several baselines displayed
Timerange: 01/02:23:48 to 01/02:25:40

Plot file version 125 created 21-OCT-2013 16:50:33
W51E2 EG073A E2 1.UVDATA.1
Freq = 6.6656 GHz, Bw = 2.000 MH No calibration applied and no bandpass applied

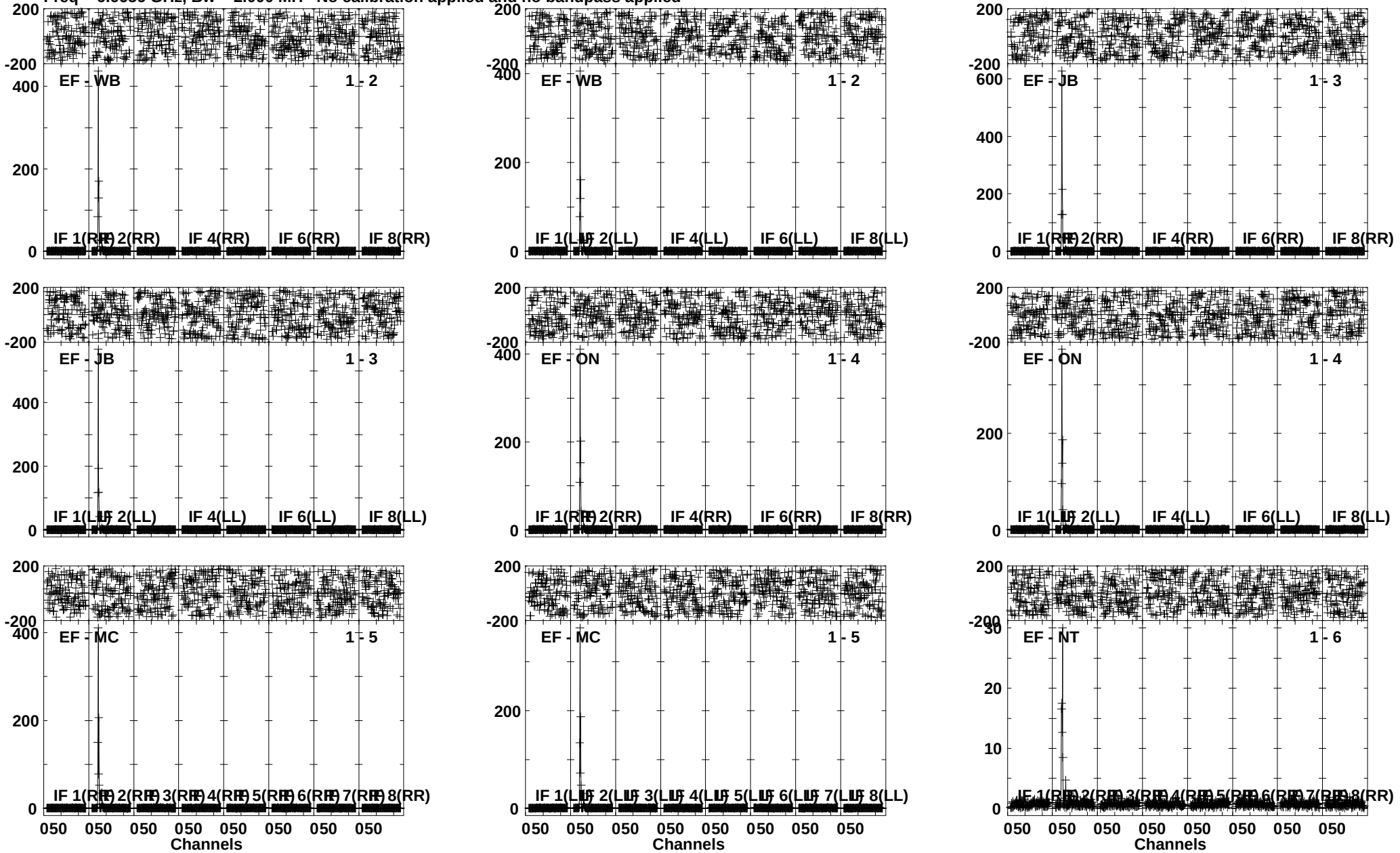

Lower frame: Milli Ampl Jy Top frame: Phas deg
Vector averaged cross-power spectrum Several baselines displayed
Timerange: 01/02:26:22 to 01/02:28:20

Plot file version 126 created 21-OCT-2013 16:50:35
W51E2 EG073A E2 1.UVDATA.1
Freq = 6.6656 GHz, Bw = 2.000 MH No calibration applied and no bandpass applied

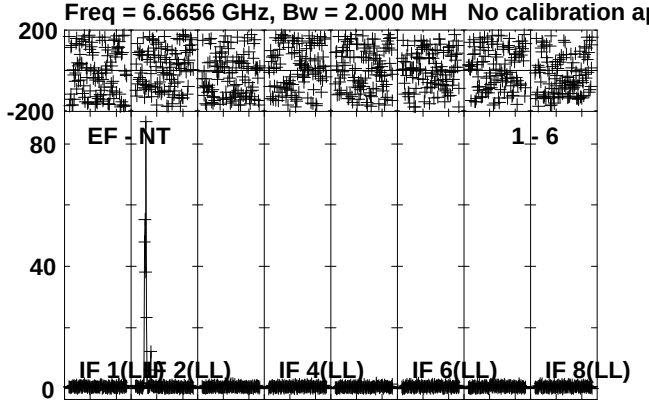

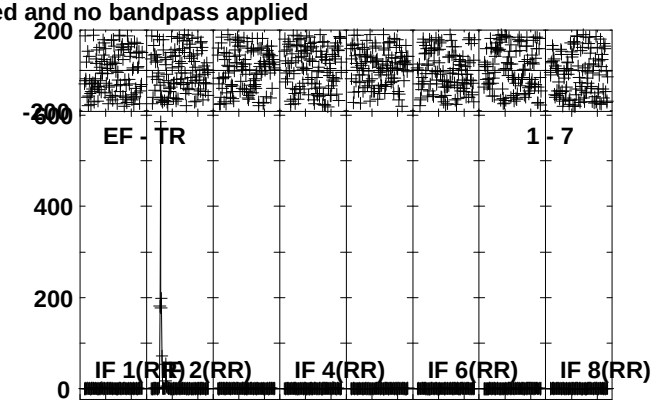

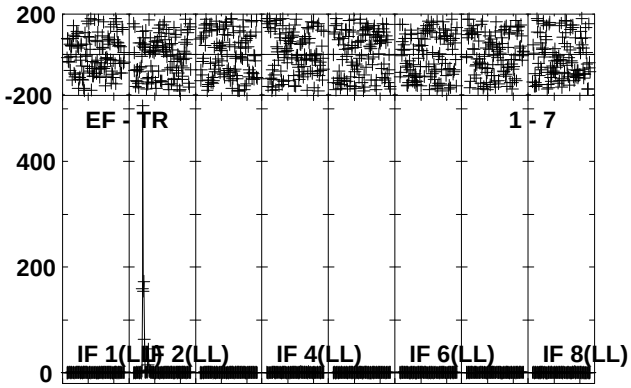

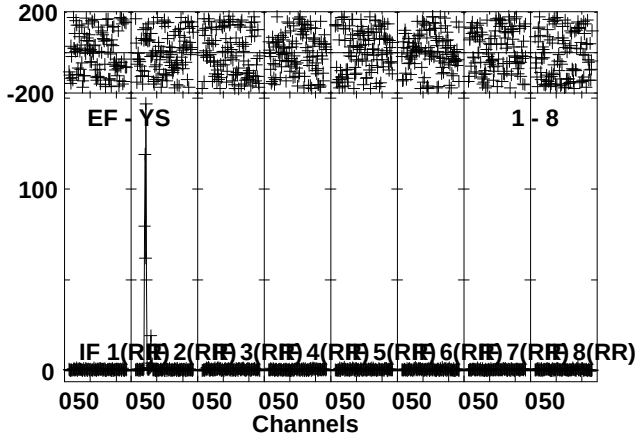

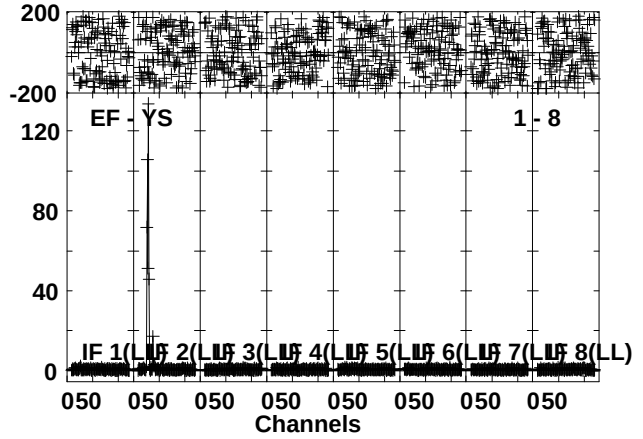

Lower frame: Milli Ampl Jy Top frame: Phas deg
Vector averaged cross-power spectrum Several baselines displayed
Timerange: 01/02:26:22 to 01/02:28:20

Plot file version 127 created 21-OCT-2013 16:50:36
J1930+1532 EG073A E2 1.UVDATA.1
Freq = 6.6656 GHz, Bw = 2.000 MH No calibration applied and no bandpass applied

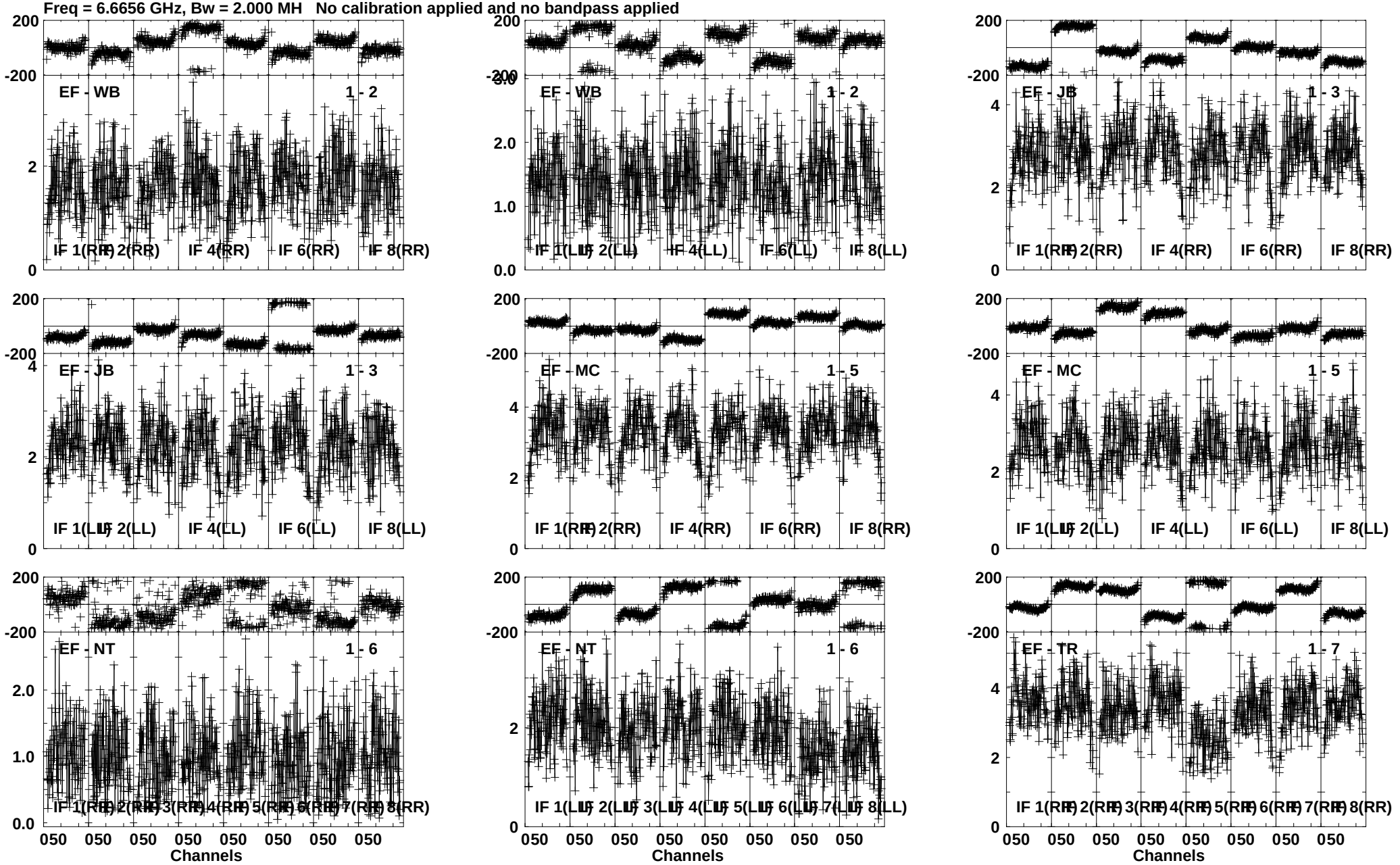

Lower frame: Milli Ampl Jy Top frame: Phas deg
Vector averaged cross-power spectrum Several baselines displayed
Timerange: 01/02:29:02 to 01/02:31:00

Plot file version 128 created 21-OCT-2013 16:50:39
J1930+1532 EG073A E2 1.UVDATA.1
Freq = 6.6656 GHz, Bw = 2.000 MH No calibration applied and no bandpass applied

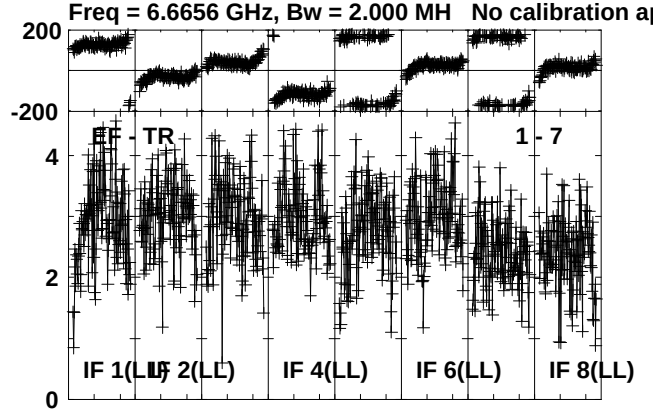

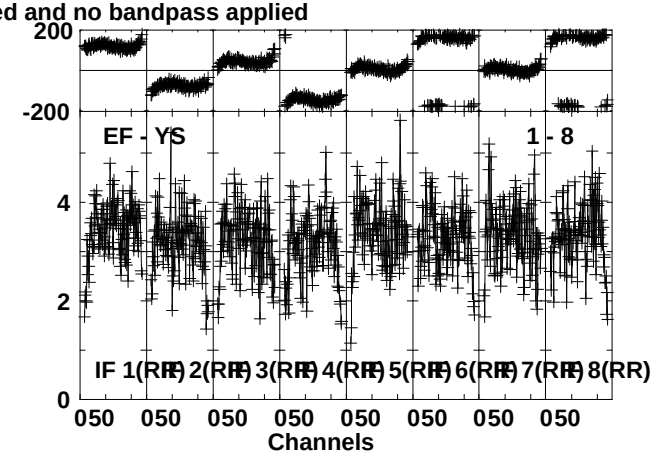

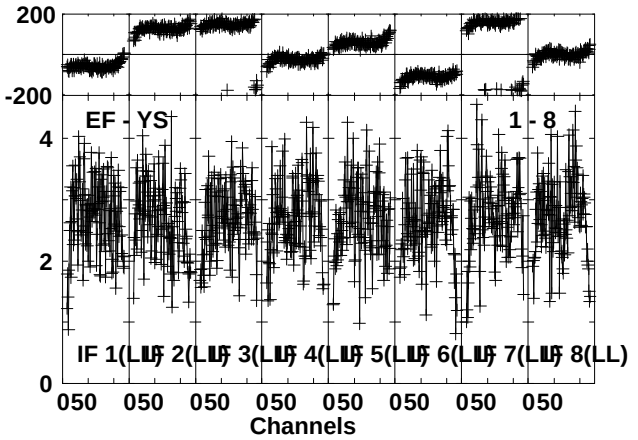

Lower frame: Milli Ampl Jy Top frame: Phas deg
Vector averaged cross-power spectrum Several baselines displayed
Timerange: 01/02:29:02 to 01/02:31:00

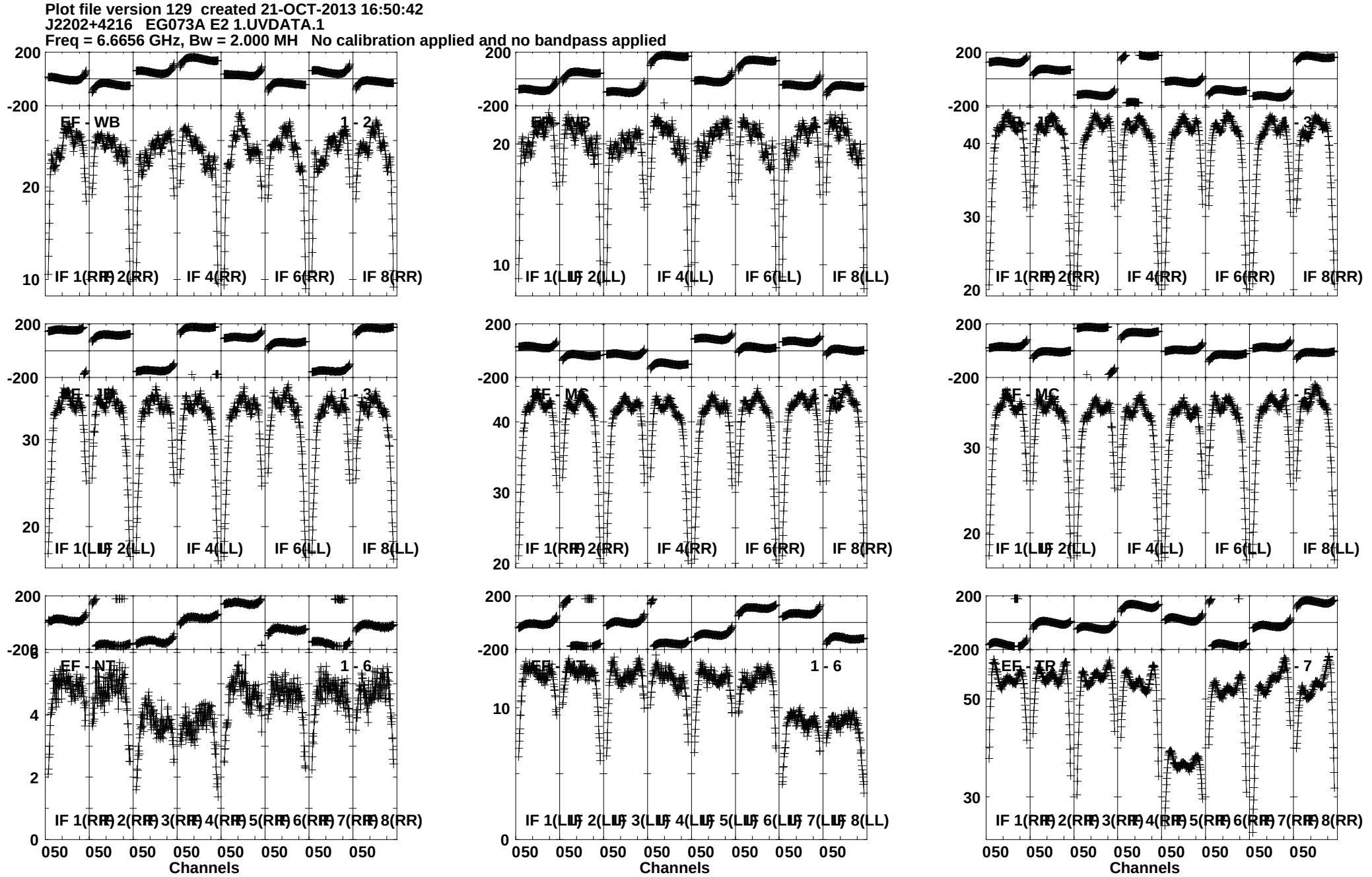
Plot file version 129 created 21-OCT-2013 16:50:42
J2202+4216 EG073A E2 1.UVDATA.1
Freq = 6.6656 GHz, Bw = 2.000 MH No calibration applied and no bandpass applied
EF - WB 1 - 2
EF - WB 1 - 3
EF - MC 1 - 4
EF - MC 1 - 5
EF - NT 1 - 6
EF - TR 1 - 7
IF 1(RR) 2(RR) IF 4(RR) IF 6(RR) IF 8(RR)
IF 1(LL) 2(LL) IF 4(LL) IF 6(LL) IF 8(LL)
IF 1(RR) 2(RR) 3(RR) 4(RR) 5(RR) 6(RR) 7(RR) 8(RR)
IF 1(LL) 2(LL) 3(LL) 4(LL) 5(LL) 6(LL) 7(LL) 8(LL)
Channels
Lower frame: Milli Ampl Jy Top frame: Phas deg
Vector averaged cross-power spectrum Several baselines displayed
Timerange: 01/02:35:09 to 01/02:43:07

Plot file version 130 created 21-OCT-2013 16:50:53
J2202+4216 EG073A E2 1.UVDATA.1
Freq = 6.6656 GHz, Bw = 2.000 MH No calibration applied and no bandpass applied

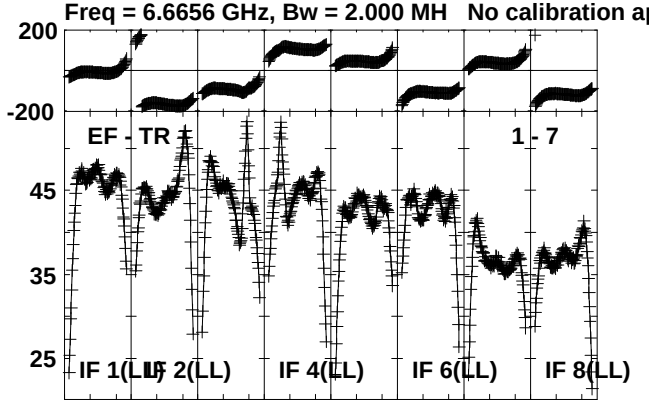

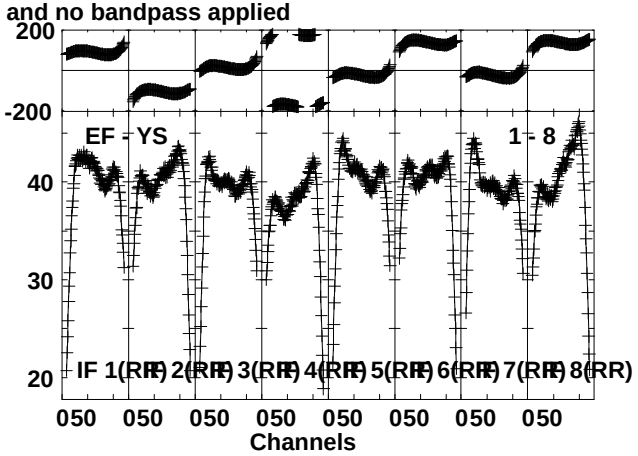

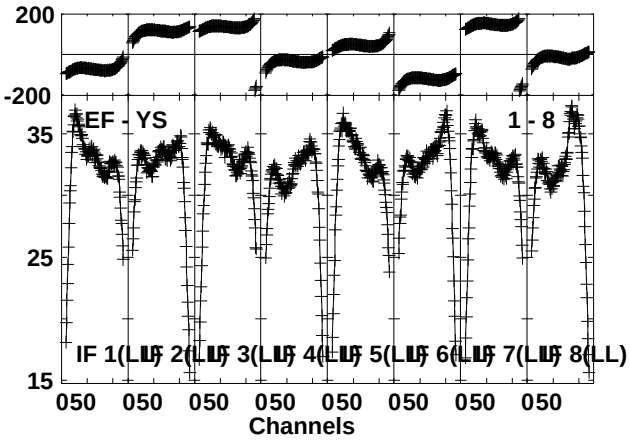

Lower frame: Milli Ampl Jy Top frame: Phas deg
Vector averaged cross-power spectrum Several baselines displayed
Timerange: 01/02:35:09 to 01/02:43:07

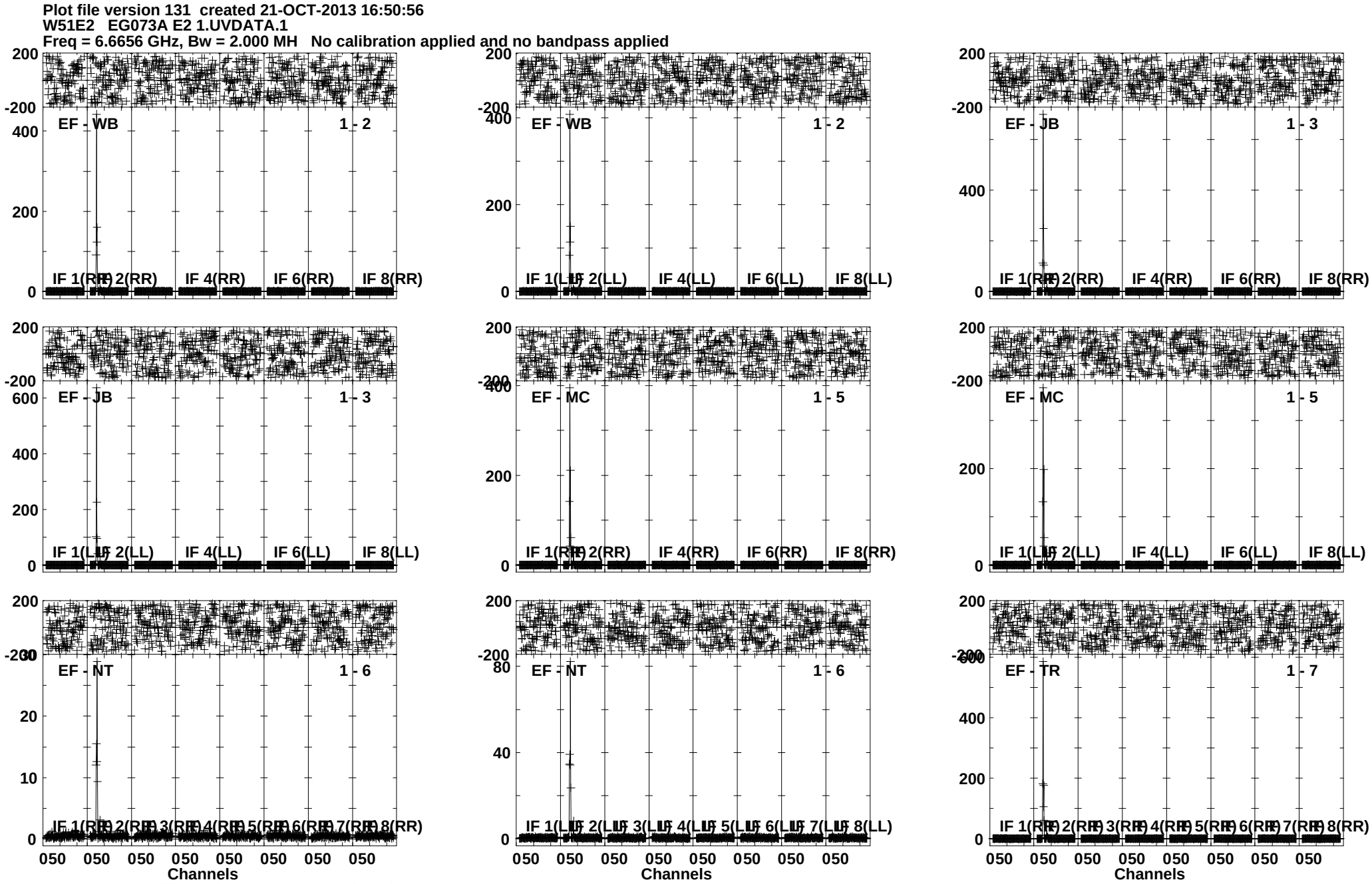
Plot file version 131 created 21-OCT-2013 16:50:56
W51E2 EG073A E2 1.UVDATA.1
Freq = 6.6656 GHz, Bw = 2.000 MH No calibration applied and no bandpass applied
EF - WB 1 - 2
IF 1(RR) IF 2(RR) IF 4(RR) IF 6(RR) IF 8(RR)
EF - WB 1 - 2
IF 1(LL) IF 2(LL) IF 4(LL) IF 6(LL) IF 8(LL)
EF - JB 1 - 3
IF 1(RR) IF 2(RR) IF 4(RR) IF 6(RR) IF 8(RR)
EF - JB 1 - 3
IF 1(LL) IF 2(LL) IF 4(LL) IF 6(LL) IF 8(LL)
EF - MC 1 - 5
IF 1(RR) IF 2(RR) IF 4(RR) IF 6(RR) IF 8(RR)
EF - MC 1 - 5
IF 1(LL) IF 2(LL) IF 4(LL) IF 6(LL) IF 8(LL)
EF - NT 1 - 6
IF 1(RR) IF 2(RR) IF 3(RR) IF 4(RR) IF 5(RR) IF 6(RR) IF 7(RR) IF 8(RR)
EF - NT 1 - 6
IF 1(LL) IF 2(LL) IF 3(LL) IF 4(LL) IF 5(LL) IF 6(LL) IF 7(LL) IF 8(LL)
EF - TR 1 - 7
IF 1(RR) IF 2(RR) IF 3(RR) IF 4(RR) IF 5(RR) IF 6(RR) IF 7(RR) IF 8(RR)
050 050 050 050 050 050 050 050
Channels
Lower frame: Milli Ampl Jy Top frame: Phas deg
Vector averaged cross-power spectrum Several baselines displayed
Timerange: 01/02:47:38 to 01/02:52:36

Plot file version 132 created 21-OCT-2013 16:51:03
W51E2 EG073A E2 1.UVDATA.1
Freq = 6.6656 GHz, Bw = 2.000 MH No calibration applied and no bandpass applied

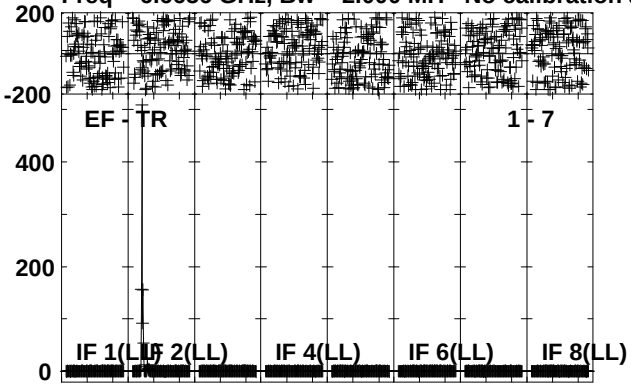

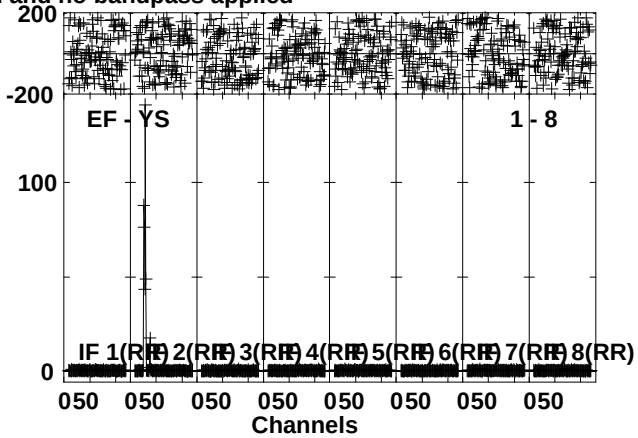

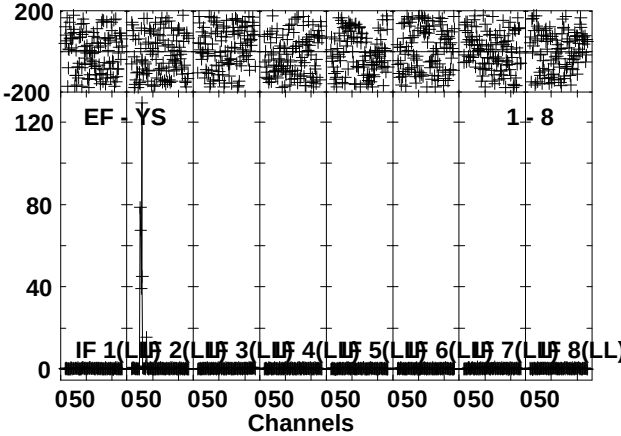

Lower frame: Milli Ampl Jy Top frame: Phas deg
Vector averaged cross-power spectrum Several baselines displayed
Timerange: 01/02:47:38 to 01/02:52:36

Plot file version 133 created 21-OCT-2013 16:51:05
J1930+1532 EG073A E2 1.UVDATA.1
Freq = 6.6656 GHz, Bw = 2.000 MH No calibration applied and no bandpass applied

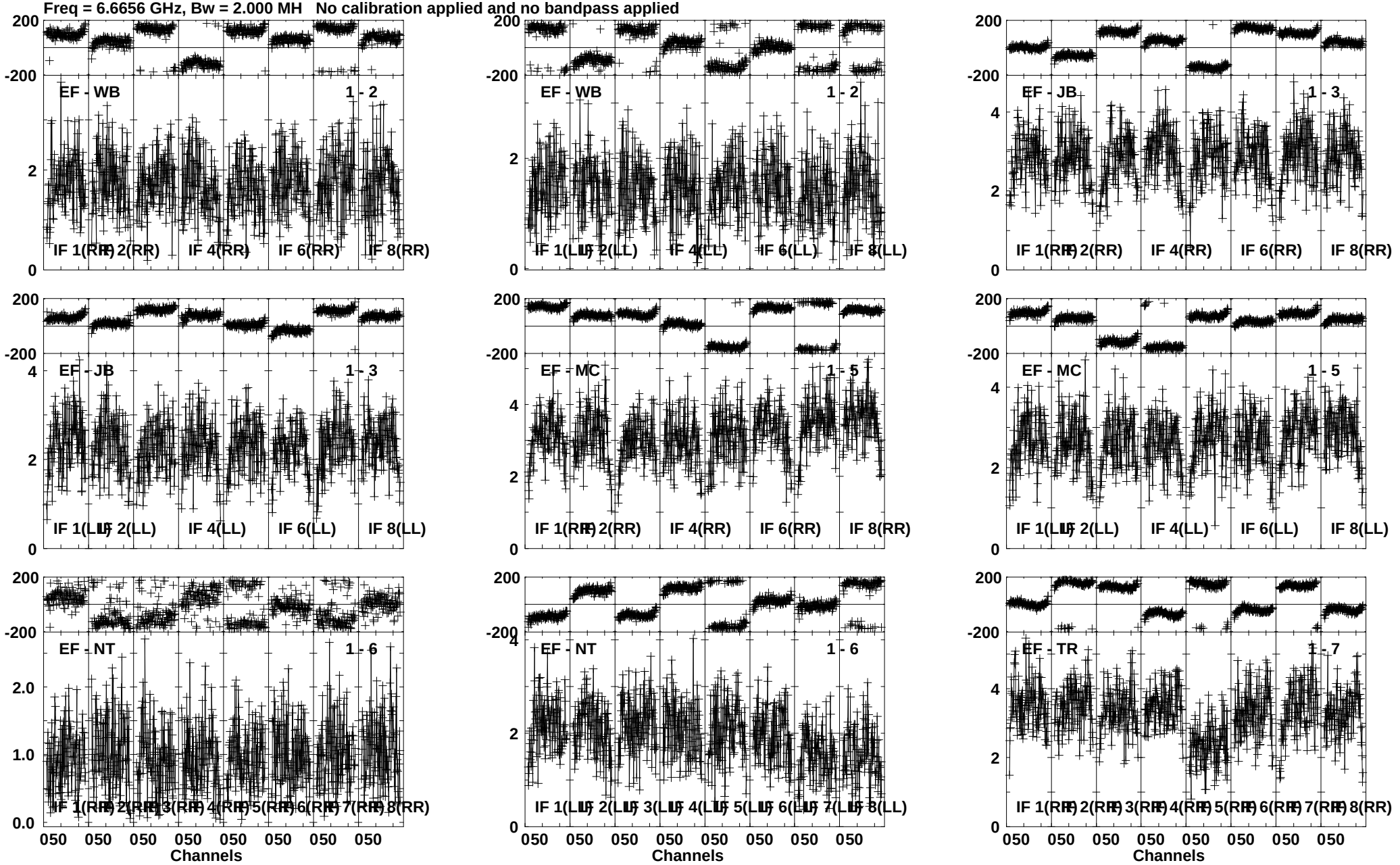

Lower frame: Milli Ampl Jy Top frame: Phas deg
Vector averaged cross-power spectrum Several baselines displayed
Timerange: 01/02:53:18 to 01/02:55:16

Plot file version 134 created 21-OCT-2013 16:51:08
J1930+1532 EG073A E2 1.UVDATA.1
Freq = 6.6656 GHz, Bw = 2.000 MH No calibration applied and no bandpass applied

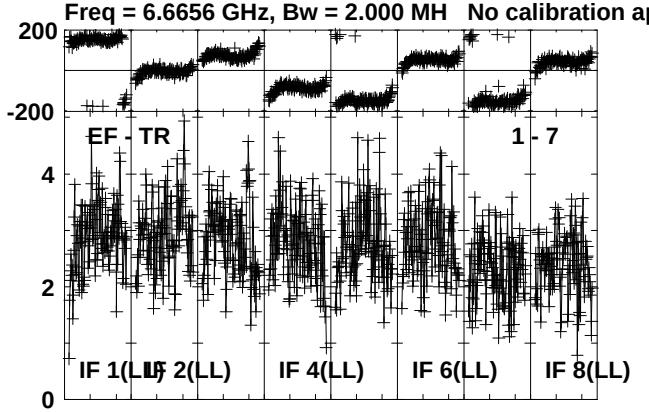

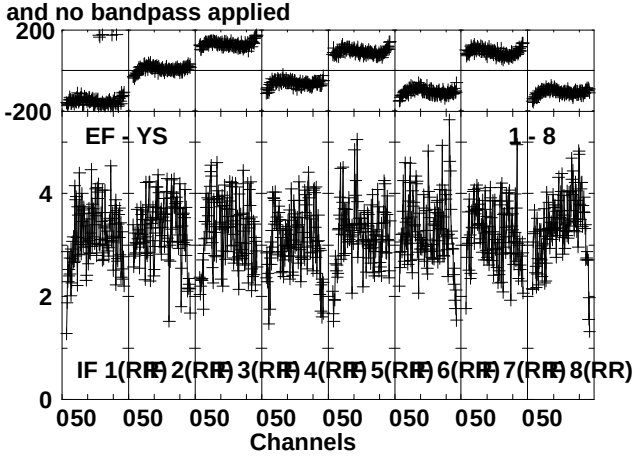

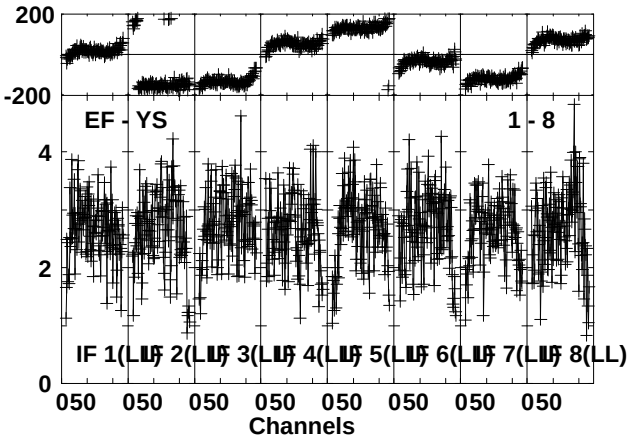

Lower frame: Milli Ampl Jy Top frame: Phas deg
Vector averaged cross-power spectrum Several baselines displayed
Timerange: 01/02:53:18 to 01/02:55:16

Plot file version 135 created 21-OCT-2013 16:51:09
W51E2 EG073A E2 1.UVDATA.1
Freq = 6.6656 GHz, Bw = 2.000 MH No calibration applied and no bandpass applied

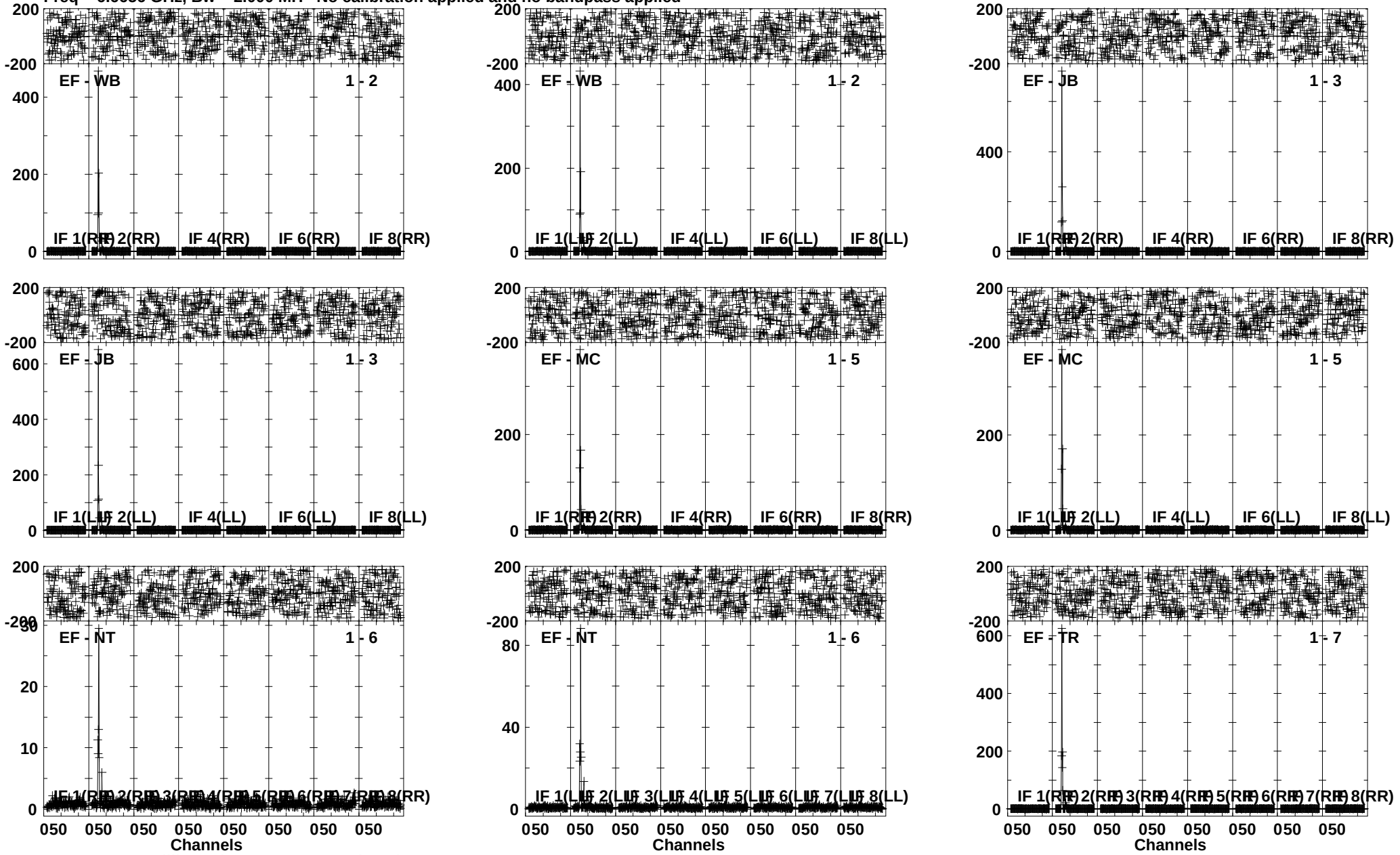

Lower frame: Milli Ampl Jy Top frame: Phas deg
Vector averaged cross-power spectrum Several baselines displayed
Timerange: 01/02:55:24 to 01/02:57:16

Plot file version 136 created 21-OCT-2013 16:51:11
W51E2 EG073A E2 1.UVDATA.1
Freq = 6.6656 GHz, Bw = 2.000 MH No calibration applied and no bandpass applied

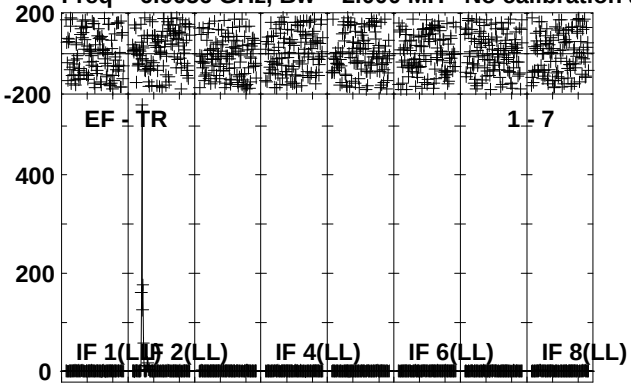

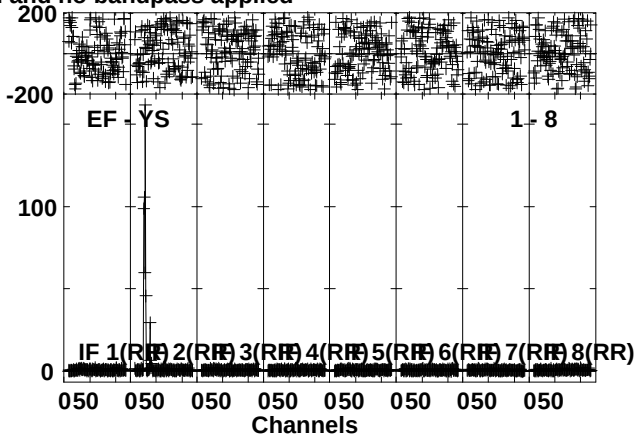

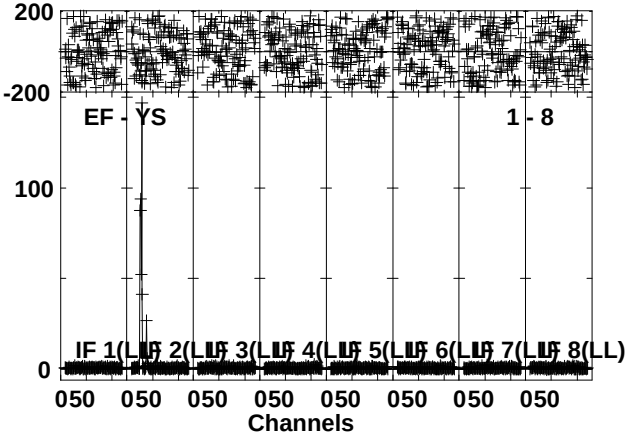

Lower frame: Milli Ampl Jy Top frame: Phas deg
Vector averaged cross-power spectrum Several baselines displayed
Timerange: 01/02:55:24 to 01/02:57:16

Plot file version 137 created 21-OCT-2013 16:51:12
J1930+1532 EG073A E2 1.UVDATA.1
Freq = 6.6656 GHz, Bw = 2.000 MH No calibration applied and no bandpass applied

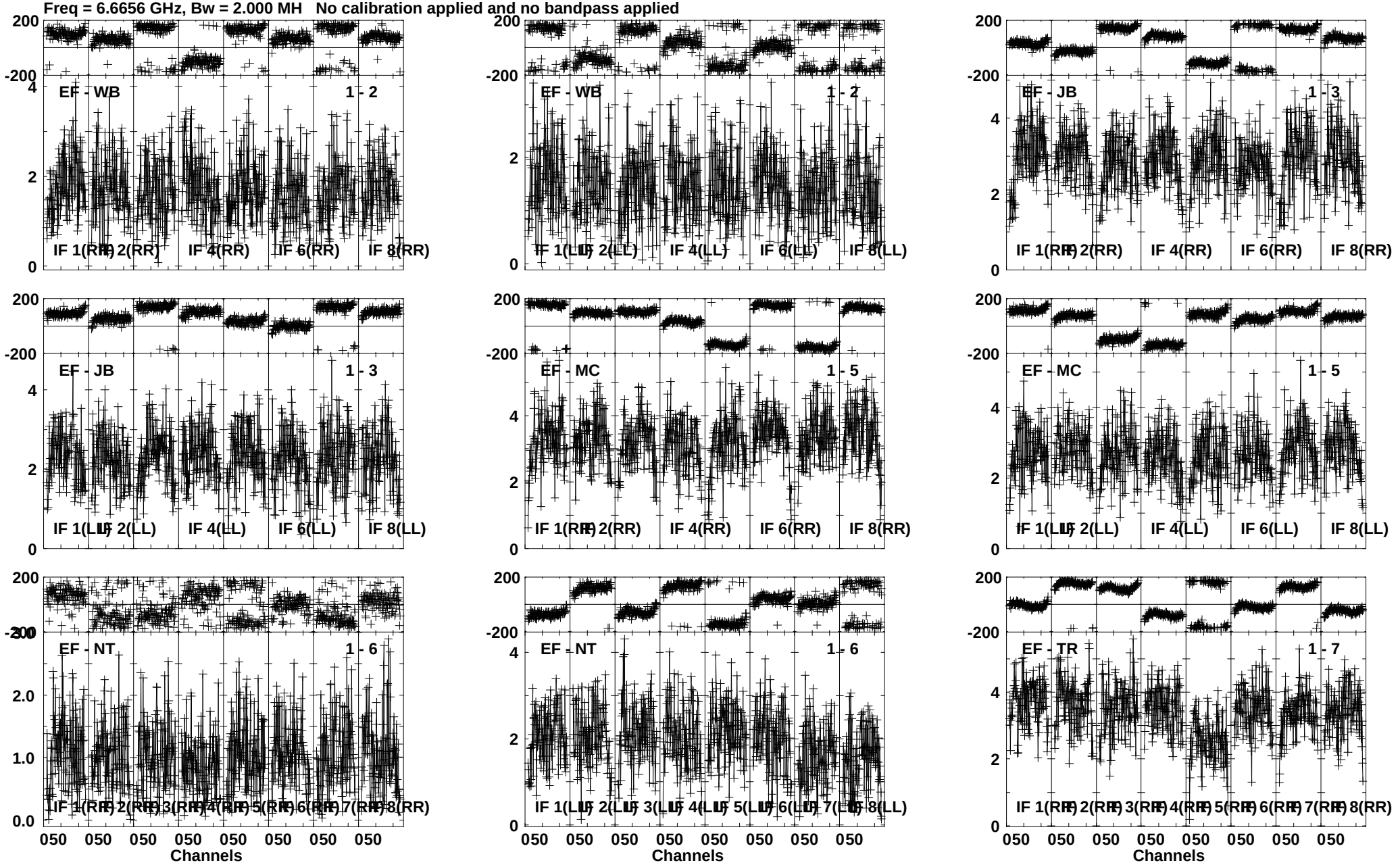

Lower frame: Milli Ampl Jy Top frame: Phas deg
Vector averaged cross-power spectrum Several baselines displayed
Timerange: 01/02:57:22 to 01/02:59:16

Plot file version 138 created 21-OCT-2013 16:51:15
J1930+1532 EG073A E2 1.UVDATA.1
Freq = 6.6656 GHz, Bw = 2.000 MH No calibration applied and no bandpass applied

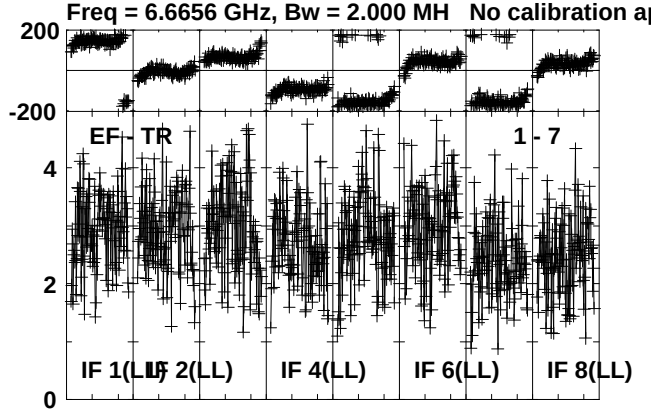

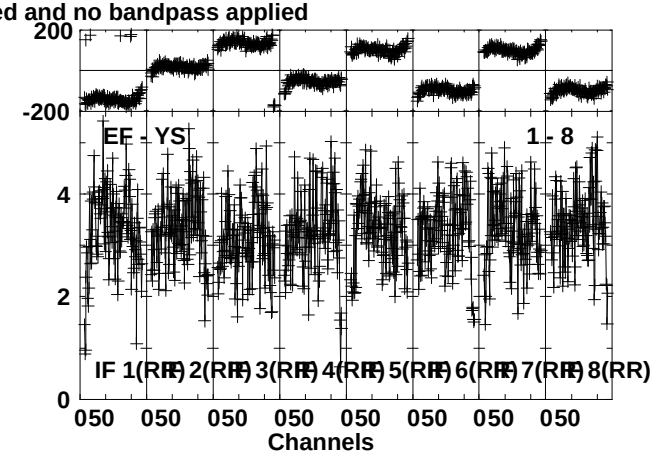

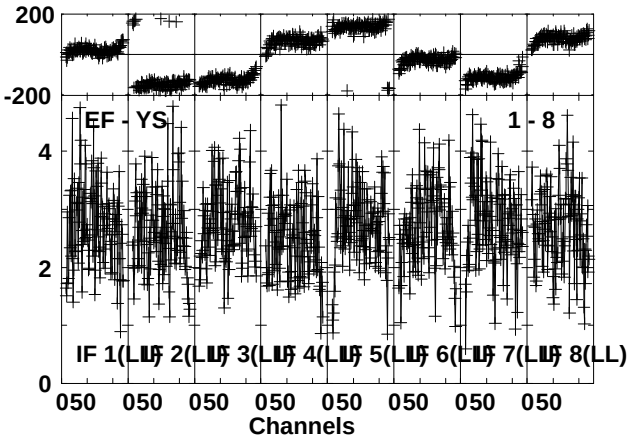

Lower frame: Milli Ampl Jy Top frame: Phas deg
Vector averaged cross-power spectrum Several baselines displayed
Timerange: 01/02:57:22 to 01/02:59:16

Plot file version 139 created 21-OCT-2013 16:51:16
W51E2 EG073A E2 1.UVDATA.1
Freq = 6.6656 GHz, Bw = 2.000 MH No calibration applied and no bandpass applied

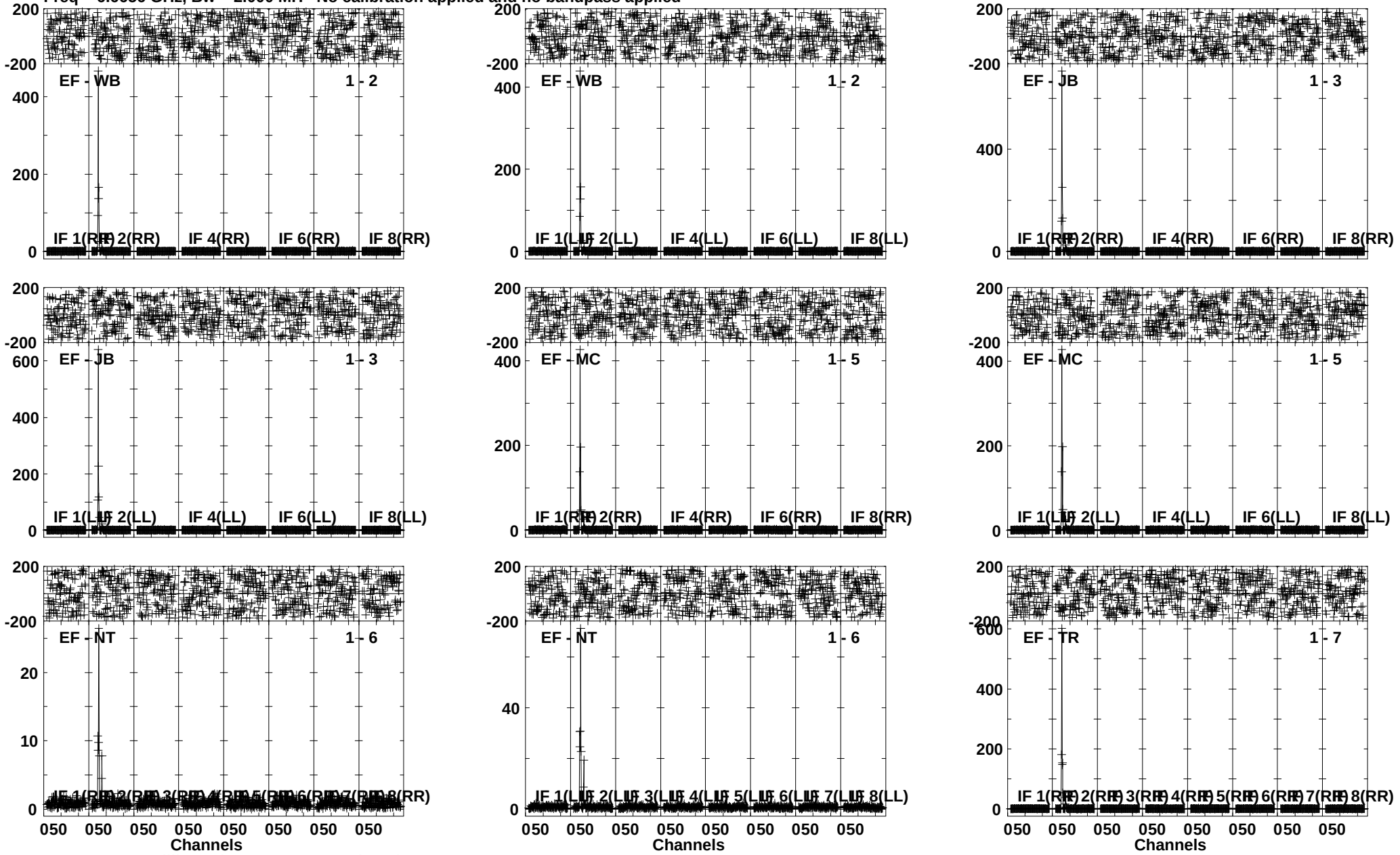

Lower frame: Milli Ampl Jy Top frame: Phas deg
Vector averaged cross-power spectrum Several baselines displayed
Timerange: 01/02:59:24 to 01/03:01:16

Plot file version 140 created 21-OCT-2013 16:51:18
W51E2 EG073A E2 1.UVDATA.1
Freq = 6.6656 GHz, Bw = 2.000 MH No calibration applied and no bandpass applied

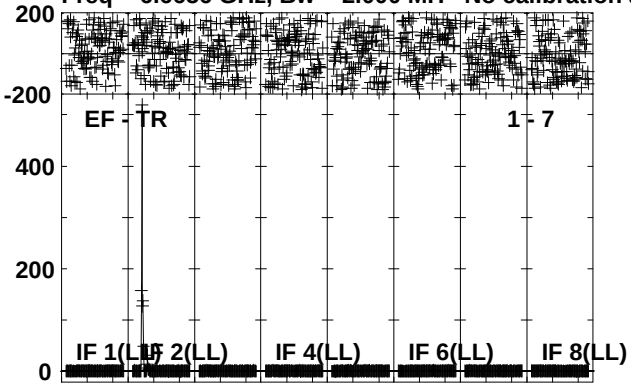

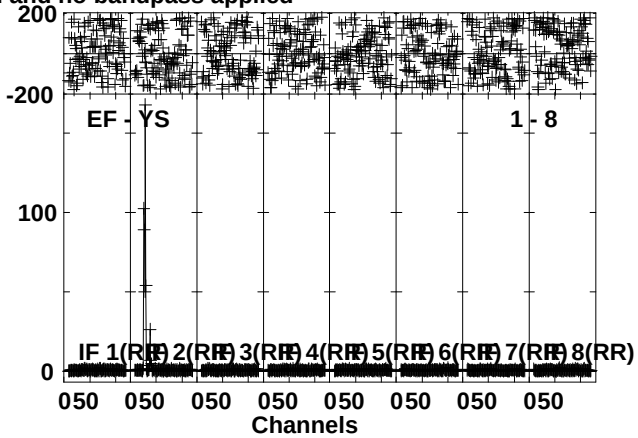

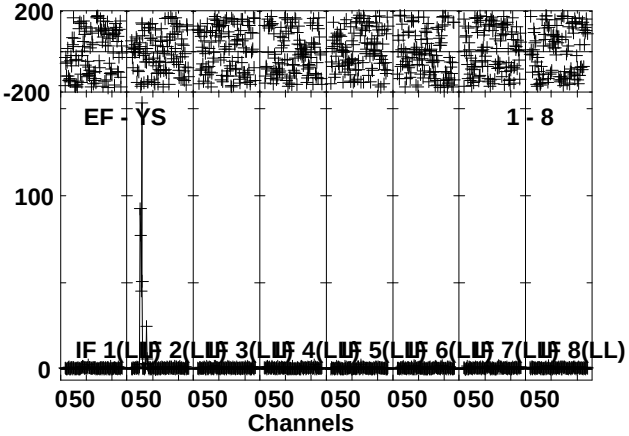

Lower frame: Milli Ampl Jy Top frame: Phas deg
Vector averaged cross-power spectrum Several baselines displayed
Timerange: 01/02:59:24 to 01/03:01:16

Plot file version 141 created 21-OCT-2013 16:51:19
J1930+1532 EG073A E2 1.UVDATA.1
Freq = 6.6656 GHz, Bw = 2.000 MH No calibration applied and no bandpass applied

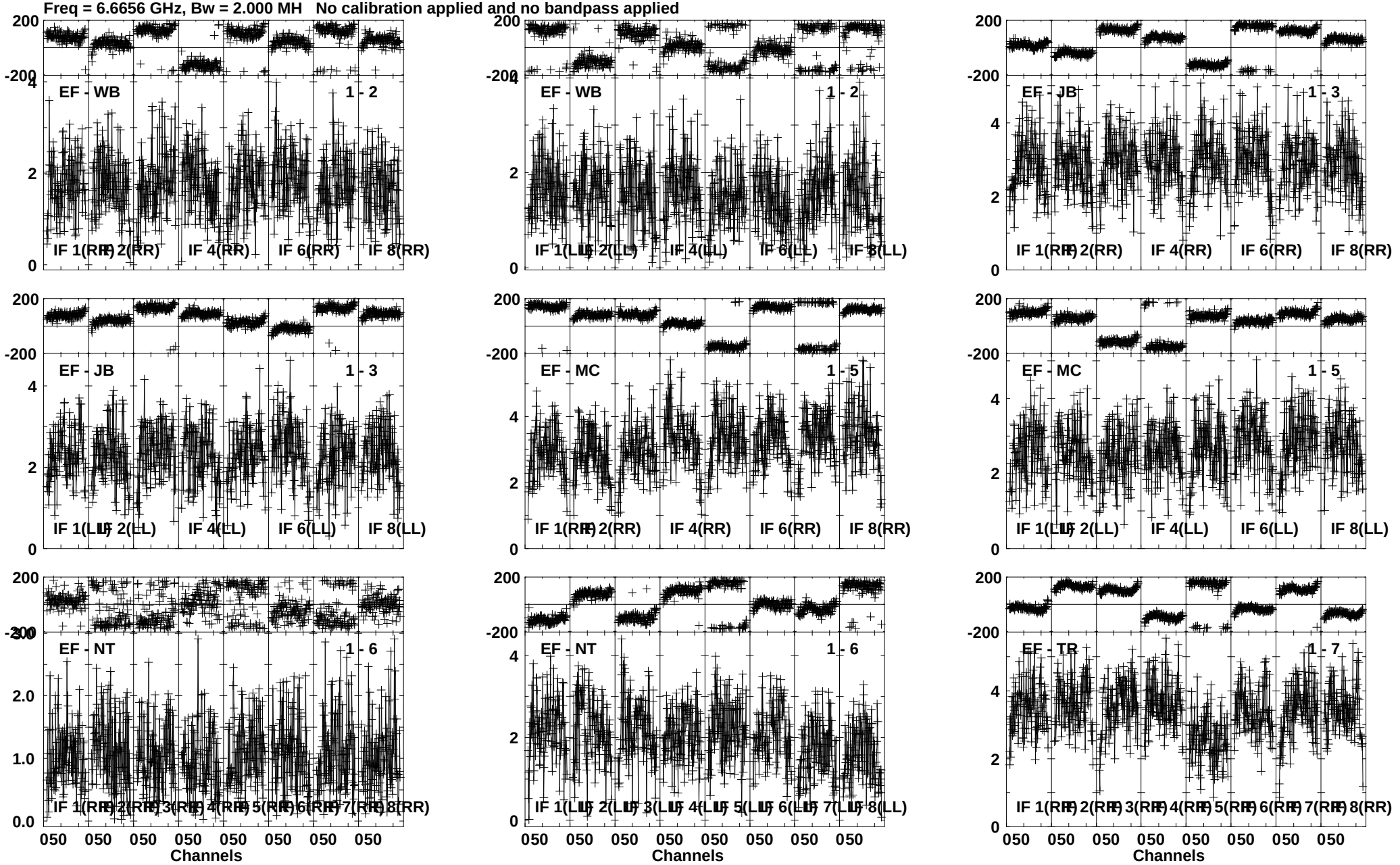

Lower frame: Milli Ampl Jy Top frame: Phas deg
Vector averaged cross-power spectrum Several baselines displayed
Timerange: 01/03:01:24 to 01/03:03:16

Plot file version 142 created 21-OCT-2013 16:51:22
J1930+1532 EG073A E2 1.UVDATA.1
Freq = 6.6656 GHz, Bw = 2.000 MH No calibration applied and no bandpass applied

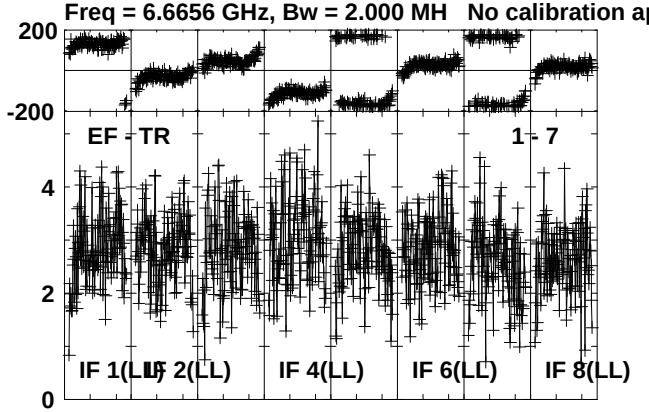

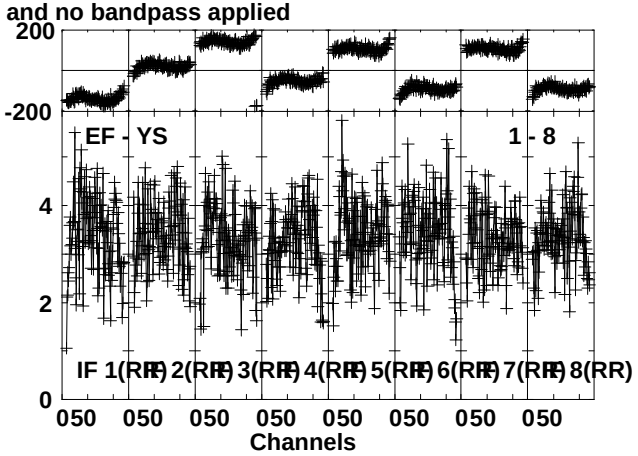

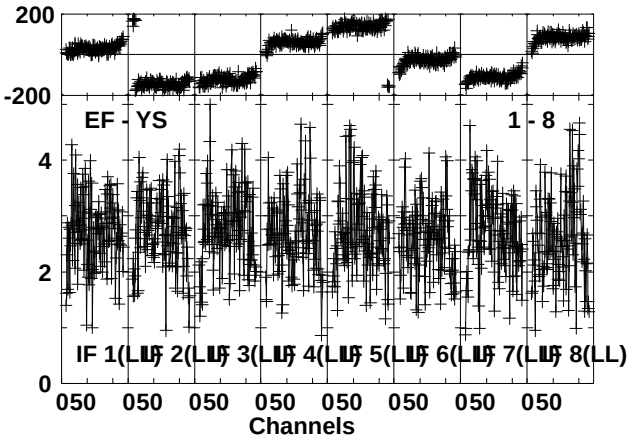

Lower frame: Milli Ampl Jy Top frame: Phas deg
Vector averaged cross-power spectrum Several baselines displayed
Timerange: 01/03:01:24 to 01/03:03:16

Plot file version 143 created 21-OCT-2013 16:51:23
W51E2 EG073A E2 1.UVDATA.1
Freq = 6.6656 GHz, Bw = 2.000 MH No calibration applied and no bandpass applied

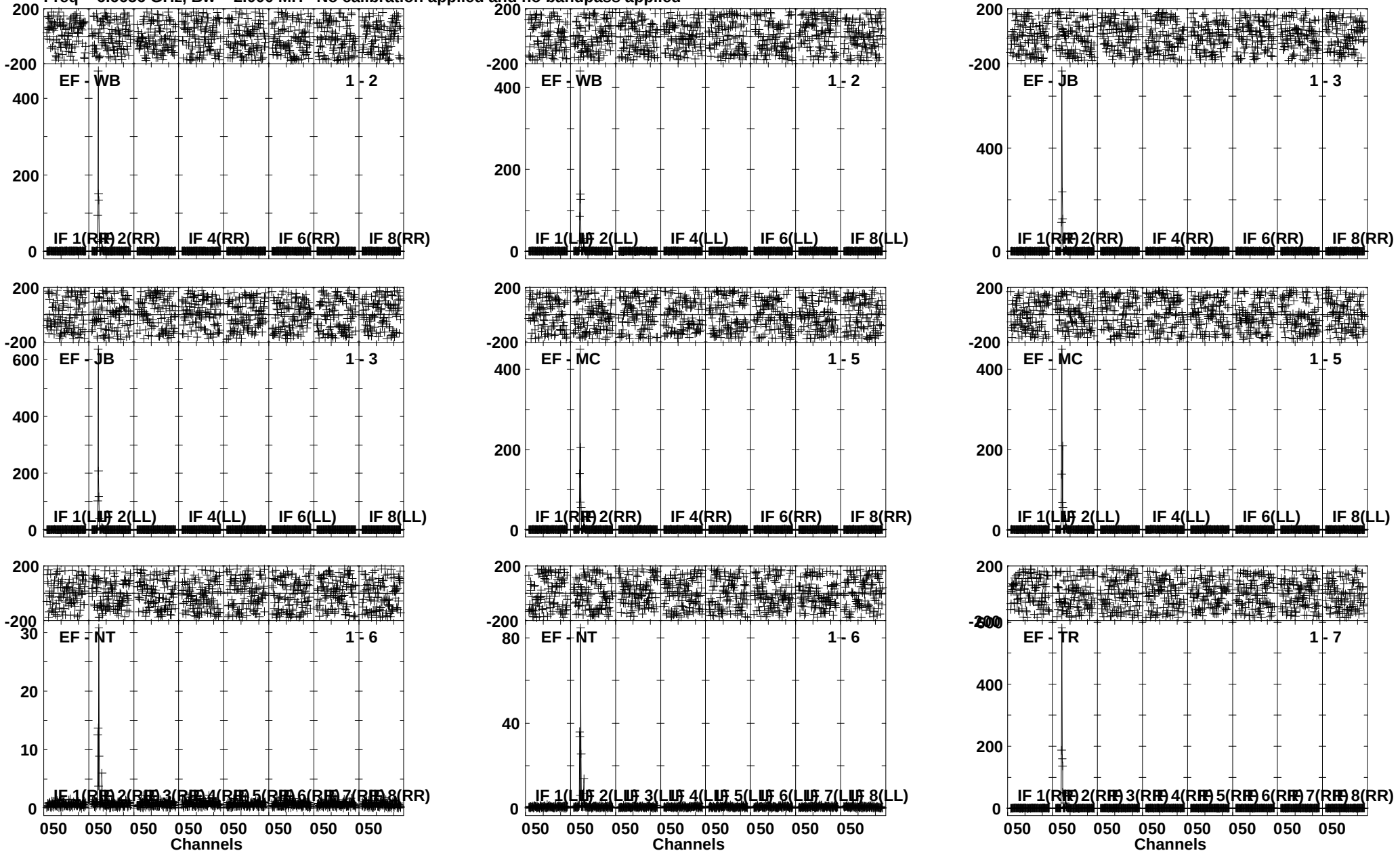

Lower frame: Milli Ampl Jy Top frame: Phas deg
Vector averaged cross-power spectrum Several baselines displayed
Timerange: 01/03:03:58 to 01/03:05:56

Plot file version 144 created 21-OCT-2013 16:51:25
W51E2 EG073A E2 1.UVDATA.1
Freq = 6.6656 GHz, Bw = 2.000 MH No calibration applied and no bandpass applied

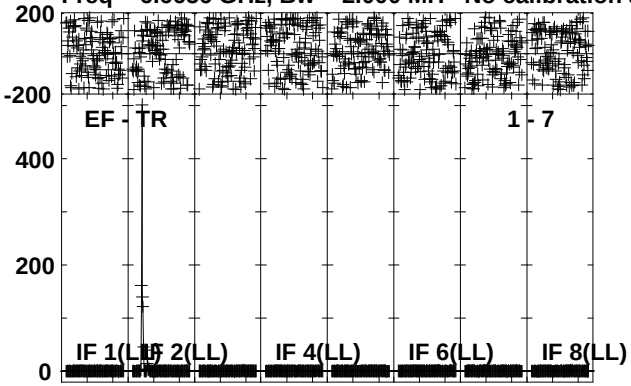

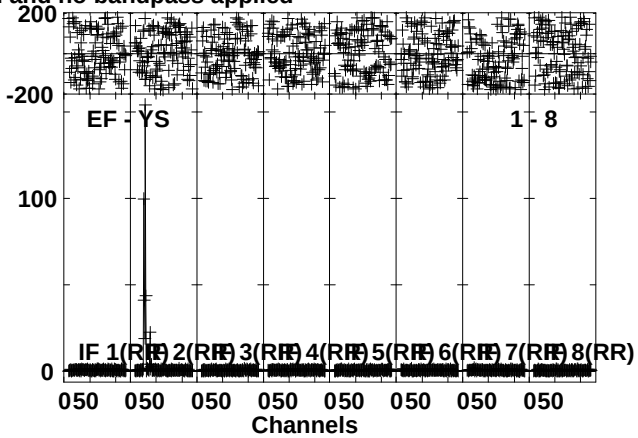

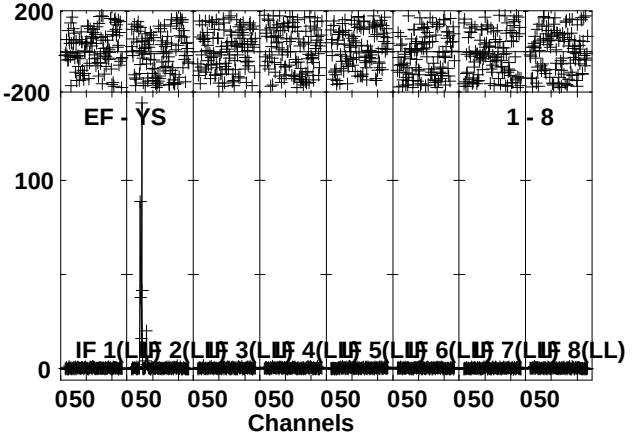

Lower frame: Milli Ampl Jy Top frame: Phas deg
Vector averaged cross-power spectrum Several baselines displayed
Timerange: 01/03:03:58 to 01/03:05:56

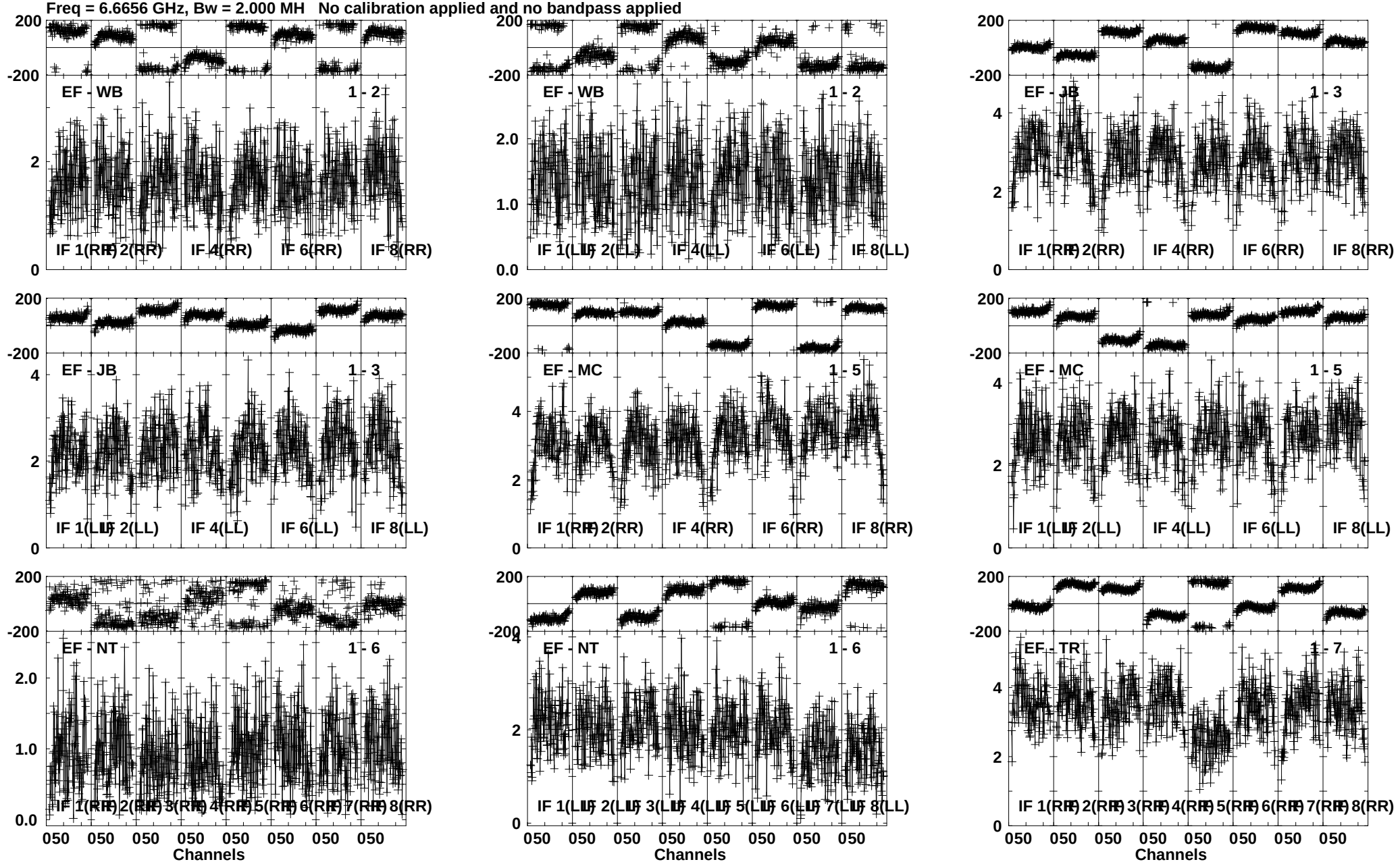
Plot file version 145 created 21-OCT-2013 16:51:27
J1930+1532 EG073A E2 1.UVDATA.1
Freq = 6.6656 GHz, Bw = 2.000 MH No calibration applied and no bandpass applied
EF - WB 1 - 2
IF 1(RR) IF 2(RR) IF 4(RR) IF 6(RR) IF 8(RR)
EF - WB 1 - 2
IF 1(LL) IF 2(LL) IF 4(LL) IF 6(LL) IF 8(LL)
EF - JB 1 - 3
IF 1(RR) IF 2(RR) IF 4(RR) IF 6(RR) IF 8(RR)
EF - JB 1 - 3
IF 1(LL) IF 2(LL) IF 4(LL) IF 6(LL) IF 8(LL)
EF - MC 1 - 5
IF 1(RR) IF 2(RR) IF 4(RR) IF 6(RR) IF 8(RR)
EF - MC 1 - 5
IF 1(LL) IF 2(LL) IF 4(LL) IF 6(LL) IF 8(LL)
EF - NT 1 - 6
IF 1(RR) IF 2(RR) IF 3(RR) IF 4(RR) IF 5(RR) IF 6(RR) IF 7(RR) IF 8(RR)
EF - NT 1 - 6
IF 1(LL) IF 2(LL) IF 3(LL) IF 4(LL) IF 5(LL) IF 6(LL) IF 7(LL) IF 8(LL)
EF - TR 1 - 7
IF 1(RR) IF 2(RR) IF 3(RR) IF 4(RR) IF 5(RR) IF 6(RR) IF 7(RR) IF 8(RR)
Channels
Lower frame: Milli Ampl Jy Top frame: Phas deg
Vector averaged cross-power spectrum Several baselines displayed
Timerange: 01/03:06:38 to 01/03:08:36

Plot file version 146 created 21-OCT-2013 16:51:29
J1930+1532 EG073A E2 1.UVDATA.1
Freq = 6.6656 GHz, Bw = 2.000 MH No calibration applied and no bandpass applied

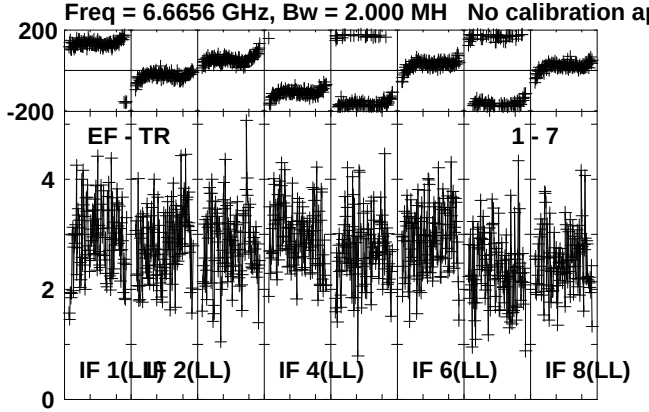

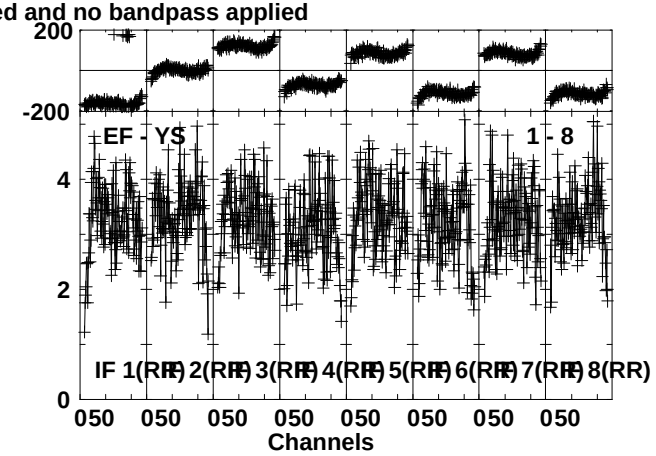

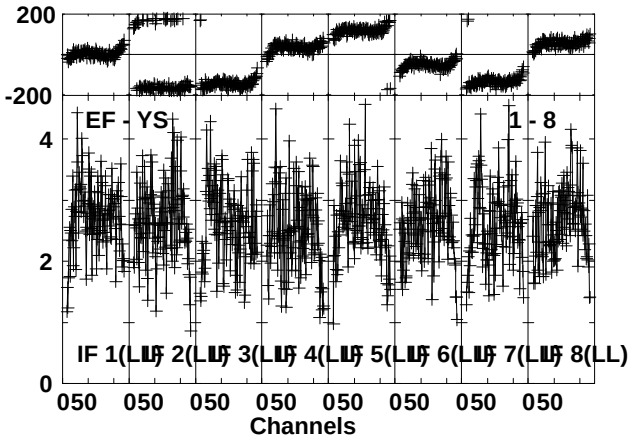

Lower frame: Milli Ampl Jy Top frame: Phas deg
Vector averaged cross-power spectrum Several baselines displayed
Timerange: 01/03:06:38 to 01/03:08:36

Plot file version 147 created 21-OCT-2013 16:51:30
W51E2 EG073A E2 1.UVDATA.1
Freq = 6.6656 GHz, Bw = 2.000 MH No calibration applied and no bandpass applied

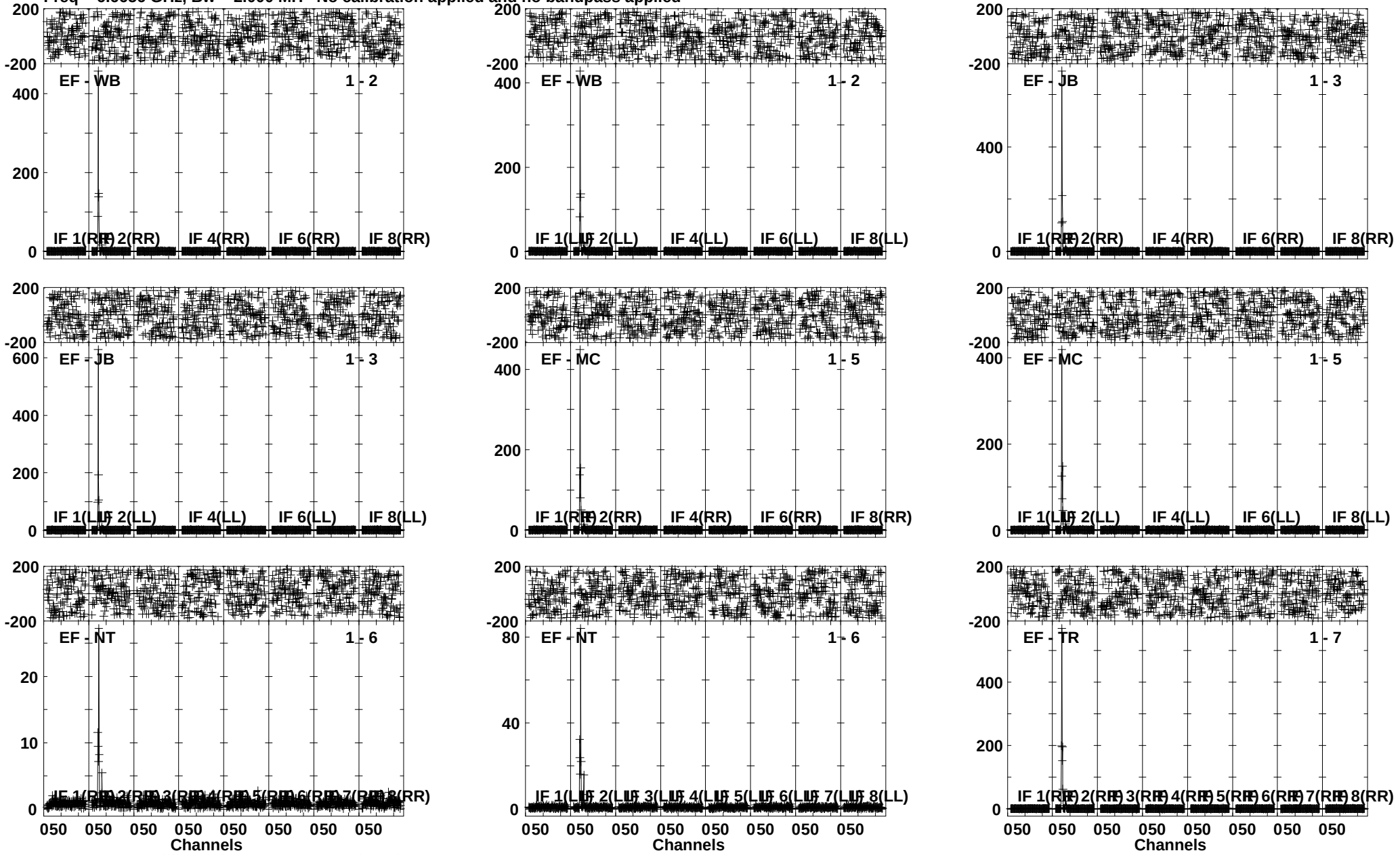

Lower frame: Milli Ampl Jy Top frame: Phas deg
Vector averaged cross-power spectrum Several baselines displayed
Timerange: 01/03:08:44 to 01/03:10:36

Plot file version 148 created 21-OCT-2013 16:51:33
W51E2 EG073A E2 1.UVDATA.1
Freq = 6.6656 GHz, Bw = 2.000 MH No calibration applied and no bandpass applied

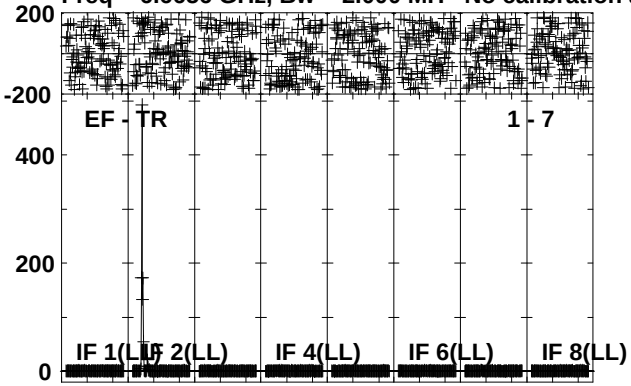

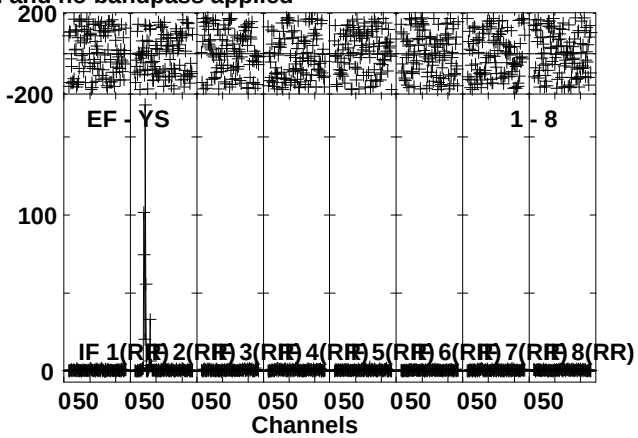

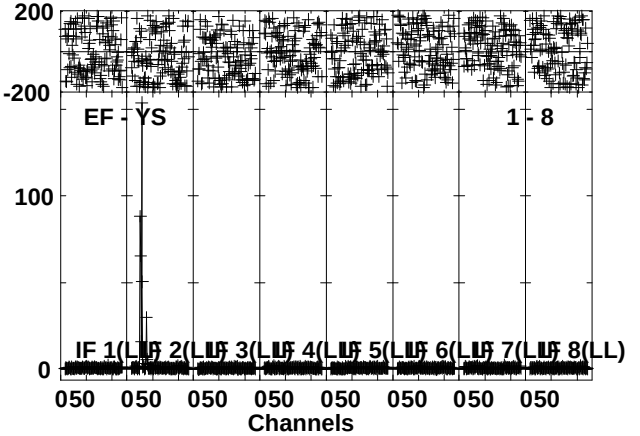

Lower frame: Milli Ampl Jy Top frame: Phas deg
Vector averaged cross-power spectrum Several baselines displayed
Timerange: 01/03:08:44 to 01/03:10:36

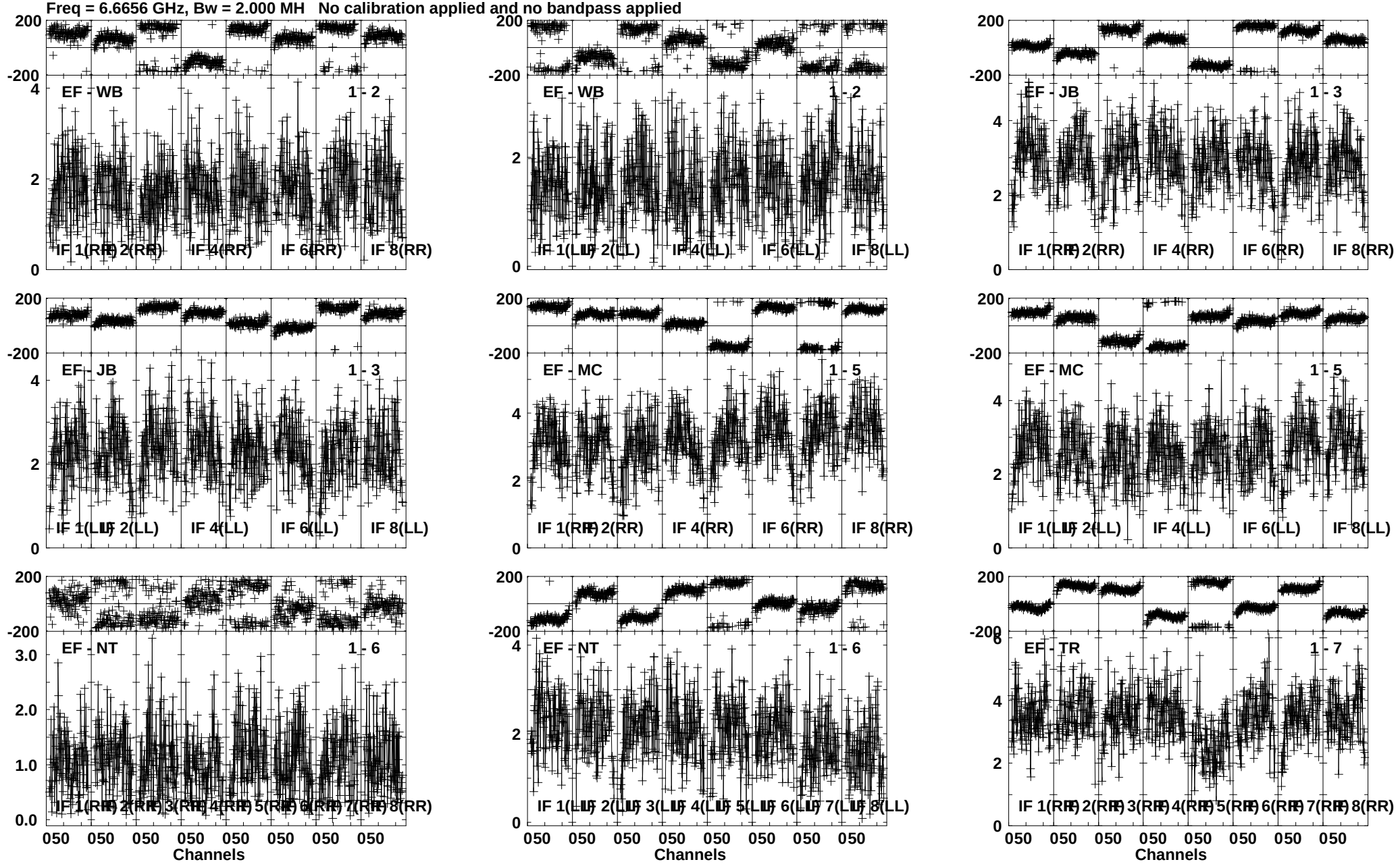
Plot file version 149 created 21-OCT-2013 16:51:34
J1930+1532 EG073A E2 1.UVDATA.1
Freq = 6.6656 GHz, Bw = 2.000 MH No calibration applied and no bandpass applied
EF - WB 1 - 2
EF - WB 1 - 2
EF - JB 1 - 3
EF - JB 1 - 3
EF - MC 1 - 5
EF - MC 1 - 5
EF - NT 1 - 6
EF - NT 1 - 6
EF - TR 1 - 7
IF 1(RR) 2(RR) IF 4(RR) IF 6(RR) IF 8(RR)
IF 1(LL) 2(LL) IF 4(LL) IF 6(LL) IF 8(LL)
IF 1(RR) 2(RR) IF 3(RR) 4(RR) 5(RR) 6(RR) 7(RR) 8(RR)
IF 1(LL) 2(LL) IF 3(LL) 4(LL) 5(LL) 6(LL) 7(LL) 8(LL)
Channels
Lower frame: Milli Ampl Jy Top frame: Phas deg
Vector averaged cross-power spectrum Several baselines displayed
Timerange: 01/03:10:44 to 01/03:12:36

Plot file version 150 created 21-OCT-2013 16:51:36
J1930+1532 EG073A E2 1.UVDATA.1
Freq = 6.6656 GHz, Bw = 2.000 MH No calibration applied and no bandpass applied

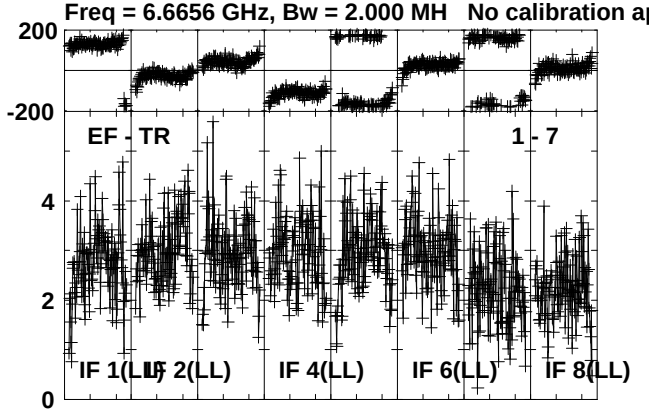

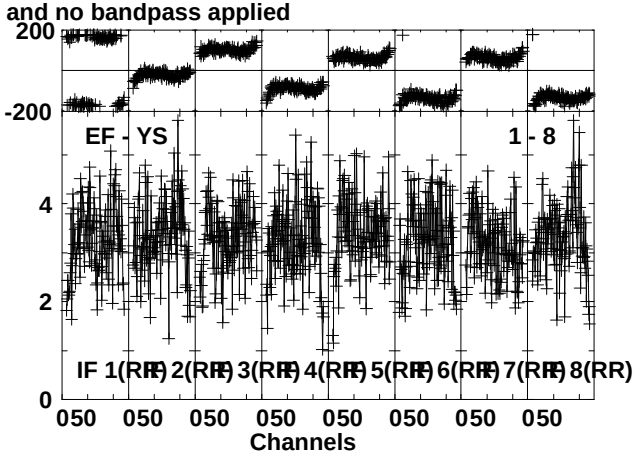

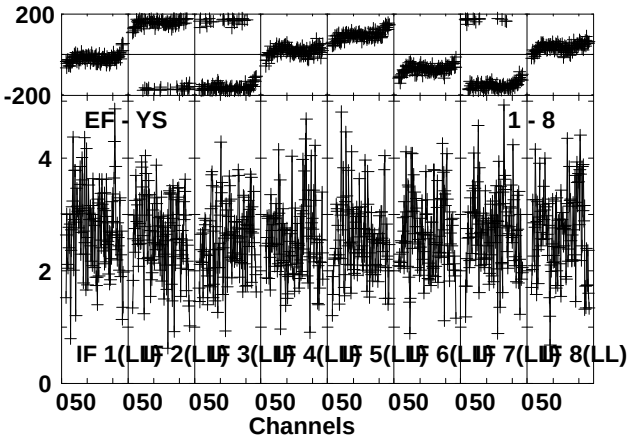

Lower frame: Milli Ampl Jy Top frame: Phas deg
Vector averaged cross-power spectrum Several baselines displayed
Timerange: 01/03:10:44 to 01/03:12:36

Plot file version 151 created 21-OCT-2013 16:51:37
W51E2 EG073A E2 1.UVDATA.1
Freq = 6.6656 GHz, Bw = 2.000 MH No calibration applied and no bandpass applied

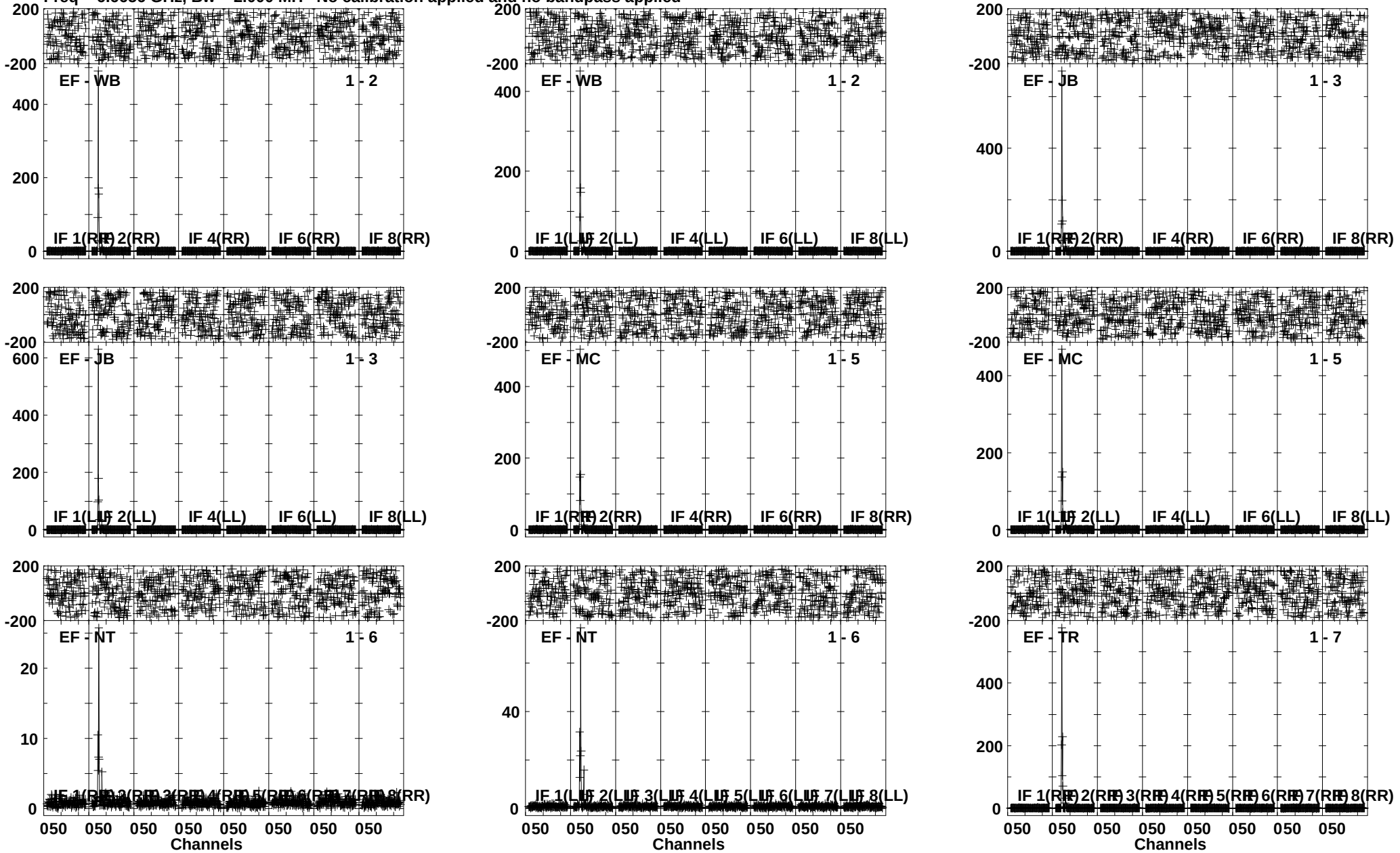

Lower frame: Milli Ampl Jy Top frame: Phas deg
Vector averaged cross-power spectrum Several baselines displayed
Timerange: 01/03:12:44 to 01/03:14:36

Plot file version 152 created 21-OCT-2013 16:51:40
W51E2 EG073A E2 1.UVDATA.1
Freq = 6.6656 GHz, Bw = 2.000 MH No calibration applied and no bandpass applied

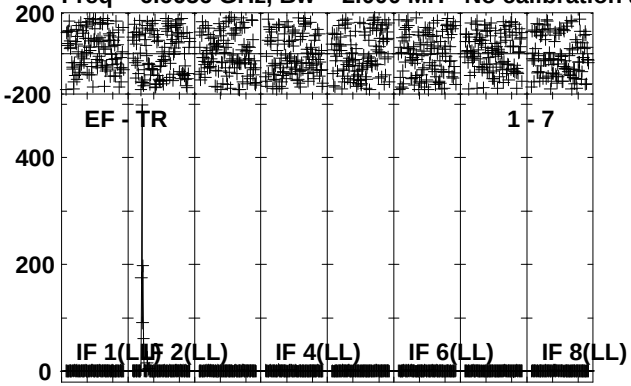

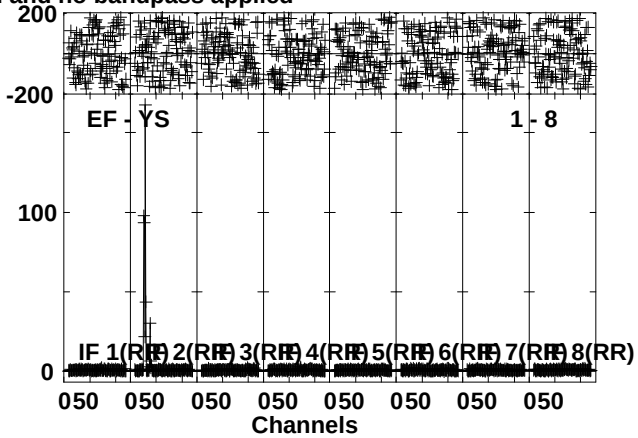

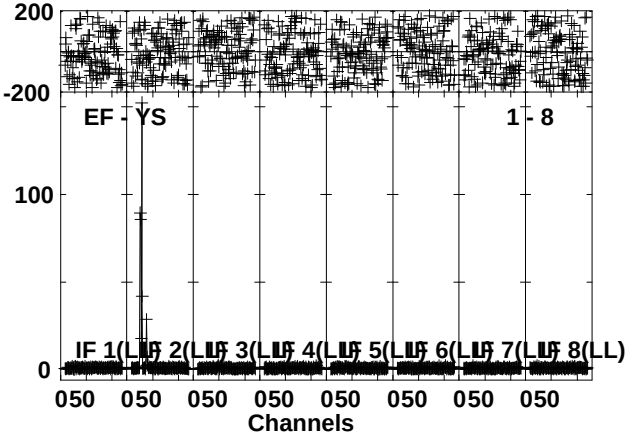

Lower frame: Milli Ampl Jy Top frame: Phas deg
Vector averaged cross-power spectrum Several baselines displayed
Timerange: 01/03:12:44 to 01/03:14:36

Plot file version 153 created 21-OCT-2013 16:51:40
J1930+1532 EG073A E2 1.UVDATA.1
Freq = 6.6656 GHz, Bw = 2.000 MH No calibration applied and no bandpass applied

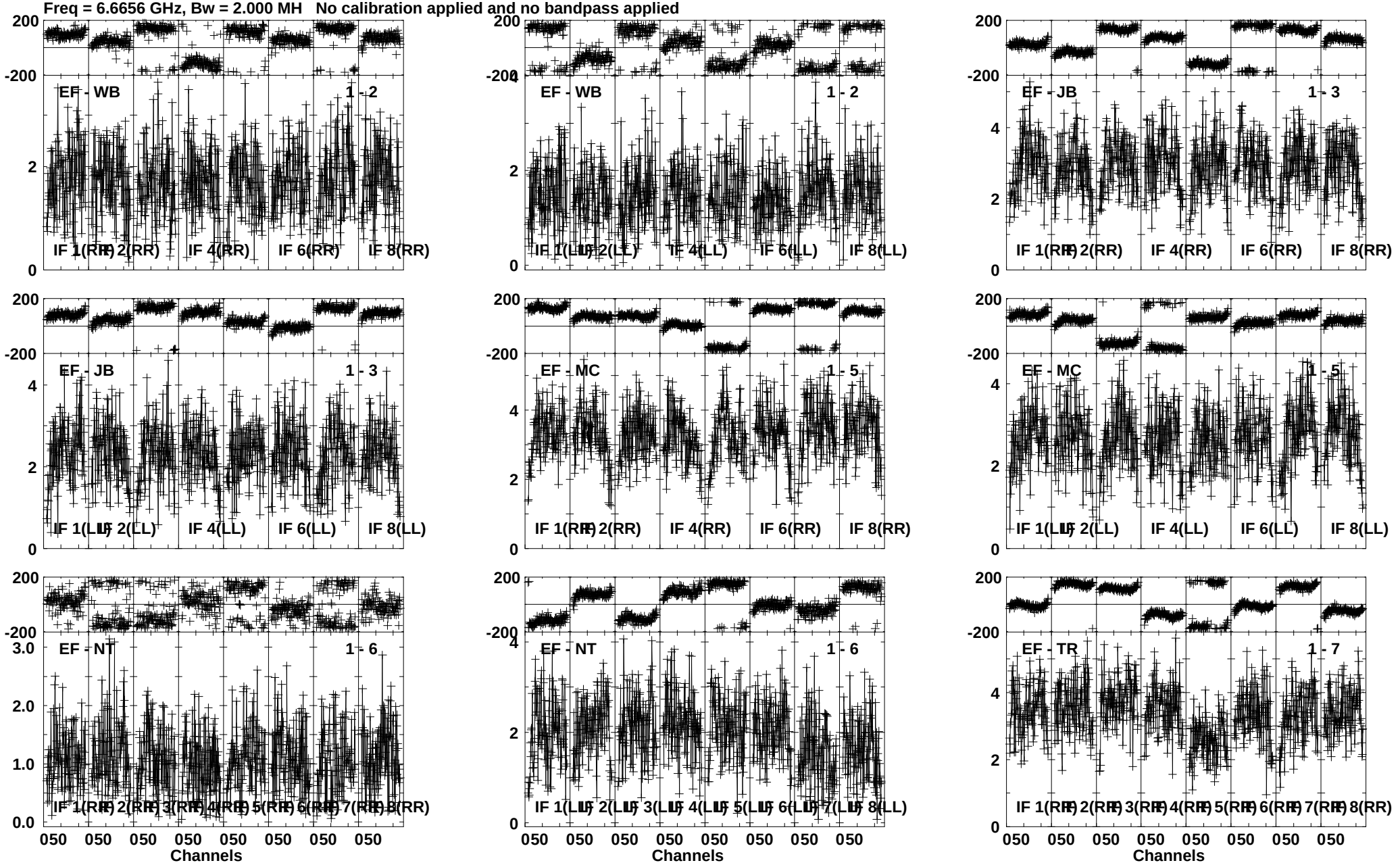

Lower frame: Milli Ampl Jy Top frame: Phas deg
Vector averaged cross-power spectrum Several baselines displayed
Timerange: 01/03:14:44 to 01/03:16:36

Plot file version 154 created 21-OCT-2013 16:51:43
J1930+1532 EG073A E2 1.UVDATA.1
Freq = 6.6656 GHz, Bw = 2.000 MH No calibration applied and no bandpass applied

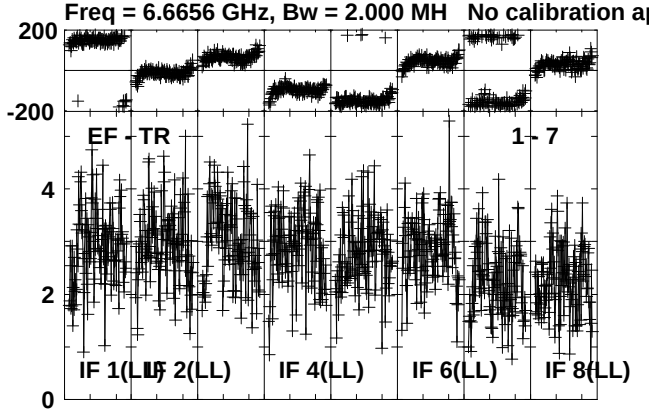

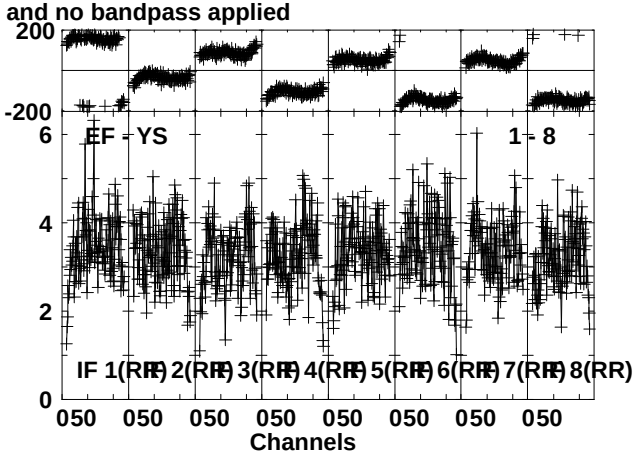

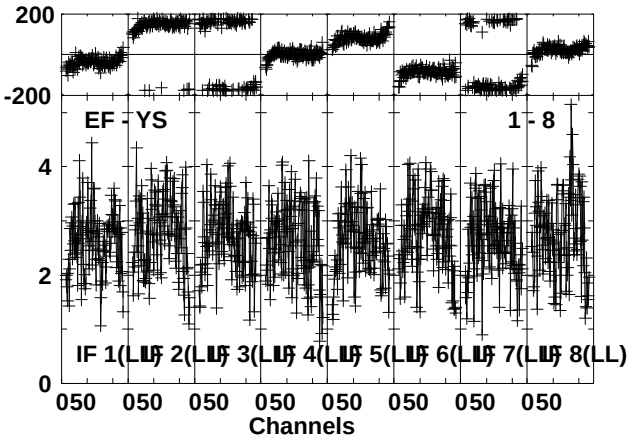

Lower frame: Milli Ampl Jy Top frame: Phas deg
Vector averaged cross-power spectrum Several baselines displayed
Timerange: 01/03:14:44 to 01/03:16:36

Plot file version 155 created 21-OCT-2013 16:51:44
W51E2 EG073A E2 1.UVDATA.1
Freq = 6.6656 GHz, Bw = 2.000 MH No calibration applied and no bandpass applied

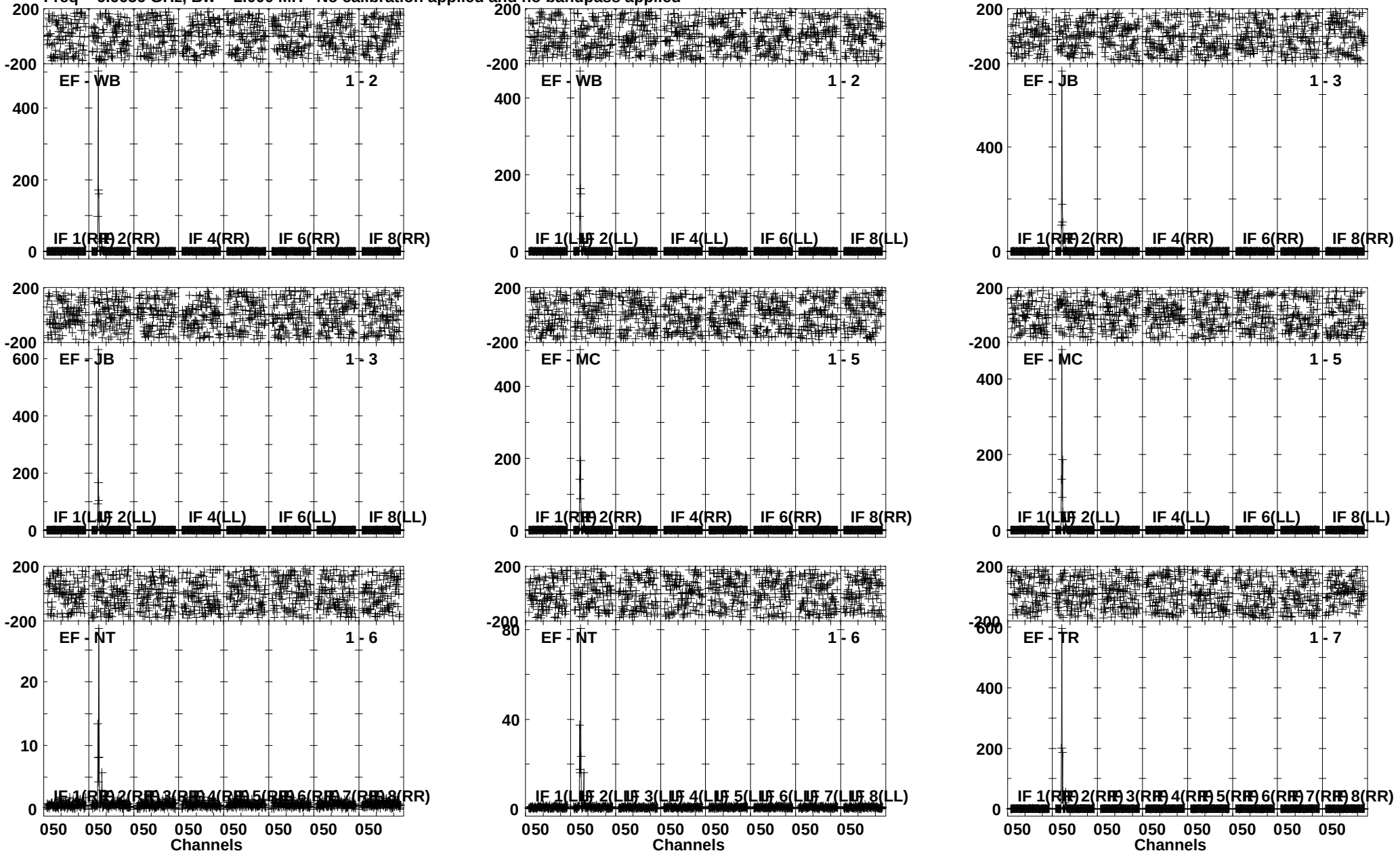

Lower frame: Milli Ampl Jy Top frame: Phas deg
Vector averaged cross-power spectrum Several baselines displayed
Timerange: 01/03:17:18 to 01/03:19:16

Plot file version 156 created 21-OCT-2013 16:51:46
W51E2 EG073A E2 1.UVDATA.1
Freq = 6.6656 GHz, Bw = 2.000 MH No calibration applied and no bandpass applied

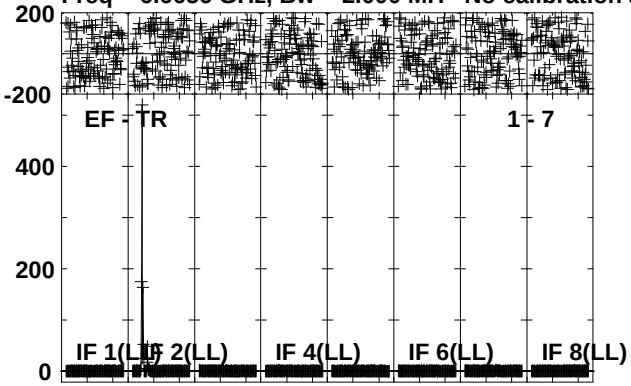

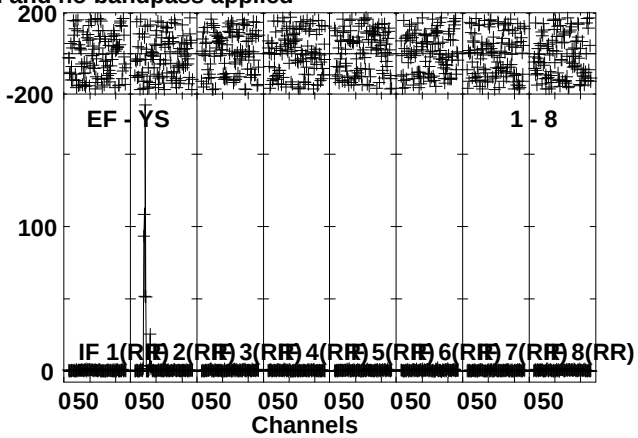

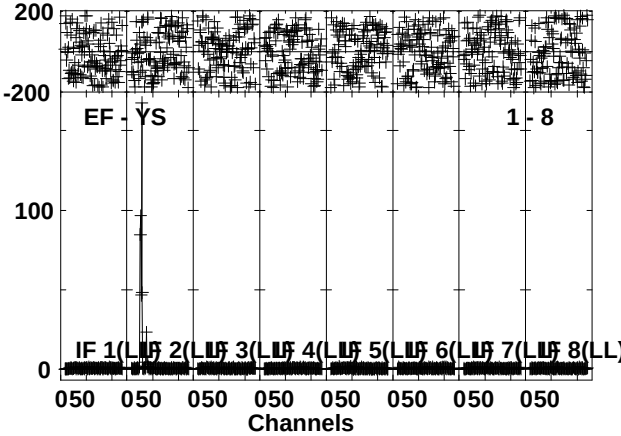

Lower frame: Milli Ampl Jy Top frame: Phas deg
Vector averaged cross-power spectrum Several baselines displayed
Timerange: 01/03:17:18 to 01/03:19:16

Plot file version 157 created 21-OCT-2013 16:51:47
J1930+1532 EG073A E2 1.UVDATA.1
Freq = 6.6656 GHz, Bw = 2.000 MH No calibration applied and no bandpass applied

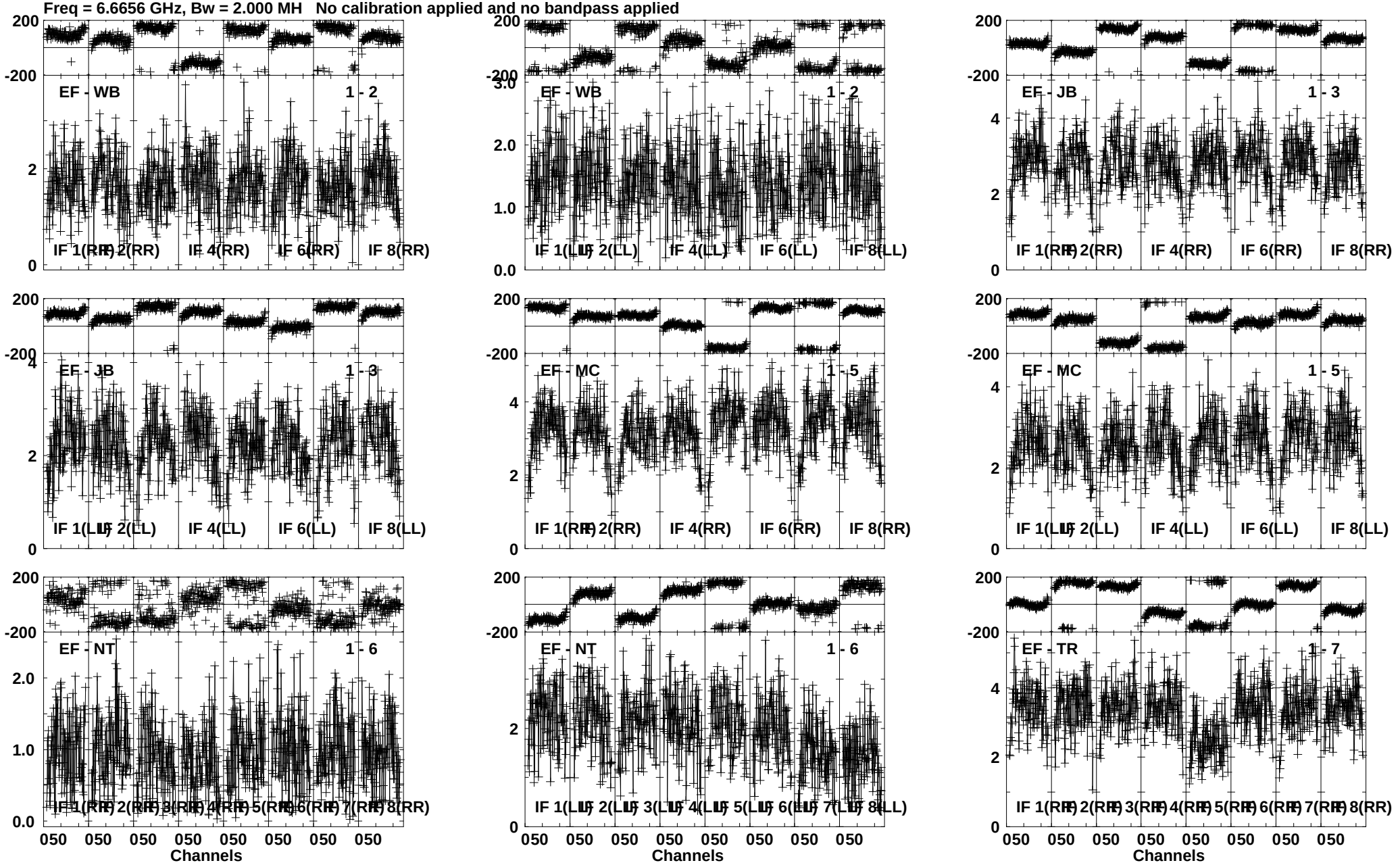

Lower frame: Milli Ampl Jy Top frame: Phas deg
Vector averaged cross-power spectrum Several baselines displayed
Timerange: 01/03:19:58 to 01/03:21:56

Plot file version 158 created 21-OCT-2013 16:51:50
J1930+1532 EG073A E2 1.UVDATA.1
Freq = 6.6656 GHz, Bw = 2.000 MH No calibration applied and no bandpass applied

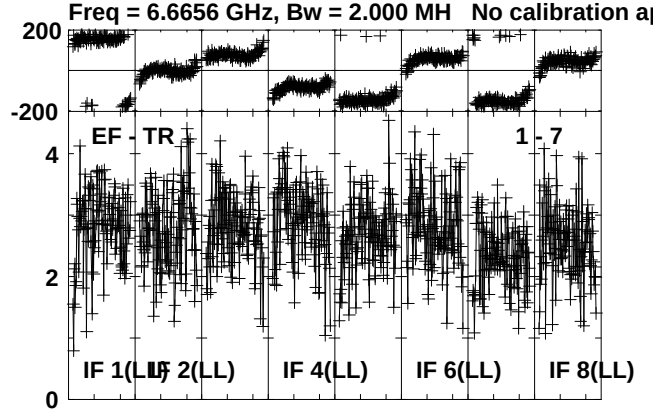

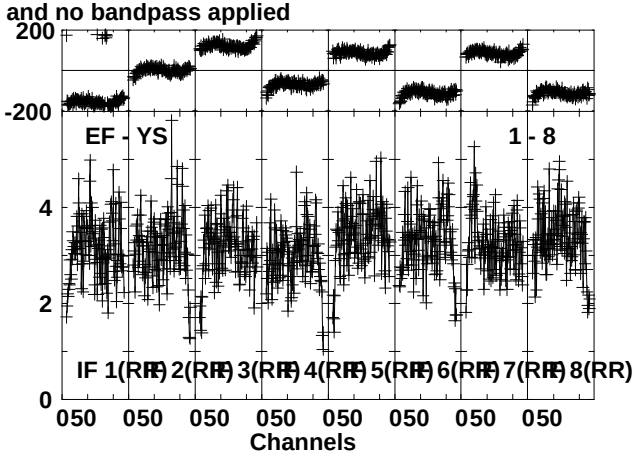

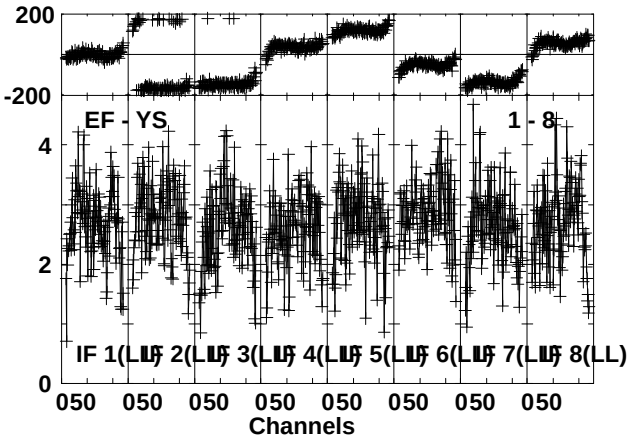

Lower frame: Milli Ampl Jy Top frame: Phas deg
Vector averaged cross-power spectrum Several baselines displayed
Timerange: 01/03:19:58 to 01/03:21:56

Plot file version 159 created 21-OCT-2013 16:51:51
W51E2 EG073A E2 1.UVDATA.1
Freq = 6.6656 GHz, Bw = 2.000 MH No calibration applied and no bandpass applied

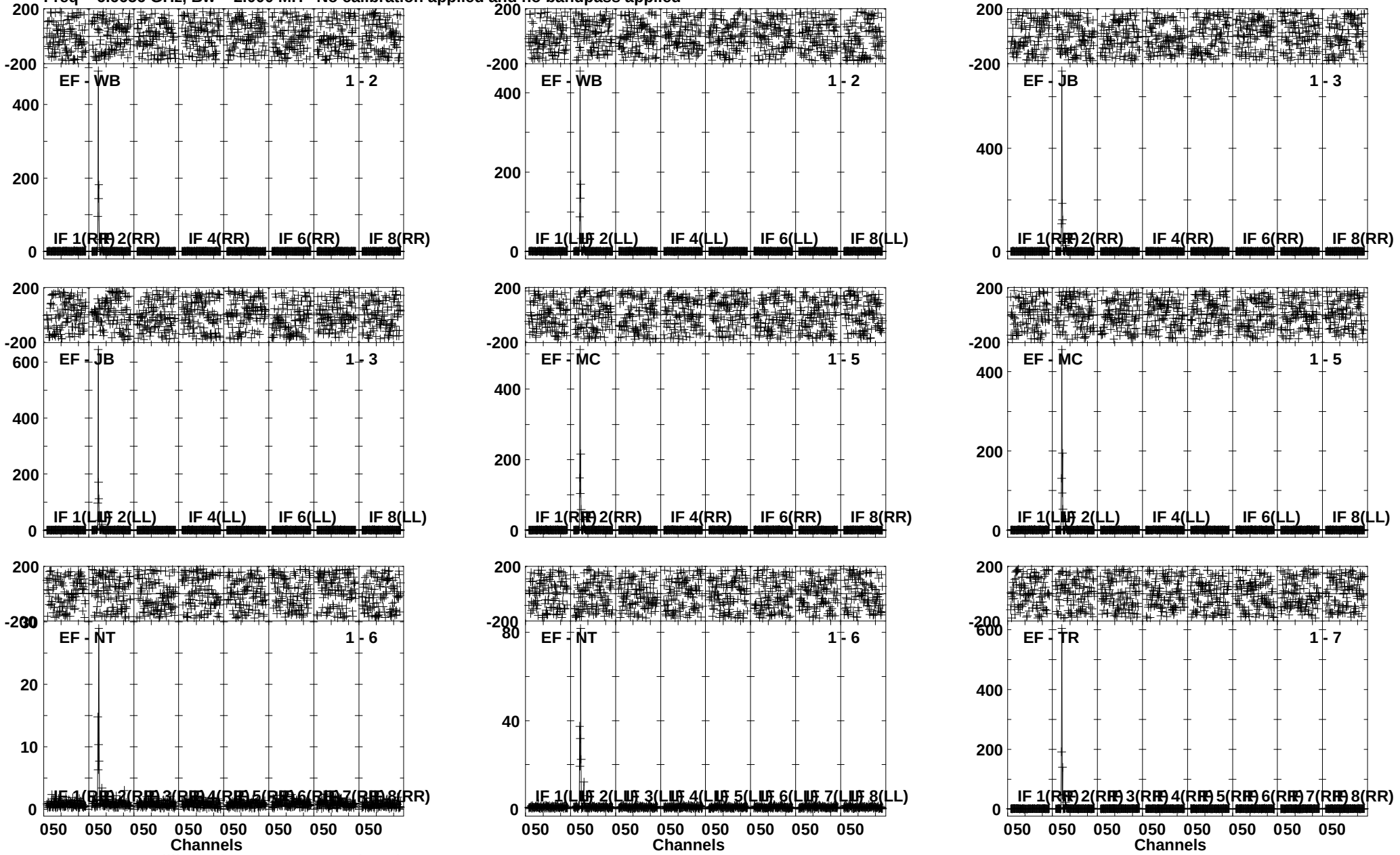

Lower frame: Milli Ampl Jy Top frame: Phas deg
Vector averaged cross-power spectrum Several baselines displayed
Timerange: 01/03:22:04 to 01/03:23:56

Plot file version 160 created 21-OCT-2013 16:51:53
W51E2 EG073A E2 1.UVDATA.1
Freq = 6.6656 GHz, Bw = 2.000 MH No calibration applied and no bandpass applied

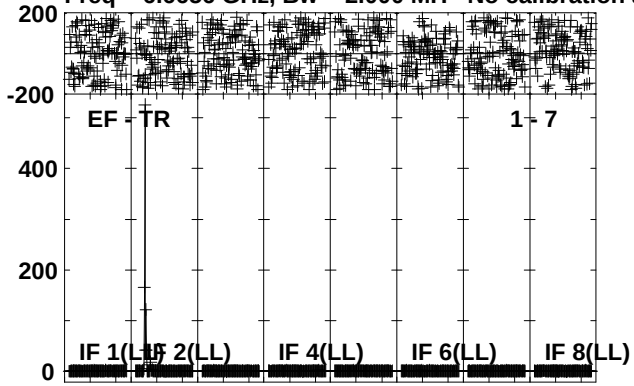

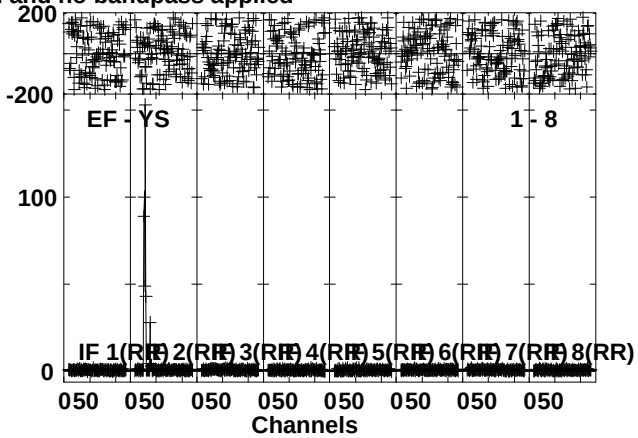

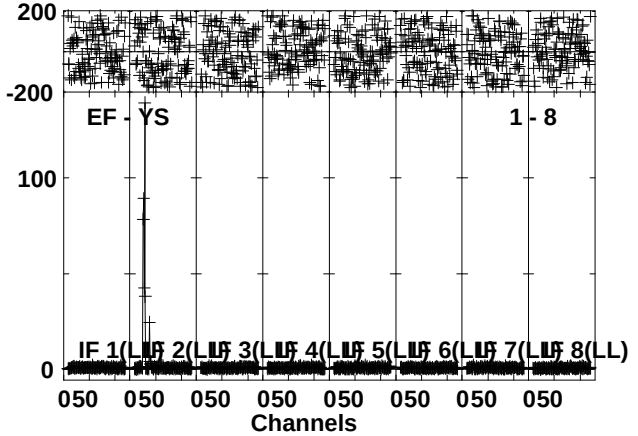

Lower frame: Milli Ampl Jy Top frame: Phas deg
Vector averaged cross-power spectrum Several baselines displayed
Timerange: 01/03:22:04 to 01/03:23:56

Plot file version 161 created 21-OCT-2013 16:51:54
J1930+1532 EG073A E2 1.UVDATA.1
Freq = 6.6656 GHz, Bw = 2.000 MH No calibration applied and no bandpass applied

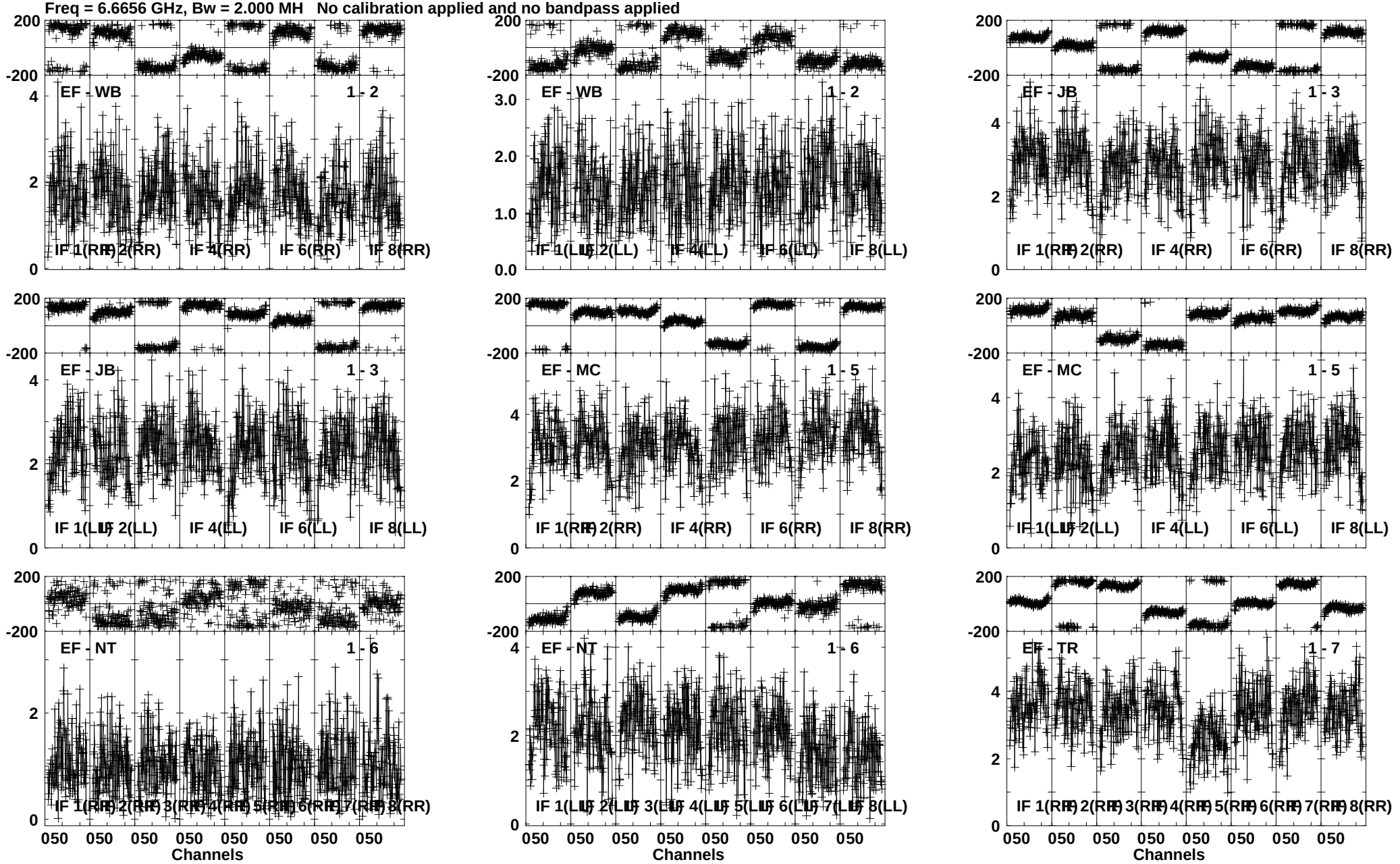

Lower frame: Milli Ampl Jy Top frame: Phas deg
Vector averaged cross-power spectrum Several baselines displayed
Timerange: 01/03:24:04 to 01/03:25:56

Plot file version 162 created 21-OCT-2013 16:51:57
J1930+1532 EG073A E2 1.UVDATA.1
Freq = 6.6656 GHz, Bw = 2.000 MH No calibration applied and no bandpass applied

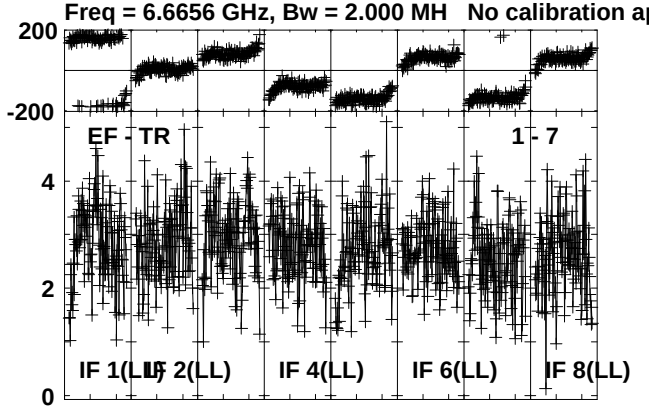

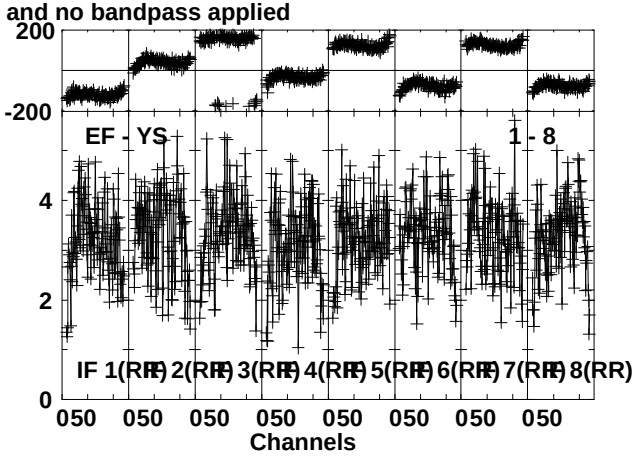

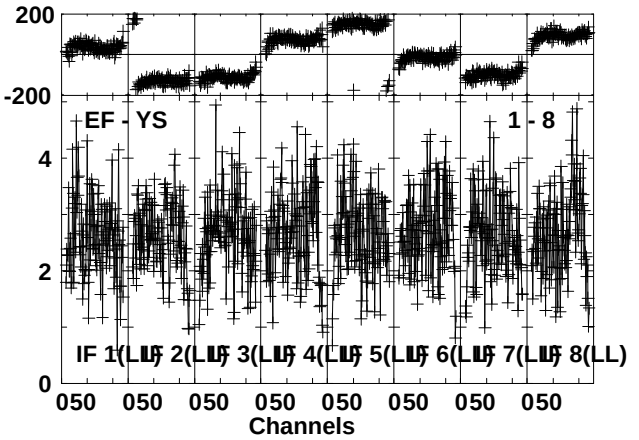

Lower frame: Milli Ampl Jy Top frame: Phas deg
Vector averaged cross-power spectrum Several baselines displayed
Timerange: 01/03:24:04 to 01/03:25:56

Plot file version 163 created 21-OCT-2013 16:51:58
W51E2 EG073A E2 1.UVDATA.1
Freq = 6.6656 GHz, Bw = 2.000 MH No calibration applied and no bandpass applied

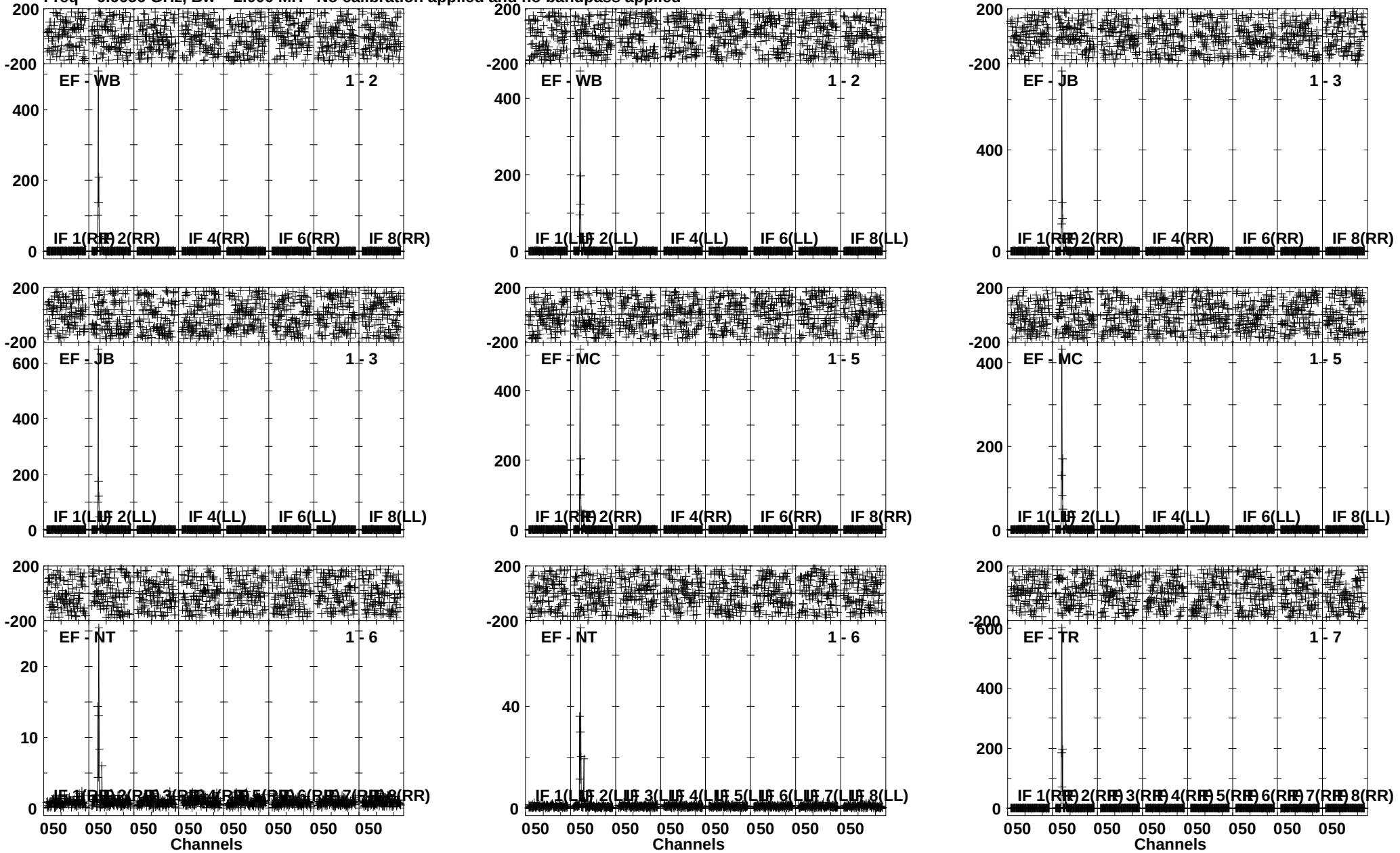

Lower frame: Milli Ampl Jy Top frame: Phas deg
Vector averaged cross-power spectrum Several baselines displayed
Timerange: 01/03:26:04 to 01/03:27:56

Plot file version 164 created 21-OCT-2013 16:52:00
W51E2 EG073A E2 1.UVDATA.1
Freq = 6.6656 GHz, Bw = 2.000 MH No calibration applied and no bandpass applied

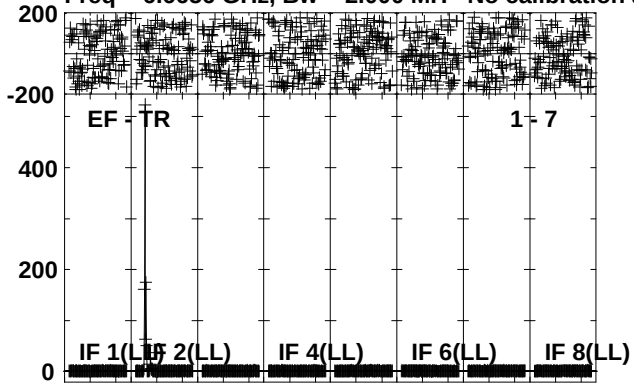

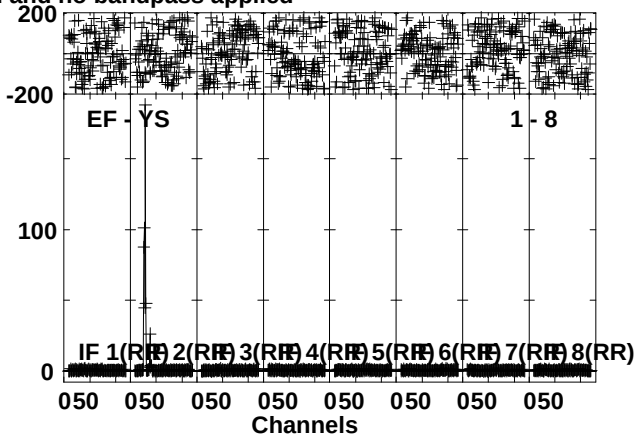

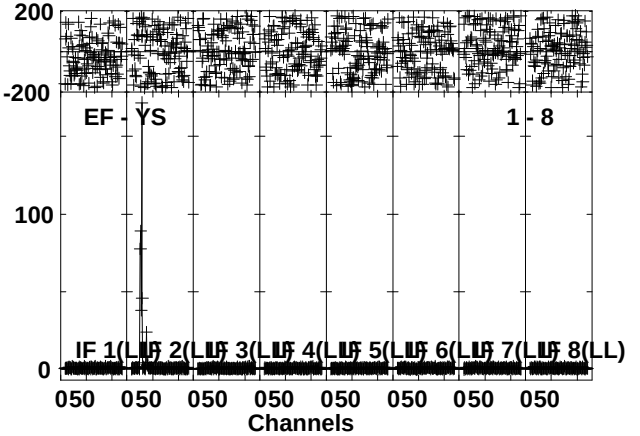

Lower frame: Milli Ampl Jy Top frame: Phas deg
Vector averaged cross-power spectrum Several baselines displayed
Timerange: 01/03:26:04 to 01/03:27:56

Plot file version 165 created 21-OCT-2013 16:52:01
J1930+1532 EG073A E2 1.UVDATA.1
Freq = 6.6656 GHz, Bw = 2.000 MH No calibration applied and no bandpass applied

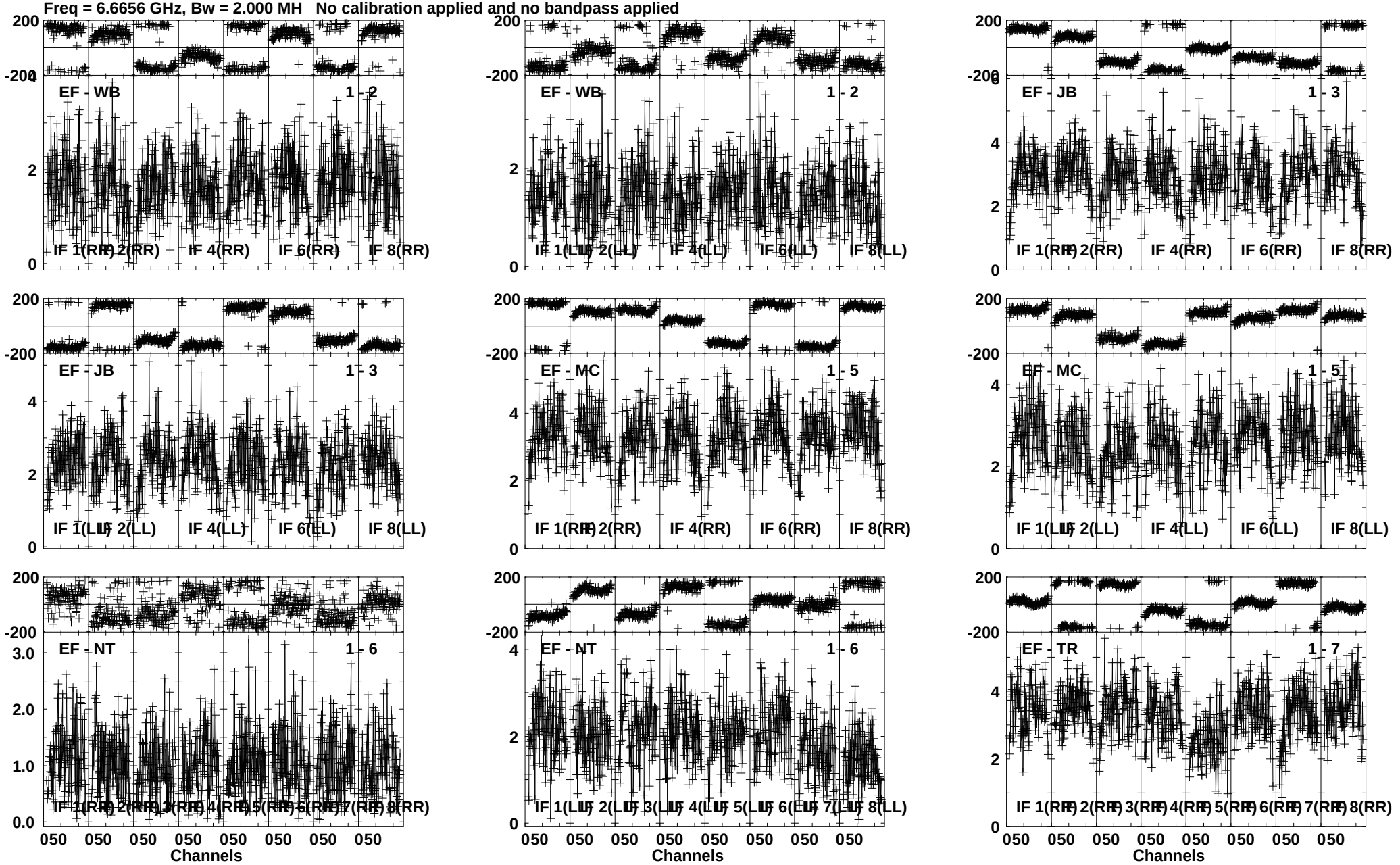

Lower frame: Milli Ampl Jy Top frame: Phas deg
Vector averaged cross-power spectrum Several baselines displayed
Timerange: 01/03:28:04 to 01/03:29:56

Plot file version 166 created 21-OCT-2013 16:52:04
J1930+1532 EG073A E2 1.UVDATA.1
Freq = 6.6656 GHz, Bw = 2.000 MH No calibration applied and no bandpass applied

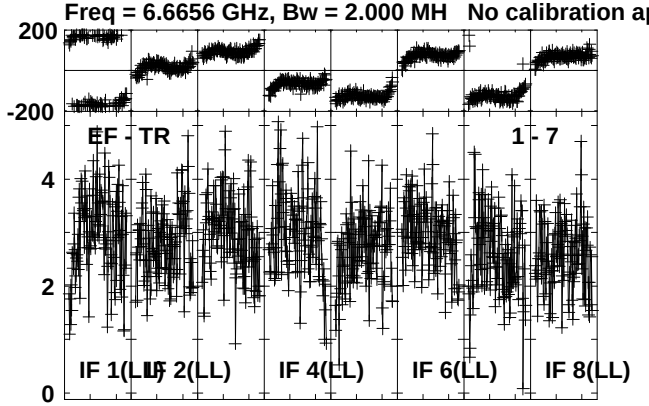

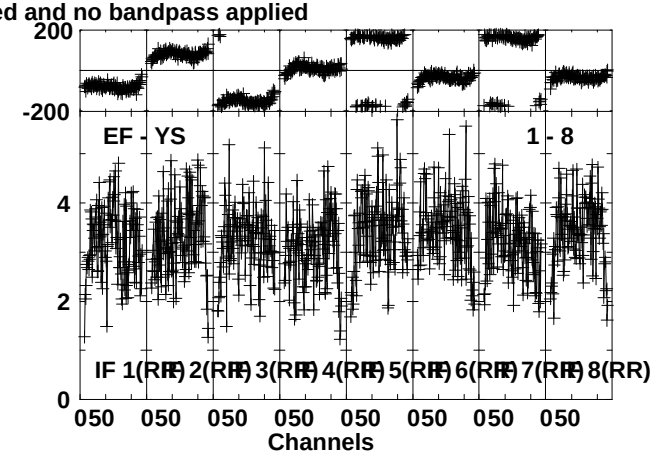

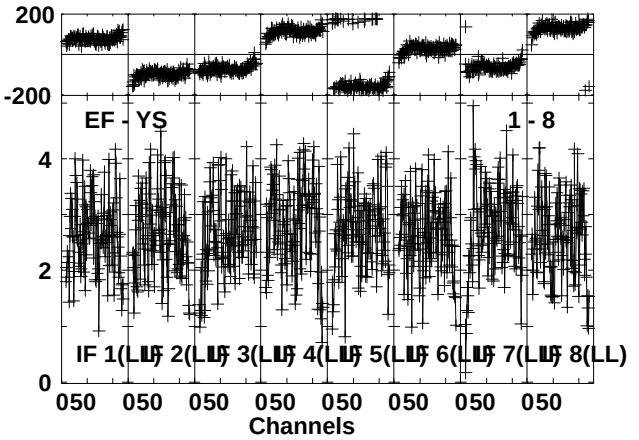

Lower frame: Milli Ampl Jy Top frame: Phas deg
Vector averaged cross-power spectrum Several baselines displayed
Timerange: 01/03:28:04 to 01/03:29:56

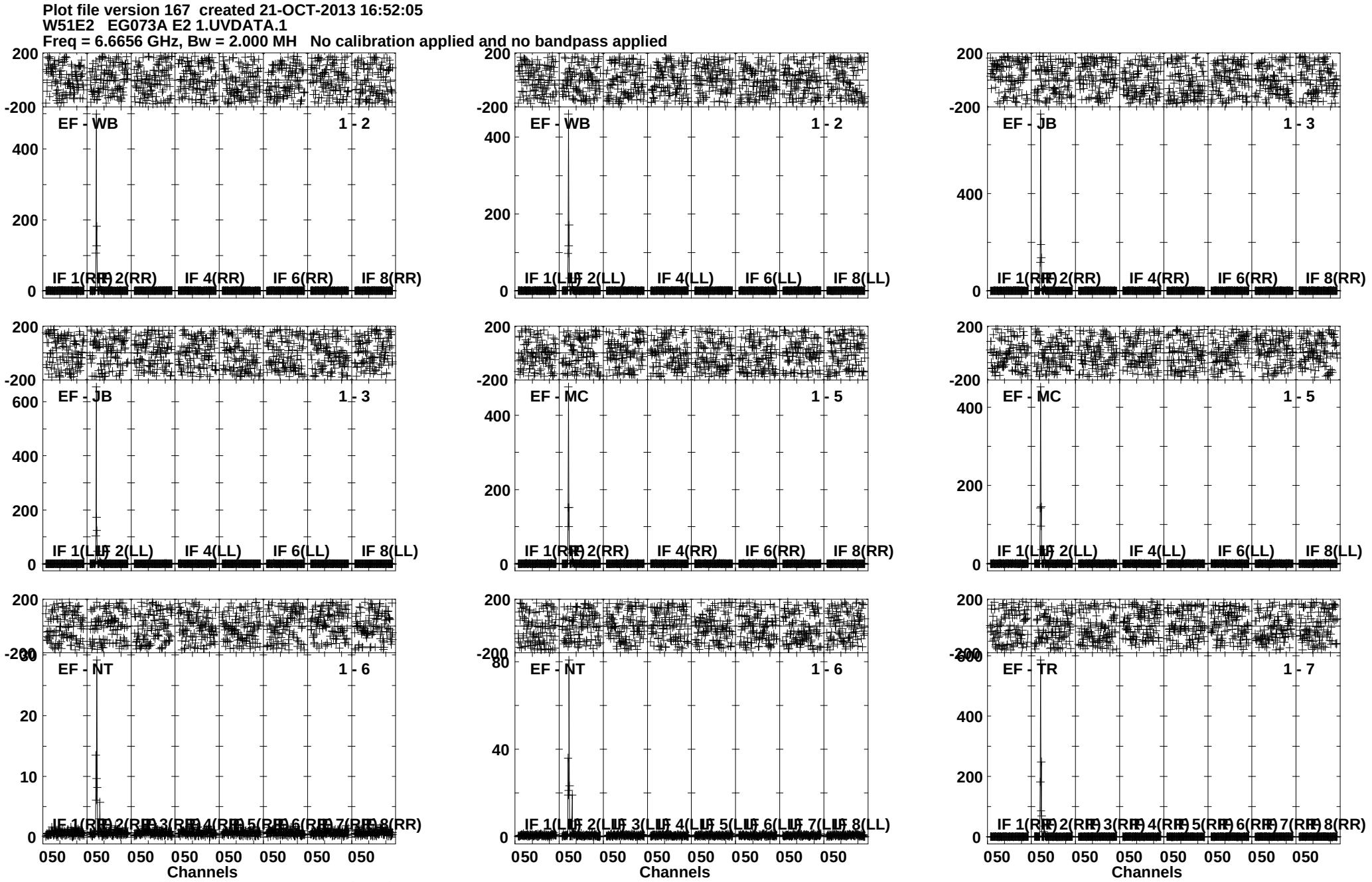
Plot file version 167 created 21-OCT-2013 16:52:05
W51E2 EG073A E2 1.UVDATA.1
Freq = 6.6656 GHz, Bw = 2.000 MH No calibration applied and no bandpass applied
EF - WB 1 - 2
EF - WB 1 - 2
EF - JB 1 - 3
EF - JB 1 - 3
EF - MC 1 - 5
EF - MC 1 - 5
EF - NT 1 - 6
EF - NT 1 - 6
EF - TR 1 - 7
IF 1(RR) IF 2(RR) IF 4(RR) IF 6(RR) IF 8(RR)
IF 1(LL) IF 2(LL) IF 4(LL) IF 6(LL) IF 8(LL)
IF 1(RR) IF 2(RR) IF 3(RR) IF 4(RR) IF 5(RR) IF 6(RR) IF 7(RR) IF 8(RR)
IF 1(LL) IF 2(LL) IF 3(LL) IF 4(LL) IF 5(LL) IF 6(LL) IF 7(LL) IF 8(LL)
Channels
Lower frame: Milli Ampl Jy Top frame: Phas deg
Vector averaged cross-power spectrum Several baselines displayed
Timerange: 01/03:30:38 to 01/03:32:36

Plot file version 168 created 21-OCT-2013 16:52:08
W51E2 EG073A E2 1.UVDATA.1
Freq = 6.6656 GHz, Bw = 2.000 MH No calibration applied and no bandpass applied

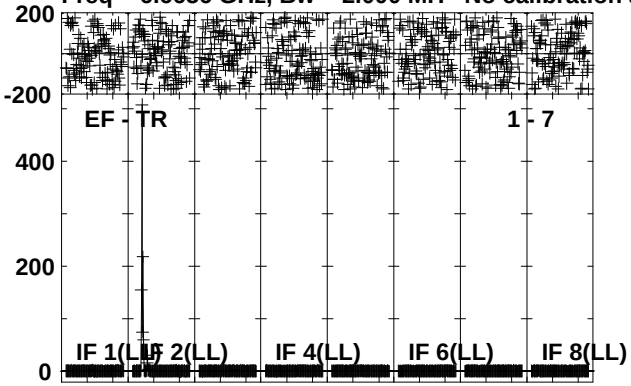

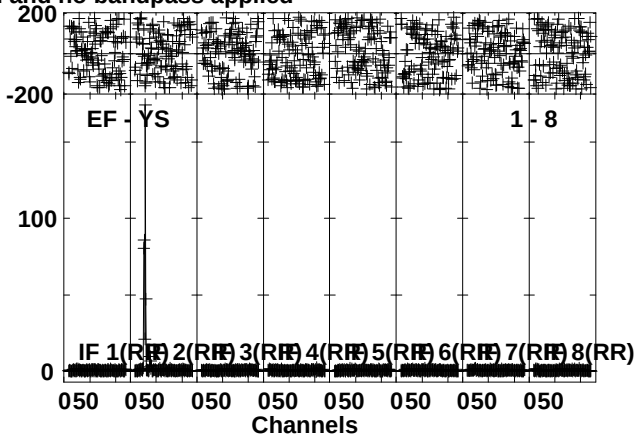

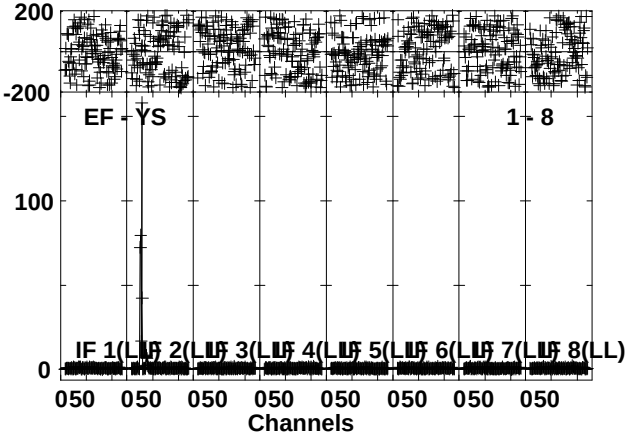

Lower frame: Milli Ampl Jy Top frame: Phas deg
Vector averaged cross-power spectrum Several baselines displayed
Timerange: 01/03:30:38 to 01/03:32:36

Plot file version 169 created 21-OCT-2013 16:52:09
J1930+1532 EG073A E2 1.UVDATA.1
Freq = 6.6656 GHz, Bw = 2.000 MH No calibration applied and no bandpass applied

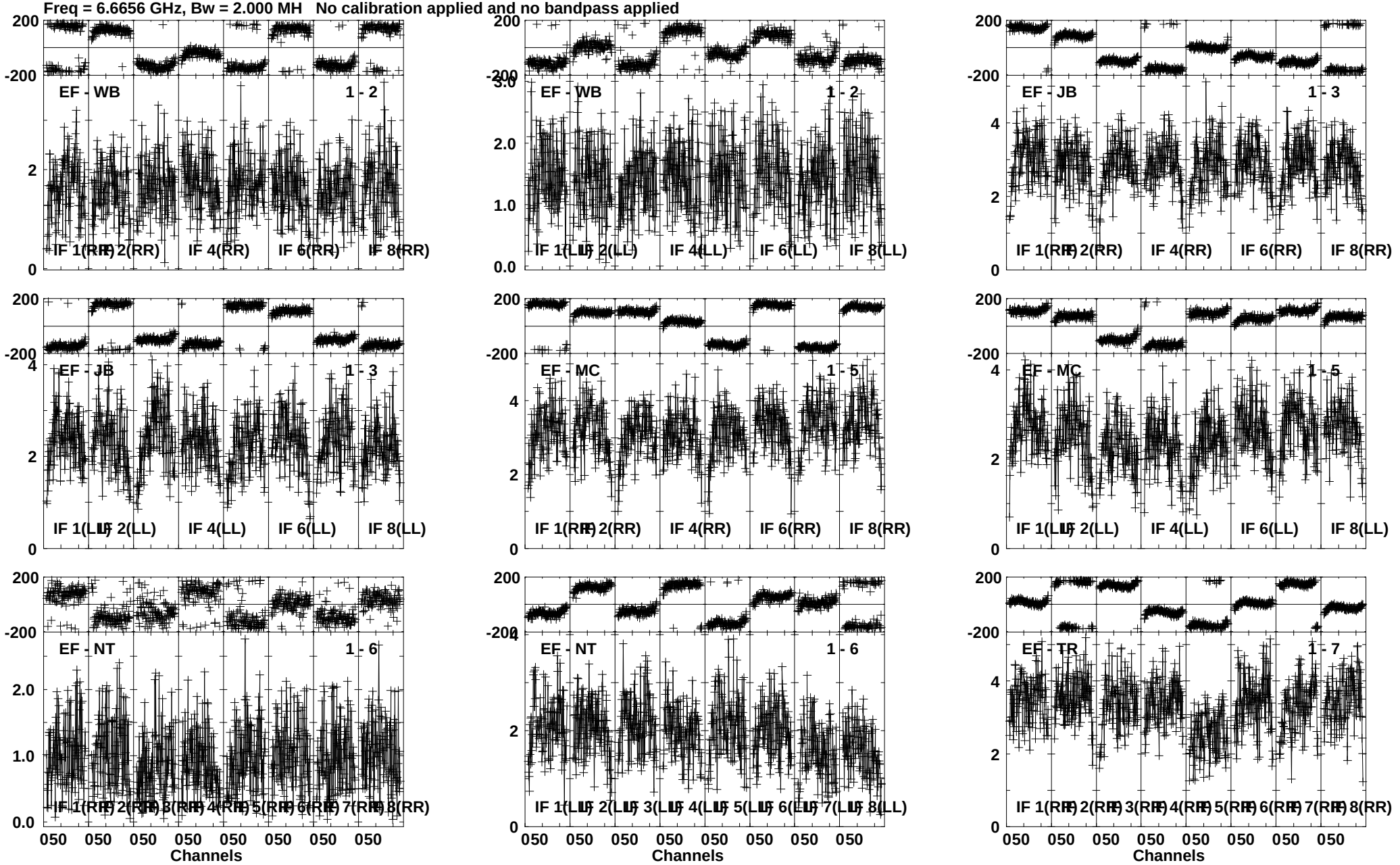

Lower frame: Milli Ampl Jy Top frame: Phas deg
Vector averaged cross-power spectrum Several baselines displayed
Timerange: 01/03:33:18 to 01/03:35:16

Plot file version 170 created 21-OCT-2013 16:52:12
J1930+1532 EG073A E2 1.UVDATA.1
Freq = 6.6656 GHz, Bw = 2.000 MH No calibration applied and no bandpass applied

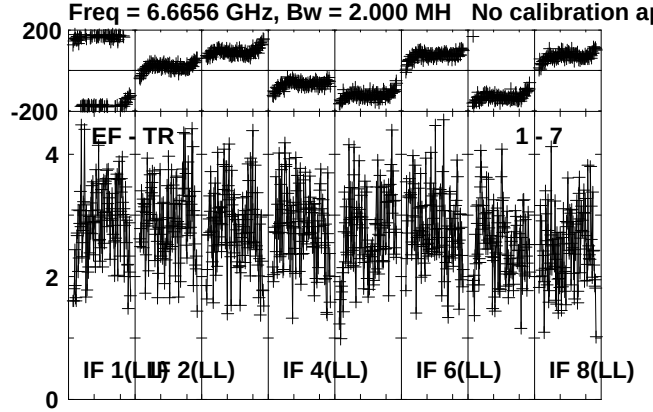

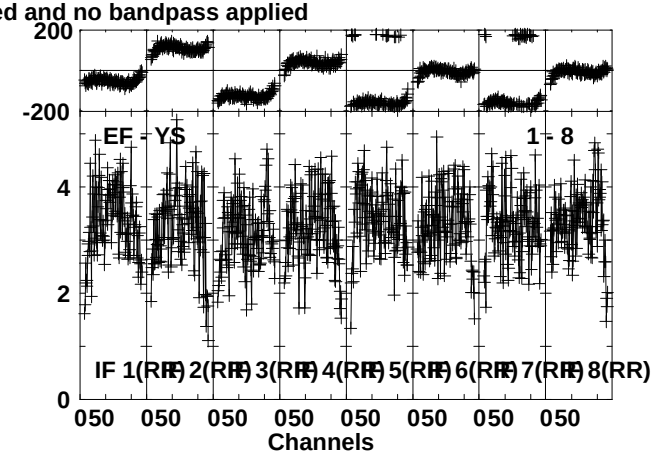

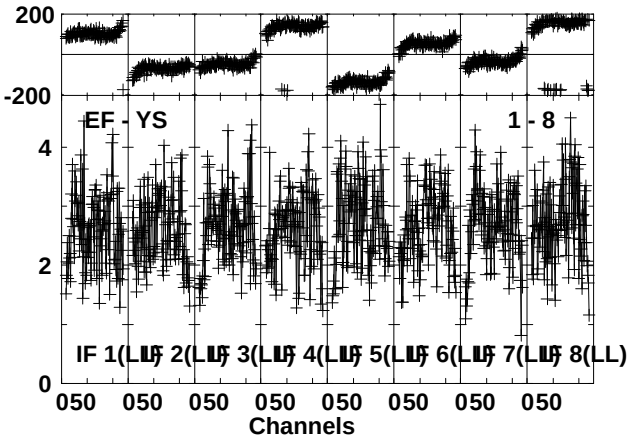

Lower frame: Milli Ampl Jy Top frame: Phas deg
Vector averaged cross-power spectrum Several baselines displayed
Timerange: 01/03:33:18 to 01/03:35:16

Plot file version 171 created 21-OCT-2013 16:52:15
J2202+4216 EG073A E2 1.UVDATA.1
Freq = 6.6656 GHz, Bw = 2.000 MH No calibration applied and no bandpass applied

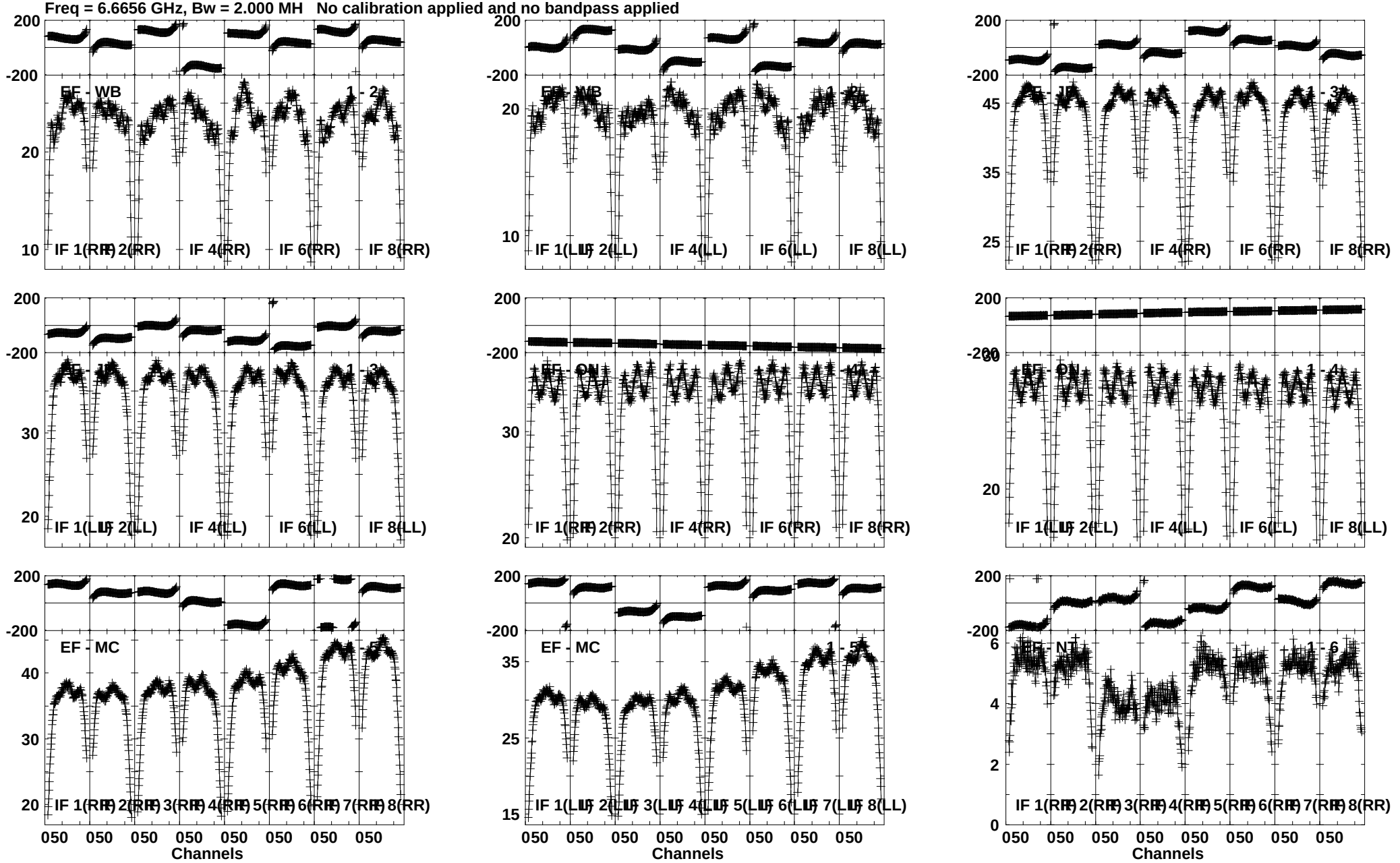

Lower frame: Milli Ampl Jy Top frame: Phas deg
Vector averaged cross-power spectrum Several baselines displayed
Timerange: 01/03:39:53 to 01/03:47:51

Plot file version 172 created 21-OCT-2013 16:52:24
J2202+4216 EG073A E2 1.UVDATA.1
Freq = 6.6656 GHz, Bw = 2.000 MH No calibration applied and no bandpass applied

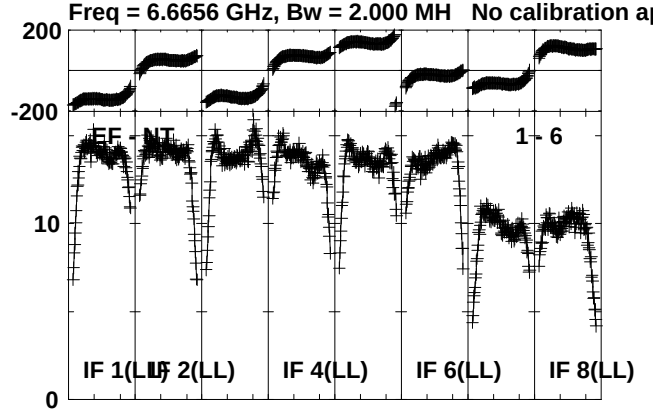

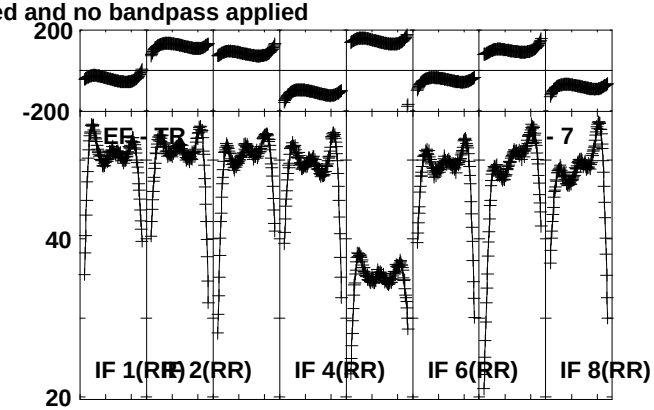

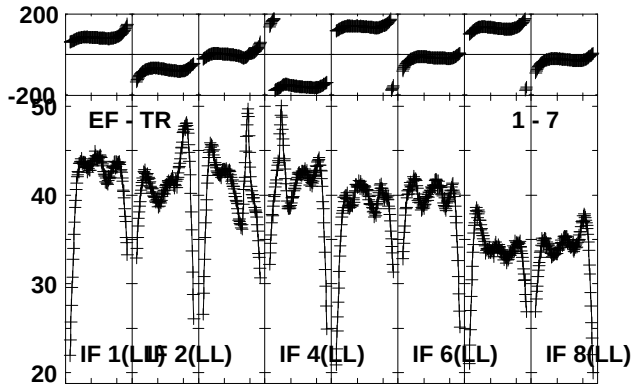

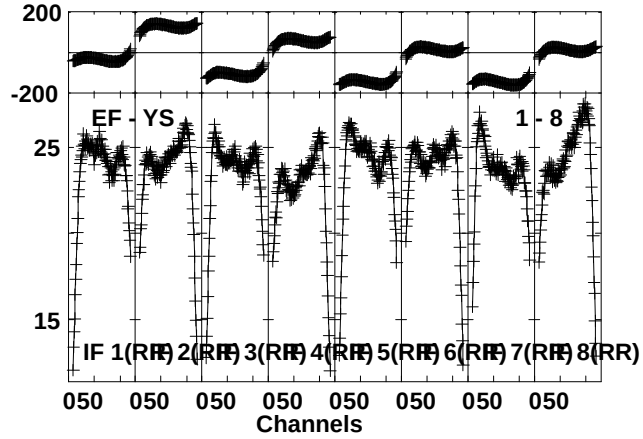

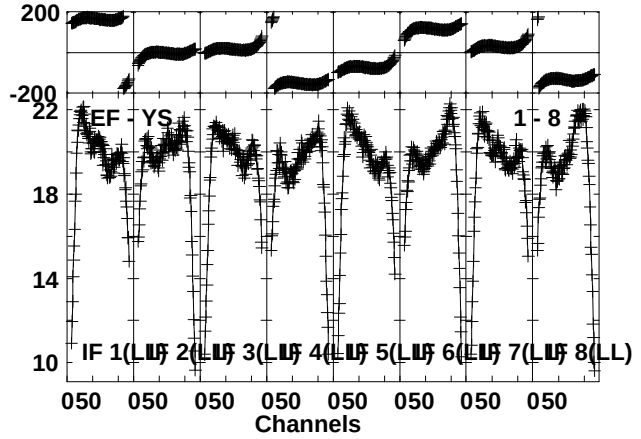

Lower frame: Milli Ampl Jy Top frame: Phas deg
Vector averaged cross-power spectrum Several baselines displayed
Timerange: 01/03:39:53 to 01/03:47:51

Plot file version 173 created 21-OCT-2013 16:52:30
W51E2 EG073A E2 1.UVDATA.1
Freq = 6.6656 GHz, Bw = 2.000 MH No calibration applied and no bandpass applied

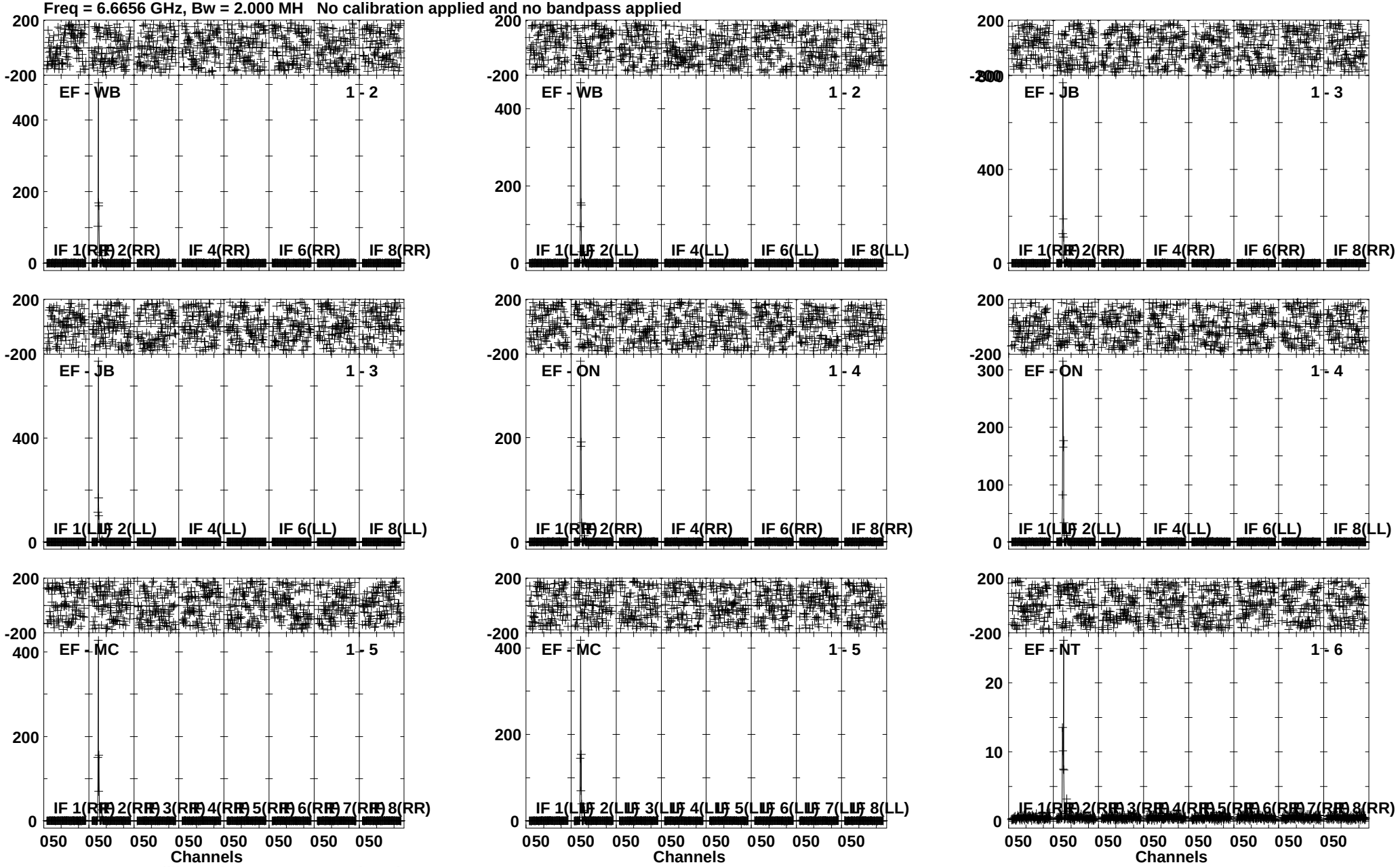

Lower frame: Milli Ampl Jy Top frame: Phas deg
Vector averaged cross-power spectrum Several baselines displayed
Timerange: 01/03:52:48 to 01/03:57:46

Plot file version 174 created 21-OCT-2013 16:52:36
W51E2 EG073A E2 1.UVDATA.1
Freq = 6.6656 GHz, Bw = 2.000 MH No calibration applied and no bandpass applied

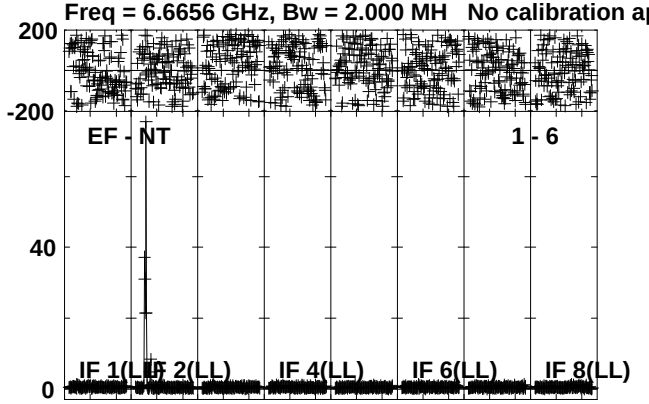

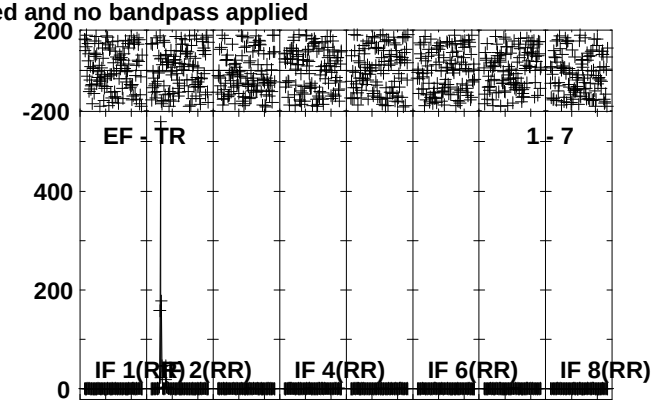

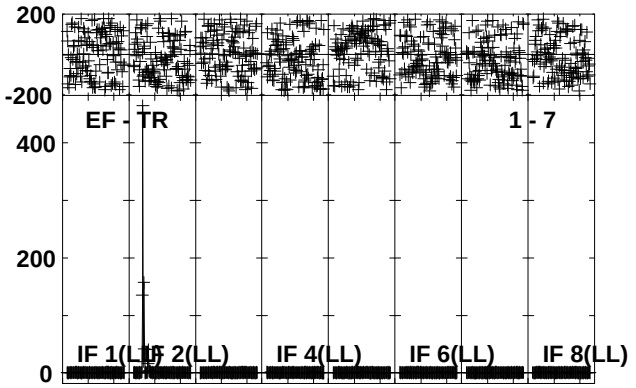

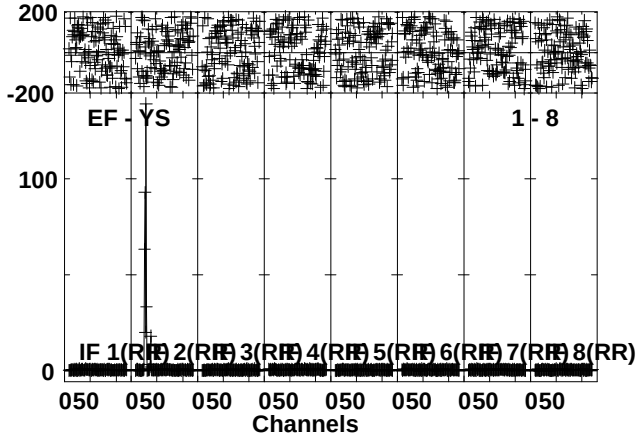

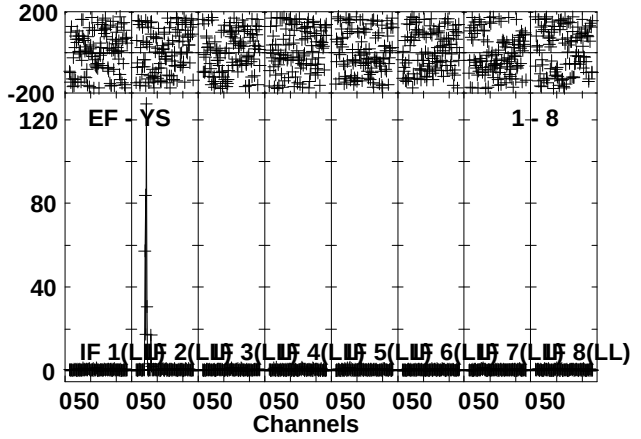

Lower frame: Milli Ampl Jy Top frame: Phas deg
Vector averaged cross-power spectrum Several baselines displayed
Timerange: 01/03:52:48 to 01/03:57:46

Plot file version 175 created 21-OCT-2013 16:52:39
J1930+1532 EG073A E2 1.UVDATA.1
Freq = 6.6656 GHz, Bw = 2.000 MH No calibration applied and no bandpass applied

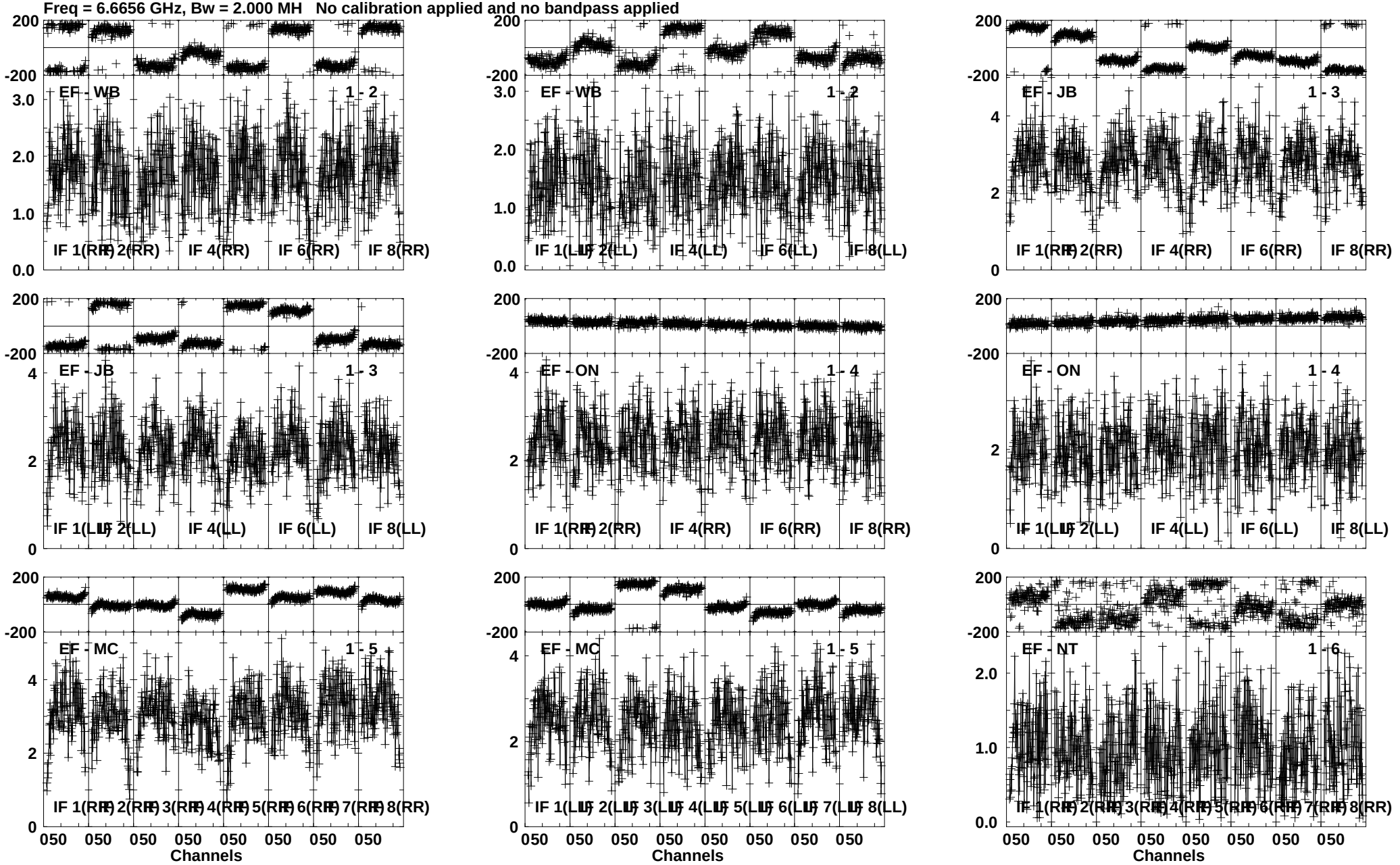

Lower frame: Milli Ampl Jy Top frame: Phas deg
Vector averaged cross-power spectrum Several baselines displayed
Timerange: 01/03:58:28 to 01/04:00:26

Plot file version 176 created 21-OCT-2013 16:52:42
J1930+1532 EG073A E2 1.UVDATA.1
Freq = 6.6656 GHz, Bw = 2.000 MH No calibration applied and no bandpass applied

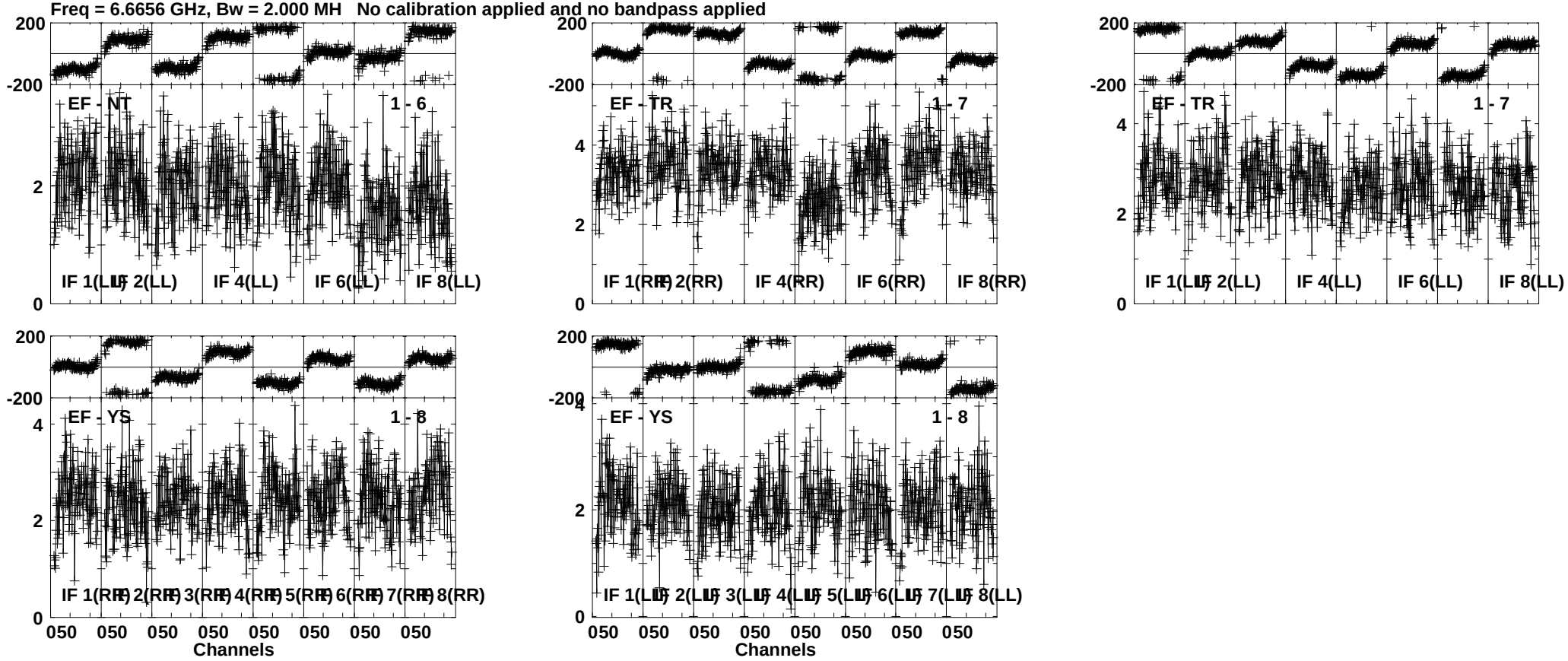

Lower frame: Milli Ampl Jy Top frame: Phas deg
Vector averaged cross-power spectrum Several baselines displayed
Timerange: 01/03:58:28 to 01/04:00:26

Plot file version 177 created 21-OCT-2013 16:52:43
W51E2 EG073A E2 1.UVDATA.1
Freq = 6.6656 GHz, Bw = 2.000 MH No calibration applied and no bandpass applied



Lower frame: Milli Ampl Jy Top frame: Phas deg
Vector averaged cross-power spectrum Several baselines displayed
Timerange: 01/04:00:34 to 01/04:02:26

Plot file version 178 created 21-OCT-2013 16:52:45
W51E2 EG073A E2 1.UVDATA.1
Freq = 6.6656 GHz, Bw = 2.000 MH No calibration applied and no bandpass applied

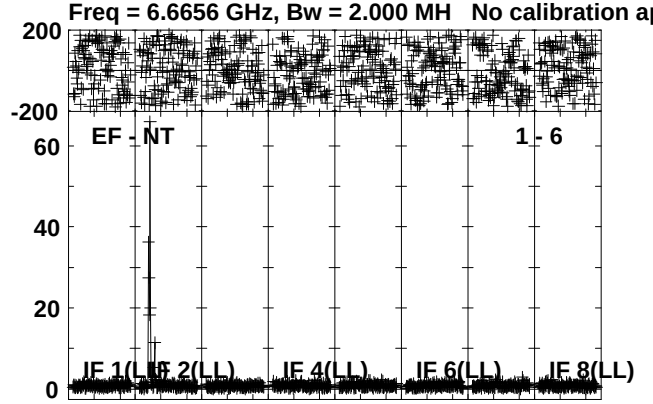

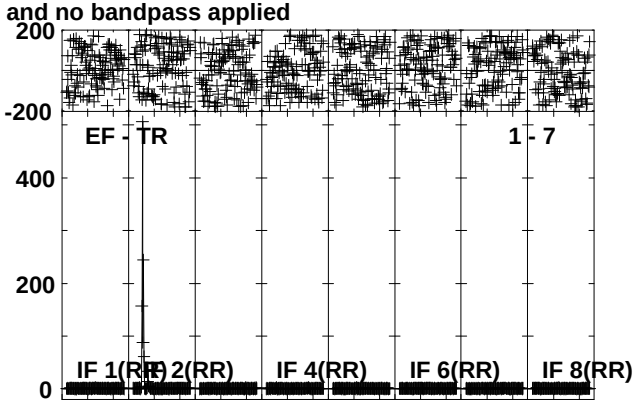



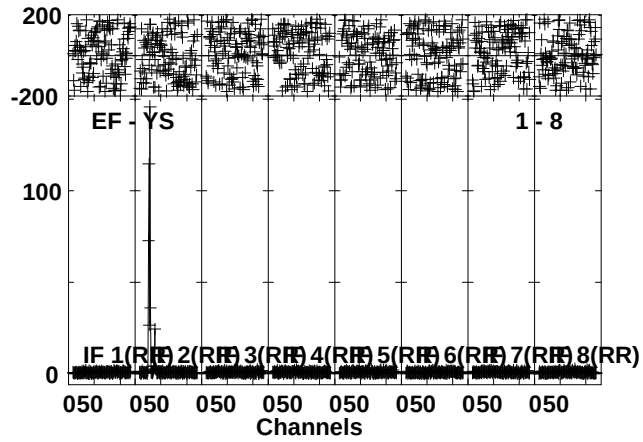

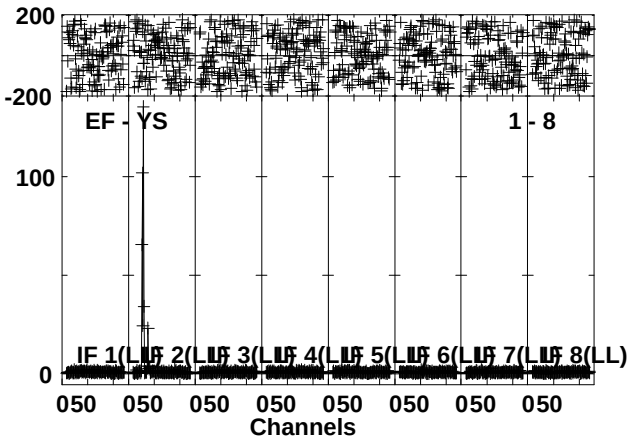

Lower frame: Milli Ampl Jy Top frame: Phas deg
Vector averaged cross-power spectrum Several baselines displayed
Timerange: 01/04:00:34 to 01/04:02:26

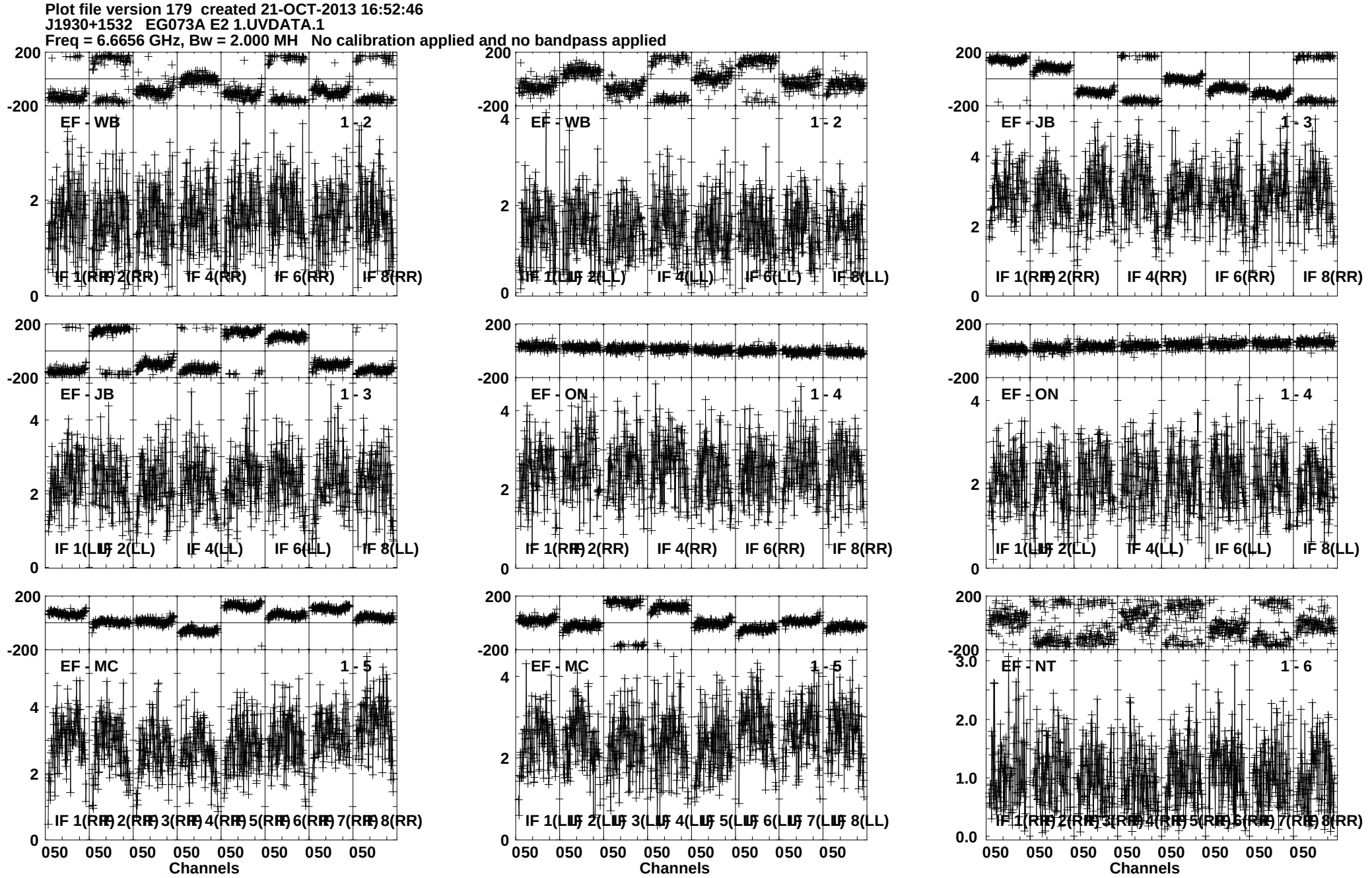
Plot file version 179 created 21-OCT-2013 16:52:46
J1930+1532 EG073A E2 1.UVDATA.1
Freq = 6.6656 GHz, Bw = 2.000 MH No calibration applied and no bandpass applied
EF - WB 1 - 2
EF - WB 1 - 2
EF - JB 1 - 3
EF - JB 1 - 3
EF - ON 1 - 4
EF - ON 1 - 4
EF - MC 1 - 5
EF - MC 1 - 5
EF - NT 1 - 6
IF 1(RR) 2(RR) IF 4(RR) IF 6(RR) IF 8(RR)
IF 1(LL) 2(LL) IF 4(LL) IF 6(LL) IF 8(LL)
IF 1(RR) 2(RR) IF 3(RR) 4(RR) 5(RR) 6(RR) 7(RR) 8(RR)
IF 1(LL) 2(LL) 3(LL) 4(LL) 5(LL) 6(LL) 7(LL) 8(LL)
Channels
Lower frame: Milli Ampl Jy Top frame: Phas deg
Vector averaged cross-power spectrum Several baselines displayed
Timerange: 01/04:02:34 to 01/04:04:26

Plot file version 180 created 21-OCT-2013 16:52:48
J1930+1532 EG073A E2 1.UVDATA.1
Freq = 6.6656 GHz, Bw = 2.000 MH No calibration applied and no bandpass applied

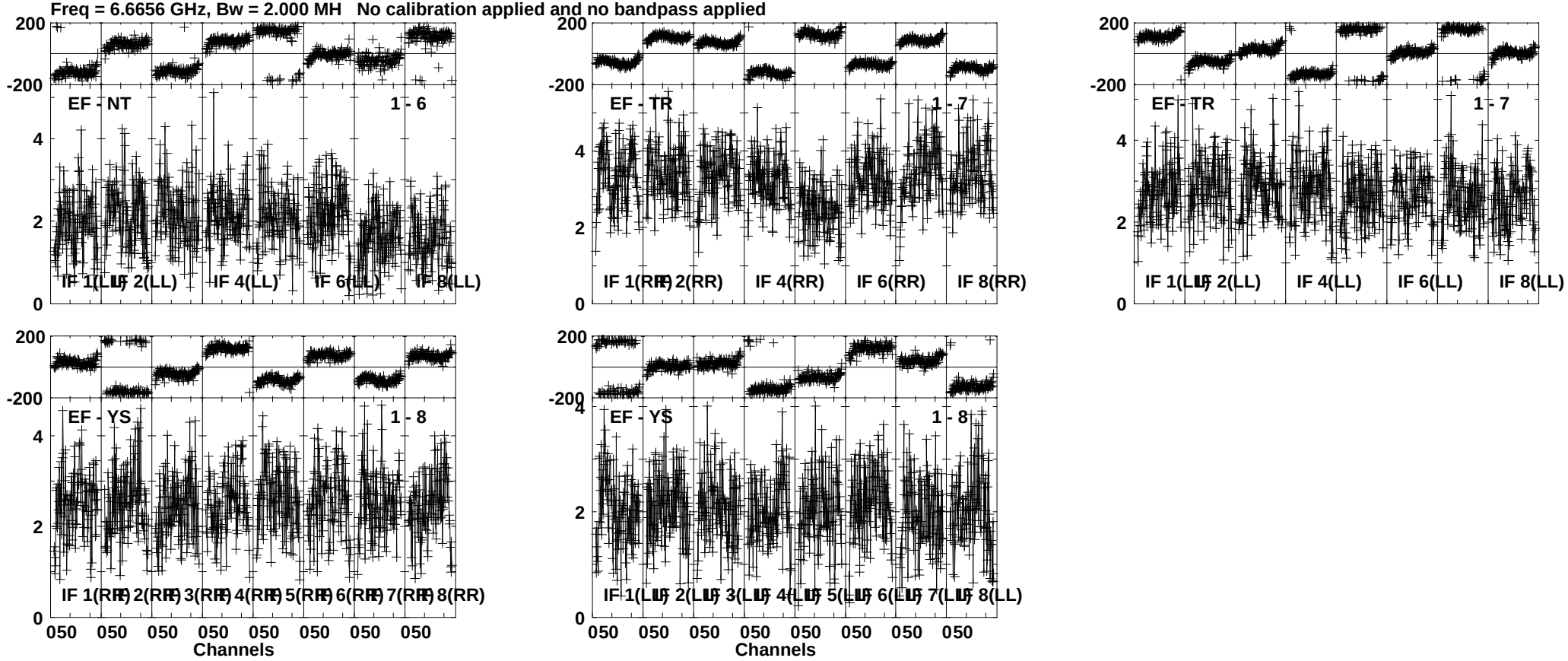

Lower frame: Milli Ampl Jy Top frame: Phas deg
Vector averaged cross-power spectrum Several baselines displayed
Timerange: 01/04:02:34 to 01/04:04:26

Plot file version 181 created 21-OCT-2013 16:52:50
W51E2 EG073A E2 1.UVDATA.1
Freq = 6.6656 GHz, Bw = 2.000 MH No calibration applied and no bandpass applied

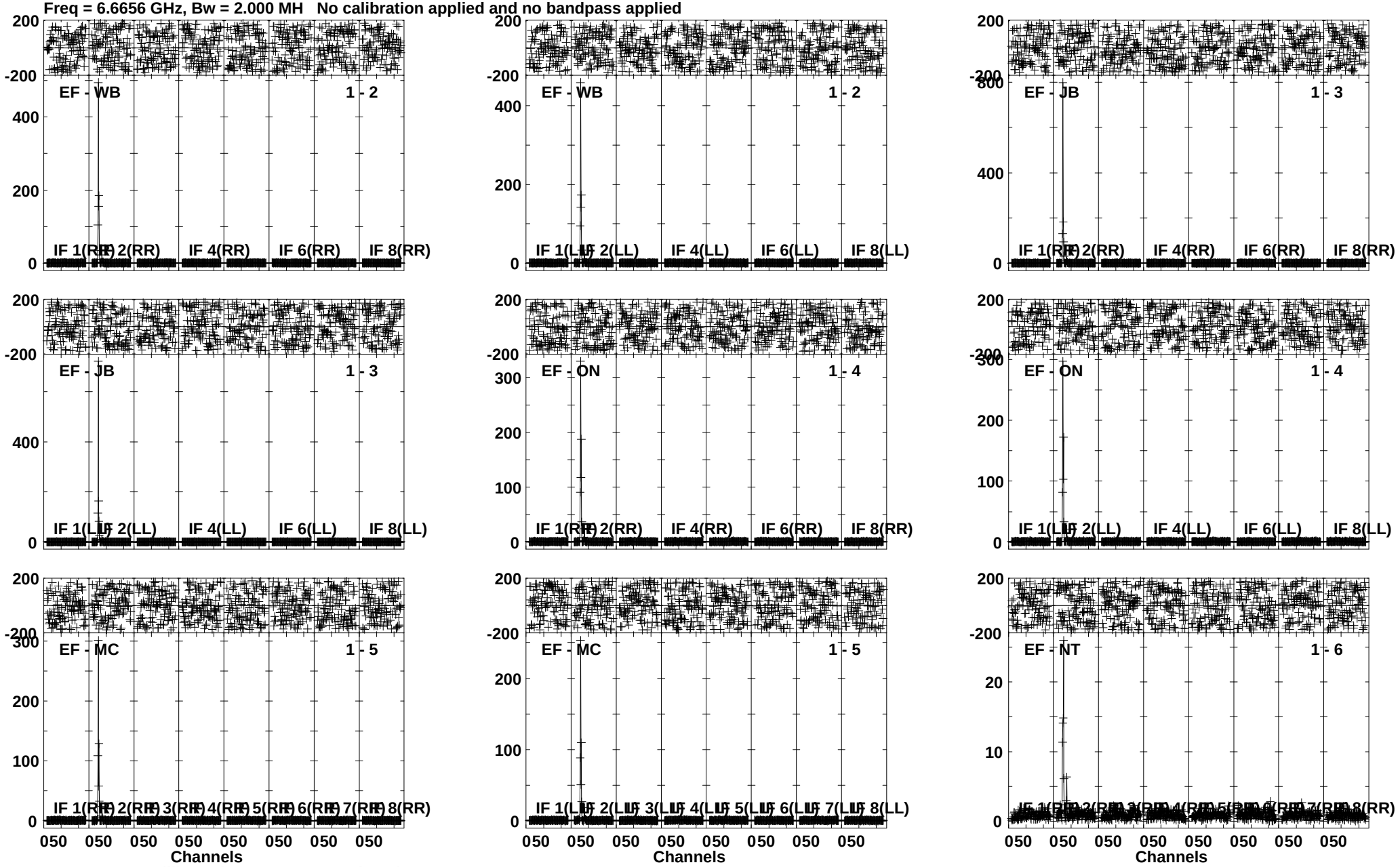

Lower frame: Milli Ampl Jy Top frame: Phas deg
Vector averaged cross-power spectrum Several baselines displayed
Timerange: 01/04:04:34 to 01/04:06:26

Plot file version 182 created 21-OCT-2013 16:52:51
W51E2 EG073A E2 1.UVDATA.1
Freq = 6.6656 GHz, Bw = 2.000 MH No calibration applied and no bandpass applied

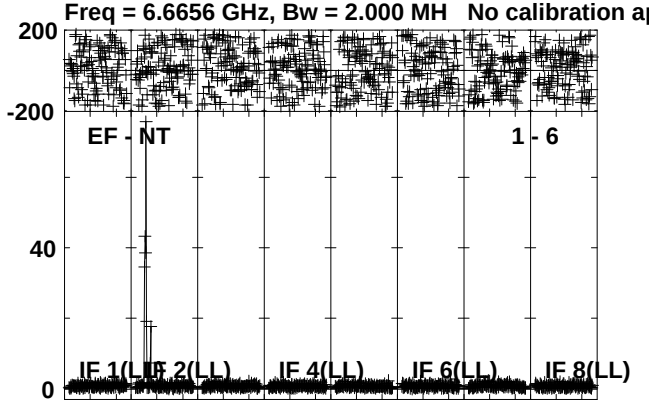



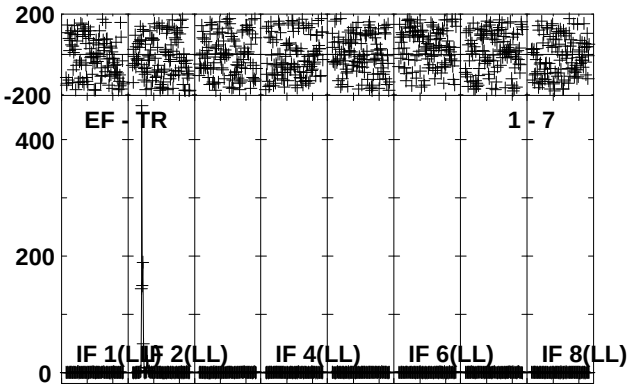

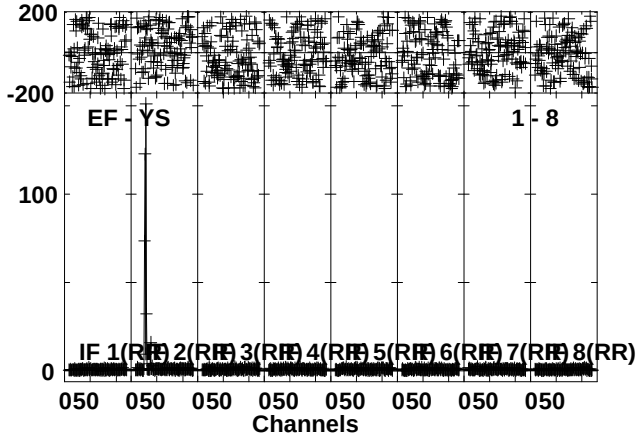

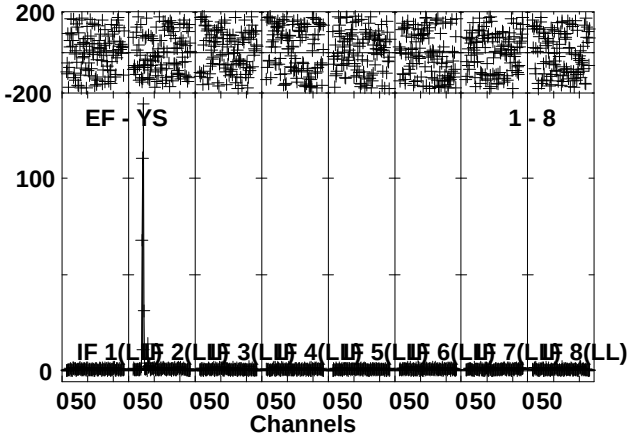

Lower frame: Milli Ampl Jy Top frame: Phas deg
Vector averaged cross-power spectrum Several baselines displayed
Timerange: 01/04:04:34 to 01/04:06:26

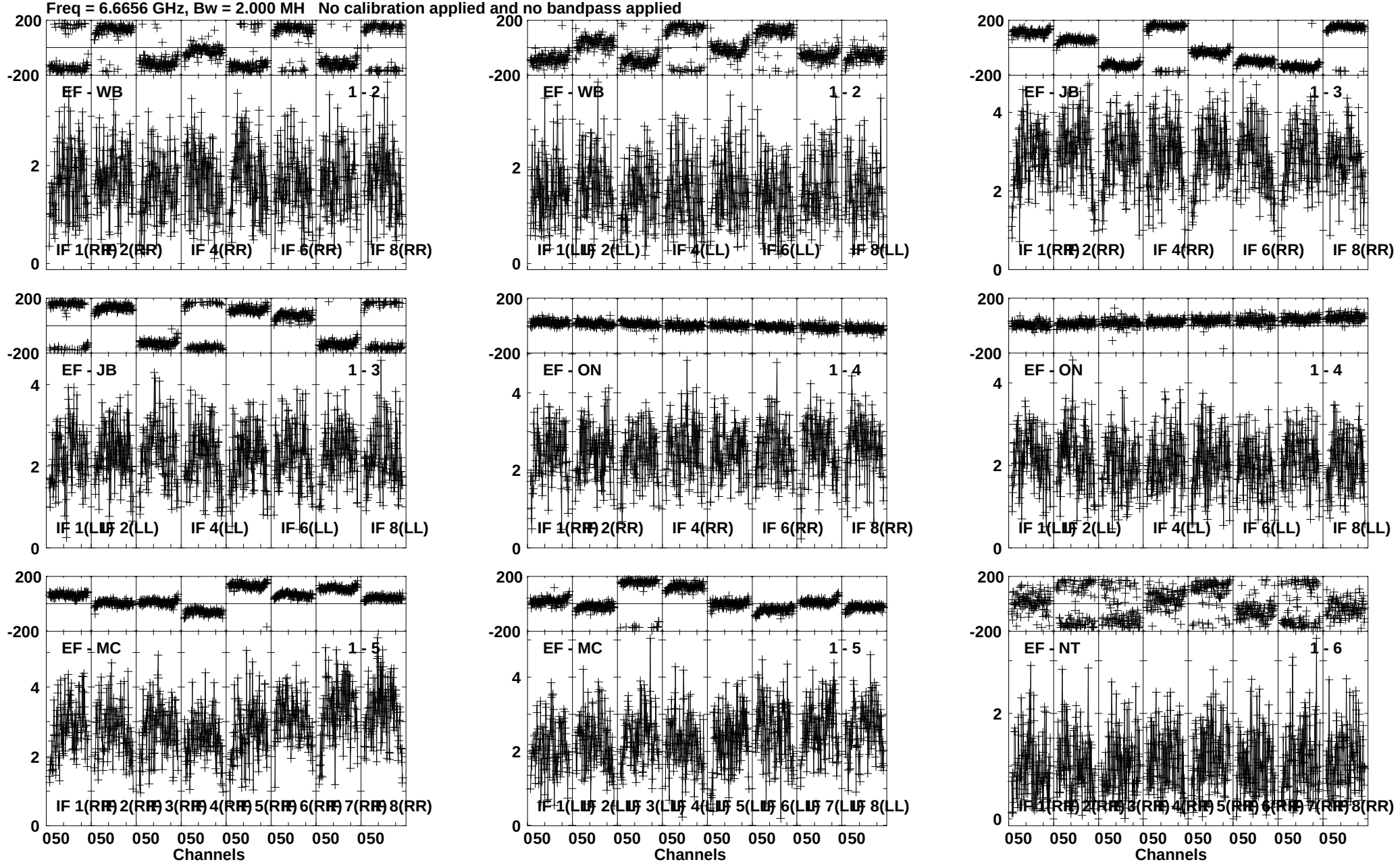
Plot file version 183 created 21-OCT-2013 16:52:53
J1930+1532 EG073A E2 1.UVDATA.1
Freq = 6.6656 GHz, Bw = 2.000 MH No calibration applied and no bandpass applied
EF - WB 1 - 2
EF - WB 1 - 2
EF - JB 1 - 3
EF - JB 1 - 3
EF - ON 1 - 4
EF - ON 1 - 4
EF - MC 1 - 5
EF - MC 1 - 5
EF - NT 1 - 6
IF 1(RR) 2(RR) IF 4(RR) IF 6(RR) IF 8(RR)
IF 1(LL) 2(LL) IF 4(LL) IF 6(LL) IF 8(LL)
IF 1(RR) 2(RR) 3(RR) 4(RR) 5(RR) 6(RR) 7(RR) 8(RR)
IF 1(LL) 2(LL) 3(LL) 4(LL) 5(LL) 6(LL) 7(LL) 8(LL)
200
-200
4
2
0
050 050 050 050 050 050 050 050
Channels
Lower frame: Milli Ampl Jy Top frame: Phas deg
Vector averaged cross-power spectrum Several baselines displayed
Timerange: 01/04:06:34 to 01/04:08:26

Plot file version 184 created 21-OCT-2013 16:52:55
J1930+1532 EG073A E2 1.UVDATA.1
Freq = 6.6656 GHz, Bw = 2.000 MH No calibration applied and no bandpass applied

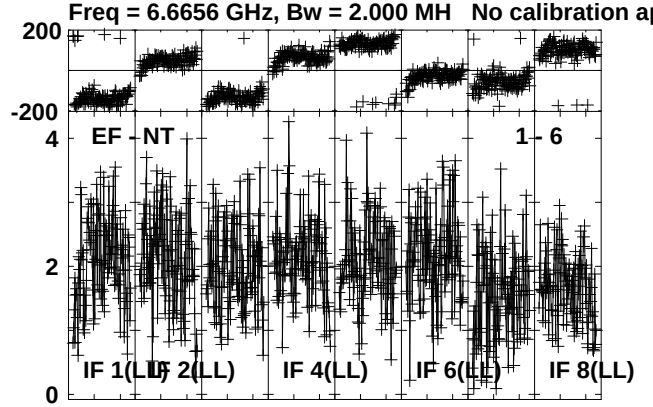

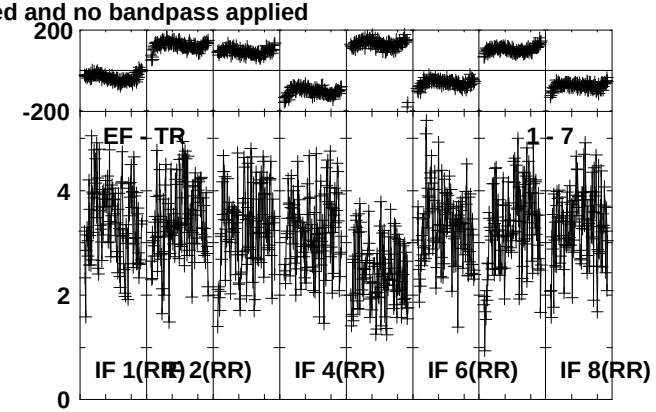

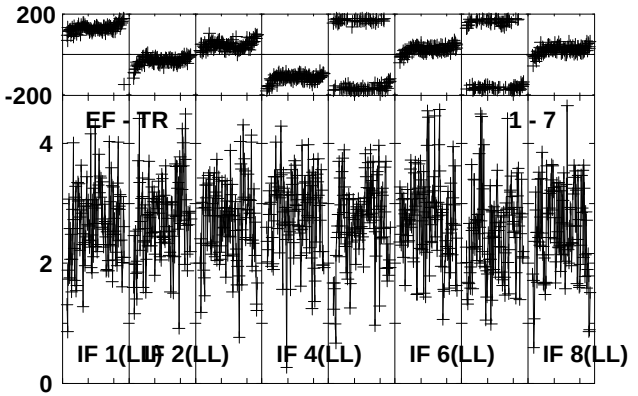

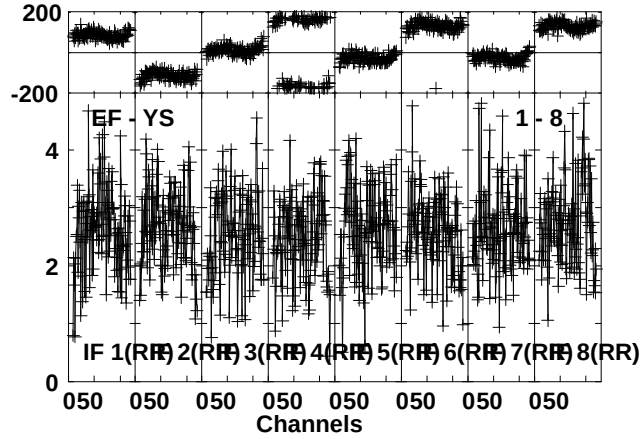

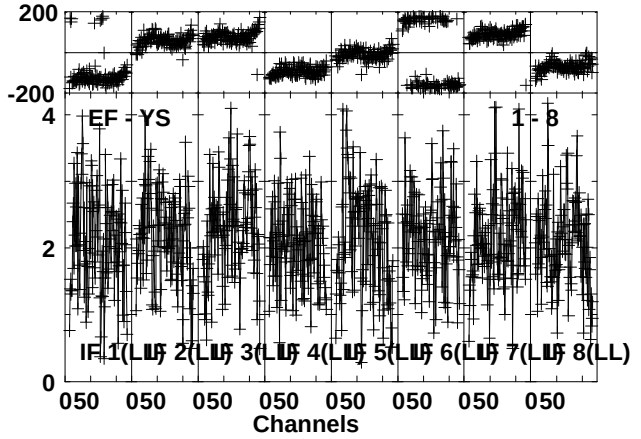

Lower frame: Milli Ampl Jy Top frame: Phas deg
Vector averaged cross-power spectrum Several baselines displayed
Timerange: 01/04:06:34 to 01/04:08:26

Plot file version 185 created 21-OCT-2013 16:52:56
W51E2 EG073A E2 1.UVDATA.1
Freq = 6.6656 GHz, Bw = 2.000 MH No calibration applied and no bandpass applied

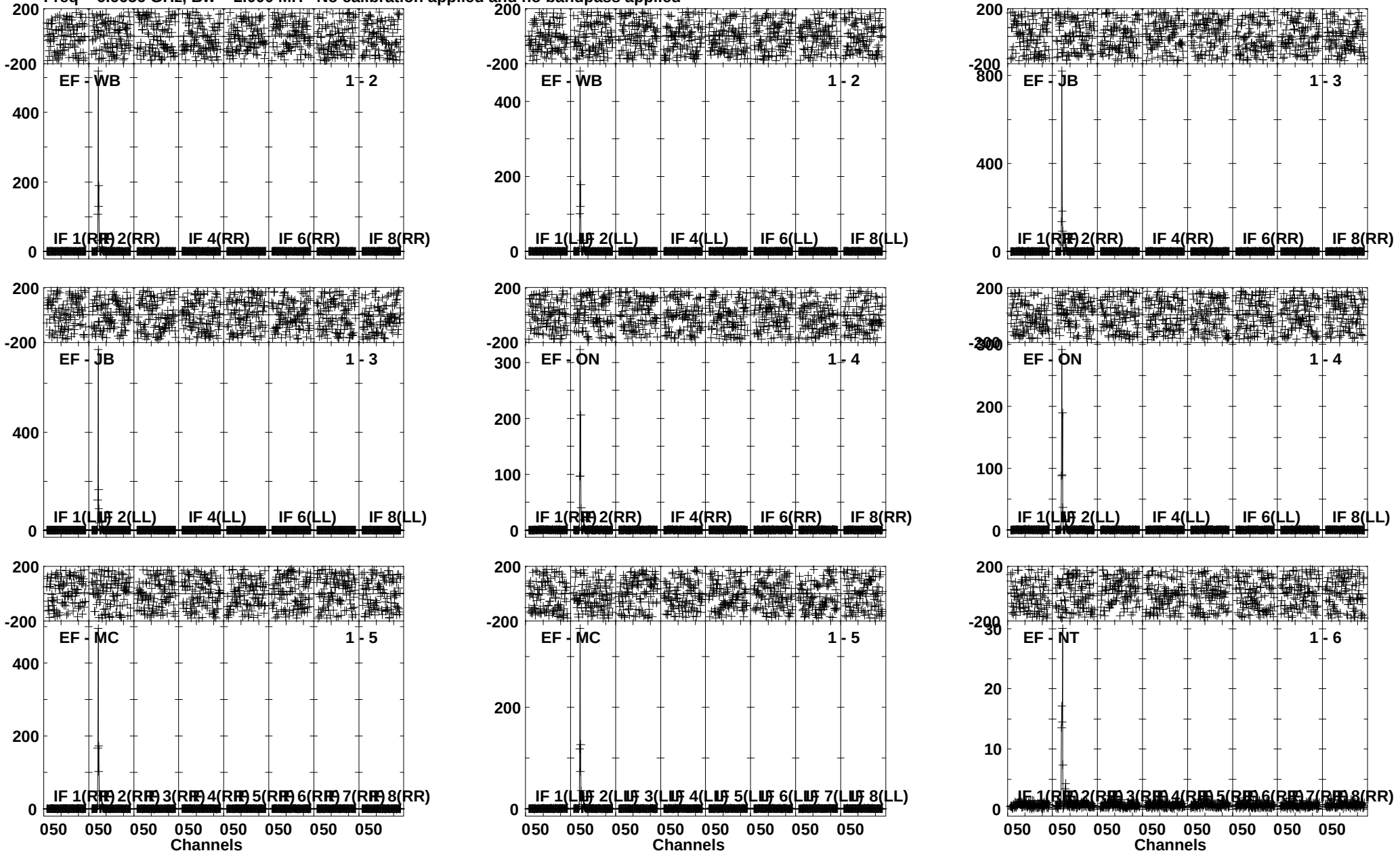

Lower frame: Milli Ampl Jy Top frame: Phas deg
Vector averaged cross-power spectrum Several baselines displayed
Timerange: 01/04:09:08 to 01/04:11:06

Plot file version 186 created 21-OCT-2013 16:52:59
W51E2 EG073A E2 1.UVDATA.1
Freq = 6.6656 GHz, Bw = 2.000 MH No calibration applied and no bandpass applied

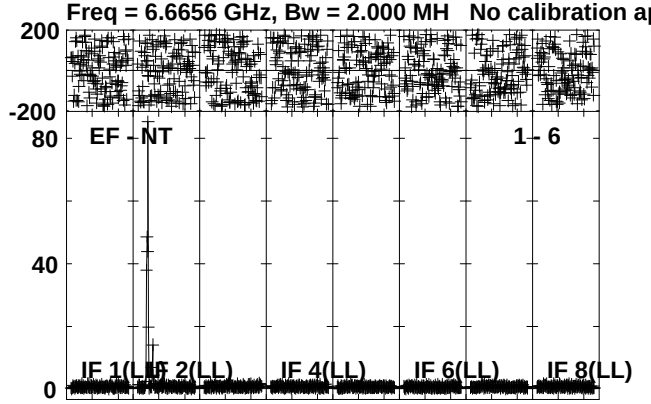

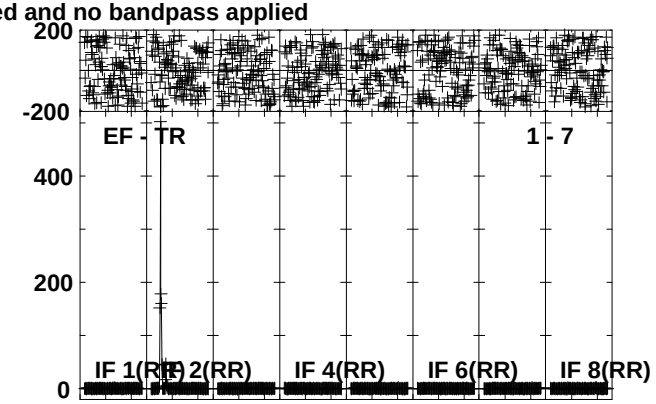

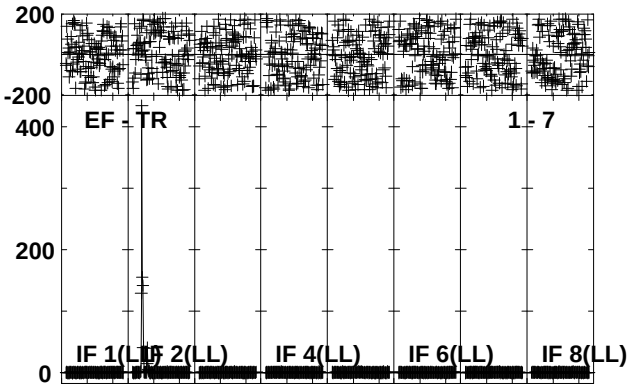

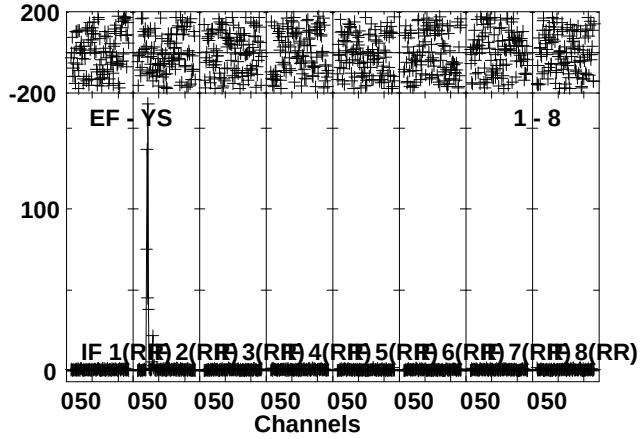

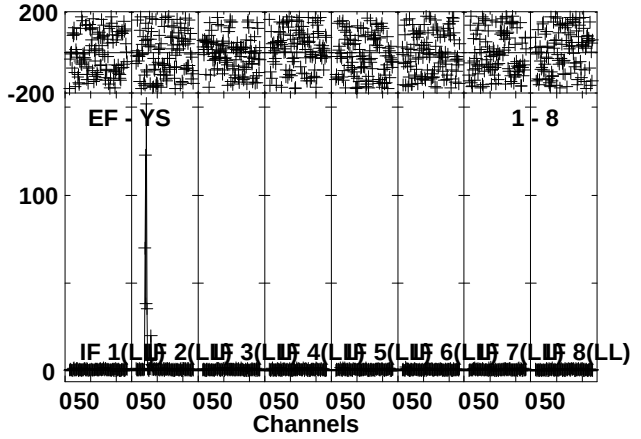

Lower frame: Milli Ampl Jy Top frame: Phas deg
Vector averaged cross-power spectrum Several baselines displayed
Timerange: 01/04:09:08 to 01/04:11:06

Plot file version 187 created 21-OCT-2013 16:53:00
J1930+1532 EG073A E2 1.UVDATA.1
Freq = 6.6656 GHz, Bw = 2.000 MH No calibration applied and no bandpass applied

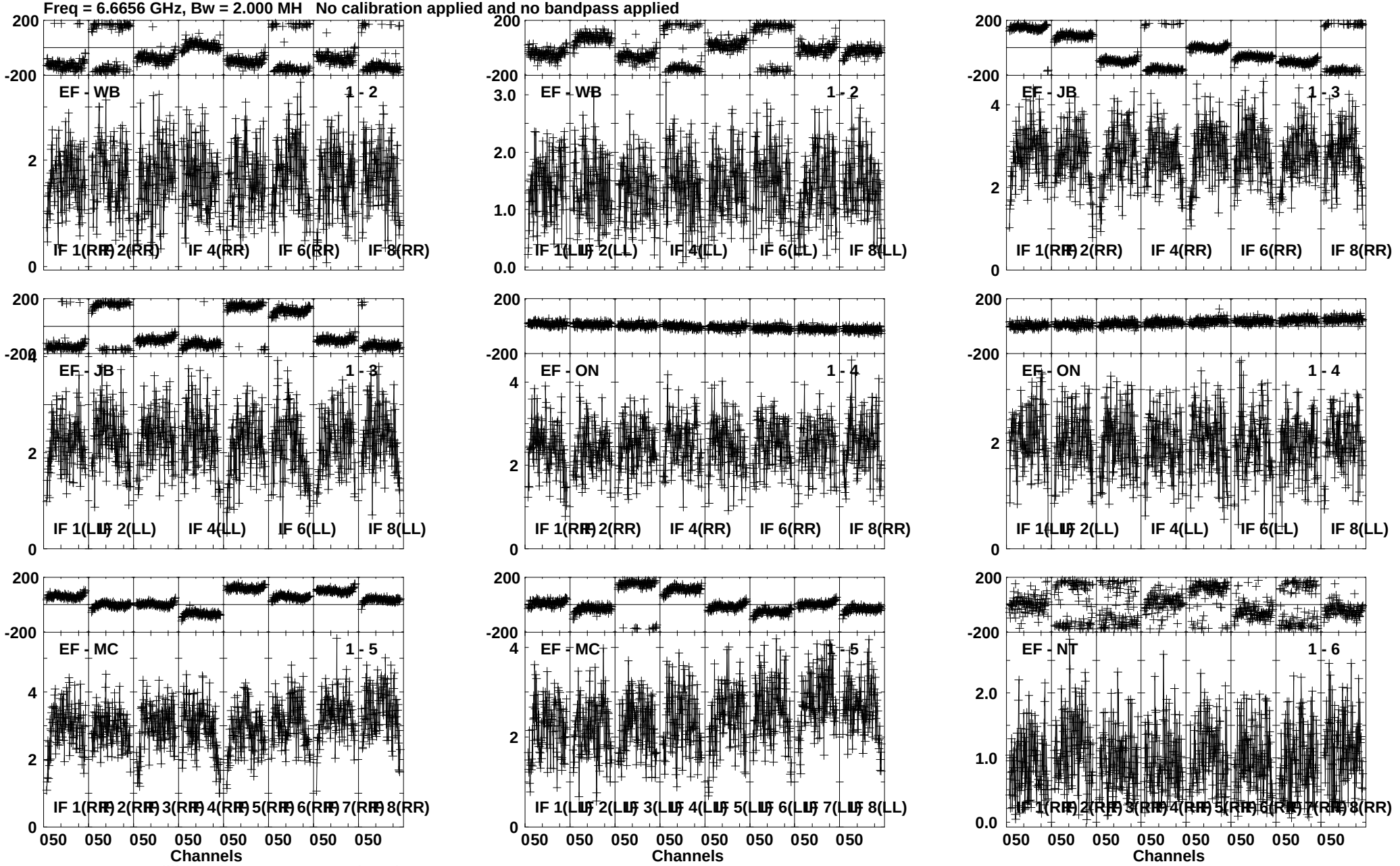

Lower frame: Milli Ampl Jy Top frame: Phas deg
Vector averaged cross-power spectrum Several baselines displayed
Timerange: 01/04:11:48 to 01/04:13:46

Plot file version 188 created 21-OCT-2013 16:53:02
J1930+1532 EG073A E2 1.UVDATA.1
Freq = 6.6656 GHz, Bw = 2.000 MH No calibration applied and no bandpass applied

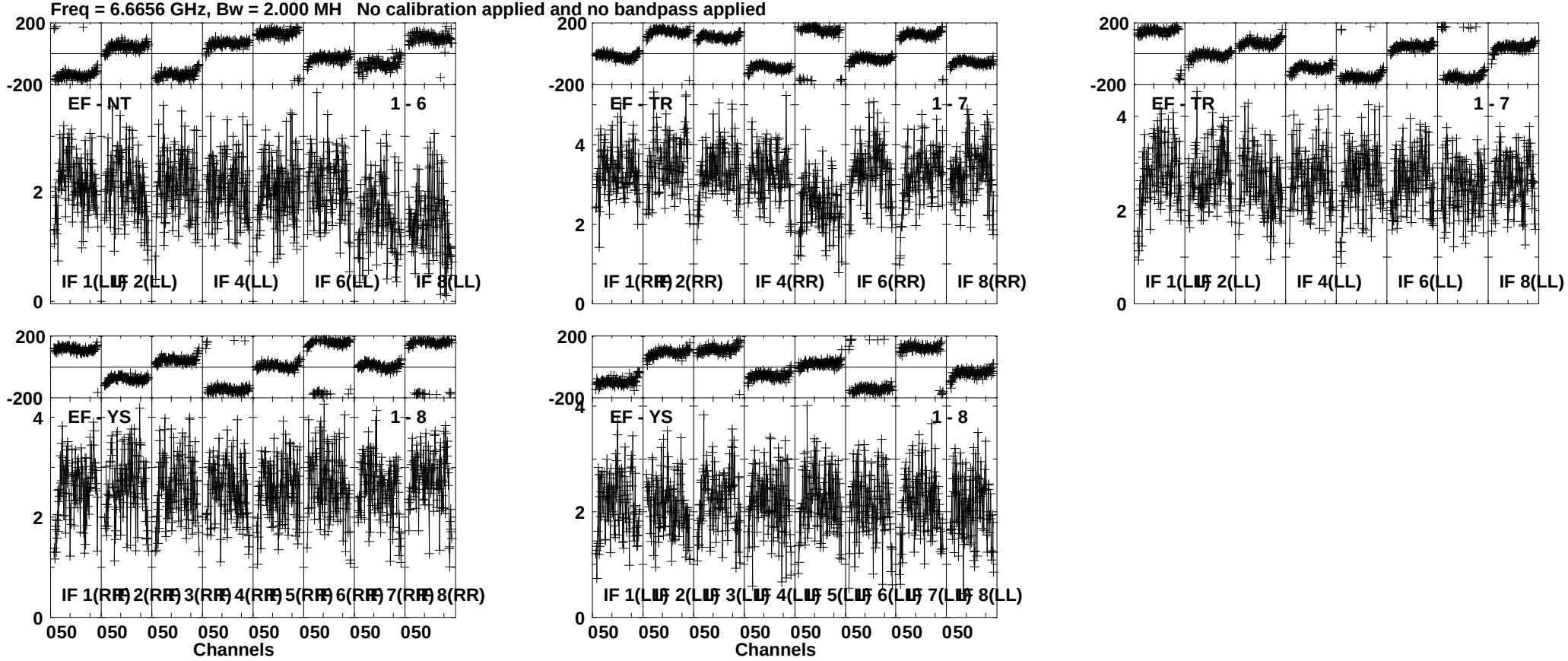

Lower frame: Milli Ampl Jy Top frame: Phas deg
Vector averaged cross-power spectrum Several baselines displayed
Timerange: 01/04:11:48 to 01/04:13:46

Plot file version 189 created 21-OCT-2013 16:53:04
W51E2 EG073A E2 1.UVDATA.1
Freq = 6.6656 GHz, Bw = 2.000 MH No calibration applied and no bandpass applied



Lower frame: Milli Ampl Jy Top frame: Phas deg
Vector averaged cross-power spectrum Several baselines displayed
Timerange: 01/04:13:54 to 01/04:15:46

Plot file version 190 created 21-OCT-2013 16:53:06
W51E2 EG073A E2 1.UVDATA.1
Freq = 6.6656 GHz, Bw = 2.000 MH No calibration applied and no bandpass applied

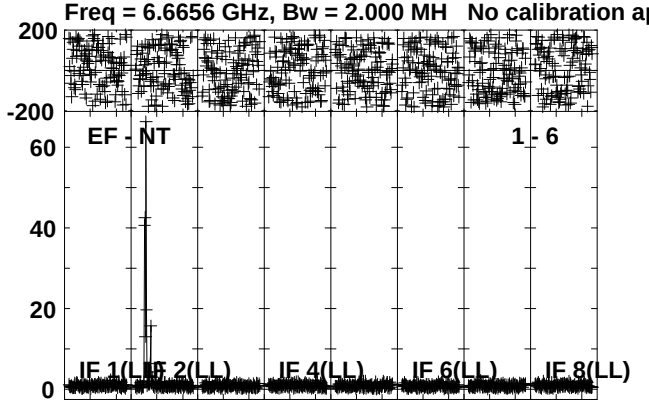

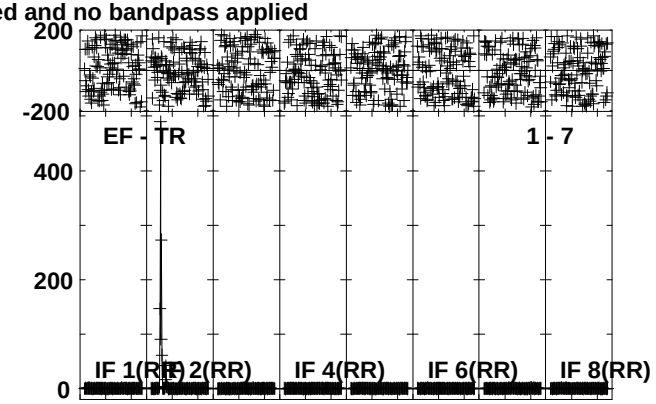

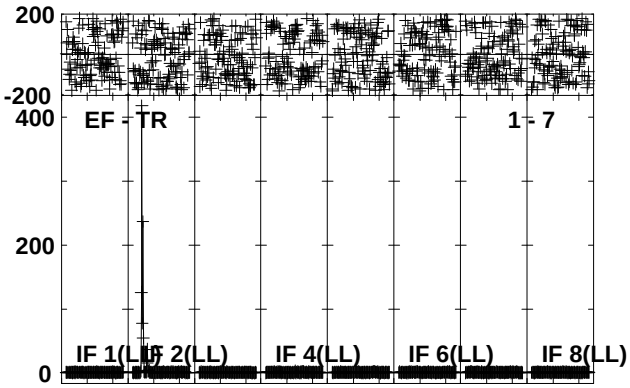

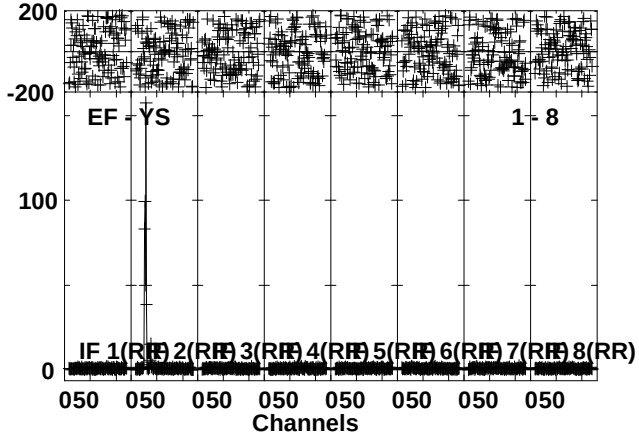

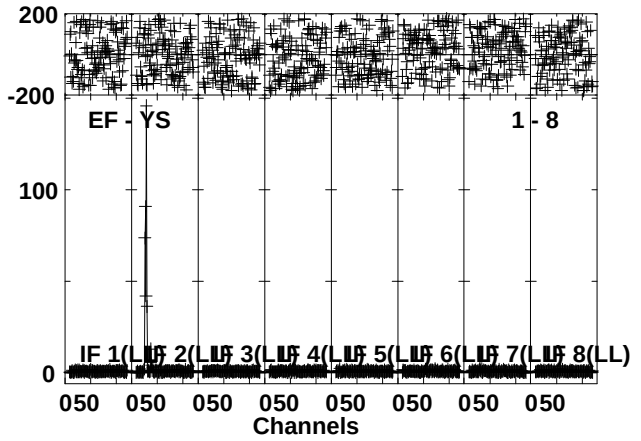

Lower frame: Milli Ampl Jy Top frame: Phas deg
Vector averaged cross-power spectrum Several baselines displayed
Timerange: 01/04:13:54 to 01/04:15:46

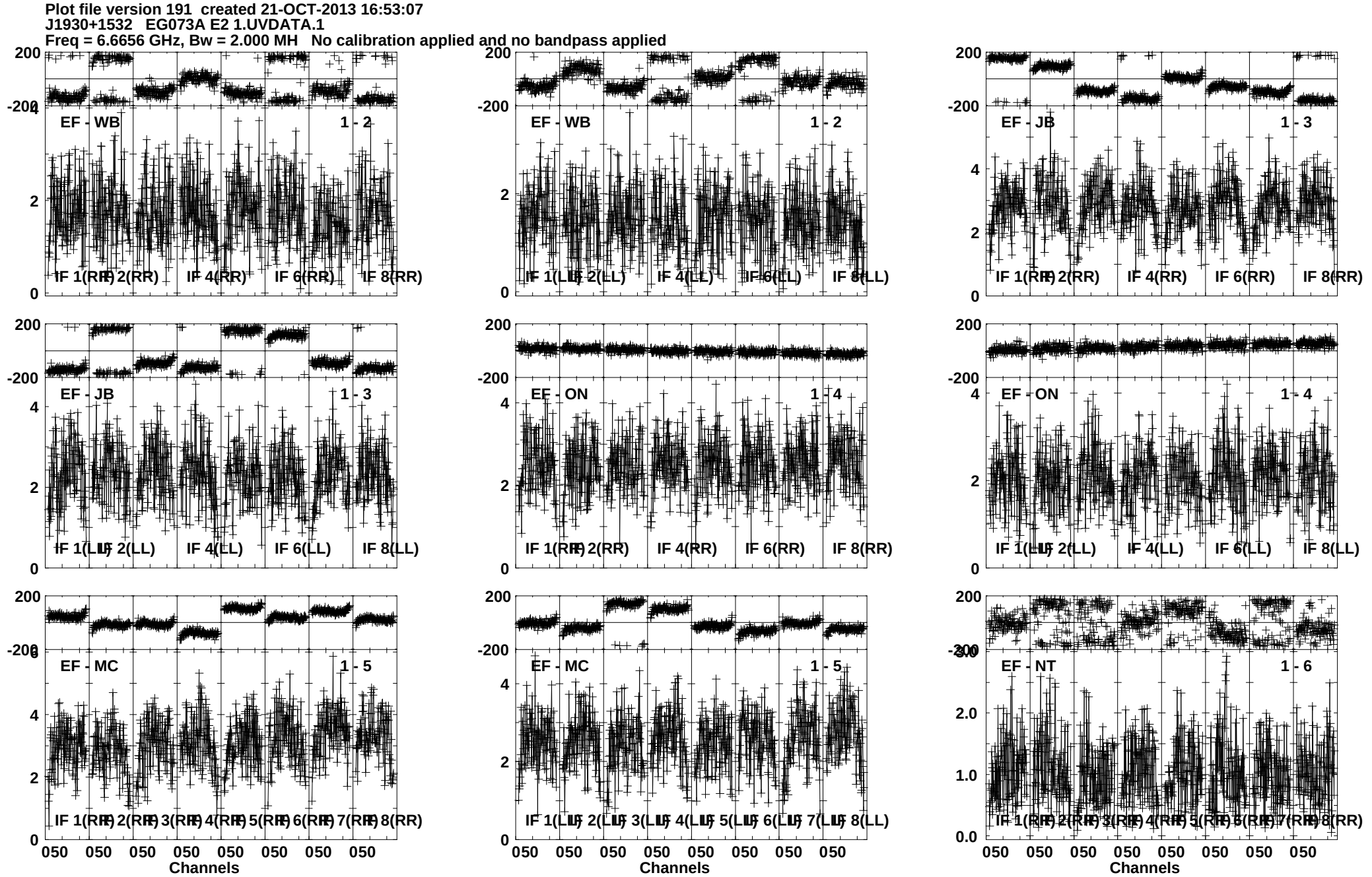
Plot file version 191 created 21-OCT-2013 16:53:07
J1930+1532 EG073A E2 1.UVDATA.1
Freq = 6.6656 GHz, Bw = 2.000 MH No calibration applied and no bandpass applied
EF - WB 1 - 2
IF 1(RR) 2(RR) IF 4(RR) IF 6(RR) IF 8(RR)
EF - WB 1 - 2
IF 1(LL) 2(LL) IF 4(LL) IF 6(LL) IF 8(LL)
EF - JB 1 - 3
IF 1(RR) 2(RR) IF 4(RR) IF 6(RR) IF 8(RR)
EF - JB 1 - 3
IF 1(LL) 2(LL) IF 4(LL) IF 6(LL) IF 8(LL)
EF - ON 1 - 4
IF 1(RR) 2(RR) IF 4(RR) IF 6(RR) IF 8(RR)
EF - ON 1 - 4
IF 1(LL) 2(LL) IF 4(LL) IF 6(LL) IF 8(LL)
EF - MC 1 - 5
IF 1(RR) 2(RR) 3(RR) 4(RR) 5(RR) 6(RR) 7(RR) 8(RR)
EF - MC 1 - 5
IF 1(LL) 2(LL) 3(LL) 4(LL) 5(LL) 6(LL) 7(LL) 8(LL)
EF - NT 1 - 6
IF 1(RR) 2(RR) 3(RR) 4(RR) 5(RR) 6(RR) 7(RR) 8(RR)
Channels
Lower frame: Milli Ampl Jy Top frame: Phas deg
Vector averaged cross-power spectrum Several baselines displayed
Timerange: 01/04:15:54 to 01/04:17:46

Plot file version 192 created 21-OCT-2013 16:53:09
J1930+1532 EG073A E2 1.UVDATA.1
Freq = 6.6656 GHz, Bw = 2.000 MH No calibration applied and no bandpass applied

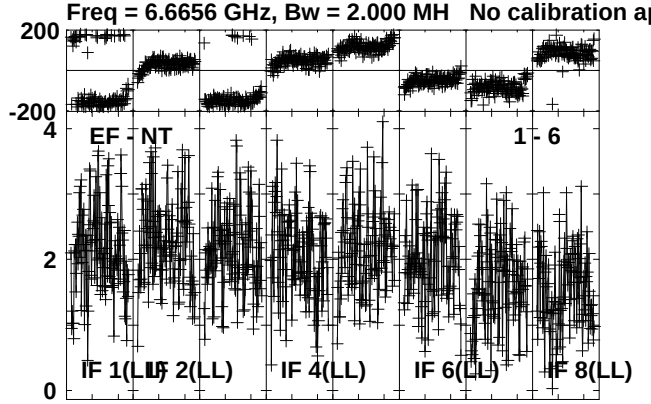

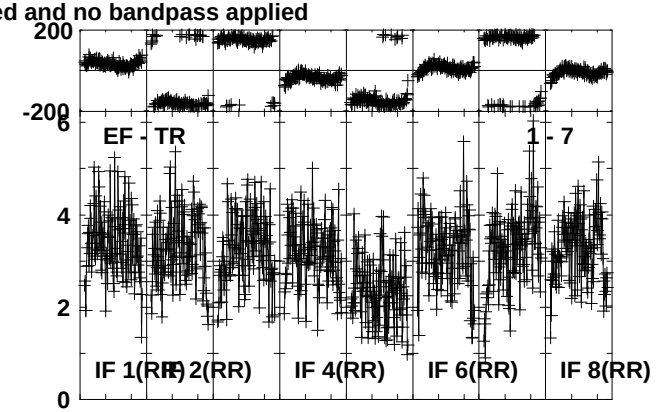

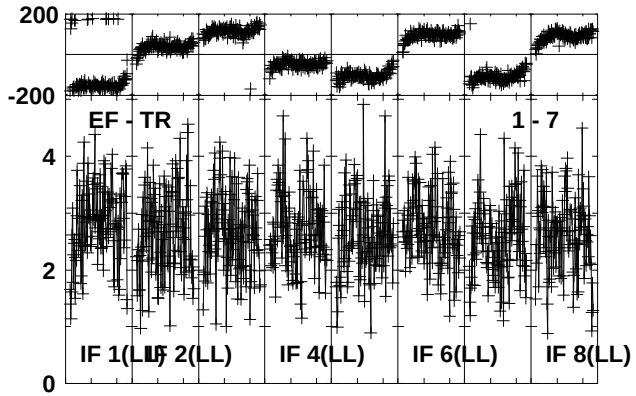

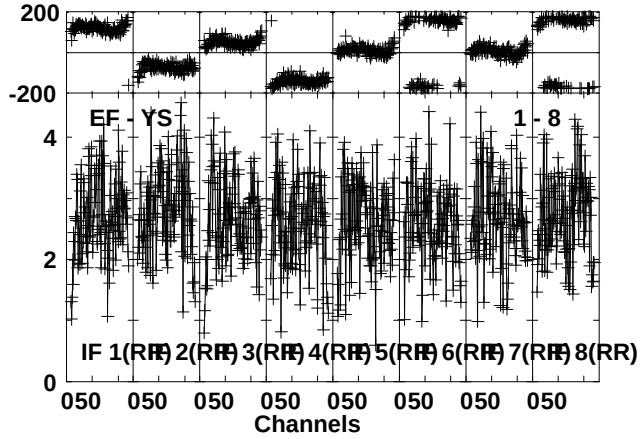

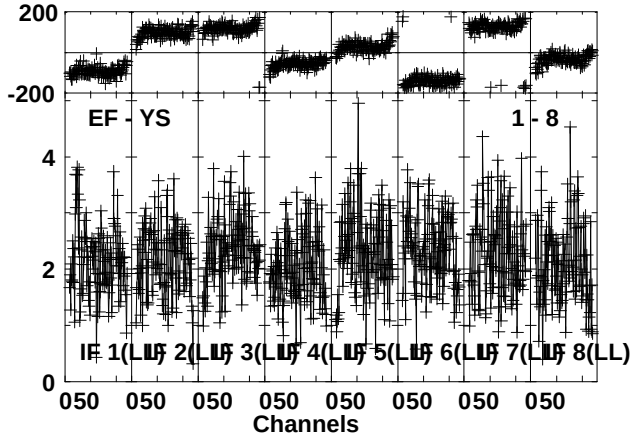

Lower frame: Milli Ampl Jy Top frame: Phas deg
Vector averaged cross-power spectrum Several baselines displayed
Timerange: 01/04:15:54 to 01/04:17:46

Plot file version 193 created 21-OCT-2013 16:53:11
W51E2 EG073A E2 1.UVDATA.1
Freq = 6.6656 GHz, Bw = 2.000 MH No calibration applied and no bandpass applied

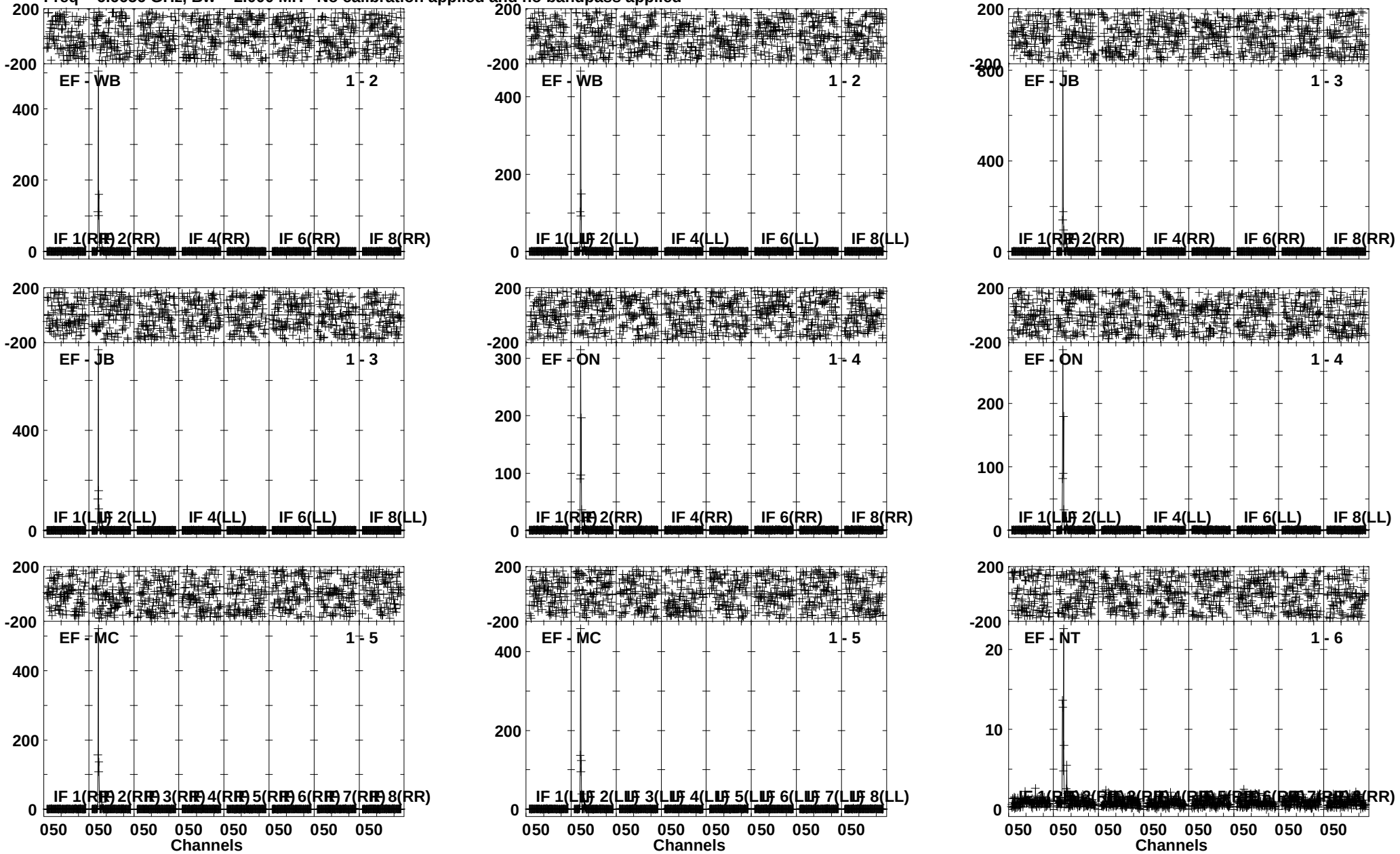

Lower frame: Milli Ampl Jy Top frame: Phas deg
Vector averaged cross-power spectrum Several baselines displayed
Timerange: 01/04:17:54 to 01/04:19:46

Plot file version 194 created 21-OCT-2013 16:53:13
W51E2 EG073A E2 1.UVDATA.1
Freq = 6.6656 GHz, Bw = 2.000 MH No calibration applied and no bandpass applied

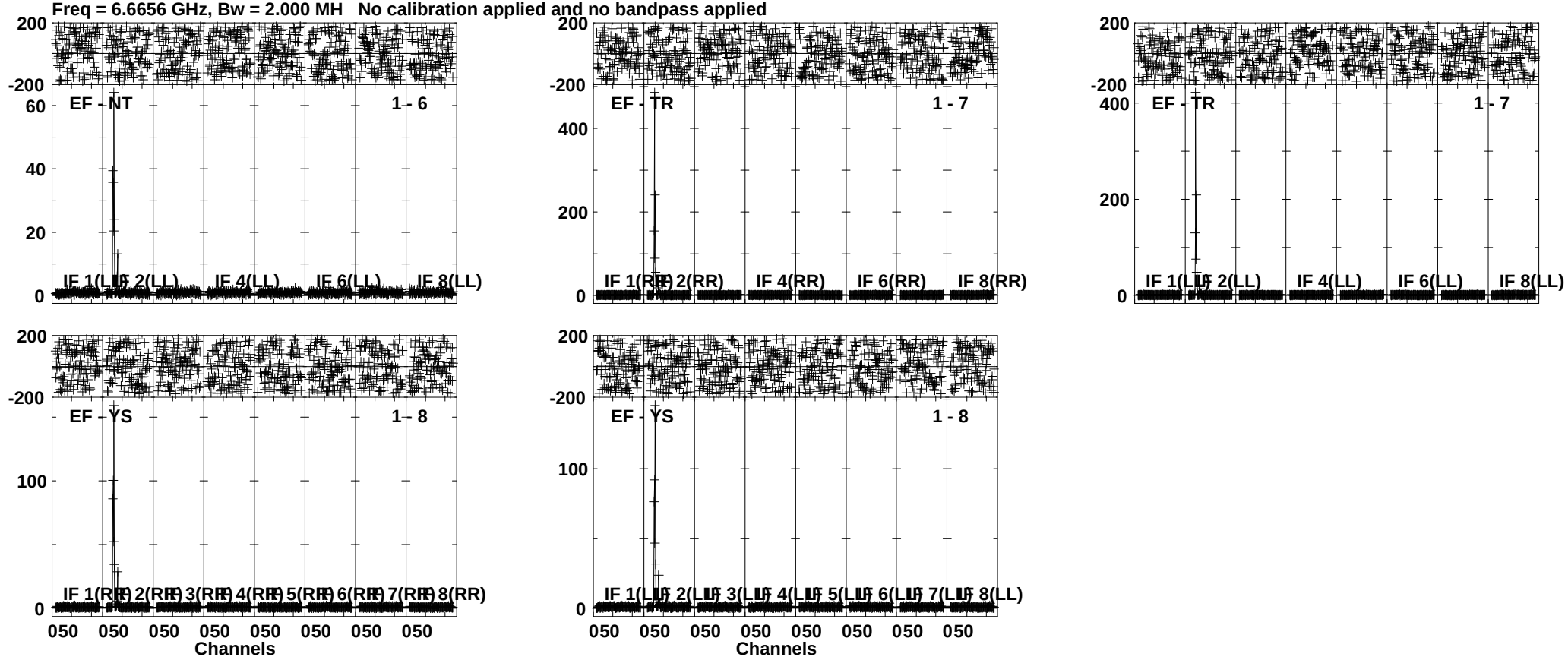

Lower frame: Milli Ampl Jy Top frame: Phas deg
Vector averaged cross-power spectrum Several baselines displayed
Timerange: 01/04:17:54 to 01/04:19:46

Plot file version 195 created 21-OCT-2013 16:53:14
J1930+1532 EG073A E2 1.UVDATA.1
Freq = 6.6656 GHz, Bw = 2.000 MH No calibration applied and no bandpass applied

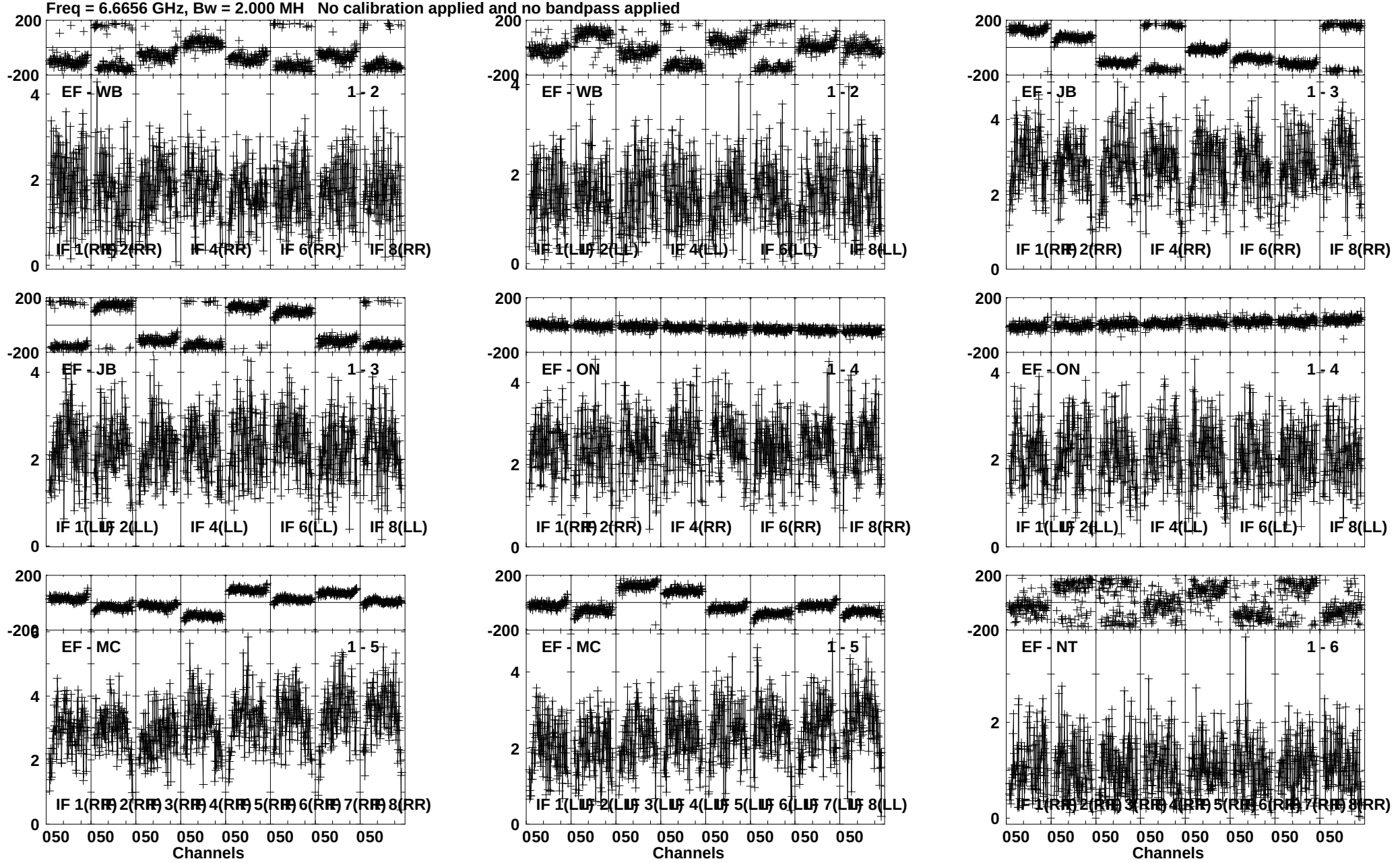

Lower frame: Milli Ampl Jy Top frame: Phas deg
Vector averaged cross-power spectrum Several baselines displayed
Timerange: 01/04:19:54 to 01/04:21:46

Plot file version 196 created 21-OCT-2013 16:53:16
J1930+1532 EG073A E2 1.UVDATA.1
Freq = 6.6656 GHz, Bw = 2.000 MH No calibration applied and no bandpass applied

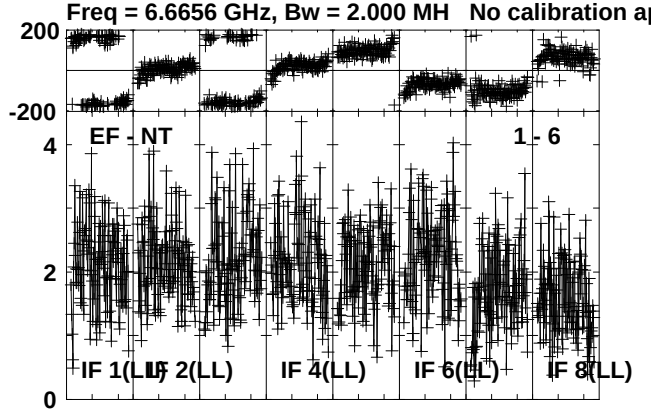

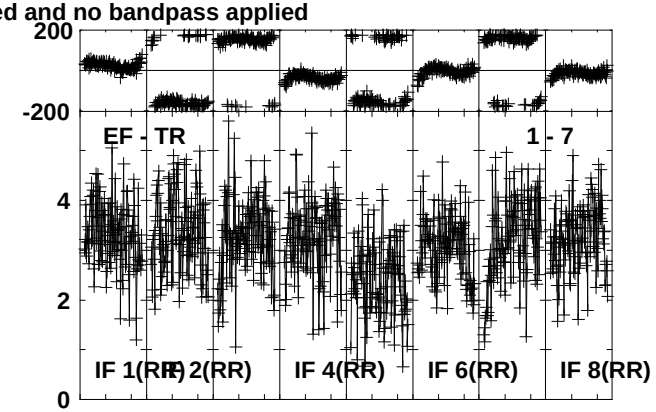

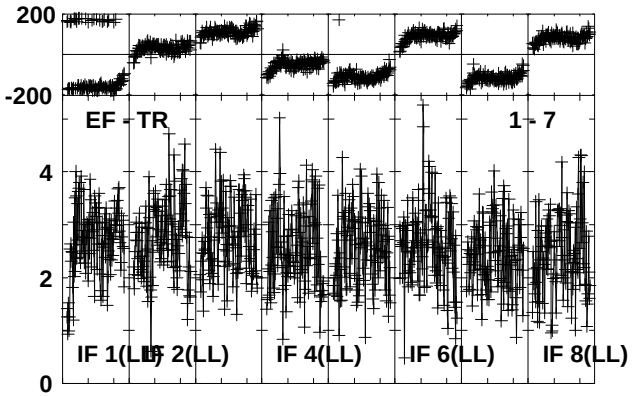

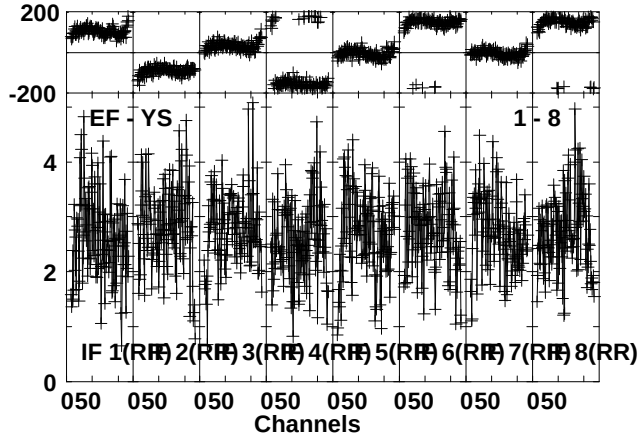

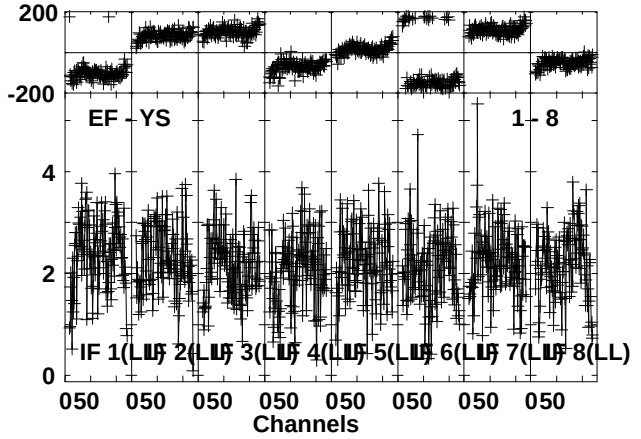

Lower frame: Milli Ampl Jy Top frame: Phas deg
Vector averaged cross-power spectrum Several baselines displayed
Timerange: 01/04:19:54 to 01/04:21:46

Plot file version 197 created 21-OCT-2013 16:53:18
W51E2 EG073A E2 1.UVDATA.1
Freq = 6.6656 GHz, Bw = 2.000 MH No calibration applied and no bandpass applied

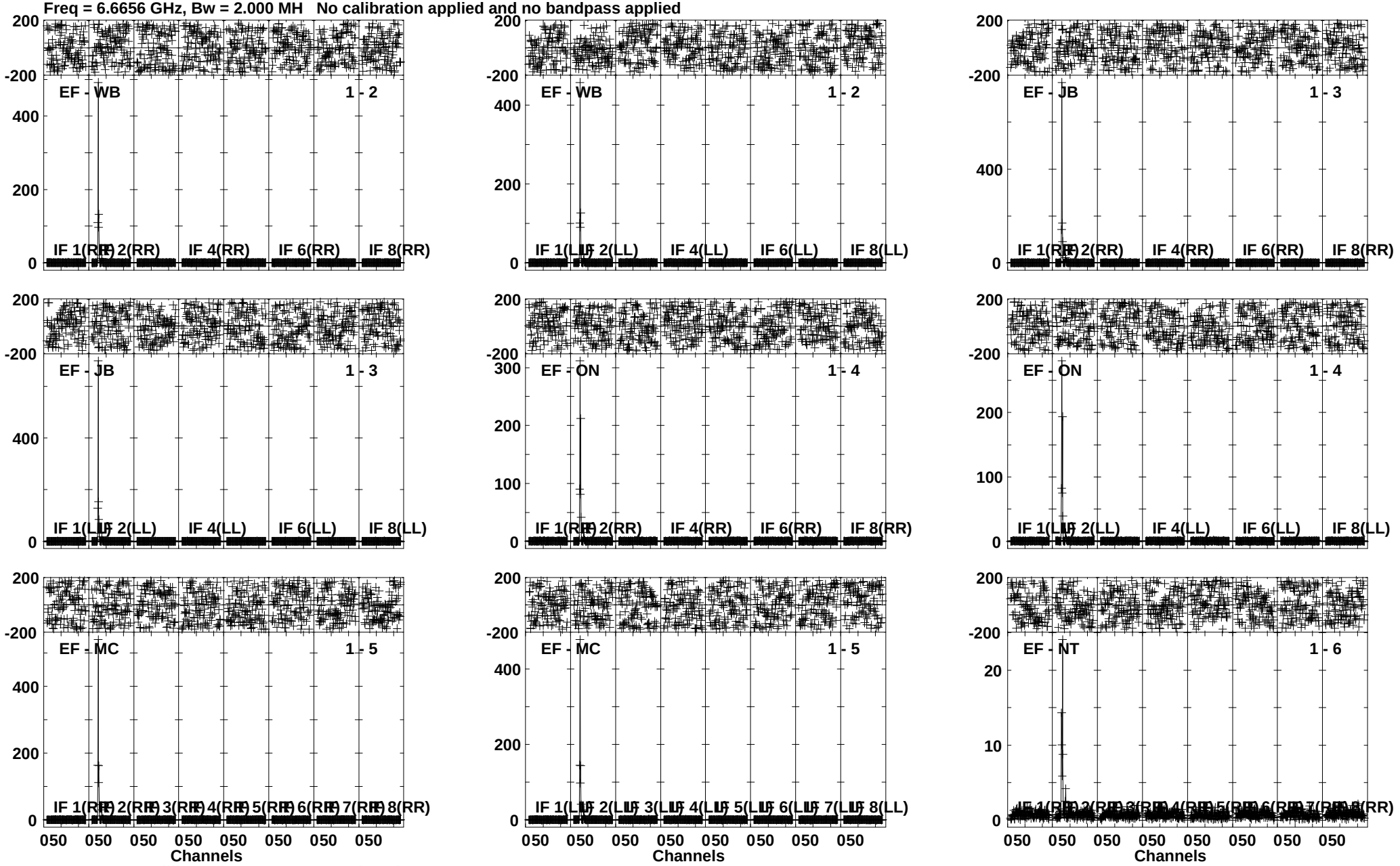

Lower frame: Milli Ampl Jy Top frame: Phas deg
Vector averaged cross-power spectrum Several baselines displayed
Timerange: 01/04:22:28 to 01/04:24:26

Plot file version 198 created 21-OCT-2013 16:53:20
W51E2 EG073A E2 1.UVDATA.1
Freq = 6.6656 GHz, Bw = 2.000 MH No calibration applied and no bandpass applied

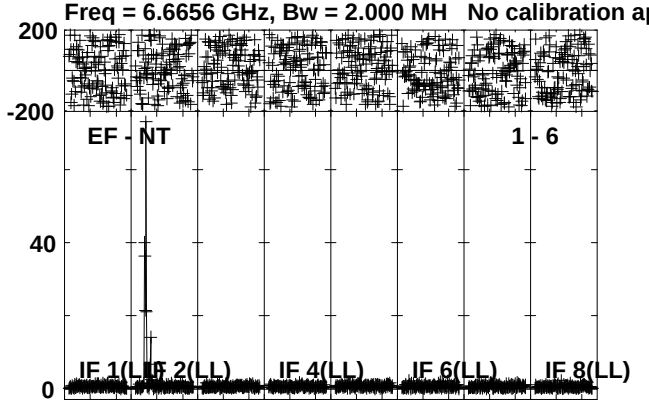

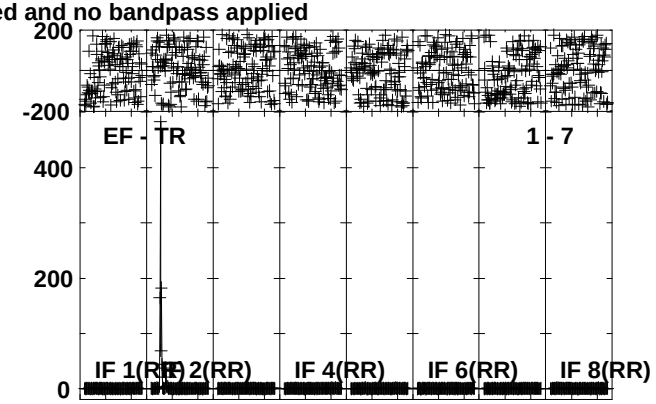

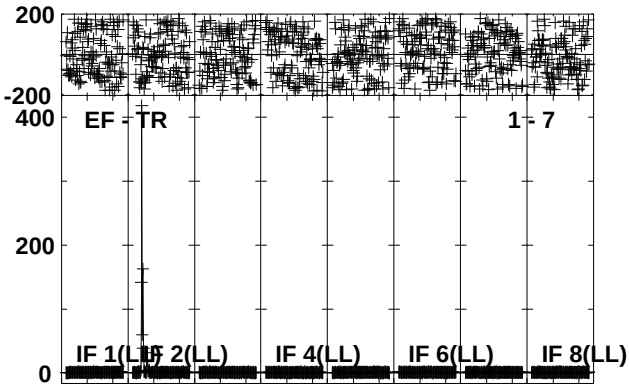

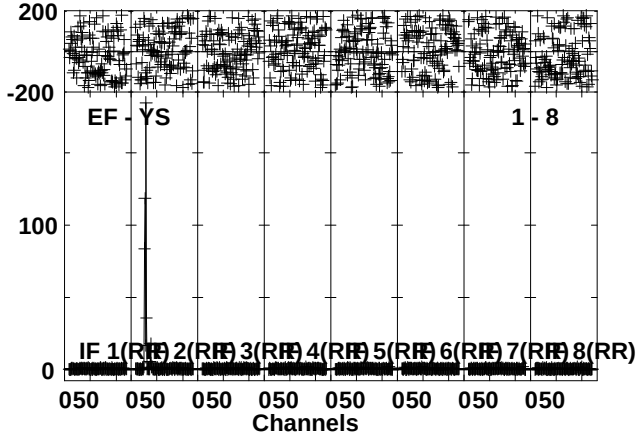

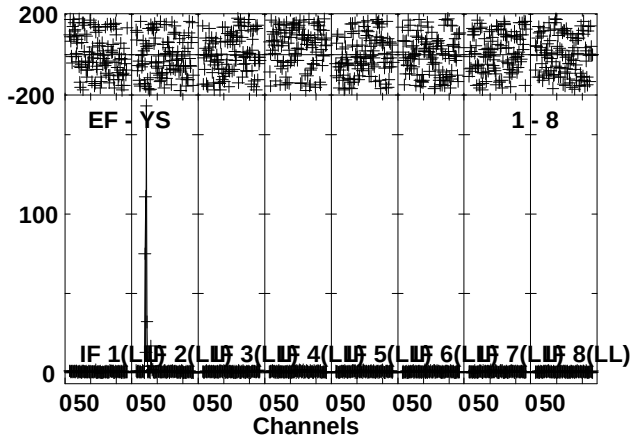

Lower frame: Milli Ampl Jy Top frame: Phas deg
Vector averaged cross-power spectrum Several baselines displayed
Timerange: 01/04:22:28 to 01/04:24:26

Plot file version 199 created 21-OCT-2013 16:53:22
J1930+1532 EG073A E2 1.UVDATA.1
Freq = 6.6656 GHz, Bw = 2.000 MH No calibration applied and no bandpass applied

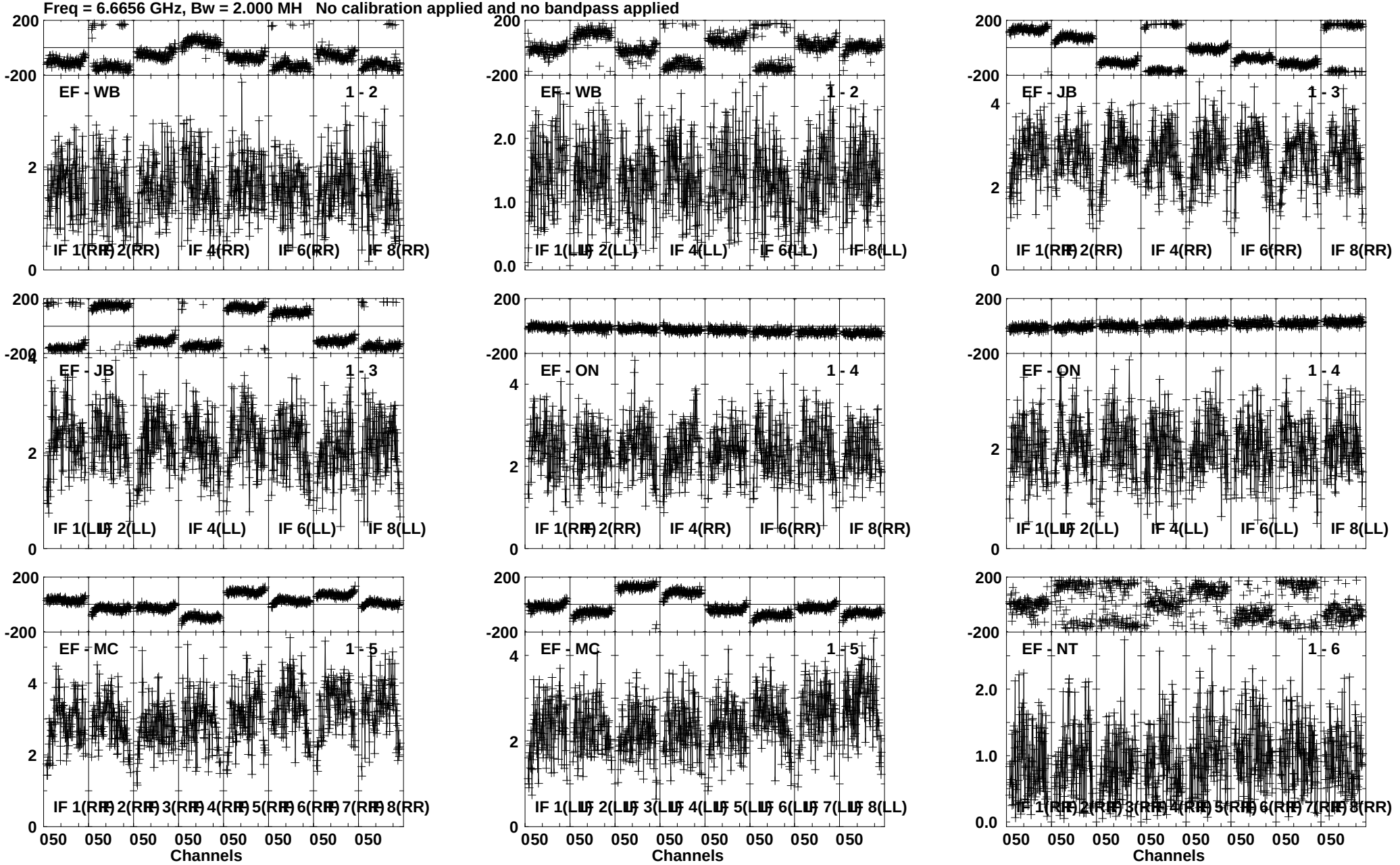

Lower frame: Milli Ampl Jy Top frame: Phas deg
Vector averaged cross-power spectrum Several baselines displayed
Timerange: 01/04:25:08 to 01/04:27:06

Plot file version 200 created 21-OCT-2013 16:53:24
J1930+1532 EG073A E2 1.UVDATA.1
Freq = 6.6656 GHz, Bw = 2.000 MH No calibration applied and no bandpass applied

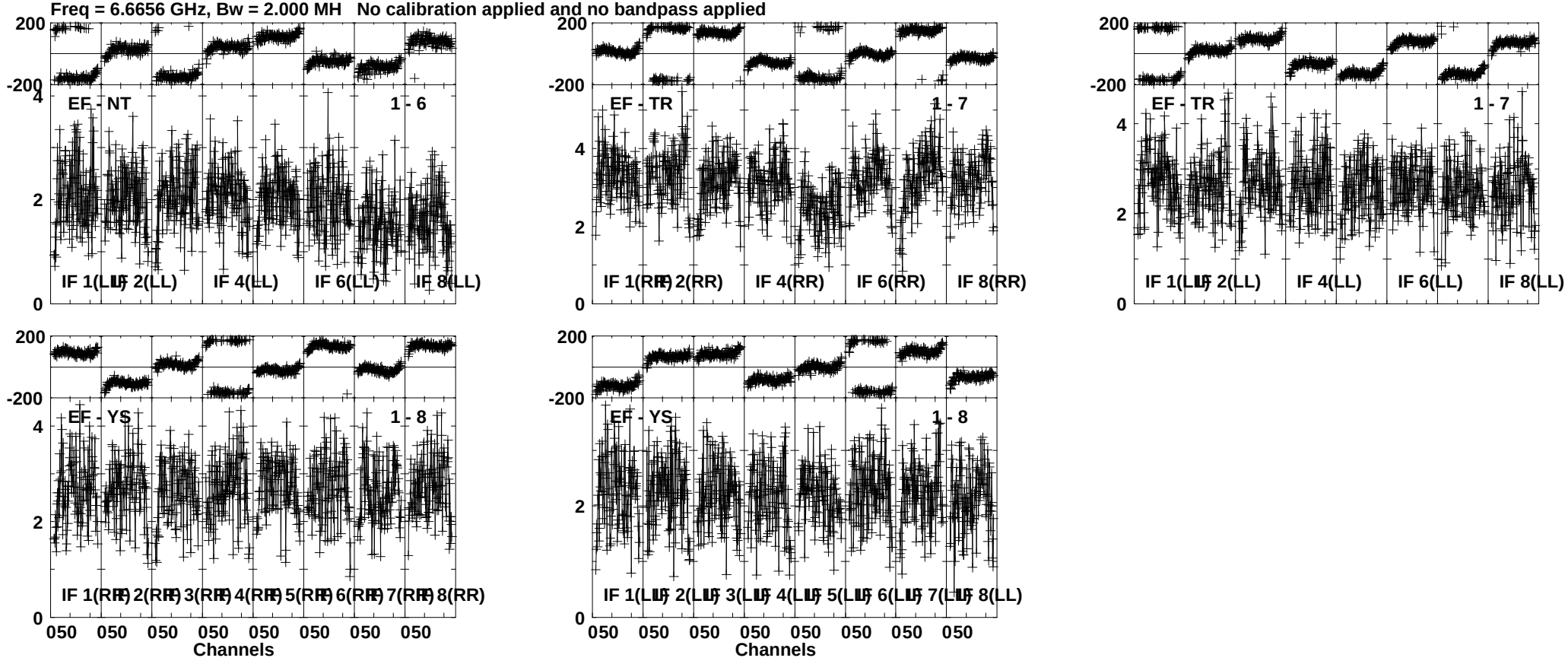

Lower frame: Milli Ampl Jy Top frame: Phas deg
Vector averaged cross-power spectrum Several baselines displayed
Timerange: 01/04:25:08 to 01/04:27:06

Plot file version 201 created 21-OCT-2013 16:53:26
W51E2 EG073A E2 1.UVDATA.1
Freq = 6.6656 GHz, Bw = 2.000 MH No calibration applied and no bandpass applied

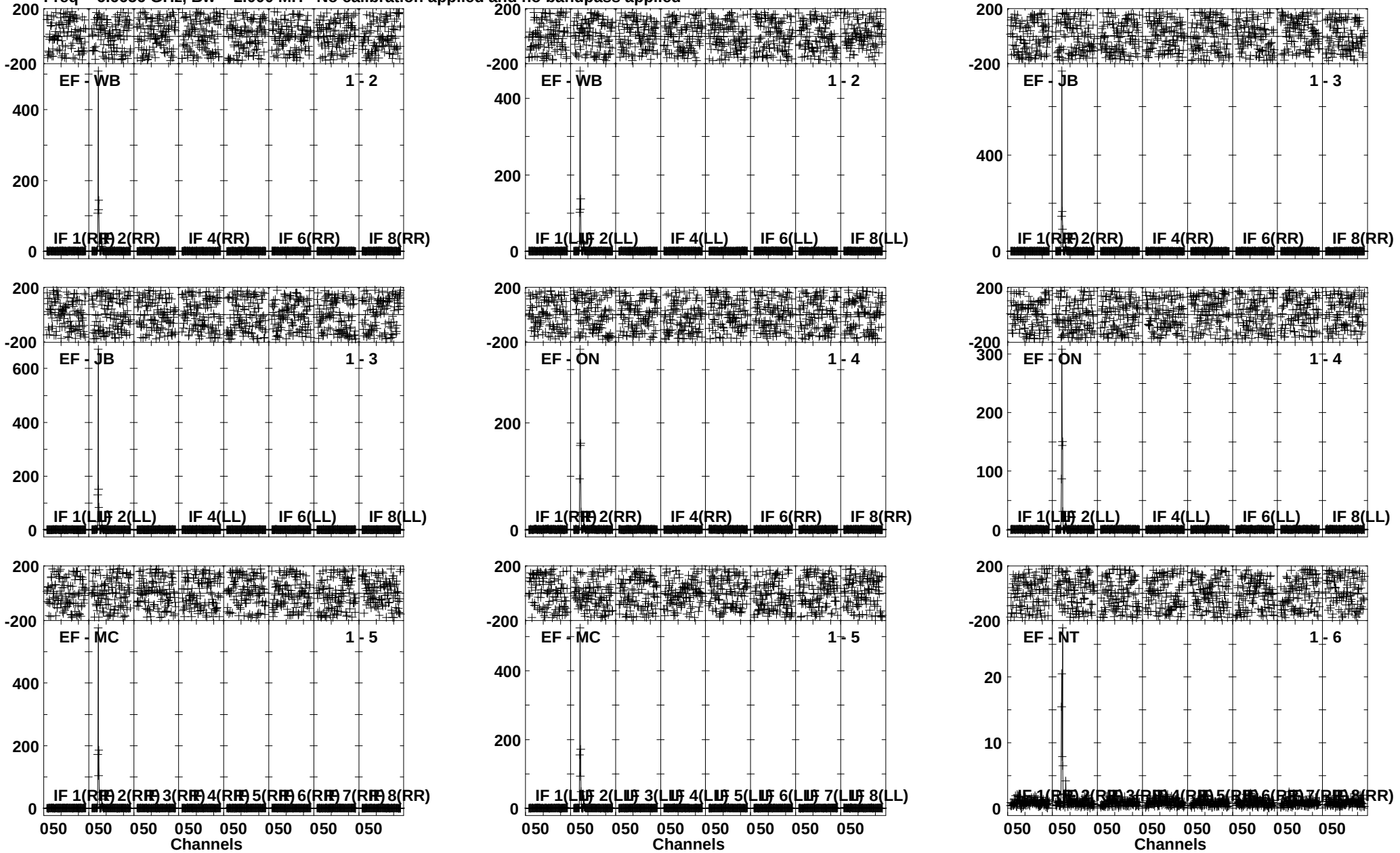

Lower frame: Milli Ampl Jy Top frame: Phas deg
Vector averaged cross-power spectrum Several baselines displayed
Timerange: 01/04:27:14 to 01/04:29:06

Plot file version 202 created 21-OCT-2013 16:53:28
W51E2 EG073A E2 1.UVDATA.1
Freq = 6.6656 GHz, Bw = 2.000 MH No calibration applied and no bandpass applied

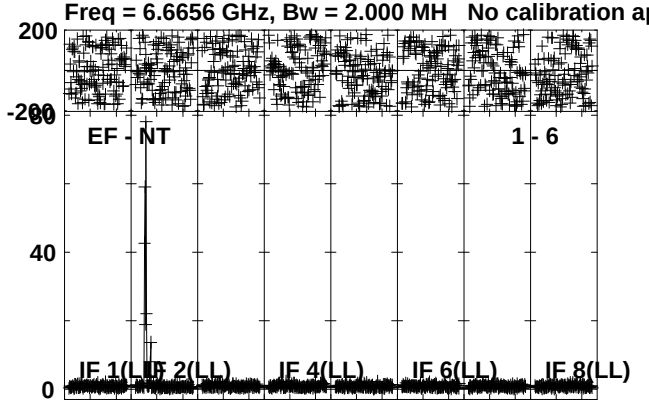

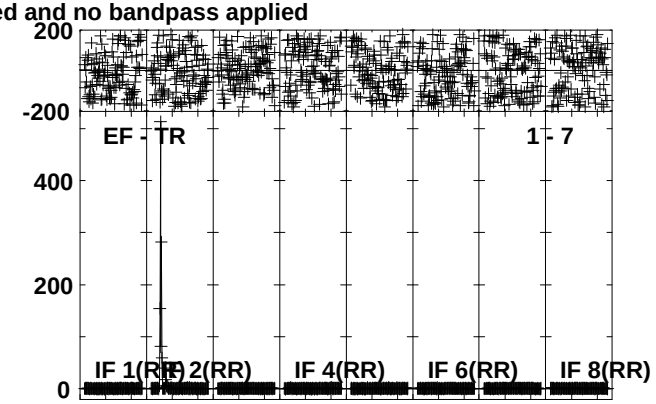

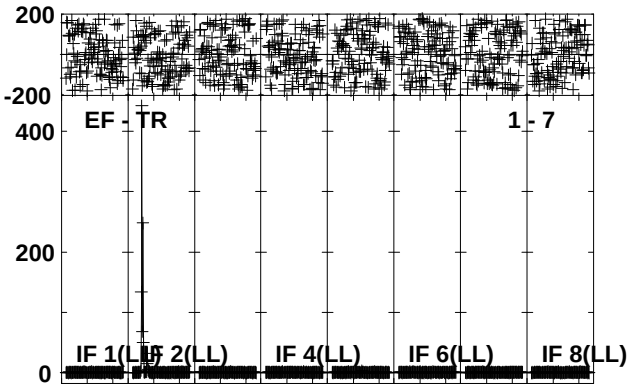

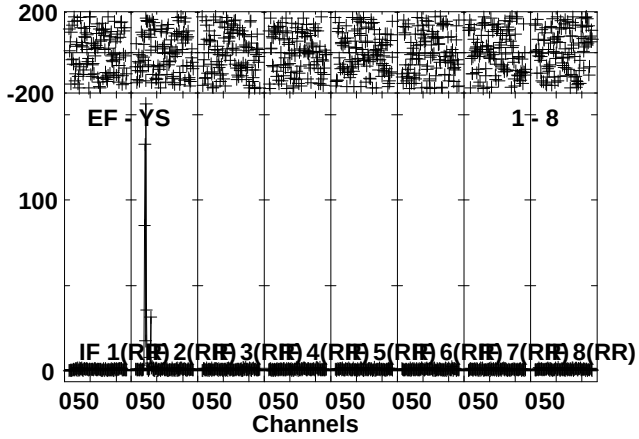

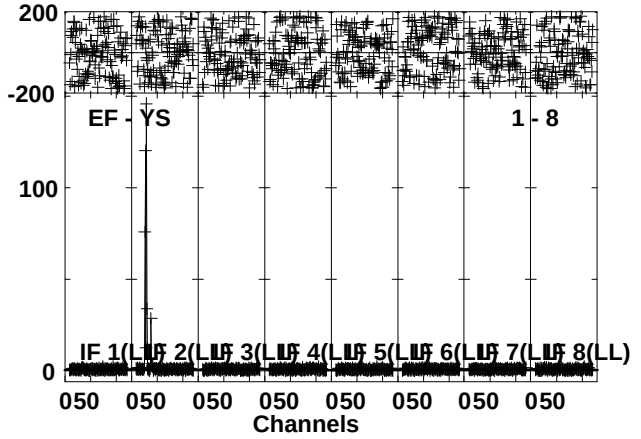

Lower frame: Milli Ampl Jy Top frame: Phas deg
Vector averaged cross-power spectrum Several baselines displayed
Timerange: 01/04:27:14 to 01/04:29:06

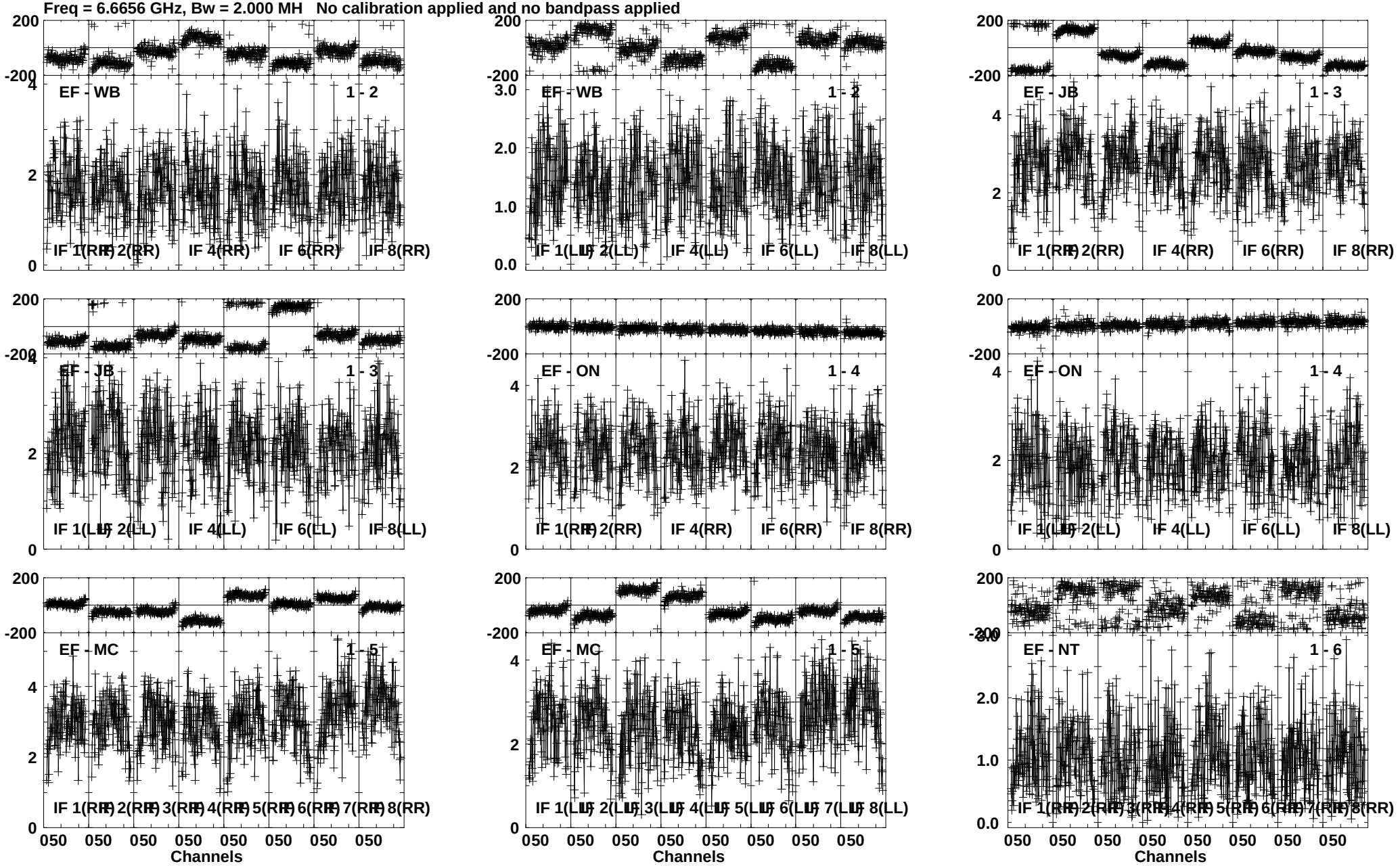
Plot file version 203 created 21-OCT-2013 16:53:29
J1930+1532 EG073A E2 1.UVDATA.1
Freq = 6.6656 GHz, Bw = 2.000 MH No calibration applied and no bandpass applied
EF - WB 1 - 2
IF 1(RR) IF 2(RR) IF 4(RR) IF 6(RR) IF 8(RR)
EF - WB 1 - 2
IF 1(LL) IF 2(LL) IF 4(LL) IF 6(LL) IF 8(LL)
EF - JB 1 - 3
IF 1(RR) IF 2(RR) IF 4(RR) IF 6(RR) IF 8(RR)
EF - JB 1 - 3
IF 1(LL) IF 2(LL) IF 4(LL) IF 6(LL) IF 8(LL)
EF - ON 1 - 4
IF 1(RR) IF 2(RR) IF 4(RR) IF 6(RR) IF 8(RR)
EF - ON 1 - 4
IF 1(LL) IF 2(LL) IF 4(LL) IF 6(LL) IF 8(LL)
EF - MC 1 - 5
IF 1(RR) IF 2(RR) IF 3(RR) IF 4(RR) IF 5(RR) IF 6(RR) IF 7(RR) IF 8(RR)
EF - MC 1 - 5
IF 1(LL) IF 2(LL) IF 3(LL) IF 4(LL) IF 5(LL) IF 6(LL) IF 7(LL) IF 8(LL)
EF - NT 1 - 6
IF 1(RR) IF 2(RR) IF 3(RR) IF 4(RR) IF 5(RR) IF 6(RR) IF 7(RR) IF 8(RR)
Channels
Channels
Channels
Lower frame: Milli Ampl Jy Top frame: Phas deg
Vector averaged cross-power spectrum Several baselines displayed
Timerange: 01/04:29:14 to 01/04:31:06

Plot file version 204 created 21-OCT-2013 16:53:31
J1930+1532 EG073A E2 1.UVDATA.1
Freq = 6.6656 GHz, Bw = 2.000 MH No calibration applied and no bandpass applied

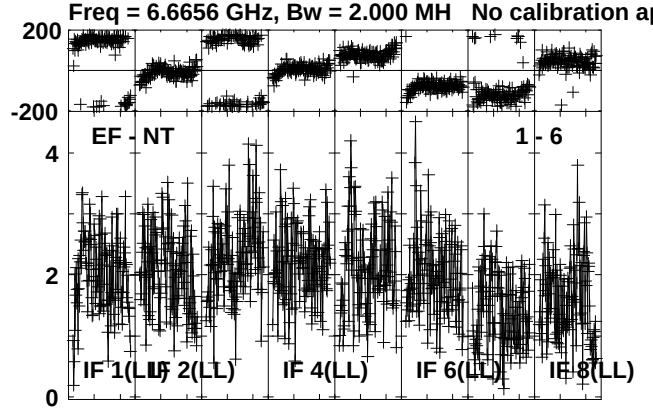

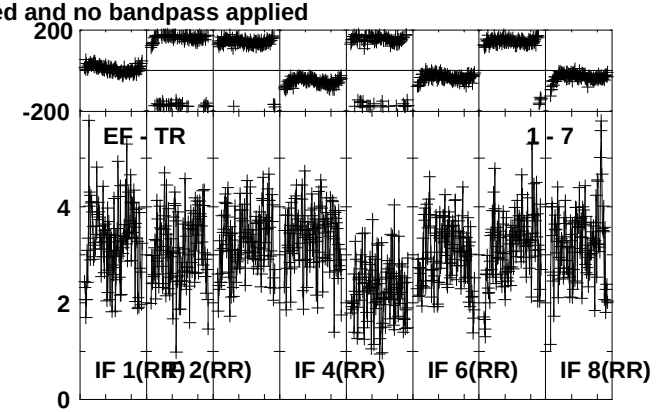

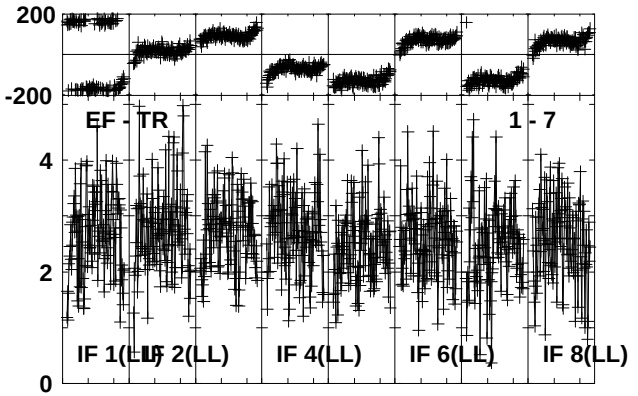

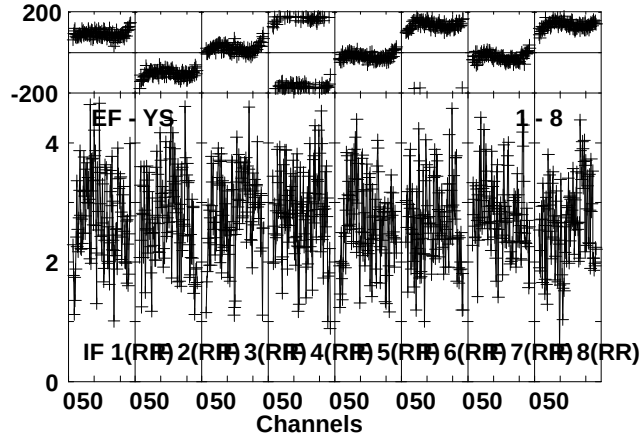

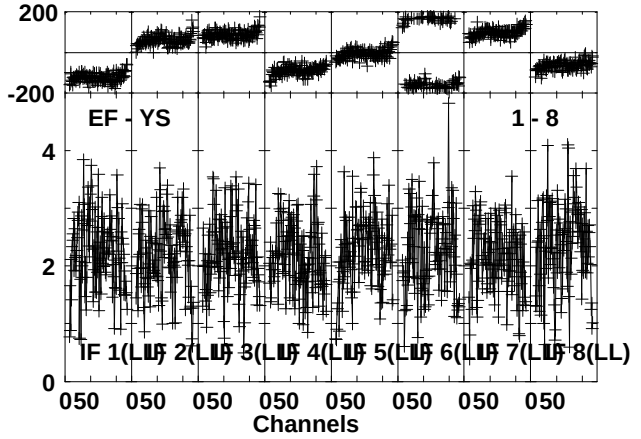

Lower frame: Milli Ampl Jy Top frame: Phas deg
Vector averaged cross-power spectrum Several baselines displayed
Timerange: 01/04:29:14 to 01/04:31:06

Plot file version 205 created 21-OCT-2013 16:53:32
W51E2 EG073A E2 1.UVDATA.1
Freq = 6.6656 GHz, Bw = 2.000 MH No calibration applied and no bandpass applied

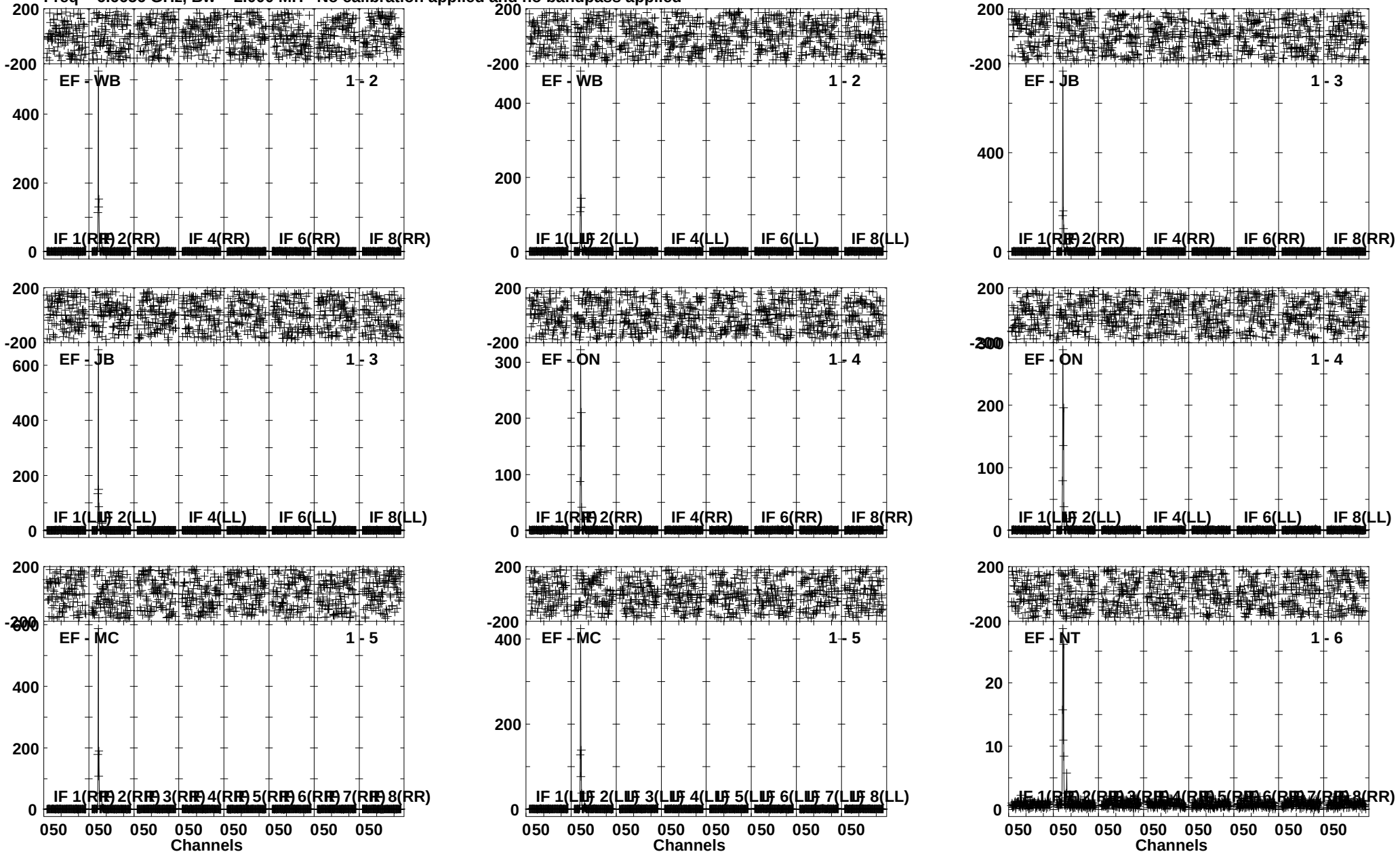

Lower frame: Milli Ampl Jy Top frame: Phas deg
Vector averaged cross-power spectrum Several baselines displayed
Timerange: 01/04:31:14 to 01/04:33:06

Plot file version 206 created 21-OCT-2013 16:53:34
W51E2 EG073A E2 1.UVDATA.1
Freq = 6.6656 GHz, Bw = 2.000 MH No calibration applied and no bandpass applied

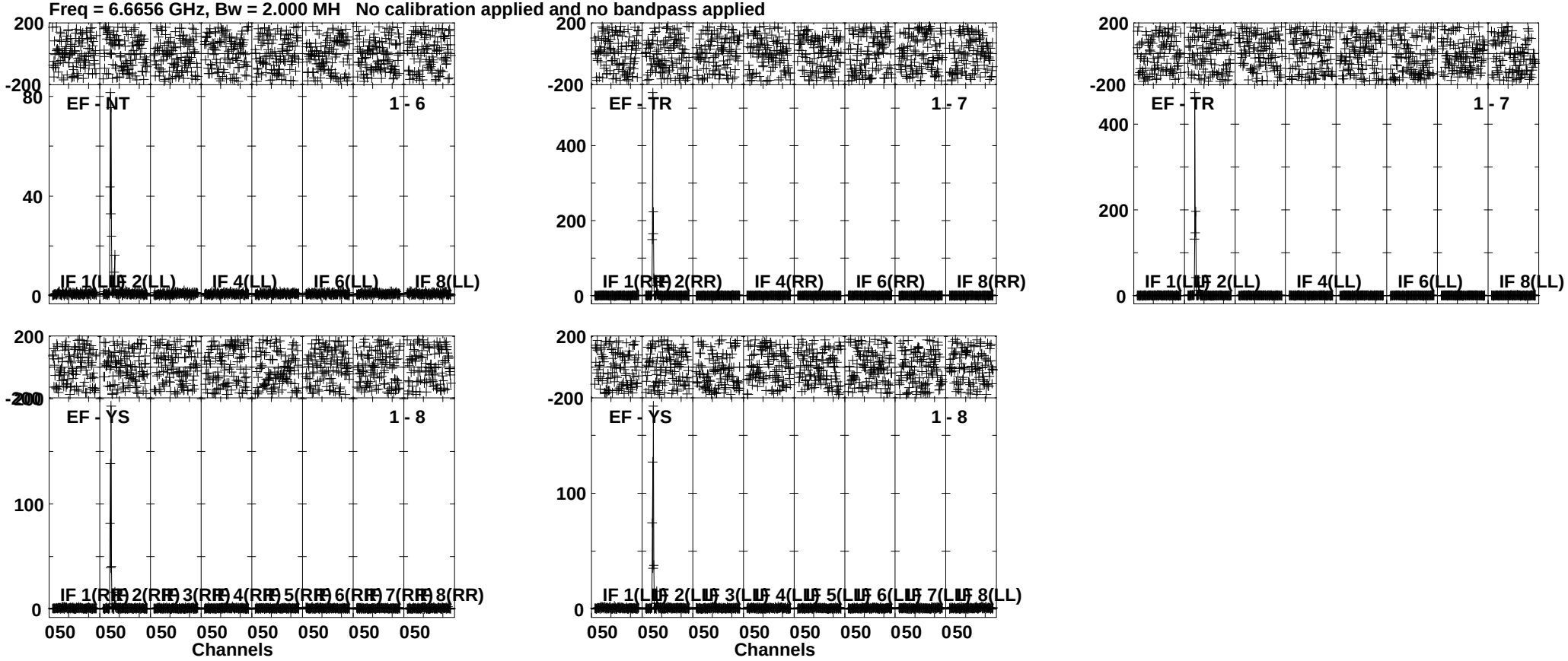

Lower frame: Milli Ampl Jy Top frame: Phas deg
Vector averaged cross-power spectrum Several baselines displayed
Timerange: 01/04:31:14 to 01/04:33:06

Plot file version 207 created 21-OCT-2013 16:53:36
J1930+1532 EG073A E2 1.UVDATA.1
Freq = 6.6656 GHz, Bw = 2.000 MH No calibration applied and no bandpass applied

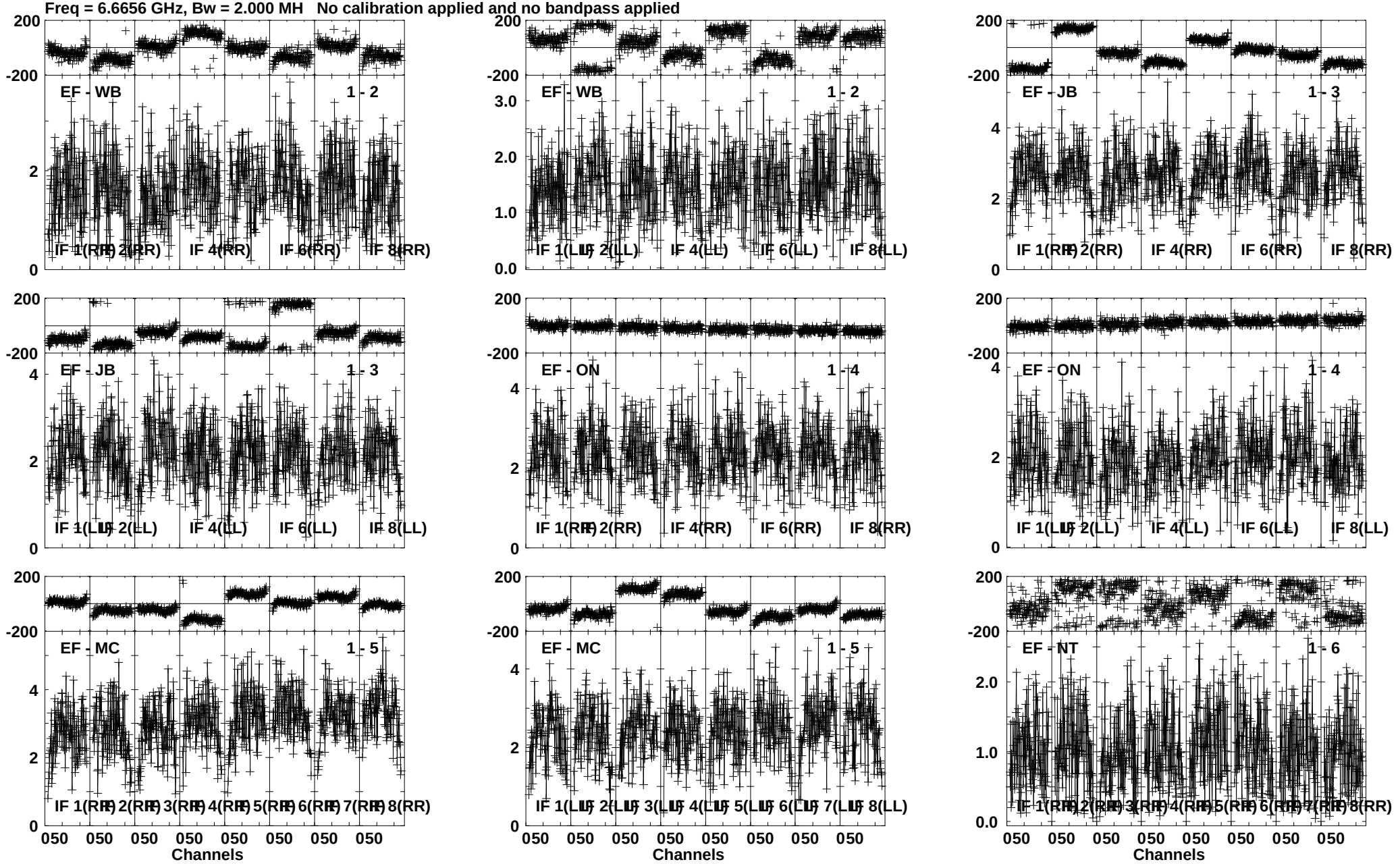

Lower frame: Milli Ampl Jy Top frame: Phas deg
Vector averaged cross-power spectrum Several baselines displayed
Timerange: 01/04:33:14 to 01/04:35:06

Plot file version 208 created 21-OCT-2013 16:53:38
J1930+1532 EG073A E2 1.UVDATA.1
Freq = 6.6656 GHz, Bw = 2.000 MH No calibration applied and no bandpass applied

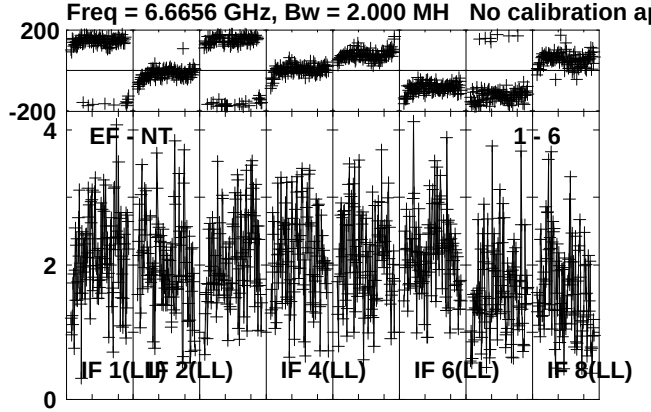

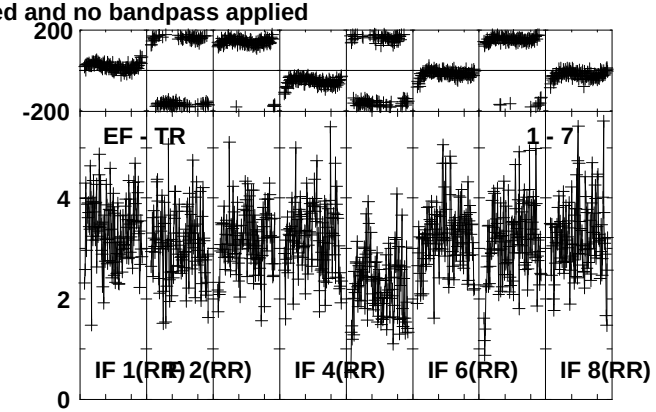

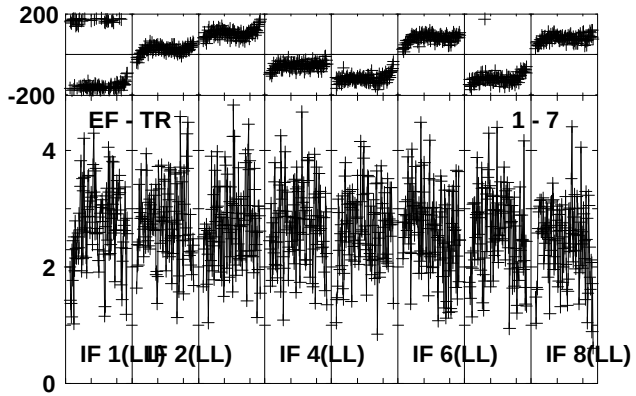

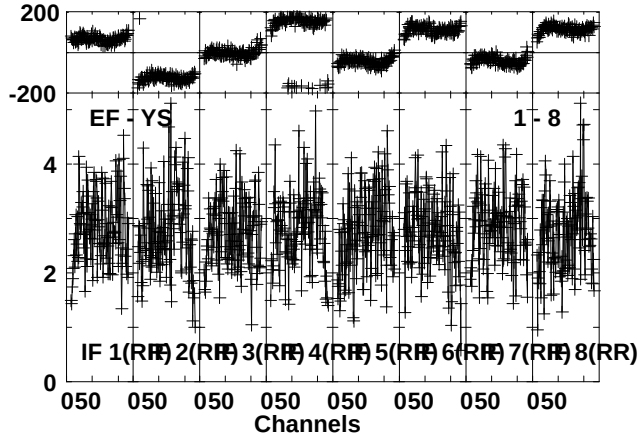

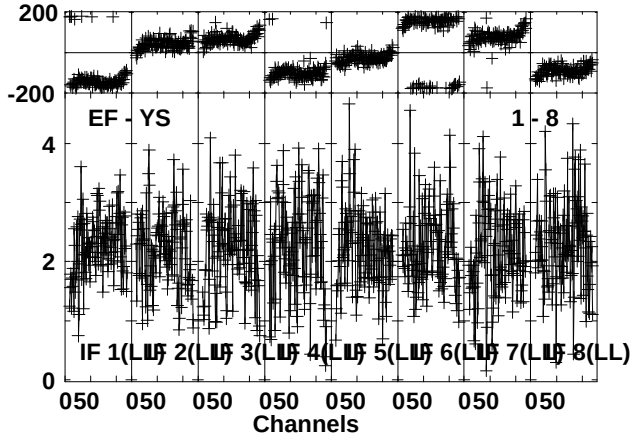

Lower frame: Milli Ampl Jy Top frame: Phas deg
Vector averaged cross-power spectrum Several baselines displayed
Timerange: 01/04:33:14 to 01/04:35:06

Plot file version 209 created 21-OCT-2013 16:53:40
W51E2 EG073A E2 1.UVDATA.1
Freq = 6.6656 GHz, Bw = 2.000 MH No calibration applied and no bandpass applied

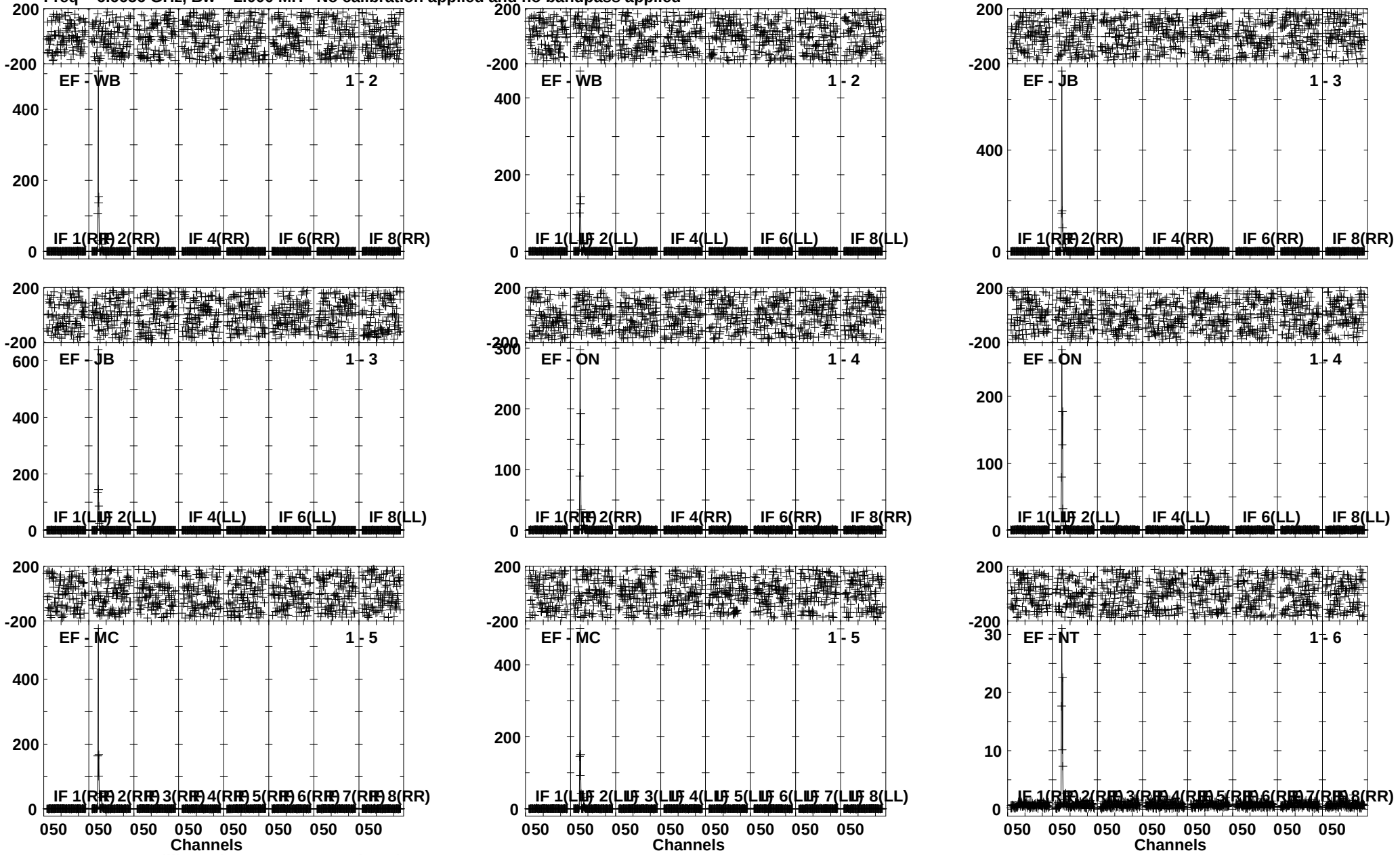

Lower frame: Milli Ampl Jy Top frame: Phas deg
Vector averaged cross-power spectrum Several baselines displayed
Timerange: 01/04:35:48 to 01/04:37:46

Plot file version 210 created 21-OCT-2013 16:53:42
W51E2 EG073A E2 1.UVDATA.1
Freq = 6.6656 GHz, Bw = 2.000 MH No calibration applied and no bandpass applied

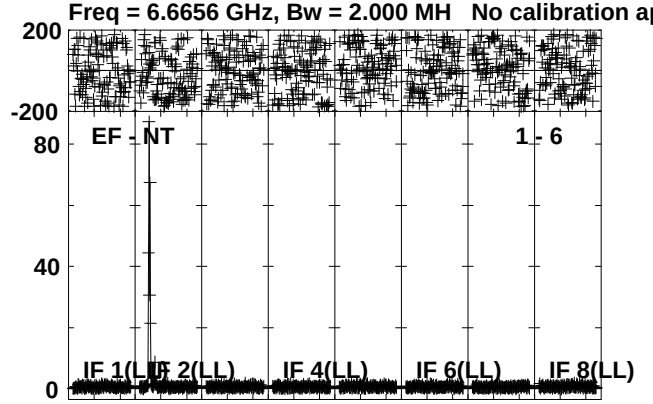

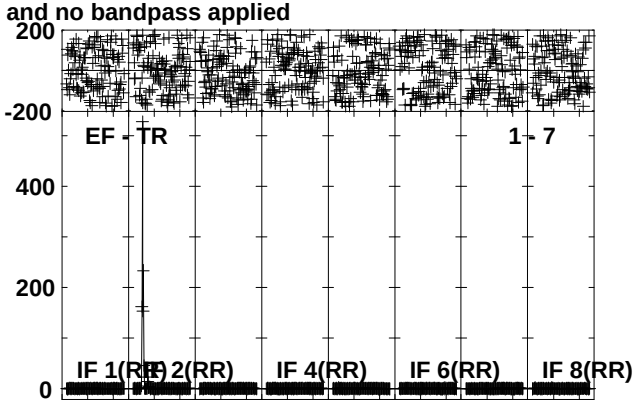

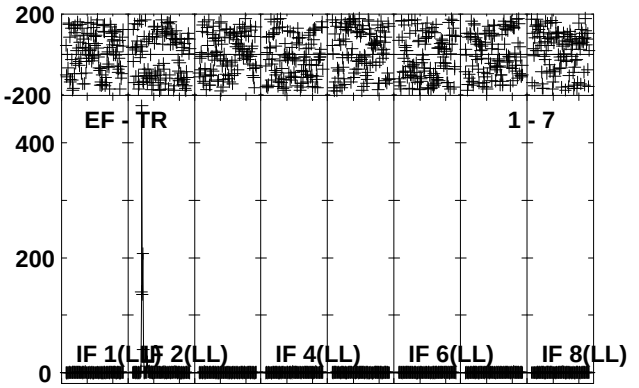

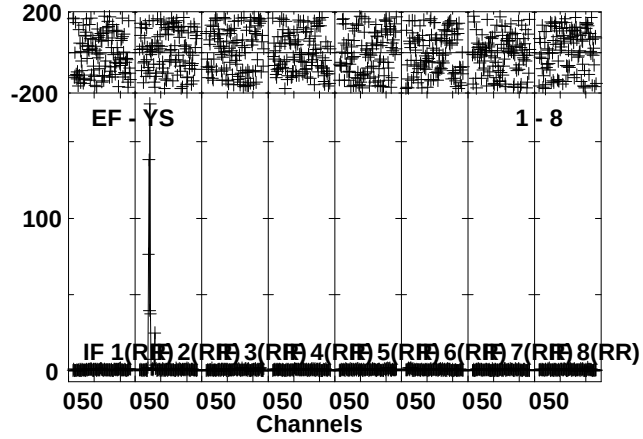

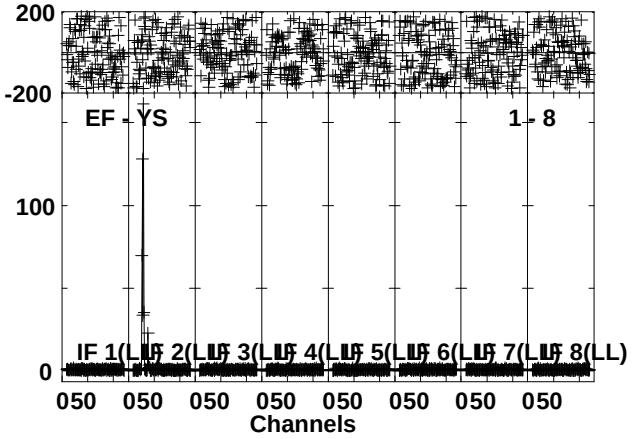

Lower frame: Milli Ampl Jy Top frame: Phas deg
Vector averaged cross-power spectrum Several baselines displayed
Timerange: 01/04:35:48 to 01/04:37:46

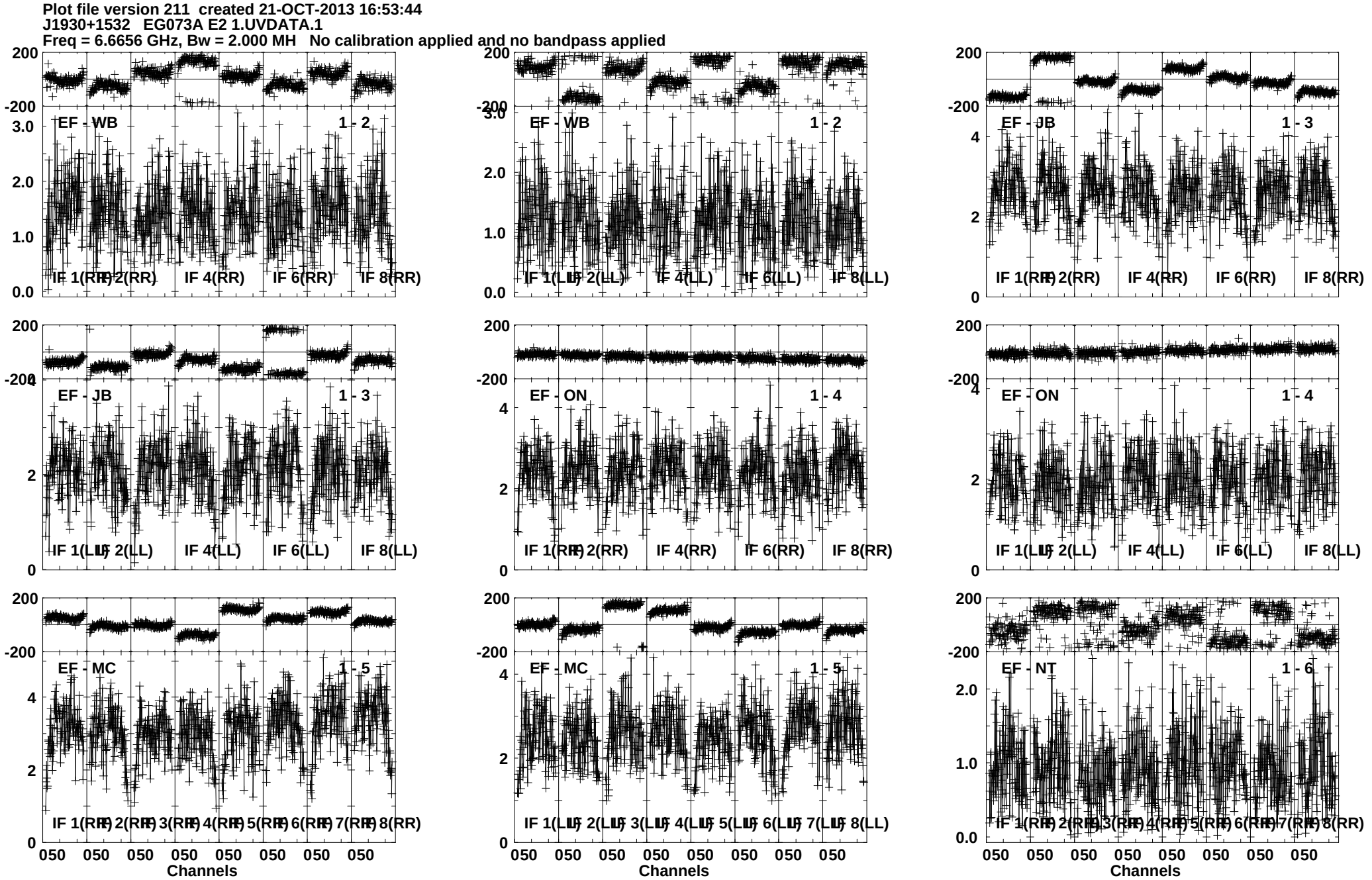
Plot file version 211 created 21-OCT-2013 16:53:44
J1930+1532 EG073A E2 1.UVDATA.1
Freq = 6.6656 GHz, Bw = 2.000 MH No calibration applied and no bandpass applied
EF - WB 1 - 2
EF - WB 1 - 2
EF - JB 1 - 3
EF - JB 1 - 3
EF - ON 1 - 4
EF - ON 1 - 4
EF - MC 1 - 5
EF - MC 1 - 5
EF - NT 1 - 6
IF 1(RR) 2(RR) IF 4(RR) IF 6(RR) IF 8(RR)
IF 1(LL) 2(LL) IF 4(LL) IF 6(LL) IF 8(LL)
IF 1(RR) 2(RR) 3(RR) 4(RR) 5(RR) 6(RR) 7(RR) 8(RR)
IF 1(LL) 2(LL) 3(LL) 4(LL) 5(LL) 6(LL) 7(LL) 8(LL)
Channels
Lower frame: Milli Ampl Jy Top frame: Phas deg
Vector averaged cross-power spectrum Several baselines displayed
Timerange: 01/04:38:28 to 01/04:40:26

Plot file version 212 created 21-OCT-2013 16:53:46
J1930+1532 EG073A E2 1.UVDATA.1
Freq = 6.6656 GHz, Bw = 2.000 MH No calibration applied and no bandpass applied

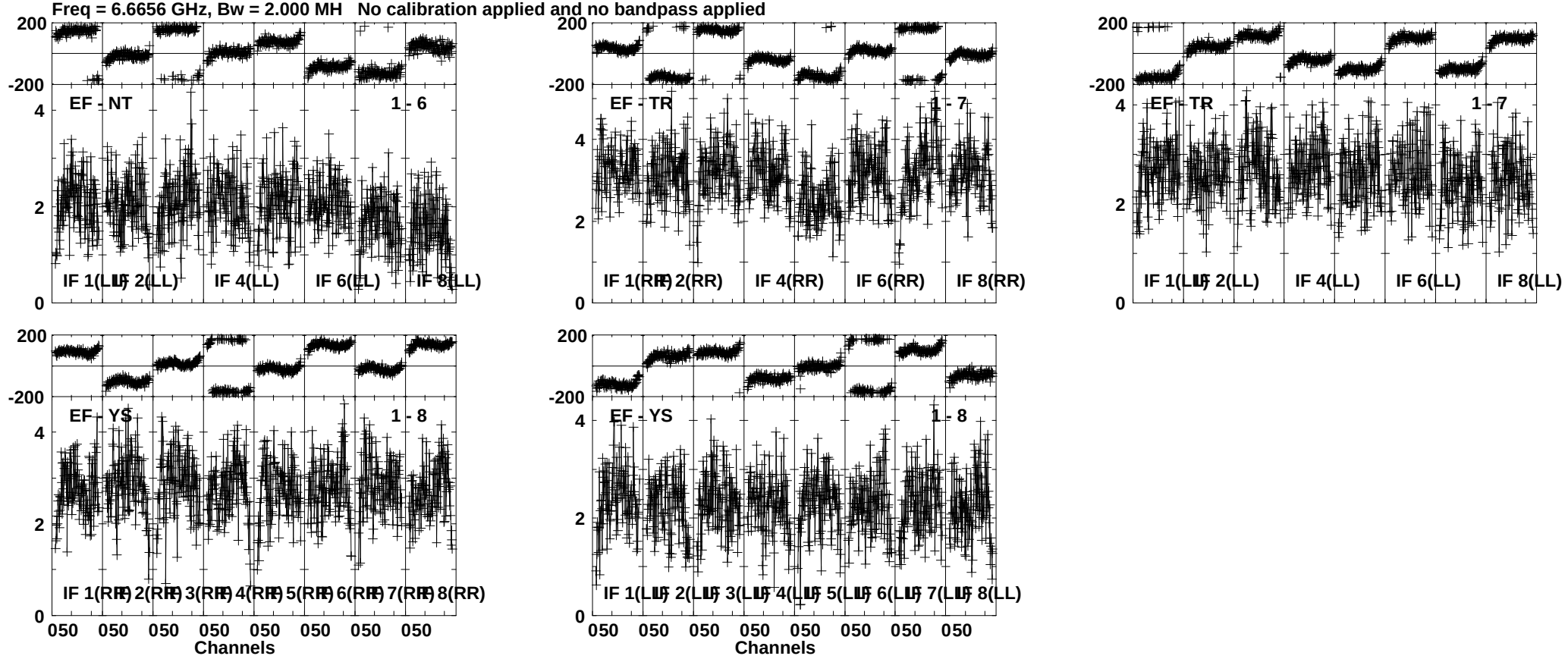

Lower frame: Milli Ampl Jy Top frame: Phas deg
Vector averaged cross-power spectrum Several baselines displayed
Timerange: 01/04:38:28 to 01/04:40:26

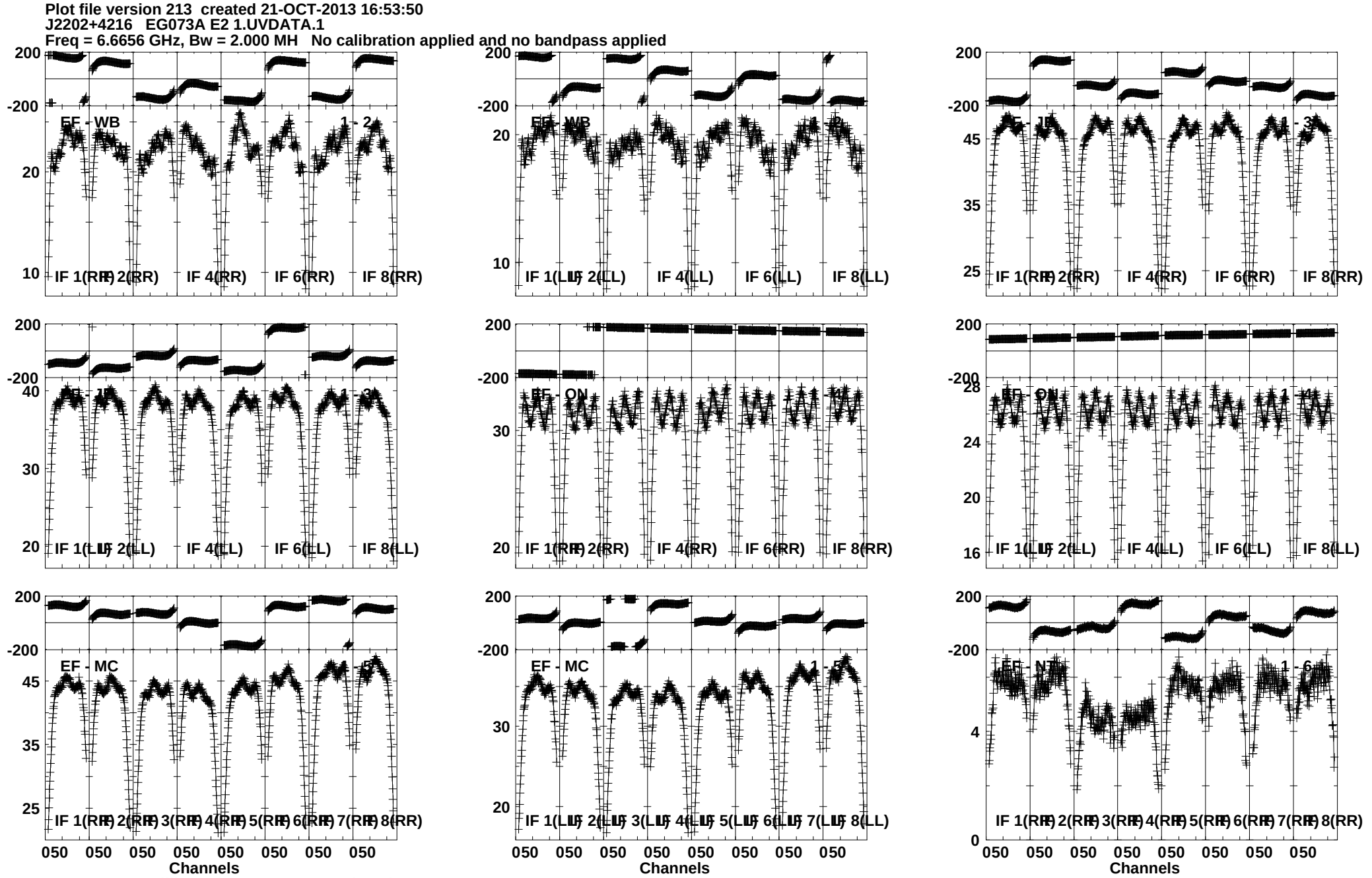
Plot file version 213 created 21-OCT-2013 16:53:50
J2202+4216 EG073A E2 1.UVDATA.1
Freq = 6.6656 GHz, Bw = 2.000 MH No calibration applied and no bandpass applied
EF - WB 1 - 2
EF - WB 1 - 3
EF - JB 1 - 3
EF - JB 1 - 4
EF - ON 1 - 4
EF - ON 1 - 4
EF - MC 1 - 5
EF - MC 1 - 5
EF - NT 1 - 6
IF 1(RR) 2(RR) IF 4(RR) IF 6(RR) IF 8(RR)
IF 1(LL) 2(LL) IF 4(LL) IF 6(LL) IF 8(LL)
IF 1(RR) 2(RR) 3(RR) 4(RR) 5(RR) 6(RR) 7(RR) 8(RR)
IF 1(LL) 2(LL) 3(LL) 4(LL) 5(LL) 6(LL) 7(LL) 8(LL)
Channels
Lower frame: Milli Ampl Jy Top frame: Phas deg
Vector averaged cross-power spectrum Several baselines displayed
Timerange: 01/04:44:52 to 01/04:52:50

Plot file version 214 created 21-OCT-2013 16:53:59
J2202+4216 EG073A E2 1.UVDATA.1
Freq = 6.6656 GHz, Bw = 2.000 MH No calibration applied and no bandpass applied

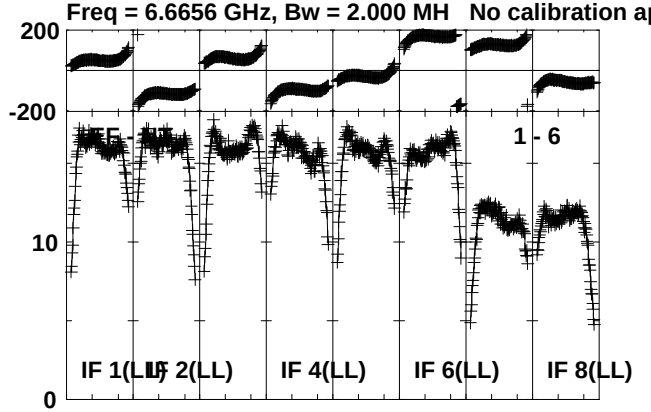

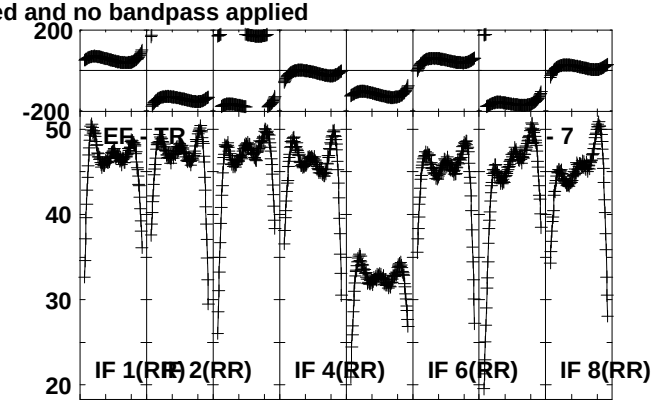

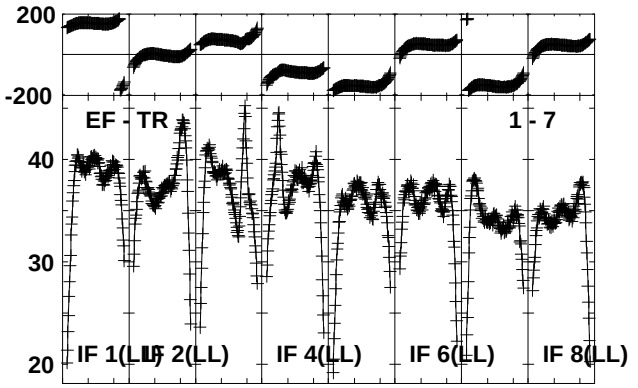

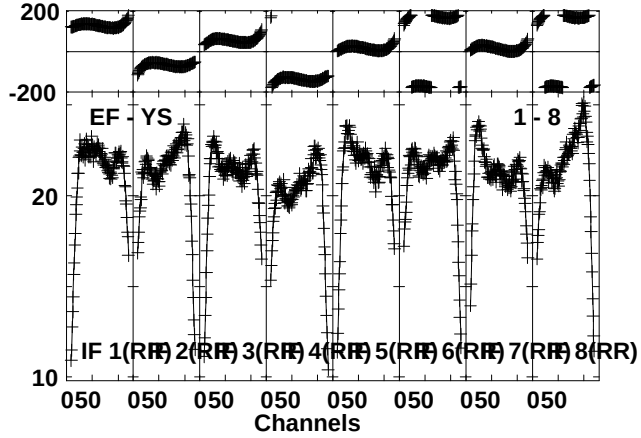

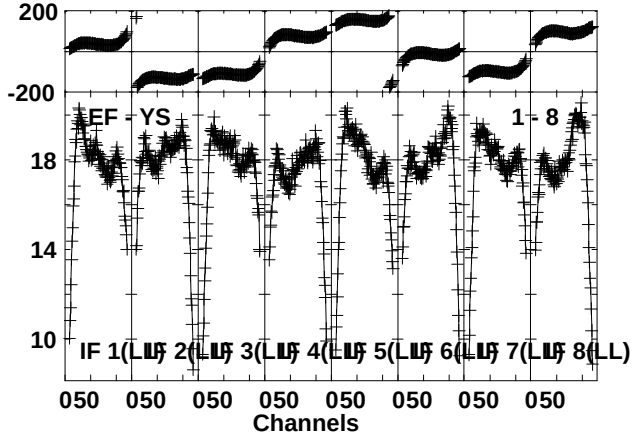

Lower frame: Milli Ampl Jy Top frame: Phas deg
Vector averaged cross-power spectrum Several baselines displayed
Timerange: 01/04:44:52 to 01/04:52:50

Plot file version 215 created 21-OCT-2013 16:54:04
W51E2 EG073A E2 1.UVDATA.1
Freq = 6.6656 GHz, Bw = 2.000 MH No calibration applied and no bandpass applied



Lower frame: Milli Ampl Jy Top frame: Phas deg
Vector averaged cross-power spectrum Several baselines displayed
Timerange: 01/04:57:22 to 01/05:00:50

Plot file version 216 created 21-OCT-2013 16:54:09
W51E2 EG073A E2 1.UVDATA.1
Freq = 6.6656 GHz, Bw = 2.000 MH No calibration applied and no bandpass applied

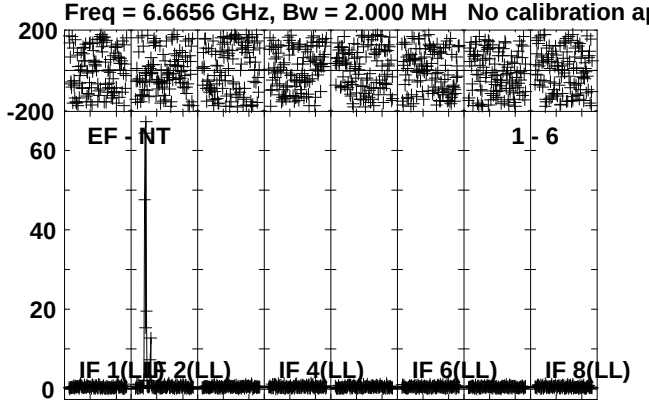

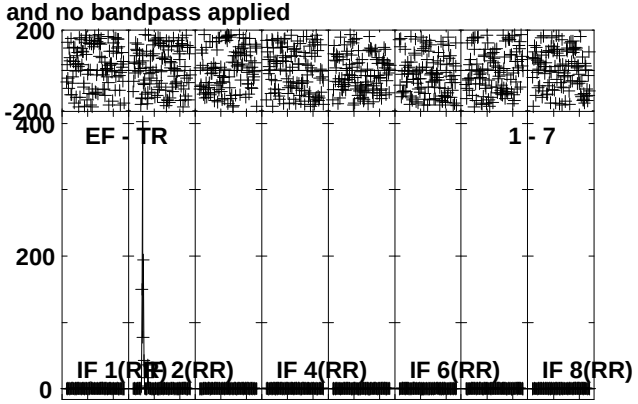

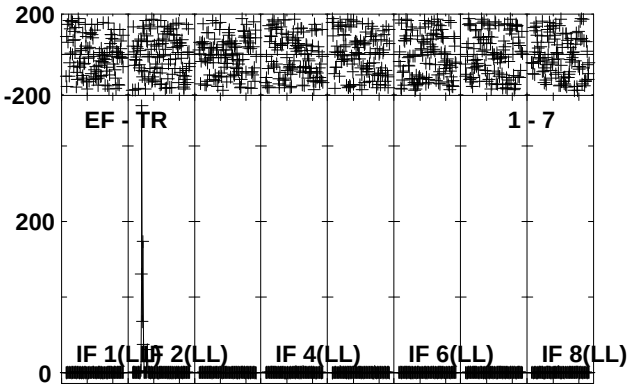

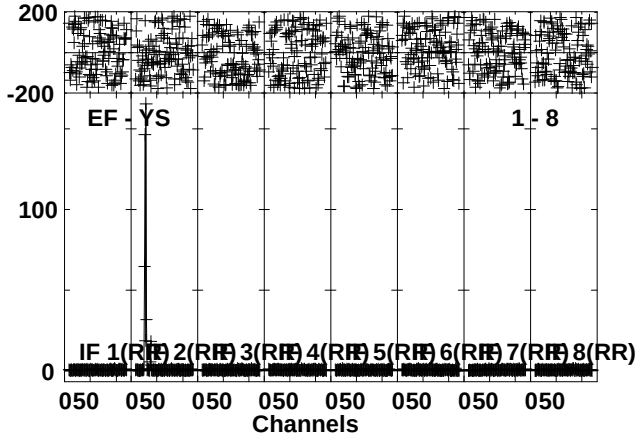

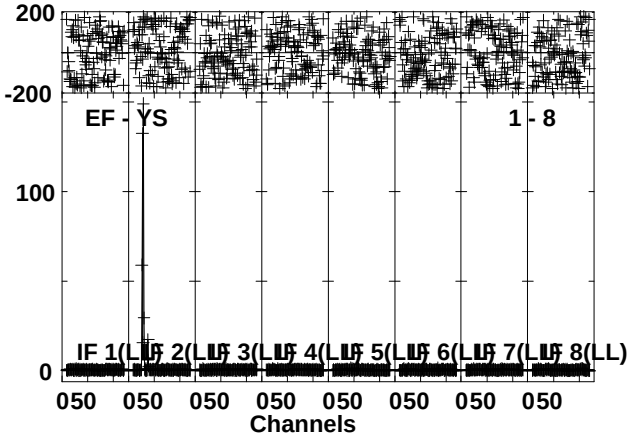

Lower frame: Milli Ampl Jy Top frame: Phas deg
Vector averaged cross-power spectrum Several baselines displayed
Timerange: 01/04:57:22 to 01/05:00:50

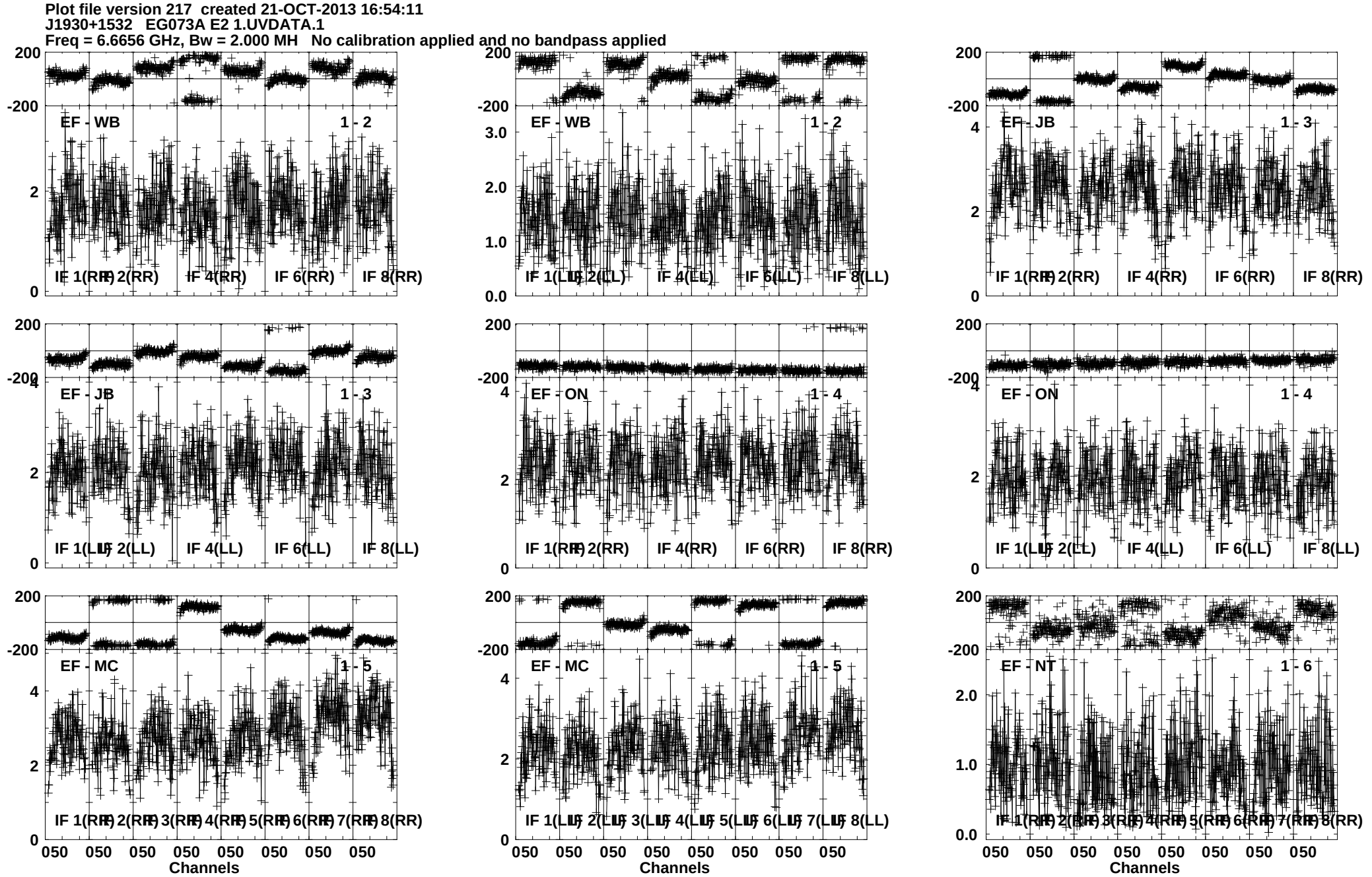
Plot file version 217 created 21-OCT-2013 16:54:11
J1930+1532 EG073A E2 1.UVDATA.1
Freq = 6.6656 GHz, Bw = 2.000 MH No calibration applied and no bandpass applied
EF - WB 1 - 2
IF 1(RR) IF 2(RR) IF 4(RR) IF 6(RR) IF 8(RR)
EF - WB 1 - 2
IF 1(LL) IF 2(LL) IF 4(LL) IF 6(LL) IF 8(LL)
EF - JB 1 - 3
IF 1(RR) IF 2(RR) IF 4(RR) IF 6(RR) IF 8(RR)
EF - JB 1 - 3
IF 1(LL) IF 2(LL) IF 4(LL) IF 6(LL) IF 8(LL)
EF - ON 1 - 4
IF 1(RR) IF 2(RR) IF 4(RR) IF 6(RR) IF 8(RR)
EF - ON 1 - 4
IF 1(LL) IF 2(LL) IF 4(LL) IF 6(LL) IF 8(LL)
EF - MC 1 - 5
IF 1(RR) IF 2(RR) IF 3(RR) IF 4(RR) IF 5(RR) IF 6(RR) IF 7(RR) IF 8(RR)
EF - MC 1 - 5
IF 1(LL) IF 2(LL) IF 3(LL) IF 4(LL) IF 5(LL) IF 6(LL) IF 7(LL) IF 8(LL)
EF - NT 1 - 6
IF 1(RR) IF 2(RR) IF 3(RR) IF 4(RR) IF 5(RR) IF 6(RR) IF 7(RR) IF 8(RR)
Channels
Channels
Channels
Lower frame: Milli Ampl Jy Top frame: Phas deg
Vector averaged cross-power spectrum Several baselines displayed
Timerange: 01/05:01:32 to 01/05:03:30

Plot file version 218 created 21-OCT-2013 16:54:14
J1930+1532 EG073A E2 1.UVDATA.1
Freq = 6.6656 GHz, Bw = 2.000 MH No calibration applied and no bandpass applied

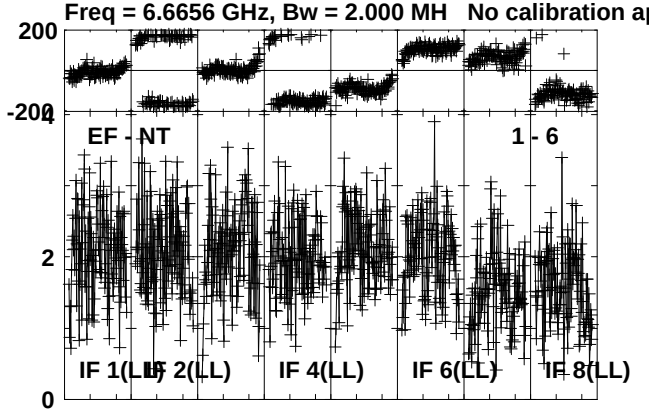

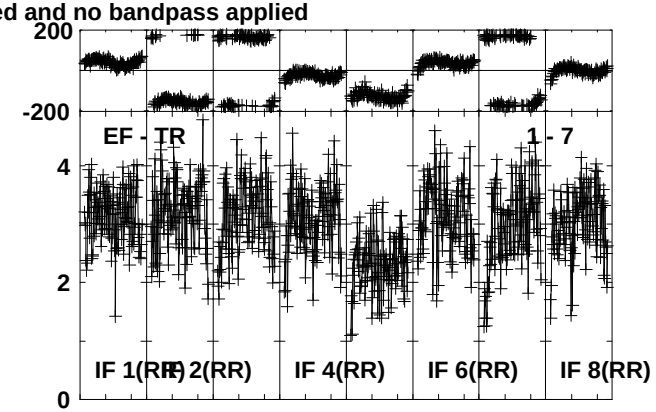

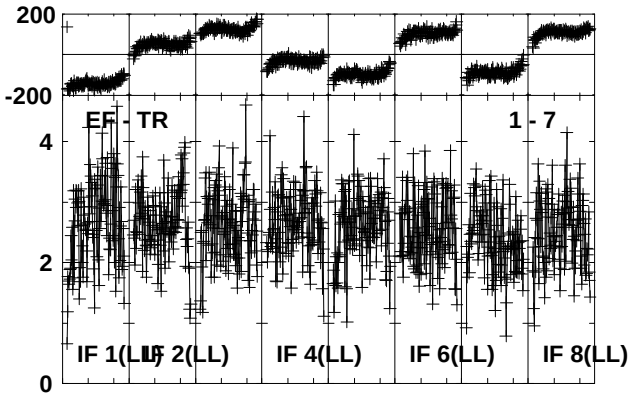

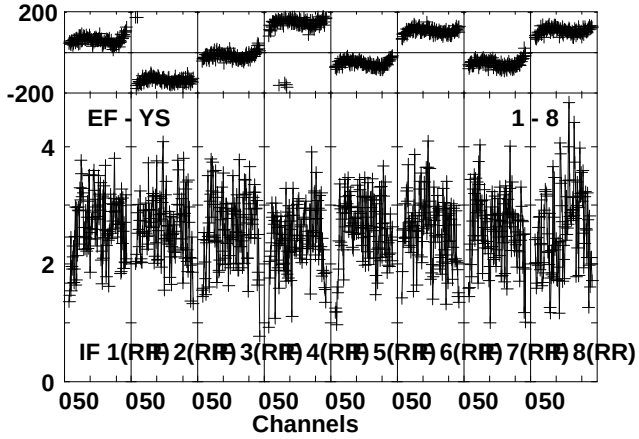

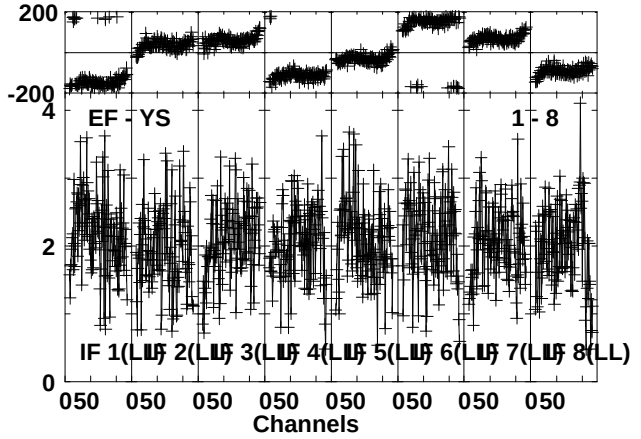

Lower frame: Milli Ampl Jy Top frame: Phas deg
Vector averaged cross-power spectrum Several baselines displayed
Timerange: 01/05:01:32 to 01/05:03:30

Plot file version 219 created 21-OCT-2013 16:54:15
W51E2 EG073A E2 1.UVDATA.1
Freq = 6.6656 GHz, Bw = 2.000 MH No calibration applied and no bandpass applied

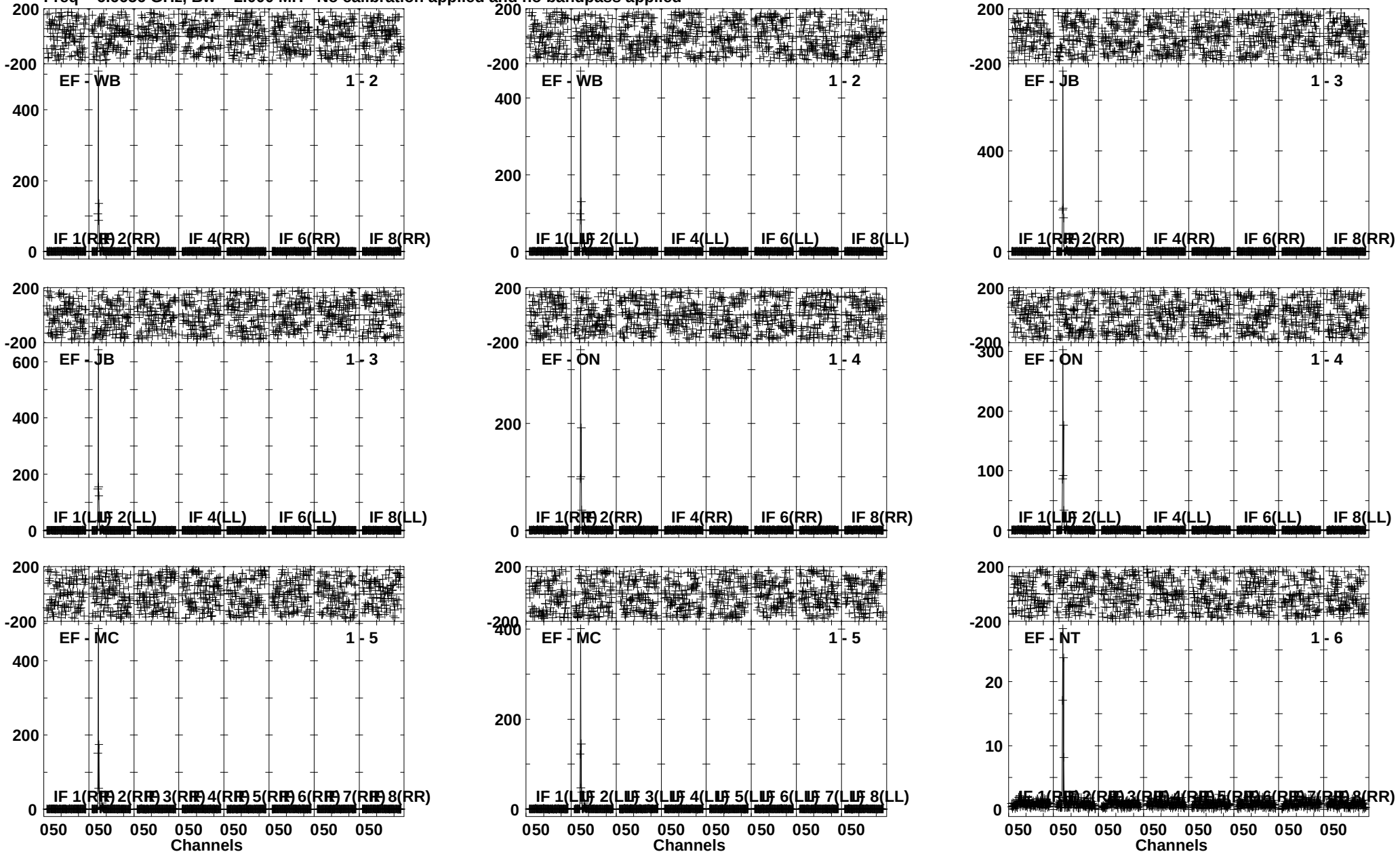

Lower frame: Milli Ampl Jy Top frame: Phas deg
Vector averaged cross-power spectrum Several baselines displayed
Timerange: 01/05:03:38 to 01/05:05:30

Plot file version 220 created 21-OCT-2013 16:54:17
W51E2 EG073A E2 1.UVDATA.1
Freq = 6.6656 GHz, Bw = 2.000 MH No calibration applied and no bandpass applied

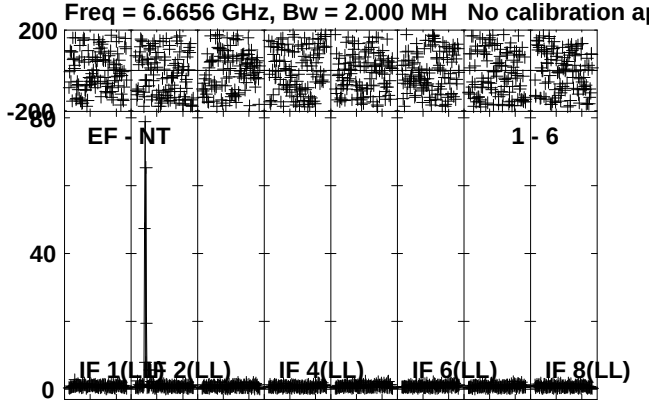

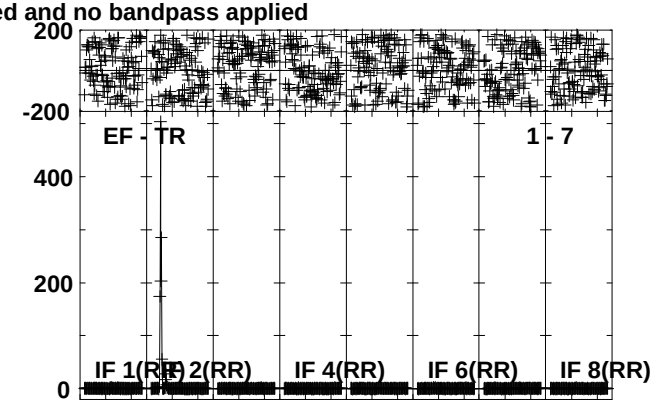

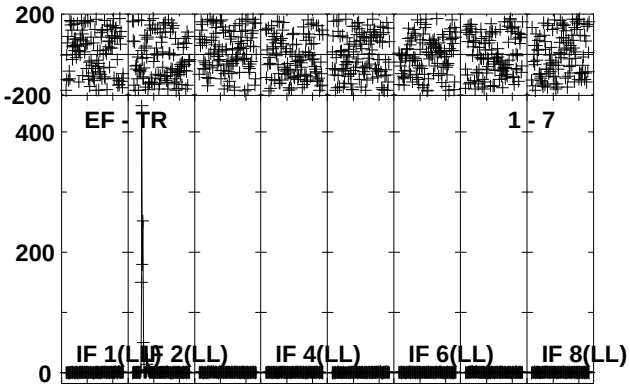

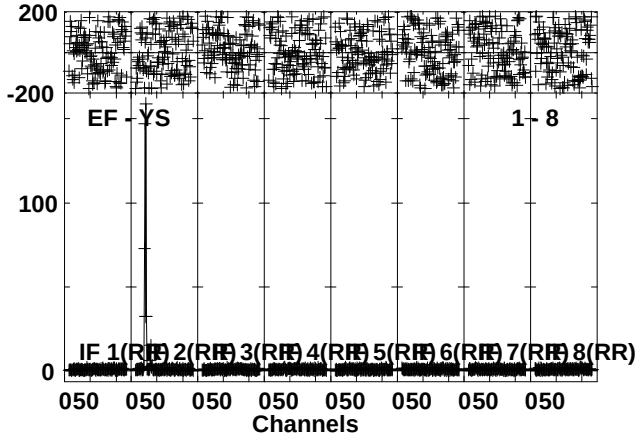

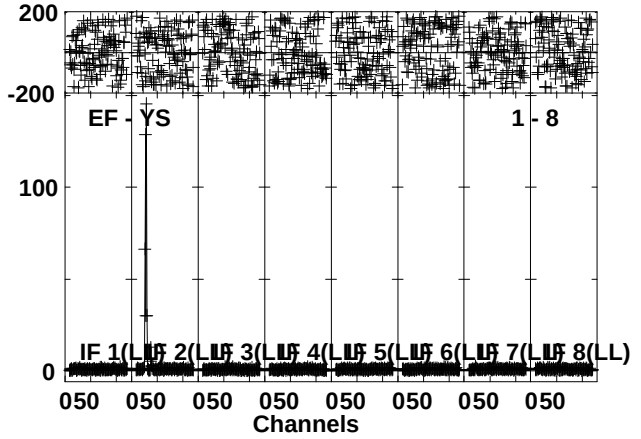

Lower frame: Milli Ampl Jy Top frame: Phas deg
Vector averaged cross-power spectrum Several baselines displayed
Timerange: 01/05:03:38 to 01/05:05:30

Plot file version 221 created 21-OCT-2013 16:54:19
J1930+1532 EG073A E2 1.UVDATA.1
Freq = 6.6656 GHz, Bw = 2.000 MH No calibration applied and no bandpass applied

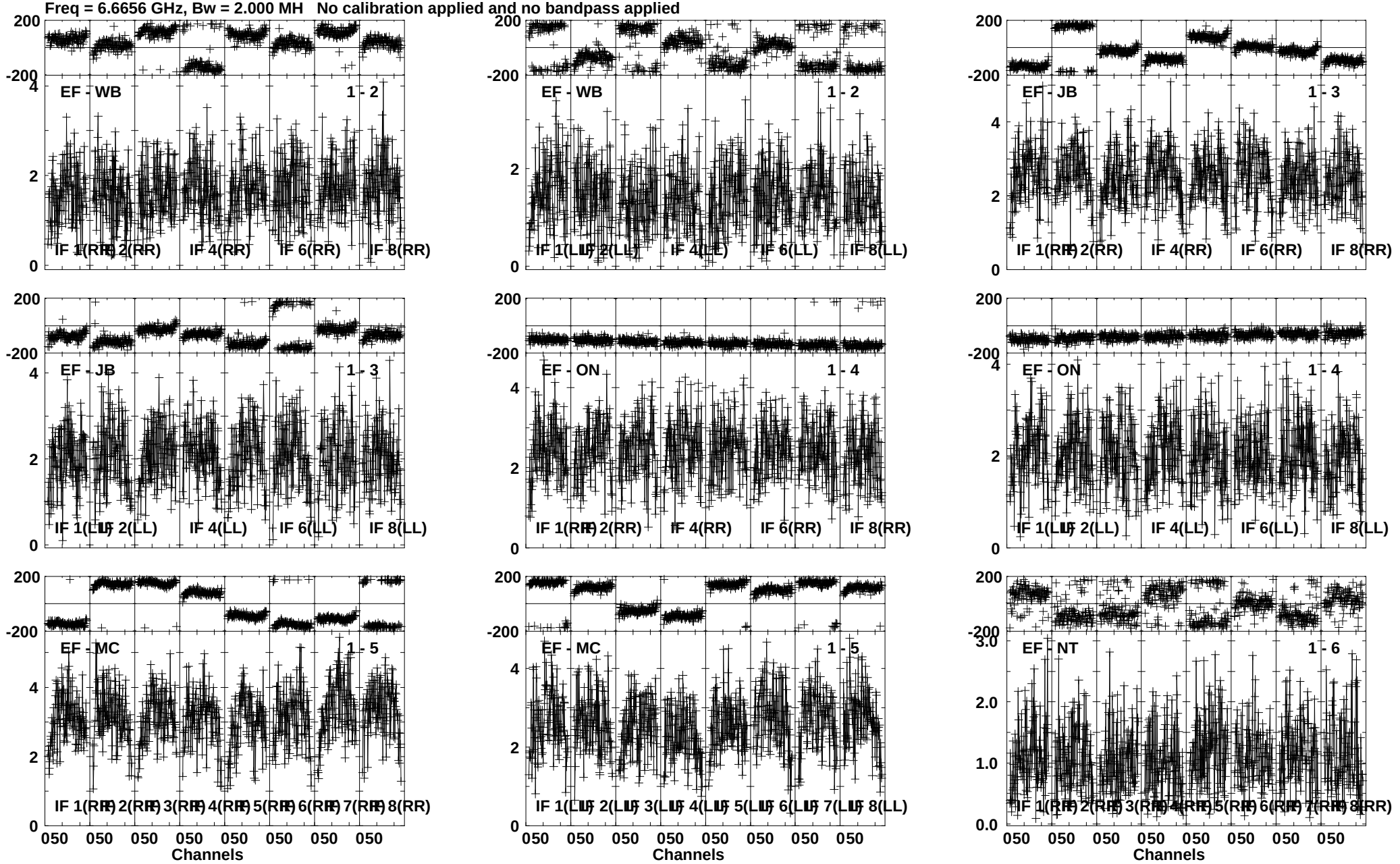

Lower frame: Milli Ampl Jy Top frame: Phas deg
Vector averaged cross-power spectrum Several baselines displayed
Timerange: 01/05:05:38 to 01/05:07:30

Plot file version 222 created 21-OCT-2013 16:54:21
J1930+1532 EG073A E2 1.UVDATA.1
Freq = 6.6656 GHz, Bw = 2.000 MH No calibration applied and no bandpass applied

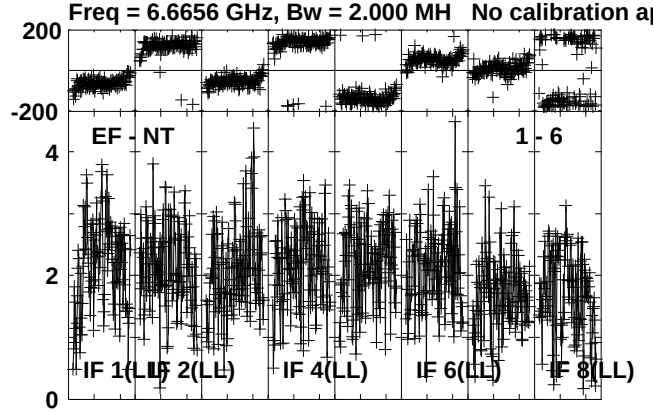

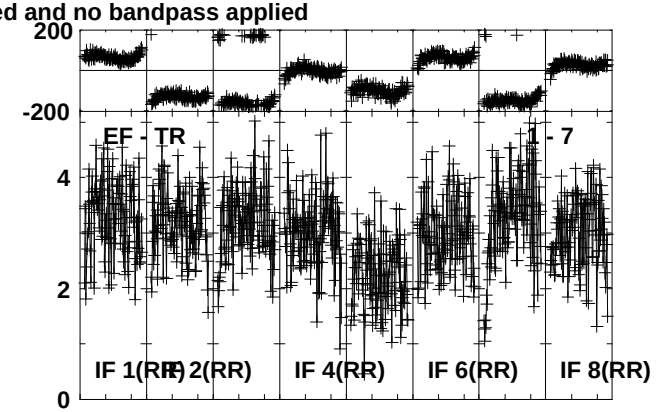

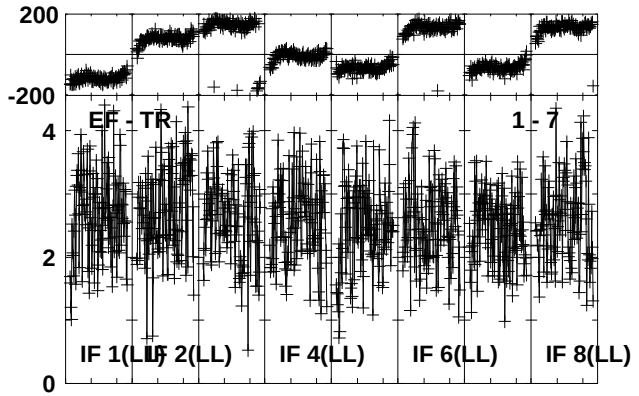

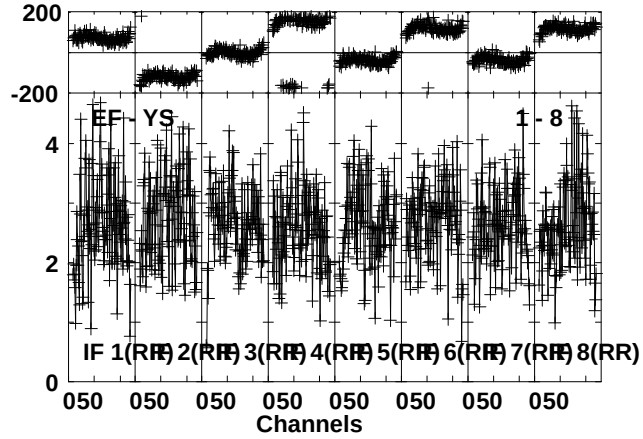

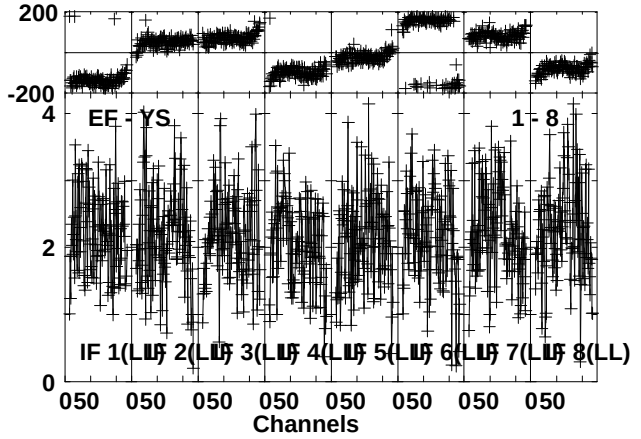

Lower frame: Milli Ampl Jy Top frame: Phas deg
Vector averaged cross-power spectrum Several baselines displayed
Timerange: 01/05:05:38 to 01/05:07:30

Plot file version 223 created 21-OCT-2013 16:54:22
W51E2 EG073A E2 1.UVDATA.1
Freq = 6.6656 GHz, Bw = 2.000 MH No calibration applied and no bandpass applied

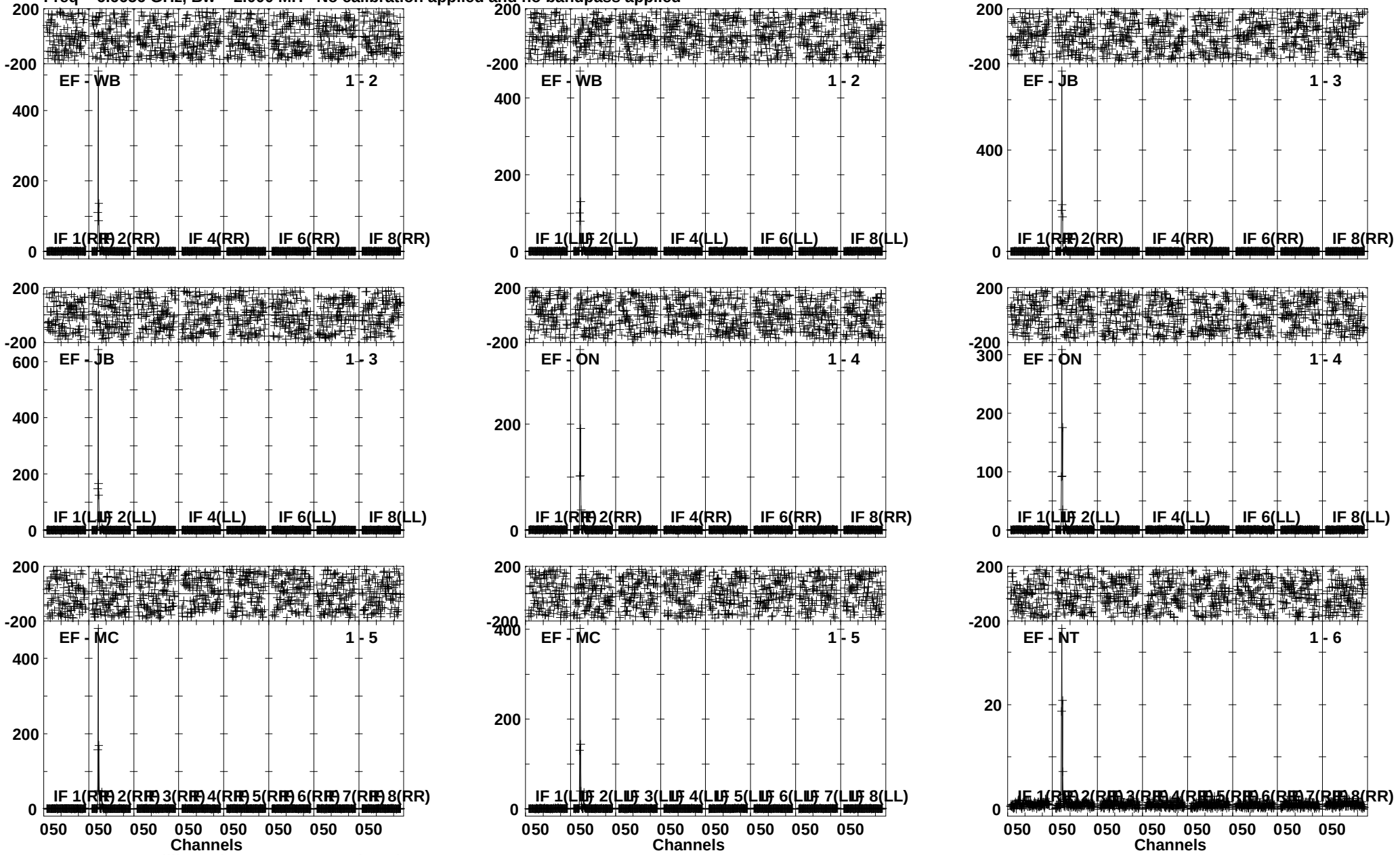

Lower frame: Milli Ampl Jy Top frame: Phas deg
Vector averaged cross-power spectrum Several baselines displayed
Timerange: 01/05:07:38 to 01/05:09:30

Plot file version 224 created 21-OCT-2013 16:54:24
W51E2 EG073A E2 1.UVDATA.1
Freq = 6.6656 GHz, Bw = 2.000 MH No calibration applied and no bandpass applied

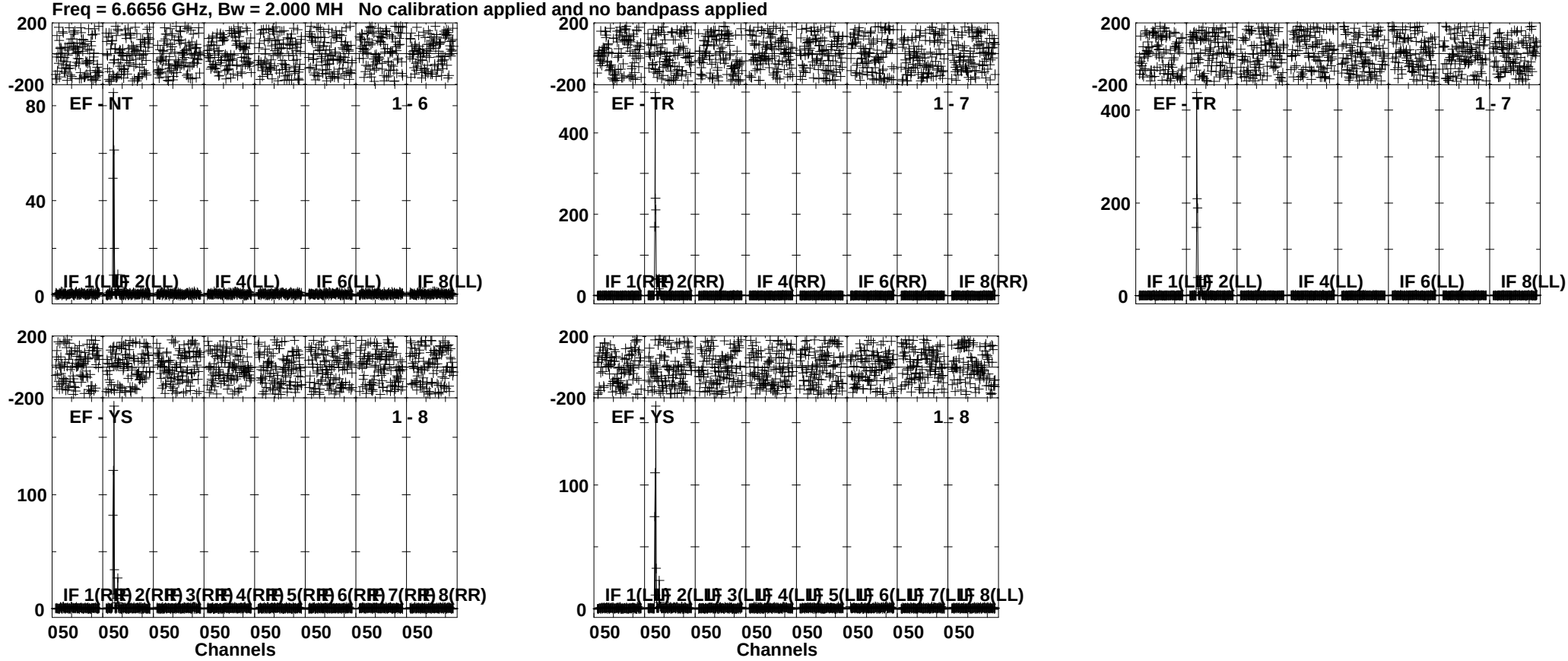

Lower frame: Milli Ampl Jy Top frame: Phas deg
Vector averaged cross-power spectrum Several baselines displayed
Timerange: 01/05:07:38 to 01/05:09:30

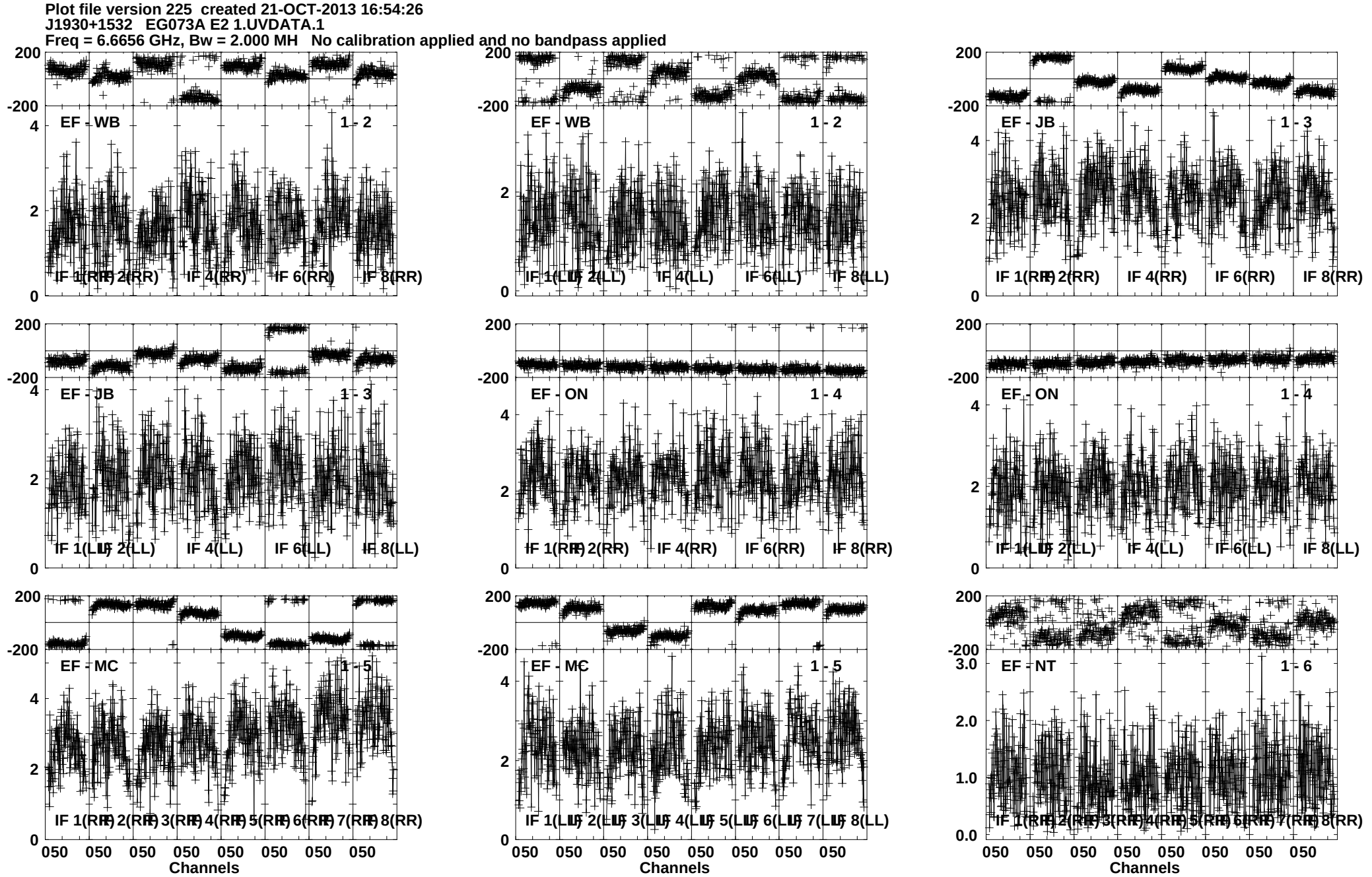
Plot file version 225 created 21-OCT-2013 16:54:26
J1930+1532 EG073A E2 1.UVDATA.1
Freq = 6.6656 GHz, Bw = 2.000 MH No calibration applied and no bandpass applied
EF - WB 1 - 2
IF 1(RR) 2(RR) IF 4(RR) IF 6(RR) IF 8(RR)
EF - WB 1 - 2
IF 1(LL) 2(LL) IF 4(LL) IF 6(LL) IF 8(LL)
EF - JB 1 - 3
IF 1(RR) 2(RR) IF 4(RR) IF 6(RR) IF 8(RR)
EF - JB 1 - 3
IF 1(LL) 2(LL) IF 4(LL) IF 6(LL) IF 8(LL)
EF - ON 1 - 4
IF 1(RR) 2(RR) IF 4(RR) IF 6(RR) IF 8(RR)
EF - ON 1 - 4
IF 1(LL) 2(LL) IF 4(LL) IF 6(LL) IF 8(LL)
EF - MC 1 - 5
IF 1(RR) 2(RR) 3(RR) 4(RR) 5(RR) 6(RR) 7(RR) 8(RR)
EF - MC 1 - 5
IF 1(LL) 2(LL) 3(LL) 4(LL) 5(LL) 6(LL) 7(LL) 8(LL)
EF - NT 1 - 6
IF 1(RR) 2(RR) 3(RR) 4(RR) 5(RR) 6(RR) 7(RR) 8(RR)
Channels
Channels
Channels
Lower frame: Milli Ampl Jy Top frame: Phas deg
Vector averaged cross-power spectrum Several baselines displayed
Timerange: 01/05:09:38 to 01/05:11:30

Plot file version 226 created 21-OCT-2013 16:54:28
J1930+1532 EG073A E2 1.UVDATA.1
Freq = 6.6656 GHz, Bw = 2.000 MH No calibration applied and no bandpass applied

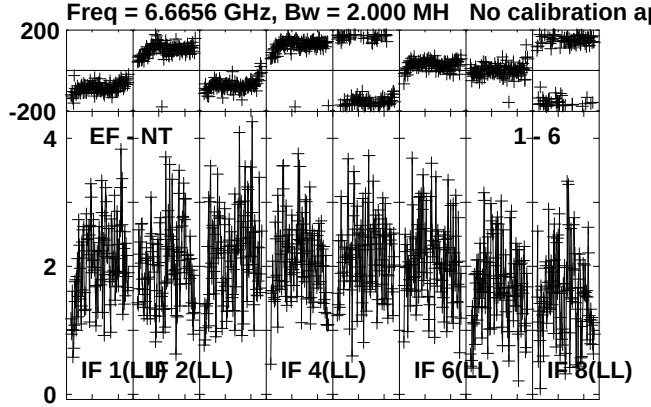

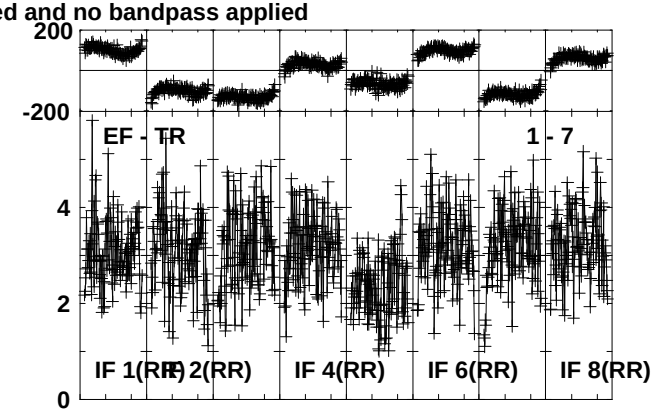

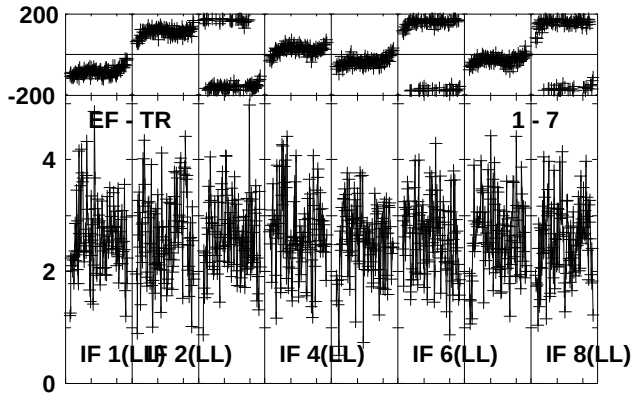

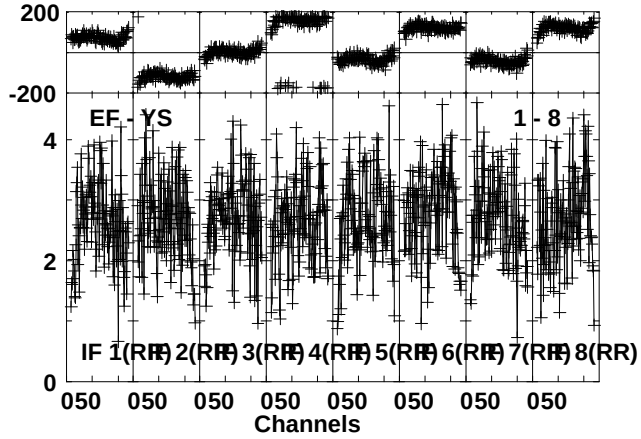

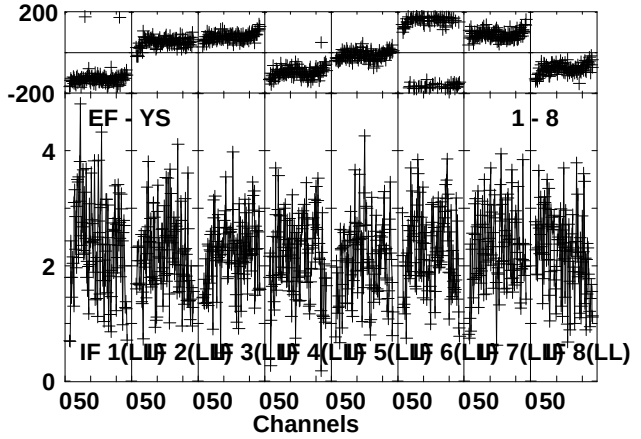

Lower frame: Milli Ampl Jy Top frame: Phas deg
Vector averaged cross-power spectrum Several baselines displayed
Timerange: 01/05:09:38 to 01/05:11:30

Plot file version 227 created 21-OCT-2013 16:54:29
W51E2 EG073A E2 1.UVDATA.1
Freq = 6.6656 GHz, Bw = 2.000 MH No calibration applied and no bandpass applied

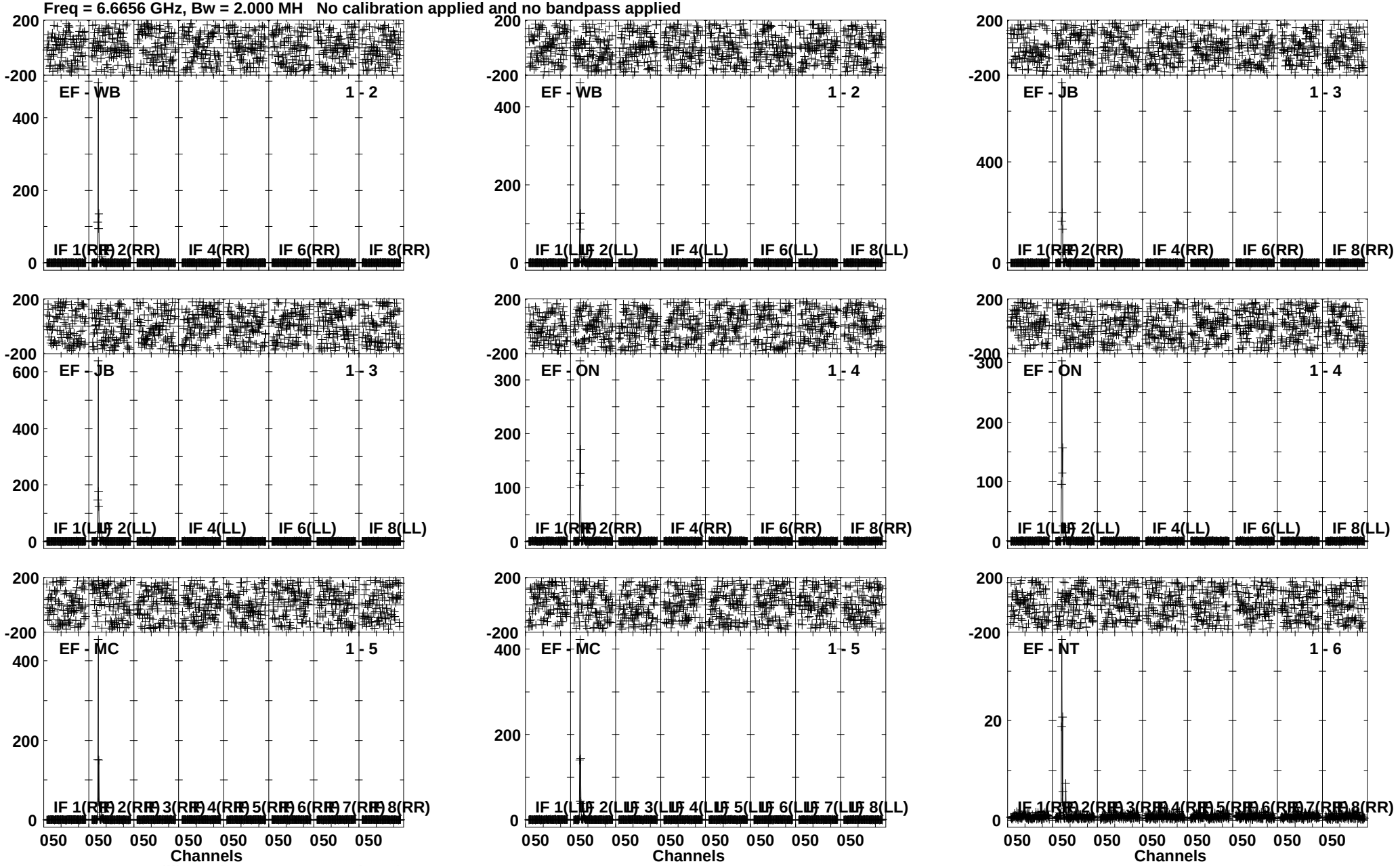

Lower frame: Milli Ampl Jy Top frame: Phas deg
Vector averaged cross-power spectrum Several baselines displayed
Timerange: 01/05:12:12 to 01/05:14:10

Plot file version 228 created 21-OCT-2013 16:54:31
W51E2 EG073A E2 1.UVDATA.1
Freq = 6.6656 GHz, Bw = 2.000 MH No calibration applied and no bandpass applied

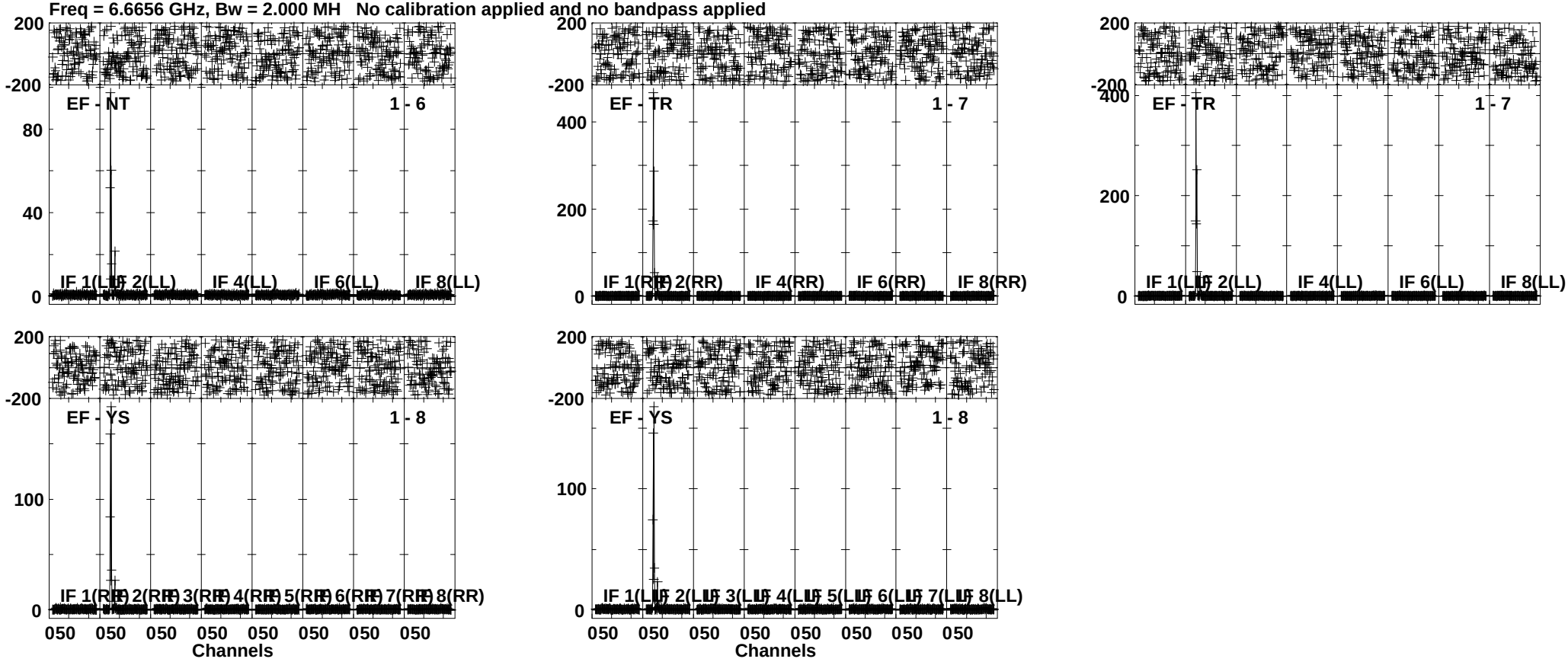

Lower frame: Milli Ampl Jy Top frame: Phas deg
Vector averaged cross-power spectrum Several baselines displayed
Timerange: 01/05:12:12 to 01/05:14:10

Plot file version 229 created 21-OCT-2013 16:54:33
J1930+1532 EG073A E2 1.UVDATA.1
Freq = 6.6656 GHz, Bw = 2.000 MH No calibration applied and no bandpass applied

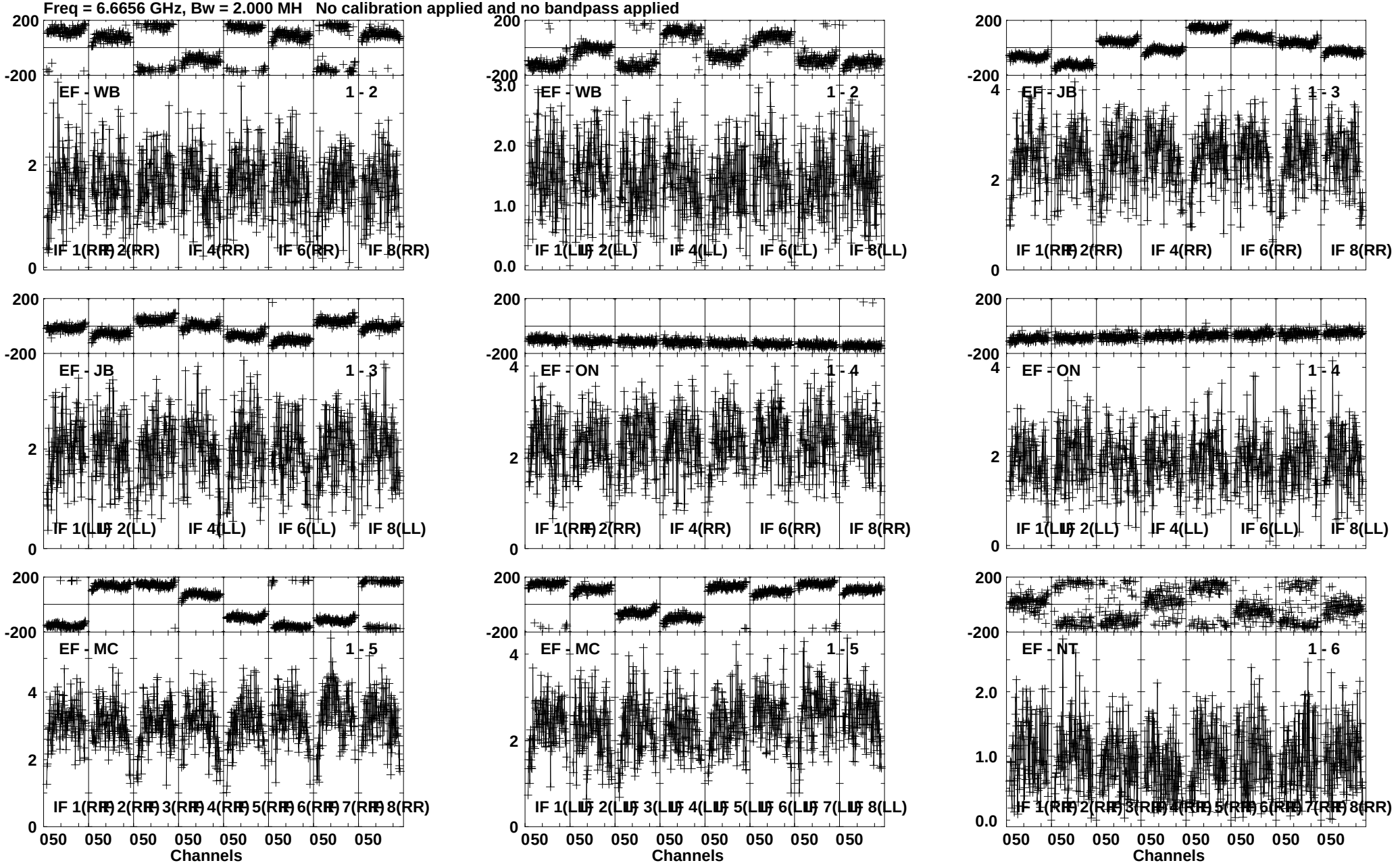

Lower frame: Milli Ampl Jy Top frame: Phas deg
Vector averaged cross-power spectrum Several baselines displayed
Timerange: 01/05:14:52 to 01/05:16:50

Plot file version 230 created 21-OCT-2013 16:54:36
J1930+1532 EG073A E2 1.UVDATA.1
Freq = 6.6656 GHz, Bw = 2.000 MH No calibration applied and no bandpass applied

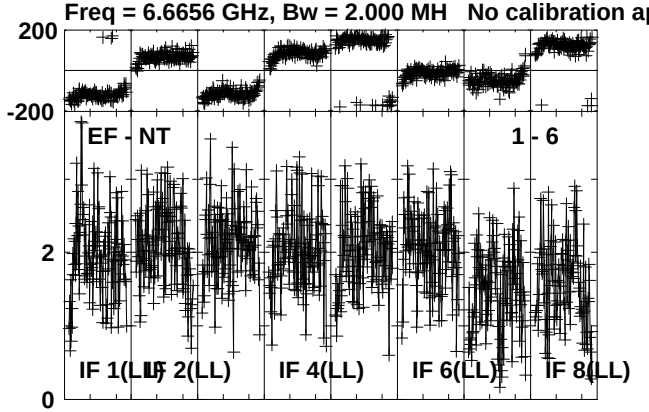

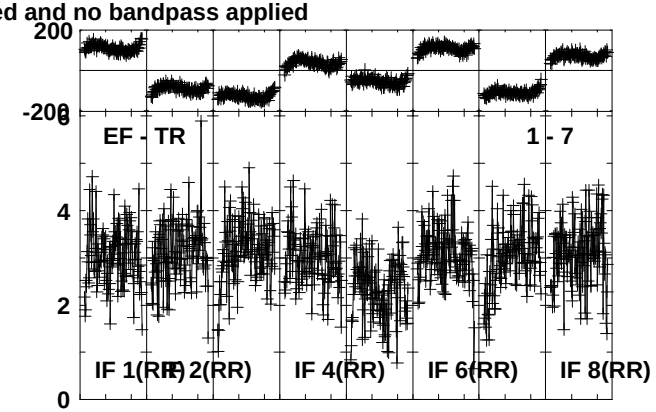

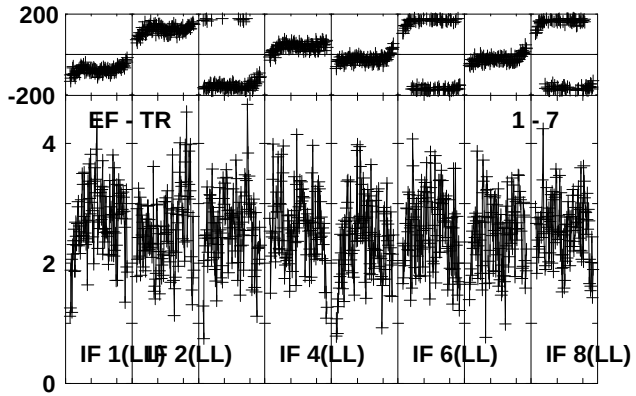

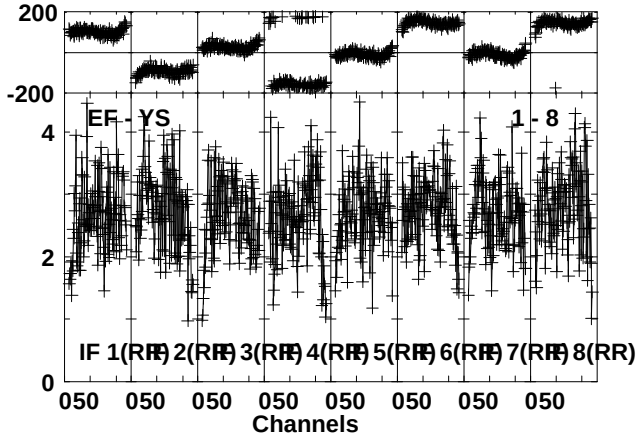

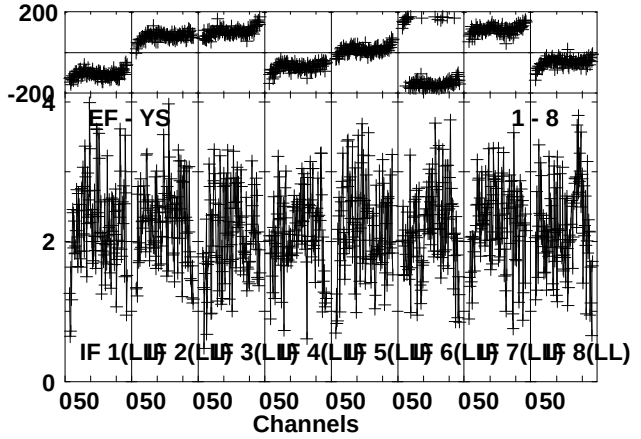

Lower frame: Milli Ampl Jy Top frame: Phas deg
Vector averaged cross-power spectrum Several baselines displayed
Timerange: 01/05:14:52 to 01/05:16:50

Plot file version 231 created 21-OCT-2013 16:54:37
W51E2 EG073A E2 1.UVDATA.1
Freq = 6.6656 GHz, Bw = 2.000 MH No calibration applied and no bandpass applied

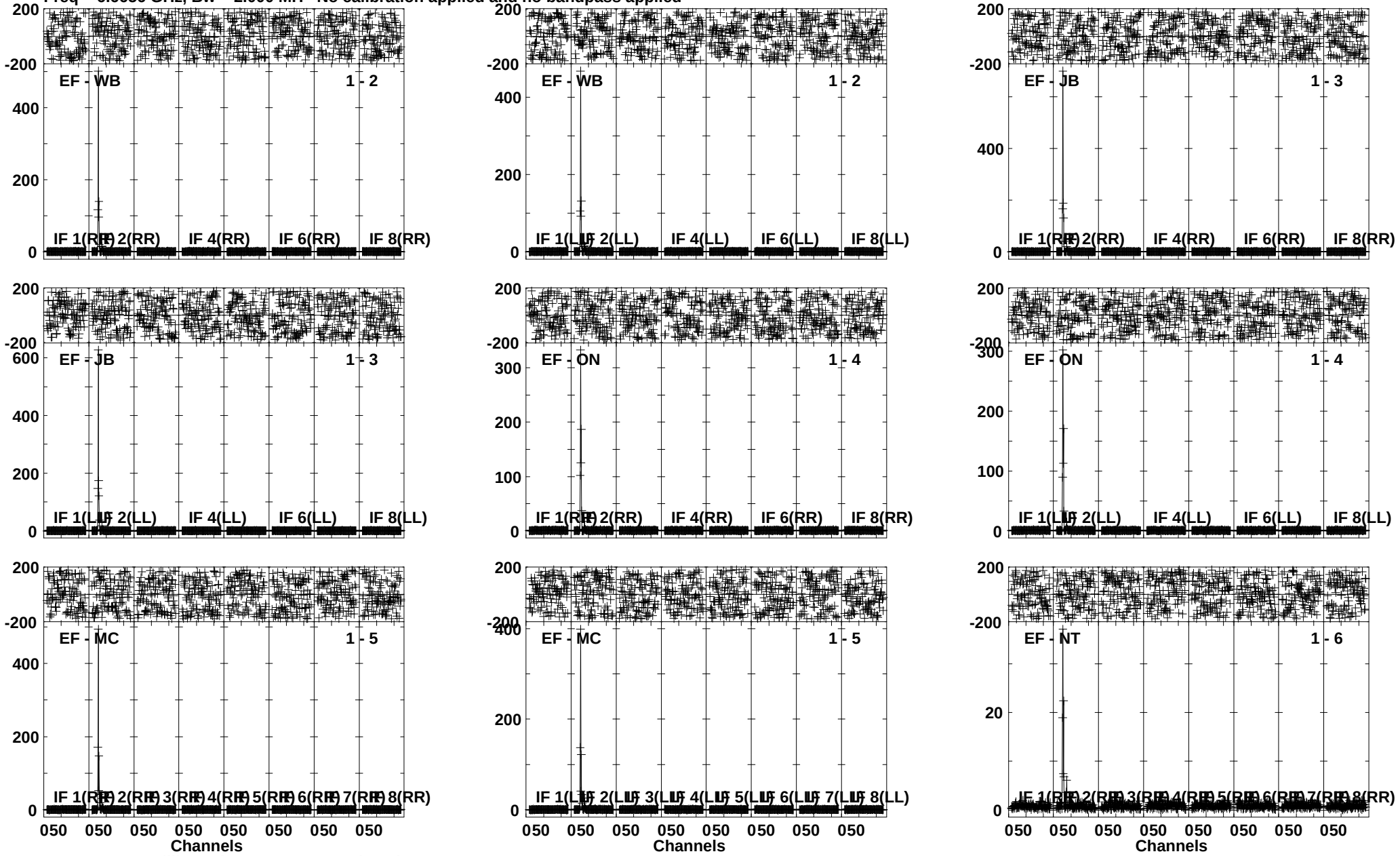

Lower frame: Milli Ampl Jy Top frame: Phas deg
Vector averaged cross-power spectrum Several baselines displayed
Timerange: 01/05:16:58 to 01/05:18:50

Plot file version 232 created 21-OCT-2013 16:54:39
W51E2 EG073A E2 1.UVDATA.1
Freq = 6.6656 GHz, Bw = 2.000 MH No calibration applied and no bandpass applied

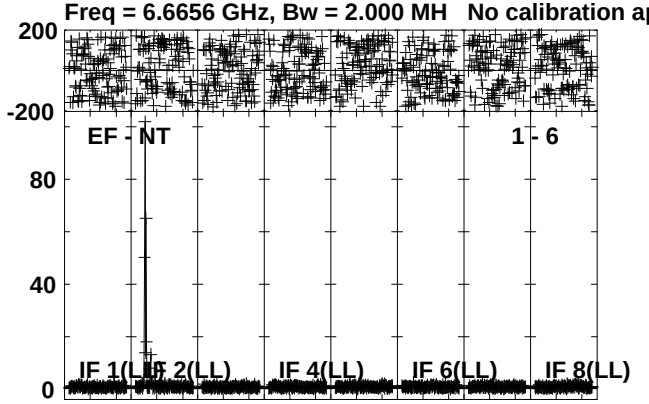

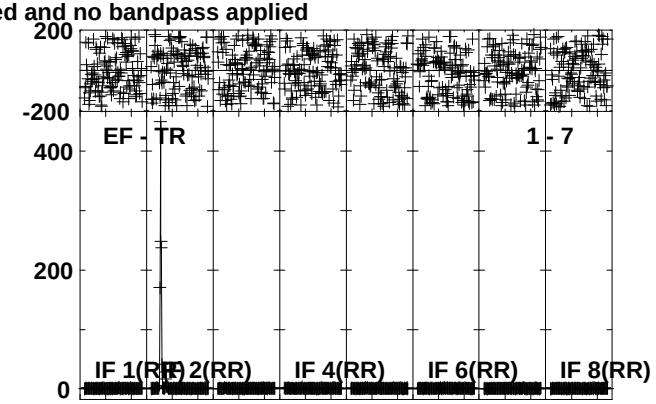

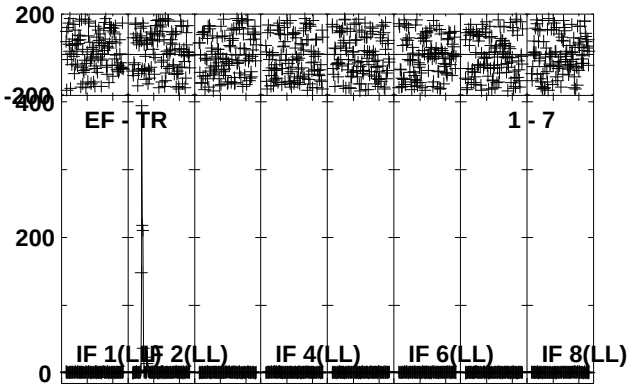

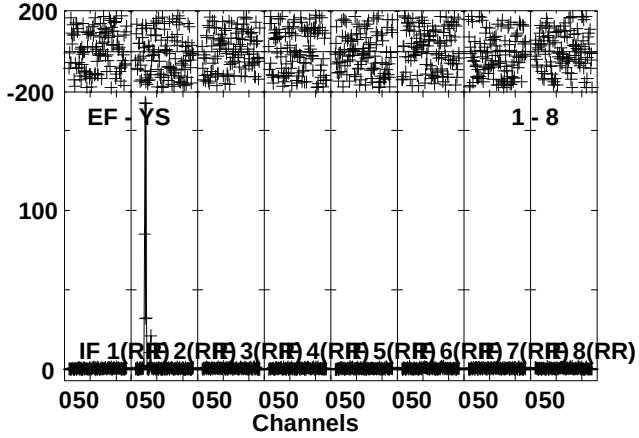

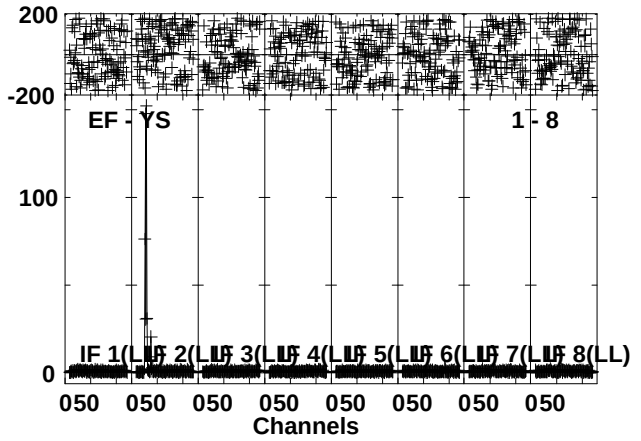

Lower frame: Milli Ampl Jy Top frame: Phas deg
Vector averaged cross-power spectrum Several baselines displayed
Timerange: 01/05:16:58 to 01/05:18:50

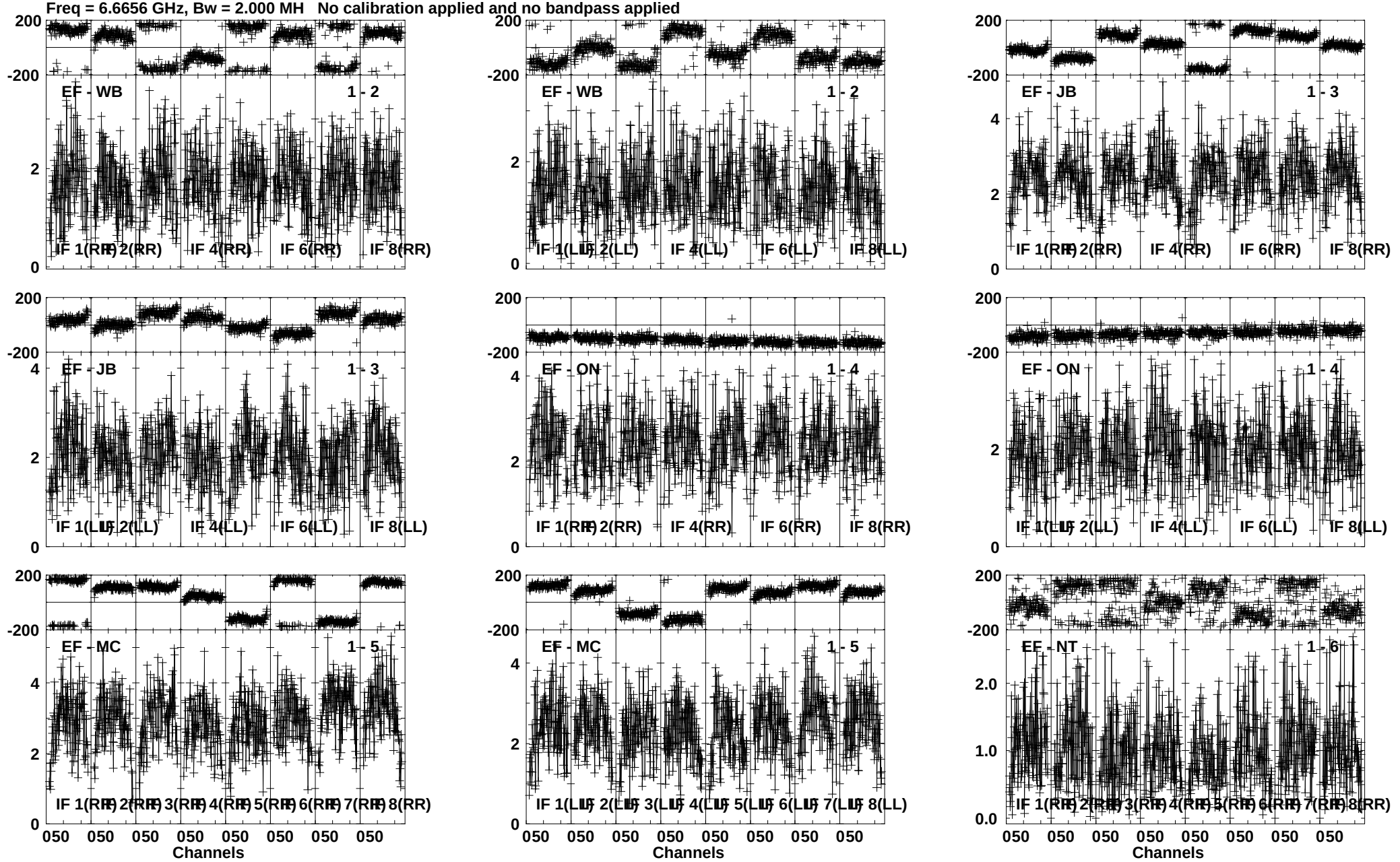
Plot file version 233 created 21-OCT-2013 16:54:41
J1930+1532 EG073A E2 1.UVDATA.1
Freq = 6.6656 GHz, Bw = 2.000 MH No calibration applied and no bandpass applied
EF - WB 1 - 2
IF 1(RR) IF 2(RR) IF 4(RR) IF 6(RR) IF 8(RR)
EF - WB 1 - 2
IF 1(LL) IF 2(LL) IF 4(LL) IF 6(LL) IF 8(LL)
EF - JB 1 - 3
IF 1(RR) IF 2(RR) IF 4(RR) IF 6(RR) IF 8(RR)
EF - JB 1 - 3
IF 1(LL) IF 2(LL) IF 4(LL) IF 6(LL) IF 8(LL)
EF - ON 1 - 4
IF 1(RR) IF 2(RR) IF 4(RR) IF 6(RR) IF 8(RR)
EF - ON 1 - 4
IF 1(LL) IF 2(LL) IF 4(LL) IF 6(LL) IF 8(LL)
EF - MC 1 - 5
IF 1(RR) IF 2(RR) IF 3(RR) IF 4(RR) IF 5(RR) IF 6(RR) IF 7(RR) IF 8(RR)
EF - MC 1 - 5
IF 1(LL) IF 2(LL) IF 3(LL) IF 4(LL) IF 5(LL) IF 6(LL) IF 7(LL) IF 8(LL)
EF - NT 1 - 6
IF 1(RR) IF 2(RR) IF 3(RR) IF 4(RR) IF 5(RR) IF 6(RR) IF 7(RR) IF 8(RR)
Channels
Channels
Channels
Lower frame: Milli Ampl Jy Top frame: Phas deg
Vector averaged cross-power spectrum Several baselines displayed
Timerange: 01/05:18:58 to 01/05:20:50

Plot file version 234 created 21-OCT-2013 16:54:43
J1930+1532 EG073A E2 1.UVDATA.1
Freq = 6.6656 GHz, Bw = 2.000 MH No calibration applied and no bandpass applied

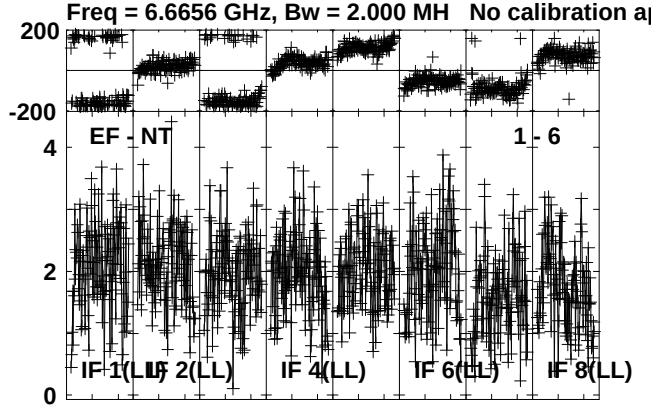

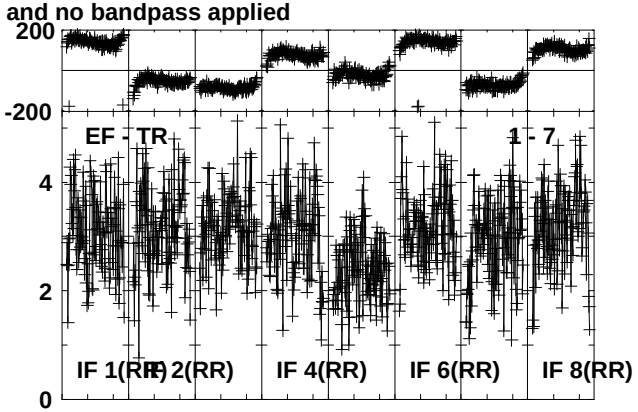

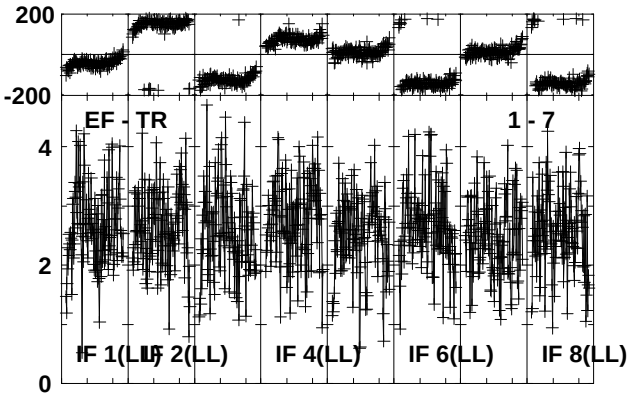

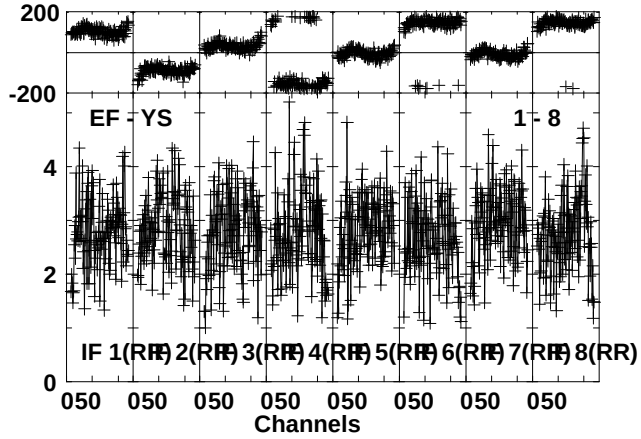

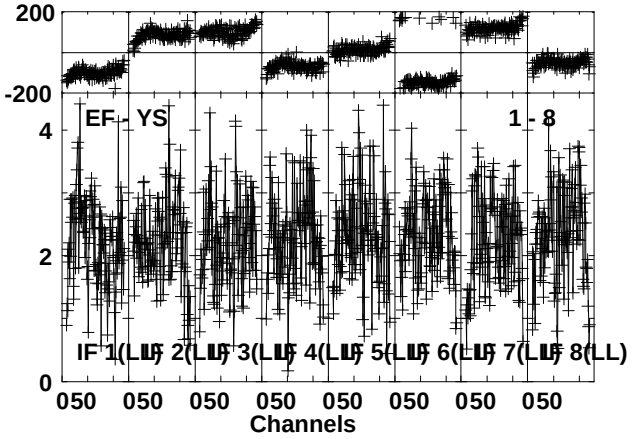

Lower frame: Milli Ampl Jy Top frame: Phas deg
Vector averaged cross-power spectrum Several baselines displayed
Timerange: 01/05:18:58 to 01/05:20:50

Plot file version 235 created 21-OCT-2013 16:54:44
W51E2 EG073A E2 1.UVDATA.1
Freq = 6.6656 GHz, Bw = 2.000 MH No calibration applied and no bandpass applied

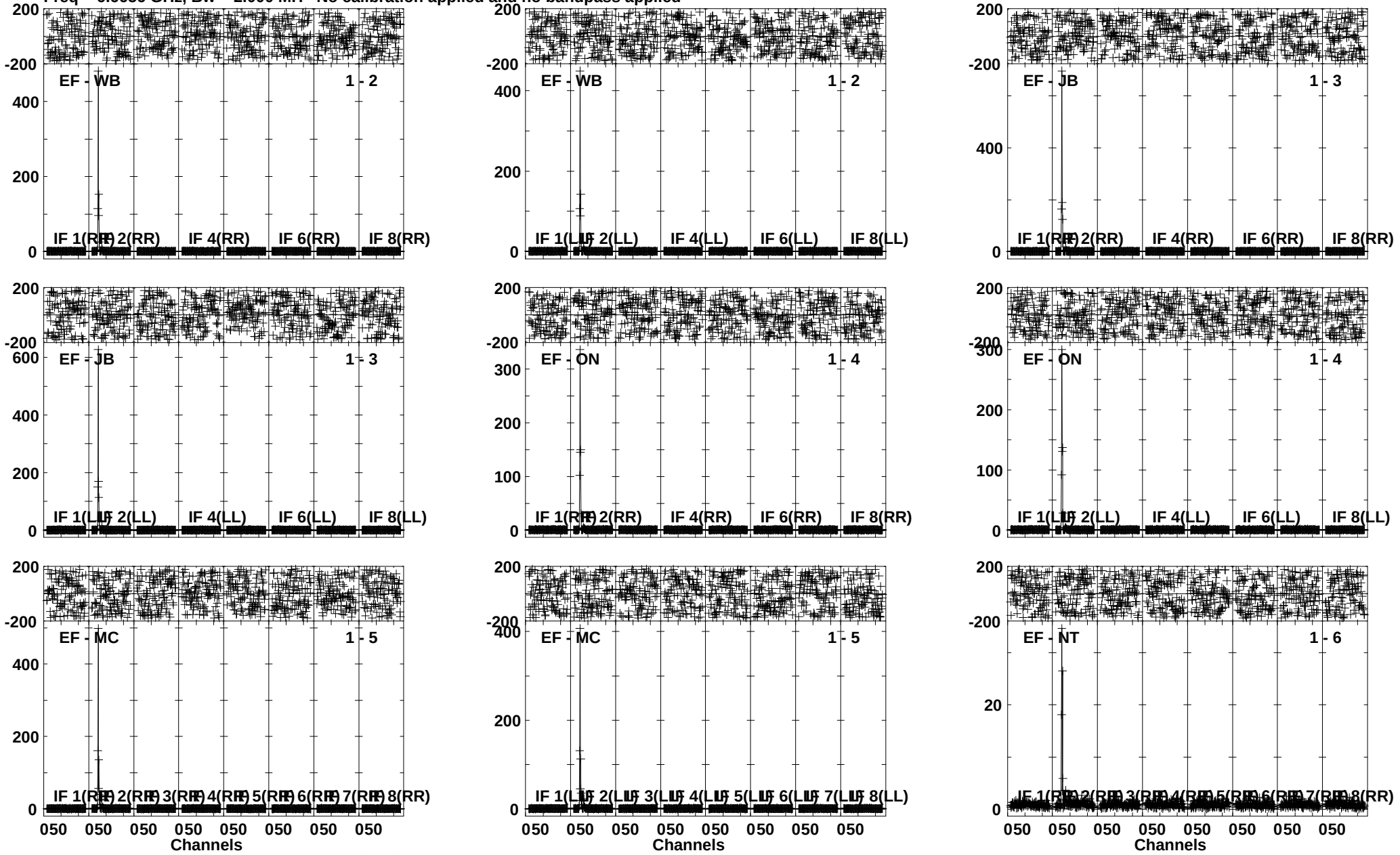

Lower frame: Milli Ampl Jy Top frame: Phas deg
Vector averaged cross-power spectrum Several baselines displayed
Timerange: 01/05:20:58 to 01/05:22:50

Plot file version 236 created 21-OCT-2013 16:54:47
W51E2 EG073A E2 1.UVDATA.1
Freq = 6.6656 GHz, Bw = 2.000 MH No calibration applied and no bandpass applied

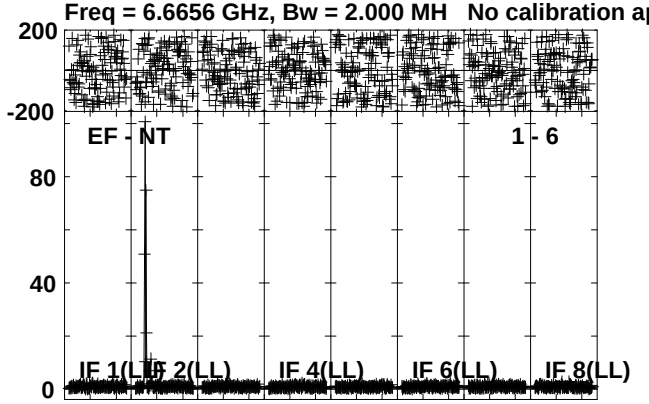

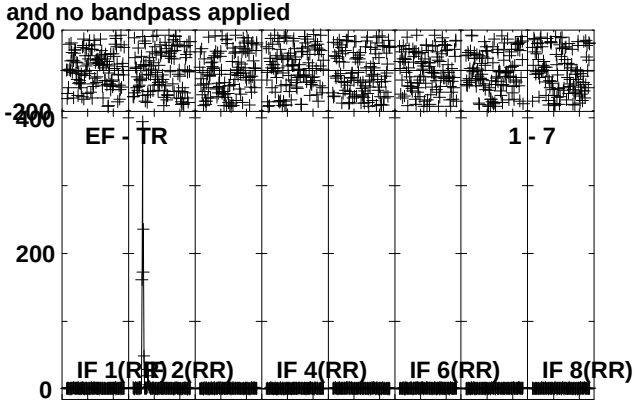

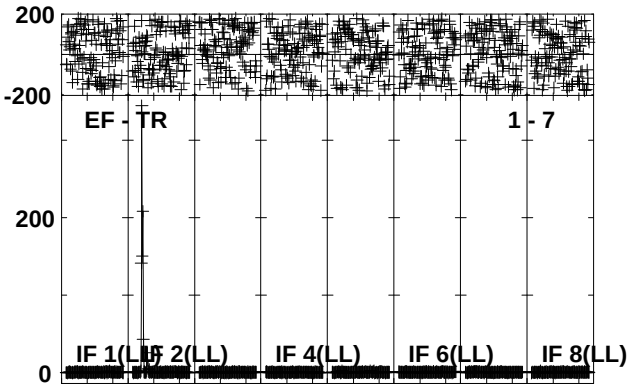

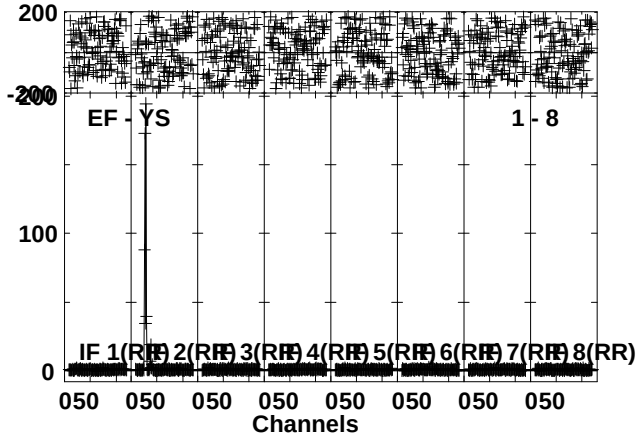

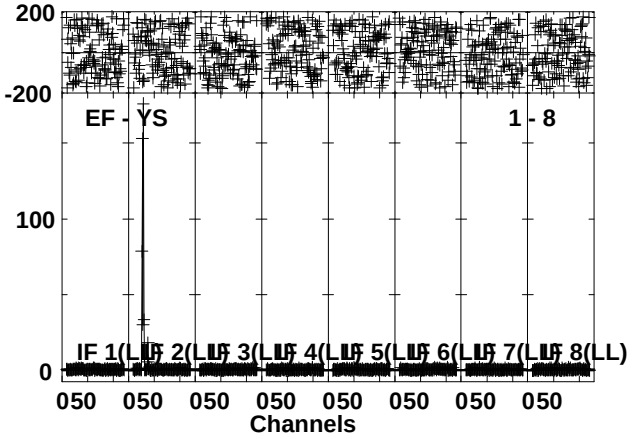

Lower frame: Milli Ampl Jy Top frame: Phas deg
Vector averaged cross-power spectrum Several baselines displayed
Timerange: 01/05:20:58 to 01/05:22:50

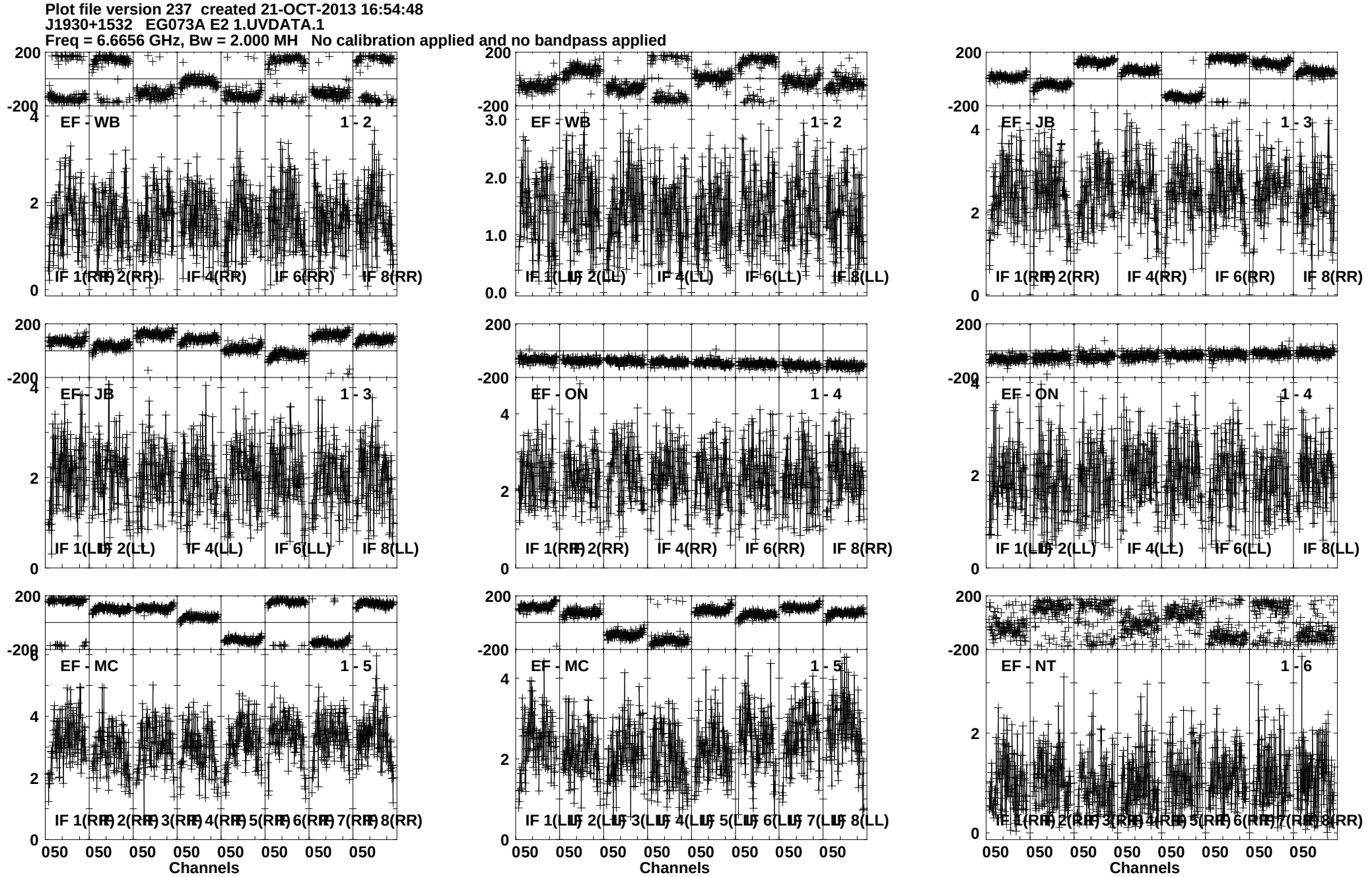
Plot file version 237 created 21-OCT-2013 16:54:48
J1930+1532 EG073A E2 1.UVDATA.1
Freq = 6.6656 GHz, Bw = 2.000 MH No calibration applied and no bandpass applied
EF - WB 1 - 2
IF 1(RR) IF 2(RR) IF 4(RR) IF 6(RR) IF 8(RR)
EF - WB 1 - 2
IF 1(LL) IF 2(LL) IF 4(LL) IF 6(LL) IF 8(LL)
EF - JB 1 - 3
IF 1(RR) IF 2(RR) IF 4(RR) IF 6(RR) IF 8(RR)
EF - JB 1 - 3
IF 1(LL) IF 2(LL) IF 4(LL) IF 6(LL) IF 8(LL)
EF - ON 1 - 4
IF 1(RR) IF 2(RR) IF 4(RR) IF 6(RR) IF 8(RR)
EF - ON 1 - 4
IF 1(LL) IF 2(LL) IF 4(LL) IF 6(LL) IF 8(LL)
EF - MC 1 - 5
IF 1(RR) IF 2(RR) IF 3(RR) IF 4(RR) IF 5(RR) IF 6(RR) IF 7(RR) IF 8(RR)
EF - MC 1 - 5
IF 1(LL) IF 2(LL) IF 3(LL) IF 4(LL) IF 5(LL) IF 6(LL) IF 7(LL) IF 8(LL)
EF - NT 1 - 6
IF 1(RR) IF 2(RR) IF 3(RR) IF 4(RR) IF 5(RR) IF 6(RR) IF 7(RR) IF 8(RR)
050 050 050 050 050 050 050 050
Channels
Lower frame: Milli Ampl Jy Top frame: Phas deg
Vector averaged cross-power spectrum Several baselines displayed
Timerange: 01/05:22:58 to 01/05:24:50

Plot file version 238 created 21-OCT-2013 16:54:50
J1930+1532 EG073A E2 1.UVDATA.1
Freq = 6.6656 GHz, Bw = 2.000 MH No calibration applied and no bandpass applied

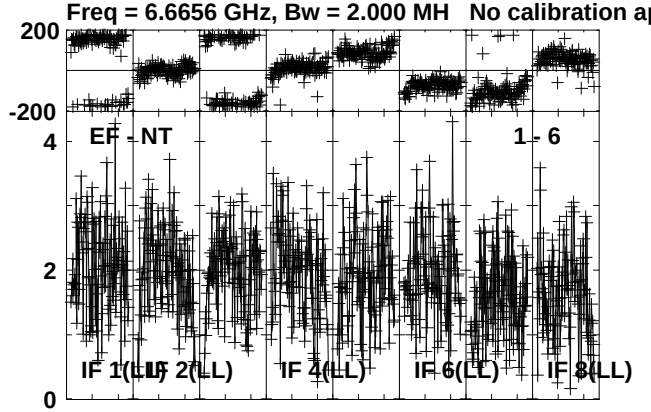

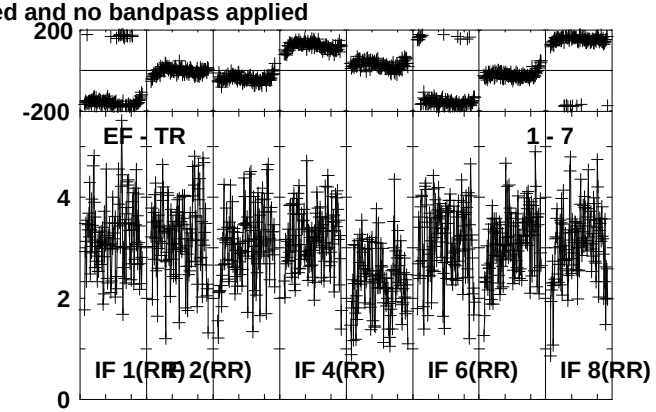

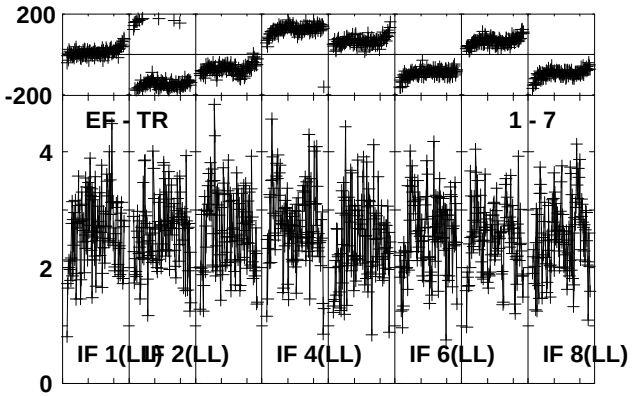

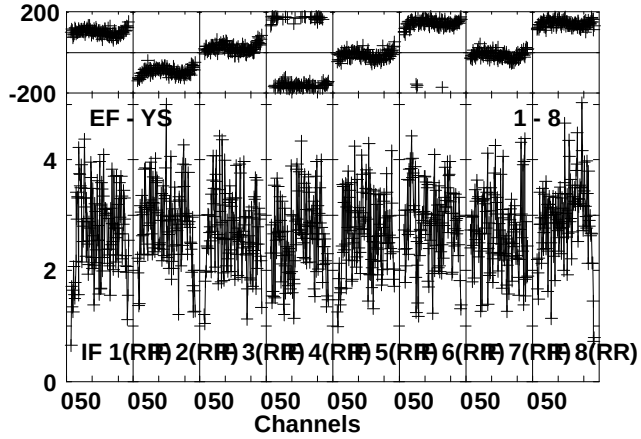

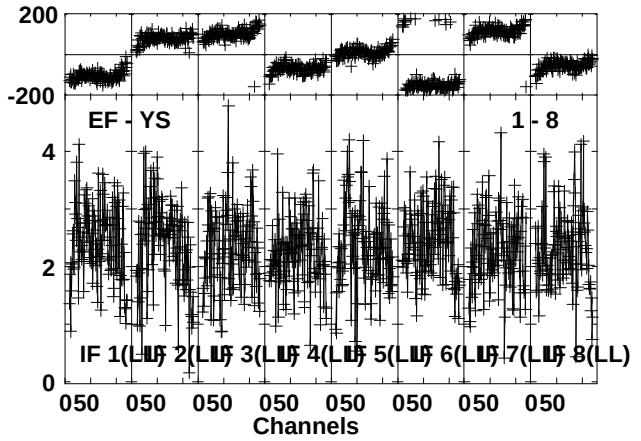

Lower frame: Milli Ampl Jy Top frame: Phas deg
Vector averaged cross-power spectrum Several baselines displayed
Timerange: 01/05:22:58 to 01/05:24:50

Plot file version 239 created 21-OCT-2013 16:54:52
W51E2 EG073A E2 1.UVDATA.1
Freq = 6.6656 GHz, Bw = 2.000 MH No calibration applied and no bandpass applied

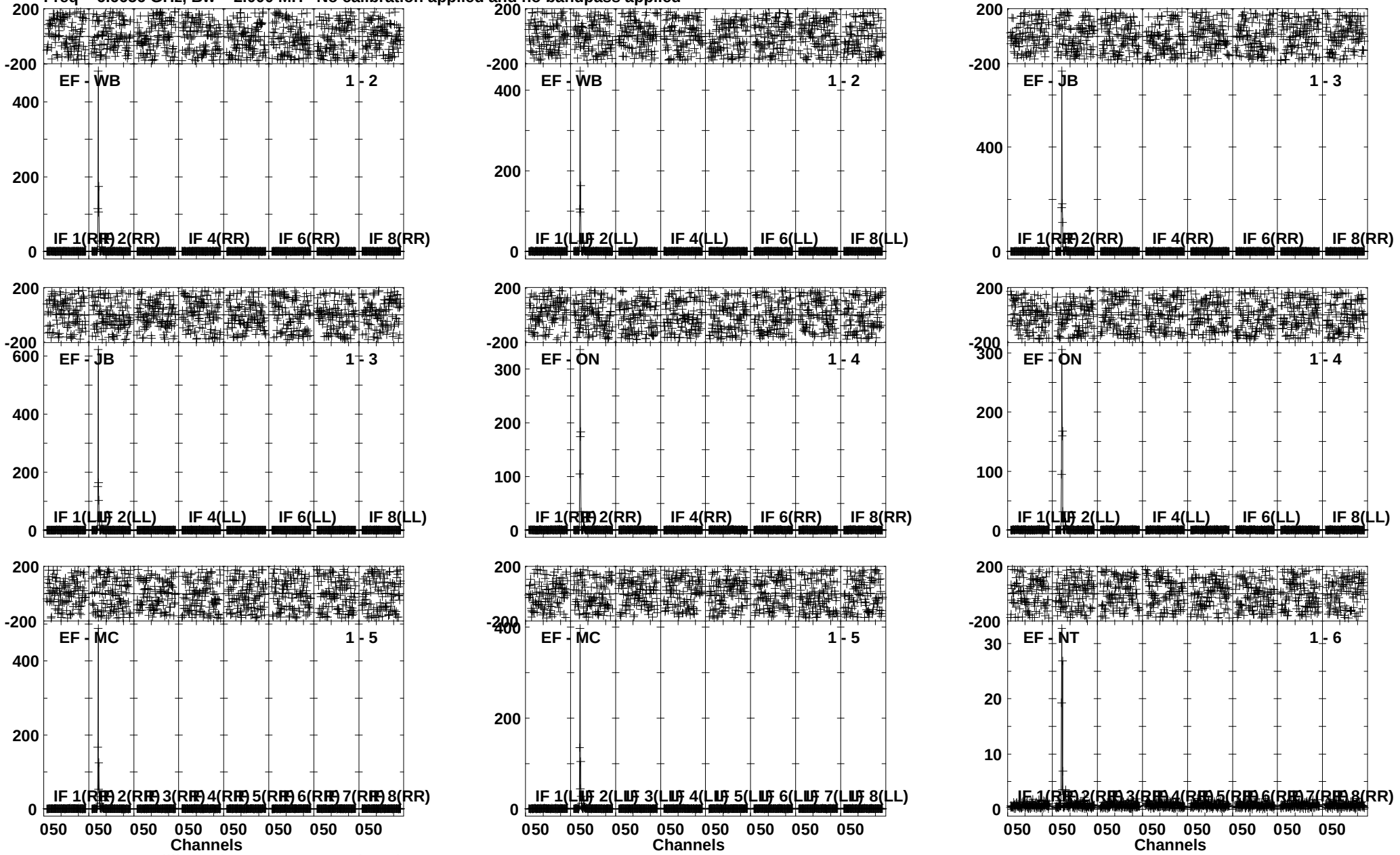

Lower frame: Milli Ampl Jy Top frame: Phas deg
Vector averaged cross-power spectrum Several baselines displayed
Timerange: 01/05:25:32 to 01/05:27:30

Plot file version 240 created 21-OCT-2013 16:54:54
W51E2 EG073A E2 1.UVDATA.1
Freq = 6.6656 GHz, Bw = 2.000 MH No calibration applied and no bandpass applied

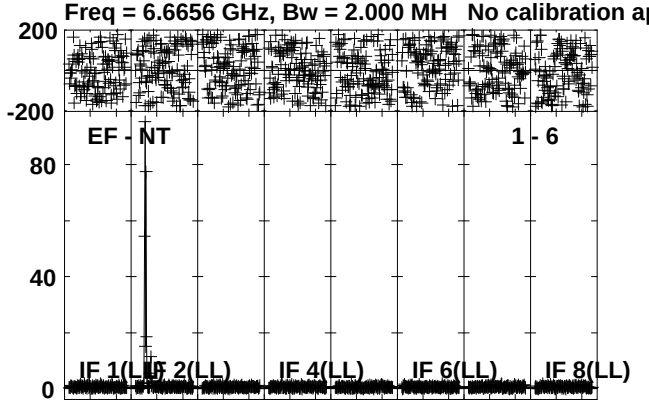

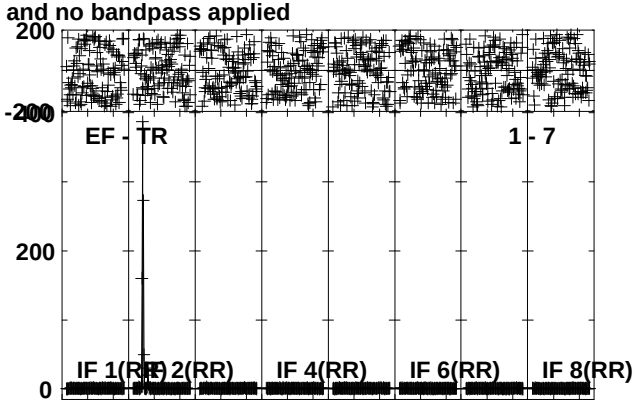

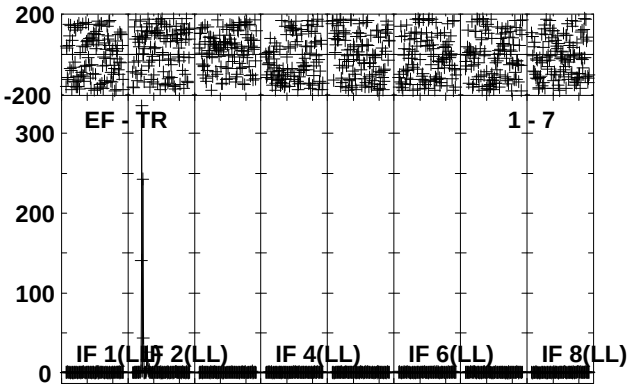

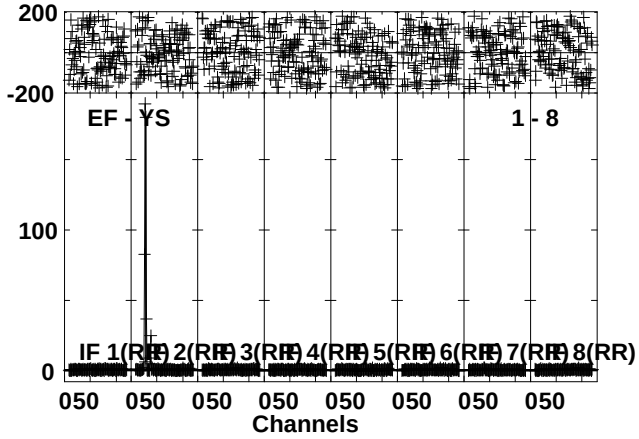

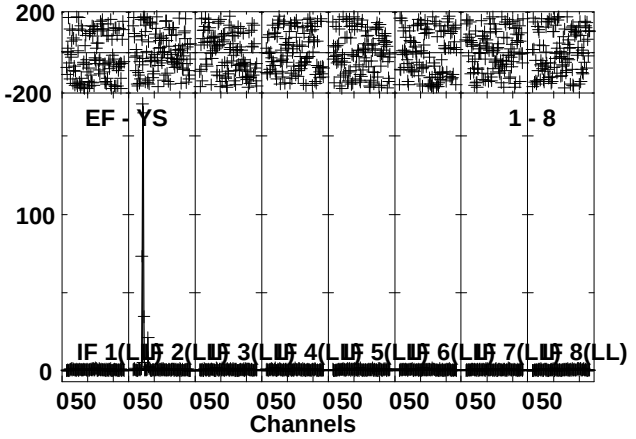

Lower frame: Milli Ampl Jy Top frame: Phas deg
Vector averaged cross-power spectrum Several baselines displayed
Timerange: 01/05:25:32 to 01/05:27:30

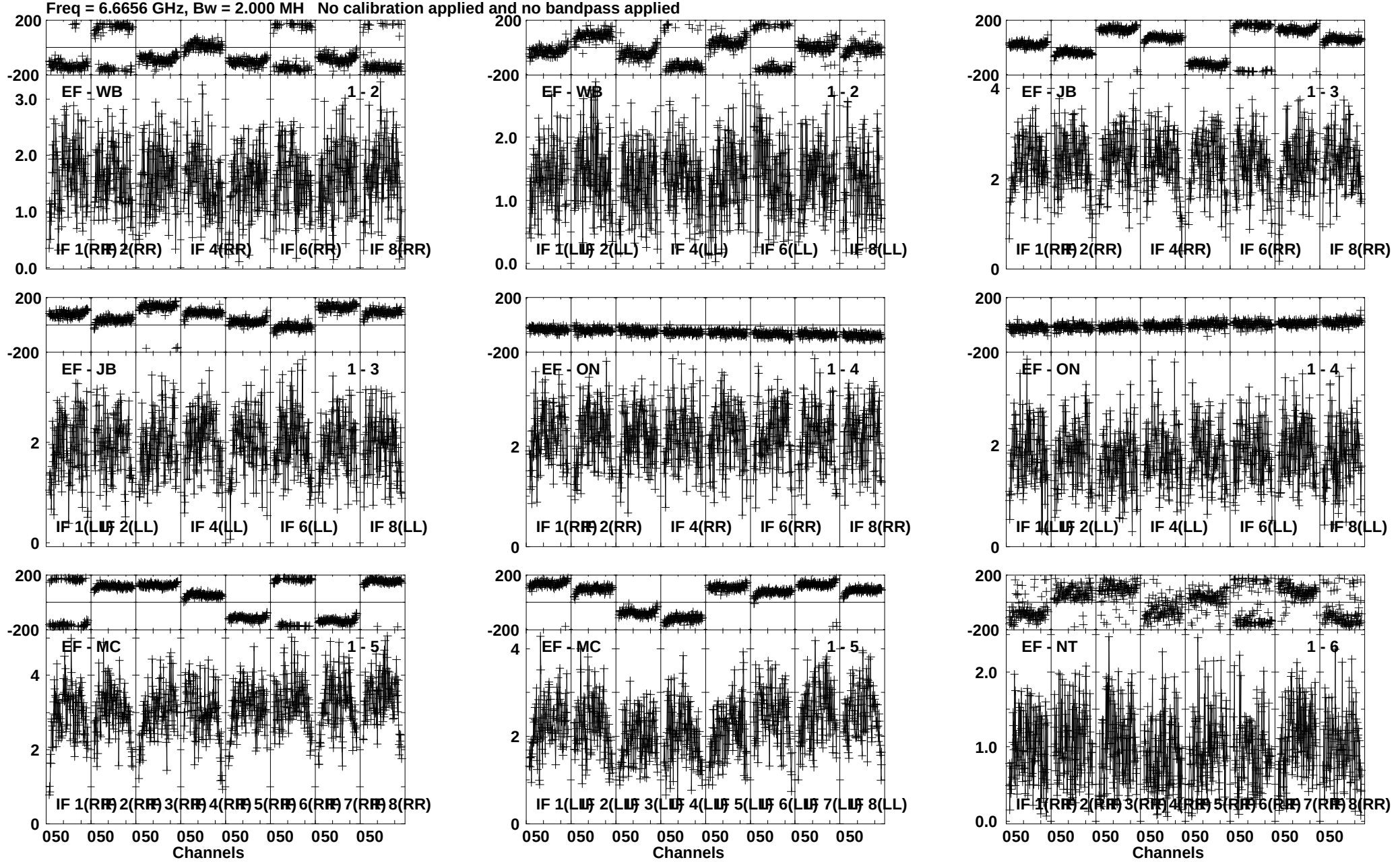
Plot file version 241 created 21-OCT-2013 16:54:56
J1930+1532 EG073A E2 1.UVDATA.1
Freq = 6.6656 GHz, Bw = 2.000 MH No calibration applied and no bandpass applied
EF - WB 1 - 2
IF 1(RR) IF 2(RR) IF 4(RR) IF 6(RR) IF 8(RR)
EF - WB 1 - 2
IF 1(LL) IF 2(LL) IF 4(LL) IF 6(LL) IF 8(LL)
EF - JB 1 - 3
IF 1(RR) IF 2(RR) IF 4(RR) IF 6(RR) IF 8(RR)
EF - JB 1 - 3
IF 1(LL) IF 2(LL) IF 4(LL) IF 6(LL) IF 8(LL)
EF - ON 1 - 4
IF 1(RR) IF 2(RR) IF 4(RR) IF 6(RR) IF 8(RR)
EF - ON 1 - 4
IF 1(LL) IF 2(LL) IF 4(LL) IF 6(LL) IF 8(LL)
EF - MC 1 - 5
IF 1(RR) IF 2(RR) IF 3(RR) IF 4(RR) IF 5(RR) IF 6(RR) IF 7(RR) IF 8(RR)
EF - MC 1 - 5
IF 1(LL) IF 2(LL) IF 3(LL) IF 4(LL) IF 5(LL) IF 6(LL) IF 7(LL) IF 8(LL)
EF - NT 1 - 6
IF 1(RR) IF 2(RR) IF 3(RR) IF 4(RR) IF 5(RR) IF 6(RR) IF 7(RR) IF 8(RR)
Channels
Channels
Channels
Lower frame: Milli Ampl Jy Top frame: Phas deg
Vector averaged cross-power spectrum Several baselines displayed
Timerange: 01/05:28:12 to 01/05:30:10

Plot file version 242 created 21-OCT-2013 16:54:58
J1930+1532 EG073A E2 1.UVDATA.1
Freq = 6.6656 GHz, Bw = 2.000 MH No calibration applied and no bandpass applied

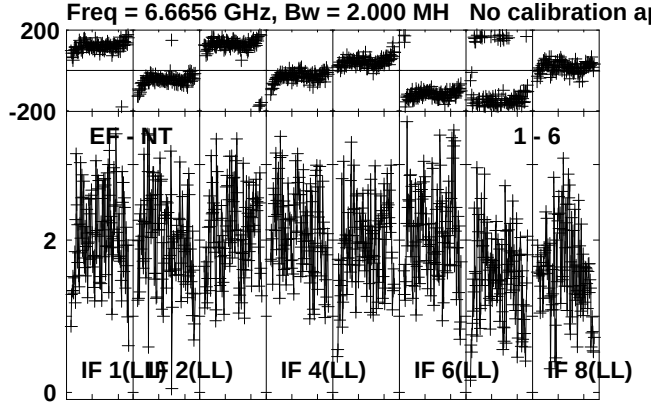

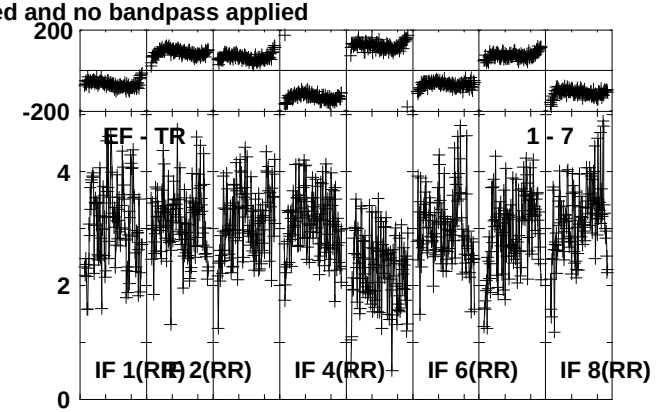

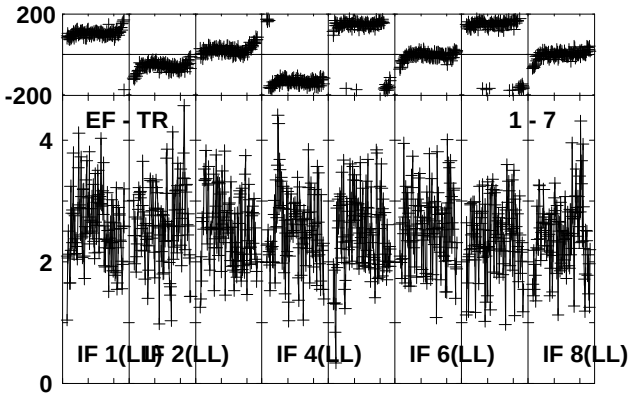

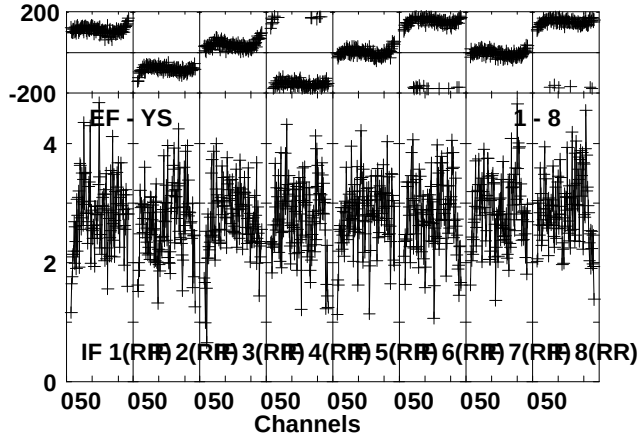

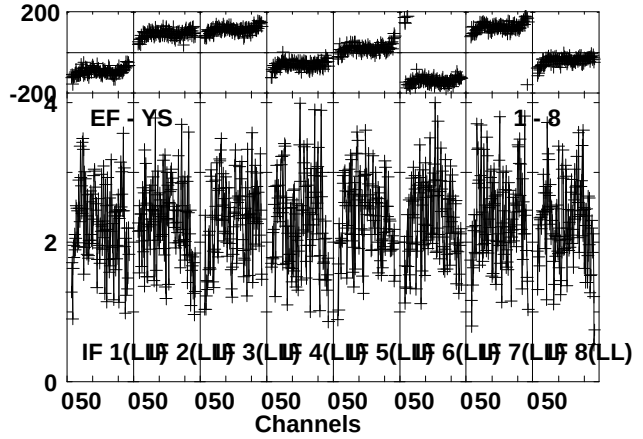

Lower frame: Milli Ampl Jy Top frame: Phas deg
Vector averaged cross-power spectrum Several baselines displayed
Timerange: 01/05:28:12 to 01/05:30:10

Plot file version 243 created 21-OCT-2013 16:54:59
W51E2 EG073A E2 1.UVDATA.1
Freq = 6.6656 GHz, Bw = 2.000 MH No calibration applied and no bandpass applied

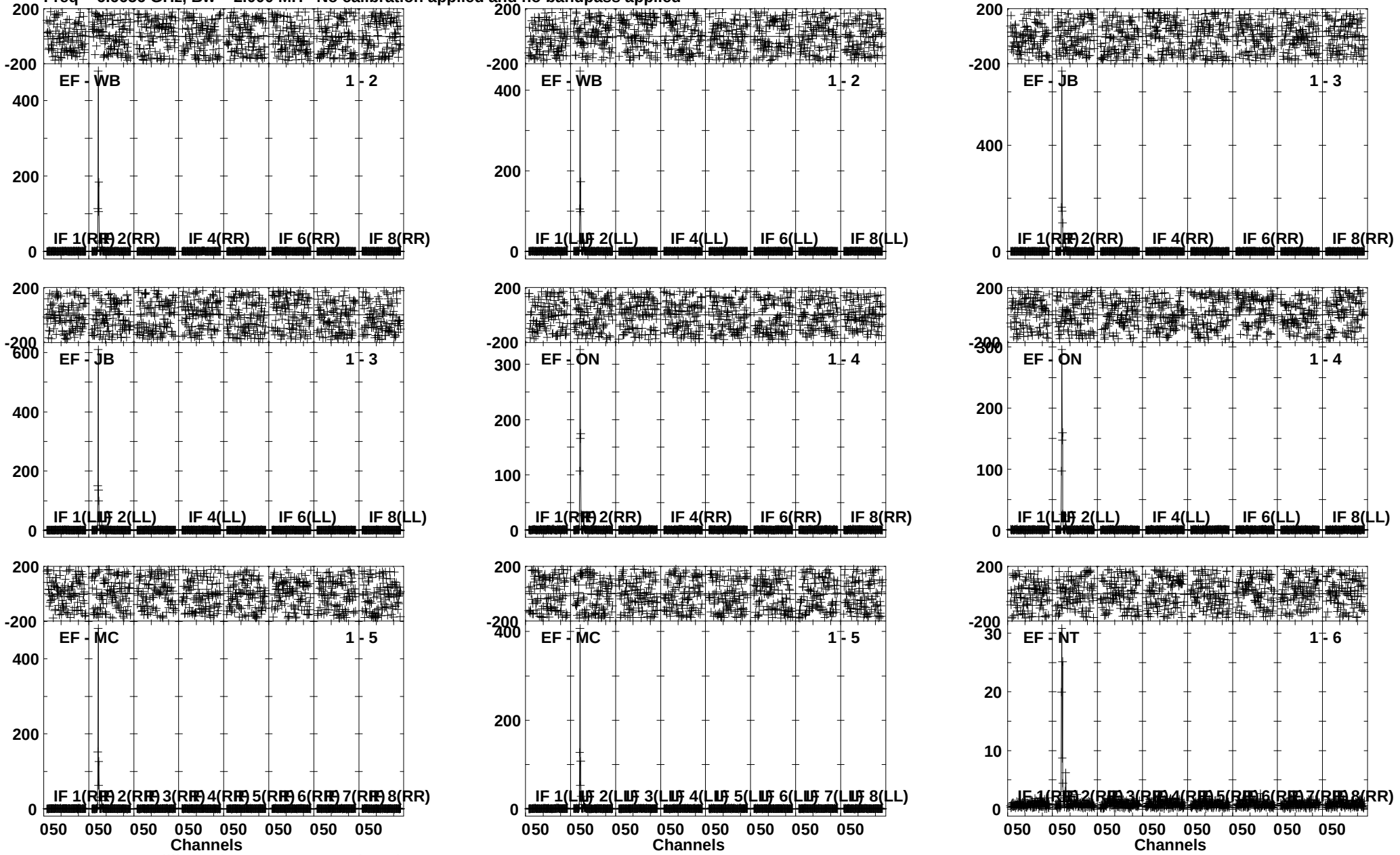

Lower frame: Milli Ampl Jy Top frame: Phas deg
Vector averaged cross-power spectrum Several baselines displayed
Timerange: 01/05:30:18 to 01/05:32:10

Plot file version 244 created 21-OCT-2013 16:55:01
W51E2 EG073A E2 1.UVDATA.1
Freq = 6.6656 GHz, Bw = 2.000 MH No calibration applied and no bandpass applied

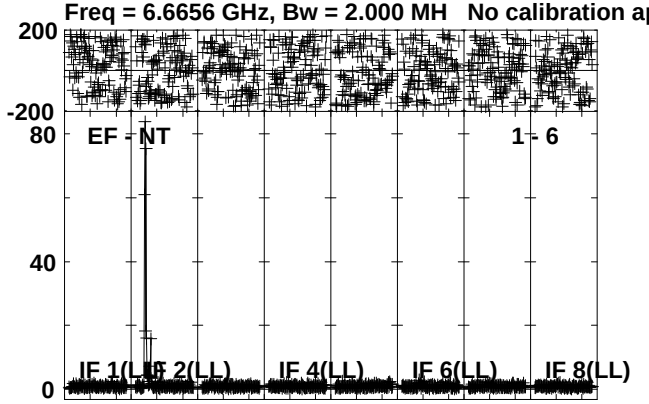

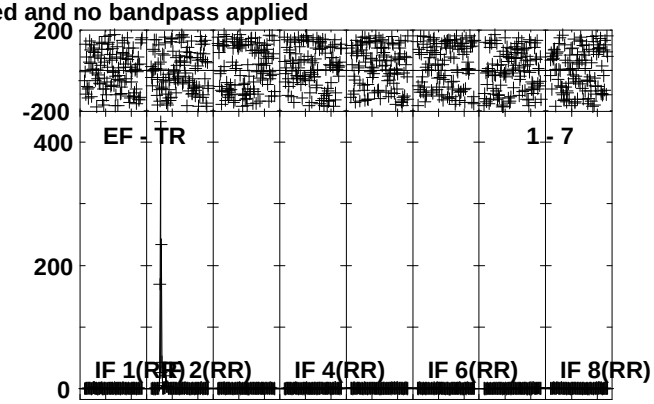

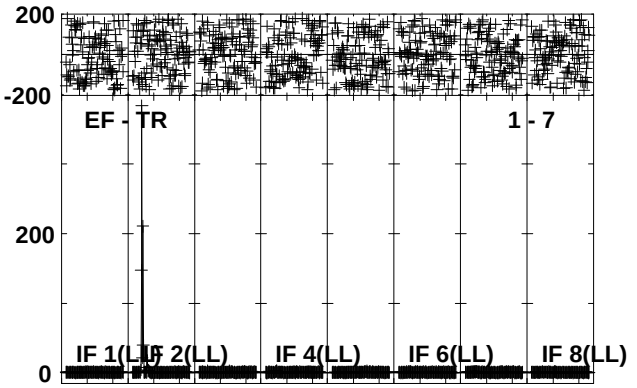

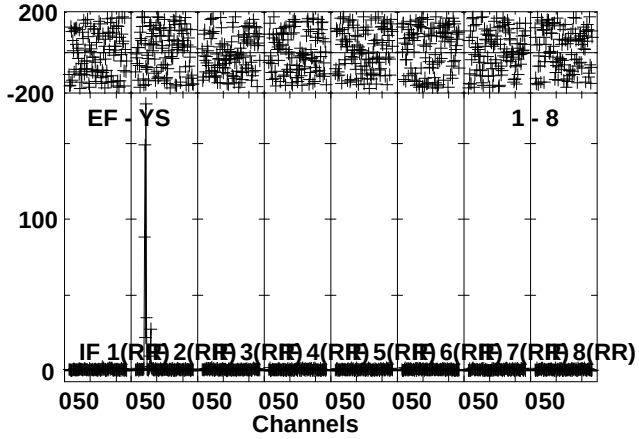

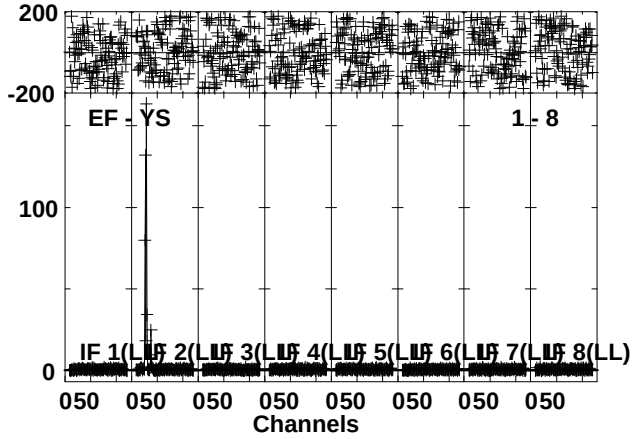

Lower frame: Milli Ampl Jy Top frame: Phas deg
Vector averaged cross-power spectrum Several baselines displayed
Timerange: 01/05:30:18 to 01/05:32:10

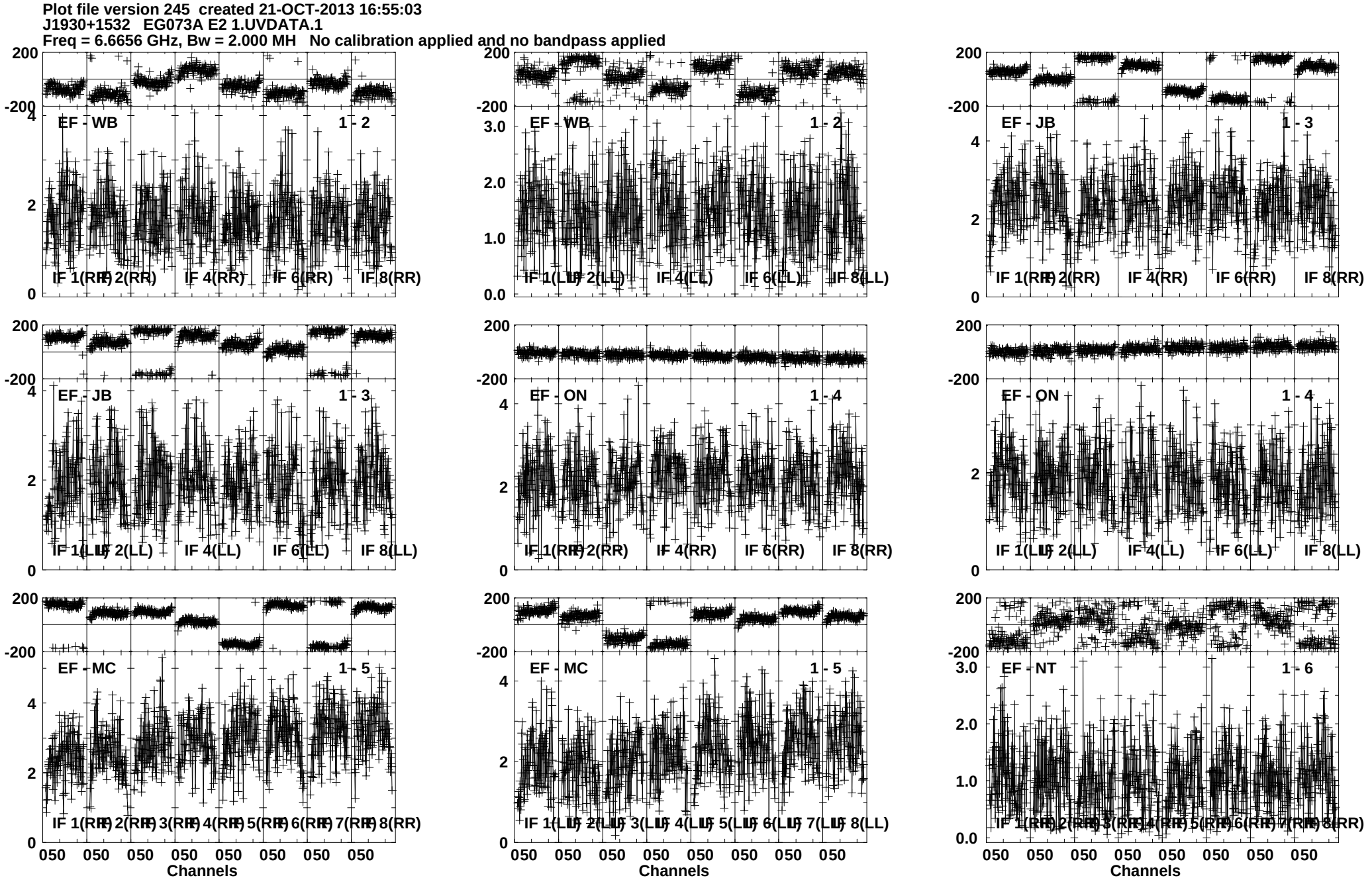
Plot file version 245 created 21-OCT-2013 16:55:03
J1930+1532 EG073A E2 1.UVDATA.1
Freq = 6.6656 GHz, Bw = 2.000 MH No calibration applied and no bandpass applied
EF - WB 1 - 2
IF 1(RR) IF 2(RR) IF 4(RR) IF 6(RR) IF 8(RR)
EF - WB 1 - 2
IF 1(LL) IF 2(LL) IF 4(LL) IF 6(LL) IF 8(LL)
EF - JB 1 - 3
IF 1(RR) IF 2(RR) IF 4(RR) IF 6(RR) IF 8(RR)
EF - JB 1 - 3
IF 1(LL) IF 2(LL) IF 4(LL) IF 6(LL) IF 8(LL)
EF - ON 1 - 4
IF 1(RR) IF 2(RR) IF 4(RR) IF 6(RR) IF 8(RR)
EF - ON 1 - 4
IF 1(LL) IF 2(LL) IF 4(LL) IF 6(LL) IF 8(LL)
EF - MC 1 - 5
IF 1(RR) IF 2(RR) IF 3(RR) IF 4(RR) IF 5(RR) IF 6(RR) IF 7(RR) IF 8(RR)
EF - MC 1 - 5
IF 1(LL) IF 2(LL) IF 3(LL) IF 4(LL) IF 5(LL) IF 6(LL) IF 7(LL) IF 8(LL)
EF - NT 1 - 6
IF 1(RR) IF 2(RR) IF 3(RR) IF 4(RR) IF 5(RR) IF 6(RR) IF 7(RR) IF 8(RR)
Channels
Channels
Channels
Lower frame: Milli Ampl Jy Top frame: Phas deg
Vector averaged cross-power spectrum Several baselines displayed
Timerange: 01/05:32:18 to 01/05:34:10

Plot file version 246 created 21-OCT-2013 16:55:05
J1930+1532 EG073A E2 1.UVDATA.1
Freq = 6.6656 GHz, Bw = 2.000 MH No calibration applied and no bandpass applied

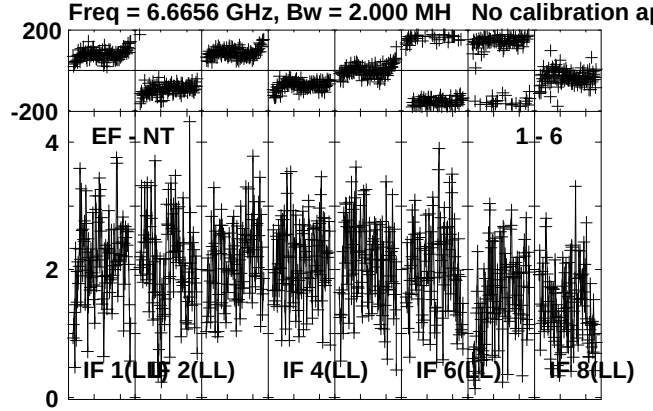

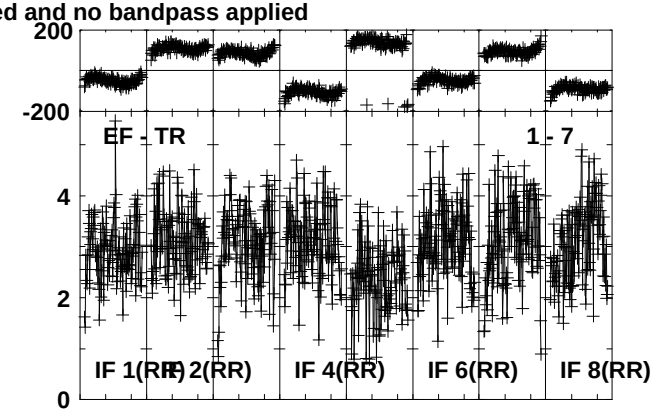

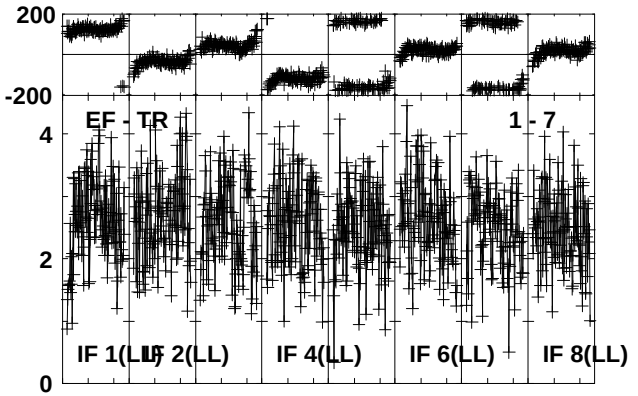

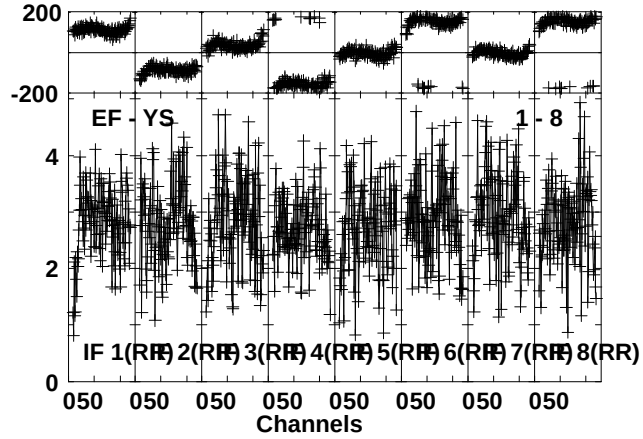

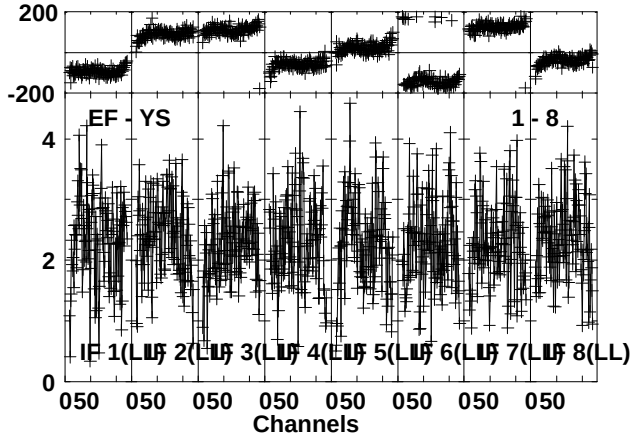

Lower frame: Milli Ampl Jy Top frame: Phas deg
Vector averaged cross-power spectrum Several baselines displayed
Timerange: 01/05:32:18 to 01/05:34:10

Plot file version 247 created 21-OCT-2013 16:55:06
W51E2 EG073A E2 1.UVDATA.1
Freq = 6.6656 GHz, Bw = 2.000 MH No calibration applied and no bandpass applied

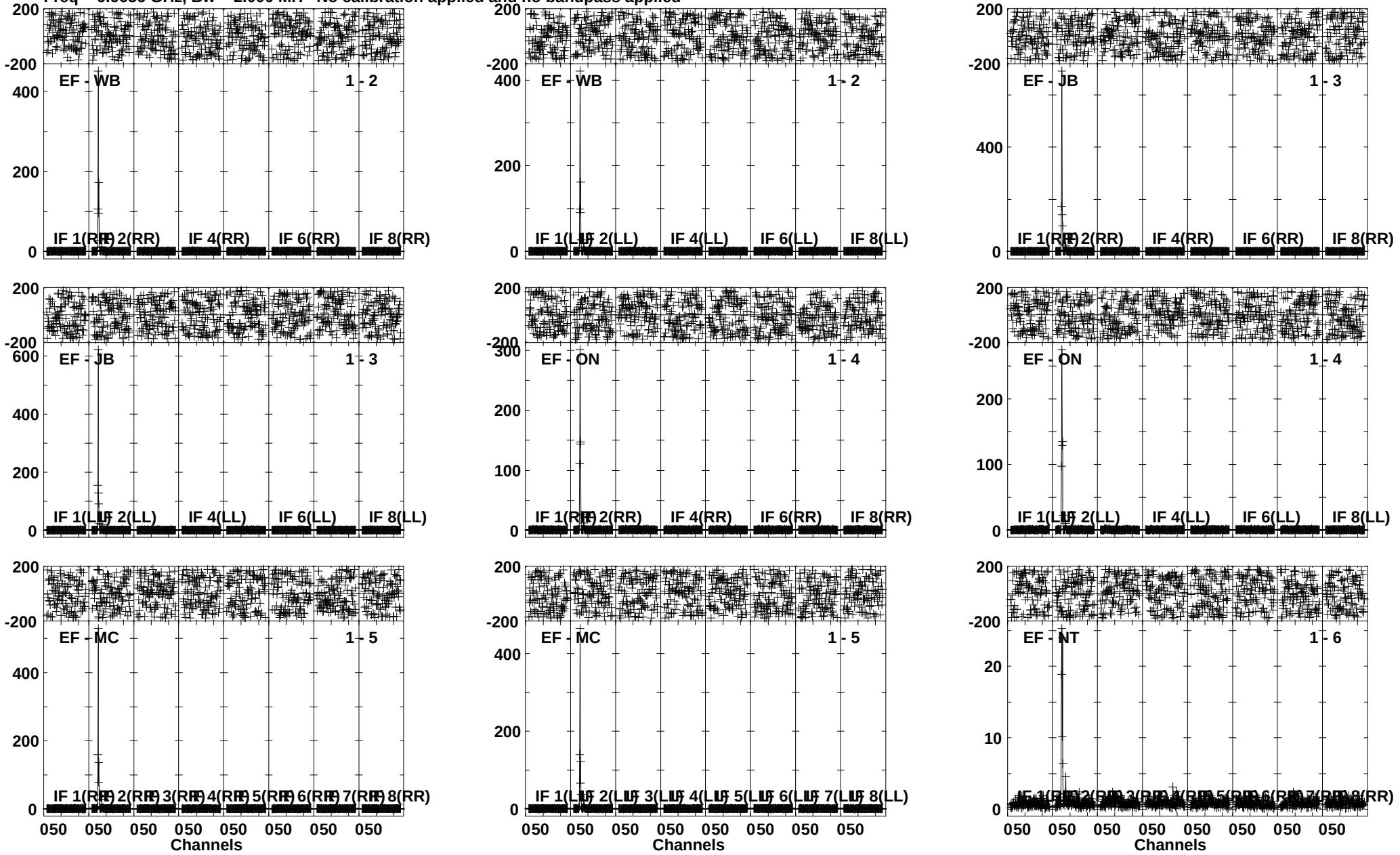

Lower frame: Milli Ampl Jy Top frame: Phas deg
Vector averaged cross-power spectrum Several baselines displayed
Timerange: 01/05:34:18 to 01/05:36:10

Plot file version 248 created 21-OCT-2013 16:55:08
W51E2 EG073A E2 1.UVDATA.1
Freq = 6.6656 GHz, Bw = 2.000 MH No calibration applied and no bandpass applied

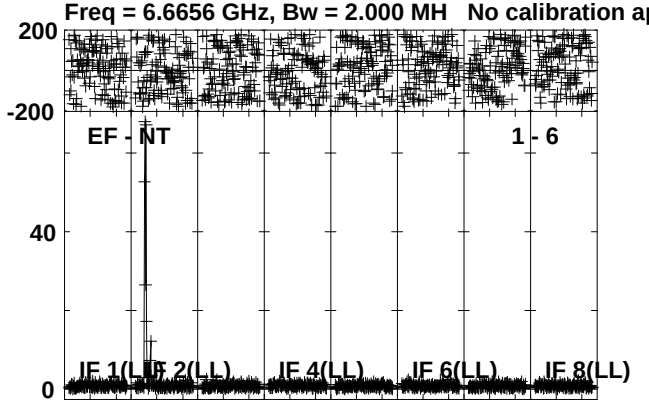



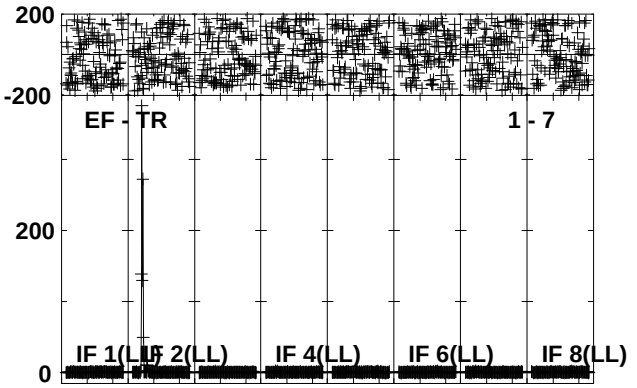

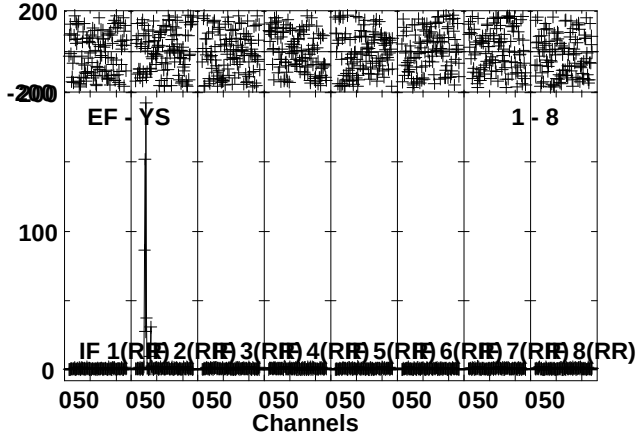

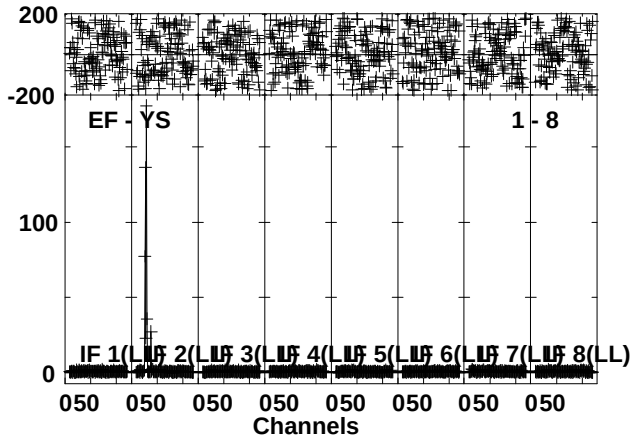

Lower frame: Milli Ampl Jy Top frame: Phas deg
Vector averaged cross-power spectrum Several baselines displayed
Timerange: 01/05:34:18 to 01/05:36:10

Plot file version 249 created 21-OCT-2013 16:55:10
J1930+1532 EG073A E2 1.UVDATA.1
Freq = 6.6656 GHz, Bw = 2.000 MH No calibration applied and no bandpass applied

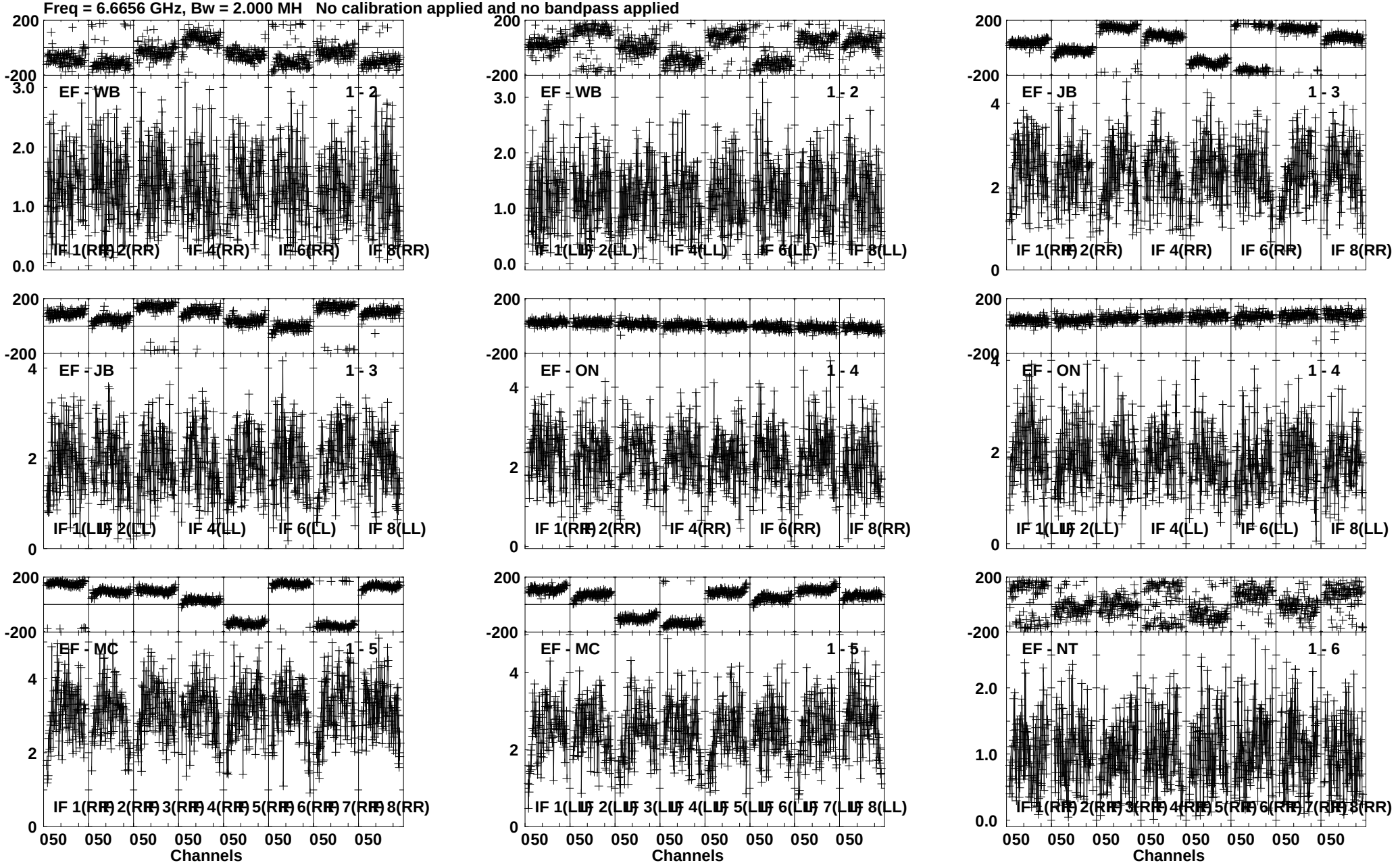

Lower frame: Milli Ampl Jy Top frame: Phas deg
Vector averaged cross-power spectrum Several baselines displayed
Timerange: 01/05:36:18 to 01/05:38:10

Plot file version 250 created 21-OCT-2013 16:55:11
J1930+1532 EG073A E2 1.UVDATA.1
Freq = 6.6656 GHz, Bw = 2.000 MH No calibration applied and no bandpass applied

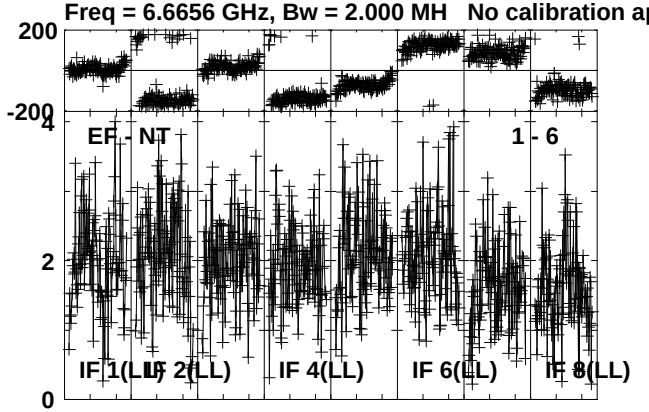

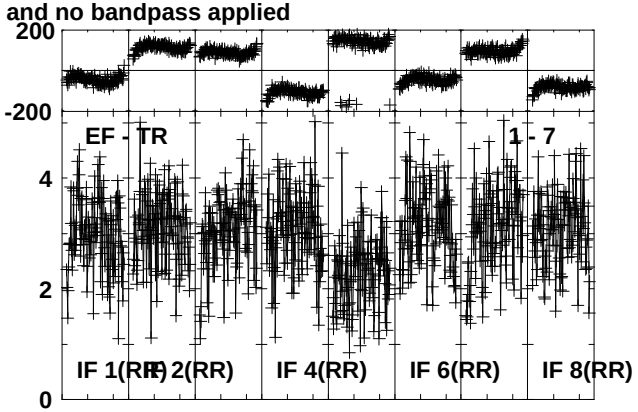

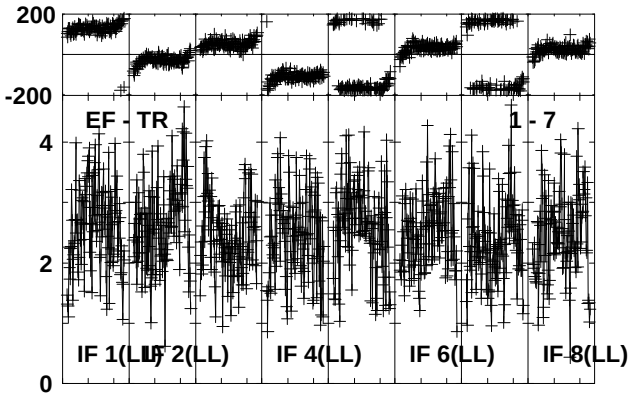

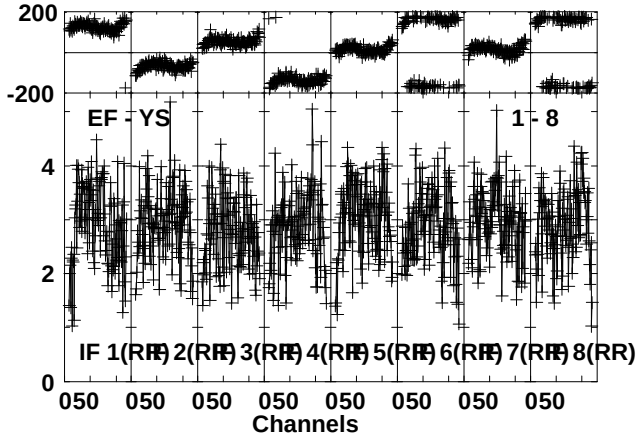

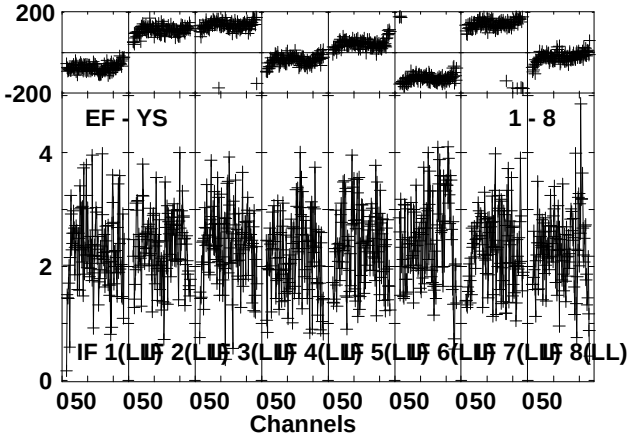

Lower frame: Milli Ampl Jy Top frame: Phas deg
Vector averaged cross-power spectrum Several baselines displayed
Timerange: 01/05:36:18 to 01/05:38:10

Plot file version 251 created 21-OCT-2013 16:55:13
W51E2 EG073A E2 1.UVDATA.1
Freq = 6.6656 GHz, Bw = 2.000 MH No calibration applied and no bandpass applied

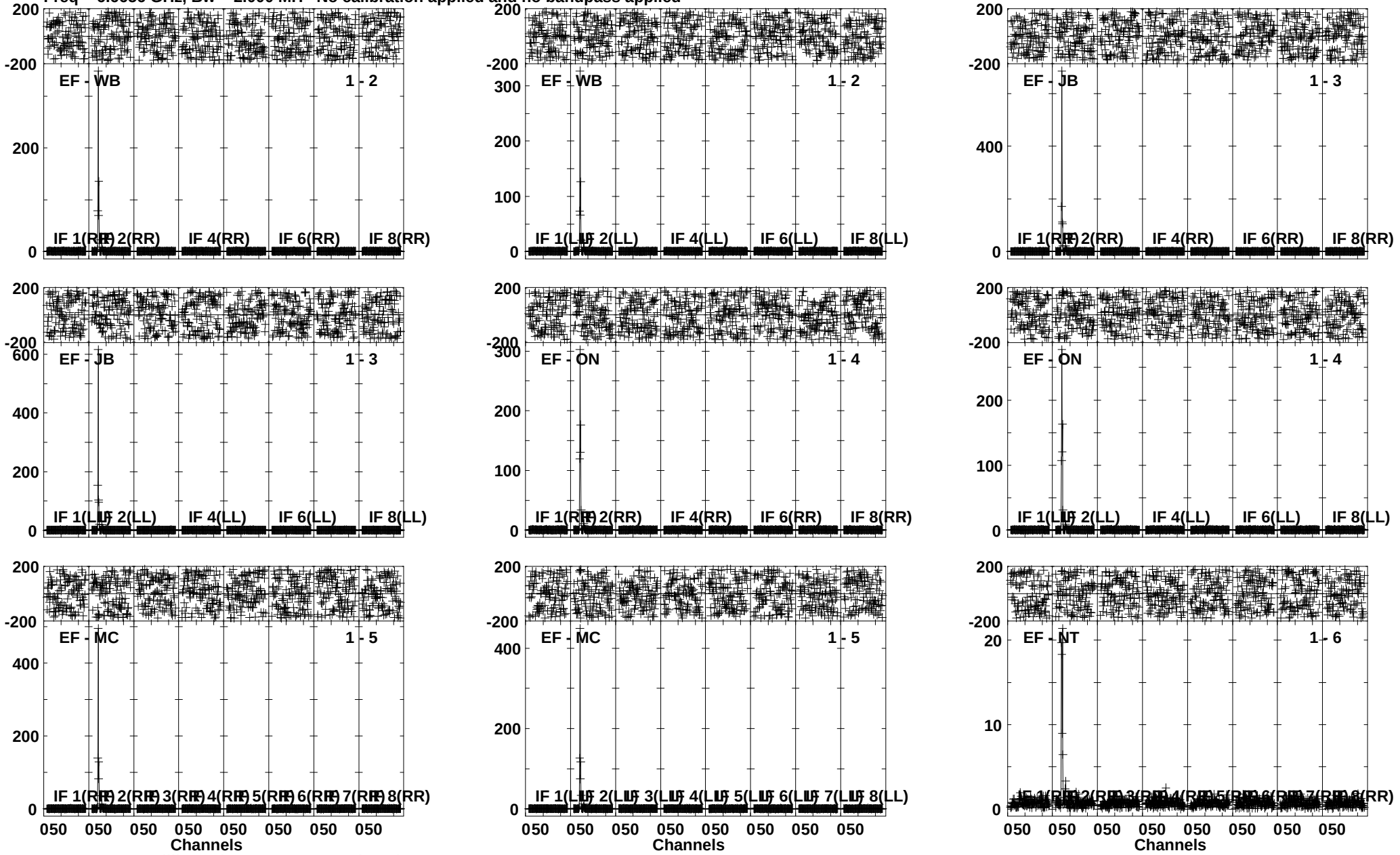

Lower frame: Milli Ampl Jy Top frame: Phas deg
Vector averaged cross-power spectrum Several baselines displayed
Timerange: 01/05:38:52 to 01/05:40:50

Plot file version 252 created 21-OCT-2013 16:55:16
W51E2 EG073A E2 1.UVDATA.1
Freq = 6.6656 GHz, Bw = 2.000 MH No calibration applied and no bandpass applied

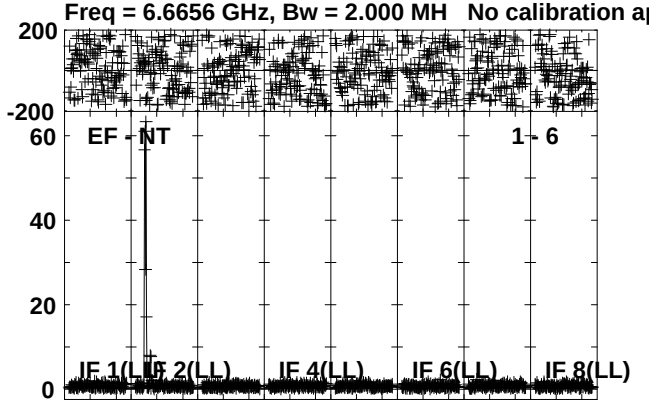

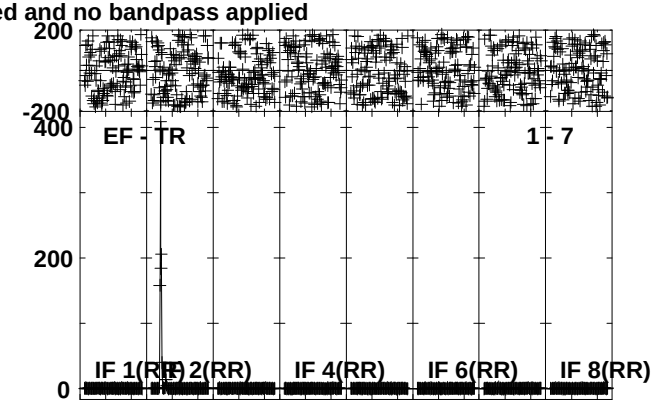

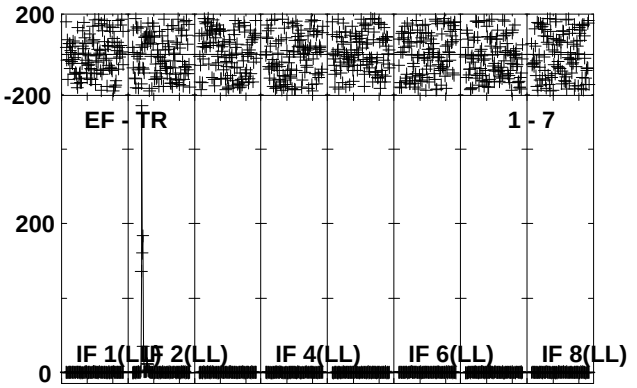

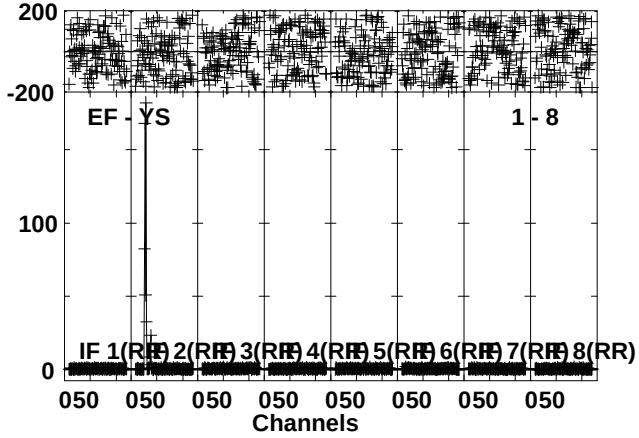

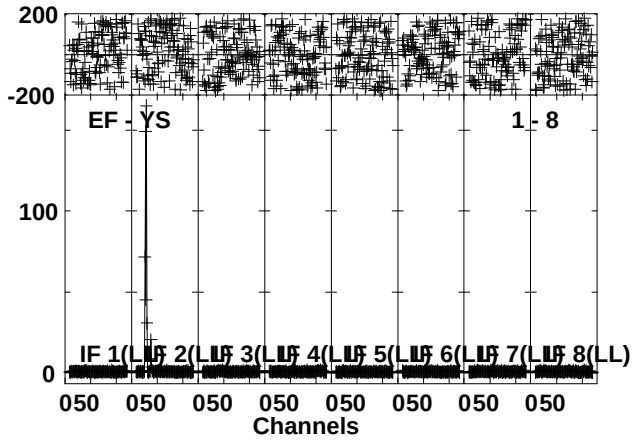

Lower frame: Milli Ampl Jy Top frame: Phas deg
Vector averaged cross-power spectrum Several baselines displayed
Timerange: 01/05:38:52 to 01/05:40:50

Plot file version 253 created 21-OCT-2013 16:55:17
J1930+1532 EG073A E2 1.UVDATA.1
Freq = 6.6656 GHz, Bw = 2.000 MH No calibration applied and no bandpass applied

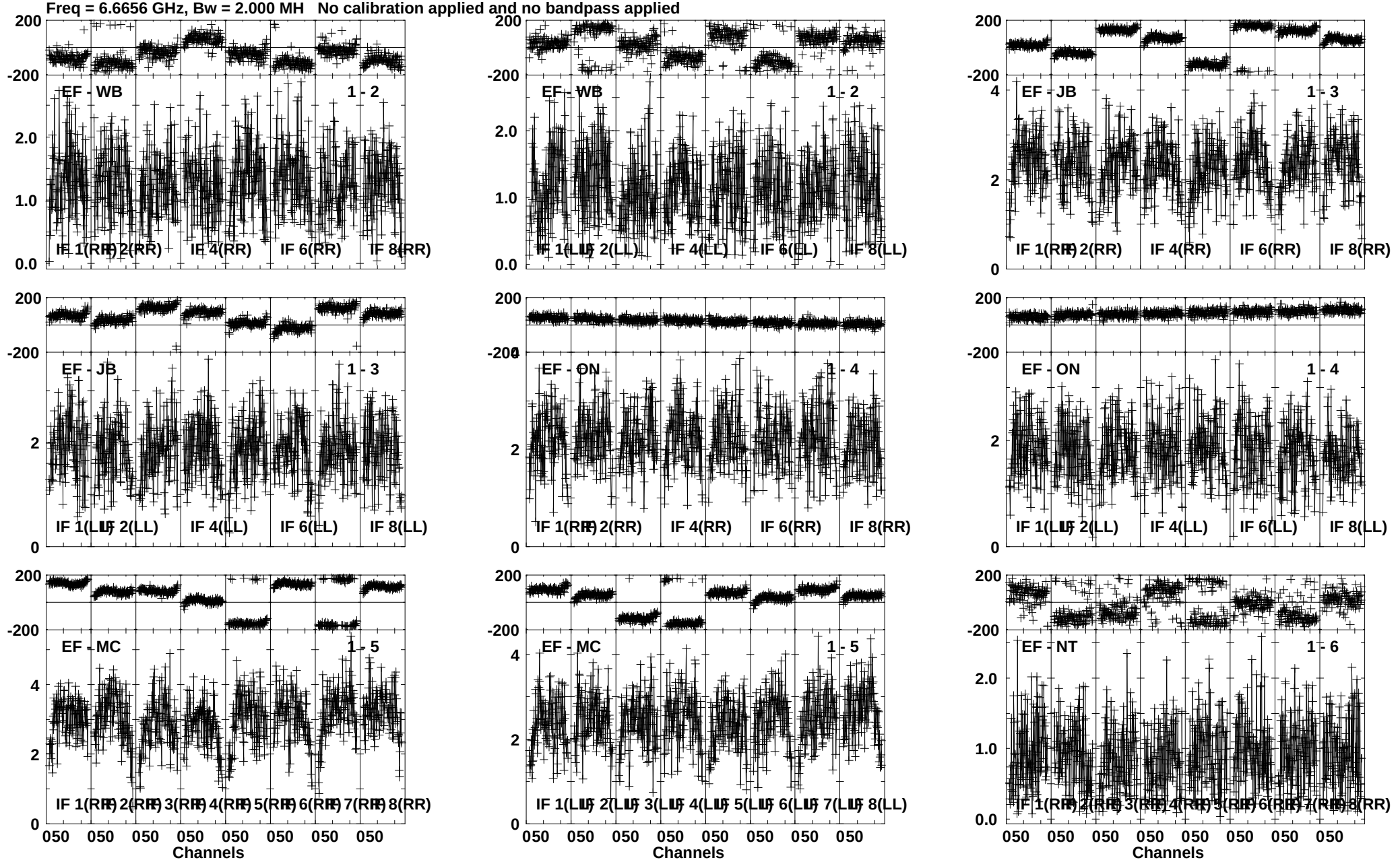

Lower frame: Milli Ampl Jy Top frame: Phas deg
Vector averaged cross-power spectrum Several baselines displayed
Timerange: 01/05:41:32 to 01/05:43:30

Plot file version 254 created 21-OCT-2013 16:55:20
J1930+1532 EG073A E2 1.UVDATA.1
Freq = 6.6656 GHz, Bw = 2.000 MH No calibration applied and no bandpass applied

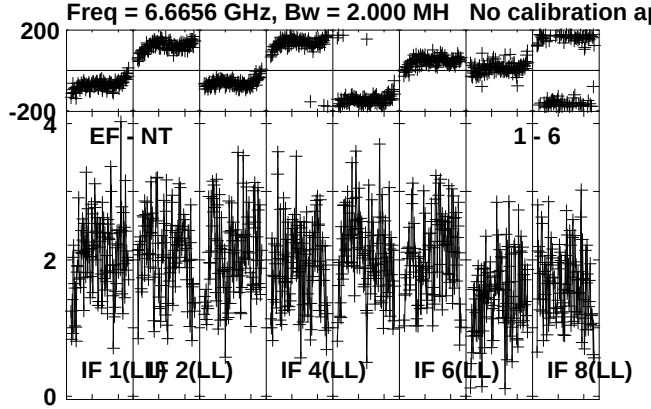

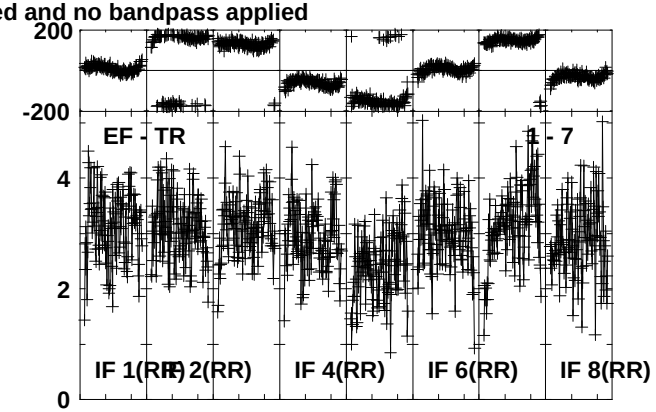

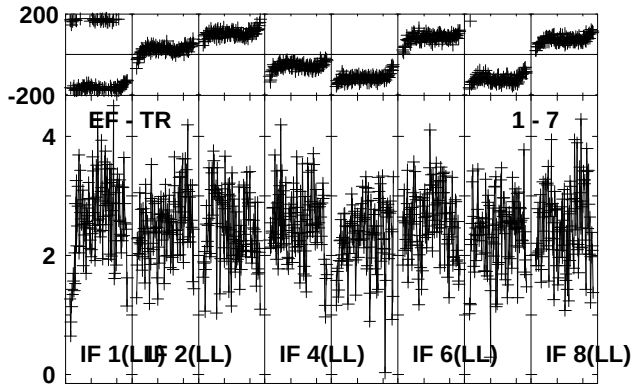

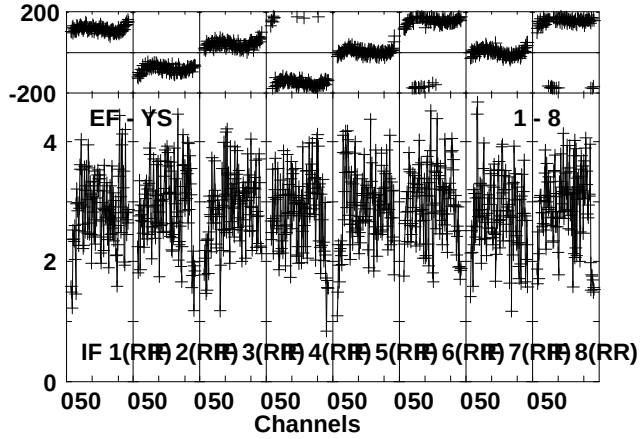

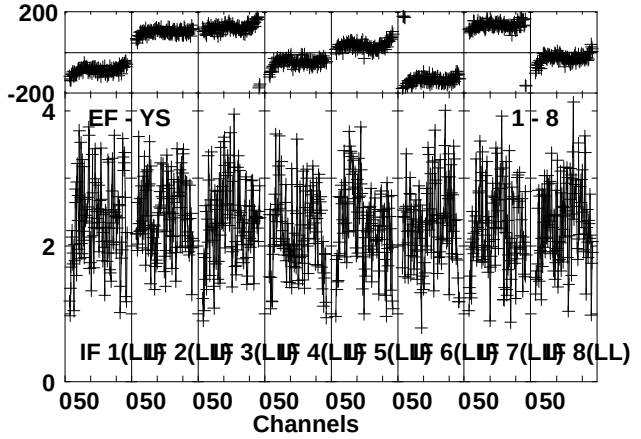

Lower frame: Milli Ampl Jy Top frame: Phas deg
Vector averaged cross-power spectrum Several baselines displayed
Timerange: 01/05:41:32 to 01/05:43:30

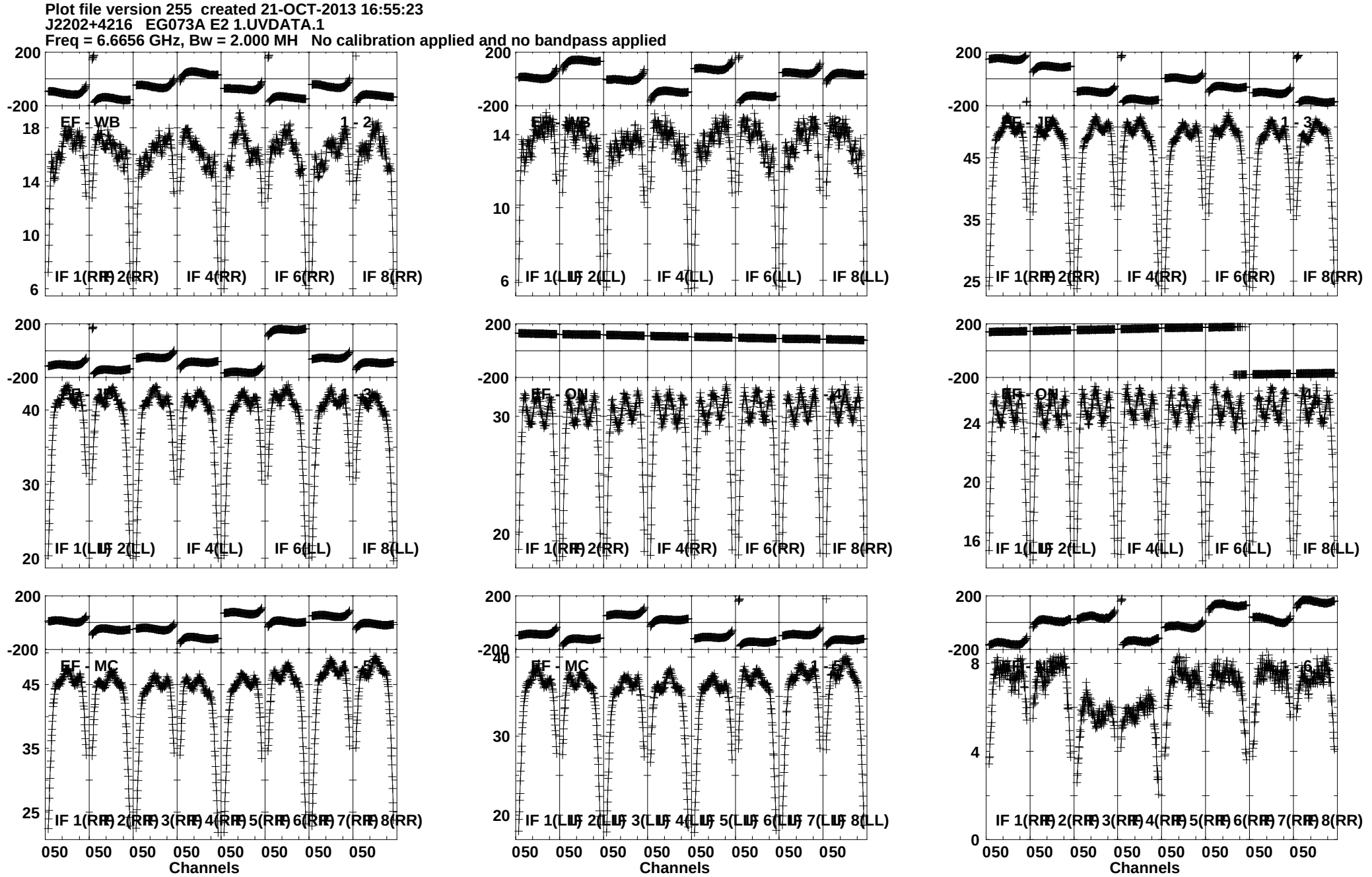
Plot file version 255 created 21-OCT-2013 16:55:23
J2202+4216 EG073A E2 1.UVDATA.1
Freq = 6.6656 GHz, Bw = 2.000 MH No calibration applied and no bandpass applied
EF - WB 1 - 2
EF - WB 1 - 3
EF - JB 1 - 3
EF - JB 1 - 4
EF - ON 1 - 4
EF - ON 1 - 5
EF - MC 1 - 5
EF - MC 1 - 6
IF 1(RR) 2(RR) IF 4(RR) IF 6(RR) IF 8(RR)
IF 1(LL) 2(LL) IF 4(LL) IF 6(LL) IF 8(LL)
IF 1(RR) 2(RR) 3(RR) 4(RR) 5(RR) 6(RR) 7(RR) 8(RR)
IF 1(LL) 2(LL) 3(LL) 4(LL) 5(LL) 6(LL) 7(LL) 8(LL)
Channels
Lower frame: Milli Ampl Jy Top frame: Phas deg
Vector averaged cross-power spectrum Several baselines displayed
Timerange: 01/05:46:37 to 01/05:54:35

Plot file version 256 created 21-OCT-2013 16:55:32
J2202+4216 EG073A E2 1.UVDATA.1
Freq = 6.6656 GHz, Bw = 2.000 MH No calibration applied and no bandpass applied

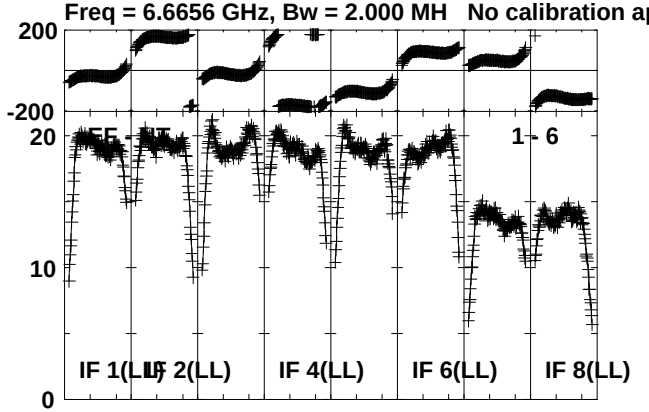

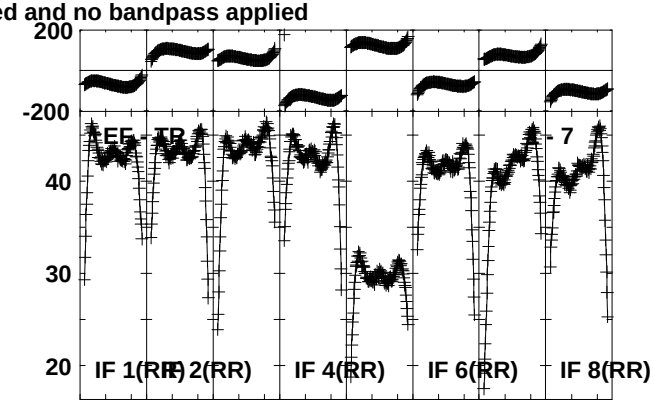

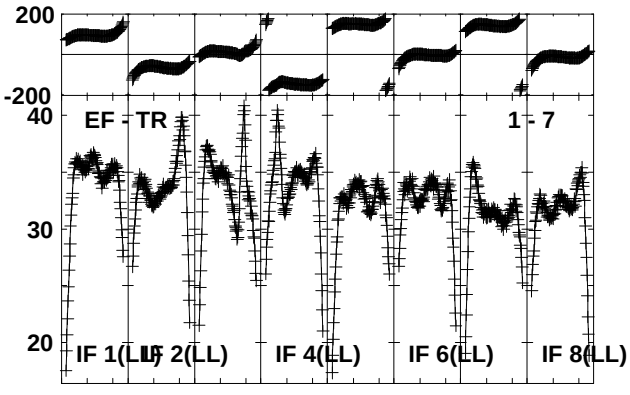

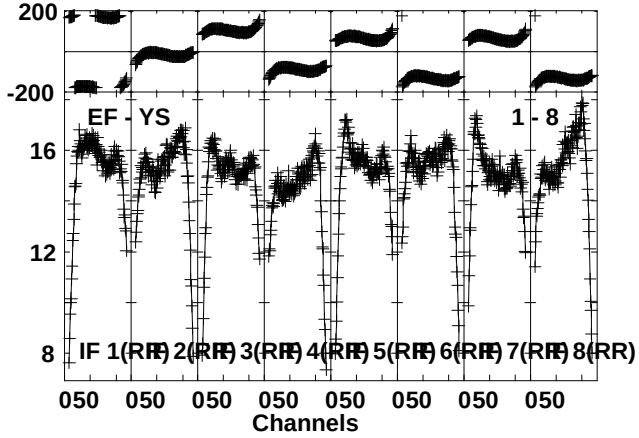

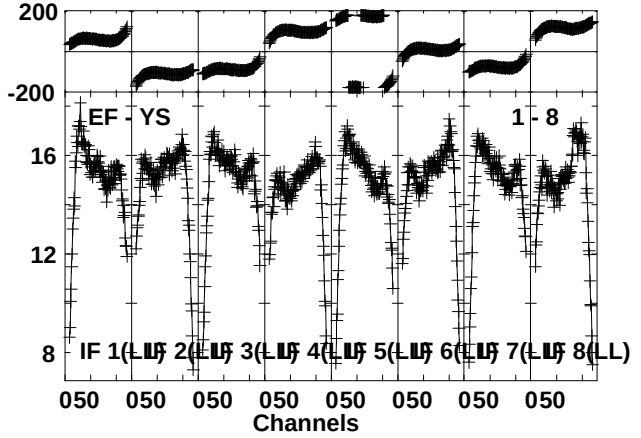

Lower frame: Milli Ampl Jy Top frame: Phas deg
Vector averaged cross-power spectrum Several baselines displayed
Timerange: 01/05:46:37 to 01/05:54:35

Plot file version 257 created 21-OCT-2013 16:55:37
W51E2 EG073A E2 1.UVDATA.1
Freq = 6.6656 GHz, Bw = 2.000 MH No calibration applied and no bandpass applied

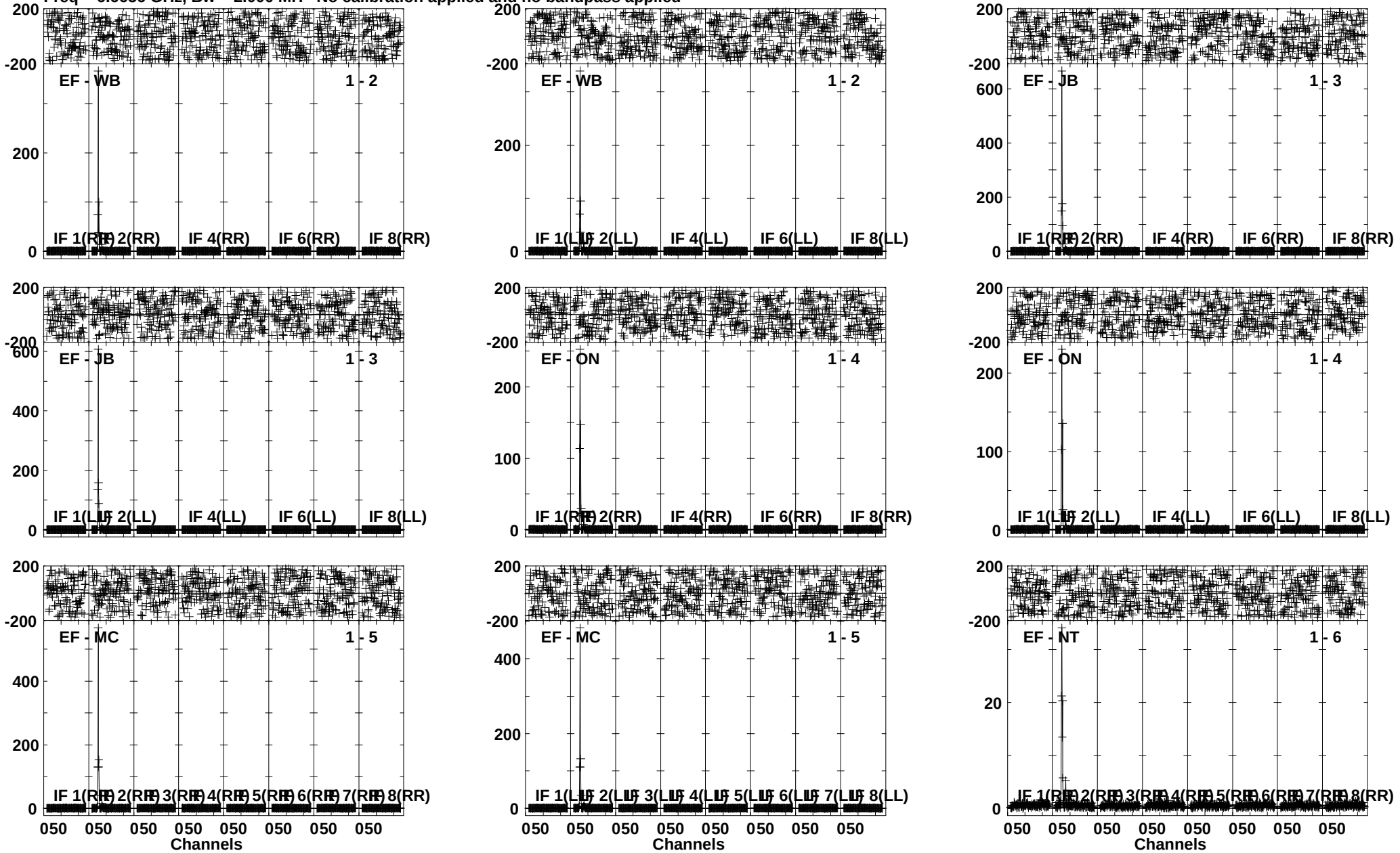

Lower frame: Milli Ampl Jy Top frame: Phas deg
Vector averaged cross-power spectrum Several baselines displayed
Timerange: 01/05:57:54 to 01/06:01:22

Plot file version 258 created 21-OCT-2013 16:55:41
W51E2 EG073A E2 1.UVDATA.1
Freq = 6.6656 GHz, Bw = 2.000 MH No calibration applied and no bandpass applied

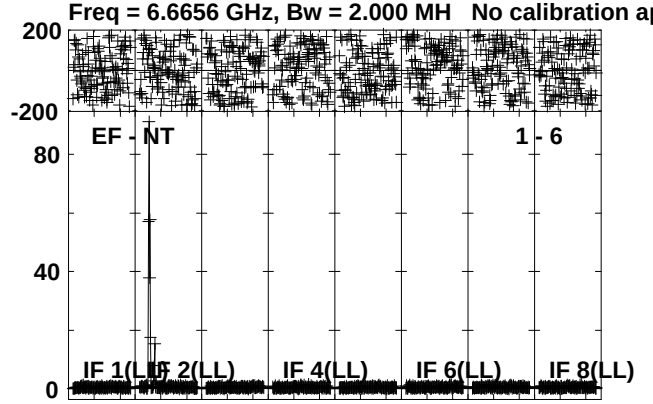

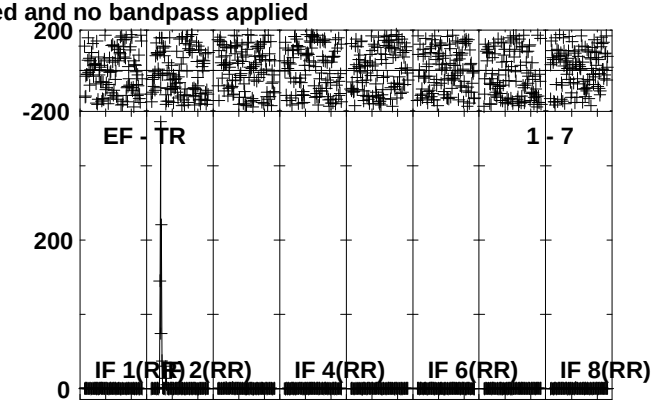

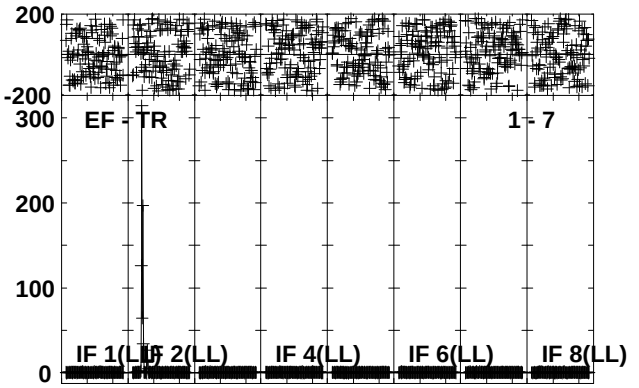

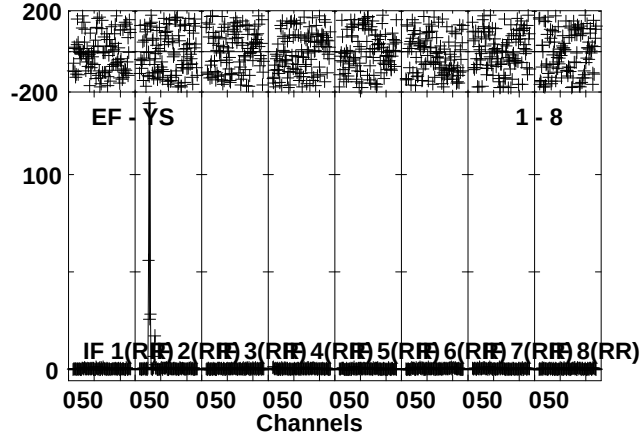

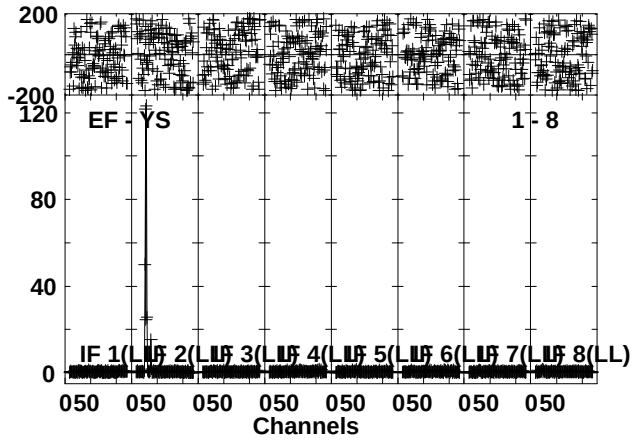

Lower frame: Milli Ampl Jy Top frame: Phas deg
Vector averaged cross-power spectrum Several baselines displayed
Timerange: 01/05:57:54 to 01/06:01:22

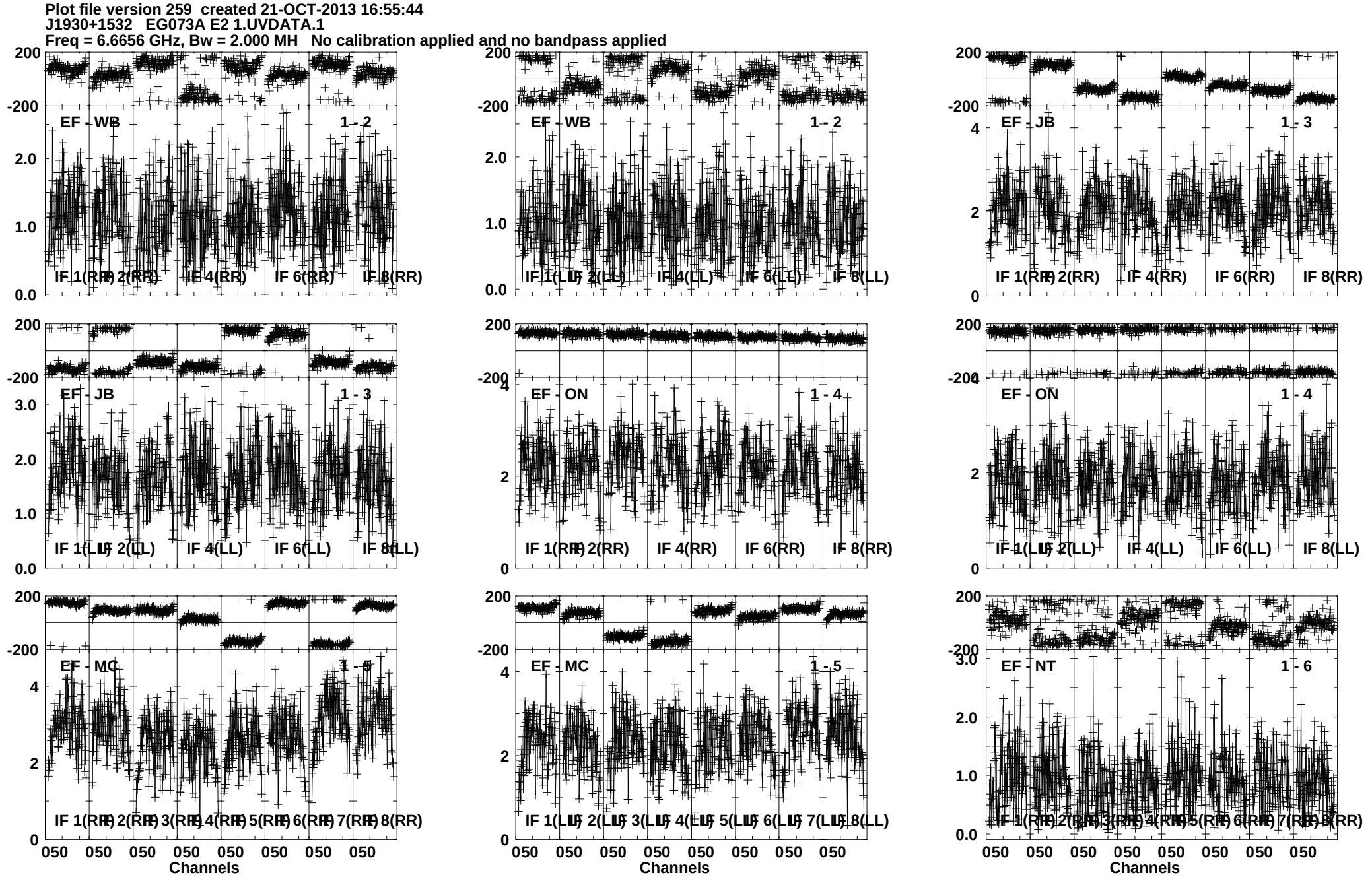
Plot file version 259 created 21-OCT-2013 16:55:44
J1930+1532 EG073A E2 1.UVDATA.1
Freq = 6.6656 GHz, Bw = 2.000 MH No calibration applied and no bandpass applied
EF - WB 1 - 2
EF - WB 1 - 2
EF - JB 1 - 3
EF - JB 1 - 3
EF - ON 1 - 4
EF - ON 1 - 4
EF - MC 1 - 5
EF - MC 1 - 5
EF - NT 1 - 6
IF 1(RR) 2(RR) IF 4(RR) IF 6(RR) IF 8(RR)
IF 1(LL) 2(LL) IF 4(LL) IF 6(LL) IF 8(LL)
IF 1(RR) 2(RR) 3(RR) 4(RR) 5(RR) 6(RR) 7(RR) 8(RR)
IF 1(LL) 2(LL) 3(LL) 4(LL) 5(LL) 6(LL) 7(LL) 8(LL)
Channels
Lower frame: Milli Ampl Jy Top frame: Phas deg
Vector averaged cross-power spectrum Several baselines displayed
Timerange: 01/06:02:04 to 01/06:04:02

Plot file version 260 created 21-OCT-2013 16:55:47
J1930+1532 EG073A E2 1.UVDATA.1
Freq = 6.6656 GHz, Bw = 2.000 MH No calibration applied and no bandpass applied

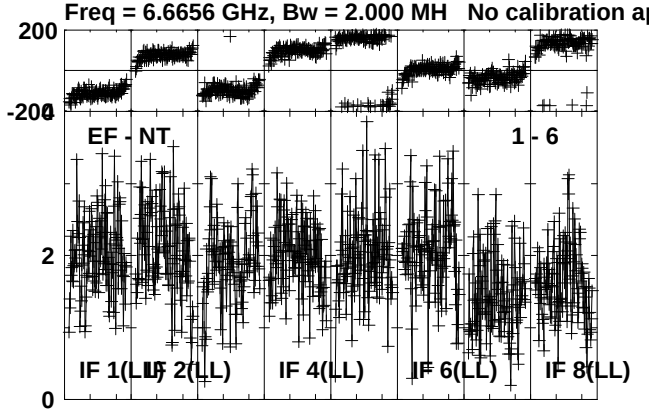

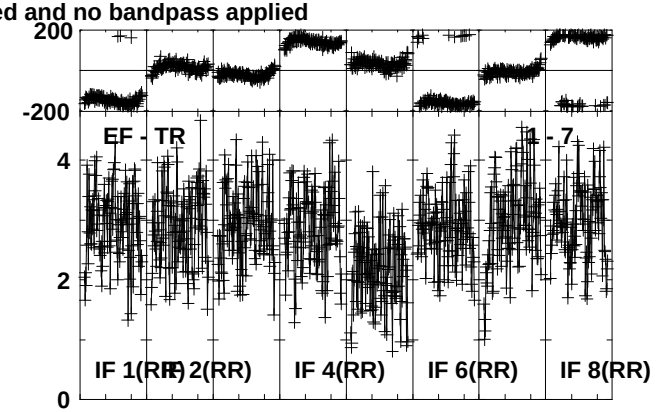

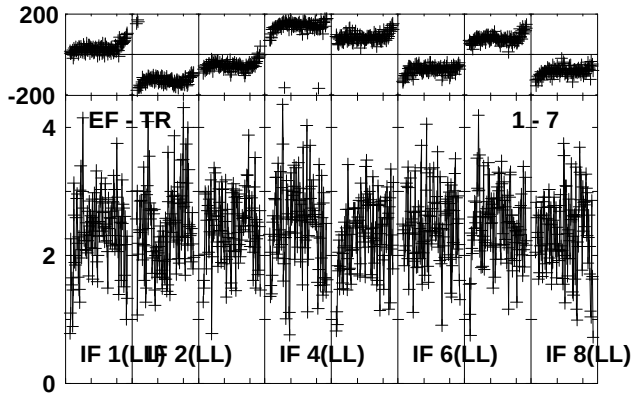

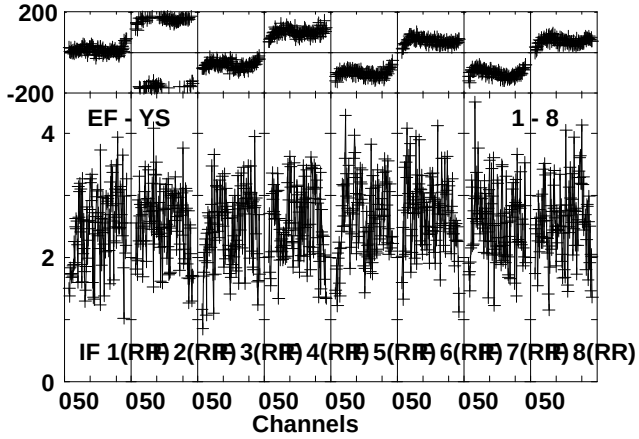

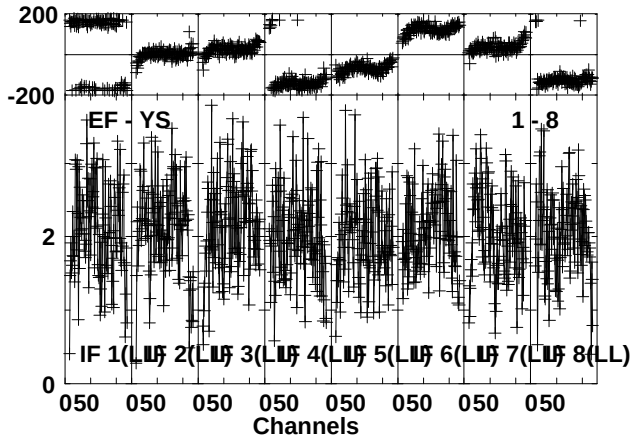

Lower frame: Milli Ampl Jy Top frame: Phas deg
Vector averaged cross-power spectrum Several baselines displayed
Timerange: 01/06:02:04 to 01/06:04:02

Plot file version 261 created 21-OCT-2013 16:55:49
W51E2 EG073A E2 1.UVDATA.1
Freq = 6.6656 GHz, Bw = 2.000 MH No calibration applied and no bandpass applied

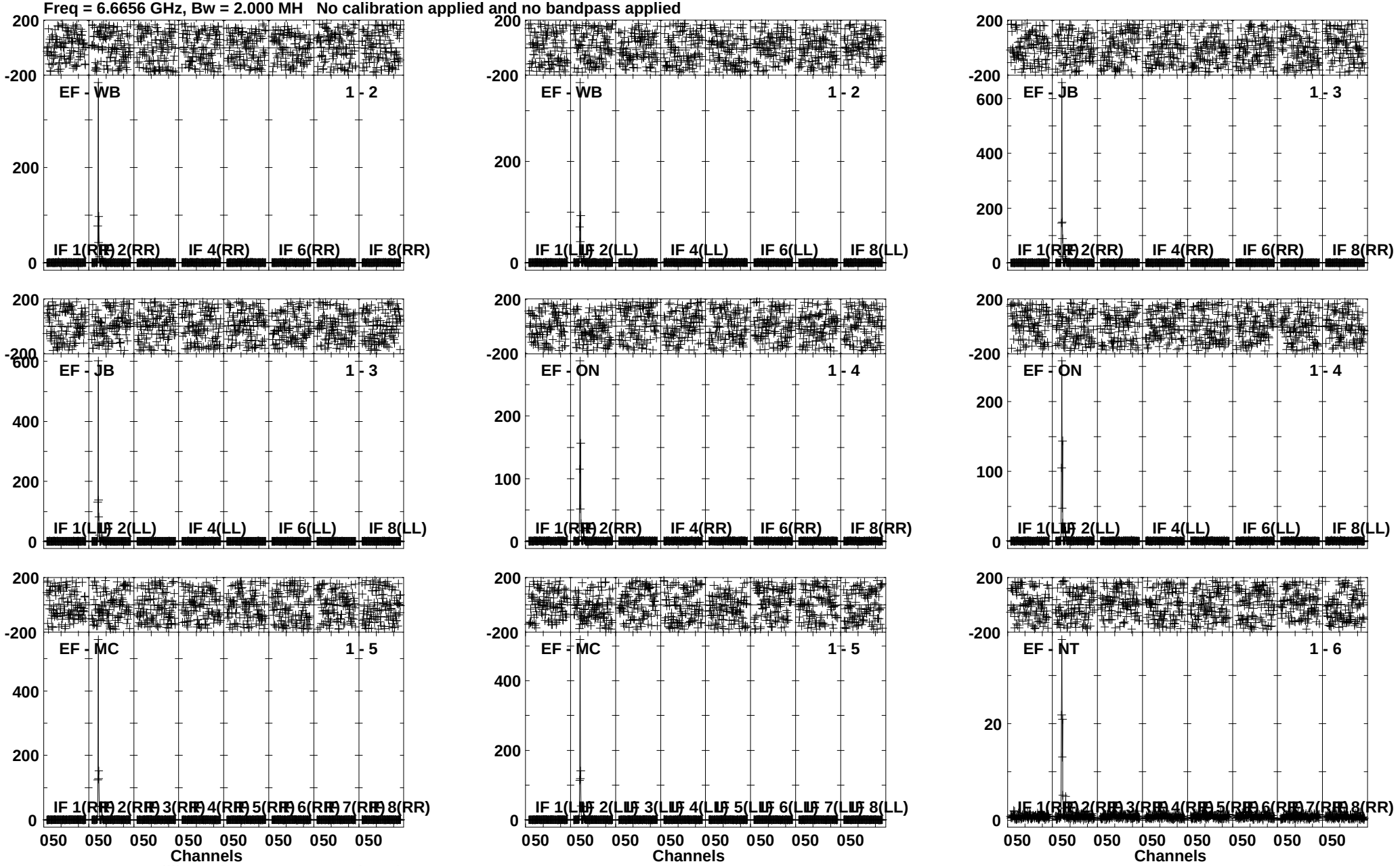

Lower frame: Milli Ampl Jy Top frame: Phas deg
Vector averaged cross-power spectrum Several baselines displayed
Timerange: 01/06:04:10 to 01/06:06:32

Plot file version 262 created 21-OCT-2013 16:55:51
W51E2 EG073A E2 1.UVDATA.1
Freq = 6.6656 GHz, Bw = 2.000 MH No calibration applied and no bandpass applied

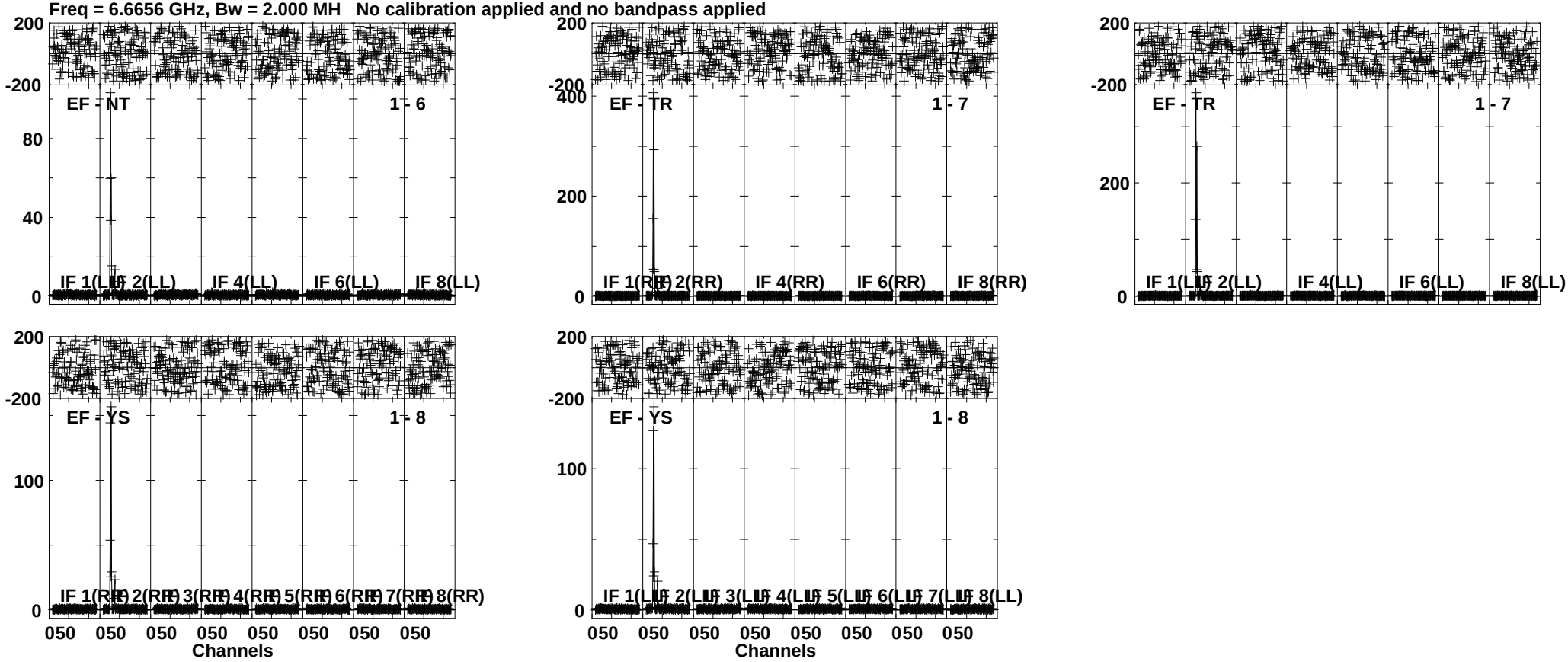

Lower frame: Milli Ampl Jy Top frame: Phas deg
Vector averaged cross-power spectrum Several baselines displayed
Timerange: 01/06:04:10 to 01/06:06:32

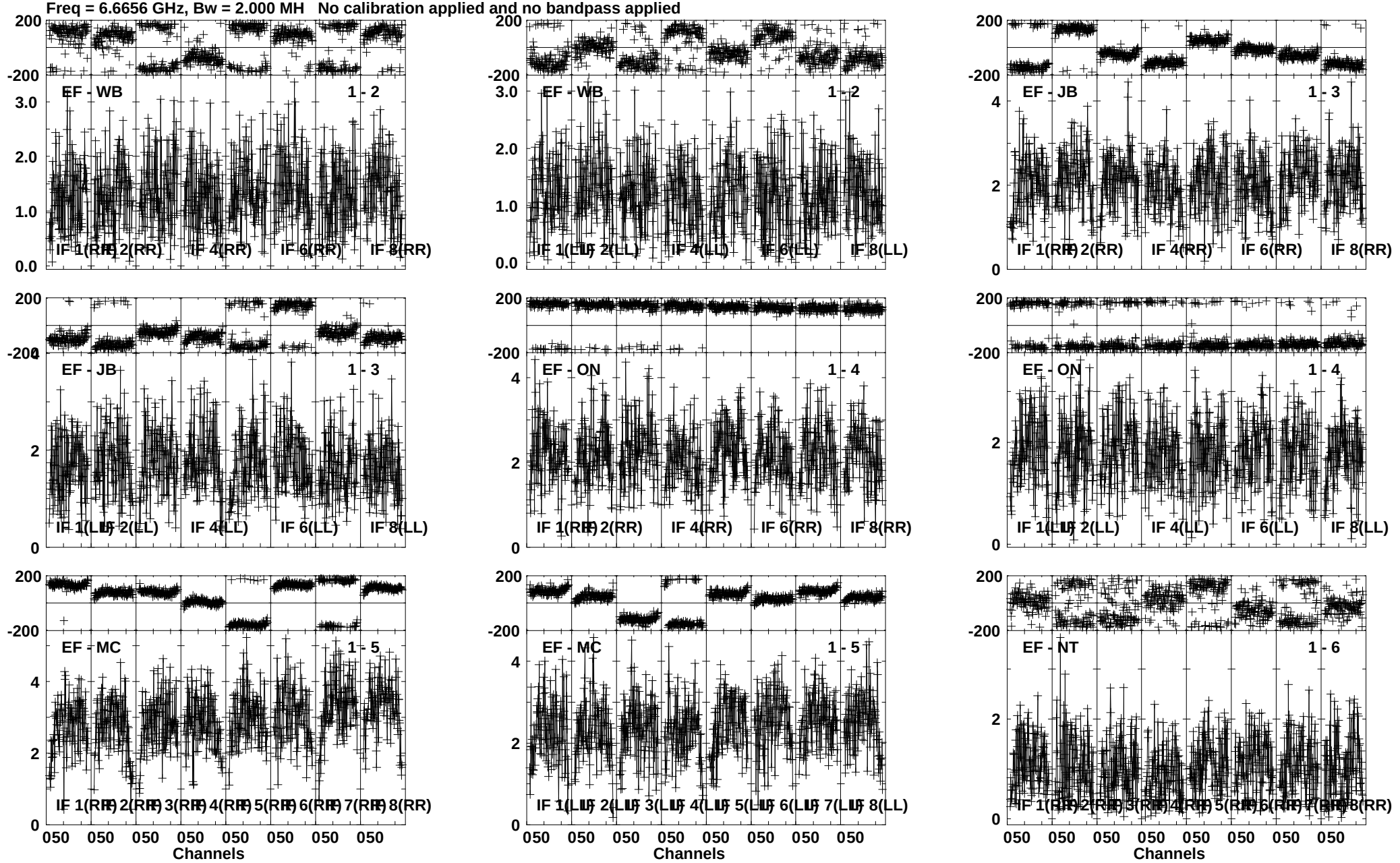
Plot file version 263 created 21-OCT-2013 16:55:53
J1930+1532 EG073A E2 1.UVDATA.1
Freq = 6.6656 GHz, Bw = 2.000 MH No calibration applied and no bandpass applied
EF - WB 1 - 2
EF - WB 1 - 2
EF - JB 1 - 3
EF - JB 1 - 3
EF - ON 1 - 4
EF - ON 1 - 4
EF - MC 1 - 5
EF - MC 1 - 5
EF - NT 1 - 6
IF 1(RR) 2(RR) IF 4(RR) IF 6(RR) IF 8(RR)
IF 1(LL) 2(LL) IF 4(LL) IF 6(LL) IF 8(LL)
IF 1(RR) 2(RR) 3(RR) 4(RR) 5(RR) 6(RR) 7(RR) 8(RR)
IF 1(LL) 2(LL) 3(LL) 4(LL) 5(LL) 6(LL) 7(LL) 8(LL)
Channels
Lower frame: Milli Ampl Jy Top frame: Phas deg
Vector averaged cross-power spectrum Several baselines displayed
Timerange: 01/06:06:40 to 01/06:08:32

Plot file version 264 created 21-OCT-2013 16:55:55
J1930+1532 EG073A E2 1.UVDATA.1
Freq = 6.6656 GHz, Bw = 2.000 MH No calibration applied and no bandpass applied

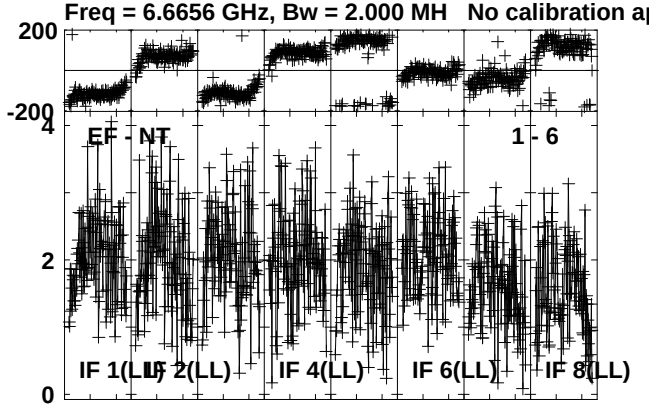

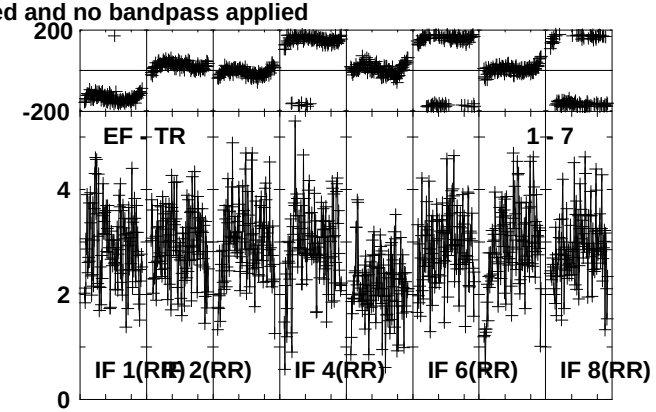

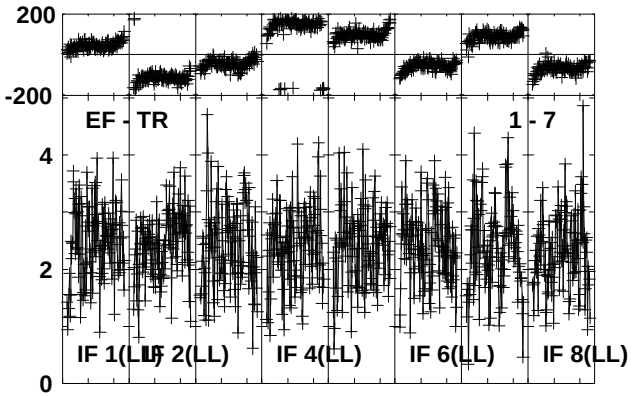

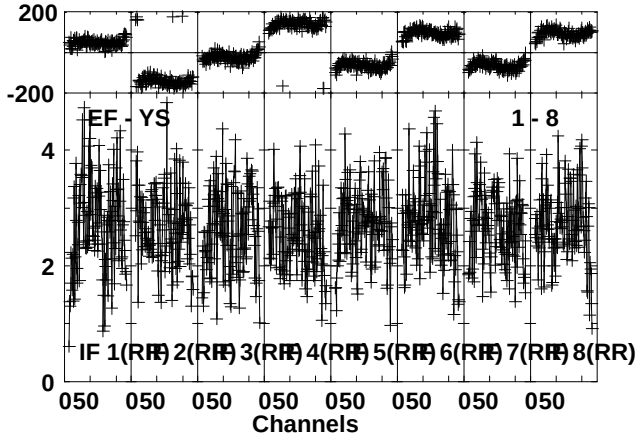

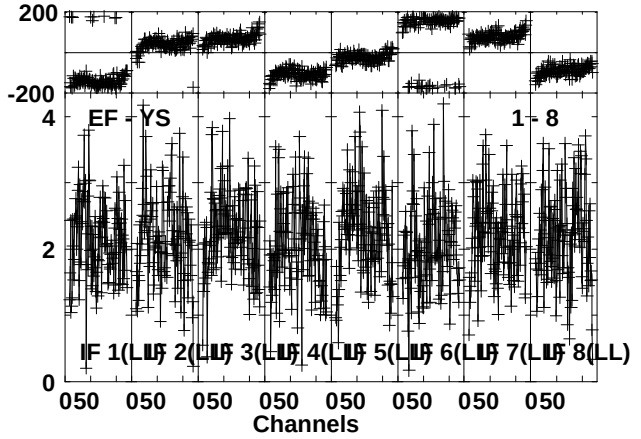

Lower frame: Milli Ampl Jy Top frame: Phas deg
Vector averaged cross-power spectrum Several baselines displayed
Timerange: 01/06:06:40 to 01/06:08:32

Plot file version 265 created 21-OCT-2013 16:55:57
W51E2 EG073A E2 1.UVDATA.1
Freq = 6.6656 GHz, Bw = 2.000 MH No calibration applied and no bandpass applied

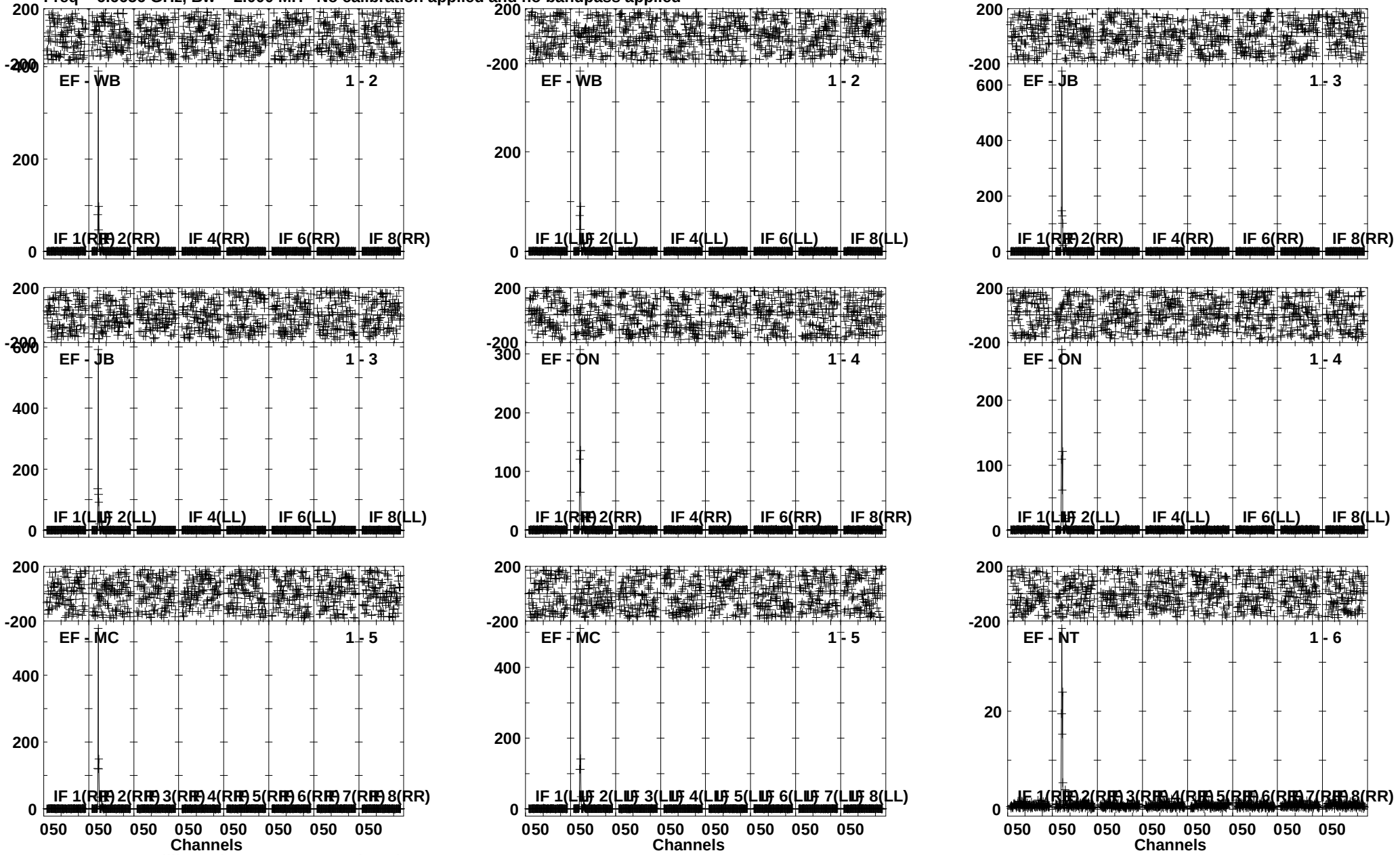

Lower frame: Milli Ampl Jy Top frame: Phas deg
Vector averaged cross-power spectrum Several baselines displayed
Timerange: 01/06:08:40 to 01/06:11:02

Plot file version 266 created 21-OCT-2013 16:56:00
W51E2 EG073A E2 1.UVDATA.1
Freq = 6.6656 GHz, Bw = 2.000 MH No calibration applied and no bandpass applied

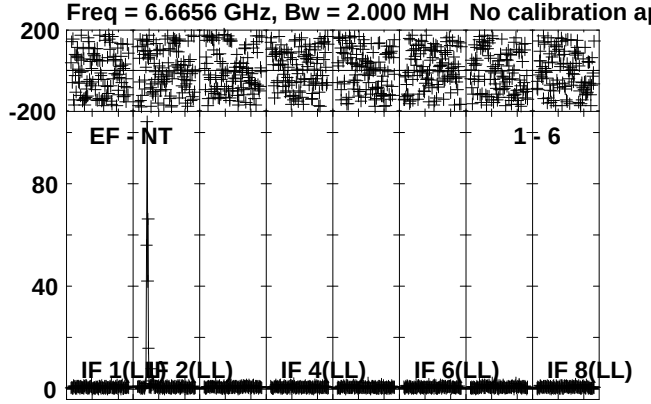

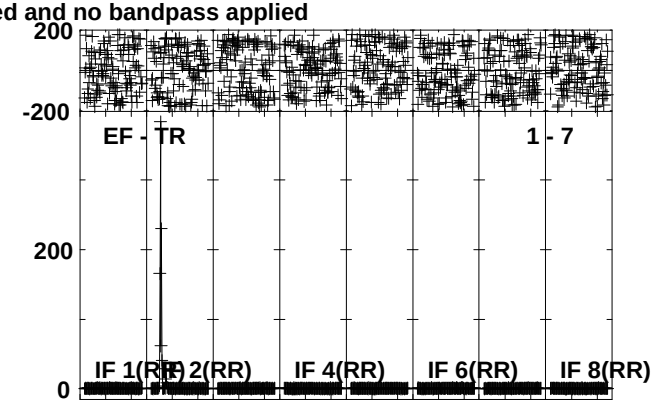

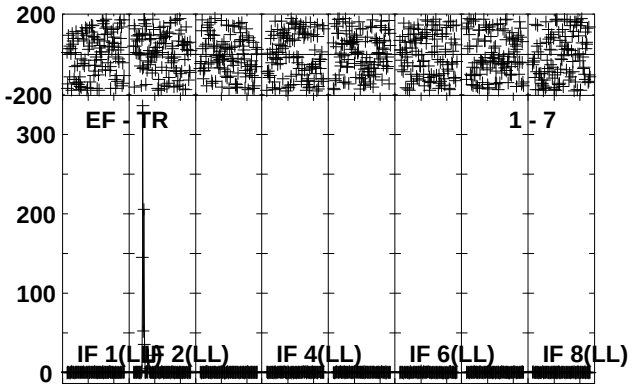

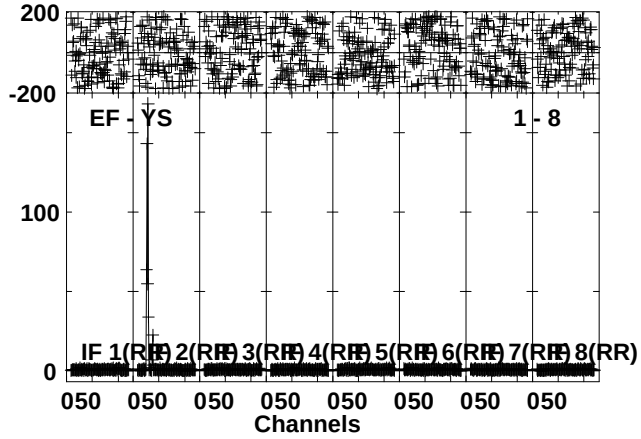

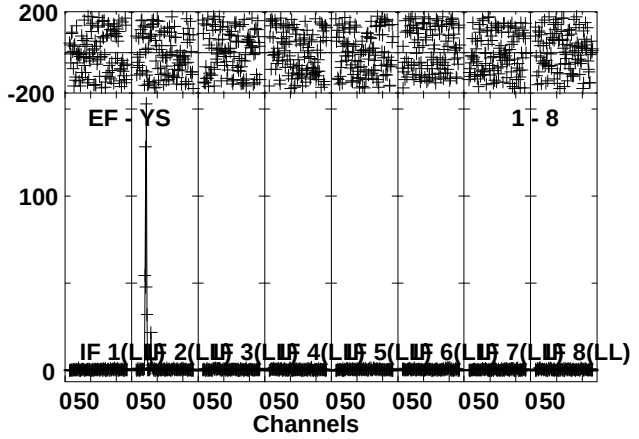

Lower frame: Milli Ampl Jy Top frame: Phas deg
Vector averaged cross-power spectrum Several baselines displayed
Timerange: 01/06:08:40 to 01/06:11:02

Plot file version 267 created 21-OCT-2013 16:56:02
J1930+1532 EG073A E2 1.UVDATA.1
Freq = 6.6656 GHz, Bw = 2.000 MH No calibration applied and no bandpass applied

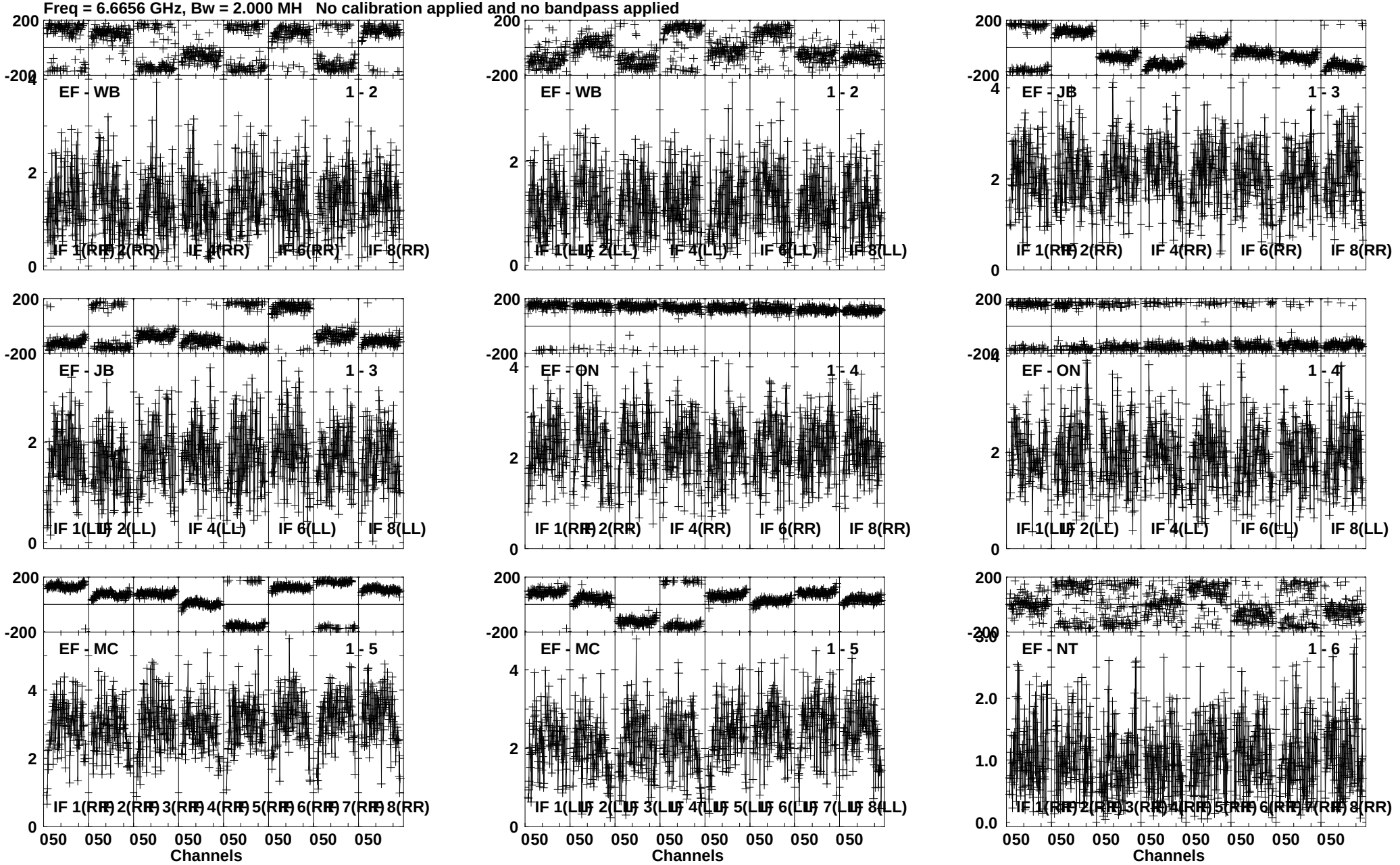

Lower frame: Milli Ampl Jy Top frame: Phas deg
Vector averaged cross-power spectrum Several baselines displayed
Timerange: 01/06:11:10 to 01/06:13:02

Plot file version 268 created 21-OCT-2013 16:56:04
J1930+1532 EG073A E2 1.UVDATA.1
Freq = 6.6656 GHz, Bw = 2.000 MH No calibration applied and no bandpass applied

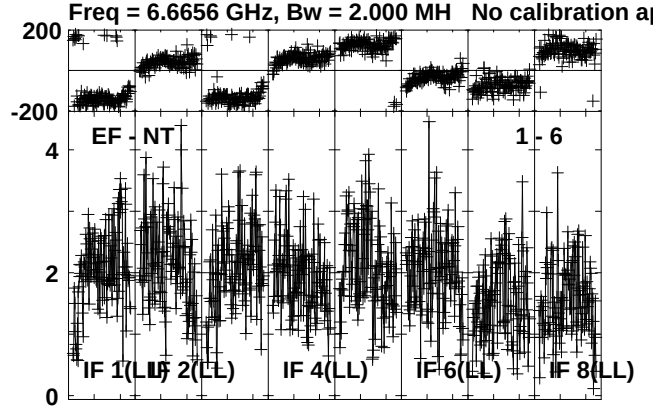

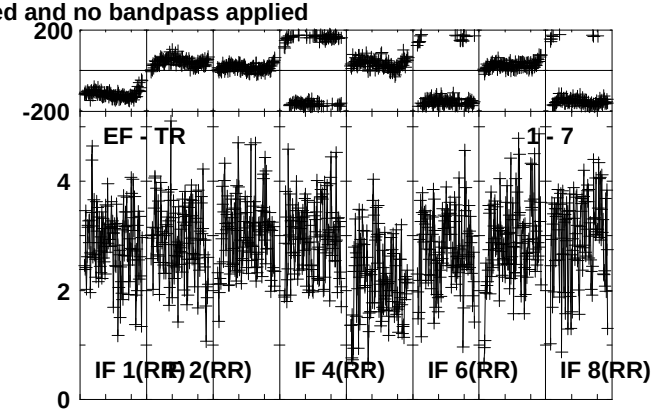

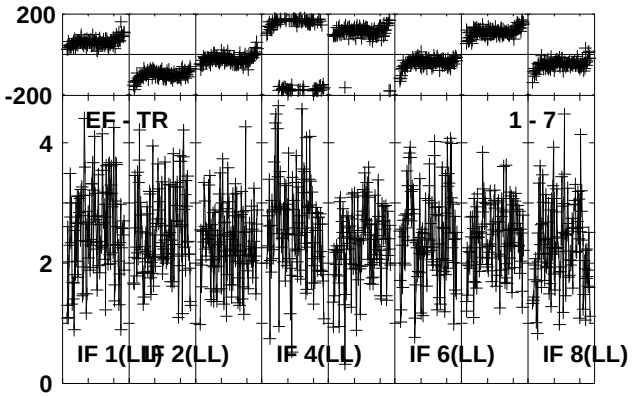

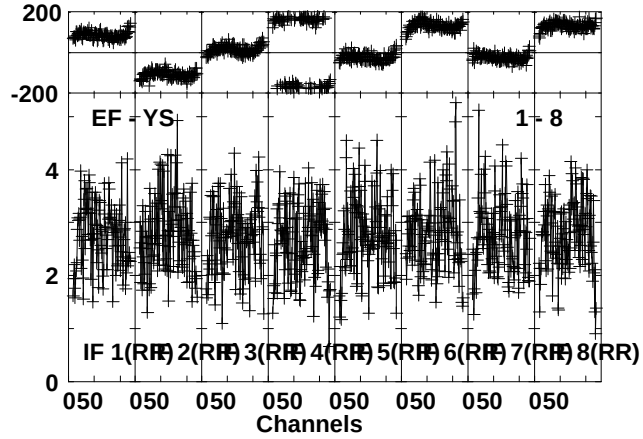

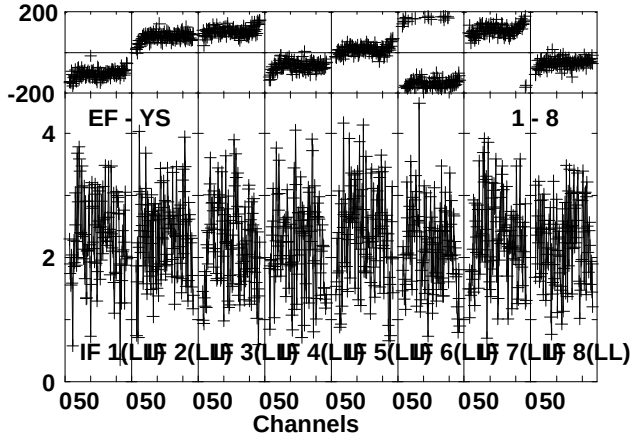

Lower frame: Milli Ampl Jy Top frame: Phas deg
Vector averaged cross-power spectrum Several baselines displayed
Timerange: 01/06:11:10 to 01/06:13:02

Plot file version 269 created 21-OCT-2013 16:56:06
W51E2 EG073A E2 1.UVDATA.1
Freq = 6.6656 GHz, Bw = 2.000 MH No calibration applied and no bandpass applied

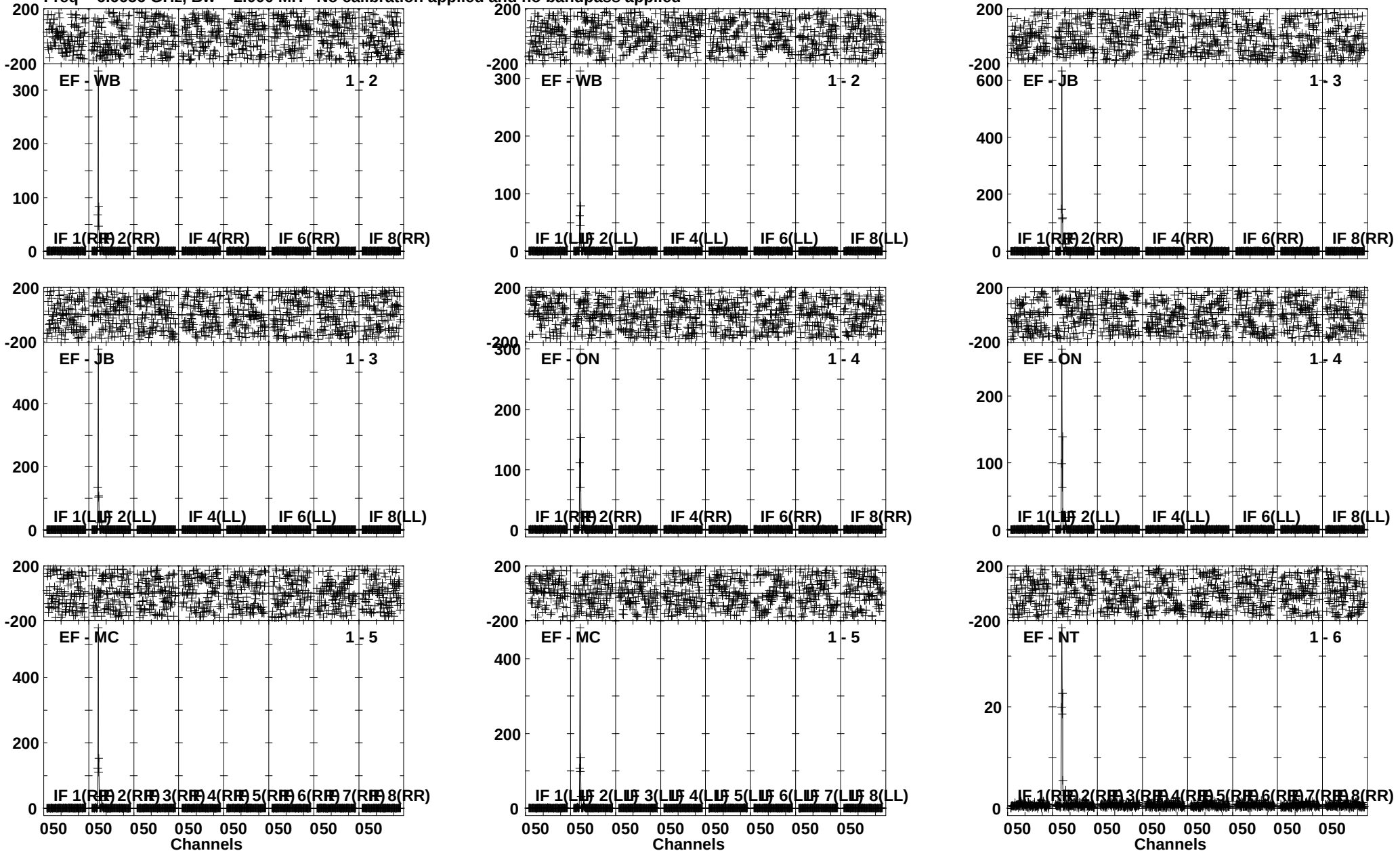

Lower frame: Milli Ampl Jy Top frame: Phas deg
Vector averaged cross-power spectrum Several baselines displayed
Timerange: 01/06:13:44 to 01/06:16:12

Plot file version 270 created 21-OCT-2013 16:56:09
W51E2 EG073A E2 1.UVDATA.1
Freq = 6.6656 GHz, Bw = 2.000 MH No calibration applied and no bandpass applied

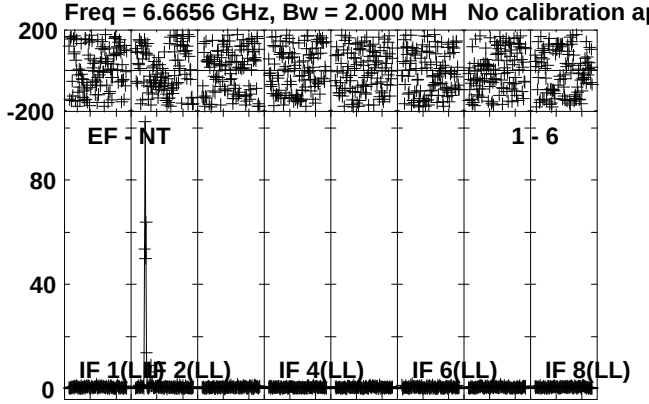



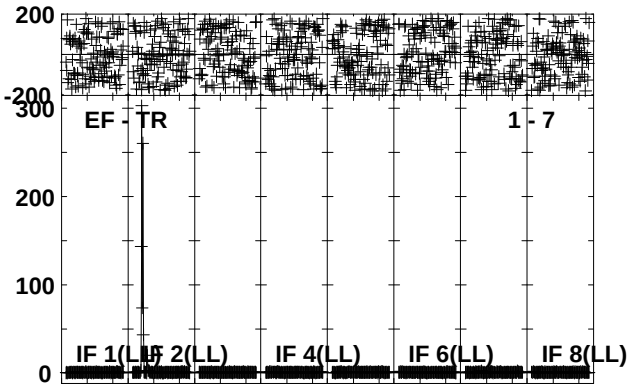

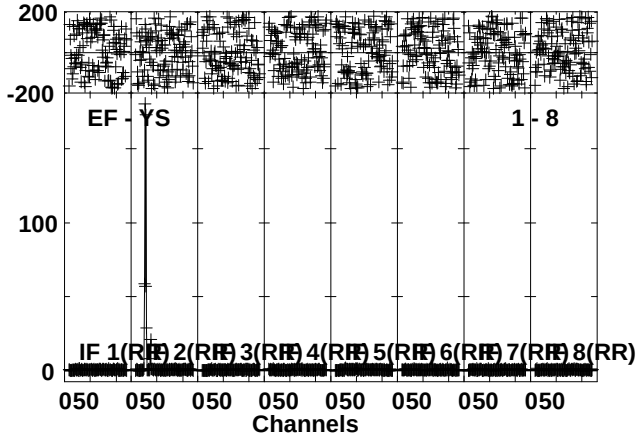

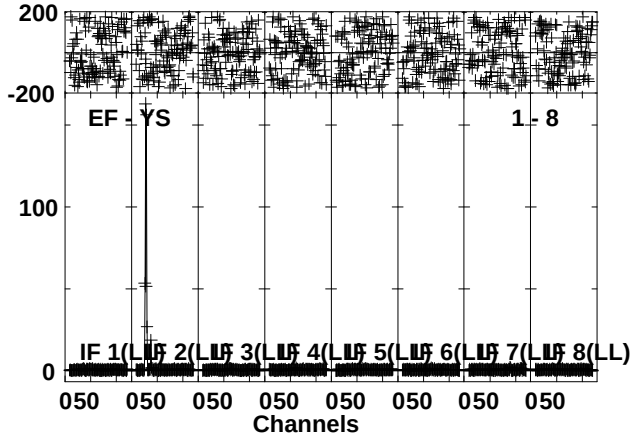

Lower frame: Milli Ampl Jy Top frame: Phas deg
Vector averaged cross-power spectrum Several baselines displayed
Timerange: 01/06:13:44 to 01/06:16:12

Plot file version 271 created 21-OCT-2013 16:56:11
J1930+1532 EG073A E2 1.UVDATA.1
Freq = 6.6656 GHz, Bw = 2.000 MH No calibration applied and no bandpass applied

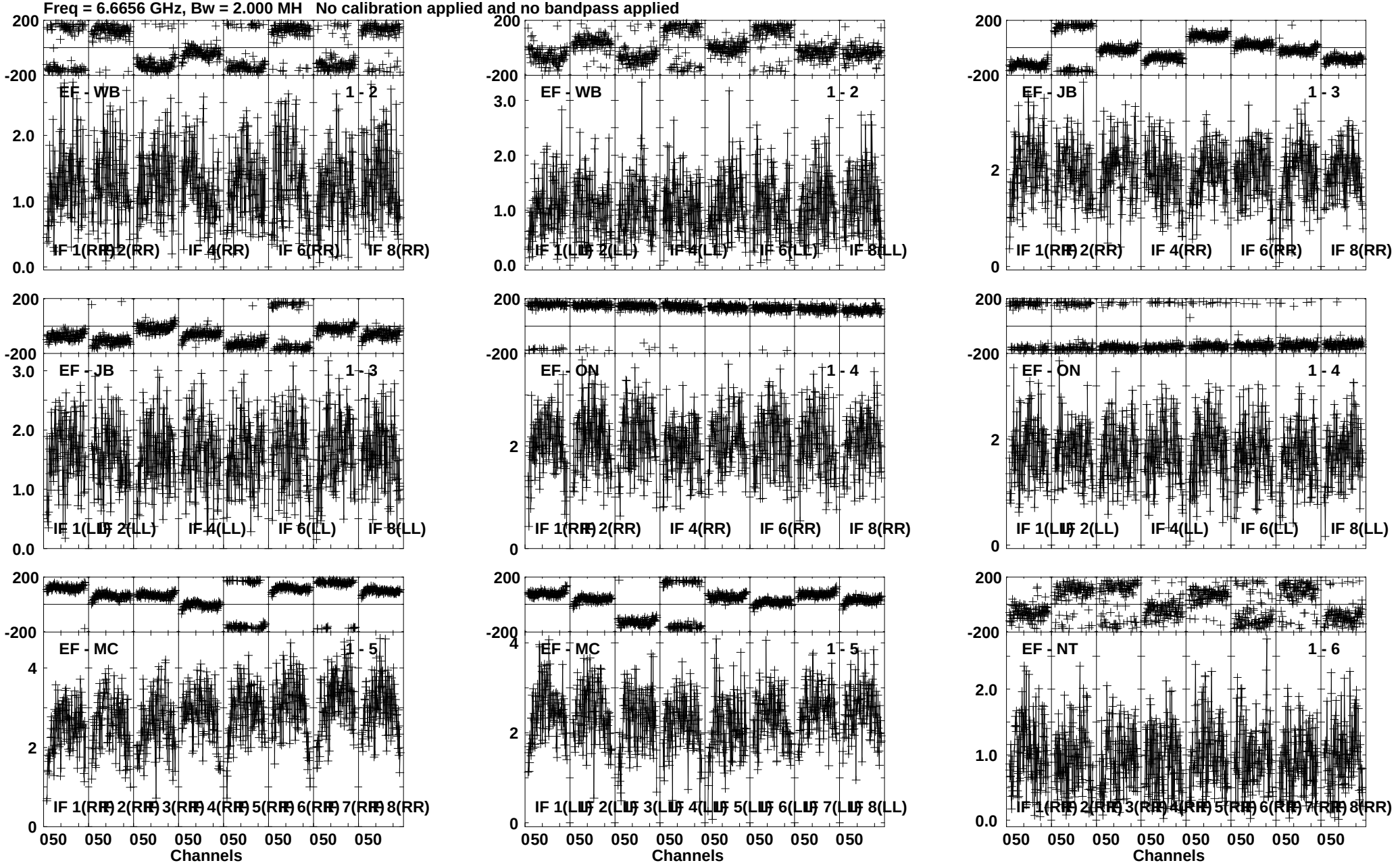

Lower frame: Milli Ampl Jy Top frame: Phas deg
Vector averaged cross-power spectrum Several baselines displayed
Timerange: 01/06:16:54 to 01/06:18:52

Plot file version 272 created 21-OCT-2013 16:56:13
J1930+1532 EG073A E2 1.UVDATA.1
Freq = 6.6656 GHz, Bw = 2.000 MH No calibration applied and no bandpass applied

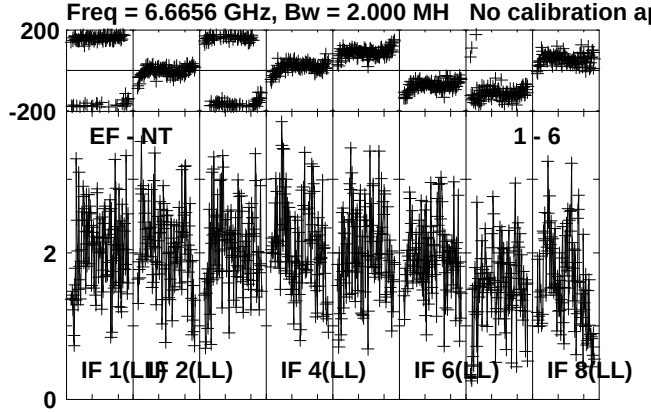

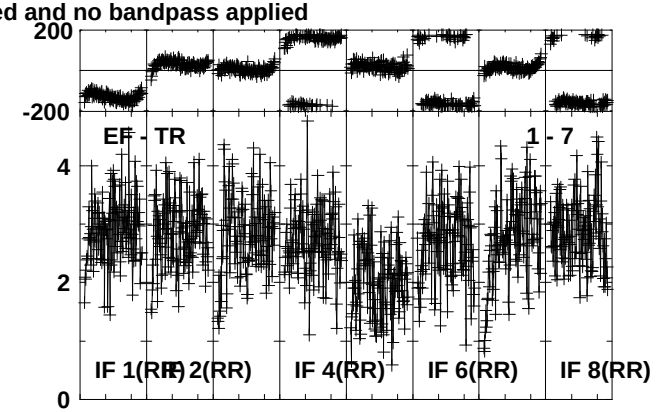

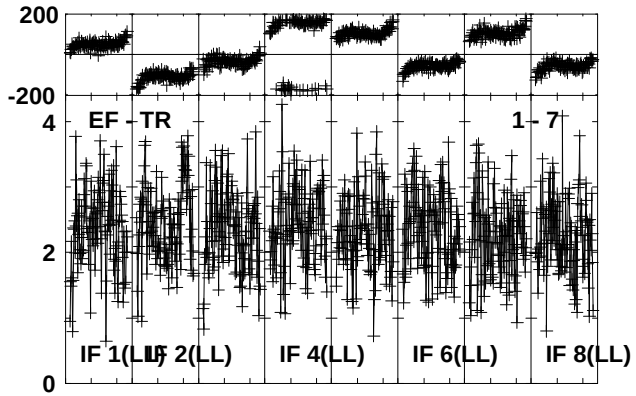

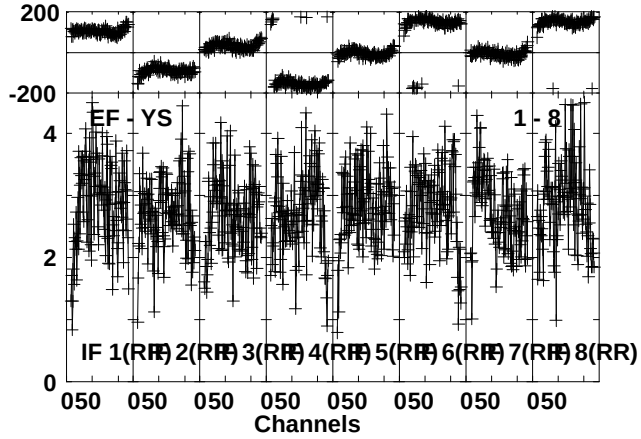

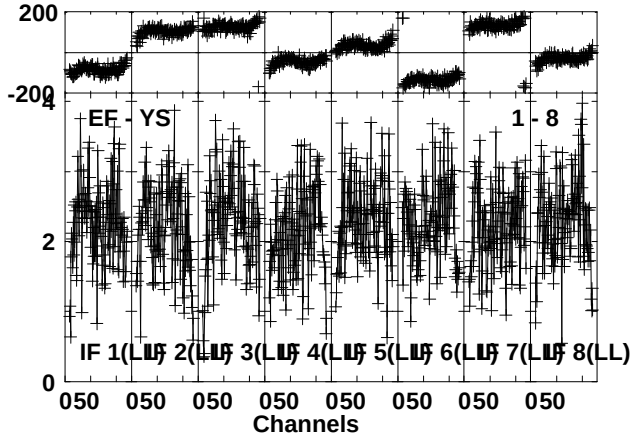

Lower frame: Milli Ampl Jy Top frame: Phas deg
Vector averaged cross-power spectrum Several baselines displayed
Timerange: 01/06:16:54 to 01/06:18:52

Plot file version 273 created 21-OCT-2013 16:56:15
W51E2 EG073A E2 1.UVDATA.1
Freq = 6.6656 GHz, Bw = 2.000 MH No calibration applied and no bandpass applied

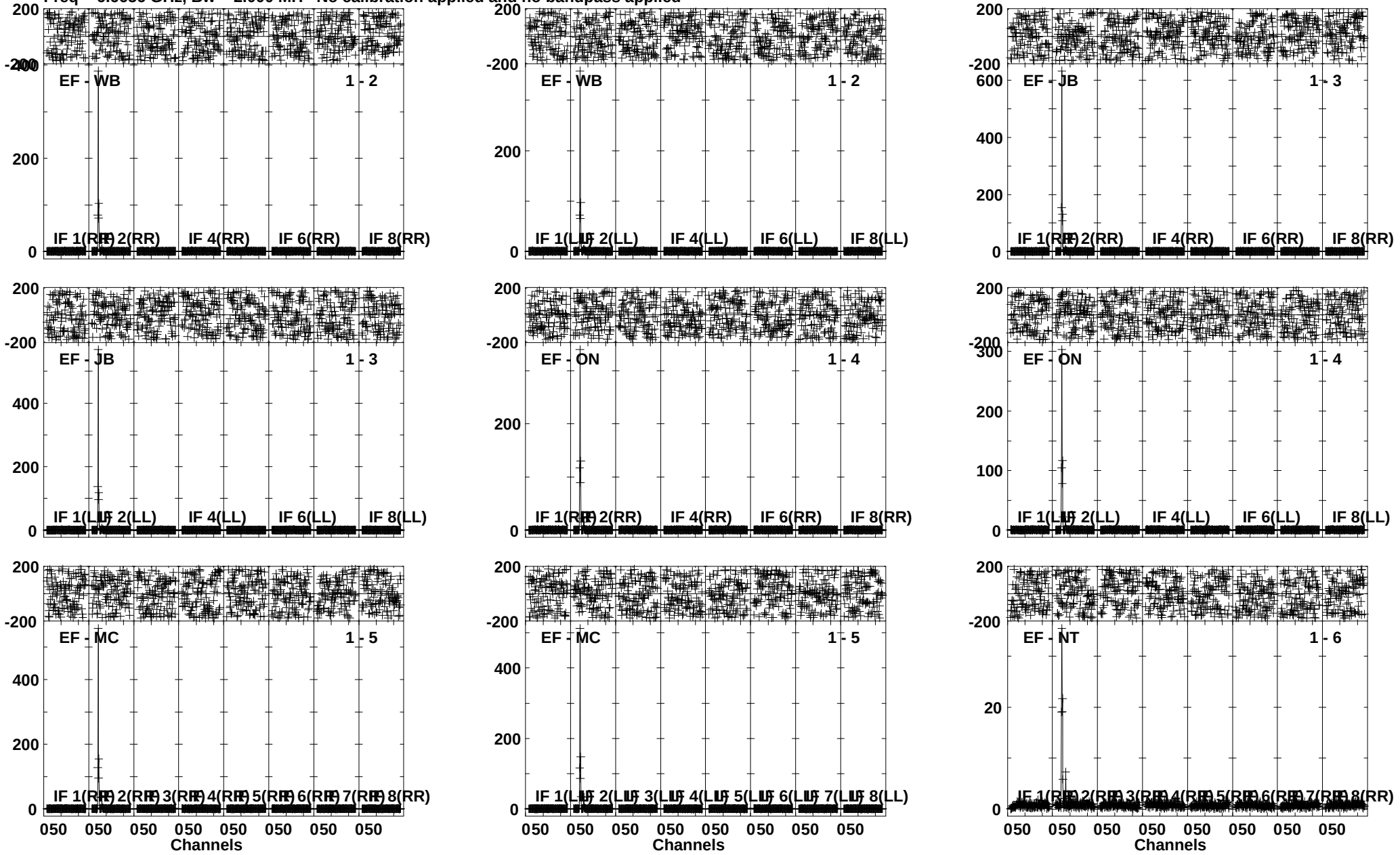

Lower frame: Milli Ampl Jy Top frame: Phas deg
Vector averaged cross-power spectrum Several baselines displayed
Timerange: 01/06:19:00 to 01/06:21:22

Plot file version 274 created 21-OCT-2013 16:56:18
W51E2 EG073A E2 1.UVDATA.1
Freq = 6.6656 GHz, Bw = 2.000 MH No calibration applied and no bandpass applied

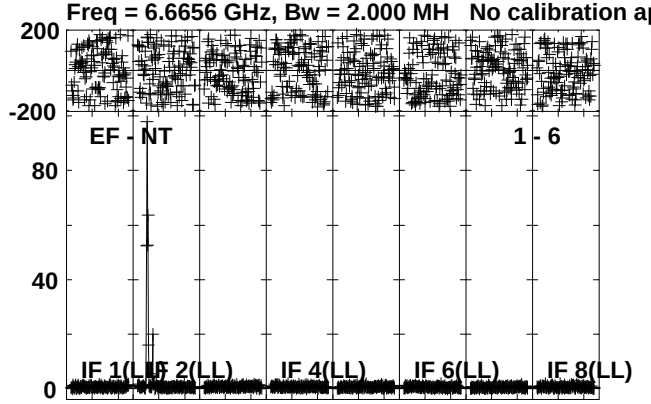

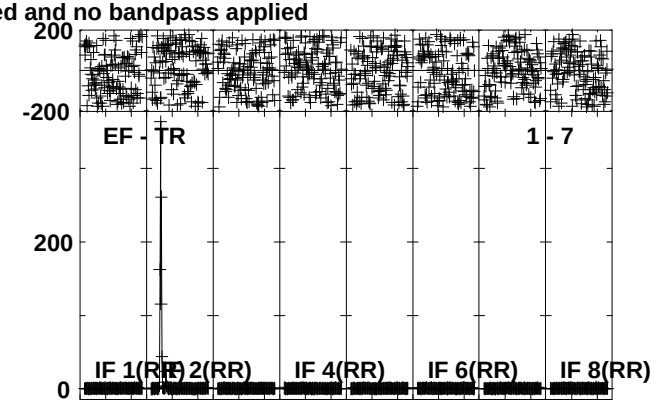

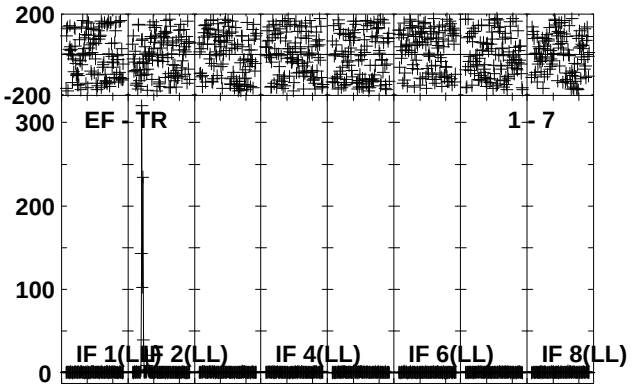

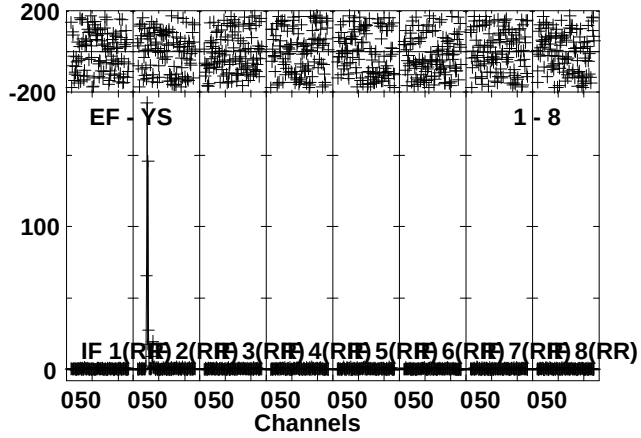

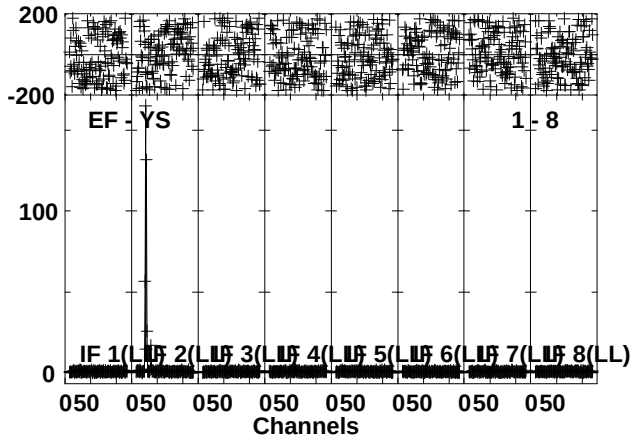

Lower frame: Milli Ampl Jy Top frame: Phas deg
Vector averaged cross-power spectrum Several baselines displayed
Timerange: 01/06:19:00 to 01/06:21:22

Plot file version 275 created 21-OCT-2013 16:56:20
J1930+1532 EG073A E2 1.UVDATA.1
Freq = 6.6656 GHz, Bw = 2.000 MH No calibration applied and no bandpass applied

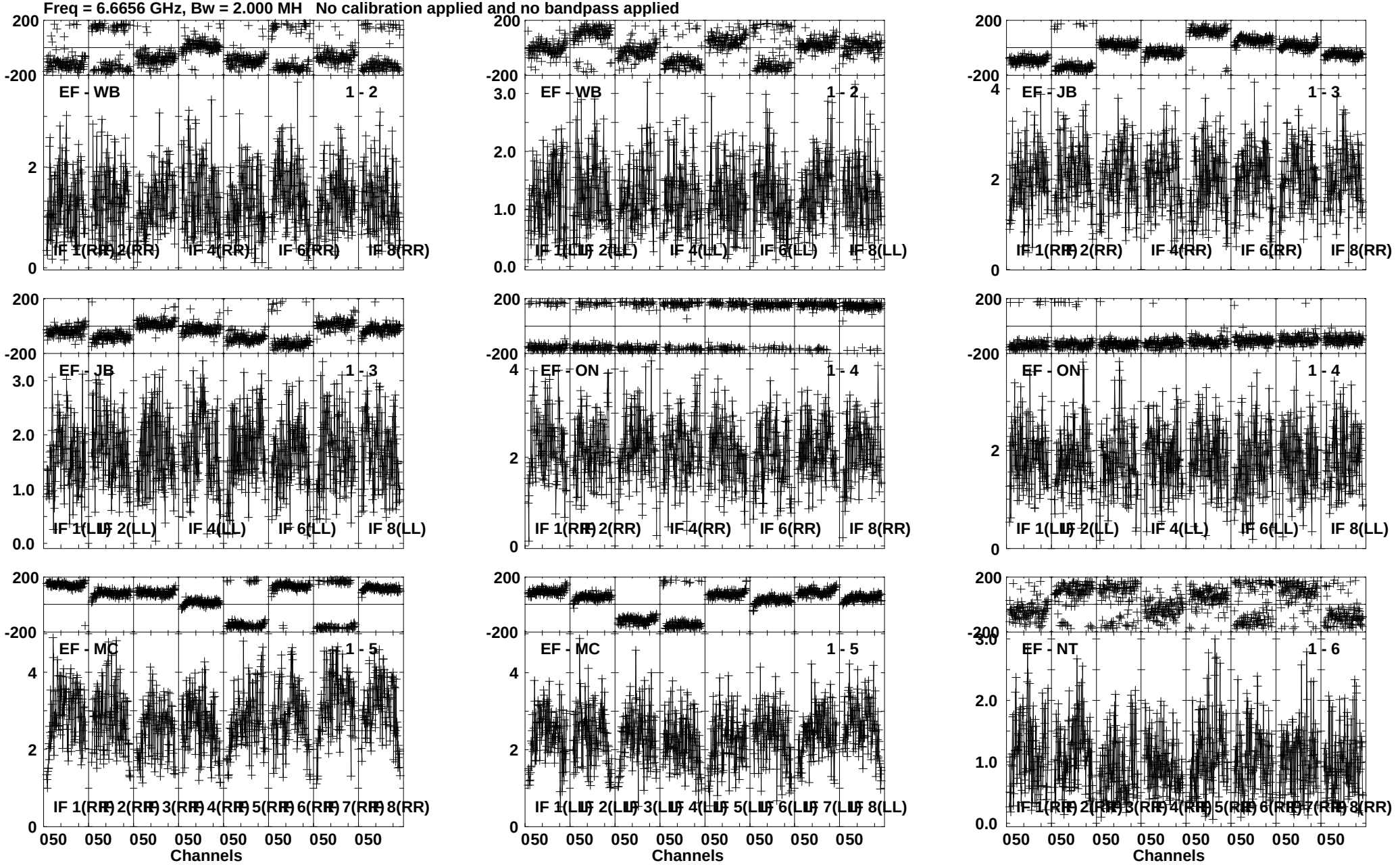

Lower frame: Milli Ampl Jy Top frame: Phas deg
Vector averaged cross-power spectrum Several baselines displayed
Timerange: 01/06:21:30 to 01/06:23:22

Plot file version 276 created 21-OCT-2013 16:56:22
J1930+1532 EG073A E2 1.UVDATA.1
Freq = 6.6656 GHz, Bw = 2.000 MH No calibration applied and no bandpass applied

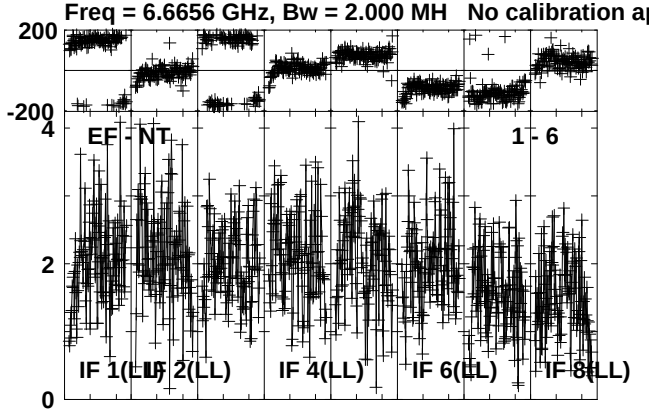

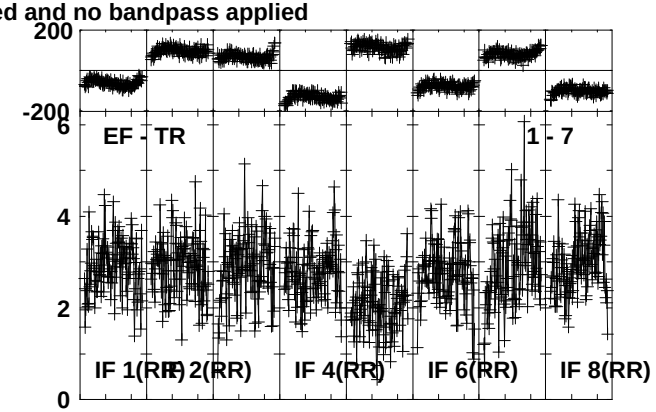

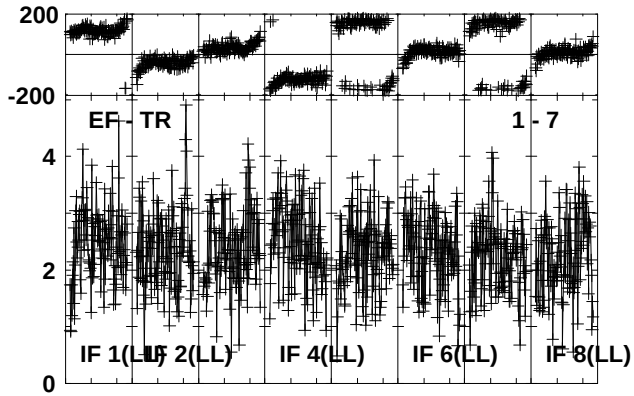

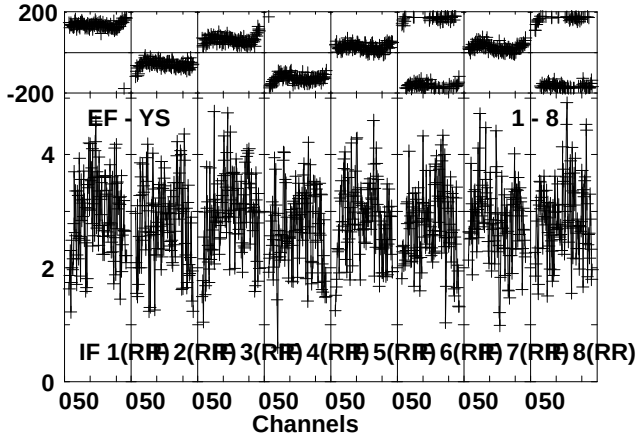

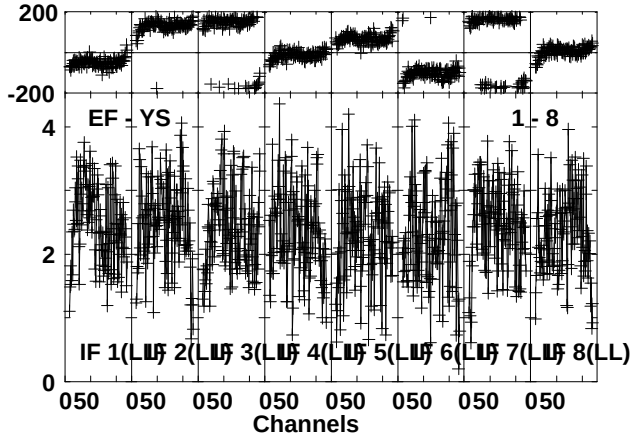

Lower frame: Milli Ampl Jy Top frame: Phas deg
Vector averaged cross-power spectrum Several baselines displayed
Timerange: 01/06:21:30 to 01/06:23:22

Plot file version 277 created 21-OCT-2013 16:56:23
W51E2 EG073A E2 1.UVDATA.1
Freq = 6.6656 GHz, Bw = 2.000 MH No calibration applied and no bandpass applied

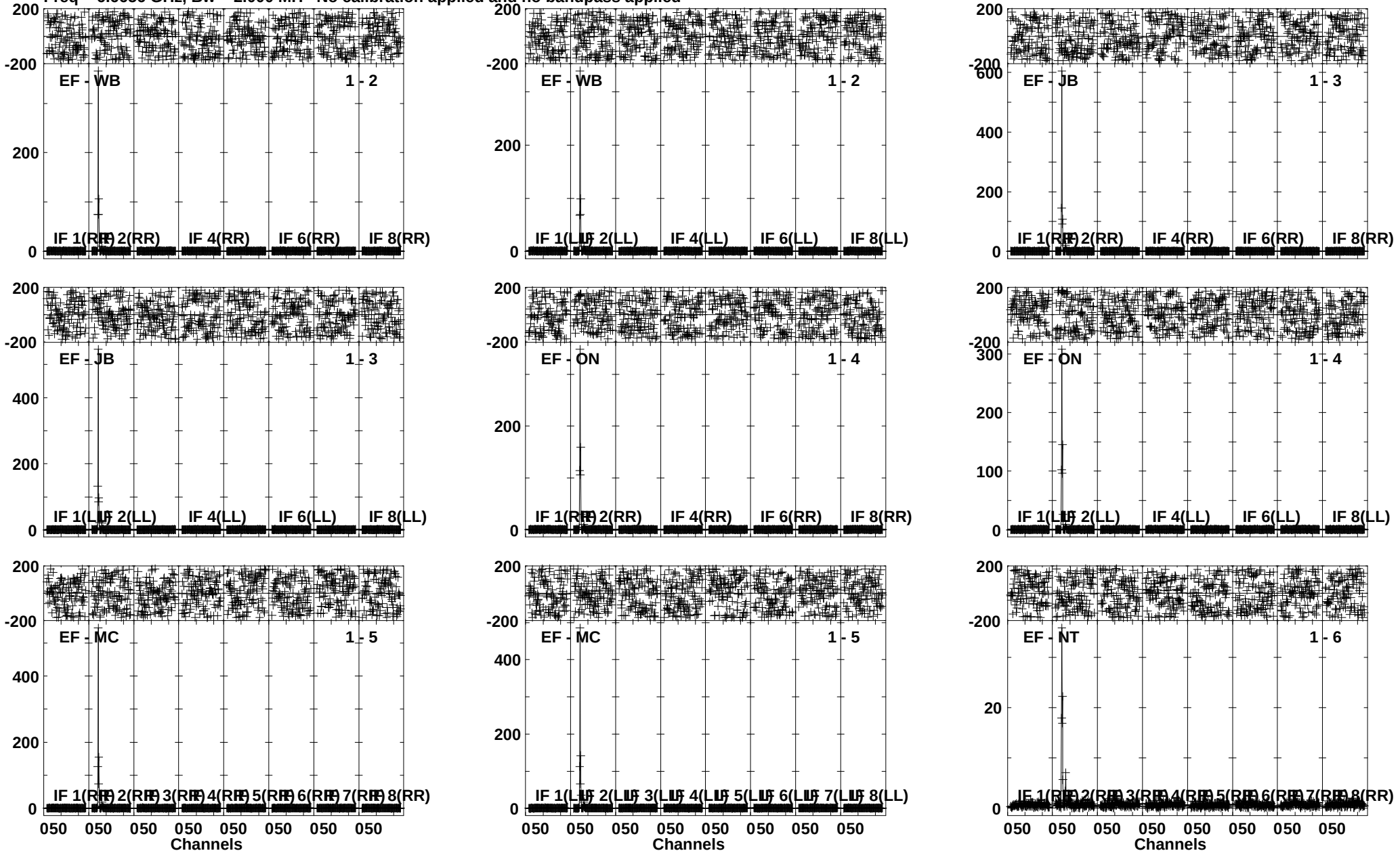

Lower frame: Milli Ampl Jy Top frame: Phas deg
Vector averaged cross-power spectrum Several baselines displayed
Timerange: 01/06:23:30 to 01/06:25:52

Plot file version 278 created 21-OCT-2013 16:56:26
W51E2 EG073A E2 1.UVDATA.1
Freq = 6.6656 GHz, Bw = 2.000 MH No calibration applied and no bandpass applied

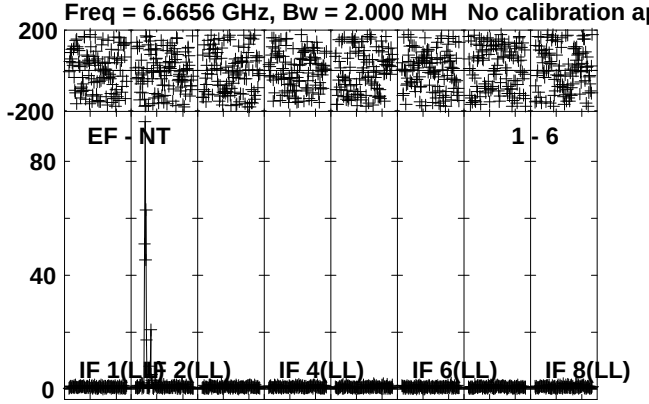

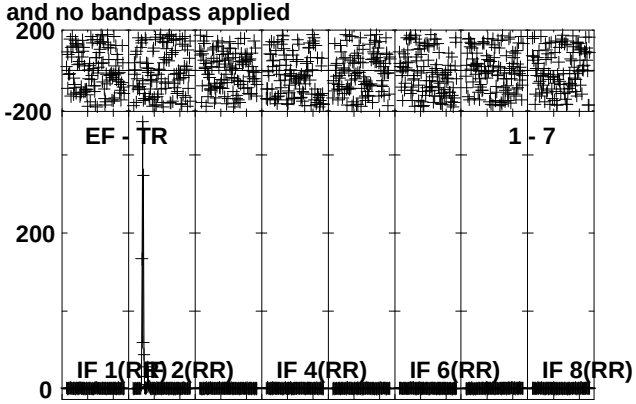

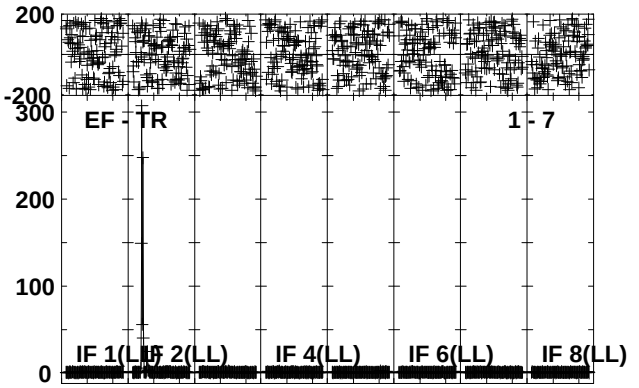

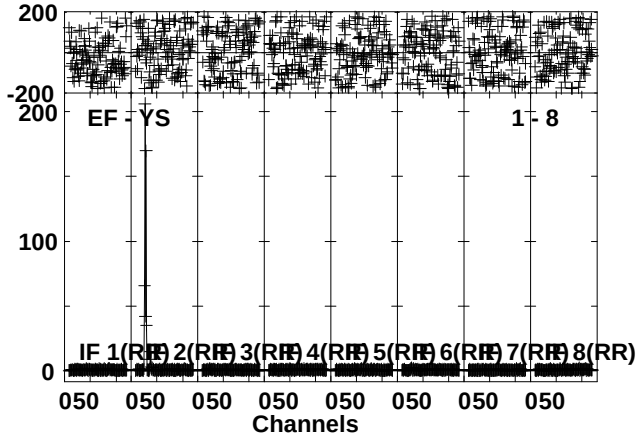

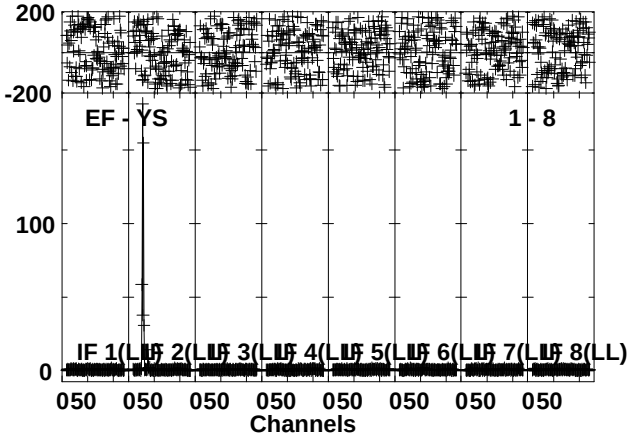

Lower frame: Milli Ampl Jy Top frame: Phas deg
Vector averaged cross-power spectrum Several baselines displayed
Timerange: 01/06:23:30 to 01/06:25:52

Plot file version 279 created 21-OCT-2013 16:56:28
J1930+1532 EG073A E2 1.UVDATA.1
Freq = 6.6656 GHz, Bw = 2.000 MH No calibration applied and no bandpass applied

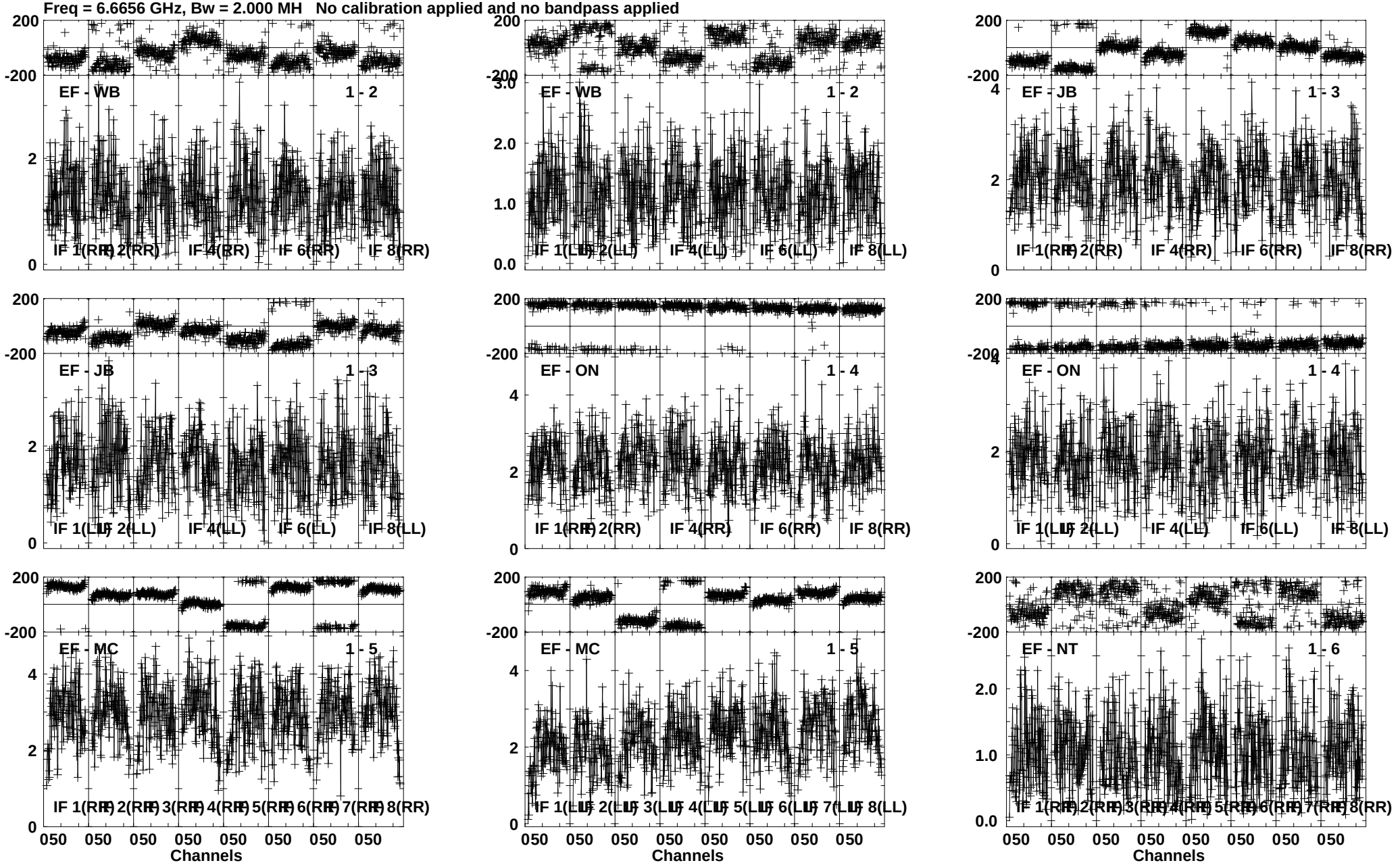

Lower frame: Milli Ampl Jy Top frame: Phas deg
Vector averaged cross-power spectrum Several baselines displayed
Timerange: 01/06:26:00 to 01/06:27:52

Plot file version 280 created 21-OCT-2013 16:56:30
J1930+1532 EG073A E2 1.UVDATA.1
Freq = 6.6656 GHz, Bw = 2.000 MH No calibration applied and no bandpass applied

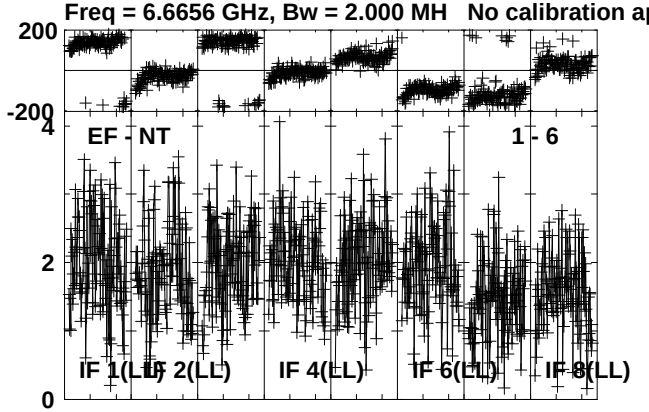

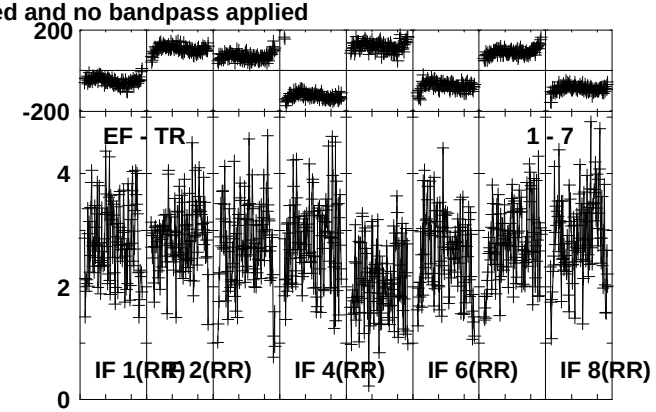

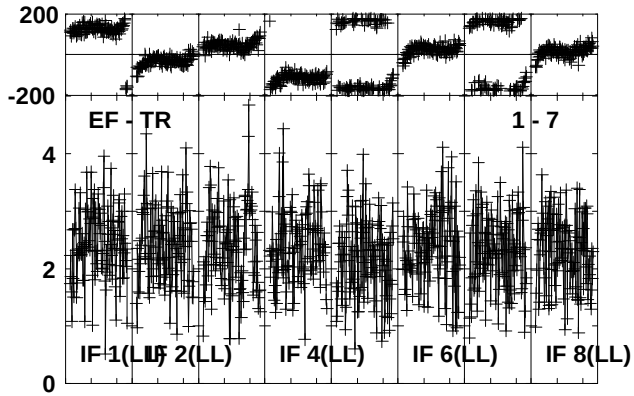

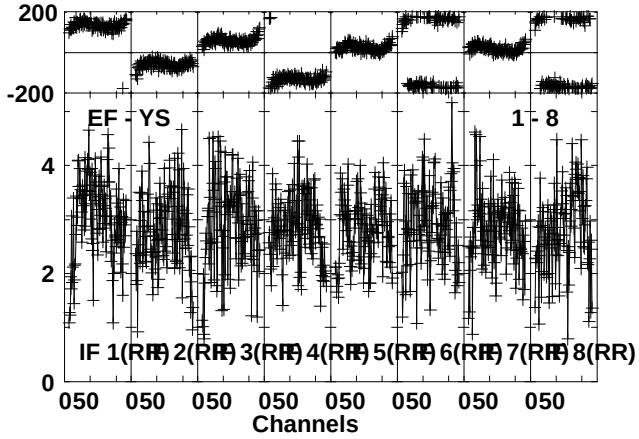

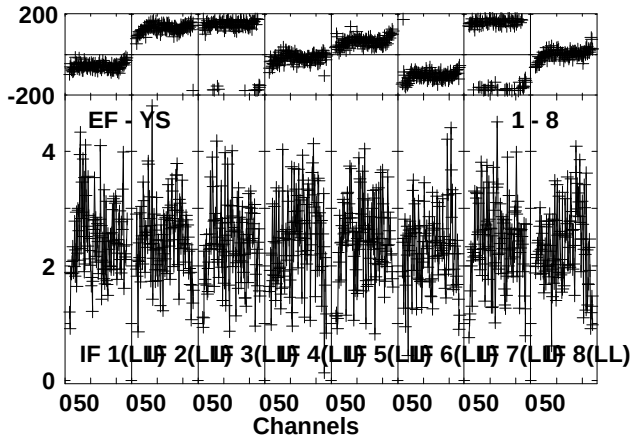

Lower frame: Milli Ampl Jy Top frame: Phas deg
Vector averaged cross-power spectrum Several baselines displayed
Timerange: 01/06:26:00 to 01/06:27:52

Plot file version 281 created 21-OCT-2013 16:56:32
W51E2 EG073A E2 1.UVDATA.1
Freq = 6.6656 GHz, Bw = 2.000 MH No calibration applied and no bandpass applied

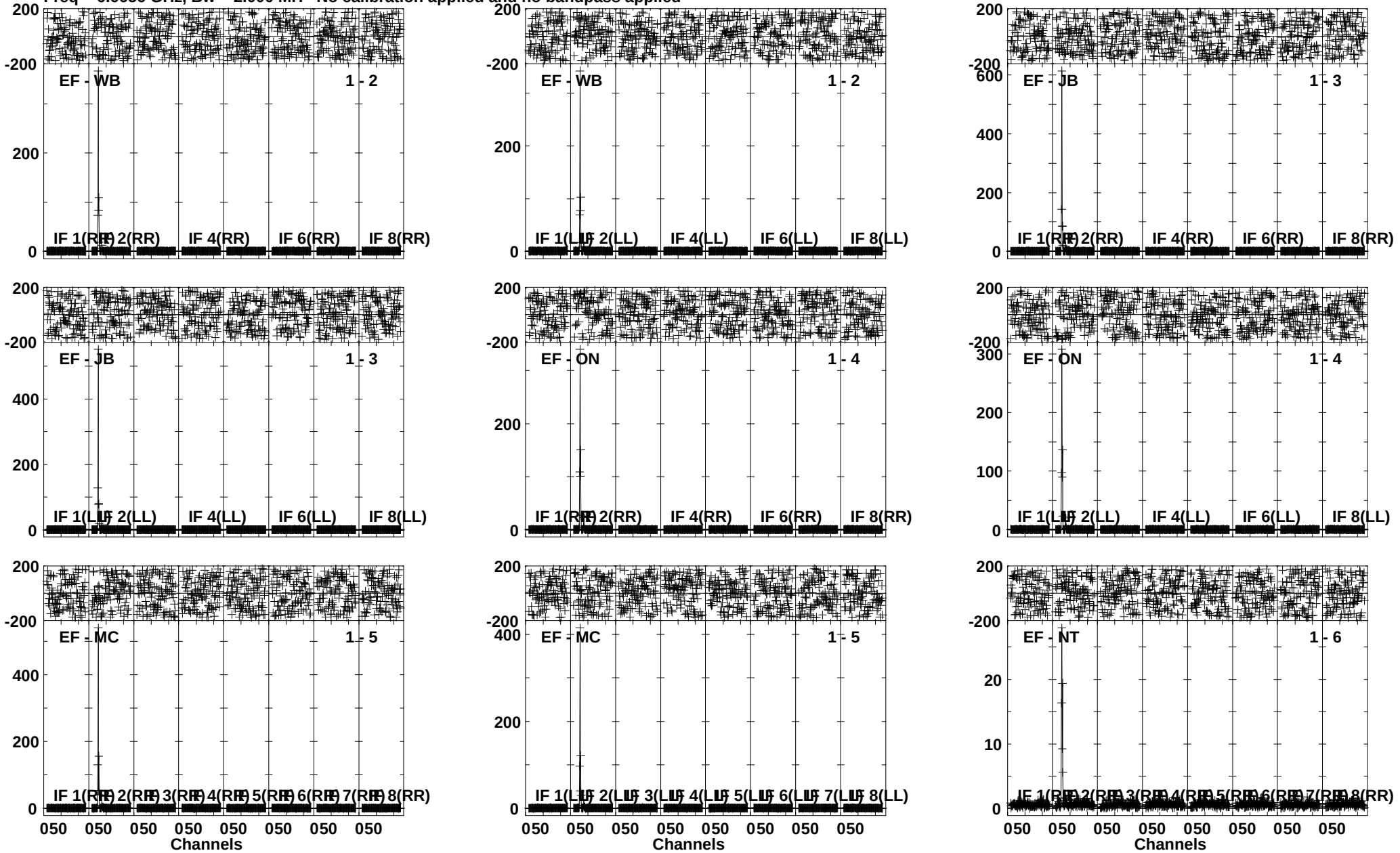

Lower frame: Milli Ampl Jy Top frame: Phas deg
Vector averaged cross-power spectrum Several baselines displayed
Timerange: 01/06:28:34 to 01/06:31:02

Plot file version 282 created 21-OCT-2013 16:56:34
W51E2 EG073A E2 1.UVDATA.1
Freq = 6.6656 GHz, Bw = 2.000 MH No calibration applied and no bandpass applied

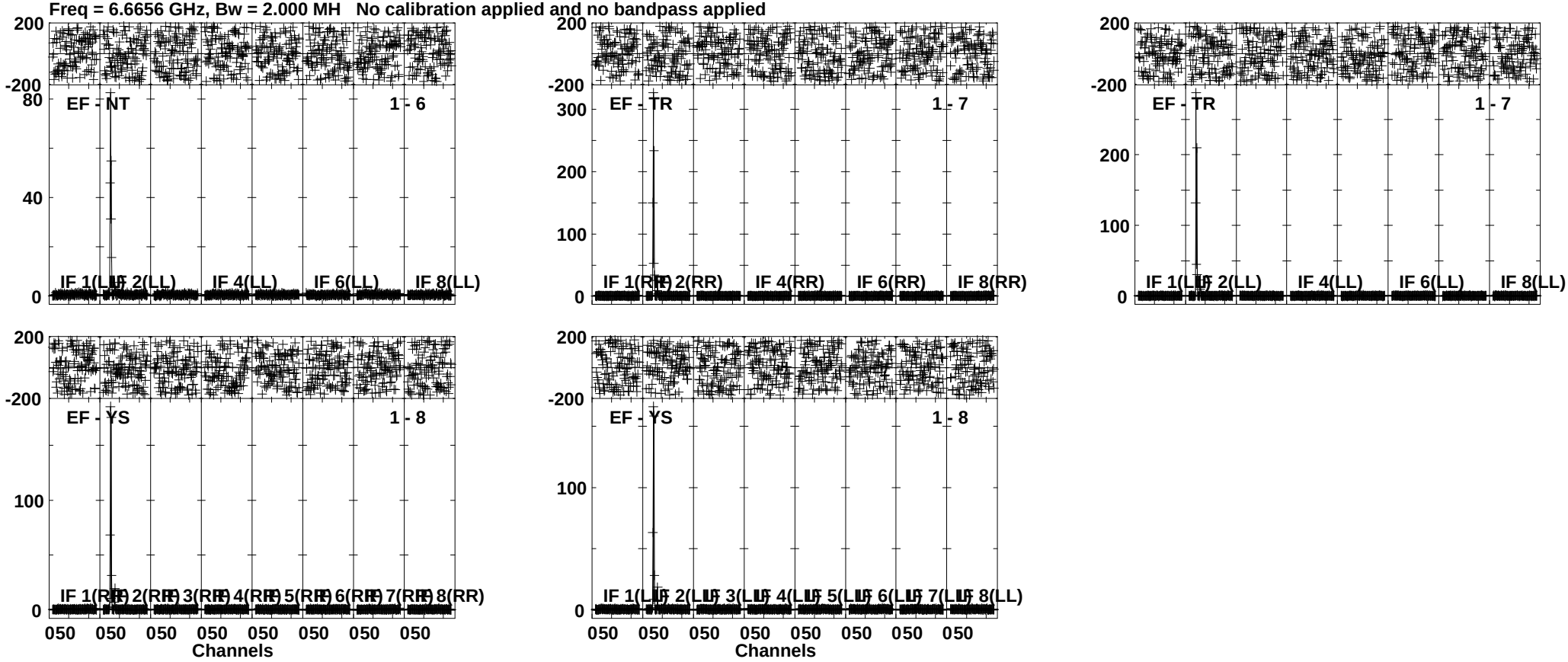

Lower frame: Milli Ampl Jy Top frame: Phas deg
Vector averaged cross-power spectrum Several baselines displayed
Timerange: 01/06:28:34 to 01/06:31:02

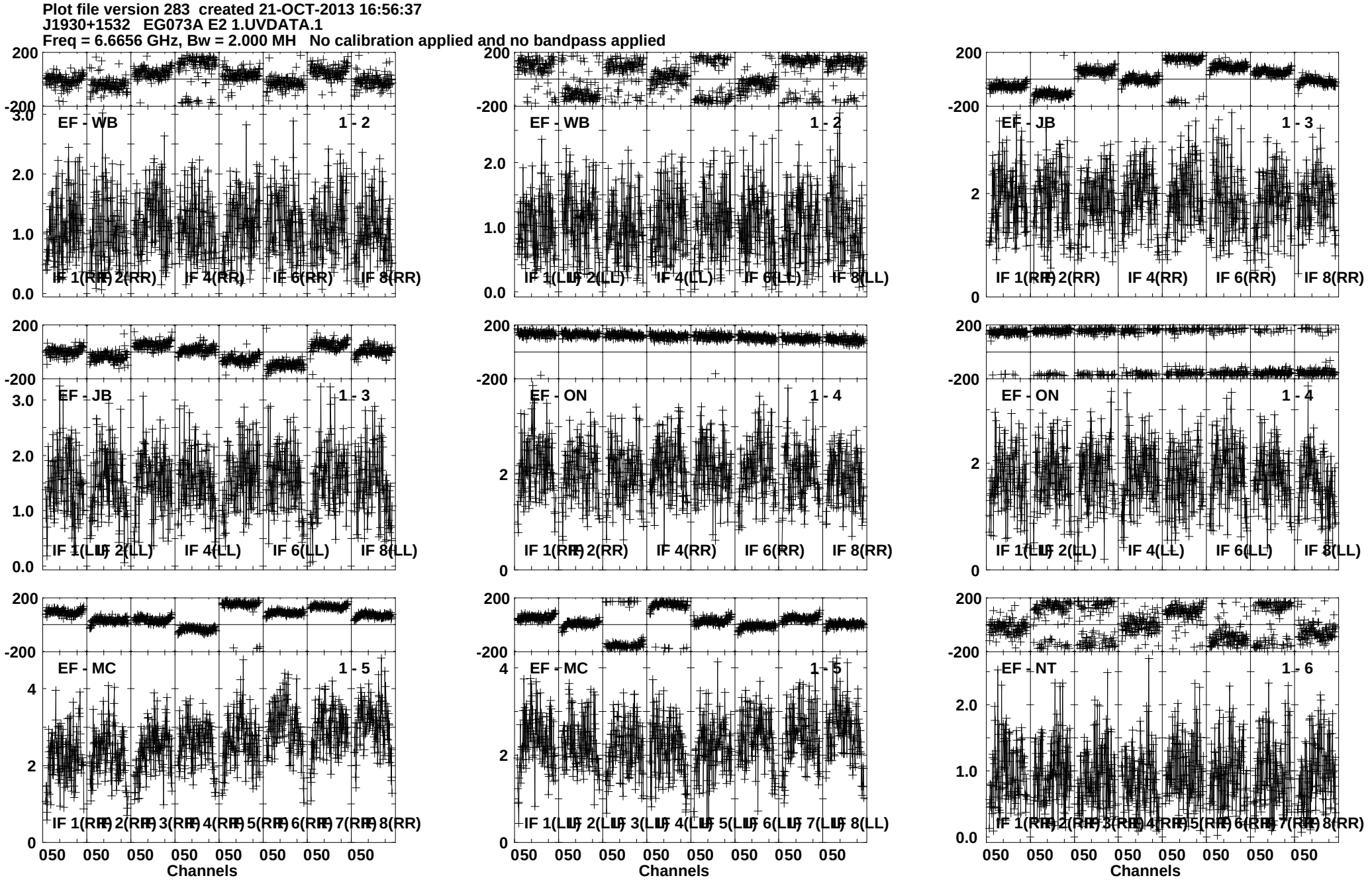
Plot file version 283 created 21-OCT-2013 16:56:37
J1930+1532 EG073A E2 1.UVDATA.1
Freq = 6.6656 GHz, Bw = 2.000 MH No calibration applied and no bandpass applied
EF - WB 1 - 2
IF 1(RR) 2(RR) IF 4(RR) IF 6(RR) IF 8(RR)
EF - WB 1 - 2
IF 1(LL) 2(LL) IF 4(LL) IF 6(LL) IF 8(LL)
EF - JB 1 - 3
IF 1(RR) 2(RR) IF 4(RR) IF 6(RR) IF 8(RR)
EF - JB 1 - 3
IF 1(LL) 2(LL) IF 4(LL) IF 6(LL) IF 8(LL)
EF - ON 1 - 4
IF 1(RR) 2(RR) IF 4(RR) IF 6(RR) IF 8(RR)
EF - ON 1 - 4
IF 1(LL) 2(LL) IF 4(LL) IF 6(LL) IF 8(LL)
EF - MC 1 - 5
IF 1(RR) 2(RR) 3(RR) 4(RR) 5(RR) 6(RR) 7(RR) 8(RR)
EF - MC 1 - 5
IF 1(LL) 2(LL) 3(LL) 4(LL) 5(LL) 6(LL) 7(LL) 8(LL)
EF - NT 1 - 6
IF 1(RR) 2(RR) 3(RR) 4(RR) 5(RR) 6(RR) 7(RR) 8(RR)
050 050 050 050 050 050 050 050
Channels
Lower frame: Milli Ampl Jy Top frame: Phas deg
Vector averaged cross-power spectrum Several baselines displayed
Timerange: 01/06:31:44 to 01/06:33:42

Plot file version 284 created 21-OCT-2013 16:56:39
J1930+1532 EG073A E2 1.UVDATA.1
Freq = 6.6656 GHz, Bw = 2.000 MH No calibration applied and no bandpass applied

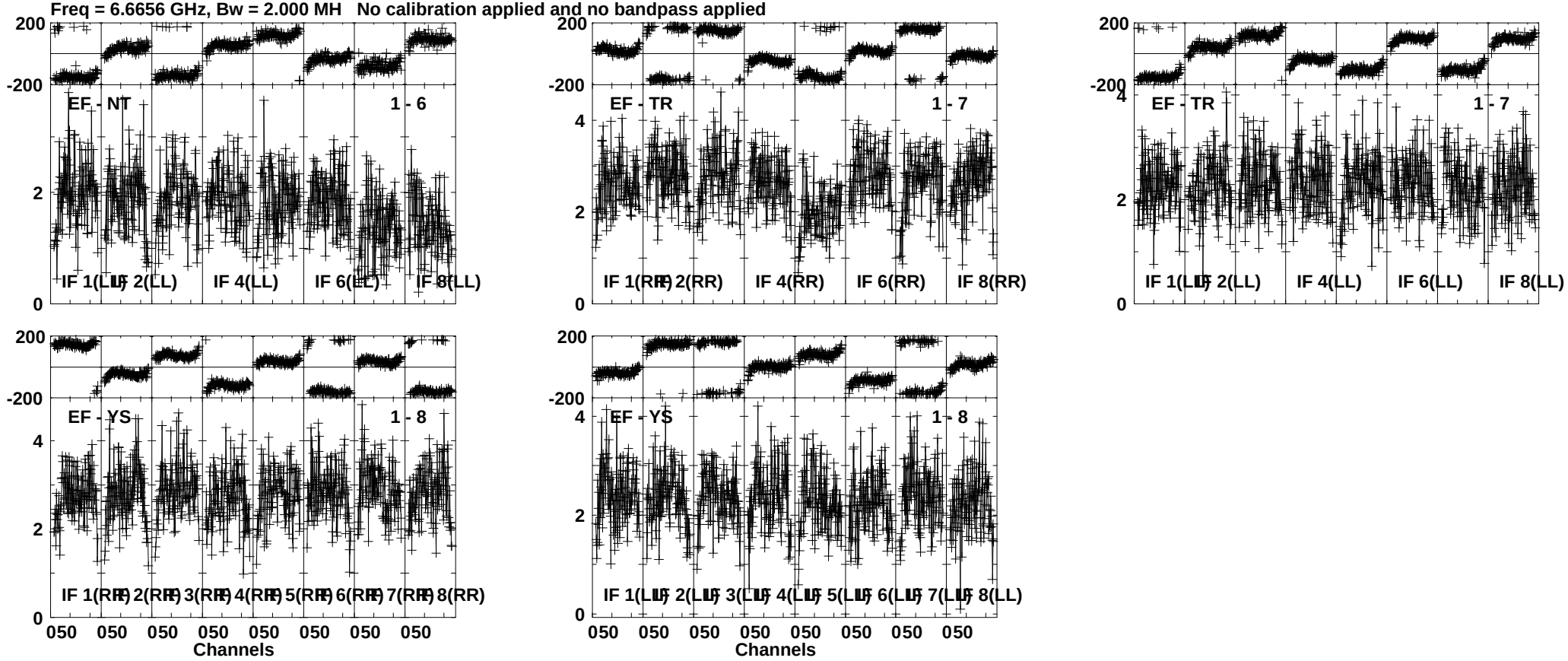

Lower frame: Milli Ampl Jy Top frame: Phas deg
Vector averaged cross-power spectrum Several baselines displayed
Timerange: 01/06:31:44 to 01/06:33:42

Plot file version 285 created 21-OCT-2013 16:56:41
W51E2 EG073A E2 1.UVDATA.1
Freq = 6.6656 GHz, Bw = 2.000 MH No calibration applied and no bandpass applied

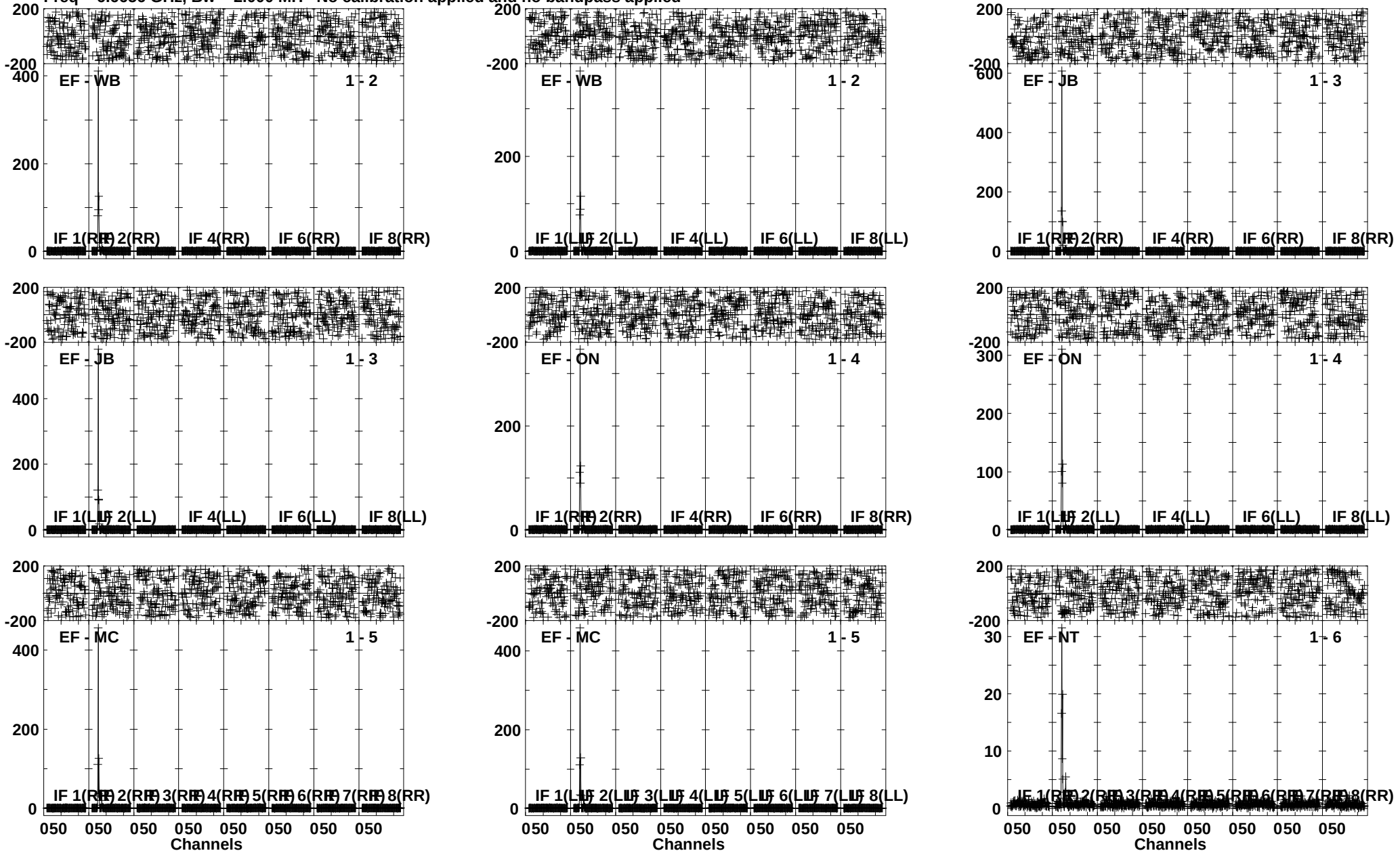

Lower frame: Milli Ampl Jy Top frame: Phas deg
Vector averaged cross-power spectrum Several baselines displayed
Timerange: 01/06:33:50 to 01/06:36:12

Plot file version 286 created 21-OCT-2013 16:56:43
W51E2 EG073A E2 1.UVDATA.1
Freq = 6.6656 GHz, Bw = 2.000 MH No calibration applied and no bandpass applied

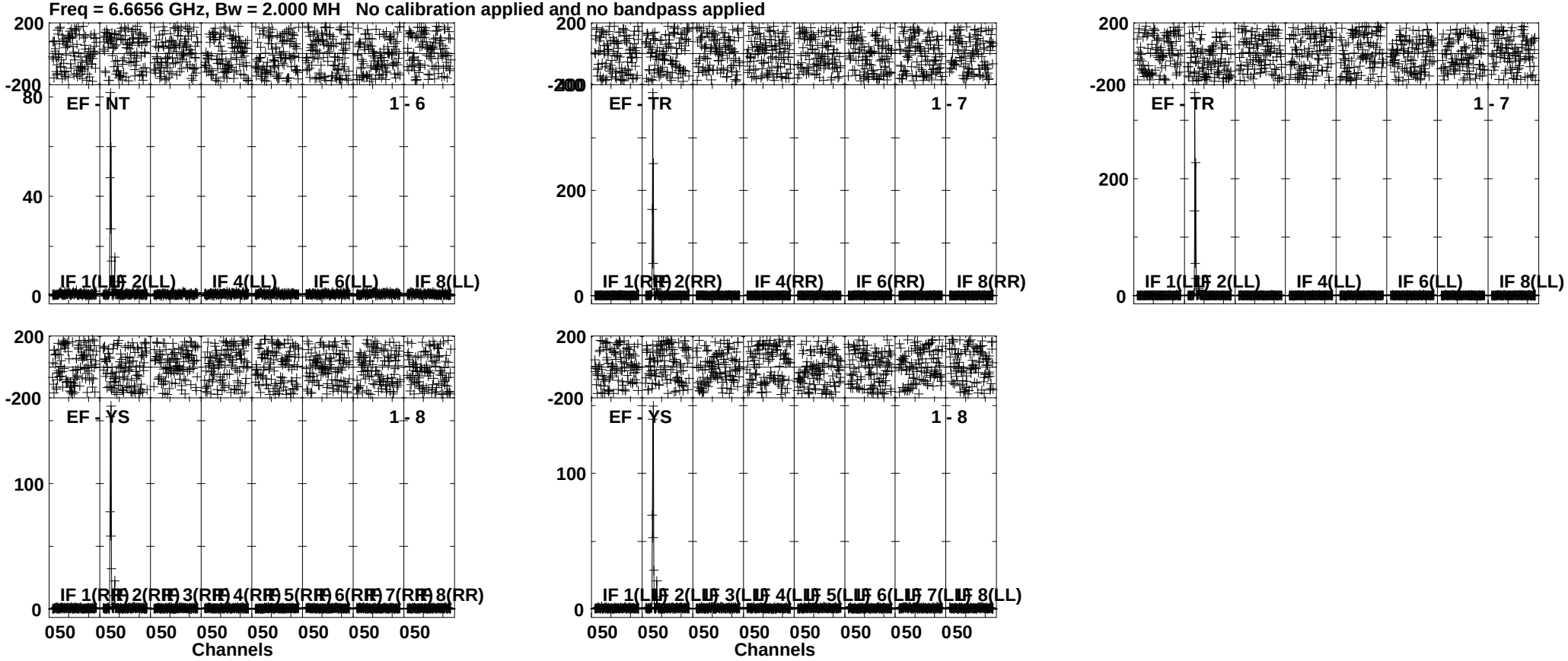

Lower frame: Milli Ampl Jy Top frame: Phas deg
Vector averaged cross-power spectrum Several baselines displayed
Timerange: 01/06:33:50 to 01/06:36:12

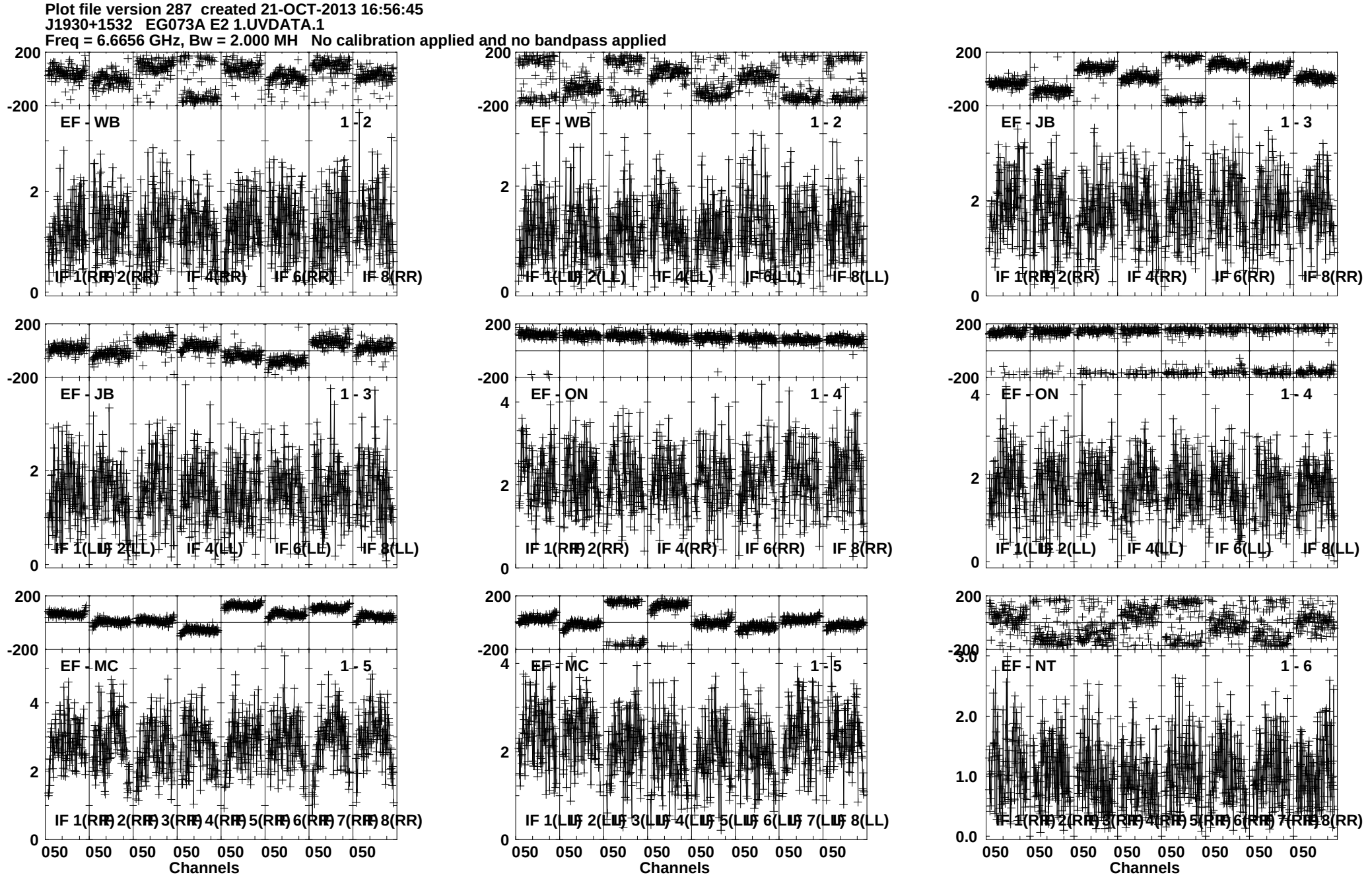
Plot file version 287 created 21-OCT-2013 16:56:45
J1930+1532 EG073A E2 1.UVDATA.1
Freq = 6.6656 GHz, Bw = 2.000 MH No calibration applied and no bandpass applied
EF - WB 1 - 2
IF 1(RR) IF 2(RR) IF 4(RR) IF 6(RR) IF 8(RR)
EF - WB 1 - 2
IF 1(LL) IF 2(LL) IF 4(LL) IF 6(LL) IF 8(LL)
EF - JB 1 - 3
IF 1(RR) IF 2(RR) IF 4(RR) IF 6(RR) IF 8(RR)
EF - JB 1 - 3
IF 1(LL) IF 2(LL) IF 4(LL) IF 6(LL) IF 8(LL)
EF - ON 1 - 4
IF 1(RR) IF 2(RR) IF 4(RR) IF 6(RR) IF 8(RR)
EF - ON 1 - 4
IF 1(LL) IF 2(LL) IF 4(LL) IF 6(LL) IF 8(LL)
EF - MC 1 - 5
IF 1(RR) IF 2(RR) IF 3(RR) IF 4(RR) IF 5(RR) IF 6(RR) IF 7(RR) IF 8(RR)
EF - MC 1 - 5
IF 1(LL) IF 2(LL) IF 3(LL) IF 4(LL) IF 5(LL) IF 6(LL) IF 7(LL) IF 8(LL)
EF - NT 1 - 6
IF 1(RR) IF 2(RR) IF 3(RR) IF 4(RR) IF 5(RR) IF 6(RR) IF 7(RR) IF 8(RR)
Channels
Channels
Channels
Lower frame: Milli Ampl Jy Top frame: Phas deg
Vector averaged cross-power spectrum Several baselines displayed
Timerange: 01/06:36:20 to 01/06:38:12

Plot file version 288 created 21-OCT-2013 16:56:48
J1930+1532 EG073A E2 1.UVDATA.1
Freq = 6.6656 GHz, Bw = 2.000 MH No calibration applied and no bandpass applied

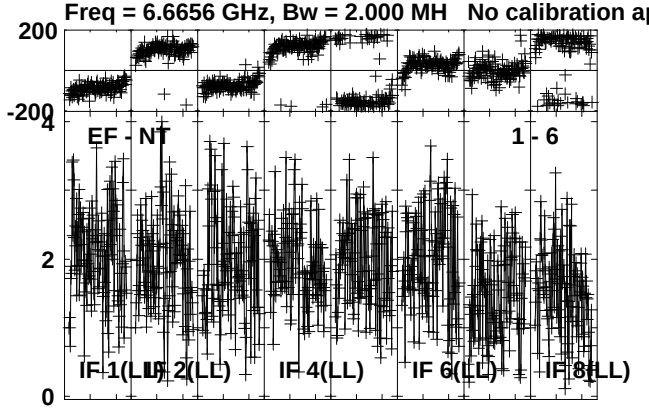

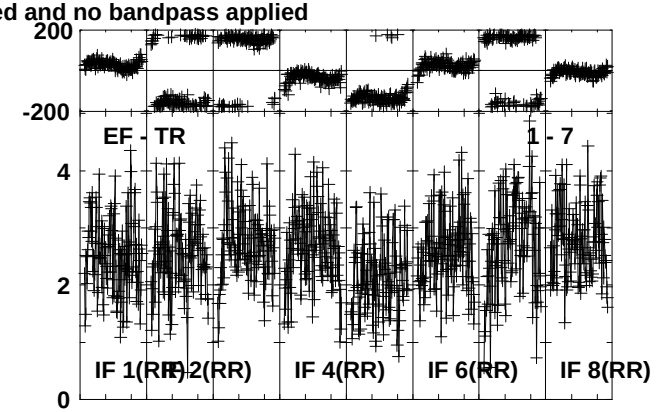

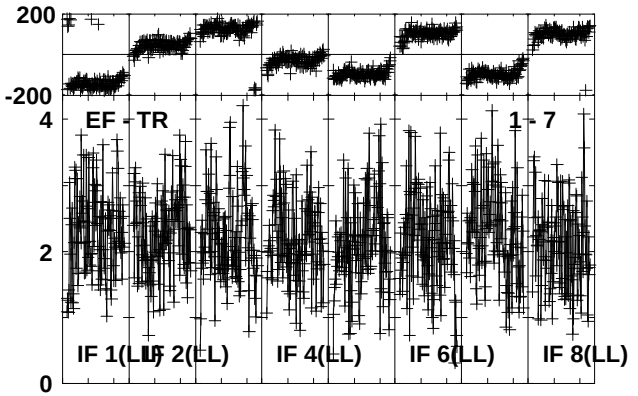

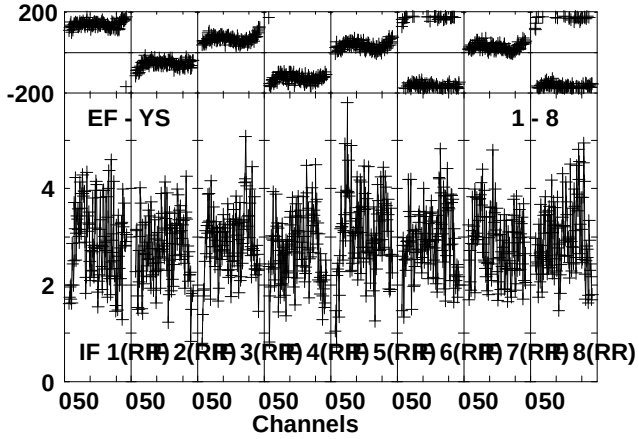

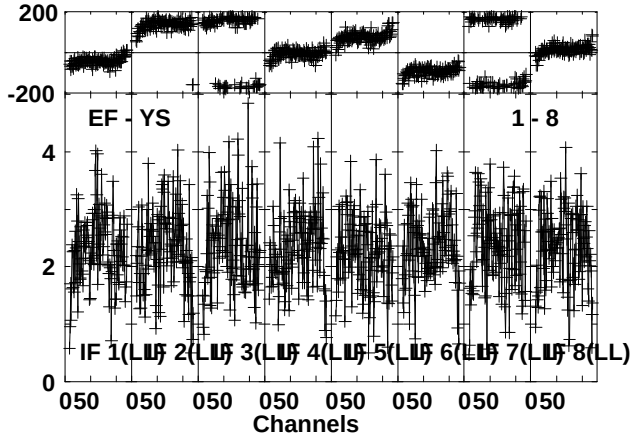

Lower frame: Milli Ampl Jy Top frame: Phas deg
Vector averaged cross-power spectrum Several baselines displayed
Timerange: 01/06:36:20 to 01/06:38:12

Plot file version 289 created 21-OCT-2013 16:56:49
W51E2 EG073A E2 1.UVDATA.1
Freq = 6.6656 GHz, Bw = 2.000 MH No calibration applied and no bandpass applied

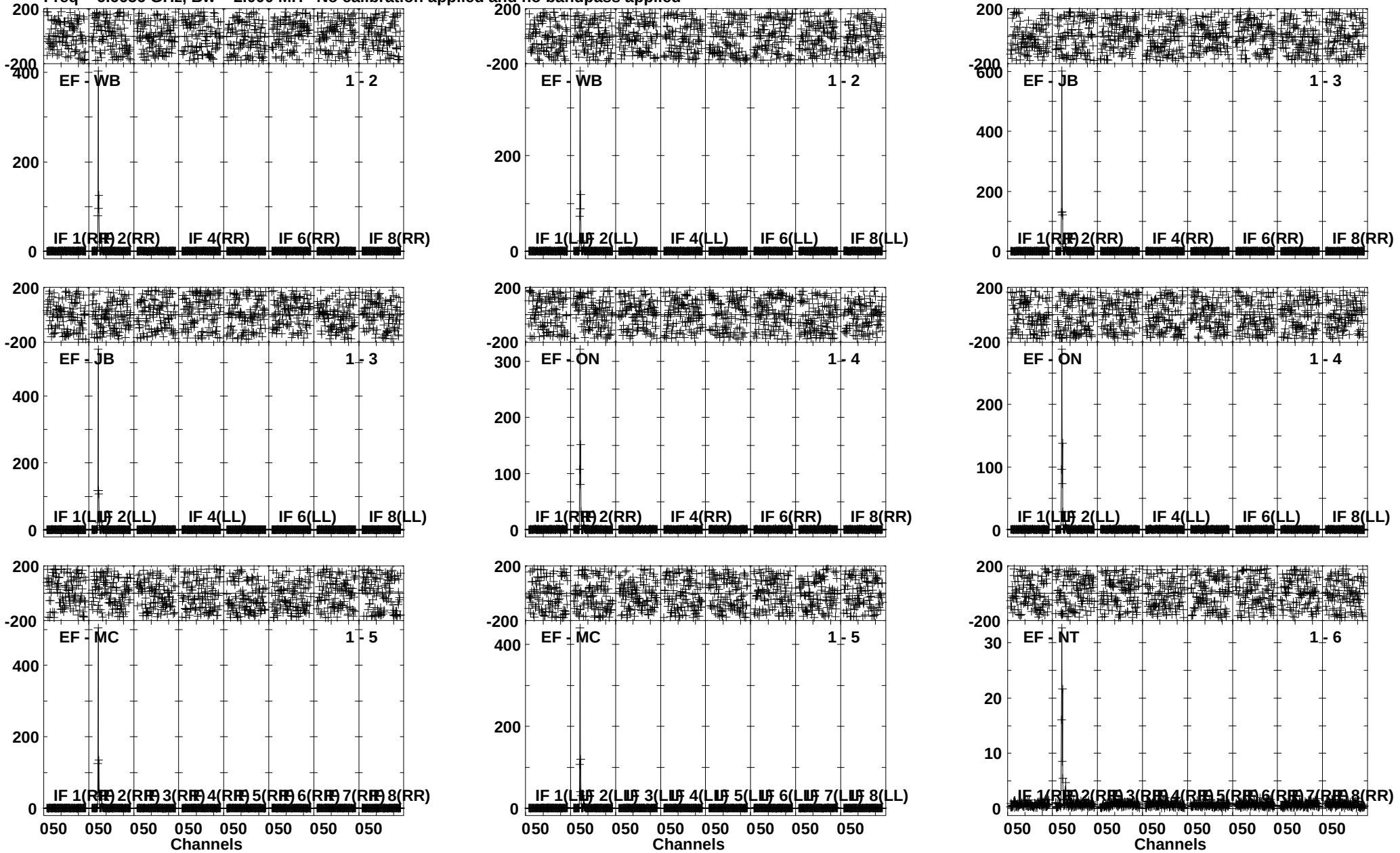

Lower frame: Milli Ampl Jy Top frame: Phas deg
Vector averaged cross-power spectrum Several baselines displayed
Timerange: 01/06:38:20 to 01/06:40:42

Plot file version 290 created 21-OCT-2013 16:56:51
W51E2 EG073A E2 1.UVDATA.1
Freq = 6.6656 GHz, Bw = 2.000 MH No calibration applied and no bandpass applied

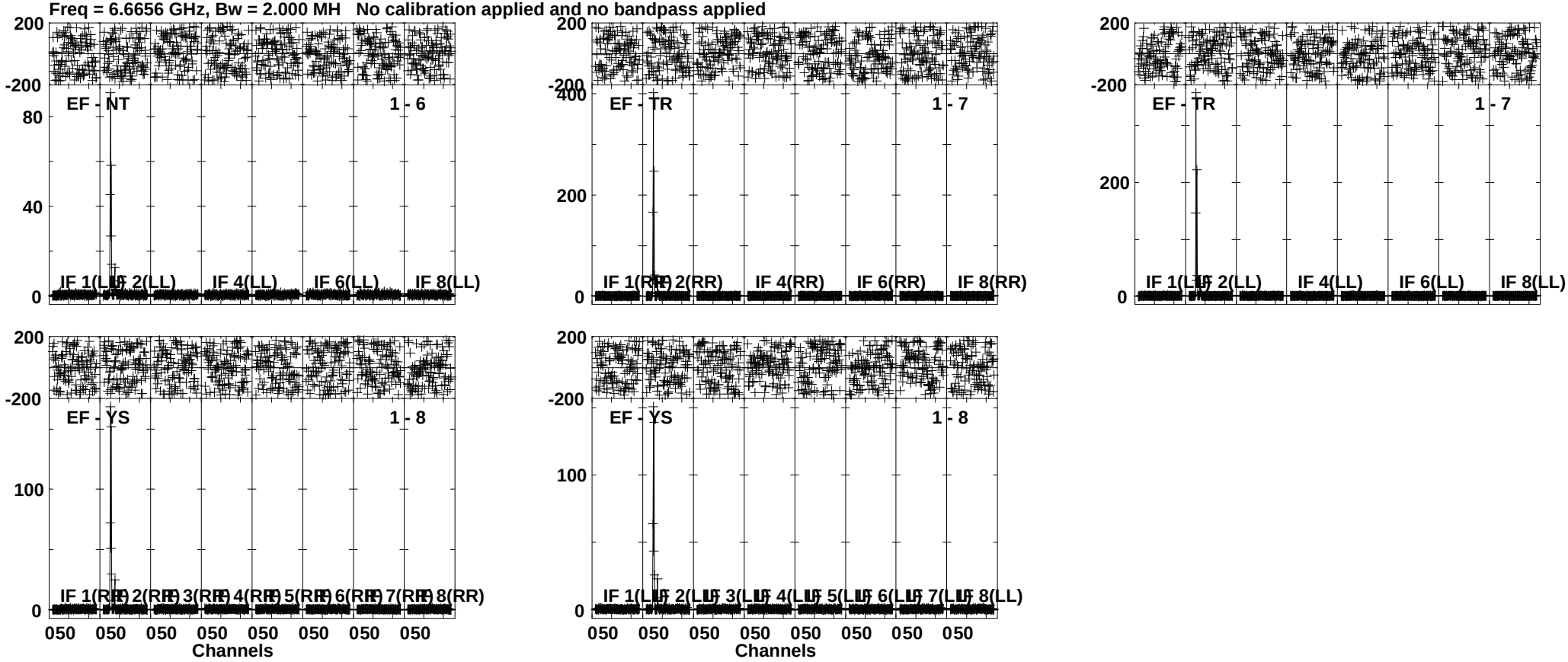

Lower frame: Milli Ampl Jy Top frame: Phas deg
Vector averaged cross-power spectrum Several baselines displayed
Timerange: 01/06:38:20 to 01/06:40:42

Plot file version 291 created 21-OCT-2013 16:56:53
J1930+1532 EG073A E2 1.UVDATA.1
Freq = 6.6656 GHz, Bw = 2.000 MH No calibration applied and no bandpass applied

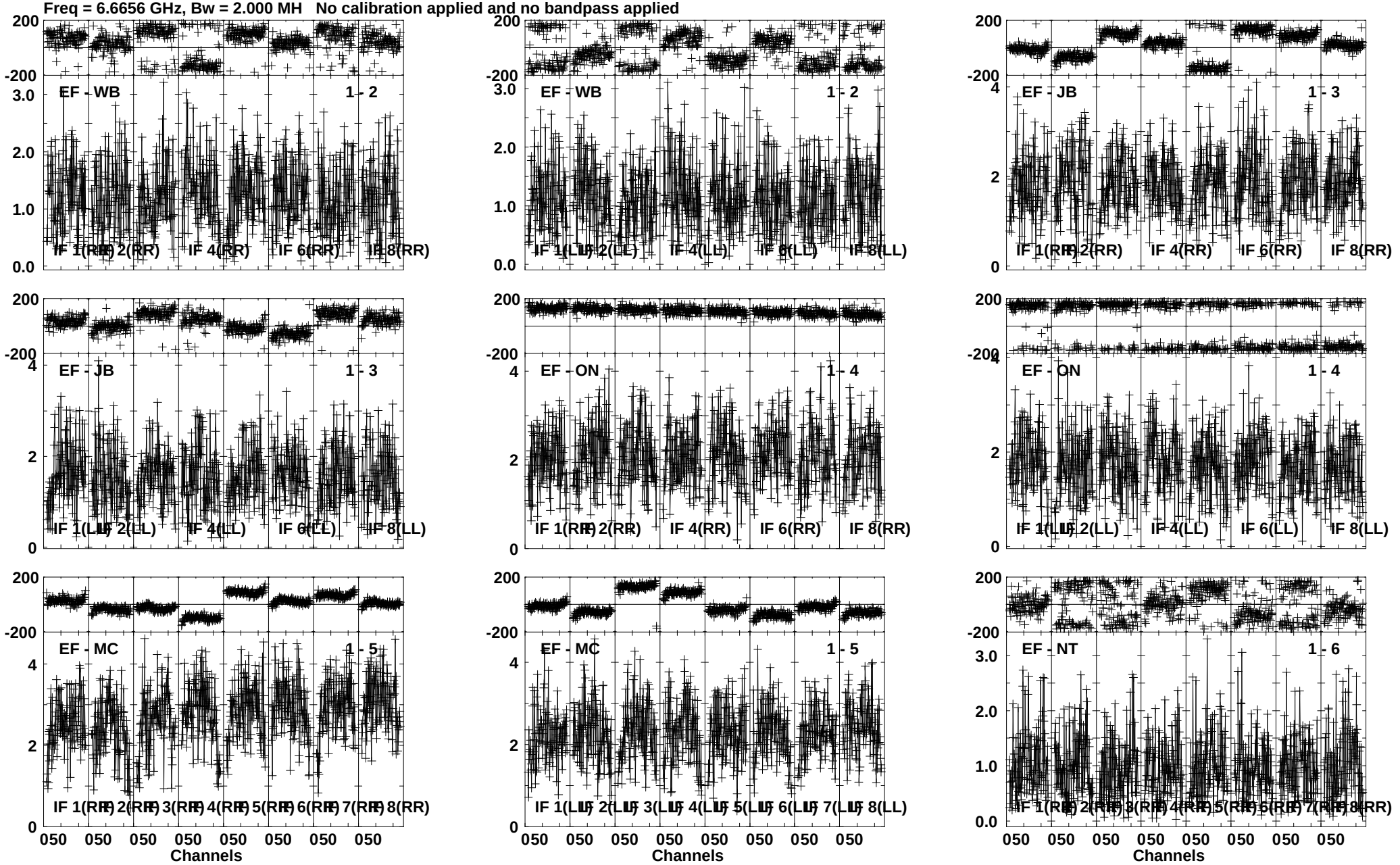

Lower frame: Milli Ampl Jy Top frame: Phas deg
Vector averaged cross-power spectrum Several baselines displayed
Timerange: 01/06:40:50 to 01/06:42:42

Plot file version 292 created 21-OCT-2013 16:56:55
J1930+1532 EG073A E2 1.UVDATA.1
Freq = 6.6656 GHz, Bw = 2.000 MH No calibration applied and no bandpass applied

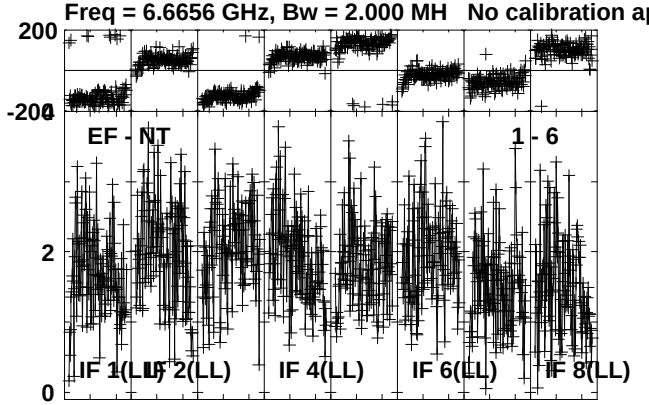

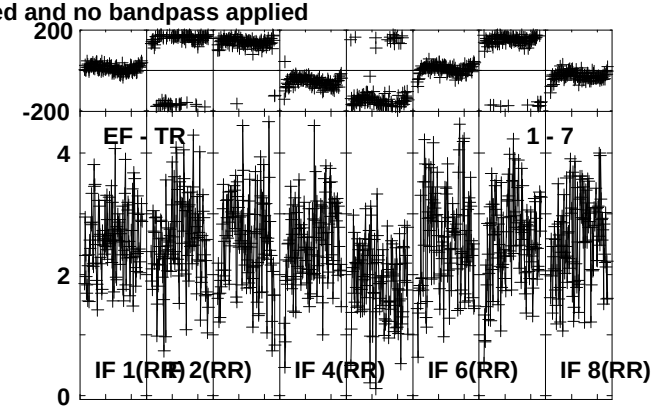

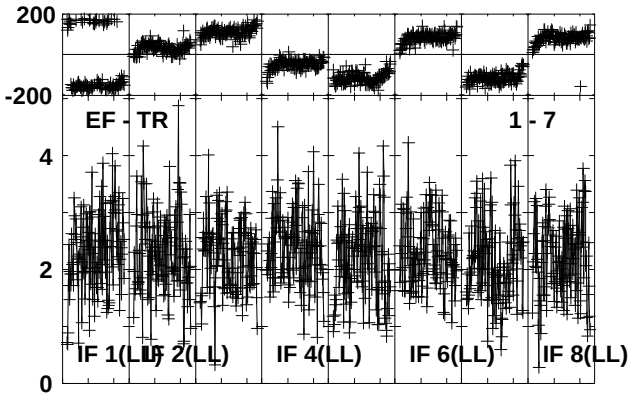

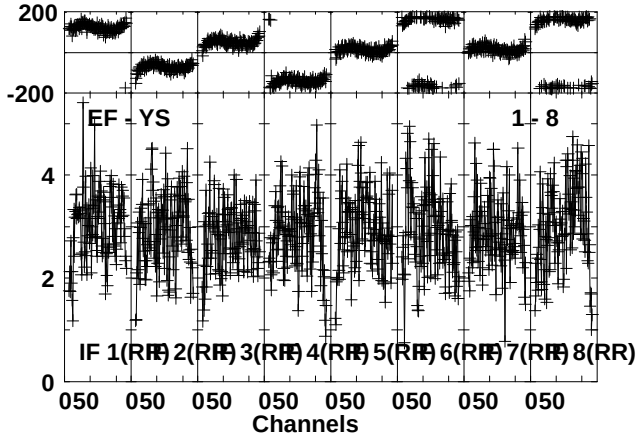

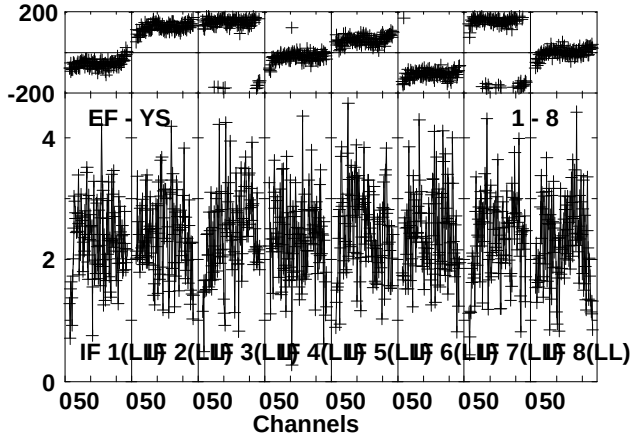

Lower frame: Milli Ampl Jy Top frame: Phas deg
Vector averaged cross-power spectrum Several baselines displayed
Timerange: 01/06:40:50 to 01/06:42:42

Plot file version 293 created 21-OCT-2013 16:56:57
W51E2 EG073A E2 1.UVDATA.1
Freq = 6.6656 GHz, Bw = 2.000 MH No calibration applied and no bandpass applied

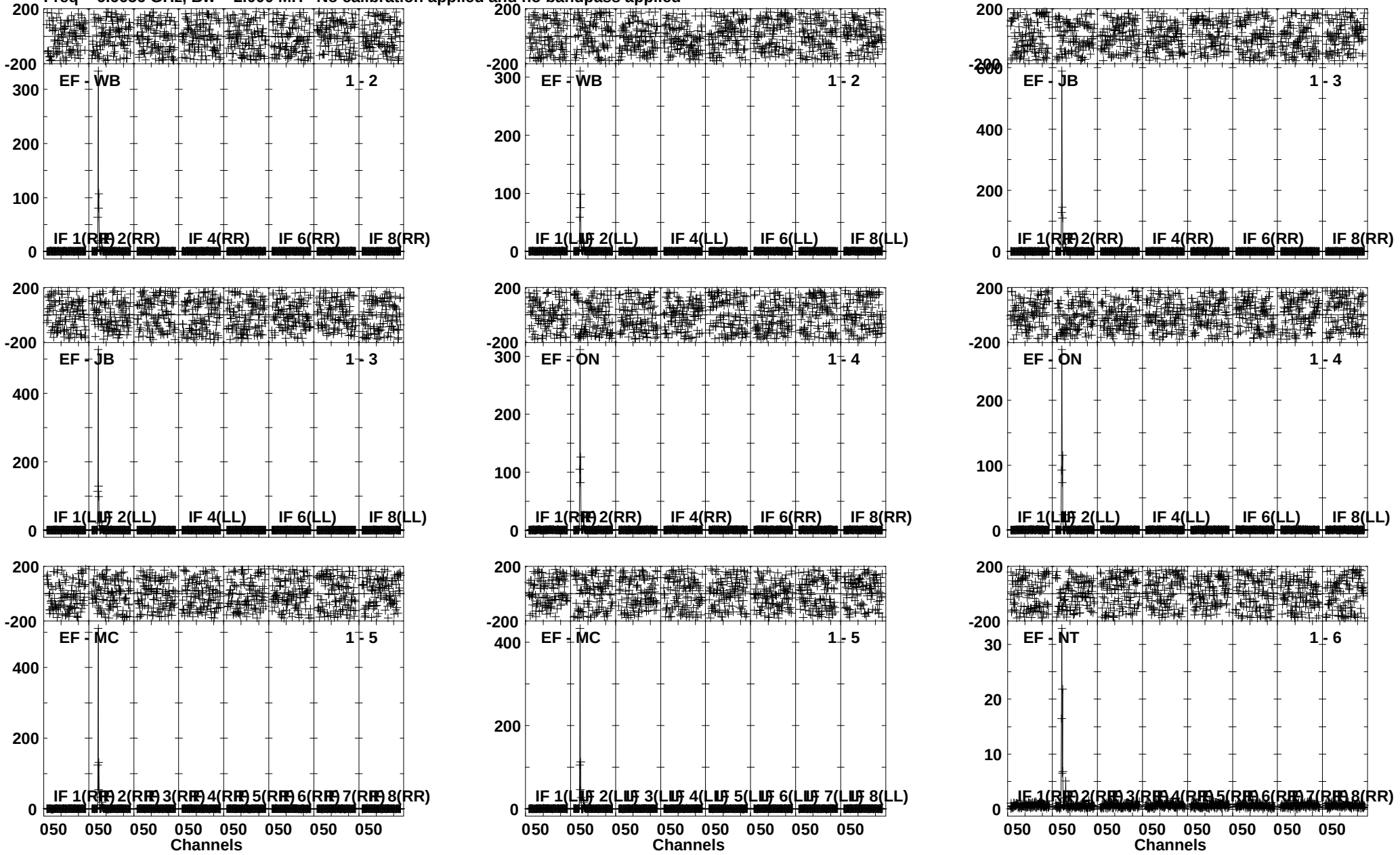

Lower frame: Milli Ampl Jy Top frame: Phas deg
Vector averaged cross-power spectrum Several baselines displayed
Timerange: 01/06:43:24 to 01/06:45:52

Plot file version 294 created 21-OCT-2013 16:57:00
W51E2 EG073A E2 1.UVDATA.1
Freq = 6.6656 GHz, Bw = 2.000 MH No calibration applied and no bandpass applied

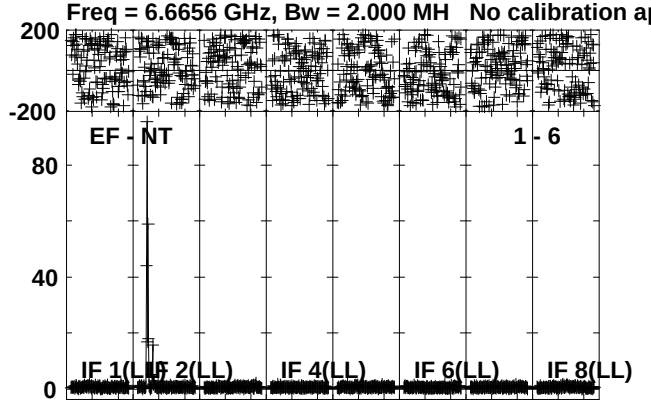

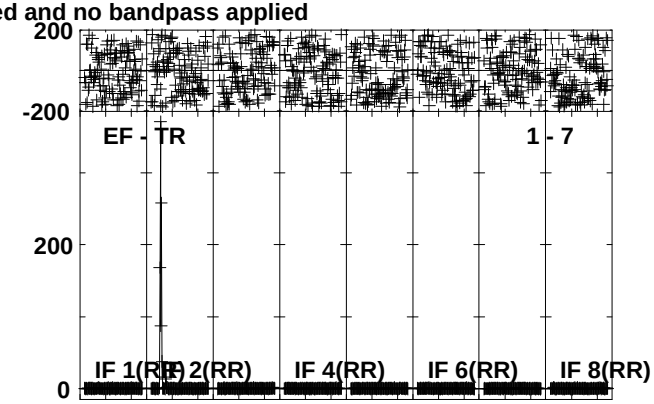

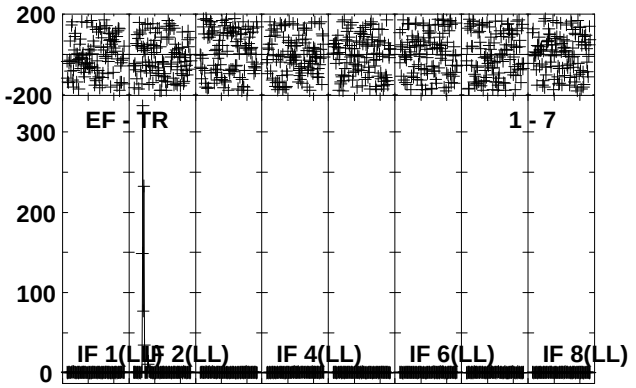

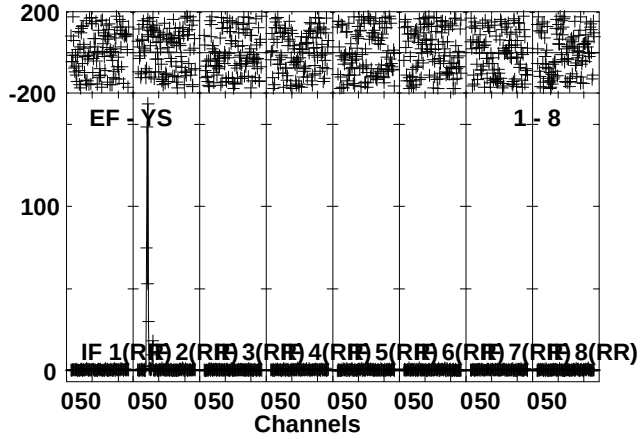

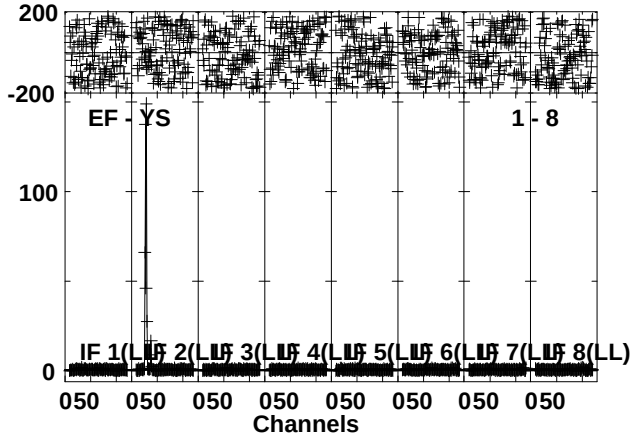

Lower frame: Milli Ampl Jy Top frame: Phas deg
Vector averaged cross-power spectrum Several baselines displayed
Timerange: 01/06:43:24 to 01/06:45:52

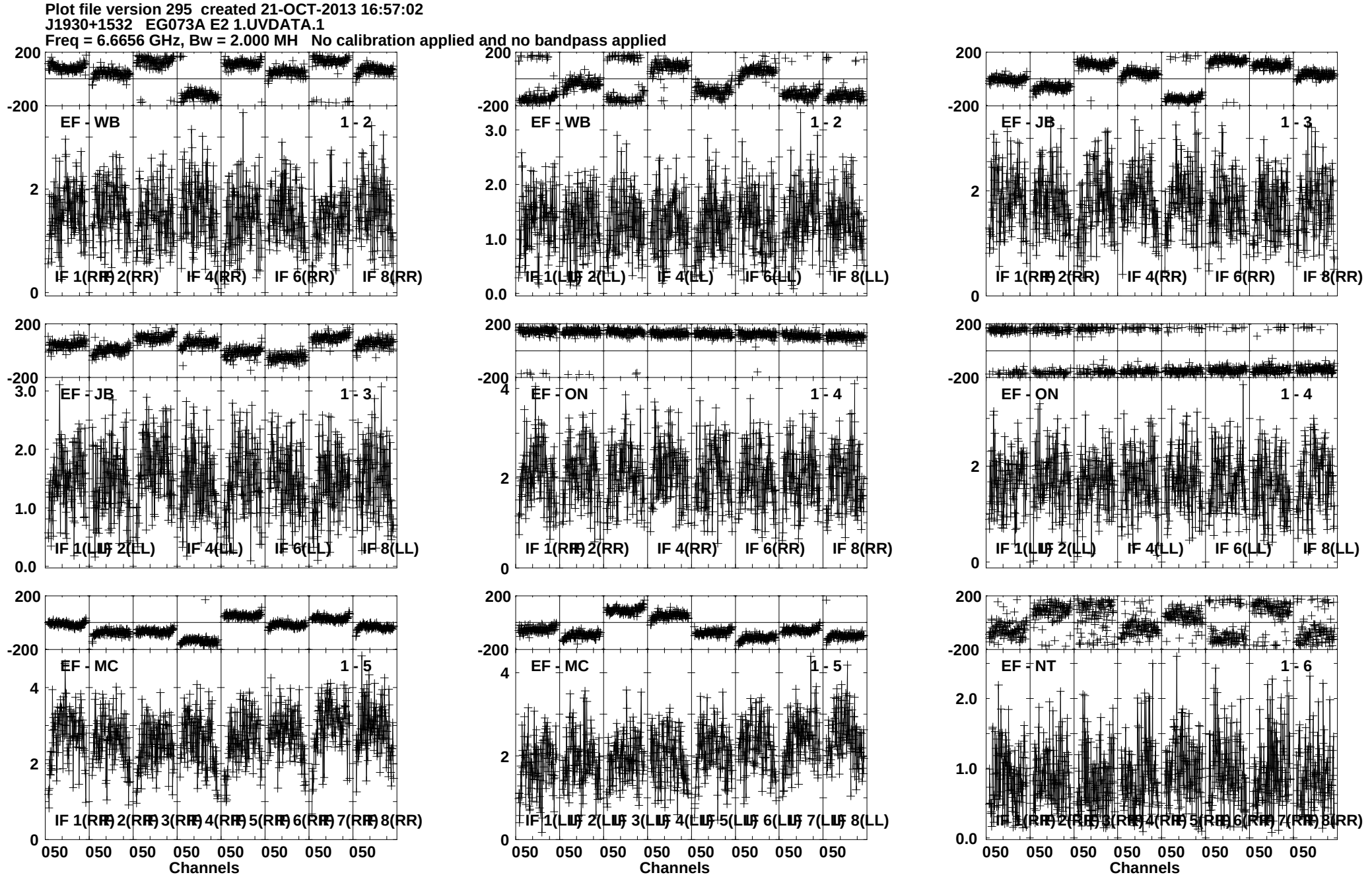
Plot file version 295 created 21-OCT-2013 16:57:02
J1930+1532 EG073A E2 1.UVDATA.1
Freq = 6.6656 GHz, Bw = 2.000 MH No calibration applied and no bandpass applied
EF - WB 1 - 2
EF - WB 1 - 2
EF - JB 1 - 3
EF - JB 1 - 3
EF - ON 1 - 4
EF - ON 1 - 4
EF - MC 1 - 5
EF - MC 1 - 5
EF - NT 1 - 6
Channels
Channels
Channels
Lower frame: Milli Ampl Jy Top frame: Phas deg
Vector averaged cross-power spectrum Several baselines displayed
Timerange: 01/06:46:34 to 01/06:48:32

Plot file version 296 created 21-OCT-2013 16:57:04
J1930+1532 EG073A E2 1.UVDATA.1
Freq = 6.6656 GHz, Bw = 2.000 MH No calibration applied and no bandpass applied

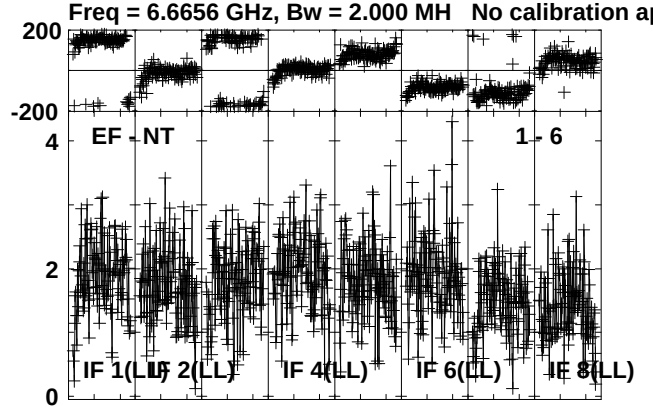

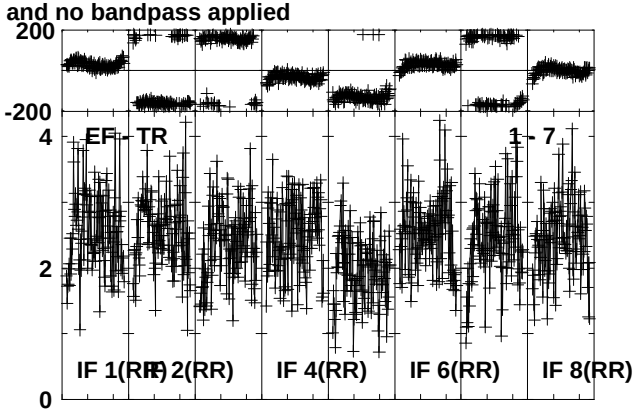

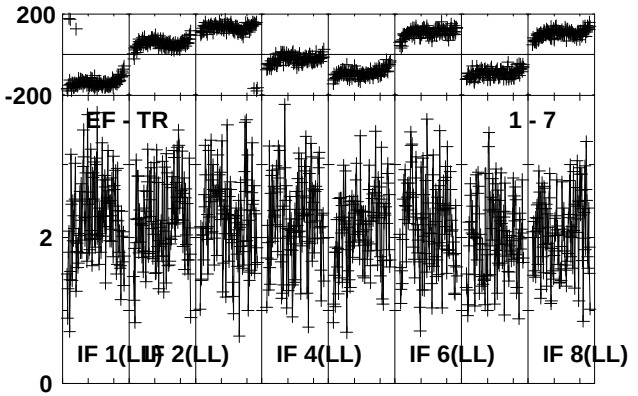

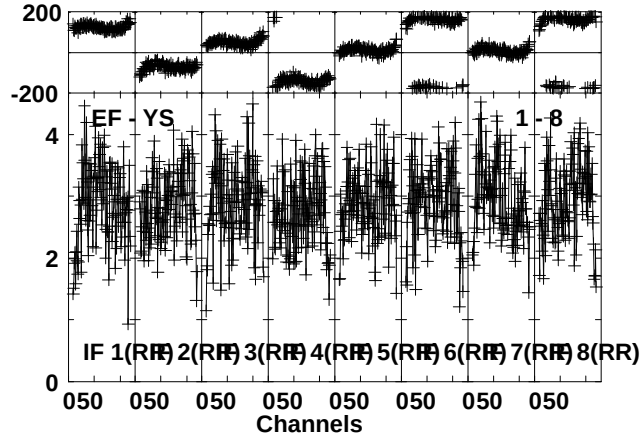

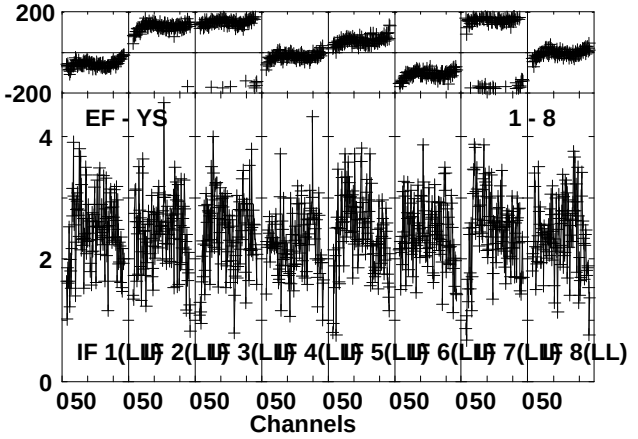

Lower frame: Milli Ampl Jy Top frame: Phas deg
Vector averaged cross-power spectrum Several baselines displayed
Timerange: 01/06:46:34 to 01/06:48:32

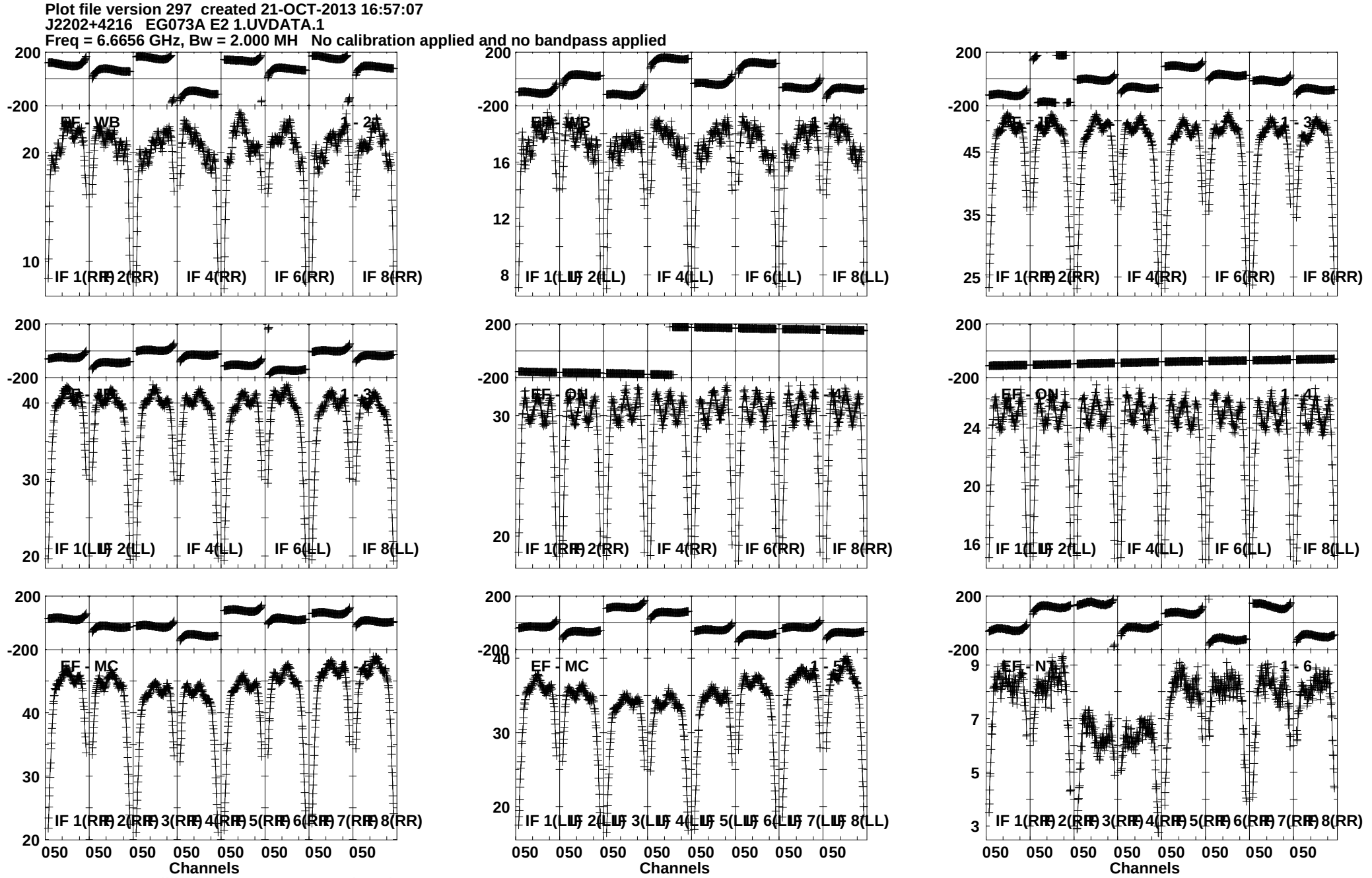
Plot file version 297 created 21-OCT-2013 16:57:07
J2202+4216 EG073A E2 1.UVDATA.1
Freq = 6.6656 GHz, Bw = 2.000 MH No calibration applied and no bandpass applied
EF - WB 1 - 2
EF - WB 1 - 3
EF - WB 1 - 4
EF - ON 1 - 3
EF - ON 1 - 4
EF - MC 1 - 5
EF - MC 1 - 6
IF 1(RR) 2(RR) IF 4(RR) IF 6(RR) IF 8(RR)
IF 1(LL) 2(LL) IF 4(LL) IF 6(LL) IF 8(LL)
IF 1(RR) 2(RR) 3(RR) 4(RR) 5(RR) 6(RR) 7(RR) 8(RR)
IF 1(LL) 2(LL) 3(LL) 4(LL) 5(LL) 6(LL) 7(LL) 8(LL)
Channels
Lower frame: Milli Ampl Jy Top frame: Phas deg
Vector averaged cross-power spectrum Several baselines displayed
Timerange: 01/06:51:42 to 01/06:59:40

Plot file version 298 created 21-OCT-2013 16:57:16
J2202+4216 EG073A E2 1.UVDATA.1
Freq = 6.6656 GHz, Bw = 2.000 MH No calibration applied and no bandpass applied

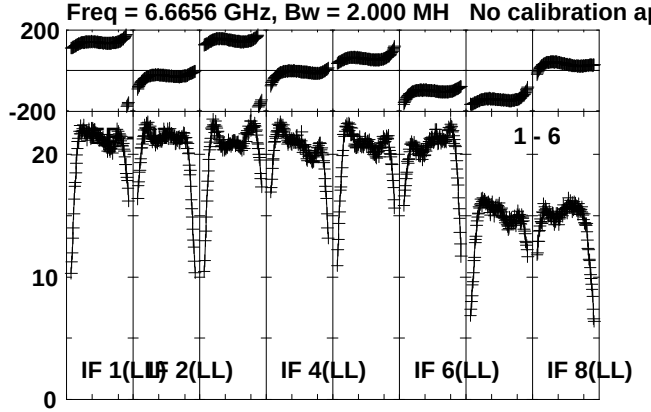

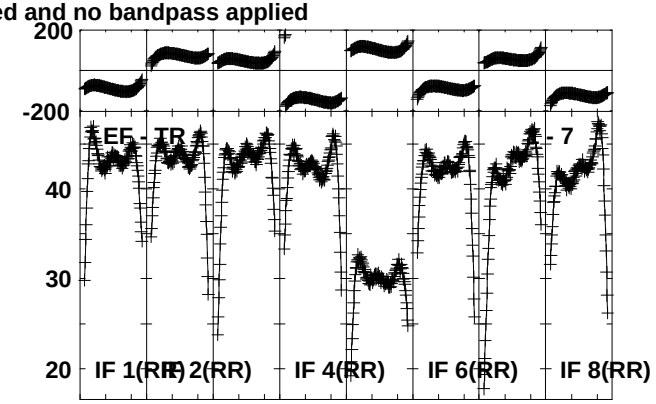

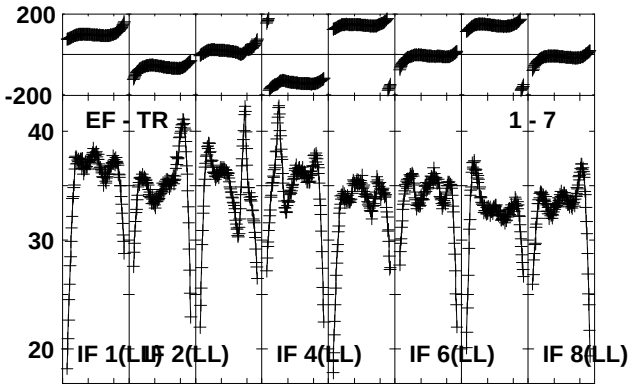

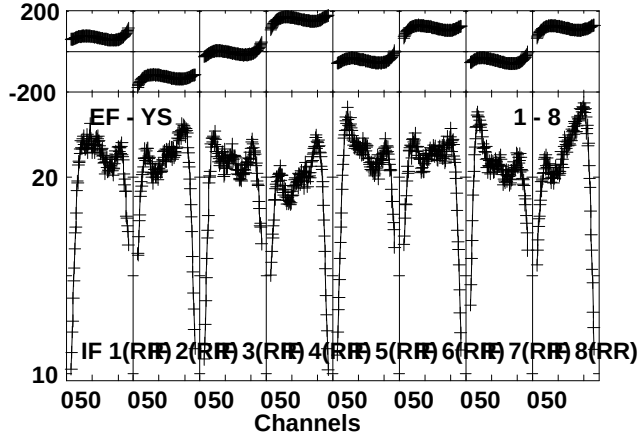

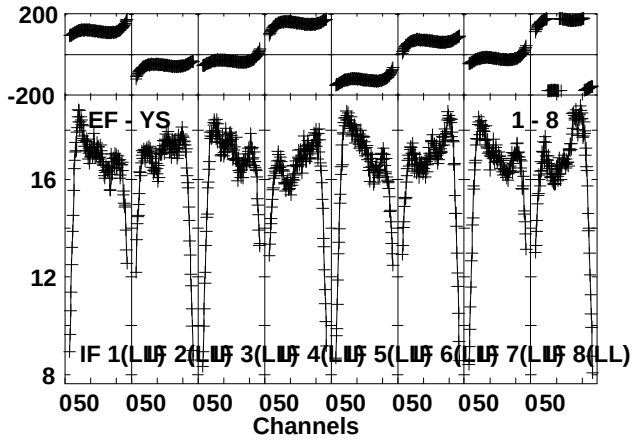

Lower frame: Milli Ampl Jy Top frame: Phas deg
Vector averaged cross-power spectrum Several baselines displayed
Timerange: 01/06:51:42 to 01/06:59:40